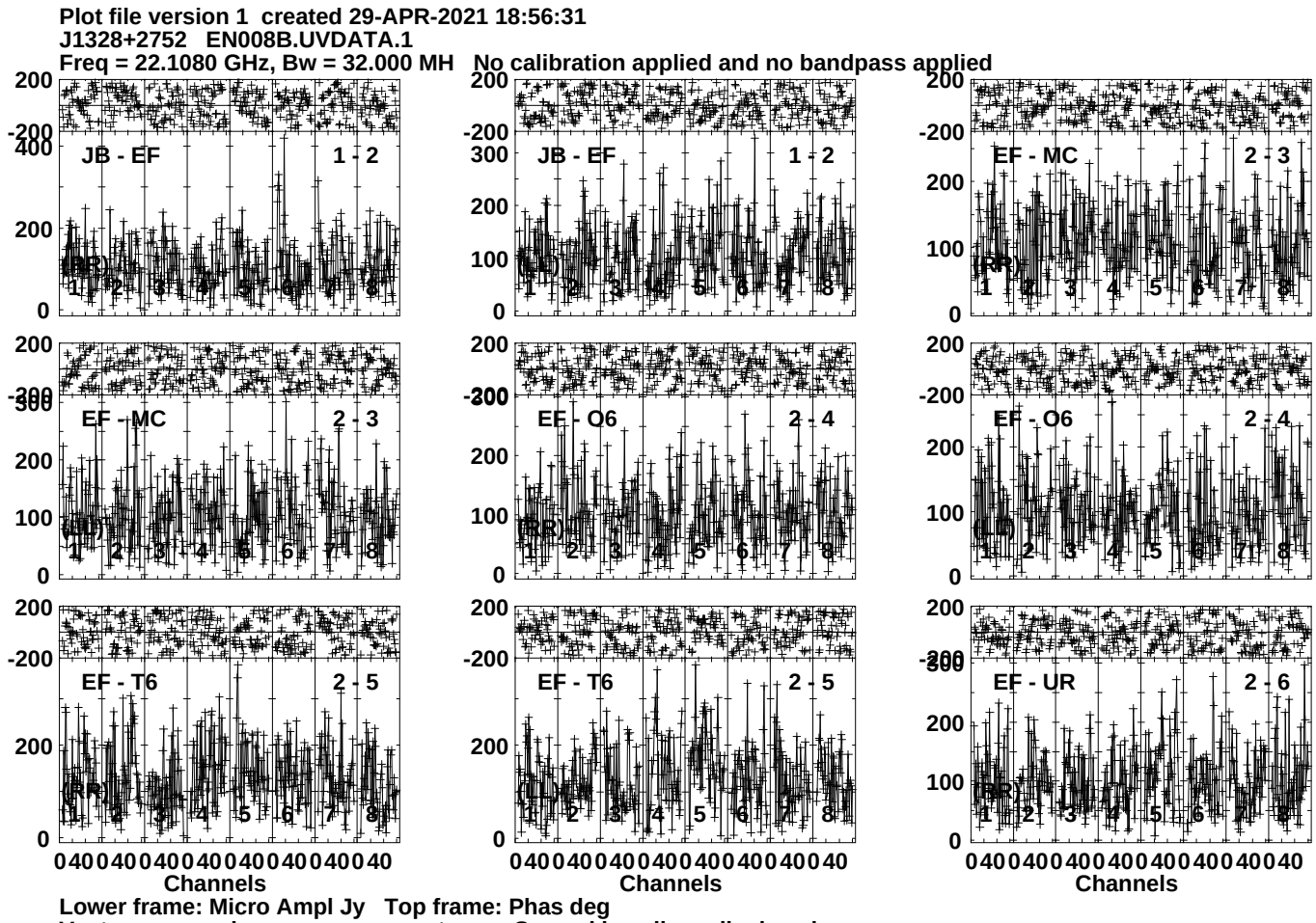
Plot file version 1 created 29-APR-2021 18:56:31
J1328+2752 EN008B.UVDATA.1
Freq = 22.1080 GHz, Bw = 32.000 MH No calibration applied and no bandpass applied
JB - EF 1 - 2
JB - EF 1 - 2
EF - MC 2 - 3
EF - MC 2 - 3
EF - O6 2 - 4
EF - O6 2 - 4
EF - T6 2 - 5
EF - T6 2 - 5
EF - UR 2 - 6
(RR)
(LL)
Channels
Lower frame: Micro Ampl Jy Top frame: Phas deg
Vector averaged cross-power spectrum Several baselines displayed
Timerange: 00/18:02:31 to 00/18:04:29

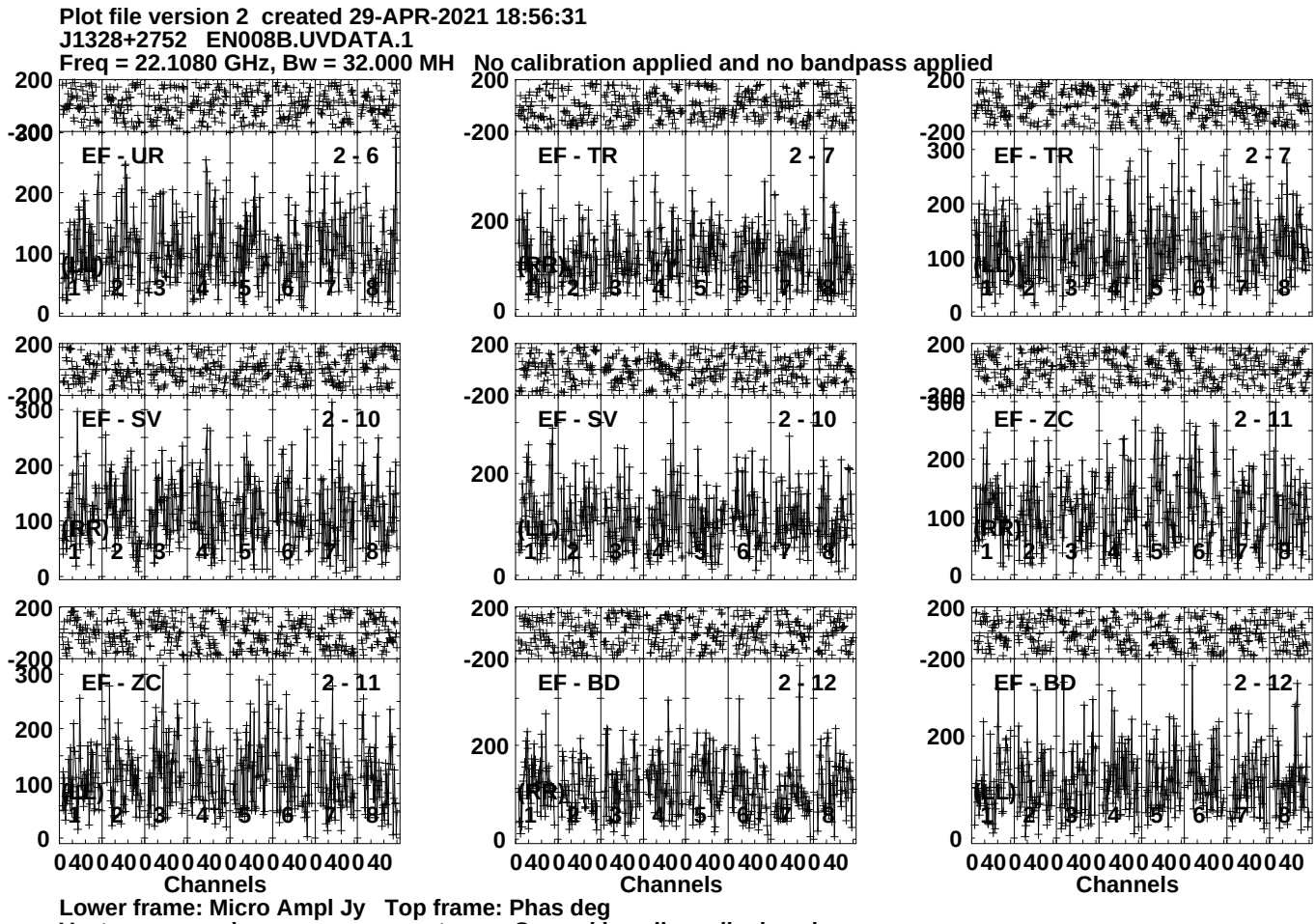
Plot file version 2 created 29-APR-2021 18:56:31
J1328+2752 EN008B.UVDATA.1
Freq = 22.1080 GHz, Bw = 32.000 MH No calibration applied and no bandpass applied
EF - UR 2 - 6
EF - TR 2 - 7
EF - TR 2 - 7
EF - SV 2 - 10
EF - SV 2 - 10
EF - ZC 2 - 11
EF - ZC 2 - 11
EF - BD 2 - 12
EF - BD 2 - 12
(RR)
(LL)
(RL)
(LR)
Channels
Lower frame: Micro Ampl Jy Top frame: Phas deg
Vector averaged cross-power spectrum Several baselines displayed
Timerange: 00/18:02:31 to 00/18:04:29

Plot file version 3 created 29-APR-2021 18:56:32
J1328+2752 EN008B.UVDATA.1
Freq = 22.1080 GHz, Bw = 32.000 MH No calibration applied and no bandpass applied

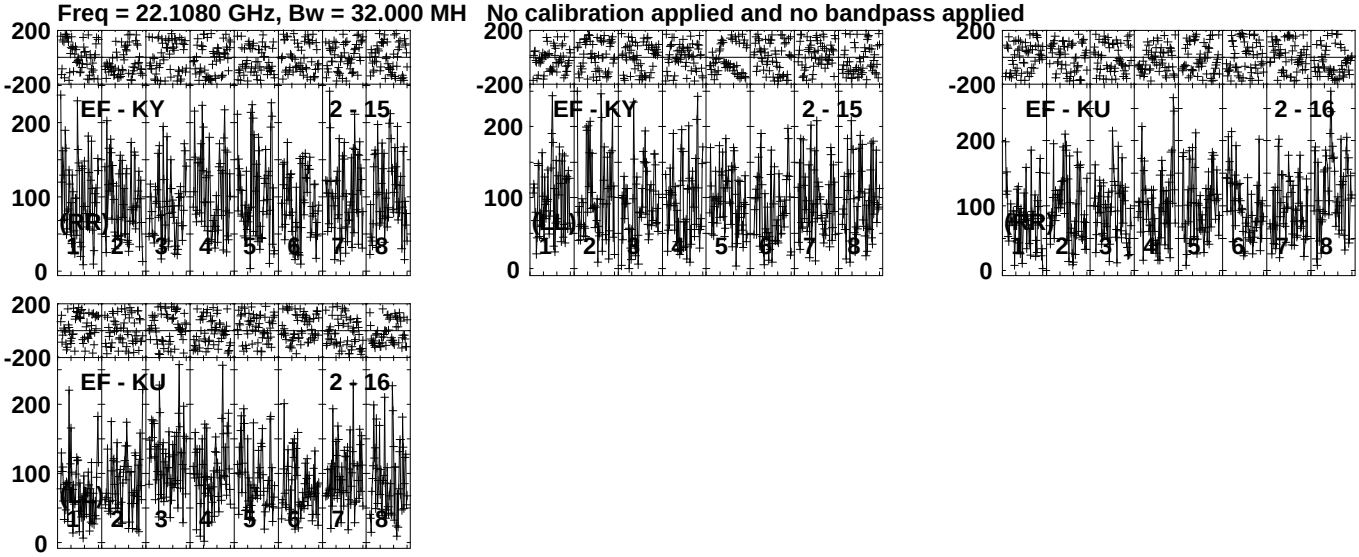

Lower frame: Micro Ampl Jy Top frame: Phas deg
Vector averaged cross-power spectrum Several baselines displayed
Timerange: 00/18:02:31 to 00/18:04:29

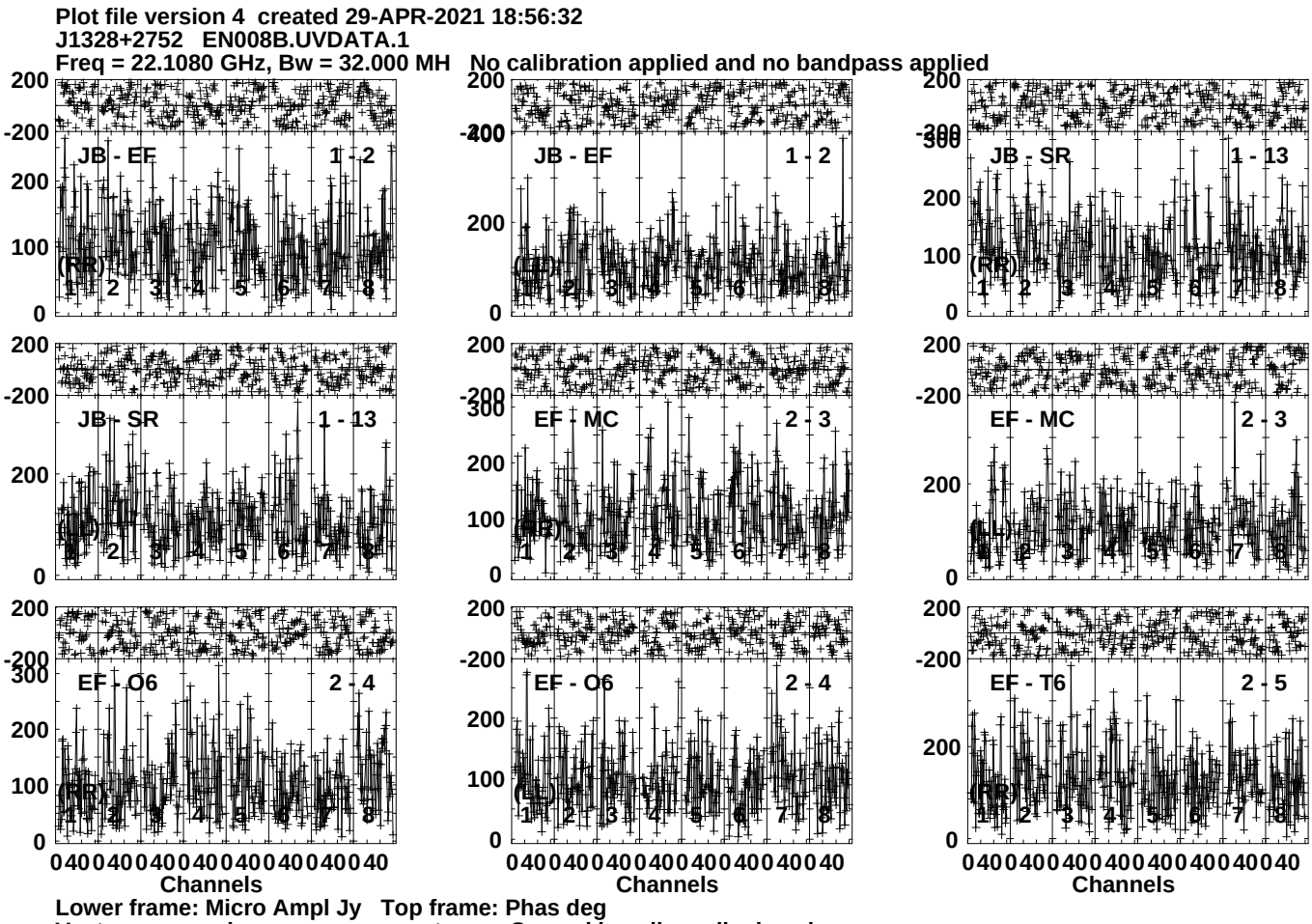
Plot file version 4 created 29-APR-2021 18:56:32
J1328+2752 EN008B.UVDATA.1
Freq = 22.1080 GHz, Bw = 32.000 MH No calibration applied and no bandpass applied
JB - EF 1 - 2
JB - SR 1 - 13
EF - MC 2 - 3
EF - O6 2 - 4
EF - T6 2 - 5
(RR)
Channels
Lower frame: Micro Ampl Jy Top frame: Phas deg
Vector averaged cross-power spectrum Several baselines displayed
Timerange: 00/18:05:31 to 00/18:07:29

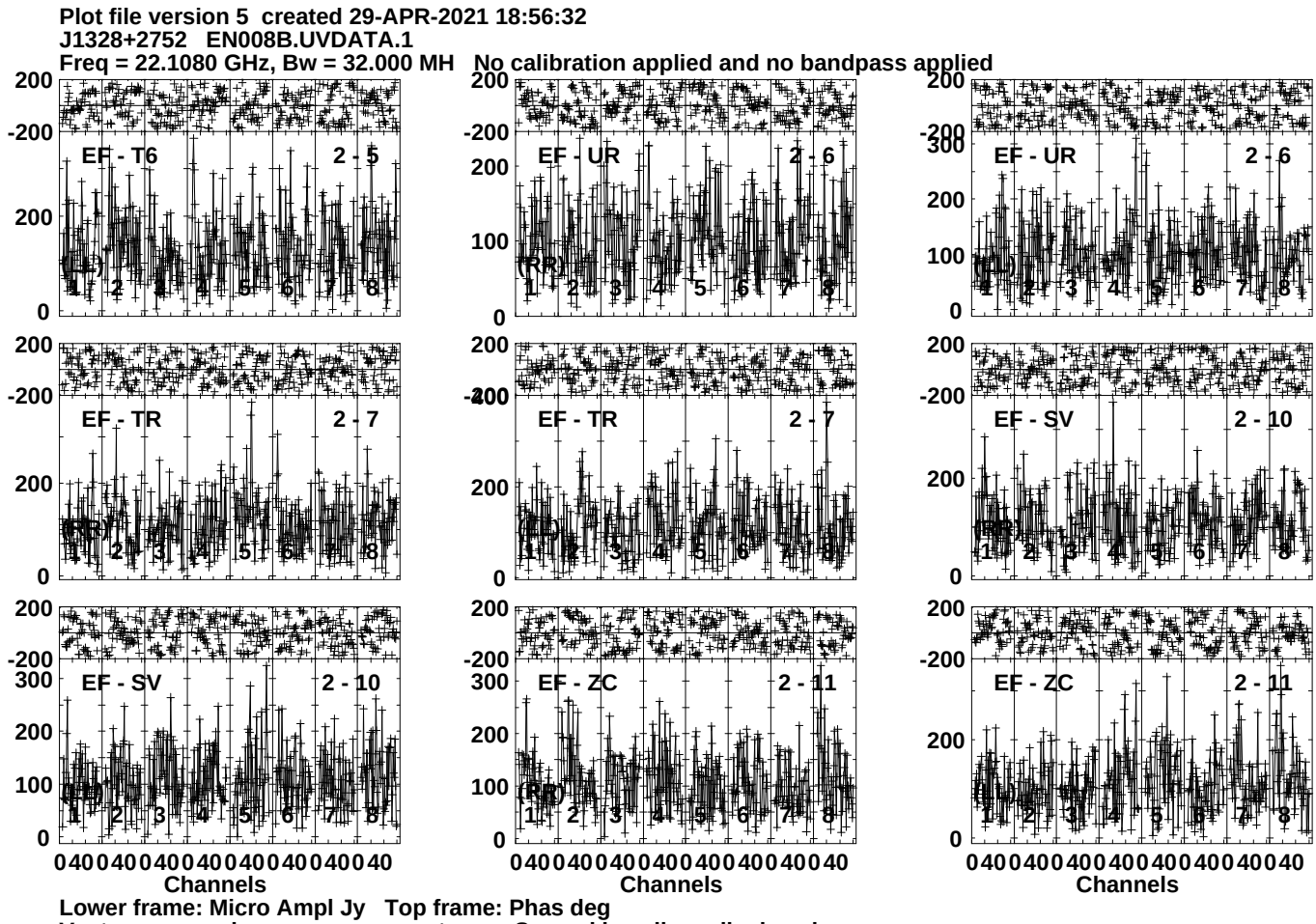
Plot file version 5 created 29-APR-2021 18:56:32
J1328+2752 EN008B.UVDATA.1
Freq = 22.1080 GHz, Bw = 32.000 MH No calibration applied and no bandpass applied
EF - T6 2 - 5
EF - UR 2 - 6
EF - UR 2 - 6
EF - TR 2 - 7
EF - TR 2 - 7
EF - SV 2 - 10
EF - SV 2 - 10
EF - ZC 2 - 11
EF - ZC 2 - 11
(RR)
(LL)
Channels
Lower frame: Micro Ampl Jy Top frame: Phas deg
Vector averaged cross-power spectrum Several baselines displayed
Timerange: 00/18:05:31 to 00/18:07:29

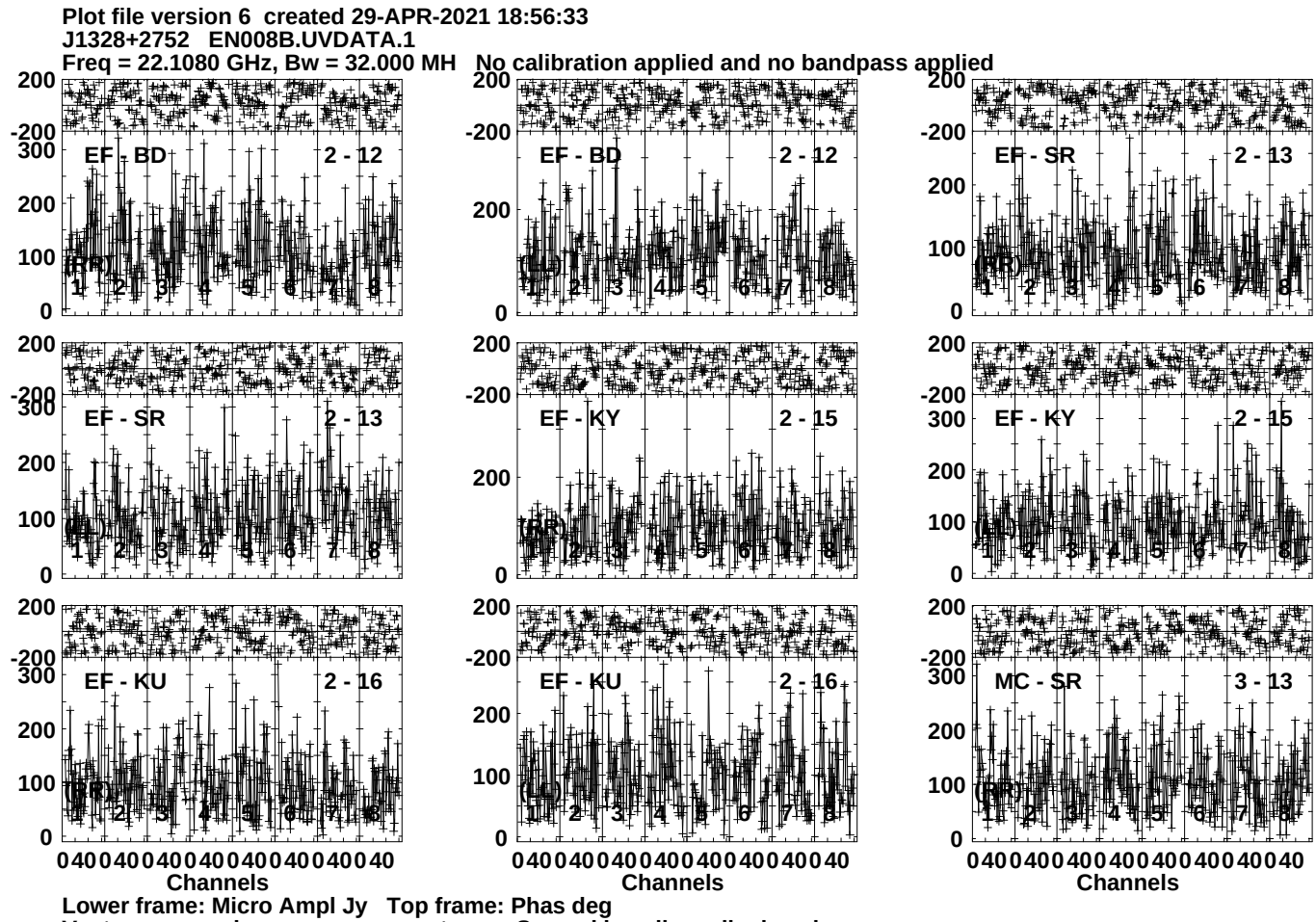
Plot file version 6 created 29-APR-2021 18:56:33
J1328+2752 EN008B.UVDATA.1
Freq = 22.1080 GHz, Bw = 32.000 MH No calibration applied and no bandpass applied
EF - BD 2 - 12 (RR)
EF - BD 2 - 12 (LL)
EF - SR 2 - 13 (RR)
EF - SR 2 - 13 (LL)
EF - KY 2 - 15 (RR)
EF - KY 2 - 15 (LL)
EF - KU 2 - 16 (RR)
EF - KU 2 - 16 (LL)
MC - SR 3 - 13 (RR)
Channels
Lower frame: Micro Ampl Jy Top frame: Phas deg
Vector averaged cross-power spectrum Several baselines displayed
Timerange: 00/18:05:31 to 00/18:07:29

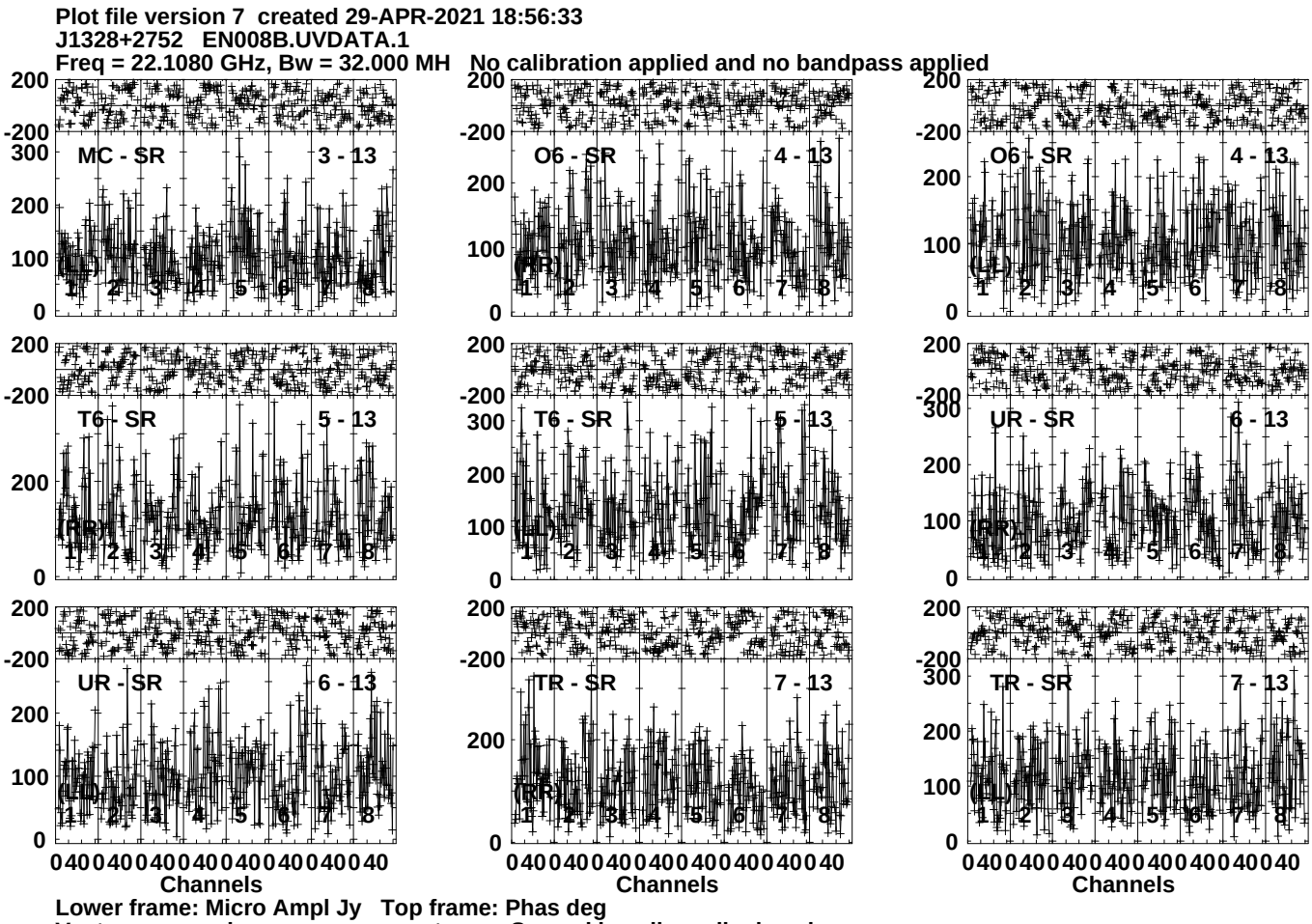
Plot file version 7 created 29-APR-2021 18:56:33
J1328+2752 EN008B.UVDATA.1
Freq = 22.1080 GHz, Bw = 32.000 MH No calibration applied and no bandpass applied
MC - SR 3 - 13
O6 - SR 4 - 13
O6 - SR 4 - 13
T6 - SR 5 - 13
T6 - SR 5 - 13
UR - SR 6 - 13
UR - SR 6 - 13
TR - SR 7 - 13
TR - SR 7 - 13
(RR)
(LL)
(RL)
(LR)
Channels
Lower frame: Micro Ampl Jy Top frame: Phas deg
Vector averaged cross-power spectrum Several baselines displayed
Timerange: 00/18:05:31 to 00/18:07:29

Plot file version 8 created 29-APR-2021 18:56:33
J1328+2752 EN008B.UVDATA.1
Freq = 22.1080 GHz, Bw = 32.000 MH No calibration applied and no bandpass applied

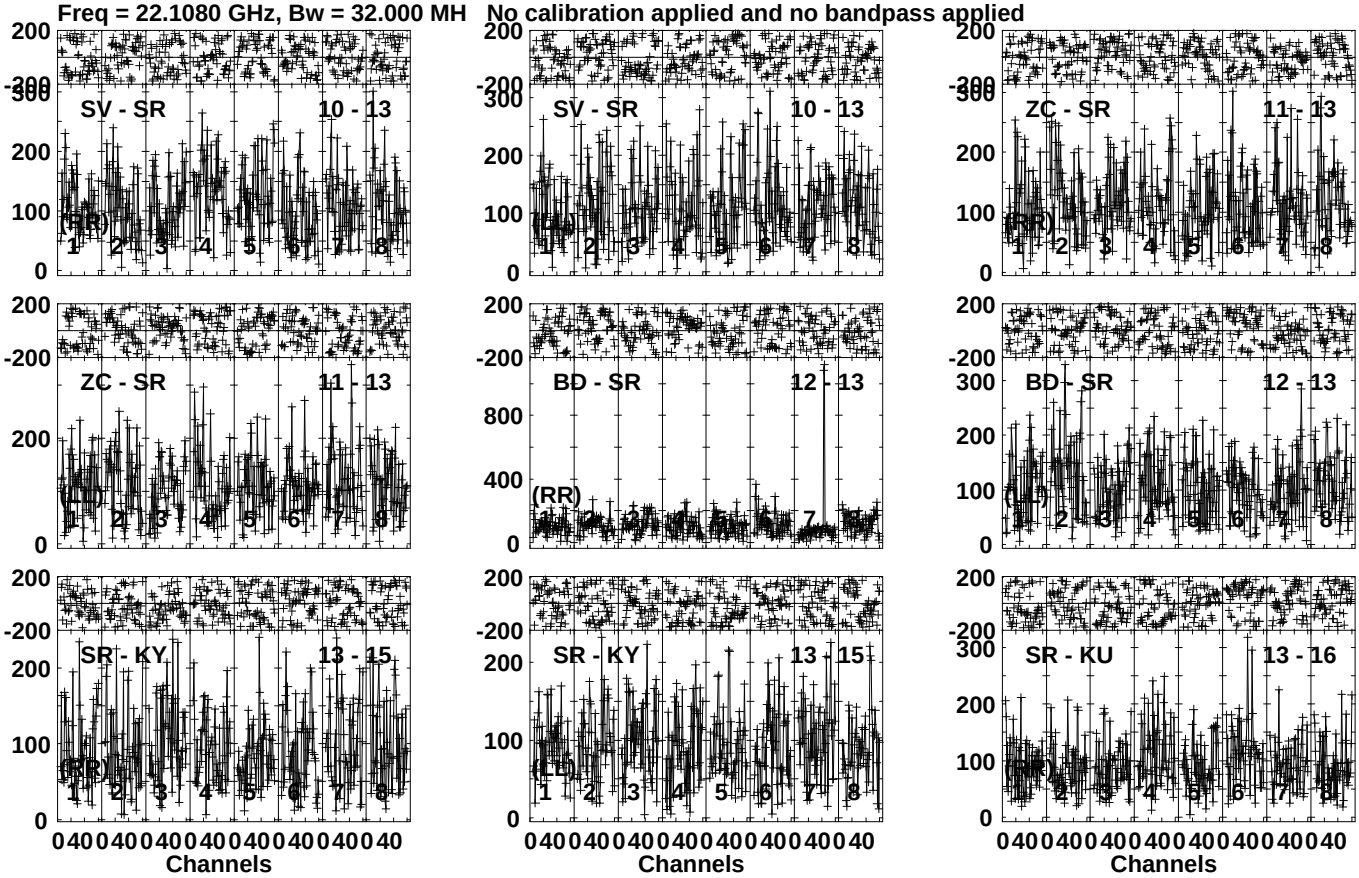

Lower frame: Micro Ampl Jy Top frame: Phas deg
Vector averaged cross-power spectrum Several baselines displayed
Timerange: 00/18:05:31 to 00/18:07:29

Plot file version 9 created 29-APR-2021 18:56:33
J1328+2752 EN008B.UVDATA.1
Freq = 22.1080 GHz, Bw = 32.000 MH No calibration applied and no bandpass applied

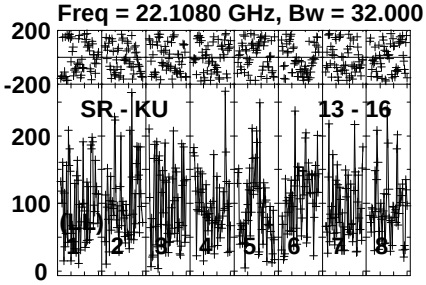

Lower frame: Micro Ampl Jy Top frame: Phas deg
Vector averaged cross-power spectrum Several baselines displayed
Timerange: 00/18:05:31 to 00/18:07:29

Plot file version 10 created 29-APR-2021 18:56:34
J1328+2752 EN008B.UVDATA.1
Freq = 22.1080 GHz, Bw = 32.000 MH No calibration applied and no bandpass applied

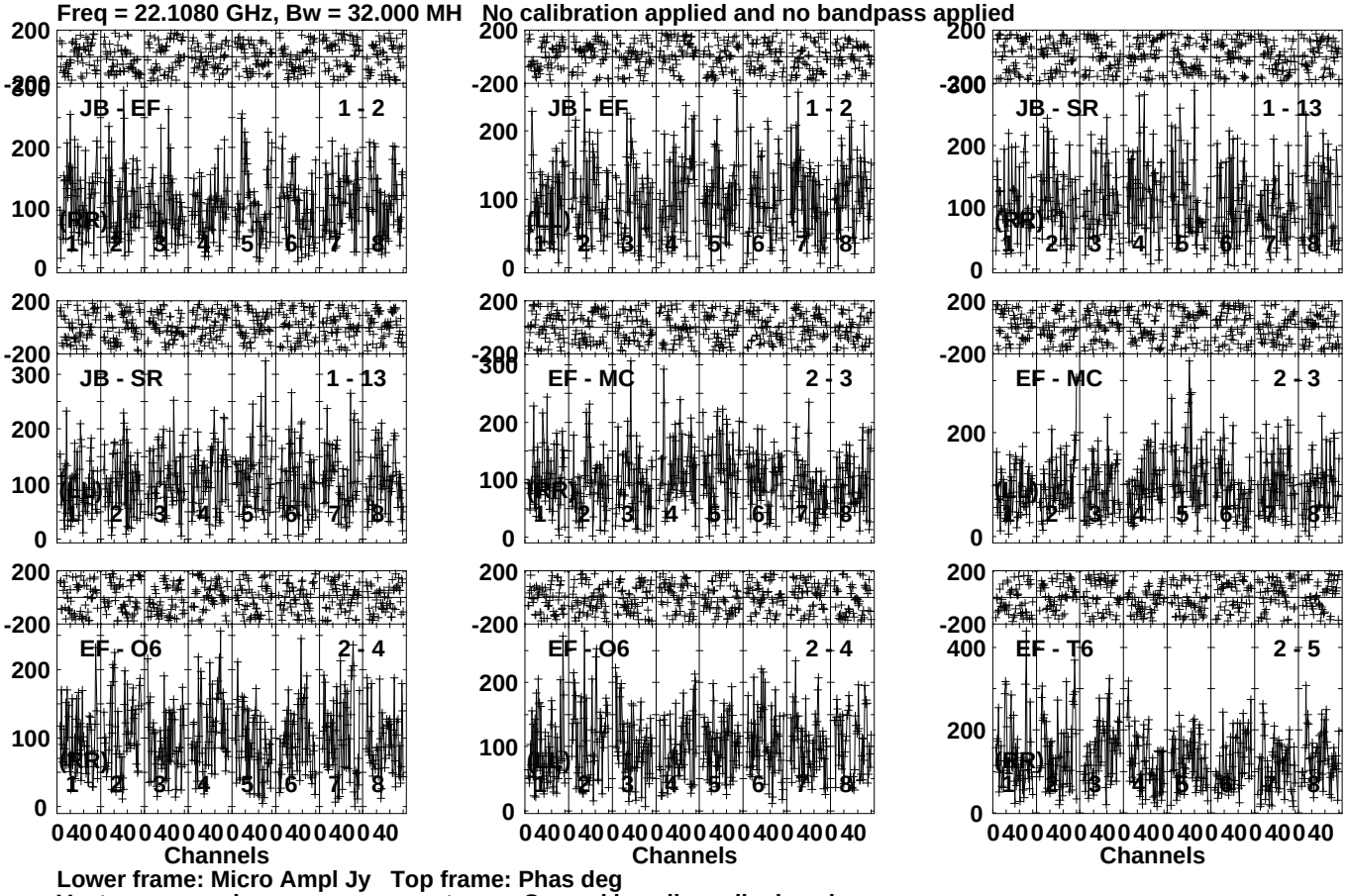

Lower frame: Micro Ampl Jy Top frame: Phas deg
Vector averaged cross-power spectrum Several baselines displayed
Timerange: 00/18:09:01 to 00/18:10:59

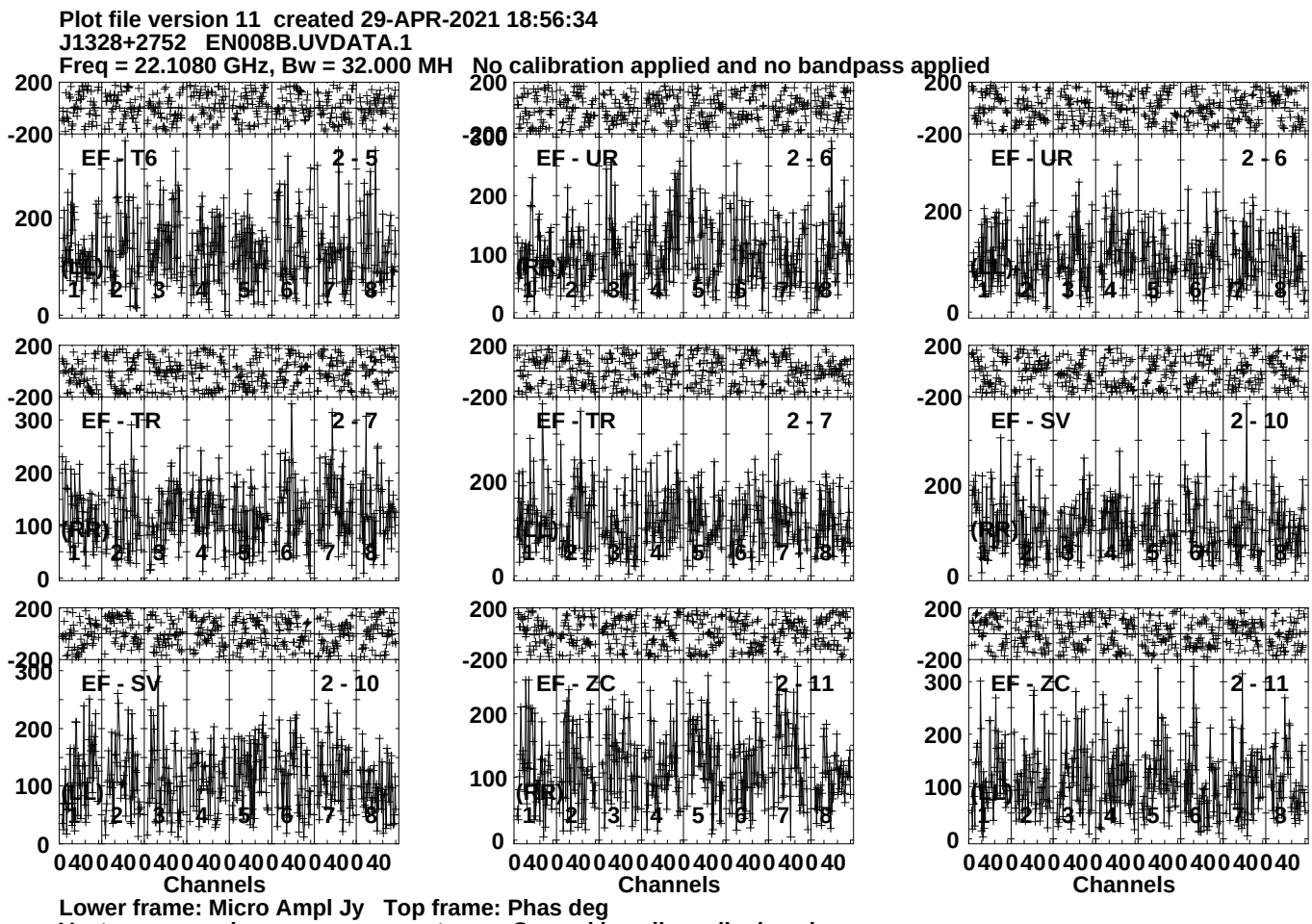
Plot file version 11 created 29-APR-2021 18:56:34
J1328+2752 EN008B.UVDATA.1
Freq = 22.1080 GHz, Bw = 32.000 MH No calibration applied and no bandpass applied
EF - T6 2 - 5
EF - UR 2 - 6
EF - UR 2 - 6
EF - TR 2 - 7
EF - TR 2 - 7
EF - SV 2 - 10
EF - SV 2 - 10
EF - ZC 2 - 11
EF - ZC 2 - 11
(RR)
(LL)
Channels
Lower frame: Micro Ampl Jy Top frame: Phas deg
Vector averaged cross-power spectrum Several baselines displayed
Timerange: 00/18:09:01 to 00/18:10:59

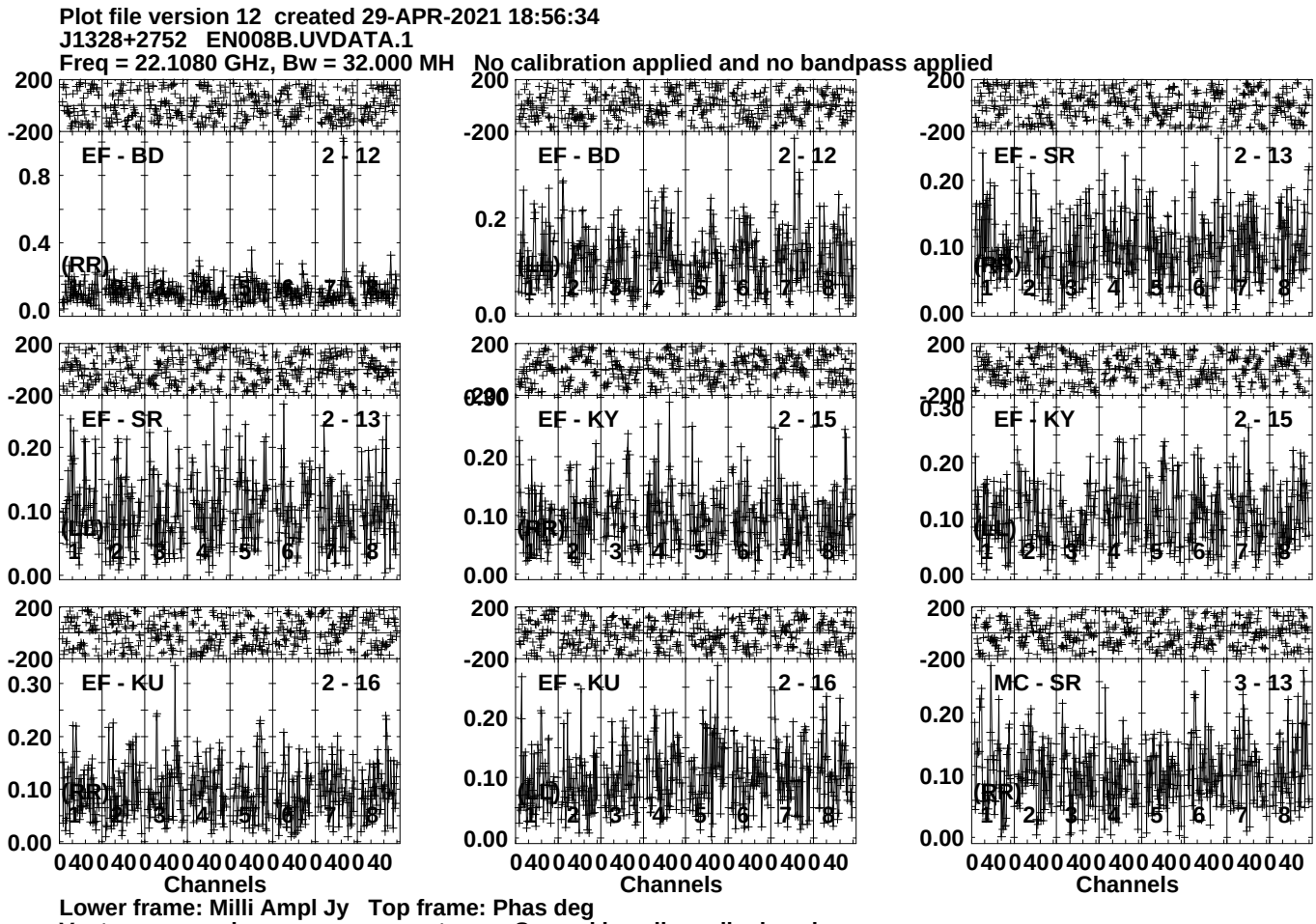
Plot file version 12 created 29-APR-2021 18:56:34
J1328+2752 EN008B.UVDATA.1
Freq = 22.1080 GHz, Bw = 32.000 MH No calibration applied and no bandpass applied
EF - BD 2 - 12
EF - SR 2 - 13
EF - KY 2 - 15
EF - KU 2 - 16
MC - SR 3 - 13
(RR)
(LL)
Channels
Lower frame: Milli Ampl Jy Top frame: Phas deg
Vector averaged cross-power spectrum Several baselines displayed
Timerange: 00/18:09:01 to 00/18:10:59

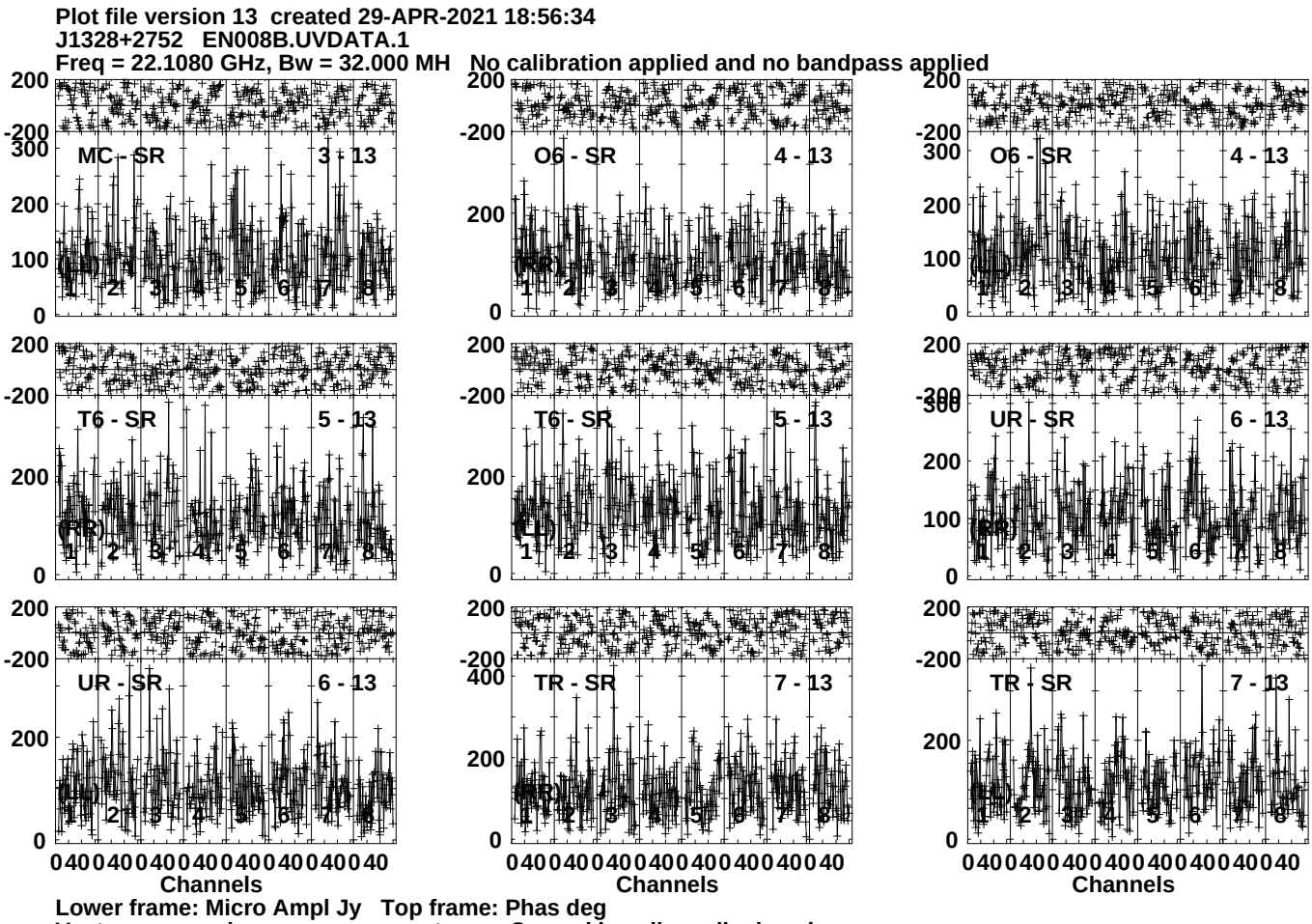
Plot file version 13 created 29-APR-2021 18:56:34
J1328+2752 EN008B.UVDATA.1
Freq = 22.1080 GHz, Bw = 32.000 MH No calibration applied and no bandpass applied
MC - SR 3 - 13
O6 - SR 4 - 13
O6 - SR 4 - 13
T6 - SR 5 - 13
T6 - SR 5 - 13
UR - SR 6 - 13
UR - SR 6 - 13
TR - SR 7 - 13
TR - SR 7 - 13
Channels
Channels
Channels
Lower frame: Micro Ampl Jy Top frame: Phas deg
Vector averaged cross-power spectrum Several baselines displayed
Timerange: 00/18:09:01 to 00/18:10:59

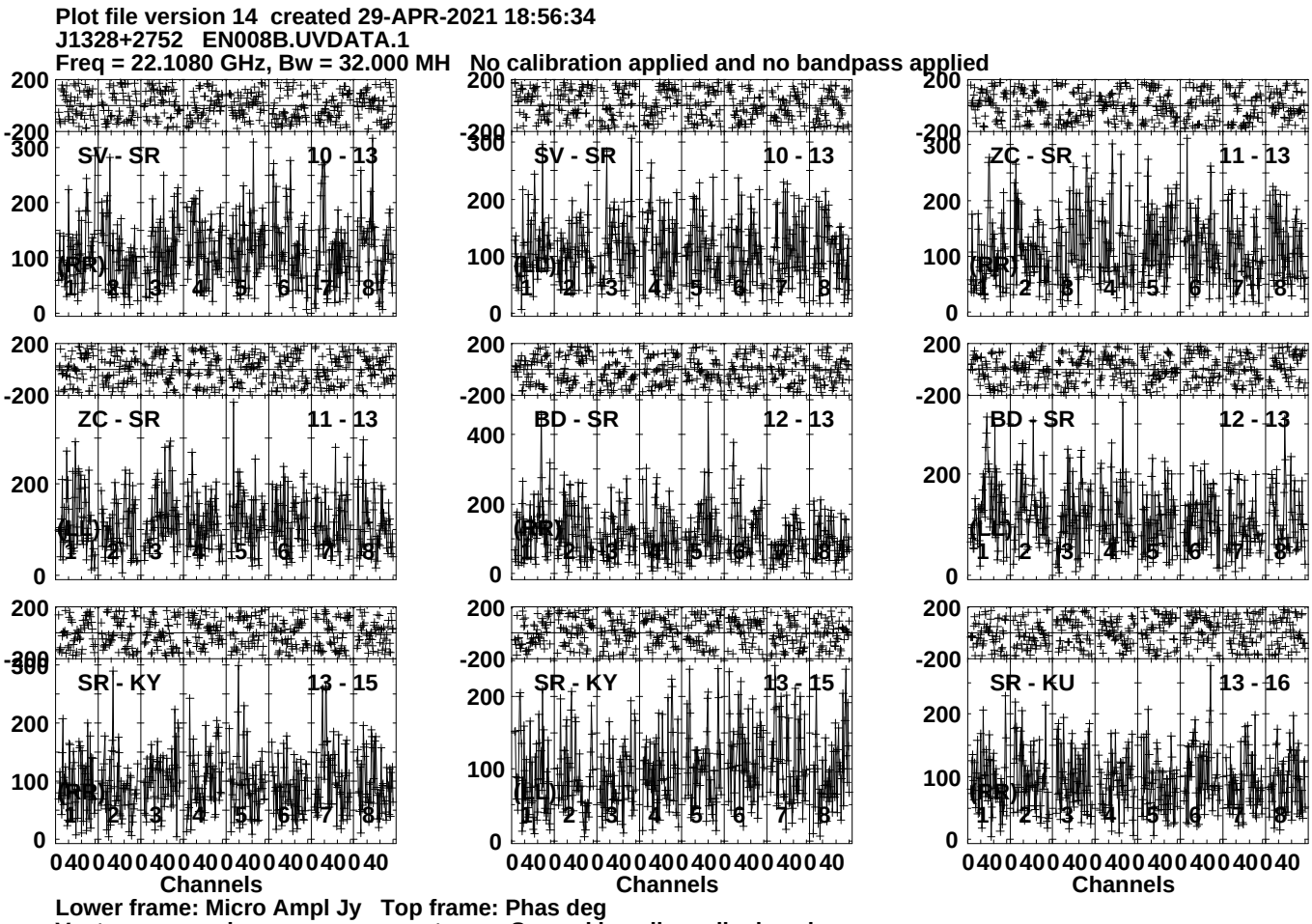
Plot file version 14 created 29-APR-2021 18:56:34
J1328+2752 EN008B.UVDATA.1
Freq = 22.1080 GHz, Bw = 32.000 MH No calibration applied and no bandpass applied
SV - SR 10 - 13
SV - SR 10 - 13
ZC - SR 11 - 13
ZC - SR 11 - 13
BD - SR 12 - 13
BD - SR 12 - 13
SR - KY 13 - 15
SR - KY 13 - 15
SR - KU 13 - 16
Channels
Channels
Channels
Lower frame: Micro Ampl Jy Top frame: Phas deg
Vector averaged cross-power spectrum Several baselines displayed
Timerange: 00/18:09:01 to 00/18:10:59

Plot file version 15 created 29-APR-2021 18:56:34
J1328+2752 EN008B.UVDATA.1
Freq = 22.1080 GHz, Bw = 32.000 MH No calibration applied and no bandpass applied

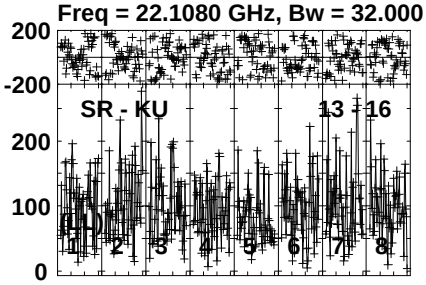

Lower frame: Micro Ampl Jy Top frame: Phas deg
Vector averaged cross-power spectrum Several baselines displayed
Timerange: 00/18:09:01 to 00/18:10:59

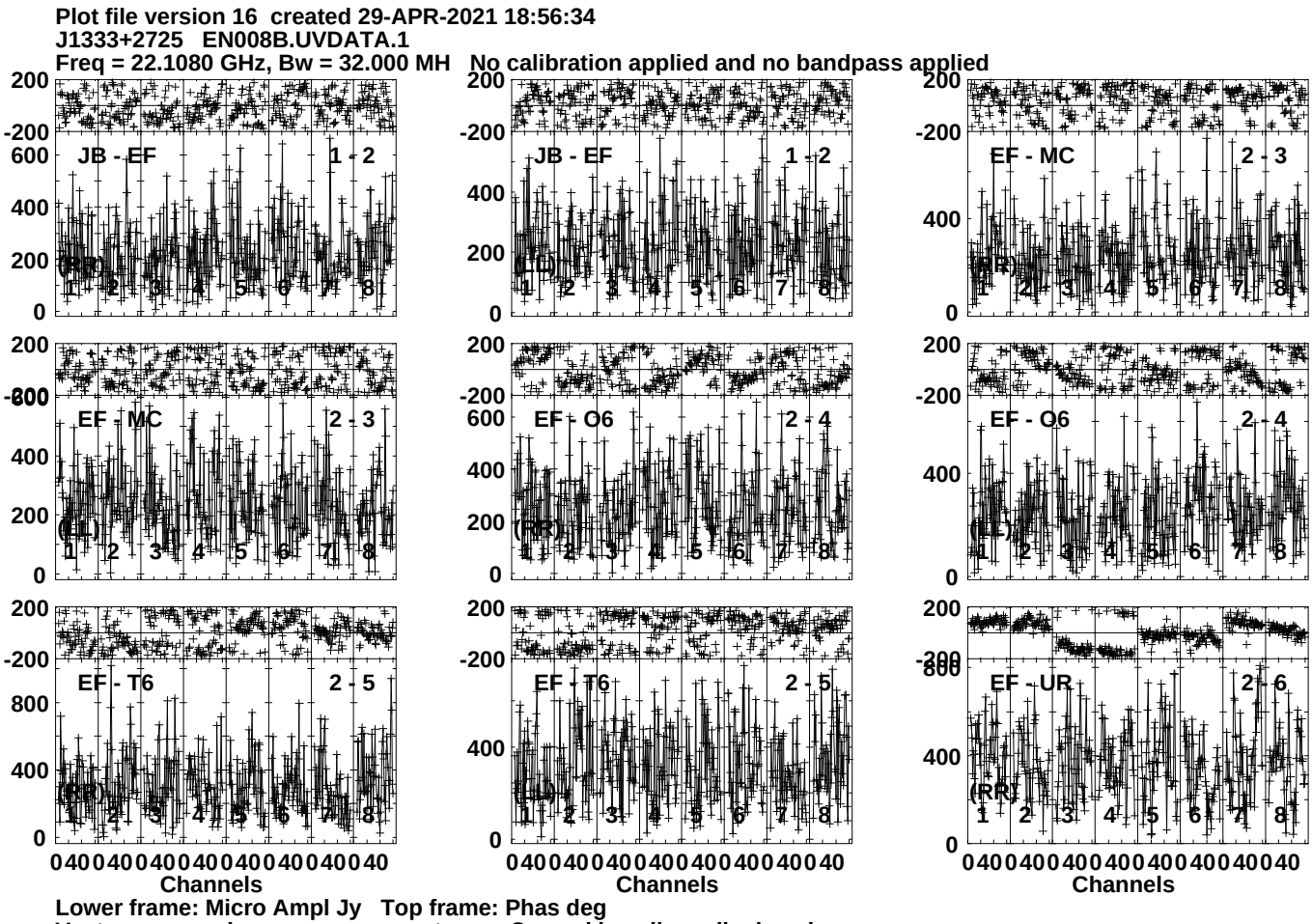
Plot file version 16 created 29-APR-2021 18:56:34
J1333+2725 EN008B.UVDATA.1
Freq = 22.1080 GHz, Bw = 32.000 MH No calibration applied and no bandpass applied
JB - EF 1 - 2
JB - EF 1 - 2
EF - MC 2 - 3
EF - MC 2 - 3
EF - O6 2 - 4
EF - O6 2 - 4
EF - T6 2 - 5
EF - T6 2 - 5
EF - UR 2 - 6
(LL)
(RR)
Channels
Lower frame: Micro Ampl Jy Top frame: Phas deg
Vector averaged cross-power spectrum Several baselines displayed
Timerange: 00/18:11:01 to 00/18:11:59

Plot file version 17 created 29-APR-2021 18:56:34
J1333+2725 EN008B.UVDATA.1
Freq = 22.1080 GHz, Bw = 32.000 MH No calibration applied and no bandpass applied

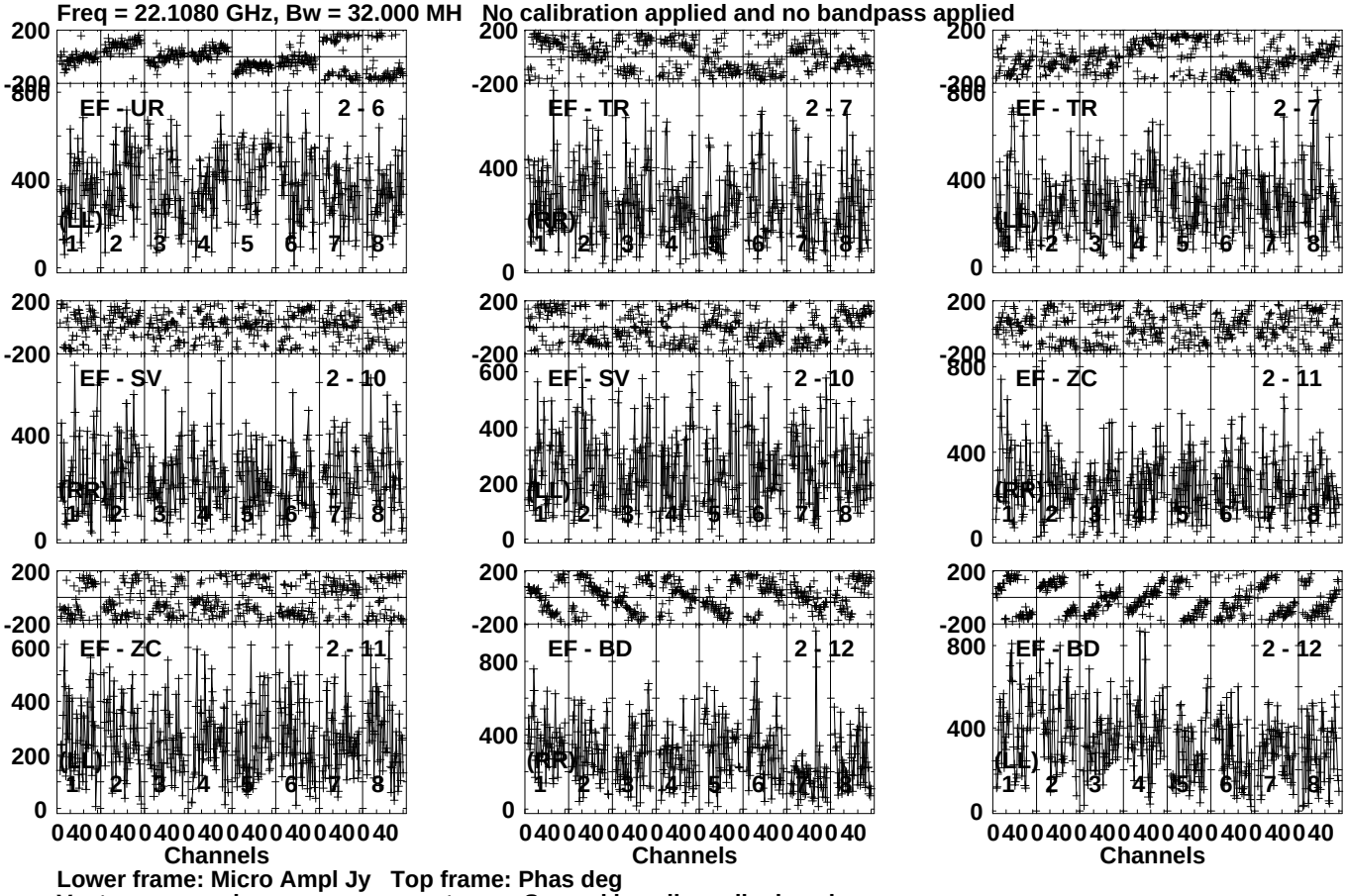

Lower frame: Micro Ampl Jy Top frame: Phas deg
Vector averaged cross-power spectrum Several baselines displayed
Timerange: 00/18:11:01 to 00/18:11:59

Plot file version 18 created 29-APR-2021 18:56:34
J1333+2725 EN008B.UVDATA.1
Freq = 22.1080 GHz, Bw = 32.000 MH No calibration applied and no bandpass applied

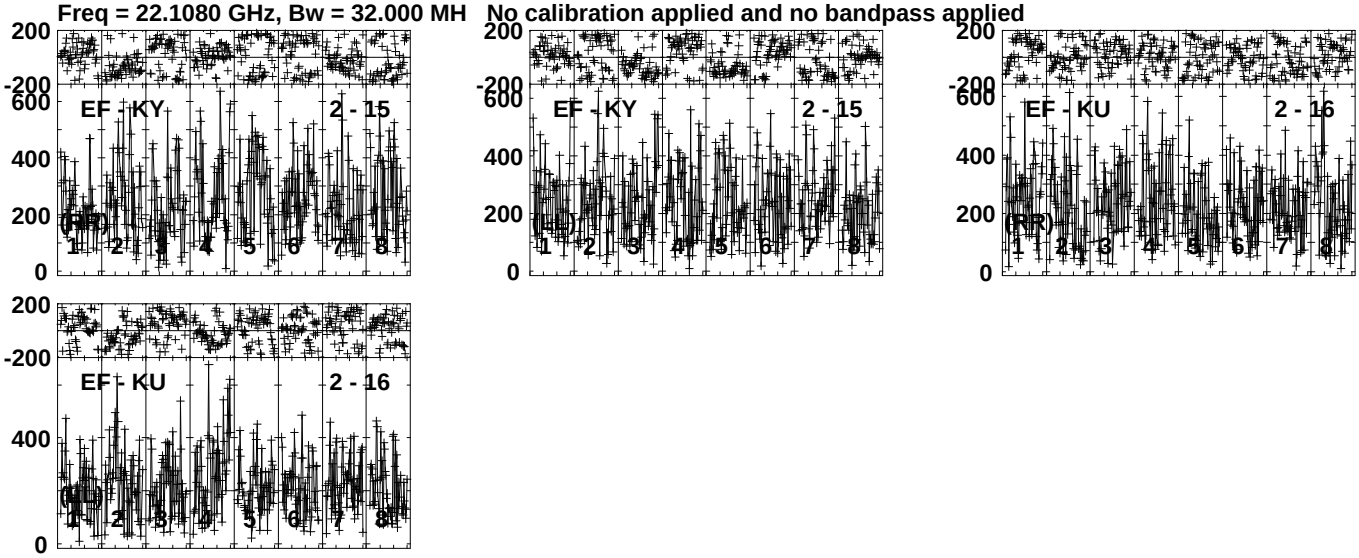

Lower frame: Micro Ampl Jy Top frame: Phas deg
Vector averaged cross-power spectrum Several baselines displayed
Timerange: 00/18:11:01 to 00/18:11:59

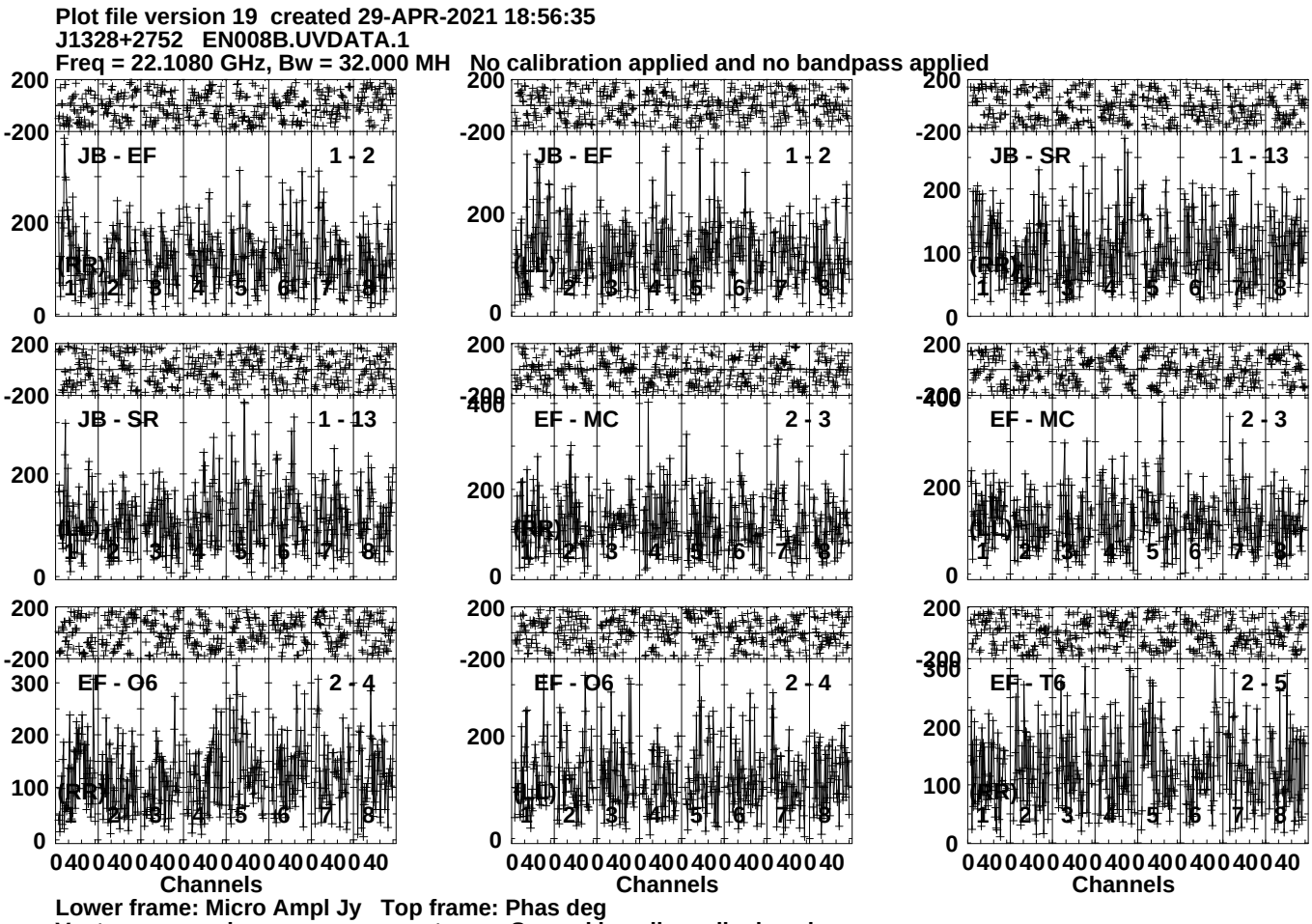
Plot file version 19 created 29-APR-2021 18:56:35
J1328+2752 EN008B.UVDATA.1
Freq = 22.1080 GHz, Bw = 32.000 MH No calibration applied and no bandpass applied
JB - EF 1 - 2
JB - EF 1 - 2
JB - SR 1 - 13
JB - SR 1 - 13
EF - MC 2 - 3
EF - MC 2 - 3
EF - O6 2 - 4
EF - O6 2 - 4
EF - T6 2 - 5
(Jy)
(deg)
Channels
Lower frame: Micro Ampl Jy Top frame: Phas deg
Vector averaged cross-power spectrum Several baselines displayed
Timerange: 00/18:12:01 to 00/18:13:59

Plot file version 20 created 29-APR-2021 18:56:35
J1328+2752 EN008B.UVDATA.1
Freq = 22.1080 GHz, Bw = 32.000 MH No calibration applied and no bandpass applied

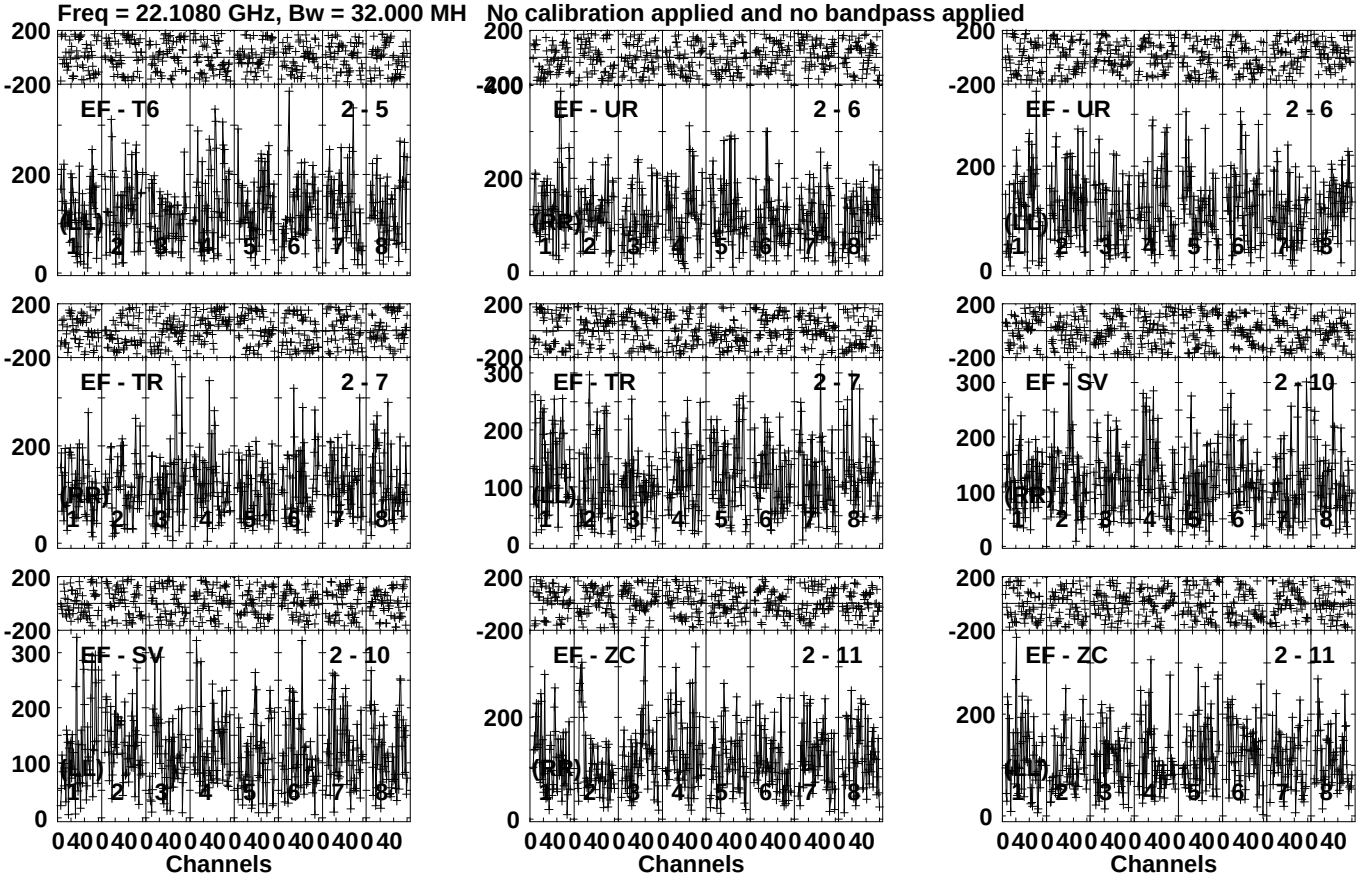

Lower frame: Micro Ampl Jy Top frame: Phas deg
Vector averaged cross-power spectrum Several baselines displayed
Timerange: 00/18:12:01 to 00/18:13:59

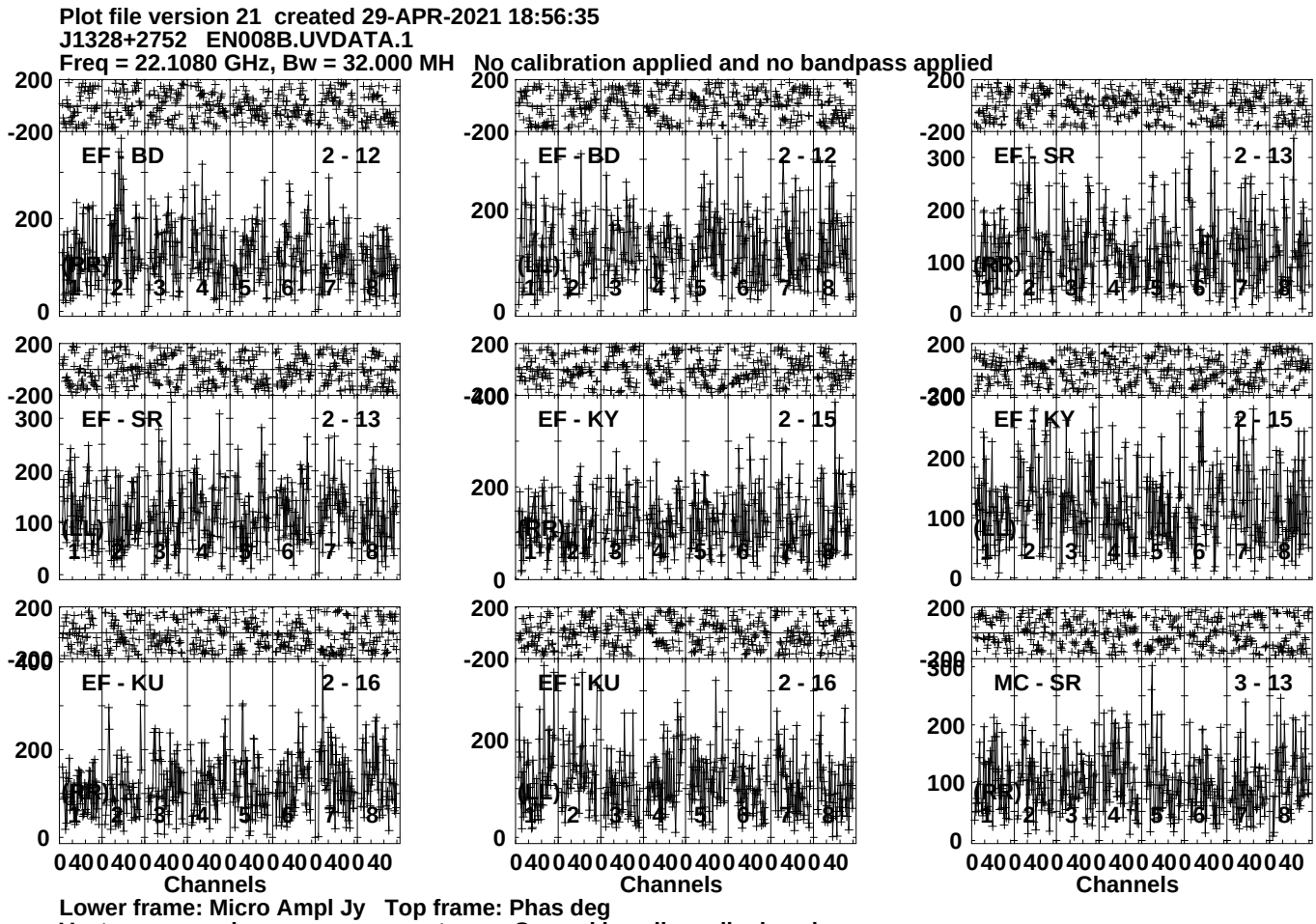
Plot file version 21 created 29-APR-2021 18:56:35
J1328+2752 EN008B.UVDATA.1
Freq = 22.1080 GHz, Bw = 32.000 MH No calibration applied and no bandpass applied
EF - BD 2 - 12
EF - BD 2 - 12
EF - SR 2 - 13
EF - SR 2 - 13
EF - KY 2 - 15
EF - KY 2 - 15
EF - KU 2 - 16
EF - KU 2 - 16
MC - SR 3 - 13
Channels
Channels
Channels
Lower frame: Micro Ampl Jy Top frame: Phas deg
Vector averaged cross-power spectrum Several baselines displayed
Timerange: 00/18:12:01 to 00/18:13:59

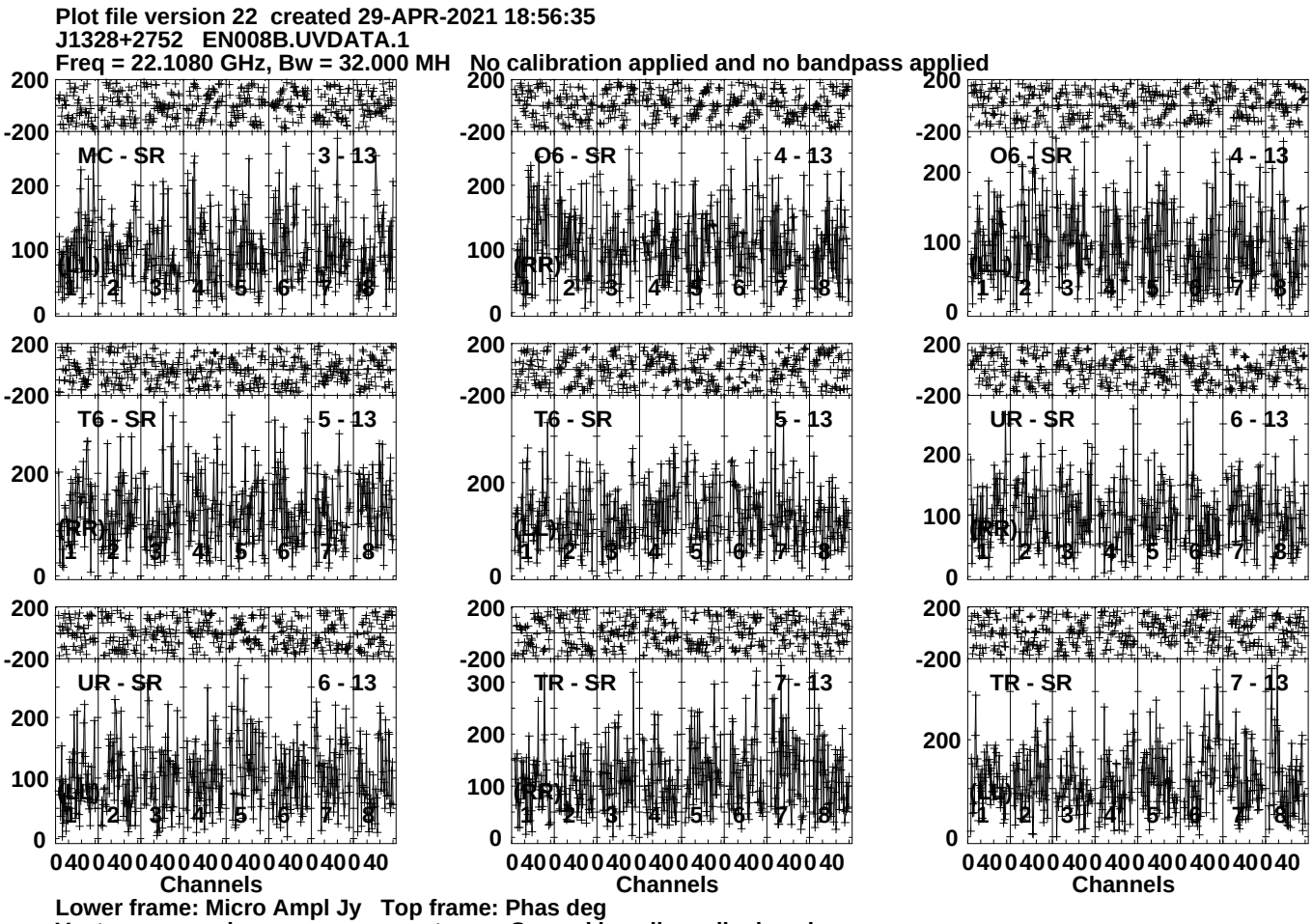
Plot file version 22 created 29-APR-2021 18:56:35
J1328+2752 EN008B.UVDATA.1
Freq = 22.1080 GHz, Bw = 32.000 MH No calibration applied and no bandpass applied
MC - SR 3 - 13
O6 - SR 4 - 13
O6 - SR 4 - 13
T6 - SR 5 - 13
T6 - SR 5 - 13
UR - SR 6 - 13
UR - SR 6 - 13
TR - SR 7 - 13
TR - SR 7 - 13
(RR)
(LL)
Channels
Lower frame: Micro Ampl Jy Top frame: Phas deg
Vector averaged cross-power spectrum Several baselines displayed
Timerange: 00/18:12:01 to 00/18:13:59

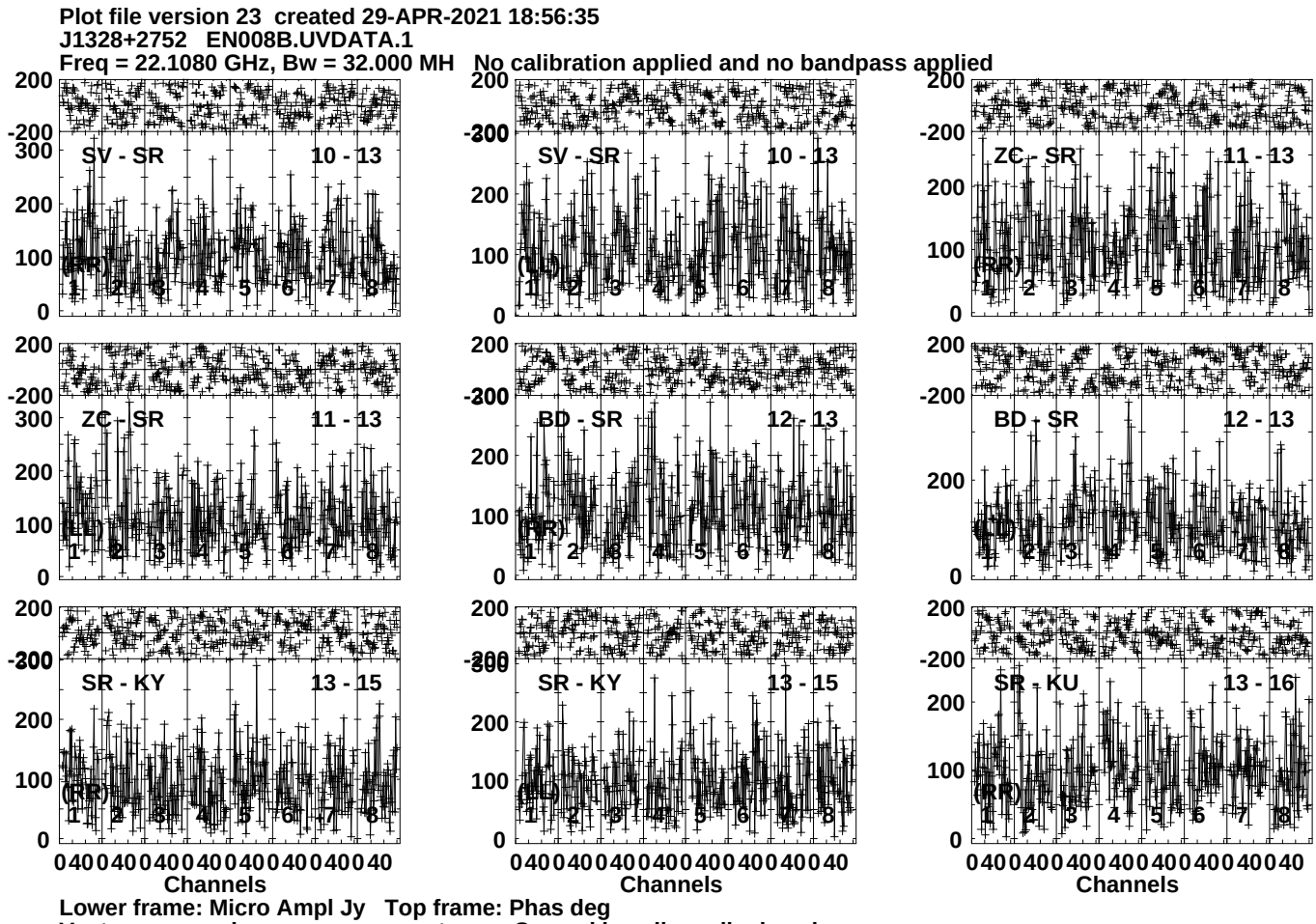
Plot file version 23 created 29-APR-2021 18:56:35
J1328+2752 EN008B.UVDATA.1
Freq = 22.1080 GHz, Bw = 32.000 MH No calibration applied and no bandpass applied
SV - SR 10 - 13
ZC - SR 11 - 13
BD - SR 12 - 13
SR - KY 13 - 15
SR - KU 13 - 16
(RR)
(LL)
Channels
Lower frame: Micro Ampl Jy Top frame: Phas deg
Vector averaged cross-power spectrum Several baselines displayed
Timerange: 00/18:12:01 to 00/18:13:59

Plot file version 24 created 29-APR-2021 18:56:35
J1328+2752 EN008B.UVDATA.1
Freq = 22.1080 GHz, Bw = 32.000 MH No calibration applied and no bandpass applied

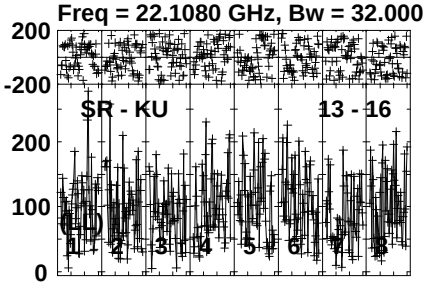

Lower frame: Micro Ampl Jy Top frame: Phas deg
Vector averaged cross-power spectrum Several baselines displayed
Timerange: 00/18:12:01 to 00/18:13:59

Plot file version 25 created 29-APR-2021 18:56:35
J1333+2725 EN008B.UVDATA.1
Freq = 22.1080 GHz, Bw = 32.000 MH No calibration applied and no bandpass applied

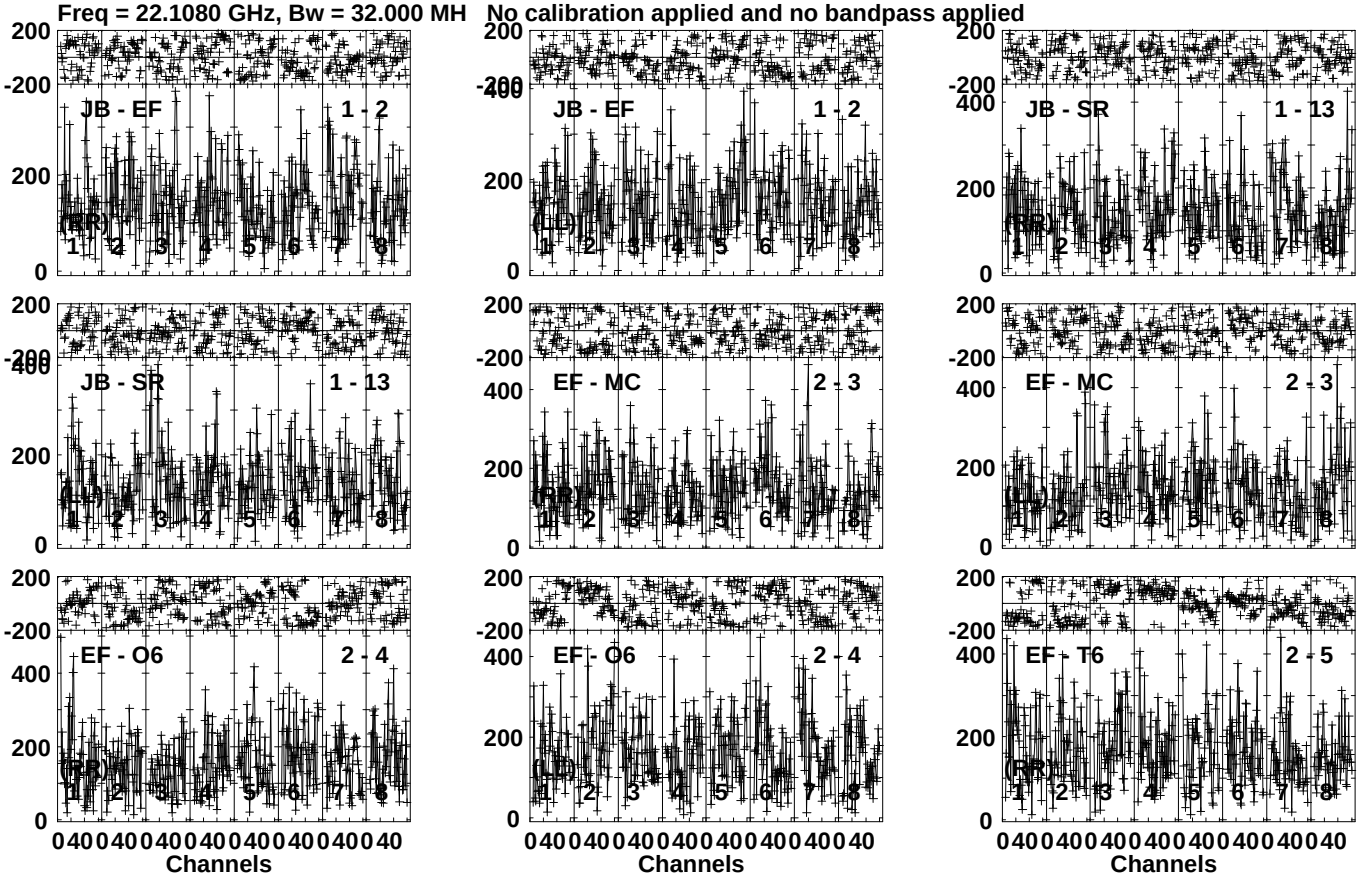

Lower frame: Micro Ampl Jy Top frame: Phas deg
Vector averaged cross-power spectrum Several baselines displayed
Timerange: 00/18:14:41 to 00/18:15:39

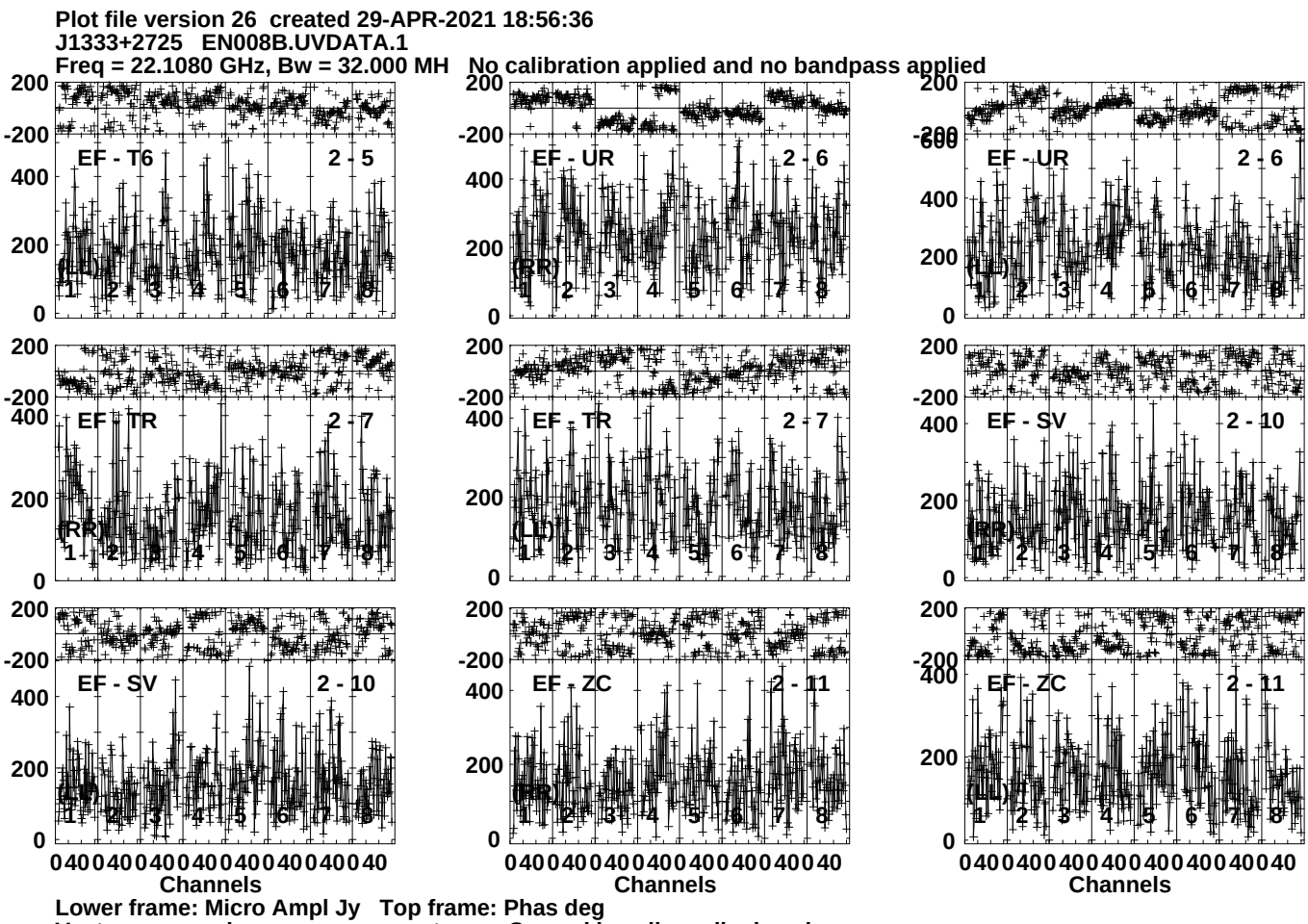
Plot file version 26 created 29-APR-2021 18:56:36
J1333+2725 EN008B.UVDATA.1
Freq = 22.1080 GHz, Bw = 32.000 MH No calibration applied and no bandpass applied
EF - T6 2 - 5
EF - UR 2 - 6
EF - UR 2 - 6
EF - TR 2 - 7
EF - TR 2 - 7
EF - SV 2 - 10
EF - SV 2 - 10
EF - ZC 2 - 11
EF - ZC 2 - 11
(RR)
(LL)
(RL)
(LR)
200
-200
400
0
1 2 3 4 5 6 7 8
0 40 0 40 0 40 0 40 0 40 0 40 0 40 0 40
Channels
Lower frame: Micro Ampl Jy Top frame: Phas deg
Vector averaged cross-power spectrum Several baselines displayed
Timerange: 00/18:14:41 to 00/18:15:39

Plot file version 27 created 29-APR-2021 18:56:36
J1333+2725 EN008B.UVDATA.1
Freq = 22.1080 GHz, Bw = 32.000 MH No calibration applied and no bandpass applied

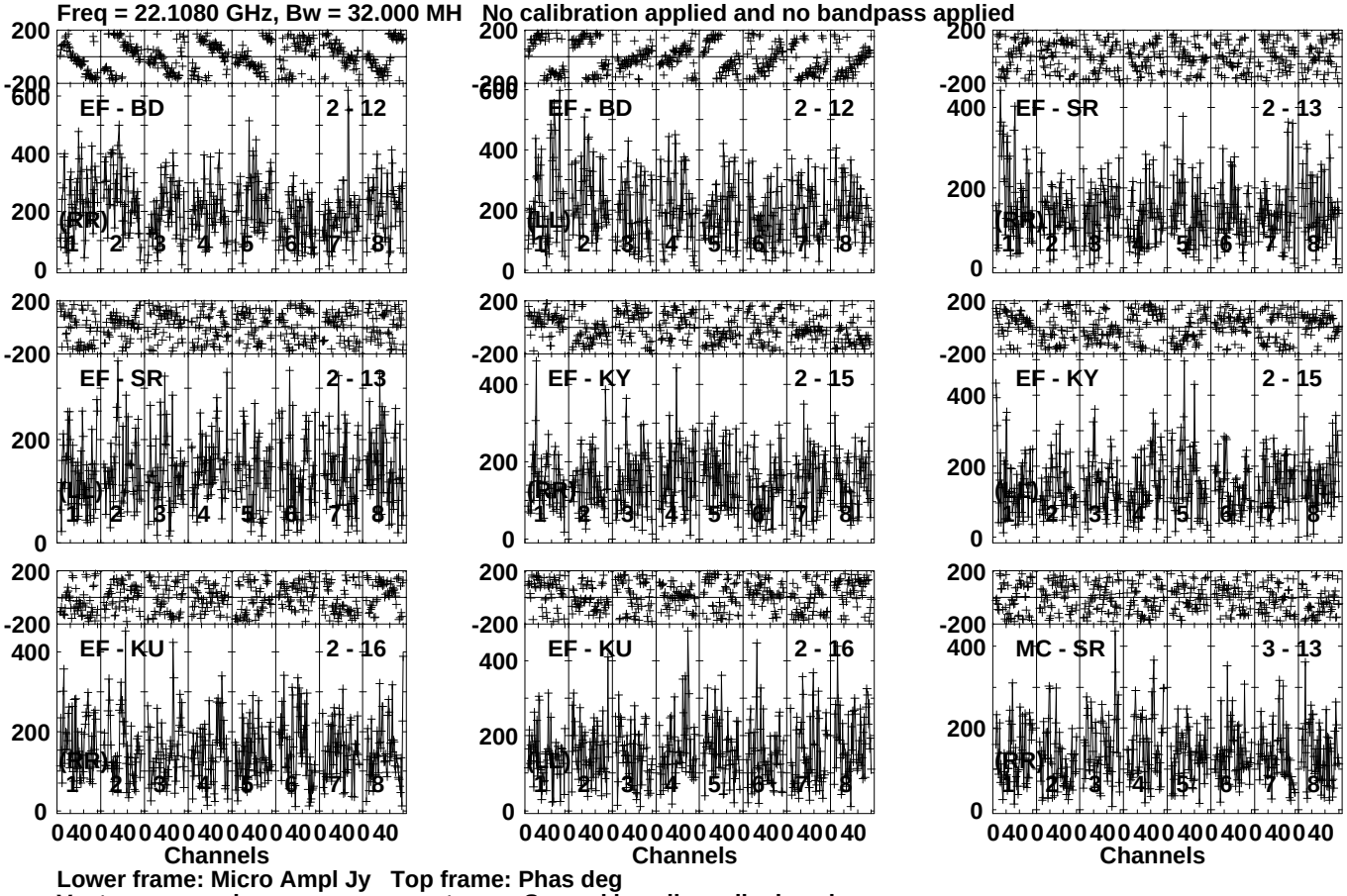

Lower frame: Micro Ampl Jy Top frame: Phas deg
Vector averaged cross-power spectrum Several baselines displayed
Timerange: 00/18:14:41 to 00/18:15:39

Plot file version 28 created 29-APR-2021 18:56:36
J1333+2725 EN008B.UVDATA.1
Freq = 22.1080 GHz, Bw = 32.000 MH No calibration applied and no bandpass applied

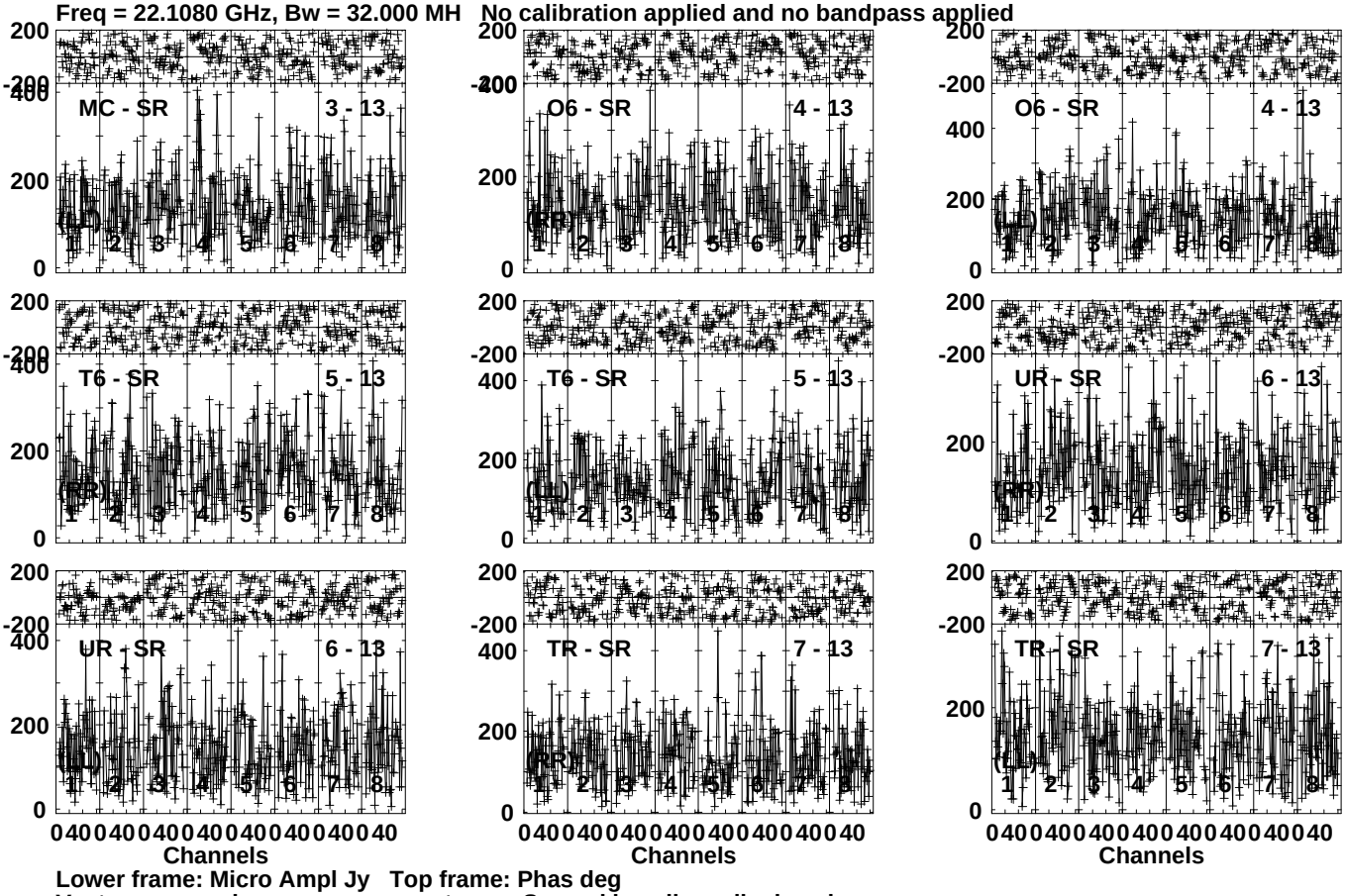

Lower frame: Micro Ampl Jy Top frame: Phas deg
Vector averaged cross-power spectrum Several baselines displayed
Timerange: 00/18:14:41 to 00/18:15:39

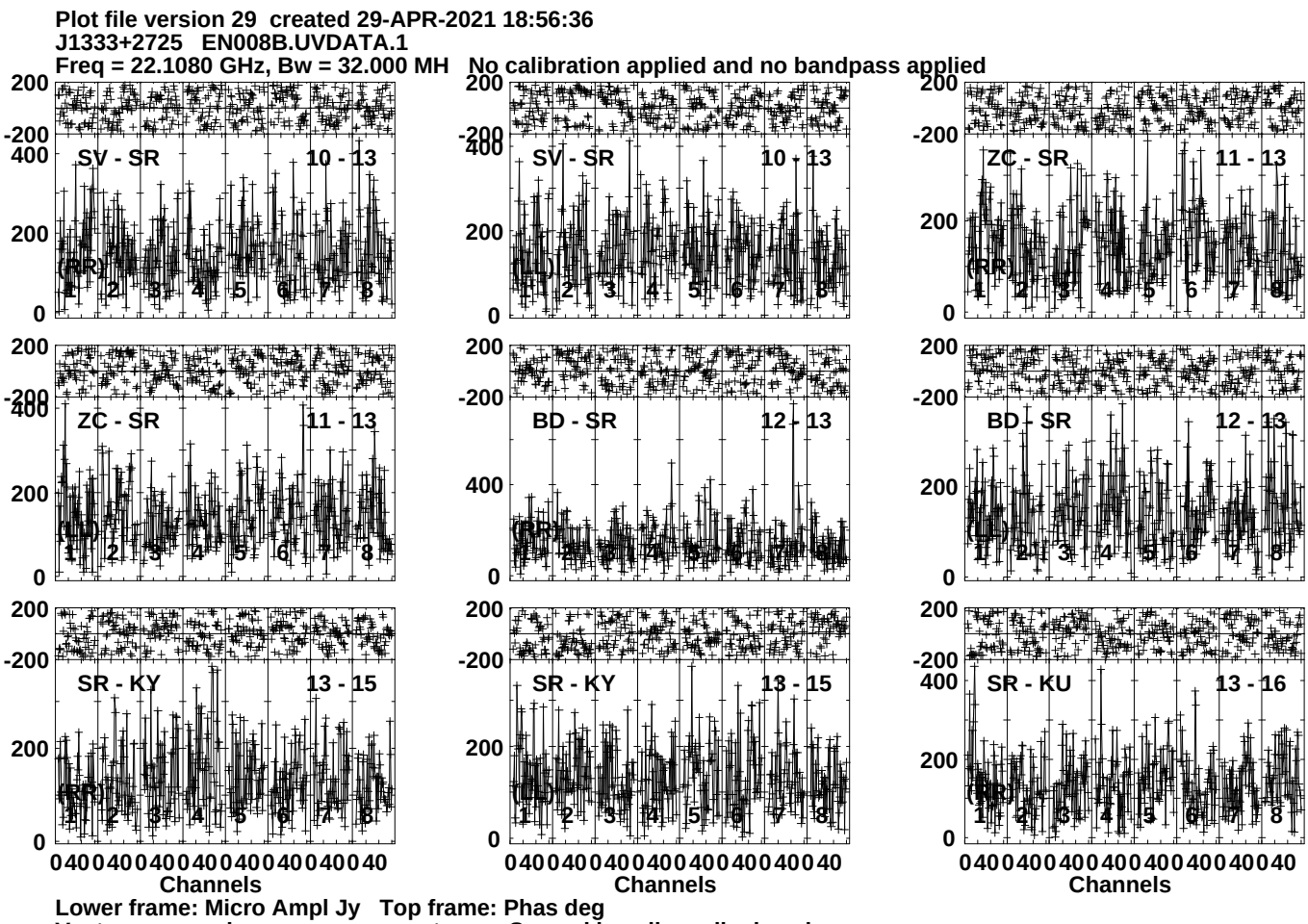
Plot file version 29 created 29-APR-2021 18:56:36
J1333+2725 EN008B.UVDATA.1
Freq = 22.1080 GHz, Bw = 32.000 MH No calibration applied and no bandpass applied
SV - SR 10 - 13
SV - SR 10 - 13
ZC - SR 11 - 13
ZC - SR 11 - 13
BD - SR 12 - 13
BD - SR 12 - 13
SR - KY 13 - 15
SR - KY 13 - 15
SR - KU 13 - 16
(RR)
(LL)
Channels
Lower frame: Micro Ampl Jy Top frame: Phas deg
Vector averaged cross-power spectrum Several baselines displayed
Timerange: 00/18:14:41 to 00/18:15:39

Plot file version 30 created 29-APR-2021 18:56:36
J1333+2725 EN008B.UVDATA.1
Freq = 22.1080 GHz, Bw = 32.000 MH No calibration applied and no bandpass applied

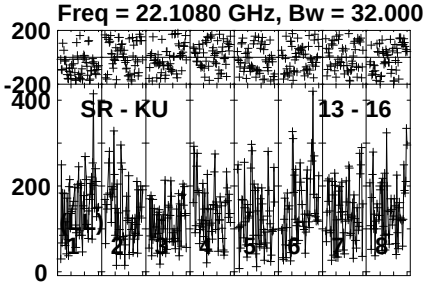

Lower frame: Micro Ampl Jy Top frame: Phas deg
Vector averaged cross-power spectrum Several baselines displayed
Timerange: 00/18:14:41 to 00/18:15:39

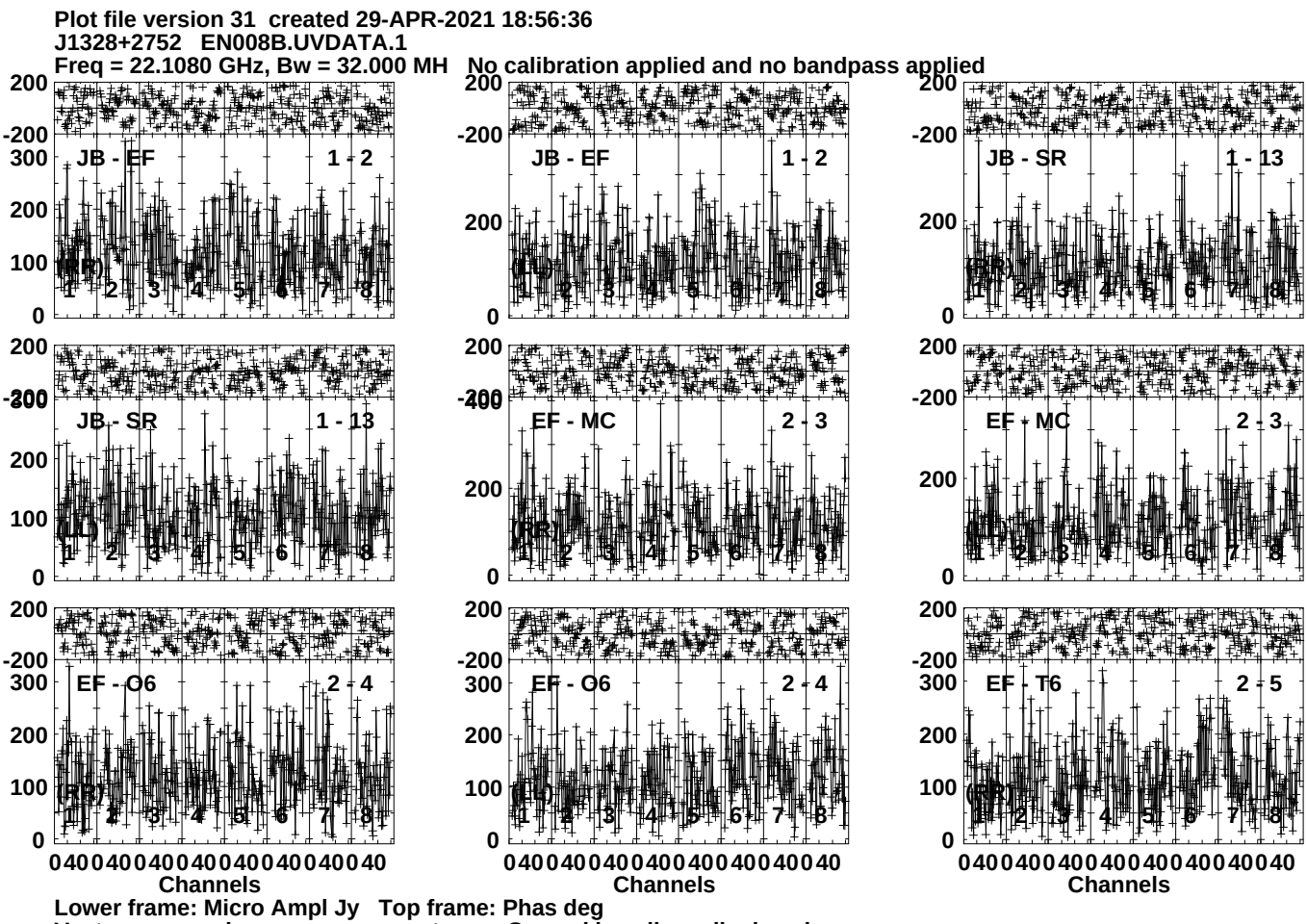
Plot file version 31 created 29-APR-2021 18:56:36
J1328+2752 EN008B.UVDATA.1
Freq = 22.1080 GHz, Bw = 32.000 MH No calibration applied and no bandpass applied
JB - EF 1 - 2
JB - EF 1 - 2
JB - SR 1 - 13
JB - SR 1 - 13
EF - MC 2 - 3
EF - MC 2 - 3
EF - O6 2 - 4
EF - O6 2 - 4
EF - T6 2 - 5
(LL)
(RR)
Channels
Lower frame: Micro Ampl Jy Top frame: Phas deg
Vector averaged cross-power spectrum Several baselines displayed
Timerange: 00/18:15:41 to 00/18:17:39

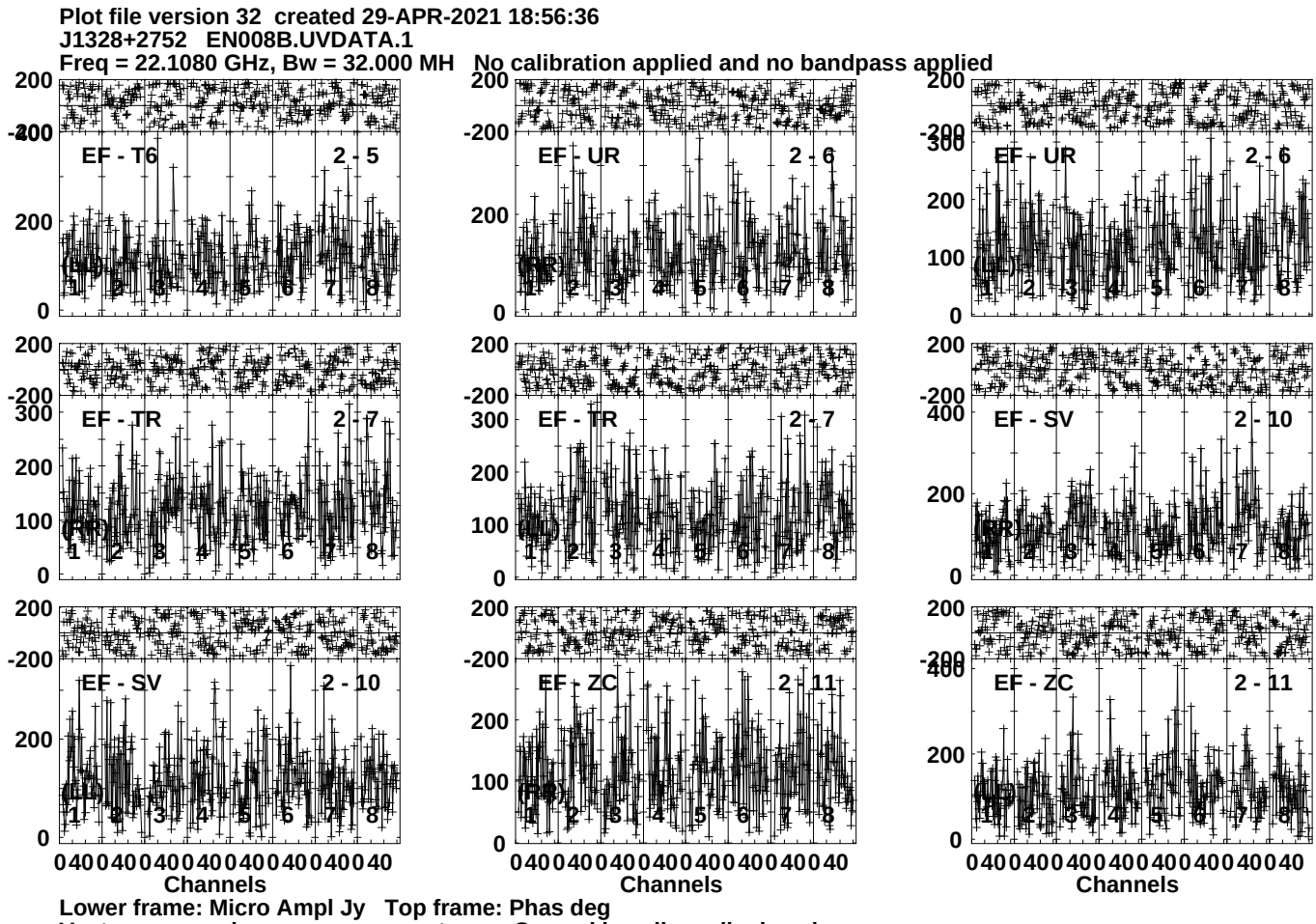
Plot file version 32 created 29-APR-2021 18:56:36
J1328+2752 EN008B.UVDATA.1
Freq = 22.1080 GHz, Bw = 32.000 MH No calibration applied and no bandpass applied
EF - T6 2 - 5
EF - UR 2 - 6
EF - UR 2 - 6
EF - TR 2 - 7
EF - TR 2 - 7
EF - SV 2 - 10
EF - SV 2 - 10
EF - ZC 2 - 11
EF - ZC 2 - 11
Channels
Channels
Channels
Lower frame: Micro Ampl Jy Top frame: Phas deg
Vector averaged cross-power spectrum Several baselines displayed
Timerange: 00/18:15:41 to 00/18:17:39

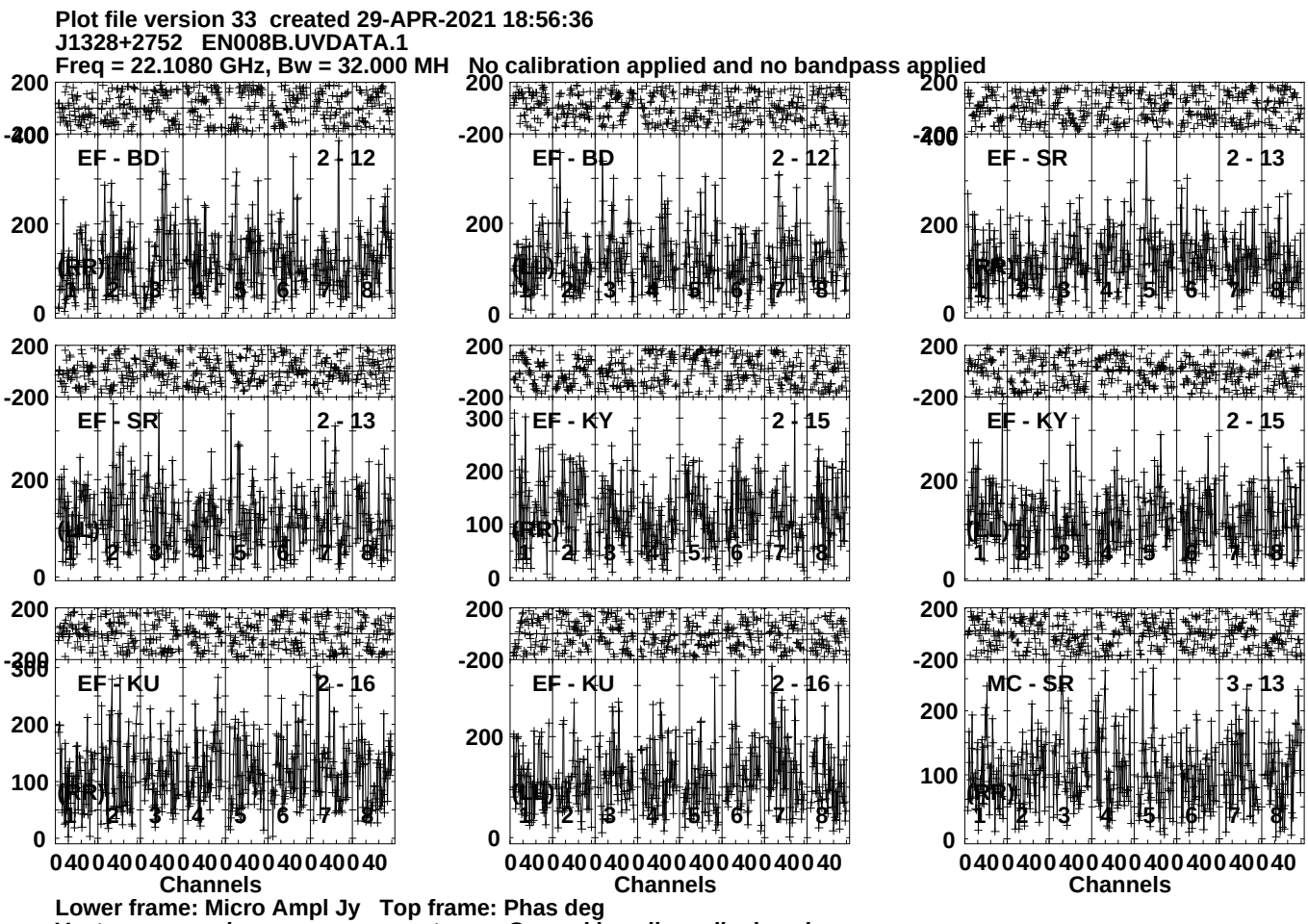
Plot file version 33 created 29-APR-2021 18:56:36
J1328+2752 EN008B.UVDATA.1
Freq = 22.1080 GHz, Bw = 32.000 MH No calibration applied and no bandpass applied
EF - BD 2 - 12
EF - BD 2 - 12
EF - SR 2 - 13
EF - SR 2 - 13
EF - KY 2 - 15
EF - KY 2 - 15
EF - KU 2 - 16
EF - KU 2 - 16
MC - SR 3 - 13
Channels
Channels
Channels
Lower frame: Micro Ampl Jy Top frame: Phas deg
Vector averaged cross-power spectrum Several baselines displayed
Timerange: 00/18:15:41 to 00/18:17:39

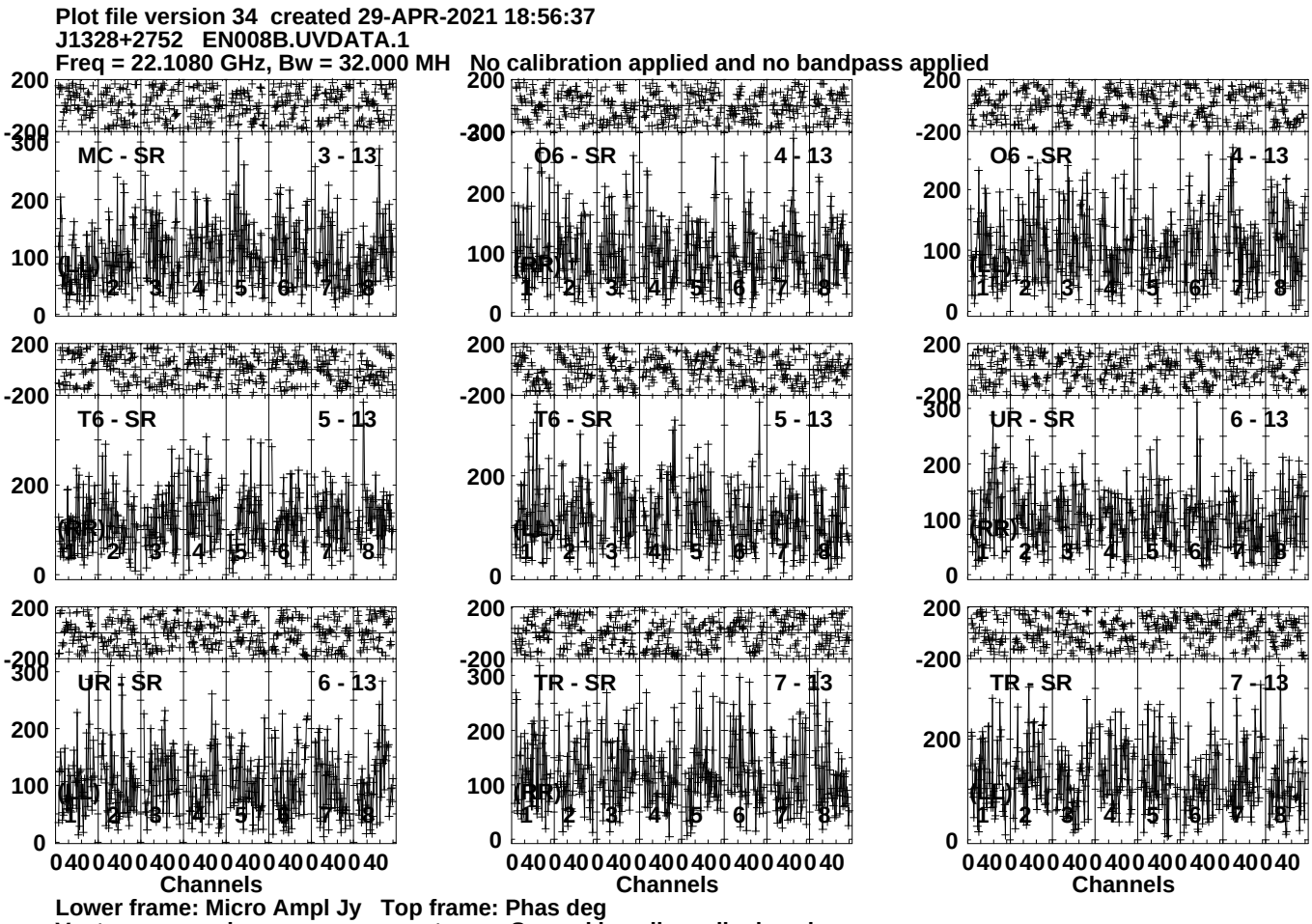
Plot file version 34 created 29-APR-2021 18:56:37
J1328+2752 EN008B.UVDATA.1
Freq = 22.1080 GHz, Bw = 32.000 MH No calibration applied and no bandpass applied
MC - SR 3 - 13
O6 - SR 4 - 13
O6 - SR 4 - 13
T6 - SR 5 - 13
T6 - SR 5 - 13
UR - SR 6 - 13
UR - SR 6 - 13
TR - SR 7 - 13
TR - SR 7 - 13
(RR)
Channels
Lower frame: Micro Ampl Jy Top frame: Phas deg
Vector averaged cross-power spectrum Several baselines displayed
Timerange: 00/18:15:41 to 00/18:17:39

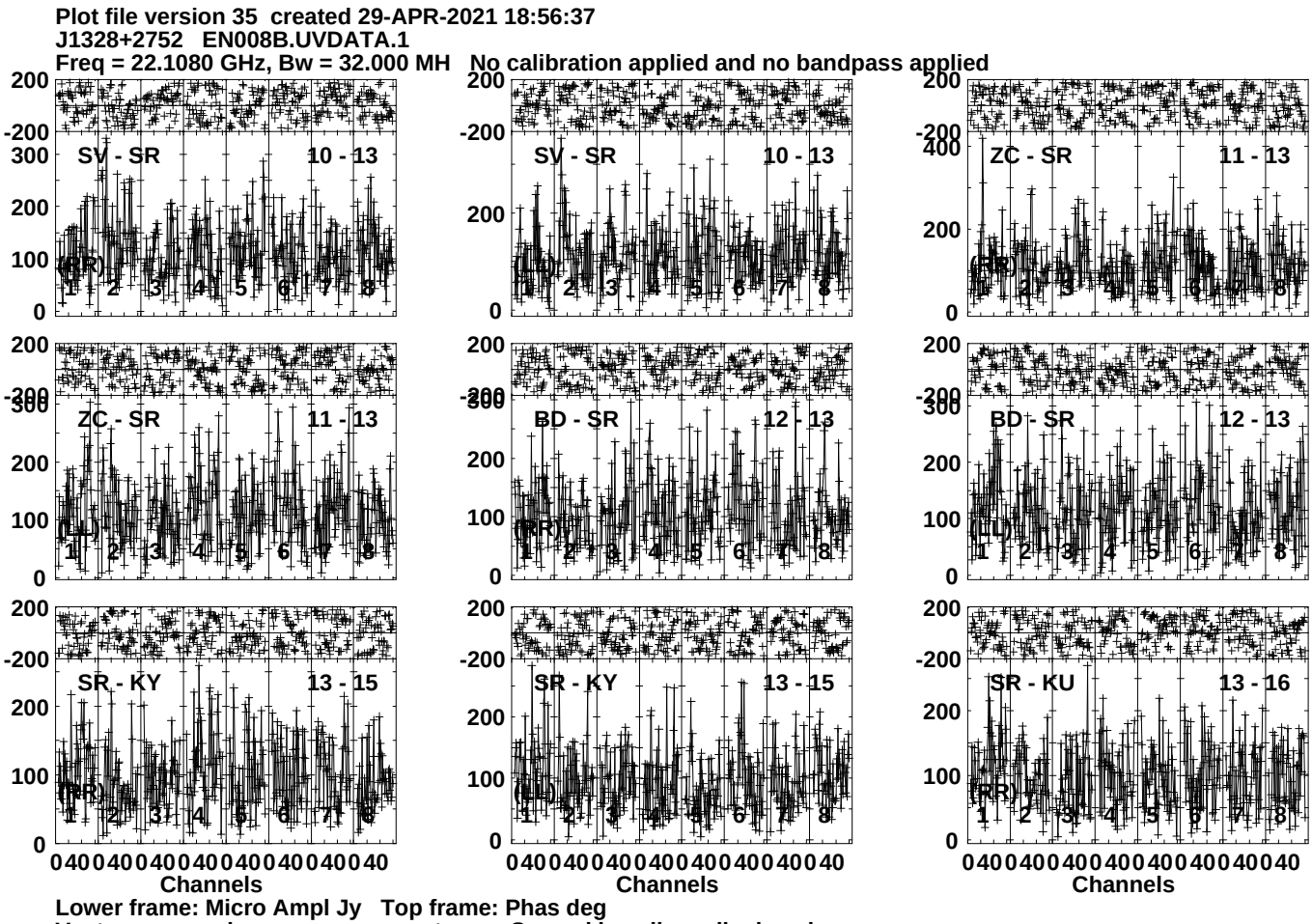
Plot file version 35 created 29-APR-2021 18:56:37
J1328+2752 EN008B.UVDATA.1
Freq = 22.1080 GHz, Bw = 32.000 MH No calibration applied and no bandpass applied
SV - SR 10 - 13
(RR)
SV - SR 10 - 13
(LL)
ZC - SR 11 - 13
(RR)
ZC - SR 11 - 13
(LL)
BD - SR 12 - 13
(RR)
BD - SR 12 - 13
(LL)
SR - KY 13 - 15
(RR)
SR - KY 13 - 15
(LL)
SR - KU 13 - 16
(RR)
Channels
Channels
Channels
Lower frame: Micro Ampl Jy Top frame: Phas deg
Vector averaged cross-power spectrum Several baselines displayed
Timerange: 00/18:15:41 to 00/18:17:39

Plot file version 36 created 29-APR-2021 18:56:37
J1328+2752 EN008B.UVDATA.1
Freq = 22.1080 GHz, Bw = 32.000 MH No calibration applied and no bandpass applied

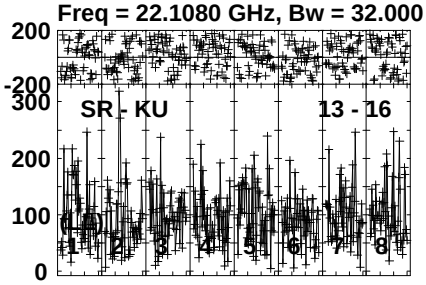

Lower frame: Micro Ampl Jy Top frame: Phas deg
Vector averaged cross-power spectrum Several baselines displayed
Timerange: 00/18:15:41 to 00/18:17:39

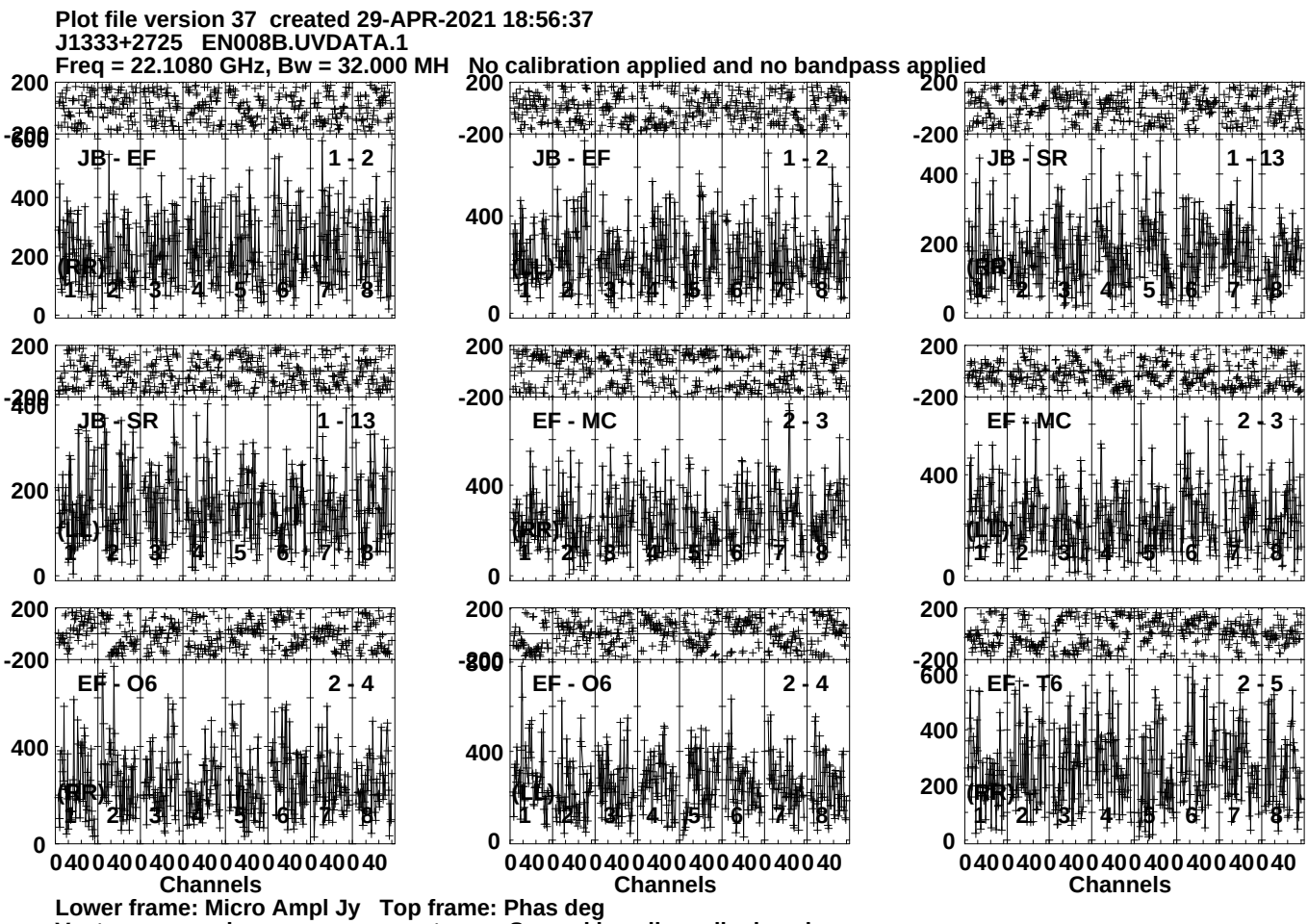
Plot file version 37 created 29-APR-2021 18:56:37
J1333+2725 EN008B.UVDATA.1
Freq = 22.1080 GHz, Bw = 32.000 MH No calibration applied and no bandpass applied
JB - EF 1 - 2
JB - EF 1 - 2
JB - SR 1 - 13
JB - SR 1 - 13
EF - MC 2 - 3
EF - MC 2 - 3
EF - O6 2 - 4
EF - O6 2 - 4
EF - T6 2 - 5
(RR)
(LL)
Channels
Lower frame: Micro Ampl Jy Top frame: Phas deg
Vector averaged cross-power spectrum Several baselines displayed
Timerange: 00/18:17:41 to 00/18:18:39

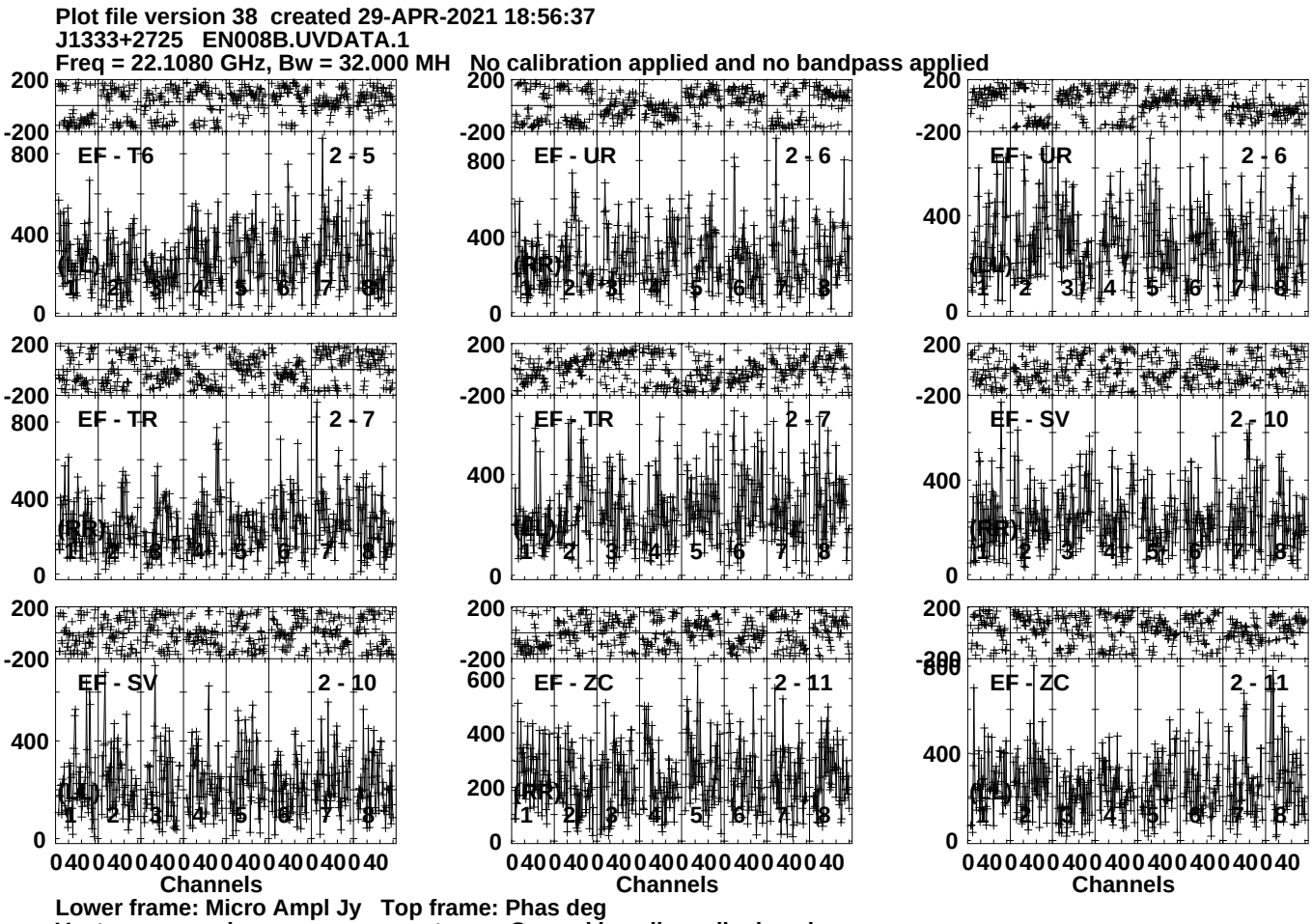
Plot file version 38 created 29-APR-2021 18:56:37
J1333+2725 EN008B.UVDATA.1
Freq = 22.1080 GHz, Bw = 32.000 MH No calibration applied and no bandpass applied
EF - T6 2 - 5
EF - UR 2 - 6
EF - UR 2 - 6
EF - TR 2 - 7
EF - TR 2 - 7
EF - SV 2 - 10
EF - SV 2 - 10
EF - ZC 2 - 11
EF - ZC 2 - 11
(RR)
(LL)
Channels
Lower frame: Micro Ampl Jy Top frame: Phas deg
Vector averaged cross-power spectrum Several baselines displayed
Timerange: 00/18:17:41 to 00/18:18:39

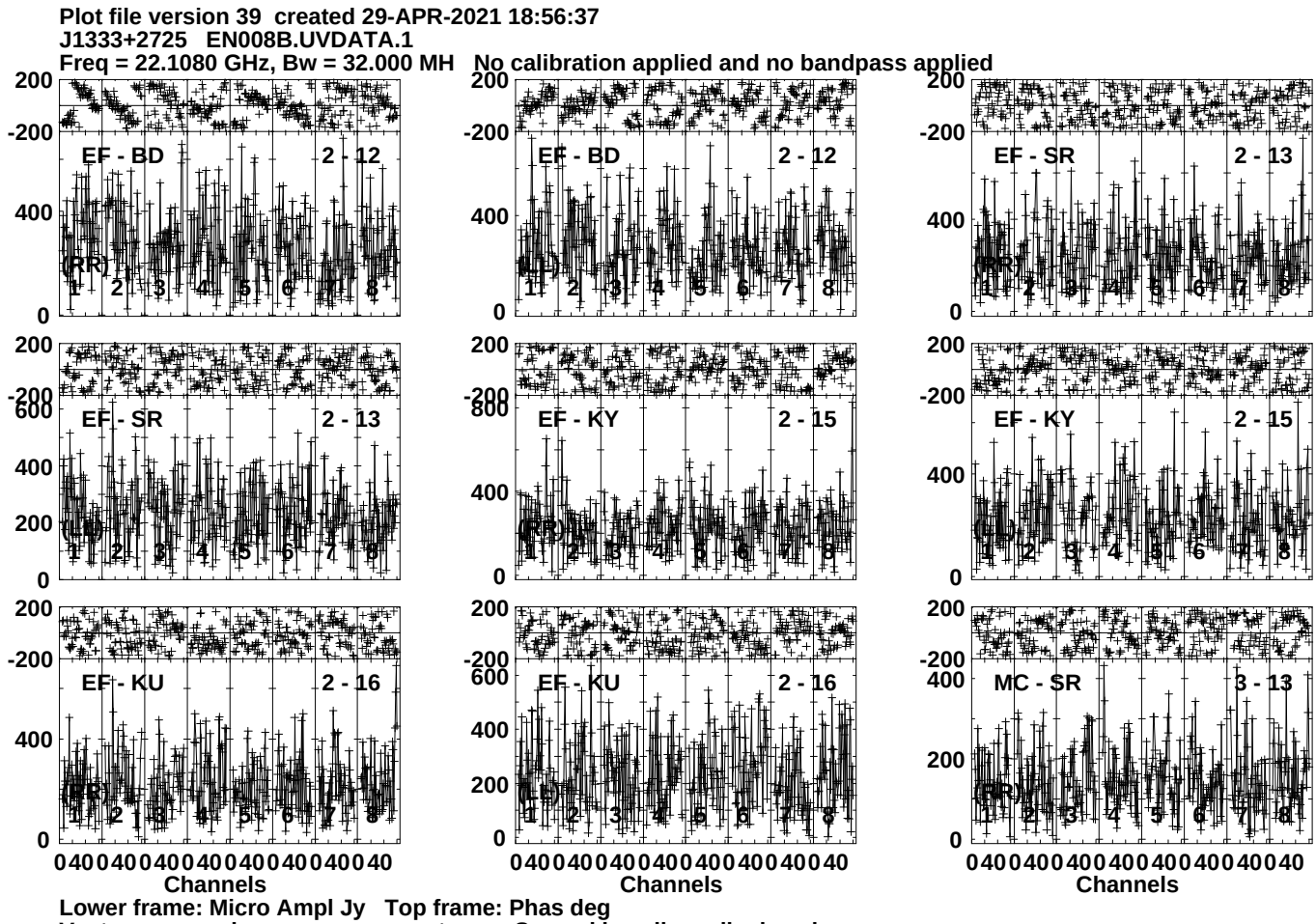
Plot file version 39 created 29-APR-2021 18:56:37
J1333+2725 EN008B.UVDATA.1
Freq = 22.1080 GHz, Bw = 32.000 MH No calibration applied and no bandpass applied
EF - BD 2 - 12
EF - BD 2 - 12
EF - SR 2 - 13
EF - SR 2 - 13
EF - KY 2 - 15
EF - KY 2 - 15
EF - KU 2 - 16
EF - KU 2 - 16
MC - SR 3 - 13
(RR)
(LL)
Channels
Lower frame: Micro Ampl Jy Top frame: Phas deg
Vector averaged cross-power spectrum Several baselines displayed
Timerange: 00/18:17:41 to 00/18:18:39

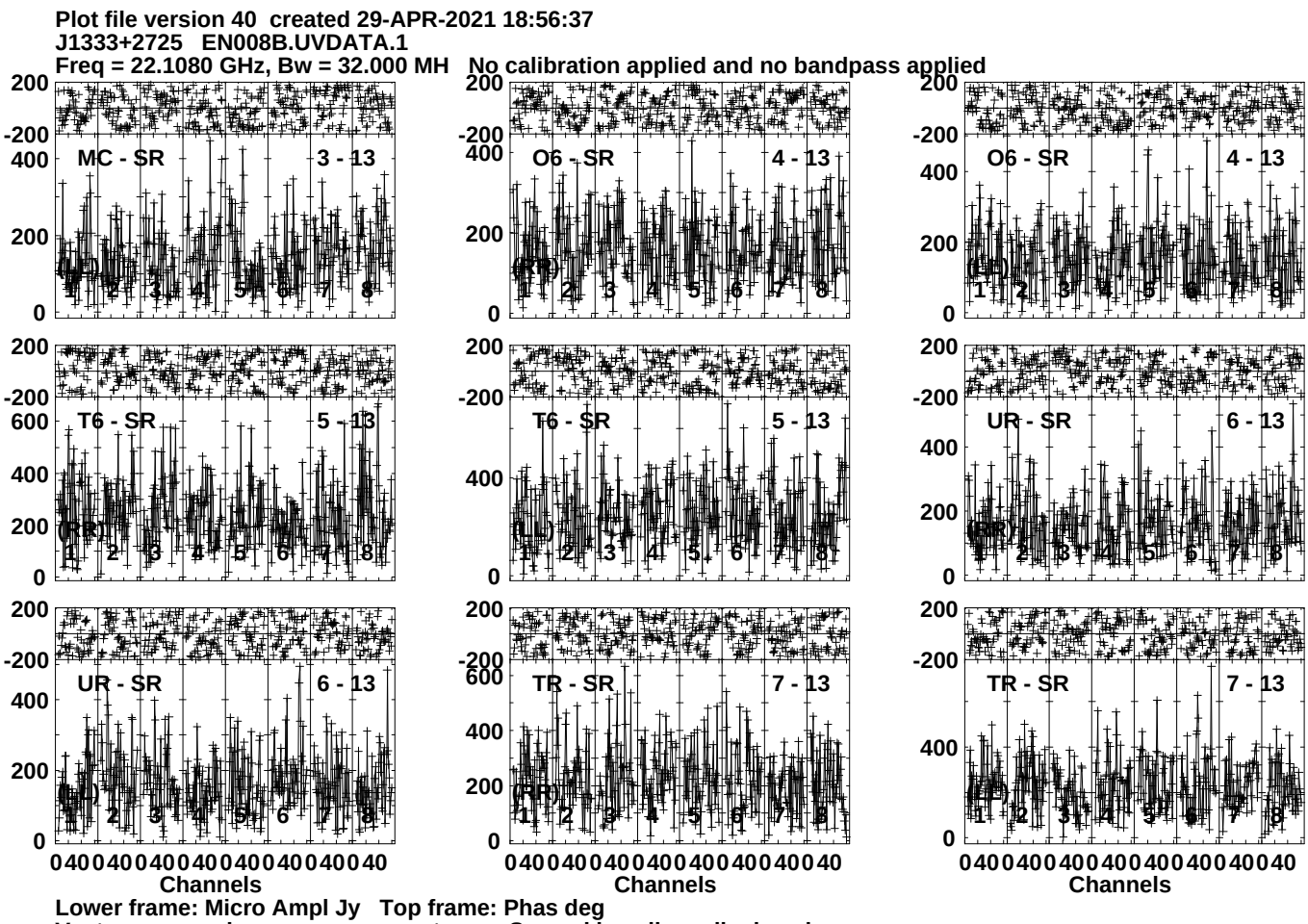
Plot file version 40 created 29-APR-2021 18:56:37
J1333+2725 EN008B.UVDATA.1
Freq = 22.1080 GHz, Bw = 32.000 MH No calibration applied and no bandpass applied
MC - SR 3 - 13
O6 - SR 4 - 13
O6 - SR 4 - 13
T6 - SR 5 - 13
T6 - SR 5 - 13
UR - SR 6 - 13
UR - SR 6 - 13
TR - SR 7 - 13
TR - SR 7 - 13
(RR)
(LL)
(RL)
(LR)
Channels
Lower frame: Micro Ampl Jy Top frame: Phas deg
Vector averaged cross-power spectrum Several baselines displayed
Timerange: 00/18:17:41 to 00/18:18:39

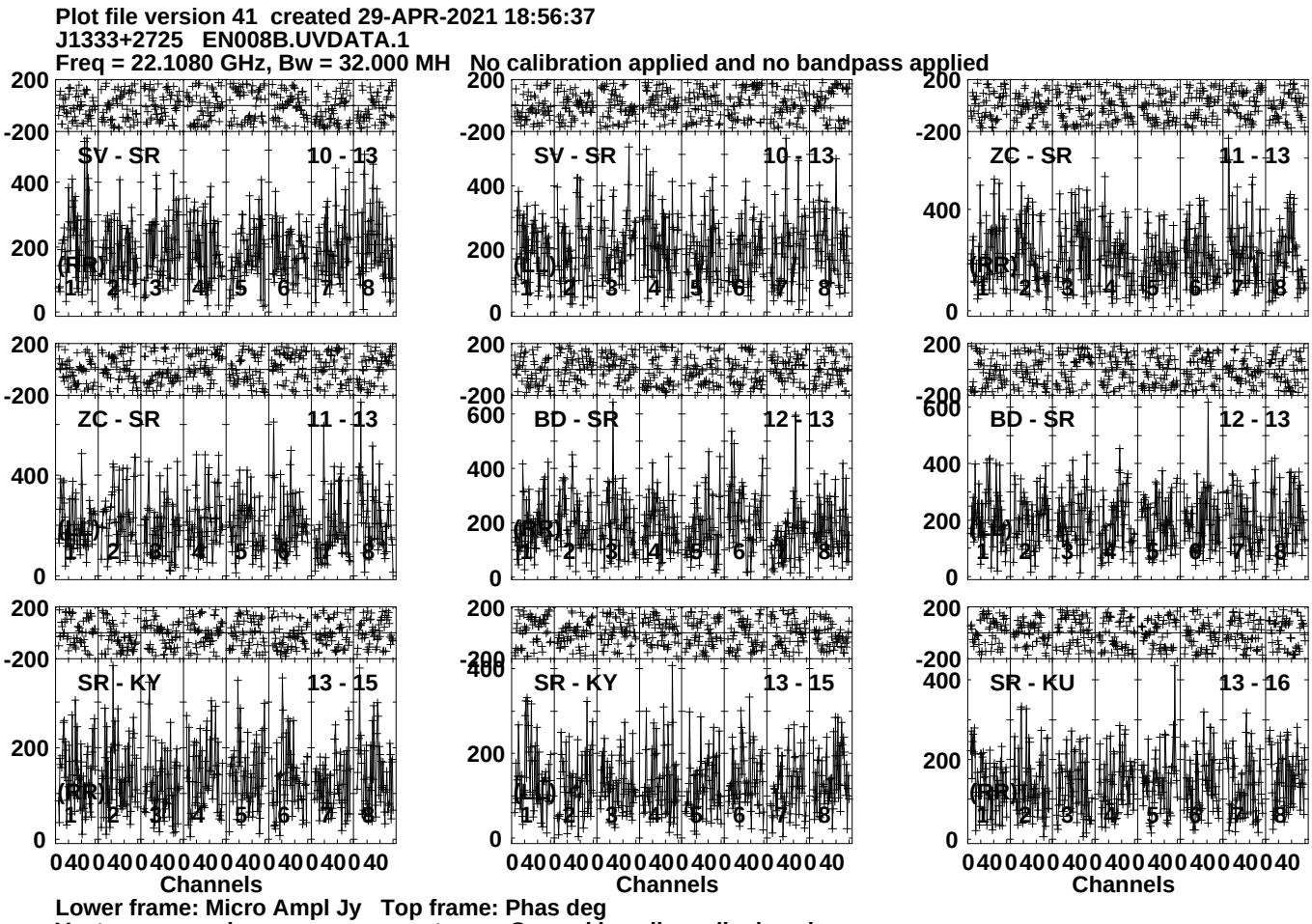
Plot file version 41 created 29-APR-2021 18:56:37
J1333+2725 EN008B.UVDATA.1
Freq = 22.1080 GHz, Bw = 32.000 MH No calibration applied and no bandpass applied
SV - SR 10 - 13
SV - SR 10 - 13
ZC - SR 11 - 13
ZC - SR 11 - 13
BD - SR 12 - 13
BD - SR 12 - 13
SR - KY 13 - 15
SR - KY 13 - 15
SR - KU 13 - 16
Channels
Channels
Channels
Lower frame: Micro Ampl Jy Top frame: Phas deg
Vector averaged cross-power spectrum Several baselines displayed
Timerange: 00/18:17:41 to 00/18:18:39

Plot file version 42 created 29-APR-2021 18:56:37
J1333+2725 EN008B.UVDATA.1
Freq = 22.1080 GHz, Bw = 32.000 MH No calibration applied and no bandpass applied

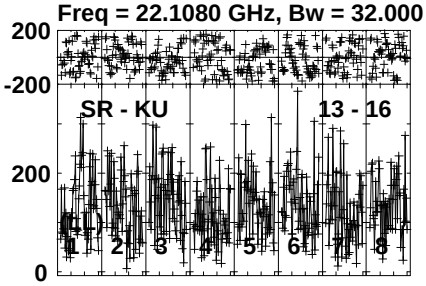

Lower frame: Micro Ampl Jy Top frame: Phas deg
Vector averaged cross-power spectrum Several baselines displayed
Timerange: 00/18:17:41 to 00/18:18:39

Plot file version 43 created 29-APR-2021 18:56:38
J1328+2752 EN008B.UVDATA.1
Freq = 22.1080 GHz, Bw = 32.000 MH No calibration applied and no bandpass applied

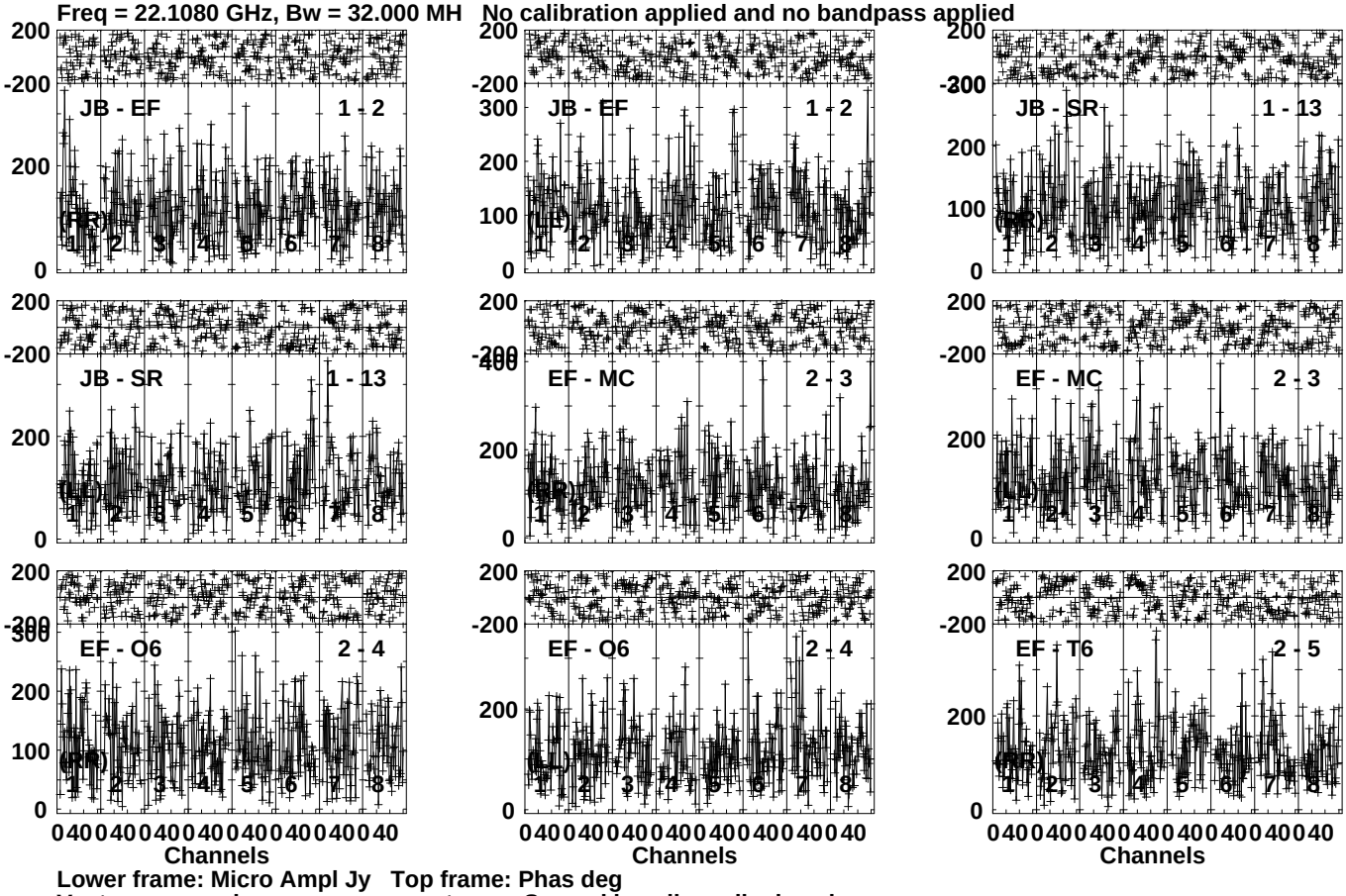

Lower frame: Micro Ampl Jy Top frame: Phas deg
Vector averaged cross-power spectrum Several baselines displayed
Timerange: 00/18:18:41 to 00/18:20:39

Plot file version 44 created 29-APR-2021 18:56:38
J1328+2752 EN008B.UVDATA.1
Freq = 22.1080 GHz, Bw = 32.000 MH No calibration applied and no bandpass applied

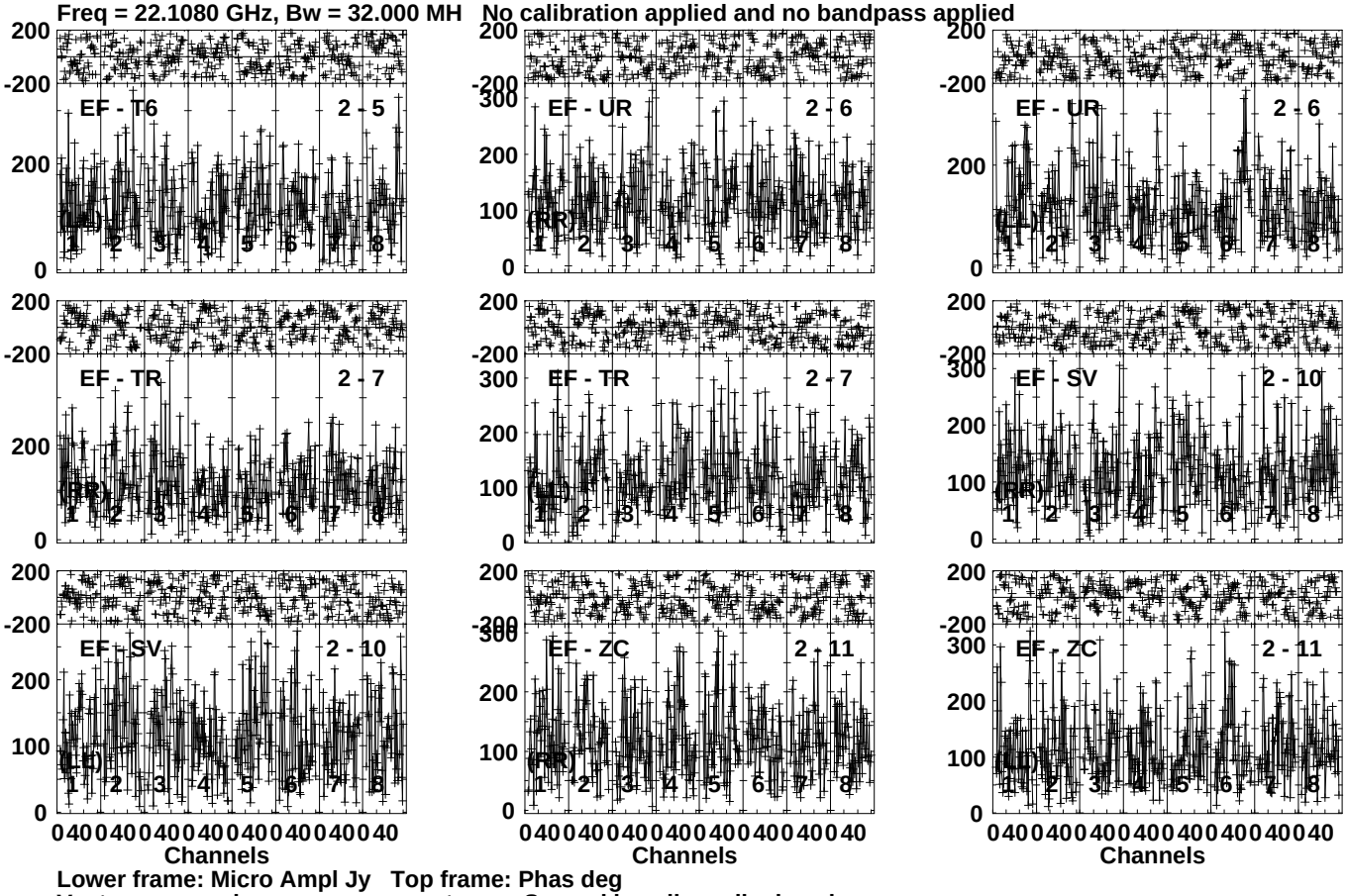

Lower frame: Micro Ampl Jy Top frame: Phas deg
Vector averaged cross-power spectrum Several baselines displayed
Timerange: 00/18:18:41 to 00/18:20:39

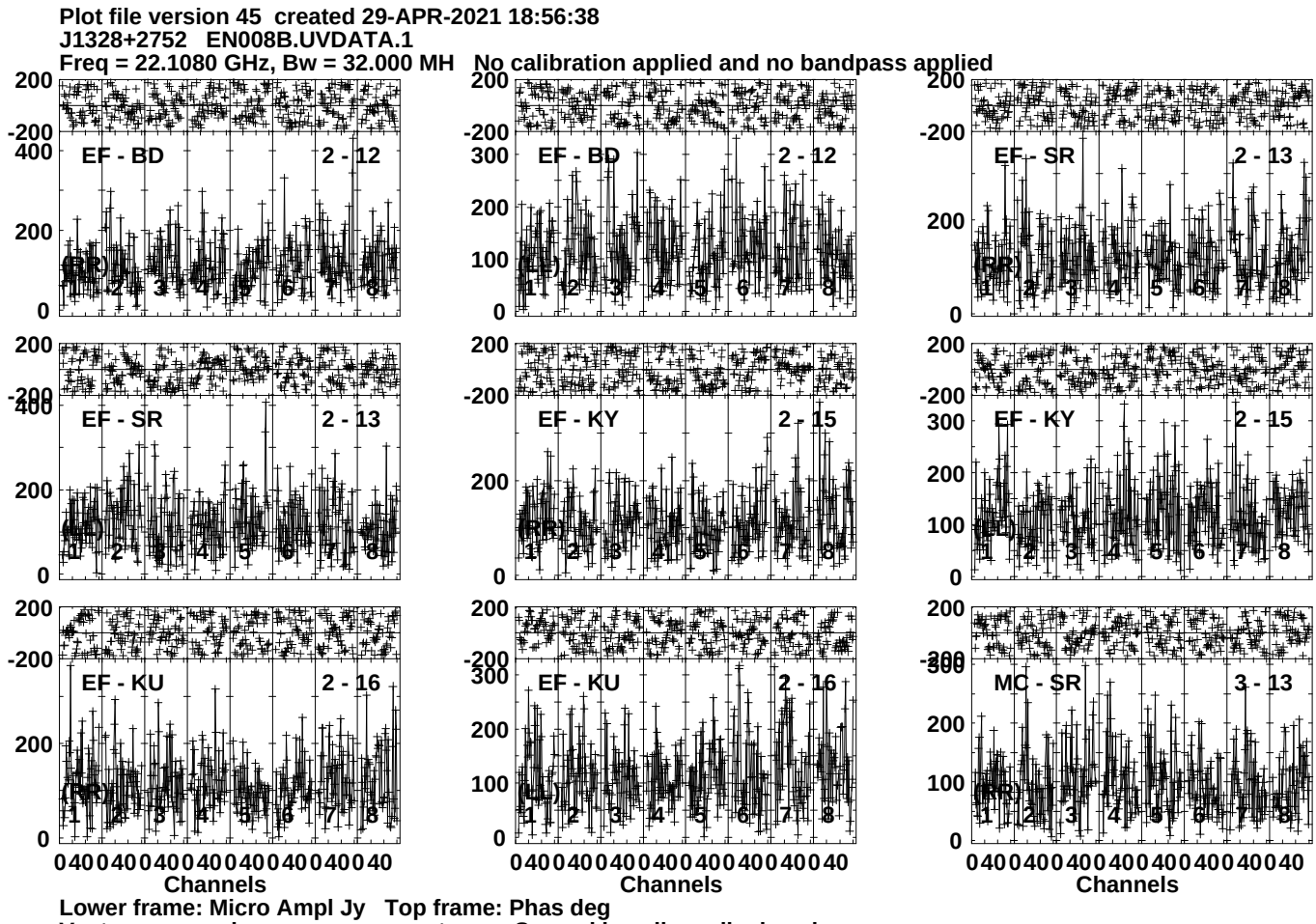
Plot file version 45 created 29-APR-2021 18:56:38
J1328+2752 EN008B.UVDATA.1
Freq = 22.1080 GHz, Bw = 32.000 MH No calibration applied and no bandpass applied
EF - BD 2 - 12 (RR)
EF - BD 2 - 12 (LL)
EF - SR 2 - 13 (RR)
EF - SR 2 - 13 (LL)
EF - KY 2 - 15 (RR)
EF - KY 2 - 15 (LL)
EF - KU 2 - 16 (RR)
EF - KU 2 - 16 (LL)
MC - SR 3 - 13 (RR)
Channels
Lower frame: Micro Ampl Jy Top frame: Phas deg
Vector averaged cross-power spectrum Several baselines displayed
Timerange: 00/18:18:41 to 00/18:20:39

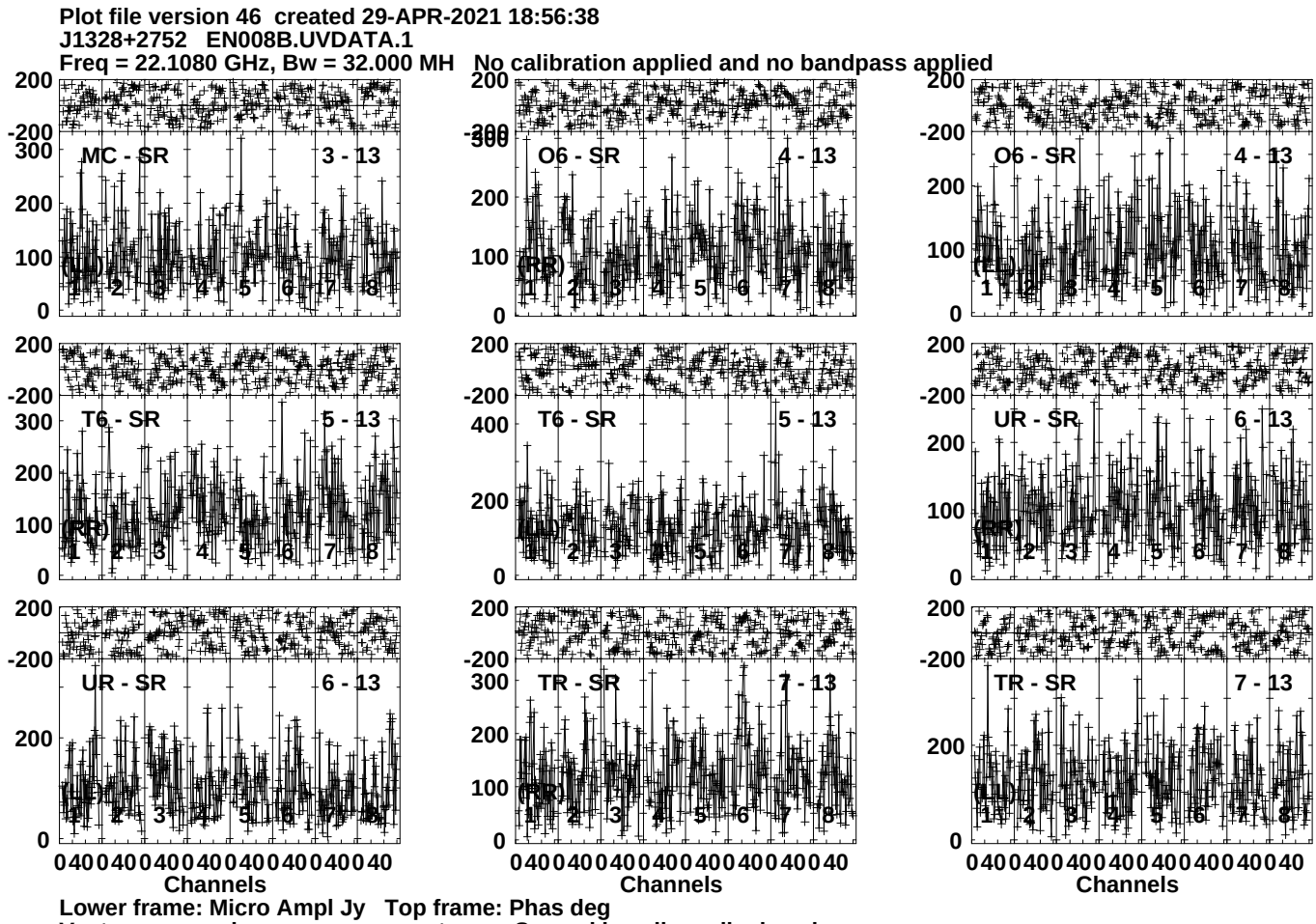
Plot file version 46 created 29-APR-2021 18:56:38
J1328+2752 EN008B.UVDATA.1
Freq = 22.1080 GHz, Bw = 32.000 MH No calibration applied and no bandpass applied
MC - SR 3 - 13
O6 - SR 4 - 13
O6 - SR 4 - 13
T6 - SR 5 - 13
T6 - SR 5 - 13
UR - SR 6 - 13
UR - SR 6 - 13
TR - SR 7 - 13
TR - SR 7 - 13
(RR)
(LL)
(RL)
(LR)
Channels
Lower frame: Micro Ampl Jy Top frame: Phas deg
Vector averaged cross-power spectrum Several baselines displayed
Timerange: 00/18:18:41 to 00/18:20:39

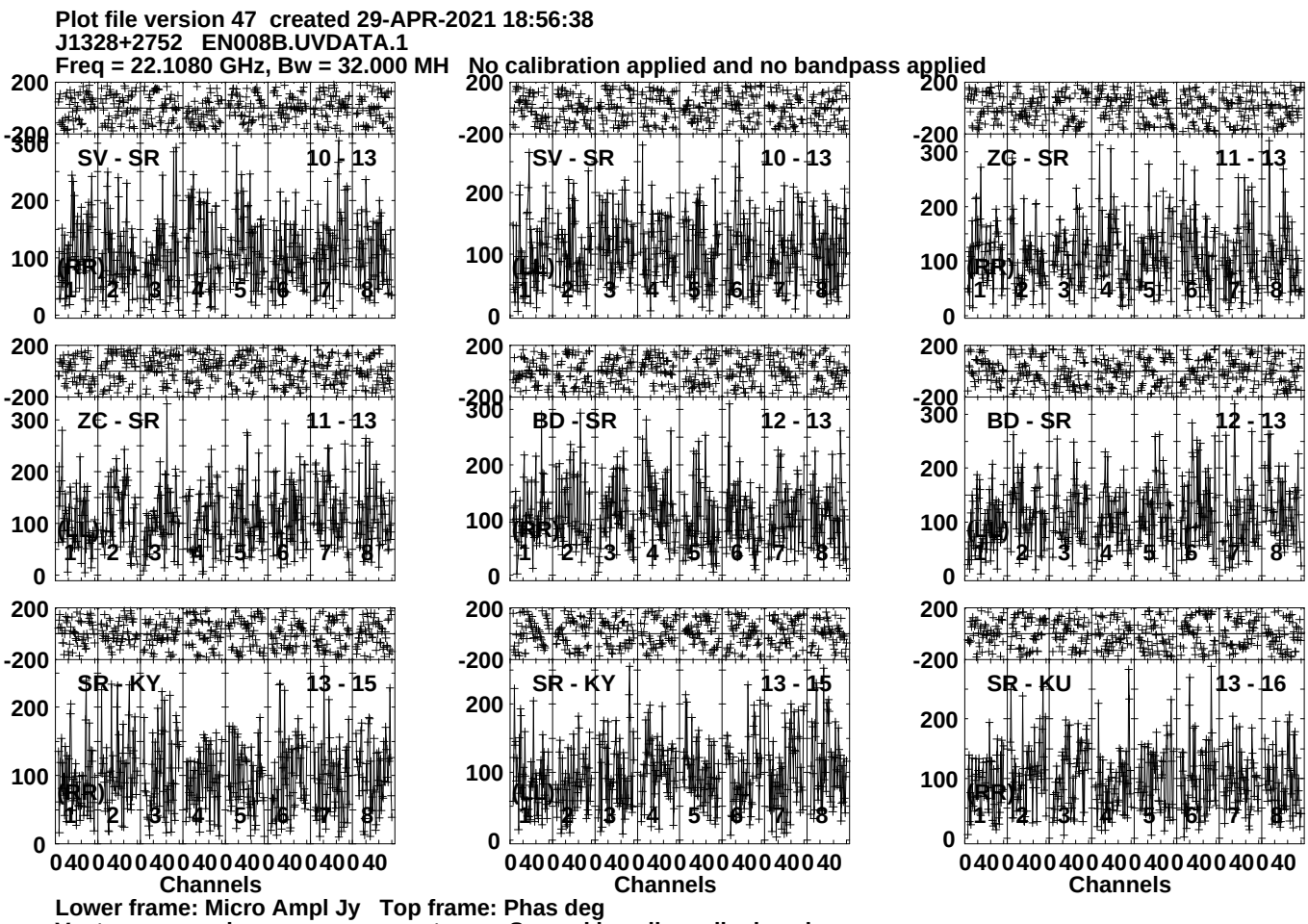
Plot file version 47 created 29-APR-2021 18:56:38
J1328+2752 EN008B.UVDATA.1
Freq = 22.1080 GHz, Bw = 32.000 MH No calibration applied and no bandpass applied
SV - SR 10 - 13
SV - SR 10 - 13
ZC - SR 11 - 13
ZC - SR 11 - 13
BD - SR 12 - 13
BD - SR 12 - 13
SR - KY 13 - 15
SR - KY 13 - 15
SR - KU 13 - 16
(RR)
(LL)
Channels
Lower frame: Micro Ampl Jy Top frame: Phas deg
Vector averaged cross-power spectrum Several baselines displayed
Timerange: 00/18:18:41 to 00/18:20:39

Plot file version 48 created 29-APR-2021 18:56:38
J1328+2752 EN008B.UVDATA.1
Freq = 22.1080 GHz, Bw = 32.000 MH No calibration applied and no bandpass applied

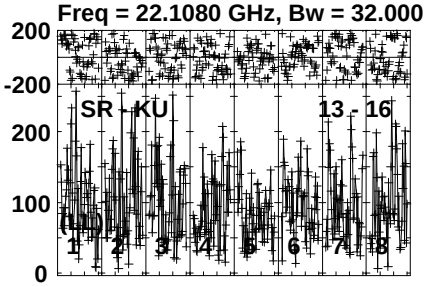

Lower frame: Micro Ampl Jy Top frame: Phas deg
Vector averaged cross-power spectrum Several baselines displayed
Timerange: 00/18:18:41 to 00/18:20:39

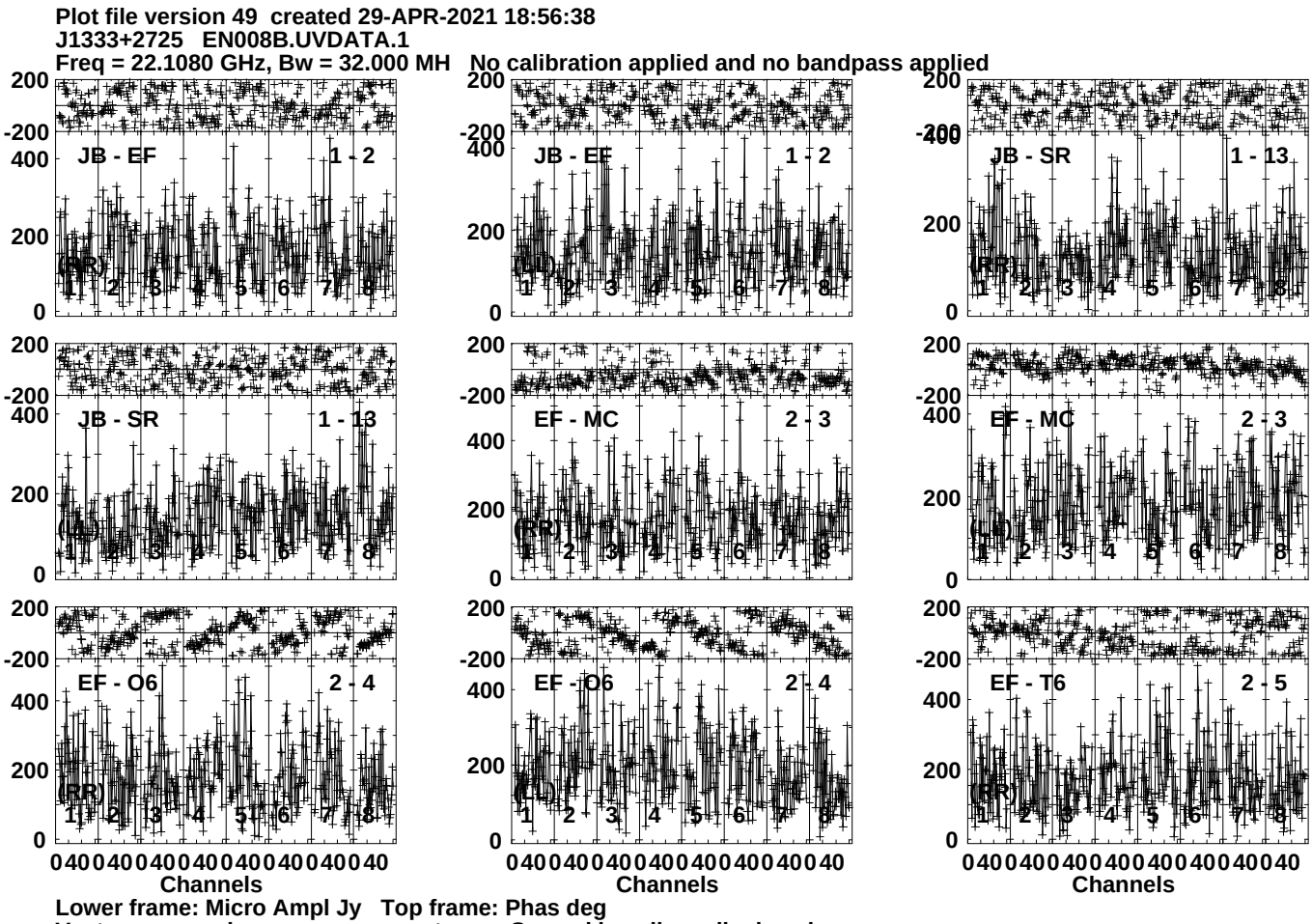
Plot file version 49 created 29-APR-2021 18:56:38
J1333+2725 EN008B.UVDATA.1
Freq = 22.1080 GHz, Bw = 32.000 MH No calibration applied and no bandpass applied
JB - EF 1 - 2
JB - EF 1 - 2
JB - SR 1 - 13
JB - SR 1 - 13
EF - MC 2 - 3
EF - MC 2 - 3
EF - O6 2 - 4
EF - O6 2 - 4
EF - T6 2 - 5
(RR)
(LL)
Channels
Lower frame: Micro Ampl Jy Top frame: Phas deg
Vector averaged cross-power spectrum Several baselines displayed
Timerange: 00/18:21:11 to 00/18:22:09

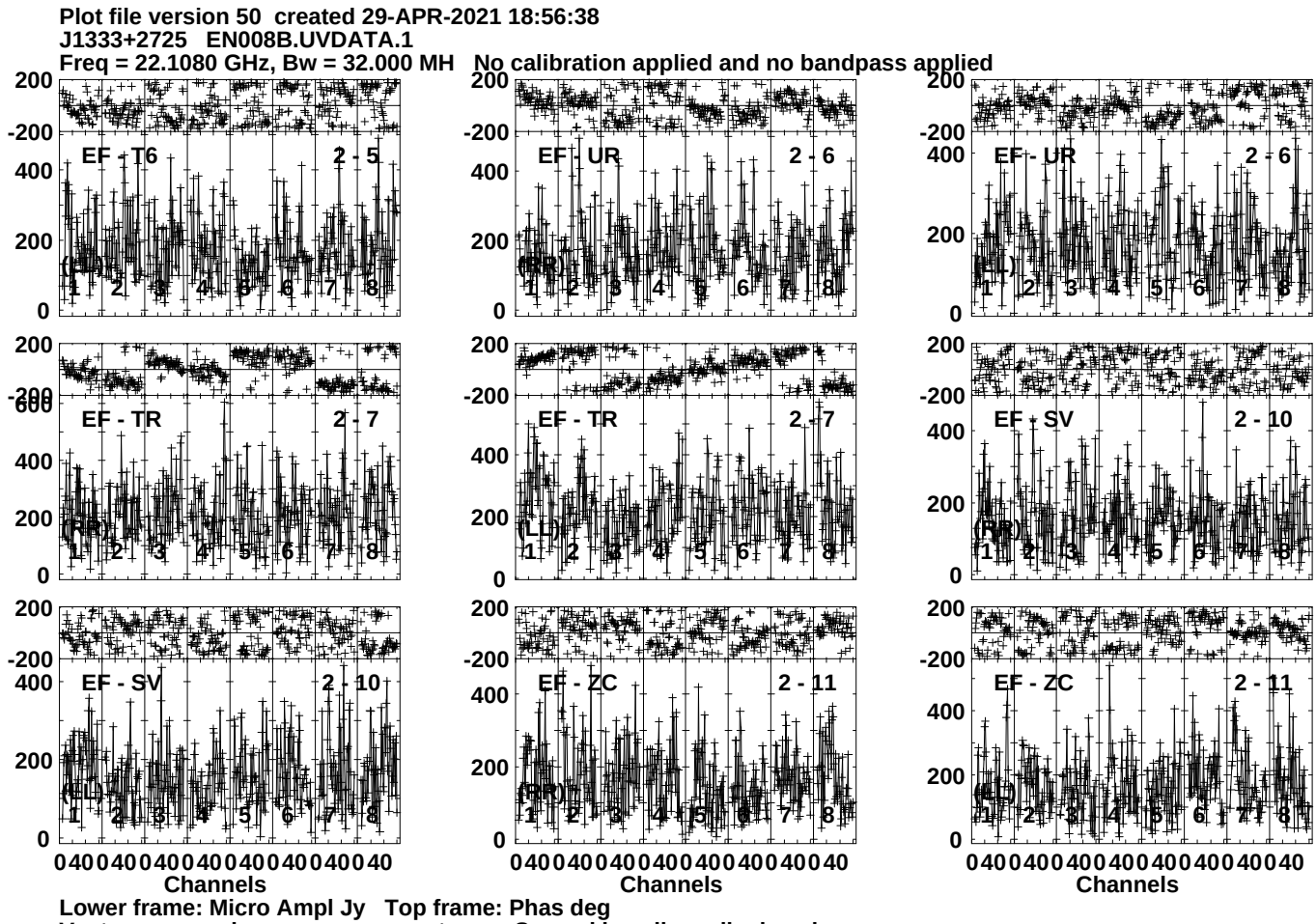
Plot file version 50 created 29-APR-2021 18:56:38
J1333+2725 EN008B.UVDATA.1
Freq = 22.1080 GHz, Bw = 32.000 MH No calibration applied and no bandpass applied
EF - T6 2 - 5
EF - UR 2 - 6
EF - UR 2 - 6
EF - TR 2 - 7
EF - TR 2 - 7
EF - SV 2 - 10
EF - SV 2 - 10
EF - ZC 2 - 11
EF - ZC 2 - 11
(RR)
(LL)
(RR)
(LL)
(RR)
(LL)
(RR)
(LL)
Channels
Channels
Channels
Lower frame: Micro Ampl Jy Top frame: Phas deg
Vector averaged cross-power spectrum Several baselines displayed
Timerange: 00/18:21:11 to 00/18:22:09

Plot file version 51 created 29-APR-2021 18:56:39
J1333+2725 EN008B.UVDATA.1
Freq = 22.1080 GHz, Bw = 32.000 MH No calibration applied and no bandpass applied

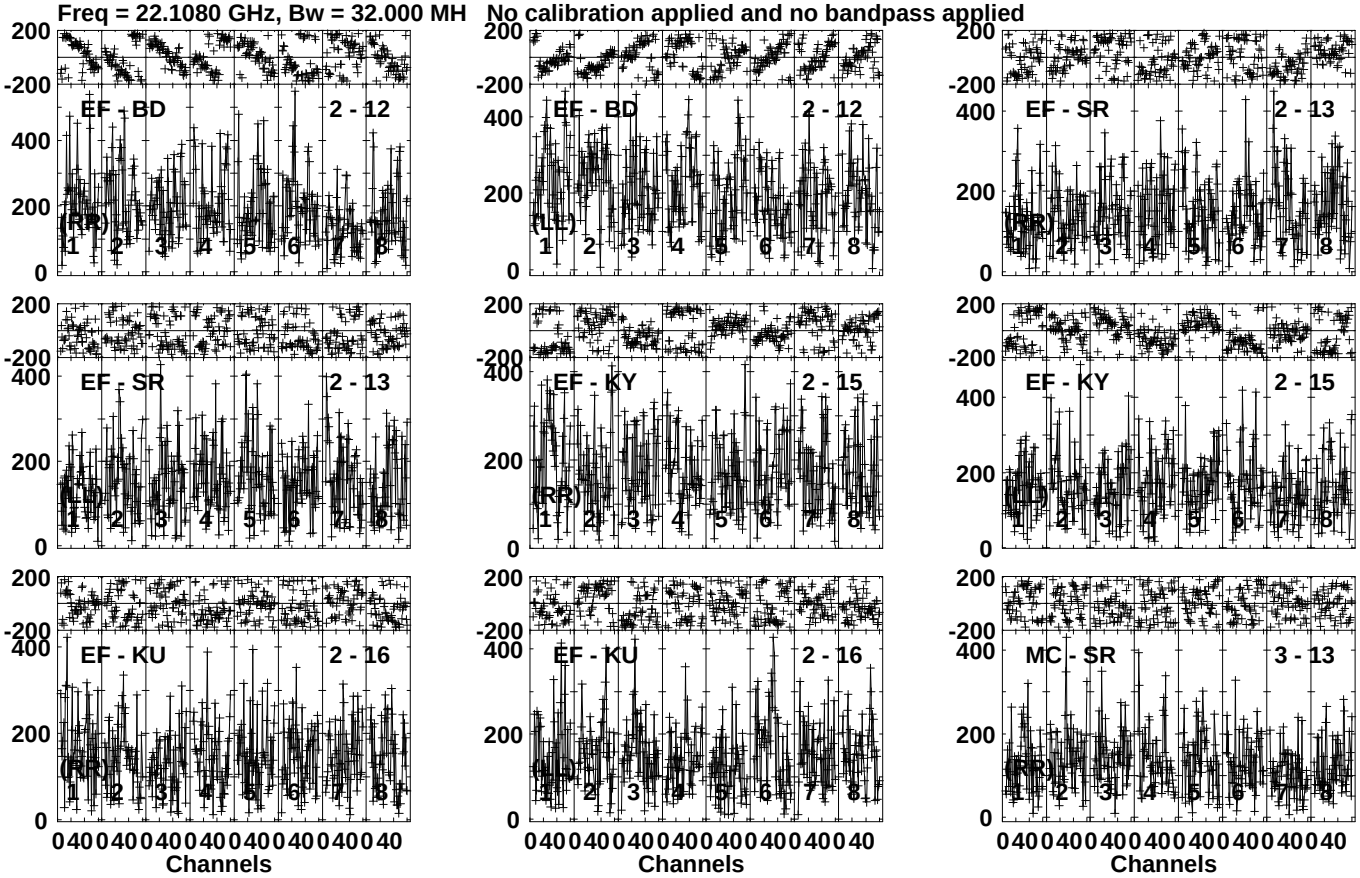

Lower frame: Micro Ampl Jy Top frame: Phas deg
Vector averaged cross-power spectrum Several baselines displayed
Timerange: 00/18:21:11 to 00/18:22:09

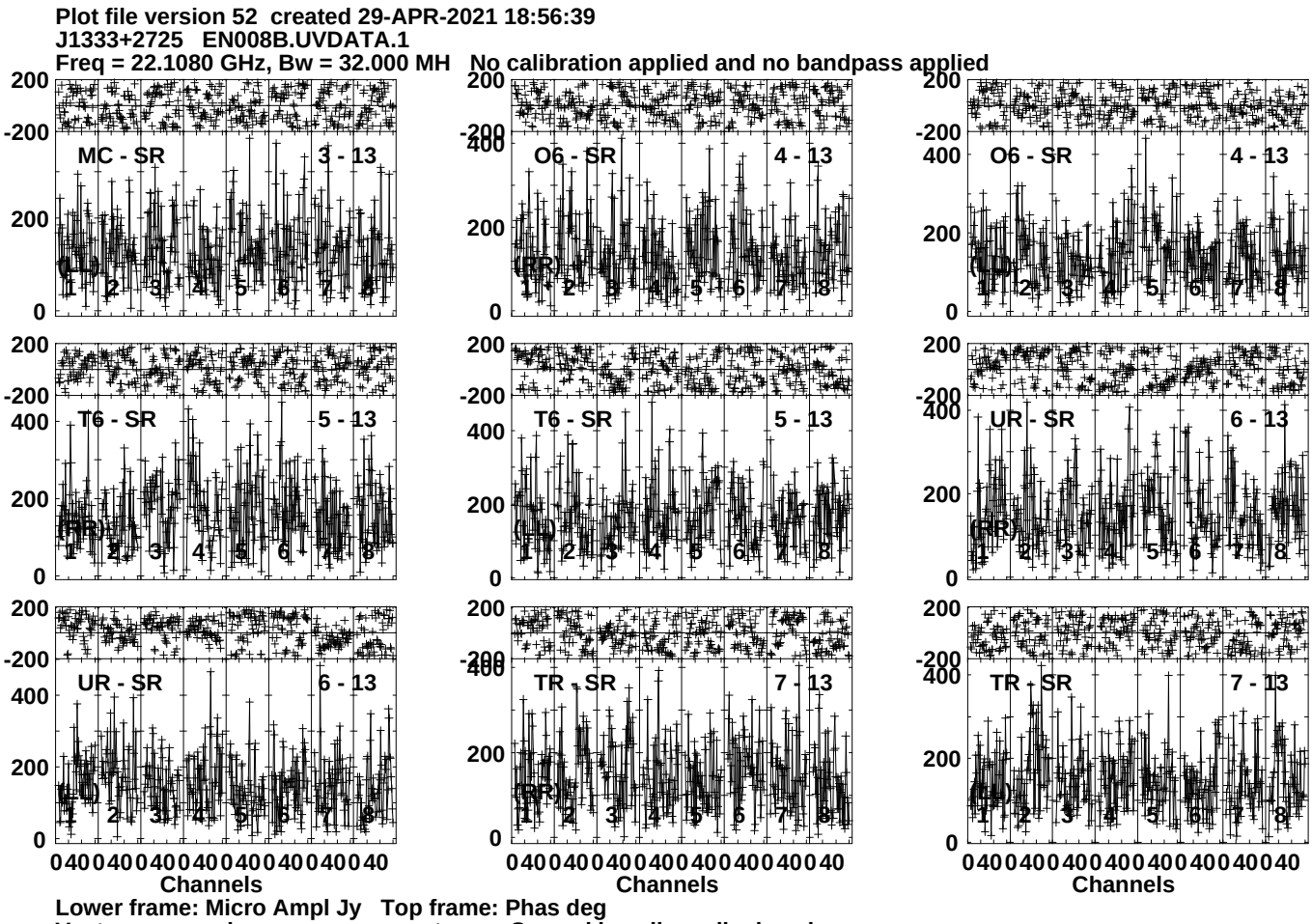
Plot file version 52 created 29-APR-2021 18:56:39
J1333+2725 EN008B.UVDATA.1
Freq = 22.1080 GHz, Bw = 32.000 MH No calibration applied and no bandpass applied
MC - SR 3 - 13
O6 - SR 4 - 13
O6 - SR 4 - 13
T6 - SR 5 - 13
T6 - SR 5 - 13
UR - SR 6 - 13
UR - SR 6 - 13
TR - SR 7 - 13
TR - SR 7 - 13
(RR)
200
-200
400
0
1 2 3 4 5 6 7 8
0 40 0 40 0 40 0 40 0 40 0 40 0 40 0 40
Channels
Lower frame: Micro Ampl Jy Top frame: Phas deg
Vector averaged cross-power spectrum Several baselines displayed
Timerange: 00/18:21:11 to 00/18:22:09

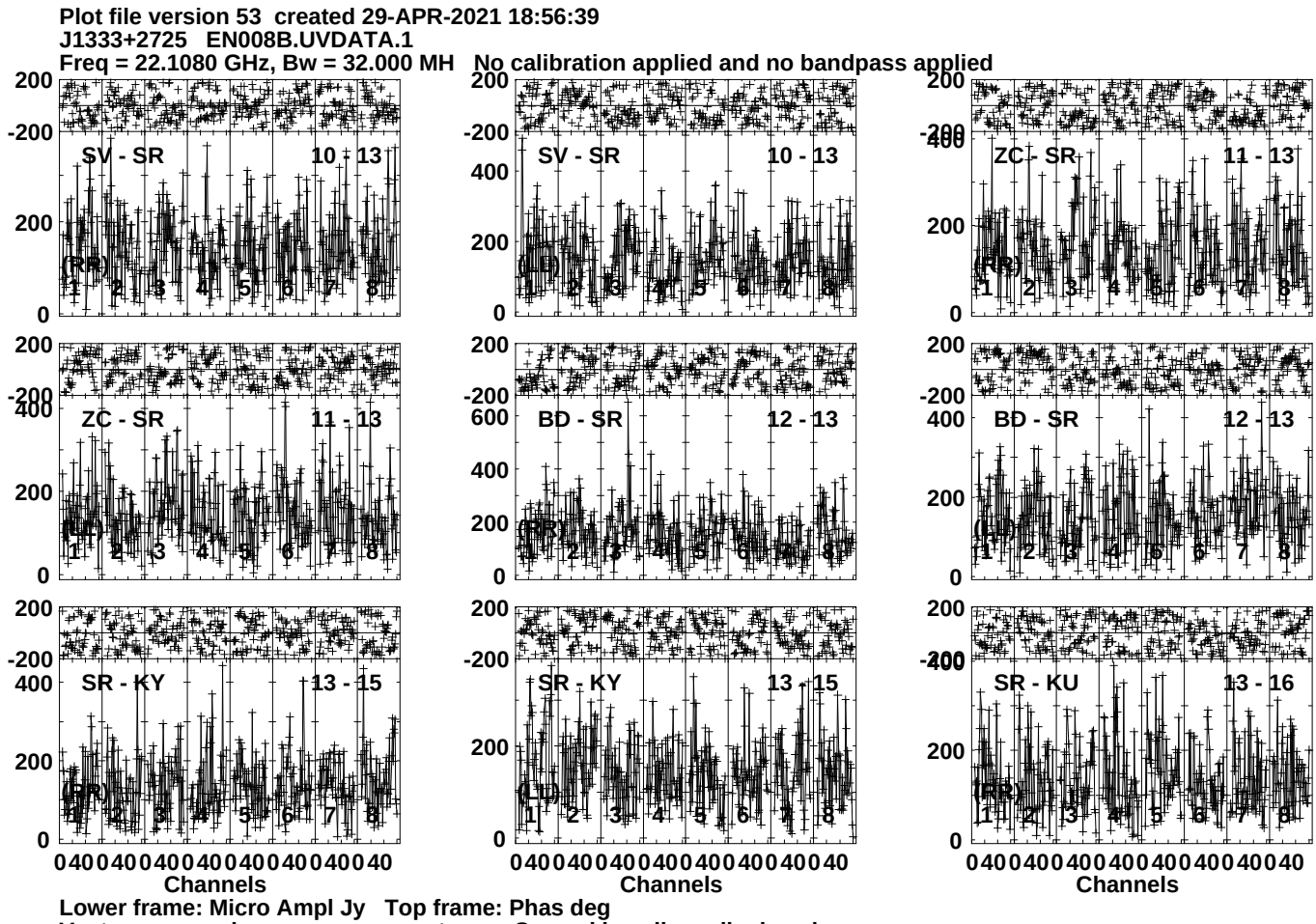
Plot file version 53 created 29-APR-2021 18:56:39
J1333+2725 EN008B.UVDATA.1
Freq = 22.1080 GHz, Bw = 32.000 MH No calibration applied and no bandpass applied
SV - SR 10 - 13
SV - SR 10 - 13
ZC - SR 11 - 13
ZC - SR 11 - 13
BD - SR 12 - 13
BD - SR 12 - 13
SR - KY 13 - 15
SR - KY 13 - 15
SR - KU 13 - 16
(RR)
(LL)
Channels
Lower frame: Micro Ampl Jy Top frame: Phas deg
Vector averaged cross-power spectrum Several baselines displayed
Timerange: 00/18:21:11 to 00/18:22:09

Plot file version 54 created 29-APR-2021 18:56:39
J1333+2725 EN008B.UVDATA.1
Freq = 22.1080 GHz, Bw = 32.000 MH No calibration applied and no bandpass applied

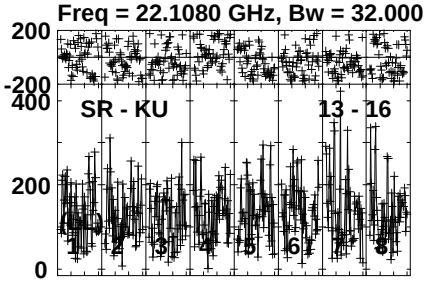

Lower frame: Micro Ampl Jy Top frame: Phas deg
Vector averaged cross-power spectrum Several baselines displayed
Timerange: 00/18:21:11 to 00/18:22:09

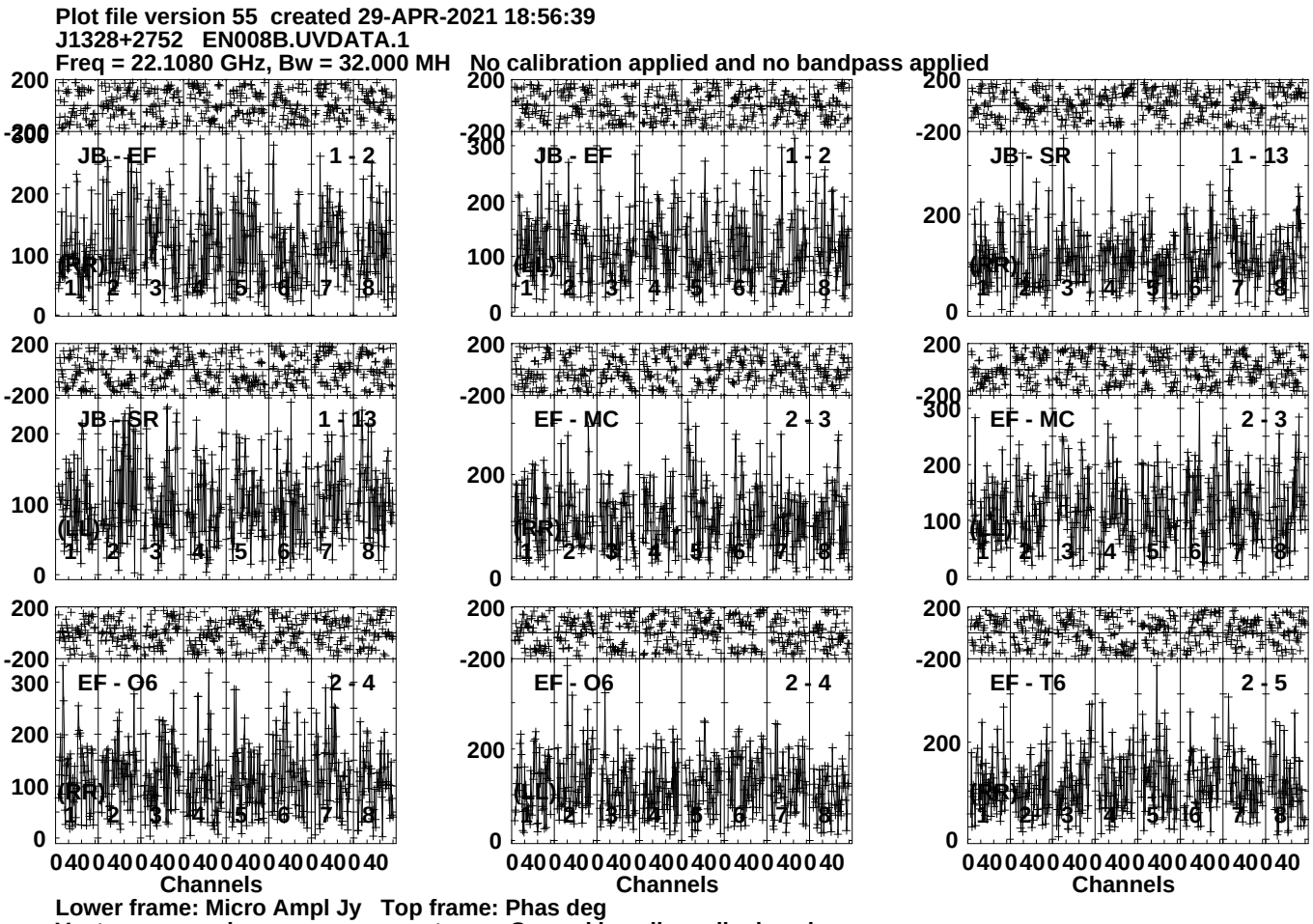
Plot file version 55 created 29-APR-2021 18:56:39
J1328+2752 EN008B.UVDATA.1
Freq = 22.1080 GHz, Bw = 32.000 MH No calibration applied and no bandpass applied
JB - EF 1 - 2
JB - EF 1 - 2
JB - SR 1 - 13
JB - SR 1 - 13
EF - MC 2 - 3
EF - MC 2 - 3
EF - O6 2 - 4
EF - O6 2 - 4
EF - T6 2 - 5
(RR)
(LL)
Channels
Lower frame: Micro Ampl Jy Top frame: Phas deg
Vector averaged cross-power spectrum Several baselines displayed
Timerange: 00/18:22:11 to 00/18:24:09

Plot file version 56 created 29-APR-2021 18:56:39
J1328+2752 EN008B.UVDATA.1
Freq = 22.1080 GHz, Bw = 32.000 MH No calibration applied and no bandpass applied

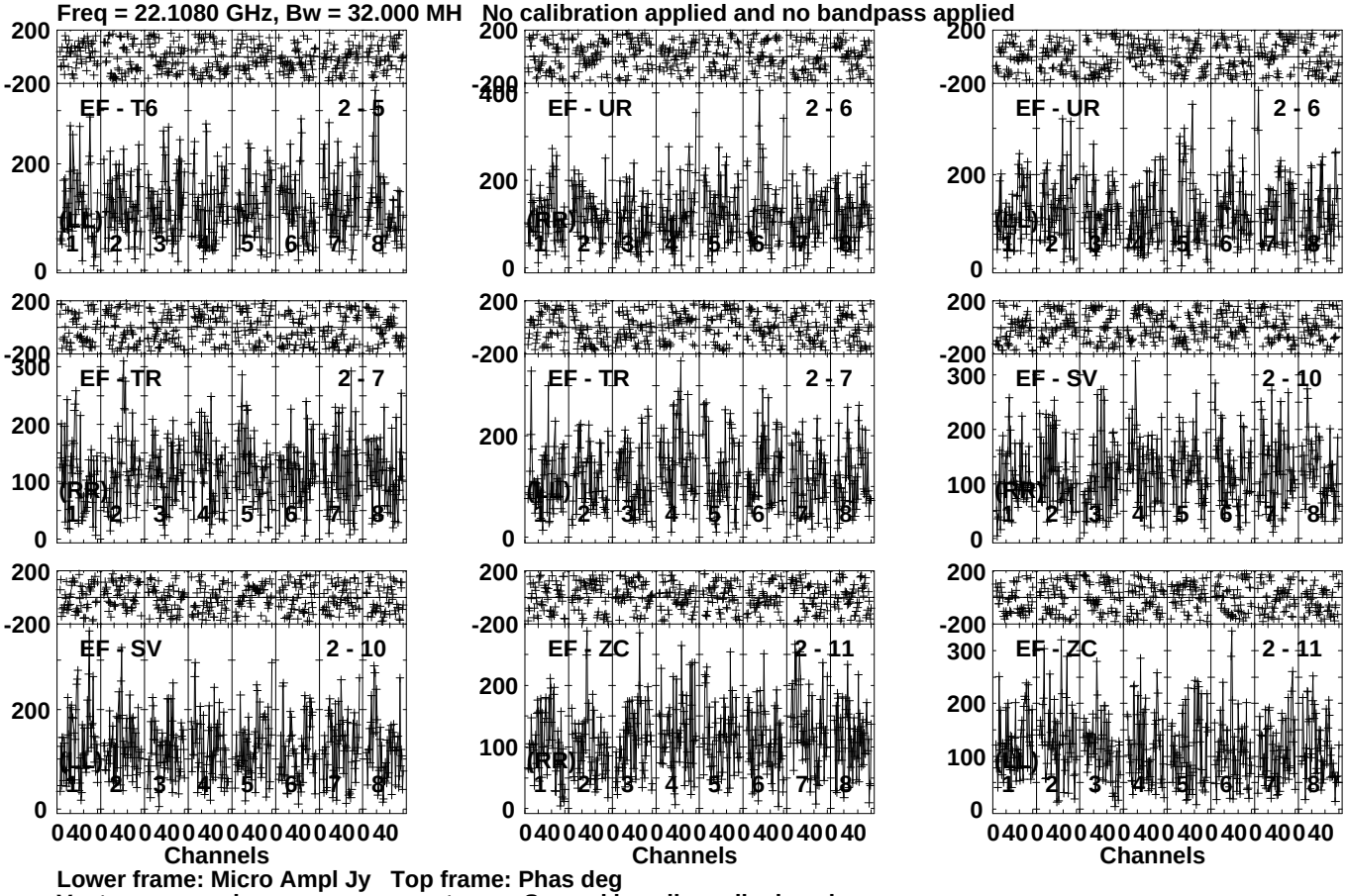

Lower frame: Micro Ampl Jy Top frame: Phas deg
Vector averaged cross-power spectrum Several baselines displayed
Timerange: 00/18:22:11 to 00/18:24:09

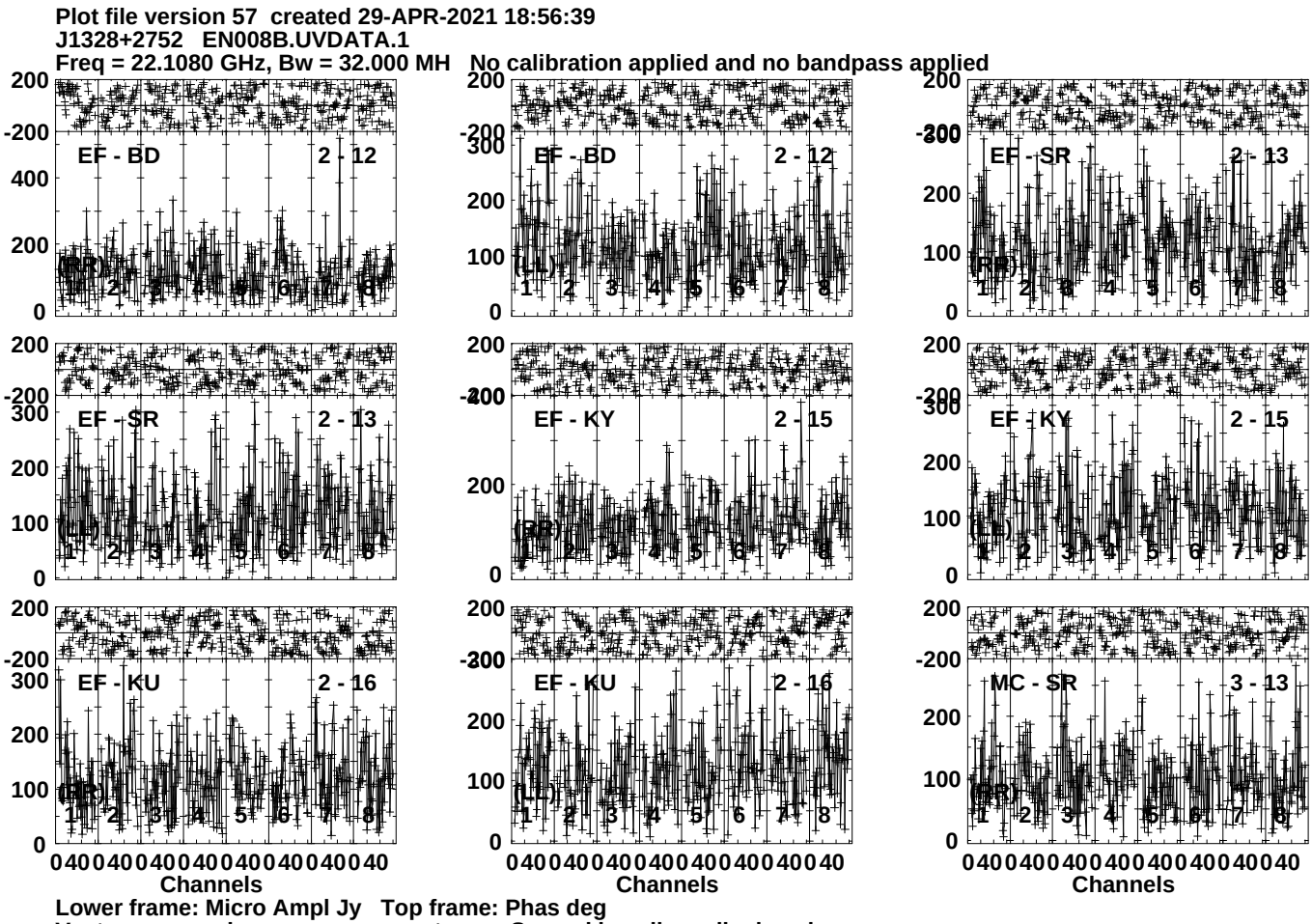
Plot file version 57 created 29-APR-2021 18:56:39
J1328+2752 EN008B.UVDATA.1
Freq = 22.1080 GHz, Bw = 32.000 MH No calibration applied and no bandpass applied
EF - BD 2 - 12
EF - BD 2 - 12
EF - SR 2 - 13
EF - SR 2 - 13
EF - KY 2 - 15
EF - KY 2 - 15
EF - KU 2 - 16
EF - KU 2 - 16
MC - SR 3 - 13
Channels
Channels
Channels
Lower frame: Micro Ampl Jy Top frame: Phas deg
Vector averaged cross-power spectrum Several baselines displayed
Timerange: 00/18:22:11 to 00/18:24:09

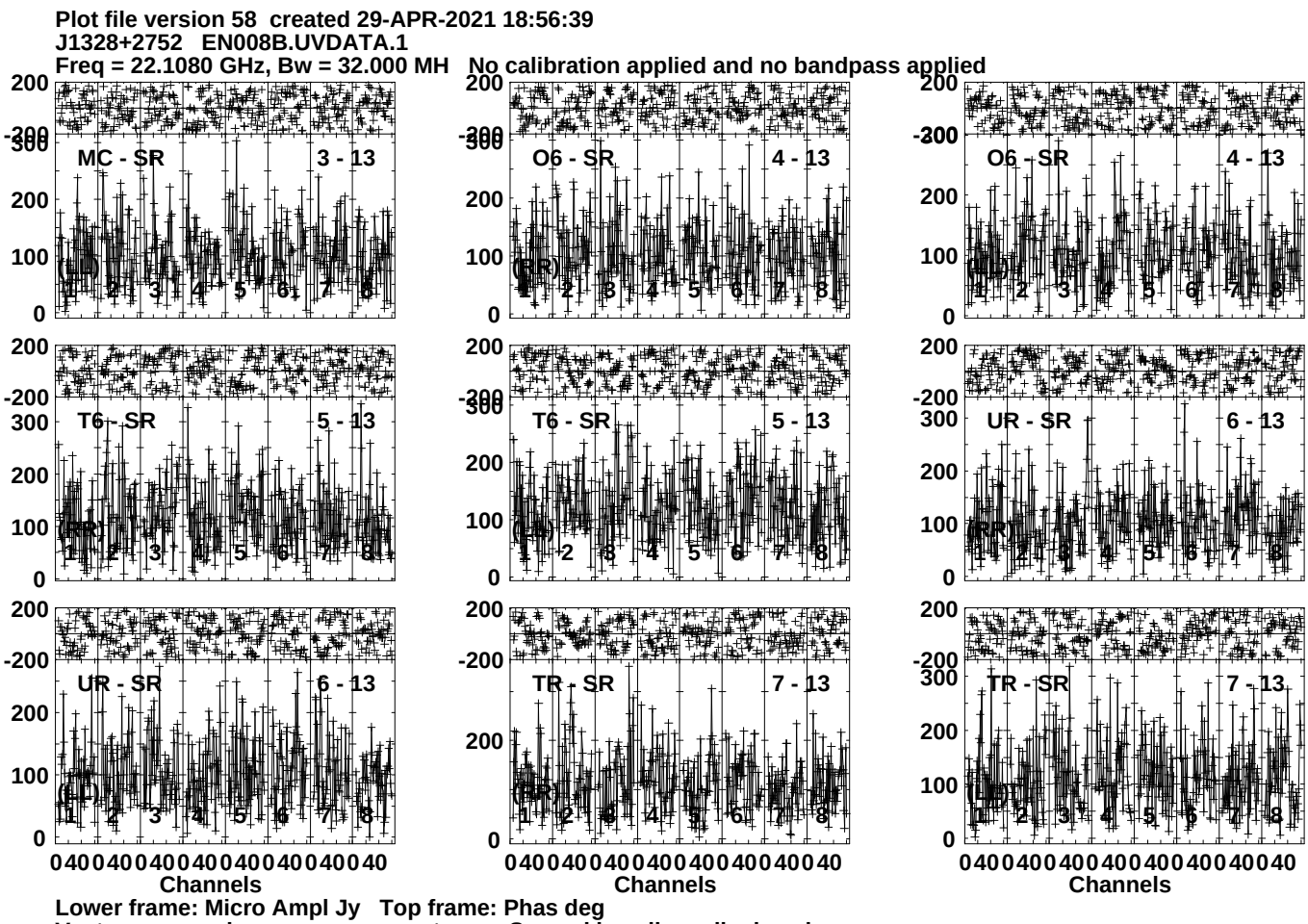
Plot file version 58 created 29-APR-2021 18:56:39
J1328+2752 EN008B.UVDATA.1
Freq = 22.1080 GHz, Bw = 32.000 MH No calibration applied and no bandpass applied
MC - SR 3 - 13
O6 - SR 4 - 13
O6 - SR 4 - 13
T6 - SR 5 - 13
T6 - SR 5 - 13
UR - SR 6 - 13
UR - SR 6 - 13
TR - SR 7 - 13
TR - SR 7 - 13
(LL)
(RR)
(LR)
(RL)
200
-200
300
100
0
1 2 3 4 5 6 7 8
0 40 0 40 0 40 0 40 0 40 0 40 0 40 0 40
Channels
Lower frame: Micro Ampl Jy Top frame: Phas deg
Vector averaged cross-power spectrum Several baselines displayed
Timerange: 00/18:22:11 to 00/18:24:09

Plot file version 59 created 29-APR-2021 18:56:40
J1328+2752 EN008B.UVDATA.1
Freq = 22.1080 GHz, Bw = 32.000 MH No calibration applied and no bandpass applied

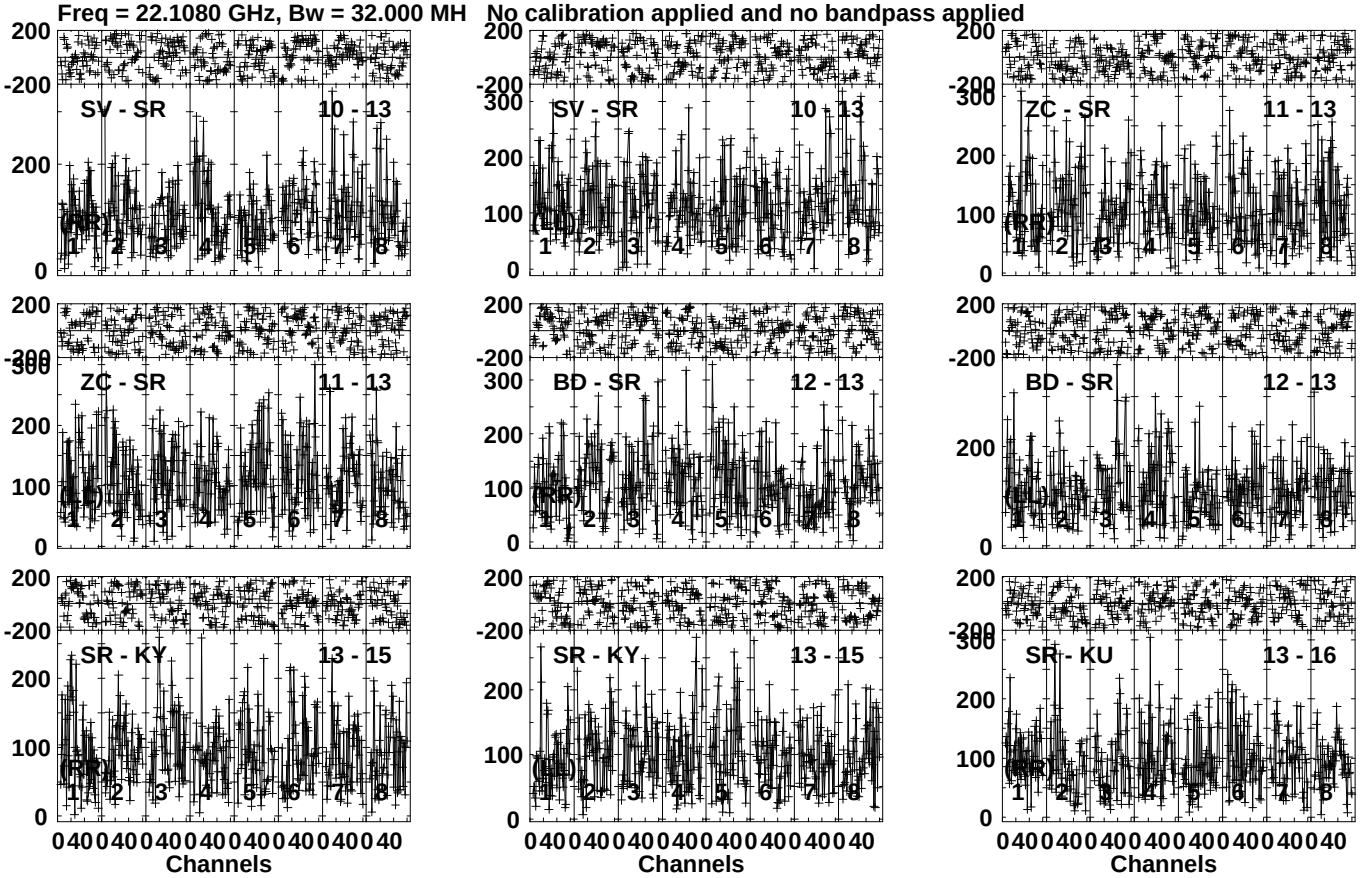

Lower frame: Micro Ampl Jy Top frame: Phas deg
Vector averaged cross-power spectrum Several baselines displayed
Timerange: 00/18:22:11 to 00/18:24:09

Plot file version 60 created 29-APR-2021 18:56:40
J1328+2752 EN008B.UVDATA.1
Freq = 22.1080 GHz, Bw = 32.000 MH No calibration applied and no bandpass applied

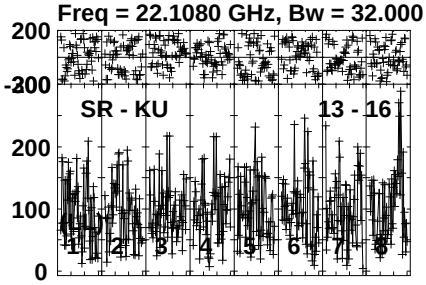

Lower frame: Micro Ampl Jy Top frame: Phas deg
Vector averaged cross-power spectrum Several baselines displayed
Timerange: 00/18:22:11 to 00/18:24:09

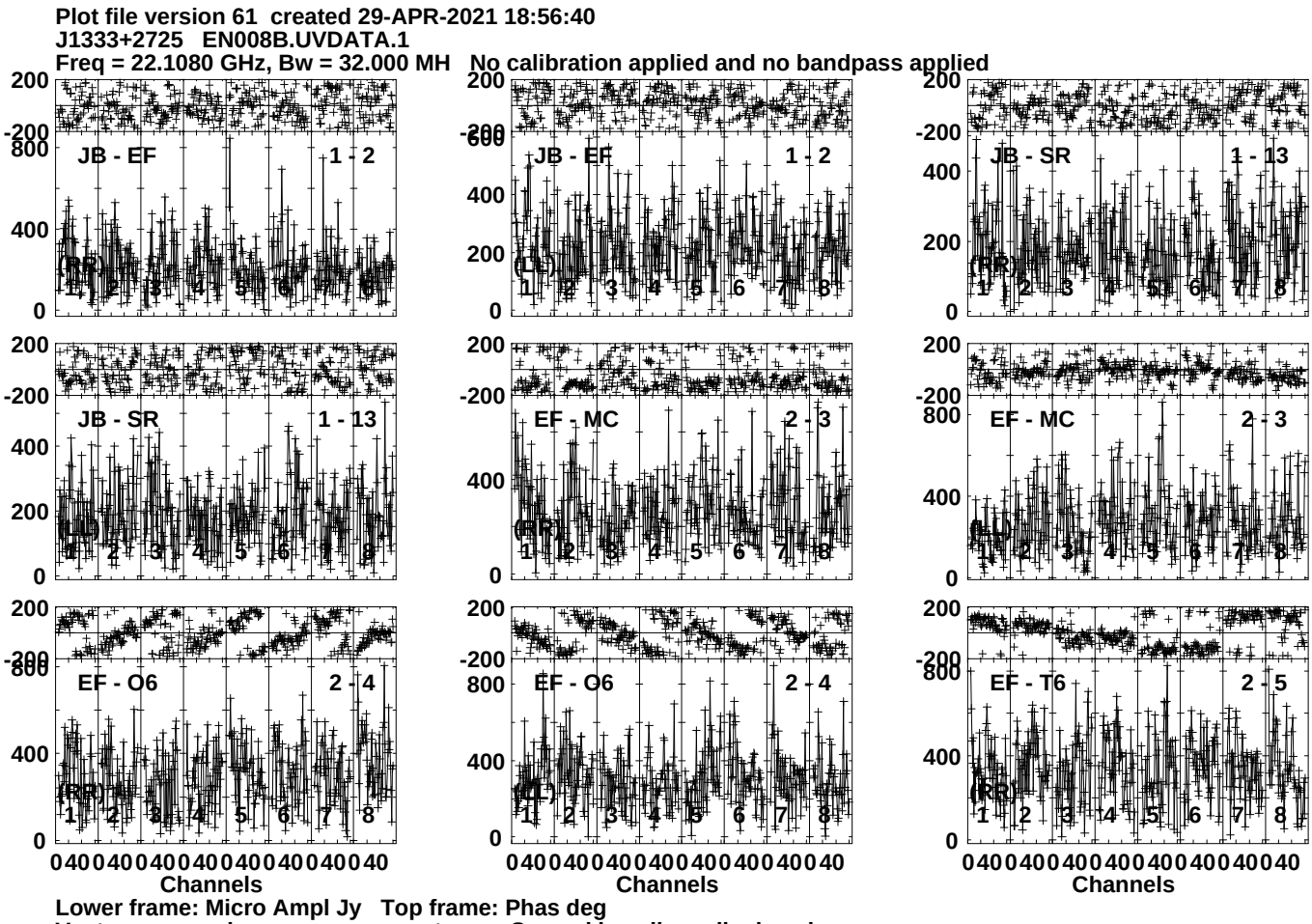
Plot file version 61 created 29-APR-2021 18:56:40
J1333+2725 EN008B.UVDATA.1
Freq = 22.1080 GHz, Bw = 32.000 MH No calibration applied and no bandpass applied
JB - EF 1 - 2
JB - EF 1 - 2
JB - SR 1 - 13
JB - SR 1 - 13
EF - MC 2 - 3
EF - MC 2 - 3
EF - O6 2 - 4
EF - O6 2 - 4
EF - T6 2 - 5
(RR)
(LL)
Channels
Lower frame: Micro Ampl Jy Top frame: Phas deg
Vector averaged cross-power spectrum Several baselines displayed
Timerange: 00/18:24:11 to 00/18:25:09

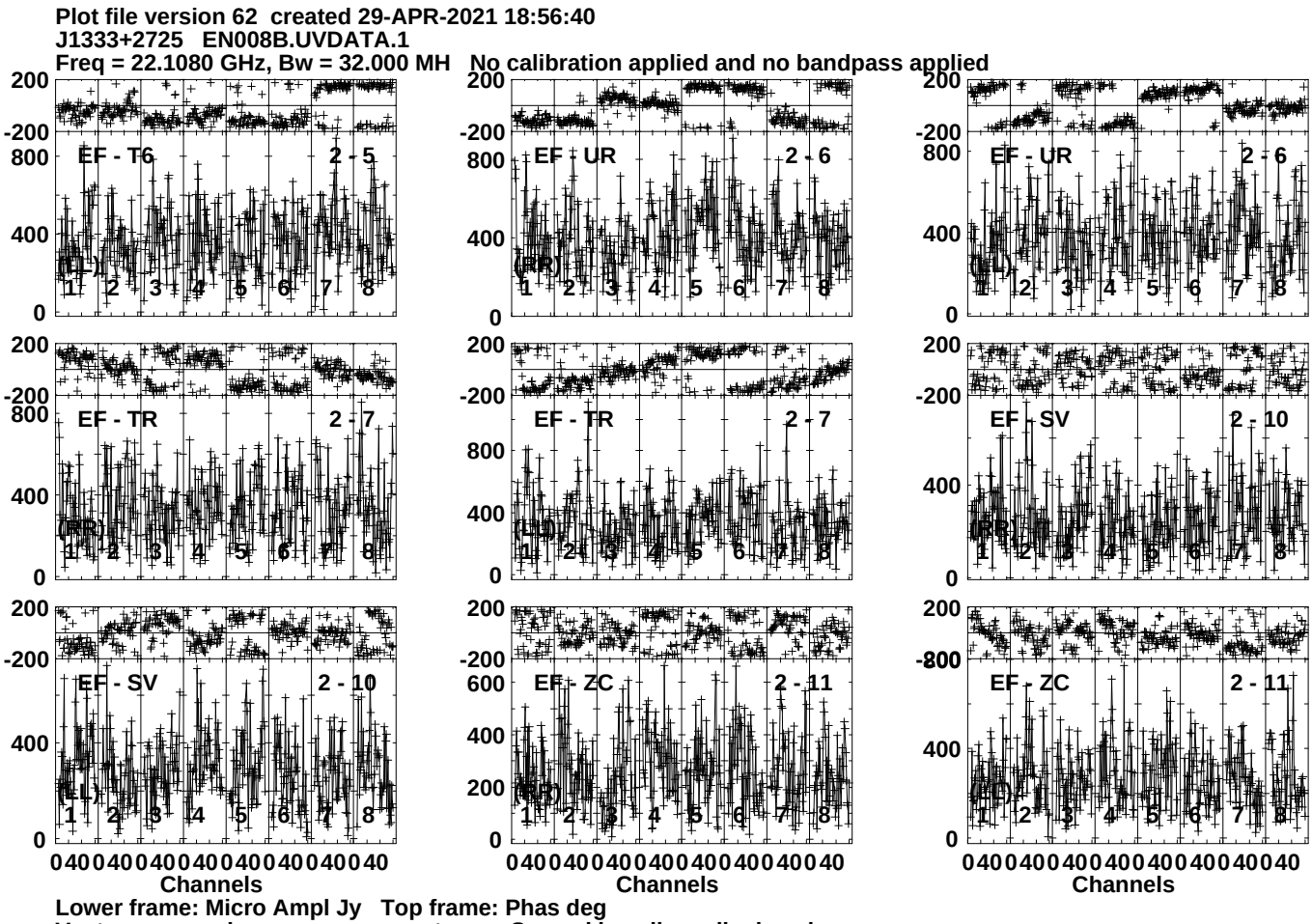
Plot file version 62 created 29-APR-2021 18:56:40
J1333+2725 EN008B.UVDATA.1
Freq = 22.1080 GHz, Bw = 32.000 MH No calibration applied and no bandpass applied
EF - T6 2 - 5
EF - UR 2 - 6
EF - UR 2 - 6
EF - TR 2 - 7
EF - TR 2 - 7
EF - SV 2 - 10
EF - SV 2 - 10
EF - ZC 2 - 11
EF - ZC 2 - 11
(LL)
(RR)
(LL)
(RR)
(LL)
(RR)
(LL)
(RR)
(LL)
(RR)
200
-200
800
400
0
600
1 2 3 4 5 6 7 8
0 40 0 40 0 40 0 40 0 40 0 40 0 40 0 40
Channels
Lower frame: Micro Ampl Jy Top frame: Phas deg
Vector averaged cross-power spectrum Several baselines displayed
Timerange: 00/18:24:11 to 00/18:25:09

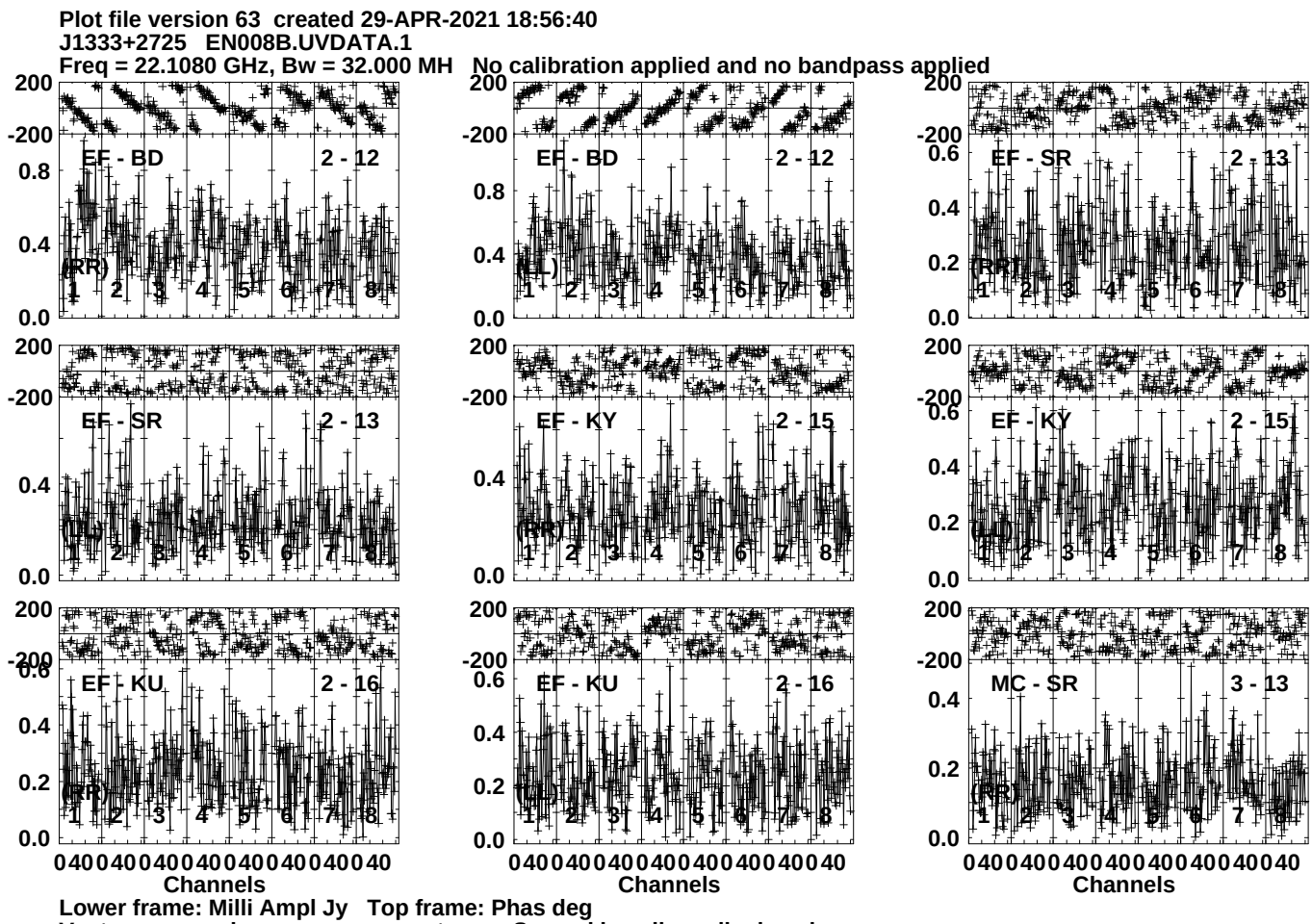
Plot file version 63 created 29-APR-2021 18:56:40
J1333+2725 EN008B.UVDATA.1
Freq = 22.1080 GHz, Bw = 32.000 MH No calibration applied and no bandpass applied
EF - BD 2 - 12 (RR)
EF - BD 2 - 12 (LL)
EF - SR 2 - 13 (RR)
EF - SR 2 - 13 (LL)
EF - KY 2 - 15 (RR)
EF - KY 2 - 15 (LL)
EF - KU 2 - 16 (RR)
EF - KU 2 - 16 (LL)
MC - SR 3 - 13 (RR)
Channels
Lower frame: Milli Ampl Jy Top frame: Phas deg
Vector averaged cross-power spectrum Several baselines displayed
Timerange: 00/18:24:11 to 00/18:25:09

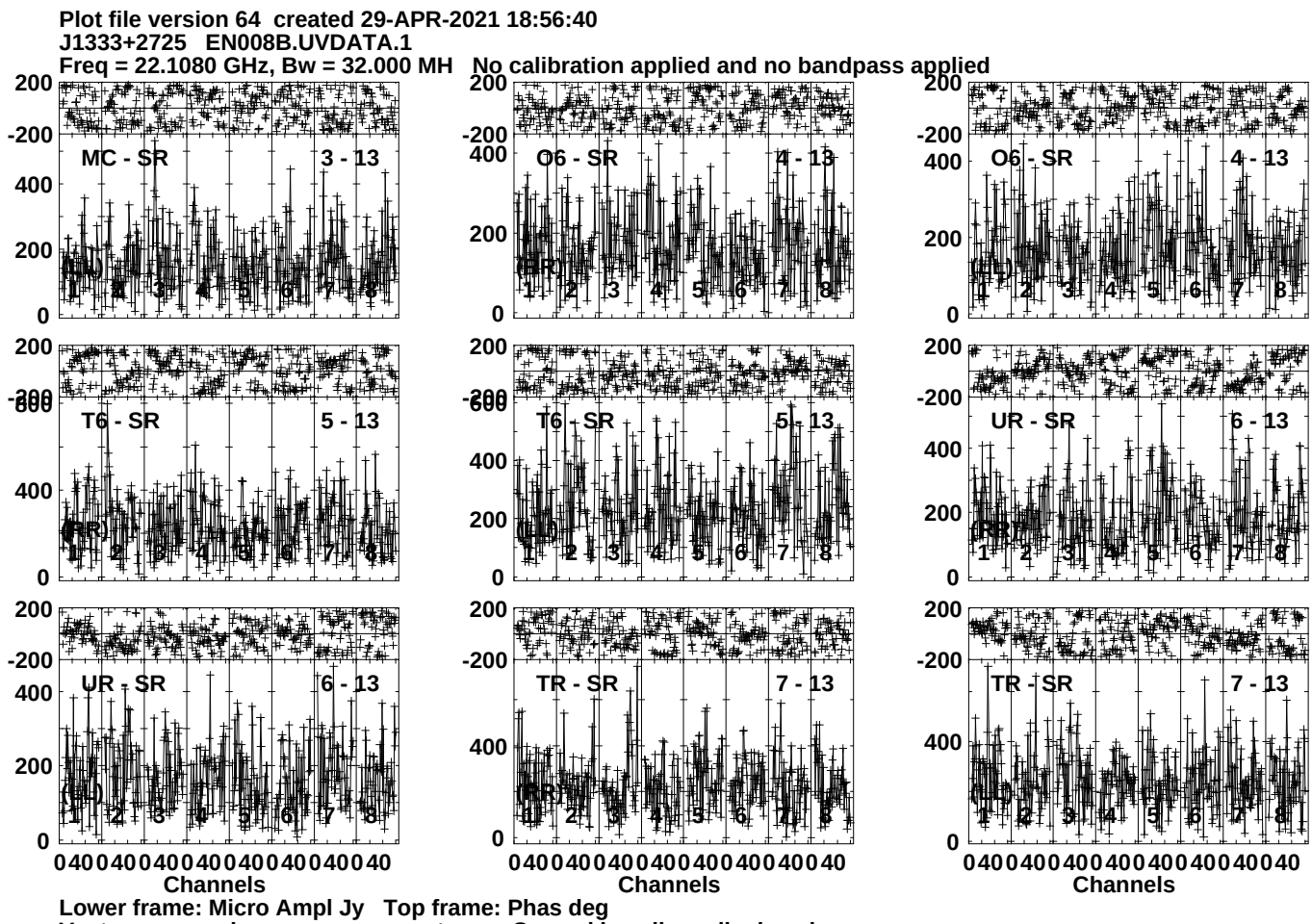
Plot file version 64 created 29-APR-2021 18:56:40
J1333+2725 EN008B.UVDATA.1
Freq = 22.1080 GHz, Bw = 32.000 MH No calibration applied and no bandpass applied
MC - SR 3 - 13
O6 - SR 4 - 13
O6 - SR 4 - 13
T6 - SR 5 - 13
T6 - SR 5 - 13
UR - SR 6 - 13
UR - SR 6 - 13
TR - SR 7 - 13
TR - SR 7 - 13
(LL)
(RR)
Channels
Lower frame: Micro Ampl Jy Top frame: Phas deg
Vector averaged cross-power spectrum Several baselines displayed
Timerange: 00/18:24:11 to 00/18:25:09

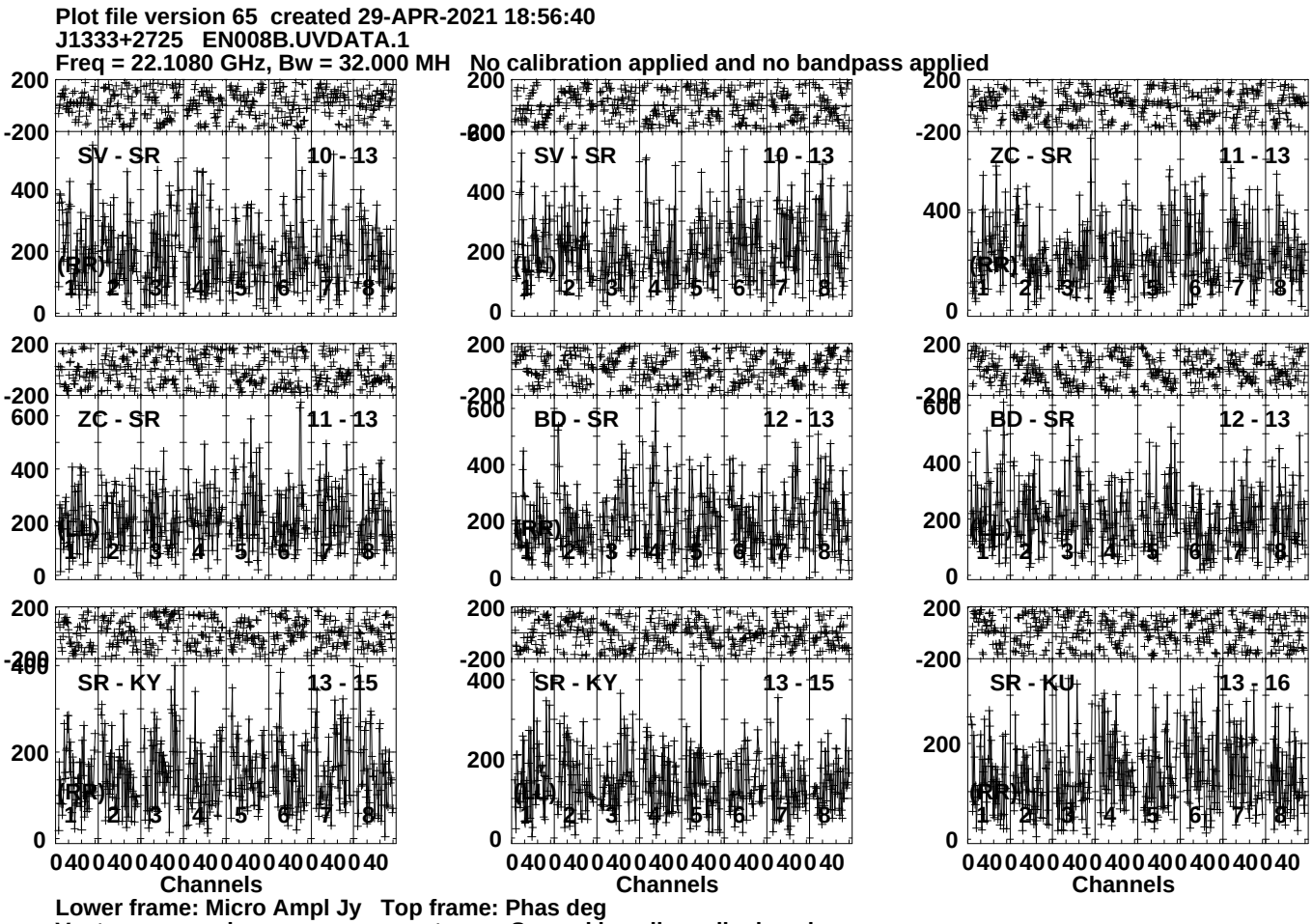
Plot file version 65 created 29-APR-2021 18:56:40
J1333+2725 EN008B.UVDATA.1
Freq = 22.1080 GHz, Bw = 32.000 MH No calibration applied and no bandpass applied
SV - SR 10 - 13
(RR)
SV - SR 10 - 13
(LL)
ZC - SR 11 - 13
(RR)
ZC - SR 11 - 13
(LL)
BD - SR 12 - 13
(RR)
BD - SR 12 - 13
(LL)
SR - KY 13 - 15
(RR)
SR - KY 13 - 15
(LL)
SR - KU 13 - 16
(RR)
Channels
Channels
Channels
Lower frame: Micro Ampl Jy Top frame: Phas deg
Vector averaged cross-power spectrum Several baselines displayed
Timerange: 00/18:24:11 to 00/18:25:09

Plot file version 66 created 29-APR-2021 18:56:40
J1333+2725 EN008B.UVDATA.1
Freq = 22.1080 GHz, Bw = 32.000 MH No calibration applied and no bandpass applied

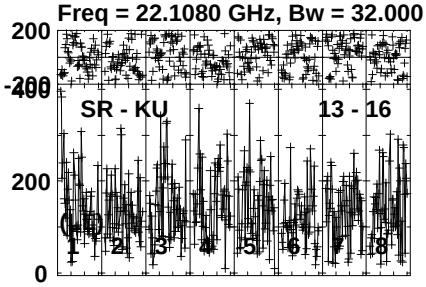

Lower frame: Micro Ampl Jy Top frame: Phas deg
Vector averaged cross-power spectrum Several baselines displayed
Timerange: 00/18:24:11 to 00/18:25:09

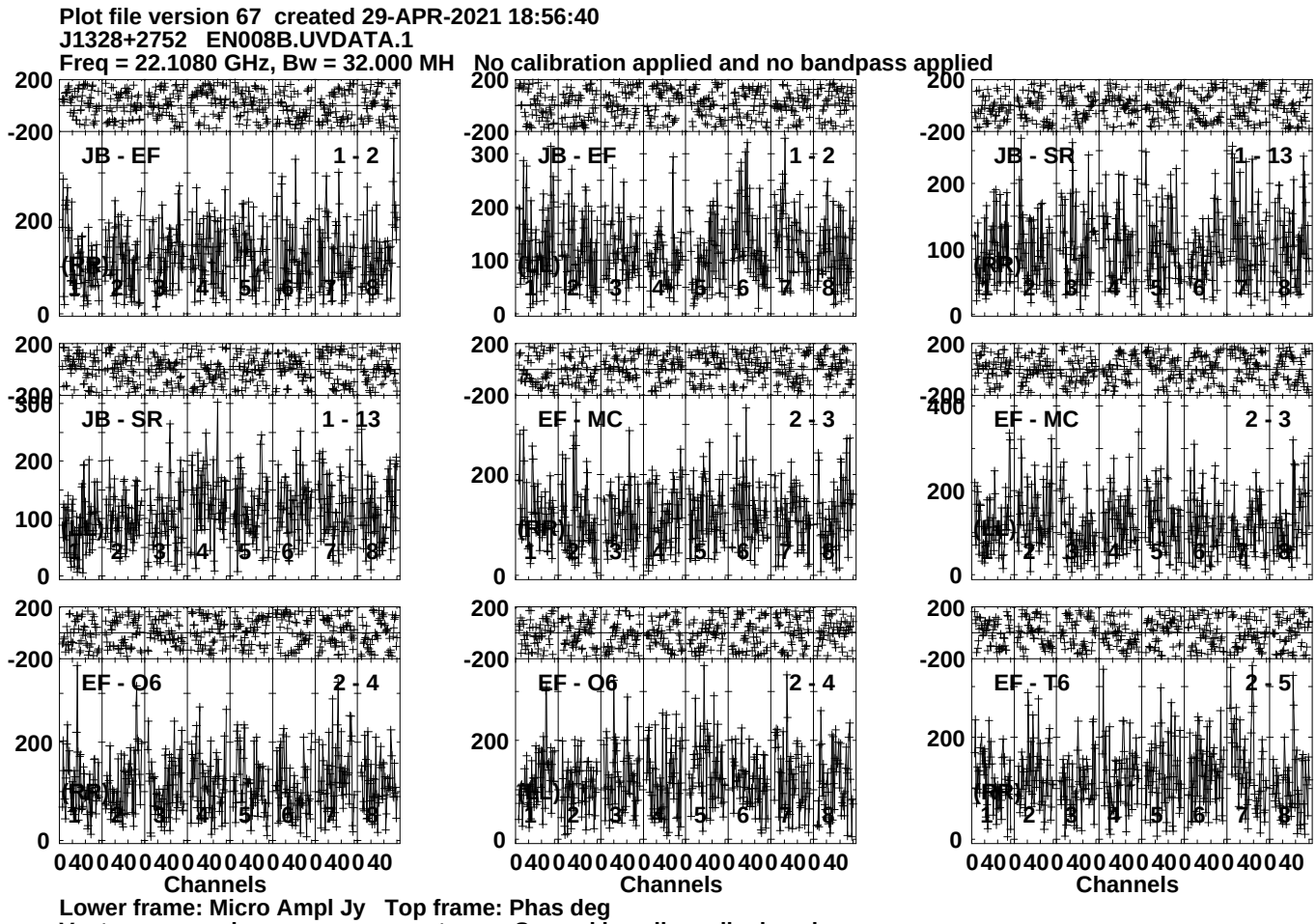
Plot file version 67 created 29-APR-2021 18:56:40
J1328+2752 EN008B.UVDATA.1
Freq = 22.1080 GHz, Bw = 32.000 MH No calibration applied and no bandpass applied
JB - EF 1 - 2
JB - EF 1 - 2
JB - SR 1 - 13
JB - SR 1 - 13
EF - MC 2 - 3
EF - MC 2 - 3
EF - O6 2 - 4
EF - O6 2 - 4
EF - T6 2 - 5
(Jy)
(DR)
Channels
Lower frame: Micro Ampl Jy Top frame: Phas deg
Vector averaged cross-power spectrum Several baselines displayed
Timerange: 00/18:25:11 to 00/18:27:09

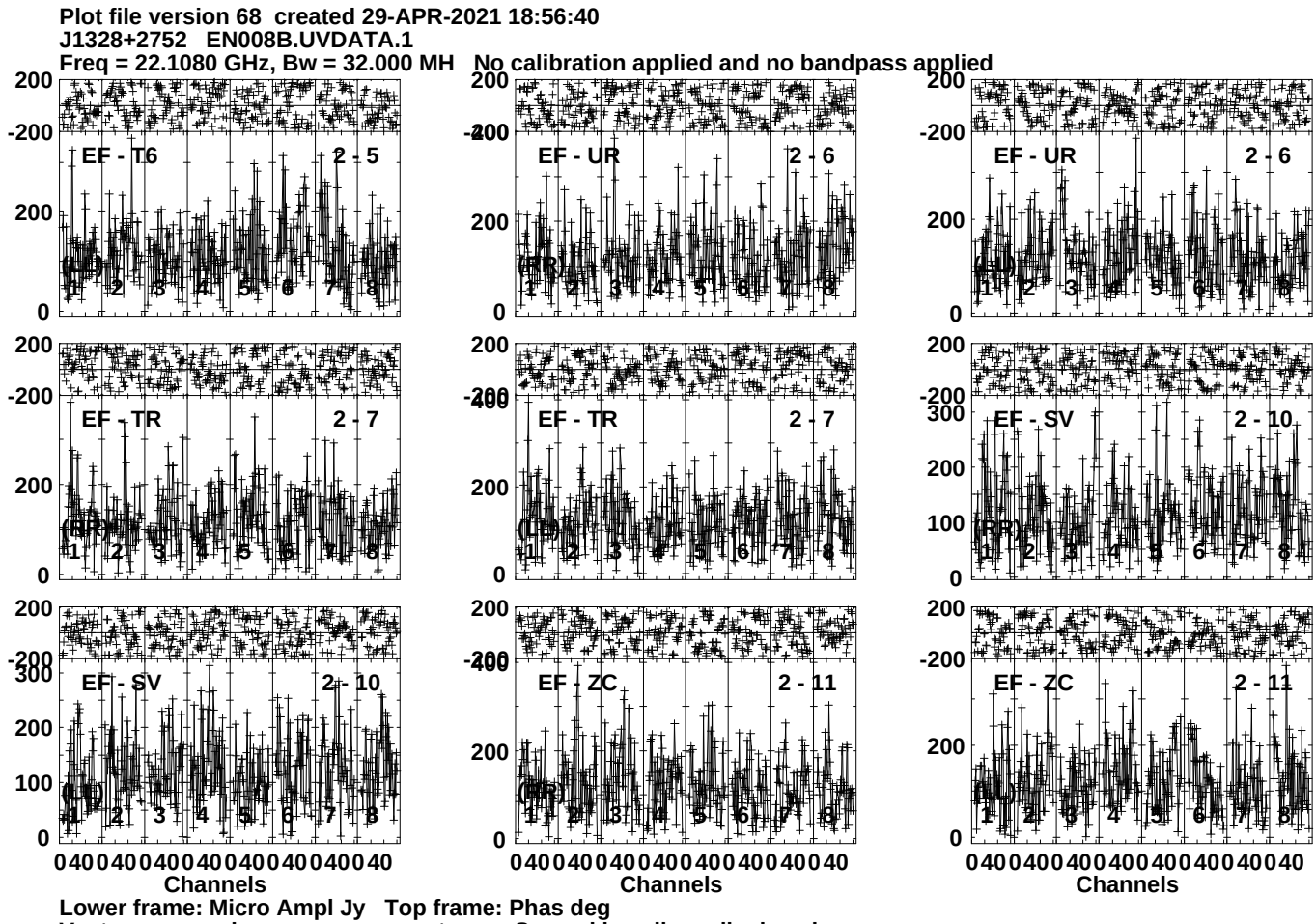
Plot file version 68 created 29-APR-2021 18:56:40
J1328+2752 EN008B.UVDATA.1
Freq = 22.1080 GHz, Bw = 32.000 MH No calibration applied and no bandpass applied
EF - T6 2 - 5
EF - UR 2 - 6
EF - UR 2 - 6
EF - TR 2 - 7
EF - TR 2 - 7
EF - SV 2 - 10
EF - SV 2 - 10
EF - ZC 2 - 11
EF - ZC 2 - 11
(LL)
(RR)
(LR)
(RL)
Channels
Lower frame: Micro Ampl Jy Top frame: Phas deg
Vector averaged cross-power spectrum Several baselines displayed
Timerange: 00/18:25:11 to 00/18:27:09

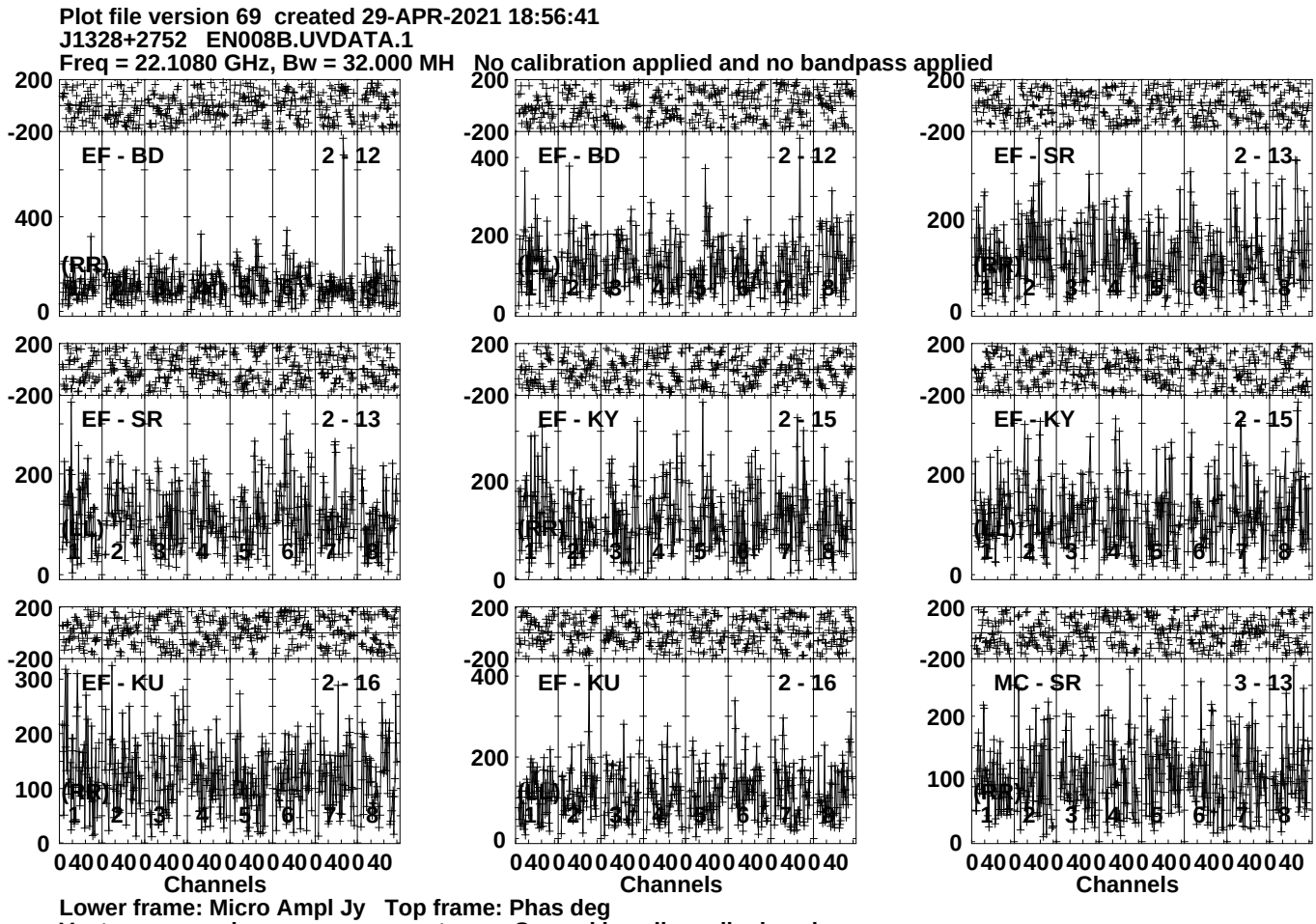
Plot file version 69 created 29-APR-2021 18:56:41
J1328+2752 EN008B.UVDATA.1
Freq = 22.1080 GHz, Bw = 32.000 MH No calibration applied and no bandpass applied
EF - BD 2 - 12 (RR)
EF - BD 2 - 12 (LL)
EF - SR 2 - 13 (RR)
EF - SR 2 - 13 (LL)
EF - KY 2 - 15 (RR)
EF - KY 2 - 15 (LL)
EF - KU 2 - 16 (RR)
EF - KU 2 - 16 (LL)
MC - SR 3 - 13 (RR)
Channels
Lower frame: Micro Ampl Jy Top frame: Phas deg
Vector averaged cross-power spectrum Several baselines displayed
Timerange: 00/18:25:11 to 00/18:27:09

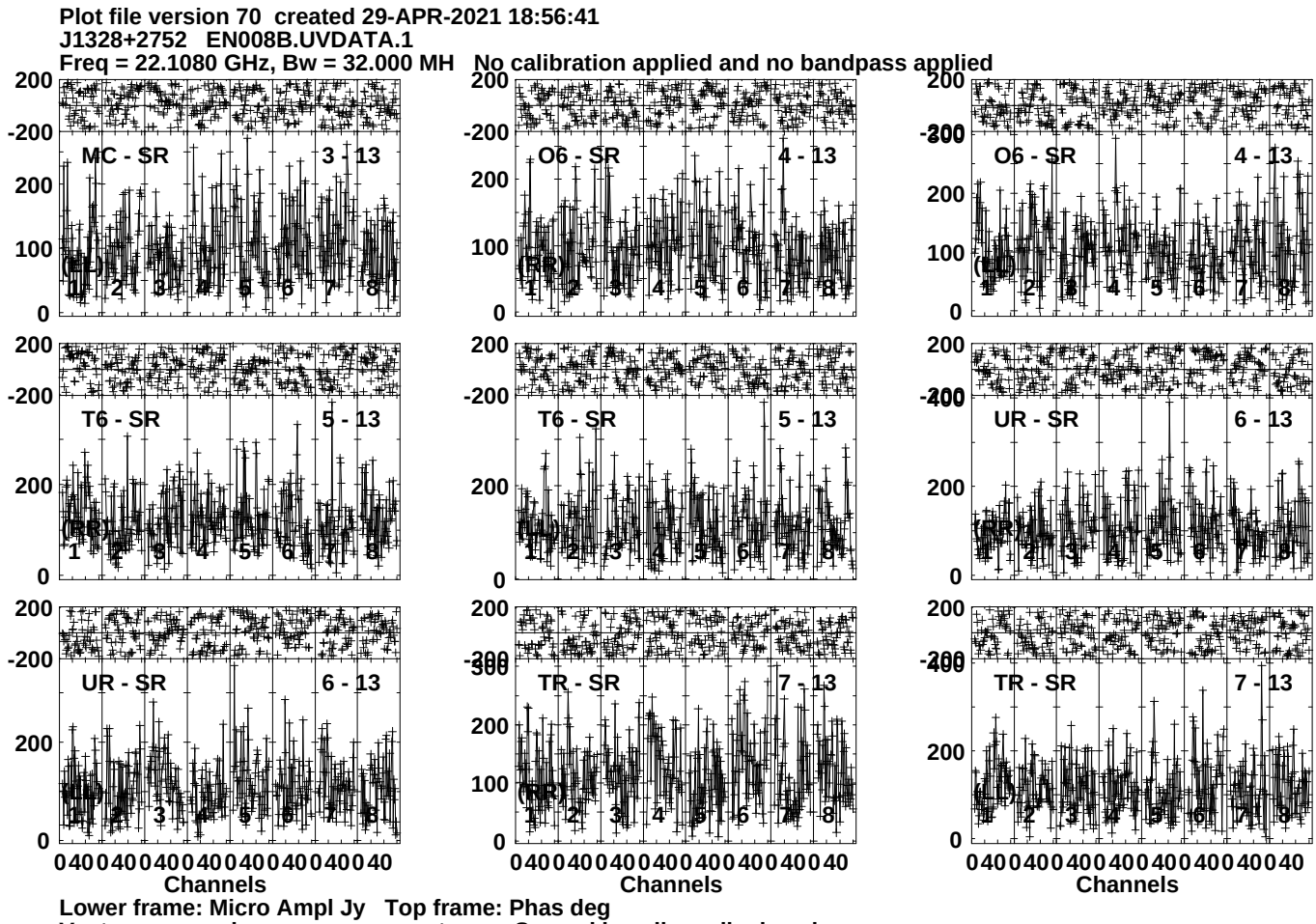
Plot file version 70 created 29-APR-2021 18:56:41
J1328+2752 EN008B.UVDATA.1
Freq = 22.1080 GHz, Bw = 32.000 MH No calibration applied and no bandpass applied
MC - SR 3 - 13
O6 - SR 4 - 13
O6 - SR 4 - 13
T6 - SR 5 - 13
T6 - SR 5 - 13
UR - SR 6 - 13
UR - SR 6 - 13
TR - SR 7 - 13
TR - SR 7 - 13
(RR)
(LL)
(RL)
(LR)
200
-200
100
0
1 2 3 4 5 6 7 8
0 40 0 40 0 40 0 40 0 40 0 40 0 40 0 40
Channels
Lower frame: Micro Ampl Jy Top frame: Phas deg
Vector averaged cross-power spectrum Several baselines displayed
Timerange: 00/18:25:11 to 00/18:27:09

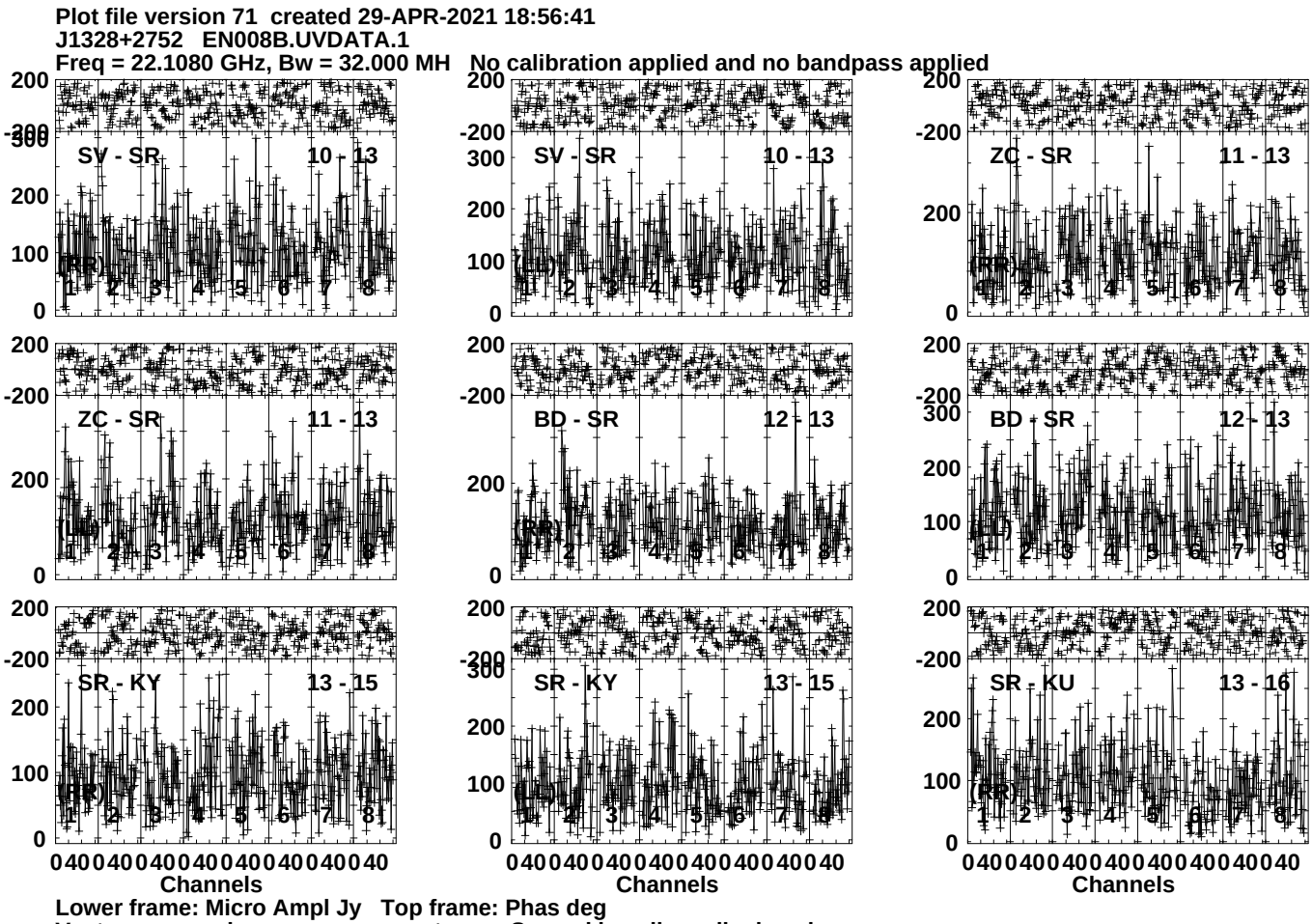
Plot file version 71 created 29-APR-2021 18:56:41
J1328+2752 EN008B.UVDATA.1
Freq = 22.1080 GHz, Bw = 32.000 MH No calibration applied and no bandpass applied
SV - SR 10 - 13
SV - SR 10 - 13
ZC - SR 11 - 13
ZC - SR 11 - 13
BD - SR 12 - 13
BD - SR 12 - 13
SR - KY 13 - 15
SR - KY 13 - 15
SR - KU 13 - 16
(RR)
(LL)
Channels
Lower frame: Micro Ampl Jy Top frame: Phas deg
Vector averaged cross-power spectrum Several baselines displayed
Timerange: 00/18:25:11 to 00/18:27:09

Plot file version 72 created 29-APR-2021 18:56:41
J1328+2752 EN008B.UVDATA.1
Freq = 22.1080 GHz, Bw = 32.000 MH No calibration applied and no bandpass applied

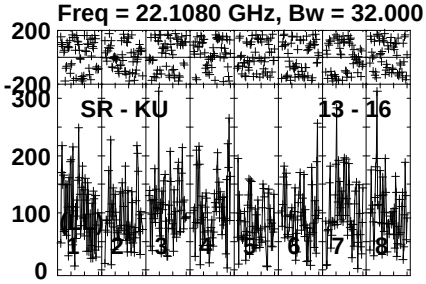

Lower frame: Micro Ampl Jy Top frame: Phas deg
Vector averaged cross-power spectrum Several baselines displayed
Timerange: 00/18:25:11 to 00/18:27:09

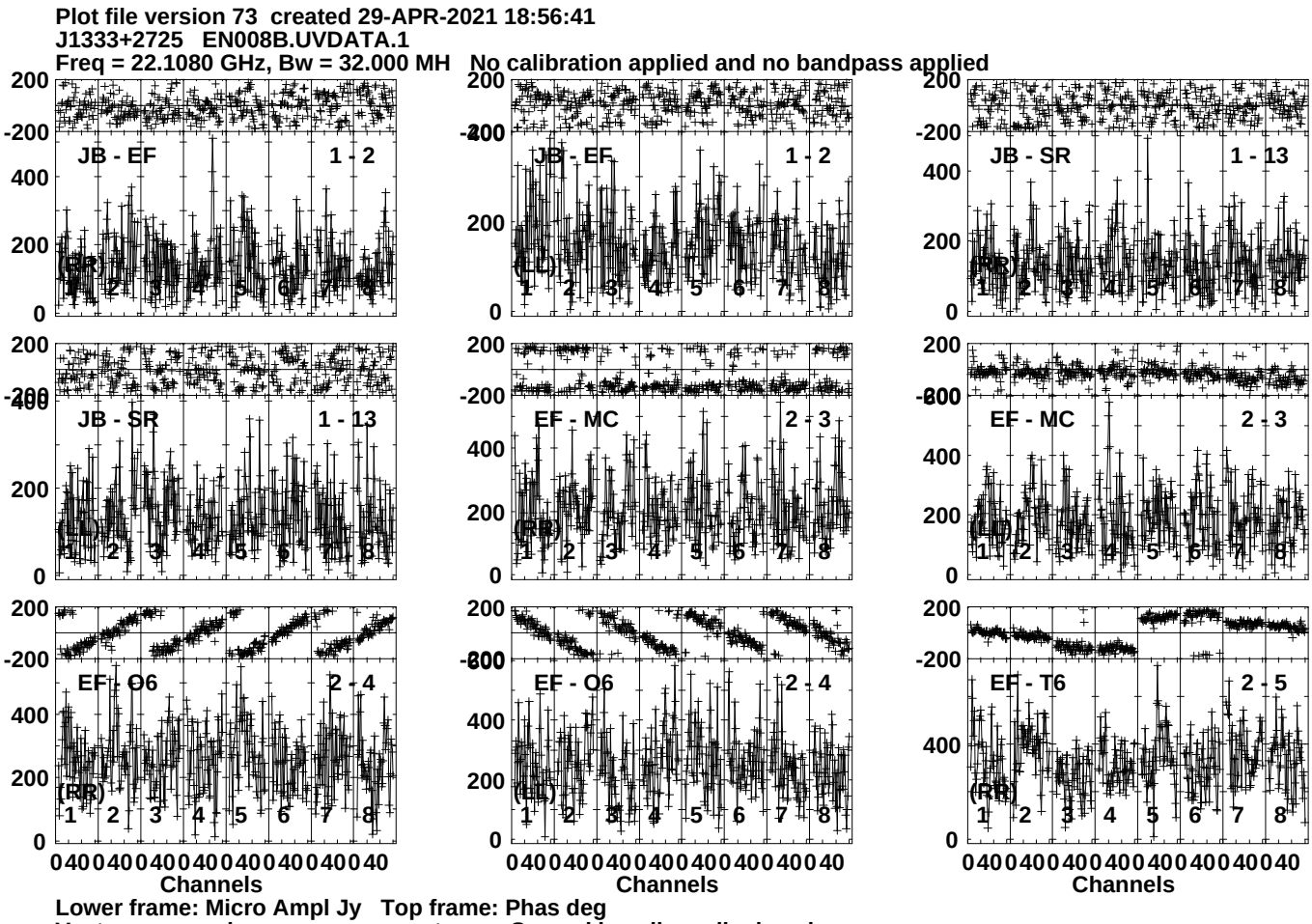
Plot file version 73 created 29-APR-2021 18:56:41
J1333+2725 EN008B.UVDATA.1
Freq = 22.1080 GHz, Bw = 32.000 MH No calibration applied and no bandpass applied
JB - EF 1 - 2
JB - EF 1 - 2
JB - SR 1 - 13
JB - SR 1 - 13
EF - MC 2 - 3
EF - MC 2 - 3
EF - O6 2 - 4
EF - O6 2 - 4
EF - T6 2 - 5
(RR)
(LL)
Channels
Lower frame: Micro Ampl Jy Top frame: Phas deg
Vector averaged cross-power spectrum Several baselines displayed
Timerange: 00/18:27:51 to 00/18:28:49

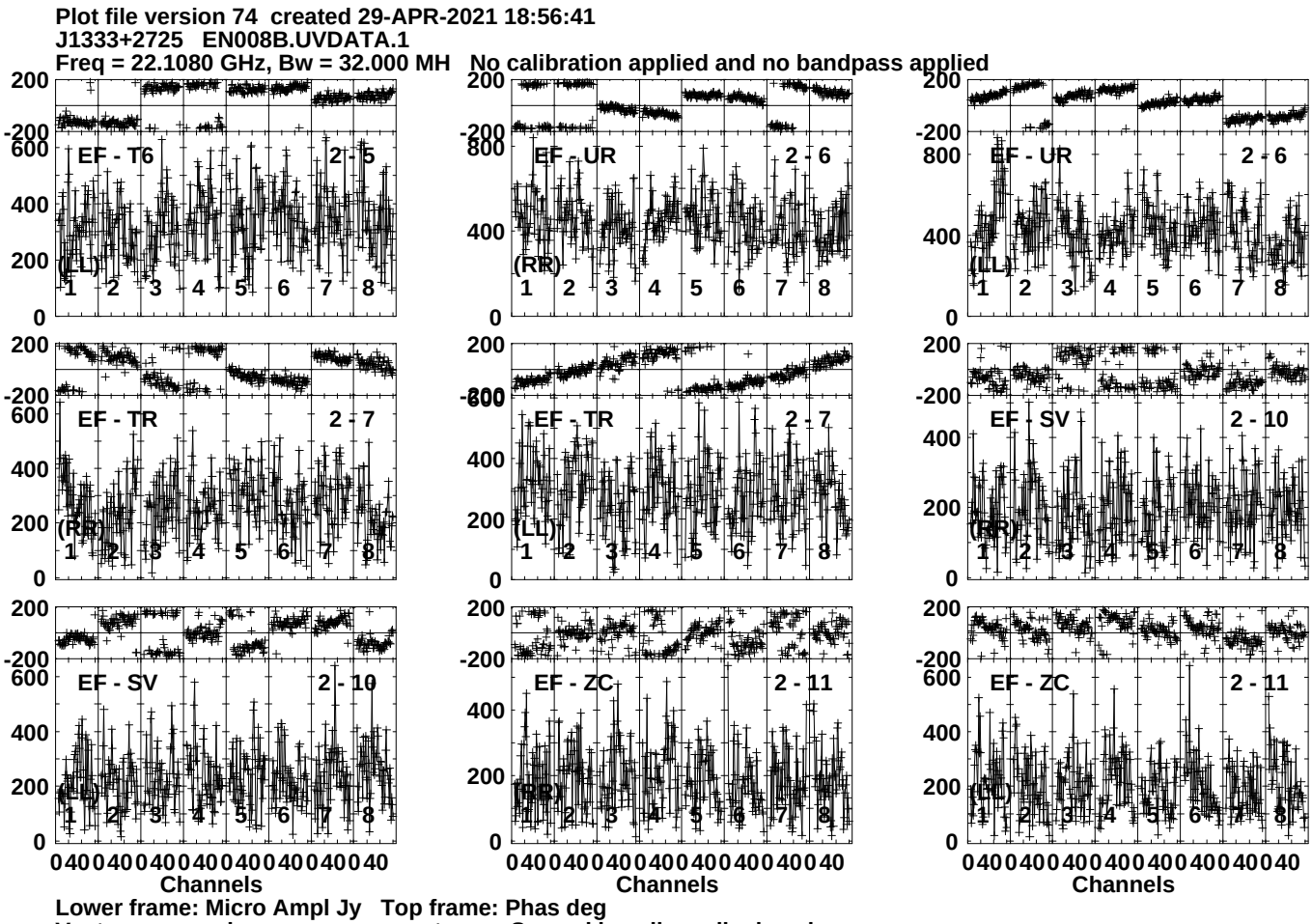
Plot file version 74 created 29-APR-2021 18:56:41
J1333+2725 EN008B.UVDATA.1
Freq = 22.1080 GHz, Bw = 32.000 MH No calibration applied and no bandpass applied
EF - T6 2 - 5
(LL)
EF - UR 2 - 6
(RR)
EF - UR 2 - 6
(LL)
EF - TR 2 - 7
(RR)
EF - TR 2 - 7
(LL)
EF - SV 2 - 10
(RR)
EF - SV 2 - 10
(LL)
EF - ZC 2 - 11
(RR)
EF - ZC 2 - 11
(LL)
Channels
Channels
Channels
Lower frame: Micro Ampl Jy Top frame: Phas deg
Vector averaged cross-power spectrum Several baselines displayed
Timerange: 00/18:27:51 to 00/18:28:49

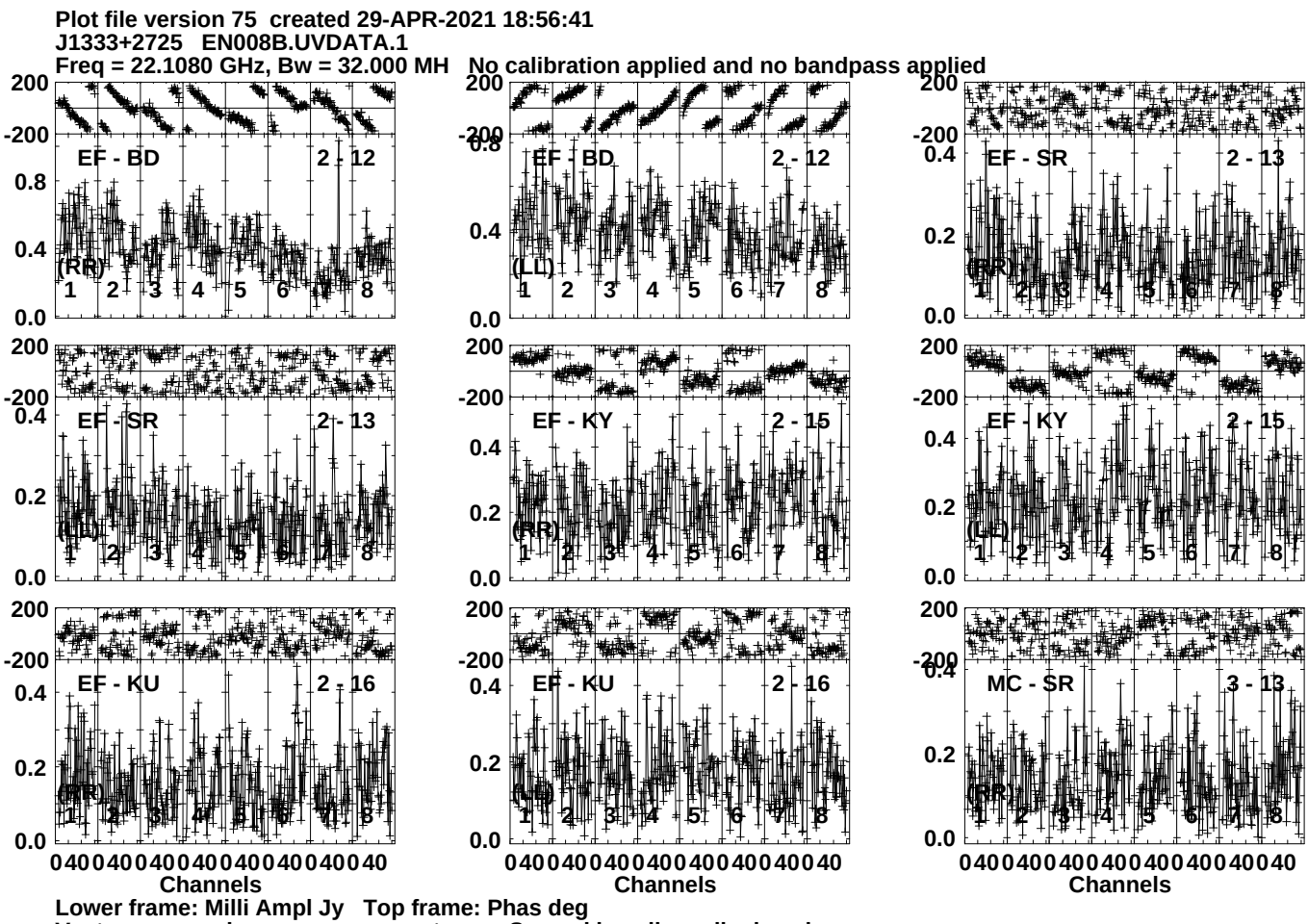
Plot file version 75 created 29-APR-2021 18:56:41
J1333+2725 EN008B.UVDATA.1
Freq = 22.1080 GHz, Bw = 32.000 MH No calibration applied and no bandpass applied
EF - BD 2 - 12
(RR)
EF - BD 2 - 12
(LL)
EF - SR 2 - 13
(RR)
EF - SR 2 - 13
(LL)
EF - KY 2 - 15
(RR)
EF - KY 2 - 15
(LL)
EF - KU 2 - 16
(RR)
EF - KU 2 - 16
(LL)
MC - SR 3 - 13
(RR)
Channels
Channels
Channels
Lower frame: Milli Ampl Jy Top frame: Phas deg
Vector averaged cross-power spectrum Several baselines displayed
Timerange: 00/18:27:51 to 00/18:28:49

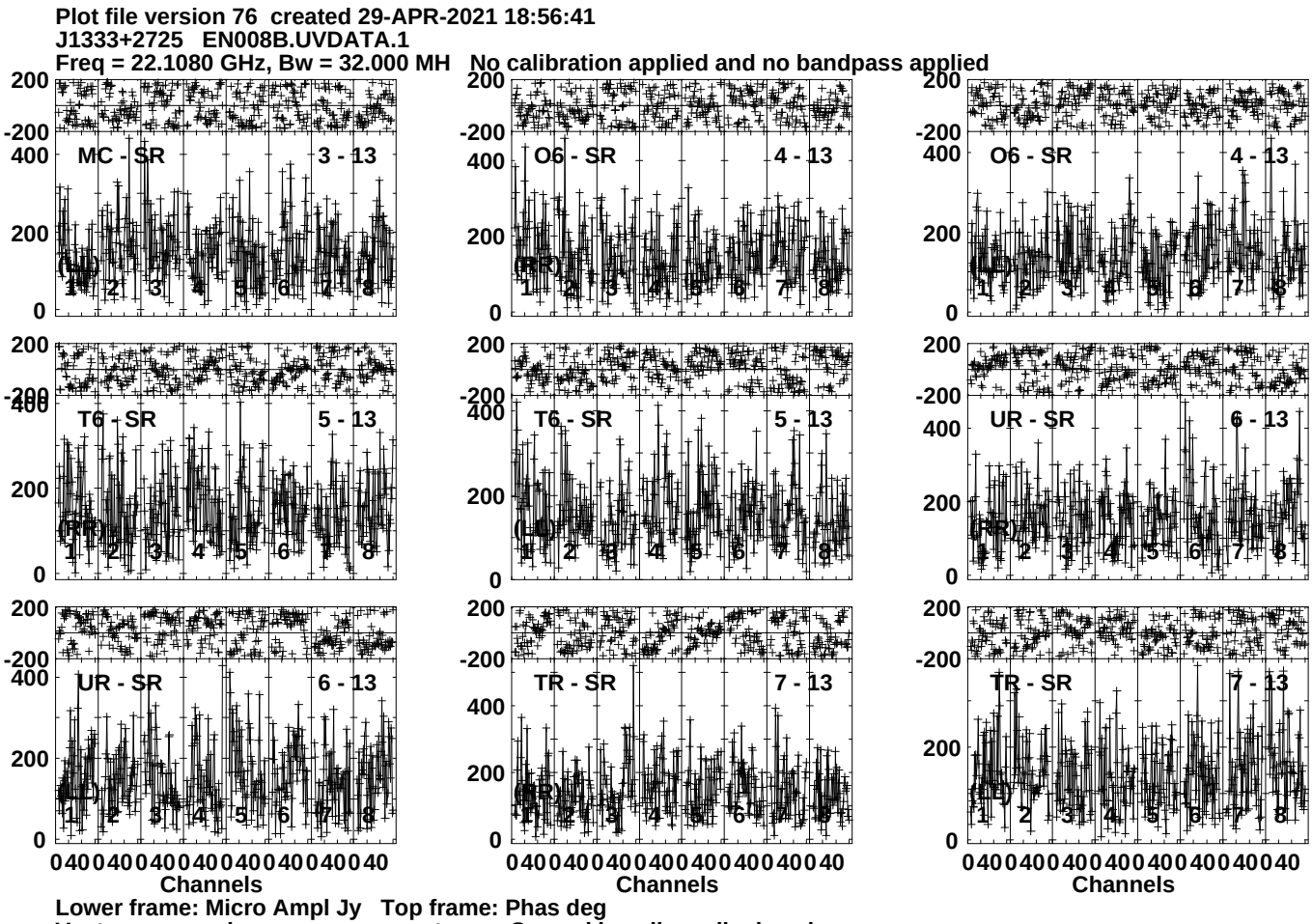
Plot file version 76 created 29-APR-2021 18:56:41
J1333+2725 EN008B.UVDATA.1
Freq = 22.1080 GHz, Bw = 32.000 MH No calibration applied and no bandpass applied
MC - SR 3 - 13
O6 - SR 4 - 13
O6 - SR 4 - 13
T6 - SR 5 - 13
T6 - SR 5 - 13
UR - SR 6 - 13
UR - SR 6 - 13
TR - SR 7 - 13
TR - SR 7 - 13
(LL)
(RR)
(RR)
(RR)
(LL)
(RR)
(LL)
(RR)
(LL)
200
-200
400
200
0
1 2 3 4 5 6 7 8
0 40 0 40 0 40 0 40 0 40 0 40 0 40 0 40
Channels
Lower frame: Micro Ampl Jy Top frame: Phas deg
Vector averaged cross-power spectrum Several baselines displayed
Timerange: 00/18:27:51 to 00/18:28:49

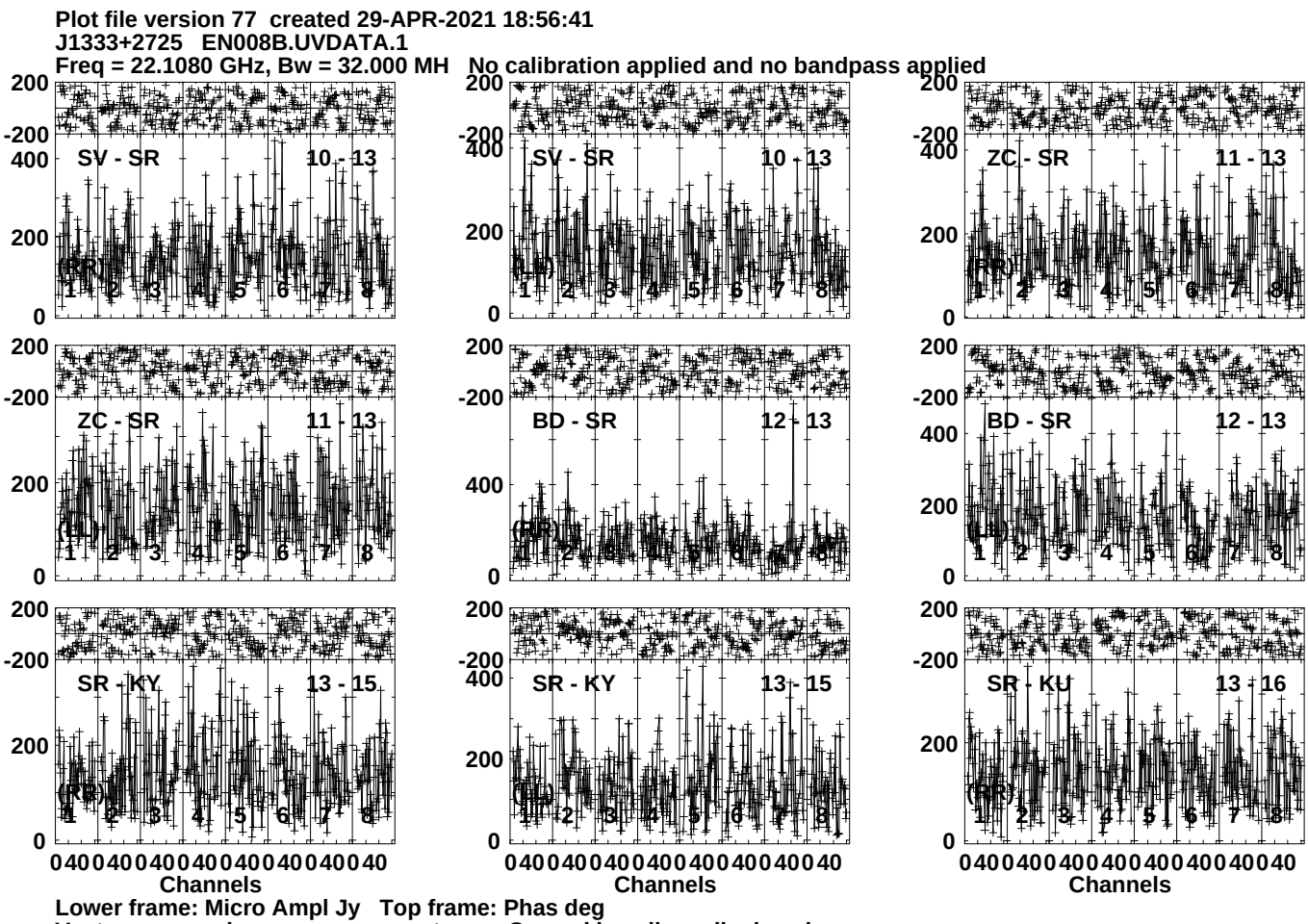
Plot file version 77 created 29-APR-2021 18:56:41
J1333+2725 EN008B.UVDATA.1
Freq = 22.1080 GHz, Bw = 32.000 MH No calibration applied and no bandpass applied
SV - SR 10 - 13
(RR)
SV - SR 10 - 13
(LL)
ZC - SR 11 - 13
(RR)
ZC - SR 11 - 13
(LL)
BD - SR 12 - 13
(RR)
BD - SR 12 - 13
(LL)
SR - KY 13 - 15
(RR)
SR - KY 13 - 15
(LL)
SR - KU 13 - 16
(RR)
200
-200
400
200
0
1 2 3 4 5 6 7 8
0 40 0 40 0 40 0 40 0 40 0 40 0 40 0 40
Channels
Lower frame: Micro Ampl Jy Top frame: Phas deg
Vector averaged cross-power spectrum Several baselines displayed
Timerange: 00/18:27:51 to 00/18:28:49

Plot file version 78 created 29-APR-2021 18:56:42
J1333+2725 EN008B.UVDATA.1
Freq = 22.1080 GHz, Bw = 32.000 MH No calibration applied and no bandpass applied

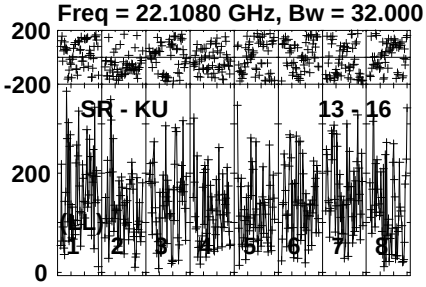

Lower frame: Micro Ampl Jy Top frame: Phas deg
Vector averaged cross-power spectrum Several baselines displayed
Timerange: 00/18:27:51 to 00/18:28:49

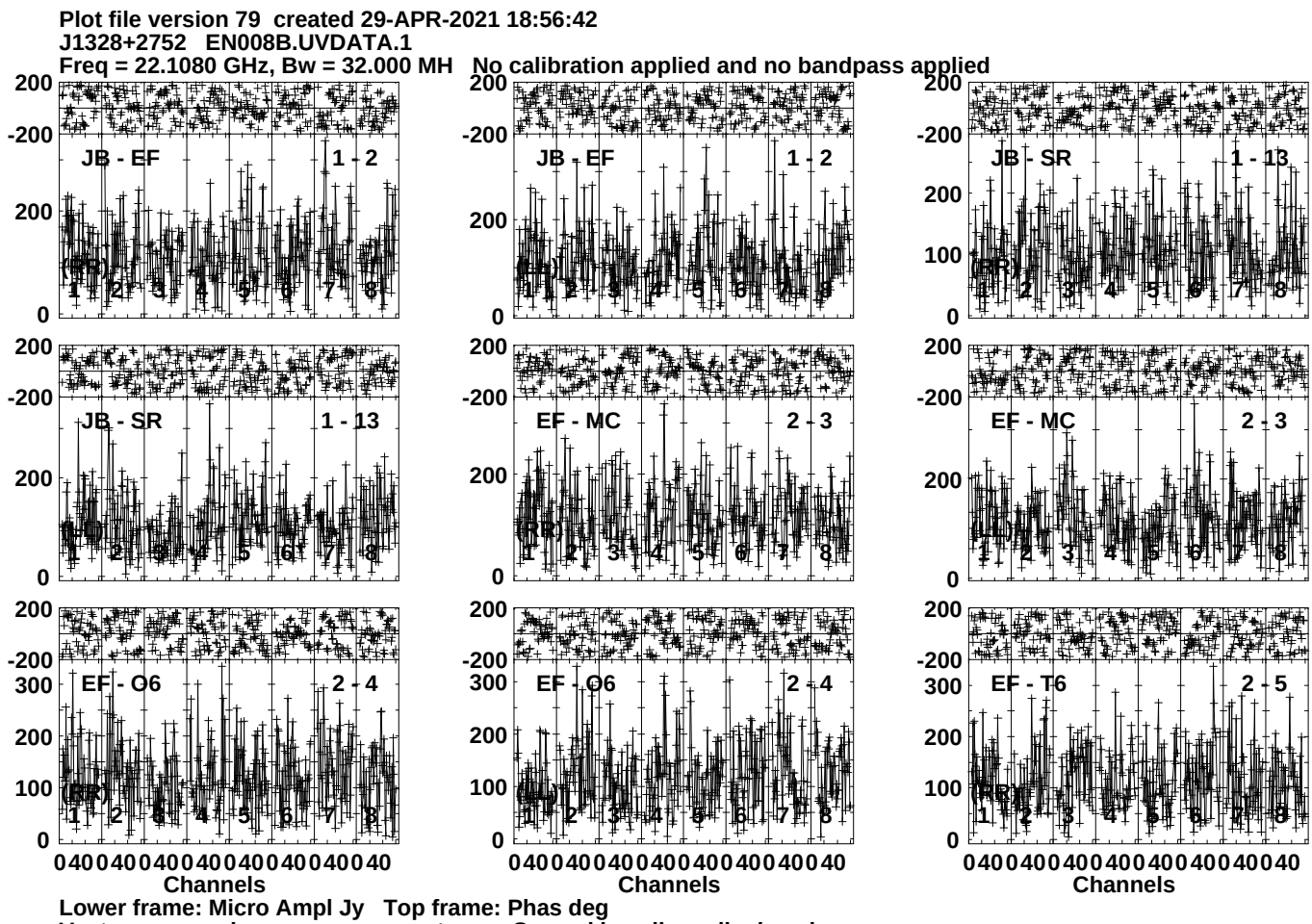
Plot file version 79 created 29-APR-2021 18:56:42
J1328+2752 EN008B.UVDATA.1
Freq = 22.1080 GHz, Bw = 32.000 MH No calibration applied and no bandpass applied
JB - EF 1 - 2
JB - EF 1 - 2
JB - SR 1 - 13
JB - SR 1 - 13
EF - MC 2 - 3
EF - MC 2 - 3
EF - O6 2 - 4
EF - O6 2 - 4
EF - T6 2 - 5
(RR)
Channels
Lower frame: Micro Ampl Jy Top frame: Phas deg
Vector averaged cross-power spectrum Several baselines displayed
Timerange: 00/18:28:51 to 00/18:30:49

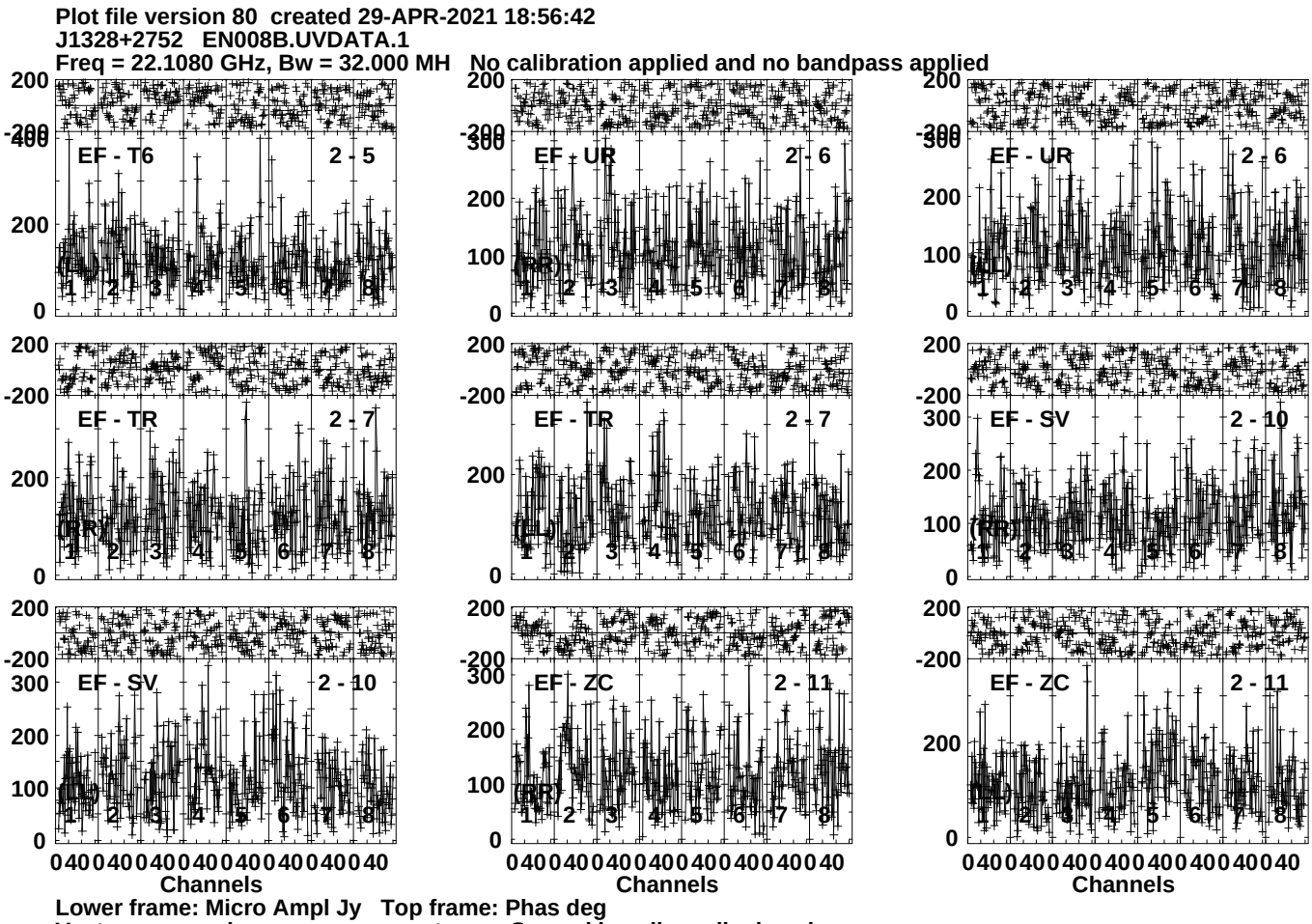
Plot file version 80 created 29-APR-2021 18:56:42
J1328+2752 EN008B.UVDATA.1
Freq = 22.1080 GHz, Bw = 32.000 MH No calibration applied and no bandpass applied
EF - T6 2 - 5
EF - UR 2 - 6
EF - UR 2 - 6
EF - TR 2 - 7
EF - TR 2 - 7
EF - SV 2 - 10
EF - SV 2 - 10
EF - ZC 2 - 11
EF - ZC 2 - 11
(RR)
(LL)
Channels
Lower frame: Micro Ampl Jy Top frame: Phas deg
Vector averaged cross-power spectrum Several baselines displayed
Timerange: 00/18:28:51 to 00/18:30:49

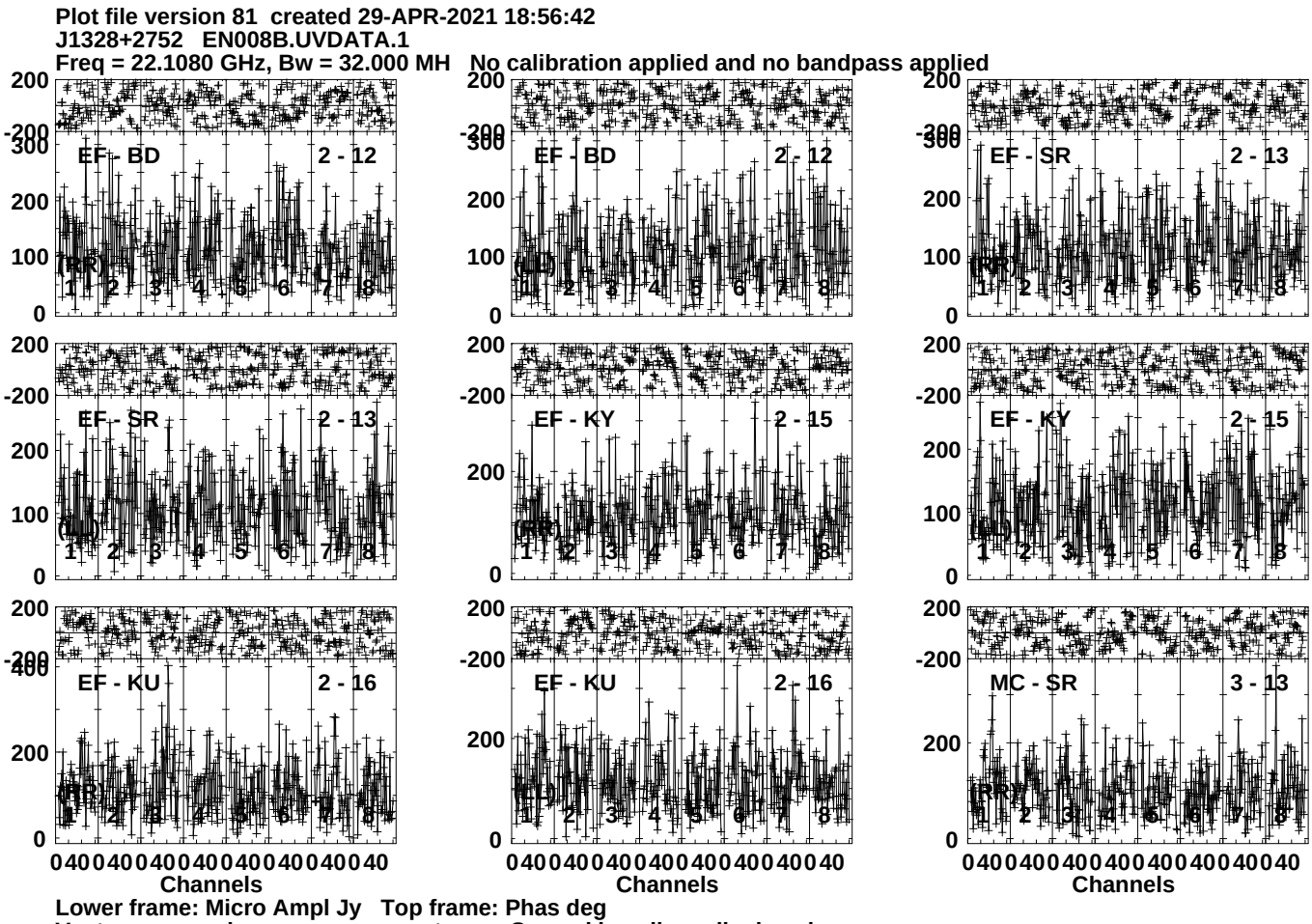
Plot file version 81 created 29-APR-2021 18:56:42
J1328+2752 EN008B.UVDATA.1
Freq = 22.1080 GHz, Bw = 32.000 MH No calibration applied and no bandpass applied
EF - BD 2 - 12
EF - BD 2 - 12
EF - SR 2 - 13
EF - SR 2 - 13
EF - KY 2 - 15
EF - KY 2 - 15
EF - KU 2 - 16
EF - KU 2 - 16
MC - SR 3 - 13
(RR)
(LL)
Channels
Lower frame: Micro Ampl Jy Top frame: Phas deg
Vector averaged cross-power spectrum Several baselines displayed
Timerange: 00/18:28:51 to 00/18:30:49

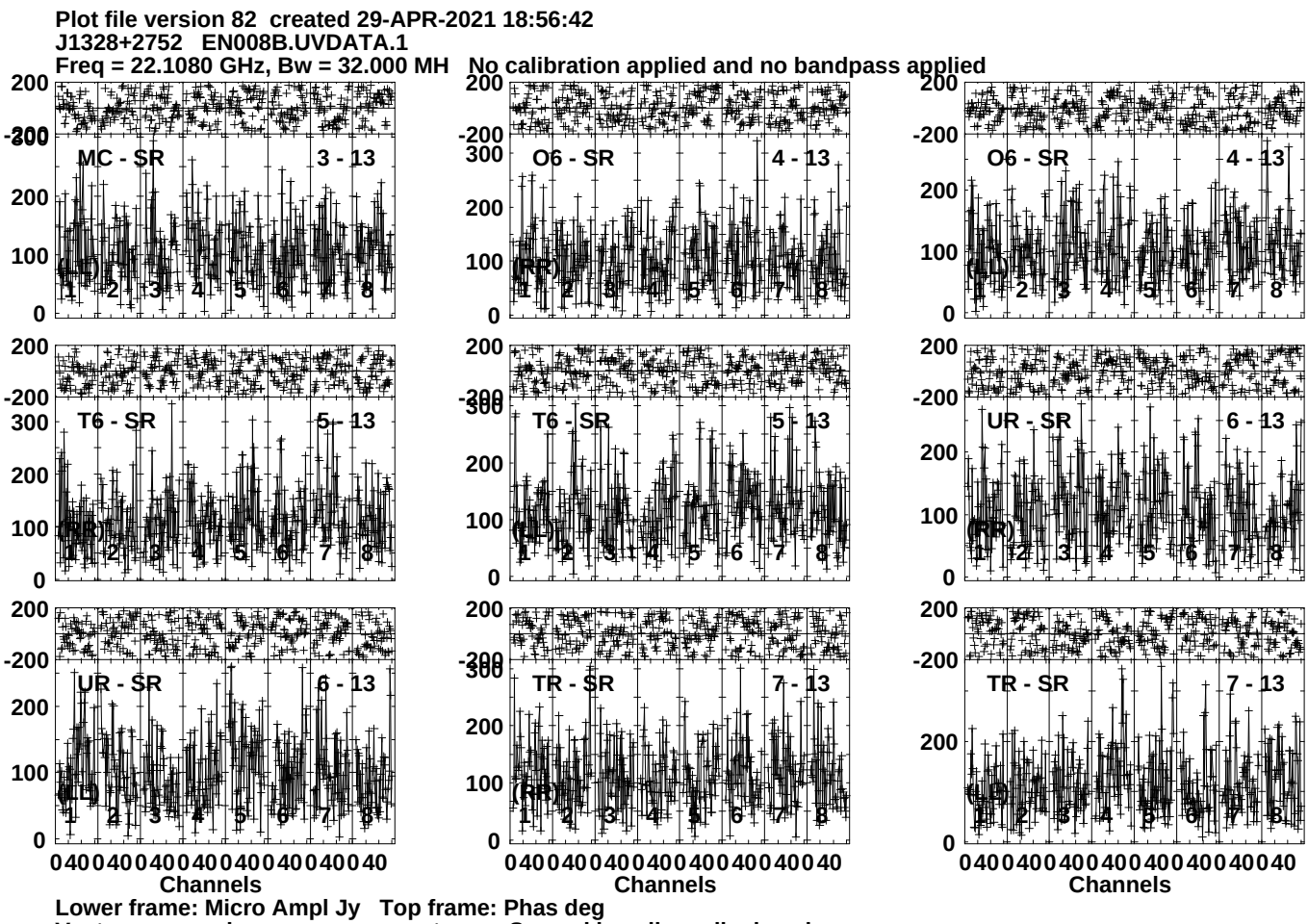
Plot file version 82 created 29-APR-2021 18:56:42
J1328+2752 EN008B.UVDATA.1
Freq = 22.1080 GHz, Bw = 32.000 MH No calibration applied and no bandpass applied
MC - SR 3 - 13
O6 - SR 4 - 13
O6 - SR 4 - 13
T6 - SR 5 - 13
T6 - SR 5 - 13
UR - SR 6 - 13
UR - SR 6 - 13
TR - SR 7 - 13
TR - SR 7 - 13
(LL)
(RR)
Channels
Lower frame: Micro Ampl Jy Top frame: Phas deg
Vector averaged cross-power spectrum Several baselines displayed
Timerange: 00/18:28:51 to 00/18:30:49

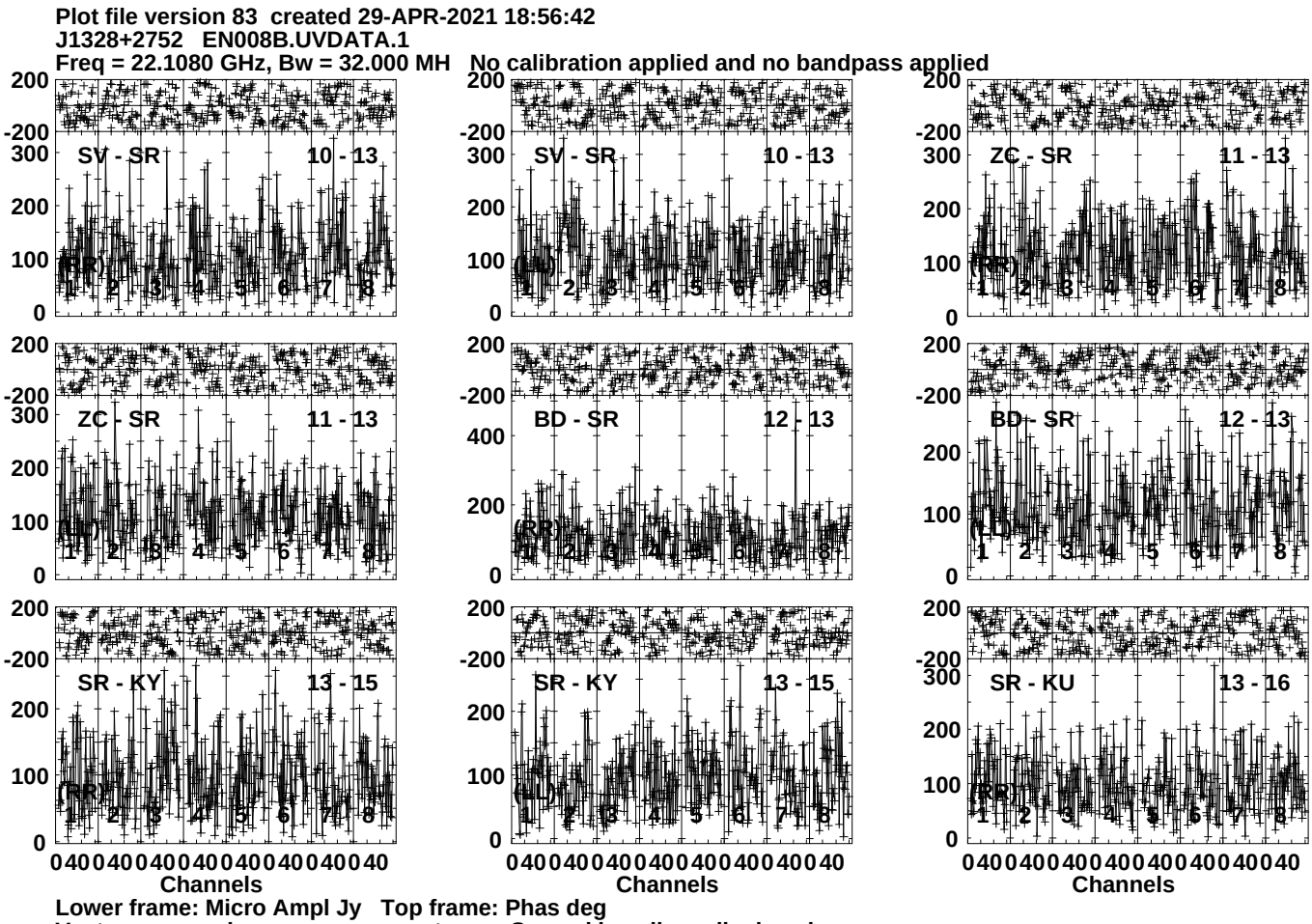
Plot file version 83 created 29-APR-2021 18:56:42
J1328+2752 EN008B.UVDATA.1
Freq = 22.1080 GHz, Bw = 32.000 MH No calibration applied and no bandpass applied
SV - SR 10 - 13
SV - SR 10 - 13
ZC - SR 11 - 13
ZC - SR 11 - 13
BD - SR 12 - 13
BD - SR 12 - 13
SR - KY 13 - 15
SR - KY 13 - 15
SR - KU 13 - 16
(RR)
(LL)
Channels
Lower frame: Micro Ampl Jy Top frame: Phas deg
Vector averaged cross-power spectrum Several baselines displayed
Timerange: 00/18:28:51 to 00/18:30:49

Plot file version 84 created 29-APR-2021 18:56:42
J1328+2752 EN008B.UVDATA.1
Freq = 22.1080 GHz, Bw = 32.000 MH No calibration applied and no bandpass applied

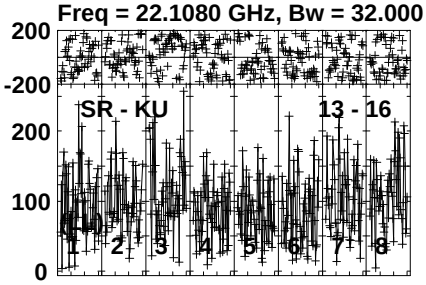

Lower frame: Micro Ampl Jy Top frame: Phas deg
Vector averaged cross-power spectrum Several baselines displayed
Timerange: 00/18:28:51 to 00/18:30:49

Plot file version 85 created 29-APR-2021 18:56:42
J1333+2725 EN008B.UVDATA.1
Freq = 22.1080 GHz, Bw = 32.000 MH No calibration applied and no bandpass applied

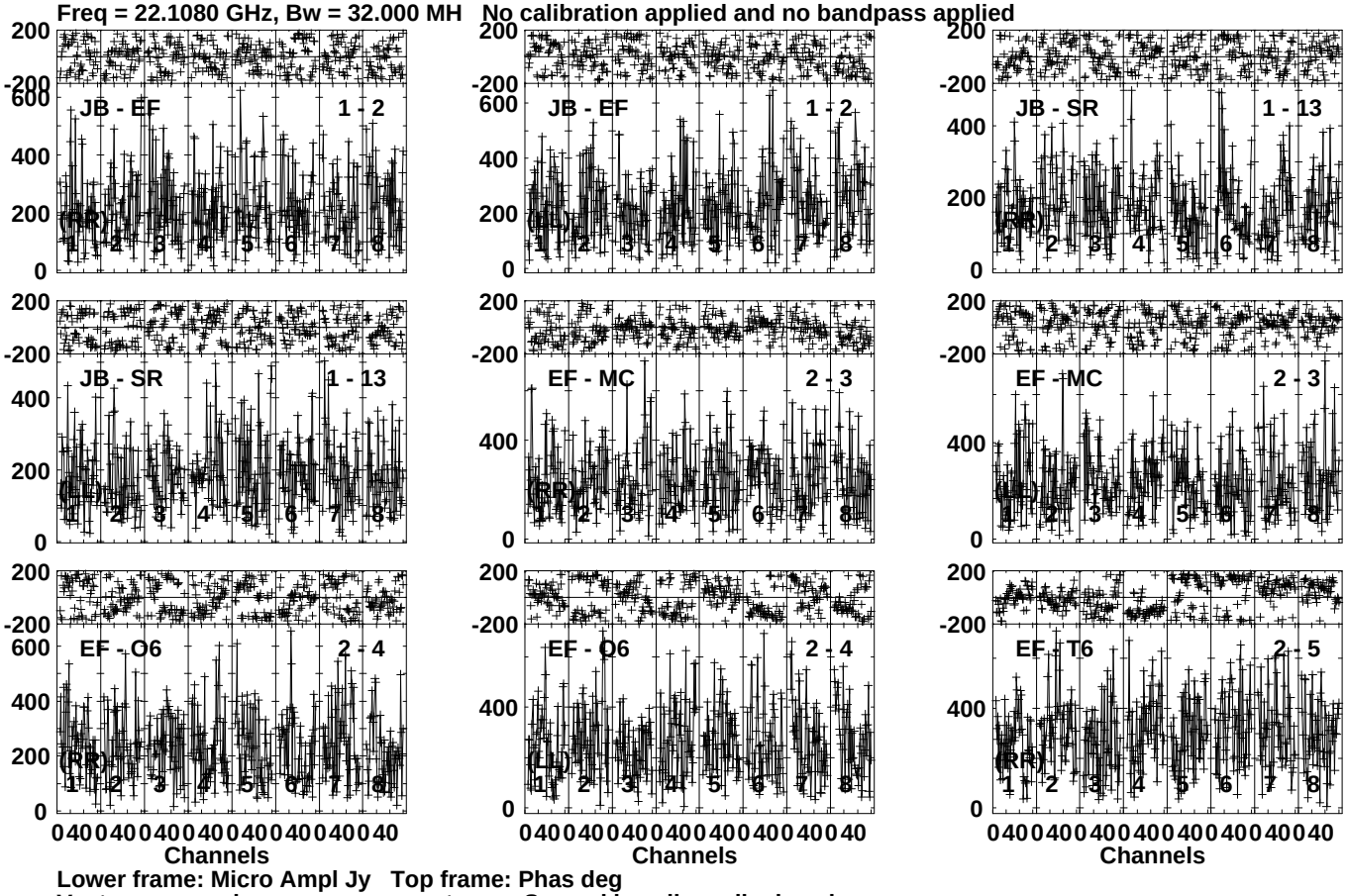

Lower frame: Micro Ampl Jy Top frame: Phas deg
Vector averaged cross-power spectrum Several baselines displayed
Timerange: 00/18:30:51 to 00/18:31:49

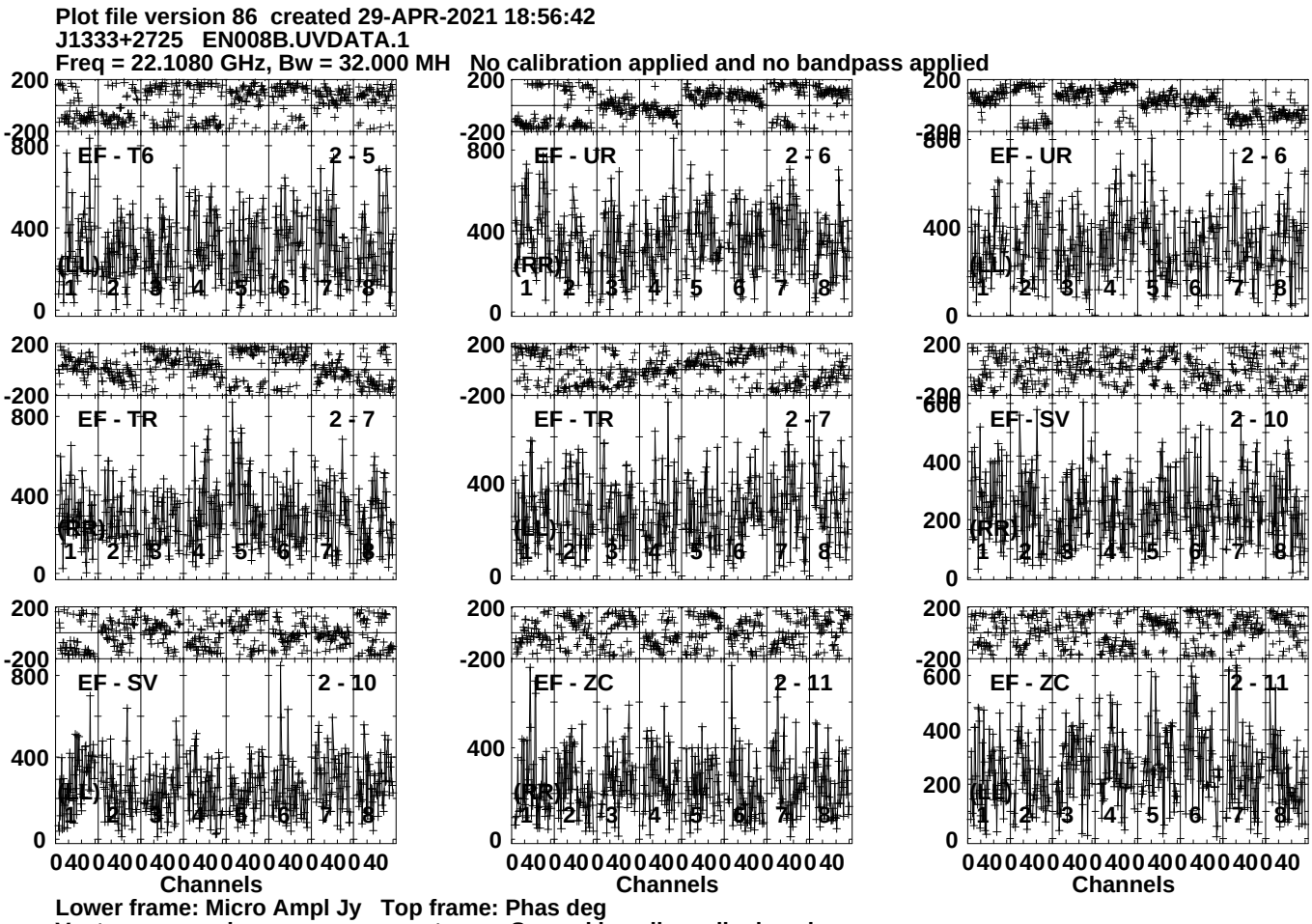
Plot file version 86 created 29-APR-2021 18:56:42
J1333+2725 EN008B.UVDATA.1
Freq = 22.1080 GHz, Bw = 32.000 MH No calibration applied and no bandpass applied
EF - T6 2 - 5
EF - UR 2 - 6
EF - UR 2 - 6
EF - TR 2 - 7
EF - TR 2 - 7
EF - SV 2 - 10
EF - SV 2 - 10
EF - ZC 2 - 11
EF - ZC 2 - 11
(LL)
(RR)
Channels
Lower frame: Micro Ampl Jy Top frame: Phas deg
Vector averaged cross-power spectrum Several baselines displayed
Timerange: 00/18:30:51 to 00/18:31:49

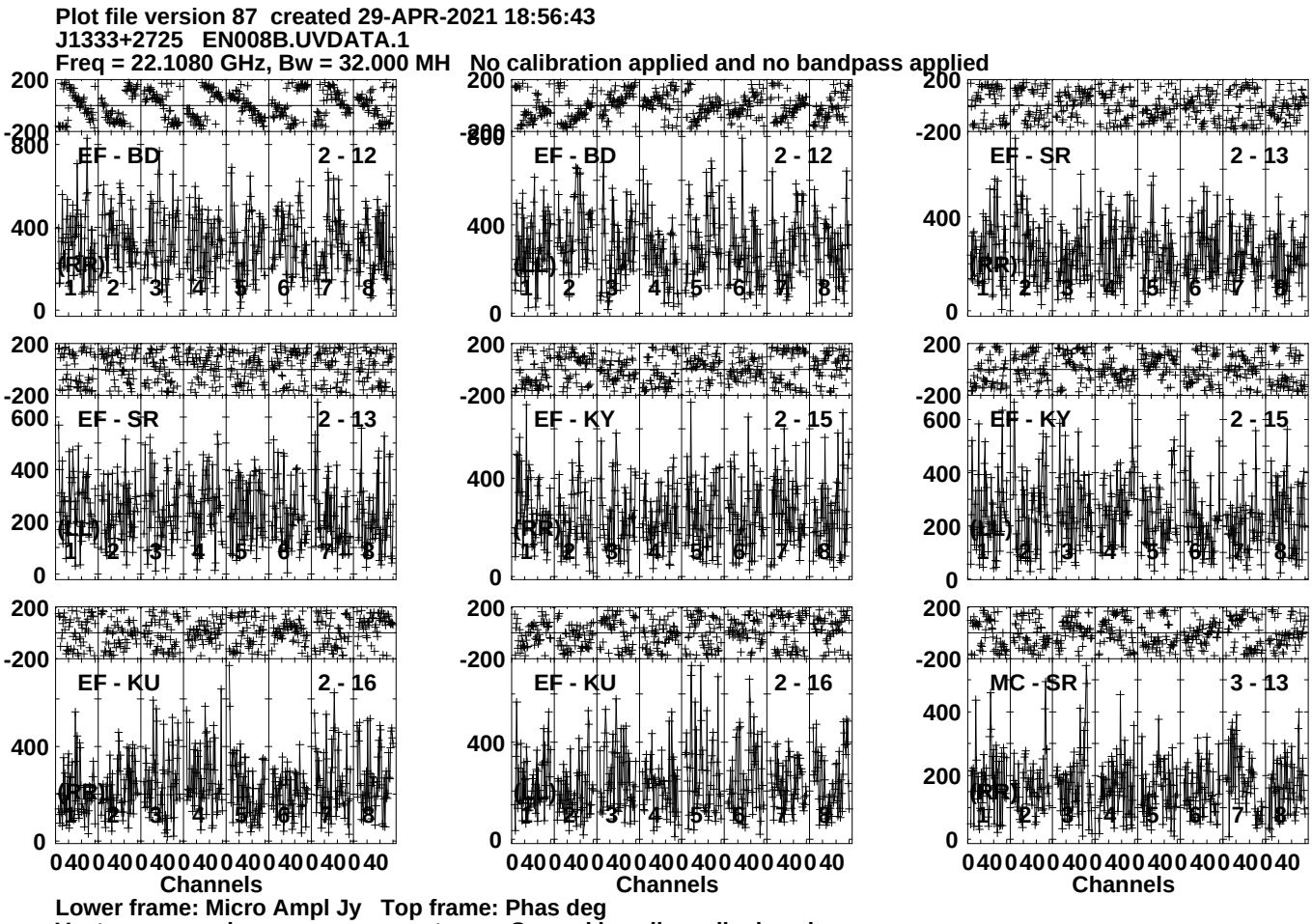
Plot file version 87 created 29-APR-2021 18:56:43
J1333+2725 EN008B.UVDATA.1
Freq = 22.1080 GHz, Bw = 32.000 MH No calibration applied and no bandpass applied
EF - BD 2 - 12 (RR)
EF - BD 2 - 12 (LL)
EF - SR 2 - 13 (RR)
EF - SR 2 - 13 (LL)
EF - KY 2 - 15 (RR)
EF - KY 2 - 15 (LL)
EF - KU 2 - 16 (RR)
EF - KU 2 - 16 (LL)
MC - SR 3 - 13 (RR)
Channels
Lower frame: Micro Ampl Jy Top frame: Phas deg
Vector averaged cross-power spectrum Several baselines displayed
Timerange: 00/18:30:51 to 00/18:31:49

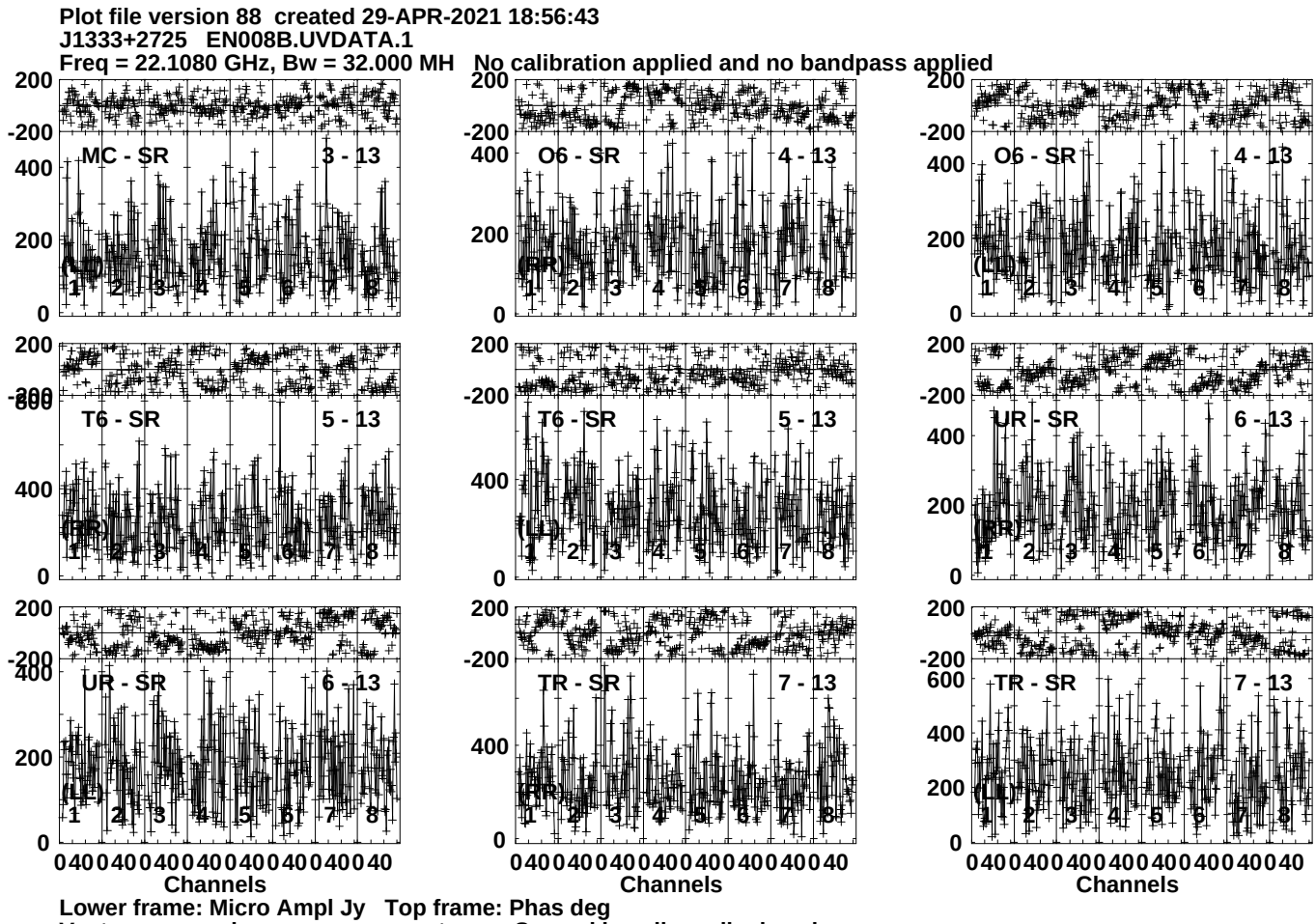
Plot file version 88 created 29-APR-2021 18:56:43
J1333+2725 EN008B.UVDATA.1
Freq = 22.1080 GHz, Bw = 32.000 MH No calibration applied and no bandpass applied
MC - SR 3 - 13
O6 - SR 4 - 13
O6 - SR 4 - 13
T6 - SR 5 - 13
T6 - SR 5 - 13
UR - SR 6 - 13
UR - SR 6 - 13
TR - SR 7 - 13
TR - SR 7 - 13
(RR)
(LL)
(RR)
(LL)
(RR)
(LL)
(RR)
(LL)
Channels
Channels
Channels
Lower frame: Micro Ampl Jy Top frame: Phas deg
Vector averaged cross-power spectrum Several baselines displayed
Timerange: 00/18:30:51 to 00/18:31:49

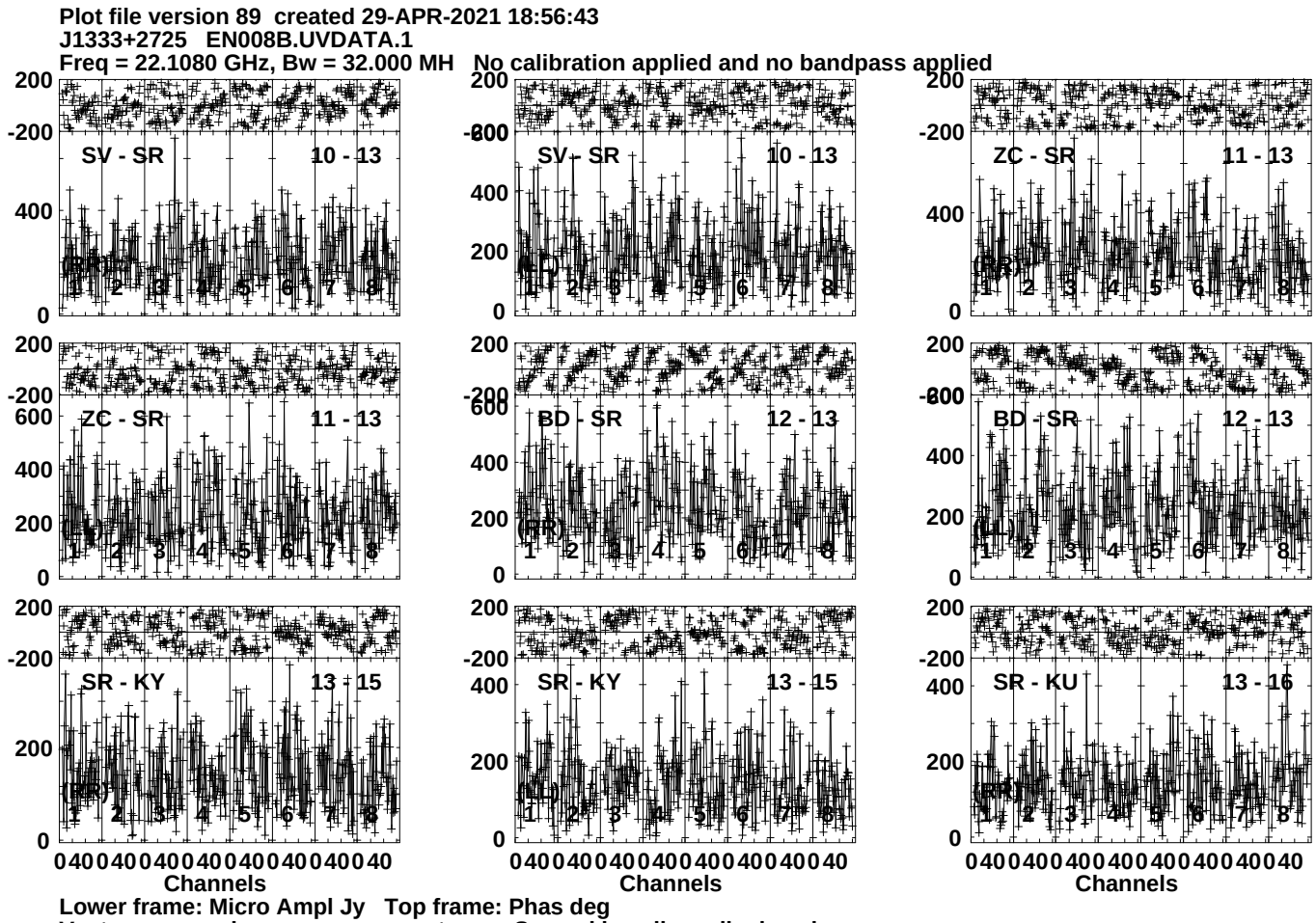
Plot file version 89 created 29-APR-2021 18:56:43
J1333+2725 EN008B.UVDATA.1
Freq = 22.1080 GHz, Bw = 32.000 MH No calibration applied and no bandpass applied
SV - SR 10 - 13
SV - SR 10 - 13
ZC - SR 11 - 13
ZC - SR 11 - 13
BD - SR 12 - 13
BD - SR 12 - 13
SR - KY 13 - 15
SR - KY 13 - 15
SR - KU 13 - 16
(RR)
(LL)
Channels
Lower frame: Micro Ampl Jy Top frame: Phas deg
Vector averaged cross-power spectrum Several baselines displayed
Timerange: 00/18:30:51 to 00/18:31:49

Plot file version 90 created 29-APR-2021 18:56:43
J1333+2725 EN008B.UVDATA.1
Freq = 22.1080 GHz, Bw = 32.000 MH No calibration applied and no bandpass applied

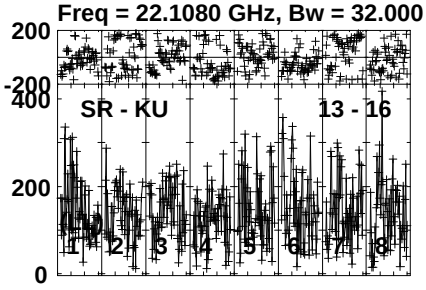

Lower frame: Micro Ampl Jy Top frame: Phas deg
Vector averaged cross-power spectrum Several baselines displayed
Timerange: 00/18:30:51 to 00/18:31:49

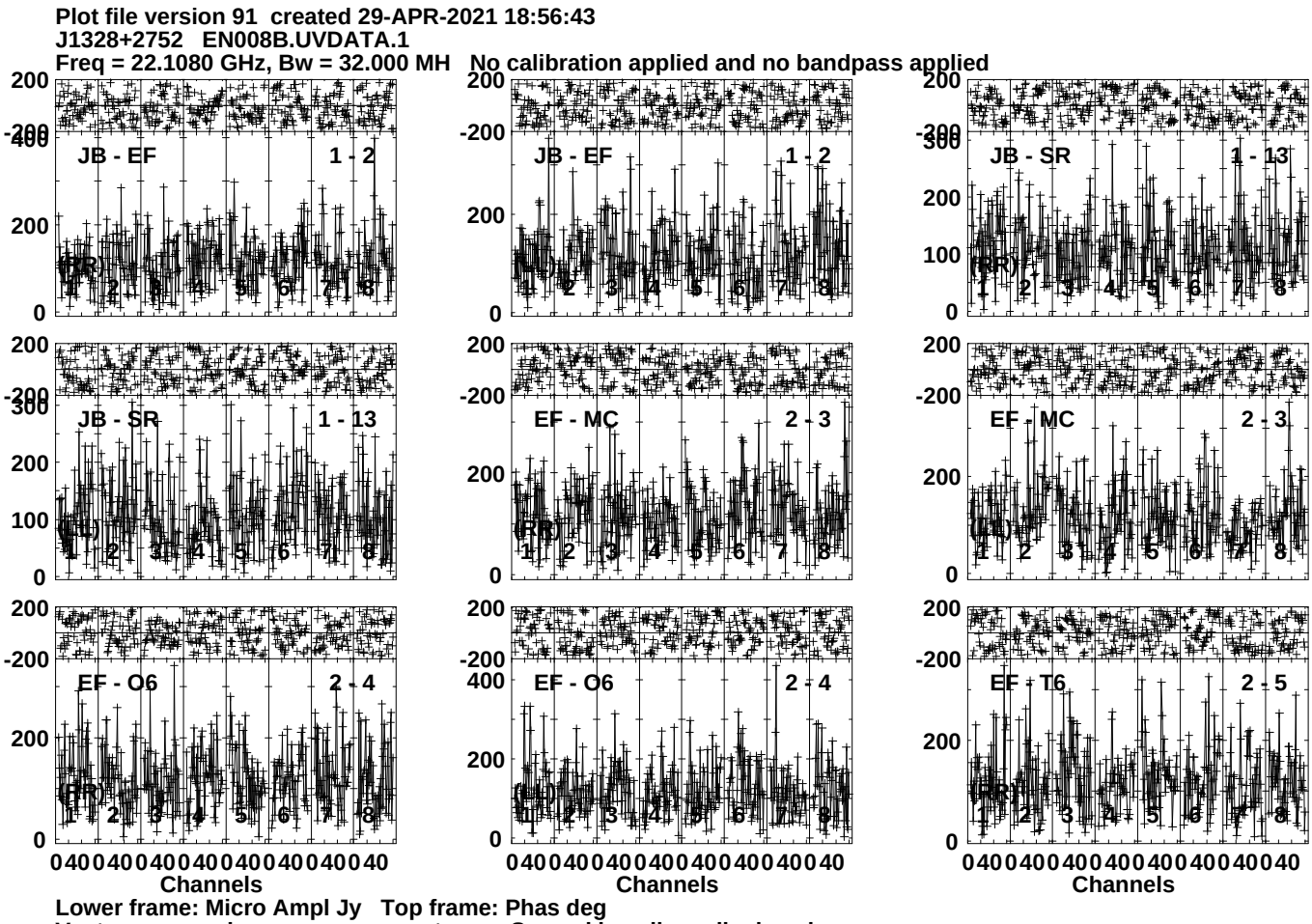
Plot file version 91 created 29-APR-2021 18:56:43
J1328+2752 EN008B.UVDATA.1
Freq = 22.1080 GHz, Bw = 32.000 MH No calibration applied and no bandpass applied
JB - EF 1 - 2
JB - EF 1 - 2
JB - SR 1 - 13
JB - SR 1 - 13
EF - MC 2 - 3
EF - MC 2 - 3
EF - O6 2 - 4
EF - O6 2 - 4
EF - T6 2 - 5
(RR)
(LL)
Channels
Lower frame: Micro Ampl Jy Top frame: Phas deg
Vector averaged cross-power spectrum Several baselines displayed
Timerange: 00/18:31:51 to 00/18:33:49

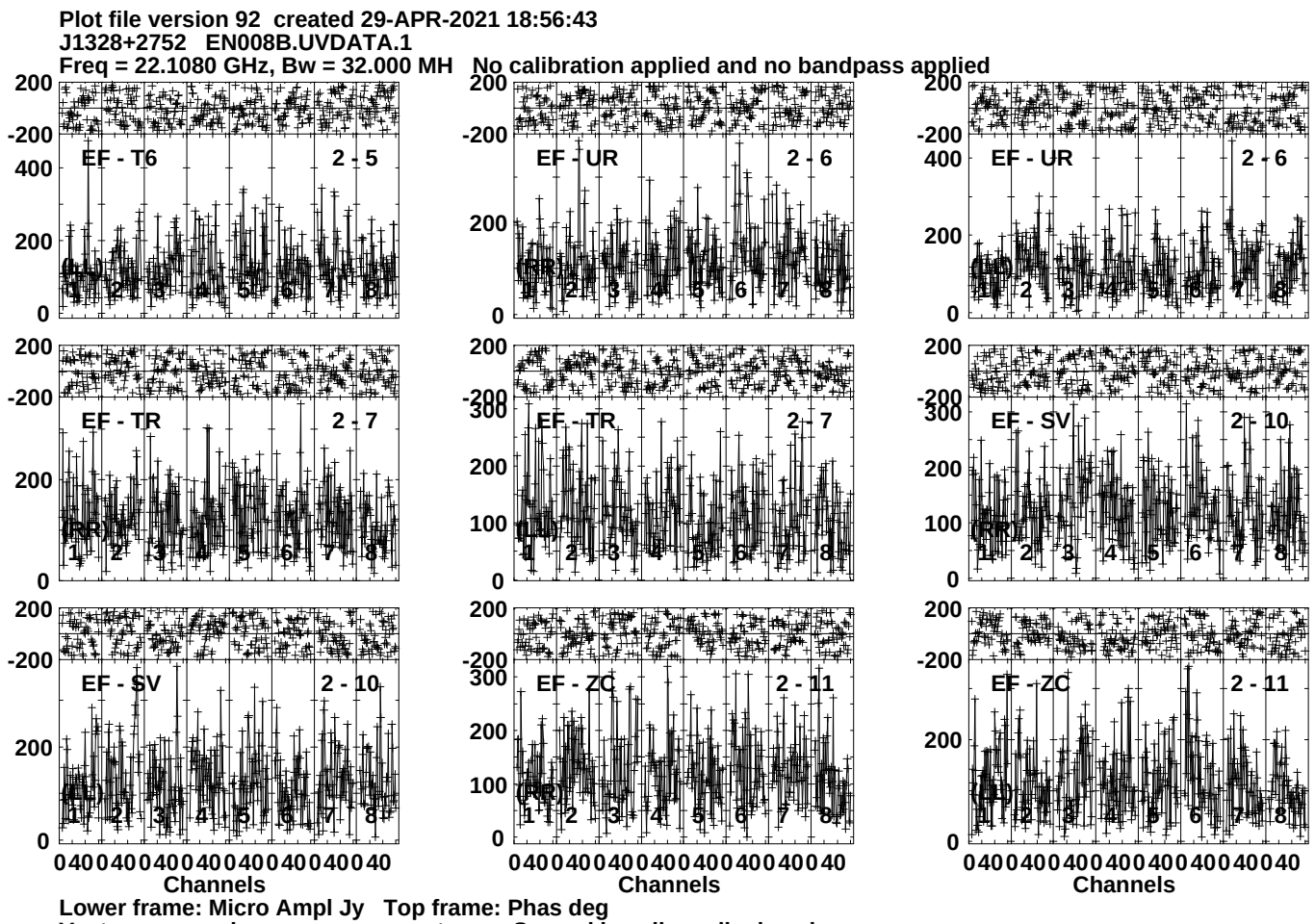
Plot file version 92 created 29-APR-2021 18:56:43
J1328+2752 EN008B.UVDATA.1
Freq = 22.1080 GHz, Bw = 32.000 MH No calibration applied and no bandpass applied
EF - T6 2 - 5
EF - UR 2 - 6
EF - UR 2 - 6
EF - TR 2 - 7
EF - TR 2 - 7
EF - SV 2 - 10
EF - SV 2 - 10
EF - ZC 2 - 11
EF - ZC 2 - 11
(RR)
(LL)
Channels
Lower frame: Micro Ampl Jy Top frame: Phas deg
Vector averaged cross-power spectrum Several baselines displayed
Timerange: 00/18:31:51 to 00/18:33:49

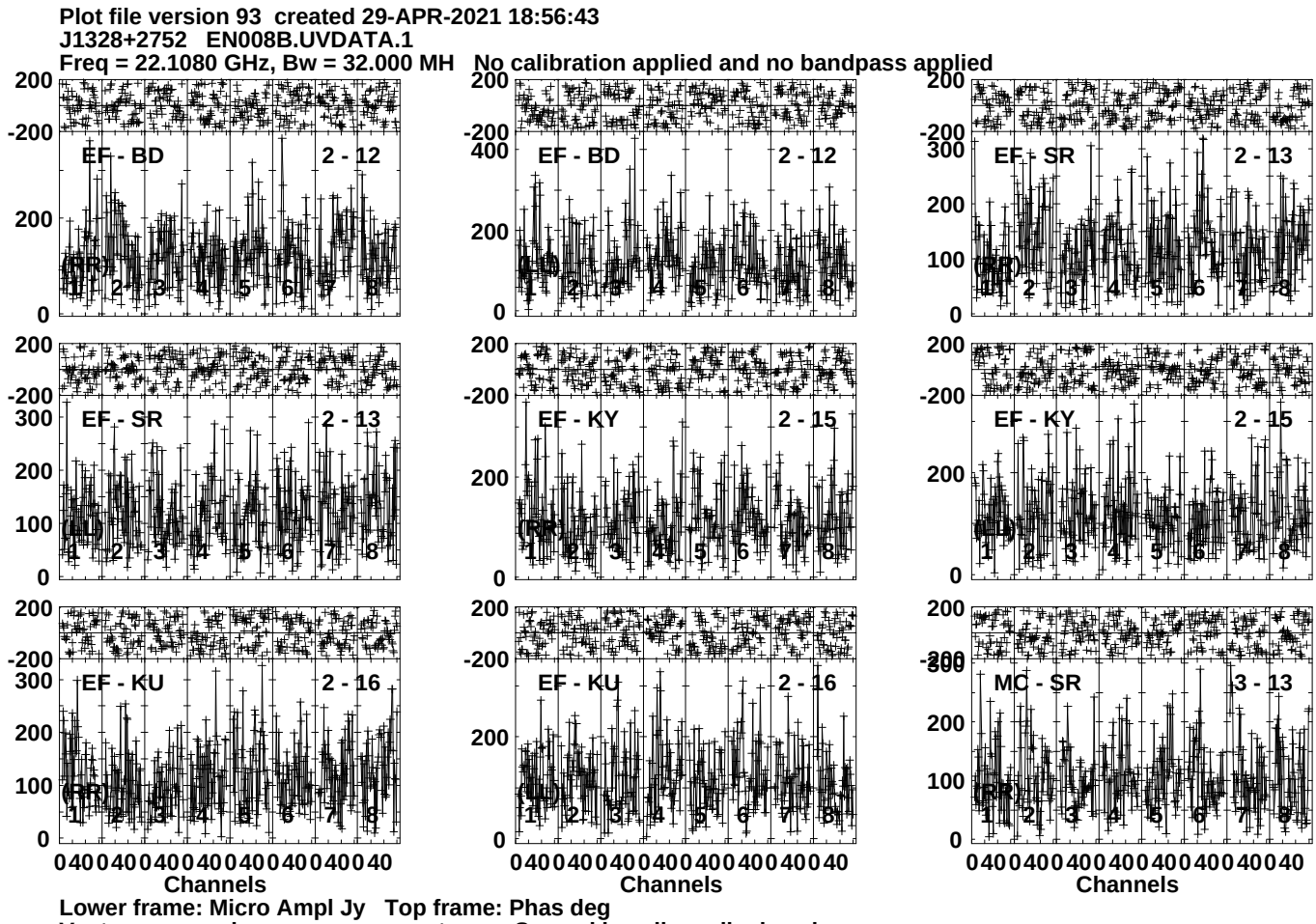
Plot file version 93 created 29-APR-2021 18:56:43
J1328+2752 EN008B.UVDATA.1
Freq = 22.1080 GHz, Bw = 32.000 MH No calibration applied and no bandpass applied
EF - BD 2 - 12
EF - BD 2 - 12
EF - SR 2 - 13
EF - SR 2 - 13
EF - KY 2 - 15
EF - KY 2 - 15
EF - KU 2 - 16
EF - KU 2 - 16
MC - SR 3 - 13
Channels
Channels
Channels
Lower frame: Micro Ampl Jy Top frame: Phas deg
Vector averaged cross-power spectrum Several baselines displayed
Timerange: 00/18:31:51 to 00/18:33:49

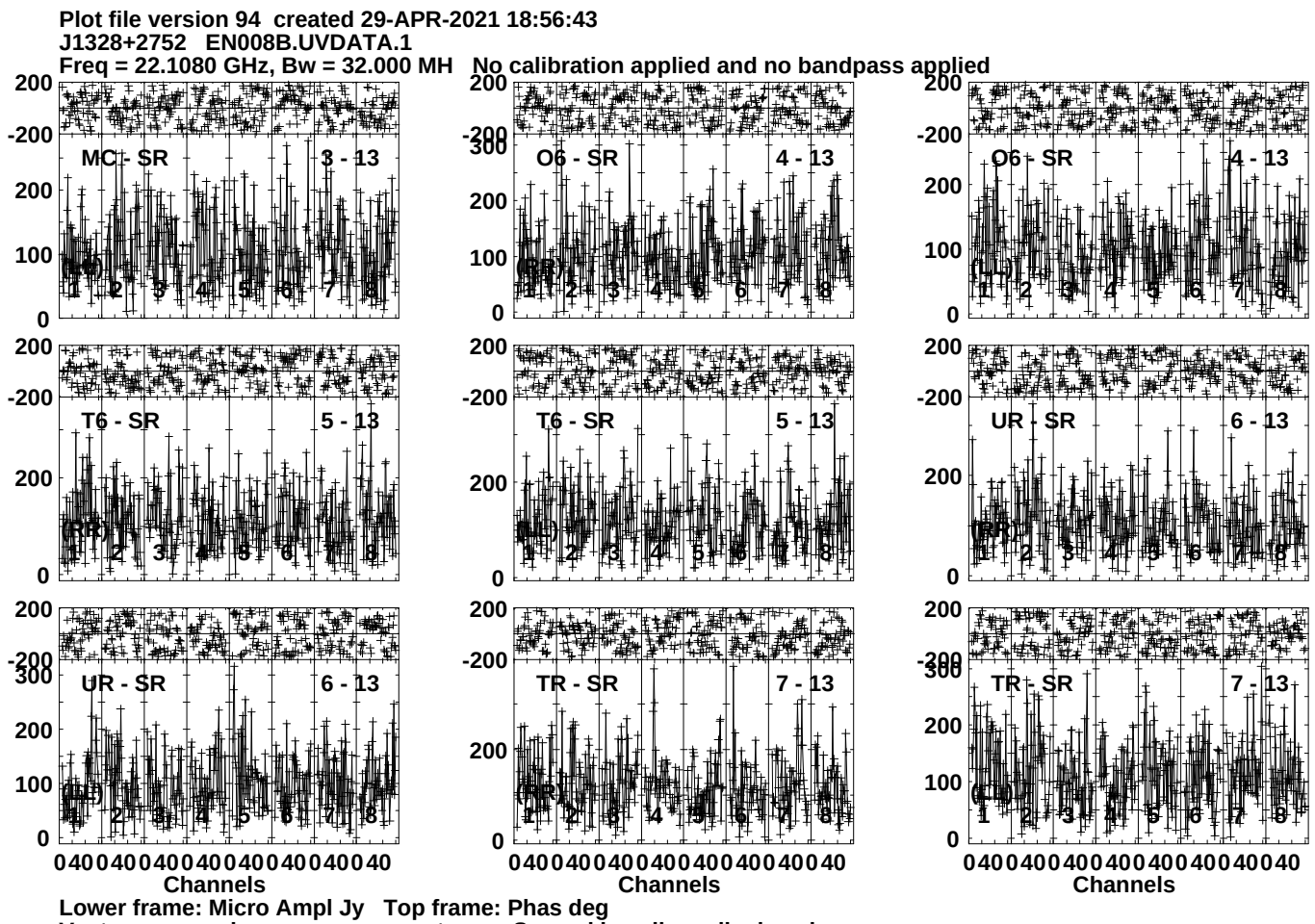
Plot file version 94 created 29-APR-2021 18:56:43
J1328+2752 EN008B.UVDATA.1
Freq = 22.1080 GHz, Bw = 32.000 MH No calibration applied and no bandpass applied
MC - SR 3 - 13
O6 - SR 4 - 13
O6 - SR 4 - 13
T6 - SR 5 - 13
T6 - SR 5 - 13
UR - SR 6 - 13
UR - SR 6 - 13
TR - SR 7 - 13
TR - SR 7 - 13
(RR)
(LL)
Channels
Lower frame: Micro Ampl Jy Top frame: Phas deg
Vector averaged cross-power spectrum Several baselines displayed
Timerange: 00/18:31:51 to 00/18:33:49

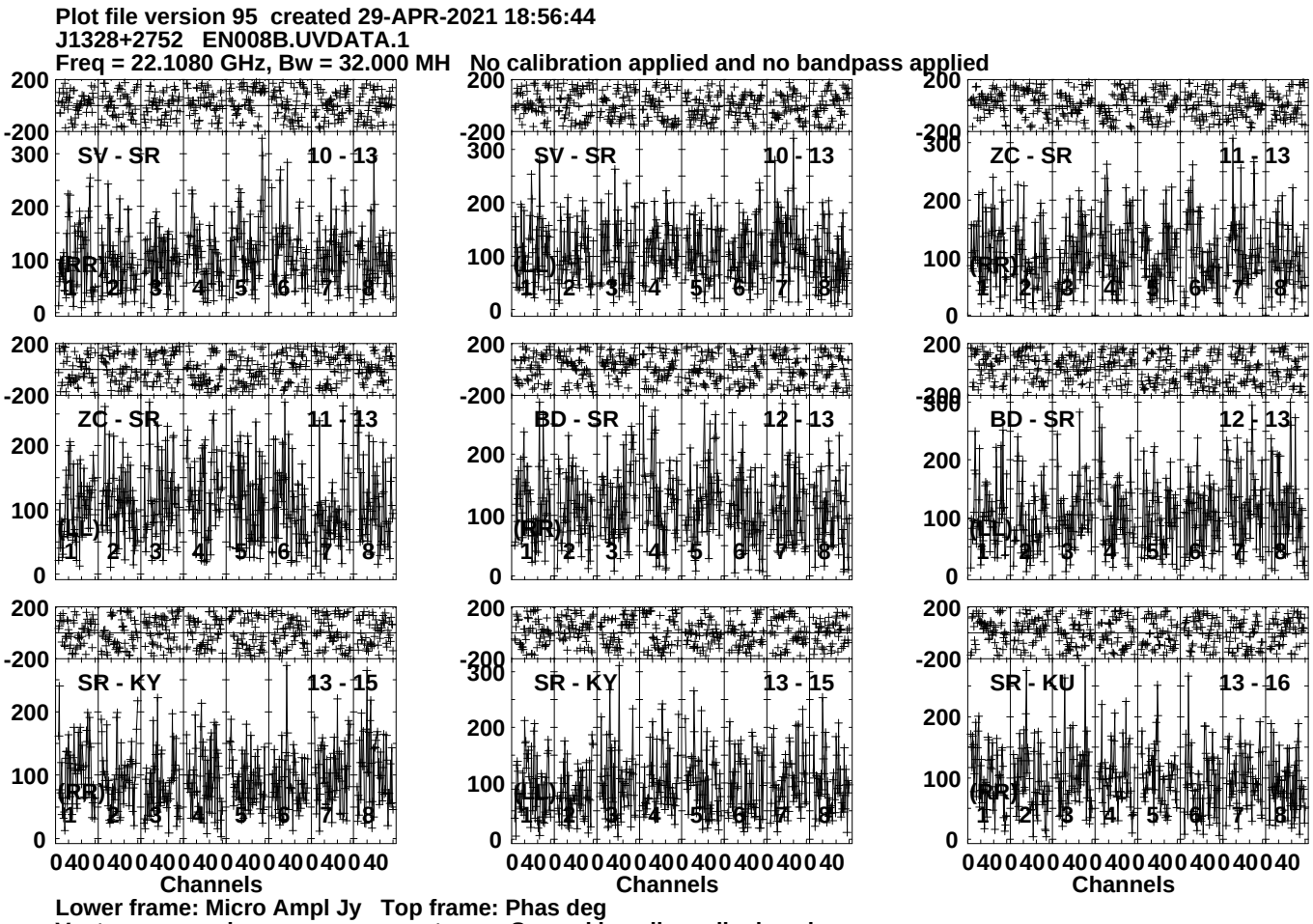
Plot file version 95 created 29-APR-2021 18:56:44
J1328+2752 EN008B.UVDATA.1
Freq = 22.1080 GHz, Bw = 32.000 MH No calibration applied and no bandpass applied
SV - SR 10 - 13
SV - SR 10 - 13
ZC - SR 11 - 13
ZC - SR 11 - 13
BD - SR 12 - 13
BD - SR 12 - 13
SR - KY 13 - 15
SR - KY 13 - 15
SR - KU 13 - 16
(RR)
(LL)
(RL)
(LR)
Channels
Lower frame: Micro Ampl Jy Top frame: Phas deg
Vector averaged cross-power spectrum Several baselines displayed
Timerange: 00/18:31:51 to 00/18:33:49

Plot file version 96 created 29-APR-2021 18:56:44
J1328+2752 EN008B.UVDATA.1
Freq = 22.1080 GHz, Bw = 32.000 MH No calibration applied and no bandpass applied

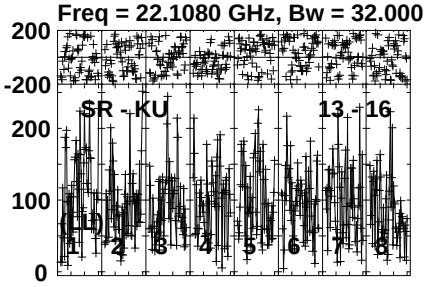

Lower frame: Micro Ampl Jy Top frame: Phas deg
Vector averaged cross-power spectrum Several baselines displayed
Timerange: 00/18:31:51 to 00/18:33:49

Plot file version 97 created 29-APR-2021 18:56:44
J1333+2725 EN008B.UVDATA.1
Freq = 22.1080 GHz, Bw = 32.000 MH No calibration applied and no bandpass applied

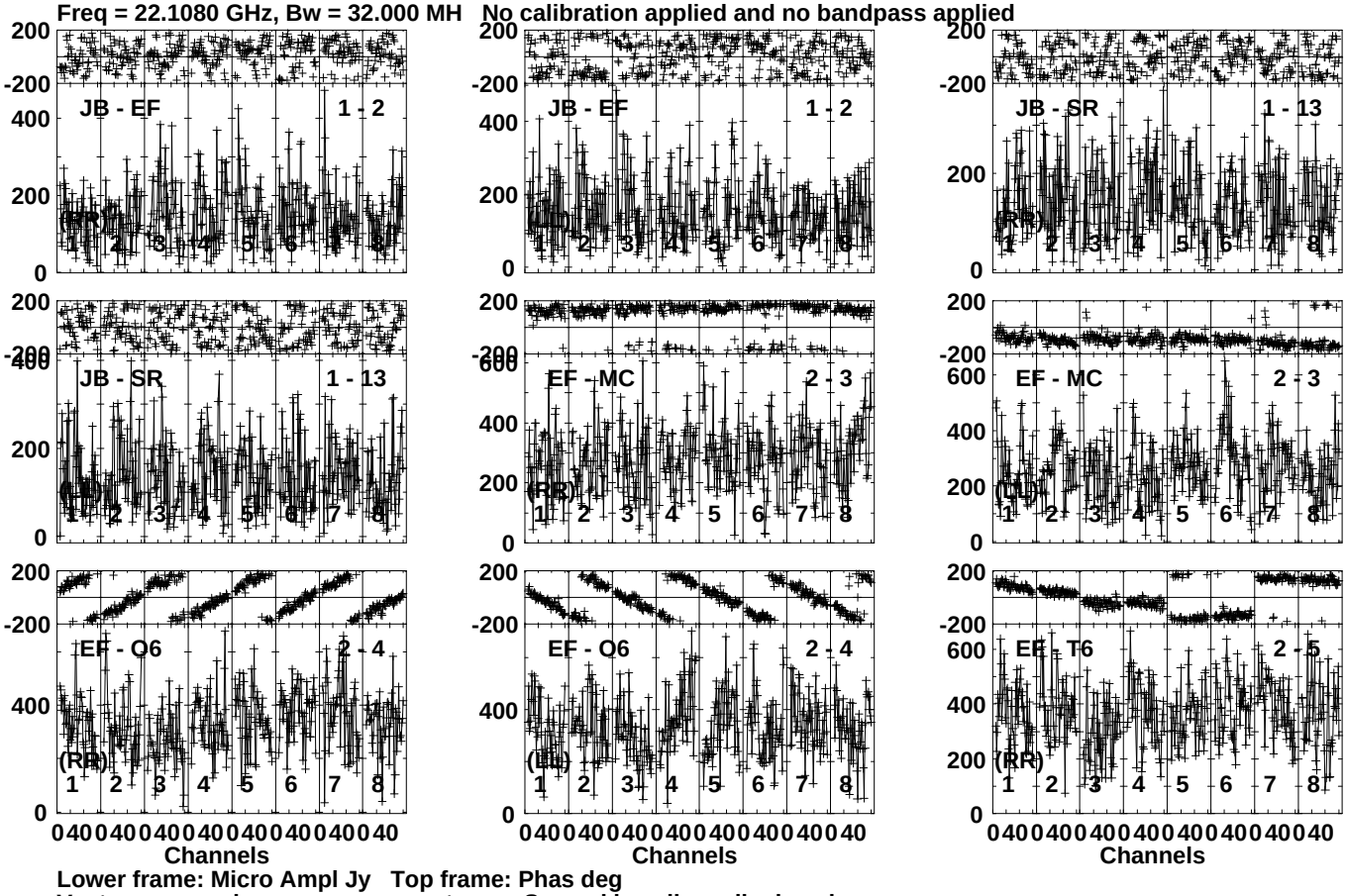

Lower frame: Micro Ampl Jy Top frame: Phas deg
Vector averaged cross-power spectrum Several baselines displayed
Timerange: 00/18:34:21 to 00/18:35:19

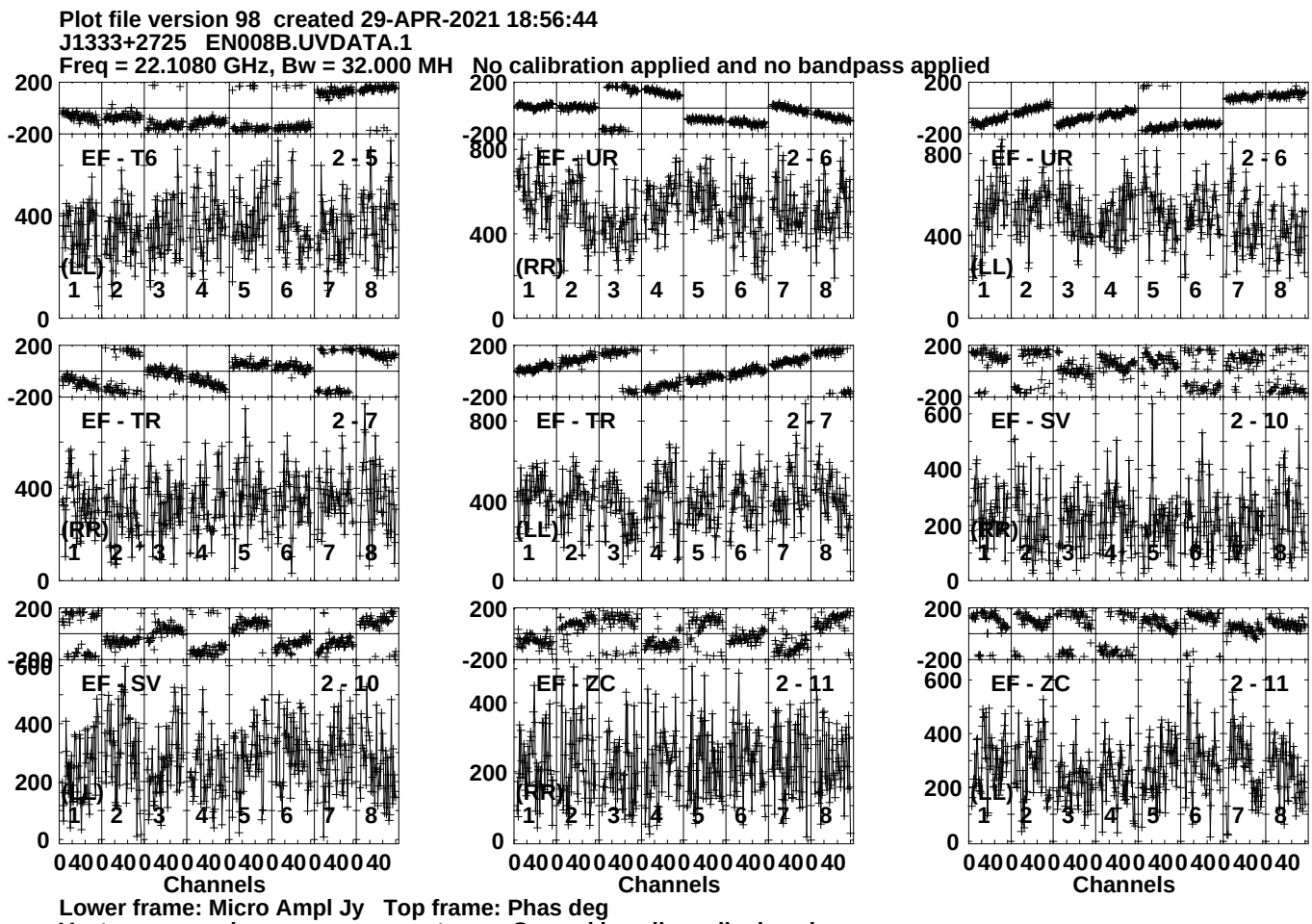
Plot file version 98 created 29-APR-2021 18:56:44
J1333+2725 EN008B.UVDATA.1
Freq = 22.1080 GHz, Bw = 32.000 MH No calibration applied and no bandpass applied
EF - T6 2 - 5
(LL)
EF - UR 2 - 6
(RR)
EF - UR 2 - 6
(LL)
EF - TR 2 - 7
(RR)
EF - TR 2 - 7
(LL)
EF - SV 2 - 10
(RR)
EF - SV 2 - 10
(LL)
EF - ZC 2 - 11
(RR)
EF - ZC 2 - 11
(LL)
Channels
Channels
Channels
Lower frame: Micro Ampl Jy Top frame: Phas deg
Vector averaged cross-power spectrum Several baselines displayed
Timerange: 00/18:34:21 to 00/18:35:19

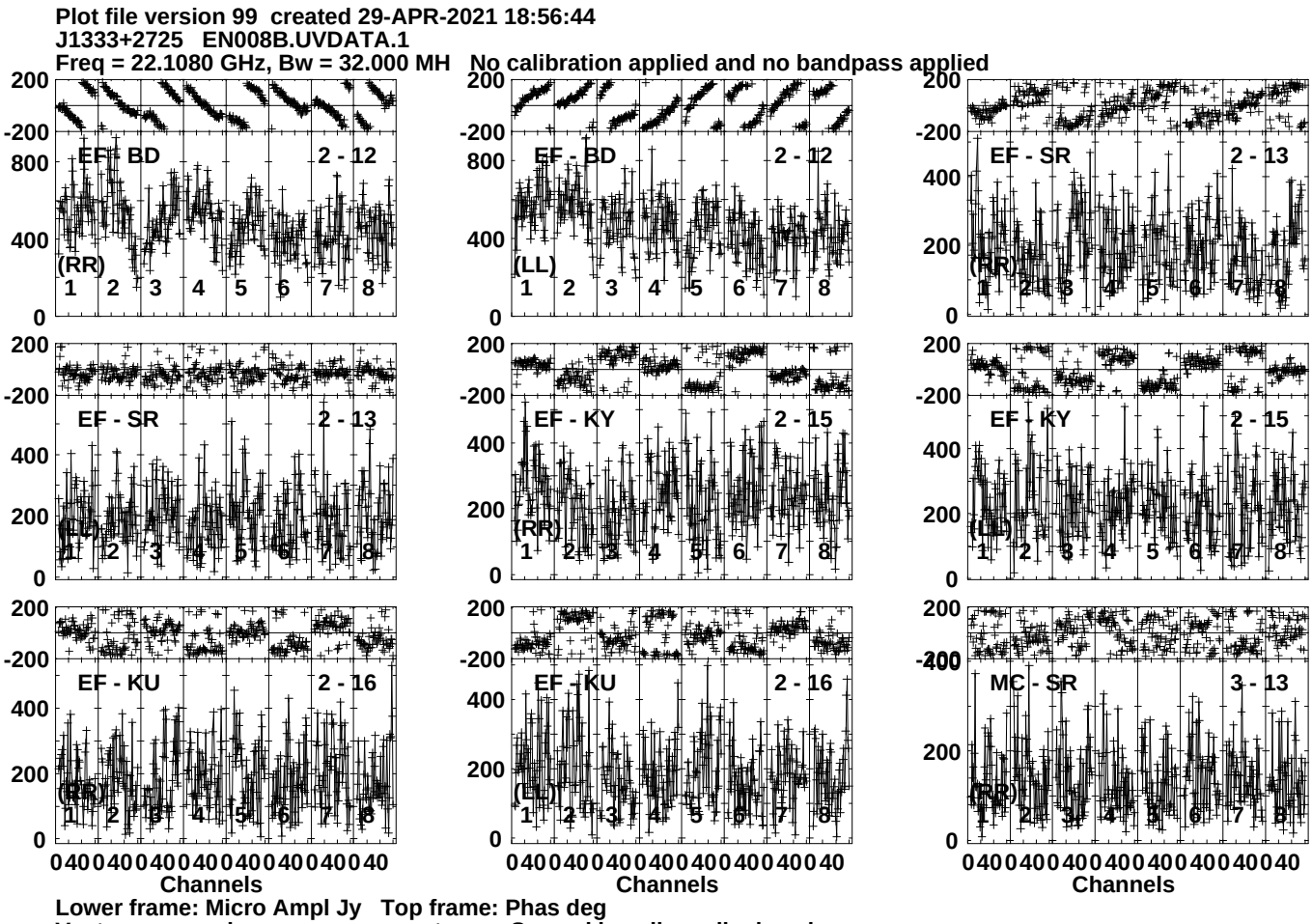
Plot file version 99 created 29-APR-2021 18:56:44
J1333+2725 EN008B.UVDATA.1
Freq = 22.1080 GHz, Bw = 32.000 MH No calibration applied and no bandpass applied
EF - BD 2 - 12
(RR)
EF - BD 2 - 12
(LL)
EF - SR 2 - 13
(RR)
EF - SR 2 - 13
(LL)
EF - KY 2 - 15
(RR)
EF - KY 2 - 15
(LL)
EF - KU 2 - 16
(RR)
EF - KU 2 - 16
(LL)
MC - SR 3 - 13
(RR)
Channels
Lower frame: Micro Ampl Jy Top frame: Phas deg
Vector averaged cross-power spectrum Several baselines displayed
Timerange: 00/18:34:21 to 00/18:35:19

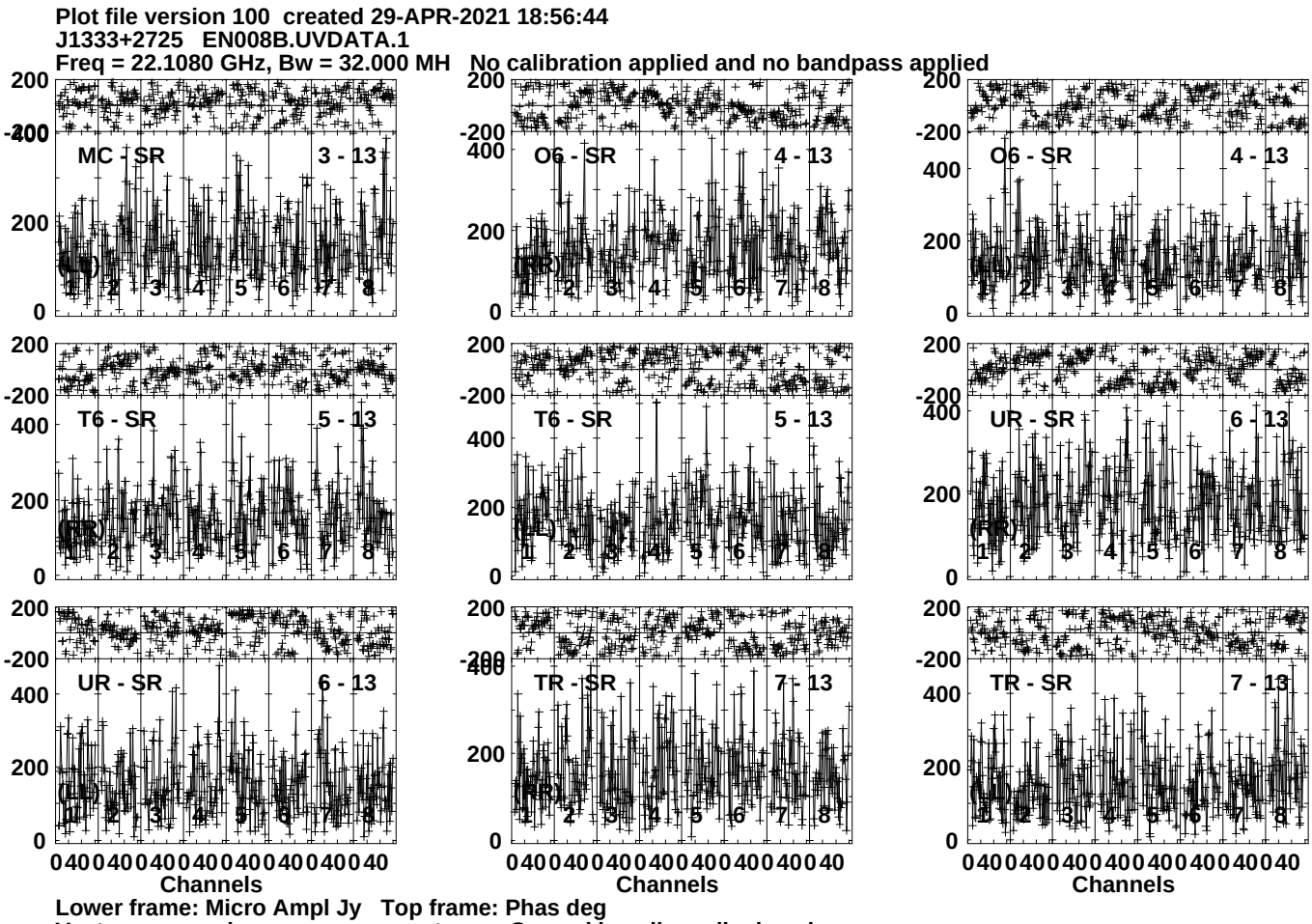
Plot file version 100 created 29-APR-2021 18:56:44
J1333+2725 EN008B.UVDATA.1
Freq = 22.1080 GHz, Bw = 32.000 MH No calibration applied and no bandpass applied
MC - SR 3 - 13
O6 - SR 4 - 13
O6 - SR 4 - 13
T6 - SR 5 - 13
T6 - SR 5 - 13
UR - SR 6 - 13
UR - SR 6 - 13
TR - SR 7 - 13
TR - SR 7 - 13
Channels
Channels
Channels
Lower frame: Micro Ampl Jy Top frame: Phas deg
Vector averaged cross-power spectrum Several baselines displayed
Timerange: 00/18:34:21 to 00/18:35:19

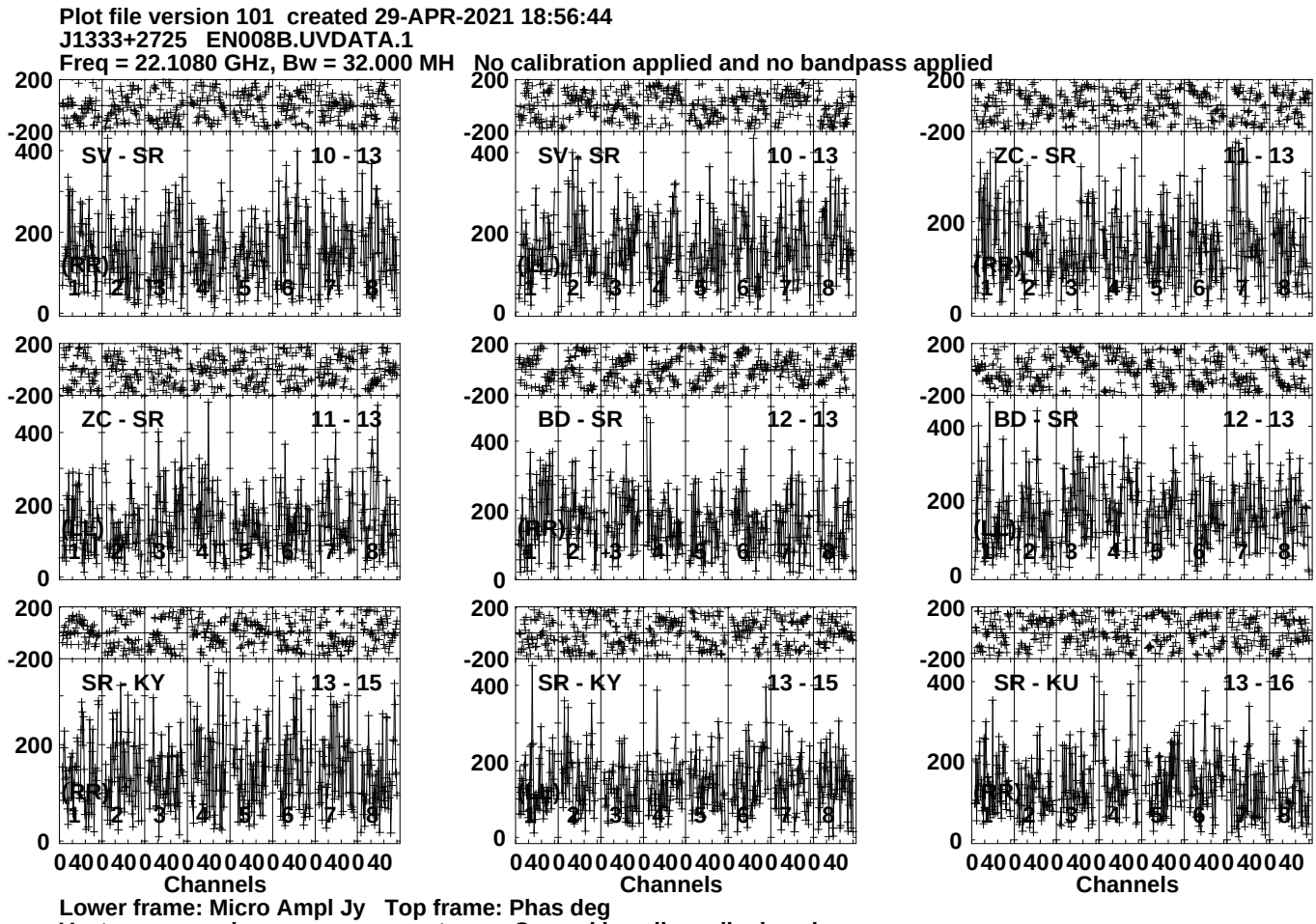
Plot file version 101 created 29-APR-2021 18:56:44
J1333+2725 EN008B.UVDATA.1
Freq = 22.1080 GHz, Bw = 32.000 MH No calibration applied and no bandpass applied
SV - SR 10 - 13
(RR)
SV - SR 10 - 13
(LL)
ZC - SR 11 - 13
(RR)
ZC - SR 11 - 13
(LL)
BD - SR 12 - 13
(RR)
BD - SR 12 - 13
(LL)
SR - KY 13 - 15
(RR)
SR - KY 13 - 15
(LL)
SR - KU 13 - 16
(RR)
200
-200
400
200
0
1 2 3 4 5 6 7 8
0 40 0 40 0 40 0 40 0 40 0 40 0 40 0 40
Channels
Lower frame: Micro Ampl Jy Top frame: Phas deg
Vector averaged cross-power spectrum Several baselines displayed
Timerange: 00/18:34:21 to 00/18:35:19

Plot file version 102 created 29-APR-2021 18:56:44
J1333+2725 EN008B.UVDATA.1
Freq = 22.1080 GHz, Bw = 32.000 MH No calibration applied and no bandpass applied

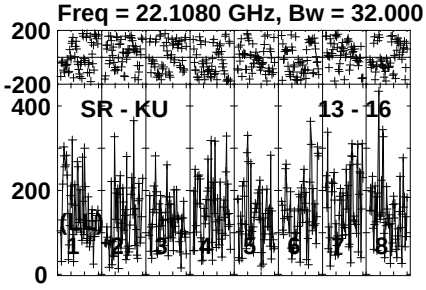

Lower frame: Micro Ampl Jy Top frame: Phas deg
Vector averaged cross-power spectrum Several baselines displayed
Timerange: 00/18:34:21 to 00/18:35:19

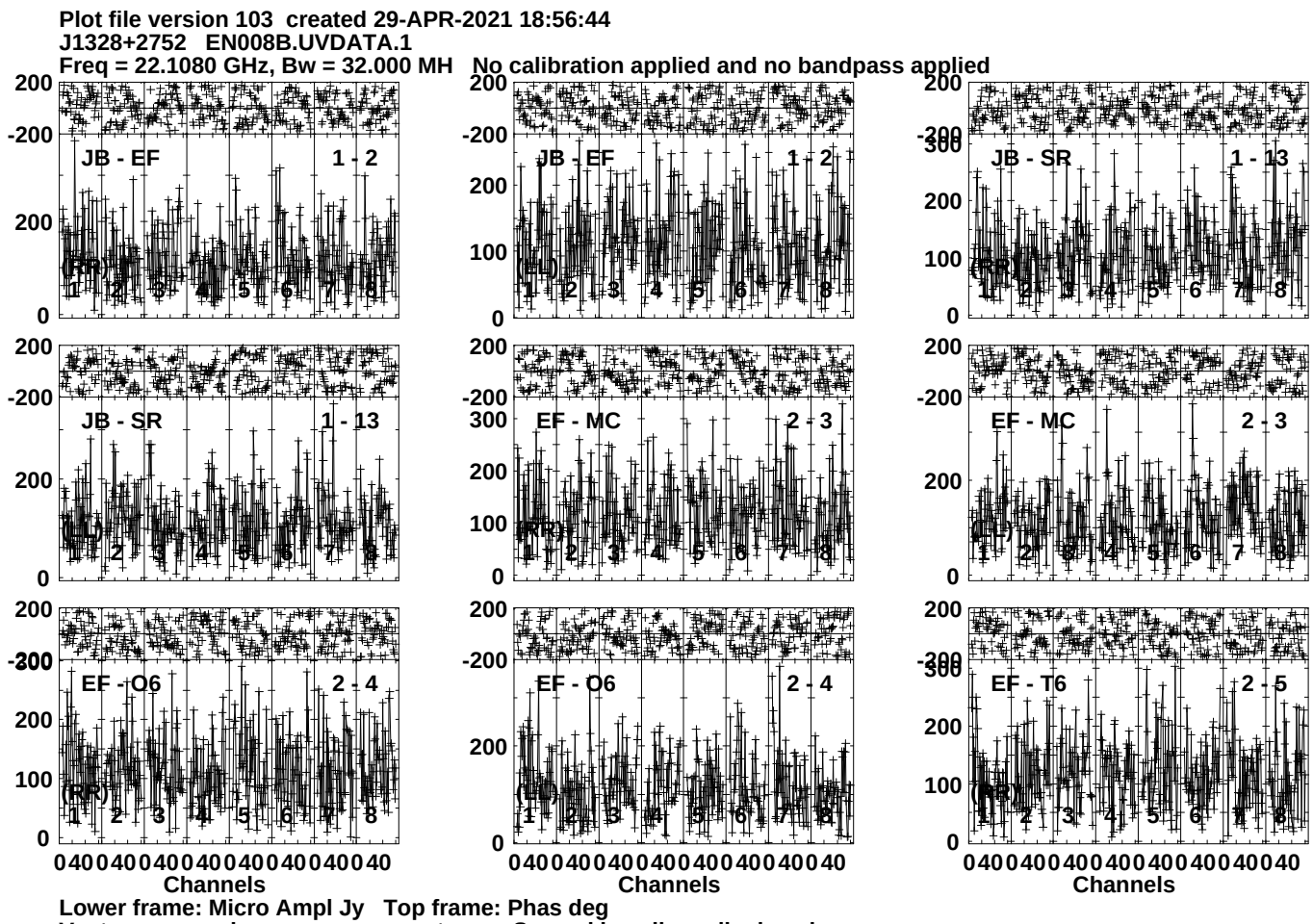
Plot file version 103 created 29-APR-2021 18:56:44
J1328+2752 EN008B.UVDATA.1
Freq = 22.1080 GHz, Bw = 32.000 MH No calibration applied and no bandpass applied
JB - EF 1 - 2
JB - SR 1 - 13
EF - MC 2 - 3
EF - O6 2 - 4
EF - T6 2 - 5
(RR)
(LL)
Channels
Lower frame: Micro Ampl Jy Top frame: Phas deg
Vector averaged cross-power spectrum Several baselines displayed
Timerange: 00/18:35:21 to 00/18:37:19

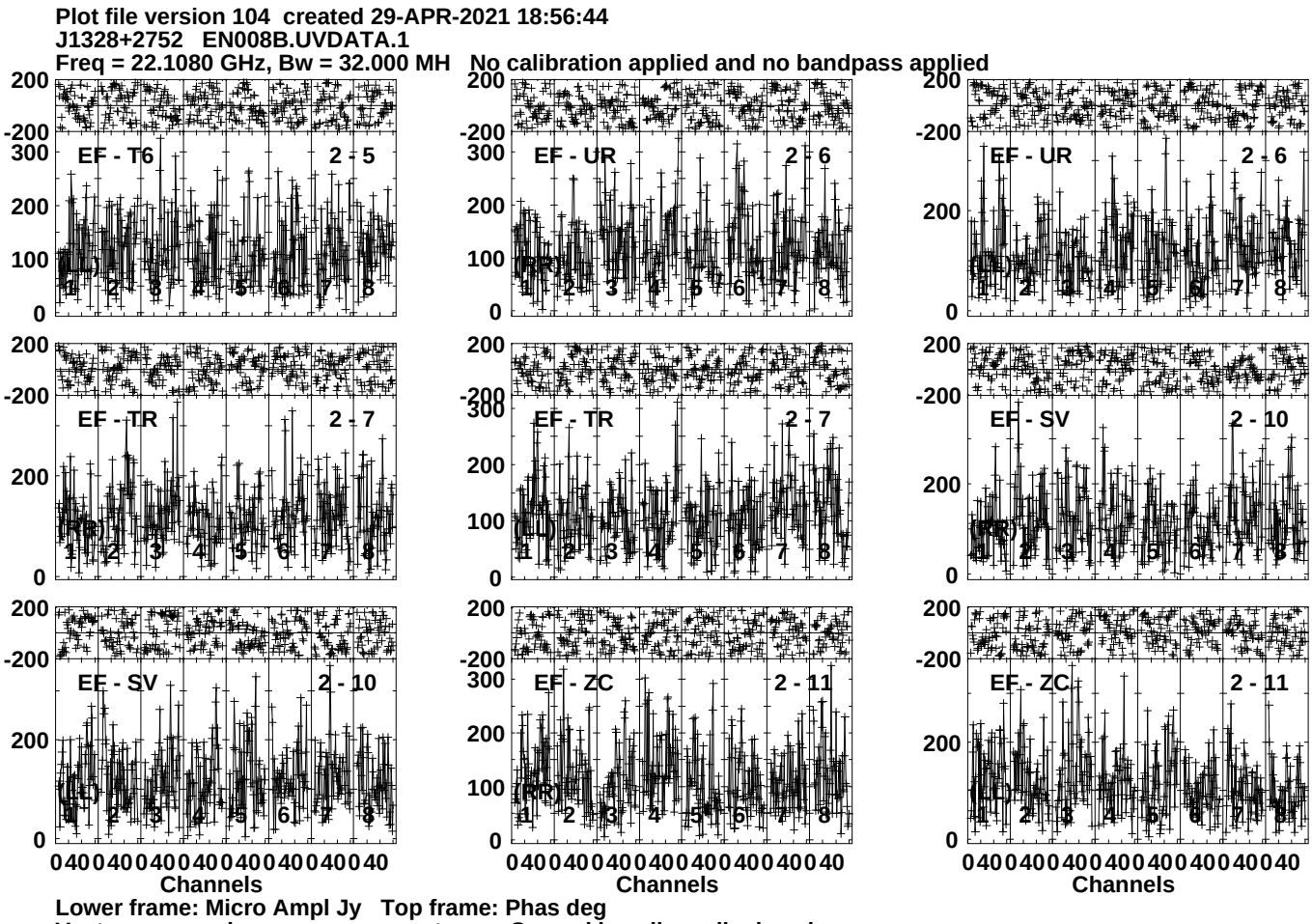
Plot file version 104 created 29-APR-2021 18:56:44
J1328+2752 EN008B.UVDATA.1
Freq = 22.1080 GHz, Bw = 32.000 MH No calibration applied and no bandpass applied
EF - T6 2 - 5
EF - UR 2 - 6
EF - UR 2 - 6
EF - TR 2 - 7
EF - TR 2 - 7
EF - SV 2 - 10
EF - SV 2 - 10
EF - ZC 2 - 11
EF - ZC 2 - 11
(LL)
(RR)
(RL)
(LR)
200
-200
300
100
0
1 2 3 4 5 6 7 8
0 40 0 40 0 40 0 40 0 40 0 40 0 40 0 40
Channels
Lower frame: Micro Ampl Jy Top frame: Phas deg
Vector averaged cross-power spectrum Several baselines displayed
Timerange: 00/18:35:21 to 00/18:37:19

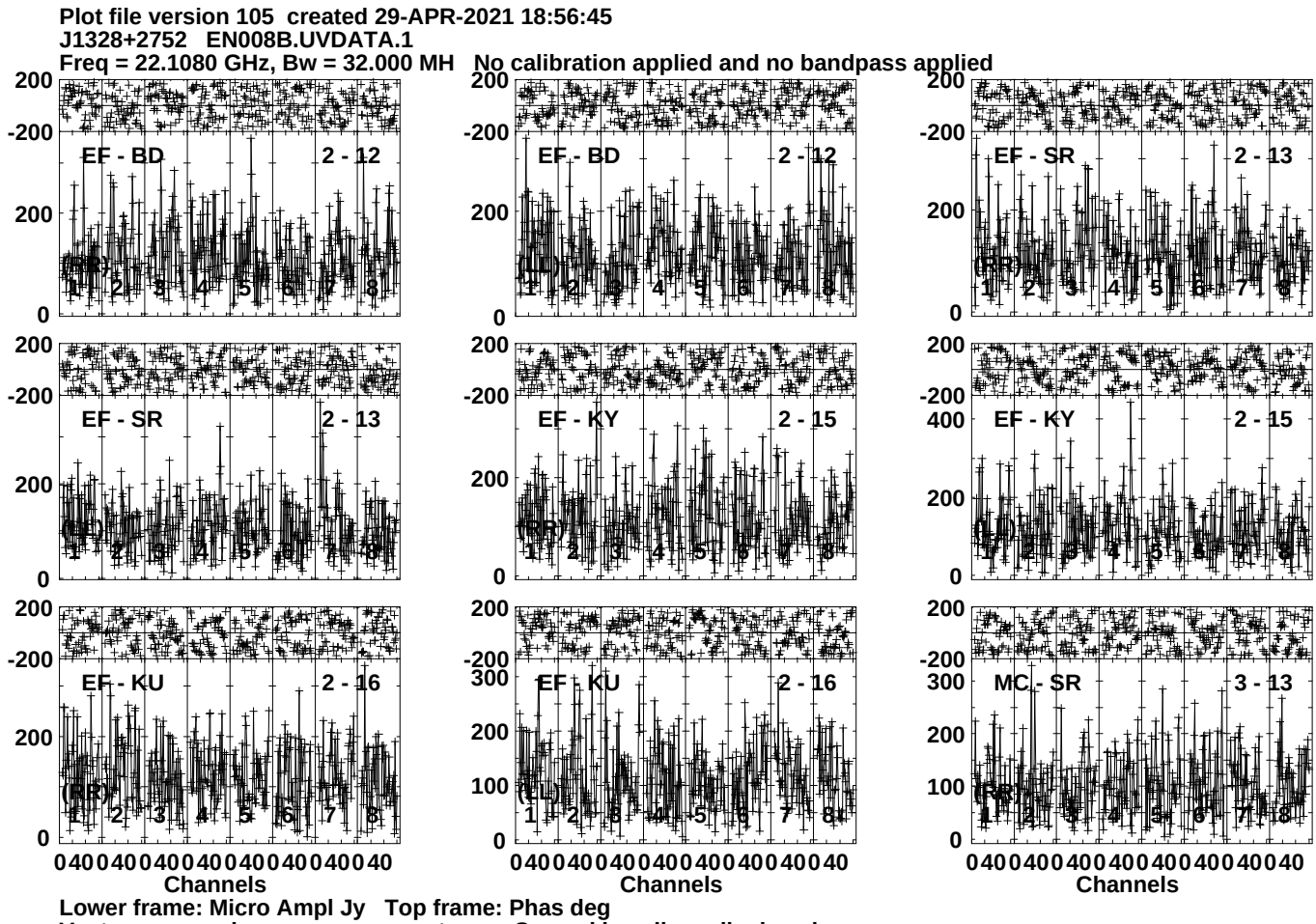
Plot file version 105 created 29-APR-2021 18:56:45
J1328+2752 EN008B.UVDATA.1
Freq = 22.1080 GHz, Bw = 32.000 MH No calibration applied and no bandpass applied
EF - BD 2 - 12
EF - BD 2 - 12
EF - SR 2 - 13
EF - SR 2 - 13
EF - KY 2 - 15
EF - KY 2 - 15
EF - KU 2 - 16
EF - KU 2 - 16
MC - SR 3 - 13
(RR)
(LL)
Channels
Lower frame: Micro Ampl Jy Top frame: Phas deg
Vector averaged cross-power spectrum Several baselines displayed
Timerange: 00/18:35:21 to 00/18:37:19

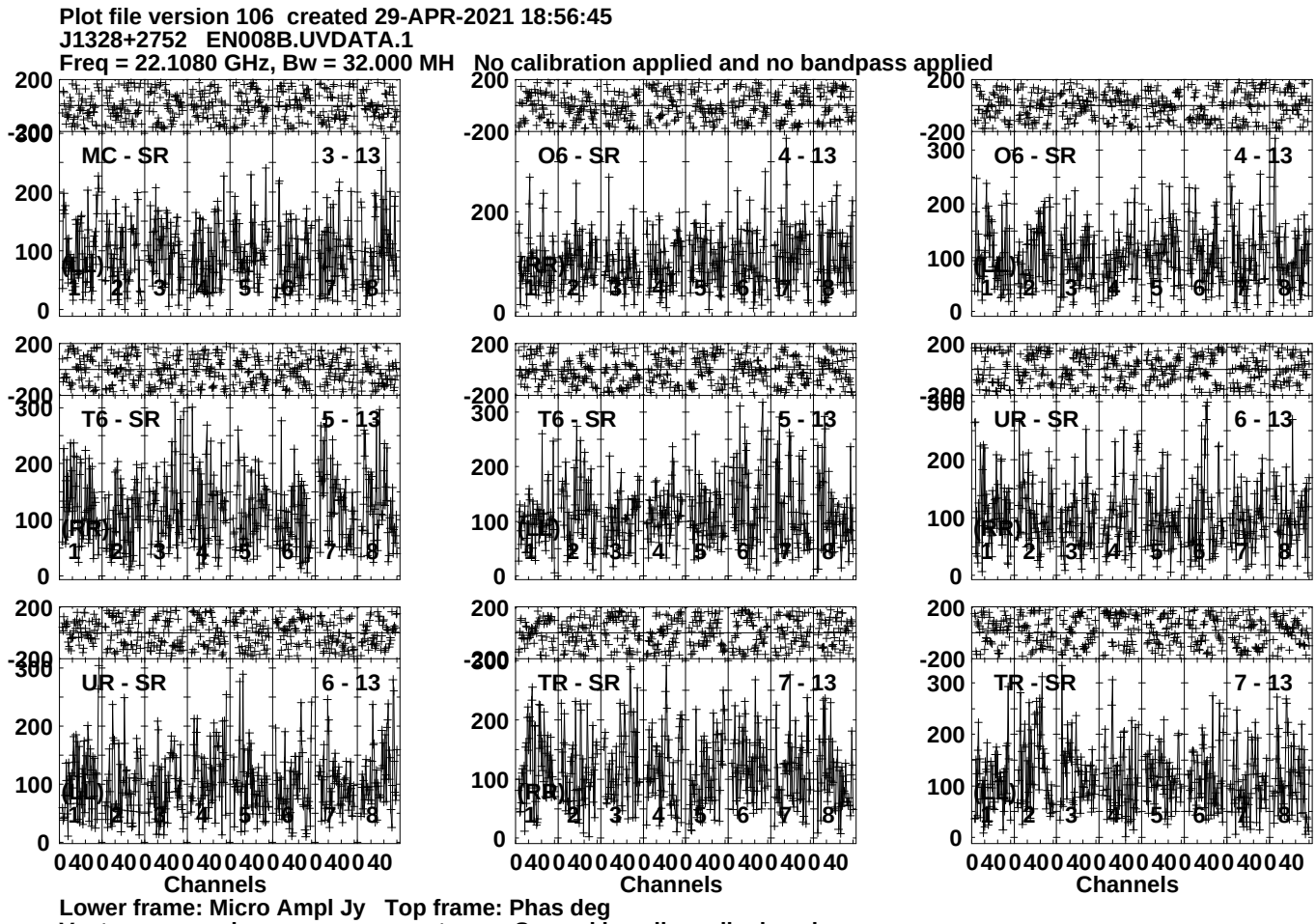
Plot file version 106 created 29-APR-2021 18:56:45
J1328+2752 EN008B.UVDATA.1
Freq = 22.1080 GHz, Bw = 32.000 MH No calibration applied and no bandpass applied
MC - SR 3 - 13
O6 - SR 4 - 13
O6 - SR 4 - 13
T6 - SR 5 - 13
T6 - SR 5 - 13
UR - SR 6 - 13
UR - SR 6 - 13
TR - SR 7 - 13
TR - SR 7 - 13
(RR)
Channels
Lower frame: Micro Ampl Jy Top frame: Phas deg
Vector averaged cross-power spectrum Several baselines displayed
Timerange: 00/18:35:21 to 00/18:37:19

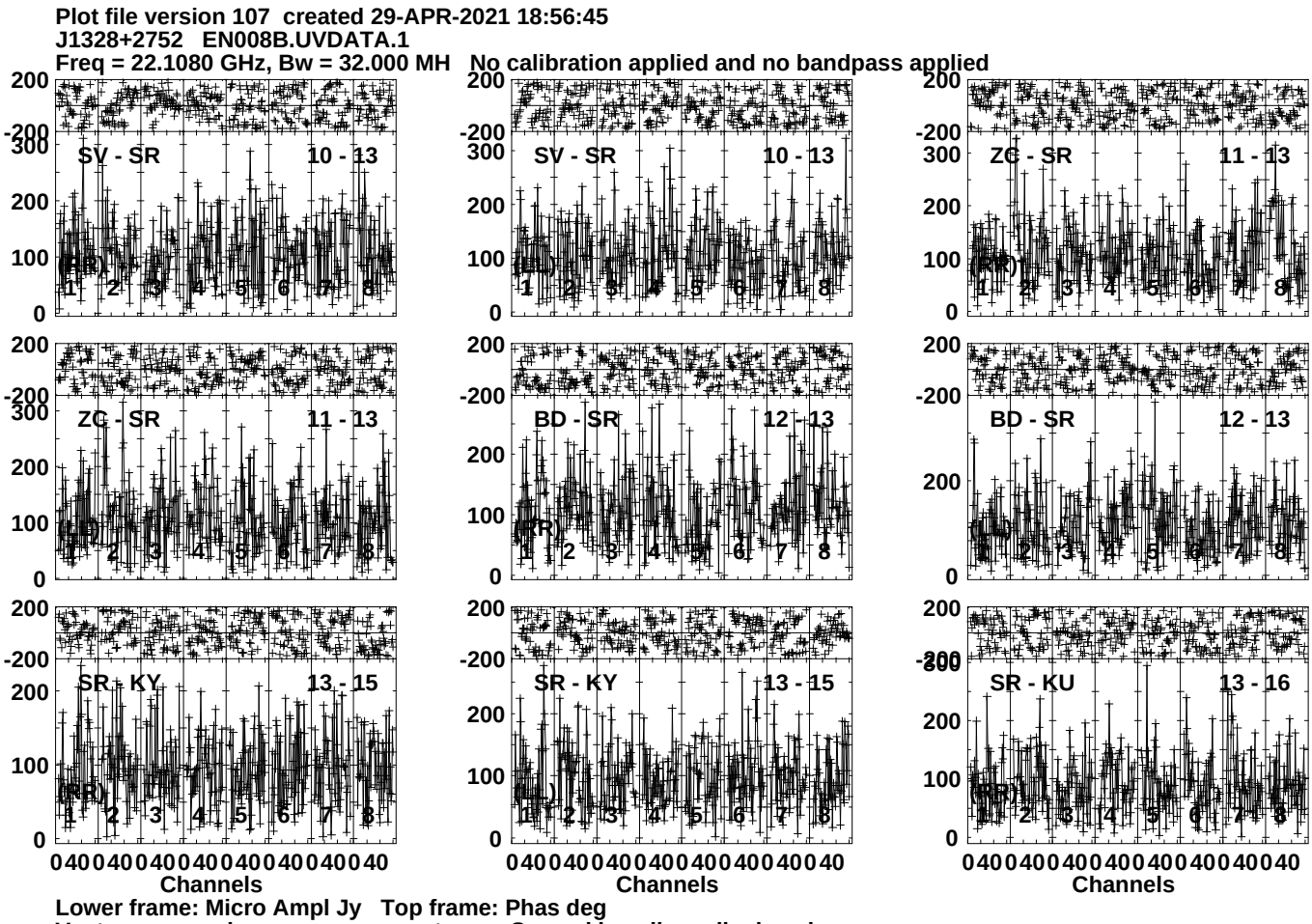
Plot file version 107 created 29-APR-2021 18:56:45
J1328+2752 EN008B.UVDATA.1
Freq = 22.1080 GHz, Bw = 32.000 MH No calibration applied and no bandpass applied
SV - SR 10 - 13
SV - SR 10 - 13
ZC - SR 11 - 13
ZC - SR 11 - 13
BD - SR 12 - 13
BD - SR 12 - 13
SR - KY 13 - 15
SR - KY 13 - 15
SR - KU 13 - 16
(RR)
(LL)
Channels
Lower frame: Micro Ampl Jy Top frame: Phas deg
Vector averaged cross-power spectrum Several baselines displayed
Timerange: 00/18:35:21 to 00/18:37:19

Plot file version 108 created 29-APR-2021 18:56:45
J1328+2752 EN008B.UVDATA.1
Freq = 22.1080 GHz, Bw = 32.000 MH No calibration applied and no bandpass applied

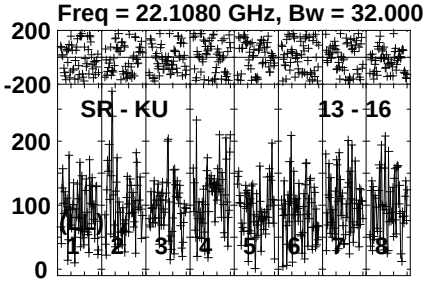

Lower frame: Micro Ampl Jy Top frame: Phas deg
Vector averaged cross-power spectrum Several baselines displayed
Timerange: 00/18:35:21 to 00/18:37:19

Plot file version 109 created 29-APR-2021 18:56:45
J1333+2725 EN008B.UVDATA.1
Freq = 22.1080 GHz, Bw = 32.000 MH No calibration applied and no bandpass applied

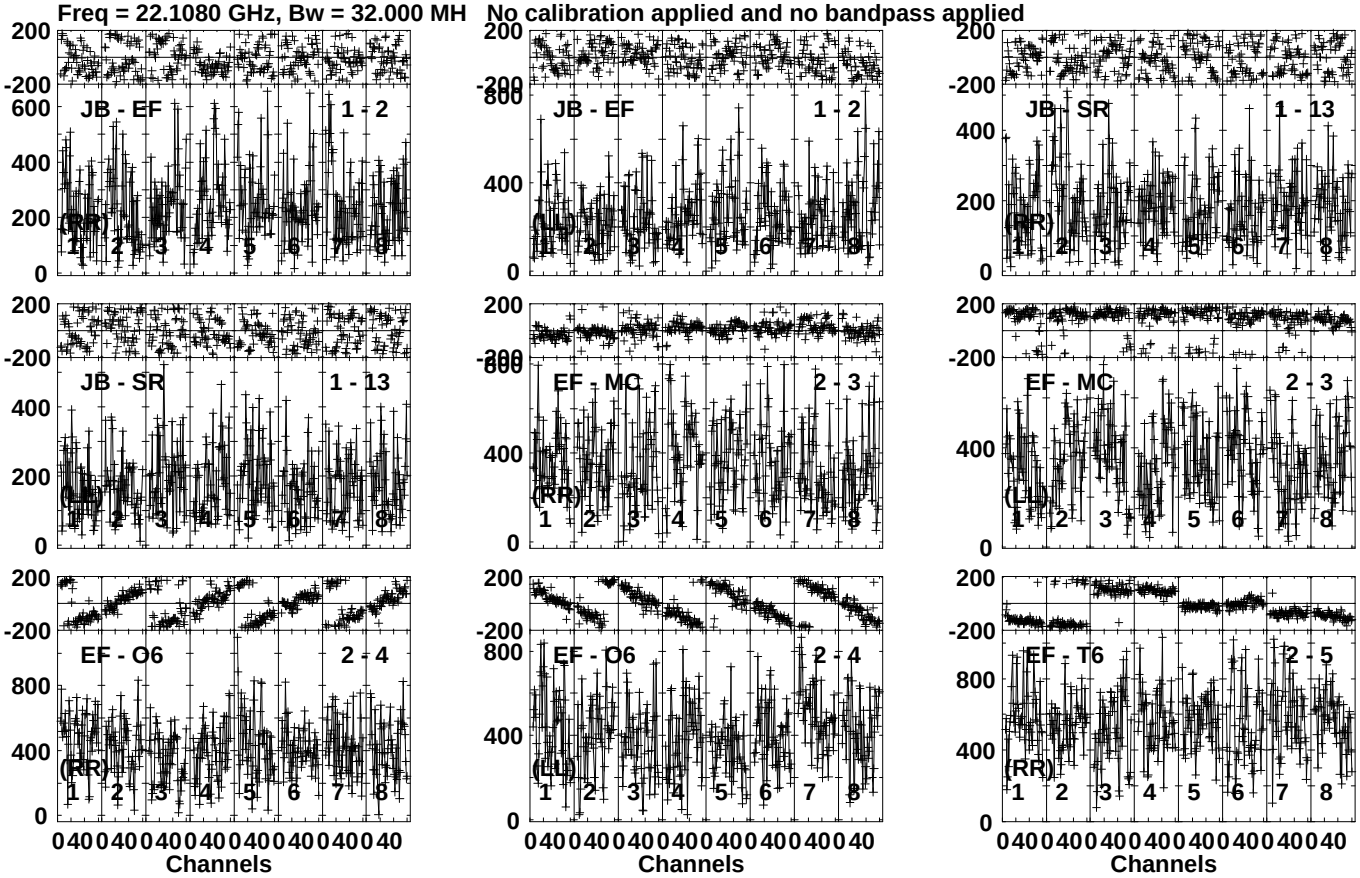

Lower frame: Micro Ampl Jy Top frame: Phas deg
Vector averaged cross-power spectrum Several baselines displayed
Timerange: 00/18:37:21 to 00/18:38:19

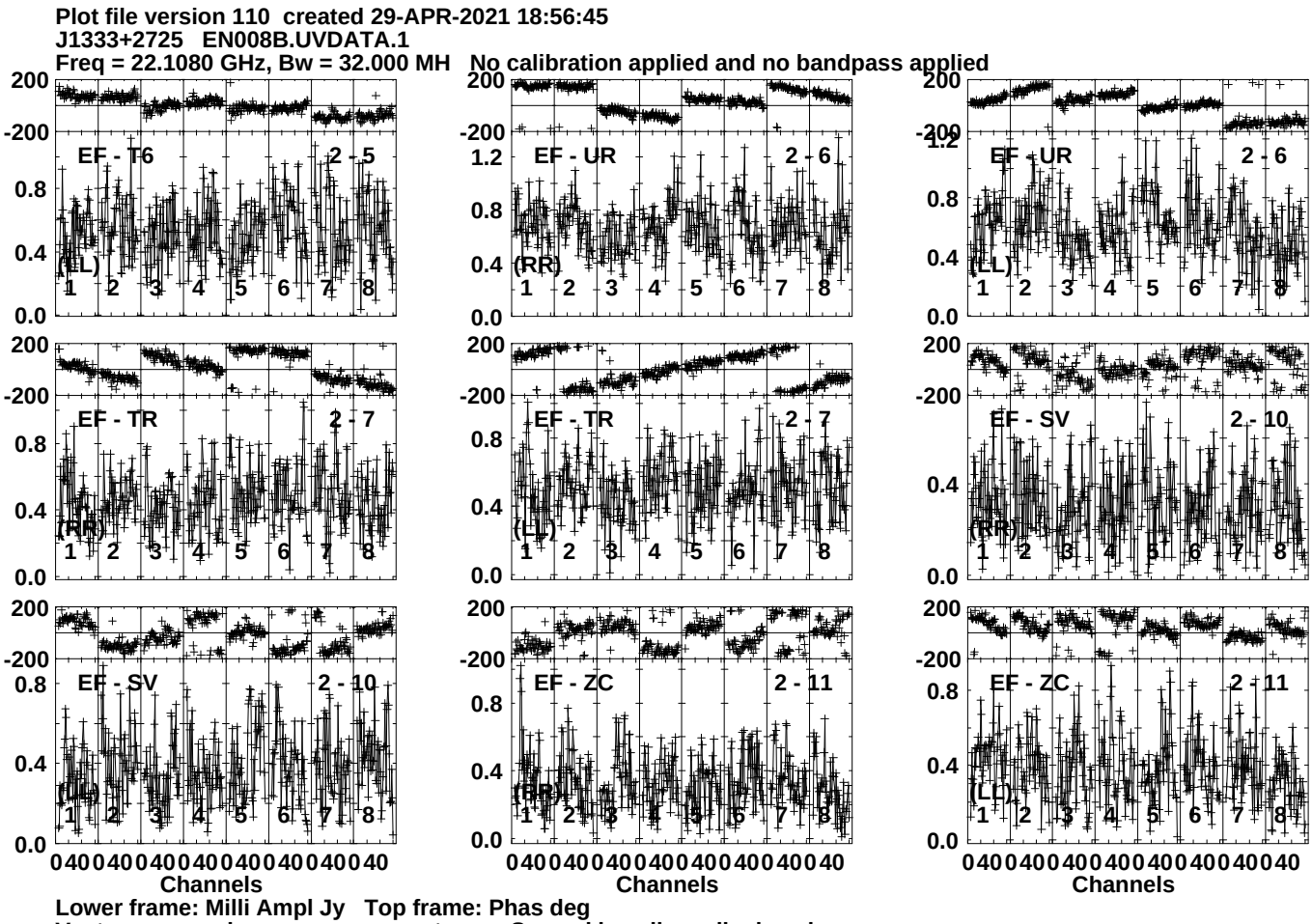
Plot file version 110 created 29-APR-2021 18:56:45
J1333+2725 EN008B.UVDATA.1
Freq = 22.1080 GHz, Bw = 32.000 MH No calibration applied and no bandpass applied
EF - T6 2 - 5
(LL)
EF - UR 2 - 6
(RR)
EF - UR 2 - 6
(LL)
EF - TR 2 - 7
(RR)
EF - TR 2 - 7
(LL)
EF - SV 2 - 10
(RR)
EF - SV 2 - 10
(LL)
EF - ZC 2 - 11
(RR)
EF - ZC 2 - 11
(LL)
Channels
Channels
Channels
Lower frame: Milli Ampl Jy Top frame: Phas deg
Vector averaged cross-power spectrum Several baselines displayed
Timerange: 00/18:37:21 to 00/18:38:19

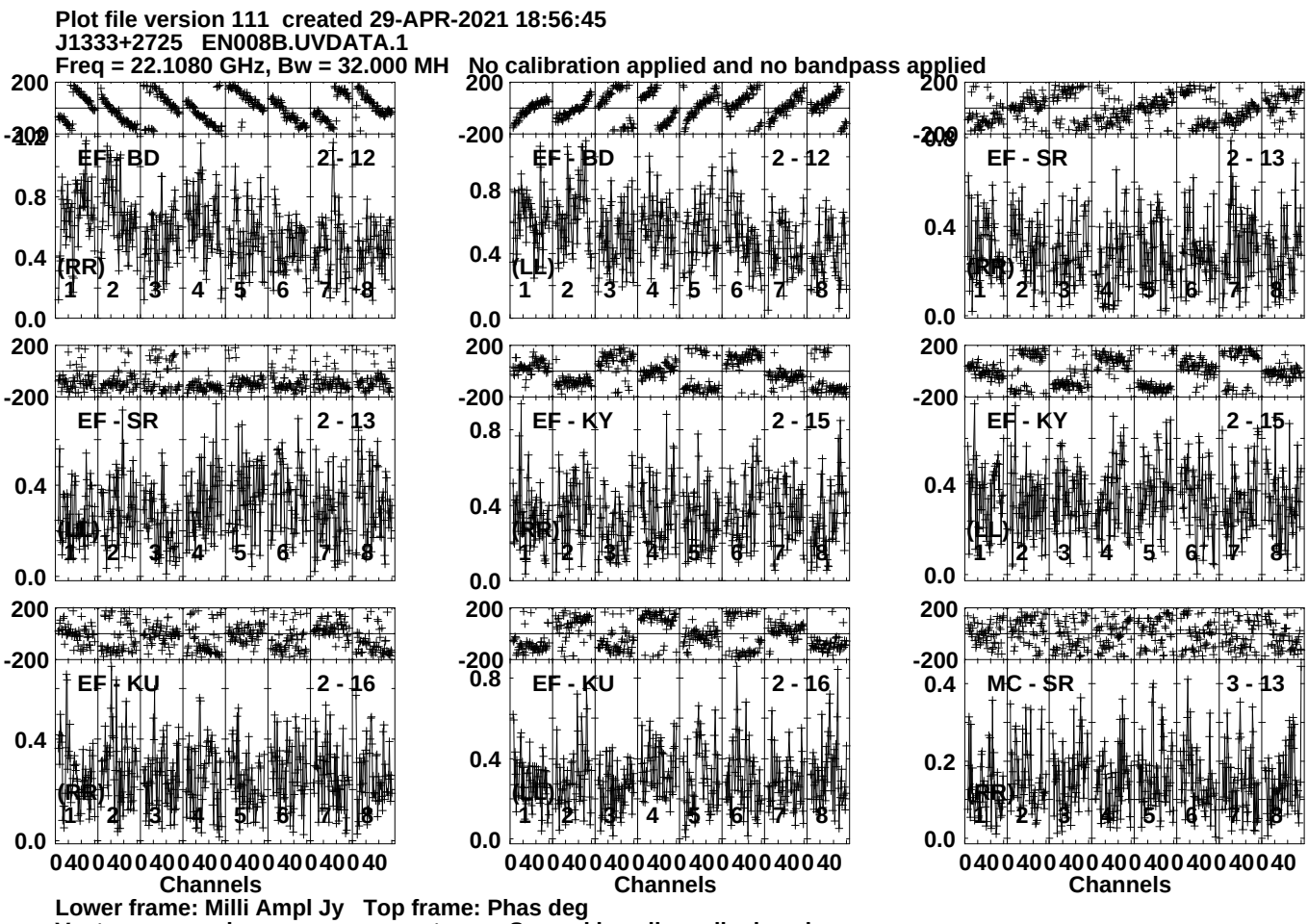
Plot file version 111 created 29-APR-2021 18:56:45
J1333+2725 EN008B.UVDATA.1
Freq = 22.1080 GHz, Bw = 32.000 MH No calibration applied and no bandpass applied
EF - BD 2 - 12 (RR)
EF - BD 2 - 12 (LL)
EF - SR 2 - 13 (RR)
EF - SR 2 - 13 (LL)
EF - KY 2 - 15 (RR)
EF - KY 2 - 15 (LL)
EF - KU 2 - 16 (RR)
EF - KU 2 - 16 (LL)
MC - SR 3 - 13 (RR)
Channels
Lower frame: Milli Ampl Jy Top frame: Phas deg
Vector averaged cross-power spectrum Several baselines displayed
Timerange: 00/18:37:21 to 00/18:38:19

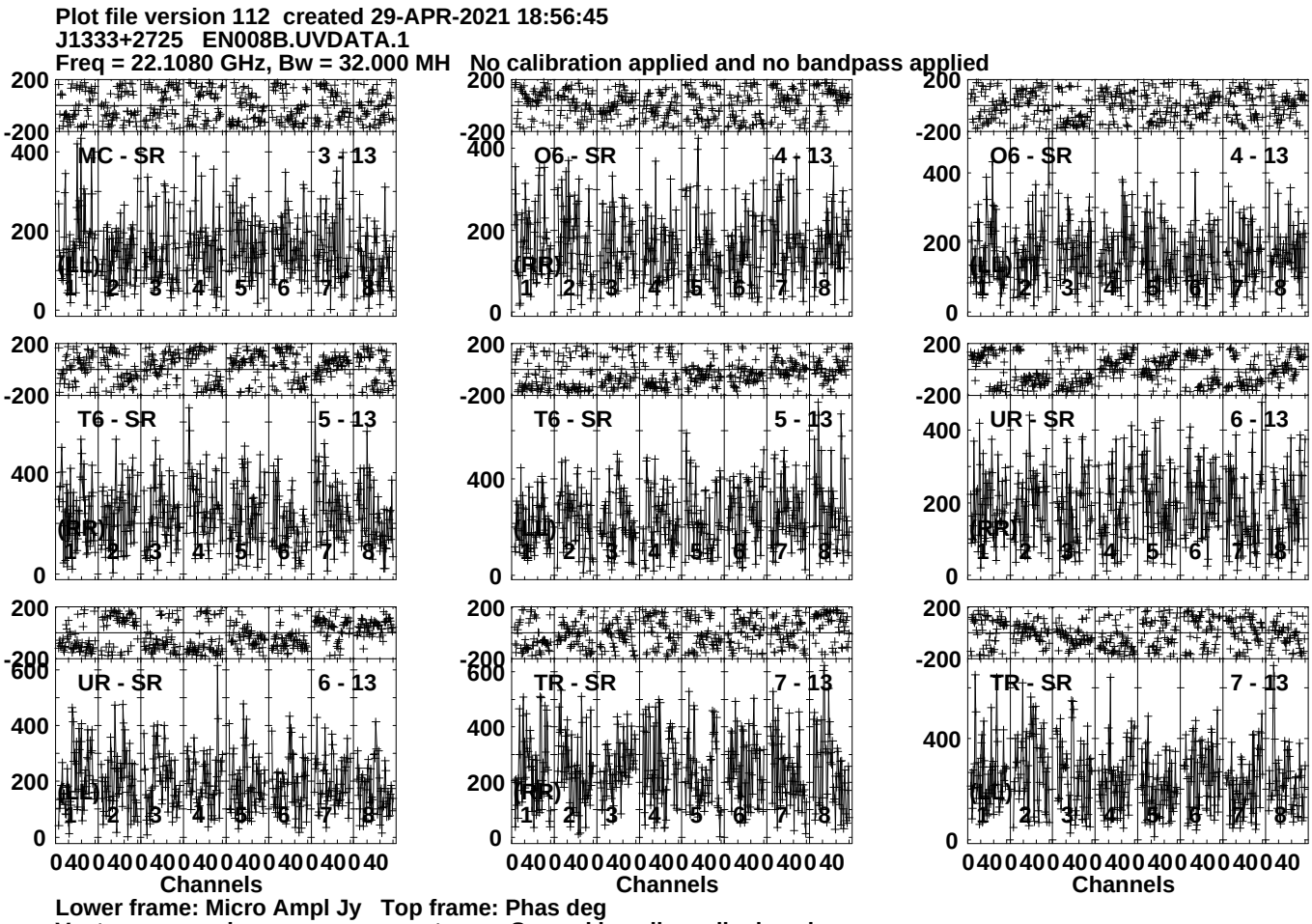
Plot file version 112 created 29-APR-2021 18:56:45
J1333+2725 EN008B.UVDATA.1
Freq = 22.1080 GHz, Bw = 32.000 MH No calibration applied and no bandpass applied
MC - SR 3 - 13
O6 - SR 4 - 13
O6 - SR 4 - 13
T6 - SR 5 - 13
T6 - SR 5 - 13
UR - SR 6 - 13
UR - SR 6 - 13
TR - SR 7 - 13
TR - SR 7 - 13
(RR)
(LL)
(RL)
(LR)
Channels
Lower frame: Micro Ampl Jy Top frame: Phas deg
Vector averaged cross-power spectrum Several baselines displayed
Timerange: 00/18:37:21 to 00/18:38:19

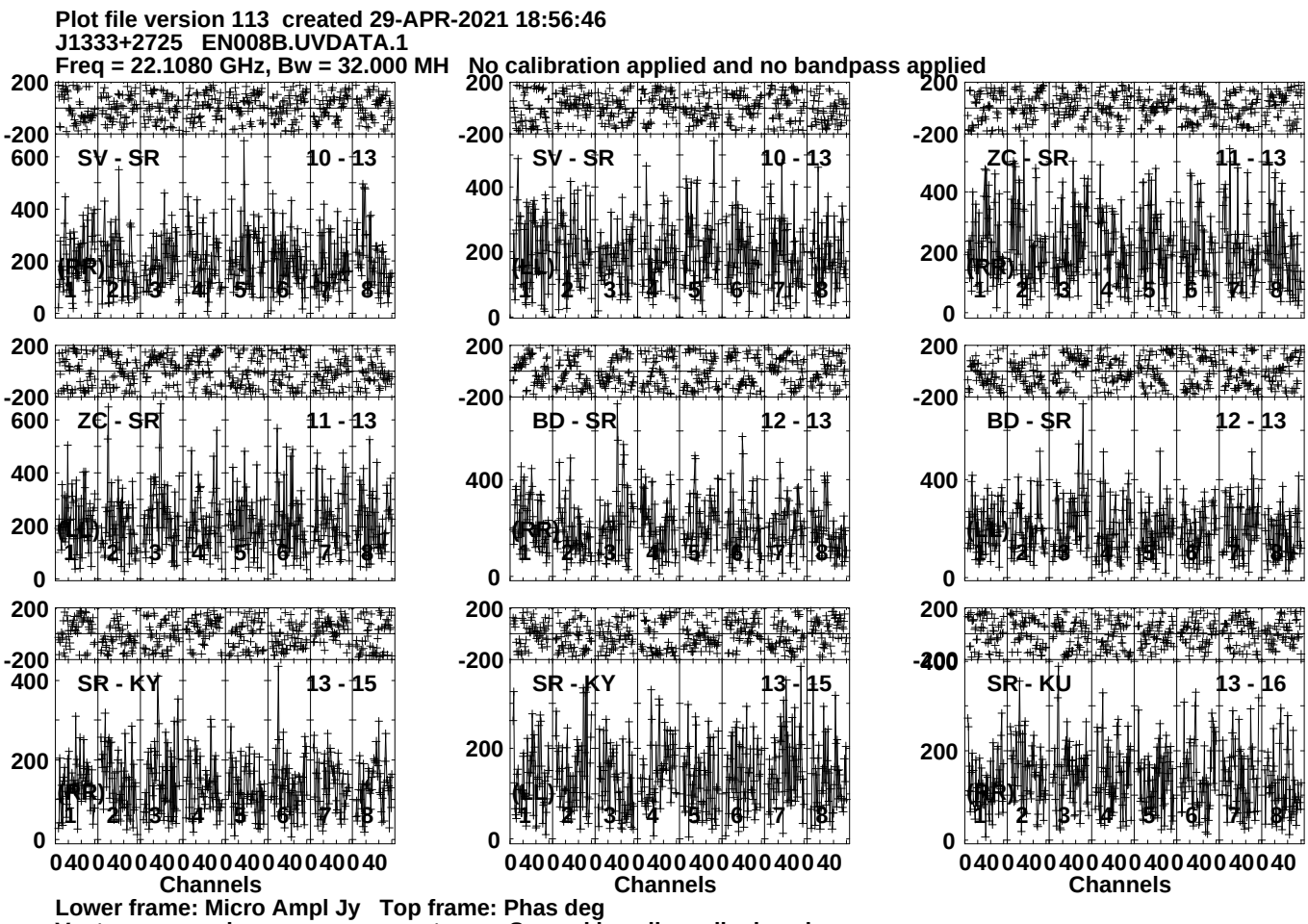
Plot file version 113 created 29-APR-2021 18:56:46
J1333+2725 EN008B.UVDATA.1
Freq = 22.1080 GHz, Bw = 32.000 MH No calibration applied and no bandpass applied
SV - SR 10 - 13
SV - SR 10 - 13
ZC - SR 11 - 13
ZC - SR 11 - 13
BD - SR 12 - 13
BD - SR 12 - 13
SR - KY 13 - 15
SR - KY 13 - 15
SR - KU 13 - 16
Channels
Channels
Channels
Lower frame: Micro Ampl Jy Top frame: Phas deg
Vector averaged cross-power spectrum Several baselines displayed
Timerange: 00/18:37:21 to 00/18:38:19

Plot file version 114 created 29-APR-2021 18:56:46
J1333+2725 EN008B.UVDATA.1
Freq = 22.1080 GHz, Bw = 32.000 MH No calibration applied and no bandpass applied

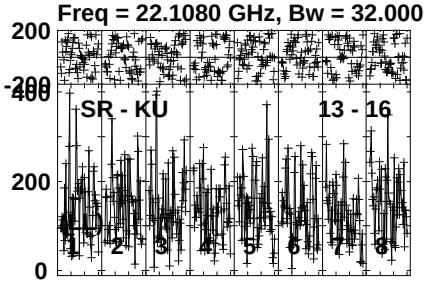

Lower frame: Micro Ampl Jy Top frame: Phas deg
Vector averaged cross-power spectrum Several baselines displayed
Timerange: 00/18:37:21 to 00/18:38:19

Plot file version 115 created 29-APR-2021 18:56:46
J1328+2752 EN008B.UVDATA.1
Freq = 22.1080 GHz, Bw = 32.000 MH No calibration applied and no bandpass applied

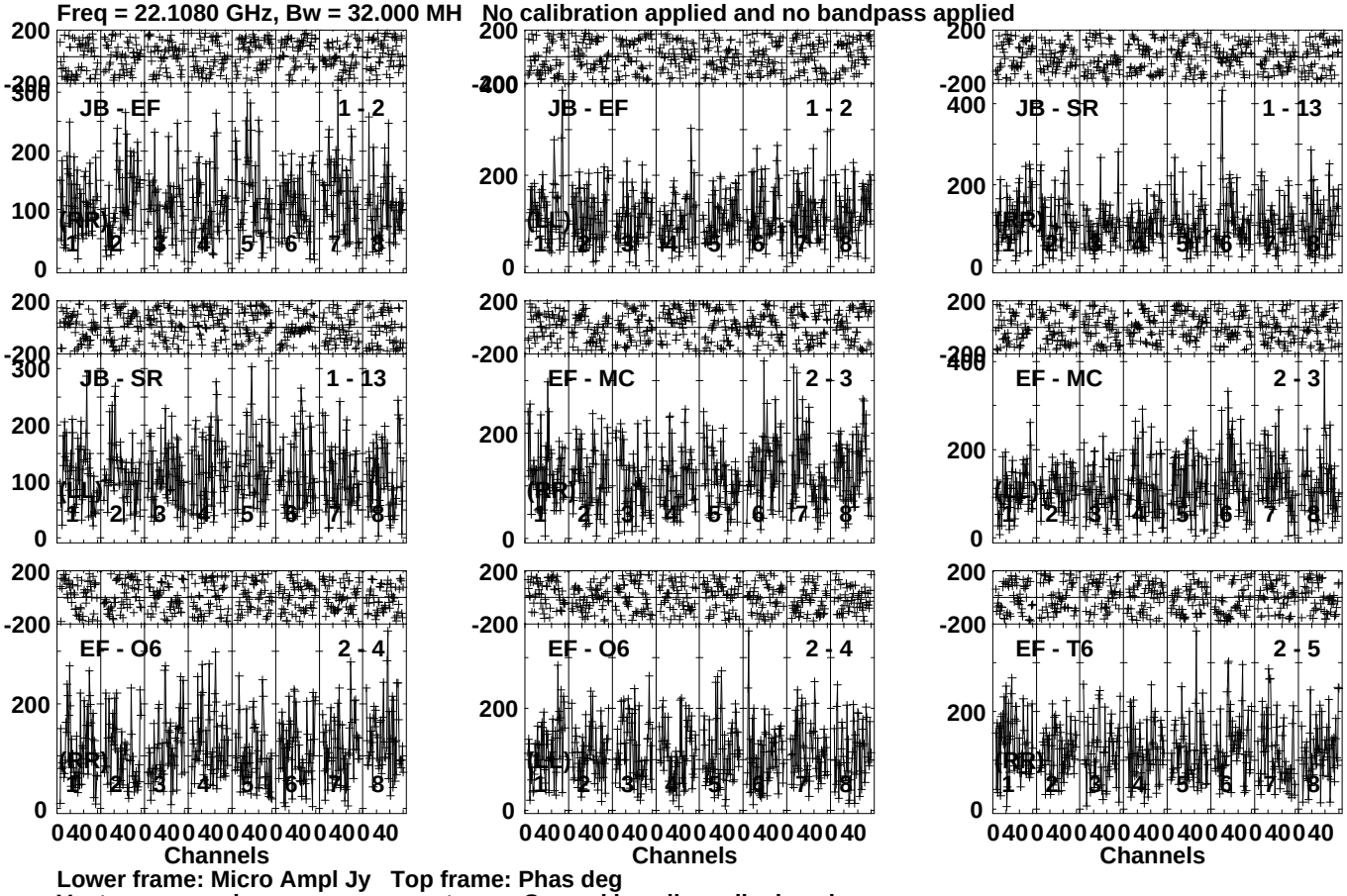

Lower frame: Micro Ampl Jy Top frame: Phas deg
Vector averaged cross-power spectrum Several baselines displayed
Timerange: 00/18:38:21 to 00/18:40:19

Plot file version 116 created 29-APR-2021 18:56:46
J1328+2752 EN008B.UVDATA.1
Freq = 22.1080 GHz, Bw = 32.000 MH No calibration applied and no bandpass applied

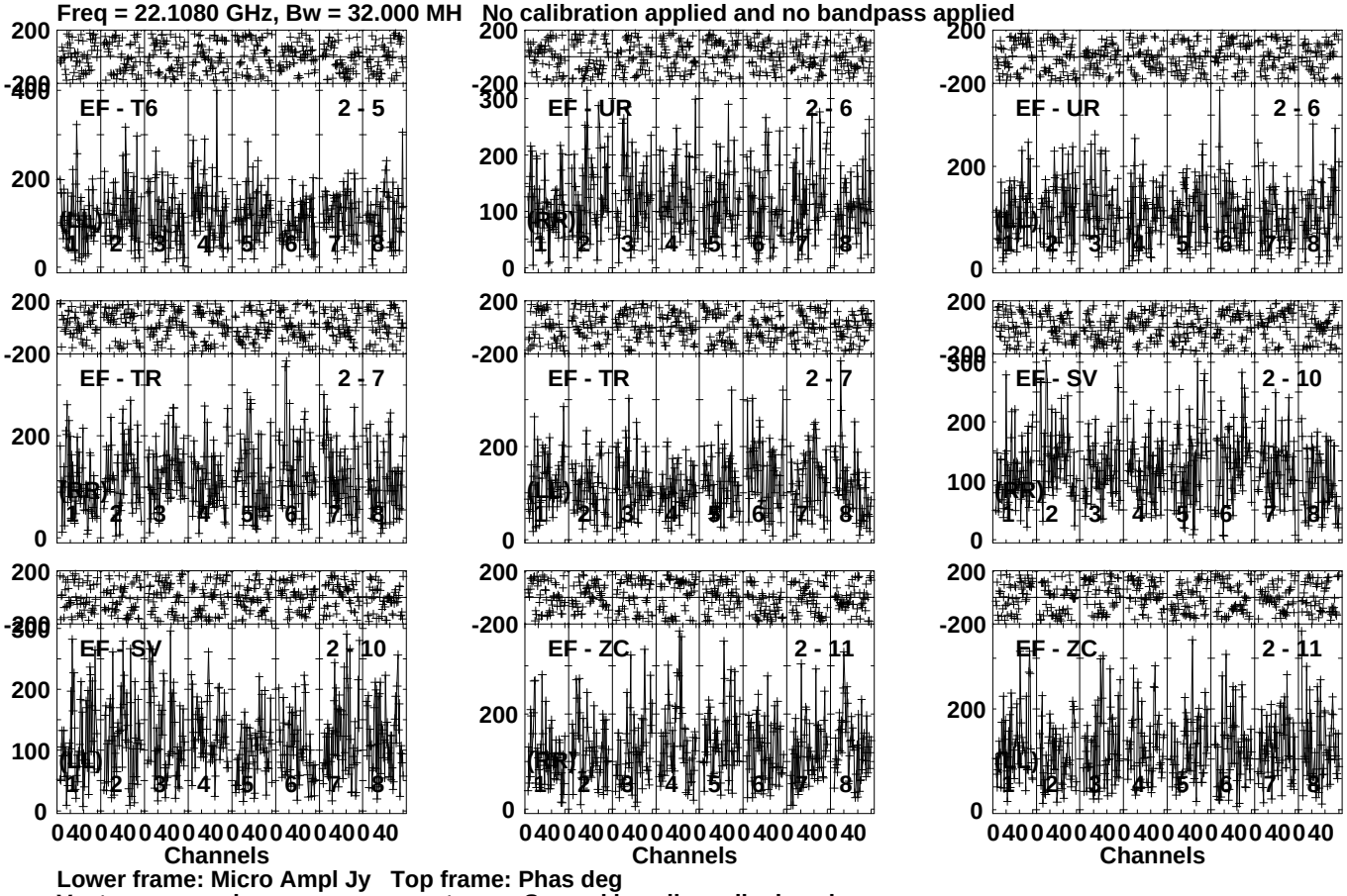

Lower frame: Micro Ampl Jy Top frame: Phas deg
Vector averaged cross-power spectrum Several baselines displayed
Timerange: 00/18:38:21 to 00/18:40:19

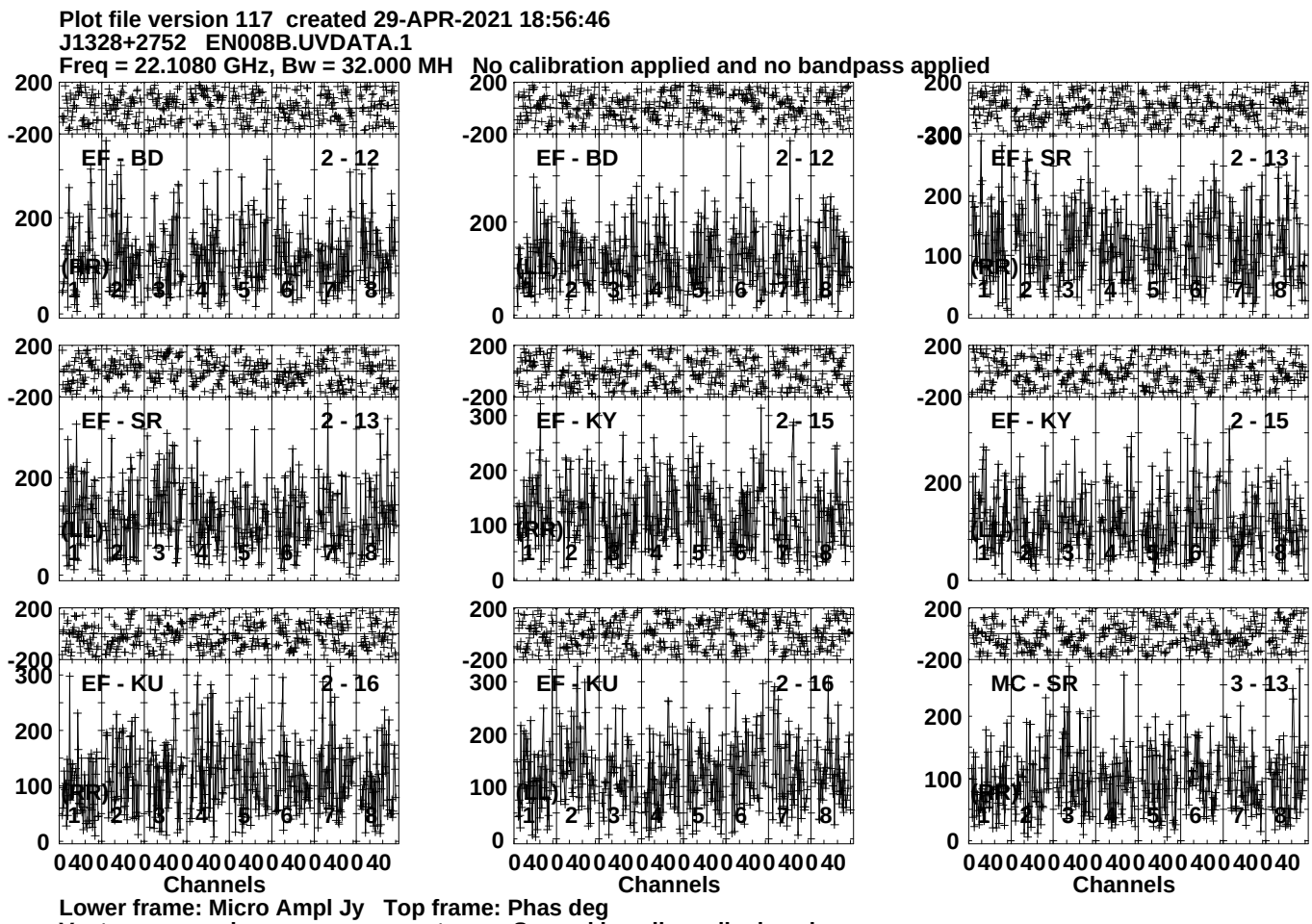
Plot file version 117 created 29-APR-2021 18:56:46
J1328+2752 EN008B.UVDATA.1
Freq = 22.1080 GHz, Bw = 32.000 MH No calibration applied and no bandpass applied
EF - BD 2 - 12
EF - BD 2 - 12
EF - SR 2 - 13
EF - SR 2 - 13
EF - KY 2 - 15
EF - KY 2 - 15
EF - KU 2 - 16
EF - KU 2 - 16
MC - SR 3 - 13
(RR)
(LL)
Channels
Lower frame: Micro Ampl Jy Top frame: Phas deg
Vector averaged cross-power spectrum Several baselines displayed
Timerange: 00/18:38:21 to 00/18:40:19

Plot file version 118 created 29-APR-2021 18:56:46
J1328+2752 EN008B.UVDATA.1
Freq = 22.1080 GHz, Bw = 32.000 MH No calibration applied and no bandpass applied

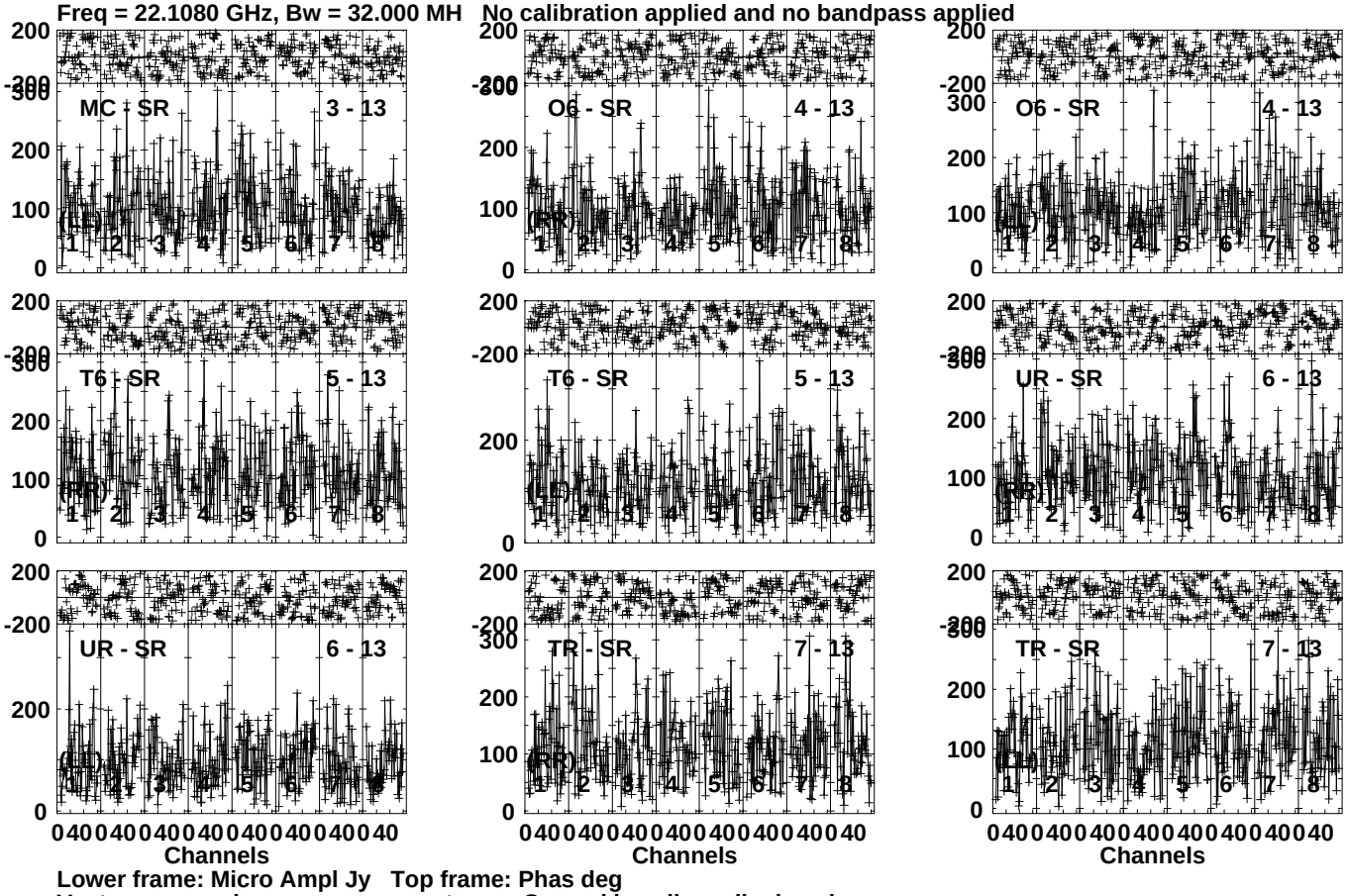

Lower frame: Micro Ampl Jy Top frame: Phas deg
Vector averaged cross-power spectrum Several baselines displayed
Timerange: 00/18:38:21 to 00/18:40:19

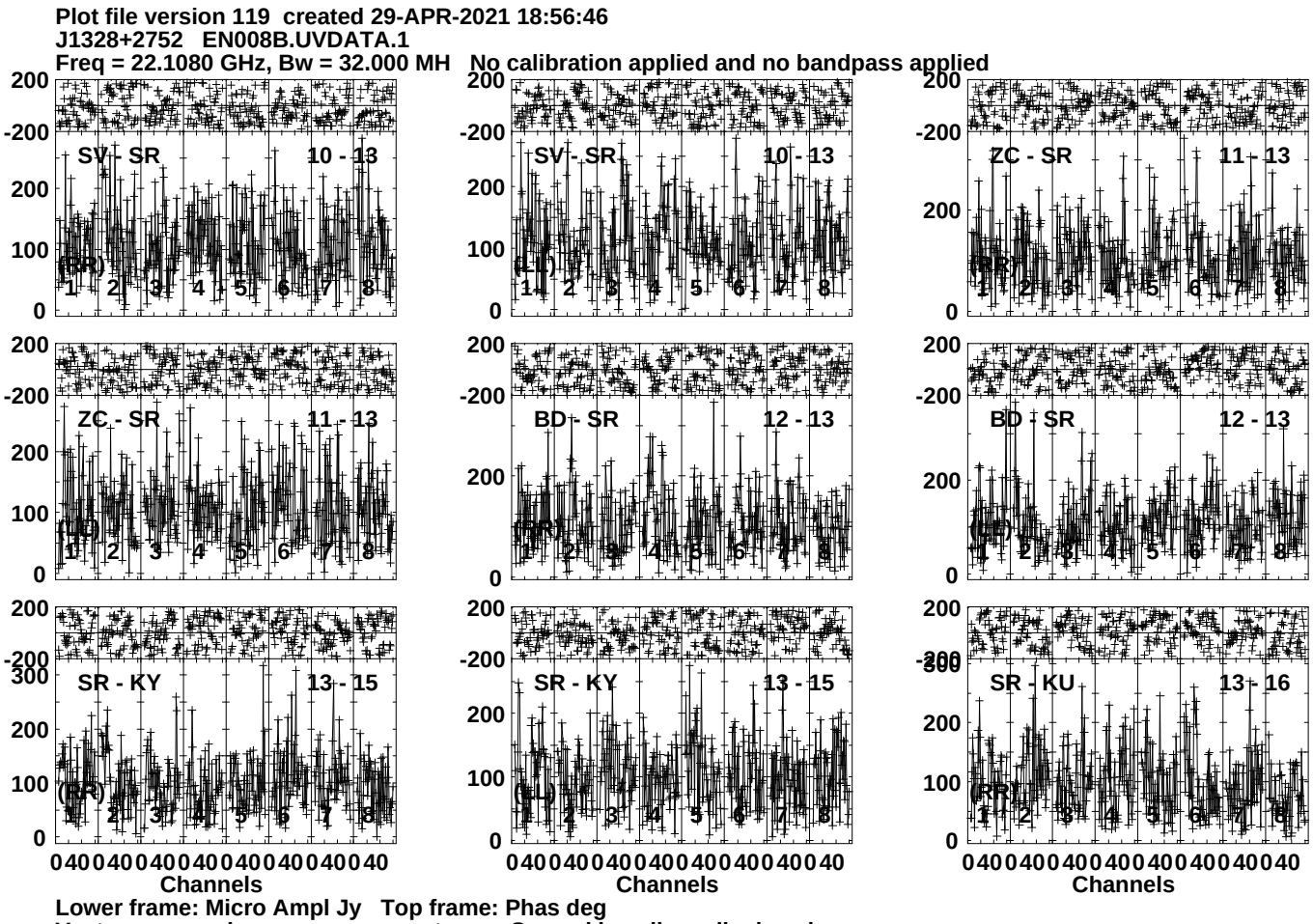
Plot file version 119 created 29-APR-2021 18:56:46
J1328+2752 EN008B.UVDATA.1
Freq = 22.1080 GHz, Bw = 32.000 MH No calibration applied and no bandpass applied
SV - SR 10 - 13
(RR)
SV - SR 10 - 13
(LL)
ZC - SR 11 - 13
(RR)
ZC - SR 11 - 13
(LL)
BD - SR 12 - 13
(RR)
BD - SR 12 - 13
(LL)
SR - KY 13 - 15
(RR)
SR - KY 13 - 15
(LL)
SR - KU 13 - 16
(RR)
Channels
Channels
Channels
Lower frame: Micro Ampl Jy Top frame: Phas deg
Vector averaged cross-power spectrum Several baselines displayed
Timerange: 00/18:38:21 to 00/18:40:19

Plot file version 120 created 29-APR-2021 18:56:46
J1328+2752 EN008B.UVDATA.1
Freq = 22.1080 GHz, Bw = 32.000 MH No calibration applied and no bandpass applied

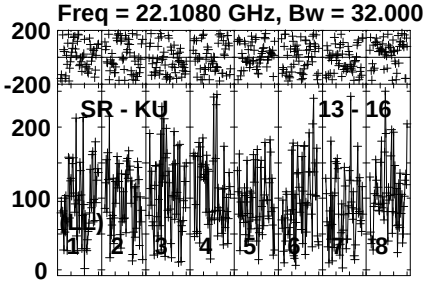

Lower frame: Micro Ampl Jy Top frame: Phas deg
Vector averaged cross-power spectrum Several baselines displayed
Timerange: 00/18:38:21 to 00/18:40:19

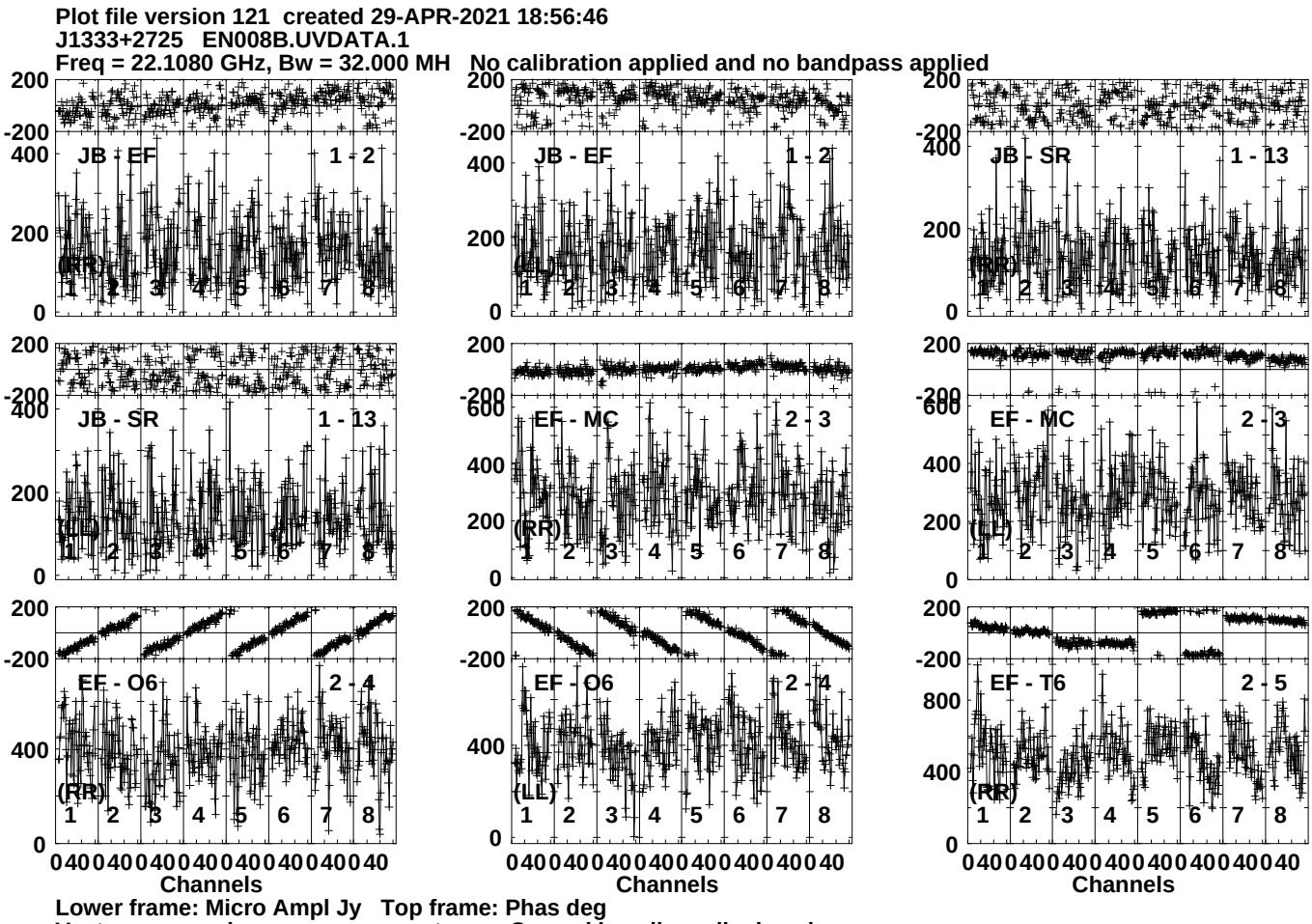
Plot file version 121 created 29-APR-2021 18:56:46
J1333+2725 EN008B.UVDATA.1
Freq = 22.1080 GHz, Bw = 32.000 MH No calibration applied and no bandpass applied
JB - EF 1 - 2
(RR)
JB - EF 1 - 2
(LL)
JB - SR 1 - 13
(RR)
JB - SR 1 - 13
(LL)
EF - MC 2 - 3
(RR)
EF - MC 2 - 3
(LL)
EF - O6 2 - 4
(RR)
EF - O6 2 - 4
(LL)
EF - T6 2 - 5
(RR)
Channels
Channels
Channels
Lower frame: Micro Ampl Jy Top frame: Phas deg
Vector averaged cross-power spectrum Several baselines displayed
Timerange: 00/18:41:01 to 00/18:41:59

Plot file version 122 created 29-APR-2021 18:56:46
J1333+2725 EN008B.UVDATA.1
Freq = 22.1080 GHz, Bw = 32.000 MH No calibration applied and no bandpass applied

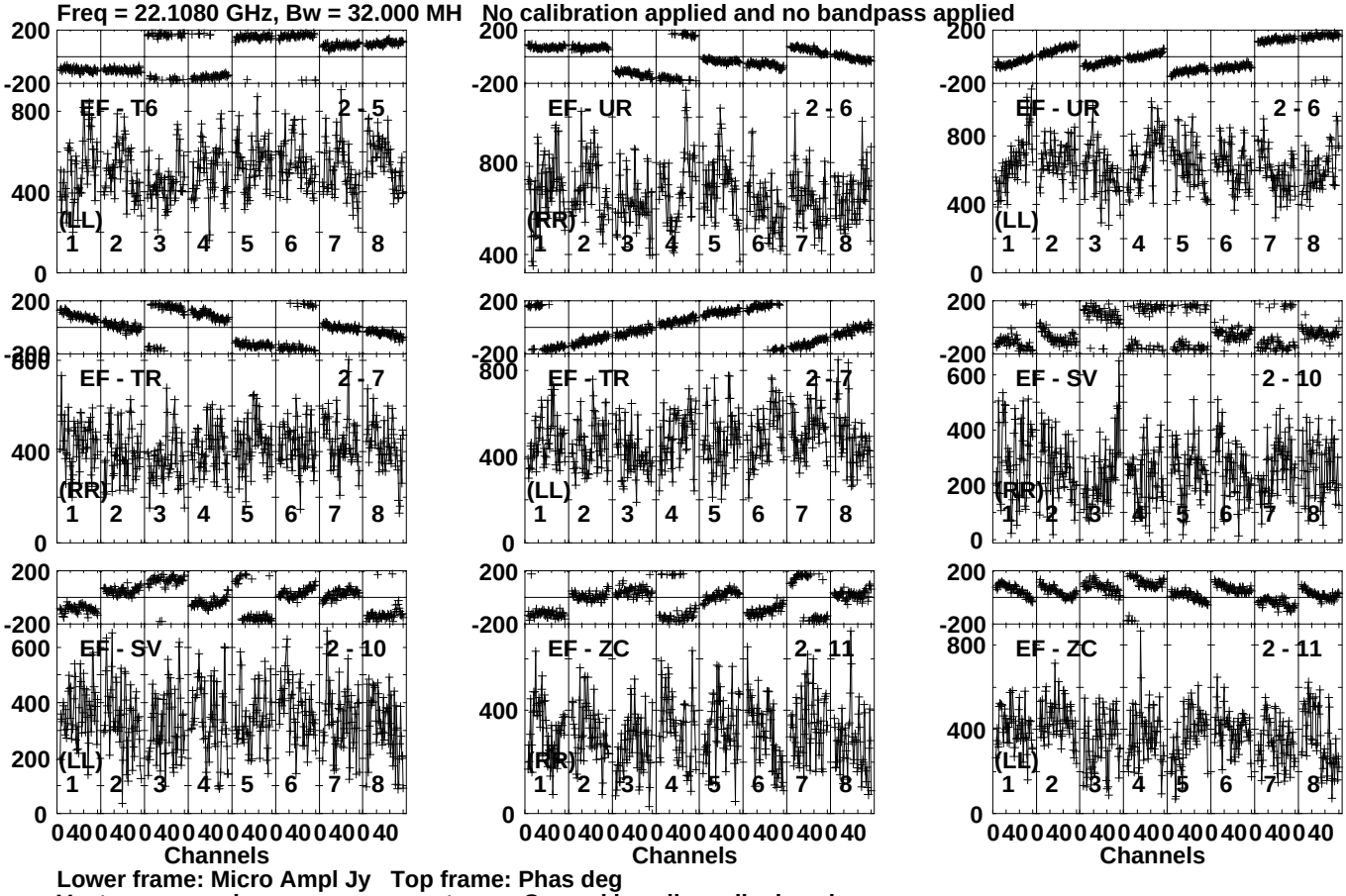

Lower frame: Micro Ampl Jy Top frame: Phas deg
Vector averaged cross-power spectrum Several baselines displayed
Timerange: 00/18:41:01 to 00/18:41:59

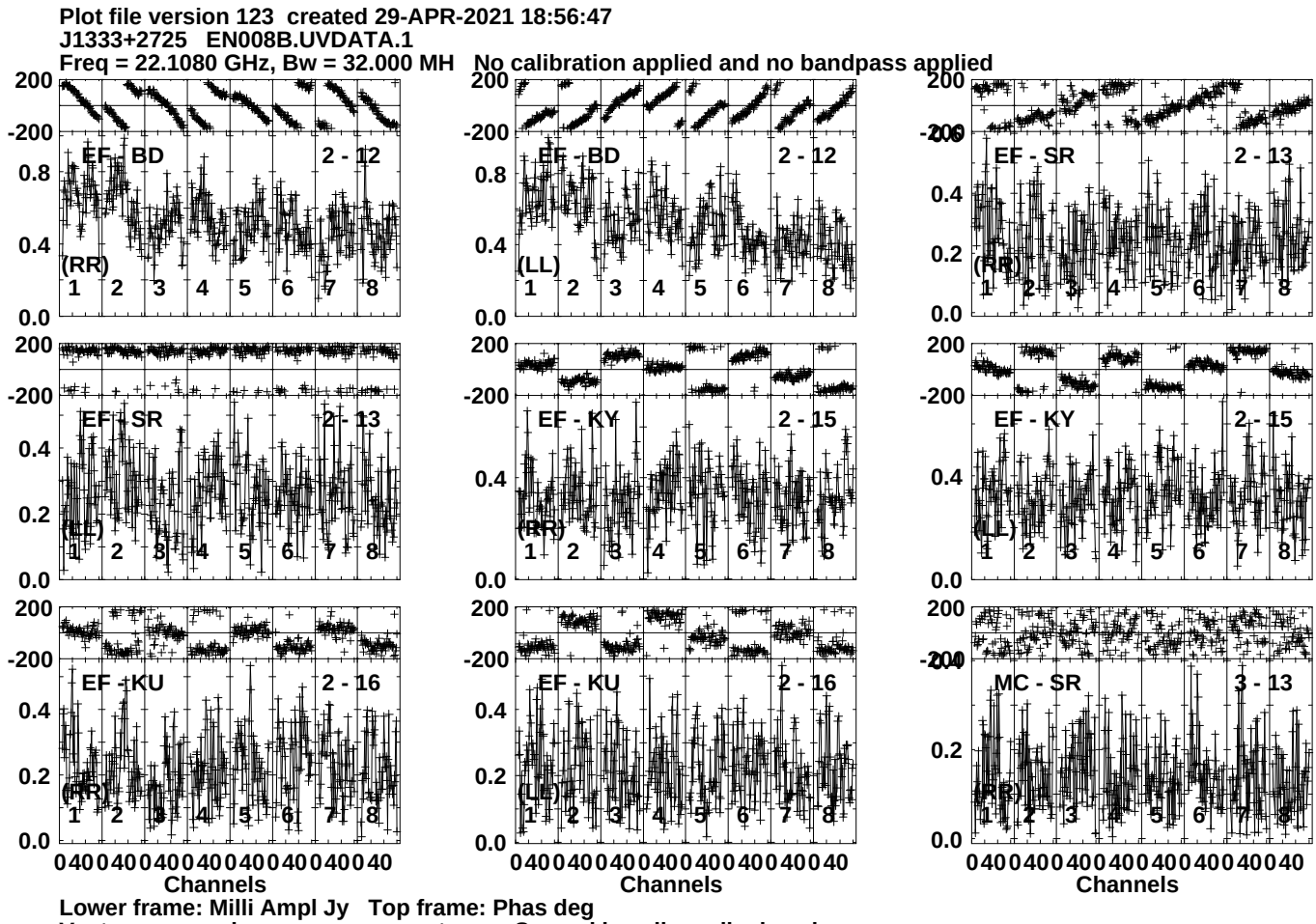
Plot file version 123 created 29-APR-2021 18:56:47
J1333+2725 EN008B.UVDATA.1
Freq = 22.1080 GHz, Bw = 32.000 MH No calibration applied and no bandpass applied
EF - BD 2 - 12
(RR)
EF - BD 2 - 12
(LL)
EF - SR 2 - 13
(RR)
EF - SR 2 - 13
(LL)
EF - KY 2 - 15
(RR)
EF - KY 2 - 15
(LL)
EF - KU 2 - 16
(RR)
EF - KU 2 - 16
(LL)
MC - SR 3 - 13
(RR)
200
-200
0.8
0.4
0.0
0.2
1 2 3 4 5 6 7 8
0 40 0 40 0 40 0 40 0 40 0 40 0 40 0 40
Channels
Lower frame: Milli Ampl Jy Top frame: Phas deg
Vector averaged cross-power spectrum Several baselines displayed
Timerange: 00/18:41:01 to 00/18:41:59

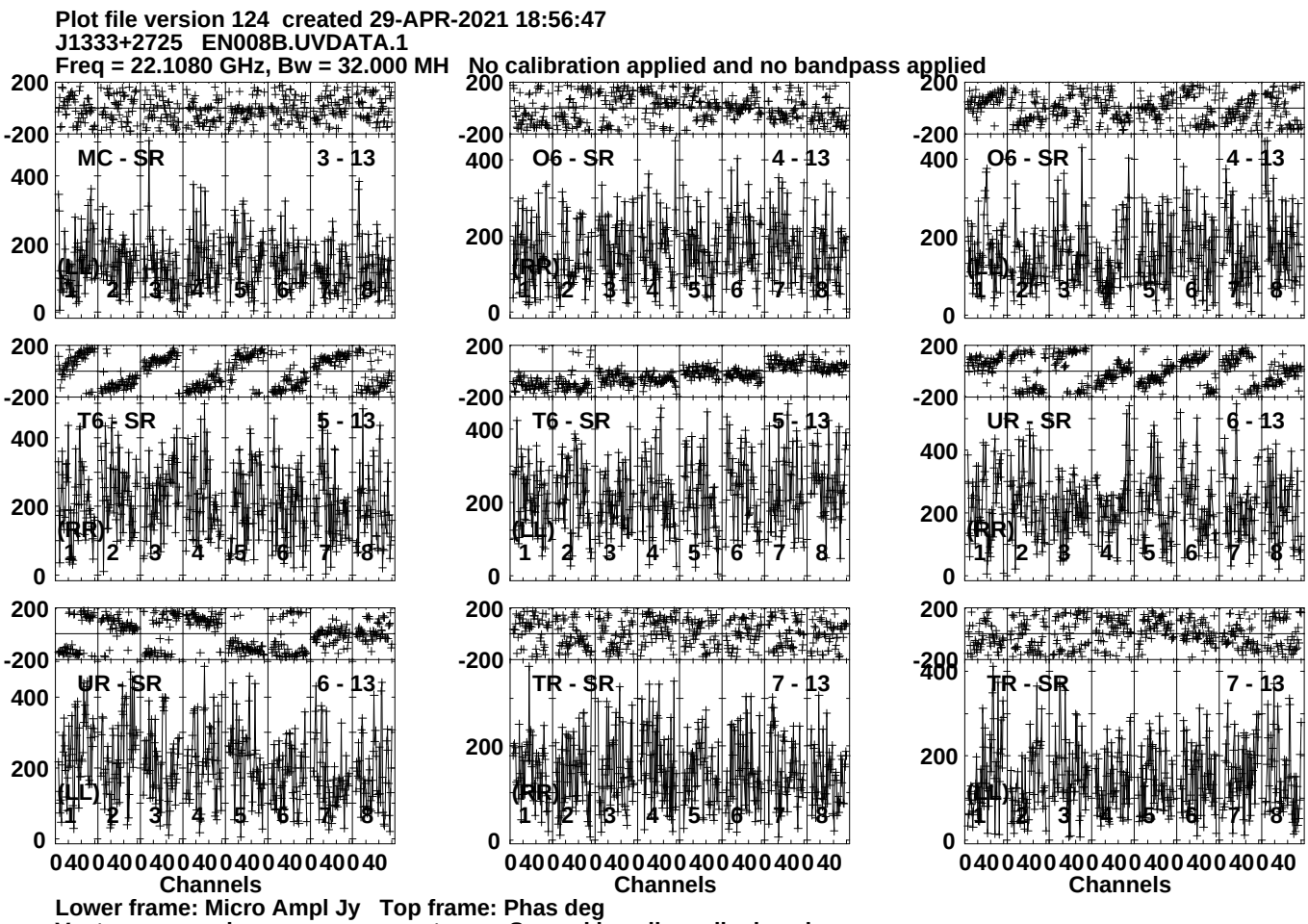
Plot file version 124 created 29-APR-2021 18:56:47
J1333+2725 EN008B.UVDATA.1
Freq = 22.1080 GHz, Bw = 32.000 MH No calibration applied and no bandpass applied
MC - SR 3 - 13
O6 - SR 4 - 13
O6 - SR 4 - 13
T6 - SR 5 - 13
T6 - SR 5 - 13
UR - SR 6 - 13
UR - SR 6 - 13
TR - SR 7 - 13
TR - SR 7 - 13
(LL)
(RR)
Channels
Lower frame: Micro Ampl Jy Top frame: Phas deg
Vector averaged cross-power spectrum Several baselines displayed
Timerange: 00/18:41:01 to 00/18:41:59

Plot file version 125 created 29-APR-2021 18:56:47
J1333+2725 EN008B.UVDATA.1
Freq = 22.1080 GHz, Bw = 32.000 MH No calibration applied and no bandpass applied

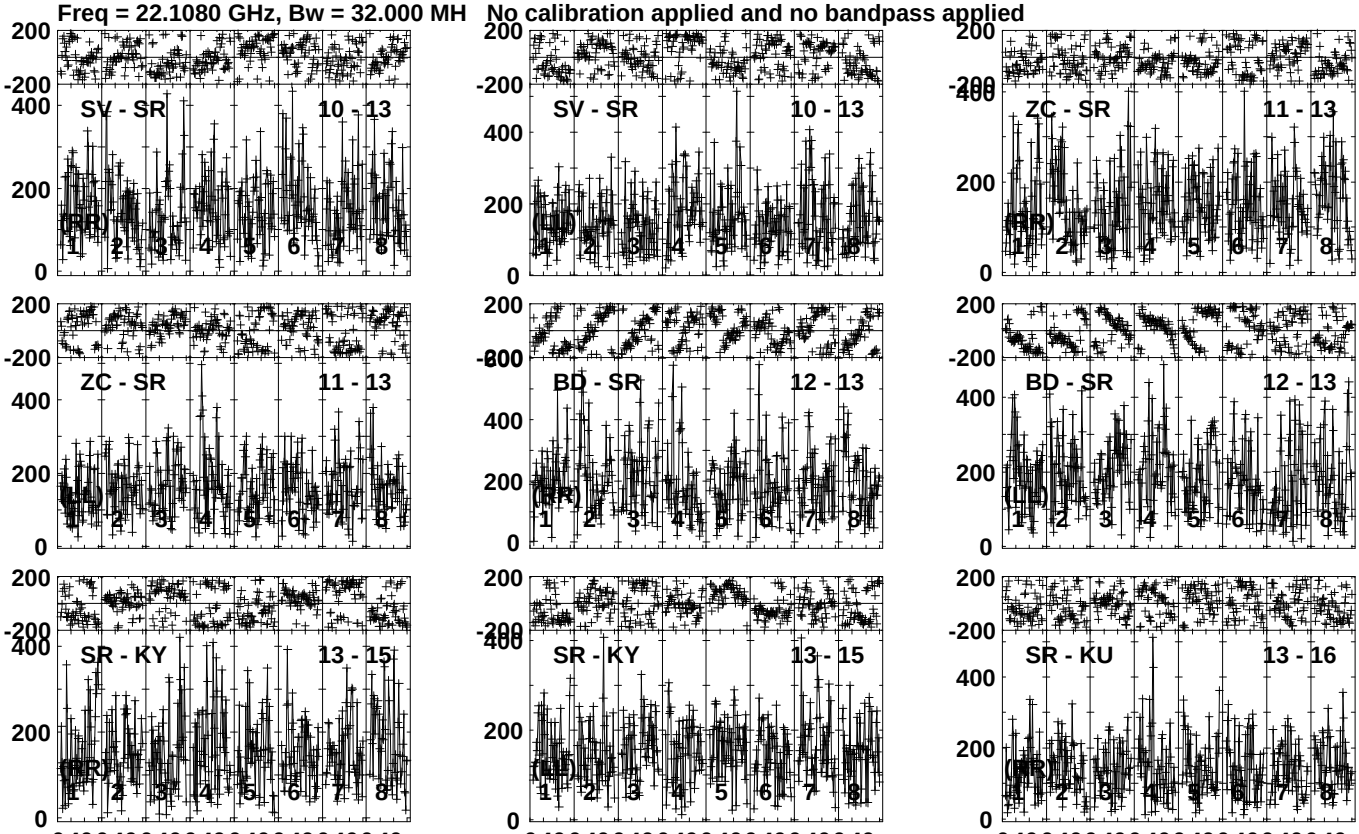

Lower frame: Micro Ampl Jy Top frame: Phas deg
Vector averaged cross-power spectrum Several baselines displayed
Timerange: 00/18:41:01 to 00/18:41:59

Plot file version 126 created 29-APR-2021 18:56:47
J1333+2725 EN008B.UVDATA.1
Freq = 22.1080 GHz, Bw = 32.000 MH No calibration applied and no bandpass applied

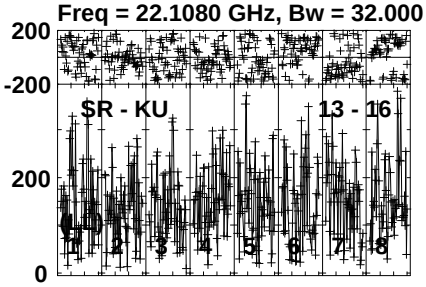

Lower frame: Micro Ampl Jy Top frame: Phas deg
Vector averaged cross-power spectrum Several baselines displayed
Timerange: 00/18:41:01 to 00/18:41:59

Plot file version 127 created 29-APR-2021 18:56:47
J1328+2752 EN008B.UVDATA.1
Freq = 22.1080 GHz, Bw = 32.000 MH No calibration applied and no bandpass applied

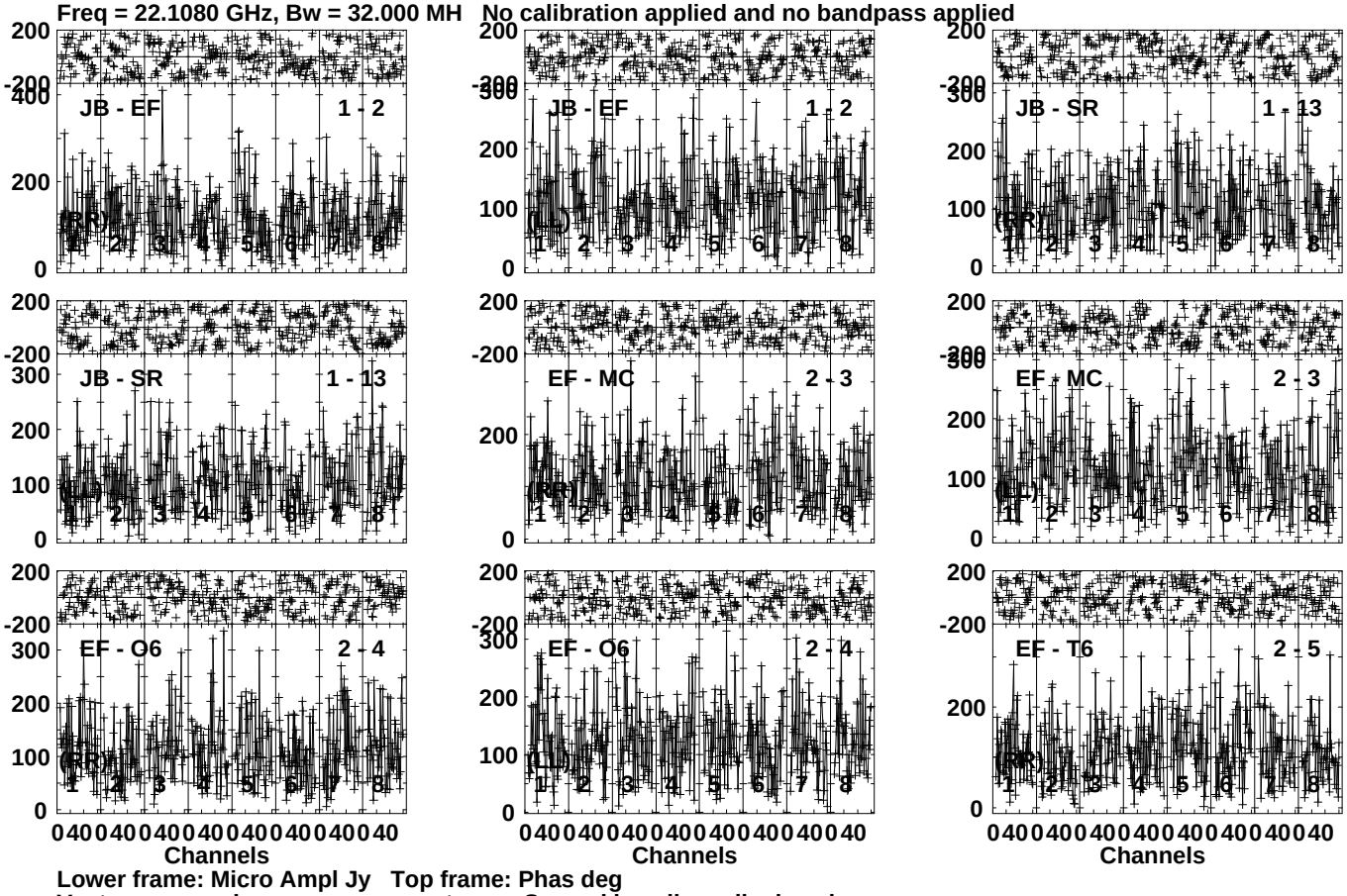

Lower frame: Micro Ampl Jy Top frame: Phas deg
Vector averaged cross-power spectrum Several baselines displayed
Timerange: 00/18:42:01 to 00/18:43:59

Plot file version 128 created 29-APR-2021 18:56:47
J1328+2752 EN008B.UVDATA.1
Freq = 22.1080 GHz, Bw = 32.000 MH No calibration applied and no bandpass applied

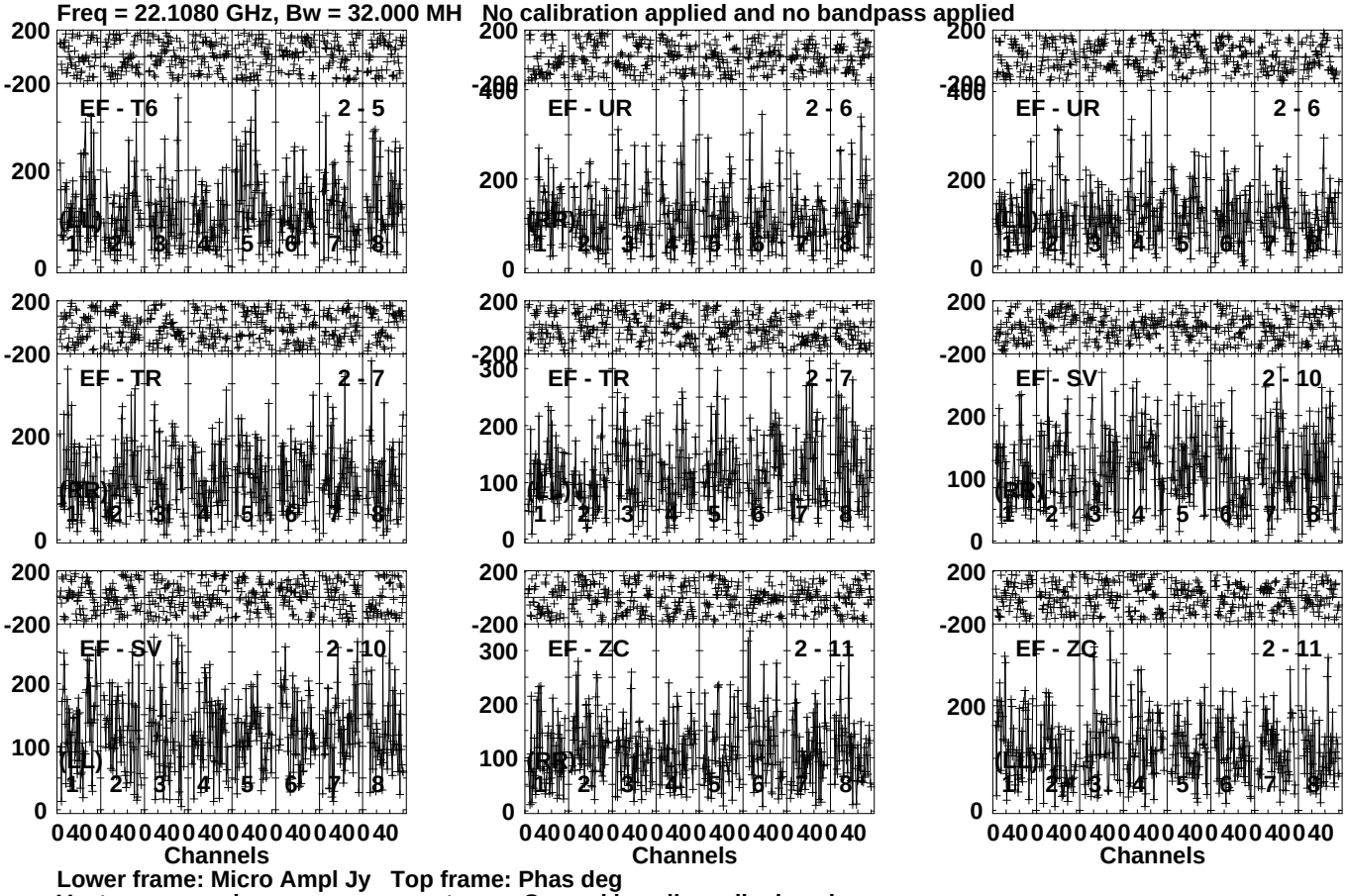

Lower frame: Micro Ampl Jy Top frame: Phas deg
Vector averaged cross-power spectrum Several baselines displayed
Timerange: 00/18:42:01 to 00/18:43:59

Plot file version 129 created 29-APR-2021 18:56:47
J1328+2752 EN008B.UVDATA.1
Freq = 22.1080 GHz, Bw = 32.000 MH No calibration applied and no bandpass applied

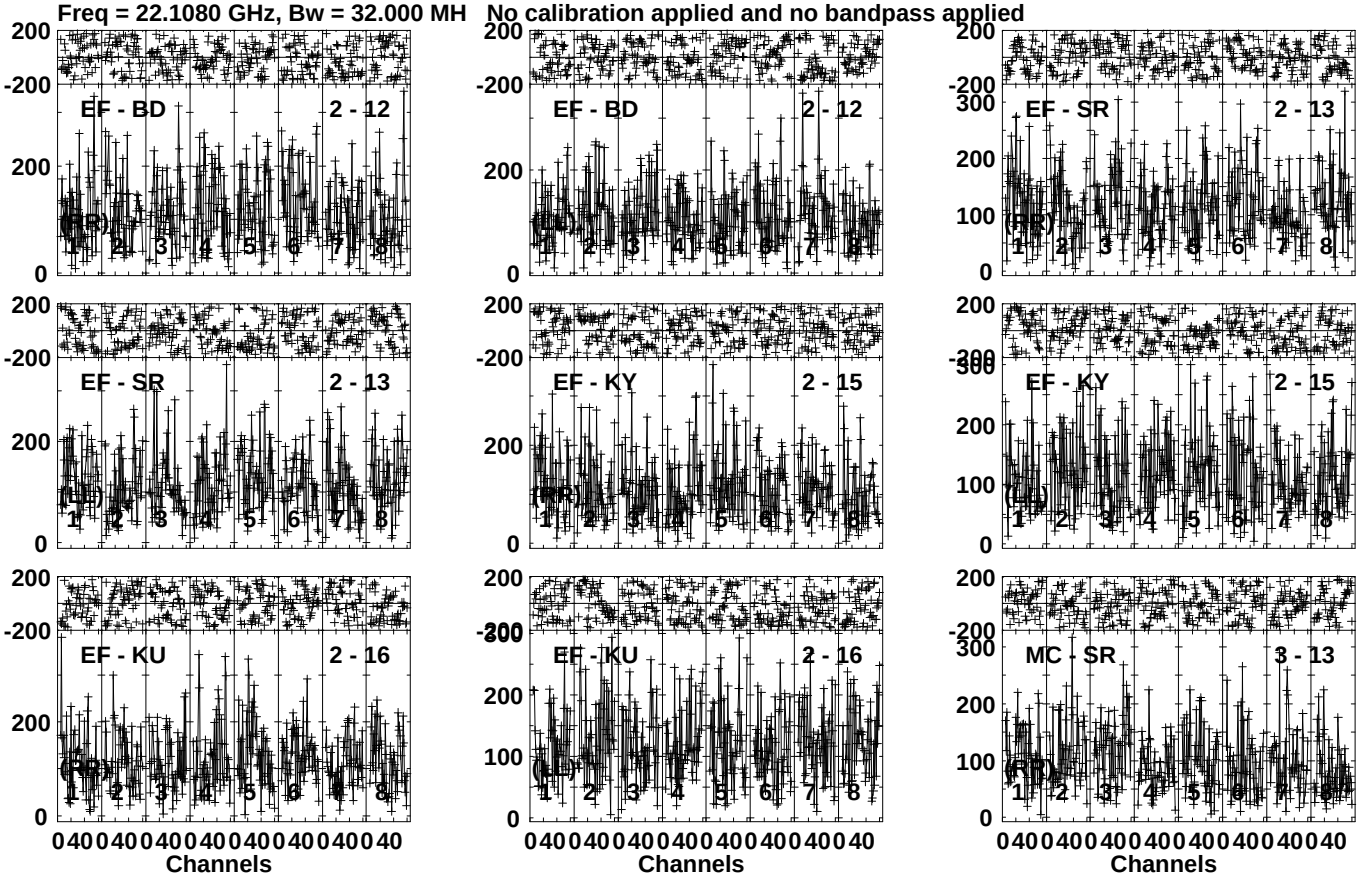

Lower frame: Micro Ampl Jy Top frame: Phas deg
Vector averaged cross-power spectrum Several baselines displayed
Timerange: 00/18:42:01 to 00/18:43:59

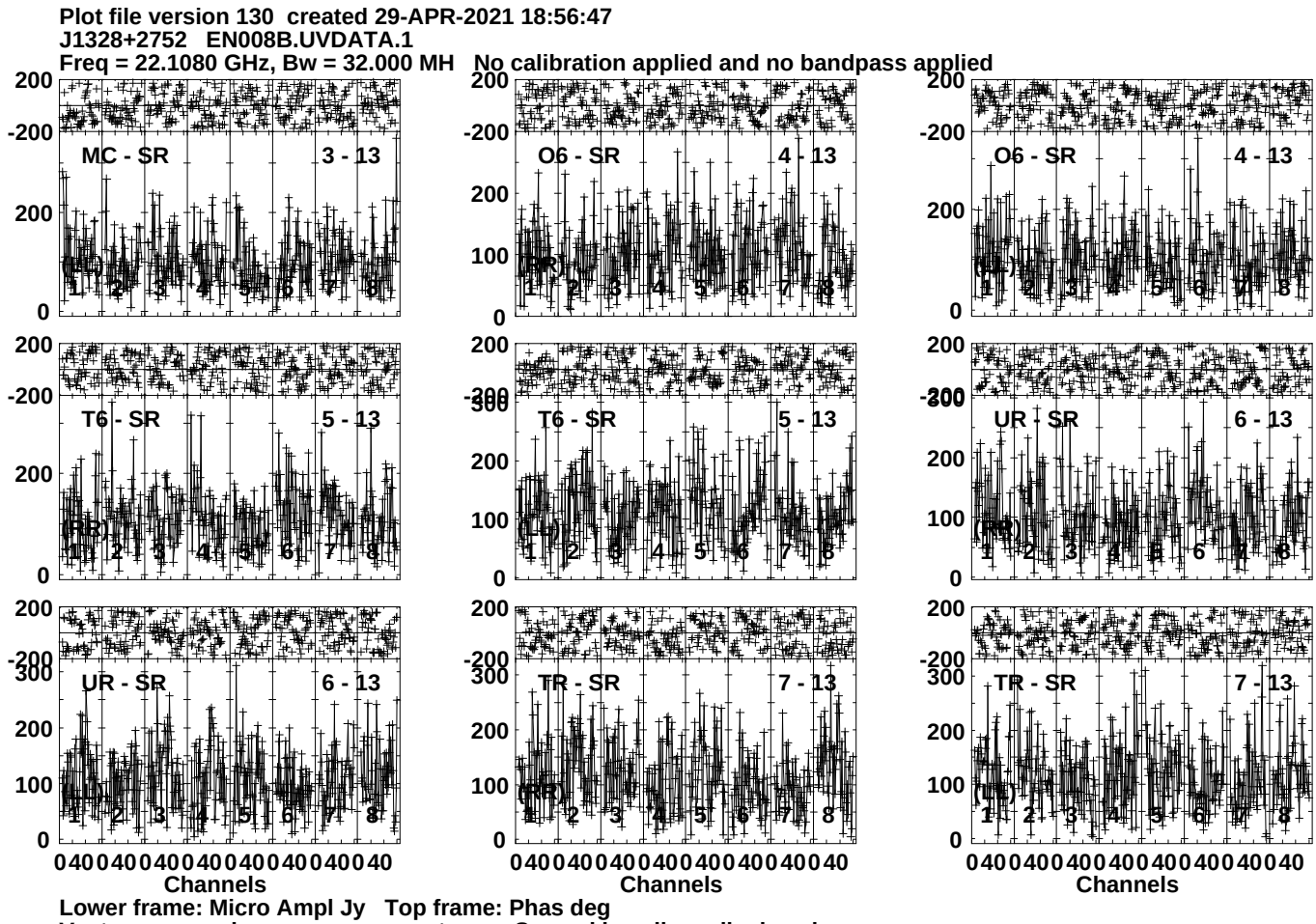
Plot file version 130 created 29-APR-2021 18:56:47
J1328+2752 EN008B.UVDATA.1
Freq = 22.1080 GHz, Bw = 32.000 MH No calibration applied and no bandpass applied
MC - SR 3 - 13
O6 - SR 4 - 13
O6 - SR 4 - 13
T6 - SR 5 - 13
T6 - SR 5 - 13
UR - SR 6 - 13
UR - SR 6 - 13
TR - SR 7 - 13
TR - SR 7 - 13
(RR)
(LL)
(RR)
(LL)
(RR)
(LL)
(RR)
(LL)
(RR)
(LL)
Channels
Channels
Channels
Lower frame: Micro Ampl Jy Top frame: Phas deg
Vector averaged cross-power spectrum Several baselines displayed
Timerange: 00/18:42:01 to 00/18:43:59

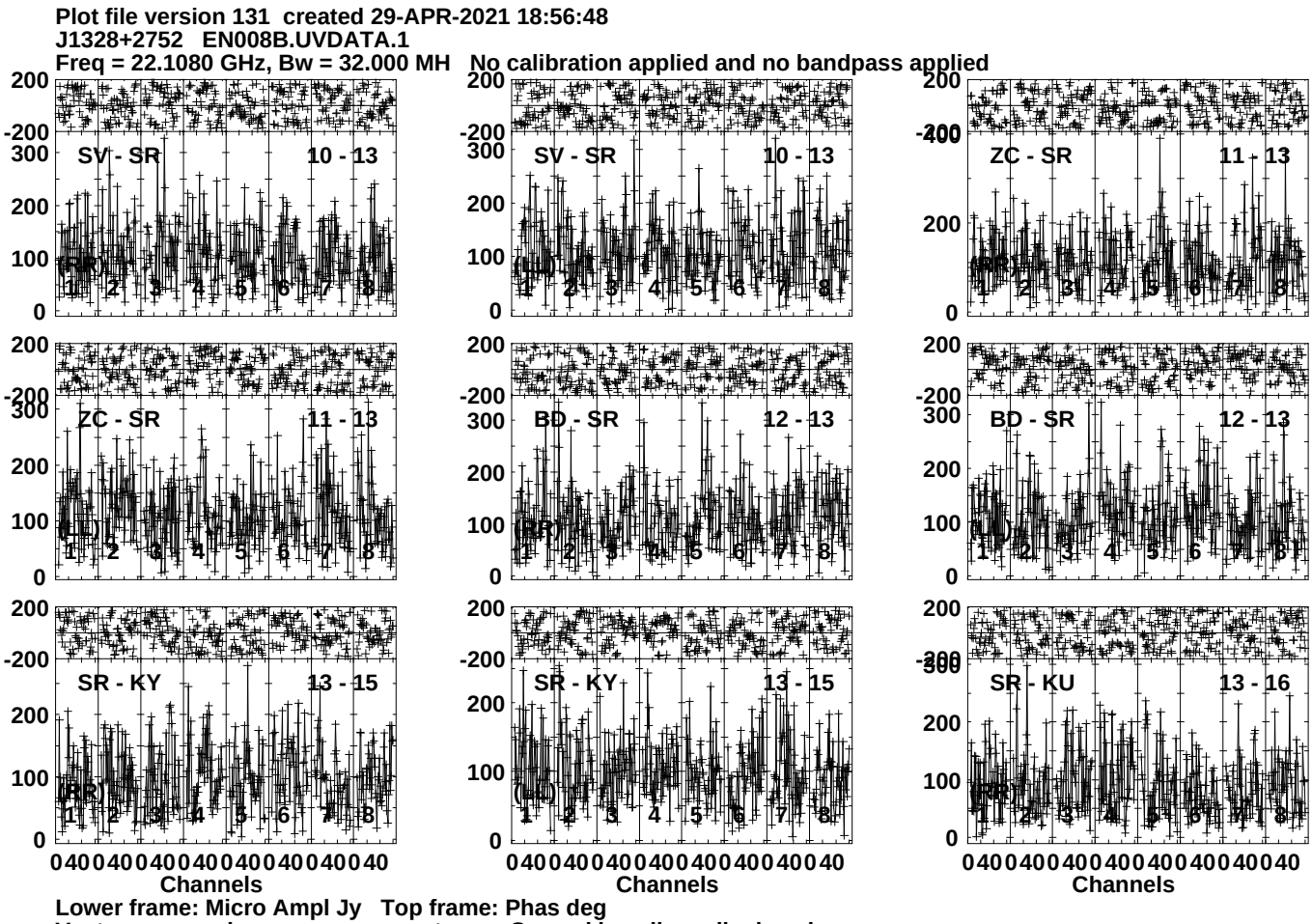
Plot file version 131 created 29-APR-2021 18:56:48
J1328+2752 EN008B.UVDATA.1
Freq = 22.1080 GHz, Bw = 32.000 MH No calibration applied and no bandpass applied
SV - SR 10 - 13
SV - SR 10 - 13
ZC - SR 11 - 13
ZC - SR 11 - 13
BD - SR 12 - 13
BD - SR 12 - 13
SR - KY 13 - 15
SR - KY 13 - 15
SR - KU 13 - 16
(RR)
(LL)
Channels
Lower frame: Micro Ampl Jy Top frame: Phas deg
Vector averaged cross-power spectrum Several baselines displayed
Timerange: 00/18:42:01 to 00/18:43:59

Plot file version 132 created 29-APR-2021 18:56:48
J1328+2752 EN008B.UVDATA.1
Freq = 22.1080 GHz, Bw = 32.000 MH No calibration applied and no bandpass applied

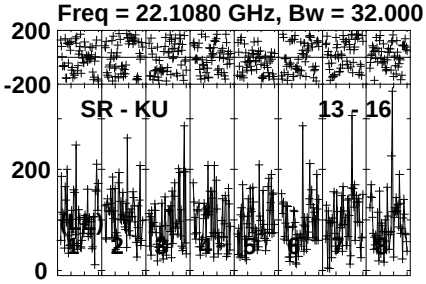

Lower frame: Micro Ampl Jy Top frame: Phas deg
Vector averaged cross-power spectrum Several baselines displayed
Timerange: 00/18:42:01 to 00/18:43:59

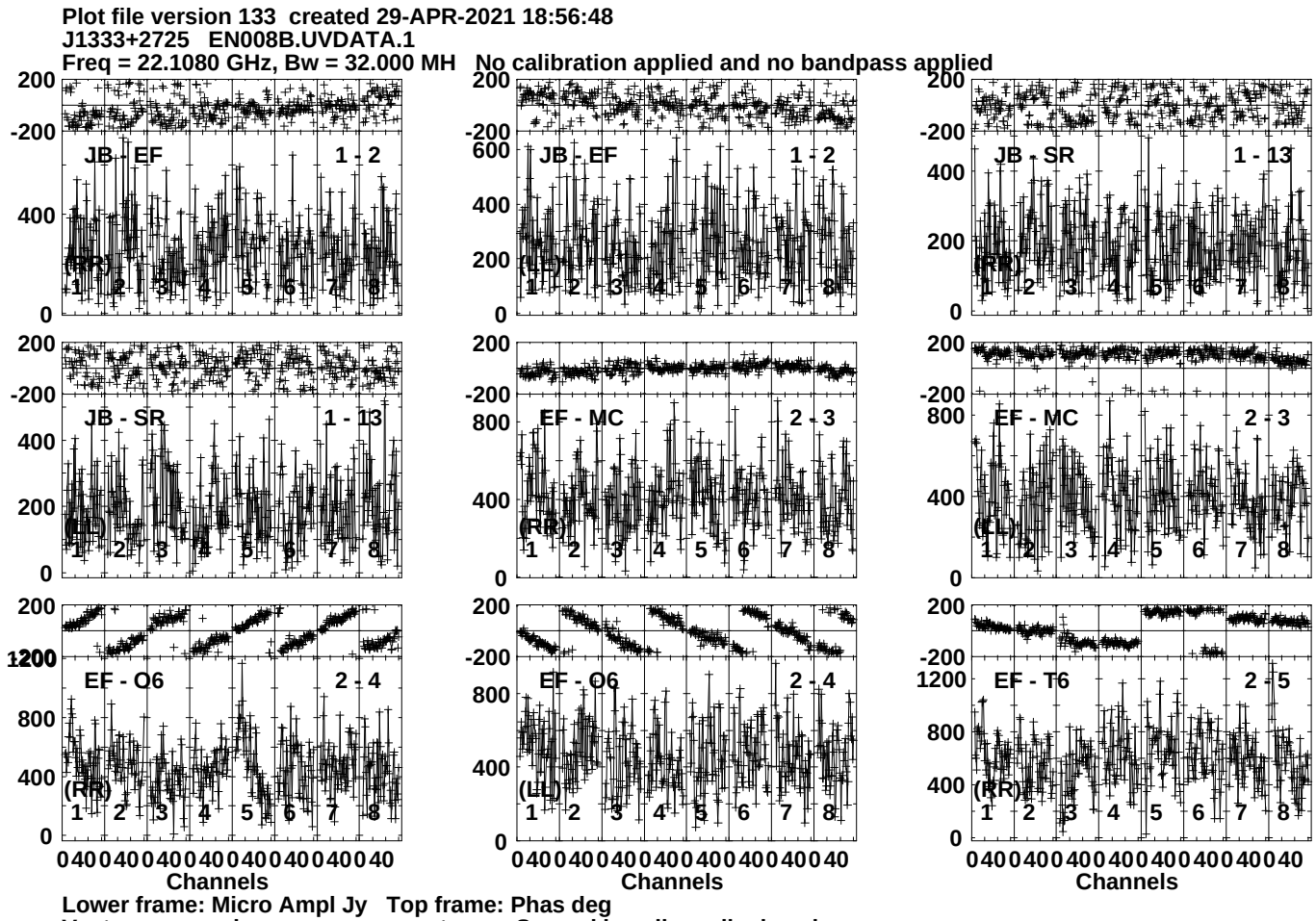
Plot file version 133 created 29-APR-2021 18:56:48
J1333+2725 EN008B.UVDATA.1
Freq = 22.1080 GHz, Bw = 32.000 MH No calibration applied and no bandpass applied
JB - EF 1 - 2
JB - SR 1 - 13
EF - MC 2 - 3
EF - O6 2 - 4
EF - T6 2 - 5
(RR)
(LL)
Channels
Lower frame: Micro Ampl Jy Top frame: Phas deg
Vector averaged cross-power spectrum Several baselines displayed
Timerange: 00/18:44:01 to 00/18:44:59

Plot file version 134 created 29-APR-2021 18:56:48
J1333+2725 EN008B.UVDATA.1
Freq = 22.1080 GHz, Bw = 32.000 MH No calibration applied and no bandpass applied

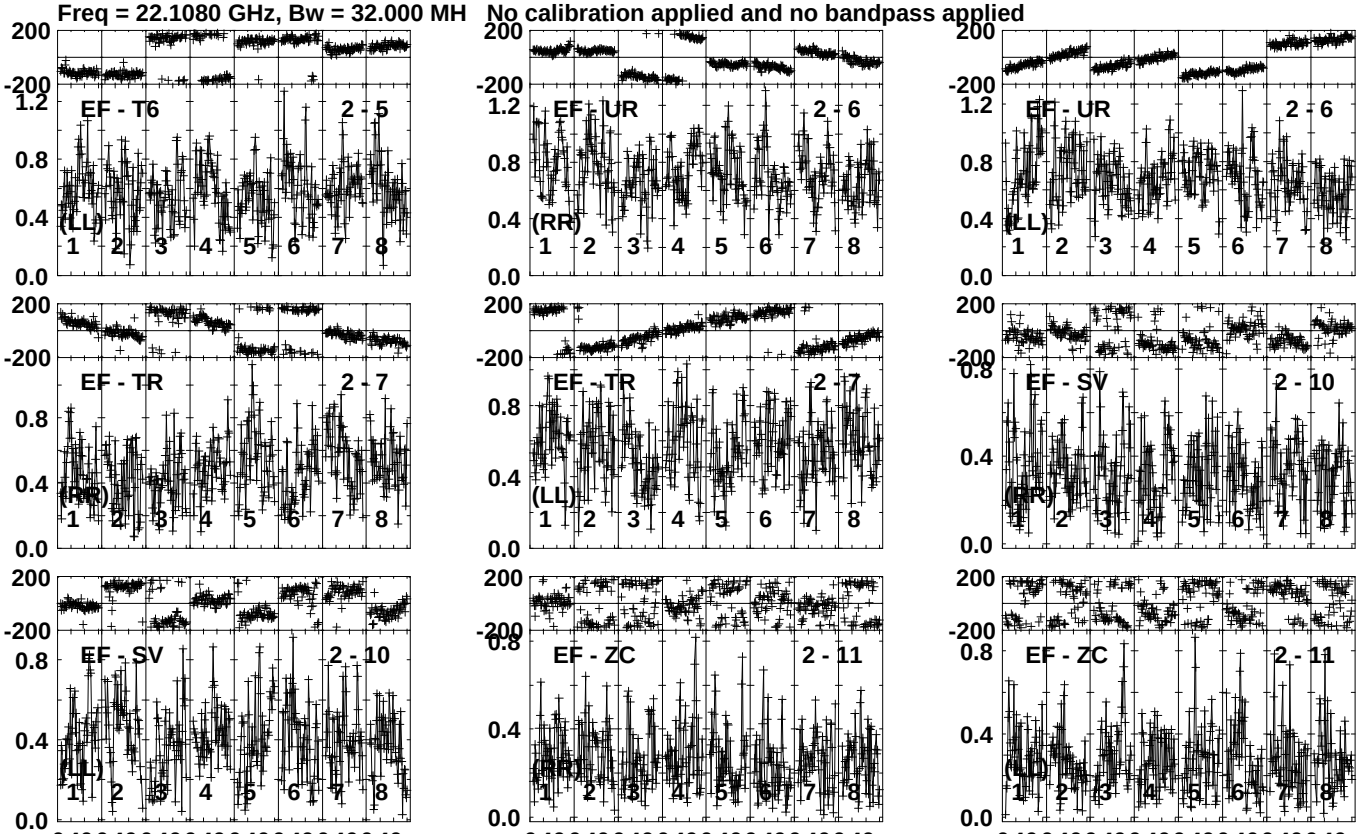

Lower frame: Milli Ampl Jy Top frame: Phas deg
Vector averaged cross-power spectrum Several baselines displayed
Timerange: 00/18:44:01 to 00/18:44:59

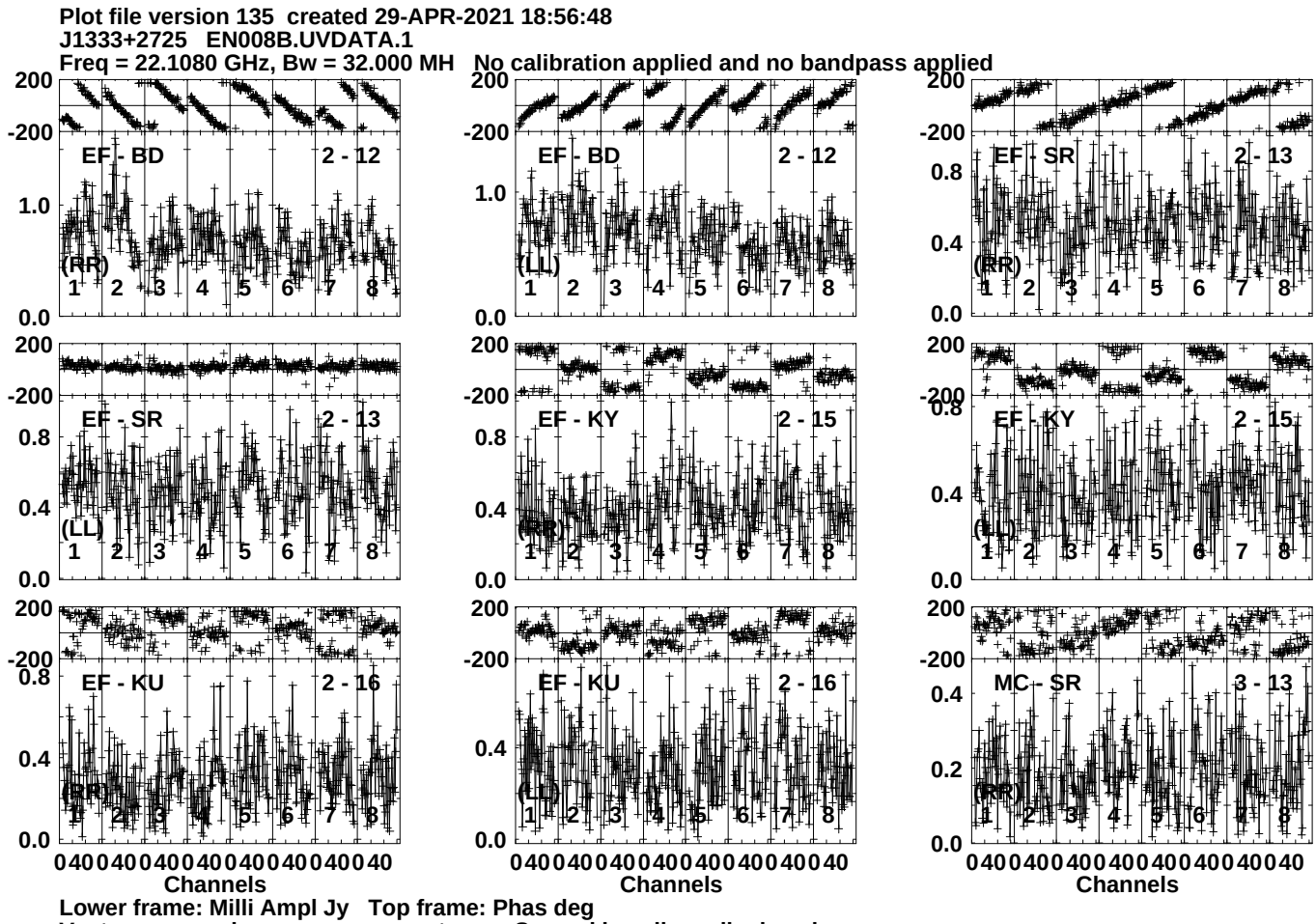
Plot file version 135 created 29-APR-2021 18:56:48
J1333+2725 EN008B.UVDATA.1
Freq = 22.1080 GHz, Bw = 32.000 MH No calibration applied and no bandpass applied
EF - BD 2 - 12
(RR)
EF - BD 2 - 12
(LL)
EF - SR 2 - 13
(RR)
EF - SR 2 - 13
(LL)
EF - KY 2 - 15
(RR)
EF - KY 2 - 15
(LL)
EF - KU 2 - 16
(RR)
EF - KU 2 - 16
(LL)
MC - SR 3 - 13
(RR)
Channels
Channels
Channels
Lower frame: Milli Ampl Jy Top frame: Phas deg
Vector averaged cross-power spectrum Several baselines displayed
Timerange: 00/18:44:01 to 00/18:44:59

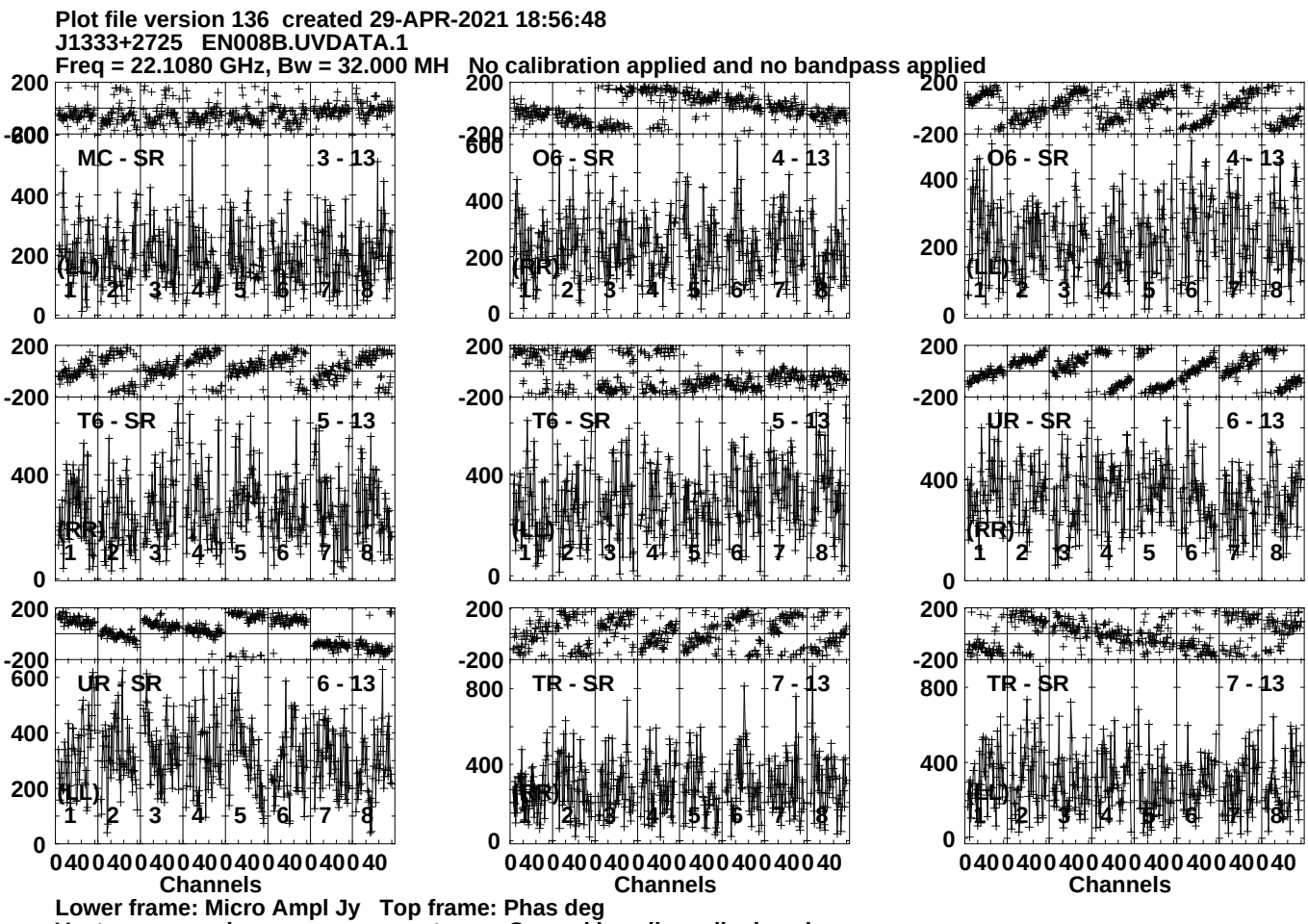
Plot file version 136 created 29-APR-2021 18:56:48
J1333+2725 EN008B.UVDATA.1
Freq = 22.1080 GHz, Bw = 32.000 MH No calibration applied and no bandpass applied
MC - SR 3 - 13
O6 - SR 4 - 13
O6 - SR 4 - 13
T6 - SR 5 - 13
T6 - SR 5 - 13
UR - SR 6 - 13
UR - SR 6 - 13
TR - SR 7 - 13
TR - SR 7 - 13
(LL)
(RR)
(LL)
(RR)
(LL)
(RR)
(LL)
(RR)
(LL)
(RR)
Channels
Channels
Channels
Lower frame: Micro Ampl Jy Top frame: Phas deg
Vector averaged cross-power spectrum Several baselines displayed
Timerange: 00/18:44:01 to 00/18:44:59

Plot file version 137 created 29-APR-2021 18:56:48
J1333+2725 EN008B.UVDATA.1
Freq = 22.1080 GHz, Bw = 32.000 MH No calibration applied and no bandpass applied

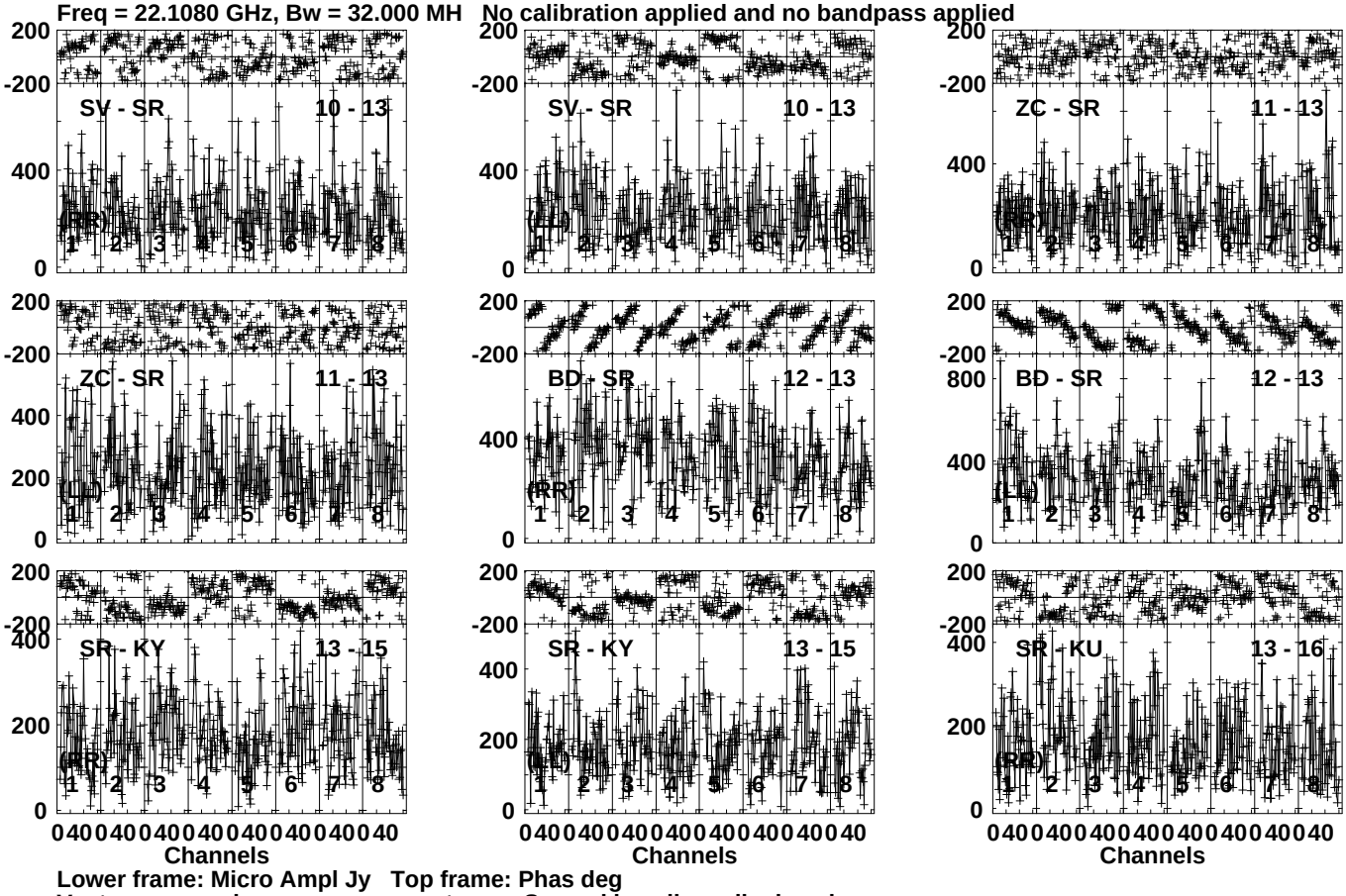

Lower frame: Micro Ampl Jy Top frame: Phas deg
Vector averaged cross-power spectrum Several baselines displayed
Timerange: 00/18:44:01 to 00/18:44:59

Plot file version 138 created 29-APR-2021 18:56:48
J1333+2725 EN008B.UVDATA.1
Freq = 22.1080 GHz, Bw = 32.000 MH No calibration applied and no bandpass applied

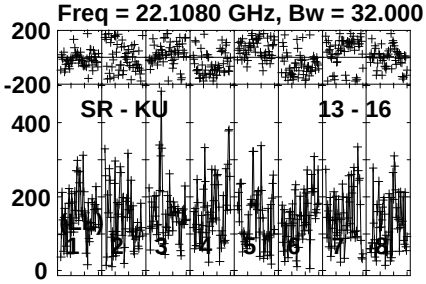

Lower frame: Micro Ampl Jy Top frame: Phas deg
Vector averaged cross-power spectrum Several baselines displayed
Timerange: 00/18:44:01 to 00/18:44:59

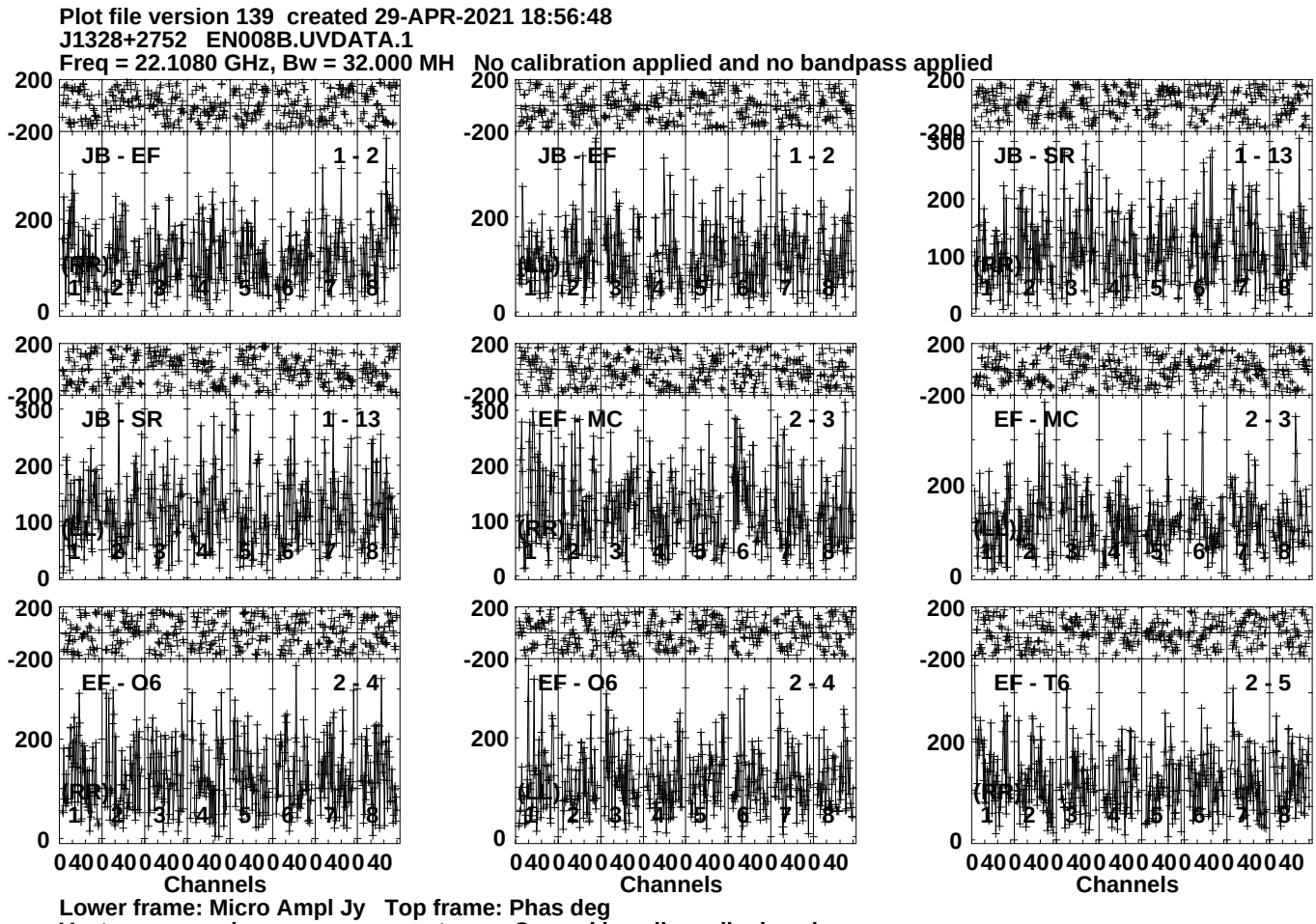
Plot file version 139 created 29-APR-2021 18:56:48
J1328+2752 EN008B.UVDATA.1
Freq = 22.1080 GHz, Bw = 32.000 MH No calibration applied and no bandpass applied
JB - EF 1 - 2
JB - EF 1 - 2
JB - SR 1 - 13
JB - SR 1 - 13
EF - MC 2 - 3
EF - MC 2 - 3
EF - O6 2 - 4
EF - O6 2 - 4
EF - T6 2 - 5
(RR)
(LL)
Channels
Lower frame: Micro Ampl Jy Top frame: Phas deg
Vector averaged cross-power spectrum Several baselines displayed
Timerange: 00/18:45:01 to 00/18:46:59

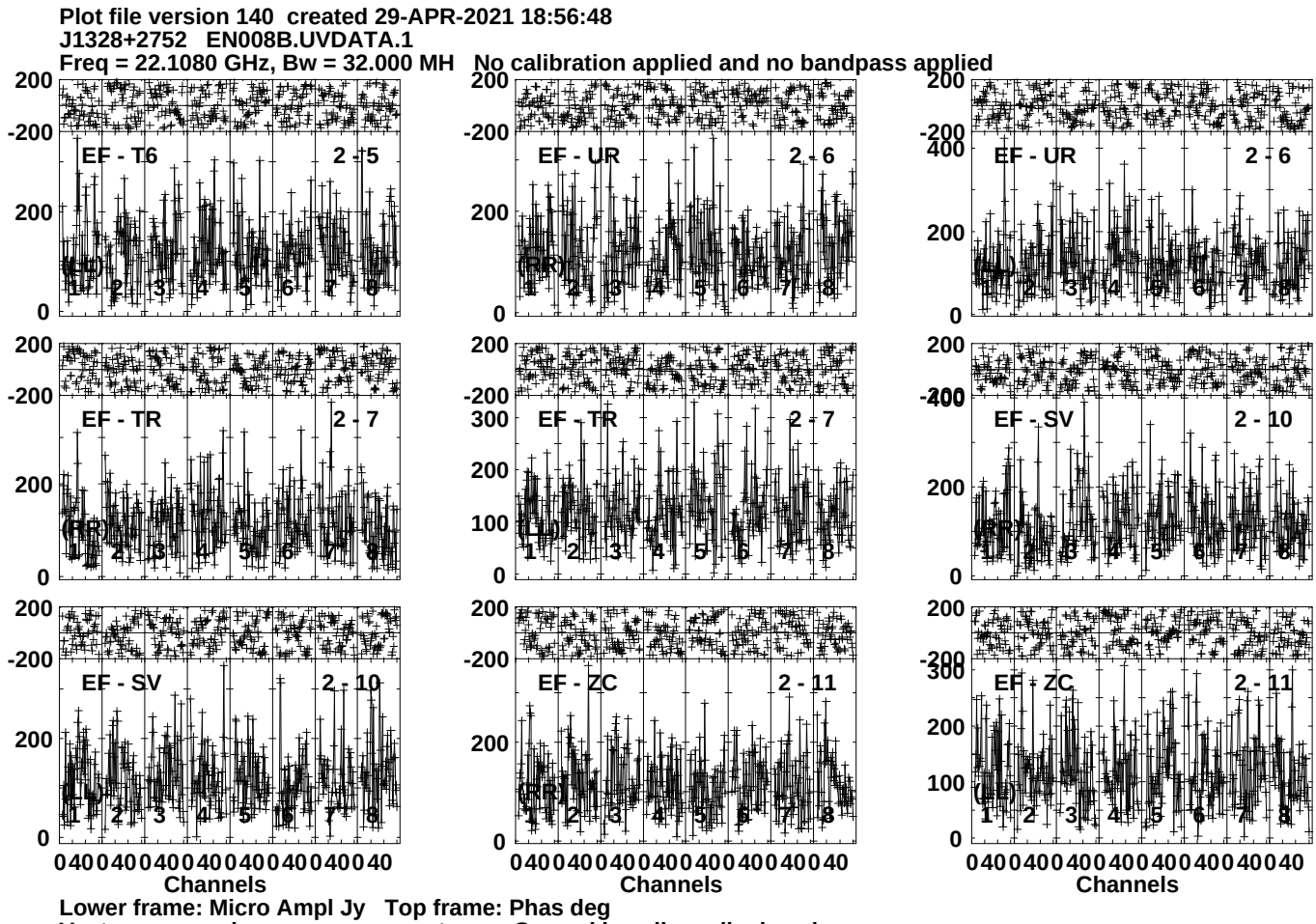
Plot file version 140 created 29-APR-2021 18:56:48
J1328+2752 EN008B.UVDATA.1
Freq = 22.1080 GHz, Bw = 32.000 MH No calibration applied and no bandpass applied
EF - T6 2 - 5
EF - UR 2 - 6
EF - UR 2 - 6
EF - TR 2 - 7
EF - TR 2 - 7
EF - SV 2 - 10
EF - SV 2 - 10
EF - ZC 2 - 11
EF - ZC 2 - 11
(RR)
(LL)
Channels
Lower frame: Micro Ampl Jy Top frame: Phas deg
Vector averaged cross-power spectrum Several baselines displayed
Timerange: 00/18:45:01 to 00/18:46:59

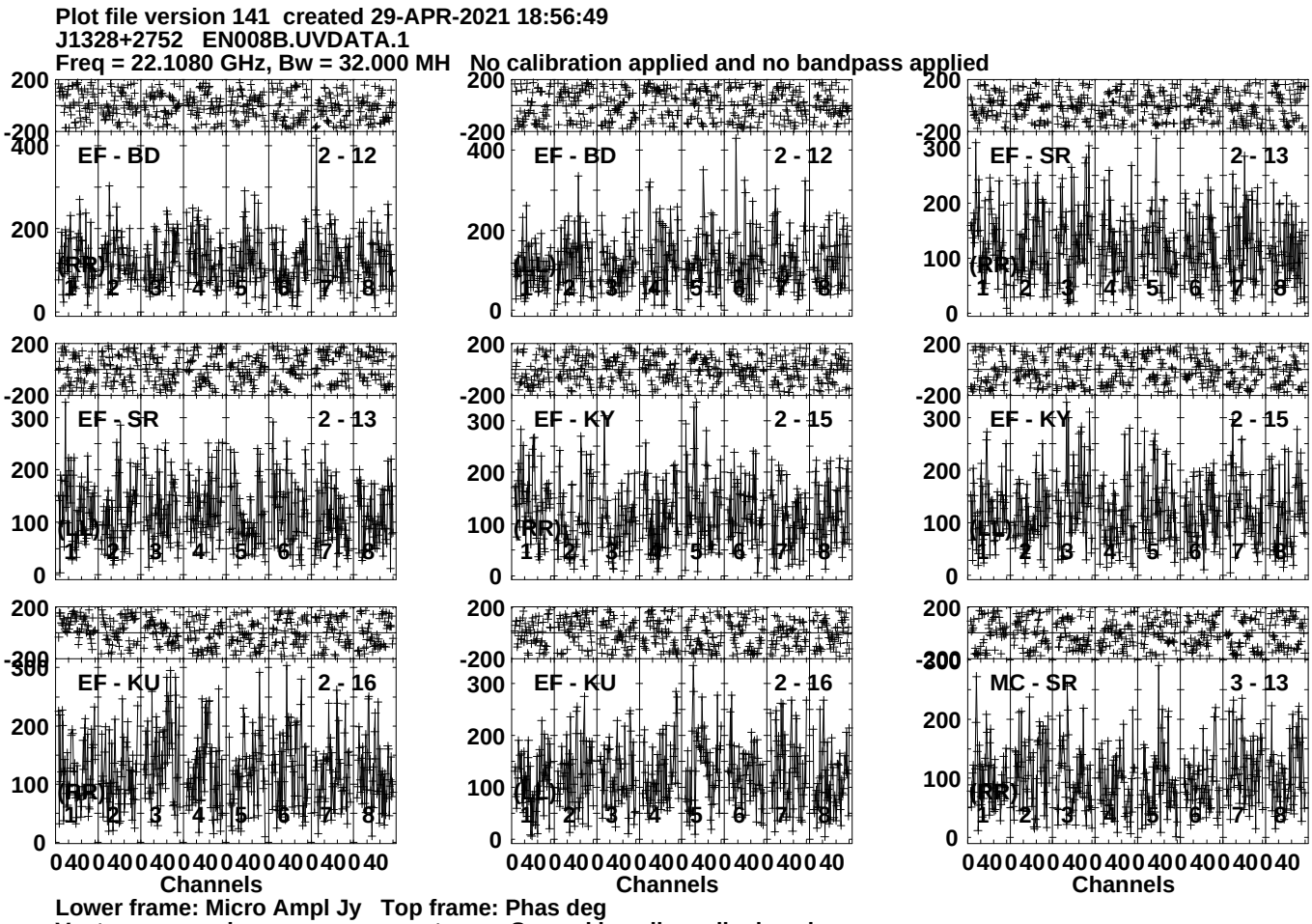
Plot file version 141 created 29-APR-2021 18:56:49
J1328+2752 EN008B.UVDATA.1
Freq = 22.1080 GHz, Bw = 32.000 MH No calibration applied and no bandpass applied
EF - BD 2 - 12
EF - BD 2 - 12
EF - SR 2 - 13
EF - SR 2 - 13
EF - KY 2 - 15
EF - KY 2 - 15
EF - KU 2 - 16
EF - KU 2 - 16
MC - SR 3 - 13
(RR)
Channels
Lower frame: Micro Ampl Jy Top frame: Phas deg
Vector averaged cross-power spectrum Several baselines displayed
Timerange: 00/18:45:01 to 00/18:46:59

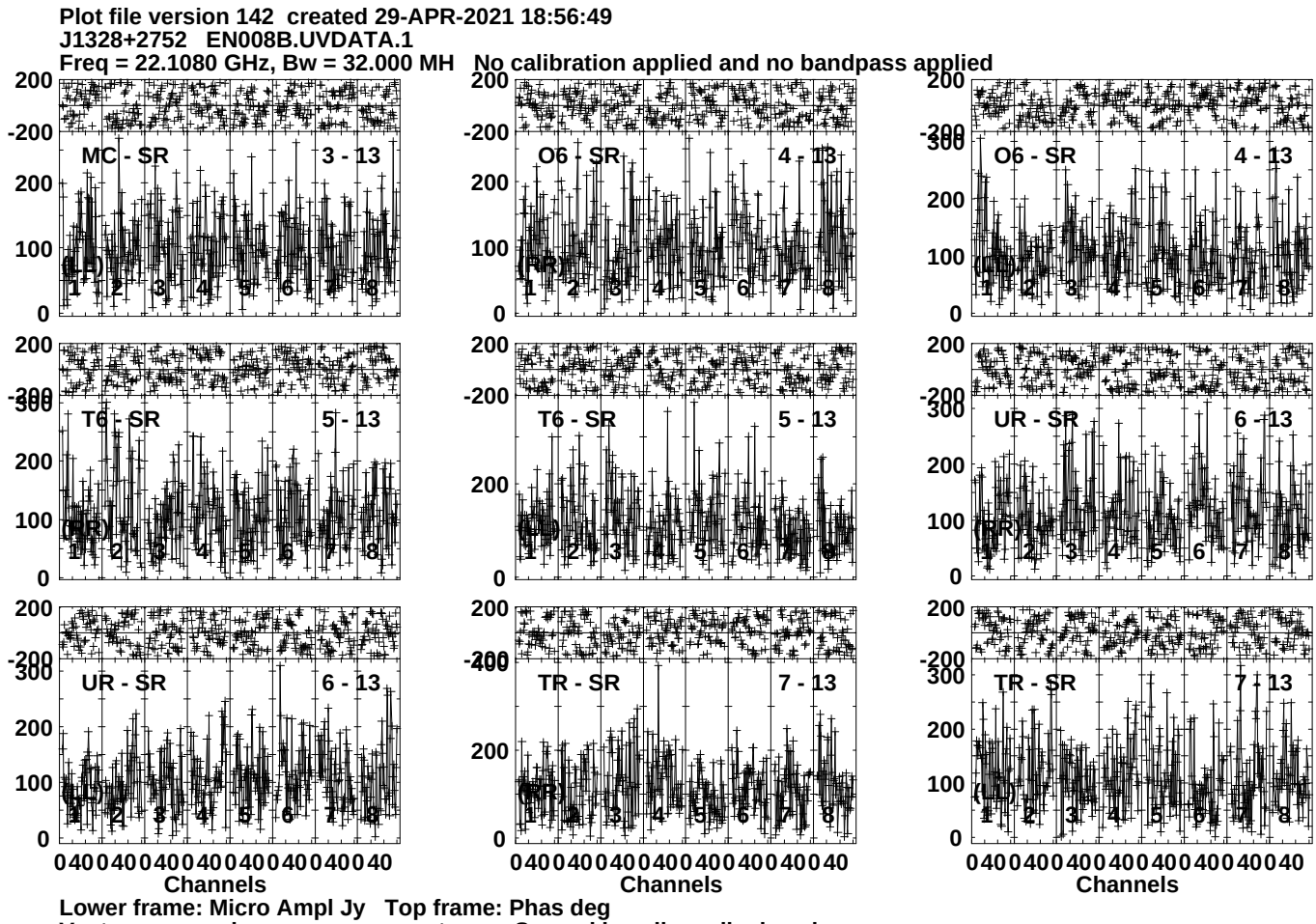
Plot file version 142 created 29-APR-2021 18:56:49
J1328+2752 EN008B.UVDATA.1
Freq = 22.1080 GHz, Bw = 32.000 MH No calibration applied and no bandpass applied
MC - SR 3 - 13
O6 - SR 4 - 13
O6 - SR 4 - 13
T6 - SR 5 - 13
T6 - SR 5 - 13
UR - SR 6 - 13
UR - SR 6 - 13
TR - SR 7 - 13
TR - SR 7 - 13
(LR)
(RR)
(LL)
(RR)
(LL)
(RR)
(LL)
(RR)
(LL)
200
-200
100
0
300
400
1 2 3 4 5 6 7 8
0 40 0 40 0 40 0 40 0 40 0 40 0 40 0 40
Channels
Lower frame: Micro Ampl Jy Top frame: Phas deg
Vector averaged cross-power spectrum Several baselines displayed
Timerange: 00/18:45:01 to 00/18:46:59

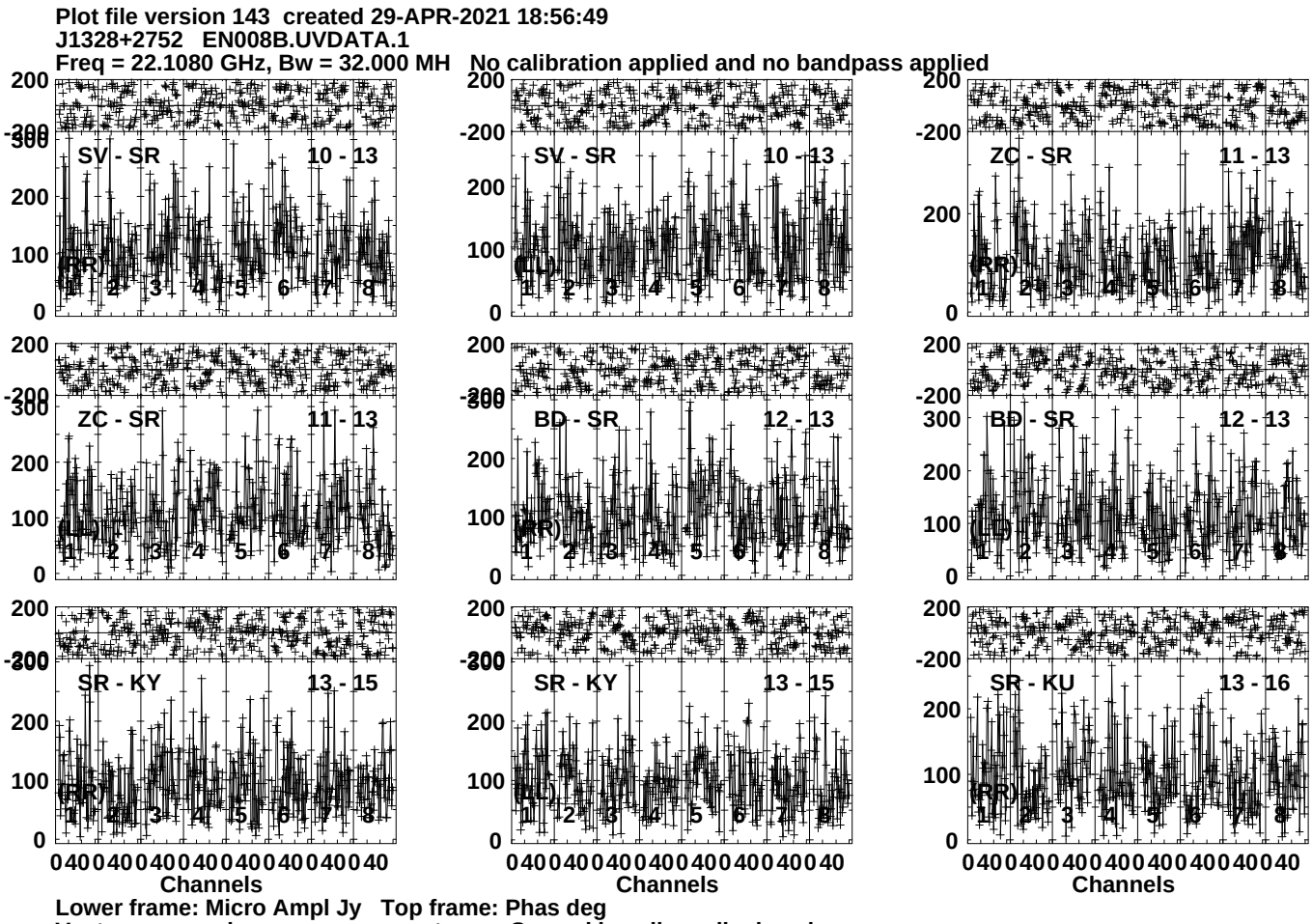
Plot file version 143 created 29-APR-2021 18:56:49
J1328+2752 EN008B.UVDATA.1
Freq = 22.1080 GHz, Bw = 32.000 MH No calibration applied and no bandpass applied
SV - SR 10 - 13
SV - SR 10 - 13
ZC - SR 11 - 13
ZC - SR 11 - 13
BD - SR 12 - 13
BD - SR 12 - 13
SR - KY 13 - 15
SR - KY 13 - 15
SR - KU 13 - 16
(RR)
(LL)
Channels
Lower frame: Micro Ampl Jy Top frame: Phas deg
Vector averaged cross-power spectrum Several baselines displayed
Timerange: 00/18:45:01 to 00/18:46:59

Plot file version 144 created 29-APR-2021 18:56:49
J1328+2752 EN008B.UVDATA.1
Freq = 22.1080 GHz, Bw = 32.000 MH No calibration applied and no bandpass applied

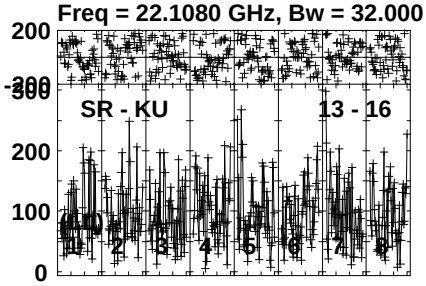

Lower frame: Micro Ampl Jy Top frame: Phas deg
Vector averaged cross-power spectrum Several baselines displayed
Timerange: 00/18:45:01 to 00/18:46:59

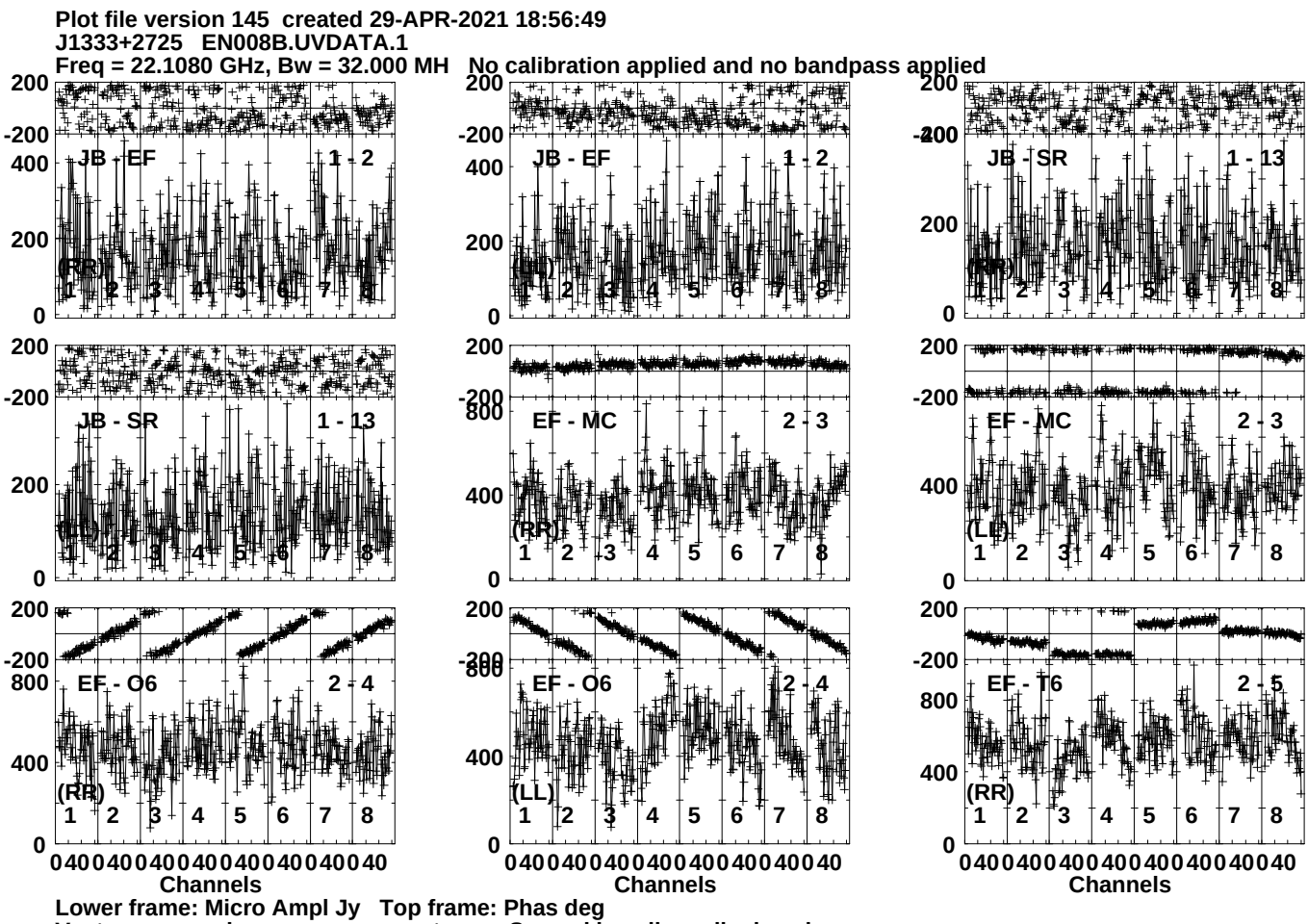
Plot file version 145 created 29-APR-2021 18:56:49
J1333+2725 EN008B.UVDATA.1
Freq = 22.1080 GHz, Bw = 32.000 MH No calibration applied and no bandpass applied
JB - EF 1 - 2
JB - SR 1 - 13
EF - MC 2 - 3
EF - O6 2 - 4
EF - T6 2 - 5
(RR)
(LL)
Channels
Lower frame: Micro Ampl Jy Top frame: Phas deg
Vector averaged cross-power spectrum Several baselines displayed
Timerange: 00/18:47:31 to 00/18:48:29

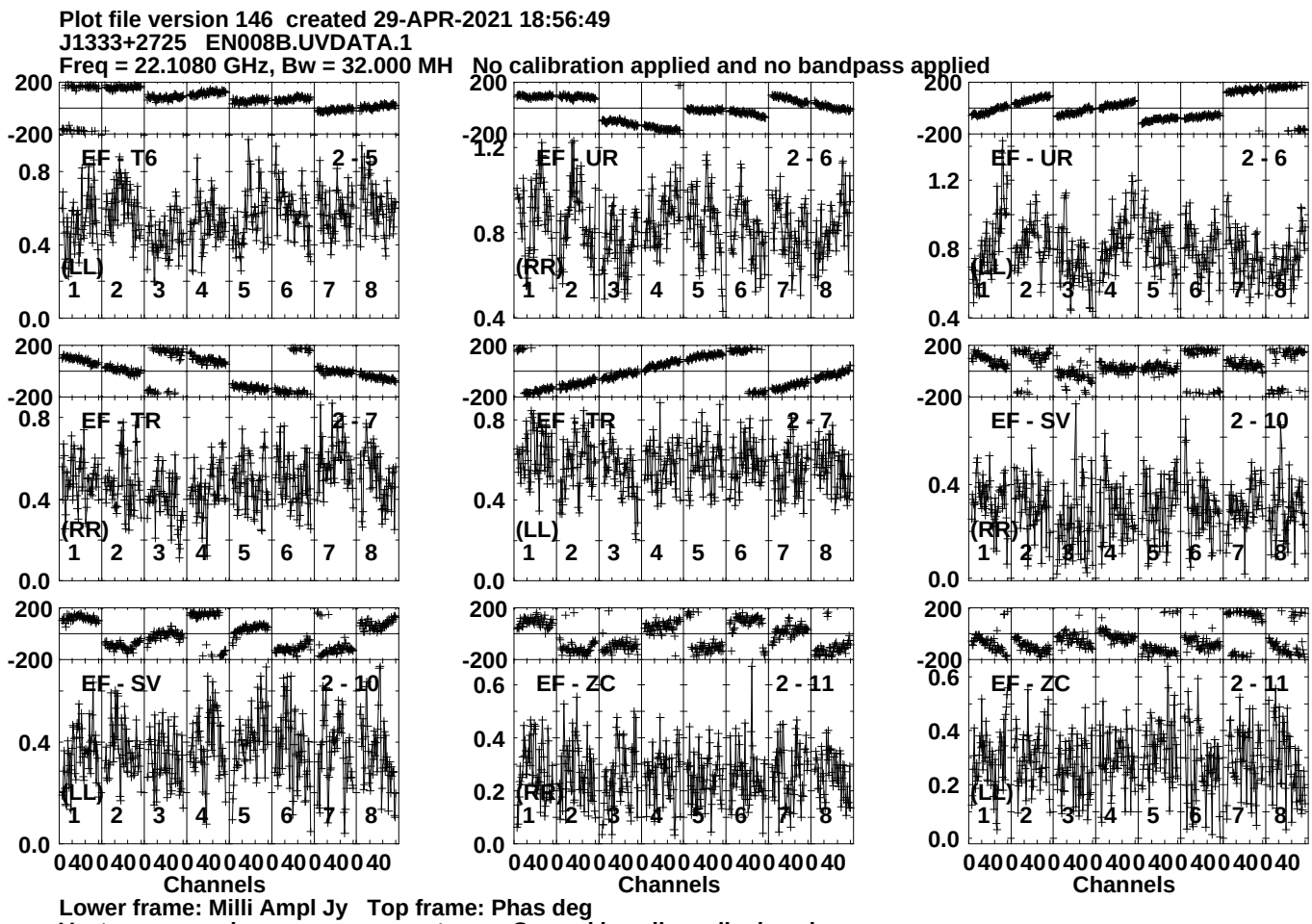
Plot file version 146 created 29-APR-2021 18:56:49
J1333+2725 EN008B.UVDATA.1
Freq = 22.1080 GHz, Bw = 32.000 MH No calibration applied and no bandpass applied
EF - T6 2 - 5
(LL)
EF - UR 2 - 6
(RR)
EF - UR 2 - 6
(LL)
EF - TR 2 - 7
(RR)
EF - TR 2 - 7
(LL)
EF - SV 2 - 10
(RR)
EF - SV 2 - 10
(LL)
EF - ZC 2 - 11
(RR)
EF - ZC 2 - 11
(LL)
Channels
Channels
Channels
Lower frame: Milli Ampl Jy Top frame: Phas deg
Vector averaged cross-power spectrum Several baselines displayed
Timerange: 00/18:47:31 to 00/18:48:29

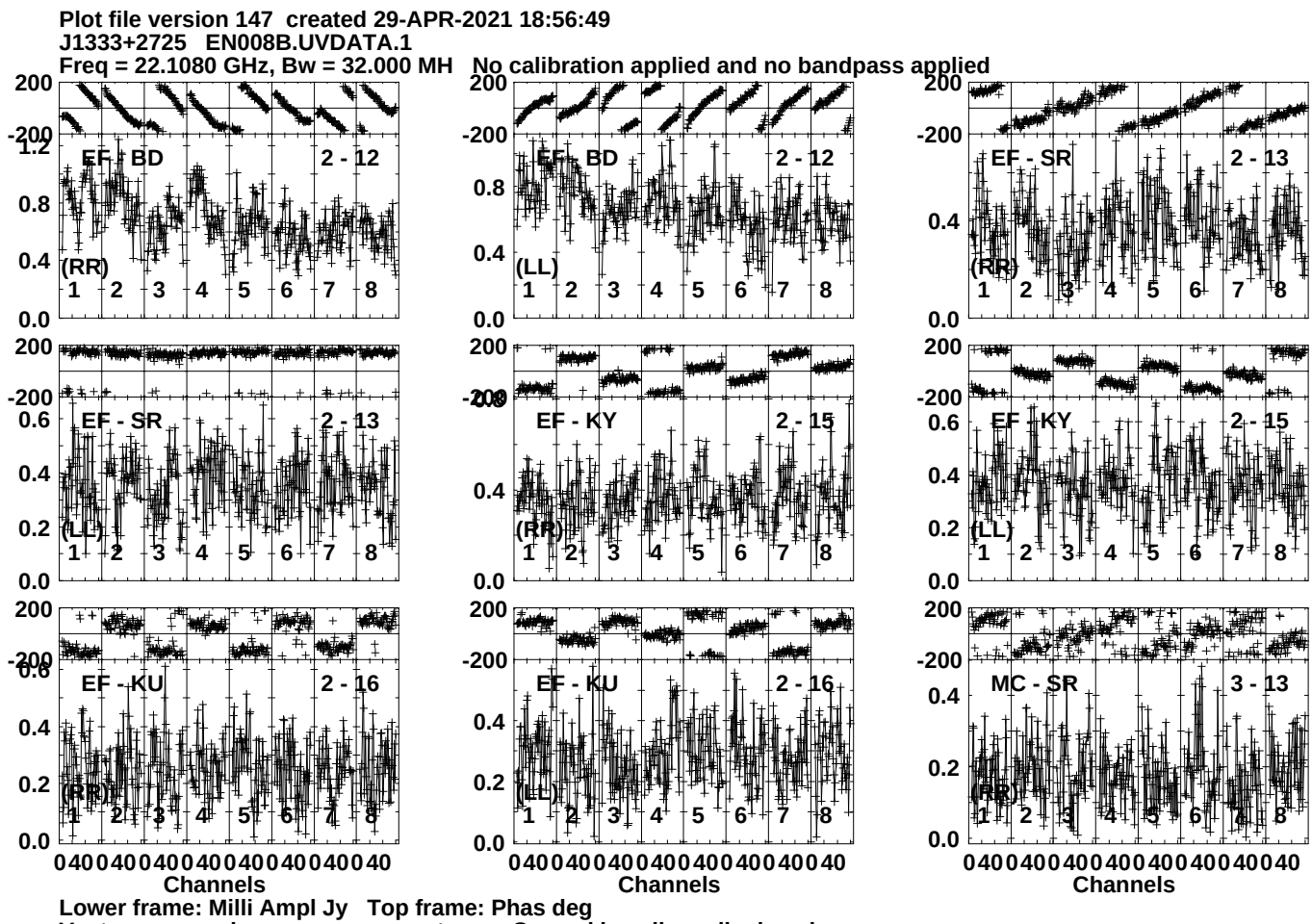
Plot file version 147 created 29-APR-2021 18:56:49
J1333+2725 EN008B.UVDATA.1
Freq = 22.1080 GHz, Bw = 32.000 MH No calibration applied and no bandpass applied
EF - BD 2 - 12
(RR)
EF - BD 2 - 12
(LL)
EF - SR 2 - 13
(RR)
EF - SR 2 - 13
(LL)
EF - KY 2 - 15
(RR)
EF - KY 2 - 15
(LL)
EF - KU 2 - 16
(RR)
EF - KU 2 - 16
(LL)
MC - SR 3 - 13
(RR)
Channels
Channels
Channels
Lower frame: Milli Ampl Jy Top frame: Phas deg
Vector averaged cross-power spectrum Several baselines displayed
Timerange: 00/18:47:31 to 00/18:48:29

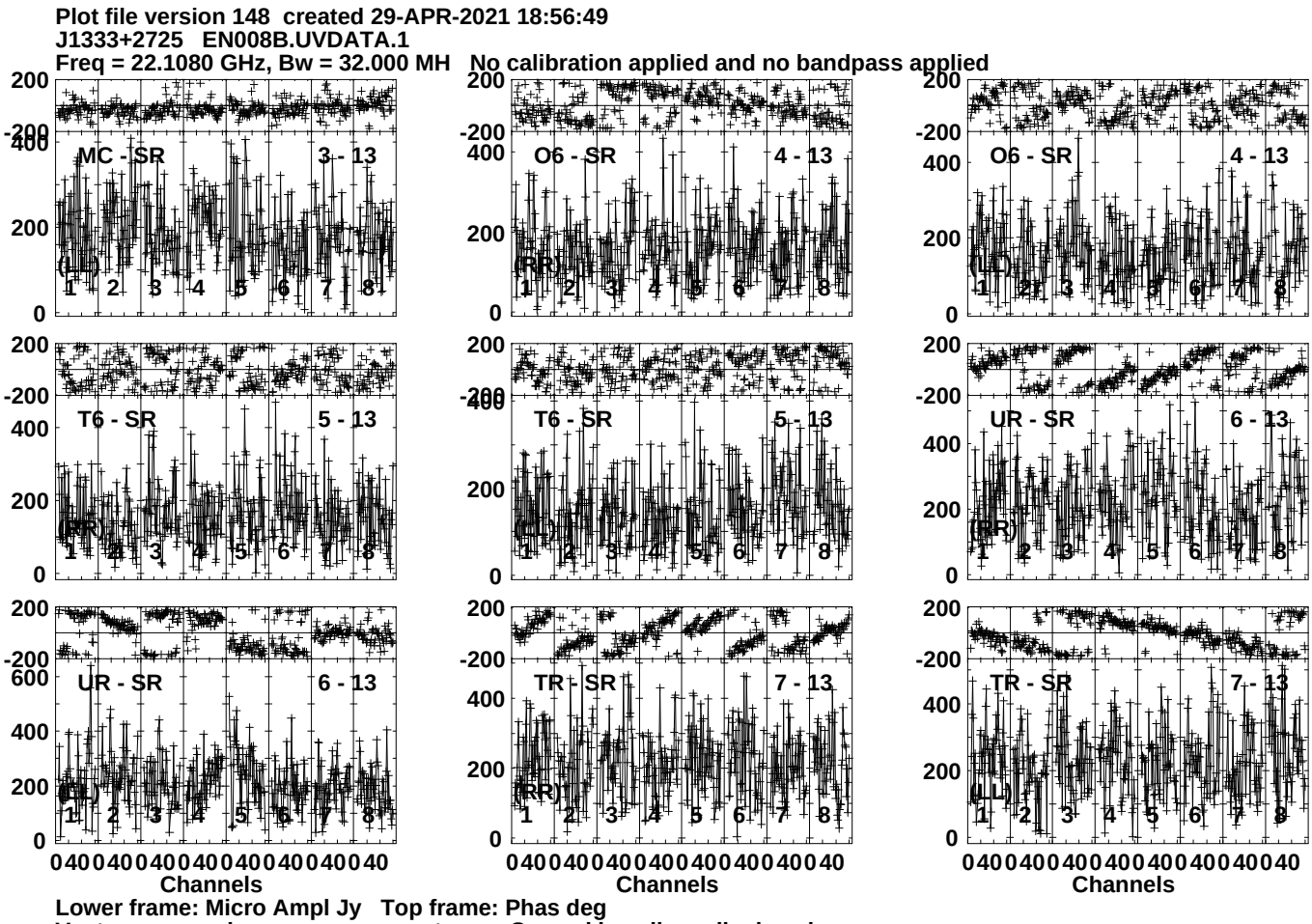
Plot file version 148 created 29-APR-2021 18:56:49
J1333+2725 EN008B.UVDATA.1
Freq = 22.1080 GHz, Bw = 32.000 MH No calibration applied and no bandpass applied
MC - SR 3 - 13
O6 - SR 4 - 13
O6 - SR 4 - 13
T6 - SR 5 - 13
T6 - SR 5 - 13
UR - SR 6 - 13
UR - SR 6 - 13
TR - SR 7 - 13
TR - SR 7 - 13
(LL)
(RR)
(LL)
(RR)
(RR)
(LL)
(RR)
(LL)
Channels
Channels
Channels
Lower frame: Micro Ampl Jy Top frame: Phas deg
Vector averaged cross-power spectrum Several baselines displayed
Timerange: 00/18:47:31 to 00/18:48:29

Plot file version 149 created 29-APR-2021 18:56:50
J1333+2725 EN008B.UVDATA.1
Freq = 22.1080 GHz, Bw = 32.000 MH No calibration applied and no bandpass applied

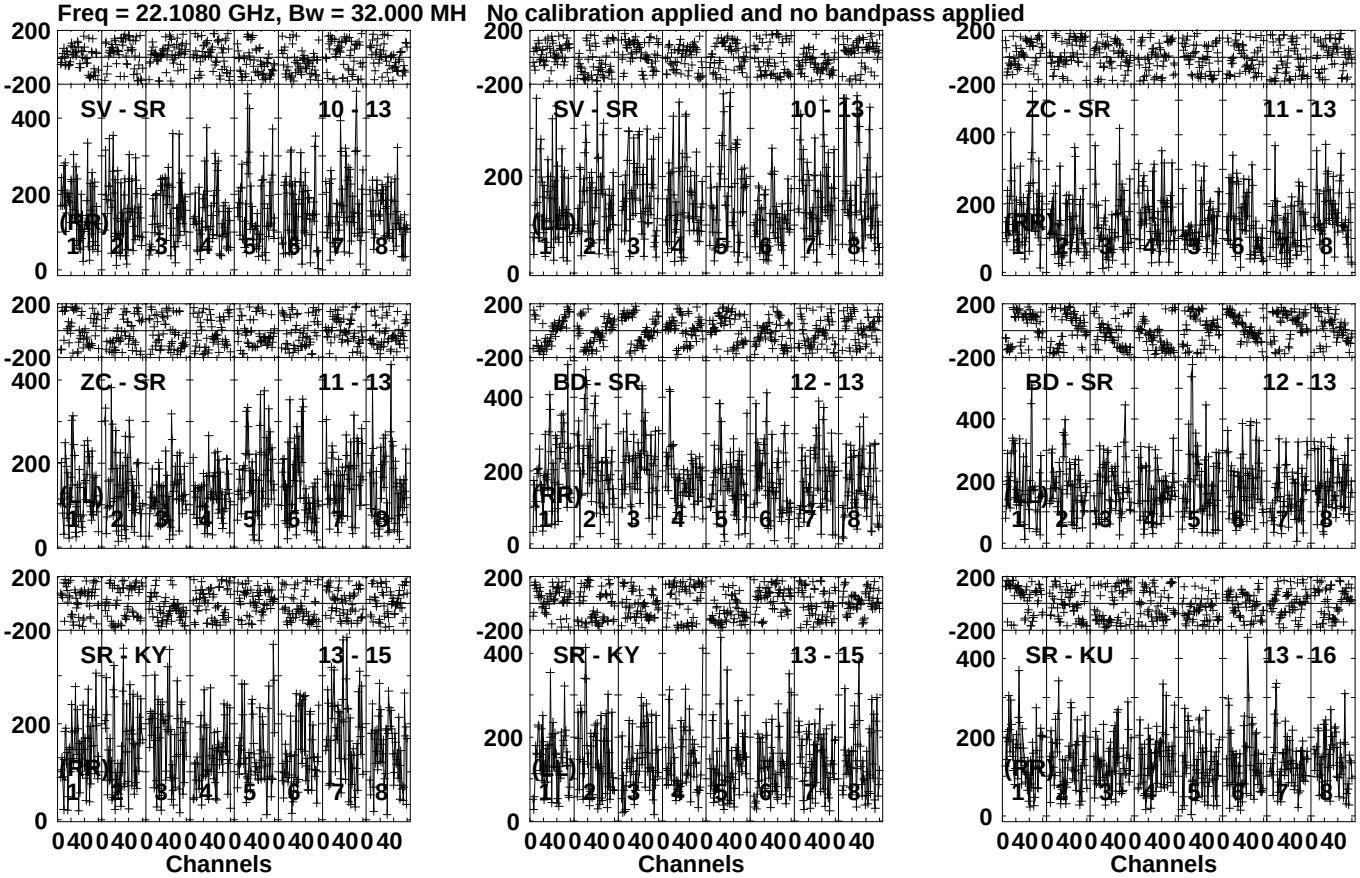

Lower frame: Micro Ampl Jy Top frame: Phas deg
Vector averaged cross-power spectrum Several baselines displayed
Timerange: 00/18:47:31 to 00/18:48:29

Plot file version 150 created 29-APR-2021 18:56:50
J1333+2725 EN008B.UVDATA.1
Freq = 22.1080 GHz, Bw = 32.000 MH No calibration applied and no bandpass applied

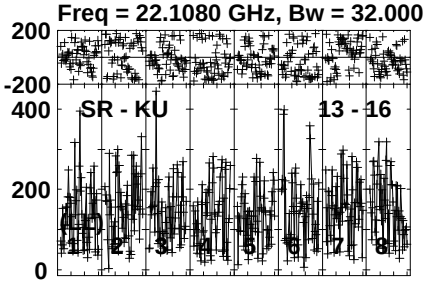

Lower frame: Micro Ampl Jy Top frame: Phas deg
Vector averaged cross-power spectrum Several baselines displayed
Timerange: 00/18:47:31 to 00/18:48:29

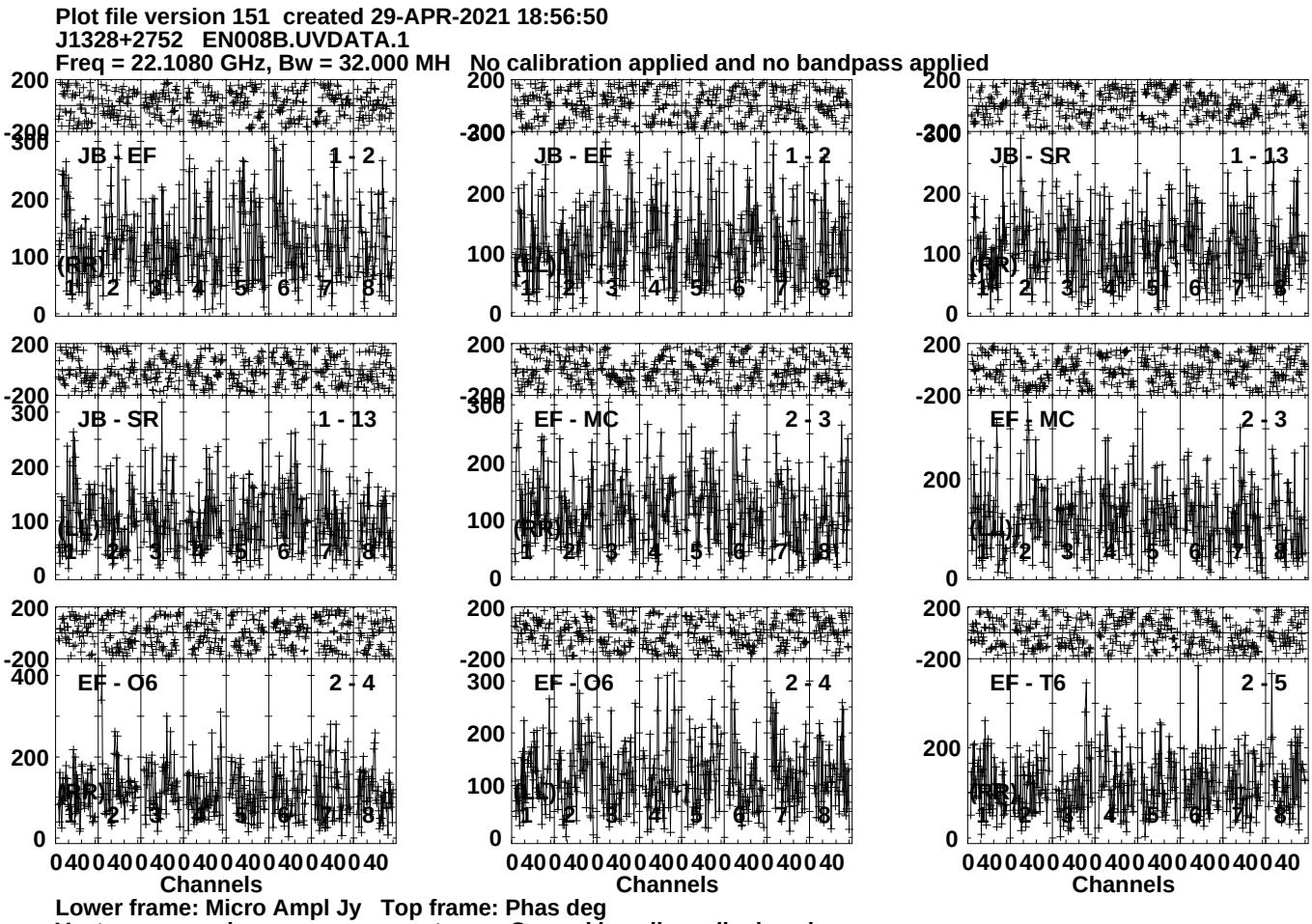
Plot file version 151 created 29-APR-2021 18:56:50
J1328+2752 EN008B.UVDATA.1
Freq = 22.1080 GHz, Bw = 32.000 MH No calibration applied and no bandpass applied
JB - EF 1 - 2
JB - EF 1 - 2
JB - SR 1 - 13
JB - SR 1 - 13
EF - MC 2 - 3
EF - MC 2 - 3
EF - O6 2 - 4
EF - O6 2 - 4
EF - T6 2 - 5
(RR)
(LL)
Channels
Lower frame: Micro Ampl Jy Top frame: Phas deg
Vector averaged cross-power spectrum Several baselines displayed
Timerange: 00/18:48:31 to 00/18:50:29

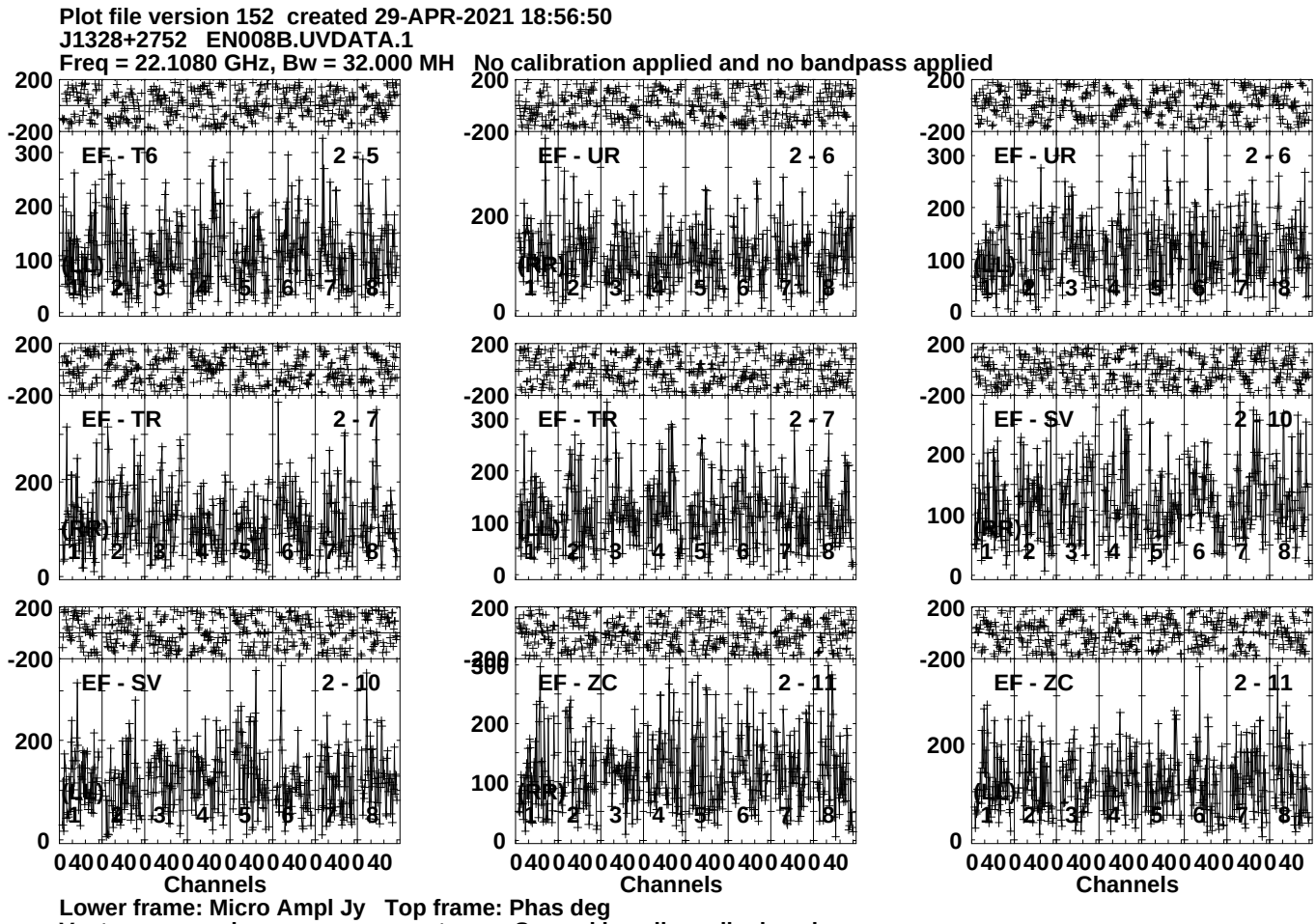
Plot file version 152 created 29-APR-2021 18:56:50
J1328+2752 EN008B.UVDATA.1
Freq = 22.1080 GHz, Bw = 32.000 MH No calibration applied and no bandpass applied
EF - T6 2 - 5
EF - UR 2 - 6
EF - UR 2 - 6
EF - TR 2 - 7
EF - TR 2 - 7
EF - SV 2 - 10
EF - SV 2 - 10
EF - ZC 2 - 11
EF - ZC 2 - 11
(LL)
(RR)
Channels
Lower frame: Micro Ampl Jy Top frame: Phas deg
Vector averaged cross-power spectrum Several baselines displayed
Timerange: 00/18:48:31 to 00/18:50:29

Plot file version 153 created 29-APR-2021 18:56:50
J1328+2752 EN008B.UVDATA.1
Freq = 22.1080 GHz, Bw = 32.000 MH No calibration applied and no bandpass applied

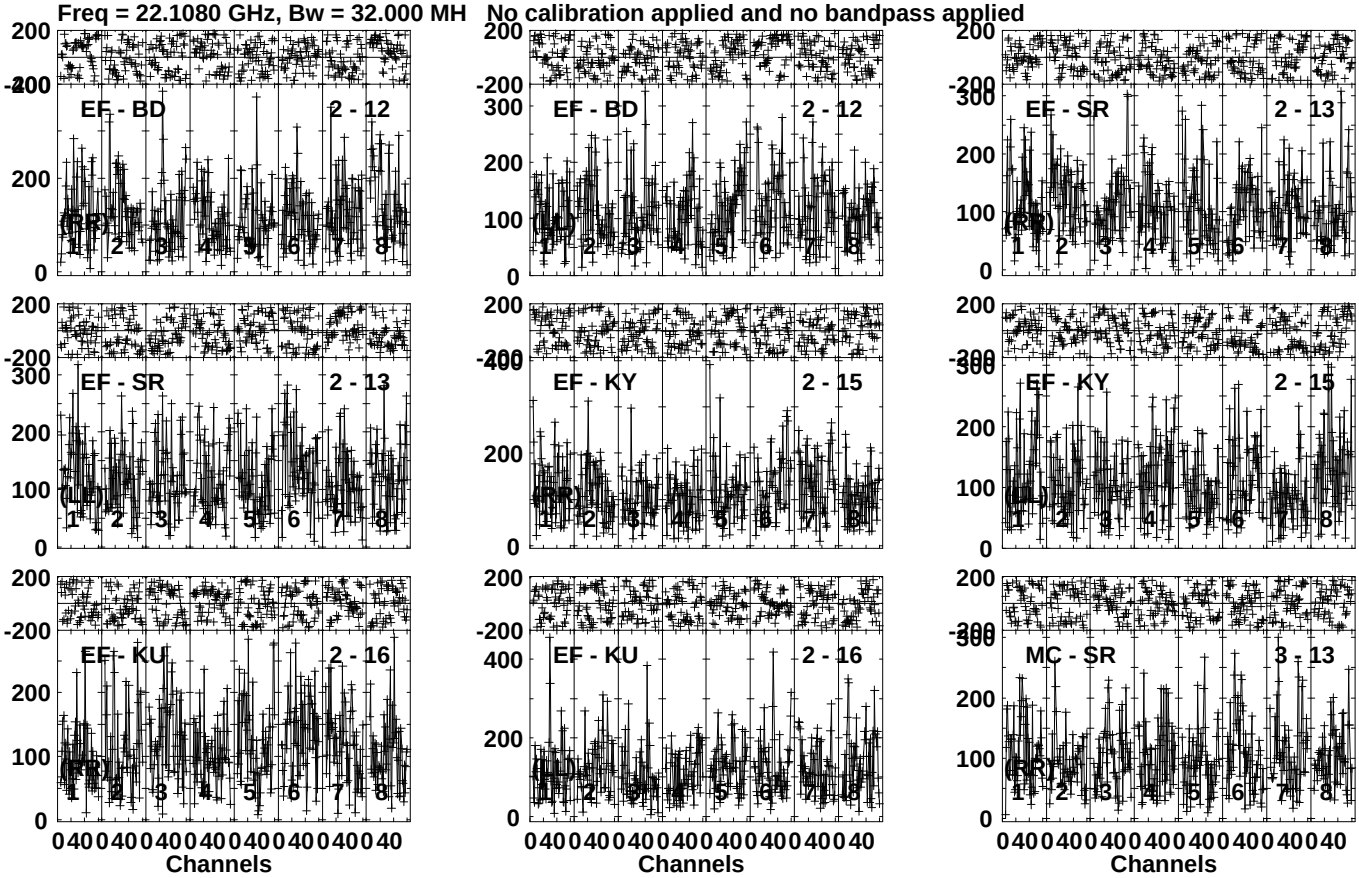

Lower frame: Micro Ampl Jy Top frame: Phas deg
Vector averaged cross-power spectrum Several baselines displayed
Timerange: 00/18:48:31 to 00/18:50:29

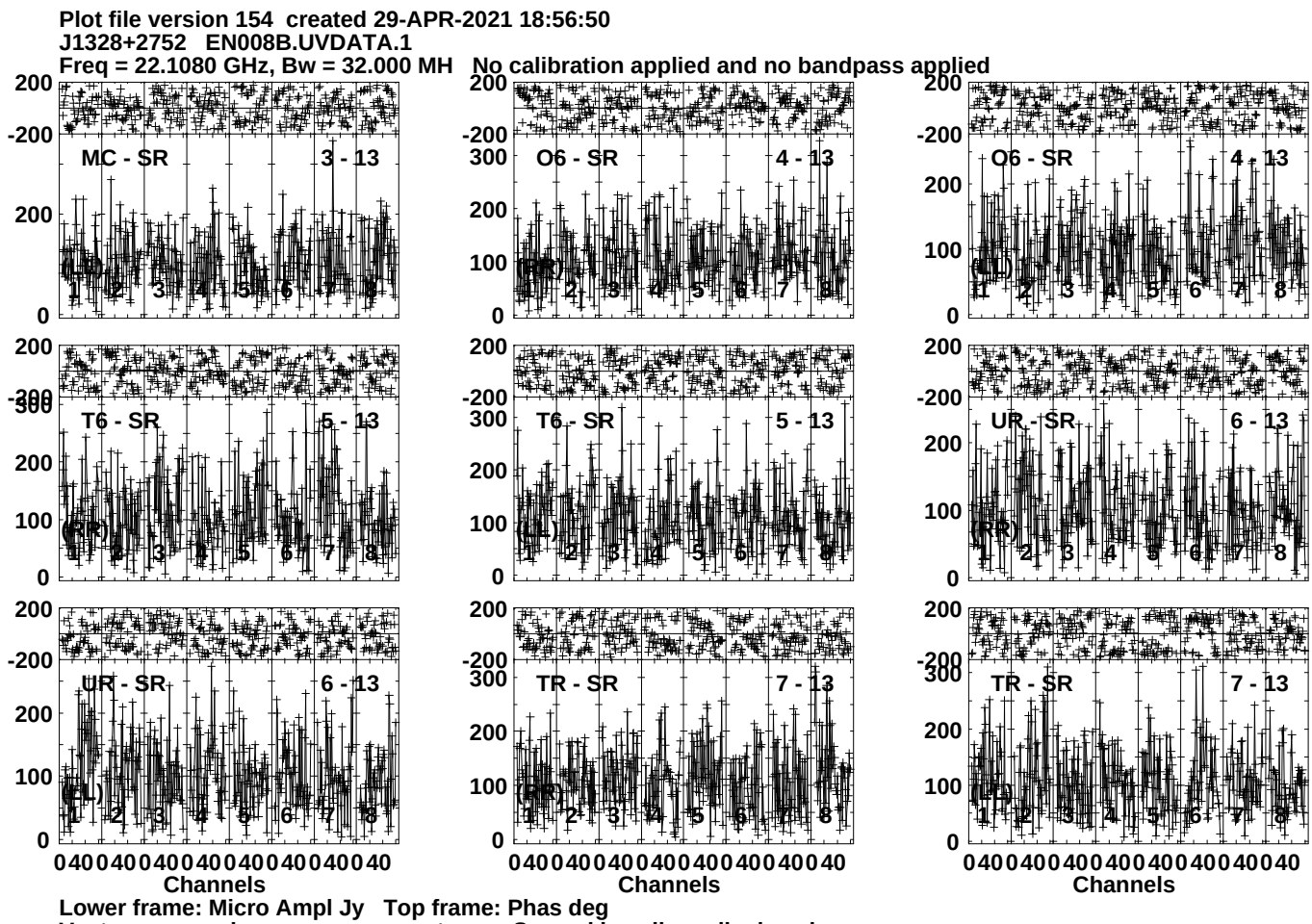
Plot file version 154 created 29-APR-2021 18:56:50
J1328+2752 EN008B.UVDATA.1
Freq = 22.1080 GHz, Bw = 32.000 MH No calibration applied and no bandpass applied
MC - SR 3 - 13
O6 - SR 4 - 13
O6 - SR 4 - 13
T6 - SR 5 - 13
T6 - SR 5 - 13
UR - SR 6 - 13
UR - SR 6 - 13
TR - SR 7 - 13
TR - SR 7 - 13
(RR)
(LL)
Channels
Lower frame: Micro Ampl Jy Top frame: Phas deg
Vector averaged cross-power spectrum Several baselines displayed
Timerange: 00/18:48:31 to 00/18:50:29

Plot file version 155 created 29-APR-2021 18:56:50
J1328+2752 EN008B.UVDATA.1
Freq = 22.1080 GHz, Bw = 32.000 MH No calibration applied and no bandpass applied

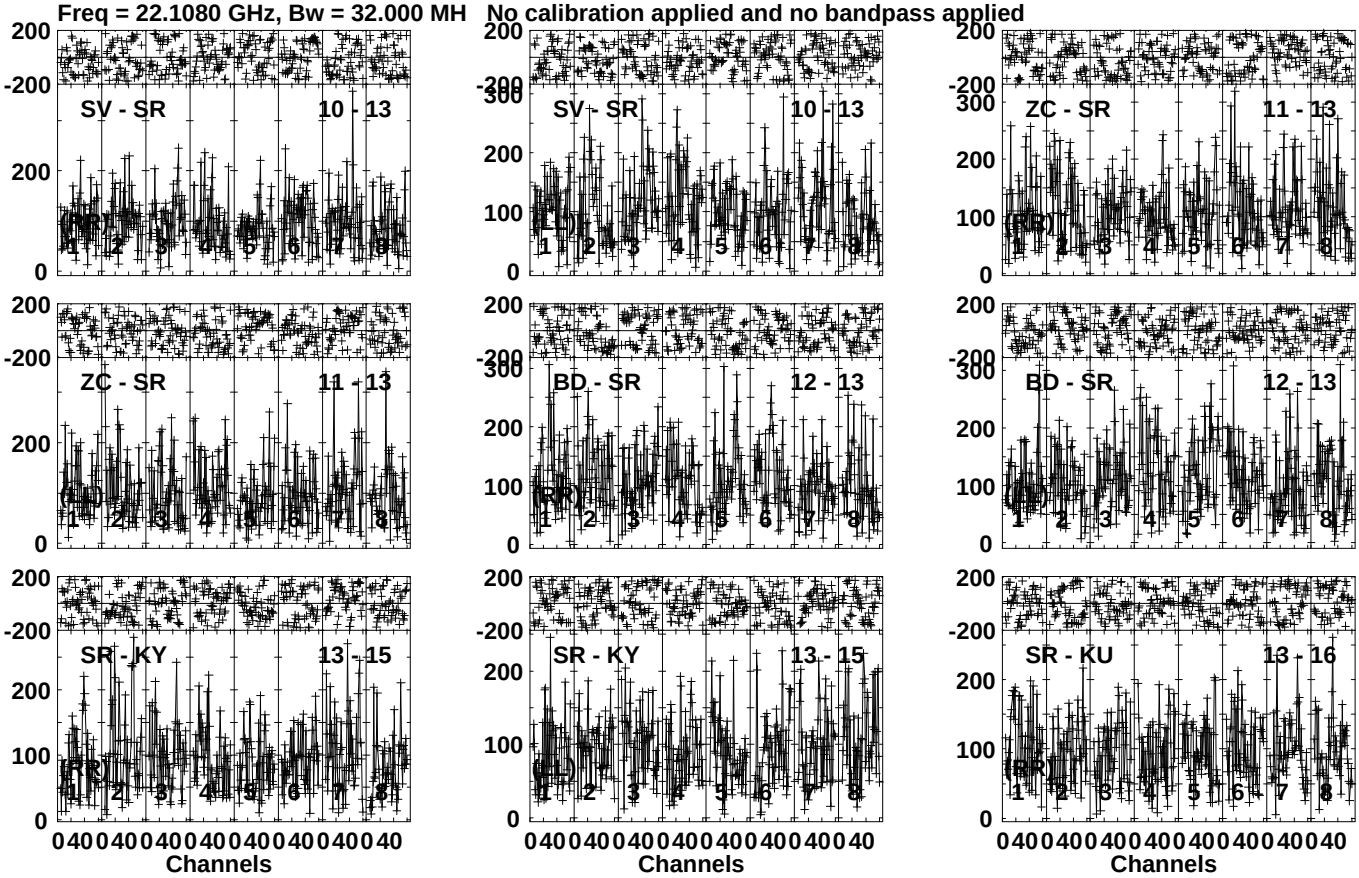

Lower frame: Micro Ampl Jy Top frame: Phas deg
Vector averaged cross-power spectrum Several baselines displayed
Timerange: 00/18:48:31 to 00/18:50:29

Plot file version 156 created 29-APR-2021 18:56:50
J1328+2752 EN008B.UVDATA.1
Freq = 22.1080 GHz, Bw = 32.000 MH No calibration applied and no bandpass applied

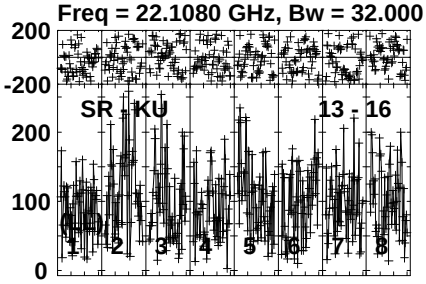

Lower frame: Micro Ampl Jy Top frame: Phas deg
Vector averaged cross-power spectrum Several baselines displayed
Timerange: 00/18:48:31 to 00/18:50:29

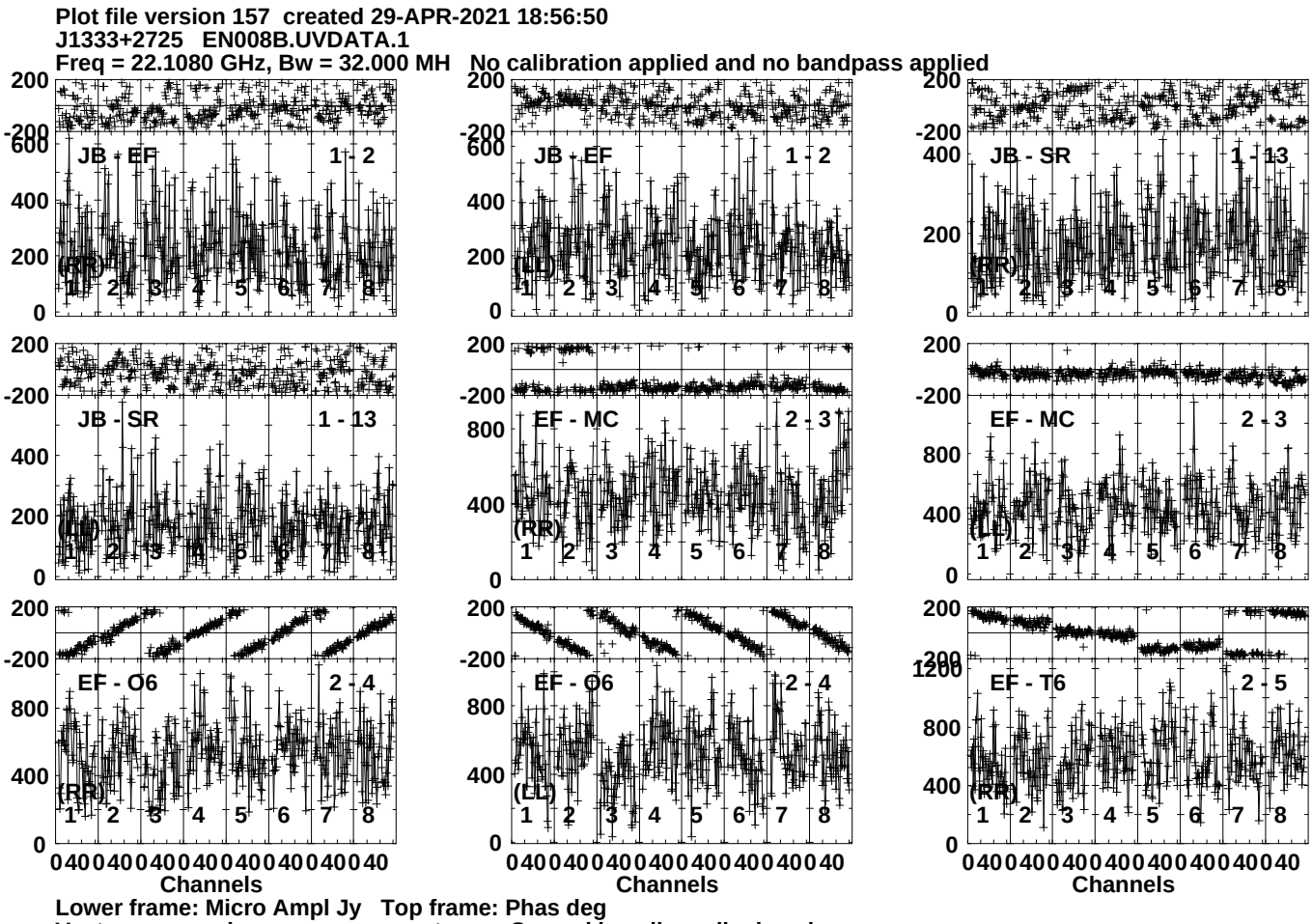
Plot file version 157 created 29-APR-2021 18:56:50
J1333+2725 EN008B.UVDATA.1
Freq = 22.1080 GHz, Bw = 32.000 MH No calibration applied and no bandpass applied
JB - EF 1 - 2 (RR)
JB - EF 1 - 2 (LL)
JB - SR 1 - 13 (RR)
JB - SR 1 - 13 (LL)
EF - MC 2 - 3 (RR)
EF - MC 2 - 3 (LL)
EF - O6 2 - 4 (RR)
EF - O6 2 - 4 (LL)
EF - T6 2 - 5 (RR)
Channels
Lower frame: Micro Ampl Jy Top frame: Phas deg
Vector averaged cross-power spectrum Several baselines displayed
Timerange: 00/18:50:31 to 00/18:51:29

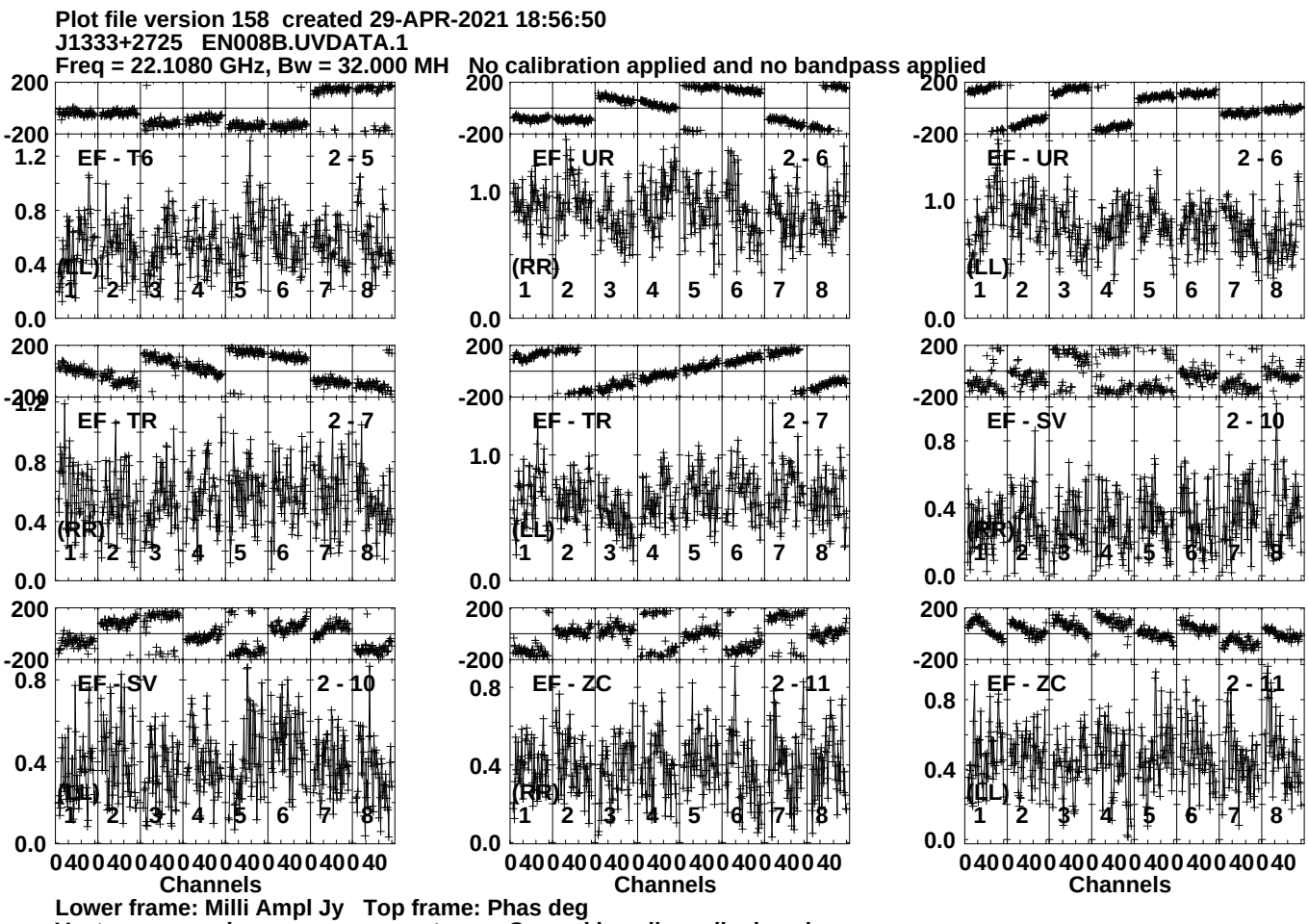
Plot file version 158 created 29-APR-2021 18:56:50
J1333+2725 EN008B.UVDATA.1
Freq = 22.1080 GHz, Bw = 32.000 MH No calibration applied and no bandpass applied
EF - T6 2 - 5
EF - UR 2 - 6
EF - UR 2 - 6
EF - TR 2 - 7
EF - TR 2 - 7
EF - SV 2 - 10
EF - SV 2 - 10
EF - ZC 2 - 11
EF - ZC 2 - 11
(LL)
(RR)
(LL)
(RR)
(LL)
(RR)
(LL)
(RR)
(LL)
1 2 3 4 5 6 7 8
200
-200
1.2
0.8
0.4
0.0
1.0
0 40 0 40 0 40 0 40 0 40 0 40 0 40 0 40
Channels
Lower frame: Milli Ampl Jy Top frame: Phas deg
Vector averaged cross-power spectrum Several baselines displayed
Timerange: 00/18:50:31 to 00/18:51:29

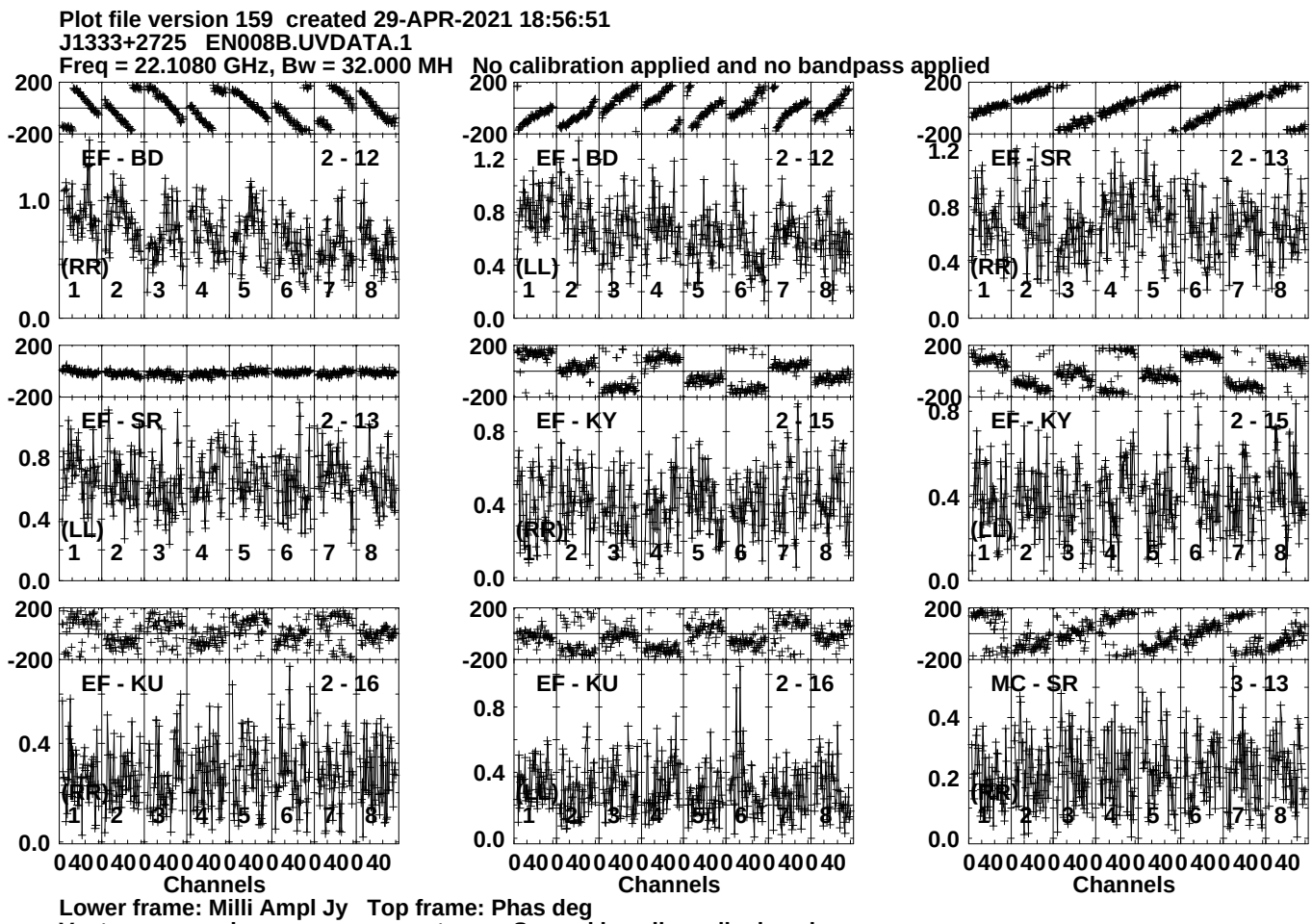
Plot file version 159 created 29-APR-2021 18:56:51
J1333+2725 EN008B.UVDATA.1
Freq = 22.1080 GHz, Bw = 32.000 MH No calibration applied and no bandpass applied
EF - BD 2 - 12
(RR)
EF - BD 2 - 12
(LL)
EF - SR 2 - 13
(RR)
EF - SR 2 - 13
(LL)
EF - KY 2 - 15
(RR)
EF - KY 2 - 15
(LL)
EF - KU 2 - 16
(RR)
EF - KU 2 - 16
(LL)
MC - SR 3 - 13
(RR)
Channels
Channels
Channels
Lower frame: Milli Ampl Jy Top frame: Phas deg
Vector averaged cross-power spectrum Several baselines displayed
Timerange: 00/18:50:31 to 00/18:51:29

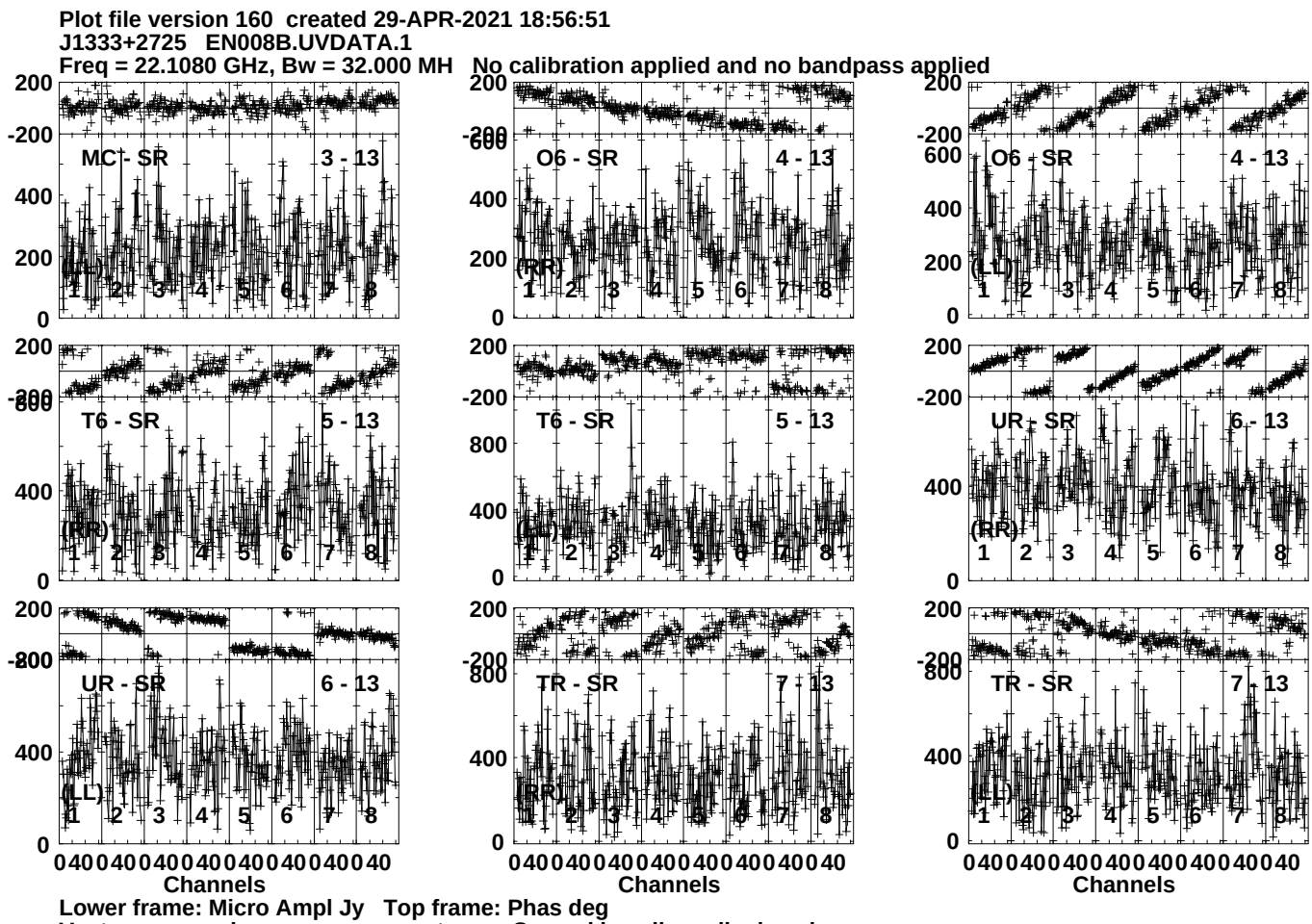
Plot file version 160 created 29-APR-2021 18:56:51
J1333+2725 EN008B.UVDATA.1
Freq = 22.1080 GHz, Bw = 32.000 MH No calibration applied and no bandpass applied
MC - SR 3 - 13
O6 - SR 4 - 13
O6 - SR 4 - 13
T6 - SR 5 - 13
T6 - SR 5 - 13
UR - SR 6 - 13
UR - SR 6 - 13
TR - SR 7 - 13
TR - SR 7 - 13
(RR)
(LL)
Channels
Lower frame: Micro Ampl Jy Top frame: Phas deg
Vector averaged cross-power spectrum Several baselines displayed
Timerange: 00/18:50:31 to 00/18:51:29

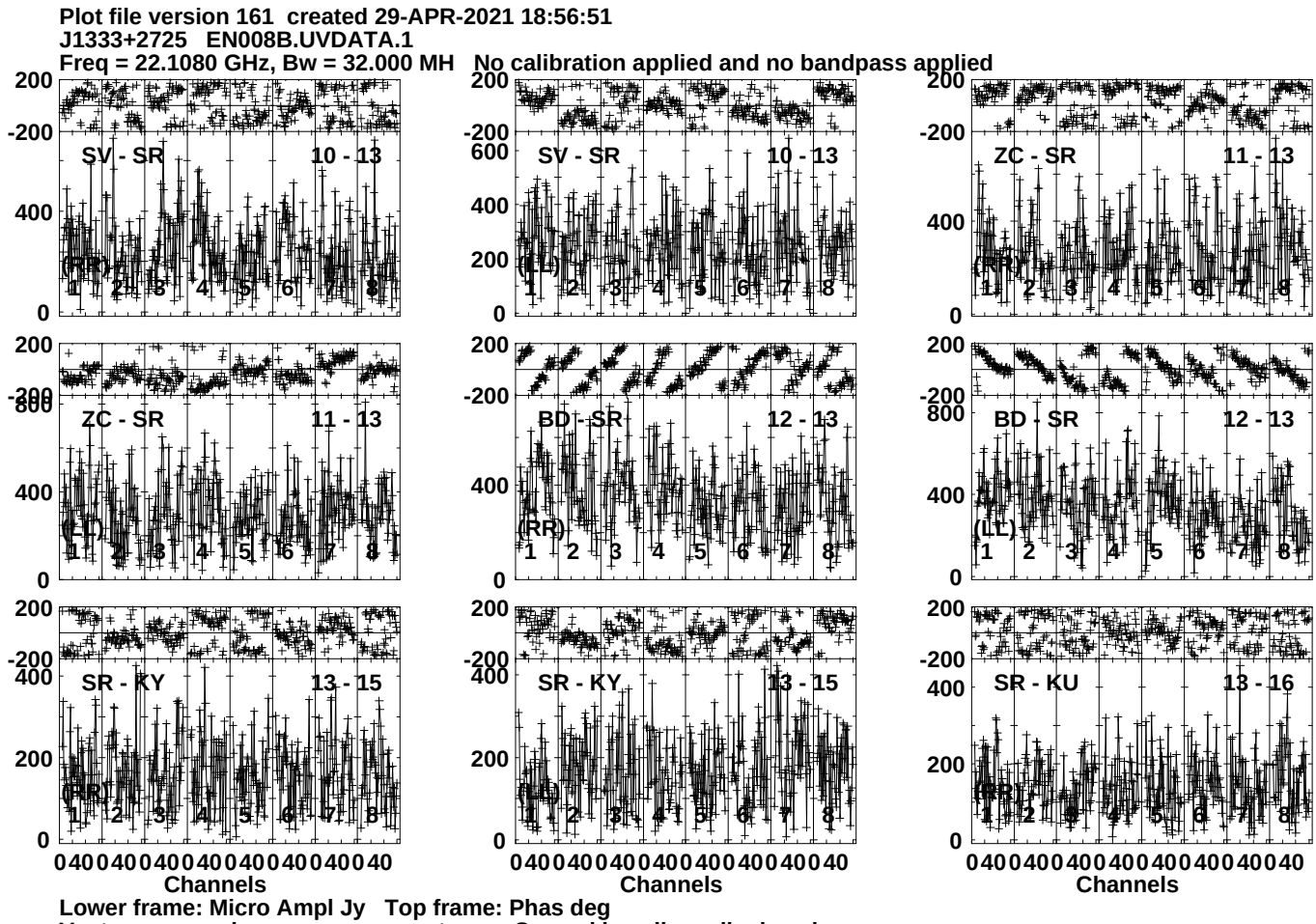
Plot file version 161 created 29-APR-2021 18:56:51
J1333+2725 EN008B.UVDATA.1
Freq = 22.1080 GHz, Bw = 32.000 MH No calibration applied and no bandpass applied
SV - SR 10 - 13
(RR)
SV - SR 10 - 13
(LL)
ZC - SR 11 - 13
(RR)
ZC - SR 11 - 13
(LL)
BD - SR 12 - 13
(RR)
BD - SR 12 - 13
(LL)
SR - KY 13 - 15
(RR)
SR - KY 13 - 15
(LL)
SR - KU 13 - 16
(RR)
Channels
Channels
Channels
Lower frame: Micro Ampl Jy Top frame: Phas deg
Vector averaged cross-power spectrum Several baselines displayed
Timerange: 00/18:50:31 to 00/18:51:29

Plot file version 162 created 29-APR-2021 18:56:51
J1333+2725 EN008B.UVDATA.1
Freq = 22.1080 GHz, Bw = 32.000 MH No calibration applied and no bandpass applied

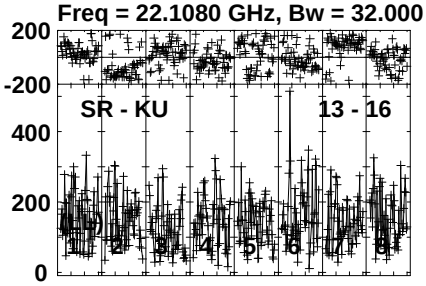

Lower frame: Micro Ampl Jy Top frame: Phas deg
Vector averaged cross-power spectrum Several baselines displayed
Timerange: 00/18:50:31 to 00/18:51:29

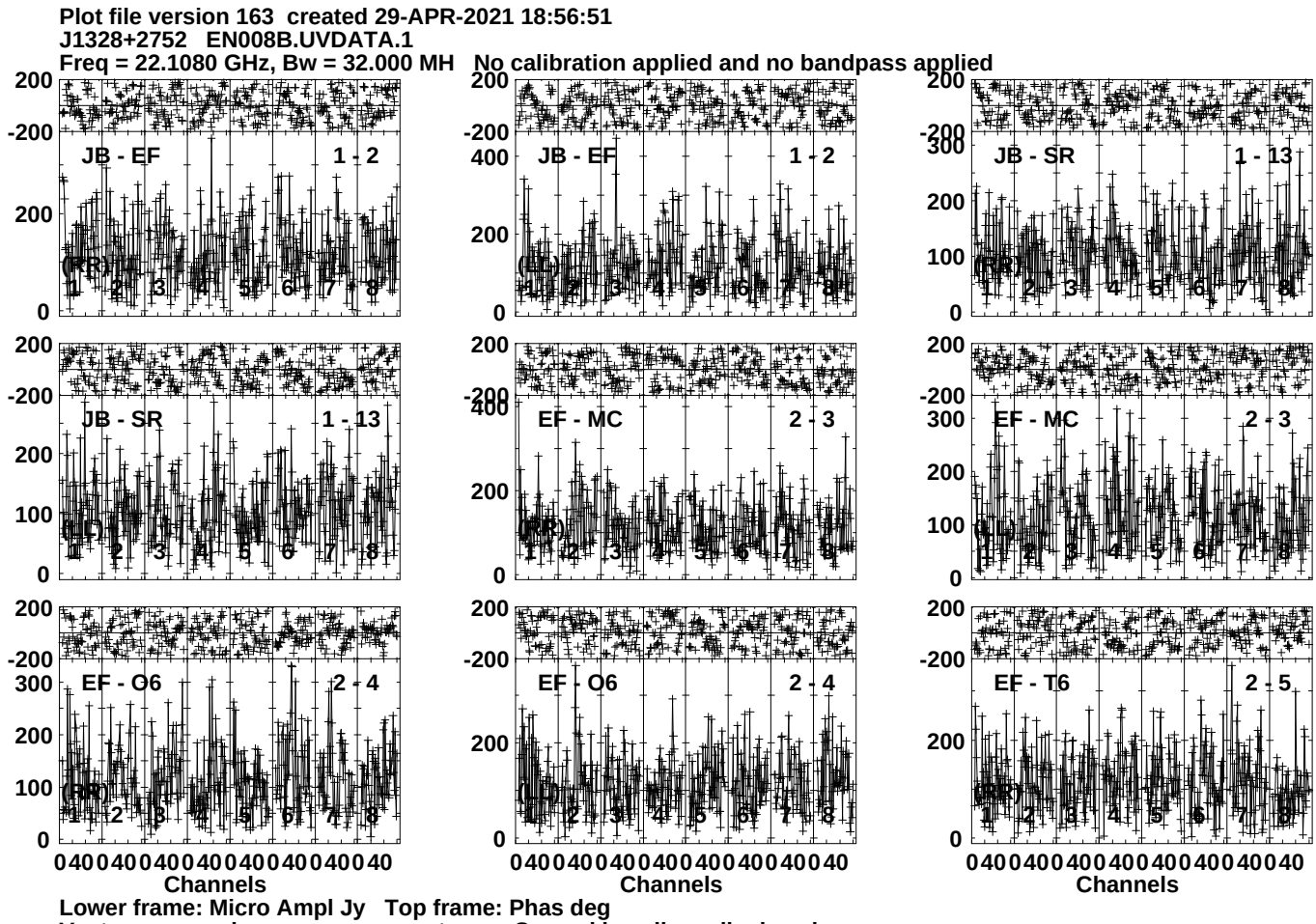
Plot file version 163 created 29-APR-2021 18:56:51
J1328+2752 EN008B.UVDATA.1
Freq = 22.1080 GHz, Bw = 32.000 MH No calibration applied and no bandpass applied
JB - EF 1 - 2
JB - EF 1 - 2
JB - SR 1 - 13
JB - SR 1 - 13
EF - MC 2 - 3
EF - MC 2 - 3
EF - O6 2 - 4
EF - O6 2 - 4
EF - T6 2 - 5
Channels
Channels
Channels
Lower frame: Micro Ampl Jy Top frame: Phas deg
Vector averaged cross-power spectrum Several baselines displayed
Timerange: 00/18:51:31 to 00/18:53:29

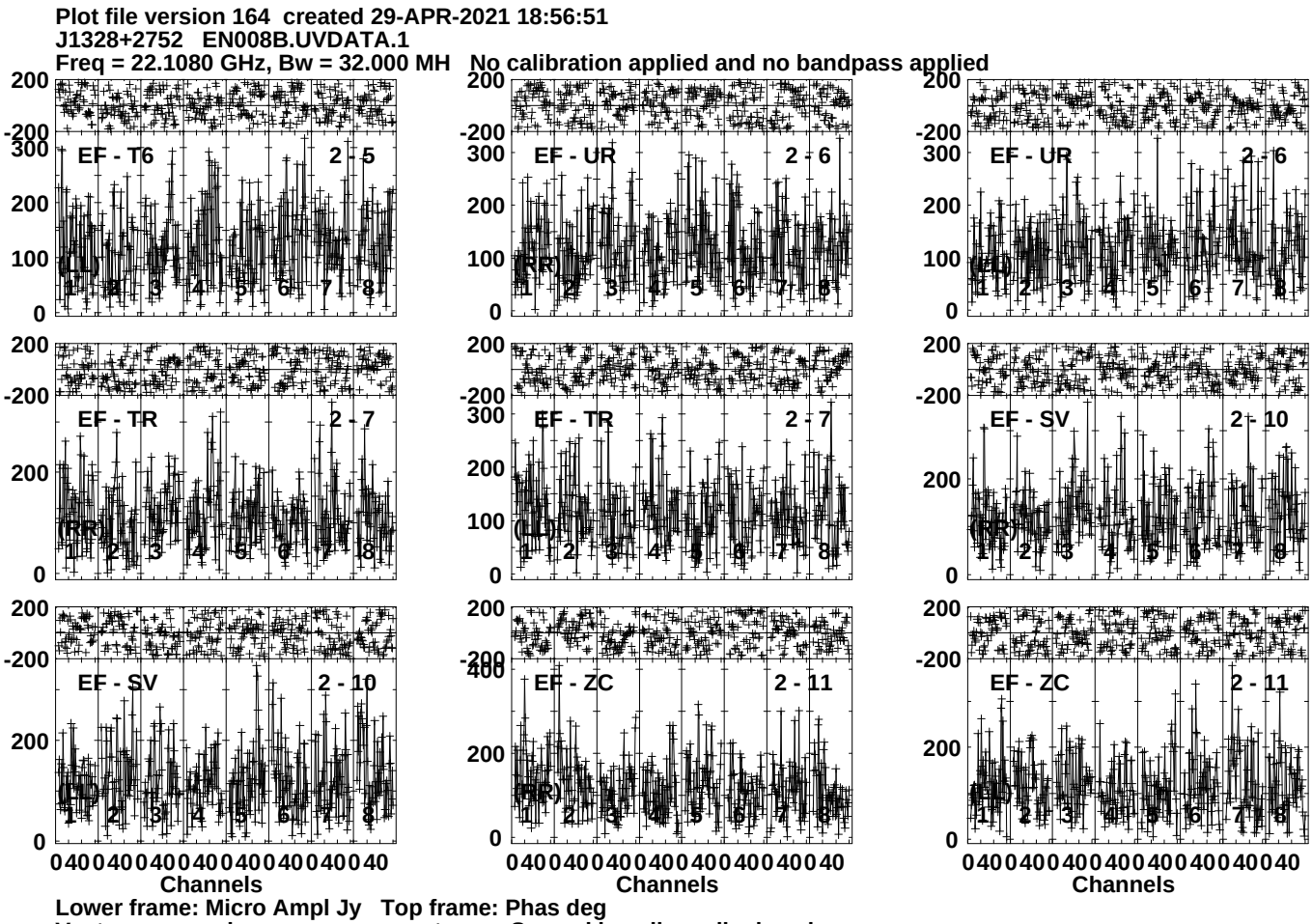
Plot file version 164 created 29-APR-2021 18:56:51
J1328+2752 EN008B.UVDATA.1
Freq = 22.1080 GHz, Bw = 32.000 MH No calibration applied and no bandpass applied
EF - T6 2 - 5
EF - UR 2 - 6
EF - UR 2 - 6
EF - TR 2 - 7
EF - TR 2 - 7
EF - SV 2 - 10
EF - SV 2 - 10
EF - ZC 2 - 11
EF - ZC 2 - 11
(LL)
(RR)
(LR)
(RL)
Channels
Lower frame: Micro Ampl Jy Top frame: Phas deg
Vector averaged cross-power spectrum Several baselines displayed
Timerange: 00/18:51:31 to 00/18:53:29

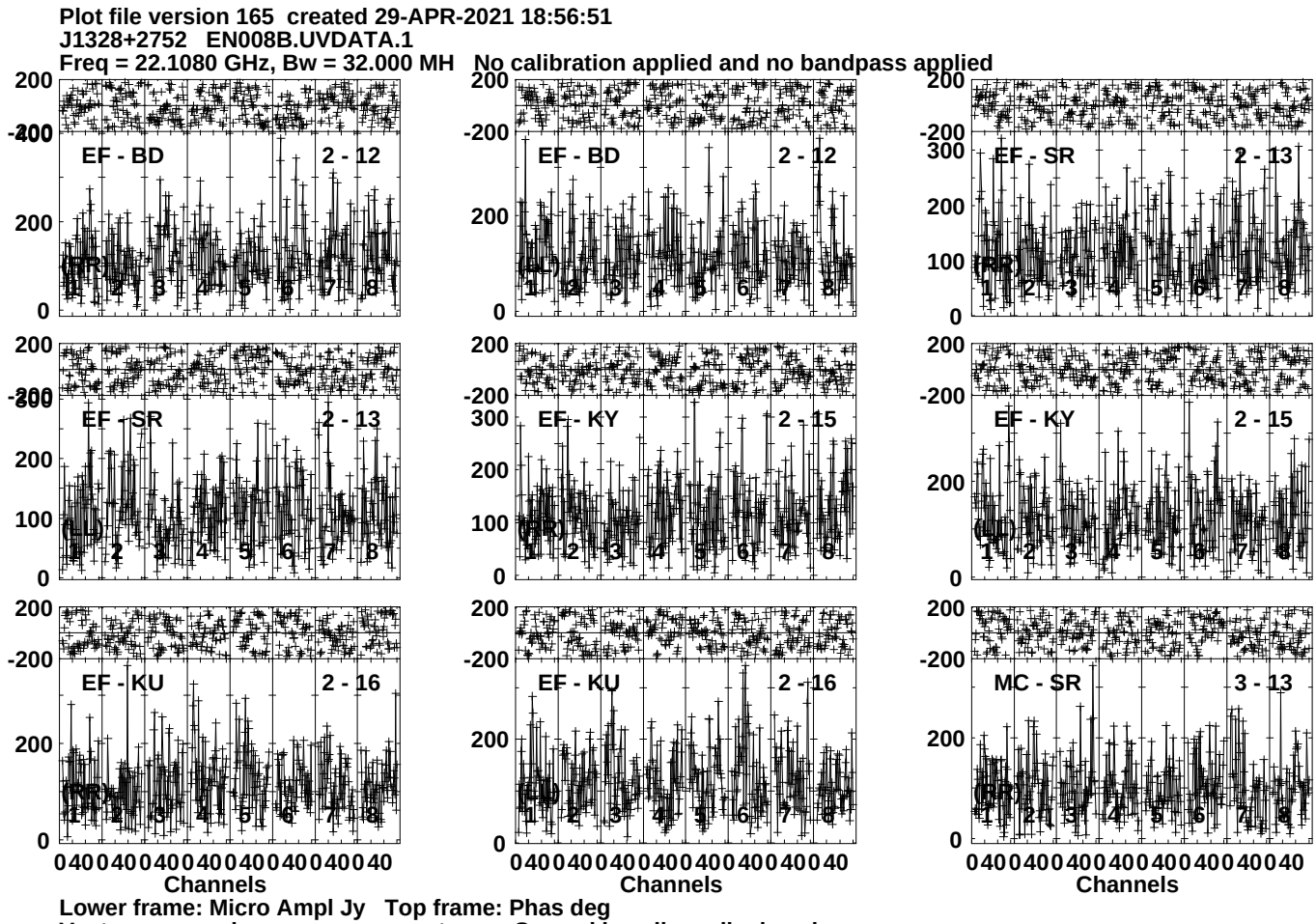
Plot file version 165 created 29-APR-2021 18:56:51
J1328+2752 EN008B.UVDATA.1
Freq = 22.1080 GHz, Bw = 32.000 MH No calibration applied and no bandpass applied
EF - BD 2 - 12
EF - BD 2 - 12
EF - SR 2 - 13
EF - SR 2 - 13
EF - KY 2 - 15
EF - KY 2 - 15
EF - KU 2 - 16
EF - KU 2 - 16
MC - SR 3 - 13
Channels
Channels
Channels
Lower frame: Micro Ampl Jy Top frame: Phas deg
Vector averaged cross-power spectrum Several baselines displayed
Timerange: 00/18:51:31 to 00/18:53:29

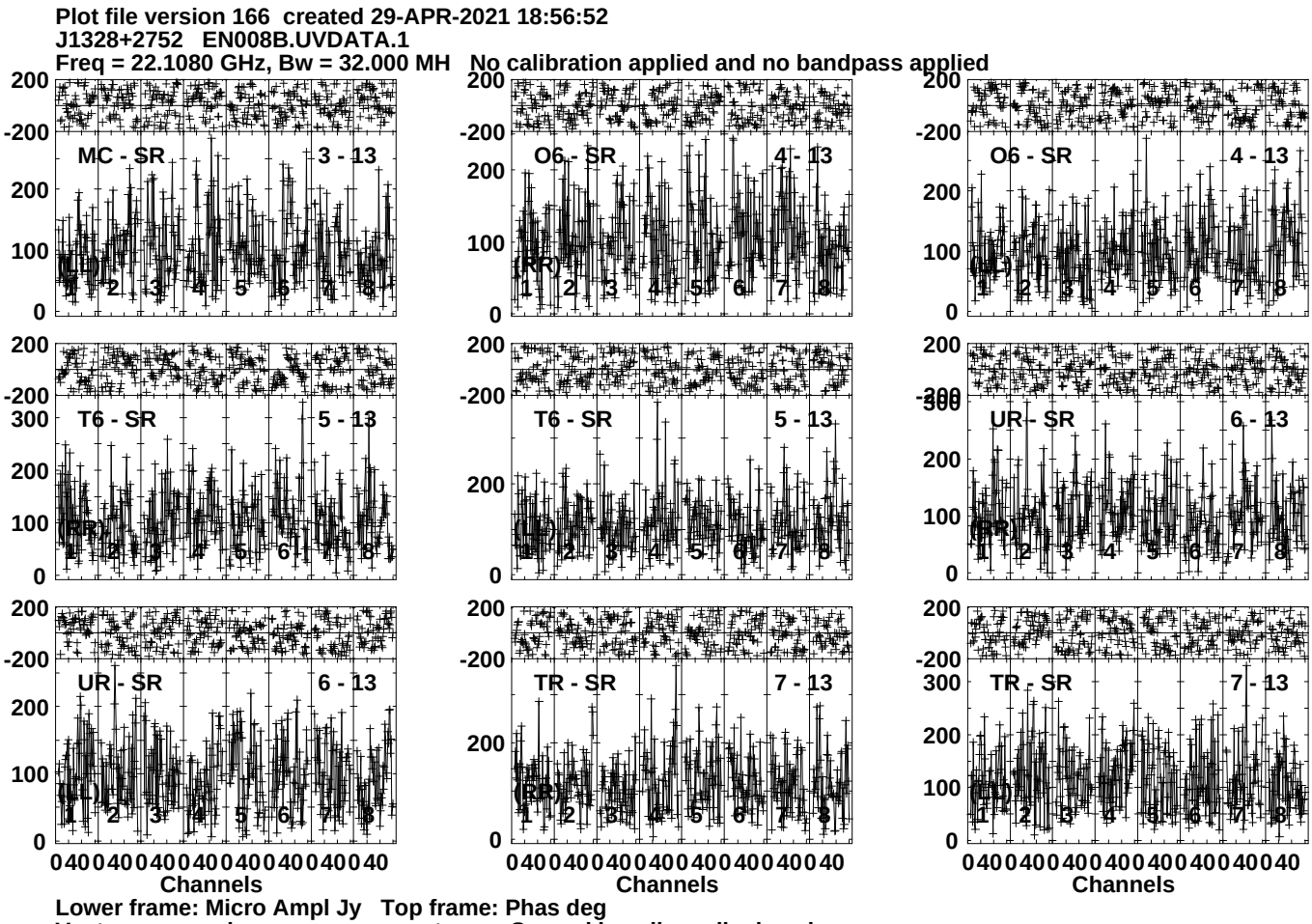
Plot file version 166 created 29-APR-2021 18:56:52
J1328+2752 EN008B.UVDATA.1
Freq = 22.1080 GHz, Bw = 32.000 MH No calibration applied and no bandpass applied
MC - SR 3 - 13
O6 - SR 4 - 13
O6 - SR 4 - 13
T6 - SR 5 - 13
T6 - SR 5 - 13
UR - SR 6 - 13
UR - SR 6 - 13
TR - SR 7 - 13
TR - SR 7 - 13
(RR)
(LL)
Channels
Lower frame: Micro Ampl Jy Top frame: Phas deg
Vector averaged cross-power spectrum Several baselines displayed
Timerange: 00/18:51:31 to 00/18:53:29

Plot file version 167 created 29-APR-2021 18:56:52
J1328+2752 EN008B.UVDATA.1
Freq = 22.1080 GHz, Bw = 32.000 MH No calibration applied and no bandpass applied

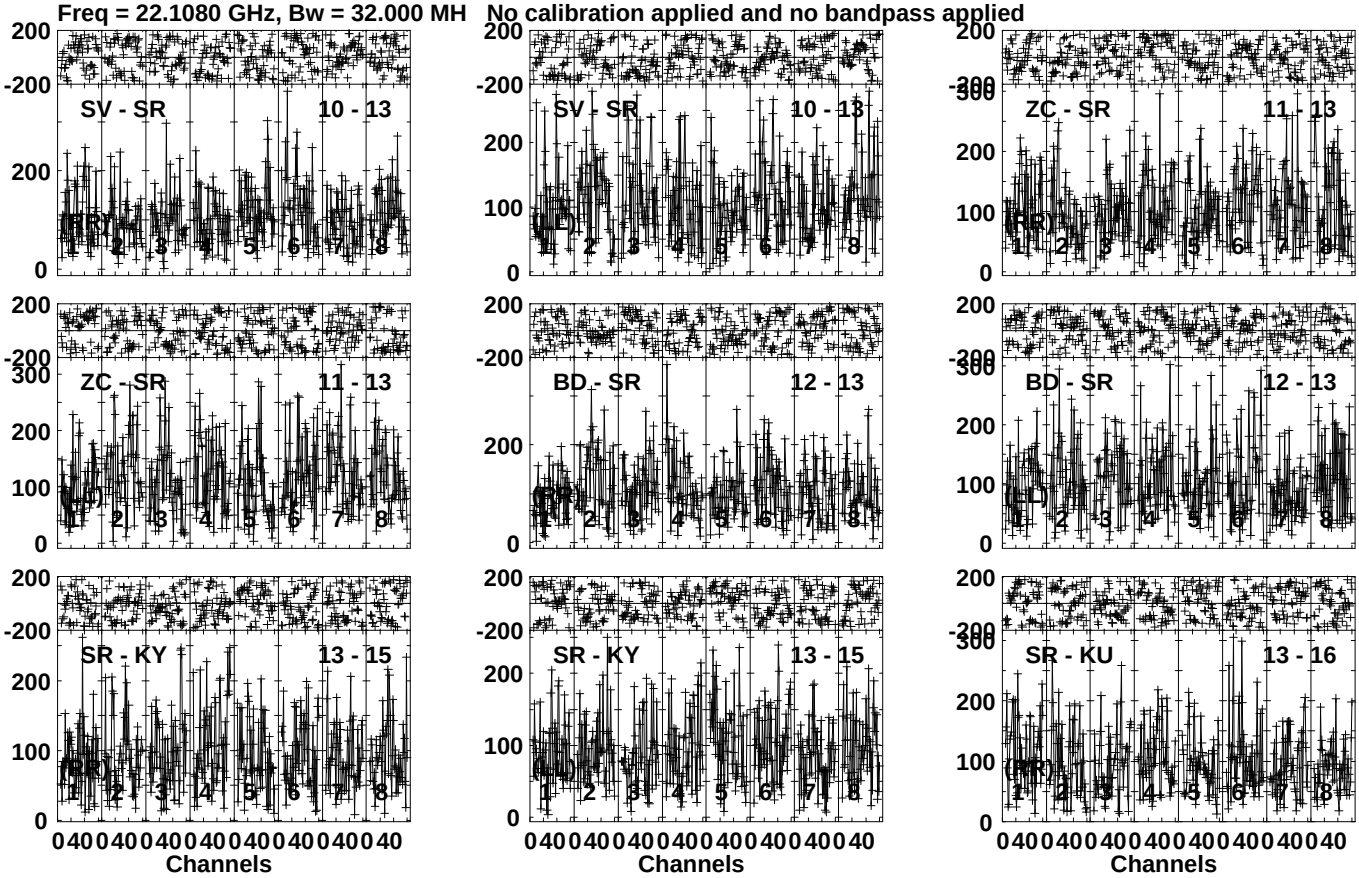

Lower frame: Micro Ampl Jy Top frame: Phas deg
Vector averaged cross-power spectrum Several baselines displayed
Timerange: 00/18:51:31 to 00/18:53:29

Plot file version 168 created 29-APR-2021 18:56:52
J1328+2752 EN008B.UVDATA.1
Freq = 22.1080 GHz, Bw = 32.000 MH No calibration applied and no bandpass applied

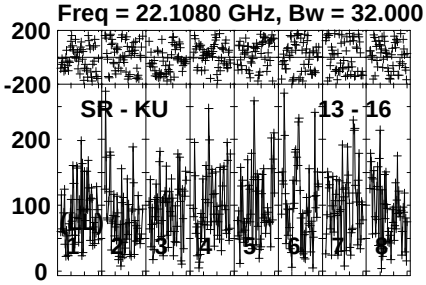

Lower frame: Micro Ampl Jy Top frame: Phas deg
Vector averaged cross-power spectrum Several baselines displayed
Timerange: 00/18:51:31 to 00/18:53:29

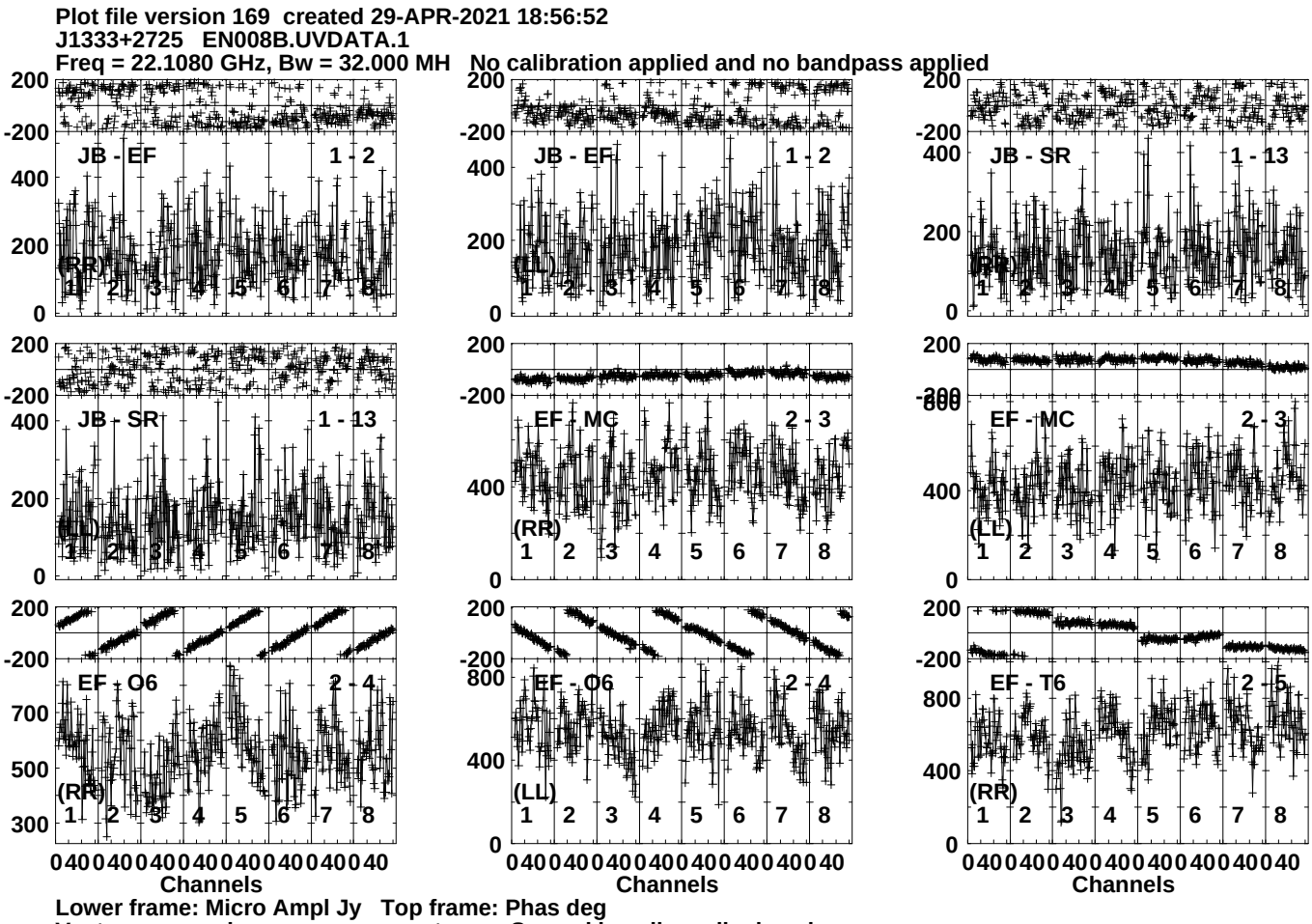
Plot file version 169 created 29-APR-2021 18:56:52
J1333+2725 EN008B.UVDATA.1
Freq = 22.1080 GHz, Bw = 32.000 MH No calibration applied and no bandpass applied
JB - EF 1 - 2
(RR)
JB - EF 1 - 2
(LL)
JB - SR 1 - 13
(RR)
JB - SR 1 - 13
(LL)
EF - MC 2 - 3
(RR)
EF - MC 2 - 3
(LL)
EF - O6 2 - 4
(RR)
EF - O6 2 - 4
(LL)
EF - T6 2 - 5
(RR)
Channels
Channels
Channels
Lower frame: Micro Ampl Jy Top frame: Phas deg
Vector averaged cross-power spectrum Several baselines displayed
Timerange: 00/18:54:11 to 00/18:55:09

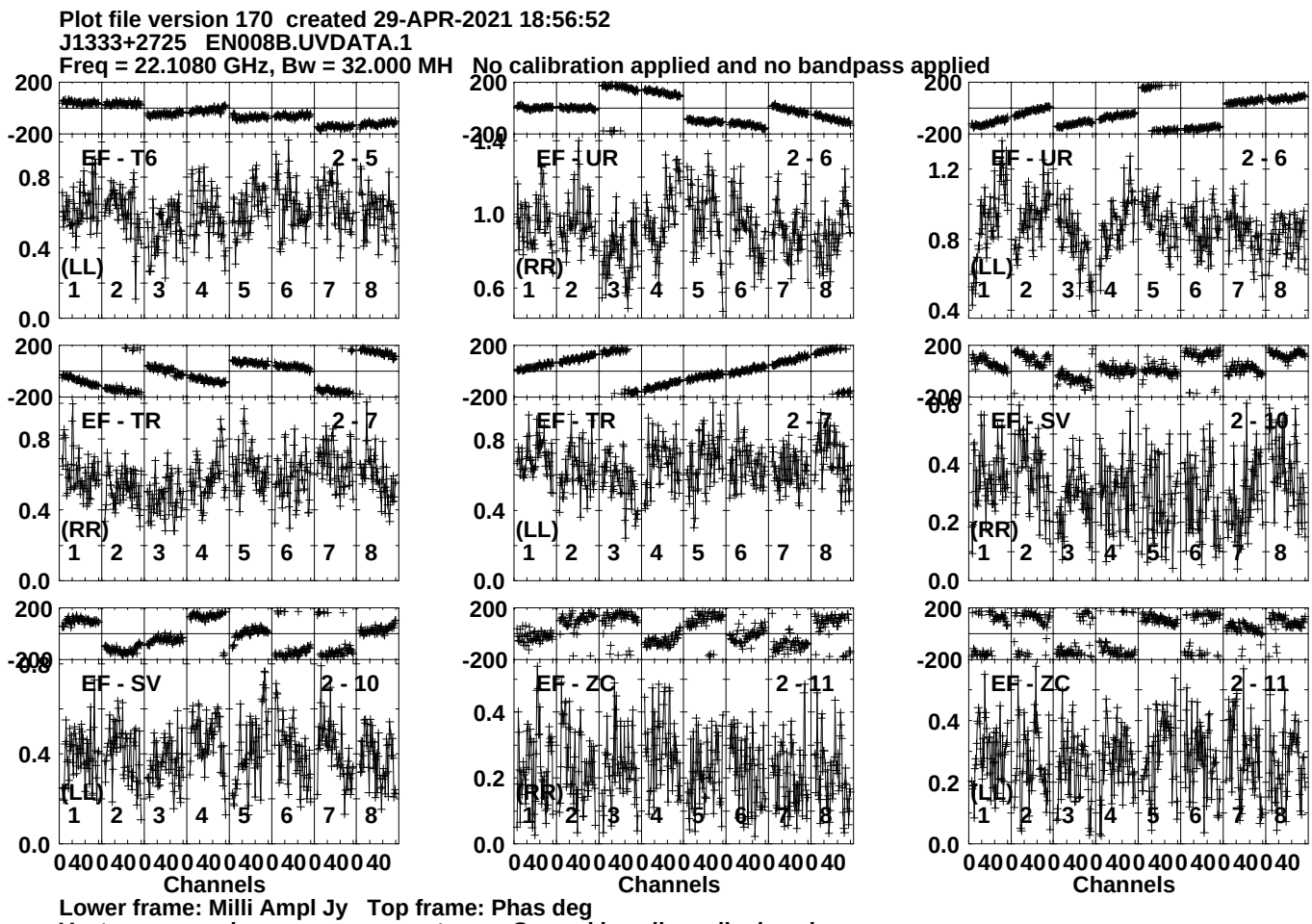
Plot file version 170 created 29-APR-2021 18:56:52
J1333+2725 EN008B.UVDATA.1
Freq = 22.1080 GHz, Bw = 32.000 MH No calibration applied and no bandpass applied
EF - T6 2 - 5
(LL)
EF - UR 2 - 6
(RR)
EF - UR 2 - 6
(LL)
EF - TR 2 - 7
(RR)
EF - TR 2 - 7
(LL)
EF - SV 2 - 10
(RR)
EF - SV 2 - 10
(LL)
EF - ZC 2 - 11
(RR)
EF - ZC 2 - 11
(LL)
Channels
Channels
Channels
Lower frame: Milli Ampl Jy Top frame: Phas deg
Vector averaged cross-power spectrum Several baselines displayed
Timerange: 00/18:54:11 to 00/18:55:09

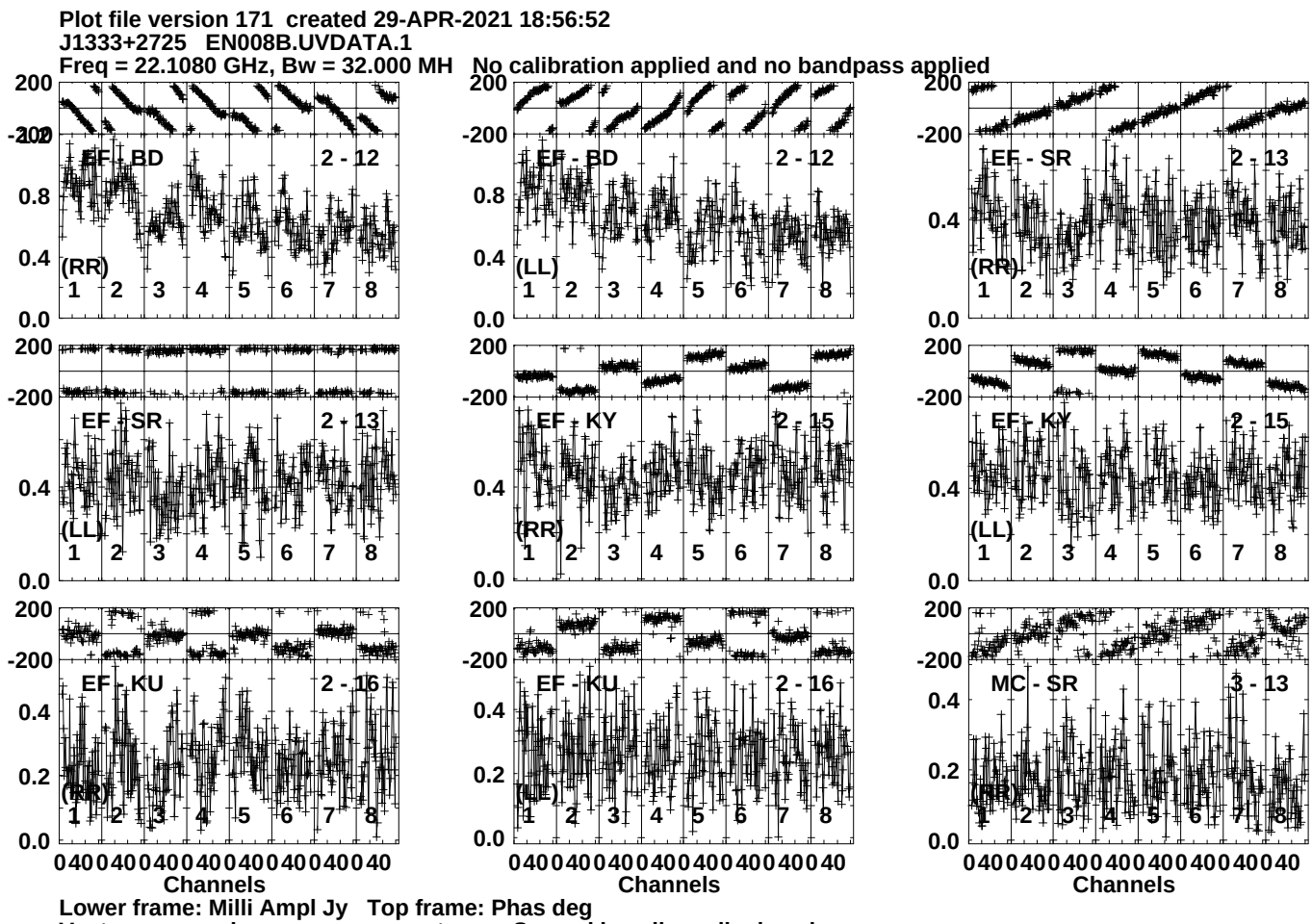
Plot file version 171 created 29-APR-2021 18:56:52
J1333+2725 EN008B.UVDATA.1
Freq = 22.1080 GHz, Bw = 32.000 MH No calibration applied and no bandpass applied
EF - BD 2 - 12
(RR)
EF - BD 2 - 12
(LL)
EF - SR 2 - 13
(RR)
EF - SR 2 - 13
(LL)
EF - KY 2 - 15
(RR)
EF - KY 2 - 15
(LL)
EF - KU 2 - 16
(LL)
EF - KU 2 - 16
(LL)
MC - SR 3 - 13
(RR)
Channels
Channels
Channels
Lower frame: Milli Ampl Jy Top frame: Phas deg
Vector averaged cross-power spectrum Several baselines displayed
Timerange: 00/18:54:11 to 00/18:55:09

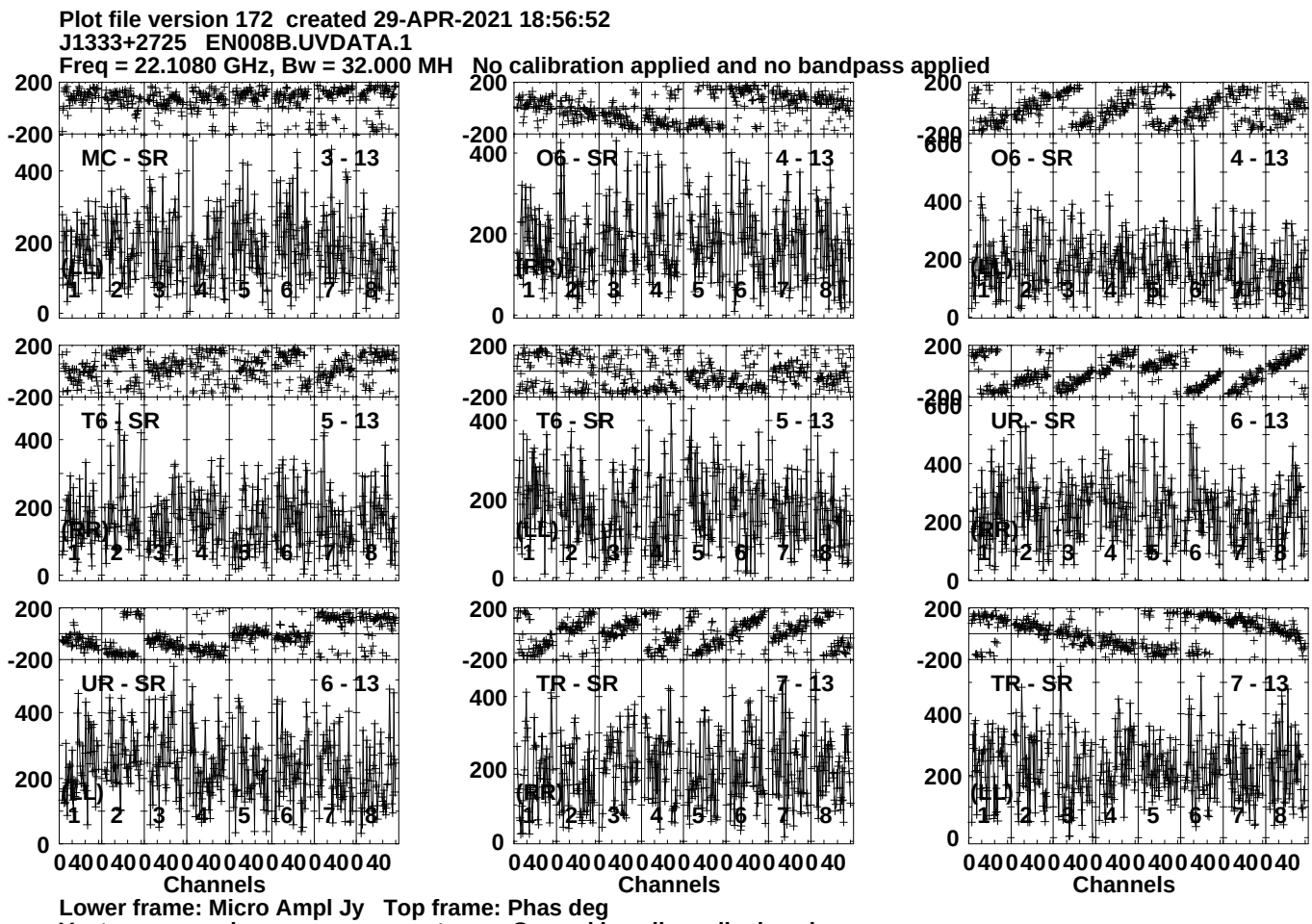
Plot file version 172 created 29-APR-2021 18:56:52
J1333+2725 EN008B.UVDATA.1
Freq = 22.1080 GHz, Bw = 32.000 MH No calibration applied and no bandpass applied
MC - SR 3 - 13
O6 - SR 4 - 13
O6 - SR 4 - 13
T6 - SR 5 - 13
T6 - SR 5 - 13
UR - SR 6 - 13
UR - SR 6 - 13
TR - SR 7 - 13
TR - SR 7 - 13
(LL)
(RR)
Channels
Lower frame: Micro Ampl Jy Top frame: Phas deg
Vector averaged cross-power spectrum Several baselines displayed
Timerange: 00/18:54:11 to 00/18:55:09

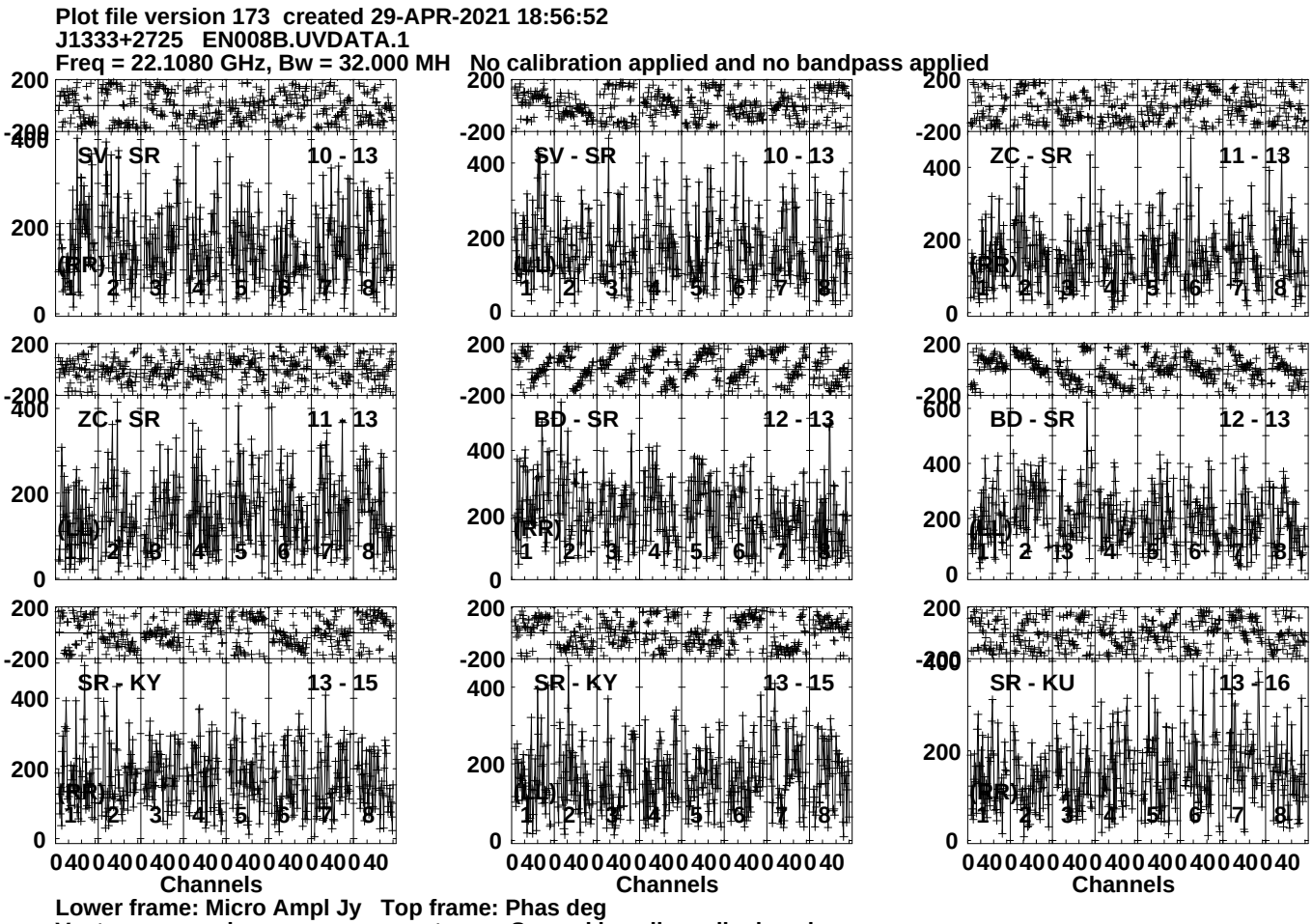
Plot file version 173 created 29-APR-2021 18:56:52
J1333+2725 EN008B.UVDATA.1
Freq = 22.1080 GHz, Bw = 32.000 MH No calibration applied and no bandpass applied
SV - SR 10 - 13
SV - SR 10 - 13
ZC - SR 11 - 13
ZC - SR 11 - 13
BD - SR 12 - 13
BD - SR 12 - 13
SR - KY 13 - 15
SR - KY 13 - 15
SR - KU 13 - 16
(RR)
Channels
Lower frame: Micro Ampl Jy Top frame: Phas deg
Vector averaged cross-power spectrum Several baselines displayed
Timerange: 00/18:54:11 to 00/18:55:09

Plot file version 174 created 29-APR-2021 18:56:52
J1333+2725 EN008B.UVDATA.1
Freq = 22.1080 GHz, Bw = 32.000 MH No calibration applied and no bandpass applied

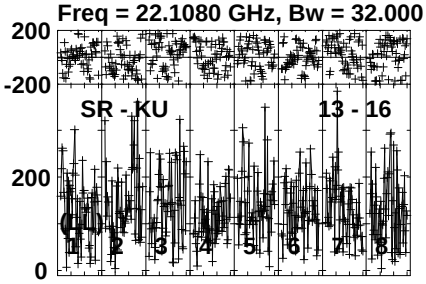

Lower frame: Micro Ampl Jy Top frame: Phas deg
Vector averaged cross-power spectrum Several baselines displayed
Timerange: 00/18:54:11 to 00/18:55:09

Plot file version 175 created 29-APR-2021 18:56:53
J1328+2752 EN008B.UVDATA.1
Freq = 22.1080 GHz, Bw = 32.000 MH No calibration applied and no bandpass applied

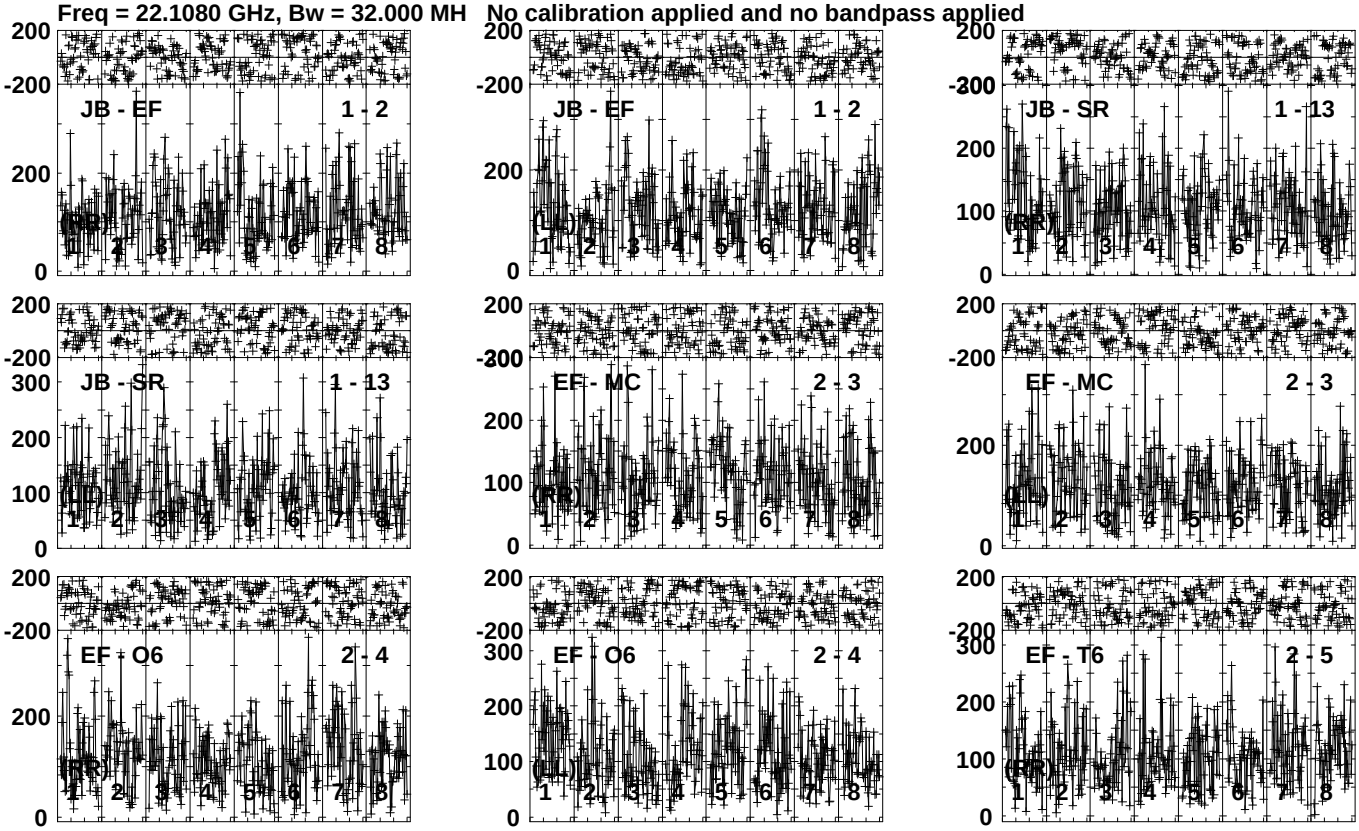

Lower frame: Micro Ampl Jy Top frame: Phas deg
Vector averaged cross-power spectrum Several baselines displayed
Timerange: 00/18:55:11 to 00/18:57:09

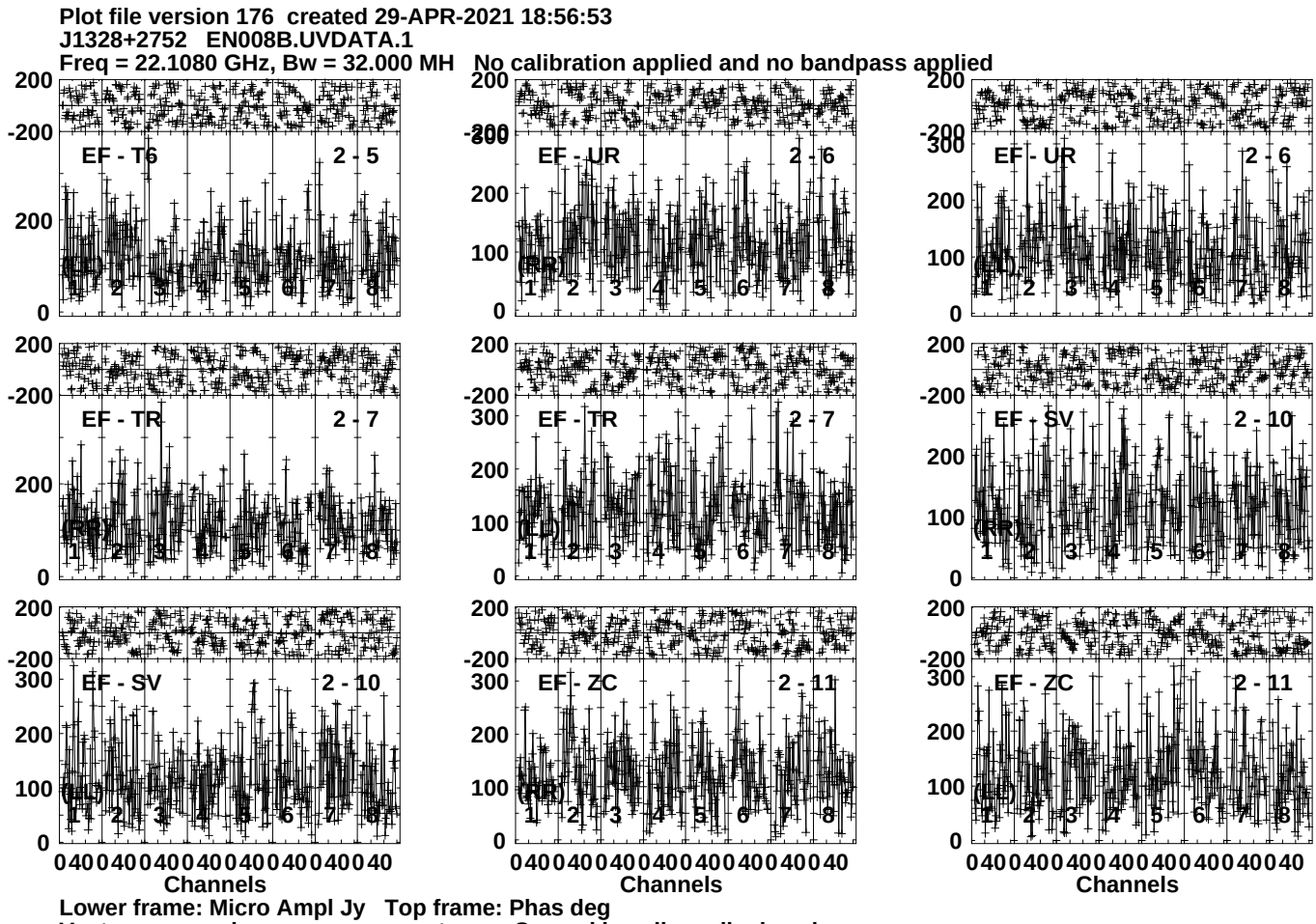
Plot file version 176 created 29-APR-2021 18:56:53
J1328+2752 EN008B.UVDATA.1
Freq = 22.1080 GHz, Bw = 32.000 MH No calibration applied and no bandpass applied
EF - T6 2 - 5
EF - UR 2 - 6
EF - UR 2 - 6
EF - TR 2 - 7
EF - TR 2 - 7
EF - SV 2 - 10
EF - SV 2 - 10
EF - ZC 2 - 11
EF - ZC 2 - 11
Channels
Channels
Channels
Lower frame: Micro Ampl Jy Top frame: Phas deg
Vector averaged cross-power spectrum Several baselines displayed
Timerange: 00/18:55:11 to 00/18:57:09

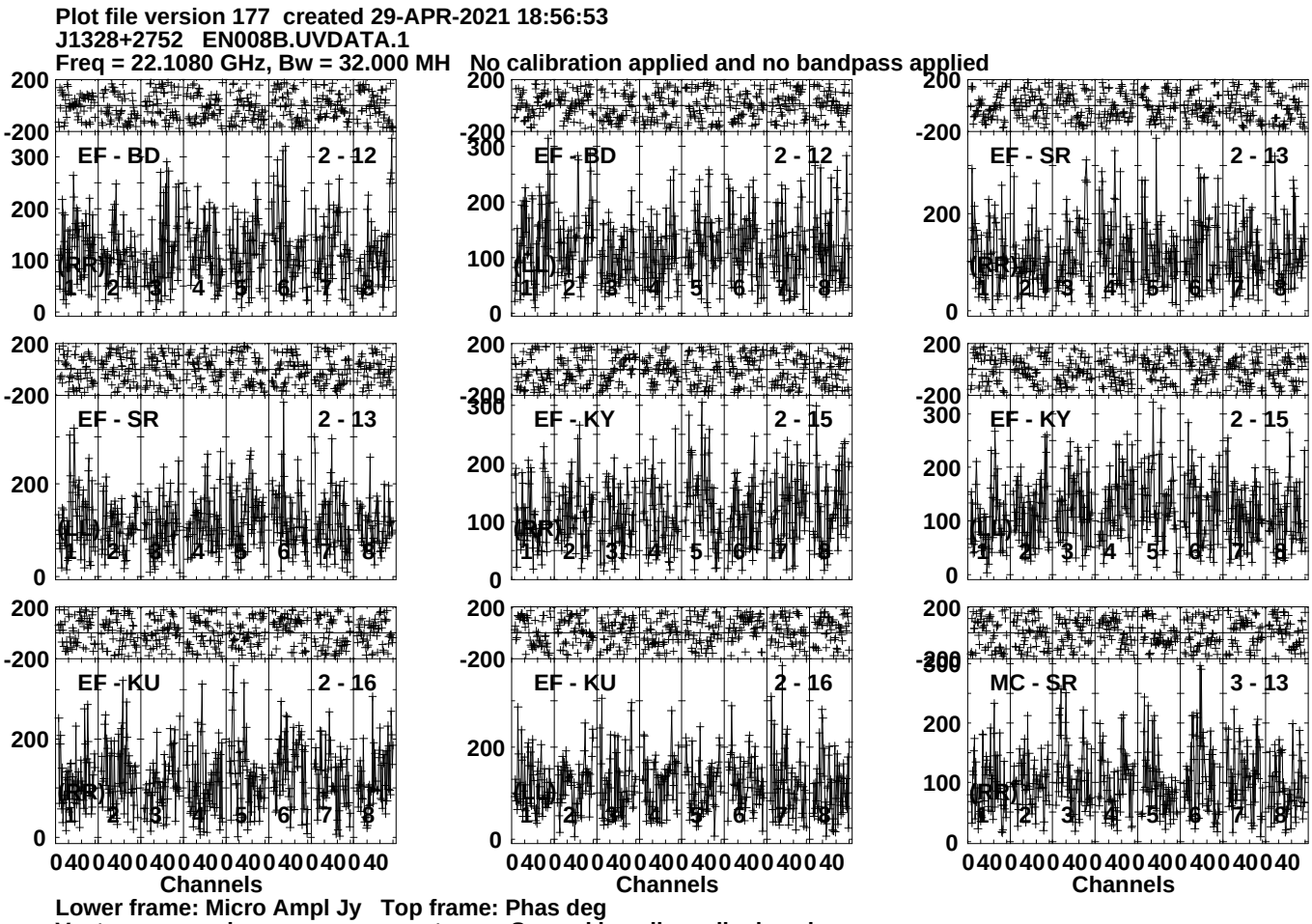
Plot file version 177 created 29-APR-2021 18:56:53
J1328+2752 EN008B.UVDATA.1
Freq = 22.1080 GHz, Bw = 32.000 MH No calibration applied and no bandpass applied
EF - BD 2 - 12
EF - BD 2 - 12
EF - SR 2 - 13
EF - SR 2 - 13
EF - KY 2 - 15
EF - KY 2 - 15
EF - KU 2 - 16
EF - KU 2 - 16
MC - SR 3 - 13
(RR)
(LL)
Channels
Lower frame: Micro Ampl Jy Top frame: Phas deg
Vector averaged cross-power spectrum Several baselines displayed
Timerange: 00/18:55:11 to 00/18:57:09

Plot file version 178 created 29-APR-2021 18:56:53
J1328+2752 EN008B.UVDATA.1
Freq = 22.1080 GHz, Bw = 32.000 MH No calibration applied and no bandpass applied

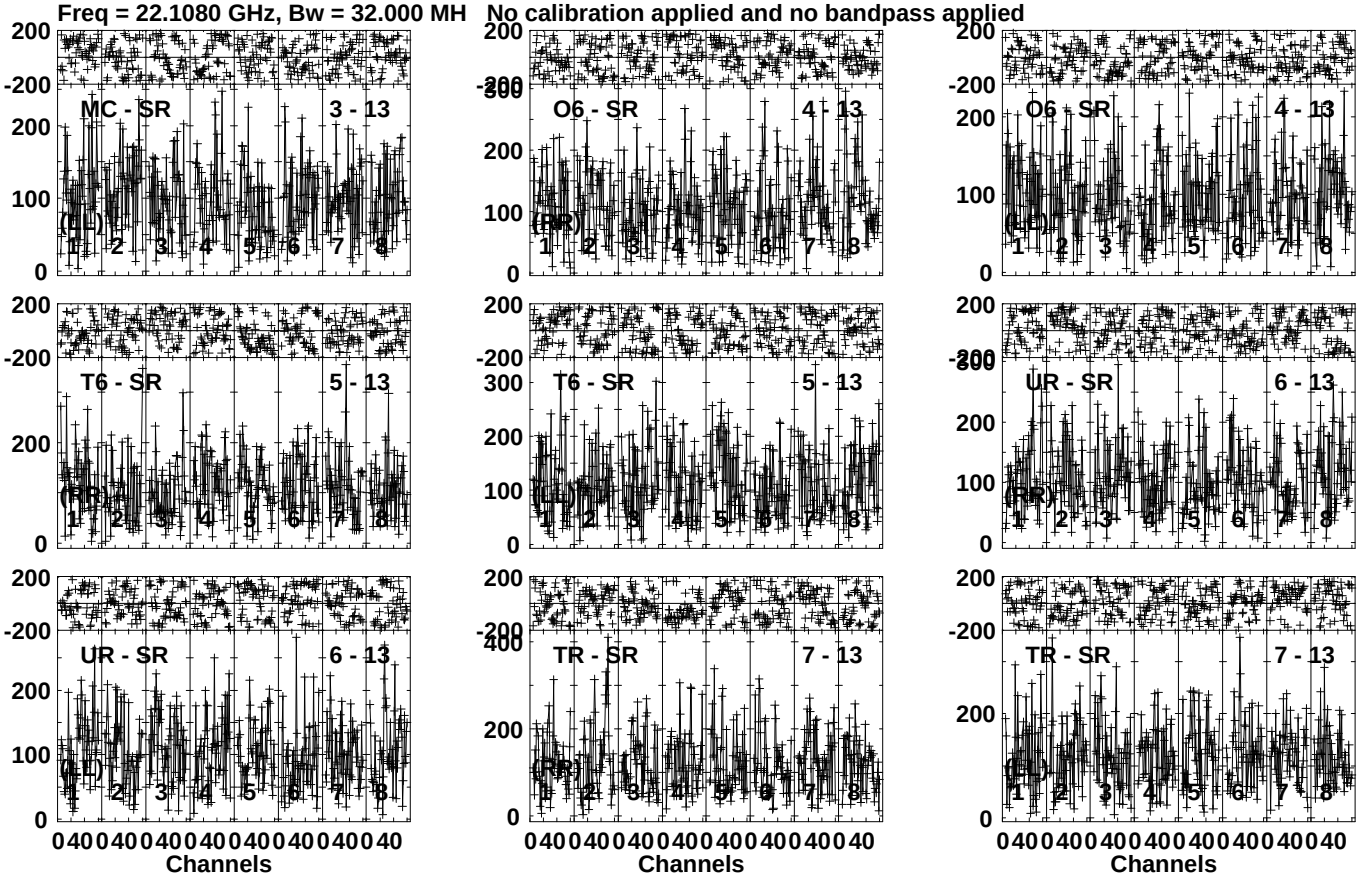

Lower frame: Micro Ampl Jy Top frame: Phas deg
Vector averaged cross-power spectrum Several baselines displayed
Timerange: 00/18:55:11 to 00/18:57:09

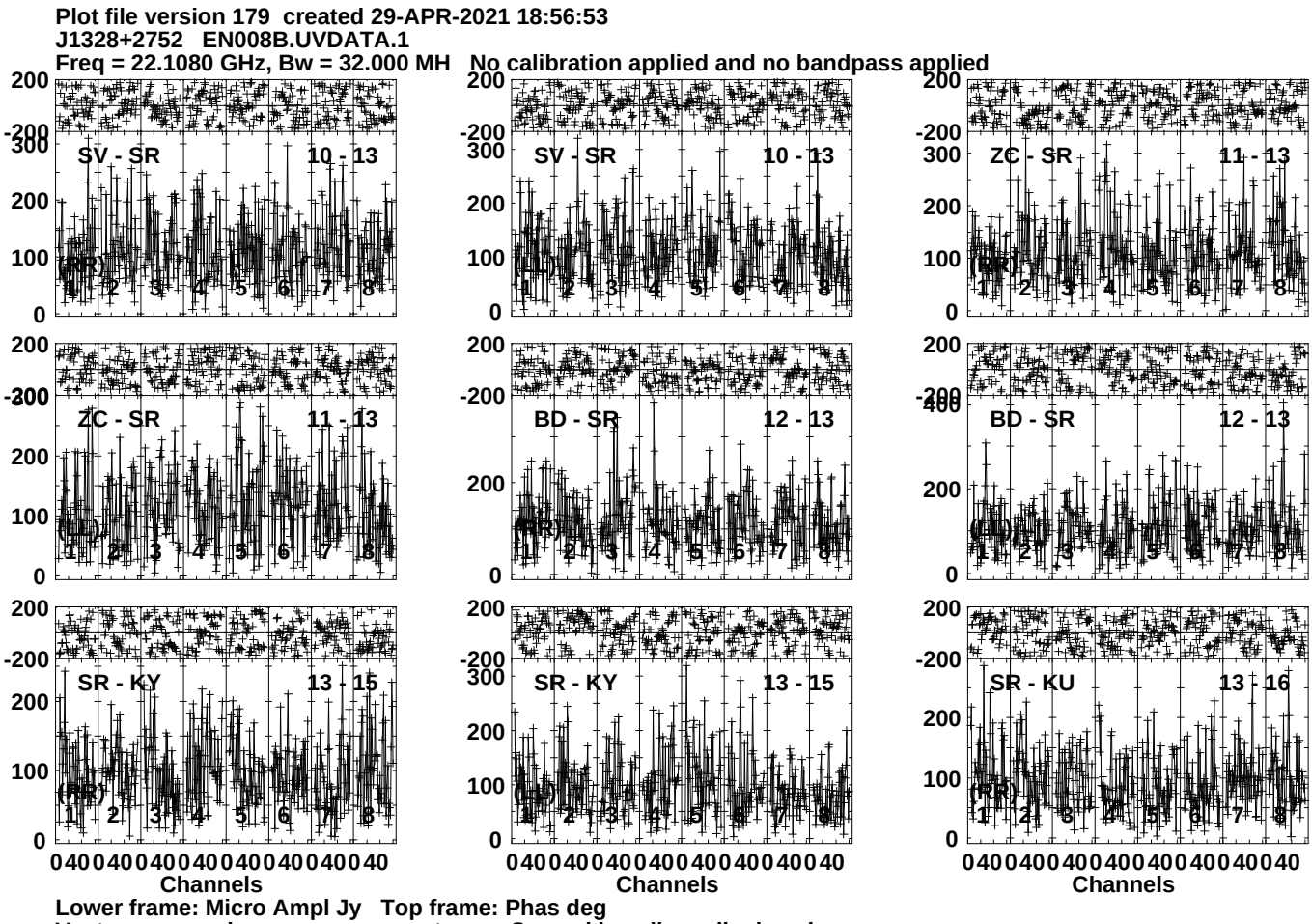
Plot file version 179 created 29-APR-2021 18:56:53
J1328+2752 EN008B.UVDATA.1
Freq = 22.1080 GHz, Bw = 32.000 MH No calibration applied and no bandpass applied
SV - SR 10 - 13
SV - SR 10 - 13
ZC - SR 11 - 13
ZC - SR 11 - 13
BD - SR 12 - 13
BD - SR 12 - 13
SR - KY 13 - 15
SR - KY 13 - 15
SR - KU 13 - 16
(RR)
Channels
Lower frame: Micro Ampl Jy Top frame: Phas deg
Vector averaged cross-power spectrum Several baselines displayed
Timerange: 00/18:55:11 to 00/18:57:09

Plot file version 180 created 29-APR-2021 18:56:53
J1328+2752 EN008B.UVDATA.1
Freq = 22.1080 GHz, Bw = 32.000 MH No calibration applied and no bandpass applied

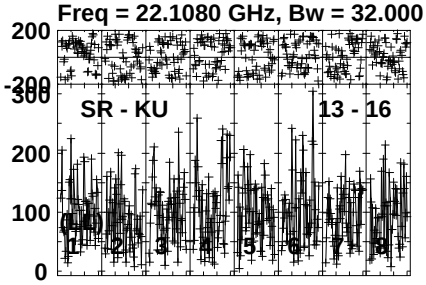

Lower frame: Micro Ampl Jy Top frame: Phas deg
Vector averaged cross-power spectrum Several baselines displayed
Timerange: 00/18:55:11 to 00/18:57:09

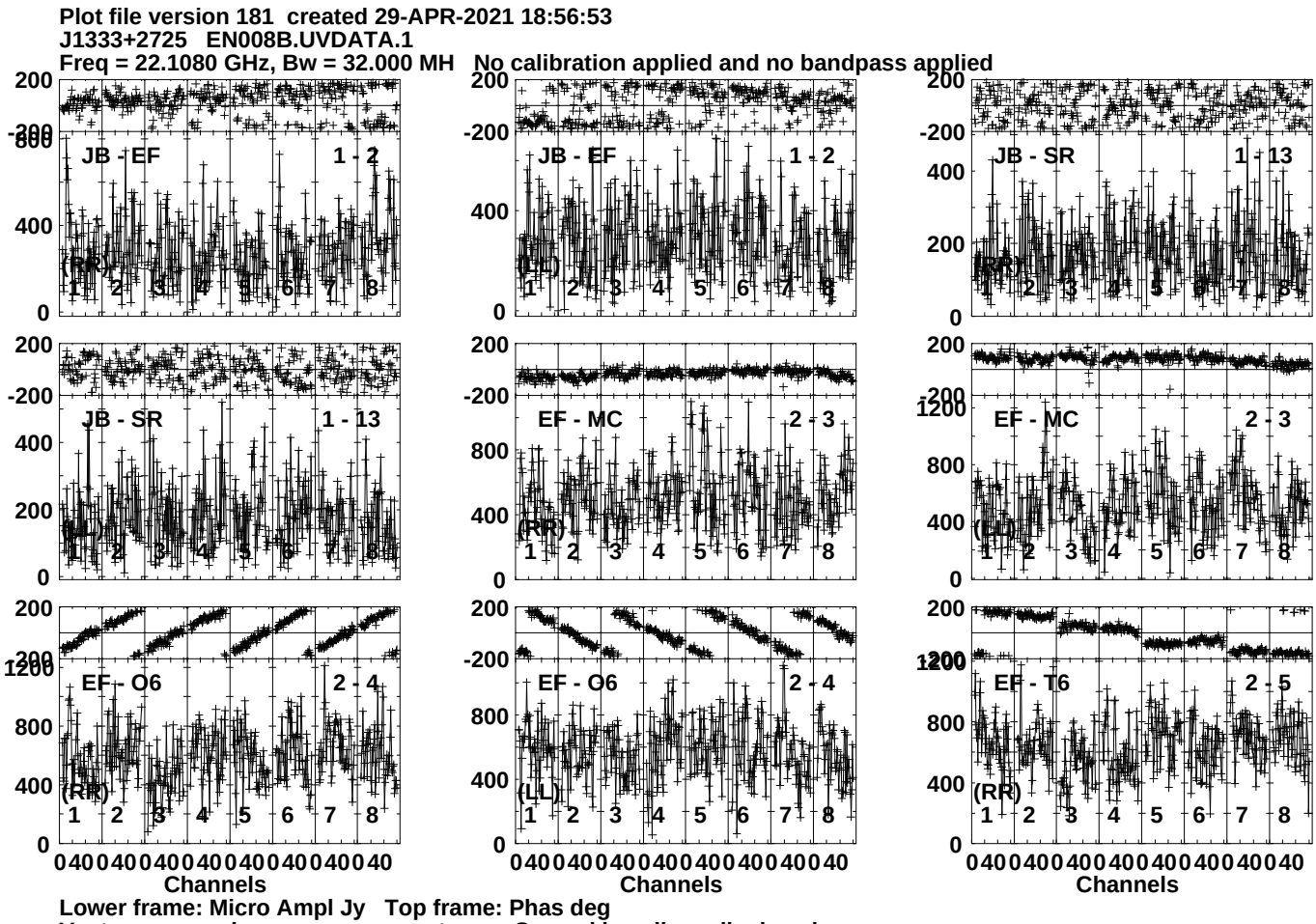
Plot file version 181 created 29-APR-2021 18:56:53
J1333+2725 EN008B.UVDATA.1
Freq = 22.1080 GHz, Bw = 32.000 MH No calibration applied and no bandpass applied
JB - EF 1 - 2
JB - SR 1 - 13
EF - MC 2 - 3
EF - O6 2 - 4
EF - T6 2 - 5
(RR)
(LL)
(RL)
Channels
Lower frame: Micro Ampl Jy Top frame: Phas deg
Vector averaged cross-power spectrum Several baselines displayed
Timerange: 00/18:57:11 to 00/18:58:09

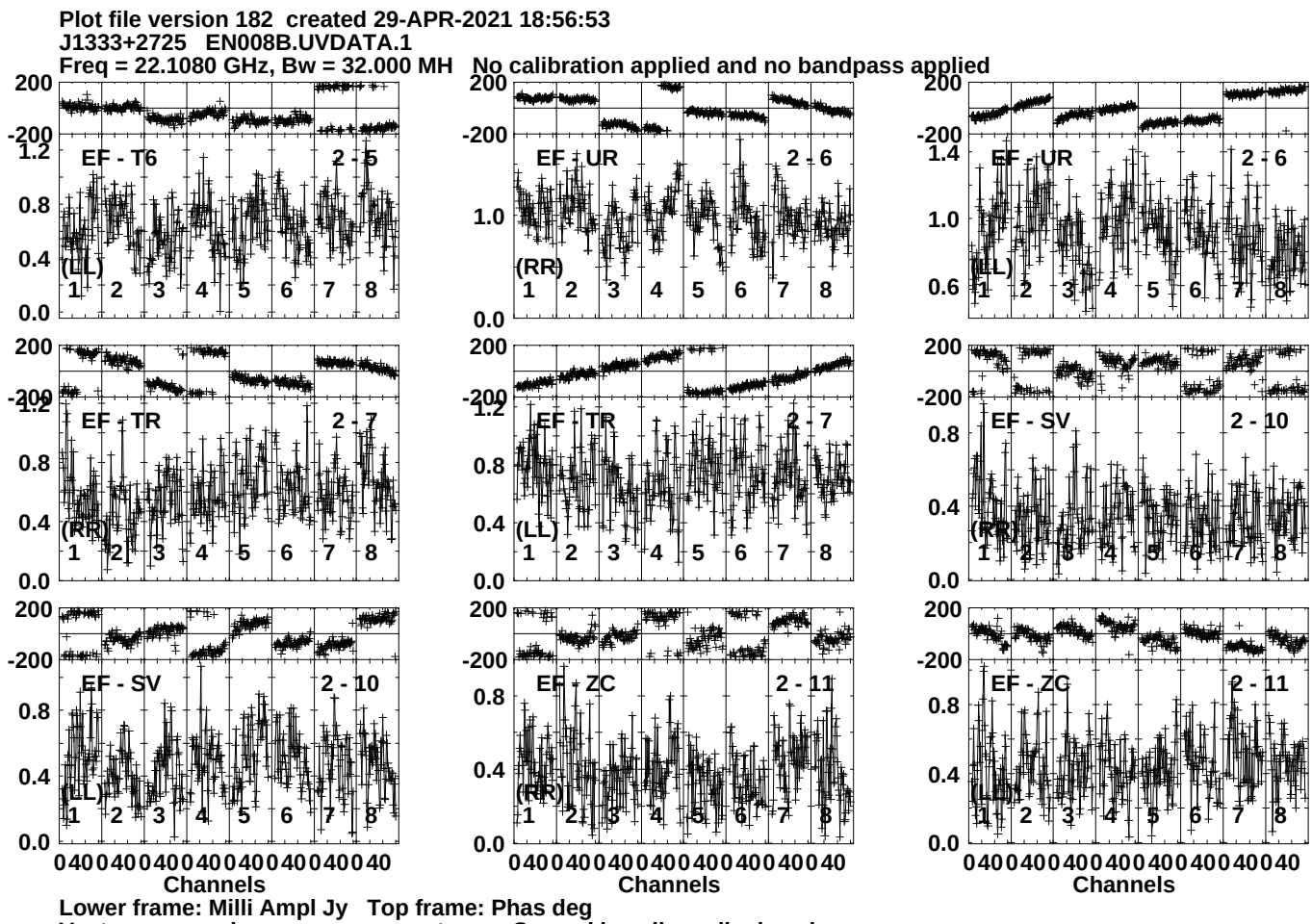
Plot file version 182 created 29-APR-2021 18:56:53
J1333+2725 EN008B.UVDATA.1
Freq = 22.1080 GHz, Bw = 32.000 MH No calibration applied and no bandpass applied
EF - T6 2 - 5
(LL)
EF - UR 2 - 6
(RR)
EF - UR 2 - 6
(LL)
EF - TR 2 - 7
(RR)
EF - TR 2 - 7
(LL)
EF - SV 2 - 10
(RR)
EF - SV 2 - 10
(LL)
EF - ZC 2 - 11
(RR)
EF - ZC 2 - 11
(LL)
Channels
Channels
Channels
Lower frame: Milli Ampl Jy Top frame: Phas deg
Vector averaged cross-power spectrum Several baselines displayed
Timerange: 00/18:57:11 to 00/18:58:09

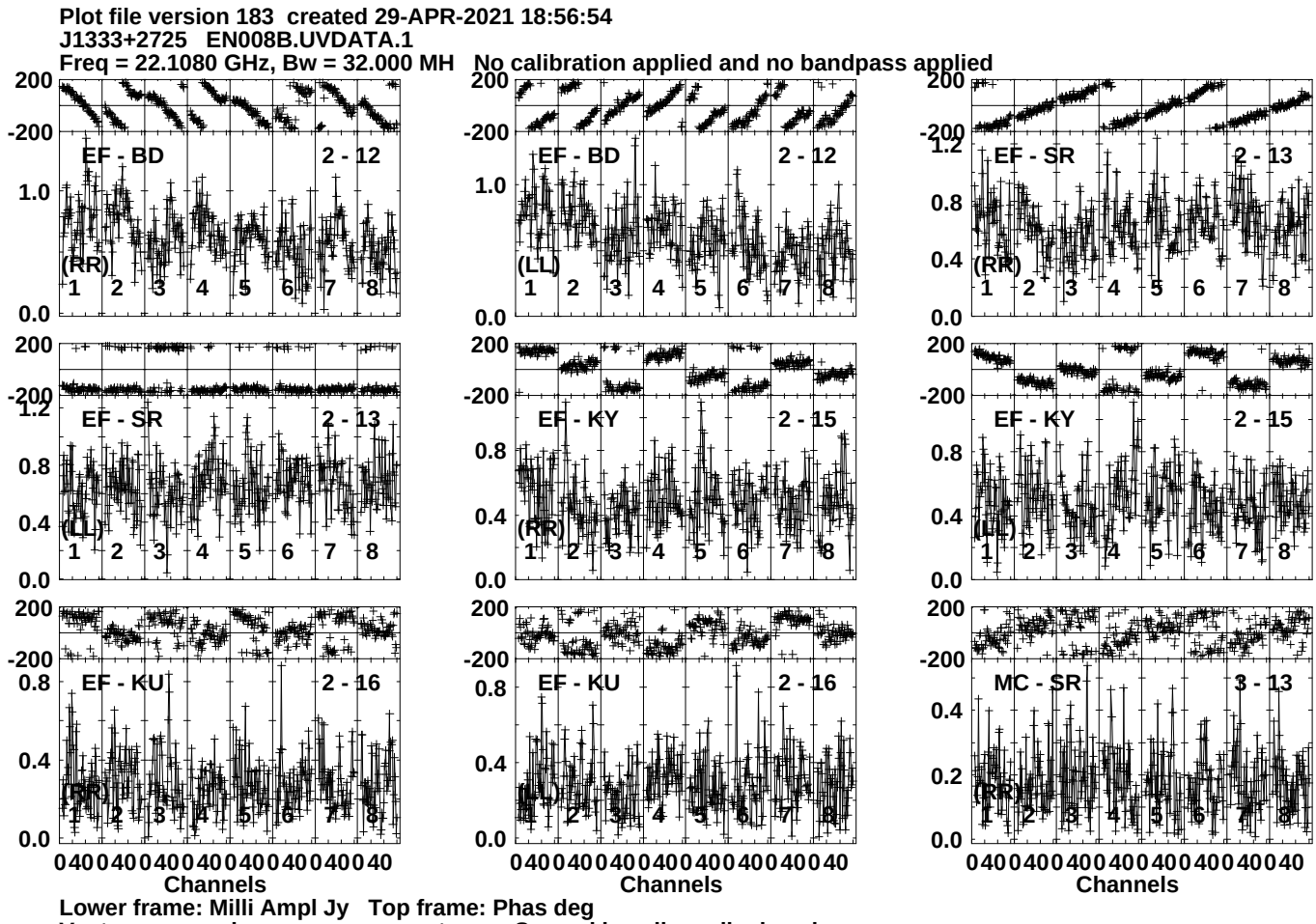
Plot file version 183 created 29-APR-2021 18:56:54
J1333+2725 EN008B.UVDATA.1
Freq = 22.1080 GHz, Bw = 32.000 MH No calibration applied and no bandpass applied
EF - BD 2 - 12
(RR)
EF - BD 2 - 12
(LL)
EF - SR 2 - 13
(RR)
EF - SR 2 - 13
(LL)
EF - KY 2 - 15
(RR)
EF - KY 2 - 15
(LL)
EF - KU 2 - 16
(RR)
EF - KU 2 - 16
(LL)
MC - SR 3 - 13
(RR)
Channels
Channels
Channels
Lower frame: Milli Ampl Jy Top frame: Phas deg
Vector averaged cross-power spectrum Several baselines displayed
Timerange: 00/18:57:11 to 00/18:58:09

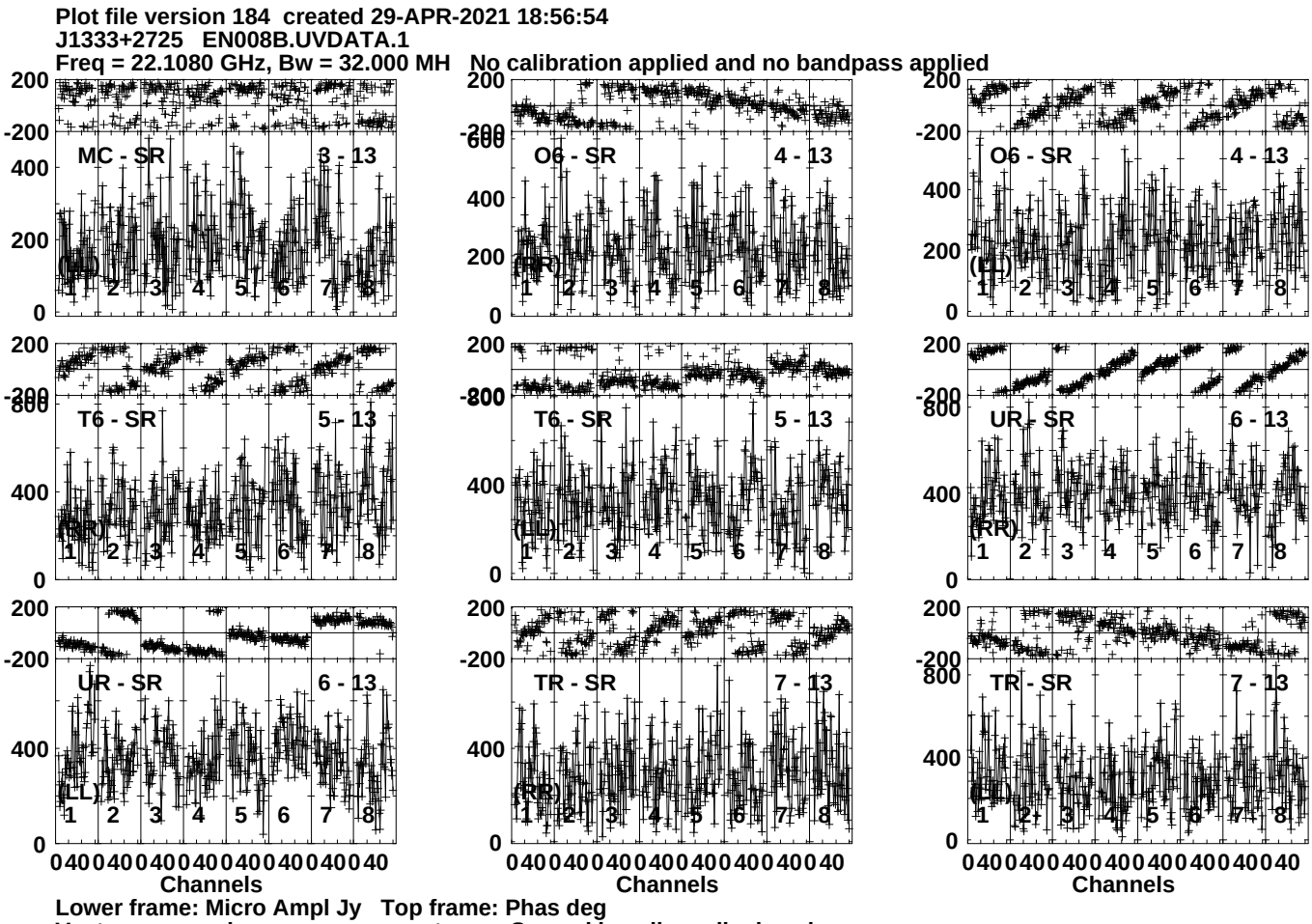
Plot file version 184 created 29-APR-2021 18:56:54
J1333+2725 EN008B.UVDATA.1
Freq = 22.1080 GHz, Bw = 32.000 MH No calibration applied and no bandpass applied
MC - SR 3 - 13
(RR)
O6 - SR 4 - 13
(RR)
O6 - SR 4 - 13
(LL)
T6 - SR 5 - 13
(RR)
T6 - SR 5 - 13
(LL)
UR - SR 6 - 13
(RR)
UR - SR 6 - 13
(LL)
TR - SR 7 - 13
(RR)
TR - SR 7 - 13
(LL)
Channels
Channels
Channels
Lower frame: Micro Ampl Jy Top frame: Phas deg
Vector averaged cross-power spectrum Several baselines displayed
Timerange: 00/18:57:11 to 00/18:58:09

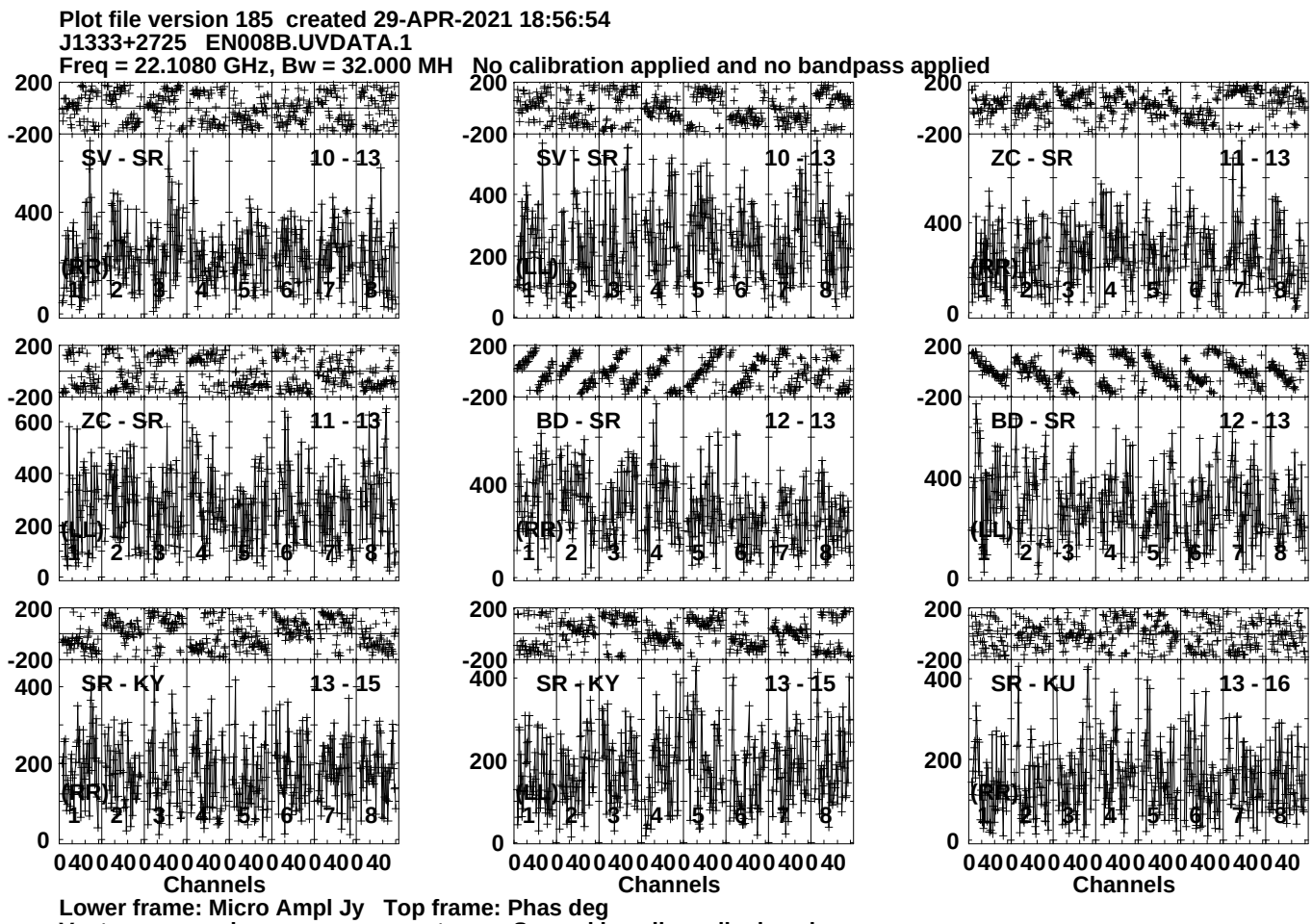
Plot file version 185 created 29-APR-2021 18:56:54
J1333+2725 EN008B.UVDATA.1
Freq = 22.1080 GHz, Bw = 32.000 MH No calibration applied and no bandpass applied
SV - SR 10 - 13
SV - SR 10 - 13
ZC - SR 11 - 13
ZC - SR 11 - 13
BD - SR 12 - 13
BD - SR 12 - 13
SR - KY 13 - 15
SR - KY 13 - 15
SR - KU 13 - 16
(RR)
(LL)
Channels
Lower frame: Micro Ampl Jy Top frame: Phas deg
Vector averaged cross-power spectrum Several baselines displayed
Timerange: 00/18:57:11 to 00/18:58:09

Plot file version 186 created 29-APR-2021 18:56:54
J1333+2725 EN008B.UVDATA.1
Freq = 22.1080 GHz, Bw = 32.000 MH No calibration applied and no bandpass applied

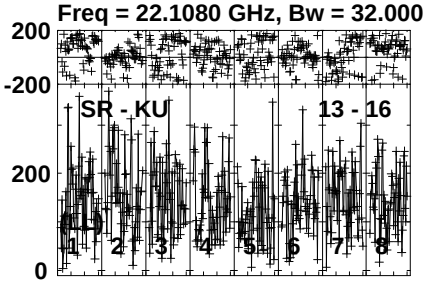

Lower frame: Micro Ampl Jy Top frame: Phas deg
Vector averaged cross-power spectrum Several baselines displayed
Timerange: 00/18:57:11 to 00/18:58:09

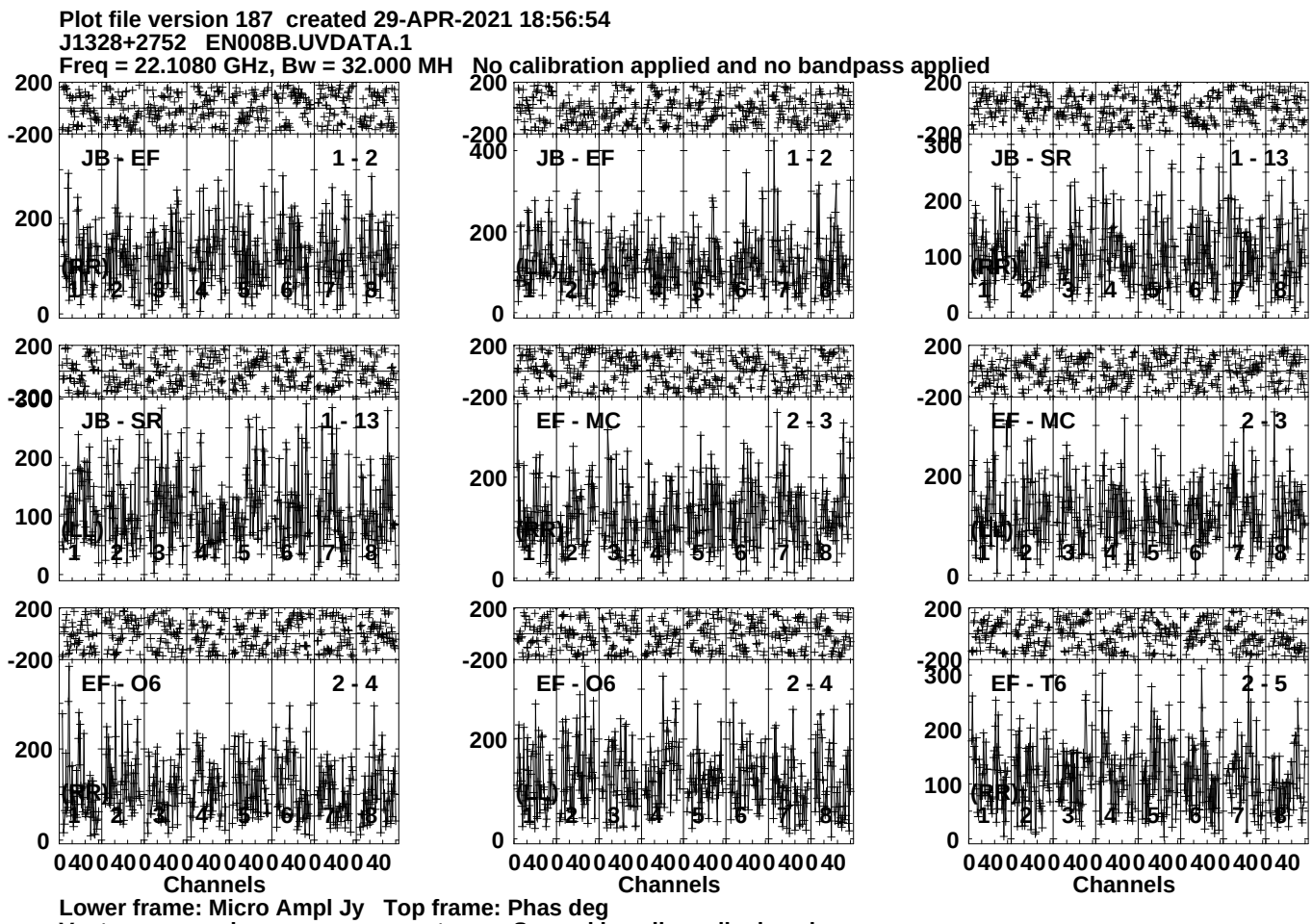
Plot file version 187 created 29-APR-2021 18:56:54
J1328+2752 EN008B.UVDATA.1
Freq = 22.1080 GHz, Bw = 32.000 MH No calibration applied and no bandpass applied
JB - EF 1 - 2
JB - EF 1 - 2
JB - SR 1 - 13
JB - SR 1 - 13
EF - MC 2 - 3
EF - MC 2 - 3
EF - O6 2 - 4
EF - O6 2 - 4
EF - T6 2 - 5
(RR)
(LL)
Channels
Lower frame: Micro Ampl Jy Top frame: Phas deg
Vector averaged cross-power spectrum Several baselines displayed
Timerange: 00/18:58:11 to 00/19:00:09

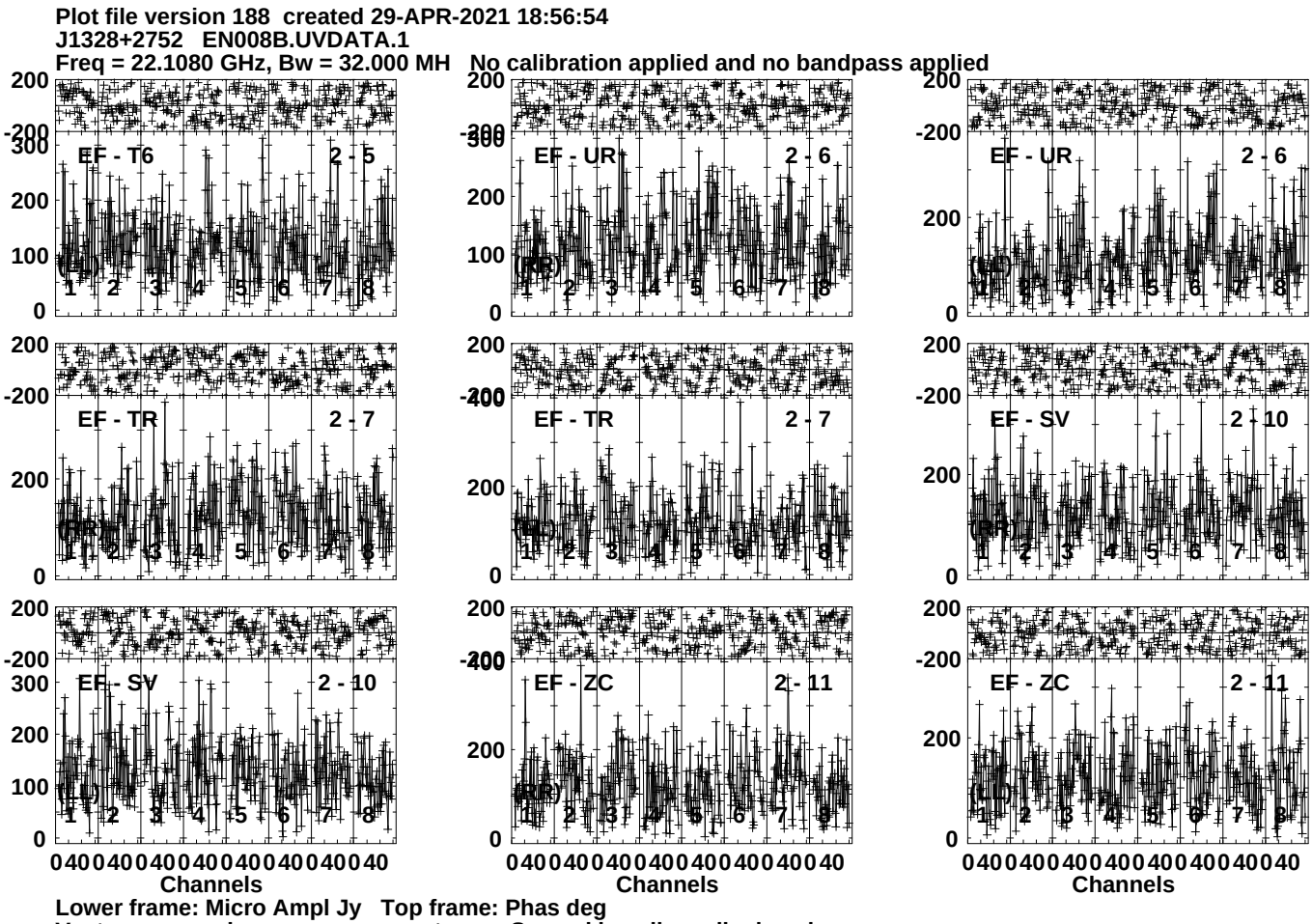
Plot file version 188 created 29-APR-2021 18:56:54
J1328+2752 EN008B.UVDATA.1
Freq = 22.1080 GHz, Bw = 32.000 MH No calibration applied and no bandpass applied
EF - T6 2 - 5
EF - UR 2 - 6
EF - UR 2 - 6
EF - TR 2 - 7
EF - TR 2 - 7
EF - SV 2 - 10
EF - SV 2 - 10
EF - ZC 2 - 11
EF - ZC 2 - 11
Channels
Channels
Channels
Lower frame: Micro Ampl Jy Top frame: Phas deg
Vector averaged cross-power spectrum Several baselines displayed
Timerange: 00/18:58:11 to 00/19:00:09

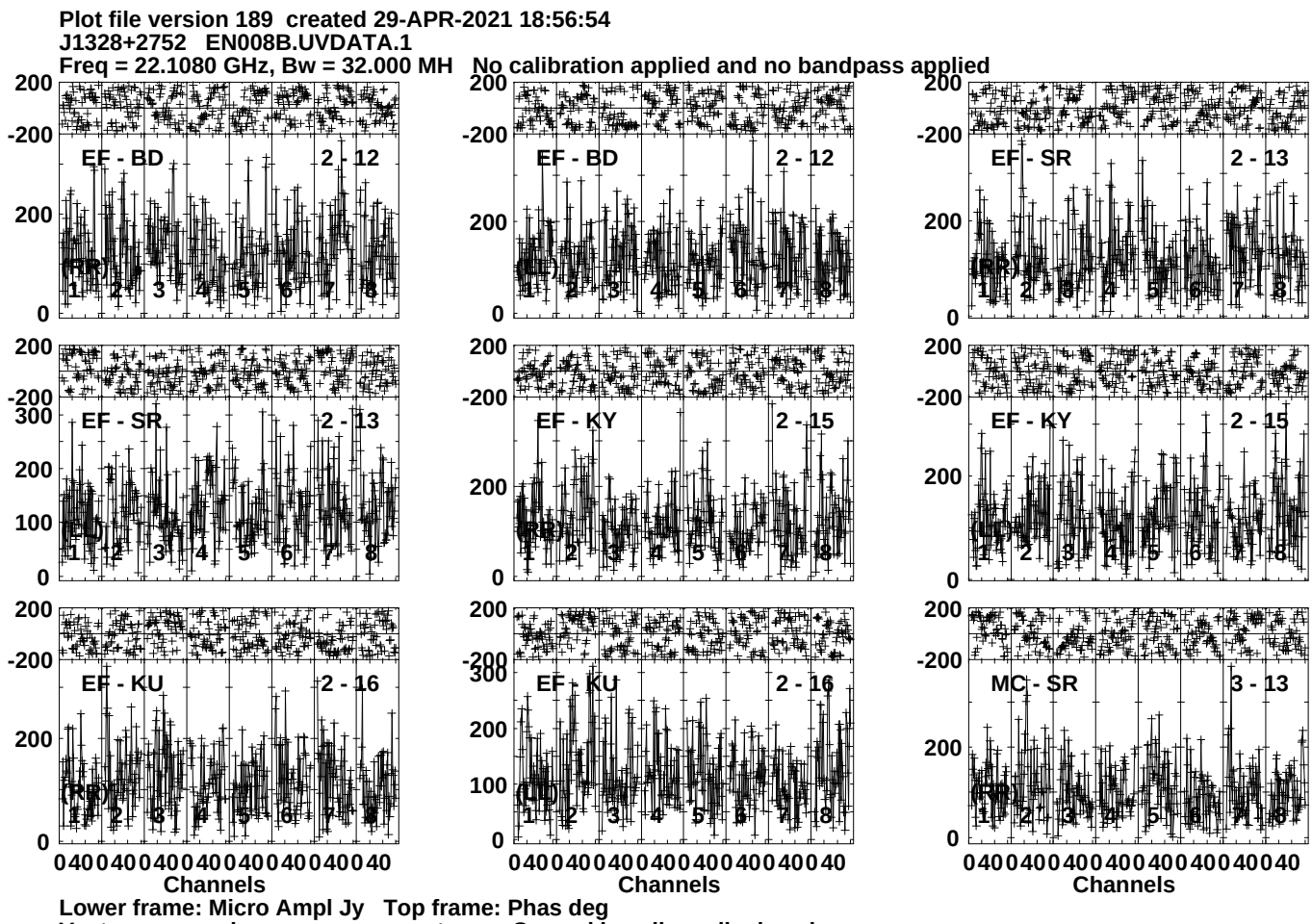
Plot file version 189 created 29-APR-2021 18:56:54
J1328+2752 EN008B.UVDATA.1
Freq = 22.1080 GHz, Bw = 32.000 MH No calibration applied and no bandpass applied
EF - BD 2 - 12
EF - BD 2 - 12
EF - SR 2 - 13
EF - SR 2 - 13
EF - KY 2 - 15
EF - KY 2 - 15
EF - KU 2 - 16
EF - KU 2 - 16
MC - SR 3 - 13
(RR)
(LL)
Channels
Lower frame: Micro Ampl Jy Top frame: Phas deg
Vector averaged cross-power spectrum Several baselines displayed
Timerange: 00/18:58:11 to 00/19:00:09

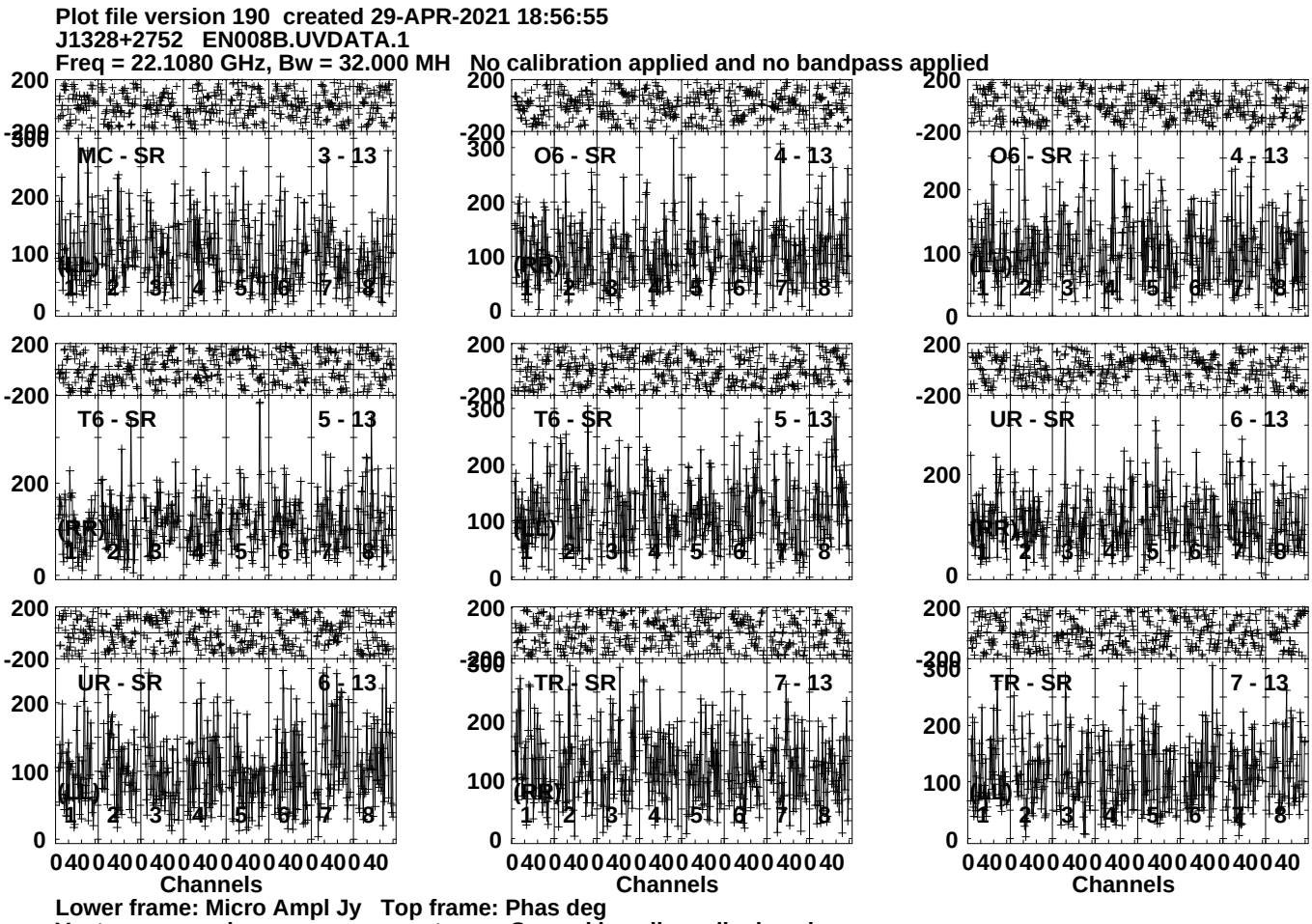
Plot file version 190 created 29-APR-2021 18:56:55
J1328+2752 EN008B.UVDATA.1
Freq = 22.1080 GHz, Bw = 32.000 MH No calibration applied and no bandpass applied
MC - SR 3 - 13
O6 - SR 4 - 13
O6 - SR 4 - 13
T6 - SR 5 - 13
T6 - SR 5 - 13
UR - SR 6 - 13
UR - SR 6 - 13
TR - SR 7 - 13
TR - SR 7 - 13
(RR)
(LL)
(RL)
(LR)
Channels
Lower frame: Micro Ampl Jy Top frame: Phas deg
Vector averaged cross-power spectrum Several baselines displayed
Timerange: 00/18:58:11 to 00/19:00:09

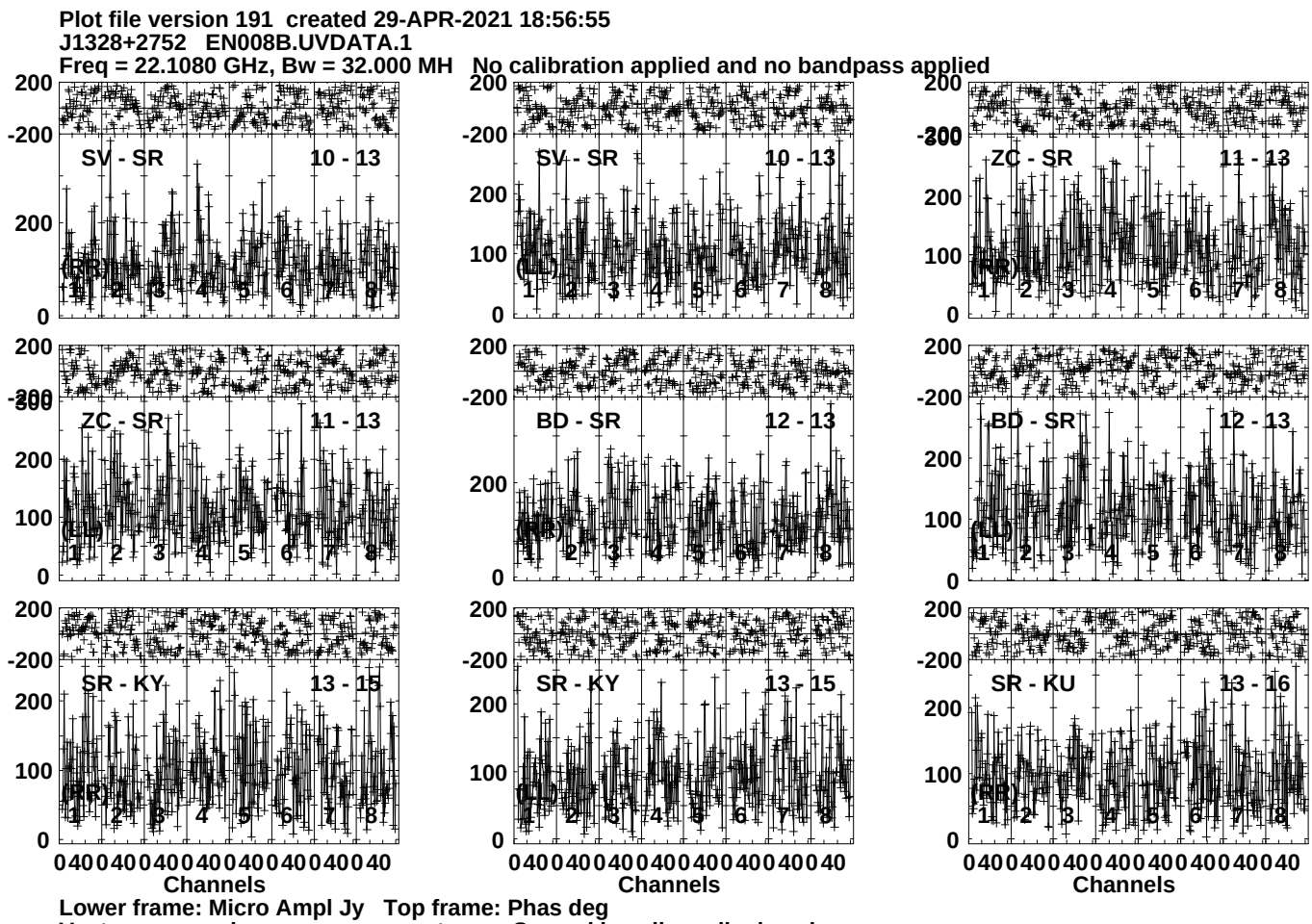
Plot file version 191 created 29-APR-2021 18:56:55
J1328+2752 EN008B.UVDATA.1
Freq = 22.1080 GHz, Bw = 32.000 MH No calibration applied and no bandpass applied
SV - SR 10 - 13
SV - SR 10 - 13
ZC - SR 11 - 13
ZC - SR 11 - 13
BD - SR 12 - 13
BD - SR 12 - 13
SR - KY 13 - 15
SR - KY 13 - 15
SR - KU 13 - 16
Channels
Lower frame: Micro Ampl Jy Top frame: Phas deg
Vector averaged cross-power spectrum Several baselines displayed
Timerange: 00/18:58:11 to 00/19:00:09

Plot file version 192 created 29-APR-2021 18:56:55
J1328+2752 EN008B.UVDATA.1
Freq = 22.1080 GHz, Bw = 32.000 MH No calibration applied and no bandpass applied

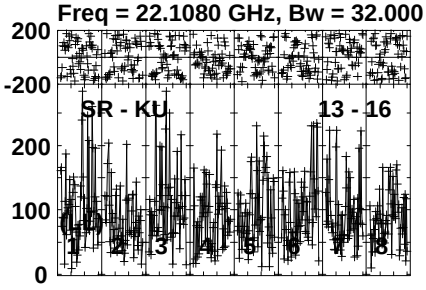

Lower frame: Micro Ampl Jy Top frame: Phas deg
Vector averaged cross-power spectrum Several baselines displayed
Timerange: 00/18:58:11 to 00/19:00:09

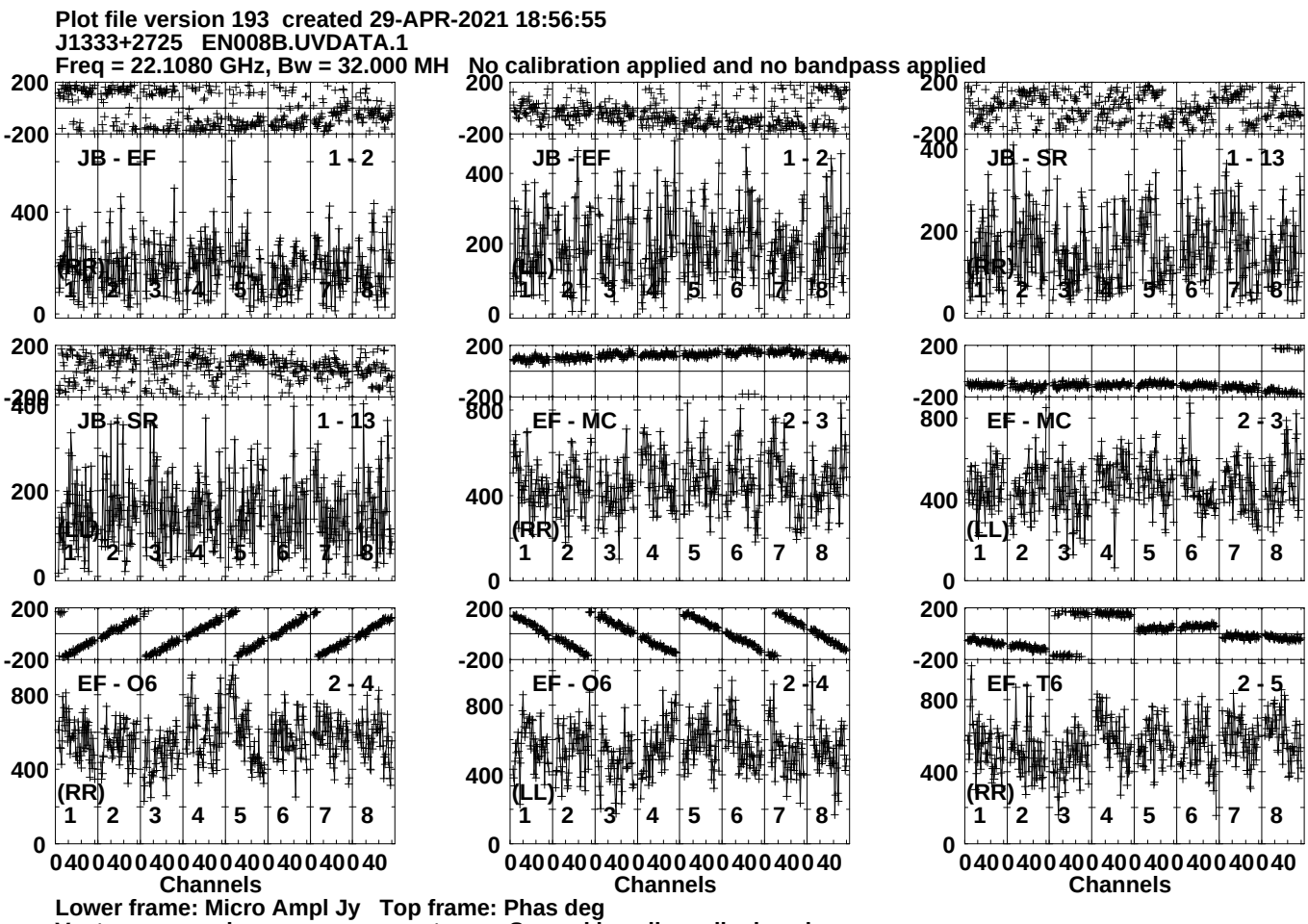
Plot file version 193 created 29-APR-2021 18:56:55
J1333+2725 EN008B.UVDATA.1
Freq = 22.1080 GHz, Bw = 32.000 MH No calibration applied and no bandpass applied
JB - EF 1 - 2
JB - EF 1 - 2
JB - SR 1 - 13
JB - SR 1 - 13
EF - MC 2 - 3
EF - MC 2 - 3
EF - O6 2 - 4
EF - O6 2 - 4
EF - T6 2 - 5
(RR)
(LL)
Channels
Lower frame: Micro Ampl Jy Top frame: Phas deg
Vector averaged cross-power spectrum Several baselines displayed
Timerange: 00/19:00:41 to 00/19:01:39

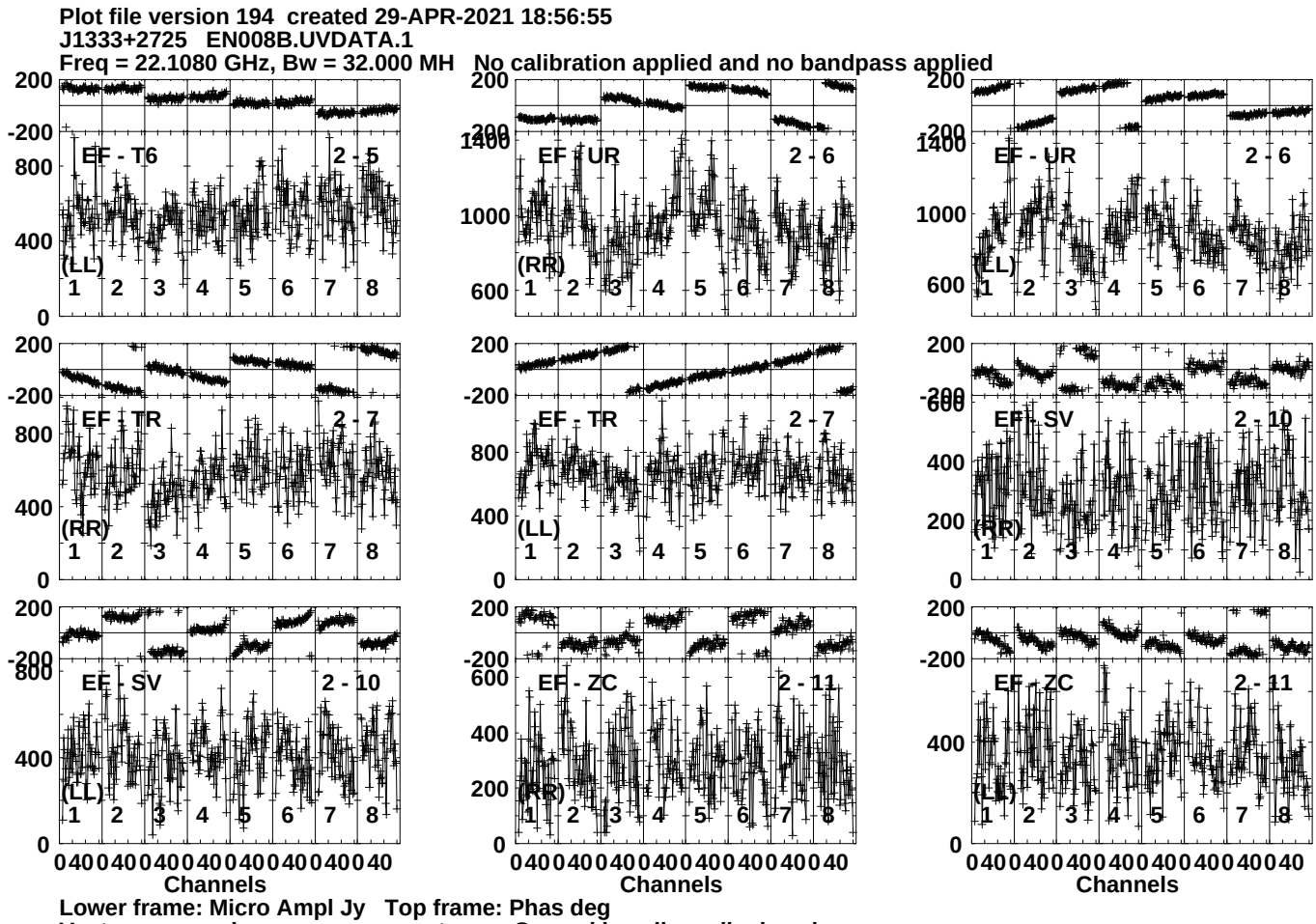
Plot file version 194 created 29-APR-2021 18:56:55
J1333+2725 EN008B.UVDATA.1
Freq = 22.1080 GHz, Bw = 32.000 MH No calibration applied and no bandpass applied
EF - T6 2 - 5
(LL)
EF - UR 2 - 6
(RR)
EF - UR 2 - 6
(LL)
EF - TR 2 - 7
(RR)
EF - TR 2 - 7
(LL)
EF - SV 2 - 10
(RR)
EF - SV 2 - 10
(LL)
EF - ZC 2 - 11
(RR)
EF - ZC 2 - 11
(LL)
Channels
Channels
Channels
Lower frame: Micro Ampl Jy Top frame: Phas deg
Vector averaged cross-power spectrum Several baselines displayed
Timerange: 00/19:00:41 to 00/19:01:39

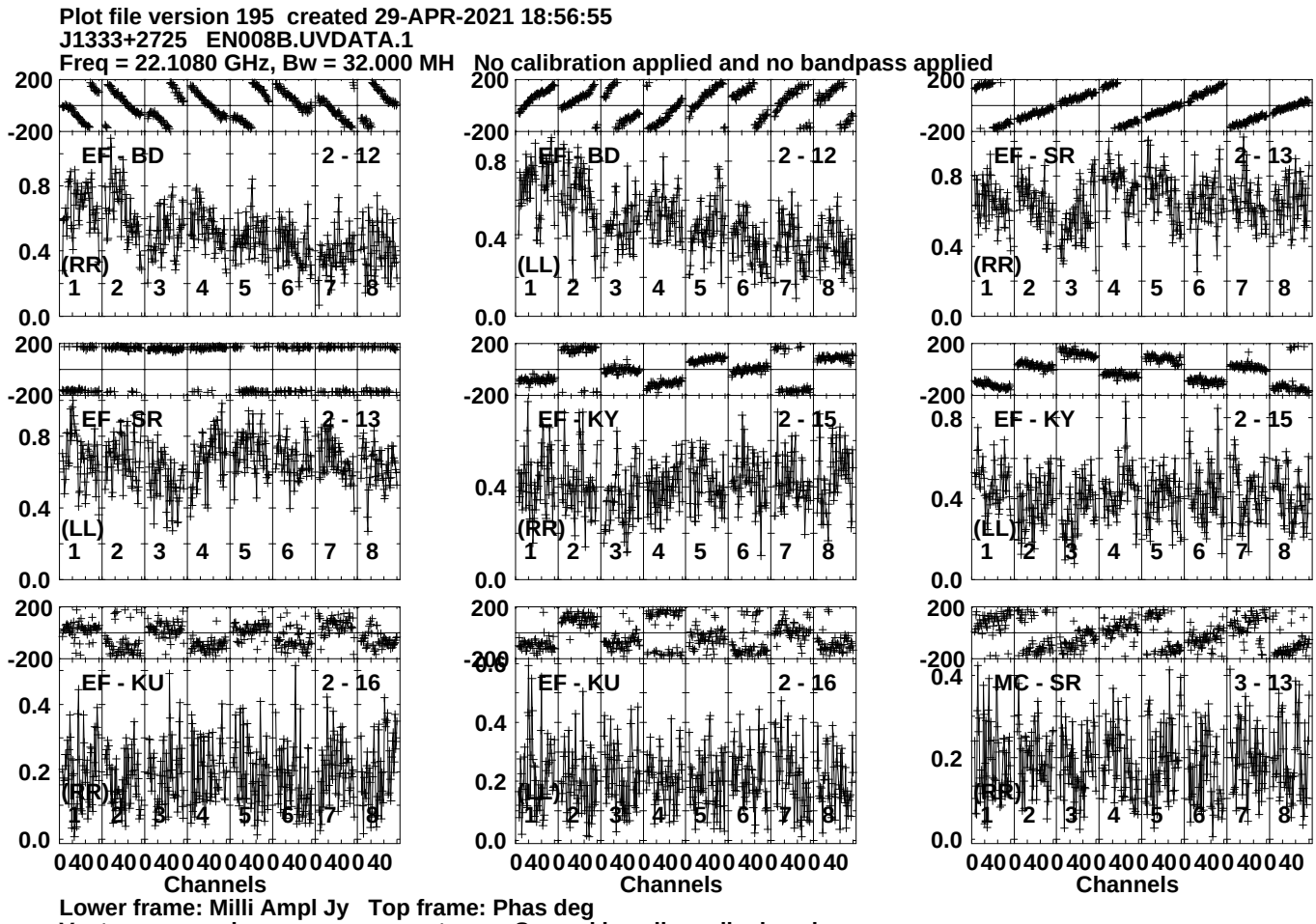
Plot file version 195 created 29-APR-2021 18:56:55
J1333+2725 EN008B.UVDATA.1
Freq = 22.1080 GHz, Bw = 32.000 MH No calibration applied and no bandpass applied
EF - BD 2 - 12 (RR)
EF - BD 2 - 12 (LL)
EF - SR 2 - 13 (RR)
EF - SR 2 - 13 (LL)
EF - KY 2 - 15 (RR)
EF - KY 2 - 15 (LL)
EF - KU 2 - 16 (RR)
EF - KU 2 - 16 (LL)
MC - SR 3 - 13 (RR)
Channels
Lower frame: Milli Ampl Jy Top frame: Phas deg
Vector averaged cross-power spectrum Several baselines displayed
Timerange: 00/19:00:41 to 00/19:01:39

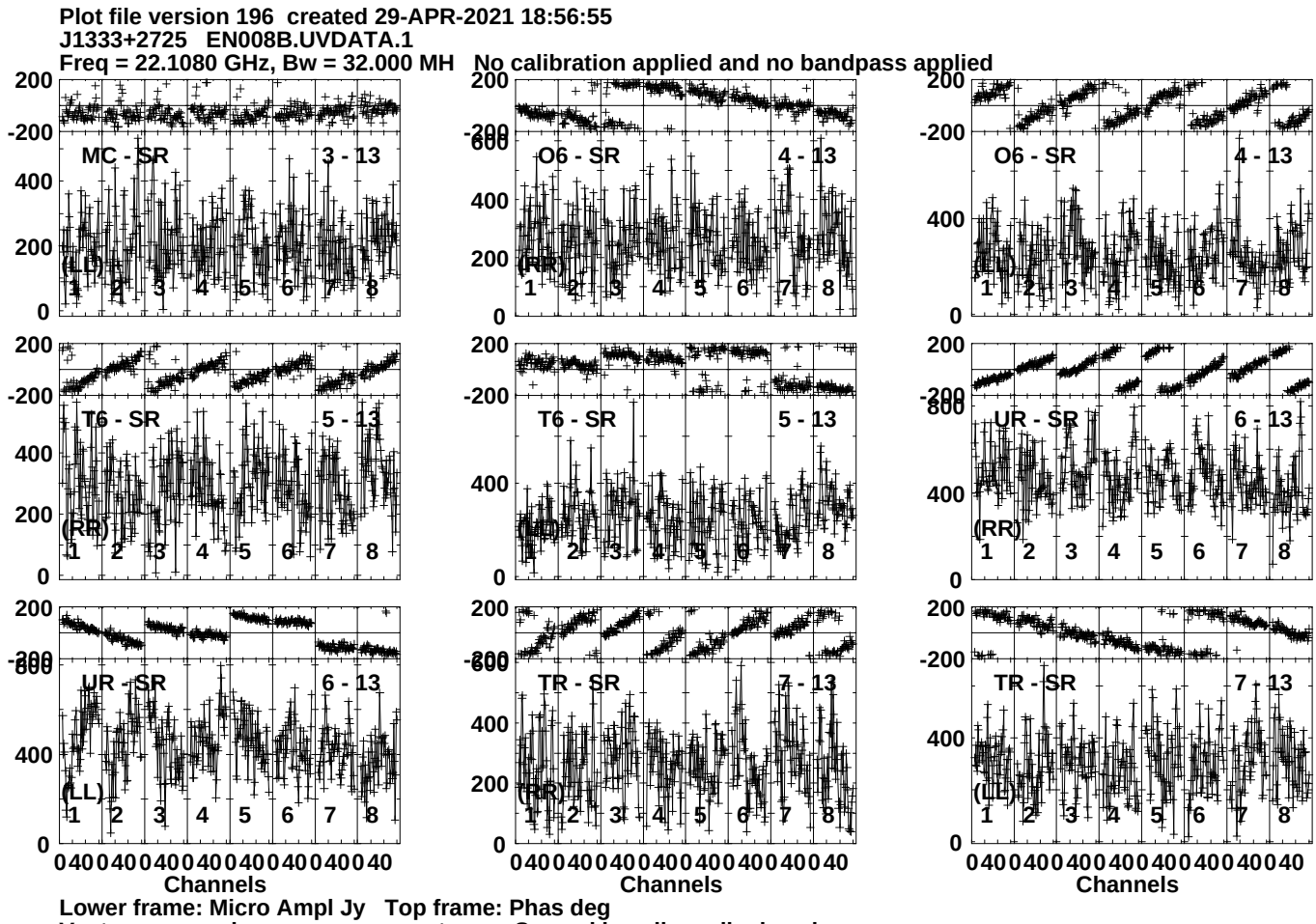
Plot file version 196 created 29-APR-2021 18:56:55
J1333+2725 EN008B.UVDATA.1
Freq = 22.1080 GHz, Bw = 32.000 MH No calibration applied and no bandpass applied
MC - SR 3 - 13
O6 - SR 4 - 13
O6 - SR 4 - 13
T6 - SR 5 - 13
T6 - SR 5 - 13
UR - SR 6 - 13
UR - SR 6 - 13
TR - SR 7 - 13
TR - SR 7 - 13
(LL)
(RR)
(LL)
(RR)
(RR)
(LL)
(RR)
(LL)
Channels
Channels
Channels
Lower frame: Micro Ampl Jy Top frame: Phas deg
Vector averaged cross-power spectrum Several baselines displayed
Timerange: 00/19:00:41 to 00/19:01:39

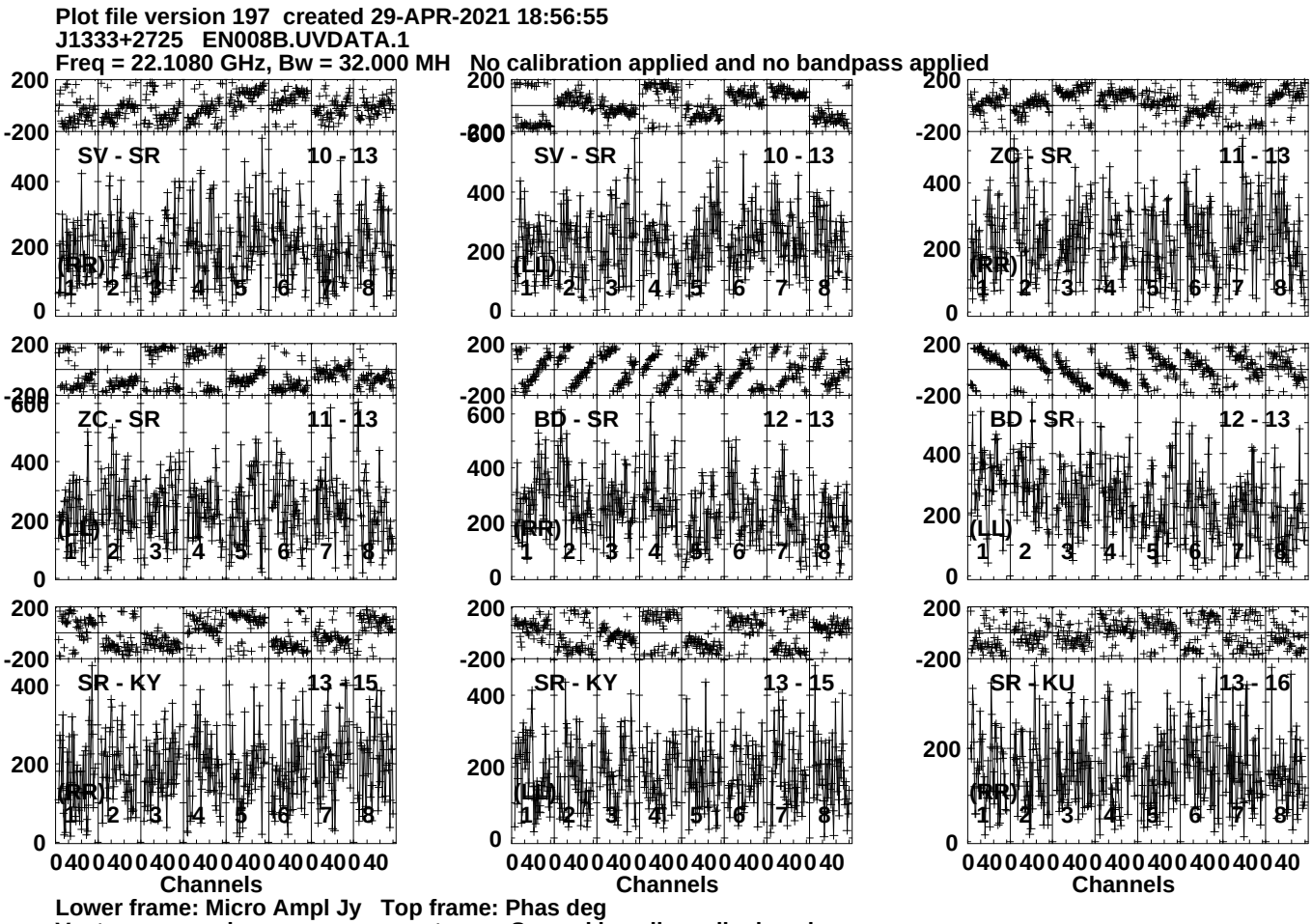
Plot file version 197 created 29-APR-2021 18:56:55
J1333+2725 EN008B.UVDATA.1
Freq = 22.1080 GHz, Bw = 32.000 MH No calibration applied and no bandpass applied
SV - SR 10 - 13
(RR)
SV - SR 10 - 13
(LL)
ZC - SR 11 - 13
(RR)
ZC - SR 11 - 13
(LL)
BD - SR 12 - 13
(RR)
BD - SR 12 - 13
(LL)
SR - KY 13 - 15
(RR)
SR - KY 13 - 15
(LL)
SR - KU 13 - 16
(RR)
Channels
Channels
Channels
Lower frame: Micro Ampl Jy Top frame: Phas deg
Vector averaged cross-power spectrum Several baselines displayed
Timerange: 00/19:00:41 to 00/19:01:39

Plot file version 198 created 29-APR-2021 18:56:56
J1333+2725 EN008B.UVDATA.1
Freq = 22.1080 GHz, Bw = 32.000 MH No calibration applied and no bandpass applied

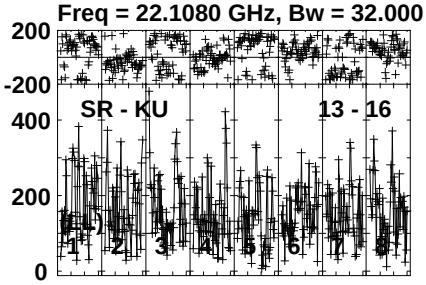

Lower frame: Micro Ampl Jy Top frame: Phas deg
Vector averaged cross-power spectrum Several baselines displayed
Timerange: 00/19:00:41 to 00/19:01:39

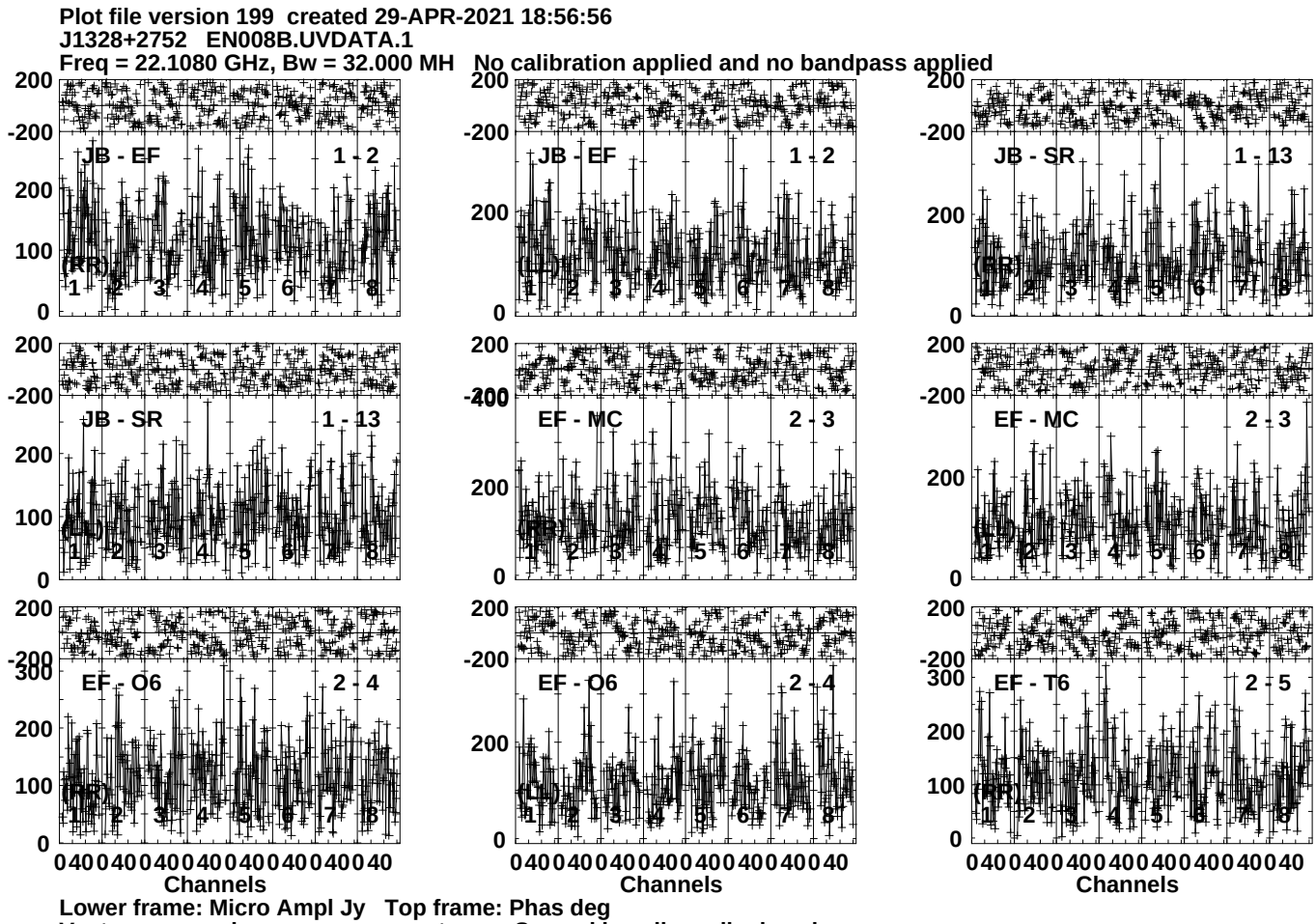
Plot file version 199 created 29-APR-2021 18:56:56
J1328+2752 EN008B.UVDATA.1
Freq = 22.1080 GHz, Bw = 32.000 MH No calibration applied and no bandpass applied
JB - EF 1 - 2
JB - EF 1 - 2
JB - SR 1 - 13
JB - SR 1 - 13
EF - MC 2 - 3
EF - MC 2 - 3
EF - O6 2 - 4
EF - O6 2 - 4
EF - T6 2 - 5
(RR)
(LL)
Channels
Lower frame: Micro Ampl Jy Top frame: Phas deg
Vector averaged cross-power spectrum Several baselines displayed
Timerange: 00/19:01:41 to 00/19:03:39

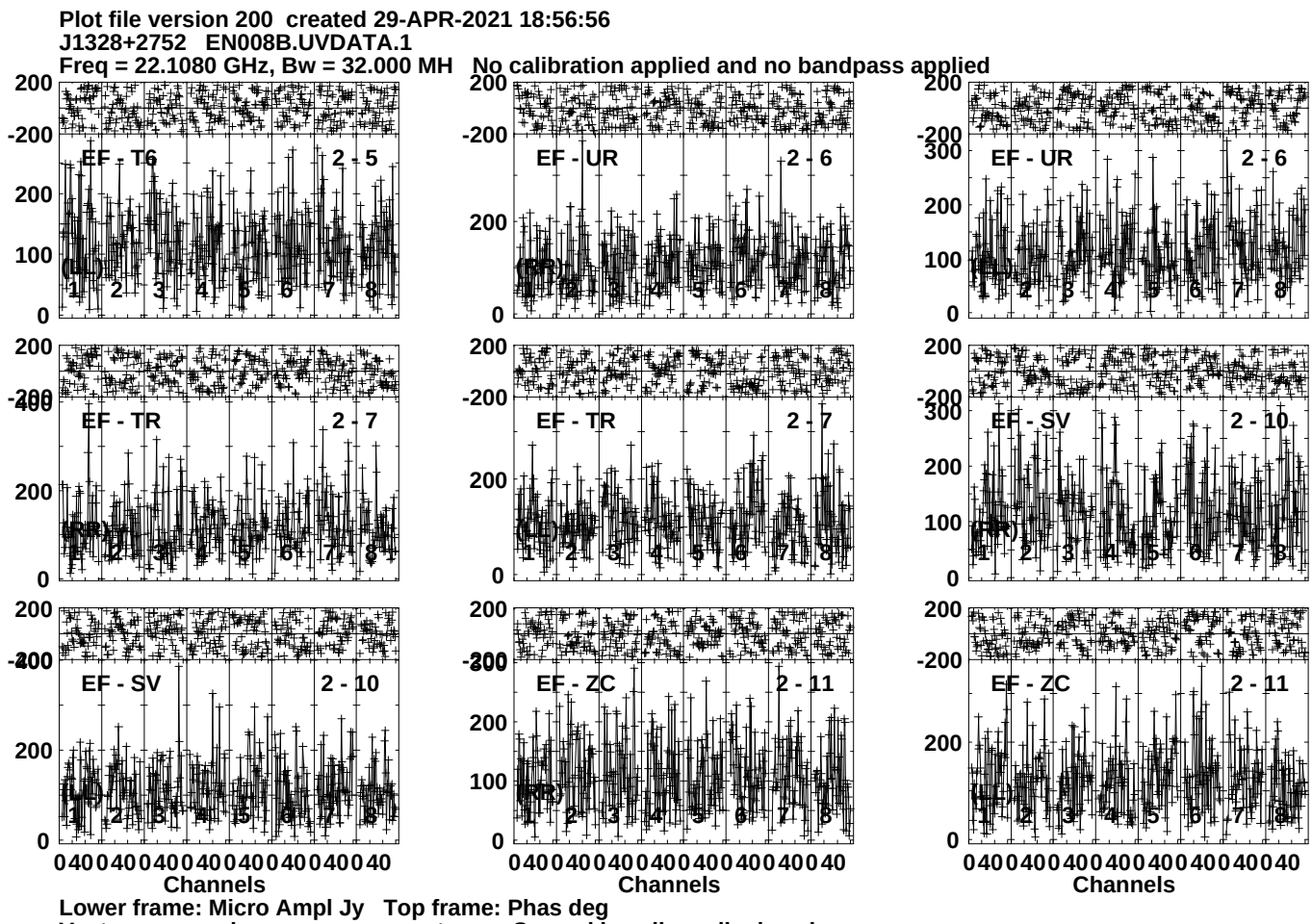
Plot file version 200 created 29-APR-2021 18:56:56
J1328+2752 EN008B.UVDATA.1
Freq = 22.1080 GHz, Bw = 32.000 MH No calibration applied and no bandpass applied
EF - T6 2 - 5
EF - UR 2 - 6
EF - UR 2 - 6
EF - TR 2 - 7
EF - TR 2 - 7
EF - SV 2 - 10
EF - SV 2 - 10
EF - ZC 2 - 11
EF - ZC 2 - 11
(LL)
(RR)
(RL)
(LR)
Channels
Lower frame: Micro Ampl Jy Top frame: Phas deg
Vector averaged cross-power spectrum Several baselines displayed
Timerange: 00/19:01:41 to 00/19:03:39

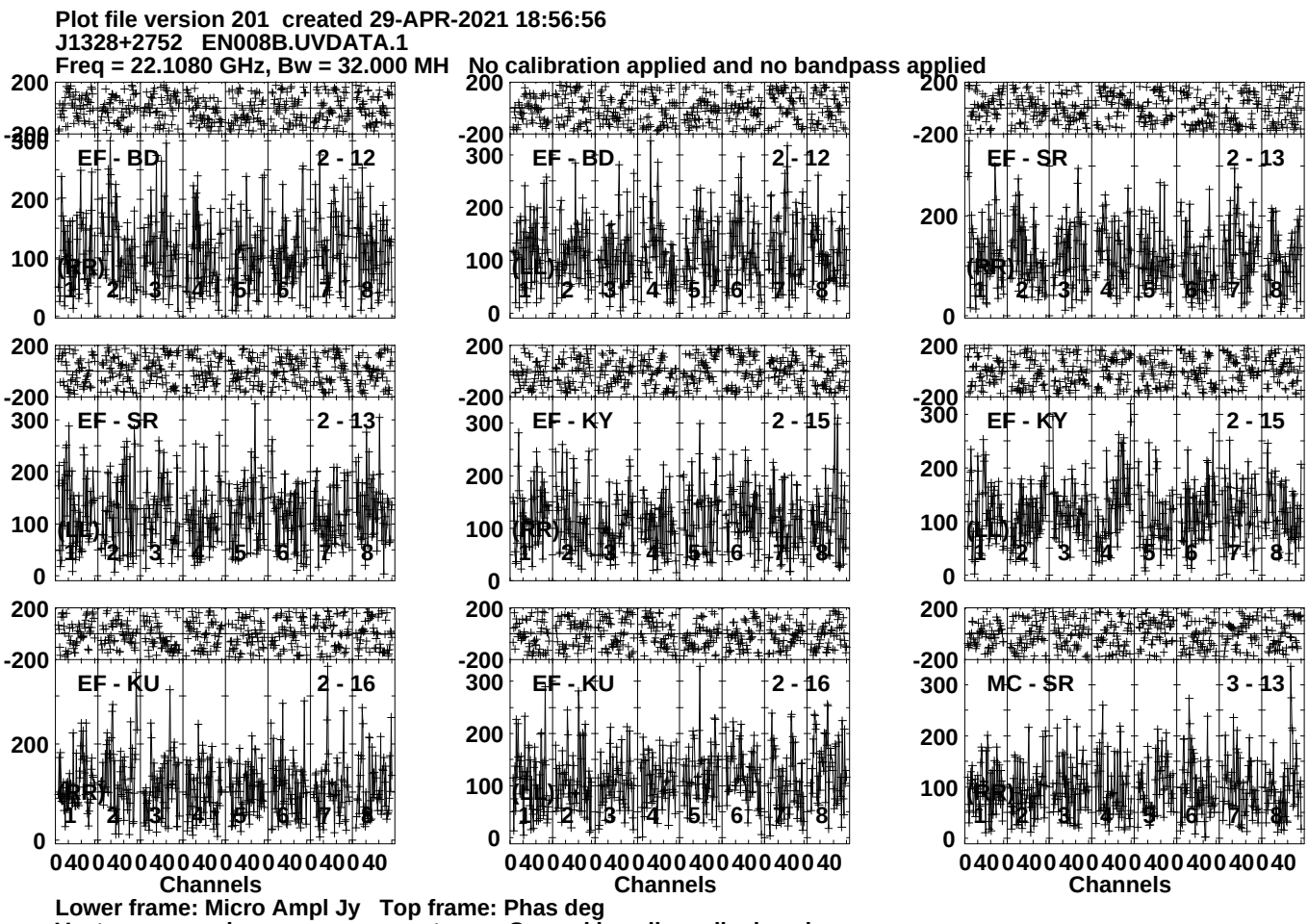
Plot file version 201 created 29-APR-2021 18:56:56
J1328+2752 EN008B.UVDATA.1
Freq = 22.1080 GHz, Bw = 32.000 MH No calibration applied and no bandpass applied
EF - BD 2 - 12 (RR)
EF - BD 2 - 12 (LL)
EF - SR 2 - 13 (RR)
EF - SR 2 - 13 (LL)
EF - KY 2 - 15 (RR)
EF - KY 2 - 15 (LL)
EF - KU 2 - 16 (RR)
EF - KU 2 - 16 (LL)
MC - SR 3 - 13 (RR)
Channels
Lower frame: Micro Ampl Jy Top frame: Phas deg
Vector averaged cross-power spectrum Several baselines displayed
Timerange: 00/19:01:41 to 00/19:03:39

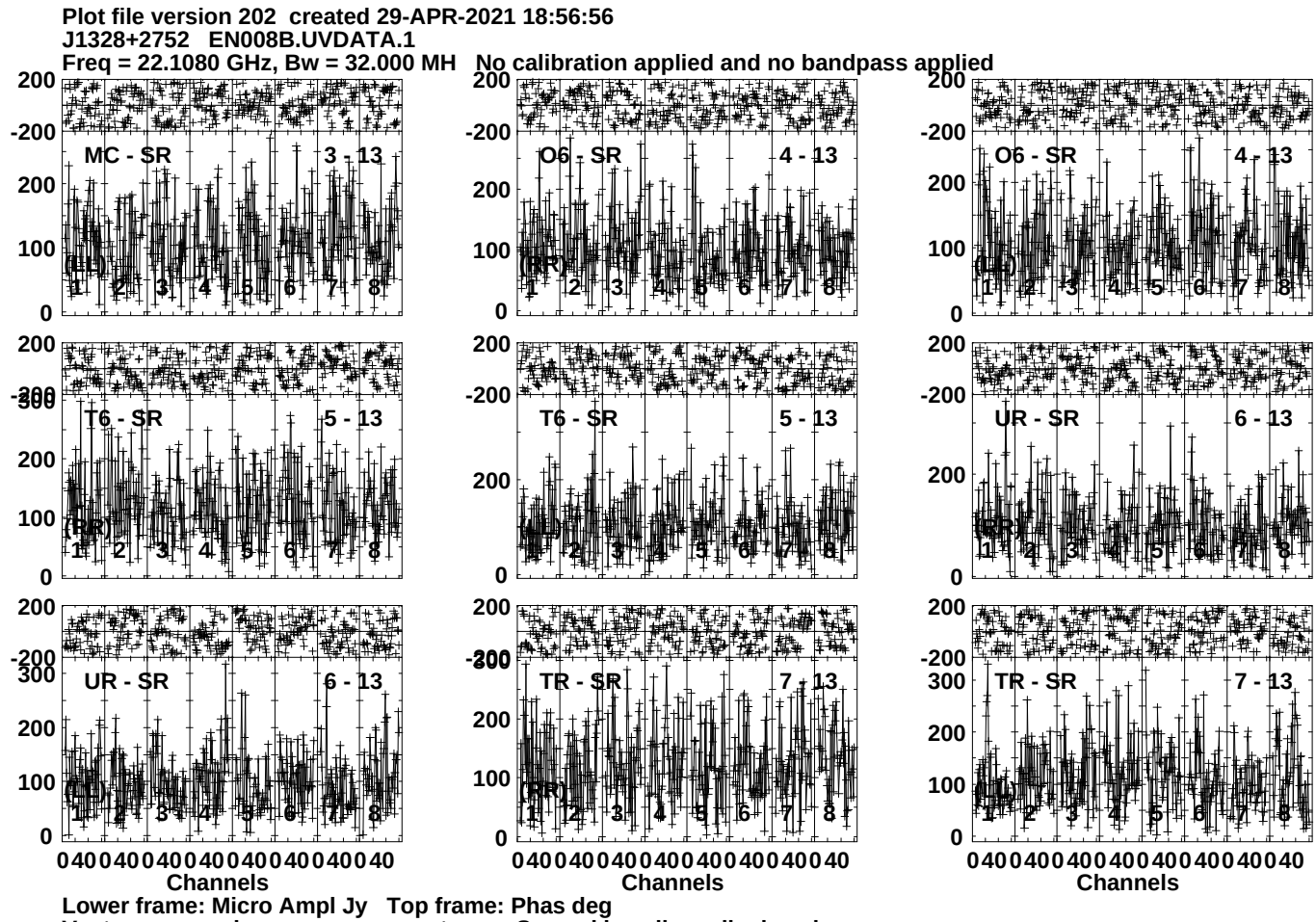
Plot file version 202 created 29-APR-2021 18:56:56
J1328+2752 EN008B.UVDATA.1
Freq = 22.1080 GHz, Bw = 32.000 MH No calibration applied and no bandpass applied
MC - SR 3 - 13
O6 - SR 4 - 13
O6 - SR 4 - 13
T6 - SR 5 - 13
T6 - SR 5 - 13
UR - SR 6 - 13
UR - SR 6 - 13
TR - SR 7 - 13
TR - SR 7 - 13
(LL)
(RR)
Channels
Lower frame: Micro Ampl Jy Top frame: Phas deg
Vector averaged cross-power spectrum Several baselines displayed
Timerange: 00/19:01:41 to 00/19:03:39

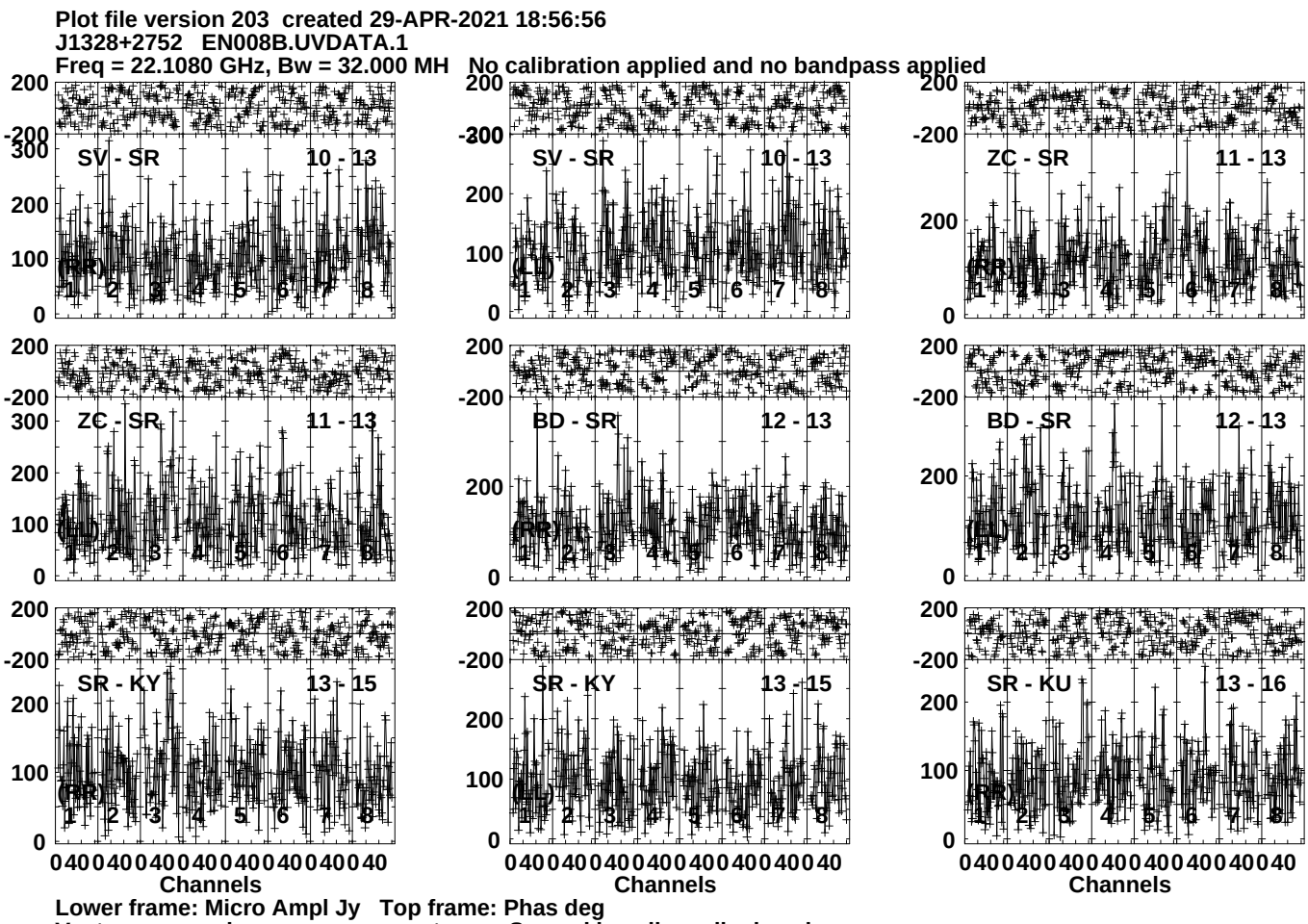
Plot file version 203 created 29-APR-2021 18:56:56
J1328+2752 EN008B.UVDATA.1
Freq = 22.1080 GHz, Bw = 32.000 MH No calibration applied and no bandpass applied
SV - SR 10 - 13
ZC - SR 11 - 13
BD - SR 12 - 13
SR - KY 13 - 15
SR - KU 13 - 16
(RR)
(LL)
Channels
Lower frame: Micro Ampl Jy Top frame: Phas deg
Vector averaged cross-power spectrum Several baselines displayed
Timerange: 00/19:01:41 to 00/19:03:39

Plot file version 204 created 29-APR-2021 18:56:56
J1328+2752 EN008B.UVDATA.1
Freq = 22.1080 GHz, Bw = 32.000 MH No calibration applied and no bandpass applied

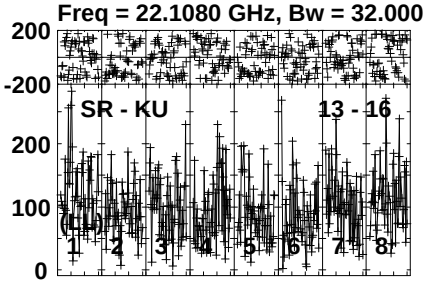

Lower frame: Micro Ampl Jy Top frame: Phas deg
Vector averaged cross-power spectrum Several baselines displayed
Timerange: 00/19:01:41 to 00/19:03:39

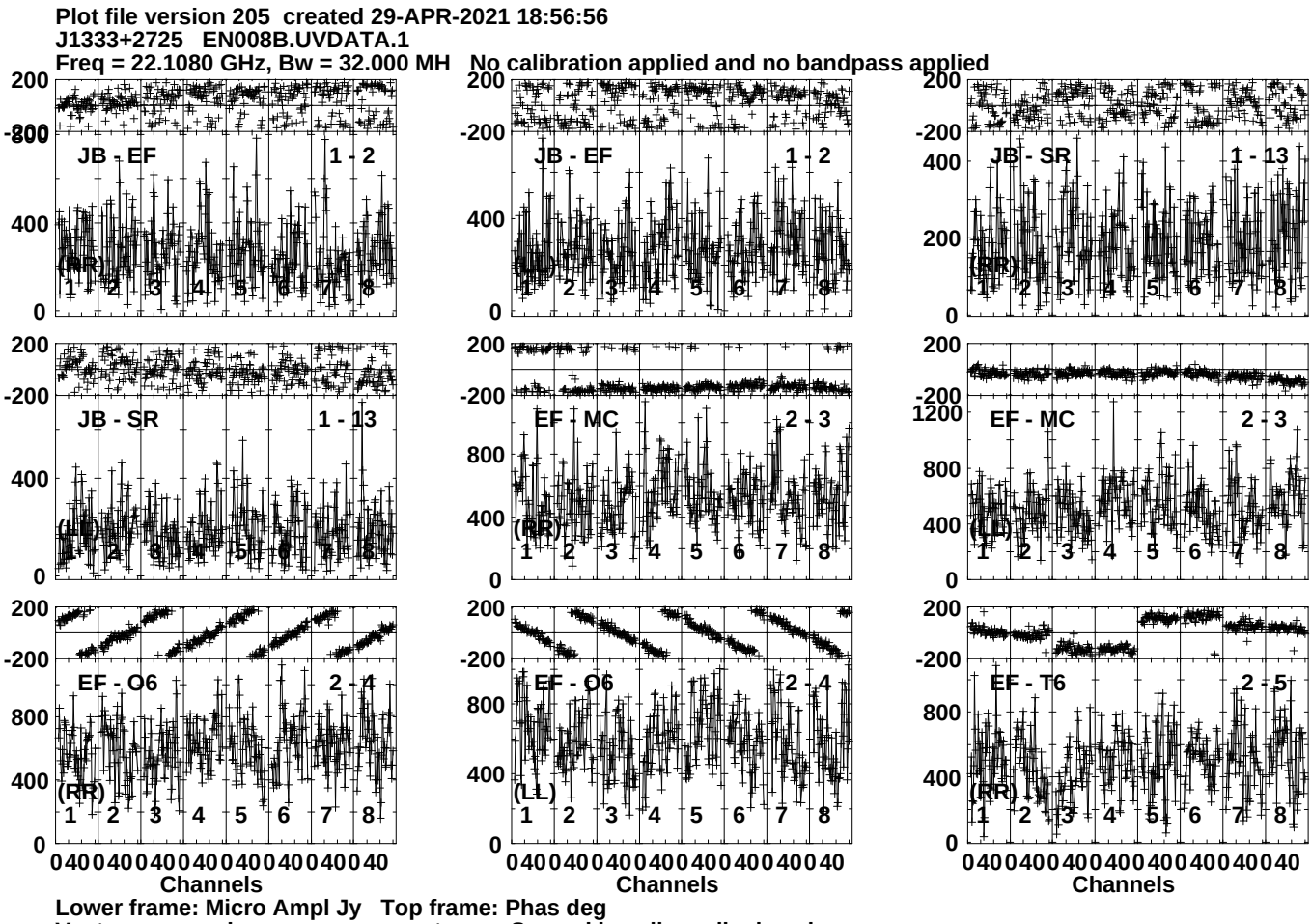
Plot file version 205 created 29-APR-2021 18:56:56
J1333+2725 EN008B.UVDATA.1
Freq = 22.1080 GHz, Bw = 32.000 MH No calibration applied and no bandpass applied
JB - EF 1 - 2 (RR)
JB - EF 1 - 2 (LL)
JB - SR 1 - 13 (RR)
JB - SR 1 - 13 (LL)
EF - MC 2 - 3 (RR)
EF - MC 2 - 3 (LL)
EF - O6 2 - 4 (RR)
EF - O6 2 - 4 (LL)
EF - T6 2 - 5 (RR)
Channels
Lower frame: Micro Ampl Jy Top frame: Phas deg
Vector averaged cross-power spectrum Several baselines displayed
Timerange: 00/19:03:41 to 00/19:04:39

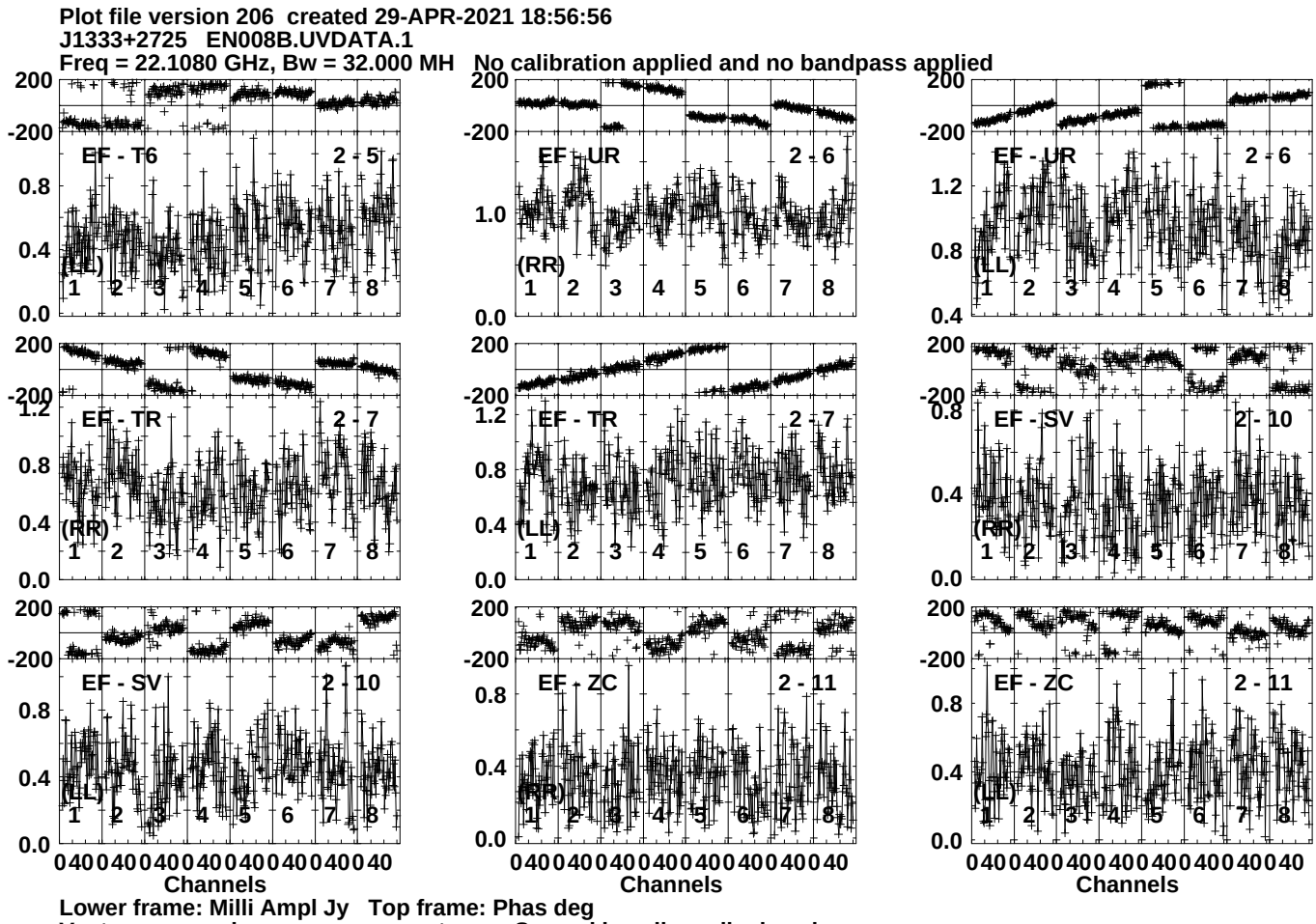
Plot file version 206 created 29-APR-2021 18:56:56
J1333+2725 EN008B.UVDATA.1
Freq = 22.1080 GHz, Bw = 32.000 MH No calibration applied and no bandpass applied
EF - T6 2 - 5
(LL)
EF - UR 2 - 6
(RR)
EF - UR 2 - 6
(LL)
EF - TR 2 - 7
(RR)
EF - TR 2 - 7
(LL)
EF - SV 2 - 10
(RR)
EF - SV 2 - 10
(LL)
EF - ZC 2 - 11
(RR)
EF - ZC 2 - 11
(LL)
Channels
Channels
Channels
Lower frame: Milli Ampl Jy Top frame: Phas deg
Vector averaged cross-power spectrum Several baselines displayed
Timerange: 00/19:03:41 to 00/19:04:39

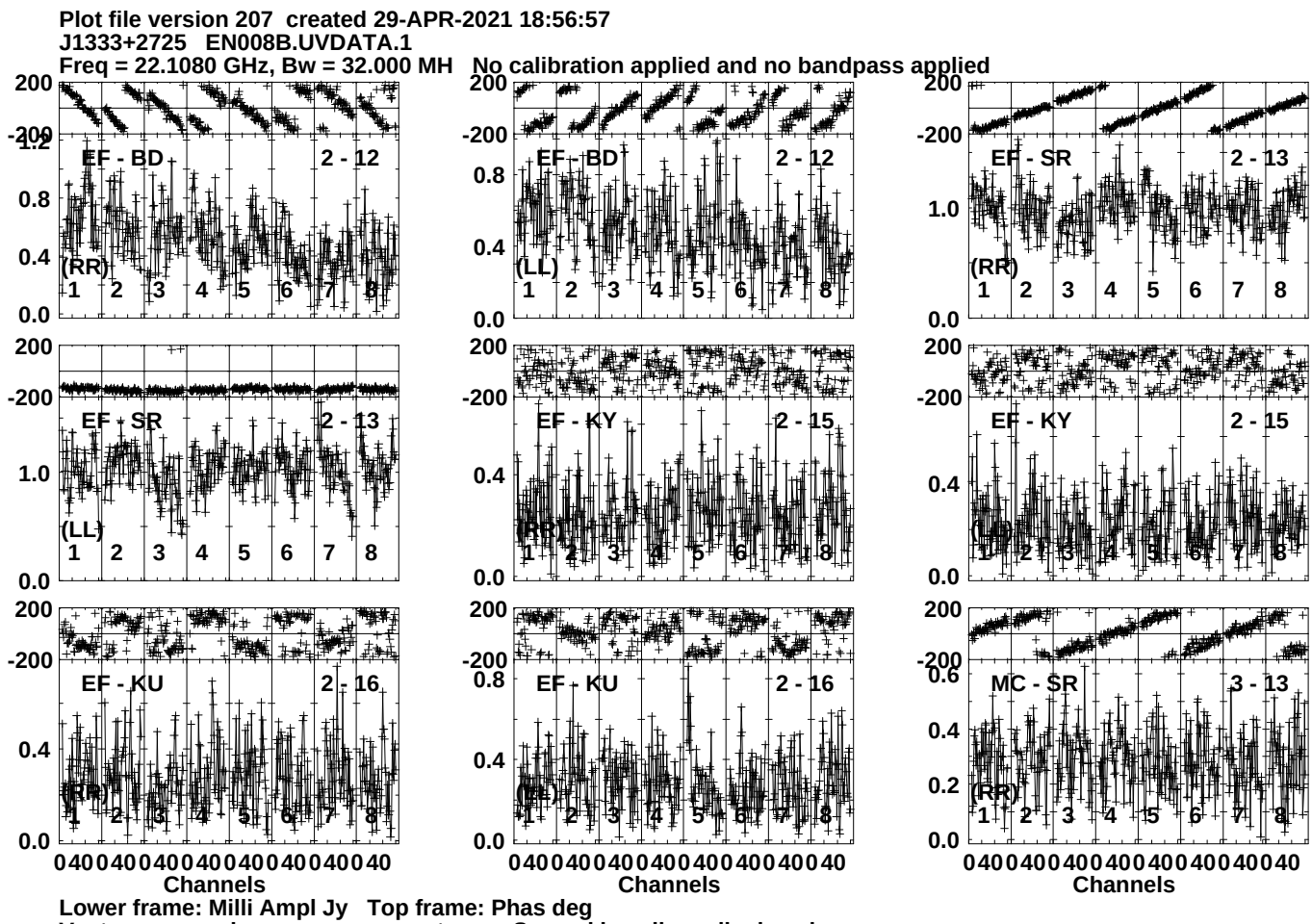
Plot file version 207 created 29-APR-2021 18:56:57
J1333+2725 EN008B.UVDATA.1
Freq = 22.1080 GHz, Bw = 32.000 MH No calibration applied and no bandpass applied
EF - BD 2 - 12
(RR)
EF - BD 2 - 12
(LL)
EF - SR 2 - 13
(RR)
EF - SR 2 - 13
(LL)
EF - KY 2 - 15
(RR)
EF - KY 2 - 15
(LL)
EF - KU 2 - 16
(RR)
EF - KU 2 - 16
(LL)
MC - SR 3 - 13
(RR)
Channels
Lower frame: Milli Ampl Jy Top frame: Phas deg
Vector averaged cross-power spectrum Several baselines displayed
Timerange: 00/19:03:41 to 00/19:04:39

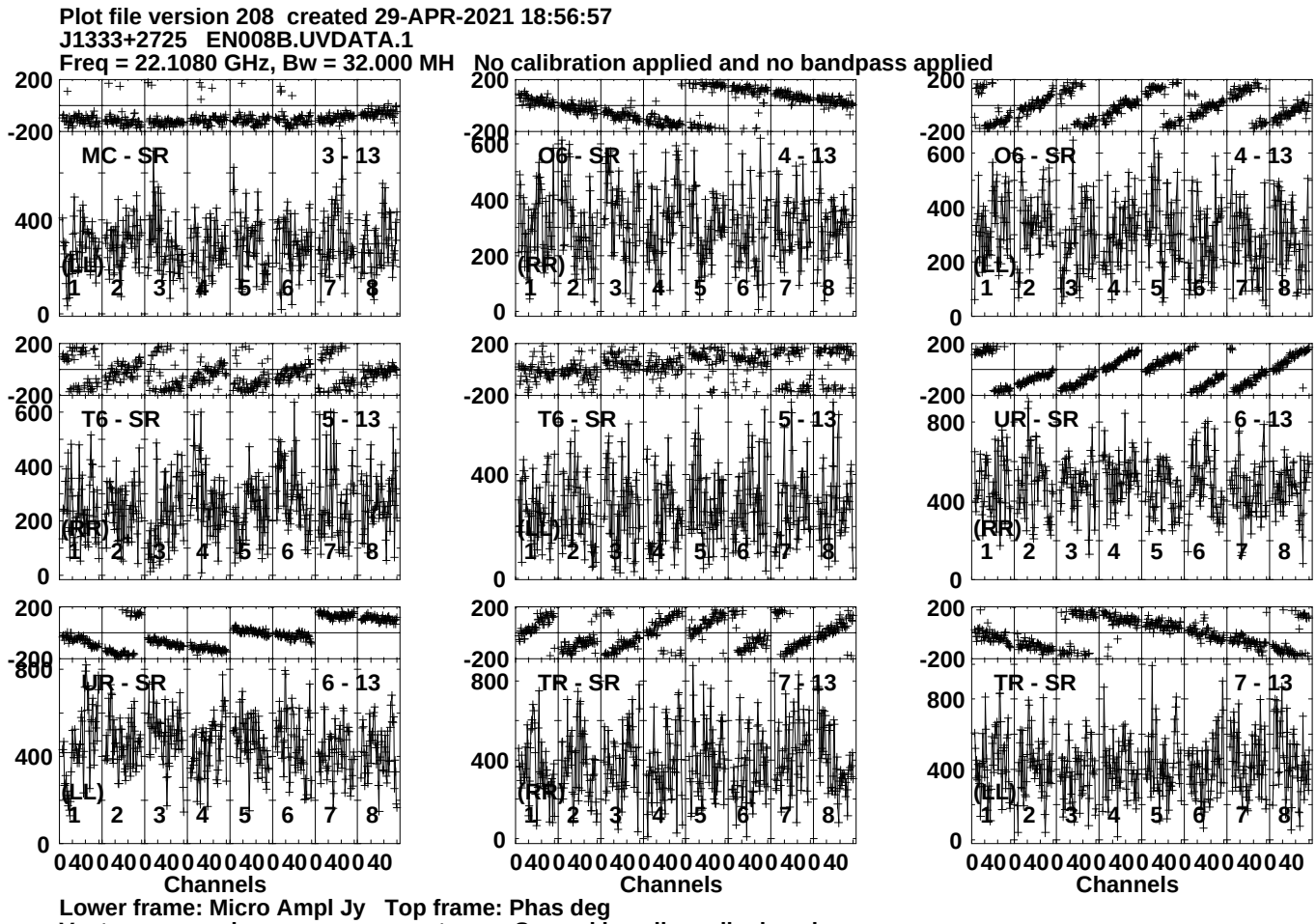
Plot file version 208 created 29-APR-2021 18:56:57
J1333+2725 EN008B.UVDATA.1
Freq = 22.1080 GHz, Bw = 32.000 MH No calibration applied and no bandpass applied
MC - SR 3 - 13
(LL)
O6 - SR 4 - 13
(RR)
O6 - SR 4 - 13
(LL)
T6 - SR 5 - 13
(RR)
T6 - SR 5 - 13
(LL)
UR - SR 6 - 13
(RR)
UR - SR 6 - 13
(LL)
TR - SR 7 - 13
(RR)
TR - SR 7 - 13
(LL)
Channels
Channels
Channels
Lower frame: Micro Ampl Jy Top frame: Phas deg
Vector averaged cross-power spectrum Several baselines displayed
Timerange: 00/19:03:41 to 00/19:04:39

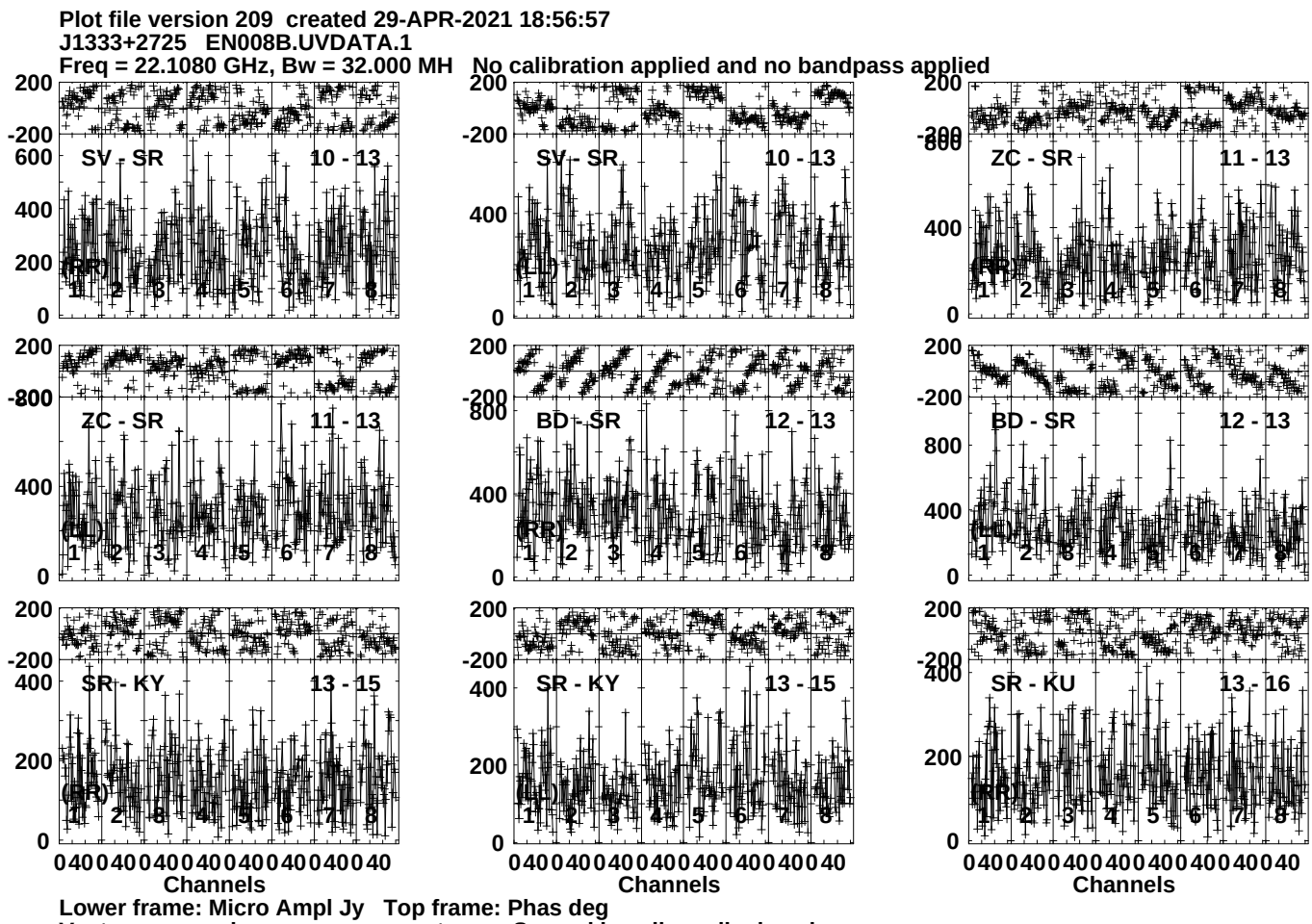
Plot file version 209 created 29-APR-2021 18:56:57
J1333+2725 EN008B.UVDATA.1
Freq = 22.1080 GHz, Bw = 32.000 MH No calibration applied and no bandpass applied
SV - SR 10 - 13
(RR)
SV - SR 10 - 13
(LL)
ZC - SR 11 - 13
(RR)
ZC - SR 11 - 13
(LL)
BD - SR 12 - 13
(RR)
BD - SR 12 - 13
(LL)
SR - KY 13 - 15
(RR)
SR - KY 13 - 15
(LL)
SR - KU 13 - 16
(RR)
Channels
Channels
Channels
Lower frame: Micro Ampl Jy Top frame: Phas deg
Vector averaged cross-power spectrum Several baselines displayed
Timerange: 00/19:03:41 to 00/19:04:39

Plot file version 210 created 29-APR-2021 18:56:57
J1333+2725 EN008B.UVDATA.1
Freq = 22.1080 GHz, Bw = 32.000 MH No calibration applied and no bandpass applied

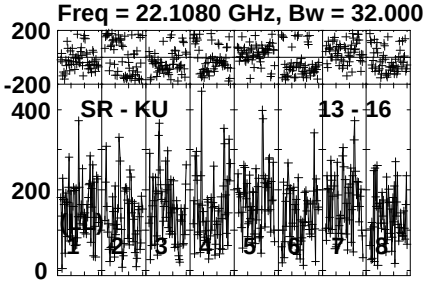

Lower frame: Micro Ampl Jy Top frame: Phas deg
Vector averaged cross-power spectrum Several baselines displayed
Timerange: 00/19:03:41 to 00/19:04:39

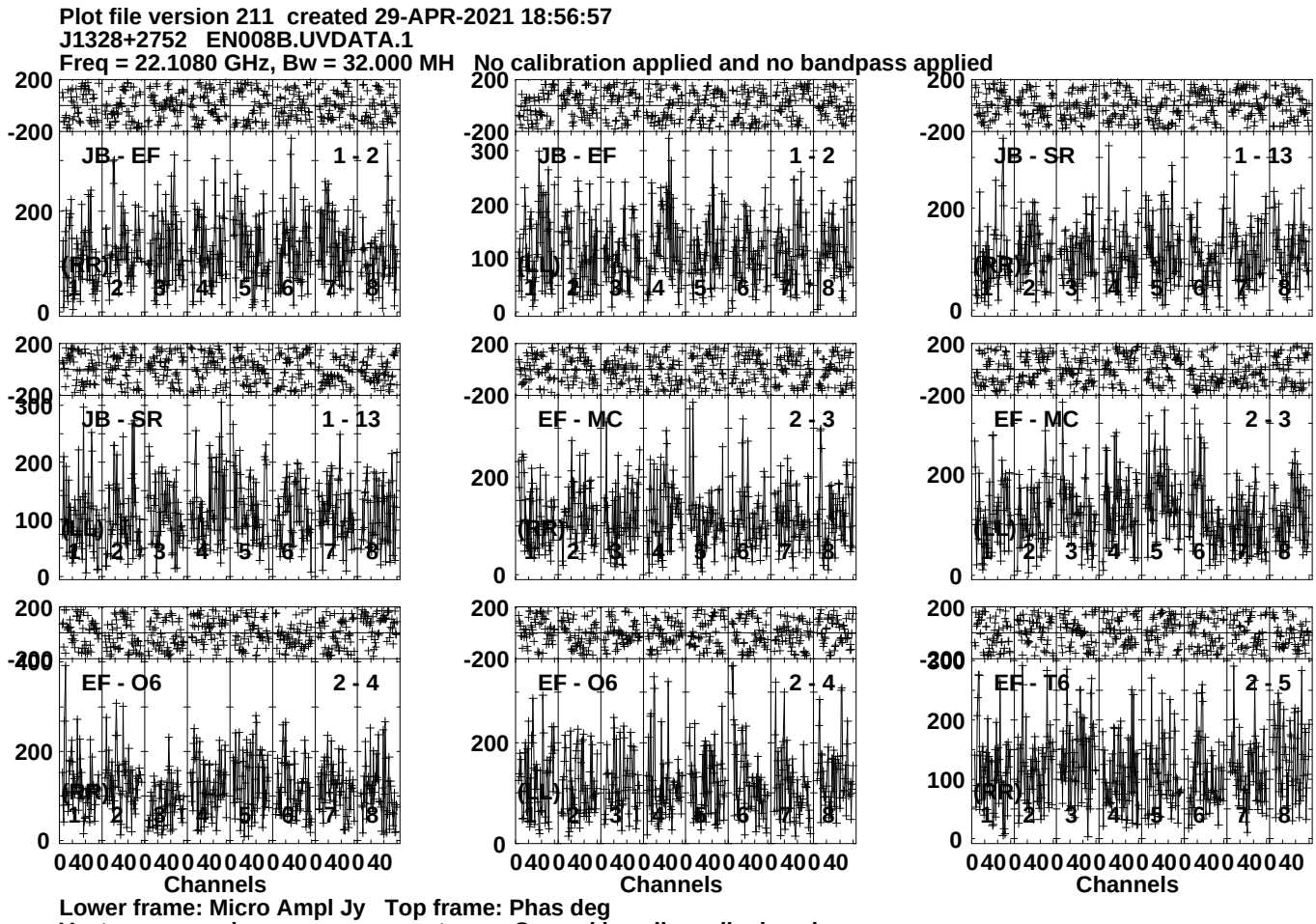
Plot file version 211 created 29-APR-2021 18:56:57
J1328+2752 EN008B.UVDATA.1
Freq = 22.1080 GHz, Bw = 32.000 MH No calibration applied and no bandpass applied
JB - EF 1 - 2
JB - EF 1 - 2
JB - SR 1 - 13
JB - SR 1 - 13
EF - MC 2 - 3
EF - MC 2 - 3
EF - O6 2 - 4
EF - O6 2 - 4
EF - T6 2 - 5
(RR)
(LL)
Channels
Lower frame: Micro Ampl Jy Top frame: Phas deg
Vector averaged cross-power spectrum Several baselines displayed
Timerange: 00/19:04:41 to 00/19:06:39

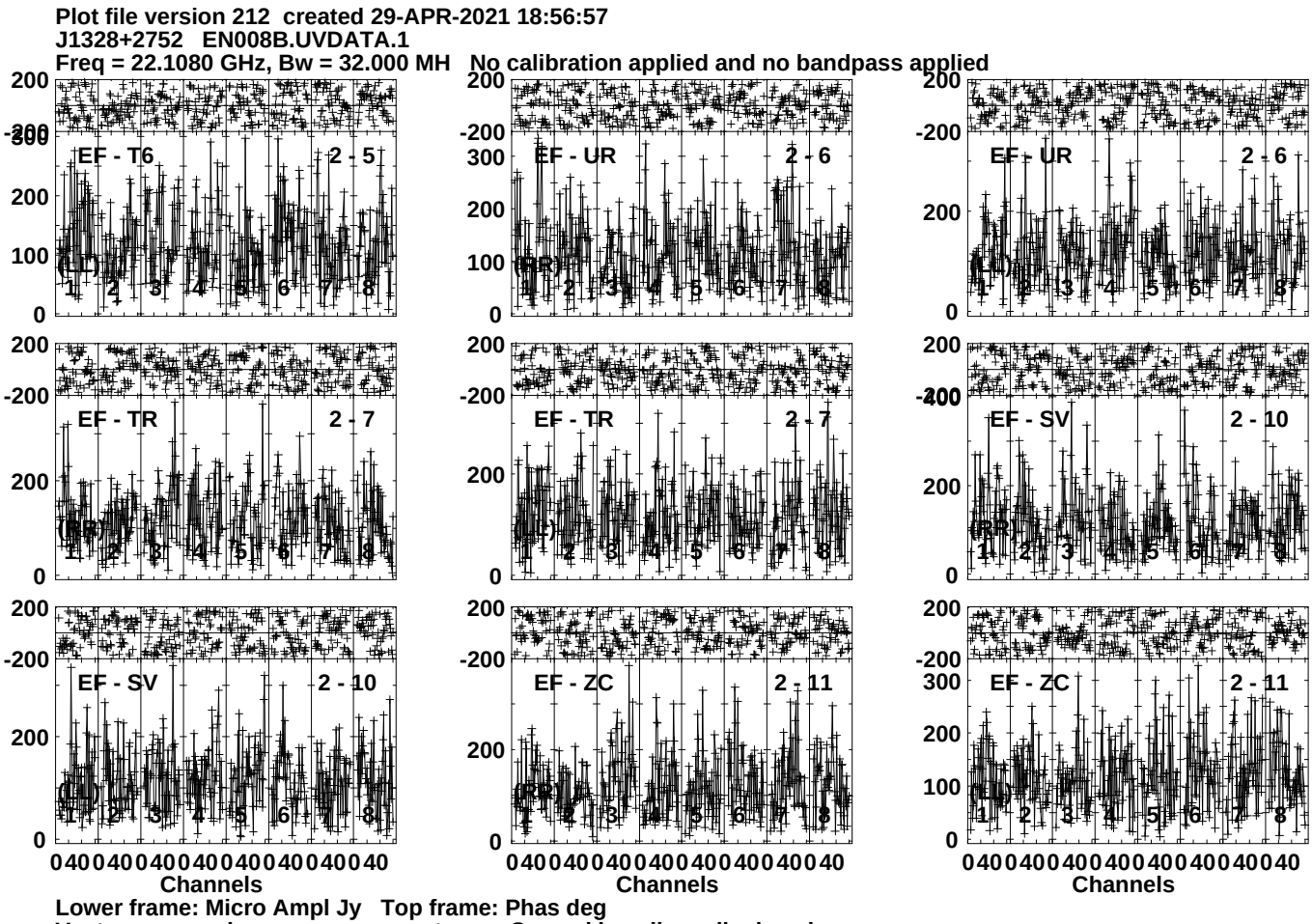
Plot file version 212 created 29-APR-2021 18:56:57
J1328+2752 EN008B.UVDATA.1
Freq = 22.1080 GHz, Bw = 32.000 MH No calibration applied and no bandpass applied
EF - T6 2 - 5
EF - UR 2 - 6
EF - UR 2 - 6
EF - TR 2 - 7
EF - TR 2 - 7
EF - SV 2 - 10
EF - SV 2 - 10
EF - ZC 2 - 11
EF - ZC 2 - 11
(LL)
(RR)
(LL)
(RR)
(LL)
(RR)
(LL)
(RR)
(LL)
(RR)
Channels
Channels
Channels
Lower frame: Micro Ampl Jy Top frame: Phas deg
Vector averaged cross-power spectrum Several baselines displayed
Timerange: 00/19:04:41 to 00/19:06:39

Plot file version 213 created 29-APR-2021 18:56:57
J1328+2752 EN008B.UVDATA.1
Freq = 22.1080 GHz, Bw = 32.000 MH No calibration applied and no bandpass applied

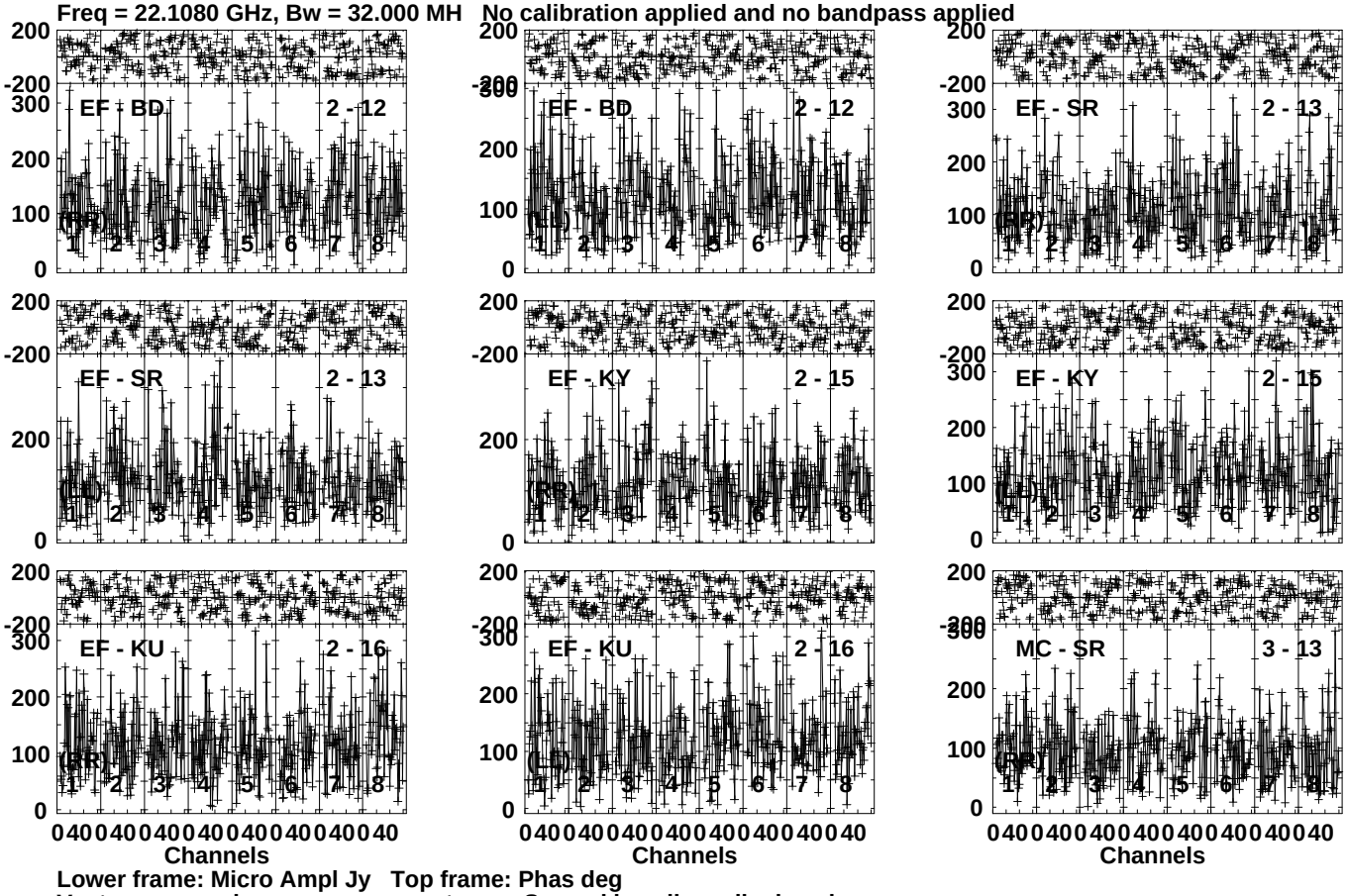

Lower frame: Micro Ampl Jy Top frame: Phas deg
Vector averaged cross-power spectrum Several baselines displayed
Timerange: 00/19:04:41 to 00/19:06:39

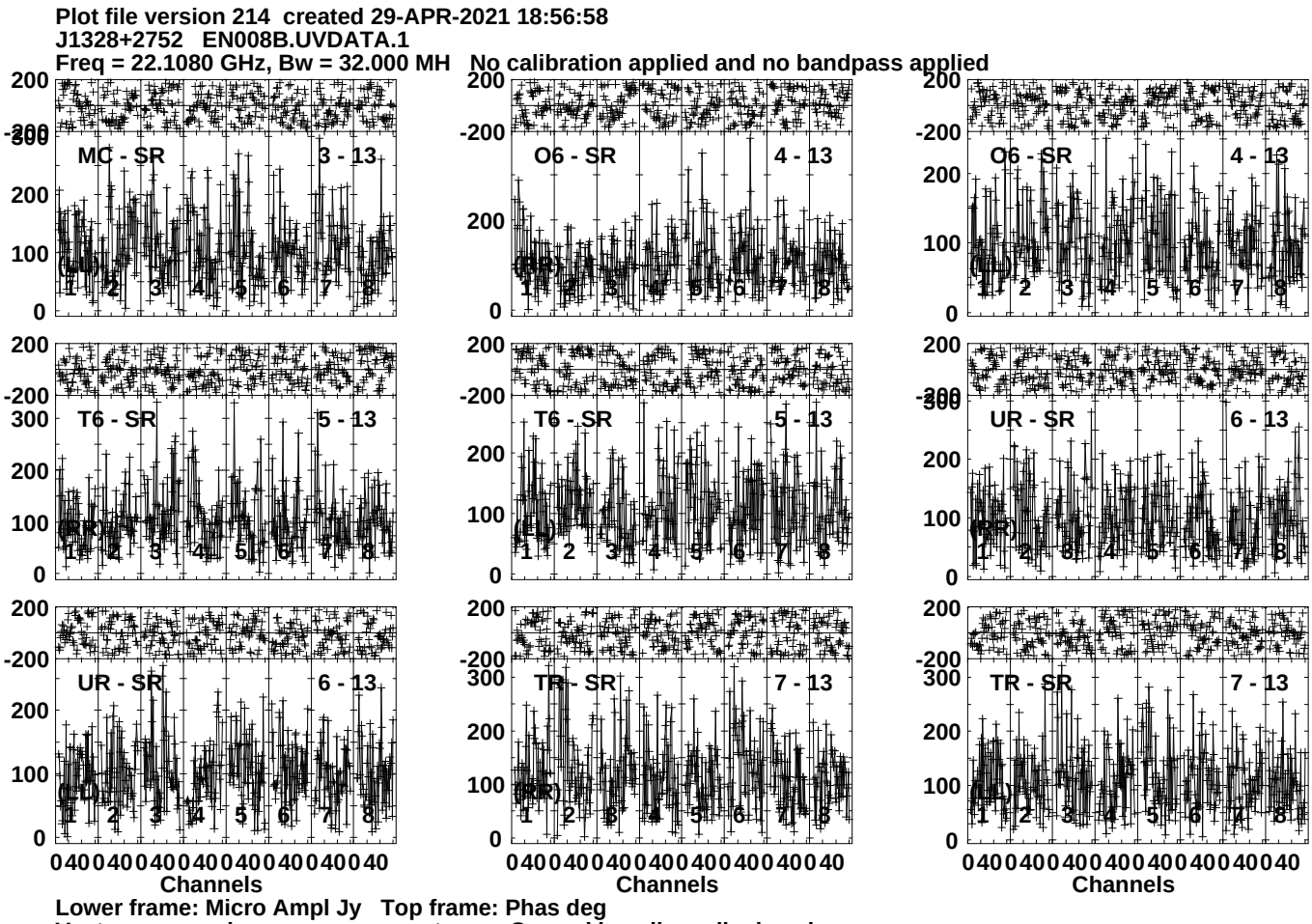
Plot file version 214 created 29-APR-2021 18:56:58
J1328+2752 EN008B.UVDATA.1
Freq = 22.1080 GHz, Bw = 32.000 MH No calibration applied and no bandpass applied
MC - SR 3 - 13
O6 - SR 4 - 13
O6 - SR 4 - 13
T6 - SR 5 - 13
T6 - SR 5 - 13
UR - SR 6 - 13
UR - SR 6 - 13
TR - SR 7 - 13
TR - SR 7 - 13
Channels
Channels
Channels
Lower frame: Micro Ampl Jy Top frame: Phas deg
Vector averaged cross-power spectrum Several baselines displayed
Timerange: 00/19:04:41 to 00/19:06:39

Plot file version 215 created 29-APR-2021 18:56:58
J1328+2752 EN008B.UVDATA.1
Freq = 22.1080 GHz, Bw = 32.000 MH No calibration applied and no bandpass applied

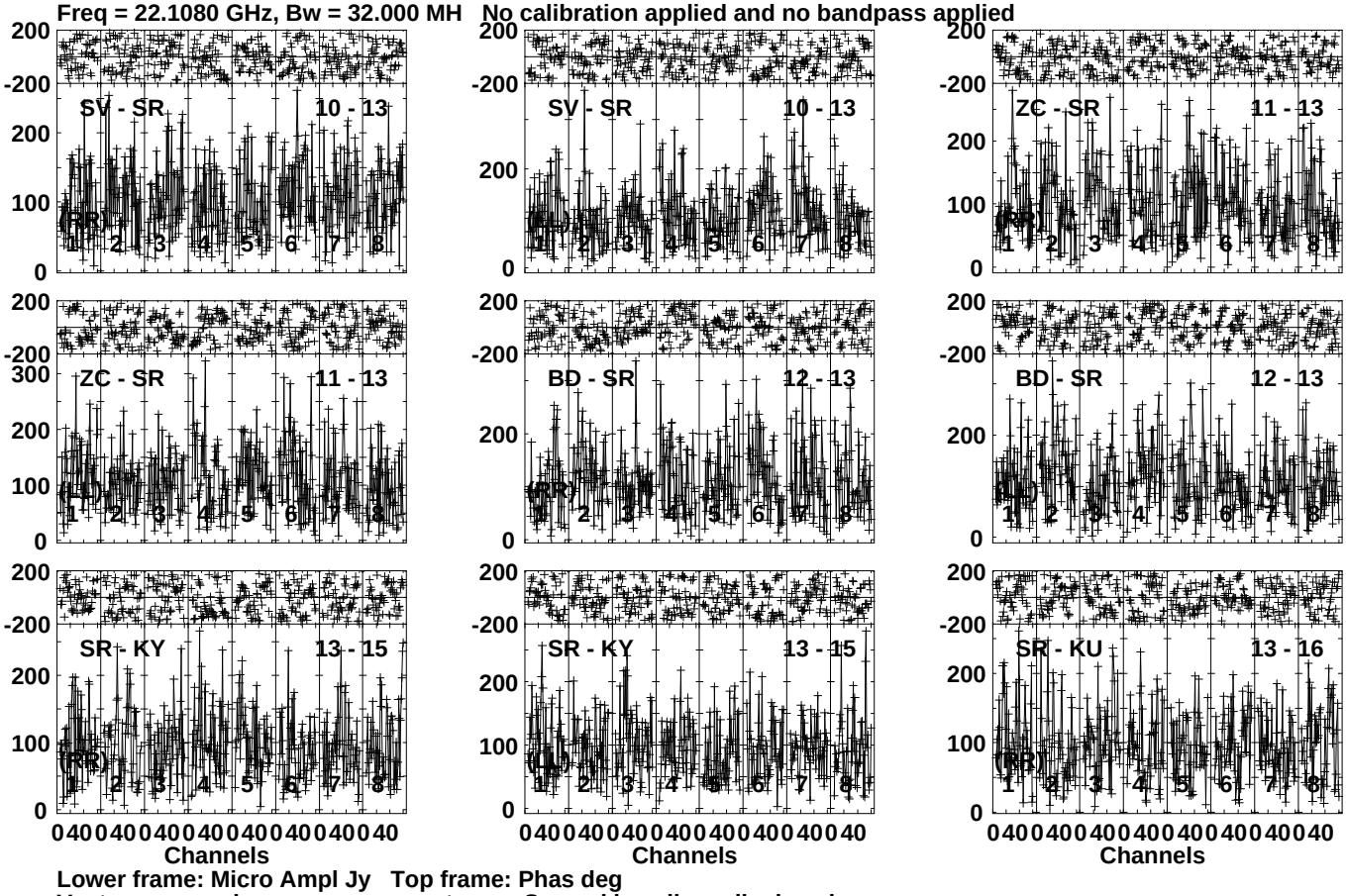

Lower frame: Micro Ampl Jy Top frame: Phas deg
Vector averaged cross-power spectrum Several baselines displayed
Timerange: 00/19:04:41 to 00/19:06:39

Plot file version 216 created 29-APR-2021 18:56:58
J1328+2752 EN008B.UVDATA.1
Freq = 22.1080 GHz, Bw = 32.000 MH No calibration applied and no bandpass applied

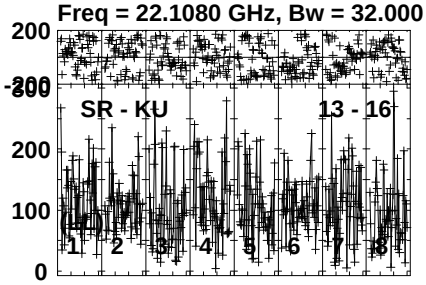

Lower frame: Micro Ampl Jy Top frame: Phas deg
Vector averaged cross-power spectrum Several baselines displayed
Timerange: 00/19:04:41 to 00/19:06:39

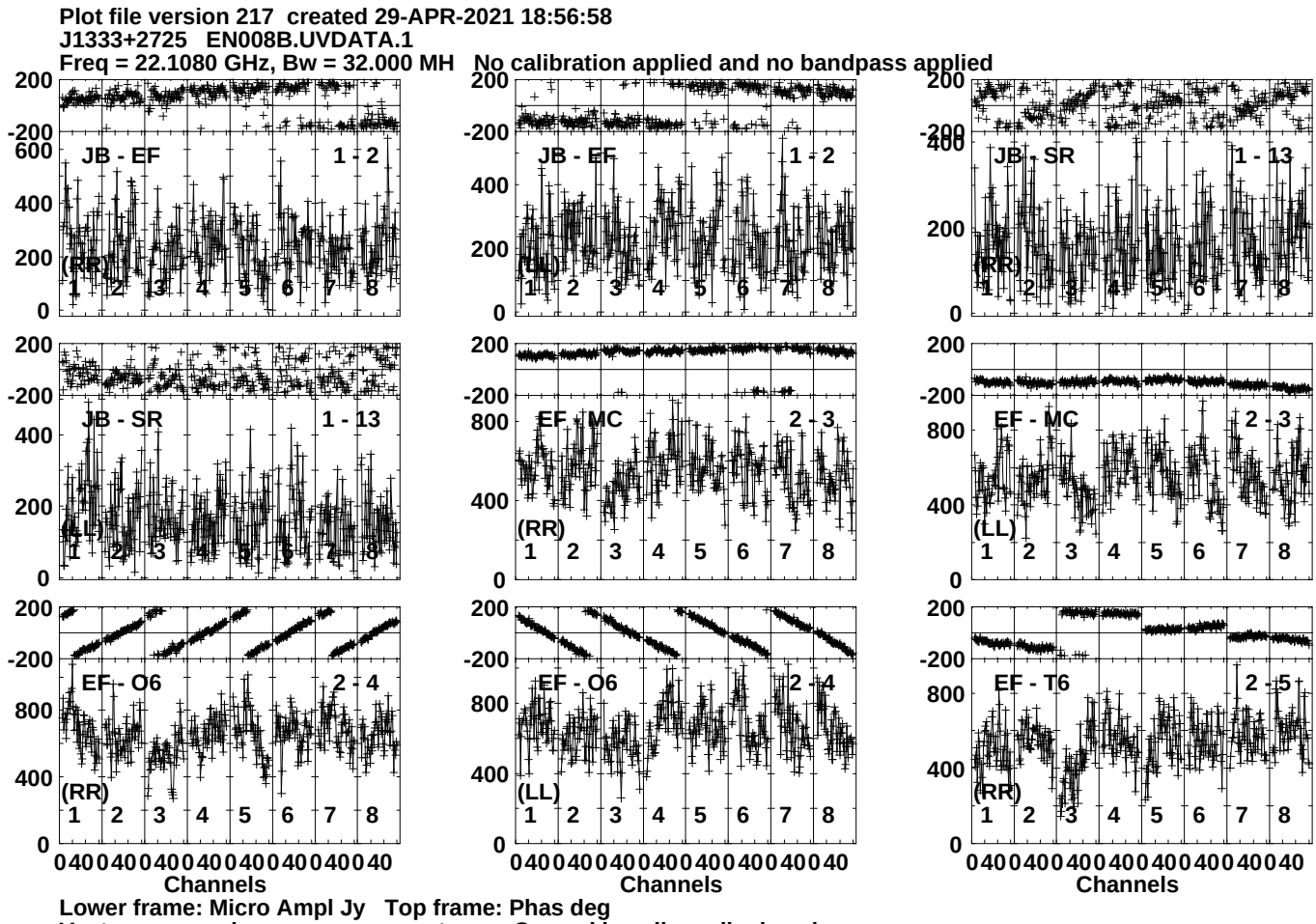
Plot file version 217 created 29-APR-2021 18:56:58
J1333+2725 EN008B.UVDATA.1
Freq = 22.1080 GHz, Bw = 32.000 MH No calibration applied and no bandpass applied
JB - EF 1 - 2
(RR)
JB - EF 1 - 2
(LL)
JB - SR 1 - 13
(RR)
JB - SR 1 - 13
(LL)
EF - MC 2 - 3
(RR)
EF - MC 2 - 3
(LL)
EF - O6 2 - 4
(RR)
EF - O6 2 - 4
(LL)
EF - T6 2 - 5
(RR)
Channels
Channels
Channels
Lower frame: Micro Ampl Jy Top frame: Phas deg
Vector averaged cross-power spectrum Several baselines displayed
Timerange: 00/19:07:21 to 00/19:08:19

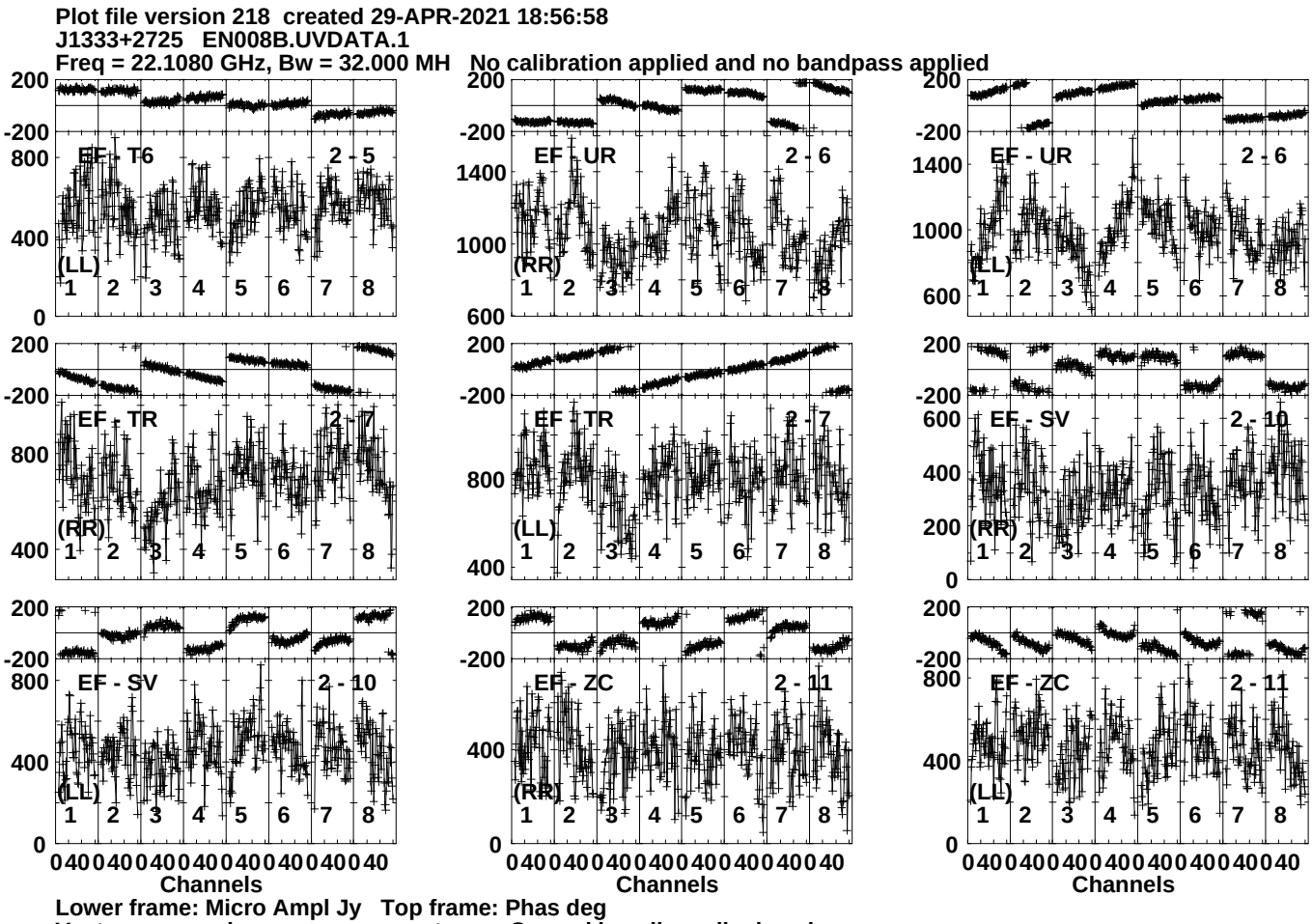
Plot file version 218 created 29-APR-2021 18:56:58
J1333+2725 EN008B.UVDATA.1
Freq = 22.1080 GHz, Bw = 32.000 MH No calibration applied and no bandpass applied
EF - T6 2 - 5
(LL)
EF - UR 2 - 6
(RR)
EF - UR 2 - 6
(LL)
EF - TR 2 - 7
(RR)
EF - TR 2 - 7
(LL)
EF - SV 2 - 10
(RR)
EF - SV 2 - 10
(LL)
EF - ZC 2 - 11
(RR)
EF - ZC 2 - 11
(LL)
Channels
Channels
Channels
Lower frame: Micro Ampl Jy Top frame: Phas deg
Vector averaged cross-power spectrum Several baselines displayed
Timerange: 00/19:07:21 to 00/19:08:19

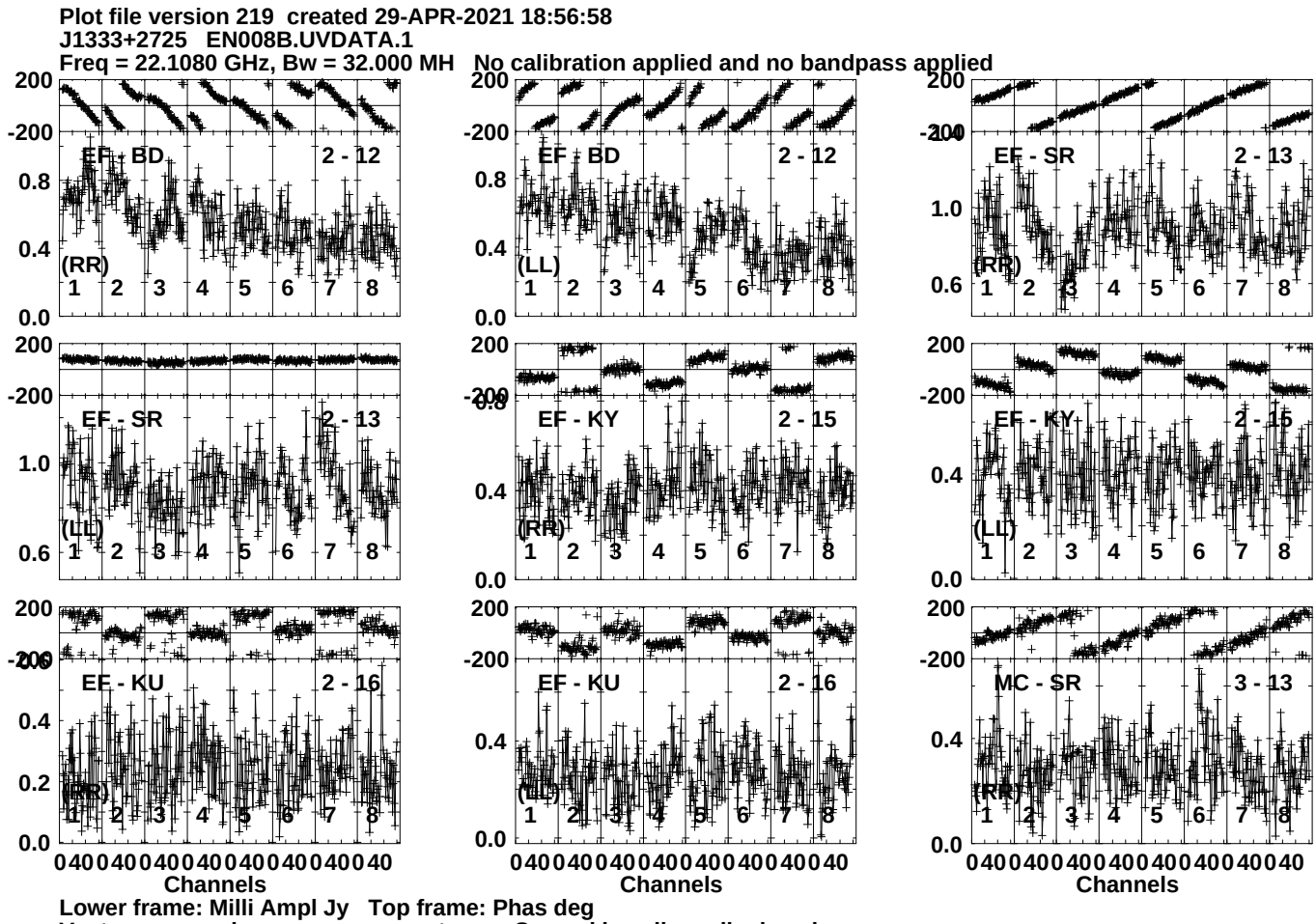
Plot file version 219 created 29-APR-2021 18:56:58
J1333+2725 EN008B.UVDATA.1
Freq = 22.1080 GHz, Bw = 32.000 MH No calibration applied and no bandpass applied
EF - BD 2 - 12
(RR)
EF - BD 2 - 12
(LL)
EF - SR 2 - 13
(RR)
EF - SR 2 - 13
(LL)
EF - KY 2 - 15
(RR)
EF - KY 2 - 15
(LL)
EF - KU 2 - 16
(RR)
EF - KU 2 - 16
(LL)
MC - SR 3 - 13
(RR)
Channels
Channels
Channels
Lower frame: Milli Ampl Jy Top frame: Phas deg
Vector averaged cross-power spectrum Several baselines displayed
Timerange: 00/19:07:21 to 00/19:08:19

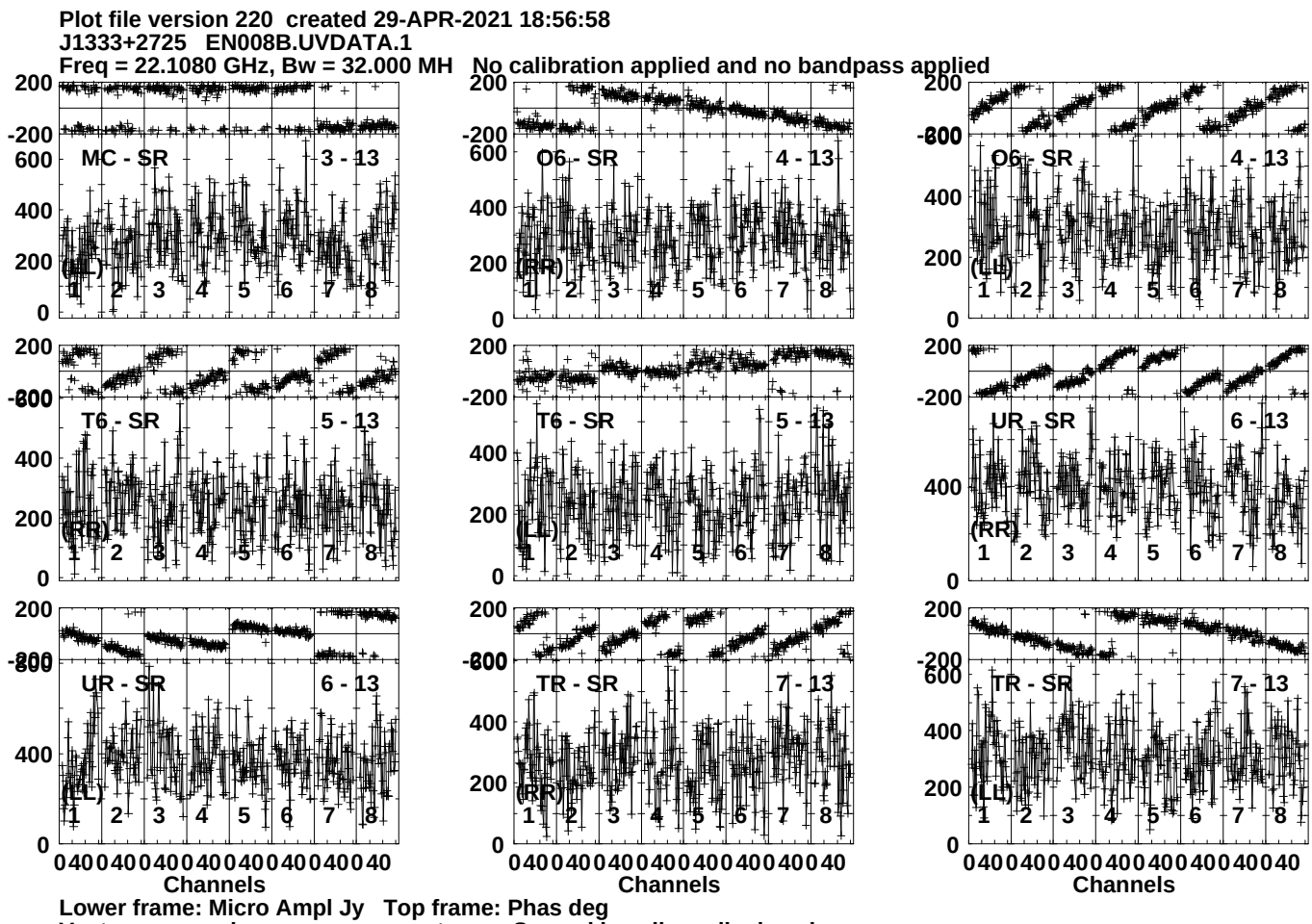
Plot file version 220 created 29-APR-2021 18:56:58
J1333+2725 EN008B.UVDATA.1
Freq = 22.1080 GHz, Bw = 32.000 MH No calibration applied and no bandpass applied
MC - SR 3 - 13
(LL)
O6 - SR 4 - 13
(RR)
O6 - SR 4 - 13
(LL)
T6 - SR 5 - 13
(RR)
T6 - SR 5 - 13
(LL)
UR - SR 6 - 13
(RR)
UR - SR 6 - 13
(LL)
TR - SR 7 - 13
(RR)
TR - SR 7 - 13
(LL)
Channels
Channels
Channels
Lower frame: Micro Ampl Jy Top frame: Phas deg
Vector averaged cross-power spectrum Several baselines displayed
Timerange: 00/19:07:21 to 00/19:08:19

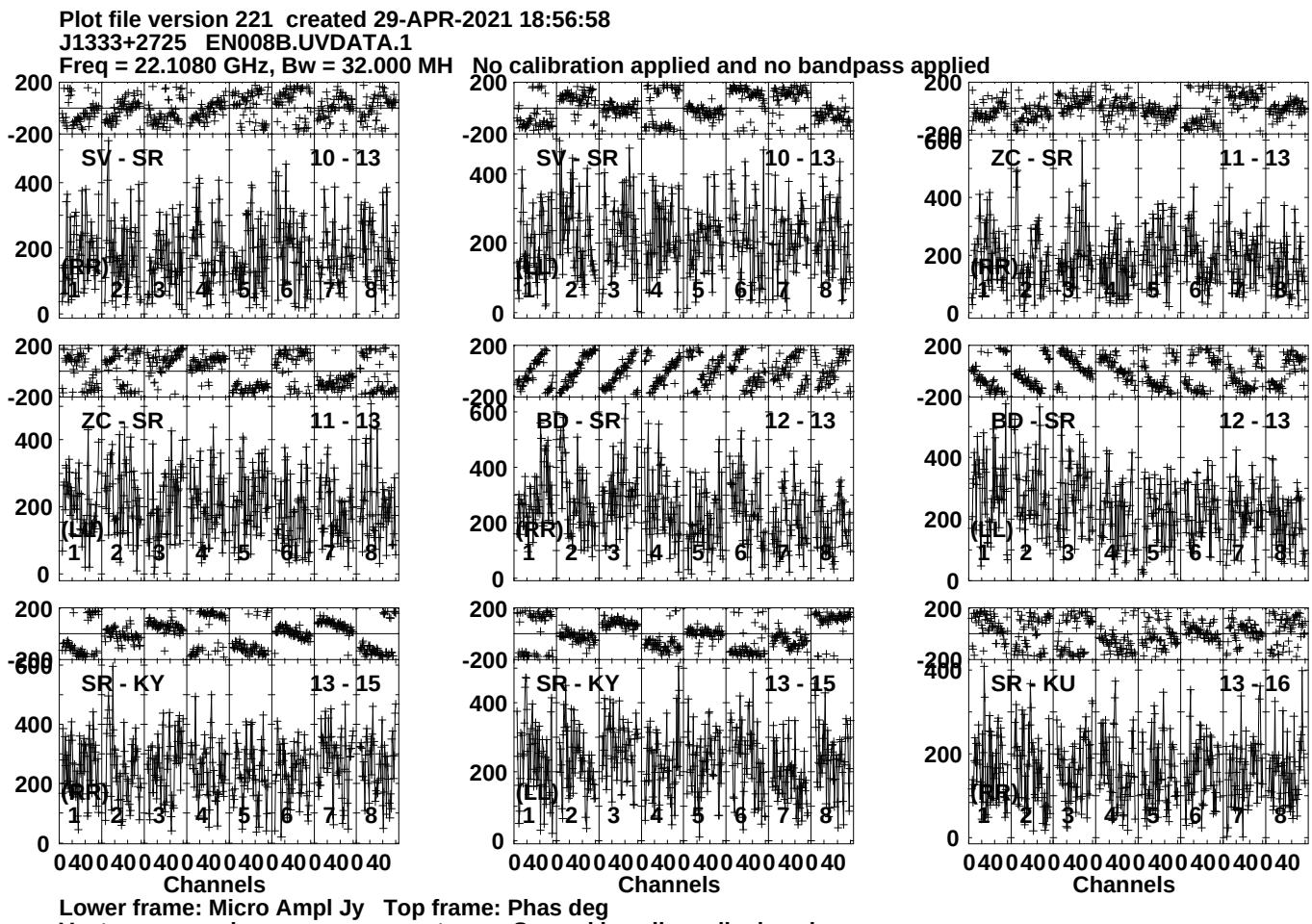
Plot file version 221 created 29-APR-2021 18:56:58
J1333+2725 EN008B.UVDATA.1
Freq = 22.1080 GHz, Bw = 32.000 MH No calibration applied and no bandpass applied
SV - SR 10 - 13
SV - SR 10 - 13
ZC - SR 11 - 13
ZC - SR 11 - 13
BD - SR 12 - 13
BD - SR 12 - 13
SR - KY 13 - 15
SR - KY 13 - 15
SR - KU 13 - 16
(RR)
(LL)
Channels
Lower frame: Micro Ampl Jy Top frame: Phas deg
Vector averaged cross-power spectrum Several baselines displayed
Timerange: 00/19:07:21 to 00/19:08:19

Plot file version 222 created 29-APR-2021 18:56:59
J1333+2725 EN008B.UVDATA.1
Freq = 22.1080 GHz, Bw = 32.000 MH No calibration applied and no bandpass applied

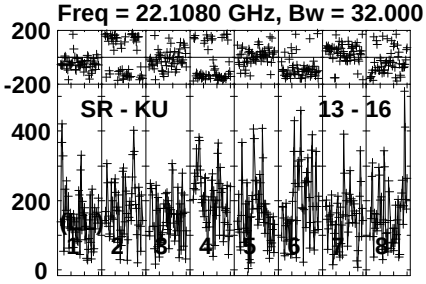

Lower frame: Micro Ampl Jy Top frame: Phas deg
Vector averaged cross-power spectrum Several baselines displayed
Timerange: 00/19:07:21 to 00/19:08:19

Plot file version 223 created 29-APR-2021 18:56:59
J1328+2752 EN008B.UVDATA.1
Freq = 22.1080 GHz, Bw = 32.000 MH No calibration applied and no bandpass applied

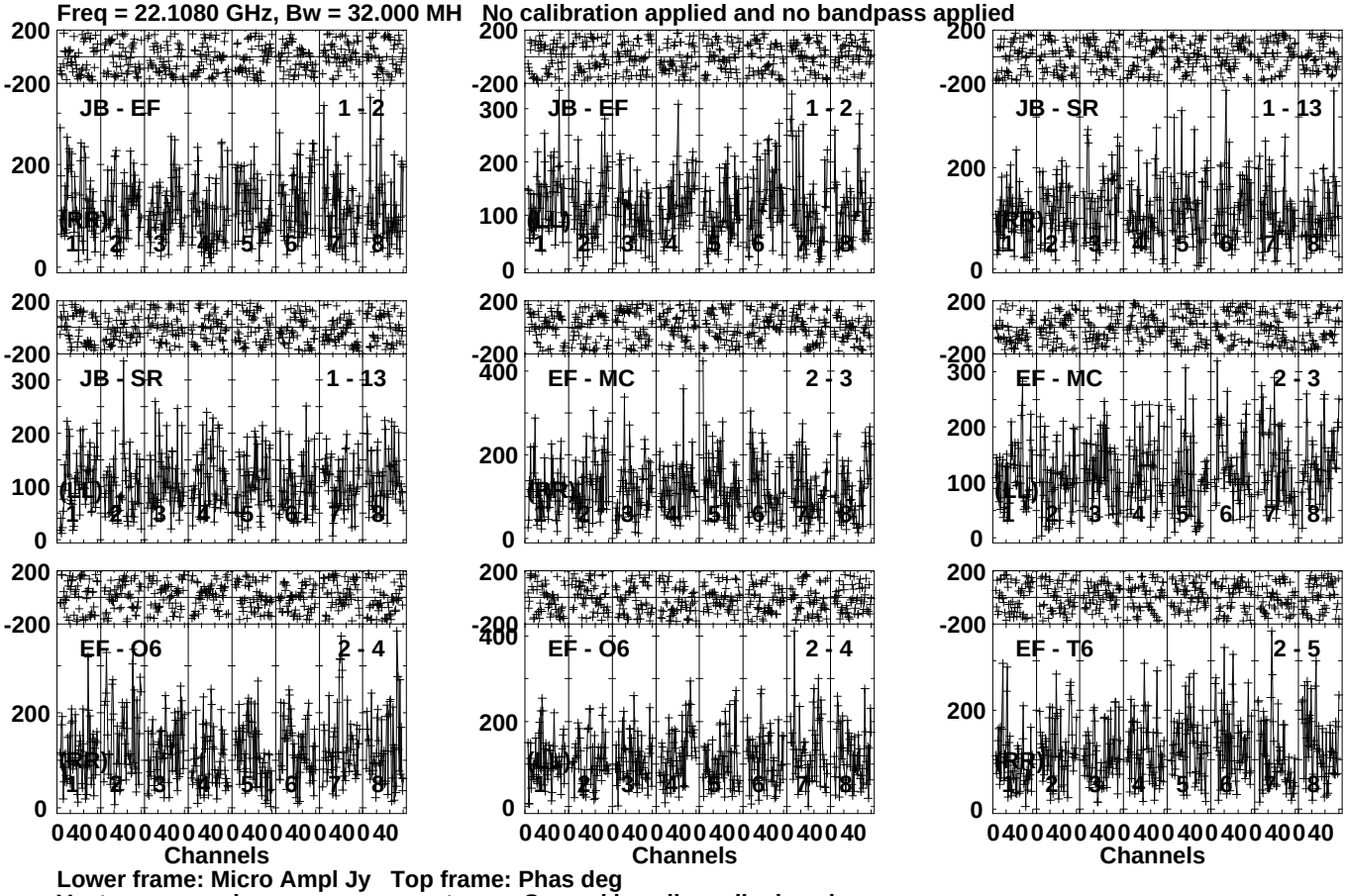

Lower frame: Micro Ampl Jy Top frame: Phas deg
Vector averaged cross-power spectrum Several baselines displayed
Timerange: 00/19:08:21 to 00/19:10:19

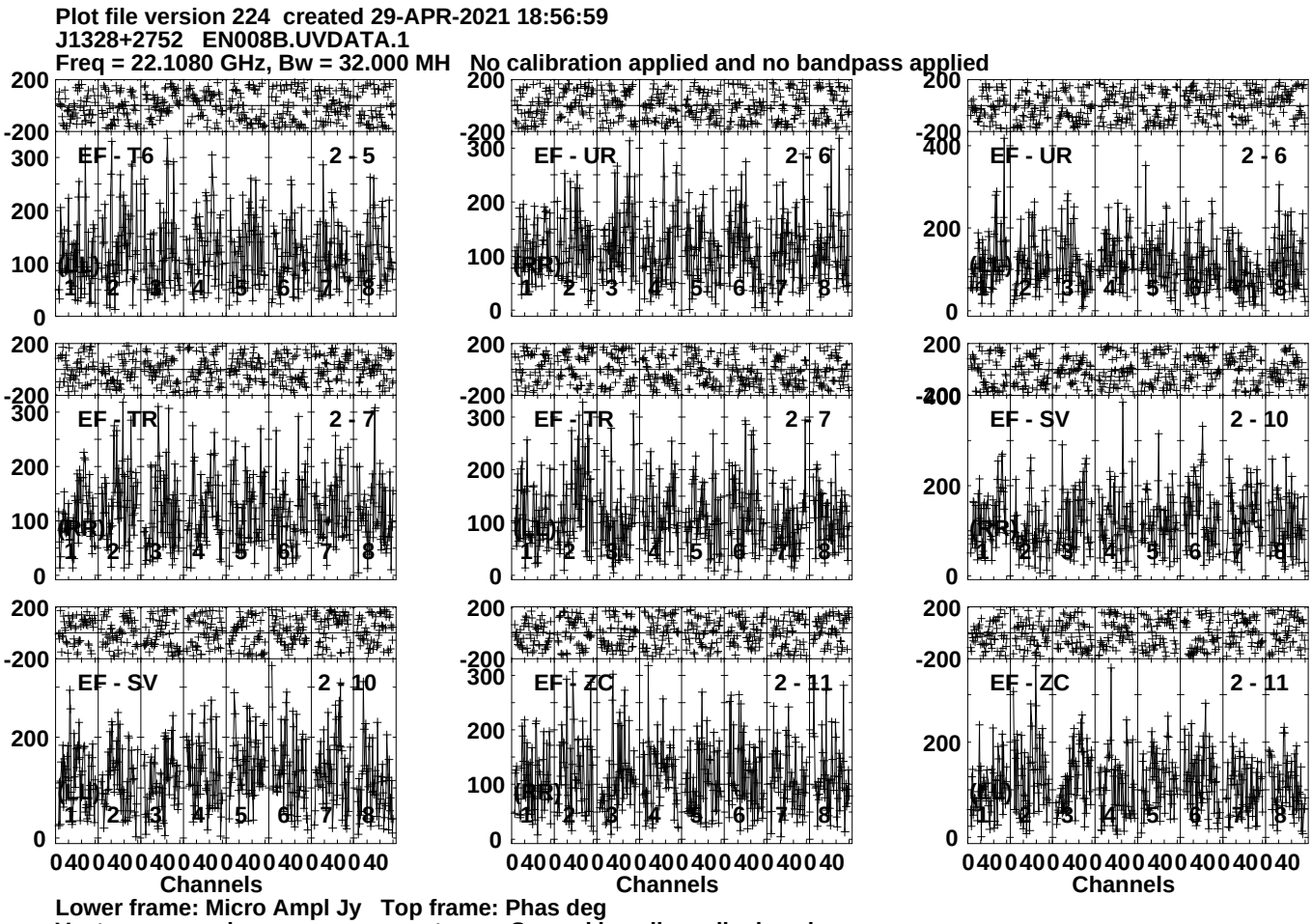
Plot file version 224 created 29-APR-2021 18:56:59
J1328+2752 EN008B.UVDATA.1
Freq = 22.1080 GHz, Bw = 32.000 MH No calibration applied and no bandpass applied
EF - T6 2 - 5
EF - UR 2 - 6
EF - UR 2 - 6
EF - TR 2 - 7
EF - TR 2 - 7
EF - SV 2 - 10
EF - SV 2 - 10
EF - ZC 2 - 11
EF - ZC 2 - 11
(LL)
(RR)
Channels
Lower frame: Micro Ampl Jy Top frame: Phas deg
Vector averaged cross-power spectrum Several baselines displayed
Timerange: 00/19:08:21 to 00/19:10:19

Plot file version 225 created 29-APR-2021 18:56:59
J1328+2752 EN008B.UVDATA.1
Freq = 22.1080 GHz, Bw = 32.000 MH No calibration applied and no bandpass applied

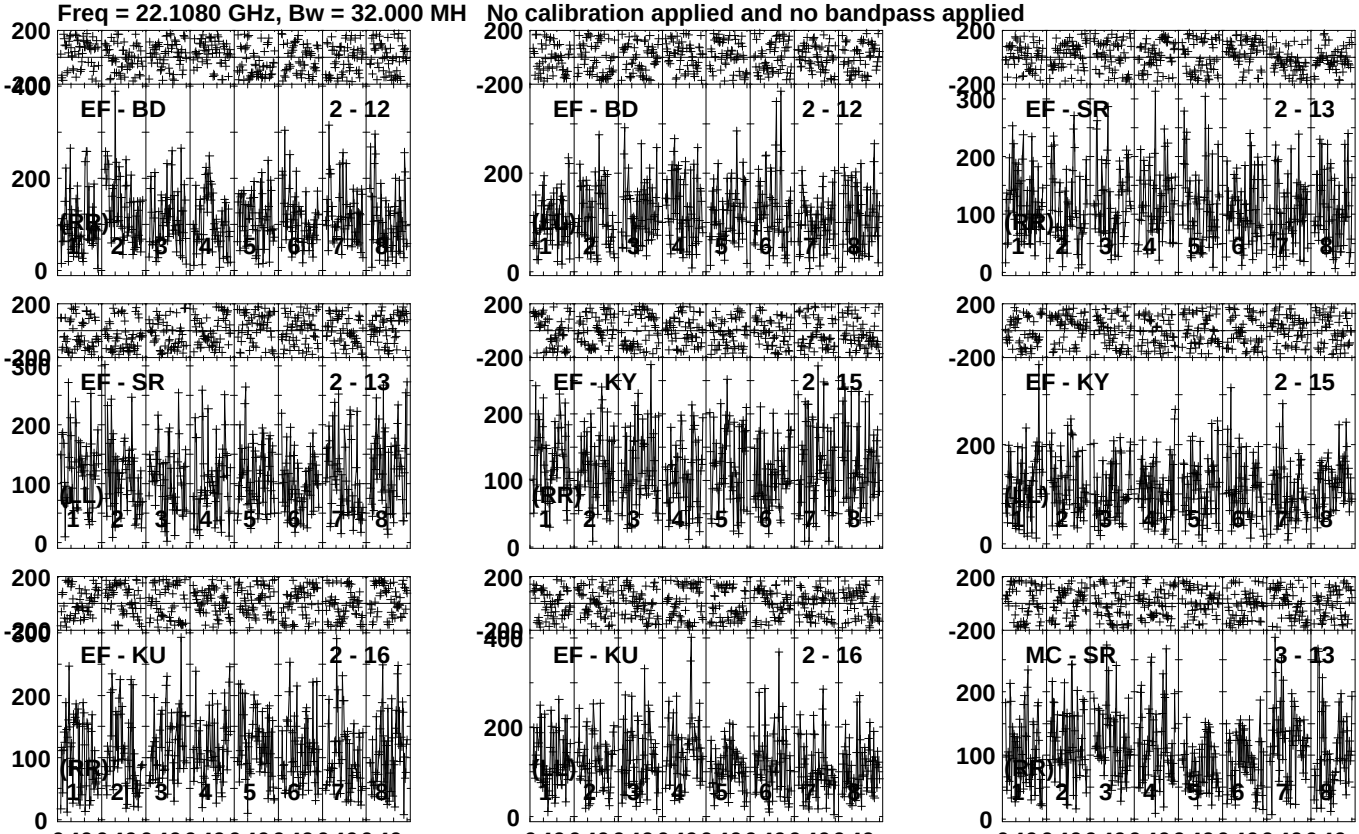

Lower frame: Micro Ampl Jy Top frame: Phas deg
Vector averaged cross-power spectrum Several baselines displayed
Timerange: 00/19:08:21 to 00/19:10:19

Plot file version 226 created 29-APR-2021 18:56:59
J1328+2752 EN008B.UVDATA.1
Freq = 22.1080 GHz, Bw = 32.000 MH No calibration applied and no bandpass applied

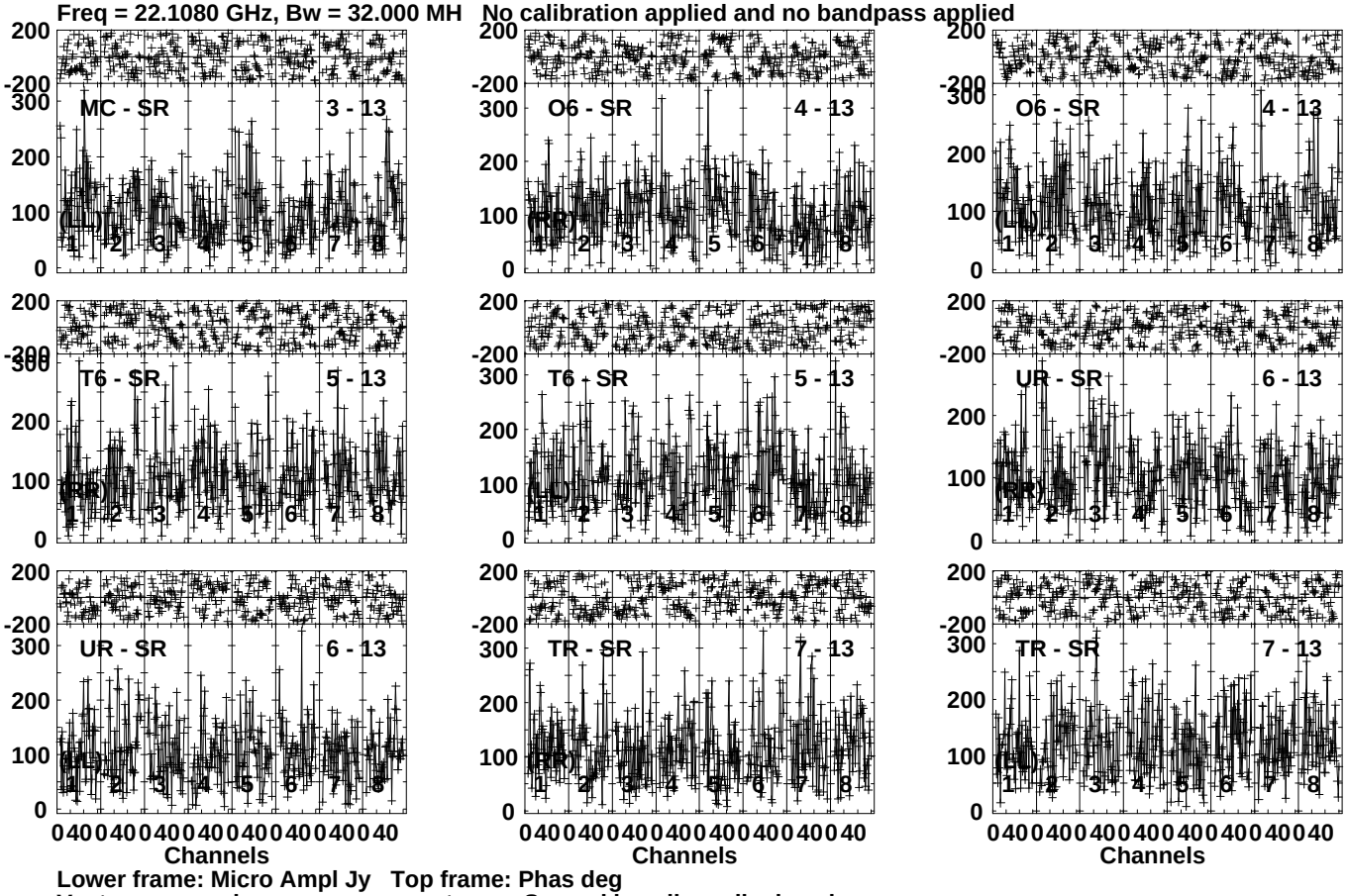

Lower frame: Micro Ampl Jy Top frame: Phas deg
Vector averaged cross-power spectrum Several baselines displayed
Timerange: 00/19:08:21 to 00/19:10:19

Plot file version 227 created 29-APR-2021 18:56:59
J1328+2752 EN008B.UVDATA.1
Freq = 22.1080 GHz, Bw = 32.000 MH No calibration applied and no bandpass applied

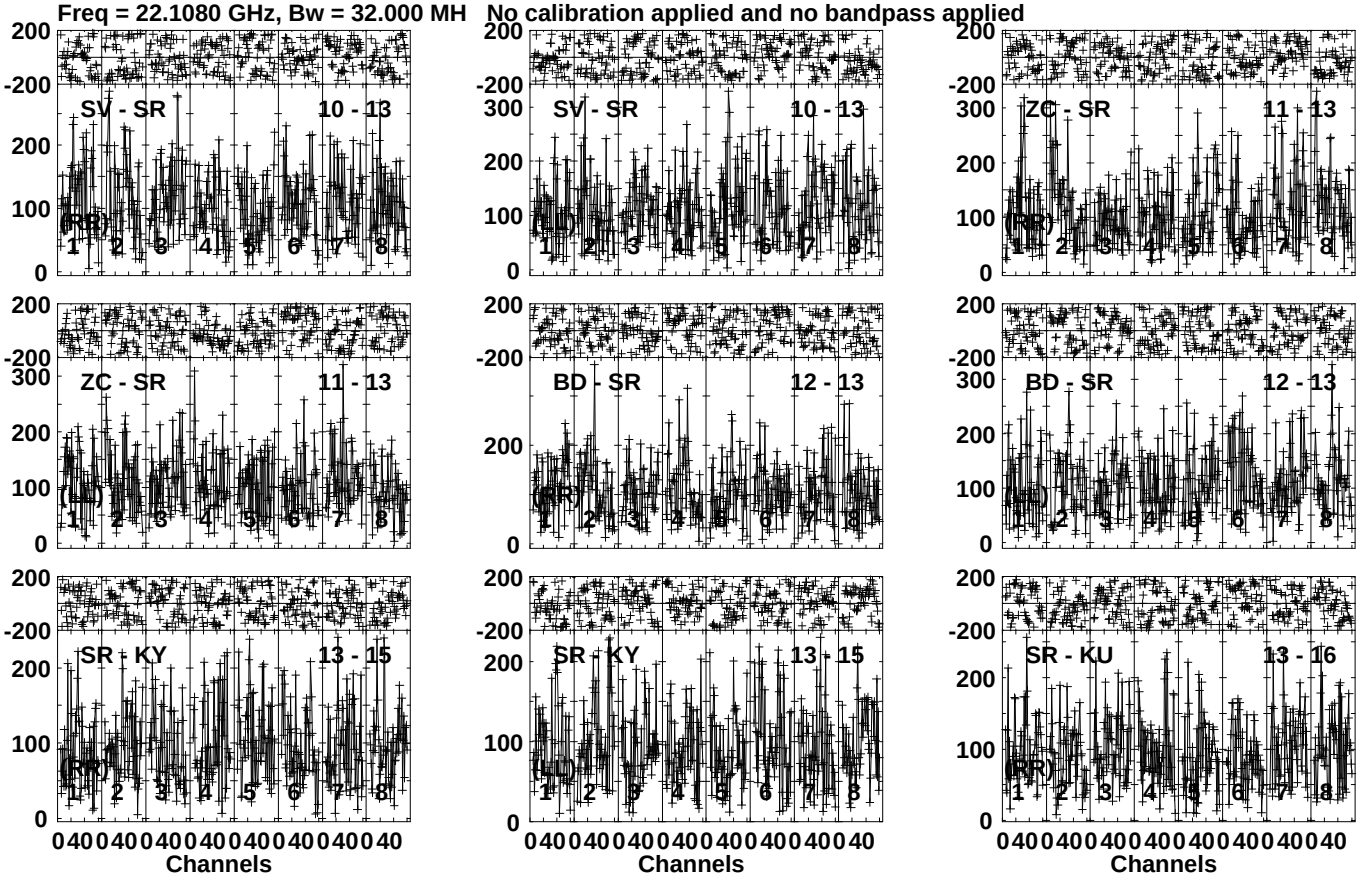

Lower frame: Micro Ampl Jy Top frame: Phas deg
Vector averaged cross-power spectrum Several baselines displayed
Timerange: 00/19:08:21 to 00/19:10:19

Plot file version 228 created 29-APR-2021 18:56:59
J1328+2752 EN008B.UVDATA.1
Freq = 22.1080 GHz, Bw = 32.000 MH No calibration applied and no bandpass applied

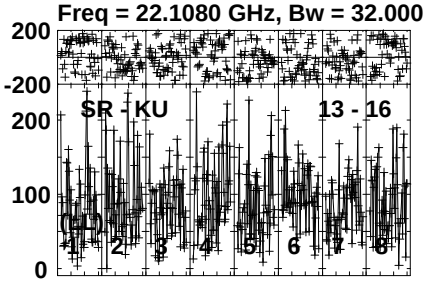

Lower frame: Micro Ampl Jy Top frame: Phas deg
Vector averaged cross-power spectrum Several baselines displayed
Timerange: 00/19:08:21 to 00/19:10:19

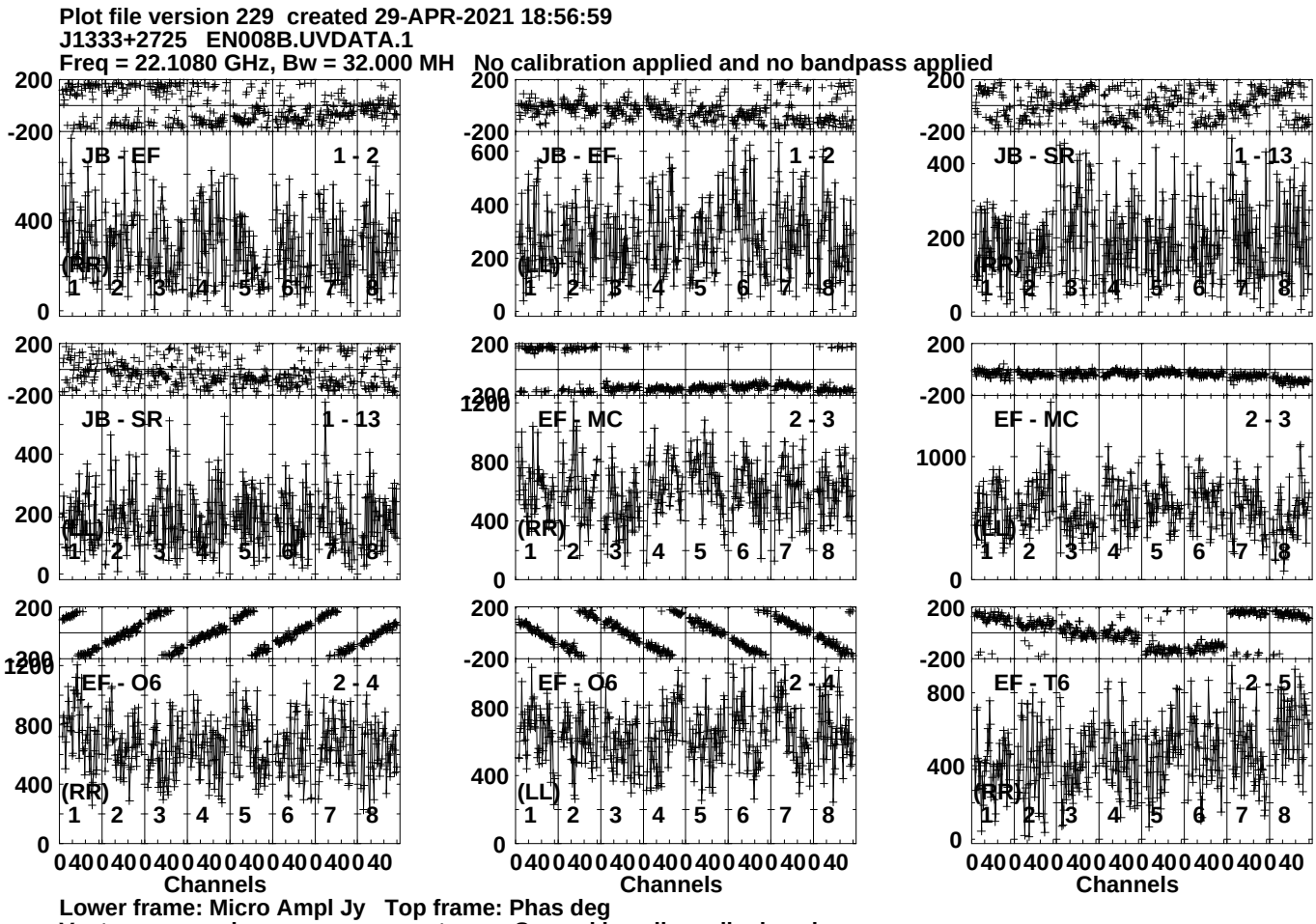
Plot file version 229 created 29-APR-2021 18:56:59
J1333+2725 EN008B.UVDATA.1
Freq = 22.1080 GHz, Bw = 32.000 MH No calibration applied and no bandpass applied
JB - EF 1 - 2
JB - EF 1 - 2
JB - SR 1 - 13
JB - SR 1 - 13
EF - MC 2 - 3
EF - MC 2 - 3
EF - O6 2 - 4
EF - O6 2 - 4
EF - T6 2 - 5
(RR)
(LL)
Channels
Lower frame: Micro Ampl Jy Top frame: Phas deg
Vector averaged cross-power spectrum Several baselines displayed
Timerange: 00/19:10:21 to 00/19:11:19

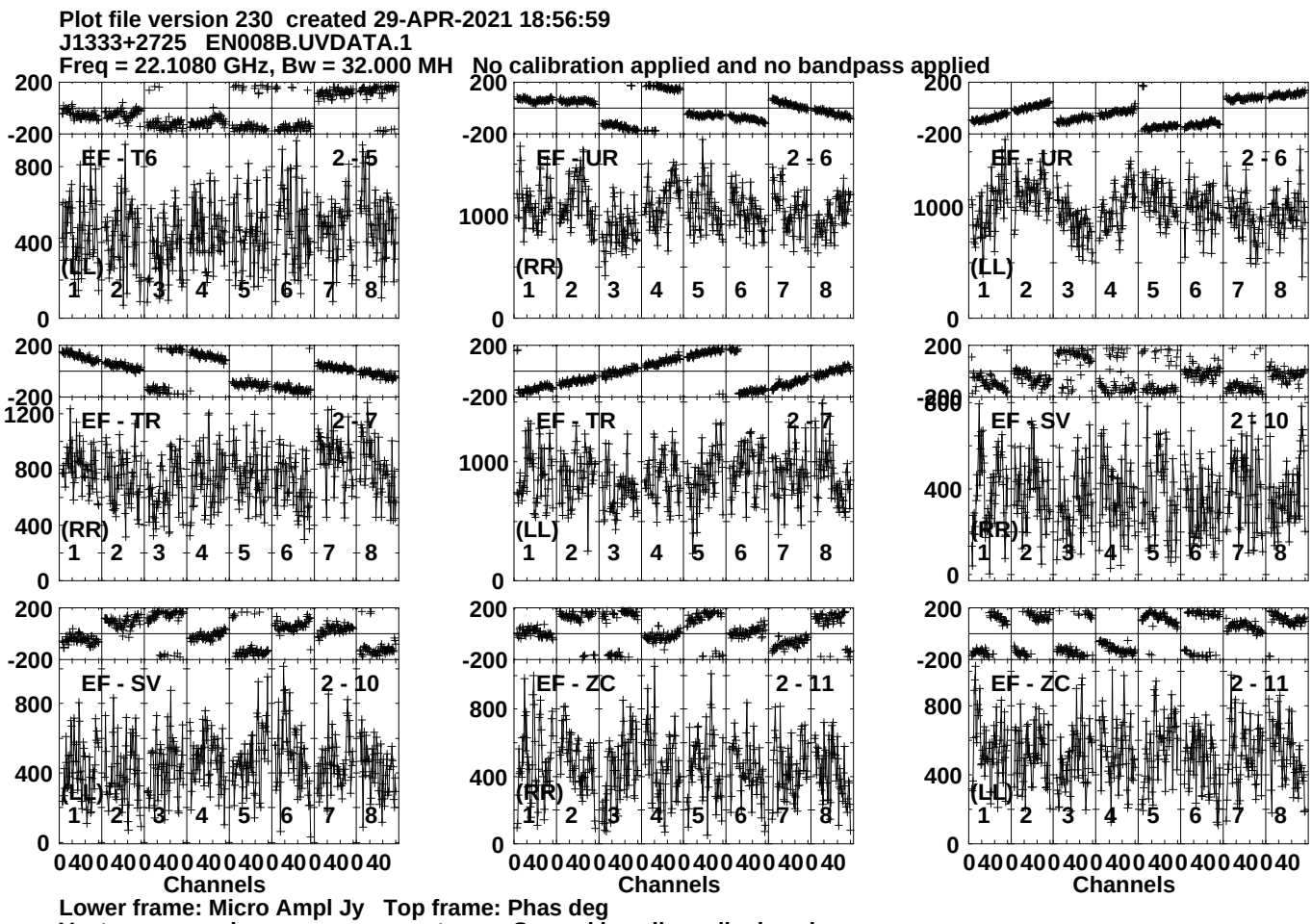
Plot file version 230 created 29-APR-2021 18:56:59
J1333+2725 EN008B.UVDATA.1
Freq = 22.1080 GHz, Bw = 32.000 MH No calibration applied and no bandpass applied
EF - T6 2 - 5
(LL)
EF - UR 2 - 6
(RR)
EF - UR 2 - 6
(LL)
EF - TR 2 - 7
(RR)
EF - TR 2 - 7
(LL)
EF - SV 2 - 10
(RR)
EF - SV 2 - 10
(LL)
EF - ZC 2 - 11
(RR)
EF - ZC 2 - 11
(LL)
Channels
Channels
Channels
Lower frame: Micro Ampl Jy Top frame: Phas deg
Vector averaged cross-power spectrum Several baselines displayed
Timerange: 00/19:10:21 to 00/19:11:19

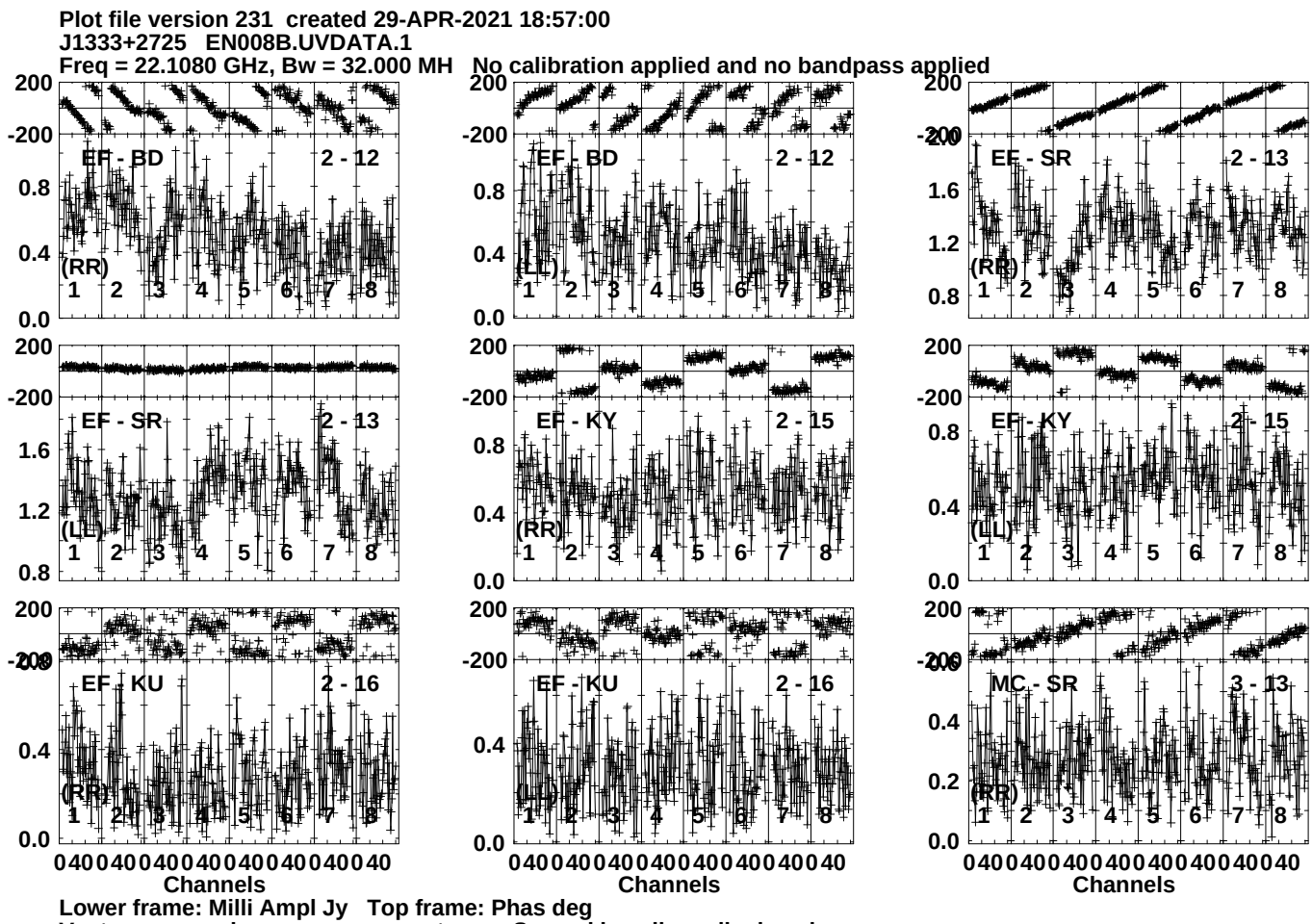
Plot file version 231 created 29-APR-2021 18:57:00
J1333+2725 EN008B.UVDATA.1
Freq = 22.1080 GHz, Bw = 32.000 MH No calibration applied and no bandpass applied
EF - BD 2 - 12
(RR)
EF - BD 2 - 12
(LL)
EF - SR 2 - 13
(RR)
EF - SR 2 - 13
(LL)
EF - KY 2 - 15
(RR)
EF - KY 2 - 15
(LL)
EF - KU 2 - 16
(RR)
EF - KU 2 - 16
(LL)
MC - SR 3 - 13
(RR)
Channels
Channels
Channels
Lower frame: Milli Ampl Jy Top frame: Phas deg
Vector averaged cross-power spectrum Several baselines displayed
Timerange: 00/19:10:21 to 00/19:11:19

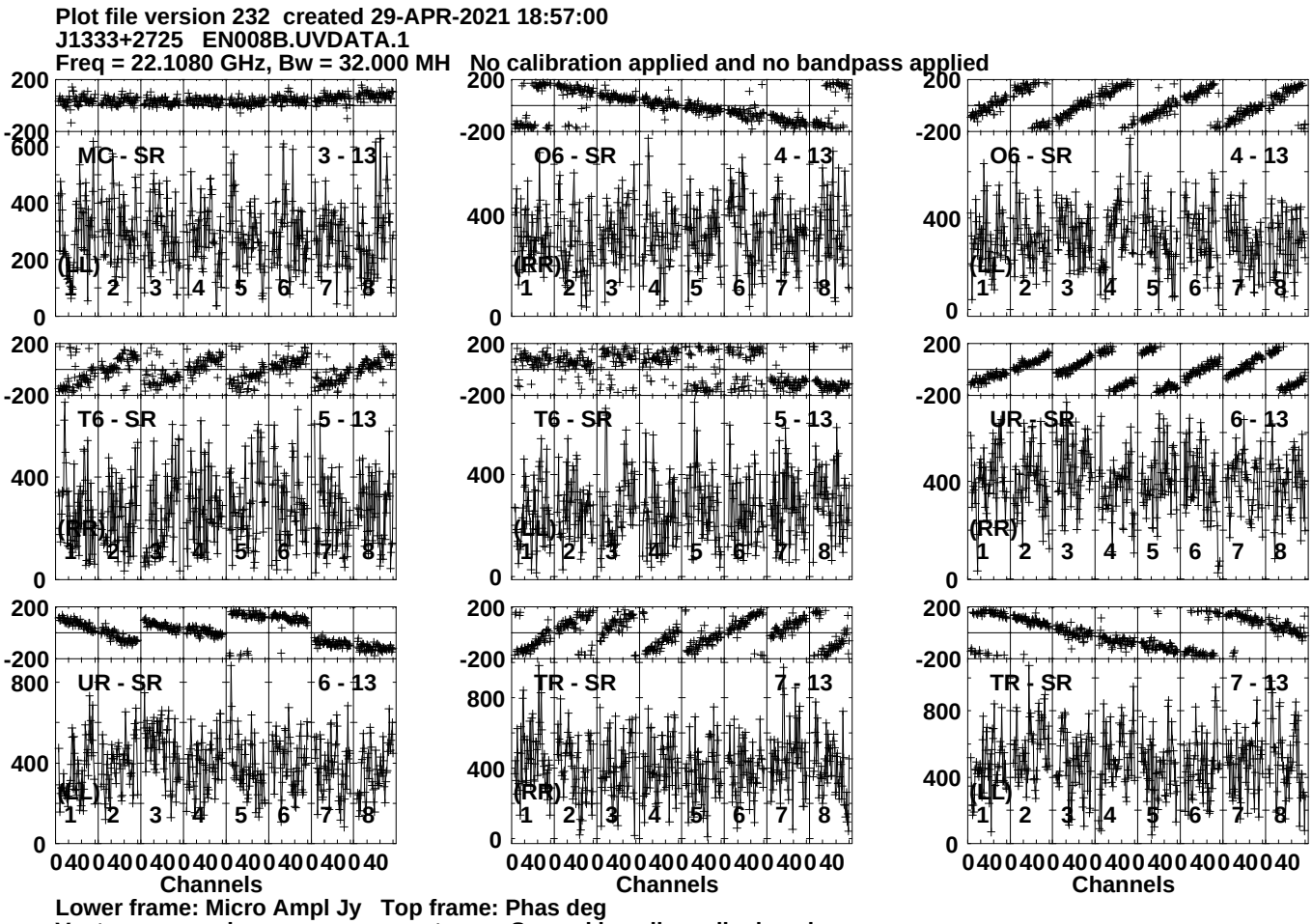
Plot file version 232 created 29-APR-2021 18:57:00
J1333+2725 EN008B.UVDATA.1
Freq = 22.1080 GHz, Bw = 32.000 MH No calibration applied and no bandpass applied
MC - SR 3 - 13
O6 - SR 4 - 13
O6 - SR 4 - 13
T6 - SR 5 - 13
T6 - SR 5 - 13
UR - SR 6 - 13
UR - SR 6 - 13
TR - SR 7 - 13
TR - SR 7 - 13
(LL)
(RR)
Channels
Lower frame: Micro Ampl Jy Top frame: Phas deg
Vector averaged cross-power spectrum Several baselines displayed
Timerange: 00/19:10:21 to 00/19:11:19

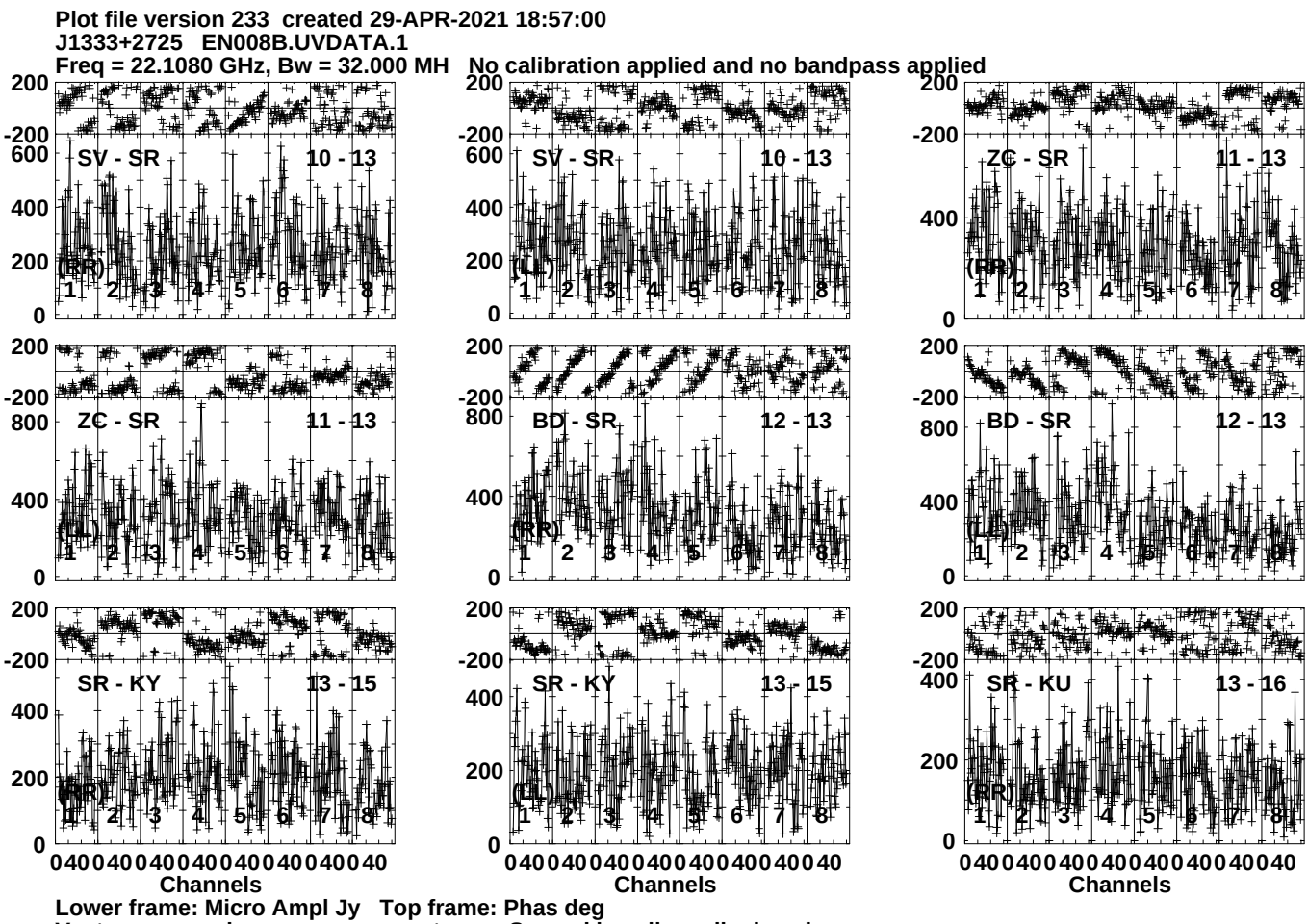
Plot file version 233 created 29-APR-2021 18:57:00
J1333+2725 EN008B.UVDATA.1
Freq = 22.1080 GHz, Bw = 32.000 MH No calibration applied and no bandpass applied
SV - SR 10 - 13
(RR)
(LL)
ZC - SR 11 - 13
BD - SR 12 - 13
SR - KY 13 - 15
SR - KU 13 - 16
Channels
Lower frame: Micro Ampl Jy Top frame: Phas deg
Vector averaged cross-power spectrum Several baselines displayed
Timerange: 00/19:10:21 to 00/19:11:19

Plot file version 234 created 29-APR-2021 18:57:00
J1333+2725 EN008B.UVDATA.1
Freq = 22.1080 GHz, Bw = 32.000 MH No calibration applied and no bandpass applied

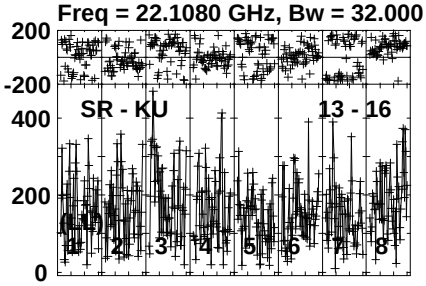

Lower frame: Micro Ampl Jy Top frame: Phas deg
Vector averaged cross-power spectrum Several baselines displayed
Timerange: 00/19:10:21 to 00/19:11:19

Plot file version 235 created 29-APR-2021 18:57:00
J1328+2752 EN008B.UVDATA.1
Freq = 22.1080 GHz, Bw = 32.000 MH No calibration applied and no bandpass applied

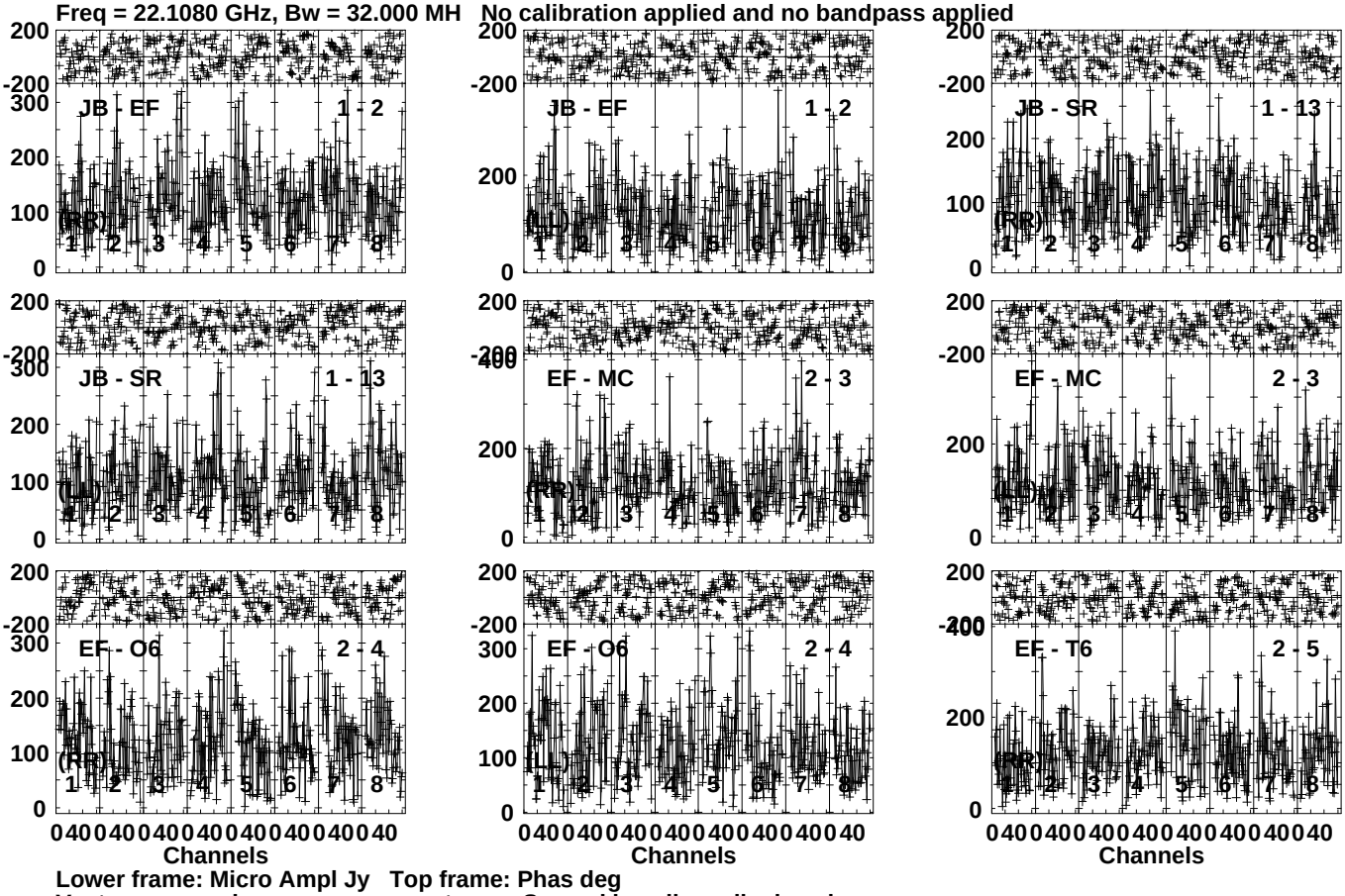

Lower frame: Micro Ampl Jy Top frame: Phas deg
Vector averaged cross-power spectrum Several baselines displayed
Timerange: 00/19:11:21 to 00/19:13:19

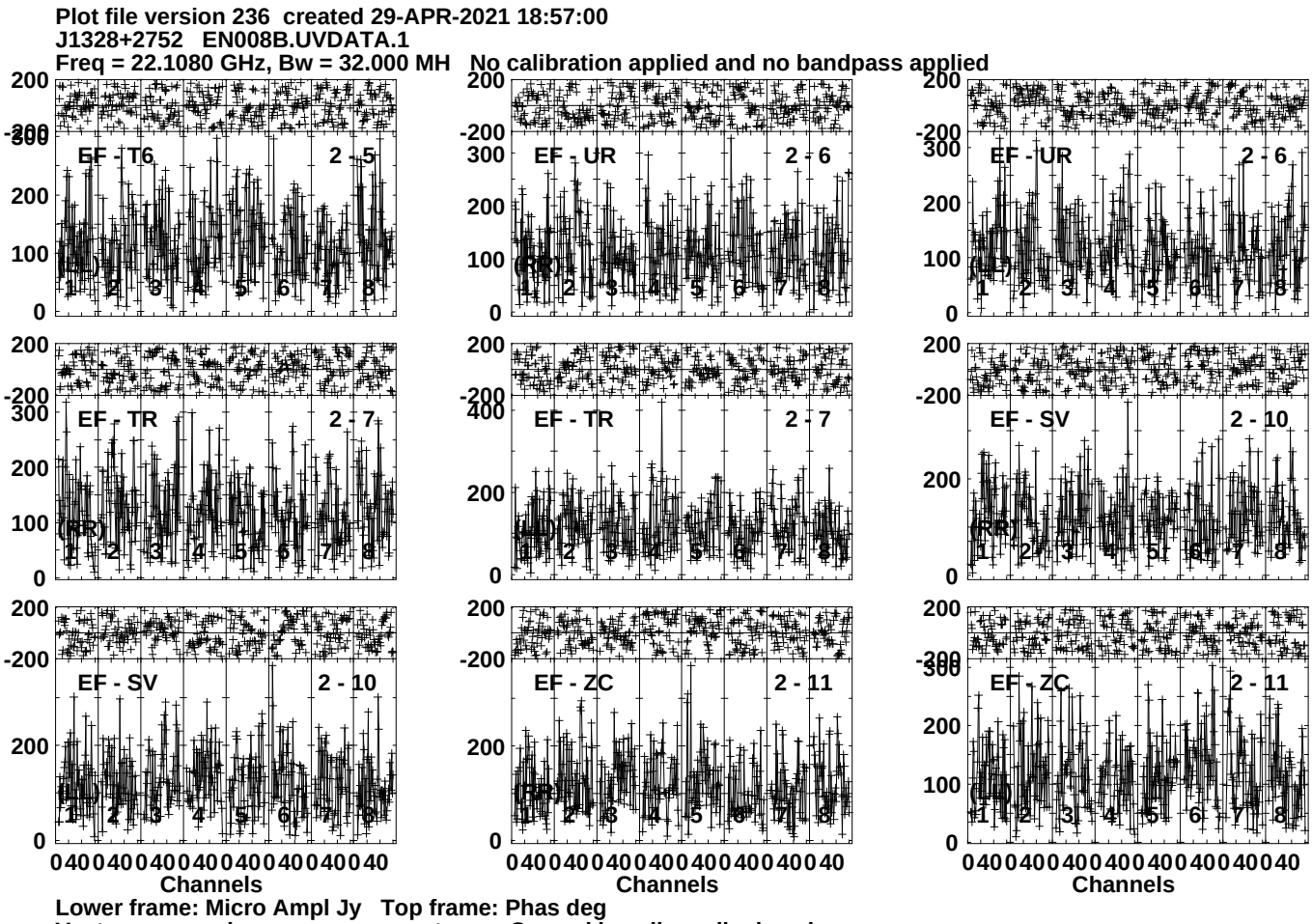
Plot file version 236 created 29-APR-2021 18:57:00
J1328+2752 EN008B.UVDATA.1
Freq = 22.1080 GHz, Bw = 32.000 MH No calibration applied and no bandpass applied
EF - T6 2 - 5
EF - UR 2 - 6
EF - UR 2 - 6
EF - TR 2 - 7
EF - TR 2 - 7
EF - SV 2 - 10
EF - SV 2 - 10
EF - ZC 2 - 11
EF - ZC 2 - 11
(RR)
(LL)
Channels
Lower frame: Micro Ampl Jy Top frame: Phas deg
Vector averaged cross-power spectrum Several baselines displayed
Timerange: 00/19:11:21 to 00/19:13:19

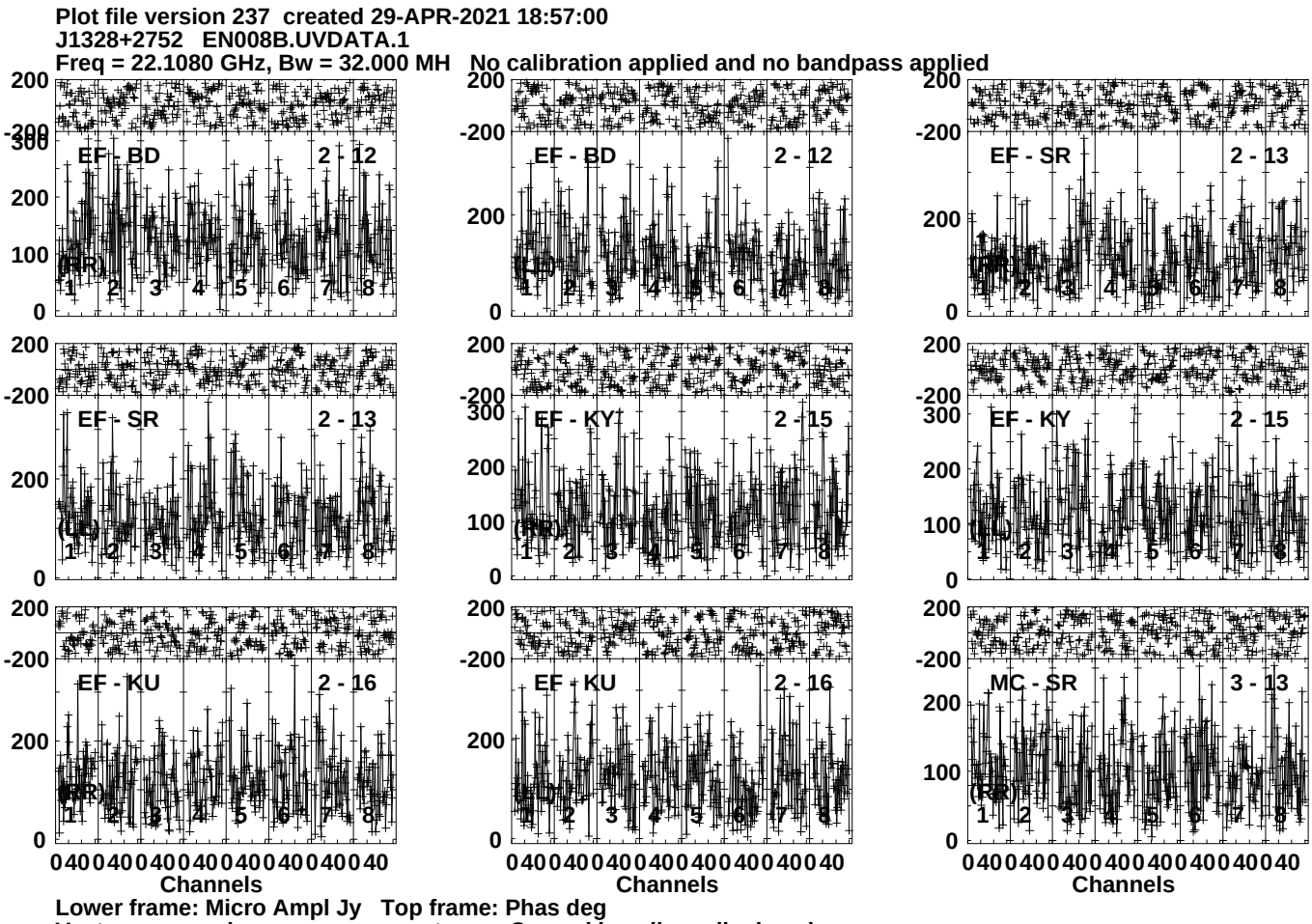
Plot file version 237 created 29-APR-2021 18:57:00
J1328+2752 EN008B.UVDATA.1
Freq = 22.1080 GHz, Bw = 32.000 MH No calibration applied and no bandpass applied
EF - BD 2 - 12
EF - BD 2 - 12
EF - SR 2 - 13
EF - SR 2 - 13
EF - KY 2 - 15
EF - KY 2 - 15
EF - KU 2 - 16
EF - KU 2 - 16
MC - SR 3 - 13
(RR)
(LL)
1 2 3 4 5 6 7 8
200
-200
300
100
0
0 40 0 40 0 40 0 40 0 40 0 40 0 40 0 40
Channels
Lower frame: Micro Ampl Jy Top frame: Phas deg
Vector averaged cross-power spectrum Several baselines displayed
Timerange: 00/19:11:21 to 00/19:13:19

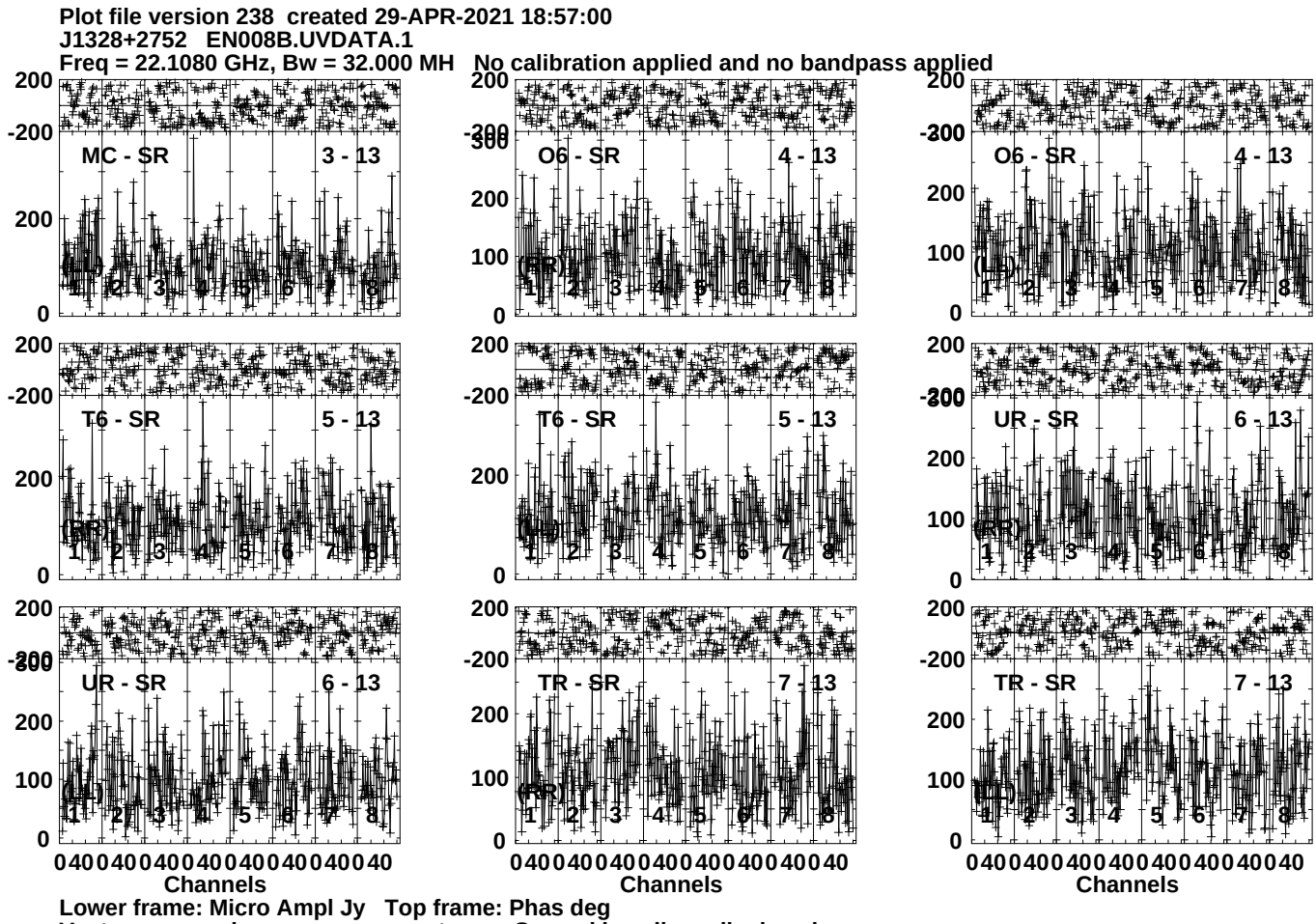
Plot file version 238 created 29-APR-2021 18:57:00
J1328+2752 EN008B.UVDATA.1
Freq = 22.1080 GHz, Bw = 32.000 MH No calibration applied and no bandpass applied
MC - SR 3 - 13
O6 - SR 4 - 13
O6 - SR 4 - 13
T6 - SR 5 - 13
T6 - SR 5 - 13
UR - SR 6 - 13
UR - SR 6 - 13
TR - SR 7 - 13
TR - SR 7 - 13
(RR)
(LL)
(RL)
(LR)
200
-200
100
0
1 2 3 4 5 6 7 8
0 40 0 40 0 40 0 40 0 40 0 40 0 40 0 40
Channels
Lower frame: Micro Ampl Jy Top frame: Phas deg
Vector averaged cross-power spectrum Several baselines displayed
Timerange: 00/19:11:21 to 00/19:13:19

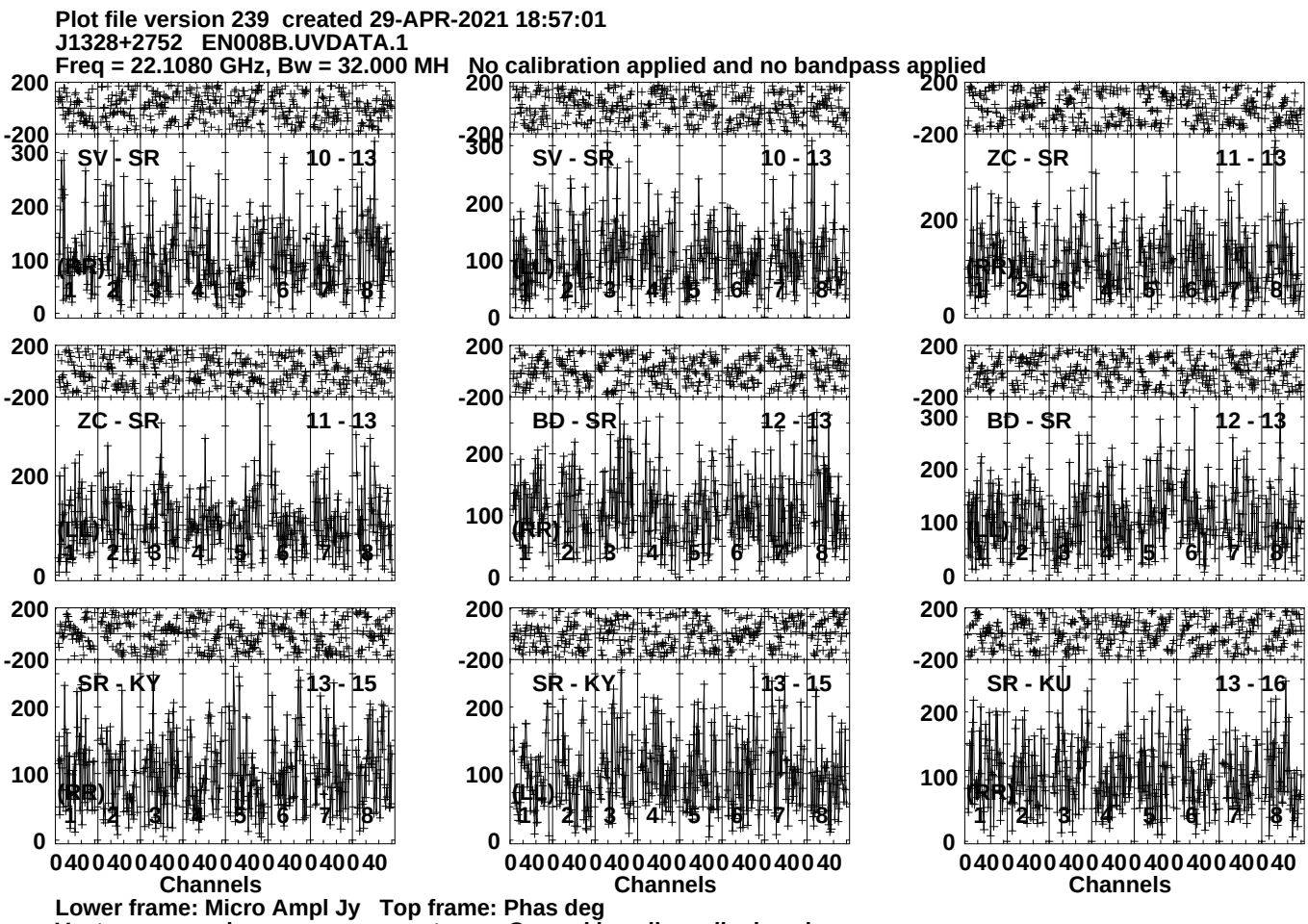
Plot file version 239 created 29-APR-2021 18:57:01
J1328+2752 EN008B.UVDATA.1
Freq = 22.1080 GHz, Bw = 32.000 MH No calibration applied and no bandpass applied
SV - SR 10 - 13
(RR)
SV - SR 10 - 13
(LL)
ZC - SR 11 - 13
(RR)
ZC - SR 11 - 13
(LL)
BD - SR 12 - 13
(RR)
BD - SR 12 - 13
(LL)
SR - KY 13 - 15
(RR)
SR - KY 13 - 15
(LL)
SR - KU 13 - 16
(RR)
Channels
Channels
Channels
Lower frame: Micro Ampl Jy Top frame: Phas deg
Vector averaged cross-power spectrum Several baselines displayed
Timerange: 00/19:11:21 to 00/19:13:19

Plot file version 240 created 29-APR-2021 18:57:01
J1328+2752 EN008B.UVDATA.1
Freq = 22.1080 GHz, Bw = 32.000 MH No calibration applied and no bandpass applied

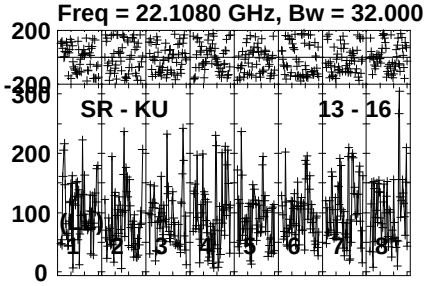

Lower frame: Micro Ampl Jy Top frame: Phas deg
Vector averaged cross-power spectrum Several baselines displayed
Timerange: 00/19:11:21 to 00/19:13:19

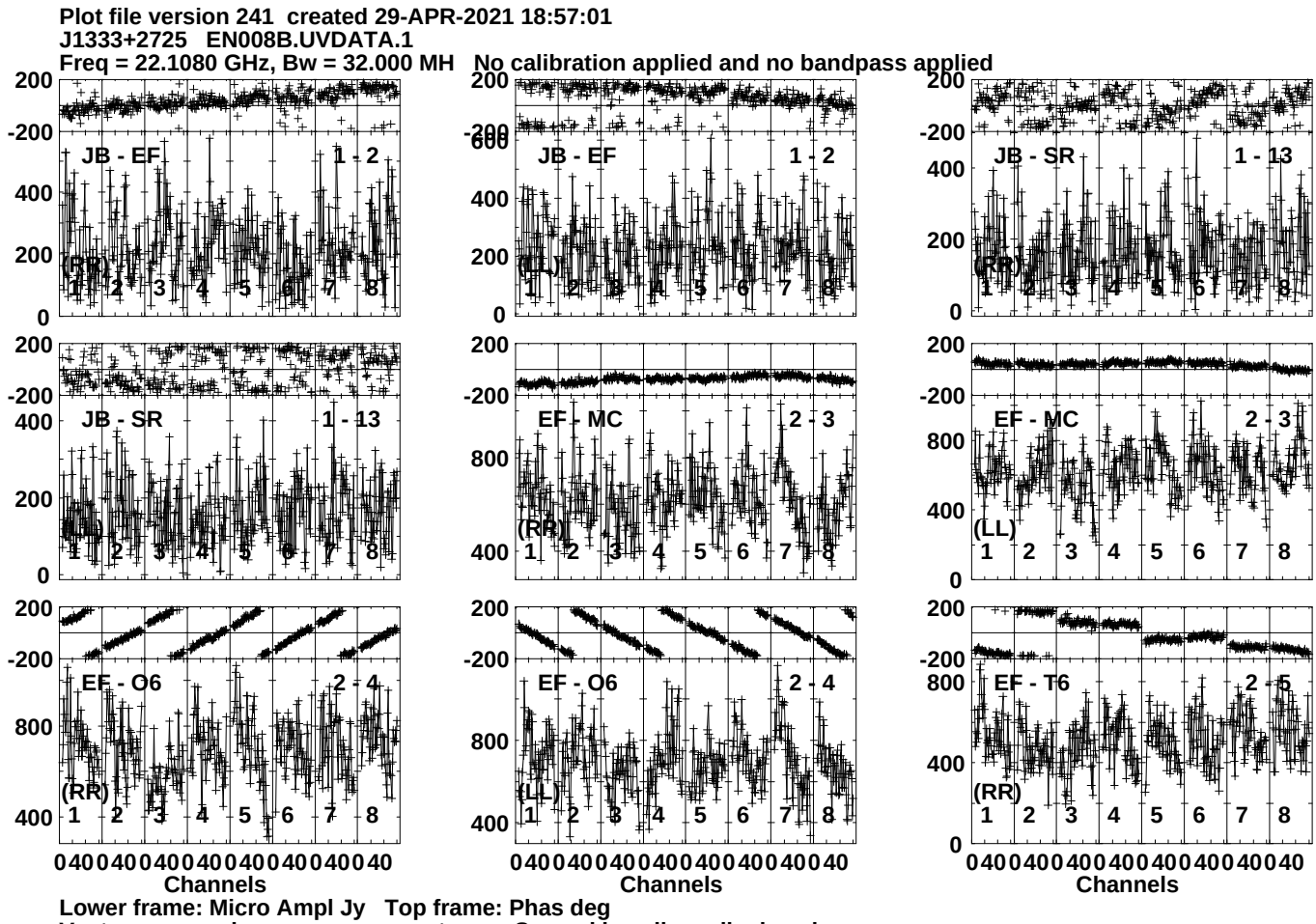
Plot file version 241 created 29-APR-2021 18:57:01
J1333+2725 EN008B.UVDATA.1
Freq = 22.1080 GHz, Bw = 32.000 MH No calibration applied and no bandpass applied
JB - EF 1 - 2
JB - EF 1 - 2
JB - SR 1 - 13
JB - SR 1 - 13
EF - MC 2 - 3
EF - MC 2 - 3
EF - O6 2 - 4
EF - O6 2 - 4
EF - T6 2 - 5
(RR)
(LL)
Channels
Lower frame: Micro Ampl Jy Top frame: Phas deg
Vector averaged cross-power spectrum Several baselines displayed
Timerange: 00/19:13:51 to 00/19:14:49

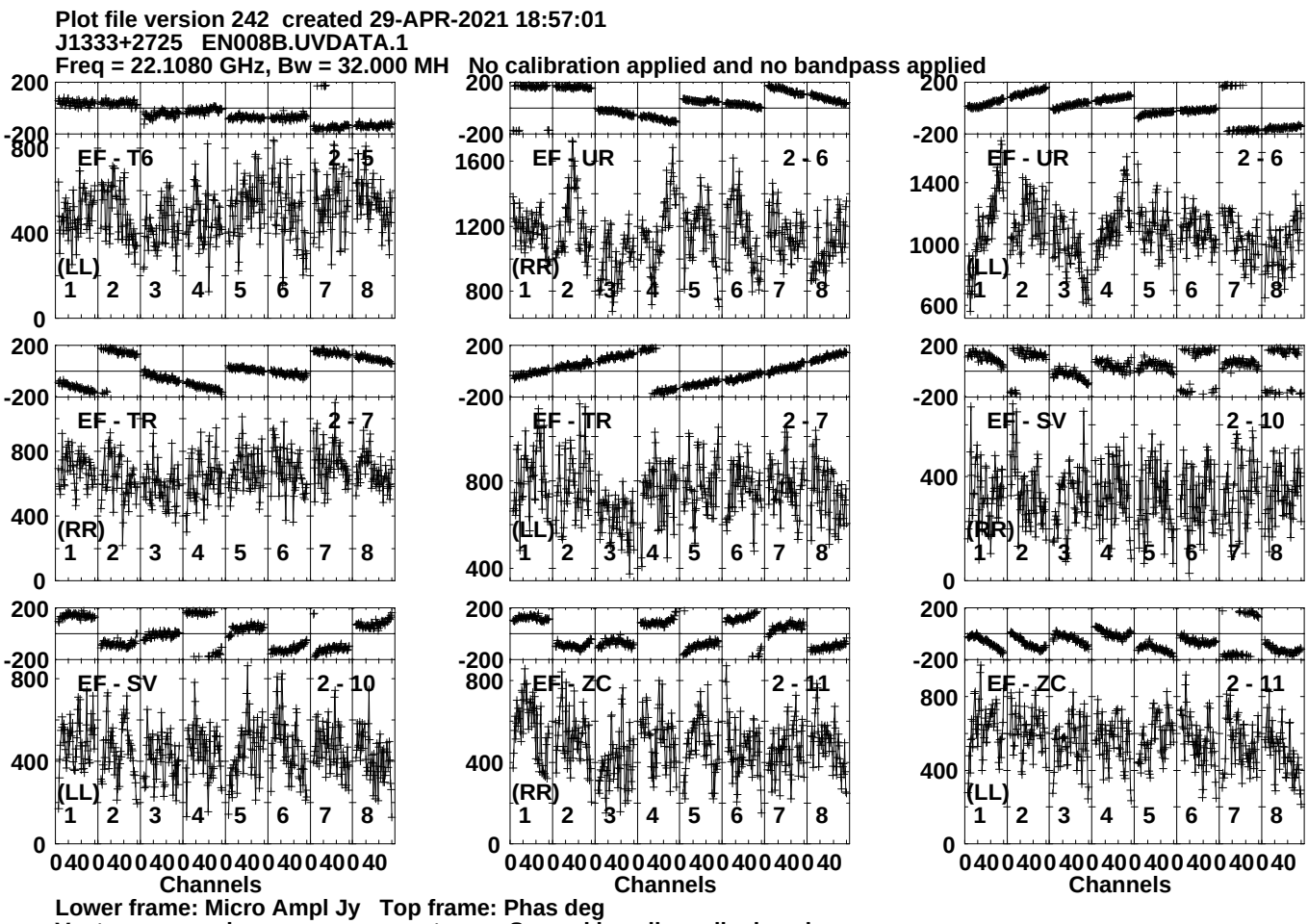
Plot file version 242 created 29-APR-2021 18:57:01
J1333+2725 EN008B.UVDATA.1
Freq = 22.1080 GHz, Bw = 32.000 MH No calibration applied and no bandpass applied
EF - T6 2 - 5
(LL)
EF - UR 2 - 6
(RR)
EF - UR 2 - 6
(LL)
EF - TR 2 - 7
(RR)
EF - TR 2 - 7
(LL)
EF - SV 2 - 10
(RR)
EF - SV 2 - 10
(LL)
EF - ZC 2 - 11
(RR)
EF - ZC 2 - 11
(LL)
Channels
Channels
Channels
Lower frame: Micro Ampl Jy Top frame: Phas deg
Vector averaged cross-power spectrum Several baselines displayed
Timerange: 00/19:13:51 to 00/19:14:49

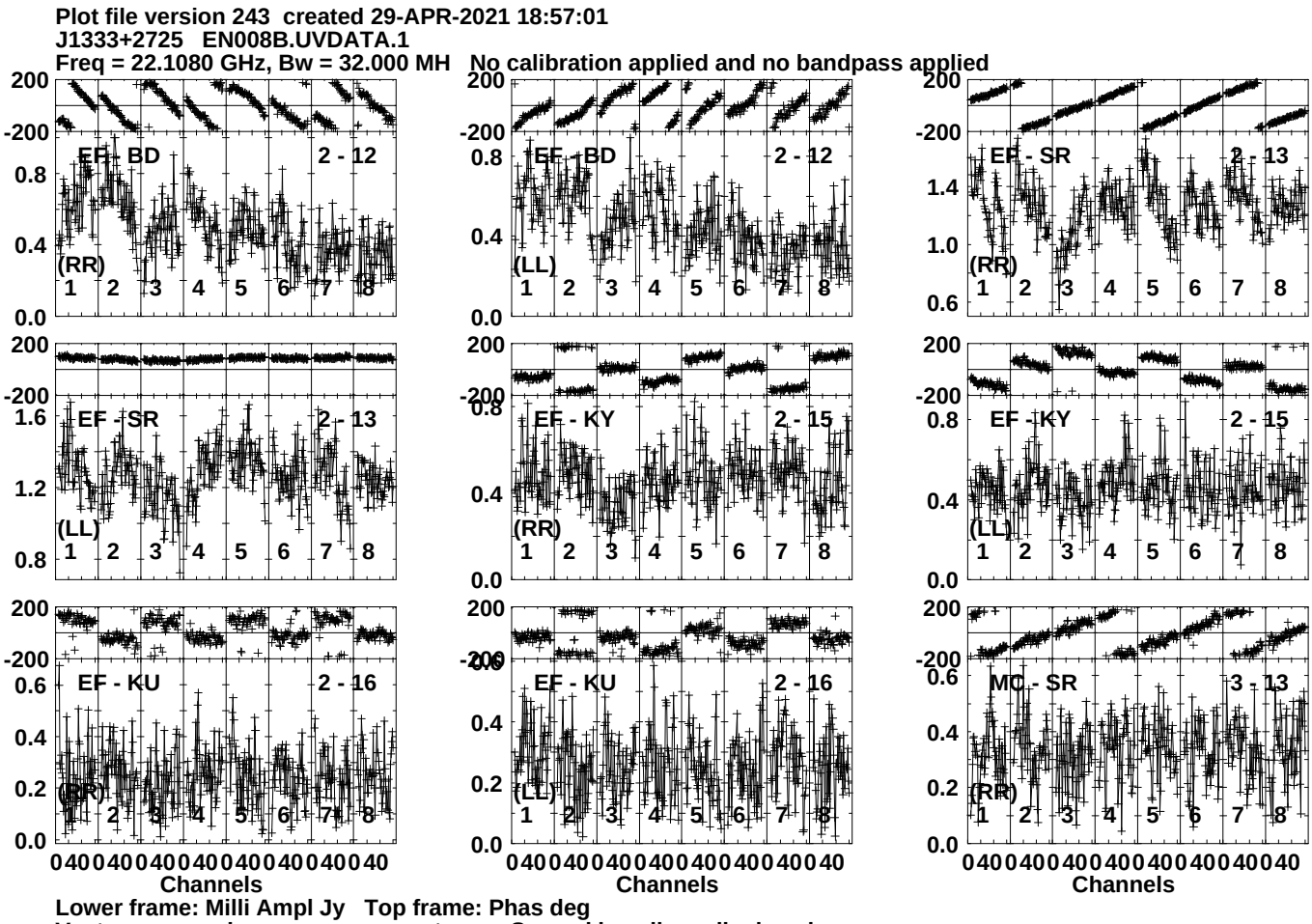
Plot file version 243 created 29-APR-2021 18:57:01
J1333+2725 EN008B.UVDATA.1
Freq = 22.1080 GHz, Bw = 32.000 MH No calibration applied and no bandpass applied
EF - BD 2 - 12
(RR)
EF - BD 2 - 12
(LL)
EF - SR 2 - 13
(RR)
EF - SR 2 - 13
(LL)
EF - KY 2 - 15
(RR)
EF - KY 2 - 15
(LL)
EF - KU 2 - 16
(RR)
EF - KU 2 - 16
(LL)
MC - SR 3 - 13
(RR)
Channels
Lower frame: Milli Ampl Jy Top frame: Phas deg
Vector averaged cross-power spectrum Several baselines displayed
Timerange: 00/19:13:51 to 00/19:14:49

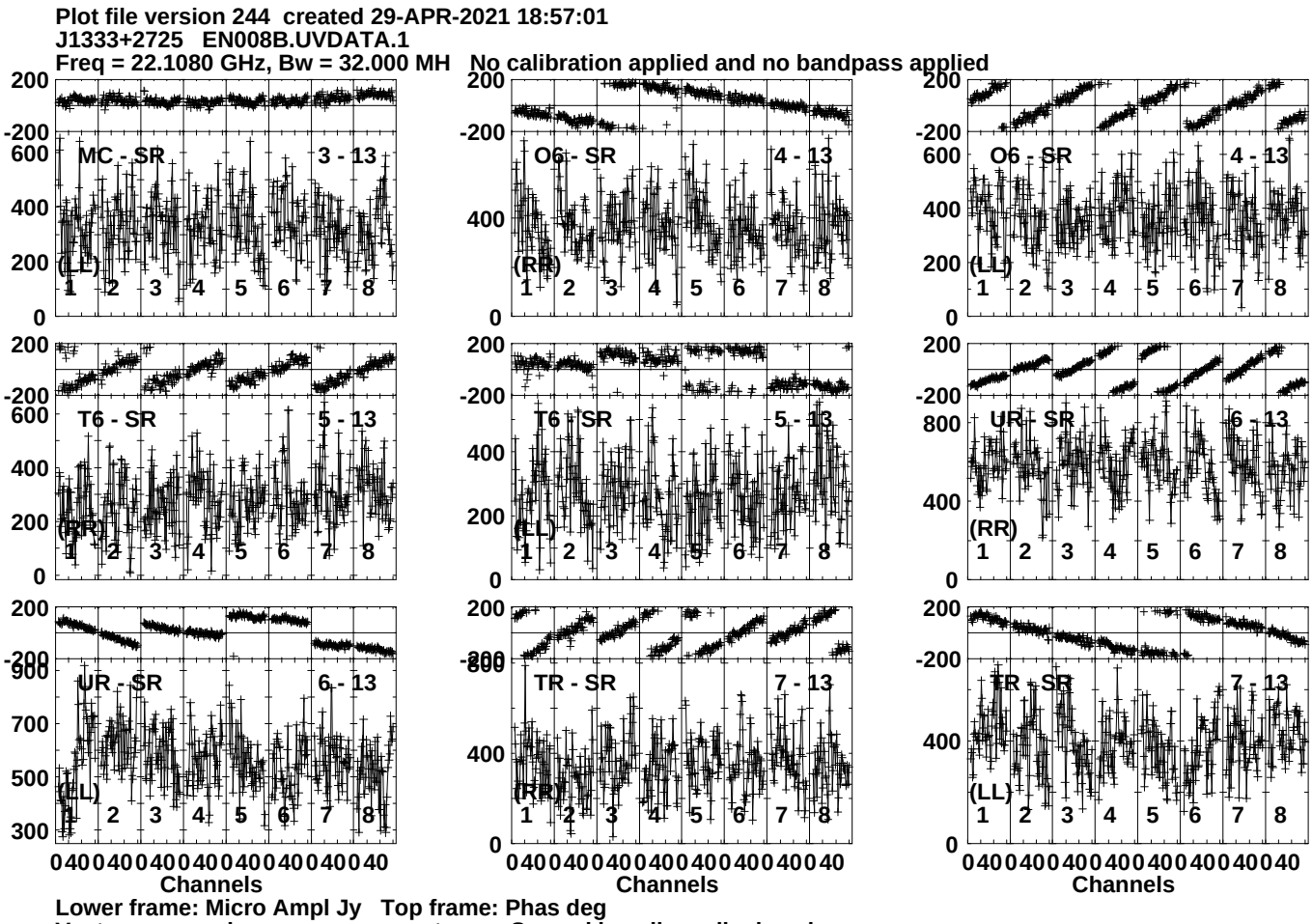
Plot file version 244 created 29-APR-2021 18:57:01
J1333+2725 EN008B.UVDATA.1
Freq = 22.1080 GHz, Bw = 32.000 MH No calibration applied and no bandpass applied
MC - SR 3 - 13
(LL)
O6 - SR 4 - 13
(RR)
O6 - SR 4 - 13
(LL)
T6 - SR 5 - 13
(RR)
T6 - SR 5 - 13
(LL)
UR - SR 6 - 13
(RR)
UR - SR 6 - 13
(LL)
TR - SR 7 - 13
(RR)
TR - SR 7 - 13
(LL)
Channels
Channels
Channels
Lower frame: Micro Ampl Jy Top frame: Phas deg
Vector averaged cross-power spectrum Several baselines displayed
Timerange: 00/19:13:51 to 00/19:14:49

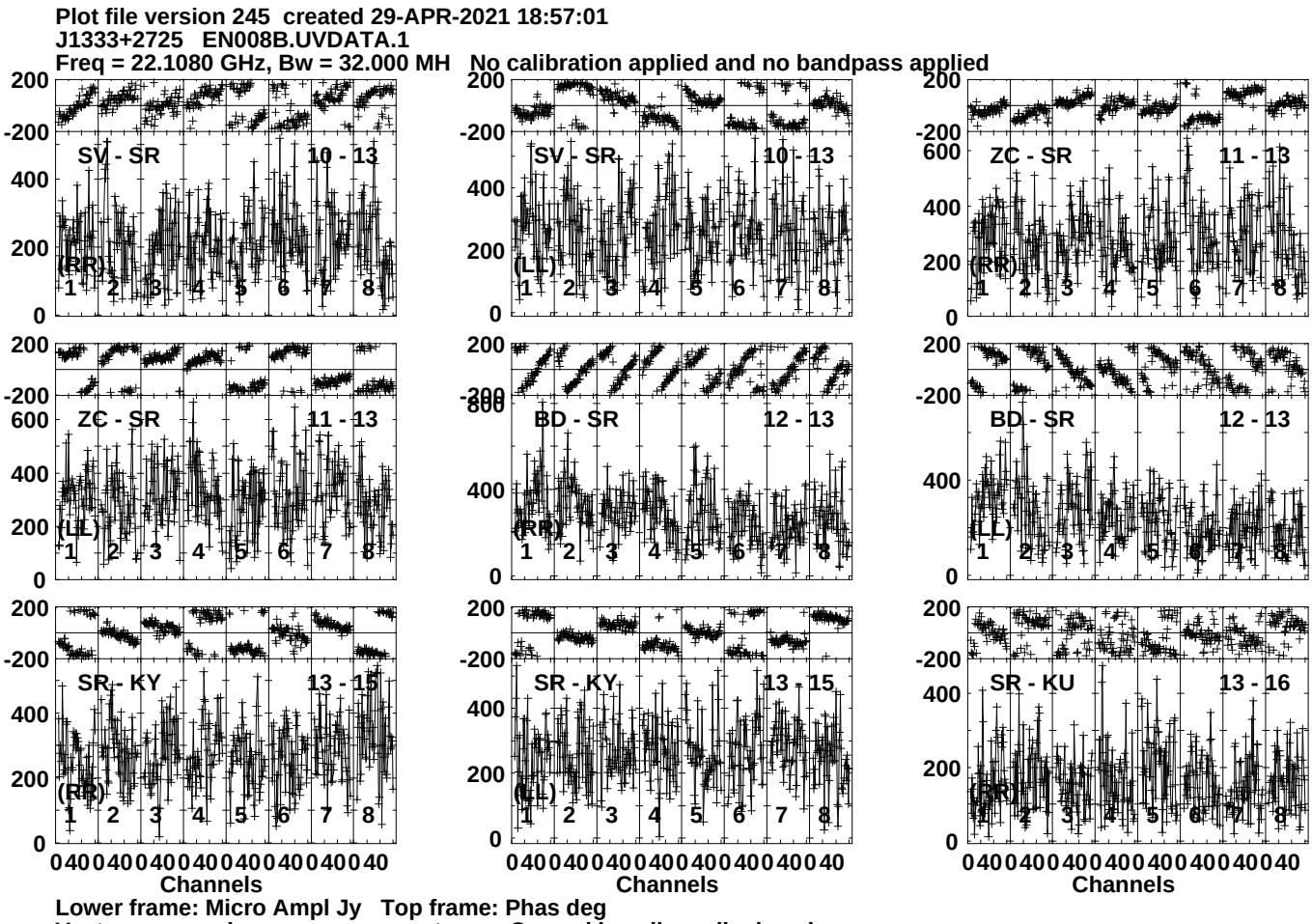
Plot file version 245 created 29-APR-2021 18:57:01
J1333+2725 EN008B.UVDATA.1
Freq = 22.1080 GHz, Bw = 32.000 MH No calibration applied and no bandpass applied
SV - SR 10 - 13
(RR)
SV - SR 10 - 13
(LL)
ZC - SR 11 - 13
(RR)
ZC - SR 11 - 13
(LL)
BD - SR 12 - 13
(RR)
BD - SR 12 - 13
(LL)
SR - KY 13 - 15
(RR)
SR - KY 13 - 15
(LL)
SR - KU 13 - 16
(RR)
Channels
Channels
Channels
Lower frame: Micro Ampl Jy Top frame: Phas deg
Vector averaged cross-power spectrum Several baselines displayed
Timerange: 00/19:13:51 to 00/19:14:49

Plot file version 246 created 29-APR-2021 18:57:01
J1333+2725 EN008B.UVDATA.1
Freq = 22.1080 GHz, Bw = 32.000 MH No calibration applied and no bandpass applied

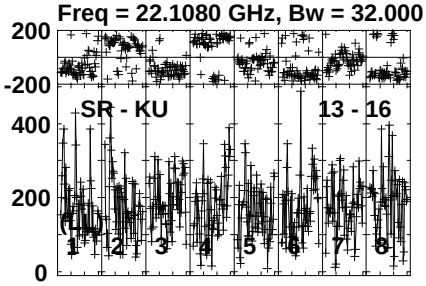

Lower frame: Micro Ampl Jy Top frame: Phas deg
Vector averaged cross-power spectrum Several baselines displayed
Timerange: 00/19:13:51 to 00/19:14:49

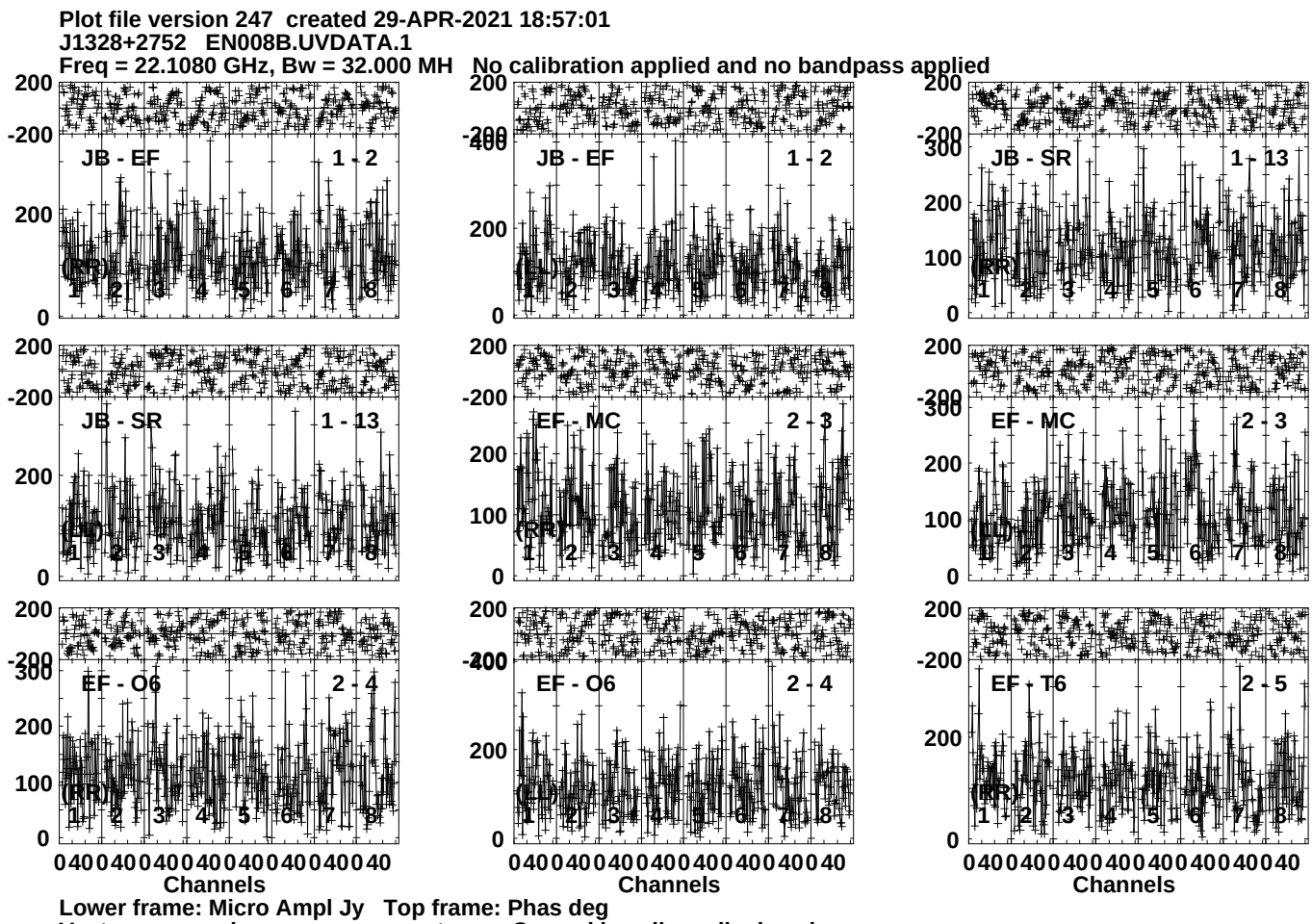
Plot file version 247 created 29-APR-2021 18:57:01
J1328+2752 EN008B.UVDATA.1
Freq = 22.1080 GHz, Bw = 32.000 MH No calibration applied and no bandpass applied
JB - EF 1 - 2
JB - EF 1 - 2
JB - SR 1 - 13
JB - SR 1 - 13
EF - MC 2 - 3
EF - MC 2 - 3
EF - O6 2 - 4
EF - O6 2 - 4
EF - T6 2 - 5
(RR)
(LL)
Channels
Lower frame: Micro Ampl Jy Top frame: Phas deg
Vector averaged cross-power spectrum Several baselines displayed
Timerange: 00/19:14:51 to 00/19:16:49

Plot file version 248 created 29-APR-2021 18:57:02
J1328+2752 EN008B.UVDATA.1
Freq = 22.1080 GHz, Bw = 32.000 MH No calibration applied and no bandpass applied

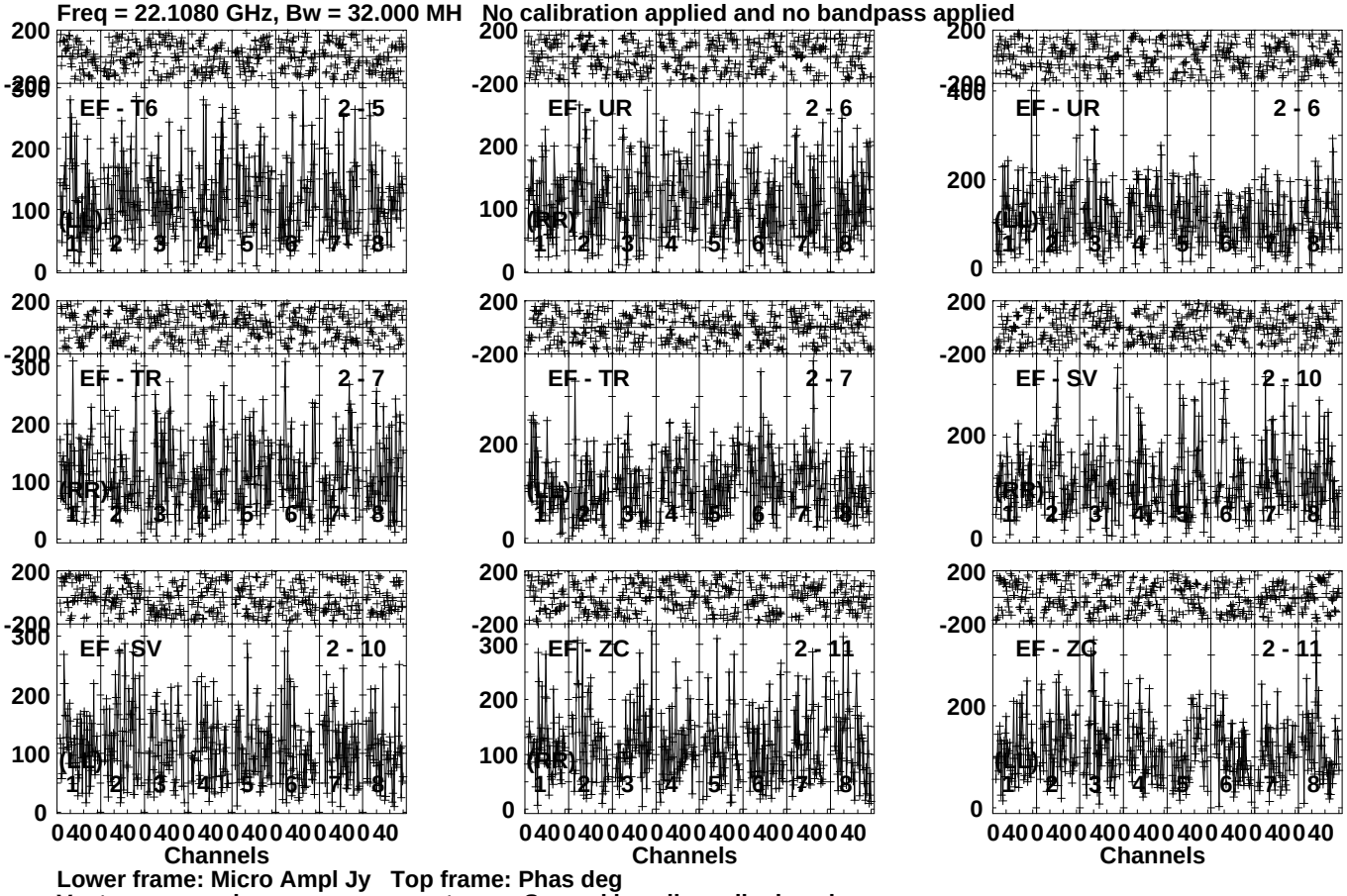

Lower frame: Micro Ampl Jy Top frame: Phas deg
Vector averaged cross-power spectrum Several baselines displayed
Timerange: 00/19:14:51 to 00/19:16:49

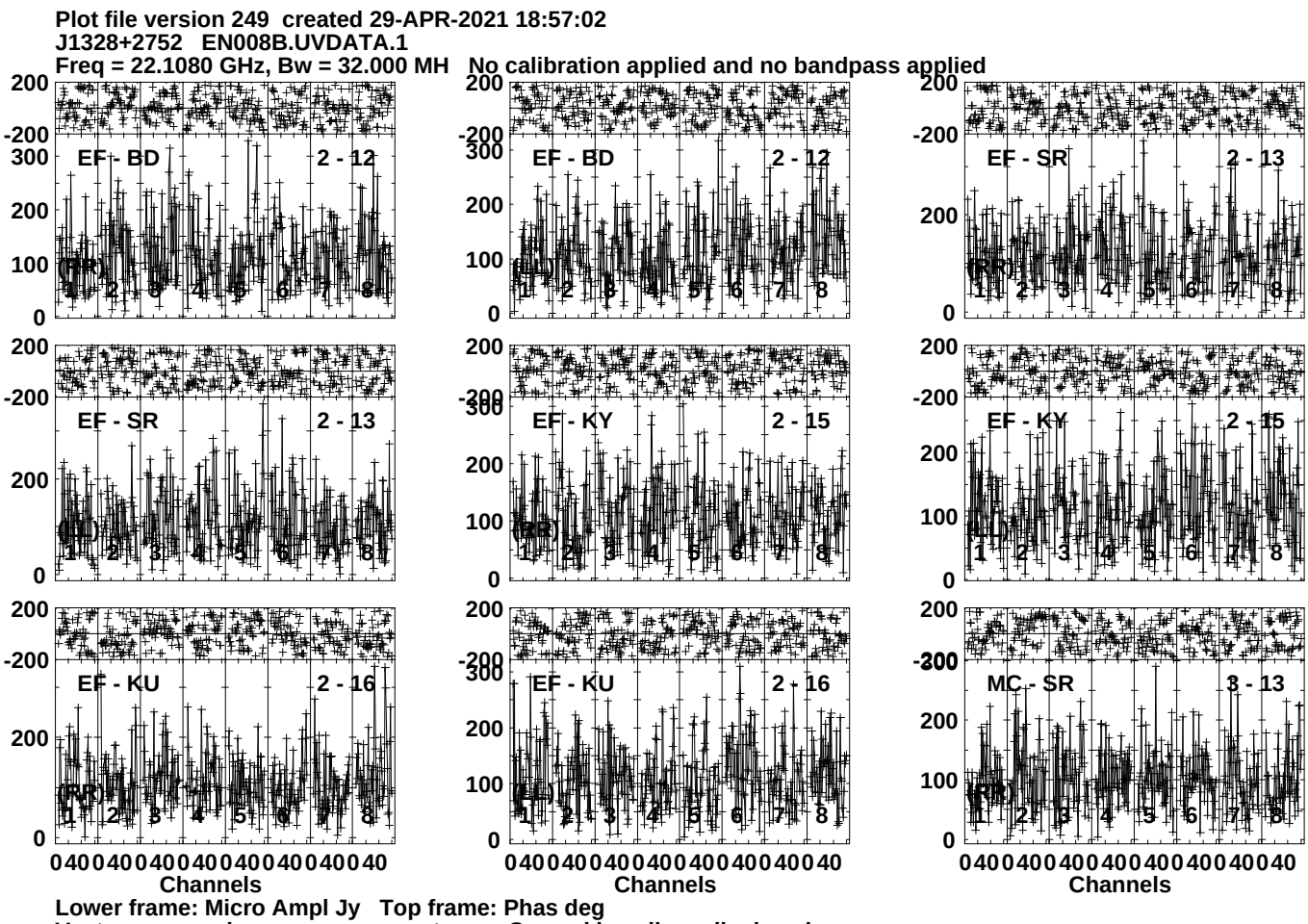
Plot file version 249 created 29-APR-2021 18:57:02
J1328+2752 EN008B.UVDATA.1
Freq = 22.1080 GHz, Bw = 32.000 MH No calibration applied and no bandpass applied
EF - BD 2 - 12
EF - BD 2 - 12
EF - SR 2 - 13
EF - SR 2 - 13
EF - KY 2 - 15
EF - KY 2 - 15
EF - KU 2 - 16
EF - KU 2 - 16
MC - SR 3 - 13
(RR)
Channels
Lower frame: Micro Ampl Jy Top frame: Phas deg
Vector averaged cross-power spectrum Several baselines displayed
Timerange: 00/19:14:51 to 00/19:16:49

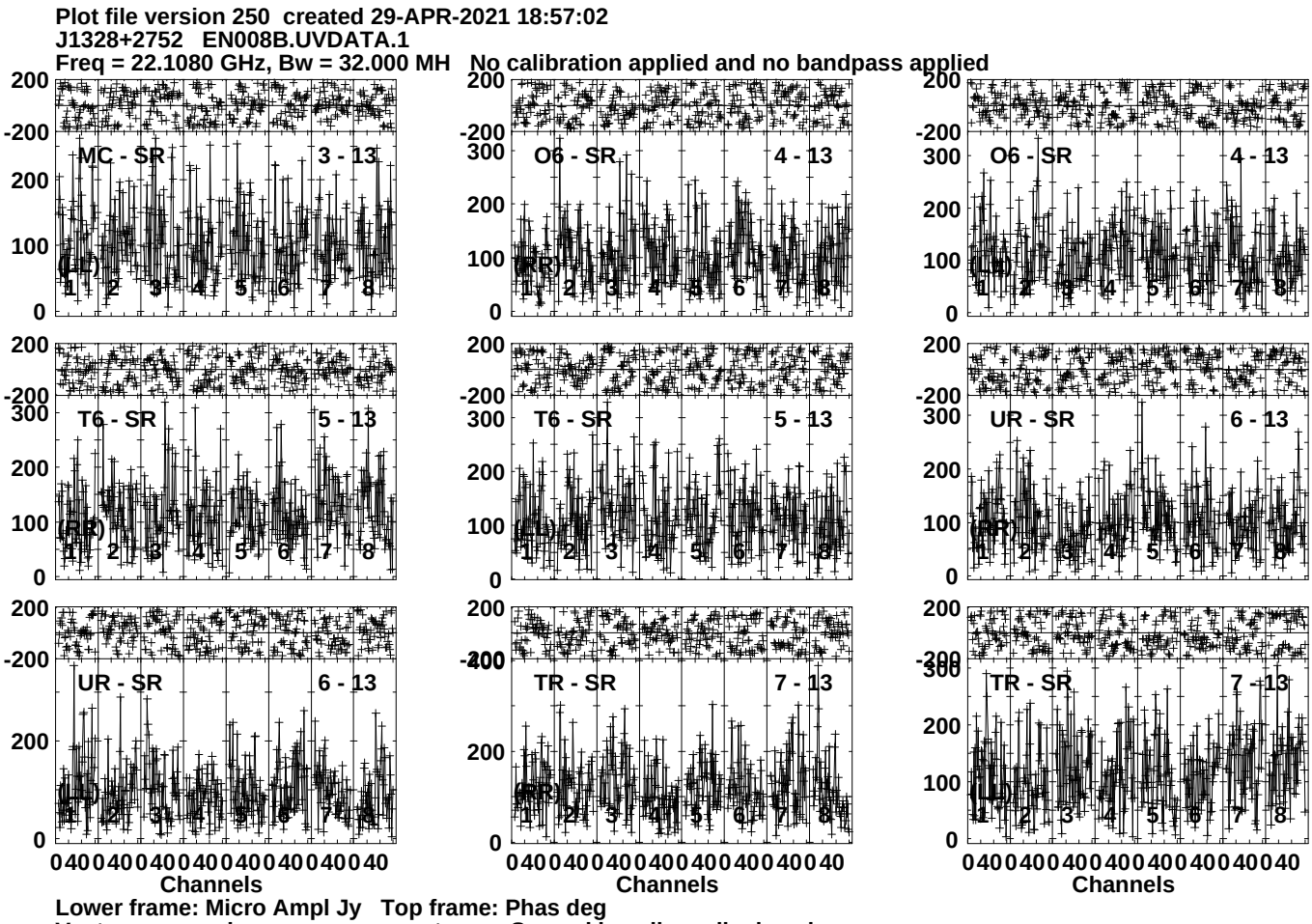
Plot file version 250 created 29-APR-2021 18:57:02
J1328+2752 EN008B.UVDATA.1
Freq = 22.1080 GHz, Bw = 32.000 MH No calibration applied and no bandpass applied
MC - SR 3 - 13
O6 - SR 4 - 13
O6 - SR 4 - 13
T6 - SR 5 - 13
T6 - SR 5 - 13
UR - SR 6 - 13
UR - SR 6 - 13
TR - SR 7 - 13
TR - SR 7 - 13
(LL)
(RR)
(LR)
(RL)
(LL)
(RR)
200
-200
300
100
0
1 2 3 4 5 6 7 8
0 40 0 40 0 40 0 40 0 40 0 40 0 40 0 40
Channels
Lower frame: Micro Ampl Jy Top frame: Phas deg
Vector averaged cross-power spectrum Several baselines displayed
Timerange: 00/19:14:51 to 00/19:16:49

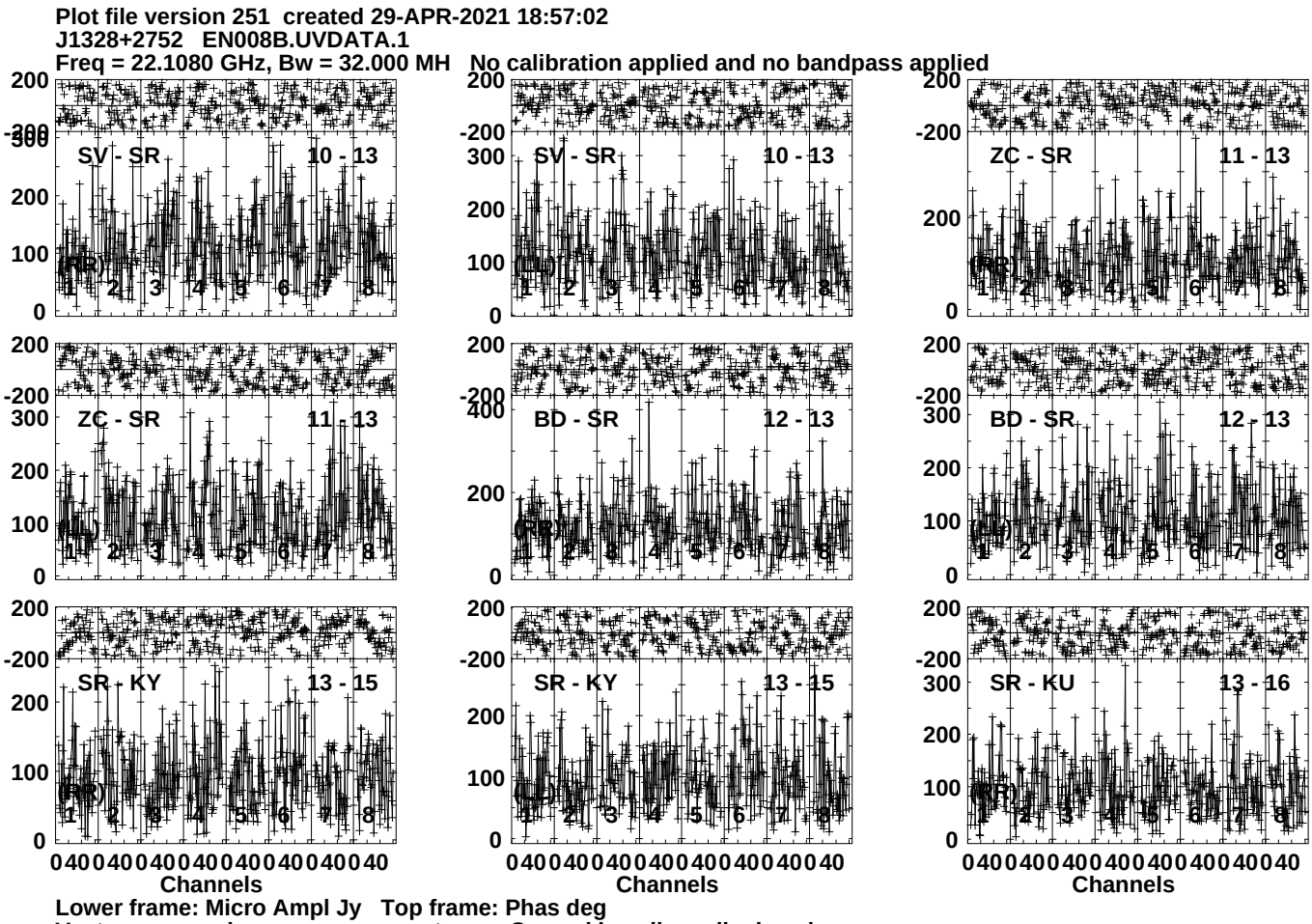
Plot file version 251 created 29-APR-2021 18:57:02
J1328+2752 EN008B.UVDATA.1
Freq = 22.1080 GHz, Bw = 32.000 MH No calibration applied and no bandpass applied
SV - SR 10 - 13
SV - SR 10 - 13
ZC - SR 11 - 13
ZC - SR 11 - 13
BD - SR 12 - 13
BD - SR 12 - 13
SR - KY 13 - 15
SR - KY 13 - 15
SR - KU 13 - 16
Channels
Channels
Channels
Lower frame: Micro Ampl Jy Top frame: Phas deg
Vector averaged cross-power spectrum Several baselines displayed
Timerange: 00/19:14:51 to 00/19:16:49

Plot file version 252 created 29-APR-2021 18:57:02
J1328+2752 EN008B.UVDATA.1
Freq = 22.1080 GHz, Bw = 32.000 MH No calibration applied and no bandpass applied

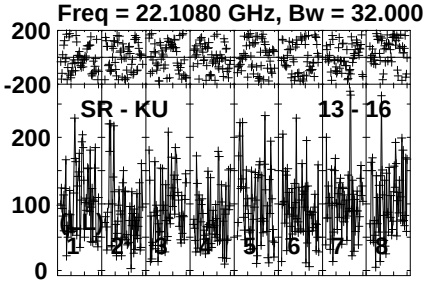

Lower frame: Micro Ampl Jy Top frame: Phas deg
Vector averaged cross-power spectrum Several baselines displayed
Timerange: 00/19:14:51 to 00/19:16:49

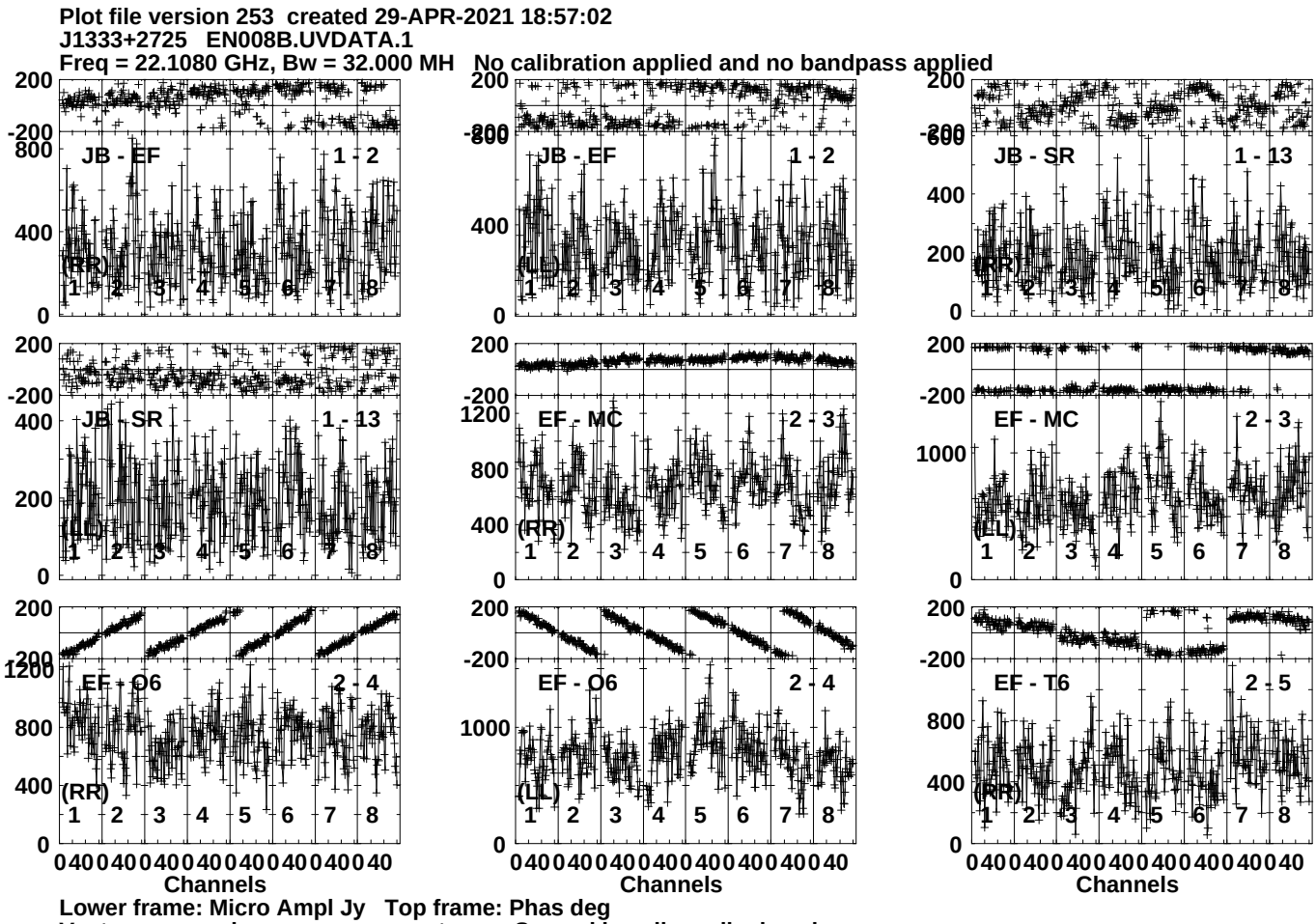
Plot file version 253 created 29-APR-2021 18:57:02
J1333+2725 EN008B.UVDATA.1
Freq = 22.1080 GHz, Bw = 32.000 MH No calibration applied and no bandpass applied
JB - EF 1 - 2
JB - EF 1 - 2
JB - SR 1 - 13
JB - SR 1 - 13
EF - MC 2 - 3
EF - MC 2 - 3
EF - O6 2 - 4
EF - O6 2 - 4
EF - T6 2 - 5
(RR)
(LL)
Channels
Lower frame: Micro Ampl Jy Top frame: Phas deg
Vector averaged cross-power spectrum Several baselines displayed
Timerange: 00/19:16:51 to 00/19:17:49

Plot file version 254 created 29-APR-2021 18:57:02
J1333+2725 EN008B.UVDATA.1
Freq = 22.1080 GHz, Bw = 32.000 MH No calibration applied and no bandpass applied

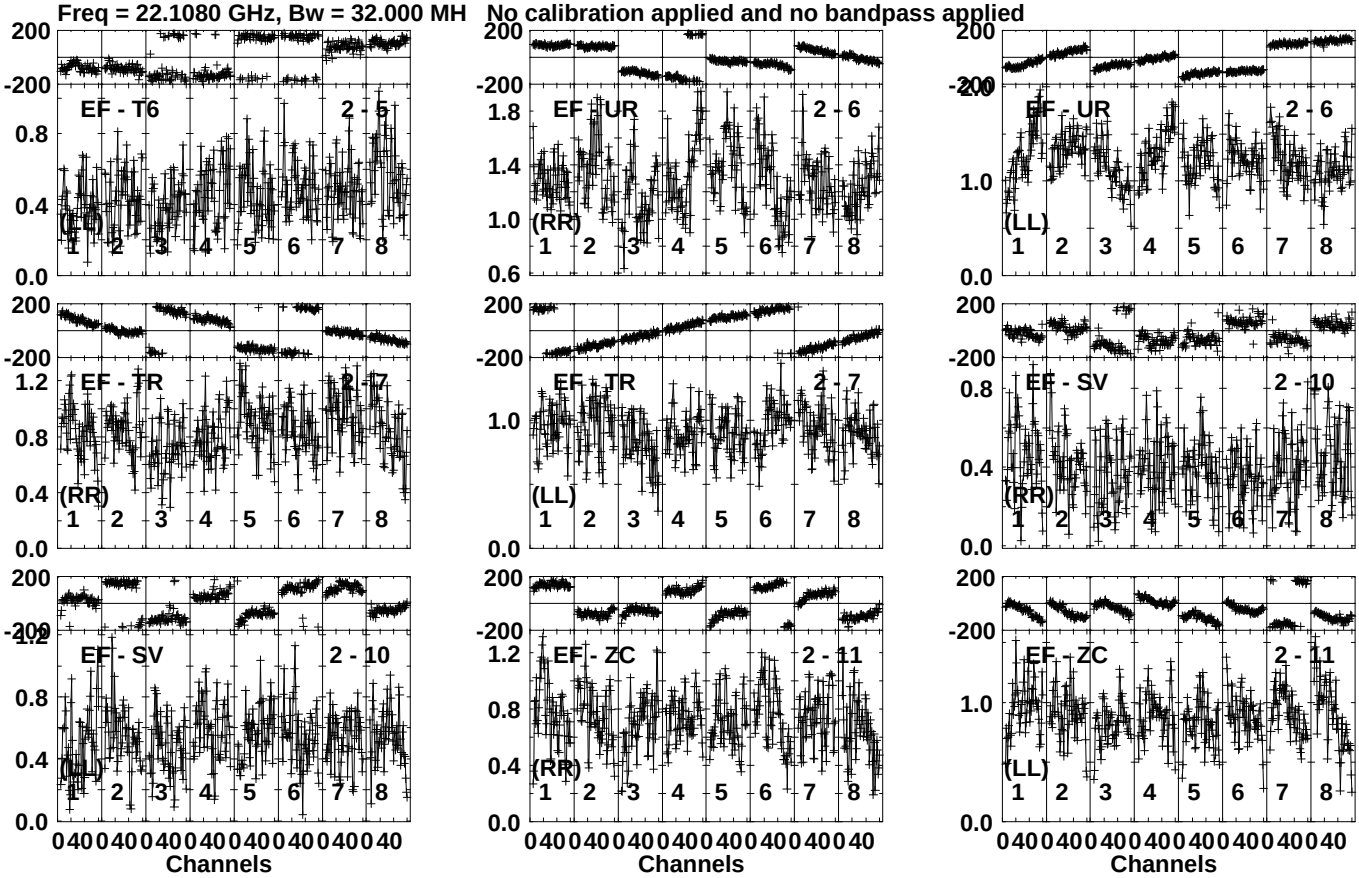

Lower frame: Milli Ampl Jy Top frame: Phas deg
Vector averaged cross-power spectrum Several baselines displayed
Timerange: 00/19:16:51 to 00/19:17:49

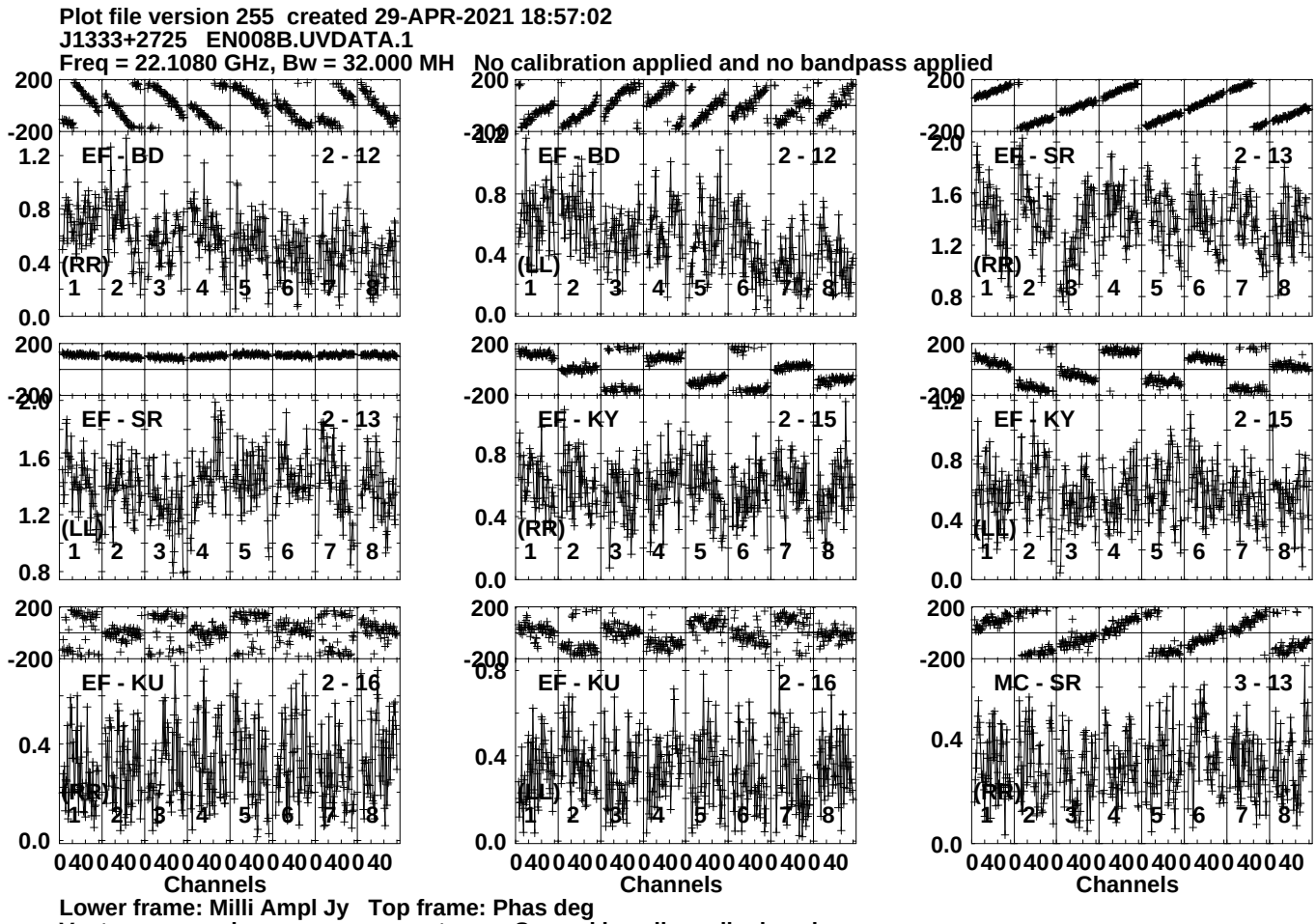
Plot file version 255 created 29-APR-2021 18:57:02
J1333+2725 EN008B.UVDATA.1
Freq = 22.1080 GHz, Bw = 32.000 MH No calibration applied and no bandpass applied
EF - BD 2 - 12
(RR)
EF - BD 2 - 12
(LL)
EF - SR 2 - 13
(RR)
EF - SR 2 - 13
(LL)
EF - KY 2 - 15
(RR)
EF - KY 2 - 15
(LL)
EF - KU 2 - 16
(RR)
EF - KU 2 - 16
(LL)
MC - SR 3 - 13
(RR)
Channels
Channels
Channels
Lower frame: Milli Ampl Jy Top frame: Phas deg
Vector averaged cross-power spectrum Several baselines displayed
Timerange: 00/19:16:51 to 00/19:17:49

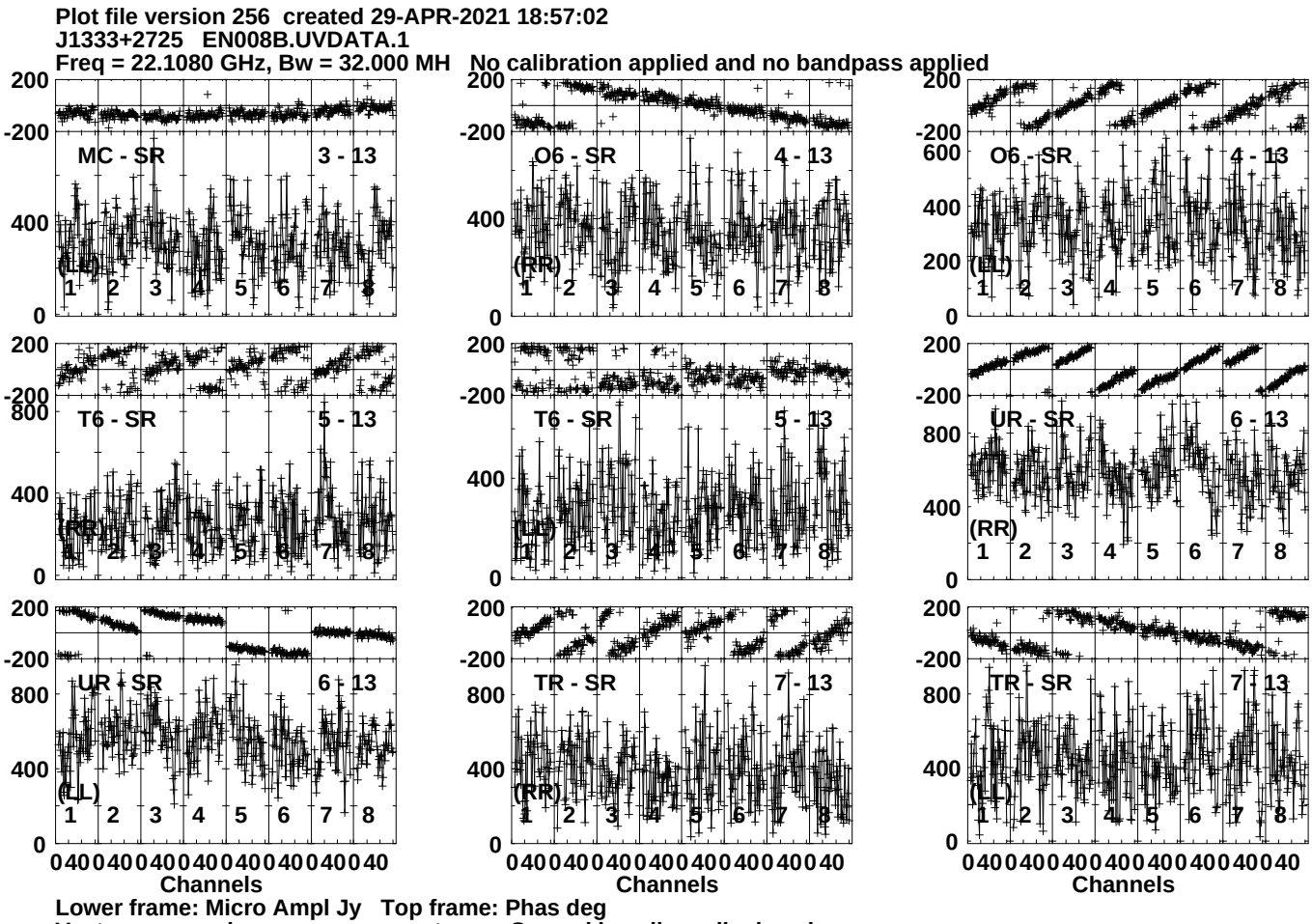
Plot file version 256 created 29-APR-2021 18:57:02
J1333+2725 EN008B.UVDATA.1
Freq = 22.1080 GHz, Bw = 32.000 MH No calibration applied and no bandpass applied
MC - SR 3 - 13
(LL)
O6 - SR 4 - 13
(RR)
O6 - SR 4 - 13
(LL)
T6 - SR 5 - 13
(RR)
T6 - SR 5 - 13
(LL)
UR - SR 6 - 13
(RR)
UR - SR 6 - 13
(LL)
TR - SR 7 - 13
(RR)
TR - SR 7 - 13
(LL)
Channels
Channels
Channels
Lower frame: Micro Ampl Jy Top frame: Phas deg
Vector averaged cross-power spectrum Several baselines displayed
Timerange: 00/19:16:51 to 00/19:17:49

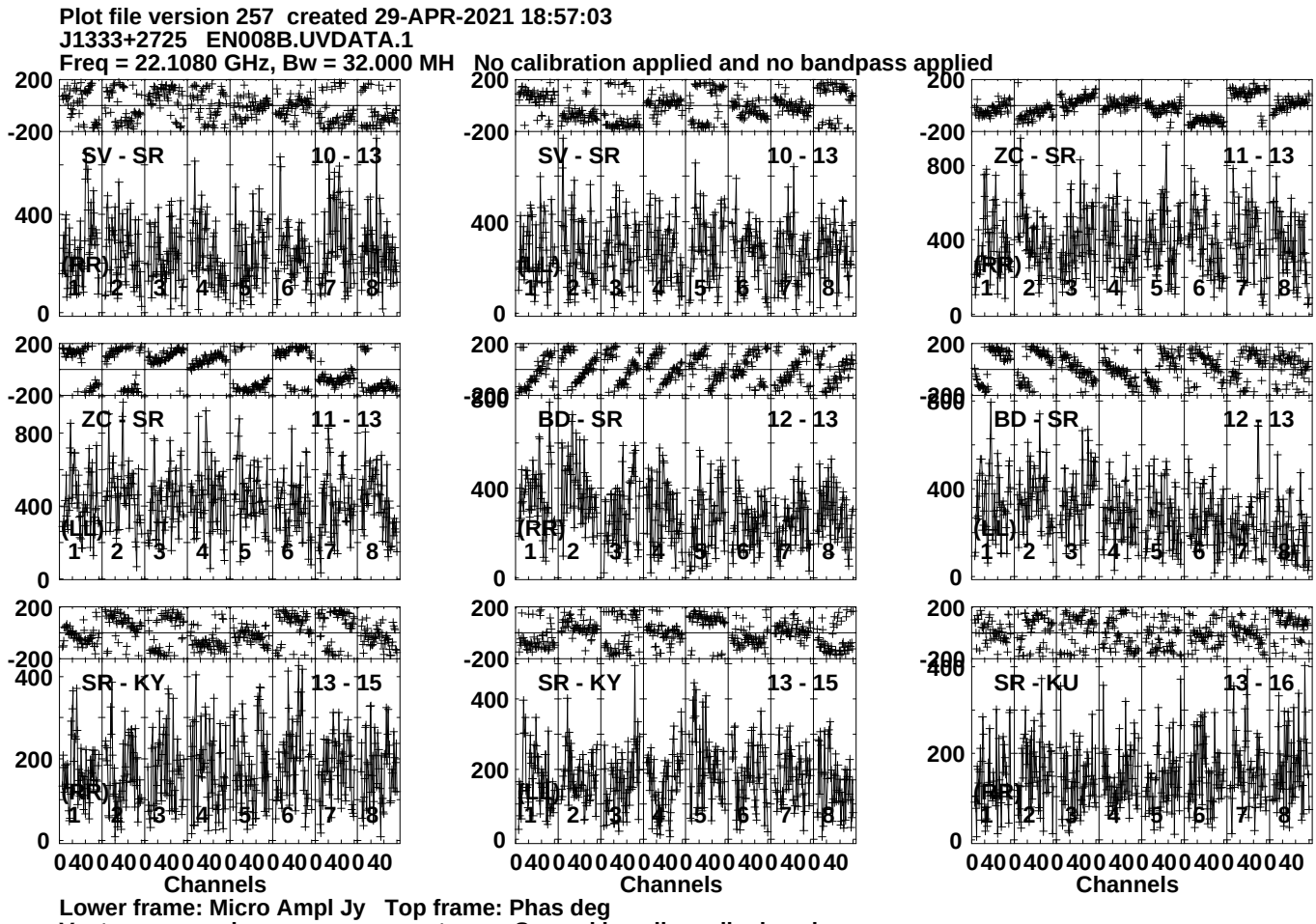
Plot file version 257 created 29-APR-2021 18:57:03
J1333+2725 EN008B.UVDATA.1
Freq = 22.1080 GHz, Bw = 32.000 MH No calibration applied and no bandpass applied
SV - SR 10 - 13
(RR)
SV - SR 10 - 13
(LL)
ZC - SR 11 - 13
(RR)
ZC - SR 11 - 13
(LL)
BD - SR 12 - 13
(RR)
BD - SR 12 - 13
(LL)
SR - KY 13 - 15
(RR)
SR - KY 13 - 15
(LL)
SR - KU 13 - 16
(RR)
Channels
Channels
Channels
Lower frame: Micro Ampl Jy Top frame: Phas deg
Vector averaged cross-power spectrum Several baselines displayed
Timerange: 00/19:16:51 to 00/19:17:49

Plot file version 258 created 29-APR-2021 18:57:03
J1333+2725 EN008B.UVDATA.1
Freq = 22.1080 GHz, Bw = 32.000 MH No calibration applied and no bandpass applied

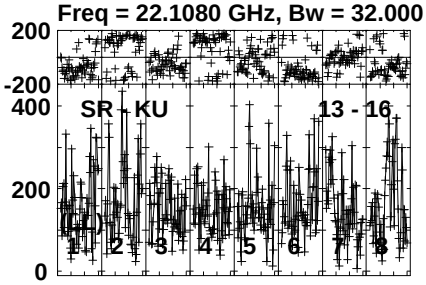

Lower frame: Micro Ampl Jy Top frame: Phas deg
Vector averaged cross-power spectrum Several baselines displayed
Timerange: 00/19:16:51 to 00/19:17:49

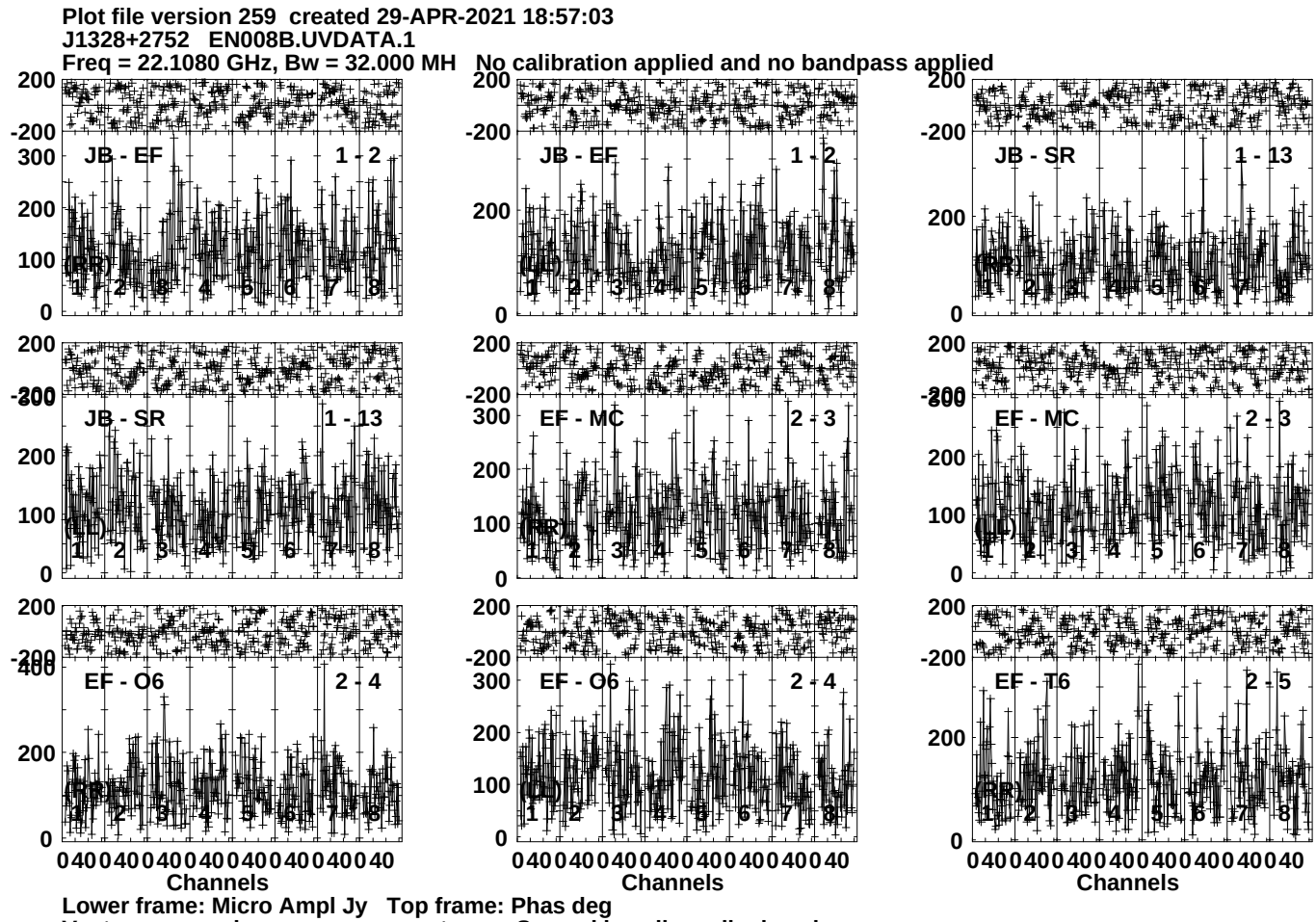
Plot file version 259 created 29-APR-2021 18:57:03
J1328+2752 EN008B.UVDATA.1
Freq = 22.1080 GHz, Bw = 32.000 MH No calibration applied and no bandpass applied
JB - EF 1 - 2
JB - EF 1 - 2
JB - SR 1 - 13
JB - SR 1 - 13
EF - MC 2 - 3
EF - MC 2 - 3
EF - O6 2 - 4
EF - O6 2 - 4
EF - T6 2 - 5
(RR)
(LL)
Channels
Lower frame: Micro Ampl Jy Top frame: Phas deg
Vector averaged cross-power spectrum Several baselines displayed
Timerange: 00/19:17:51 to 00/19:19:49

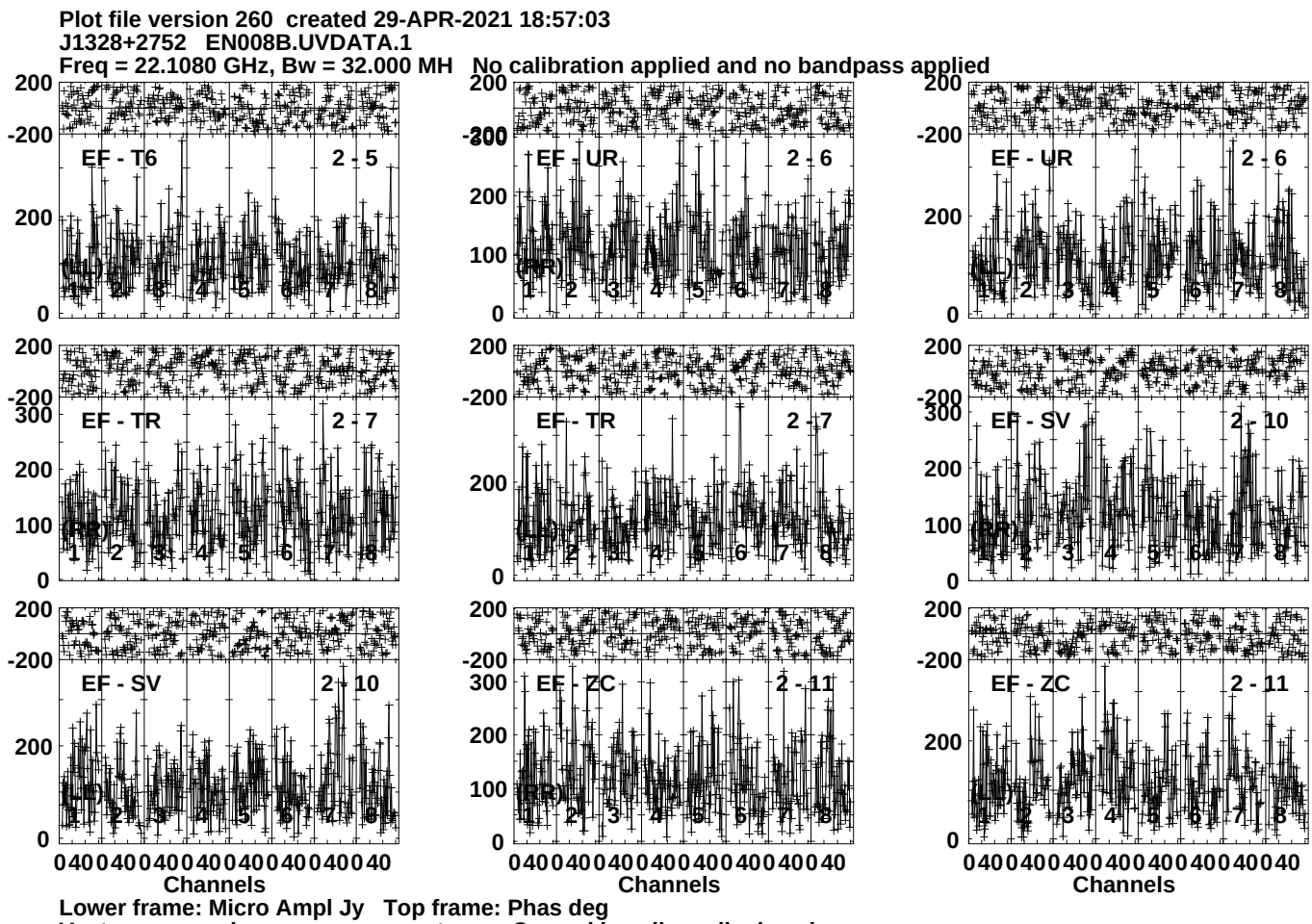
Plot file version 260 created 29-APR-2021 18:57:03
J1328+2752 EN008B.UVDATA.1
Freq = 22.1080 GHz, Bw = 32.000 MH No calibration applied and no bandpass applied
EF - T6 2 - 5
EF - UR 2 - 6
EF - UR 2 - 6
EF - TR 2 - 7
EF - TR 2 - 7
EF - SV 2 - 10
EF - SV 2 - 10
EF - ZC 2 - 11
EF - ZC 2 - 11
(RR)
(LL)
Channels
Lower frame: Micro Ampl Jy Top frame: Phas deg
Vector averaged cross-power spectrum Several baselines displayed
Timerange: 00/19:17:51 to 00/19:19:49

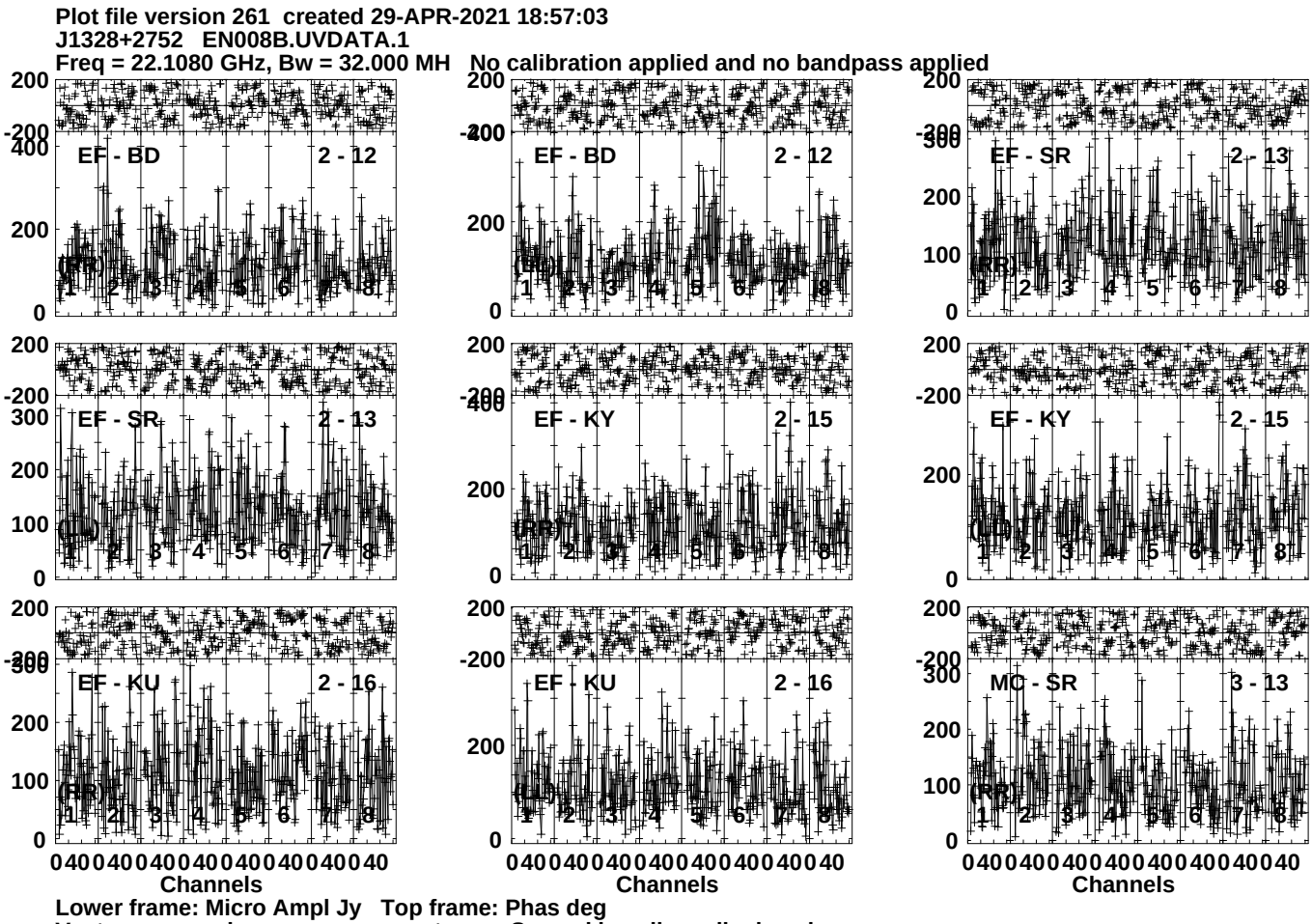
Plot file version 261 created 29-APR-2021 18:57:03
J1328+2752 EN008B.UVDATA.1
Freq = 22.1080 GHz, Bw = 32.000 MH No calibration applied and no bandpass applied
EF - BD 2 - 12
EF - BD 2 - 12
EF - SR 2 - 13
EF - SR 2 - 13
EF - KY 2 - 15
EF - KY 2 - 15
EF - KU 2 - 16
EF - KU 2 - 16
MC - SR 3 - 13
(RR)
(LL)
Channels
Lower frame: Micro Ampl Jy Top frame: Phas deg
Vector averaged cross-power spectrum Several baselines displayed
Timerange: 00/19:17:51 to 00/19:19:49

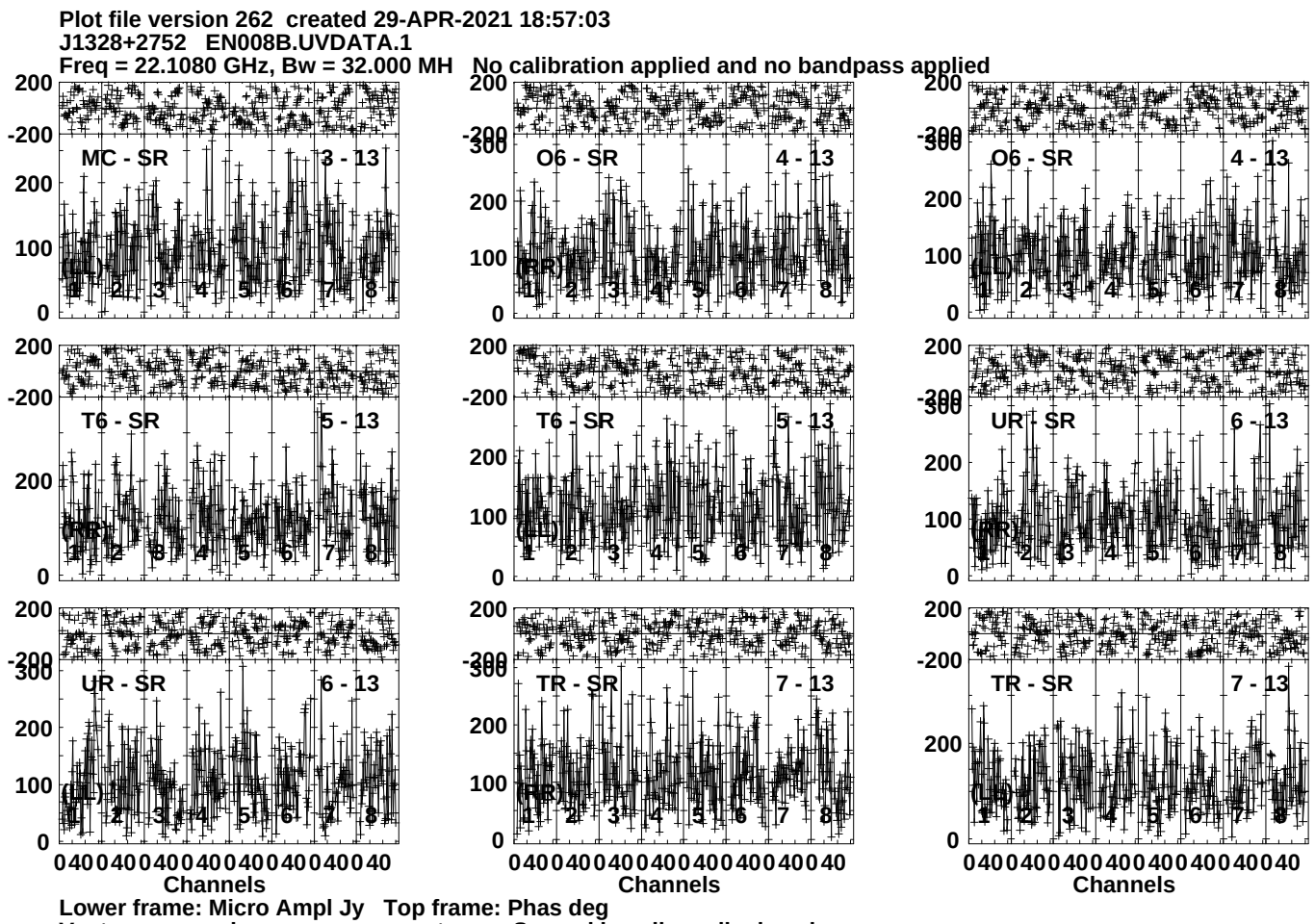
Plot file version 262 created 29-APR-2021 18:57:03
J1328+2752 EN008B.UVDATA.1
Freq = 22.1080 GHz, Bw = 32.000 MH No calibration applied and no bandpass applied
MC - SR 3 - 13
O6 - SR 4 - 13
O6 - SR 4 - 13
T6 - SR 5 - 13
T6 - SR 5 - 13
UR - SR 6 - 13
UR - SR 6 - 13
TR - SR 7 - 13
TR - SR 7 - 13
(RR)
(LL)
Channels
Lower frame: Micro Ampl Jy Top frame: Phas deg
Vector averaged cross-power spectrum Several baselines displayed
Timerange: 00/19:17:51 to 00/19:19:49

Plot file version 263 created 29-APR-2021 18:57:03
J1328+2752 EN008B.UVDATA.1
Freq = 22.1080 GHz, Bw = 32.000 MH No calibration applied and no bandpass applied

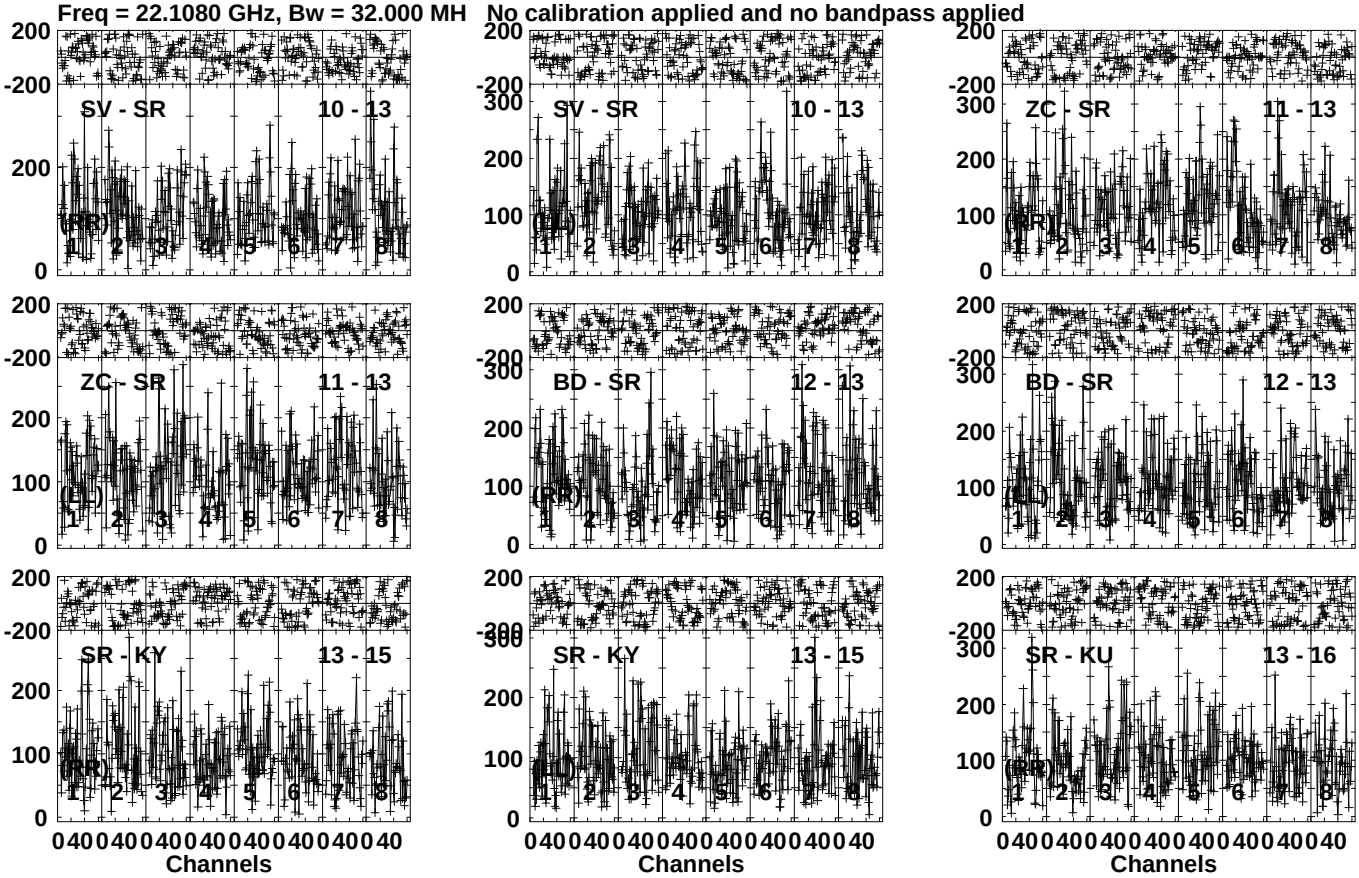

Lower frame: Micro Ampl Jy Top frame: Phas deg
Vector averaged cross-power spectrum Several baselines displayed
Timerange: 00/19:17:51 to 00/19:19:49

Plot file version 264 created 29-APR-2021 18:57:03
J1328+2752 EN008B.UVDATA.1
Freq = 22.1080 GHz, Bw = 32.000 MH No calibration applied and no bandpass applied

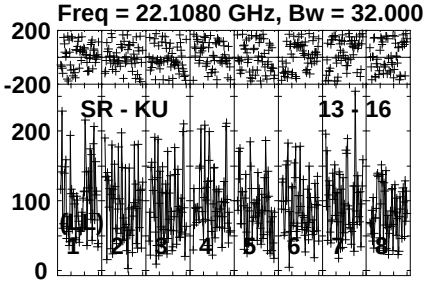

Lower frame: Micro Ampl Jy Top frame: Phas deg
Vector averaged cross-power spectrum Several baselines displayed
Timerange: 00/19:17:51 to 00/19:19:49

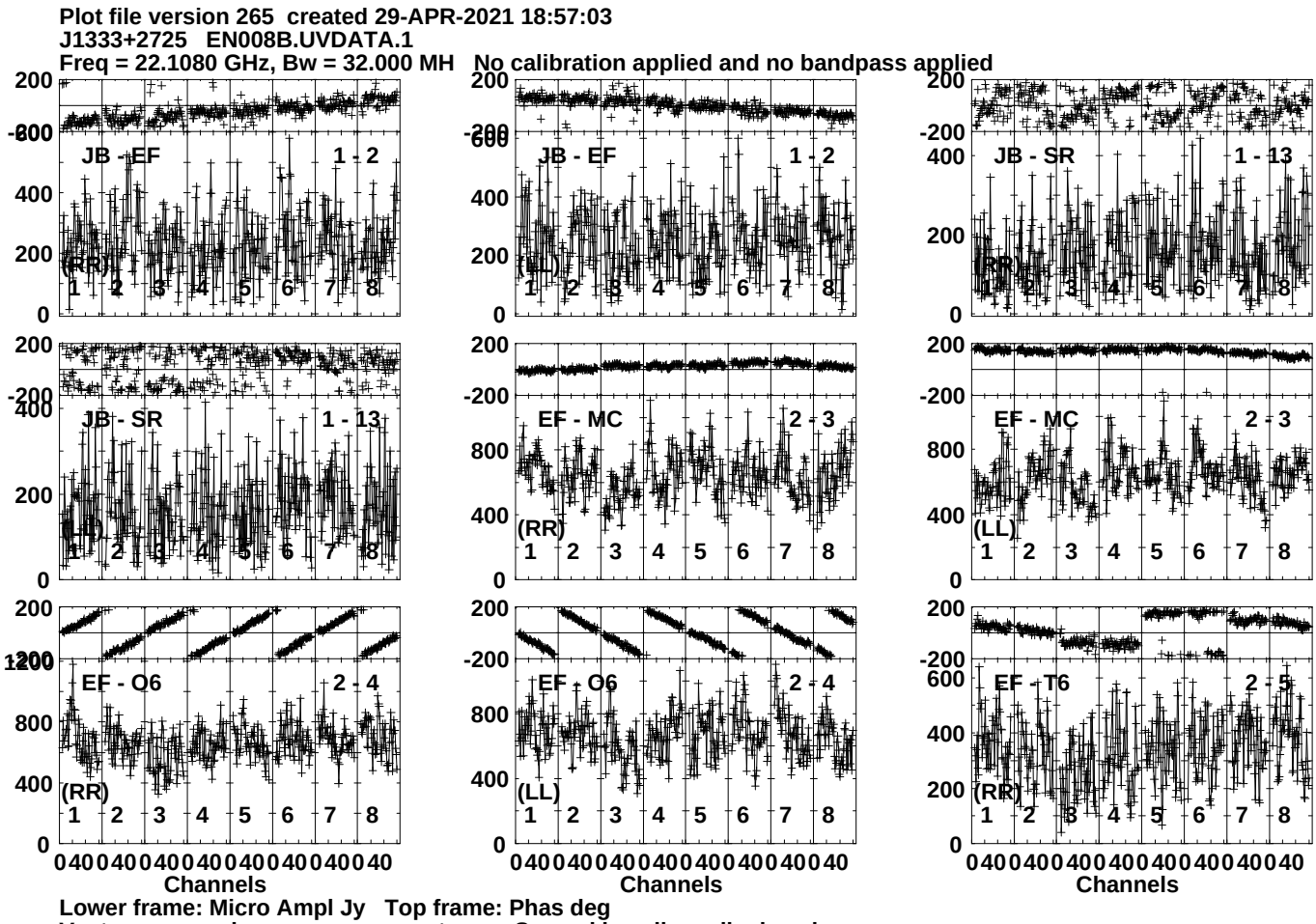
Plot file version 265 created 29-APR-2021 18:57:03
J1333+2725 EN008B.UVDATA.1
Freq = 22.1080 GHz, Bw = 32.000 MH No calibration applied and no bandpass applied
JB - EF 1 - 2
JB - EF 1 - 2
JB - SR 1 - 13
JB - SR 1 - 13
EF - MC 2 - 3
EF - MC 2 - 3
EF - O6 2 - 4
EF - O6 2 - 4
EF - T6 2 - 5
(RR)
(LL)
Channels
Lower frame: Micro Ampl Jy Top frame: Phas deg
Vector averaged cross-power spectrum Several baselines displayed
Timerange: 00/19:20:31 to 00/19:21:29

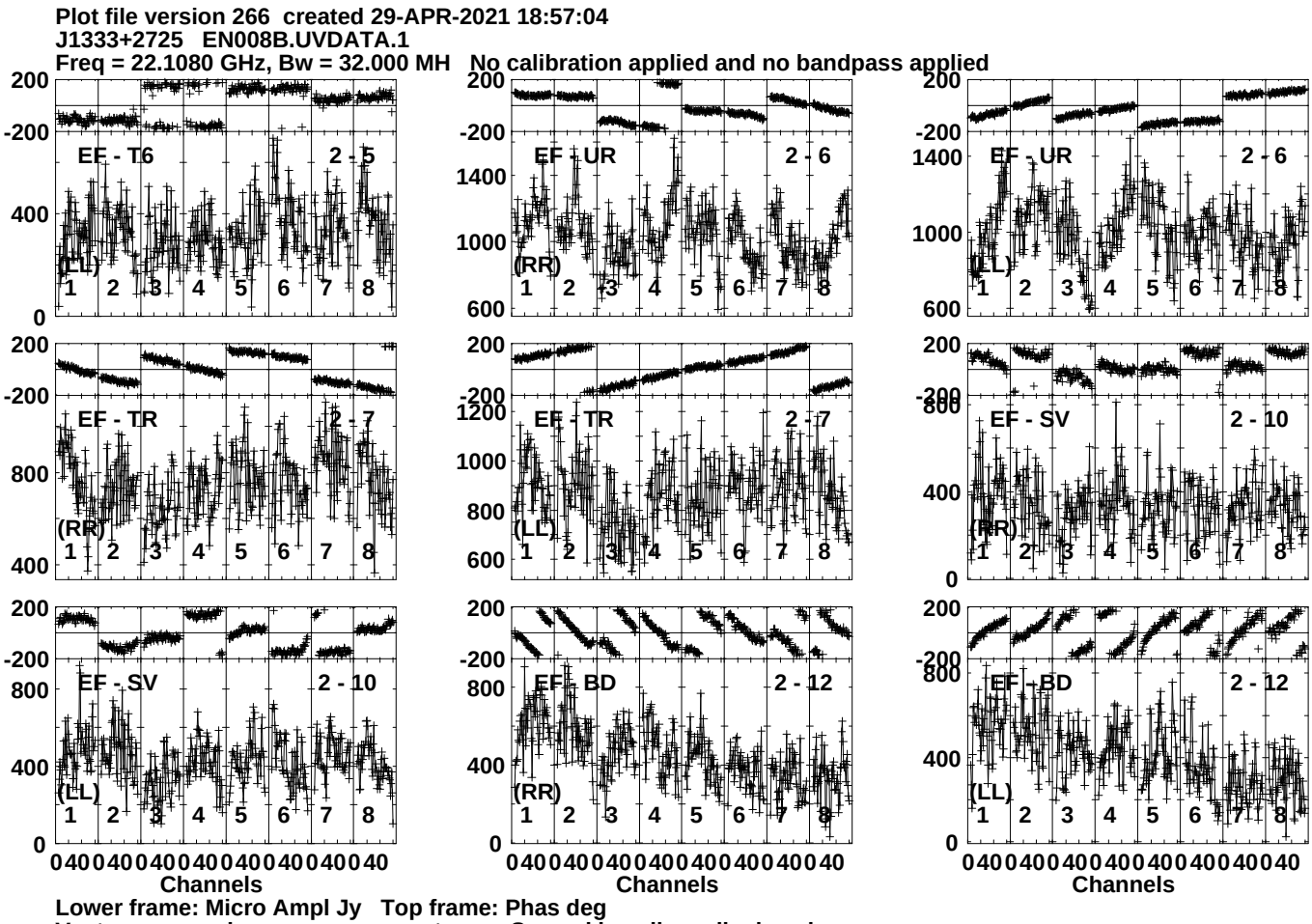
Plot file version 266 created 29-APR-2021 18:57:04
J1333+2725 EN008B.UVDATA.1
Freq = 22.1080 GHz, Bw = 32.000 MH No calibration applied and no bandpass applied
EF - T6 2 - 5
EF - UR 2 - 6
EF - UR 2 - 6
EF - TR 2 - 7
EF - TR 2 - 7
EF - SV 2 - 10
EF - SV 2 - 10
EF - BD 2 - 12
EF - BD 2 - 12
(LL)
(RR)
(LL)
(RR)
(LL)
(RR)
(LL)
(RR)
(LL)
Channels
Channels
Channels
Lower frame: Micro Ampl Jy Top frame: Phas deg
Vector averaged cross-power spectrum Several baselines displayed
Timerange: 00/19:20:31 to 00/19:21:29

Plot file version 267 created 29-APR-2021 18:57:04
J1333+2725 EN008B.UVDATA.1
Freq = 22.1080 GHz, Bw = 32.000 MH No calibration applied and no bandpass applied

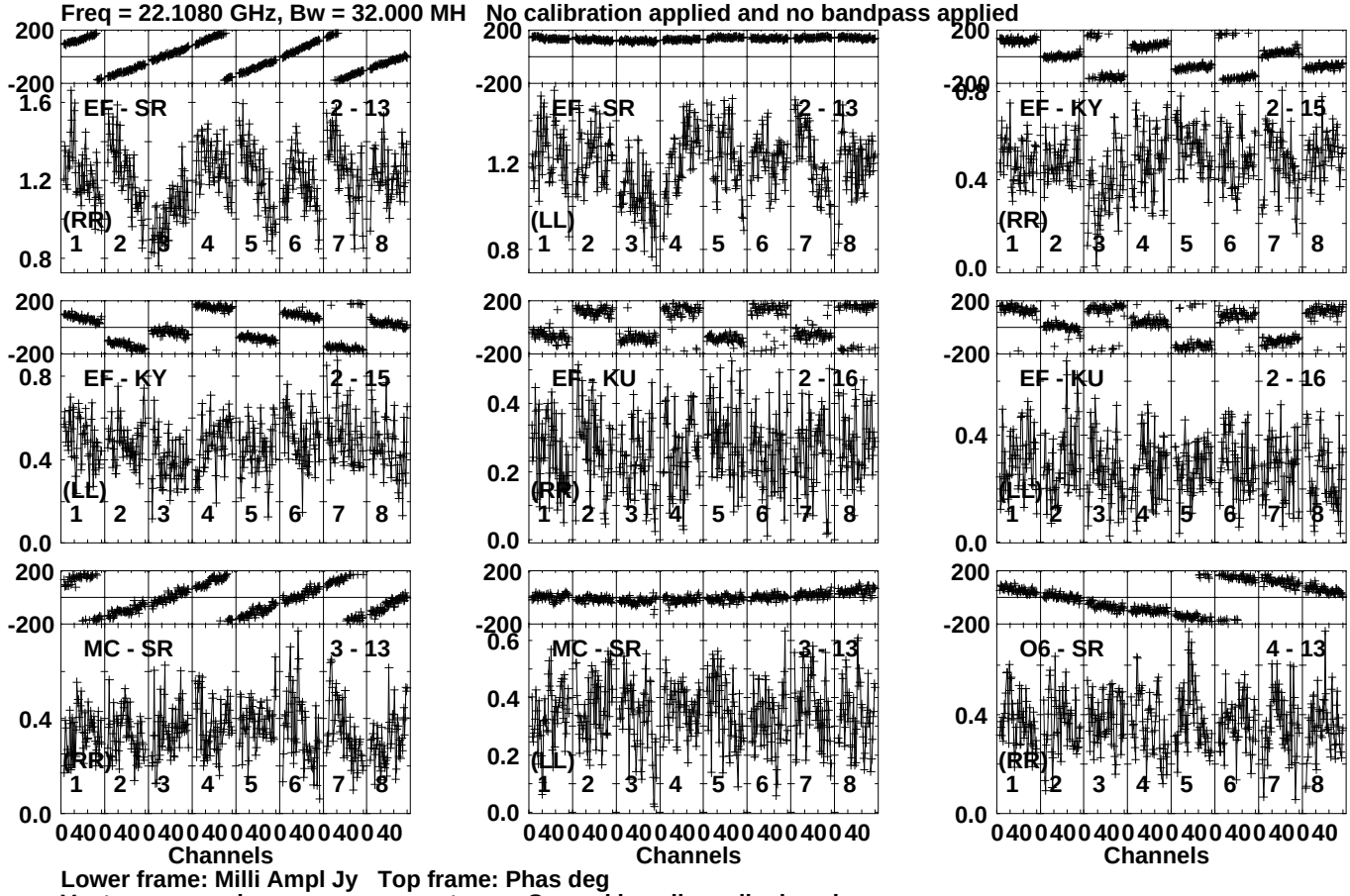

Lower frame: Milli Ampl Jy Top frame: Phas deg
Vector averaged cross-power spectrum Several baselines displayed
Timerange: 00/19:20:31 to 00/19:21:29

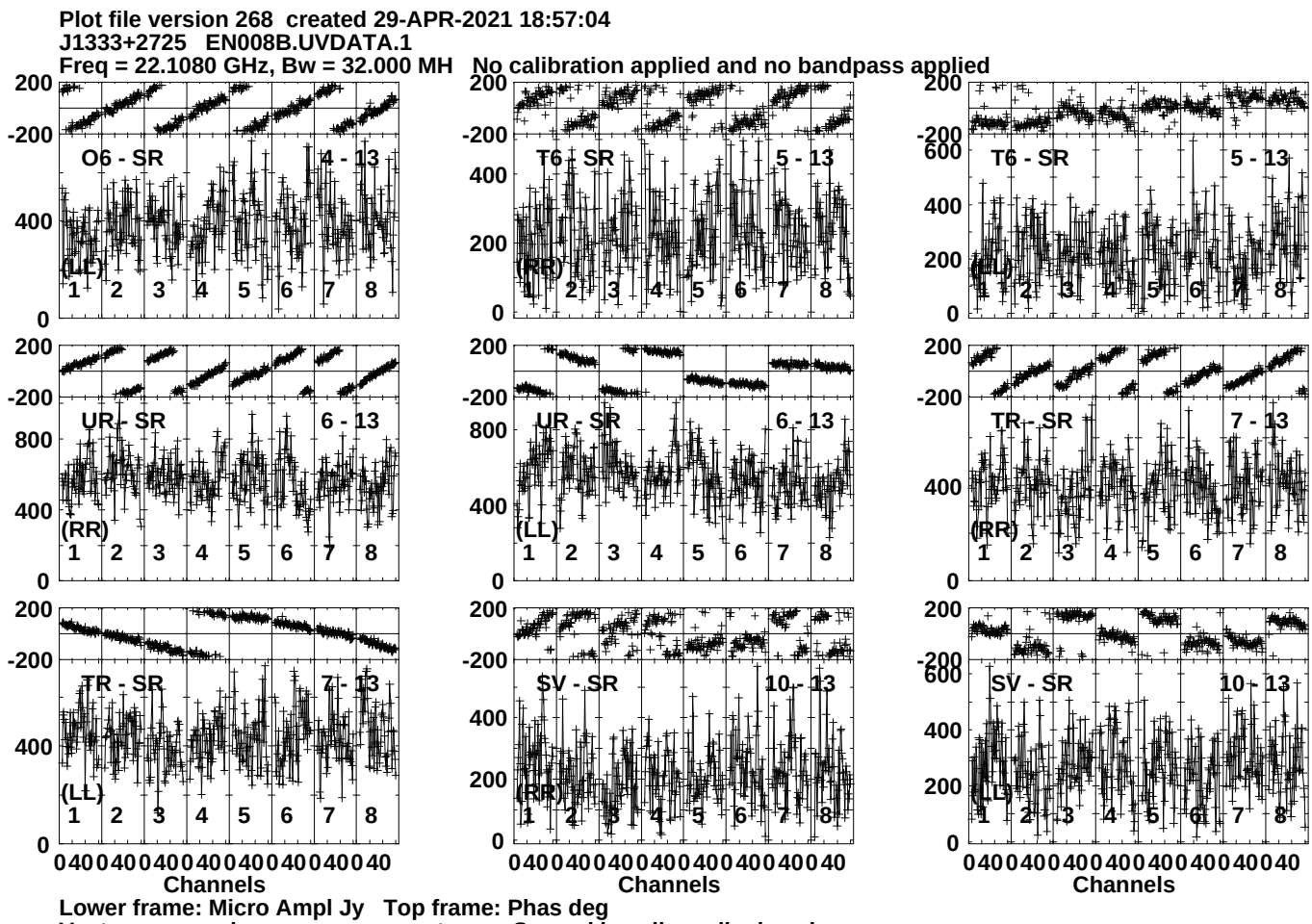
Plot file version 268 created 29-APR-2021 18:57:04
J1333+2725 EN008B.UVDATA.1
Freq = 22.1080 GHz, Bw = 32.000 MH No calibration applied and no bandpass applied
O6 - SR 4 - 13
T6 - SR 5 - 13
T6 - SR 5 - 13
UR - SR 6 - 13
UR - SR 6 - 13
TR - SR 7 - 13
TR - SR 7 - 13
SV - SR 10 - 13
SV - SR 10 - 13
(LL)
(RR)
Channels
Lower frame: Micro Ampl Jy Top frame: Phas deg
Vector averaged cross-power spectrum Several baselines displayed
Timerange: 00/19:20:31 to 00/19:21:29

Plot file version 269 created 29-APR-2021 18:57:04
J1333+2725 EN008B.UVDATA.1
Freq = 22.1080 GHz, Bw = 32.000 MH No calibration applied and no bandpass applied

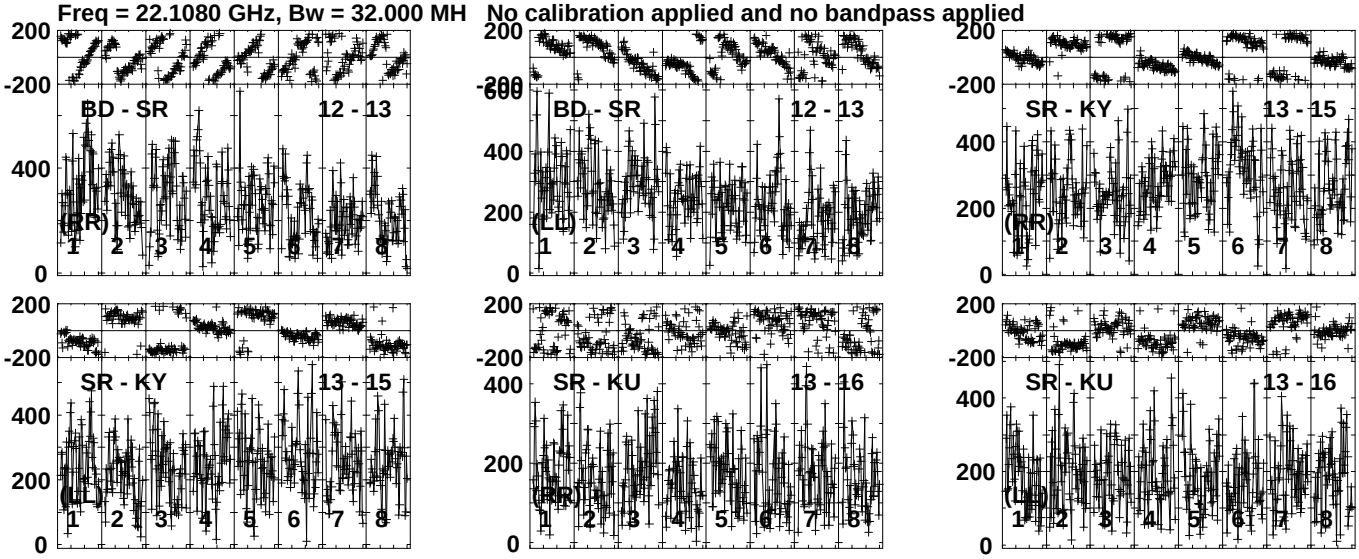

Lower frame: Micro Ampl Jy Top frame: Phas deg
Vector averaged cross-power spectrum Several baselines displayed
Timerange: 00/19:20:31 to 00/19:21:29

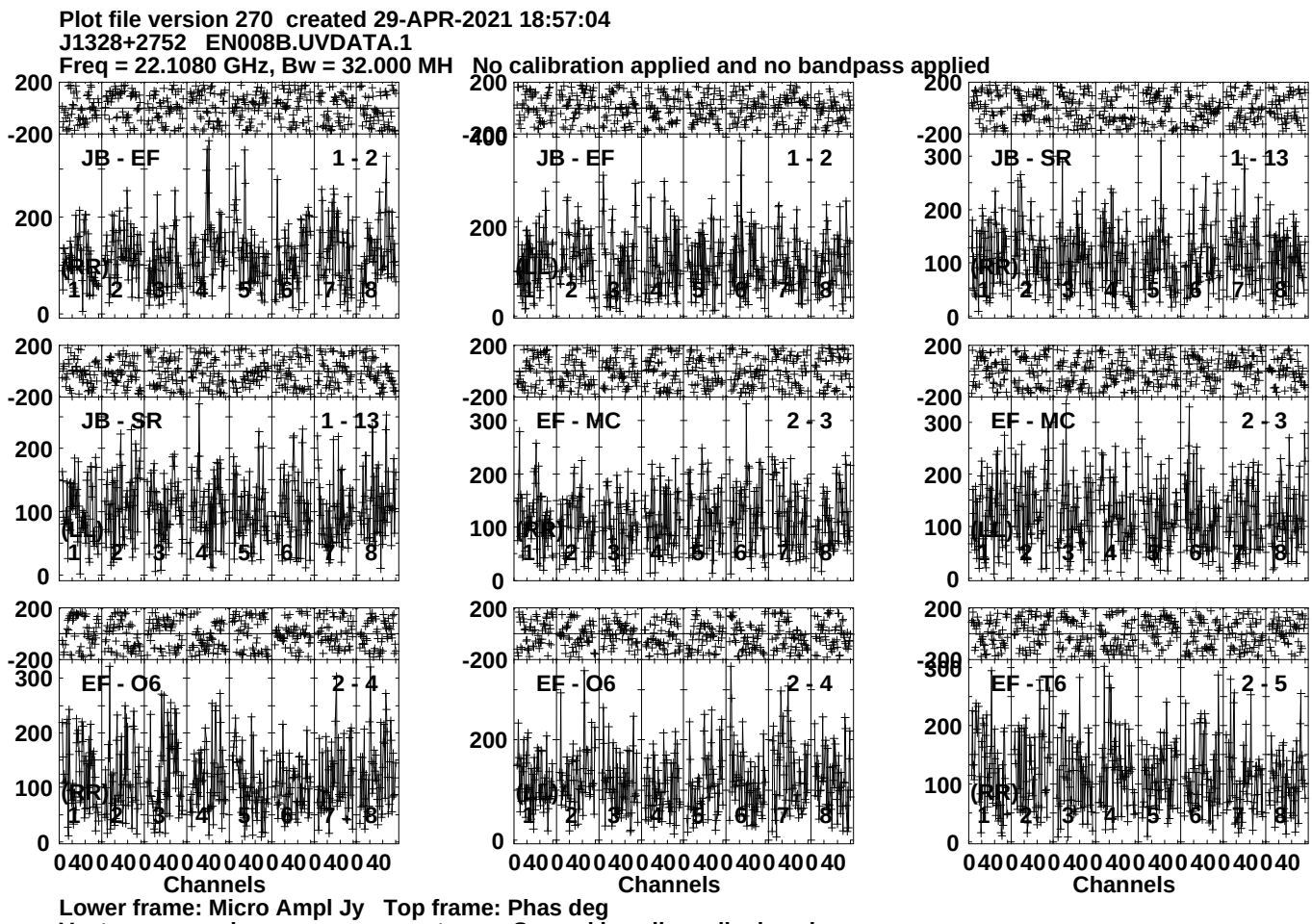
Plot file version 270 created 29-APR-2021 18:57:04
J1328+2752 EN008B.UVDATA.1
Freq = 22.1080 GHz, Bw = 32.000 MH No calibration applied and no bandpass applied
JB - EF 1 - 2
JB - EF 1 - 2
JB - SR 1 - 13
JB - SR 1 - 13
EF - MC 2 - 3
EF - MC 2 - 3
EF - O6 2 - 4
EF - O6 2 - 4
EF - T6 2 - 5
(RR)
(LL)
Channels
Lower frame: Micro Ampl Jy Top frame: Phas deg
Vector averaged cross-power spectrum Several baselines displayed
Timerange: 00/19:21:31 to 00/19:23:29

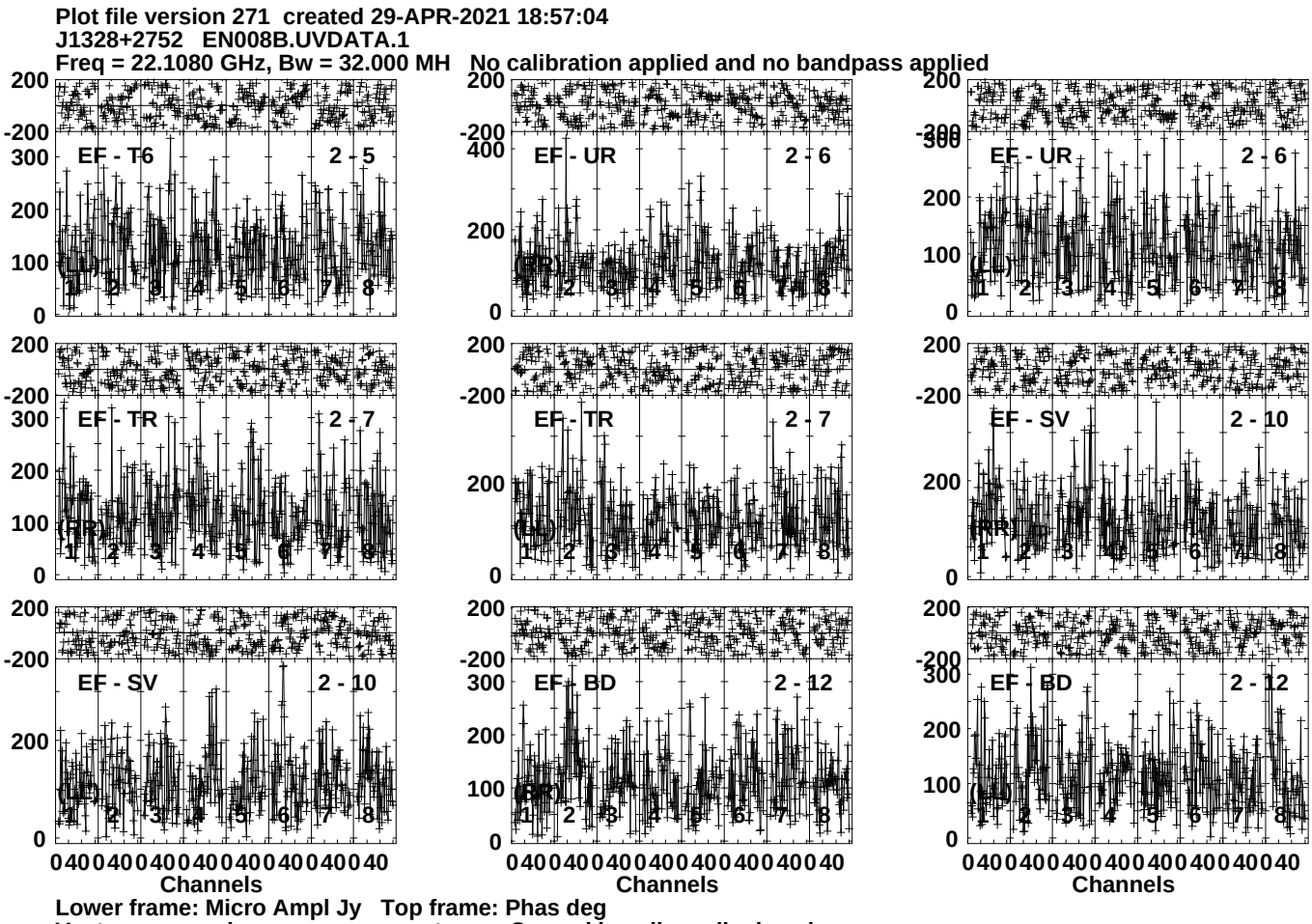
Plot file version 271 created 29-APR-2021 18:57:04
J1328+2752 EN008B.UVDATA.1
Freq = 22.1080 GHz, Bw = 32.000 MH No calibration applied and no bandpass applied
EF - T6 2 - 5
EF - UR 2 - 6
EF - UR 2 - 6
EF - TR 2 - 7
EF - TR 2 - 7
EF - SV 2 - 10
EF - SV 2 - 10
EF - BD 2 - 12
EF - BD 2 - 12
(RR)
(LL)
(RR)
(LL)
(RR)
(LL)
(RR)
(LL)
(RR)
(LL)
Channels
Channels
Channels
Lower frame: Micro Ampl Jy Top frame: Phas deg
Vector averaged cross-power spectrum Several baselines displayed
Timerange: 00/19:21:31 to 00/19:23:29

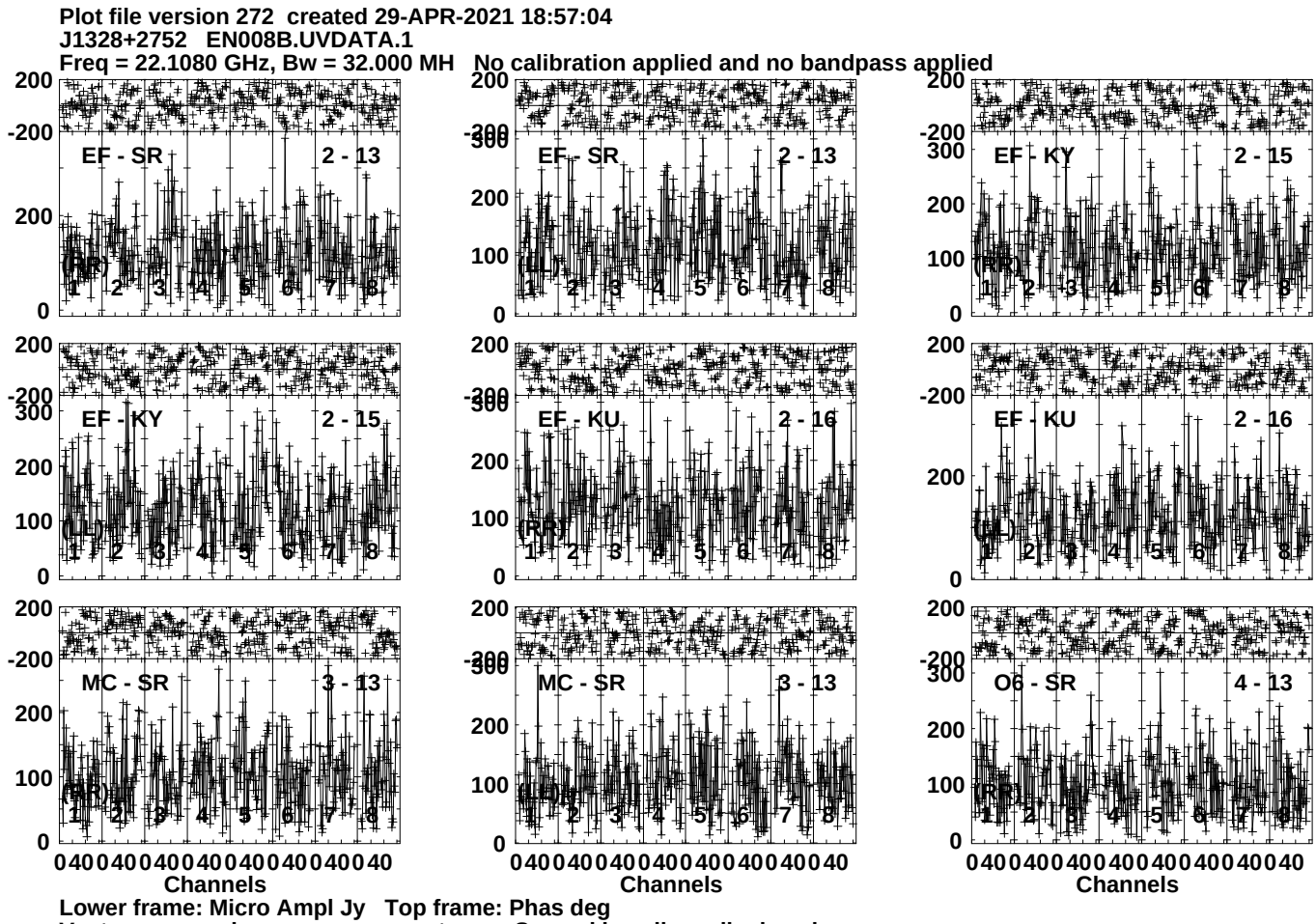
Plot file version 272 created 29-APR-2021 18:57:04
J1328+2752 EN008B.UVDATA.1
Freq = 22.1080 GHz, Bw = 32.000 MH No calibration applied and no bandpass applied
EF - SR 2 - 13
(RR)
EF - SR 2 - 13
(LL)
EF - KY 2 - 15
(RR)
EF - KY 2 - 15
(LL)
EF - KU 2 - 16
(RR)
EF - KU 2 - 16
(LL)
MC - SR 3 - 13
(RR)
MC - SR 3 - 13
(LL)
O6 - SR 4 - 13
(RR)
Channels
Channels
Channels
Lower frame: Micro Ampl Jy Top frame: Phas deg
Vector averaged cross-power spectrum Several baselines displayed
Timerange: 00/19:21:31 to 00/19:23:29

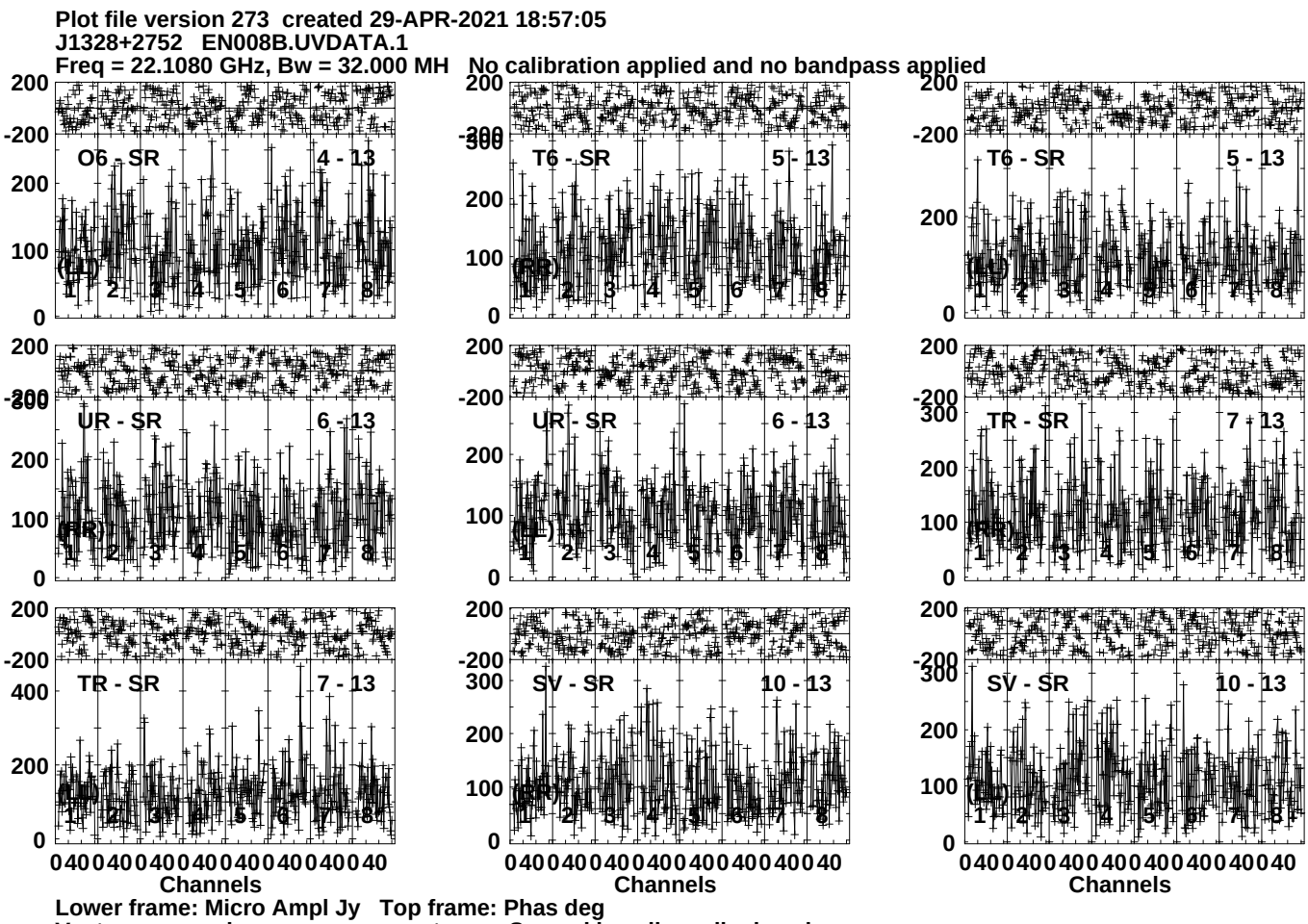
Plot file version 273 created 29-APR-2021 18:57:05
J1328+2752 EN008B.UVDATA.1
Freq = 22.1080 GHz, Bw = 32.000 MH No calibration applied and no bandpass applied
O6 - SR 4 - 13
T6 - SR 5 - 13
T6 - SR 5 - 13
UR - SR 6 - 13
UR - SR 6 - 13
TR - SR 7 - 13
TR - SR 7 - 13
SV - SR 10 - 13
SV - SR 10 - 13
Channels
Channels
Channels
Lower frame: Micro Ampl Jy Top frame: Phas deg
Vector averaged cross-power spectrum Several baselines displayed
Timerange: 00/19:21:31 to 00/19:23:29

Plot file version 274 created 29-APR-2021 18:57:05
J1328+2752 EN008B.UVDATA.1
Freq = 22.1080 GHz, Bw = 32.000 MH No calibration applied and no bandpass applied

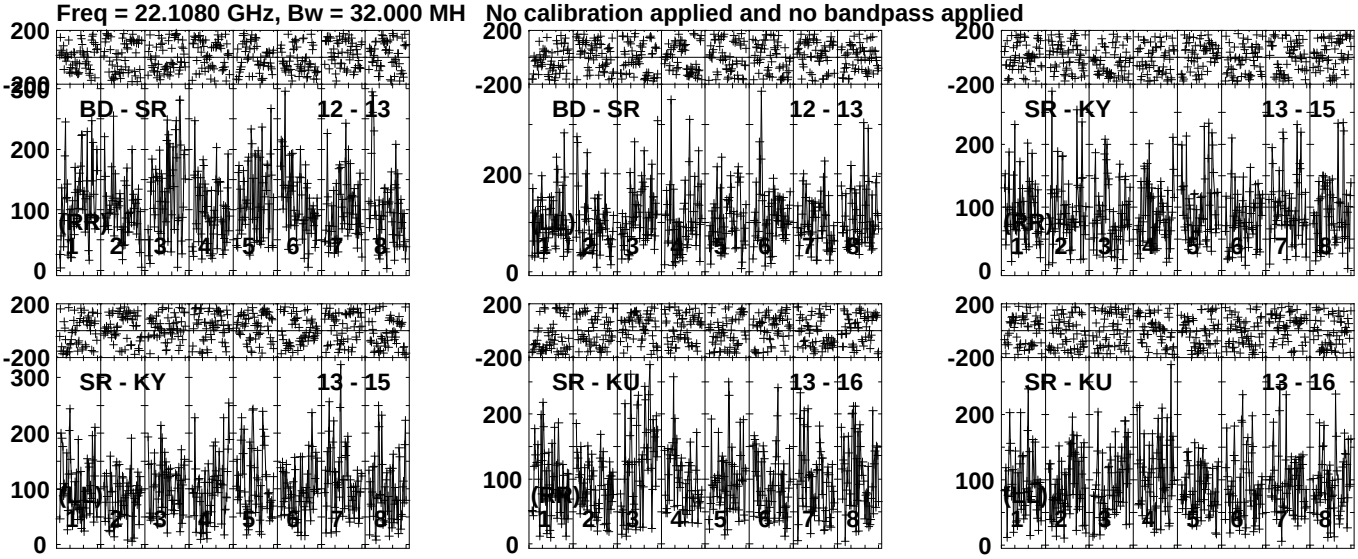

Lower frame: Micro Ampl Jy Top frame: Phas deg
Vector averaged cross-power spectrum Several baselines displayed
Timerange: 00/19:21:31 to 00/19:23:29

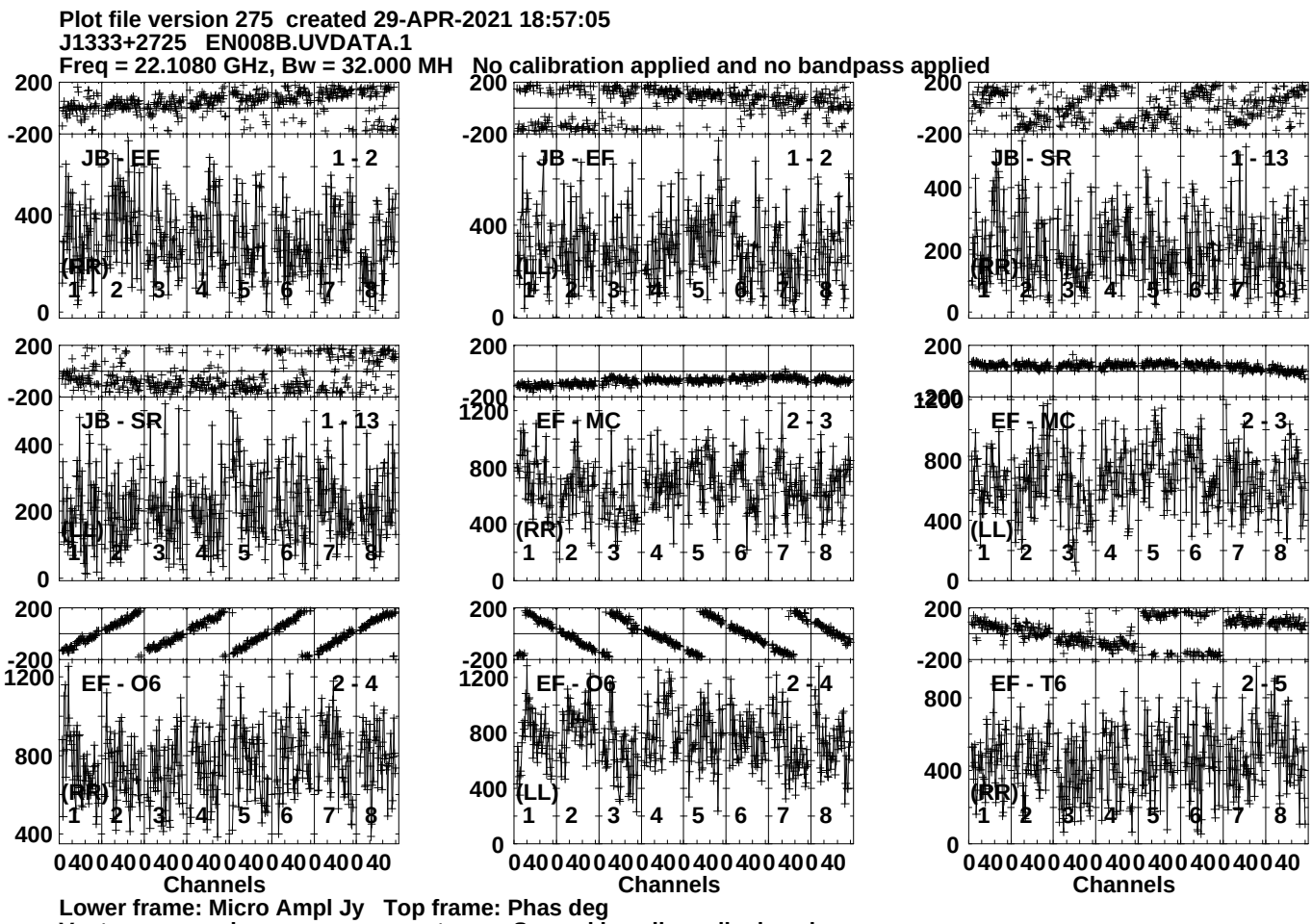
Plot file version 275 created 29-APR-2021 18:57:05
J1333+2725 EN008B.UVDATA.1
Freq = 22.1080 GHz, Bw = 32.000 MH No calibration applied and no bandpass applied
JB - EF 1 - 2
(RR)
JB - EF 1 - 2
(LL)
JB - SR 1 - 13
(RR)
JB - SR 1 - 13
(LL)
EF - MC 2 - 3
(RR)
EF - MC 2 - 3
(LL)
EF - O6 2 - 4
(RR)
EF - O6 2 - 4
(LL)
EF - T6 2 - 5
(RR)
Channels
Channels
Channels
Lower frame: Micro Ampl Jy Top frame: Phas deg
Vector averaged cross-power spectrum Several baselines displayed
Timerange: 00/19:23:31 to 00/19:24:29

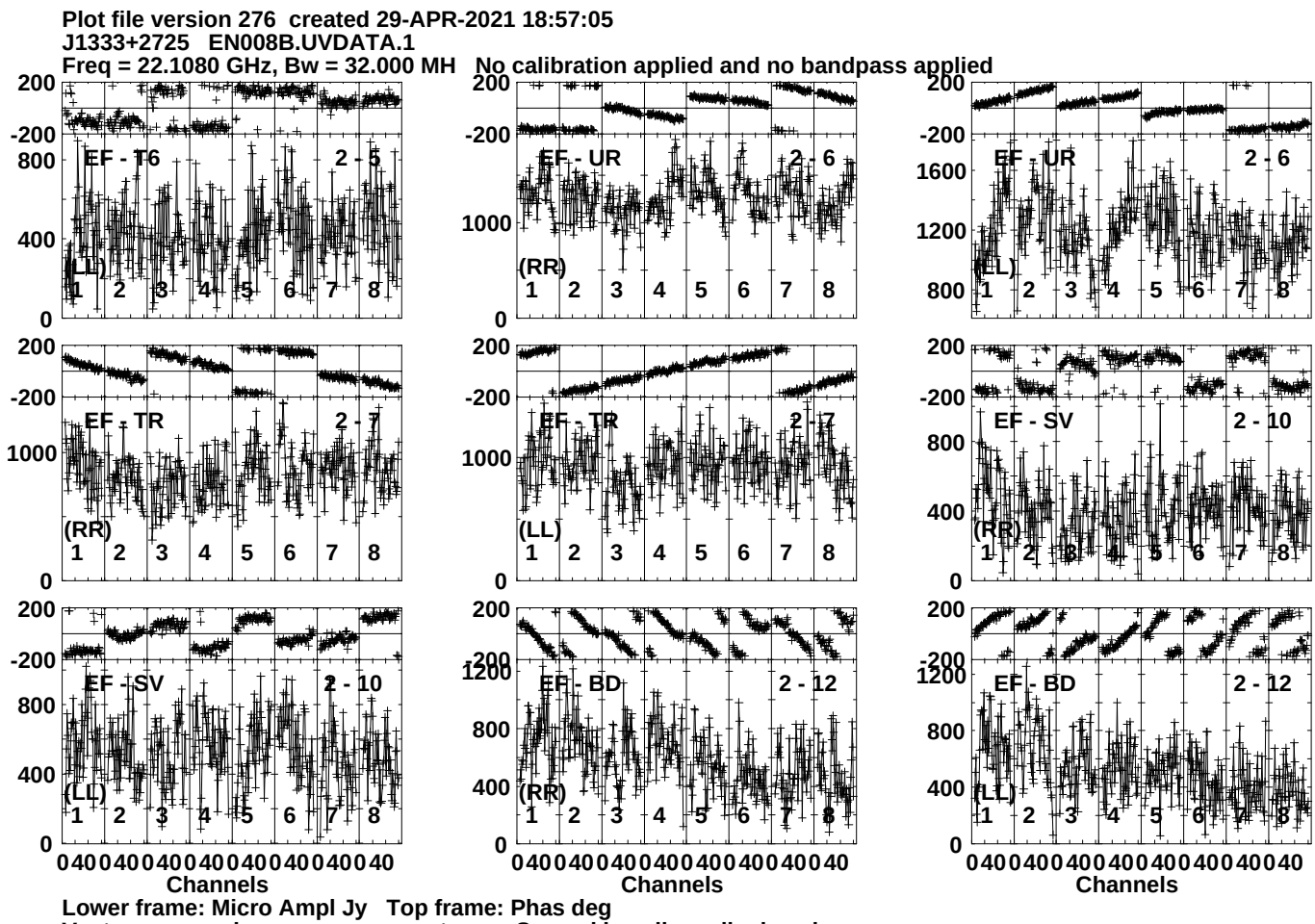
Plot file version 276 created 29-APR-2021 18:57:05
J1333+2725 EN008B.UVDATA.1
Freq = 22.1080 GHz, Bw = 32.000 MH No calibration applied and no bandpass applied
EF - T6 2 - 5
(LL)
EF - UR 2 - 6
(RR)
EF - UR 2 - 6
(LL)
EF - TR 2 - 7
(RR)
EF - TR 2 - 7
(LL)
EF - SV 2 - 10
(RR)
EF - SV 2 - 10
(LL)
EF - BD 2 - 12
(RR)
EF - BD 2 - 12
(LL)
Channels
Channels
Channels
Lower frame: Micro Ampl Jy Top frame: Phas deg
Vector averaged cross-power spectrum Several baselines displayed
Timerange: 00/19:23:31 to 00/19:24:29

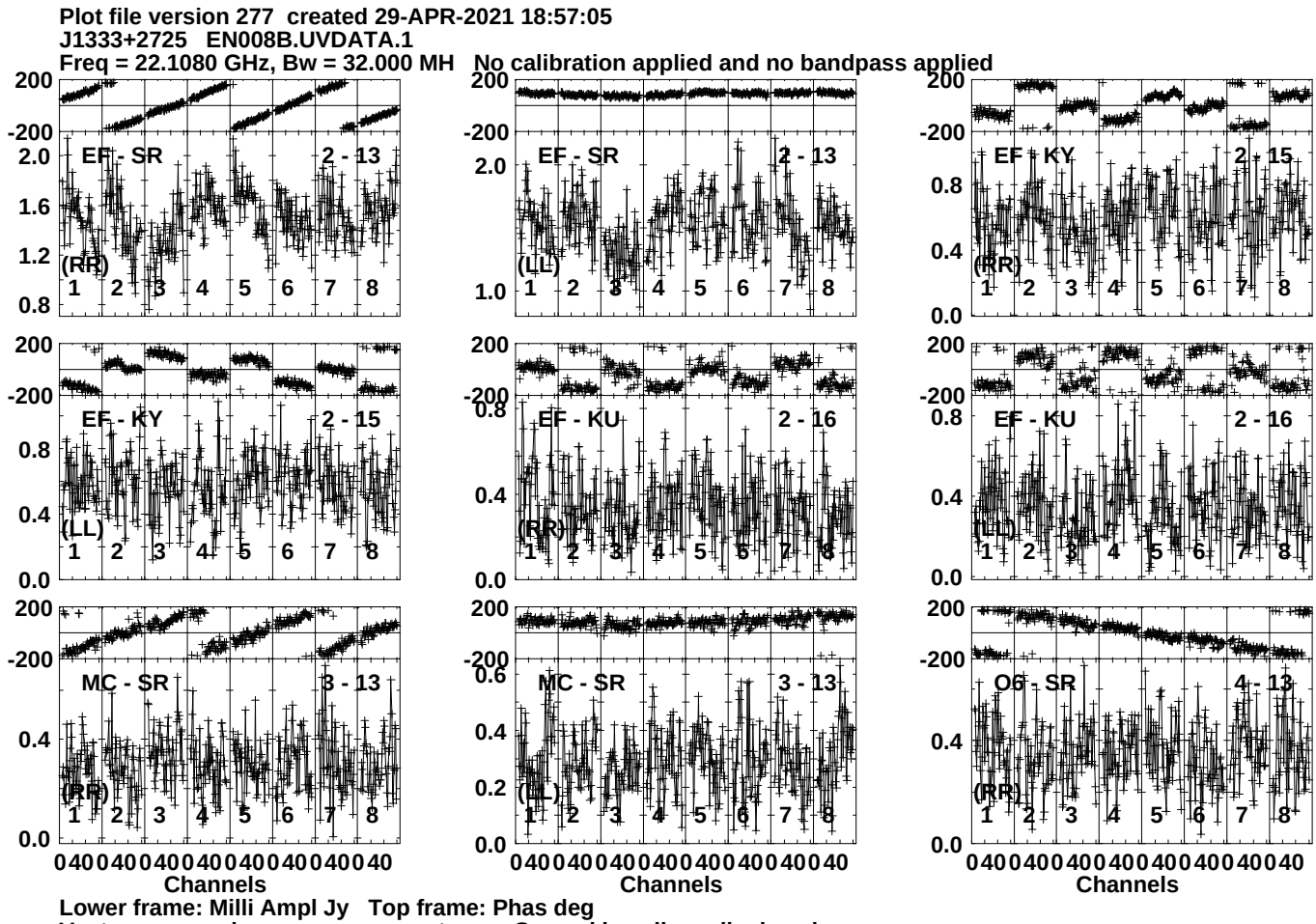
Plot file version 277 created 29-APR-2021 18:57:05
J1333+2725 EN008B.UVDATA.1
Freq = 22.1080 GHz, Bw = 32.000 MH No calibration applied and no bandpass applied
EF - SR 2 - 13
(RR)
EF - SR 2 - 13
(LL)
EF - KY 2 - 15
(RR)
EF - KY 2 - 15
(LL)
EF - KU 2 - 16
(RR)
EF - KU 2 - 16
(LL)
MC - SR 3 - 13
(RR)
MC - SR 3 - 13
(LL)
O6 - SR 4 - 13
(RR)
Channels
Lower frame: Milli Ampl Jy Top frame: Phas deg
Vector averaged cross-power spectrum Several baselines displayed
Timerange: 00/19:23:31 to 00/19:24:29

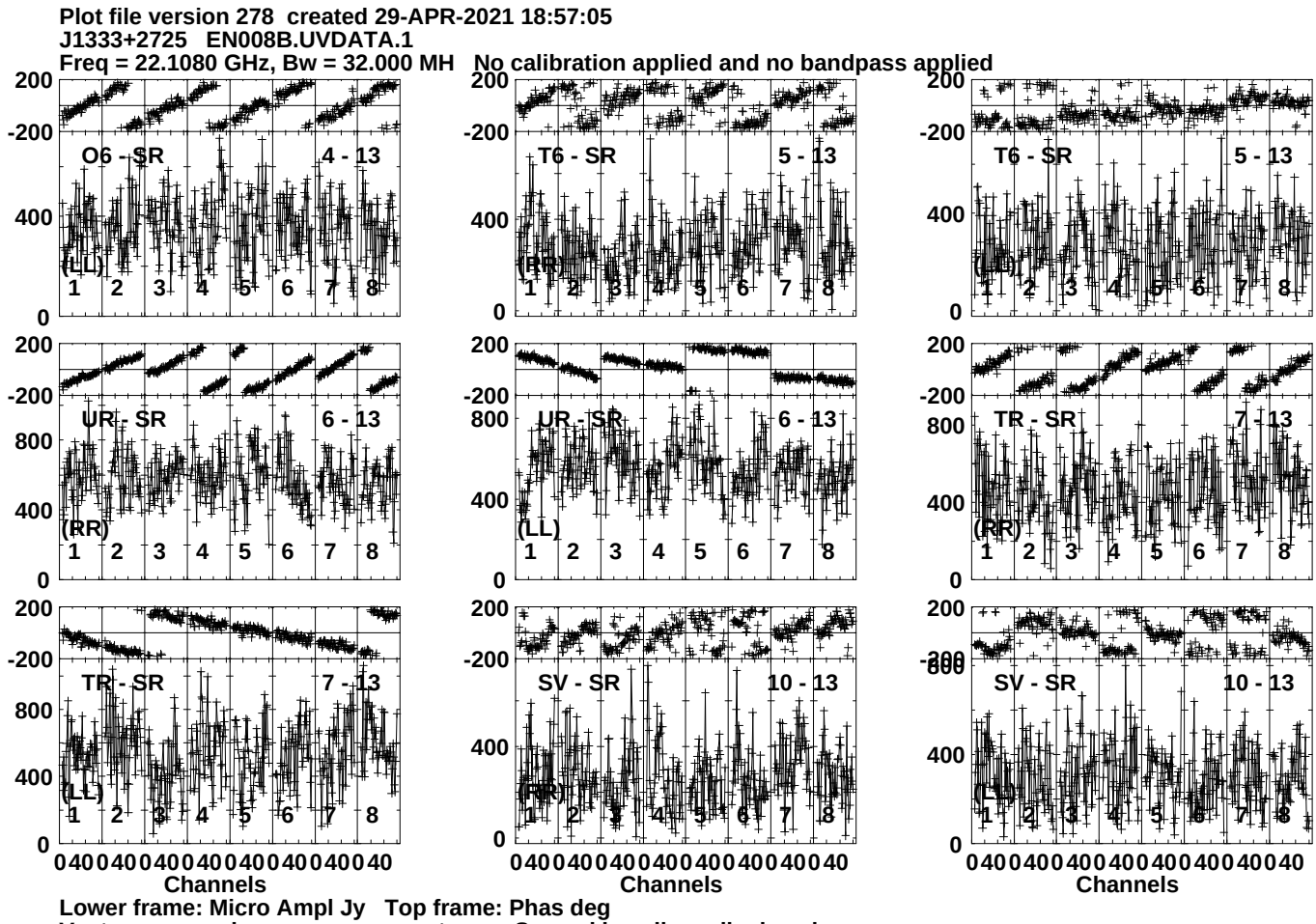
Plot file version 278 created 29-APR-2021 18:57:05
J1333+2725 EN008B.UVDATA.1
Freq = 22.1080 GHz, Bw = 32.000 MH No calibration applied and no bandpass applied
O6 - SR 4 - 13
T6 - SR 5 - 13
T6 - SR 5 - 13
UR - SR 6 - 13
UR - SR 6 - 13
TR - SR 7 - 13
TR - SR 7 - 13
SV - SR 10 - 13
SV - SR 10 - 13
(LL)
(RR)
Channels
Lower frame: Micro Ampl Jy Top frame: Phas deg
Vector averaged cross-power spectrum Several baselines displayed
Timerange: 00/19:23:31 to 00/19:24:29

Plot file version 279 created 29-APR-2021 18:57:05
J1333+2725 EN008B.UVDATA.1
Freq = 22.1080 GHz, Bw = 32.000 MH No calibration applied and no bandpass applied

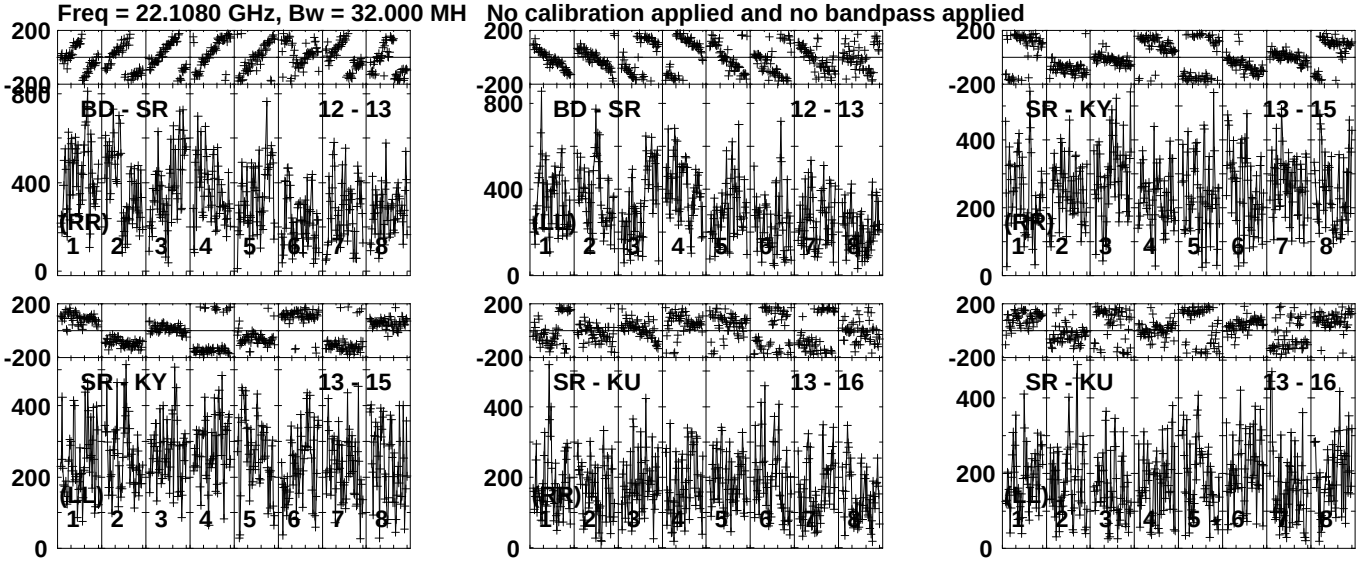

Lower frame: Micro Ampl Jy Top frame: Phas deg
Vector averaged cross-power spectrum Several baselines displayed
Timerange: 00/19:23:31 to 00/19:24:29

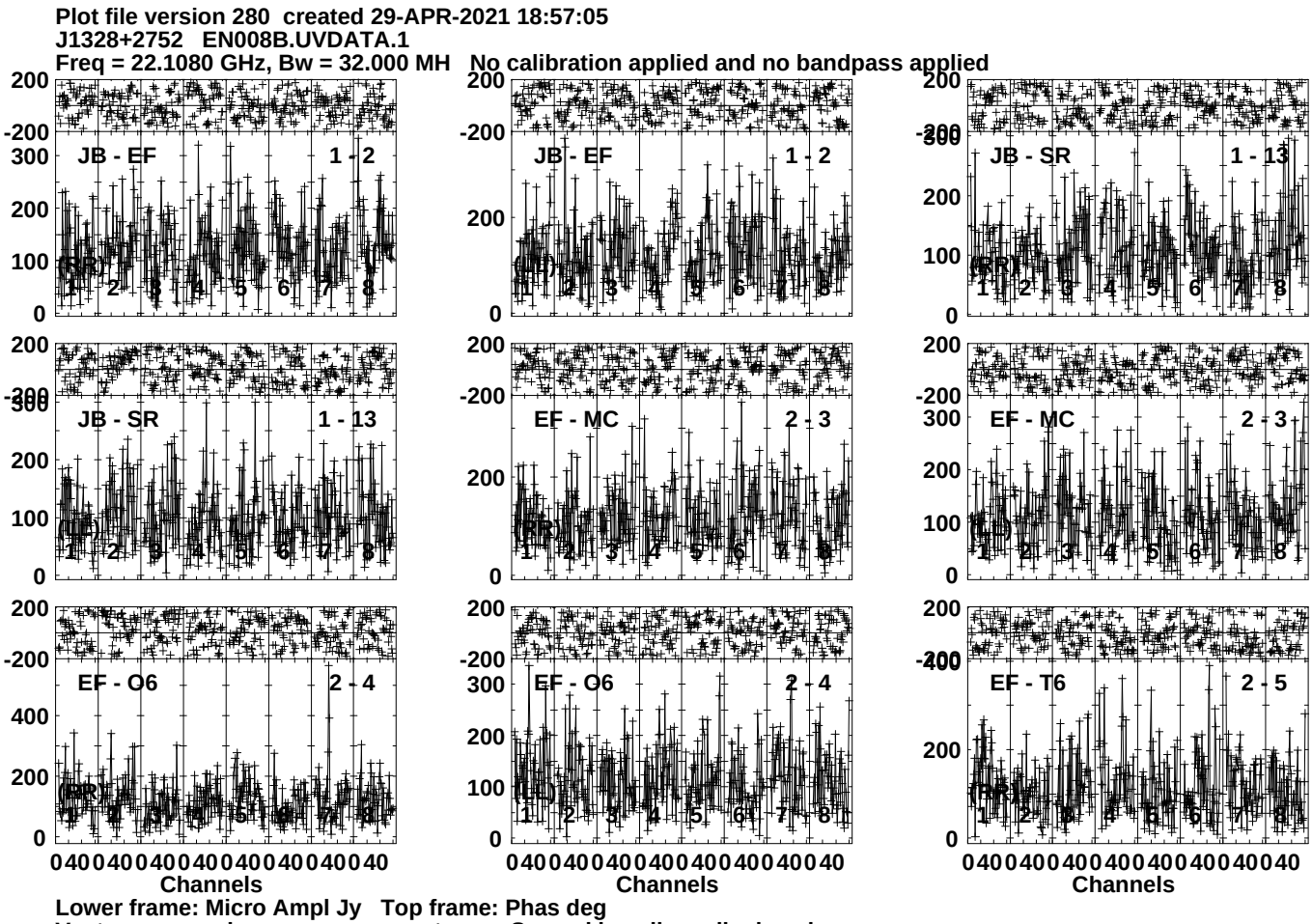
Plot file version 280 created 29-APR-2021 18:57:05
J1328+2752 EN008B.UVDATA.1
Freq = 22.1080 GHz, Bw = 32.000 MH No calibration applied and no bandpass applied
JB - EF 1 - 2
JB - EF 1 - 2
JB - SR 1 - 13
JB - SR 1 - 13
EF - MC 2 - 3
EF - MC 2 - 3
EF - O6 2 - 4
EF - O6 2 - 4
EF - T6 2 - 5
Channels
Channels
Channels
Lower frame: Micro Ampl Jy Top frame: Phas deg
Vector averaged cross-power spectrum Several baselines displayed
Timerange: 00/19:24:31 to 00/19:26:29

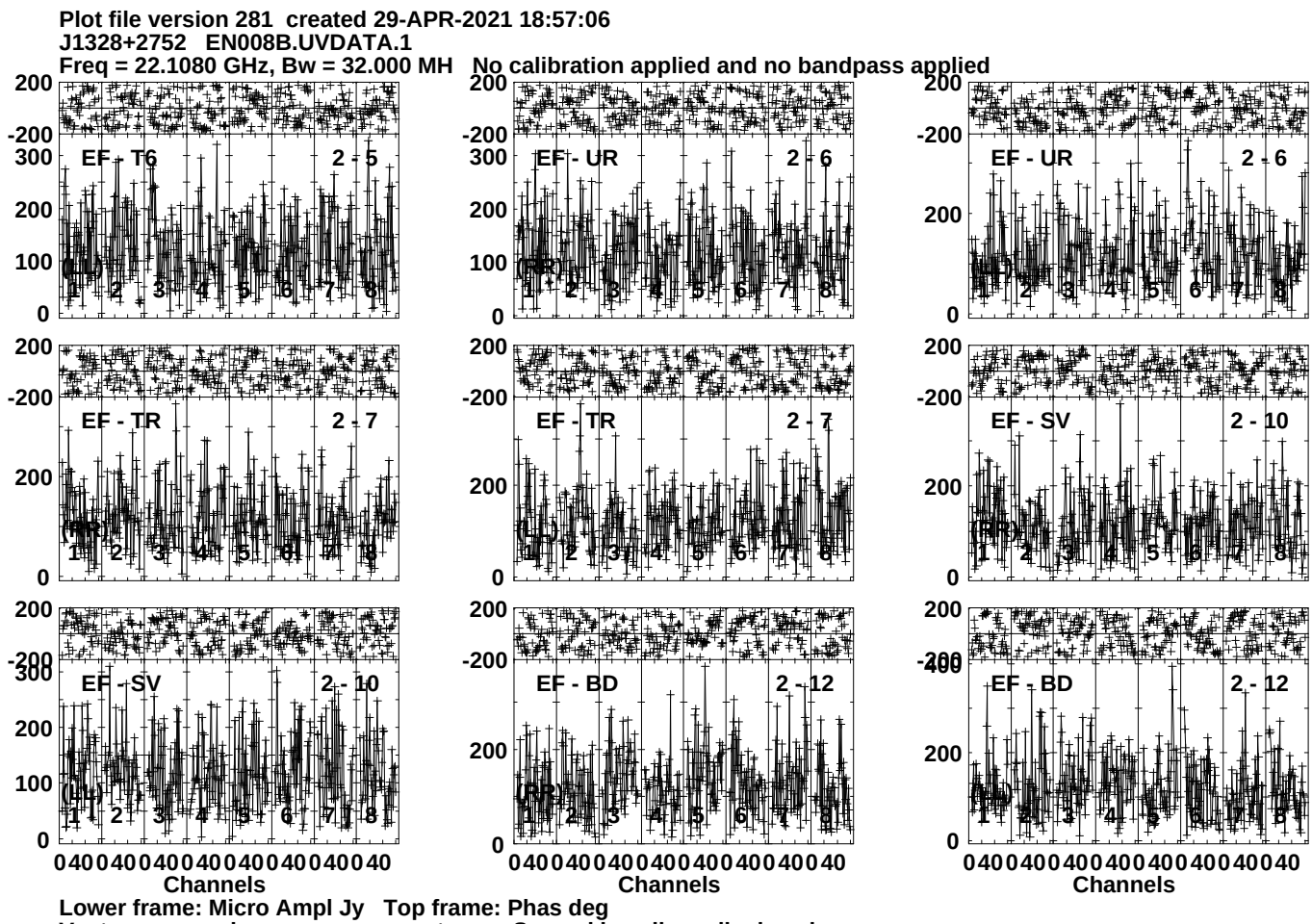
Plot file version 281 created 29-APR-2021 18:57:06
J1328+2752 EN008B.UVDATA.1
Freq = 22.1080 GHz, Bw = 32.000 MH No calibration applied and no bandpass applied
EF - T6 2 - 5
EF - UR 2 - 6
EF - UR 2 - 6
EF - TR 2 - 7
EF - TR 2 - 7
EF - SV 2 - 10
EF - SV 2 - 10
EF - BD 2 - 12
EF - BD 2 - 12
Channels
Channels
Channels
Lower frame: Micro Ampl Jy Top frame: Phas deg
Vector averaged cross-power spectrum Several baselines displayed
Timerange: 00/19:24:31 to 00/19:26:29

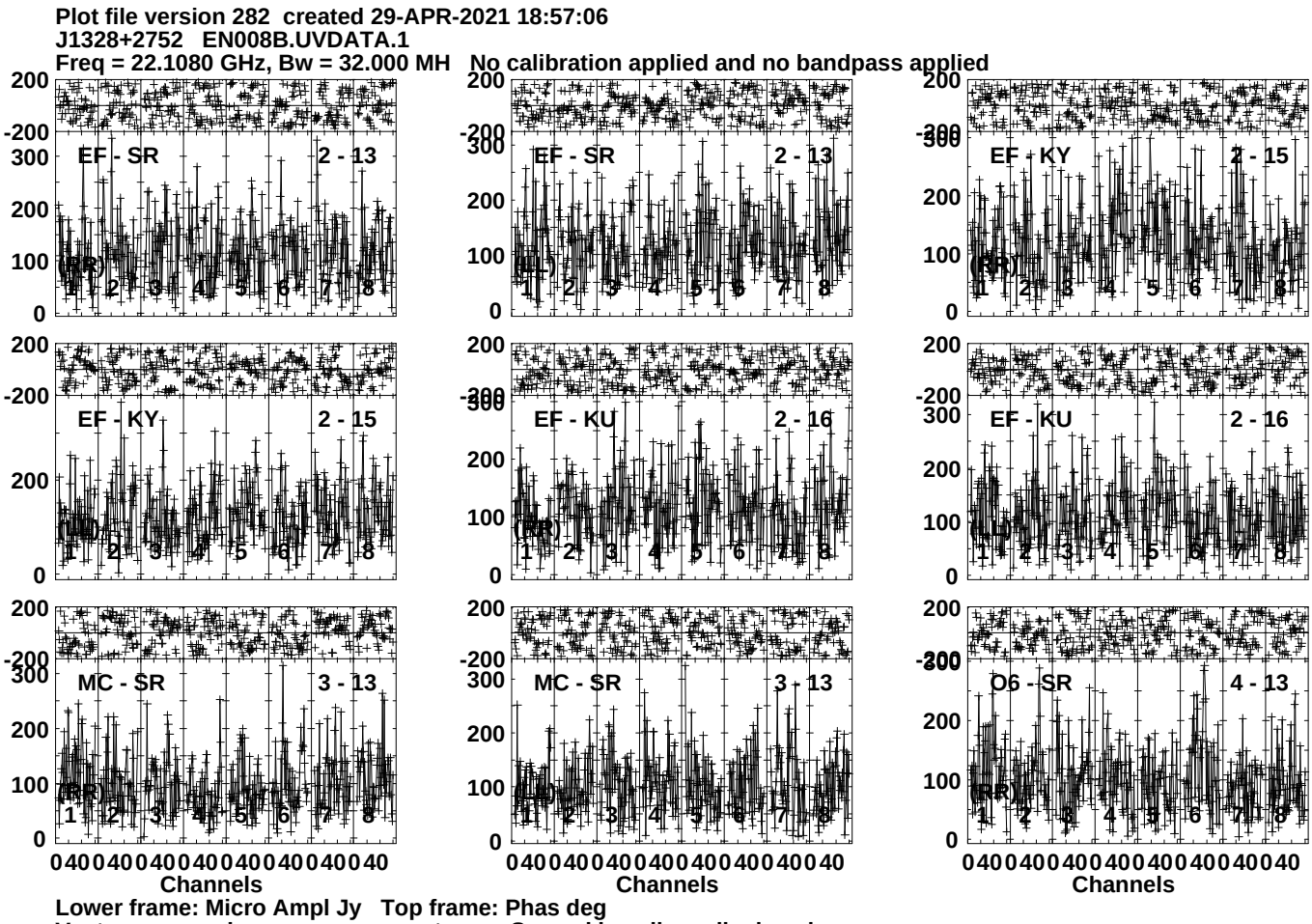
Plot file version 282 created 29-APR-2021 18:57:06
J1328+2752 EN008B.UVDATA.1
Freq = 22.1080 GHz, Bw = 32.000 MH No calibration applied and no bandpass applied
EF - SR 2 - 13
EF - SR 2 - 13
EF - KY 2 - 15
EF - KY 2 - 15
EF - KU 2 - 16
EF - KU 2 - 16
MC - SR 3 - 13
MC - SR 3 - 13
O6 - SR 4 - 13
(RR)
Channels
Lower frame: Micro Ampl Jy Top frame: Phas deg
Vector averaged cross-power spectrum Several baselines displayed
Timerange: 00/19:24:31 to 00/19:26:29

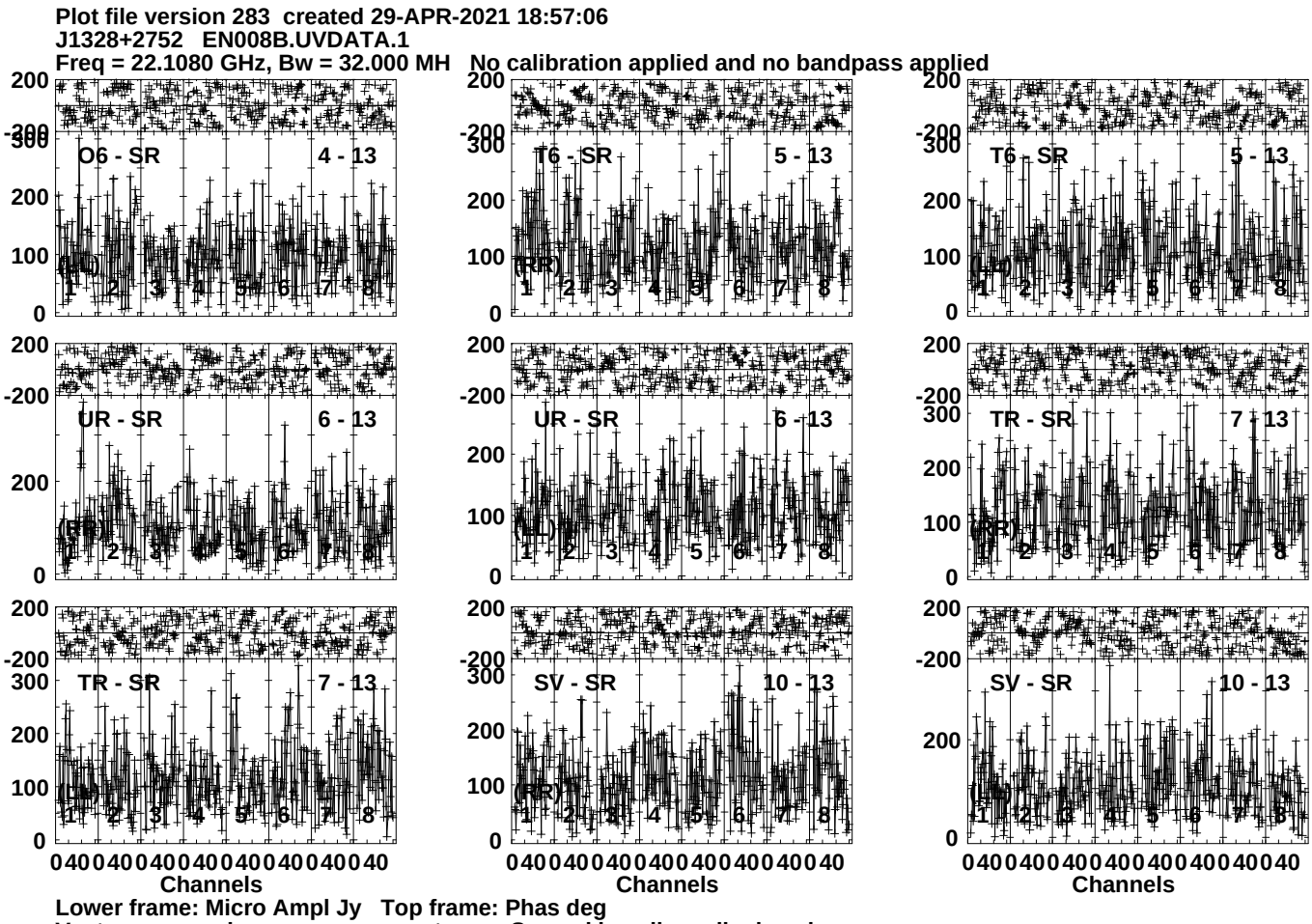
Plot file version 283 created 29-APR-2021 18:57:06
J1328+2752 EN008B.UVDATA.1
Freq = 22.1080 GHz, Bw = 32.000 MH No calibration applied and no bandpass applied
O6 - SR 4 - 13
T6 - SR 5 - 13
T6 - SR 5 - 13
UR - SR 6 - 13
UR - SR 6 - 13
TR - SR 7 - 13
TR - SR 7 - 13
SV - SR 10 - 13
SV - SR 10 - 13
(LL)
(RR)
Channels
Lower frame: Micro Ampl Jy Top frame: Phas deg
Vector averaged cross-power spectrum Several baselines displayed
Timerange: 00/19:24:31 to 00/19:26:29

Plot file version 284 created 29-APR-2021 18:57:06
J1328+2752 EN008B.UVDATA.1
Freq = 22.1080 GHz, Bw = 32.000 MH No calibration applied and no bandpass applied

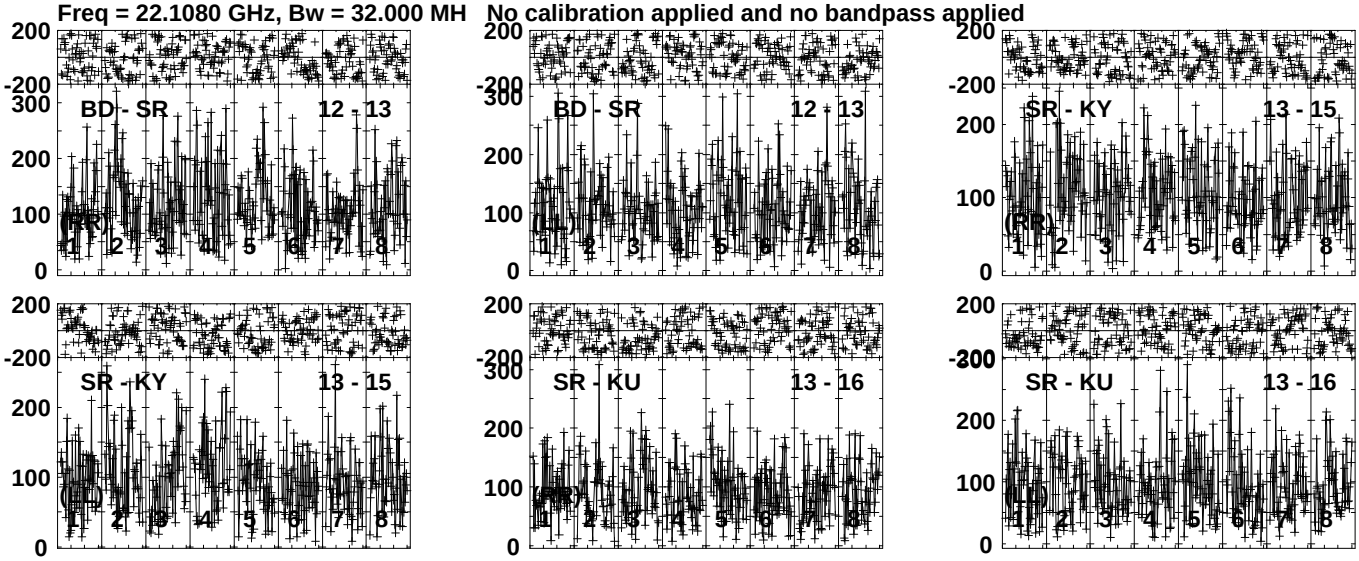

Lower frame: Micro Ampl Jy Top frame: Phas deg
Vector averaged cross-power spectrum Several baselines displayed
Timerange: 00/19:24:31 to 00/19:26:29

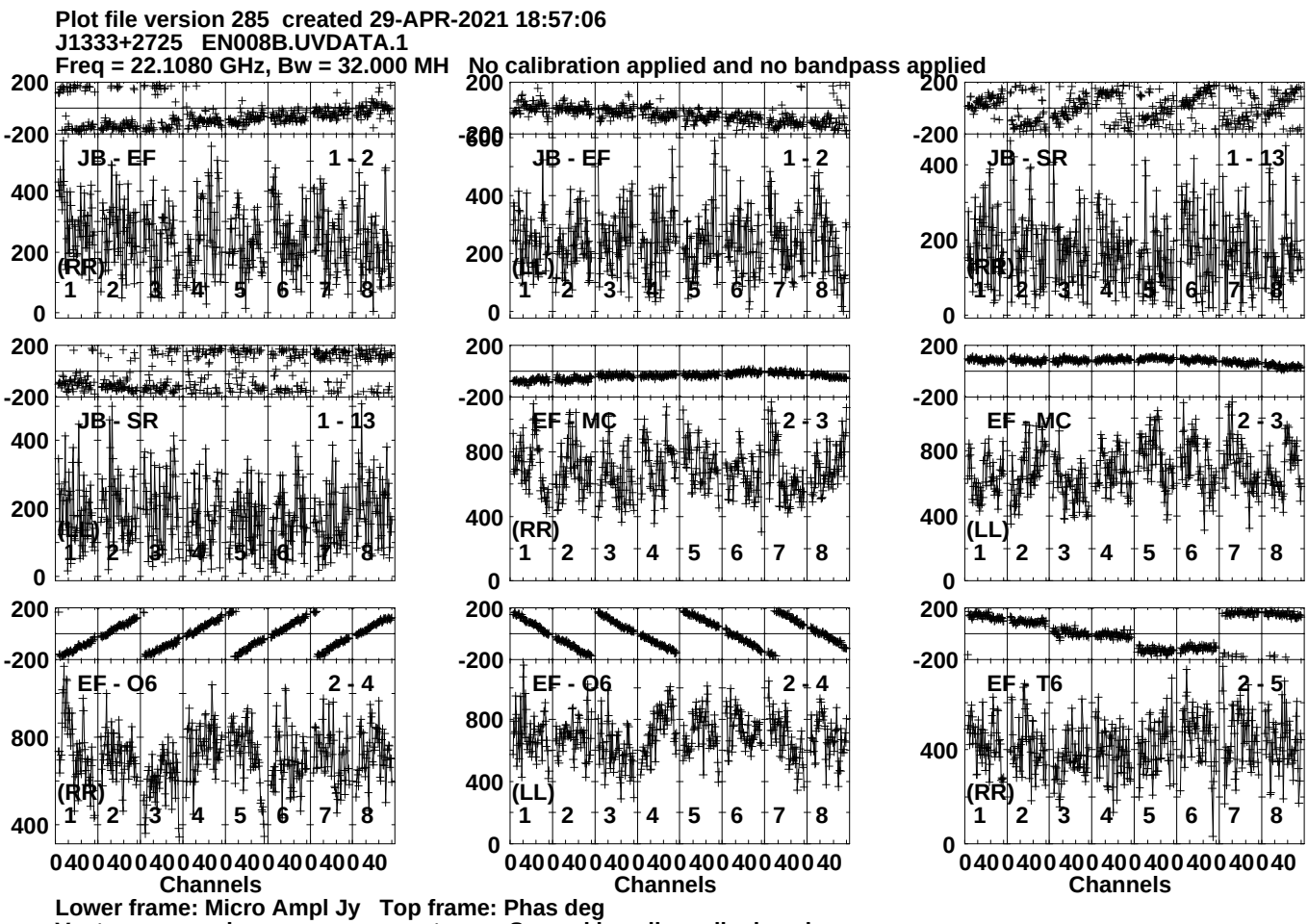
Plot file version 285 created 29-APR-2021 18:57:06
J1333+2725 EN008B.UVDATA.1
Freq = 22.1080 GHz, Bw = 32.000 MH No calibration applied and no bandpass applied
JB - EF 1 - 2 (RR)
JB - EF 1 - 2 (LL)
JB - SR 1 - 13 (RR)
JB - SR 1 - 13 (LL)
EF - MC 2 - 3 (RR)
EF - MC 2 - 3 (LL)
EF - O6 2 - 4 (RR)
EF - O6 2 - 4 (LL)
EF - T6 2 - 5 (RR)
Channels
Lower frame: Micro Ampl Jy Top frame: Phas deg
Vector averaged cross-power spectrum Several baselines displayed
Timerange: 00/19:27:01 to 00/19:27:59

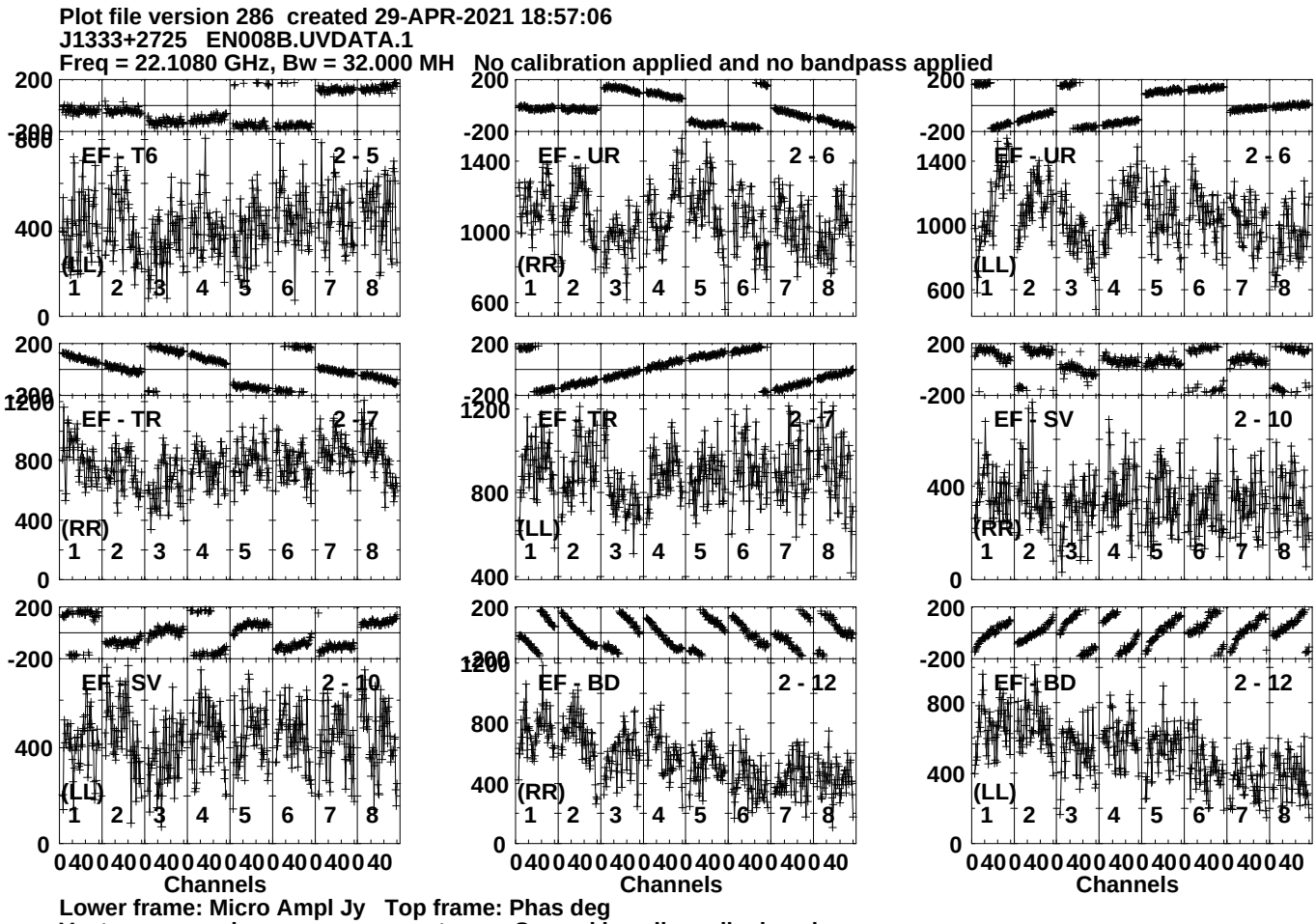
Plot file version 286 created 29-APR-2021 18:57:06
J1333+2725 EN008B.UVDATA.1
Freq = 22.1080 GHz, Bw = 32.000 MH No calibration applied and no bandpass applied
EF - T6 2 - 5
(LL)
EF - UR 2 - 6
(RR)
EF - UR 2 - 6
(LL)
EF - TR 2 - 7
(RR)
EF - TR 2 - 7
(LL)
EF - SV 2 - 10
(RR)
EF - SV 2 - 10
(LL)
EF - BD 2 - 12
(RR)
EF - BD 2 - 12
(LL)
Channels
Channels
Channels
Lower frame: Micro Ampl Jy Top frame: Phas deg
Vector averaged cross-power spectrum Several baselines displayed
Timerange: 00/19:27:01 to 00/19:27:59

Plot file version 287 created 29-APR-2021 18:57:06
J1333+2725 EN008B.UVDATA.1
Freq = 22.1080 GHz, Bw = 32.000 MH No calibration applied and no bandpass applied

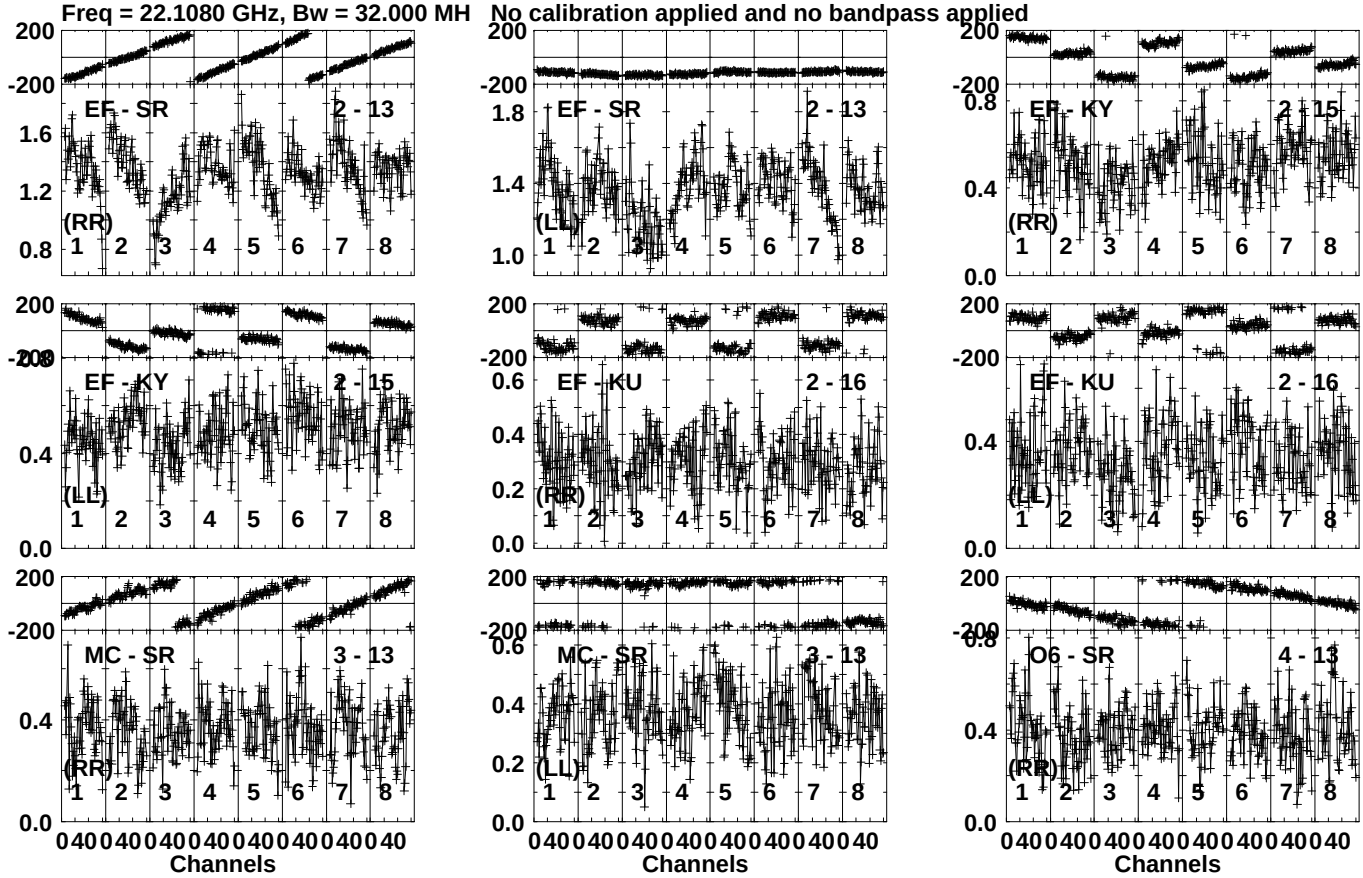

Lower frame: Milli Ampl Jy Top frame: Phas deg
Vector averaged cross-power spectrum Several baselines displayed
Timerange: 00/19:27:01 to 00/19:27:59

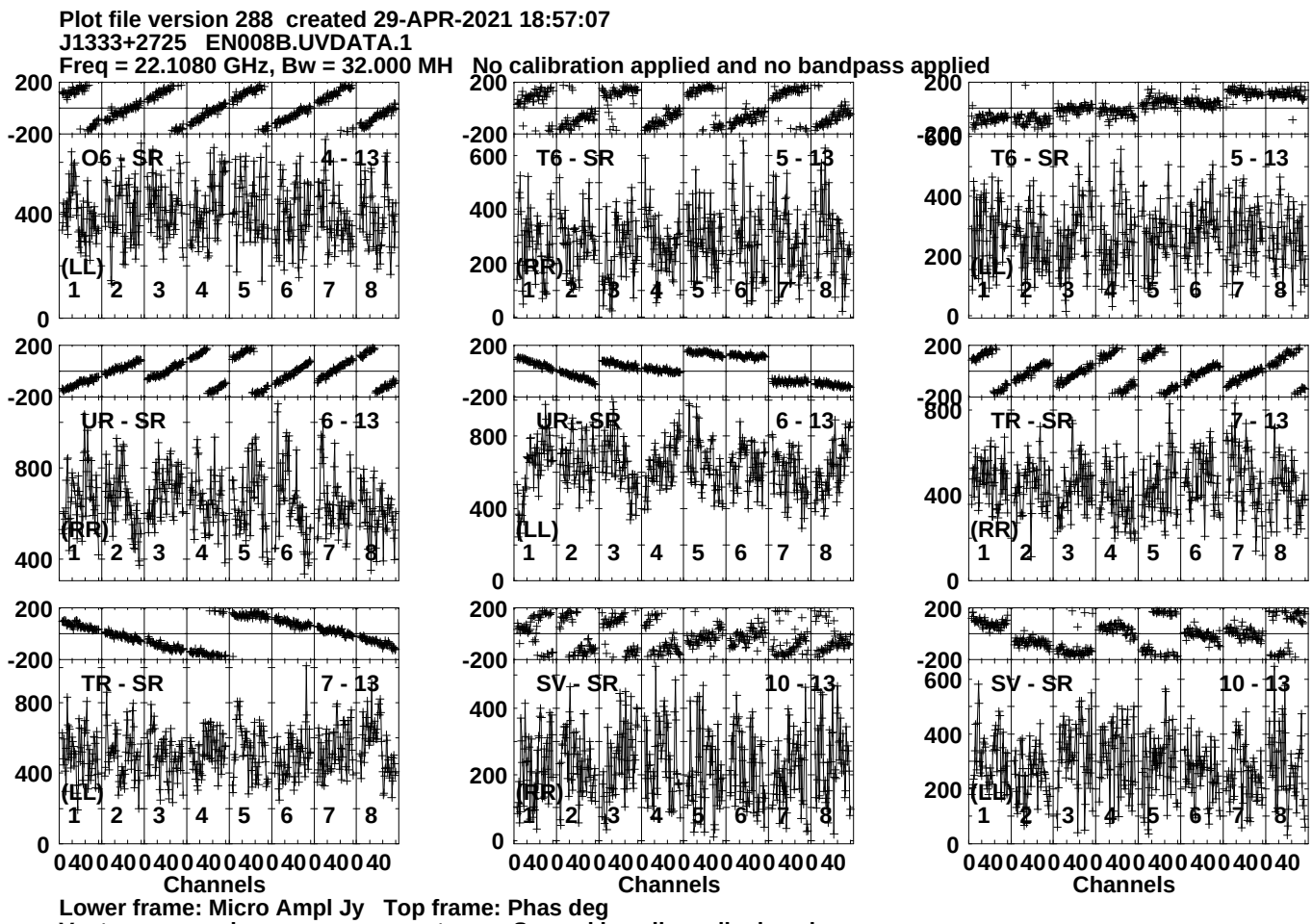
Plot file version 288 created 29-APR-2021 18:57:07
J1333+2725 EN008B.UVDATA.1
Freq = 22.1080 GHz, Bw = 32.000 MH No calibration applied and no bandpass applied
O6 - SR 4 - 13
(LL)
T6 - SR 5 - 13
(RR)
T6 - SR 5 - 13
(LL)
UR - SR 6 - 13
(RR)
UR - SR 6 - 13
(LL)
TR - SR 7 - 13
(RR)
TR - SR 7 - 13
(LL)
SV - SR 10 - 13
(RR)
SV - SR 10 - 13
(LL)
Channels
Channels
Channels
Lower frame: Micro Ampl Jy Top frame: Phas deg
Vector averaged cross-power spectrum Several baselines displayed
Timerange: 00/19:27:01 to 00/19:27:59

Plot file version 289 created 29-APR-2021 18:57:07
J1333+2725 EN008B.UVDATA.1
Freq = 22.1080 GHz, Bw = 32.000 MH No calibration applied and no bandpass applied

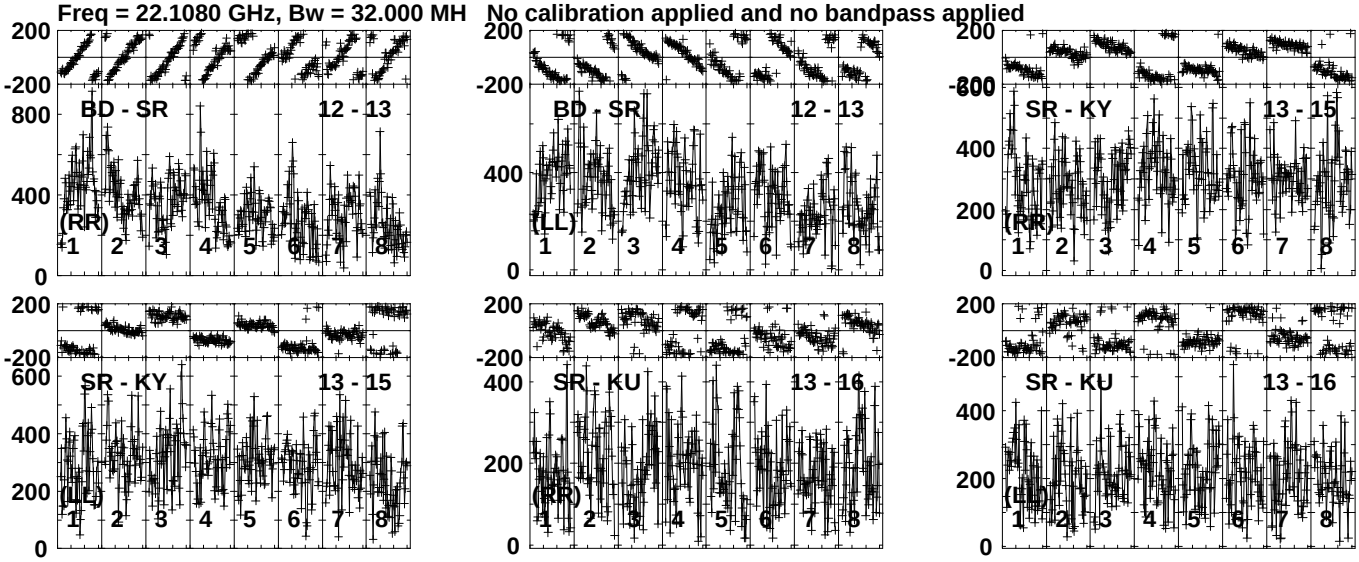

Lower frame: Micro Ampl Jy Top frame: Phas deg
Vector averaged cross-power spectrum Several baselines displayed
Timerange: 00/19:27:01 to 00/19:27:59

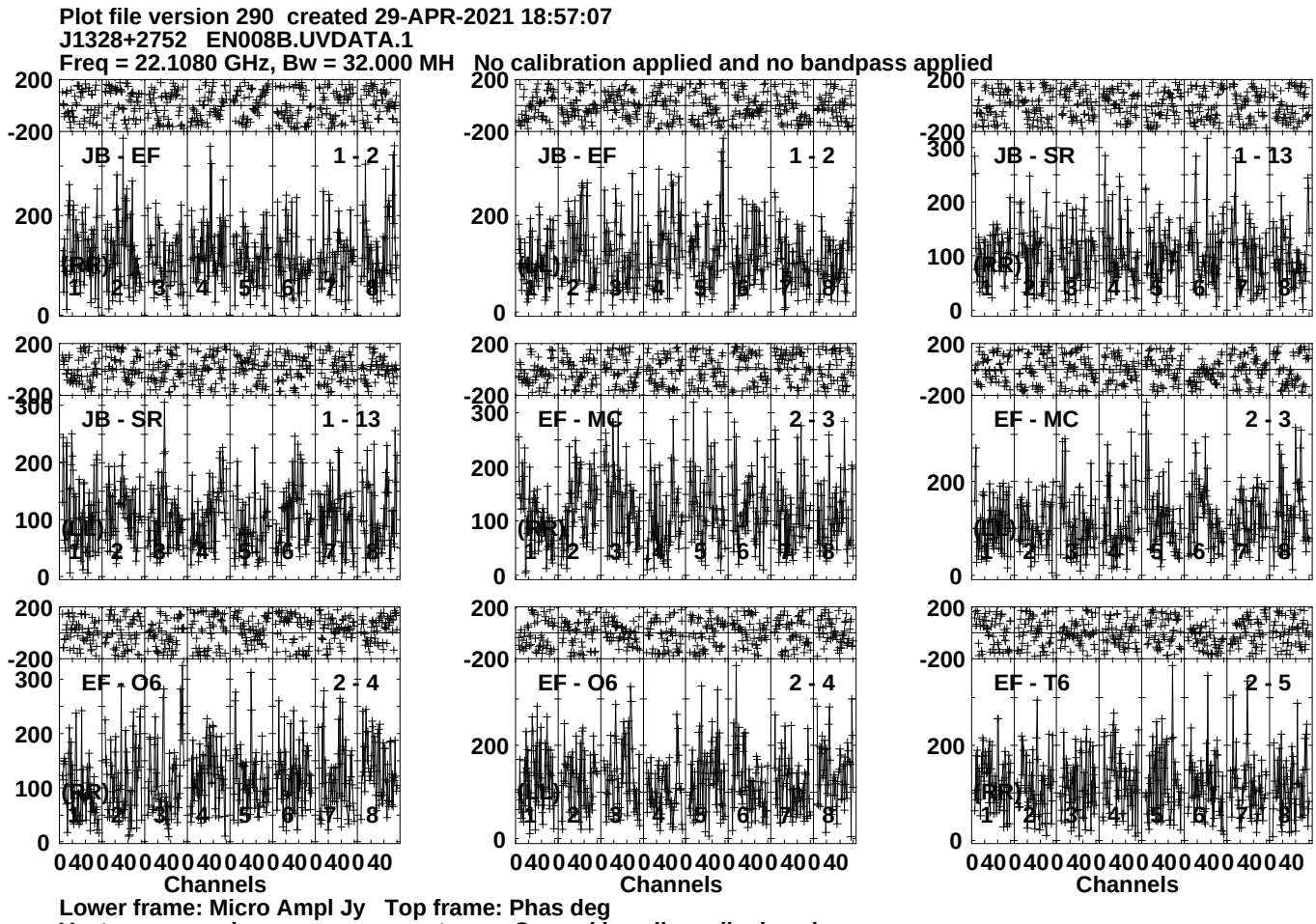
Plot file version 290 created 29-APR-2021 18:57:07
J1328+2752 EN008B.UVDATA.1
Freq = 22.1080 GHz, Bw = 32.000 MH No calibration applied and no bandpass applied
JB - EF 1 - 2
JB - SR 1 - 13
EF - MC 2 - 3
EF - O6 2 - 4
EF - T6 2 - 5
(RR)
(LL)
Channels
Lower frame: Micro Ampl Jy Top frame: Phas deg
Vector averaged cross-power spectrum Several baselines displayed
Timerange: 00/19:28:01 to 00/19:29:59

Plot file version 291 created 29-APR-2021 18:57:07
J1328+2752 EN008B.UVDATA.1
Freq = 22.1080 GHz, Bw = 32.000 MH No calibration applied and no bandpass applied

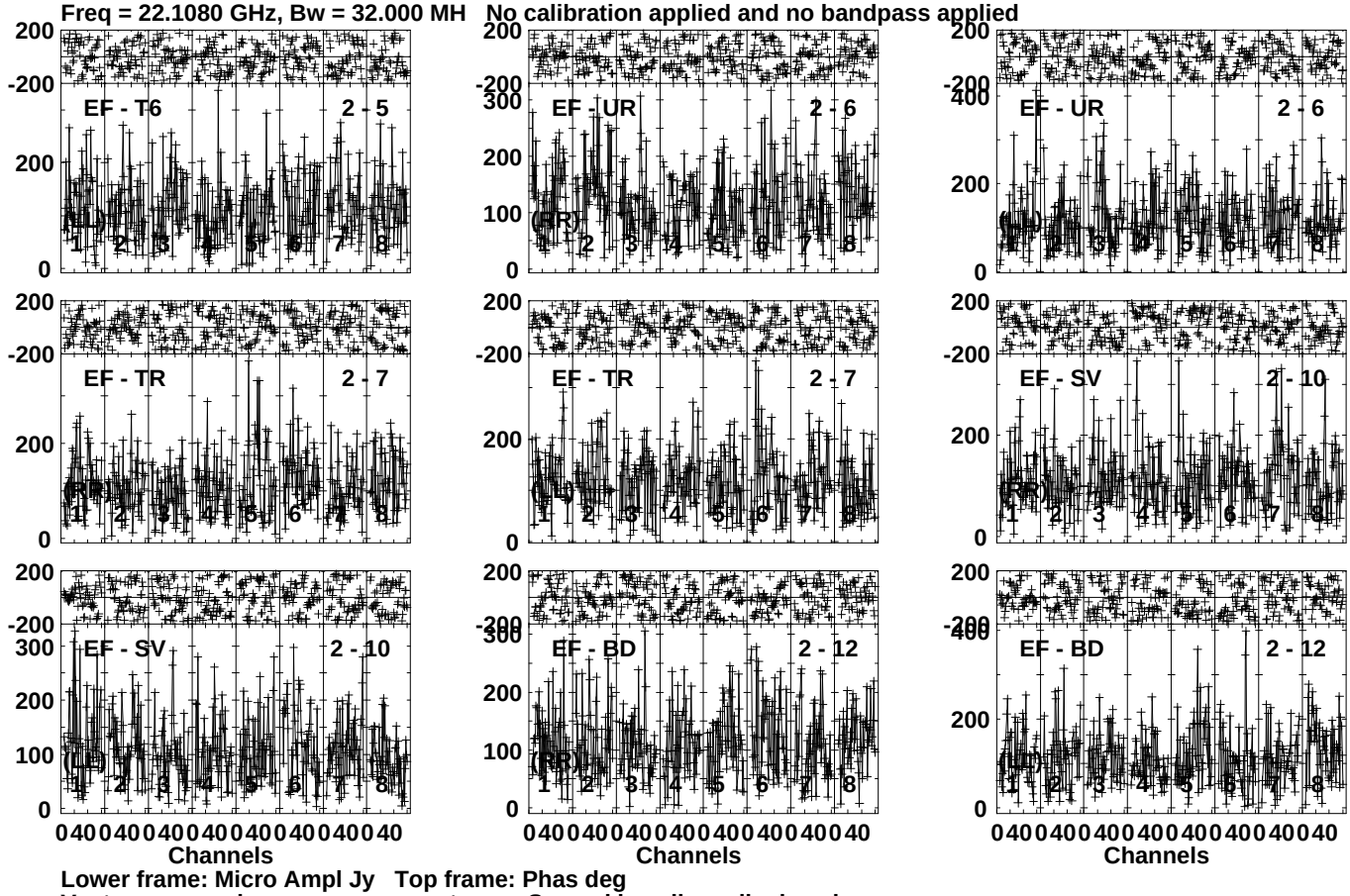

Lower frame: Micro Ampl Jy Top frame: Phas deg
Vector averaged cross-power spectrum Several baselines displayed
Timerange: 00/19:28:01 to 00/19:29:59

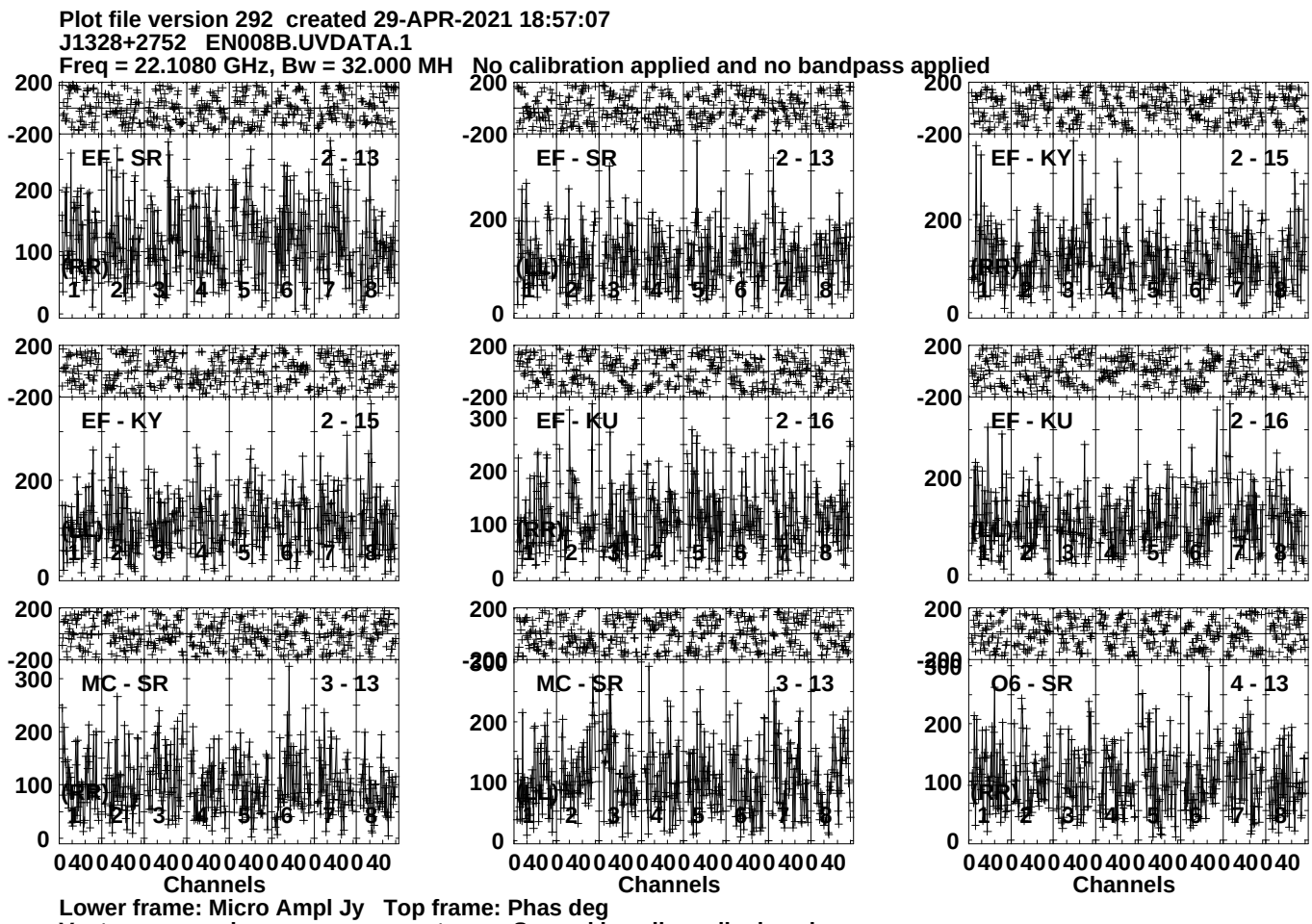
Plot file version 292 created 29-APR-2021 18:57:07
J1328+2752 EN008B.UVDATA.1
Freq = 22.1080 GHz, Bw = 32.000 MH No calibration applied and no bandpass applied
EF - SR 2 - 13
EF - SR 2 - 13
EF - KY 2 - 15
EF - KY 2 - 15
EF - KU 2 - 16
EF - KU 2 - 16
MC - SR 3 - 13
MC - SR 3 - 13
O6 - SR 4 - 13
(RR)
(LL)
Channels
Lower frame: Micro Ampl Jy Top frame: Phas deg
Vector averaged cross-power spectrum Several baselines displayed
Timerange: 00/19:28:01 to 00/19:29:59

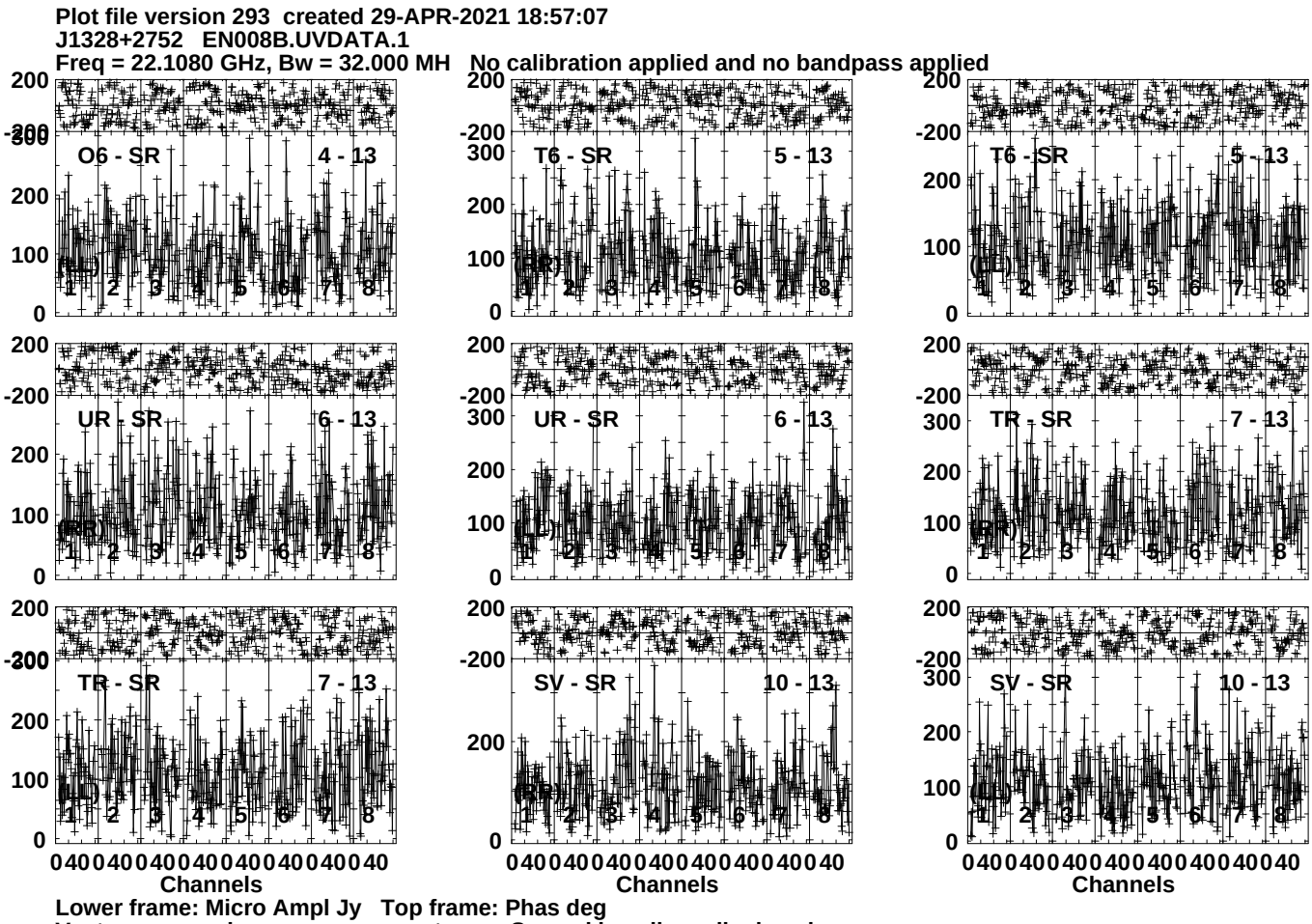
Plot file version 293 created 29-APR-2021 18:57:07
J1328+2752 EN008B.UVDATA.1
Freq = 22.1080 GHz, Bw = 32.000 MH No calibration applied and no bandpass applied
O6 - SR 4 - 13
T6 - SR 5 - 13
T6 - SR 5 - 13
UR - SR 6 - 13
UR - SR 6 - 13
TR - SR 7 - 13
TR - SR 7 - 13
SV - SR 10 - 13
SV - SR 10 - 13
(RR)
(LL)
Channels
Lower frame: Micro Ampl Jy Top frame: Phas deg
Vector averaged cross-power spectrum Several baselines displayed
Timerange: 00/19:28:01 to 00/19:29:59

Plot file version 294 created 29-APR-2021 18:57:07
J1328+2752 EN008B.UVDATA.1
Freq = 22.1080 GHz, Bw = 32.000 MH No calibration applied and no bandpass applied

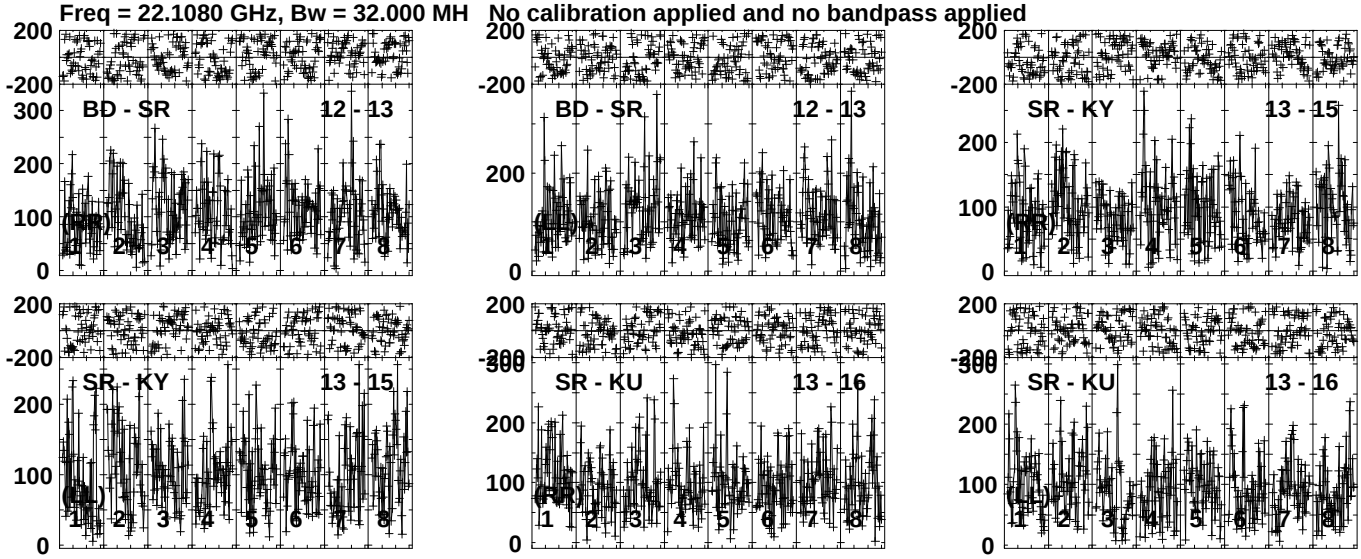

Lower frame: Micro Ampl Jy Top frame: Phas deg
Vector averaged cross-power spectrum Several baselines displayed
Timerange: 00/19:28:01 to 00/19:29:59

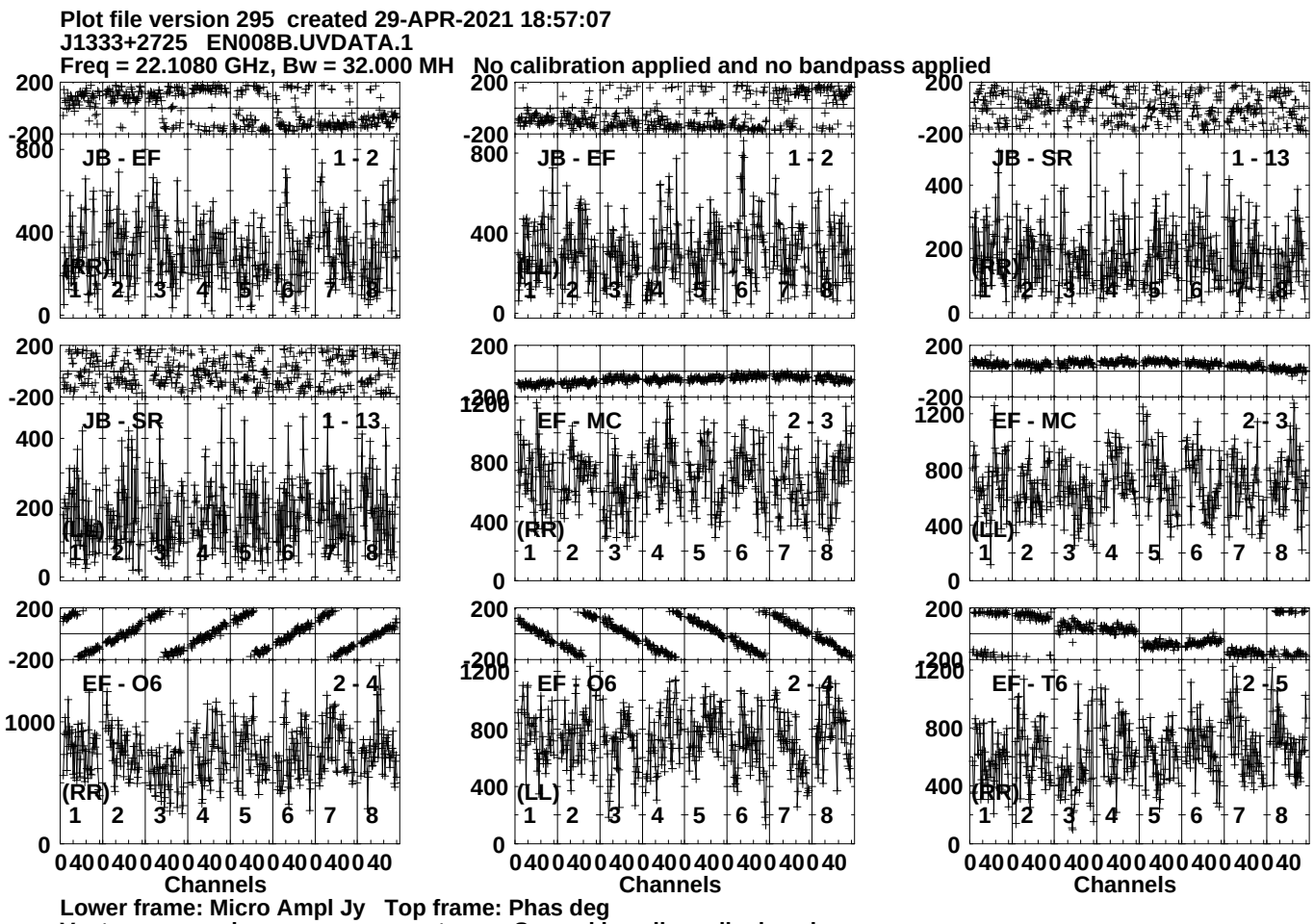
Plot file version 295 created 29-APR-2021 18:57:07
J1333+2725 EN008B.UVDATA.1
Freq = 22.1080 GHz, Bw = 32.000 MH No calibration applied and no bandpass applied
JB - EF 1 - 2
JB - SR 1 - 13
EF - MC 2 - 3
EF - O6 2 - 4
EF - T6 2 - 5
(RR)
(LL)
Channels
Lower frame: Micro Ampl Jy Top frame: Phas deg
Vector averaged cross-power spectrum Several baselines displayed
Timerange: 00/19:30:01 to 00/19:30:59

Plot file version 296 created 29-APR-2021 18:57:08
J1333+2725 EN008B.UVDATA.1
Freq = 22.1080 GHz, Bw = 32.000 MH No calibration applied and no bandpass applied

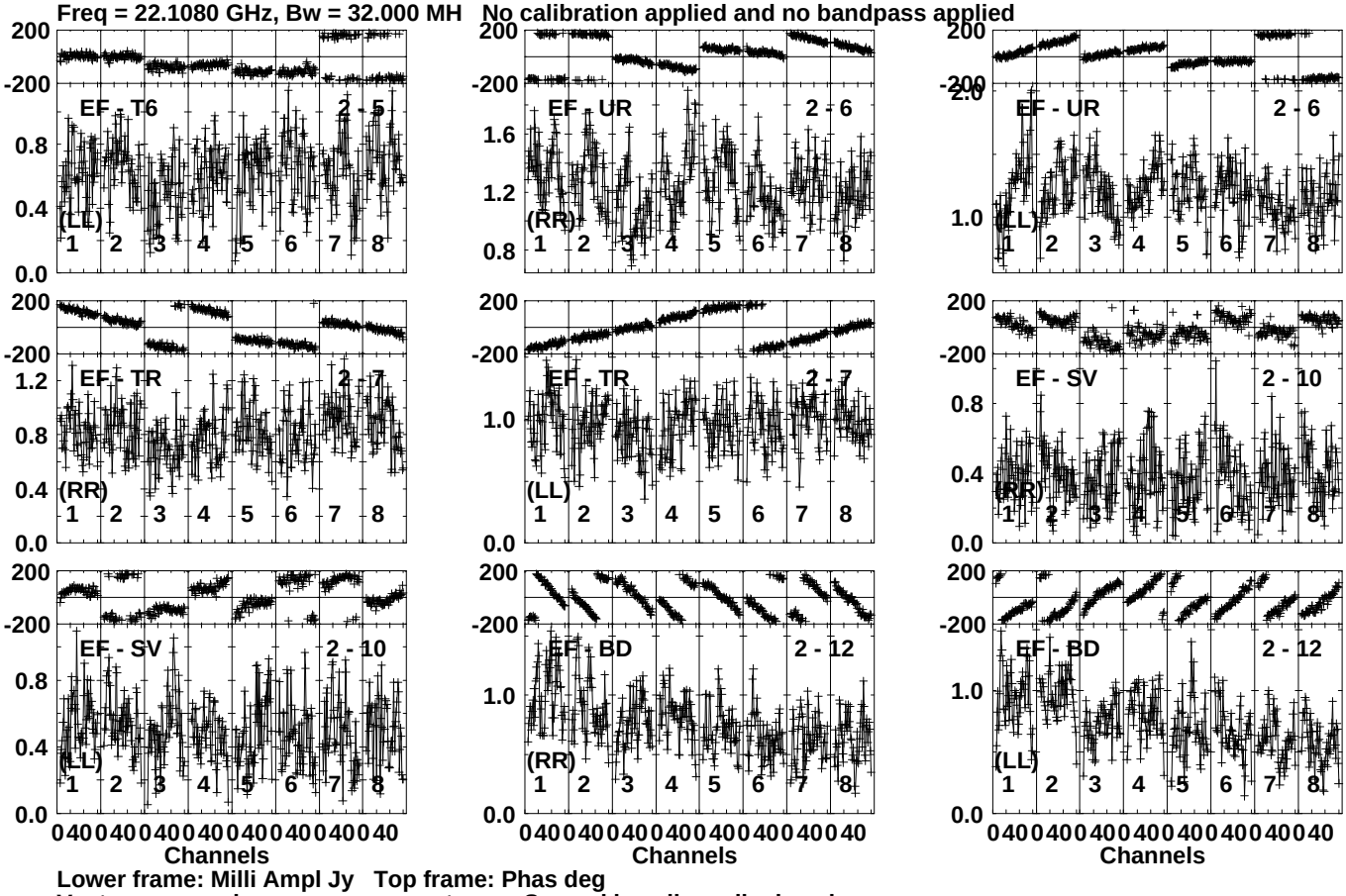

Lower frame: Milli Ampl Jy Top frame: Phas deg
Vector averaged cross-power spectrum Several baselines displayed
Timerange: 00/19:30:01 to 00/19:30:59

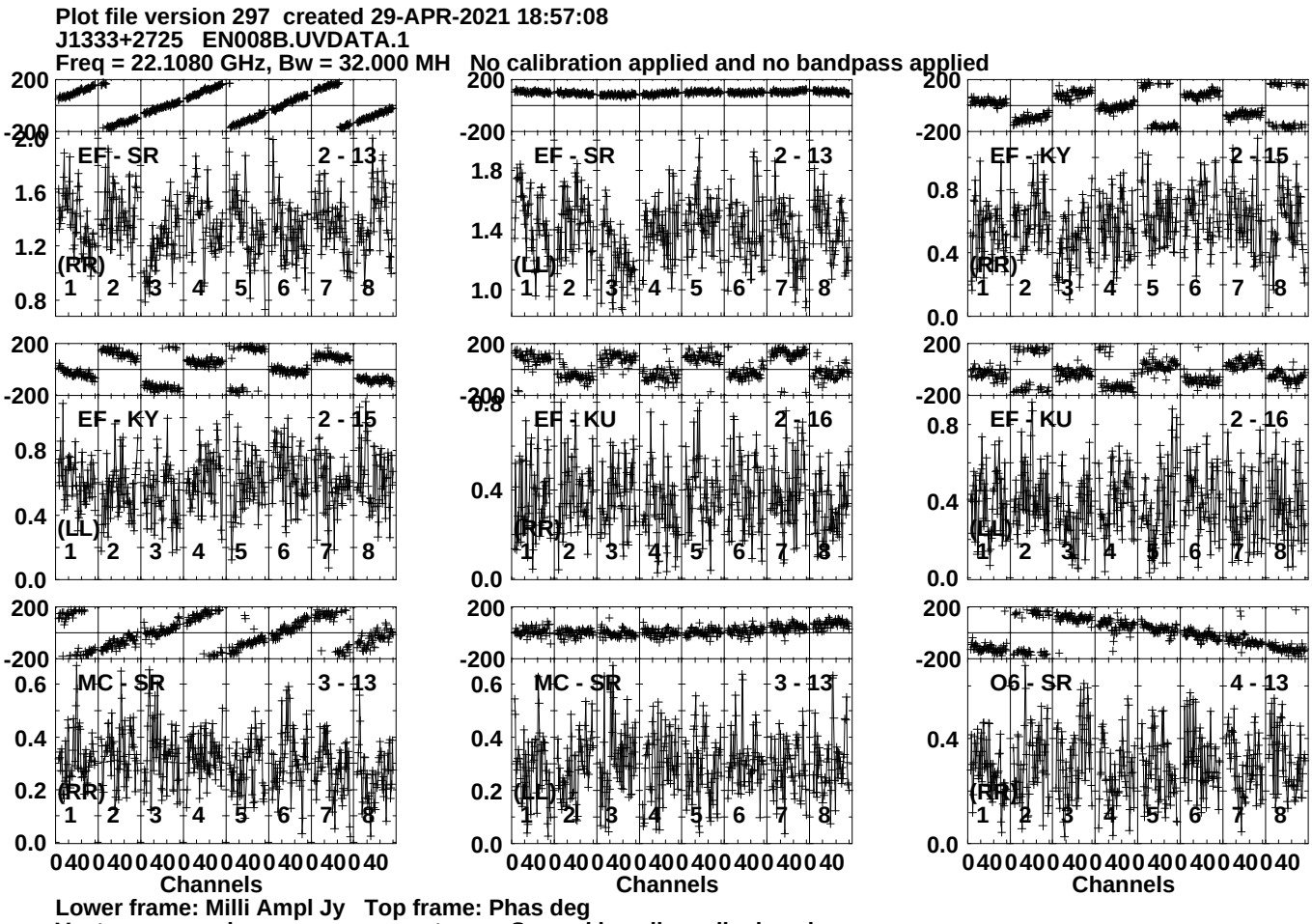
Plot file version 297 created 29-APR-2021 18:57:08
J1333+2725 EN008B.UVDATA.1
Freq = 22.1080 GHz, Bw = 32.000 MH No calibration applied and no bandpass applied
EF - SR 2 - 13
(RR)
EF - SR 2 - 13
(LL)
EF - KY 2 - 15
(RR)
EF - KY 2 - 15
(LL)
EF - KU 2 - 16
(RR)
EF - KU 2 - 16
(LL)
MC - SR 3 - 13
(RR)
MC - SR 3 - 13
(LL)
O6 - SR 4 - 13
(RR)
Channels
Lower frame: Milli Ampl Jy Top frame: Phas deg
Vector averaged cross-power spectrum Several baselines displayed
Timerange: 00/19:30:01 to 00/19:30:59

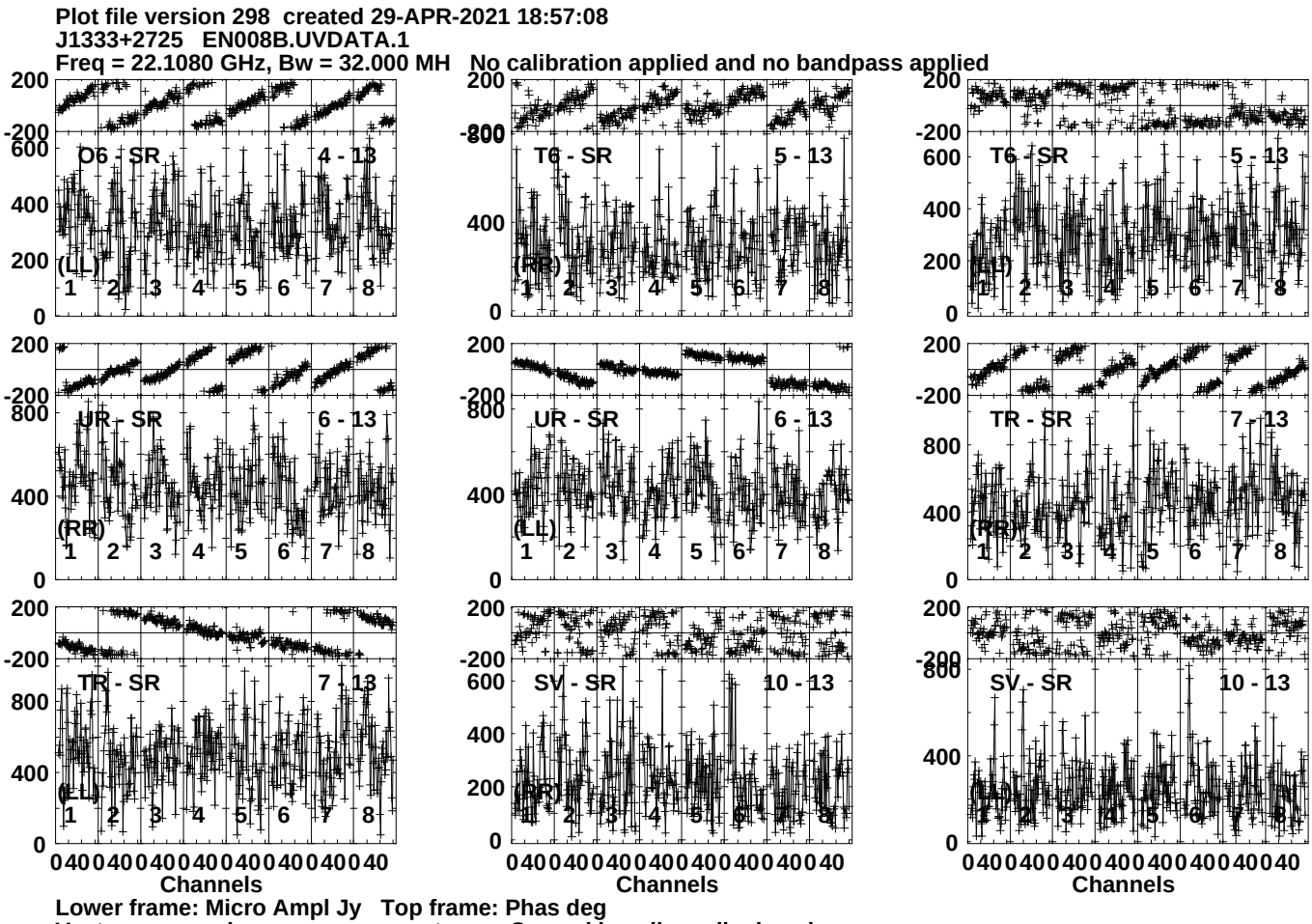
Plot file version 298 created 29-APR-2021 18:57:08
J1333+2725 EN008B.UVDATA.1
Freq = 22.1080 GHz, Bw = 32.000 MH No calibration applied and no bandpass applied
O6 - SR 4 - 13
T6 - SR 5 - 13
T6 - SR 5 - 13
UR - SR 6 - 13
UR - SR 6 - 13
TR - SR 7 - 13
TR - SR 7 - 13
SV - SR 10 - 13
SV - SR 10 - 13
(LL)
(RR)
(LL)
(RR)
(LL)
(RR)
(LL)
(RR)
(LL)
(RR)
Channels
Channels
Channels
Lower frame: Micro Ampl Jy Top frame: Phas deg
Vector averaged cross-power spectrum Several baselines displayed
Timerange: 00/19:30:01 to 00/19:30:59

Plot file version 299 created 29-APR-2021 18:57:08
J1333+2725 EN008B.UVDATA.1
Freq = 22.1080 GHz, Bw = 32.000 MH No calibration applied and no bandpass applied

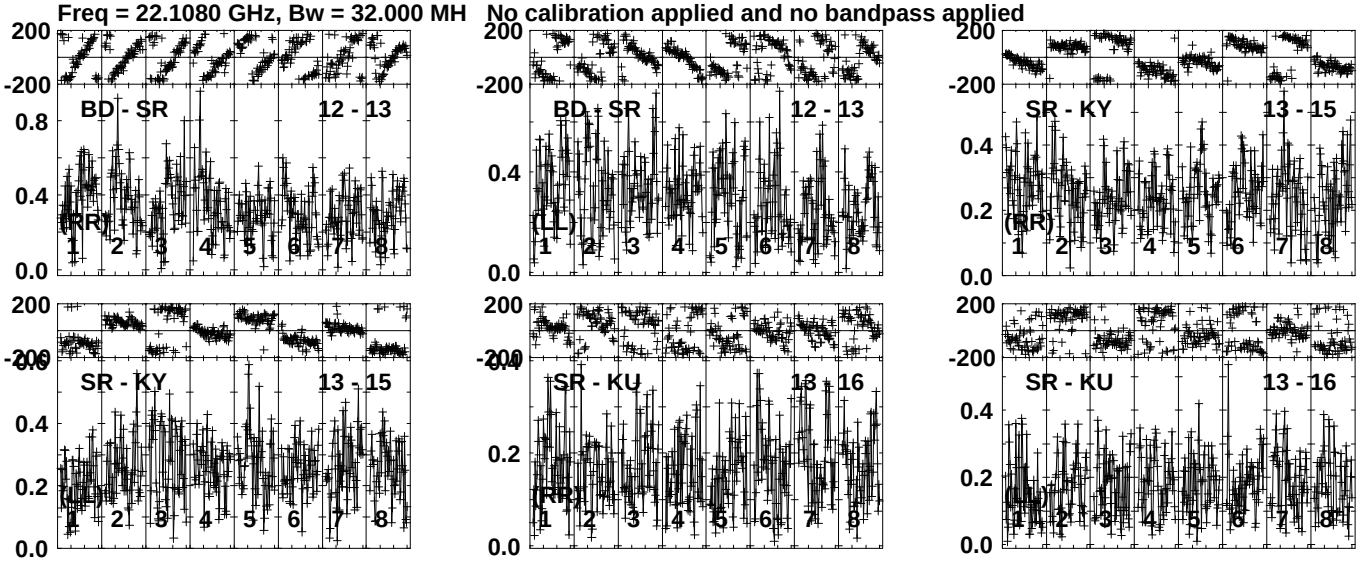

Lower frame: Milli Ampl Jy Top frame: Phas deg
Vector averaged cross-power spectrum Several baselines displayed
Timerange: 00/19:30:01 to 00/19:30:59

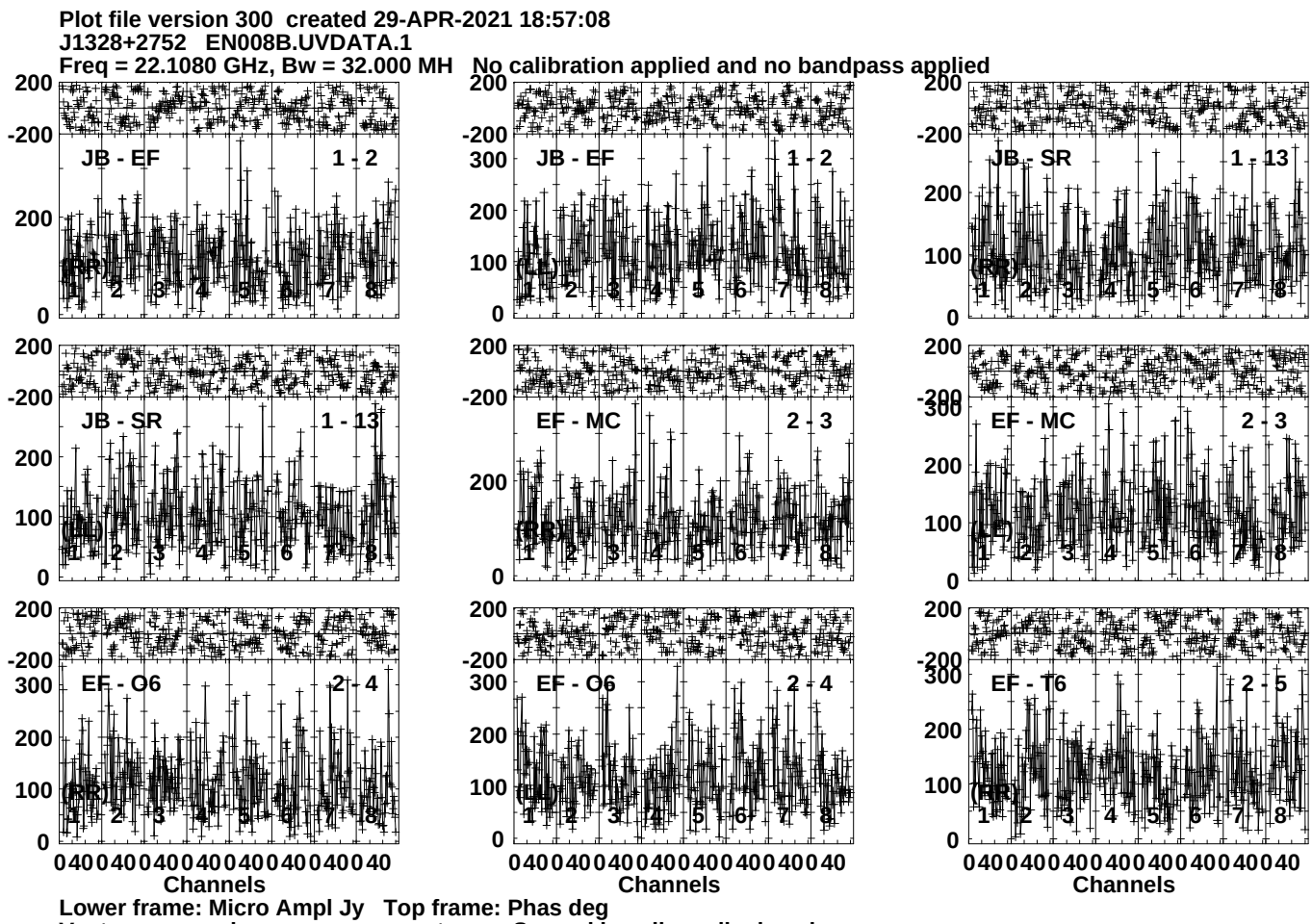
Plot file version 300 created 29-APR-2021 18:57:08
J1328+2752 EN008B.UVDATA.1
Freq = 22.1080 GHz, Bw = 32.000 MH No calibration applied and no bandpass applied
JB - EF 1 - 2
JB - EF 1 - 2
JB - SR 1 - 13
JB - SR 1 - 13
EF - MC 2 - 3
EF - MC 2 - 3
EF - O6 2 - 4
EF - O6 2 - 4
EF - T6 2 - 5
(RR)
(LL)
Channels
Lower frame: Micro Ampl Jy Top frame: Phas deg
Vector averaged cross-power spectrum Several baselines displayed
Timerange: 00/19:31:01 to 00/19:32:59

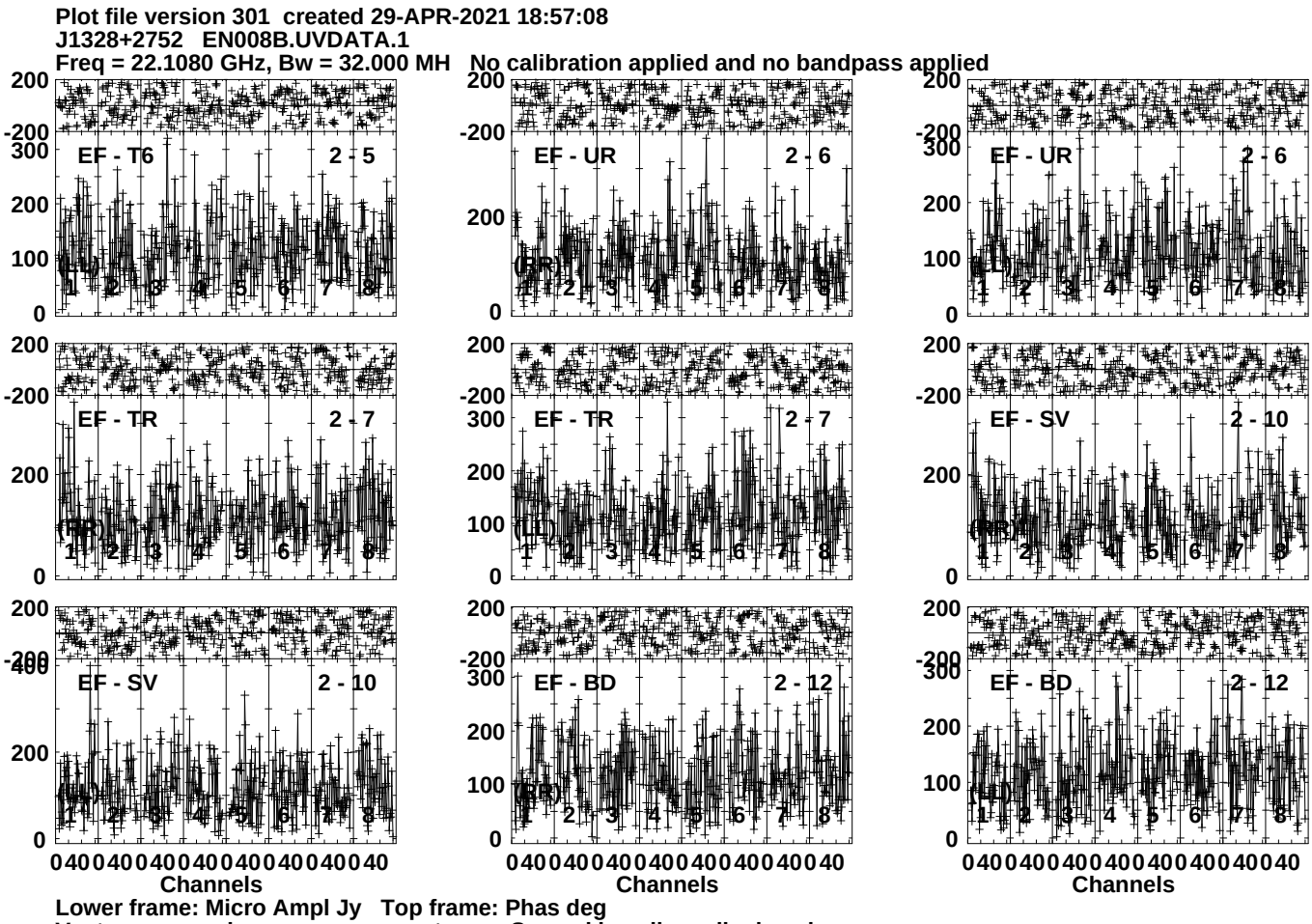
Plot file version 301 created 29-APR-2021 18:57:08
J1328+2752 EN008B.UVDATA.1
Freq = 22.1080 GHz, Bw = 32.000 MH No calibration applied and no bandpass applied
EF - T6 2 - 5
EF - UR 2 - 6
EF - UR 2 - 6
EF - TR 2 - 7
EF - TR 2 - 7
EF - SV 2 - 10
EF - SV 2 - 10
EF - BD 2 - 12
EF - BD 2 - 12
Channels
Channels
Channels
Lower frame: Micro Ampl Jy Top frame: Phas deg
Vector averaged cross-power spectrum Several baselines displayed
Timerange: 00/19:31:01 to 00/19:32:59

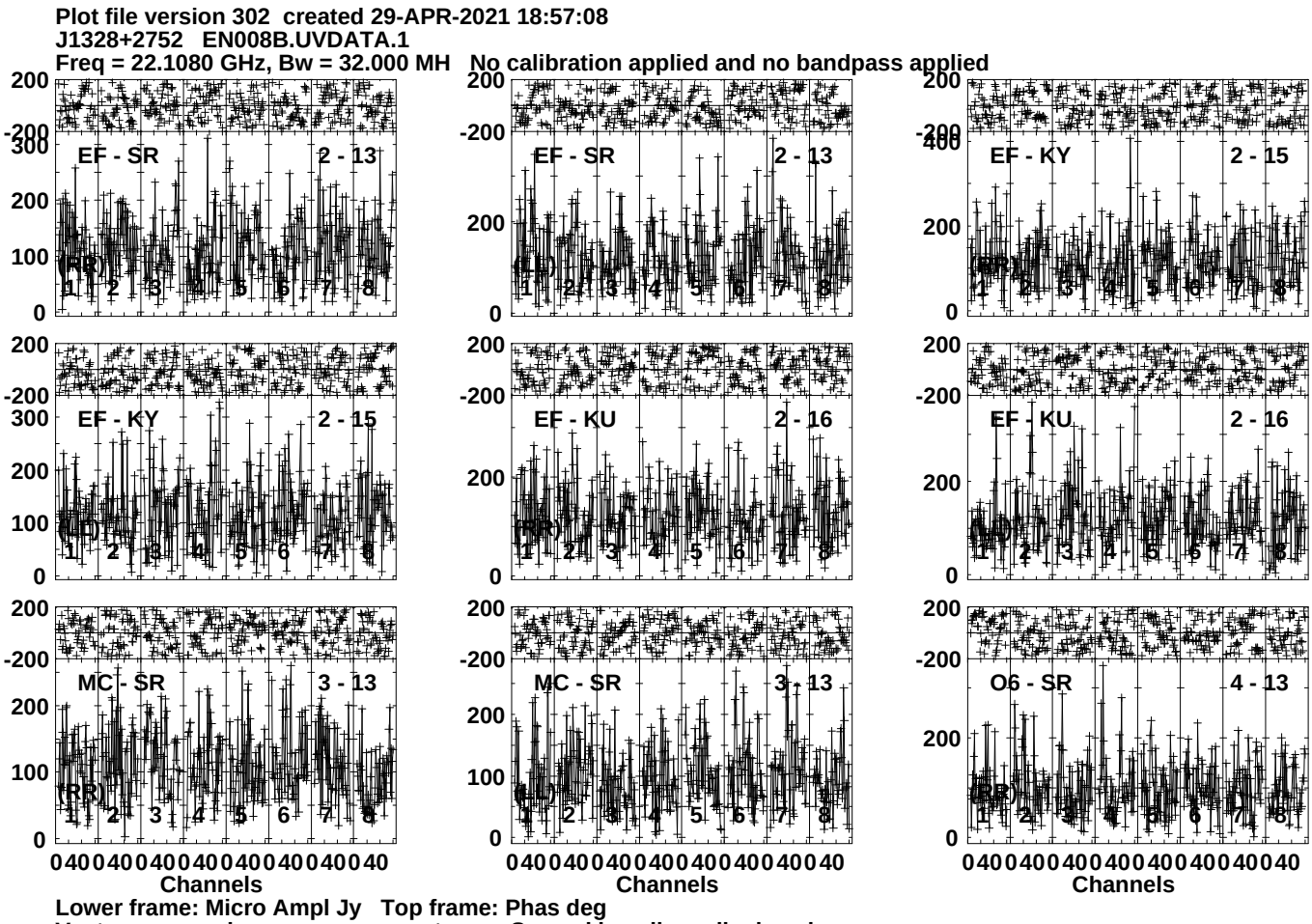
Plot file version 302 created 29-APR-2021 18:57:08
J1328+2752 EN008B.UVDATA.1
Freq = 22.1080 GHz, Bw = 32.000 MH No calibration applied and no bandpass applied
EF - SR 2 - 13
EF - SR 2 - 13
EF - KY 2 - 15
EF - KY 2 - 15
EF - KU 2 - 16
EF - KU 2 - 16
MC - SR 3 - 13
MC - SR 3 - 13
O6 - SR 4 - 13
(RR)
(LL)
Channels
Lower frame: Micro Ampl Jy Top frame: Phas deg
Vector averaged cross-power spectrum Several baselines displayed
Timerange: 00/19:31:01 to 00/19:32:59

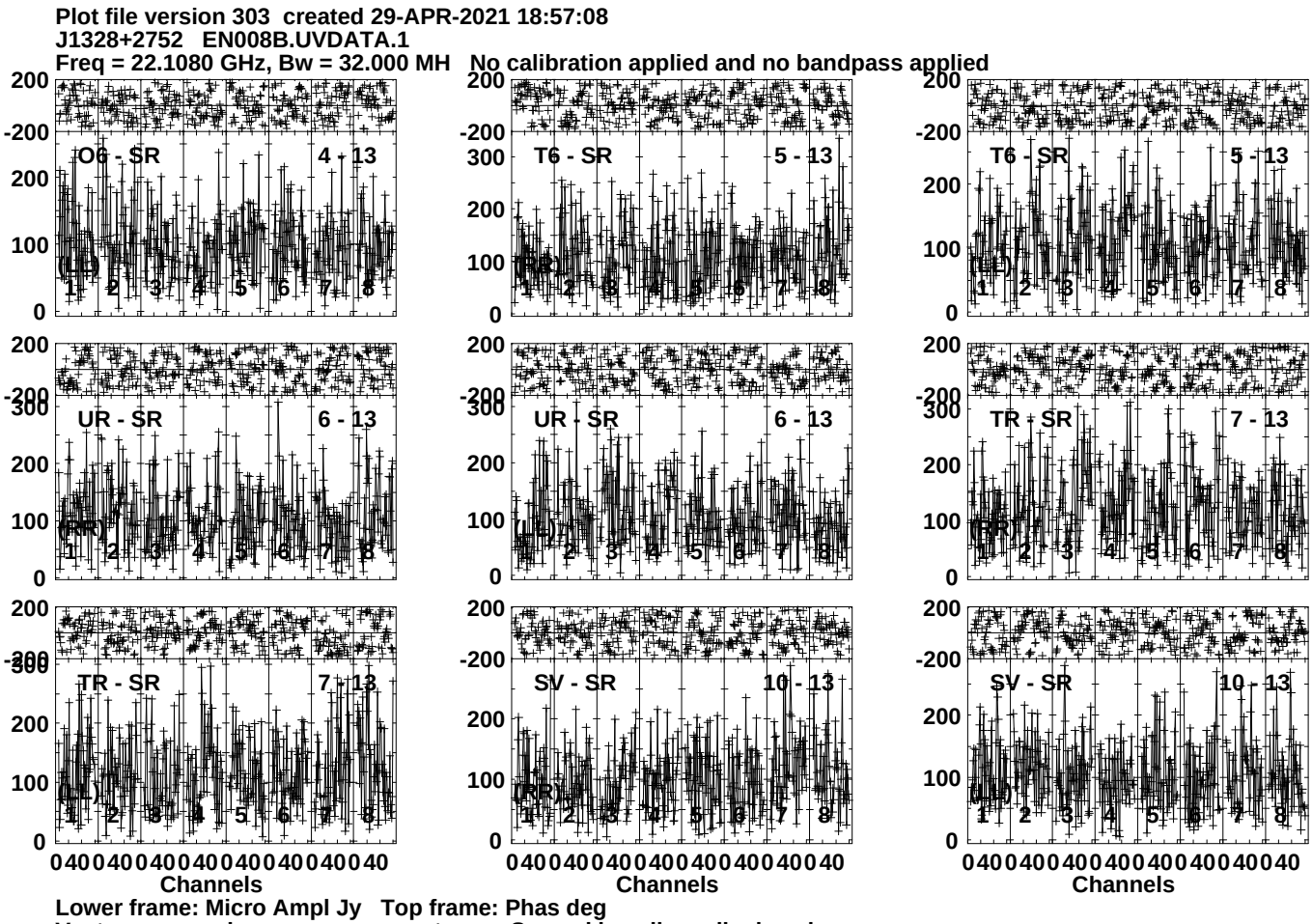
Plot file version 303 created 29-APR-2021 18:57:08
J1328+2752 EN008B.UVDATA.1
Freq = 22.1080 GHz, Bw = 32.000 MH No calibration applied and no bandpass applied
O6 - SR 4 - 13
T6 - SR 5 - 13
T6 - SR 5 - 13
UR - SR 6 - 13
UR - SR 6 - 13
TR - SR 7 - 13
TR - SR 7 - 13
SV - SR 10 - 13
SV - SR 10 - 13
Channels
Channels
Channels
Lower frame: Micro Ampl Jy Top frame: Phas deg
Vector averaged cross-power spectrum Several baselines displayed
Timerange: 00/19:31:01 to 00/19:32:59

Plot file version 304 created 29-APR-2021 18:57:09
J1328+2752 EN008B.UVDATA.1
Freq = 22.1080 GHz, Bw = 32.000 MH No calibration applied and no bandpass applied

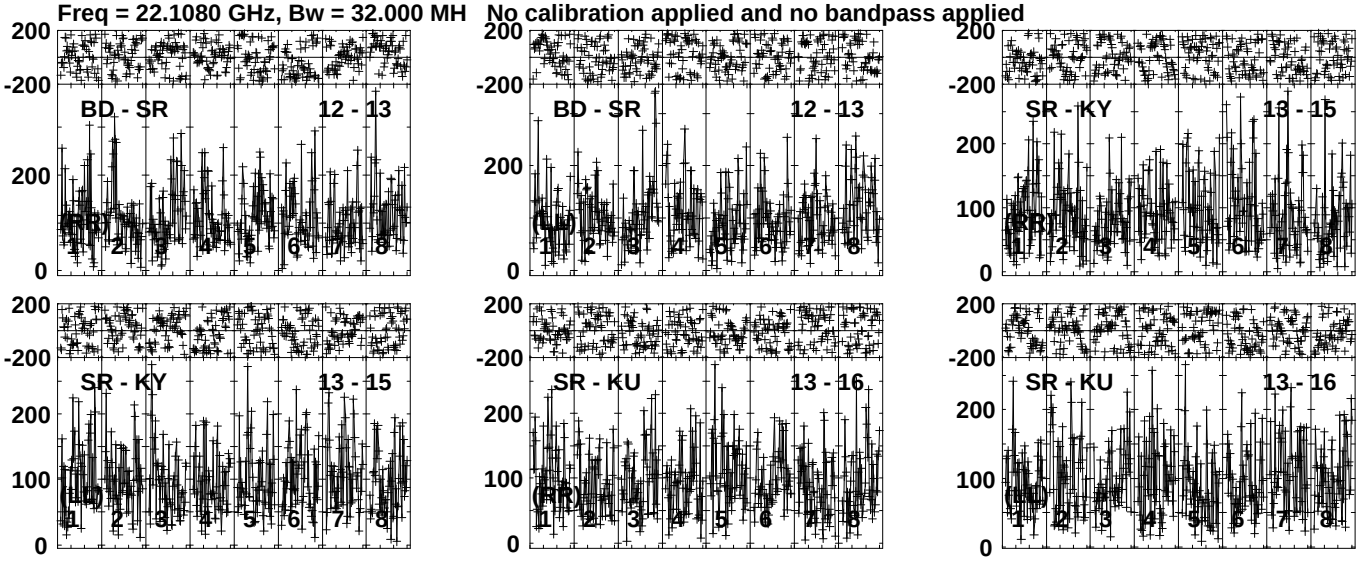

Lower frame: Micro Ampl Jy Top frame: Phas deg
Vector averaged cross-power spectrum Several baselines displayed
Timerange: 00/19:31:01 to 00/19:32:59

Plot file version 305 created 29-APR-2021 18:57:09
J1333+2725 EN008B.UVDATA.1
Freq = 22.1080 GHz, Bw = 32.000 MH No calibration applied and no bandpass applied

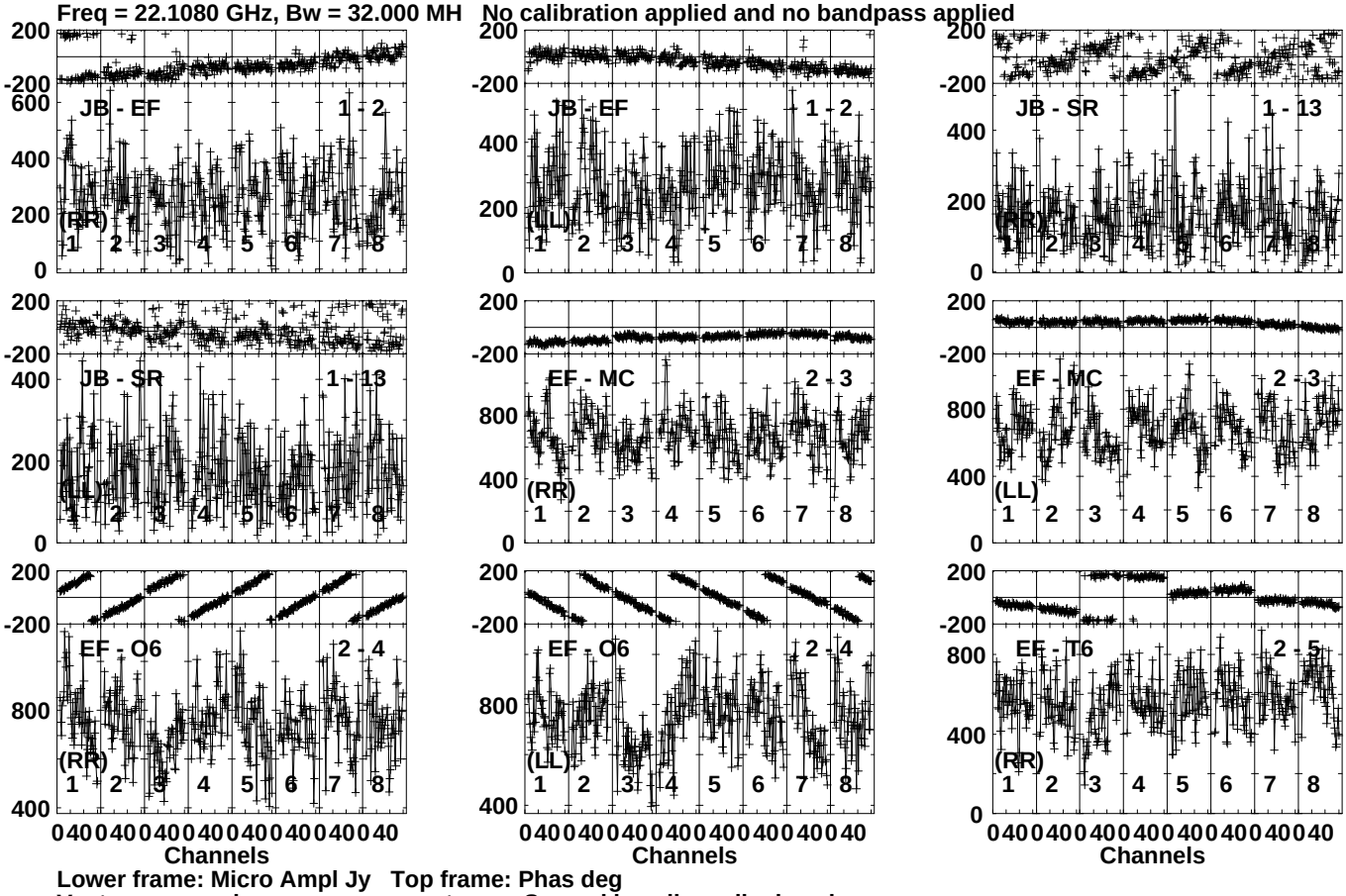

Lower frame: Micro Ampl Jy Top frame: Phas deg
Vector averaged cross-power spectrum Several baselines displayed
Timerange: 00/19:33:41 to 00/19:34:39

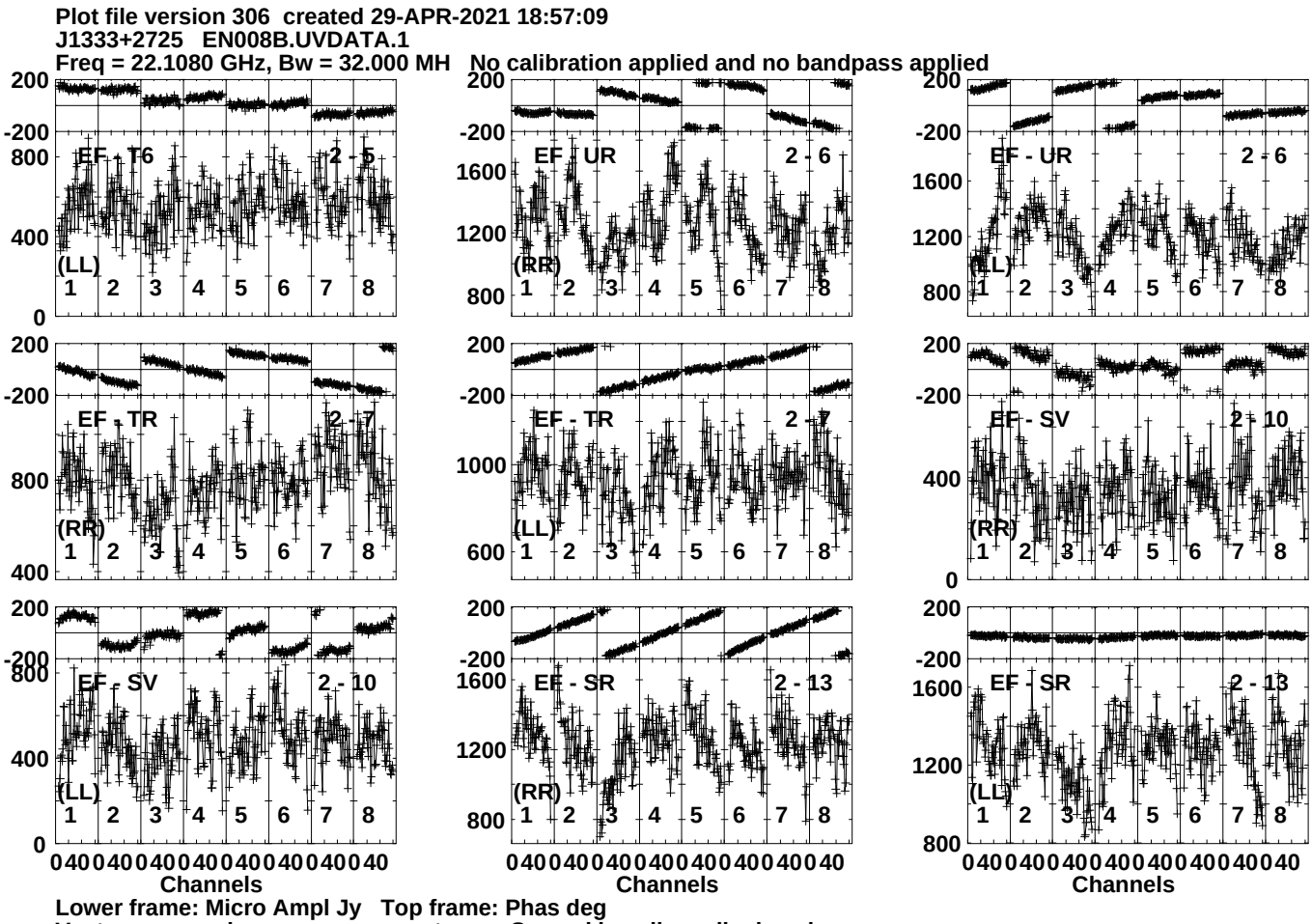
Plot file version 306 created 29-APR-2021 18:57:09
J1333+2725 EN008B.UVDATA.1
Freq = 22.1080 GHz, Bw = 32.000 MH No calibration applied and no bandpass applied
EF - T6 2 - 5
EF - UR 2 - 6
EF - UR 2 - 6
EF - TR 2 - 7
EF - TR 2 - 7
EF - SV 2 - 10
EF - SV 2 - 10
EF - SR 2 - 13
EF - SR 2 - 13
(LL)
(RR)
Channels
Lower frame: Micro Ampl Jy Top frame: Phas deg
Vector averaged cross-power spectrum Several baselines displayed
Timerange: 00/19:33:41 to 00/19:34:39

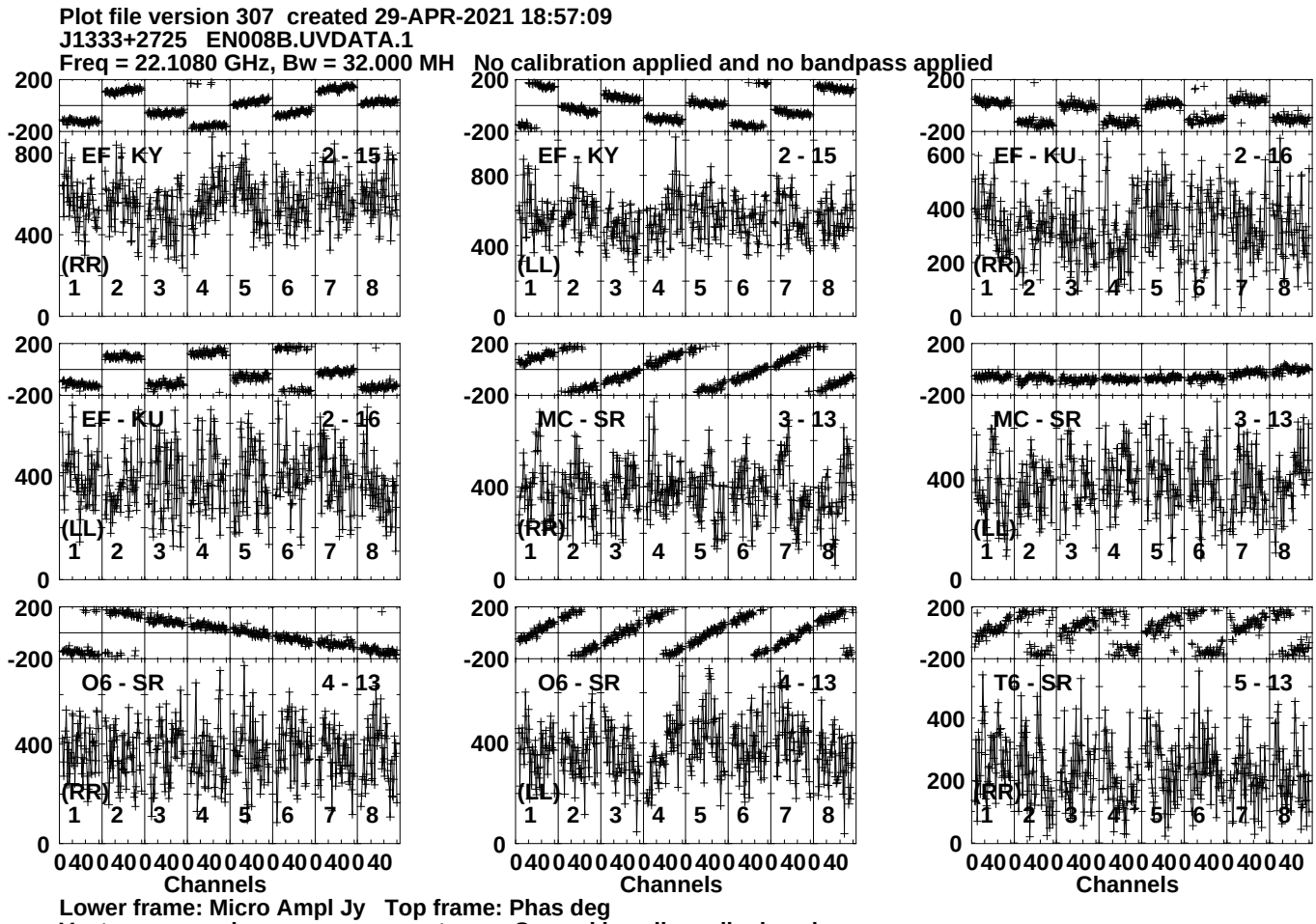
Plot file version 307 created 29-APR-2021 18:57:09
J1333+2725 EN008B.UVDATA.1
Freq = 22.1080 GHz, Bw = 32.000 MH No calibration applied and no bandpass applied
EF - KY 2 - 15
(RR)
EF - KY 2 - 15
(LL)
EF - KU 2 - 16
(RR)
EF - KU 2 - 16
(LL)
MC - SR 3 - 13
(RR)
MC - SR 3 - 13
(LL)
O6 - SR 4 - 13
(RR)
O6 - SR 4 - 13
(LL)
T6 - SR 5 - 13
(RR)
Channels
Channels
Channels
Lower frame: Micro Ampl Jy Top frame: Phas deg
Vector averaged cross-power spectrum Several baselines displayed
Timerange: 00/19:33:41 to 00/19:34:39

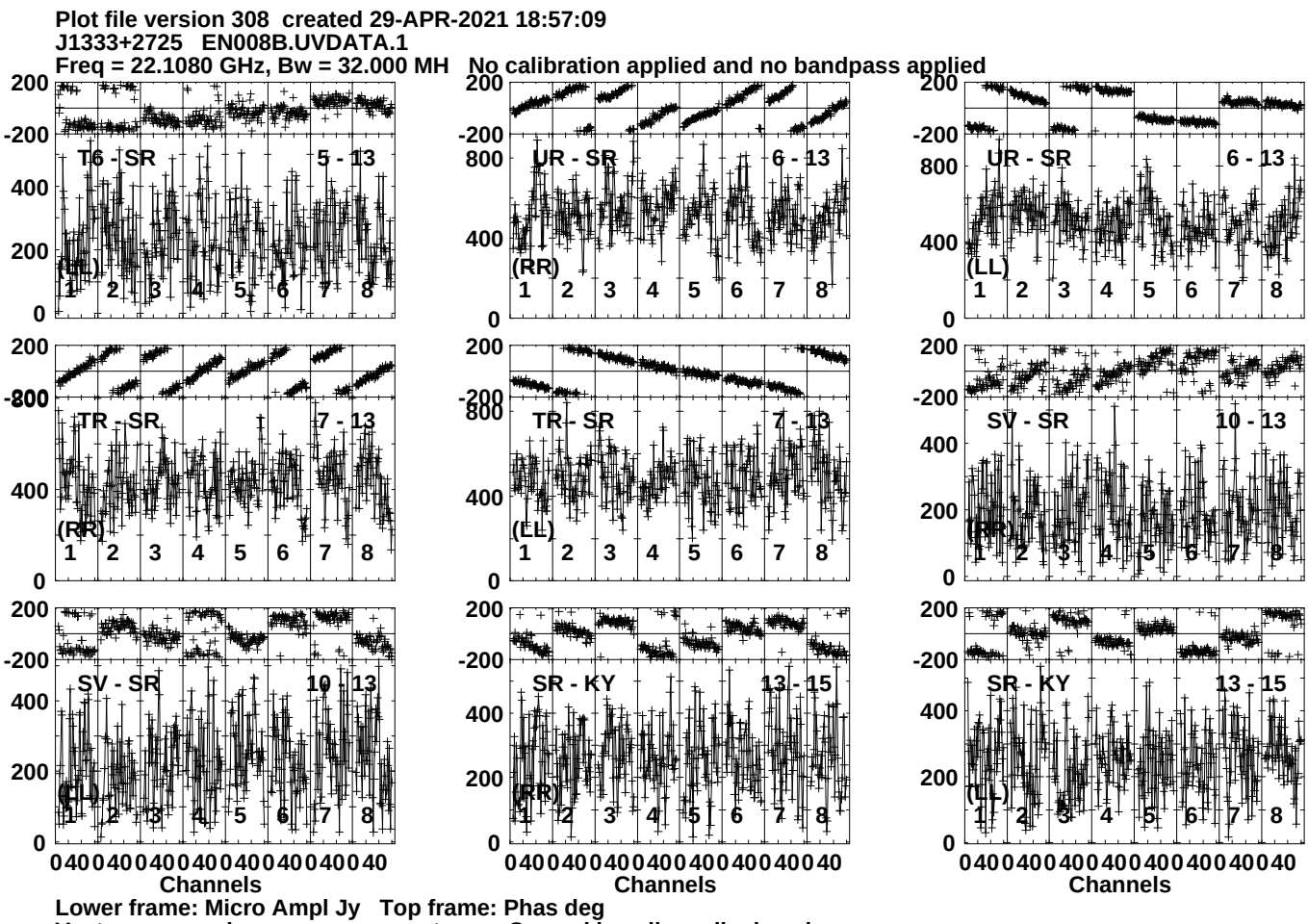
Plot file version 308 created 29-APR-2021 18:57:09
J1333+2725 EN008B.UVDATA.1
Freq = 22.1080 GHz, Bw = 32.000 MH No calibration applied and no bandpass applied
T6 - SR 5 - 13
(RL)
UR - SR 6 - 13
(RR)
UR - SR 6 - 13
(LL)
TR - SR 7 - 13
(RR)
TR - SR 7 - 13
(LL)
SV - SR 10 - 13
(RR)
SV - SR 10 - 13
(LL)
SR - KY 13 - 15
(RR)
SR - KY 13 - 15
(LL)
Channels
Channels
Channels
Lower frame: Micro Ampl Jy Top frame: Phas deg
Vector averaged cross-power spectrum Several baselines displayed
Timerange: 00/19:33:41 to 00/19:34:39

Plot file version 309 created 29-APR-2021 18:57:09
J1333+2725 EN008B.UVDATA.1
Freq = 22.1080 GHz, Bw = 32.000 MH No calibration applied and no bandpass applied

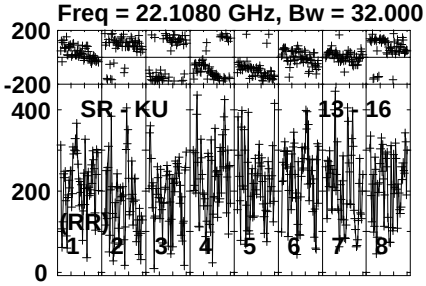

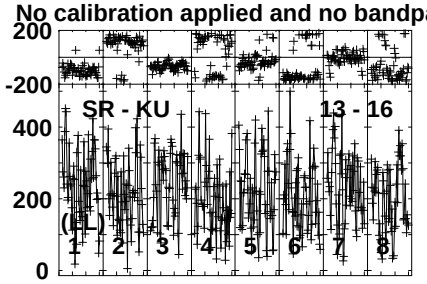

Lower frame: Micro Ampl Jy Top frame: Phas deg
Vector averaged cross-power spectrum Several baselines displayed
Timerange: 00/19:33:41 to 00/19:34:39

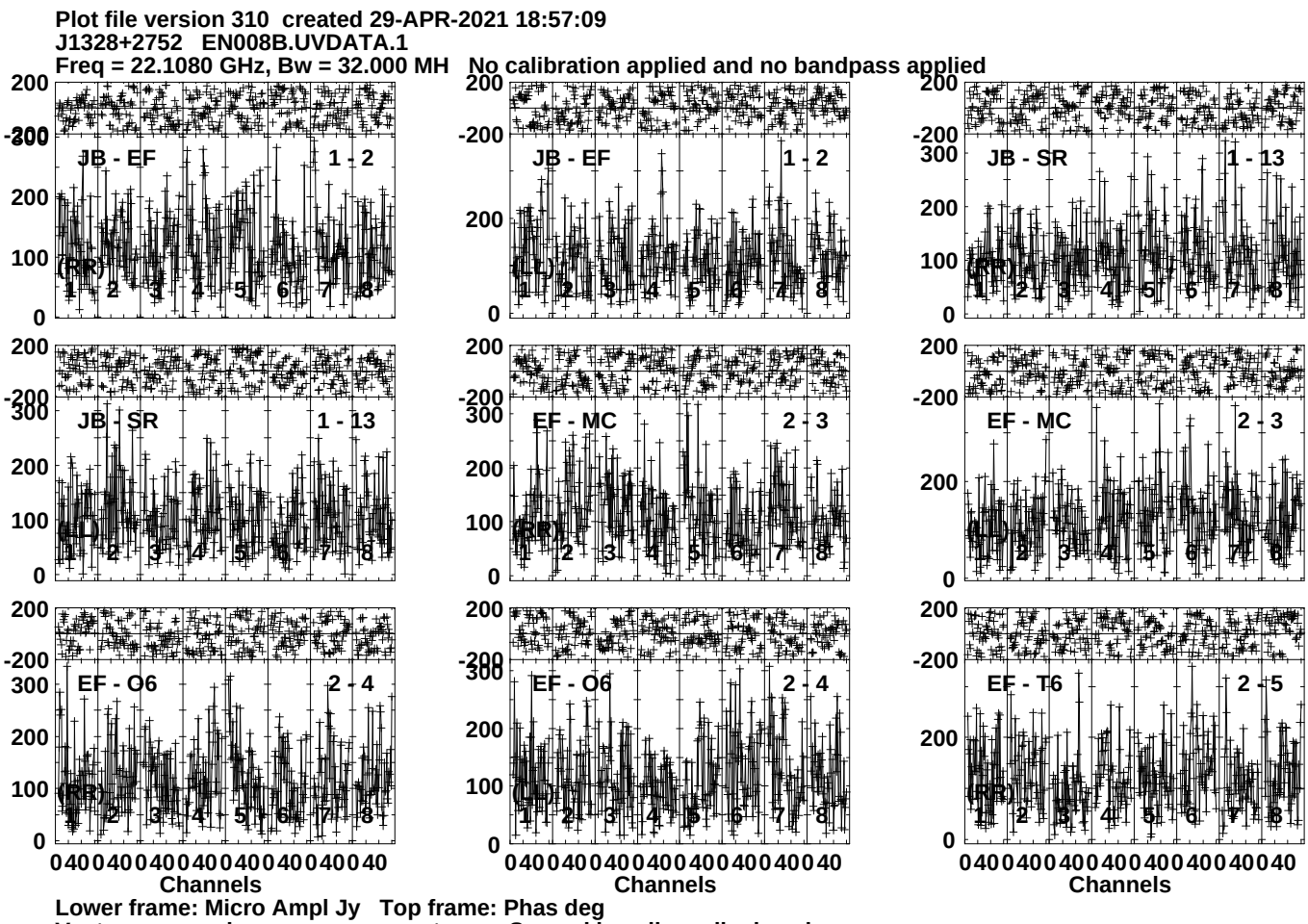
Plot file version 310 created 29-APR-2021 18:57:09
J1328+2752 EN008B.UVDATA.1
Freq = 22.1080 GHz, Bw = 32.000 MH No calibration applied and no bandpass applied
JB - EF 1 - 2
JB - SR 1 - 13
EF - MC 2 - 3
EF - O6 2 - 4
EF - T6 2 - 5
(RR)
(LL)
Channels
Lower frame: Micro Ampl Jy Top frame: Phas deg
Vector averaged cross-power spectrum Several baselines displayed
Timerange: 00/19:34:41 to 00/19:36:39

Plot file version 311 created 29-APR-2021 18:57:09
J1328+2752 EN008B.UVDATA.1
Freq = 22.1080 GHz, Bw = 32.000 MH No calibration applied and no bandpass applied

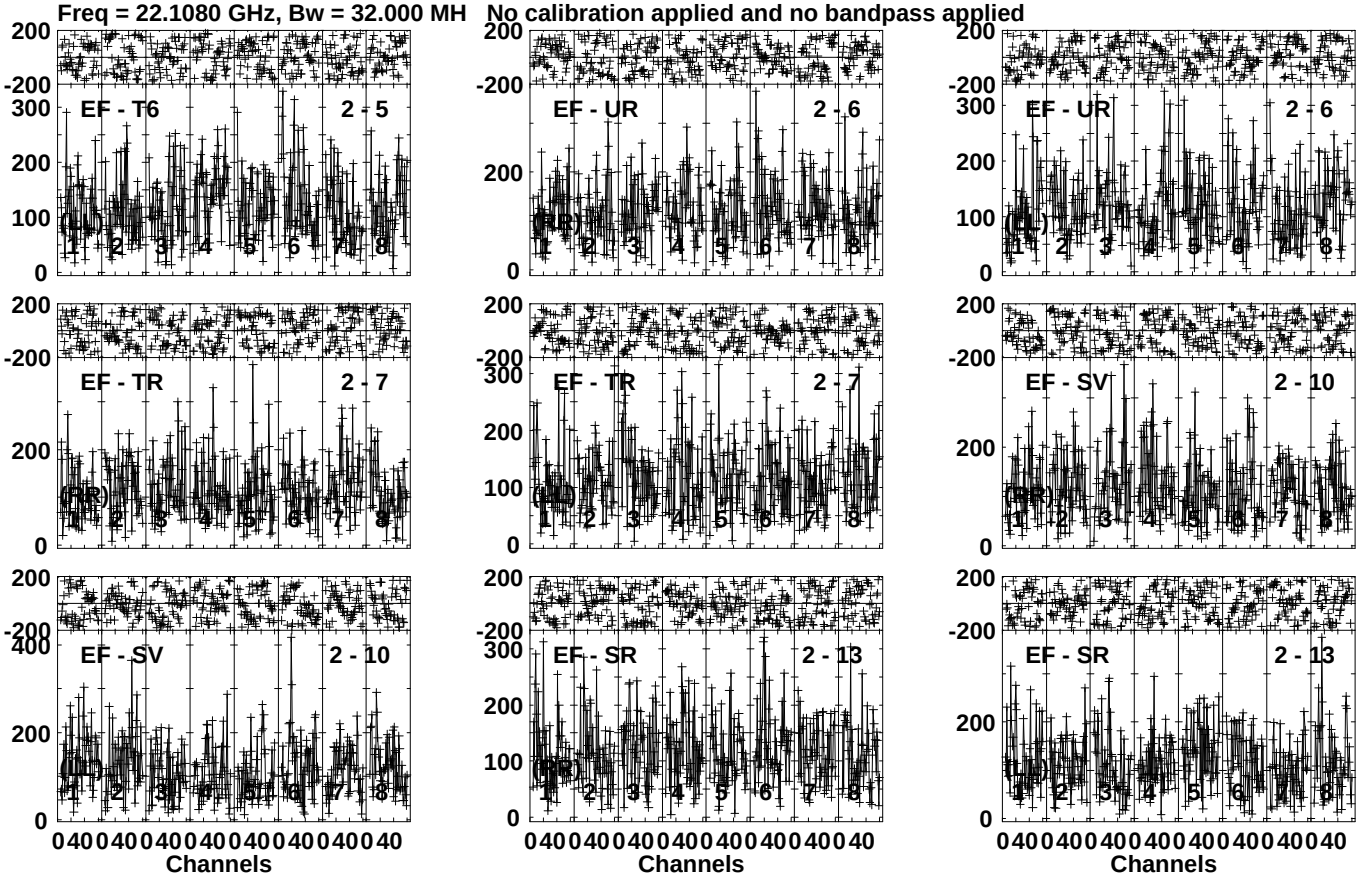

Lower frame: Micro Ampl Jy Top frame: Phas deg
Vector averaged cross-power spectrum Several baselines displayed
Timerange: 00/19:34:41 to 00/19:36:39

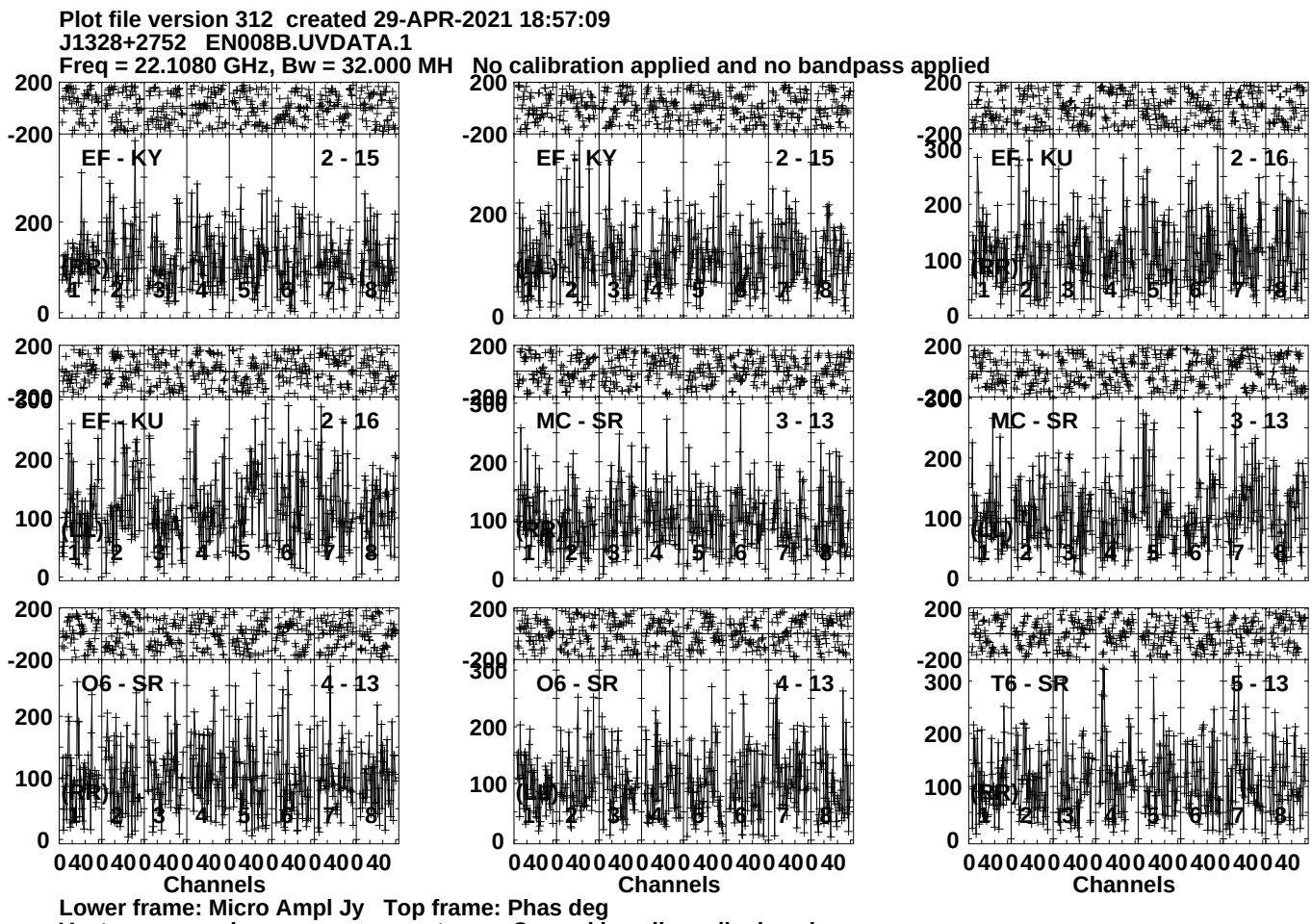
Plot file version 312 created 29-APR-2021 18:57:09
J1328+2752 EN008B.UVDATA.1
Freq = 22.1080 GHz, Bw = 32.000 MH No calibration applied and no bandpass applied
EF - KY 2 - 15
EF - KY 2 - 15
EF - KU 2 - 16
EF - KU 2 - 16
MC - SR 3 - 13
MC - SR 3 - 13
O6 - SR 4 - 13
O6 - SR 4 - 13
T6 - SR 5 - 13
(LL)
(RR)
Channels
Lower frame: Micro Ampl Jy Top frame: Phas deg
Vector averaged cross-power spectrum Several baselines displayed
Timerange: 00/19:34:41 to 00/19:36:39

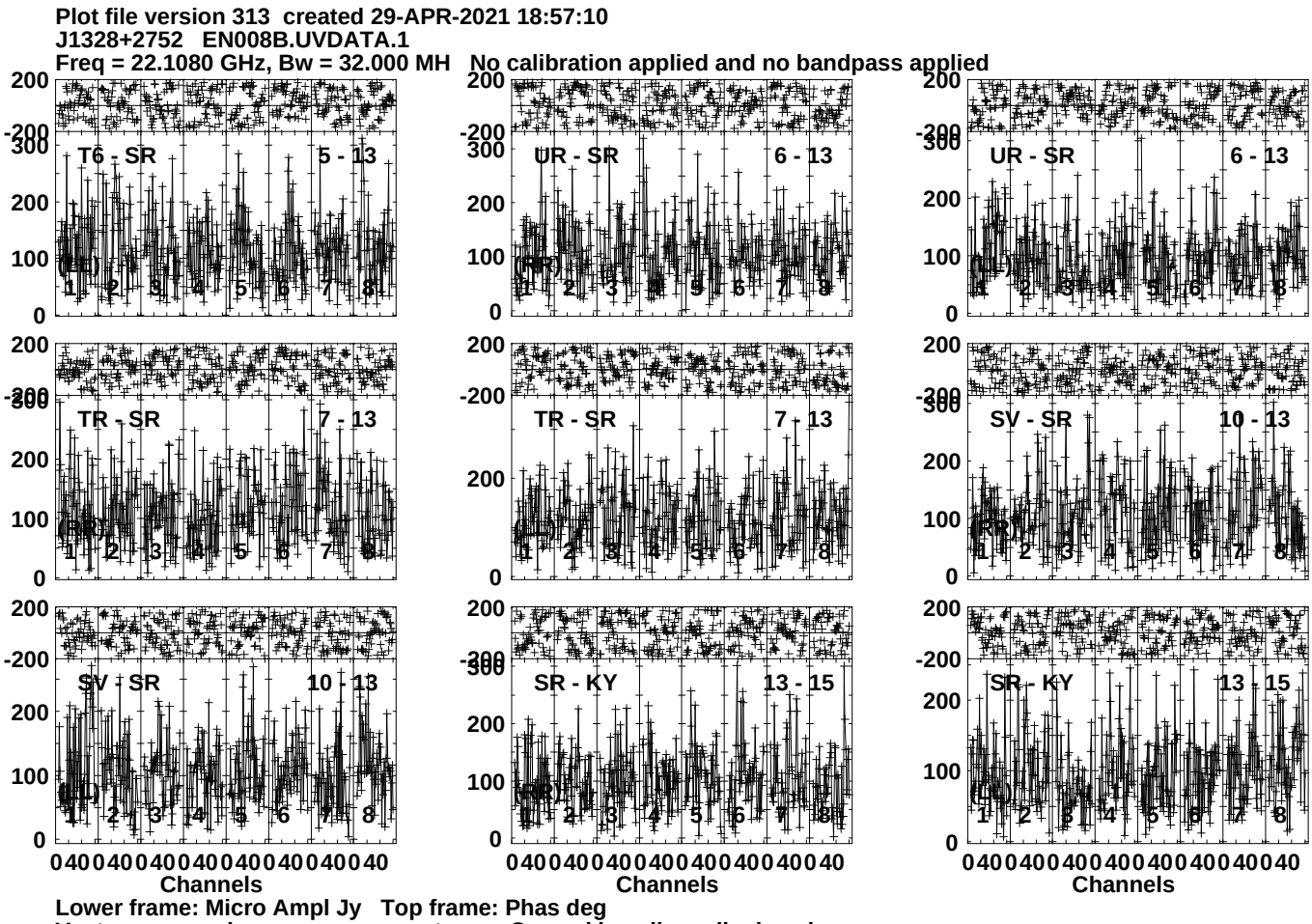
Plot file version 313 created 29-APR-2021 18:57:10
J1328+2752 EN008B.UVDATA.1
Freq = 22.1080 GHz, Bw = 32.000 MH No calibration applied and no bandpass applied
T6 - SR 5 - 13
UR - SR 6 - 13
UR - SR 6 - 13
TR - SR 7 - 13
TR - SR 7 - 13
SV - SR 10 - 13
SV - SR 10 - 13
SR - KY 13 - 15
SR - KY 13 - 15
(RR)
(LL)
1 2 3 4 5 6 7 8
200
-200
300
100
0
0 40 0 40 0 40 0 40 0 40 0 40 0 40 0 40
Channels
Lower frame: Micro Ampl Jy Top frame: Phas deg
Vector averaged cross-power spectrum Several baselines displayed
Timerange: 00/19:34:41 to 00/19:36:39

Plot file version 314 created 29-APR-2021 18:57:10
J1328+2752 EN008B.UVDATA.1
Freq = 22.1080 GHz, Bw = 32.000 MH No calibration applied and no bandpass applied

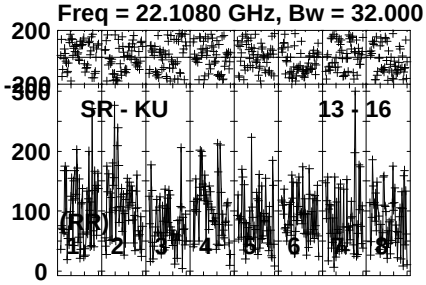

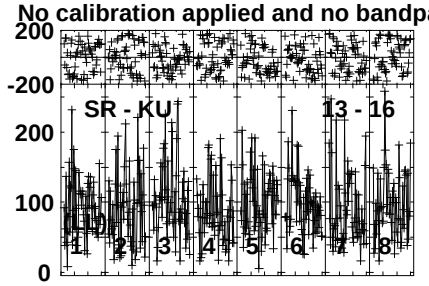

Lower frame: Micro Ampl Jy Top frame: Phas deg
Vector averaged cross-power spectrum Several baselines displayed
Timerange: 00/19:34:41 to 00/19:36:39

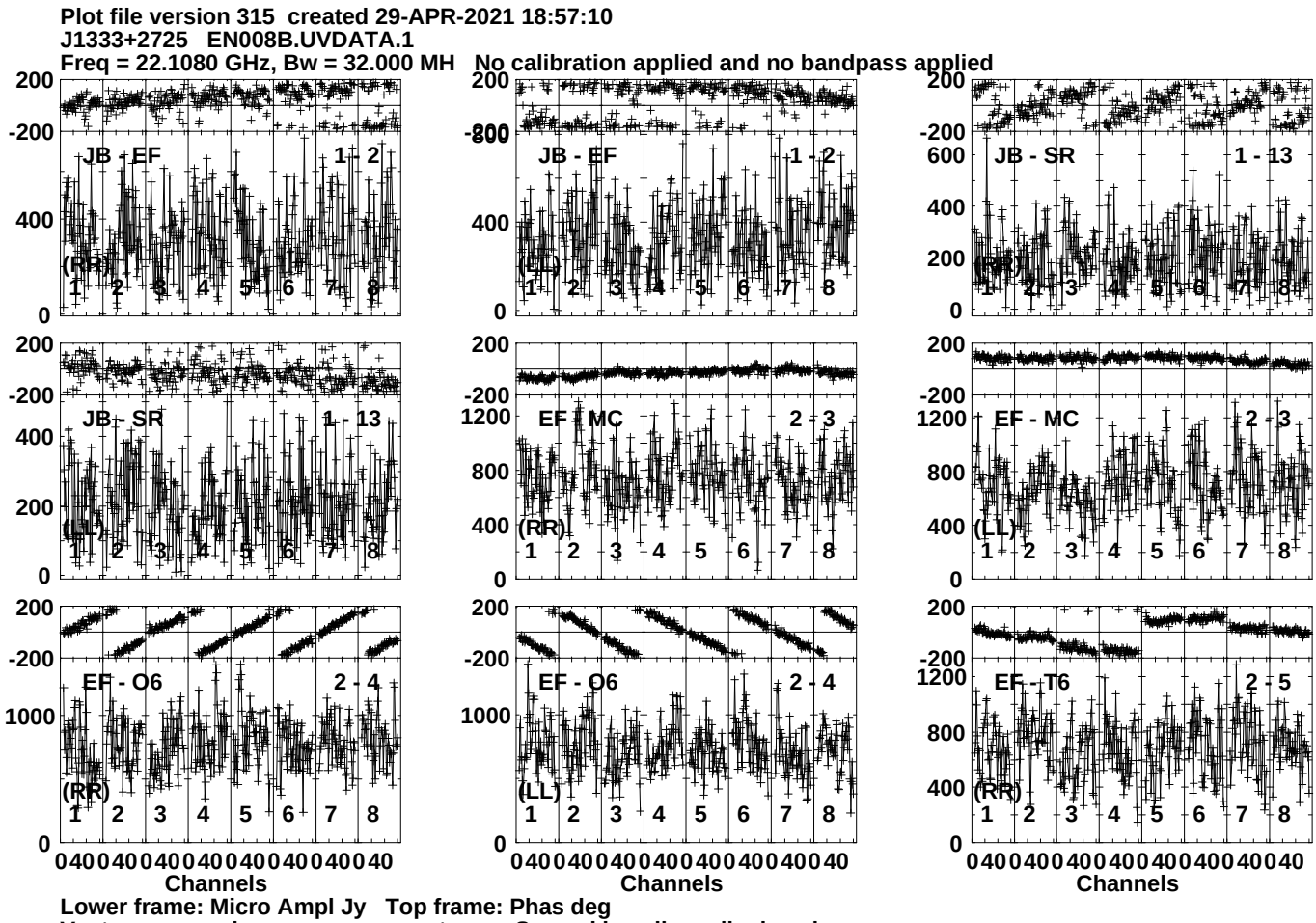
Plot file version 315 created 29-APR-2021 18:57:10
J1333+2725 EN008B.UVDATA.1
Freq = 22.1080 GHz, Bw = 32.000 MH No calibration applied and no bandpass applied
JB - EF 1 - 2 (RR)
JB - EF 1 - 2 (LL)
JB - SR 1 - 13
JB - SR 1 - 13 (LL)
EF - MC 2 - 3 (RR)
EF - MC 2 - 3 (LL)
EF - O6 2 - 4 (RR)
EF - O6 2 - 4 (LL)
EF - T6 2 - 5 (RR)
Channels
Lower frame: Micro Ampl Jy Top frame: Phas deg
Vector averaged cross-power spectrum Several baselines displayed
Timerange: 00/19:36:41 to 00/19:37:39

Plot file version 316 created 29-APR-2021 18:57:10
J1333+2725 EN008B.UVDATA.1
Freq = 22.1080 GHz, Bw = 32.000 MH No calibration applied and no bandpass applied

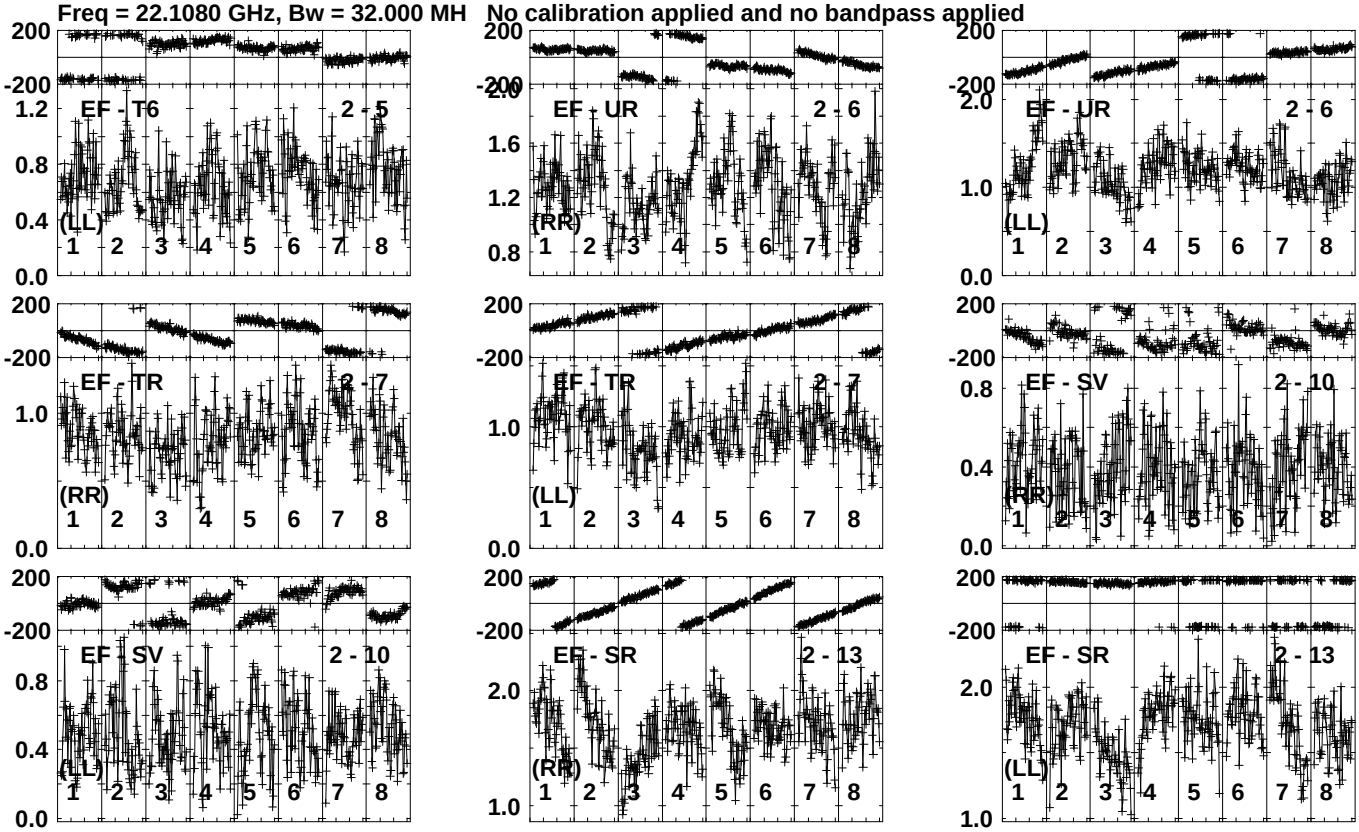

Lower frame: Milli Ampl Jy Top frame: Phas deg
Vector averaged cross-power spectrum Several baselines displayed
Timerange: 00/19:36:41 to 00/19:37:39

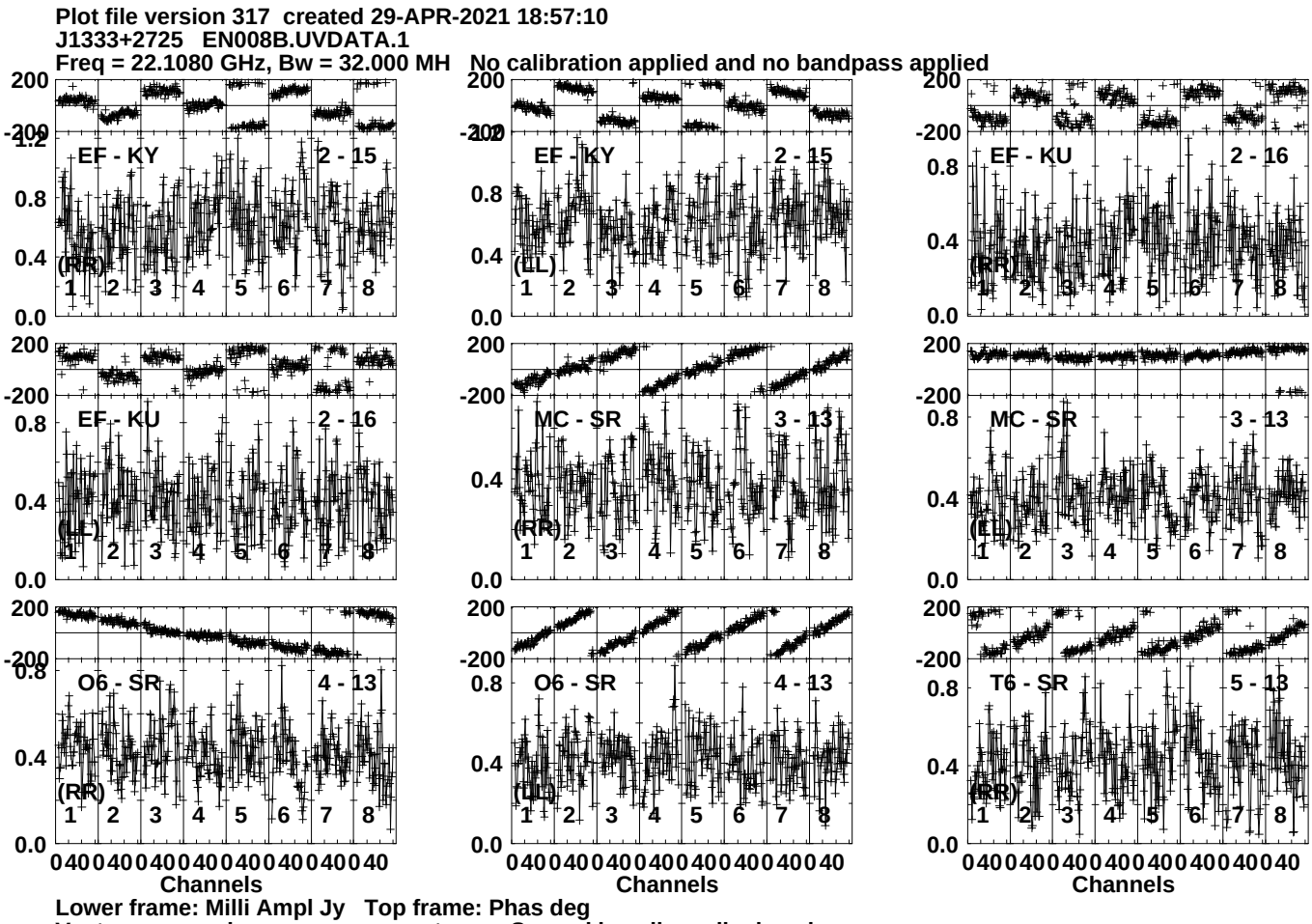
Plot file version 317 created 29-APR-2021 18:57:10
J1333+2725 EN008B.UVDATA.1
Freq = 22.1080 GHz, Bw = 32.000 MH No calibration applied and no bandpass applied
EF - KY 2 - 15
(RR)
EF - KY 2 - 15
(LL)
EF - KU 2 - 16
(RR)
EF - KU 2 - 16
(LL)
MC - SR 3 - 13
(RR)
MC - SR 3 - 13
(LL)
O6 - SR 4 - 13
(RR)
O6 - SR 4 - 13
(LL)
T6 - SR 5 - 13
(RR)
Channels
Channels
Channels
Lower frame: Milli Ampl Jy Top frame: Phas deg
Vector averaged cross-power spectrum Several baselines displayed
Timerange: 00/19:36:41 to 00/19:37:39

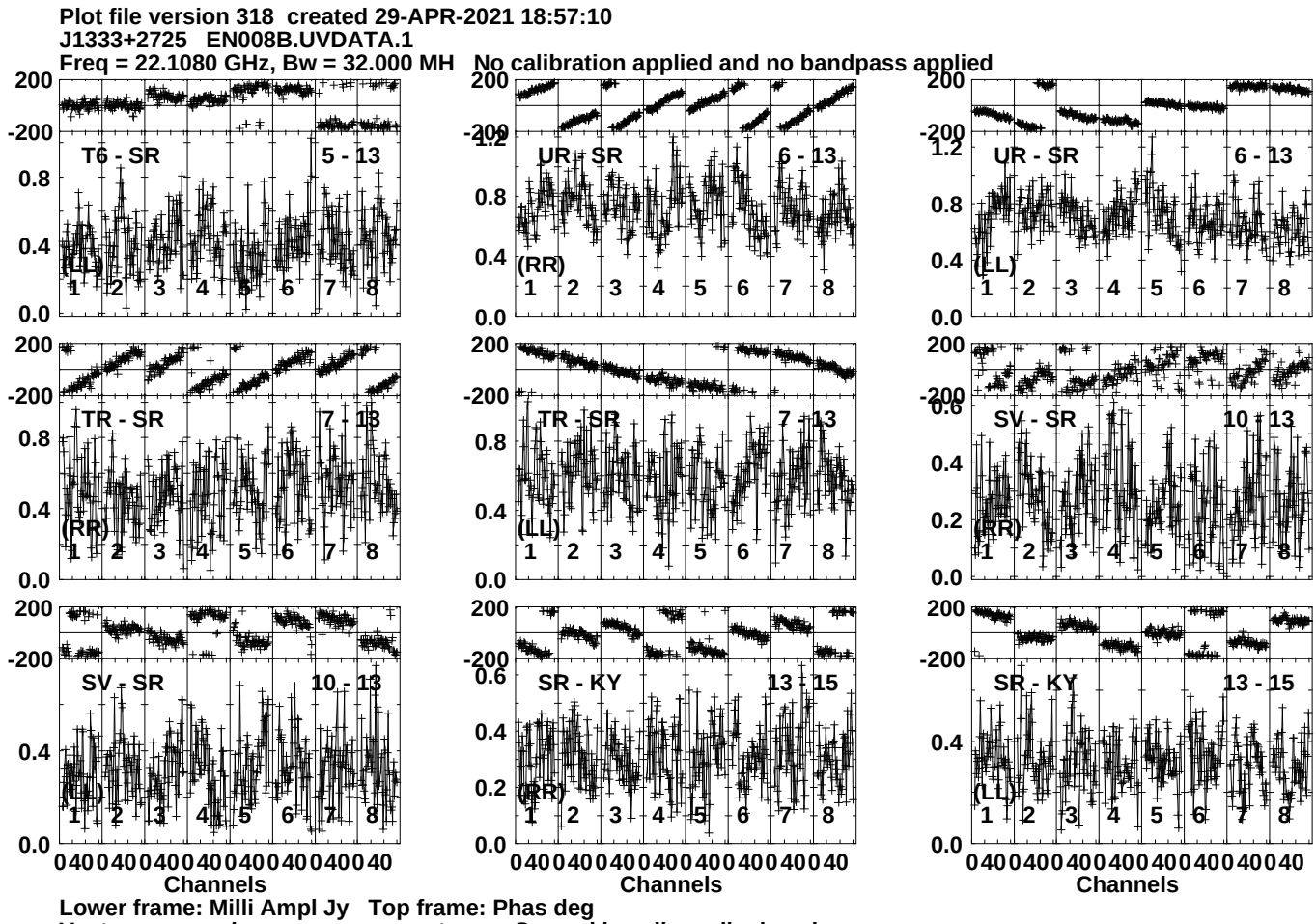
Plot file version 318 created 29-APR-2021 18:57:10
J1333+2725 EN008B.UVDATA.1
Freq = 22.1080 GHz, Bw = 32.000 MH No calibration applied and no bandpass applied
T6 - SR
5 - 13
(LL)
UR - SR
6 - 13
(RR)
UR - SR
6 - 13
(LL)
TR - SR
7 - 13
(RR)
TR - SR
7 - 13
(LL)
SV - SR
10 - 13
(RR)
SV - SR
10 - 13
(LL)
SR - KY
13 - 15
(RR)
SR - KY
13 - 15
(LL)
Channels
Channels
Channels
Lower frame: Milli Ampl Jy Top frame: Phas deg
Vector averaged cross-power spectrum Several baselines displayed
Timerange: 00/19:36:41 to 00/19:37:39

Plot file version 319 created 29-APR-2021 18:57:10
J1333+2725 EN008B.UVDATA.1
Freq = 22.1080 GHz, Bw = 32.000 MH No calibration applied and no bandpass applied

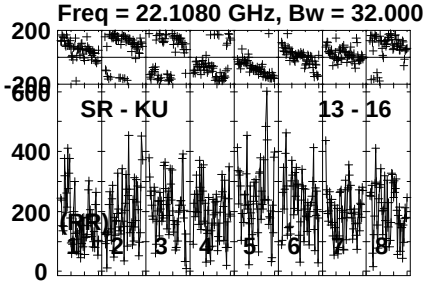

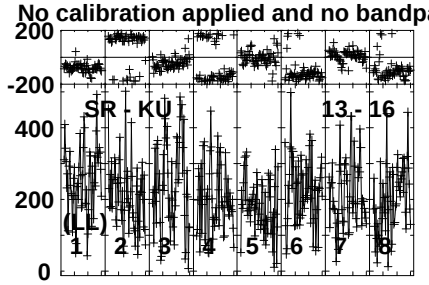

Lower frame: Micro Ampl Jy Top frame: Phas deg
Vector averaged cross-power spectrum Several baselines displayed
Timerange: 00/19:36:41 to 00/19:37:39

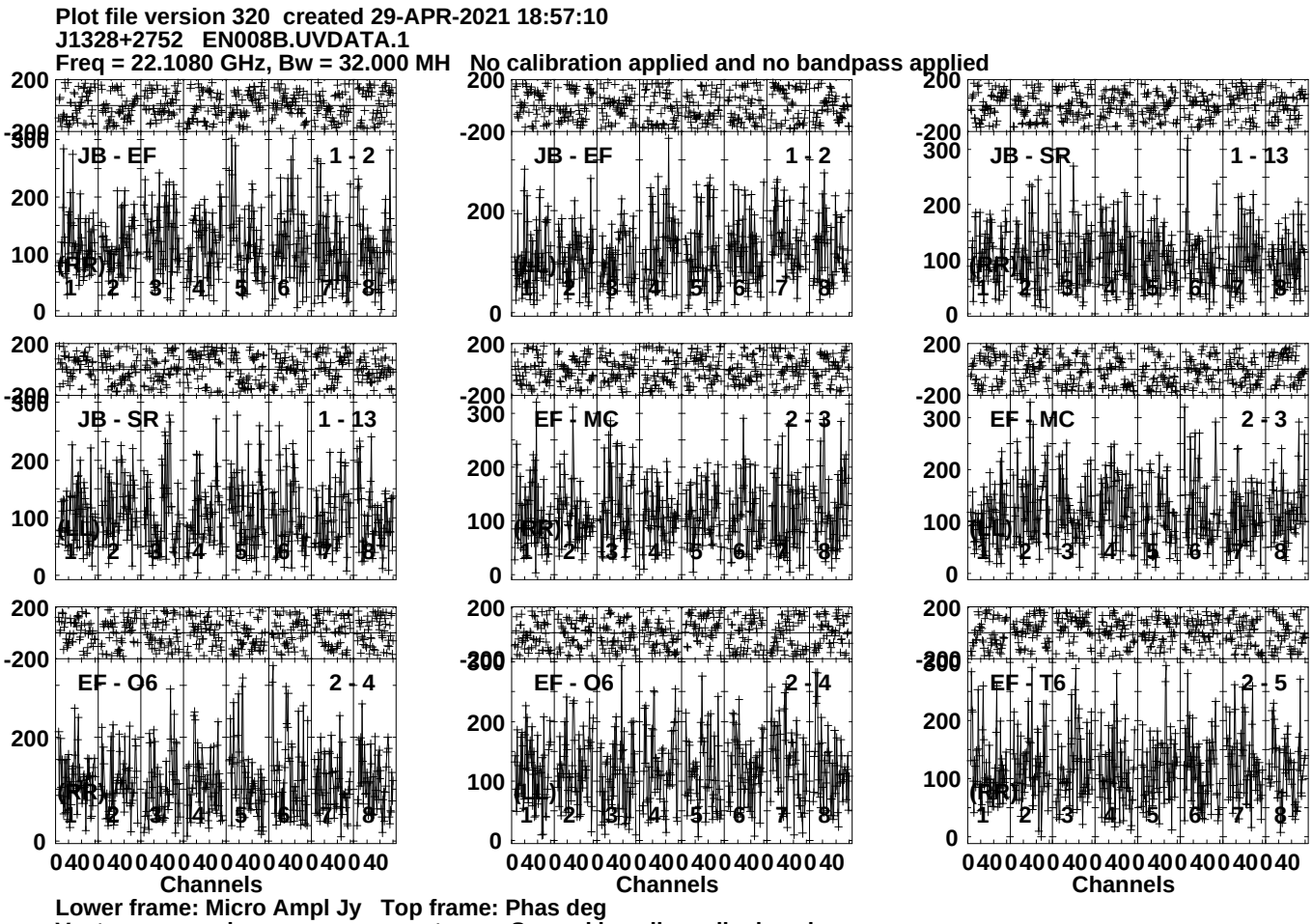
Plot file version 320 created 29-APR-2021 18:57:10
J1328+2752 EN008B.UVDATA.1
Freq = 22.1080 GHz, Bw = 32.000 MH No calibration applied and no bandpass applied
JB - EF 1 - 2
JB - SR 1 - 13
EF - MC 2 - 3
EF - O6 2 - 4
EF - T6 2 - 5
(RR)
(LL)
Channels
Lower frame: Micro Ampl Jy Top frame: Phas deg
Vector averaged cross-power spectrum Several baselines displayed
Timerange: 00/19:37:41 to 00/19:39:39

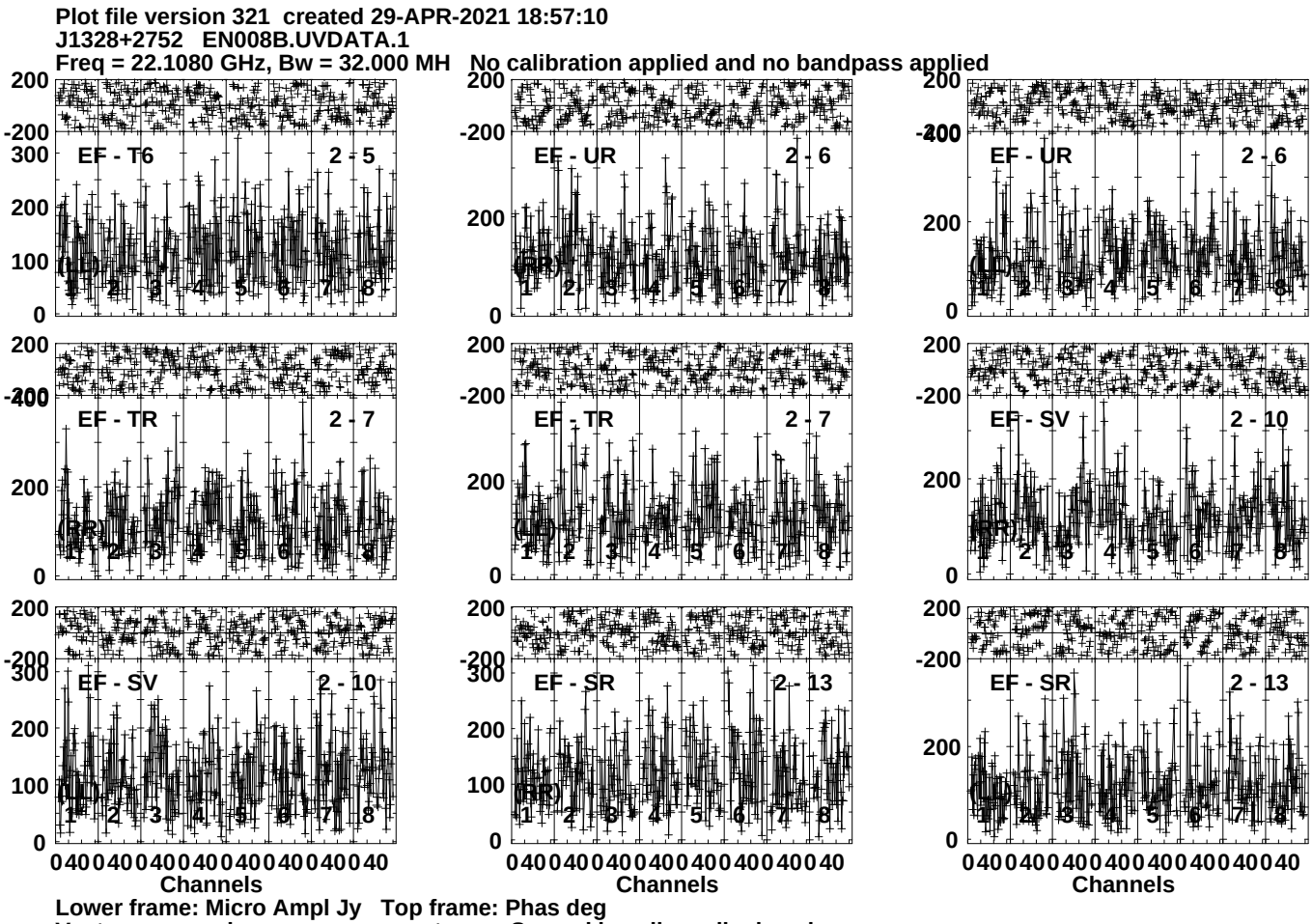
Plot file version 321 created 29-APR-2021 18:57:10
J1328+2752 EN008B.UVDATA.1
Freq = 22.1080 GHz, Bw = 32.000 MH No calibration applied and no bandpass applied
EF - T6 2 - 5
EF - UR 2 - 6
EF - UR 2 - 6
EF - TR 2 - 7
EF - TR 2 - 7
EF - SV 2 - 10
EF - SV 2 - 10
EF - SR 2 - 13
EF - SR 2 - 13
(LL)
(RR)
Channels
Lower frame: Micro Ampl Jy Top frame: Phas deg
Vector averaged cross-power spectrum Several baselines displayed
Timerange: 00/19:37:41 to 00/19:39:39

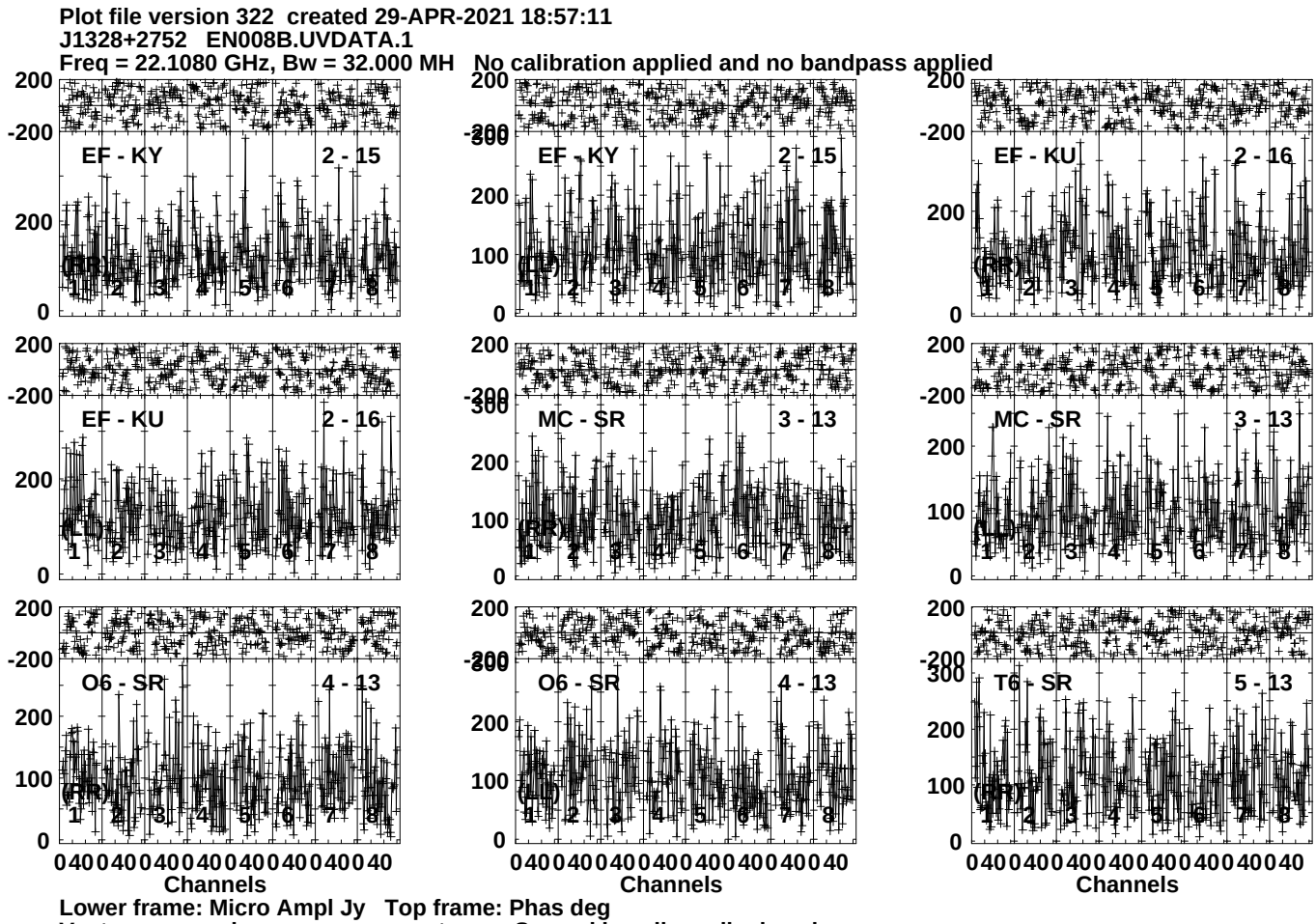
Plot file version 322 created 29-APR-2021 18:57:11
J1328+2752 EN008B.UVDATA.1
Freq = 22.1080 GHz, Bw = 32.000 MH No calibration applied and no bandpass applied
EF - KY 2 - 15
EF - KY 2 - 15
EF - KU 2 - 16
EF - KU 2 - 16
MC - SR 3 - 13
MC - SR 3 - 13
O6 - SR 4 - 13
O6 - SR 4 - 13
T6 - SR 5 - 13
(RR)
(LL)
Channels
Lower frame: Micro Ampl Jy Top frame: Phas deg
Vector averaged cross-power spectrum Several baselines displayed
Timerange: 00/19:37:41 to 00/19:39:39

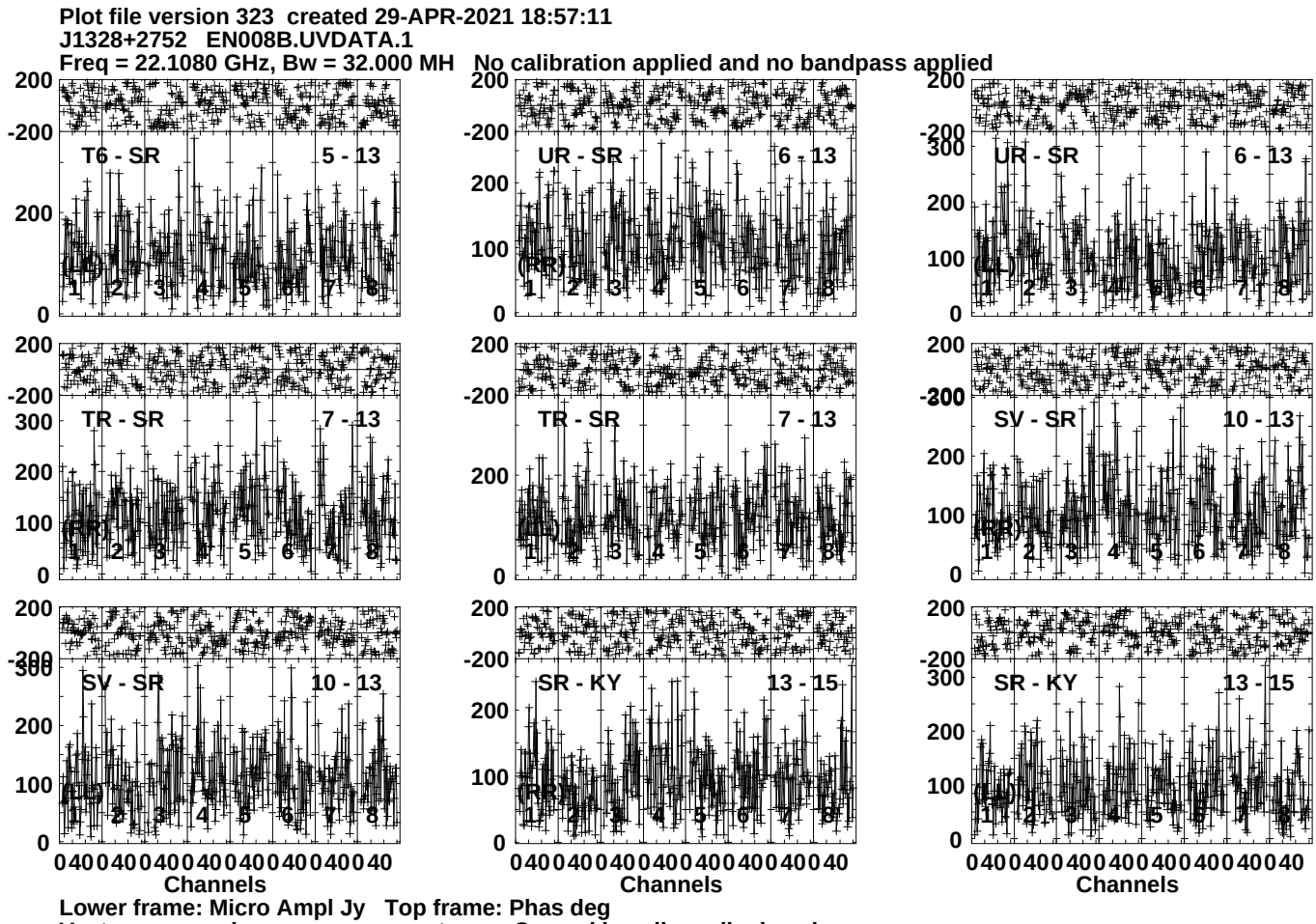
Plot file version 323 created 29-APR-2021 18:57:11
J1328+2752 EN008B.UVDATA.1
Freq = 22.1080 GHz, Bw = 32.000 MH No calibration applied and no bandpass applied
T6 - SR
5 - 13
UR - SR
6 - 13
UR - SR
6 - 13
TR - SR
7 - 13
TR - SR
7 - 13
SV - SR
10 - 13
SV - SR
10 - 13
SR - KY
13 - 15
SR - KY
13 - 15
Channels
Channels
Channels
Lower frame: Micro Ampl Jy Top frame: Phas deg
Vector averaged cross-power spectrum Several baselines displayed
Timerange: 00/19:37:41 to 00/19:39:39

Plot file version 324 created 29-APR-2021 18:57:11
J1328+2752 EN008B.UVDATA.1
Freq = 22.1080 GHz, Bw = 32.000 MH No calibration applied and no bandpass applied

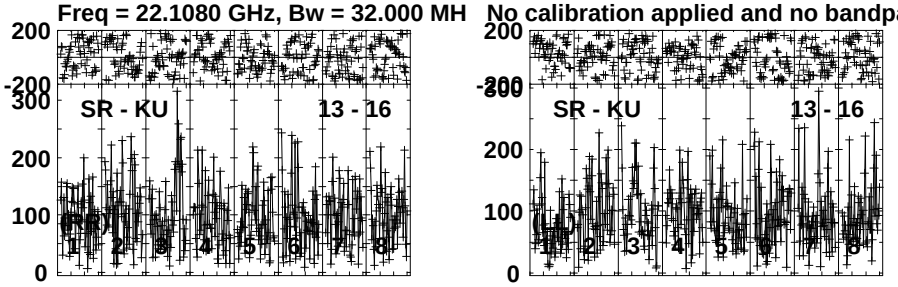

Lower frame: Micro Ampl Jy Top frame: Phas deg
Vector averaged cross-power spectrum Several baselines displayed
Timerange: 00/19:37:41 to 00/19:39:39

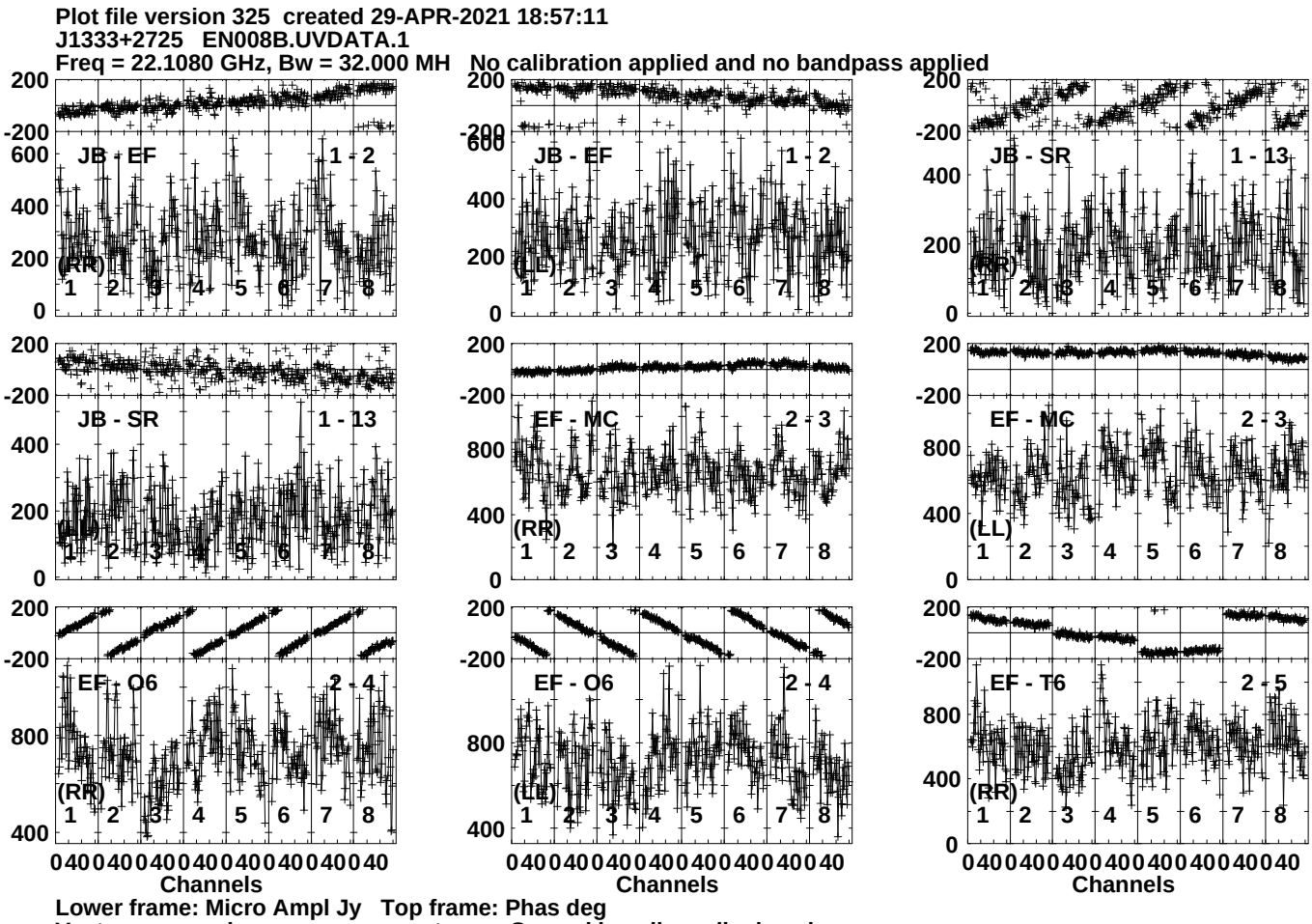
Plot file version 325 created 29-APR-2021 18:57:11
J1333+2725 EN008B.UVDATA.1
Freq = 22.1080 GHz, Bw = 32.000 MH No calibration applied and no bandpass applied
JB - EF 1 - 2
(RR)
JB - EF 1 - 2
(LL)
JB - SR 1 - 13
(RR)
JB - SR 1 - 13
(LL)
EF - MC 2 - 3
(RR)
EF - MC 2 - 3
(LL)
EF - O6 2 - 4
(RR)
EF - O6 2 - 4
(LL)
EF - T6 2 - 5
(RR)
Channels
Channels
Channels
Lower frame: Micro Ampl Jy Top frame: Phas deg
Vector averaged cross-power spectrum Several baselines displayed
Timerange: 00/19:40:11 to 00/19:41:09

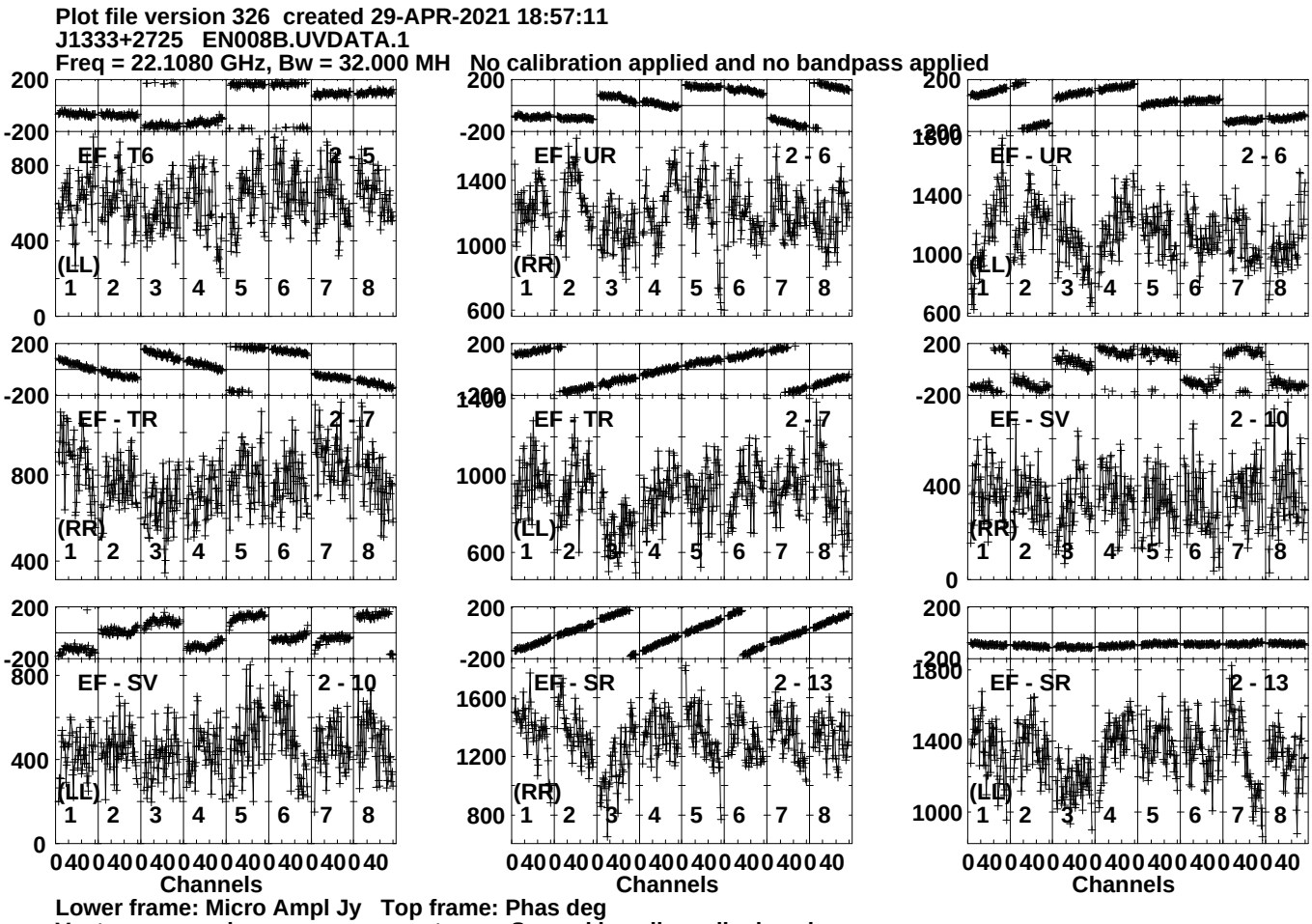
Plot file version 326 created 29-APR-2021 18:57:11
J1333+2725 EN008B.UVDATA.1
Freq = 22.1080 GHz, Bw = 32.000 MH No calibration applied and no bandpass applied
EF - T6 2 - 5
(LL)
EF - UR 2 - 6
(RR)
EF - UR 2 - 6
(LL)
EF - TR 2 - 7
(RR)
EF - TR 2 - 7
(LL)
EF - SV 2 - 10
(RR)
EF - SV 2 - 10
(LL)
EF - SR 2 - 13
(RR)
EF - SR 2 - 13
(LL)
Channels
Channels
Channels
Lower frame: Micro Ampl Jy Top frame: Phas deg
Vector averaged cross-power spectrum Several baselines displayed
Timerange: 00/19:40:11 to 00/19:41:09

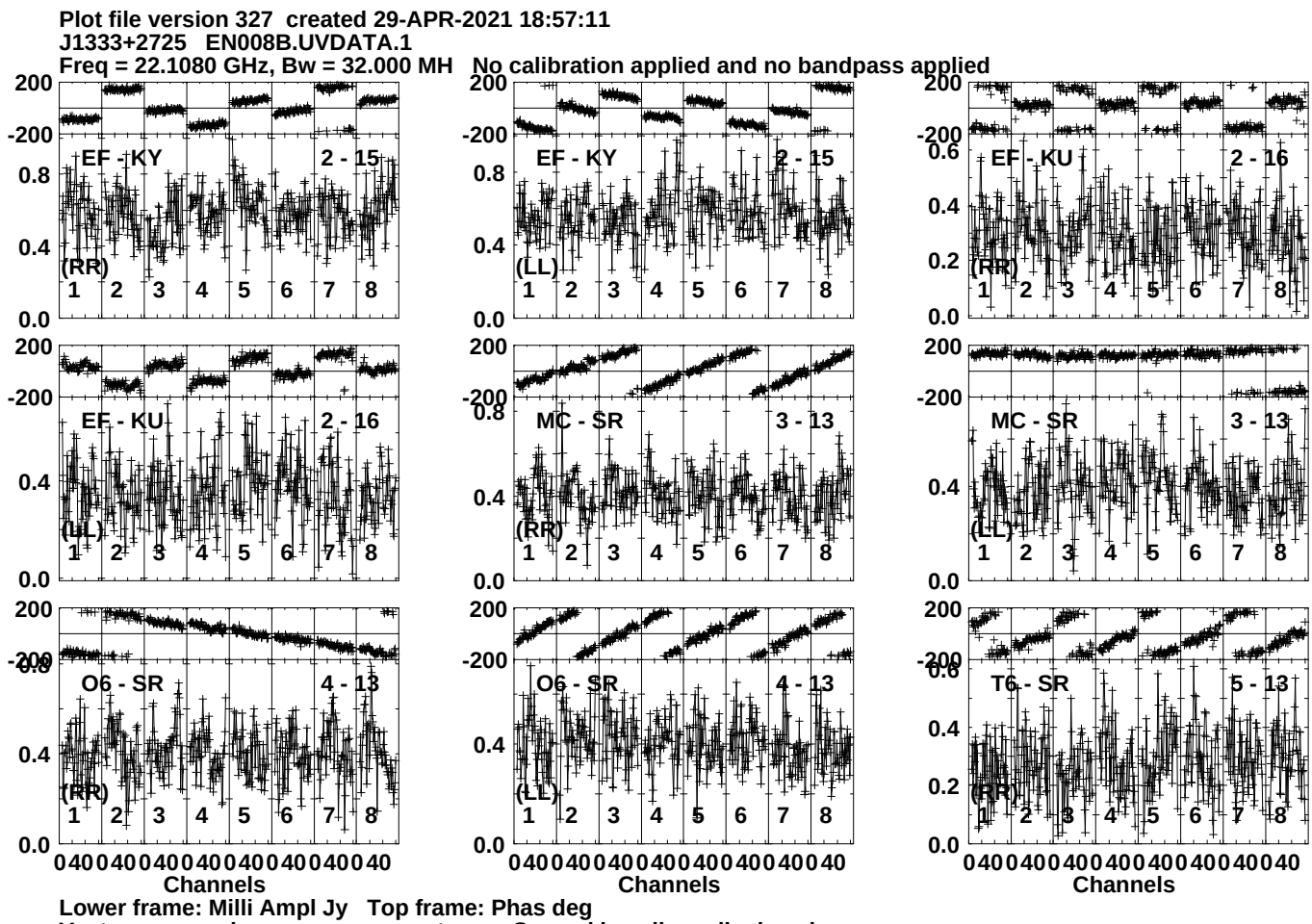
Plot file version 327 created 29-APR-2021 18:57:11
J1333+2725 EN008B.UVDATA.1
Freq = 22.1080 GHz, Bw = 32.000 MH No calibration applied and no bandpass applied
EF - KY 2 - 15
(RR)
EF - KY 2 - 15
(LL)
EF - KU 2 - 16
(RR)
EF - KU 2 - 16
(LL)
MC - SR 3 - 13
(RR)
MC - SR 3 - 13
(LL)
O6 - SR 4 - 13
(RR)
O6 - SR 4 - 13
(LL)
T6 - SR 5 - 13
(RR)
Channels
Channels
Channels
Lower frame: Milli Ampl Jy Top frame: Phas deg
Vector averaged cross-power spectrum Several baselines displayed
Timerange: 00/19:40:11 to 00/19:41:09

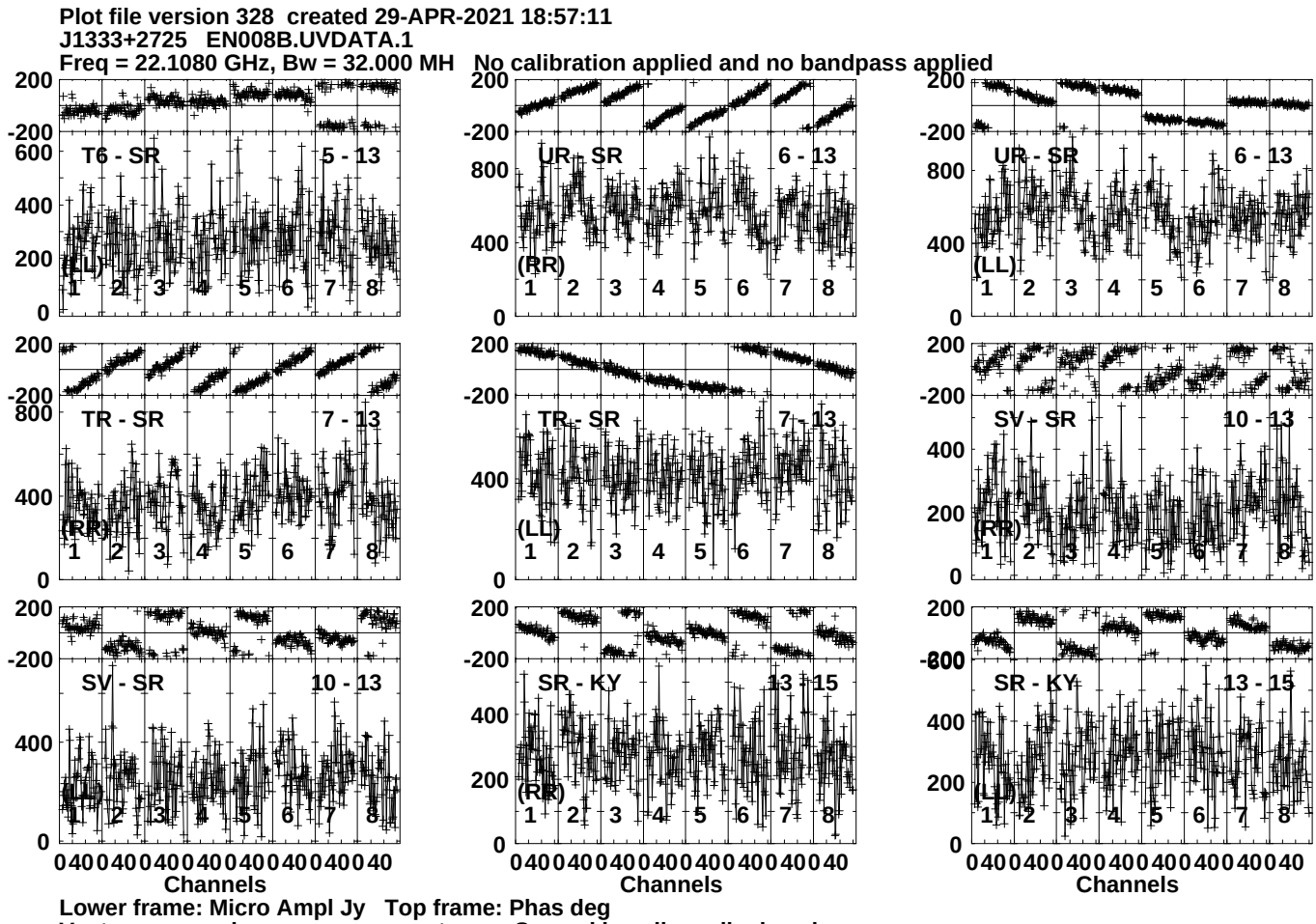
Plot file version 328 created 29-APR-2021 18:57:11
J1333+2725 EN008B.UVDATA.1
Freq = 22.1080 GHz, Bw = 32.000 MH No calibration applied and no bandpass applied
T6 - SR
5 - 13
(LL)
UR - SR
6 - 13
(RR)
UR - SR
6 - 13
(LL)
TR - SR
7 - 13
(RR)
TR - SR
7 - 13
(LL)
SV - SR
10 - 13
(RR)
SV - SR
10 - 13
(LL)
SR - KY
13 - 15
(RR)
SR - KY
13 - 15
(LL)
Channels
Channels
Channels
Lower frame: Micro Ampl Jy Top frame: Phas deg
Vector averaged cross-power spectrum Several baselines displayed
Timerange: 00/19:40:11 to 00/19:41:09

Plot file version 329 created 29-APR-2021 18:57:11
J1333+2725 EN008B.UVDATA.1
Freq = 22.1080 GHz, Bw = 32.000 MH No calibration applied and no bandpass applied

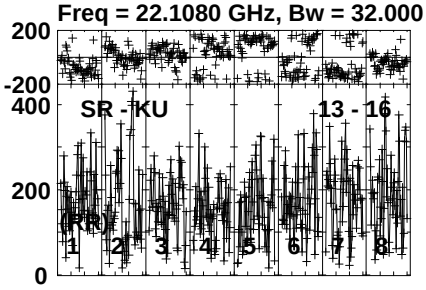

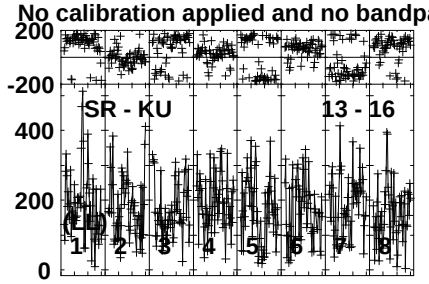

Lower frame: Micro Ampl Jy Top frame: Phas deg
Vector averaged cross-power spectrum Several baselines displayed
Timerange: 00/19:40:11 to 00/19:41:09

Plot file version 330 created 29-APR-2021 18:57:11
J1328+2752 EN008B.UVDATA.1
Freq = 22.1080 GHz, Bw = 32.000 MH No calibration applied and no bandpass applied

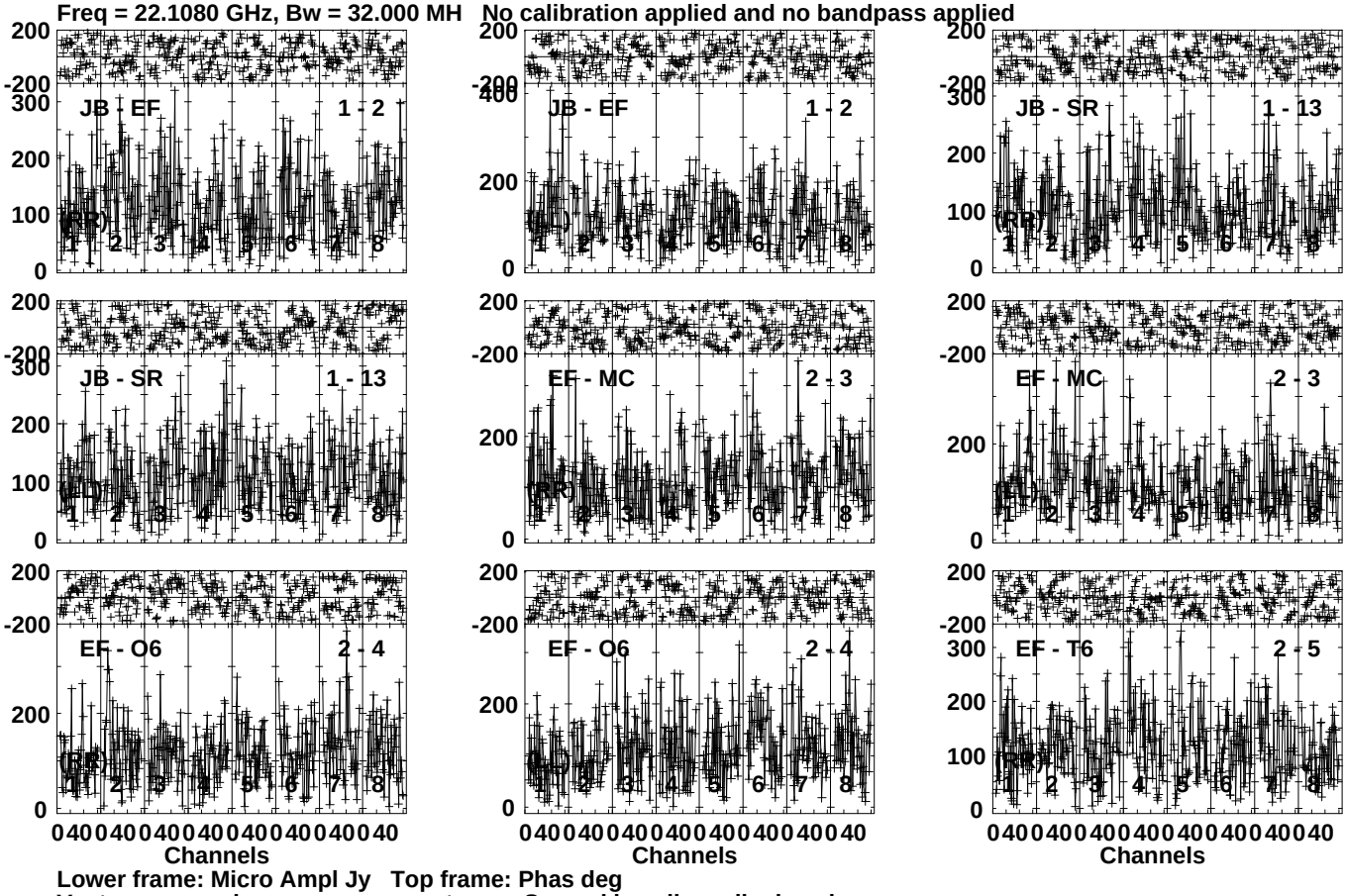

Lower frame: Micro Ampl Jy Top frame: Phas deg
Vector averaged cross-power spectrum Several baselines displayed
Timerange: 00/19:41:11 to 00/19:43:09

Plot file version 331 created 29-APR-2021 18:57:12
J1328+2752 EN008B.UVDATA.1
Freq = 22.1080 GHz, Bw = 32.000 MH No calibration applied and no bandpass applied

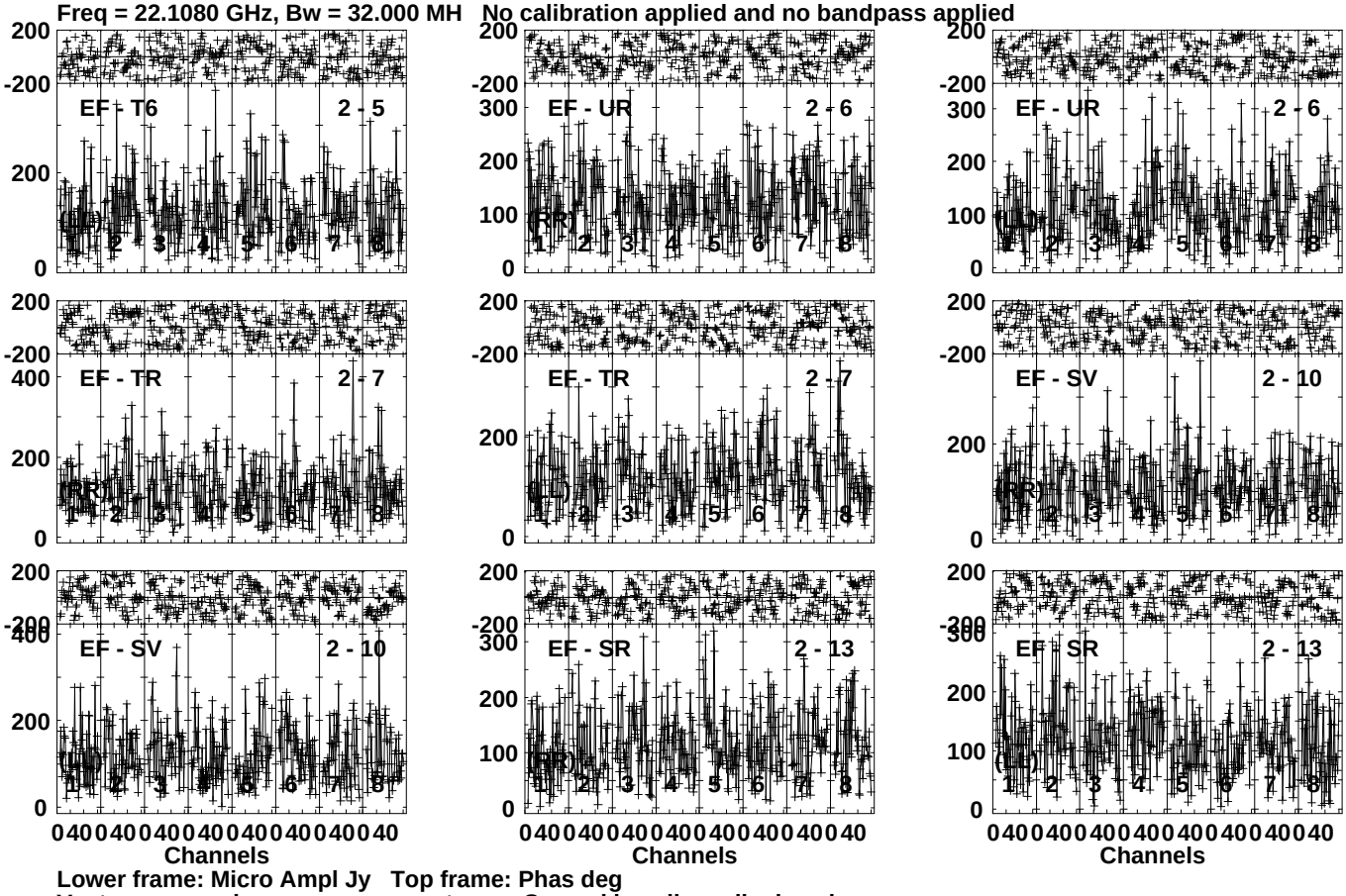

Lower frame: Micro Ampl Jy Top frame: Phas deg
Vector averaged cross-power spectrum Several baselines displayed
Timerange: 00/19:41:11 to 00/19:43:09

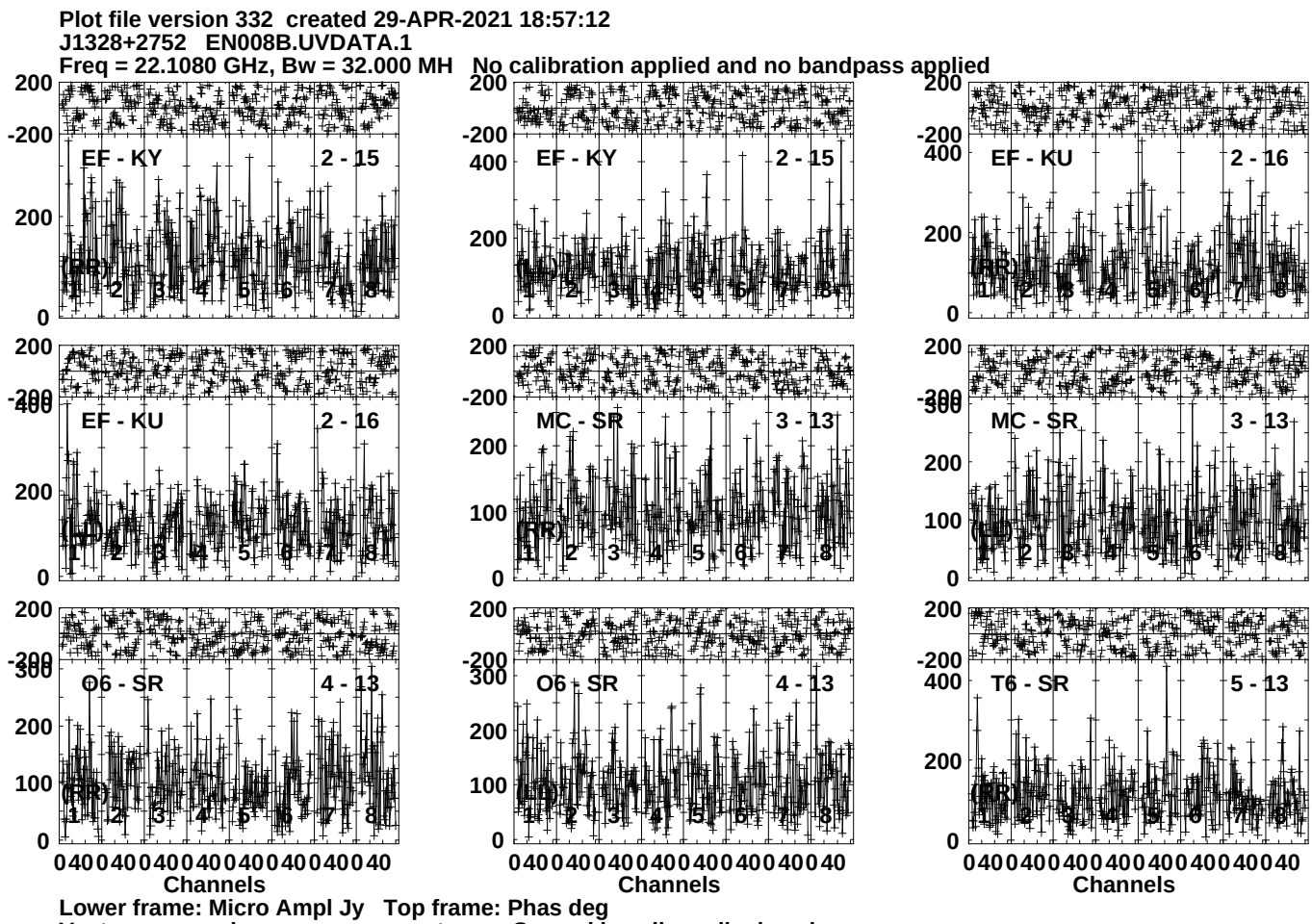
Plot file version 332 created 29-APR-2021 18:57:12
J1328+2752 EN008B.UVDATA.1
Freq = 22.1080 GHz, Bw = 32.000 MH No calibration applied and no bandpass applied
EF - KY 2 - 15
EF - KY 2 - 15
EF - KU 2 - 16
EF - KU 2 - 16
MC - SR 3 - 13
MC - SR 3 - 13
O6 - SR 4 - 13
O6 - SR 4 - 13
T6 - SR 5 - 13
(RR)
(LL)
Channels
Lower frame: Micro Ampl Jy Top frame: Phas deg
Vector averaged cross-power spectrum Several baselines displayed
Timerange: 00/19:41:11 to 00/19:43:09

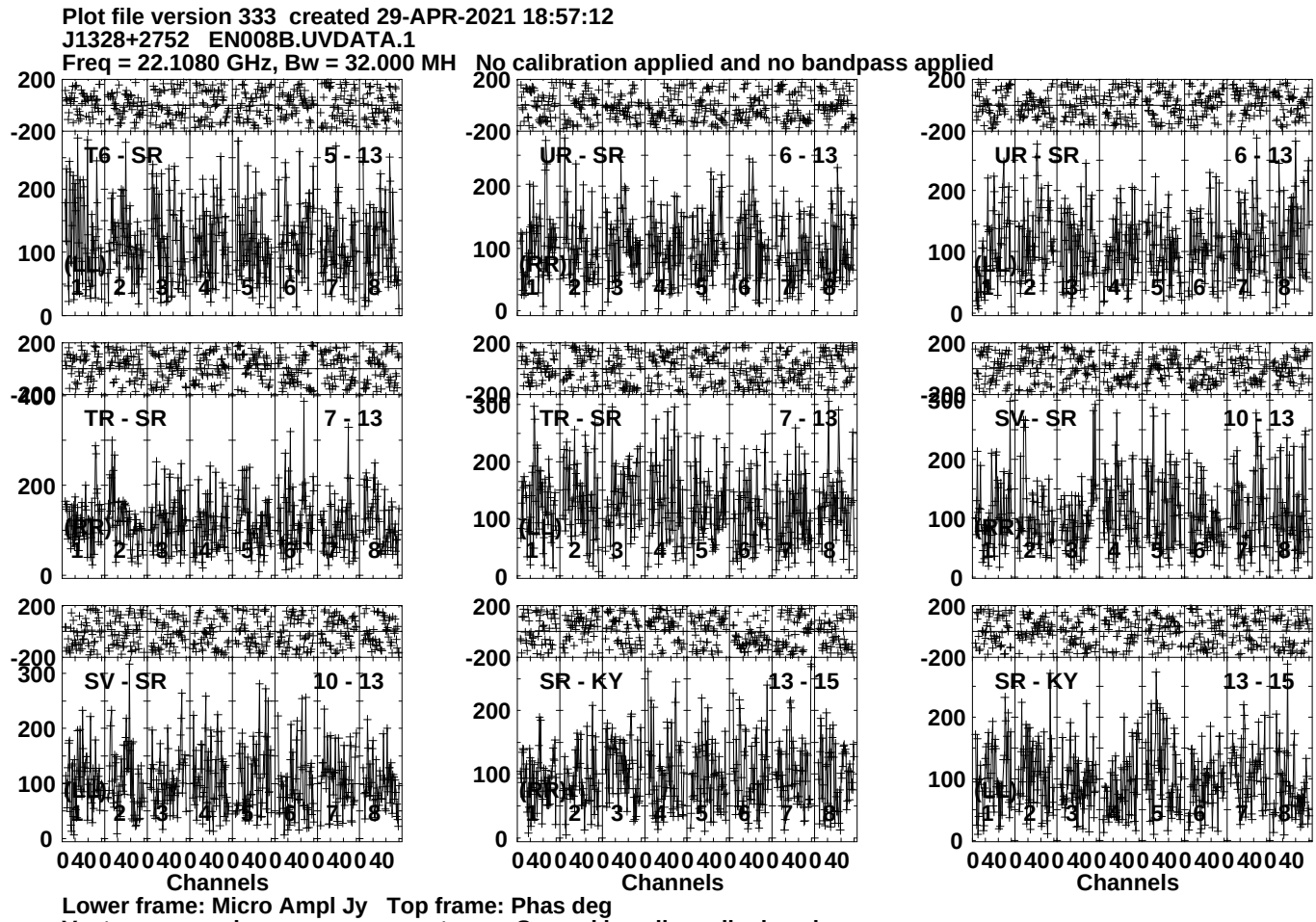
Plot file version 333 created 29-APR-2021 18:57:12
J1328+2752 EN008B.UVDATA.1
Freq = 22.1080 GHz, Bw = 32.000 MH No calibration applied and no bandpass applied
T6 - SR 5 - 13
UR - SR 6 - 13
UR - SR 6 - 13
TR - SR 7 - 13
TR - SR 7 - 13
SV - SR 10 - 13
SV - SR 10 - 13
SR - KY 13 - 15
SR - KY 13 - 15
(LL)
(RR)
(LL)
(RR)
(LL)
(RR)
(LL)
(RR)
(LL)
(RR)
Channels
Channels
Channels
Lower frame: Micro Ampl Jy Top frame: Phas deg
Vector averaged cross-power spectrum Several baselines displayed
Timerange: 00/19:41:11 to 00/19:43:09

Plot file version 334 created 29-APR-2021 18:57:12
J1328+2752 EN008B.UVDATA.1
Freq = 22.1080 GHz, Bw = 32.000 MH No calibration applied and no bandpass applied

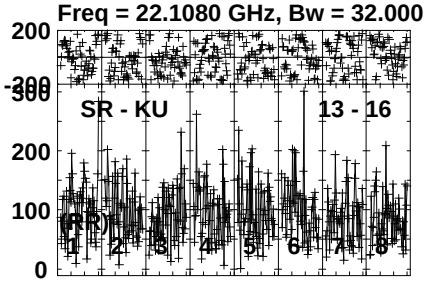

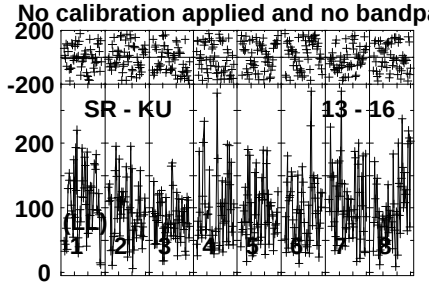

Lower frame: Micro Ampl Jy Top frame: Phas deg
Vector averaged cross-power spectrum Several baselines displayed
Timerange: 00/19:41:11 to 00/19:43:09

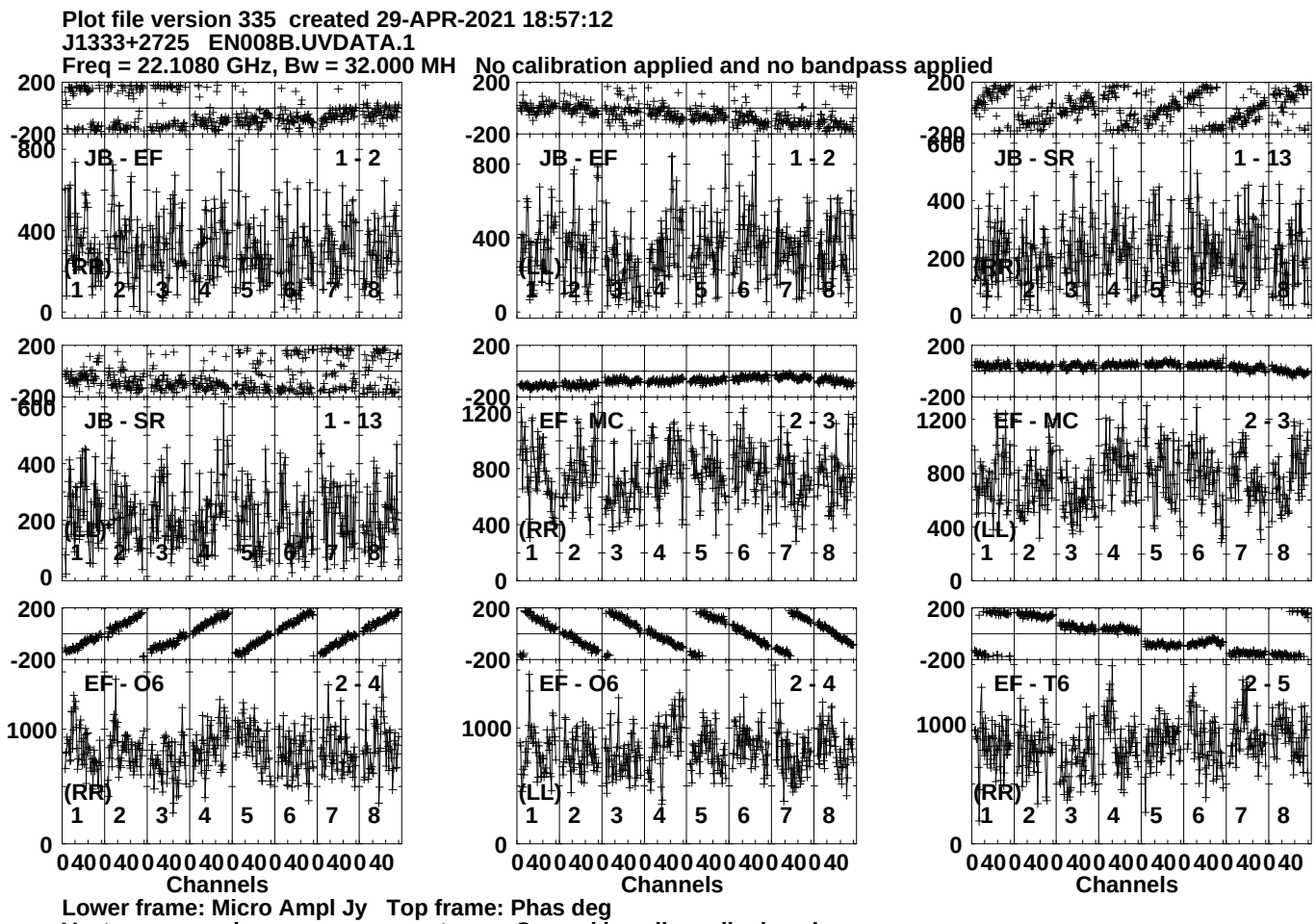
Plot file version 335 created 29-APR-2021 18:57:12
J1333+2725 EN008B.UVDATA.1
Freq = 22.1080 GHz, Bw = 32.000 MH No calibration applied and no bandpass applied
JB - EF 1 - 2
(RR)
JB - EF 1 - 2
(LL)
JB - SR 1 - 13
(RR)
JB - SR 1 - 13
(LL)
EF - MC 2 - 3
(RR)
EF - MC 2 - 3
(LL)
EF - O6 2 - 4
(RR)
EF - O6 2 - 4
(LL)
EF - T6 2 - 5
(RR)
Channels
Channels
Channels
Lower frame: Micro Ampl Jy Top frame: Phas deg
Vector averaged cross-power spectrum Several baselines displayed
Timerange: 00/19:43:11 to 00/19:44:09

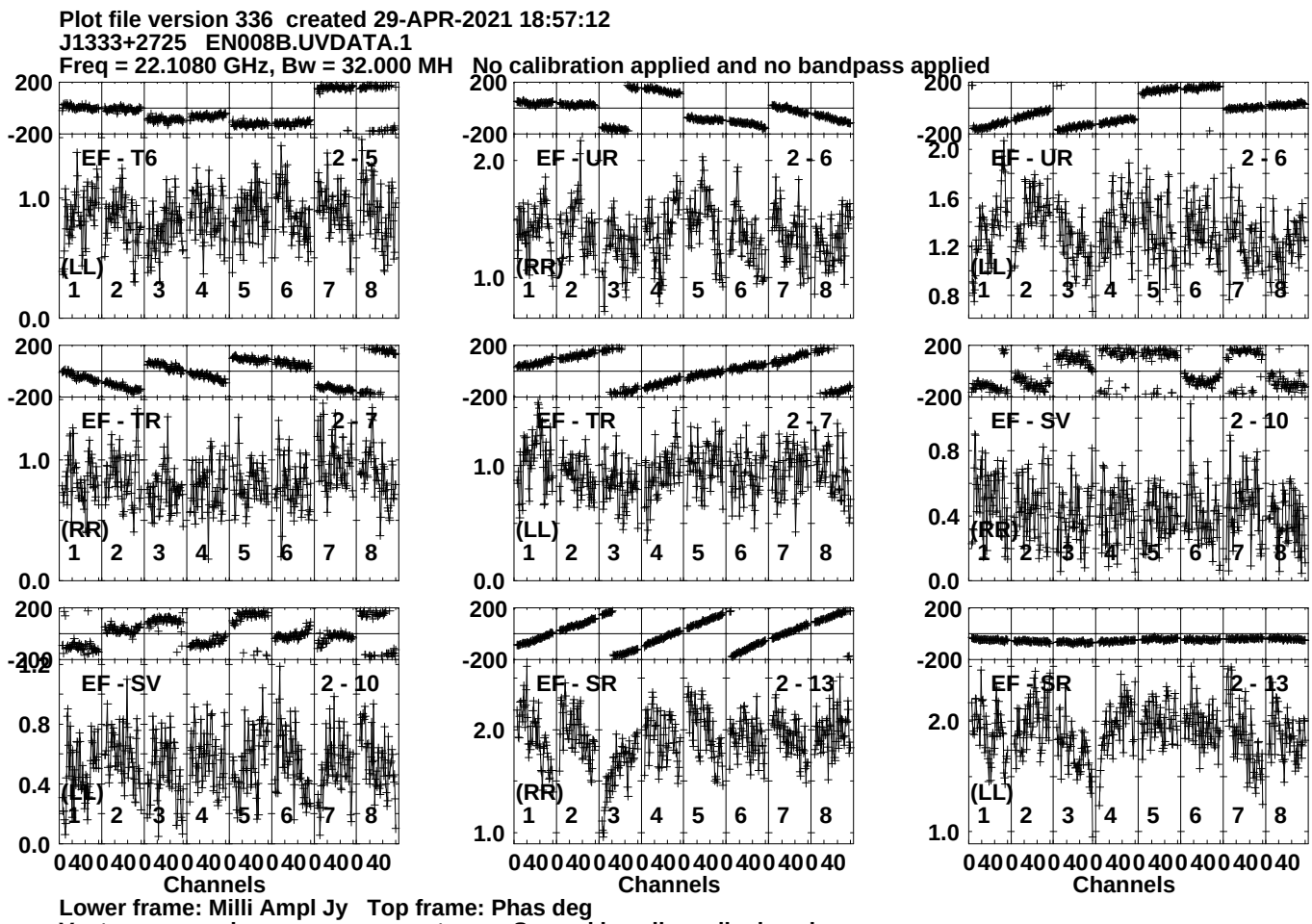
Plot file version 336 created 29-APR-2021 18:57:12
J1333+2725 EN008B.UVDATA.1
Freq = 22.1080 GHz, Bw = 32.000 MH No calibration applied and no bandpass applied
EF - T6 2 - 5
(LL)
EF - UR 2 - 6
(RR)
EF - UR 2 - 6
(LL)
EF - TR 2 - 7
(RR)
EF - TR 2 - 7
(LL)
EF - SV 2 - 10
(RR)
EF - SV 2 - 10
(LL)
EF - SR 2 - 13
(RR)
EF - SR 2 - 13
(LL)
Channels
Channels
Channels
Lower frame: Milli Ampl Jy Top frame: Phas deg
Vector averaged cross-power spectrum Several baselines displayed
Timerange: 00/19:43:11 to 00/19:44:09

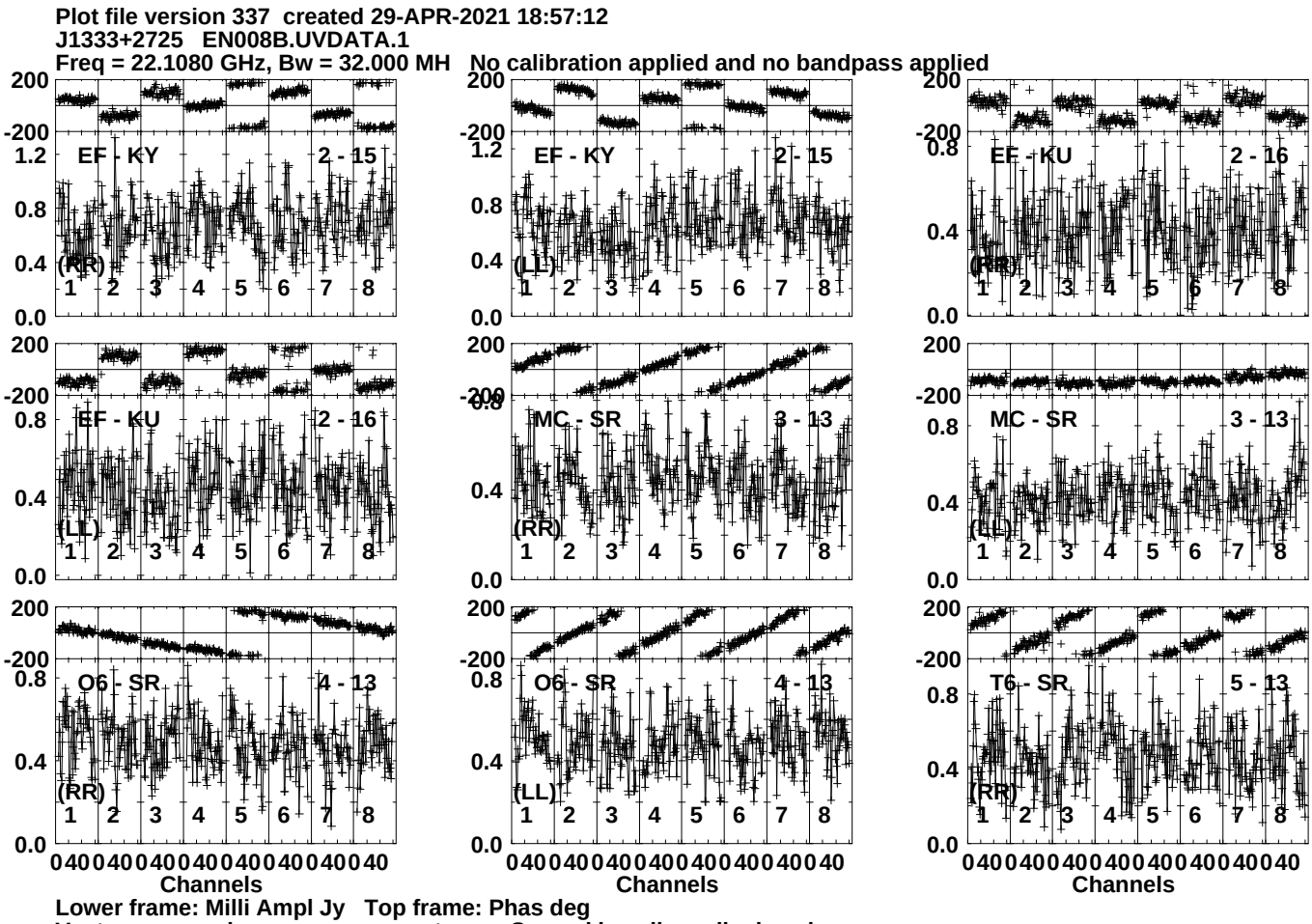
Plot file version 337 created 29-APR-2021 18:57:12
J1333+2725 EN008B.UVDATA.1
Freq = 22.1080 GHz, Bw = 32.000 MH No calibration applied and no bandpass applied
EF - KY 2 - 15
(RR)
EF - KY 2 - 15
(LL)
EF - KU 2 - 16
(RR)
EF - KU 2 - 16
(LL)
MC - SR 3 - 13
(RR)
MC - SR 3 - 13
(LL)
O6 - SR 4 - 13
(RR)
O6 - SR 4 - 13
(LL)
T6 - SR 5 - 13
(RR)
Channels
Channels
Channels
Lower frame: Milli Ampl Jy Top frame: Phas deg
Vector averaged cross-power spectrum Several baselines displayed
Timerange: 00/19:43:11 to 00/19:44:09

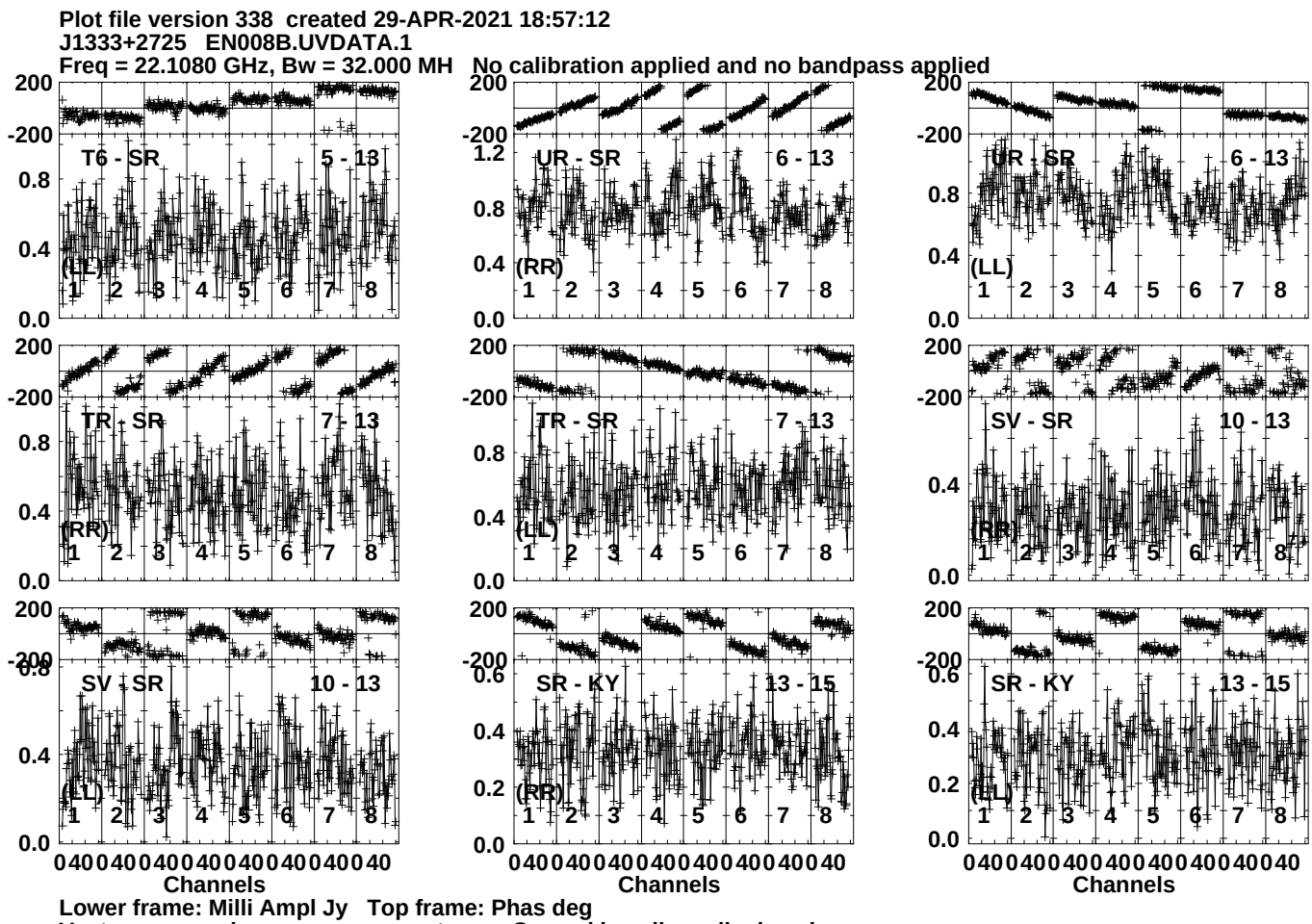
Plot file version 338 created 29-APR-2021 18:57:12
J1333+2725 EN008B.UVDATA.1
Freq = 22.1080 GHz, Bw = 32.000 MH No calibration applied and no bandpass applied
T6 - SR
5 - 13
(LL)
UR - SR
6 - 13
(RR)
UR - SR
6 - 13
(LL)
TR - SR
7 - 13
(RR)
TR - SR
7 - 13
(LL)
SV - SR
10 - 13
(RR)
SV - SR
10 - 13
(LL)
SR - KY
13 - 15
(RR)
SR - KY
13 - 15
(LL)
Channels
Channels
Channels
Lower frame: Milli Ampl Jy Top frame: Phas deg
Vector averaged cross-power spectrum Several baselines displayed
Timerange: 00/19:43:11 to 00/19:44:09

Plot file version 339 created 29-APR-2021 18:57:13
J1333+2725 EN008B.UVDATA.1
Freq = 22.1080 GHz, Bw = 32.000 MH No calibration applied and no bandpass applied

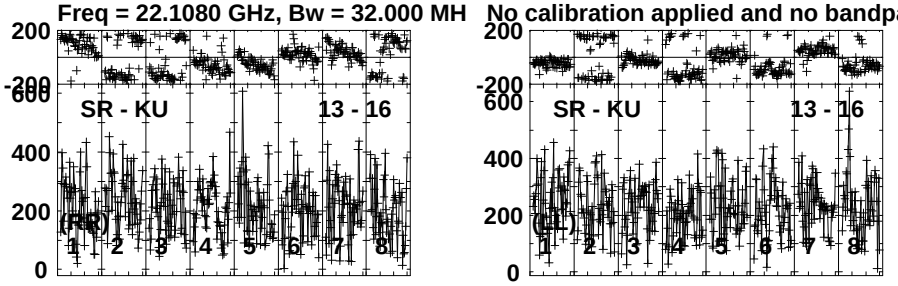

Lower frame: Micro Ampl Jy Top frame: Phas deg
Vector averaged cross-power spectrum Several baselines displayed
Timerange: 00/19:43:11 to 00/19:44:09

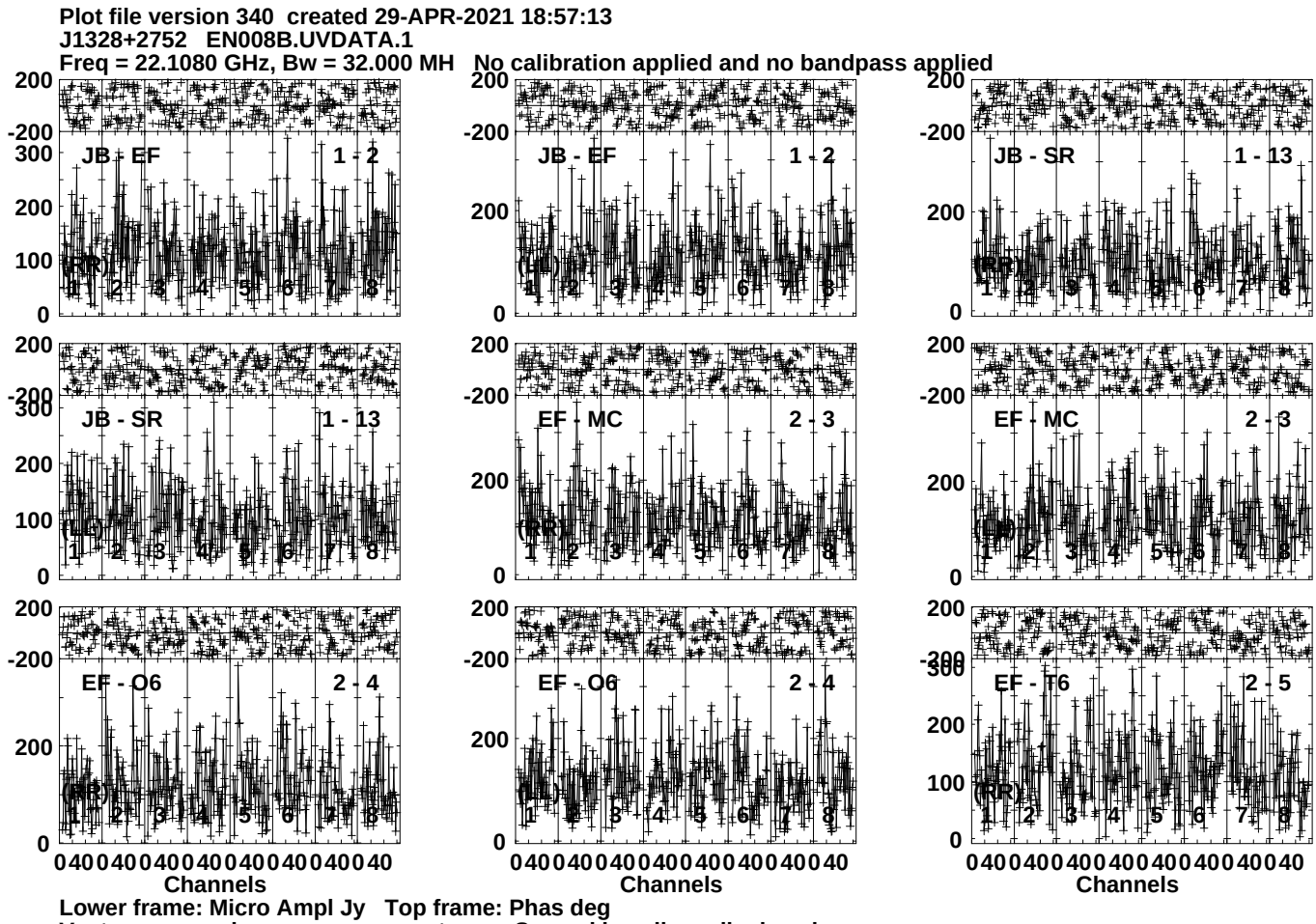
Plot file version 340 created 29-APR-2021 18:57:13
J1328+2752 EN008B.UVDATA.1
Freq = 22.1080 GHz, Bw = 32.000 MH No calibration applied and no bandpass applied
JB - EF 1 - 2
JB - SR 1 - 13
EF - MC 2 - 3
EF - O6 2 - 4
EF - T6 2 - 5
(LL)
(RR)
Channels
Lower frame: Micro Ampl Jy Top frame: Phas deg
Vector averaged cross-power spectrum Several baselines displayed
Timerange: 00/19:44:11 to 00/19:46:09

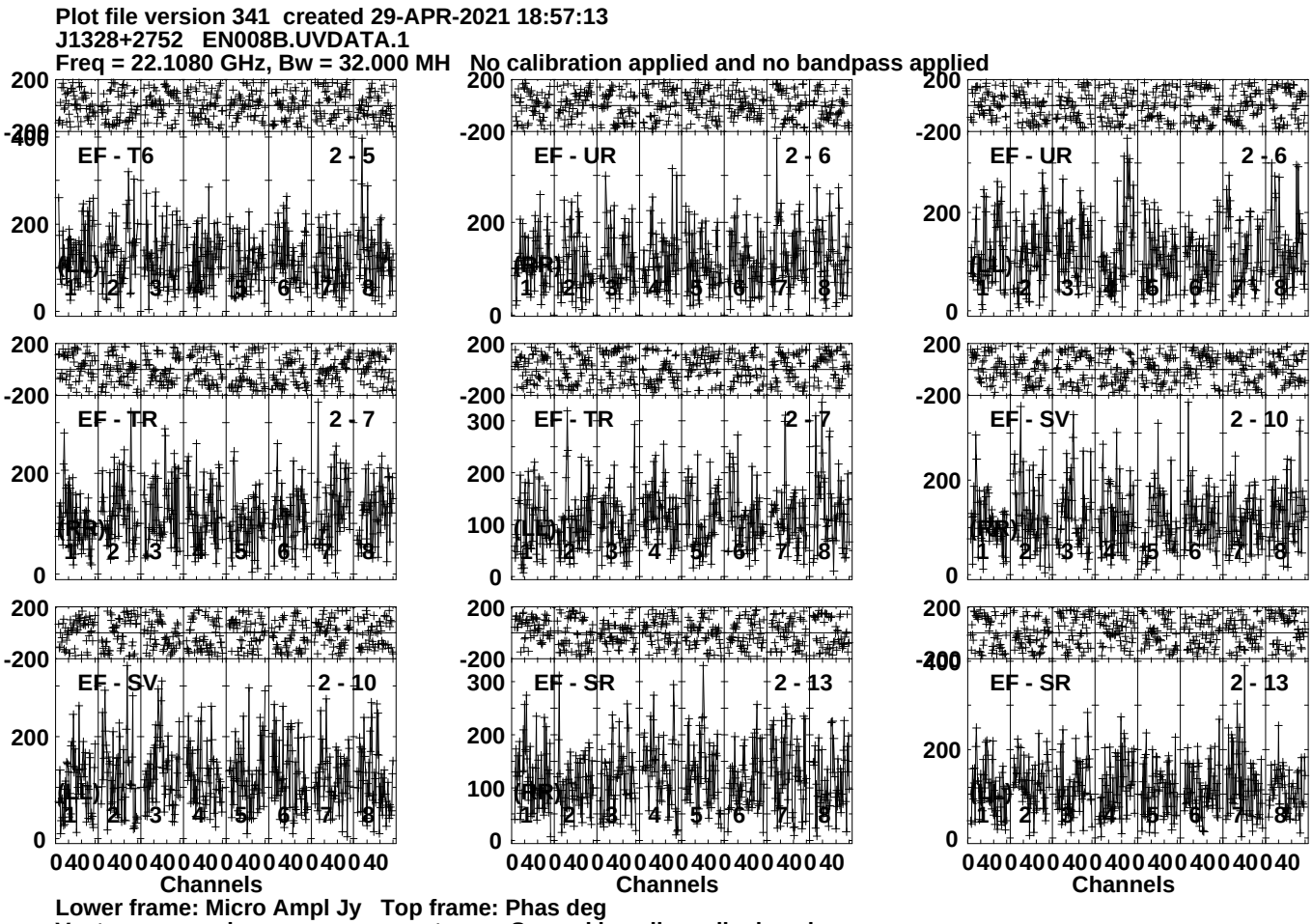
Plot file version 341 created 29-APR-2021 18:57:13
J1328+2752 EN008B.UVDATA.1
Freq = 22.1080 GHz, Bw = 32.000 MH No calibration applied and no bandpass applied
EF - T6 2 - 5
EF - UR 2 - 6
EF - UR 2 - 6
EF - TR 2 - 7
EF - TR 2 - 7
EF - SV 2 - 10
EF - SV 2 - 10
EF - SR 2 - 13
EF - SR 2 - 13
Channels
Channels
Channels
Lower frame: Micro Ampl Jy Top frame: Phas deg
Vector averaged cross-power spectrum Several baselines displayed
Timerange: 00/19:44:11 to 00/19:46:09

Plot file version 342 created 29-APR-2021 18:57:13
J1328+2752 EN008B.UVDATA.1
Freq = 22.1080 GHz, Bw = 32.000 MH No calibration applied and no bandpass applied

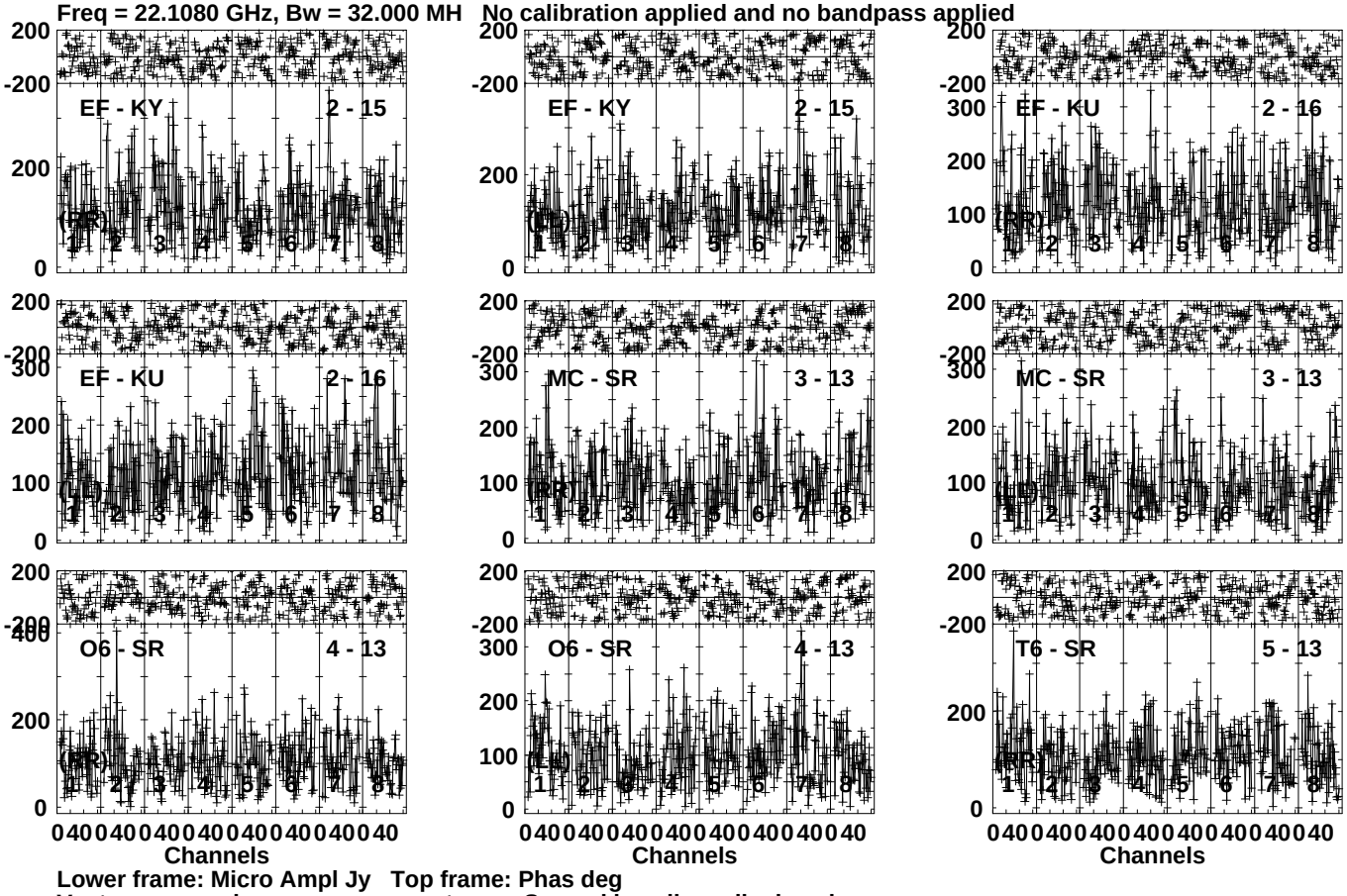

Lower frame: Micro Ampl Jy Top frame: Phas deg
Vector averaged cross-power spectrum Several baselines displayed
Timerange: 00/19:44:11 to 00/19:46:09

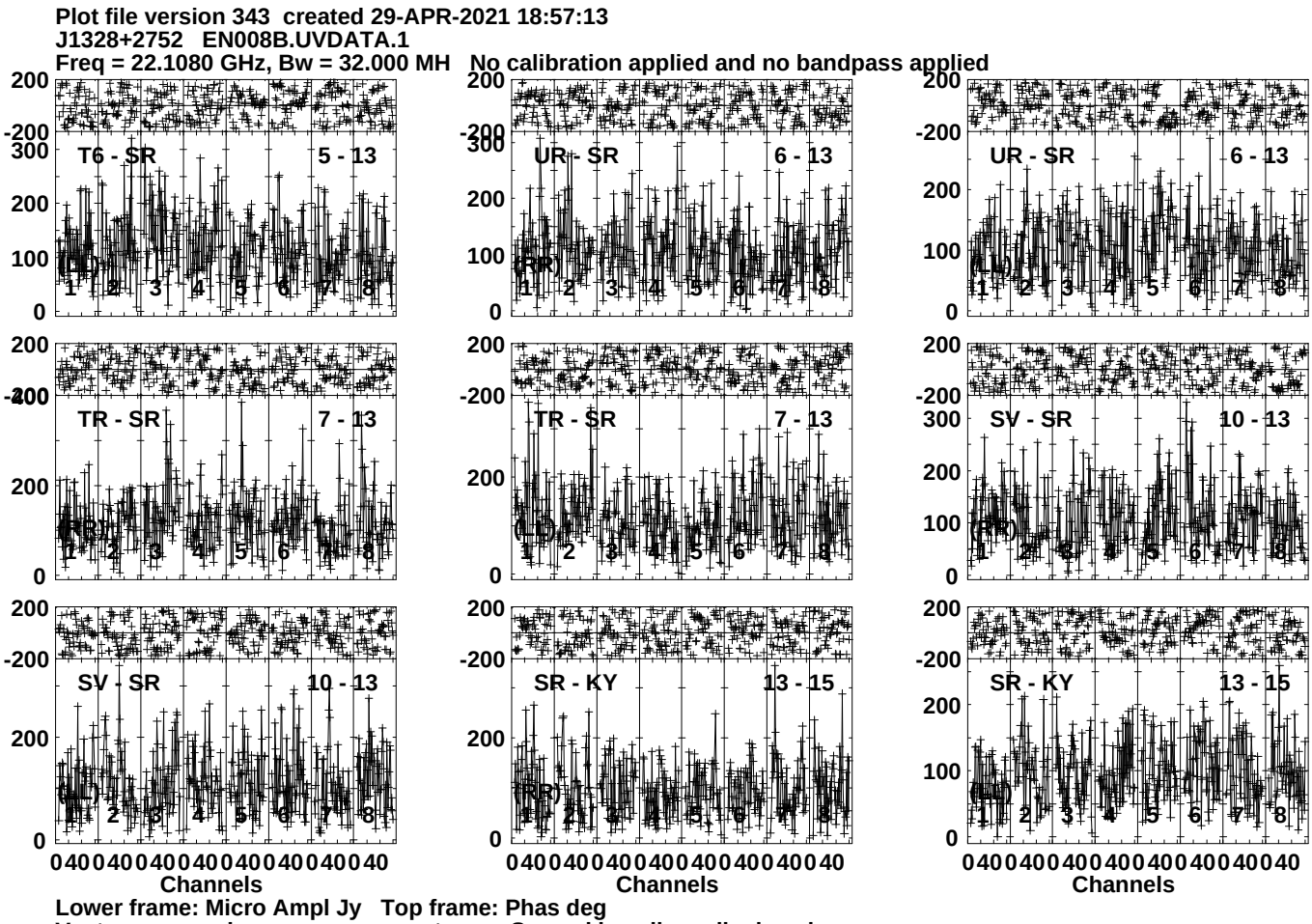
Plot file version 343 created 29-APR-2021 18:57:13
J1328+2752 EN008B.UVDATA.1
Freq = 22.1080 GHz, Bw = 32.000 MH No calibration applied and no bandpass applied
T6 - SR
5 - 13
UR - SR
6 - 13
UR - SR
6 - 13
TR - SR
7 - 13
TR - SR
7 - 13
SV - SR
10 - 13
SV - SR
10 - 13
SR - KY
13 - 15
SR - KY
13 - 15
Channels
Channels
Channels
Lower frame: Micro Ampl Jy Top frame: Phas deg
Vector averaged cross-power spectrum Several baselines displayed
Timerange: 00/19:44:11 to 00/19:46:09

Plot file version 344 created 29-APR-2021 18:57:13
J1328+2752 EN008B.UVDATA.1
Freq = 22.1080 GHz, Bw = 32.000 MH No calibration applied and no bandpass applied

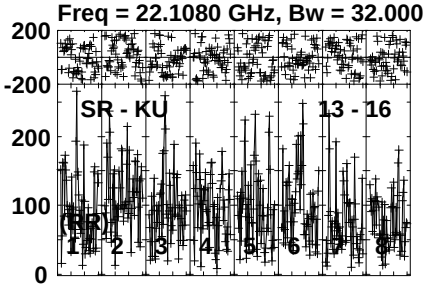

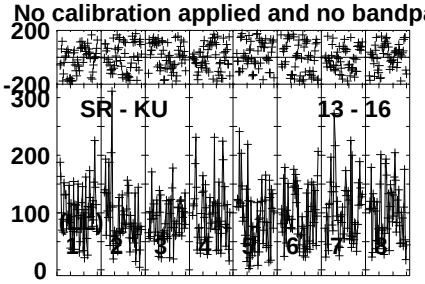

Lower frame: Micro Ampl Jy Top frame: Phas deg
Vector averaged cross-power spectrum Several baselines displayed
Timerange: 00/19:44:11 to 00/19:46:09

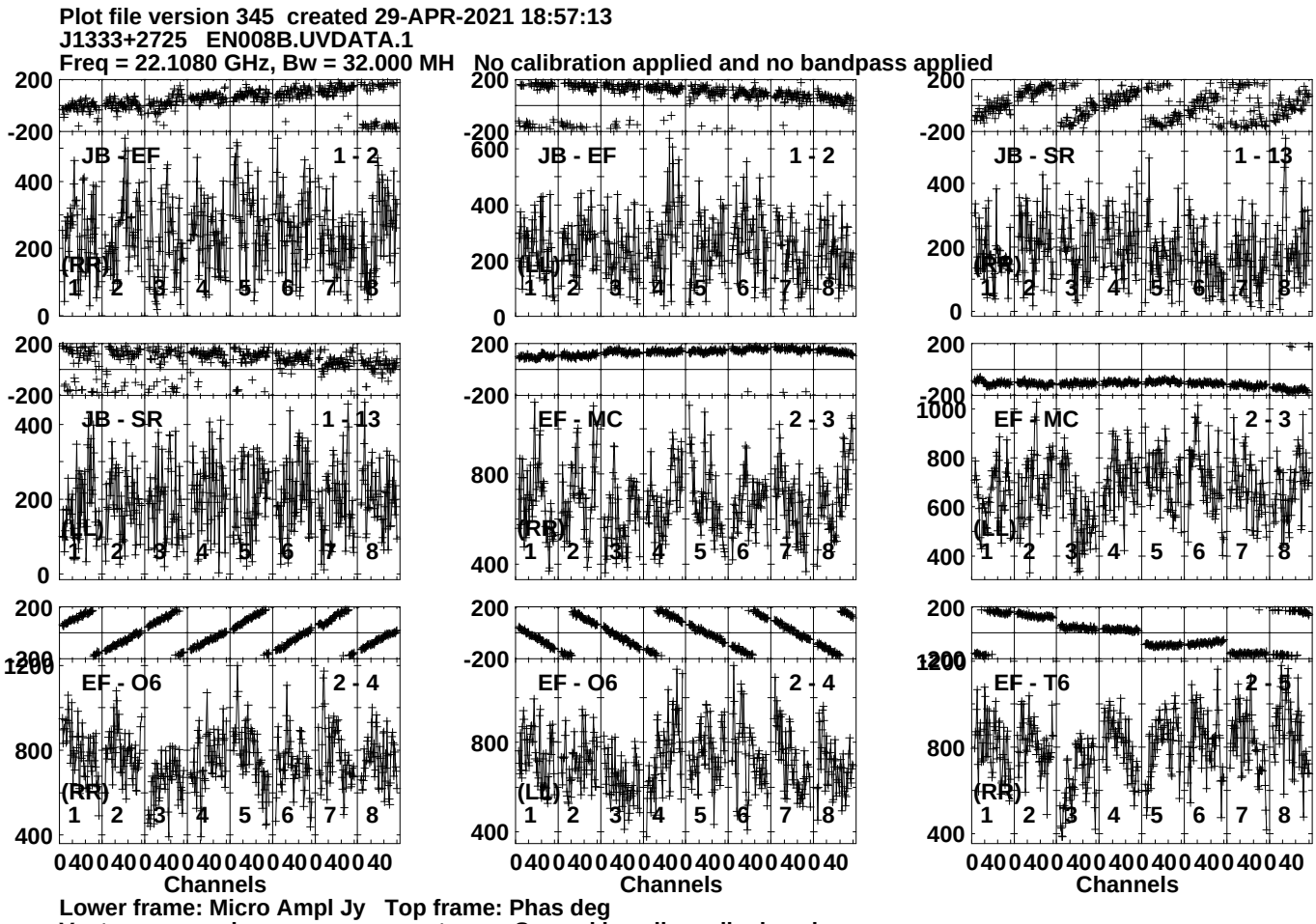
Plot file version 345 created 29-APR-2021 18:57:13
J1333+2725 EN008B.UVDATA.1
Freq = 22.1080 GHz, Bw = 32.000 MH No calibration applied and no bandpass applied
JB - EF 1 - 2
(RR)
JB - EF 1 - 2
(LL)
JB - SR 1 - 13
(RR)
JB - SR 1 - 13
(LL)
EF - MC 2 - 3
(RR)
EF - MC 2 - 3
(LL)
EF - O6 2 - 4
(RR)
EF - O6 2 - 4
(LL)
EF - T6 2 - 5
(RR)
Channels
Channels
Channels
Lower frame: Micro Ampl Jy Top frame: Phas deg
Vector averaged cross-power spectrum Several baselines displayed
Timerange: 00/19:46:51 to 00/19:47:49

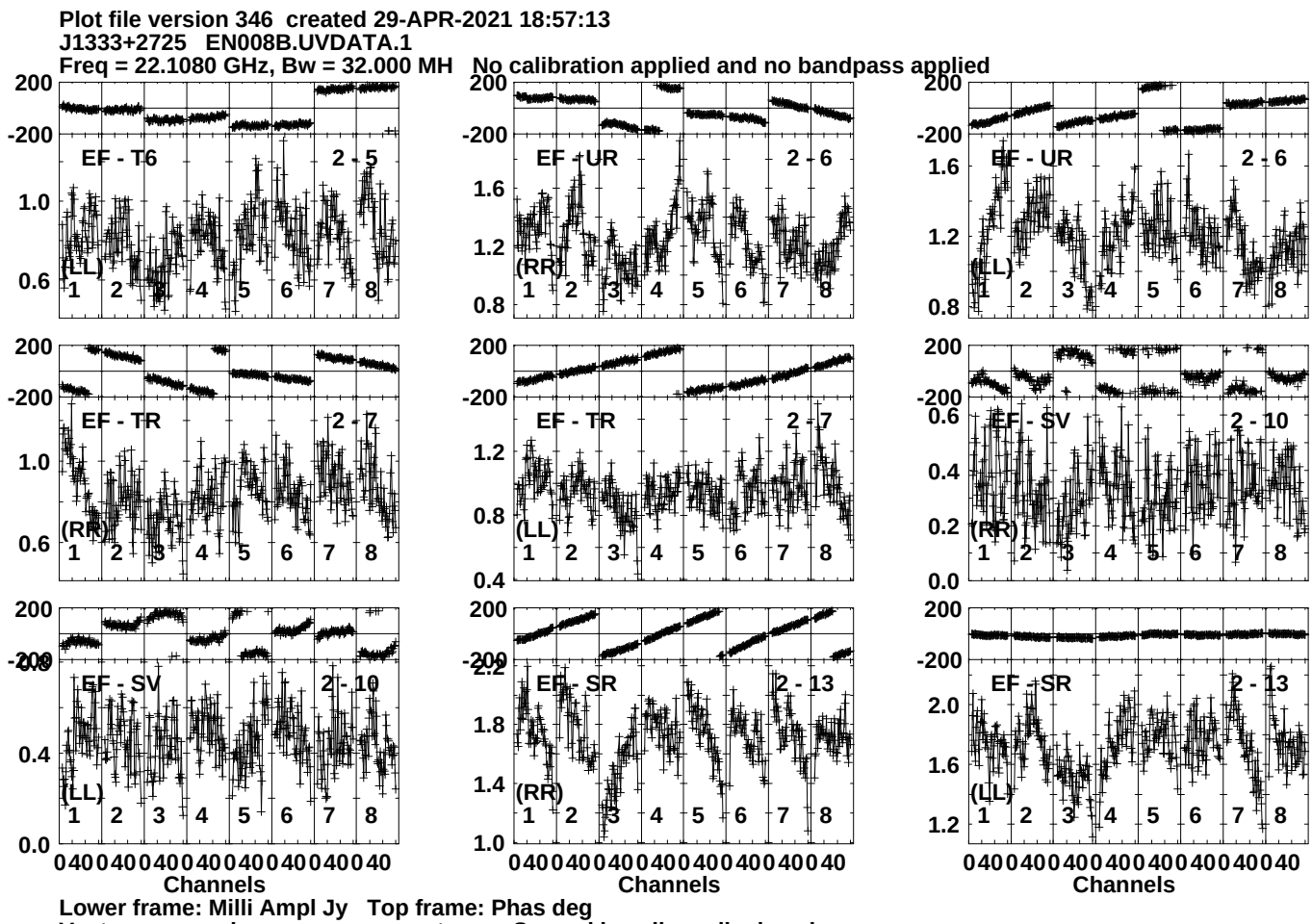
Plot file version 346 created 29-APR-2021 18:57:13
J1333+2725 EN008B.UVDATA.1
Freq = 22.1080 GHz, Bw = 32.000 MH No calibration applied and no bandpass applied
EF - T6 2 - 5
(LL)
EF - UR 2 - 6
(RR)
EF - UR 2 - 6
(LL)
EF - TR 2 - 7
(RR)
EF - TR 2 - 7
(LL)
EF - SV 2 - 10
(RR)
EF - SV 2 - 10
(LL)
EF - SR 2 - 13
(RR)
EF - SR 2 - 13
(LL)
Channels
Channels
Channels
Lower frame: Milli Ampl Jy Top frame: Phas deg
Vector averaged cross-power spectrum Several baselines displayed
Timerange: 00/19:46:51 to 00/19:47:49

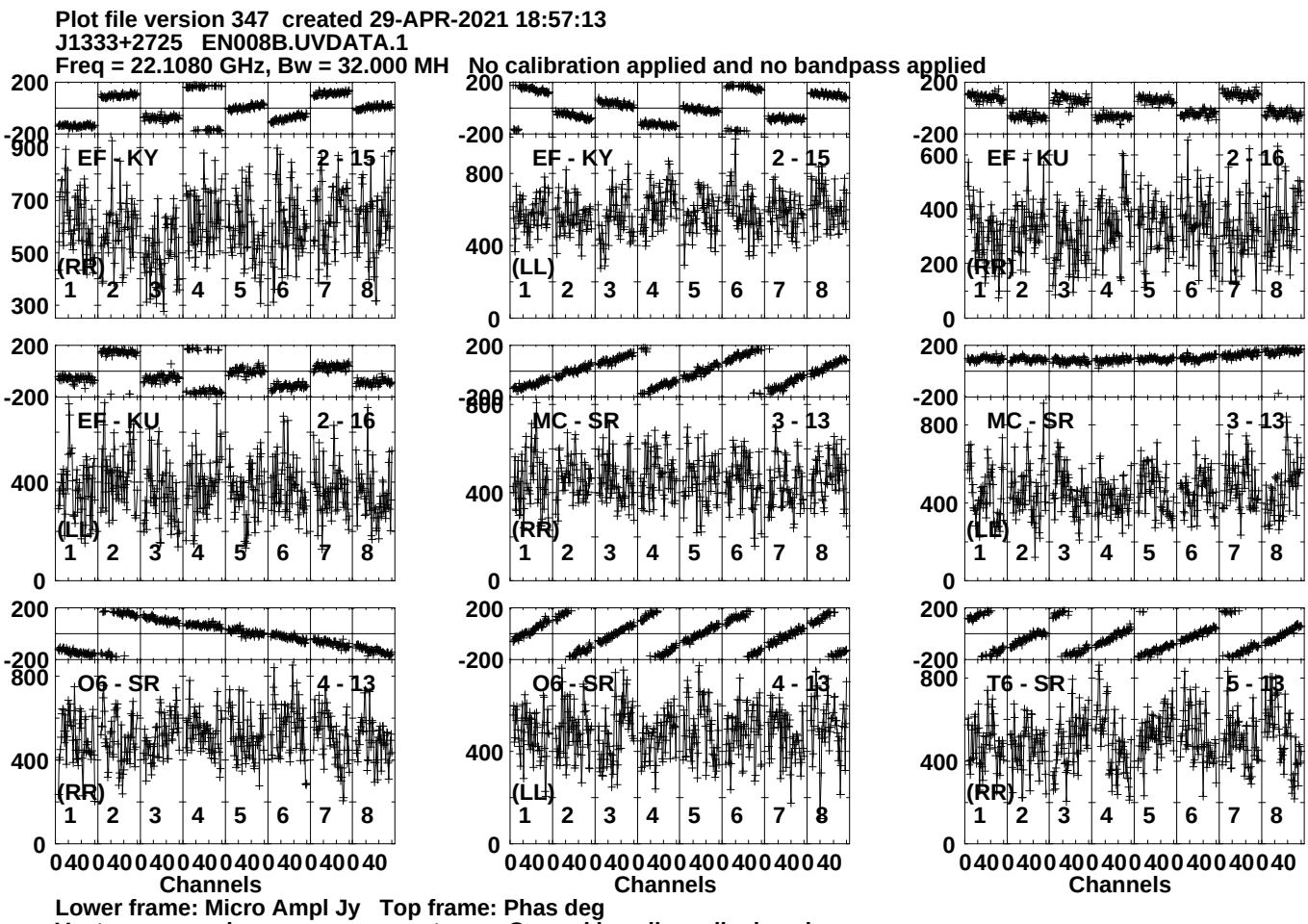
Plot file version 347 created 29-APR-2021 18:57:13
J1333+2725 EN008B.UVDATA.1
Freq = 22.1080 GHz, Bw = 32.000 MH No calibration applied and no bandpass applied
EF - KY 2 - 15
(RR)
EF - KY 2 - 15
(LL)
EF - KU 2 - 16
(RR)
EF - KU 2 - 16
(LL)
MC - SR 3 - 13
(RR)
MC - SR 3 - 13
(LL)
O6 - SR 4 - 13
(RR)
O6 - SR 4 - 13
(LL)
T6 - SR 5 - 13
(RR)
Channels
Lower frame: Micro Ampl Jy Top frame: Phas deg
Vector averaged cross-power spectrum Several baselines displayed
Timerange: 00/19:46:51 to 00/19:47:49

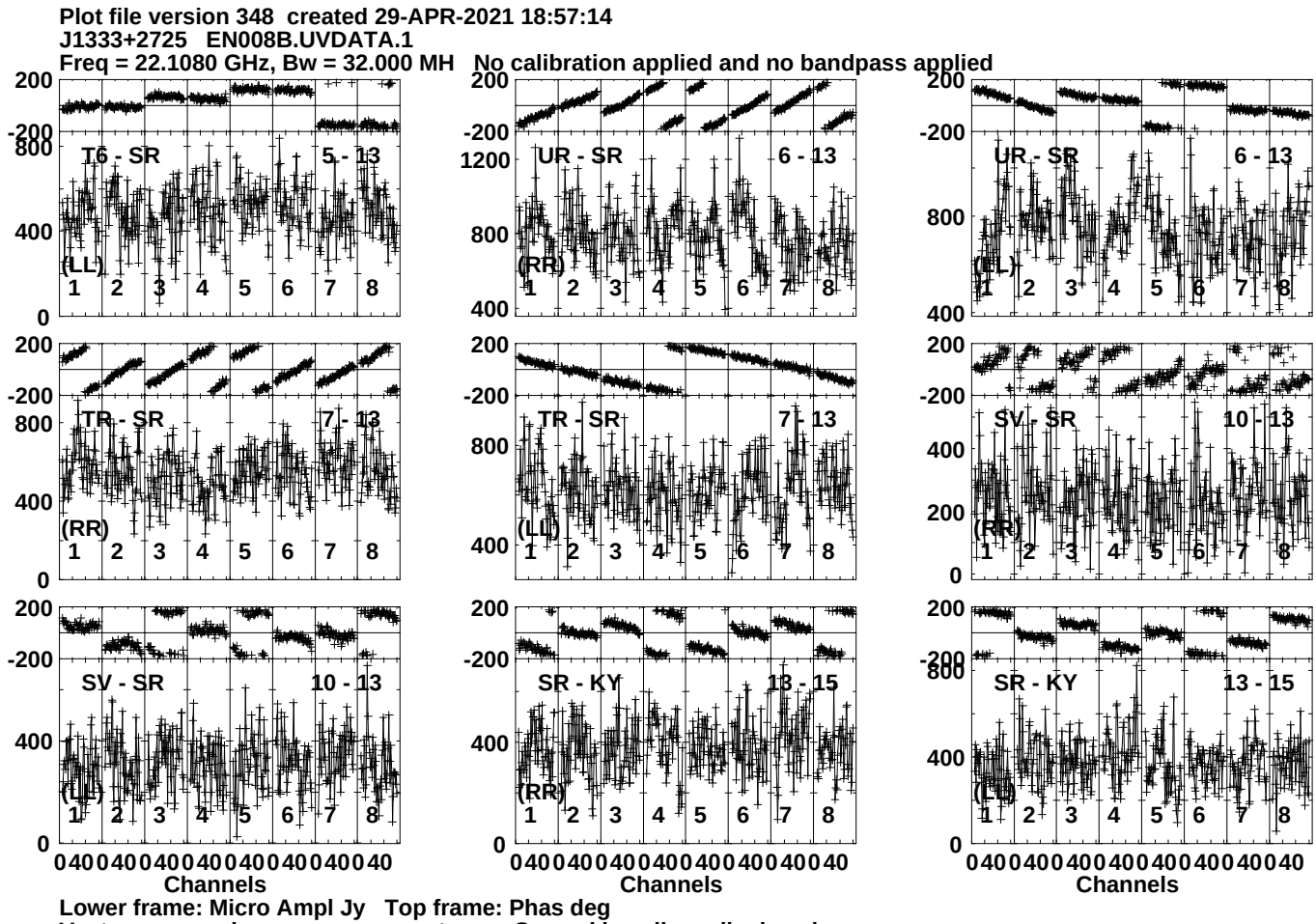
Plot file version 348 created 29-APR-2021 18:57:14
J1333+2725 EN008B.UVDATA.1
Freq = 22.1080 GHz, Bw = 32.000 MH No calibration applied and no bandpass applied
T6 - SR
5 - 13
(LL)
UR - SR
6 - 13
(RR)
UR - SR
6 - 13
(LL)
TR - SR
7 - 13
(RR)
TR - SR
7 - 13
(LL)
SV - SR
10 - 13
(RR)
SV - SR
10 - 13
(LL)
SR - KY
13 - 15
(RR)
SR - KY
13 - 15
(LL)
Channels
Channels
Channels
Lower frame: Micro Ampl Jy Top frame: Phas deg
Vector averaged cross-power spectrum Several baselines displayed
Timerange: 00/19:46:51 to 00/19:47:49

Plot file version 349 created 29-APR-2021 18:57:14
J1333+2725 EN008B.UVDATA.1
Freq = 22.1080 GHz, Bw = 32.000 MH No calibration applied and no bandpass applied

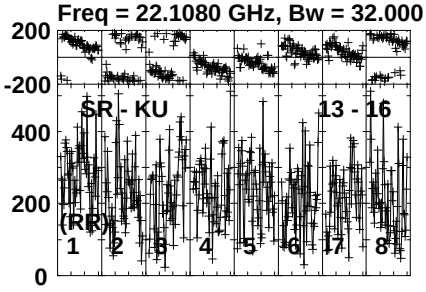

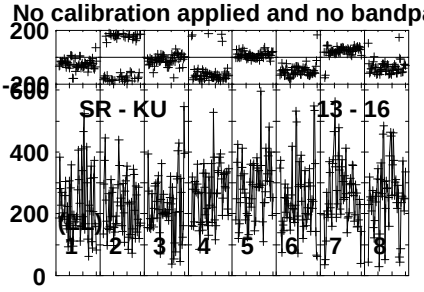

Lower frame: Micro Ampl Jy Top frame: Phas deg
Vector averaged cross-power spectrum Several baselines displayed
Timerange: 00/19:46:51 to 00/19:47:49

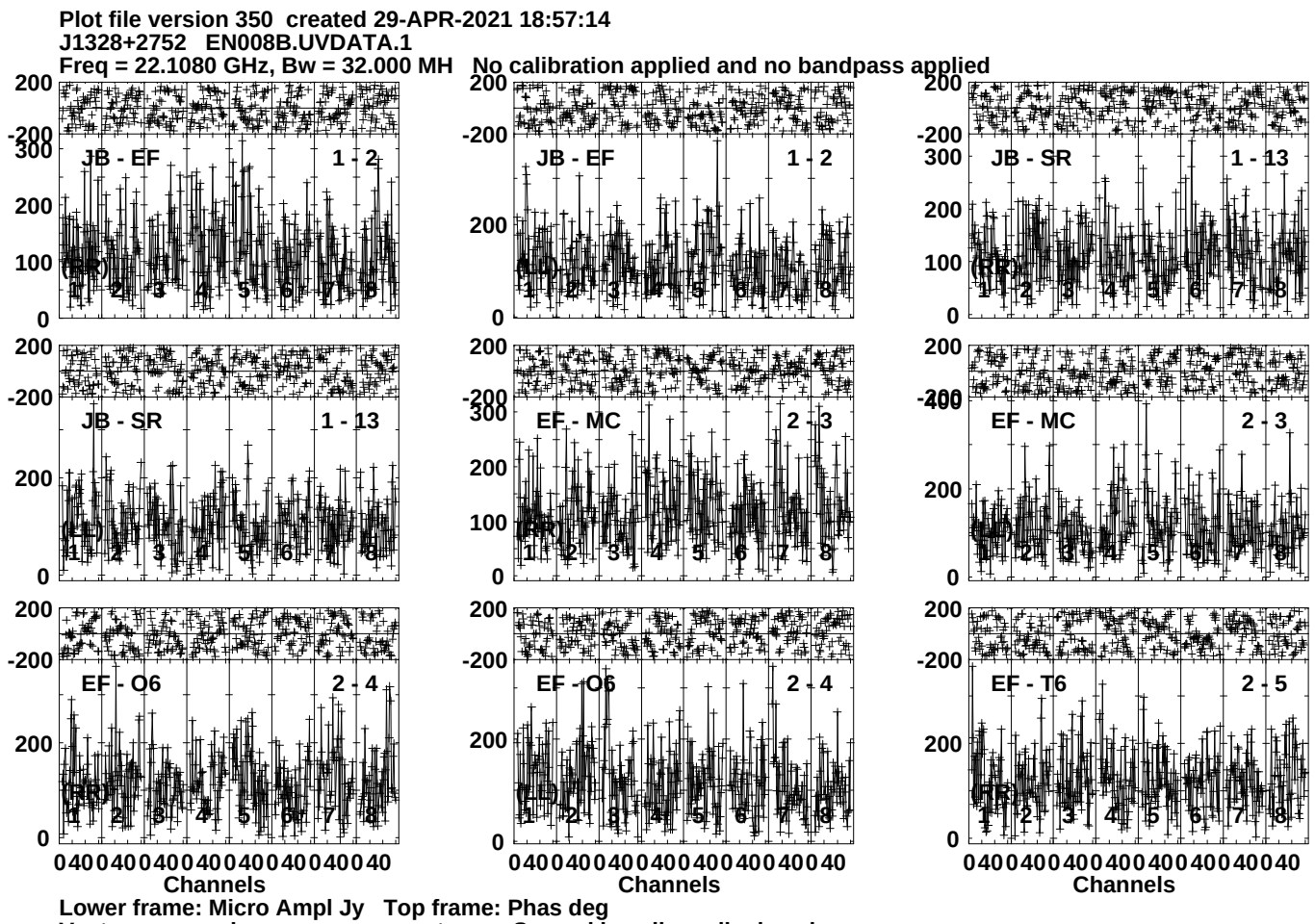
Plot file version 350 created 29-APR-2021 18:57:14
J1328+2752 EN008B.UVDATA.1
Freq = 22.1080 GHz, Bw = 32.000 MH No calibration applied and no bandpass applied
JB - EF 1 - 2
JB - EF 1 - 2
JB - SR 1 - 13
JB - SR 1 - 13
EF - MC 2 - 3
EF - MC 2 - 3
EF - O6 2 - 4
EF - O6 2 - 4
EF - T6 2 - 5
Channels
Channels
Channels
Lower frame: Micro Ampl Jy Top frame: Phas deg
Vector averaged cross-power spectrum Several baselines displayed
Timerange: 00/19:47:51 to 00/19:49:49

Plot file version 351 created 29-APR-2021 18:57:14
J1328+2752 EN008B.UVDATA.1
Freq = 22.1080 GHz, Bw = 32.000 MH No calibration applied and no bandpass applied

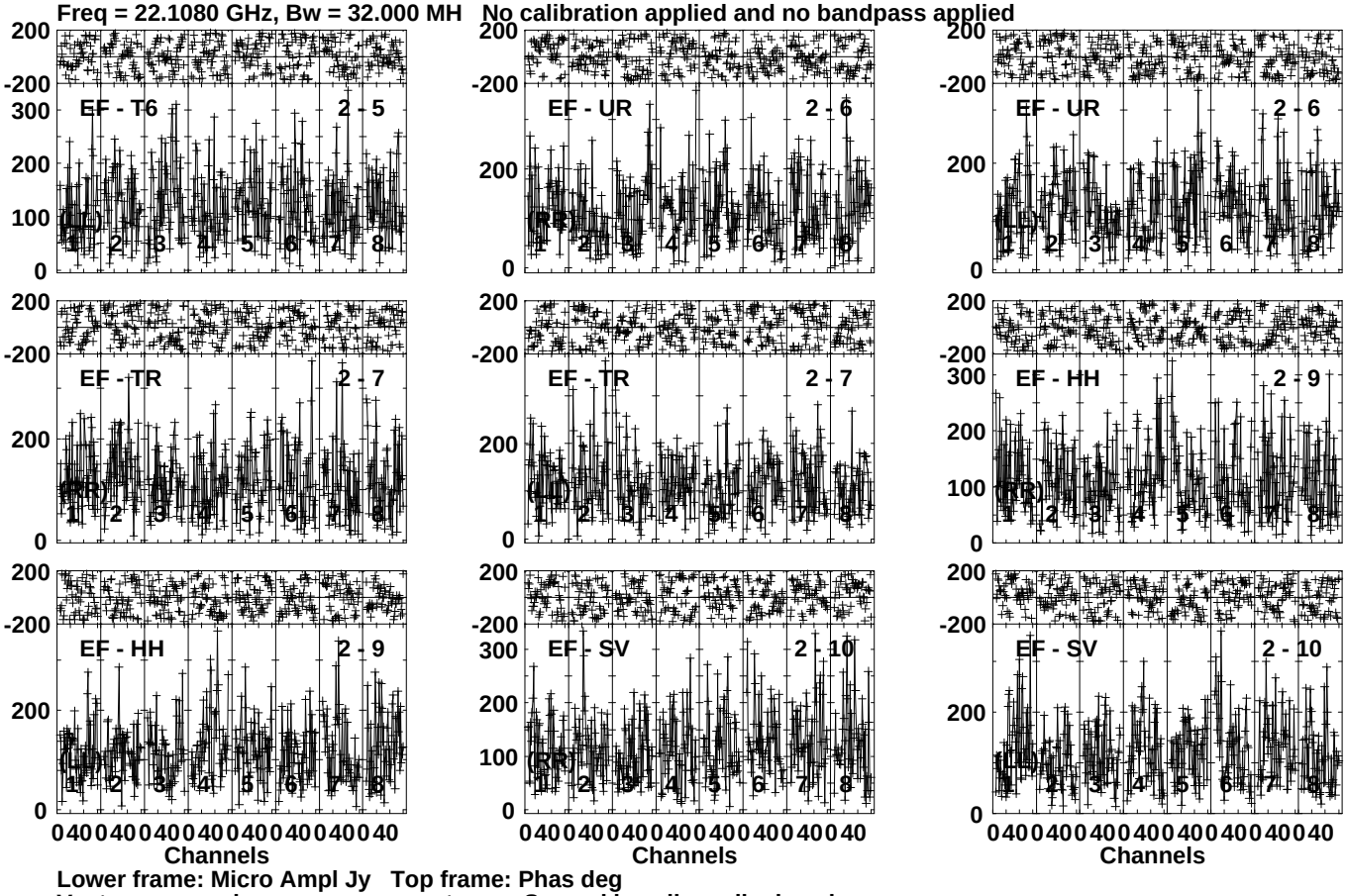

Lower frame: Micro Ampl Jy Top frame: Phas deg
Vector averaged cross-power spectrum Several baselines displayed
Timerange: 00/19:47:51 to 00/19:49:49

Plot file version 352 created 29-APR-2021 18:57:14
J1328+2752 EN008B.UVDATA.1
Freq = 22.1080 GHz, Bw = 32.000 MH No calibration applied and no bandpass applied

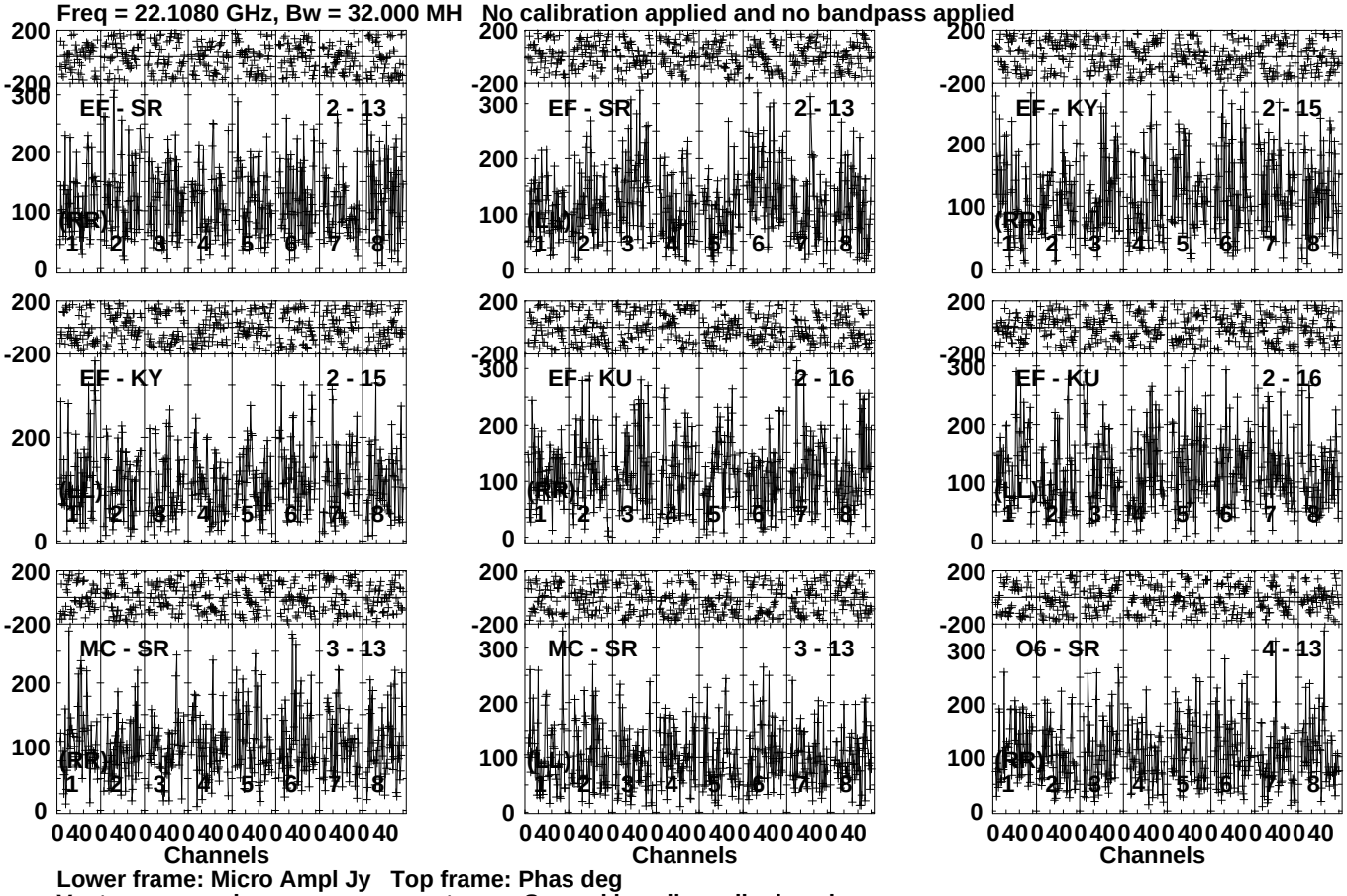

Lower frame: Micro Ampl Jy Top frame: Phas deg
Vector averaged cross-power spectrum Several baselines displayed
Timerange: 00/19:47:51 to 00/19:49:49

Plot file version 353 created 29-APR-2021 18:57:14
J1328+2752 EN008B.UVDATA.1
Freq = 22.1080 GHz, Bw = 32.000 MH No calibration applied and no bandpass applied

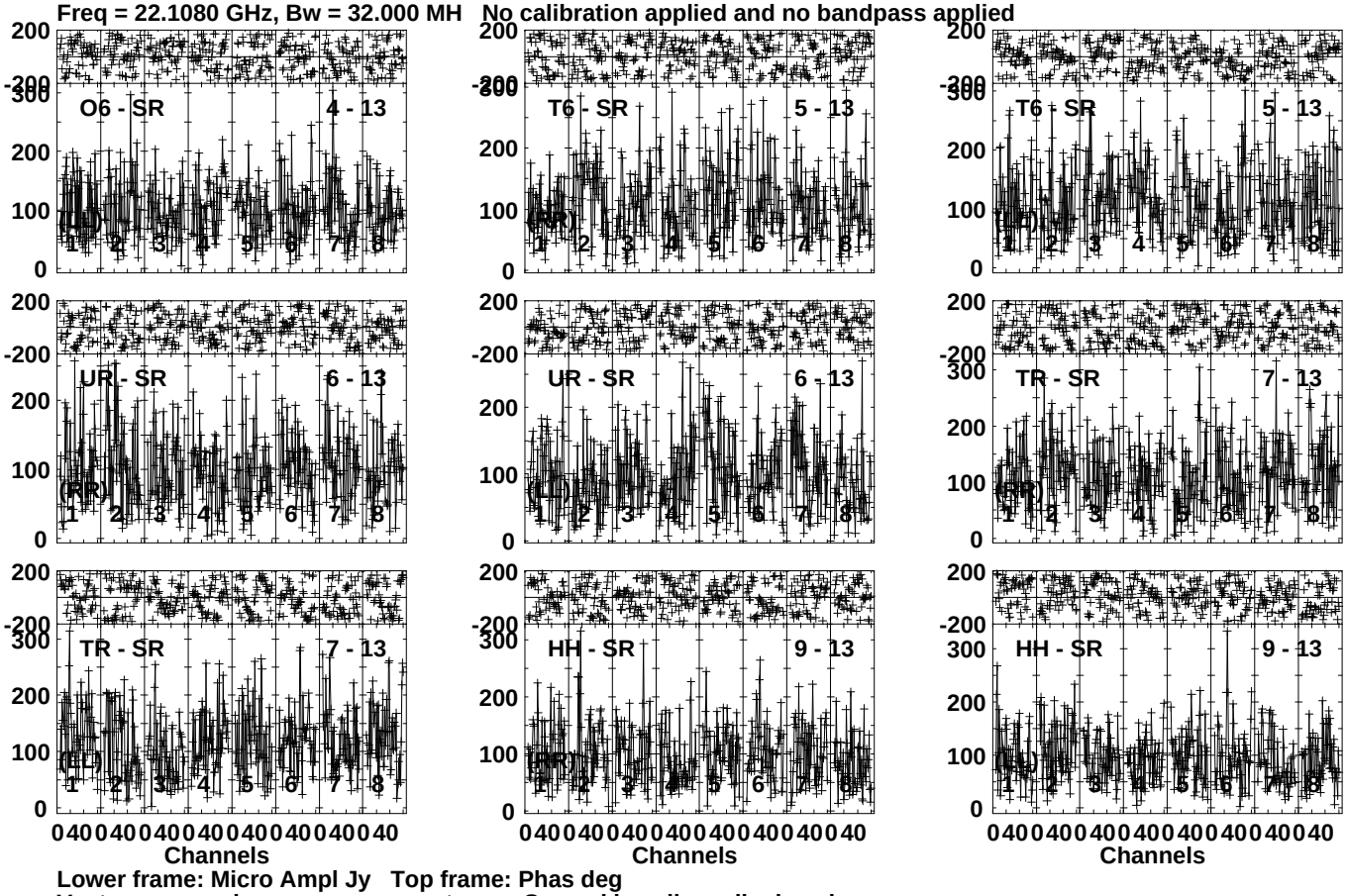

Lower frame: Micro Ampl Jy Top frame: Phas deg
Vector averaged cross-power spectrum Several baselines displayed
Timerange: 00/19:47:51 to 00/19:49:49

Plot file version 354 created 29-APR-2021 18:57:14
J1328+2752 EN008B.UVDATA.1
Freq = 22.1080 GHz, Bw = 32.000 MH No calibration applied and no bandpass applied

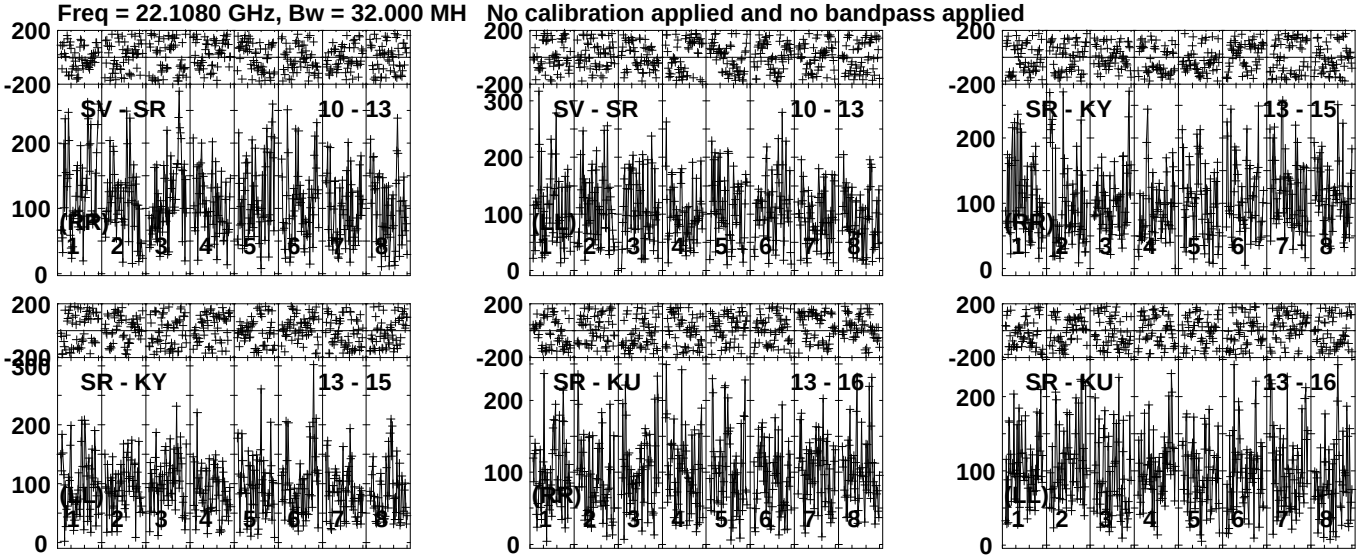

Lower frame: Micro Ampl Jy Top frame: Phas deg
Vector averaged cross-power spectrum Several baselines displayed
Timerange: 00/19:47:51 to 00/19:49:49

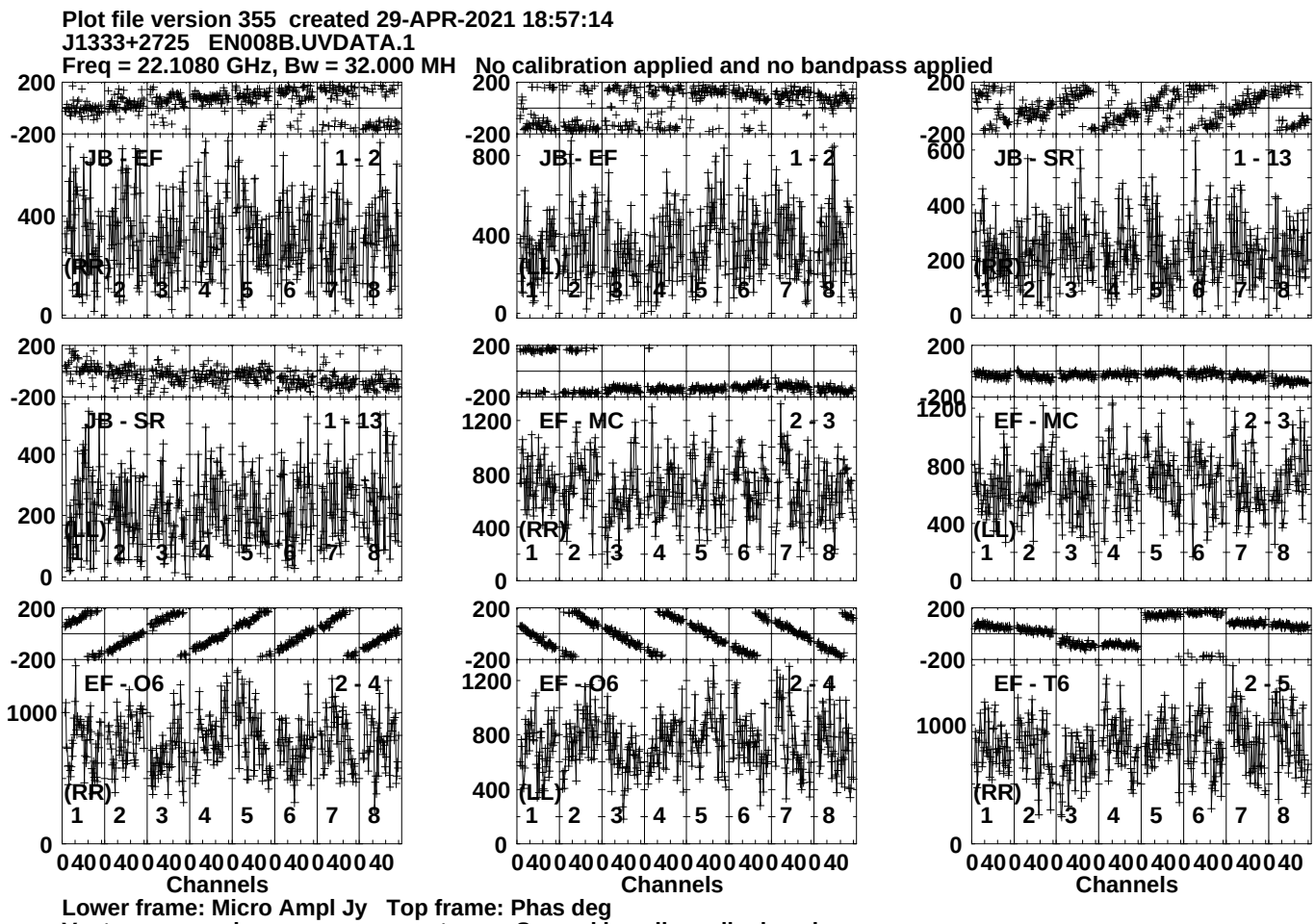
Plot file version 355 created 29-APR-2021 18:57:14
J1333+2725 EN008B.UVDATA.1
Freq = 22.1080 GHz, Bw = 32.000 MH No calibration applied and no bandpass applied
JB - EF 1 - 2
(RR)
JB - EF 1 - 2
(LL)
JB - SR 1 - 13
(RR)
JB - SR 1 - 13
(LL)
EF - MC 2 - 3
(RR)
EF - MC 2 - 3
(LL)
EF - O6 2 - 4
(RR)
EF - O6 2 - 4
(LL)
EF - T6 2 - 5
(RR)
Channels
Channels
Channels
Lower frame: Micro Ampl Jy Top frame: Phas deg
Vector averaged cross-power spectrum Several baselines displayed
Timerange: 00/19:49:51 to 00/19:50:49

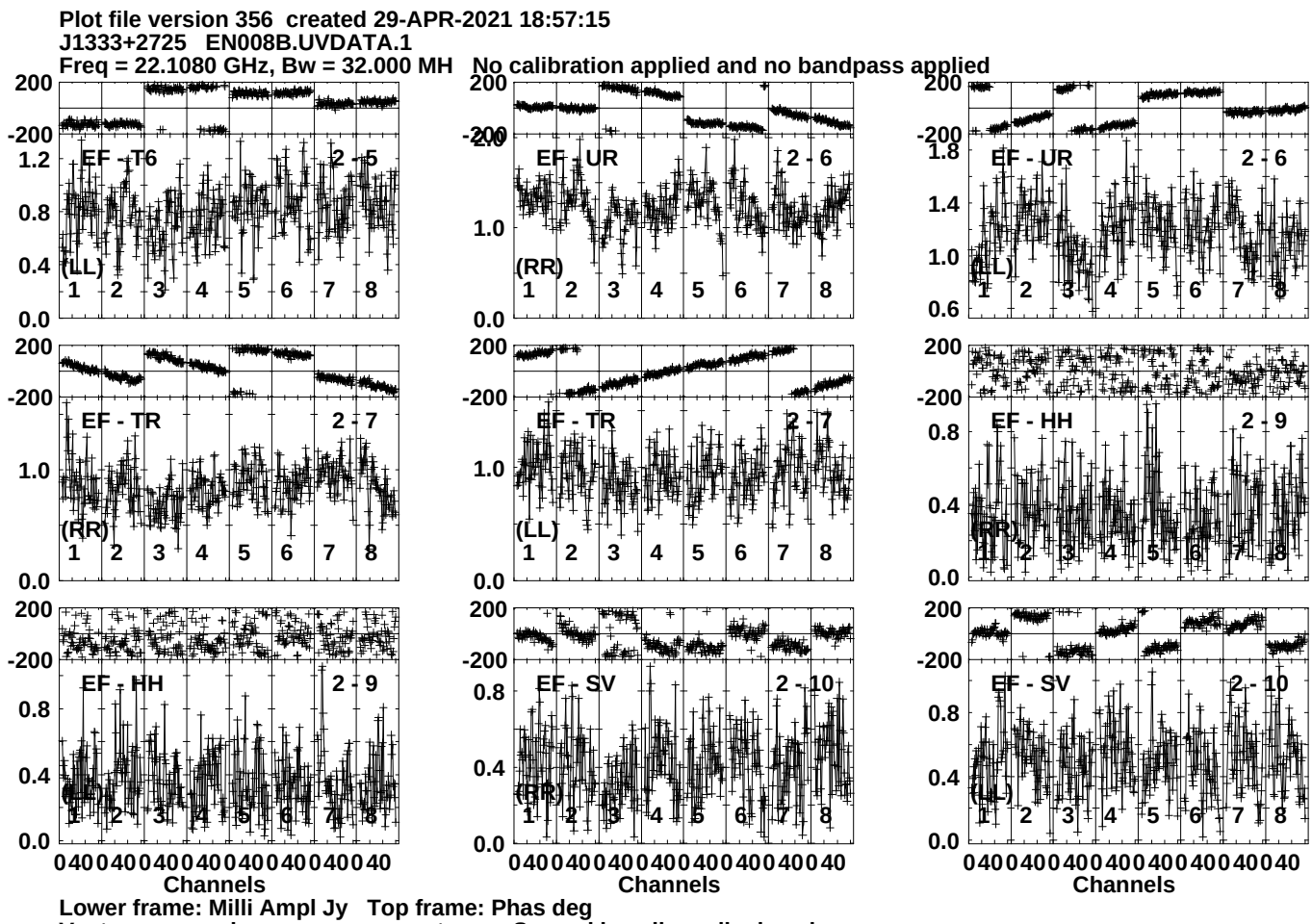
Plot file version 356 created 29-APR-2021 18:57:15
J1333+2725 EN008B.UVDATA.1
Freq = 22.1080 GHz, Bw = 32.000 MH No calibration applied and no bandpass applied
EF - T6 2 - 5
(LL)
EF - UR 2 - 6
(RR)
EF - UR 2 - 6
(LL)
EF - TR 2 - 7
(RR)
EF - TR 2 - 7
(LL)
EF - HH 2 - 9
(RR)
EF - HH 2 - 9
(LL)
EF - SV 2 - 10
(RR)
EF - SV 2 - 10
(LL)
Channels
Channels
Channels
Lower frame: Milli Ampl Jy Top frame: Phas deg
Vector averaged cross-power spectrum Several baselines displayed
Timerange: 00/19:49:51 to 00/19:50:49

Plot file version 357 created 29-APR-2021 18:57:15
J1333+2725 EN008B.UVDATA.1
Freq = 22.1080 GHz, Bw = 32.000 MH No calibration applied and no bandpass applied

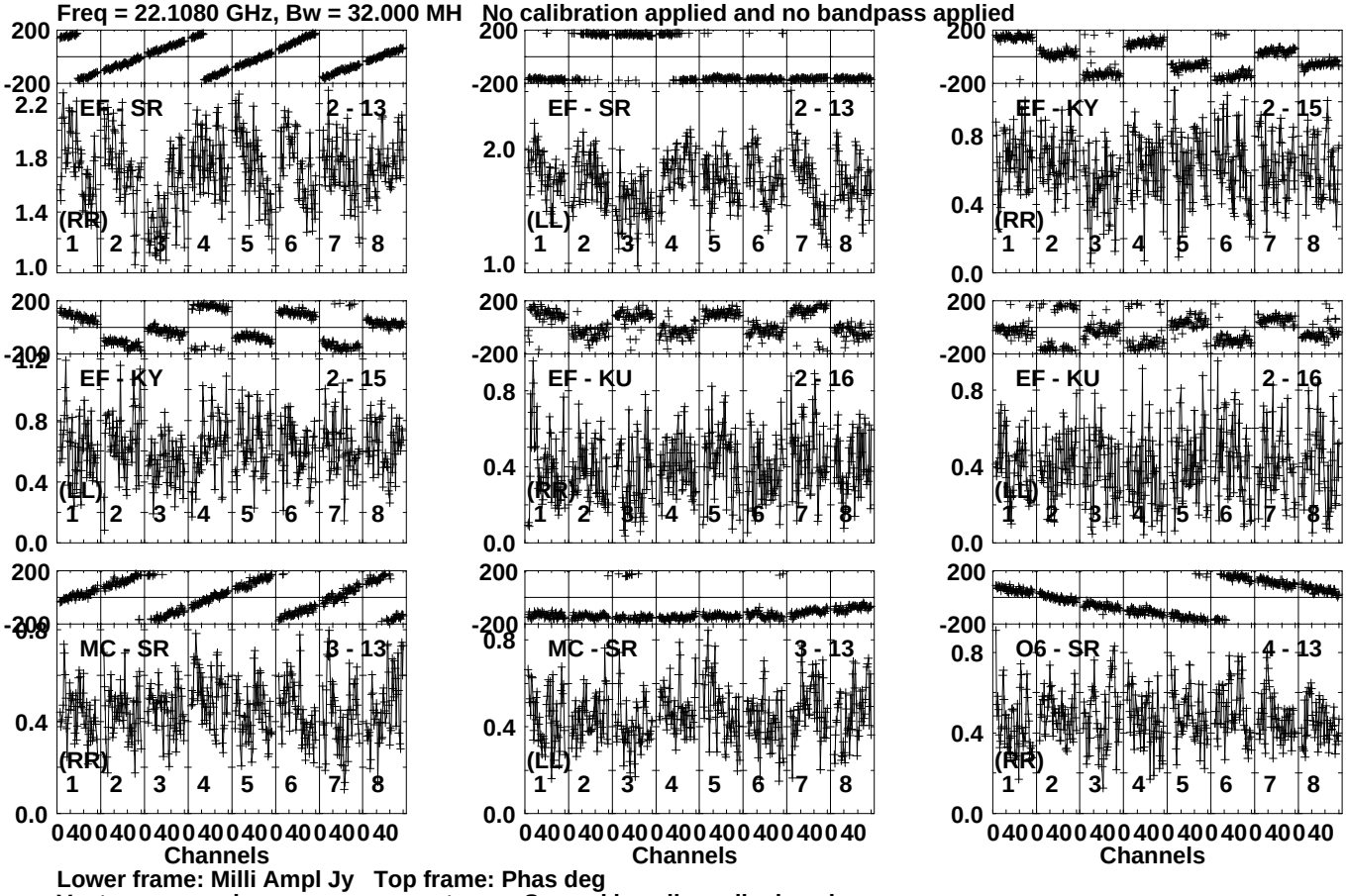

Lower frame: Milli Ampl Jy Top frame: Phas deg
Vector averaged cross-power spectrum Several baselines displayed
Timerange: 00/19:49:51 to 00/19:50:49

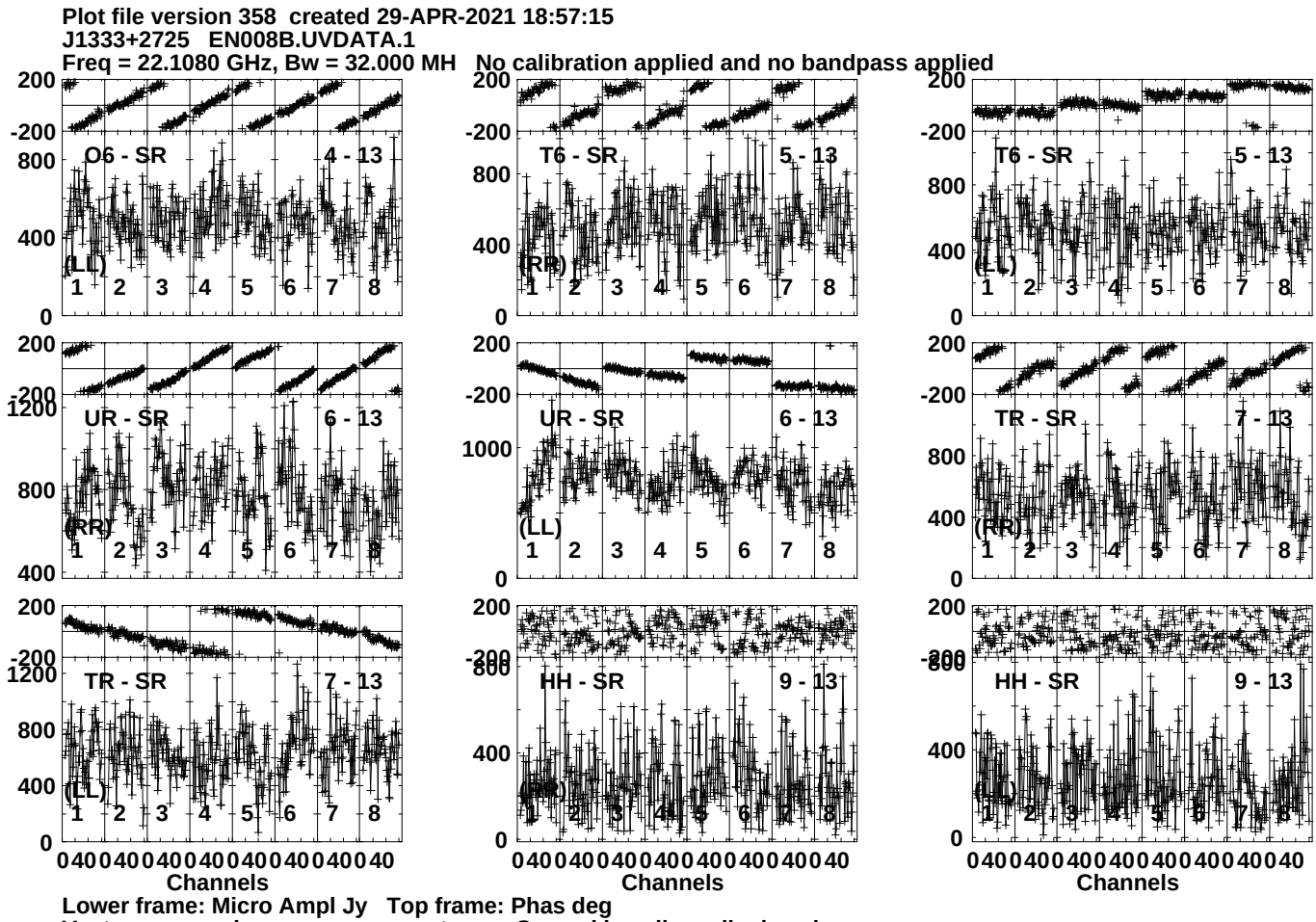
Plot file version 358 created 29-APR-2021 18:57:15
J1333+2725 EN008B.UVDATA.1
Freq = 22.1080 GHz, Bw = 32.000 MH No calibration applied and no bandpass applied
O6 - SR 4 - 13
T6 - SR 5 - 13
T6 - SR 5 - 13
UR - SR 6 - 13
UR - SR 6 - 13
TR - SR 7 - 13
TR - SR 7 - 13
HH - SR 9 - 13
HH - SR 9 - 13
(LL)
(RR)
Channels
Lower frame: Micro Ampl Jy Top frame: Phas deg
Vector averaged cross-power spectrum Several baselines displayed
Timerange: 00/19:49:51 to 00/19:50:49

Plot file version 359 created 29-APR-2021 18:57:15
J1333+2725 EN008B.UVDATA.1
Freq = 22.1080 GHz, Bw = 32.000 MH No calibration applied and no bandpass applied

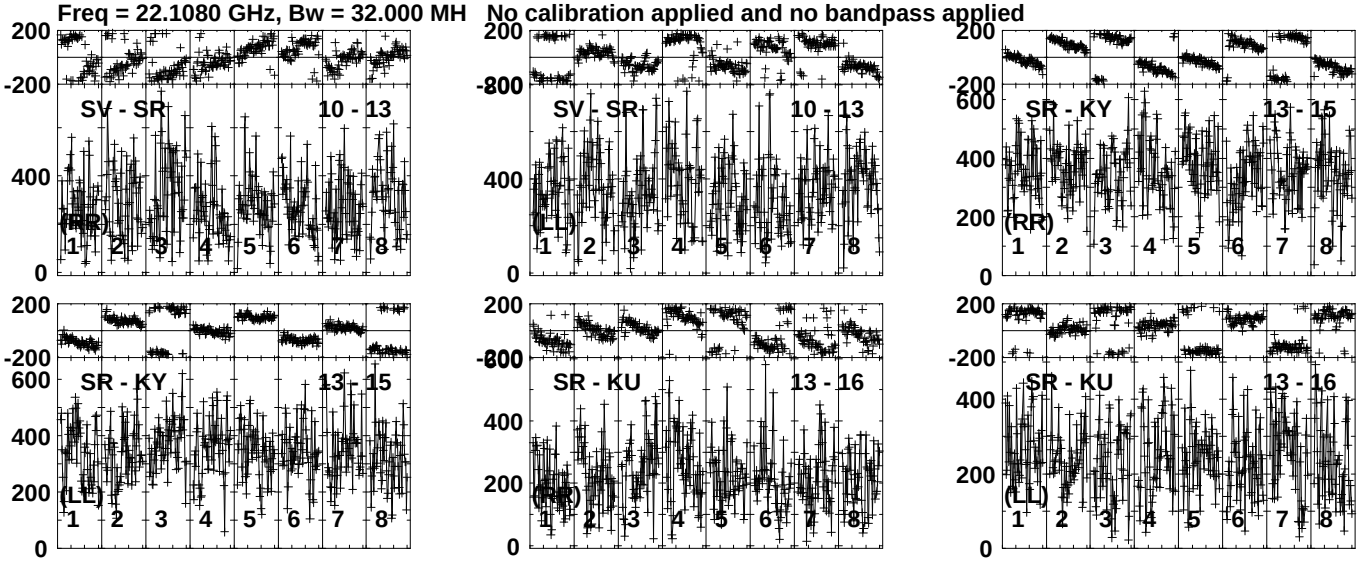

Lower frame: Micro Ampl Jy Top frame: Phas deg
Vector averaged cross-power spectrum Several baselines displayed
Timerange: 00/19:49:51 to 00/19:50:49

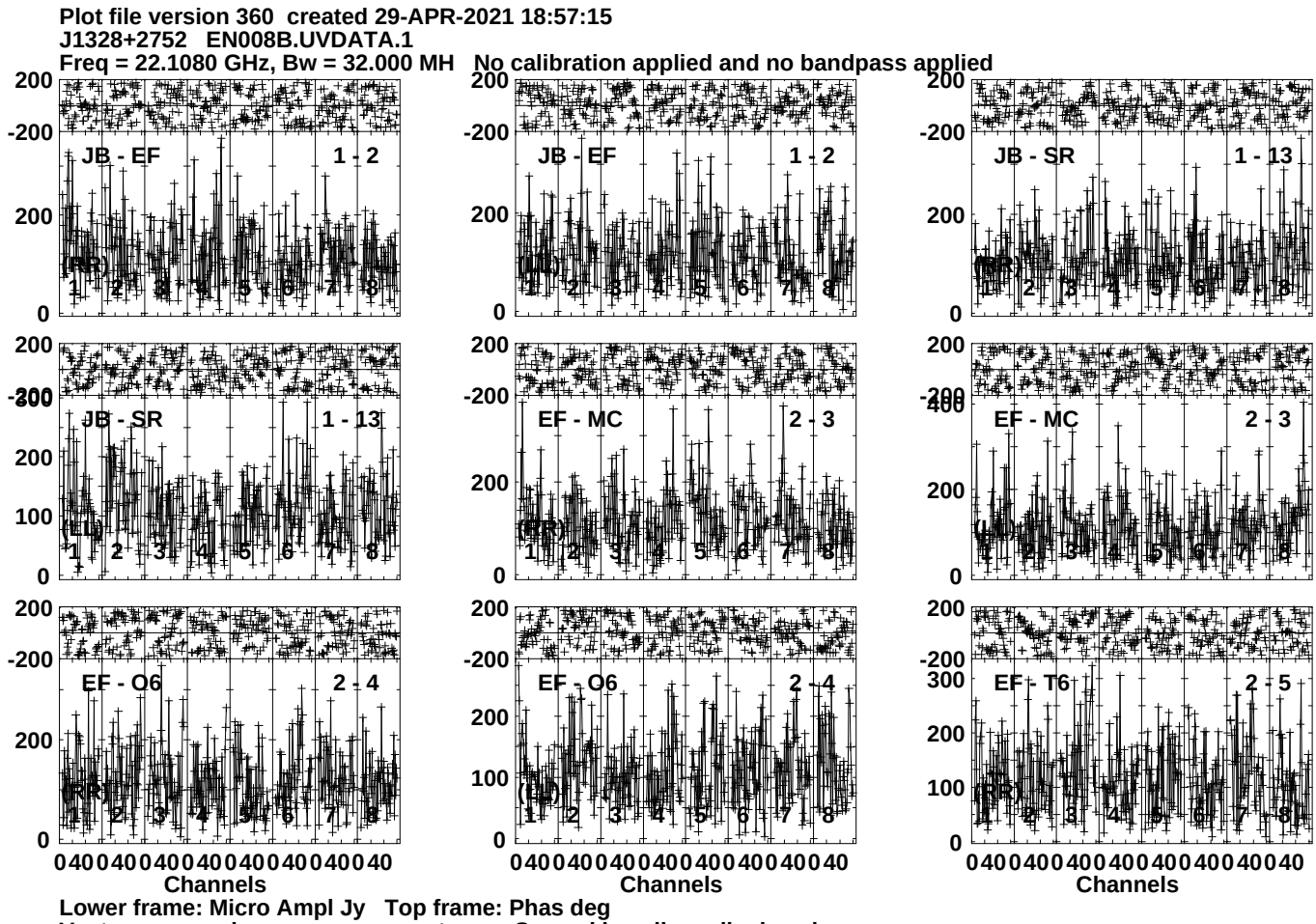
Plot file version 360 created 29-APR-2021 18:57:15
J1328+2752 EN008B.UVDATA.1
Freq = 22.1080 GHz, Bw = 32.000 MH No calibration applied and no bandpass applied
JB - EF 1 - 2
JB - EF 1 - 2
JB - SR 1 - 13
JB - SR 1 - 13
EF - MC 2 - 3
EF - MC 2 - 3
EF - O6 2 - 4
EF - O6 2 - 4
EF - T6 2 - 5
(RR)
(LL)
Channels
Lower frame: Micro Ampl Jy Top frame: Phas deg
Vector averaged cross-power spectrum Several baselines displayed
Timerange: 00/19:50:51 to 00/19:52:49

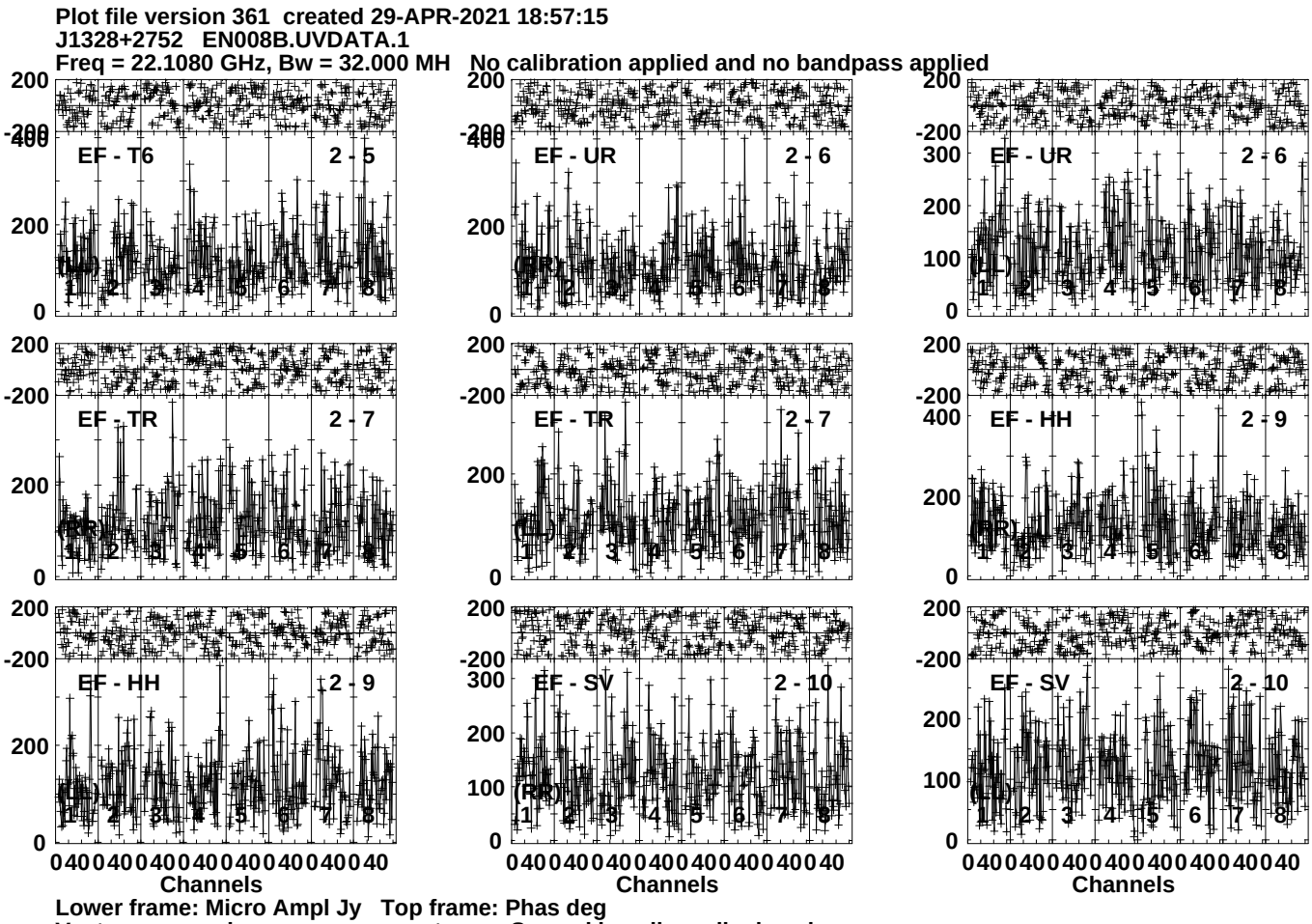
Plot file version 361 created 29-APR-2021 18:57:15
J1328+2752 EN008B.UVDATA.1
Freq = 22.1080 GHz, Bw = 32.000 MH No calibration applied and no bandpass applied
EF - T6 2 - 5
EF - UR 2 - 6
EF - UR 2 - 6
EF - TR 2 - 7
EF - TR 2 - 7
EF - HH 2 - 9
EF - HH 2 - 9
EF - SV 2 - 10
EF - SV 2 - 10
Channels
Channels
Channels
Lower frame: Micro Ampl Jy Top frame: Phas deg
Vector averaged cross-power spectrum Several baselines displayed
Timerange: 00/19:50:51 to 00/19:52:49

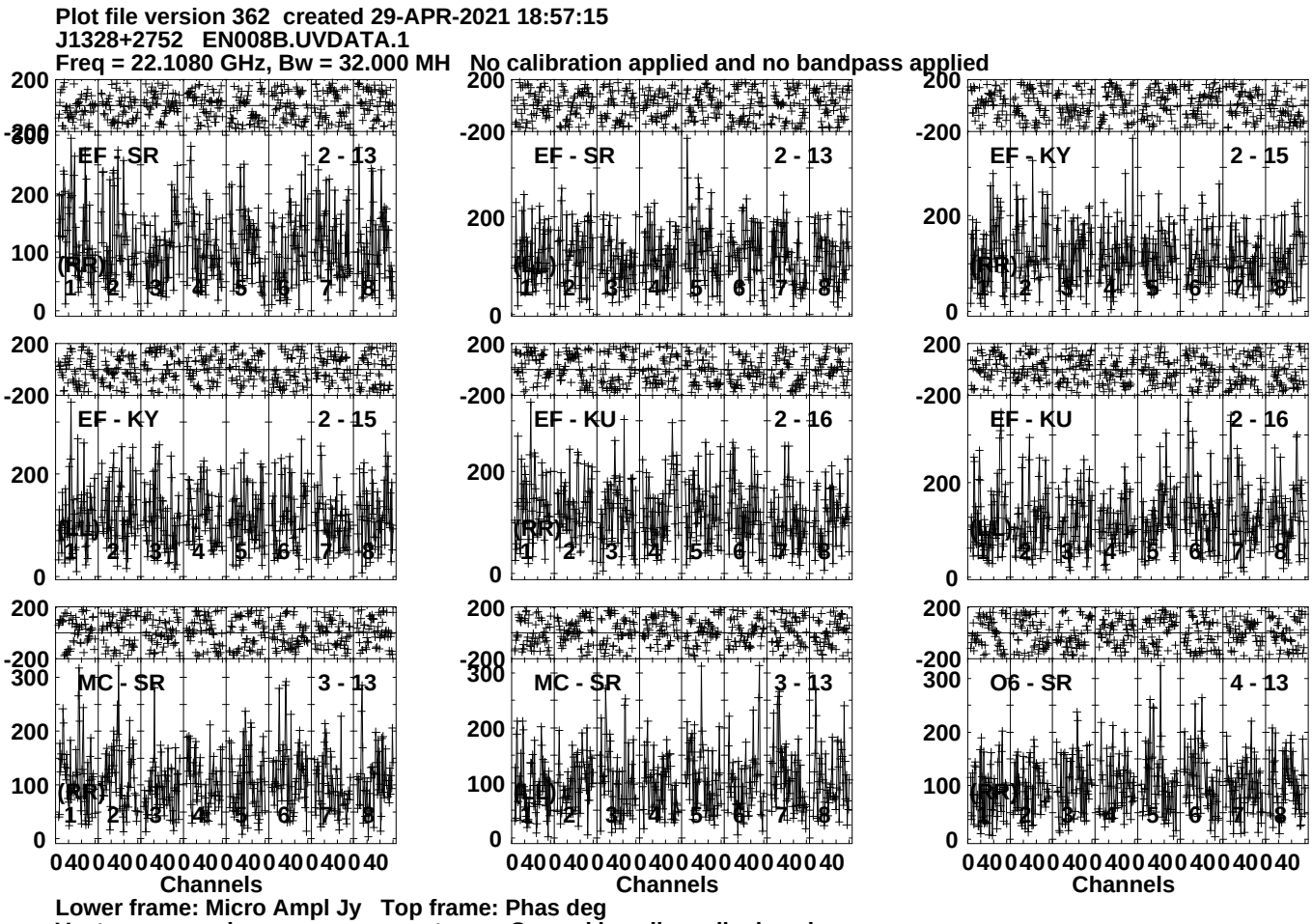
Plot file version 362 created 29-APR-2021 18:57:15
J1328+2752 EN008B.UVDATA.1
Freq = 22.1080 GHz, Bw = 32.000 MH No calibration applied and no bandpass applied
EF - SR 2 - 13
EF - SR 2 - 13
EF - KY 2 - 15
EF - KY 2 - 15
EF - KU 2 - 16
EF - KU 2 - 16
MC - SR 3 - 13
MC - SR 3 - 13
O6 - SR 4 - 13
(RR)
Channels
Lower frame: Micro Ampl Jy Top frame: Phas deg
Vector averaged cross-power spectrum Several baselines displayed
Timerange: 00/19:50:51 to 00/19:52:49

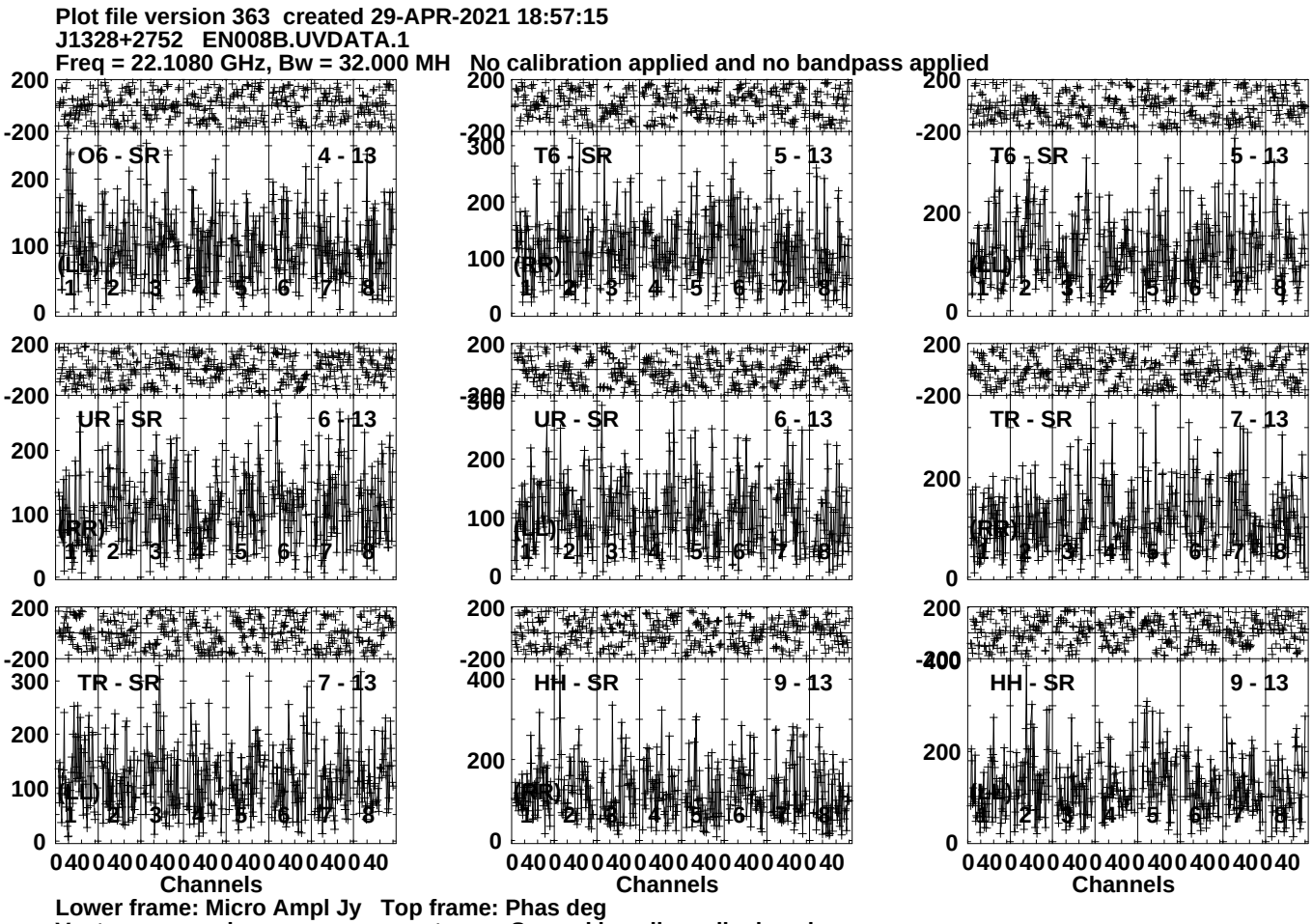
Plot file version 363 created 29-APR-2021 18:57:15
J1328+2752 EN008B.UVDATA.1
Freq = 22.1080 GHz, Bw = 32.000 MH No calibration applied and no bandpass applied
O6 - SR 4 - 13
T6 - SR 5 - 13
T6 - SR 5 - 13
UR - SR 6 - 13
UR - SR 6 - 13
TR - SR 7 - 13
TR - SR 7 - 13
HH - SR 9 - 13
HH - SR 9 - 13
(LL)
(RR)
Channels
Lower frame: Micro Ampl Jy Top frame: Phas deg
Vector averaged cross-power spectrum Several baselines displayed
Timerange: 00/19:50:51 to 00/19:52:49

Plot file version 364 created 29-APR-2021 18:57:16
J1328+2752 EN008B.UVDATA.1
Freq = 22.1080 GHz, Bw = 32.000 MH No calibration applied and no bandpass applied

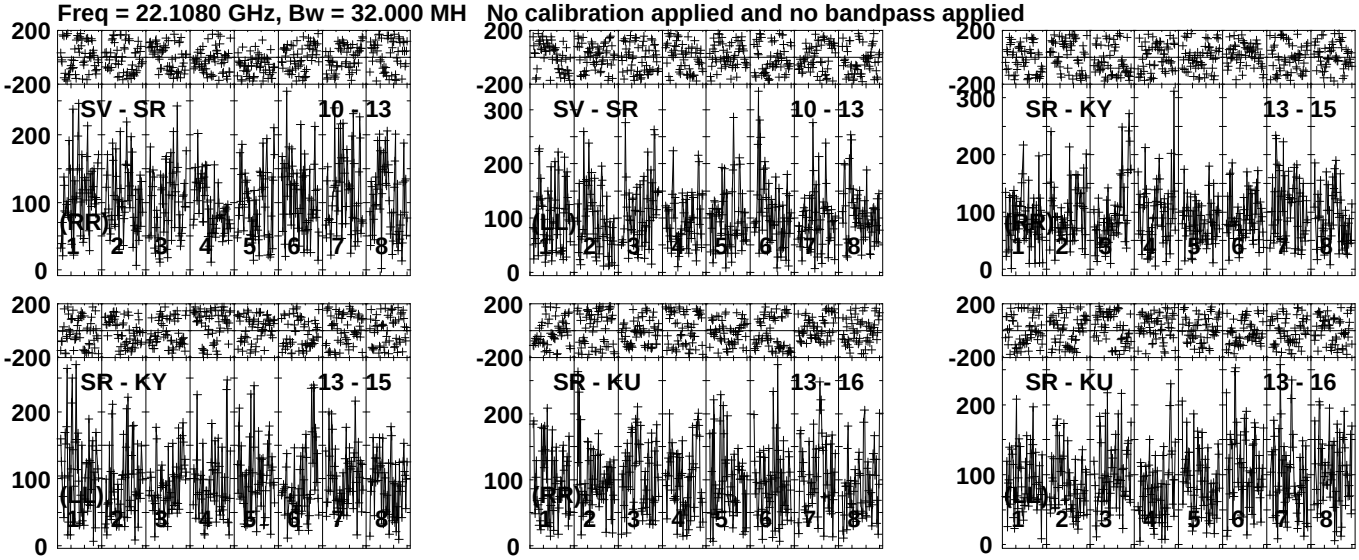

Lower frame: Micro Ampl Jy Top frame: Phas deg
Vector averaged cross-power spectrum Several baselines displayed
Timerange: 00/19:50:51 to 00/19:52:49

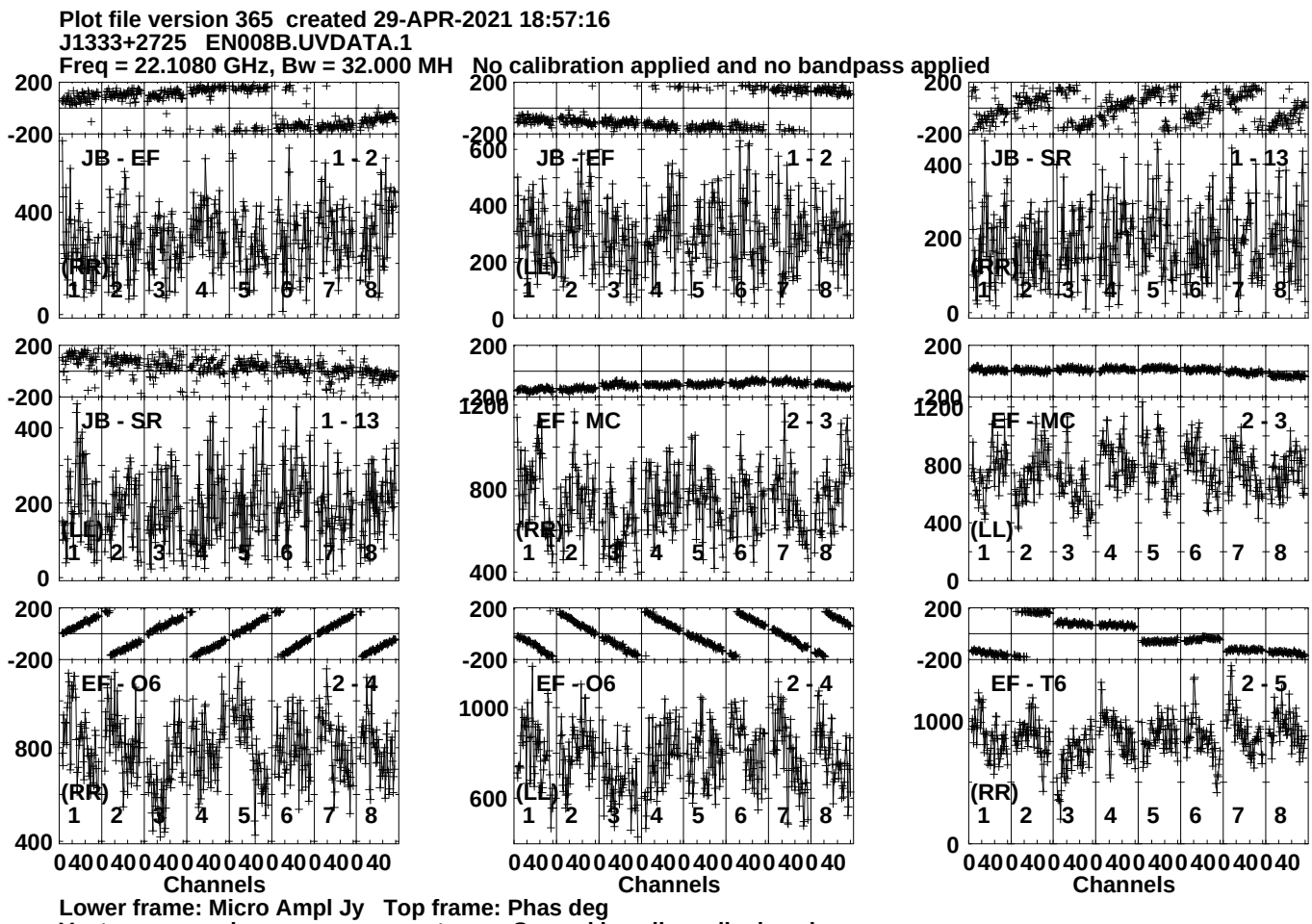
Plot file version 365 created 29-APR-2021 18:57:16
J1333+2725 EN008B.UVDATA.1
Freq = 22.1080 GHz, Bw = 32.000 MH No calibration applied and no bandpass applied
JB - EF 1 - 2
(RR)
JB - EF 1 - 2
(LL)
JB - SR 1 - 13
(RR)
JB - SR 1 - 13
(LL)
EF - MC 2 - 3
(RR)
EF - MC 2 - 3
(LL)
EF - O6 2 - 4
(RR)
EF - O6 2 - 4
(LL)
EF - T6 2 - 5
(RR)
Channels
Channels
Channels
Lower frame: Micro Ampl Jy Top frame: Phas deg
Vector averaged cross-power spectrum Several baselines displayed
Timerange: 00/19:53:21 to 00/19:54:19

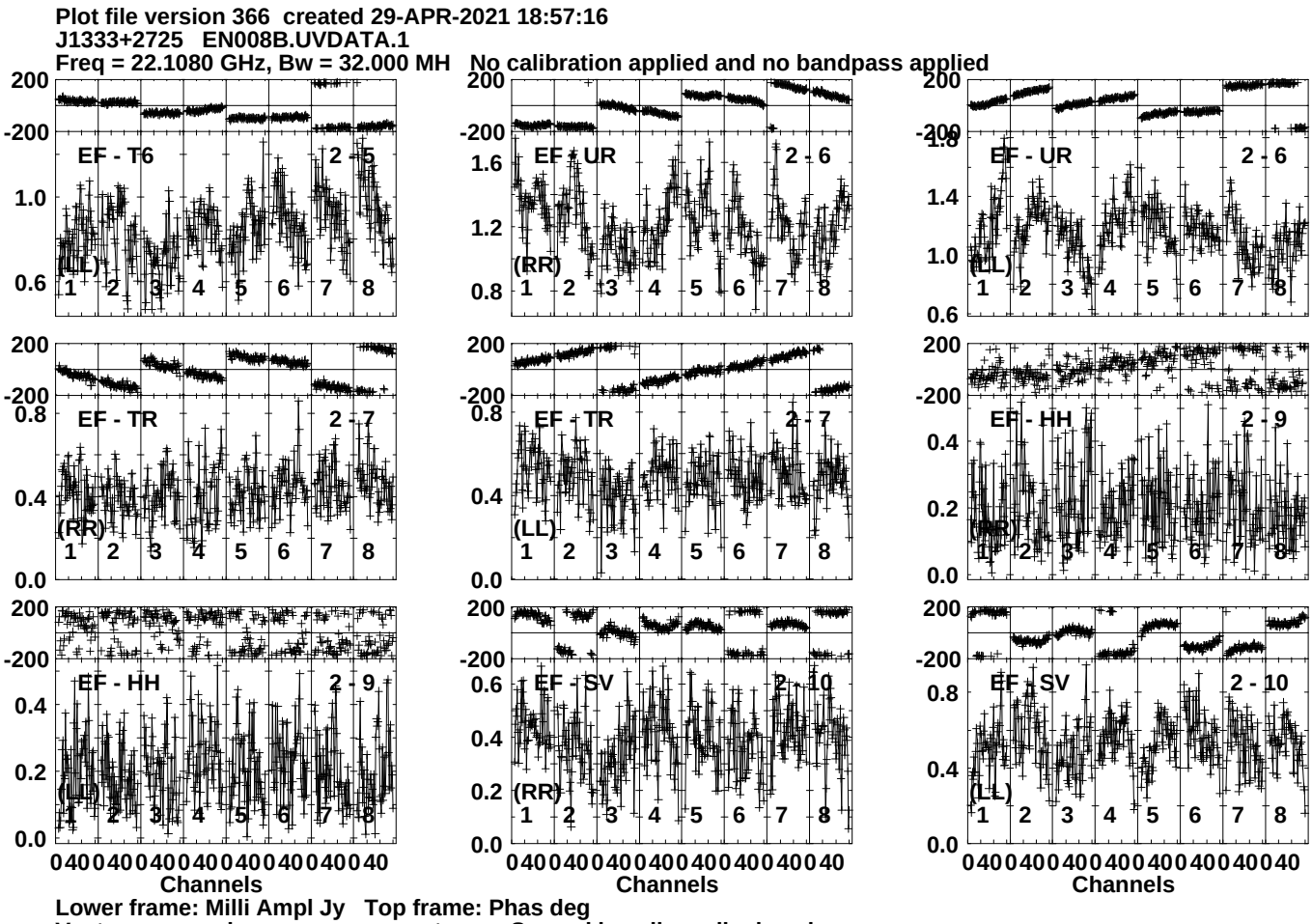
Plot file version 366 created 29-APR-2021 18:57:16
J1333+2725 EN008B.UVDATA.1
Freq = 22.1080 GHz, Bw = 32.000 MH No calibration applied and no bandpass applied
EF - T6 2 - 5
EF - UR 2 - 6
EF - UR 2 - 6
EF - TR 2 - 7
EF - TR 2 - 7
EF - HH 2 - 9
EF - HH 2 - 9
EF - SV 2 - 10
EF - SV 2 - 10
(LL)
(RR)
(LL)
(RR)
(LL)
(RR)
(LL)
(RR)
(LL)
1 2 3 4 5 6 7 8
Channels
Lower frame: Milli Ampl Jy Top frame: Phas deg
Vector averaged cross-power spectrum Several baselines displayed
Timerange: 00/19:53:21 to 00/19:54:19

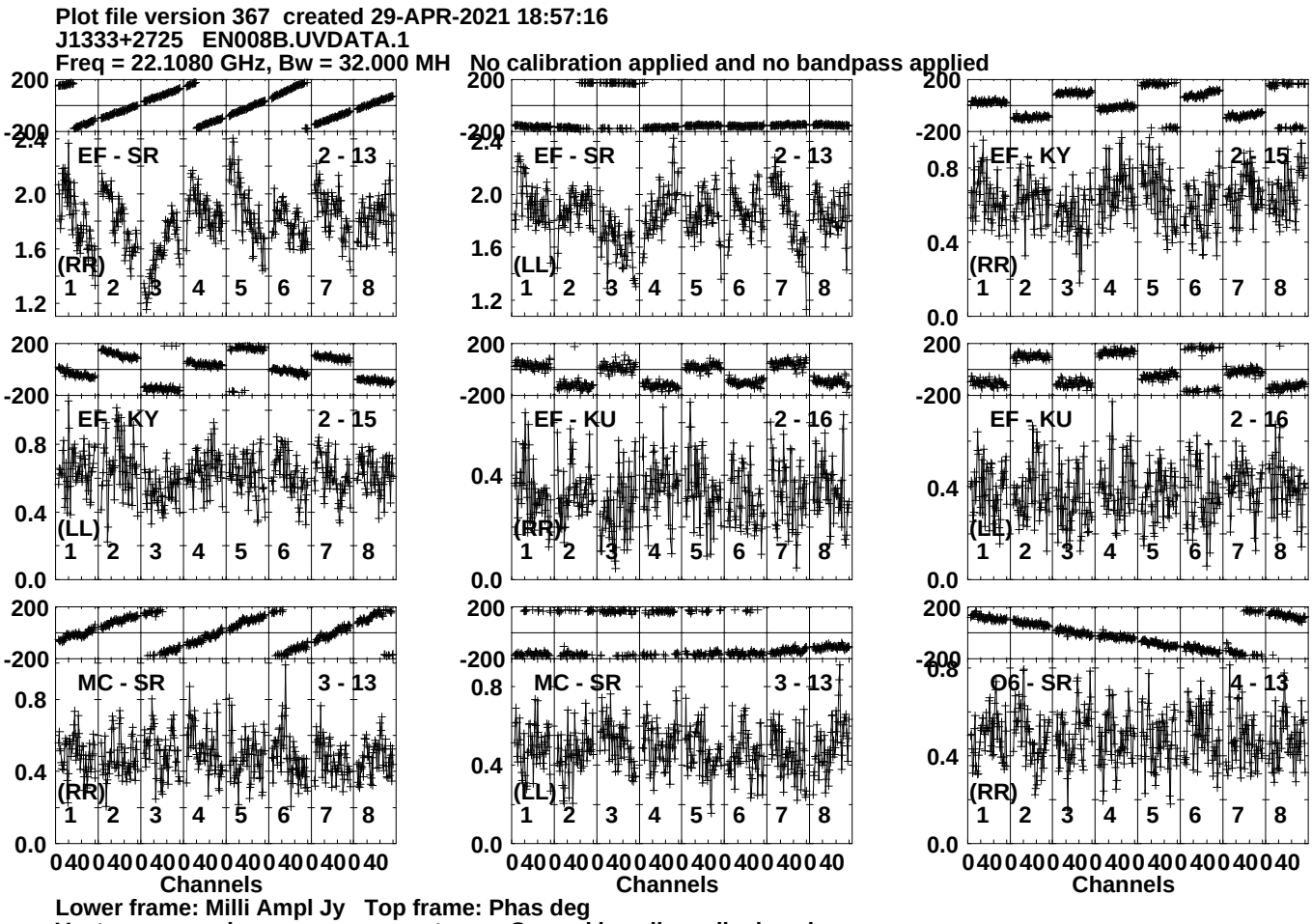
Plot file version 367 created 29-APR-2021 18:57:16
J1333+2725 EN008B.UVDATA.1
Freq = 22.1080 GHz, Bw = 32.000 MH No calibration applied and no bandpass applied
EF - SR 2 - 13
(RR)
EF - SR 2 - 13
(LL)
EF - KY 2 - 15
(RR)
EF - KY 2 - 15
(LL)
EF - KU 2 - 16
(RR)
EF - KU 2 - 16
(LL)
MC - SR 3 - 13
(RR)
MC - SR 3 - 13
(LL)
O6 - SR 4 - 13
(RR)
Channels
Channels
Channels
Lower frame: Milli Ampl Jy Top frame: Phas deg
Vector averaged cross-power spectrum Several baselines displayed
Timerange: 00/19:53:21 to 00/19:54:19

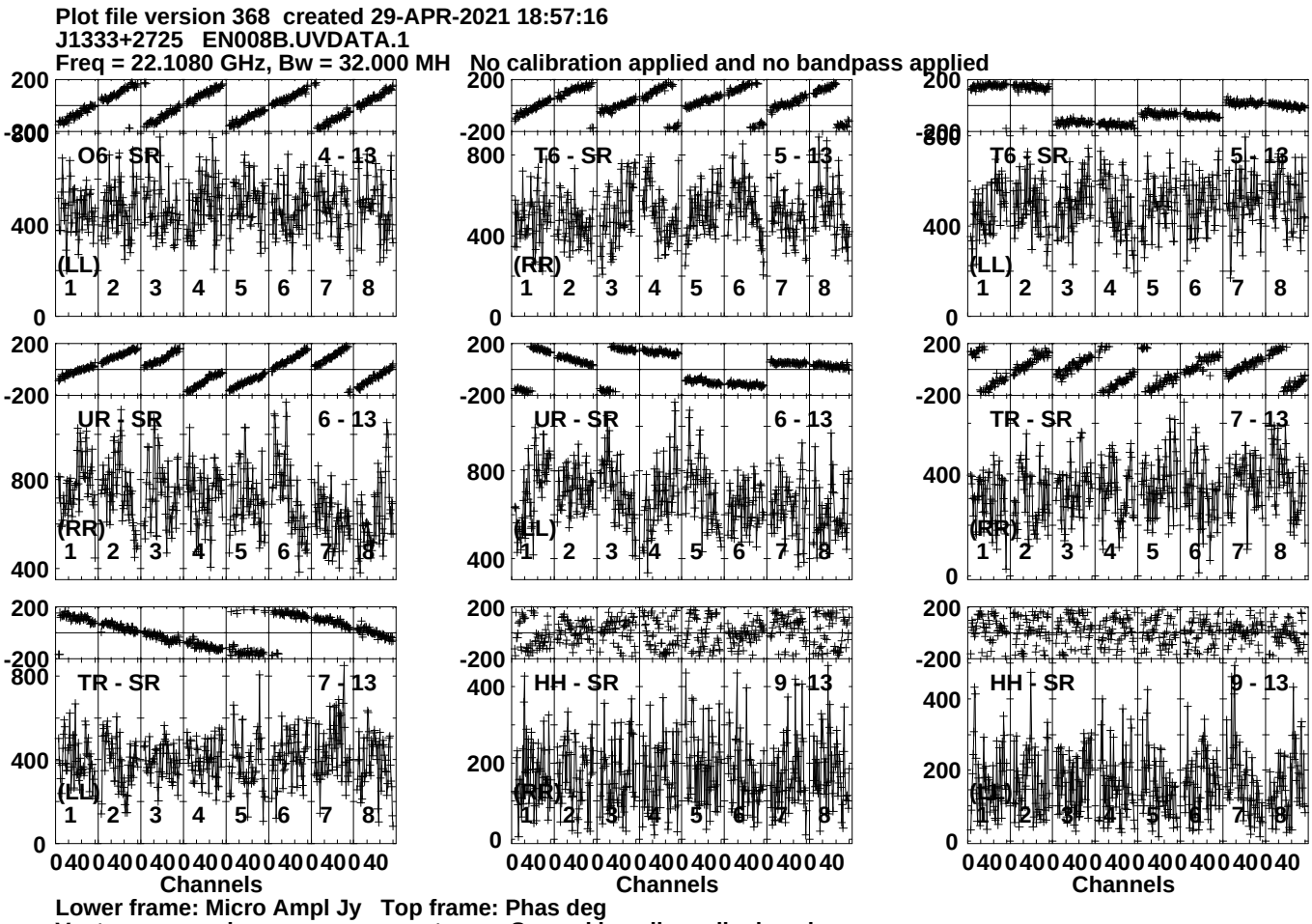
Plot file version 368 created 29-APR-2021 18:57:16
J1333+2725 EN008B.UVDATA.1
Freq = 22.1080 GHz, Bw = 32.000 MH No calibration applied and no bandpass applied
O6 - SR 4 - 13
(LL)
T6 - SR 5 - 13
(RR)
T6 - SR 5 - 13
(LL)
UR - SR 6 - 13
(RR)
UR - SR 6 - 13
(LL)
TR - SR 7 - 13
(RR)
TR - SR 7 - 13
(LL)
HH - SR 9 - 13
(RR)
HH - SR 9 - 13
(LL)
Channels
Channels
Channels
Lower frame: Micro Ampl Jy Top frame: Phas deg
Vector averaged cross-power spectrum Several baselines displayed
Timerange: 00/19:53:21 to 00/19:54:19

Plot file version 369 created 29-APR-2021 18:57:17
J1333+2725 EN008B.UVDATA.1
Freq = 22.1080 GHz, Bw = 32.000 MH No calibration applied and no bandpass applied

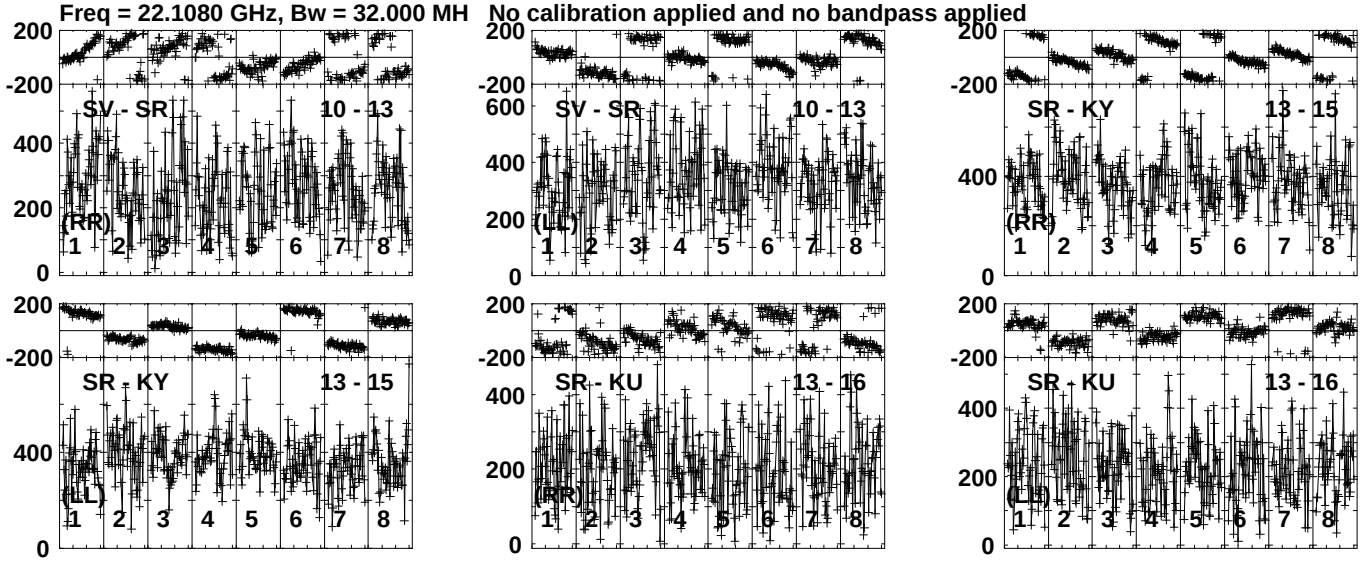

Lower frame: Micro Ampl Jy Top frame: Phas deg
Vector averaged cross-power spectrum Several baselines displayed
Timerange: 00/19:53:21 to 00/19:54:19

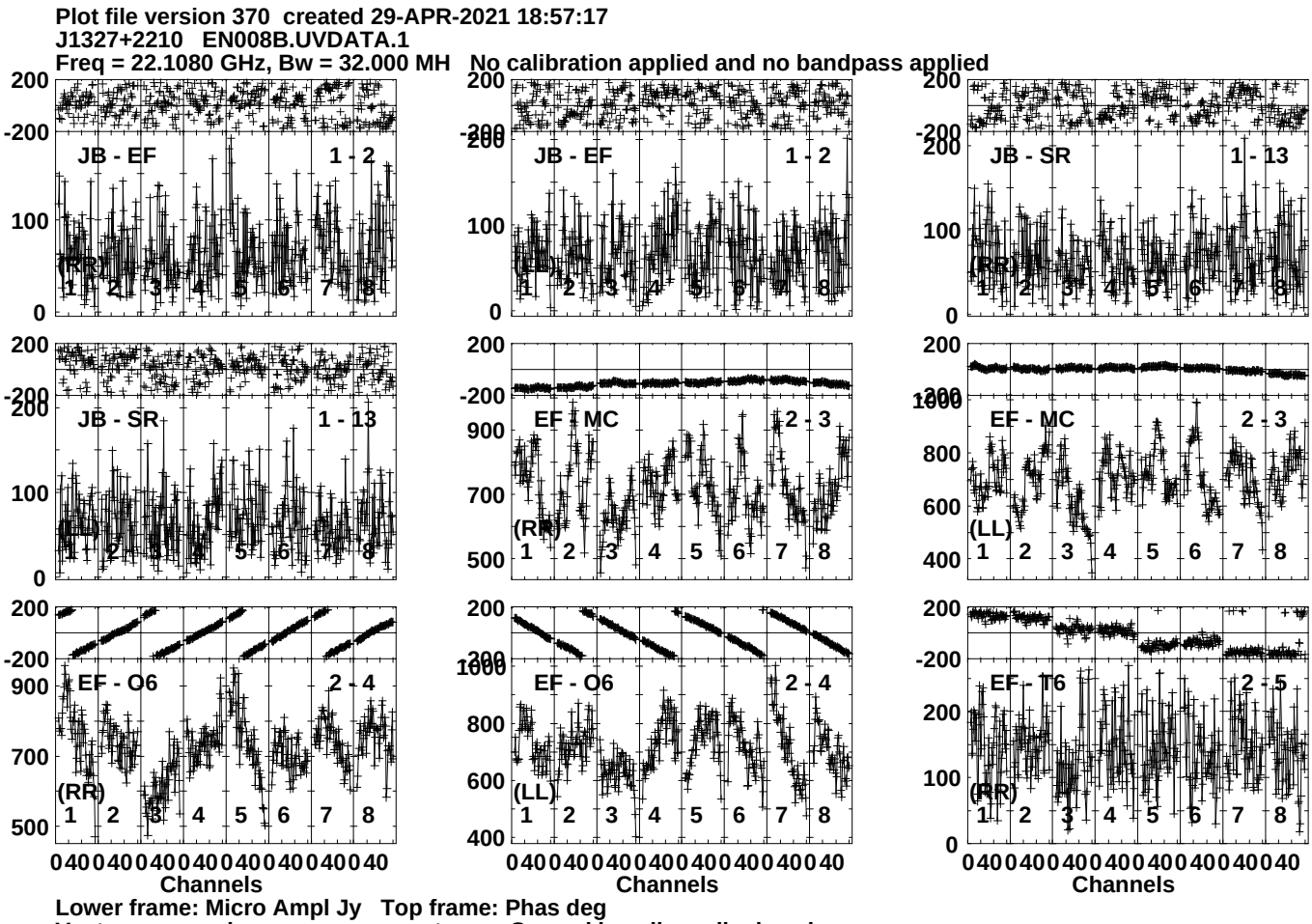
Plot file version 370 created 29-APR-2021 18:57:17
J1327+2210 EN008B.UVDATA.1
Freq = 22.1080 GHz, Bw = 32.000 MH No calibration applied and no bandpass applied
JB - EF 1 - 2
JB - SR 1 - 13
EF - MC 2 - 3
EF - O6 2 - 4
EF - T6 2 - 5
(RR)
(LL)
Channels
Lower frame: Micro Ampl Jy Top frame: Phas deg
Vector averaged cross-power spectrum Several baselines displayed
Timerange: 00/19:54:21 to 00/19:59:49

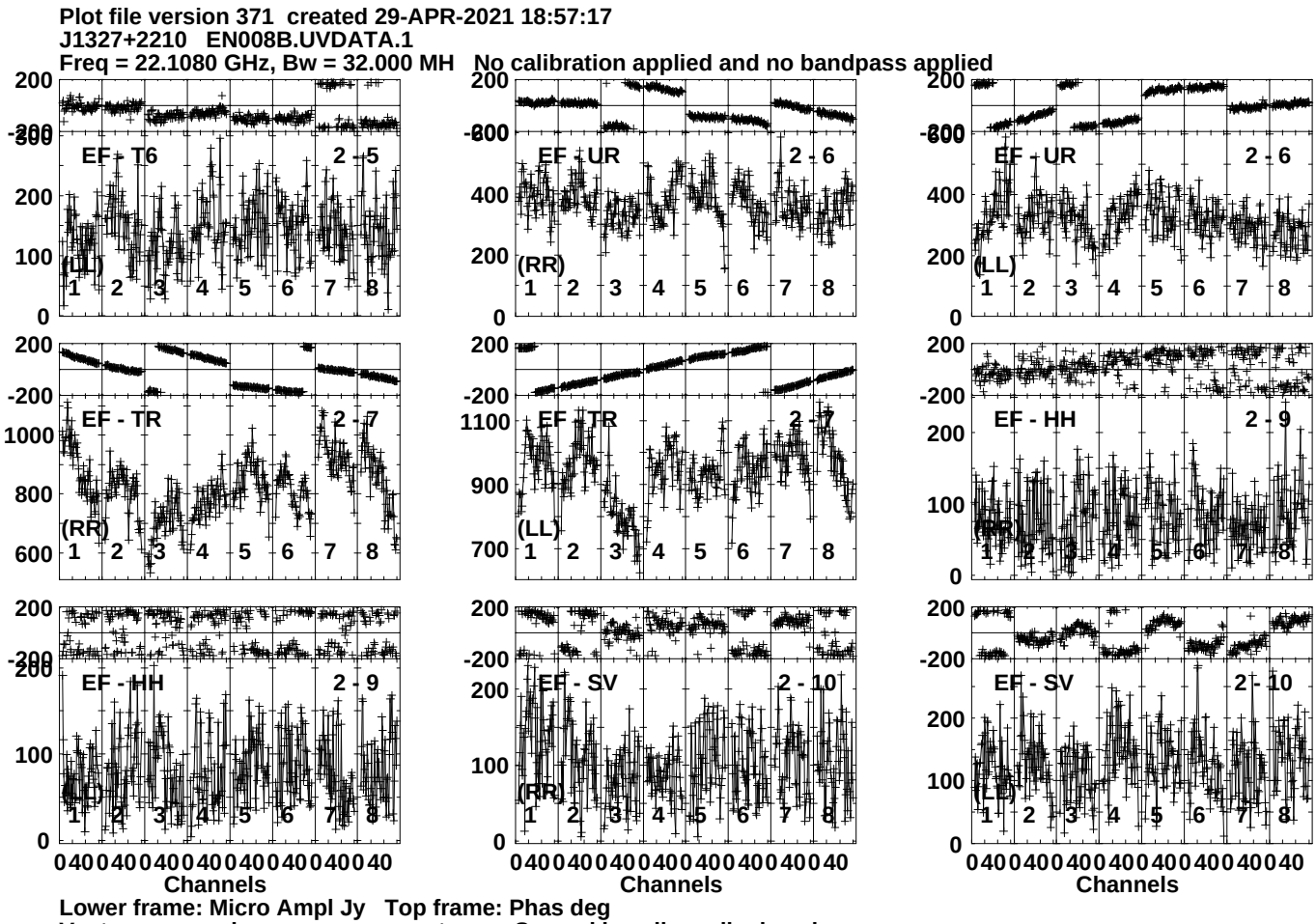
Plot file version 371 created 29-APR-2021 18:57:17
J1327+2210 EN008B.UVDATA.1
Freq = 22.1080 GHz, Bw = 32.000 MH No calibration applied and no bandpass applied
EF - T6 2 - 5
(LL)
EF - UR 2 - 6
(RR)
EF - UR 2 - 6
(LL)
EF - TR 2 - 7
(RR)
EF - TR 2 - 7
(LL)
EF - HH 2 - 9
(RR)
EF - HH 2 - 9
(LL)
EF - SV 2 - 10
(RR)
EF - SV 2 - 10
(LL)
Channels
Channels
Channels
Lower frame: Micro Ampl Jy Top frame: Phas deg
Vector averaged cross-power spectrum Several baselines displayed
Timerange: 00/19:54:21 to 00/19:59:49

Plot file version 372 created 29-APR-2021 18:57:17
J1327+2210 EN008B.UVDATA.1
Freq = 22.1080 GHz, Bw = 32.000 MH No calibration applied and no bandpass applied

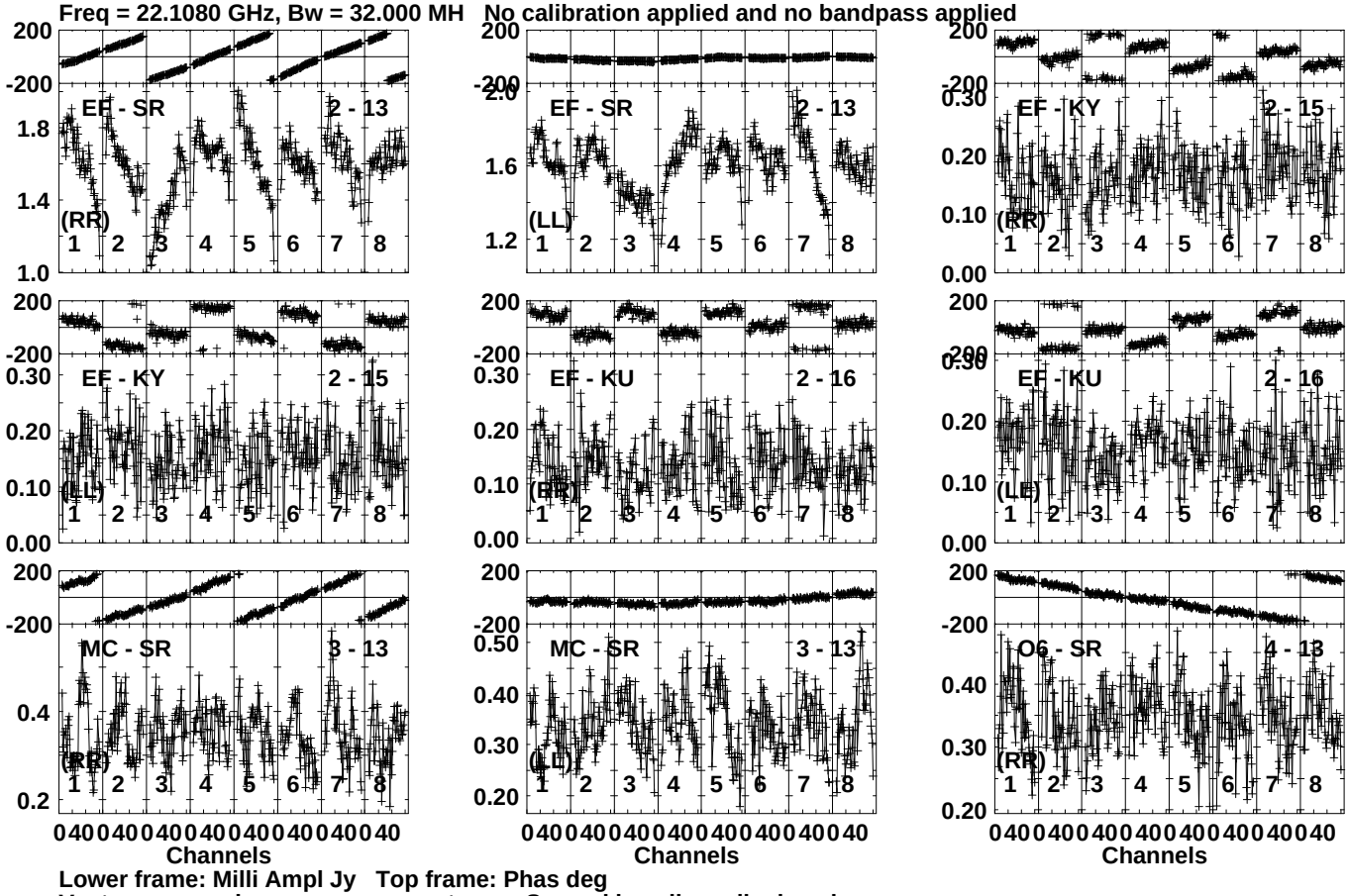

Lower frame: Milli Ampl Jy Top frame: Phas deg
Vector averaged cross-power spectrum Several baselines displayed
Timerange: 00/19:54:21 to 00/19:59:49

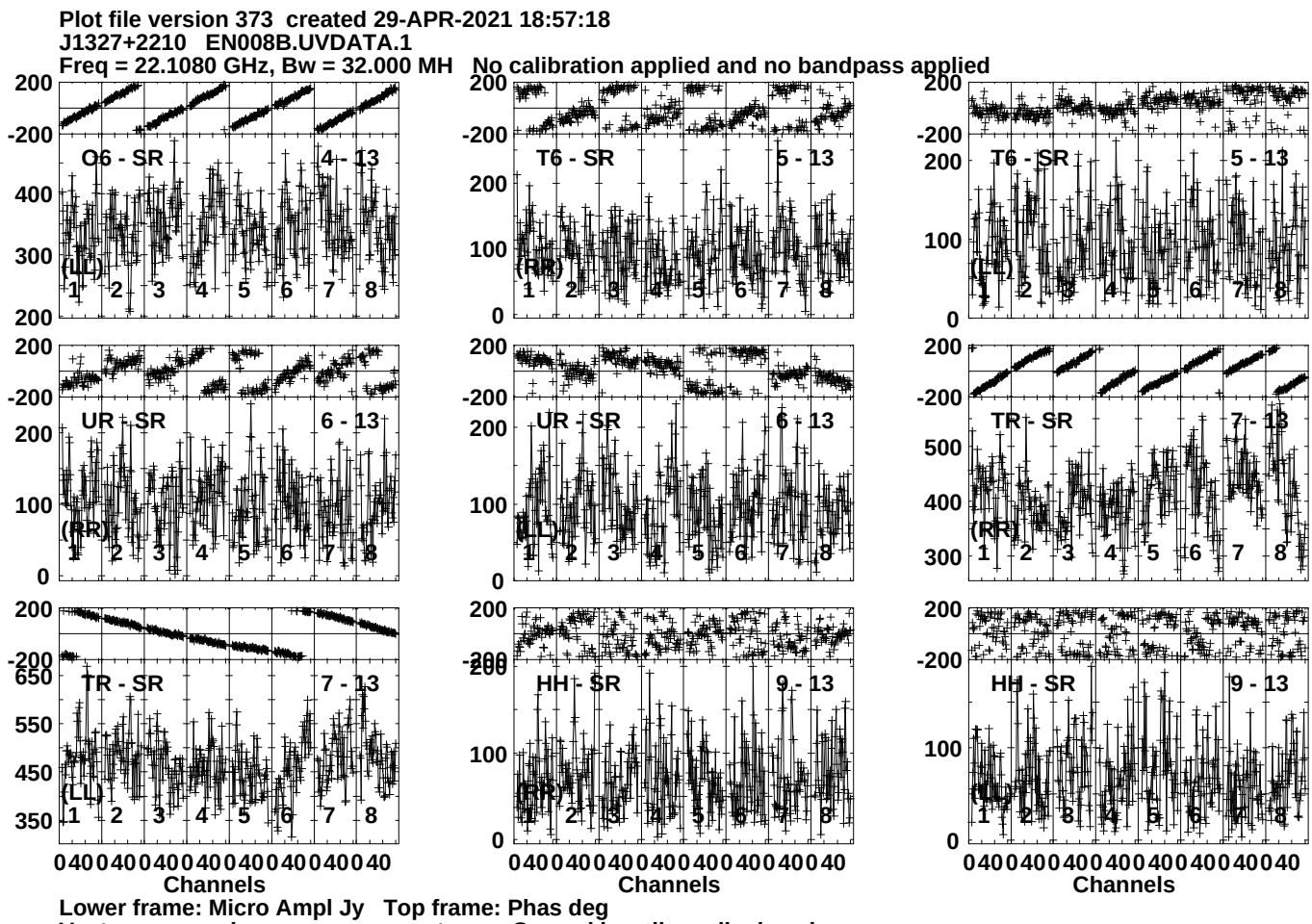
Plot file version 373 created 29-APR-2021 18:57:18
J1327+2210 EN008B.UVDATA.1
Freq = 22.1080 GHz, Bw = 32.000 MH No calibration applied and no bandpass applied
O6 - SR 4 - 13
T6 - SR 5 - 13
T6 - SR 5 - 13
UR - SR 6 - 13
UR - SR 6 - 13
TR - SR 7 - 13
TR - SR 7 - 13
HH - SR 9 - 13
HH - SR 9 - 13
(LL)
(RR)
Channels
Lower frame: Micro Ampl Jy Top frame: Phas deg
Vector averaged cross-power spectrum Several baselines displayed
Timerange: 00/19:54:21 to 00/19:59:49

Plot file version 374 created 29-APR-2021 18:57:18
J1327+2210 EN008B.UVDATA.1
Freq = 22.1080 GHz, Bw = 32.000 MH No calibration applied and no bandpass applied

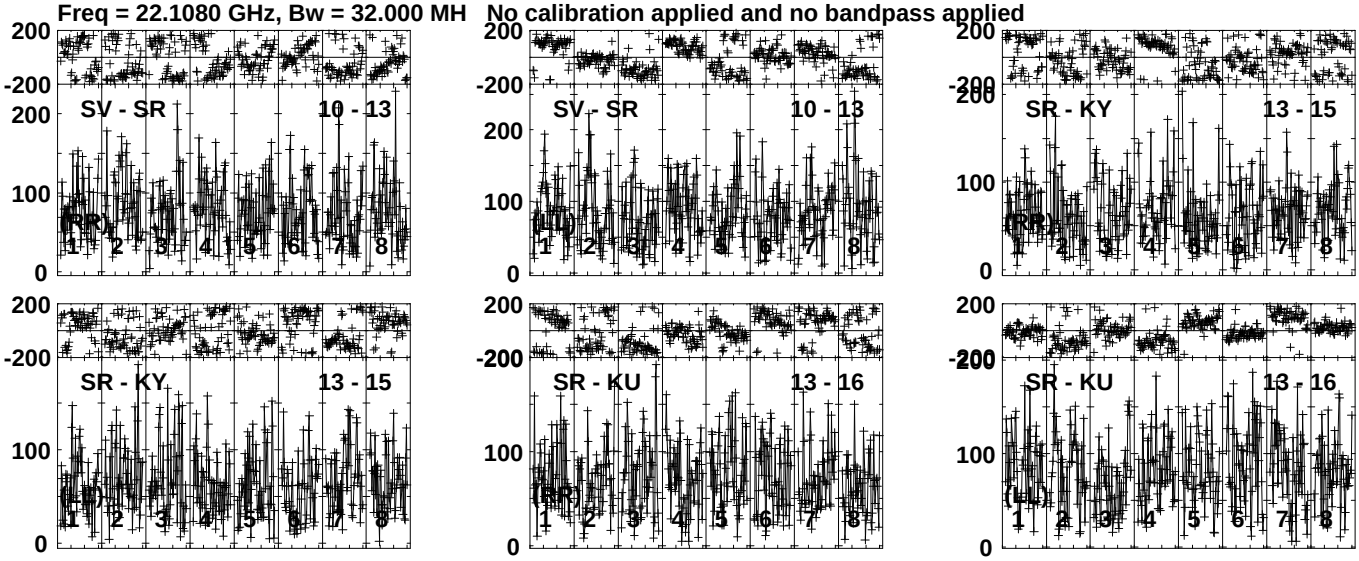

Lower frame: Micro Ampl Jy Top frame: Phas deg
Vector averaged cross-power spectrum Several baselines displayed
Timerange: 00/19:54:21 to 00/19:59:49

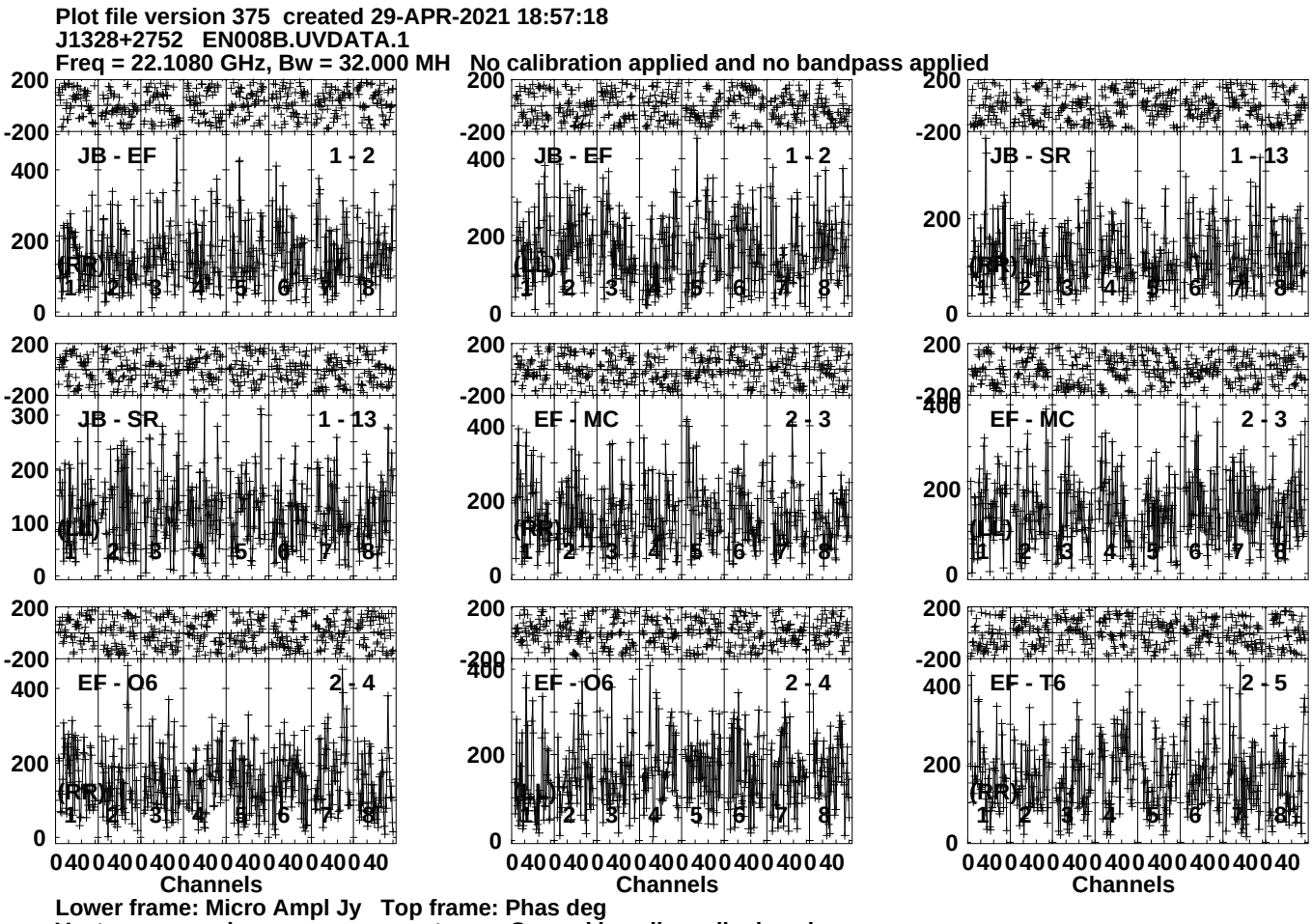
Plot file version 375 created 29-APR-2021 18:57:18
J1328+2752 EN008B.UVDATA.1
Freq = 22.1080 GHz, Bw = 32.000 MH No calibration applied and no bandpass applied
JB - EF 1 - 2
JB - EF 1 - 2
JB - SR 1 - 13
JB - SR 1 - 13
EF - MC 2 - 3
EF - MC 2 - 3
EF - O6 2 - 4
EF - O6 2 - 4
EF - T6 2 - 5
(RR)
(LL)
Channels
Lower frame: Micro Ampl Jy Top frame: Phas deg
Vector averaged cross-power spectrum Several baselines displayed
Timerange: 00/19:59:51 to 00/20:01:49

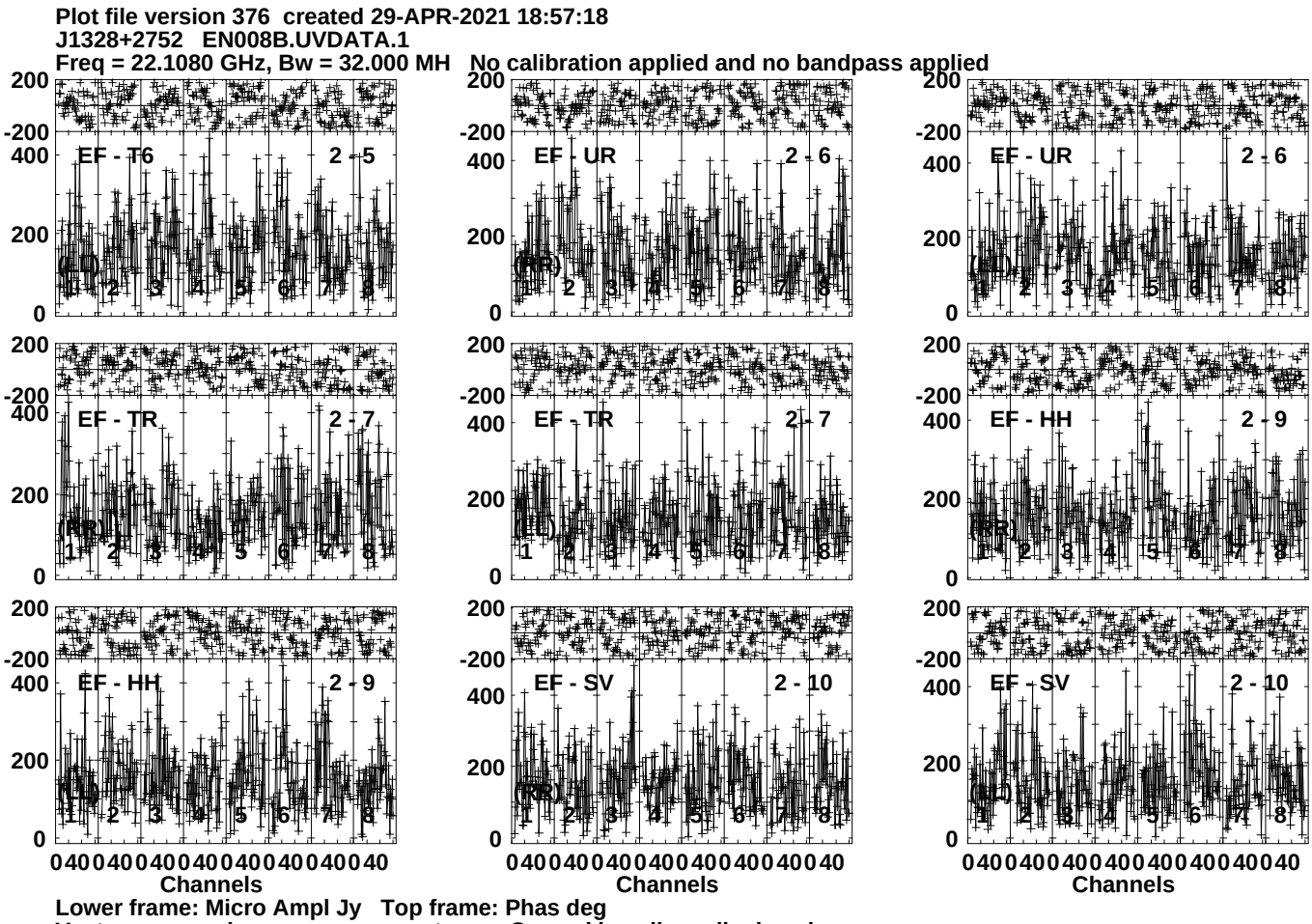
Plot file version 376 created 29-APR-2021 18:57:18
J1328+2752 EN008B.UVDATA.1
Freq = 22.1080 GHz, Bw = 32.000 MH No calibration applied and no bandpass applied
EF - T6 2 - 5
EF - UR 2 - 6
EF - UR 2 - 6
EF - TR 2 - 7
EF - TR 2 - 7
EF - HH 2 - 9
EF - HH 2 - 9
EF - SV 2 - 10
EF - SV 2 - 10
(LL)
(RR)
200
-200
400
200
0
1 2 3 4 5 6 7 8
0 40 0 40 0 40 0 40 0 40 0 40 0 40 0 40
Channels
Lower frame: Micro Ampl Jy Top frame: Phas deg
Vector averaged cross-power spectrum Several baselines displayed
Timerange: 00/19:59:51 to 00/20:01:49

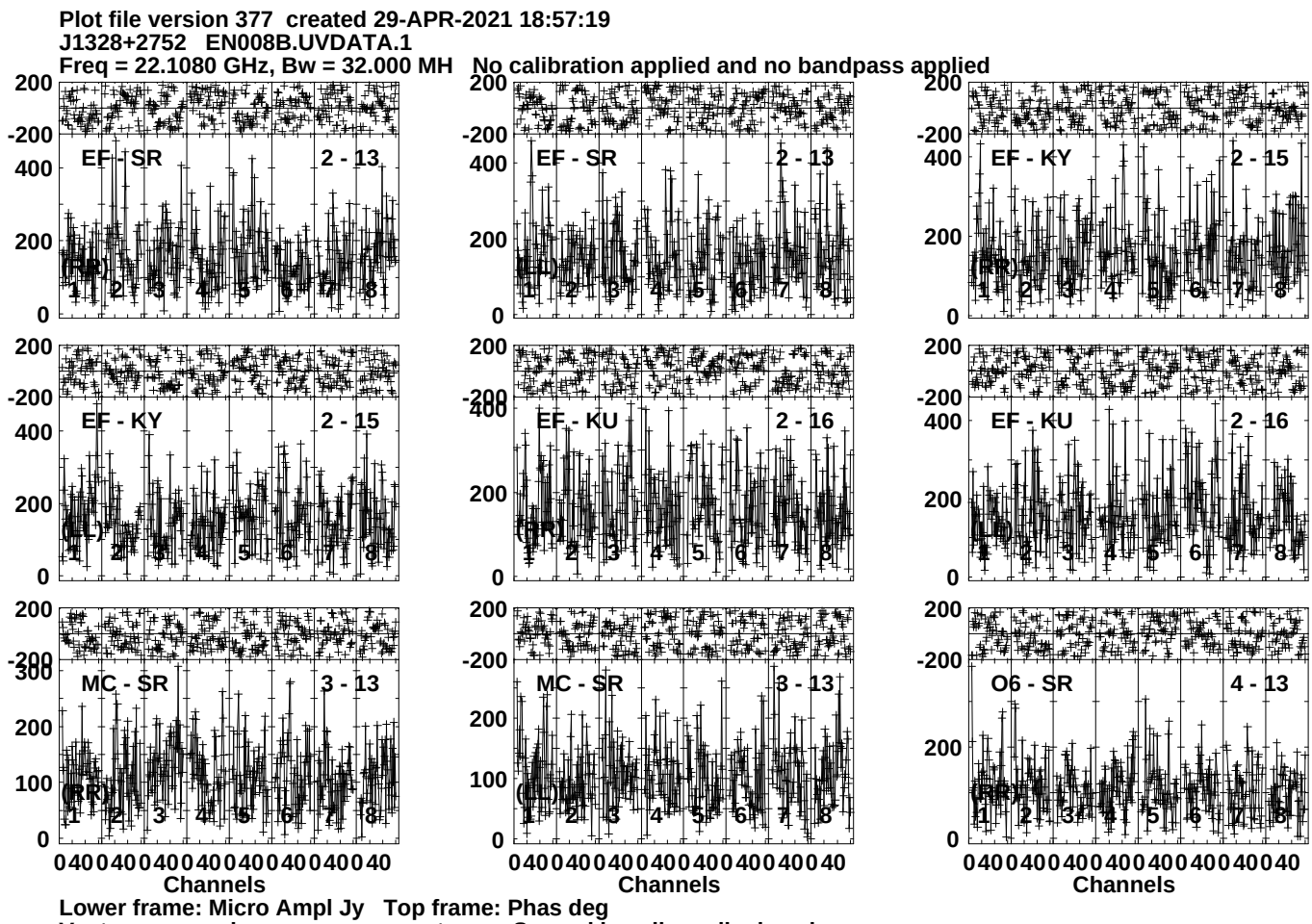
Plot file version 377 created 29-APR-2021 18:57:19
J1328+2752 EN008B.UVDATA.1
Freq = 22.1080 GHz, Bw = 32.000 MH No calibration applied and no bandpass applied
EF - SR
2 - 13
(RR)
EF - SR
2 - 13
(LL)
EF - KY
2 - 15
(RR)
EF - KY
2 - 15
(LL)
EF - KU
2 - 16
(RR)
EF - KU
2 - 16
(LL)
MC - SR
3 - 13
(RR)
MC - SR
3 - 13
(LL)
O6 - SR
4 - 13
(RR)
Channels
Channels
Channels
Lower frame: Micro Ampl Jy Top frame: Phas deg
Vector averaged cross-power spectrum Several baselines displayed
Timerange: 00/19:59:51 to 00/20:01:49

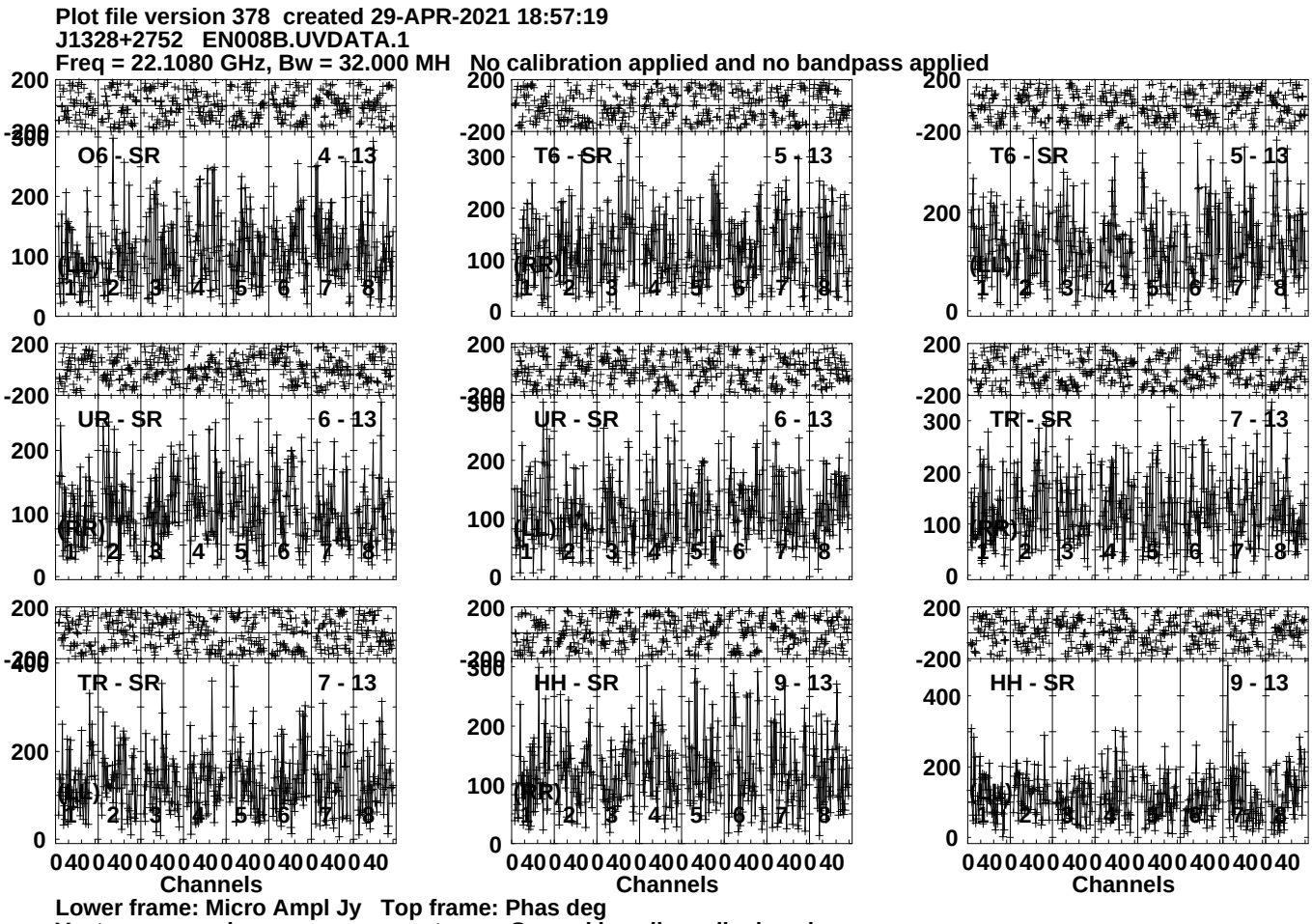
Plot file version 378 created 29-APR-2021 18:57:19
J1328+2752 EN008B.UVDATA.1
Freq = 22.1080 GHz, Bw = 32.000 MH No calibration applied and no bandpass applied
O6 - SR 4 - 13
T6 - SR 5 - 13
T6 - SR 5 - 13
UR - SR 6 - 13
UR - SR 6 - 13
TR - SR 7 - 13
TR - SR 7 - 13
HH - SR 9 - 13
HH - SR 9 - 13
(RR)
(LL)
(RL)
(LR)
Channels
Lower frame: Micro Ampl Jy Top frame: Phas deg
Vector averaged cross-power spectrum Several baselines displayed
Timerange: 00/19:59:51 to 00/20:01:49

Plot file version 379 created 29-APR-2021 18:57:19
J1328+2752 EN008B.UVDATA.1
Freq = 22.1080 GHz, Bw = 32.000 MH No calibration applied and no bandpass applied

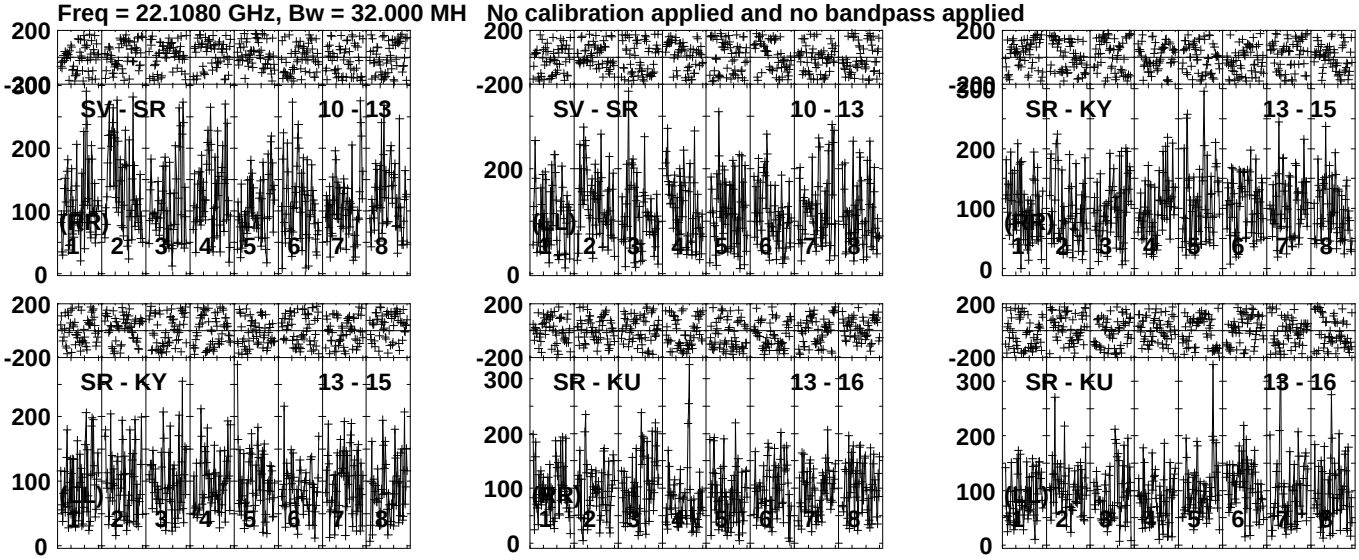

Lower frame: Micro Ampl Jy Top frame: Phas deg
Vector averaged cross-power spectrum Several baselines displayed
Timerange: 00/19:59:51 to 00/20:01:49

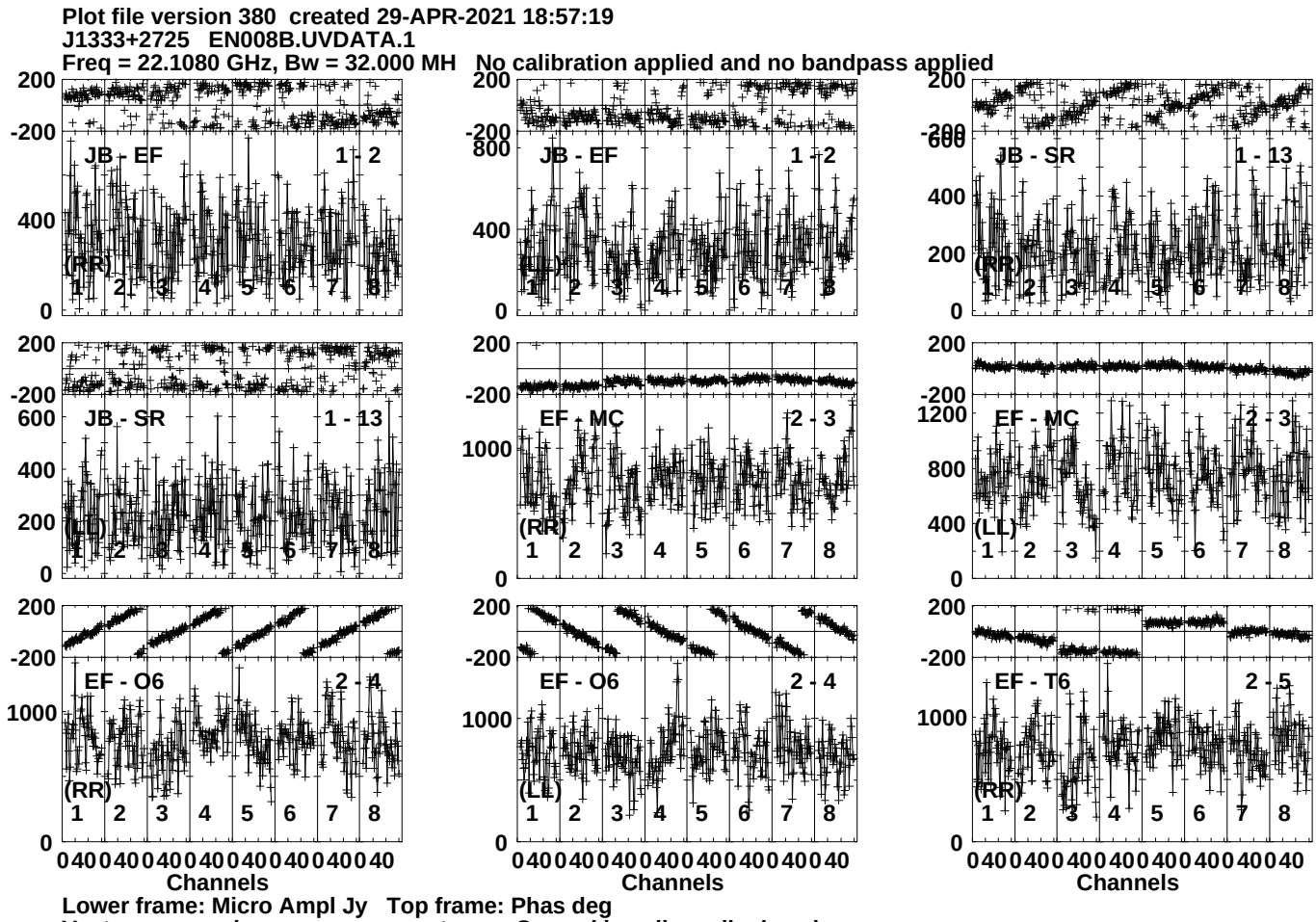
Plot file version 380 created 29-APR-2021 18:57:19
J1333+2725 EN008B.UVDATA.1
Freq = 22.1080 GHz, Bw = 32.000 MH No calibration applied and no bandpass applied
JB - EF 1 - 2
(RR)
JB - EF 1 - 2
(LL)
JB - SR 1 - 13
(RR)
JB - SR 1 - 13
(LL)
EF - MC 2 - 3
(RR)
EF - MC 2 - 3
(LL)
EF - O6 2 - 4
(RR)
EF - O6 2 - 4
(LL)
EF - T6 2 - 5
(RR)
Channels
Channels
Channels
Lower frame: Micro Ampl Jy Top frame: Phas deg
Vector averaged cross-power spectrum Several baselines displayed
Timerange: 00/20:01:51 to 00/20:02:49

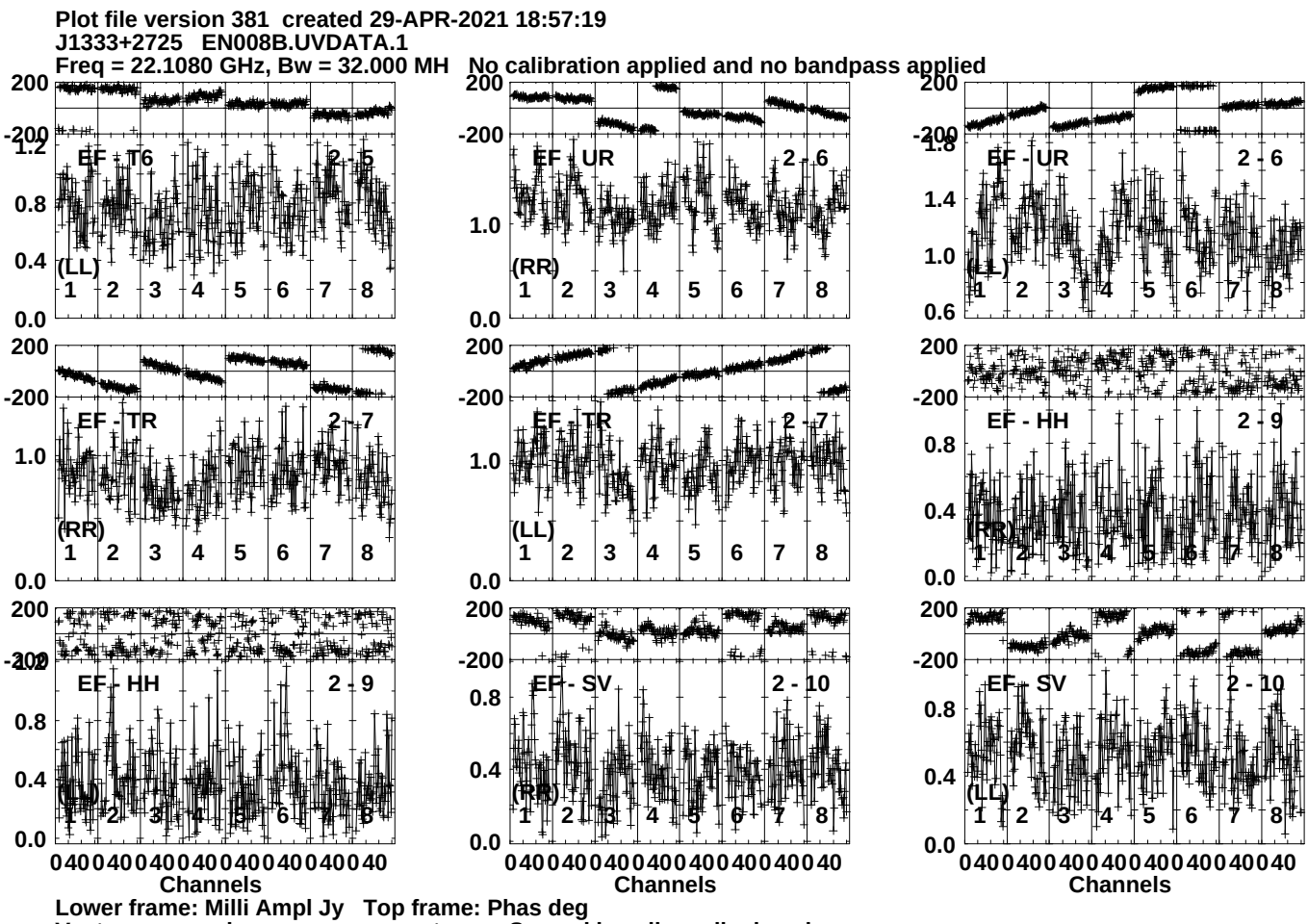
Plot file version 381 created 29-APR-2021 18:57:19
J1333+2725 EN008B.UVDATA.1
Freq = 22.1080 GHz, Bw = 32.000 MH No calibration applied and no bandpass applied
EF - T6 2 - 5
(LL)
EF - UR 2 - 6
(RR)
EF - UR 2 - 6
(LL)
EF - TR 2 - 7
(RR)
EF - TR 2 - 7
(LL)
EF - HH 2 - 9
(RR)
EF - HH 2 - 9
(LL)
EF - SV 2 - 10
(RR)
EF - SV 2 - 10
(LL)
Channels
Channels
Channels
Lower frame: Milli Ampl Jy Top frame: Phas deg
Vector averaged cross-power spectrum Several baselines displayed
Timerange: 00/20:01:51 to 00/20:02:49

Plot file version 382 created 29-APR-2021 18:57:19
J1333+2725 EN008B.UVDATA.1
Freq = 22.1080 GHz, Bw = 32.000 MH No calibration applied and no bandpass applied

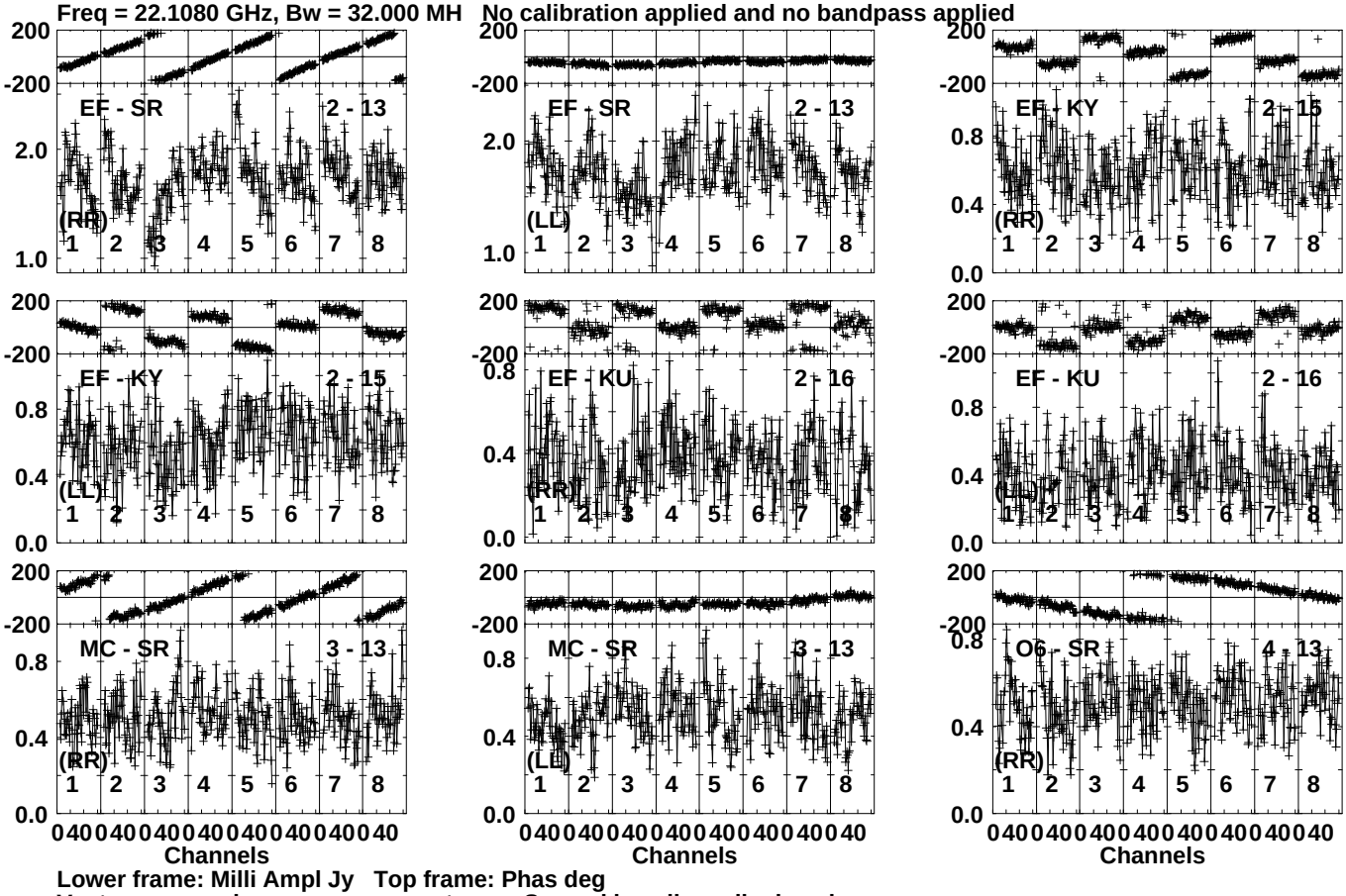

Lower frame: Milli Ampl Jy Top frame: Phas deg
Vector averaged cross-power spectrum Several baselines displayed
Timerange: 00/20:01:51 to 00/20:02:49

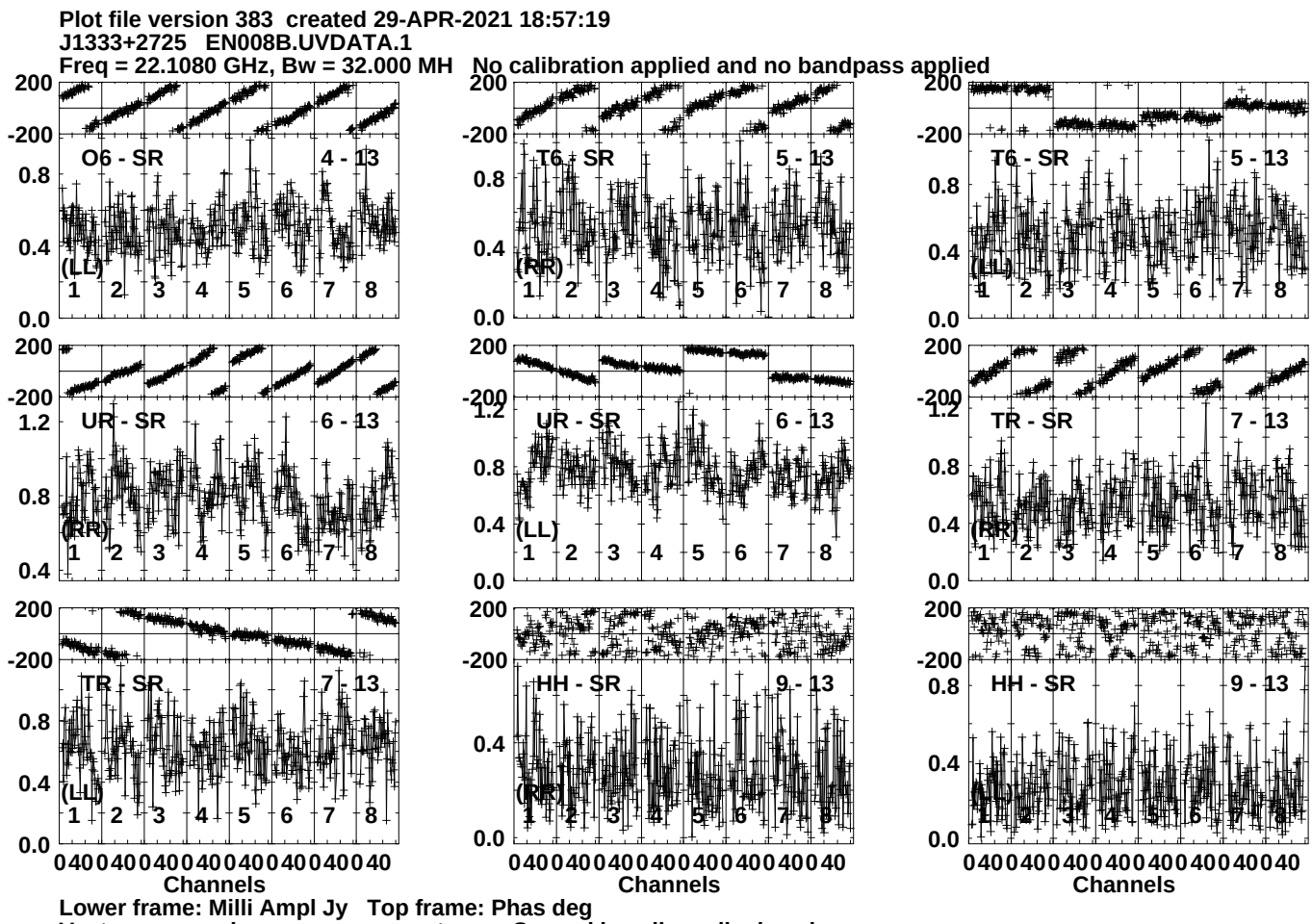
Plot file version 383 created 29-APR-2021 18:57:19
J1333+2725 EN008B.UVDATA.1
Freq = 22.1080 GHz, Bw = 32.000 MH No calibration applied and no bandpass applied
O6 - SR
4 - 13
(LL)
T6 - SR
5 - 13
(RR)
T6 - SR
5 - 13
(LL)
UR - SR
6 - 13
(RR)
UR - SR
6 - 13
(LL)
TR - SR
7 - 13
(RR)
TR - SR
7 - 13
(LL)
HH - SR
9 - 13
(RR)
HH - SR
9 - 13
Channels
Channels
Channels
Lower frame: Milli Ampl Jy Top frame: Phas deg
Vector averaged cross-power spectrum Several baselines displayed
Timerange: 00/20:01:51 to 00/20:02:49

Plot file version 384 created 29-APR-2021 18:57:19
J1333+2725 EN008B.UVDATA.1
Freq = 22.1080 GHz, Bw = 32.000 MH No calibration applied and no bandpass applied

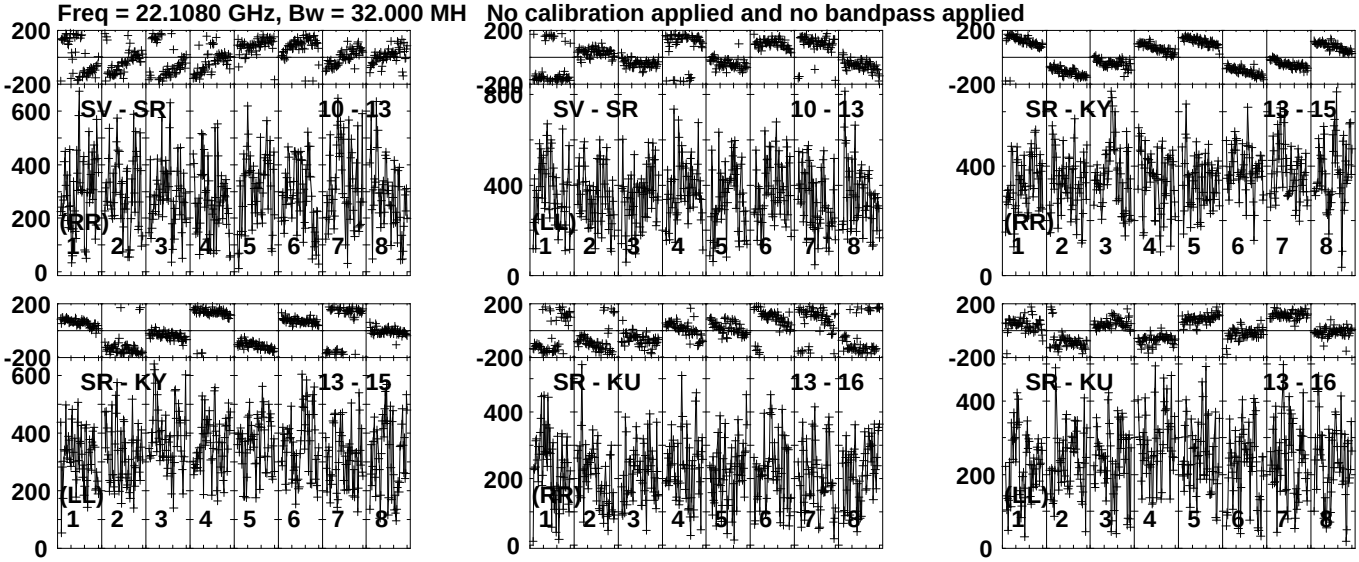

Lower frame: Micro Ampl Jy Top frame: Phas deg
Vector averaged cross-power spectrum Several baselines displayed
Timerange: 00/20:01:51 to 00/20:02:49

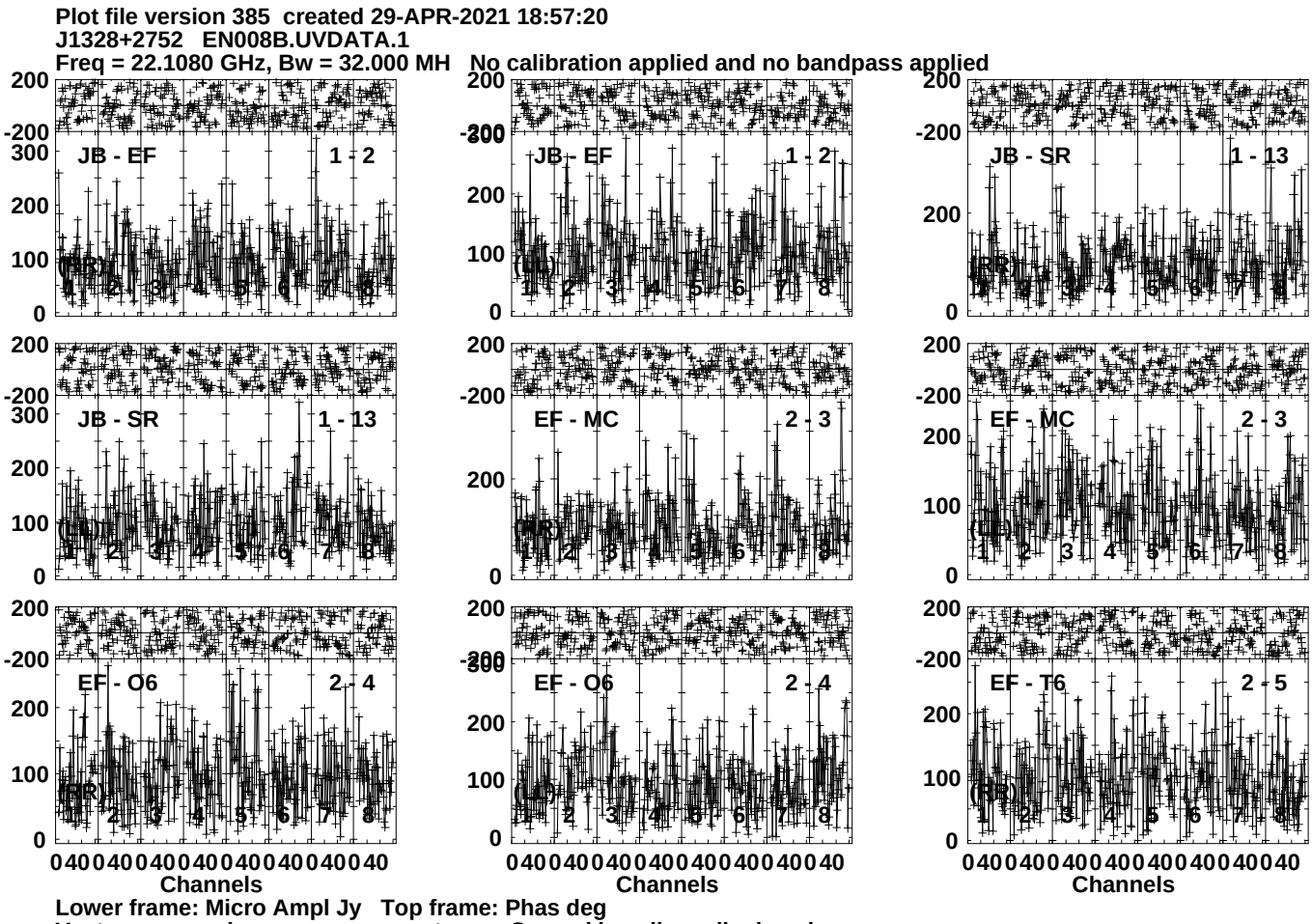
Plot file version 385 created 29-APR-2021 18:57:20
J1328+2752 EN008B.UVDATA.1
Freq = 22.1080 GHz, Bw = 32.000 MH No calibration applied and no bandpass applied
JB - EF 1 - 2
JB - SR 1 - 13
EF - MC 2 - 3
EF - O6 2 - 4
EF - T6 2 - 5
(LL)
(RR)
(LR)
(RL)
Channels
Lower frame: Micro Ampl Jy Top frame: Phas deg
Vector averaged cross-power spectrum Several baselines displayed
Timerange: 00/20:03:31 to 00/20:05:29

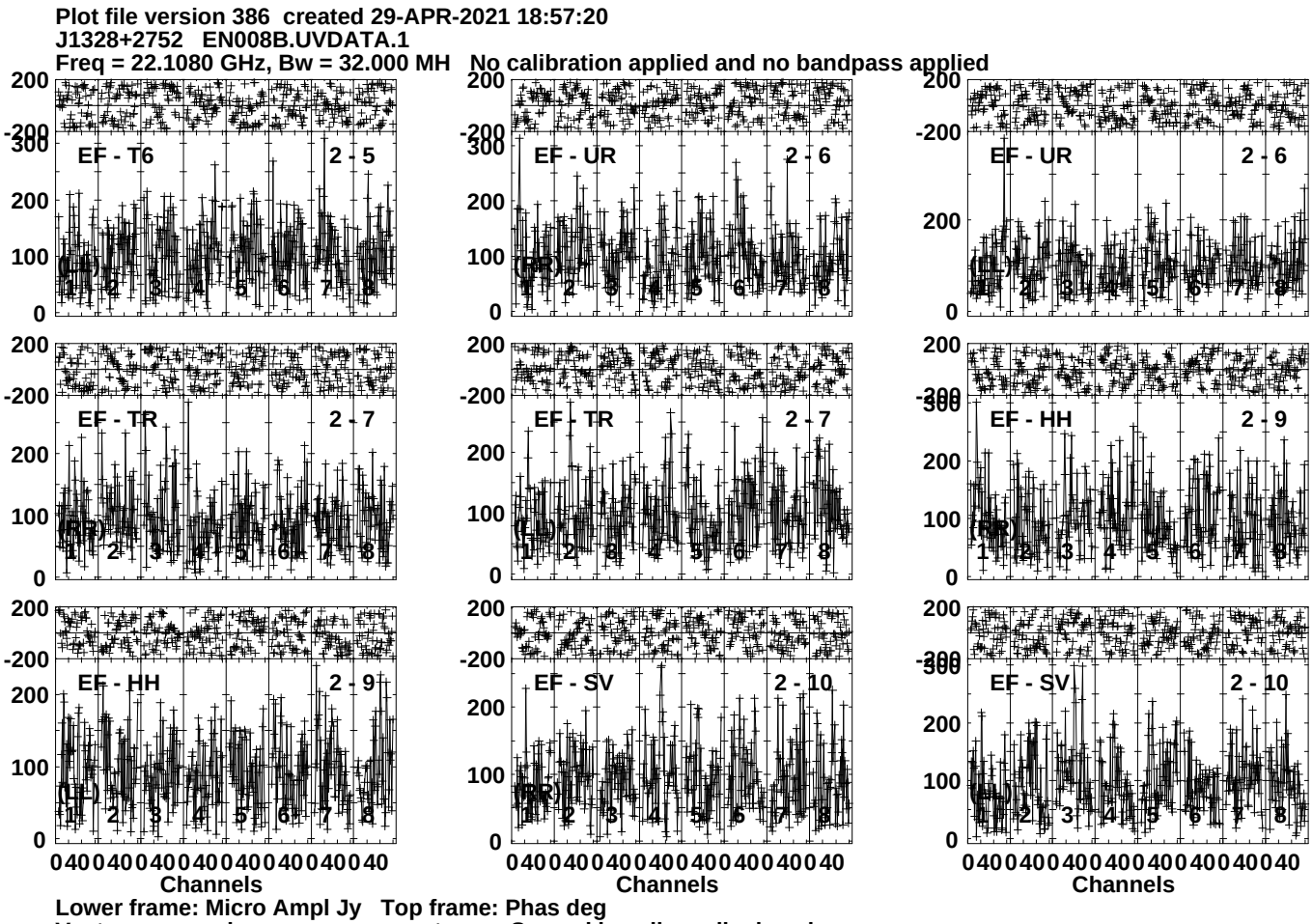
Plot file version 386 created 29-APR-2021 18:57:20
J1328+2752 EN008B.UVDATA.1
Freq = 22.1080 GHz, Bw = 32.000 MH No calibration applied and no bandpass applied
EF - T6 2 - 5
EF - UR 2 - 6
EF - UR 2 - 6
EF - TR 2 - 7
EF - TR 2 - 7
EF - HH 2 - 9
EF - HH 2 - 9
EF - SV 2 - 10
EF - SV 2 - 10
(RR)
(LL)
Channels
Lower frame: Micro Ampl Jy Top frame: Phas deg
Vector averaged cross-power spectrum Several baselines displayed
Timerange: 00/20:03:31 to 00/20:05:29

Plot file version 387 created 29-APR-2021 18:57:20
J1328+2752 EN008B.UVDATA.1
Freq = 22.1080 GHz, Bw = 32.000 MH No calibration applied and no bandpass applied

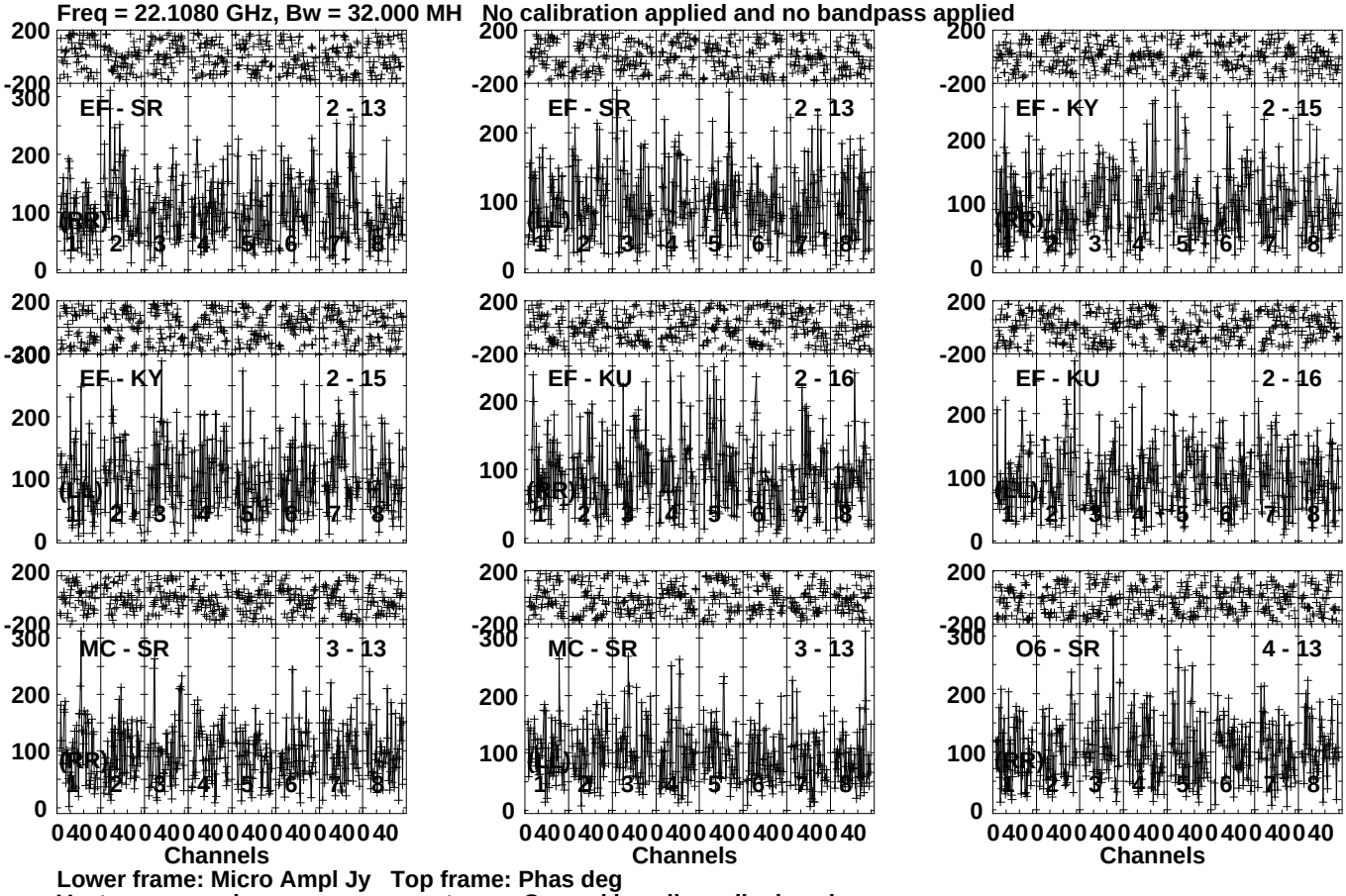

Lower frame: Micro Ampl Jy Top frame: Phas deg
Vector averaged cross-power spectrum Several baselines displayed
Timerange: 00/20:03:31 to 00/20:05:29

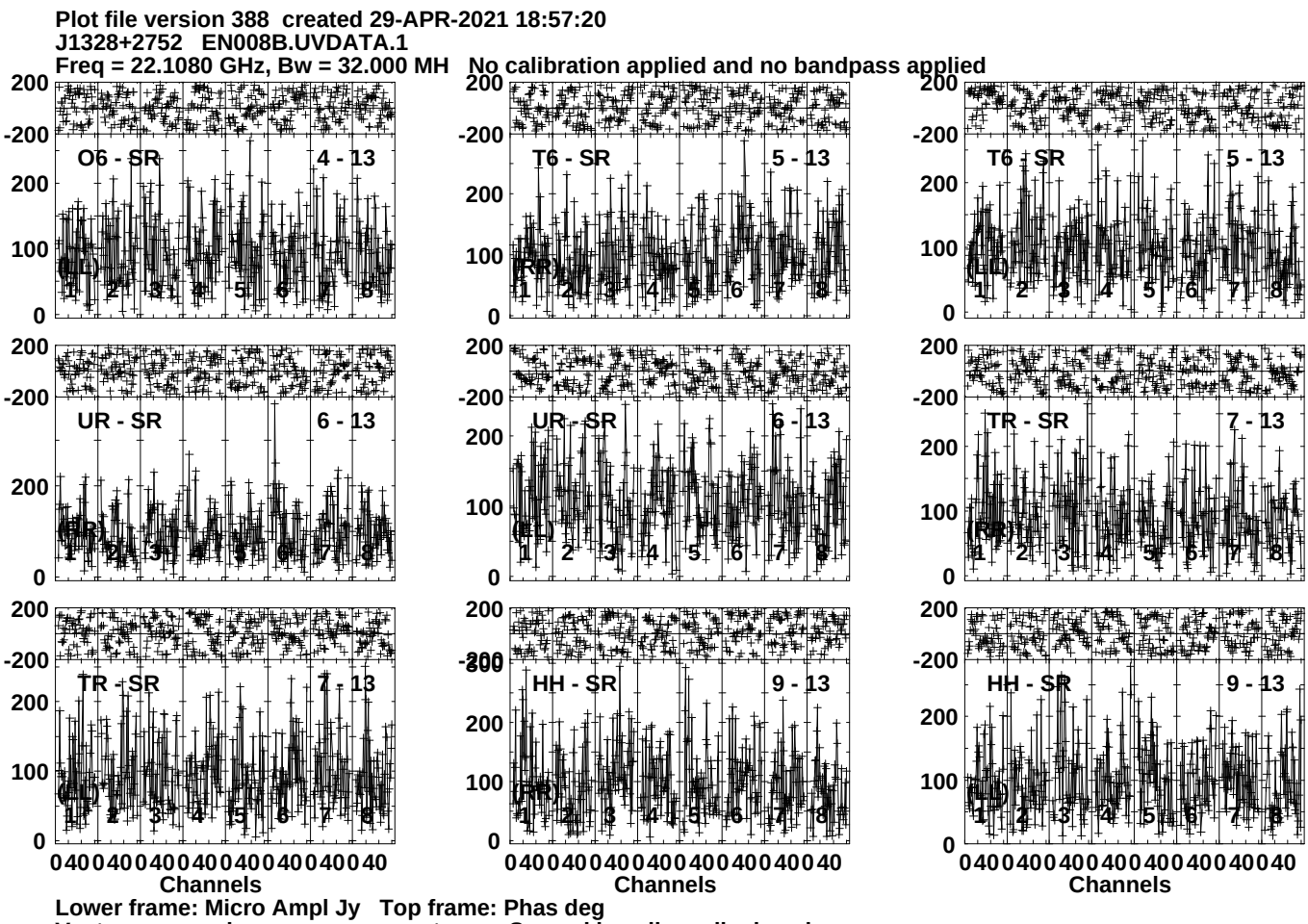
Plot file version 388 created 29-APR-2021 18:57:20
J1328+2752 EN008B.UVDATA.1
Freq = 22.1080 GHz, Bw = 32.000 MH No calibration applied and no bandpass applied
O6 - SR 4 - 13
T6 - SR 5 - 13
T6 - SR 5 - 13
UR - SR 6 - 13
UR - SR 6 - 13
TR - SR 7 - 13
TR - SR 7 - 13
HH - SR 9 - 13
HH - SR 9 - 13
200
-200
100
0
1 2 3 4 5 6 7 8
0 40 0 40 0 40 0 40 0 40 0 40 0 40 0 40
Channels
Lower frame: Micro Ampl Jy Top frame: Phas deg
Vector averaged cross-power spectrum Several baselines displayed
Timerange: 00/20:03:31 to 00/20:05:29

Plot file version 389 created 29-APR-2021 18:57:20
J1328+2752 EN008B.UVDATA.1
Freq = 22.1080 GHz, Bw = 32.000 MH No calibration applied and no bandpass applied

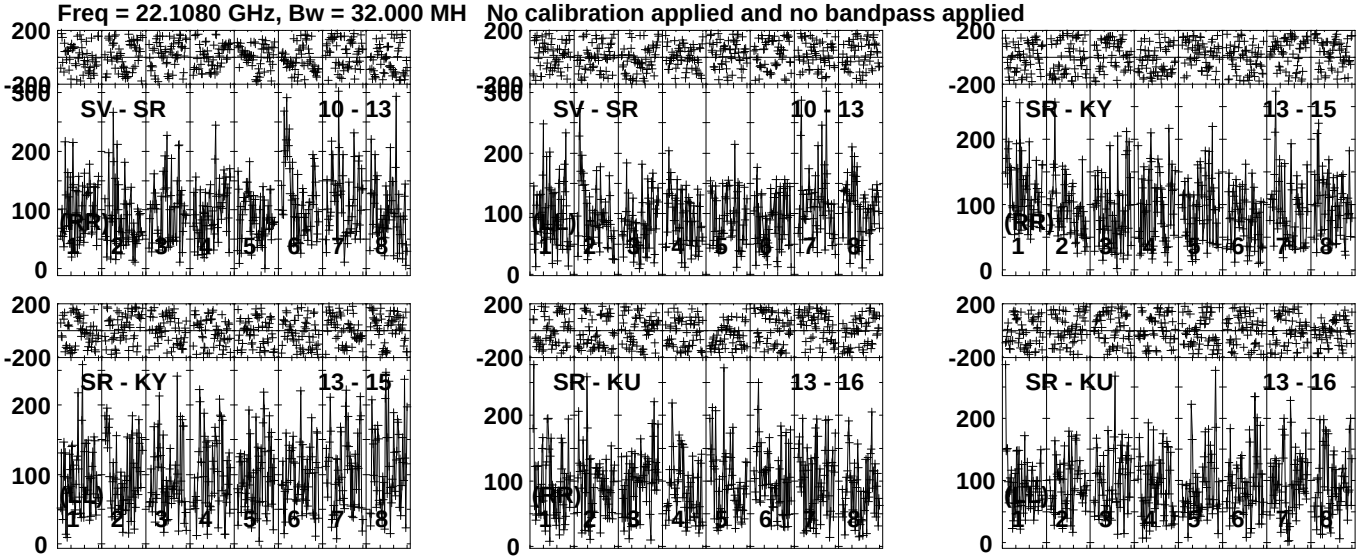

Lower frame: Micro Ampl Jy Top frame: Phas deg
Vector averaged cross-power spectrum Several baselines displayed
Timerange: 00/20:03:31 to 00/20:05:29

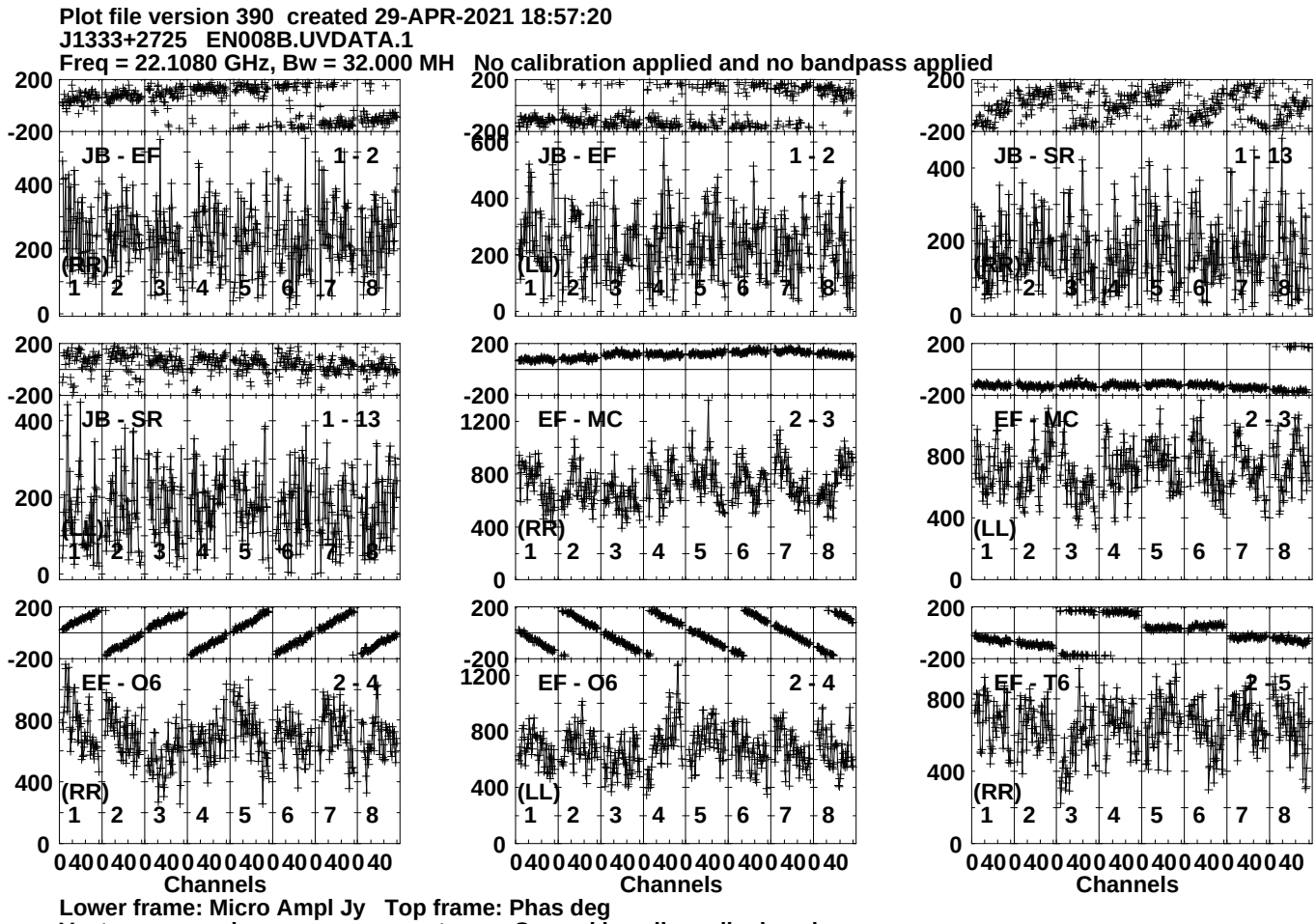
Plot file version 390 created 29-APR-2021 18:57:20
J1333+2725 EN008B.UVDATA.1
Freq = 22.1080 GHz, Bw = 32.000 MH No calibration applied and no bandpass applied
JB - EF 1 - 2
(RR)
JB - EF 1 - 2
(LL)
JB - SR 1 - 13
(RR)
JB - SR 1 - 13
(LL)
EF - MC 2 - 3
(RR)
EF - MC 2 - 3
(LL)
EF - O6 2 - 4
(RR)
EF - O6 2 - 4
(LL)
EF - T6 2 - 5
(RR)
Channels
Channels
Channels
Lower frame: Micro Ampl Jy Top frame: Phas deg
Vector averaged cross-power spectrum Several baselines displayed
Timerange: 00/20:06:01 to 00/20:06:59

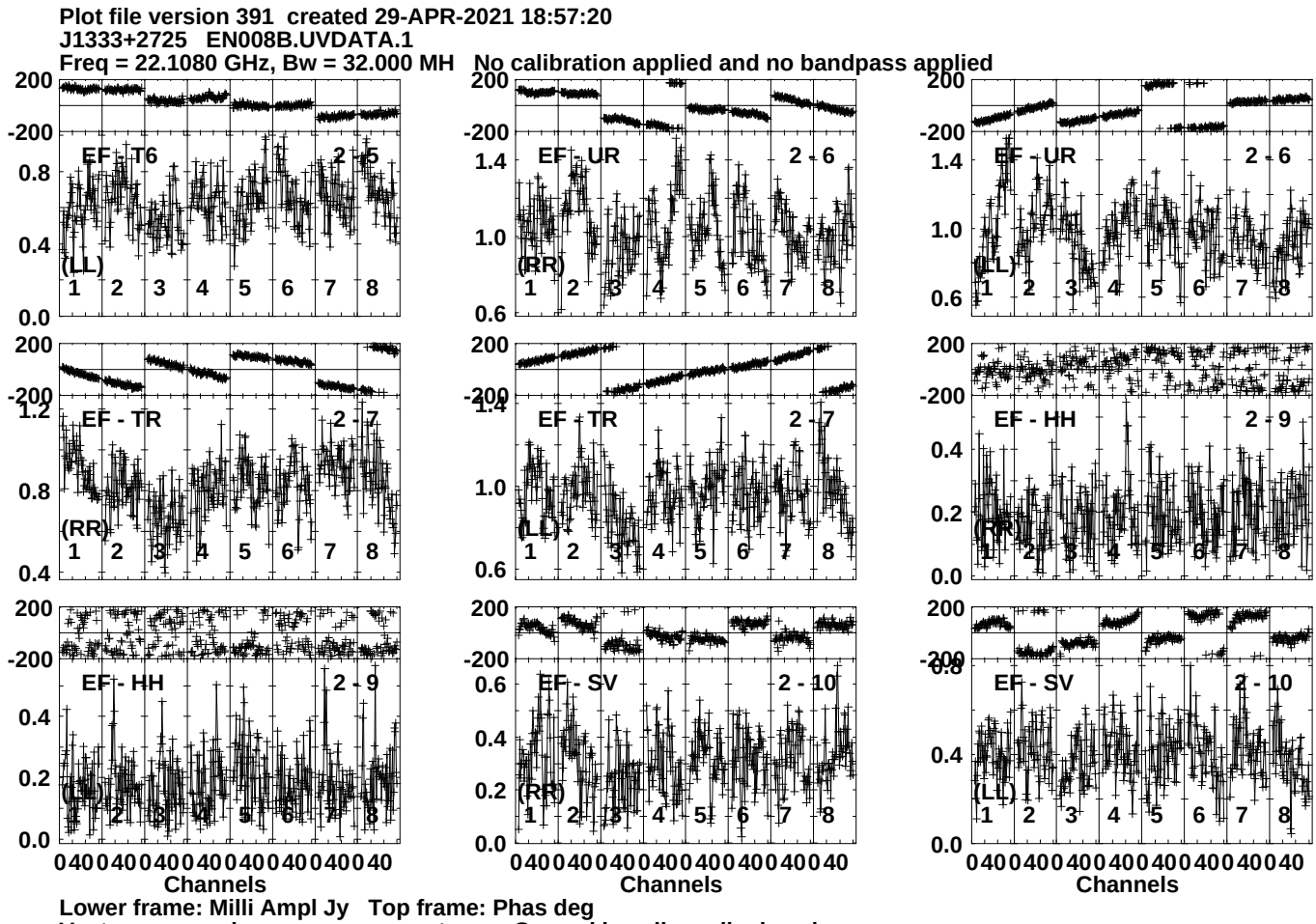
Plot file version 391 created 29-APR-2021 18:57:20
J1333+2725 EN008B.UVDATA.1
Freq = 22.1080 GHz, Bw = 32.000 MH No calibration applied and no bandpass applied
EF - T6 2 - 5
EF - UR 2 - 6
EF - UR 2 - 6
EF - TR 2 - 7
EF - TR 2 - 7
EF - HH 2 - 9
EF - HH 2 - 9
EF - SV 2 - 10
EF - SV 2 - 10
(LL)
(RR)
Channels
Lower frame: Milli Ampl Jy Top frame: Phas deg
Vector averaged cross-power spectrum Several baselines displayed
Timerange: 00/20:06:01 to 00/20:06:59

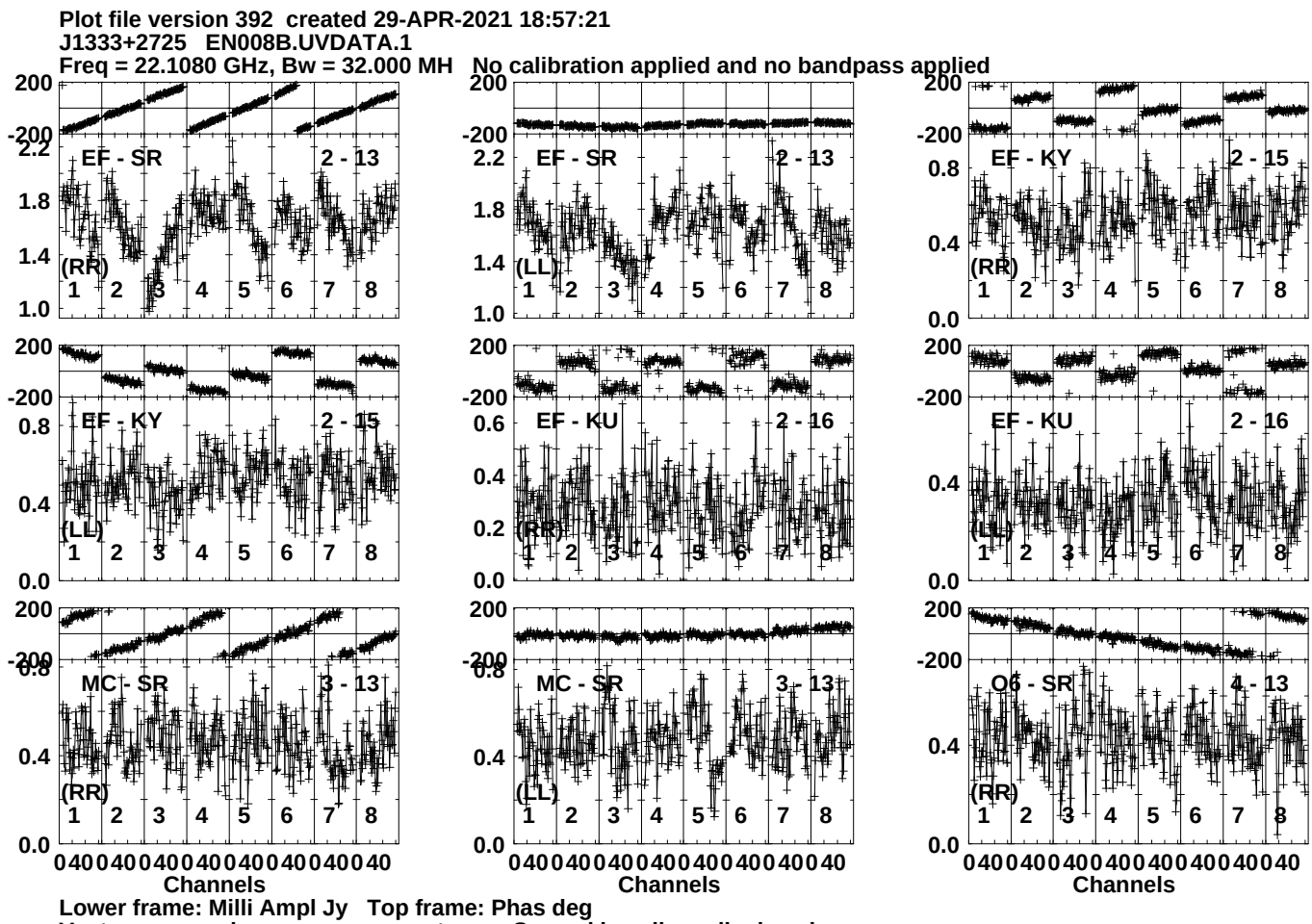
Plot file version 392 created 29-APR-2021 18:57:21
J1333+2725 EN008B.UVDATA.1
Freq = 22.1080 GHz, Bw = 32.000 MH No calibration applied and no bandpass applied
EF - SR 2 - 13
(RR)
EF - SR 2 - 13
(LL)
EF - KY 2 - 15
(RR)
EF - KY 2 - 15
(LL)
EF - KU 2 - 16
(RR)
EF - KU 2 - 16
(LL)
MC - SR 3 - 13
(RR)
MC - SR 3 - 13
(LL)
O6 - SR 4 - 13
(RR)
Channels
Channels
Channels
Lower frame: Milli Ampl Jy Top frame: Phas deg
Vector averaged cross-power spectrum Several baselines displayed
Timerange: 00/20:06:01 to 00/20:06:59

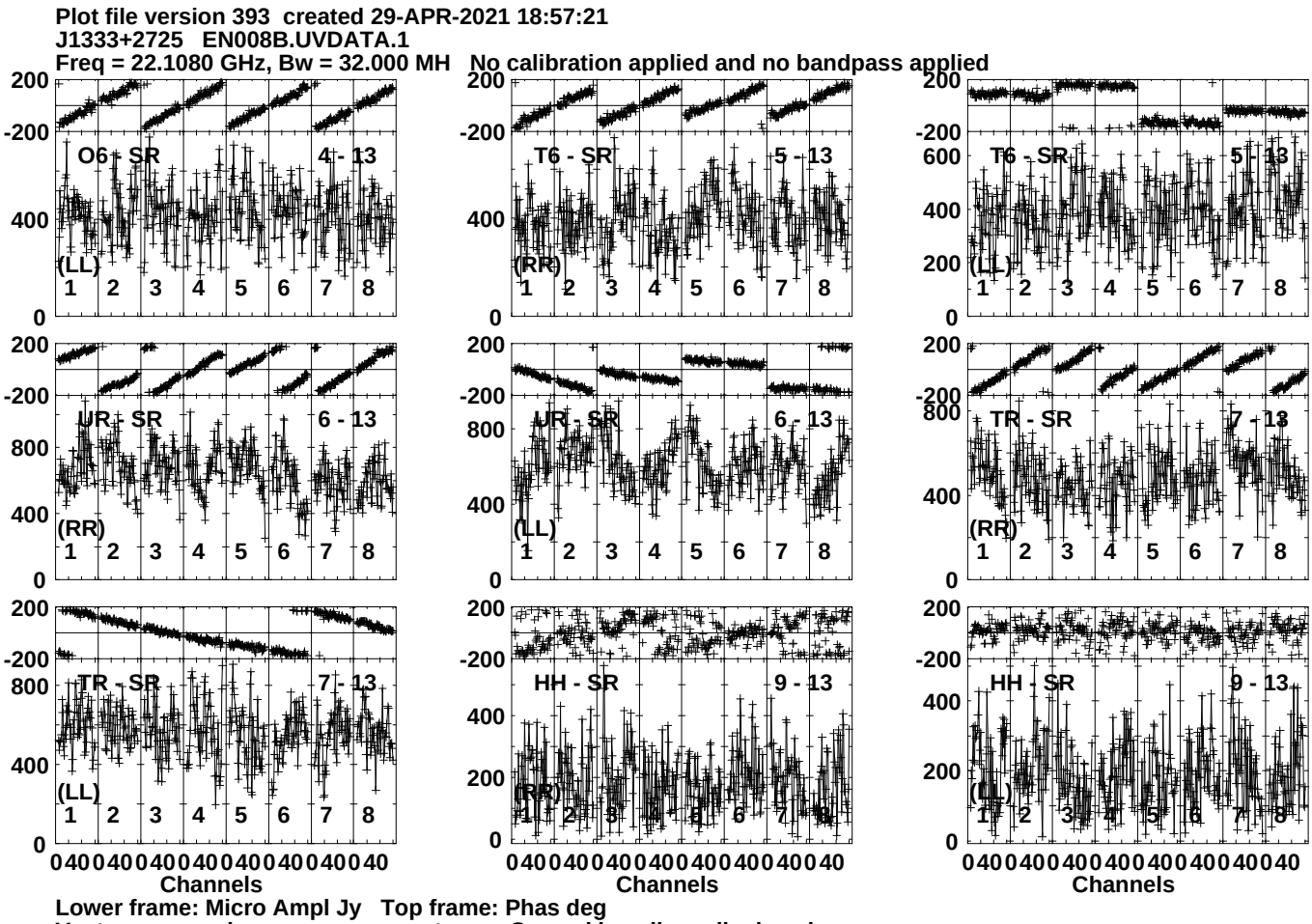
Plot file version 393 created 29-APR-2021 18:57:21
J1333+2725 EN008B.UVDATA.1
Freq = 22.1080 GHz, Bw = 32.000 MH No calibration applied and no bandpass applied
O6 - SR 4 - 13
(LL)
T6 - SR 5 - 13
(RR)
T6 - SR 5 - 13
(LL)
UR - SR 6 - 13
(RR)
UR - SR 6 - 13
(LL)
TR - SR 7 - 13
(RR)
TR - SR 7 - 13
(LL)
HH - SR 9 - 13
(RR)
HH - SR 9 - 13
(LL)
Channels
Channels
Channels
Lower frame: Micro Ampl Jy Top frame: Phas deg
Vector averaged cross-power spectrum Several baselines displayed
Timerange: 00/20:06:01 to 00/20:06:59

Plot file version 394 created 29-APR-2021 18:57:21
J1333+2725 EN008B.UVDATA.1
Freq = 22.1080 GHz, Bw = 32.000 MH No calibration applied and no bandpass applied

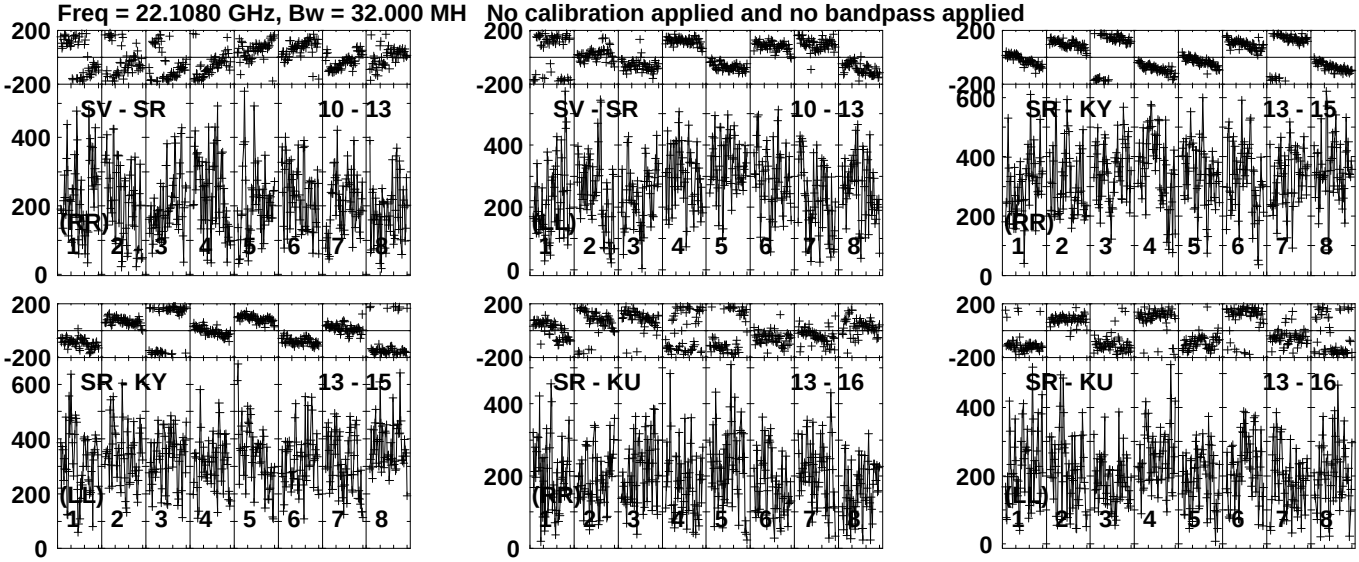

Lower frame: Micro Ampl Jy Top frame: Phas deg
Vector averaged cross-power spectrum Several baselines displayed
Timerange: 00/20:06:01 to 00/20:06:59

Plot file version 395 created 29-APR-2021 18:57:21
J1328+2752 EN008B.UVDATA.1
Freq = 22.1080 GHz, Bw = 32.000 MH No calibration applied and no bandpass applied

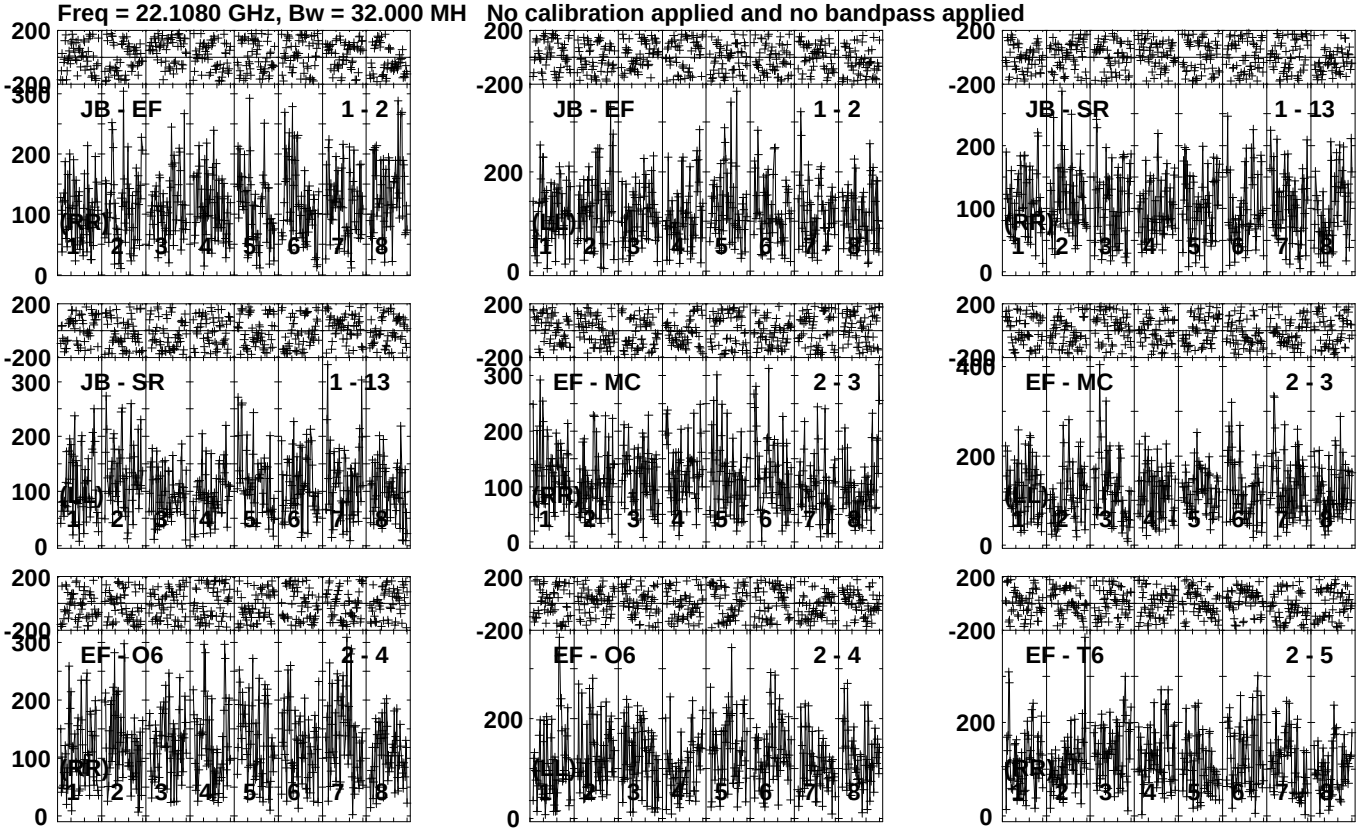

Lower frame: Micro Ampl Jy Top frame: Phas deg
Vector averaged cross-power spectrum Several baselines displayed
Timerange: 00/20:07:01 to 00/20:08:59

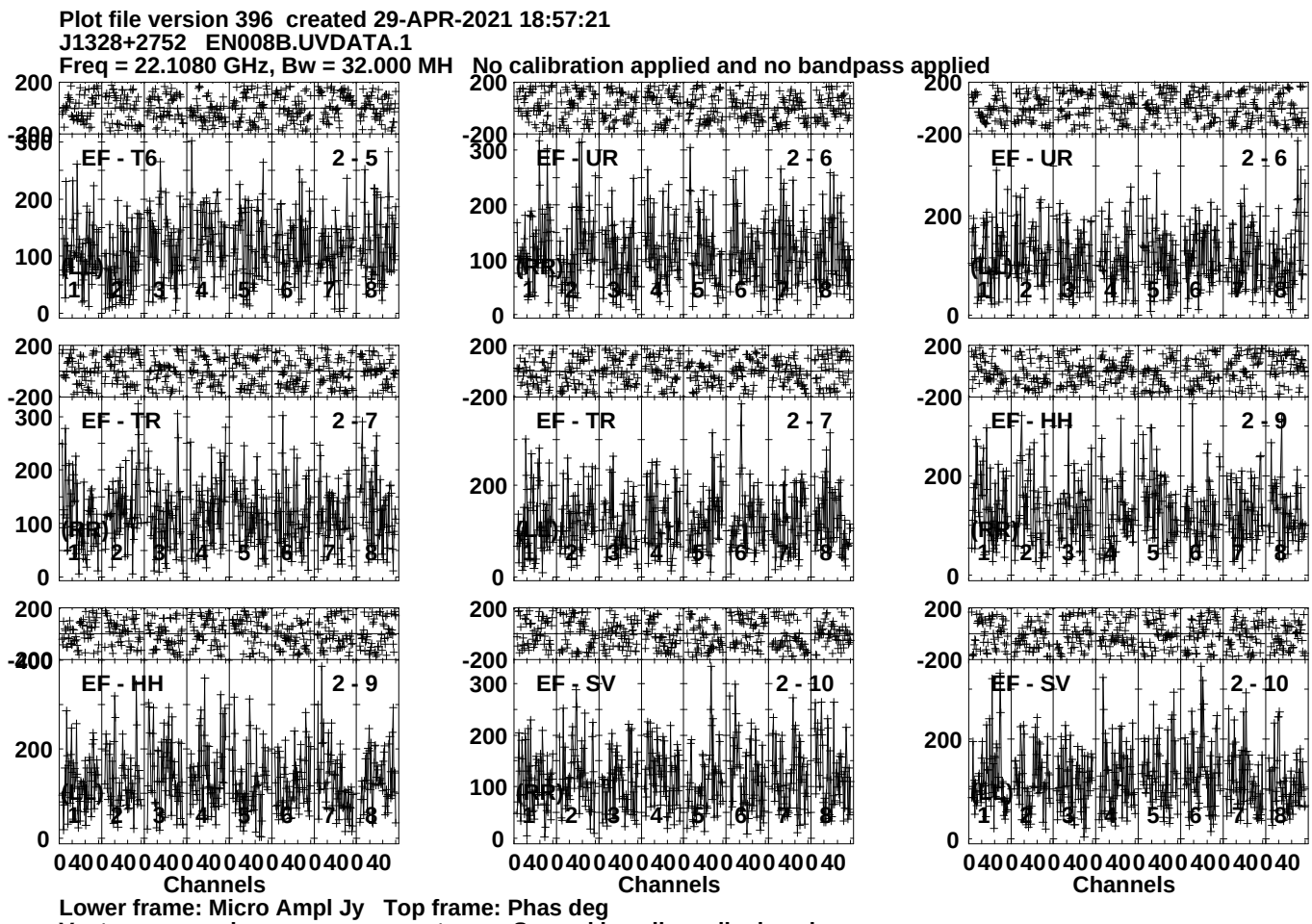
Plot file version 396 created 29-APR-2021 18:57:21
J1328+2752 EN008B.UVDATA.1
Freq = 22.1080 GHz, Bw = 32.000 MH No calibration applied and no bandpass applied
EF - T6 2 - 5
EF - UR 2 - 6
EF - UR 2 - 6
EF - TR 2 - 7
EF - TR 2 - 7
EF - HH 2 - 9
EF - HH 2 - 9
EF - SV 2 - 10
EF - SV 2 - 10
Channels
Channels
Channels
Lower frame: Micro Ampl Jy Top frame: Phas deg
Vector averaged cross-power spectrum Several baselines displayed
Timerange: 00/20:07:01 to 00/20:08:59

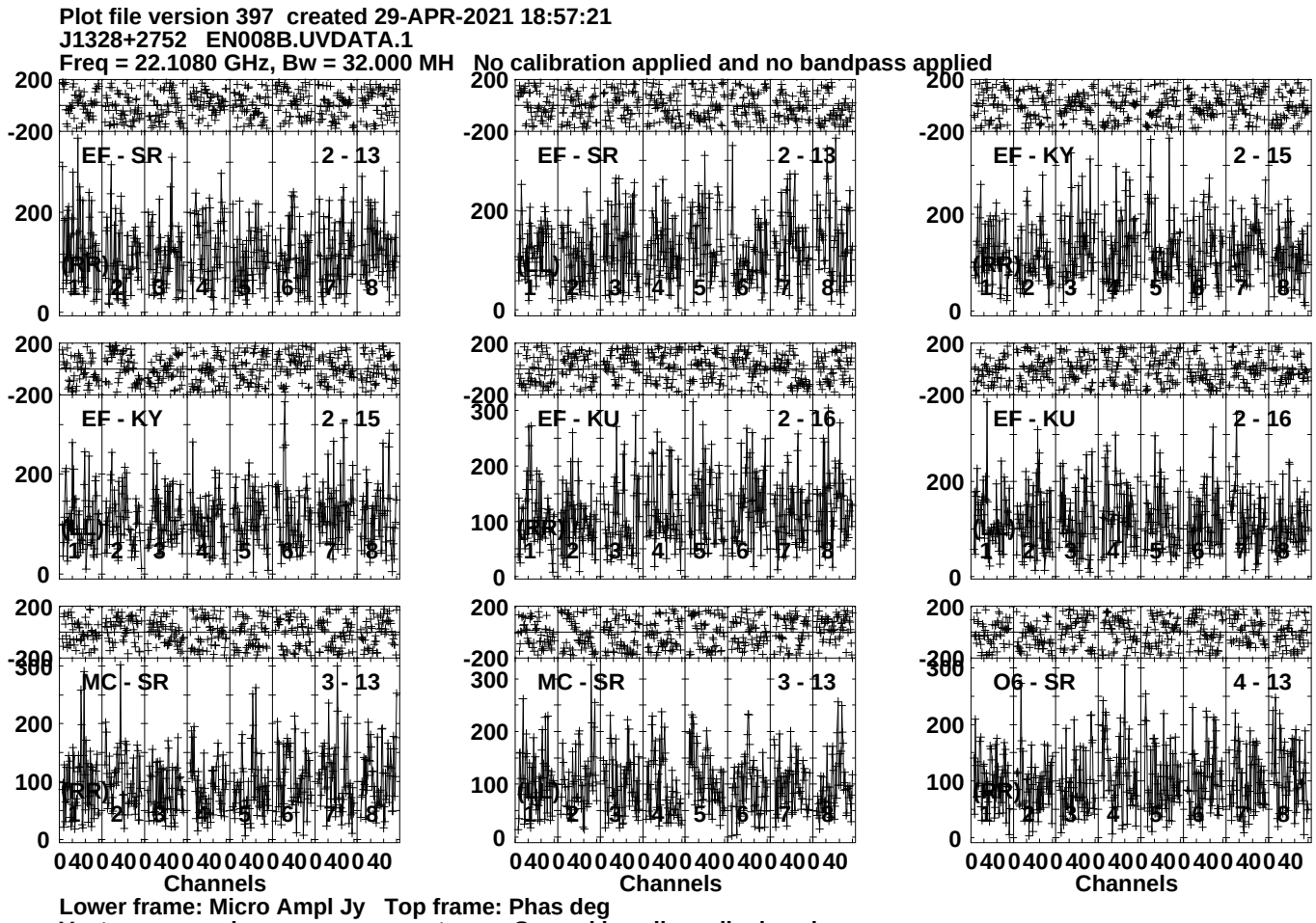
Plot file version 397 created 29-APR-2021 18:57:21
J1328+2752 EN008B.UVDATA.1
Freq = 22.1080 GHz, Bw = 32.000 MH No calibration applied and no bandpass applied
EF - SR 2 - 13
EF - SR 2 - 13
EF - KY 2 - 15
EF - KY 2 - 15
EF - KU 2 - 16
EF - KU 2 - 16
MC - SR 3 - 13
MC - SR 3 - 13
O6 - SR 4 - 13
Channels
Channels
Channels
Lower frame: Micro Ampl Jy Top frame: Phas deg
Vector averaged cross-power spectrum Several baselines displayed
Timerange: 00/20:07:01 to 00/20:08:59

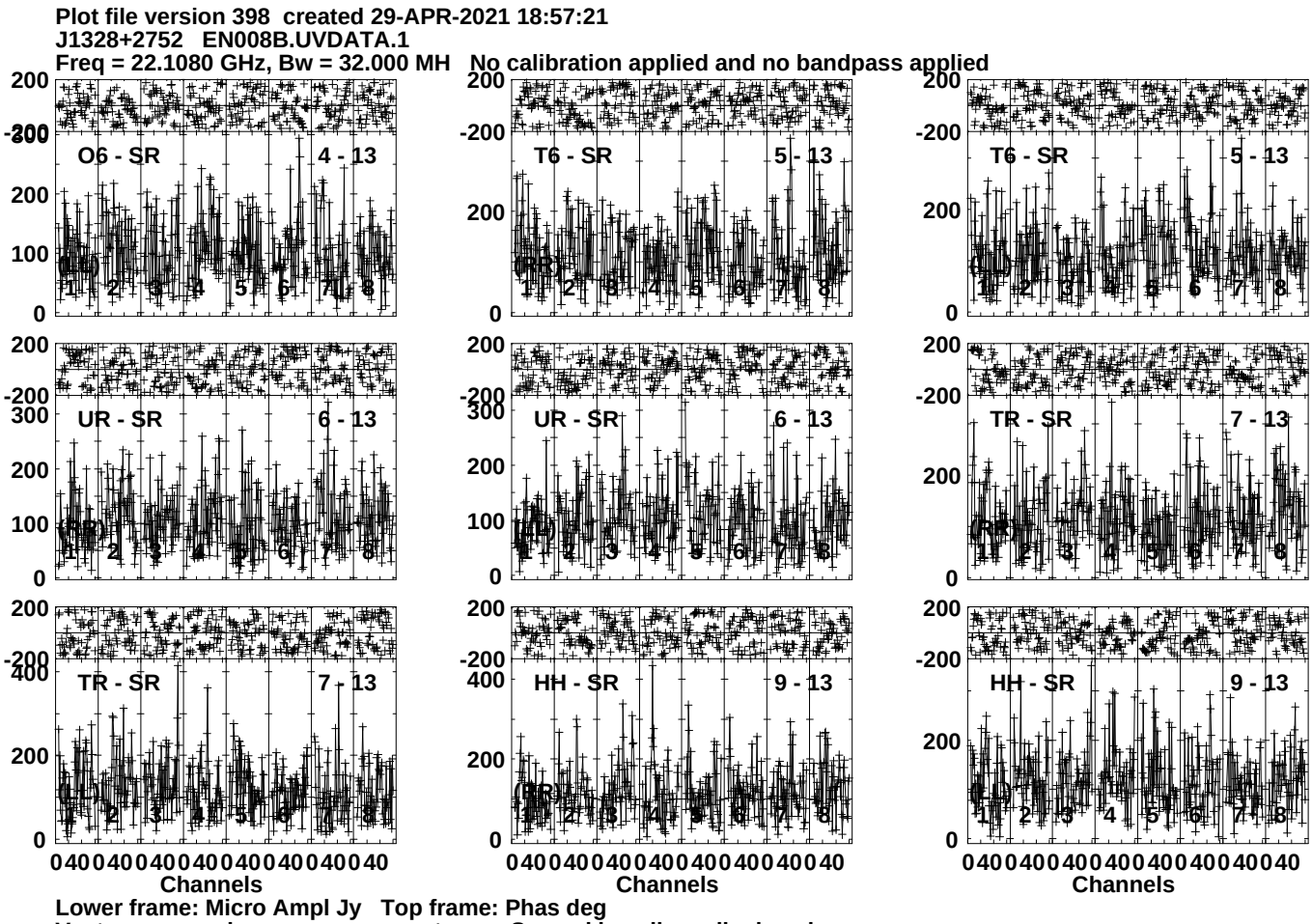
Plot file version 398 created 29-APR-2021 18:57:21
J1328+2752 EN008B.UVDATA.1
Freq = 22.1080 GHz, Bw = 32.000 MH No calibration applied and no bandpass applied
O6 - SR 4 - 13
T6 - SR 5 - 13
T6 - SR 5 - 13
UR - SR 6 - 13
UR - SR 6 - 13
TR - SR 7 - 13
TR - SR 7 - 13
HH - SR 9 - 13
HH - SR 9 - 13
(RR)
(LL)
(RL)
(LR)
Channels
Lower frame: Micro Ampl Jy Top frame: Phas deg
Vector averaged cross-power spectrum Several baselines displayed
Timerange: 00/20:07:01 to 00/20:08:59

Plot file version 399 created 29-APR-2021 18:57:21
J1328+2752 EN008B.UVDATA.1
Freq = 22.1080 GHz, Bw = 32.000 MH No calibration applied and no bandpass applied

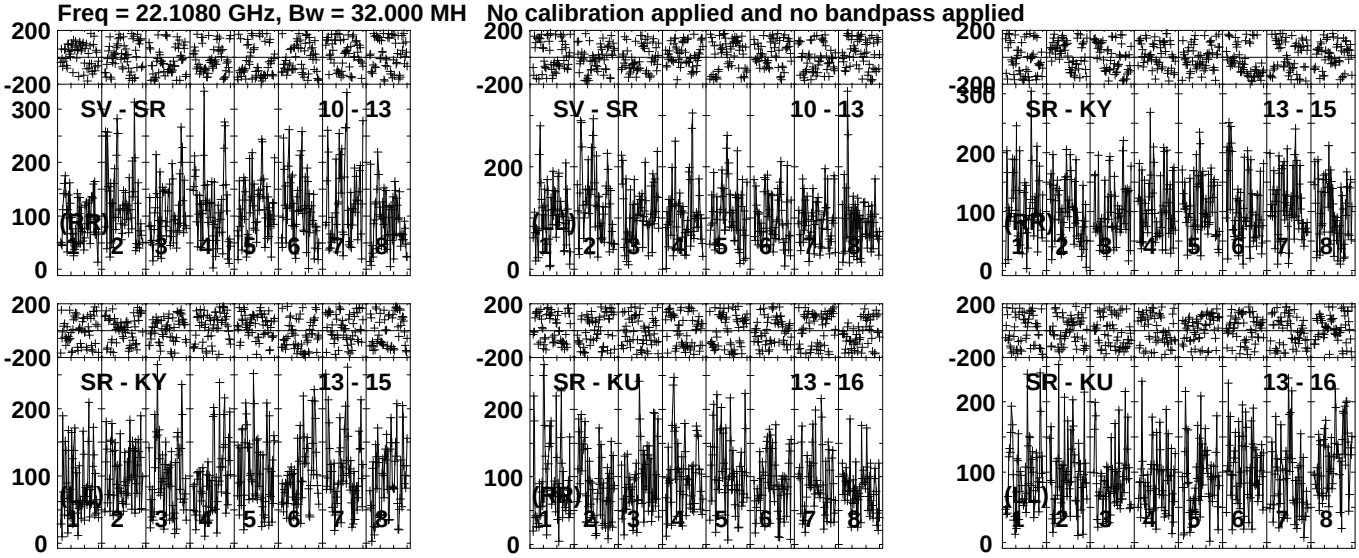

Lower frame: Micro Ampl Jy Top frame: Phas deg
Vector averaged cross-power spectrum Several baselines displayed
Timerange: 00/20:07:01 to 00/20:08:59

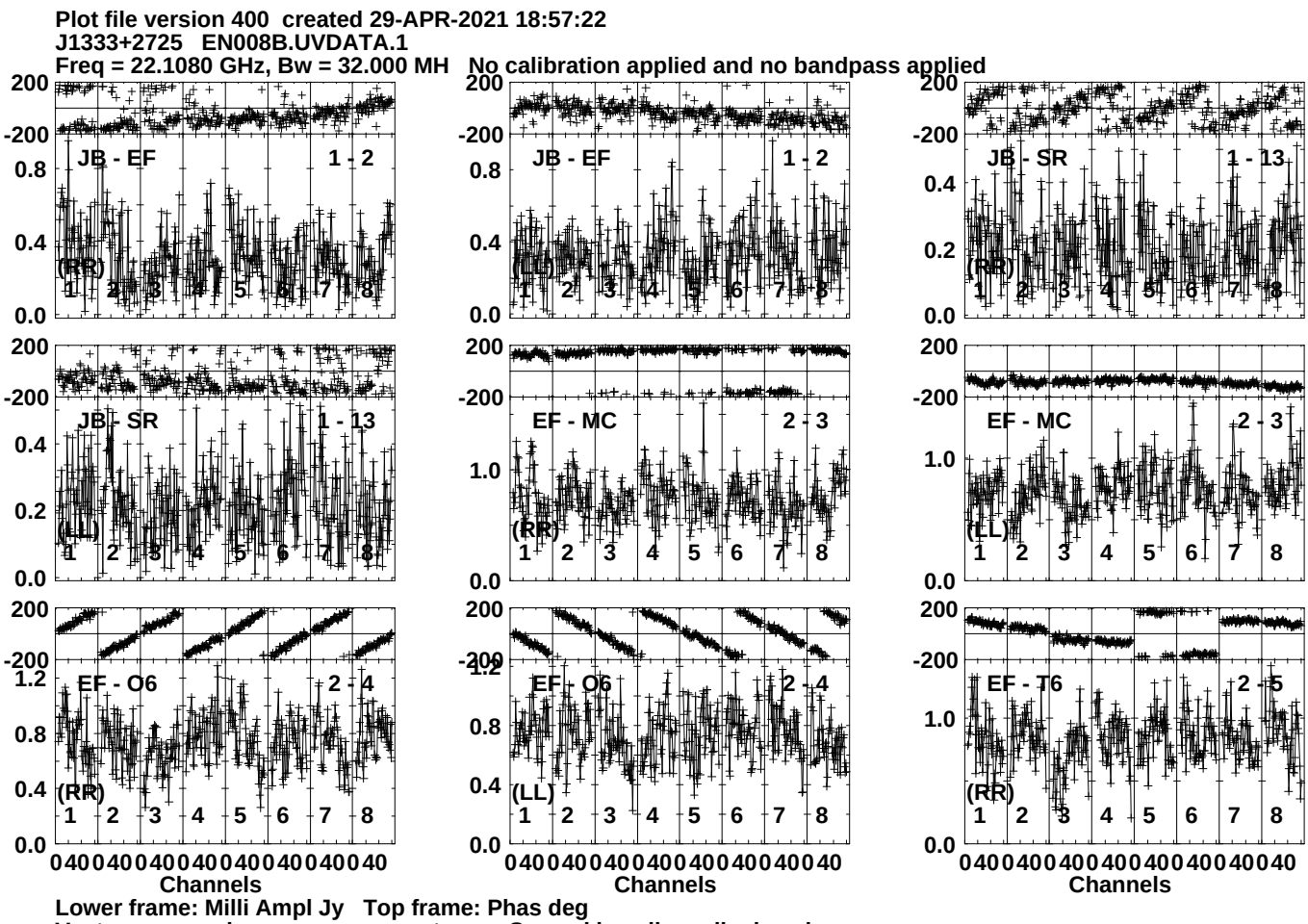
Plot file version 400 created 29-APR-2021 18:57:22
J1333+2725 EN008B.UVDATA.1
Freq = 22.1080 GHz, Bw = 32.000 MH No calibration applied and no bandpass applied
JB - EF 1 - 2
JB - EF 1 - 2
JB - SR 1 - 13
JB - SR 1 - 13
EF - MC 2 - 3
EF - MC 2 - 3
EF - O6 2 - 4
EF - O6 2 - 4
EF - T6 2 - 5
(RR)
(LL)
Channels
Lower frame: Milli Ampl Jy Top frame: Phas deg
Vector averaged cross-power spectrum Several baselines displayed
Timerange: 00/20:09:01 to 00/20:09:59

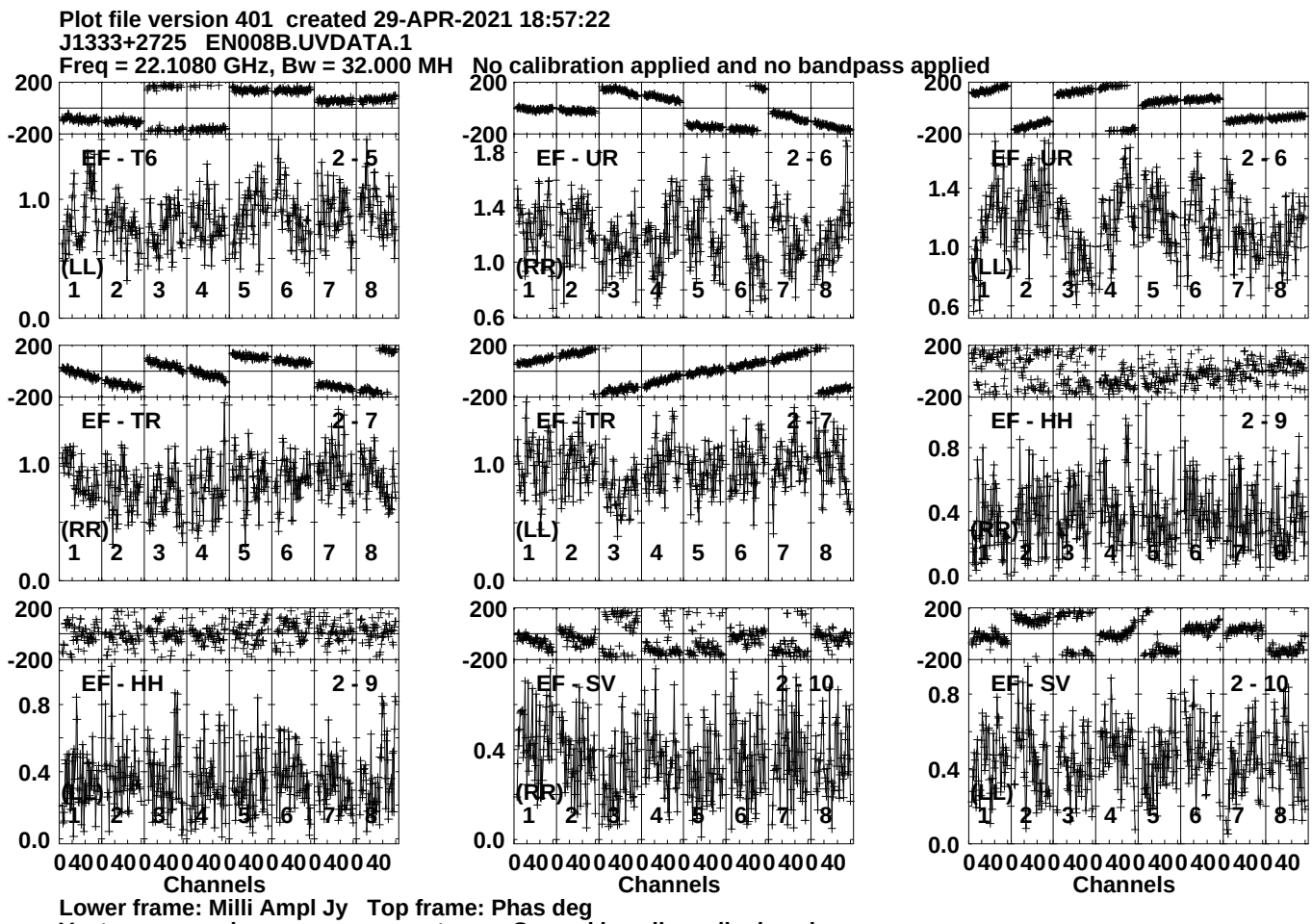
Plot file version 401 created 29-APR-2021 18:57:22
J1333+2725 EN008B.UVDATA.1
Freq = 22.1080 GHz, Bw = 32.000 MH No calibration applied and no bandpass applied
EF - T6 2 - 5
(LL)
EF - UR 2 - 6
(RR)
EF - UR 2 - 6
(LL)
EF - TR 2 - 7
(RR)
EF - TR 2 - 7
(LL)
EF - HH 2 - 9
(RR)
EF - HH 2 - 9
(LL)
EF - SV 2 - 10
(RR)
EF - SV 2 - 10
(LL)
Channels
Channels
Channels
Lower frame: Milli Ampl Jy Top frame: Phas deg
Vector averaged cross-power spectrum Several baselines displayed
Timerange: 00/20:09:01 to 00/20:09:59

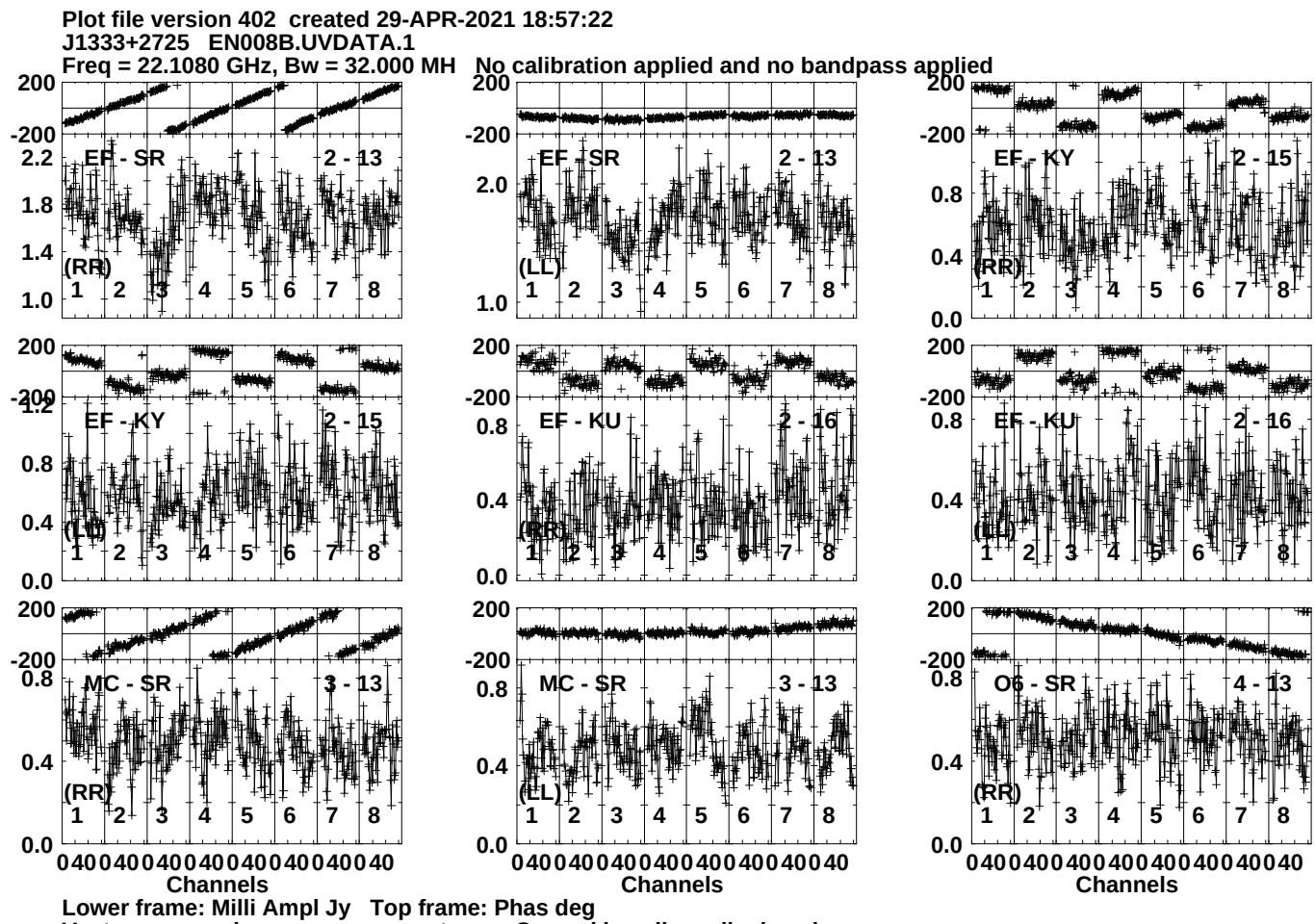
Plot file version 402 created 29-APR-2021 18:57:22
J1333+2725 EN008B.UVDATA.1
Freq = 22.1080 GHz, Bw = 32.000 MH No calibration applied and no bandpass applied
EF - SR 2 - 13
(RR)
EF - SR 2 - 13
(LL)
EF - KY 2 - 15
(RR)
EF - KY 2 - 15
(LL)
EF - KU 2 - 16
(RR)
EF - KU 2 - 16
(LL)
MC - SR 3 - 13
(RR)
MC - SR 3 - 13
(LL)
O6 - SR 4 - 13
(RR)
Channels
Lower frame: Milli Ampl Jy Top frame: Phas deg
Vector averaged cross-power spectrum Several baselines displayed
Timerange: 00/20:09:01 to 00/20:09:59

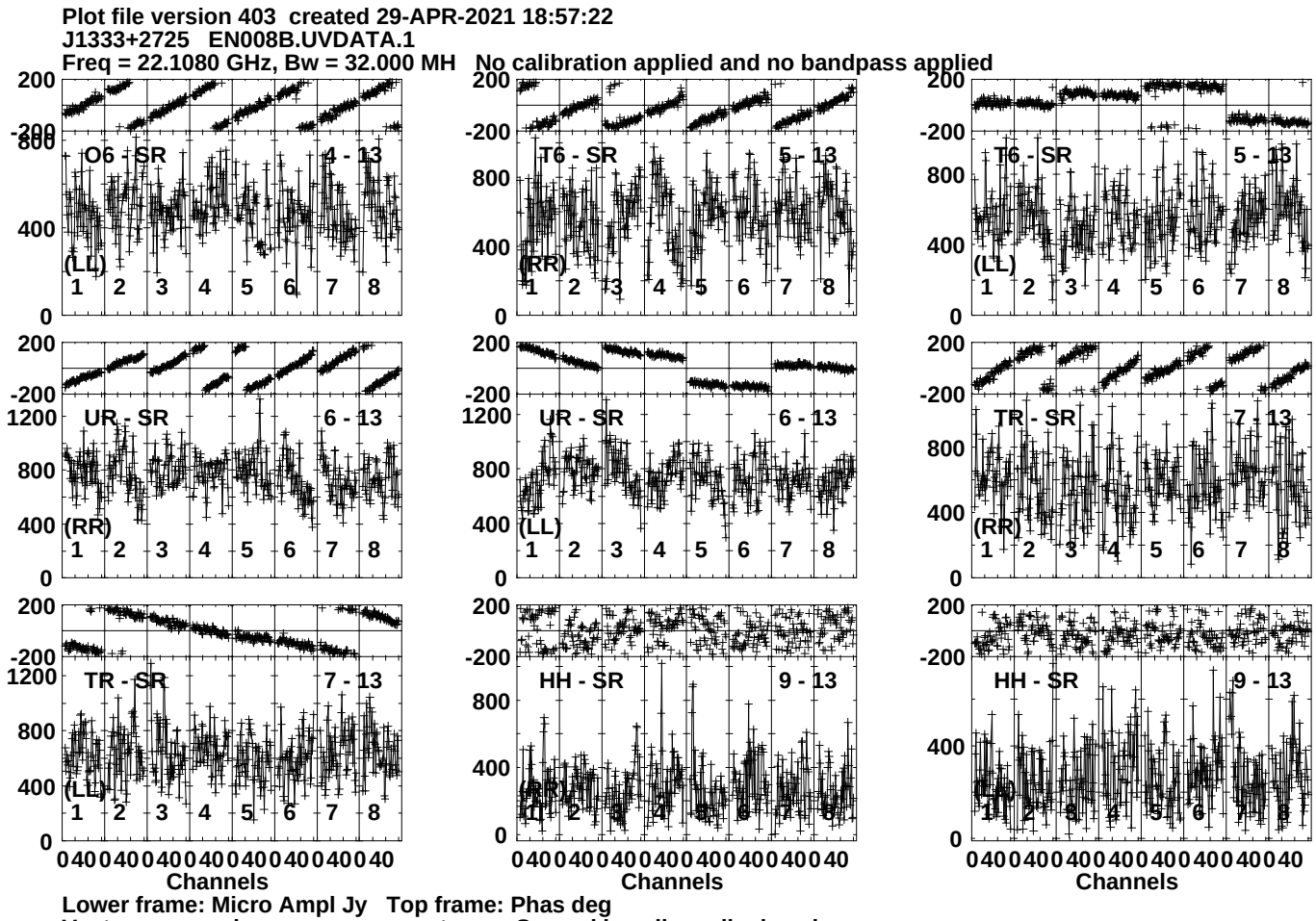
Plot file version 403 created 29-APR-2021 18:57:22
J1333+2725 EN008B.UVDATA.1
Freq = 22.1080 GHz, Bw = 32.000 MH No calibration applied and no bandpass applied
O6 - SR
4 - 13
T6 - SR
5 - 13
T6 - SR
5 - 13
UR - SR
6 - 13
UR - SR
6 - 13
TR - SR
7 - 13
TR - SR
7 - 13
HH - SR
9 - 13
HH - SR
9 - 13
(LL)
(RR)
(LL)
(RR)
(LL)
(RR)
(LL)
(RR)
Channels
Channels
Channels
Lower frame: Micro Ampl Jy Top frame: Phas deg
Vector averaged cross-power spectrum Several baselines displayed
Timerange: 00/20:09:01 to 00/20:09:59

Plot file version 404 created 29-APR-2021 18:57:22
J1333+2725 EN008B.UVDATA.1
Freq = 22.1080 GHz, Bw = 32.000 MH No calibration applied and no bandpass applied

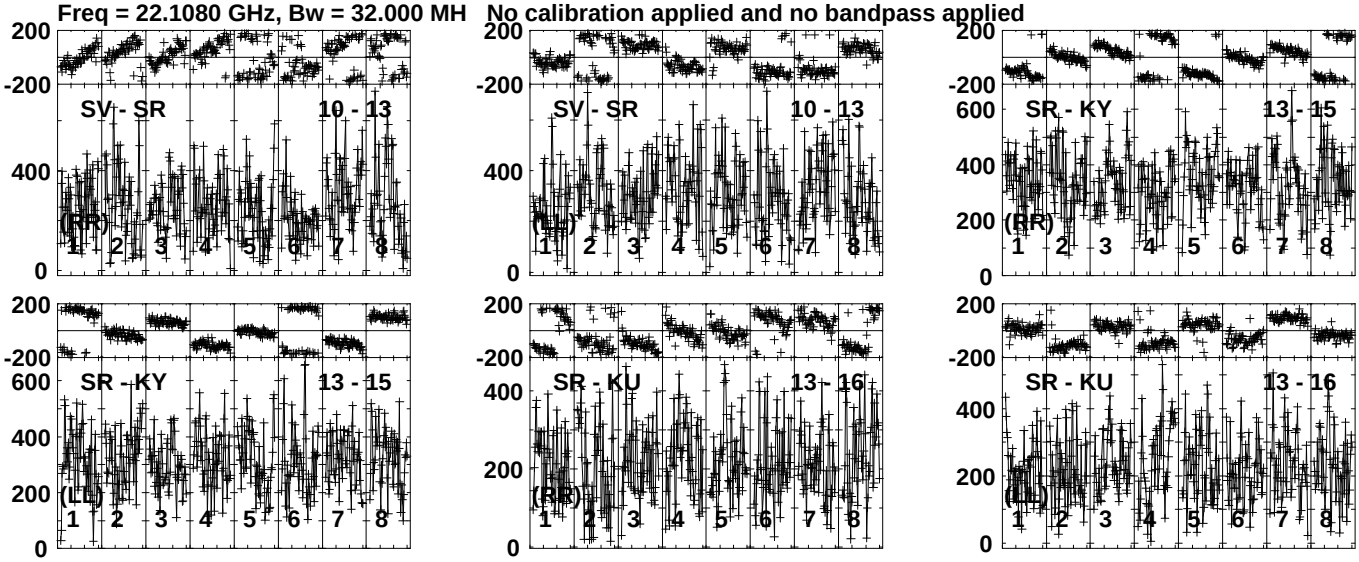

Lower frame: Micro Ampl Jy Top frame: Phas deg
Vector averaged cross-power spectrum Several baselines displayed
Timerange: 00/20:09:01 to 00/20:09:59

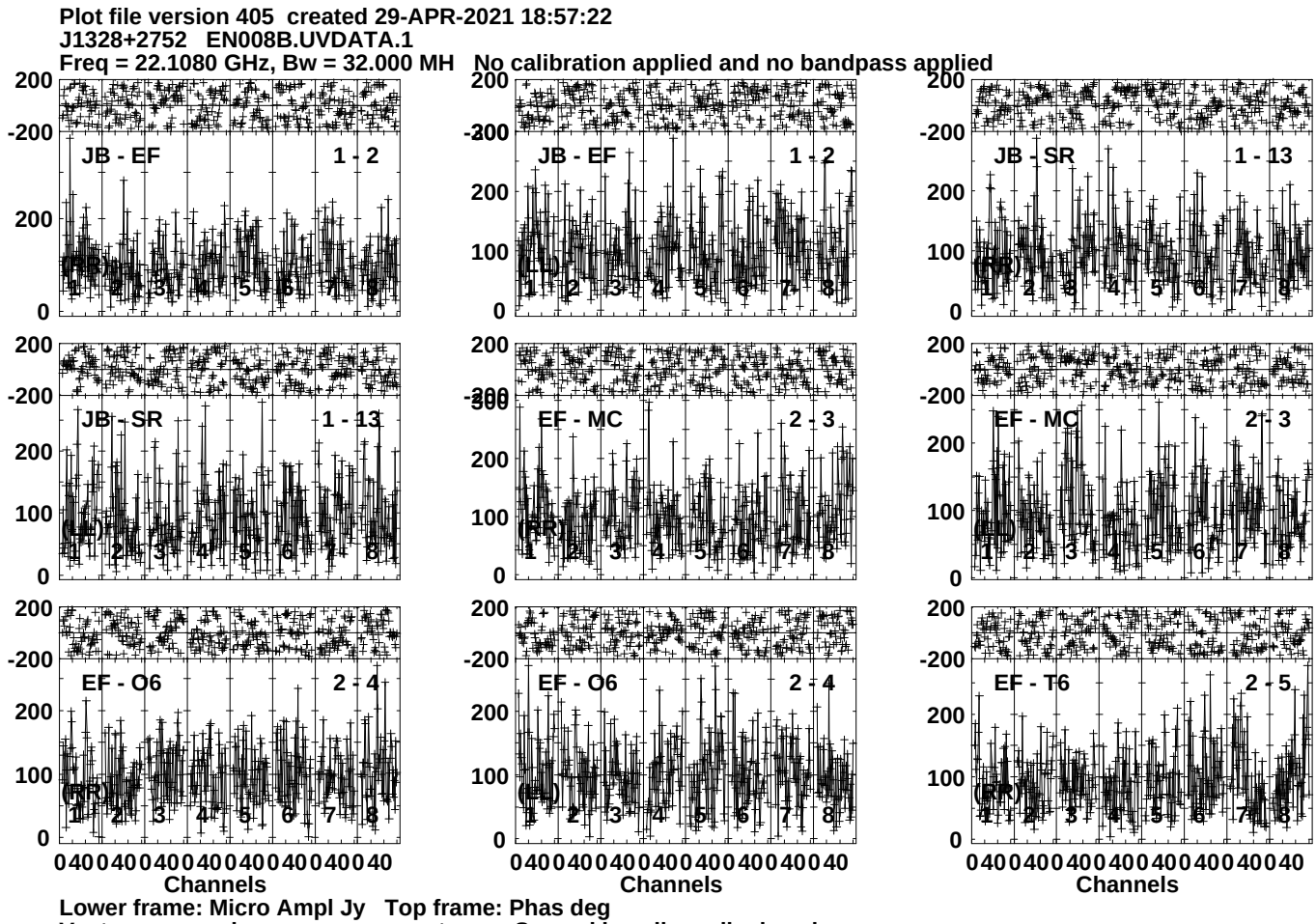
Plot file version 405 created 29-APR-2021 18:57:22
J1328+2752 EN008B.UVDATA.1
Freq = 22.1080 GHz, Bw = 32.000 MH No calibration applied and no bandpass applied
JB - EF 1 - 2
JB - EF 1 - 2
JB - SR 1 - 13
JB - SR 1 - 13
EF - MC 2 - 3
EF - MC 2 - 3
EF - O6 2 - 4
EF - O6 2 - 4
EF - T6 2 - 5
(RR)
(LL)
(RL)
(LR)
200
-200
100
0
1 2 3 4 5 6 7 8
0 40 0 40 0 40 0 40 0 40 0 40 0 40 0 40
Channels
Lower frame: Micro Ampl Jy Top frame: Phas deg
Vector averaged cross-power spectrum Several baselines displayed
Timerange: 00/20:10:41 to 00/20:12:39

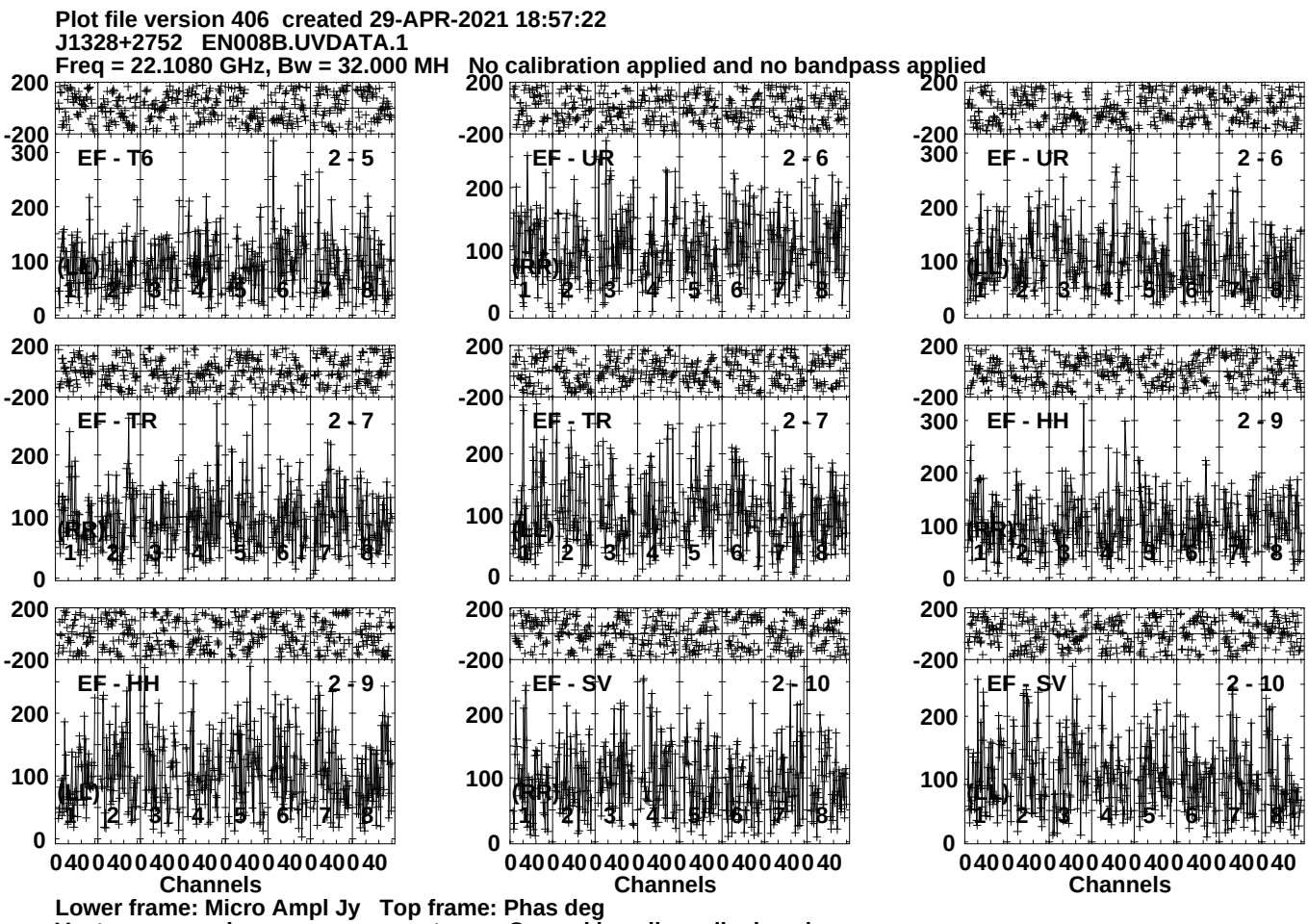
Plot file version 406 created 29-APR-2021 18:57:22
J1328+2752 EN008B.UVDATA.1
Freq = 22.1080 GHz, Bw = 32.000 MH No calibration applied and no bandpass applied
EF - T6 2 - 5
EF - UR 2 - 6
EF - UR 2 - 6
EF - TR 2 - 7
EF - TR 2 - 7
EF - HH 2 - 9
EF - HH 2 - 9
EF - SV 2 - 10
EF - SV 2 - 10
(LL)
(RR)
Channels
Lower frame: Micro Ampl Jy Top frame: Phas deg
Vector averaged cross-power spectrum Several baselines displayed
Timerange: 00/20:10:41 to 00/20:12:39

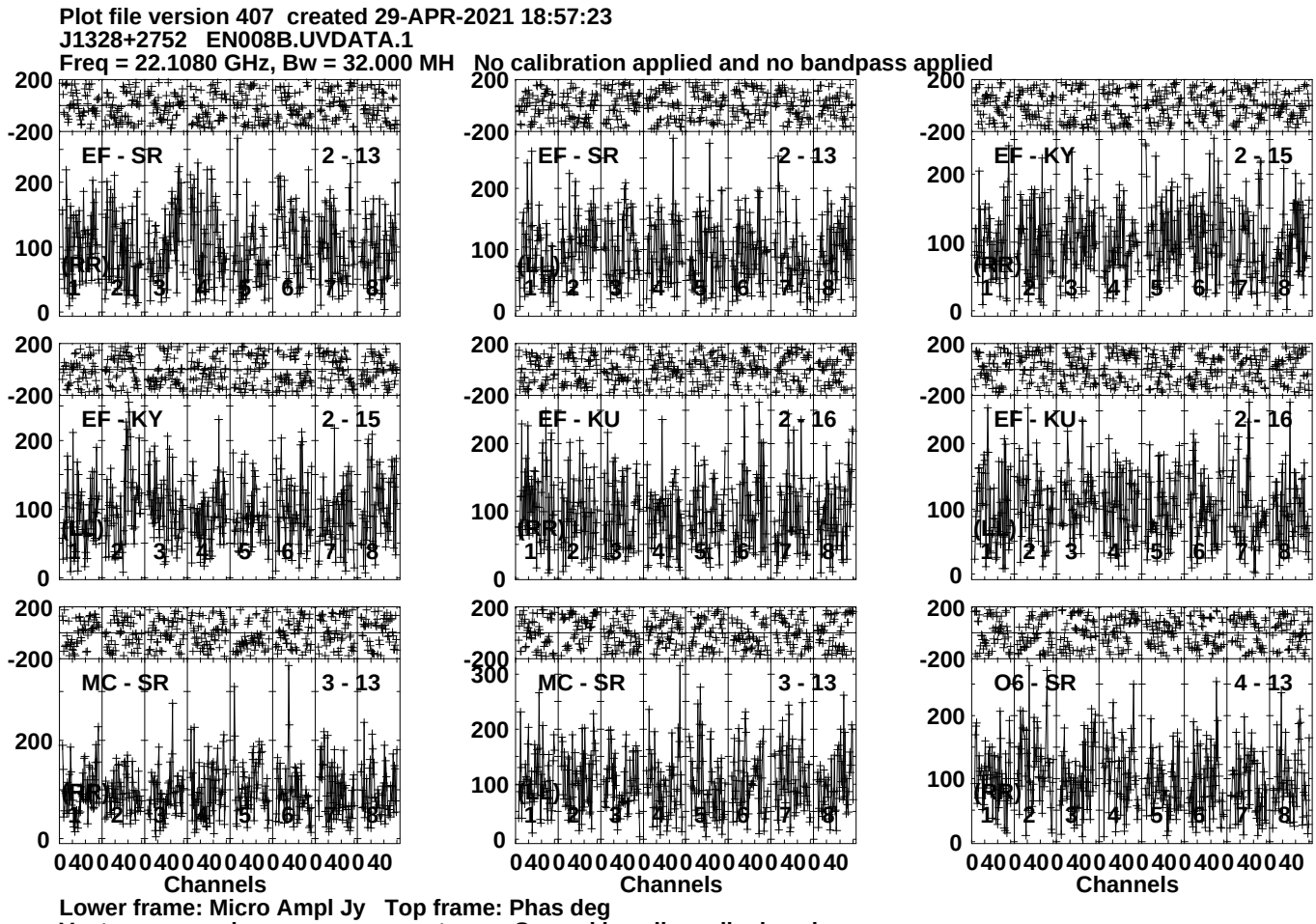
Plot file version 407 created 29-APR-2021 18:57:23
J1328+2752 EN008B.UVDATA.1
Freq = 22.1080 GHz, Bw = 32.000 MH No calibration applied and no bandpass applied
EF - SR 2 - 13
EF - SR 2 - 13
EF - KY 2 - 15
EF - KY 2 - 15
EF - KU 2 - 16
EF - KU 2 - 16
MC - SR 3 - 13
MC - SR 3 - 13
O6 - SR 4 - 13
(RR)
(LL)
Channels
Lower frame: Micro Ampl Jy Top frame: Phas deg
Vector averaged cross-power spectrum Several baselines displayed
Timerange: 00/20:10:41 to 00/20:12:39

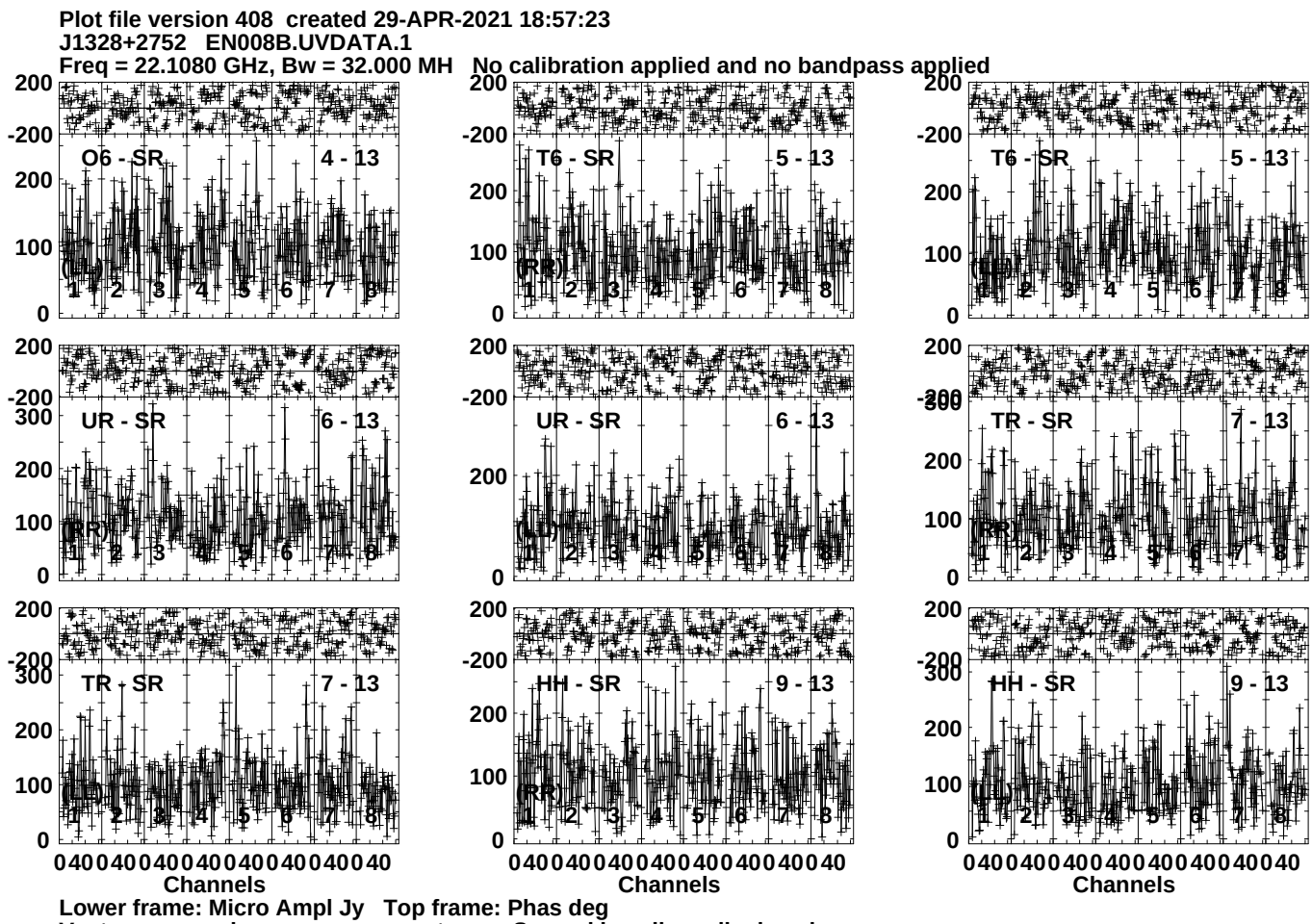
Plot file version 408 created 29-APR-2021 18:57:23
J1328+2752 EN008B.UVDATA.1
Freq = 22.1080 GHz, Bw = 32.000 MH No calibration applied and no bandpass applied
O6 - SR 4 - 13
T6 - SR 5 - 13
T6 - SR 5 - 13
UR - SR 6 - 13
UR - SR 6 - 13
TR - SR 7 - 13
TR - SR 7 - 13
HH - SR 9 - 13
HH - SR 9 - 13
(RR)
(LL)
Channels
Lower frame: Micro Ampl Jy Top frame: Phas deg
Vector averaged cross-power spectrum Several baselines displayed
Timerange: 00/20:10:41 to 00/20:12:39

Plot file version 409 created 29-APR-2021 18:57:23
J1328+2752 EN008B.UVDATA.1
Freq = 22.1080 GHz, Bw = 32.000 MH No calibration applied and no bandpass applied

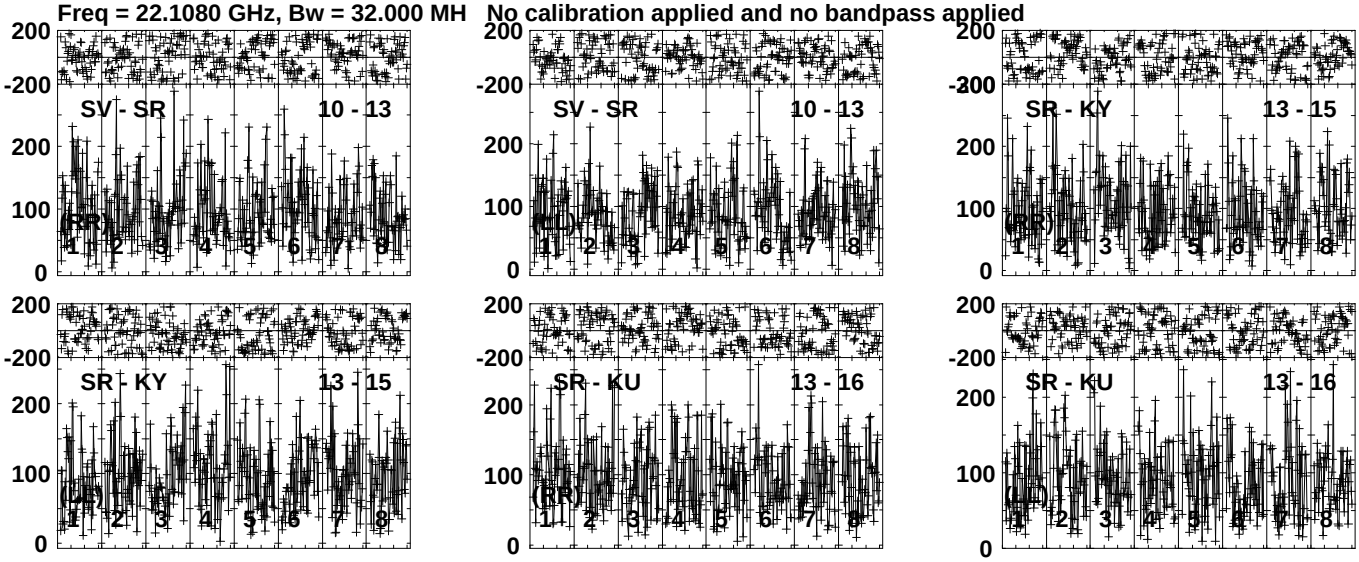

Lower frame: Micro Ampl Jy Top frame: Phas deg
Vector averaged cross-power spectrum Several baselines displayed
Timerange: 00/20:10:41 to 00/20:12:39

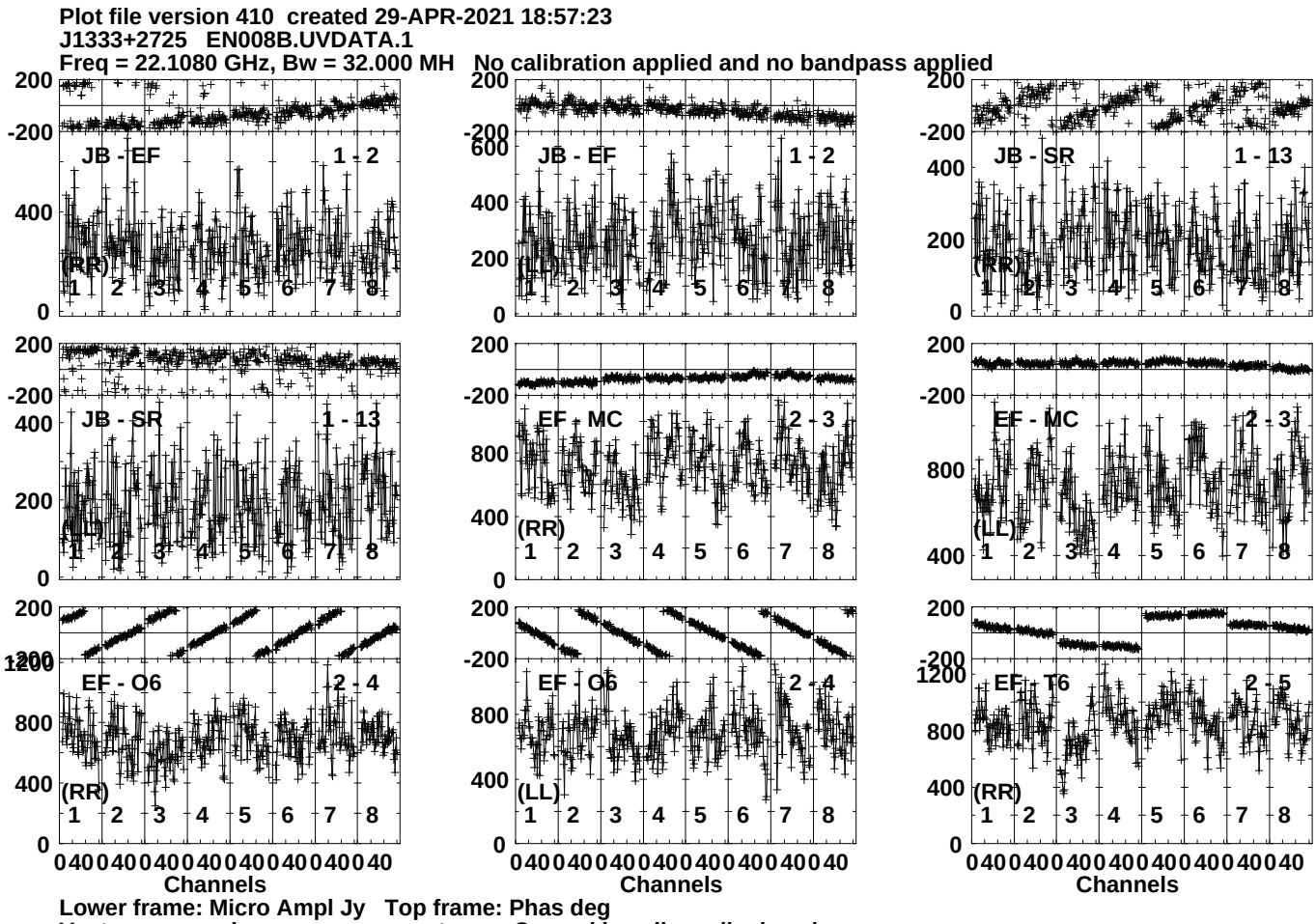
Plot file version 410 created 29-APR-2021 18:57:23
J1333+2725 EN008B.UVDATA.1
Freq = 22.1080 GHz, Bw = 32.000 MH No calibration applied and no bandpass applied
JB - EF 1 - 2
(RR)
JB - EF 1 - 2
(LL)
JB - SR 1 - 13
(RR)
JB - SR 1 - 13
(LL)
EF - MC 2 - 3
(RR)
EF - MC 2 - 3
(LL)
EF - O6 2 - 4
(RR)
EF - O5 2 - 4
(LL)
EF - T6 2 - 5
(RR)
Channels
Channels
Channels
Lower frame: Micro Ampl Jy Top frame: Phas deg
Vector averaged cross-power spectrum Several baselines displayed
Timerange: 00/20:13:11 to 00/20:14:09

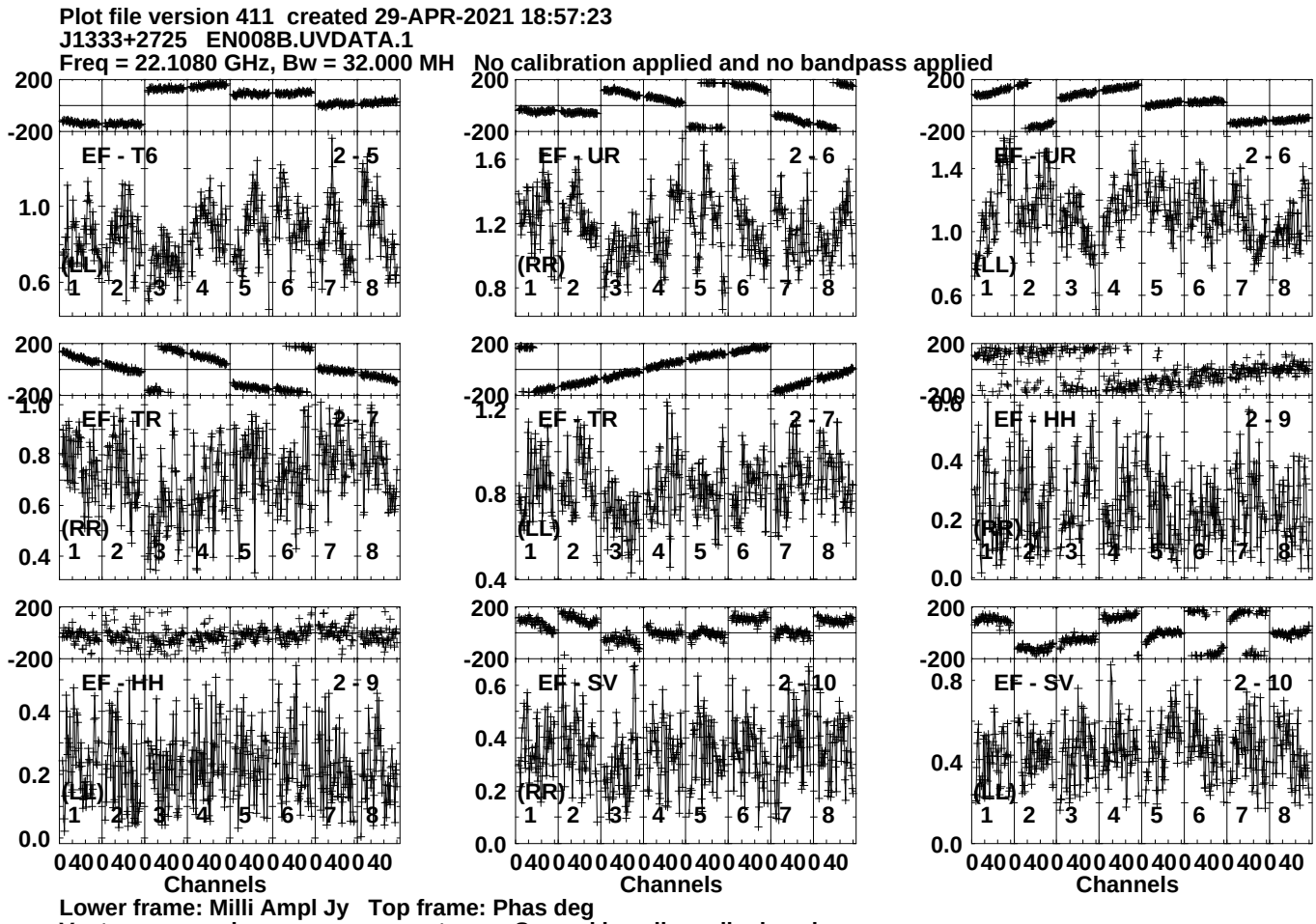
Plot file version 411 created 29-APR-2021 18:57:23
J1333+2725 EN008B.UVDATA.1
Freq = 22.1080 GHz, Bw = 32.000 MH No calibration applied and no bandpass applied
EF - T6 2 - 5
(LL)
EF - UR 2 - 6
(RR)
EF - UR 2 - 6
(LL)
EF - TR 2 - 7
(RR)
EF - TR 2 - 7
(LL)
EF - HH 2 - 9
(RR)
EF - HH 2 - 9
(LL)
EF - SV 2 - 10
(RR)
EF - SV 2 - 10
(LL)
Channels
Channels
Channels
Lower frame: Milli Ampl Jy Top frame: Phas deg
Vector averaged cross-power spectrum Several baselines displayed
Timerange: 00/20:13:11 to 00/20:14:09

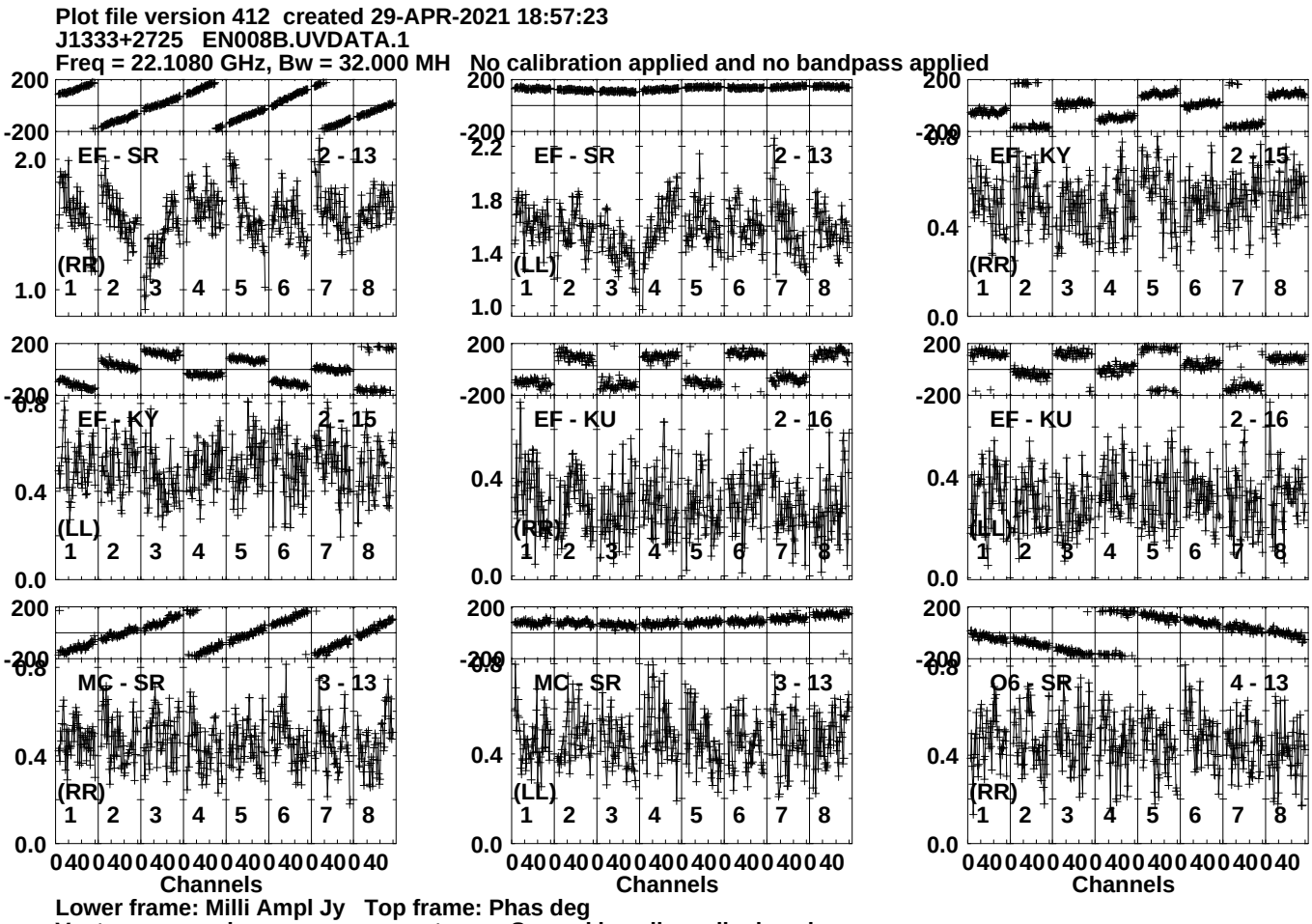
Plot file version 412 created 29-APR-2021 18:57:23
J1333+2725 EN008B.UVDATA.1
Freq = 22.1080 GHz, Bw = 32.000 MH No calibration applied and no bandpass applied
EF - SR 2 - 13
(RR)
EF - SR 2 - 13
(LL)
EF - KY 2 - 15
(RR)
EF - KY 2 - 15
(LL)
EF - KU 2 - 16
(RR)
EF - KU 2 - 16
(LL)
MC - SR 3 - 13
(RR)
MC - SR 3 - 13
(LL)
O6 - SR 4 - 13
(RR)
Channels
Lower frame: Milli Ampl Jy Top frame: Phas deg
Vector averaged cross-power spectrum Several baselines displayed
Timerange: 00/20:13:11 to 00/20:14:09

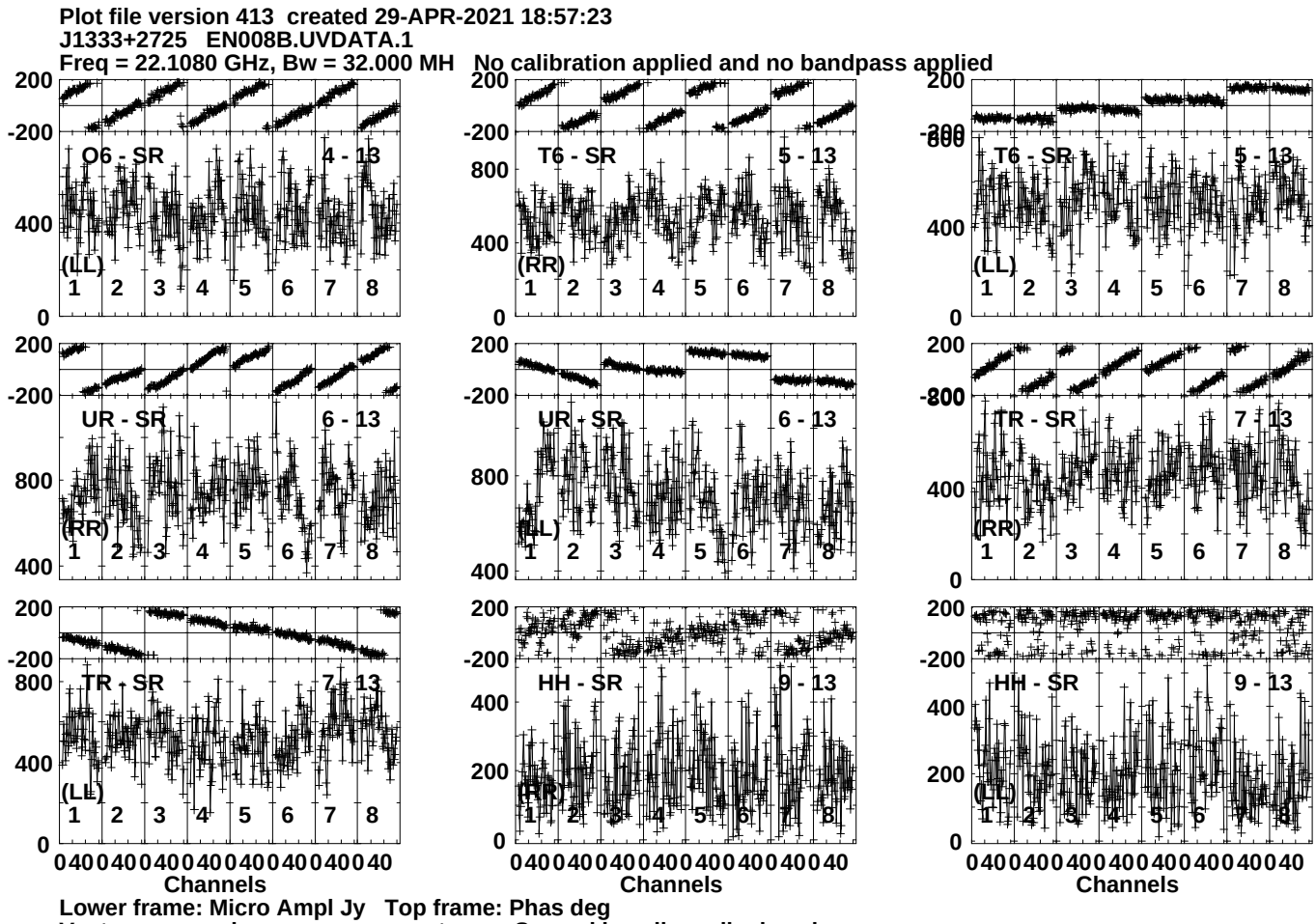
Plot file version 413 created 29-APR-2021 18:57:23
J1333+2725 EN008B.UVDATA.1
Freq = 22.1080 GHz, Bw = 32.000 MH No calibration applied and no bandpass applied
O6 - SR 4 - 13
(LL)
T6 - SR 5 - 13
(RR)
T6 - SR 5 - 13
(LL)
UR - SR 6 - 13
(RR)
UR - SR 6 - 13
(LL)
TR - SR 7 - 13
(RR)
TR - SR 7 - 13
(LL)
HH - SR 9 - 13
(RR)
HH - SR 9 - 13
(LL)
Channels
Channels
Channels
Lower frame: Micro Ampl Jy Top frame: Phas deg
Vector averaged cross-power spectrum Several baselines displayed
Timerange: 00/20:13:11 to 00/20:14:09

Plot file version 414 created 29-APR-2021 18:57:23
J1333+2725 EN008B.UVDATA.1
Freq = 22.1080 GHz, Bw = 32.000 MH No calibration applied and no bandpass applied

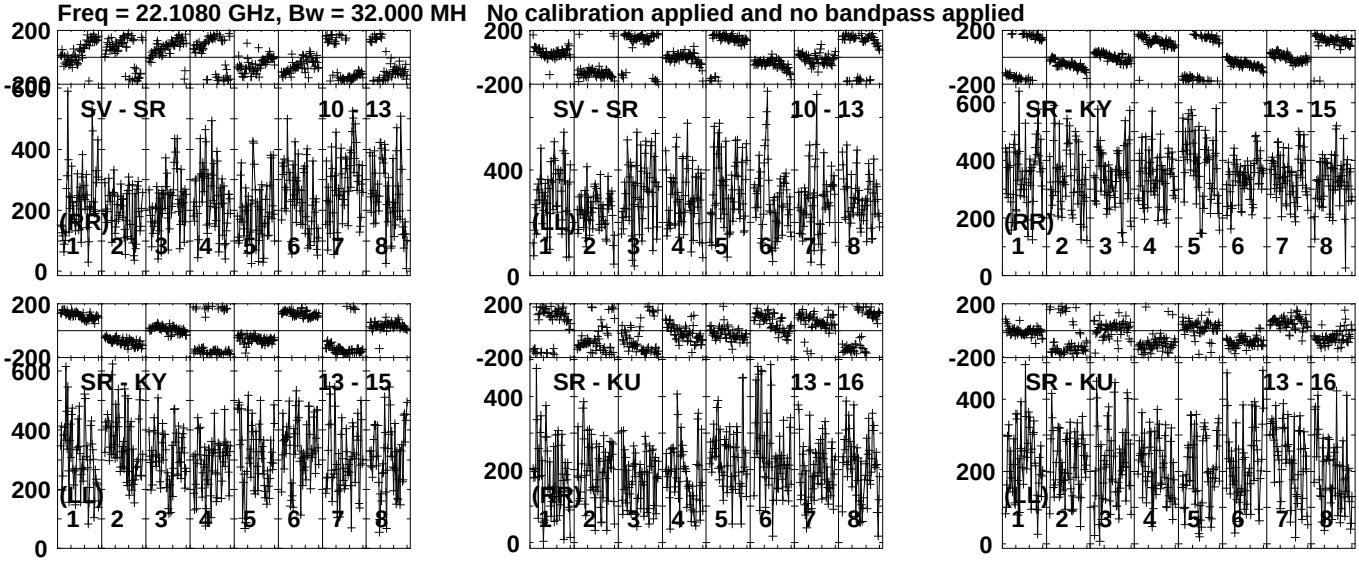

Lower frame: Micro Ampl Jy Top frame: Phas deg
Vector averaged cross-power spectrum Several baselines displayed
Timerange: 00/20:13:11 to 00/20:14:09

Plot file version 415 created 29-APR-2021 18:57:24
J1328+2752 EN008B.UVDATA.1
Freq = 22.1080 GHz, Bw = 32.000 MH No calibration applied and no bandpass applied

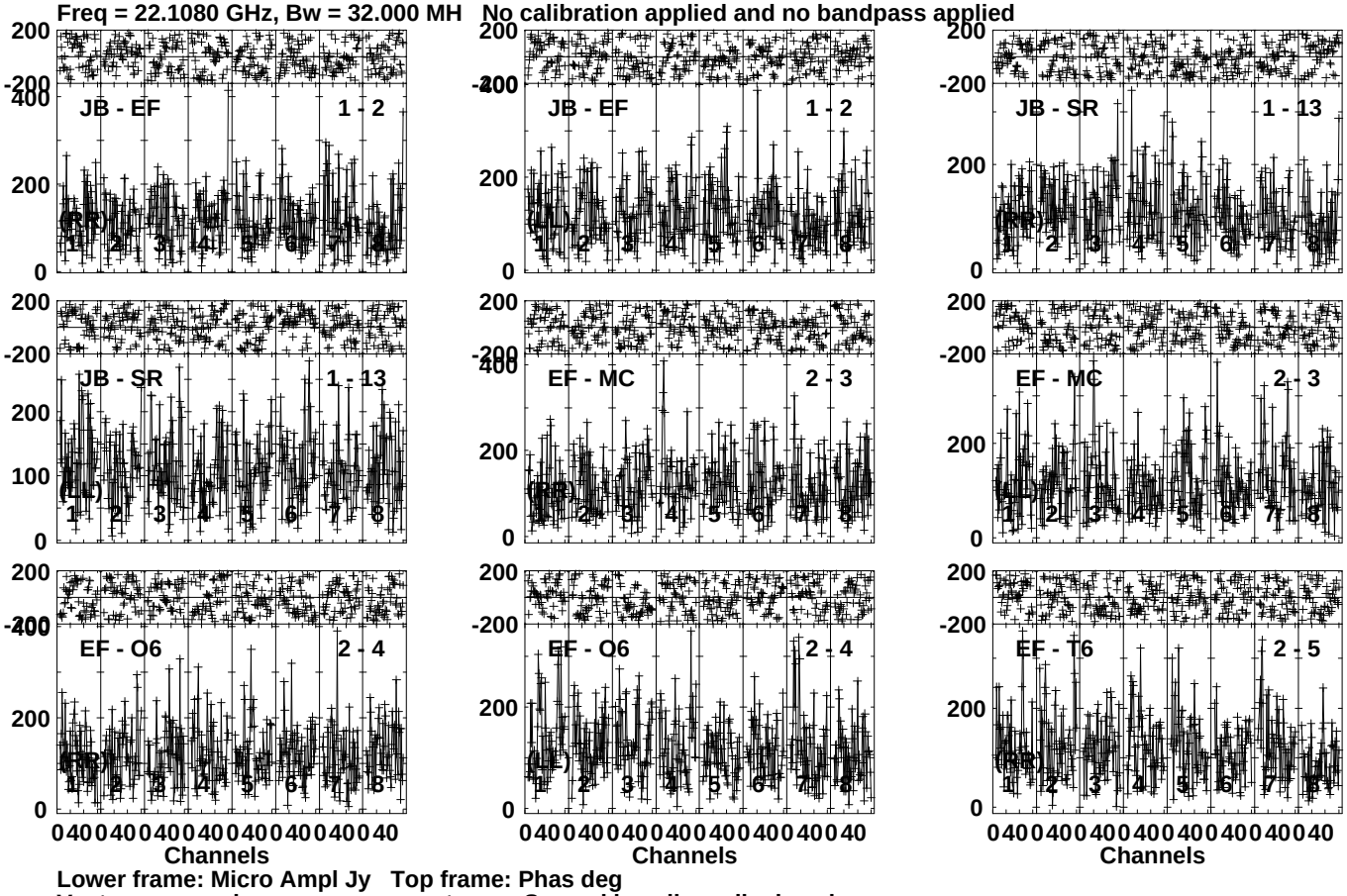

Lower frame: Micro Ampl Jy Top frame: Phas deg
Vector averaged cross-power spectrum Several baselines displayed
Timerange: 00/20:14:11 to 00/20:16:09

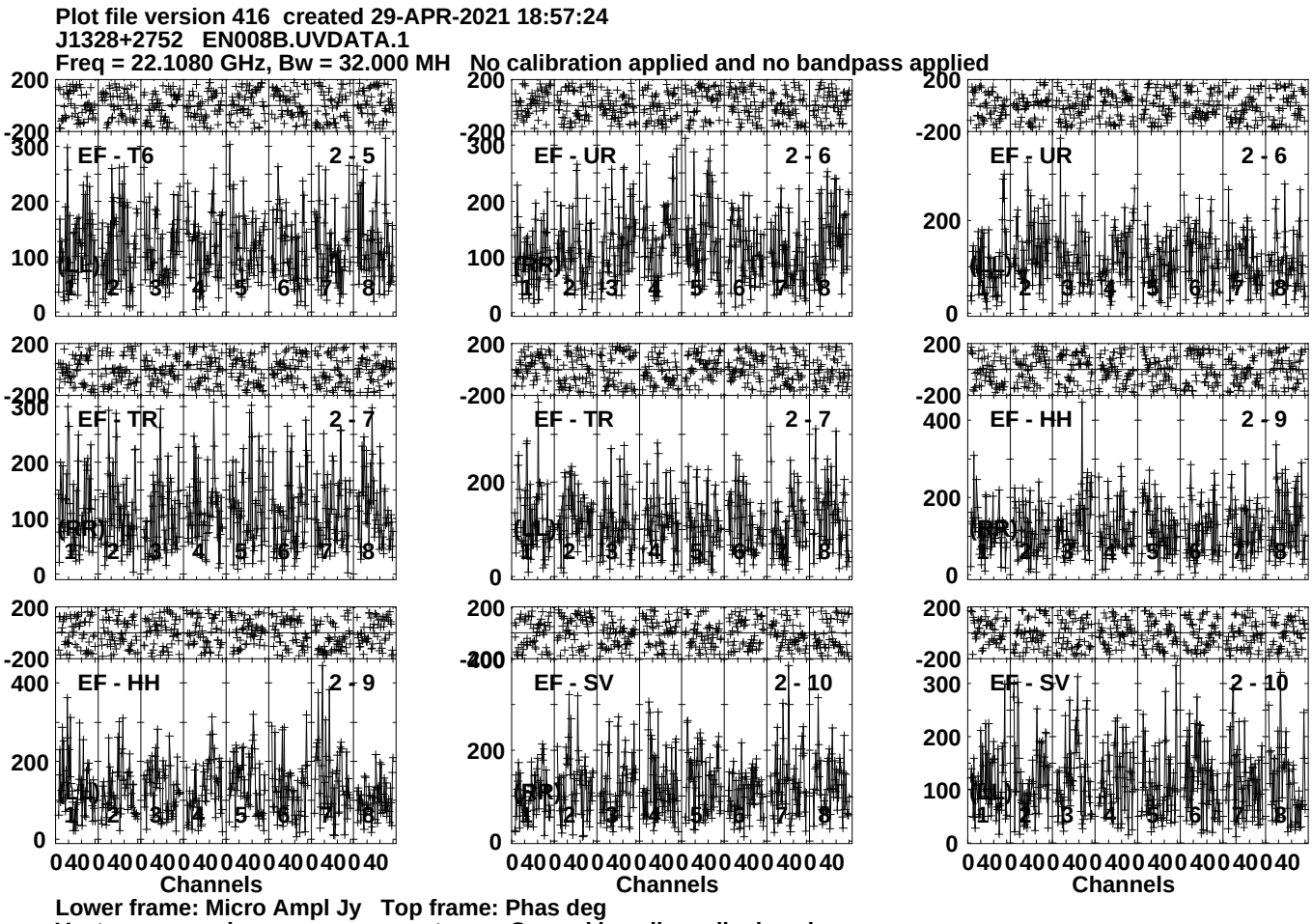
Plot file version 416 created 29-APR-2021 18:57:24
J1328+2752 EN008B.UVDATA.1
Freq = 22.1080 GHz, Bw = 32.000 MH No calibration applied and no bandpass applied
EF - T6 2 - 5
EF - UR 2 - 6
EF - UR 2 - 6
EF - TR 2 - 7
EF - TR 2 - 7
EF - HH 2 - 9
EF - HH 2 - 9
EF - SV 2 - 10
EF - SV 2 - 10
Channels
Channels
Channels
Lower frame: Micro Ampl Jy Top frame: Phas deg
Vector averaged cross-power spectrum Several baselines displayed
Timerange: 00/20:14:11 to 00/20:16:09

Plot file version 417 created 29-APR-2021 18:57:24
J1328+2752 EN008B.UVDATA.1
Freq = 22.1080 GHz, Bw = 32.000 MH No calibration applied and no bandpass applied

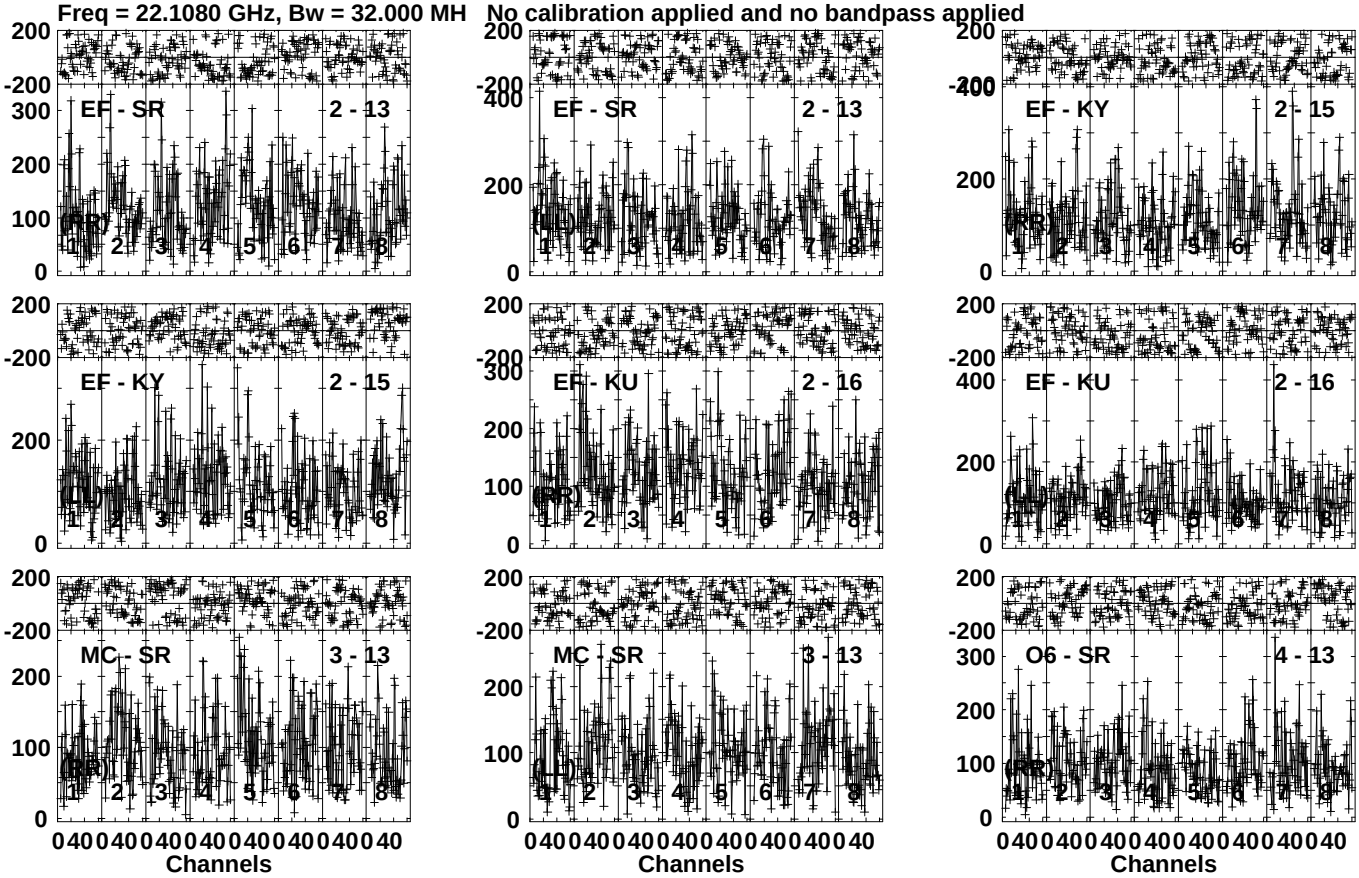

Lower frame: Micro Ampl Jy Top frame: Phas deg
Vector averaged cross-power spectrum Several baselines displayed
Timerange: 00/20:14:11 to 00/20:16:09

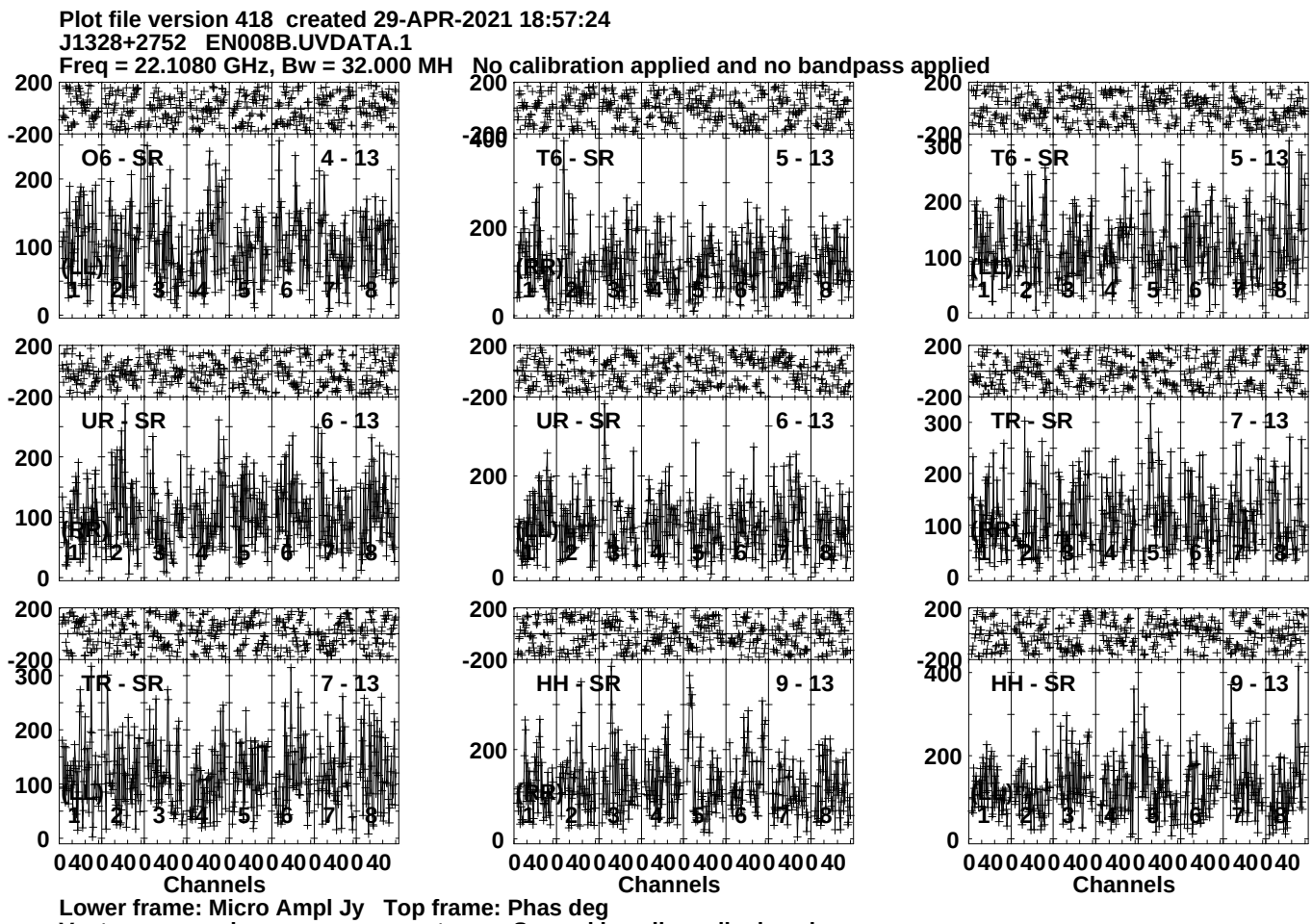
Plot file version 418 created 29-APR-2021 18:57:24
J1328+2752 EN008B.UVDATA.1
Freq = 22.1080 GHz, Bw = 32.000 MH No calibration applied and no bandpass applied
O6 - SR 4 - 13
T6 - SR 5 - 13
T6 - SR 5 - 13
UR - SR 6 - 13
UR - SR 6 - 13
TR - SR 7 - 13
TR - SR 7 - 13
HH - SR 9 - 13
HH - SR 9 - 13
(LL)
(RR)
(LL)
(RR)
(LL)
(RR)
(LL)
(RR)
(LL)
(RR)
Channels
Channels
Channels
Lower frame: Micro Ampl Jy Top frame: Phas deg
Vector averaged cross-power spectrum Several baselines displayed
Timerange: 00/20:14:11 to 00/20:16:09

Plot file version 419 created 29-APR-2021 18:57:24
J1328+2752 EN008B.UVDATA.1
Freq = 22.1080 GHz, Bw = 32.000 MH No calibration applied and no bandpass applied

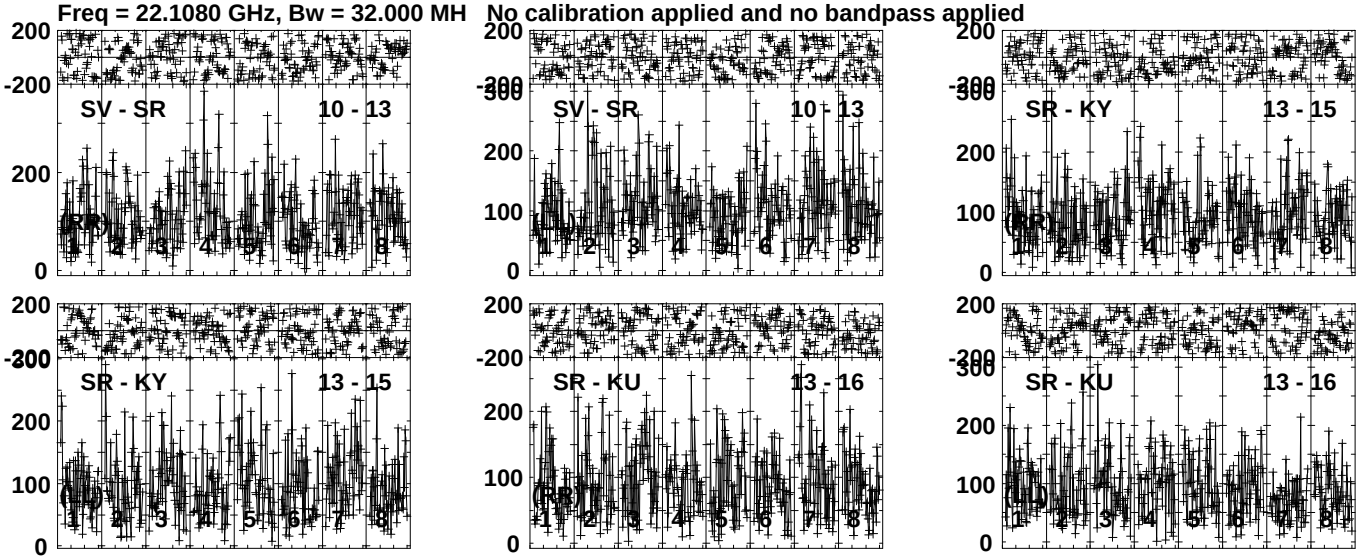

Lower frame: Micro Ampl Jy Top frame: Phas deg
Vector averaged cross-power spectrum Several baselines displayed
Timerange: 00/20:14:11 to 00/20:16:09

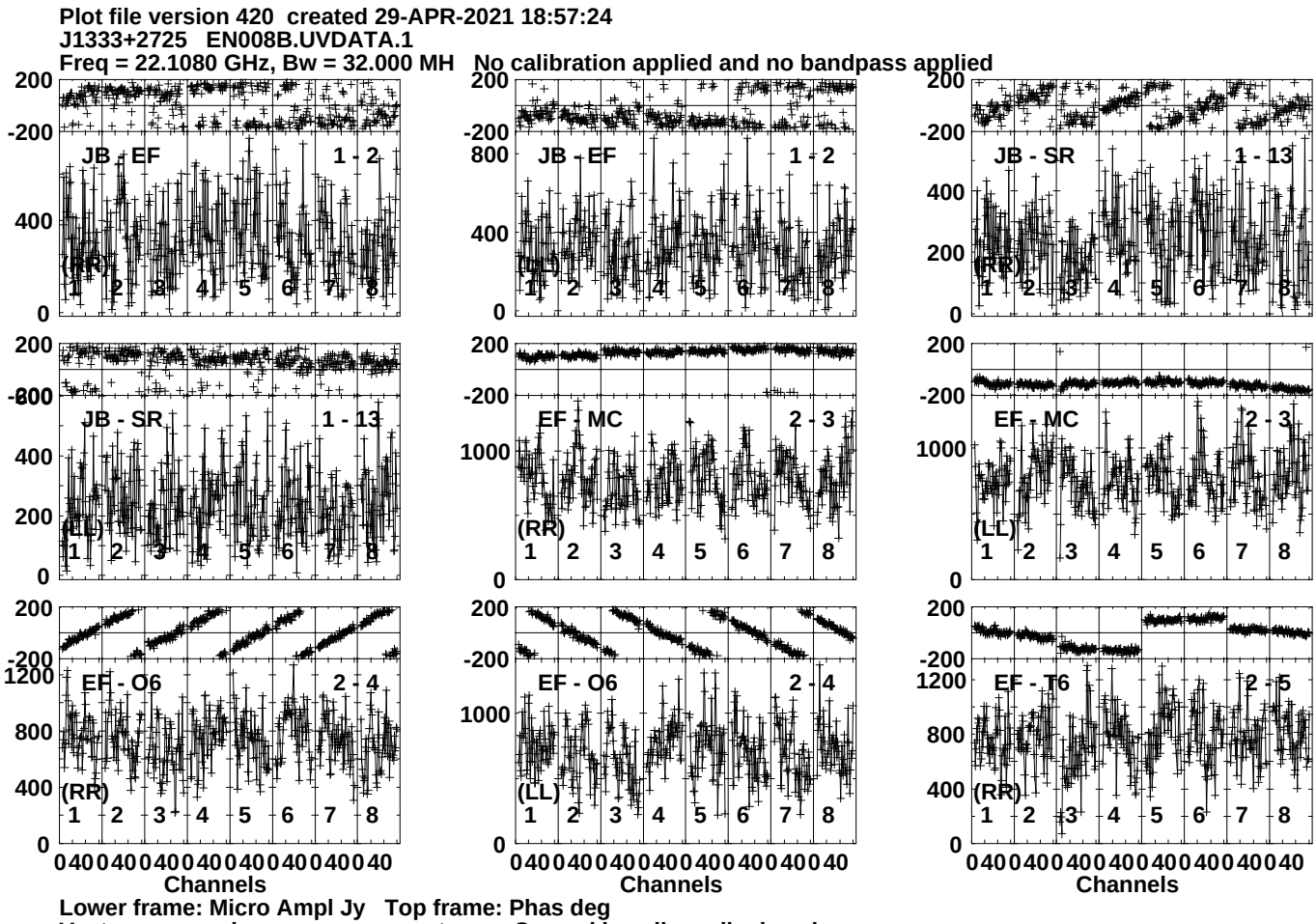
Plot file version 420 created 29-APR-2021 18:57:24
J1333+2725 EN008B.UVDATA.1
Freq = 22.1080 GHz, Bw = 32.000 MH No calibration applied and no bandpass applied
JB - EF 1 - 2
JB - EF 1 - 2
JB - SR 1 - 13
JB - SR 1 - 13
EF - MC 2 - 3
EF - MC 2 - 3
EF - O6 2 - 4
EF - O6 2 - 4
EF - T6 2 - 5
(RR)
(LL)
Channels
Lower frame: Micro Ampl Jy Top frame: Phas deg
Vector averaged cross-power spectrum Several baselines displayed
Timerange: 00/20:16:11 to 00/20:17:09

Plot file version 421 created 29-APR-2021 18:57:24
J1333+2725 EN008B.UVDATA.1
Freq = 22.1080 GHz, Bw = 32.000 MH No calibration applied and no bandpass applied

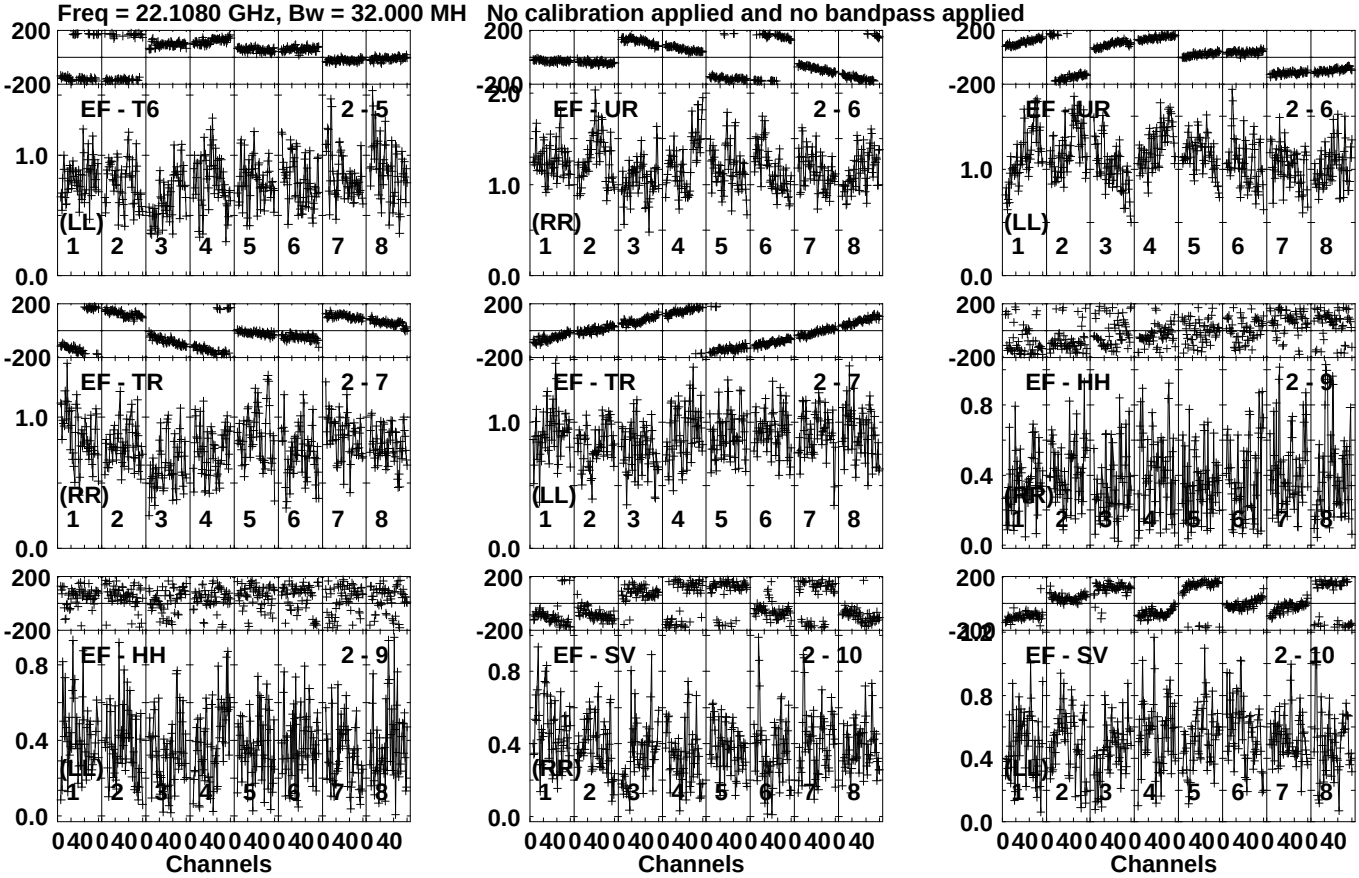

Lower frame: Milli Ampl Jy Top frame: Phas deg
Vector averaged cross-power spectrum Several baselines displayed
Timerange: 00/20:16:11 to 00/20:17:09

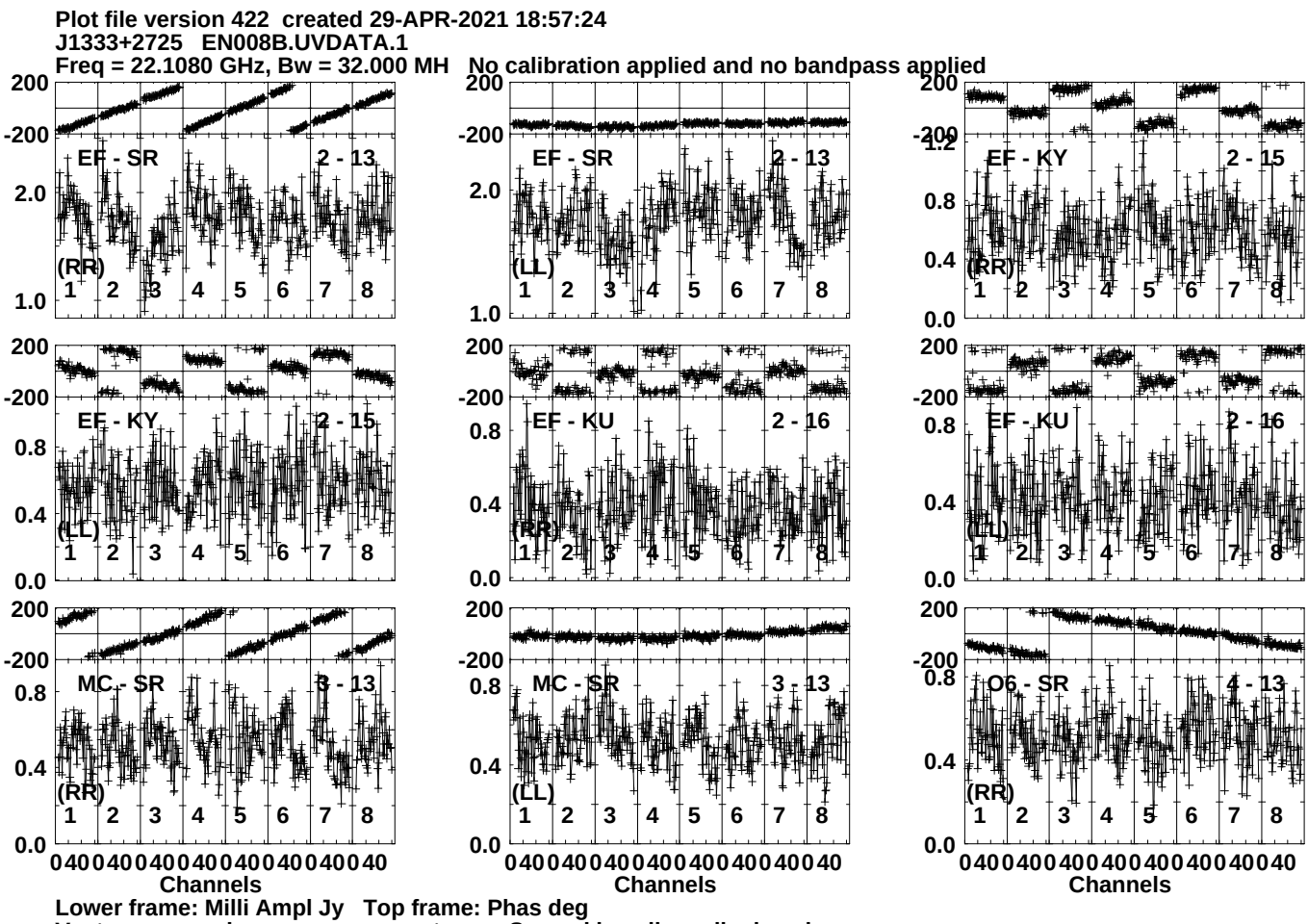
Plot file version 422 created 29-APR-2021 18:57:24
J1333+2725 EN008B.UVDATA.1
Freq = 22.1080 GHz, Bw = 32.000 MH No calibration applied and no bandpass applied
EF - SR 2 - 13
(RR)
EF - SR 2 - 13
(LL)
EF - KY 2 - 15
(RR)
EF - KY 2 - 15
(LL)
EF - KU 2 - 16
(RR)
EF - KU 2 - 16
(LL)
MC - SR 3 - 13
(RR)
MC - SR 3 - 13
(LL)
O6 - SR 4 - 13
(RR)
Channels
Lower frame: Milli Ampl Jy Top frame: Phas deg
Vector averaged cross-power spectrum Several baselines displayed
Timerange: 00/20:16:11 to 00/20:17:09

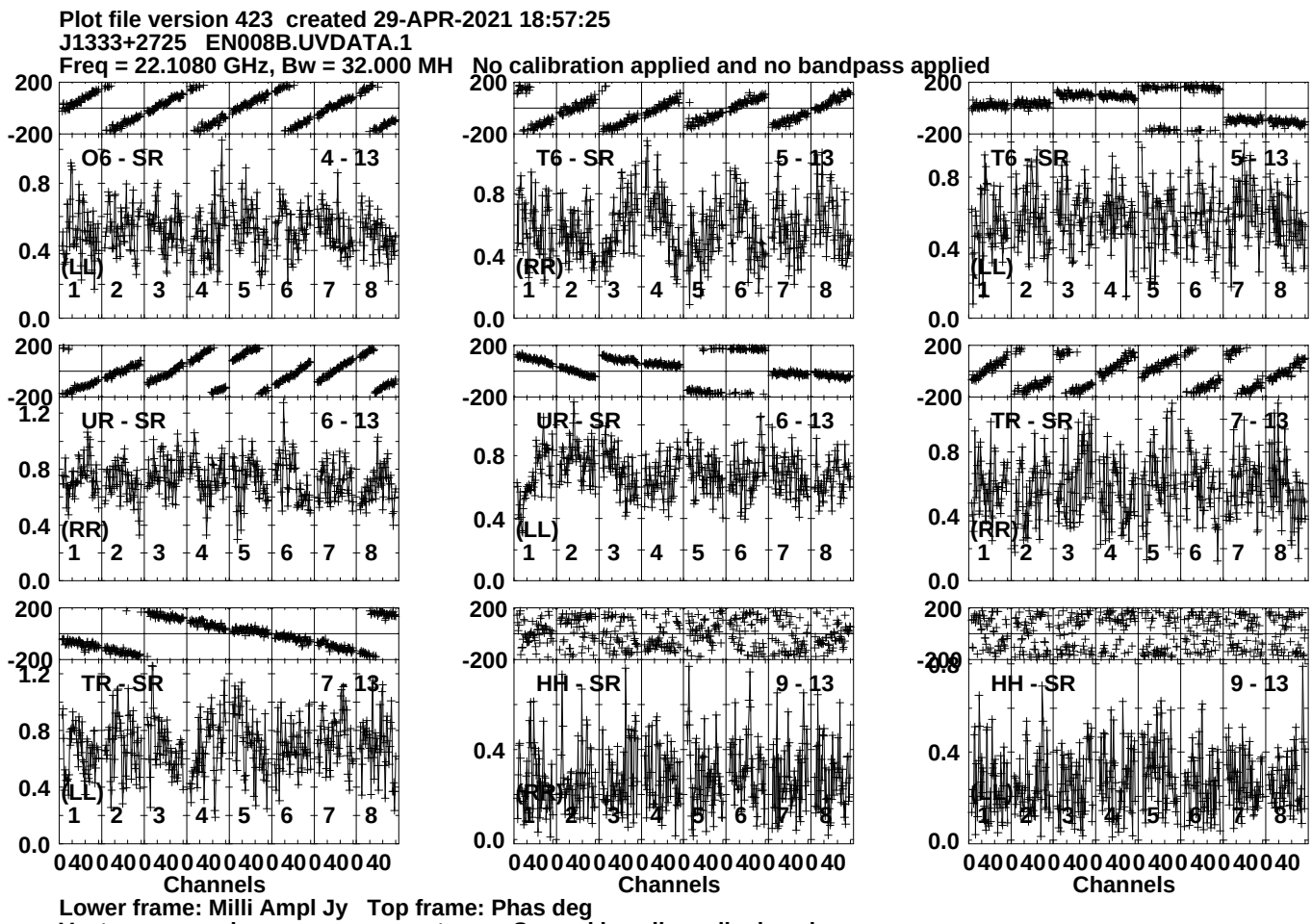
Plot file version 423 created 29-APR-2021 18:57:25
J1333+2725 EN008B.UVDATA.1
Freq = 22.1080 GHz, Bw = 32.000 MH No calibration applied and no bandpass applied
O6 - SR 4 - 13
T6 - SR 5 - 13
T6 - SR 5 - 13
UR - SR 6 - 13
UR - SR 6 - 13
TR - SR 7 - 13
TR - SR 7 - 13
HH - SR 9 - 13
HH - SR 9 - 13
(LL)
(RR)
Channels
Lower frame: Milli Ampl Jy Top frame: Phas deg
Vector averaged cross-power spectrum Several baselines displayed
Timerange: 00/20:16:11 to 00/20:17:09

Plot file version 424 created 29-APR-2021 18:57:25
J1333+2725 EN008B.UVDATA.1
Freq = 22.1080 GHz, Bw = 32.000 MH No calibration applied and no bandpass applied

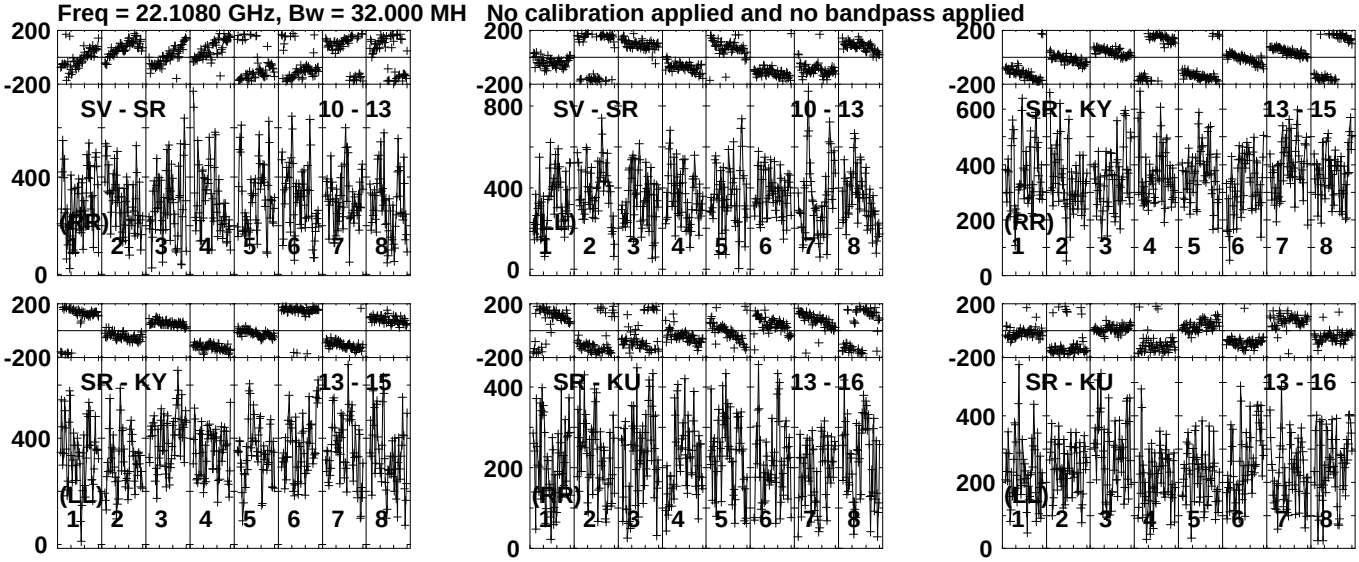

Lower frame: Micro Ampl Jy Top frame: Phas deg
Vector averaged cross-power spectrum Several baselines displayed
Timerange: 00/20:16:11 to 00/20:17:09

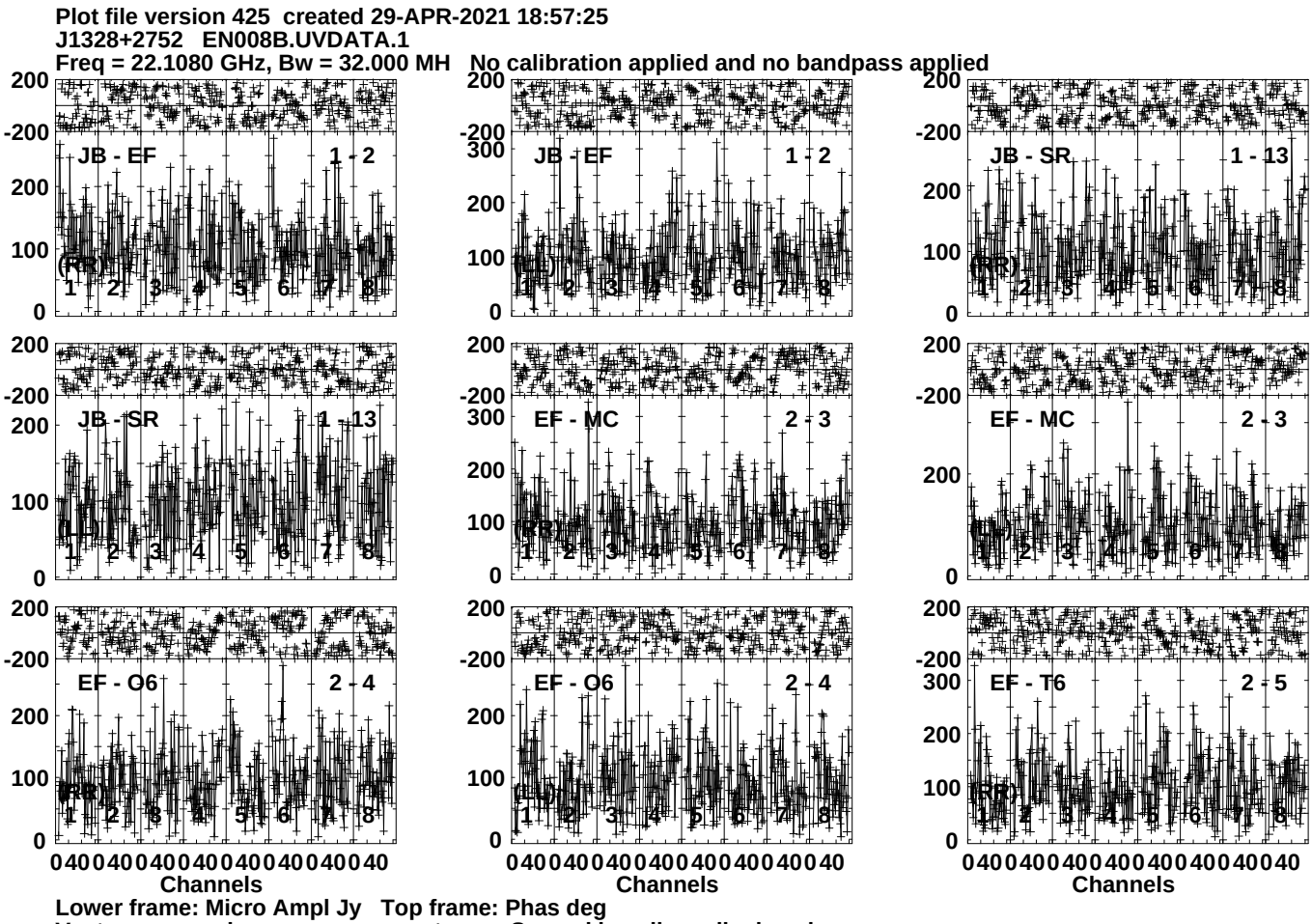
Plot file version 425 created 29-APR-2021 18:57:25
J1328+2752 EN008B.UVDATA.1
Freq = 22.1080 GHz, Bw = 32.000 MH No calibration applied and no bandpass applied
JB - EF 1 - 2
JB - EF 1 - 2
JB - SR 1 - 13
JB - SR 1 - 13
EF - MC 2 - 3
EF - MC 2 - 3
EF - O6 2 - 4
EF - O6 2 - 4
EF - T6 2 - 5
(RR)
(LL)
Channels
Lower frame: Micro Ampl Jy Top frame: Phas deg
Vector averaged cross-power spectrum Several baselines displayed
Timerange: 00/20:17:51 to 00/20:19:49

Plot file version 426 created 29-APR-2021 18:57:25
J1328+2752 EN008B.UVDATA.1
Freq = 22.1080 GHz, Bw = 32.000 MH No calibration applied and no bandpass applied

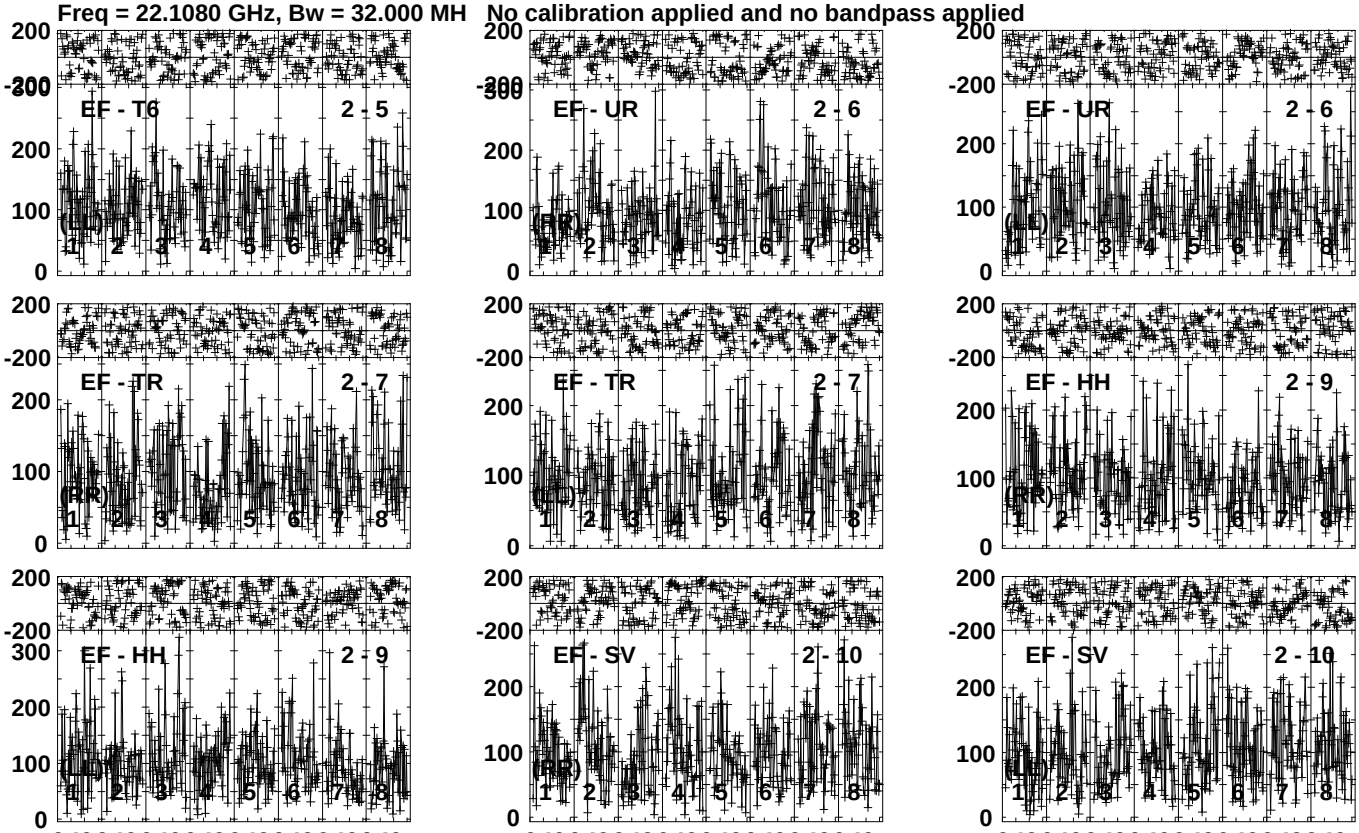

Lower frame: Micro Ampl Jy Top frame: Phas deg
Vector averaged cross-power spectrum Several baselines displayed
Timerange: 00/20:17:51 to 00/20:19:49

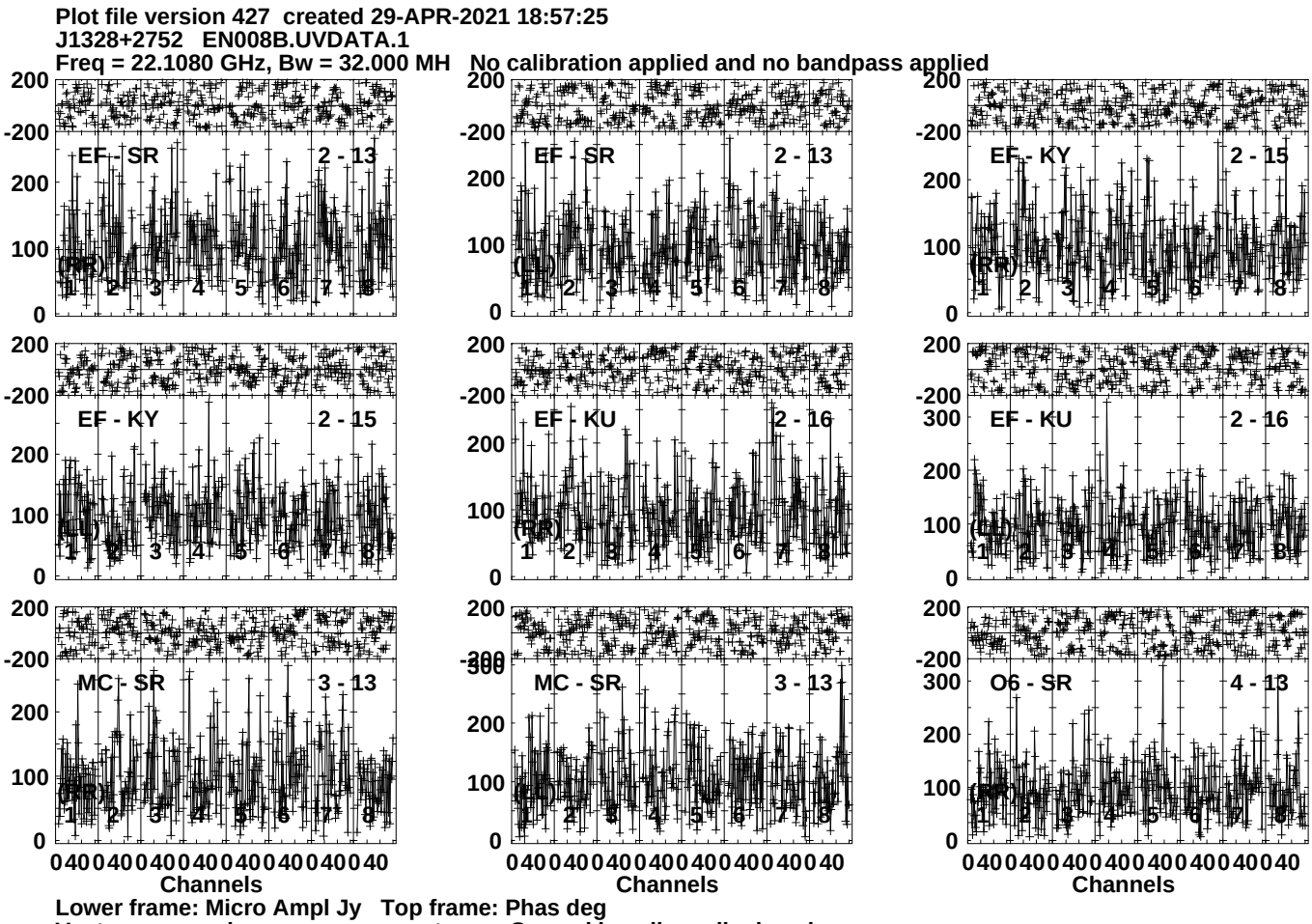
Plot file version 427 created 29-APR-2021 18:57:25
J1328+2752 EN008B.UVDATA.1
Freq = 22.1080 GHz, Bw = 32.000 MH No calibration applied and no bandpass applied
EF - SR 2 - 13
EF - SR 2 - 13
EF - KY 2 - 15
EF - KY 2 - 15
EF - KU 2 - 16
EF - KU 2 - 16
MC - SR 3 - 13
MC - SR 3 - 13
O6 - SR 4 - 13
Channels
Channels
Channels
Lower frame: Micro Ampl Jy Top frame: Phas deg
Vector averaged cross-power spectrum Several baselines displayed
Timerange: 00/20:17:51 to 00/20:19:49

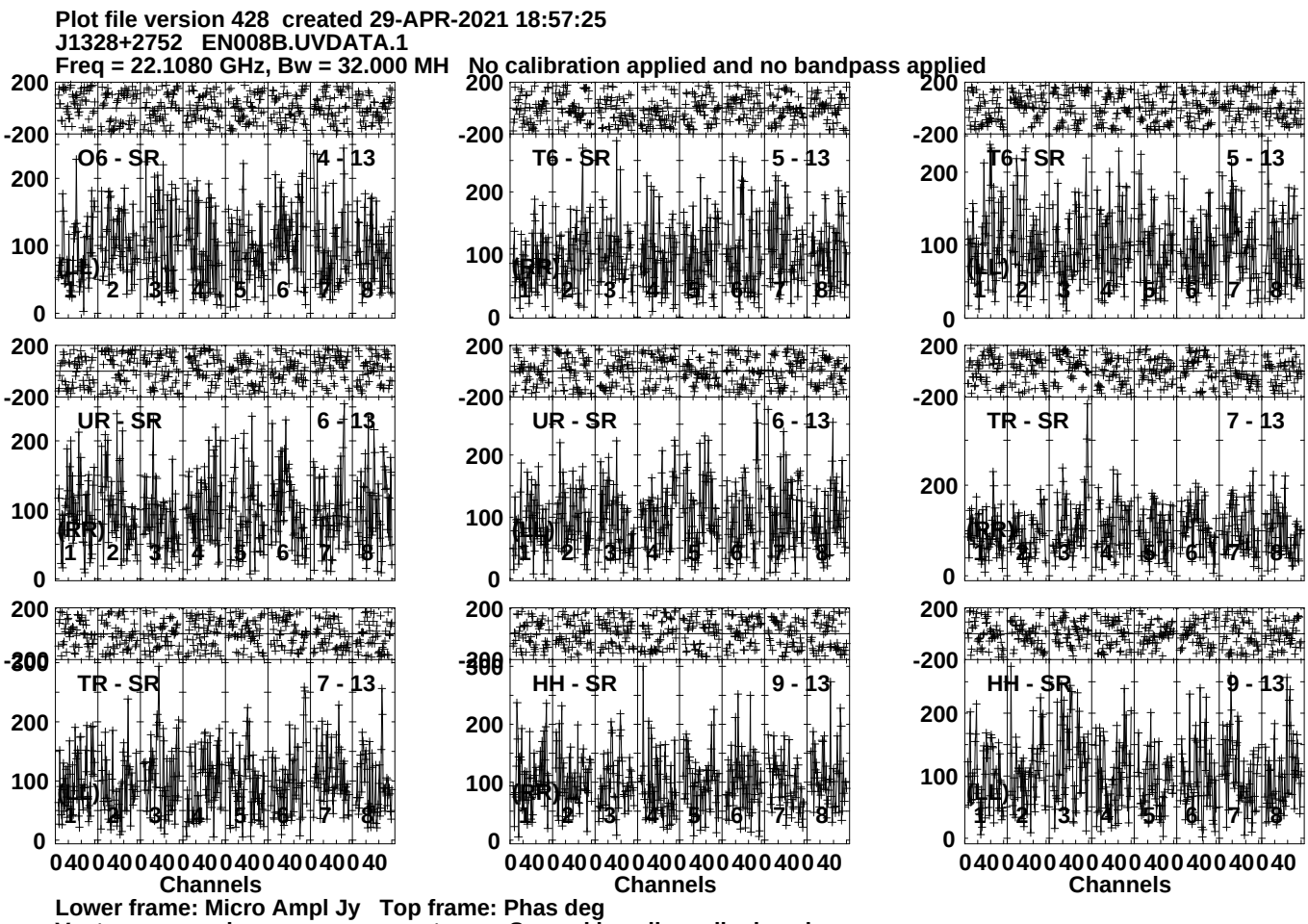
Plot file version 428 created 29-APR-2021 18:57:25
J1328+2752 EN008B.UVDATA.1
Freq = 22.1080 GHz, Bw = 32.000 MH No calibration applied and no bandpass applied
O6 - SR 4 - 13
T6 - SR 5 - 13
T6 - SR 5 - 13
UR - SR 6 - 13
UR - SR 6 - 13
TR - SR 7 - 13
TR - SR 7 - 13
HH - SR 9 - 13
HH - SR 9 - 13
(RR)
(LL)
Channels
Lower frame: Micro Ampl Jy Top frame: Phas deg
Vector averaged cross-power spectrum Several baselines displayed
Timerange: 00/20:17:51 to 00/20:19:49

Plot file version 429 created 29-APR-2021 18:57:25
J1328+2752 EN008B.UVDATA.1
Freq = 22.1080 GHz, Bw = 32.000 MH No calibration applied and no bandpass applied

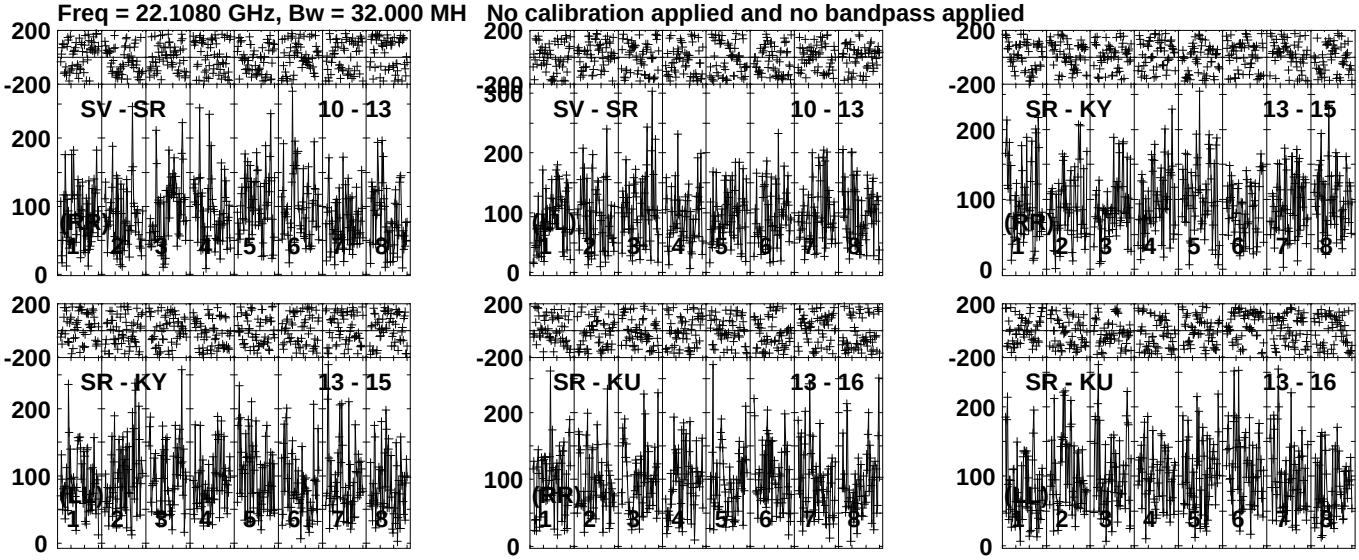

Lower frame: Micro Ampl Jy Top frame: Phas deg
Vector averaged cross-power spectrum Several baselines displayed
Timerange: 00/20:17:51 to 00/20:19:49

Plot file version 430 created 29-APR-2021 18:57:25
J1333+2725 EN008B.UVDATA.1
Freq = 22.1080 GHz, Bw = 32.000 MH No calibration applied and no bandpass applied

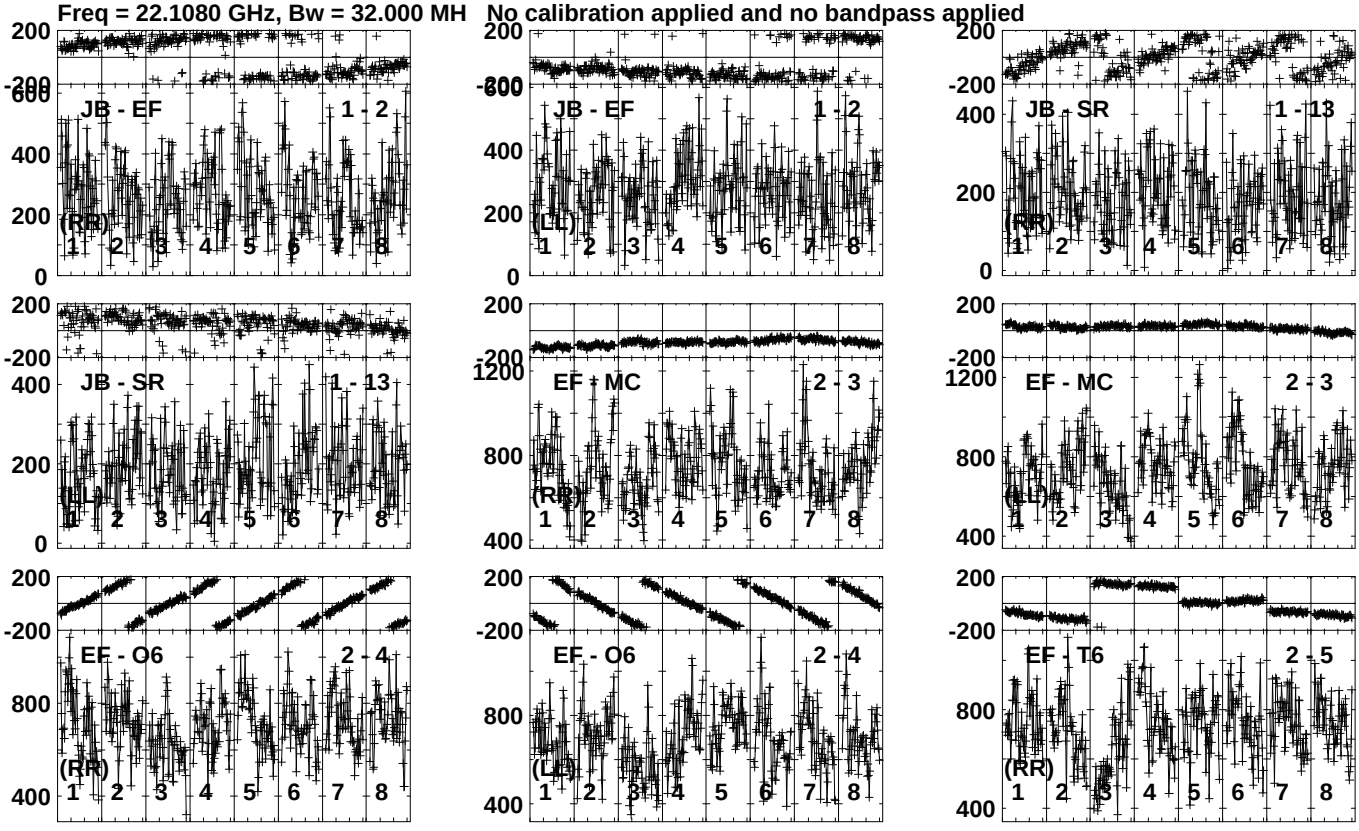

Lower frame: Micro Ampl Jy Top frame: Phas deg
Vector averaged cross-power spectrum Several baselines displayed
Timerange: 00/20:20:21 to 00/20:21:19

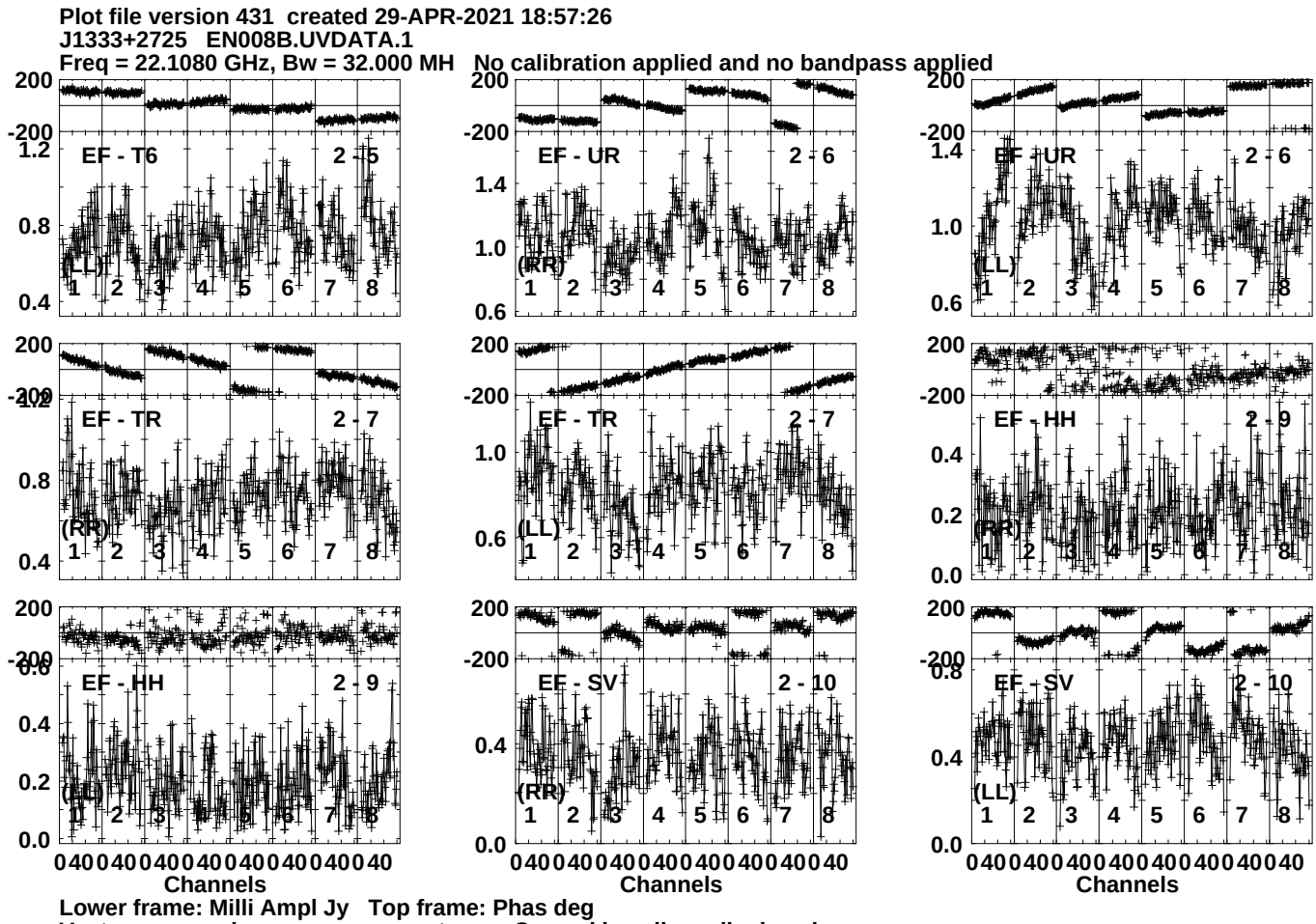
Plot file version 431 created 29-APR-2021 18:57:26
J1333+2725 EN008B.UVDATA.1
Freq = 22.1080 GHz, Bw = 32.000 MH No calibration applied and no bandpass applied
EF - T6 2 - 5
EF - UR 2 - 6
EF - UR 2 - 6
EF - TR 2 - 7
EF - TR 2 - 7
EF - HH 2 - 9
EF - HH 2 - 9
EF - SV 2 - 10
EF - SV 2 - 10
(LL)
(RR)
Channels
Lower frame: Milli Ampl Jy Top frame: Phas deg
Vector averaged cross-power spectrum Several baselines displayed
Timerange: 00/20:20:21 to 00/20:21:19

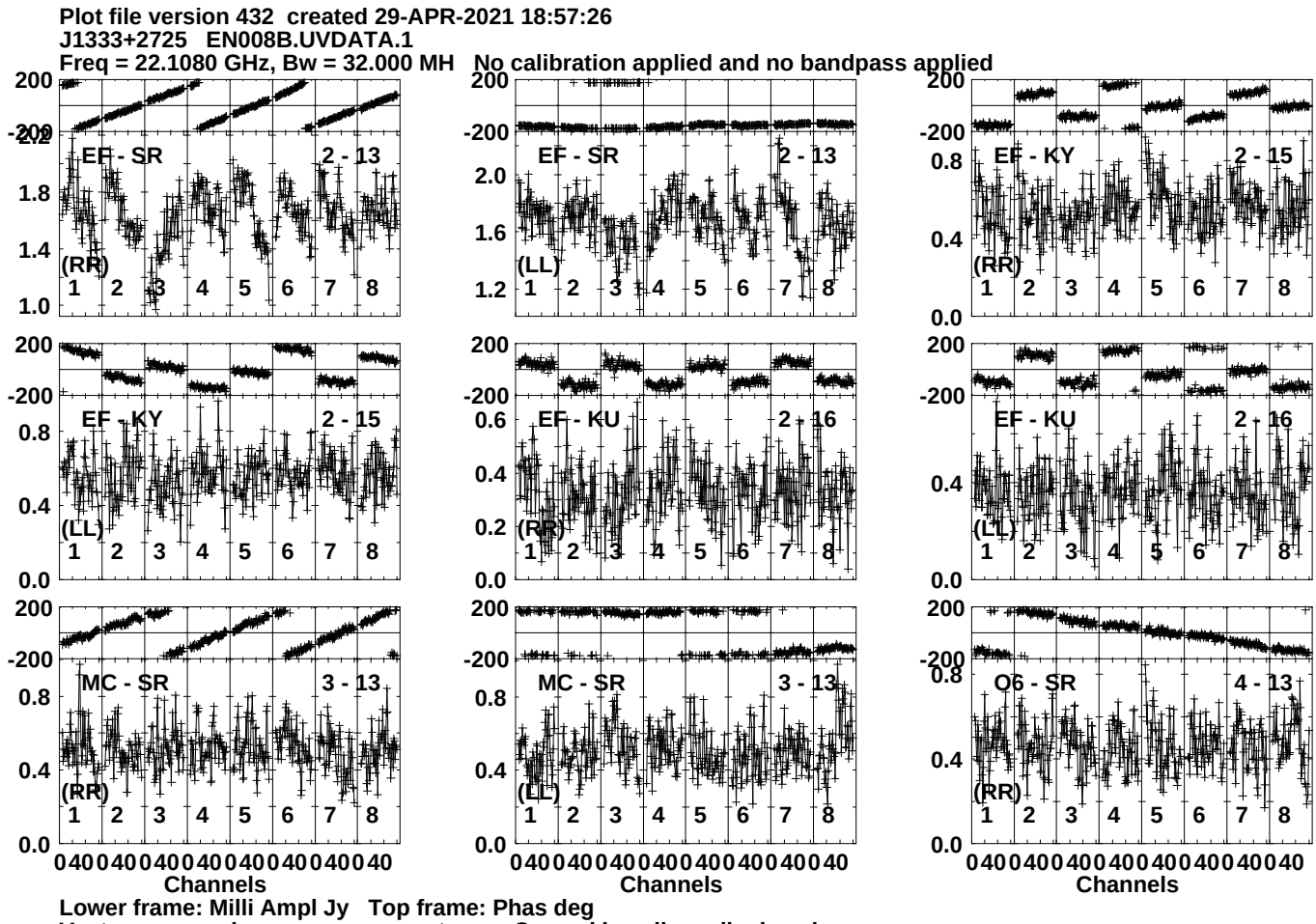
Plot file version 432 created 29-APR-2021 18:57:26
J1333+2725 EN008B.UVDATA.1
Freq = 22.1080 GHz, Bw = 32.000 MH No calibration applied and no bandpass applied
EF - SR 2 - 13
(RR)
EF - SR 2 - 13
(LL)
EF - KY 2 - 15
(RR)
EF - KY 2 - 15
(LL)
EF - KU 2 - 16
(RR)
EF - KU 2 - 16
(LL)
MC - SR 3 - 13
(RR)
MC - SR 3 - 13
(LL)
O6 - SR 4 - 13
(RR)
Channels
Lower frame: Milli Ampl Jy Top frame: Phas deg
Vector averaged cross-power spectrum Several baselines displayed
Timerange: 00/20:20:21 to 00/20:21:19

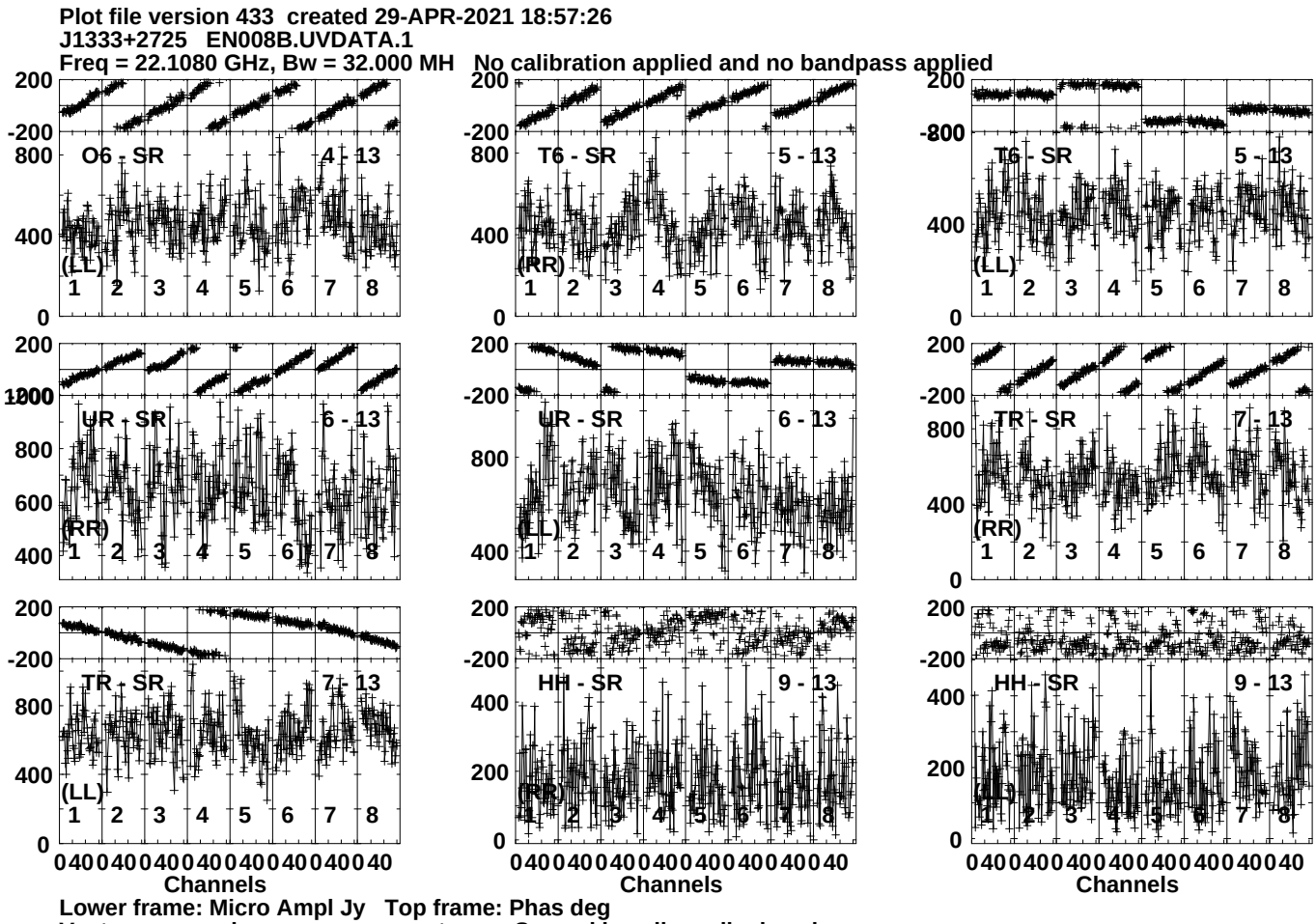
Plot file version 433 created 29-APR-2021 18:57:26
J1333+2725 EN008B.UVDATA.1
Freq = 22.1080 GHz, Bw = 32.000 MH No calibration applied and no bandpass applied
O6 - SR
4 - 13
(LL)
T6 - SR
5 - 13
(RR)
T6 - SR
5 - 13
(LL)
UR - SR
6 - 13
(RR)
UR - SR
6 - 13
(LL)
TR - SR
7 - 13
(RR)
TR - SR
7 - 13
(LL)
HH - SR
9 - 13
(RR)
HH - SR
9 - 13
(LL)
Channels
Channels
Channels
Lower frame: Micro Ampl Jy Top frame: Phas deg
Vector averaged cross-power spectrum Several baselines displayed
Timerange: 00/20:20:21 to 00/20:21:19

Plot file version 434 created 29-APR-2021 18:57:26
J1333+2725 EN008B.UVDATA.1
Freq = 22.1080 GHz, Bw = 32.000 MH No calibration applied and no bandpass applied

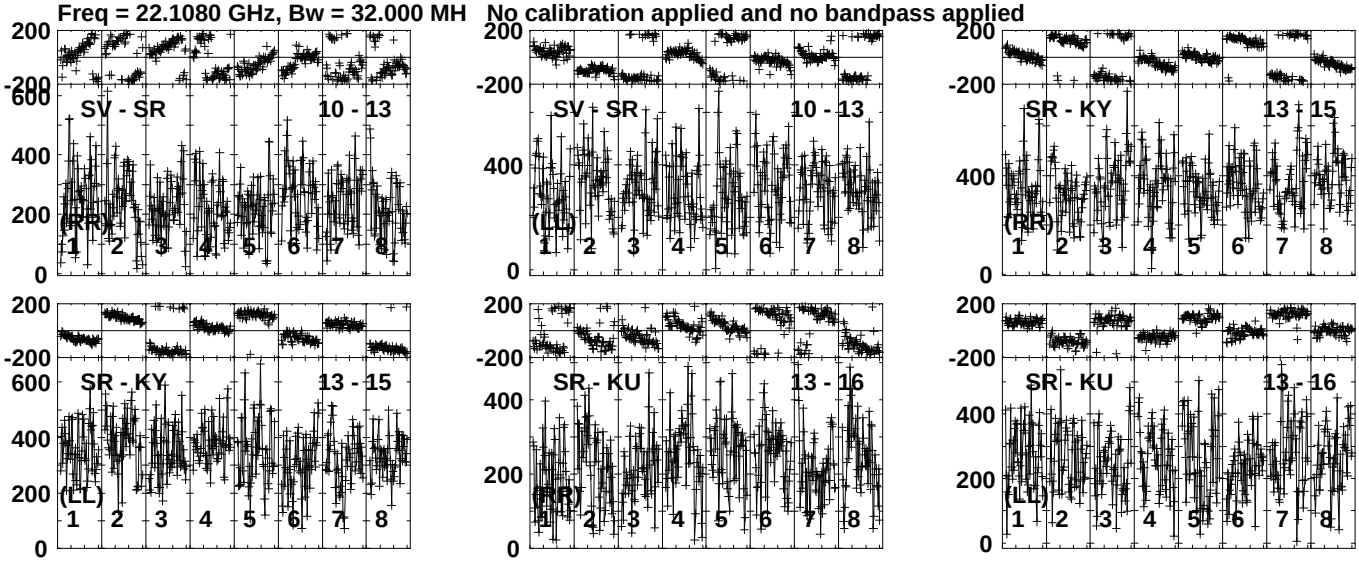

Lower frame: Micro Ampl Jy Top frame: Phas deg
Vector averaged cross-power spectrum Several baselines displayed
Timerange: 00/20:20:21 to 00/20:21:19

Plot file version 435 created 29-APR-2021 18:57:26
J1328+2752 EN008B.UVDATA.1
Freq = 22.1080 GHz, Bw = 32.000 MH No calibration applied and no bandpass applied

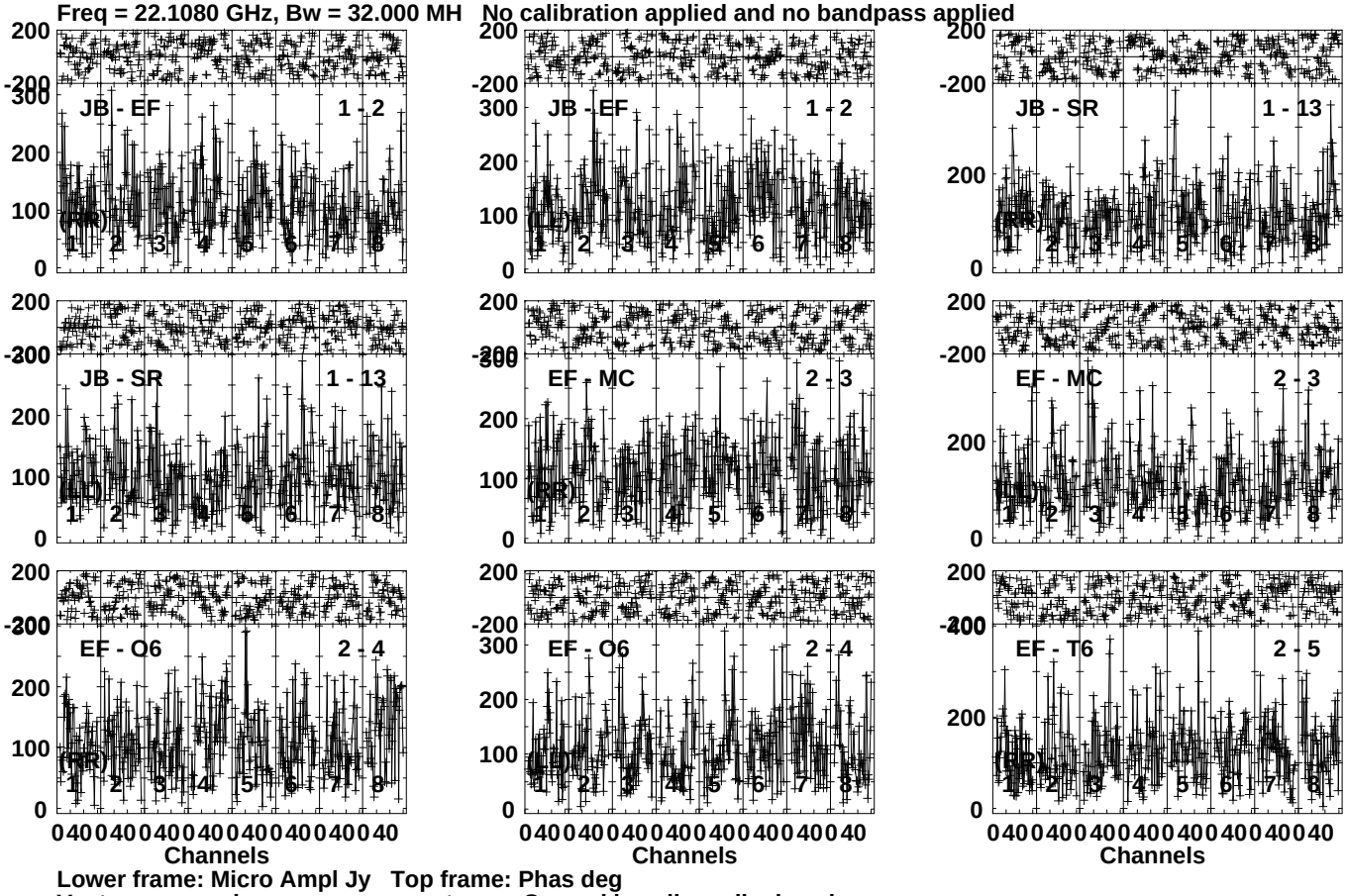

Lower frame: Micro Ampl Jy Top frame: Phas deg
Vector averaged cross-power spectrum Several baselines displayed
Timerange: 00/20:21:21 to 00/20:23:19

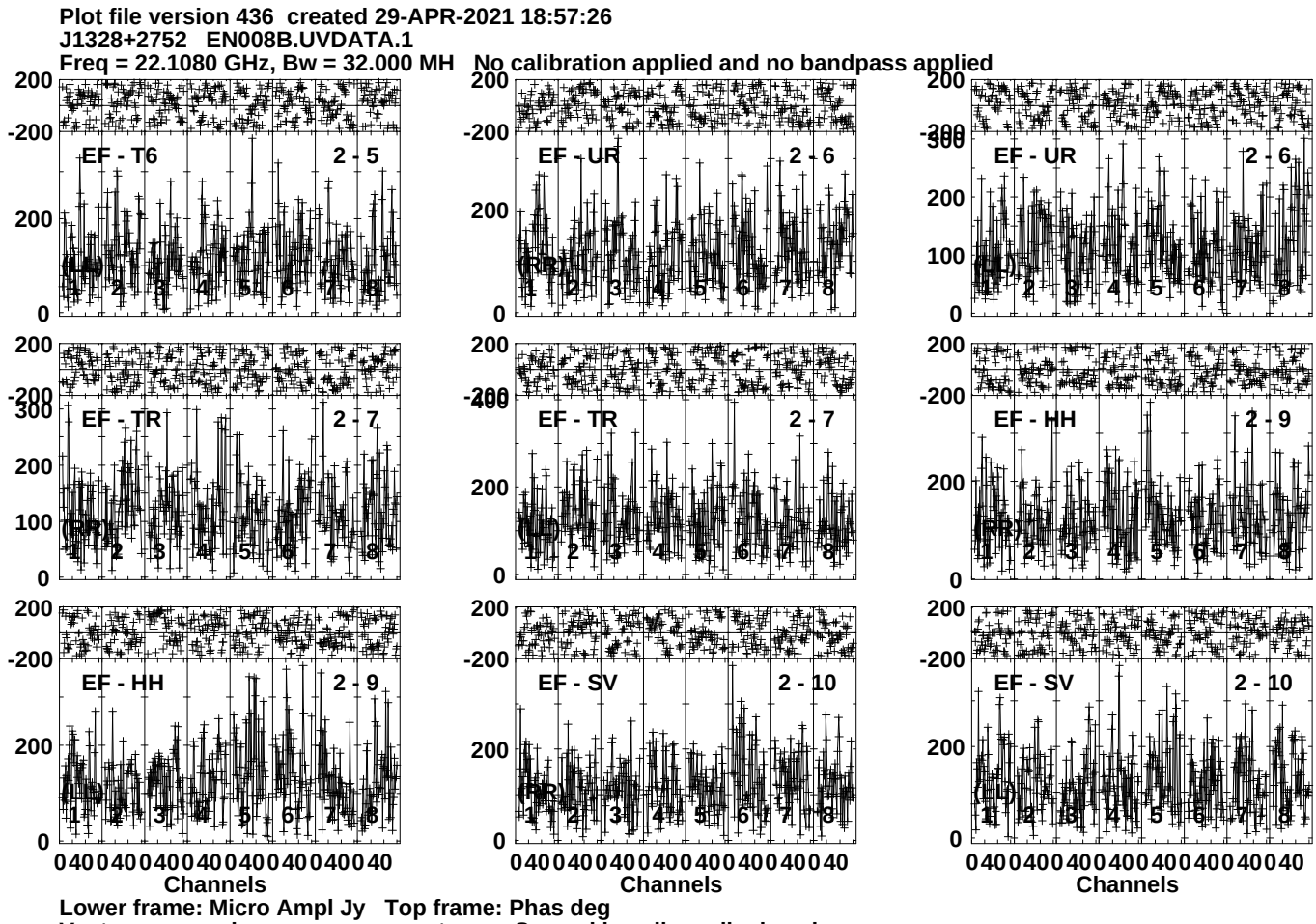
Plot file version 436 created 29-APR-2021 18:57:26
J1328+2752 EN008B.UVDATA.1
Freq = 22.1080 GHz, Bw = 32.000 MH No calibration applied and no bandpass applied
EF - T6 2 - 5
EF - UR 2 - 6
EF - UR 2 - 6
EF - TR 2 - 7
EF - TR 2 - 7
EF - HH 2 - 9
EF - HH 2 - 9
EF - SV 2 - 10
EF - SV 2 - 10
Channels
Channels
Channels
Lower frame: Micro Ampl Jy Top frame: Phas deg
Vector averaged cross-power spectrum Several baselines displayed
Timerange: 00/20:21:21 to 00/20:23:19

Plot file version 437 created 29-APR-2021 18:57:26
J1328+2752 EN008B.UVDATA.1
Freq = 22.1080 GHz, Bw = 32.000 MH No calibration applied and no bandpass applied

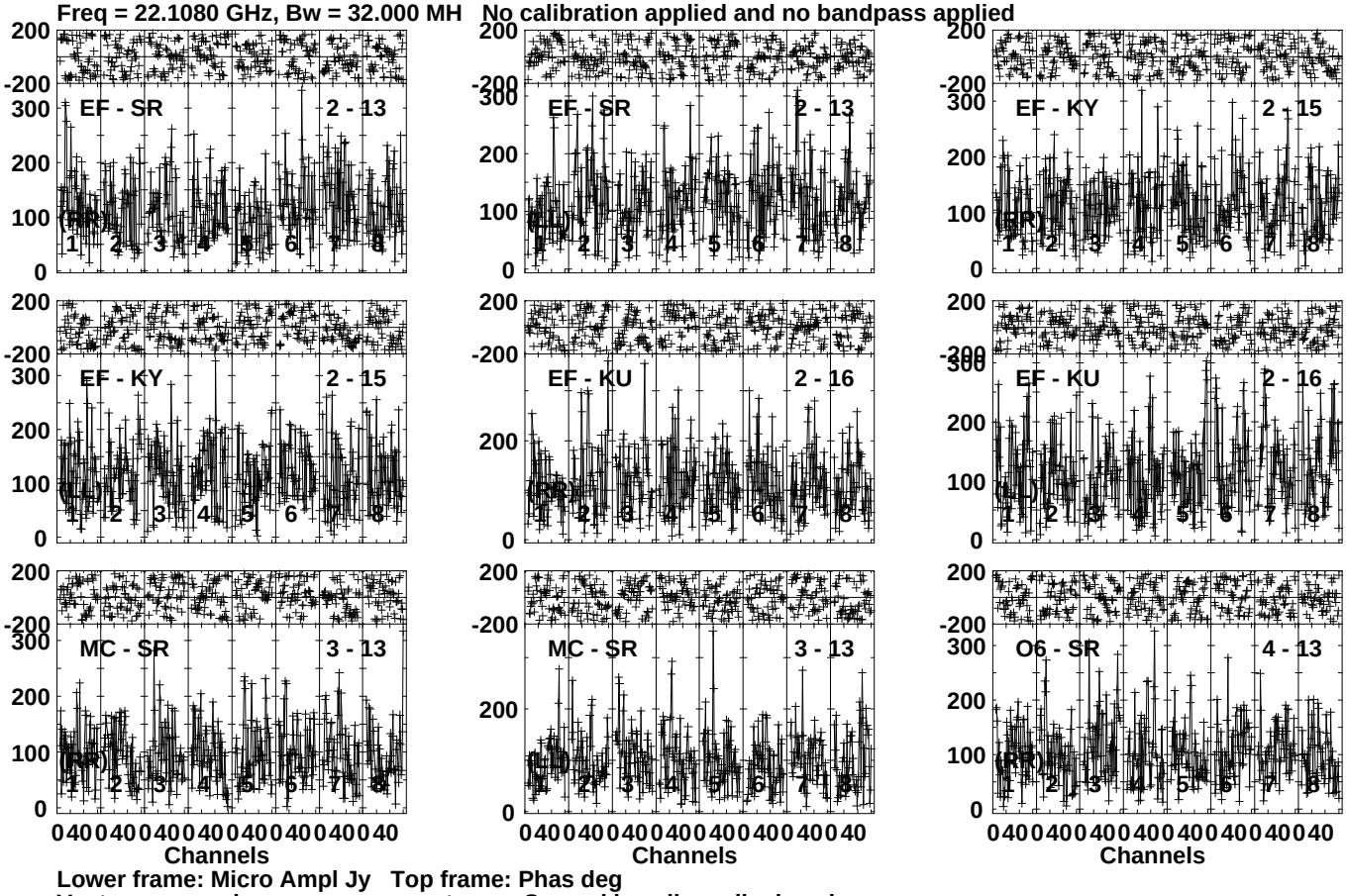

Lower frame: Micro Ampl Jy Top frame: Phas deg
Vector averaged cross-power spectrum Several baselines displayed
Timerange: 00/20:21:21 to 00/20:23:19

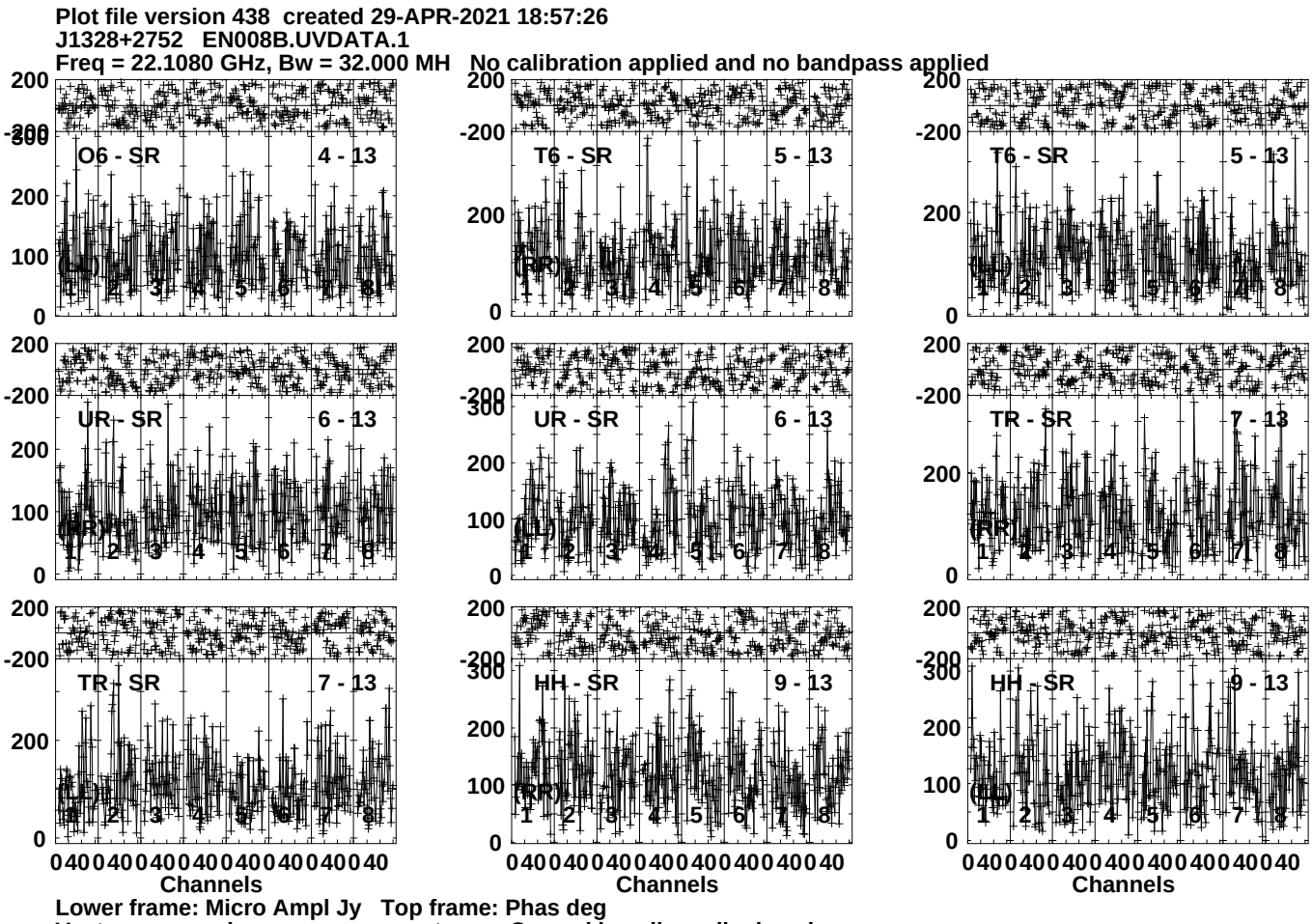
Plot file version 438 created 29-APR-2021 18:57:26
J1328+2752 EN008B.UVDATA.1
Freq = 22.1080 GHz, Bw = 32.000 MH No calibration applied and no bandpass applied
O6 - SR 4 - 13
T6 - SR 5 - 13
T6 - SR 5 - 13
UR - SR 6 - 13
UR - SR 6 - 13
TR - SR 7 - 13
TR - SR 7 - 13
HH - SR 9 - 13
HH - SR 9 - 13
(LL)
(RR)
Channels
Lower frame: Micro Ampl Jy Top frame: Phas deg
Vector averaged cross-power spectrum Several baselines displayed
Timerange: 00/20:21:21 to 00/20:23:19

Plot file version 439 created 29-APR-2021 18:57:27
J1328+2752 EN008B.UVDATA.1
Freq = 22.1080 GHz, Bw = 32.000 MH No calibration applied and no bandpass applied

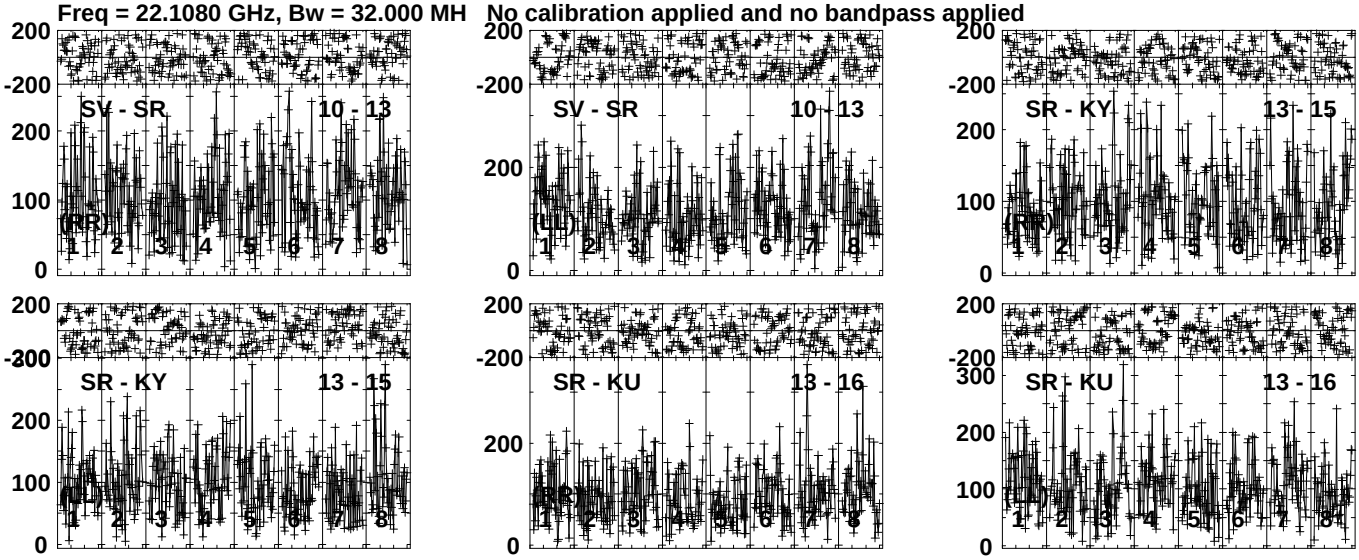

Lower frame: Micro Ampl Jy Top frame: Phas deg
Vector averaged cross-power spectrum Several baselines displayed
Timerange: 00/20:21:21 to 00/20:23:19

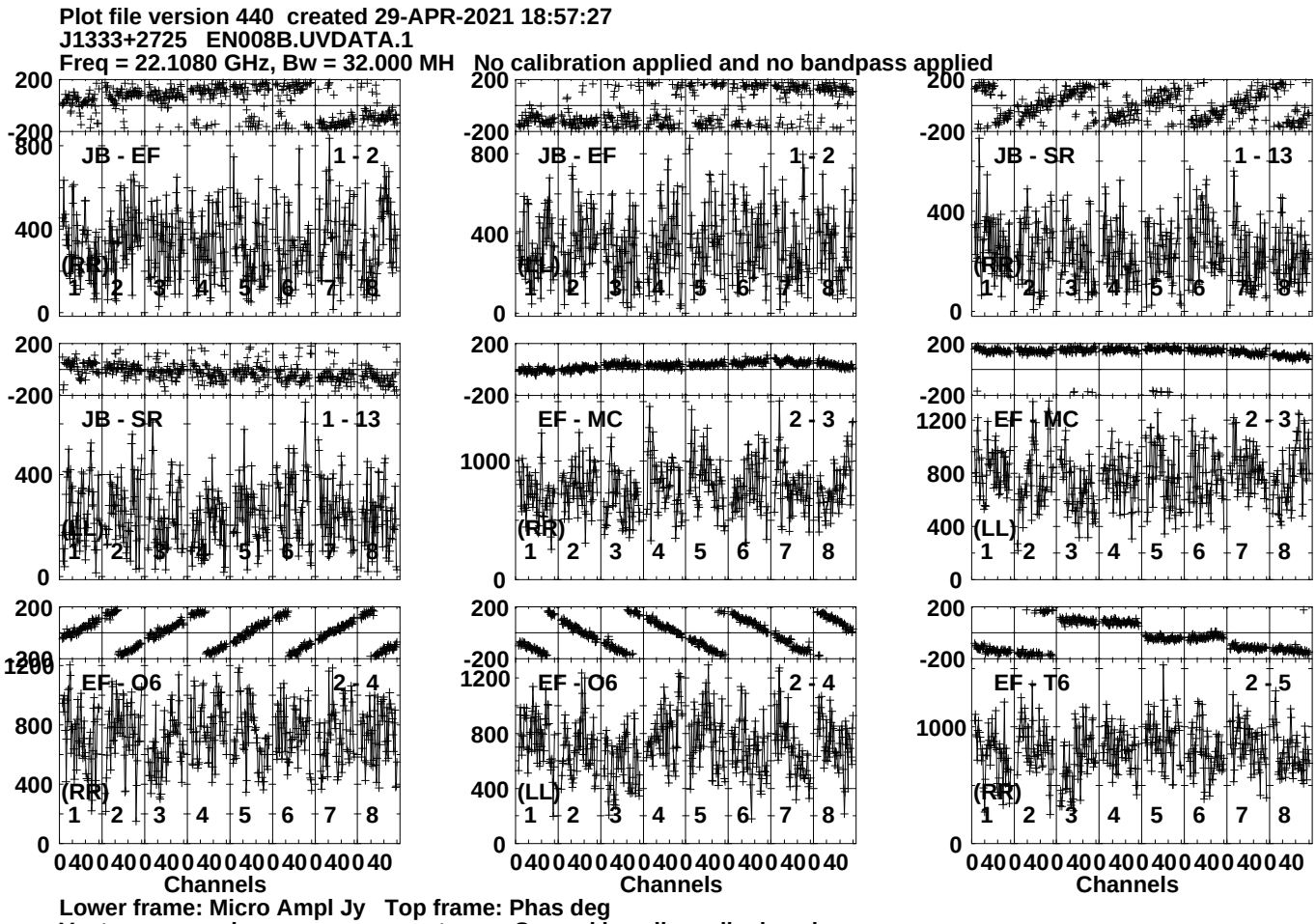
Plot file version 440 created 29-APR-2021 18:57:27
J1333+2725 EN008B.UVDATA.1
Freq = 22.1080 GHz, Bw = 32.000 MH No calibration applied and no bandpass applied
JB - EF 1 - 2
JB - EF 1 - 2
JB - SR 1 - 13
JB - SR 1 - 13
EF - MC 2 - 3
EF - MC 2 - 3
EF - O6 2 - 4
EF - O6 2 - 4
EF - T6 2 - 5
(RR)
(LL)
Channels
Lower frame: Micro Ampl Jy Top frame: Phas deg
Vector averaged cross-power spectrum Several baselines displayed
Timerange: 00/20:23:21 to 00/20:24:19

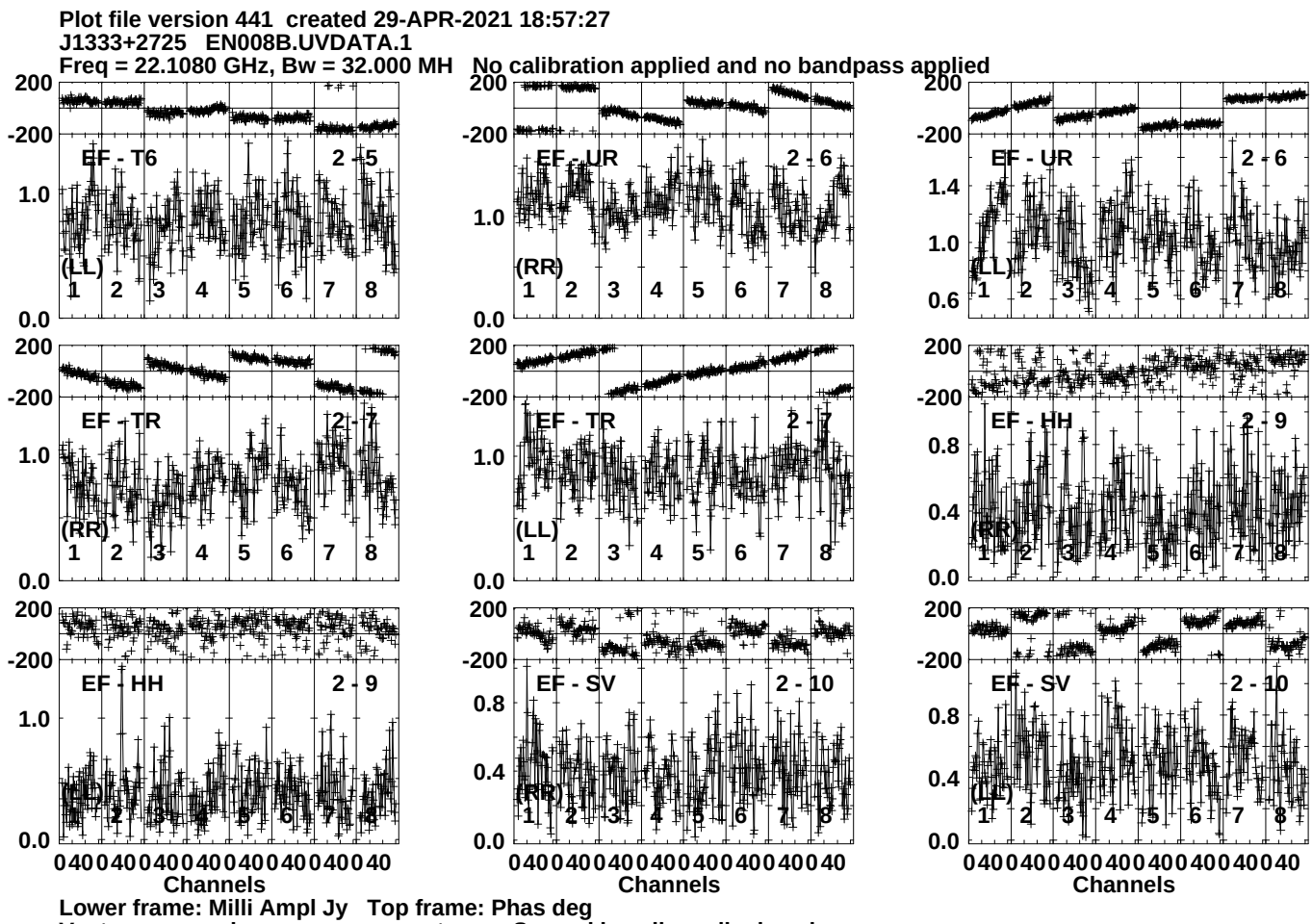
Plot file version 441 created 29-APR-2021 18:57:27
J1333+2725 EN008B.UVDATA.1
Freq = 22.1080 GHz, Bw = 32.000 MH No calibration applied and no bandpass applied
EF - T6 2 - 5
(LL)
EF - UR 2 - 6
(RR)
EF - UR 2 - 6
(LL)
EF - TR 2 - 7
(RR)
EF - TR 2 - 7
(LL)
EF - HH 2 - 9
(RR)
EF - HH 2 - 9
(LL)
EF - SV 2 - 10
(RR)
EF - SV 2 - 10
(LL)
Channels
Channels
Channels
Lower frame: Milli Ampl Jy Top frame: Phas deg
Vector averaged cross-power spectrum Several baselines displayed
Timerange: 00/20:23:21 to 00/20:24:19

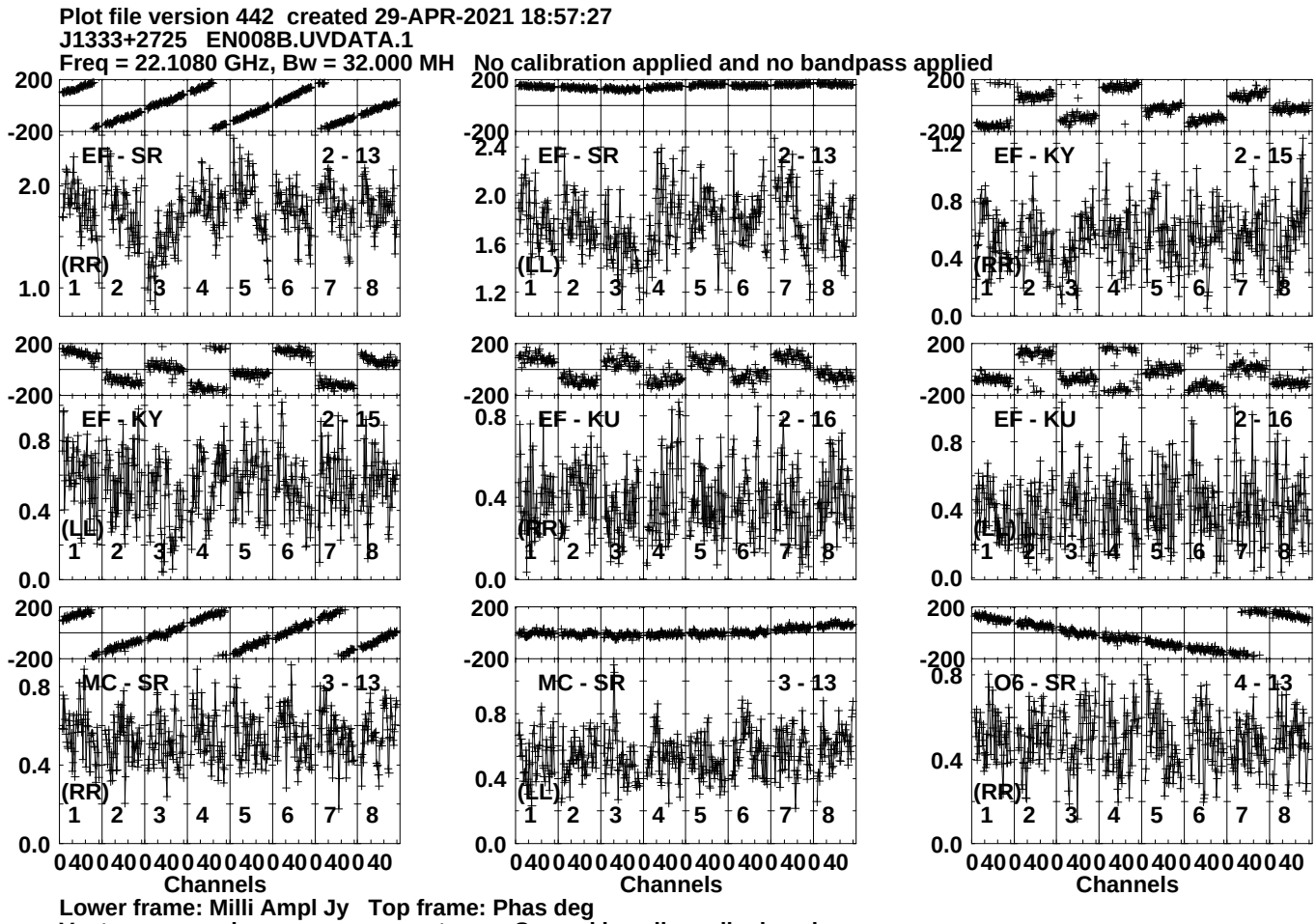
Plot file version 442 created 29-APR-2021 18:57:27
J1333+2725 EN008B.UVDATA.1
Freq = 22.1080 GHz, Bw = 32.000 MH No calibration applied and no bandpass applied
EF - SR 2 - 13
(RR)
EF - SR 2 - 13
(LL)
EF - KY 2 - 15
(RR)
EF - KY 2 - 15
(LL)
EF - KU 2 - 16
(RR)
EF - KU 2 - 16
(LL)
MC - SR 3 - 13
(RR)
MC - SR 3 - 13
(LL)
O6 - SR 4 - 13
(RR)
Channels
Lower frame: Milli Ampl Jy Top frame: Phas deg
Vector averaged cross-power spectrum Several baselines displayed
Timerange: 00/20:23:21 to 00/20:24:19

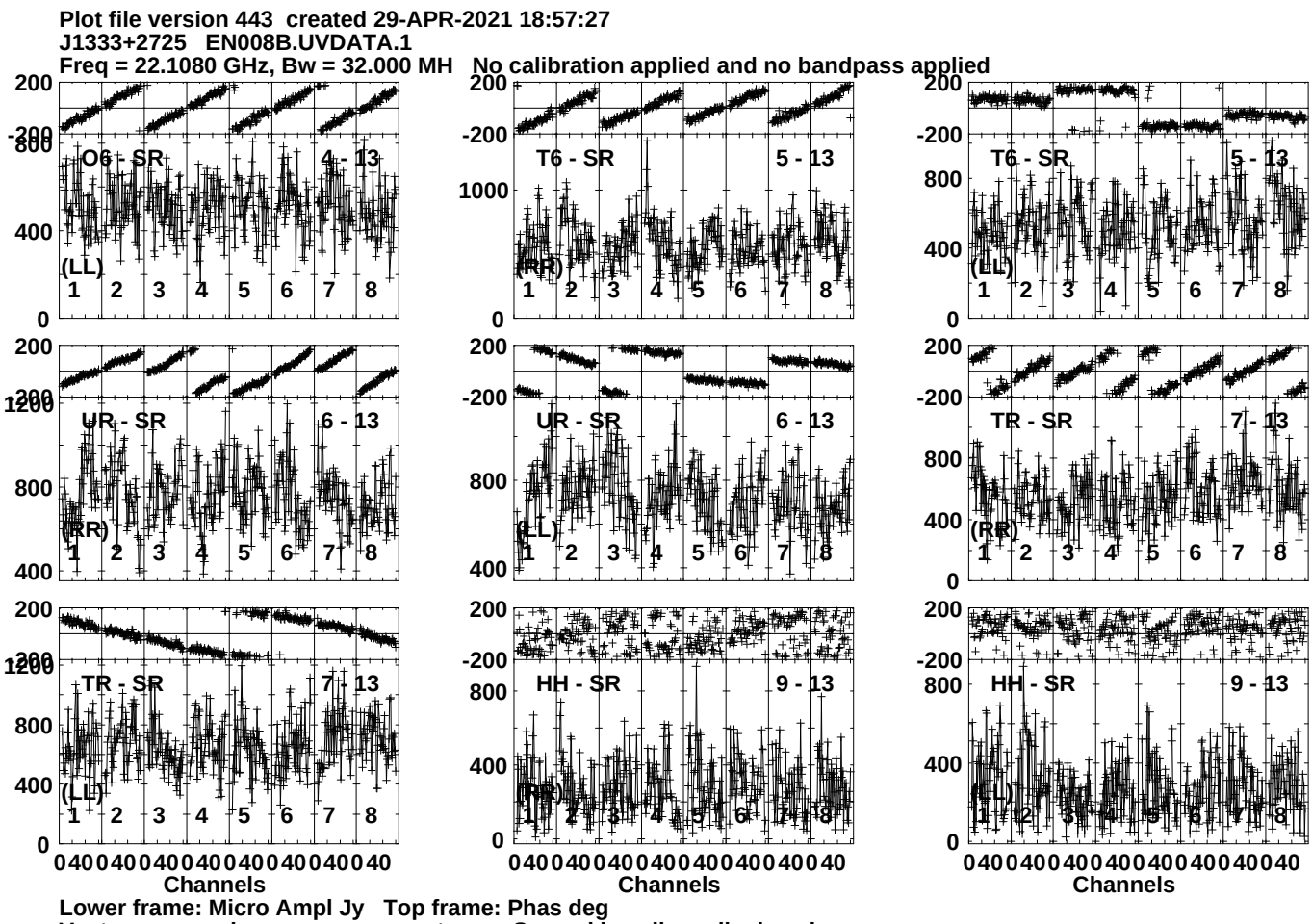
Plot file version 443 created 29-APR-2021 18:57:27
J1333+2725 EN008B.UVDATA.1
Freq = 22.1080 GHz, Bw = 32.000 MH No calibration applied and no bandpass applied
O6 - SR 4 - 13
T6 - SR 5 - 13
T6 - SR 5 - 13
UR - SR 6 - 13
UR - SR 6 - 13
TR - SR 7 - 13
TR - SR 7 - 13
HH - SR 9 - 13
HH - SR 9 - 13
(LL)
(RR)
Channels
Lower frame: Micro Ampl Jy Top frame: Phas deg
Vector averaged cross-power spectrum Several baselines displayed
Timerange: 00/20:23:21 to 00/20:24:19

Plot file version 444 created 29-APR-2021 18:57:27
J1333+2725 EN008B.UVDATA.1
Freq = 22.1080 GHz, Bw = 32.000 MH No calibration applied and no bandpass applied

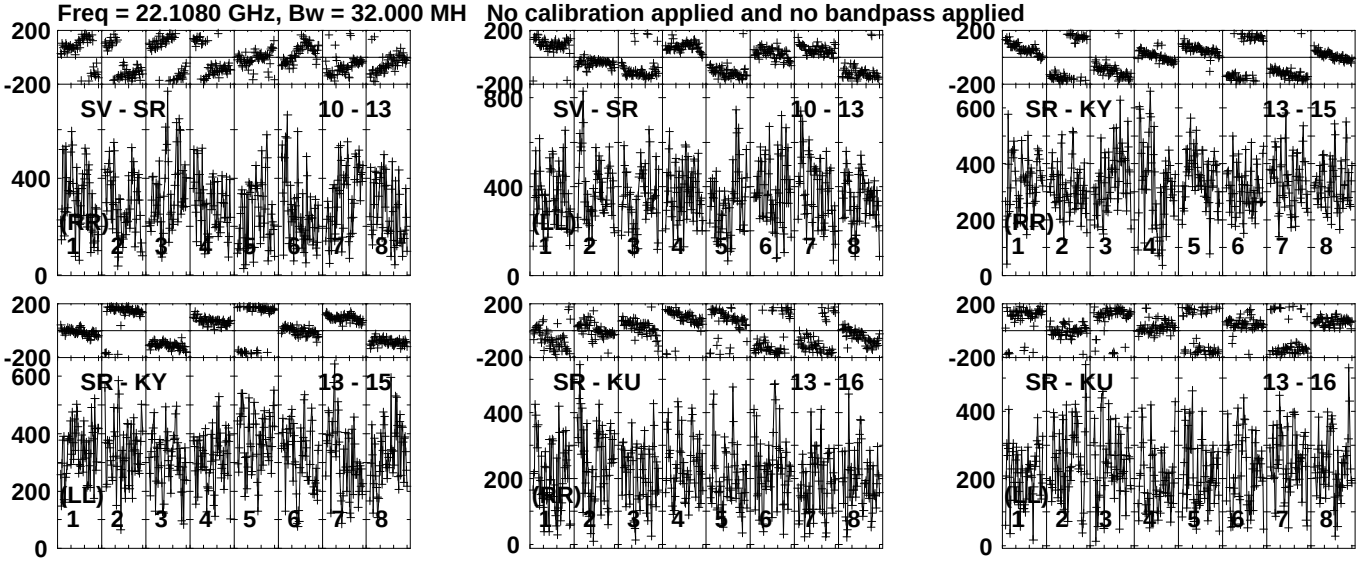

Lower frame: Micro Ampl Jy Top frame: Phas deg
Vector averaged cross-power spectrum Several baselines displayed
Timerange: 00/20:23:21 to 00/20:24:19

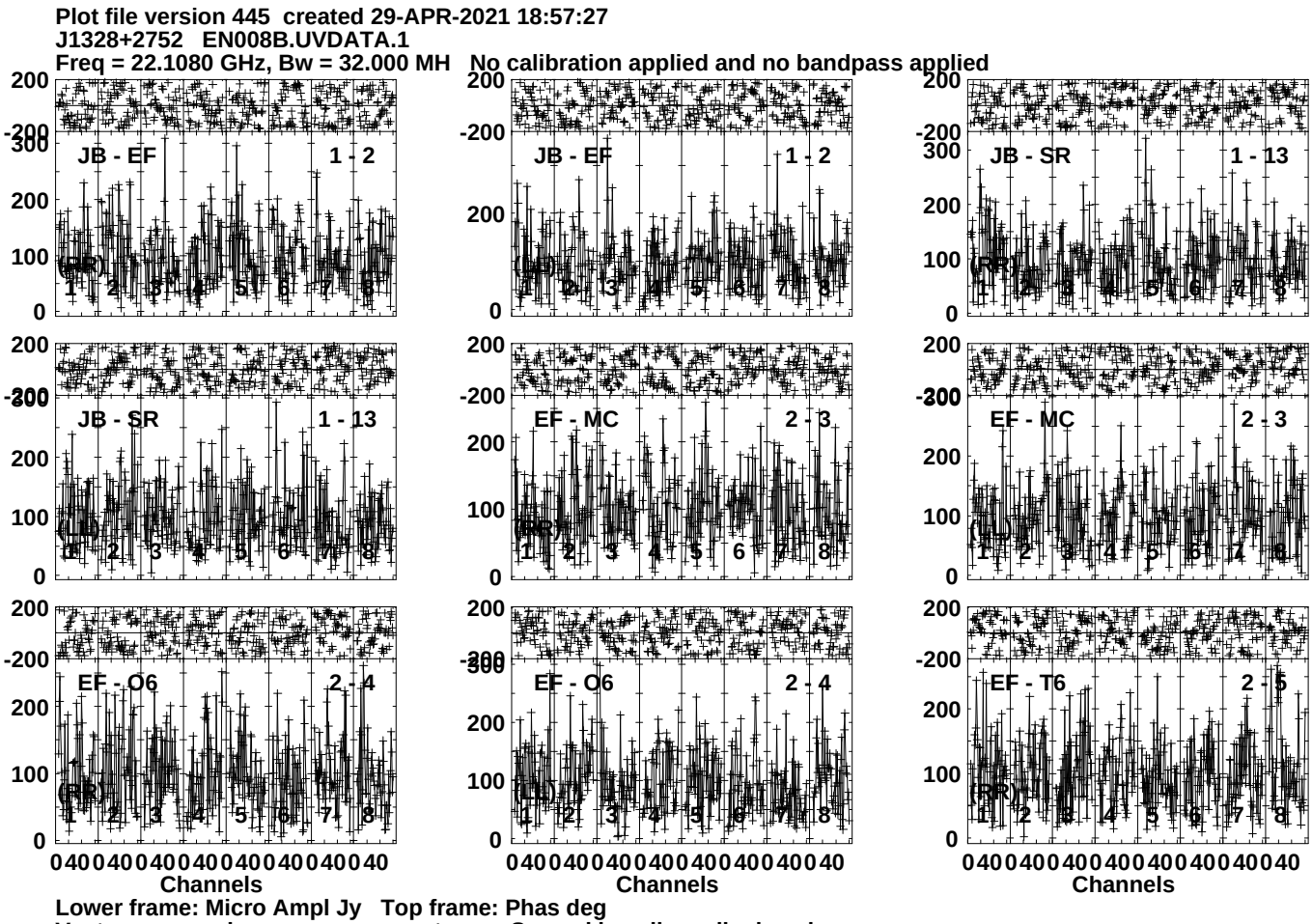
Plot file version 445 created 29-APR-2021 18:57:27
J1328+2752 EN008B.UVDATA.1
Freq = 22.1080 GHz, Bw = 32.000 MH No calibration applied and no bandpass applied
JB - EF 1 - 2
JB - EF 1 - 2
JB - SR 1 - 13
JB - SR 1 - 13
EF - MC 2 - 3
EF - MC 2 - 3
EF - O6 2 - 4
EF - O6 2 - 4
EF - T6 2 - 5
(RR)
(LL)
Channels
Lower frame: Micro Ampl Jy Top frame: Phas deg
Vector averaged cross-power spectrum Several baselines displayed
Timerange: 00/20:25:01 to 00/20:26:59

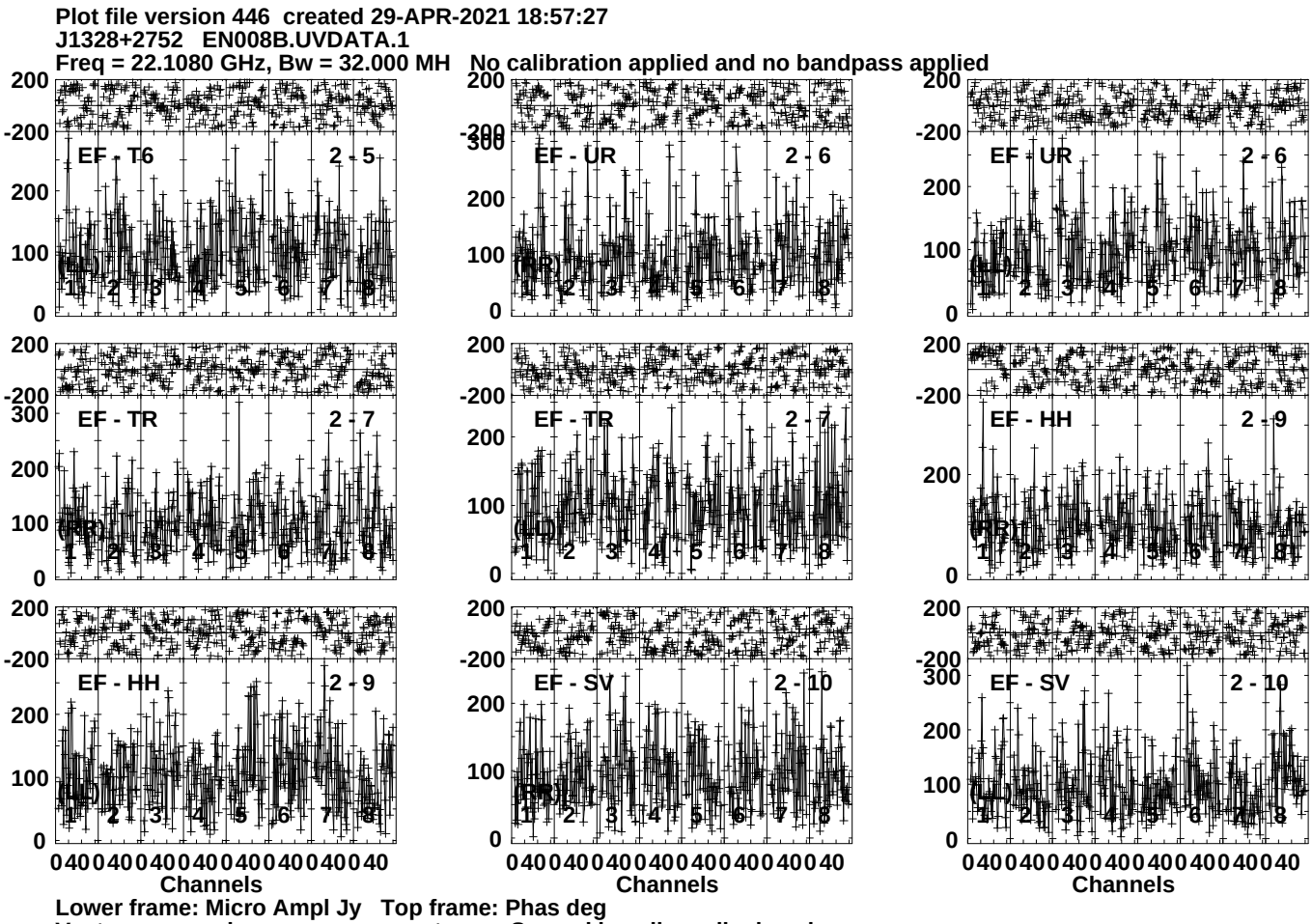
Plot file version 446 created 29-APR-2021 18:57:27
J1328+2752 EN008B.UVDATA.1
Freq = 22.1080 GHz, Bw = 32.000 MH No calibration applied and no bandpass applied
EF - T6 2 - 5
EF - UR 2 - 6
EF - UR 2 - 6
EF - TR 2 - 7
EF - TR 2 - 7
EF - HH 2 - 9
EF - HH 2 - 9
EF - SV 2 - 10
EF - SV 2 - 10
Channels
Channels
Channels
Lower frame: Micro Ampl Jy Top frame: Phas deg
Vector averaged cross-power spectrum Several baselines displayed
Timerange: 00/20:25:01 to 00/20:26:59

Plot file version 447 created 29-APR-2021 18:57:28
J1328+2752 EN008B.UVDATA.1
Freq = 22.1080 GHz, Bw = 32.000 MH No calibration applied and no bandpass applied

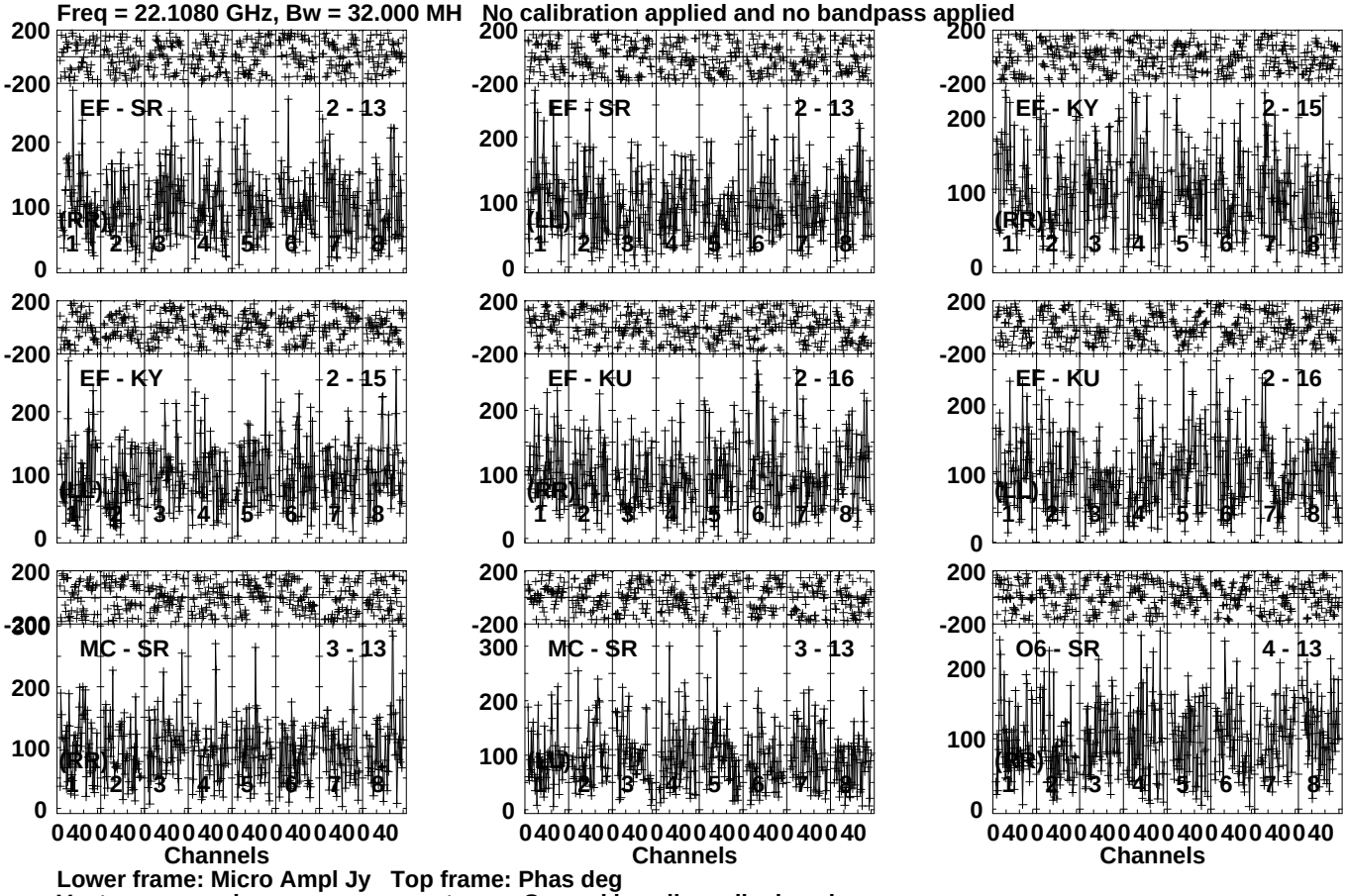

Lower frame: Micro Ampl Jy Top frame: Phas deg
Vector averaged cross-power spectrum Several baselines displayed
Timerange: 00/20:25:01 to 00/20:26:59

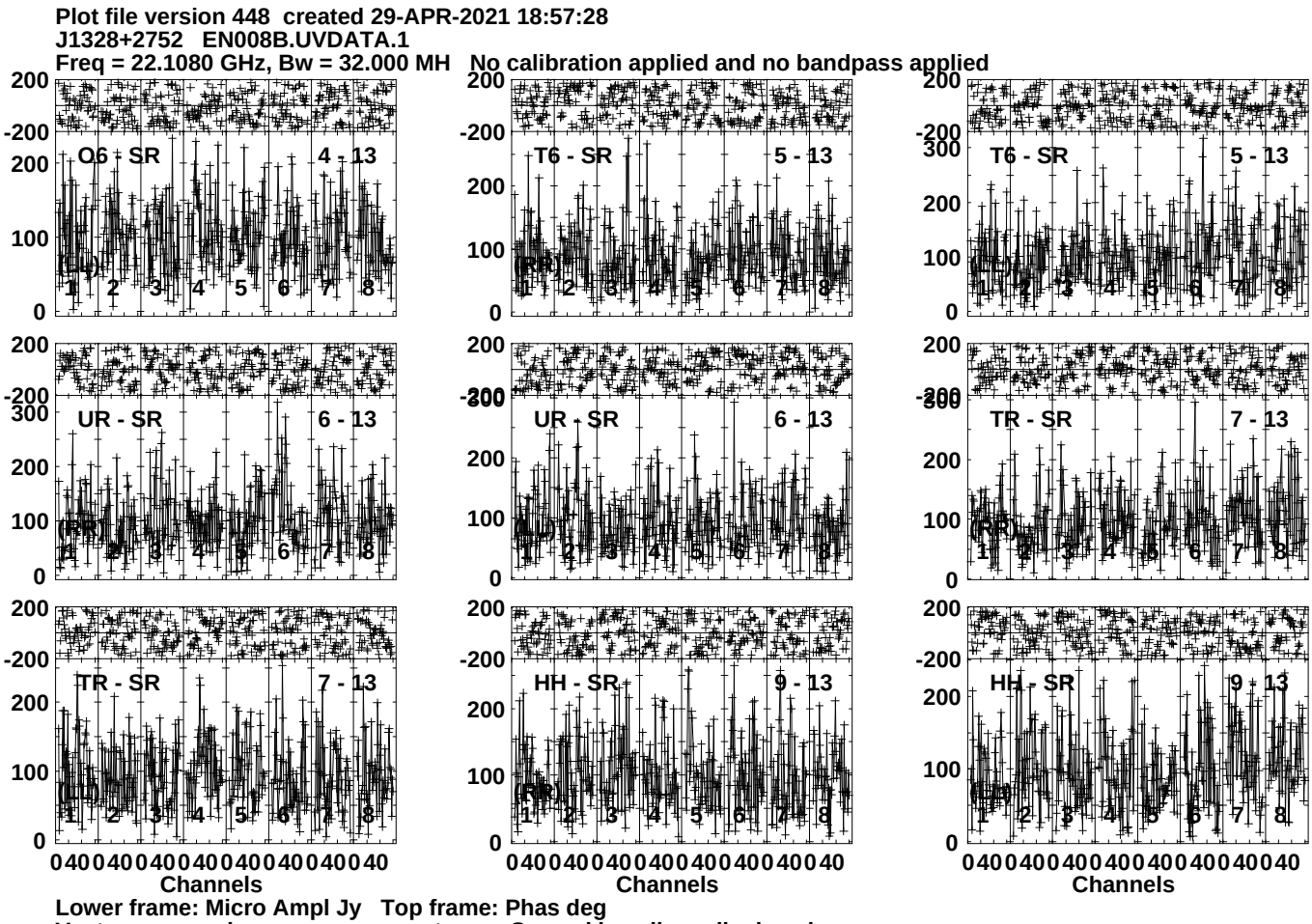
Plot file version 448 created 29-APR-2021 18:57:28
J1328+2752 EN008B.UVDATA.1
Freq = 22.1080 GHz, Bw = 32.000 MH No calibration applied and no bandpass applied
Q6 - SR 4 - 13
T6 - SR 5 - 13
T6 - SR 5 - 13
UR - SR 6 - 13
UR - SR 6 - 13
TR - SR 7 - 13
TR - SR 7 - 13
HH - SR 9 - 13
HH - SR 9 - 13
Channels
Channels
Channels
Lower frame: Micro Ampl Jy Top frame: Phas deg
Vector averaged cross-power spectrum Several baselines displayed
Timerange: 00/20:25:01 to 00/20:26:59

Plot file version 449 created 29-APR-2021 18:57:28
J1328+2752 EN008B.UVDATA.1
Freq = 22.1080 GHz, Bw = 32.000 MH No calibration applied and no bandpass applied

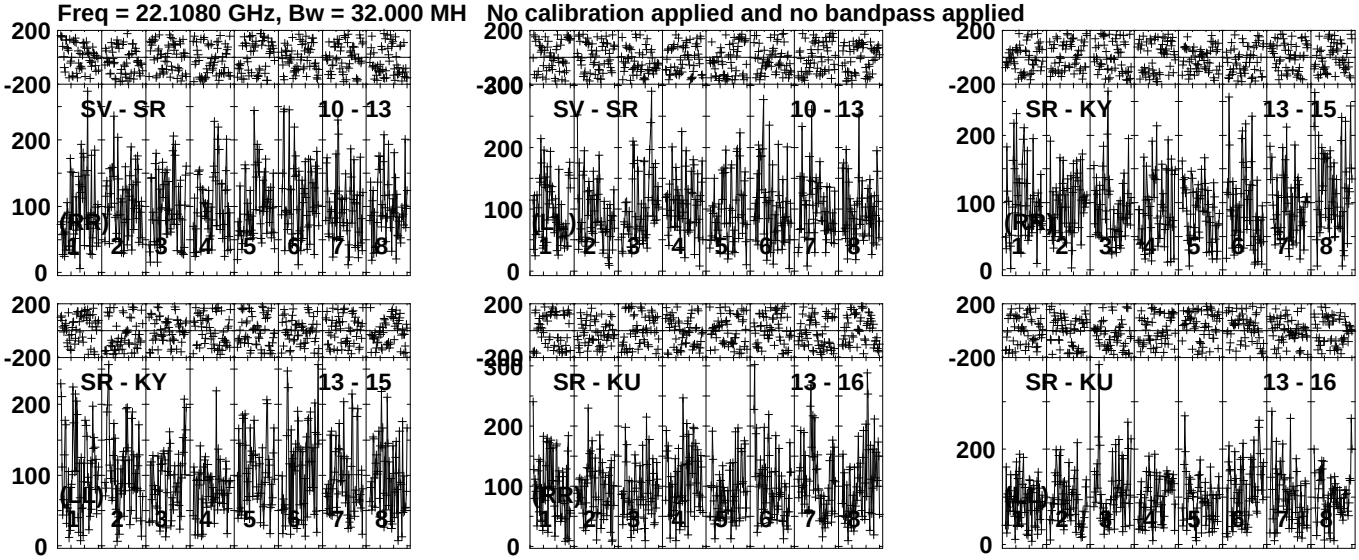

Lower frame: Micro Ampl Jy Top frame: Phas deg
Vector averaged cross-power spectrum Several baselines displayed
Timerange: 00/20:25:01 to 00/20:26:59

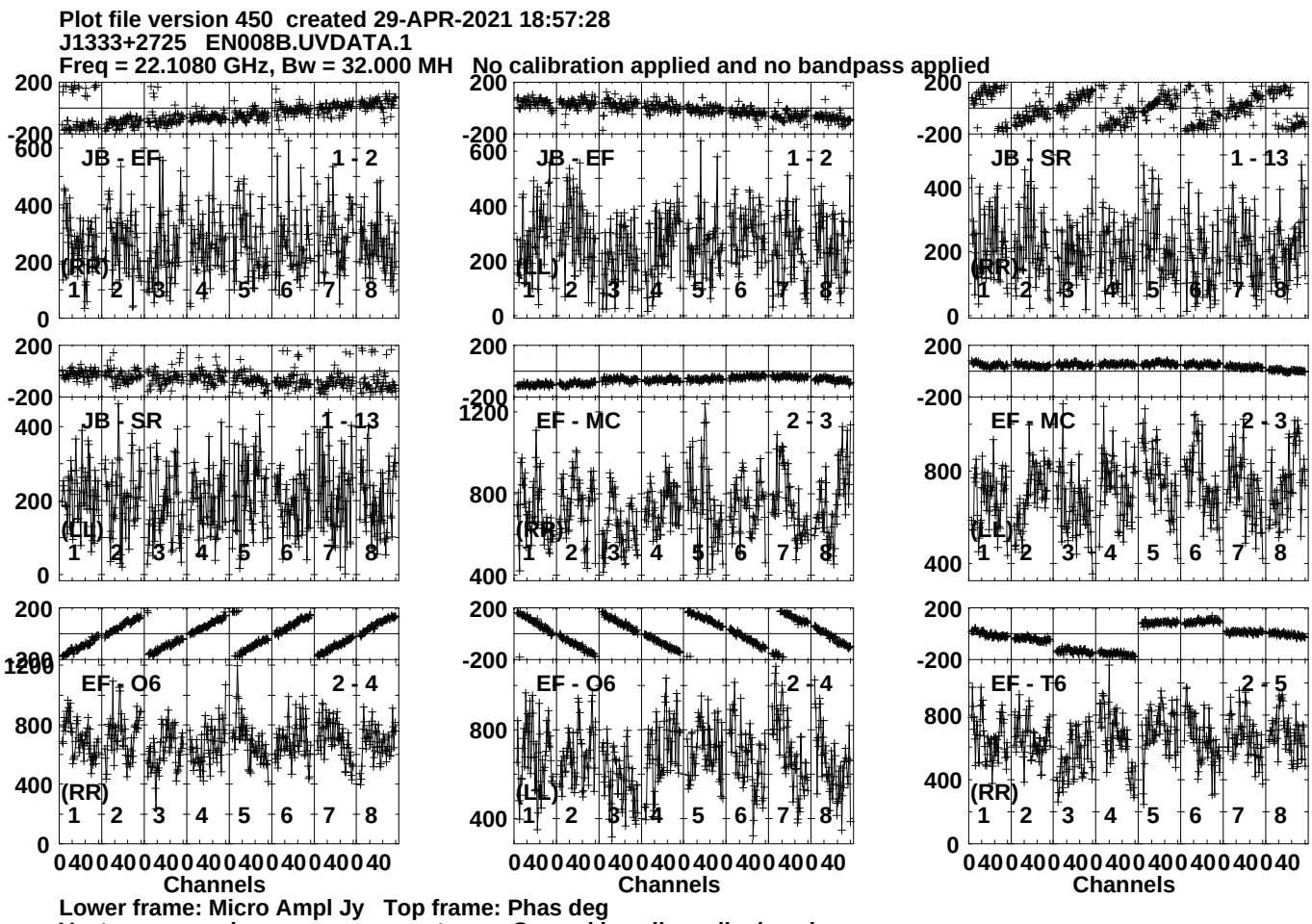
Plot file version 450 created 29-APR-2021 18:57:28
J1333+2725 EN008B.UVDATA.1
Freq = 22.1080 GHz, Bw = 32.000 MH No calibration applied and no bandpass applied
JB - EF 1 - 2 (RR)
JB - EF 1 - 2 (LL)
JB - SR 1 - 13 (RR)
JB - SR 1 - 13 (LL)
EF - MC 2 - 3 (RR)
EF - MC 2 - 3 (LL)
EF - O6 2 - 4 (RR)
EF - O6 2 - 4 (LL)
EF - T6 2 - 5 (RR)
Channels
Lower frame: Micro Ampl Jy Top frame: Phas deg
Vector averaged cross-power spectrum Several baselines displayed
Timerange: 00/20:27:31 to 00/20:28:29

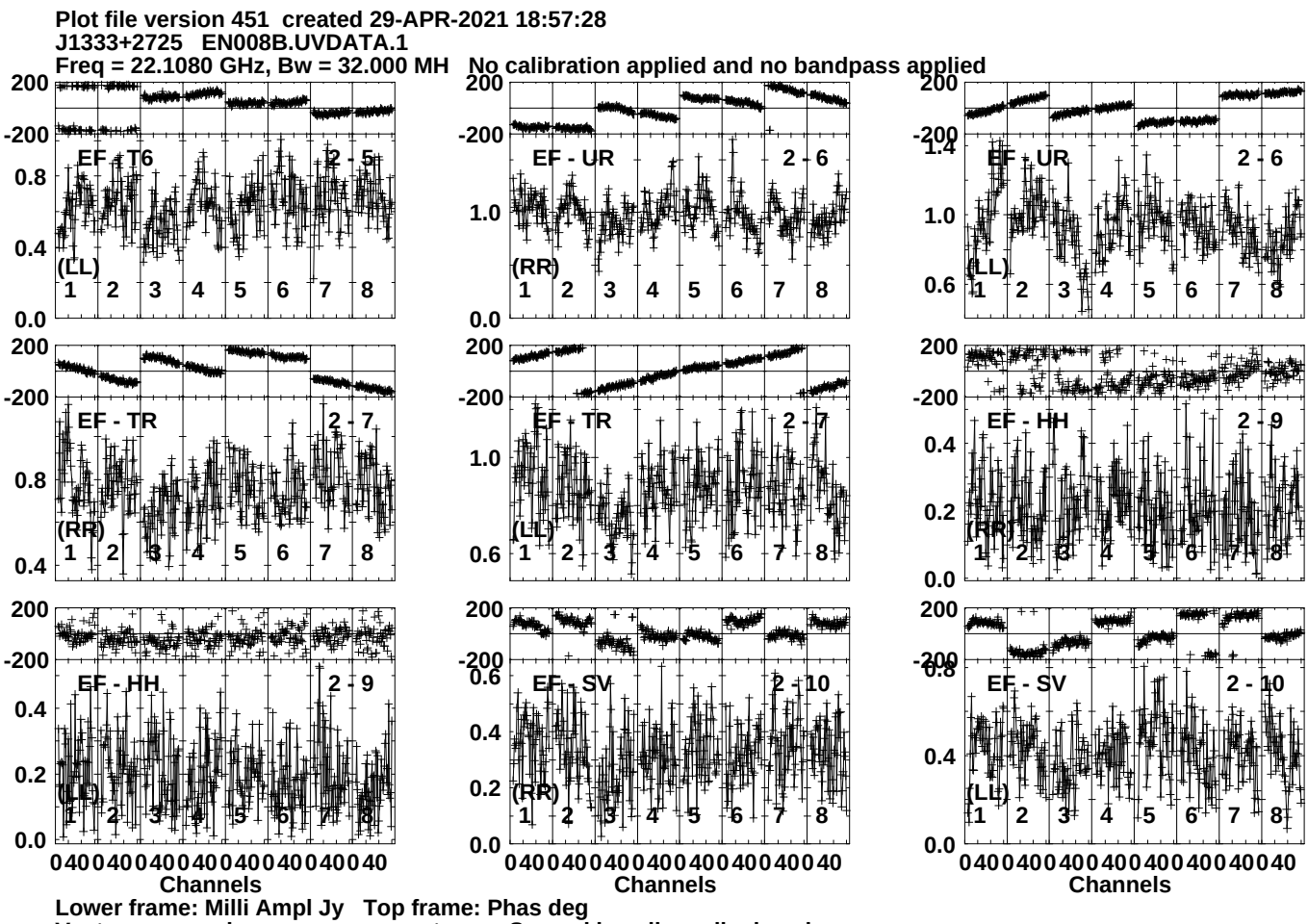
Plot file version 451 created 29-APR-2021 18:57:28
J1333+2725 EN008B.UVDATA.1
Freq = 22.1080 GHz, Bw = 32.000 MH No calibration applied and no bandpass applied
EF - T6 2 - 5
(LL)
EF - UR 2 - 6
(RR)
EF - UR 2 - 6
(LL)
EF - TR 2 - 7
(RR)
EF - TR 2 - 7
(LL)
EF - HH 2 - 9
(RR)
EF - HH 2 - 9
(LL)
EF - SV 2 - 10
(RR)
EF - SV 2 - 10
(LL)
Channels
Channels
Channels
Lower frame: Milli Ampl Jy Top frame: Phas deg
Vector averaged cross-power spectrum Several baselines displayed
Timerange: 00/20:27:31 to 00/20:28:29

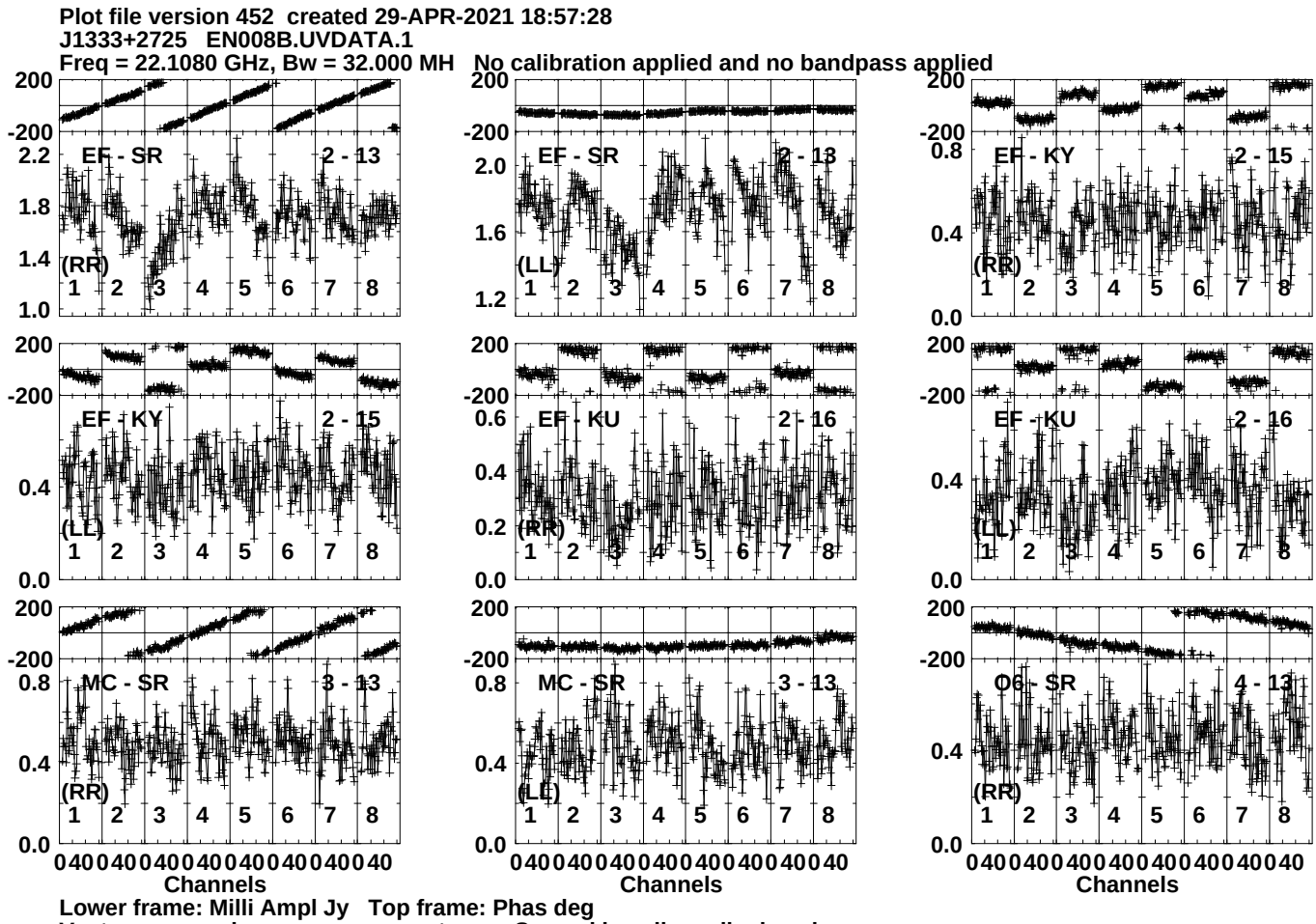
Plot file version 452 created 29-APR-2021 18:57:28
J1333+2725 EN008B.UVDATA.1
Freq = 22.1080 GHz, Bw = 32.000 MH No calibration applied and no bandpass applied
EF - SR 2 - 13
(RR)
EF - SR 2 - 13
(LL)
EF - KY 2 - 15
(RR)
EF - KY 2 - 15
(LL)
EF - KU 2 - 16
(RR)
EF - KU 2 - 16
(LL)
MC - SR 3 - 13
(RR)
MC - SR 3 - 13
(LL)
O6 - SR 4 - 13
(RR)
Channels
Lower frame: Milli Ampl Jy Top frame: Phas deg
Vector averaged cross-power spectrum Several baselines displayed
Timerange: 00/20:27:31 to 00/20:28:29

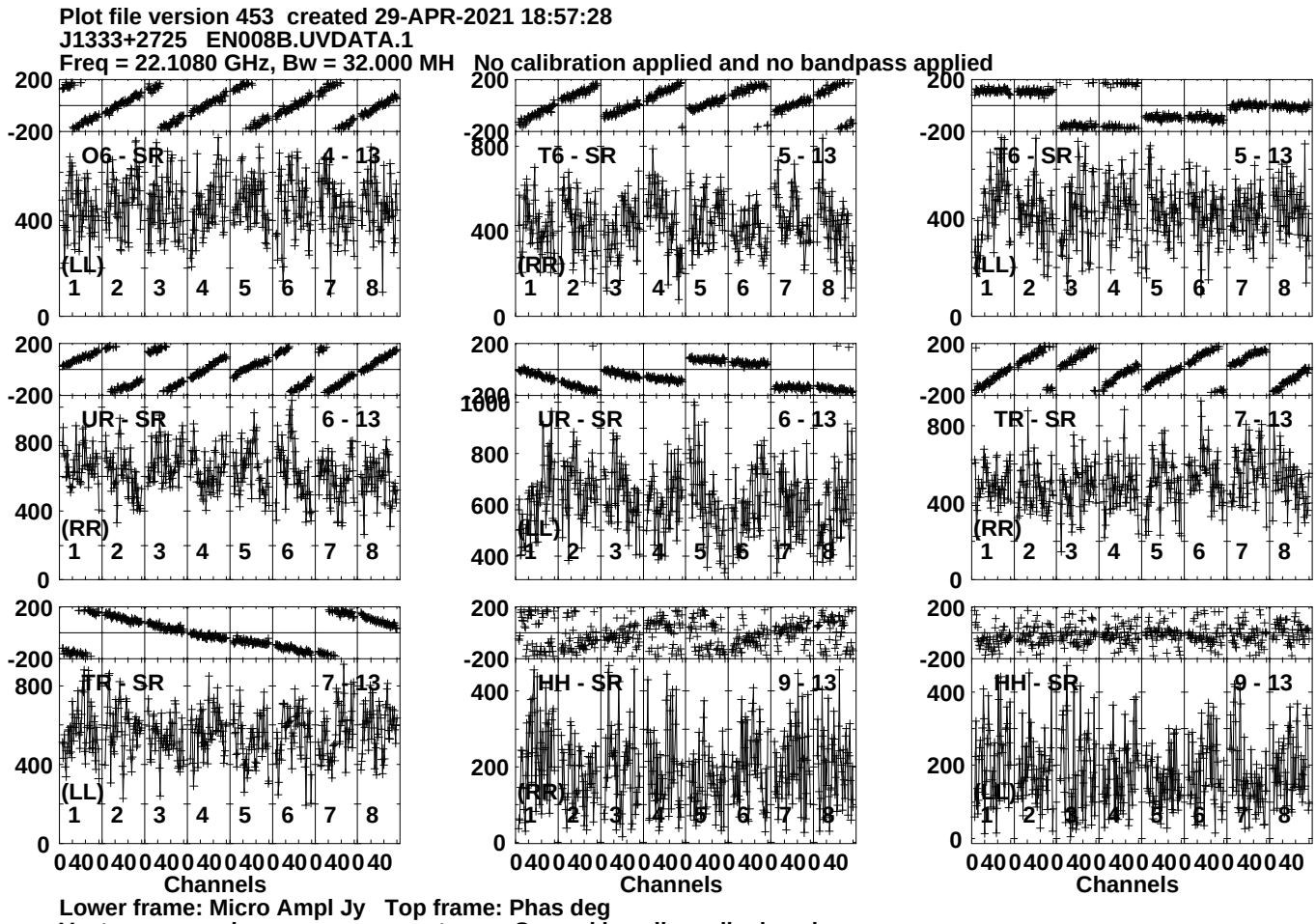
Plot file version 453 created 29-APR-2021 18:57:28
J1333+2725 EN008B.UVDATA.1
Freq = 22.1080 GHz, Bw = 32.000 MH No calibration applied and no bandpass applied
O6 - SR 4 - 13
(LL)
T6 - SR 5 - 13
(RR)
T6 - SR 5 - 13
(LL)
UR - SR 6 - 13
(RR)
UR - SR 6 - 13
(LL)
TR - SR 7 - 13
(RR)
TR - SR 7 - 13
(LL)
HH - SR 9 - 13
(RR)
HH - SR 9 - 13
(LL)
Channels
Channels
Channels
Lower frame: Micro Ampl Jy Top frame: Phas deg
Vector averaged cross-power spectrum Several baselines displayed
Timerange: 00/20:27:31 to 00/20:28:29

Plot file version 454 created 29-APR-2021 18:57:28
J1333+2725 EN008B.UVDATA.1
Freq = 22.1080 GHz, Bw = 32.000 MH No calibration applied and no bandpass applied

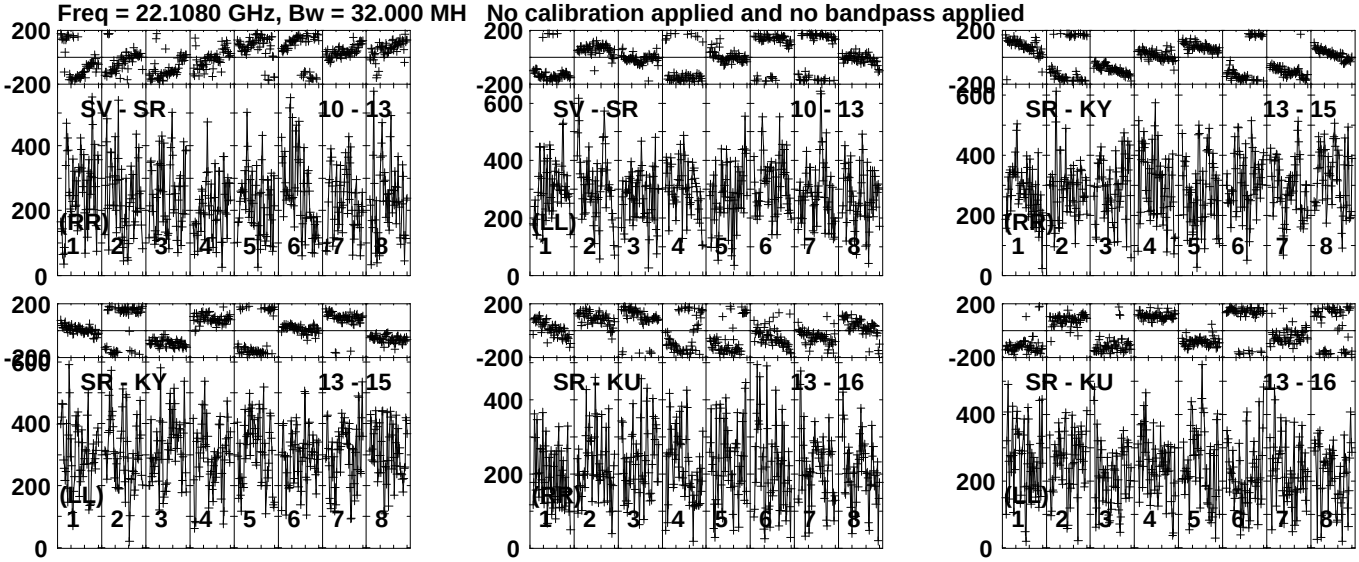

Lower frame: Micro Ampl Jy Top frame: Phas deg
Vector averaged cross-power spectrum Several baselines displayed
Timerange: 00/20:27:31 to 00/20:28:29

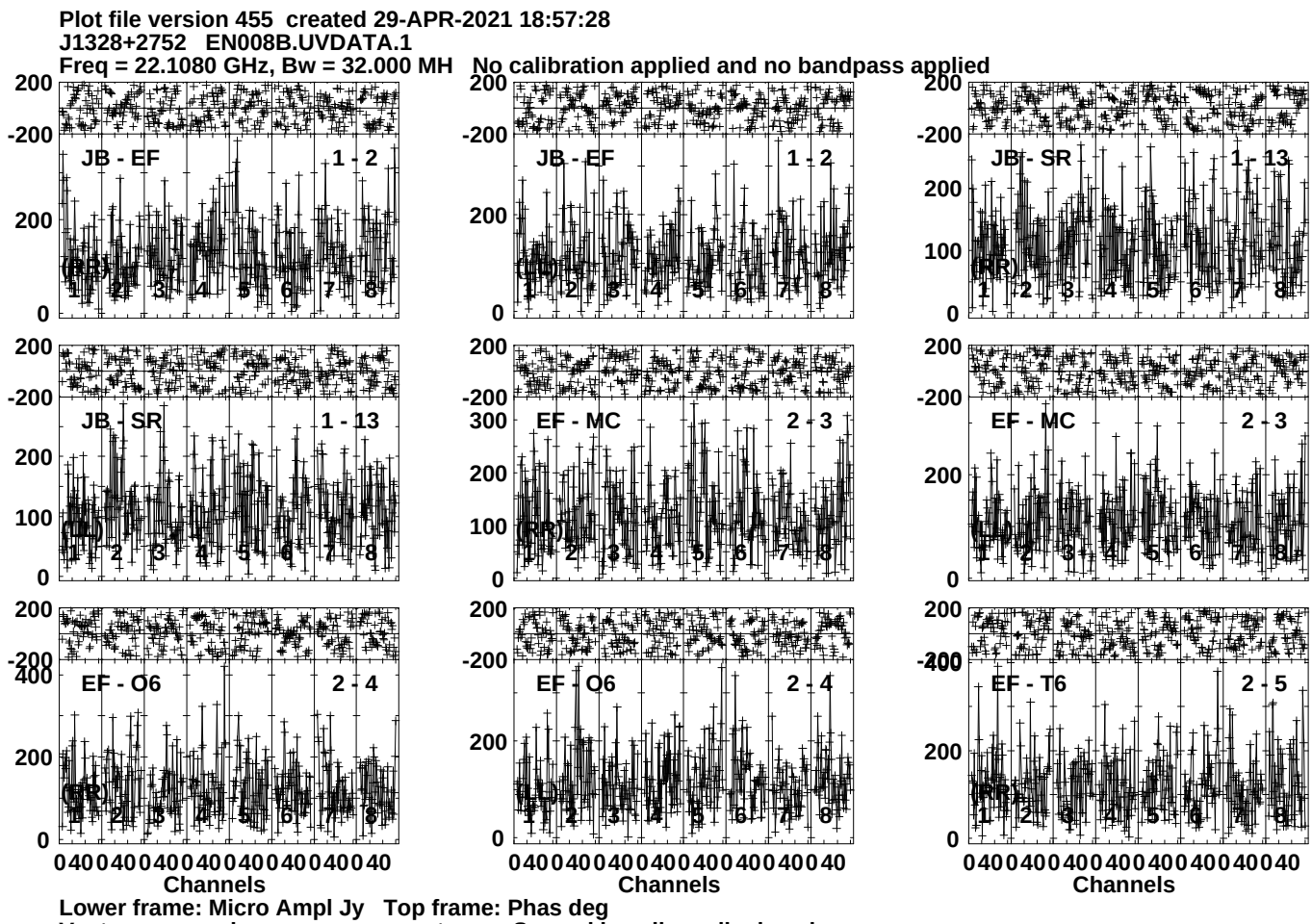
Plot file version 455 created 29-APR-2021 18:57:28
J1328+2752 EN008B.UVDATA.1
Freq = 22.1080 GHz, Bw = 32.000 MH No calibration applied and no bandpass applied
JB - EF 1 - 2 (RR)
JB - EF 1 - 2 (LL)
JB - SR 1 - 13 (RR)
JB - SR 1 - 13 (LL)
EF - MC 2 - 3 (RR)
EF - MC 2 - 3 (LL)
EF - O6 2 - 4 (RR)
EF - O6 2 - 4 (LL)
EF - T6 2 - 5 (RR)
Channels
Lower frame: Micro Ampl Jy Top frame: Phas deg
Vector averaged cross-power spectrum Several baselines displayed
Timerange: 00/20:28:31 to 00/20:30:29

Plot file version 456 created 29-APR-2021 18:57:29
J1328+2752 EN008B.UVDATA.1
Freq = 22.1080 GHz, Bw = 32.000 MH No calibration applied and no bandpass applied

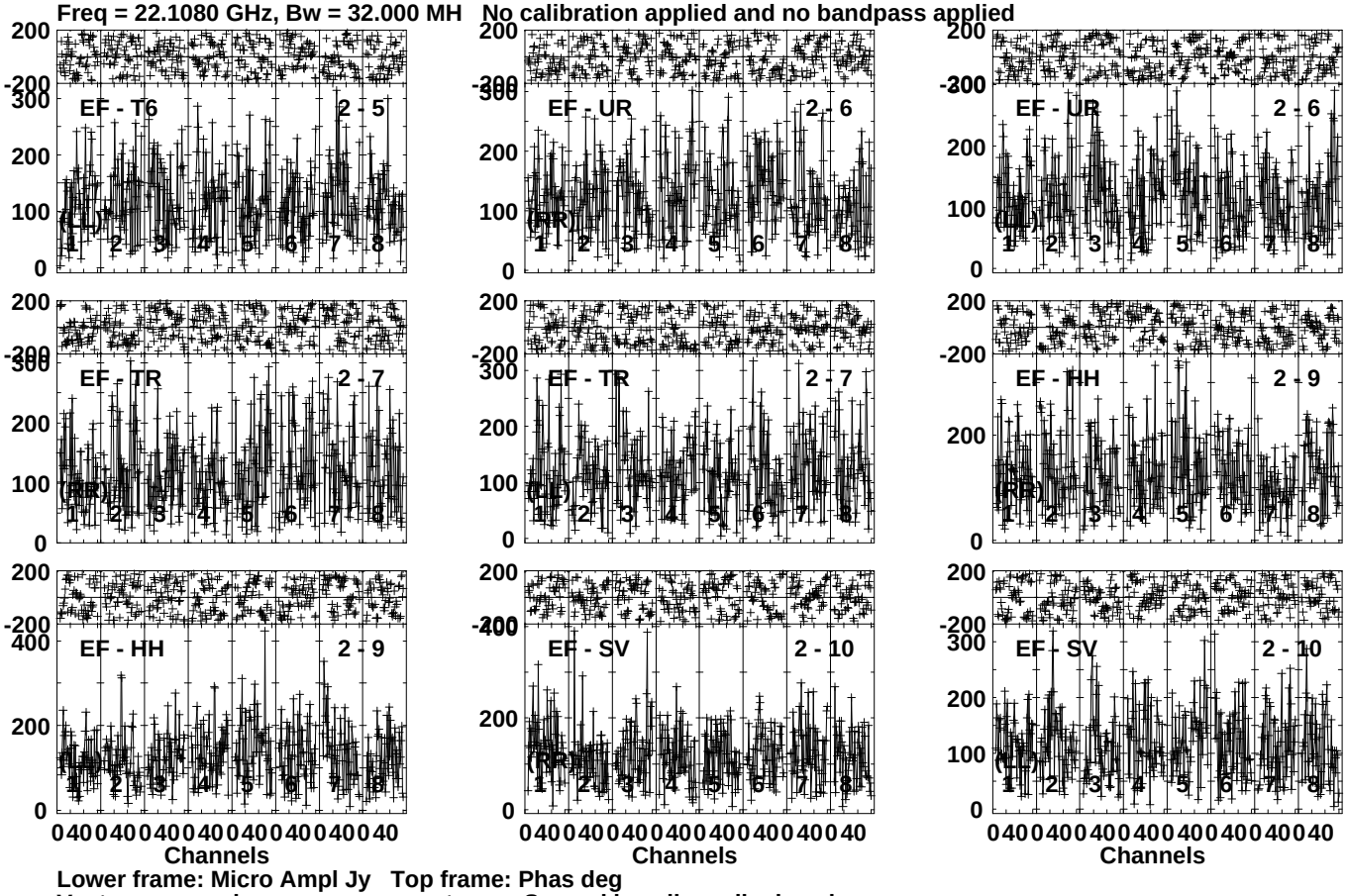

Lower frame: Micro Ampl Jy Top frame: Phas deg
Vector averaged cross-power spectrum Several baselines displayed
Timerange: 00/20:28:31 to 00/20:30:29

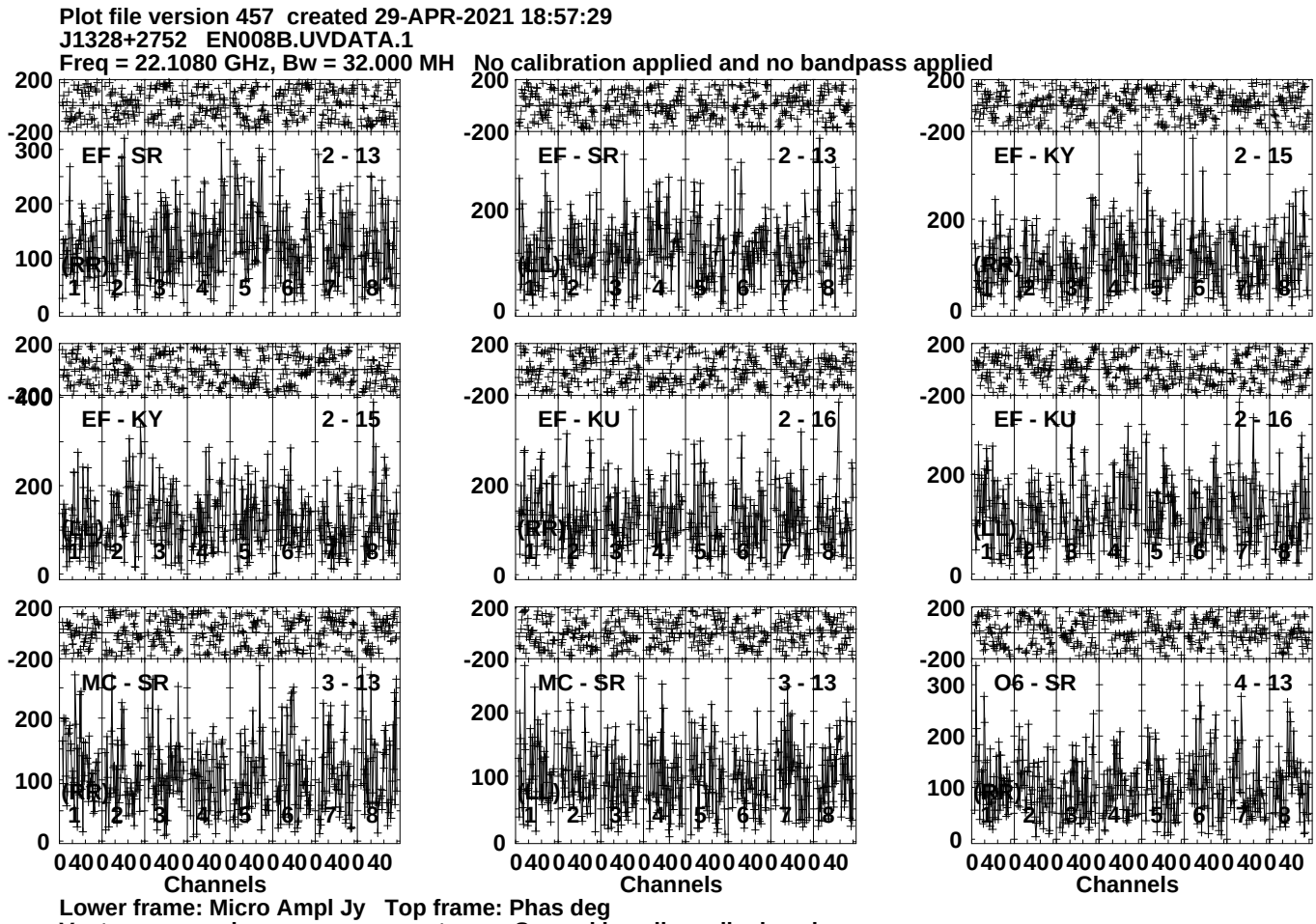
Plot file version 457 created 29-APR-2021 18:57:29
J1328+2752 EN008B.UVDATA.1
Freq = 22.1080 GHz, Bw = 32.000 MH No calibration applied and no bandpass applied
EF - SR 2 - 13
EF - SR 2 - 13
EF - KY 2 - 15
EF - KY 2 - 15
EF - KU 2 - 16
EF - KU 2 - 16
MC - SR 3 - 13
MC - SR 3 - 13
O6 - SR 4 - 13
Channels
Channels
Channels
Lower frame: Micro Ampl Jy Top frame: Phas deg
Vector averaged cross-power spectrum Several baselines displayed
Timerange: 00/20:28:31 to 00/20:30:29

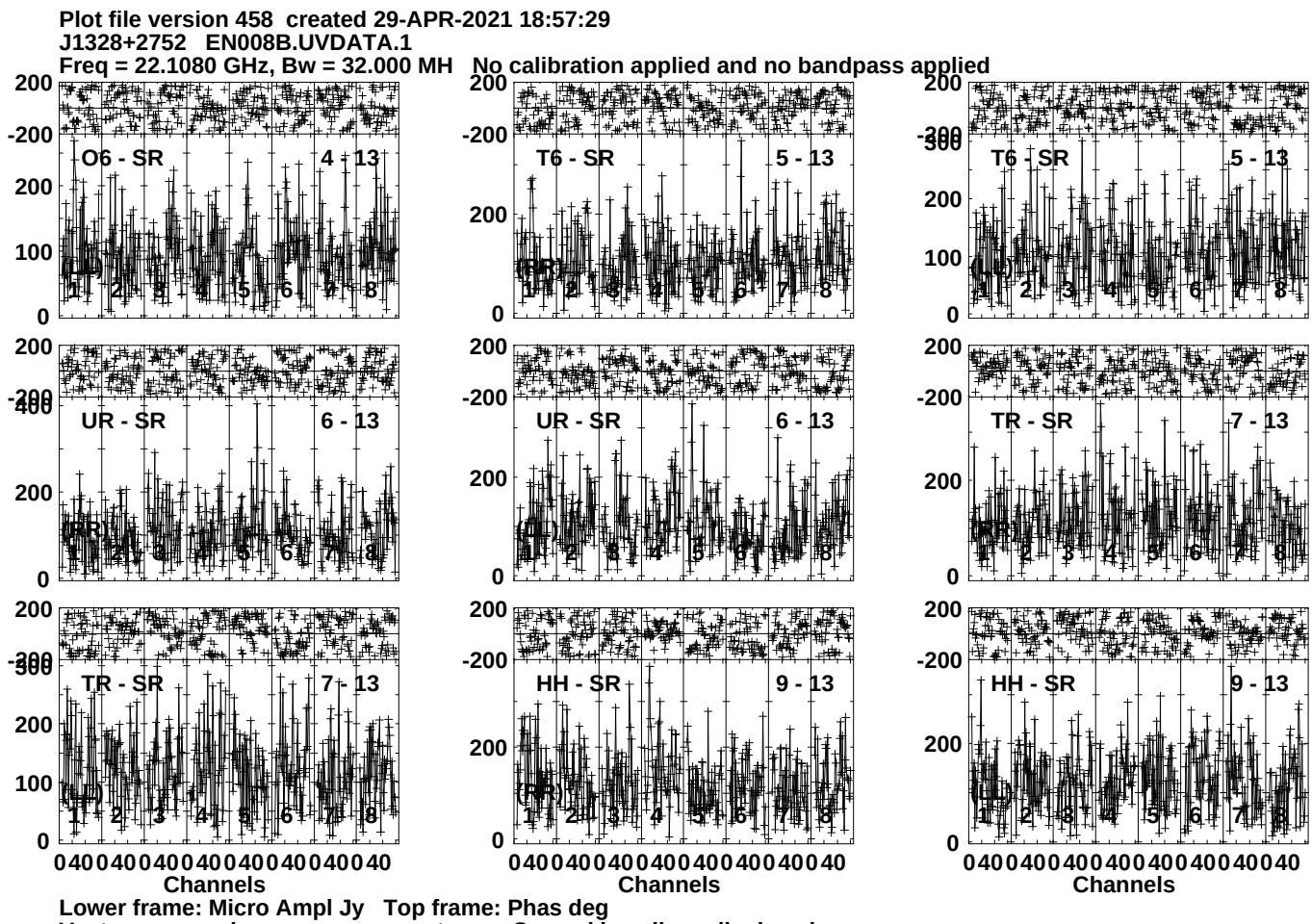
Plot file version 458 created 29-APR-2021 18:57:29
J1328+2752 EN008B.UVDATA.1
Freq = 22.1080 GHz, Bw = 32.000 MH No calibration applied and no bandpass applied
O6 - SR 4 - 13
T6 - SR 5 - 13
T6 - SR 5 - 13
UR - SR 6 - 13
UR - SR 6 - 13
TR - SR 7 - 13
TR - SR 7 - 13
HH - SR 9 - 13
HH - SR 9 - 13
Channels
Channels
Channels
Lower frame: Micro Ampl Jy Top frame: Phas deg
Vector averaged cross-power spectrum Several baselines displayed
Timerange: 00/20:28:31 to 00/20:30:29

Plot file version 459 created 29-APR-2021 18:57:29
J1328+2752 EN008B.UVDATA.1
Freq = 22.1080 GHz, Bw = 32.000 MH No calibration applied and no bandpass applied

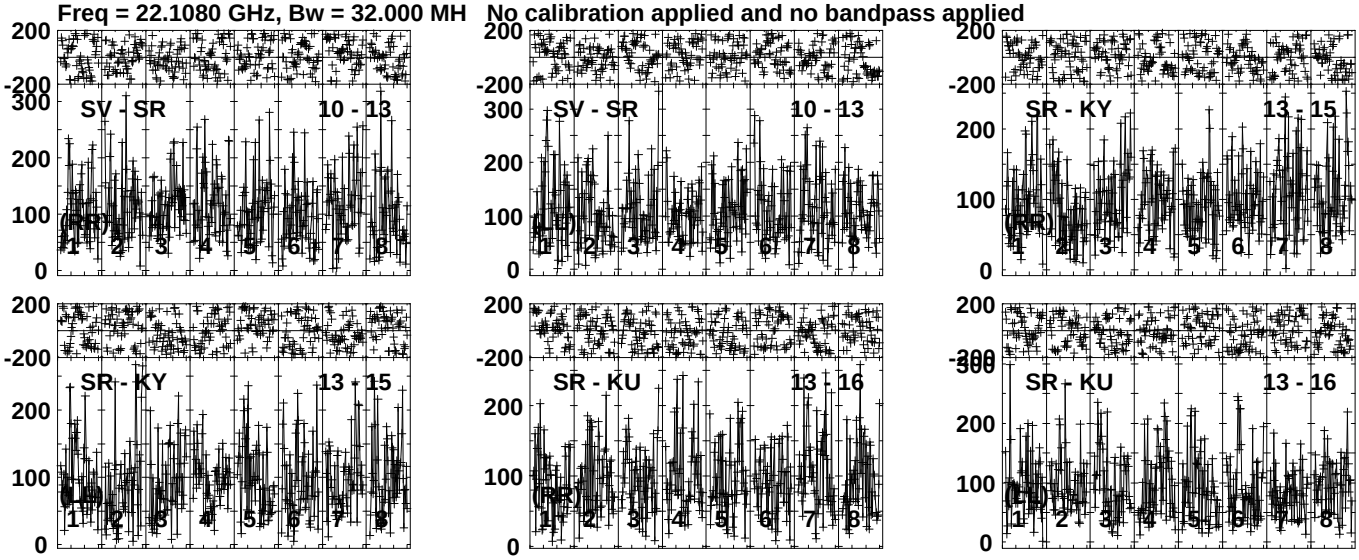

Lower frame: Micro Ampl Jy Top frame: Phas deg
Vector averaged cross-power spectrum Several baselines displayed
Timerange: 00/20:28:31 to 00/20:30:29

Plot file version 460 created 29-APR-2021 18:57:29
J1333+2725 EN008B.UVDATA.1
Freq = 22.1080 GHz, Bw = 32.000 MH No calibration applied and no bandpass applied

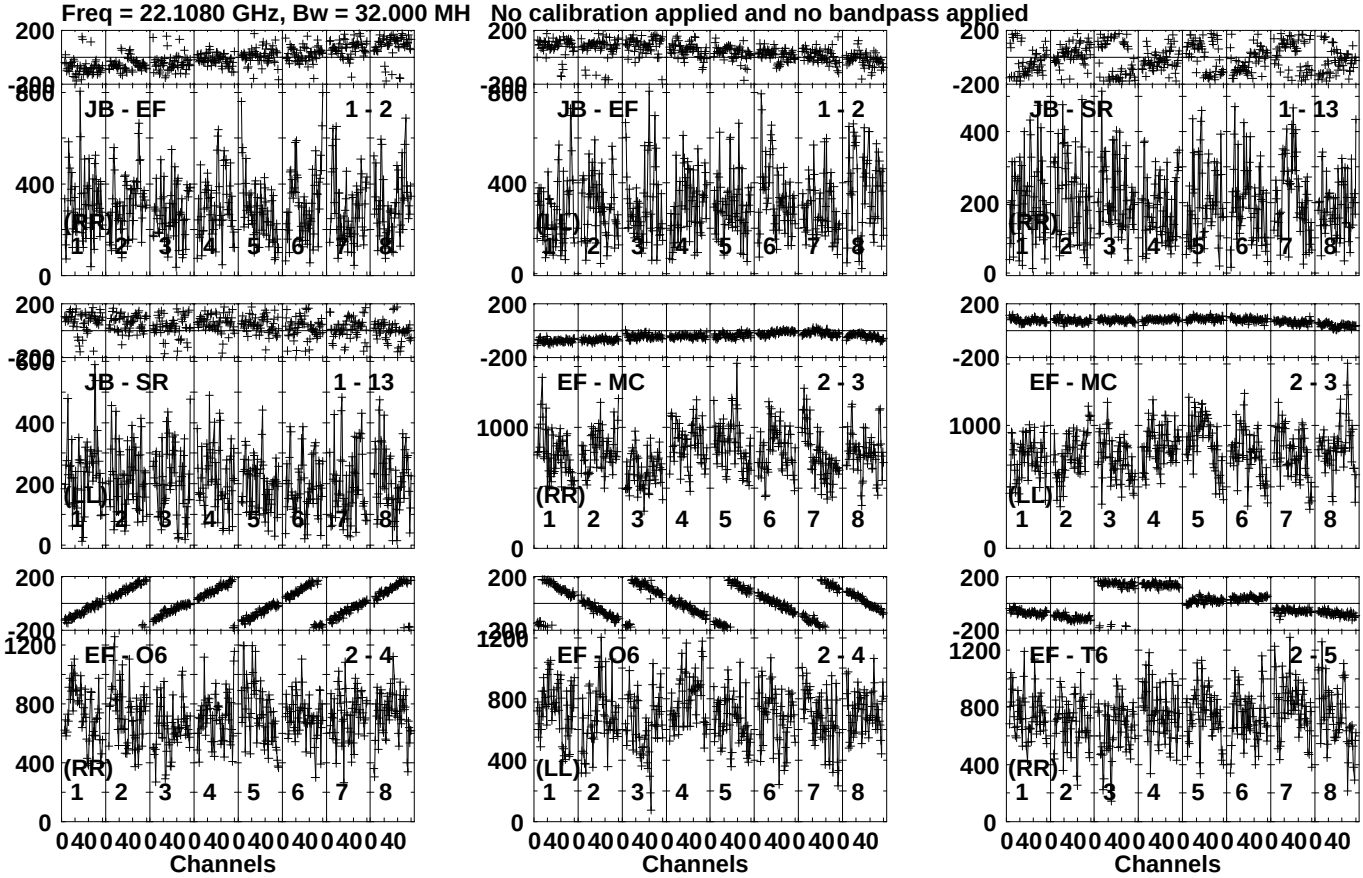

Lower frame: Micro Ampl Jy Top frame: Phas deg
Vector averaged cross-power spectrum Several baselines displayed
Timerange: 00/20:30:31 to 00/20:31:29

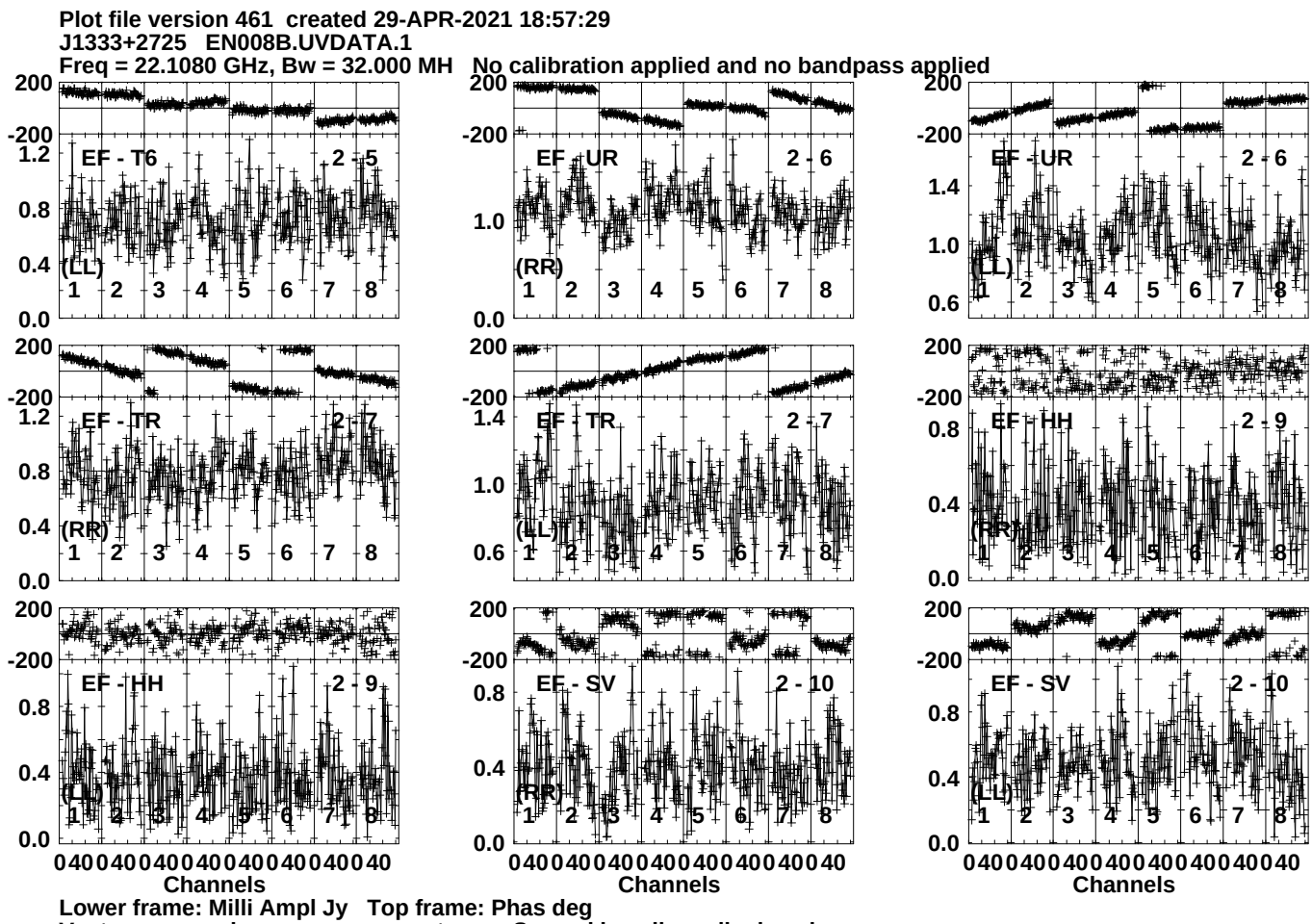
Plot file version 461 created 29-APR-2021 18:57:29
J1333+2725 EN008B.UVDATA.1
Freq = 22.1080 GHz, Bw = 32.000 MH No calibration applied and no bandpass applied
EF - T6 2 - 5
(LL)
EF - UR 2 - 6
(RR)
EF - UR 2 - 6
(LL)
EF - TR 2 - 7
(RR)
EF - TR 2 - 7
(LL)
EF - HH 2 - 9
(RR)
EF - HH 2 - 9
(LL)
EF - SV 2 - 10
(RR)
EF - SV 2 - 10
(LL)
Channels
Channels
Channels
Lower frame: Milli Ampl Jy Top frame: Phas deg
Vector averaged cross-power spectrum Several baselines displayed
Timerange: 00/20:30:31 to 00/20:31:29

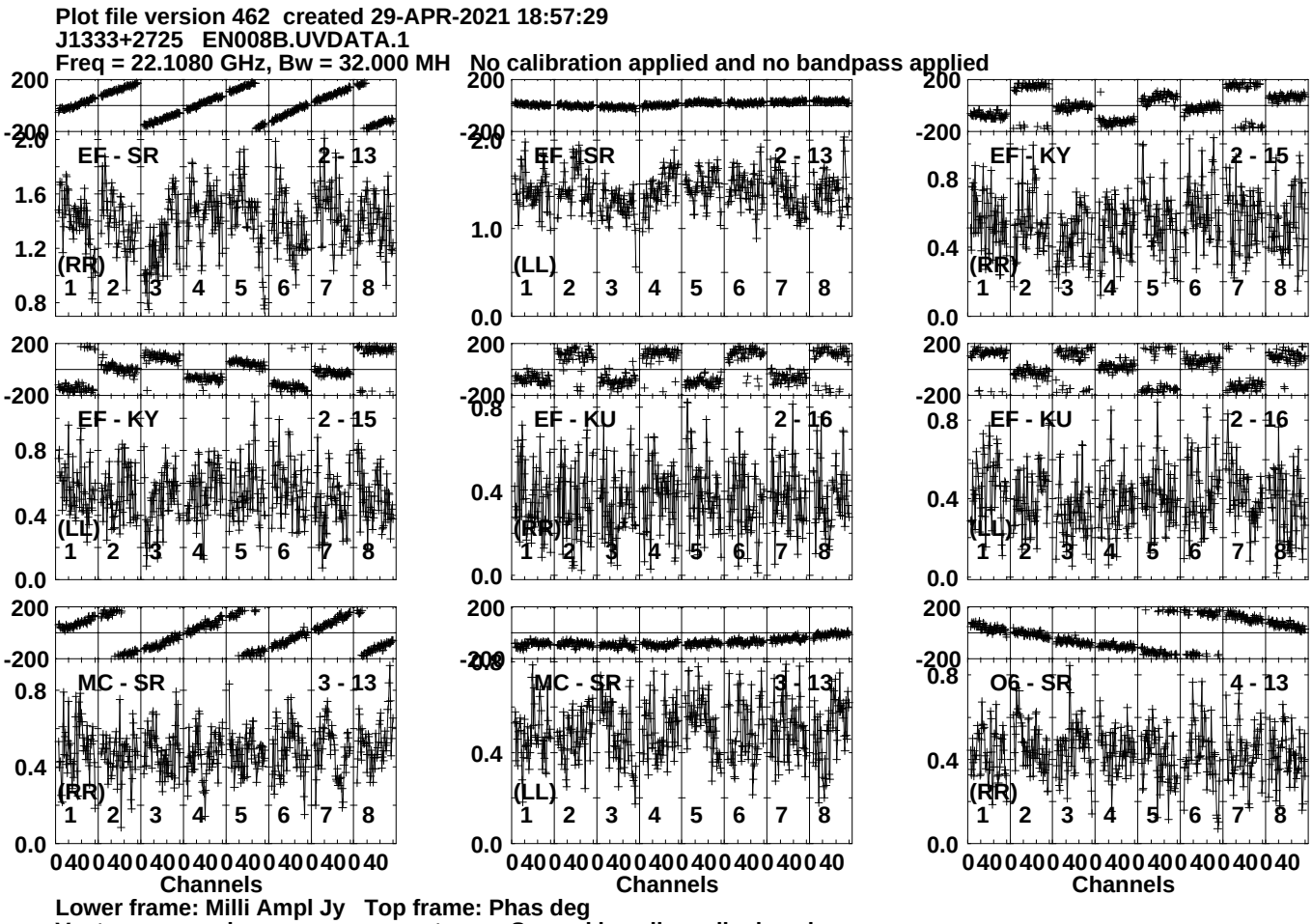
Plot file version 462 created 29-APR-2021 18:57:29
J1333+2725 EN008B.UVDATA.1
Freq = 22.1080 GHz, Bw = 32.000 MH No calibration applied and no bandpass applied
EF - SR 2 - 13
(RR)
EF - SR 2 - 13
(LL)
EF - KY 2 - 15
(RR)
EF - KY 2 - 15
(LL)
EF - KU 2 - 16
(RR)
EF - KU 2 - 16
(LL)
MC - SR 3 - 13
(RR)
MC - SR 3 - 13
(LL)
O6 - SR 4 - 13
(RR)
Channels
Lower frame: Milli Ampl Jy Top frame: Phas deg
Vector averaged cross-power spectrum Several baselines displayed
Timerange: 00/20:30:31 to 00/20:31:29

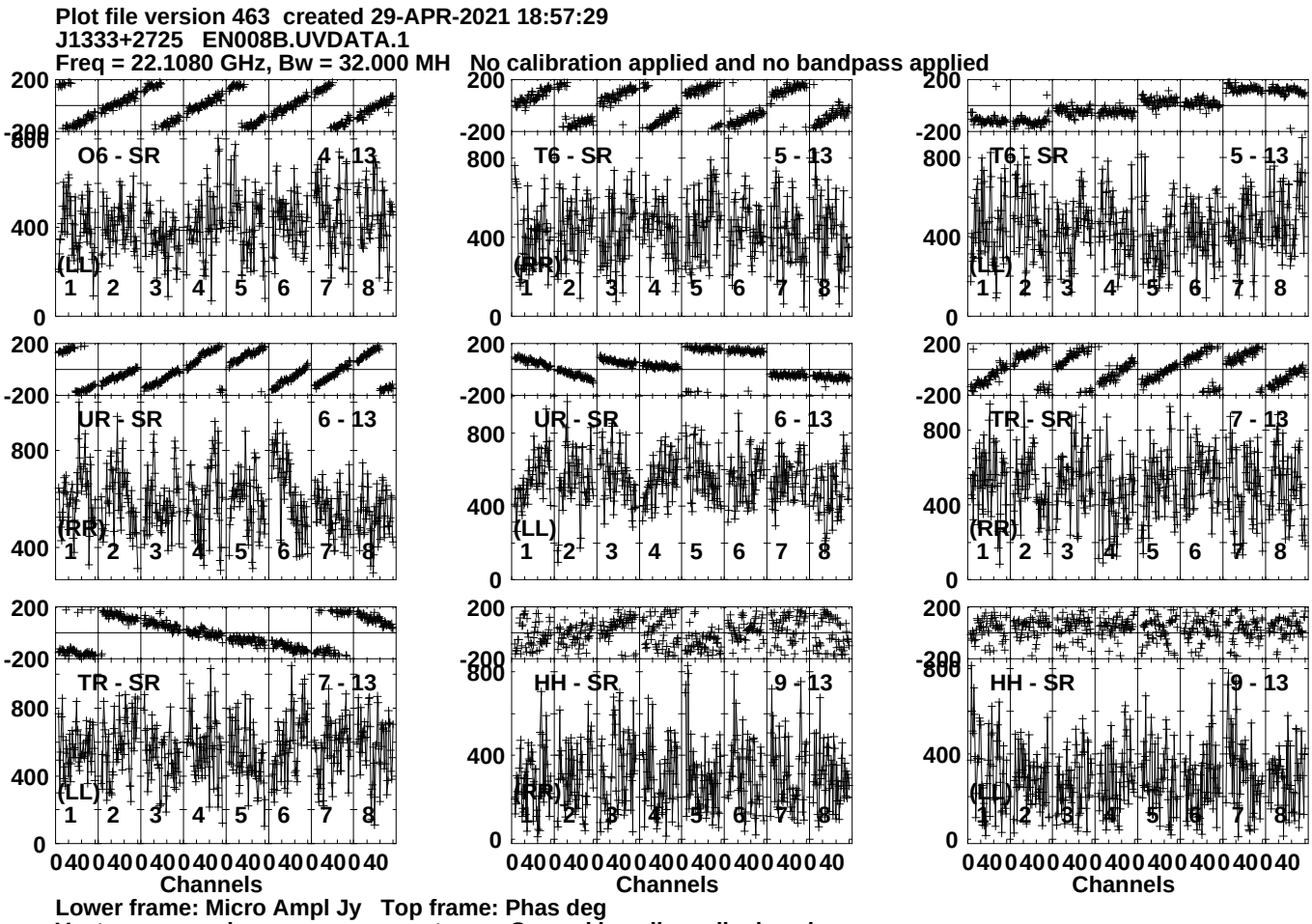
Plot file version 463 created 29-APR-2021 18:57:29
J1333+2725 EN008B.UVDATA.1
Freq = 22.1080 GHz, Bw = 32.000 MH No calibration applied and no bandpass applied
O6 - SR
4 - 13
(LL)
T6 - SR
5 - 13
(RR)
T6 - SR
5 - 13
(LL)
UR - SR
6 - 13
(RR)
UR - SR
6 - 13
(LL)
TR - SR
7 - 13
(RR)
TR - SR
7 - 13
(LL)
HH - SR
9 - 13
(RR)
HH - SR
9 - 13
(LL)
200
-200
800
400
0
1 2 3 4 5 6 7 8
0 40 0 40 0 40 0 40 0 40 0 40 0 40 0 40
Channels
Lower frame: Micro Ampl Jy Top frame: Phas deg
Vector averaged cross-power spectrum Several baselines displayed
Timerange: 00/20:30:31 to 00/20:31:29

Plot file version 464 created 29-APR-2021 18:57:30
J1333+2725 EN008B.UVDATA.1
Freq = 22.1080 GHz, Bw = 32.000 MH No calibration applied and no bandpass applied

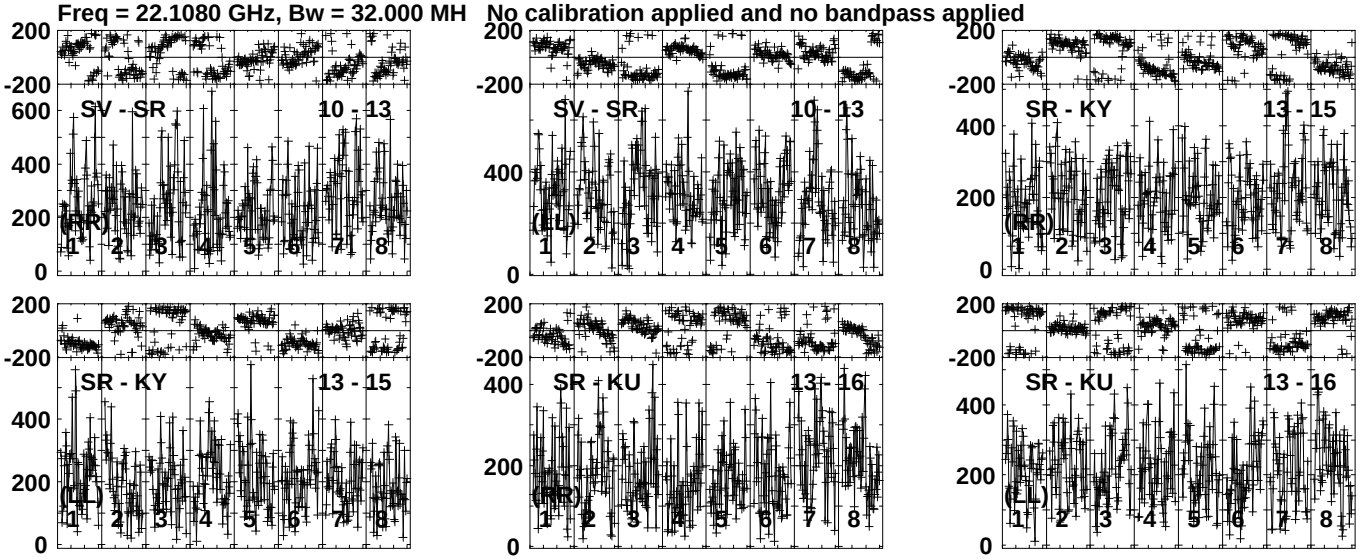

Lower frame: Micro Ampl Jy Top frame: Phas deg
Vector averaged cross-power spectrum Several baselines displayed
Timerange: 00/20:30:31 to 00/20:31:29

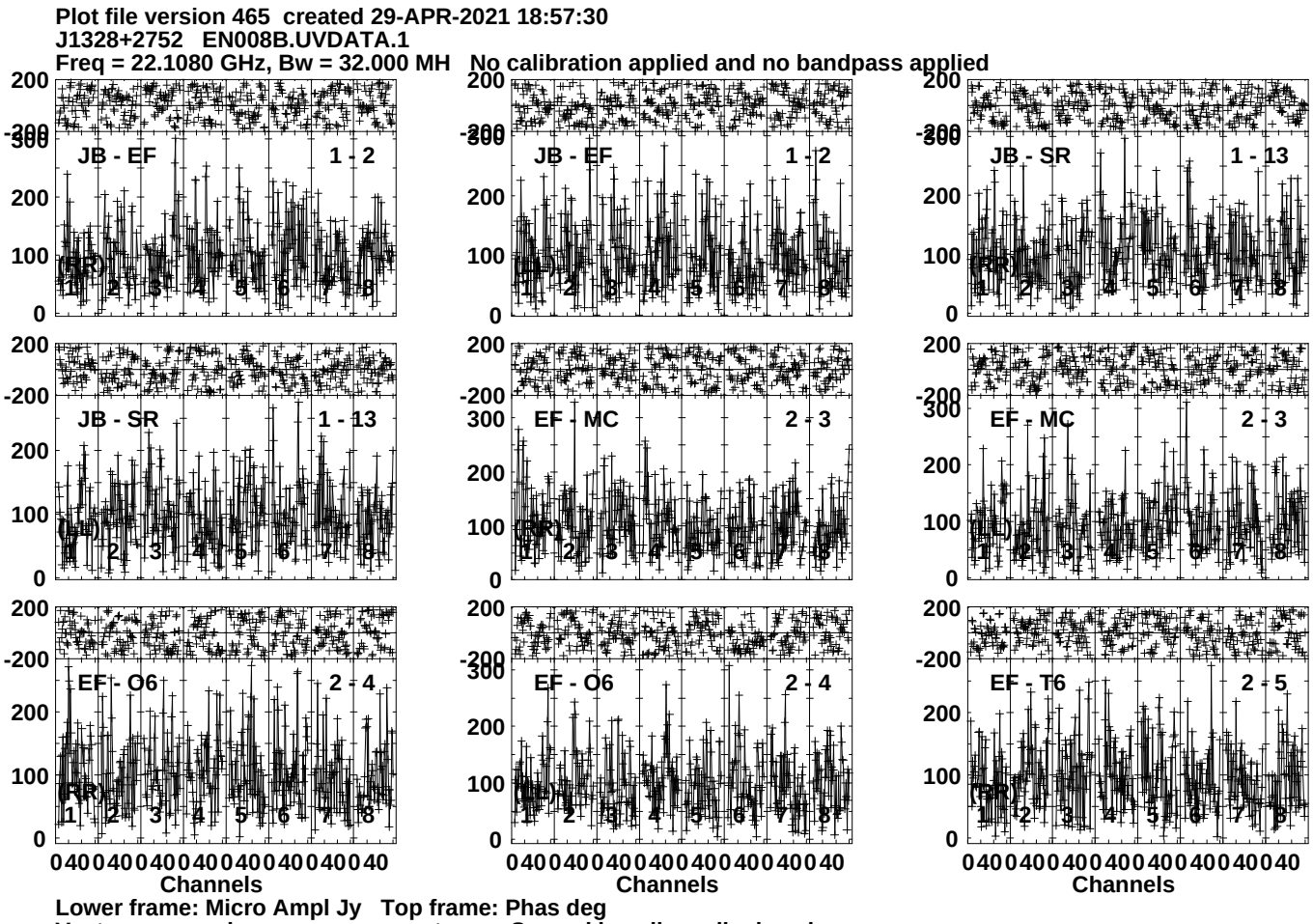
Plot file version 465 created 29-APR-2021 18:57:30
J1328+2752 EN008B.UVDATA.1
Freq = 22.1080 GHz, Bw = 32.000 MH No calibration applied and no bandpass applied
JB - EF 1 - 2
JB - EF 1 - 2
JB - SR 1 - 13
JB - SR 1 - 13
EF - MC 2 - 3
EF - MC 2 - 3
EF - O6 2 - 4
EF - O6 2 - 4
EF - T6 2 - 5
(RR)
(LL)
Channels
Lower frame: Micro Ampl Jy Top frame: Phas deg
Vector averaged cross-power spectrum Several baselines displayed
Timerange: 00/20:32:11 to 00/20:34:09

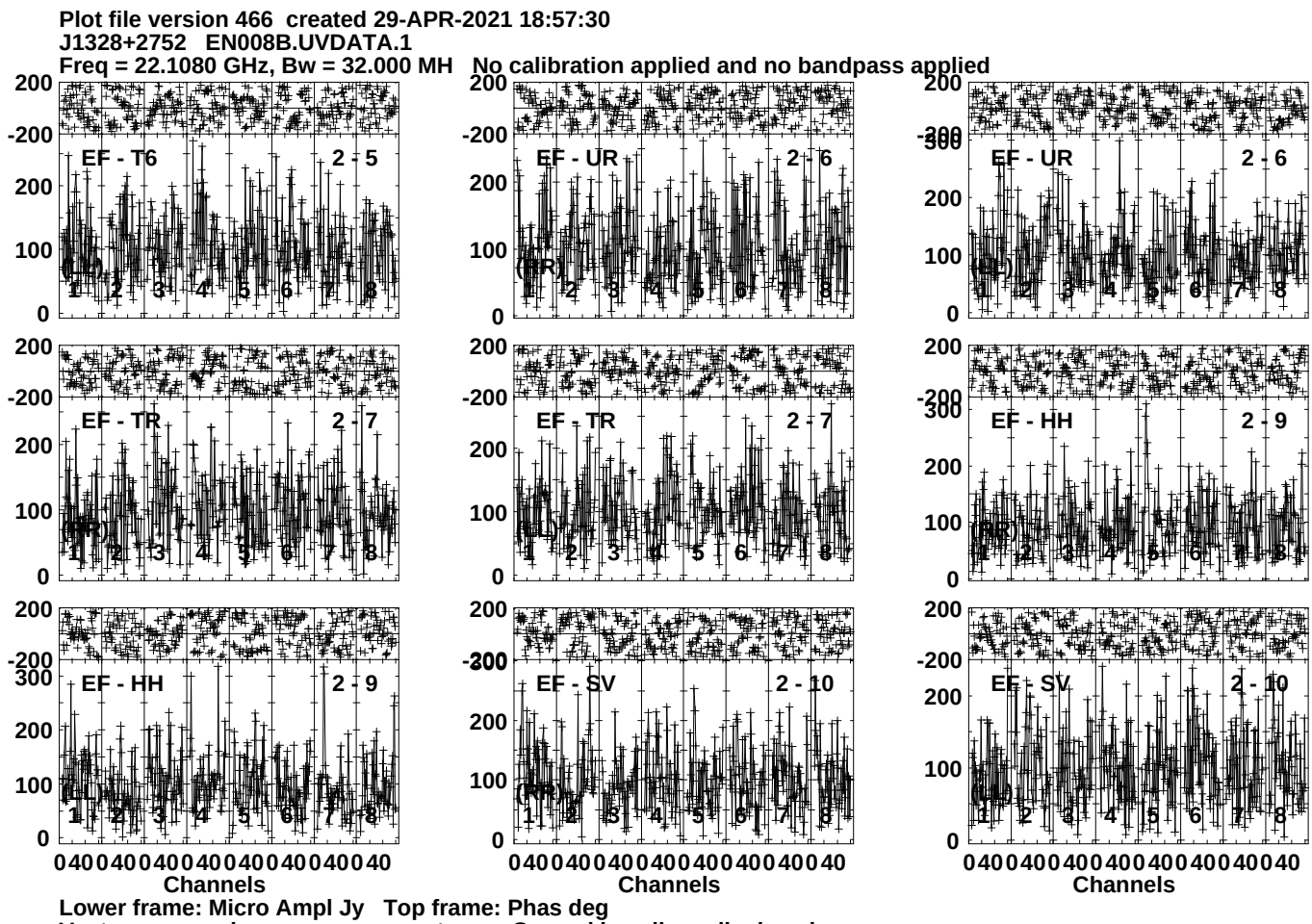
Plot file version 466 created 29-APR-2021 18:57:30
J1328+2752 EN008B.UVDATA.1
Freq = 22.1080 GHz, Bw = 32.000 MH No calibration applied and no bandpass applied
EF - T6 2 - 5
EF - UR 2 - 6
EF - UR 2 - 6
EF - TR 2 - 7
EF - TR 2 - 7
EF - HH 2 - 9
EF - HH 2 - 9
EF - SV 2 - 10
EF - SV 2 - 10
(LL)
(RR)
Channels
Lower frame: Micro Ampl Jy Top frame: Phas deg
Vector averaged cross-power spectrum Several baselines displayed
Timerange: 00/20:32:11 to 00/20:34:09

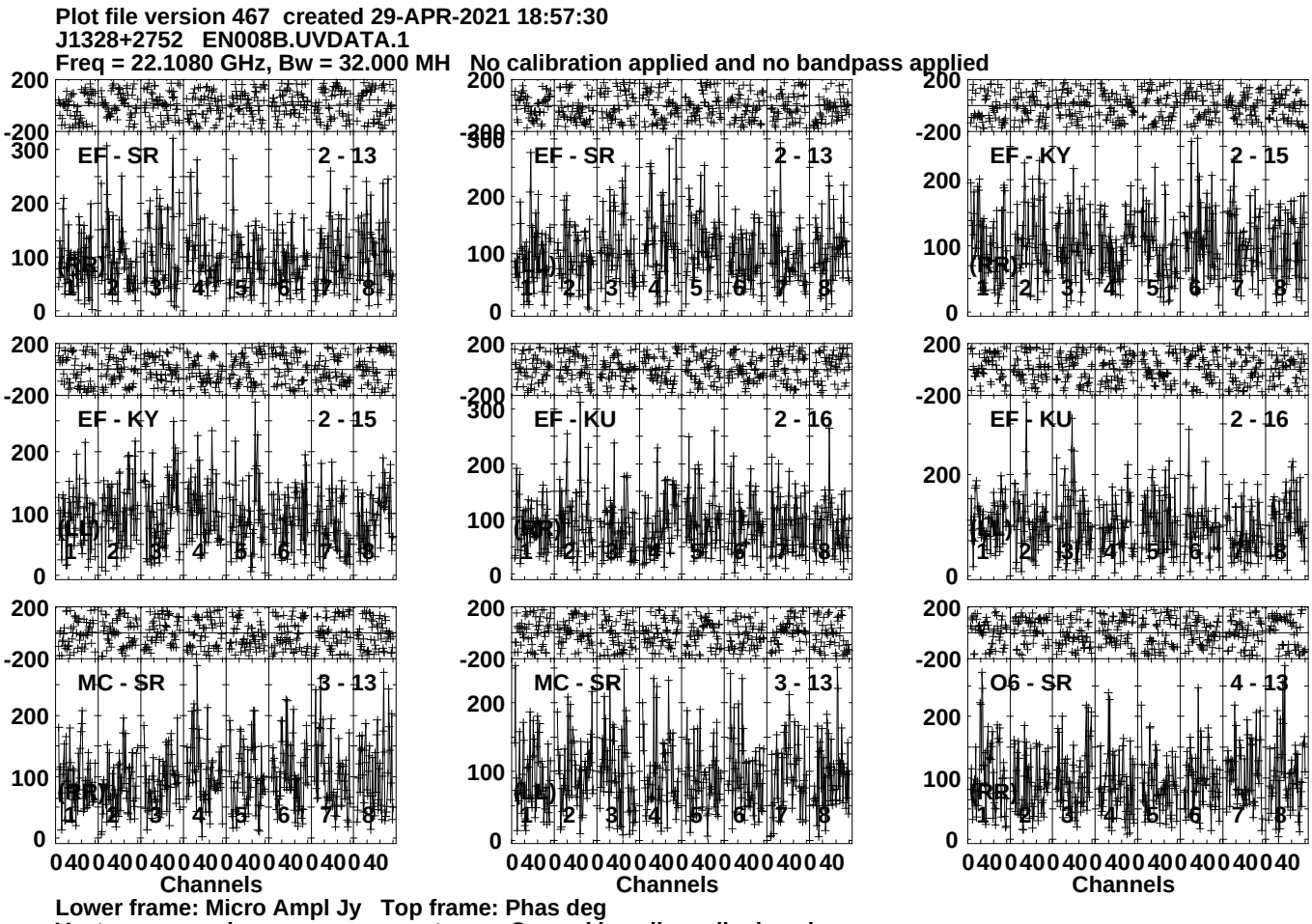
Plot file version 467 created 29-APR-2021 18:57:30
J1328+2752 EN008B.UVDATA.1
Freq = 22.1080 GHz, Bw = 32.000 MH No calibration applied and no bandpass applied
EF - SR 2 - 13
EF - SR 2 - 13
EF - KY 2 - 15
EF - KY 2 - 15
EF - KU 2 - 16
EF - KU 2 - 16
MC - SR 3 - 13
MC - SR 3 - 13
O6 - SR 4 - 13
Channels
Channels
Channels
Lower frame: Micro Ampl Jy Top frame: Phas deg
Vector averaged cross-power spectrum Several baselines displayed
Timerange: 00/20:32:11 to 00/20:34:09

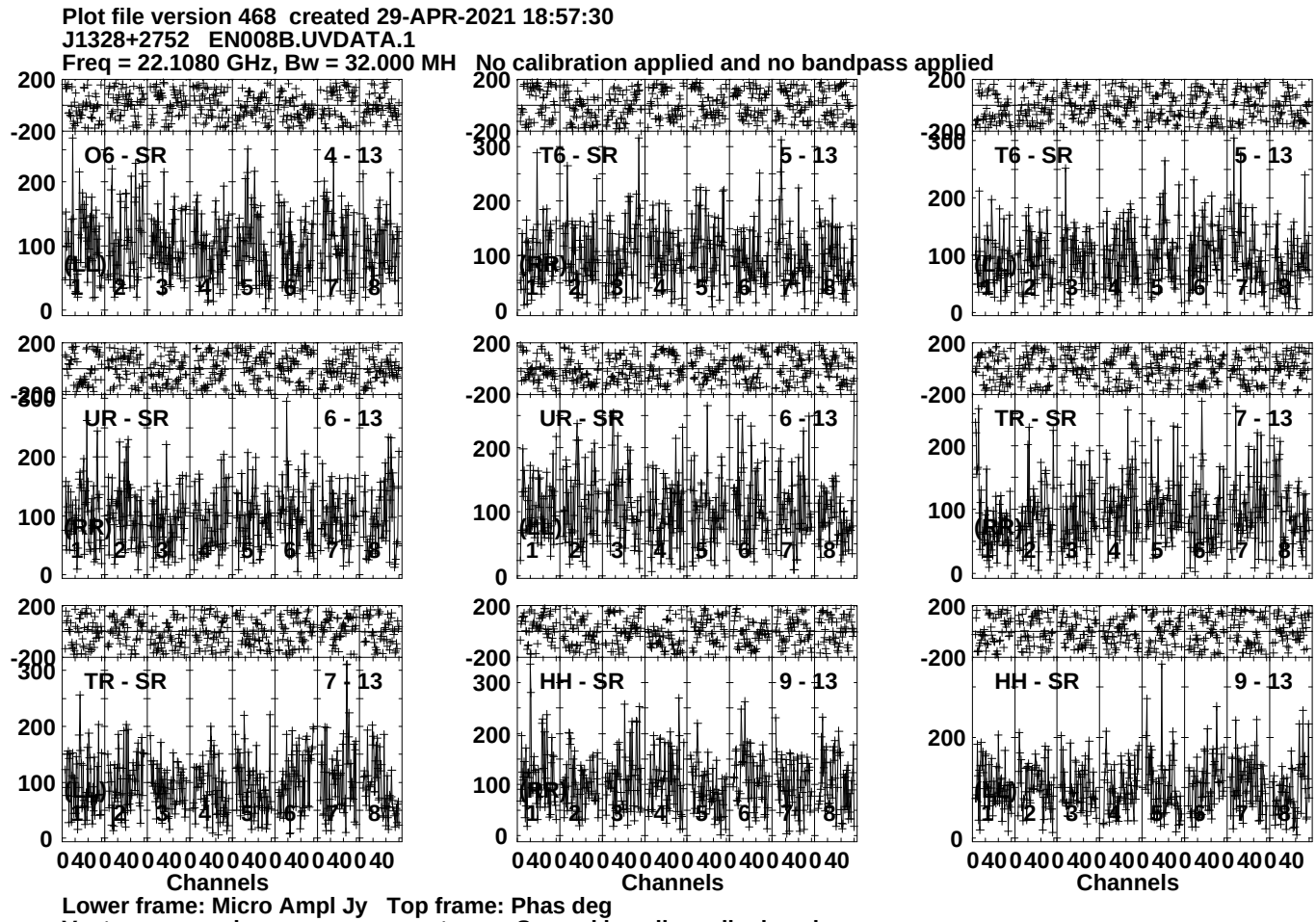
Plot file version 468 created 29-APR-2021 18:57:30
J1328+2752 EN008B.UVDATA.1
Freq = 22.1080 GHz, Bw = 32.000 MH No calibration applied and no bandpass applied
O6 - SR
4 - 13
T6 - SR
5 - 13
T6 - SR
5 - 13
UR - SR
6 - 13
UR - SR
6 - 13
TR - SR
7 - 13
TR - SR
7 - 13
HH - SR
9 - 13
HH - SR
9 - 13
(RR)
(LL)
Channels
Lower frame: Micro Ampl Jy Top frame: Phas deg
Vector averaged cross-power spectrum Several baselines displayed
Timerange: 00/20:32:11 to 00/20:34:09

Plot file version 469 created 29-APR-2021 18:57:30
J1328+2752 EN008B.UVDATA.1
Freq = 22.1080 GHz, Bw = 32.000 MH No calibration applied and no bandpass applied

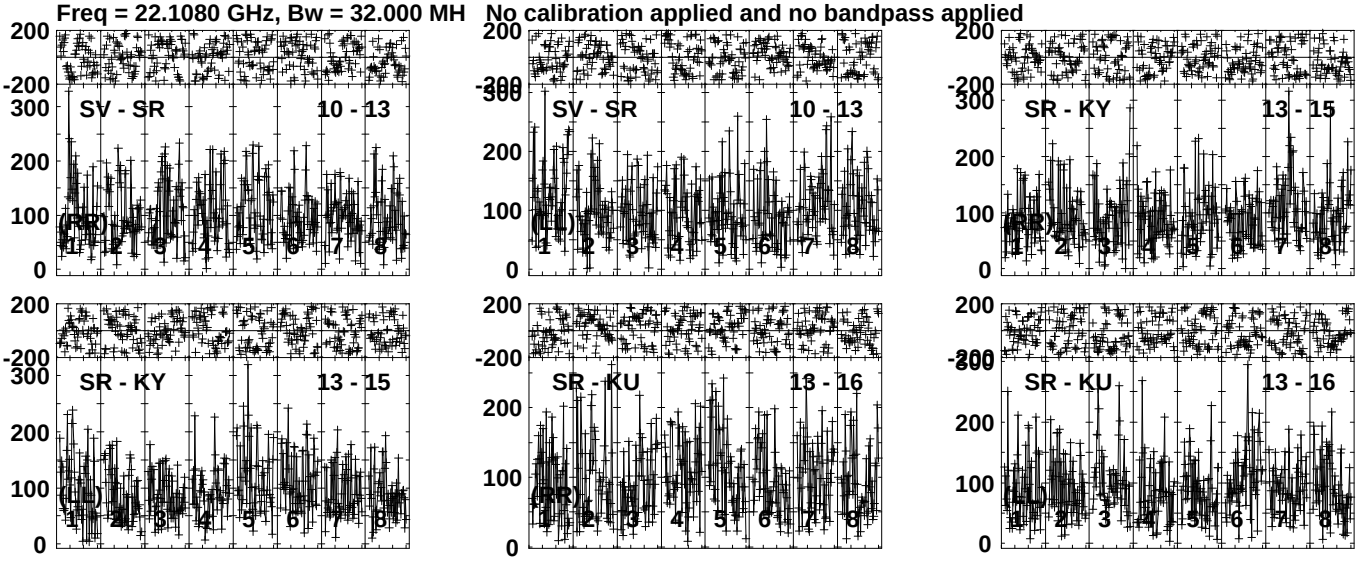

Lower frame: Micro Ampl Jy Top frame: Phas deg
Vector averaged cross-power spectrum Several baselines displayed
Timerange: 00/20:32:11 to 00/20:34:09

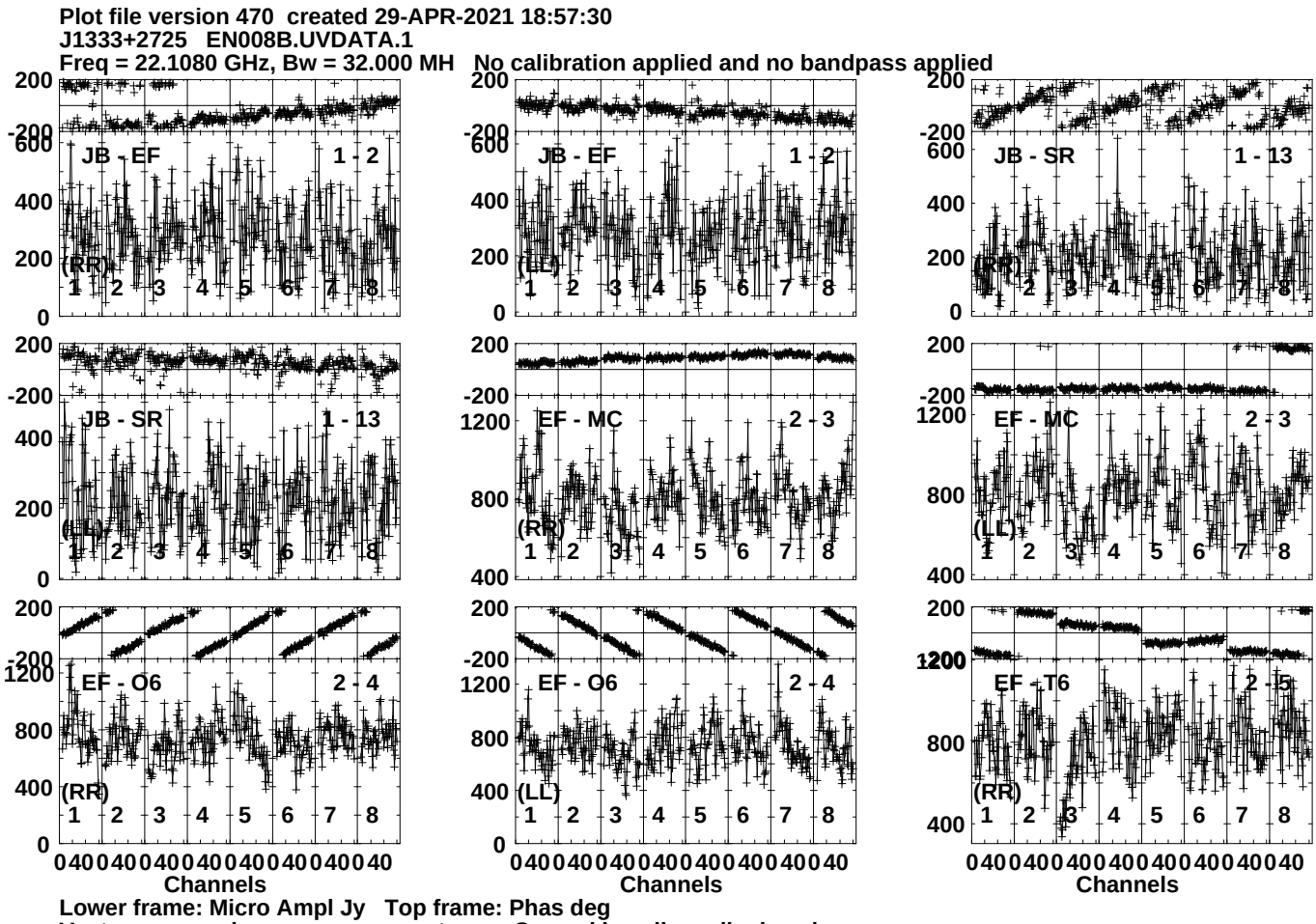
Plot file version 470 created 29-APR-2021 18:57:30
J1333+2725 EN008B.UVDATA.1
Freq = 22.1080 GHz, Bw = 32.000 MH No calibration applied and no bandpass applied
JB - EF 1 - 2
(RR)
JB - EF 1 - 2
(LL)
JB - SR 1 - 13
(RR)
JB - SR 1 - 13
(LL)
EF - MC 2 - 3
(RR)
EF - MC 2 - 3
(LL)
EF - O6 2 - 4
(RR)
EF - O6 2 - 4
(LL)
EF - T6 2 - 5
(RR)
Channels
Channels
Channels
Lower frame: Micro Ampl Jy Top frame: Phas deg
Vector averaged cross-power spectrum Several baselines displayed
Timerange: 00/20:34:41 to 00/20:35:39

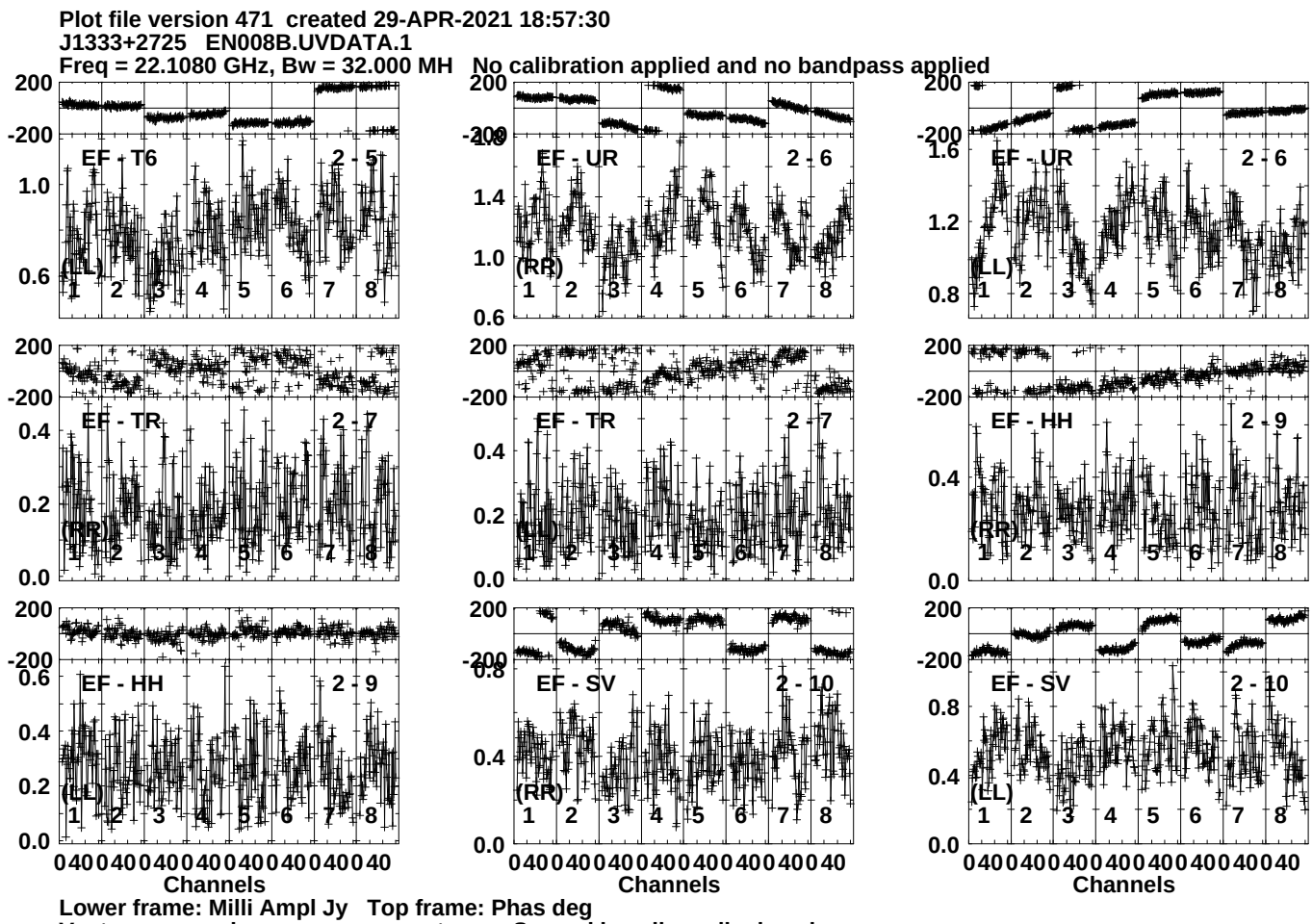
Plot file version 471 created 29-APR-2021 18:57:30
J1333+2725 EN008B.UVDATA.1
Freq = 22.1080 GHz, Bw = 32.000 MH No calibration applied and no bandpass applied
EF - T6 2 - 5
(LL)
EF - UR 2 - 6
(RR)
EF - UR 2 - 6
(LL)
EF - TR 2 - 7
(RR)
EF - TR 2 - 7
(LL)
EF - HH 2 - 9
(RR)
EF - HH 2 - 9
(LL)
EF - SV 2 - 10
(RR)
EF - SV 2 - 10
(LL)
Channels
Channels
Channels
Lower frame: Milli Ampl Jy Top frame: Phas deg
Vector averaged cross-power spectrum Several baselines displayed
Timerange: 00/20:34:41 to 00/20:35:39

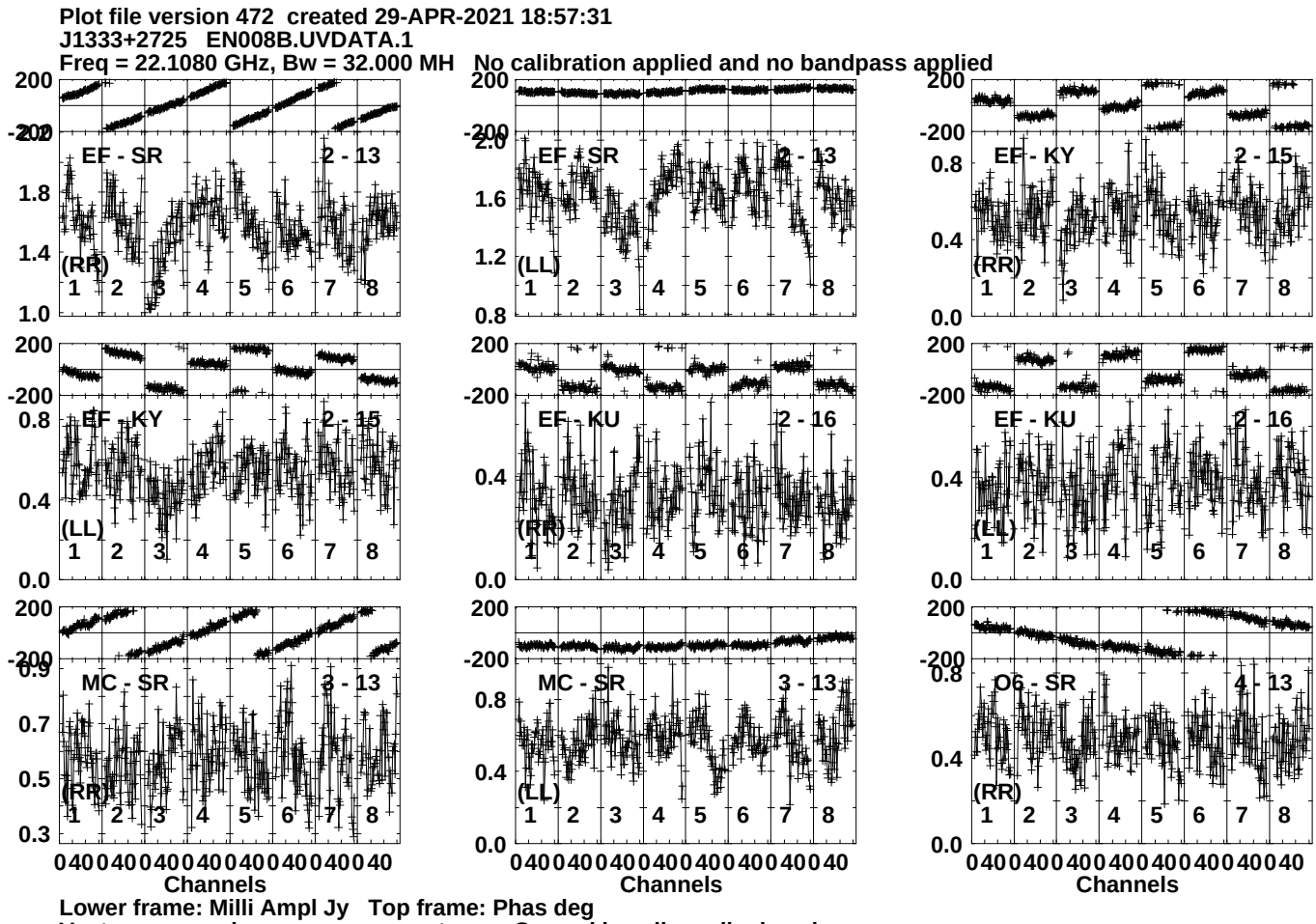
Plot file version 472 created 29-APR-2021 18:57:31
J1333+2725 EN008B.UVDATA.1
Freq = 22.1080 GHz, Bw = 32.000 MH No calibration applied and no bandpass applied
EF - SR 2 - 13
(RR)
EF - SR 2 - 13
(LL)
EF - KY 2 - 15
(RR)
EF - KY 2 - 15
(LL)
EF - KU 2 - 16
(RR)
EF - KU 2 - 16
(LL)
MC - SR 3 - 13
(RR)
MC - SR 3 - 13
(LL)
O6 - SR 4 - 13
(RR)
Channels
Channels
Channels
Lower frame: Milli Ampl Jy Top frame: Phas deg
Vector averaged cross-power spectrum Several baselines displayed
Timerange: 00/20:34:41 to 00/20:35:39

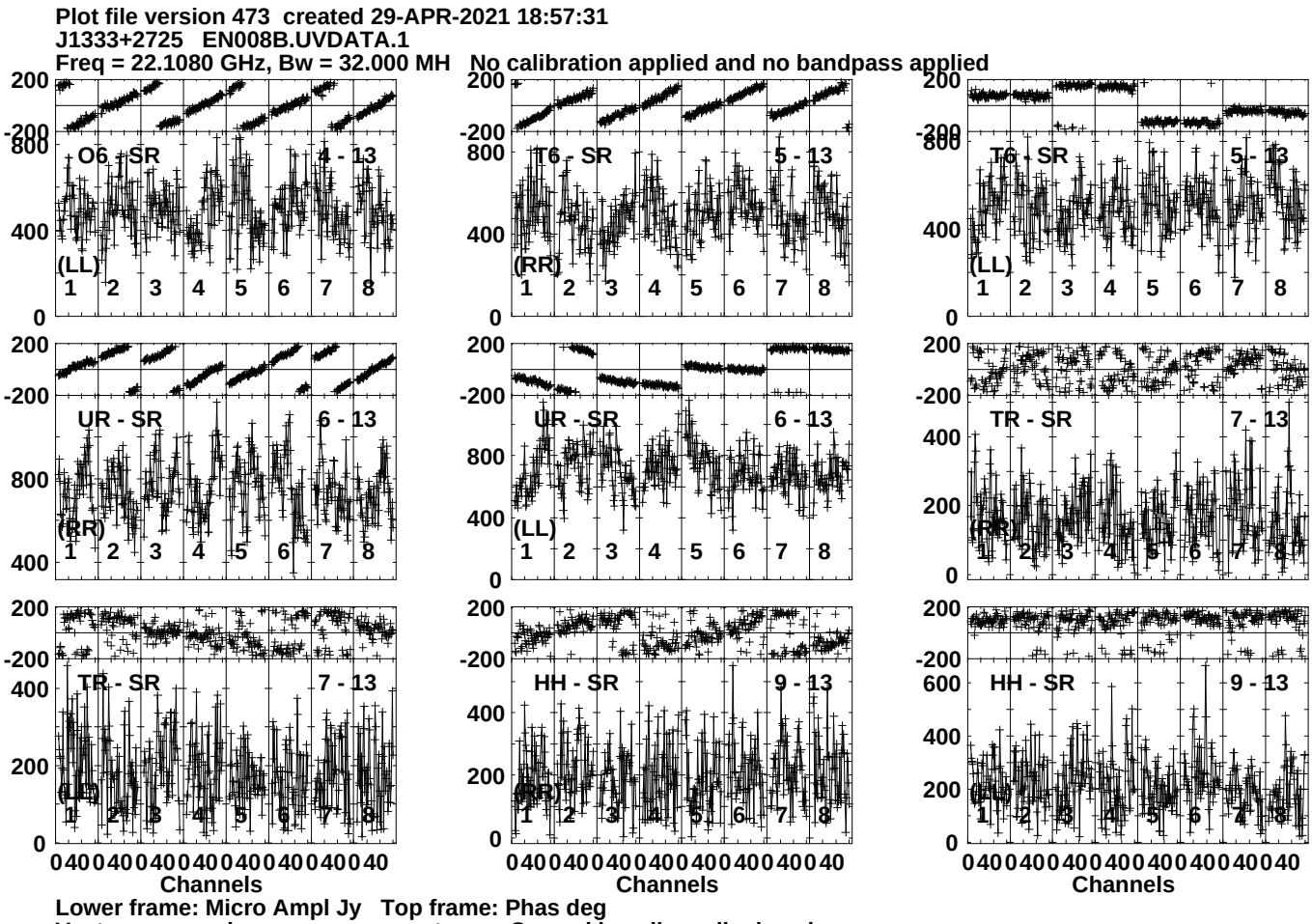
Plot file version 473 created 29-APR-2021 18:57:31
J1333+2725 EN008B.UVDATA.1
Freq = 22.1080 GHz, Bw = 32.000 MH No calibration applied and no bandpass applied
O6 - SR 4 - 13
T6 - SR 5 - 13
T6 - SR 5 - 13
UR - SR 6 - 13
UR - SR 6 - 13
TR - SR 7 - 13
TR - SR 7 - 13
HH - SR 9 - 13
HH - SR 9 - 13
(LL)
(RR)
Channels
Lower frame: Micro Ampl Jy Top frame: Phas deg
Vector averaged cross-power spectrum Several baselines displayed
Timerange: 00/20:34:41 to 00/20:35:39

Plot file version 474 created 29-APR-2021 18:57:31
J1333+2725 EN008B.UVDATA.1
Freq = 22.1080 GHz, Bw = 32.000 MH No calibration applied and no bandpass applied

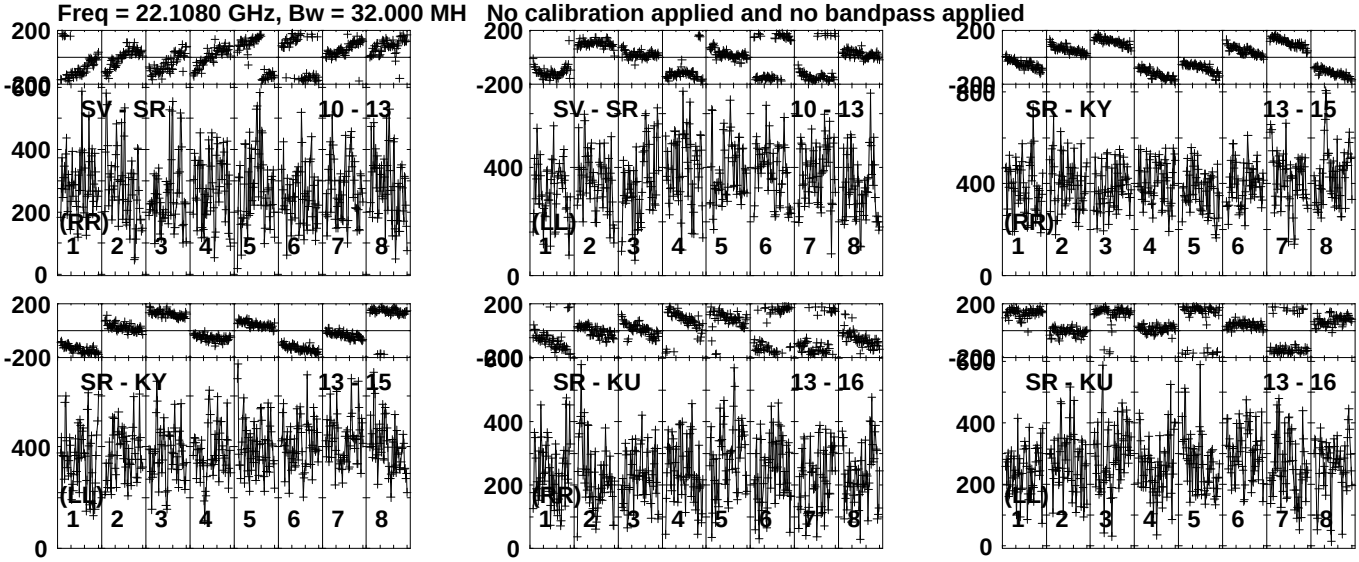

Lower frame: Micro Ampl Jy Top frame: Phas deg
Vector averaged cross-power spectrum Several baselines displayed
Timerange: 00/20:34:41 to 00/20:35:39

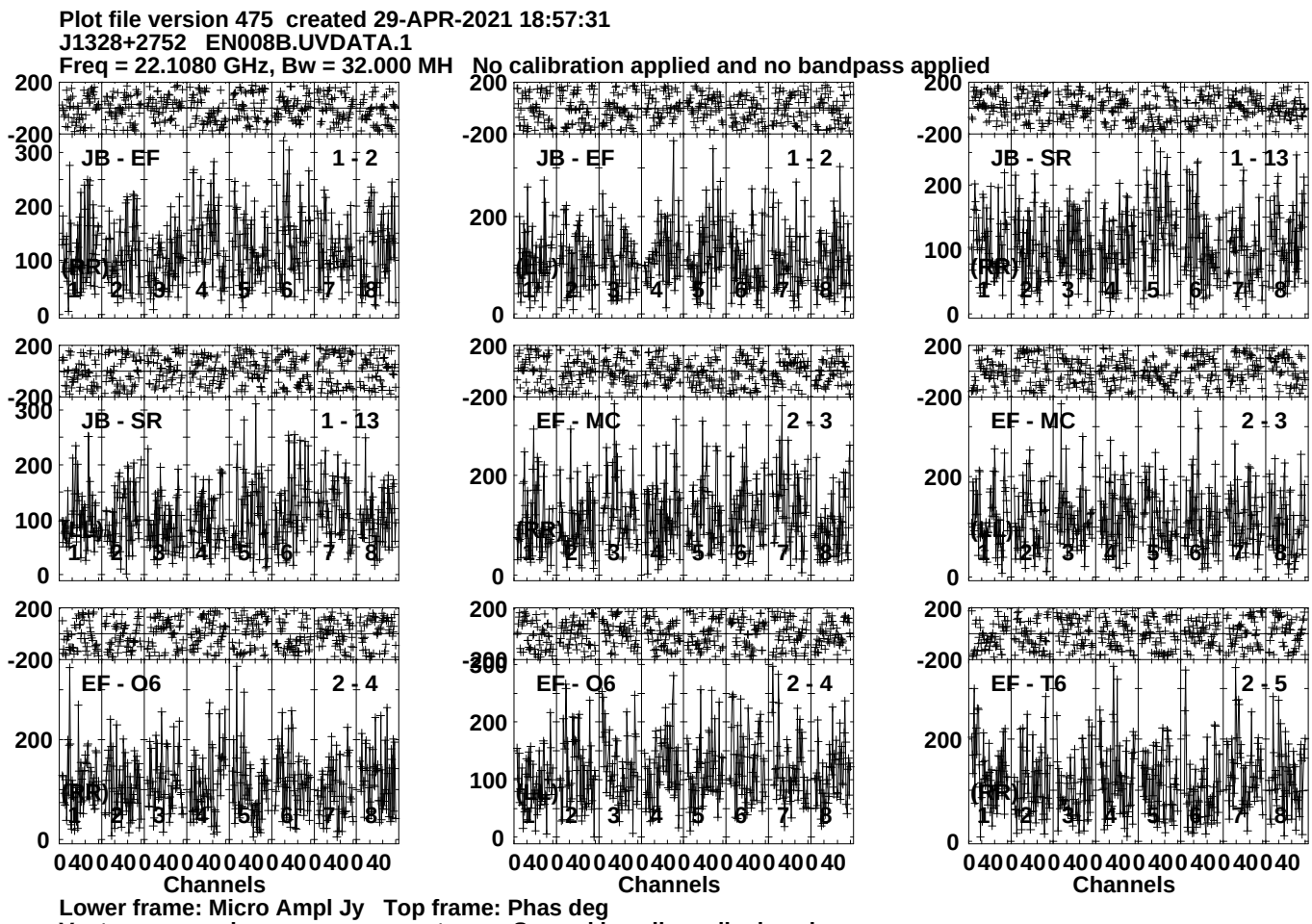
Plot file version 475 created 29-APR-2021 18:57:31
J1328+2752 EN008B.UVDATA.1
Freq = 22.1080 GHz, Bw = 32.000 MH No calibration applied and no bandpass applied
JB - EF 1 - 2
JB - EF 1 - 2
JB - SR 1 - 13
JB - SR 1 - 13
EF - MC 2 - 3
EF - MC 2 - 3
EF - O6 2 - 4
EF - O6 2 - 4
EF - T6 2 - 5
(RR)
(LL)
Channels
Lower frame: Micro Ampl Jy Top frame: Phas deg
Vector averaged cross-power spectrum Several baselines displayed
Timerange: 00/20:35:41 to 00/20:37:39

Plot file version 476 created 29-APR-2021 18:57:31
J1328+2752 EN008B.UVDATA.1
Freq = 22.1080 GHz, Bw = 32.000 MH No calibration applied and no bandpass applied

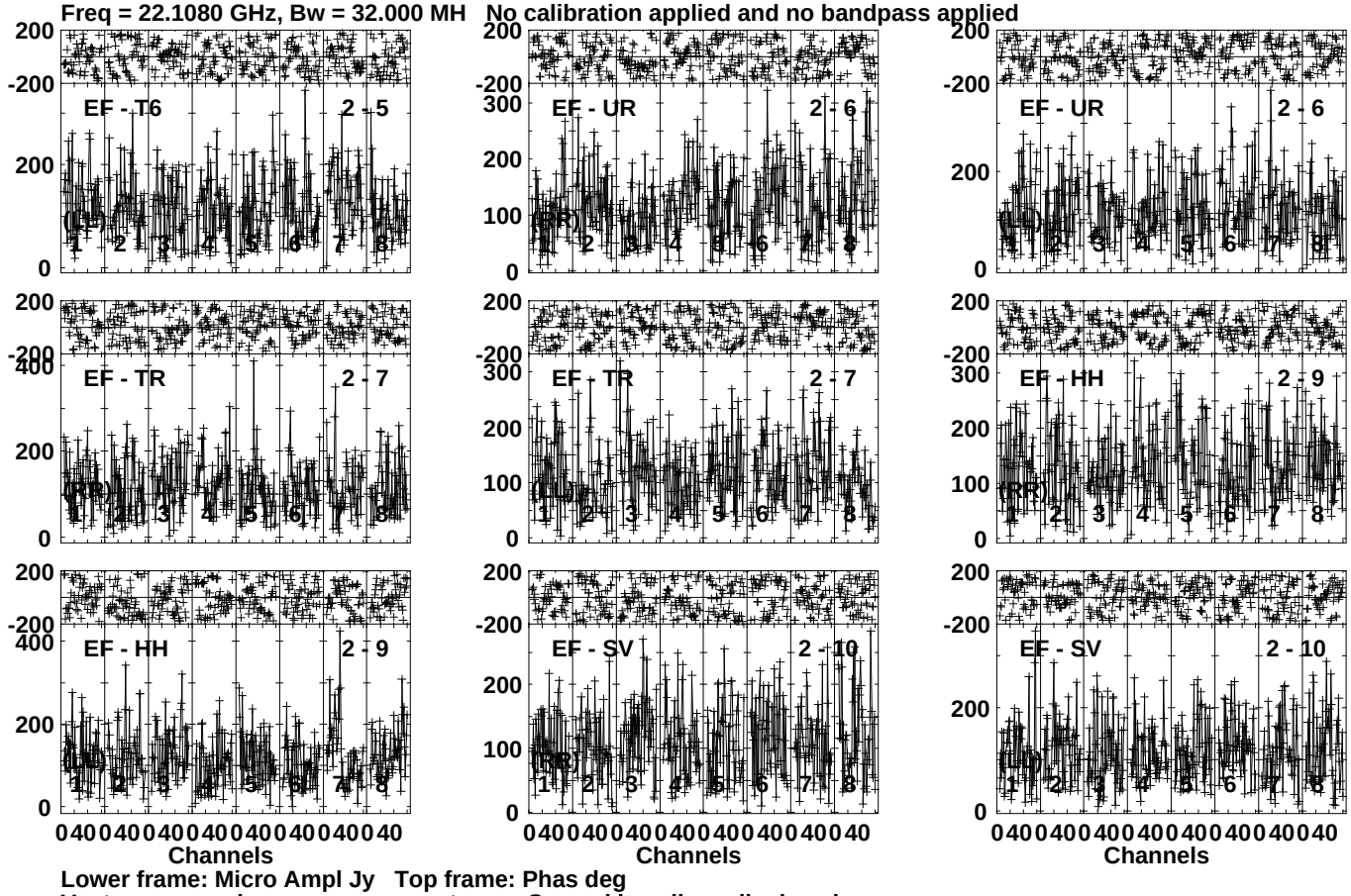

Lower frame: Micro Ampl Jy Top frame: Phas deg
Vector averaged cross-power spectrum Several baselines displayed
Timerange: 00/20:35:41 to 00/20:37:39

Plot file version 477 created 29-APR-2021 18:57:31
J1328+2752 EN008B.UVDATA.1
Freq = 22.1080 GHz, Bw = 32.000 MH No calibration applied and no bandpass applied

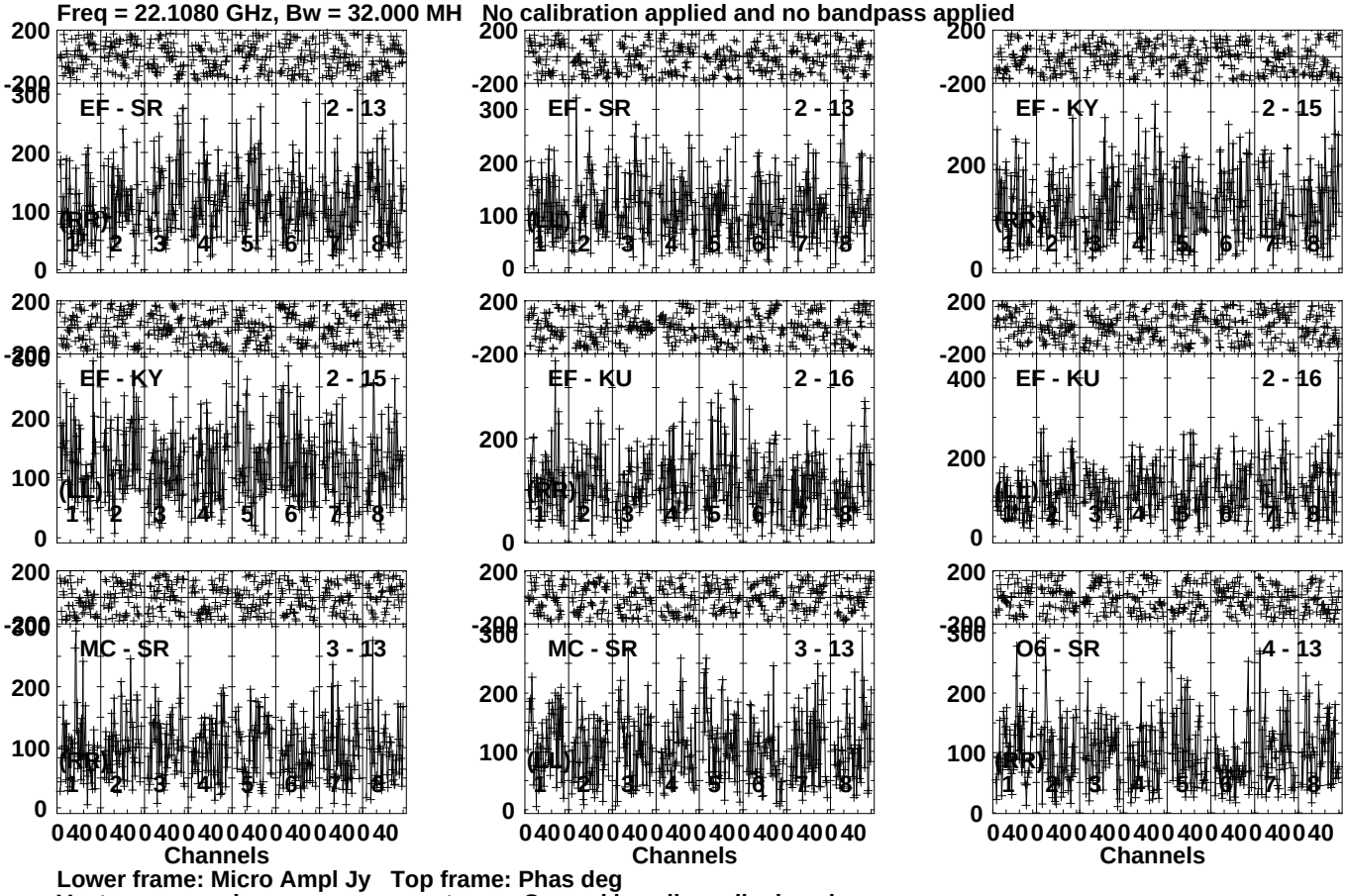

Lower frame: Micro Ampl Jy Top frame: Phas deg
Vector averaged cross-power spectrum Several baselines displayed
Timerange: 00/20:35:41 to 00/20:37:39

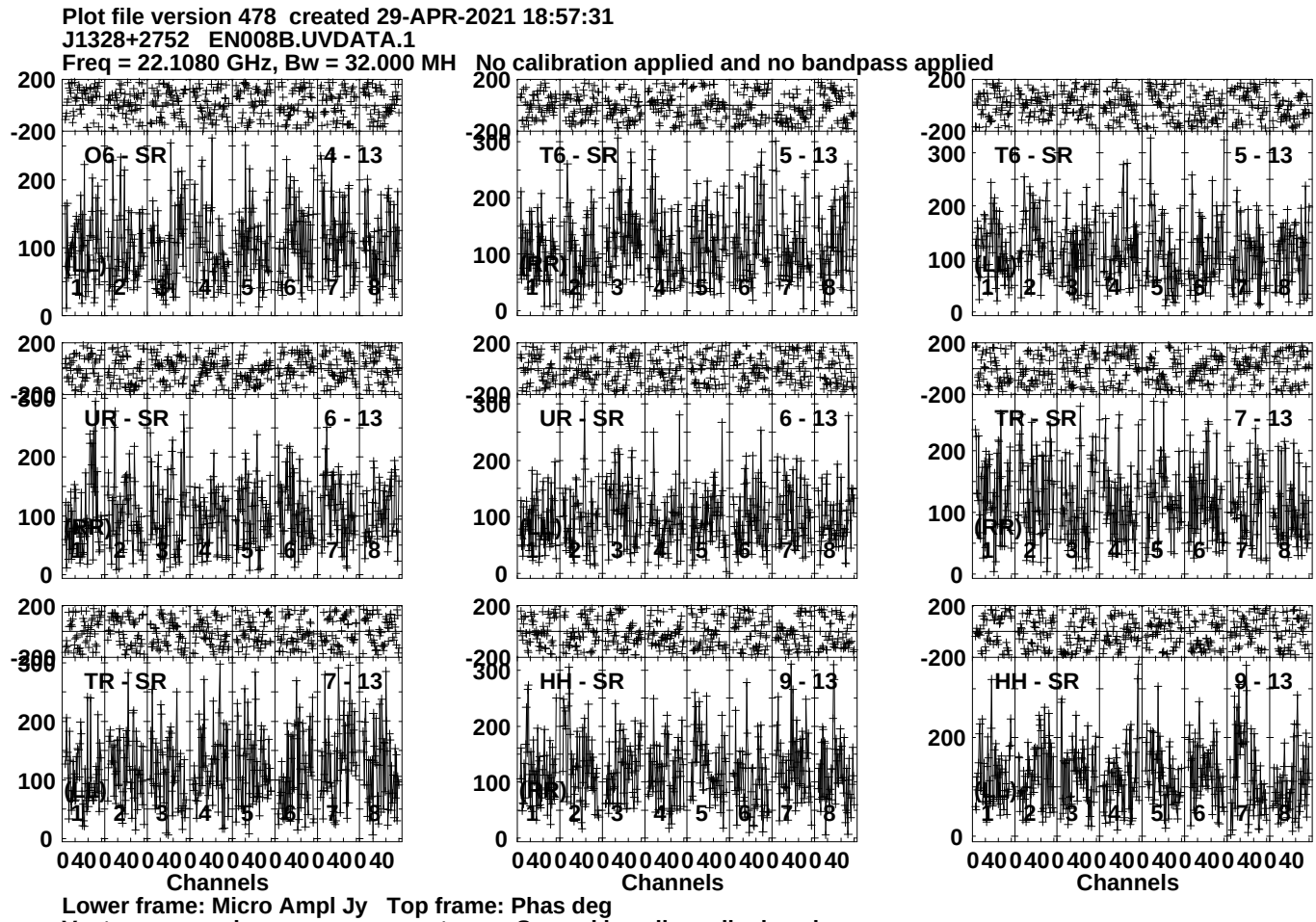
Plot file version 478 created 29-APR-2021 18:57:31
J1328+2752 EN008B.UVDATA.1
Freq = 22.1080 GHz, Bw = 32.000 MH No calibration applied and no bandpass applied
O6 - SR 4 - 13
T6 - SR 5 - 13
T6 - SR 5 - 13
UR - SR 6 - 13
UR - SR 6 - 13
TR - SR 7 - 13
TR - SR 7 - 13
HH - SR 9 - 13
HH - SR 9 - 13
(LR)
(RR)
(LL)
(RL)
(LR)
(RR)
(LL)
(RL)
(LR)
(RR)
(LL)
(RL)
1 2 3 4 5 6 7 8
200
-200
300
100
0
0 40 0 40 0 40 0 40 0 40 0 40 0 40 0 40
Channels
Lower frame: Micro Ampl Jy Top frame: Phas deg
Vector averaged cross-power spectrum Several baselines displayed
Timerange: 00/20:35:41 to 00/20:37:39

Plot file version 479 created 29-APR-2021 18:57:31
J1328+2752 EN008B.UVDATA.1
Freq = 22.1080 GHz, Bw = 32.000 MH No calibration applied and no bandpass applied

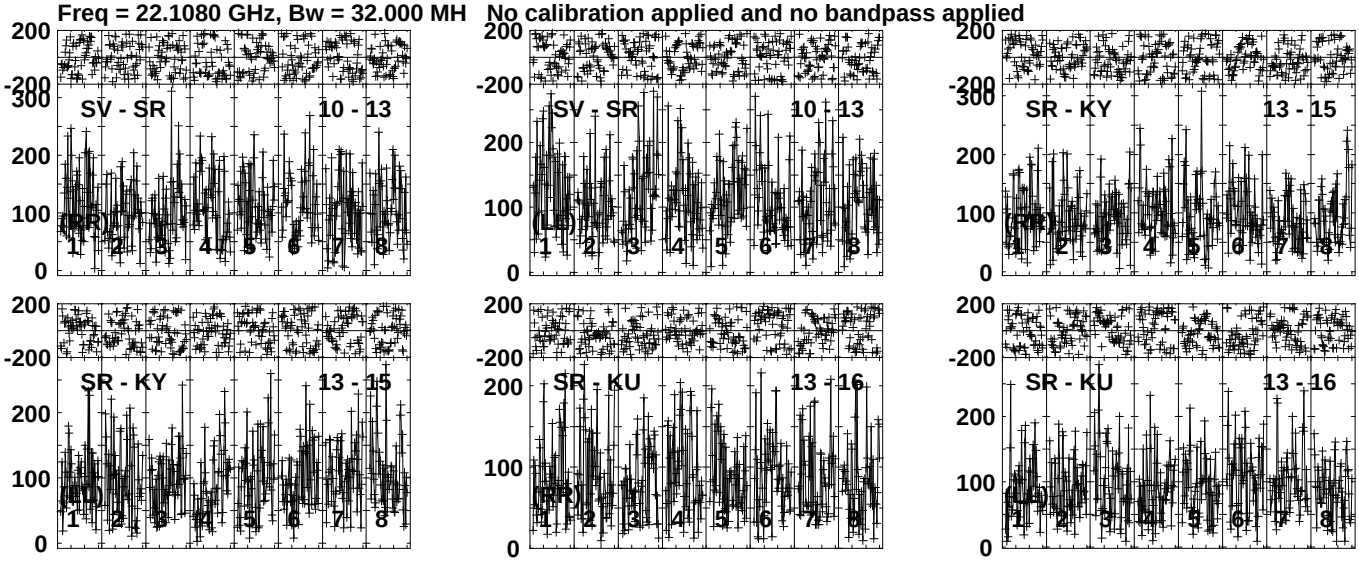

Lower frame: Micro Ampl Jy Top frame: Phas deg
Vector averaged cross-power spectrum Several baselines displayed
Timerange: 00/20:35:41 to 00/20:37:39

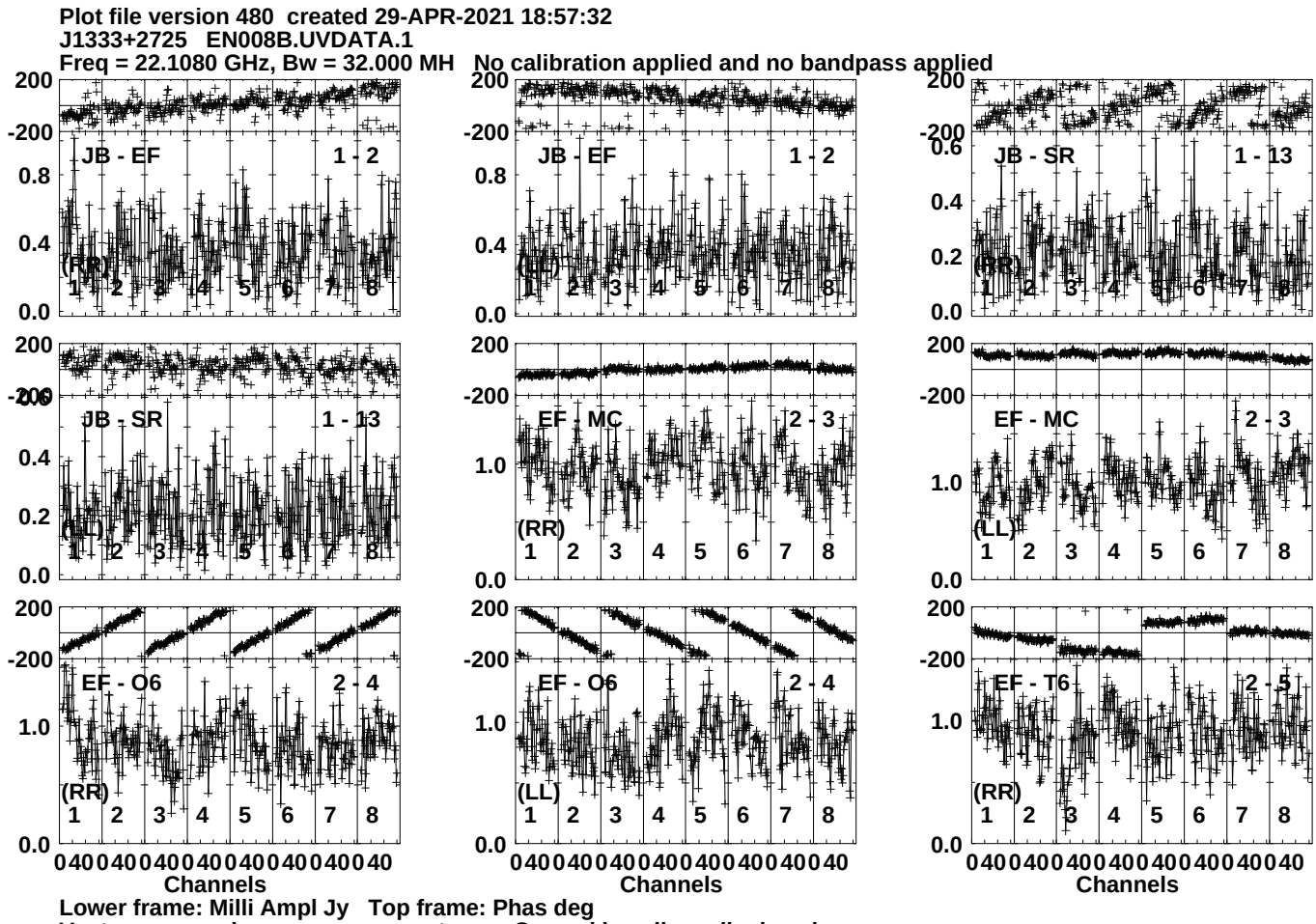
Plot file version 480 created 29-APR-2021 18:57:32
J1333+2725 EN008B.UVDATA.1
Freq = 22.1080 GHz, Bw = 32.000 MH No calibration applied and no bandpass applied
JB - EF 1 - 2
JB - EF 1 - 2
JB - SR 1 - 13
JB - SR 1 - 13
EF - MC 2 - 3
EF - MC 2 - 3
EF - O6 2 - 4
EF - O6 2 - 4
EF - T6 2 - 5
(RR)
(LL)
Channels
Lower frame: Milli Ampl Jy Top frame: Phas deg
Vector averaged cross-power spectrum Several baselines displayed
Timerange: 00/20:37:41 to 00/20:38:39

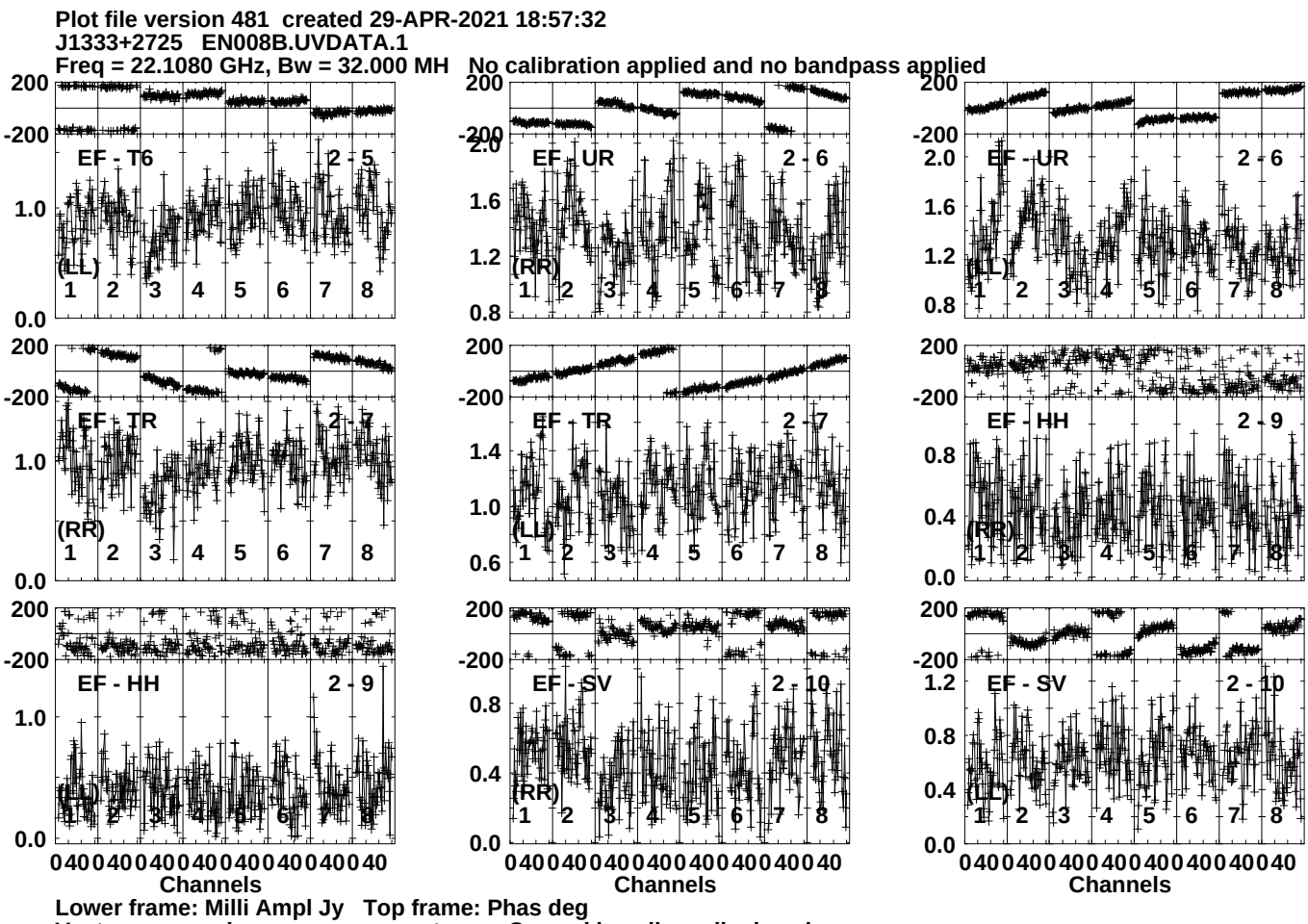
Plot file version 481 created 29-APR-2021 18:57:32
J1333+2725 EN008B.UVDATA.1
Freq = 22.1080 GHz, Bw = 32.000 MH No calibration applied and no bandpass applied
EF - T6 2 - 5
(LL)
EF - UR 2 - 6
(RR)
EF - UR 2 - 6
(LL)
EF - TR 2 - 7
(RR)
EF - TR 2 - 7
(LL)
EF - HH 2 - 9
(RR)
EF - HH 2 - 9
(LL)
EF - SV 2 - 10
(RR)
EF - SV 2 - 10
(LL)
Channels
Channels
Channels
Lower frame: Milli Ampl Jy Top frame: Phas deg
Vector averaged cross-power spectrum Several baselines displayed
Timerange: 00/20:37:41 to 00/20:38:39

Plot file version 482 created 29-APR-2021 18:57:32
J1333+2725 EN008B.UVDATA.1
Freq = 22.1080 GHz, Bw = 32.000 MH No calibration applied and no bandpass applied

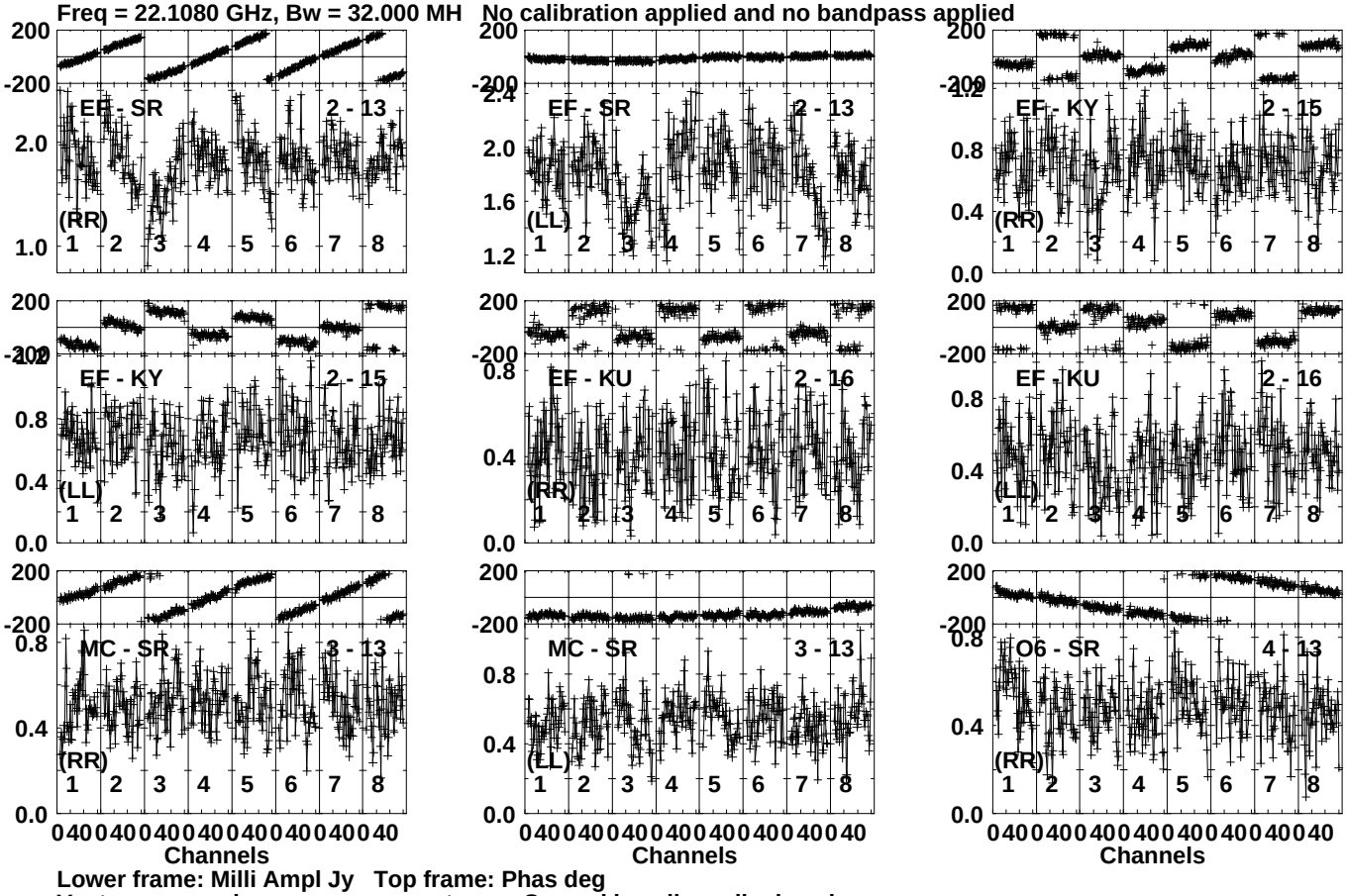

Lower frame: Milli Ampl Jy Top frame: Phas deg
Vector averaged cross-power spectrum Several baselines displayed
Timerange: 00/20:37:41 to 00/20:38:39

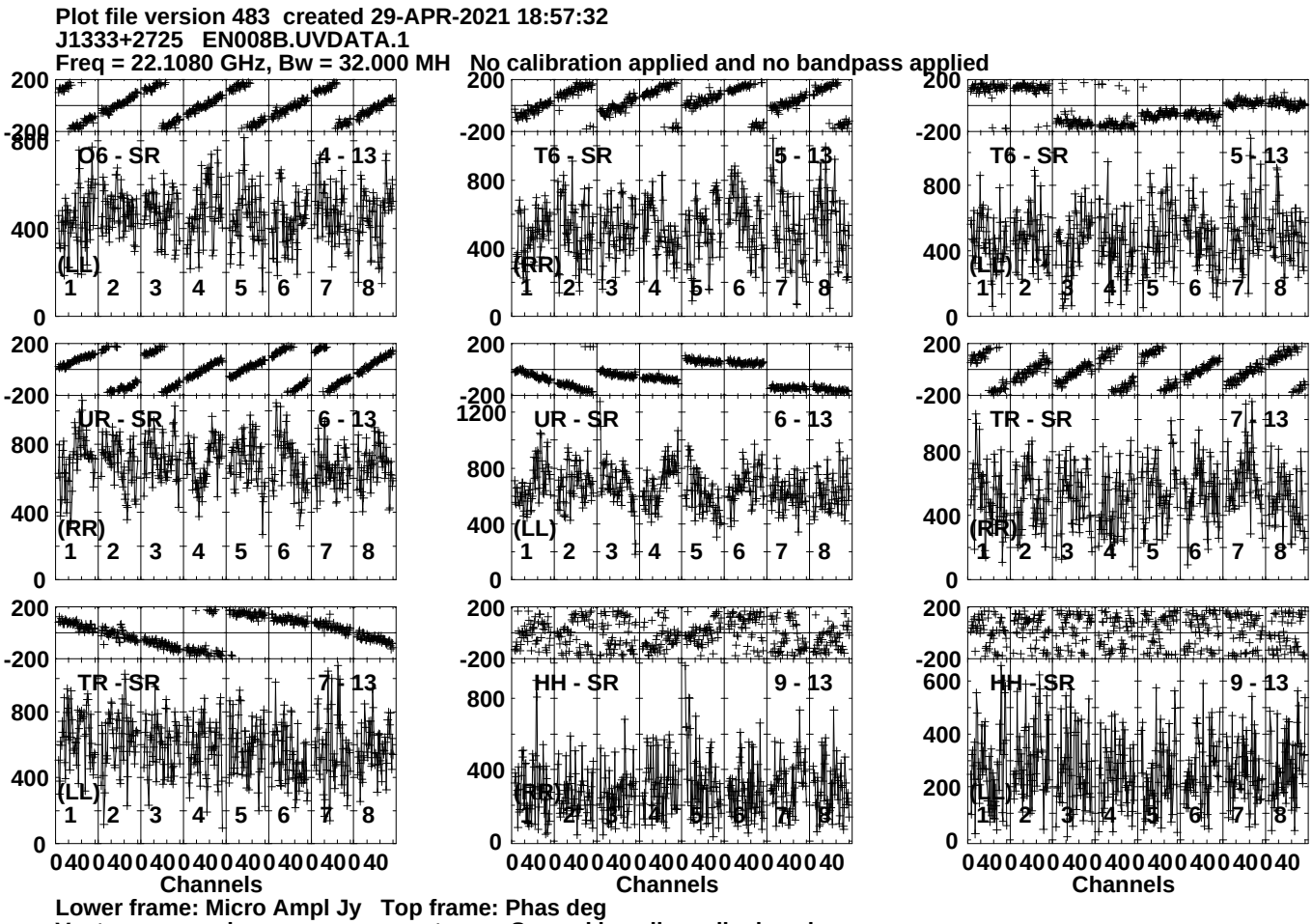
Plot file version 483 created 29-APR-2021 18:57:32
J1333+2725 EN008B.UVDATA.1
Freq = 22.1080 GHz, Bw = 32.000 MH No calibration applied and no bandpass applied
C6 - SR 4 - 13
T6 - SR 5 - 13
T6 - SR 5 - 13
UR - SR 6 - 13
UR - SR 6 - 13
TR - SR 7 - 13
TR - SR 7 - 13
HH - SR 9 - 13
HH - SR 9 - 13
(LL)
(RR)
Channels
Lower frame: Micro Ampl Jy Top frame: Phas deg
Vector averaged cross-power spectrum Several baselines displayed
Timerange: 00/20:37:41 to 00/20:38:39

Plot file version 484 created 29-APR-2021 18:57:32
J1333+2725 EN008B.UVDATA.1
Freq = 22.1080 GHz, Bw = 32.000 MH No calibration applied and no bandpass applied

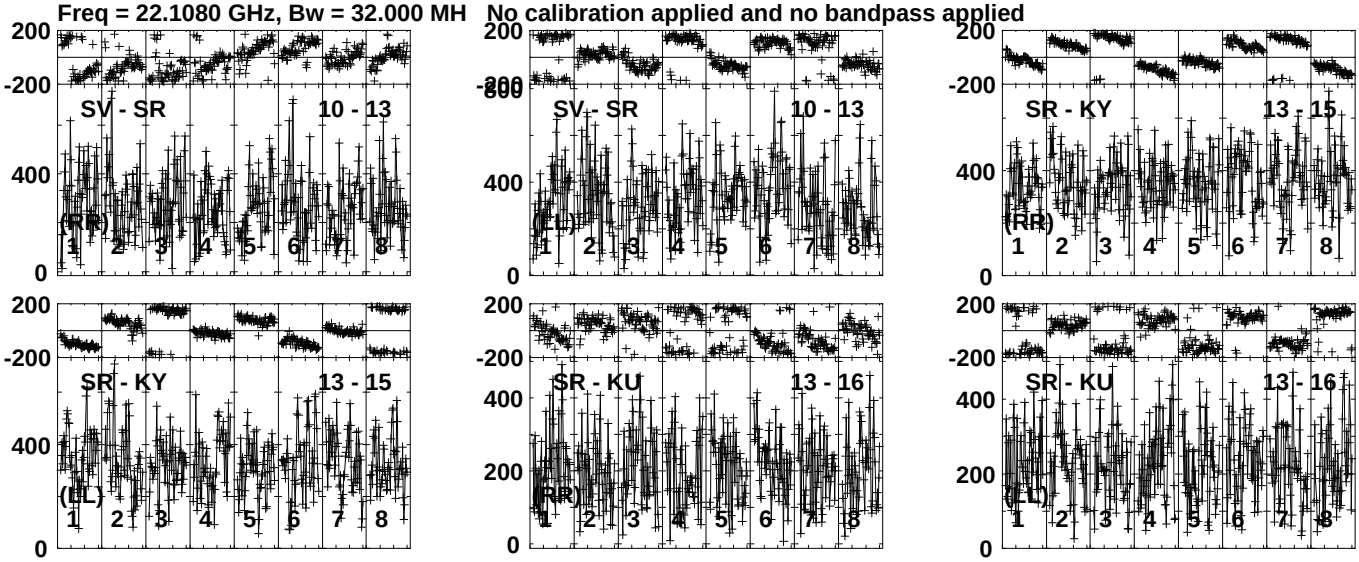

Lower frame: Micro Ampl Jy Top frame: Phas deg
Vector averaged cross-power spectrum Several baselines displayed
Timerange: 00/20:37:41 to 00/20:38:39

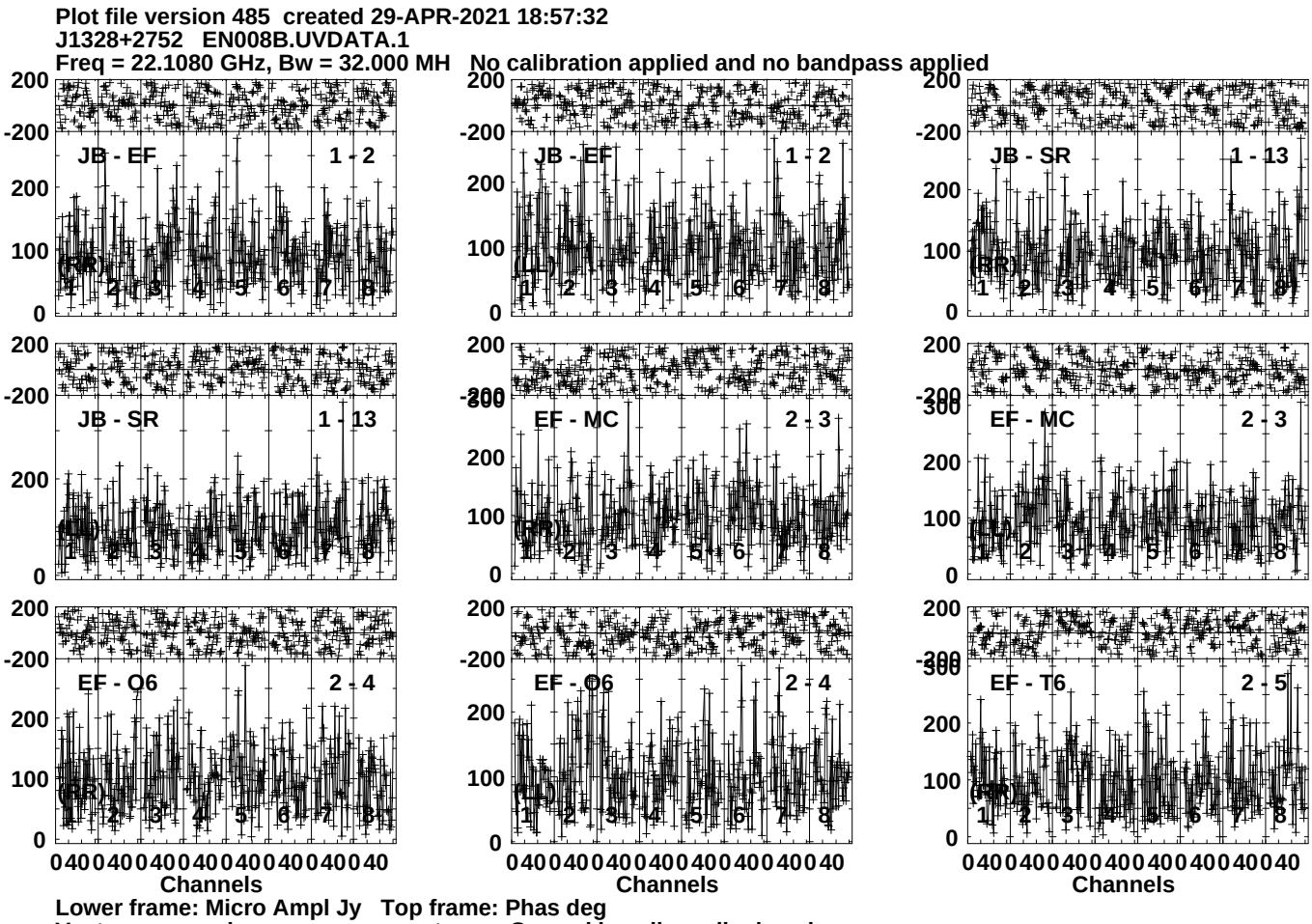
Plot file version 485 created 29-APR-2021 18:57:32
J1328+2752 EN008B.UVDATA.1
Freq = 22.1080 GHz, Bw = 32.000 MH No calibration applied and no bandpass applied
JB - EF 1 - 2
JB - EF 1 - 2
JB - SR 1 - 13
JB - SR 1 - 13
EF - MC 2 - 3
EF - MC 2 - 3
EF - O6 2 - 4
EF - O6 2 - 4
EF - T6 2 - 5
(RR)
(LL)
(RL)
(LR)
200
-200
100
0
300
1 2 3 4 5 6 7 8
0 40 0 40 0 40 0 40 0 40 0 40 0 40 0 40
Channels
Lower frame: Micro Ampl Jy Top frame: Phas deg
Vector averaged cross-power spectrum Several baselines displayed
Timerange: 00/20:39:21 to 00/20:41:19

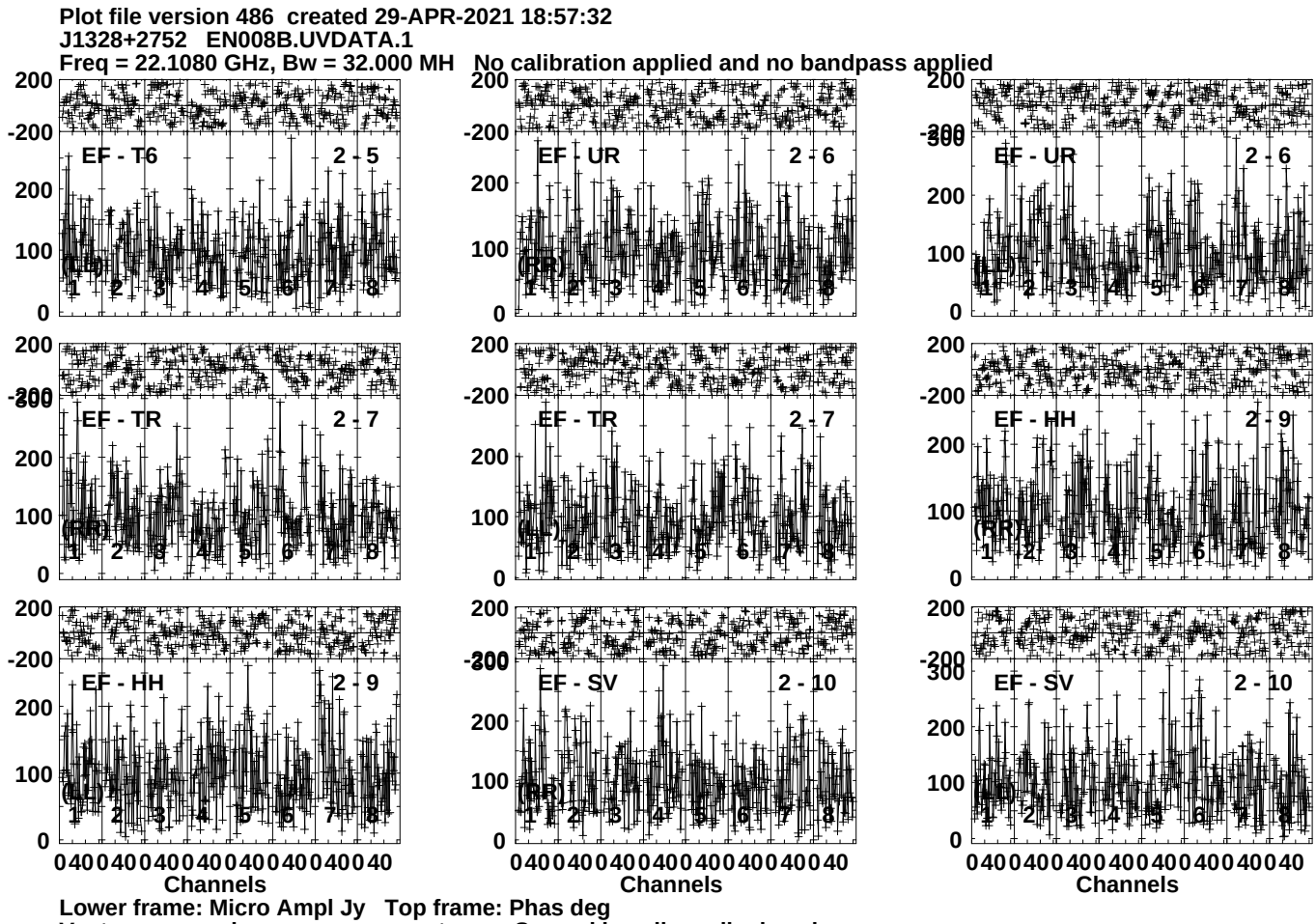
Plot file version 486 created 29-APR-2021 18:57:32
J1328+2752 EN008B.UVDATA.1
Freq = 22.1080 GHz, Bw = 32.000 MH No calibration applied and no bandpass applied
EF - T6 2 - 5
EF - UR 2 - 6
EF - UR 2 - 6
EF - TR 2 - 7
EF - TR 2 - 7
EF - HH 2 - 9
EF - HH 2 - 9
EF - SV 2 - 10
EF - SV 2 - 10
(LR)
(RR)
(LL)
(RL)
Channels
Lower frame: Micro Ampl Jy Top frame: Phas deg
Vector averaged cross-power spectrum Several baselines displayed
Timerange: 00/20:39:21 to 00/20:41:19

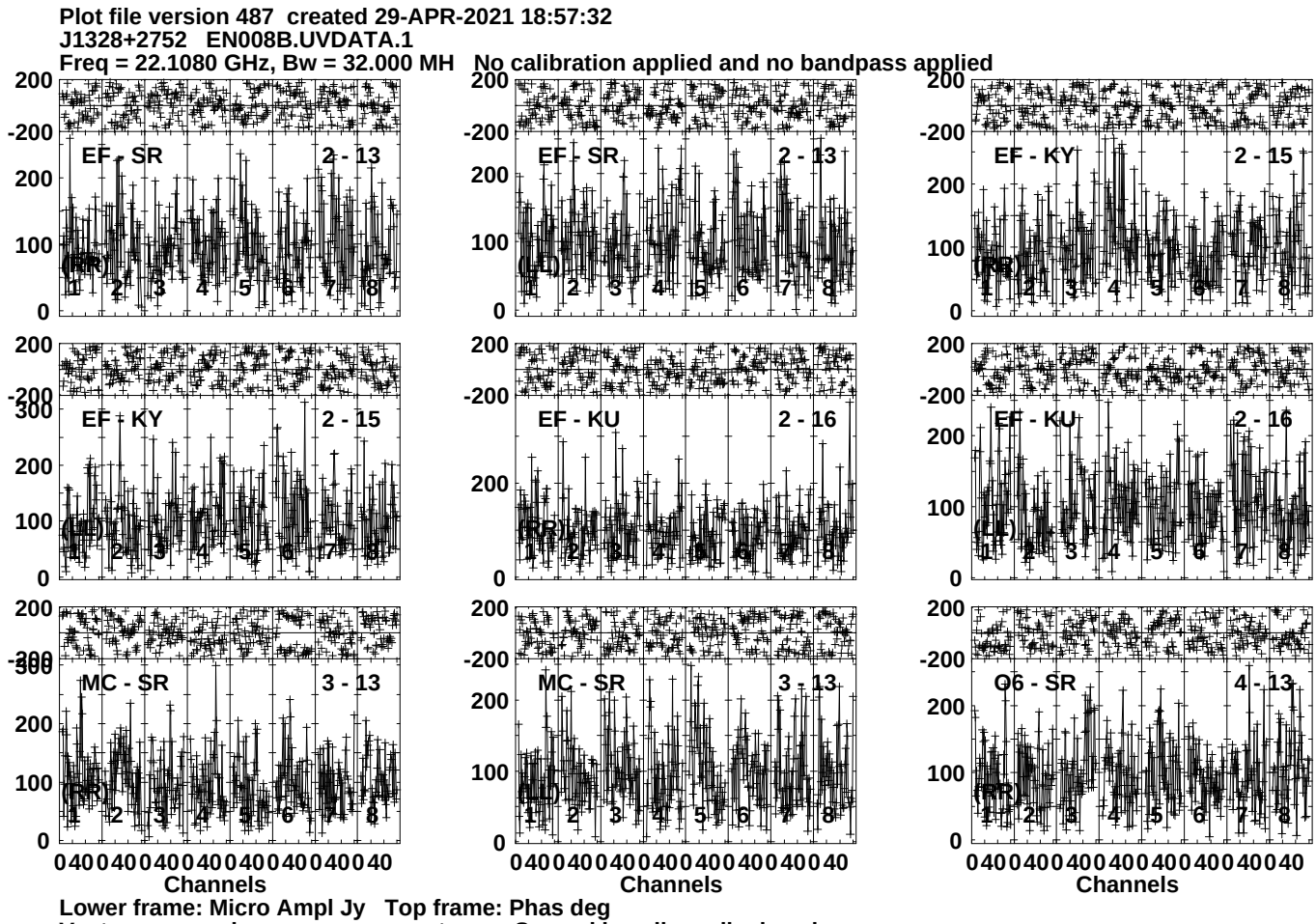
Plot file version 487 created 29-APR-2021 18:57:32
J1328+2752 EN008B.UVDATA.1
Freq = 22.1080 GHz, Bw = 32.000 MH No calibration applied and no bandpass applied
EF - SR 2 - 13
EF - SR 2 - 13
EF - KY 2 - 15
EF - KY 2 - 15
EF - KU 2 - 16
EF - KU 2 - 16
MC - SR 3 - 13
MC - SR 3 - 13
O6 - SR 4 - 13
(RR)
(LL)
(LR)
(RL)
Channels
Lower frame: Micro Ampl Jy Top frame: Phas deg
Vector averaged cross-power spectrum Several baselines displayed
Timerange: 00/20:39:21 to 00/20:41:19

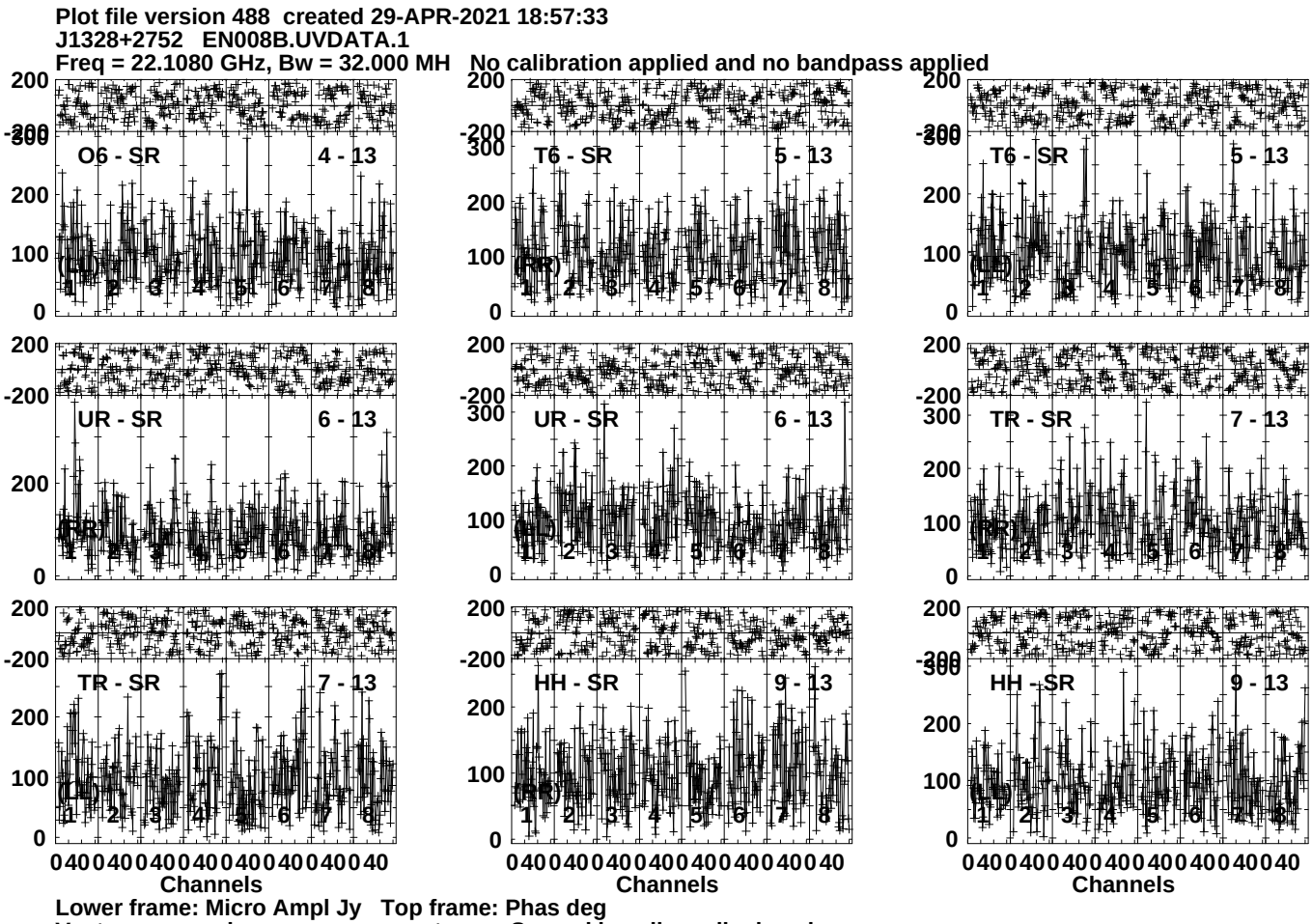
Plot file version 488 created 29-APR-2021 18:57:33
J1328+2752 EN008B.UVDATA.1
Freq = 22.1080 GHz, Bw = 32.000 MH No calibration applied and no bandpass applied
O6 - SR 4 - 13
T6 - SR 5 - 13
T6 - SR 5 - 13
UR - SR 6 - 13
UR - SR 6 - 13
TR - SR 7 - 13
TR - SR 7 - 13
HH - SR 9 - 13
HH - SR 9 - 13
Channels
Channels
Channels
Lower frame: Micro Ampl Jy Top frame: Phas deg
Vector averaged cross-power spectrum Several baselines displayed
Timerange: 00/20:39:21 to 00/20:41:19

Plot file version 489 created 29-APR-2021 18:57:33
J1328+2752 EN008B.UVDATA.1
Freq = 22.1080 GHz, Bw = 32.000 MH No calibration applied and no bandpass applied

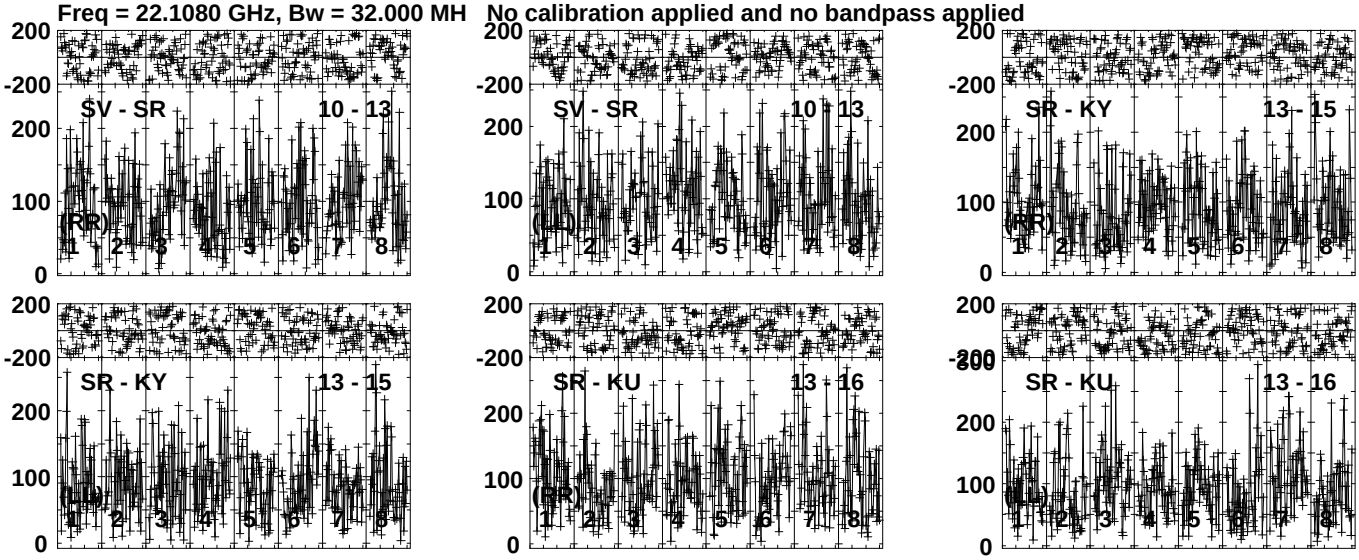

Lower frame: Micro Ampl Jy Top frame: Phas deg
Vector averaged cross-power spectrum Several baselines displayed
Timerange: 00/20:39:21 to 00/20:41:19

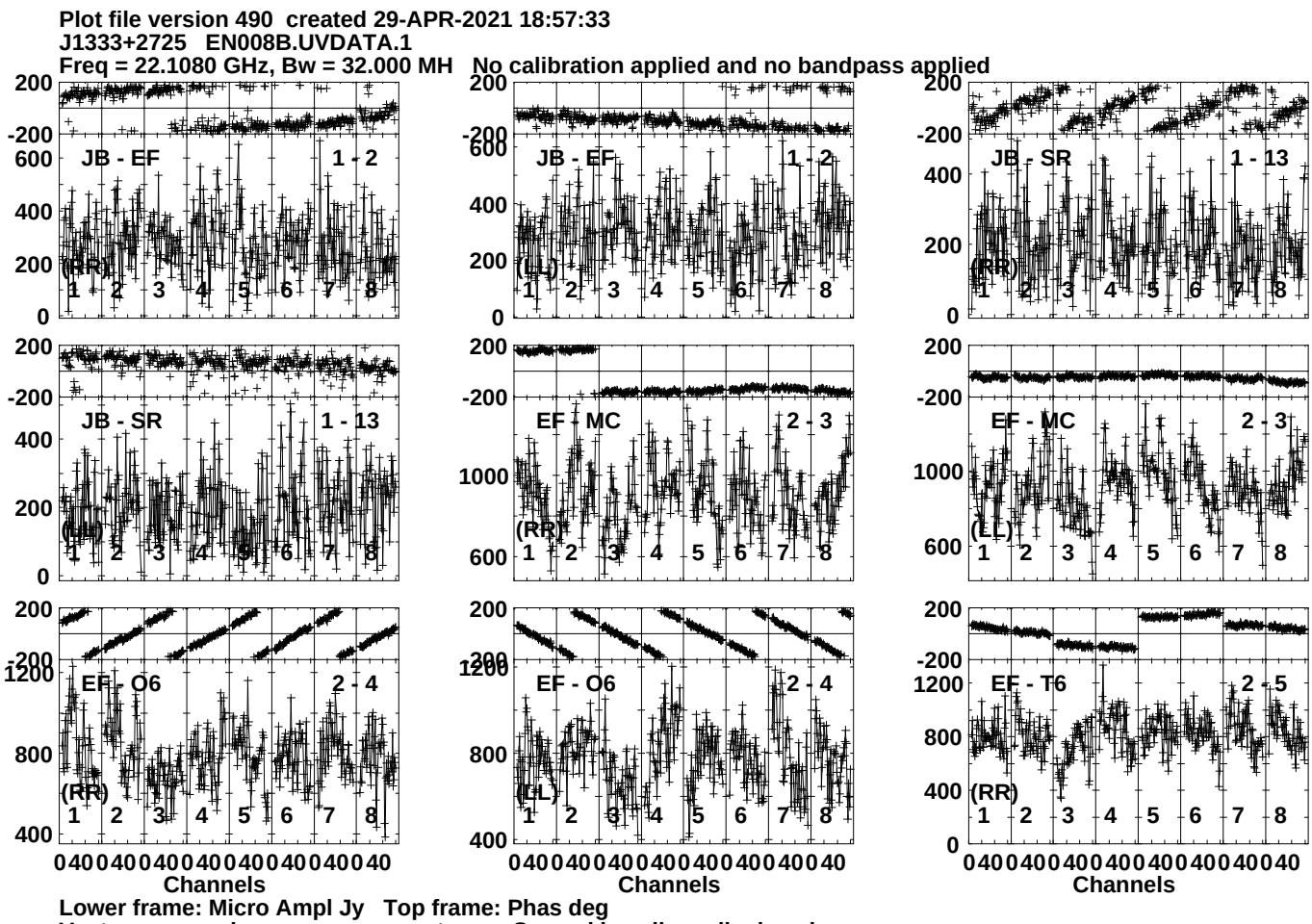
Plot file version 490 created 29-APR-2021 18:57:33
J1333+2725 EN008B.UVDATA.1
Freq = 22.1080 GHz, Bw = 32.000 MH No calibration applied and no bandpass applied
JB - EF 1 - 2
(RR)
JB - EF 1 - 2
(LL)
JB - SR 1 - 13
(RR)
JB - SR 1 - 13
(LL)
EF - MC 2 - 3
(RR)
EF - MC 2 - 3
(LL)
EF - O6 2 - 4
(RR)
EF - O6 2 - 4
(LL)
EF - T6 2 - 5
(RR)
Channels
Channels
Channels
Lower frame: Micro Ampl Jy Top frame: Phas deg
Vector averaged cross-power spectrum Several baselines displayed
Timerange: 00/20:41:51 to 00/20:42:49

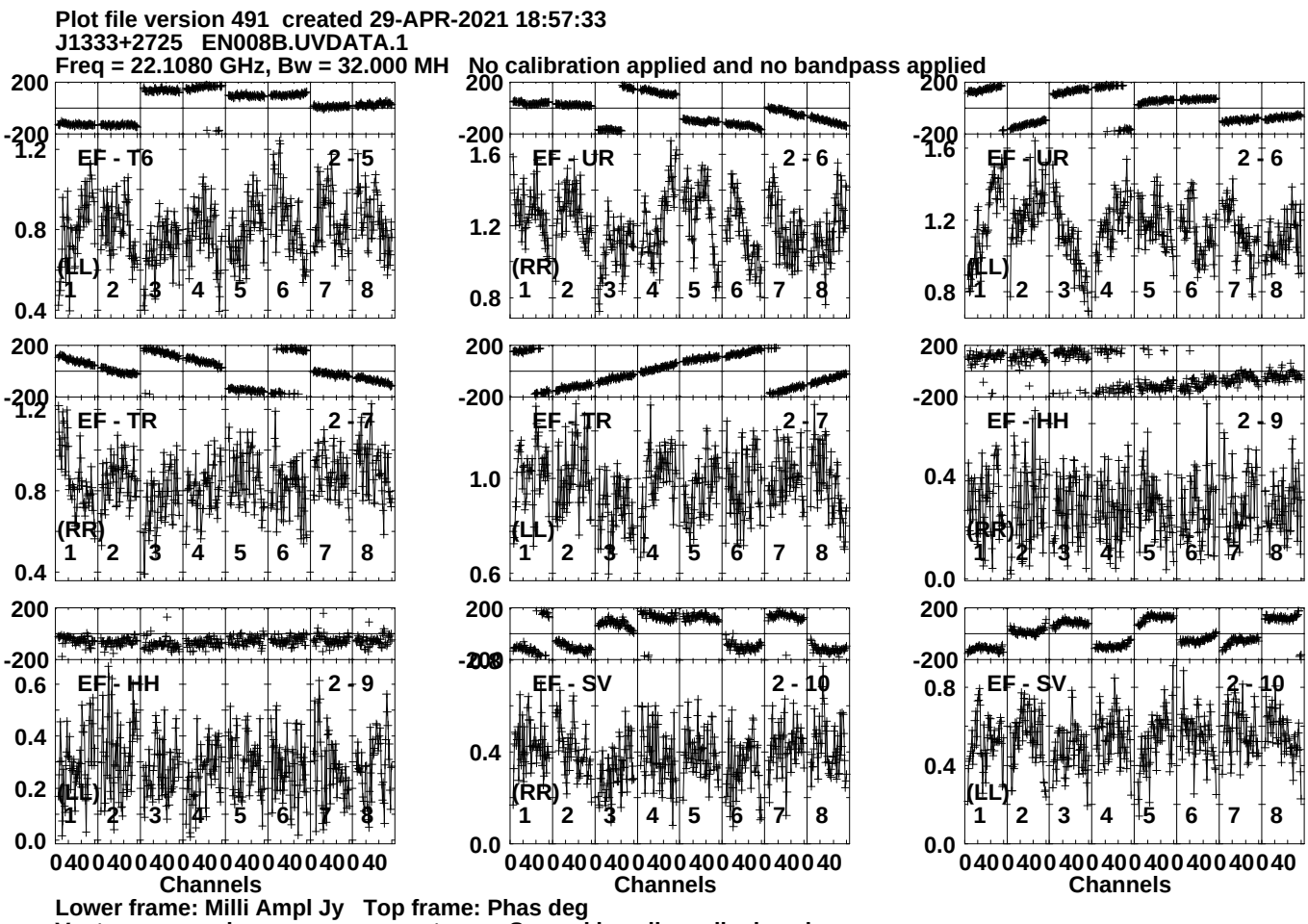
Plot file version 491 created 29-APR-2021 18:57:33
J1333+2725 EN008B.UVDATA.1
Freq = 22.1080 GHz, Bw = 32.000 MH No calibration applied and no bandpass applied
EF - T6 2 - 5
(LL)
EF - UR 2 - 6
(RR)
EF - UR 2 - 6
(LL)
EF - TR 2 - 7
(RR)
EF - TR 2 - 7
(LL)
EF - HH 2 - 9
(RR)
EF - HH 2 - 9
(LL)
EF - SV 2 - 10
(RR)
EF - SV 2 - 10
(LL)
Channels
Channels
Channels
Lower frame: Milli Ampl Jy Top frame: Phas deg
Vector averaged cross-power spectrum Several baselines displayed
Timerange: 00/20:41:51 to 00/20:42:49

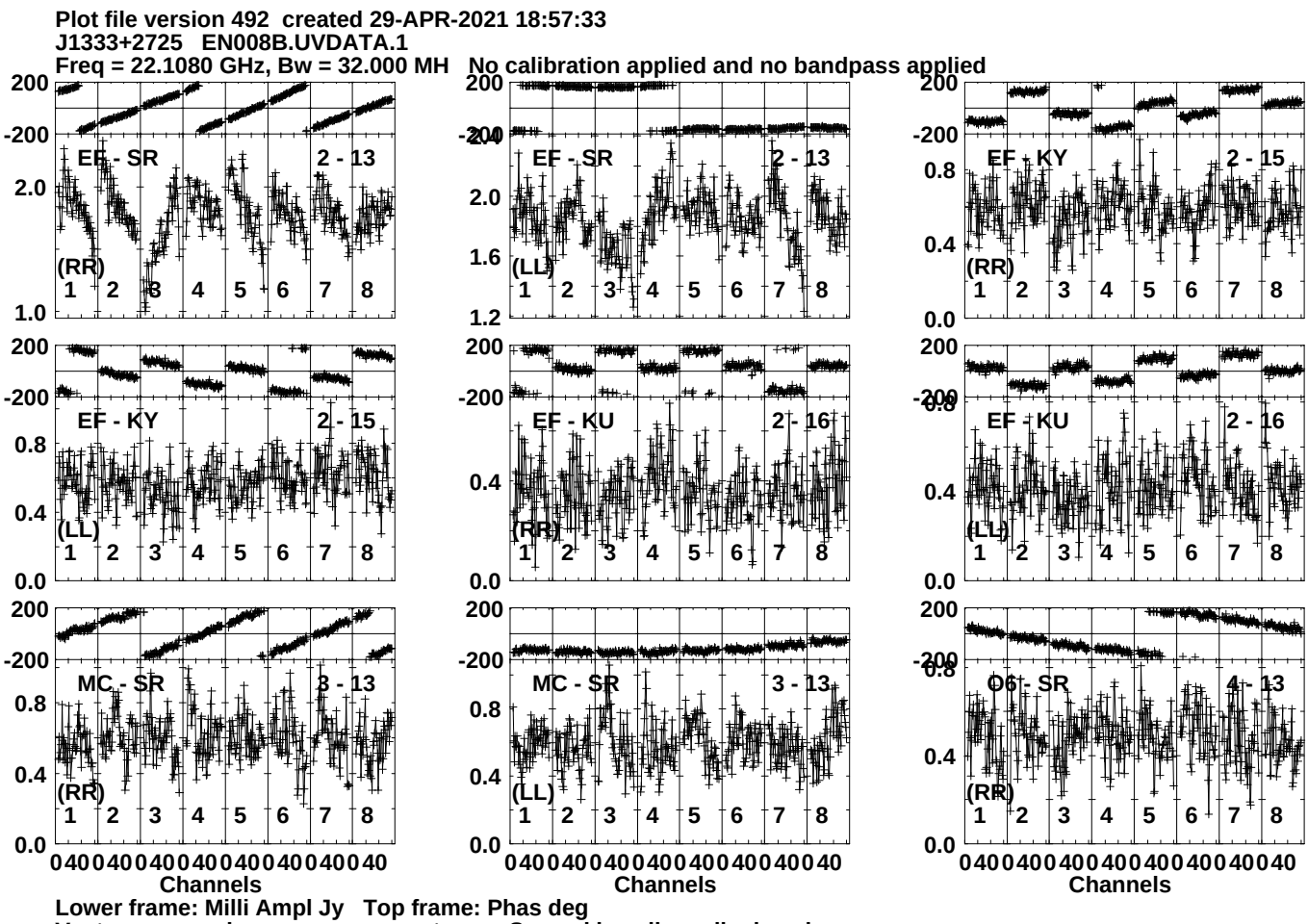
Plot file version 492 created 29-APR-2021 18:57:33
J1333+2725 EN008B.UVDATA.1
Freq = 22.1080 GHz, Bw = 32.000 MH No calibration applied and no bandpass applied
EF - SR 2 - 13
(RR)
EF - SR 2 - 13
(LL)
EF - KY 2 - 15
(RR)
EF - KY 2 - 15
(LL)
EF - KU 2 - 16
(RR)
EF - KU 2 - 16
(LL)
MC - SR 3 - 13
(RR)
MC - SR 3 - 13
(LL)
O6 - SR 4 - 13
(RR)
Channels
Lower frame: Milli Ampl Jy Top frame: Phas deg
Vector averaged cross-power spectrum Several baselines displayed
Timerange: 00/20:41:51 to 00/20:42:49

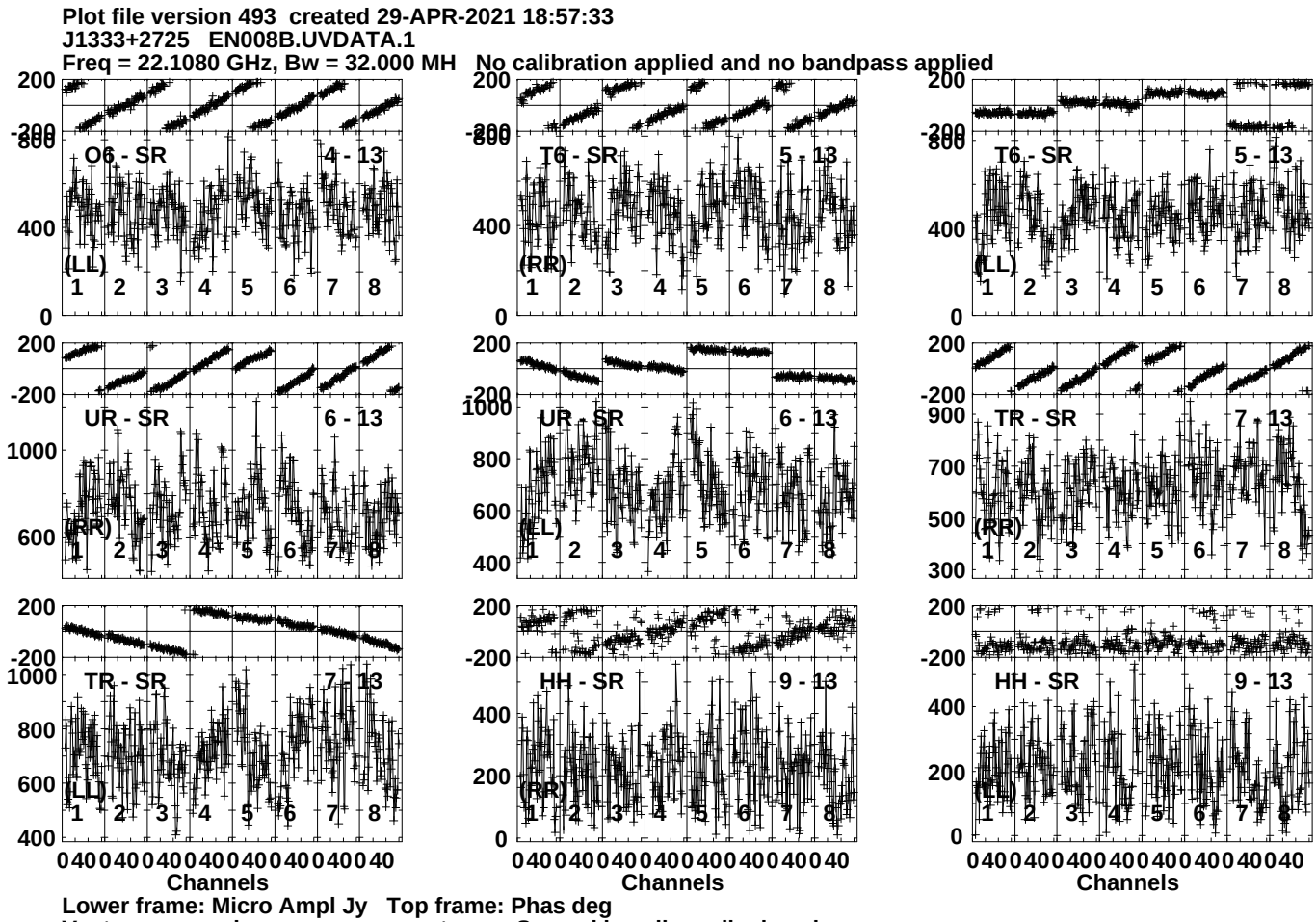
Plot file version 493 created 29-APR-2021 18:57:33
J1333+2725 EN008B.UVDATA.1
Freq = 22.1080 GHz, Bw = 32.000 MH No calibration applied and no bandpass applied
O6 - SR
4 - 13
(LL)
T6 - SR
5 - 13
(RR)
T6 - SR
5 - 13
(LL)
UR - SR
6 - 13
(RR)
UR - SR
6 - 13
(LL)
TR - SR
7 - 13
(RR)
TR - SR
7 - 13
(LL)
HH - SR
9 - 13
(RR)
HH - SR
9 - 13
(LL)
Channels
Channels
Channels
Lower frame: Micro Ampl Jy Top frame: Phas deg
Vector averaged cross-power spectrum Several baselines displayed
Timerange: 00/20:41:51 to 00/20:42:49

Plot file version 494 created 29-APR-2021 18:57:33
J1333+2725 EN008B.UVDATA.1
Freq = 22.1080 GHz, Bw = 32.000 MH No calibration applied and no bandpass applied

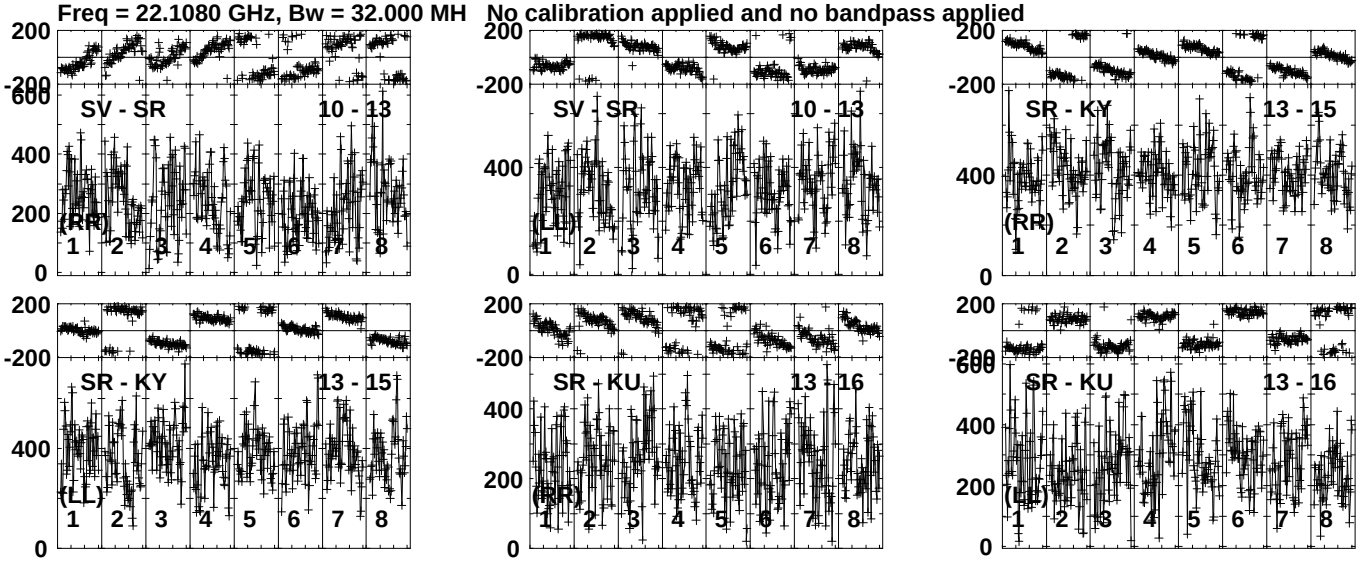

Lower frame: Micro Ampl Jy Top frame: Phas deg
Vector averaged cross-power spectrum Several baselines displayed
Timerange: 00/20:41:51 to 00/20:42:49

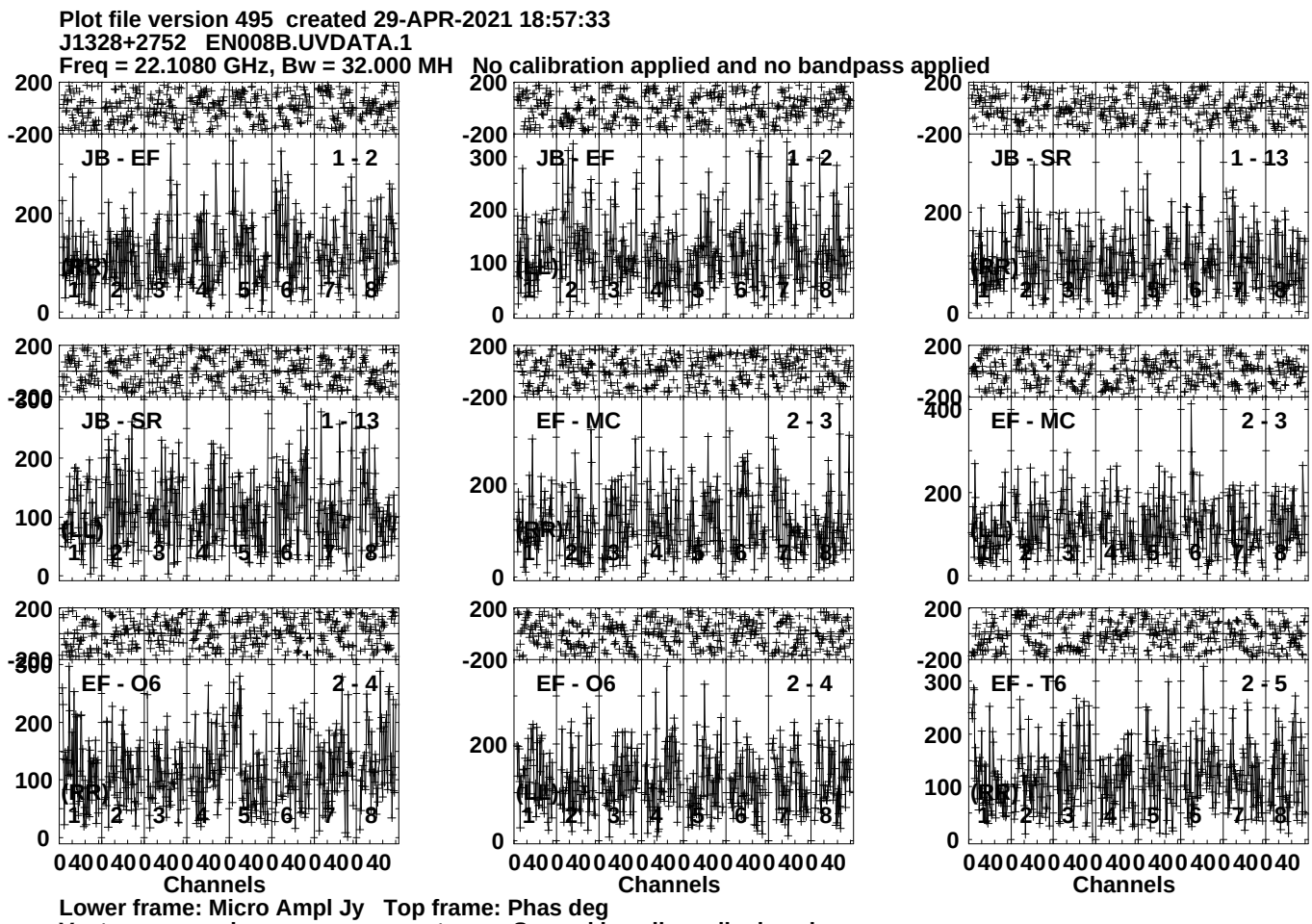
Plot file version 495 created 29-APR-2021 18:57:33
J1328+2752 EN008B.UVDATA.1
Freq = 22.1080 GHz, Bw = 32.000 MH No calibration applied and no bandpass applied
JB - EF 1 - 2
JB - EF 1 - 2
JB - SR 1 - 13
JB - SR 1 - 13
EF - MC 2 - 3
EF - MC 2 - 3
EF - O6 2 - 4
EF - O6 2 - 4
EF - T6 2 - 5
Channels
Channels
Channels
Lower frame: Micro Ampl Jy Top frame: Phas deg
Vector averaged cross-power spectrum Several baselines displayed
Timerange: 00/20:42:51 to 00/20:44:49

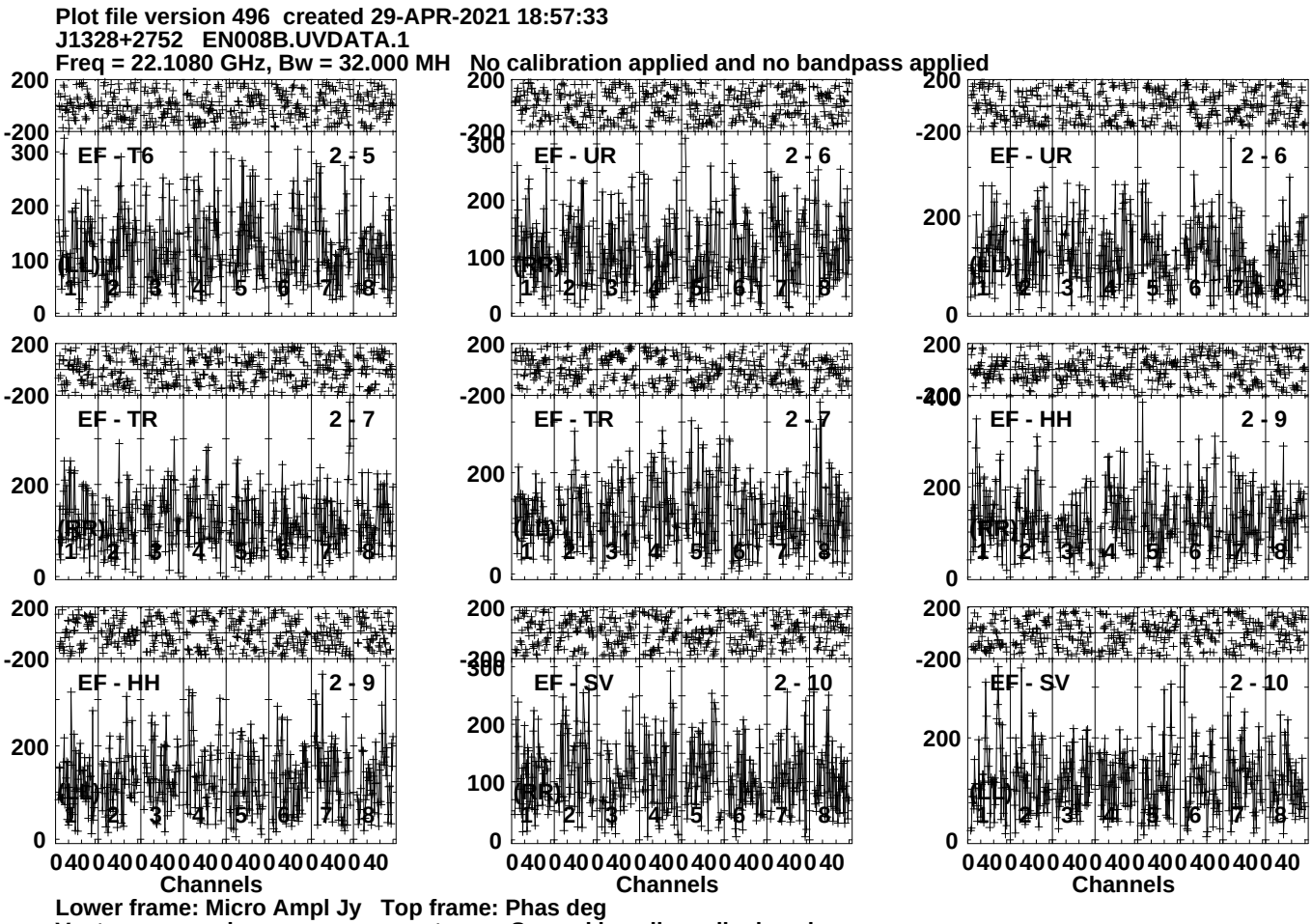
Plot file version 496 created 29-APR-2021 18:57:33
J1328+2752 EN008B.UVDATA.1
Freq = 22.1080 GHz, Bw = 32.000 MH No calibration applied and no bandpass applied
EF - T6 2 - 5
EF - UR 2 - 6
EF - UR 2 - 6
EF - TR 2 - 7
EF - TR 2 - 7
EF - HH 2 - 9
EF - HH 2 - 9
EF - SV 2 - 10
EF - SV 2 - 10
(LL)
(RR)
(LR)
(RL)
Channels
Lower frame: Micro Ampl Jy Top frame: Phas deg
Vector averaged cross-power spectrum Several baselines displayed
Timerange: 00/20:42:51 to 00/20:44:49

Plot file version 497 created 29-APR-2021 18:57:34
J1328+2752 EN008B.UVDATA.1
Freq = 22.1080 GHz, Bw = 32.000 MH No calibration applied and no bandpass applied

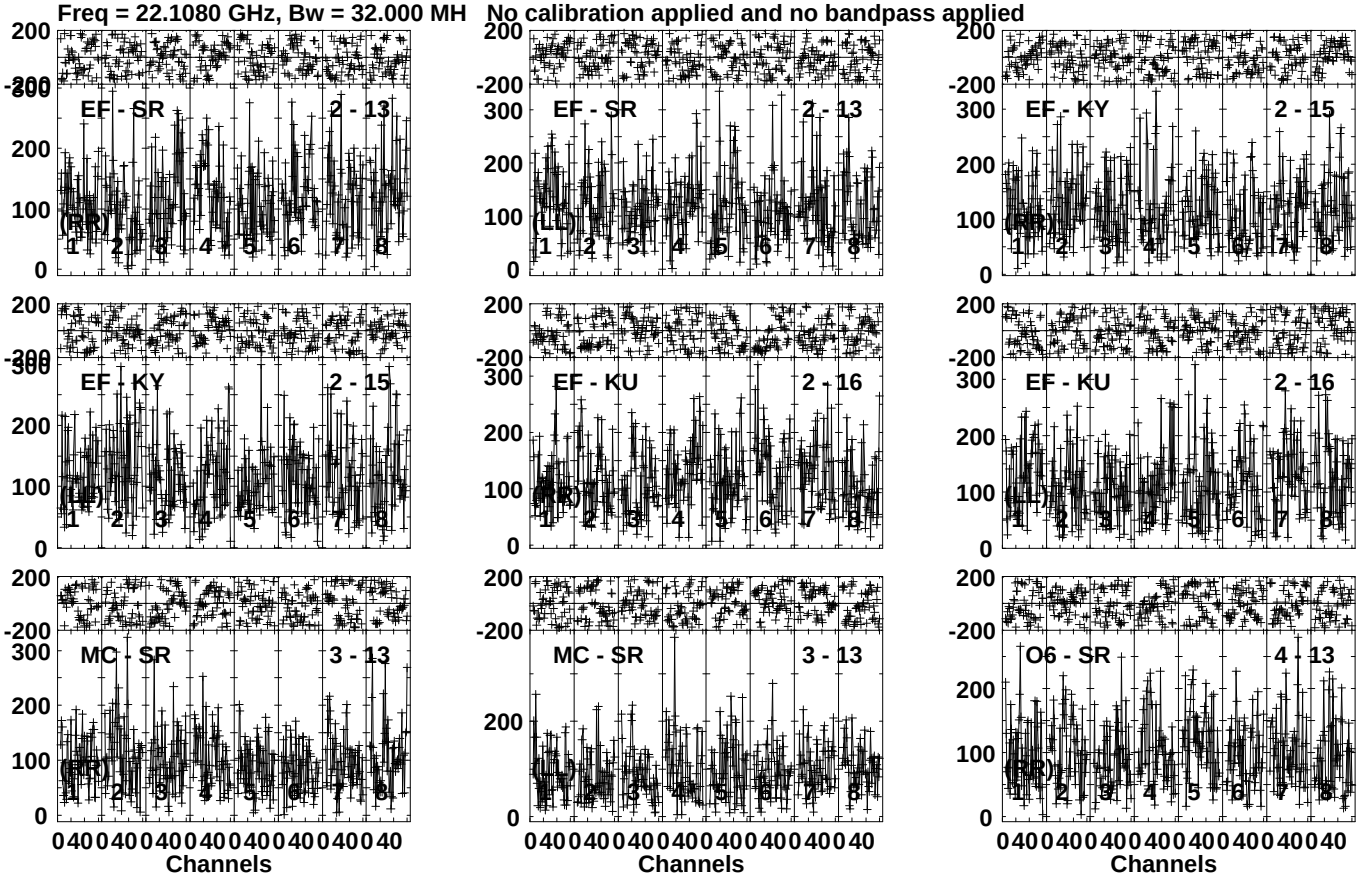

Lower frame: Micro Ampl Jy Top frame: Phas deg
Vector averaged cross-power spectrum Several baselines displayed
Timerange: 00/20:42:51 to 00/20:44:49

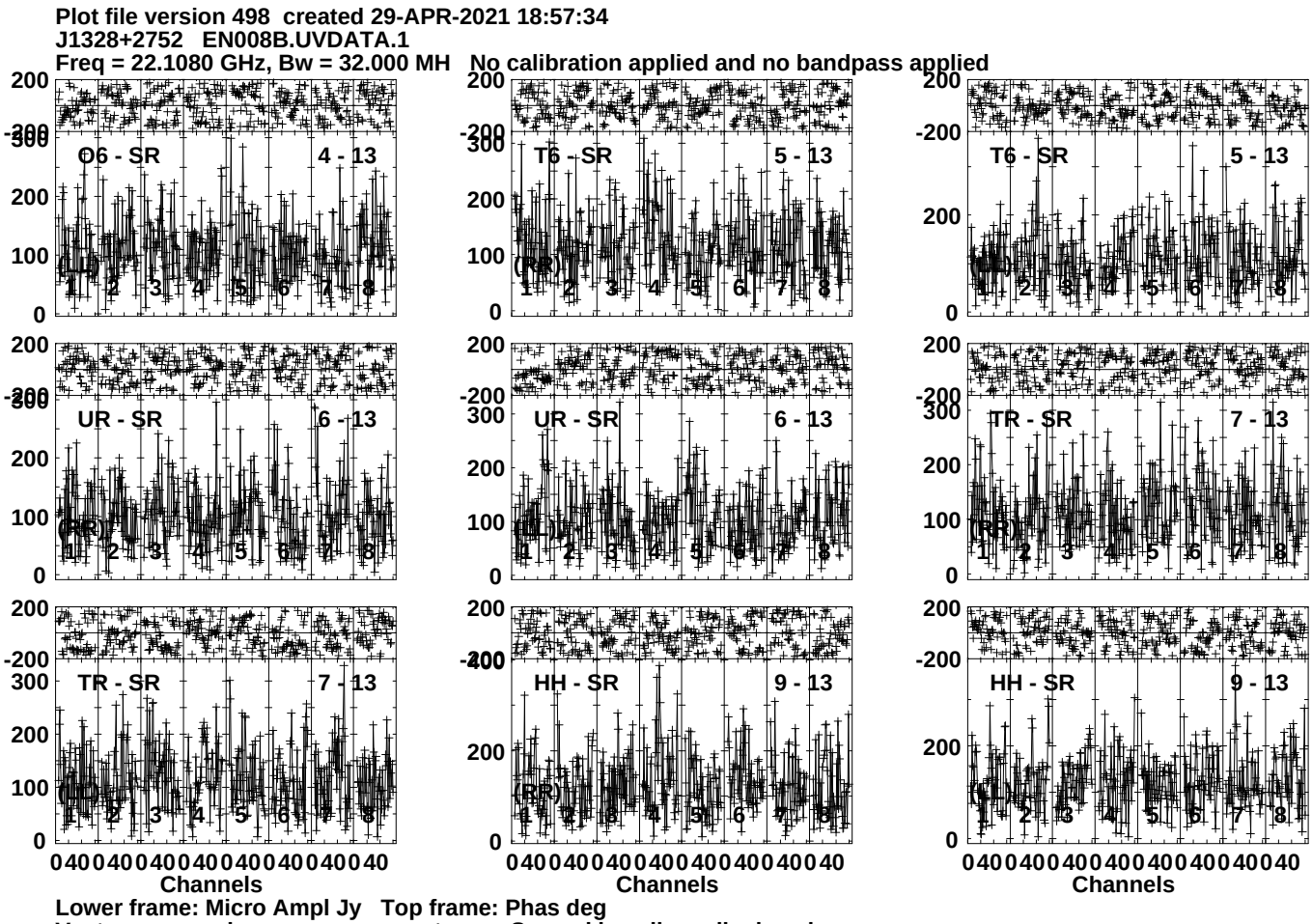
Plot file version 498 created 29-APR-2021 18:57:34
J1328+2752 EN008B.UVDATA.1
Freq = 22.1080 GHz, Bw = 32.000 MH No calibration applied and no bandpass applied
O6 - SR 4 - 13
T6 - SR 5 - 13
T6 - SR 5 - 13
UR - SR 6 - 13
UR - SR 6 - 13
TR - SR 7 - 13
TR - SR 7 - 13
HH - SR 9 - 13
HH - SR 9 - 13
(RR)
(LL)
Channels
Lower frame: Micro Ampl Jy Top frame: Phas deg
Vector averaged cross-power spectrum Several baselines displayed
Timerange: 00/20:42:51 to 00/20:44:49

Plot file version 499 created 29-APR-2021 18:57:34
J1328+2752 EN008B.UVDATA.1
Freq = 22.1080 GHz, Bw = 32.000 MH No calibration applied and no bandpass applied

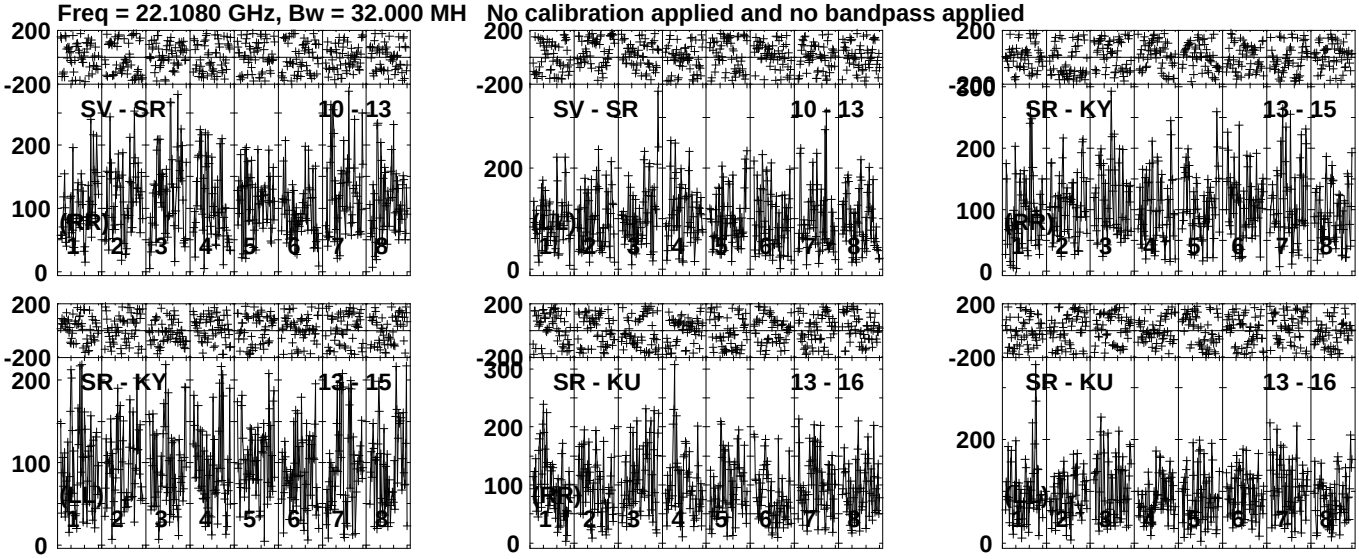

Lower frame: Micro Ampl Jy Top frame: Phas deg
Vector averaged cross-power spectrum Several baselines displayed
Timerange: 00/20:42:51 to 00/20:44:49

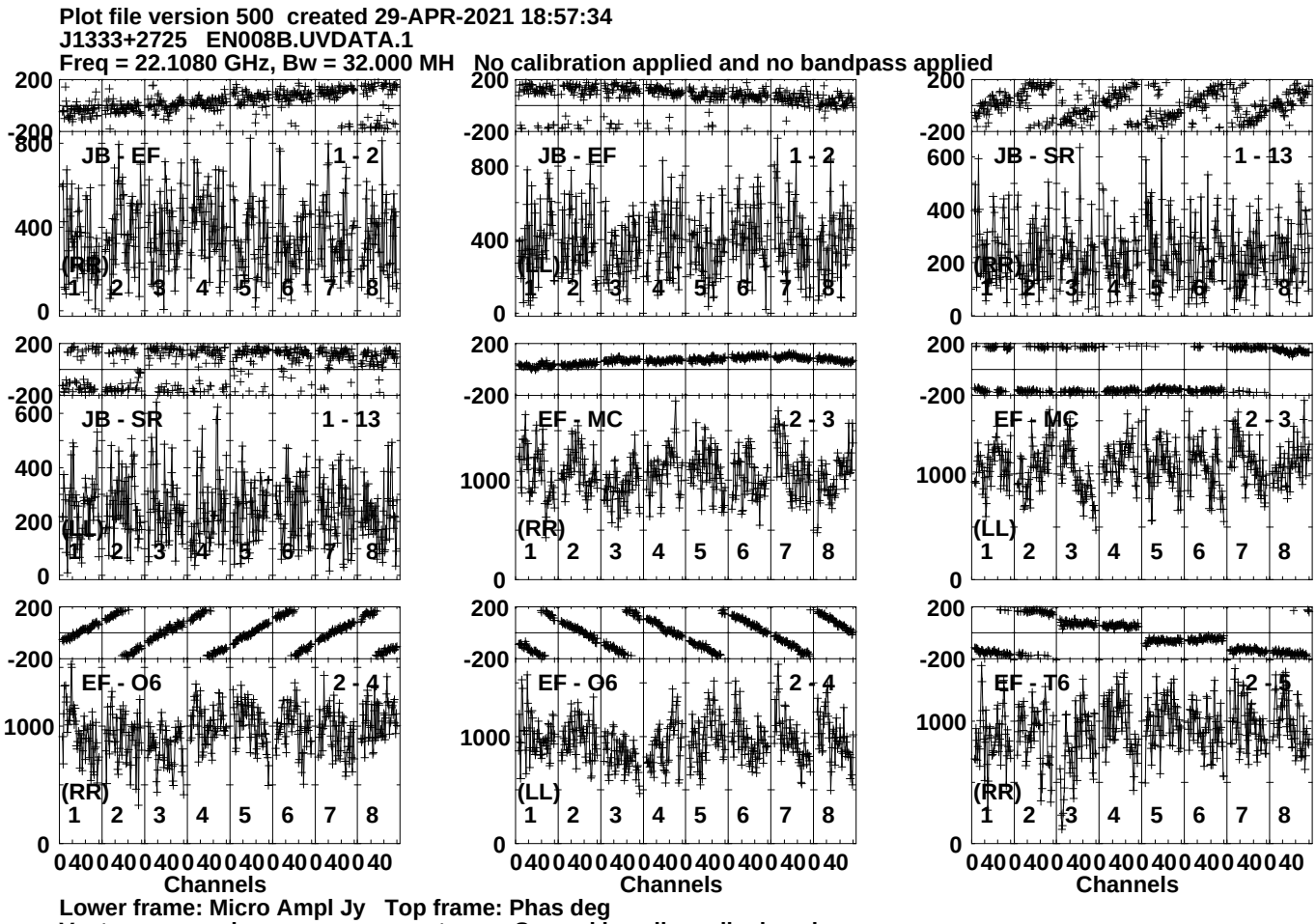
Plot file version 500 created 29-APR-2021 18:57:34
J1333+2725 EN008B.UVDATA.1
Freq = 22.1080 GHz, Bw = 32.000 MH No calibration applied and no bandpass applied
JB - EF 1 - 2
(RR)
JB - EF 1 - 2
(LL)
JB - SR 1 - 13
(RR)
JB - SR 1 - 13
(LL)
EF - MC 2 - 3
(RR)
EF - MC 2 - 3
(LL)
EF - O6 2 - 4
(RR)
EF - O6 2 - 4
(LL)
EF - T6 2 - 5
(RR)
Channels
Channels
Channels
Lower frame: Micro Ampl Jy Top frame: Phas deg
Vector averaged cross-power spectrum Several baselines displayed
Timerange: 00/20:44:51 to 00/20:45:49

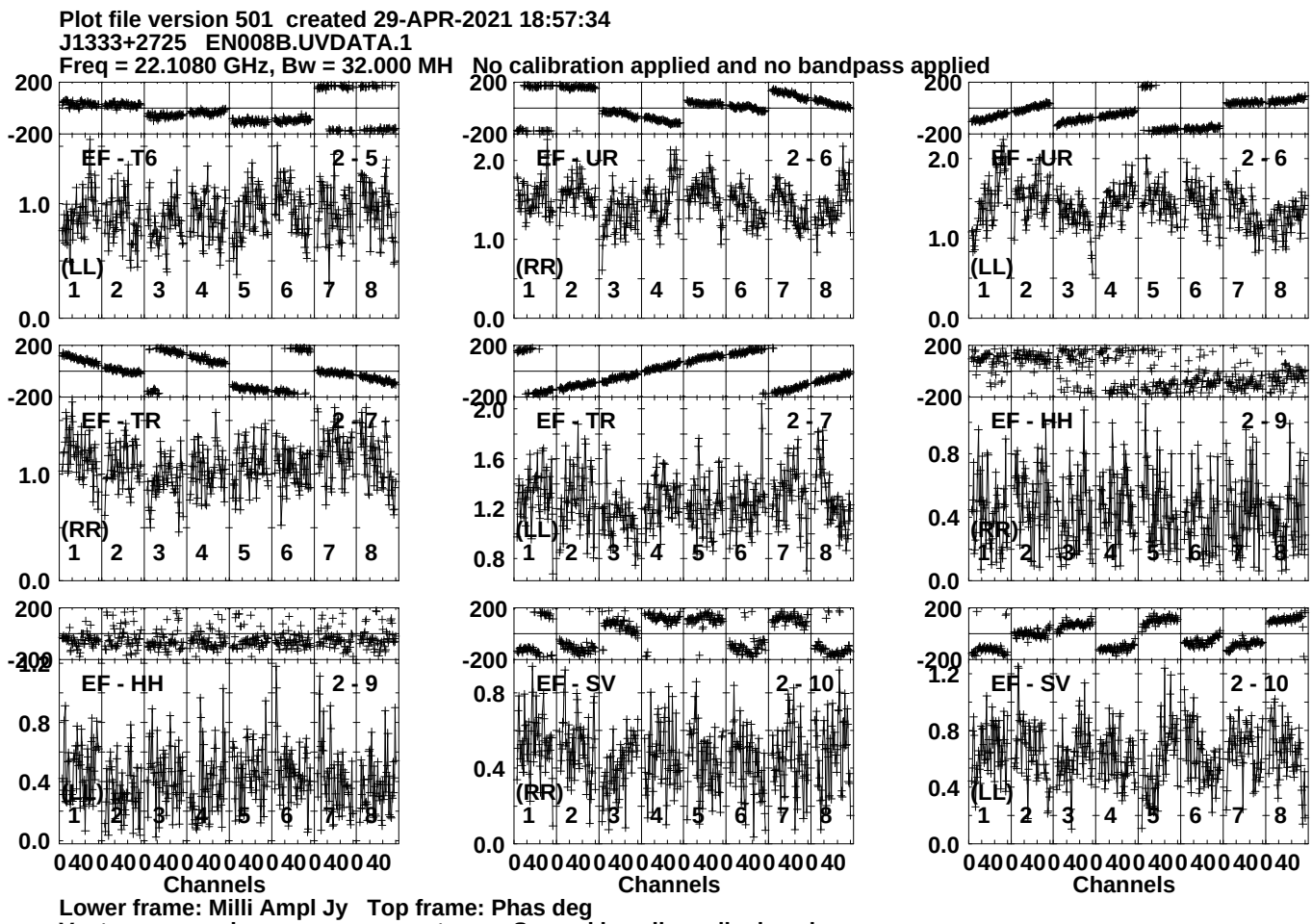
Plot file version 501 created 29-APR-2021 18:57:34
J1333+2725 EN008B.UVDATA.1
Freq = 22.1080 GHz, Bw = 32.000 MH No calibration applied and no bandpass applied
EF - T6 2 - 5
(LL)
EF - UR 2 - 6
(RR)
EF - UR 2 - 6
(LL)
EF - TR 2 - 7
(RR)
EF - TR 2 - 7
(LL)
EF - HH 2 - 9
(RR)
EF - HH 2 - 9
(LL)
EF - SV 2 - 10
(RR)
EF - SV 2 - 10
(LL)
Channels
Channels
Channels
Lower frame: Milli Ampl Jy Top frame: Phas deg
Vector averaged cross-power spectrum Several baselines displayed
Timerange: 00/20:44:51 to 00/20:45:49

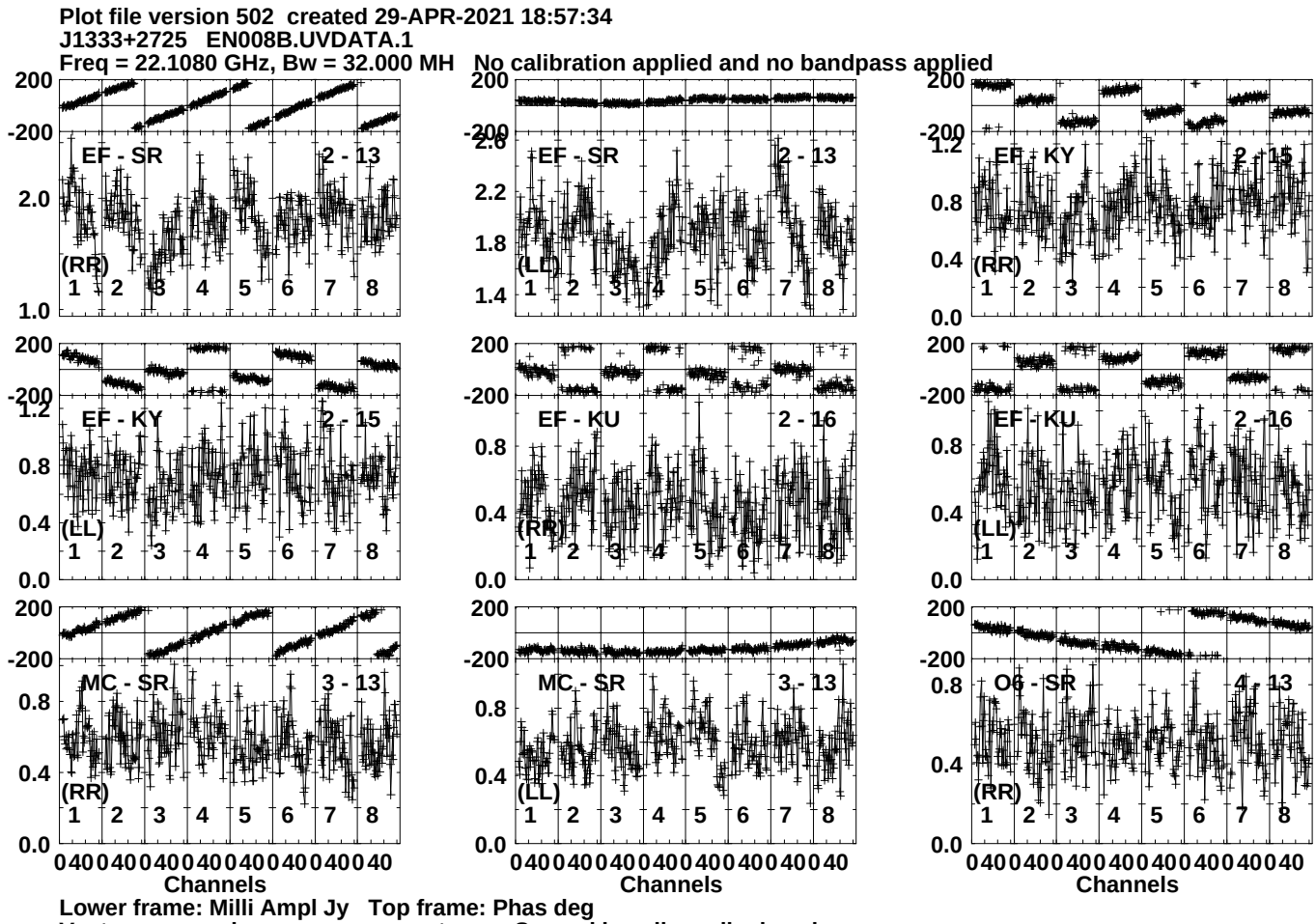
Plot file version 502 created 29-APR-2021 18:57:34
J1333+2725 EN008B.UVDATA.1
Freq = 22.1080 GHz, Bw = 32.000 MH No calibration applied and no bandpass applied
EF - SR 2 - 13
(RR)
EF - SR 2 - 13
(LL)
EF - KY 2 - 15
(RR)
EF - KY 2 - 15
(LL)
EF - KU 2 - 16
(RR)
EF - KU 2 - 16
(LL)
MC - SR 3 - 13
(RR)
MC - SR 3 - 13
(LL)
O6 - SR 4 - 13
(RR)
Channels
Channels
Channels
Lower frame: Milli Ampl Jy Top frame: Phas deg
Vector averaged cross-power spectrum Several baselines displayed
Timerange: 00/20:44:51 to 00/20:45:49

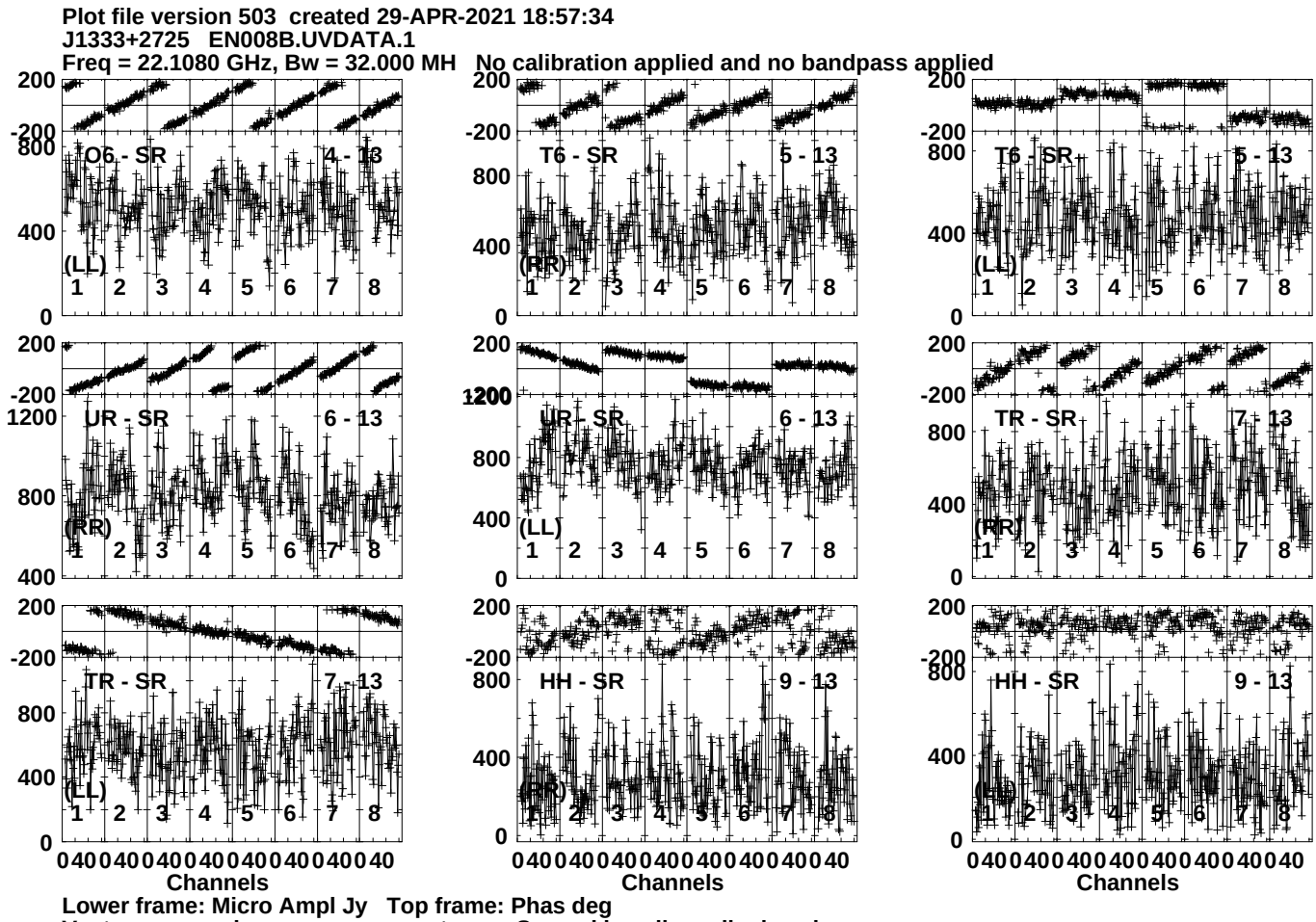
Plot file version 503 created 29-APR-2021 18:57:34
J1333+2725 EN008B.UVDATA.1
Freq = 22.1080 GHz, Bw = 32.000 MH No calibration applied and no bandpass applied
O6 - SR 4 - 13
(LL)
T6 - SR 5 - 13
(RR)
T6 - SR 5 - 13
(LL)
UR - SR 6 - 13
(RR)
UR - SR 6 - 13
(LL)
TR - SR 7 - 13
(RR)
TR - SR 7 - 13
(LL)
HH - SR 9 - 13
(RR)
HH - SR 9 - 13
(LL)
Channels
Channels
Channels
Lower frame: Micro Ampl Jy Top frame: Phas deg
Vector averaged cross-power spectrum Several baselines displayed
Timerange: 00/20:44:51 to 00/20:45:49

Plot file version 504 created 29-APR-2021 18:57:34
J1333+2725 EN008B.UVDATA.1
Freq = 22.1080 GHz, Bw = 32.000 MH No calibration applied and no bandpass applied

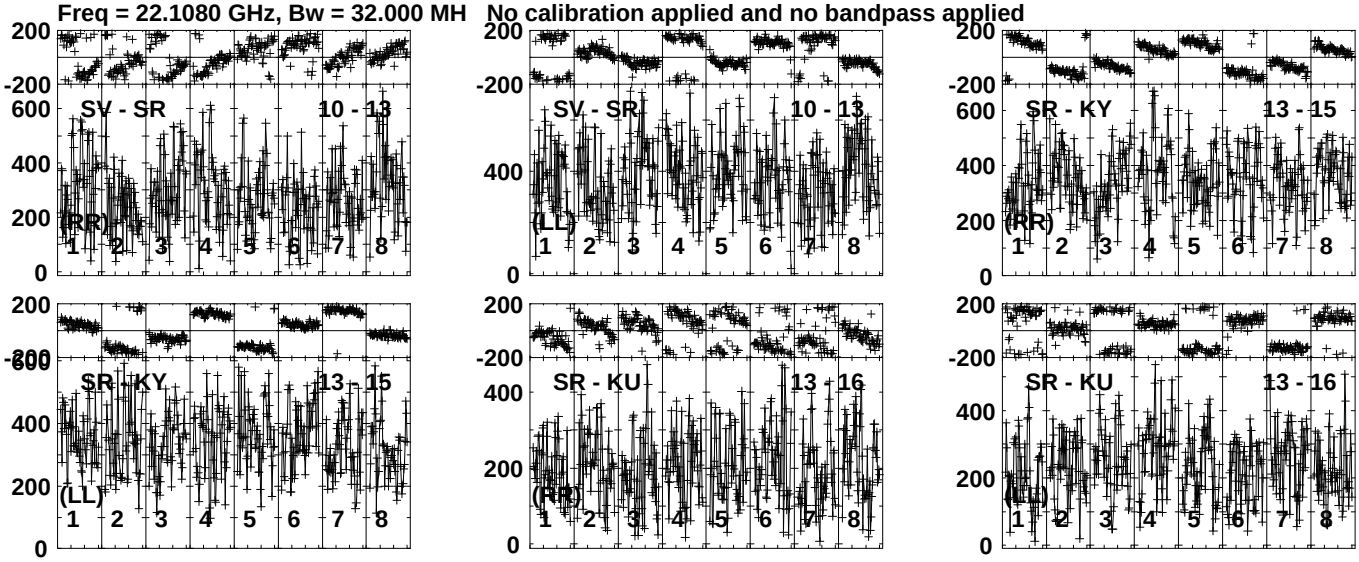

Lower frame: Micro Ampl Jy Top frame: Phas deg
Vector averaged cross-power spectrum Several baselines displayed
Timerange: 00/20:44:51 to 00/20:45:49

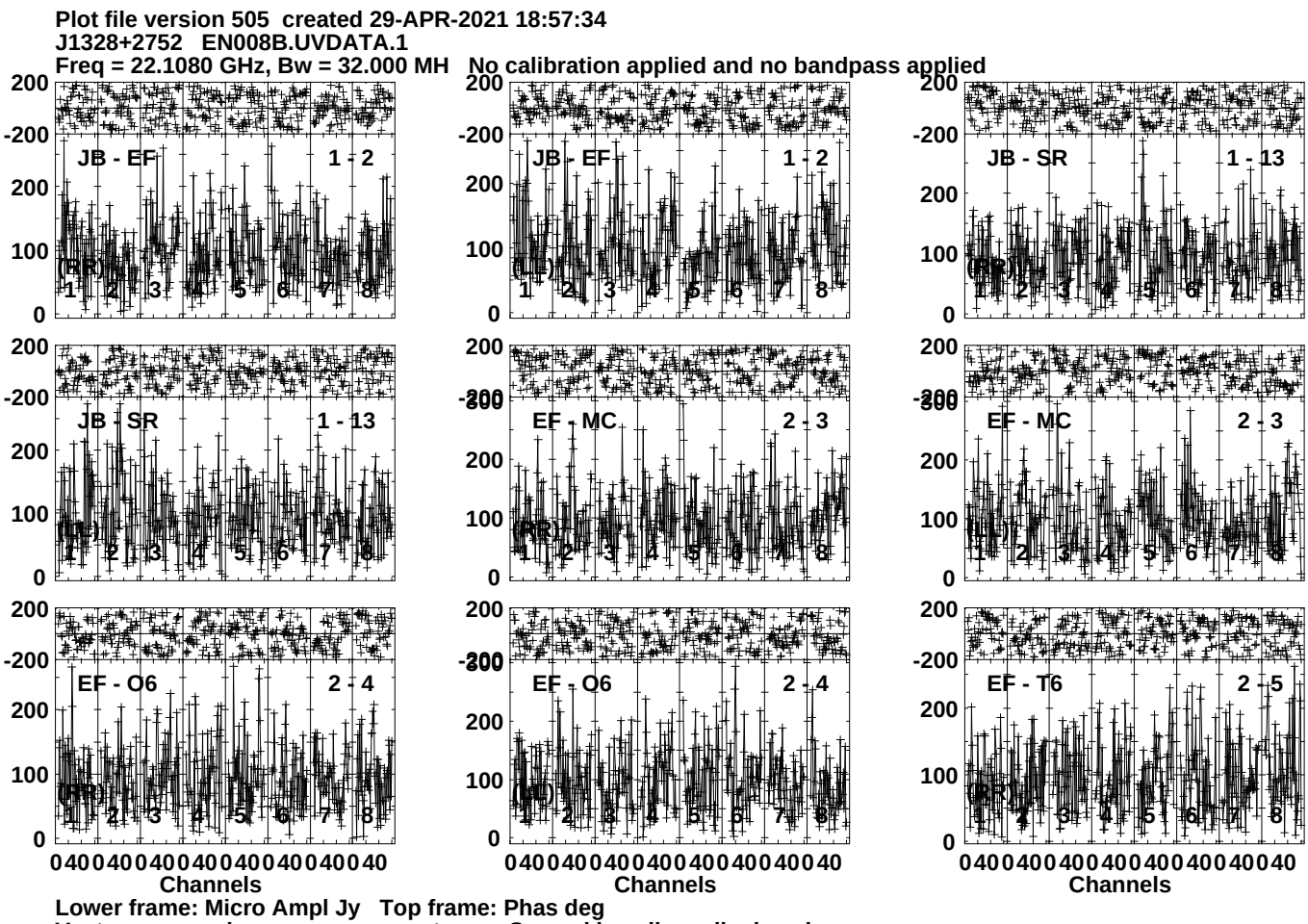
Plot file version 505 created 29-APR-2021 18:57:34
J1328+2752 EN008B.UVDATA.1
Freq = 22.1080 GHz, Bw = 32.000 MH No calibration applied and no bandpass applied
JB - EF 1 - 2
JB - EF 1 - 2
JB - SR 1 - 13
JB - SR 1 - 13
EF - MC 2 - 3
EF - MC 2 - 3
EF - O6 2 - 4
EF - O6 2 - 4
EF - T6 2 - 5
200
-200
100
0
1 2 3 4 5 6 7 8
0 40 0 40 0 40 0 40 0 40 0 40 0 40 0 40
Channels
Lower frame: Micro Ampl Jy Top frame: Phas deg
Vector averaged cross-power spectrum Several baselines displayed
Timerange: 00/20:46:31 to 00/20:48:29

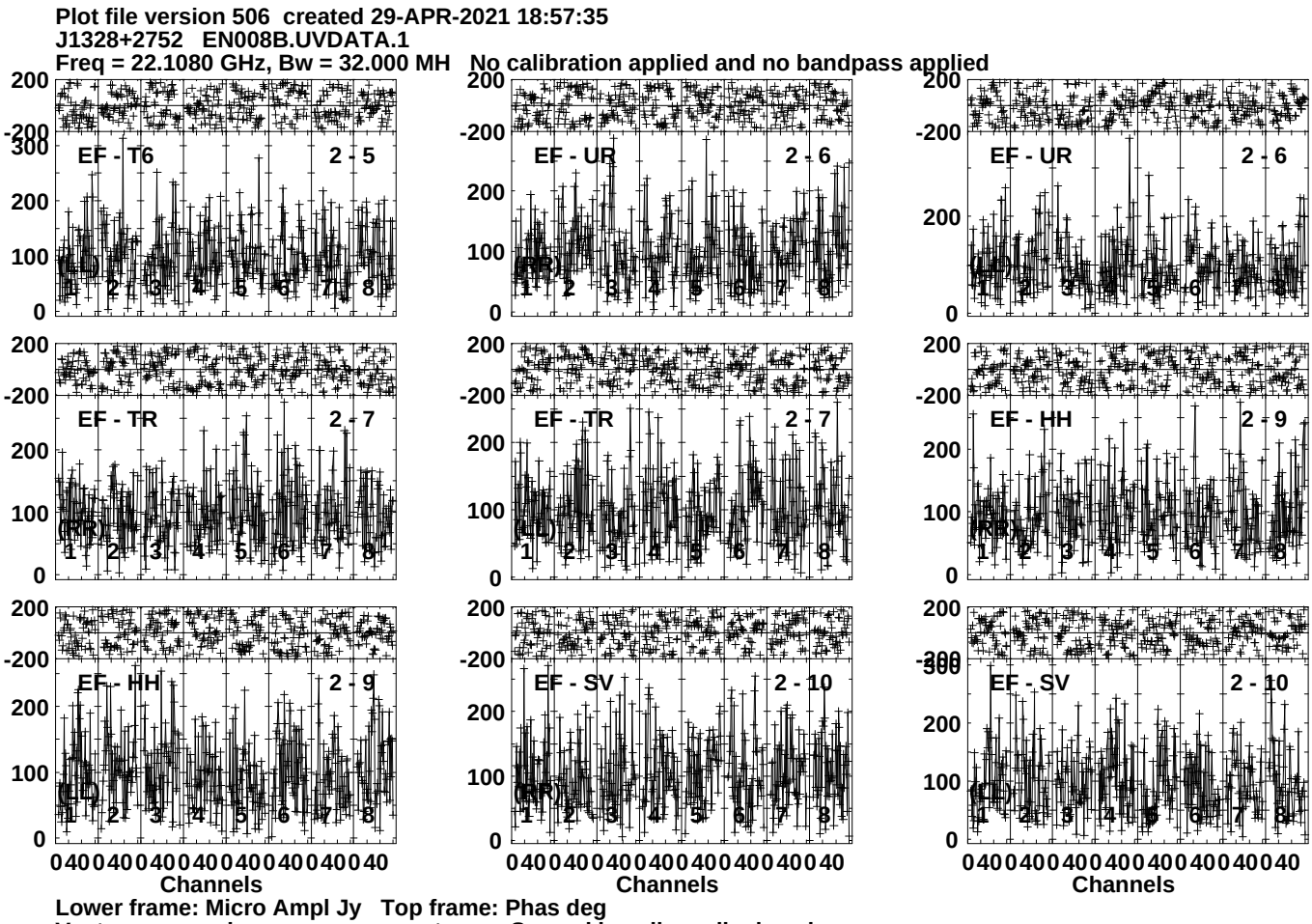
Plot file version 506 created 29-APR-2021 18:57:35
J1328+2752 EN008B.UVDATA.1
Freq = 22.1080 GHz, Bw = 32.000 MH No calibration applied and no bandpass applied
EF - T6 2 - 5
EF - UR 2 - 6
EF - UR 2 - 6
EF - TR 2 - 7
EF - TR 2 - 7
EF - HH 2 - 9
EF - HH 2 - 9
EF - SV 2 - 10
EF - SV 2 - 10
Channels
Channels
Channels
Lower frame: Micro Ampl Jy Top frame: Phas deg
Vector averaged cross-power spectrum Several baselines displayed
Timerange: 00/20:46:31 to 00/20:48:29

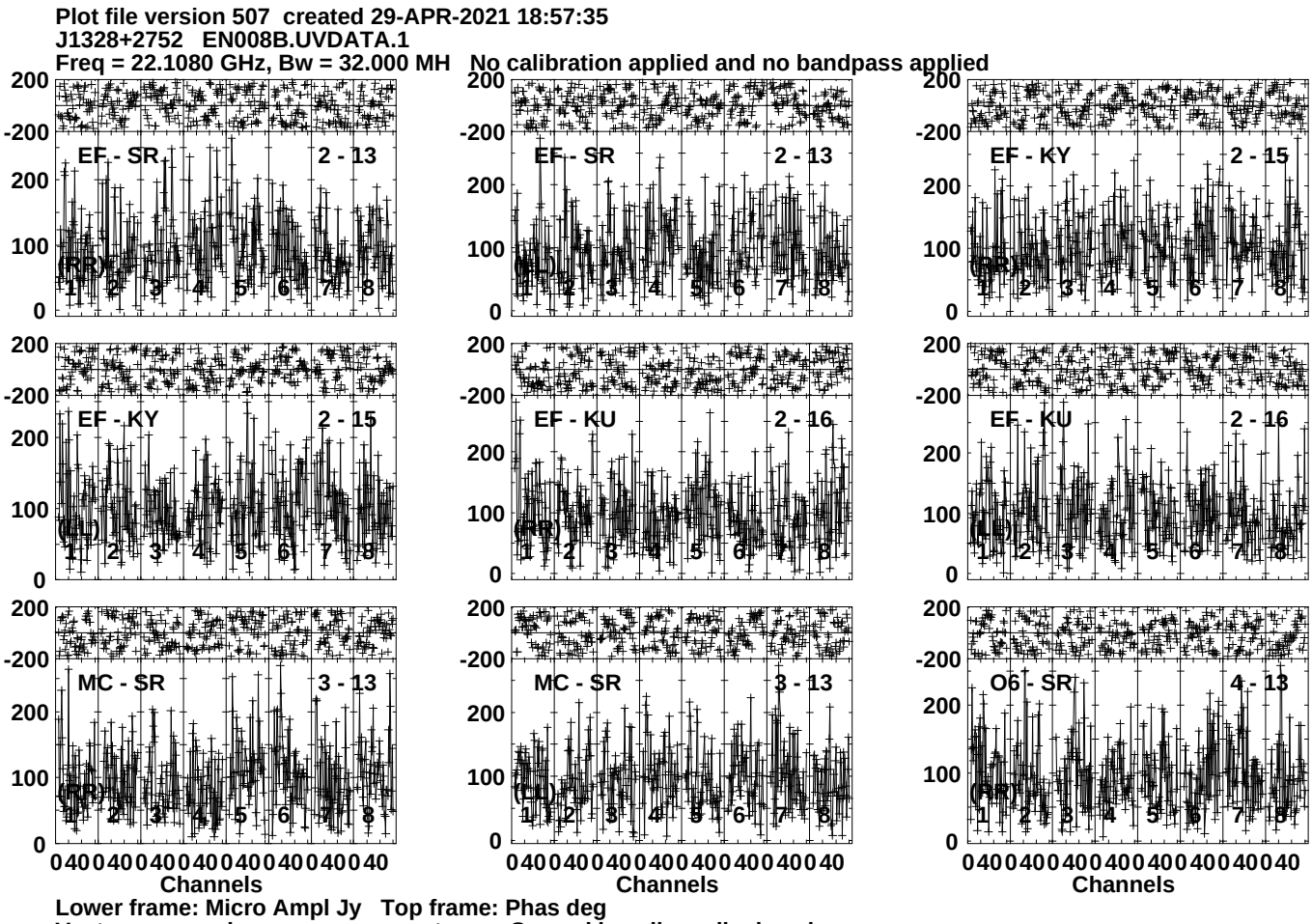
Plot file version 507 created 29-APR-2021 18:57:35
J1328+2752 EN008B.UVDATA.1
Freq = 22.1080 GHz, Bw = 32.000 MH No calibration applied and no bandpass applied
EF - SR 2 - 13
(RR)
EF - SR 2 - 13
(LL)
EF - KY 2 - 15
(RR)
EF - KY 2 - 15
(LL)
EF - KU 2 - 16
(RR)
EF - KU 2 - 16
(LL)
MC - SR 3 - 13
(RR)
MC - SR 3 - 13
(LL)
O6 - SR 4 - 13
(RR)
200
-200
100
0
1 2 3 4 5 6 7 8
0 40 0 40 0 40 0 40 0 40 0 40 0 40 0 40
Channels
Lower frame: Micro Ampl Jy Top frame: Phas deg
Vector averaged cross-power spectrum Several baselines displayed
Timerange: 00/20:46:31 to 00/20:48:29

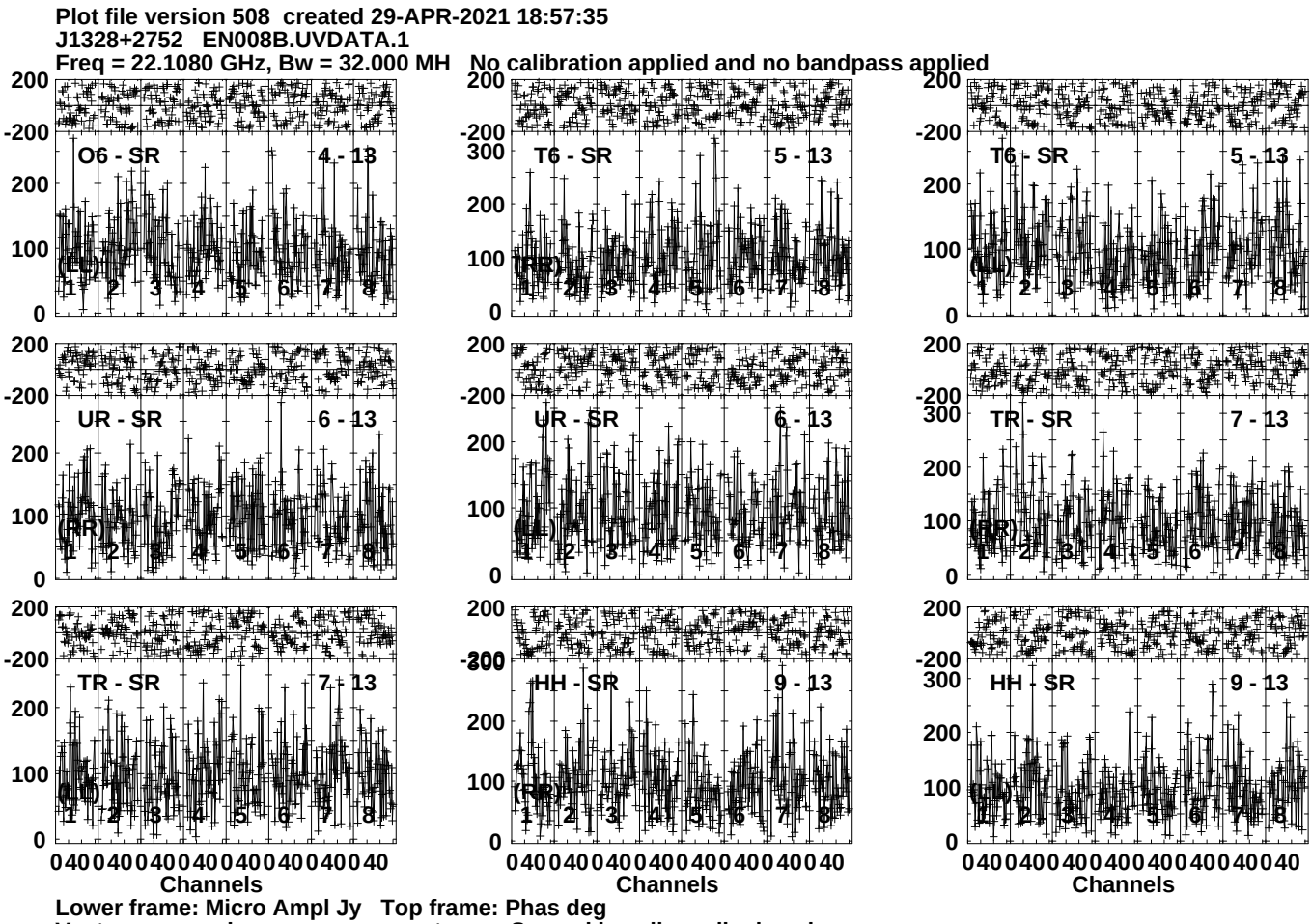
Plot file version 508 created 29-APR-2021 18:57:35
J1328+2752 EN008B.UVDATA.1
Freq = 22.1080 GHz, Bw = 32.000 MH No calibration applied and no bandpass applied
O6 - SR
4 - 13
T6 - SR
5 - 13
T6 - SR
5 - 13
UR - SR
6 - 13
UR - SR
6 - 13
TR - SR
7 - 13
TR - SR
7 - 13
HH - SR
9 - 13
HH - SR
9 - 13
(LL)
(RR)
Channels
Lower frame: Micro Ampl Jy Top frame: Phas deg
Vector averaged cross-power spectrum Several baselines displayed
Timerange: 00/20:46:31 to 00/20:48:29

Plot file version 509 created 29-APR-2021 18:57:35
J1328+2752 EN008B.UVDATA.1
Freq = 22.1080 GHz, Bw = 32.000 MH No calibration applied and no bandpass applied

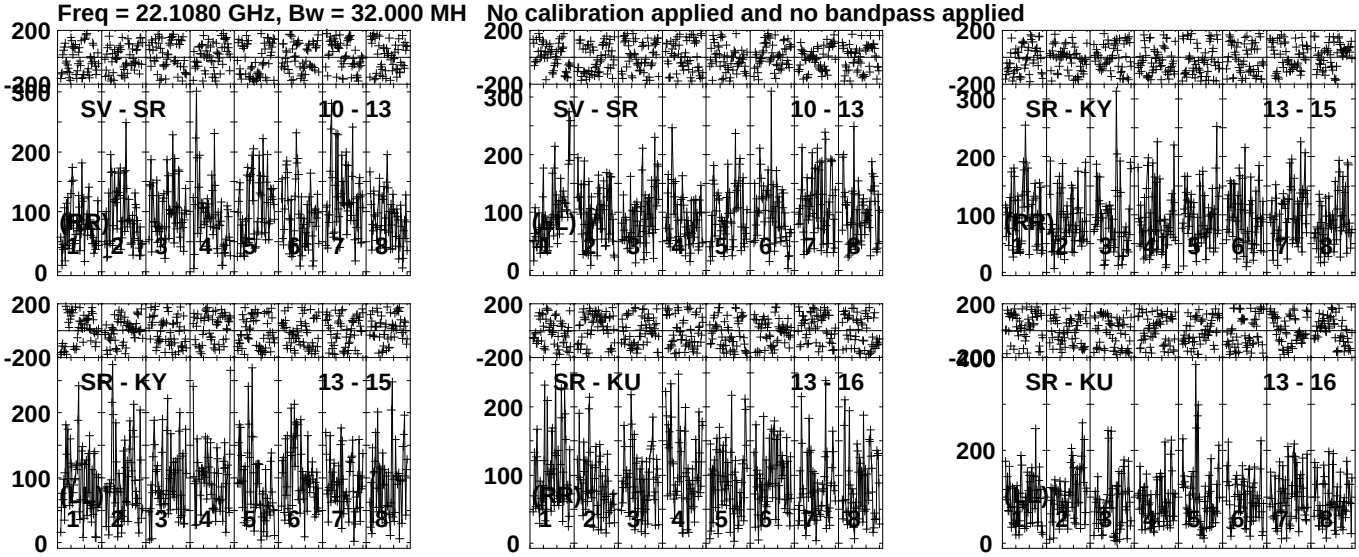

Lower frame: Micro Ampl Jy Top frame: Phas deg
Vector averaged cross-power spectrum Several baselines displayed
Timerange: 00/20:46:31 to 00/20:48:29

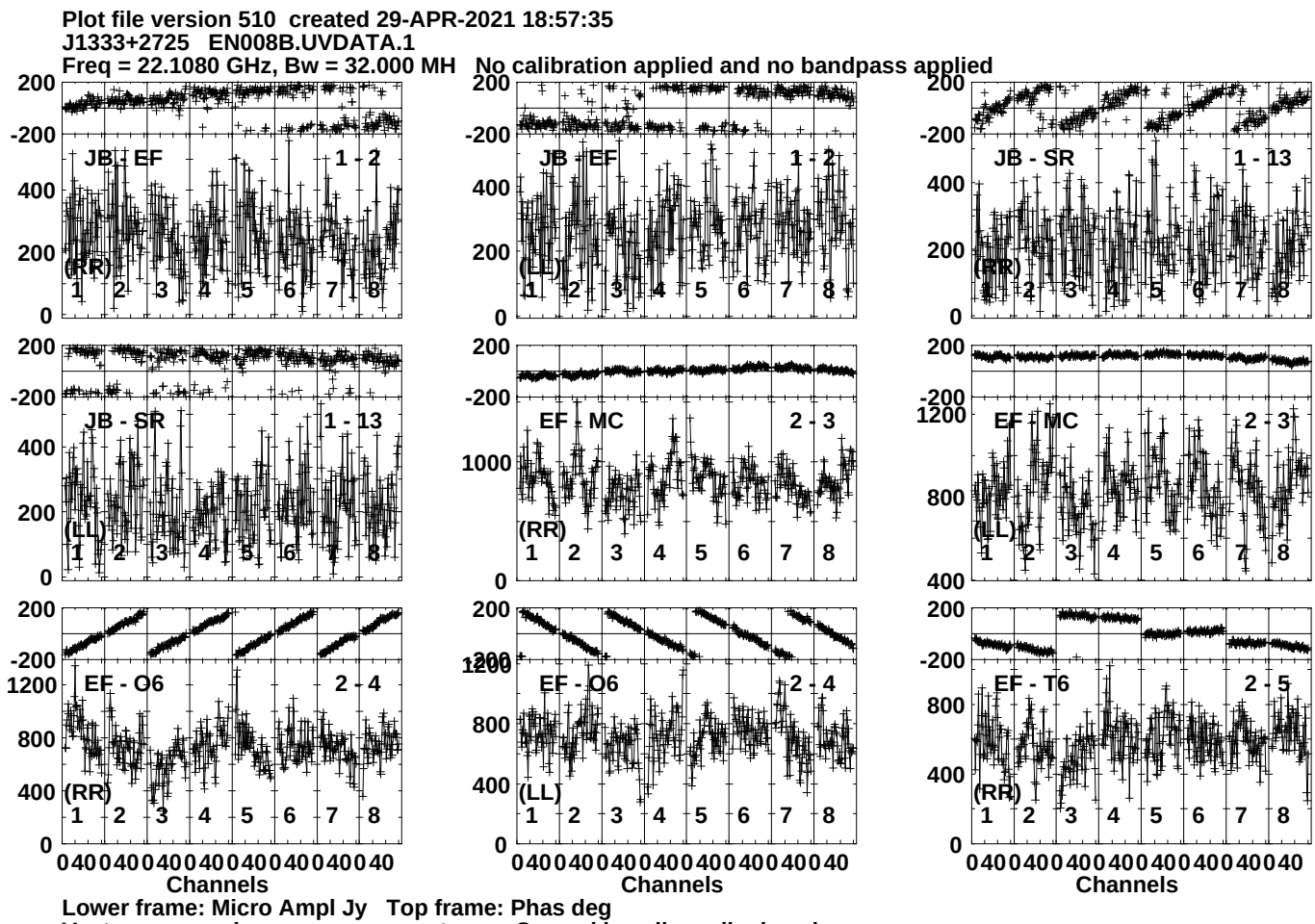
Plot file version 510 created 29-APR-2021 18:57:35
J1333+2725 EN008B.UVDATA.1
Freq = 22.1080 GHz, Bw = 32.000 MH No calibration applied and no bandpass applied
JB - EF 1 - 2
(RR)
JB - EF 1 - 2
(LL)
JB - SR 1 - 13
(RR)
JB - SR 1 - 13
(LL)
EF - MC 2 - 3
(RR)
EF - MC 2 - 3
(LL)
EF - O6 2 - 4
(RR)
EF - O6 2 - 4
(LL)
EF - T6 2 - 5
(RR)
1 2 3 4 5 6 7 8
Channels
Lower frame: Micro Ampl Jy Top frame: Phas deg
Vector averaged cross-power spectrum Several baselines displayed
Timerange: 00/20:49:01 to 00/20:49:59

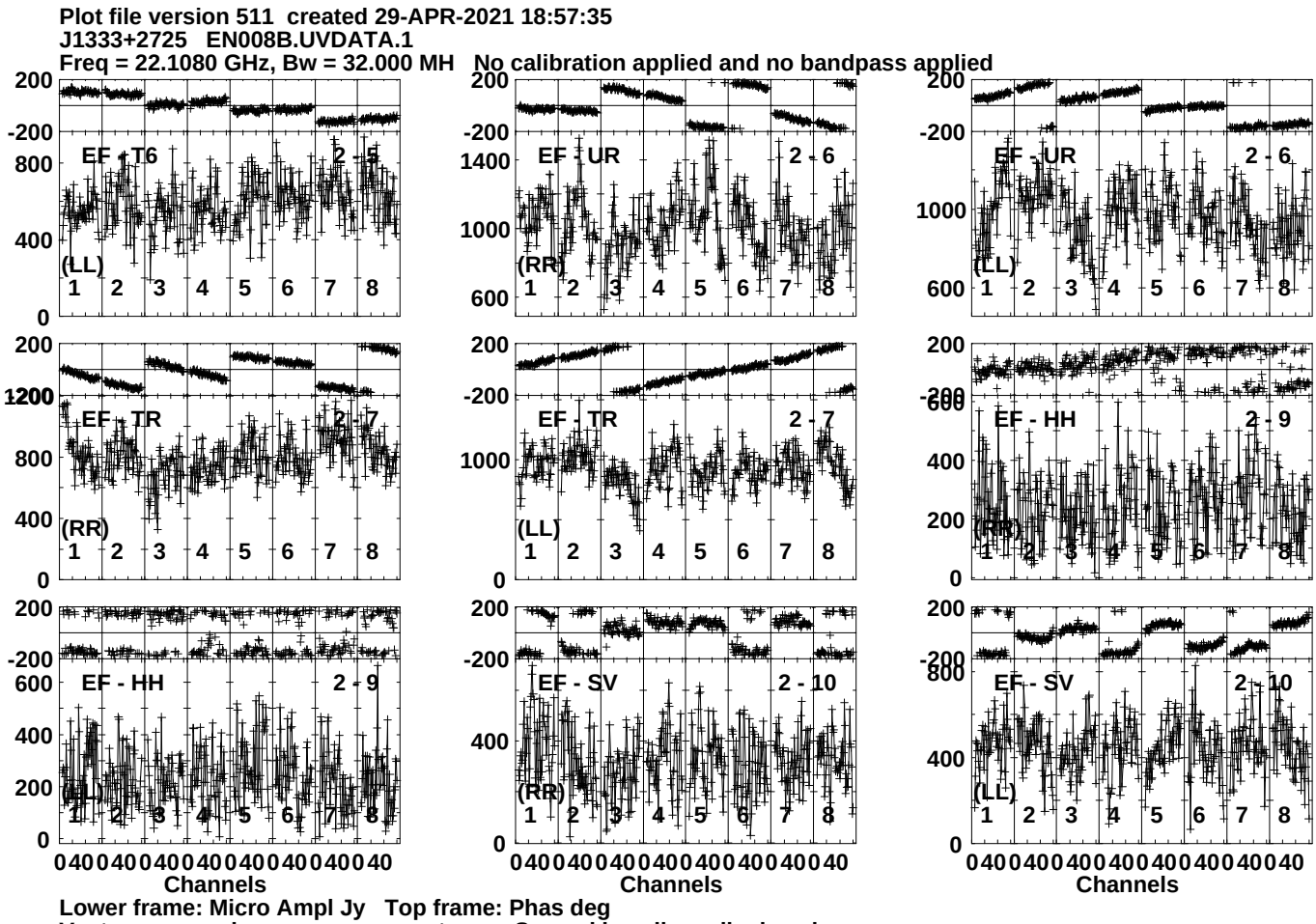
Plot file version 511 created 29-APR-2021 18:57:35
J1333+2725 EN008B.UVDATA.1
Freq = 22.1080 GHz, Bw = 32.000 MH No calibration applied and no bandpass applied
EF - T6
2 - 5
(LL)
EF - UR
2 - 6
(RR)
EF - UR
2 - 6
(LL)
EF - TR
2 - 7
(RR)
EF - TR
2 - 7
(LL)
EF - HH
2 - 9
(RR)
EF - HH
2 - 9
(LL)
EF - SV
2 - 10
(RR)
EF - SV
2 - 10
(LL)
Channels
Channels
Channels
Lower frame: Micro Ampl Jy Top frame: Phas deg
Vector averaged cross-power spectrum Several baselines displayed
Timerange: 00/20:49:01 to 00/20:49:59

Plot file version 512 created 29-APR-2021 18:57:35
J1333+2725 EN008B.UVDATA.1
Freq = 22.1080 GHz, Bw = 32.000 MH No calibration applied and no bandpass applied

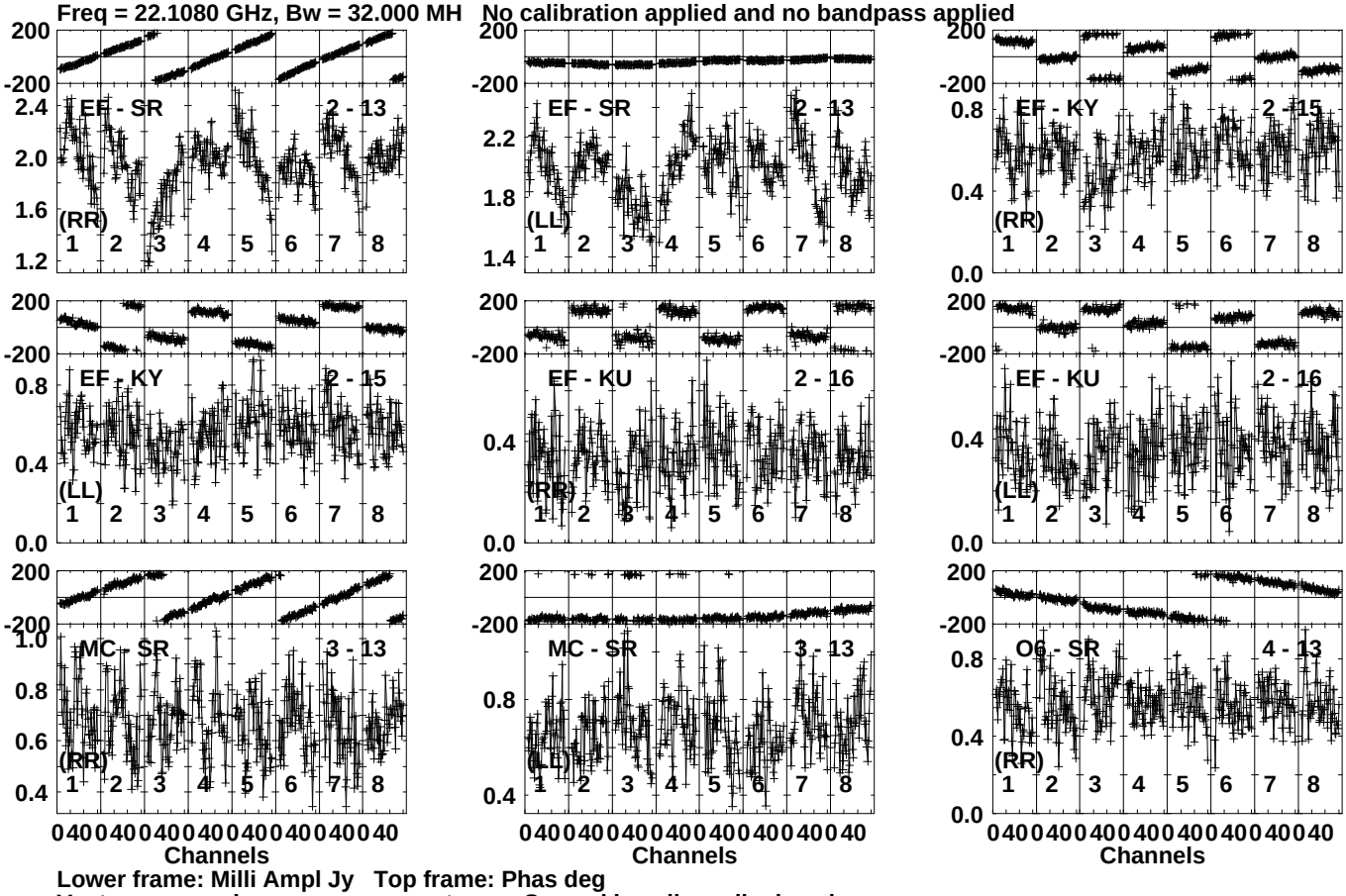

Lower frame: Milli Ampl Jy Top frame: Phas deg
Vector averaged cross-power spectrum Several baselines displayed
Timerange: 00/20:49:01 to 00/20:49:59

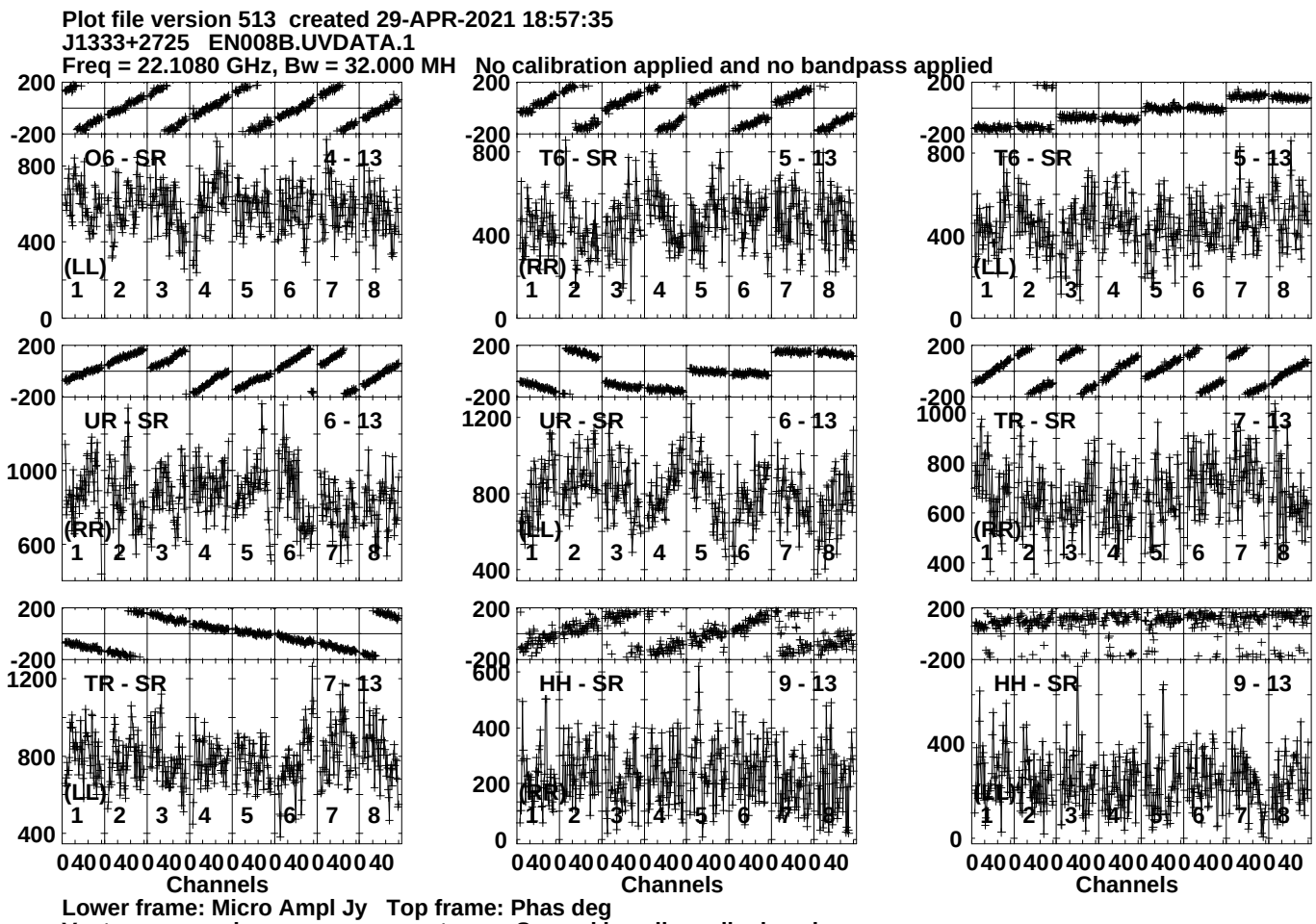
Plot file version 513 created 29-APR-2021 18:57:35
J1333+2725 EN008B.UVDATA.1
Freq = 22.1080 GHz, Bw = 32.000 MH No calibration applied and no bandpass applied
O6 - SR 4 - 13
(LL)
T6 - SR 5 - 13
(RR)
T6 - SR 5 - 13
(LL)
UR - SR 6 - 13
(RR)
UR - SR 6 - 13
(LL)
TR - SR 7 - 13
(RR)
TR - SR 7 - 13
(LL)
HH - SR 9 - 13
(RR)
HH - SR 9 - 13
(LL)
Channels
Channels
Channels
Lower frame: Micro Ampl Jy Top frame: Phas deg
Vector averaged cross-power spectrum Several baselines displayed
Timerange: 00/20:49:01 to 00/20:49:59

Plot file version 514 created 29-APR-2021 18:57:35
J1333+2725 EN008B.UVDATA.1
Freq = 22.1080 GHz, Bw = 32.000 MH No calibration applied and no bandpass applied

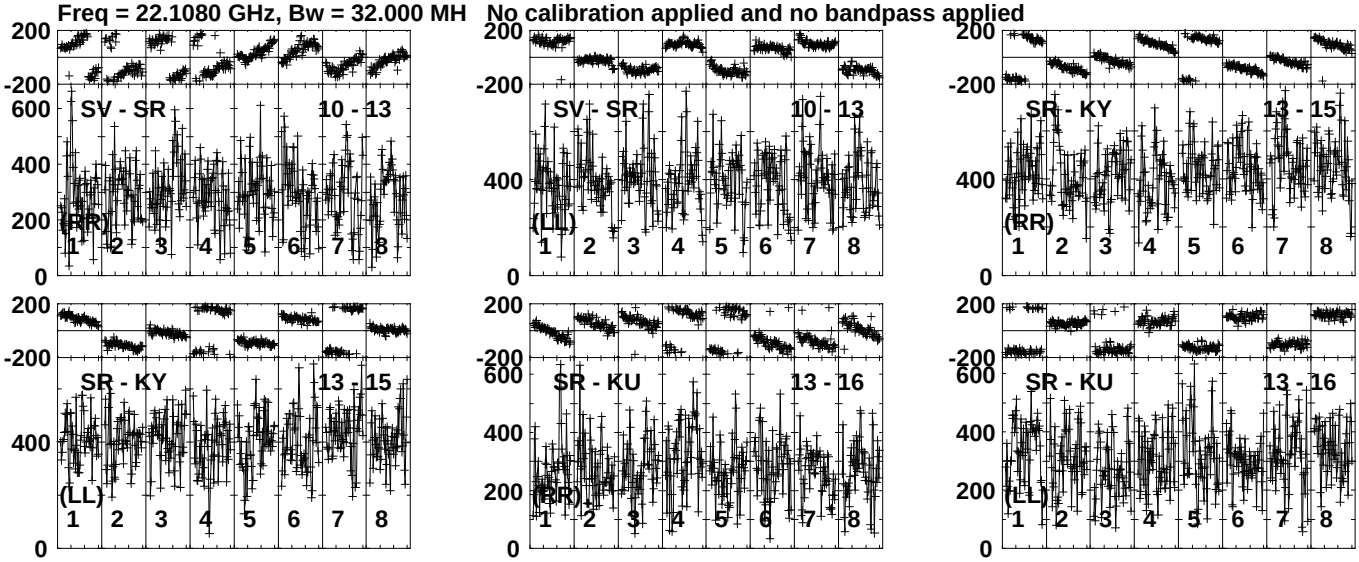

Lower frame: Micro Ampl Jy Top frame: Phas deg
Vector averaged cross-power spectrum Several baselines displayed
Timerange: 00/20:49:01 to 00/20:49:59

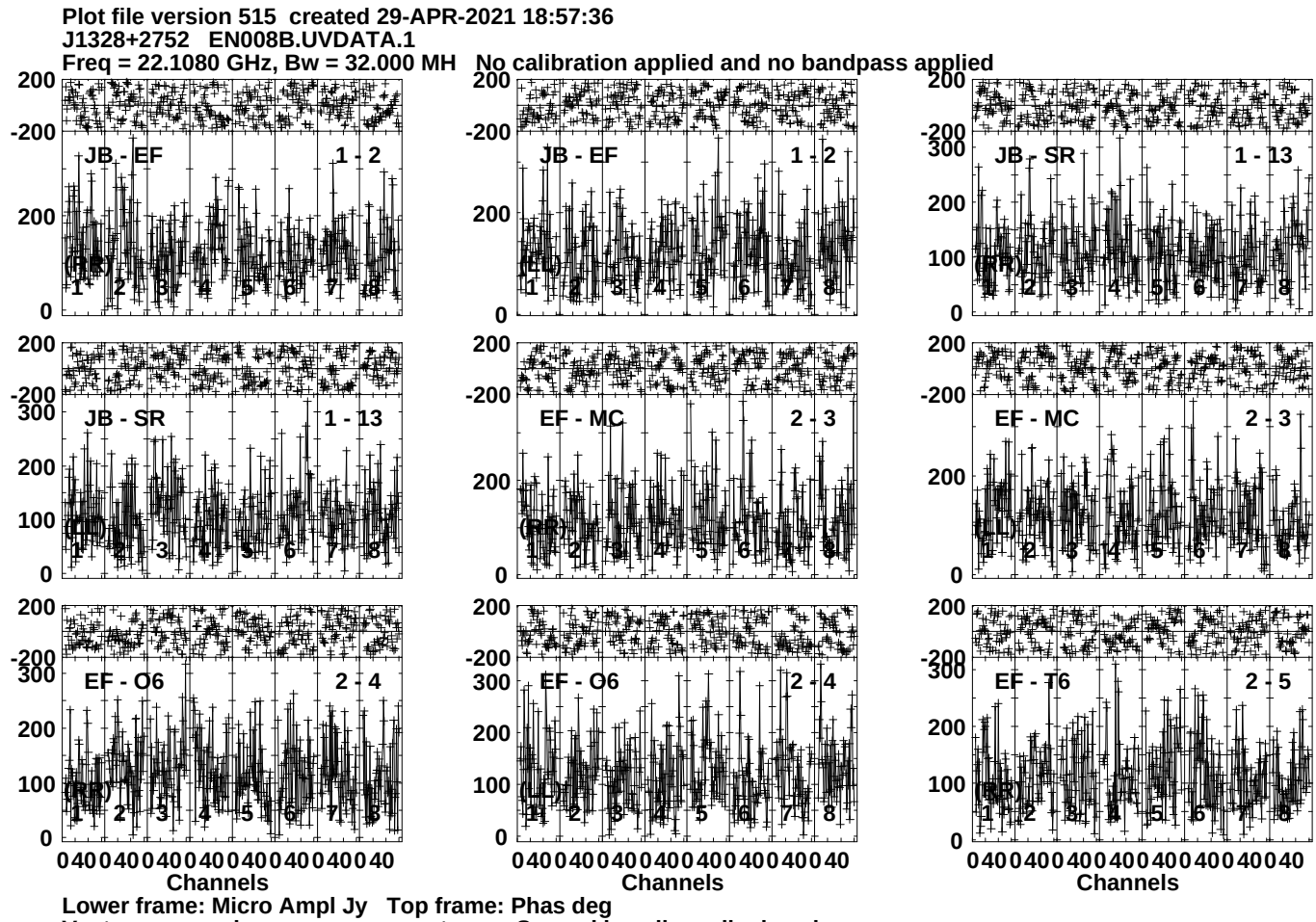
Plot file version 515 created 29-APR-2021 18:57:36
J1328+2752 EN008B.UVDATA.1
Freq = 22.1080 GHz, Bw = 32.000 MH No calibration applied and no bandpass applied
JB - EF 1 - 2
JB - SR 1 - 13
EF - MC 2 - 3
EF - O6 2 - 4
EF - T6 2 - 5
(RR)
(LL)
Channels
Lower frame: Micro Ampl Jy Top frame: Phas deg
Vector averaged cross-power spectrum Several baselines displayed
Timerange: 00/20:50:01 to 00/20:51:59

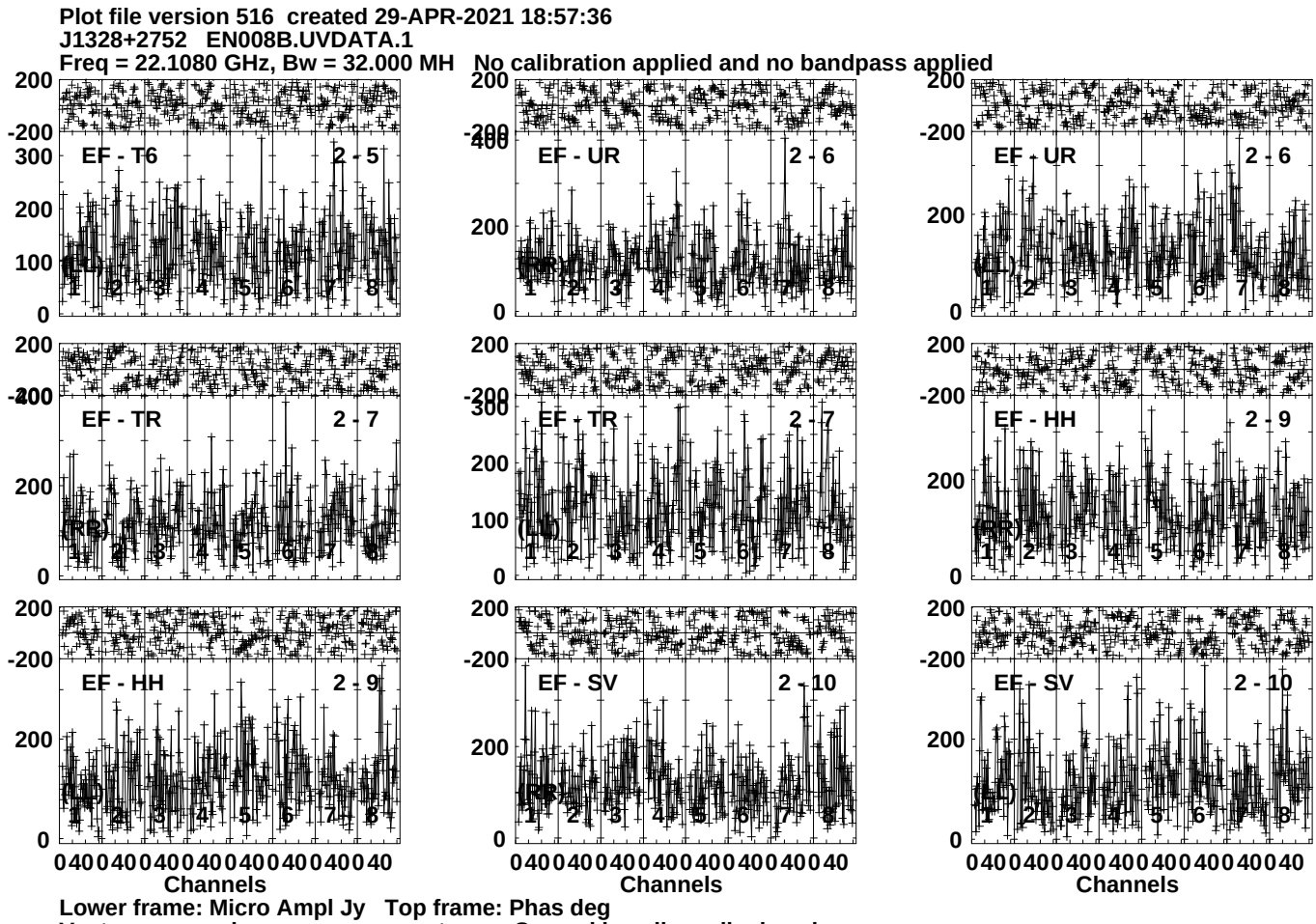
Plot file version 516 created 29-APR-2021 18:57:36
J1328+2752 EN008B.UVDATA.1
Freq = 22.1080 GHz, Bw = 32.000 MH No calibration applied and no bandpass applied
EF - T6 2 - 5
EF - UR 2 - 6
EF - UR 2 - 6
EF - TR 2 - 7
EF - TR 2 - 7
EF - HH 2 - 9
EF - HH 2 - 9
EF - SV 2 - 10
EF - SV 2 - 10
Channels
Channels
Channels
Lower frame: Micro Ampl Jy Top frame: Phas deg
Vector averaged cross-power spectrum Several baselines displayed
Timerange: 00/20:50:01 to 00/20:51:59

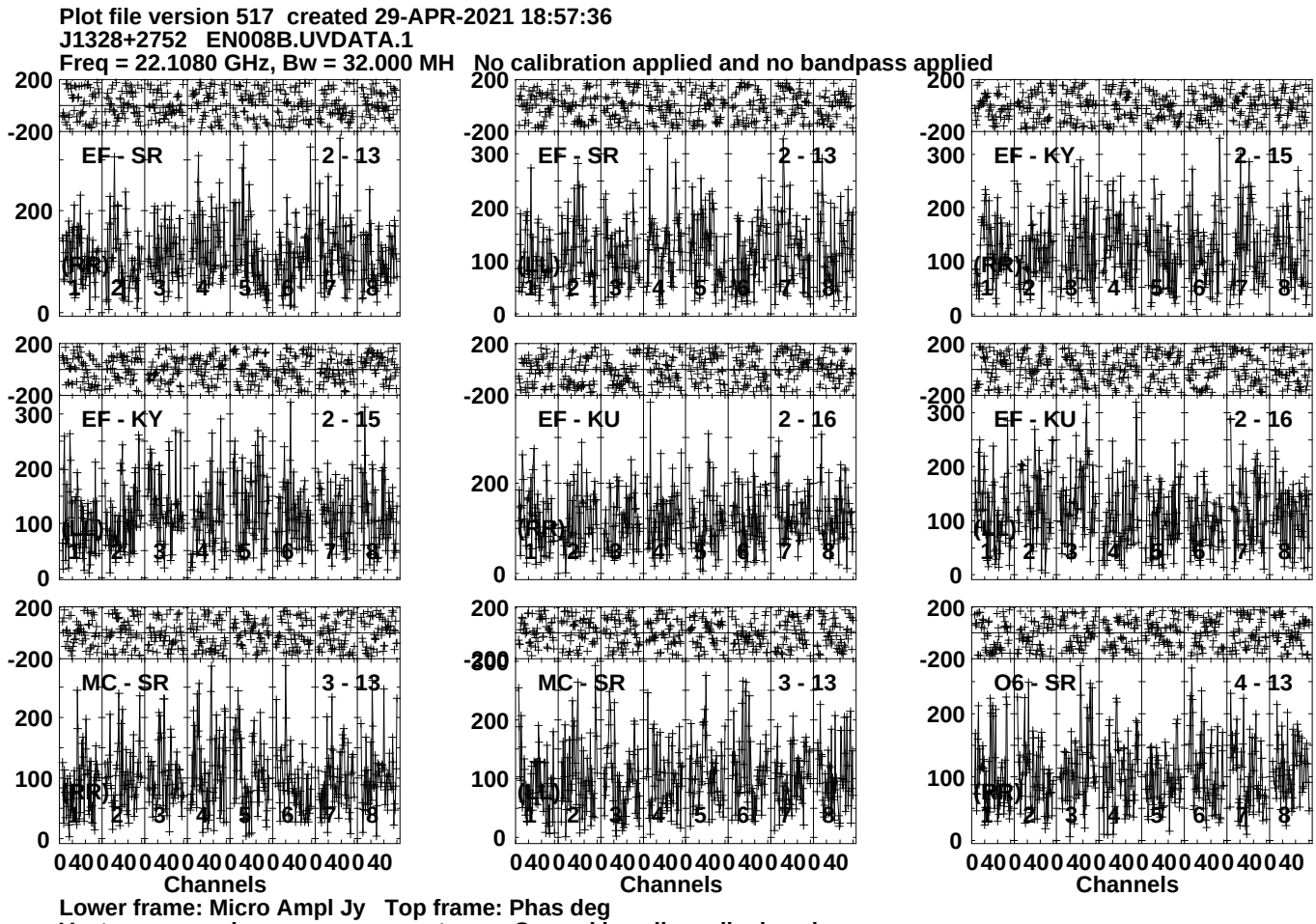
Plot file version 517 created 29-APR-2021 18:57:36
J1328+2752 EN008B.UVDATA.1
Freq = 22.1080 GHz, Bw = 32.000 MH No calibration applied and no bandpass applied
EF - SR 2 - 13
EF - SR 2 - 13
EF - KY 2 - 15
EF - KY 2 - 15
EF - KU 2 - 16
EF - KU 2 - 16
MC - SR 3 - 13
MC - SR 3 - 13
O6 - SR 4 - 13
(RR)
(LL)
Channels
Lower frame: Micro Ampl Jy Top frame: Phas deg
Vector averaged cross-power spectrum Several baselines displayed
Timerange: 00/20:50:01 to 00/20:51:59

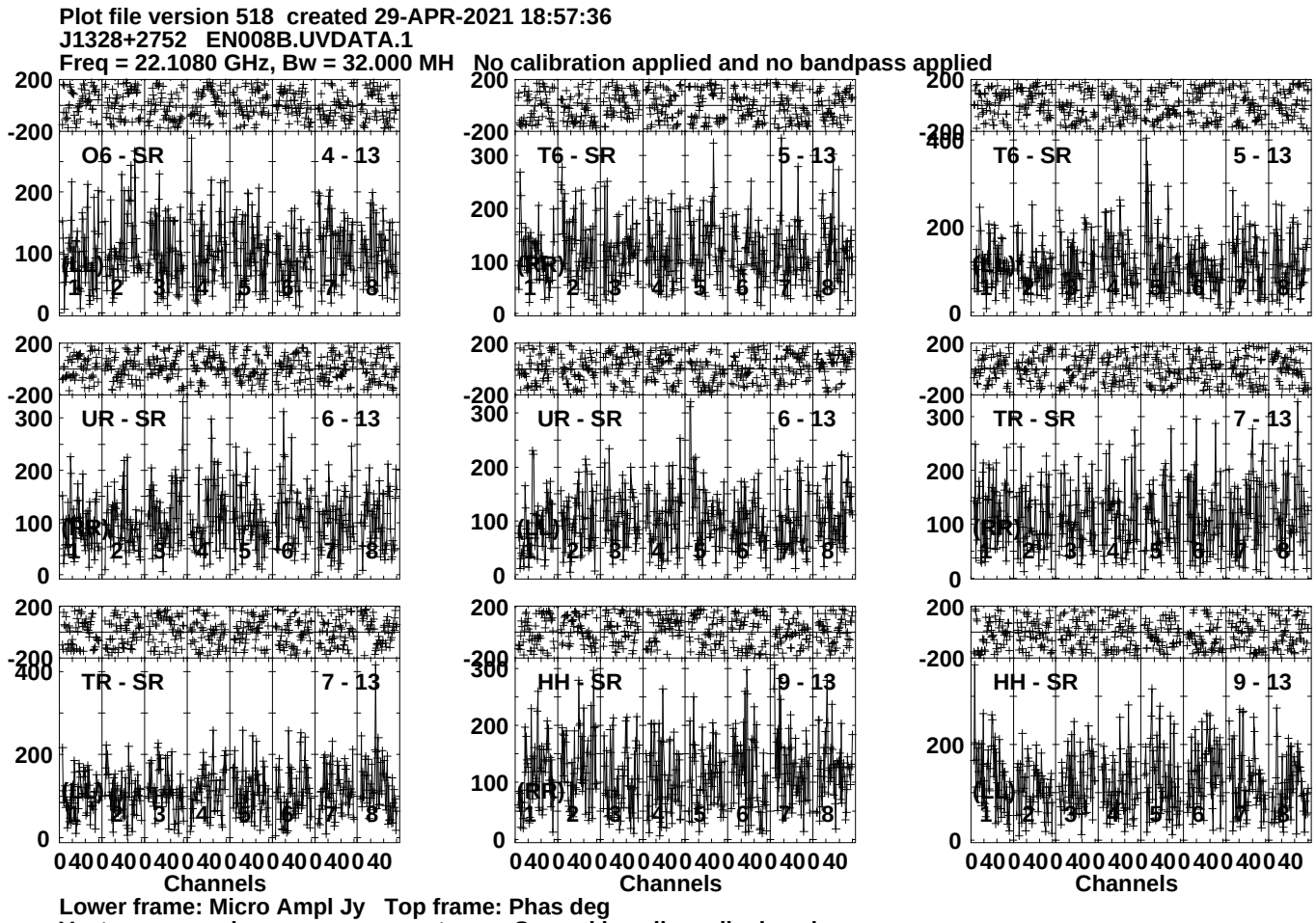
Plot file version 518 created 29-APR-2021 18:57:36
J1328+2752 EN008B.UVDATA.1
Freq = 22.1080 GHz, Bw = 32.000 MH No calibration applied and no bandpass applied
O6 - SR 4 - 13
T6 - SR 5 - 13
T6 - SR 5 - 13
UR - SR 6 - 13
UR - SR 6 - 13
TR - SR 7 - 13
TR - SR 7 - 13
HH - SR 9 - 13
HH - SR 9 - 13
(RR)
Channels
Lower frame: Micro Ampl Jy Top frame: Phas deg
Vector averaged cross-power spectrum Several baselines displayed
Timerange: 00/20:50:01 to 00/20:51:59

Plot file version 519 created 29-APR-2021 18:57:36
J1328+2752 EN008B.UVDATA.1
Freq = 22.1080 GHz, Bw = 32.000 MH No calibration applied and no bandpass applied

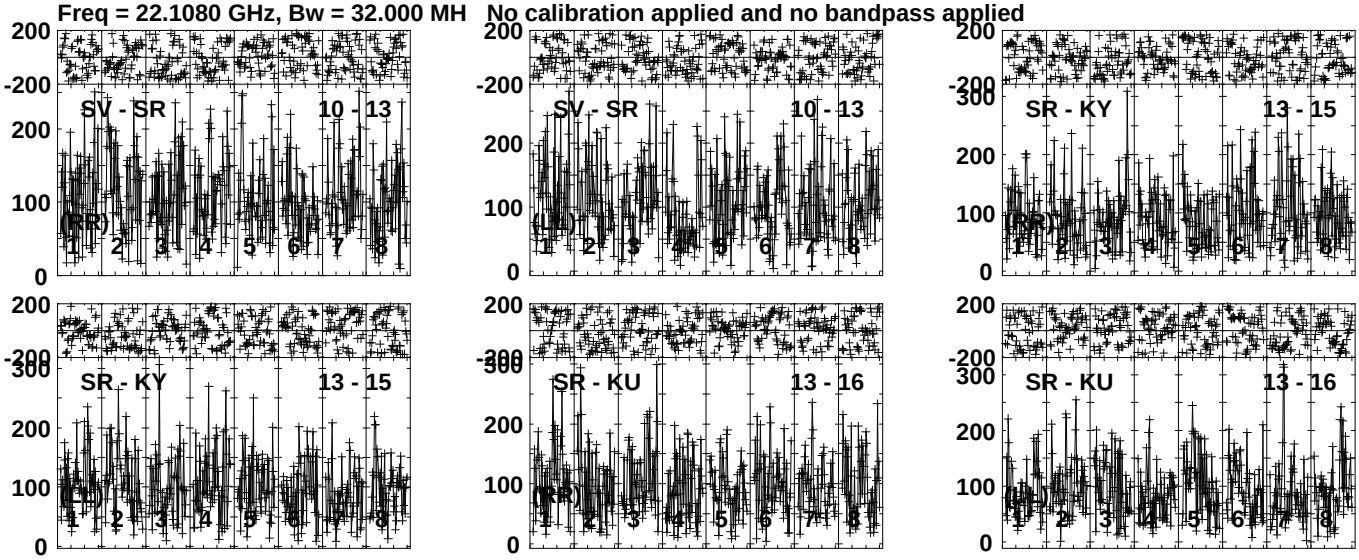

Lower frame: Micro Ampl Jy Top frame: Phas deg
Vector averaged cross-power spectrum Several baselines displayed
Timerange: 00/20:50:01 to 00/20:51:59

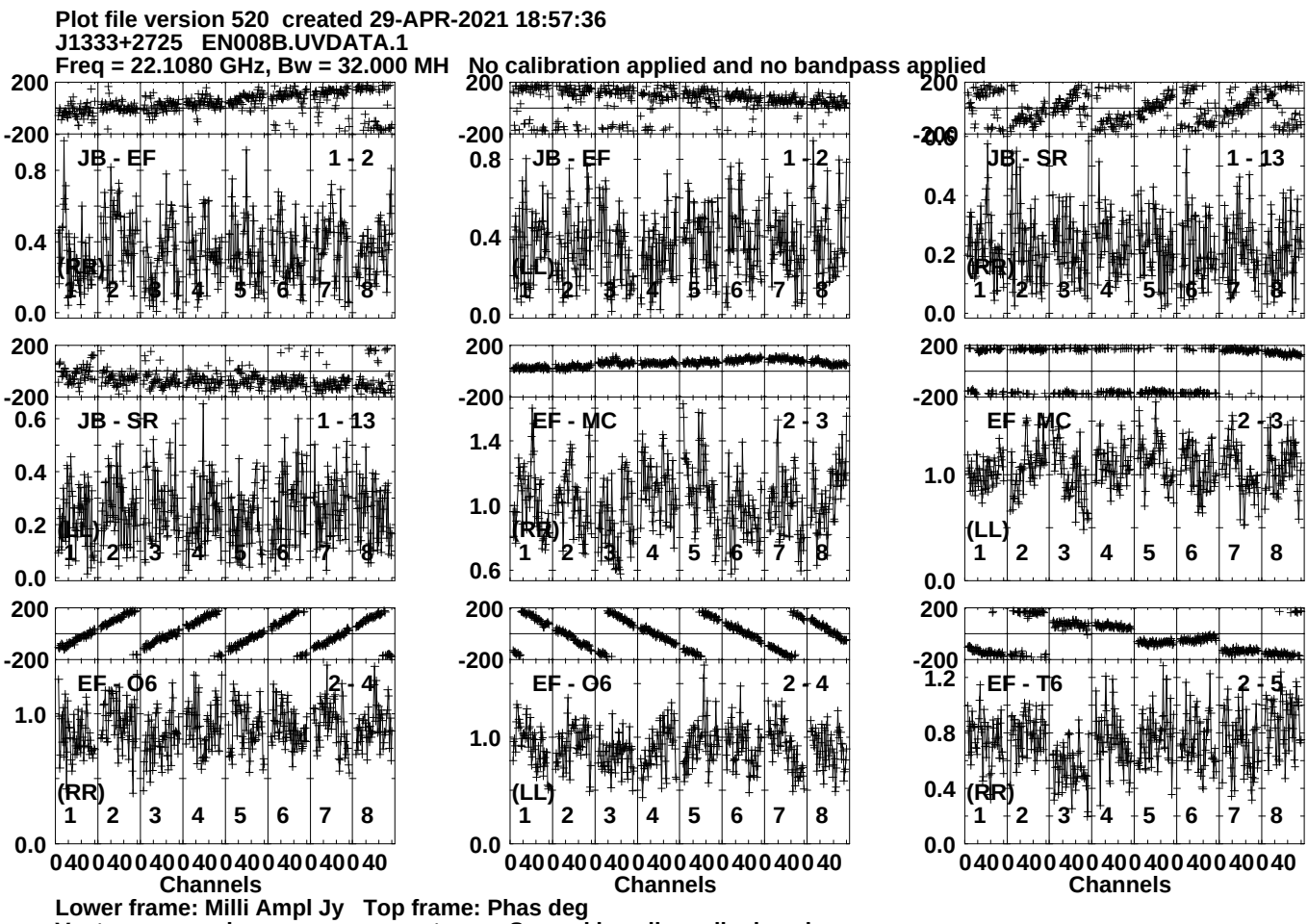
Plot file version 520 created 29-APR-2021 18:57:36
J1333+2725 EN008B.UVDATA.1
Freq = 22.1080 GHz, Bw = 32.000 MH No calibration applied and no bandpass applied
JB - EF 1 - 2
JB - SR 1 - 13
EF - MC 2 - 3
EF - O6 2 - 4
EF - T6 2 - 5
(RR)
(LL)
Channels
Lower frame: Milli Ampl Jy Top frame: Phas deg
Vector averaged cross-power spectrum Several baselines displayed
Timerange: 00/20:52:01 to 00/20:52:59

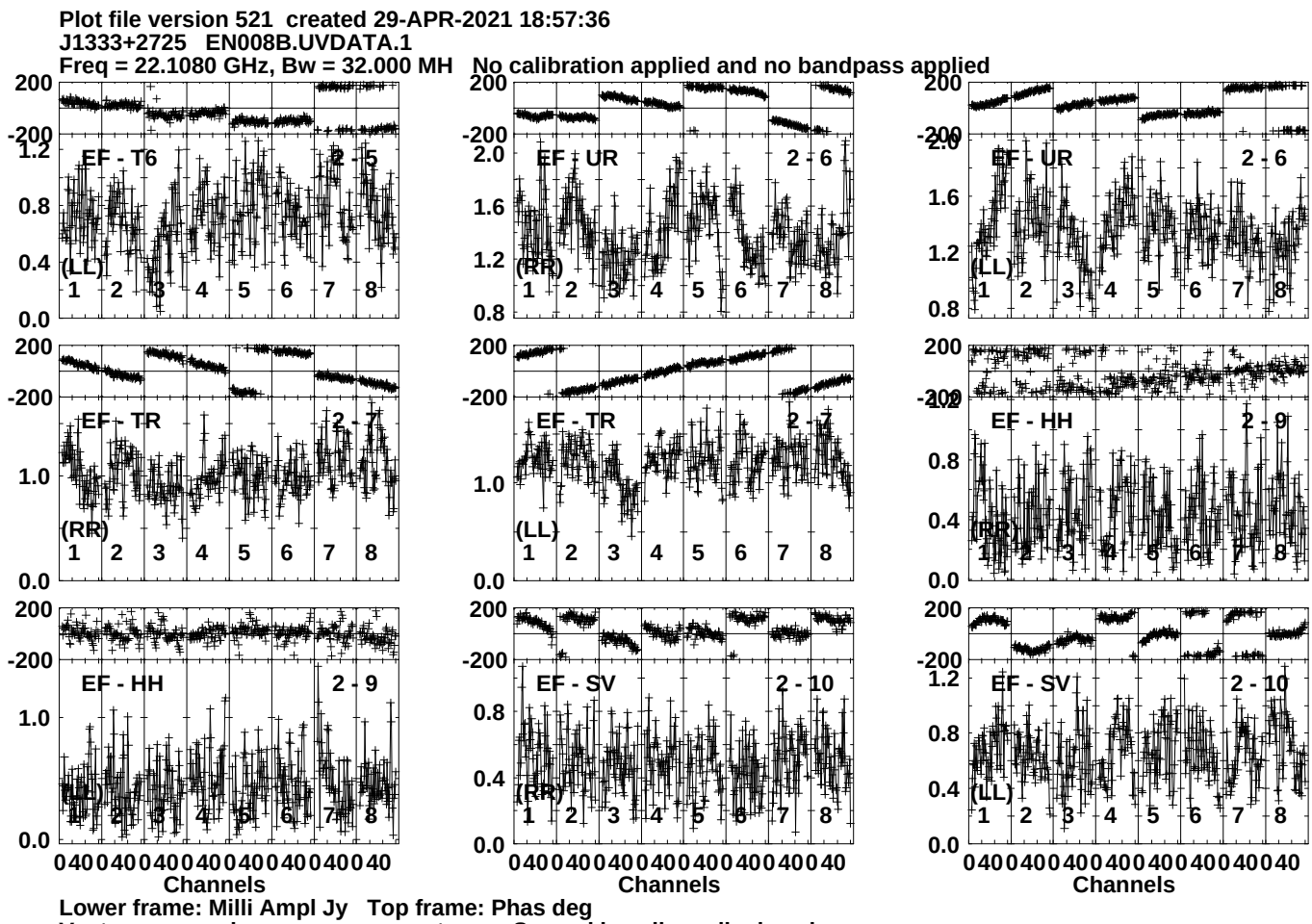
Plot file version 521 created 29-APR-2021 18:57:36
J1333+2725 EN008B.UVDATA.1
Freq = 22.1080 GHz, Bw = 32.000 MH No calibration applied and no bandpass applied
EF - T6 2 - 5
EF - UR 2 - 6
EF - UR 2 - 6
EF - TR 2 - 7
EF - TR 2 - 7
EF - HH 2 - 9
EF - HH 2 - 9
EF - SV 2 - 10
EF - SV 2 - 10
(LL)
(RR)
Channels
Lower frame: Milli Ampl Jy Top frame: Phas deg
Vector averaged cross-power spectrum Several baselines displayed
Timerange: 00/20:52:01 to 00/20:52:59

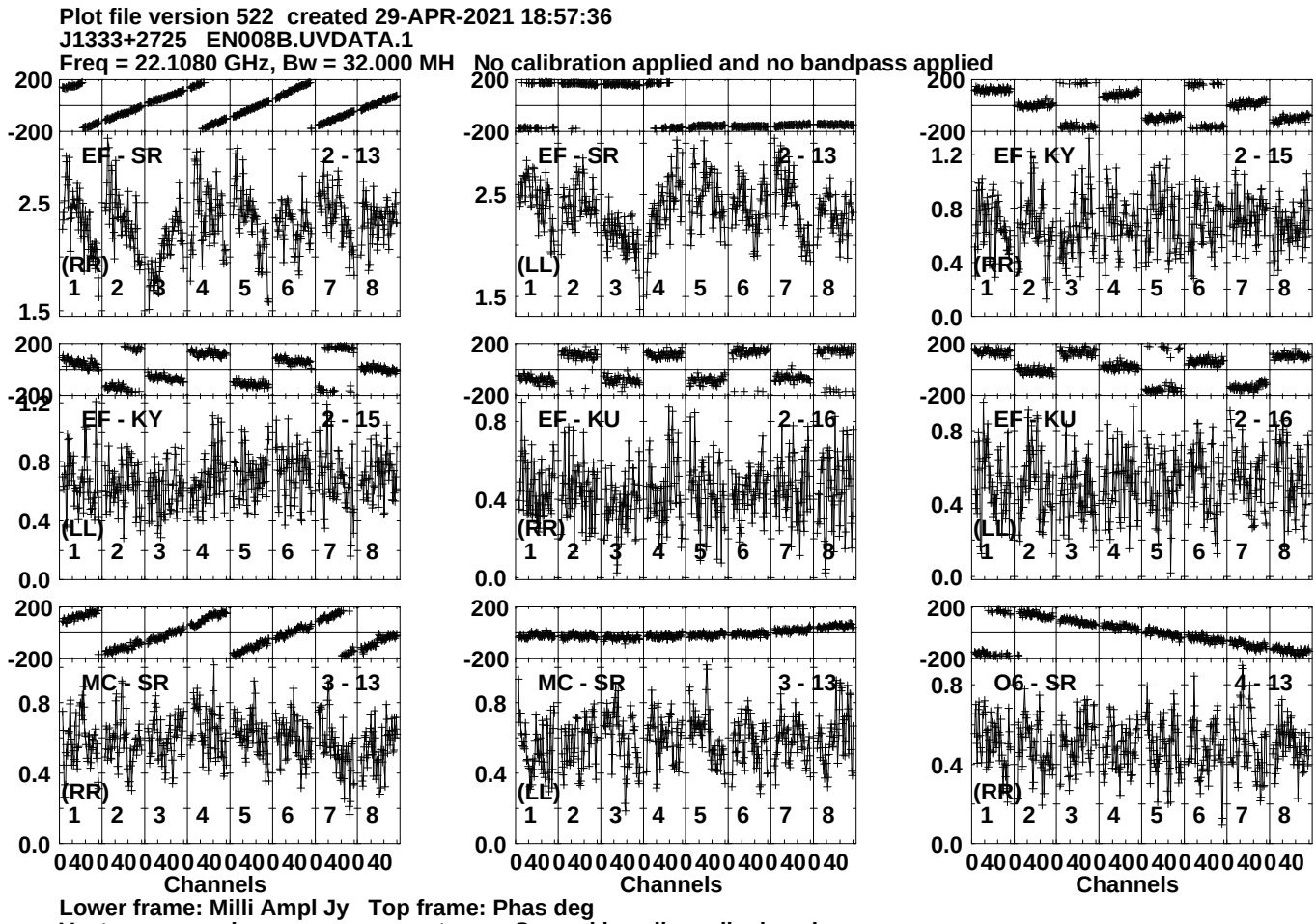
Plot file version 522 created 29-APR-2021 18:57:36
J1333+2725 EN008B.UVDATA.1
Freq = 22.1080 GHz, Bw = 32.000 MH No calibration applied and no bandpass applied
EF - SR 2 - 13
(RR)
EF - SR 2 - 13
(LL)
EF - KY 2 - 15
(RR)
EF - KY 2 - 15
(LL)
EF - KU 2 - 16
(RR)
EF - KU 2 - 16
(LL)
MC - SR 3 - 13
(RR)
MC - SR 3 - 13
(LL)
O6 - SR 4 - 13
(RR)
Channels
Lower frame: Milli Ampl Jy Top frame: Phas deg
Vector averaged cross-power spectrum Several baselines displayed
Timerange: 00/20:52:01 to 00/20:52:59

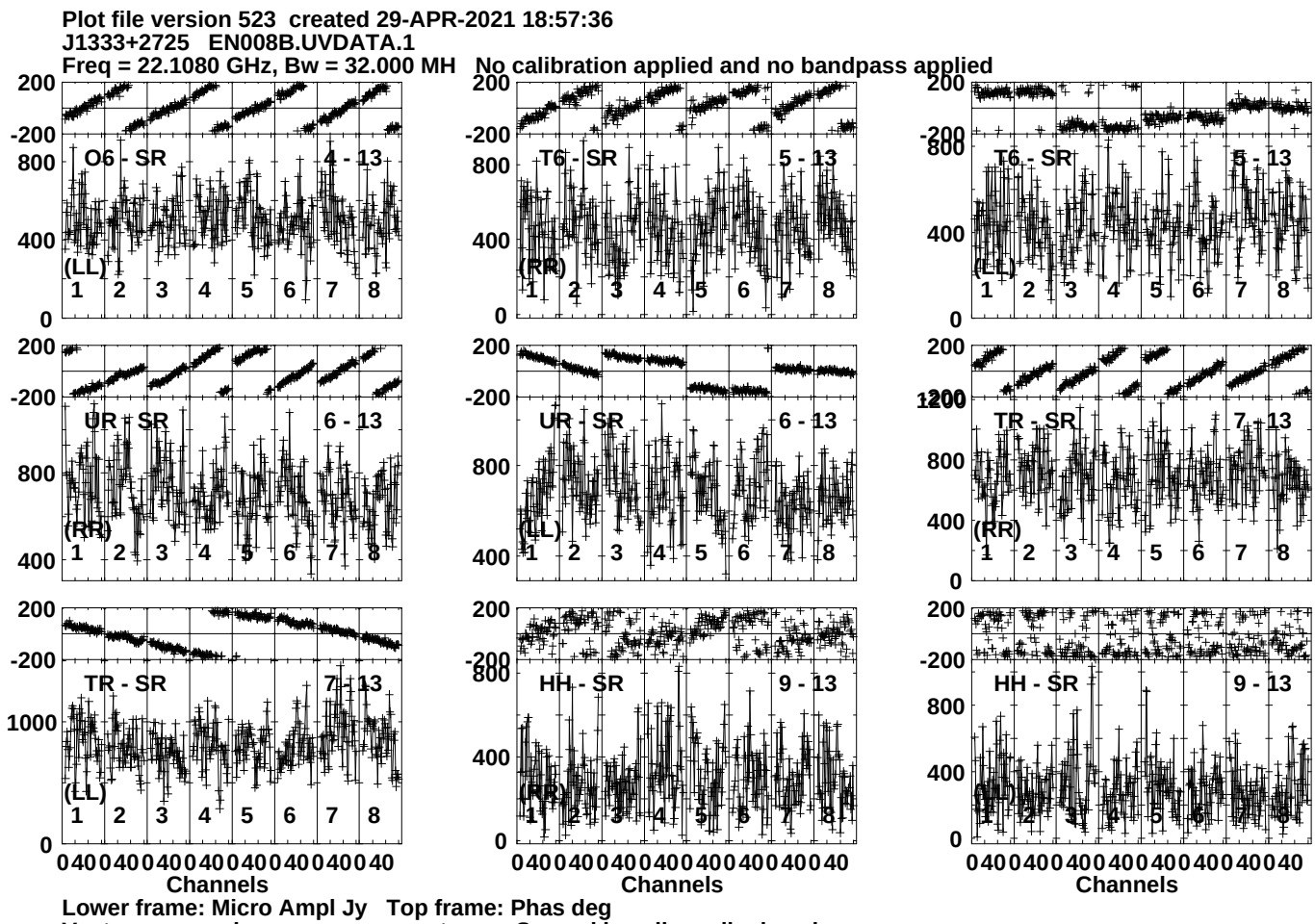
Plot file version 523 created 29-APR-2021 18:57:36
J1333+2725 EN008B.UVDATA.1
Freq = 22.1080 GHz, Bw = 32.000 MH No calibration applied and no bandpass applied
O6 - SR 4 - 13
T6 - SR 5 - 13
T6 - SR 5 - 13
UR - SR 6 - 13
UR - SR 6 - 13
TR - SR 7 - 13
TR - SR 7 - 13
HH - SR 9 - 13
HH - SR 9 - 13
(LL)
(RR)
Channels
Lower frame: Micro Ampl Jy Top frame: Phas deg
Vector averaged cross-power spectrum Several baselines displayed
Timerange: 00/20:52:01 to 00/20:52:59

Plot file version 524 created 29-APR-2021 18:57:37
J1333+2725 EN008B.UVDATA.1
Freq = 22.1080 GHz, Bw = 32.000 MH No calibration applied and no bandpass applied

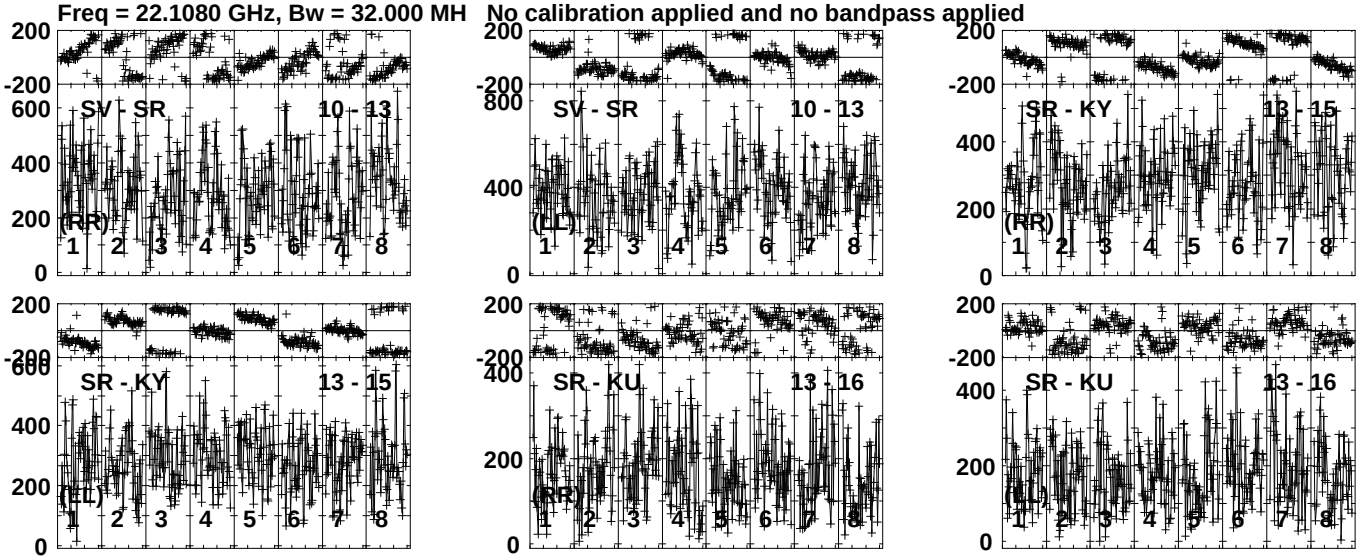

Lower frame: Micro Ampl Jy Top frame: Phas deg
Vector averaged cross-power spectrum Several baselines displayed
Timerange: 00/20:52:01 to 00/20:52:59

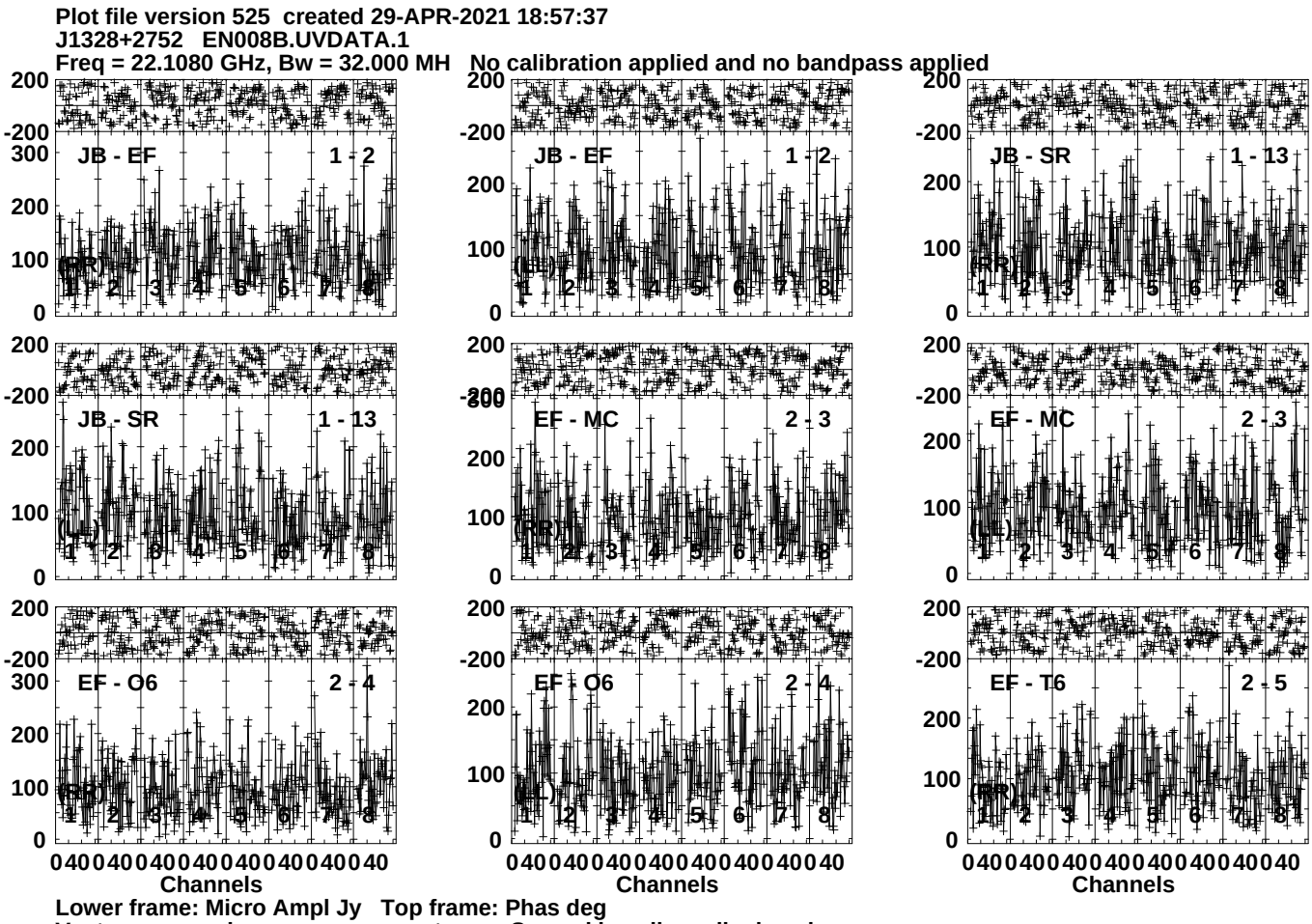
Plot file version 525 created 29-APR-2021 18:57:37
J1328+2752 EN008B.UVDATA.1
Freq = 22.1080 GHz, Bw = 32.000 MH No calibration applied and no bandpass applied
JB - EF 1 - 2
JB - EF 1 - 2
JB - SR 1 - 13
JB - SR 1 - 13
EF - MC 2 - 3
EF - MC 2 - 3
EF - O6 2 - 4
EF - O6 2 - 4
EF - T6 2 - 5
Channels
Channels
Channels
Lower frame: Micro Ampl Jy Top frame: Phas deg
Vector averaged cross-power spectrum Several baselines displayed
Timerange: 00/20:53:41 to 00/20:55:39

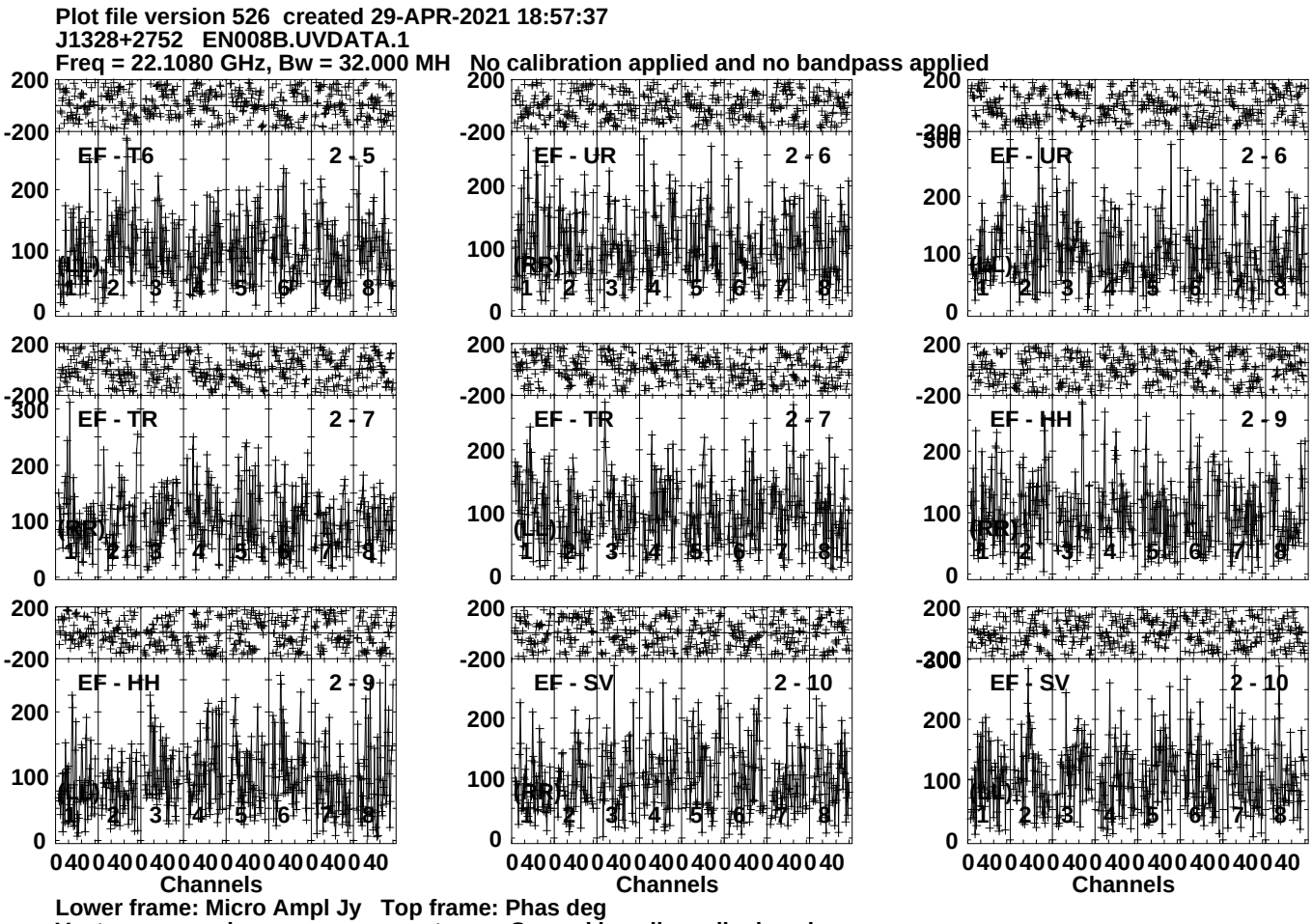
Plot file version 526 created 29-APR-2021 18:57:37
J1328+2752 EN008B.UVDATA.1
Freq = 22.1080 GHz, Bw = 32.000 MH No calibration applied and no bandpass applied
EF - T6 2 - 5
EF - UR 2 - 6
EF - UR 2 - 6
EF - TR 2 - 7
EF - TR 2 - 7
EF - HH 2 - 9
EF - HH 2 - 9
EF - SV 2 - 10
EF - SV 2 - 10
(RR)
(LL)
Channels
Lower frame: Micro Ampl Jy Top frame: Phas deg
Vector averaged cross-power spectrum Several baselines displayed
Timerange: 00/20:53:41 to 00/20:55:39

Plot file version 527 created 29-APR-2021 18:57:37
J1328+2752 EN008B.UVDATA.1
Freq = 22.1080 GHz, Bw = 32.000 MH No calibration applied and no bandpass applied

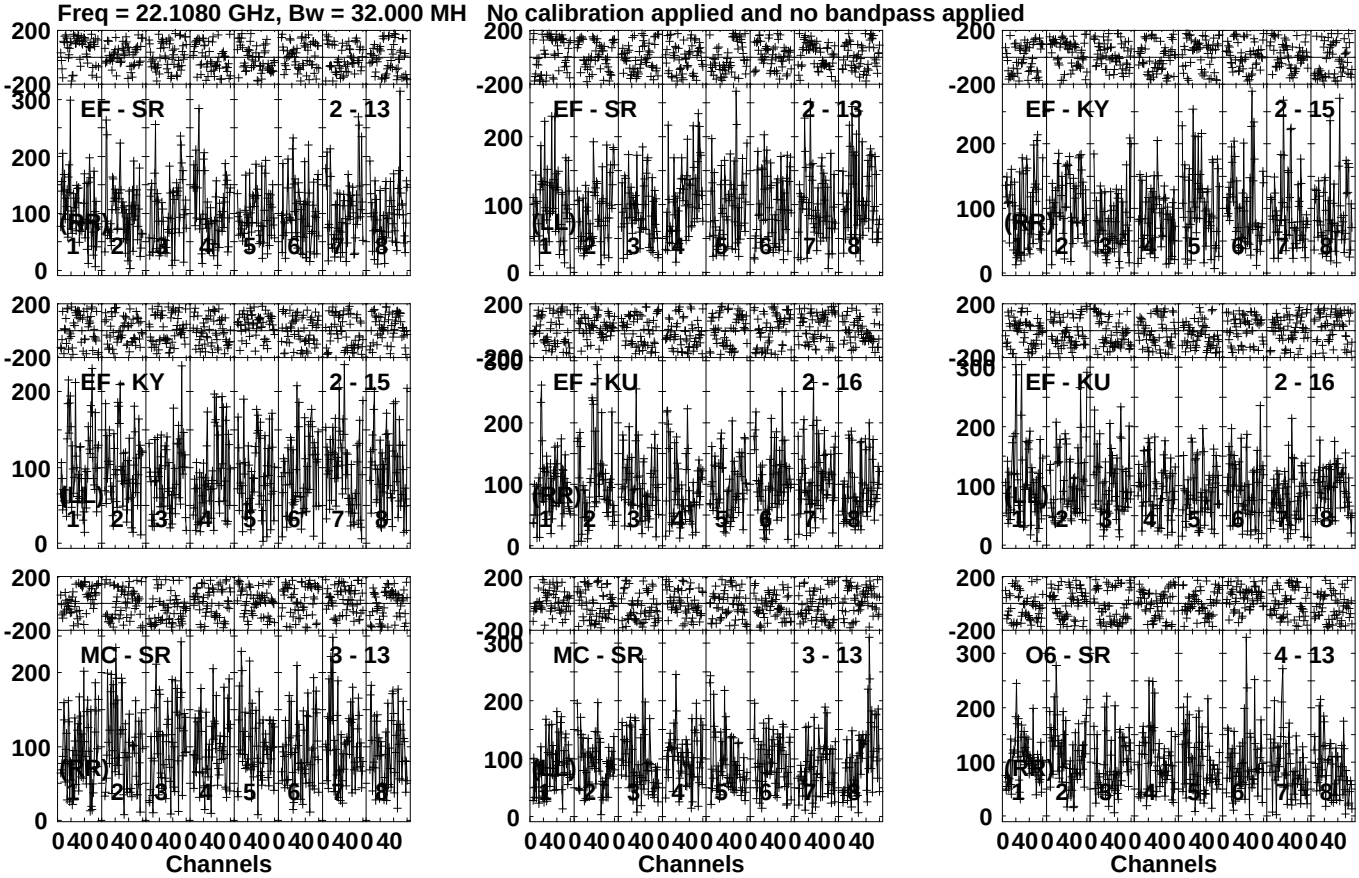

Lower frame: Micro Ampl Jy Top frame: Phas deg
Vector averaged cross-power spectrum Several baselines displayed
Timerange: 00/20:53:41 to 00/20:55:39

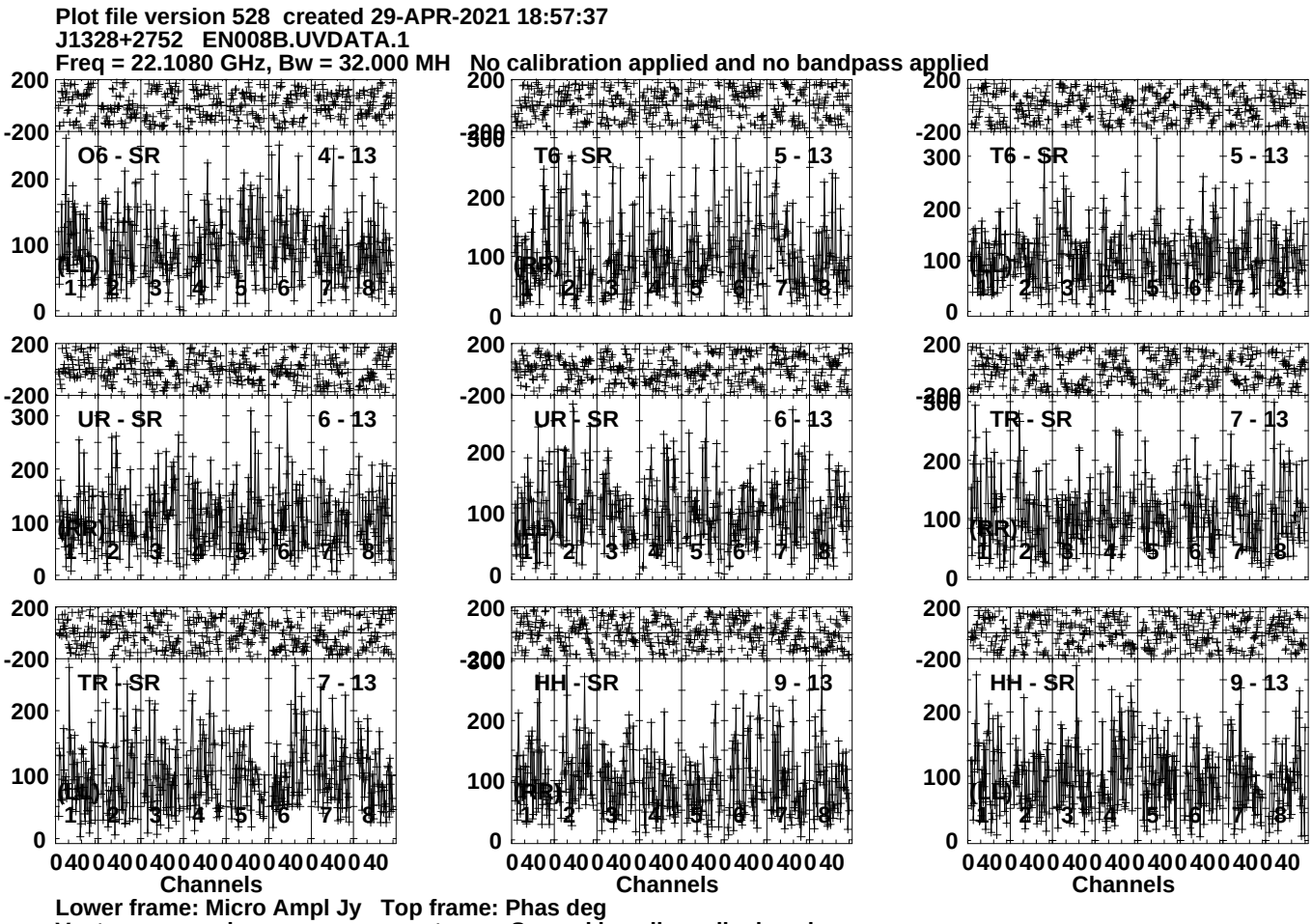
Plot file version 528 created 29-APR-2021 18:57:37
J1328+2752 EN008B.UVDATA.1
Freq = 22.1080 GHz, Bw = 32.000 MH No calibration applied and no bandpass applied
O6 - SR 4 - 13
T6 - SR 5 - 13
T6 - SR 5 - 13
UR - SR 6 - 13
UR - SR 6 - 13
TR - SR 7 - 13
TR - SR 7 - 13
HH - SR 9 - 13
HH - SR 9 - 13
(LL)
(RR)
Channels
Lower frame: Micro Ampl Jy Top frame: Phas deg
Vector averaged cross-power spectrum Several baselines displayed
Timerange: 00/20:53:41 to 00/20:55:39

Plot file version 529 created 29-APR-2021 18:57:37
J1328+2752 EN008B.UVDATA.1
Freq = 22.1080 GHz, Bw = 32.000 MH No calibration applied and no bandpass applied

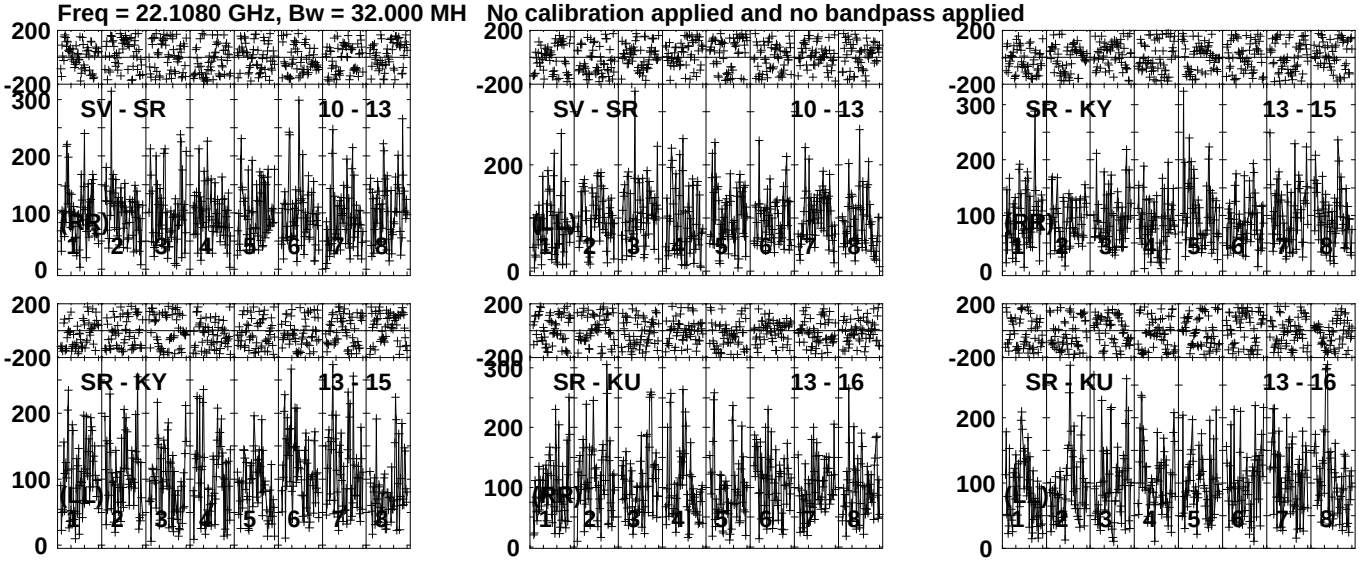

Lower frame: Micro Ampl Jy Top frame: Phas deg
Vector averaged cross-power spectrum Several baselines displayed
Timerange: 00/20:53:41 to 00/20:55:39

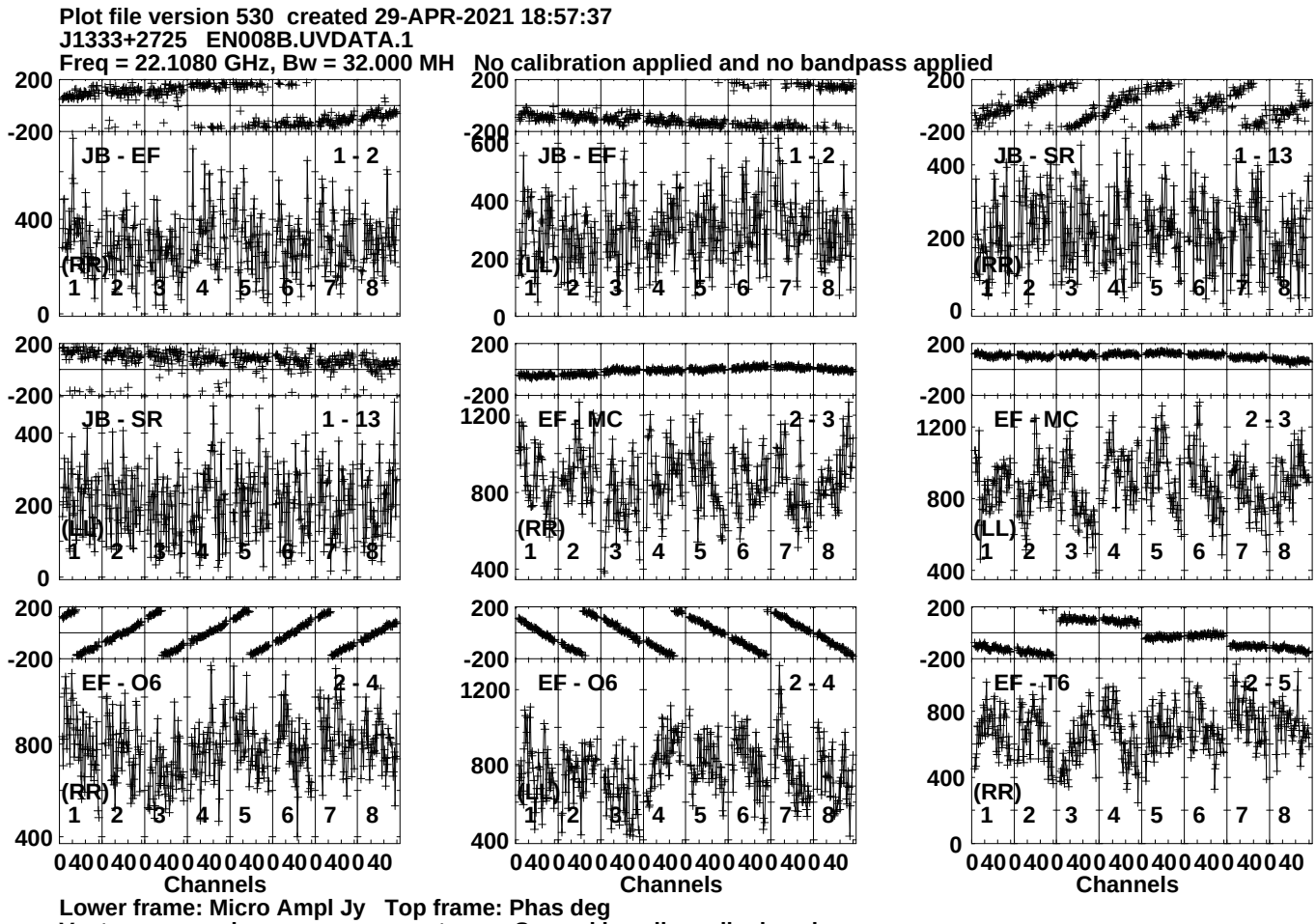
Plot file version 530 created 29-APR-2021 18:57:37
J1333+2725 EN008B.UVDATA.1
Freq = 22.1080 GHz, Bw = 32.000 MH No calibration applied and no bandpass applied
JB - EF 1 - 2
(RR)
JB - EF 1 - 2
(LL)
JB - SR 1 - 13
(RR)
JB - SR 1 - 13
(LL)
EF - MC 2 - 3
(RR)
EF - MC 2 - 3
(LL)
EF - O6 2 - 4
(RR)
EF - O6 2 - 4
(LL)
EF - T6 2 - 5
(RR)
Channels
Channels
Channels
Lower frame: Micro Ampl Jy Top frame: Phas deg
Vector averaged cross-power spectrum Several baselines displayed
Timerange: 00/20:56:11 to 00/20:57:09

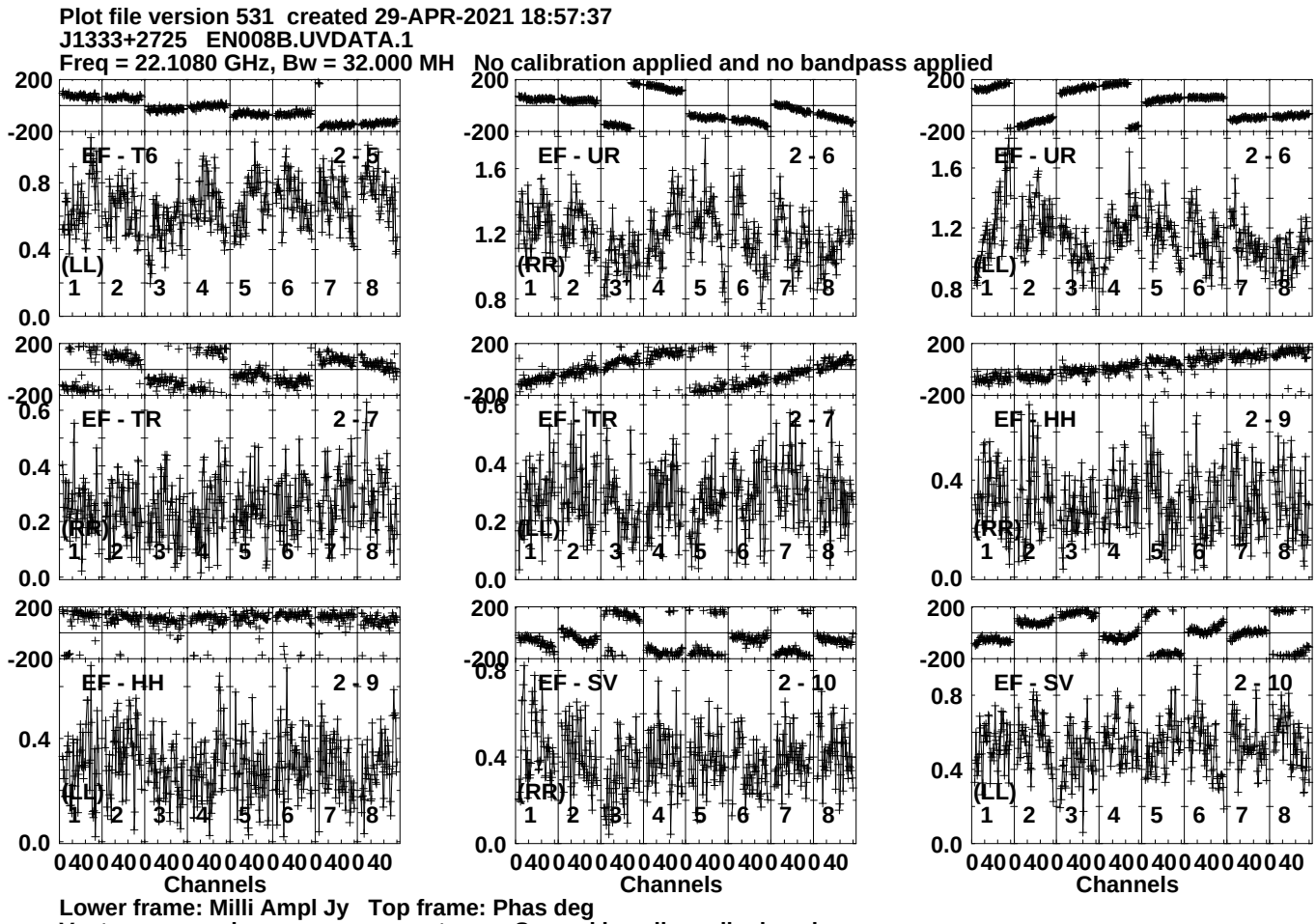
Plot file version 531 created 29-APR-2021 18:57:37
J1333+2725 EN008B.UVDATA.1
Freq = 22.1080 GHz, Bw = 32.000 MH No calibration applied and no bandpass applied
EF - T6 2 - 5
EF - UR 2 - 6
EF - UR 2 - 6
EF - TR 2 - 7
EF - TR 2 - 7
EF - HH 2 - 9
EF - HH 2 - 9
EF - SV 2 - 10
EF - SV 2 - 10
(LL)
(RR)
(LL)
(RR)
(LL)
(RR)
(LL)
(RR)
(LL)
Channels
Channels
Channels
Lower frame: Milli Ampl Jy Top frame: Phas deg
Vector averaged cross-power spectrum Several baselines displayed
Timerange: 00/20:56:11 to 00/20:57:09

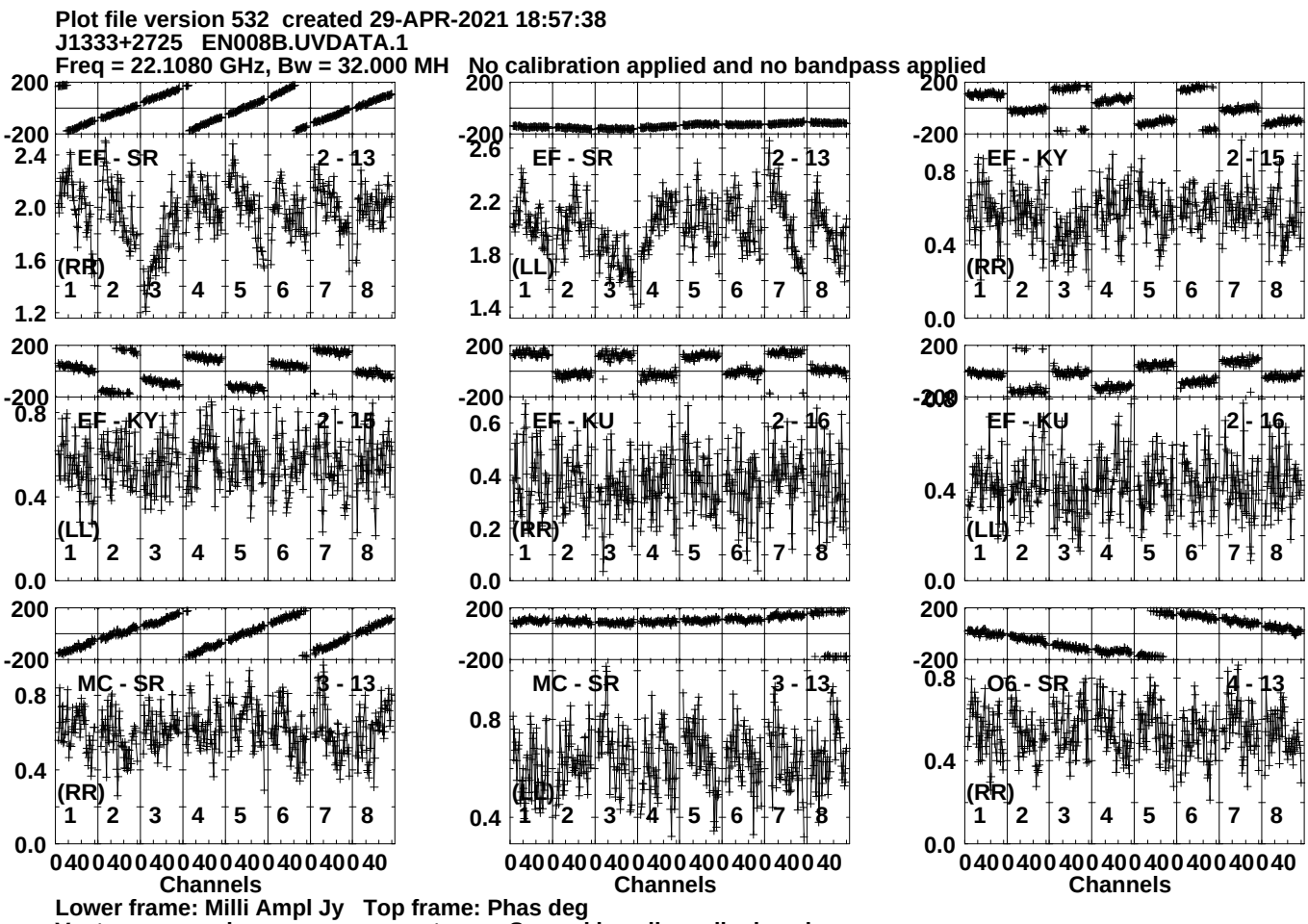
Plot file version 532 created 29-APR-2021 18:57:38
J1333+2725 EN008B.UVDATA.1
Freq = 22.1080 GHz, Bw = 32.000 MH No calibration applied and no bandpass applied
EF - SR 2 - 13
(RR)
EF - SR 2 - 13
(LL)
EF - KY 2 - 15
(RR)
EF - KY 2 - 15
(LL)
EF - KU 2 - 16
(RR)
EF - KU 2 - 16
(LL)
MC - SR 3 - 13
(RR)
MC - SR 3 - 13
(LL)
O6 - SR 4 - 13
(RR)
Channels
Lower frame: Milli Ampl Jy Top frame: Phas deg
Vector averaged cross-power spectrum Several baselines displayed
Timerange: 00/20:56:11 to 00/20:57:09

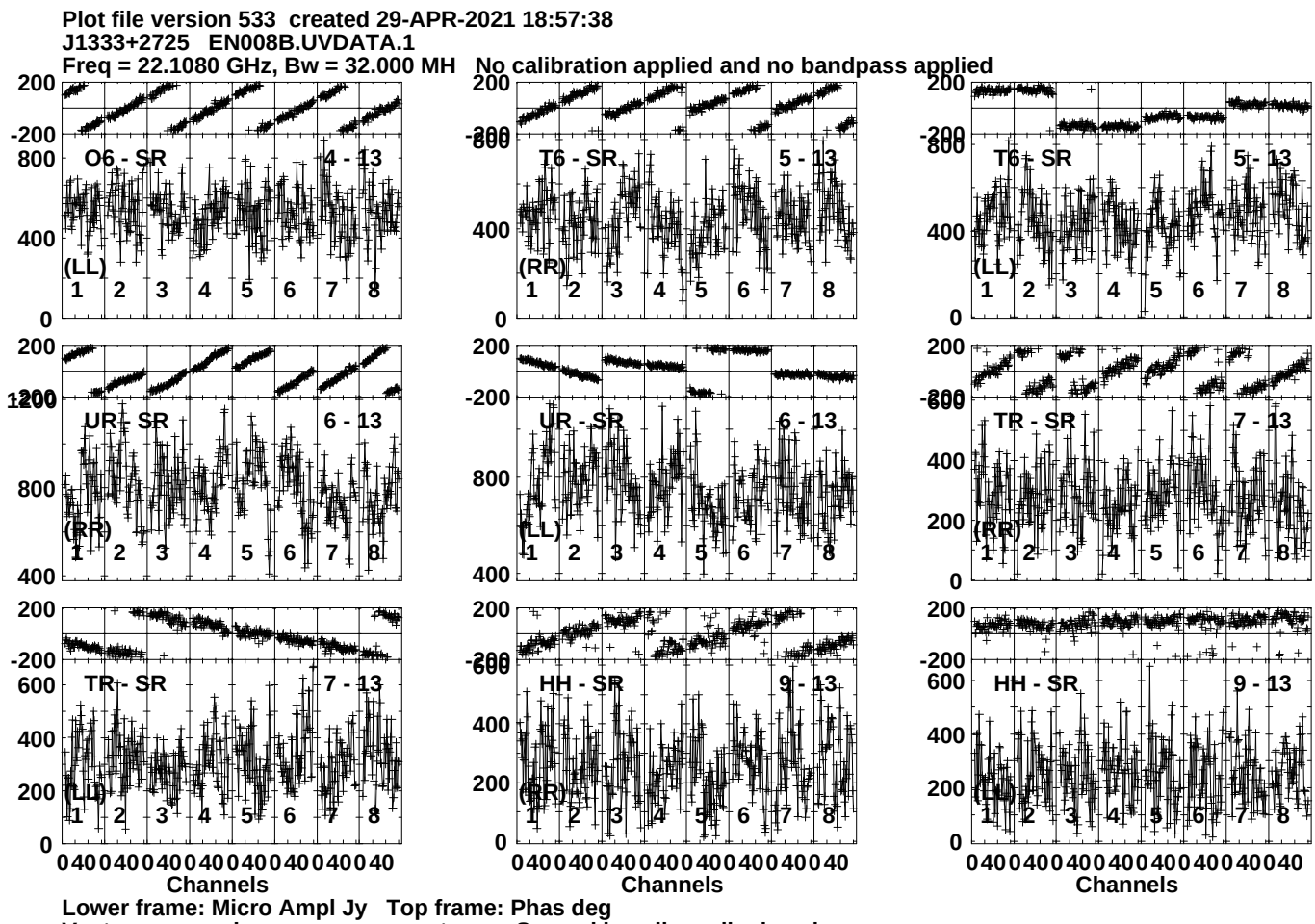
Plot file version 533 created 29-APR-2021 18:57:38
J1333+2725 EN008B.UVDATA.1
Freq = 22.1080 GHz, Bw = 32.000 MH No calibration applied and no bandpass applied
O6 - SR 4 - 13
T6 - SR 5 - 13
T6 - SR 5 - 13
UR - SR 6 - 13
UR - SR 6 - 13
TR - SR 7 - 13
TR - SR 7 - 13
HH - SR 9 - 13
HH - SR 9 - 13
(LL)
(RR)
(LL)
(RR)
(LL)
(RR)
(LL)
(RR)
(LL)
1 2 3 4 5 6 7 8
Channels
Lower frame: Micro Ampl Jy Top frame: Phas deg
Vector averaged cross-power spectrum Several baselines displayed
Timerange: 00/20:56:11 to 00/20:57:09

Plot file version 534 created 29-APR-2021 18:57:38
J1333+2725 EN008B.UVDATA.1
Freq = 22.1080 GHz, Bw = 32.000 MH No calibration applied and no bandpass applied

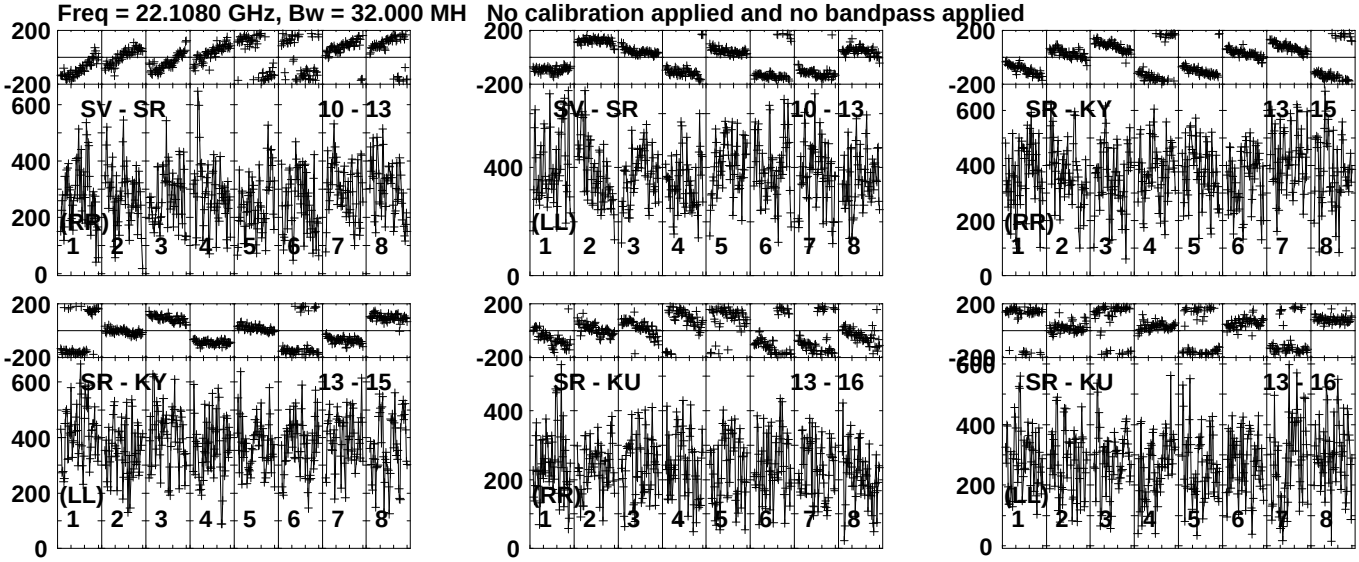

Lower frame: Micro Ampl Jy Top frame: Phas deg
Vector averaged cross-power spectrum Several baselines displayed
Timerange: 00/20:56:11 to 00/20:57:09

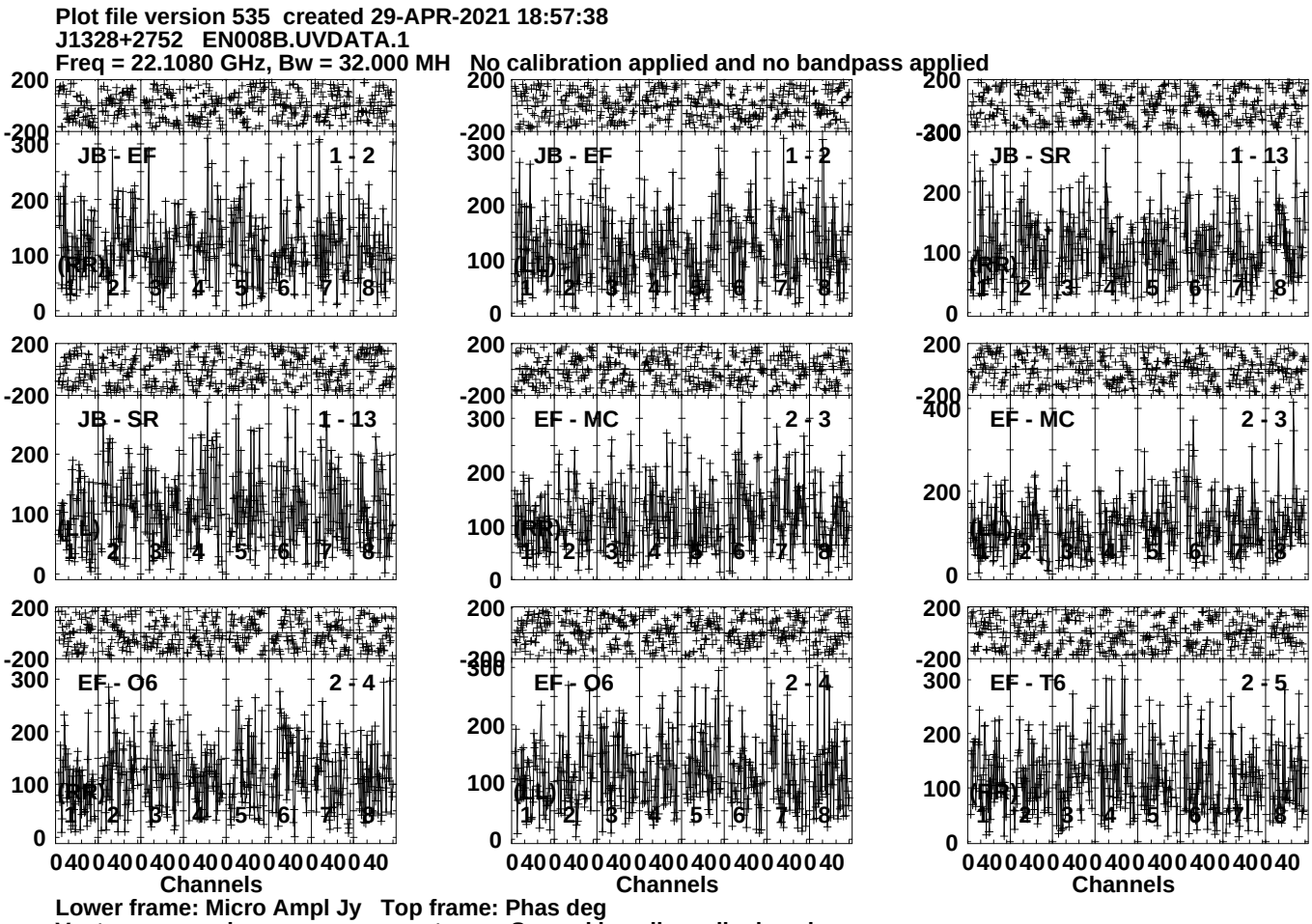
Plot file version 535 created 29-APR-2021 18:57:38
J1328+2752 EN008B.UVDATA.1
Freq = 22.1080 GHz, Bw = 32.000 MH No calibration applied and no bandpass applied
JB - EF 1 - 2
JB - EF 1 - 2
JB - SR 1 - 13
JB - SR 1 - 13
EF - MC 2 - 3
EF - MC 2 - 3
EF - O6 2 - 4
EF - O6 2 - 4
EF - T6 2 - 5
(RR)
(LL)
Channels
Lower frame: Micro Ampl Jy Top frame: Phas deg
Vector averaged cross-power spectrum Several baselines displayed
Timerange: 00/20:57:11 to 00/20:59:09

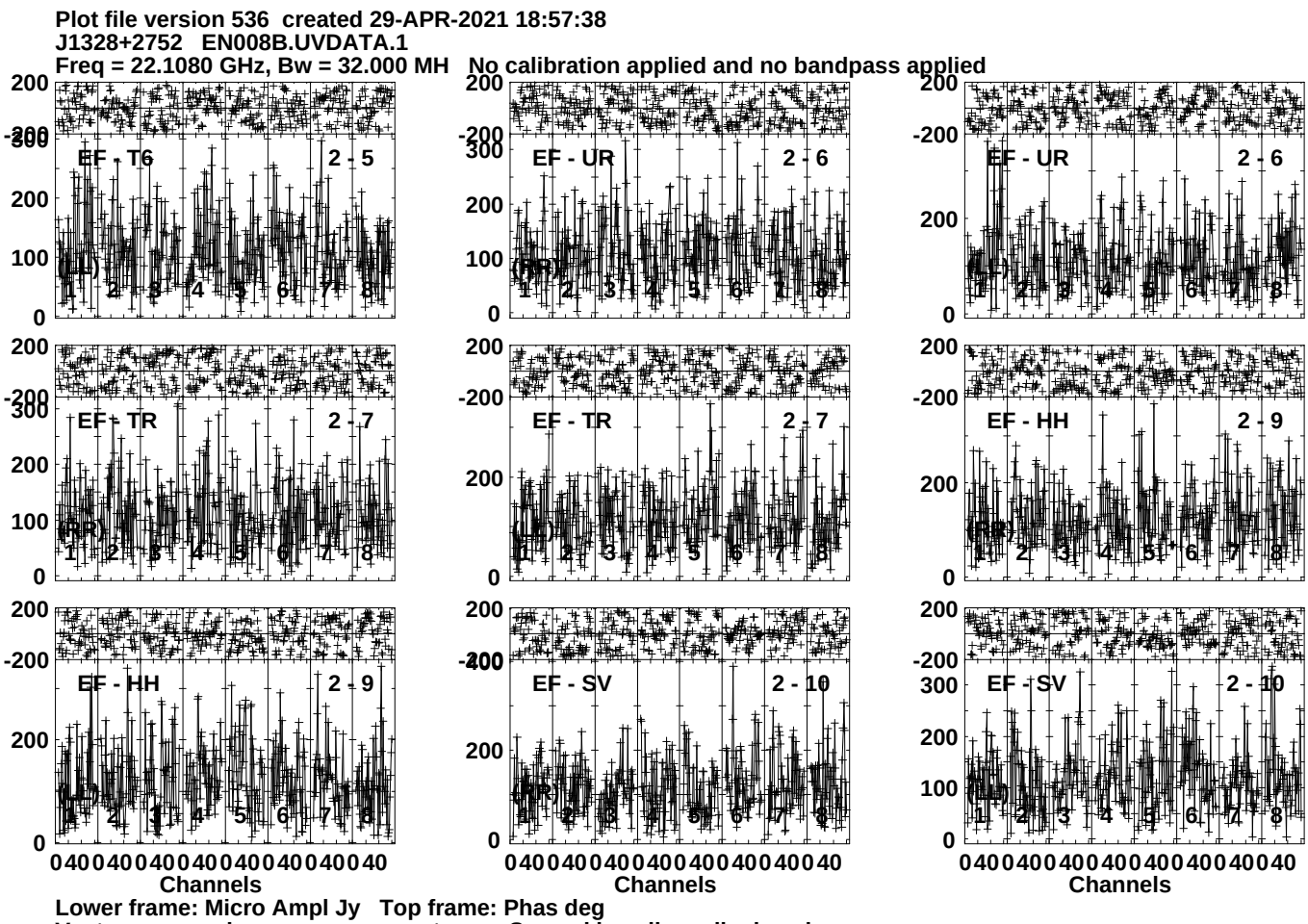
Plot file version 536 created 29-APR-2021 18:57:38
J1328+2752 EN008B.UVDATA.1
Freq = 22.1080 GHz, Bw = 32.000 MH No calibration applied and no bandpass applied
EF - T6 2 - 5
EF - UR 2 - 6
EF - UR 2 - 6
EF - TR 2 - 7
EF - TR 2 - 7
EF - HH 2 - 9
EF - HH 2 - 9
EF - SV 2 - 10
EF - SV 2 - 10
(LL)
(RR)
(LR)
(RL)
Channels
Lower frame: Micro Ampl Jy Top frame: Phas deg
Vector averaged cross-power spectrum Several baselines displayed
Timerange: 00/20:57:11 to 00/20:59:09

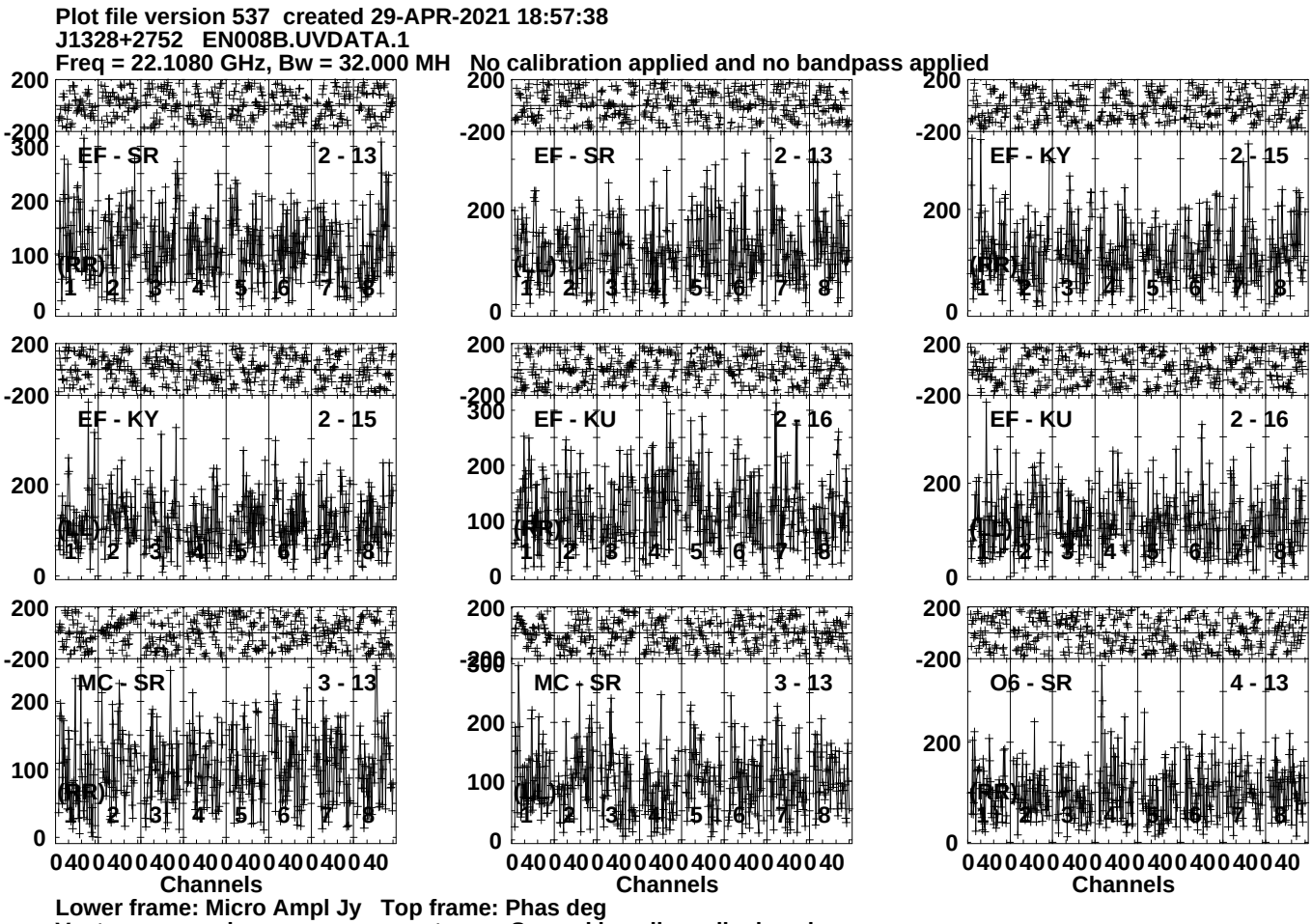
Plot file version 537 created 29-APR-2021 18:57:38
J1328+2752 EN008B.UVDATA.1
Freq = 22.1080 GHz, Bw = 32.000 MH No calibration applied and no bandpass applied
EF - SR 2 - 13
EF - SR 2 - 13
EF - KY 2 - 15
EF - KY 2 - 15
EF - KU 2 - 16
EF - KU 2 - 16
MC - SR 3 - 13
MC - SR 3 - 13
O6 - SR 4 - 13
(RR)
(LL)
1 2 3 4 5 6 7 8
200
-200
300
100
0
0400400400400400400400
Channels
Lower frame: Micro Ampl Jy Top frame: Phas deg
Vector averaged cross-power spectrum Several baselines displayed
Timerange: 00/20:57:11 to 00/20:59:09

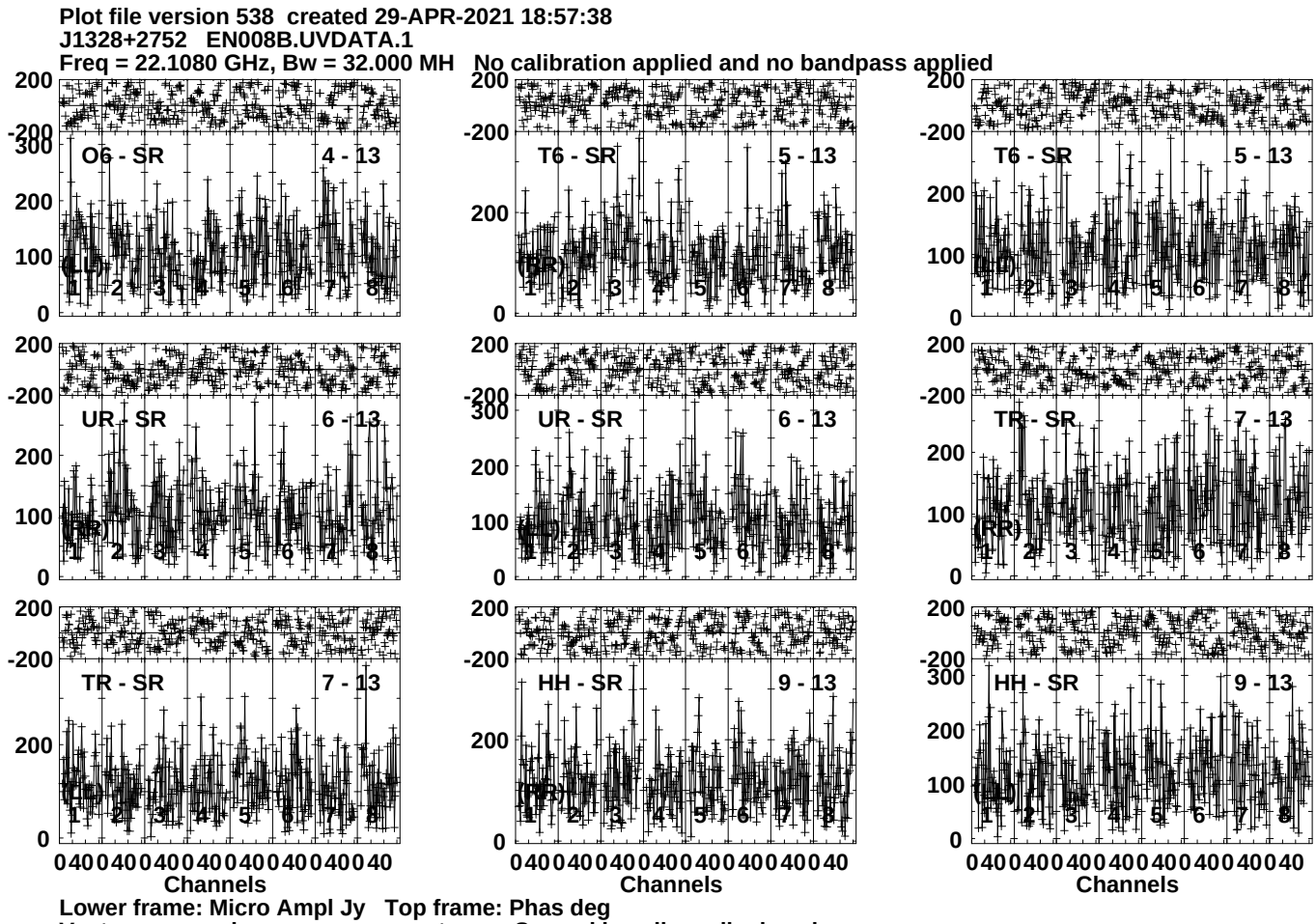
Plot file version 538 created 29-APR-2021 18:57:38
J1328+2752 EN008B.UVDATA.1
Freq = 22.1080 GHz, Bw = 32.000 MH No calibration applied and no bandpass applied
O6 - SR 4 - 13
T6 - SR 5 - 13
T6 - SR 5 - 13
UR - SR 6 - 13
UR - SR 6 - 13
TR - SR 7 - 13
TR - SR 7 - 13
HH - SR 9 - 13
HH - SR 9 - 13
(LL)
(RR)
(RR)
(RR)
(RR)
(RR)
(LL)
(RR)
(RR)
Channels
Channels
Channels
Lower frame: Micro Ampl Jy Top frame: Phas deg
Vector averaged cross-power spectrum Several baselines displayed
Timerange: 00/20:57:11 to 00/20:59:09

Plot file version 539 created 29-APR-2021 18:57:39
J1328+2752 EN008B.UVDATA.1
Freq = 22.1080 GHz, Bw = 32.000 MH No calibration applied and no bandpass applied

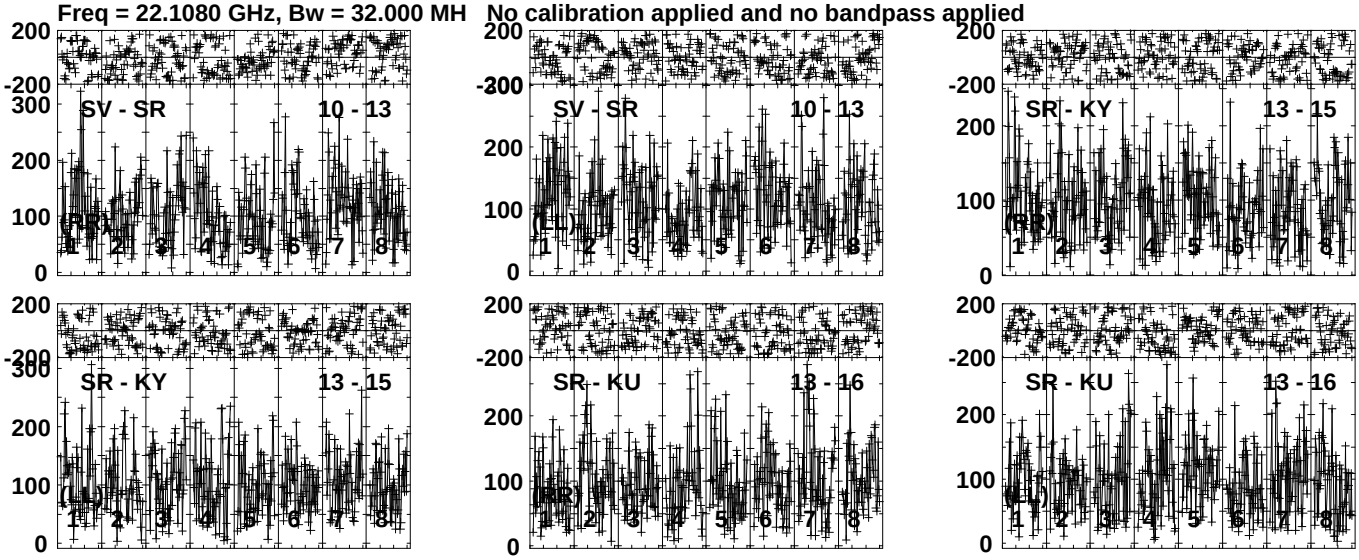

Lower frame: Micro Ampl Jy Top frame: Phas deg
Vector averaged cross-power spectrum Several baselines displayed
Timerange: 00/20:57:11 to 00/20:59:09

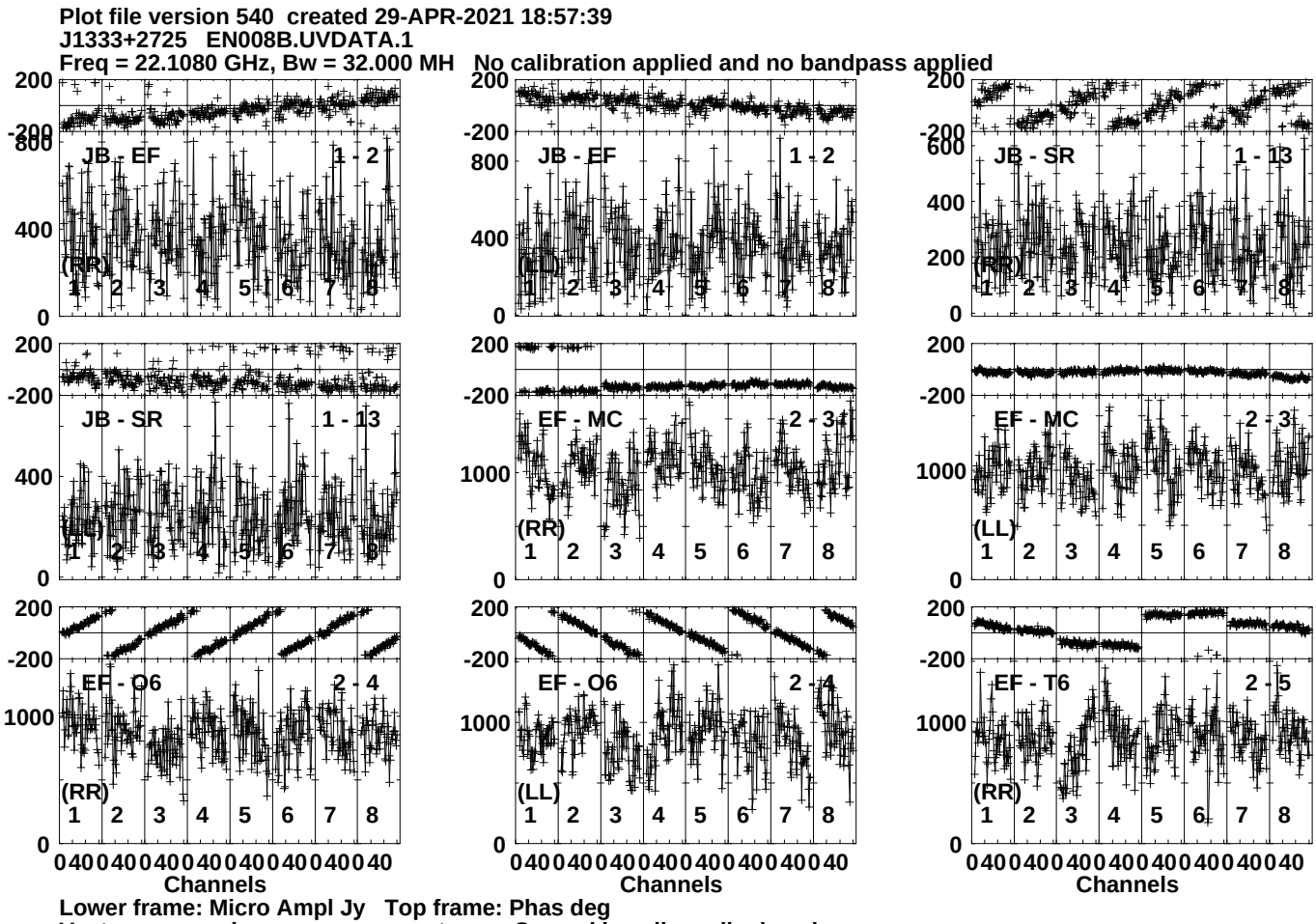
Plot file version 540 created 29-APR-2021 18:57:39
J1333+2725 EN008B.UVDATA.1
Freq = 22.1080 GHz, Bw = 32.000 MH No calibration applied and no bandpass applied
JB - EF 1 - 2
(RR)
JB - EF 1 - 2
(LL)
JB - SR 1 - 13
(RR)
JB - SR 1 - 13
(LL)
EF - MC 2 - 3
(RR)
EF - MC 2 - 3
(LL)
EF - O6 2 - 4
(RR)
EF - O6 2 - 4
(LL)
EF - T6 2 - 5
(RR)
Channels
Channels
Channels
Lower frame: Micro Ampl Jy Top frame: Phas deg
Vector averaged cross-power spectrum Several baselines displayed
Timerange: 00/20:59:11 to 00/21:00:09

Plot file version 541 created 29-APR-2021 18:57:39
J1333+2725 EN008B.UVDATA.1
Freq = 22.1080 GHz, Bw = 32.000 MH No calibration applied and no bandpass applied

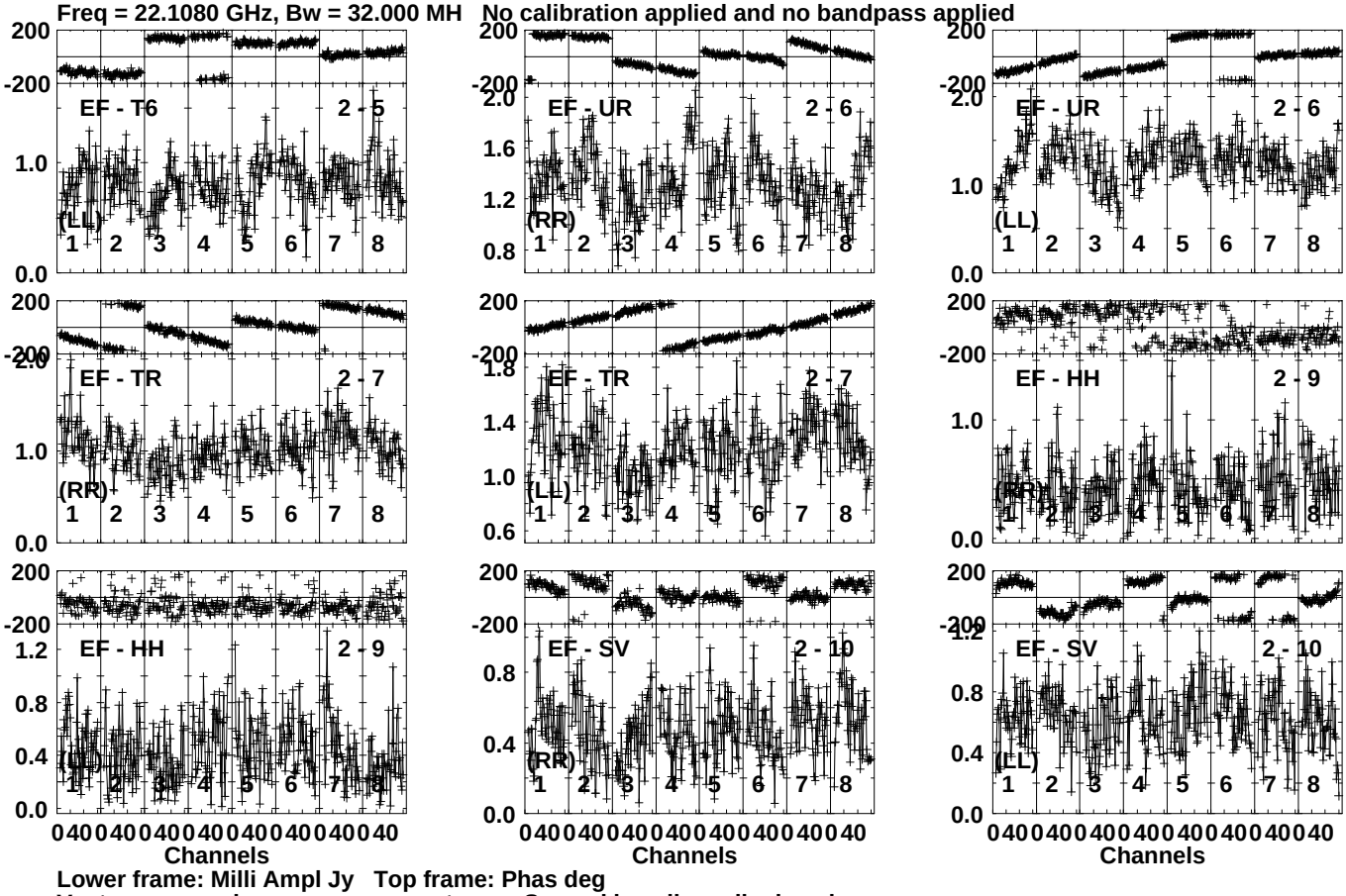

Lower frame: Milli Ampl Jy Top frame: Phas deg
Vector averaged cross-power spectrum Several baselines displayed
Timerange: 00/20:59:11 to 00/21:00:09

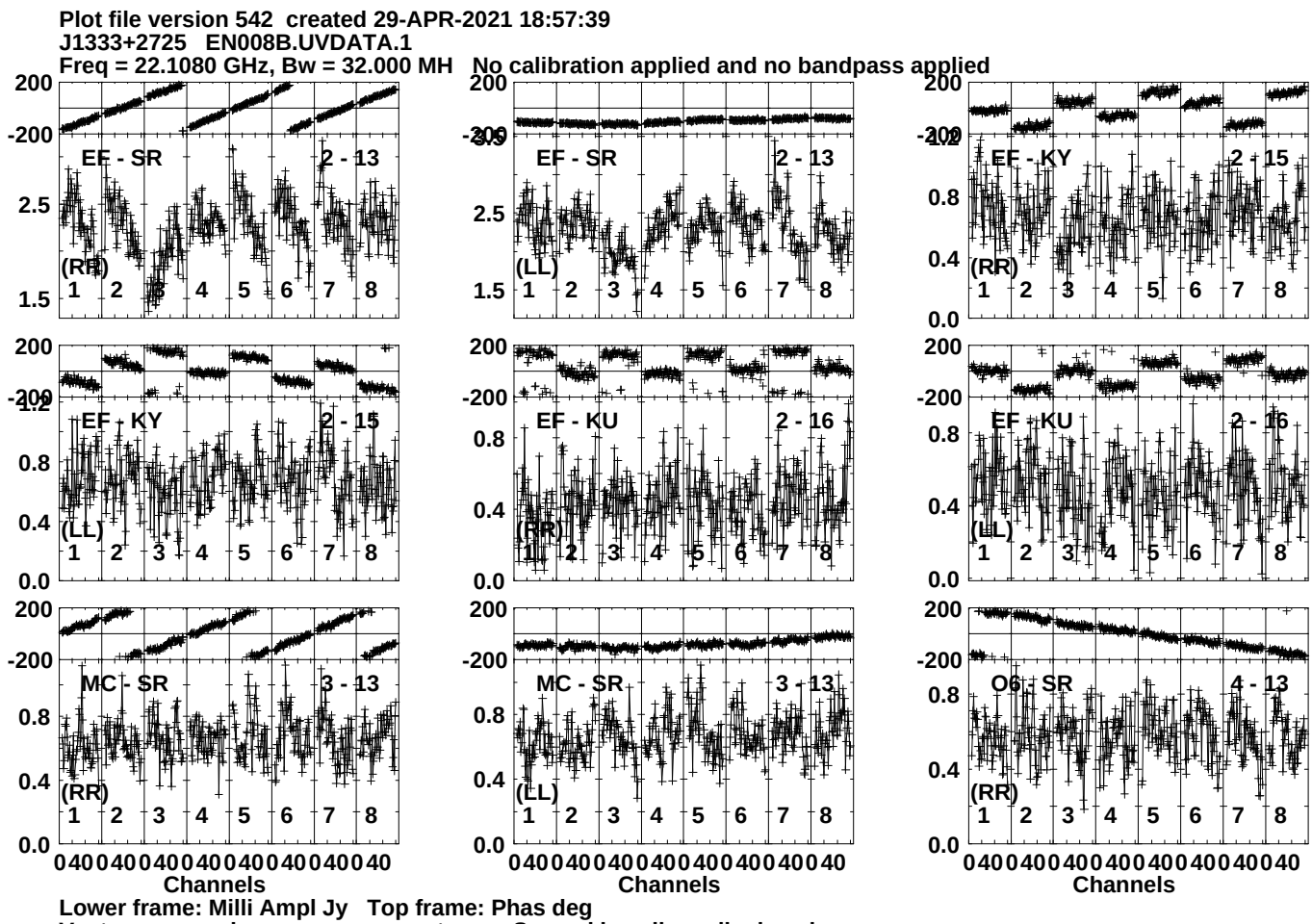
Plot file version 542 created 29-APR-2021 18:57:39
J1333+2725 EN008B.UVDATA.1
Freq = 22.1080 GHz, Bw = 32.000 MH No calibration applied and no bandpass applied
EF - SR 2 - 13
(RR)
EF - SR 2 - 13
(LL)
EF - KY 2 - 15
(RR)
EF - KY 2 - 15
(LL)
EF - KU 2 - 16
(RR)
EF - KU 2 - 16
(LL)
MC - SR 3 - 13
(RR)
MC - SR 3 - 13
(LL)
O6 - SR 4 - 13
(RR)
Channels
Lower frame: Milli Ampl Jy Top frame: Phas deg
Vector averaged cross-power spectrum Several baselines displayed
Timerange: 00/20:59:11 to 00/21:00:09

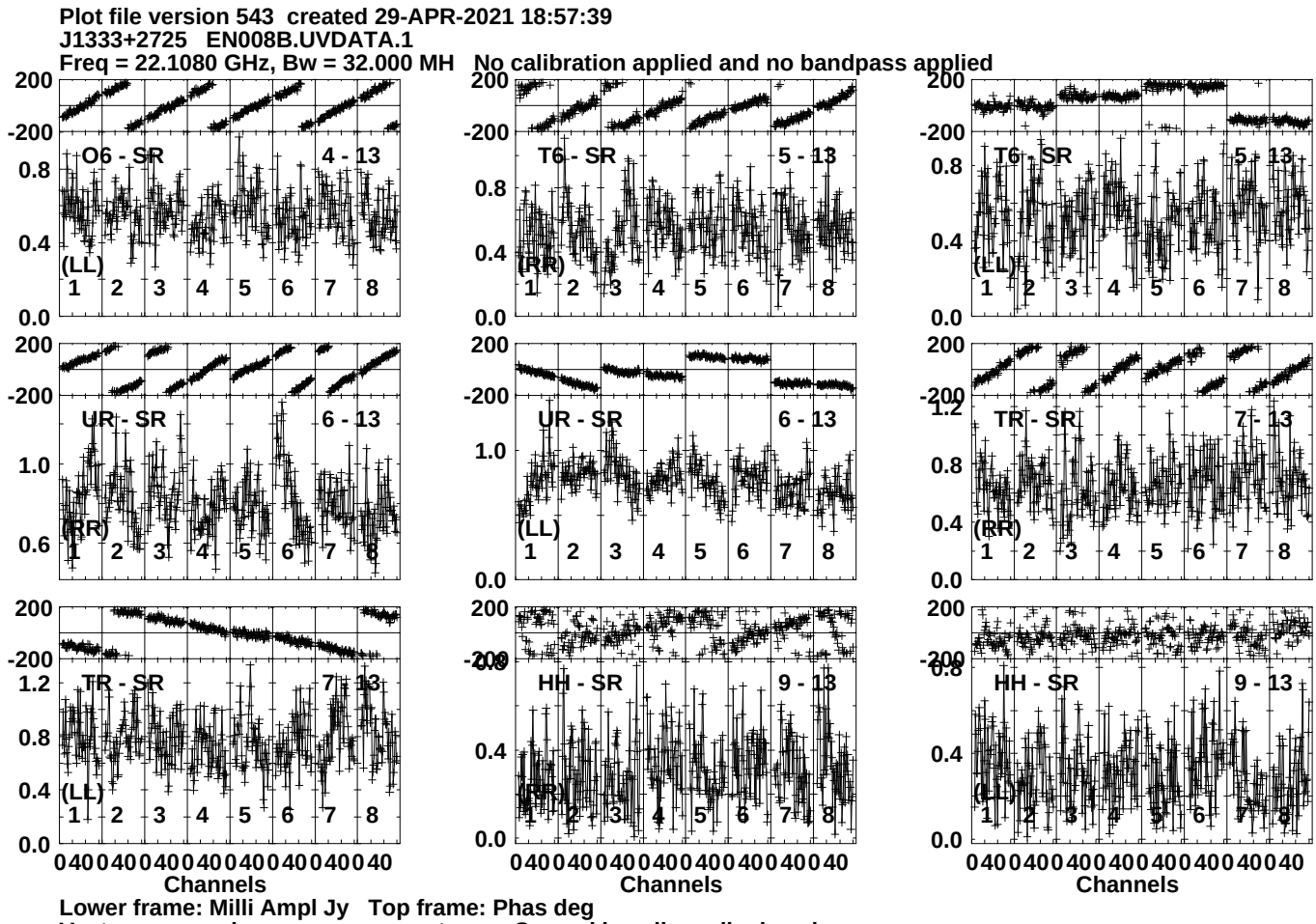
Plot file version 543 created 29-APR-2021 18:57:39
J1333+2725 EN008B.UVDATA.1
Freq = 22.1080 GHz, Bw = 32.000 MH No calibration applied and no bandpass applied
O6 - SR 4 - 13
T6 - SR 5 - 13
T6 SR 5 - 13
UR - SR 6 - 13
UR - SR 6 - 13
TR - SR 7 - 13
TR - SR 7 - 13
HH - SR 9 - 13
HH - SR 9 - 13
(LL)
(RR)
Channels
Lower frame: Milli Ampl Jy Top frame: Phas deg
Vector averaged cross-power spectrum Several baselines displayed
Timerange: 00/20:59:11 to 00/21:00:09

Plot file version 544 created 29-APR-2021 18:57:39
J1333+2725 EN008B.UVDATA.1
Freq = 22.1080 GHz, Bw = 32.000 MH No calibration applied and no bandpass applied

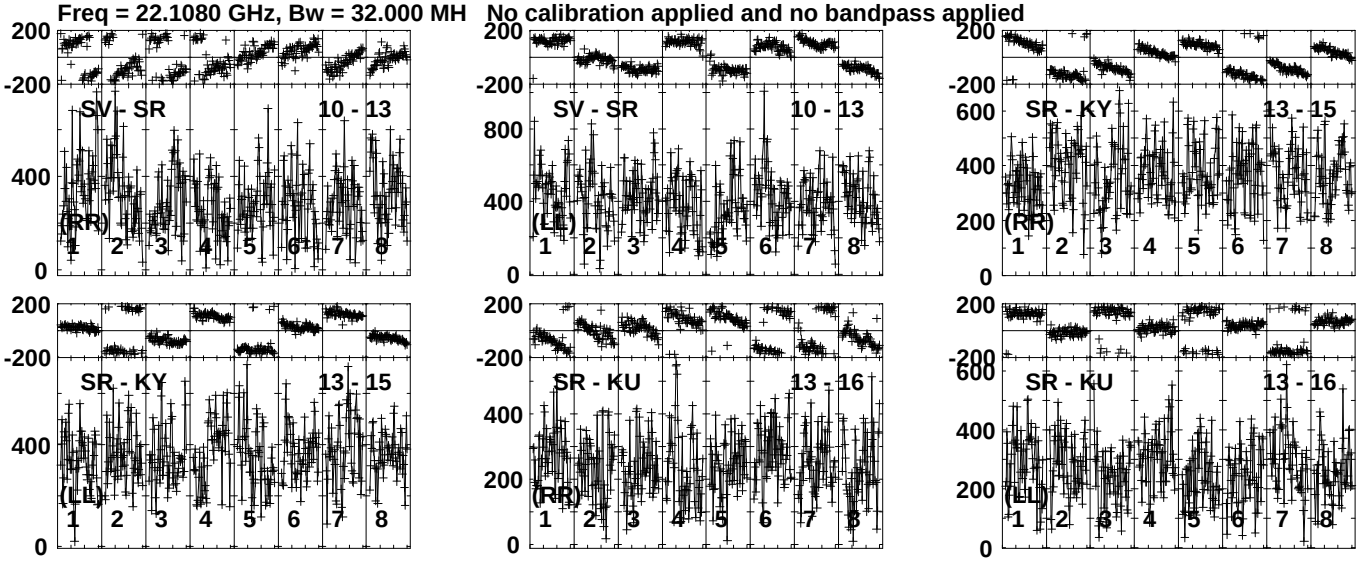

Lower frame: Micro Ampl Jy Top frame: Phas deg
Vector averaged cross-power spectrum Several baselines displayed
Timerange: 00/20:59:11 to 00/21:00:09

Plot file version 545 created 29-APR-2021 18:57:39
J1328+2752 EN008B.UVDATA.1
Freq = 22.1080 GHz, Bw = 32.000 MH No calibration applied and no bandpass applied

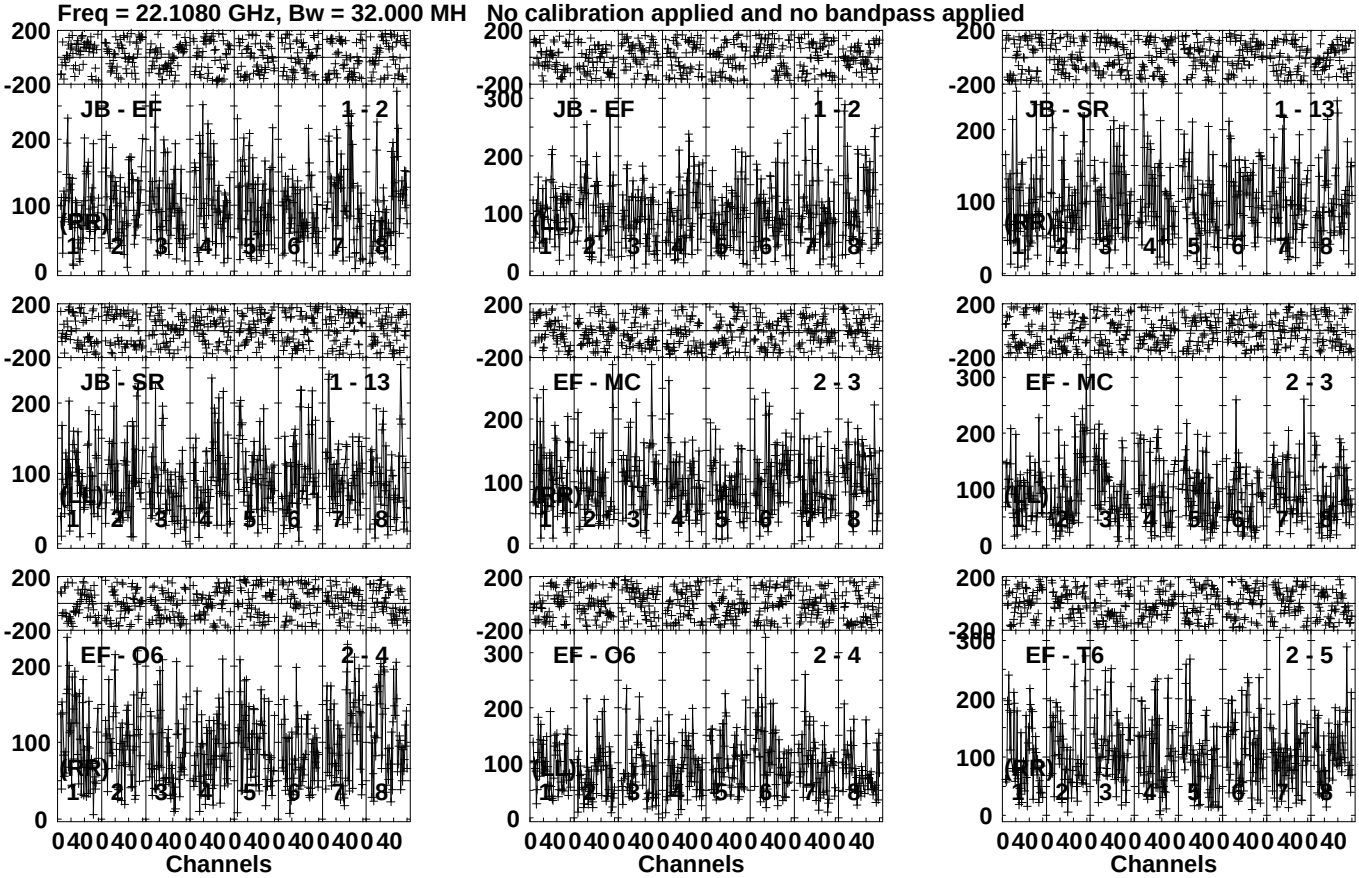

Lower frame: Micro Ampl Jy Top frame: Phas deg
Vector averaged cross-power spectrum Several baselines displayed
Timerange: 00/21:00:51 to 00/21:02:49

Plot file version 546 created 29-APR-2021 18:57:39
J1328+2752 EN008B.UVDATA.1
Freq = 22.1080 GHz, Bw = 32.000 MH No calibration applied and no bandpass applied

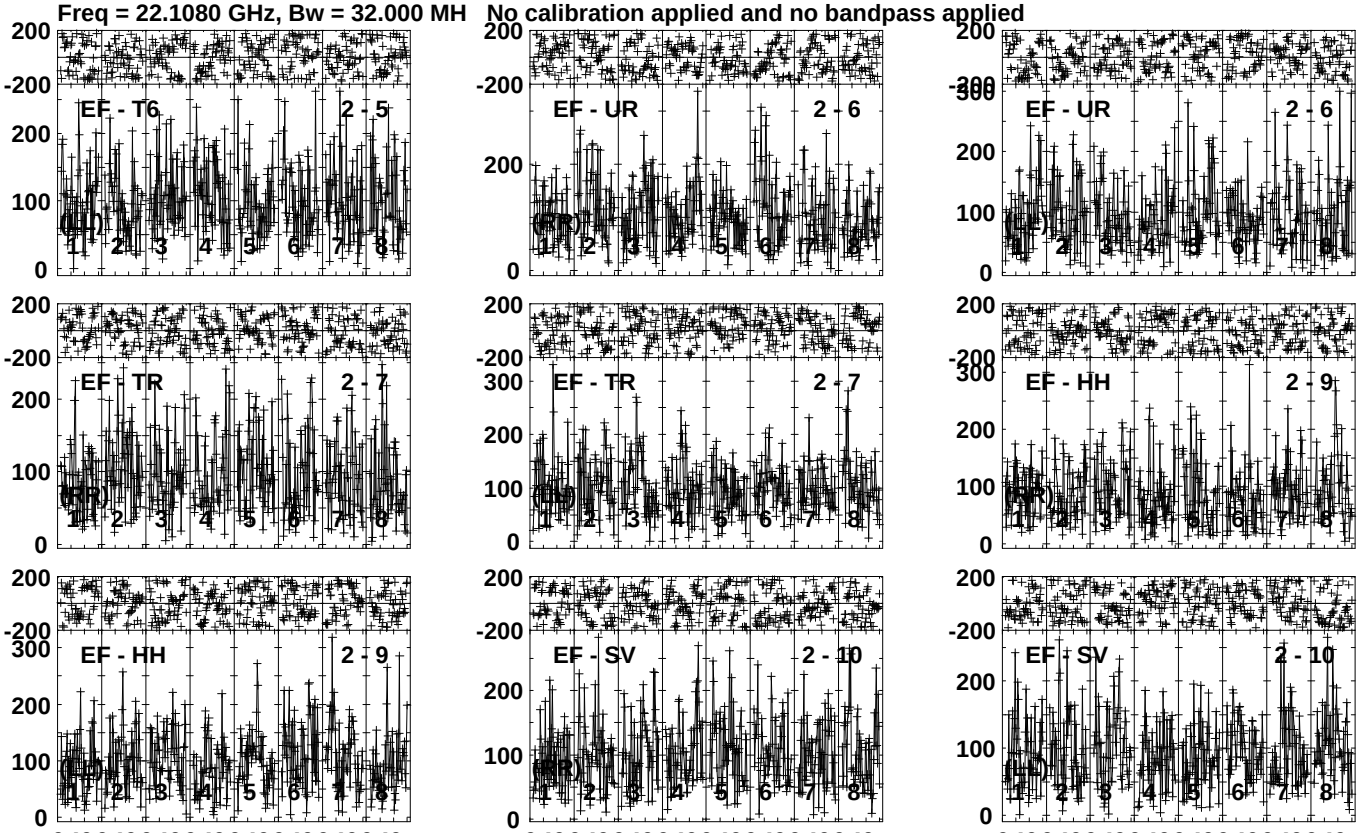

Lower frame: Micro Ampl Jy Top frame: Phas deg
Vector averaged cross-power spectrum Several baselines displayed
Timerange: 00/21:00:51 to 00/21:02:49

Plot file version 547 created 29-APR-2021 18:57:39
J1328+2752 EN008B.UVDATA.1
Freq = 22.1080 GHz, Bw = 32.000 MH No calibration applied and no bandpass applied

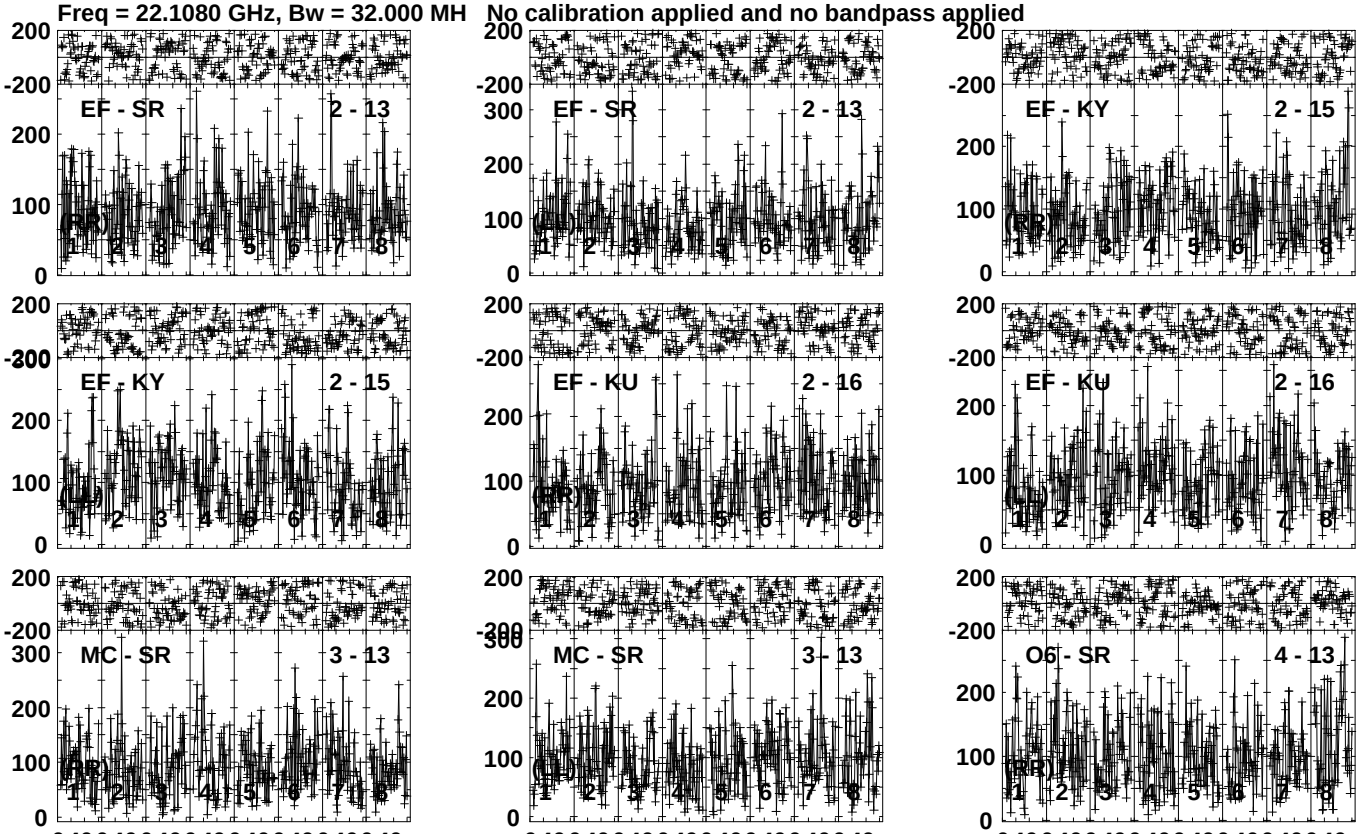

Lower frame: Micro Ampl Jy Top frame: Phas deg
Vector averaged cross-power spectrum Several baselines displayed
Timerange: 00/21:00:51 to 00/21:02:49

Plot file version 548 created 29-APR-2021 18:57:40
J1328+2752 EN008B.UVDATA.1
Freq = 22.1080 GHz, Bw = 32.000 MH No calibration applied and no bandpass applied

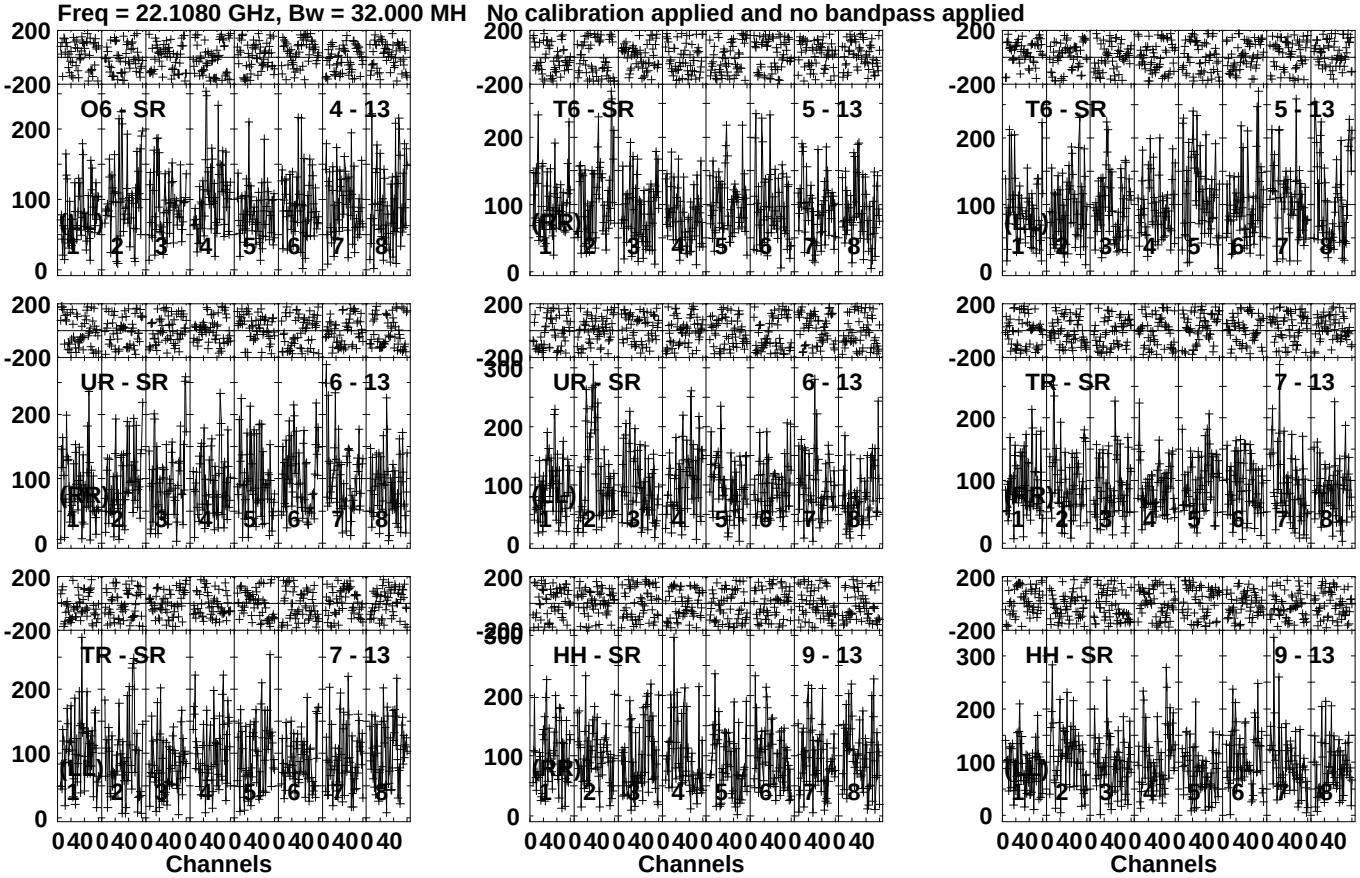

Lower frame: Micro Ampl Jy Top frame: Phas deg
Vector averaged cross-power spectrum Several baselines displayed
Timerange: 00/21:00:51 to 00/21:02:49

Plot file version 549 created 29-APR-2021 18:57:40
J1328+2752 EN008B.UVDATA.1
Freq = 22.1080 GHz, Bw = 32.000 MH No calibration applied and no bandpass applied

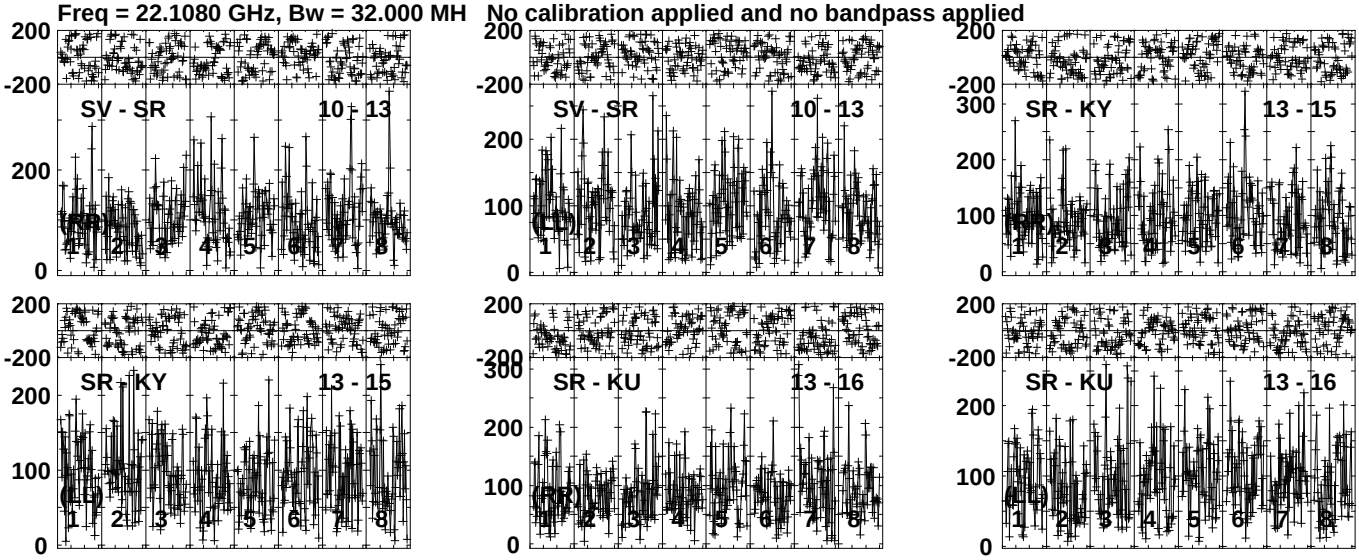

Lower frame: Micro Ampl Jy Top frame: Phas deg
Vector averaged cross-power spectrum Several baselines displayed
Timerange: 00/21:00:51 to 00/21:02:49

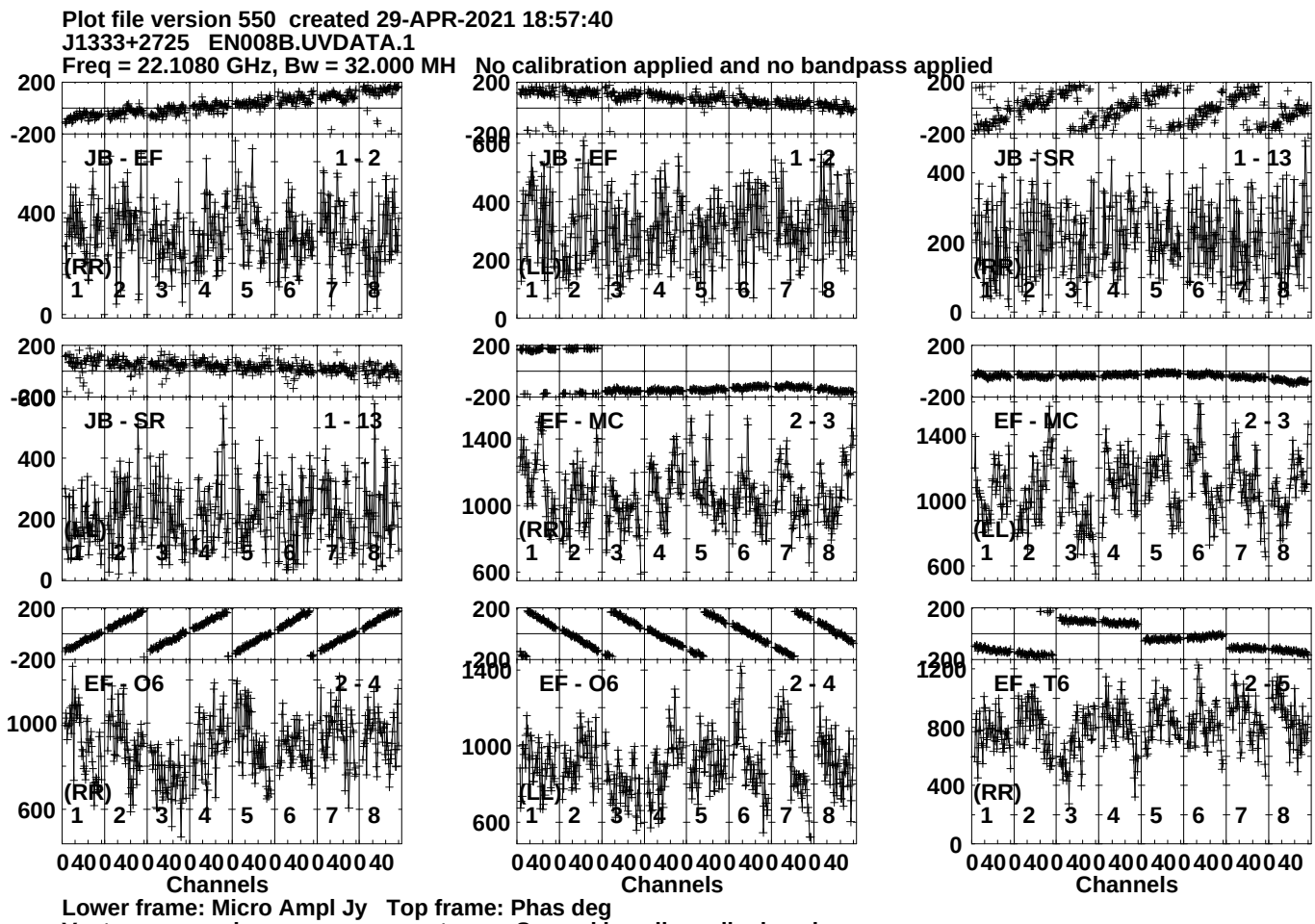
Plot file version 550 created 29-APR-2021 18:57:40
J1333+2725 EN008B.UVDATA.1
Freq = 22.1080 GHz, Bw = 32.000 MH No calibration applied and no bandpass applied
JB - EF 1 - 2
(RR)
JB - EF 1 - 2
(LL)
JB - SR 1 - 13
(RR)
JB - SR 1 - 13
(LL)
EF - MC 2 - 3
(RR)
EF - MC 2 - 3
(LL)
EF - O6 2 - 4
(RR)
EF - O6 2 - 4
(LL)
EF - T6 2 - 5
(RR)
Channels
Channels
Channels
Lower frame: Micro Ampl Jy Top frame: Phas deg
Vector averaged cross-power spectrum Several baselines displayed
Timerange: 00/21:03:21 to 00/21:04:19

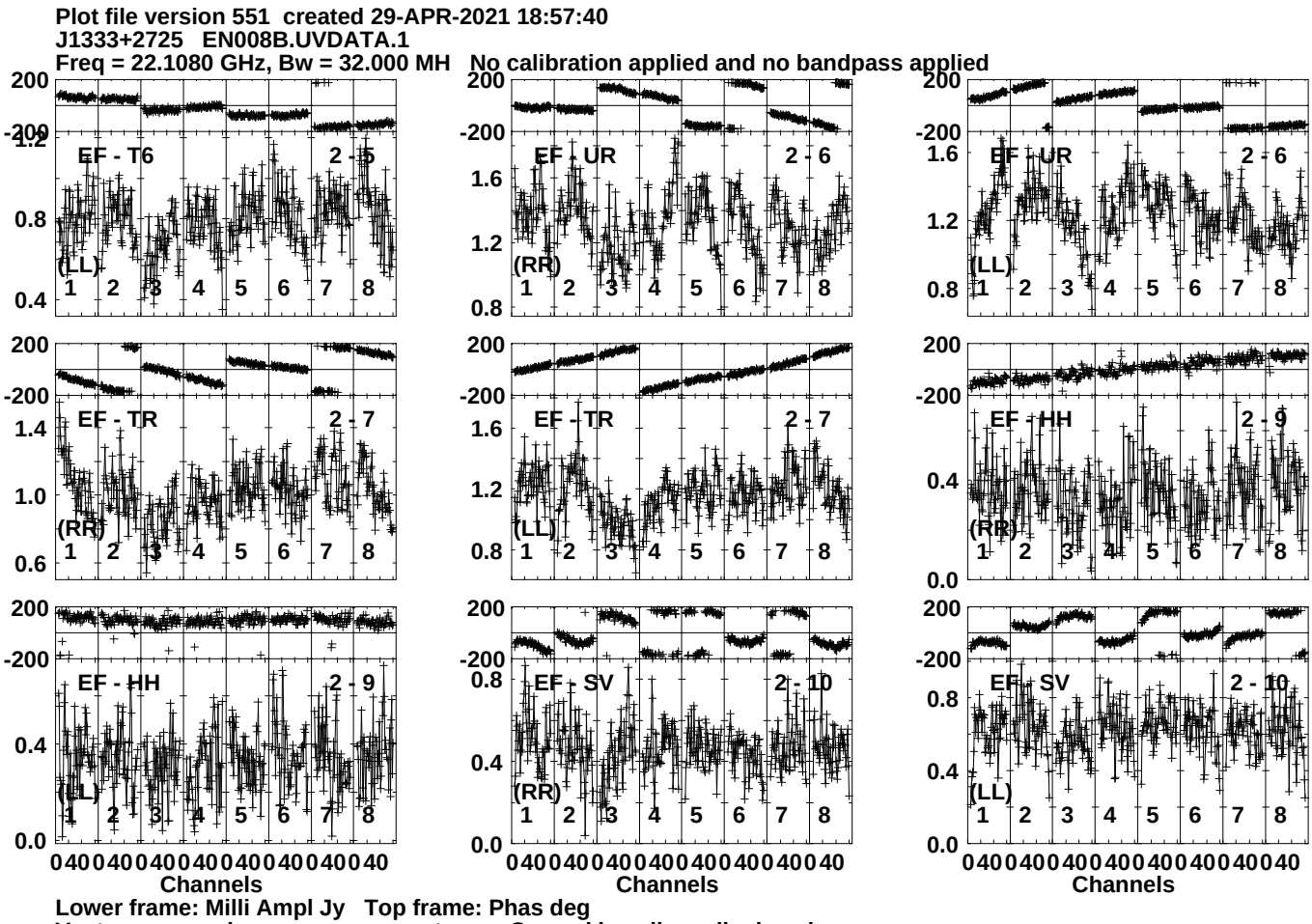
Plot file version 551 created 29-APR-2021 18:57:40
J1333+2725 EN008B.UVDATA.1
Freq = 22.1080 GHz, Bw = 32.000 MH No calibration applied and no bandpass applied
EF - T6 2 - 5
EF - UR 2 - 6
EF - UR 2 - 6
EF - TR 2 - 7
EF - TR 2 - 7
EF - HH 2 - 9
EF - HH 2 - 9
EF - SV 2 - 10
EF - SV 2 - 10
(LL)
(RR)
Channels
Lower frame: Milli Ampl Jy Top frame: Phas deg
Vector averaged cross-power spectrum Several baselines displayed
Timerange: 00/21:03:21 to 00/21:04:19

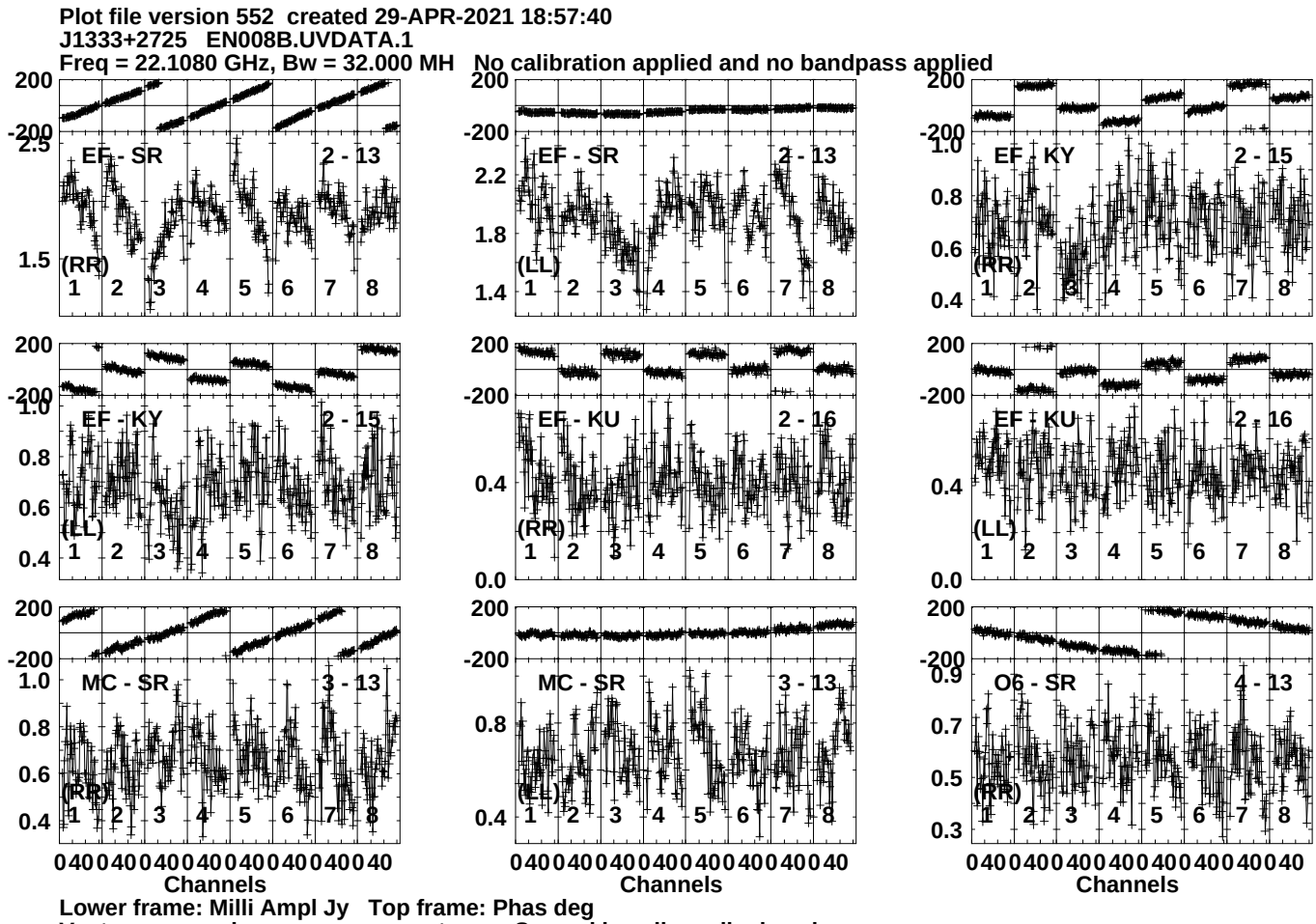
Plot file version 552 created 29-APR-2021 18:57:40
J1333+2725 EN008B.UVDATA.1
Freq = 22.1080 GHz, Bw = 32.000 MH No calibration applied and no bandpass applied
EF - SR 2 - 13
(RR)
EF - SR 2 - 13
(LL)
EF - KY 2 - 15
(RR)
EF - KY 2 - 15
(LL)
EF - KU 2 - 16
(RR)
EF - KU 2 - 16
(LL)
MC - SR 3 - 13
(RR)
MC - SR 3 - 13
(LL)
O6 - SR 4 - 13
(RR)
Channels
Channels
Channels
Lower frame: Milli Ampl Jy Top frame: Phas deg
Vector averaged cross-power spectrum Several baselines displayed
Timerange: 00/21:03:21 to 00/21:04:19

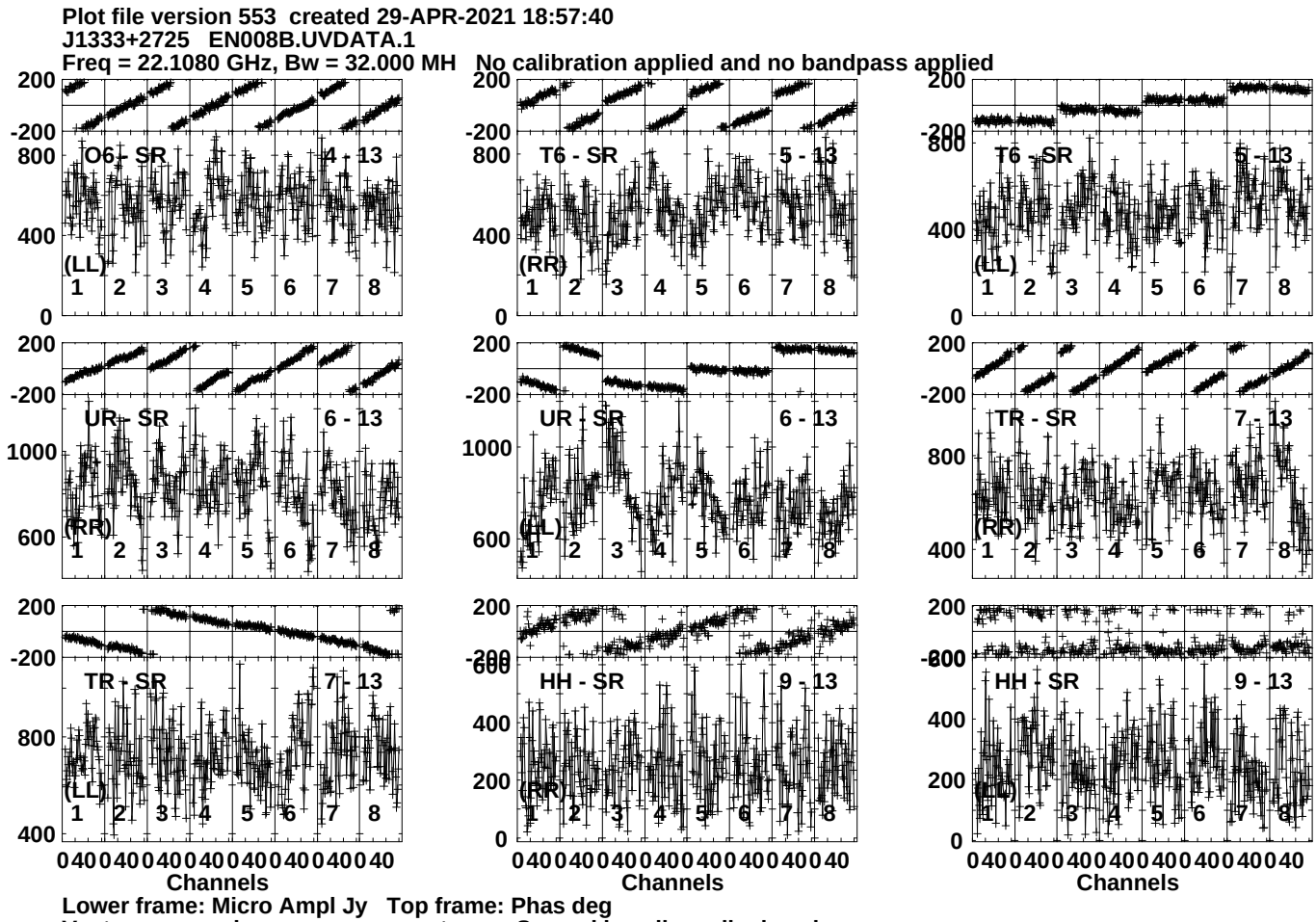
Plot file version 553 created 29-APR-2021 18:57:40
J1333+2725 EN008B.UVDATA.1
Freq = 22.1080 GHz, Bw = 32.000 MH No calibration applied and no bandpass applied
O6 - SR 4 - 13
T6 - SR 5 - 13
T6 - SR 5 - 13
UR - SR 6 - 13
UR - SR 6 - 13
TR - SR 7 - 13
TR - SR 7 - 13
HH - SR 9 - 13
HH - SR 9 - 13
(LL)
(RR)
Channels
Lower frame: Micro Ampl Jy Top frame: Phas deg
Vector averaged cross-power spectrum Several baselines displayed
Timerange: 00/21:03:21 to 00/21:04:19

Plot file version 554 created 29-APR-2021 18:57:40
J1333+2725 EN008B.UVDATA.1
Freq = 22.1080 GHz, Bw = 32.000 MH No calibration applied and no bandpass applied

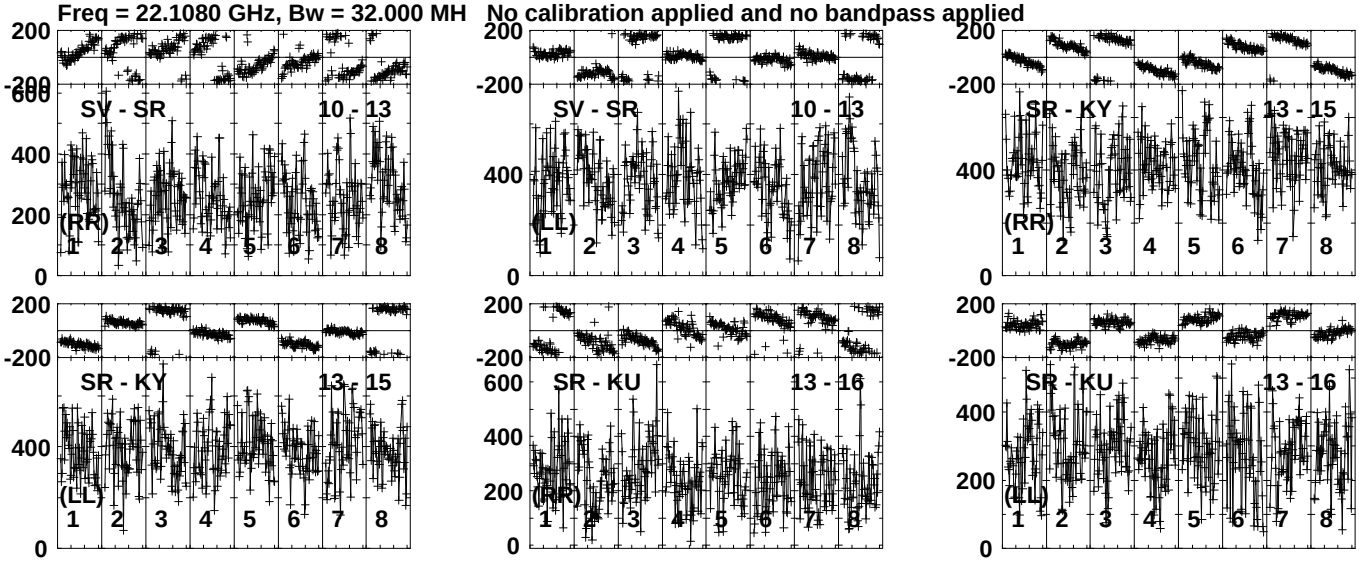

Lower frame: Micro Ampl Jy Top frame: Phas deg
Vector averaged cross-power spectrum Several baselines displayed
Timerange: 00/21:03:21 to 00/21:04:19

Plot file version 555 created 29-APR-2021 18:57:40
J1328+2752 EN008B.UVDATA.1
Freq = 22.1080 GHz, Bw = 32.000 MH No calibration applied and no bandpass applied

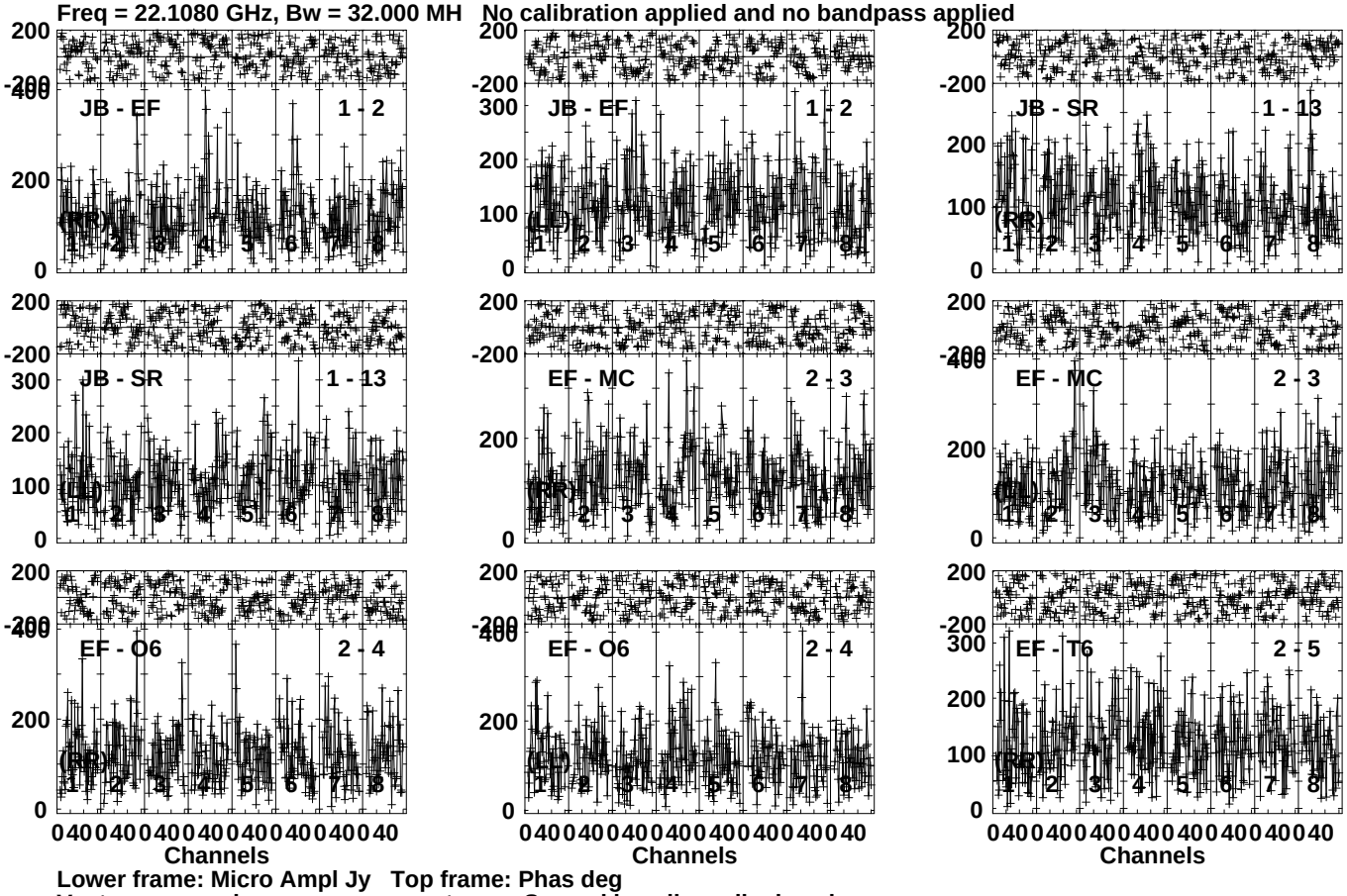

Lower frame: Micro Ampl Jy Top frame: Phas deg
Vector averaged cross-power spectrum Several baselines displayed
Timerange: 00/21:04:21 to 00/21:06:19

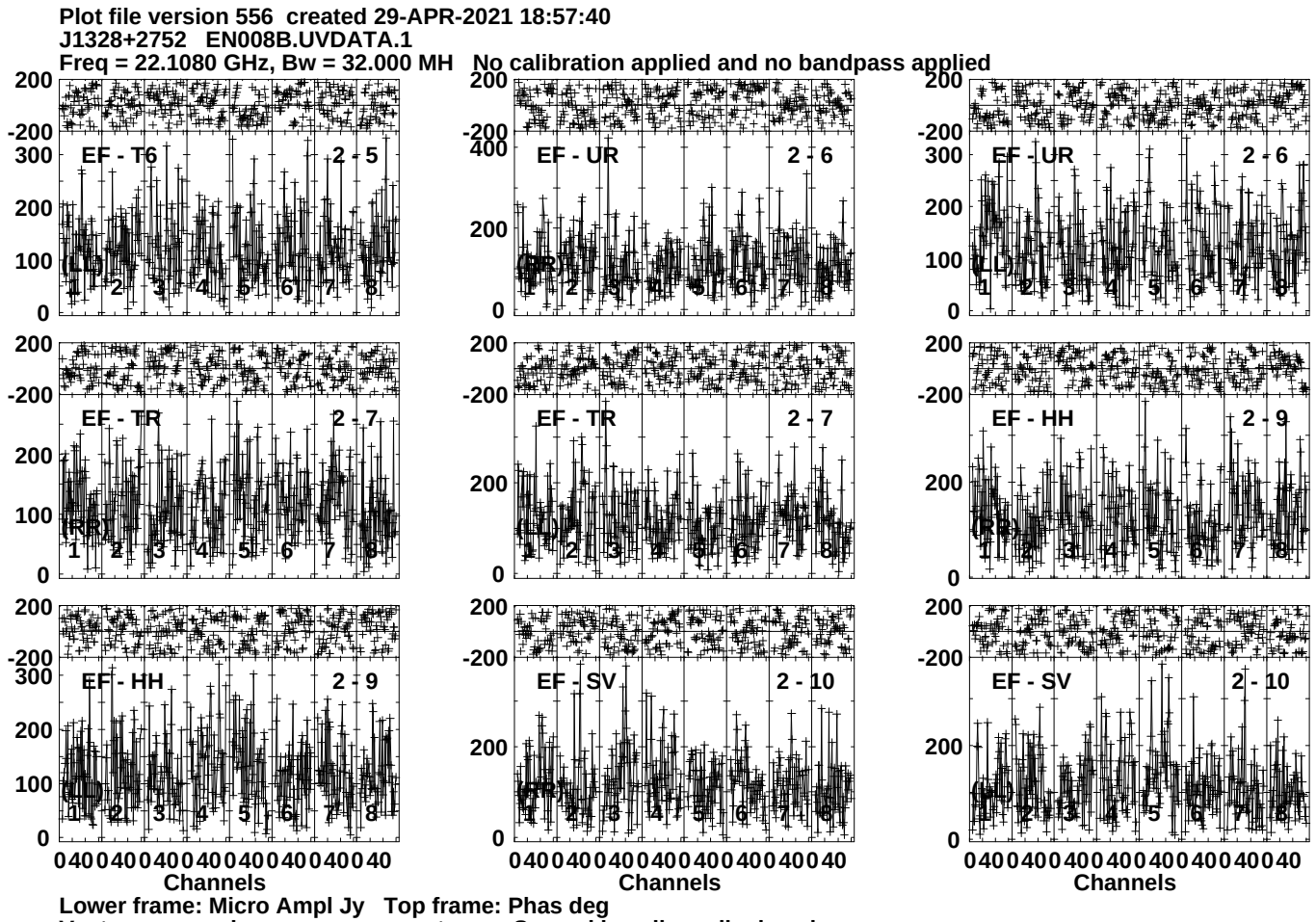
Plot file version 556 created 29-APR-2021 18:57:40
J1328+2752 EN008B.UVDATA.1
Freq = 22.1080 GHz, Bw = 32.000 MH No calibration applied and no bandpass applied
EF - T6 2 - 5
EF - UR 2 - 6
EF - UR 2 - 6
EF - TR 2 - 7
EF - TR 2 - 7
EF - HH 2 - 9
EF - HH 2 - 9
EF - SV 2 - 10
EF - SV 2 - 10
Channels
Channels
Channels
Lower frame: Micro Ampl Jy Top frame: Phas deg
Vector averaged cross-power spectrum Several baselines displayed
Timerange: 00/21:04:21 to 00/21:06:19

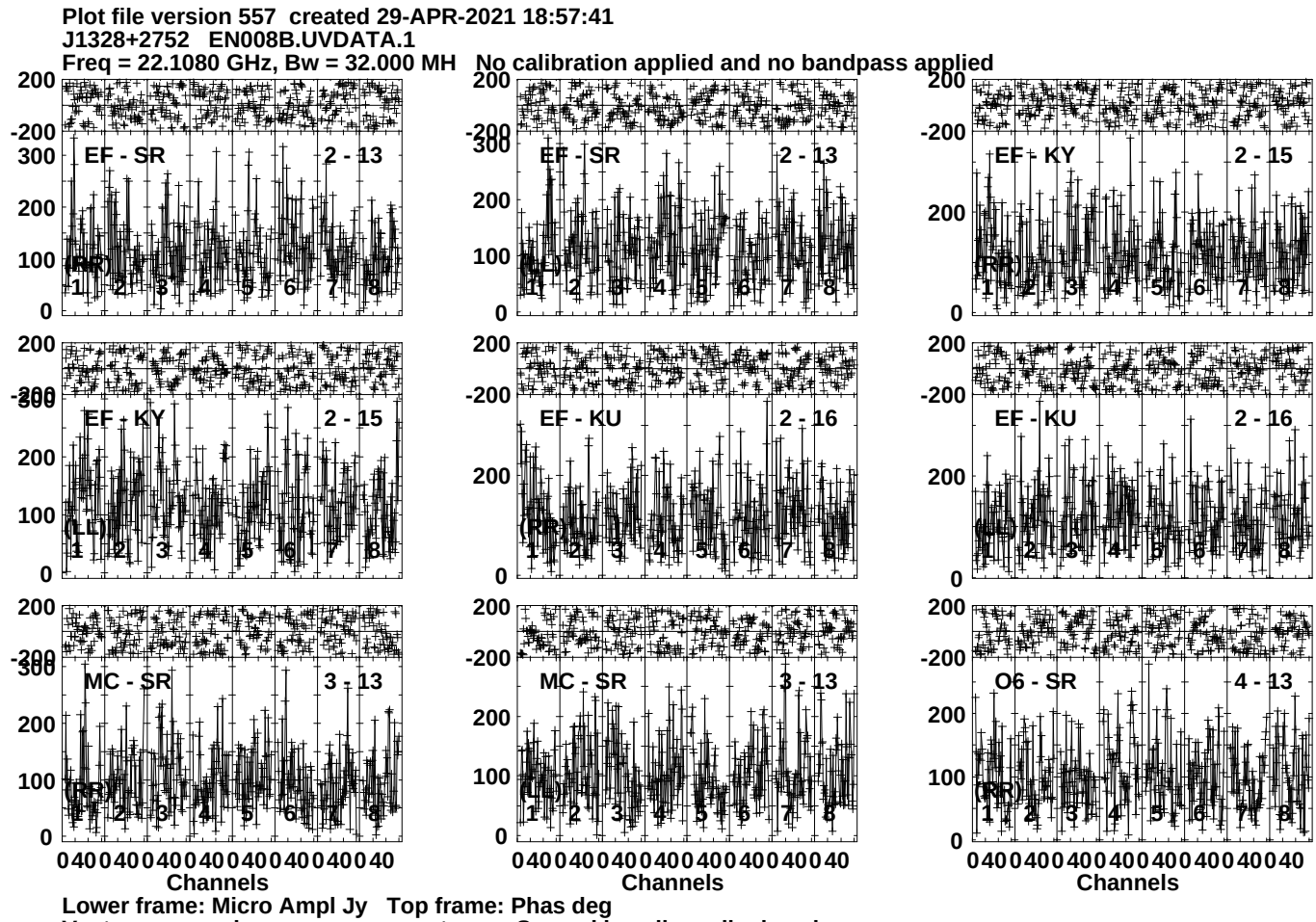
Plot file version 557 created 29-APR-2021 18:57:41
J1328+2752 EN008B.UVDATA.1
Freq = 22.1080 GHz, Bw = 32.000 MH No calibration applied and no bandpass applied
EF - SR 2 - 13
EF - SR 2 - 13
EF - KY 2 - 15
EF - KY 2 - 15
EF - KU 2 - 16
EF - KU 2 - 16
MC - SR 3 - 13
MC - SR 3 - 13
O6 - SR 4 - 13
(RR)
(LL)
Channels
Lower frame: Micro Ampl Jy Top frame: Phas deg
Vector averaged cross-power spectrum Several baselines displayed
Timerange: 00/21:04:21 to 00/21:06:19

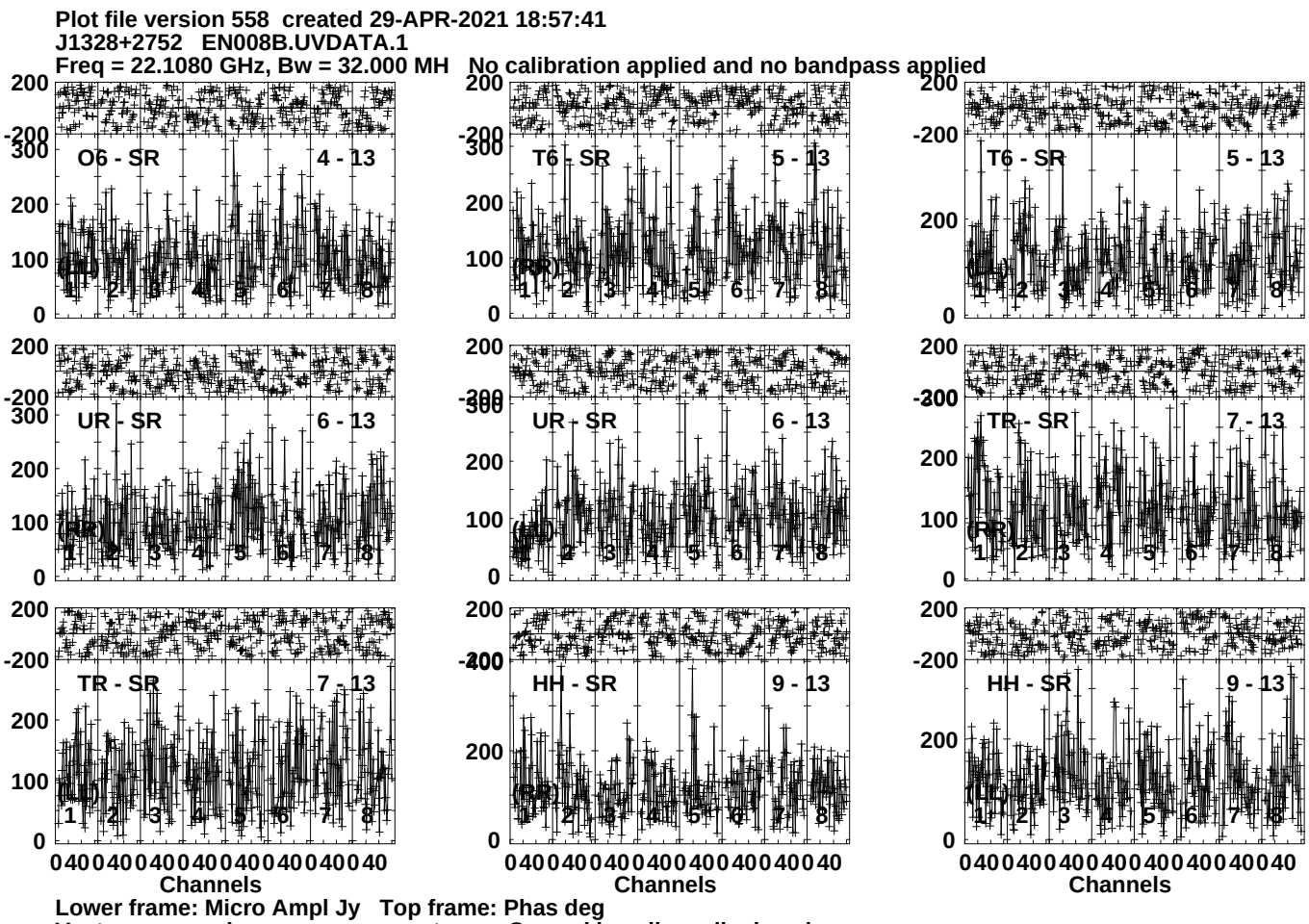
Plot file version 558 created 29-APR-2021 18:57:41
J1328+2752 EN008B.UVDATA.1
Freq = 22.1080 GHz, Bw = 32.000 MH No calibration applied and no bandpass applied
O6 - SR 4 - 13
T6 - SR 5 - 13
T6 - SR 5 - 13
UR - SR 6 - 13
UR - SR 6 - 13
TR - SR 7 - 13
TR - SR 7 - 13
HH - SR 9 - 13
HH - SR 9 - 13
Channels
Channels
Channels
Lower frame: Micro Ampl Jy Top frame: Phas deg
Vector averaged cross-power spectrum Several baselines displayed
Timerange: 00/21:04:21 to 00/21:06:19

Plot file version 559 created 29-APR-2021 18:57:41
J1328+2752 EN008B.UVDATA.1
Freq = 22.1080 GHz, Bw = 32.000 MH No calibration applied and no bandpass applied

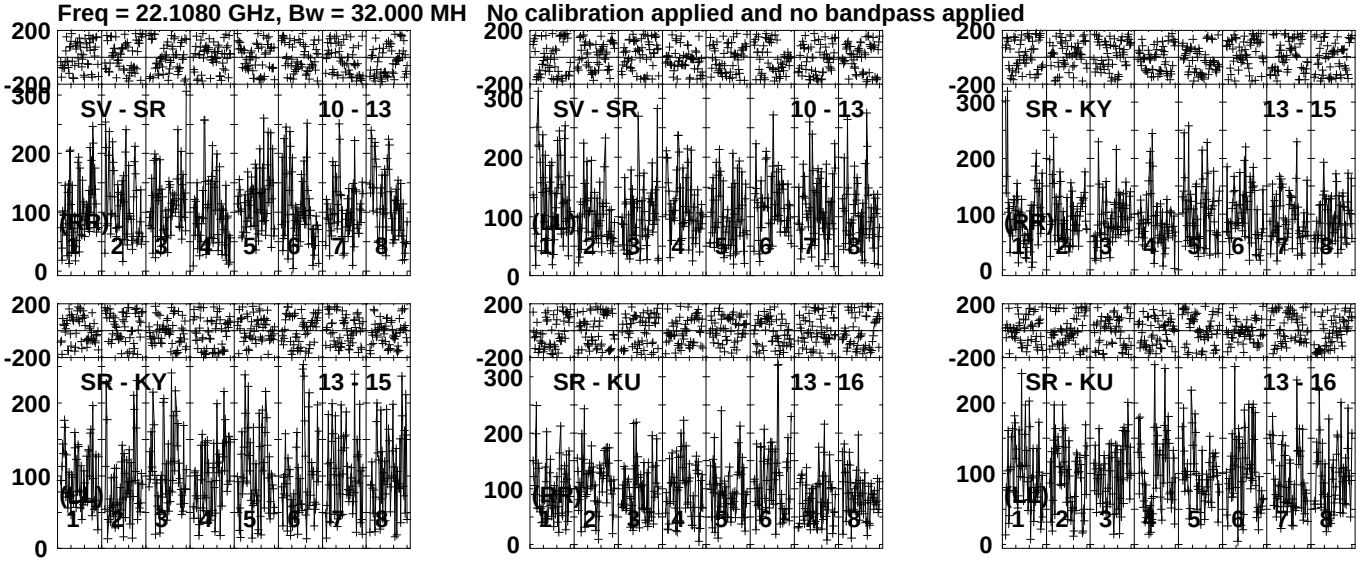

Lower frame: Micro Ampl Jy Top frame: Phas deg
Vector averaged cross-power spectrum Several baselines displayed
Timerange: 00/21:04:21 to 00/21:06:19

Plot file version 560 created 29-APR-2021 18:57:41
J1333+2725 EN008B.UVDATA.1
Freq = 22.1080 GHz, Bw = 32.000 MH No calibration applied and no bandpass applied

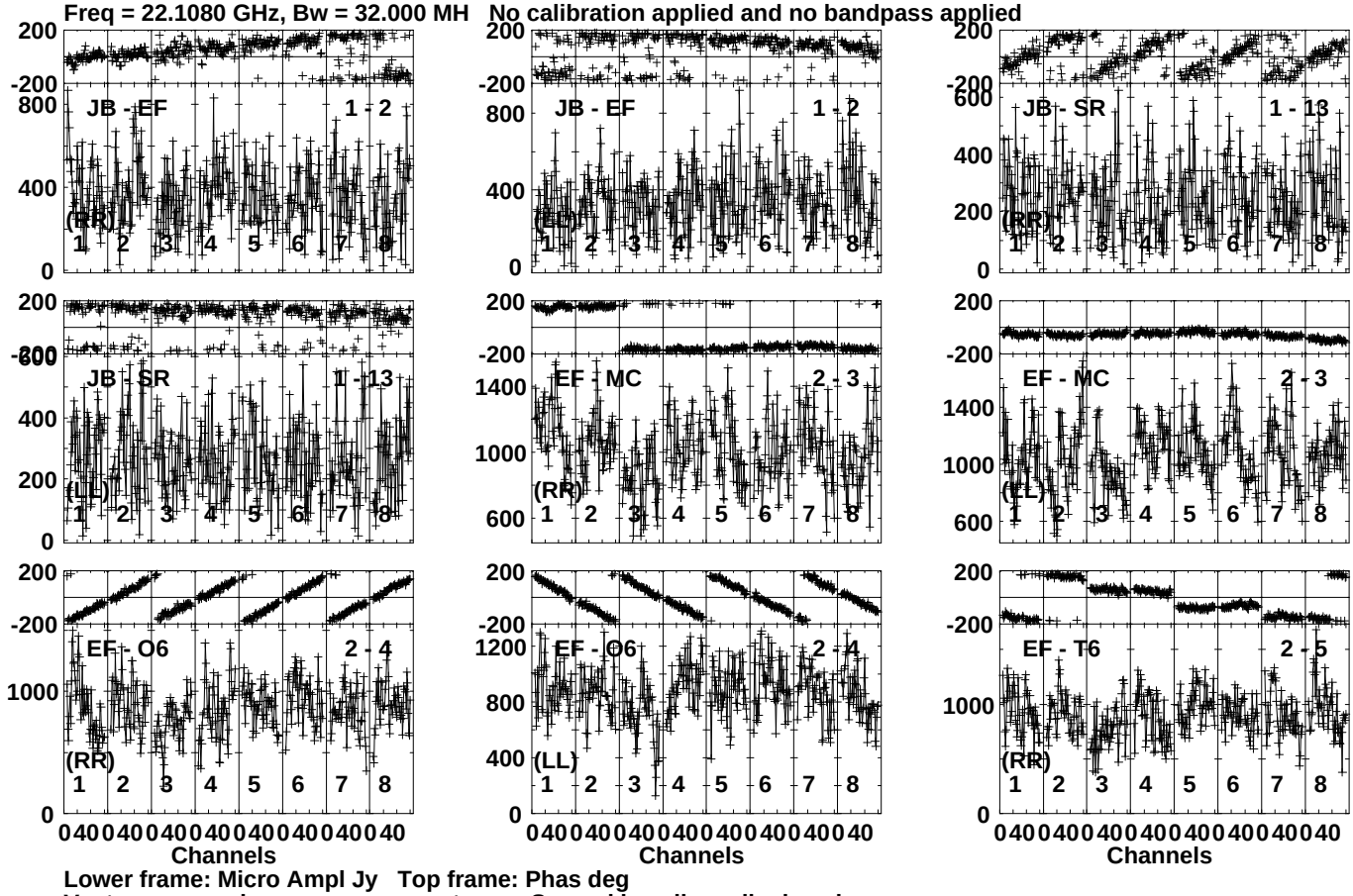

Lower frame: Micro Ampl Jy Top frame: Phas deg
Vector averaged cross-power spectrum Several baselines displayed
Timerange: 00/21:06:21 to 00/21:07:19

Plot file version 561 created 29-APR-2021 18:57:41
J1333+2725 EN008B.UVDATA.1
Freq = 22.1080 GHz, Bw = 32.000 MH No calibration applied and no bandpass applied

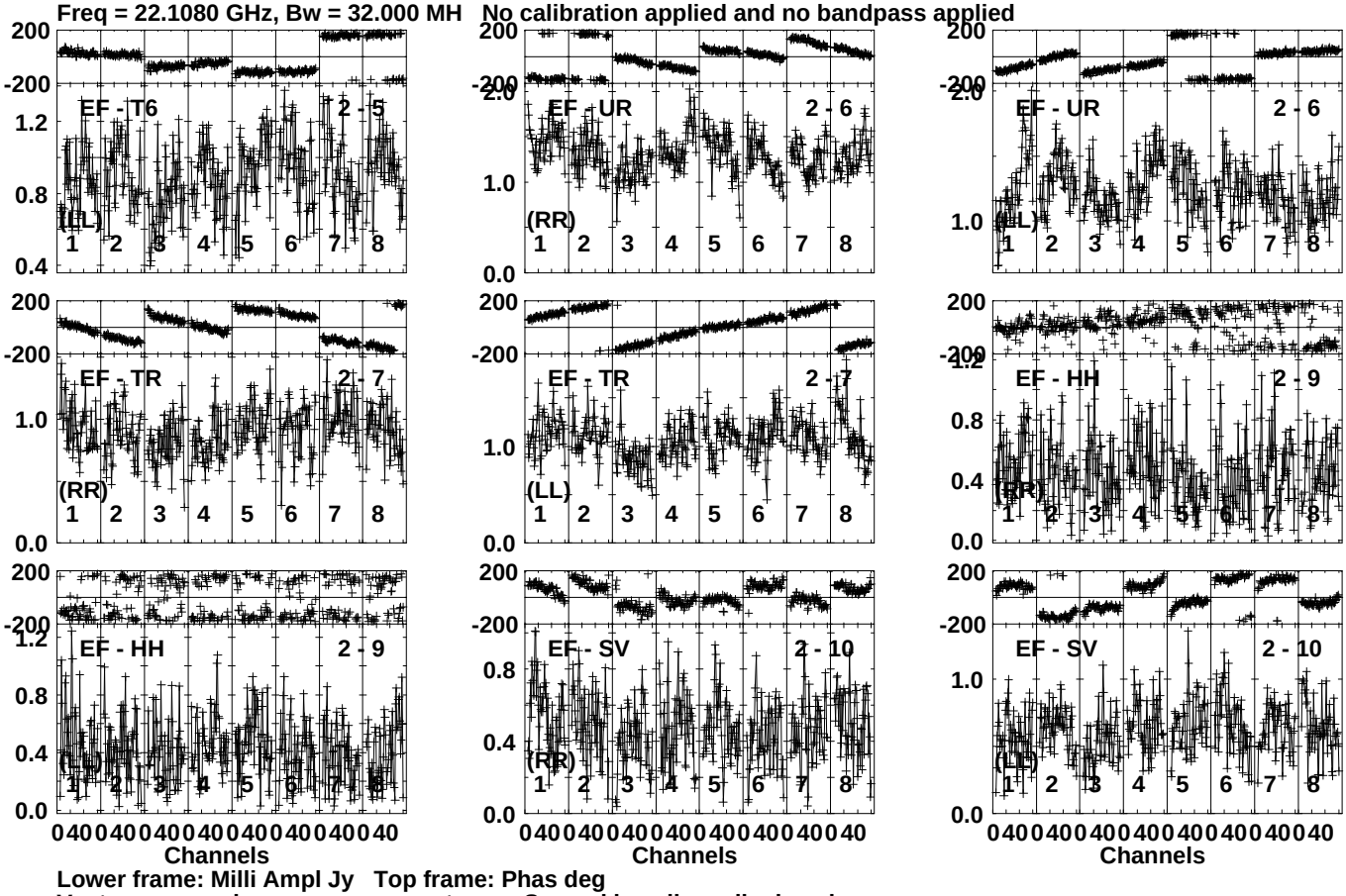

Lower frame: Milli Ampl Jy Top frame: Phas deg
Vector averaged cross-power spectrum Several baselines displayed
Timerange: 00/21:06:21 to 00/21:07:19

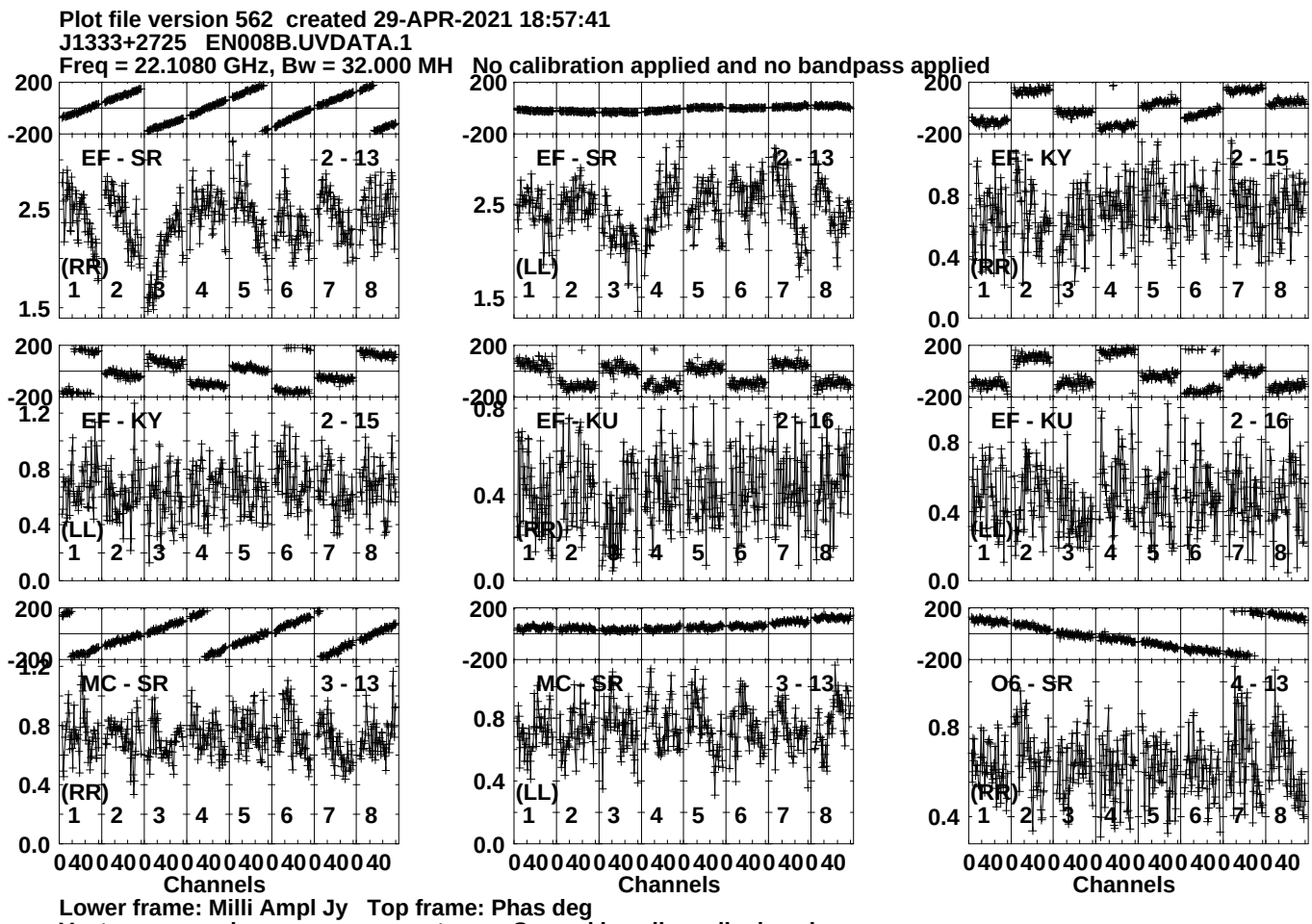
Plot file version 562 created 29-APR-2021 18:57:41
J1333+2725 EN008B.UVDATA.1
Freq = 22.1080 GHz, Bw = 32.000 MH No calibration applied and no bandpass applied
EF - SR 2 - 13
(RR)
EF - SR 2 - 13
(LL)
EF - KY 2 - 15
(RR)
EF - KY 2 - 15
(LL)
EF - KU 2 - 16
(RR)
EF - KU 2 - 16
(LL)
MC - SR 3 - 13
(RR)
MC - SR 3 - 13
(LL)
O6 - SR 4 - 13
(RR)
Channels
Lower frame: Milli Ampl Jy Top frame: Phas deg
Vector averaged cross-power spectrum Several baselines displayed
Timerange: 00/21:06:21 to 00/21:07:19

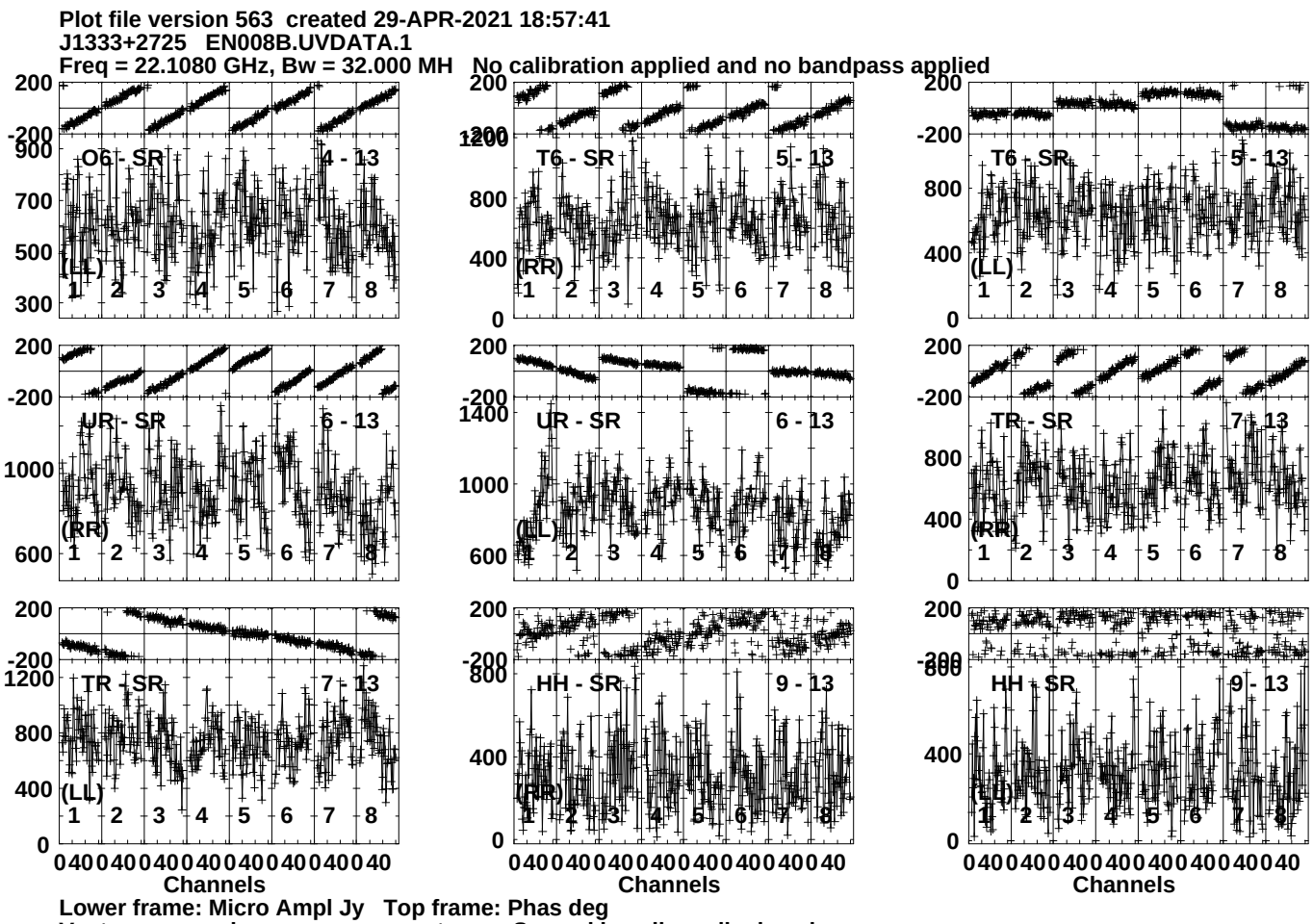
Plot file version 563 created 29-APR-2021 18:57:41
J1333+2725 EN008B.UVDATA.1
Freq = 22.1080 GHz, Bw = 32.000 MH No calibration applied and no bandpass applied
O6 - SR 4 - 13
(LL)
T6 - SR 5 - 13
(RR)
T6 - SR 5 - 13
(LL)
UR - SR 6 - 13
(RR)
UR - SR 6 - 13
(LL)
TR - SR 7 - 13
(RR)
TR - SR 7 - 13
(LL)
HH - SR 9 - 13
(RR)
HH - SR 9 - 13
(LL)
Channels
Channels
Channels
Lower frame: Micro Ampl Jy Top frame: Phas deg
Vector averaged cross-power spectrum Several baselines displayed
Timerange: 00/21:06:21 to 00/21:07:19

Plot file version 564 created 29-APR-2021 18:57:41
J1333+2725 EN008B.UVDATA.1
Freq = 22.1080 GHz, Bw = 32.000 MH No calibration applied and no bandpass applied

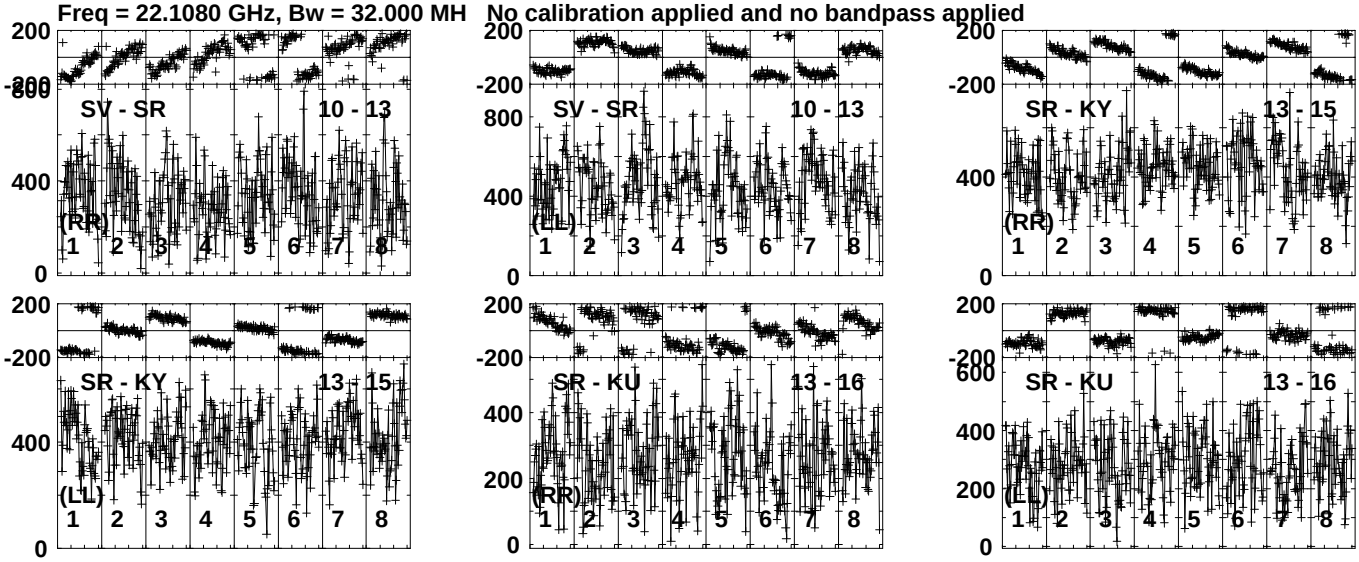

Lower frame: Micro Ampl Jy Top frame: Phas deg
Vector averaged cross-power spectrum Several baselines displayed
Timerange: 00/21:06:21 to 00/21:07:19

Plot file version 565 created 29-APR-2021 18:57:42
J1328+2752 EN008B.UVDATA.1
Freq = 22.1080 GHz, Bw = 32.000 MH No calibration applied and no bandpass applied

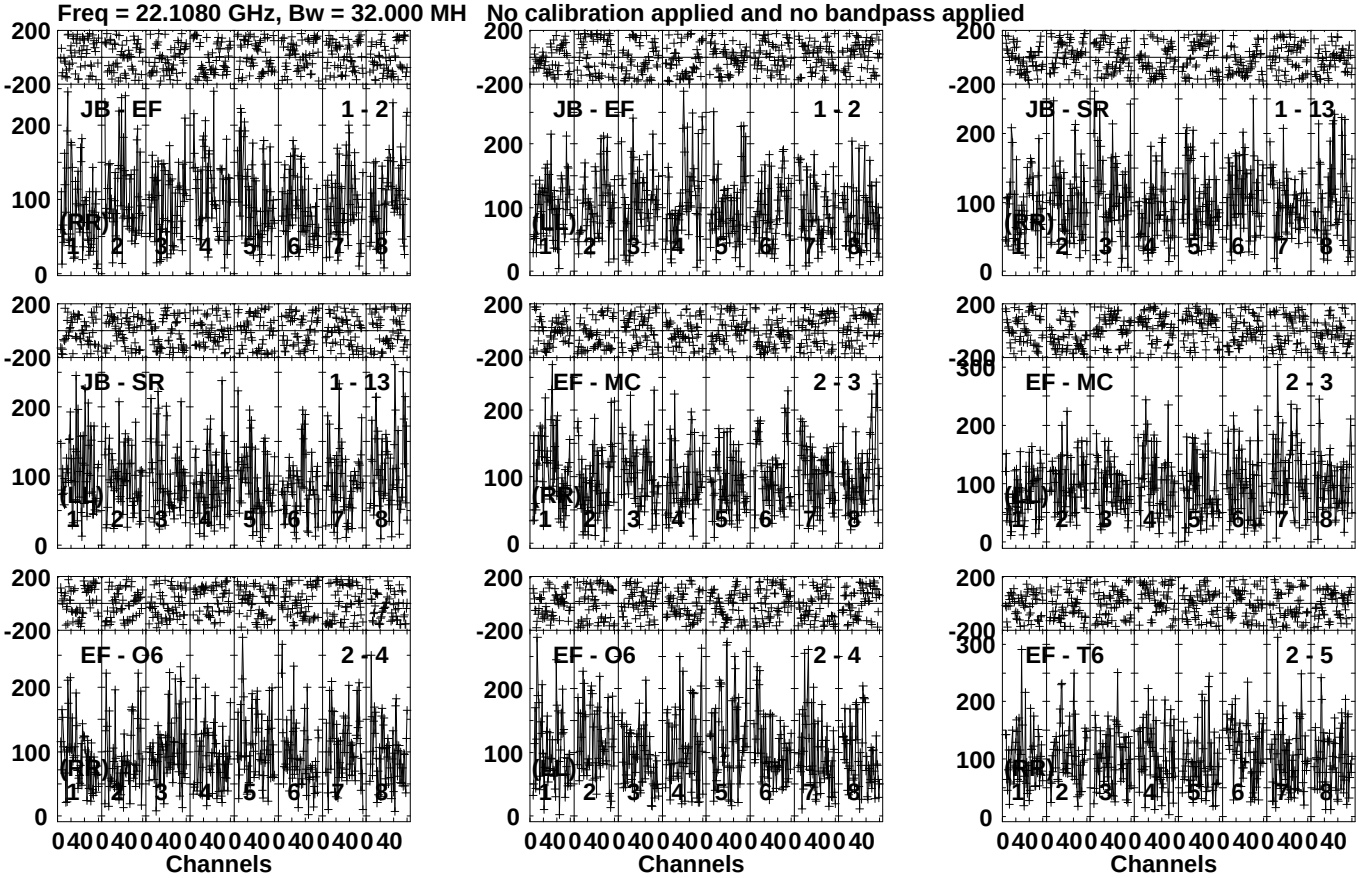

Lower frame: Micro Ampl Jy Top frame: Phas deg
Vector averaged cross-power spectrum Several baselines displayed
Timerange: 00/21:08:01 to 00/21:09:59

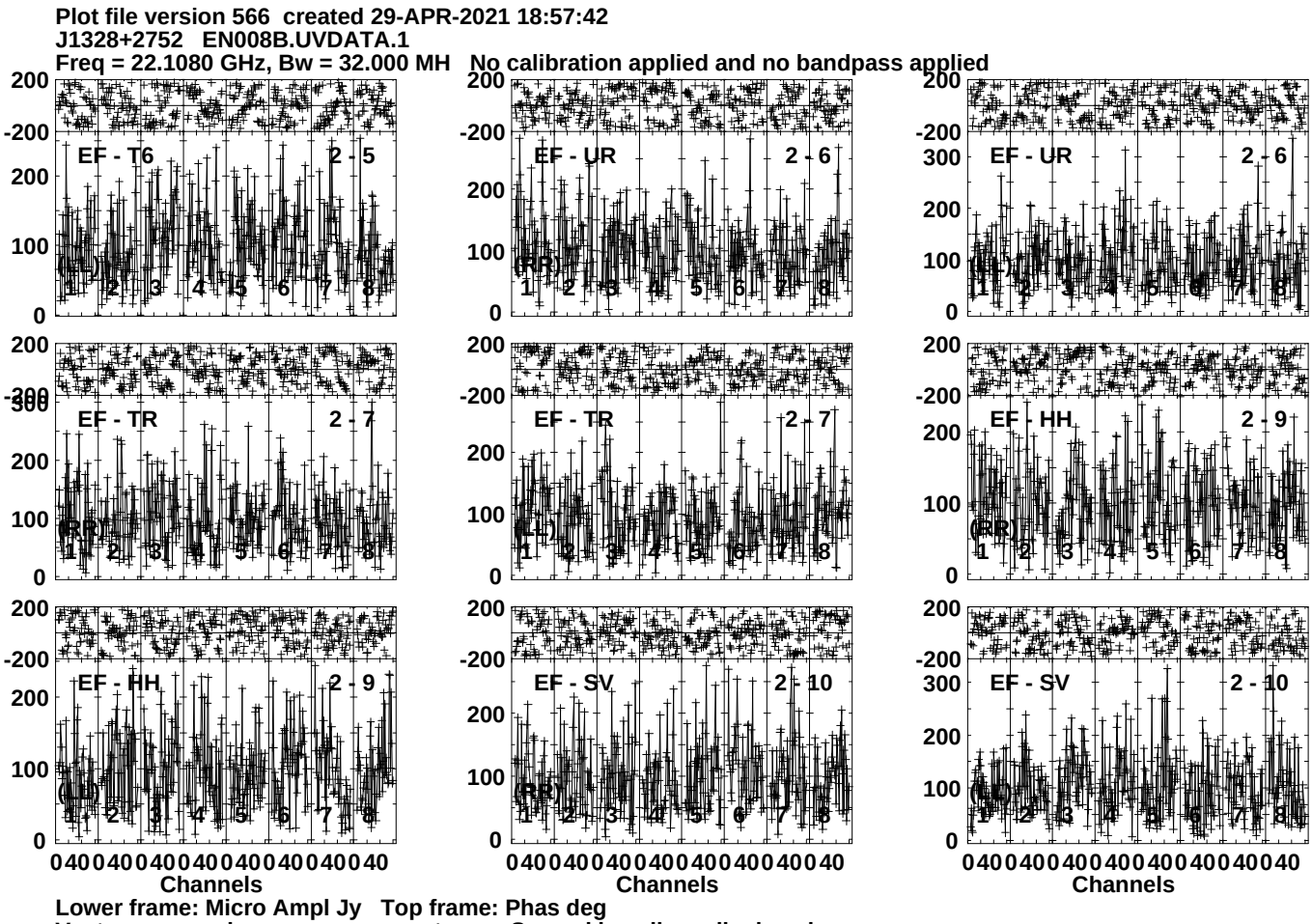
Plot file version 566 created 29-APR-2021 18:57:42
J1328+2752 EN008B.UVDATA.1
Freq = 22.1080 GHz, Bw = 32.000 MH No calibration applied and no bandpass applied
EF - T6 2 - 5
EF - UR 2 - 6
EF - UR 2 - 6
EF - TR 2 - 7
EF - TR 2 - 7
EF - HH 2 - 9
EF - HH 2 - 9
EF - SV 2 - 10
EF - SV 2 - 10
(RR)
(LL)
(RL)
(LR)
Channels
Lower frame: Micro Ampl Jy Top frame: Phas deg
Vector averaged cross-power spectrum Several baselines displayed
Timerange: 00/21:08:01 to 00/21:09:59

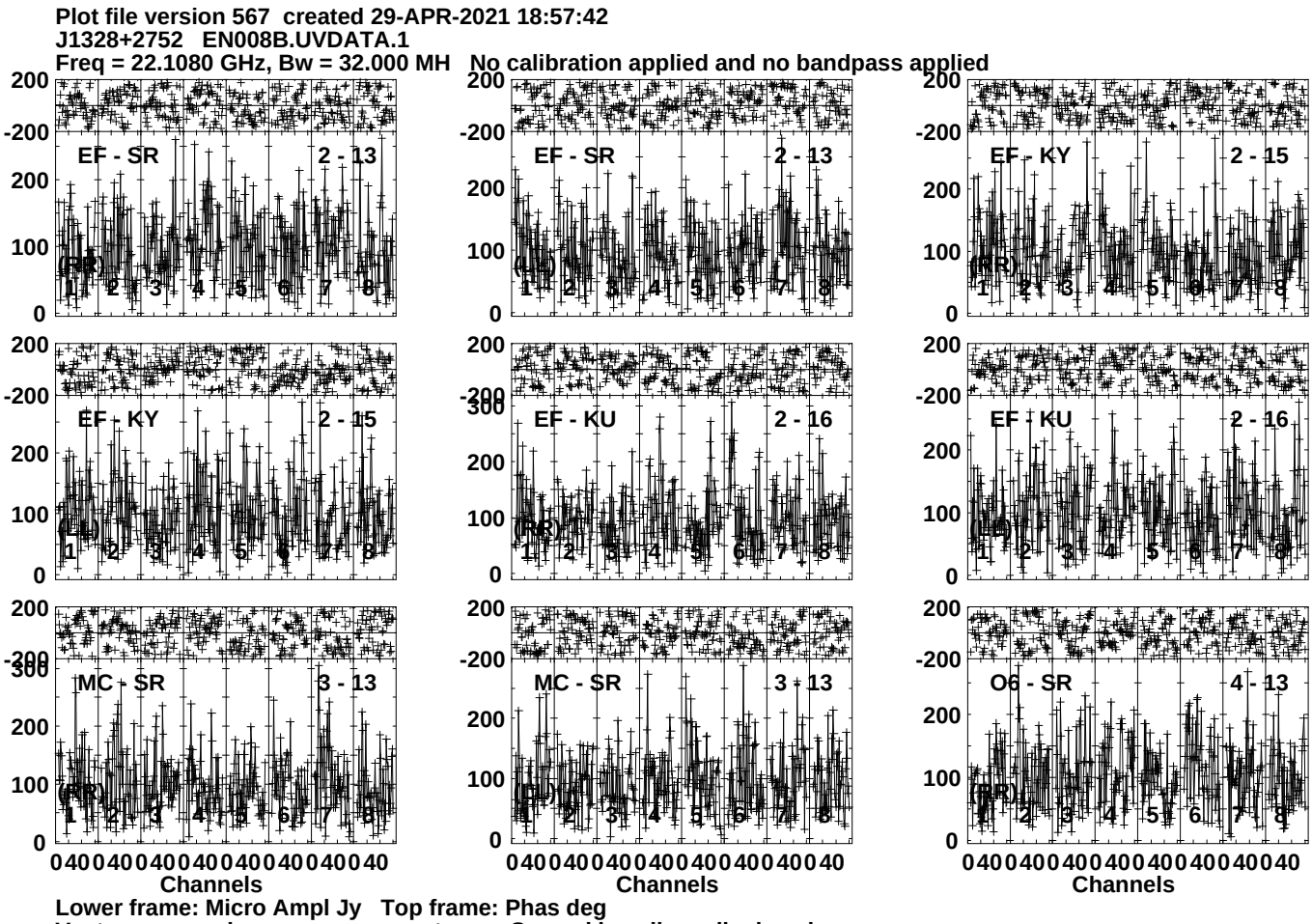
Plot file version 567 created 29-APR-2021 18:57:42
J1328+2752 EN008B.UVDATA.1
Freq = 22.1080 GHz, Bw = 32.000 MH No calibration applied and no bandpass applied
EF - SR 2 - 13
EF - SR 2 - 13
EF - KY 2 - 15
EF - KY 2 - 15
EF - KU 2 - 16
EF - KU 2 - 16
MC - SR 3 - 13
MC - SR 3 - 13
O6 - SR 4 - 13
(RR)
(LL)
1 2 3 4 5 6 7 8
200
-200
100
0
300
Channels
Lower frame: Micro Ampl Jy Top frame: Phas deg
Vector averaged cross-power spectrum Several baselines displayed
Timerange: 00/21:08:01 to 00/21:09:59

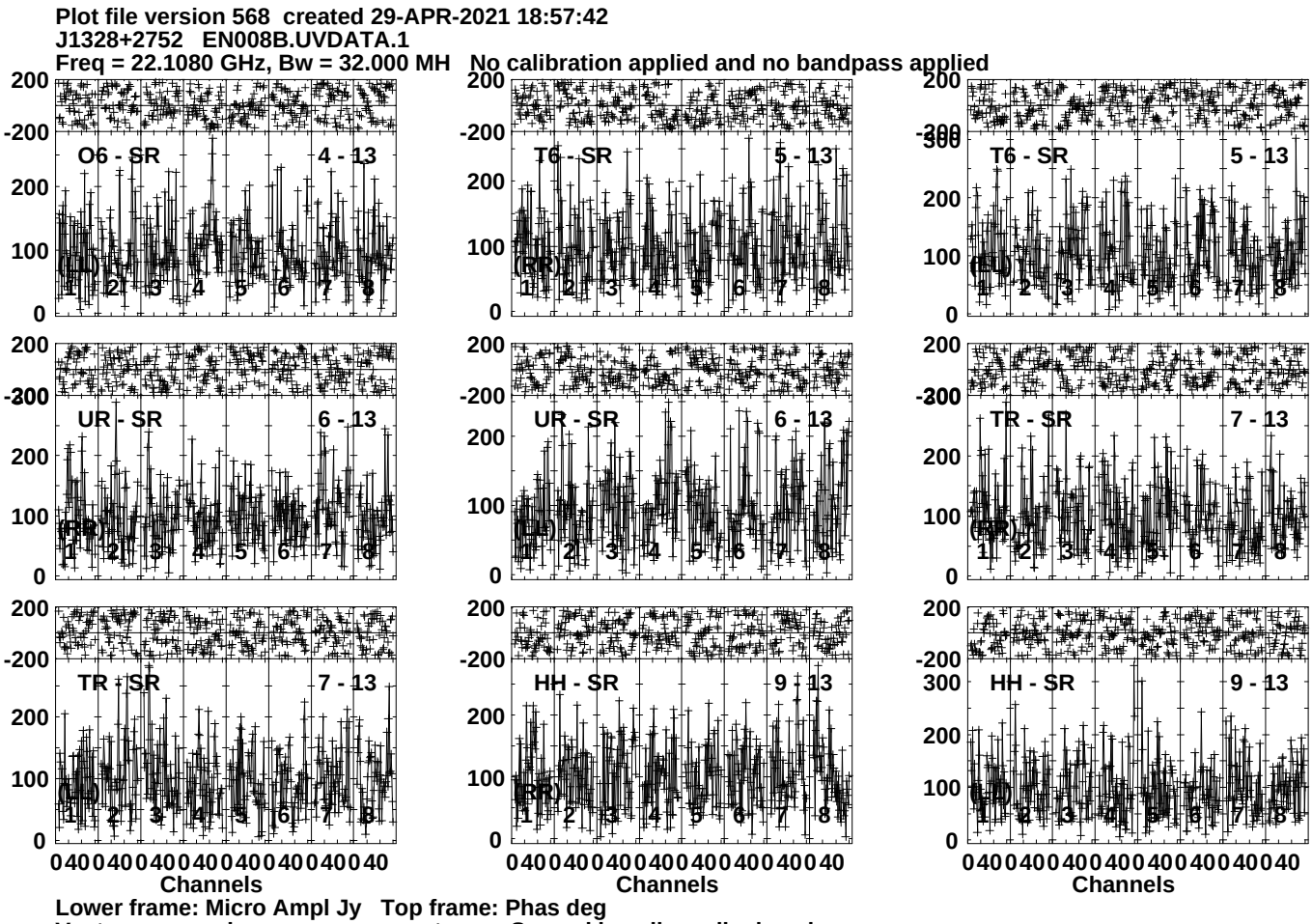
Plot file version 568 created 29-APR-2021 18:57:42
J1328+2752 EN008B.UVDATA.1
Freq = 22.1080 GHz, Bw = 32.000 MH No calibration applied and no bandpass applied
O6 - SR 4 - 13
T6 - SR 5 - 13
T6 - SR 5 - 13
UR - SR 6 - 13
UR - SR 6 - 13
TR - SR 7 - 13
TR - SR 7 - 13
HH - SR 9 - 13
HH - SR 9 - 13
(LL)
(RR)
(LR)
(RL)
200
-200
100
0
300
1 2 3 4 5 6 7 8
0 40 0 40 0 40 0 40 0 40 0 40 0 40 0 40
Channels
Lower frame: Micro Ampl Jy Top frame: Phas deg
Vector averaged cross-power spectrum Several baselines displayed
Timerange: 00/21:08:01 to 00/21:09:59

Plot file version 569 created 29-APR-2021 18:57:42
J1328+2752 EN008B.UVDATA.1
Freq = 22.1080 GHz, Bw = 32.000 MH No calibration applied and no bandpass applied

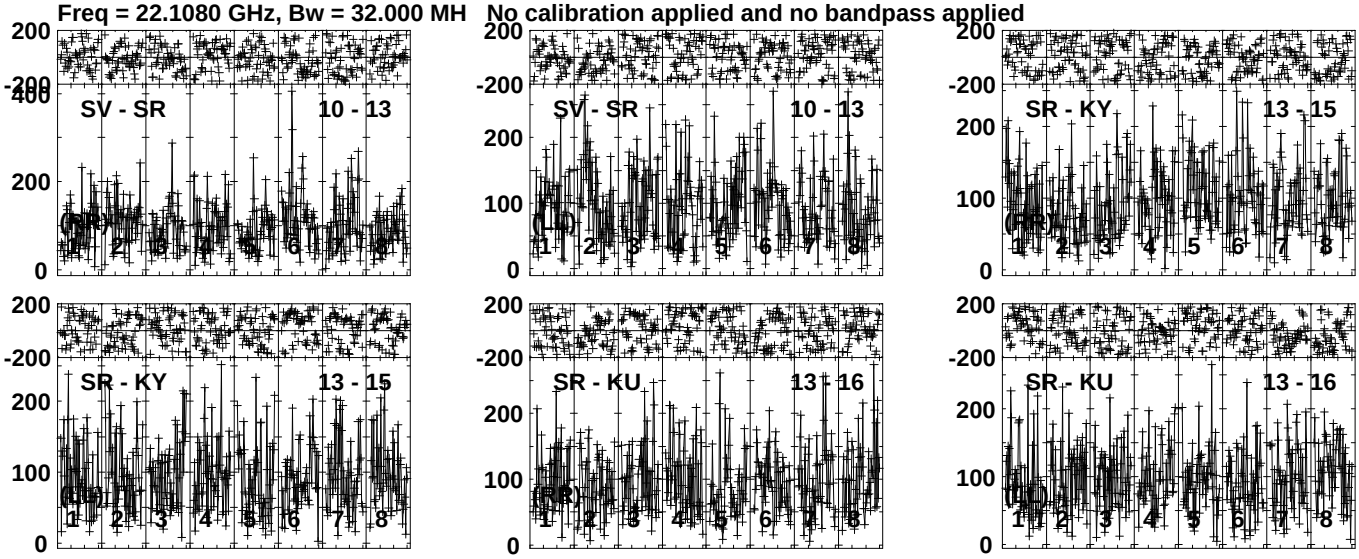

Lower frame: Micro Ampl Jy Top frame: Phas deg
Vector averaged cross-power spectrum Several baselines displayed
Timerange: 00/21:08:01 to 00/21:09:59

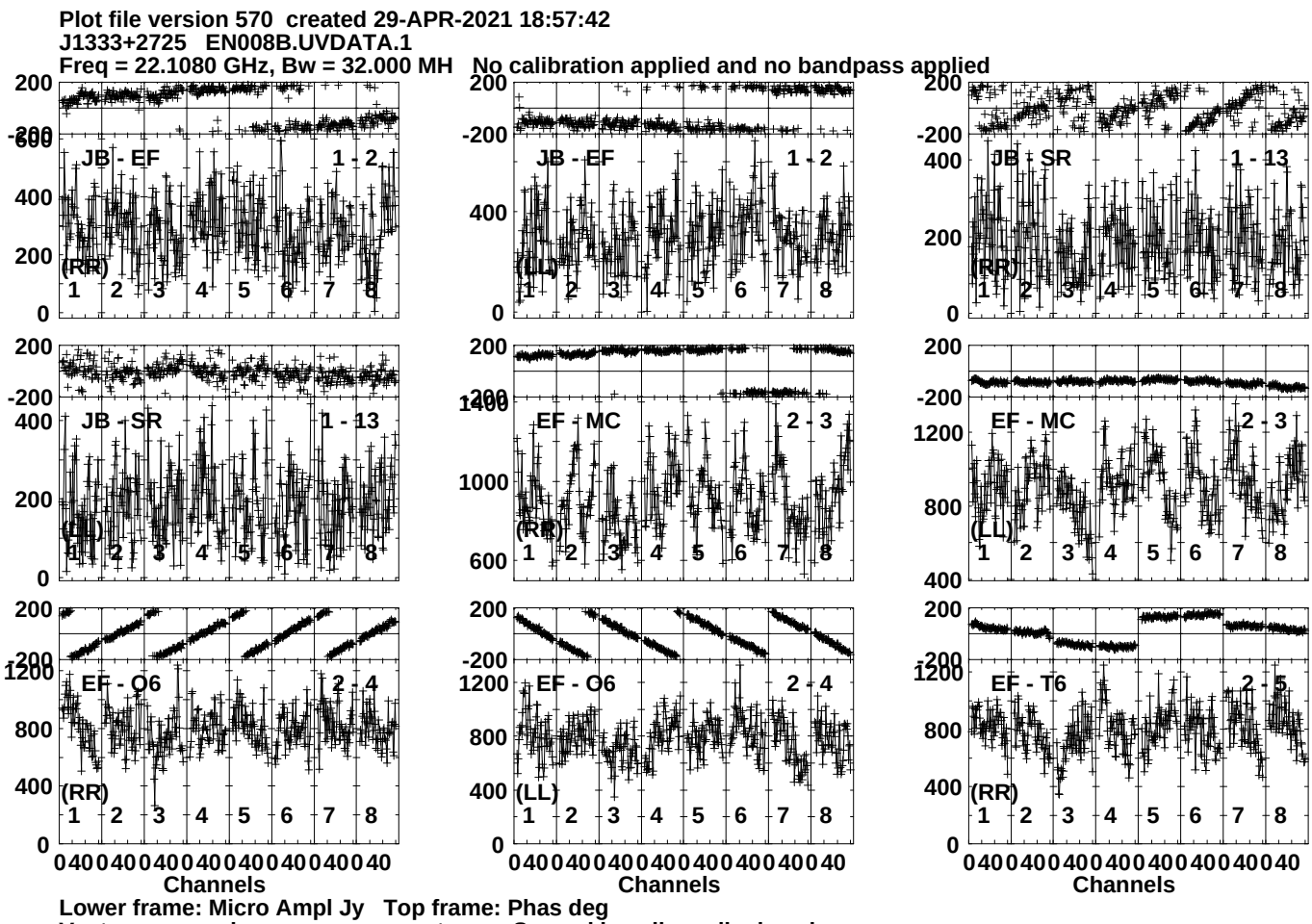
Plot file version 570 created 29-APR-2021 18:57:42
J1333+2725 EN008B.UVDATA.1
Freq = 22.1080 GHz, Bw = 32.000 MH No calibration applied and no bandpass applied
JB - EF 1 - 2
(RR)
JB - EF 1 - 2
(LL)
JB - SR 1 - 13
(RR)
JB - SR 1 - 13
(LL)
EF - MC 2 - 3
(RR)
EF - MC 2 - 3
(LL)
EF - O6 2 - 4
(RR)
EF - O6 2 - 4
(LL)
EF - T6 2 - 5
(RR)
Channels
Channels
Channels
Lower frame: Micro Ampl Jy Top frame: Phas deg
Vector averaged cross-power spectrum Several baselines displayed
Timerange: 00/21:10:31 to 00/21:11:29

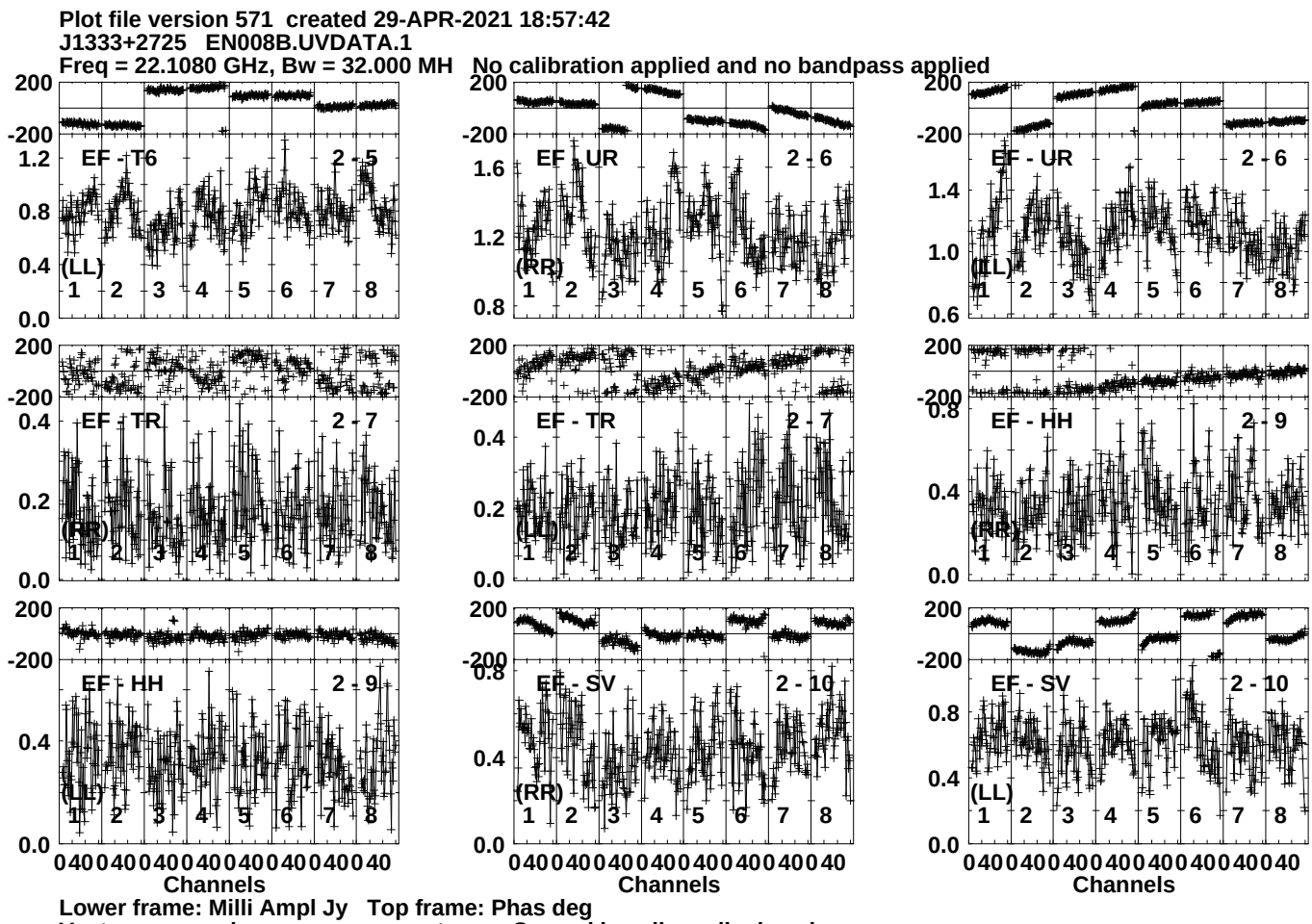
Plot file version 571 created 29-APR-2021 18:57:42
J1333+2725 EN008B.UVDATA.1
Freq = 22.1080 GHz, Bw = 32.000 MH No calibration applied and no bandpass applied
EF - T6 2 - 5
EF - UR 2 - 6
EF - UR 2 - 6
EF - TR 2 - 7
EF - TR 2 - 7
EF - HH 2 - 9
EF - HH 2 - 9
EF - SV 2 - 10
EF - SV 2 - 10
(LL)
(RR)
Channels
Lower frame: Milli Ampl Jy Top frame: Phas deg
Vector averaged cross-power spectrum Several baselines displayed
Timerange: 00/21:10:31 to 00/21:11:29

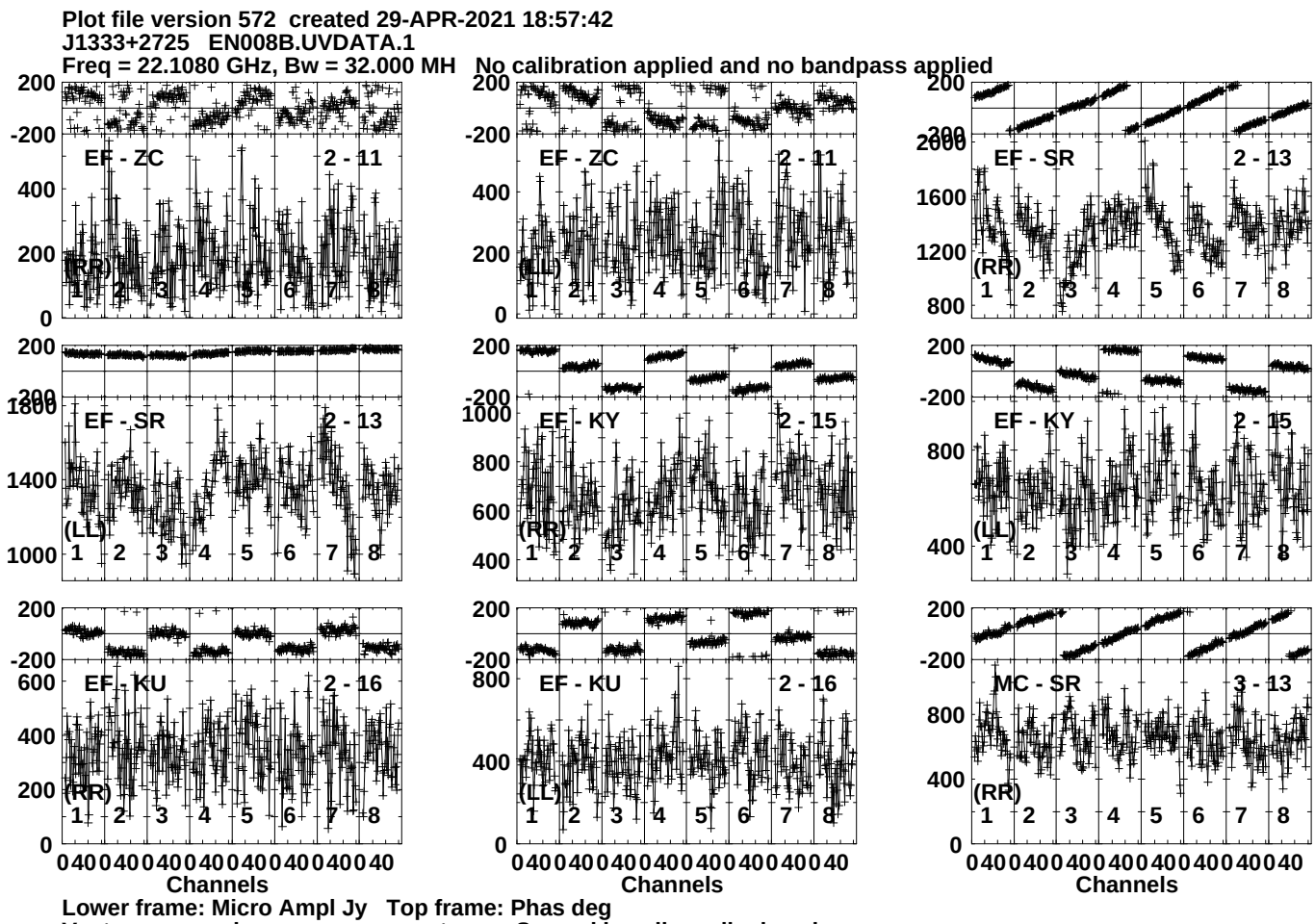
Plot file version 572 created 29-APR-2021 18:57:42
J1333+2725 EN008B.UVDATA.1
Freq = 22.1080 GHz, Bw = 32.000 MH No calibration applied and no bandpass applied
EF - ZC 2 - 11
(RR)
EF - ZC 2 - 11
(LL)
EF - SR 2 - 13
(RR)
EF - SR 2 - 13
(LL)
EF - KY 2 - 15
(RR)
EF - KY 2 - 15
(LL)
EF - KU 2 - 16
(RR)
EF - KU 2 - 16
(LL)
MC - SR 3 - 13
(RR)
Channels
Channels
Channels
Lower frame: Micro Ampl Jy Top frame: Phas deg
Vector averaged cross-power spectrum Several baselines displayed
Timerange: 00/21:10:31 to 00/21:11:29

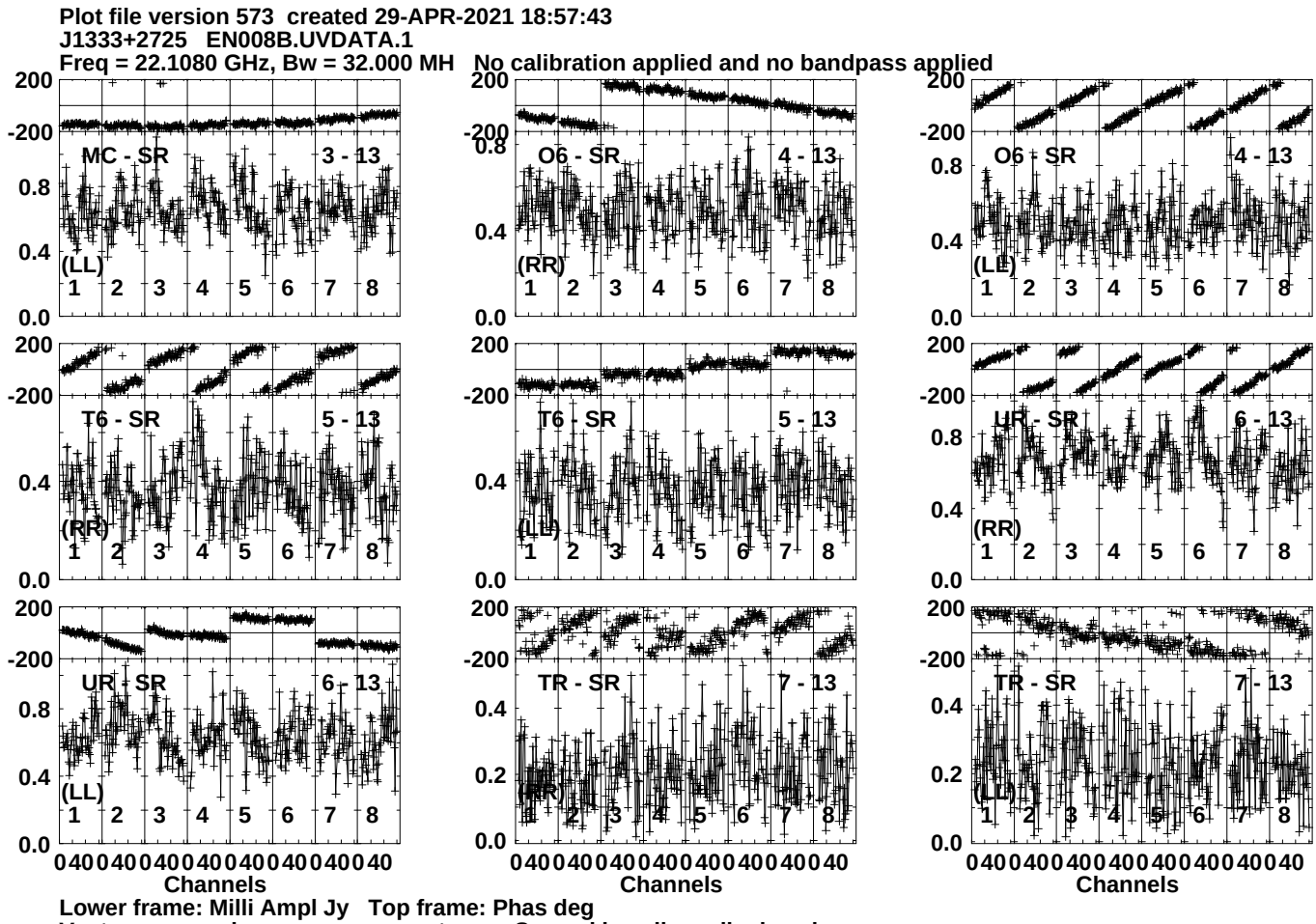
Plot file version 573 created 29-APR-2021 18:57:43
J1333+2725 EN008B.UVDATA.1
Freq = 22.1080 GHz, Bw = 32.000 MH No calibration applied and no bandpass applied
MC - SR 3 - 13
(LL)
O6 - SR 4 - 13
(RR)
O6 - SR 4 - 13
(LL)
T6 - SR 5 - 13
(RR)
T6 - SR 5 - 13
(LL)
UR - SR 6 - 13
(RR)
UR - SR 6 - 13
(LL)
TR - SR 7 - 13
(RR)
TR - SR 7 - 13
(LL)
Channels
Channels
Channels
Lower frame: Milli Ampl Jy Top frame: Phas deg
Vector averaged cross-power spectrum Several baselines displayed
Timerange: 00/21:10:31 to 00/21:11:29

Plot file version 574 created 29-APR-2021 18:57:43
J1333+2725 EN008B.UVDATA.1
Freq = 22.1080 GHz, Bw = 32.000 MH No calibration applied and no bandpass applied

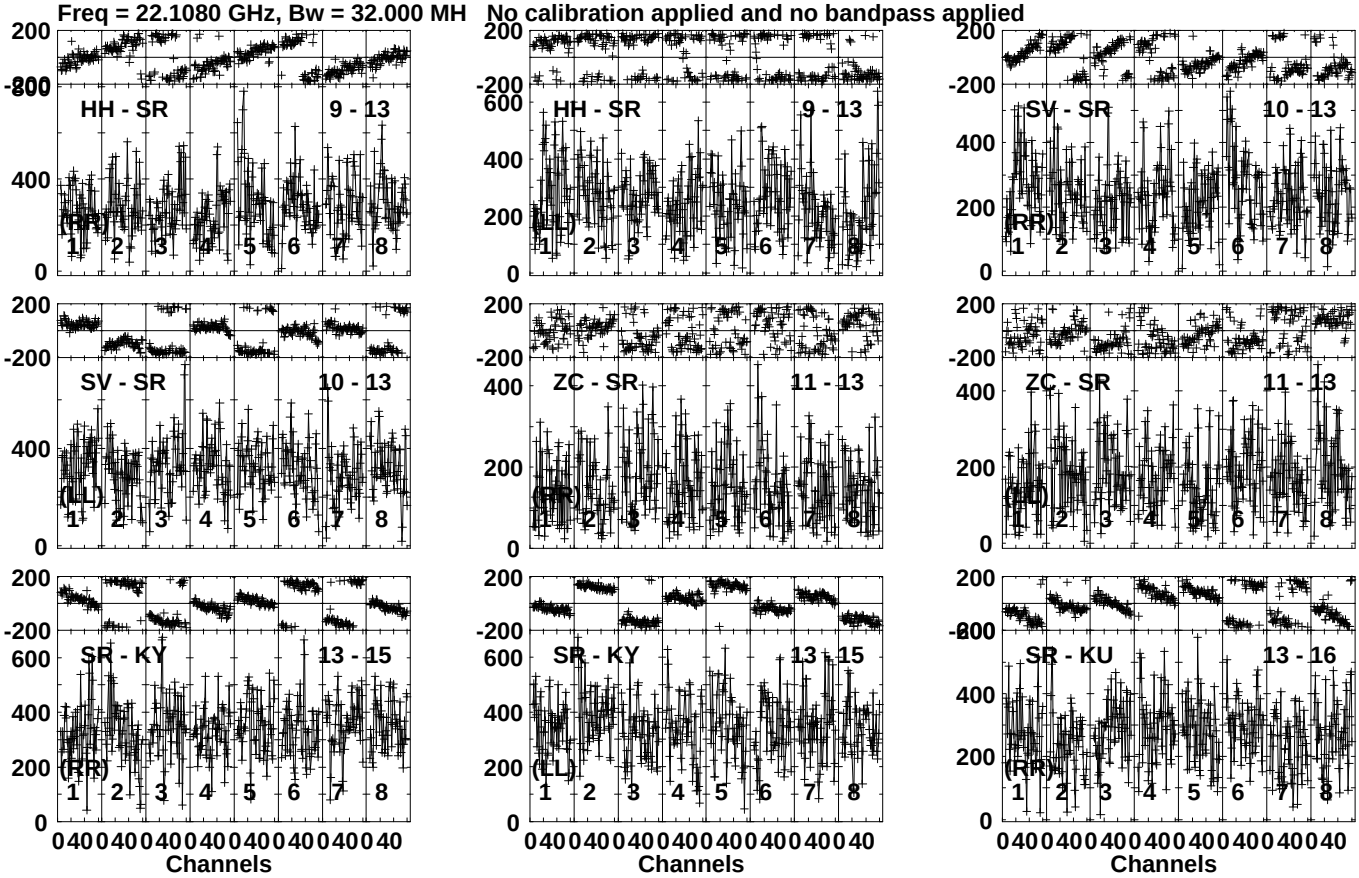

Lower frame: Micro Ampl Jy Top frame: Phas deg
Vector averaged cross-power spectrum Several baselines displayed
Timerange: 00/21:10:31 to 00/21:11:29

Plot file version 575 created 29-APR-2021 18:57:43
J1333+2725 EN008B.UVDATA.1
Freq = 22.1080 GHz, Bw = 32.000 MH No calibration applied and no bandpass applied

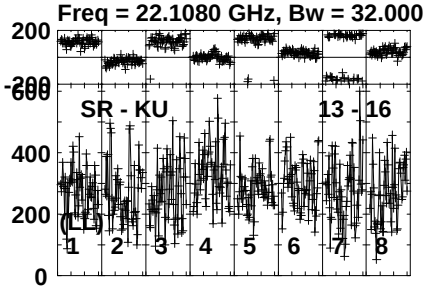

Lower frame: Micro Ampl Jy Top frame: Phas deg
Vector averaged cross-power spectrum Several baselines displayed
Timerange: 00/21:10:31 to 00/21:11:29

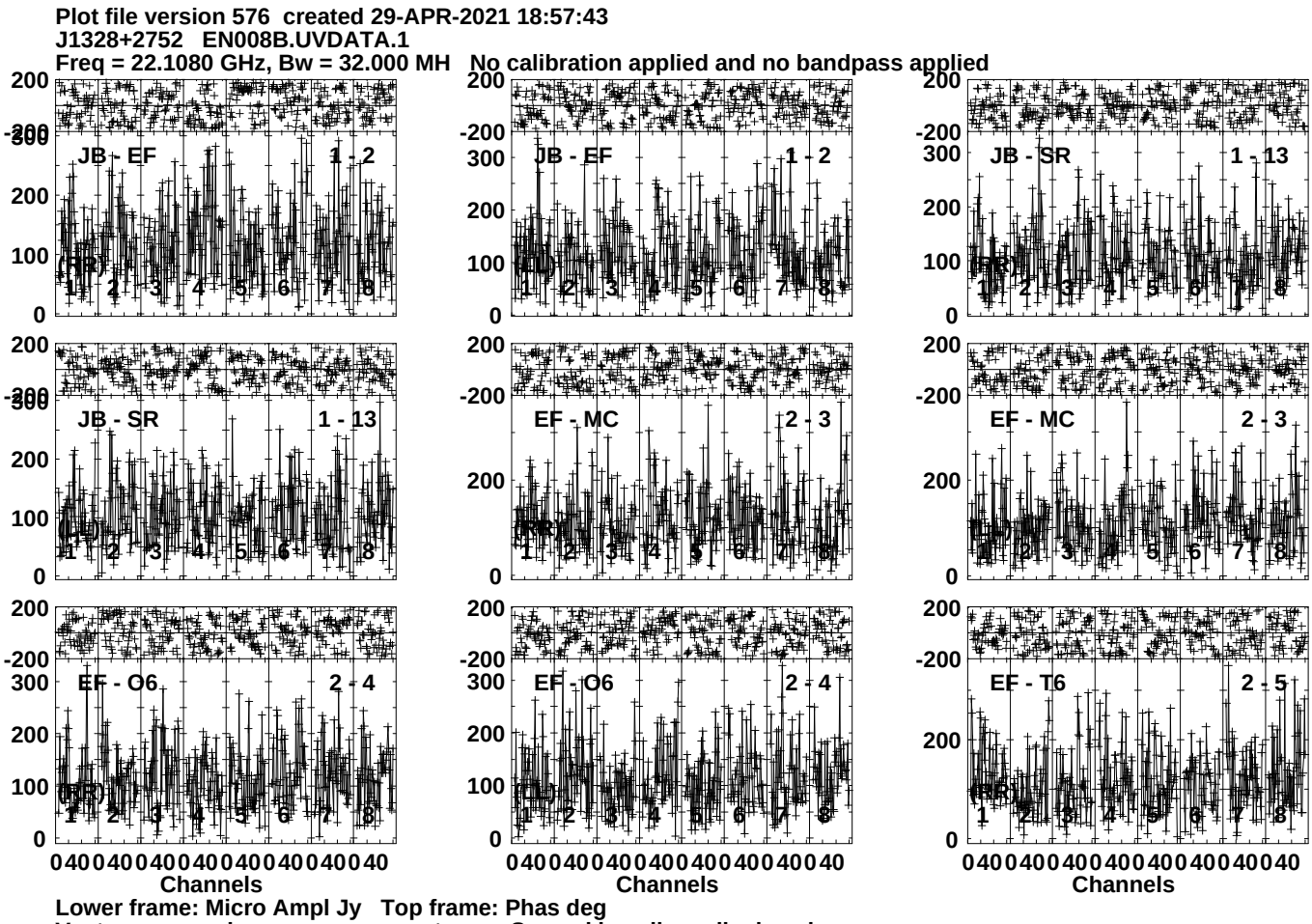
Plot file version 576 created 29-APR-2021 18:57:43
J1328+2752 EN008B.UVDATA.1
Freq = 22.1080 GHz, Bw = 32.000 MH No calibration applied and no bandpass applied
JB - EF 1 - 2
JB - EF 1 - 2
JB - SR 1 - 13
JB - SR 1 - 13
EF - MC 2 - 3
EF - MC 2 - 3
EF - O6 2 - 4
EF - O6 2 - 4
EF - T6 2 - 5
(RR)
(LL)
Channels
Lower frame: Micro Ampl Jy Top frame: Phas deg
Vector averaged cross-power spectrum Several baselines displayed
Timerange: 00/21:11:31 to 00/21:13:29

Plot file version 577 created 29-APR-2021 18:57:43
J1328+2752 EN008B.UVDATA.1
Freq = 22.1080 GHz, Bw = 32.000 MH No calibration applied and no bandpass applied

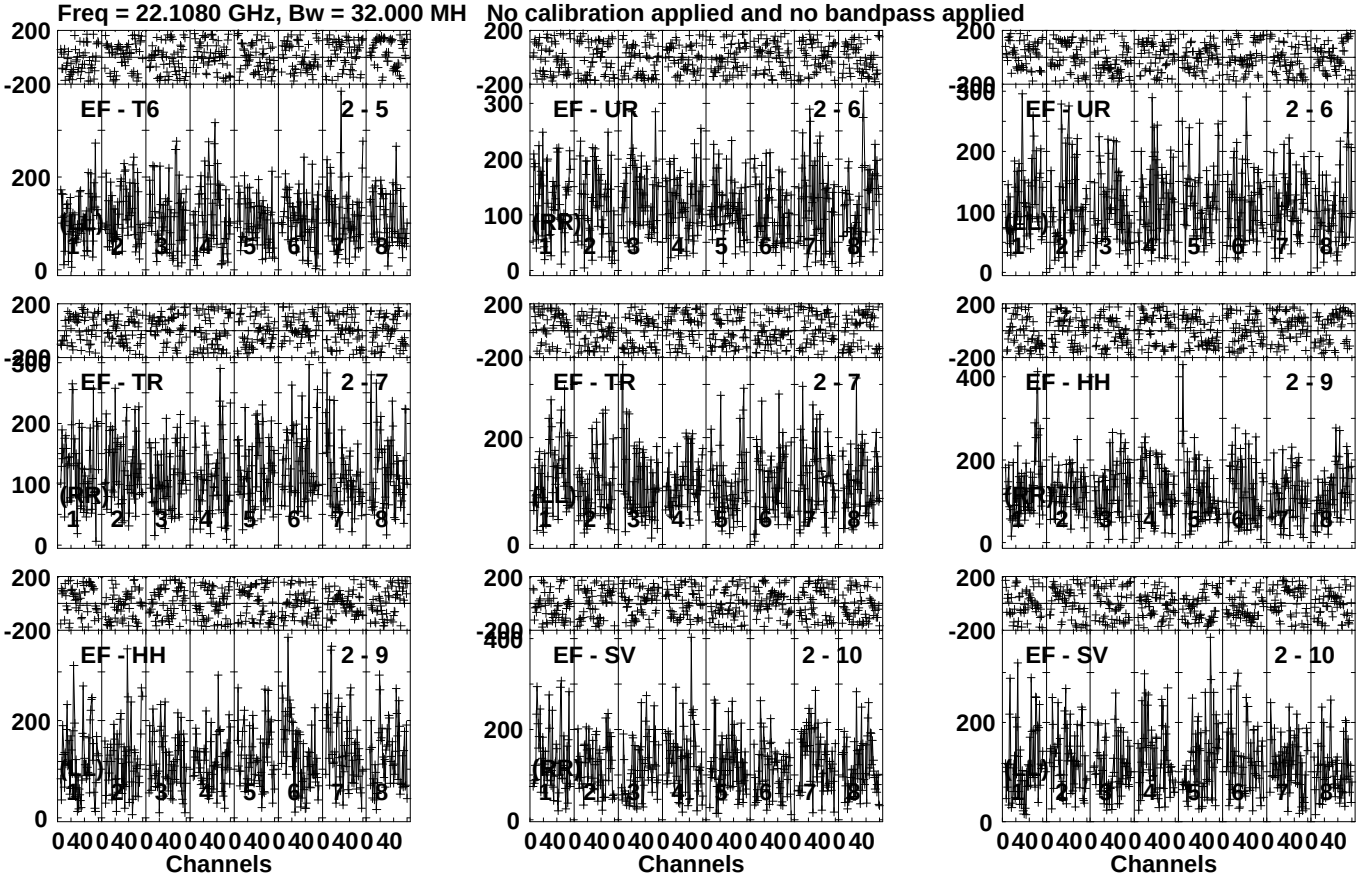

Lower frame: Micro Ampl Jy Top frame: Phas deg
Vector averaged cross-power spectrum Several baselines displayed
Timerange: 00/21:11:31 to 00/21:13:29

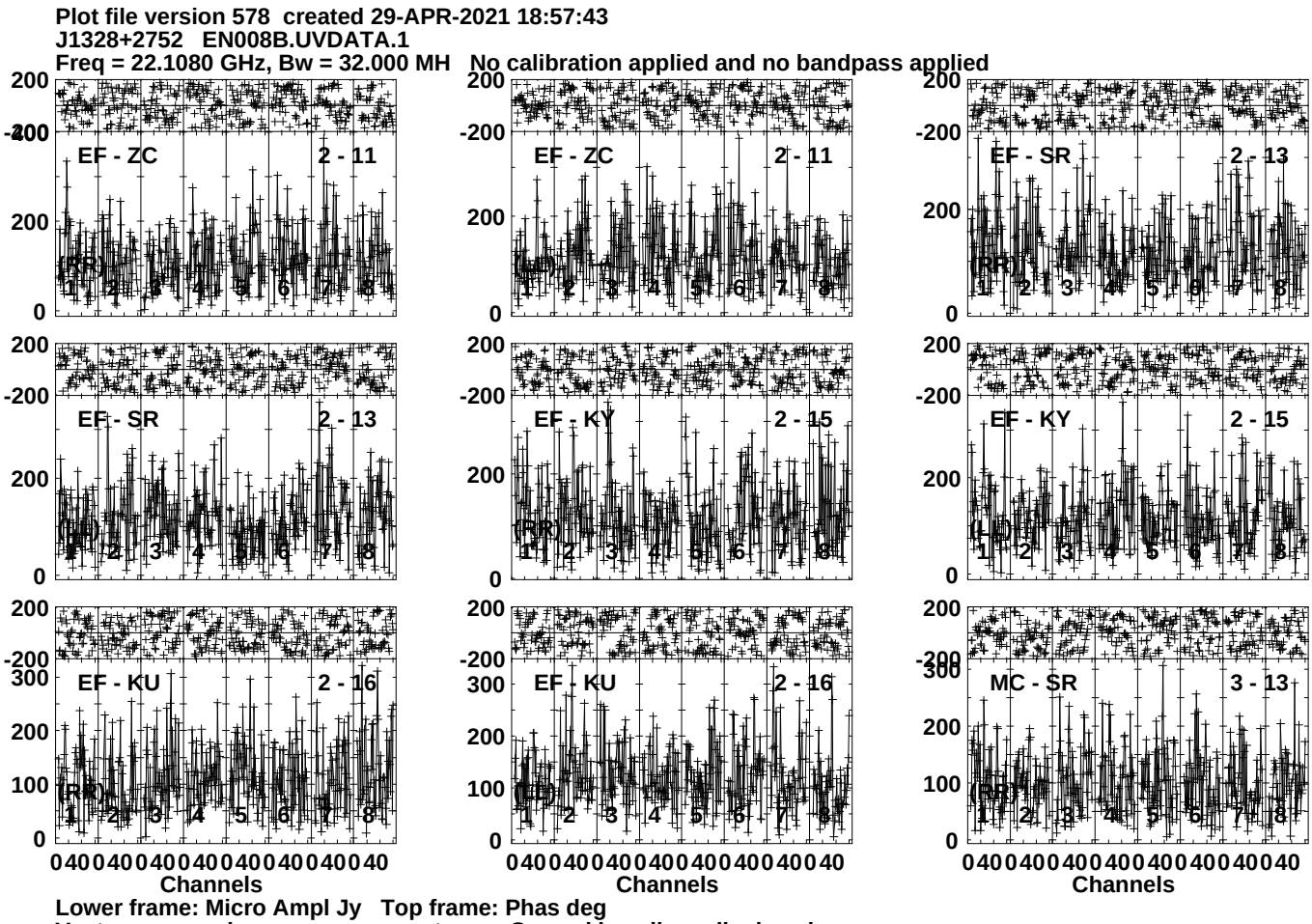
Plot file version 578 created 29-APR-2021 18:57:43
J1328+2752 EN008B.UVDATA.1
Freq = 22.1080 GHz, Bw = 32.000 MH No calibration applied and no bandpass applied
EF - ZC 2 - 11 (RR)
EF - ZC 2 - 11 (LL)
EF - SR 2 - 13 (RR)
EF - SR 2 - 13 (LL)
EF - KY 2 - 15 (RR)
EF - KY 2 - 15 (LL)
EF - KU 2 - 16 (RR)
EF - KU 2 - 16 (LL)
MC - SR 3 - 13 (RR)
Channels
Lower frame: Micro Ampl Jy Top frame: Phas deg
Vector averaged cross-power spectrum Several baselines displayed
Timerange: 00/21:11:31 to 00/21:13:29

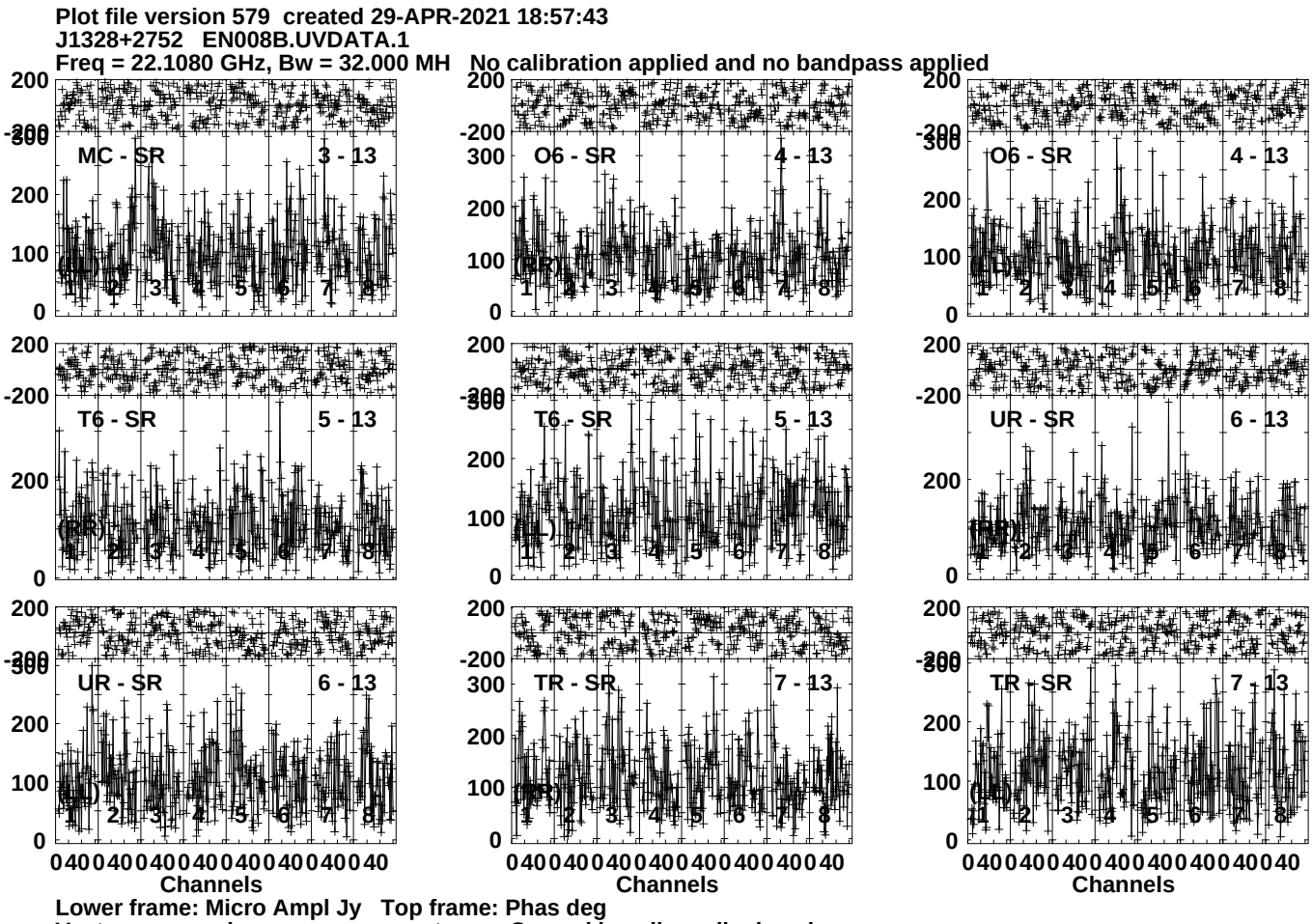
Plot file version 579 created 29-APR-2021 18:57:43
J1328+2752 EN008B.UVDATA.1
Freq = 22.1080 GHz, Bw = 32.000 MH No calibration applied and no bandpass applied
MC - SR 3 - 13
O6 - SR 4 - 13
O6 - SR 4 - 13
T6 - SR 5 - 13
T6 - SR 5 - 13
UR - SR 6 - 13
UR - SR 6 - 13
TR - SR 7 - 13
TR - SR 7 - 13
(RR)
(LL)
200
-200
300
100
0
1 2 3 4 5 6 7 8
0 40 0 40 0 40 0 40 0 40 0 40 0 40 0 40
Channels
Lower frame: Micro Ampl Jy Top frame: Phas deg
Vector averaged cross-power spectrum Several baselines displayed
Timerange: 00/21:11:31 to 00/21:13:29

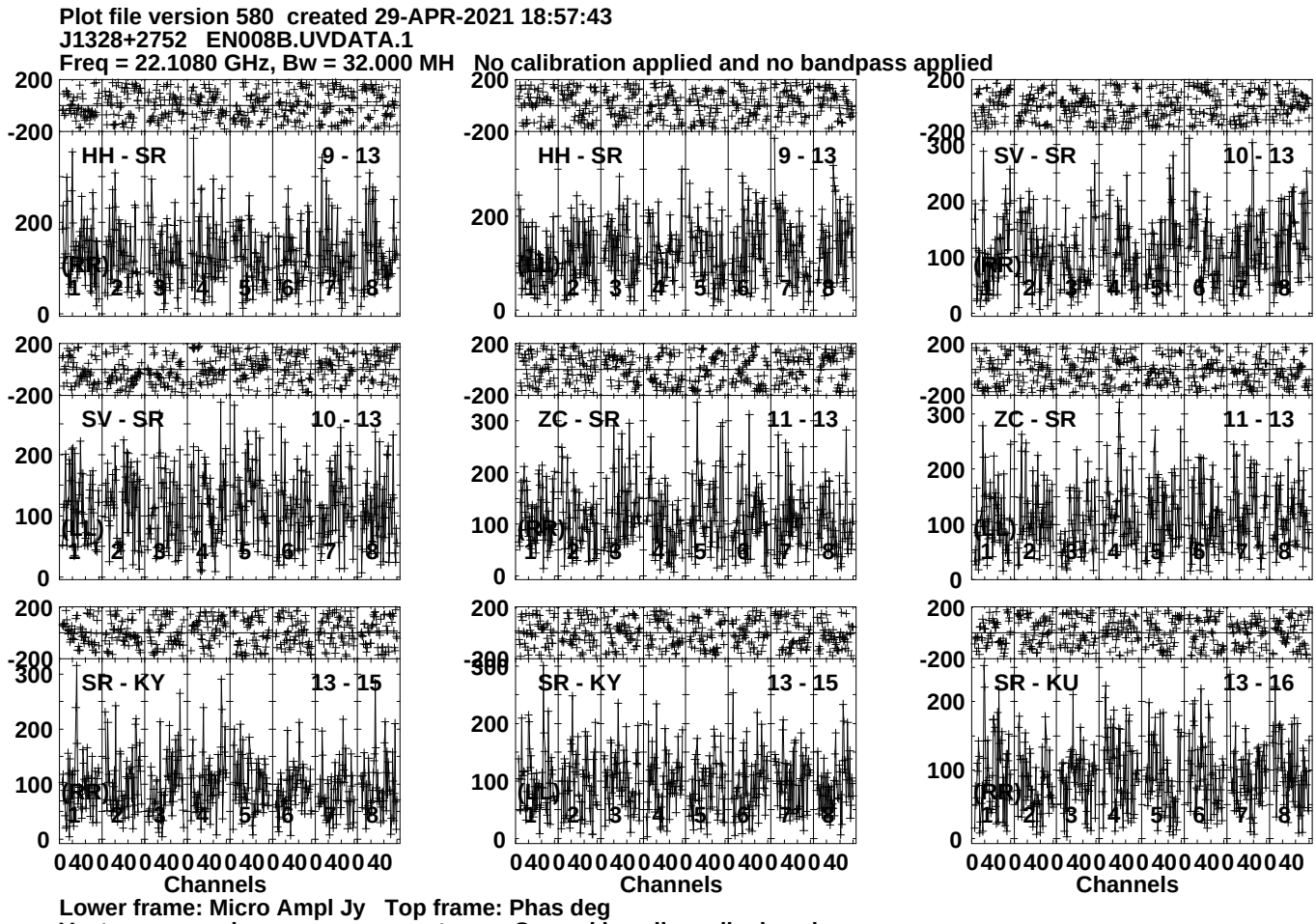
Plot file version 580 created 29-APR-2021 18:57:43
J1328+2752 EN008B.UVDATA.1
Freq = 22.1080 GHz, Bw = 32.000 MH No calibration applied and no bandpass applied
HH - SR 9 - 13
HH - SR 9 - 13
SV - SR 10 - 13
SV - SR 10 - 13
ZC - SR 11 - 13
ZC - SR 11 - 13
SR - KY 13 - 15
SR - KY 13 - 15
SR - KU 13 - 16
Channels
Channels
Channels
Lower frame: Micro Ampl Jy Top frame: Phas deg
Vector averaged cross-power spectrum Several baselines displayed
Timerange: 00/21:11:31 to 00/21:13:29

Plot file version 581 created 29-APR-2021 18:57:44
J1328+2752 EN008B.UVDATA.1
Freq = 22.1080 GHz, Bw = 32.000 MH No calibration applied and no bandpass applied

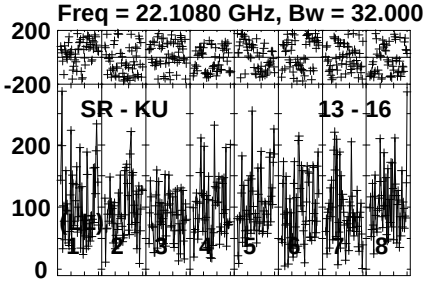

Lower frame: Micro Ampl Jy Top frame: Phas deg
Vector averaged cross-power spectrum Several baselines displayed
Timerange: 00/21:11:31 to 00/21:13:29

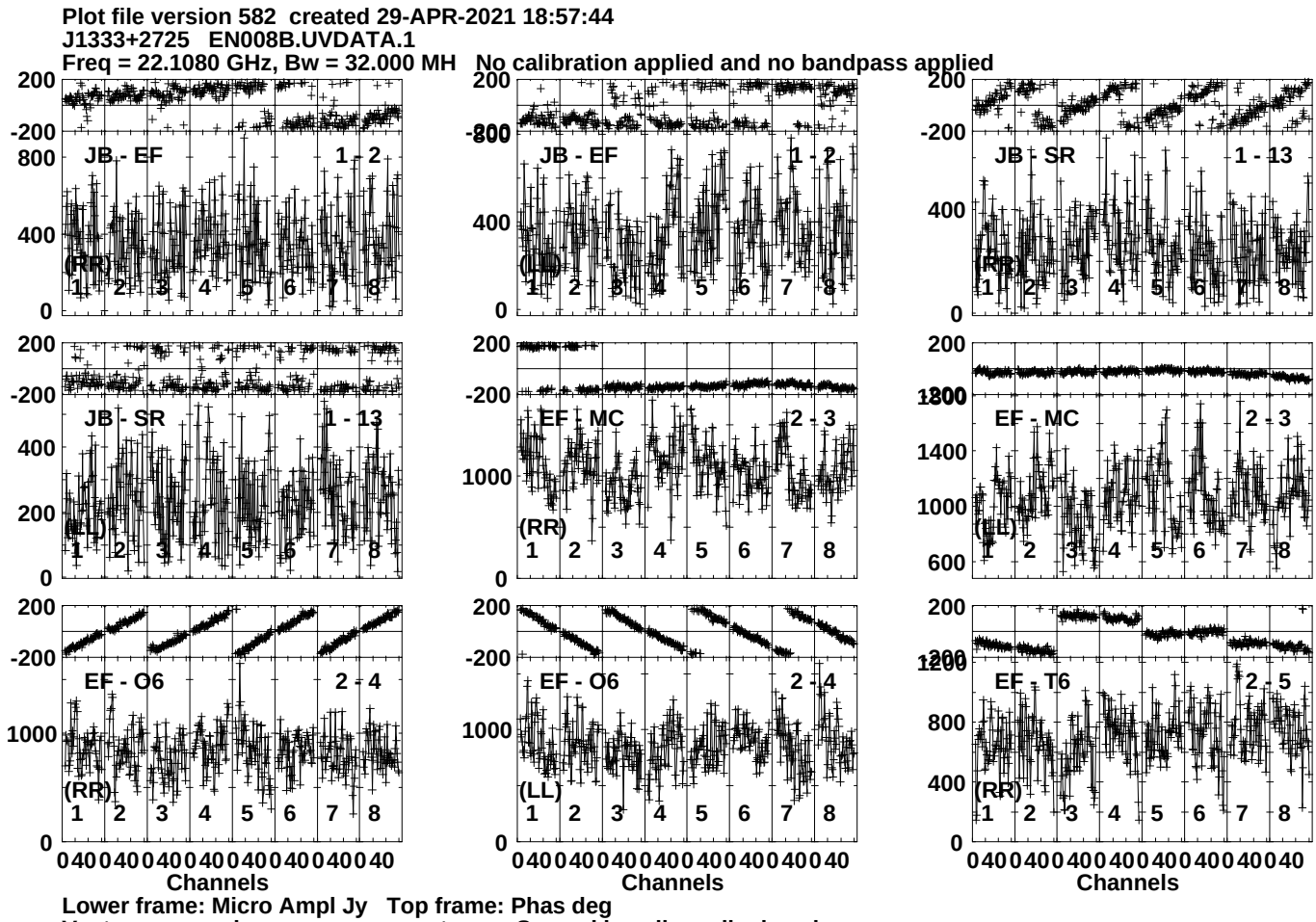
Plot file version 582 created 29-APR-2021 18:57:44
J1333+2725 EN008B.UVDATA.1
Freq = 22.1080 GHz, Bw = 32.000 MH No calibration applied and no bandpass applied
JB - EF 1 - 2
JB - EF 1 - 2
JB - SR 1 - 13
JB - SR 1 - 13
EF - MC 2 - 3
EF - MC 2 - 3
EF - O6 2 - 4
EF - O6 2 - 4
EF - T6 2 - 5
(RR)
(LL)
Channels
Lower frame: Micro Ampl Jy Top frame: Phas deg
Vector averaged cross-power spectrum Several baselines displayed
Timerange: 00/21:13:31 to 00/21:14:29

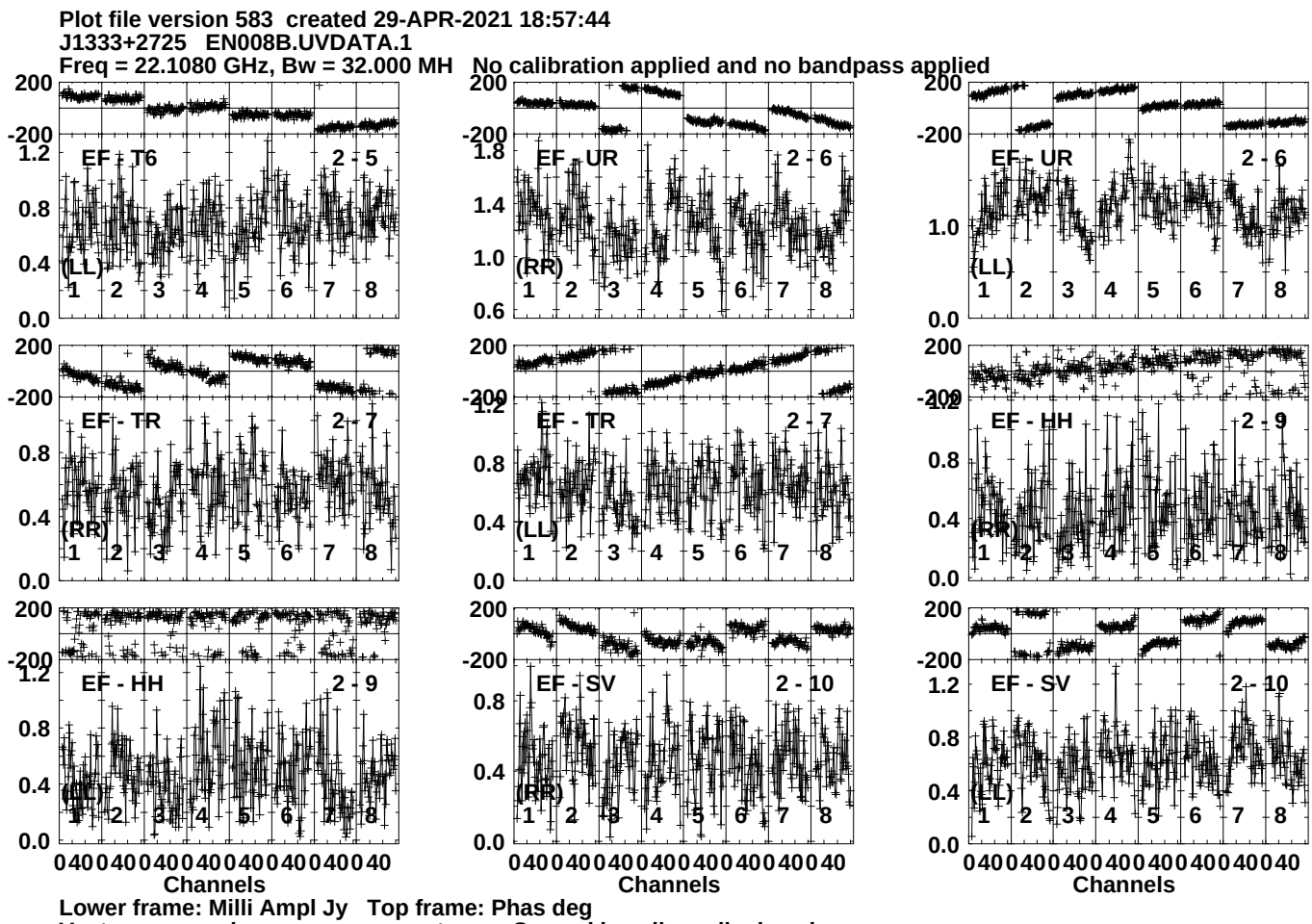
Plot file version 583 created 29-APR-2021 18:57:44
J1333+2725 EN008B.UVDATA.1
Freq = 22.1080 GHz, Bw = 32.000 MH No calibration applied and no bandpass applied
EF - T6 2 - 5
(LL)
EF - UR 2 - 6
(RR)
EF - UR 2 - 6
(LL)
EF - TR 2 - 7
(RR)
EF - TR 2 - 7
(LL)
EF - HH 2 - 9
(RR)
EF - HH 2 - 9
(LL)
EF - SV 2 - 10
(RR)
EF - SV 2 - 10
(LL)
Channels
Channels
Channels
Lower frame: Milli Ampl Jy Top frame: Phas deg
Vector averaged cross-power spectrum Several baselines displayed
Timerange: 00/21:13:31 to 00/21:14:29

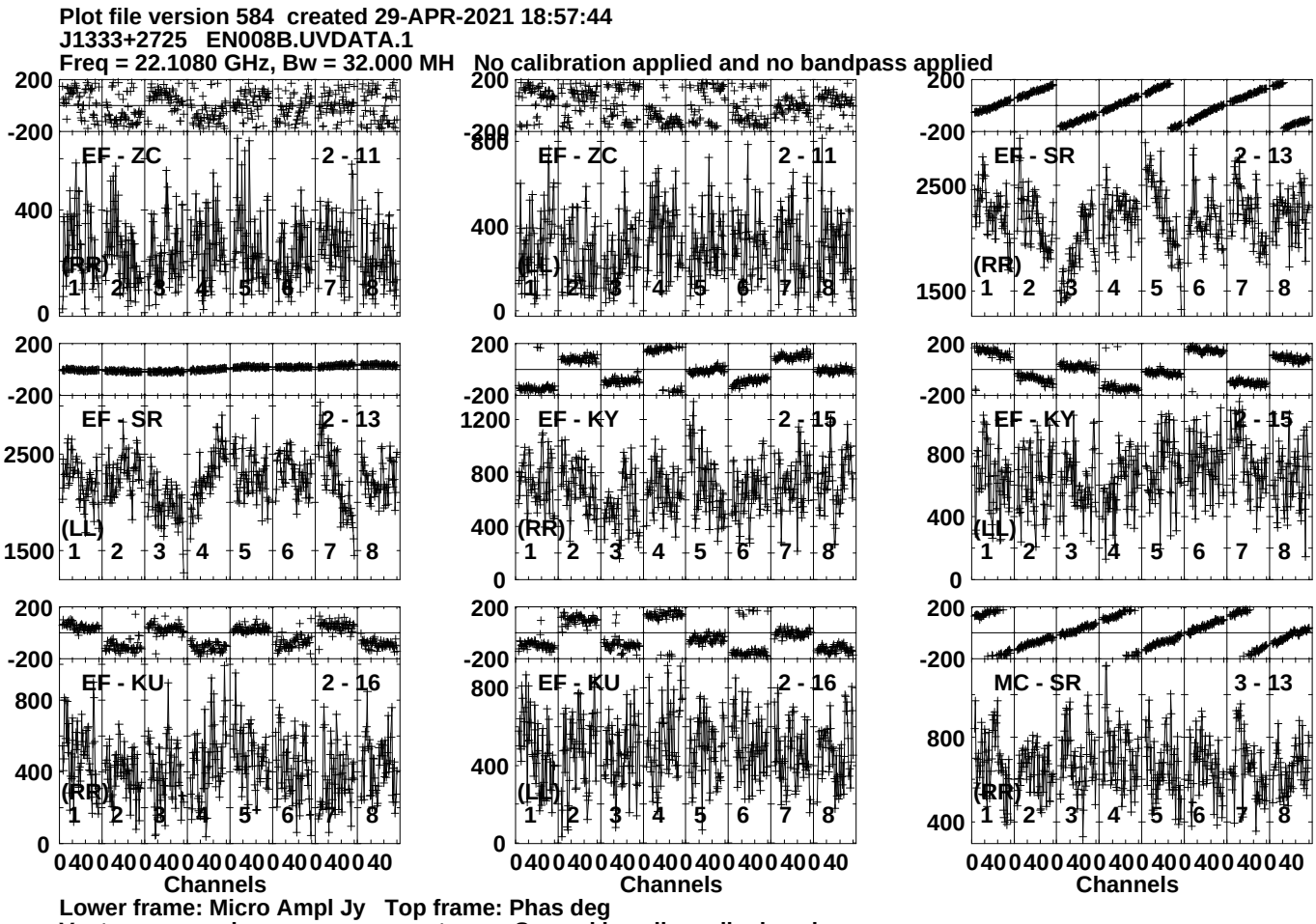
Plot file version 584 created 29-APR-2021 18:57:44
J1333+2725 EN008B.UVDATA.1
Freq = 22.1080 GHz, Bw = 32.000 MH No calibration applied and no bandpass applied
EF - ZC 2 - 11
(RR)
EF - ZC 2 - 11
(LL)
EF - SR 2 - 13
(RR)
EF - SR 2 - 13
(LL)
EF - KY 2 - 15
(RR)
EF - KY 2 - 15
(LL)
EF - KU 2 - 16
(RR)
EF - KU 2 - 16
(LL)
MC - SR 3 - 13
(RR)
Channels
Channels
Channels
Lower frame: Micro Ampl Jy Top frame: Phas deg
Vector averaged cross-power spectrum Several baselines displayed
Timerange: 00/21:13:31 to 00/21:14:29

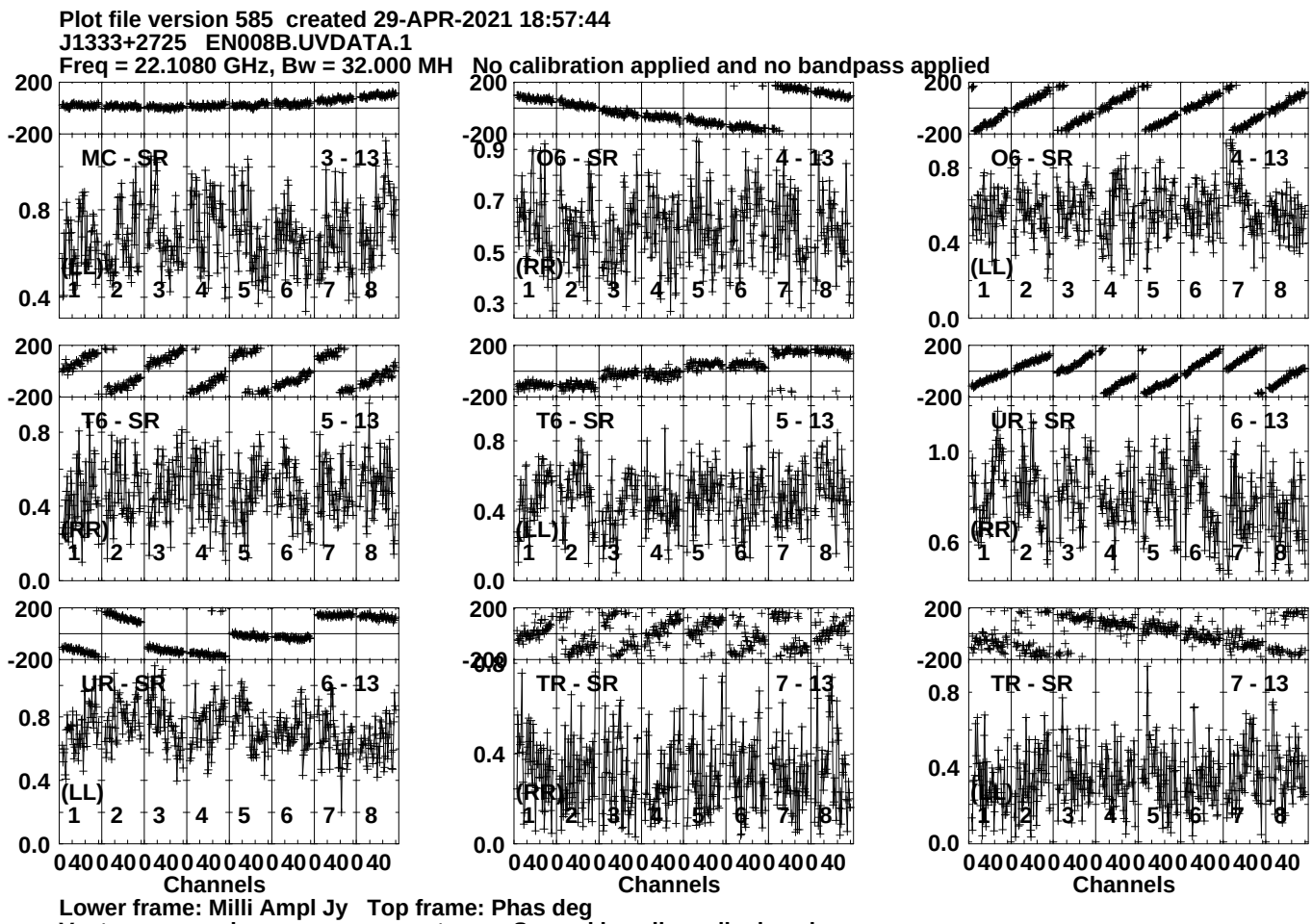
Plot file version 585 created 29-APR-2021 18:57:44
J1333+2725 EN008B.UVDATA.1
Freq = 22.1080 GHz, Bw = 32.000 MH No calibration applied and no bandpass applied
MC - SR 3 - 13
O6 - SR 4 - 13
O6 - SR 4 - 13
T6 - SR 5 - 13
T6 - SR 5 - 13
UR - SR 6 - 13
UR - SR 6 - 13
TR - SR 7 - 13
TR - SR 7 - 13
(LL)
(RR)
Channels
Lower frame: Milli Ampl Jy Top frame: Phas deg
Vector averaged cross-power spectrum Several baselines displayed
Timerange: 00/21:13:31 to 00/21:14:29

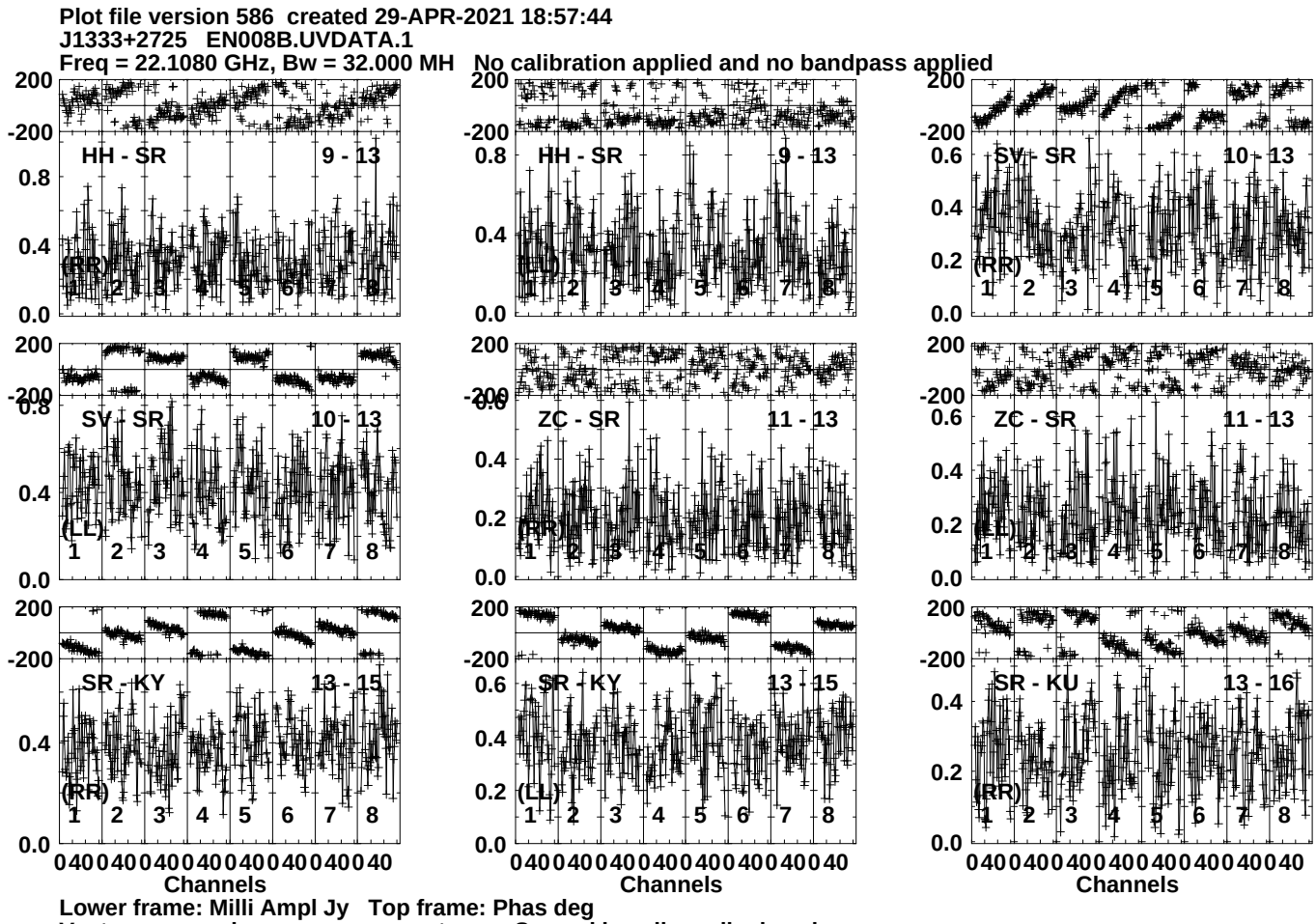
Plot file version 586 created 29-APR-2021 18:57:44
J1333+2725 EN008B.UVDATA.1
Freq = 22.1080 GHz, Bw = 32.000 MH No calibration applied and no bandpass applied
HH - SR 9 - 13
(RR)
HH - SR 9 - 13
(LL)
SV - SR 10 - 13
(RR)
SV - SR 10 - 13
(LL)
ZC - SR 11 - 13
(RR)
ZC - SR 11 - 13
(LL)
SR - KY 13 - 15
(RR)
SR - KY 13 - 15
(LL)
SR - KU 13 - 16
(RR)
Channels
Channels
Channels
Lower frame: Milli Ampl Jy Top frame: Phas deg
Vector averaged cross-power spectrum Several baselines displayed
Timerange: 00/21:13:31 to 00/21:14:29

Plot file version 587 created 29-APR-2021 18:57:44
J1333+2725 EN008B.UVDATA.1
Freq = 22.1080 GHz, Bw = 32.000 MH No calibration applied and no bandpass applied

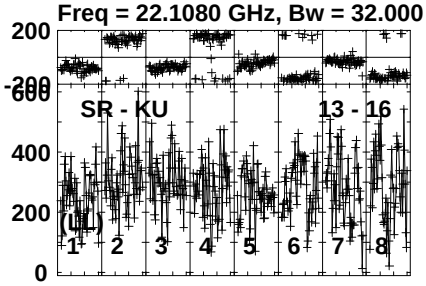

Lower frame: Micro Ampl Jy Top frame: Phas deg
Vector averaged cross-power spectrum Several baselines displayed
Timerange: 00/21:13:31 to 00/21:14:29

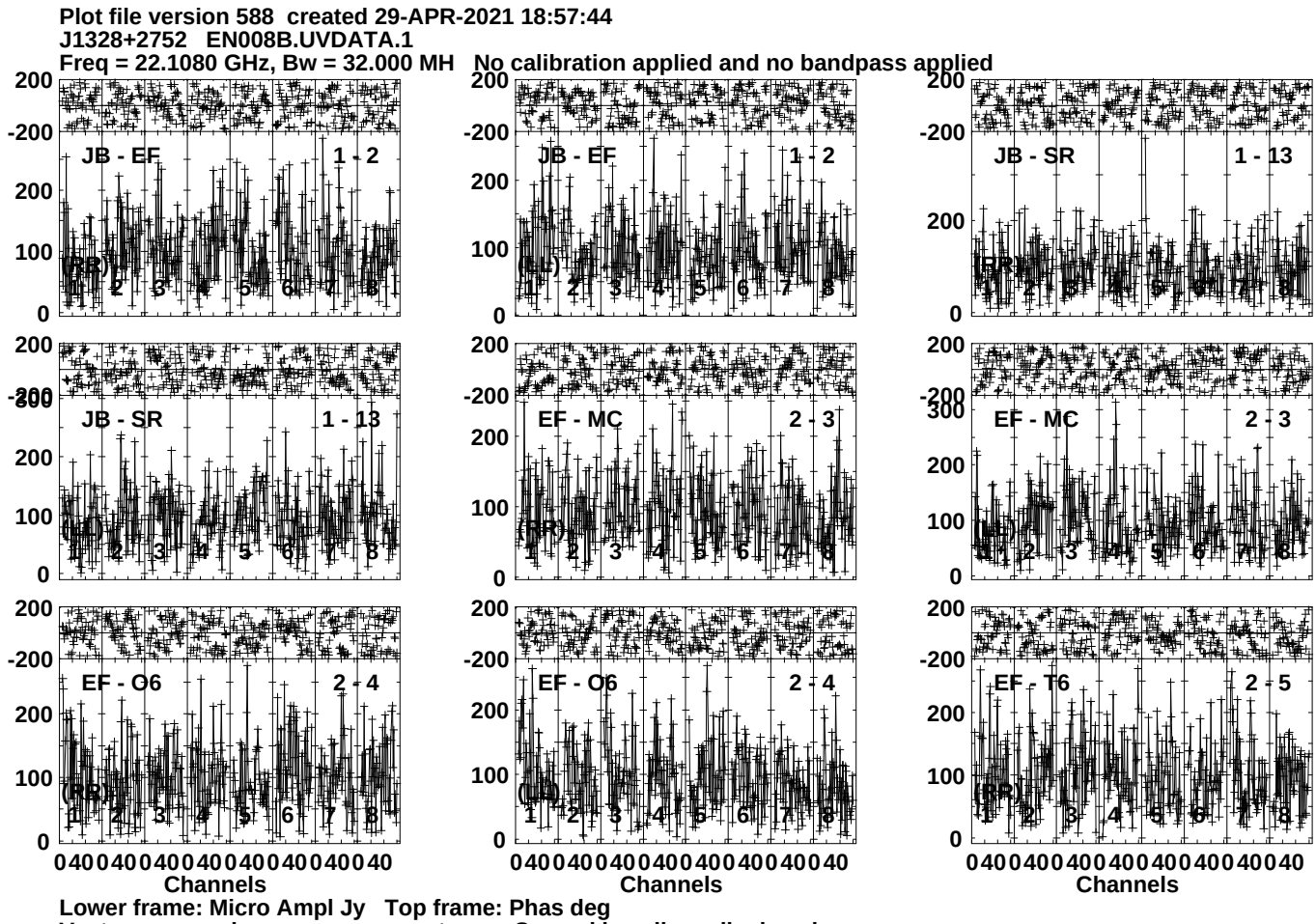
Plot file version 588 created 29-APR-2021 18:57:44
J1328+2752 EN008B.UVDATA.1
Freq = 22.1080 GHz, Bw = 32.000 MH No calibration applied and no bandpass applied
JB - EF 1 - 2
JB - EF 1 - 2
JB - SR 1 - 13
JB - SR 1 - 13
EF - MC 2 - 3
EF - MC 2 - 3
EF - O6 2 - 4
EF - O6 2 - 4
EF - T6 2 - 5
(RR)
(LL)
Channels
Lower frame: Micro Ampl Jy Top frame: Phas deg
Vector averaged cross-power spectrum Several baselines displayed
Timerange: 00/21:15:11 to 00/21:17:09

Plot file version 589 created 29-APR-2021 18:57:44
J1328+2752 EN008B.UVDATA.1
Freq = 22.1080 GHz, Bw = 32.000 MH No calibration applied and no bandpass applied

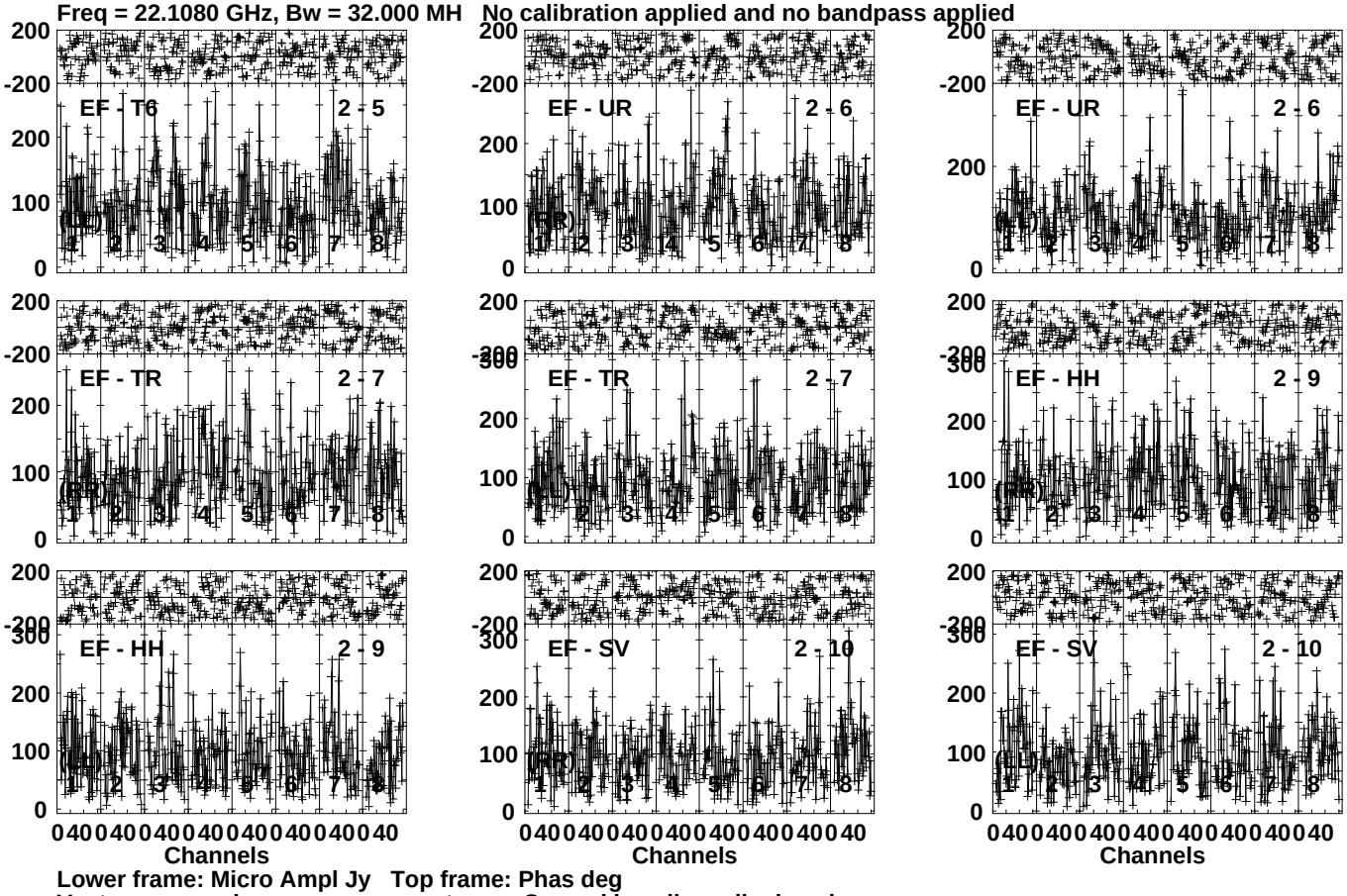

Lower frame: Micro Ampl Jy Top frame: Phas deg
Vector averaged cross-power spectrum Several baselines displayed
Timerange: 00/21:15:11 to 00/21:17:09

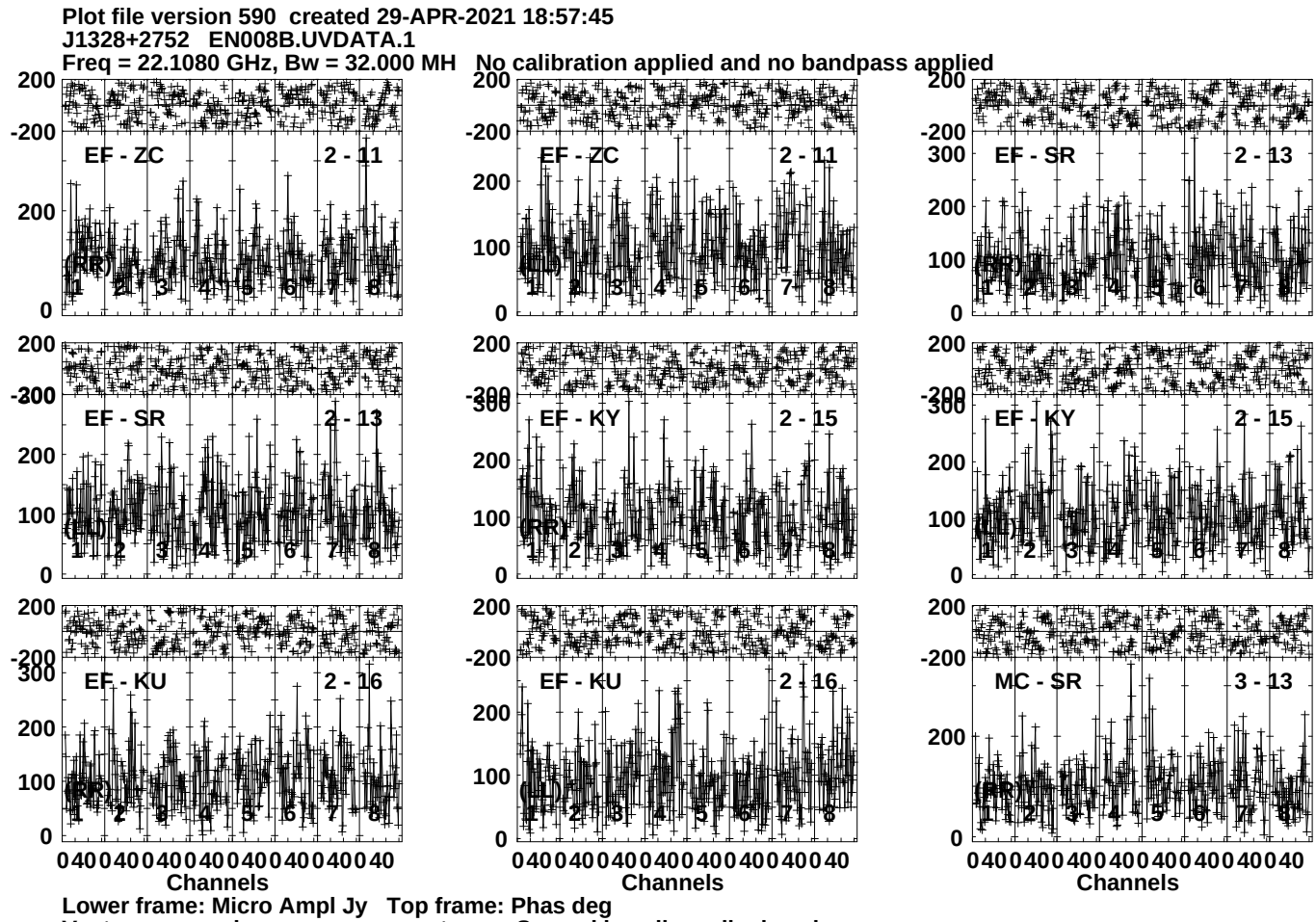
Plot file version 590 created 29-APR-2021 18:57:45
J1328+2752 EN008B.UVDATA.1
Freq = 22.1080 GHz, Bw = 32.000 MH No calibration applied and no bandpass applied
EF - ZC 2 - 11
EF - ZC 2 - 11
EF - SR 2 - 13
EF - SR 2 - 13
EF - KY 2 - 15
EF - KY 2 - 15
EF - KU 2 - 16
EF - KU 2 - 16
MC - SR 3 - 13
Channels
Channels
Channels
Lower frame: Micro Ampl Jy Top frame: Phas deg
Vector averaged cross-power spectrum Several baselines displayed
Timerange: 00/21:15:11 to 00/21:17:09

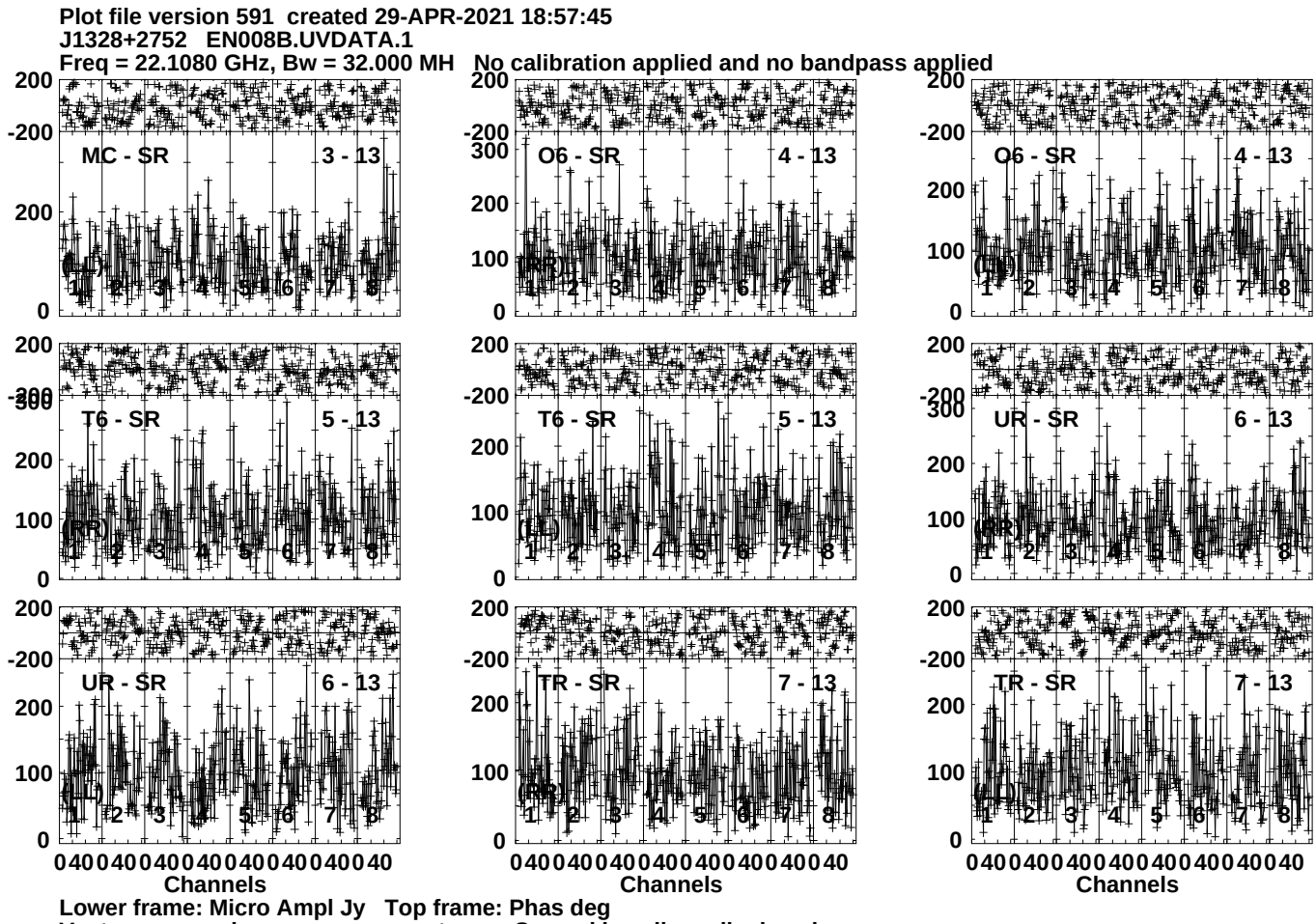
Plot file version 591 created 29-APR-2021 18:57:45
J1328+2752 EN008B.UVDATA.1
Freq = 22.1080 GHz, Bw = 32.000 MH No calibration applied and no bandpass applied
MC - SR 3 - 13
O6 - SR 4 - 13
O6 - SR 4 - 13
T6 - SR 5 - 13
T6 - SR 5 - 13
UR - SR 6 - 13
UR - SR 6 - 13
TR - SR 7 - 13
TR - SR 7 - 13
(RR)
(LL)
(RL)
(LR)
Channels
Lower frame: Micro Ampl Jy Top frame: Phas deg
Vector averaged cross-power spectrum Several baselines displayed
Timerange: 00/21:15:11 to 00/21:17:09

Plot file version 592 created 29-APR-2021 18:57:45
J1328+2752 EN008B.UVDATA.1
Freq = 22.1080 GHz, Bw = 32.000 MH No calibration applied and no bandpass applied

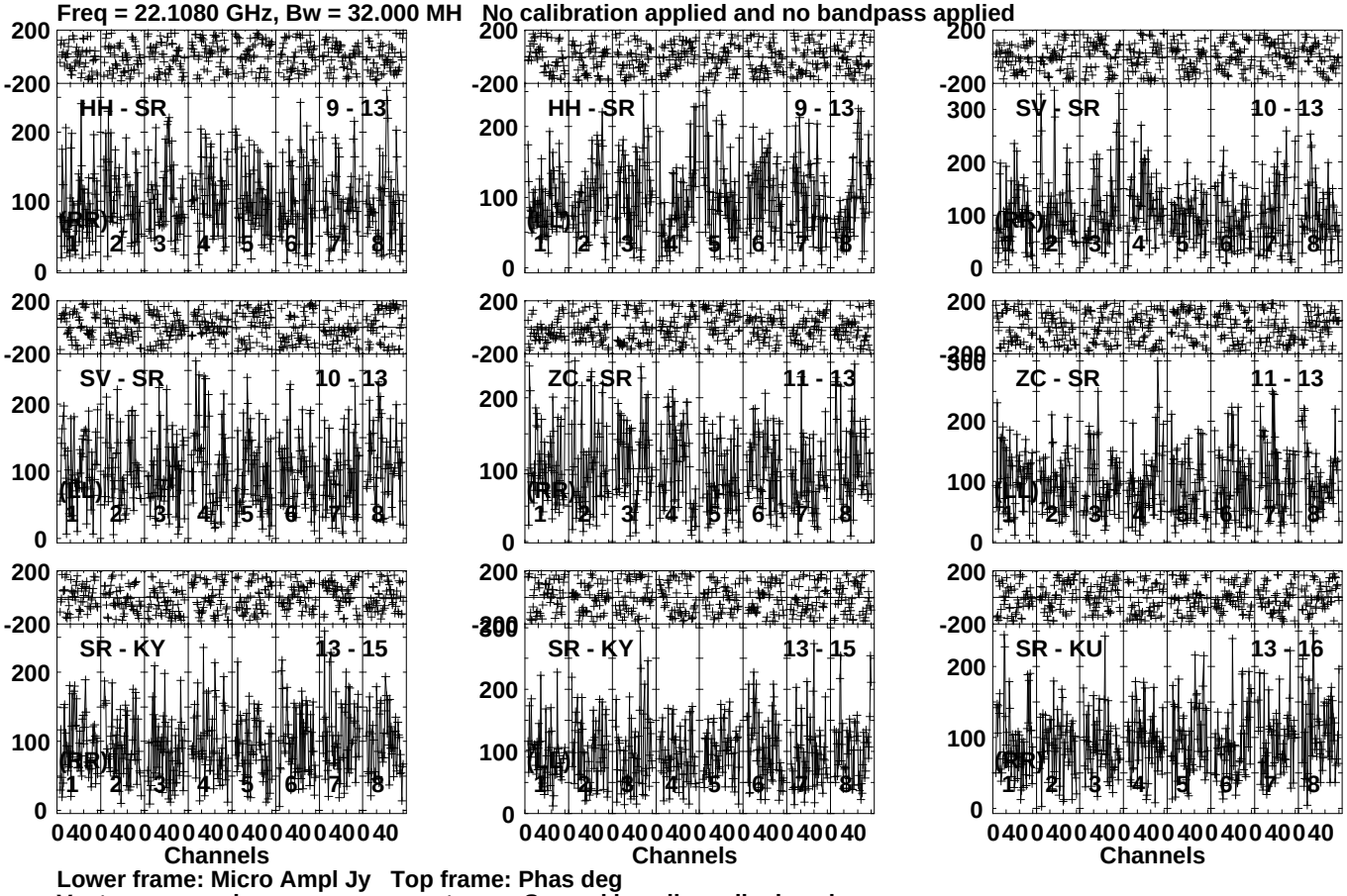

Lower frame: Micro Ampl Jy Top frame: Phas deg
Vector averaged cross-power spectrum Several baselines displayed
Timerange: 00/21:15:11 to 00/21:17:09

Plot file version 593 created 29-APR-2021 18:57:45
J1328+2752 EN008B.UVDATA.1
Freq = 22.1080 GHz, Bw = 32.000 MH No calibration applied and no bandpass applied

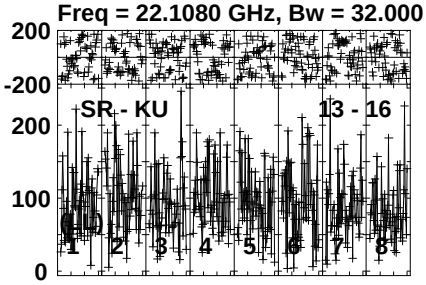

Lower frame: Micro Ampl Jy Top frame: Phas deg
Vector averaged cross-power spectrum Several baselines displayed
Timerange: 00/21:15:11 to 00/21:17:09

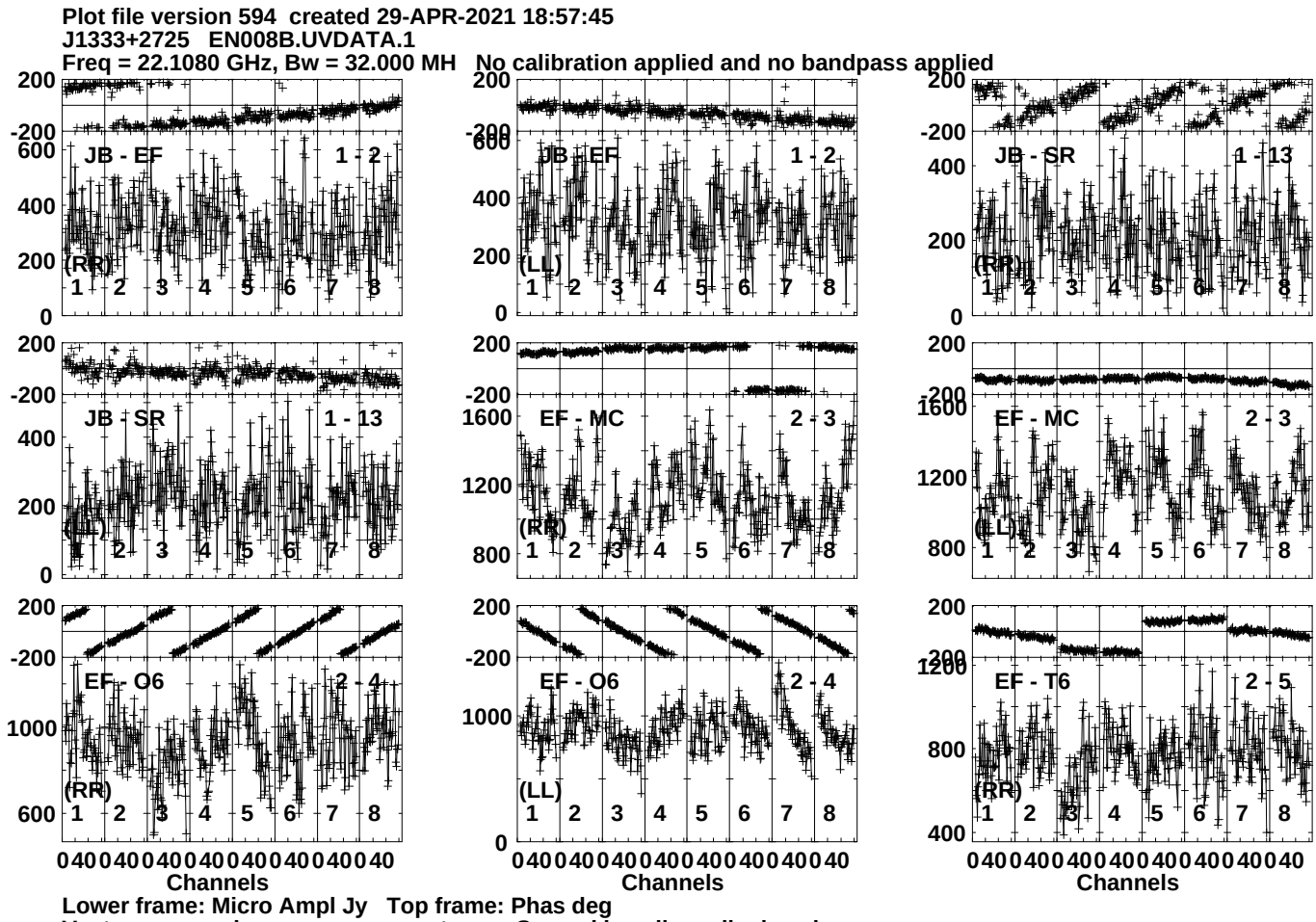
Plot file version 594 created 29-APR-2021 18:57:45
J1333+2725 EN008B.UVDATA.1
Freq = 22.1080 GHz, Bw = 32.000 MH No calibration applied and no bandpass applied
JB - EF 1 - 2
(RR)
JB - EF 1 - 2
(LL)
JB - SR 1 - 13
(RR)
JB - SR 1 - 13
(LL)
EF - MC 2 - 3
(RR)
EF - MC 2 - 3
(LL)
EF - O6 2 - 4
(RR)
EF - O6 2 - 4
(LL)
EF - T6 2 - 5
(RR)
Channels
Channels
Channels
Lower frame: Micro Ampl Jy Top frame: Phas deg
Vector averaged cross-power spectrum Several baselines displayed
Timerange: 00/21:17:41 to 00/21:18:39

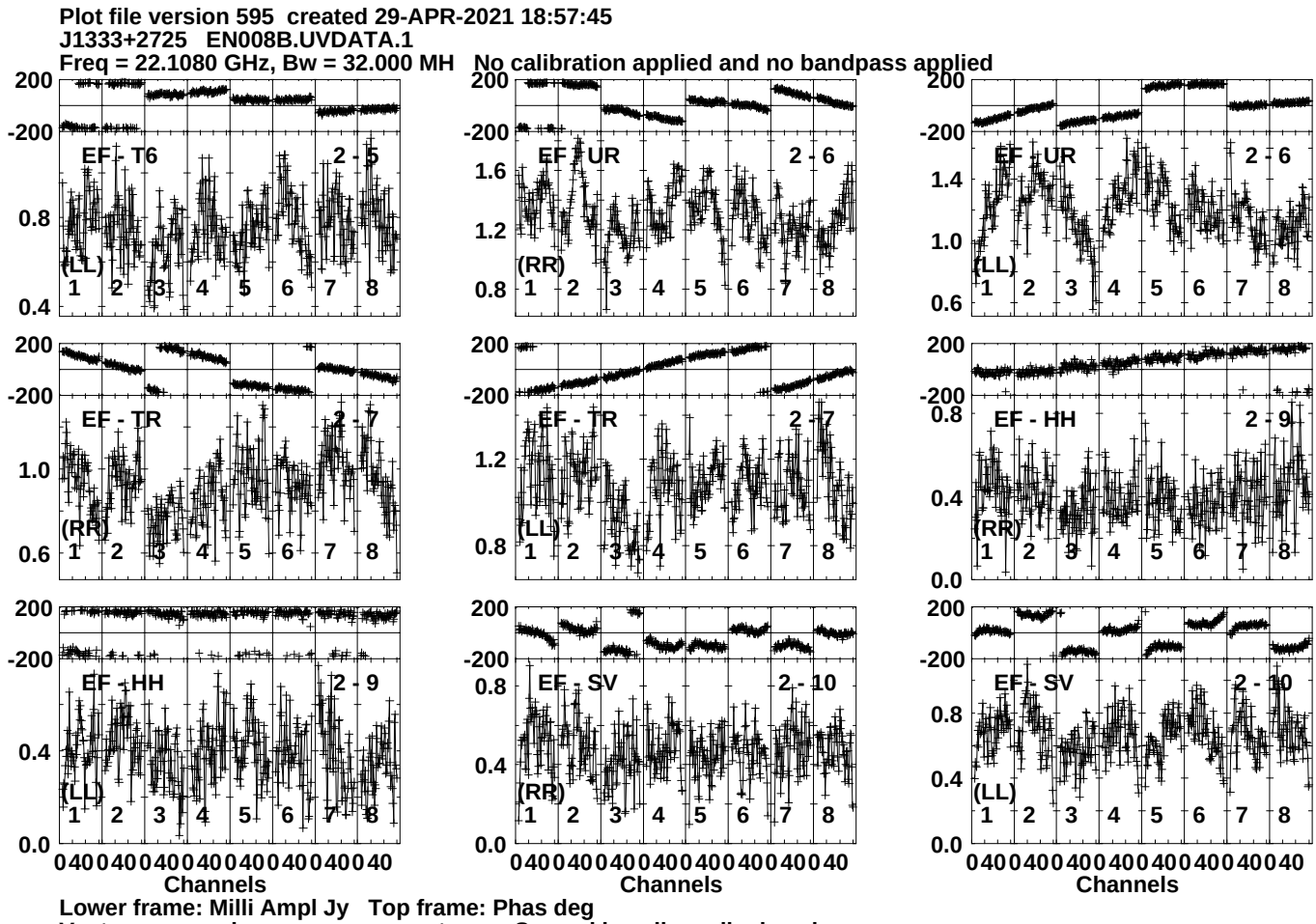
Plot file version 595 created 29-APR-2021 18:57:45
J1333+2725 EN008B.UVDATA.1
Freq = 22.1080 GHz, Bw = 32.000 MH No calibration applied and no bandpass applied
EF - T6 2 - 5
EF - UR 2 - 6
EF - UR 2 - 6
EF - TR 2 - 7
EF - TR 2 - 7
EF - HH 2 - 9
EF - HH 2 - 9
EF - SV 2 - 10
EF - SV 2 - 10
(LL)
(RR)
Channels
Lower frame: Milli Ampl Jy Top frame: Phas deg
Vector averaged cross-power spectrum Several baselines displayed
Timerange: 00/21:17:41 to 00/21:18:39

Plot file version 596 created 29-APR-2021 18:57:45
J1333+2725 EN008B.UVDATA.1
Freq = 22.1080 GHz, Bw = 32.000 MH No calibration applied and no bandpass applied

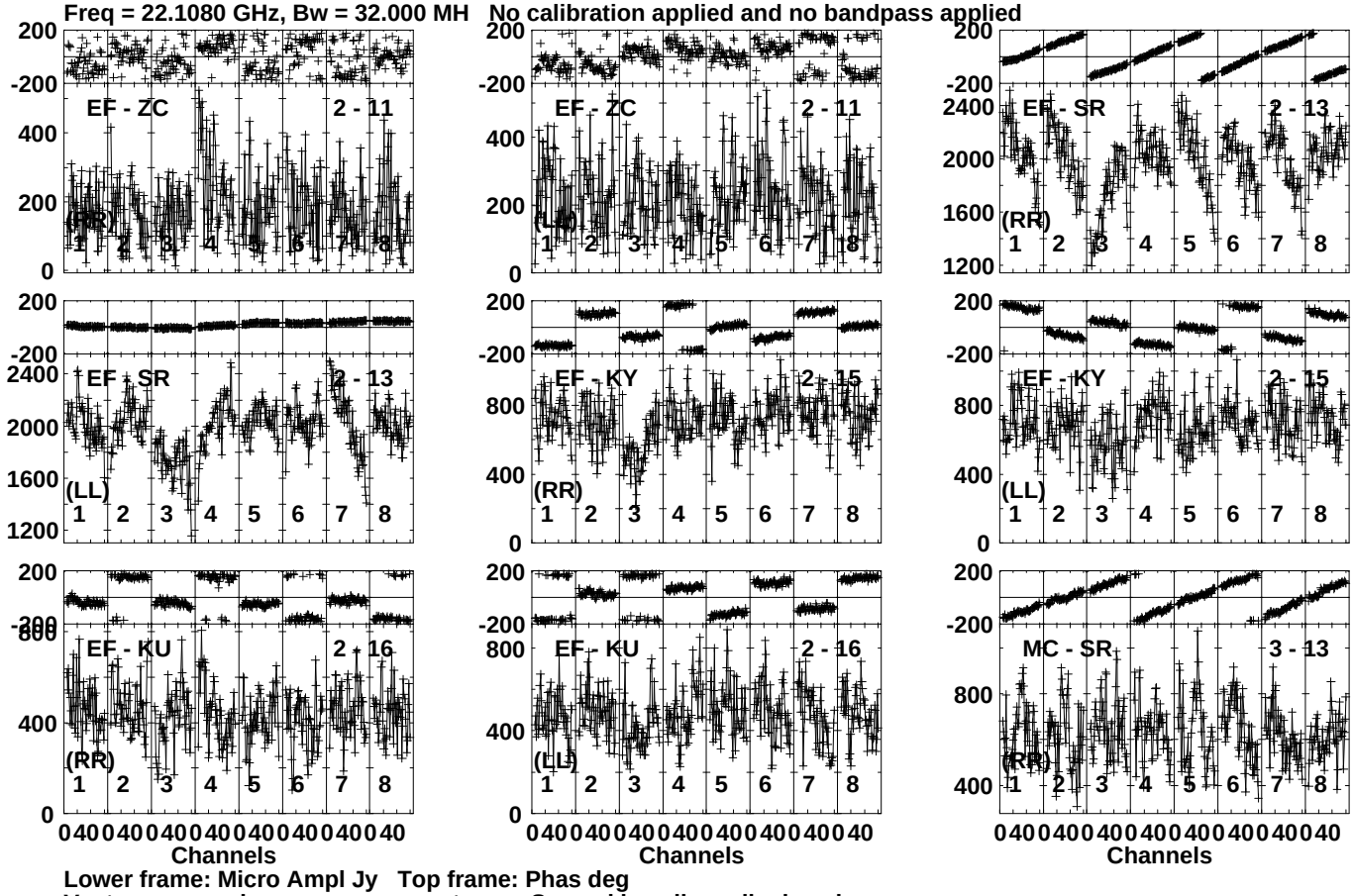

Lower frame: Micro Ampl Jy Top frame: Phas deg
Vector averaged cross-power spectrum Several baselines displayed
Timerange: 00/21:17:41 to 00/21:18:39

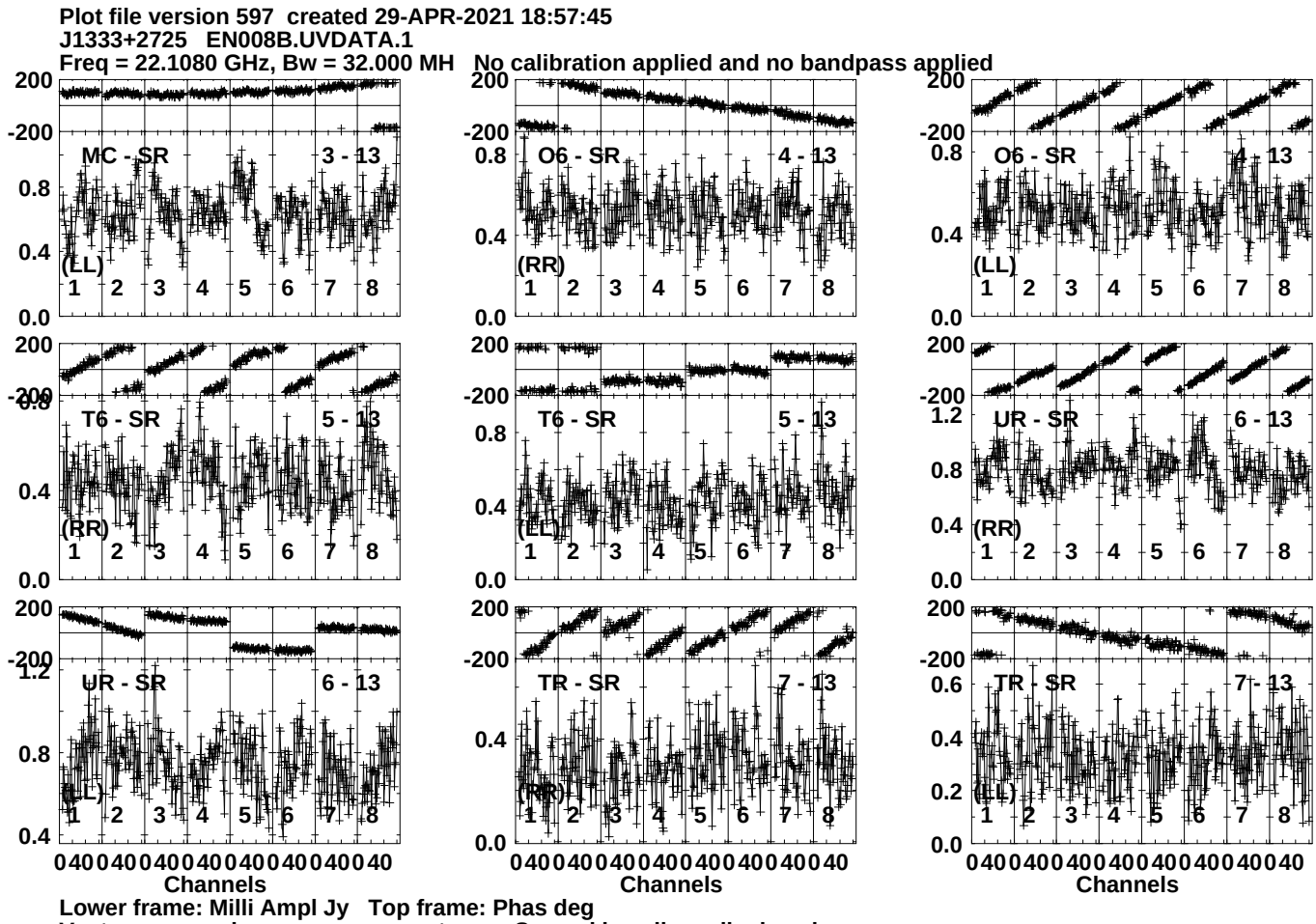
Plot file version 597 created 29-APR-2021 18:57:45
J1333+2725 EN008B.UVDATA.1
Freq = 22.1080 GHz, Bw = 32.000 MH No calibration applied and no bandpass applied
MC - SR 3 - 13
(LL)
O6 - SR 4 - 13
(RR)
O6 - SR 4 - 13
(LL)
T6 - SR 5 - 13
(RR)
T6 - SR 5 - 13
(LL)
UR - SR 6 - 13
(RR)
UR - SR 6 - 13
(LL)
TR - SR 7 - 13
(RR)
TR - SR 7 - 13
(LL)
Channels
Channels
Channels
Lower frame: Milli Ampl Jy Top frame: Phas deg
Vector averaged cross-power spectrum Several baselines displayed
Timerange: 00/21:17:41 to 00/21:18:39

Plot file version 598 created 29-APR-2021 18:57:46
J1333+2725 EN008B.UVDATA.1
Freq = 22.1080 GHz, Bw = 32.000 MH No calibration applied and no bandpass applied

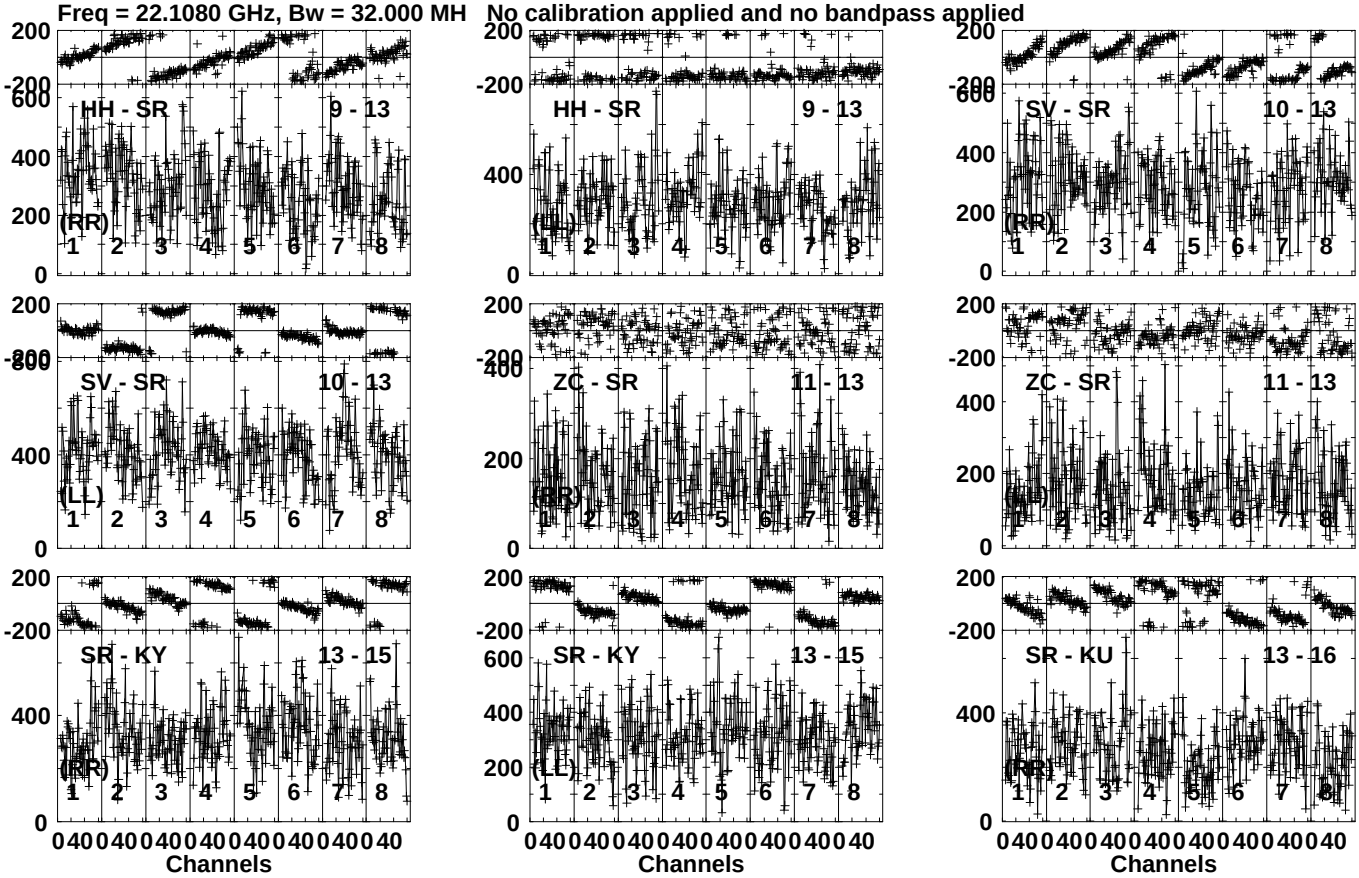

Lower frame: Micro Ampl Jy Top frame: Phas deg
Vector averaged cross-power spectrum Several baselines displayed
Timerange: 00/21:17:41 to 00/21:18:39

Plot file version 599 created 29-APR-2021 18:57:46
J1333+2725 EN008B.UVDATA.1
Freq = 22.1080 GHz, Bw = 32.000 MH No calibration applied and no bandpass applied

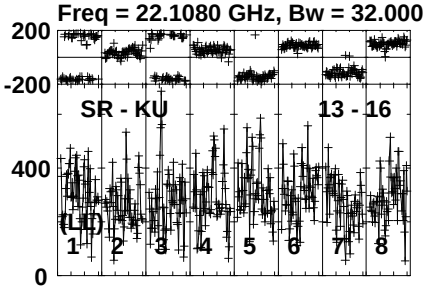

Lower frame: Micro Ampl Jy Top frame: Phas deg
Vector averaged cross-power spectrum Several baselines displayed
Timerange: 00/21:17:41 to 00/21:18:39

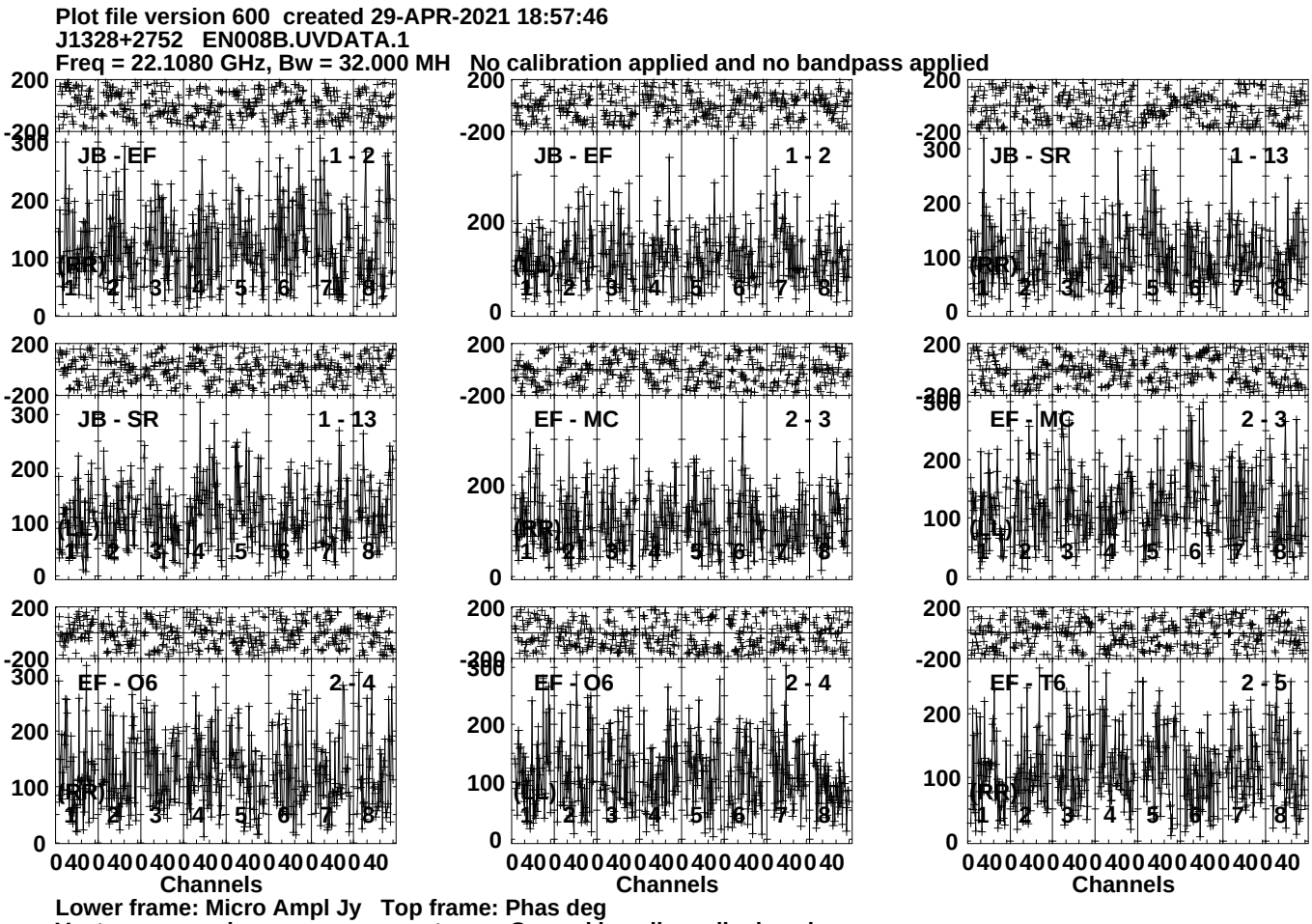
Plot file version 600 created 29-APR-2021 18:57:46
J1328+2752 EN008B.UVDATA.1
Freq = 22.1080 GHz, Bw = 32.000 MH No calibration applied and no bandpass applied
JB - EF 1 - 2
JB - EF 1 - 2
JB - SR 1 - 13
JB - SR 1 - 13
EF - MC 2 - 3
EF - MC 2 - 3
EF - O6 2 - 4
EF - O6 2 - 4
EF - T6 2 - 5
(RR)
(LL)
Channels
Lower frame: Micro Ampl Jy Top frame: Phas deg
Vector averaged cross-power spectrum Several baselines displayed
Timerange: 00/21:18:41 to 00/21:20:39

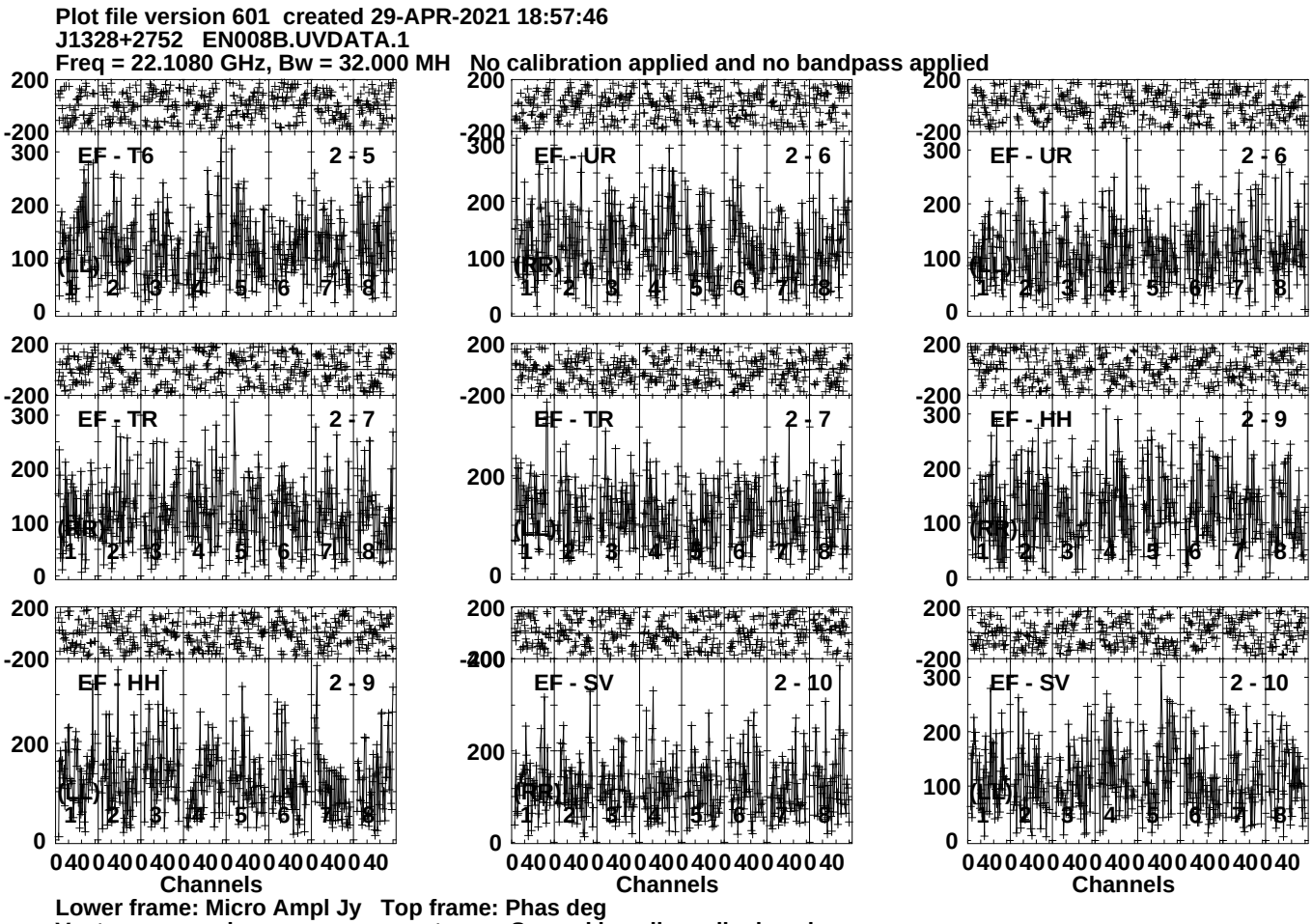
Plot file version 601 created 29-APR-2021 18:57:46
J1328+2752 EN008B.UVDATA.1
Freq = 22.1080 GHz, Bw = 32.000 MH No calibration applied and no bandpass applied
EF - T6 2 - 5
EF - UR 2 - 6
EF - UR 2 - 6
EF - TR 2 - 7
EF - TR 2 - 7
EF - HH 2 - 9
EF - HH 2 - 9
EF - SV 2 - 10
EF - SV 2 - 10
Channels
Channels
Channels
Lower frame: Micro Ampl Jy Top frame: Phas deg
Vector averaged cross-power spectrum Several baselines displayed
Timerange: 00/21:18:41 to 00/21:20:39

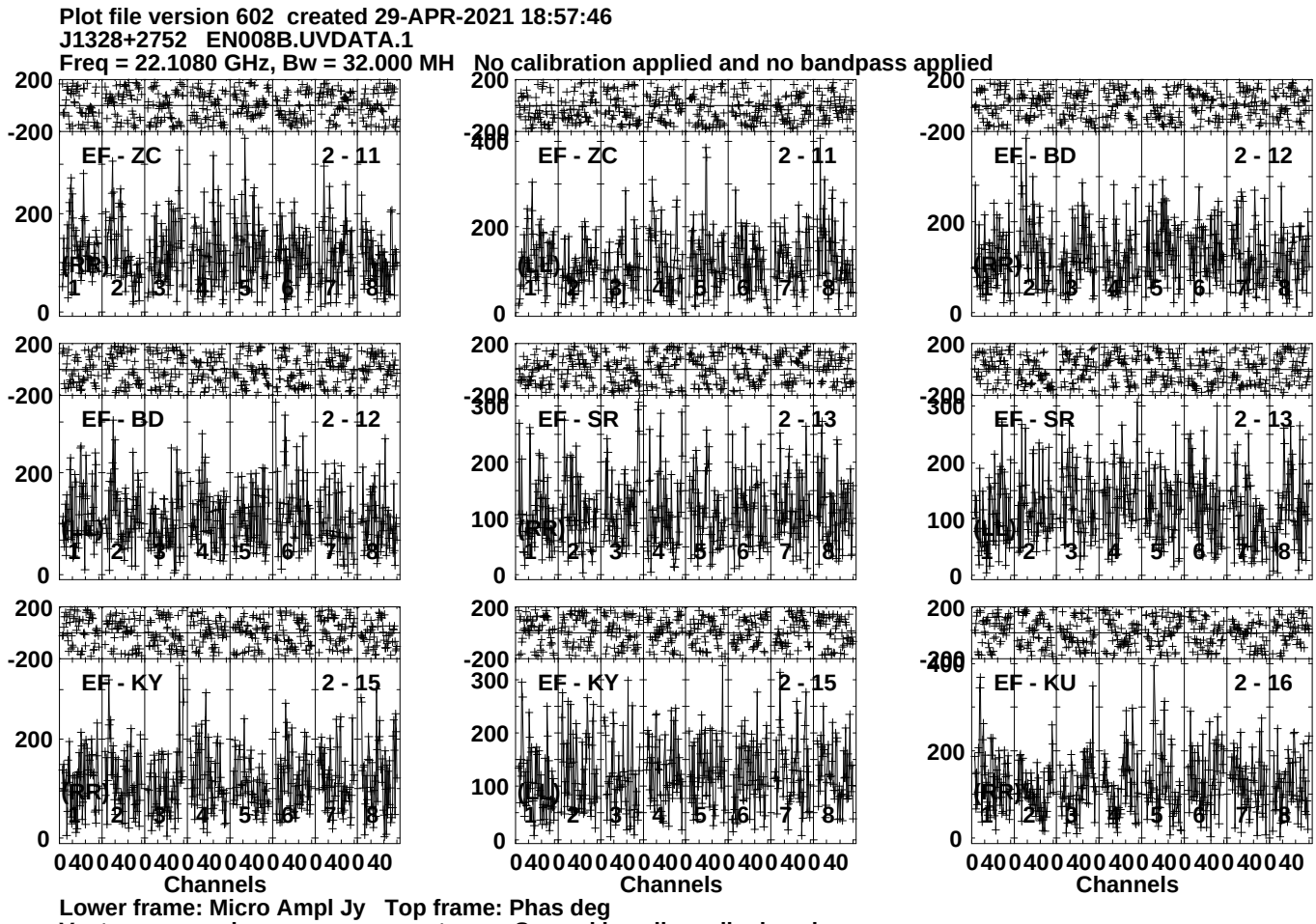
Plot file version 602 created 29-APR-2021 18:57:46
J1328+2752 EN008B.UVDATA.1
Freq = 22.1080 GHz, Bw = 32.000 MH No calibration applied and no bandpass applied
EF - ZC 2 - 11
EF - ZC 2 - 11
EF - BD 2 - 12
EF - BD 2 - 12
EF - SR 2 - 13
EF - SR 2 - 13
EF - KY 2 - 15
EF - KY 2 - 15
EF - KU 2 - 16
Channels
Channels
Channels
Lower frame: Micro Ampl Jy Top frame: Phas deg
Vector averaged cross-power spectrum Several baselines displayed
Timerange: 00/21:18:41 to 00/21:20:39

Plot file version 603 created 29-APR-2021 18:57:46
J1328+2752 EN008B.UVDATA.1
Freq = 22.1080 GHz, Bw = 32.000 MH No calibration applied and no bandpass applied

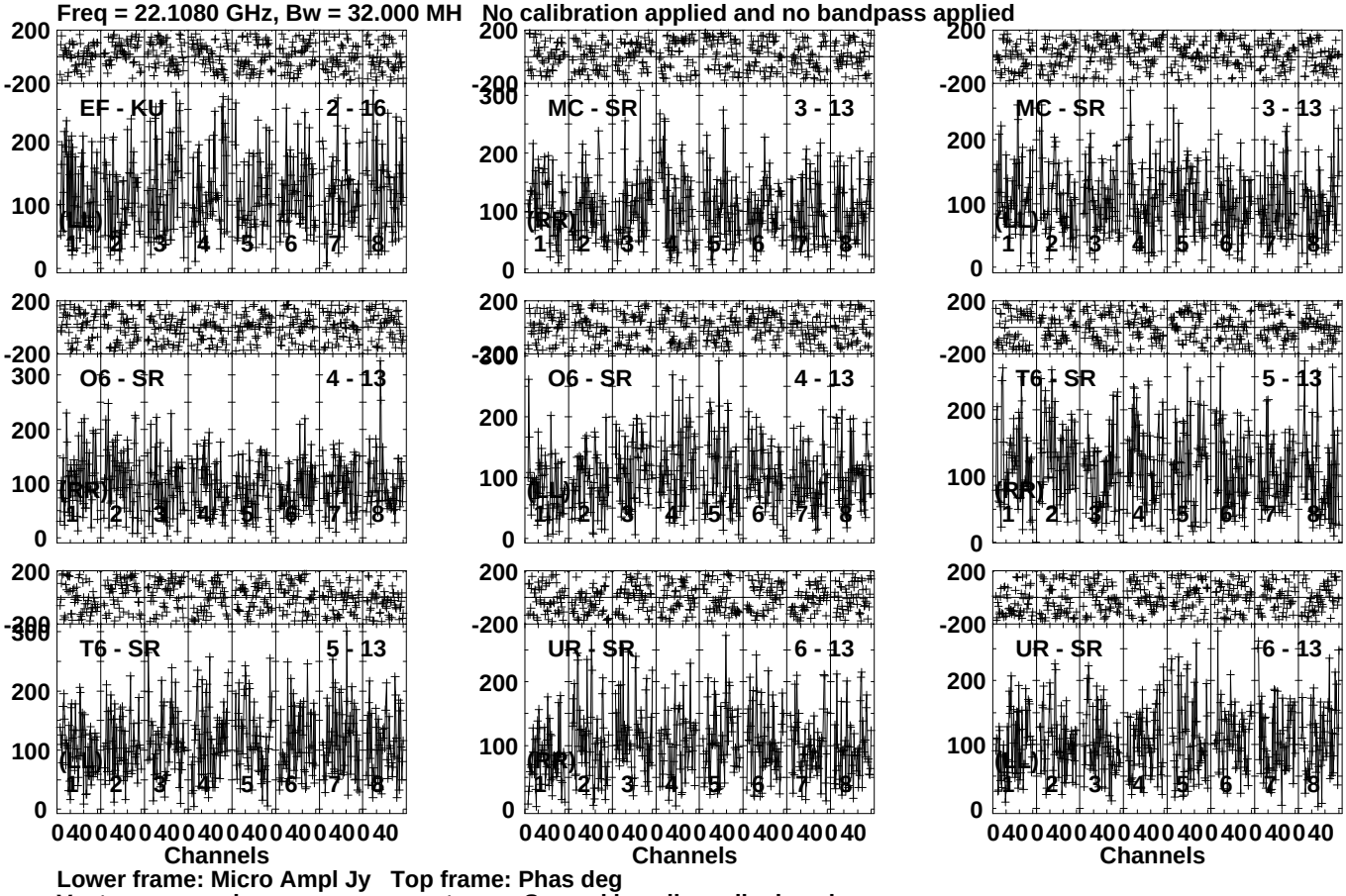

Lower frame: Micro Ampl Jy Top frame: Phas deg
Vector averaged cross-power spectrum Several baselines displayed
Timerange: 00/21:18:41 to 00/21:20:39

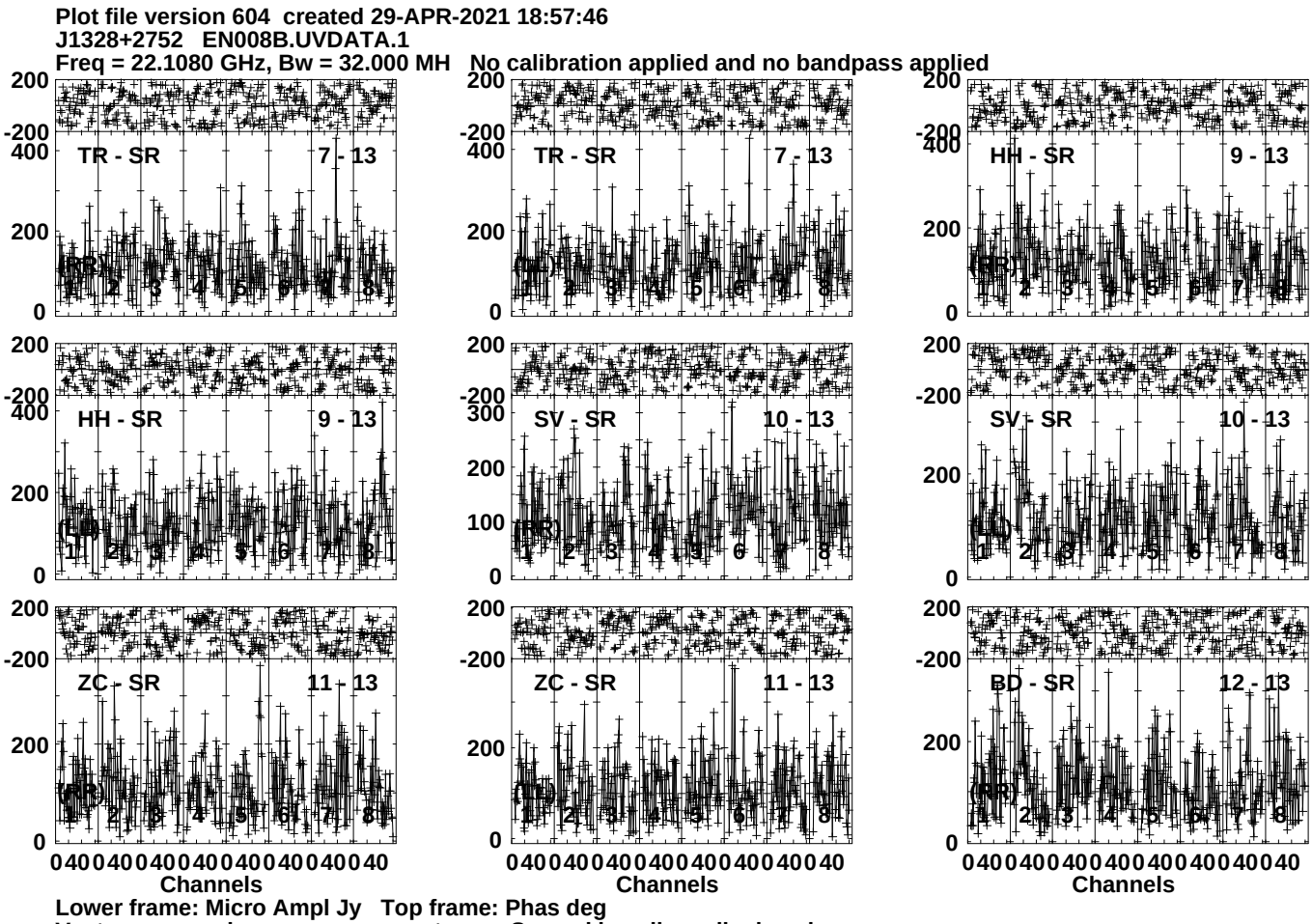
Plot file version 604 created 29-APR-2021 18:57:46
J1328+2752 EN008B.UVDATA.1
Freq = 22.1080 GHz, Bw = 32.000 MH No calibration applied and no bandpass applied
TR - SR 7 - 13
TR - SR 7 - 13
HH - SR 9 - 13
HH - SR 9 - 13
SV - SR 10 - 13
SV - SR 10 - 13
ZC - SR 11 - 13
ZC - SR 11 - 13
BD - SR 12 - 13
Channels
Channels
Channels
Lower frame: Micro Ampl Jy Top frame: Phas deg
Vector averaged cross-power spectrum Several baselines displayed
Timerange: 00/21:18:41 to 00/21:20:39

Plot file version 605 created 29-APR-2021 18:57:46
J1328+2752 EN008B.UVDATA.1
Freq = 22.1080 GHz, Bw = 32.000 MH No calibration applied and no bandpass applied

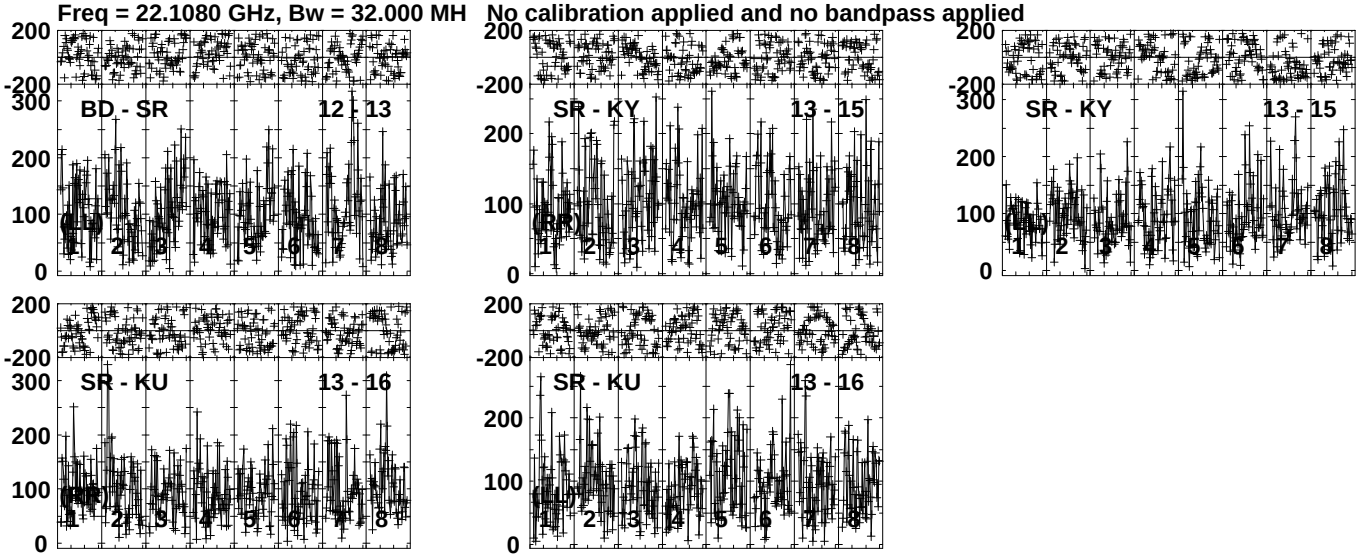

Lower frame: Micro Ampl Jy Top frame: Phas deg
Vector averaged cross-power spectrum Several baselines displayed
Timerange: 00/21:18:41 to 00/21:20:39

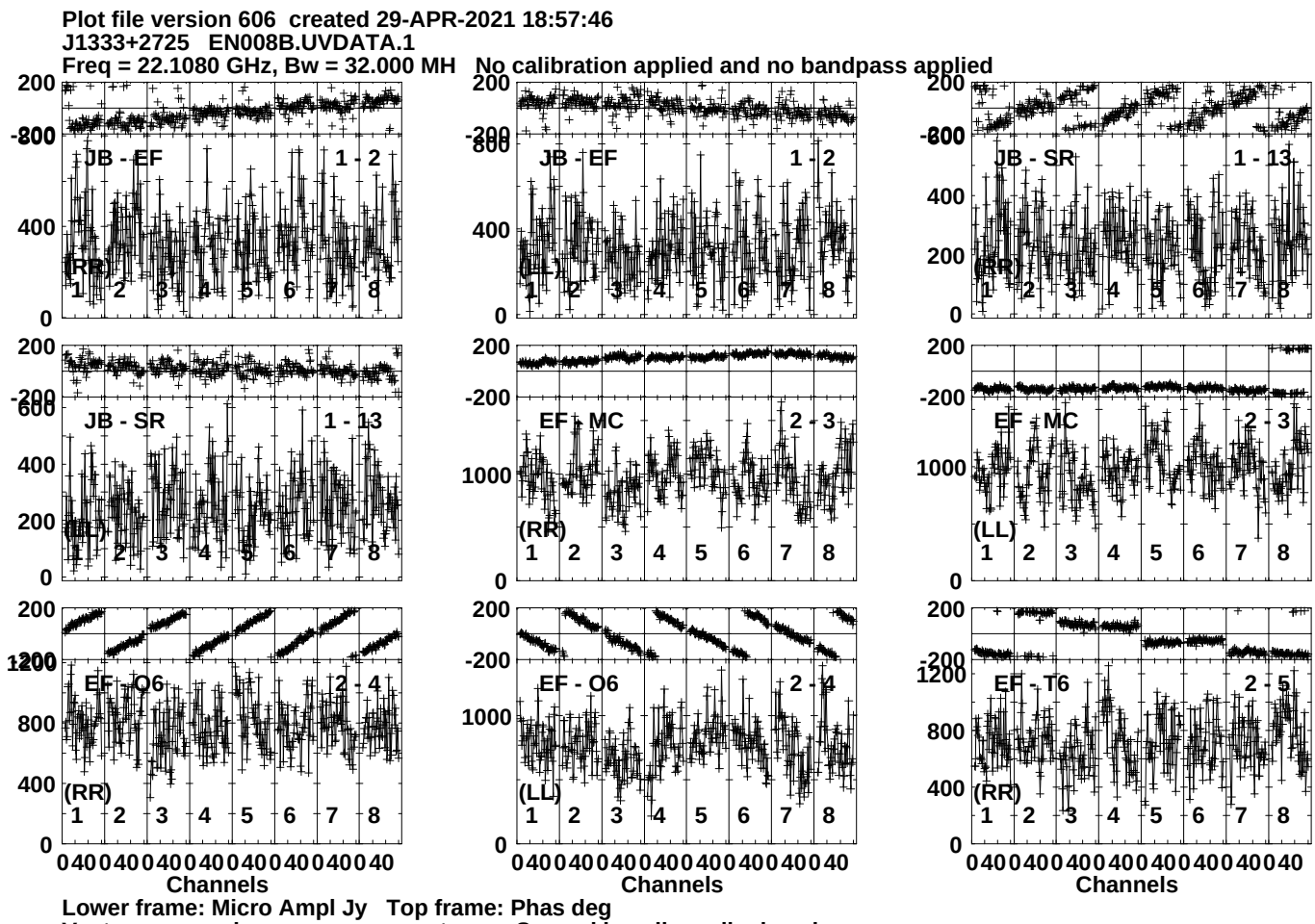
Plot file version 606 created 29-APR-2021 18:57:46
J1333+2725 EN008B.UVDATA.1
Freq = 22.1080 GHz, Bw = 32.000 MH No calibration applied and no bandpass applied
JB - EF 1 - 2
JB - EF 1 - 2
JB - SR 1 - 13
JB - SR 1 - 13
EF - MC 2 - 3
EF - MC 2 - 3
EF - O6 2 - 4
EF - O6 2 - 4
EF - T6 2 - 5
(RR)
(LL)
Channels
Lower frame: Micro Ampl Jy Top frame: Phas deg
Vector averaged cross-power spectrum Several baselines displayed
Timerange: 00/21:20:41 to 00/21:21:39

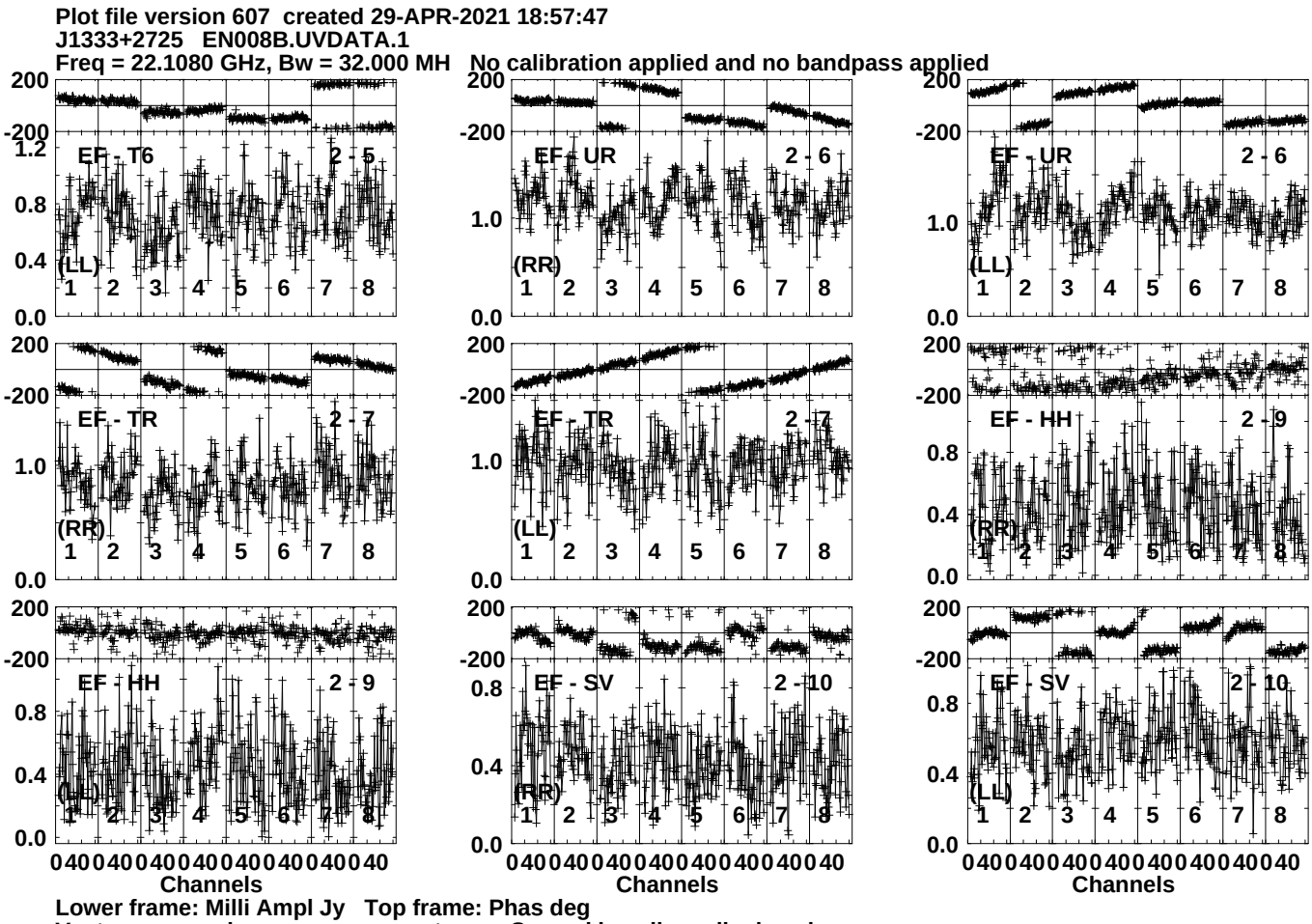
Plot file version 607 created 29-APR-2021 18:57:47
J1333+2725 EN008B.UVDATA.1
Freq = 22.1080 GHz, Bw = 32.000 MH No calibration applied and no bandpass applied
EF - T6 2 - 5
(LL)
EF - UR 2 - 6
(RR)
EF - UR 2 - 6
(LL)
EF - TR 2 - 7
(RR)
EF - TR 2 - 7
(LL)
EF - HH 2 - 9
(RR)
EF - HH 2 - 9
(LL)
EF - SV 2 - 10
(RR)
EF - SV 2 - 10
(LL)
Channels
Channels
Channels
Lower frame: Milli Ampl Jy Top frame: Phas deg
Vector averaged cross-power spectrum Several baselines displayed
Timerange: 00/21:20:41 to 00/21:21:39

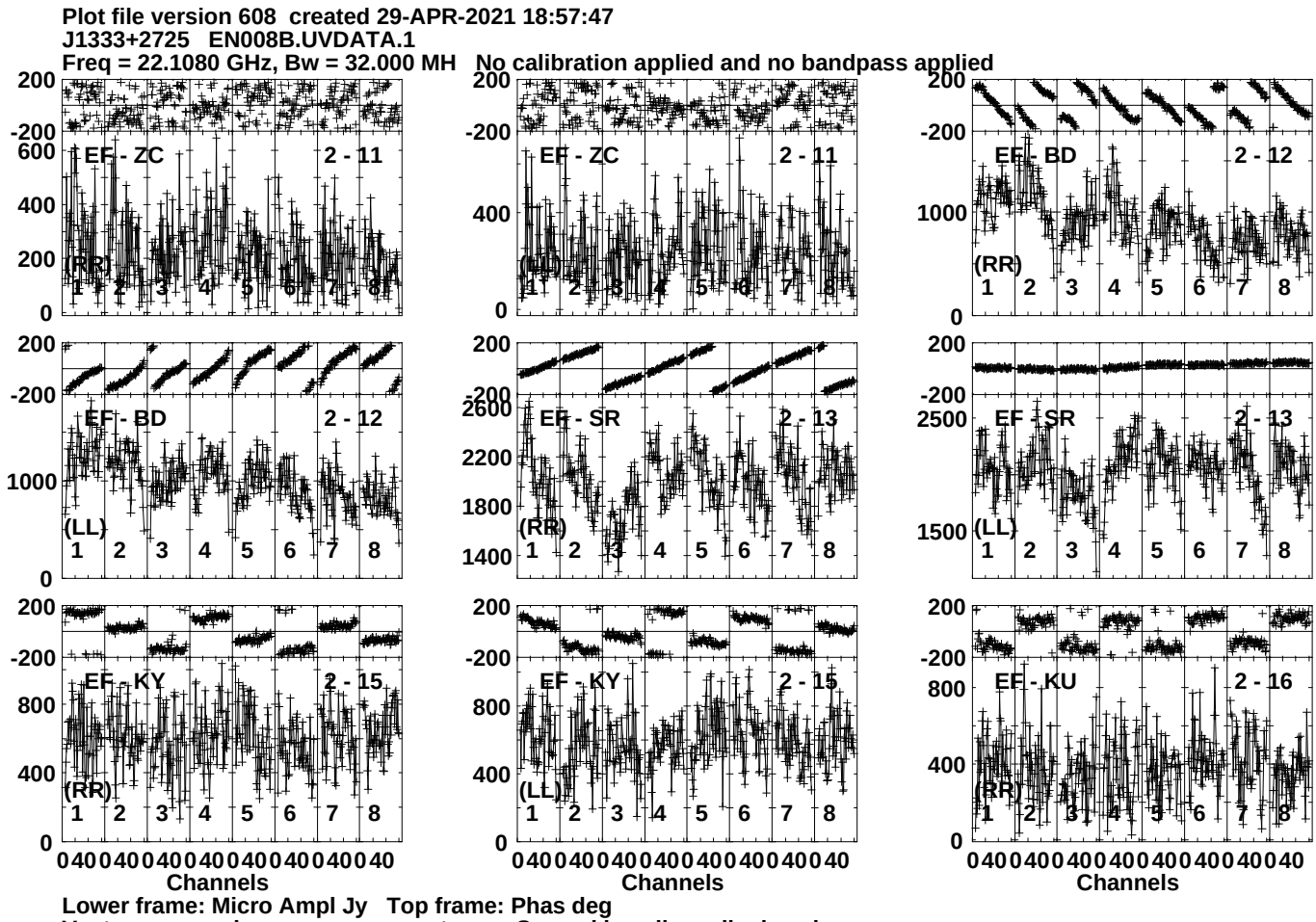
Plot file version 608 created 29-APR-2021 18:57:47
J1333+2725 EN008B.UVDATA.1
Freq = 22.1080 GHz, Bw = 32.000 MH No calibration applied and no bandpass applied
EF - ZC 2 - 11
(RR)
EF - ZC 2 - 11
(LL)
EF - BD 2 - 12
(RR)
EF - BD 2 - 12
(LL)
EF - SR 2 - 13
(RR)
EF - SR 2 - 13
(LL)
EF - KY 2 - 15
(RR)
EF - KY 2 - 15
(LL)
EF - KU 2 - 16
(RR)
Channels
Channels
Channels
Lower frame: Micro Ampl Jy Top frame: Phas deg
Vector averaged cross-power spectrum Several baselines displayed
Timerange: 00/21:20:41 to 00/21:21:39

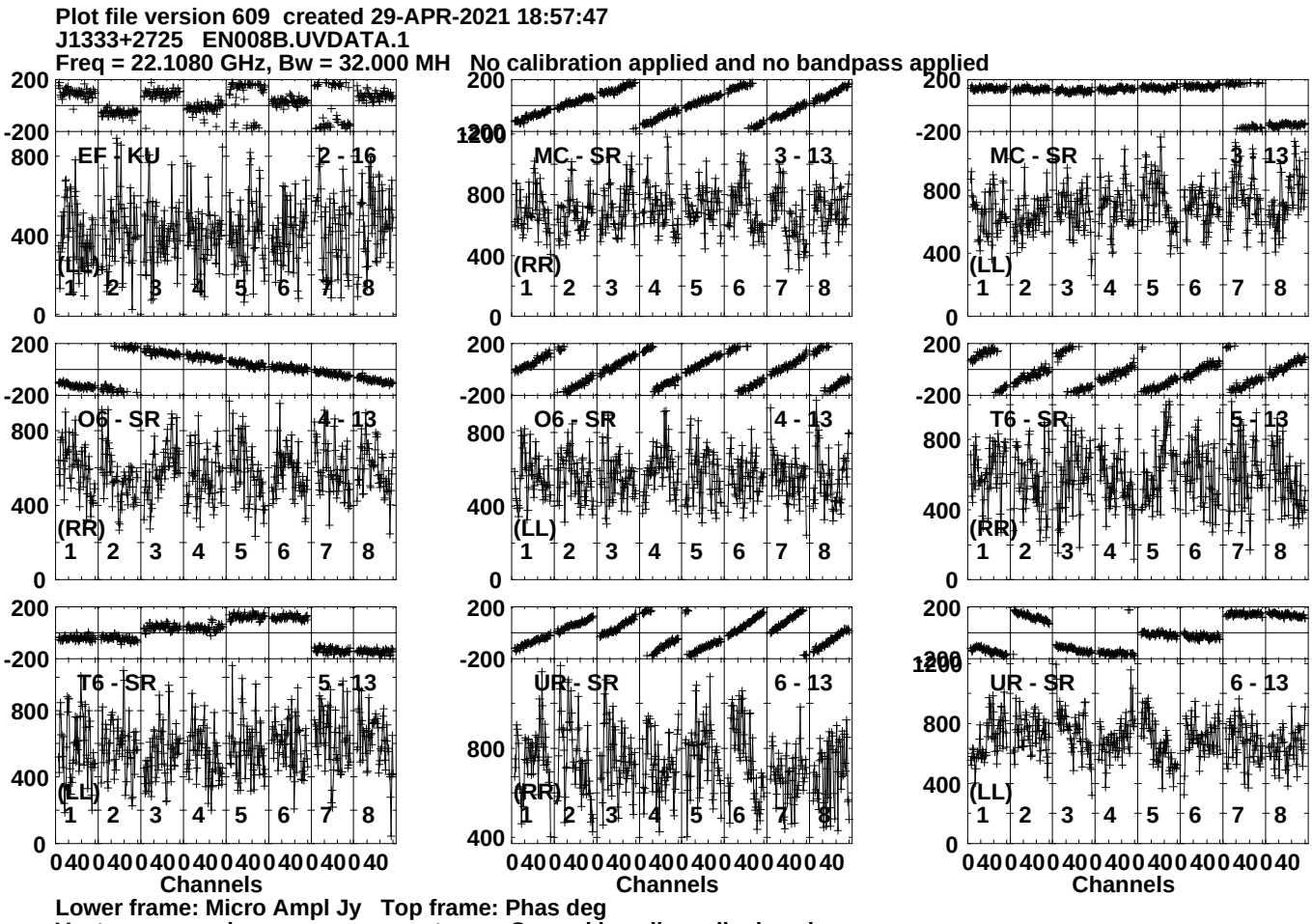
Plot file version 609 created 29-APR-2021 18:57:47
J1333+2725 EN008B.UVDATA.1
Freq = 22.1080 GHz, Bw = 32.000 MH No calibration applied and no bandpass applied
EF - KU 2 - 16
(LL)
MC - SR 3 - 13
(RR)
MC - SR 3 - 13
(LL)
O6 - SR 4 - 13
(RR)
O6 - SR 4 - 13
(LL)
T6 - SR 5 - 13
(RR)
T6 - SR 5 - 13
(LL)
UR - SR 6 - 13
(RR)
UR - SR 6 - 13
(LL)
Channels
Lower frame: Micro Ampl Jy Top frame: Phas deg
Vector averaged cross-power spectrum Several baselines displayed
Timerange: 00/21:20:41 to 00/21:21:39

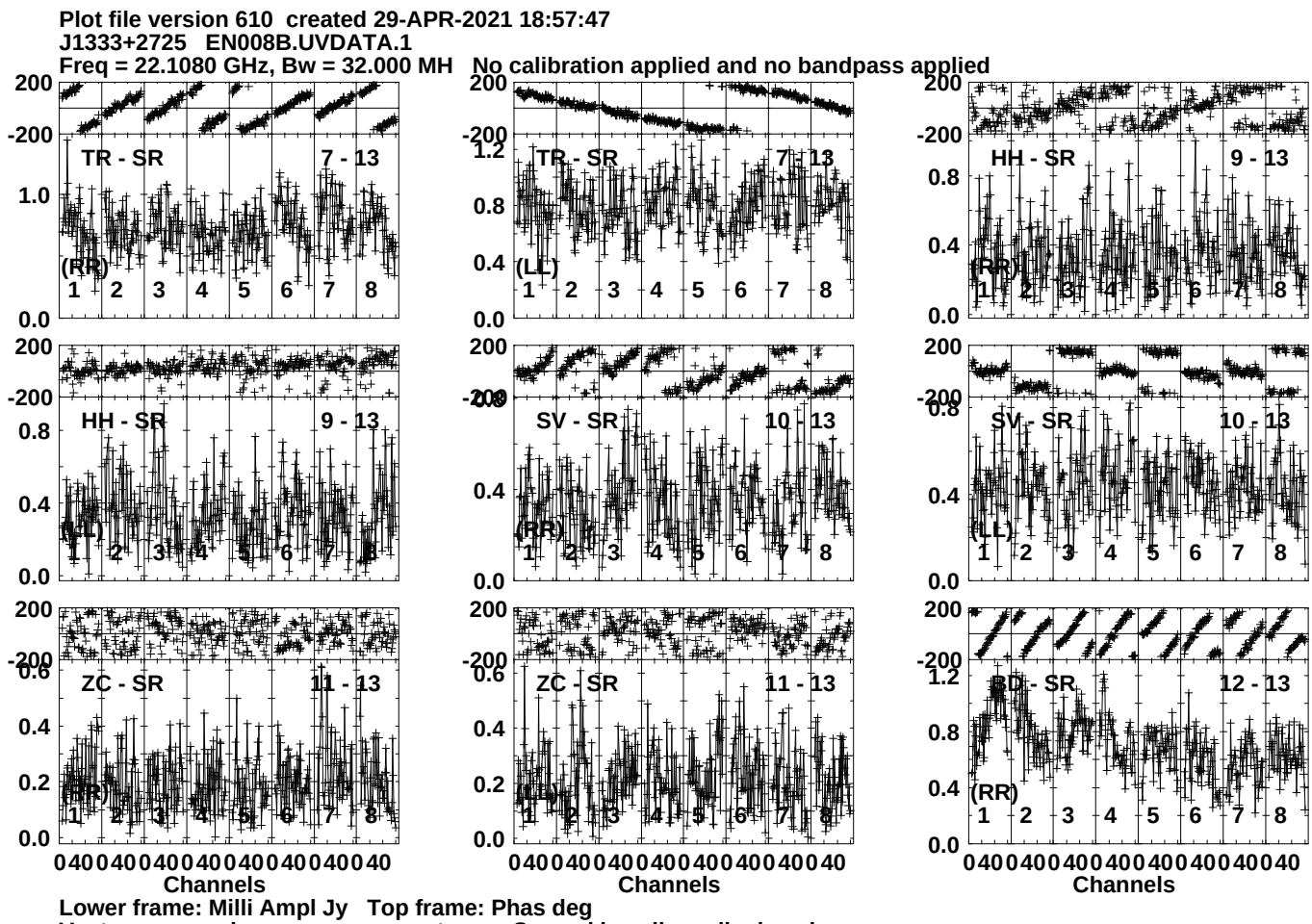
Plot file version 610 created 29-APR-2021 18:57:47
J1333+2725 EN008B.UVDATA.1
Freq = 22.1080 GHz, Bw = 32.000 MH No calibration applied and no bandpass applied
TR - SR 7 - 13
(RR)
TR - SR 7 - 13
(LL)
HH - SR 9 - 13
(RR)
HH - SR 9 - 13
(LL)
SV - SR 10 - 13
(RR)
SV - SR 10 - 13
(LL)
ZC - SR 11 - 13
(RR)
ZC - SR 11 - 13
(LL)
BD - SR 12 - 13
(RR)
Channels
Channels
Channels
Lower frame: Milli Ampl Jy Top frame: Phas deg
Vector averaged cross-power spectrum Several baselines displayed
Timerange: 00/21:20:41 to 00/21:21:39

Plot file version 611 created 29-APR-2021 18:57:47
J1333+2725 EN008B.UVDATA.1
Freq = 22.1080 GHz, Bw = 32.000 MH No calibration applied and no bandpass applied

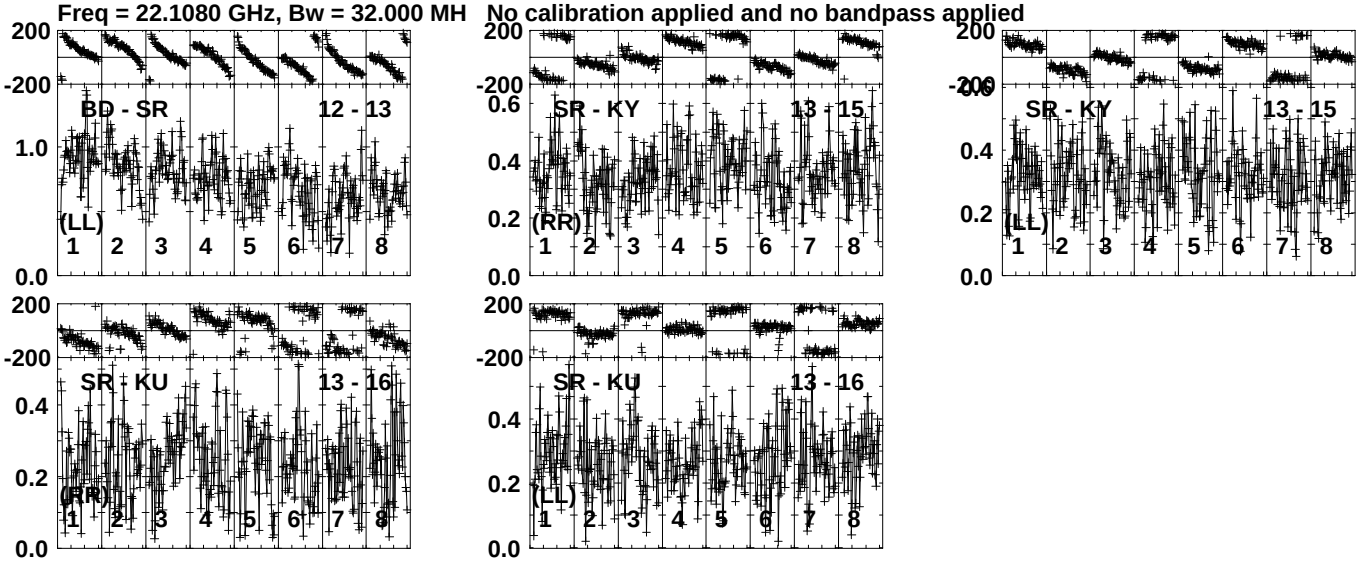

Lower frame: Milli Ampl Jy Top frame: Phas deg
Vector averaged cross-power spectrum Several baselines displayed
Timerange: 00/21:20:41 to 00/21:21:39

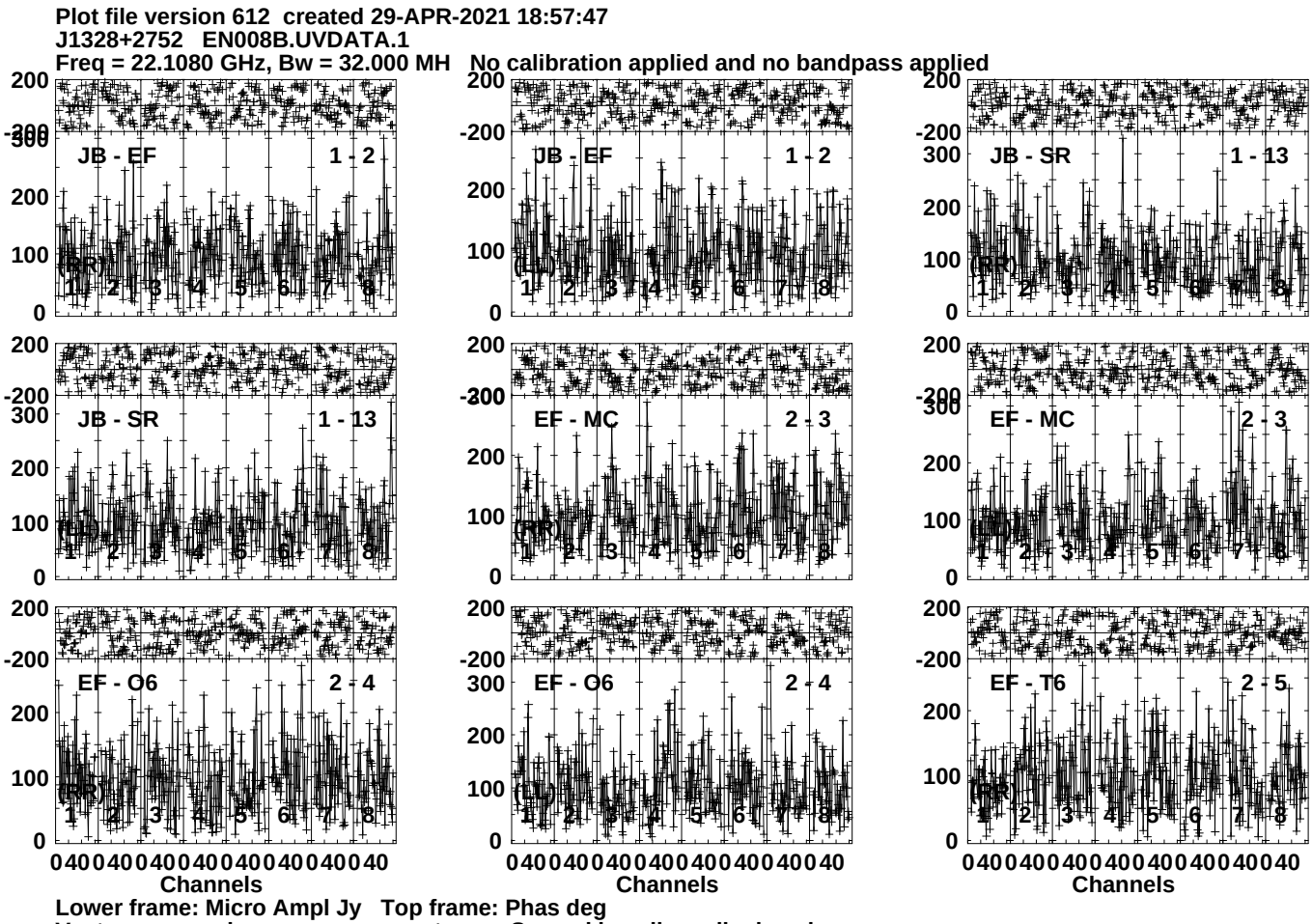
Plot file version 612 created 29-APR-2021 18:57:47
J1328+2752 EN008B.UVDATA.1
Freq = 22.1080 GHz, Bw = 32.000 MH No calibration applied and no bandpass applied
JB - EF 1 - 2
JB - EF 1 - 2
JB - SR 1 - 13
JB - SR 1 - 13
EF - MC 2 - 3
EF - MC 2 - 3
EF - O6 2 - 4
EF - O6 2 - 4
EF - T6 2 - 5
(RR)
(LL)
Channels
Lower frame: Micro Ampl Jy Top frame: Phas deg
Vector averaged cross-power spectrum Several baselines displayed
Timerange: 00/21:22:21 to 00/21:24:19

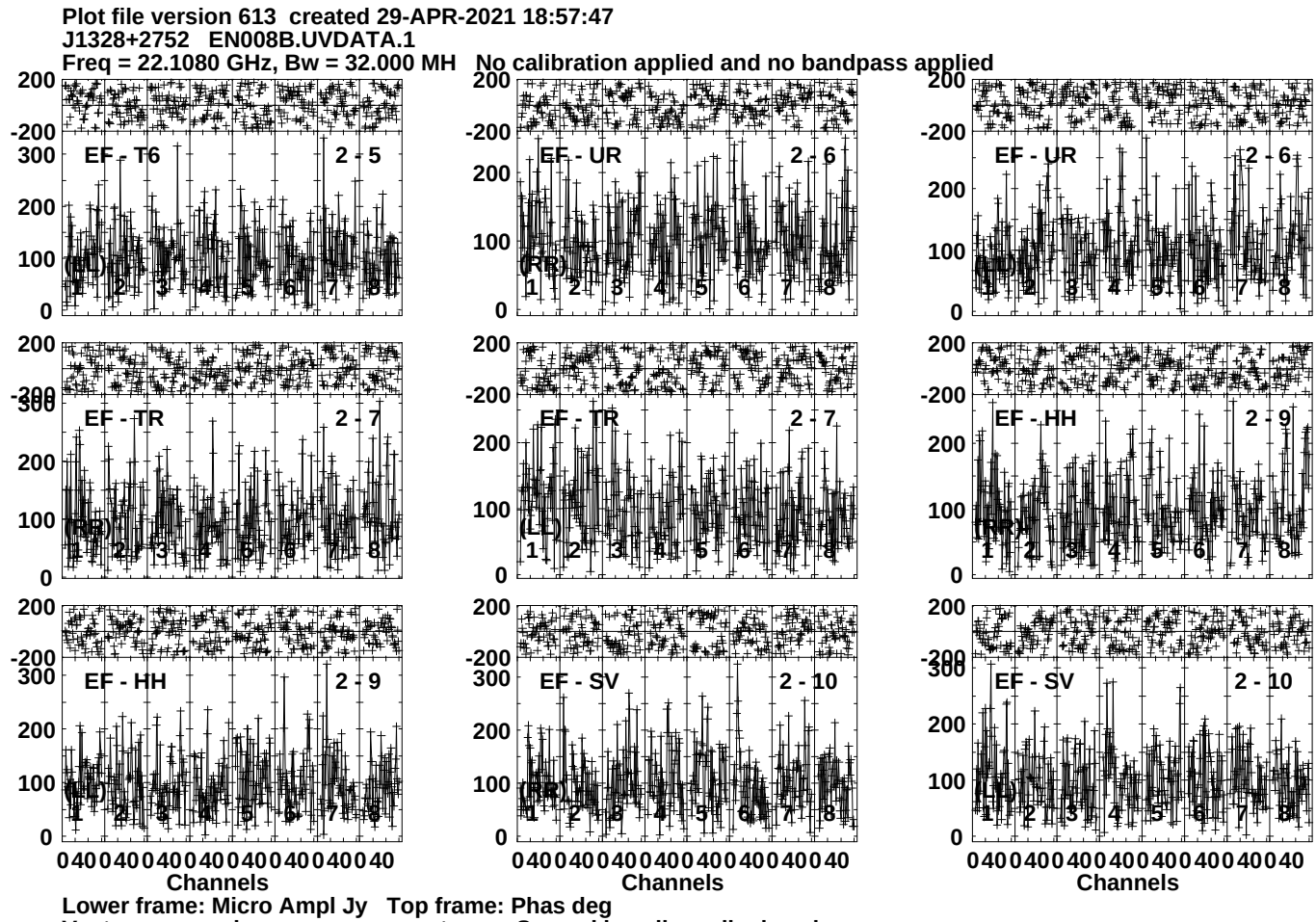
Plot file version 613 created 29-APR-2021 18:57:47
J1328+2752 EN008B.UVDATA.1
Freq = 22.1080 GHz, Bw = 32.000 MH No calibration applied and no bandpass applied
EF - T6 2 - 5
EF - UR 2 - 6
EF - UR 2 - 6
EF - TR 2 - 7
EF - TR 2 - 7
EF - HH 2 - 9
EF - HH 2 - 9
EF - SV 2 - 10
EF - SV 2 - 10
(LL)
(RR)
(RL)
(LR)
Channels
Lower frame: Micro Ampl Jy Top frame: Phas deg
Vector averaged cross-power spectrum Several baselines displayed
Timerange: 00/21:22:21 to 00/21:24:19

Plot file version 614 created 29-APR-2021 18:57:47
J1328+2752 EN008B.UVDATA.1
Freq = 22.1080 GHz, Bw = 32.000 MH No calibration applied and no bandpass applied

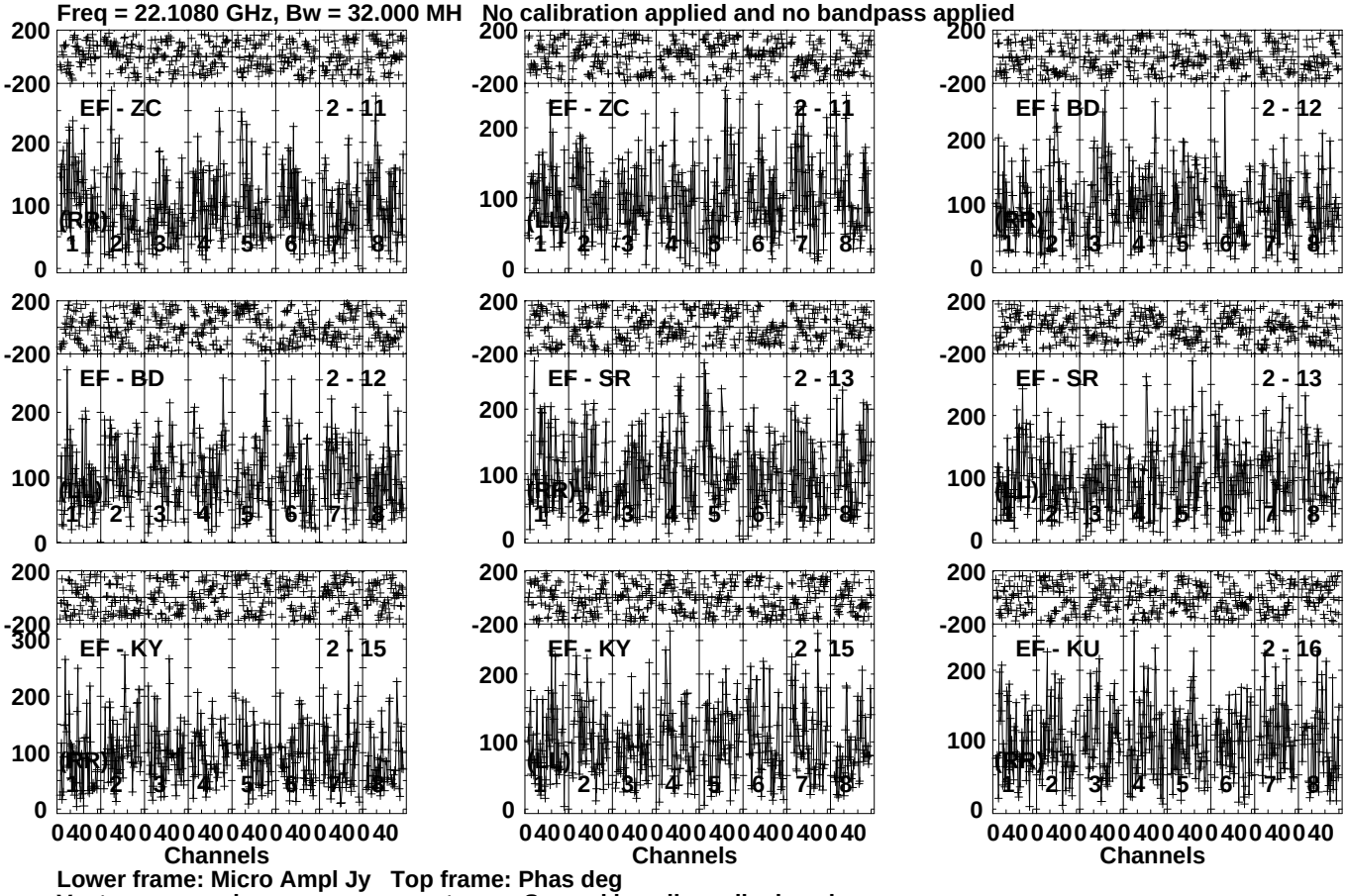

Lower frame: Micro Ampl Jy Top frame: Phas deg
Vector averaged cross-power spectrum Several baselines displayed
Timerange: 00/21:22:21 to 00/21:24:19

Plot file version 615 created 29-APR-2021 18:57:48
J1328+2752 EN008B.UVDATA.1
Freq = 22.1080 GHz, Bw = 32.000 MH No calibration applied and no bandpass applied

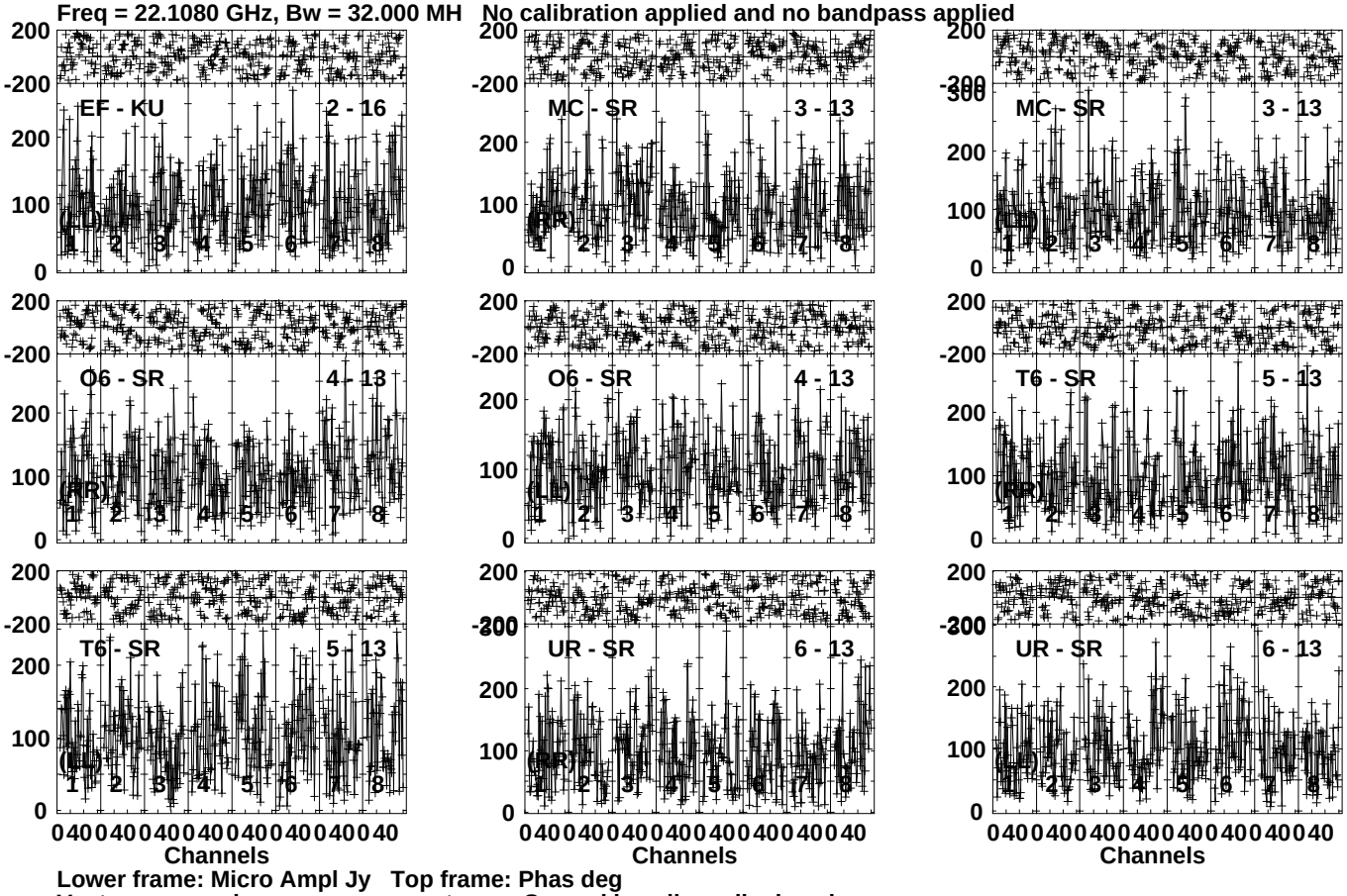

Lower frame: Micro Ampl Jy Top frame: Phas deg
Vector averaged cross-power spectrum Several baselines displayed
Timerange: 00/21:22:21 to 00/21:24:19

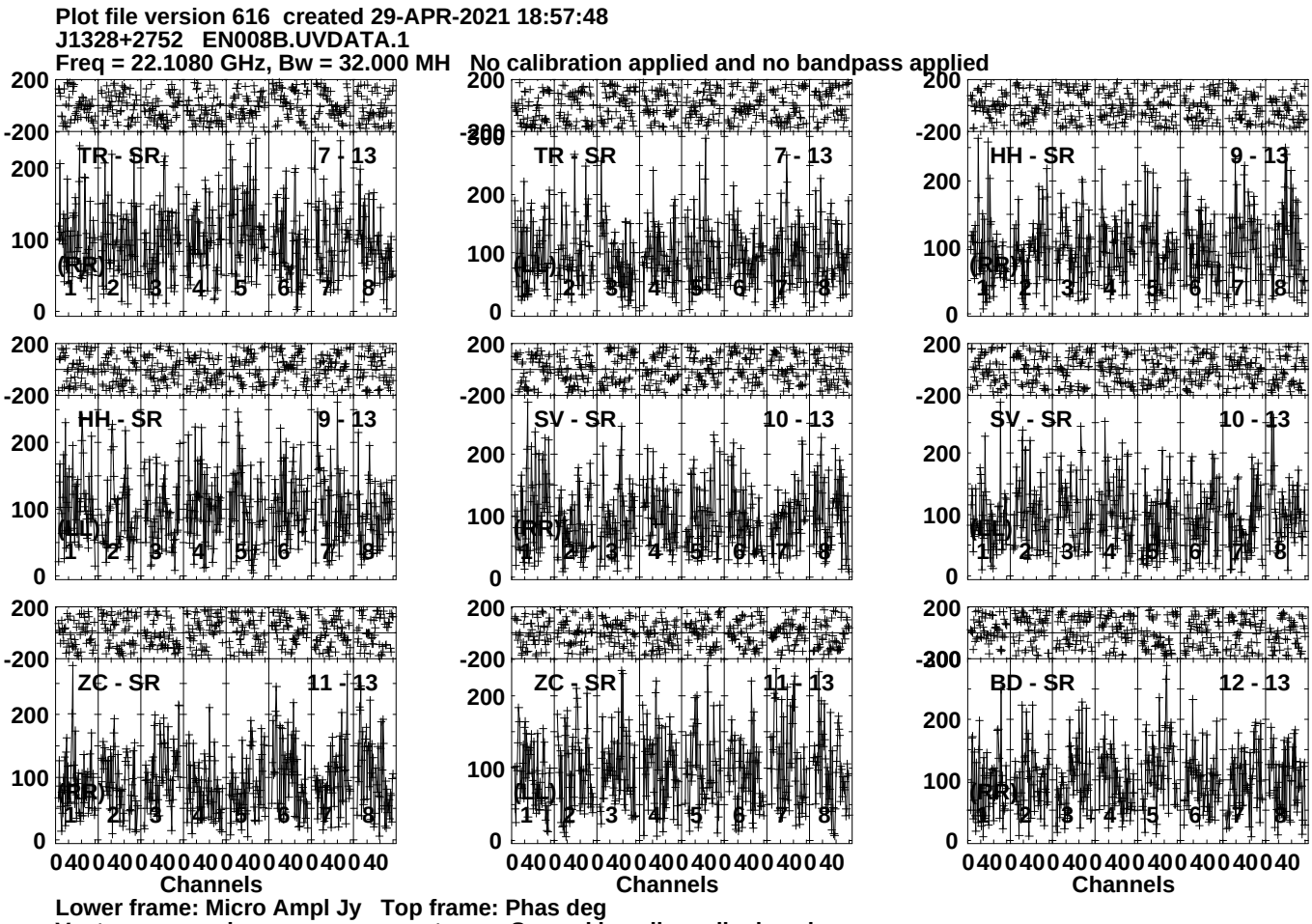
Plot file version 616 created 29-APR-2021 18:57:48
J1328+2752 EN008B.UVDATA.1
Freq = 22.1080 GHz, Bw = 32.000 MH No calibration applied and no bandpass applied
TR - SR
7 - 13
(RR)
TR - SR
7 - 13
(LL)
HH - SR
9 - 13
(RR)
HH - SR
9 - 13
(LL)
SV - SR
10 - 13
(RR)
SV - SR
10 - 13
(LL)
ZC - SR
11 - 13
(RR)
ZC - SR
11 - 13
(LL)
BD - SR
12 - 13
(RR)
Channels
Channels
Channels
Lower frame: Micro Ampl Jy Top frame: Phas deg
Vector averaged cross-power spectrum Several baselines displayed
Timerange: 00/21:22:21 to 00/21:24:19

Plot file version 617 created 29-APR-2021 18:57:48
J1328+2752 EN008B.UVDATA.1
Freq = 22.1080 GHz, Bw = 32.000 MH No calibration applied and no bandpass applied

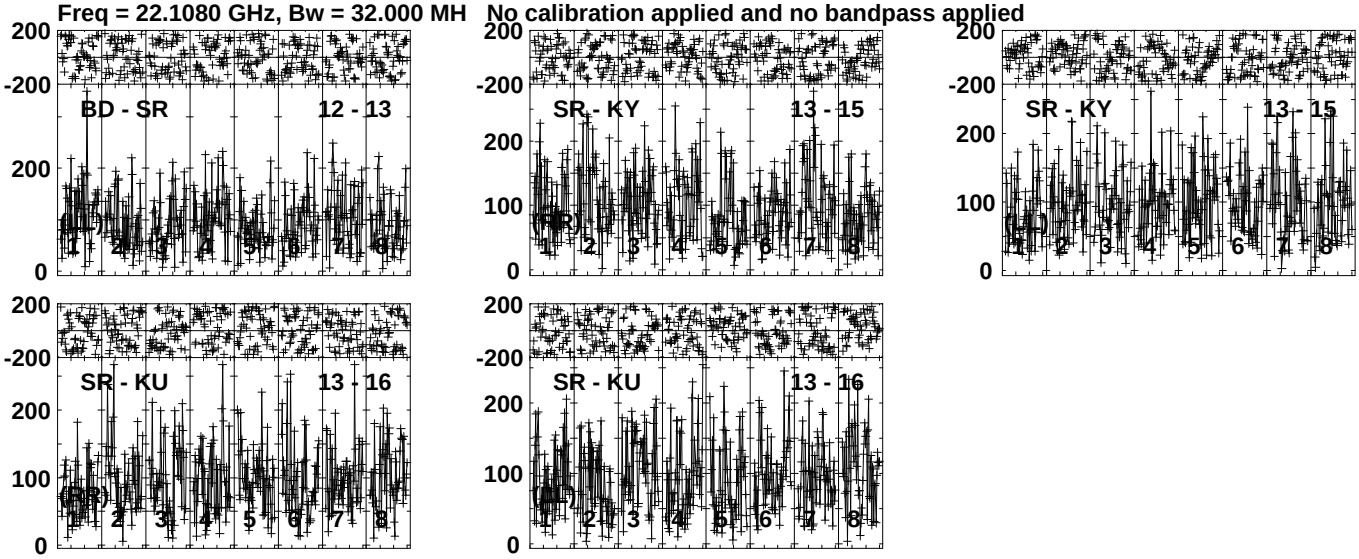

Lower frame: Micro Ampl Jy Top frame: Phas deg
Vector averaged cross-power spectrum Several baselines displayed
Timerange: 00/21:22:21 to 00/21:24:19

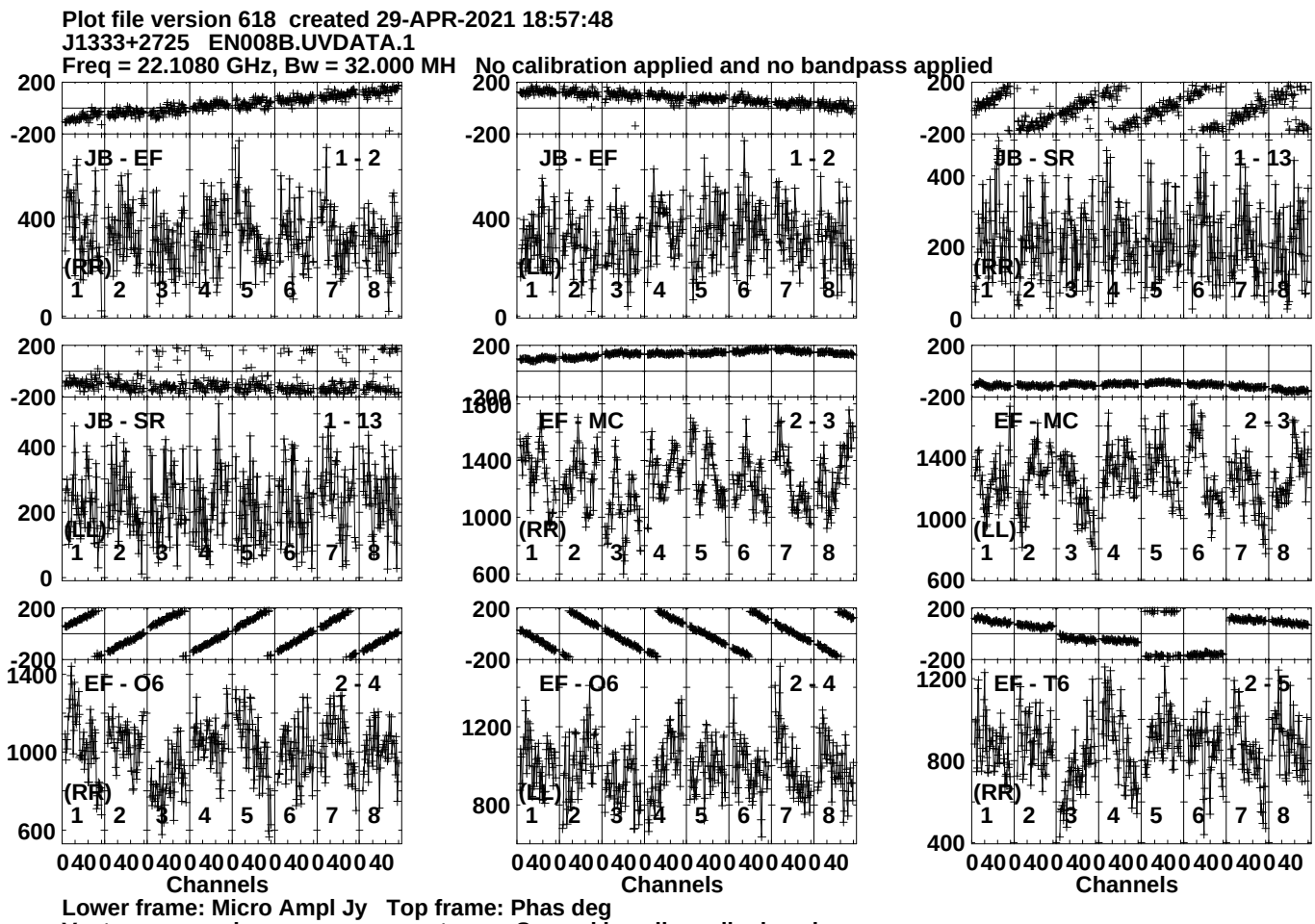
Plot file version 618 created 29-APR-2021 18:57:48
J1333+2725 EN008B.UVDATA.1
Freq = 22.1080 GHz, Bw = 32.000 MH No calibration applied and no bandpass applied
JB - EF 1 - 2 (RR)
JB - EF 1 - 2 (LL)
JB - SR 1 - 13 (RR)
JB - SR 1 - 13 (LL)
EF - MC 2 - 3 (RR)
EF - MC 2 - 3 (LL)
EF - O6 2 - 4 (RR)
EF - O6 2 - 4 (LL)
EF - T6 2 - 5 (RR)
Channels
Lower frame: Micro Ampl Jy Top frame: Phas deg
Vector averaged cross-power spectrum Several baselines displayed
Timerange: 00/21:24:51 to 00/21:25:49

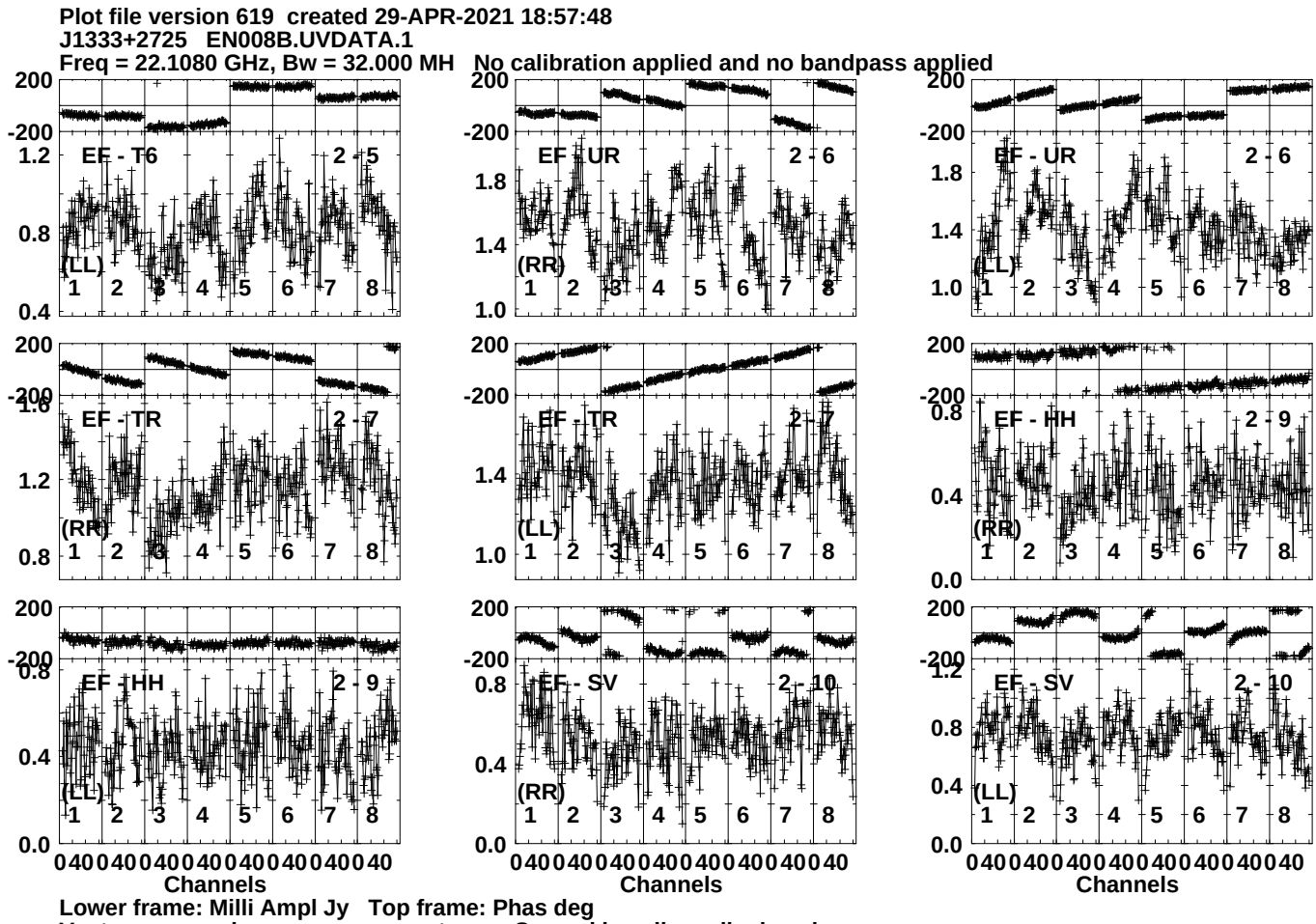
Plot file version 619 created 29-APR-2021 18:57:48
J1333+2725 EN008B.UVDATA.1
Freq = 22.1080 GHz, Bw = 32.000 MH No calibration applied and no bandpass applied
EF - T6 2 - 5
EF - UR 2 - 6
EF - UR 2 - 6
EF - TR 2 - 7
EF - TR 2 - 7
EF - HH 2 - 9
EF - HH 2 - 9
EF - SV 2 - 10
EF - SV 2 - 10
(LL)
(RR)
Channels
Lower frame: Milli Ampl Jy Top frame: Phas deg
Vector averaged cross-power spectrum Several baselines displayed
Timerange: 00/21:24:51 to 00/21:25:49

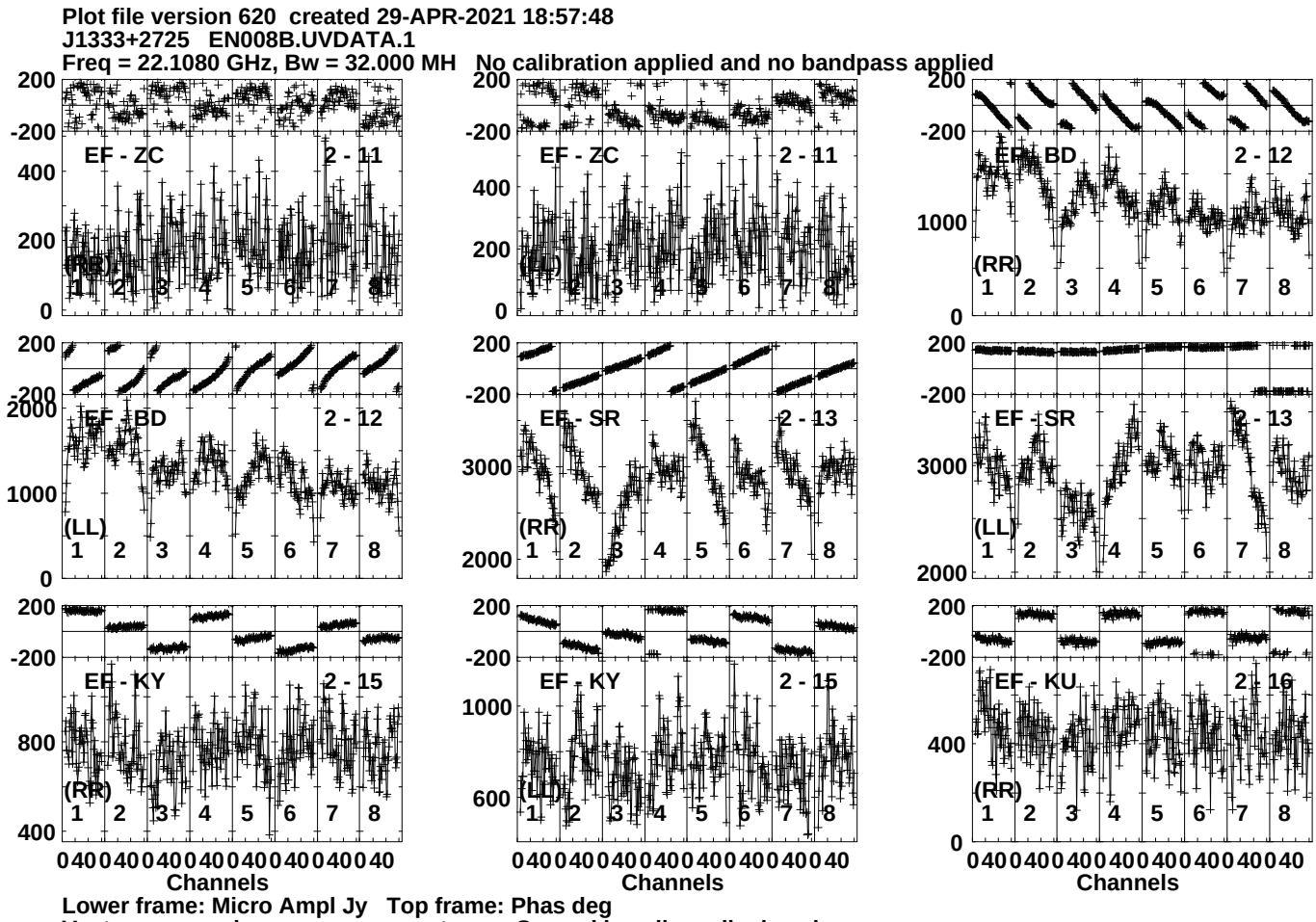
Plot file version 620 created 29-APR-2021 18:57:48
J1333+2725 EN008B.UVDATA.1
Freq = 22.1080 GHz, Bw = 32.000 MH No calibration applied and no bandpass applied
EF - ZC 2 - 11
(RR)
EF - ZC 2 - 11
(LL)
EF - BD 2 - 12
(RR)
EF - BD 2 - 12
(LL)
EF - SR 2 - 13
(RR)
EF - SR 2 - 13
(LL)
EF - KY 2 - 15
(RR)
EF - KY 2 - 15
(LL)
EF - KU 2 - 16
(RR)
Channels
Channels
Channels
Lower frame: Micro Ampl Jy Top frame: Phas deg
Vector averaged cross-power spectrum Several baselines displayed
Timerange: 00/21:24:51 to 00/21:25:49

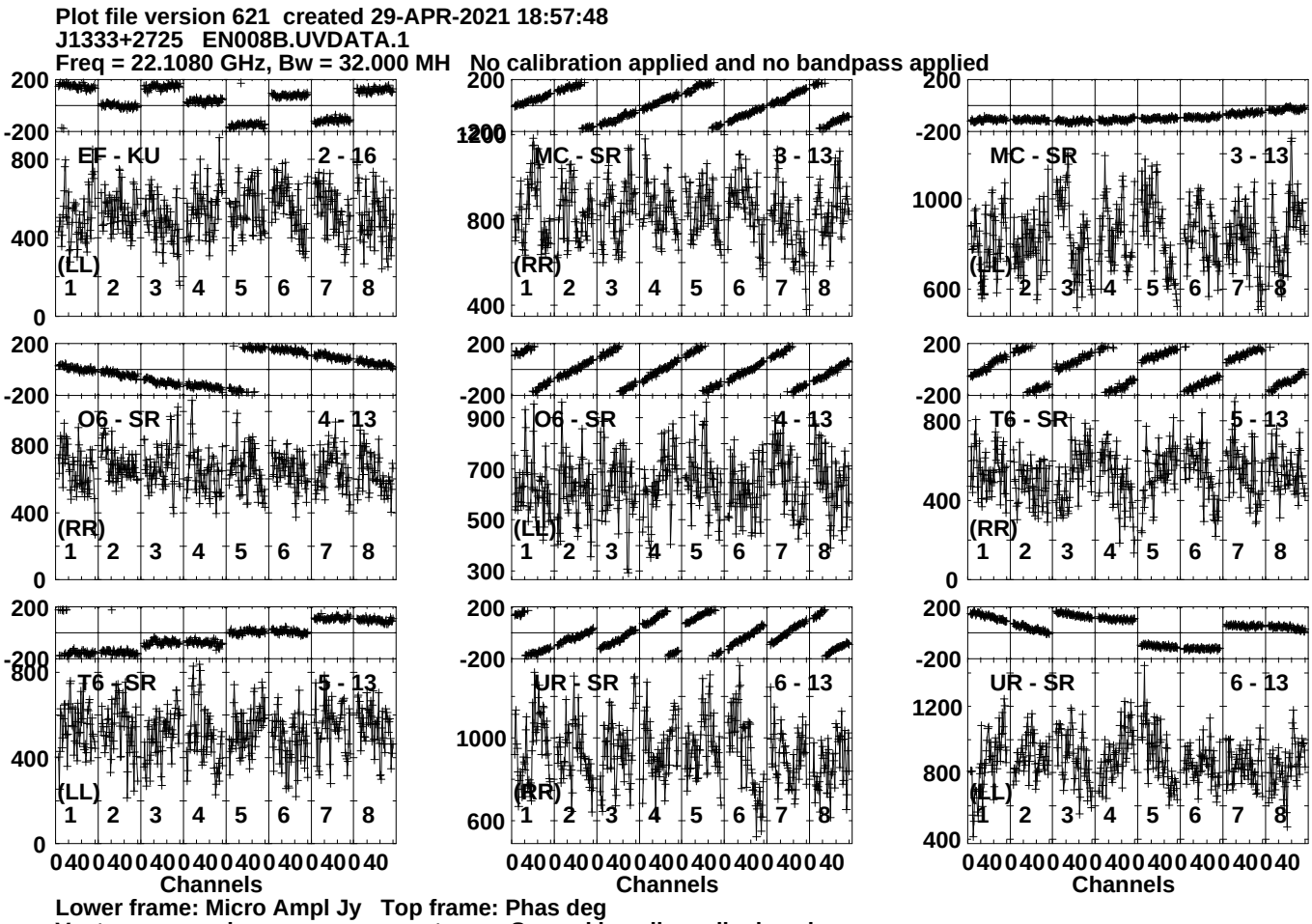
Plot file version 621 created 29-APR-2021 18:57:48
J1333+2725 EN008B.UVDATA.1
Freq = 22.1080 GHz, Bw = 32.000 MH No calibration applied and no bandpass applied
EF - KU 2 - 16
(LL)
MC - SR 3 - 13
(RR)
MC - SR 3 - 13
(LL)
O6 - SR 4 - 13
(RR)
O6 - SR 4 - 13
(LL)
T6 - SR 5 - 13
(RR)
T6 - SR 5 - 13
(LL)
UR - SR 6 - 13
(RR)
UR - SR 6 - 13
(LL)
Channels
Channels
Channels
Lower frame: Micro Ampl Jy Top frame: Phas deg
Vector averaged cross-power spectrum Several baselines displayed
Timerange: 00/21:24:51 to 00/21:25:49

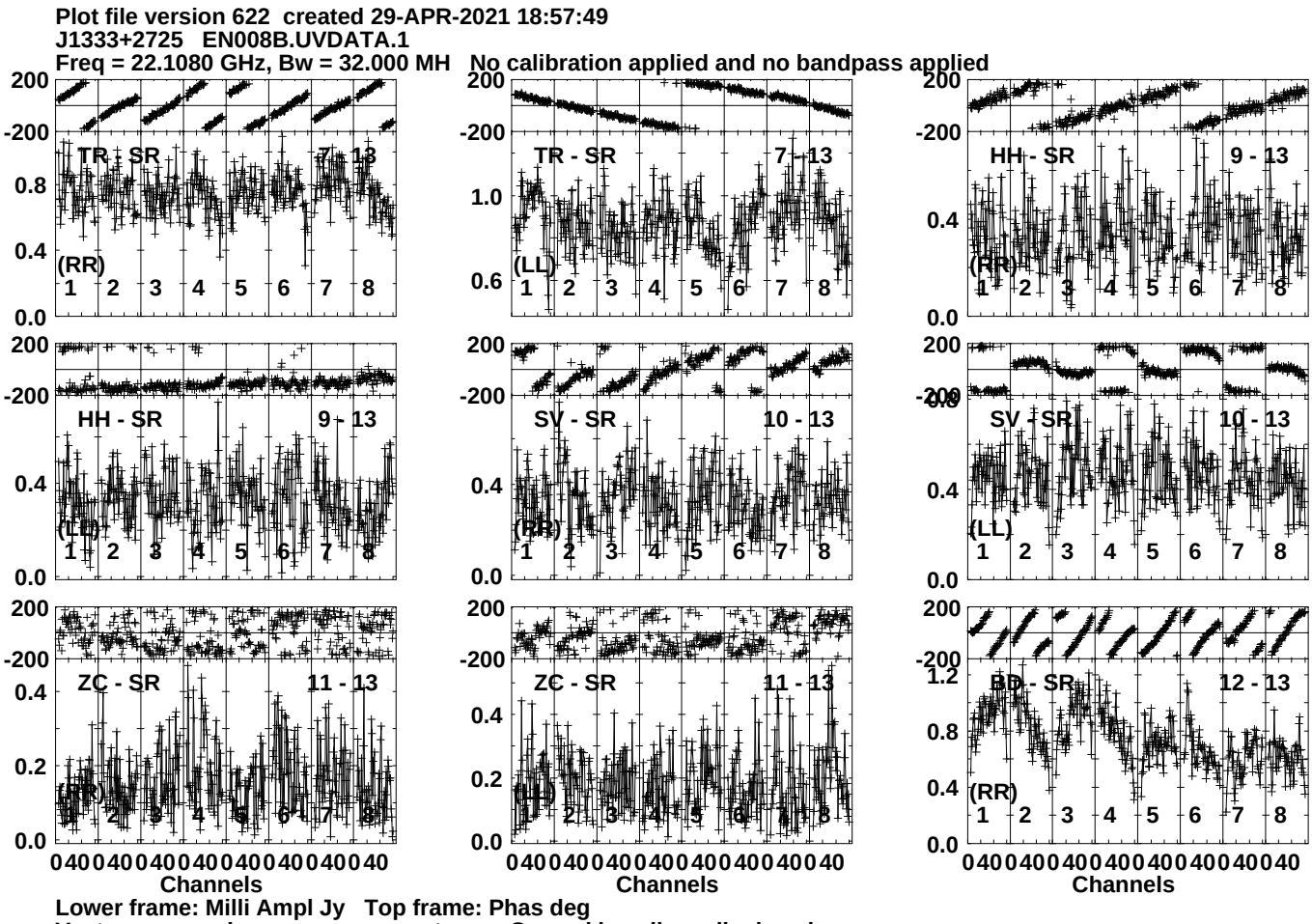
Plot file version 622 created 29-APR-2021 18:57:49
J1333+2725 EN008B.UVDATA.1
Freq = 22.1080 GHz, Bw = 32.000 MH No calibration applied and no bandpass applied
TR - SR 7 - 13
(RR)
TR - SR 7 - 13
(LL)
HH - SR 9 - 13
(RR)
HH - SR 9 - 13
(LL)
SV - SR 10 - 13
(RR)
SV - SR 10 - 13
(LL)
ZC - SR 11 - 13
(RR)
ZC - SR 11 - 13
(LL)
BD - SR 12 - 13
(RR)
Channels
Lower frame: Milli Ampl Jy Top frame: Phas deg
Vector averaged cross-power spectrum Several baselines displayed
Timerange: 00/21:24:51 to 00/21:25:49

Plot file version 623 created 29-APR-2021 18:57:49
J1333+2725 EN008B.UVDATA.1
Freq = 22.1080 GHz, Bw = 32.000 MH No calibration applied and no bandpass applied

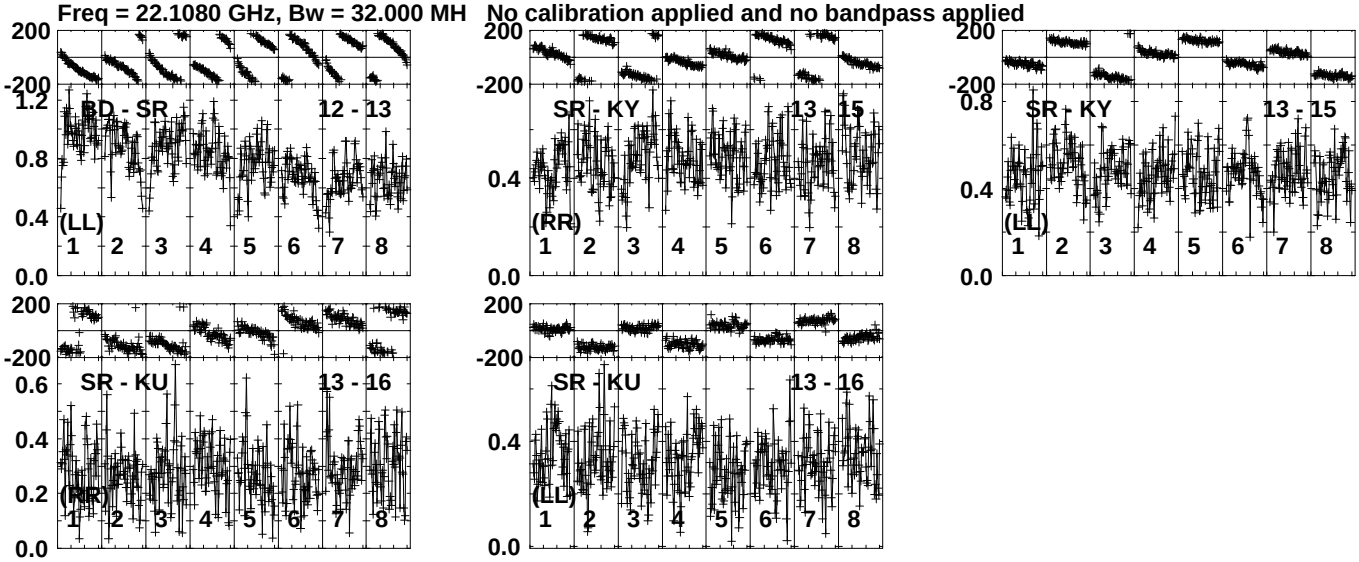

Lower frame: Milli Ampl Jy Top frame: Phas deg
Vector averaged cross-power spectrum Several baselines displayed
Timerange: 00/21:24:51 to 00/21:25:49

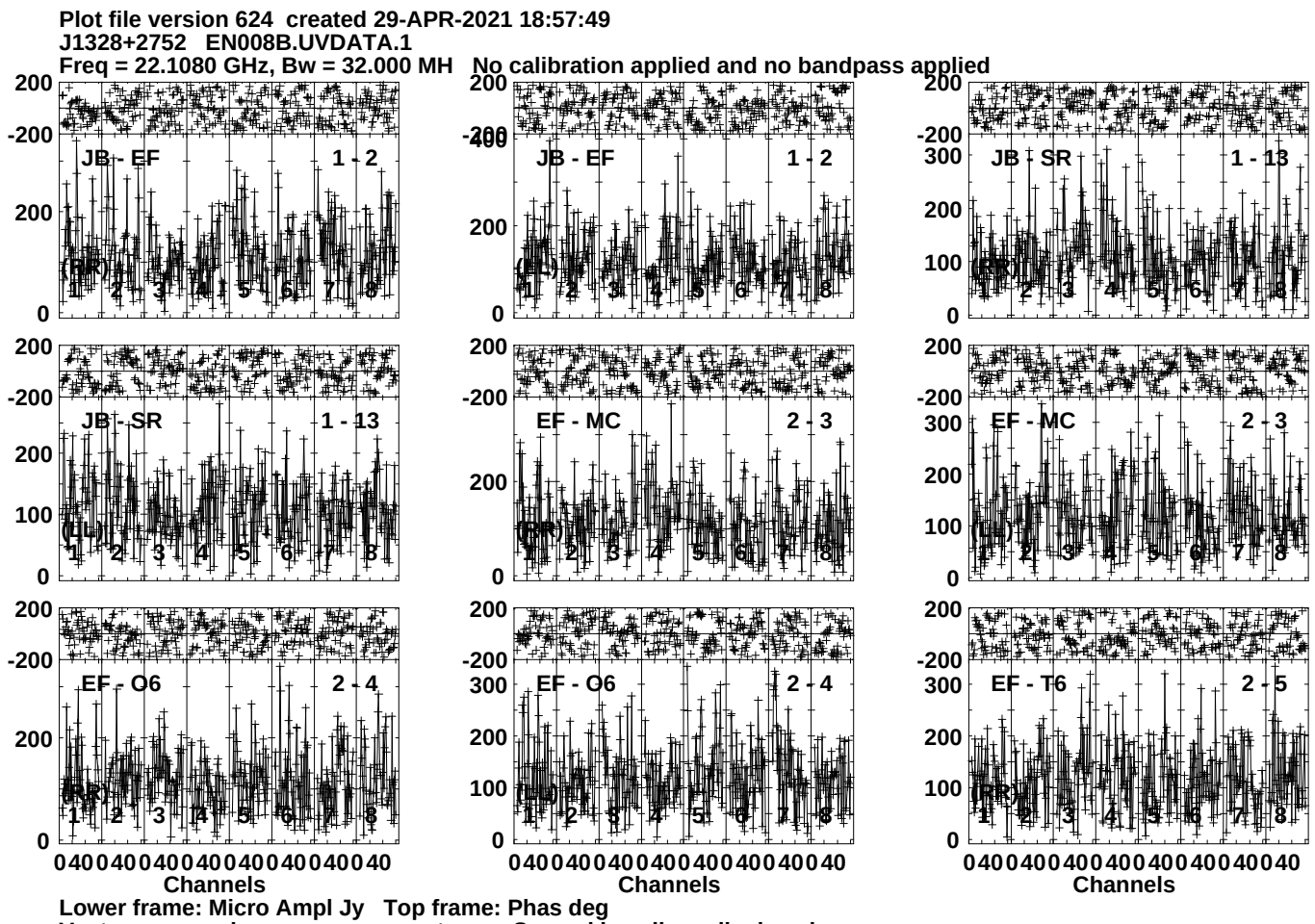
Plot file version 624 created 29-APR-2021 18:57:49
J1328+2752 EN008B.UVDATA.1
Freq = 22.1080 GHz, Bw = 32.000 MH No calibration applied and no bandpass applied
JB - EF 1 - 2
JB - EF 1 - 2
JB - SR 1 - 13
JB - SR 1 - 13
EF - MC 2 - 3
EF - MC 2 - 3
EF - O6 2 - 4
EF - O6 2 - 4
EF - T6 2 - 5
(RR)
(LL)
(RL)
(LR)
Channels
Lower frame: Micro Ampl Jy Top frame: Phas deg
Vector averaged cross-power spectrum Several baselines displayed
Timerange: 00/21:25:51 to 00/21:27:49

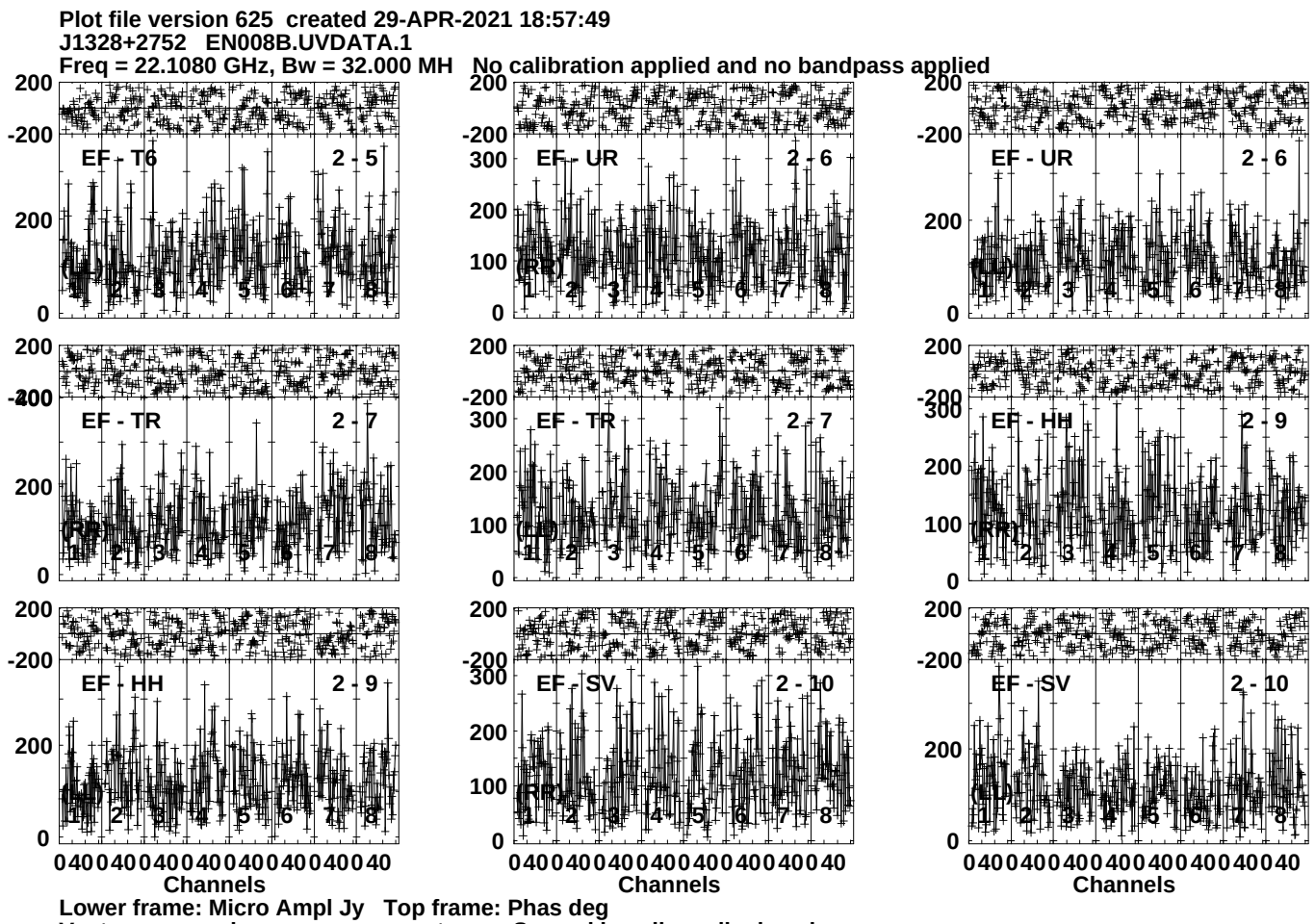
Plot file version 625 created 29-APR-2021 18:57:49
J1328+2752 EN008B.UVDATA.1
Freq = 22.1080 GHz, Bw = 32.000 MH No calibration applied and no bandpass applied
EF - T6 2 - 5
EF - UR 2 - 6
EF - UR 2 - 6
EF - TR 2 - 7
EF - TR 2 - 7
EF - HH 2 - 9
EF - HH 2 - 9
EF - SV 2 - 10
EF - SV 2 - 10
Channels
Channels
Channels
Lower frame: Micro Ampl Jy Top frame: Phas deg
Vector averaged cross-power spectrum Several baselines displayed
Timerange: 00/21:25:51 to 00/21:27:49

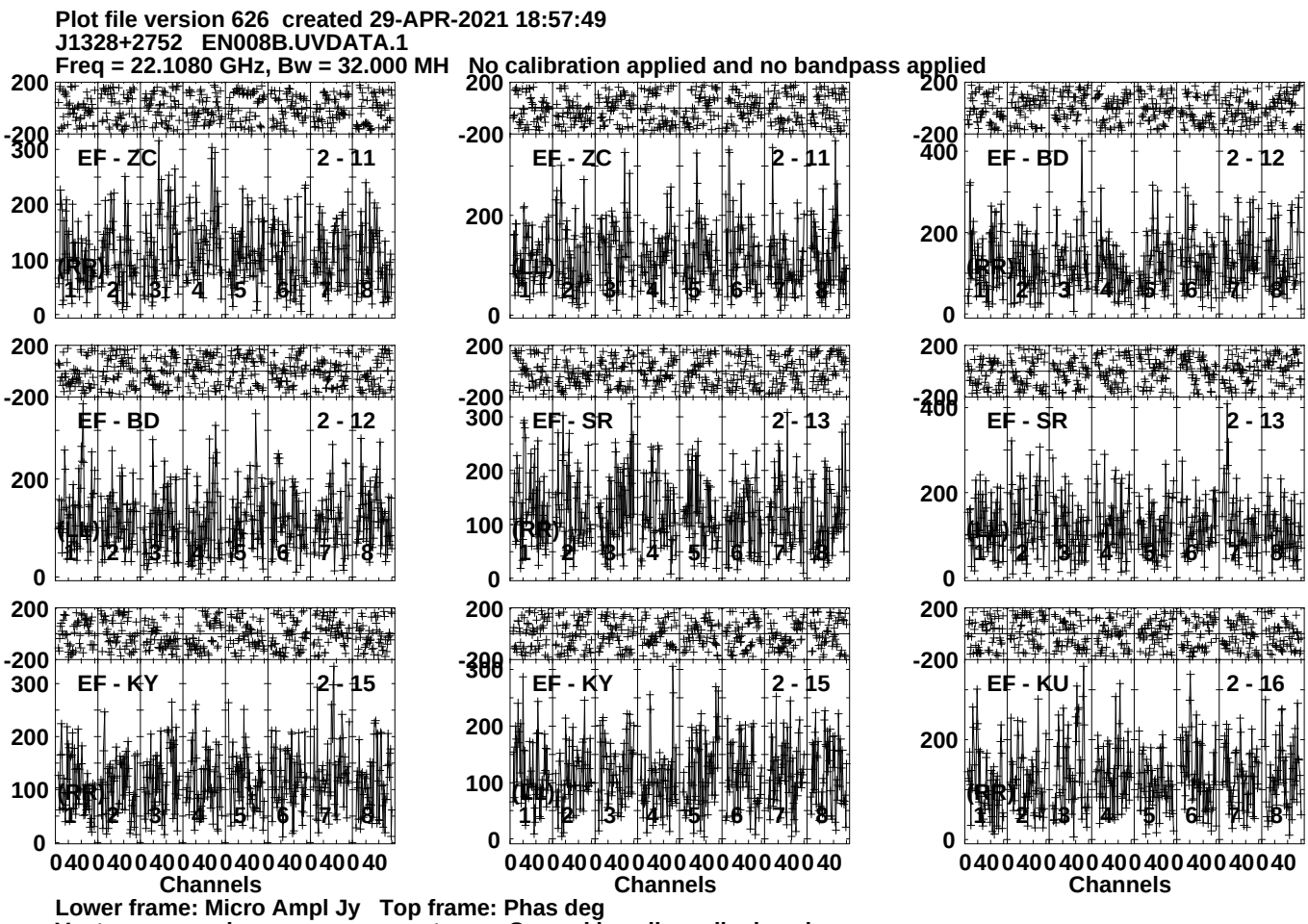
Plot file version 626 created 29-APR-2021 18:57:49
J1328+2752 EN008B.UVDATA.1
Freq = 22.1080 GHz, Bw = 32.000 MH No calibration applied and no bandpass applied
EF - ZC 2 - 11
EF - ZC 2 - 11
EF - BD 2 - 12
EF - BD 2 - 12
EF - SR 2 - 13
EF - SR 2 - 13
EF - KY 2 - 15
EF - KY 2 - 15
EF - KU 2 - 16
(RR)
(LL)
Channels
Lower frame: Micro Ampl Jy Top frame: Phas deg
Vector averaged cross-power spectrum Several baselines displayed
Timerange: 00/21:25:51 to 00/21:27:49

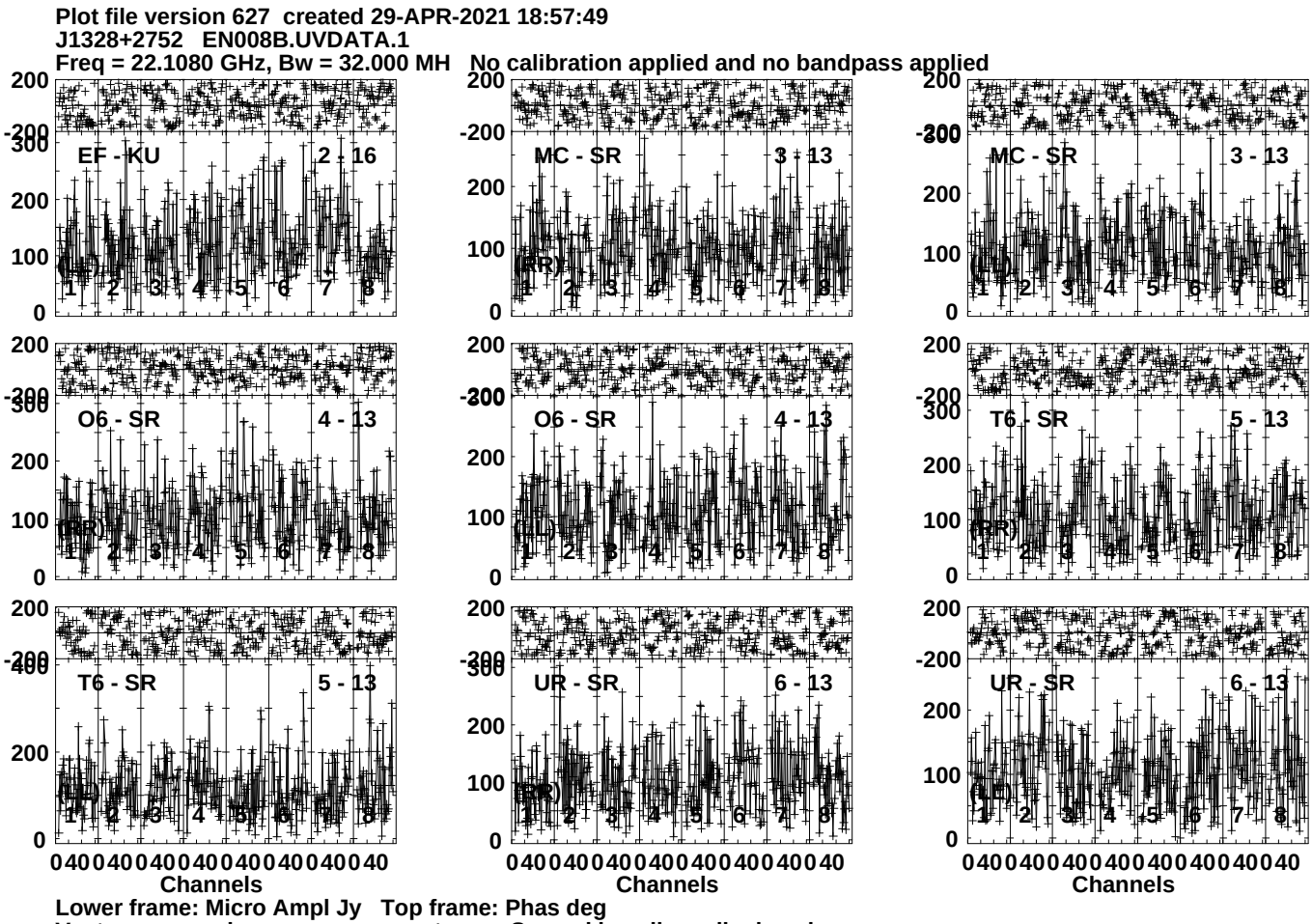
Plot file version 627 created 29-APR-2021 18:57:49
J1328+2752 EN008B.UVDATA.1
Freq = 22.1080 GHz, Bw = 32.000 MH No calibration applied and no bandpass applied
EF - KU 2 - 16
MC - SR 3 - 13
MC - SR 3 - 13
O6 - SR 4 - 13
O6 - SR 4 - 13
T6 - SR 5 - 13
T6 - SR 5 - 13
UR - SR 6 - 13
UR - SR 6 - 13
(RR)
(LL)
Channels
Lower frame: Micro Ampl Jy Top frame: Phas deg
Vector averaged cross-power spectrum Several baselines displayed
Timerange: 00/21:25:51 to 00/21:27:49

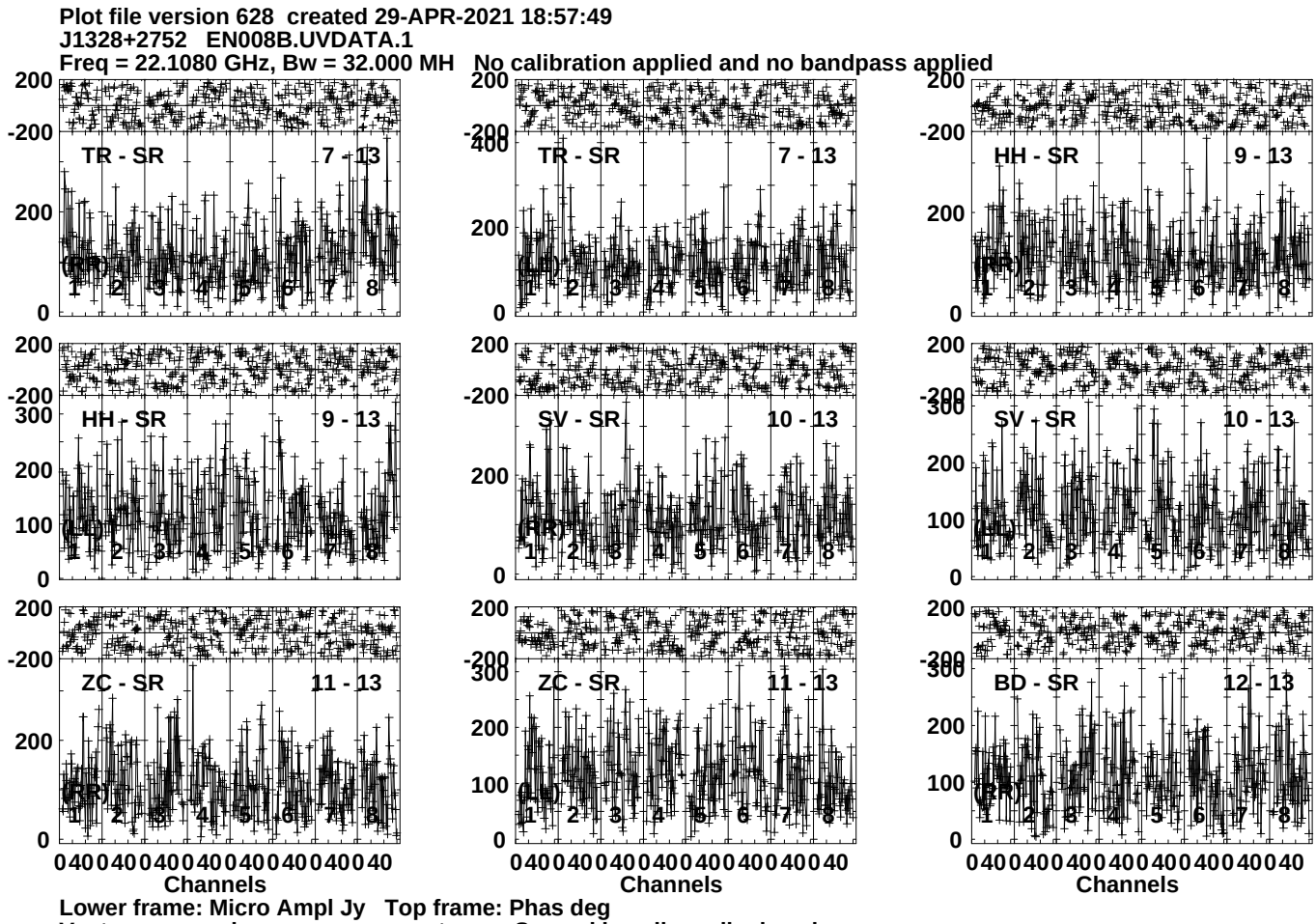
Plot file version 628 created 29-APR-2021 18:57:49
J1328+2752 EN008B.UVDATA.1
Freq = 22.1080 GHz, Bw = 32.000 MH No calibration applied and no bandpass applied
TR - SR 7 - 13
TR - SR 7 - 13
HH - SR 9 - 13
HH - SR 9 - 13
SV - SR 10 - 13
SV - SR 10 - 13
ZC - SR 11 - 13
ZC - SR 11 - 13
BD - SR 12 - 13
Channels
Channels
Channels
Lower frame: Micro Ampl Jy Top frame: Phas deg
Vector averaged cross-power spectrum Several baselines displayed
Timerange: 00/21:25:51 to 00/21:27:49

Plot file version 629 created 29-APR-2021 18:57:49
J1328+2752 EN008B.UVDATA.1
Freq = 22.1080 GHz, Bw = 32.000 MH No calibration applied and no bandpass applied

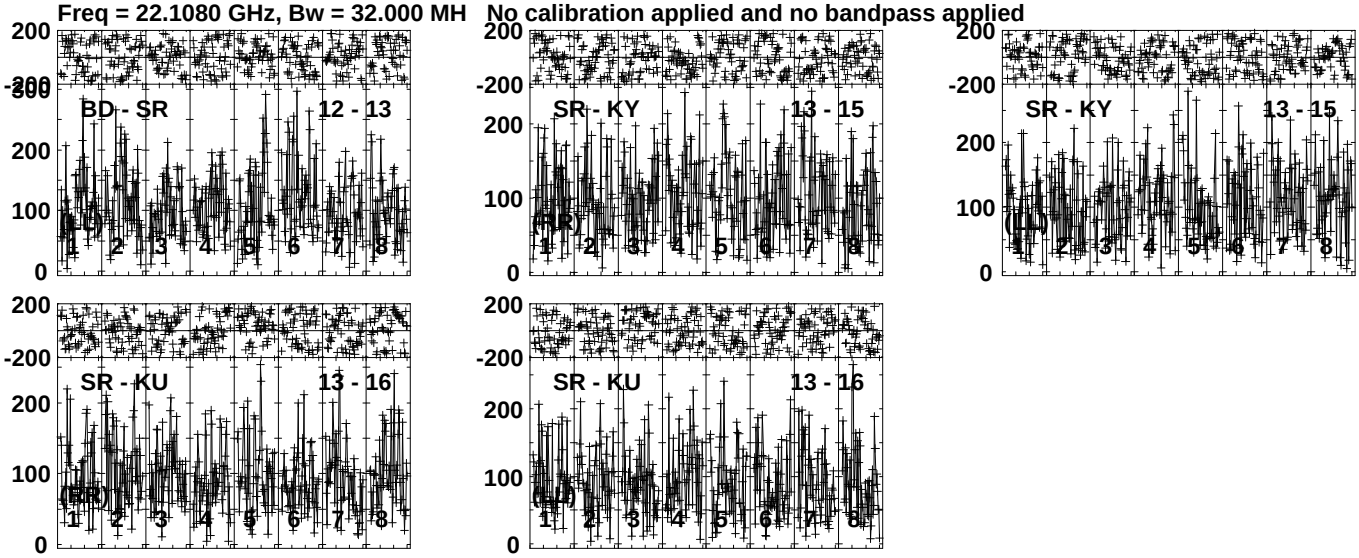

Lower frame: Micro Ampl Jy Top frame: Phas deg
Vector averaged cross-power spectrum Several baselines displayed
Timerange: 00/21:25:51 to 00/21:27:49

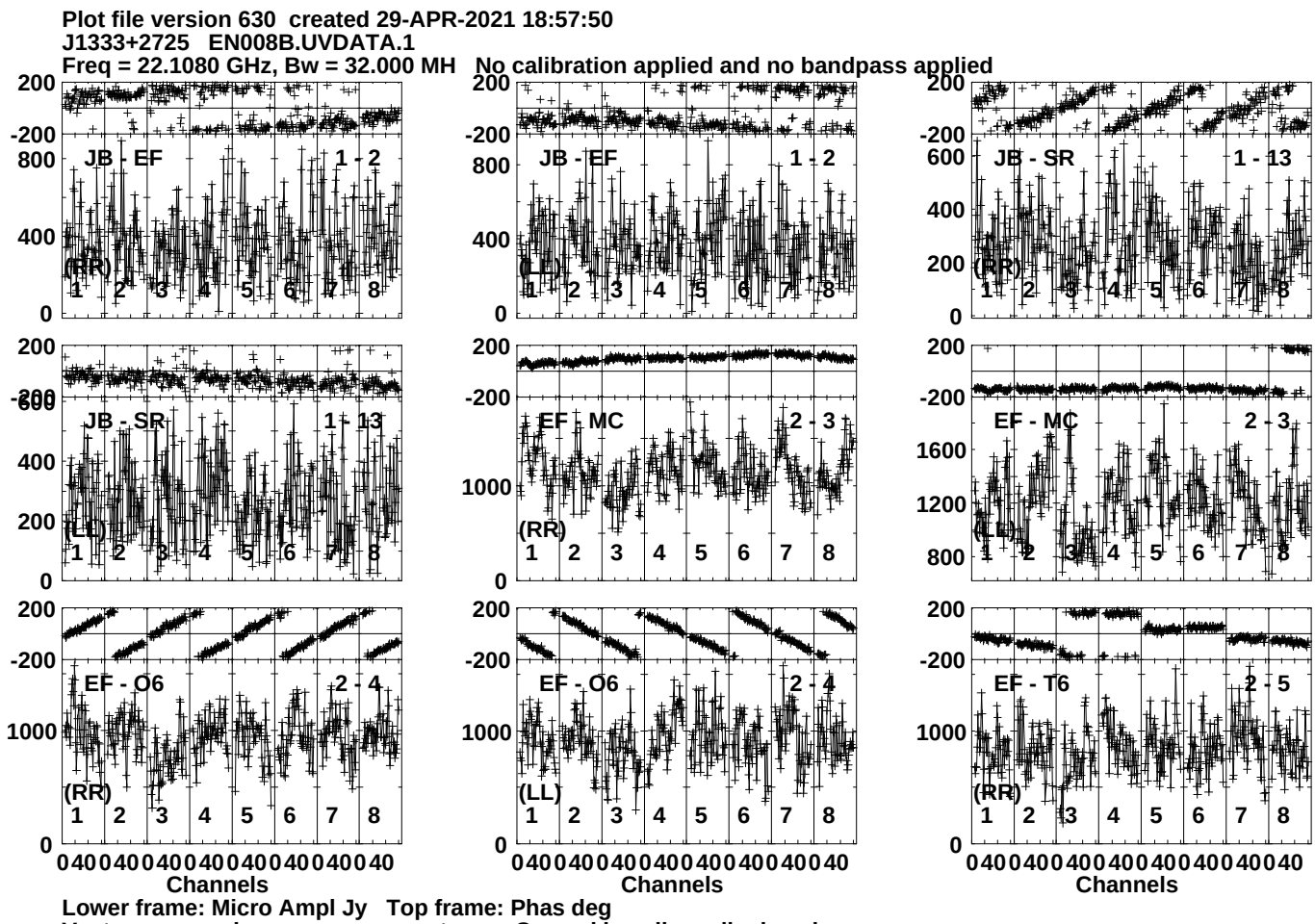
Plot file version 630 created 29-APR-2021 18:57:50
J1333+2725 EN008B.UVDATA.1
Freq = 22.1080 GHz, Bw = 32.000 MH No calibration applied and no bandpass applied
JB - EF 1 - 2
(RR)
JB - EF 1 - 2
(LL)
JB - SR 1 - 13
(RR)
JB - SR 1 - 13
(LL)
EF - MC 2 - 3
(RR)
EF - MC 2 - 3
(LL)
EF - O6 2 - 4
(RR)
EF - O6 2 - 4
(LL)
EF - T6 2 - 5
(RR)
Channels
Channels
Channels
Lower frame: Micro Ampl Jy Top frame: Phas deg
Vector averaged cross-power spectrum Several baselines displayed
Timerange: 00/21:27:51 to 00/21:28:49

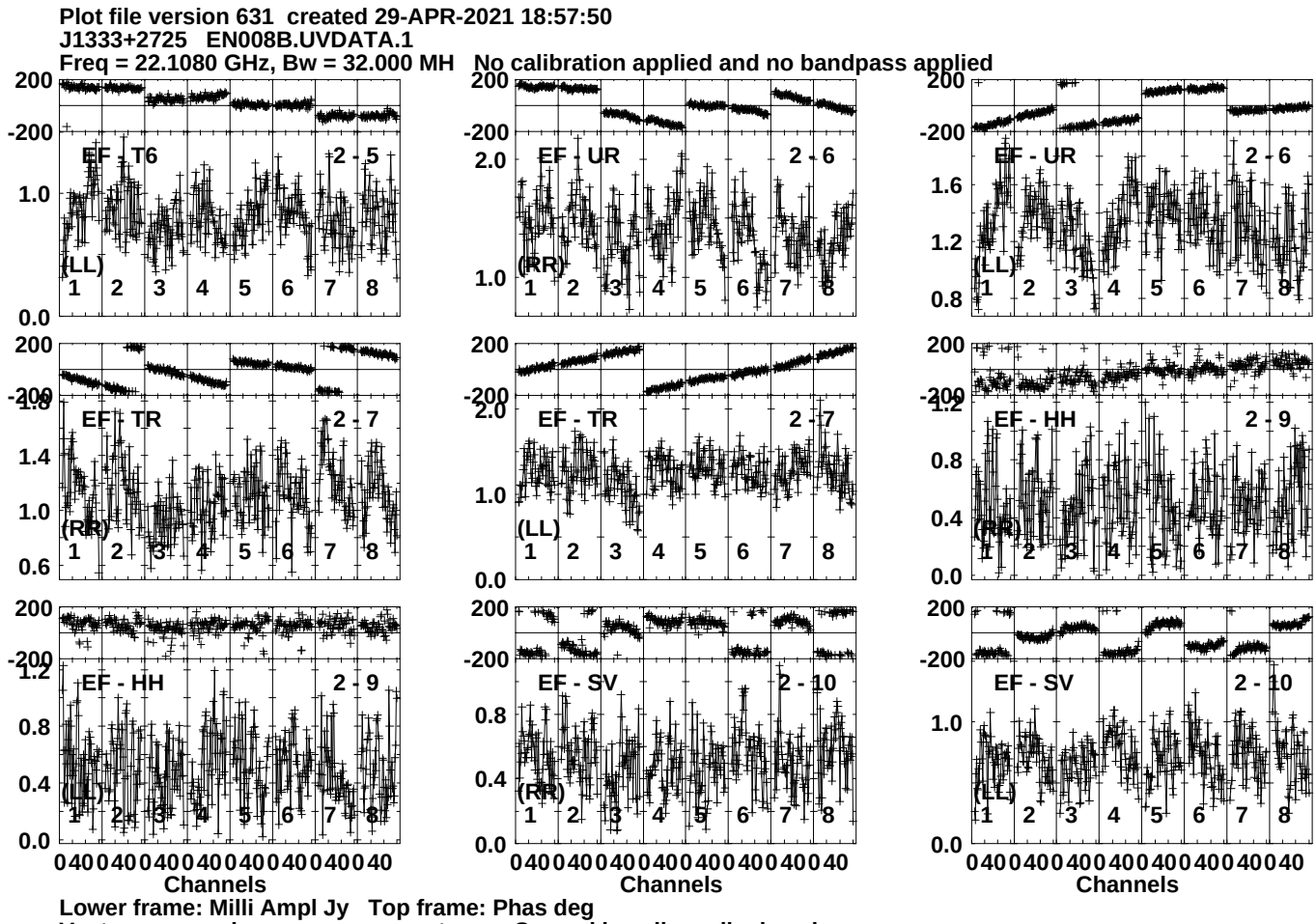
Plot file version 631 created 29-APR-2021 18:57:50
J1333+2725 EN008B.UVDATA.1
Freq = 22.1080 GHz, Bw = 32.000 MH No calibration applied and no bandpass applied
EF - T6
2 - 5
(LL)
EF - UR
2 - 6
(RR)
EF - UR
2 - 6
(LL)
EF - TR
2 - 7
(RR)
EF - TR
2 - 7
(LL)
EF - HH
2 - 9
(RR)
EF - HH
2 - 9
(LL)
EF - SV
2 - 10
(RR)
EF - SV
2 - 10
(LL)
Channels
Channels
Channels
Lower frame: Milli Ampl Jy Top frame: Phas deg
Vector averaged cross-power spectrum Several baselines displayed
Timerange: 00/21:27:51 to 00/21:28:49

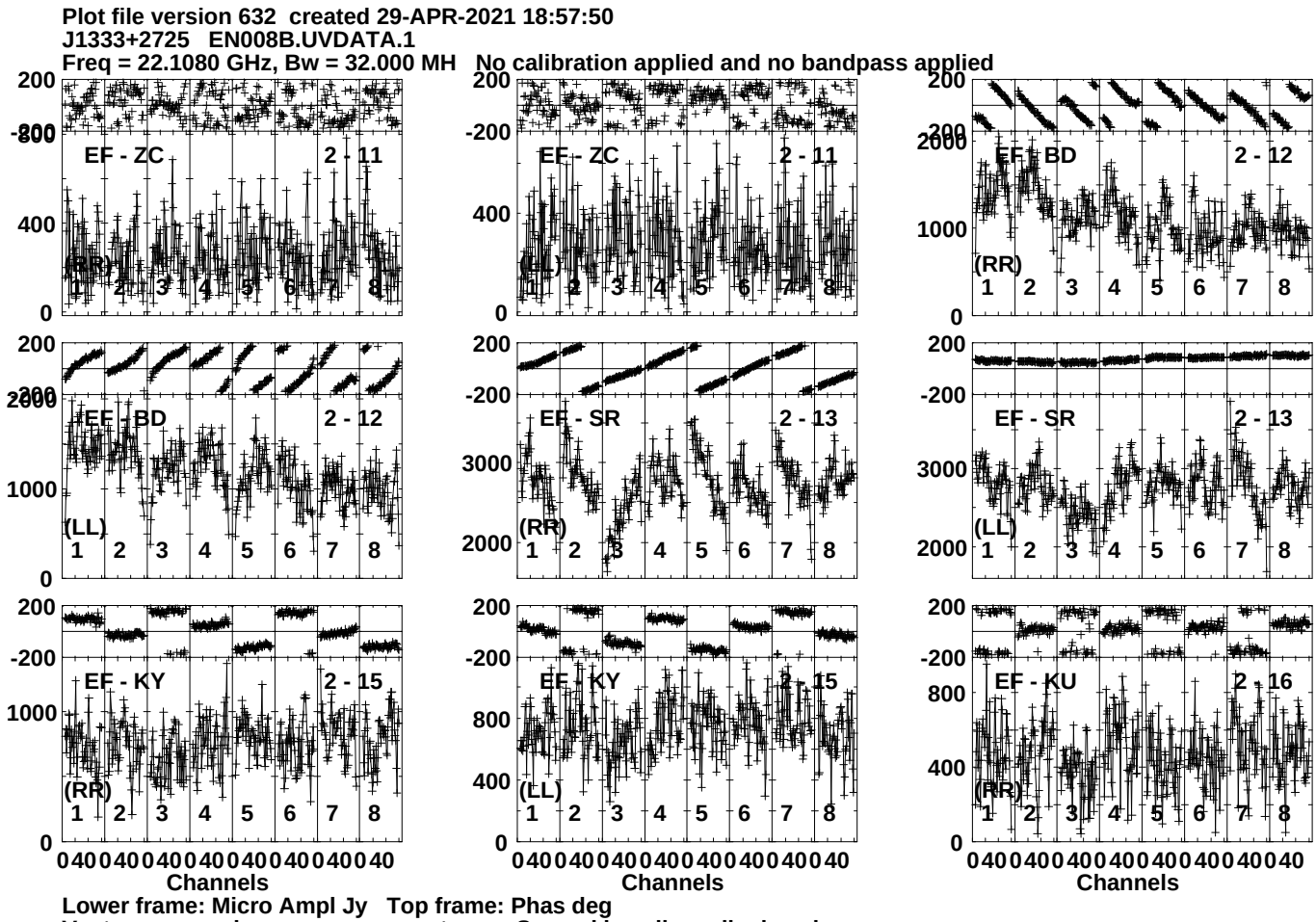
Plot file version 632 created 29-APR-2021 18:57:50
J1333+2725 EN008B.UVDATA.1
Freq = 22.1080 GHz, Bw = 32.000 MH No calibration applied and no bandpass applied
EF - ZC 2 - 11
(RR)
EF - ZC 2 - 11
(LL)
EF - BD 2 - 12
(RR)
EF - BD 2 - 12
(LL)
EF - SR 2 - 13
(RR)
EF - SR 2 - 13
(LL)
EF - KY 2 - 15
(RR)
EF - KY 2 - 15
(LL)
EF - KU 2 - 16
(RR)
Channels
Channels
Channels
Lower frame: Micro Ampl Jy Top frame: Phas deg
Vector averaged cross-power spectrum Several baselines displayed
Timerange: 00/21:27:51 to 00/21:28:49

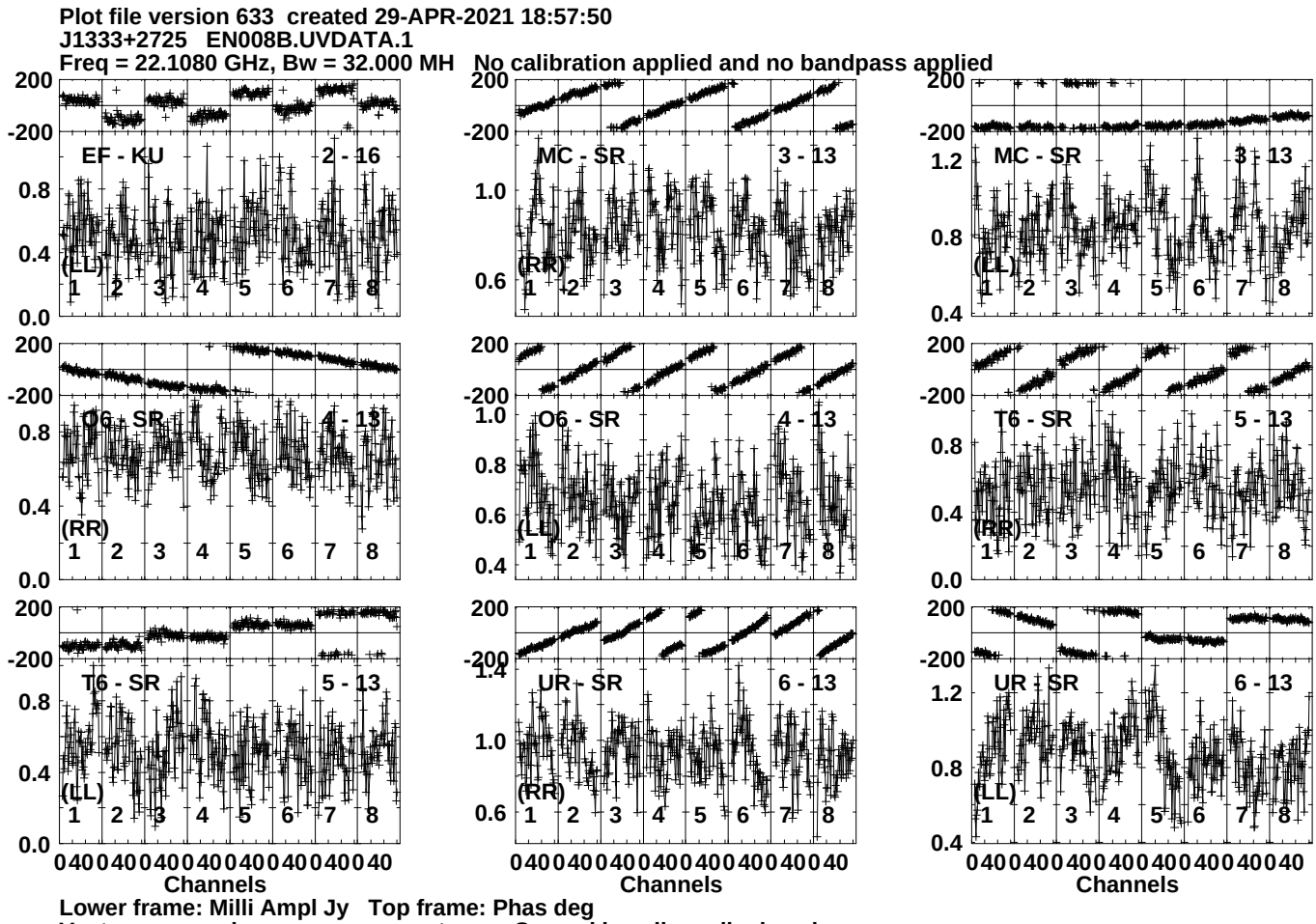
Plot file version 633 created 29-APR-2021 18:57:50
J1333+2725 EN008B.UVDATA.1
Freq = 22.1080 GHz, Bw = 32.000 MH No calibration applied and no bandpass applied
EF - KU 2 - 16
(LL)
MC - SR 3 - 13
(RR)
MC - SR 3 - 13
(LL)
O6 - SR 4 - 13
(RR)
O6 - SR 4 - 13
(LL)
T6 - SR 5 - 13
(RR)
T6 - SR 5 - 13
(LL)
UR - SR 6 - 13
(RR)
UR - SR 6 - 13
(LL)
Channels
Channels
Channels
Lower frame: Milli Ampl Jy Top frame: Phas deg
Vector averaged cross-power spectrum Several baselines displayed
Timerange: 00/21:27:51 to 00/21:28:49

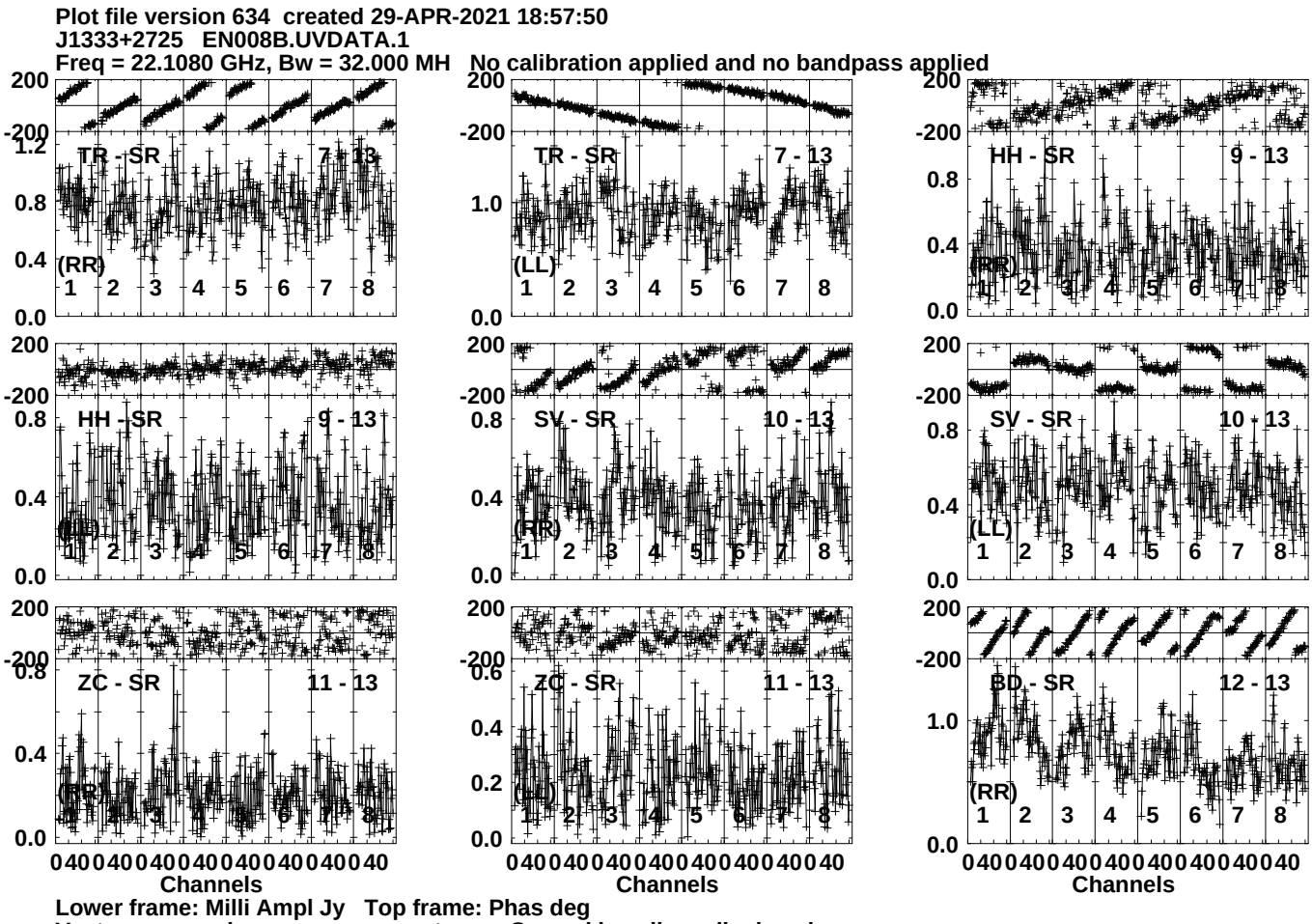
Plot file version 634 created 29-APR-2021 18:57:50
J1333+2725 EN008B.UVDATA.1
Freq = 22.1080 GHz, Bw = 32.000 MH No calibration applied and no bandpass applied
TR - SR 7 - 13
(RR)
TR - SR 7 - 13
(LL)
HH - SR 9 - 13
(RR)
HH - SR 9 - 13
(LL)
SV - SR 10 - 13
(RR)
SV - SR 10 - 13
(LL)
ZC - SR 11 - 13
(RR)
ZC - SR 11 - 13
(LL)
BD - SR 12 - 13
(RR)
Channels
Channels
Channels
Lower frame: Milli Ampl Jy Top frame: Phas deg
Vector averaged cross-power spectrum Several baselines displayed
Timerange: 00/21:27:51 to 00/21:28:49

Plot file version 635 created 29-APR-2021 18:57:50
J1333+2725 EN008B.UVDATA.1
Freq = 22.1080 GHz, Bw = 32.000 MH No calibration applied and no bandpass applied

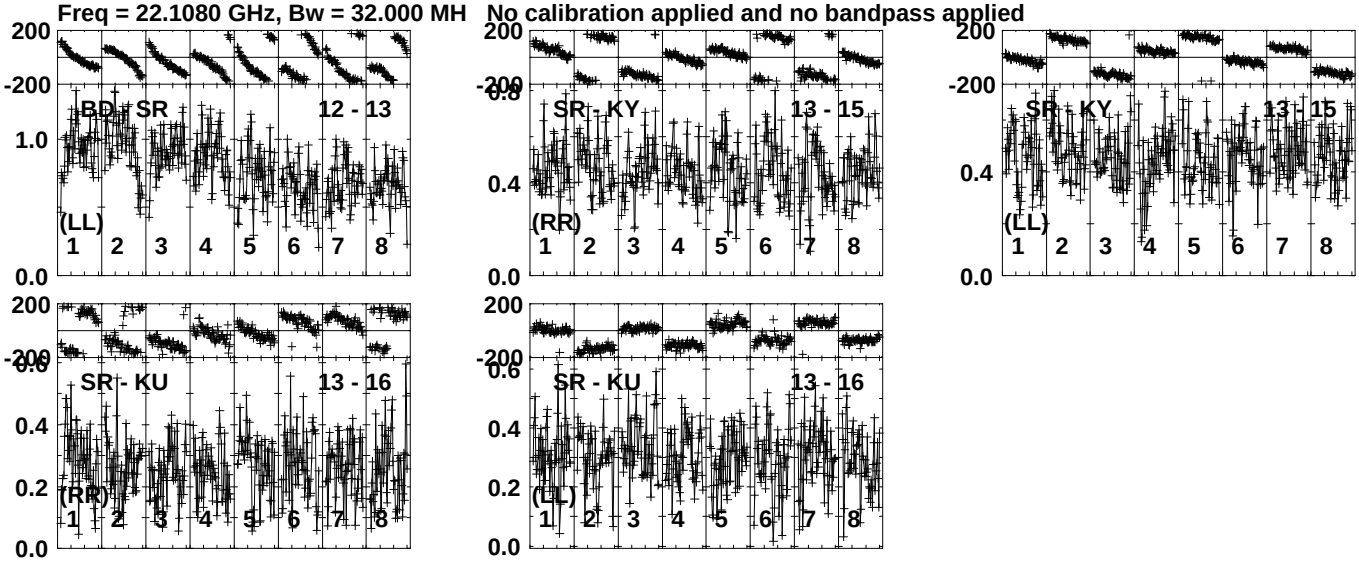

Lower frame: Milli Ampl Jy Top frame: Phas deg
Vector averaged cross-power spectrum Several baselines displayed
Timerange: 00/21:27:51 to 00/21:28:49

Plot file version 636 created 29-APR-2021 18:57:50
J1328+2752 EN008B.UVDATA.1
Freq = 22.1080 GHz, Bw = 32.000 MH No calibration applied and no bandpass applied

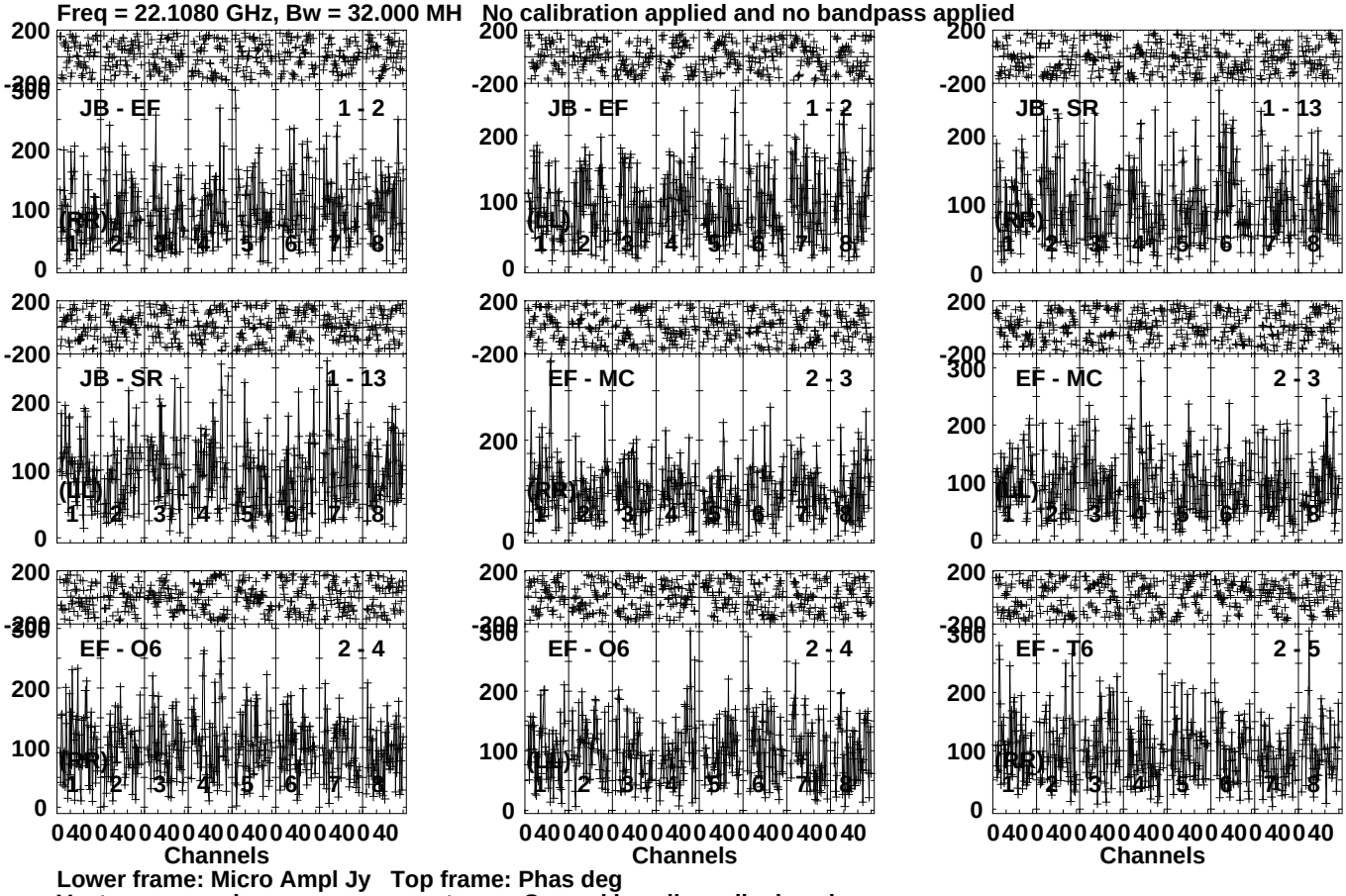

Lower frame: Micro Ampl Jy Top frame: Phas deg
Vector averaged cross-power spectrum Several baselines displayed
Timerange: 00/21:29:31 to 00/21:31:29

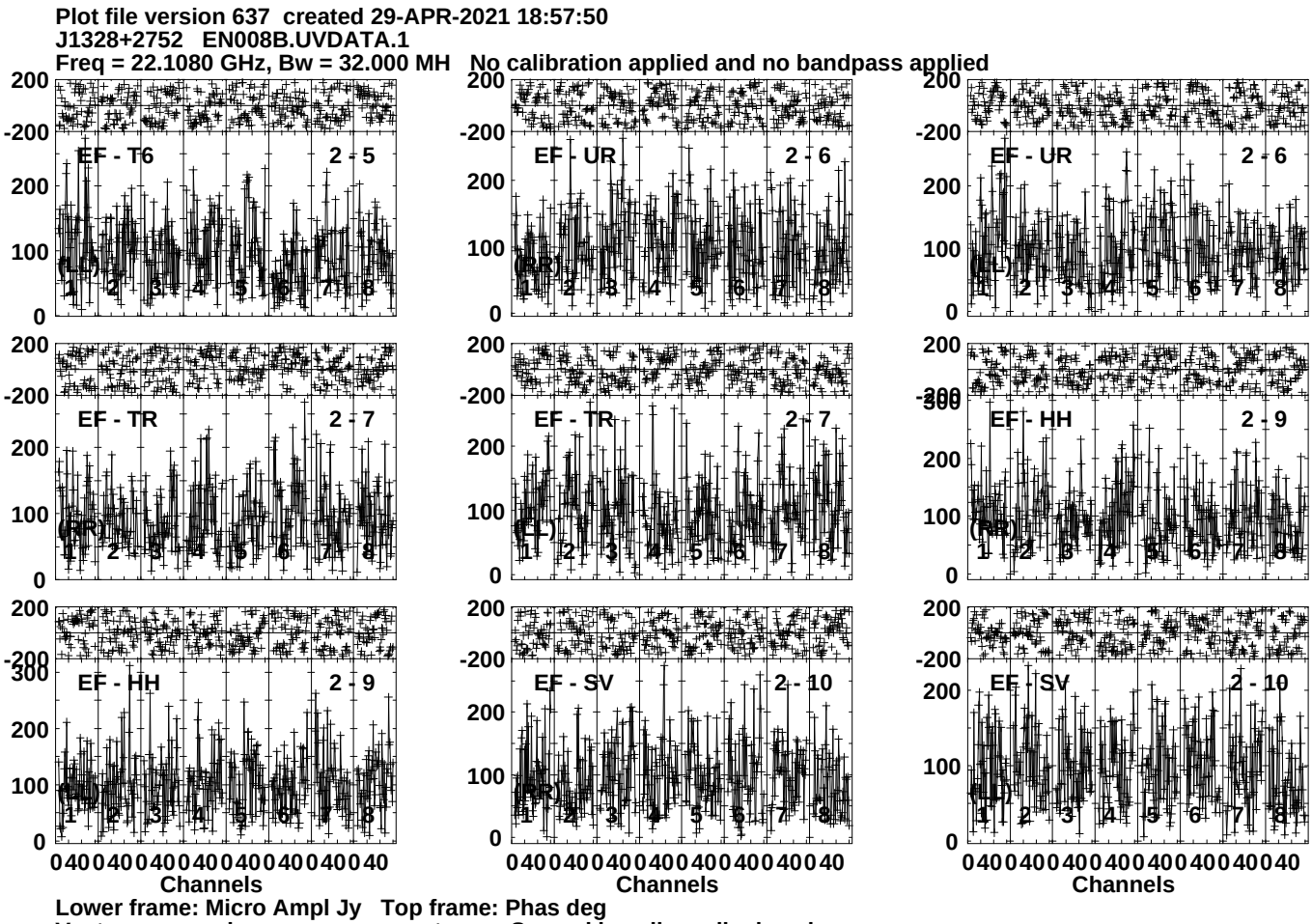
Plot file version 637 created 29-APR-2021 18:57:50
J1328+2752 EN008B.UVDATA.1
Freq = 22.1080 GHz, Bw = 32.000 MH No calibration applied and no bandpass applied
EF - T6 2 - 5
EF - UR 2 - 6
EF - UR 2 - 6
EF - TR 2 - 7
EF - TR 2 - 7
EF - HH 2 - 9
EF - HH 2 - 9
EF - SV 2 - 10
EF - SV 2 - 10
(LL)
(RR)
(LL)
(RL)
(LL)
(RR)
(RL)
(LR)
(LR)
(RR)
(LR)
200
-200
100
0
300
1 2 3 4 5 6 7 8
0 40 0 40 0 40 0 40 0 40 0 40 0 40 0 40
Channels
Lower frame: Micro Ampl Jy Top frame: Phas deg
Vector averaged cross-power spectrum Several baselines displayed
Timerange: 00/21:29:31 to 00/21:31:29

Plot file version 638 created 29-APR-2021 18:57:51
J1328+2752 EN008B.UVDATA.1
Freq = 22.1080 GHz, Bw = 32.000 MH No calibration applied and no bandpass applied

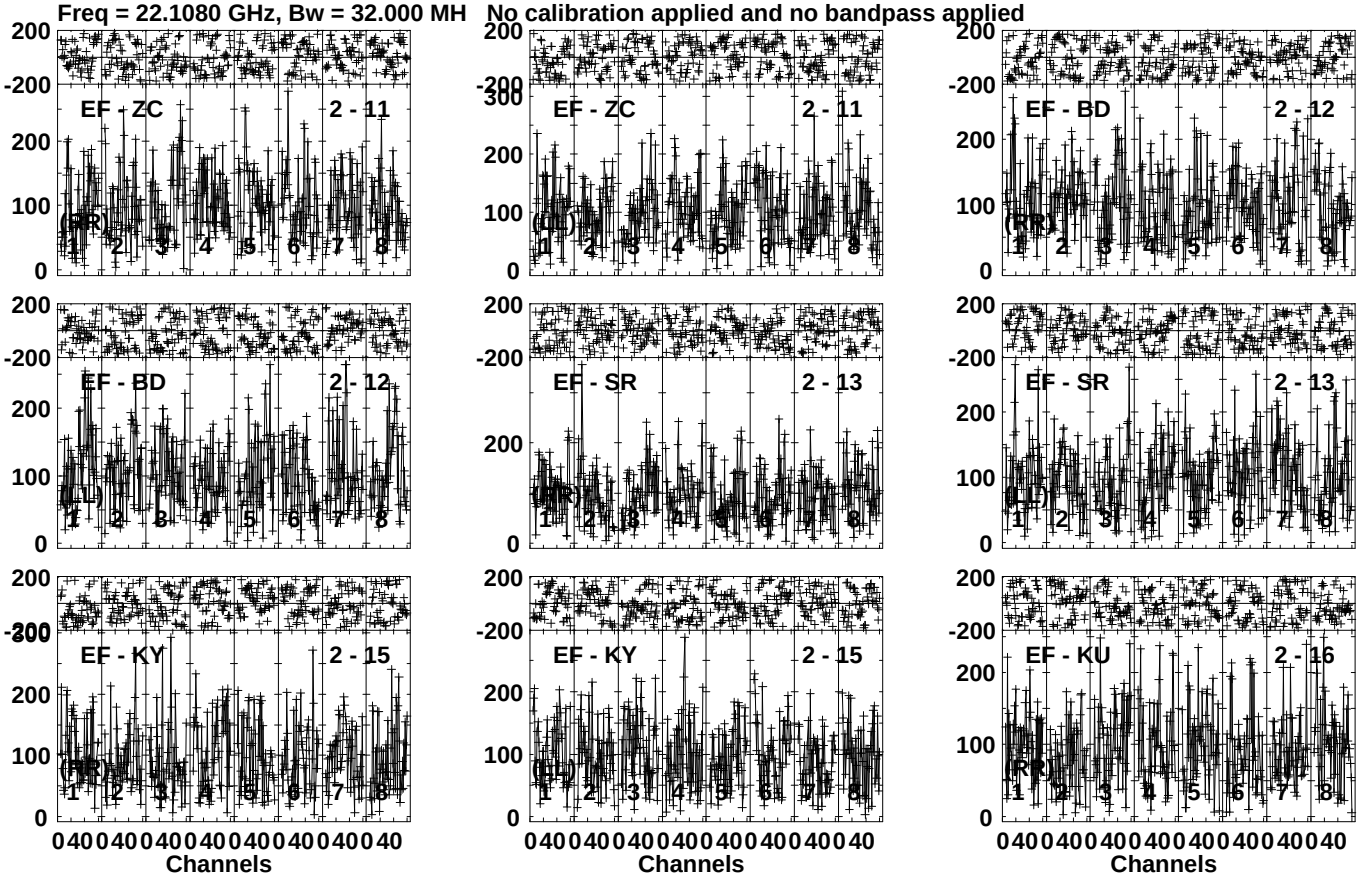

Lower frame: Micro Ampl Jy Top frame: Phas deg
Vector averaged cross-power spectrum Several baselines displayed
Timerange: 00/21:29:31 to 00/21:31:29

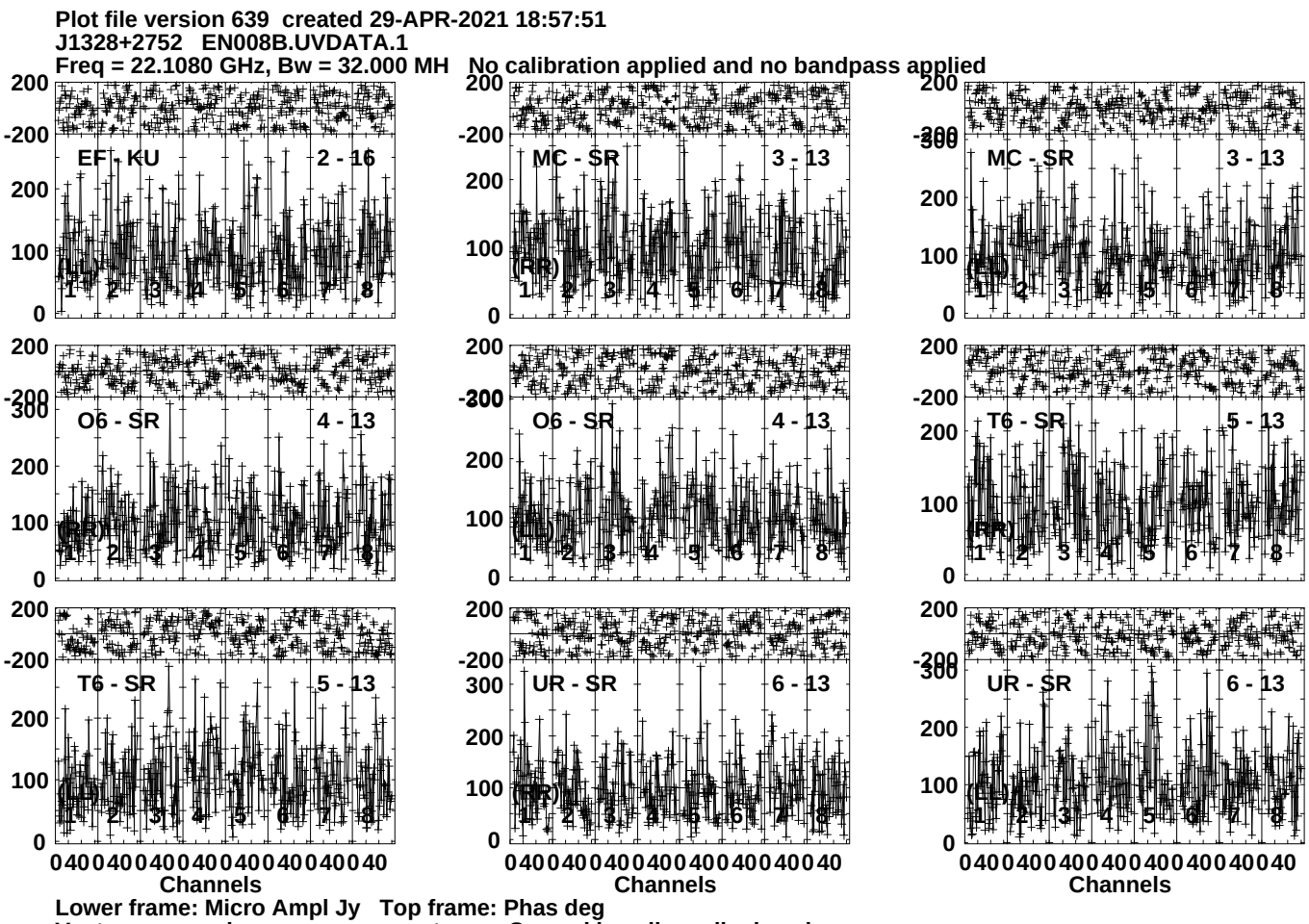
Plot file version 639 created 29-APR-2021 18:57:51
J1328+2752 EN008B.UVDATA.1
Freq = 22.1080 GHz, Bw = 32.000 MH No calibration applied and no bandpass applied
EF - KU 2 - 16
MC - SR 3 - 13
MC - SR 3 - 13
O6 - SR 4 - 13
O6 - SR 4 - 13
T6 - SR 5 - 13
T6 - SR 5 - 13
UR - SR 6 - 13
UR - SR 6 - 13
(RR)
(LL)
Channels
Lower frame: Micro Ampl Jy Top frame: Phas deg
Vector averaged cross-power spectrum Several baselines displayed
Timerange: 00/21:29:31 to 00/21:31:29

Plot file version 640 created 29-APR-2021 18:57:51
J1328+2752 EN008B.UVDATA.1
Freq = 22.1080 GHz, Bw = 32.000 MH No calibration applied and no bandpass applied

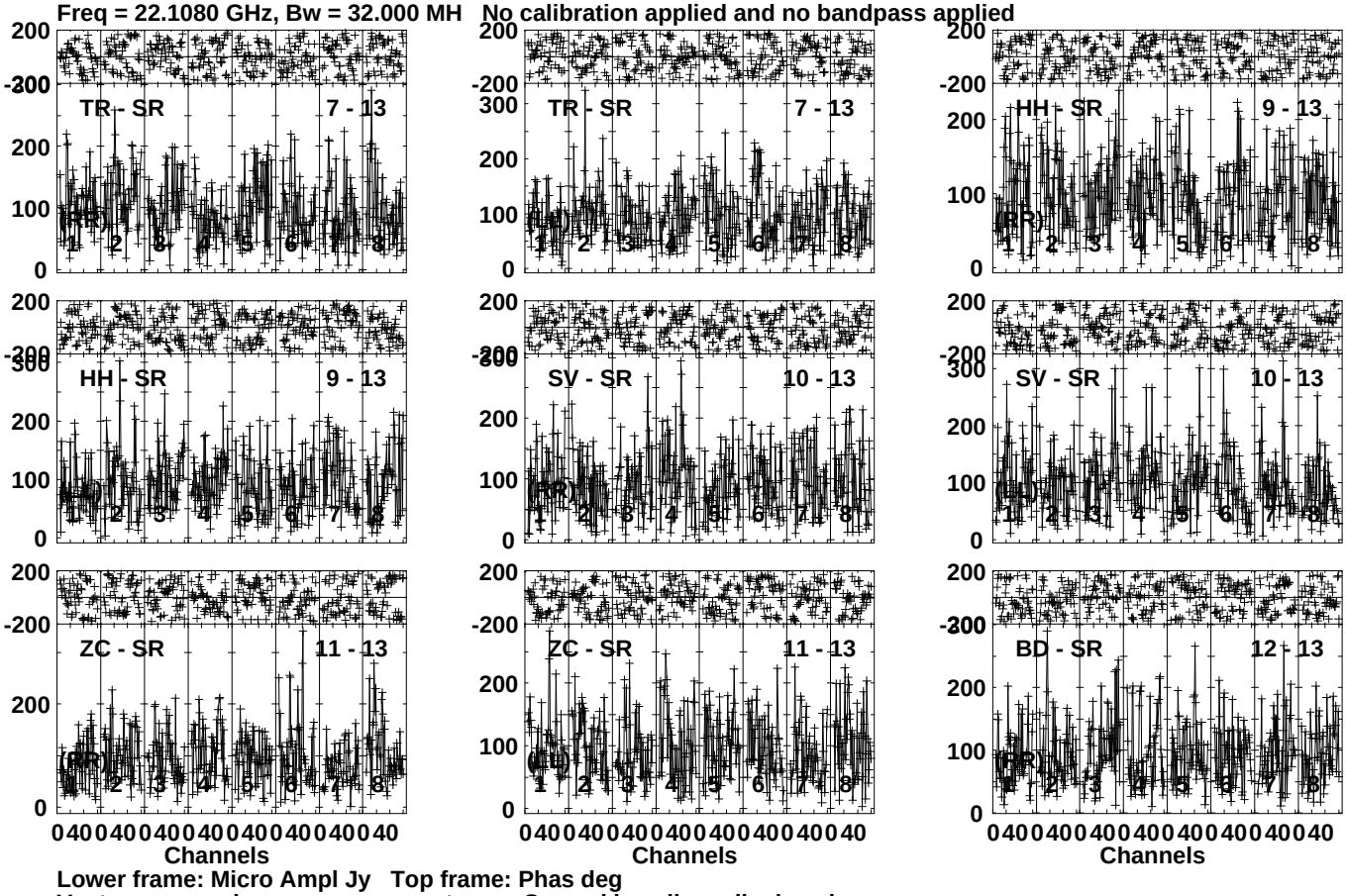

Lower frame: Micro Ampl Jy Top frame: Phas deg
Vector averaged cross-power spectrum Several baselines displayed
Timerange: 00/21:29:31 to 00/21:31:29

Plot file version 641 created 29-APR-2021 18:57:51
J1328+2752 EN008B.UVDATA.1
Freq = 22.1080 GHz, Bw = 32.000 MH No calibration applied and no bandpass applied

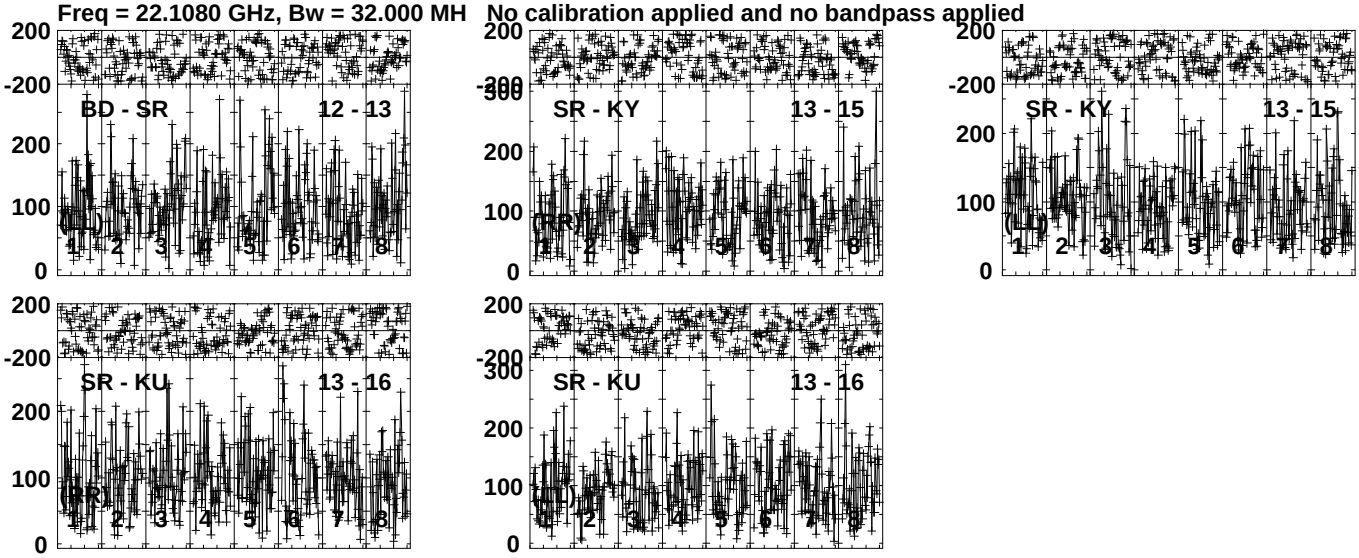

Lower frame: Micro Ampl Jy Top frame: Phas deg
Vector averaged cross-power spectrum Several baselines displayed
Timerange: 00/21:29:31 to 00/21:31:29

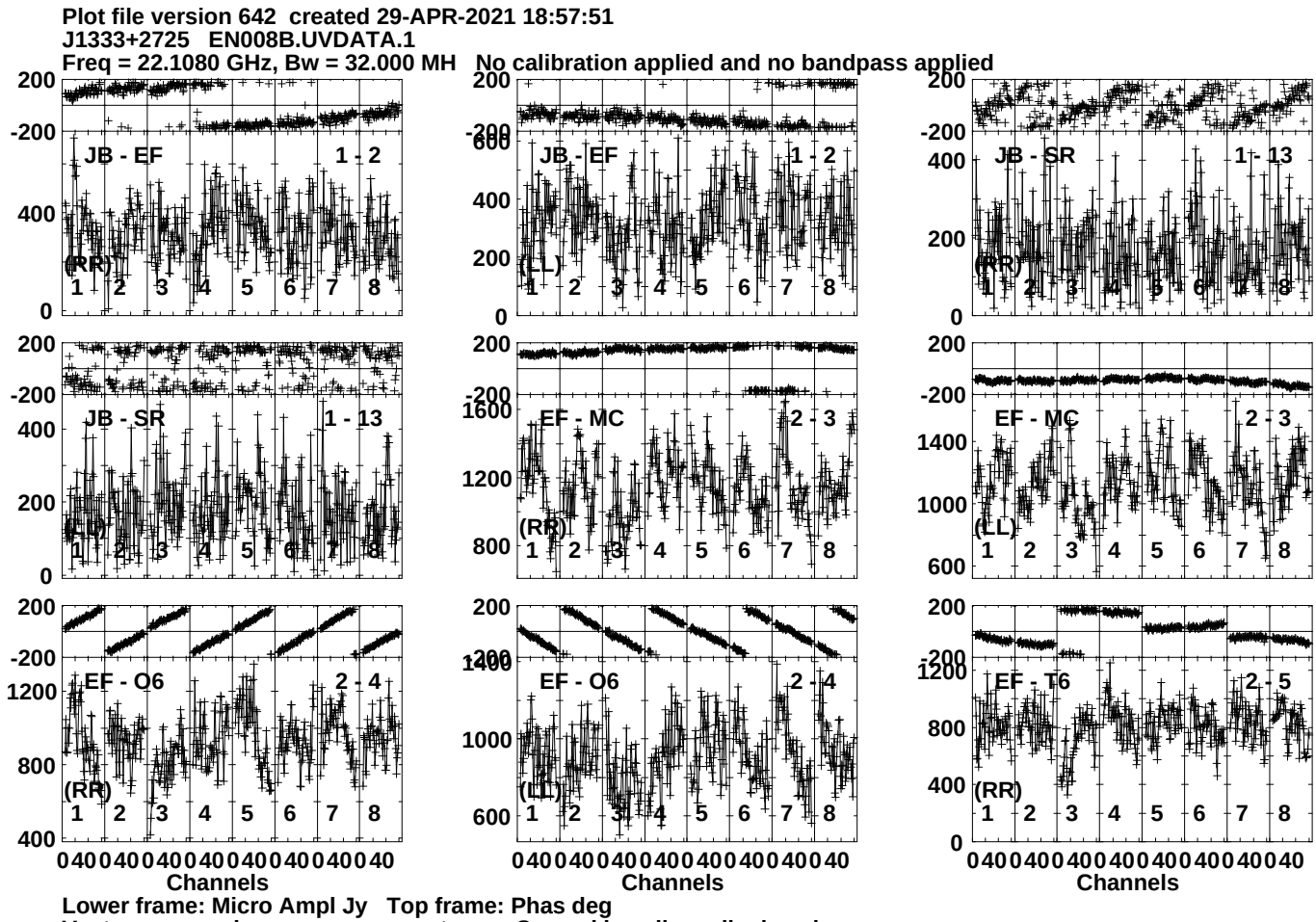
Plot file version 642 created 29-APR-2021 18:57:51
J1333+2725 EN008B.UVDATA.1
Freq = 22.1080 GHz, Bw = 32.000 MH No calibration applied and no bandpass applied
JB - EF 1 - 2
(RR)
JB - EF 1 - 2
(LL)
JB - SR 1 - 13
(RR)
JB - SR 1 - 13
(LL)
EF - MC 2 - 3
(RR)
EF - MC 2 - 3
(LL)
EF - O6 2 - 4
(RR)
EF - O6 2 - 4
(LL)
EF - T6 2 - 5
(RR)
Channels
Channels
Channels
Lower frame: Micro Ampl Jy Top frame: Phas deg
Vector averaged cross-power spectrum Several baselines displayed
Timerange: 00/21:32:01 to 00/21:32:59

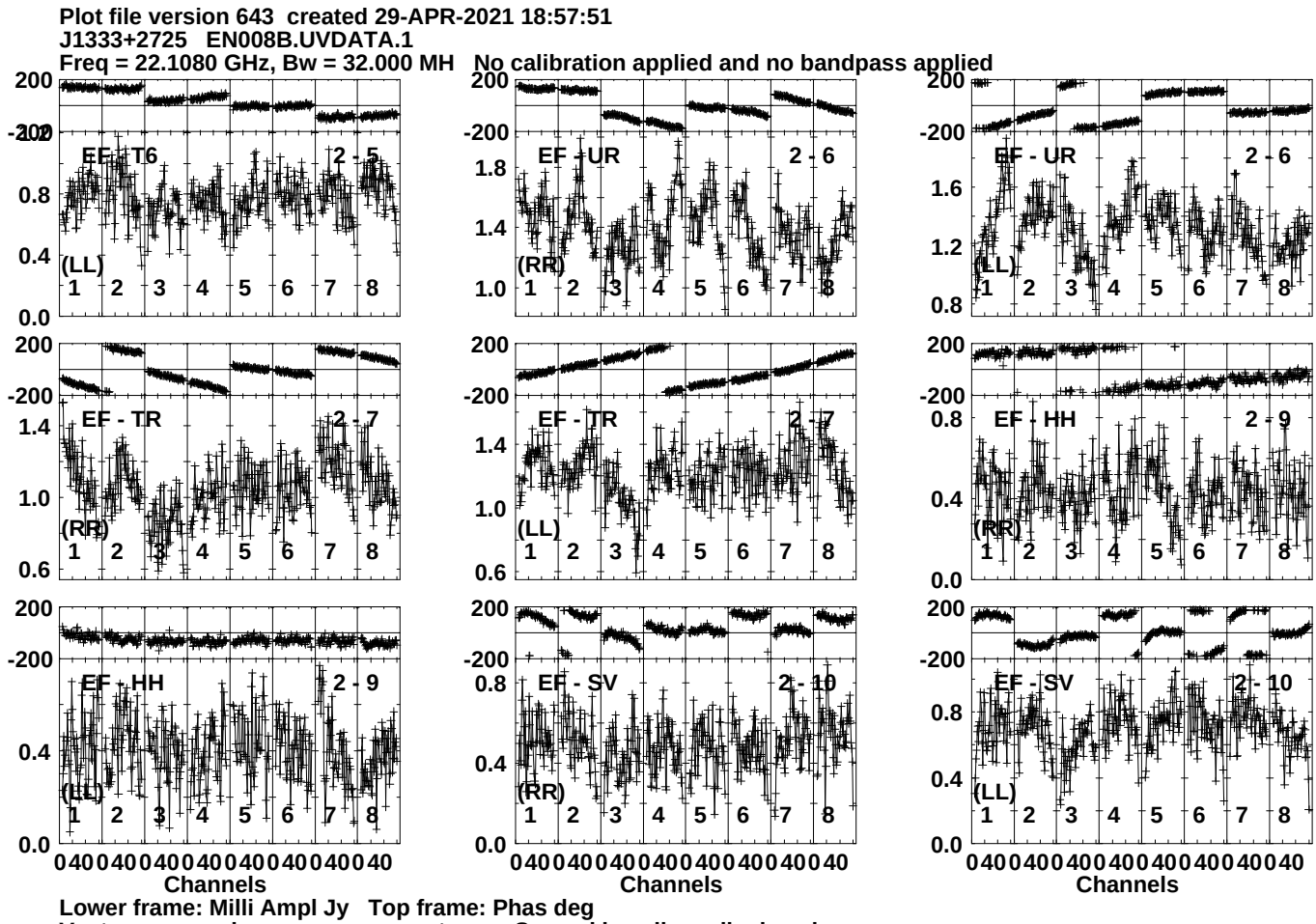
Plot file version 643 created 29-APR-2021 18:57:51
J1333+2725 EN008B.UVDATA.1
Freq = 22.1080 GHz, Bw = 32.000 MH No calibration applied and no bandpass applied
EF - T6 2 - 5
(LL)
EF - UR 2 - 6
(RR)
EF - UR 2 - 6
(LL)
EF - TR 2 - 7
(RR)
EF - TR 2 - 7
(LL)
EF - HH 2 - 9
(RR)
EF - HH 2 - 9
(LL)
EF - SV 2 - 10
(RR)
EF - SV 2 - 10
(LL)
Channels
Channels
Channels
Lower frame: Milli Ampl Jy Top frame: Phas deg
Vector averaged cross-power spectrum Several baselines displayed
Timerange: 00/21:32:01 to 00/21:32:59

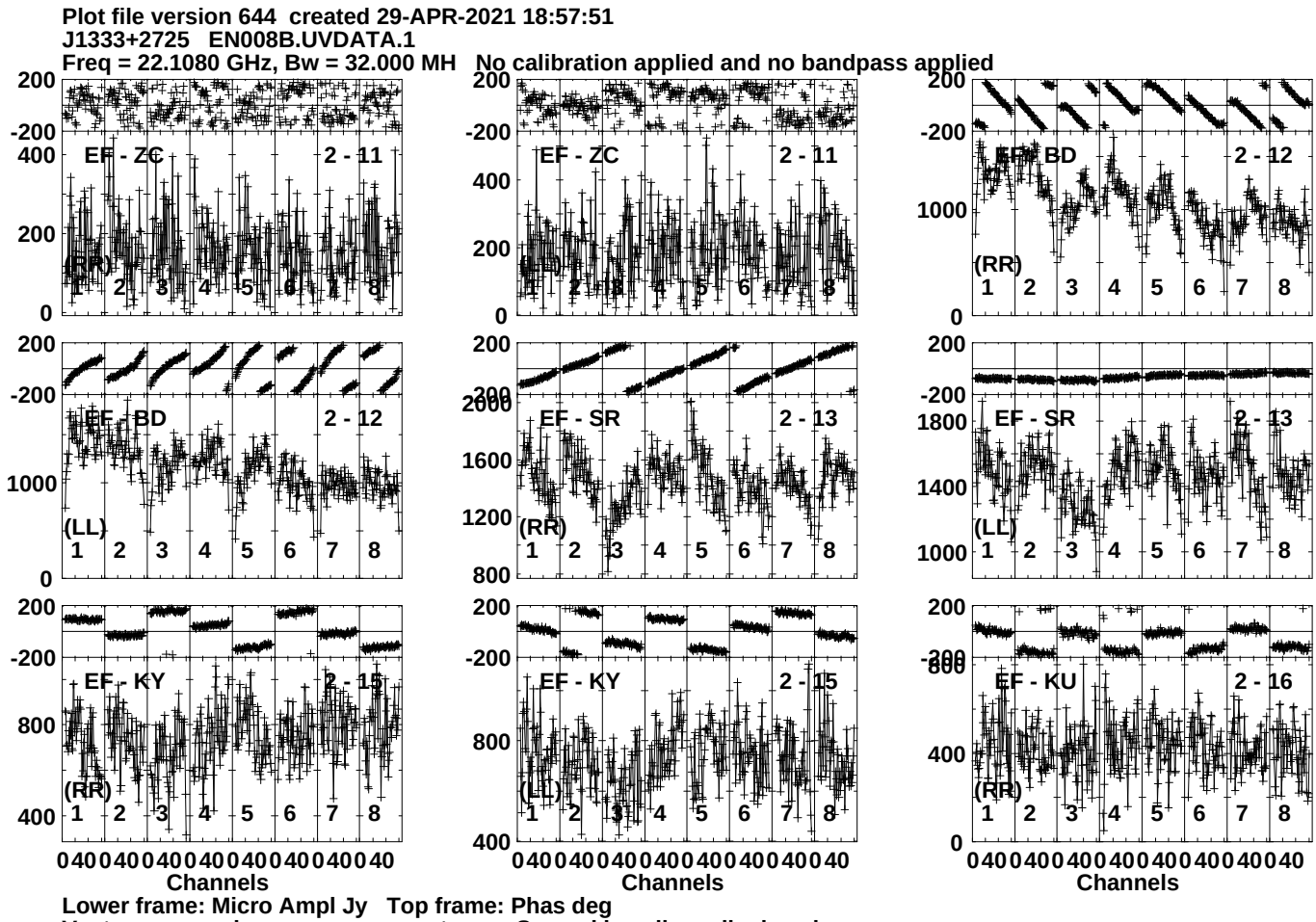
Plot file version 644 created 29-APR-2021 18:57:51
J1333+2725 EN008B.UVDATA.1
Freq = 22.1080 GHz, Bw = 32.000 MH No calibration applied and no bandpass applied
EF - ZC 2 - 11 (RR)
EF - ZC 2 - 11 (LL)
EF - BD 2 - 12 (RR)
EF - BD 2 - 12 (LL)
EF - SR 2 - 13 (RR)
EF - SR 2 - 13 (LL)
EF - KY 2 - 15 (RR)
EF - KY 2 - 15 (LL)
EF - KU 2 - 16 (RR)
Channels
Lower frame: Micro Ampl Jy Top frame: Phas deg
Vector averaged cross-power spectrum Several baselines displayed
Timerange: 00/21:32:01 to 00/21:32:59

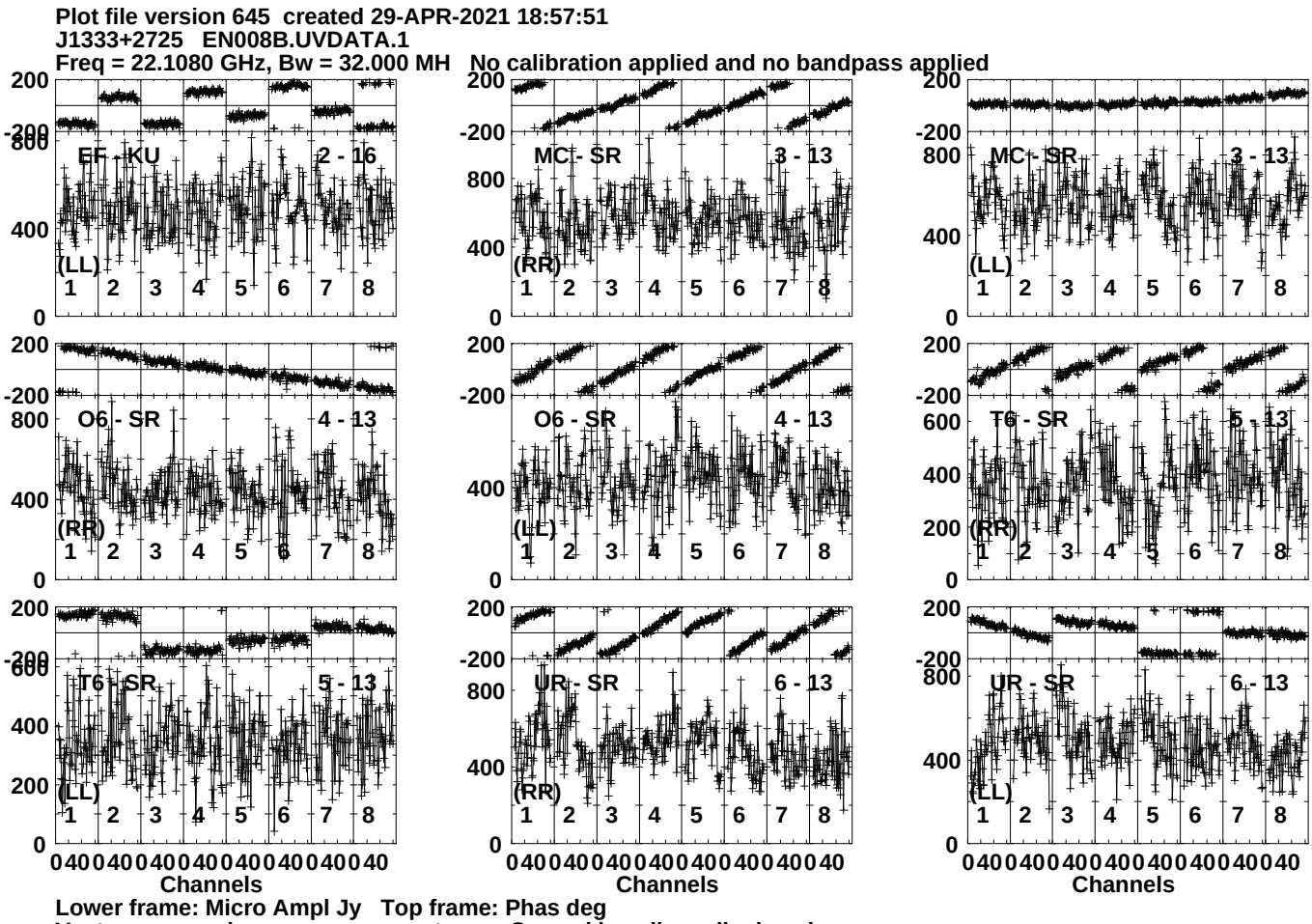
Plot file version 645 created 29-APR-2021 18:57:51
J1333+2725 EN008B.UVDATA.1
Freq = 22.1080 GHz, Bw = 32.000 MH No calibration applied and no bandpass applied
EF - KU 2 - 16
(LL)
MC - SR 3 - 13
(RR)
MC - SR 3 - 13
(LL)
O6 - SR 4 - 13
(RR)
O6 - SR 4 - 13
(LL)
T6 - SR 5 - 13
(RR)
T6 - SR 5 - 13
(LL)
UR - SR 6 - 13
(RR)
UR - SR 6 - 13
(LL)
Channels
Channels
Channels
Lower frame: Micro Ampl Jy Top frame: Phas deg
Vector averaged cross-power spectrum Several baselines displayed
Timerange: 00/21:32:01 to 00/21:32:59

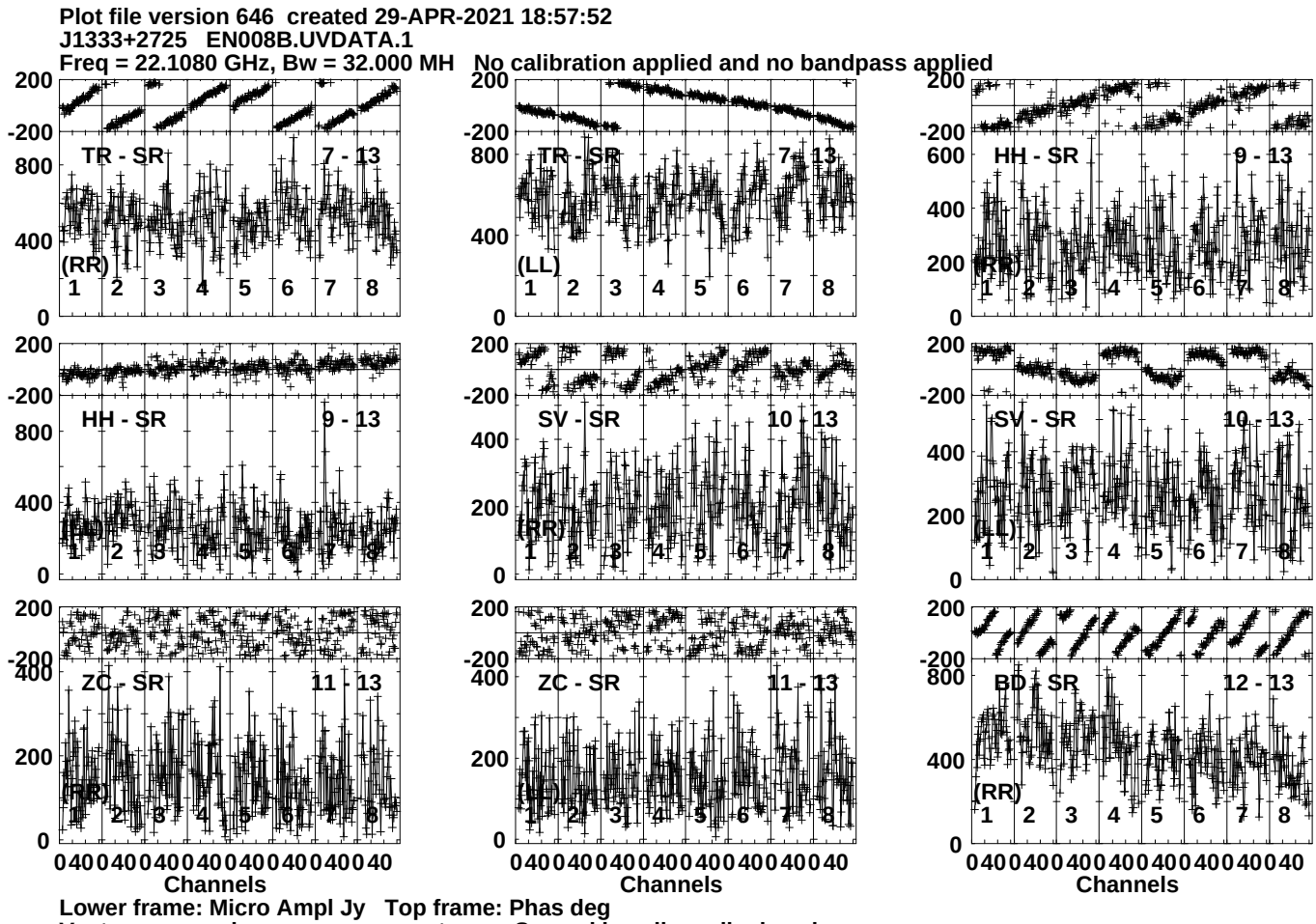
Plot file version 646 created 29-APR-2021 18:57:52
J1333+2725 EN008B.UVDATA.1
Freq = 22.1080 GHz, Bw = 32.000 MH No calibration applied and no bandpass applied
TR - SR 7 - 13
(RR)
TR - SR 7 - 13
(LL)
HH - SR 9 - 13
(RR)
HH - SR 9 - 13
(LL)
SV - SR 10 - 13
(RR)
SV - SR 10 - 13
(LL)
ZC - SR 11 - 13
(RR)
ZC - SR 11 - 13
(LL)
BD - SR 12 - 13
(RR)
Channels
Channels
Channels
Lower frame: Micro Ampl Jy Top frame: Phas deg
Vector averaged cross-power spectrum Several baselines displayed
Timerange: 00/21:32:01 to 00/21:32:59

Plot file version 647 created 29-APR-2021 18:57:52
J1333+2725 EN008B.UVDATA.1
Freq = 22.1080 GHz, Bw = 32.000 MH No calibration applied and no bandpass applied

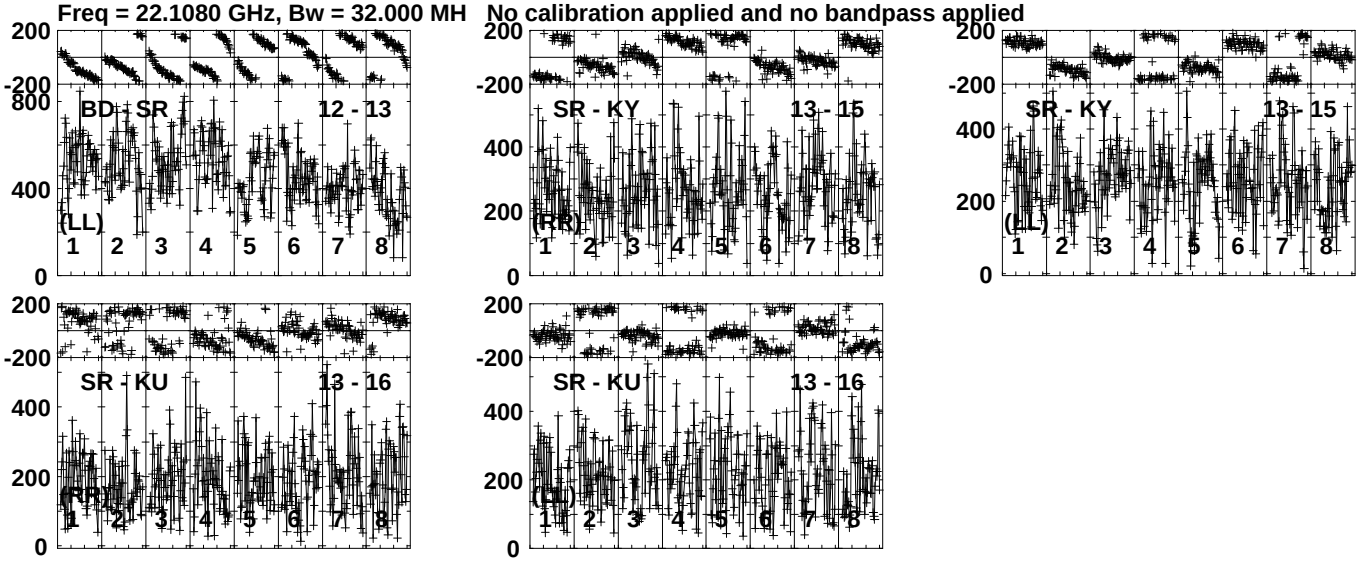

Lower frame: Micro Ampl Jy Top frame: Phas deg
Vector averaged cross-power spectrum Several baselines displayed
Timerange: 00/21:32:01 to 00/21:32:59

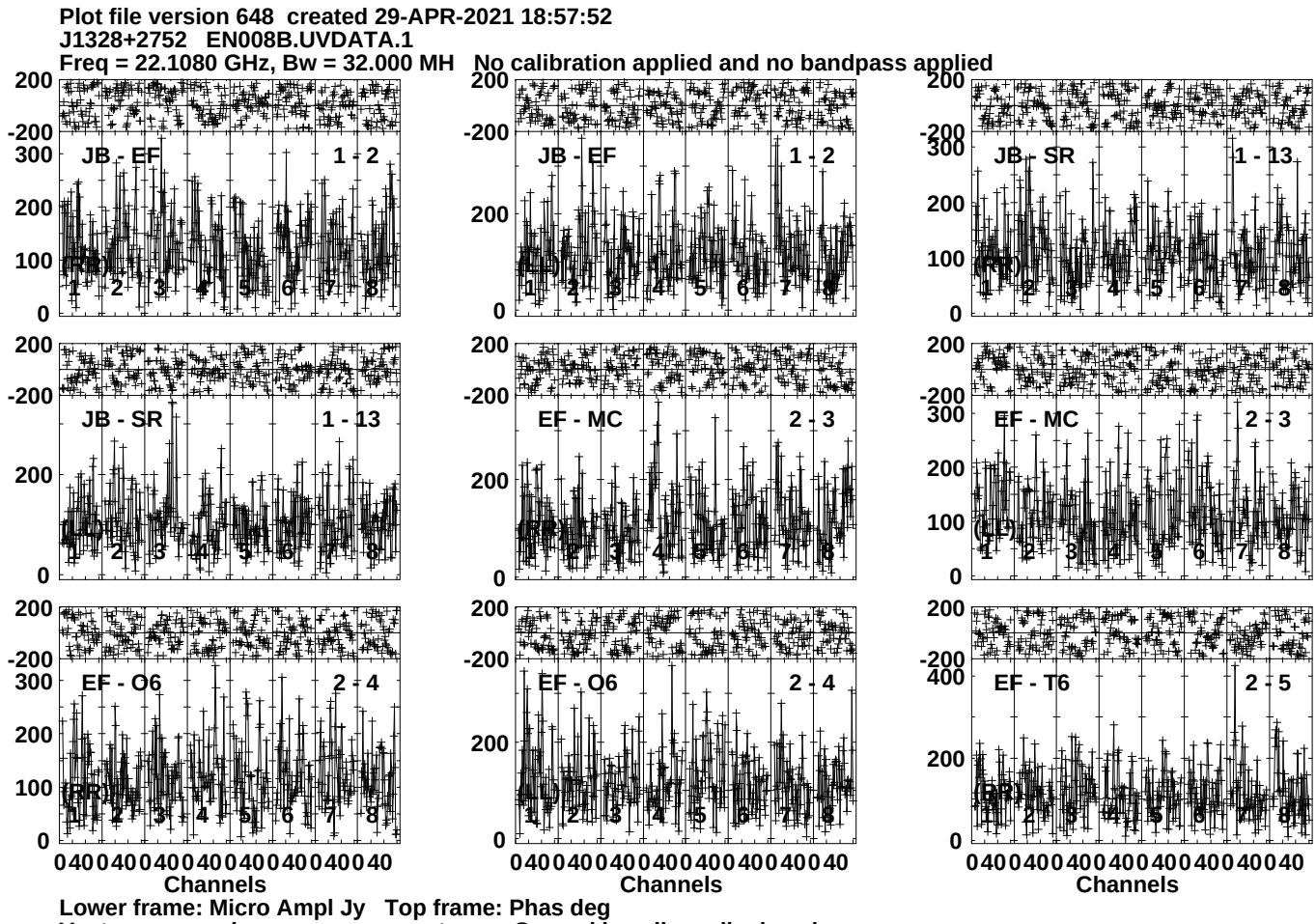
Plot file version 648 created 29-APR-2021 18:57:52
J1328+2752 EN008B.UVDATA.1
Freq = 22.1080 GHz, Bw = 32.000 MH No calibration applied and no bandpass applied
JB - EF 1 - 2
JB - EF 1 - 2
JB - SR 1 - 13
JB - SR 1 - 13
EF - MC 2 - 3
EF - MC 2 - 3
EF - O6 2 - 4
EF - O6 2 - 4
EF - T6 2 - 5
(RR)
(LL)
(RL)
(LR)
Channels
Lower frame: Micro Ampl Jy Top frame: Phas deg
Vector averaged cross-power spectrum Several baselines displayed
Timerange: 00/21:33:01 to 00/21:34:59

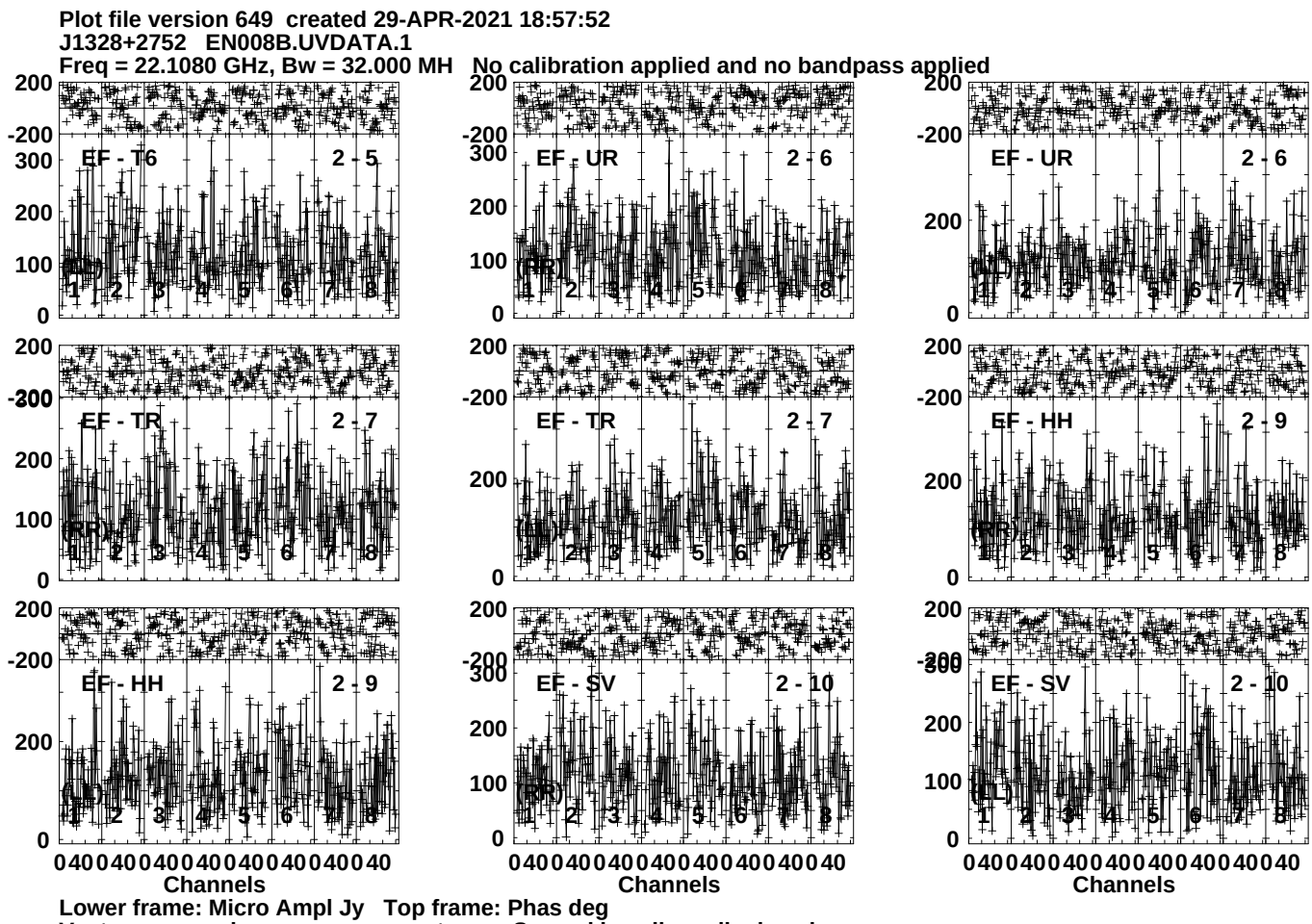
Plot file version 649 created 29-APR-2021 18:57:52
J1328+2752 EN008B.UVDATA.1
Freq = 22.1080 GHz, Bw = 32.000 MH No calibration applied and no bandpass applied
EF - T6 2 - 5
EF - UR 2 - 6
EF - UR 2 - 6
EF - TR 2 - 7
EF - TR 2 - 7
EF - HH 2 - 9
EF - HH 2 - 9
EF - SV 2 - 10
EF - SV 2 - 10
Channels
Channels
Channels
Lower frame: Micro Ampl Jy Top frame: Phas deg
Vector averaged cross-power spectrum Several baselines displayed
Timerange: 00/21:33:01 to 00/21:34:59

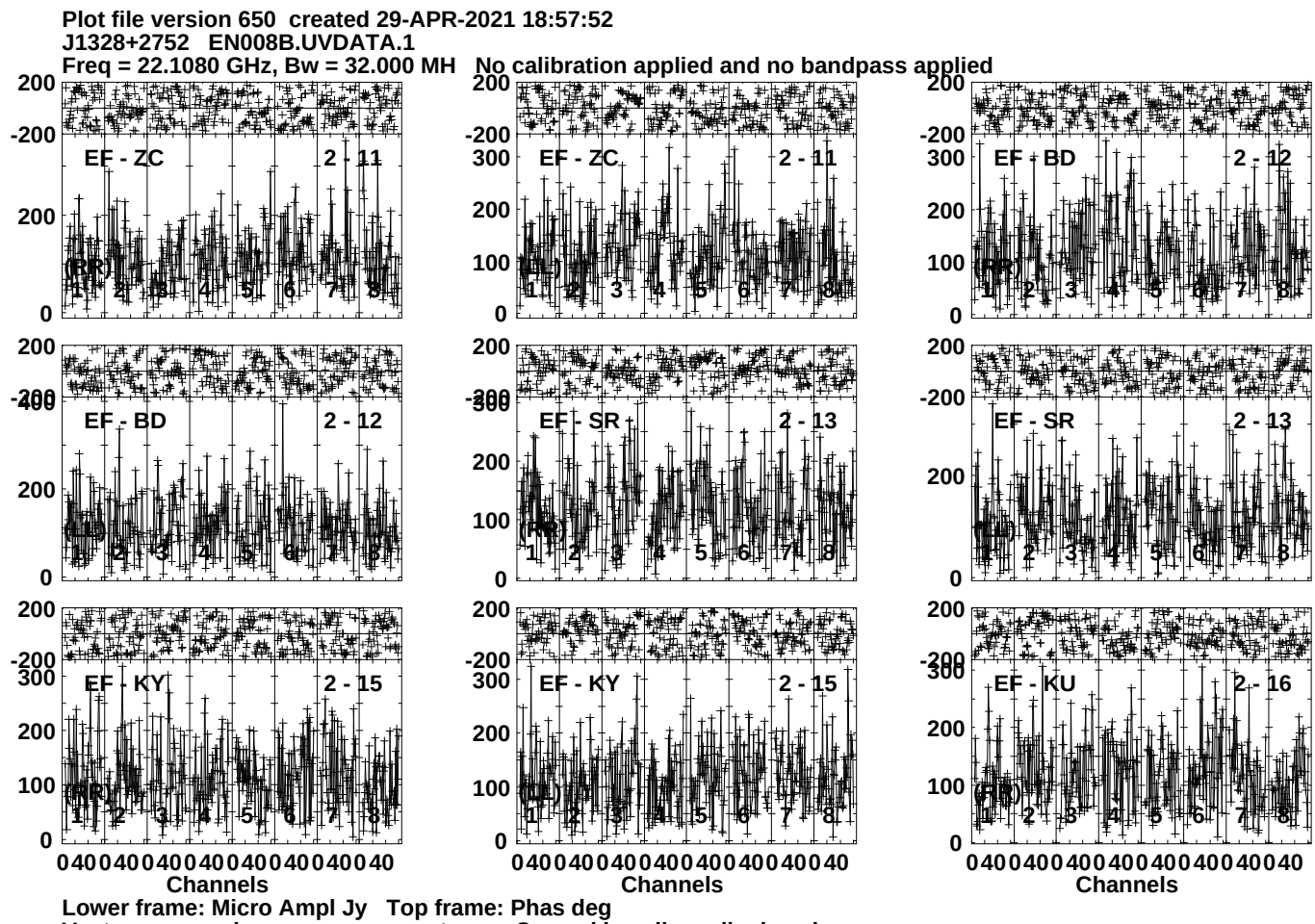
Plot file version 650 created 29-APR-2021 18:57:52
J1328+2752 EN008B.UVDATA.1
Freq = 22.1080 GHz, Bw = 32.000 MH No calibration applied and no bandpass applied
EF - ZC 2 - 11
EF - ZC 2 - 11
EF - BD 2 - 12
EF - BD 2 - 12
EF - SR 2 - 13
EF - SR 2 - 13
EF - KY 2 - 15
EF - KY 2 - 15
EF - KU 2 - 16
(RR)
(LL)
Channels
Lower frame: Micro Ampl Jy Top frame: Phas deg
Vector averaged cross-power spectrum Several baselines displayed
Timerange: 00/21:33:01 to 00/21:34:59

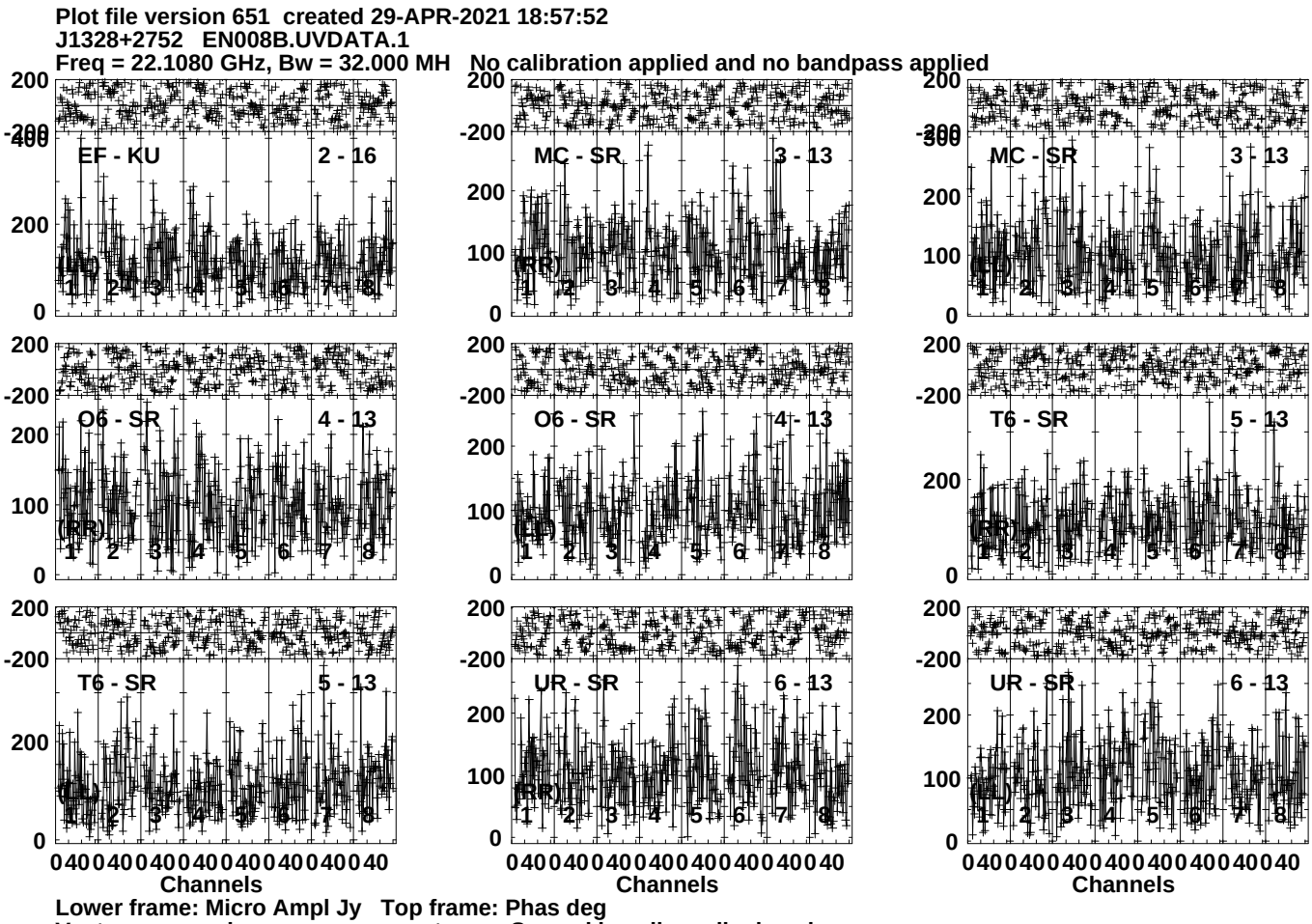
Plot file version 651 created 29-APR-2021 18:57:52
J1328+2752 EN008B.UVDATA.1
Freq = 22.1080 GHz, Bw = 32.000 MH No calibration applied and no bandpass applied
EF - KU 2 - 16
MC - SR 3 - 13
MC - SR 3 - 13
O6 - SR 4 - 13
O6 - SR 4 - 13
T6 - SR 5 - 13
T6 - SR 5 - 13
UR - SR 6 - 13
UR - SR 6 - 13
(RR)
(LL)
Channels
Lower frame: Micro Ampl Jy Top frame: Phas deg
Vector averaged cross-power spectrum Several baselines displayed
Timerange: 00/21:33:01 to 00/21:34:59

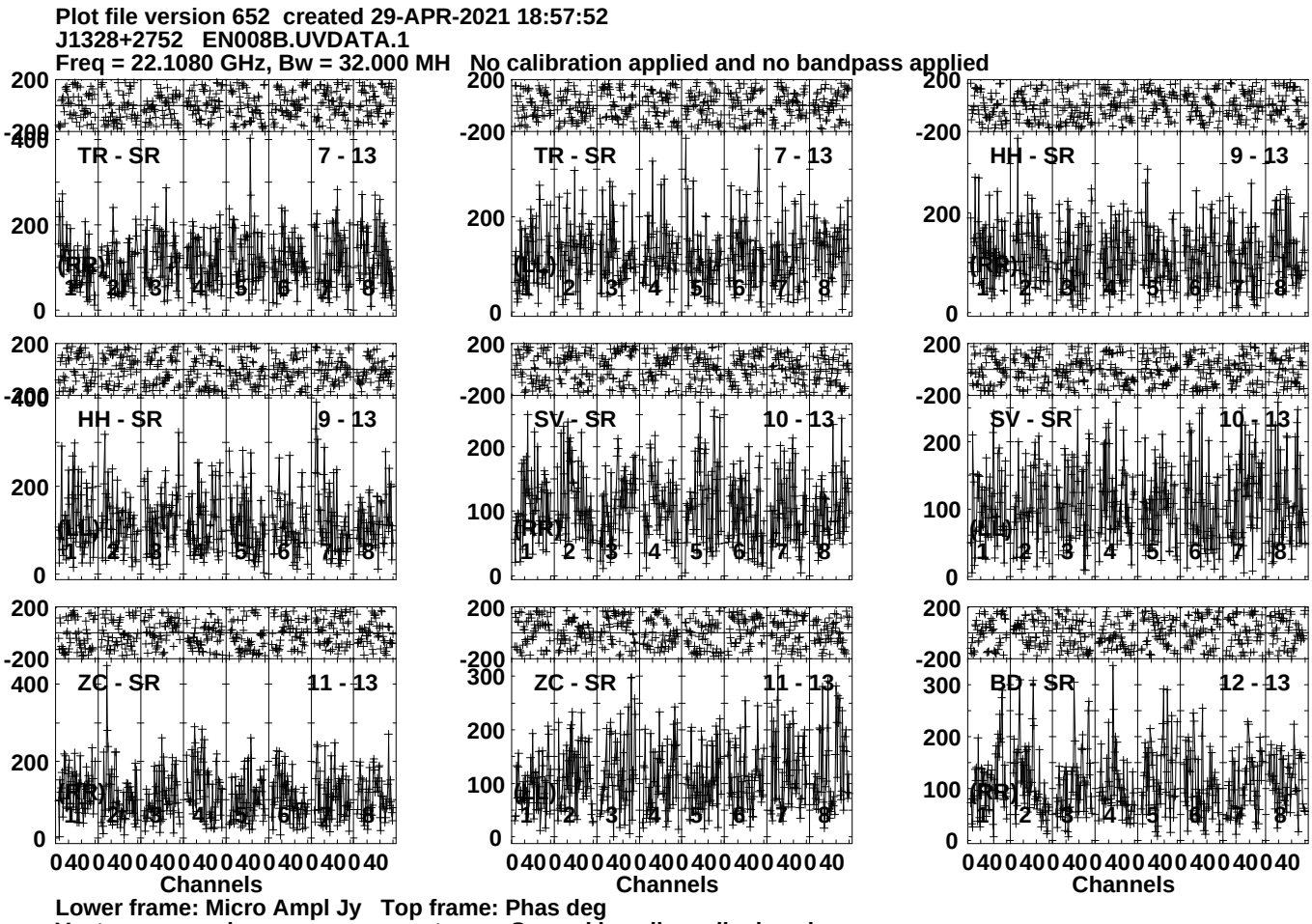
Plot file version 652 created 29-APR-2021 18:57:52
J1328+2752 EN008B.UVDATA.1
Freq = 22.1080 GHz, Bw = 32.000 MH No calibration applied and no bandpass applied
TR - SR
7 - 13
HH - SR
9 - 13
SV - SR
10 - 13
ZC - SR
11 - 13
BD - SR
12 - 13
(RR)
Channels
Lower frame: Micro Ampl Jy Top frame: Phas deg
Vector averaged cross-power spectrum Several baselines displayed
Timerange: 00/21:33:01 to 00/21:34:59

Plot file version 653 created 29-APR-2021 18:57:53
J1328+2752 EN008B.UVDATA.1
Freq = 22.1080 GHz, Bw = 32.000 MH No calibration applied and no bandpass applied

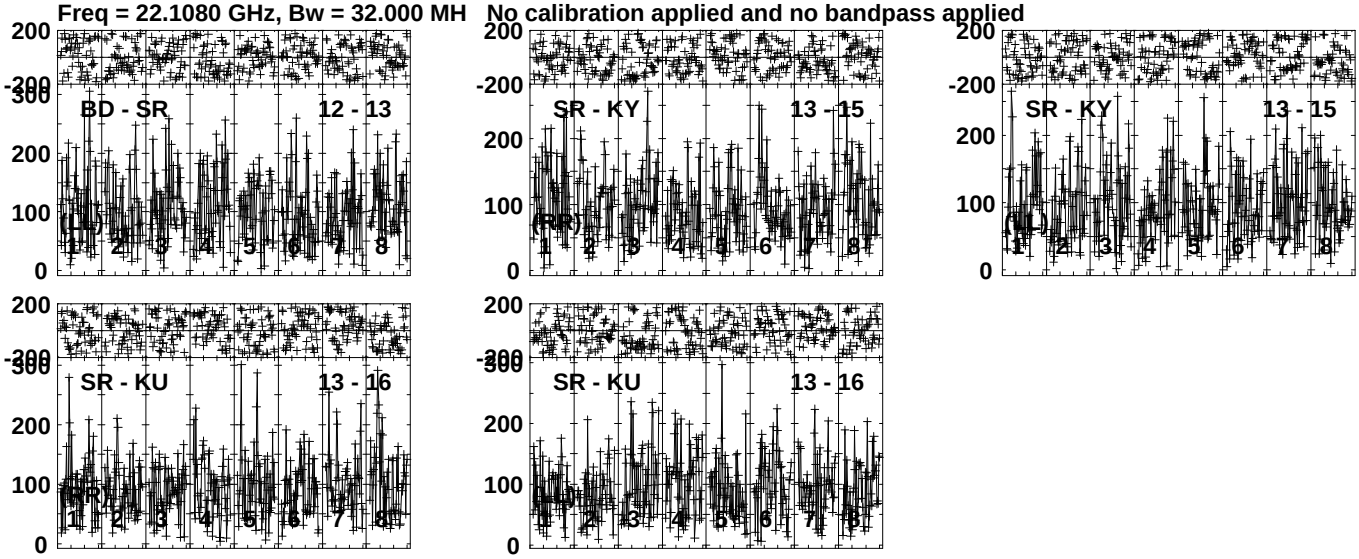

Lower frame: Micro Ampl Jy Top frame: Phas deg
Vector averaged cross-power spectrum Several baselines displayed
Timerange: 00/21:33:01 to 00/21:34:59

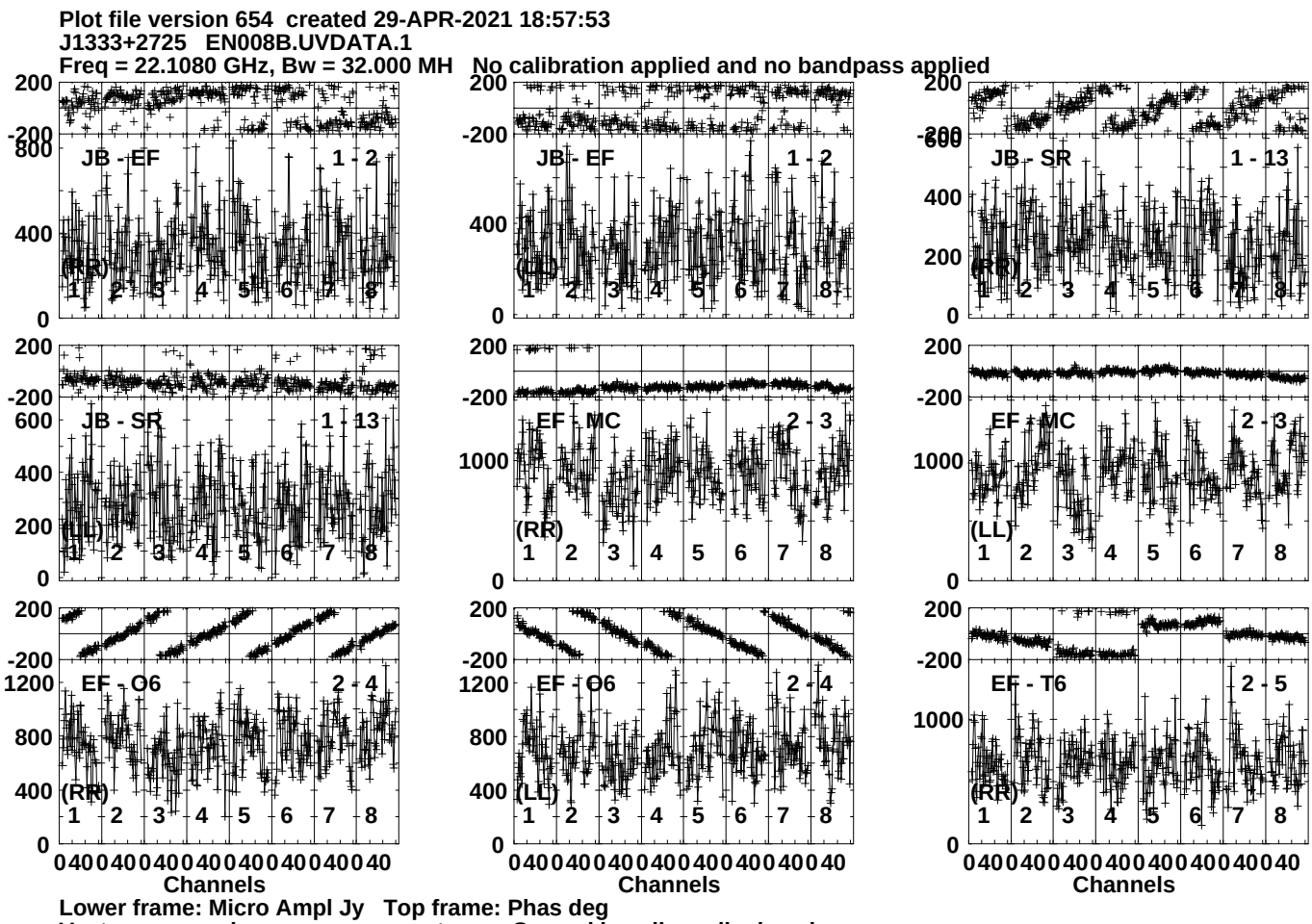
Plot file version 654 created 29-APR-2021 18:57:53
J1333+2725 EN008B.UVDATA.1
Freq = 22.1080 GHz, Bw = 32.000 MH No calibration applied and no bandpass applied
JB - EF 1 - 2
JB - EF 1 - 2
JB - SR 1 - 13
JB - SR 1 - 13
EF - MC 2 - 3
EF - MC 2 - 3
EF - O6 2 - 4
EF - O6 2 - 4
EF - T6 2 - 5
(RR)
(LL)
Channels
Lower frame: Micro Ampl Jy Top frame: Phas deg
Vector averaged cross-power spectrum Several baselines displayed
Timerange: 00/21:35:01 to 00/21:35:59

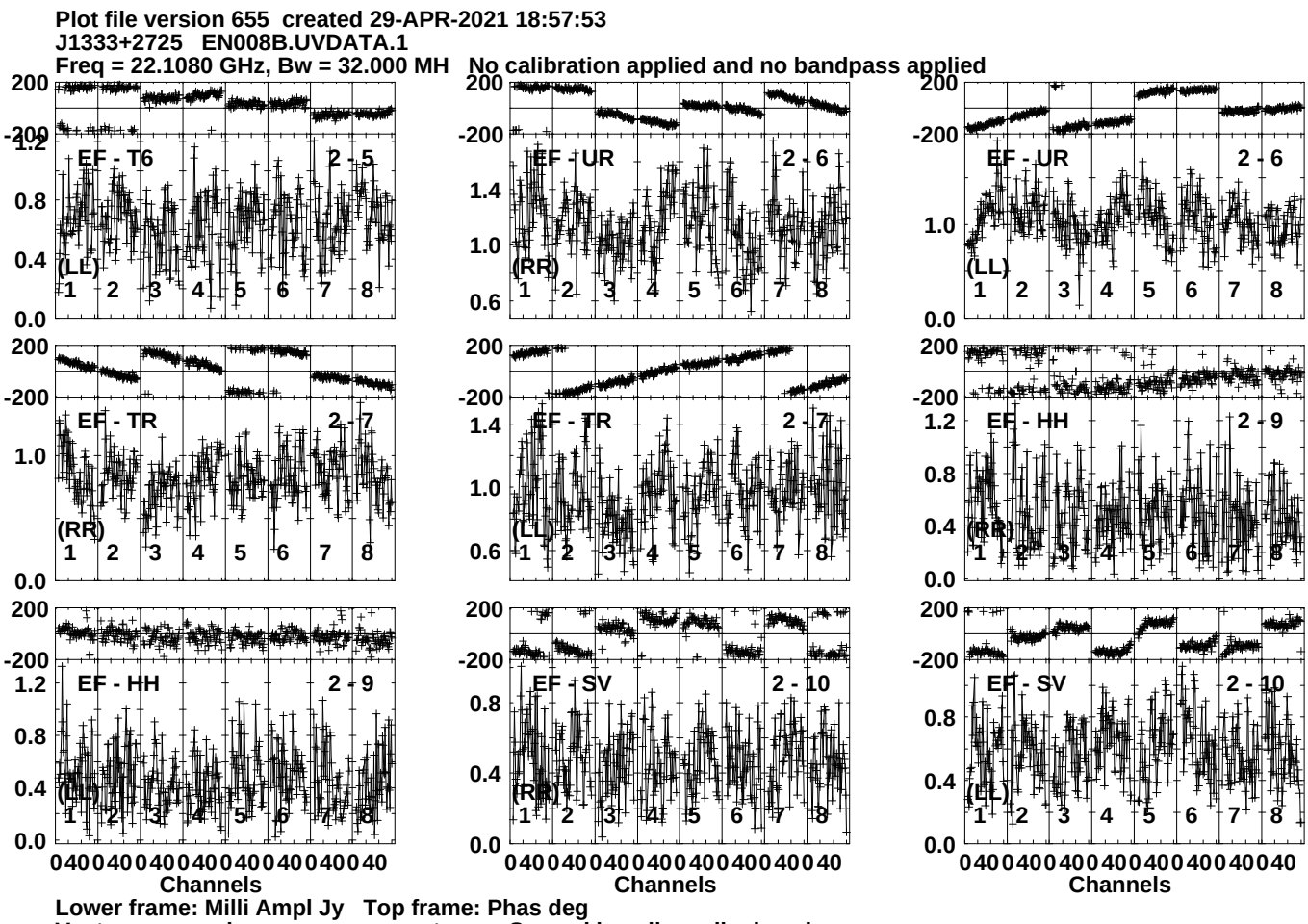
Plot file version 655 created 29-APR-2021 18:57:53
J1333+2725 EN008B.UVDATA.1
Freq = 22.1080 GHz, Bw = 32.000 MH No calibration applied and no bandpass applied
EF - T6 2 - 5
(LL)
EF - UR 2 - 6
(RR)
EF - UR 2 - 6
(LL)
EF - TR 2 - 7
(RR)
EF - TR 2 - 7
(LL)
EF - HH 2 - 9
(RR)
EF - HH 2 - 9
(LL)
EF - SV 2 - 10
(RR)
EF - SV 2 - 10
(LL)
Channels
Channels
Channels
Lower frame: Milli Ampl Jy Top frame: Phas deg
Vector averaged cross-power spectrum Several baselines displayed
Timerange: 00/21:35:01 to 00/21:35:59

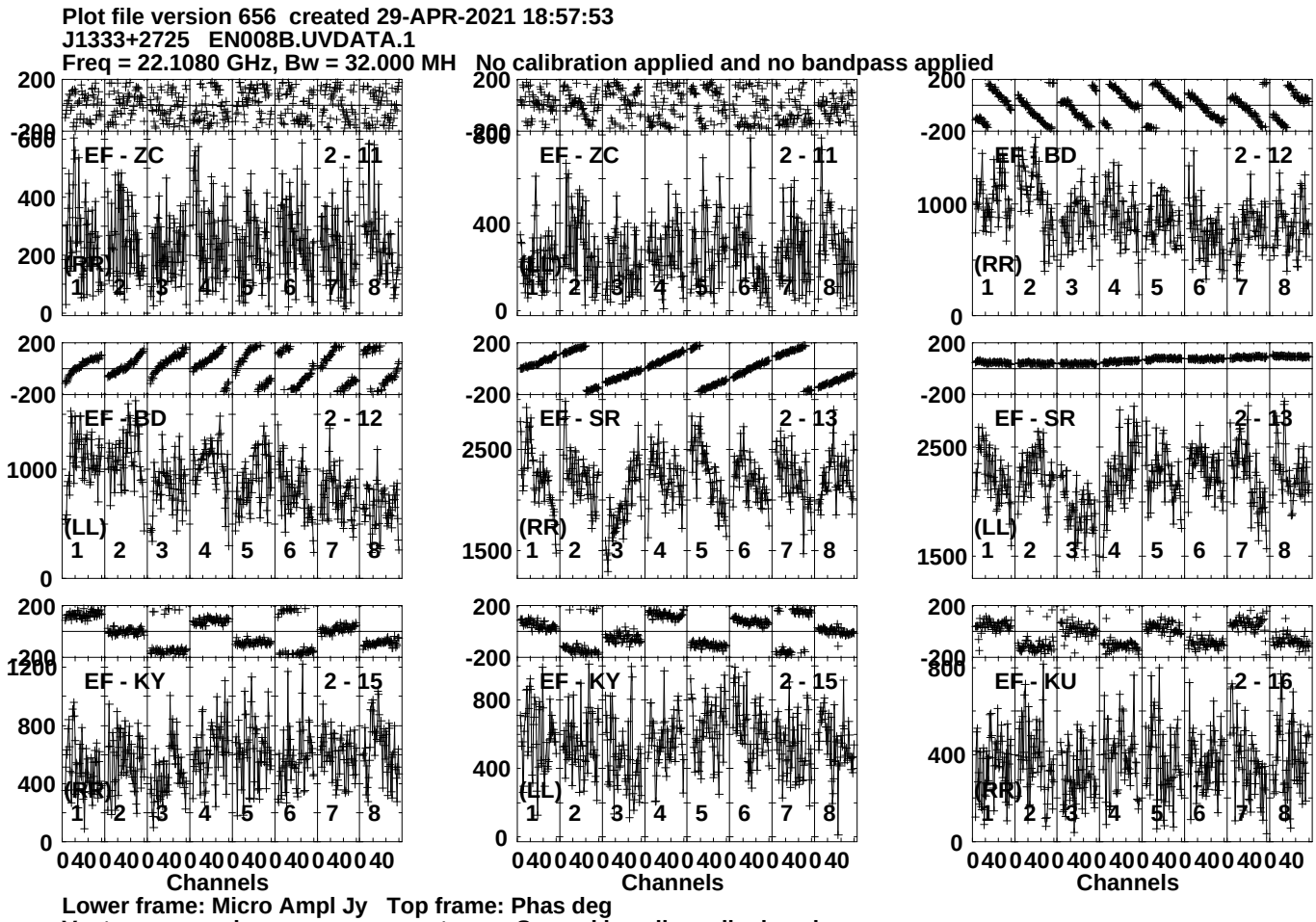
Plot file version 656 created 29-APR-2021 18:57:53
J1333+2725 EN008B.UVDATA.1
Freq = 22.1080 GHz, Bw = 32.000 MH No calibration applied and no bandpass applied
EF - ZC 2 - 11
(RR)
EF - ZC 2 - 11
(LL)
EF - BD 2 - 12
(RR)
EF - BD 2 - 12
(LL)
EF - SR 2 - 13
(RR)
EF - SR 2 - 13
(LL)
EF - KY 2 - 15
(RR)
EF - KY 2 - 15
(LL)
EF - KU 2 - 16
(RR)
Channels
Channels
Channels
Lower frame: Micro Ampl Jy Top frame: Phas deg
Vector averaged cross-power spectrum Several baselines displayed
Timerange: 00/21:35:01 to 00/21:35:59

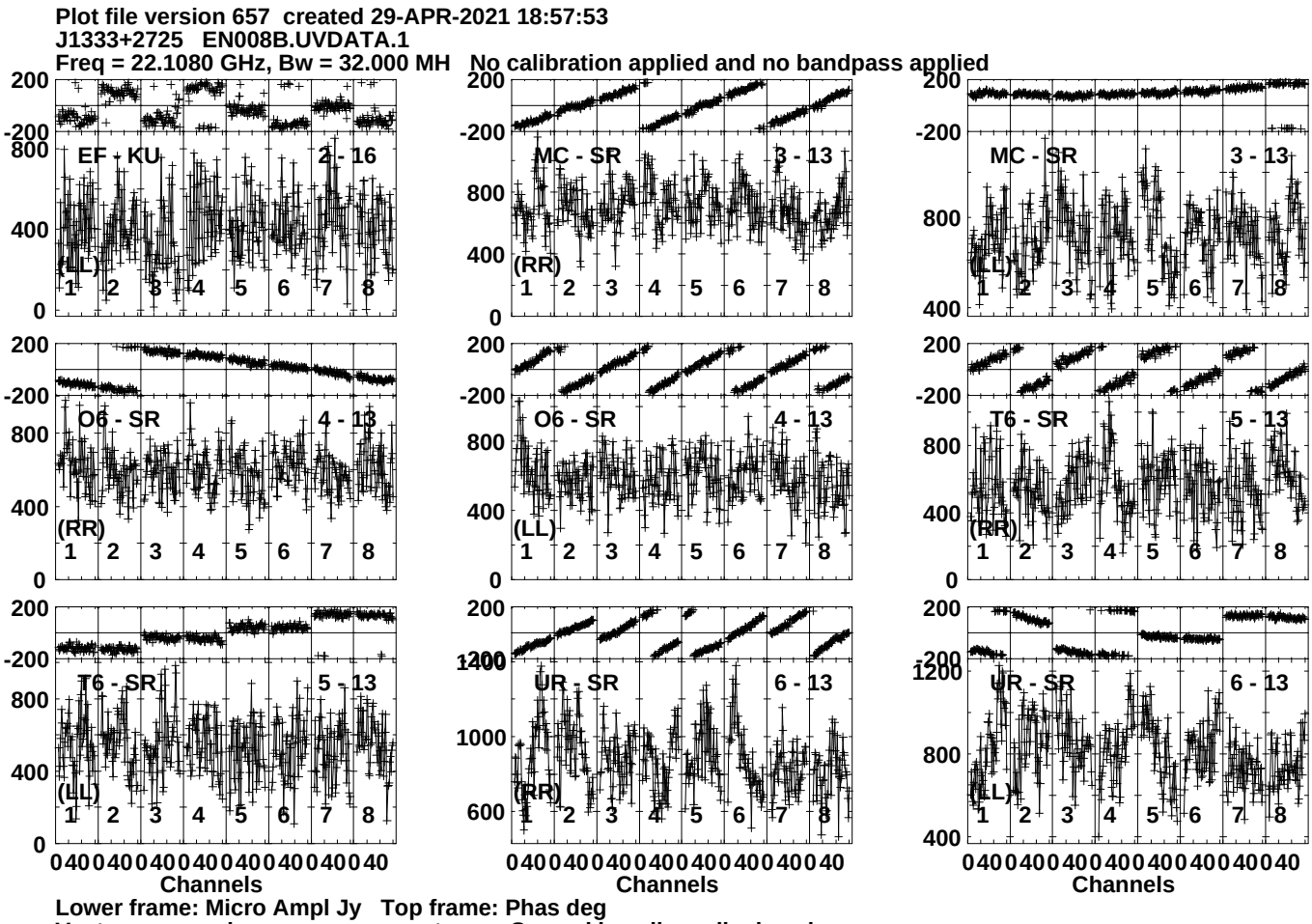
Plot file version 657 created 29-APR-2021 18:57:53
J1333+2725 EN008B.UVDATA.1
Freq = 22.1080 GHz, Bw = 32.000 MH No calibration applied and no bandpass applied
EF - KU 2 - 16
(LL)
MC - SR 3 - 13
(RR)
MC - SR 3 - 13
(LL)
O6 - SR 4 - 13
(RR)
O6 - SR 4 - 13
(LL)
T6 - SR 5 - 13
(RR)
T6 - SR 5 - 13
(LL)
UR - SR 6 - 13
(RR)
UR - SR 6 - 13
(LL)
Channels
Channels
Channels
Lower frame: Micro Ampl Jy Top frame: Phas deg
Vector averaged cross-power spectrum Several baselines displayed
Timerange: 00/21:35:01 to 00/21:35:59

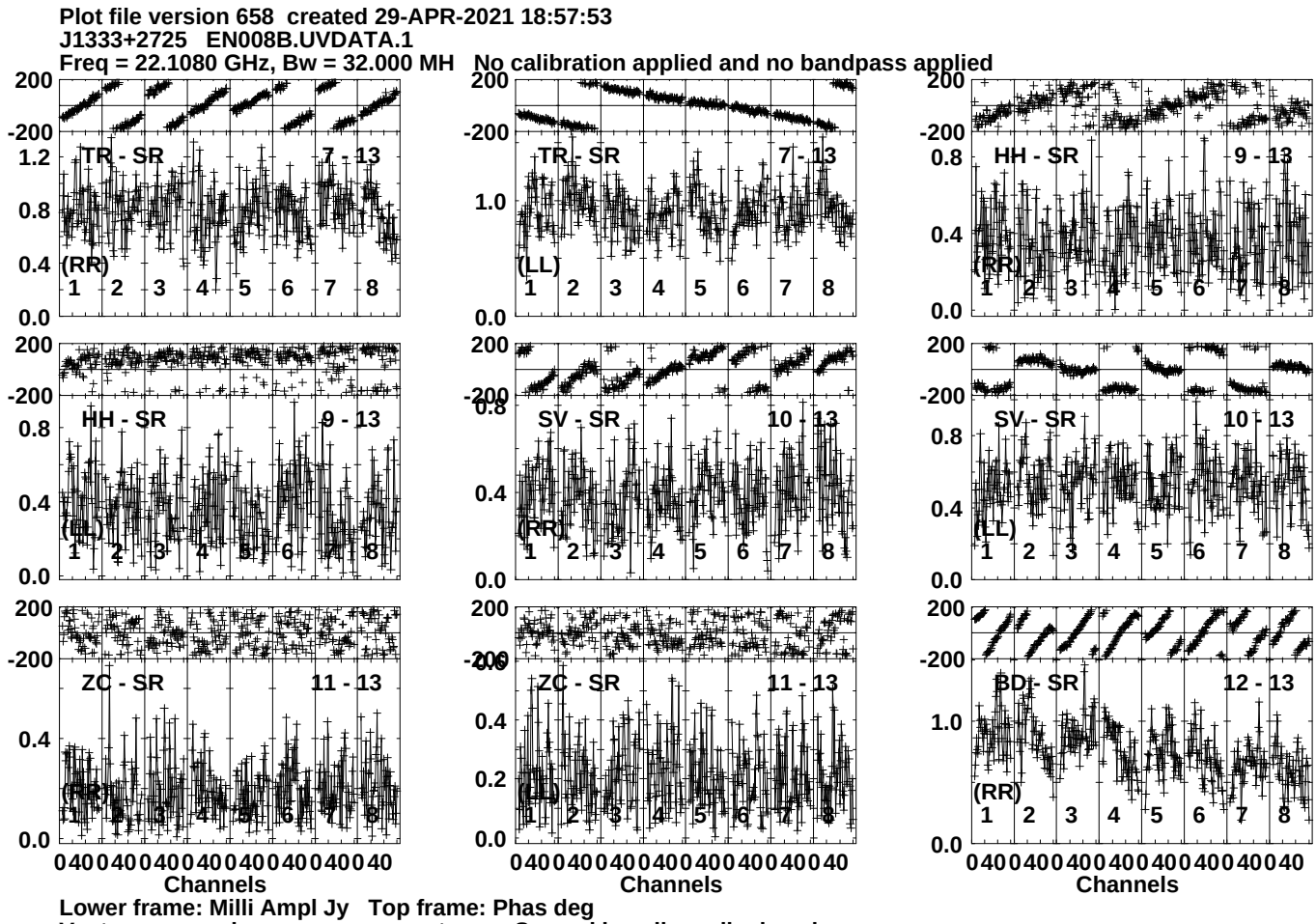
Plot file version 658 created 29-APR-2021 18:57:53
J1333+2725 EN008B.UVDATA.1
Freq = 22.1080 GHz, Bw = 32.000 MH No calibration applied and no bandpass applied
TR - SR 7 - 13
(RR)
TR - SR 7 - 13
(LL)
HH - SR 9 - 13
(RR)
HH - SR 9 - 13
(LL)
SV - SR 10 - 13
(RR)
SV - SR 10 - 13
(LL)
ZC - SR 11 - 13
(RR)
ZC - SR 11 - 13
(LL)
BD - SR 12 - 13
(RR)
Channels
Channels
Channels
Lower frame: Milli Ampl Jy Top frame: Phas deg
Vector averaged cross-power spectrum Several baselines displayed
Timerange: 00/21:35:01 to 00/21:35:59

Plot file version 659 created 29-APR-2021 18:57:53
J1333+2725 EN008B.UVDATA.1
Freq = 22.1080 GHz, Bw = 32.000 MH No calibration applied and no bandpass applied

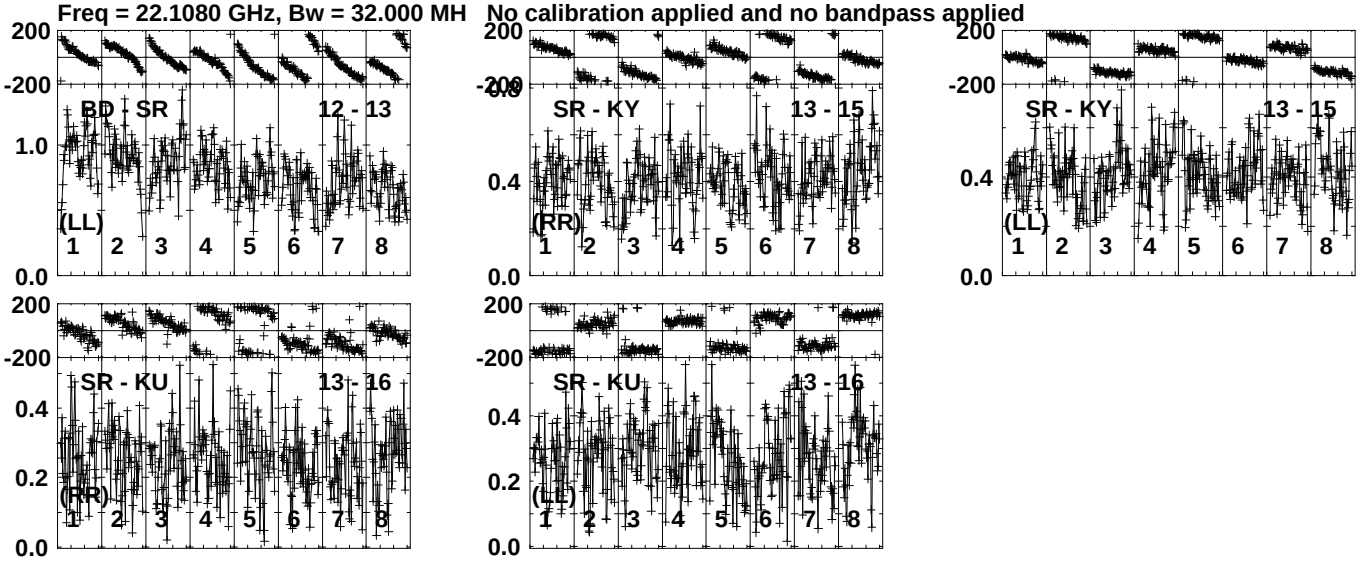

Lower frame: Milli Ampl Jy Top frame: Phas deg
Vector averaged cross-power spectrum Several baselines displayed
Timerange: 00/21:35:01 to 00/21:35:59

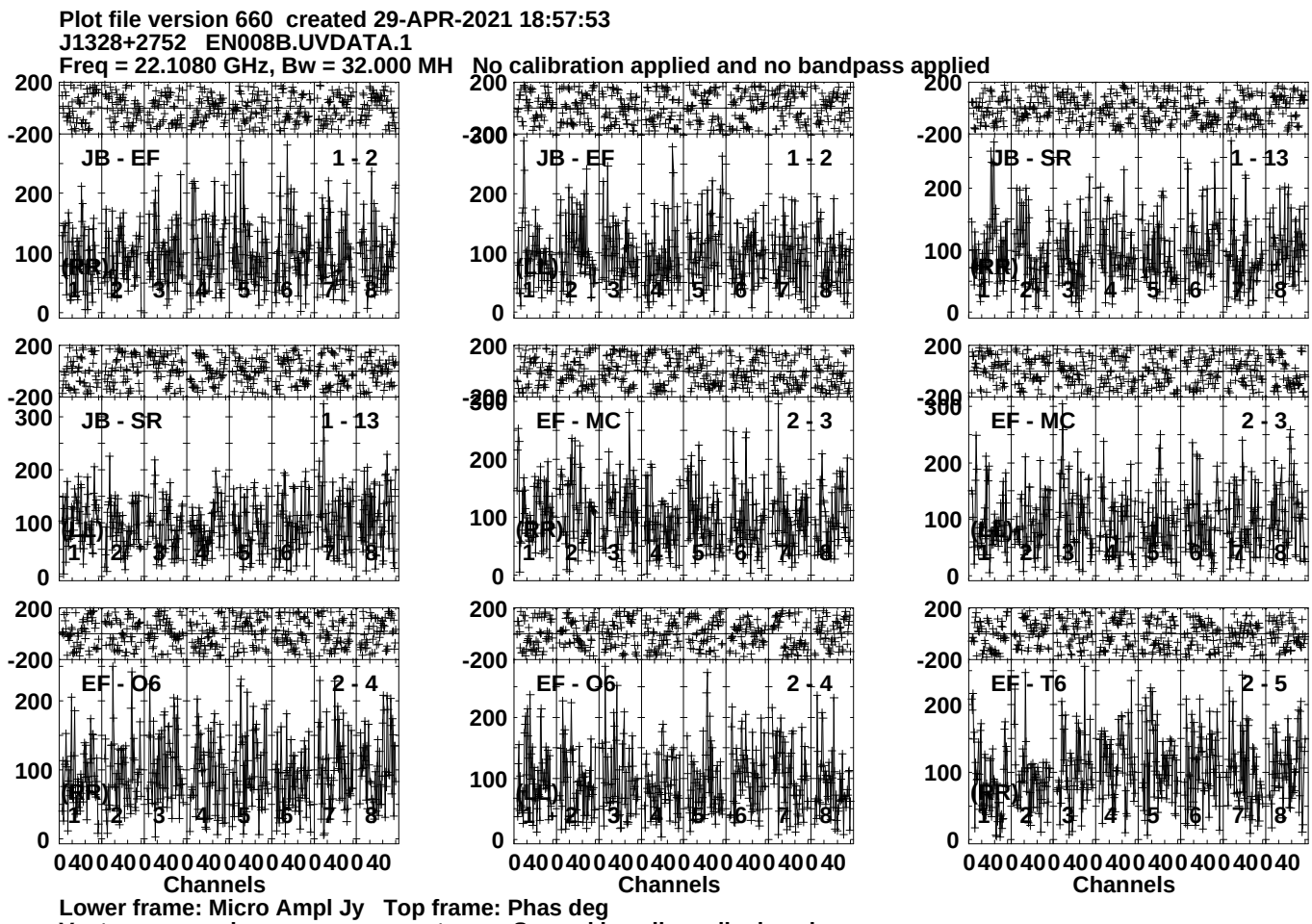
Plot file version 660 created 29-APR-2021 18:57:53
J1328+2752 EN008B.UVDATA.1
Freq = 22.1080 GHz, Bw = 32.000 MH No calibration applied and no bandpass applied
JB - EF 1 - 2
JB - EF 1 - 2
JB - SR 1 - 13
JB - SR 1 - 13
EF - MC 2 - 3
EF - MC 2 - 3
EF - O6 2 - 4
EF - O6 2 - 4
EF - T6 2 - 5
(RR)
(LL)
(RL)
(LR)
Channels
Lower frame: Micro Ampl Jy Top frame: Phas deg
Vector averaged cross-power spectrum Several baselines displayed
Timerange: 00/21:36:41 to 00/21:38:39

Plot file version 661 created 29-APR-2021 18:57:53
J1328+2752 EN008B.UVDATA.1
Freq = 22.1080 GHz, Bw = 32.000 MH No calibration applied and no bandpass applied

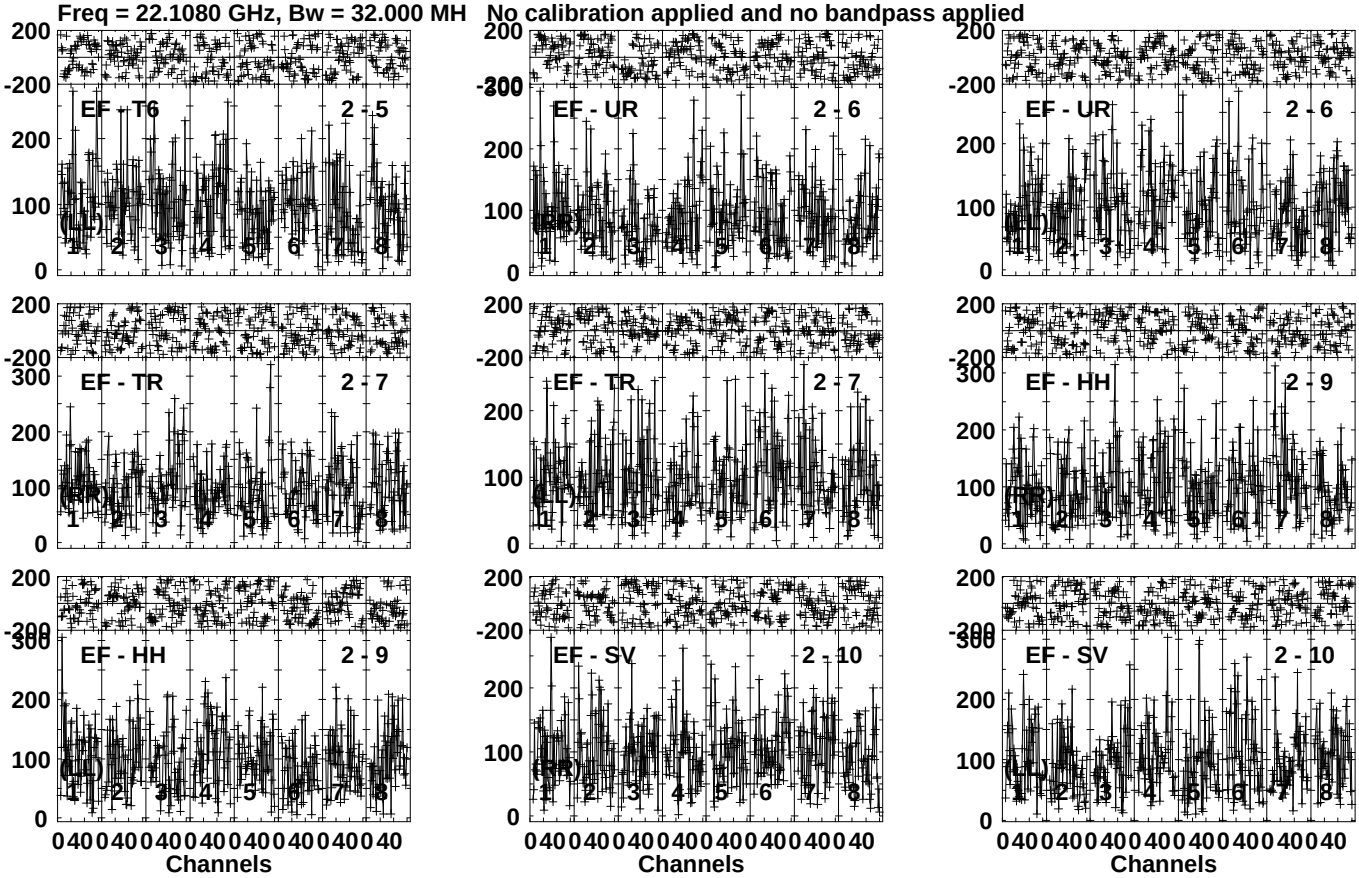

Lower frame: Micro Ampl Jy Top frame: Phas deg
Vector averaged cross-power spectrum Several baselines displayed
Timerange: 00/21:36:41 to 00/21:38:39

Plot file version 662 created 29-APR-2021 18:57:54
J1328+2752 EN008B.UVDATA.1
Freq = 22.1080 GHz, Bw = 32.000 MH No calibration applied and no bandpass applied

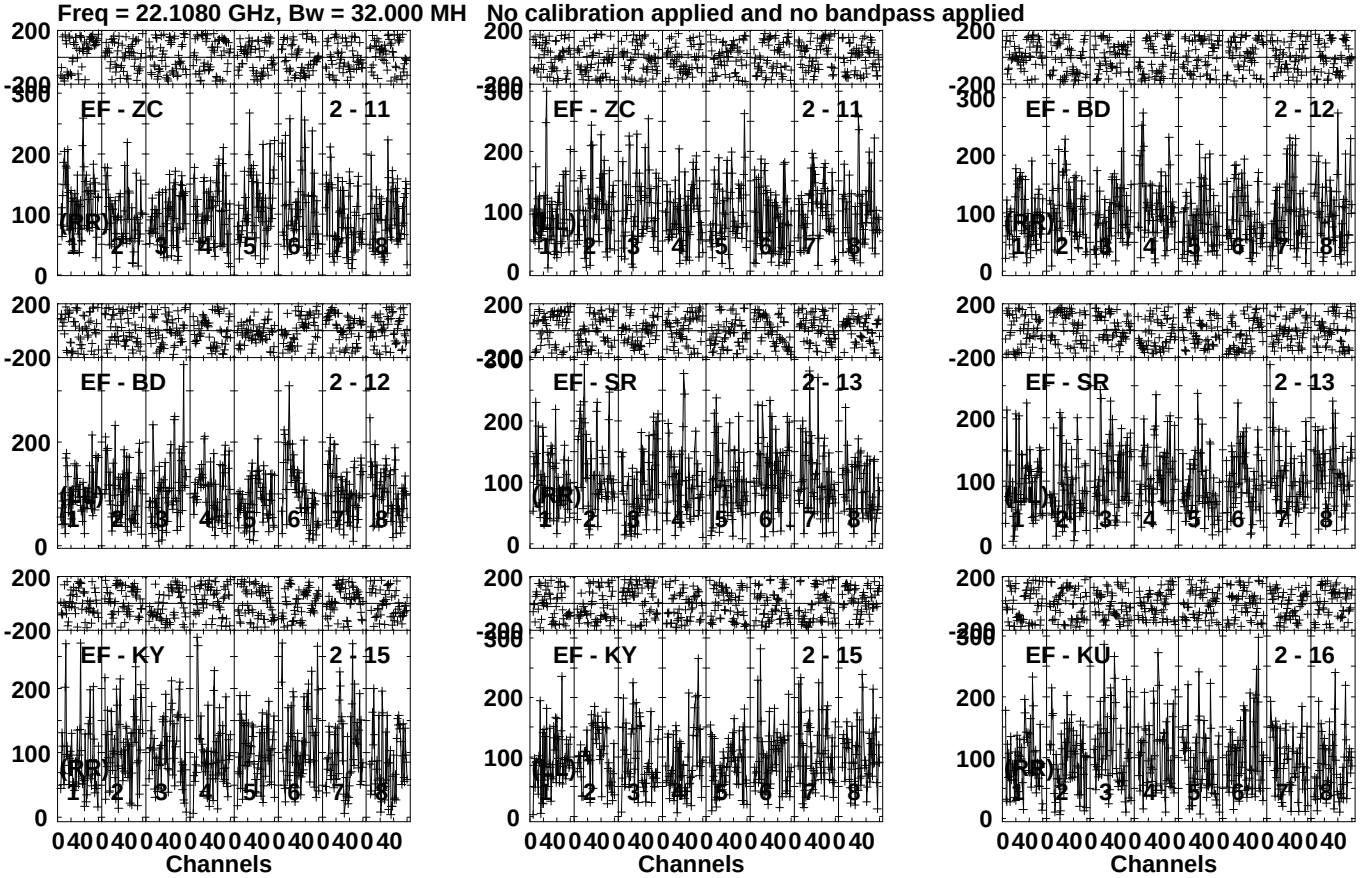

Lower frame: Micro Ampl Jy Top frame: Phas deg
Vector averaged cross-power spectrum Several baselines displayed
Timerange: 00/21:36:41 to 00/21:38:39

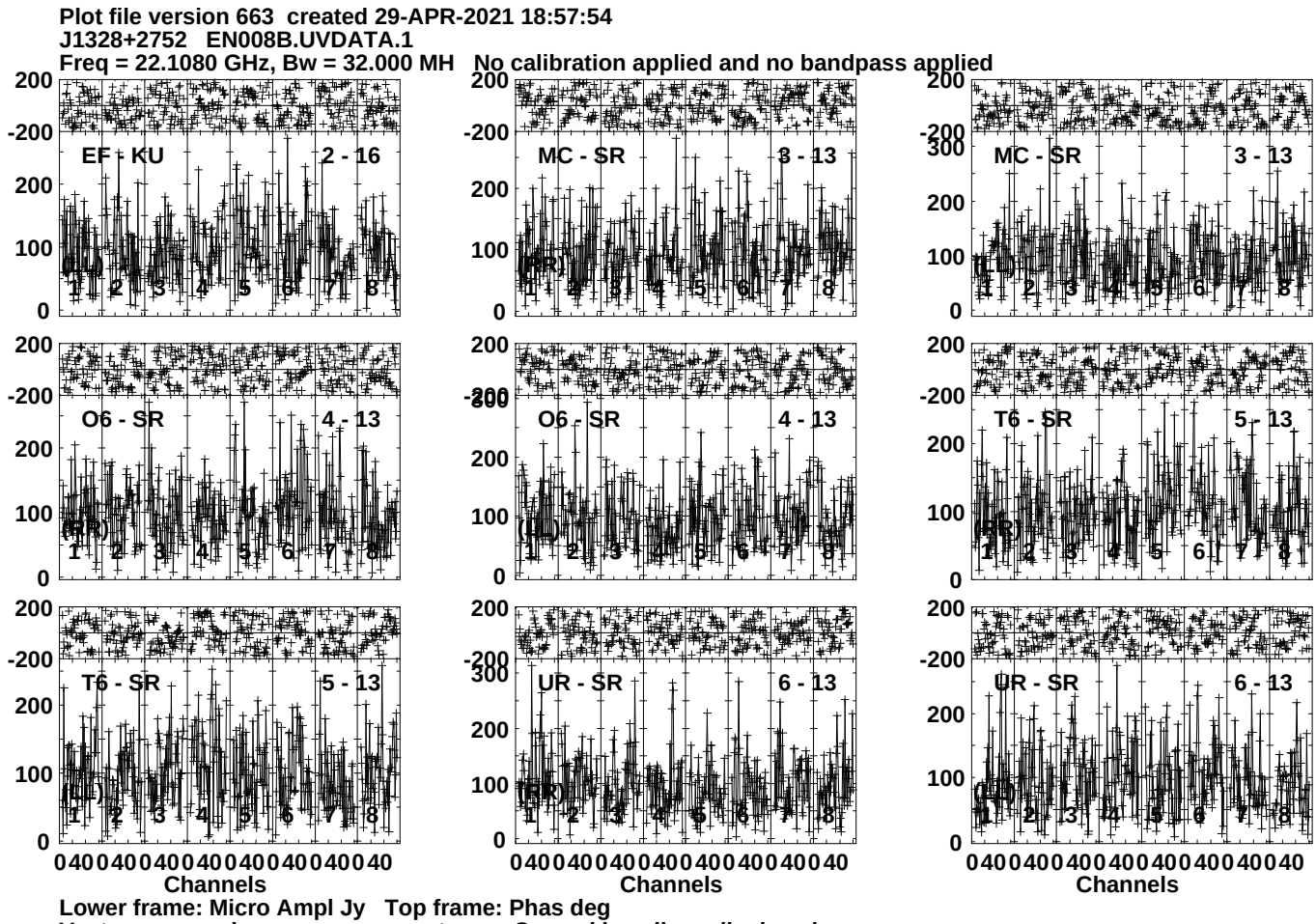
Plot file version 663 created 29-APR-2021 18:57:54
J1328+2752 EN008B.UVDATA.1
Freq = 22.1080 GHz, Bw = 32.000 MH No calibration applied and no bandpass applied
EF - KU 2 - 16
MC - SR 3 - 13
MC - SR 3 - 13
O6 - SR 4 - 13
O6 - SR 4 - 13
T6 - SR 5 - 13
T6 - SR 5 - 13
UR - SR 6 - 13
UR - SR 6 - 13
(RR)
(LL)
(RL)
(LR)
Channels
Lower frame: Micro Ampl Jy Top frame: Phas deg
Vector averaged cross-power spectrum Several baselines displayed
Timerange: 00/21:36:41 to 00/21:38:39

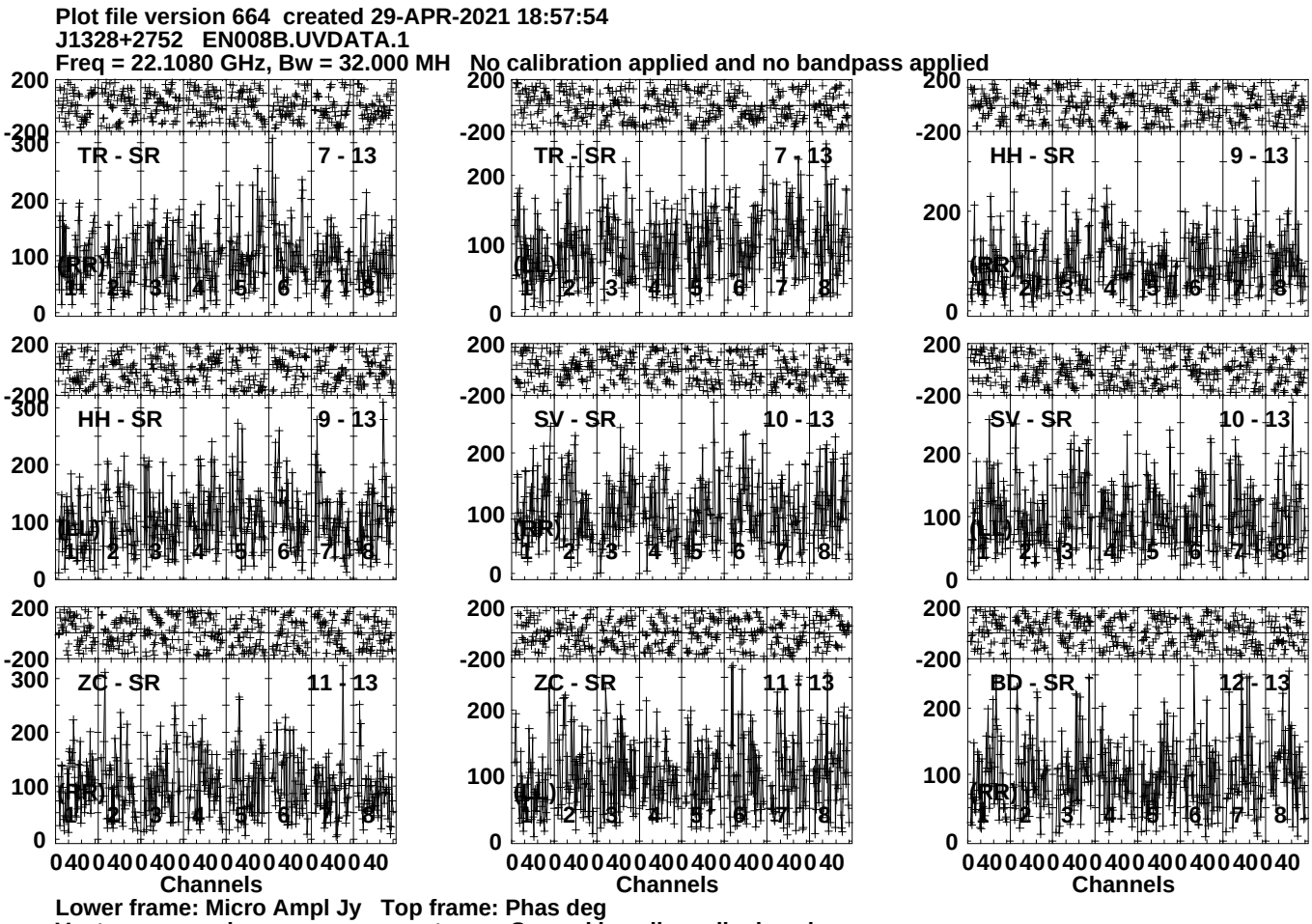
Plot file version 664 created 29-APR-2021 18:57:54
J1328+2752 EN008B.UVDATA.1
Freq = 22.1080 GHz, Bw = 32.000 MH No calibration applied and no bandpass applied
TR - SR 7 - 13
TR - SR 7 - 13
HH - SR 9 - 13
HH - SR 9 - 13
SV - SR 10 - 13
SV - SR 10 - 13
ZC - SR 11 - 13
ZC - SR 11 - 13
BD - SR 12 - 13
(RR)
(LL)
Channels
Lower frame: Micro Ampl Jy Top frame: Phas deg
Vector averaged cross-power spectrum Several baselines displayed
Timerange: 00/21:36:41 to 00/21:38:39

Plot file version 665 created 29-APR-2021 18:57:54
J1328+2752 EN008B.UVDATA.1
Freq = 22.1080 GHz, Bw = 32.000 MH No calibration applied and no bandpass applied

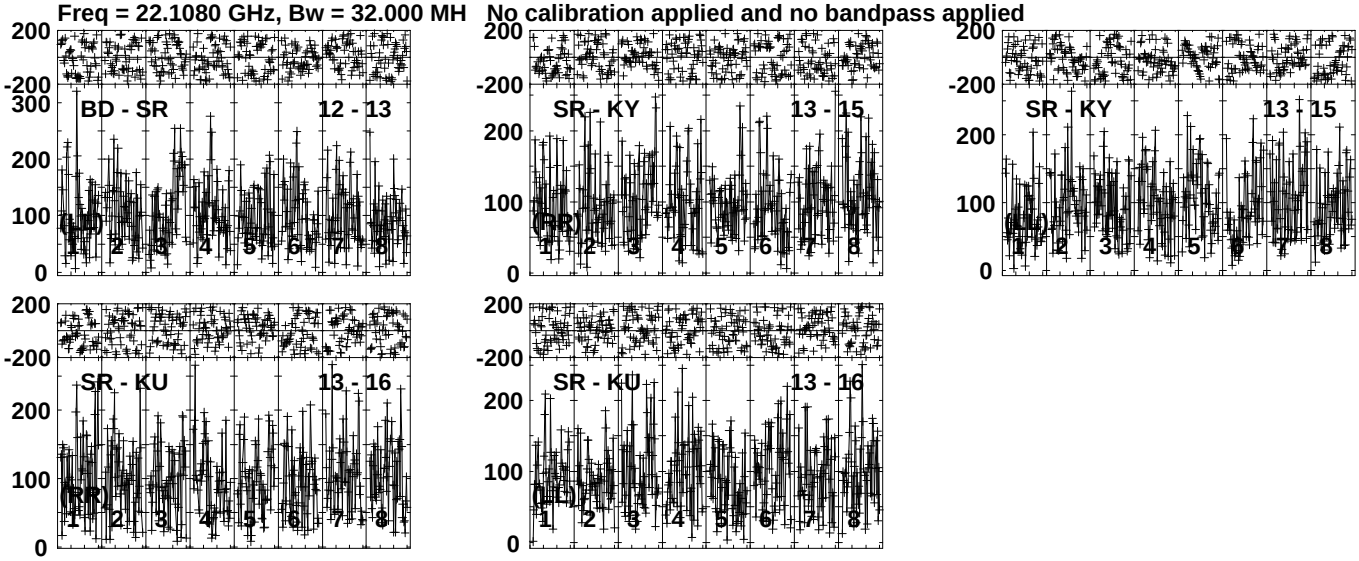

Lower frame: Micro Ampl Jy Top frame: Phas deg
Vector averaged cross-power spectrum Several baselines displayed
Timerange: 00/21:36:41 to 00/21:38:39

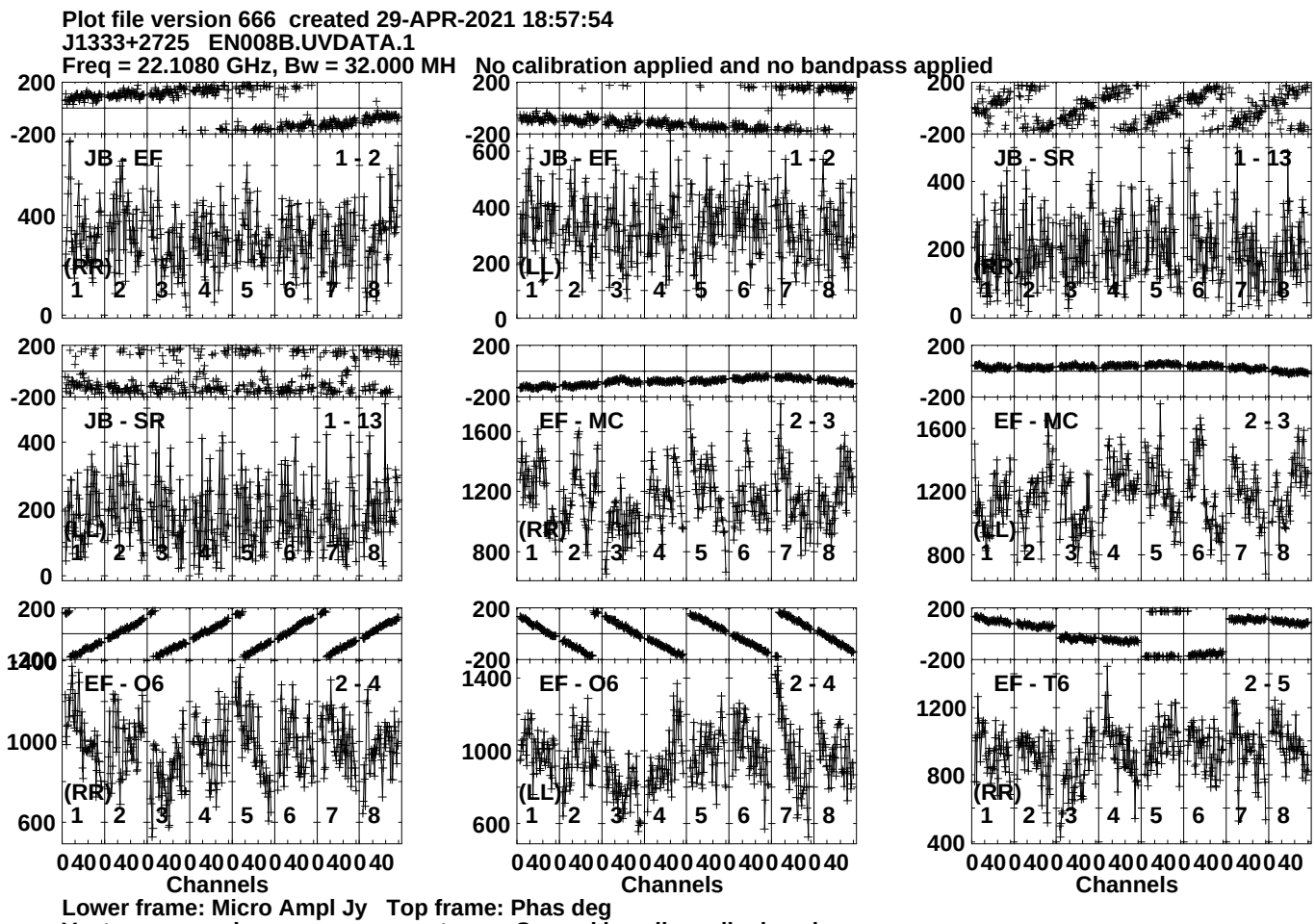
Plot file version 666 created 29-APR-2021 18:57:54
J1333+2725 EN008B.UVDATA.1
Freq = 22.1080 GHz, Bw = 32.000 MH No calibration applied and no bandpass applied
JB - EF 1 - 2
(RR)
JB - EF 1 - 2
(LL)
JB - SR 1 - 13
(RR)
JB - SR 1 - 13
(LL)
EF - MC 2 - 3
(RR)
EF - MC 2 - 3
(LL)
EF - O6 2 - 4
(RR)
EF - O6 2 - 4
(LL)
EF - T6 2 - 5
(RR)
Channels
Channels
Channels
Lower frame: Micro Ampl Jy Top frame: Phas deg
Vector averaged cross-power spectrum Several baselines displayed
Timerange: 00/21:39:11 to 00/21:40:09

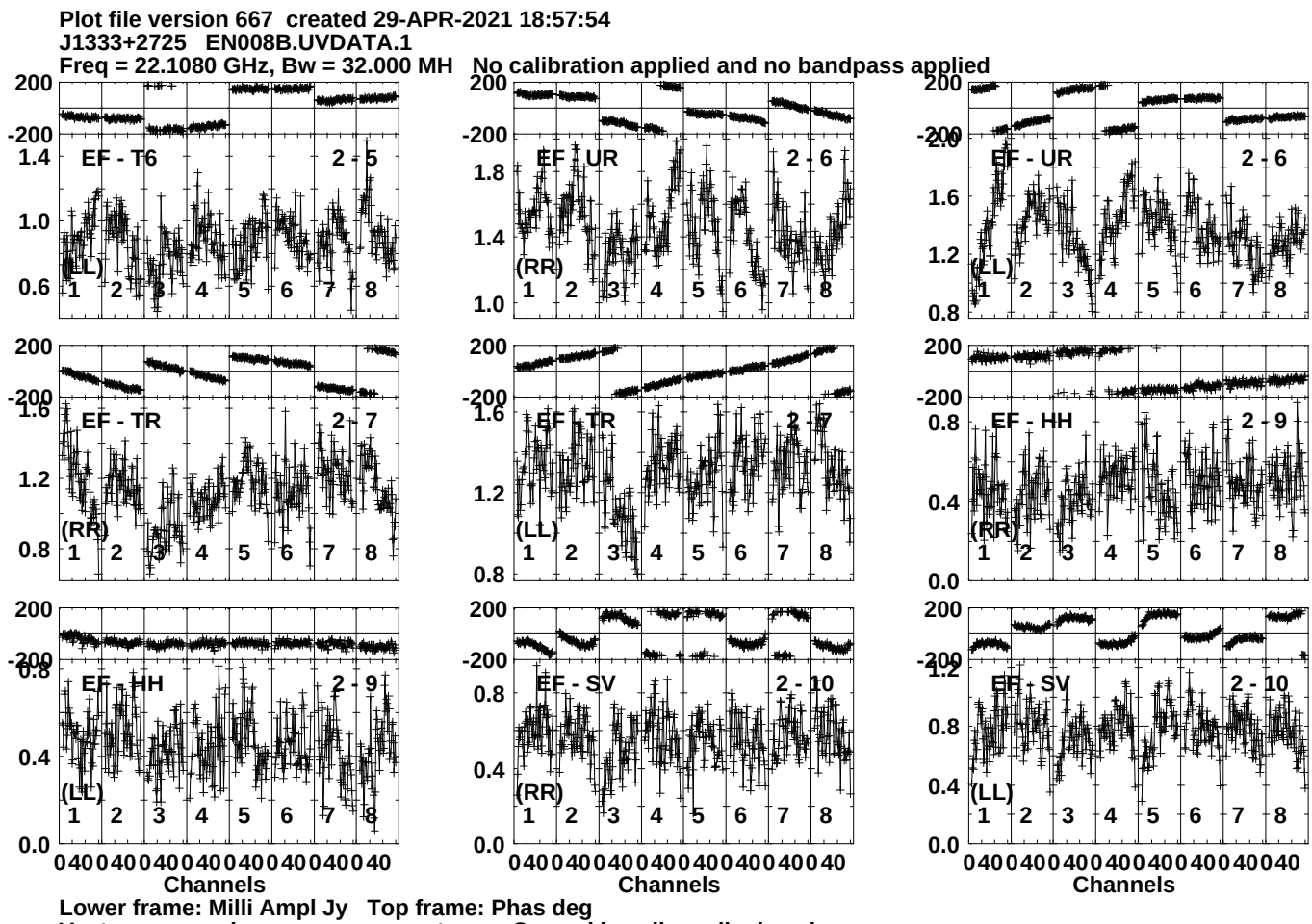
Plot file version 667 created 29-APR-2021 18:57:54
J1333+2725 EN008B.UVDATA.1
Freq = 22.1080 GHz, Bw = 32.000 MH No calibration applied and no bandpass applied
EF - T6 2 - 5
(LL)
EF - UR 2 - 6
(RR)
EF - UR 2 - 6
(LL)
EF - TR 2 - 7
(RR)
EF - TR 2 - 7
(LL)
EF - HH 2 - 9
(RR)
EF - HH 2 - 9
(LL)
EF - SV 2 - 10
(RR)
EF - SV 2 - 10
(LL)
Channels
Channels
Channels
Lower frame: Milli Ampl Jy Top frame: Phas deg
Vector averaged cross-power spectrum Several baselines displayed
Timerange: 00/21:39:11 to 00/21:40:09

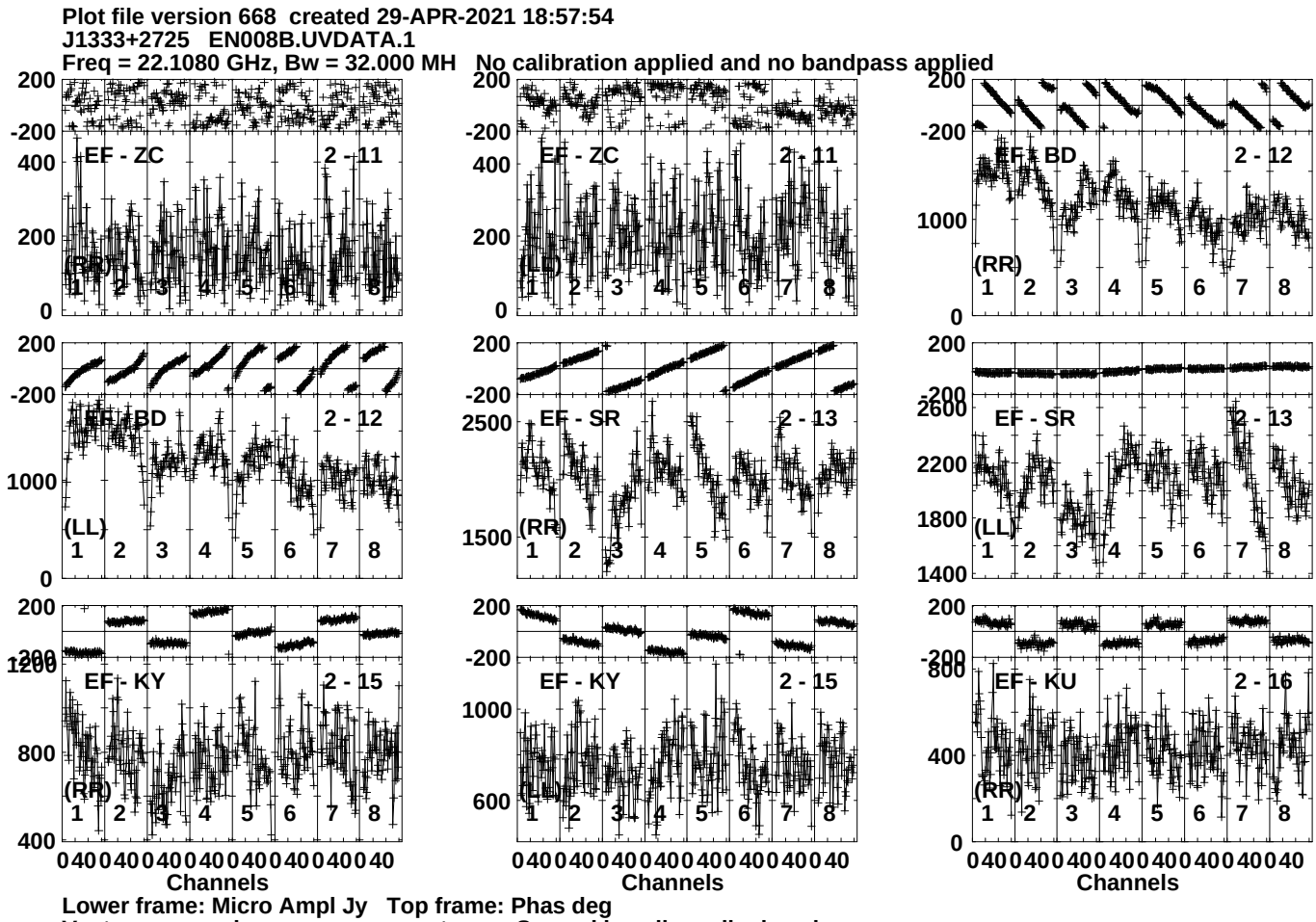
Plot file version 668 created 29-APR-2021 18:57:54
J1333+2725 EN008B.UVDATA.1
Freq = 22.1080 GHz, Bw = 32.000 MH No calibration applied and no bandpass applied
EF - ZC 2 - 11 (RR)
EF - ZC 2 - 11 (LL)
EF - BD 2 - 12 (RR)
EF - BD 2 - 12 (LL)
EF - SR 2 - 13 (RR)
EF - SR 2 - 13 (LL)
EF - KY 2 - 15 (RR)
EF - KY 2 - 15 (LL)
EF - KU 2 - 16 (RR)
Channels
Lower frame: Micro Ampl Jy Top frame: Phas deg
Vector averaged cross-power spectrum Several baselines displayed
Timerange: 00/21:39:11 to 00/21:40:09

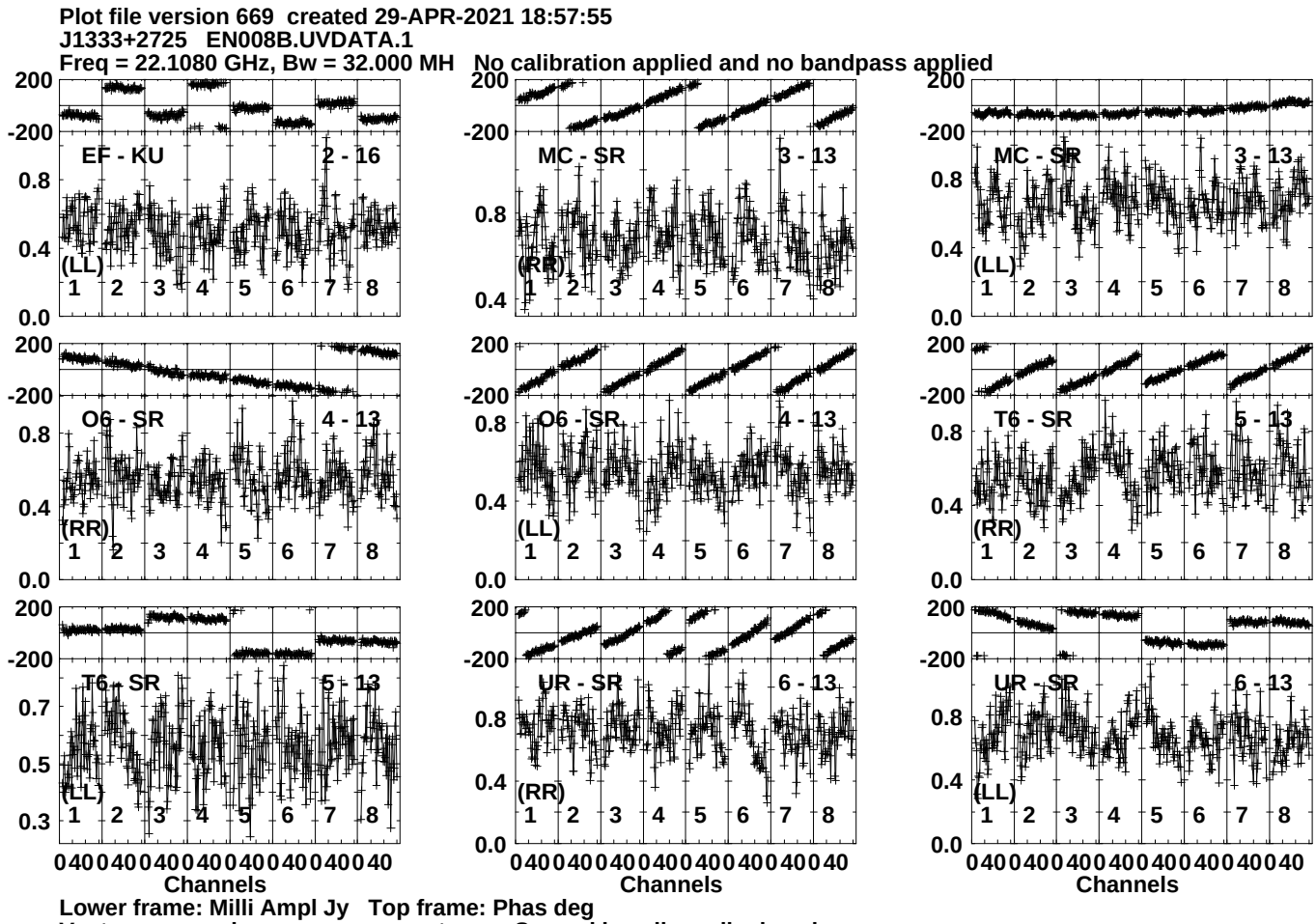
Plot file version 669 created 29-APR-2021 18:57:55
J1333+2725 EN008B.UVDATA.1
Freq = 22.1080 GHz, Bw = 32.000 MH No calibration applied and no bandpass applied
EF - KU 2 - 16
MC - SR 3 - 13
MC - SR 3 - 13
O6 - SR 4 - 13
O6 - SR 4 - 13
T6 - SR 5 - 13
T6 - SR 5 - 13
UR - SR 6 - 13
UR - SR 6 - 13
(LL)
(RR)
Channels
Lower frame: Milli Ampl Jy Top frame: Phas deg
Vector averaged cross-power spectrum Several baselines displayed
Timerange: 00/21:39:11 to 00/21:40:09

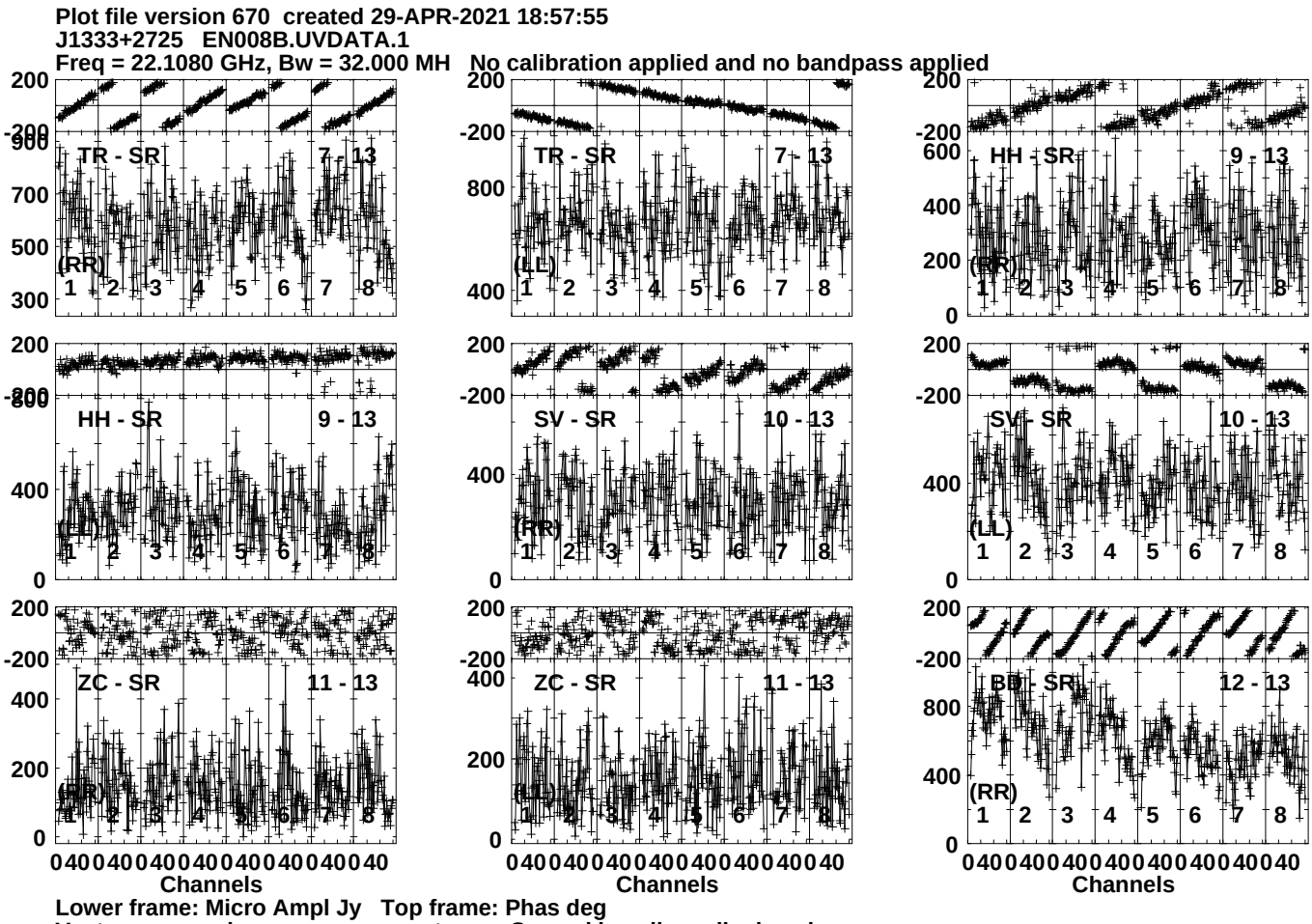
Plot file version 670 created 29-APR-2021 18:57:55
J1333+2725 EN008B.UVDATA.1
Freq = 22.1080 GHz, Bw = 32.000 MH No calibration applied and no bandpass applied
TR - SR
7 - 13
(RR)
TR - SR
7 - 13
(LL)
HH - SR
9 - 13
(RR)
HH - SR
9 - 13
(LL)
SV - SR
10 - 13
(RR)
SV - SR
10 - 13
(LL)
ZC - SR
11 - 13
(RR)
ZC - SR
11 - 13
(LL)
BD - SR
12 - 13
(RR)
Channels
Channels
Channels
Lower frame: Micro Ampl Jy Top frame: Phas deg
Vector averaged cross-power spectrum Several baselines displayed
Timerange: 00/21:39:11 to 00/21:40:09

Plot file version 671 created 29-APR-2021 18:57:55
J1333+2725 EN008B.UVDATA.1
Freq = 22.1080 GHz, Bw = 32.000 MH No calibration applied and no bandpass applied

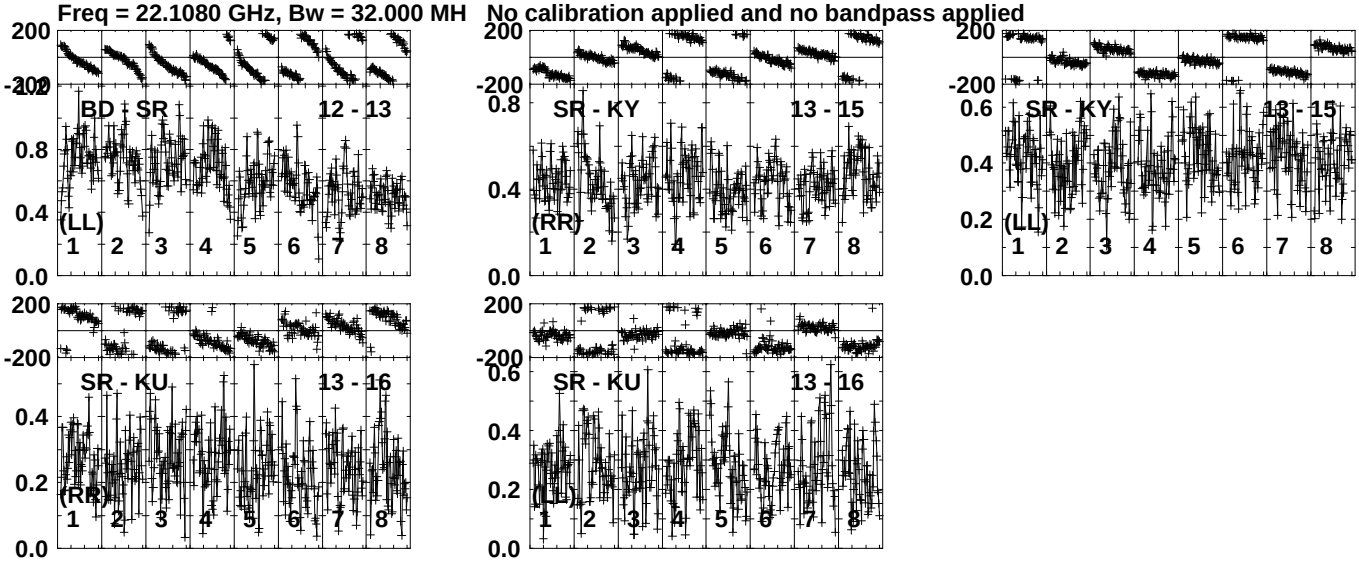

Lower frame: Milli Ampl Jy Top frame: Phas deg
Vector averaged cross-power spectrum Several baselines displayed
Timerange: 00/21:39:11 to 00/21:40:09

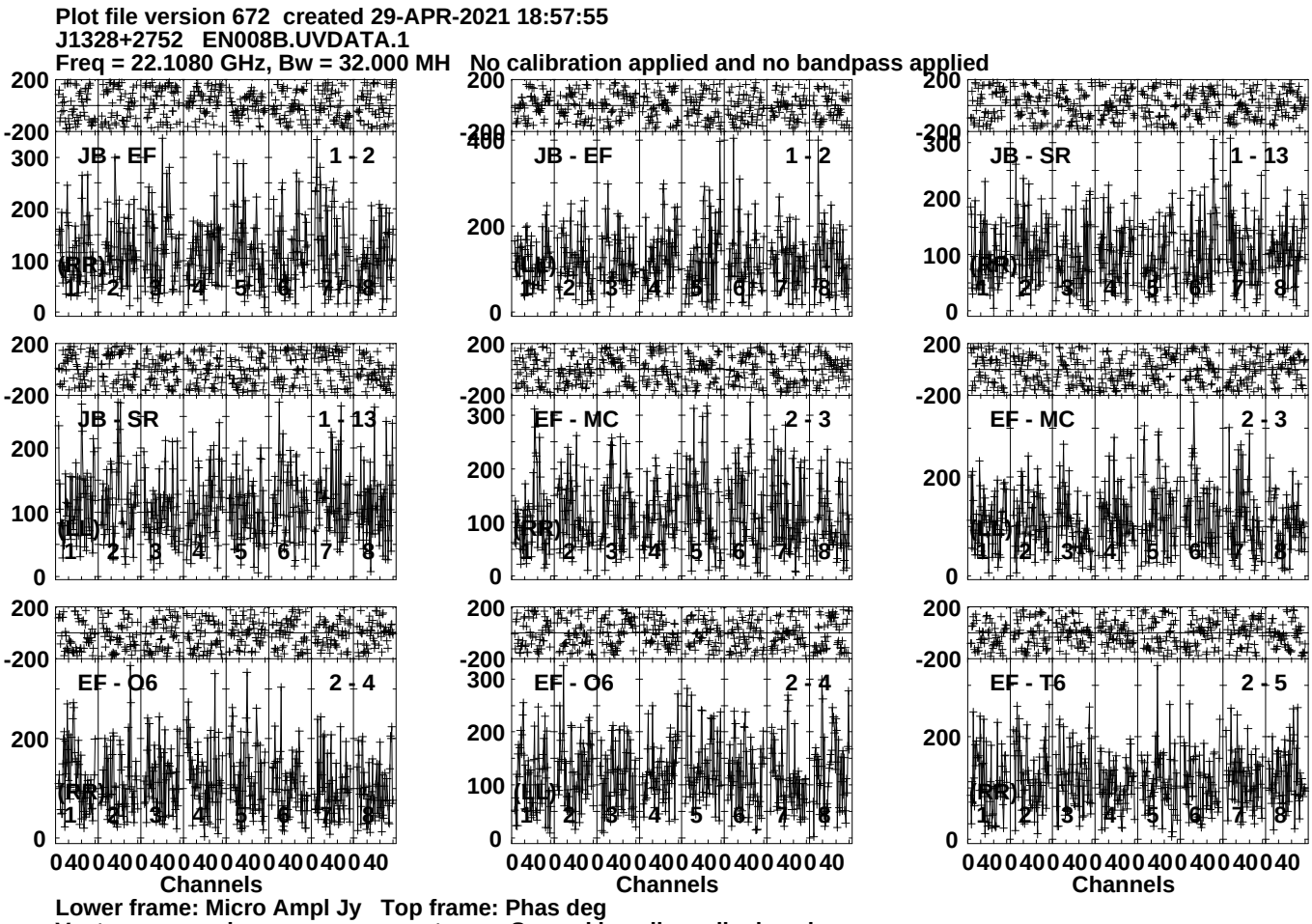
Plot file version 672 created 29-APR-2021 18:57:55
J1328+2752 EN008B.UVDATA.1
Freq = 22.1080 GHz, Bw = 32.000 MH No calibration applied and no bandpass applied
JB - EF 1 - 2
JB - EF 1 - 2
JB - SR 1 - 13
JB - SR 1 - 13
EF - MC 2 - 3
EF - MC 2 - 3
EF - O6 2 - 4
EF - O6 2 - 4
EF - T6 2 - 5
(RR)
(LL)
Channels
Lower frame: Micro Ampl Jy Top frame: Phas deg
Vector averaged cross-power spectrum Several baselines displayed
Timerange: 00/21:40:11 to 00/21:42:09

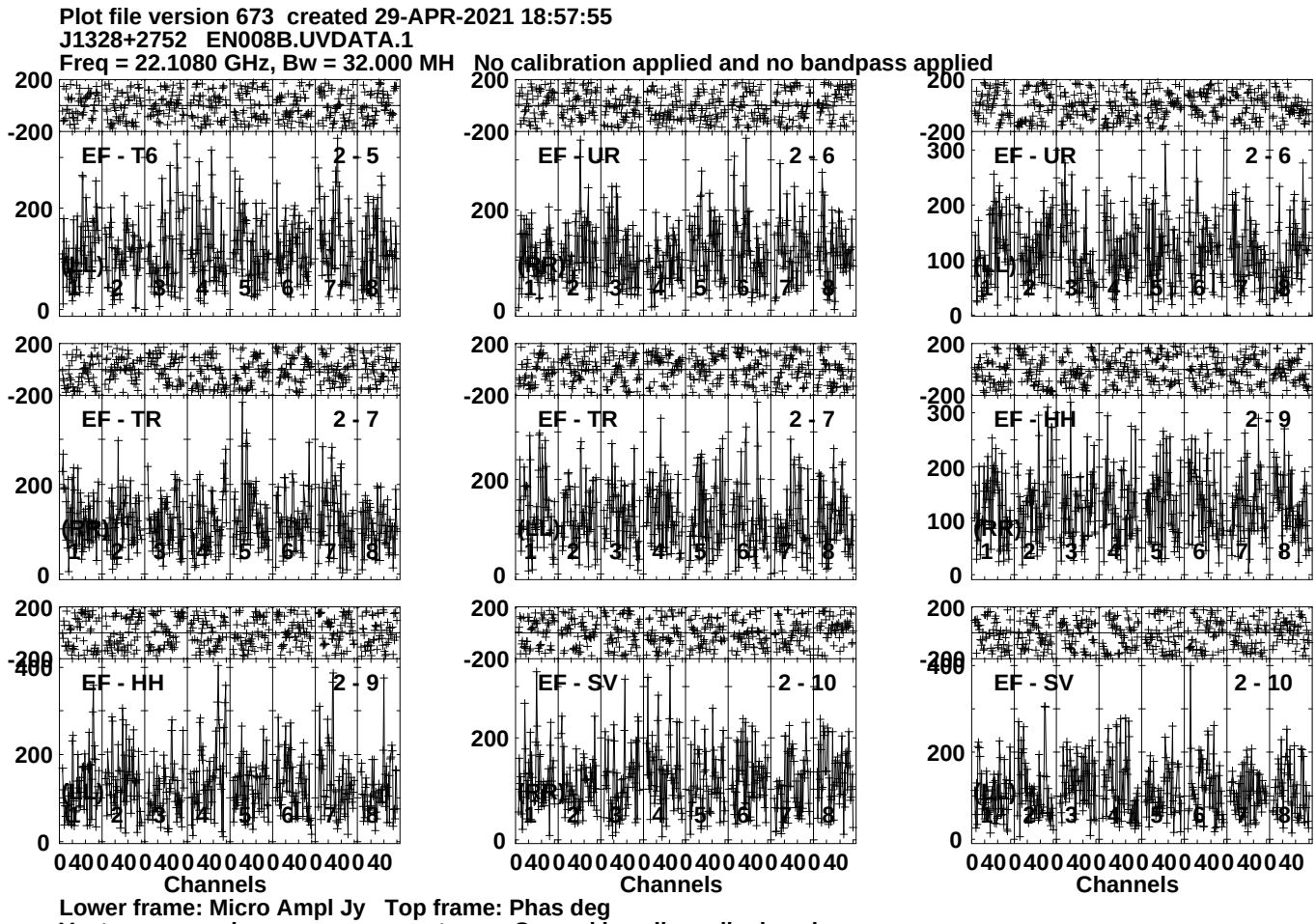
Plot file version 673 created 29-APR-2021 18:57:55
J1328+2752 EN008B.UVDATA.1
Freq = 22.1080 GHz, Bw = 32.000 MH No calibration applied and no bandpass applied
EF - T6 2 - 5
EF - UR 2 - 6
EF - UR 2 - 6
EF - TR 2 - 7
EF - TR 2 - 7
EF - HH 2 - 9
EF - HH 2 - 9
EF - SV 2 - 10
EF - SV 2 - 10
Channels
Channels
Channels
Lower frame: Micro Ampl Jy Top frame: Phas deg
Vector averaged cross-power spectrum Several baselines displayed
Timerange: 00/21:40:11 to 00/21:42:09

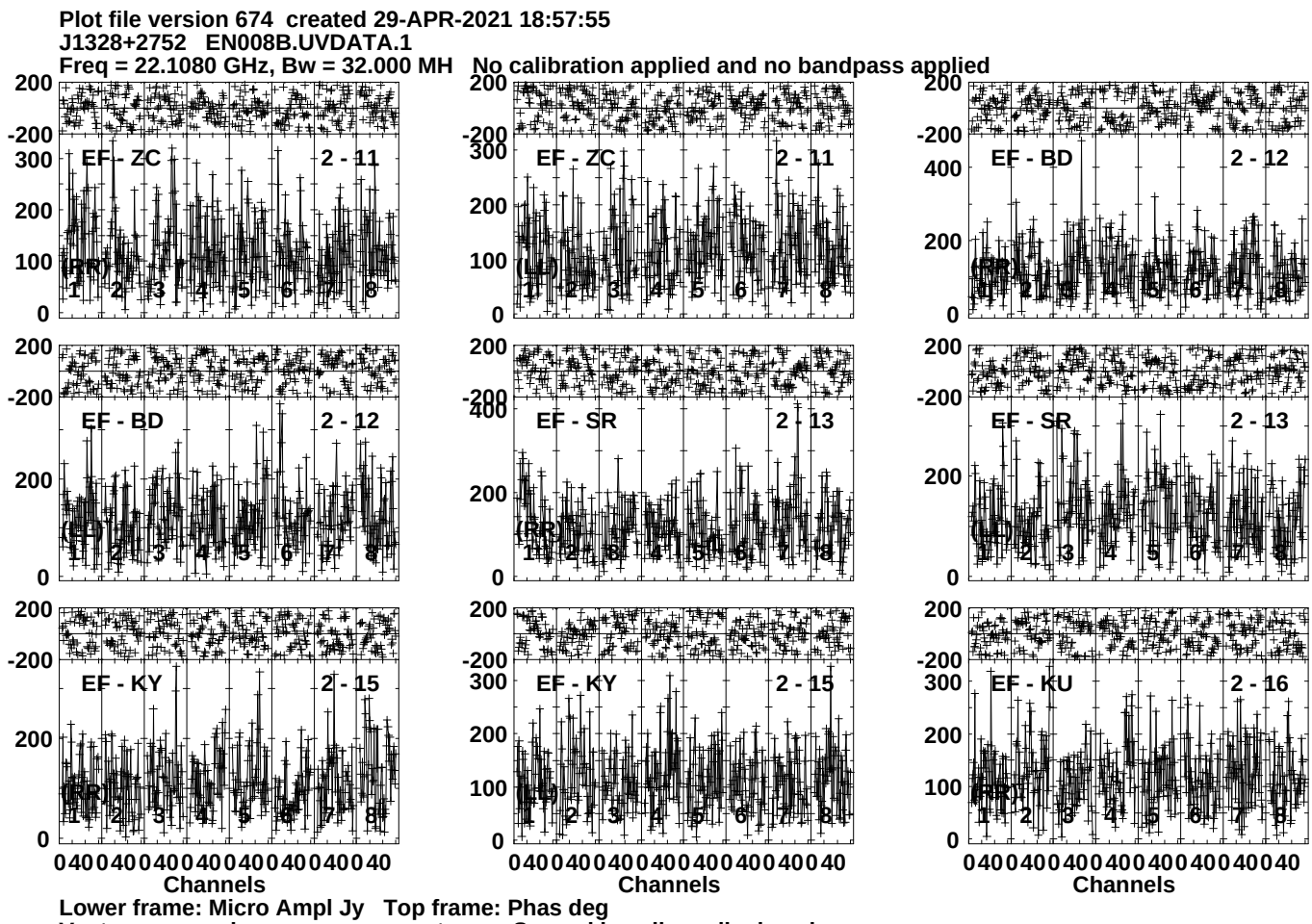
Plot file version 674 created 29-APR-2021 18:57:55
J1328+2752 EN008B.UVDATA.1
Freq = 22.1080 GHz, Bw = 32.000 MH No calibration applied and no bandpass applied
EF - ZC 2 - 11
(RR)
EF - ZC 2 - 11
(LL)
EF - BD 2 - 12
(RR)
EF - BD 2 - 12
(LL)
EF - SR 2 - 13
(RR)
EF - SR 2 - 13
(LL)
EF - KY 2 - 15
(RR)
EF - KY 2 - 15
(LL)
EF - KU 2 - 16
(RR)
Channels
Channels
Channels
Lower frame: Micro Ampl Jy Top frame: Phas deg
Vector averaged cross-power spectrum Several baselines displayed
Timerange: 00/21:40:11 to 00/21:42:09

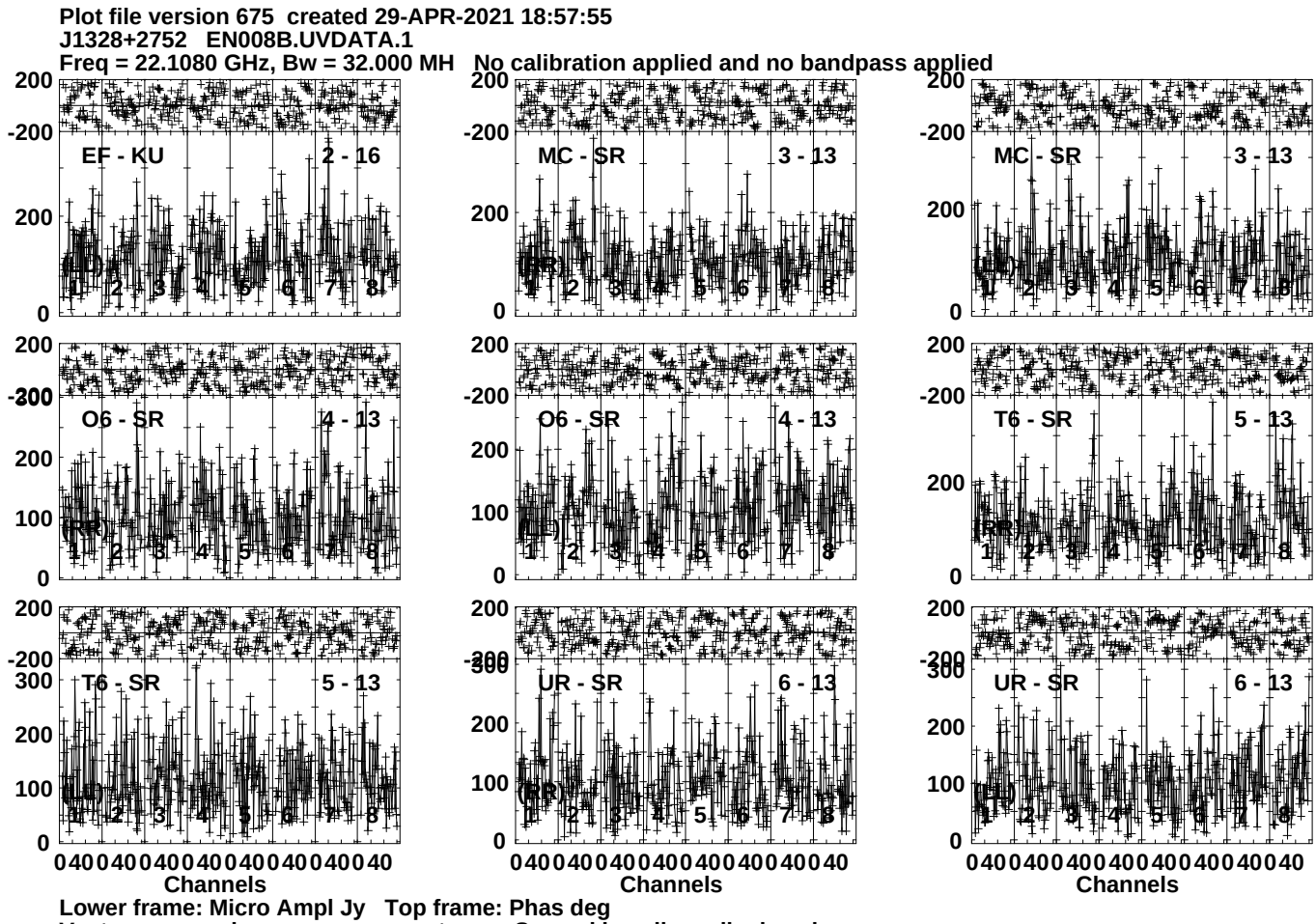
Plot file version 675 created 29-APR-2021 18:57:55
J1328+2752 EN008B.UVDATA.1
Freq = 22.1080 GHz, Bw = 32.000 MH No calibration applied and no bandpass applied
EF - KU 2 - 16
MC - SR 3 - 13
MC - SR 3 - 13
O6 - SR 4 - 13
O6 - SR 4 - 13
T6 - SR 5 - 13
T6 - SR 5 - 13
UR - SR 6 - 13
UR - SR 6 - 13
(LL)
(RR)
Channels
Lower frame: Micro Ampl Jy Top frame: Phas deg
Vector averaged cross-power spectrum Several baselines displayed
Timerange: 00/21:40:11 to 00/21:42:09

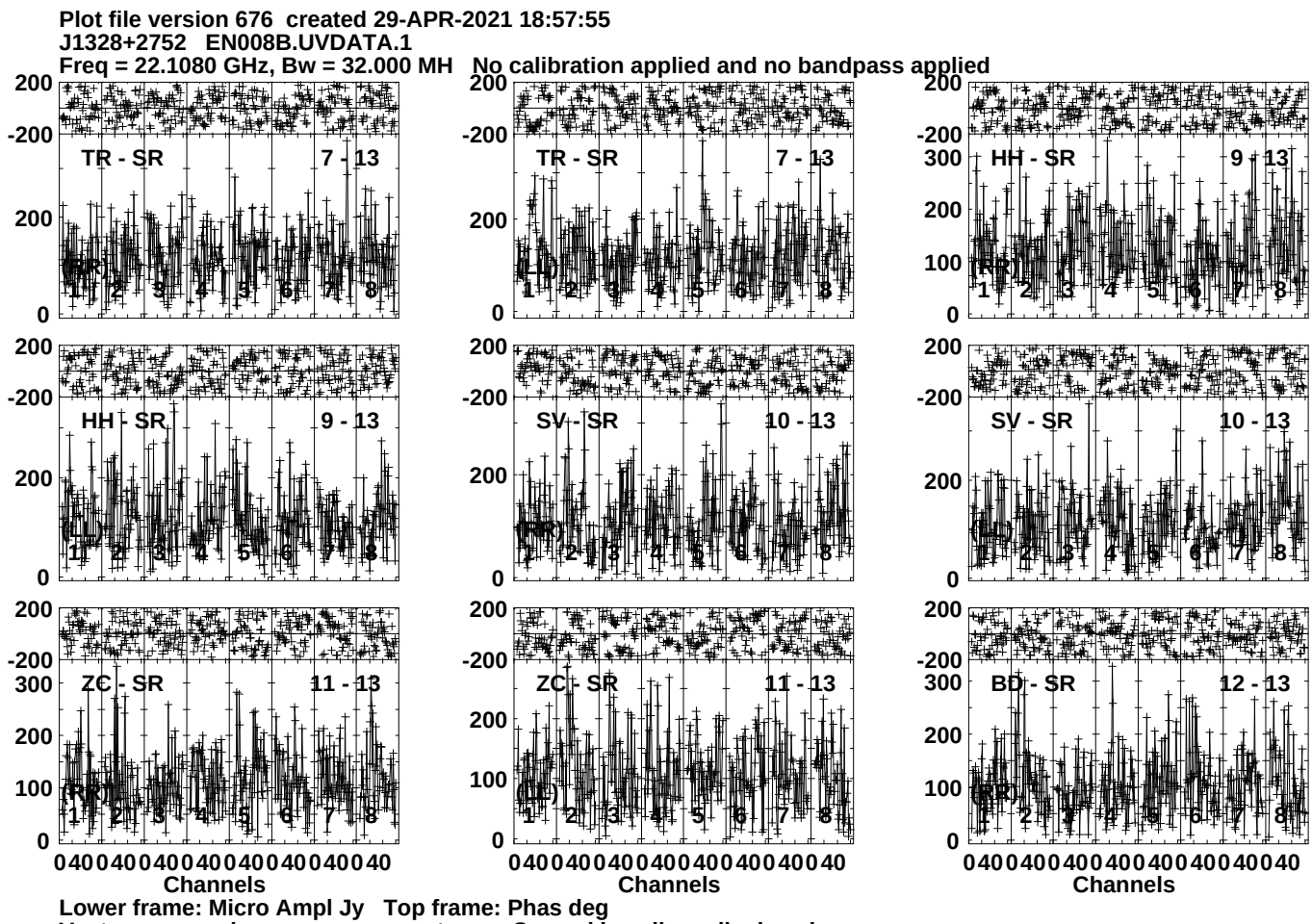
Plot file version 676 created 29-APR-2021 18:57:55
J1328+2752 EN008B.UVDATA.1
Freq = 22.1080 GHz, Bw = 32.000 MH No calibration applied and no bandpass applied
TR - SR
7 - 13
(LR)
HH - SR
9 - 13
(RR)
SV - SR
10 - 13
(RL)
ZC - SR
11 - 13
(RL)
BD - SR
12 - 13
(LR)
Channels
Lower frame: Micro Ampl Jy Top frame: Phas deg
Vector averaged cross-power spectrum Several baselines displayed
Timerange: 00/21:40:11 to 00/21:42:09

Plot file version 677 created 29-APR-2021 18:57:56
J1328+2752 EN008B.UVDATA.1
Freq = 22.1080 GHz, Bw = 32.000 MH No calibration applied and no bandpass applied

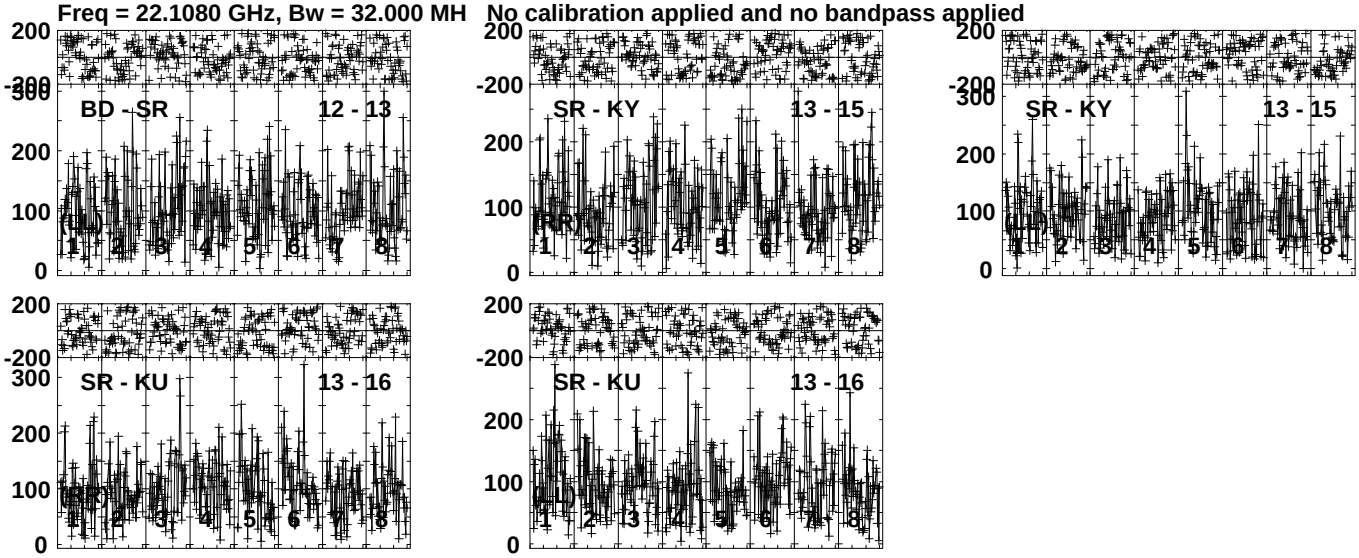

Lower frame: Micro Ampl Jy Top frame: Phas deg
Vector averaged cross-power spectrum Several baselines displayed
Timerange: 00/21:40:11 to 00/21:42:09

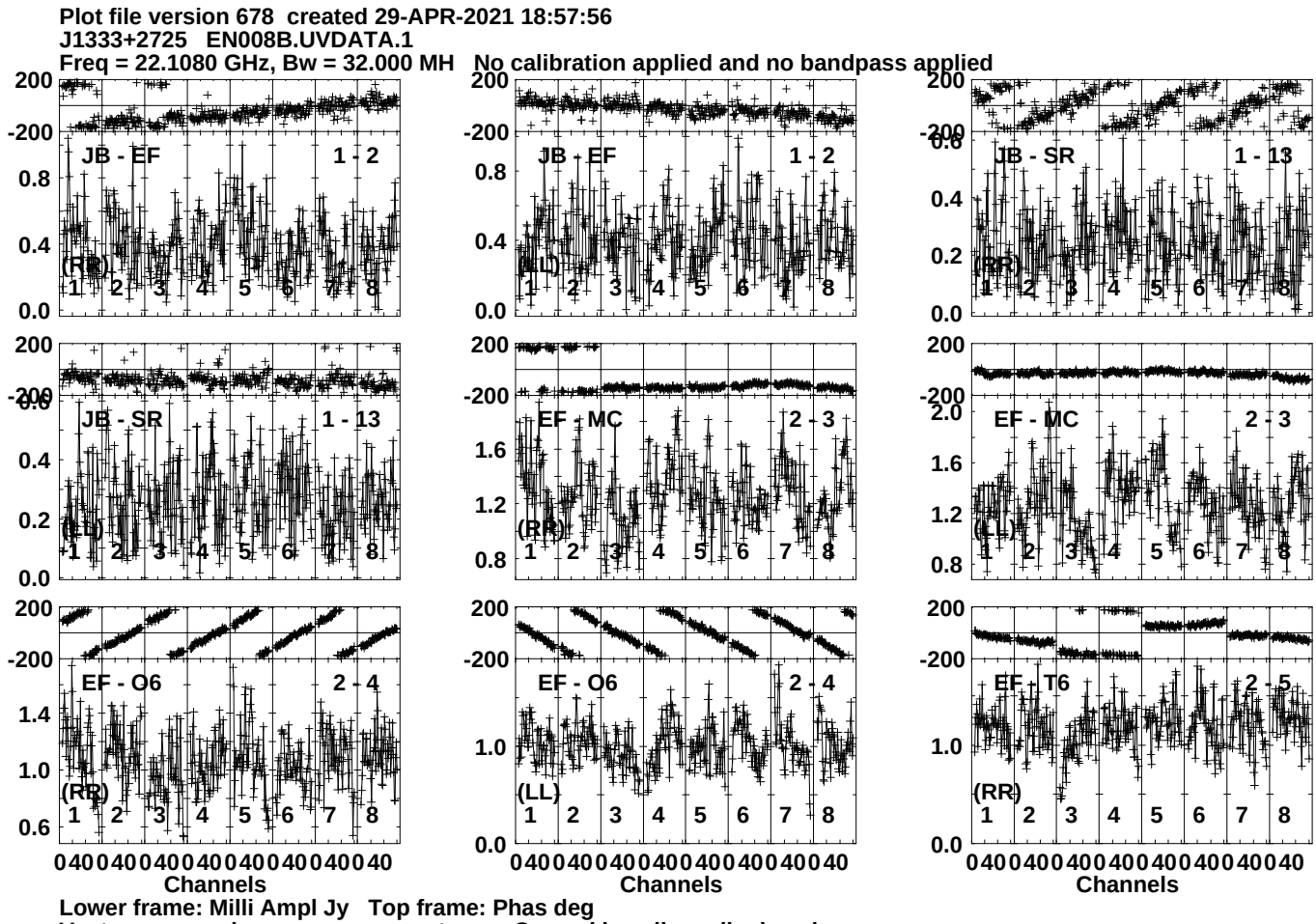
Plot file version 678 created 29-APR-2021 18:57:56
J1333+2725 EN008B.UVDATA.1
Freq = 22.1080 GHz, Bw = 32.000 MH No calibration applied and no bandpass applied
JB - EF 1 - 2
(RR)
JB - EF 1 - 2
(LL)
JB - SR 1 - 13
(RR)
JB - SR 1 - 13
(LL)
EF - MC 2 - 3
(RR)
EF - MC 2 - 3
(LL)
EF - O6 2 - 4
(RR)
EF - O6 2 - 4
(LL)
EF - T6 2 - 5
(RR)
Channels
Channels
Channels
Lower frame: Milli Ampl Jy Top frame: Phas deg
Vector averaged cross-power spectrum Several baselines displayed
Timerange: 00/21:42:11 to 00/21:43:09

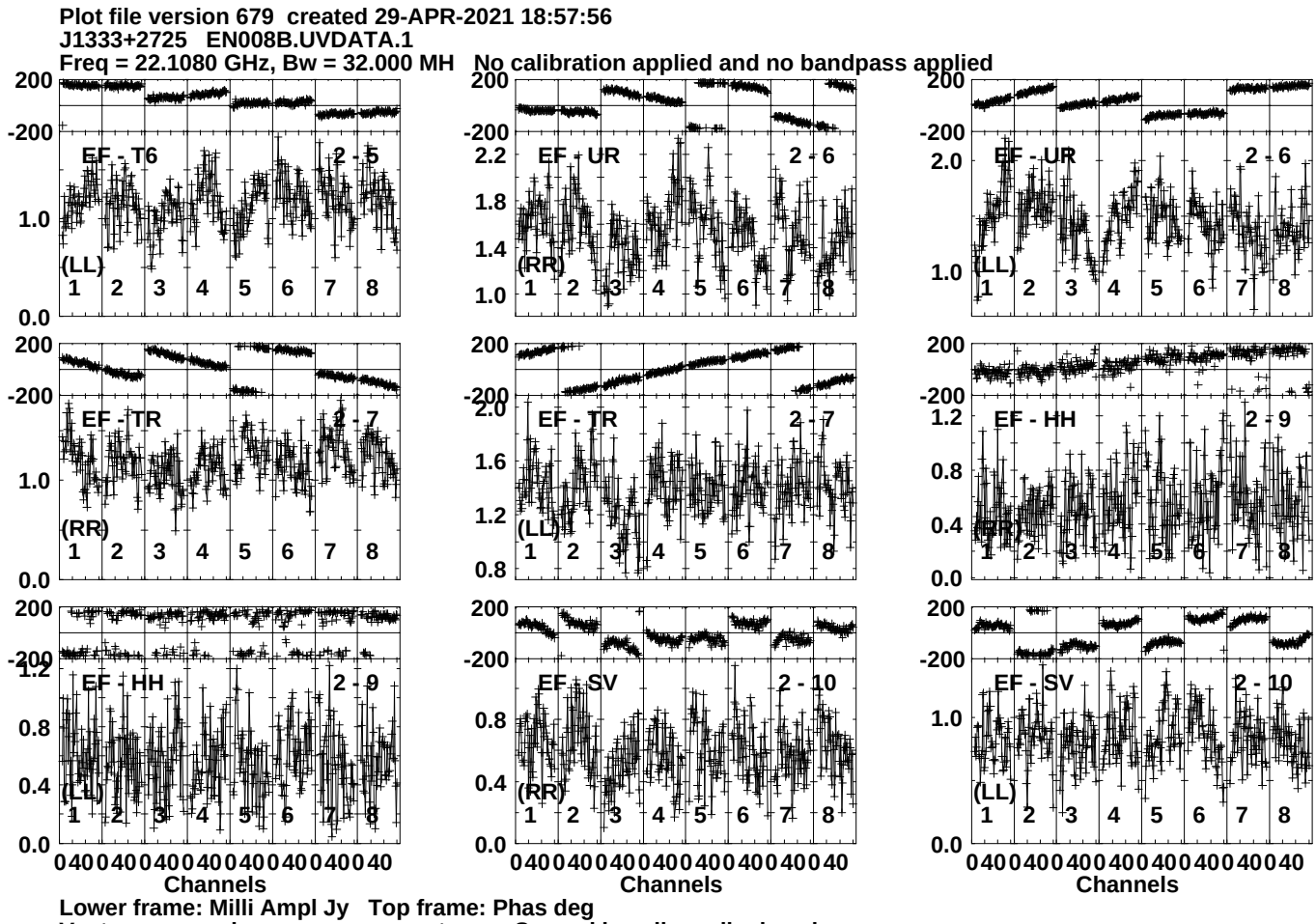
Plot file version 679 created 29-APR-2021 18:57:56
J1333+2725 EN008B.UVDATA.1
Freq = 22.1080 GHz, Bw = 32.000 MH No calibration applied and no bandpass applied
EF - T6 2 - 5
(LL)
EF - UR 2 - 6
(RR)
EF - UR 2 - 6
(LL)
EF - TR 2 - 7
(RR)
EF - TR 2 - 7
(LL)
EF - HH 2 - 9
(RR)
EF - HH 2 - 9
(LL)
EF - SV 2 - 10
(RR)
EF - SV 2 - 10
(LL)
Channels
Channels
Channels
Lower frame: Milli Ampl Jy Top frame: Phas deg
Vector averaged cross-power spectrum Several baselines displayed
Timerange: 00/21:42:11 to 00/21:43:09

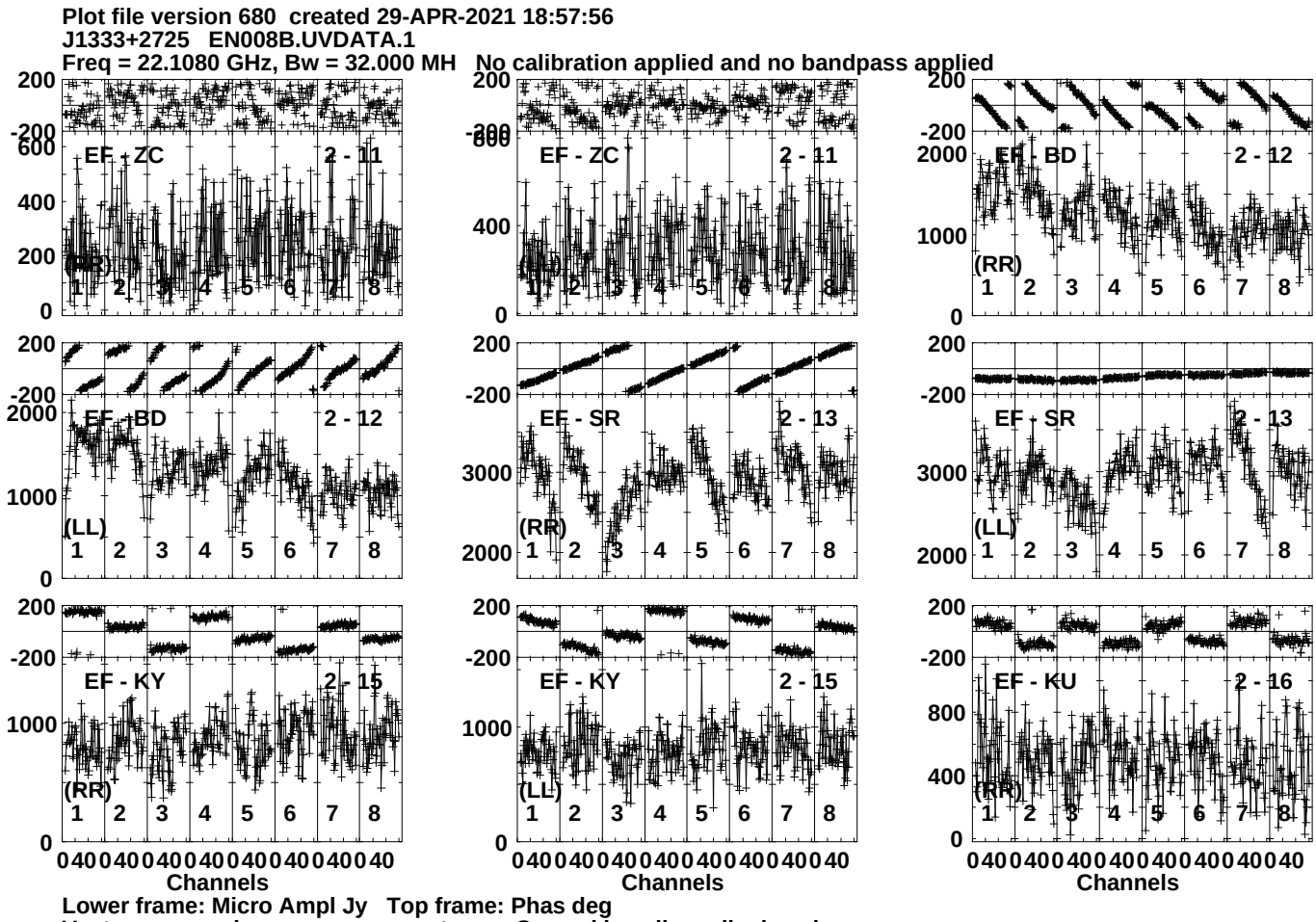
Plot file version 680 created 29-APR-2021 18:57:56
J1333+2725 EN008B.UVDATA.1
Freq = 22.1080 GHz, Bw = 32.000 MH No calibration applied and no bandpass applied
EF - ZC 2 - 11
(RR)
EF - ZC 2 - 11
(LL)
EF - BD 2 - 12
(RR)
EF - BD 2 - 12
(LL)
EF - SR 2 - 13
(RR)
EF - SR 2 - 13
(LL)
EF - KY 2 - 15
(RR)
EF - KY 2 - 15
(LL)
EF - KU 2 - 16
(RR)
Channels
Channels
Channels
Lower frame: Micro Ampl Jy Top frame: Phas deg
Vector averaged cross-power spectrum Several baselines displayed
Timerange: 00/21:42:11 to 00/21:43:09

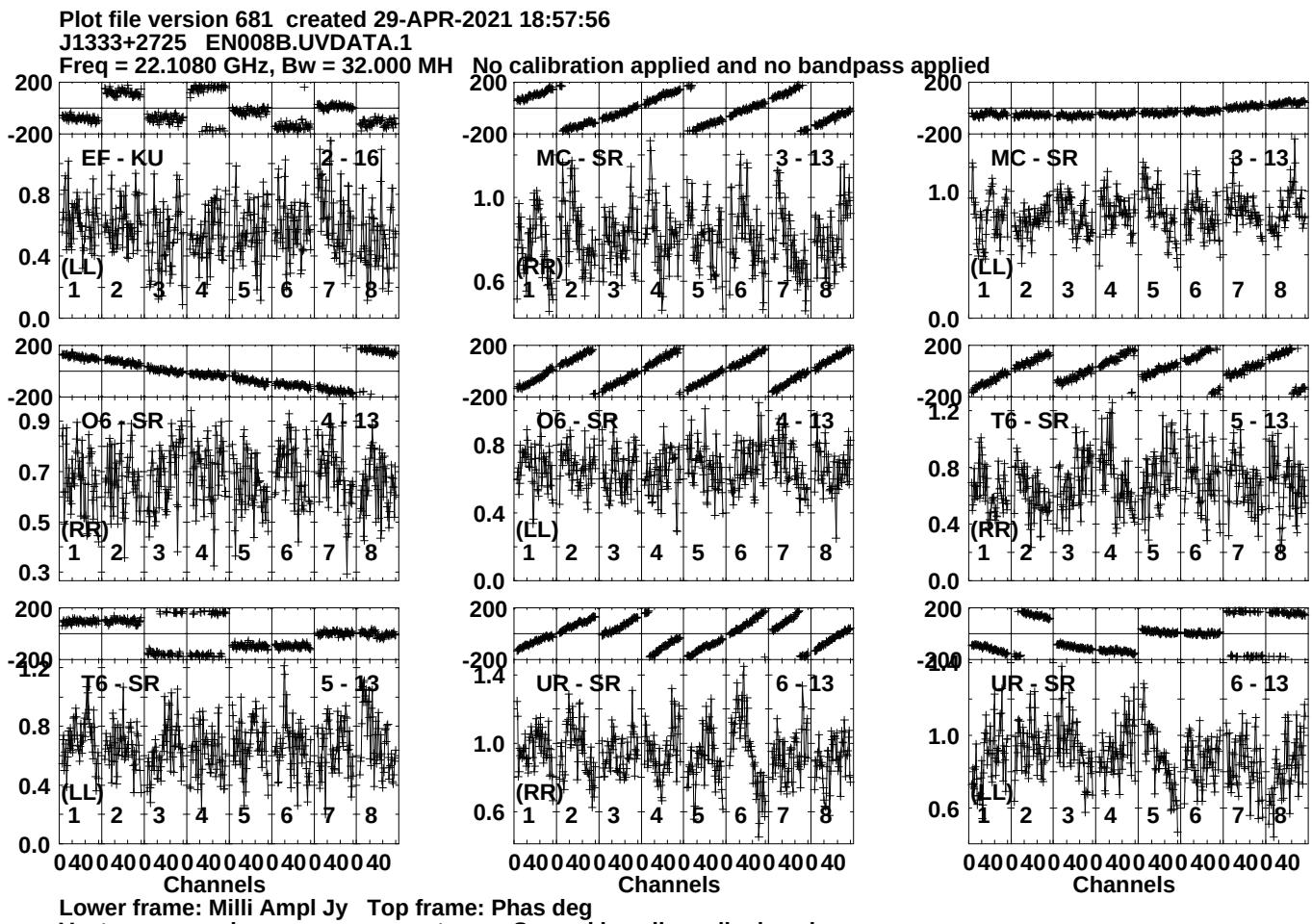
Plot file version 681 created 29-APR-2021 18:57:56
J1333+2725 EN008B.UVDATA.1
Freq = 22.1080 GHz, Bw = 32.000 MH No calibration applied and no bandpass applied
EF - KU 2 - 16
MC - SR 3 - 13
MC - SR 3 - 13
O6 - SR 4 - 13
O6 - SR 4 - 13
T6 - SR 5 - 13
T6 - SR 5 - 13
UR - SR 6 - 13
UR - SR 6 - 13
(LL)
(RR)
Channels
Lower frame: Milli Ampl Jy Top frame: Phas deg
Vector averaged cross-power spectrum Several baselines displayed
Timerange: 00/21:42:11 to 00/21:43:09

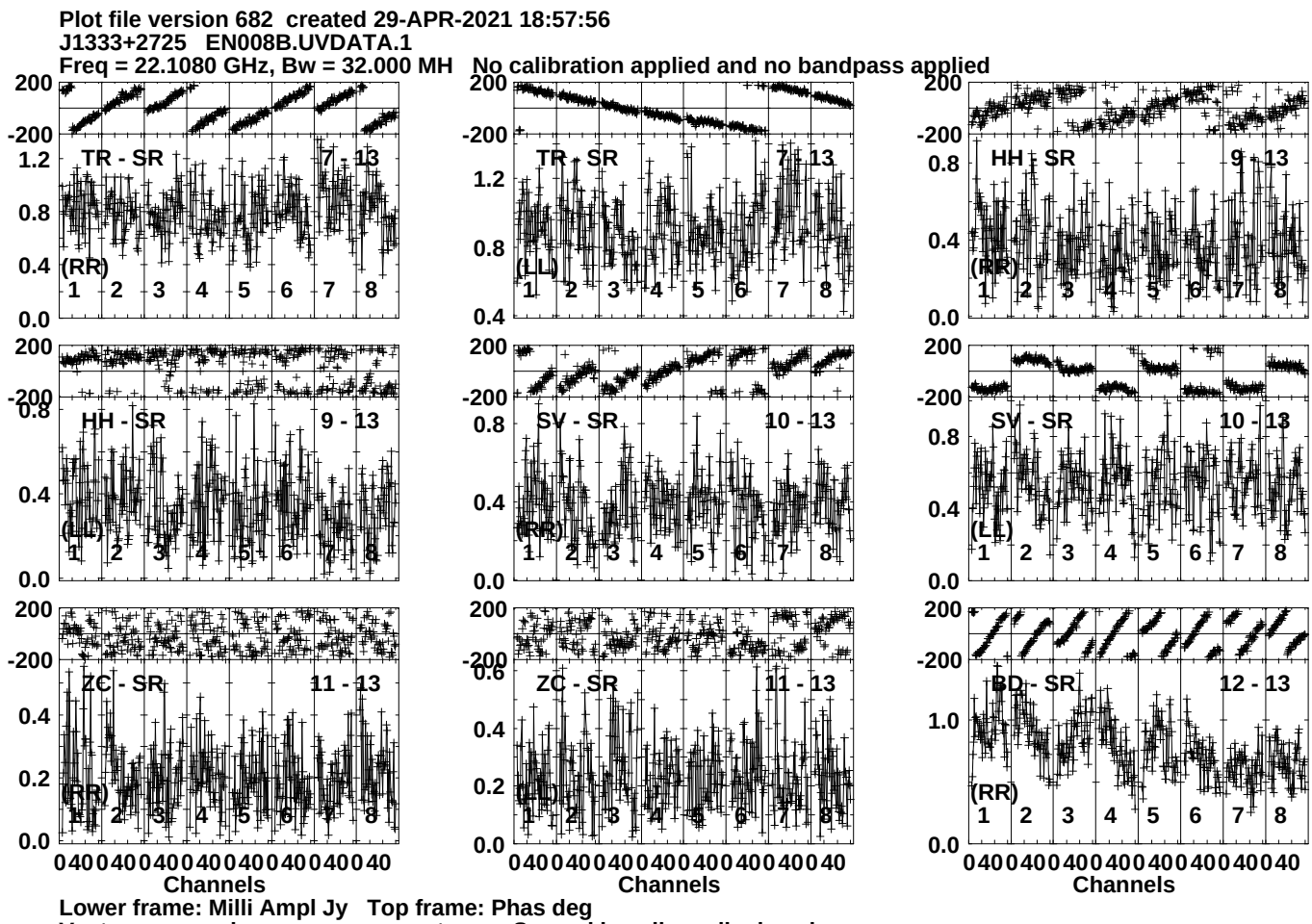
Plot file version 682 created 29-APR-2021 18:57:56
J1333+2725 EN008B.UVDATA.1
Freq = 22.1080 GHz, Bw = 32.000 MH No calibration applied and no bandpass applied
TR - SR 7 - 13
(RR)
TR - SR 7 - 13
(LL)
HH - SR 9 - 13
(RR)
HH - SR 9 - 13
(LL)
SV - SR 10 - 13
(RR)
SV - SR 10 - 13
(LL)
ZC - SR 11 - 13
(RR)
ZC - SR 11 - 13
(LL)
BD - SR 12 - 13
(RR)
Channels
Channels
Channels
Lower frame: Milli Ampl Jy Top frame: Phas deg
Vector averaged cross-power spectrum Several baselines displayed
Timerange: 00/21:42:11 to 00/21:43:09

Plot file version 683 created 29-APR-2021 18:57:56
J1333+2725 EN008B.UVDATA.1
Freq = 22.1080 GHz, Bw = 32.000 MH No calibration applied and no bandpass applied

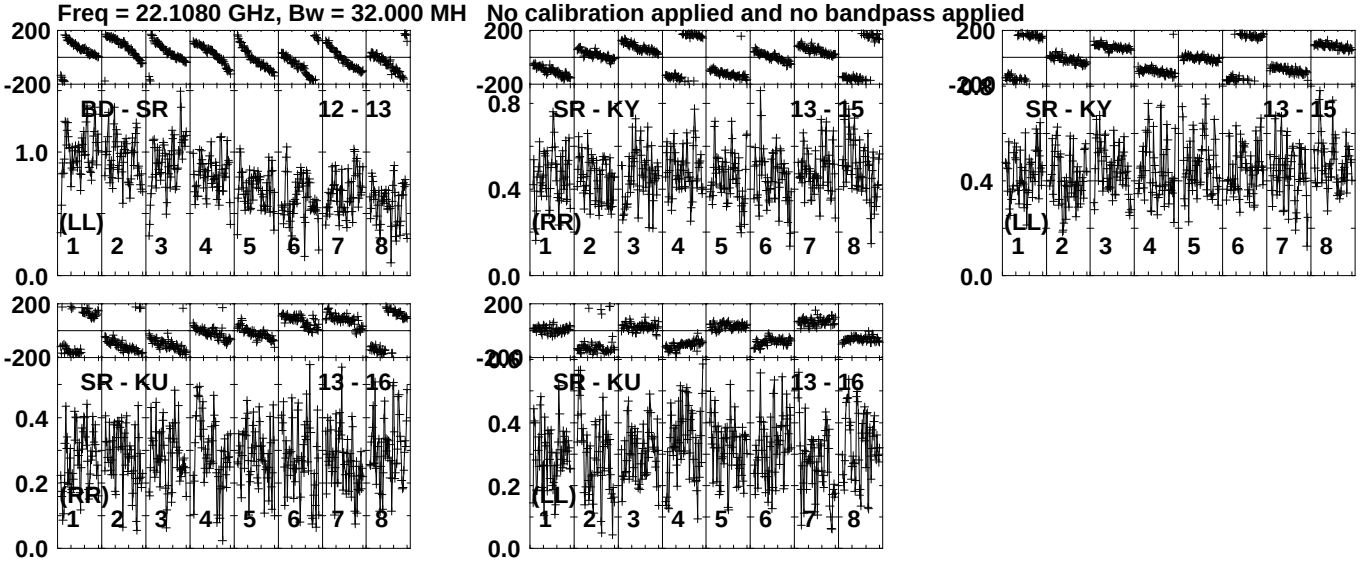

Lower frame: Milli Ampl Jy Top frame: Phas deg
Vector averaged cross-power spectrum Several baselines displayed
Timerange: 00/21:42:11 to 00/21:43:09

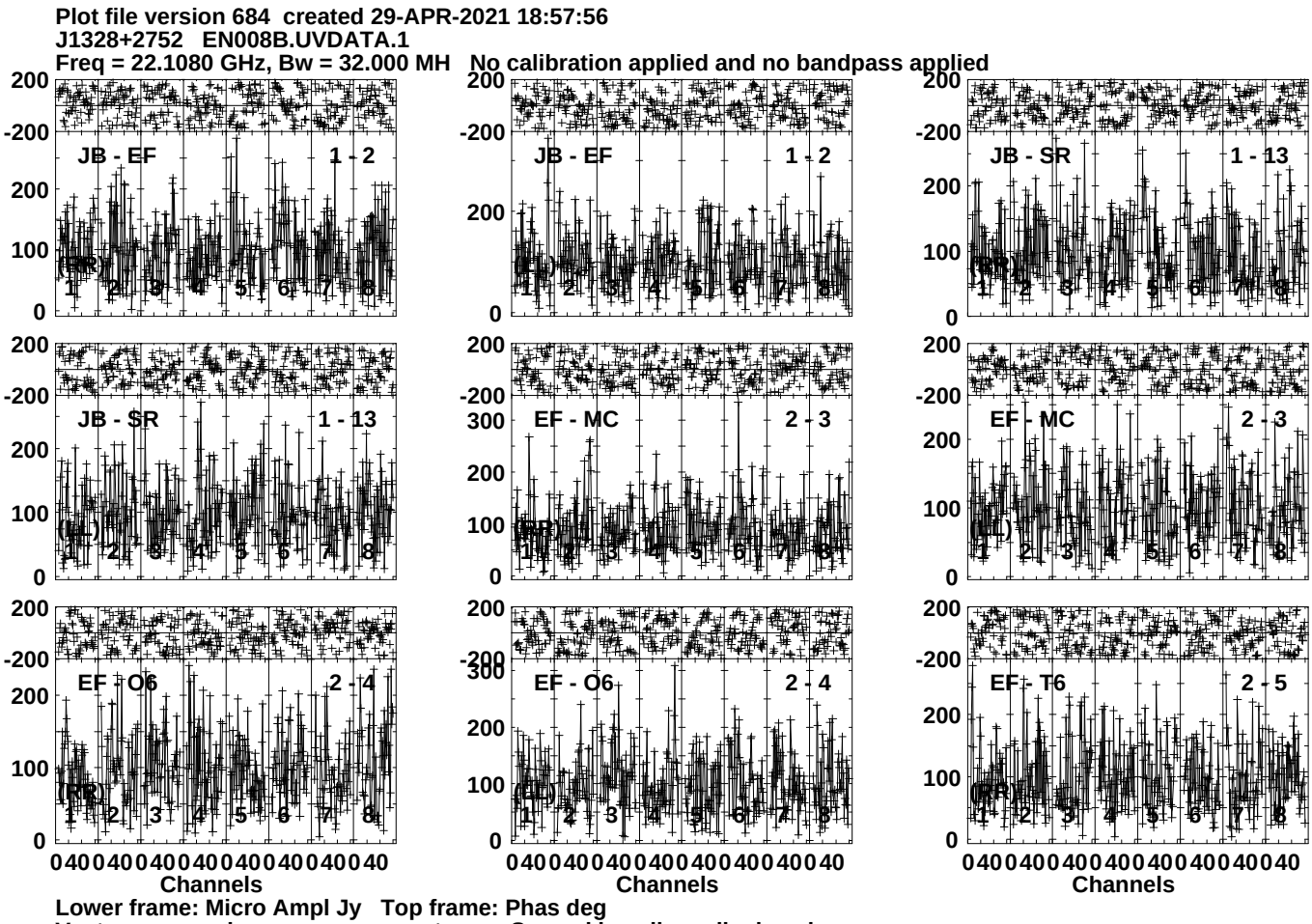
Plot file version 684 created 29-APR-2021 18:57:56
J1328+2752 EN008B.UVDATA.1
Freq = 22.1080 GHz, Bw = 32.000 MH No calibration applied and no bandpass applied
JB - EF 1 - 2
JB - EF 1 - 2
JB - SR 1 - 13
JB - SR 1 - 13
EF - MC 2 - 3
EF - MC 2 - 3
EF - O6 2 - 4
EF - O6 2 - 4
EF - T6 2 - 5
(RR)
(LL)
Channels
Lower frame: Micro Ampl Jy Top frame: Phas deg
Vector averaged cross-power spectrum Several baselines displayed
Timerange: 00/21:43:51 to 00/21:45:49

Plot file version 685 created 29-APR-2021 18:57:57
J1328+2752 EN008B.UVDATA.1
Freq = 22.1080 GHz, Bw = 32.000 MH No calibration applied and no bandpass applied

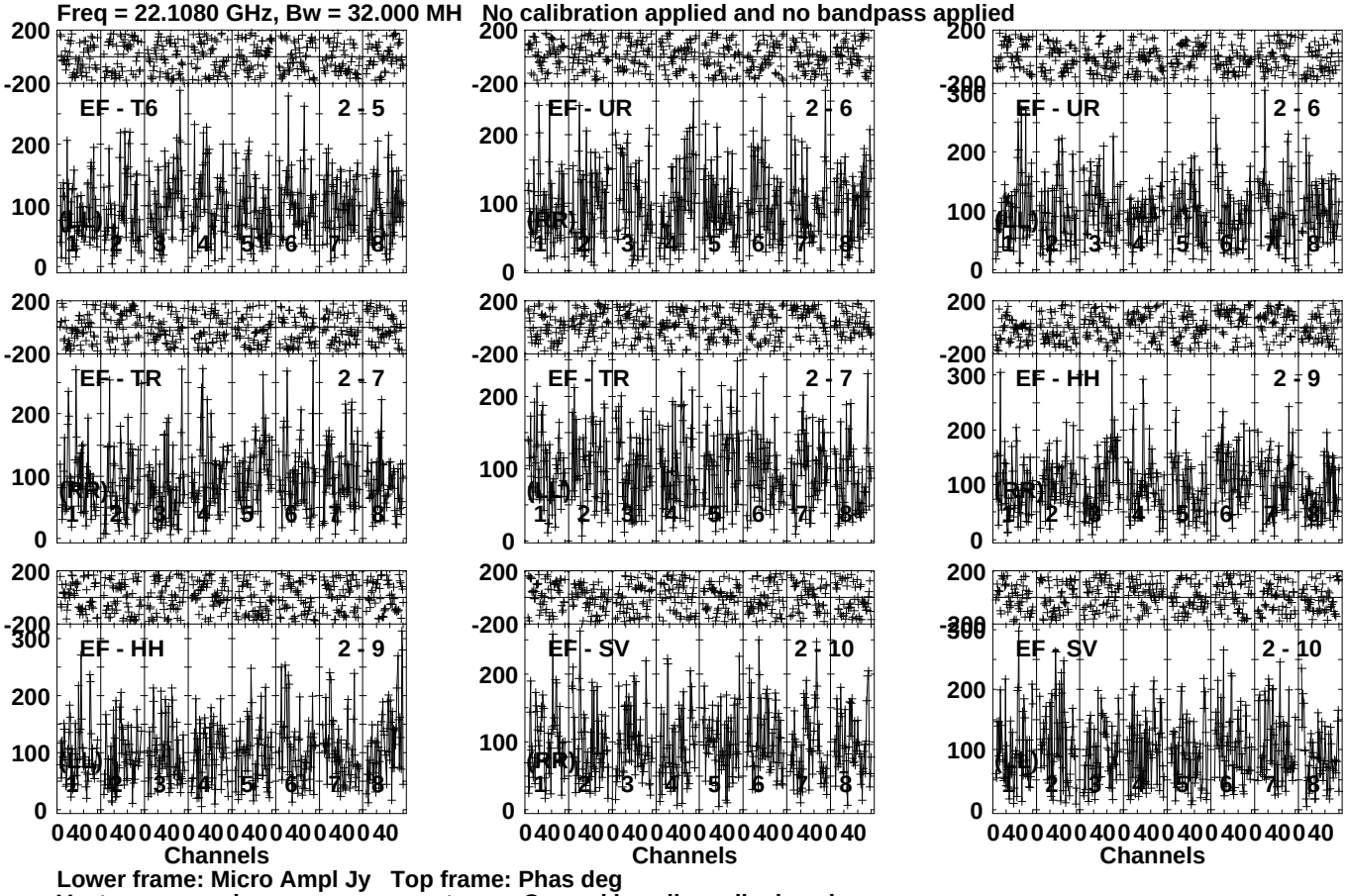

Lower frame: Micro Ampl Jy Top frame: Phas deg
Vector averaged cross-power spectrum Several baselines displayed
Timerange: 00/21:43:51 to 00/21:45:49

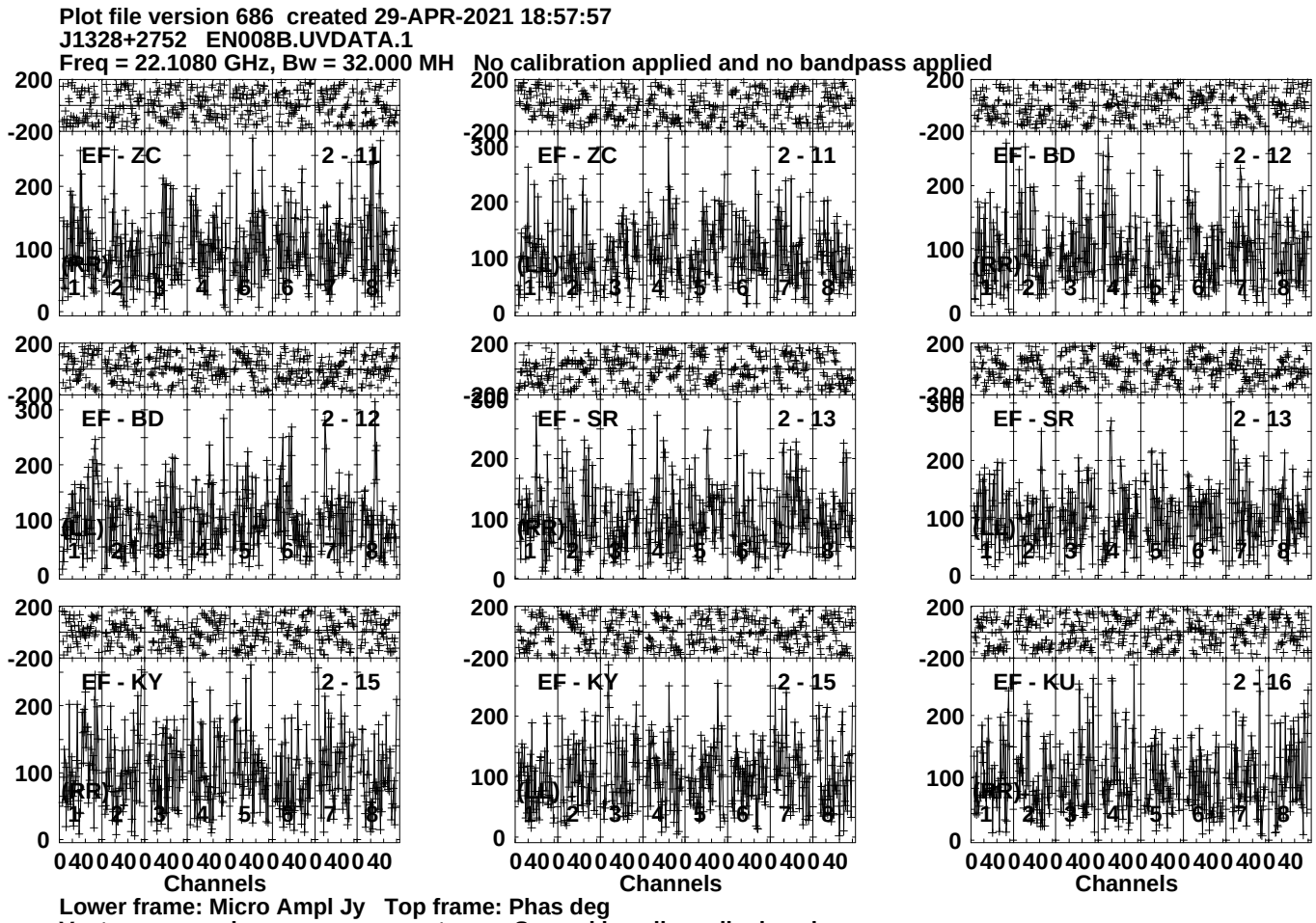
Plot file version 686 created 29-APR-2021 18:57:57
J1328+2752 EN008B.UVDATA.1
Freq = 22.1080 GHz, Bw = 32.000 MH No calibration applied and no bandpass applied
EF - ZC 2 - 11
EF - ZC 2 - 11
EF - BD 2 - 12
EF - BD 2 - 12
EF - SR 2 - 13
EF - SR 2 - 13
EF - KY 2 - 15
EF - KY 2 - 15
EF - KU 2 - 16
(RR)
(LL)
(RL)
(LR)
Channels
Lower frame: Micro Ampl Jy Top frame: Phas deg
Vector averaged cross-power spectrum Several baselines displayed
Timerange: 00/21:43:51 to 00/21:45:49

Plot file version 687 created 29-APR-2021 18:57:57
J1328+2752 EN008B.UVDATA.1
Freq = 22.1080 GHz, Bw = 32.000 MH No calibration applied and no bandpass applied

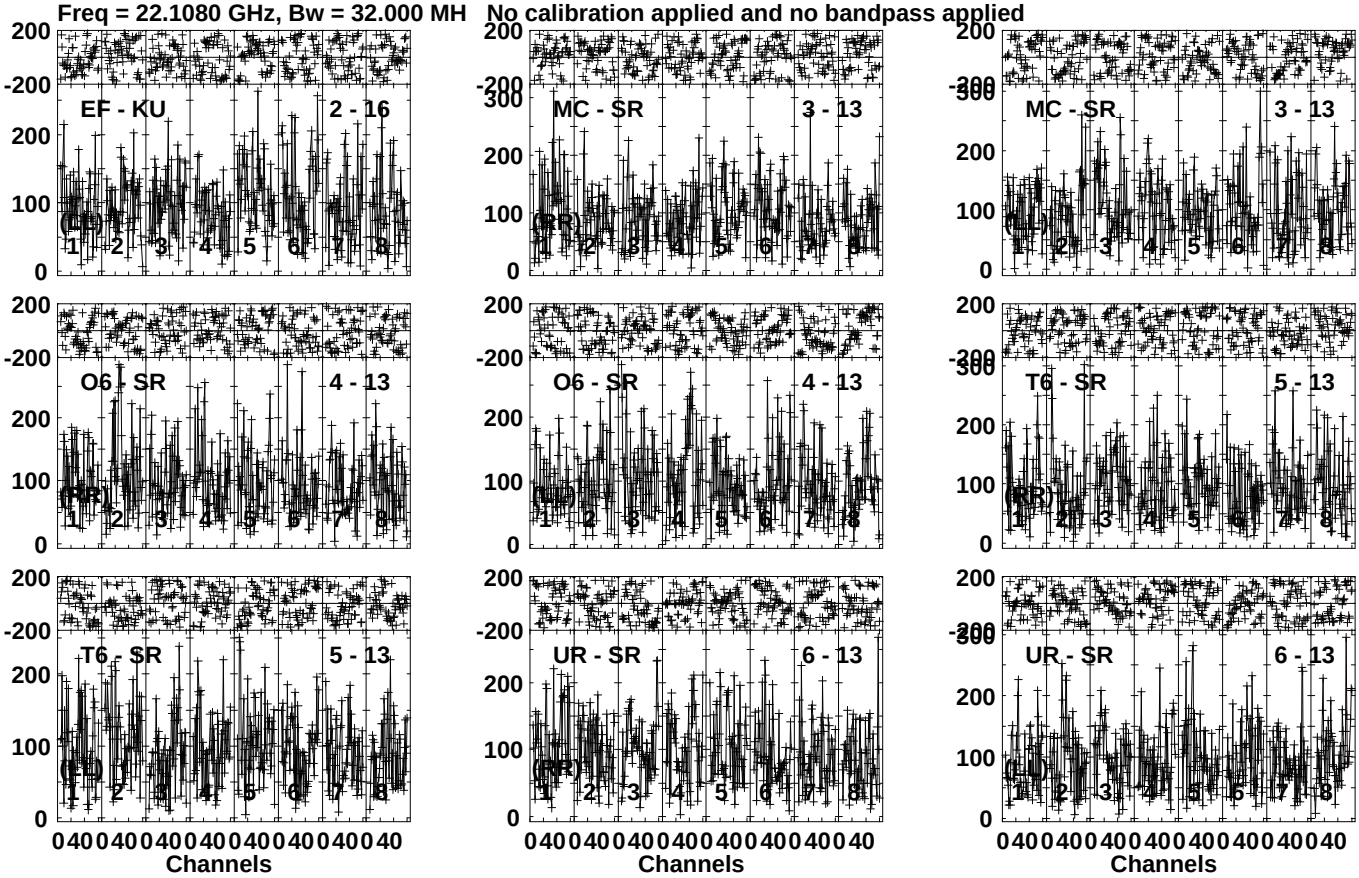

Lower frame: Micro Ampl Jy Top frame: Phas deg
Vector averaged cross-power spectrum Several baselines displayed
Timerange: 00/21:43:51 to 00/21:45:49

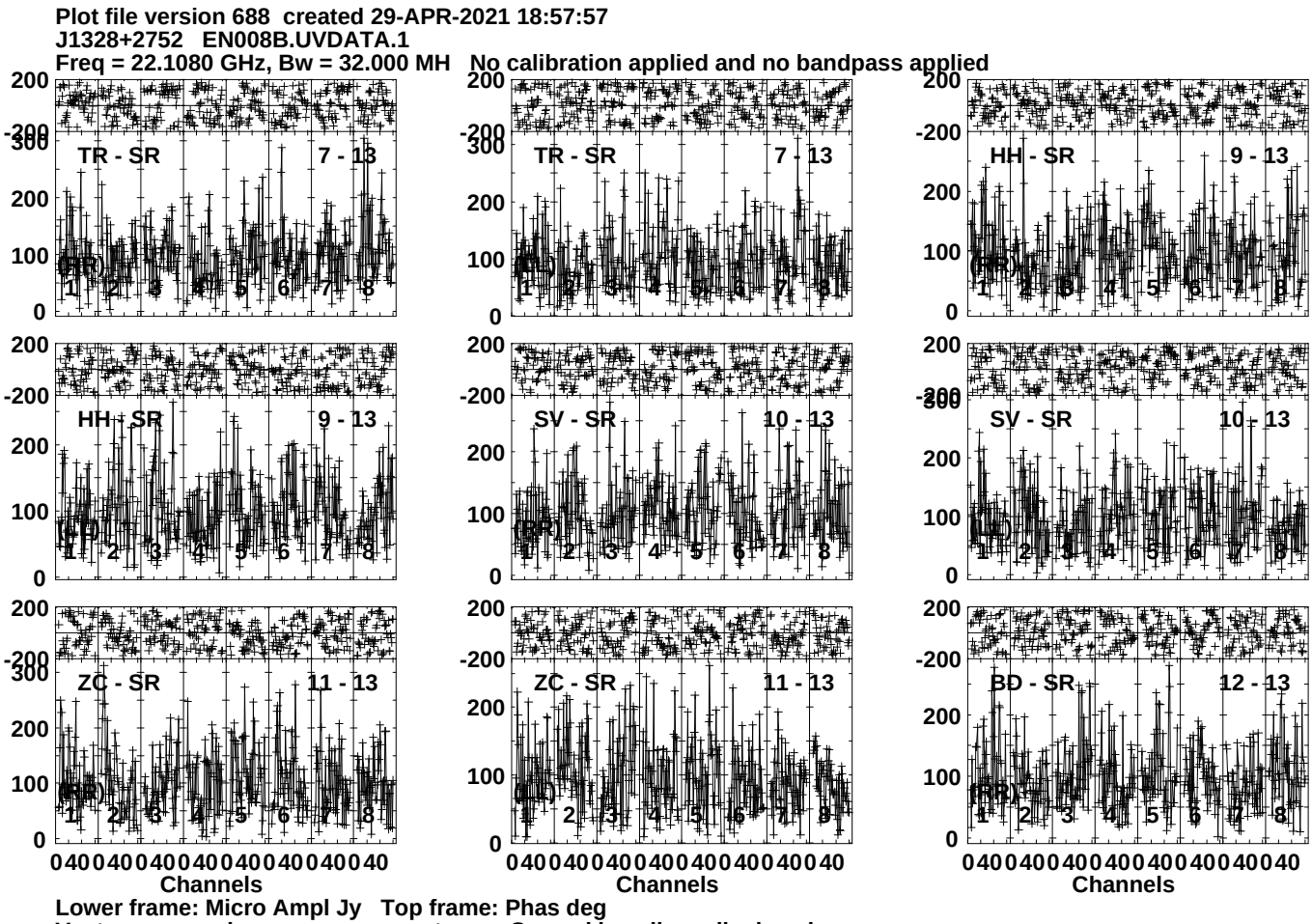
Plot file version 688 created 29-APR-2021 18:57:57
J1328+2752 EN008B.UVDATA.1
Freq = 22.1080 GHz, Bw = 32.000 MH No calibration applied and no bandpass applied
TR - SR 7 - 13
TR - SR 7 - 13
HH - SR 9 - 13
HH - SR 9 - 13
SV - SR 10 - 13
SV - SR 10 - 13
ZC - SR 11 - 13
ZC - SR 11 - 13
BD - SR 12 - 13
Channels
Channels
Channels
Lower frame: Micro Ampl Jy Top frame: Phas deg
Vector averaged cross-power spectrum Several baselines displayed
Timerange: 00/21:43:51 to 00/21:45:49

Plot file version 689 created 29-APR-2021 18:57:57
J1328+2752 EN008B.UVDATA.1
Freq = 22.1080 GHz, Bw = 32.000 MH No calibration applied and no bandpass applied

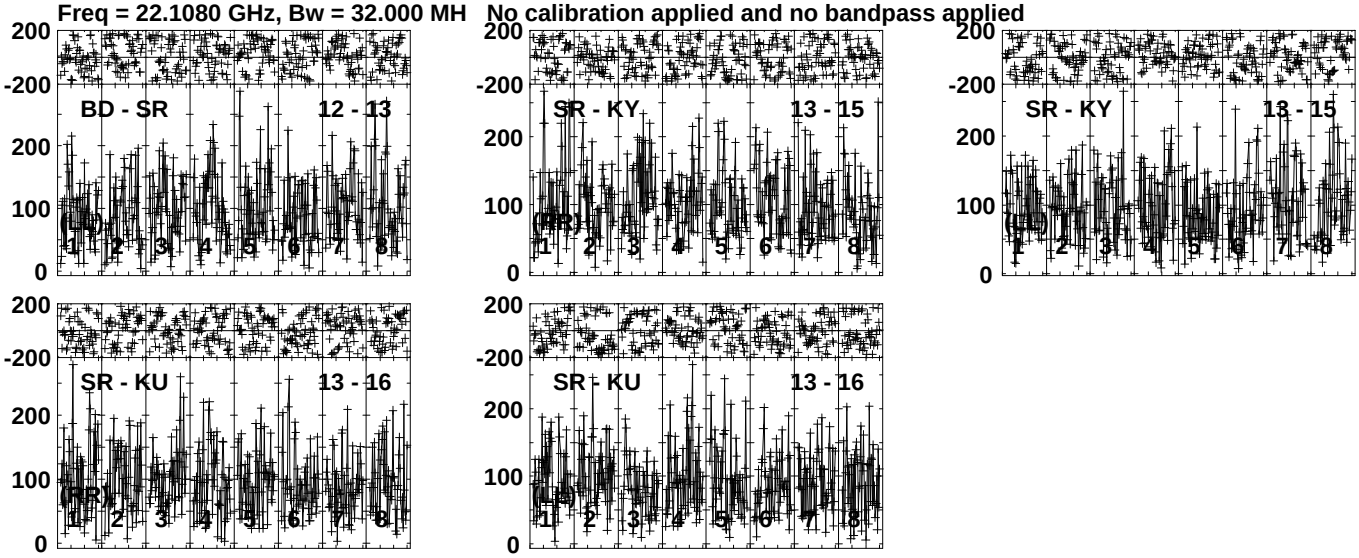

Lower frame: Micro Ampl Jy Top frame: Phas deg
Vector averaged cross-power spectrum Several baselines displayed
Timerange: 00/21:43:51 to 00/21:45:49

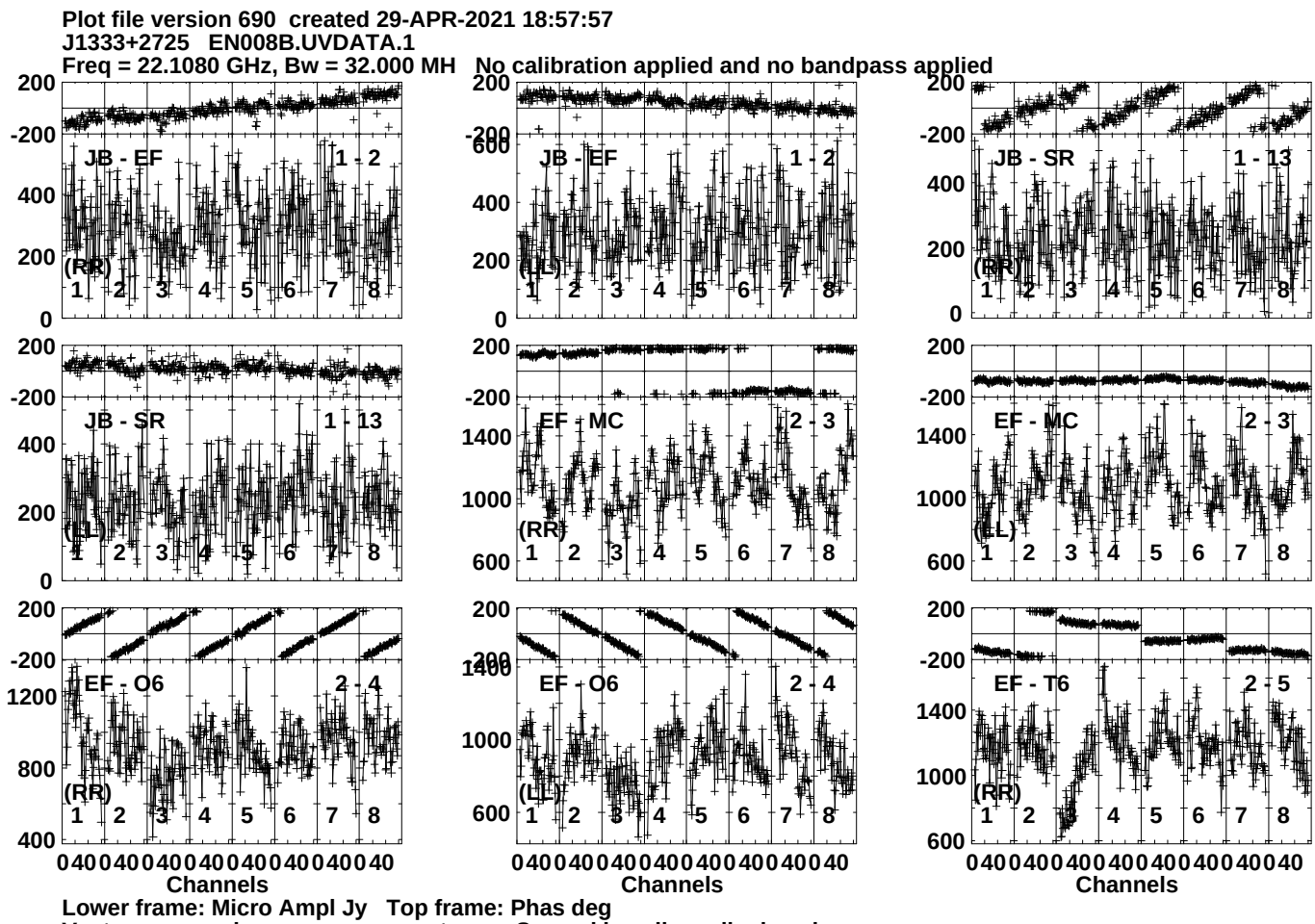
Plot file version 690 created 29-APR-2021 18:57:57
J1333+2725 EN008B.UVDATA.1
Freq = 22.1080 GHz, Bw = 32.000 MH No calibration applied and no bandpass applied
JB - EF 1 - 2
(RR)
JB - EF 1 - 2
(LL)
JB - SR 1 - 13
(RR)
JB - SR 1 - 13
(LL)
EF - MC 2 - 3
(RR)
EF - MC 2 - 3
(LL)
EF - O6 2 - 4
(RR)
EF - O6 2 - 4
(LL)
EF - T6 2 - 5
(RR)
Channels
Channels
Channels
Lower frame: Micro Ampl Jy Top frame: Phas deg
Vector averaged cross-power spectrum Several baselines displayed
Timerange: 00/21:46:21 to 00/21:47:19

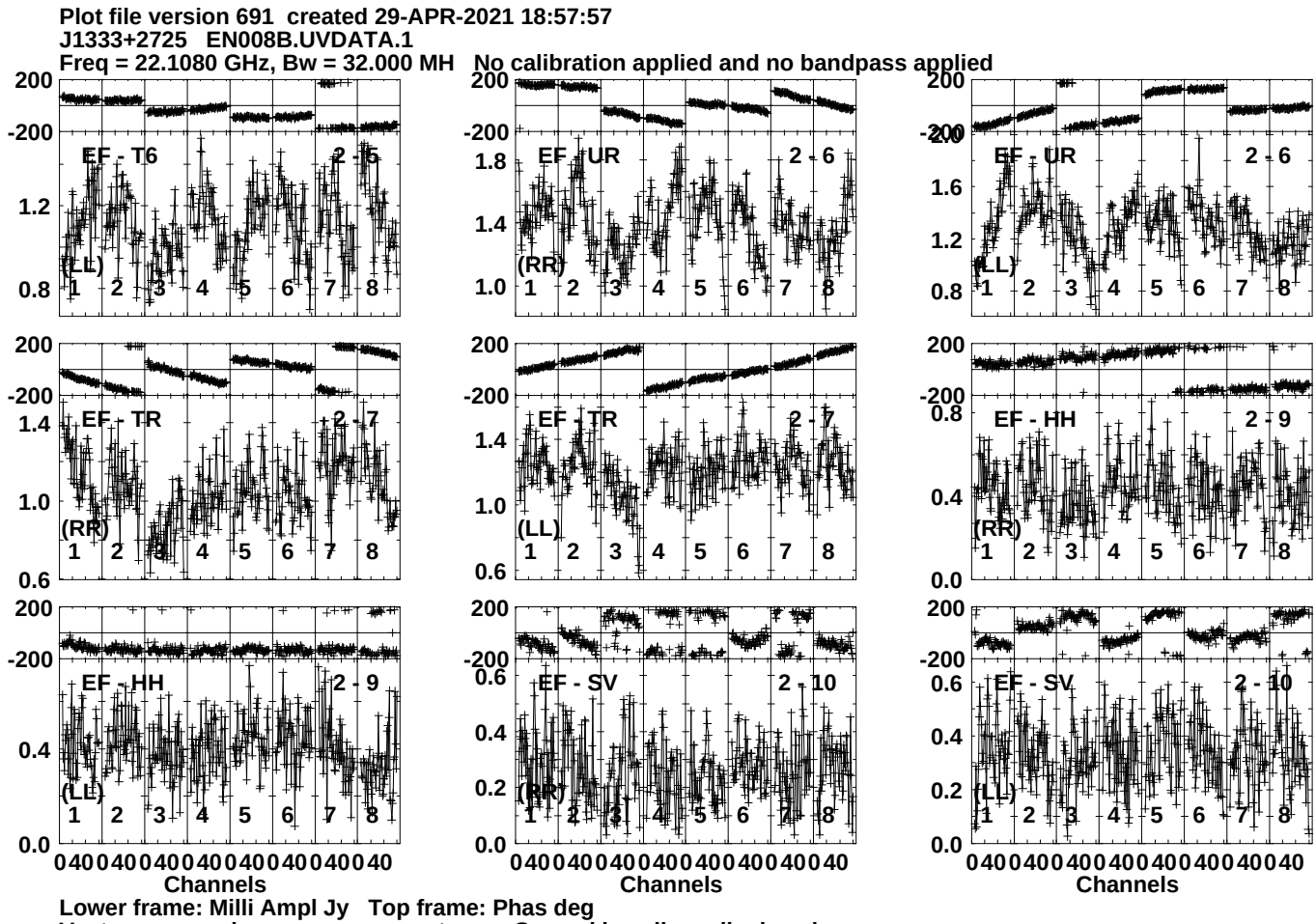
Plot file version 691 created 29-APR-2021 18:57:57
J1333+2725 EN008B.UVDATA.1
Freq = 22.1080 GHz, Bw = 32.000 MH No calibration applied and no bandpass applied
EF - T6 2 - 5
(LL)
EF - UR 2 - 6
(RR)
EF - UR 2 - 6
(LL)
EF - TR 2 - 7
(RR)
EF - TR 2 - 7
(LL)
EF - HH 2 - 9
(RR)
EF - HH 2 - 9
(LL)
EF - SV 2 - 10
(RR)
EF - SV 2 - 10
(LL)
Channels
Channels
Channels
Lower frame: Milli Ampl Jy Top frame: Phas deg
Vector averaged cross-power spectrum Several baselines displayed
Timerange: 00/21:46:21 to 00/21:47:19

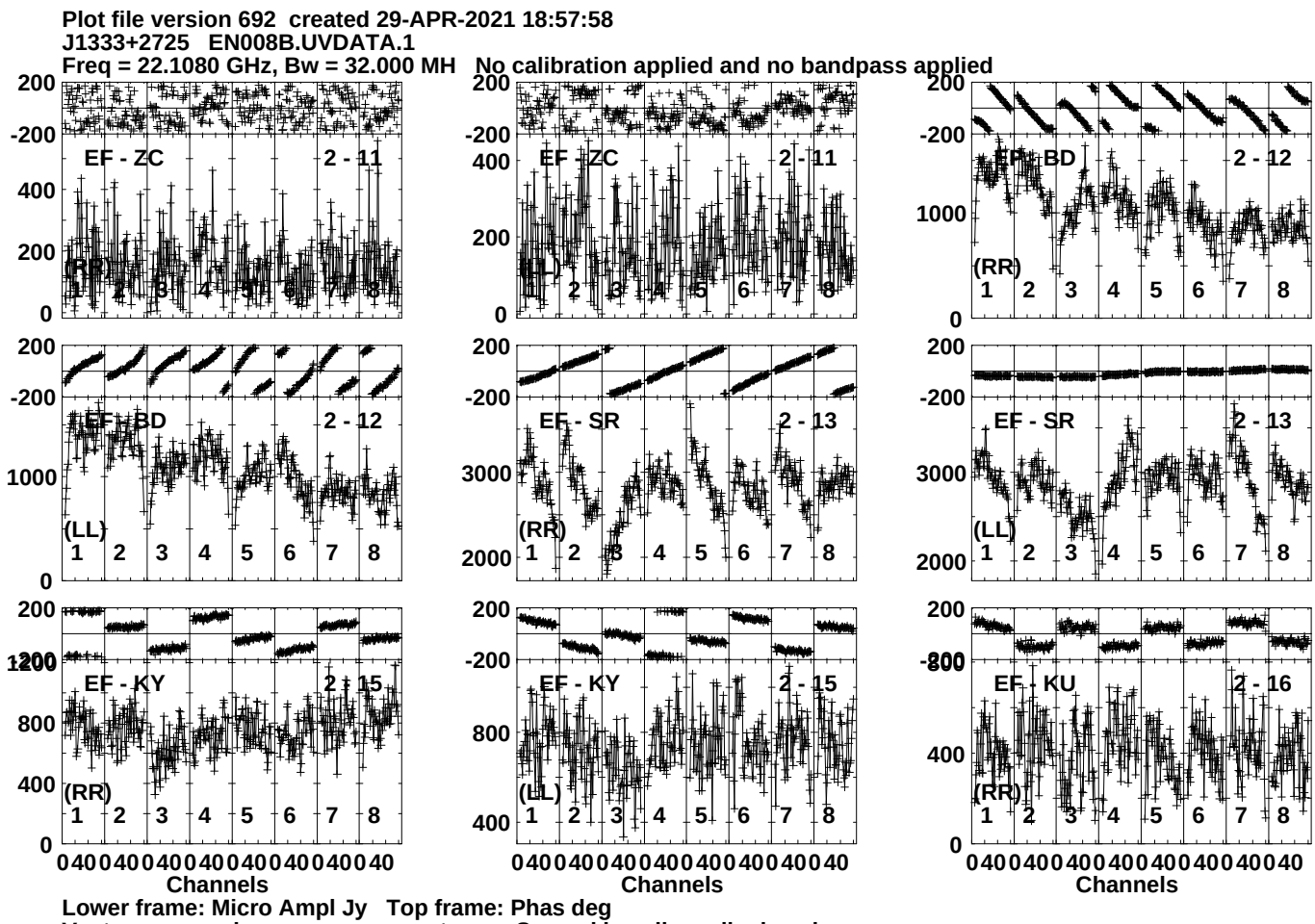
Plot file version 692 created 29-APR-2021 18:57:58
J1333+2725 EN008B.UVDATA.1
Freq = 22.1080 GHz, Bw = 32.000 MH No calibration applied and no bandpass applied
EF - ZC 2 - 11
(RR)
EF - ZC 2 - 11
(LL)
EF - BD 2 - 12
(RR)
EF - BD 2 - 12
(LL)
EF - SR 2 - 13
(RR)
EF - SR 2 - 13
(LL)
EF - KY 2 - 15
(RR)
EF - KY 2 - 15
(LL)
EF - KU 2 - 16
(RR)
Channels
Channels
Channels
Lower frame: Micro Ampl Jy Top frame: Phas deg
Vector averaged cross-power spectrum Several baselines displayed
Timerange: 00/21:46:21 to 00/21:47:19

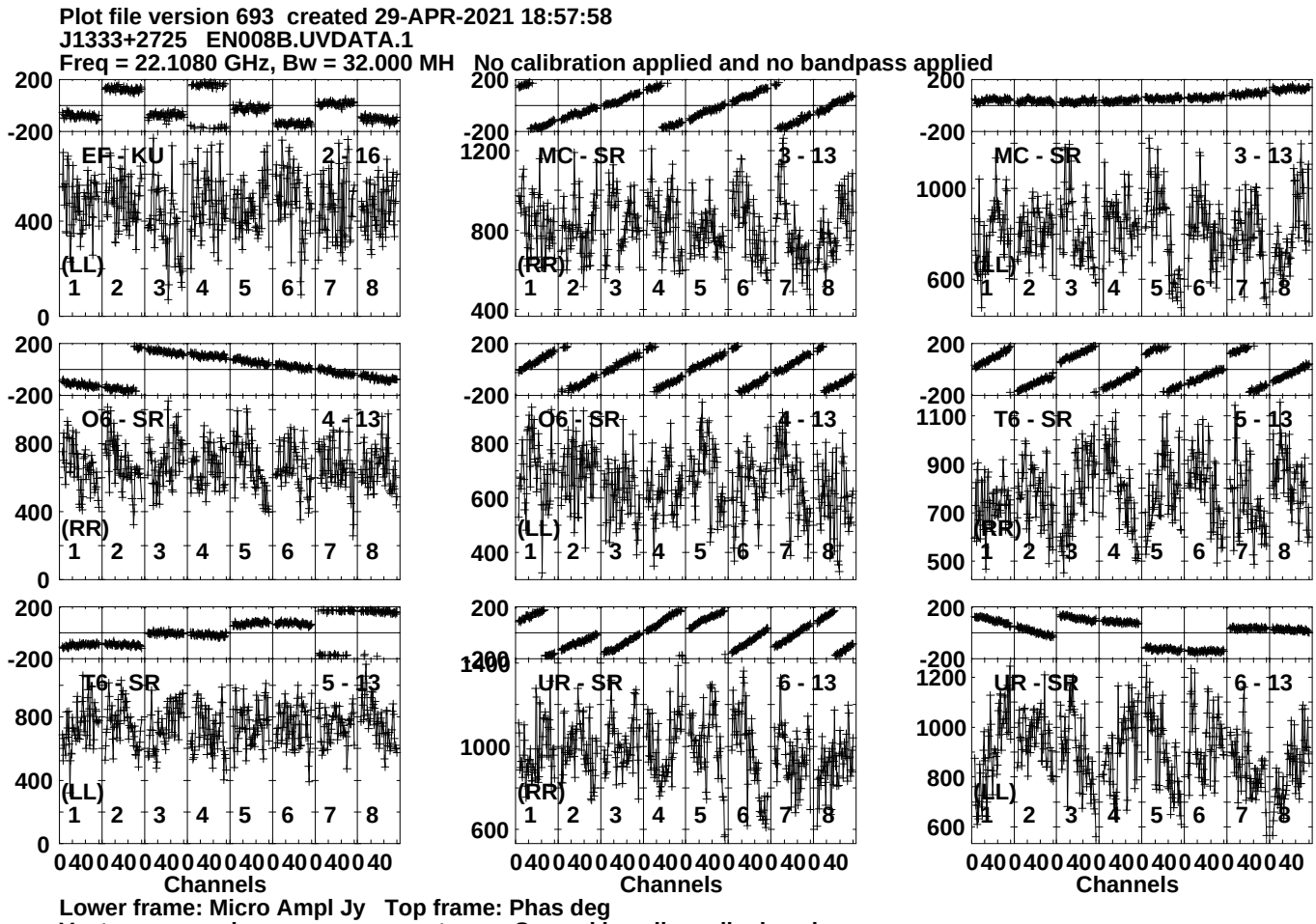
Plot file version 693 created 29-APR-2021 18:57:58
J1333+2725 EN008B.UVDATA.1
Freq = 22.1080 GHz, Bw = 32.000 MH No calibration applied and no bandpass applied
EF - KU 2 - 16
MC - SR 3 - 13
MC - SR 3 - 13
O6 - SR 4 - 13
O6 - SR 4 - 13
T6 - SR 5 - 13
T6 - SR 5 - 13
UR - SR 6 - 13
UR - SR 6 - 13
(LL)
(RR)
Channels
Lower frame: Micro Ampl Jy Top frame: Phas deg
Vector averaged cross-power spectrum Several baselines displayed
Timerange: 00/21:46:21 to 00/21:47:19

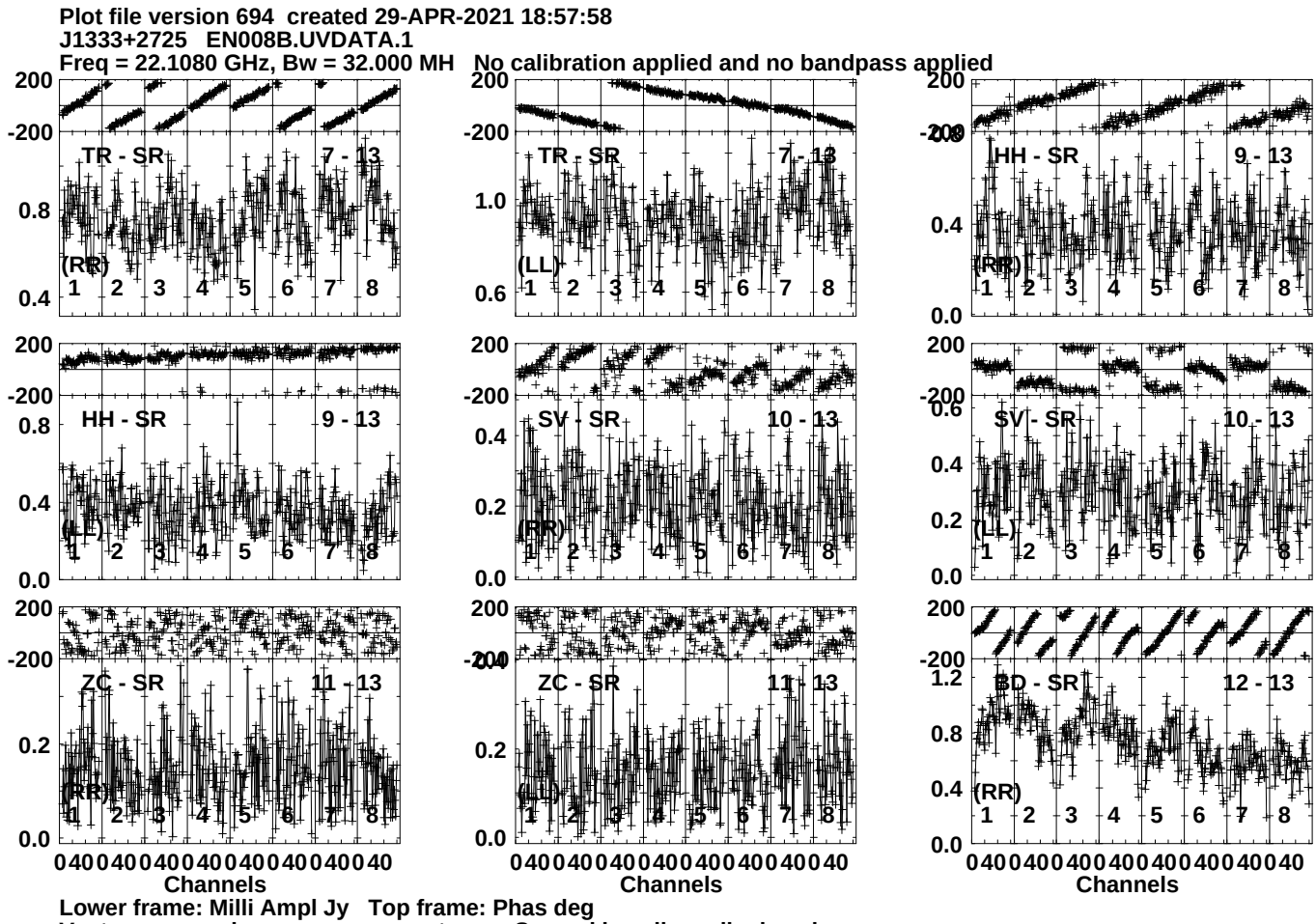
Plot file version 694 created 29-APR-2021 18:57:58
J1333+2725 EN008B.UVDATA.1
Freq = 22.1080 GHz, Bw = 32.000 MH No calibration applied and no bandpass applied
TR - SR 7 - 13
(RR)
TR - SR 7 - 13
(LL)
HH - SR 9 - 13
(RR)
HH - SR 9 - 13
(LL)
SV - SR 10 - 13
(RR)
SV - SR 10 - 13
(LL)
ZC - SR 11 - 13
(RR)
ZC - SR 11 - 13
(LL)
BD - SR 12 - 13
(RR)
Channels
Channels
Channels
Lower frame: Milli Ampl Jy Top frame: Phas deg
Vector averaged cross-power spectrum Several baselines displayed
Timerange: 00/21:46:21 to 00/21:47:19

Plot file version 695 created 29-APR-2021 18:57:58
J1333+2725 EN008B.UVDATA.1
Freq = 22.1080 GHz, Bw = 32.000 MH No calibration applied and no bandpass applied

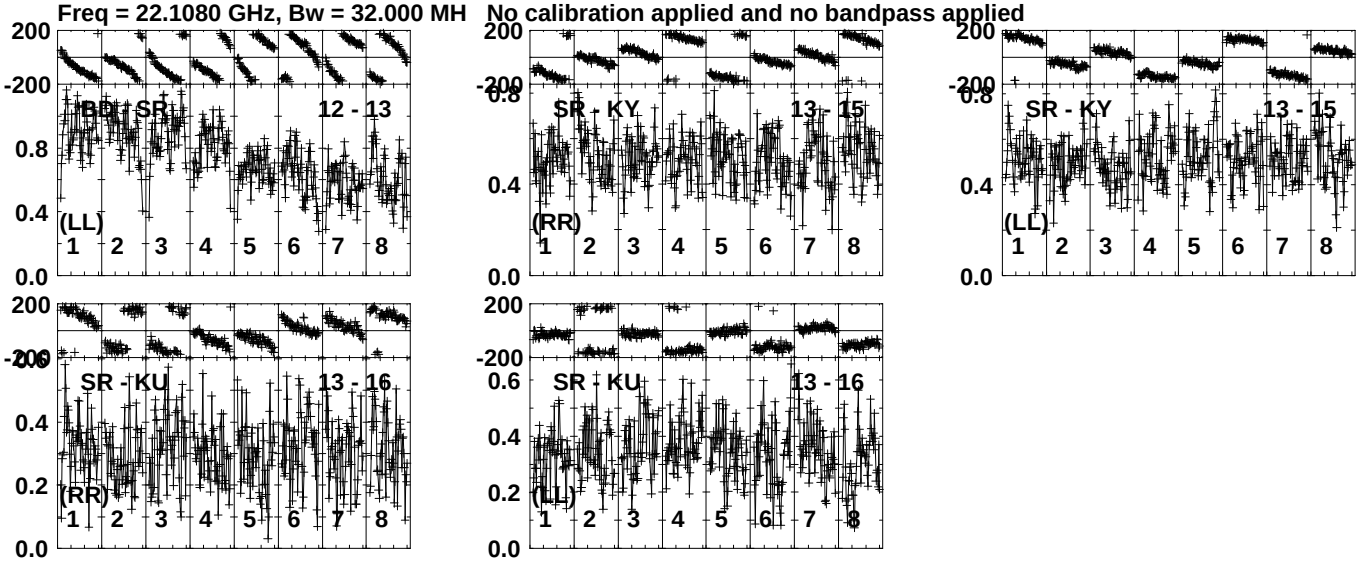

Lower frame: Milli Ampl Jy Top frame: Phas deg
Vector averaged cross-power spectrum Several baselines displayed
Timerange: 00/21:46:21 to 00/21:47:19

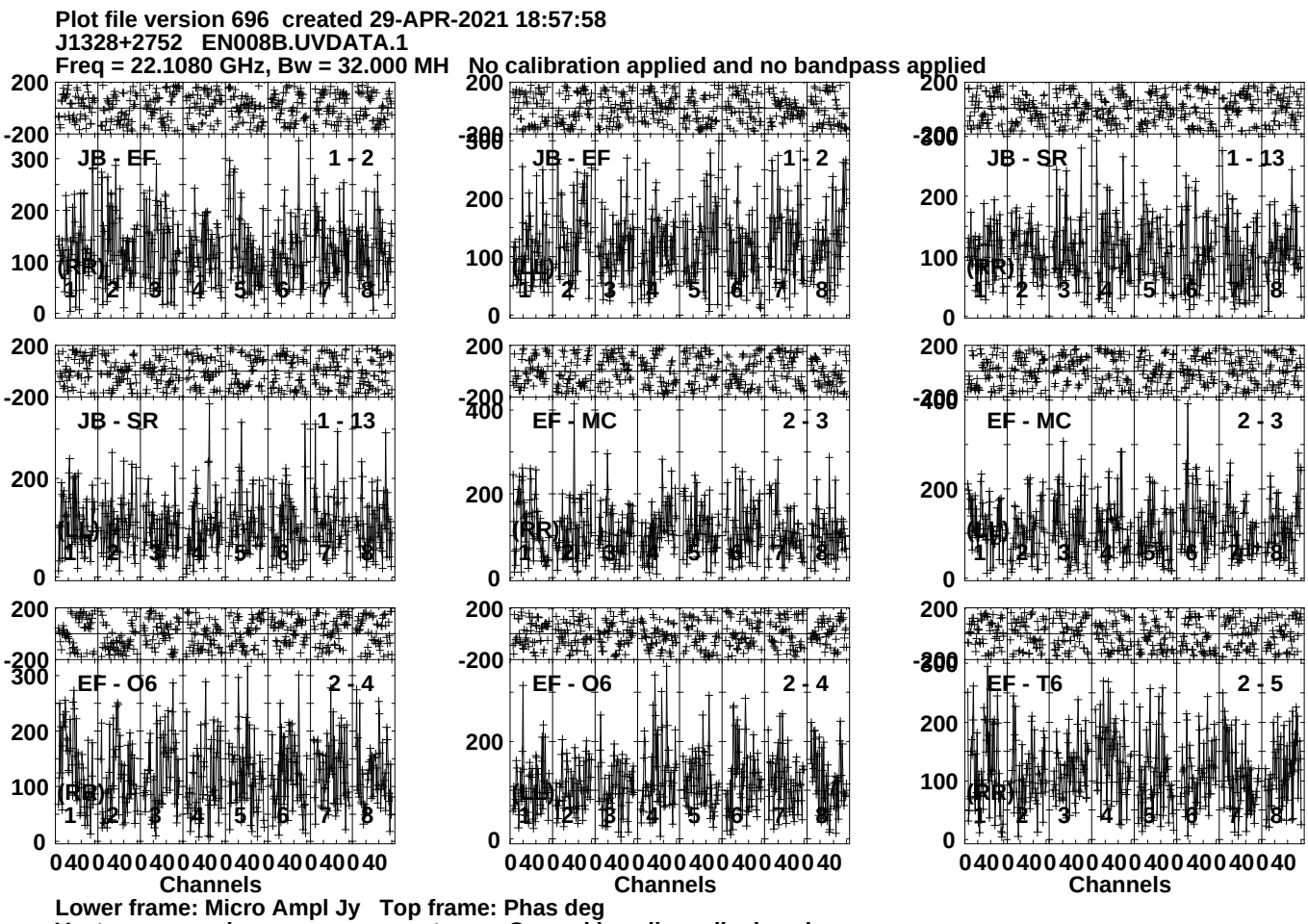
Plot file version 696 created 29-APR-2021 18:57:58
J1328+2752 EN008B.UVDATA.1
Freq = 22.1080 GHz, Bw = 32.000 MH No calibration applied and no bandpass applied
JB - EF 1 - 2
JB - SR 1 - 13
EF - MC 2 - 3
EF - O6 2 - 4
EF - T6 2 - 5
(RR)
(LL)
Channels
Lower frame: Micro Ampl Jy Top frame: Phas deg
Vector averaged cross-power spectrum Several baselines displayed
Timerange: 00/21:47:21 to 00/21:49:19

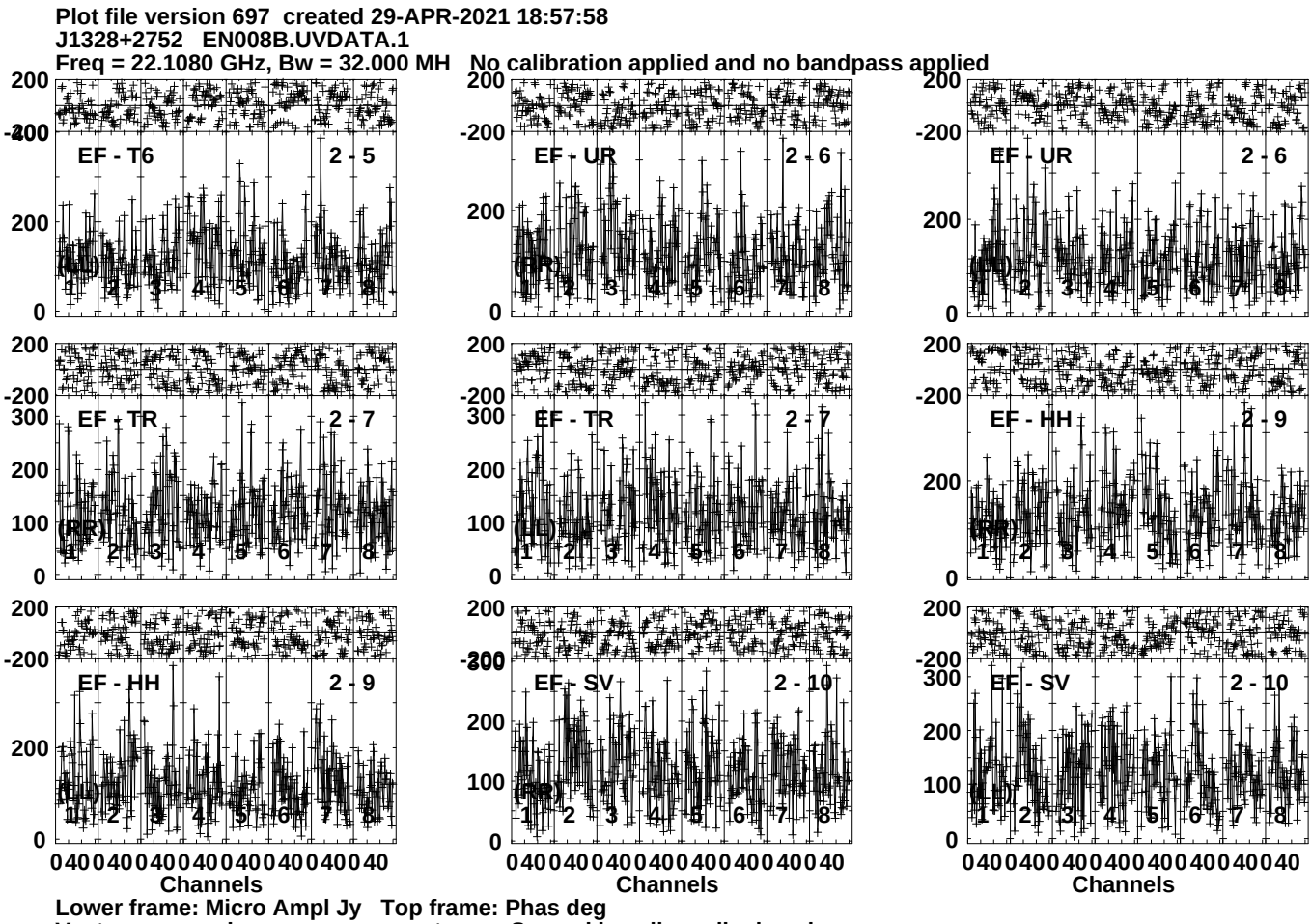
Plot file version 697 created 29-APR-2021 18:57:58
J1328+2752 EN008B.UVDATA.1
Freq = 22.1080 GHz, Bw = 32.000 MH No calibration applied and no bandpass applied
EF - T6 2 - 5
EF - UR 2 - 6
EF - UR 2 - 6
EF - TR 2 - 7
EF - TR 2 - 7
EF - HH 2 - 9
EF - HH 2 - 9
EF - SV 2 - 10
EF - SV 2 - 10
(LL)
(RR)
Channels
Lower frame: Micro Ampl Jy Top frame: Phas deg
Vector averaged cross-power spectrum Several baselines displayed
Timerange: 00/21:47:21 to 00/21:49:19

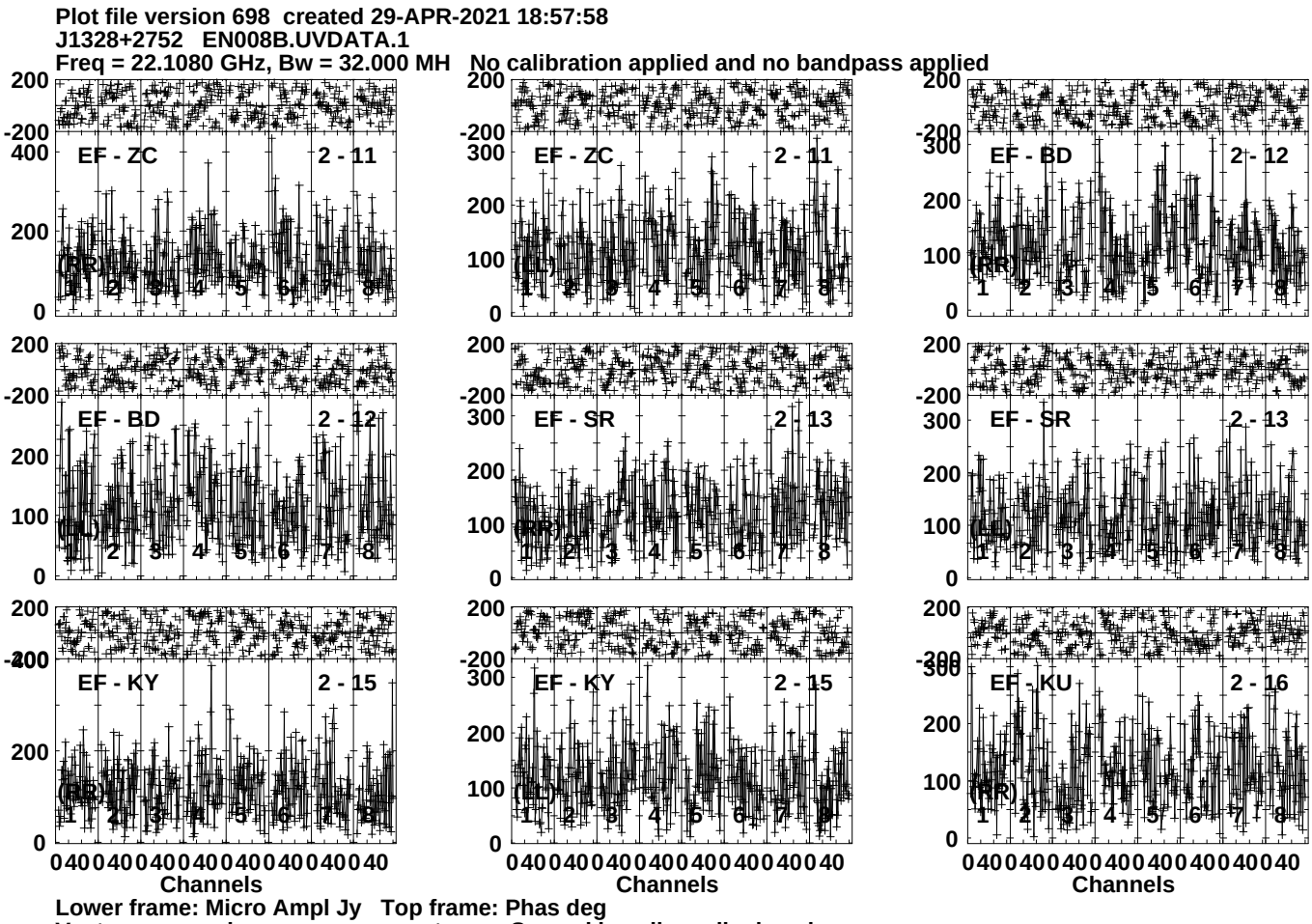
Plot file version 698 created 29-APR-2021 18:57:58
J1328+2752 EN008B.UVDATA.1
Freq = 22.1080 GHz, Bw = 32.000 MH No calibration applied and no bandpass applied
EF - ZC 2 - 11 (RR)
EF - ZC 2 - 11 (LL)
EF - BD 2 - 12 (RR)
EF - BD 2 - 12 (LL)
EF - SR 2 - 13 (RR)
EF - SR 2 - 13 (LL)
EF - KY 2 - 15 (RR)
EF - KY 2 - 15 (LL)
EF - KU 2 - 16 (RR)
Channels
Lower frame: Micro Ampl Jy Top frame: Phas deg
Vector averaged cross-power spectrum Several baselines displayed
Timerange: 00/21:47:21 to 00/21:49:19

Plot file version 699 created 29-APR-2021 18:57:58
J1328+2752 EN008B.UVDATA.1
Freq = 22.1080 GHz, Bw = 32.000 MH No calibration applied and no bandpass applied

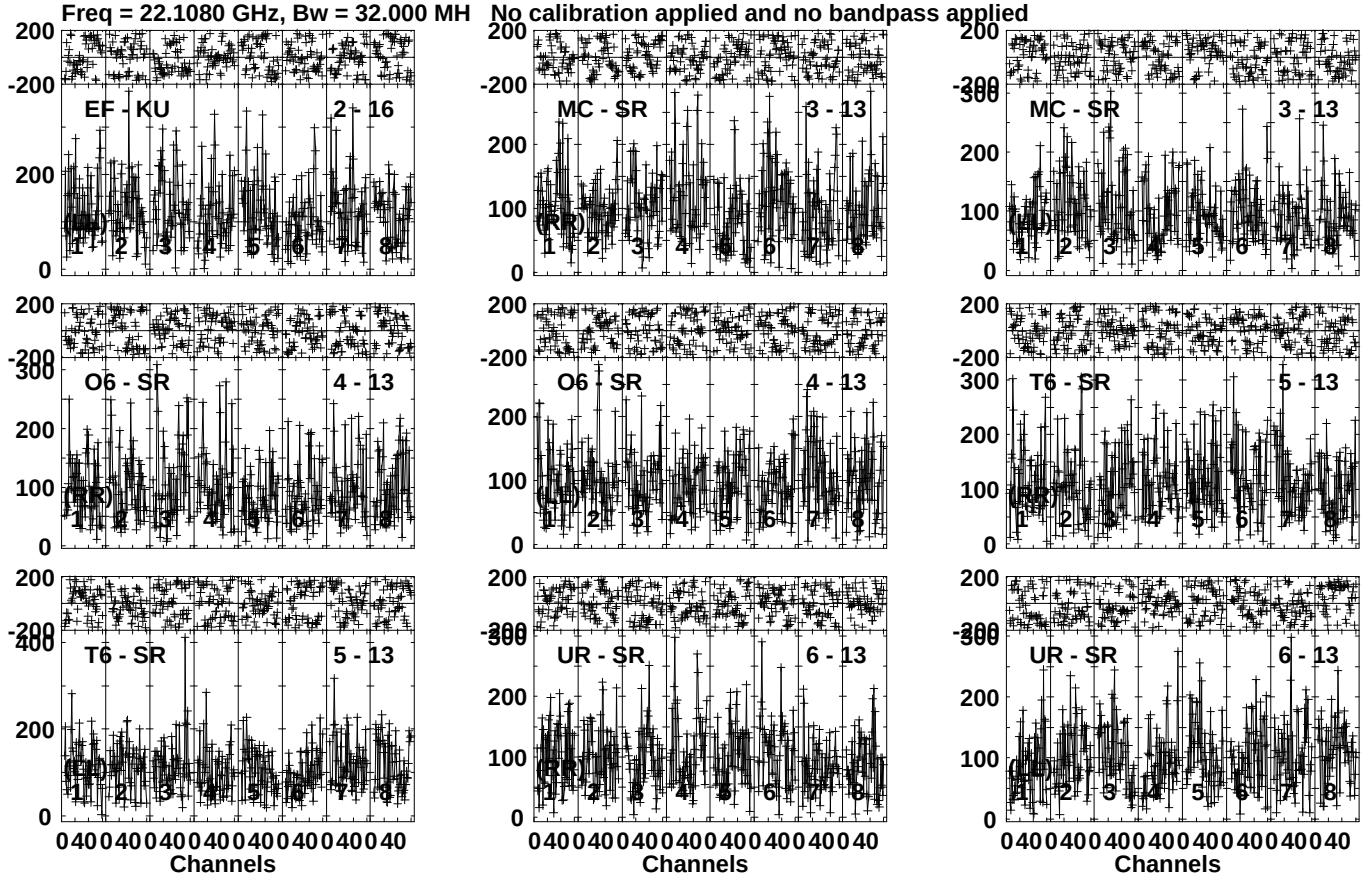

Lower frame: Micro Ampl Jy Top frame: Phas deg
Vector averaged cross-power spectrum Several baselines displayed
Timerange: 00/21:47:21 to 00/21:49:19

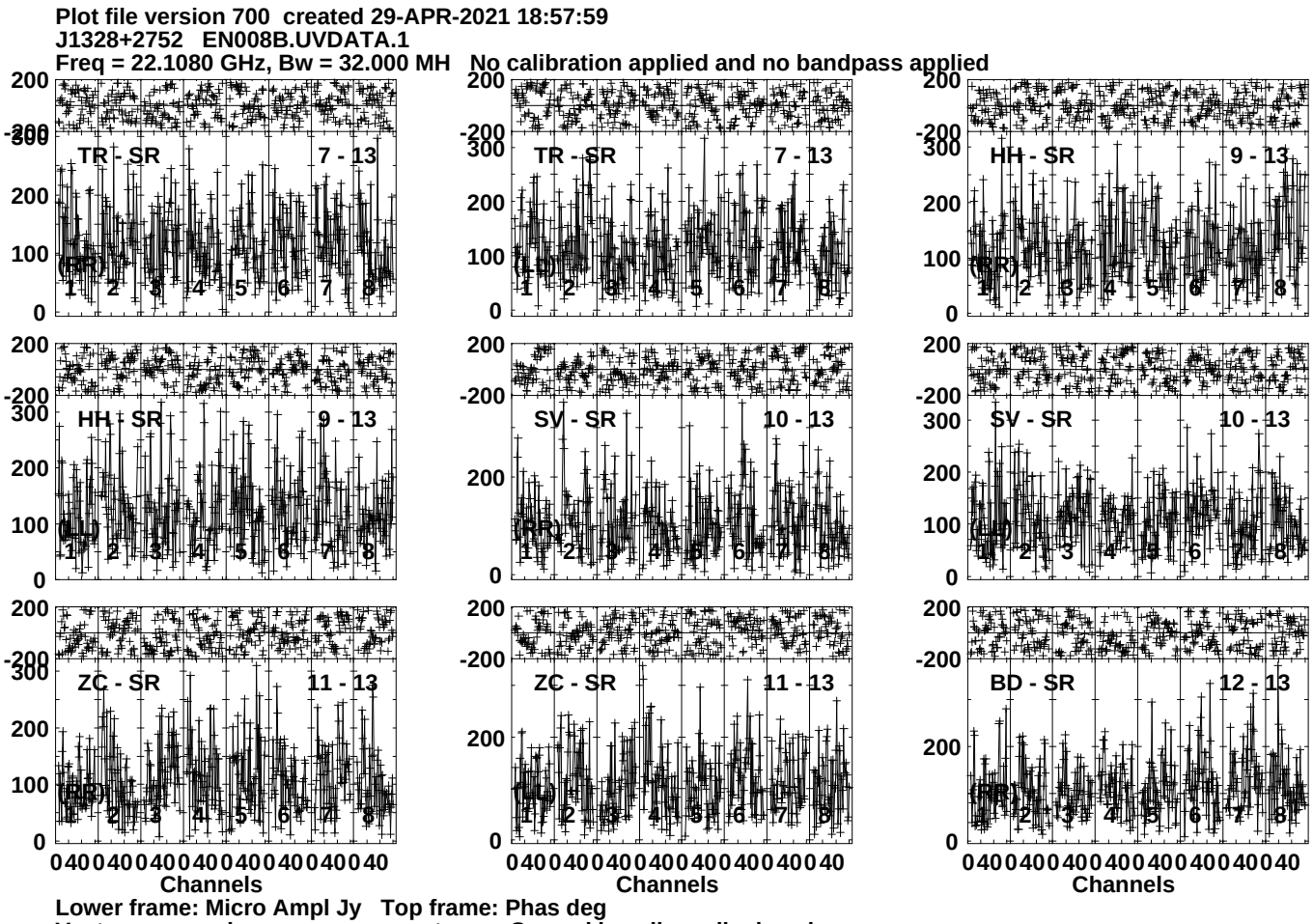
Plot file version 700 created 29-APR-2021 18:57:59
J1328+2752 EN008B.UVDATA.1
Freq = 22.1080 GHz, Bw = 32.000 MH No calibration applied and no bandpass applied
TR - SR
7 - 13
HH - SR
9 - 13
SV - SR
10 - 13
ZC - SR
11 - 13
BD - SR
12 - 13
Channels
Lower frame: Micro Ampl Jy Top frame: Phas deg
Vector averaged cross-power spectrum Several baselines displayed
Timerange: 00/21:47:21 to 00/21:49:19

Plot file version 701 created 29-APR-2021 18:57:59
J1328+2752 EN008B.UVDATA.1
Freq = 22.1080 GHz, Bw = 32.000 MH No calibration applied and no bandpass applied

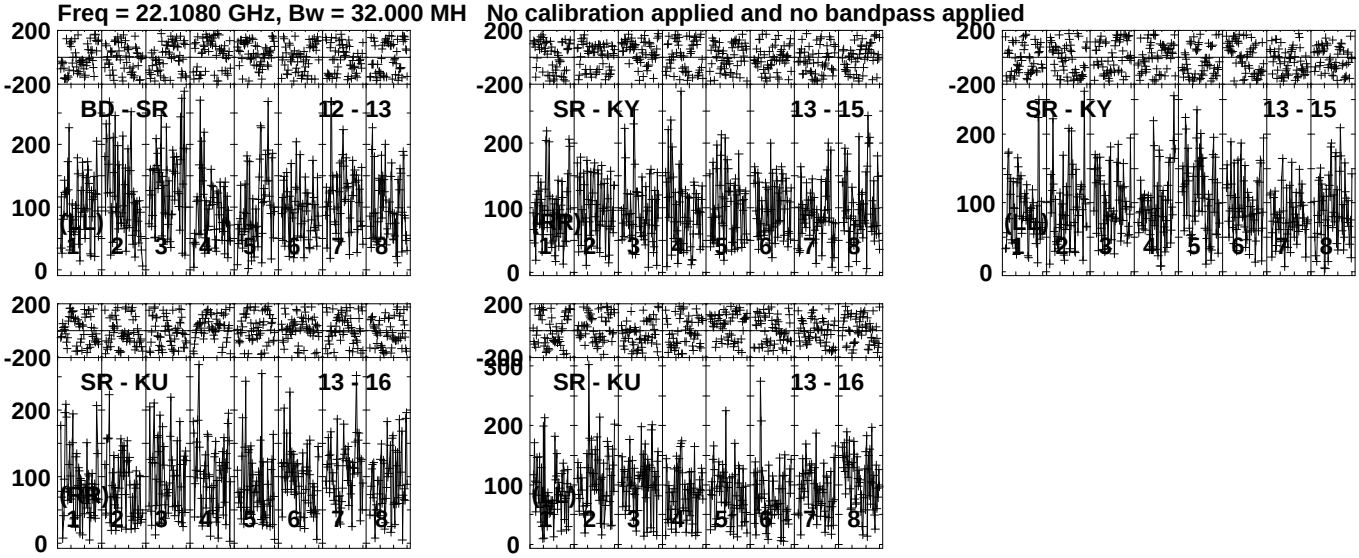

Lower frame: Micro Ampl Jy Top frame: Phas deg
Vector averaged cross-power spectrum Several baselines displayed
Timerange: 00/21:47:21 to 00/21:49:19

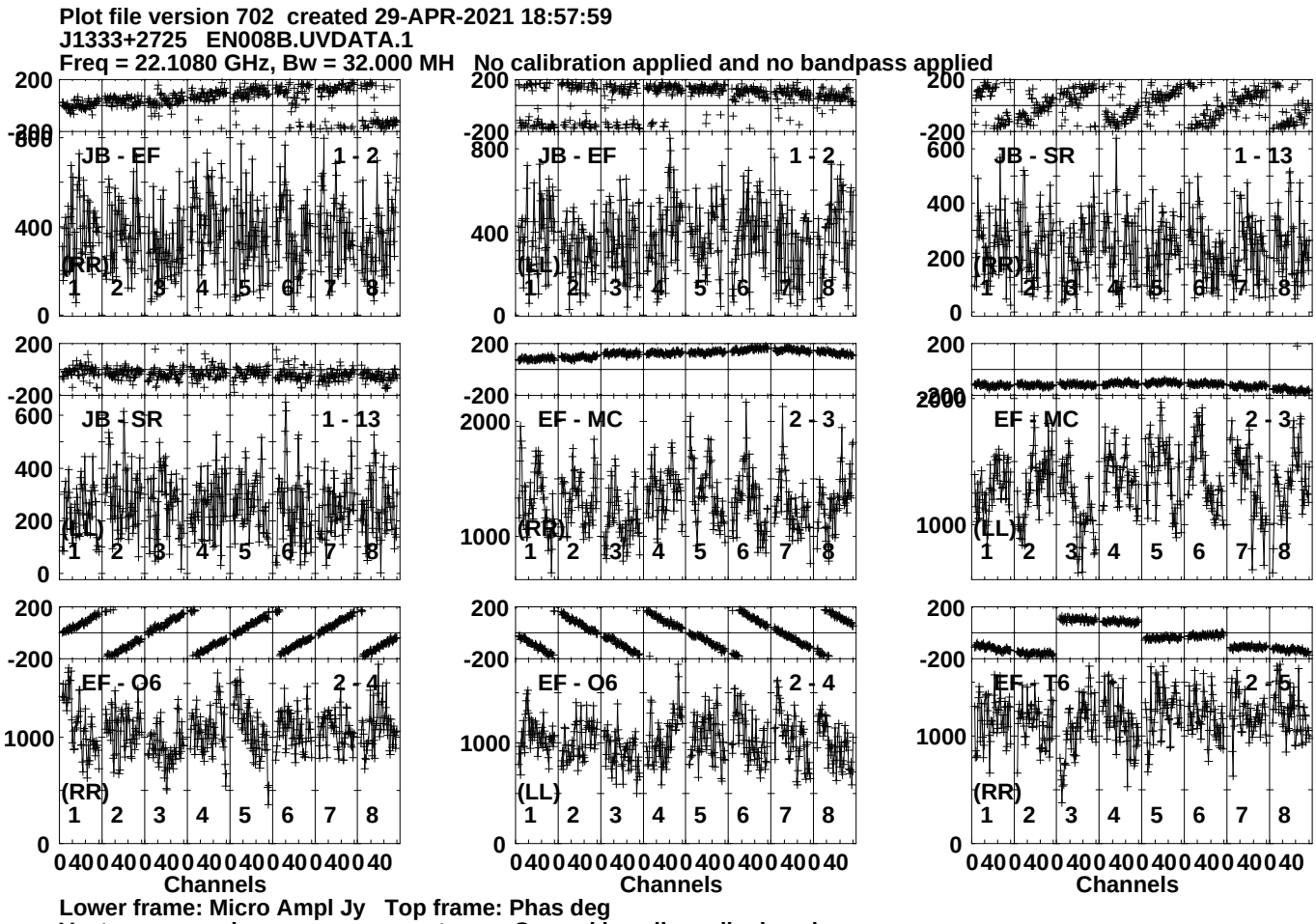
Plot file version 702 created 29-APR-2021 18:57:59
J1333+2725 EN008B.UVDATA.1
Freq = 22.1080 GHz, Bw = 32.000 MH No calibration applied and no bandpass applied
JB - EF 1 - 2 (RR)
JB - EF 1 - 2 (LL)
JB - SR 1 - 13 (RR)
JB - SR 1 - 13 (LL)
EF - MC 2 - 3 (RR)
EF - MC 2 - 3 (LL)
EF - O6 2 - 4 (RR)
EF - O6 2 - 4 (LL)
EF - T6 2 - 5 (RR)
Channels
Lower frame: Micro Ampl Jy Top frame: Phas deg
Vector averaged cross-power spectrum Several baselines displayed
Timerange: 00/21:49:21 to 00/21:50:19

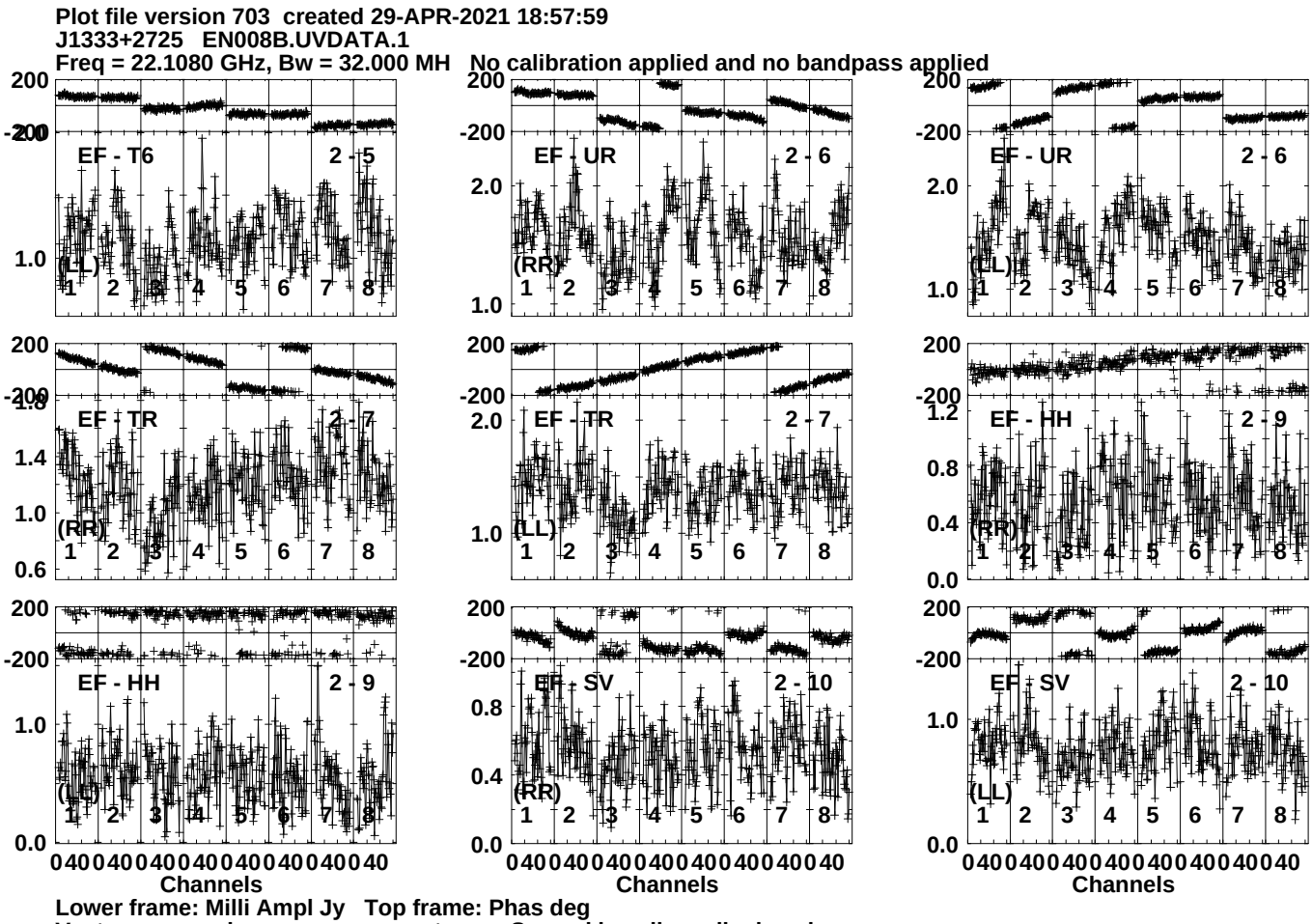
Plot file version 703 created 29-APR-2021 18:57:59
J1333+2725 EN008B.UVDATA.1
Freq = 22.1080 GHz, Bw = 32.000 MH No calibration applied and no bandpass applied
EF - T6 2 - 5
EF - UR 2 - 6
EF - UR 2 - 6
EF - TR 2 - 7
EF - TR 2 - 7
EF - HH 2 - 9
EF - HH 2 - 9
EF - SV 2 - 10
EF - SV 2 - 10
(LL)
(RR)
(LL)
(RR)
(LL)
(RR)
(LL)
(RR)
(LL)
1 2 3 4 5 6 7 8
200
-200
1.0
2.0
1.4
0.6
1.2
0.8
0.4
0.0
0 40 0 40 0 40 0 40 0 40 0 40 0 40 0 40
Channels
Lower frame: Milli Ampl Jy Top frame: Phas deg
Vector averaged cross-power spectrum Several baselines displayed
Timerange: 00/21:49:21 to 00/21:50:19

Plot file version 704 created 29-APR-2021 18:57:59
J1333+2725 EN008B.UVDATA.1
Freq = 22.1080 GHz, Bw = 32.000 MH No calibration applied and no bandpass applied

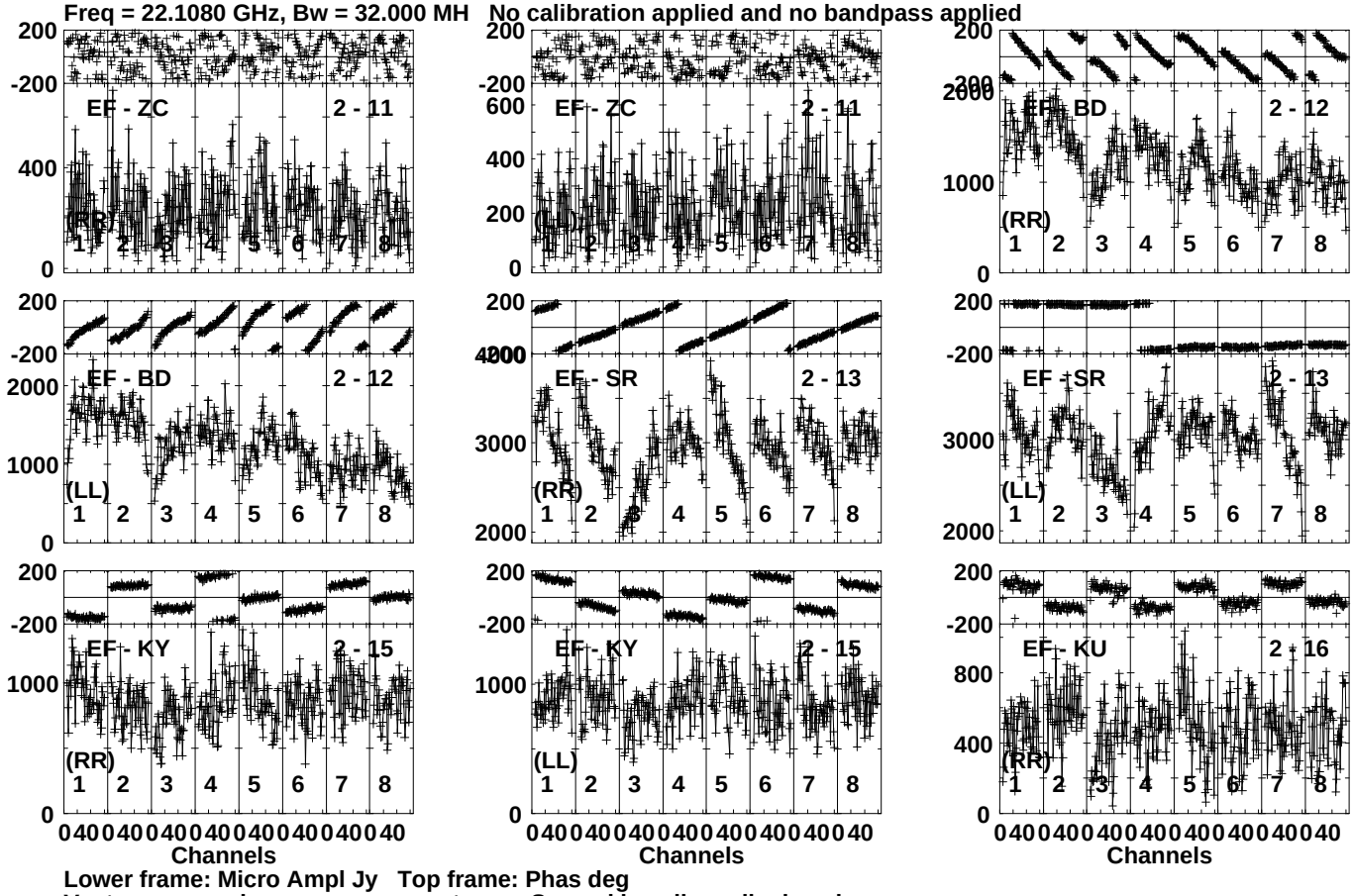

Lower frame: Micro Ampl Jy Top frame: Phas deg
Vector averaged cross-power spectrum Several baselines displayed
Timerange: 00/21:49:21 to 00/21:50:19

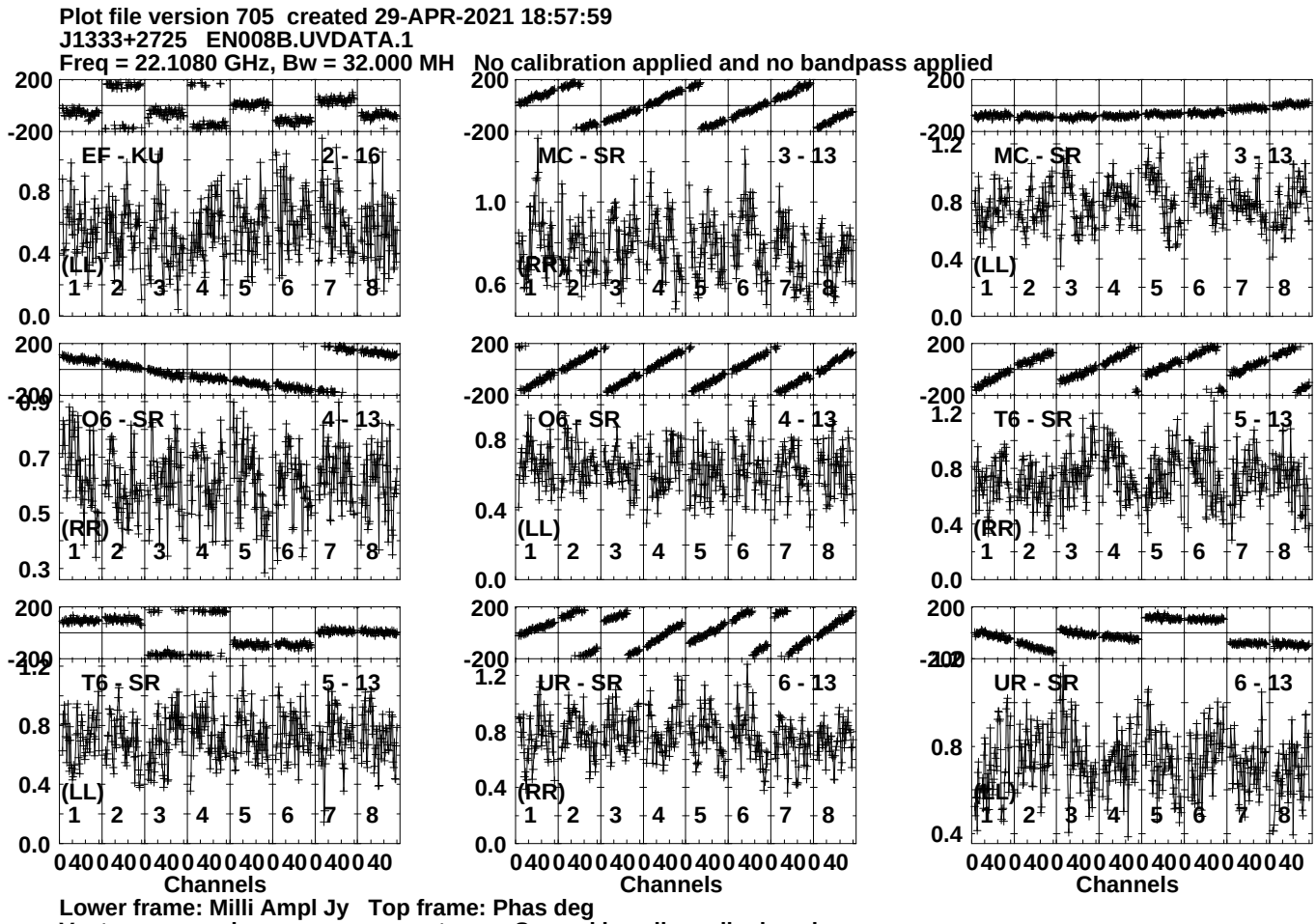
Plot file version 705 created 29-APR-2021 18:57:59
J1333+2725 EN008B.UVDATA.1
Freq = 22.1080 GHz, Bw = 32.000 MH No calibration applied and no bandpass applied
EF - KU 2 - 16
MC - SR 3 - 13
MC - SR 3 - 13
O6 - SR 4 - 13
O6 - SR 4 - 13
T6 - SR 5 - 13
T6 - SR 5 - 13
UR - SR 6 - 13
UR - SR 6 - 13
(LL)
(RR)
Channels
Lower frame: Milli Ampl Jy Top frame: Phas deg
Vector averaged cross-power spectrum Several baselines displayed
Timerange: 00/21:49:21 to 00/21:50:19

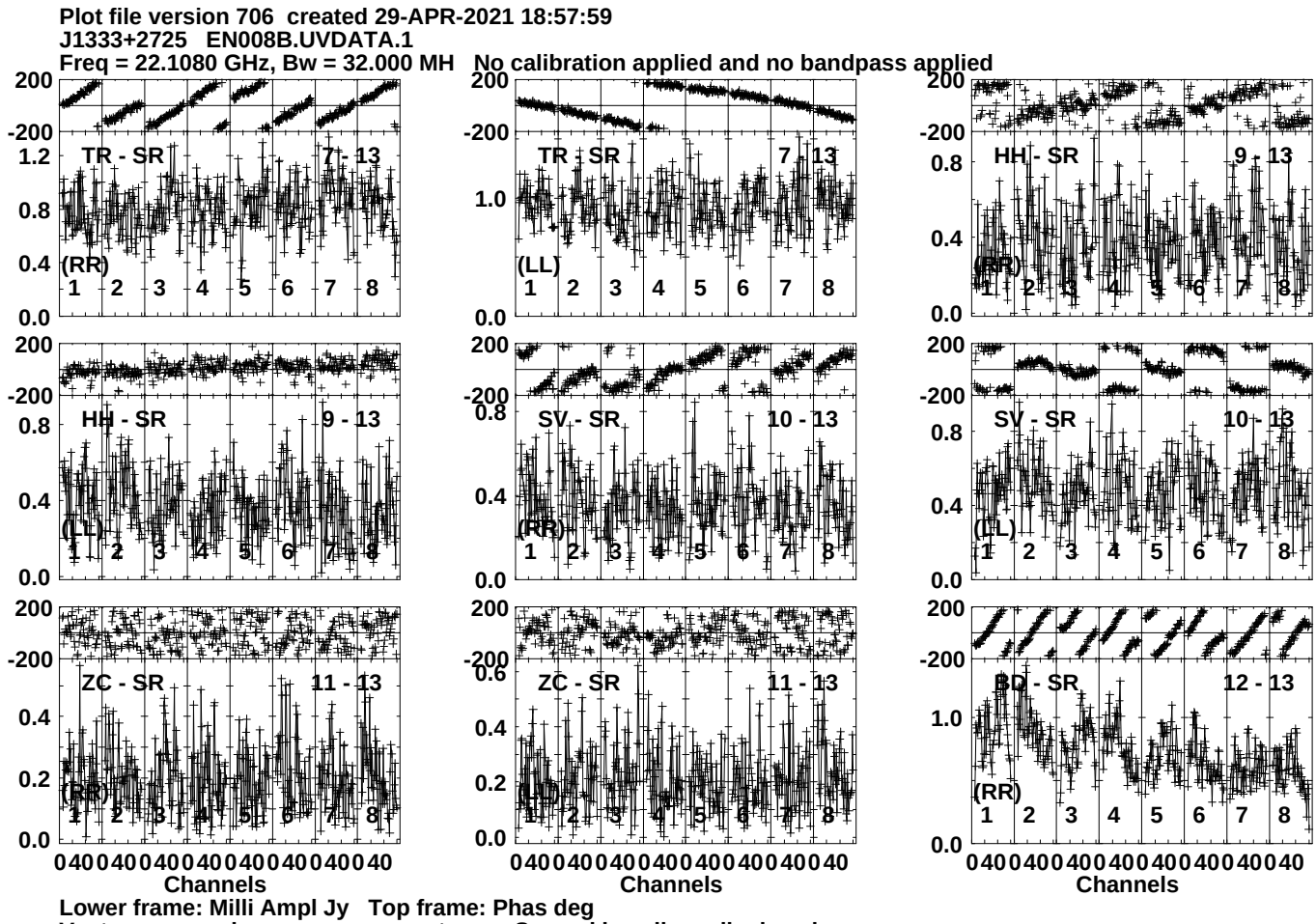
Plot file version 706 created 29-APR-2021 18:57:59
J1333+2725 EN008B.UVDATA.1
Freq = 22.1080 GHz, Bw = 32.000 MH No calibration applied and no bandpass applied
TR - SR 7 - 13
(RR)
TR - SR 7 - 13
(LL)
HH - SR 9 - 13
(RR)
HH - SR 9 - 13
(LL)
SV - SR 10 - 13
(RR)
SV - SR 10 - 13
(LL)
ZC - SR 11 - 13
(RR)
ZC - SR 11 - 13
(LL)
BD - SR 12 - 13
(RR)
Channels
Channels
Channels
Lower frame: Milli Ampl Jy Top frame: Phas deg
Vector averaged cross-power spectrum Several baselines displayed
Timerange: 00/21:49:21 to 00/21:50:19

Plot file version 707 created 29-APR-2021 18:57:59
J1333+2725 EN008B.UVDATA.1
Freq = 22.1080 GHz, Bw = 32.000 MH No calibration applied and no bandpass applied

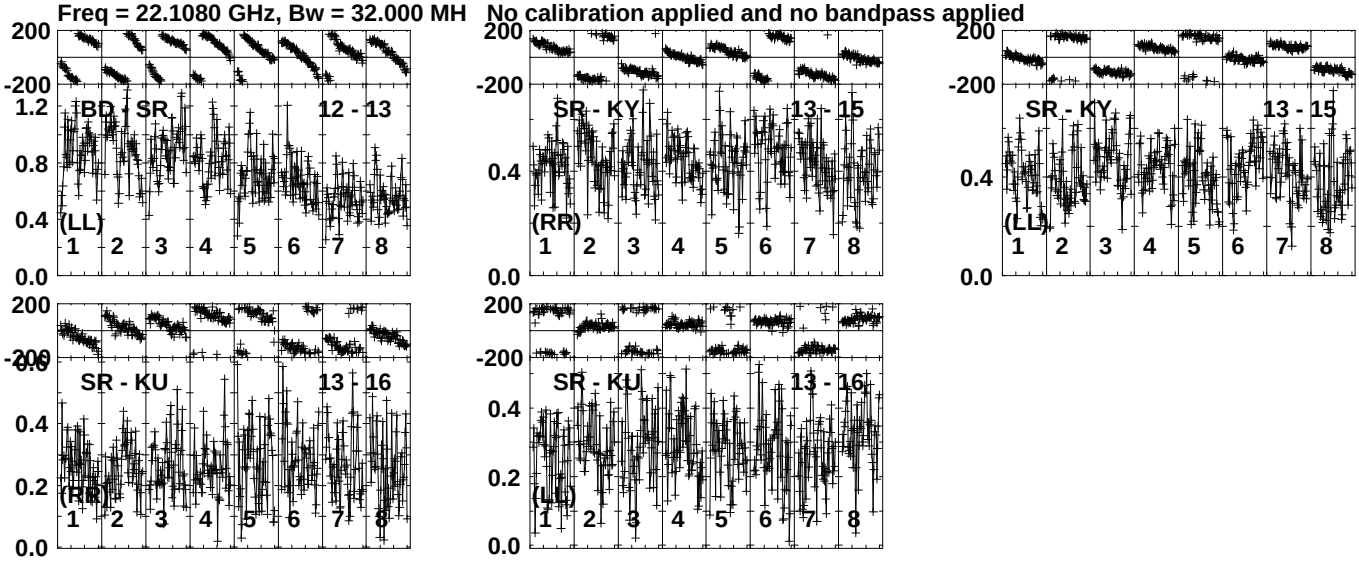

Lower frame: Milli Ampl Jy Top frame: Phas deg
Vector averaged cross-power spectrum Several baselines displayed
Timerange: 00/21:49:21 to 00/21:50:19

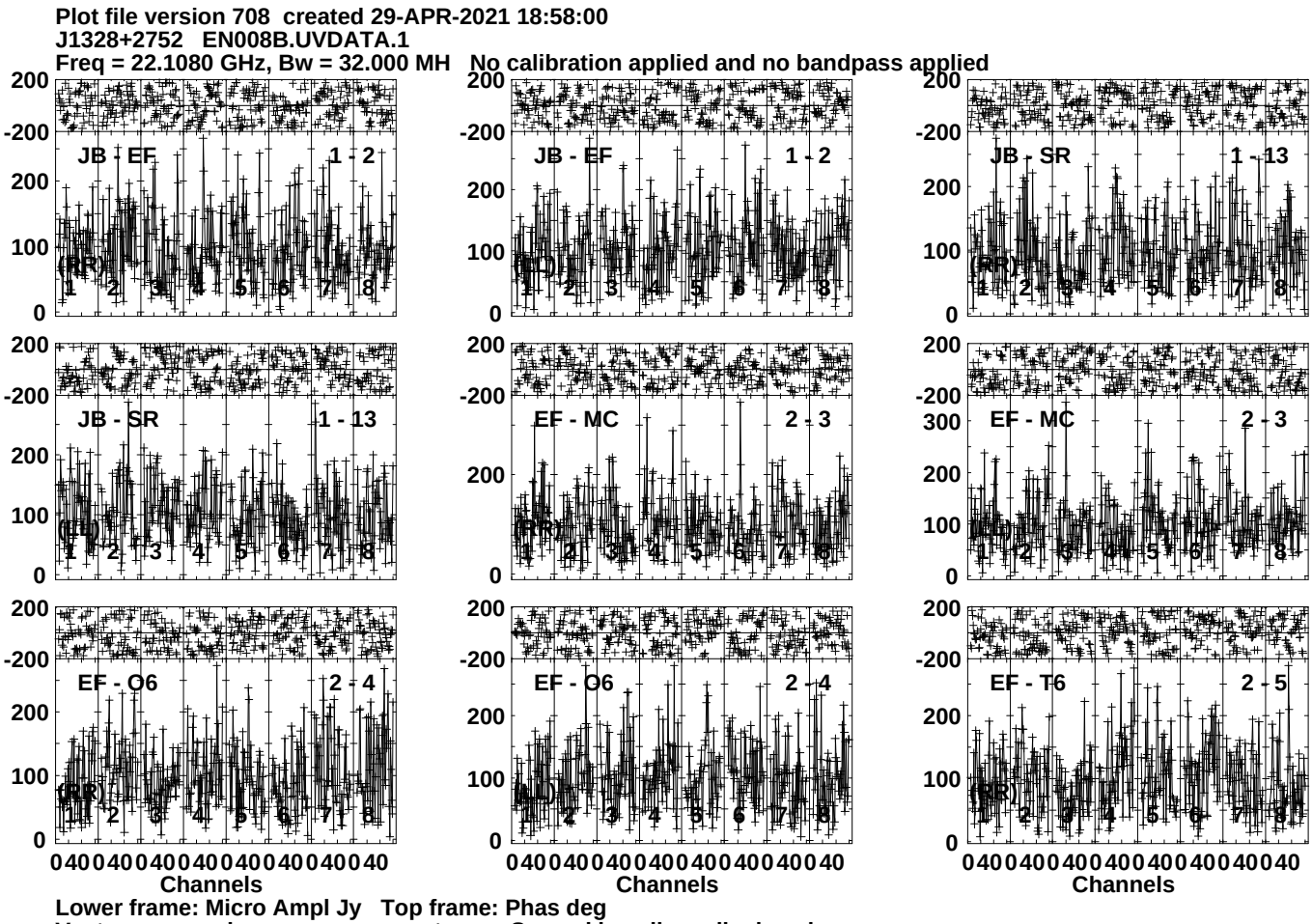
Plot file version 708 created 29-APR-2021 18:58:00
J1328+2752 EN008B.UVDATA.1
Freq = 22.1080 GHz, Bw = 32.000 MH No calibration applied and no bandpass applied
JB - EF 1 - 2
JB - EF 1 - 2
JB - SR 1 - 13
JB - SR 1 - 13
EF - MC 2 - 3
EF - MC 2 - 3
EF - O6 2 - 4
EF - O6 2 - 4
EF - T6 2 - 5
(RR)
Channels
Lower frame: Micro Ampl Jy Top frame: Phas deg
Vector averaged cross-power spectrum Several baselines displayed
Timerange: 00/21:51:01 to 00/21:52:59

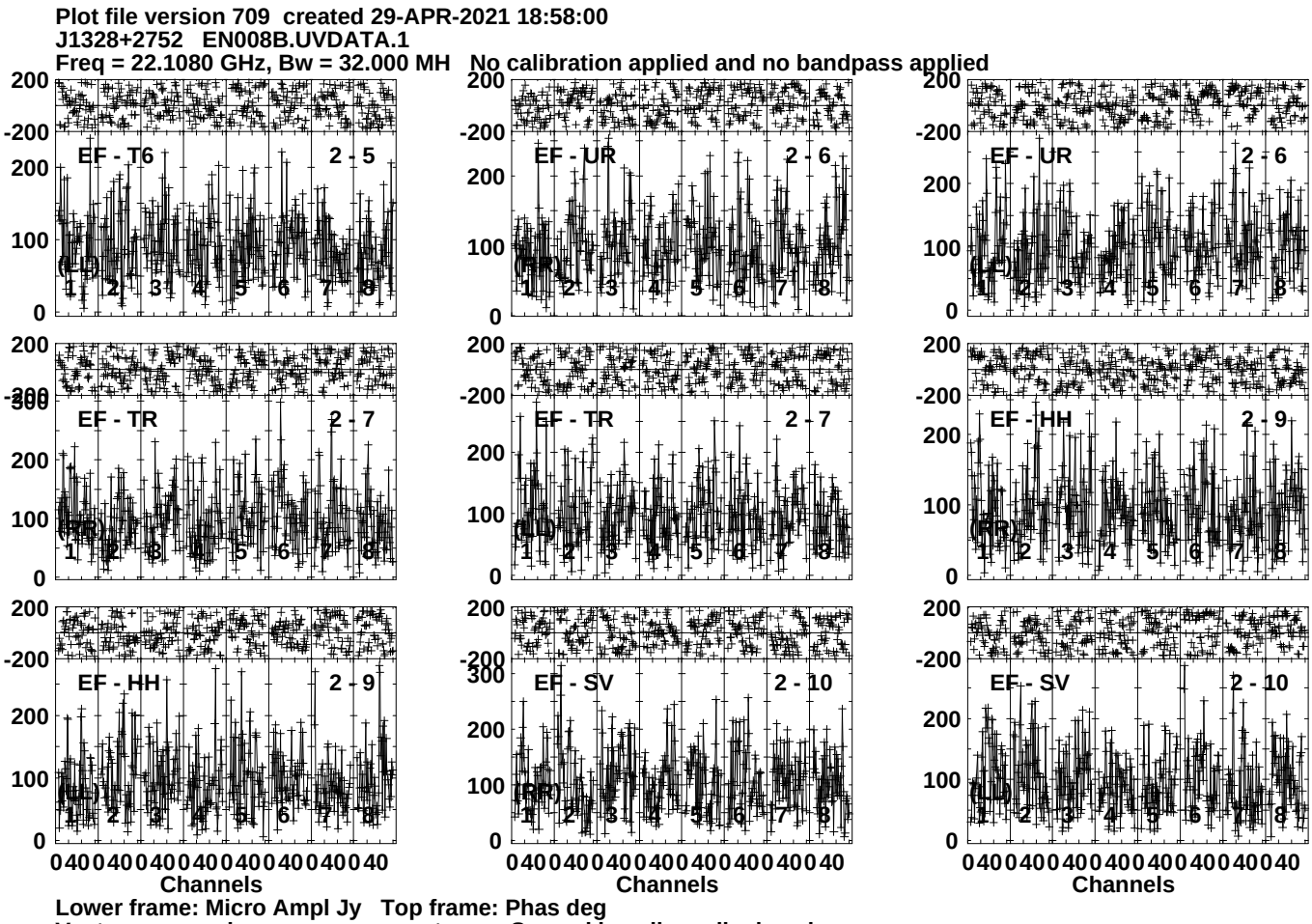
Plot file version 709 created 29-APR-2021 18:58:00
J1328+2752 EN008B.UVDATA.1
Freq = 22.1080 GHz, Bw = 32.000 MH No calibration applied and no bandpass applied
EF - T6 2 - 5
EF - UR 2 - 6
EF - UR 2 - 6
EF - TR 2 - 7
EF - TR 2 - 7
EF - HH 2 - 9
EF - HH 2 - 9
EF - SV 2 - 10
EF - SV 2 - 10
(LL)
(RR)
(LL)
(RR)
(LL)
(RR)
(LL)
(RR)
(LL)
(RR)
Channels
Channels
Channels
Lower frame: Micro Ampl Jy Top frame: Phas deg
Vector averaged cross-power spectrum Several baselines displayed
Timerange: 00/21:51:01 to 00/21:52:59

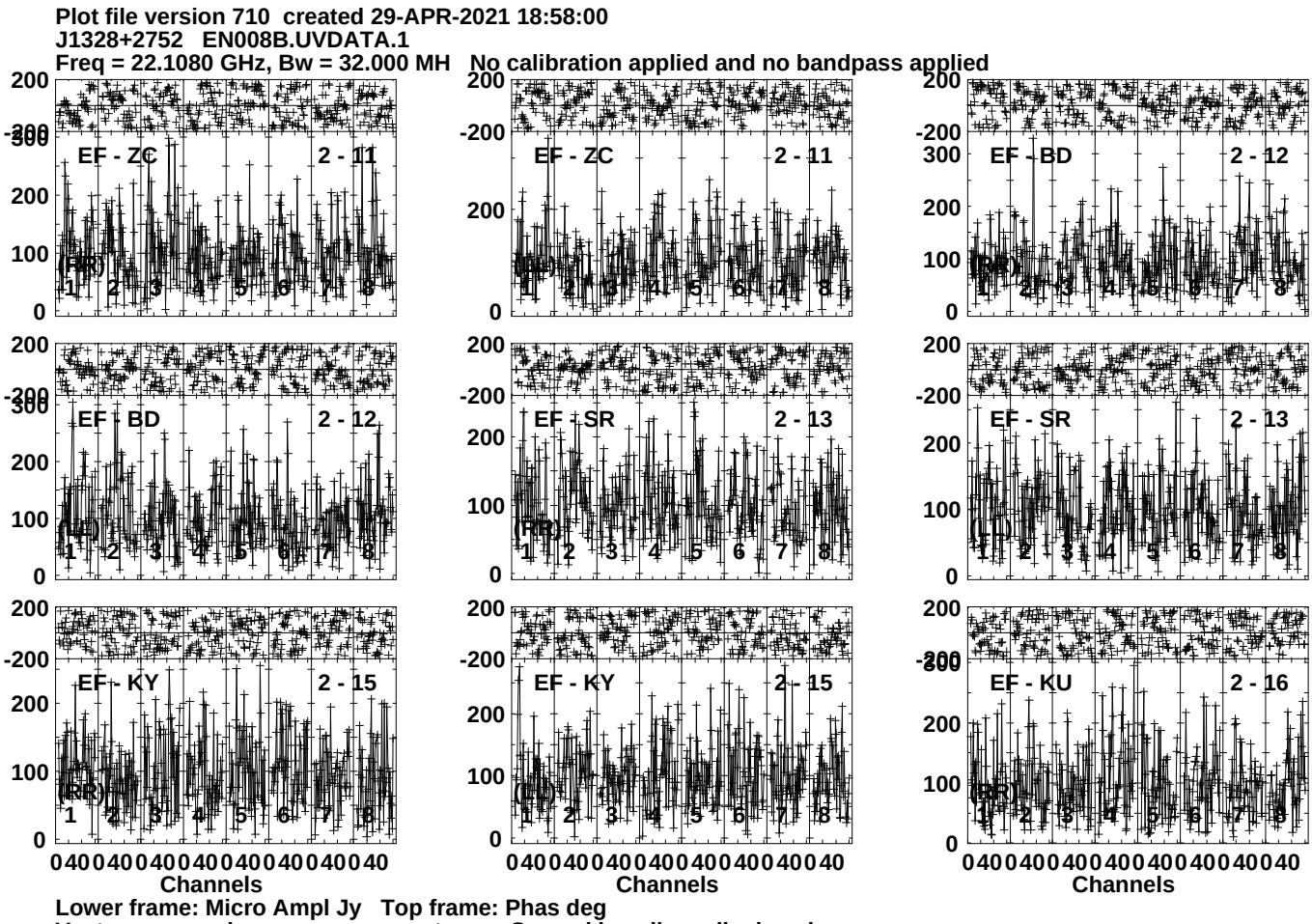
Plot file version 710 created 29-APR-2021 18:58:00
J1328+2752 EN008B.UVDATA.1
Freq = 22.1080 GHz, Bw = 32.000 MH No calibration applied and no bandpass applied
EF - ZC 2 - 11 (RR)
EF - ZC 2 - 11 (LL)
EF - BD 2 - 12 (RR)
EF - BD 2 - 12 (LL)
EF - SR 2 - 13 (RR)
EF - SR 2 - 13 (LL)
EF - KY 2 - 15 (RR)
EF - KY 2 - 15 (LL)
EF - KU 2 - 16 (RR)
Channels
Lower frame: Micro Ampl Jy Top frame: Phas deg
Vector averaged cross-power spectrum Several baselines displayed
Timerange: 00/21:51:01 to 00/21:52:59

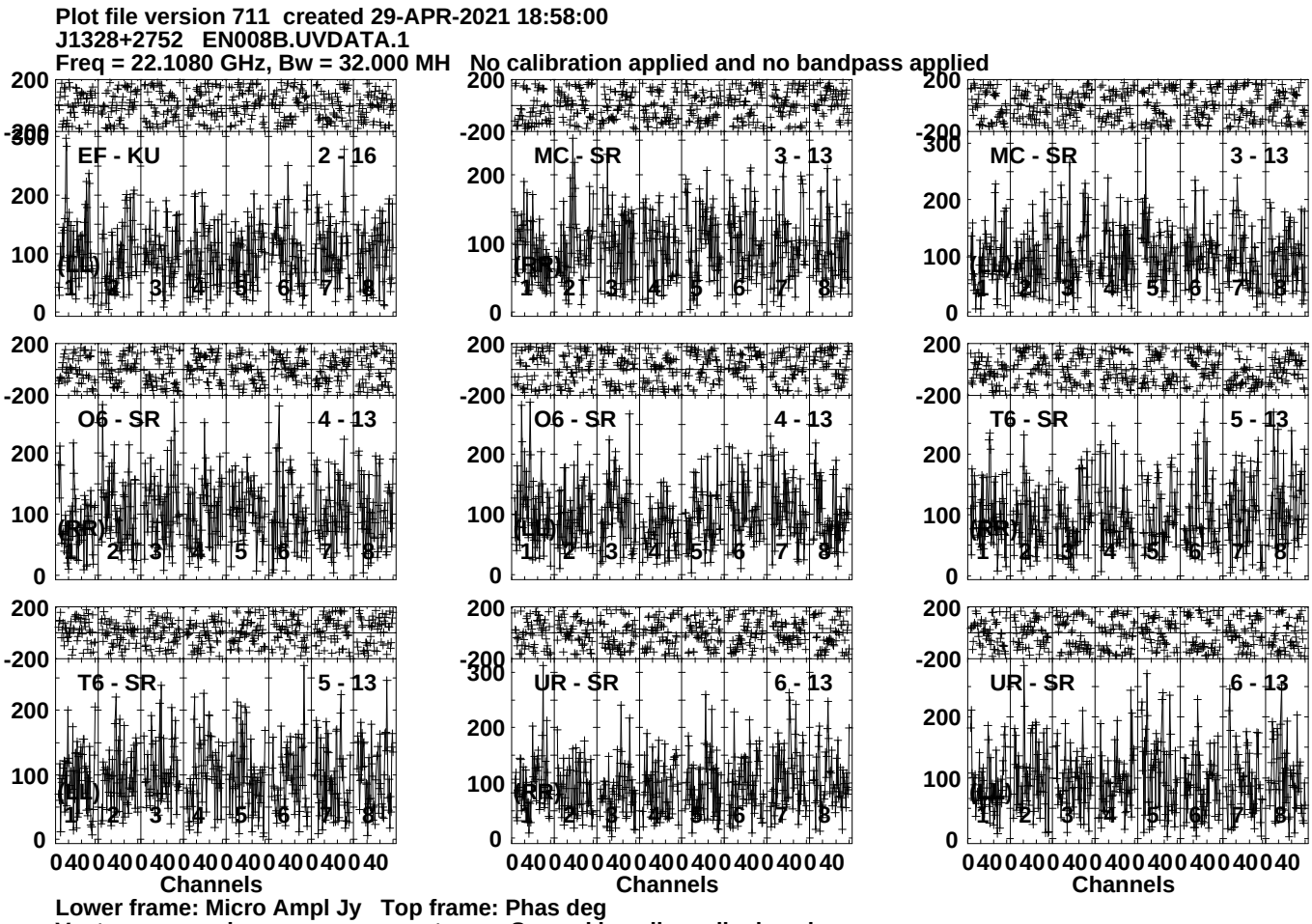
Plot file version 711 created 29-APR-2021 18:58:00
J1328+2752 EN008B.UVDATA.1
Freq = 22.1080 GHz, Bw = 32.000 MH No calibration applied and no bandpass applied
EF - KU 2 - 16
MC - SR 3 - 13
MC - SR 3 - 13
O6 - SR 4 - 13
O6 - SR 4 - 13
T6 - SR 5 - 13
T6 - SR 5 - 13
UR - SR 6 - 13
UR - SR 6 - 13
Channels
Channels
Channels
Lower frame: Micro Ampl Jy Top frame: Phas deg
Vector averaged cross-power spectrum Several baselines displayed
Timerange: 00/21:51:01 to 00/21:52:59

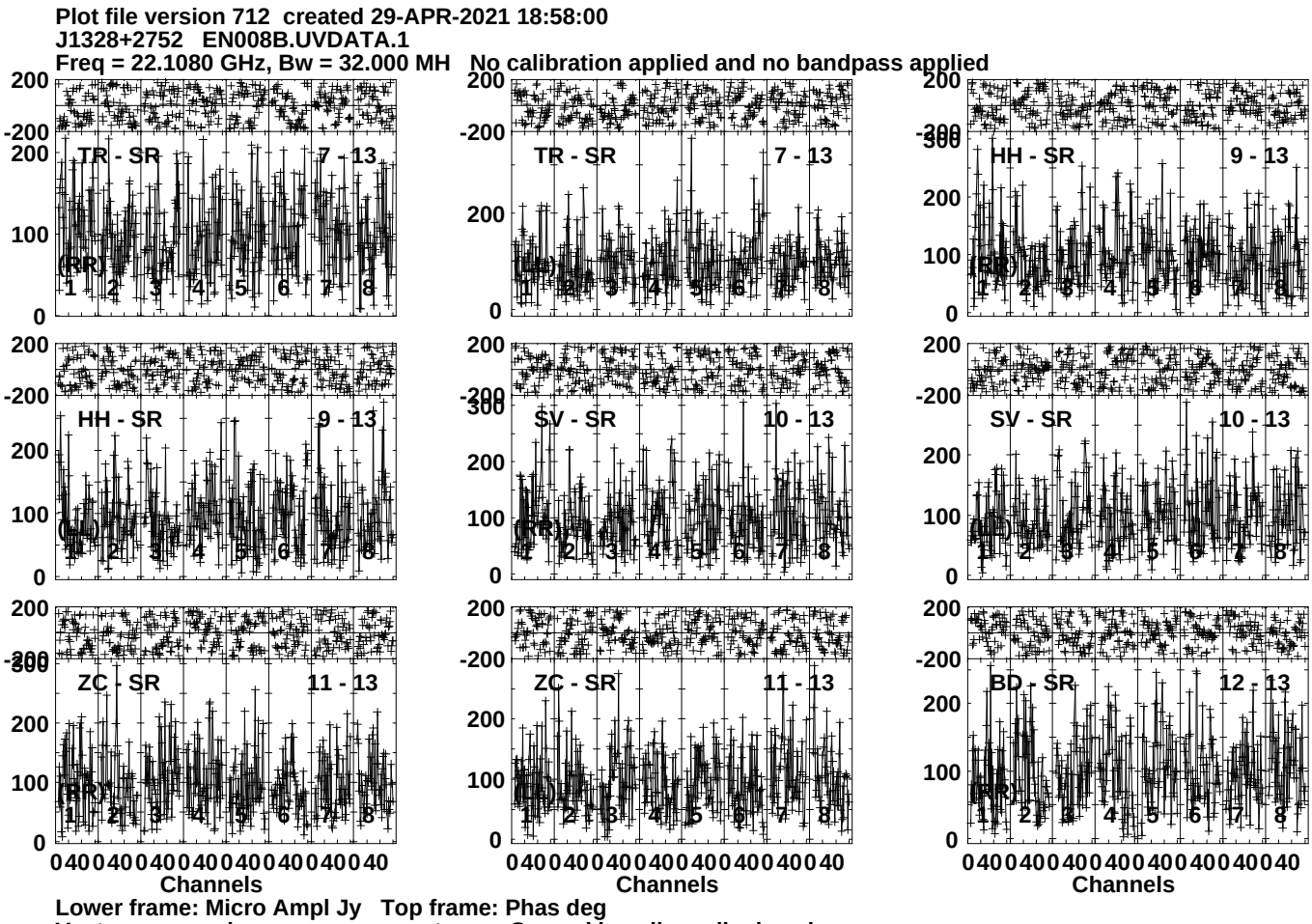
Plot file version 712 created 29-APR-2021 18:58:00
J1328+2752 EN008B.UVDATA.1
Freq = 22.1080 GHz, Bw = 32.000 MH No calibration applied and no bandpass applied
TR - SR 7 - 13
TR - SR 7 - 13
HH - SR 9 - 13
HH - SR 9 - 13
SV - SR 10 - 13
SV - SR 10 - 13
ZC - SR 11 - 13
ZC - SR 11 - 13
BD - SR 12 - 13
(RR)
1 2 3 4 5 6 7 8
200
-200
100
0
Channels
Lower frame: Micro Ampl Jy Top frame: Phas deg
Vector averaged cross-power spectrum Several baselines displayed
Timerange: 00/21:51:01 to 00/21:52:59

Plot file version 713 created 29-APR-2021 18:58:00
J1328+2752 EN008B.UVDATA.1
Freq = 22.1080 GHz, Bw = 32.000 MH No calibration applied and no bandpass applied

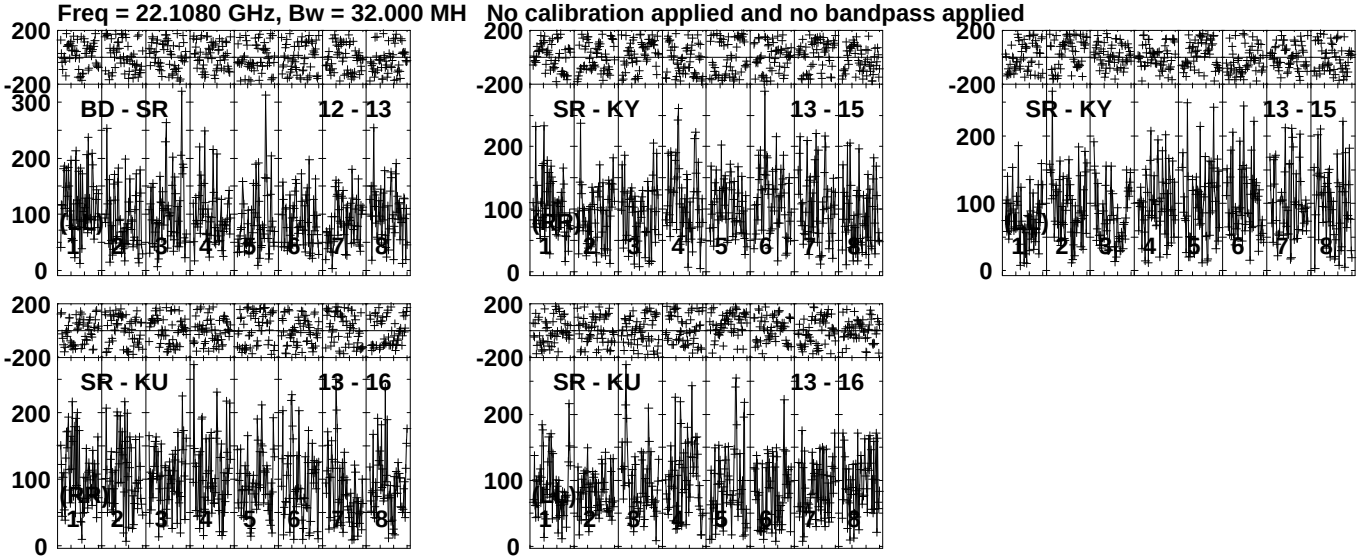

Lower frame: Micro Ampl Jy Top frame: Phas deg
Vector averaged cross-power spectrum Several baselines displayed
Timerange: 00/21:51:01 to 00/21:52:59

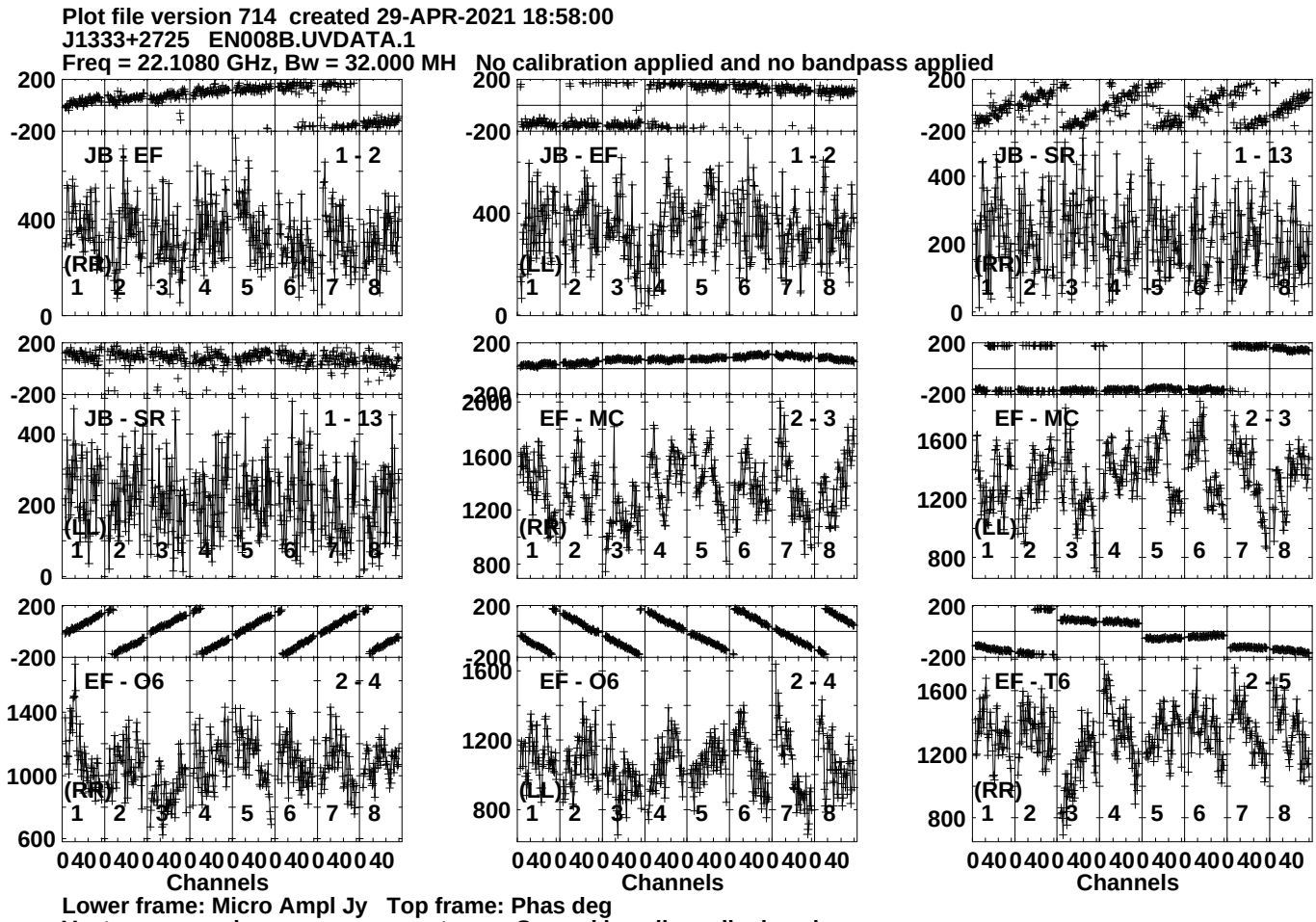

Lower frame: Micro Ampl Jy Top frame: Phas deg
Vector averaged cross-power spectrum Several baselines displayed
Timerange: 00/21:53:31 to 00/21:54:29

Plot file version 715 created 29-APR-2021 18:58:00
J1333+2725 EN008B.UVDATA.1
Freq = 22.1080 GHz, Bw = 32.000 MH No calibration applied and no bandpass applied

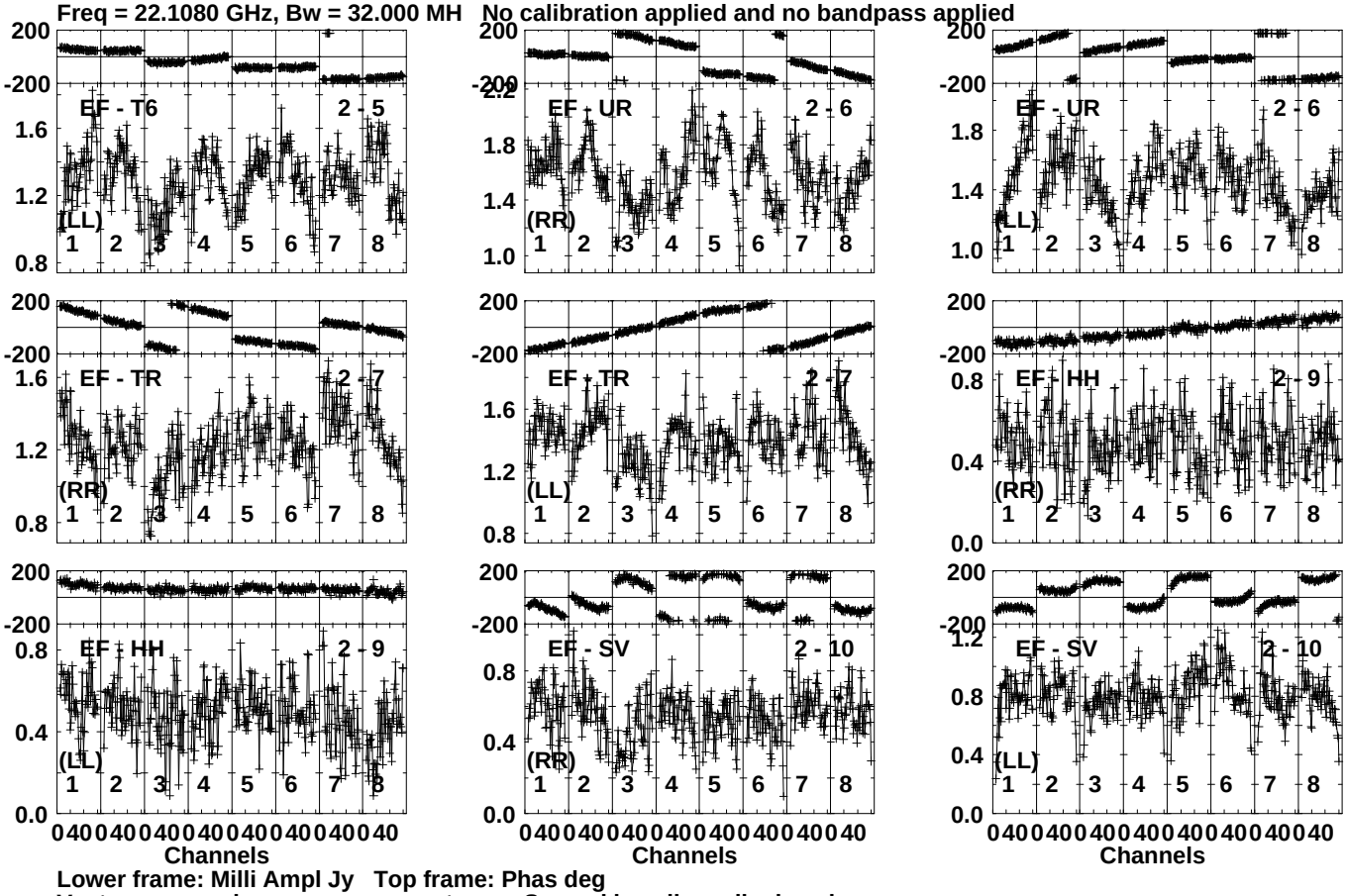

Lower frame: Milli Ampl Jy Top frame: Phas deg
Vector averaged cross-power spectrum Several baselines displayed
Timerange: 00/21:53:31 to 00/21:54:29

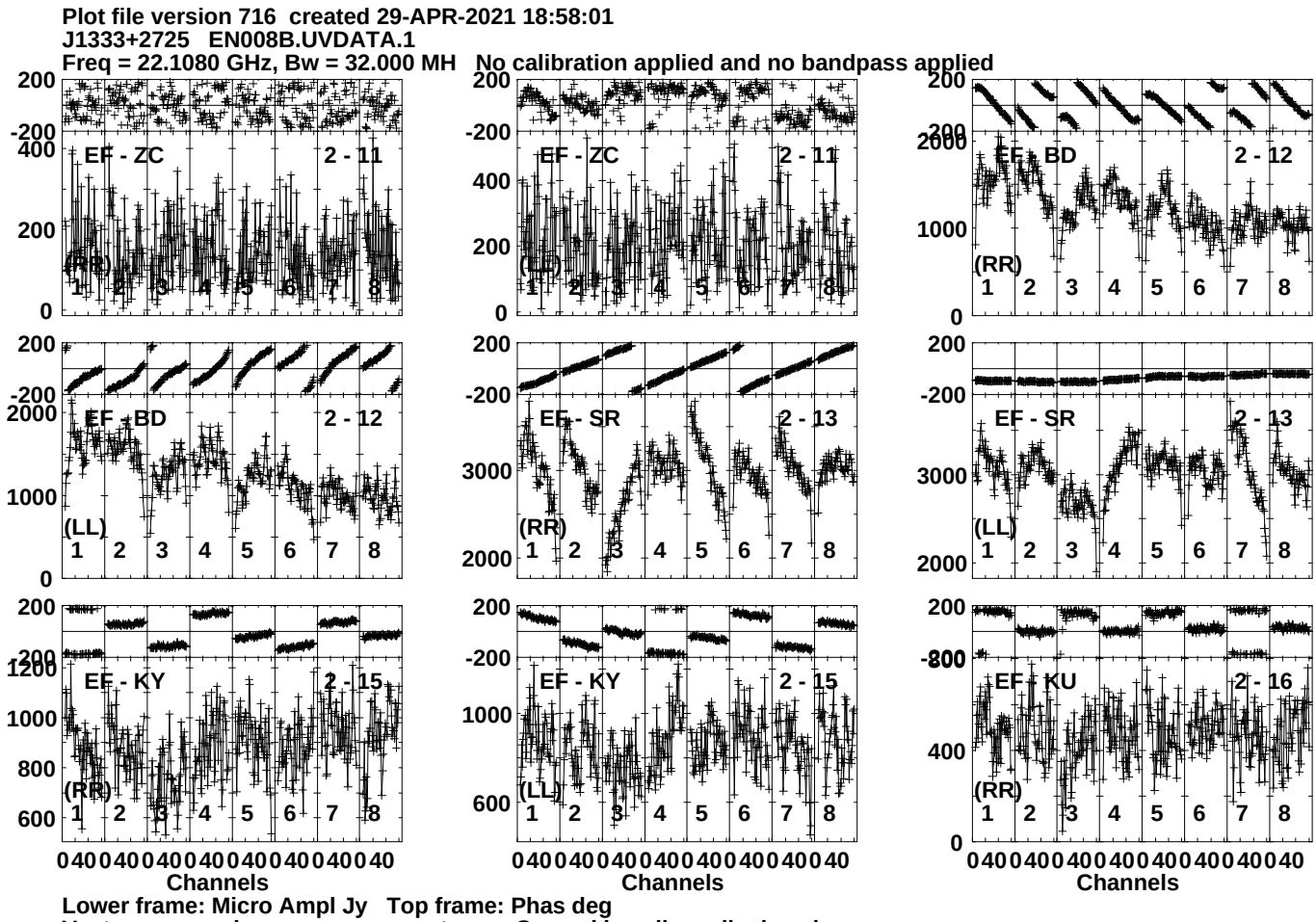
Plot file version 716 created 29-APR-2021 18:58:01
J1333+2725 EN008B.UVDATA.1
Freq = 22.1080 GHz, Bw = 32.000 MH No calibration applied and no bandpass applied
EF - ZC 2 - 11
(RR)
EF - ZC 2 - 11
(LL)
EF - BD 2 - 12
(RR)
EF - BD 2 - 12
(LL)
EF - SR 2 - 13
(RR)
EF - SR 2 - 13
(LL)
EF - KY 2 - 15
(RR)
EF - KY 2 - 15
(LL)
EF - KU 2 - 16
(RR)
Channels
Channels
Channels
Lower frame: Micro Ampl Jy Top frame: Phas deg
Vector averaged cross-power spectrum Several baselines displayed
Timerange: 00/21:53:31 to 00/21:54:29

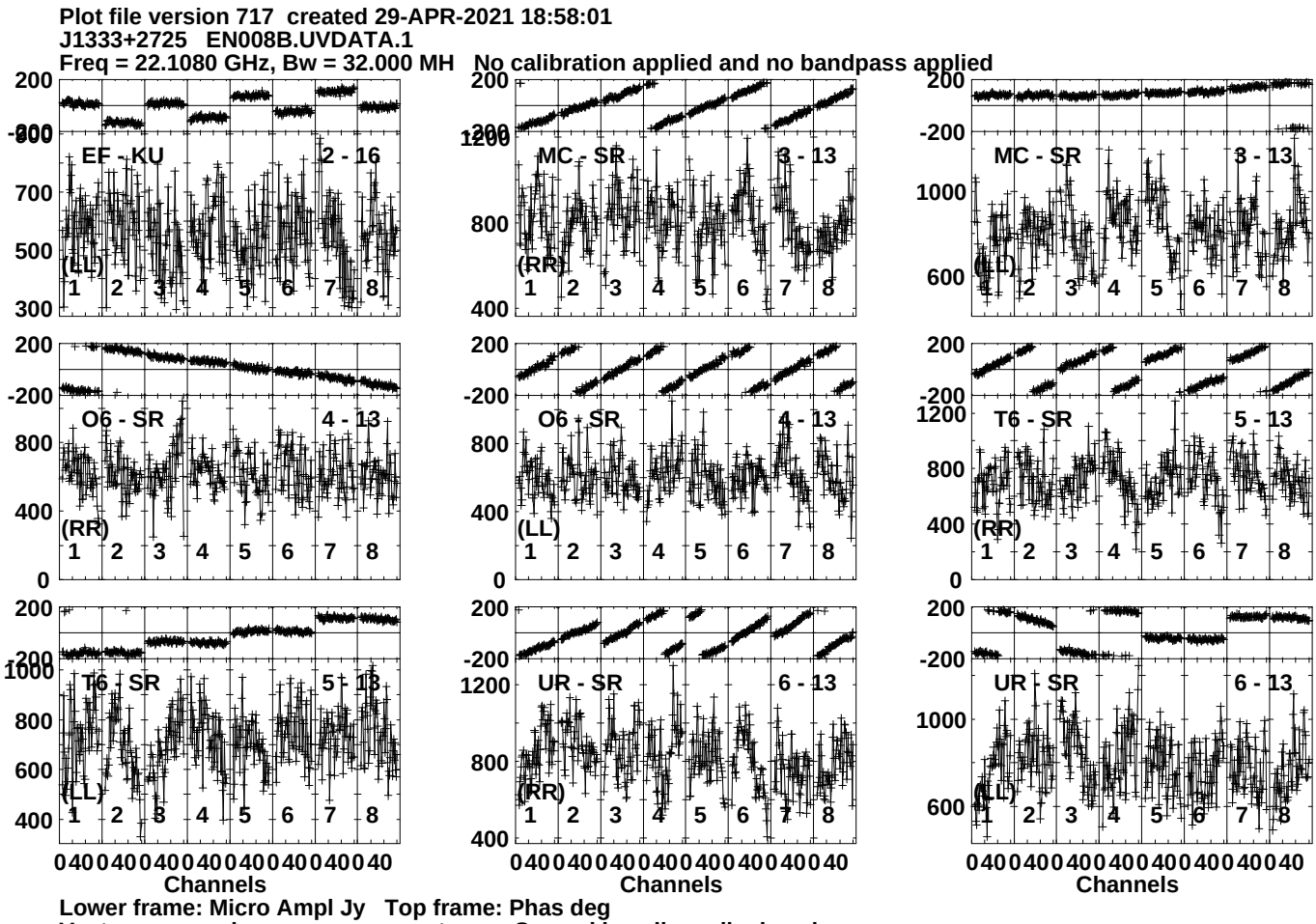
Plot file version 717 created 29-APR-2021 18:58:01
J1333+2725 EN008B.UVDATA.1
Freq = 22.1080 GHz, Bw = 32.000 MH No calibration applied and no bandpass applied
EF - KU 2 - 16
MC - SR 3 - 13
MC - SR 3 - 13
O6 - SR 4 - 13
O6 - SR 4 - 13
T6 - SR 5 - 13
T6 - SR 5 - 13
UR - SR 6 - 13
UR - SR 6 - 13
(LL)
(RR)
Channels
Lower frame: Micro Ampl Jy Top frame: Phas deg
Vector averaged cross-power spectrum Several baselines displayed
Timerange: 00/21:53:31 to 00/21:54:29

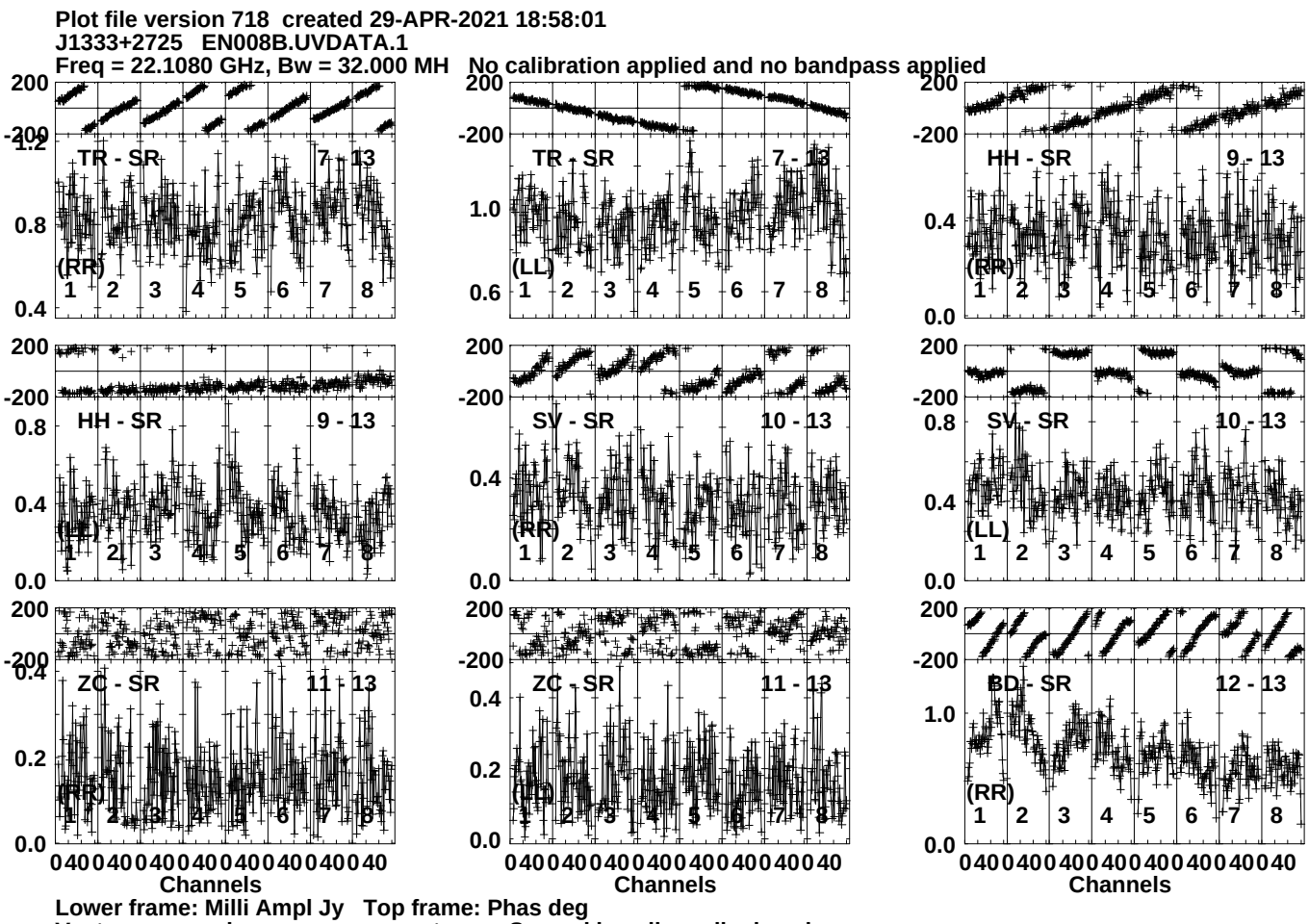
Plot file version 718 created 29-APR-2021 18:58:01
J1333+2725 EN008B.UVDATA.1
Freq = 22.1080 GHz, Bw = 32.000 MH No calibration applied and no bandpass applied
TR - SR 7 - 13
(RR)
TR - SR 7 - 13
(LL)
HH - SR 9 - 13
(RR)
HH - SR 9 - 13
(LL)
SV - SR 10 - 13
(RR)
SV - SR 10 - 13
(LL)
ZC - SR 11 - 13
(RR)
ZC - SR 11 - 13
(LL)
BD - SR 12 - 13
(RR)
Channels
Channels
Channels
Lower frame: Milli Ampl Jy Top frame: Phas deg
Vector averaged cross-power spectrum Several baselines displayed
Timerange: 00/21:53:31 to 00/21:54:29

Plot file version 719 created 29-APR-2021 18:58:01
J1333+2725 EN008B.UVDATA.1
Freq = 22.1080 GHz, Bw = 32.000 MH No calibration applied and no bandpass applied

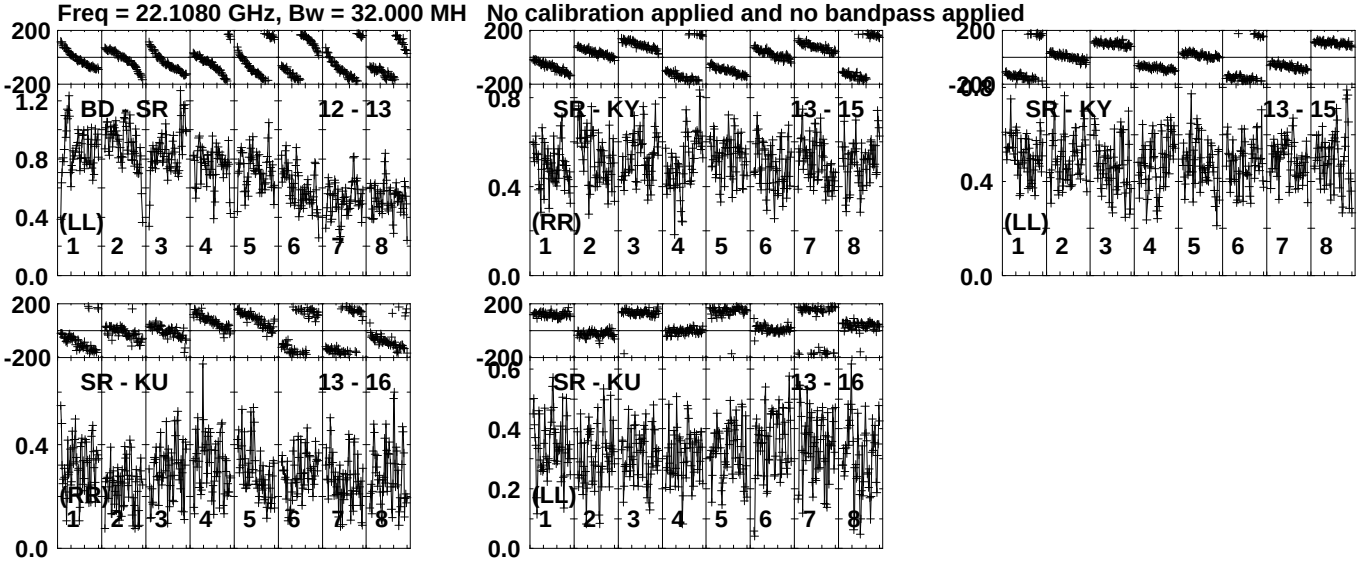

Lower frame: Milli Ampl Jy Top frame: Phas deg
Vector averaged cross-power spectrum Several baselines displayed
Timerange: 00/21:53:31 to 00/21:54:29

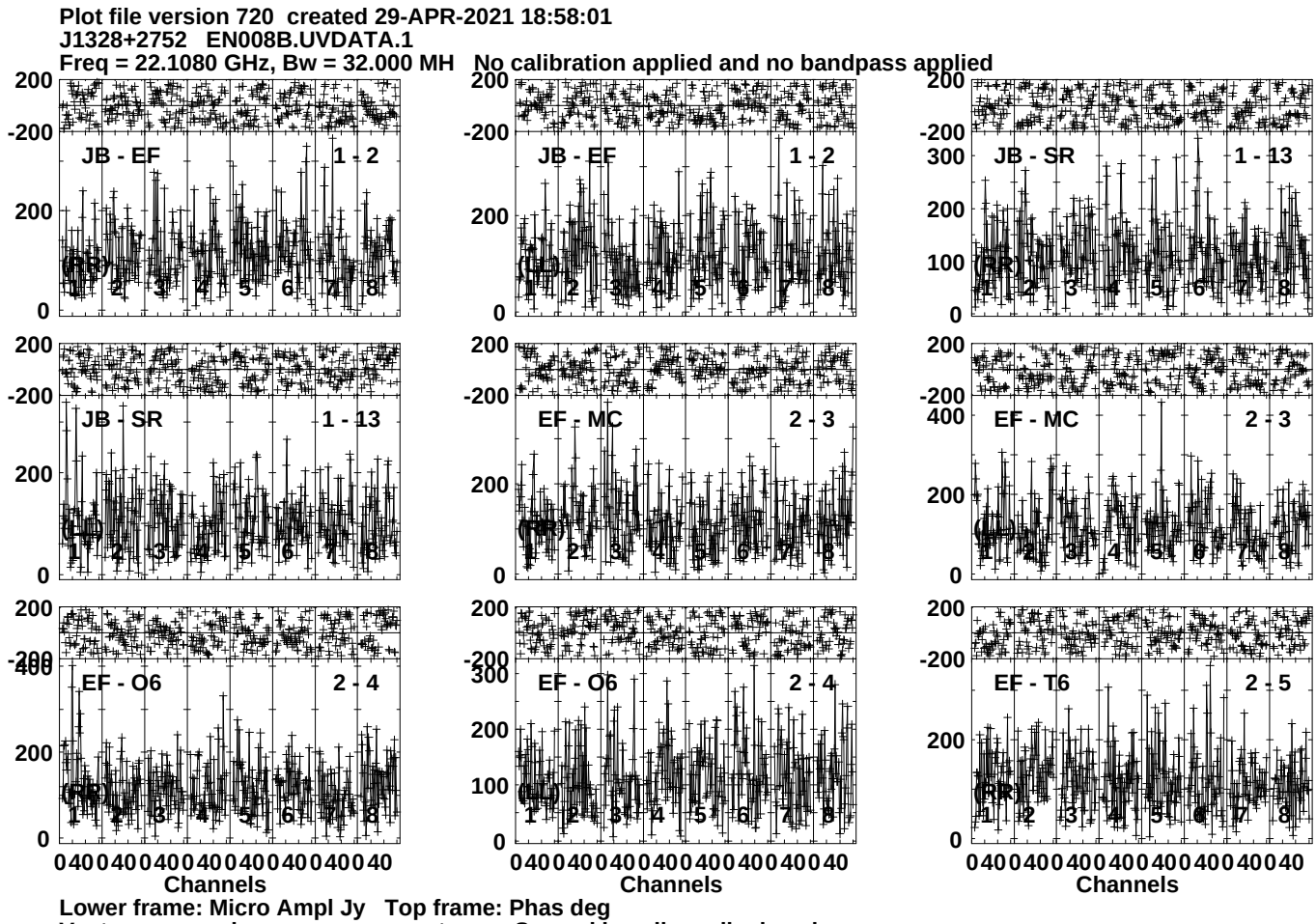
Plot file version 720 created 29-APR-2021 18:58:01
J1328+2752 EN008B.UVDATA.1
Freq = 22.1080 GHz, Bw = 32.000 MH No calibration applied and no bandpass applied
JB - EF 1 - 2
JB - EF 1 - 2
JB - SR 1 - 13
JB - SR 1 - 13
EF - MC 2 - 3
EF - MC 2 - 3
EF - O6 2 - 4
EF - O6 2 - 4
EF - T6 2 - 5
(RR)
Channels
Lower frame: Micro Ampl Jy Top frame: Phas deg
Vector averaged cross-power spectrum Several baselines displayed
Timerange: 00/21:54:31 to 00/21:56:29

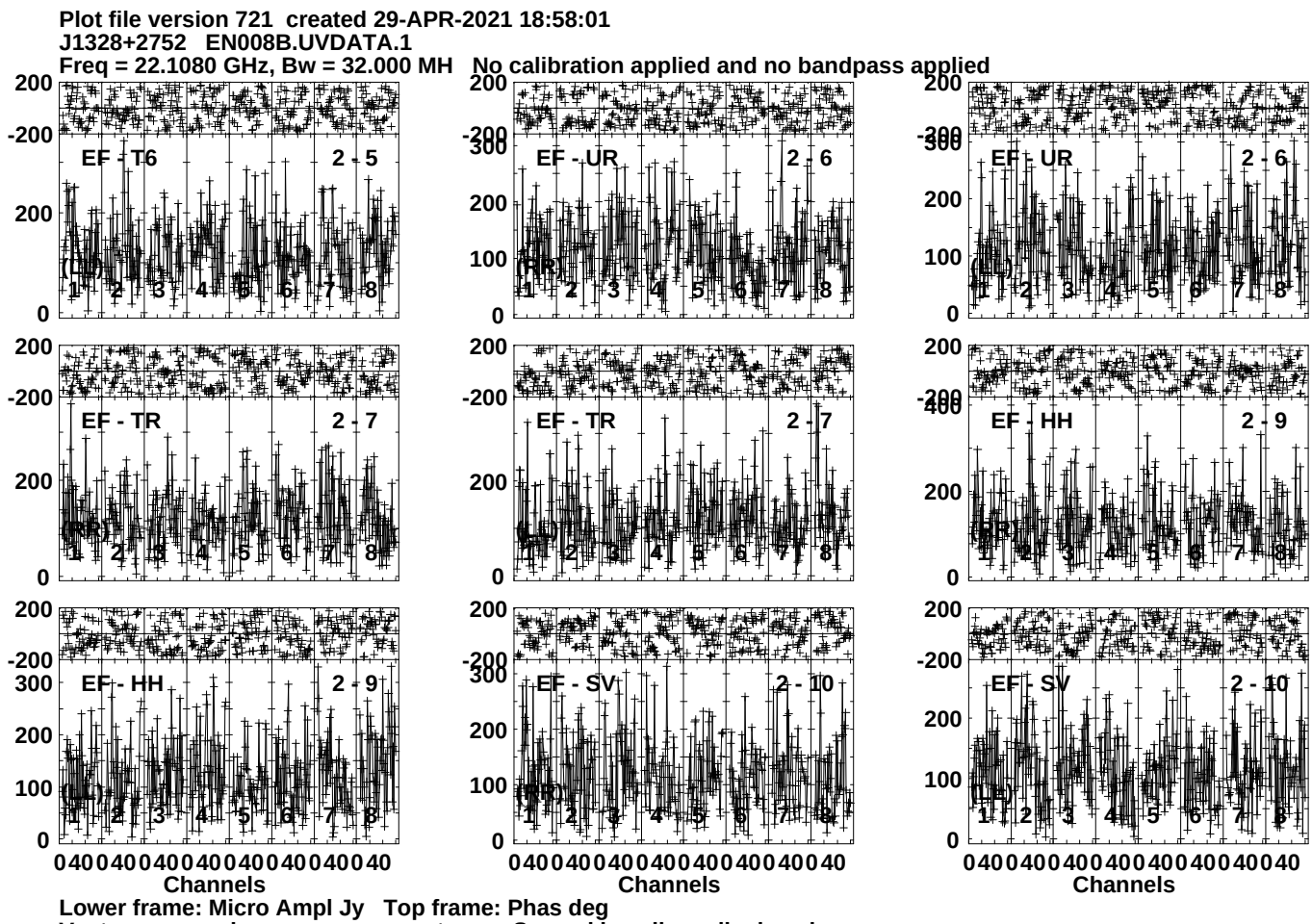
Plot file version 721 created 29-APR-2021 18:58:01
J1328+2752 EN008B.UVDATA.1
Freq = 22.1080 GHz, Bw = 32.000 MH No calibration applied and no bandpass applied
EF - T6 2 - 5
EF - UR 2 - 6
EF - UR 2 - 6
EF - TR 2 - 7
EF - TR 2 - 7
EF - HH 2 - 9
EF - HH 2 - 9
EF - SV 2 - 10
EF - SV 2 - 10
Channels
Channels
Channels
Lower frame: Micro Ampl Jy Top frame: Phas deg
Vector averaged cross-power spectrum Several baselines displayed
Timerange: 00/21:54:31 to 00/21:56:29

Plot file version 722 created 29-APR-2021 18:58:01
J1328+2752 EN008B.UVDATA.1
Freq = 22.1080 GHz, Bw = 32.000 MH No calibration applied and no bandpass applied

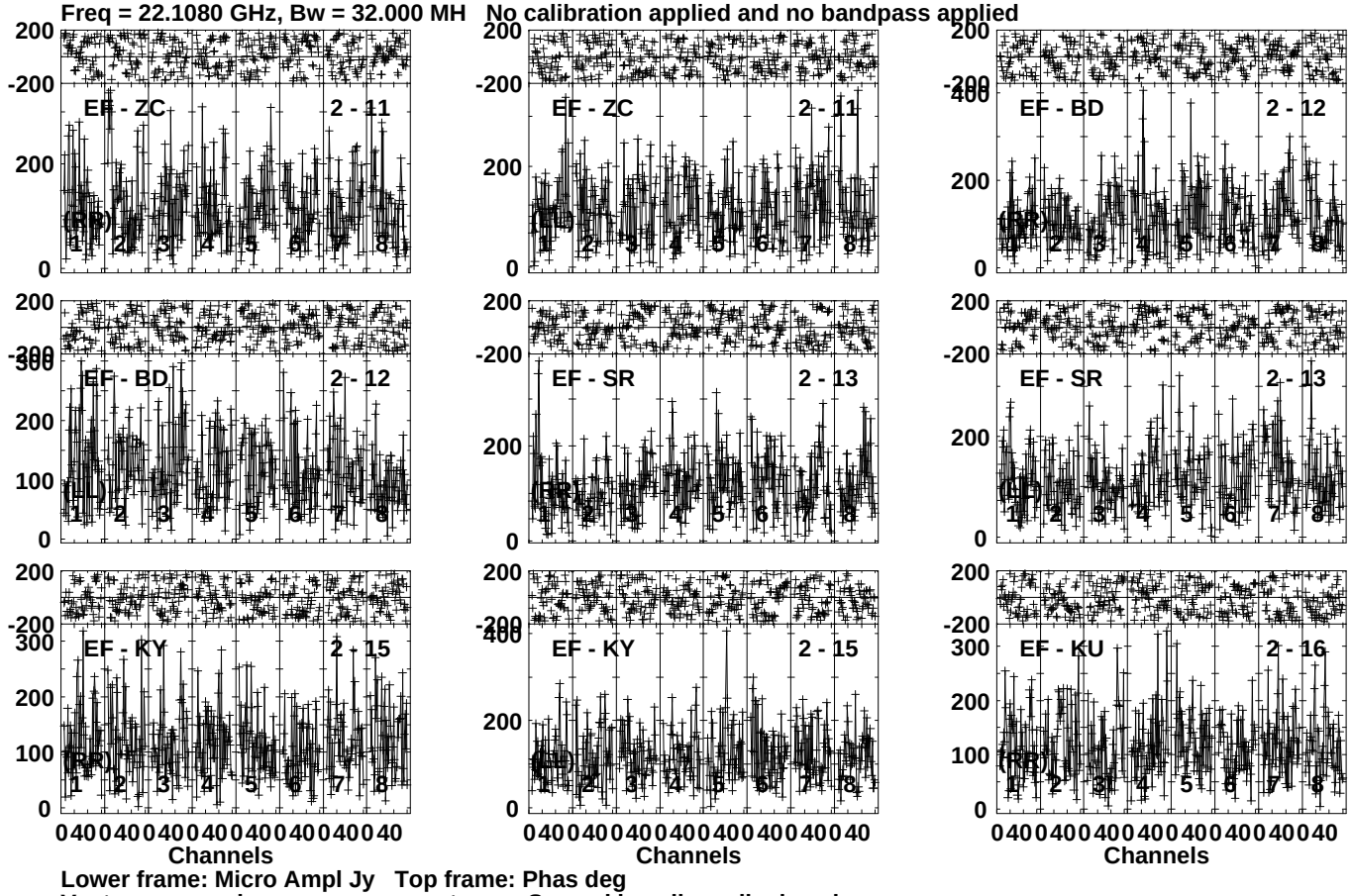

Lower frame: Micro Ampl Jy Top frame: Phas deg
Vector averaged cross-power spectrum Several baselines displayed
Timerange: 00/21:54:31 to 00/21:56:29

Plot file version 723 created 29-APR-2021 18:58:01
J1328+2752 EN008B.UVDATA.1
Freq = 22.1080 GHz, Bw = 32.000 MH No calibration applied and no bandpass applied

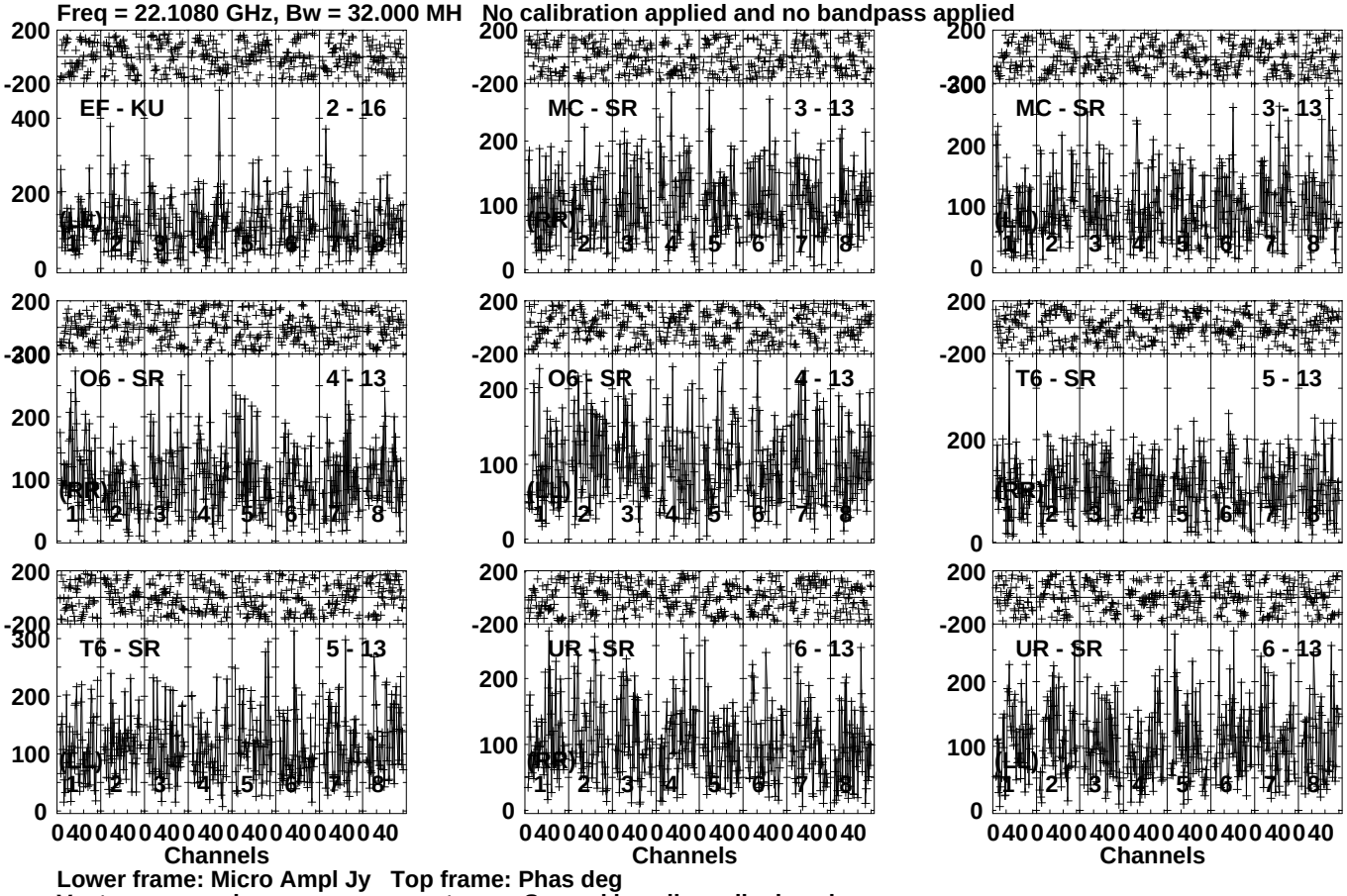

Lower frame: Micro Ampl Jy Top frame: Phas deg
Vector averaged cross-power spectrum Several baselines displayed
Timerange: 00/21:54:31 to 00/21:56:29

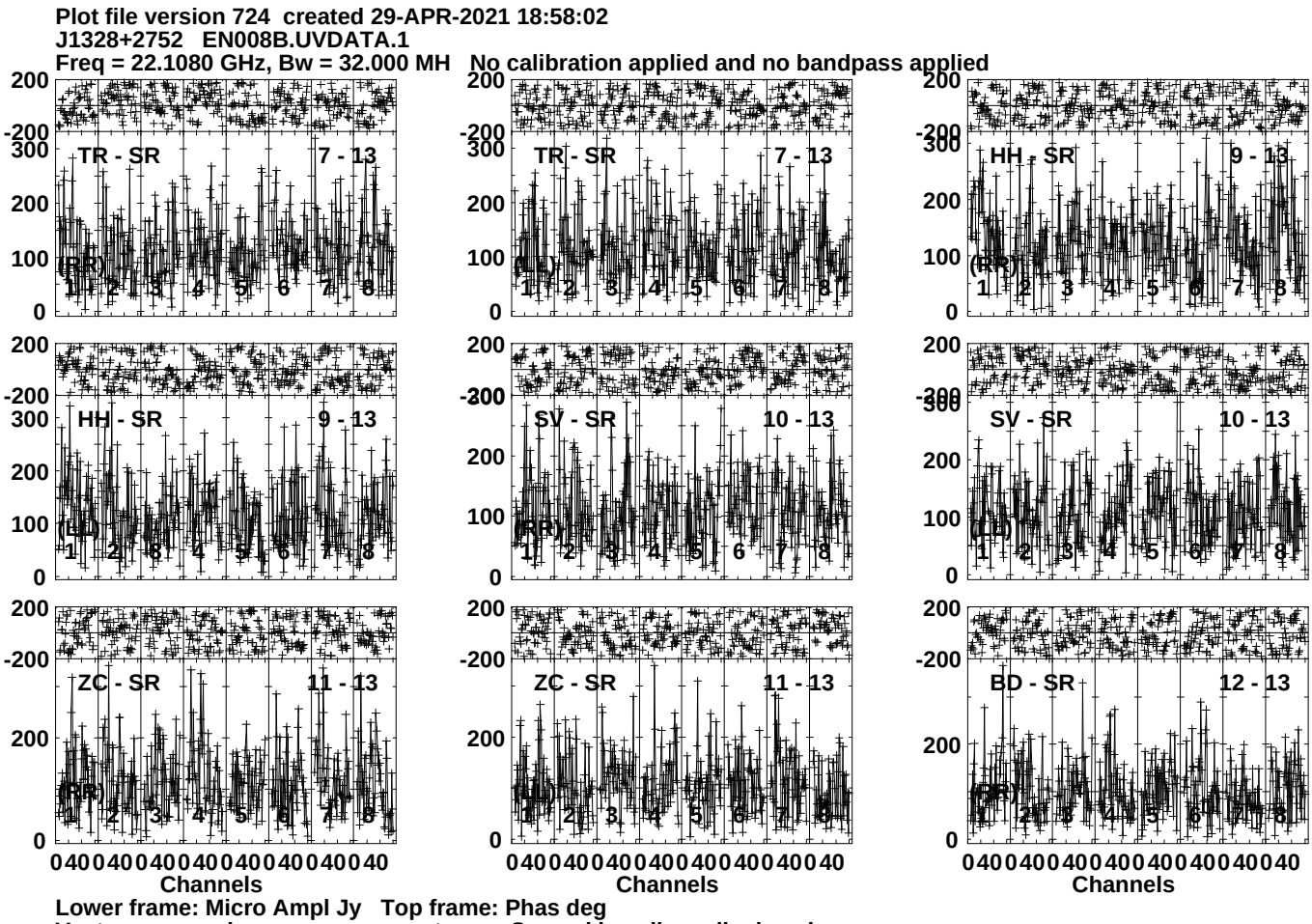
Plot file version 724 created 29-APR-2021 18:58:02
J1328+2752 EN008B.UVDATA.1
Freq = 22.1080 GHz, Bw = 32.000 MH No calibration applied and no bandpass applied
TR - SR
7 - 13
(RR)
TR - SR
7 - 13
(LL)
HH - SR
9 - 13
(RR)
HH - SR
9 - 13
(LL)
SV - SR
10 - 13
(RR)
SV - SR
10 - 13
(LL)
ZC - SR
11 - 13
(RR)
ZC - SR
11 - 13
(LL)
BD - SR
12 - 13
(RR)
Channels
Channels
Channels
Lower frame: Micro Ampl Jy Top frame: Phas deg
Vector averaged cross-power spectrum Several baselines displayed
Timerange: 00/21:54:31 to 00/21:56:29

Plot file version 725 created 29-APR-2021 18:58:02
J1328+2752 EN008B.UVDATA.1
Freq = 22.1080 GHz, Bw = 32.000 MH No calibration applied and no bandpass applied

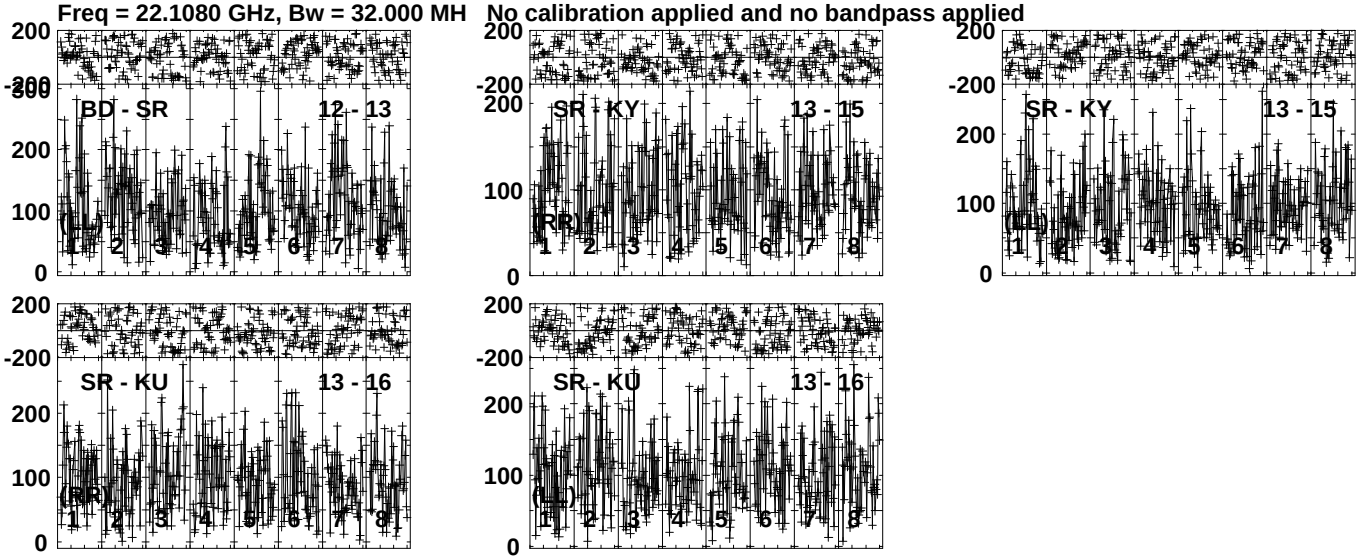

Lower frame: Micro Ampl Jy Top frame: Phas deg
Vector averaged cross-power spectrum Several baselines displayed
Timerange: 00/21:54:31 to 00/21:56:29

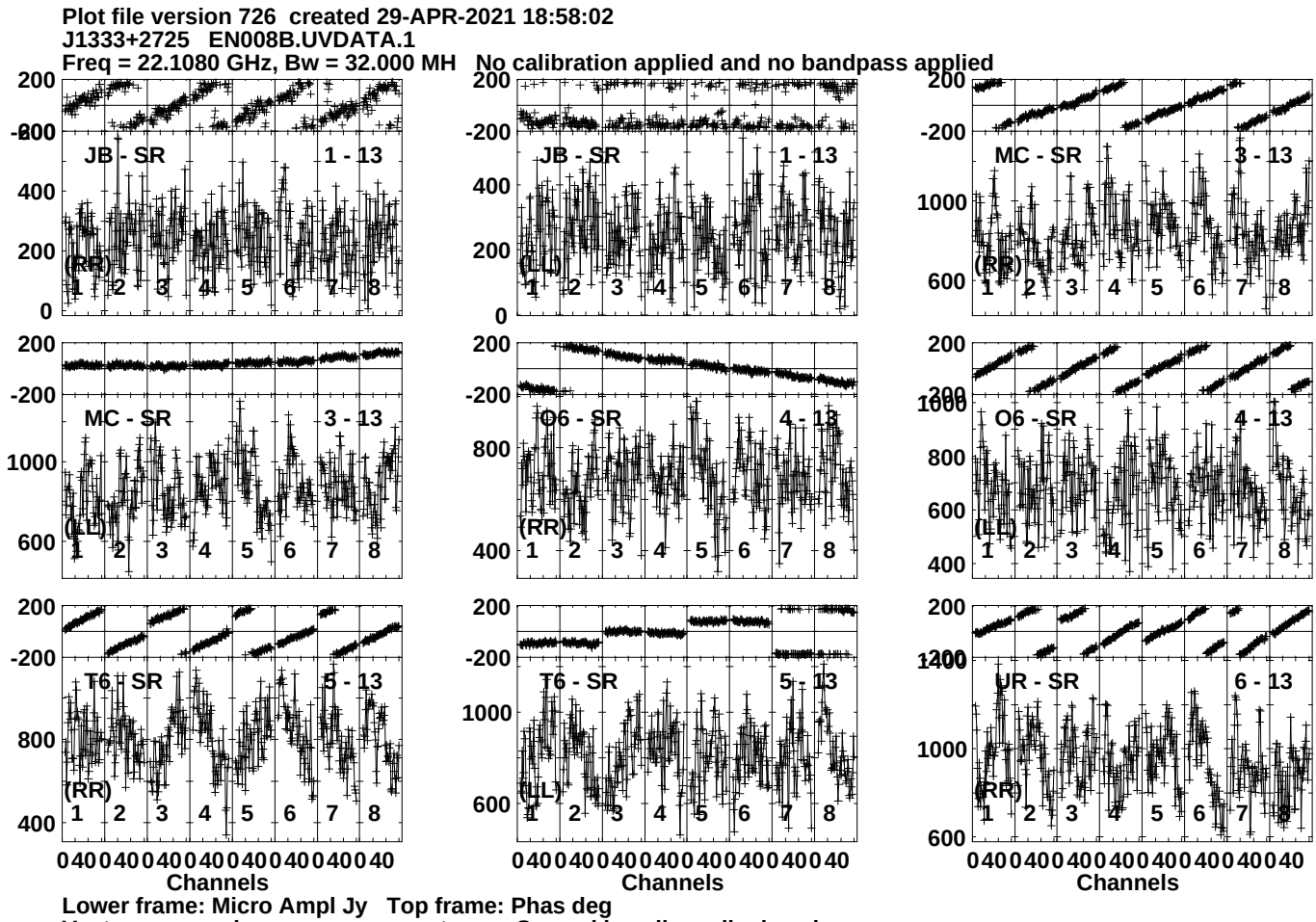
Plot file version 726 created 29-APR-2021 18:58:02
J1333+2725 EN008B.UVDATA.1
Freq = 22.1080 GHz, Bw = 32.000 MH No calibration applied and no bandpass applied
JB - SR 1 - 13
(RR)
JB - SR 1 - 13
(LL)
MC - SR 3 - 13
(RR)
MC - SR 3 - 13
(LL)
O6 - SR 4 - 13
(RR)
O6 - SR 4 - 13
(LL)
T6 - SR 5 - 13
(RR)
T6 - SR 5 - 13
(LL)
UR - SR 6 - 13
(RR)
Channels
Channels
Channels
Lower frame: Micro Ampl Jy Top frame: Phas deg
Vector averaged cross-power spectrum Several baselines displayed
Timerange: 00/22:01:31 to 00/22:02:29

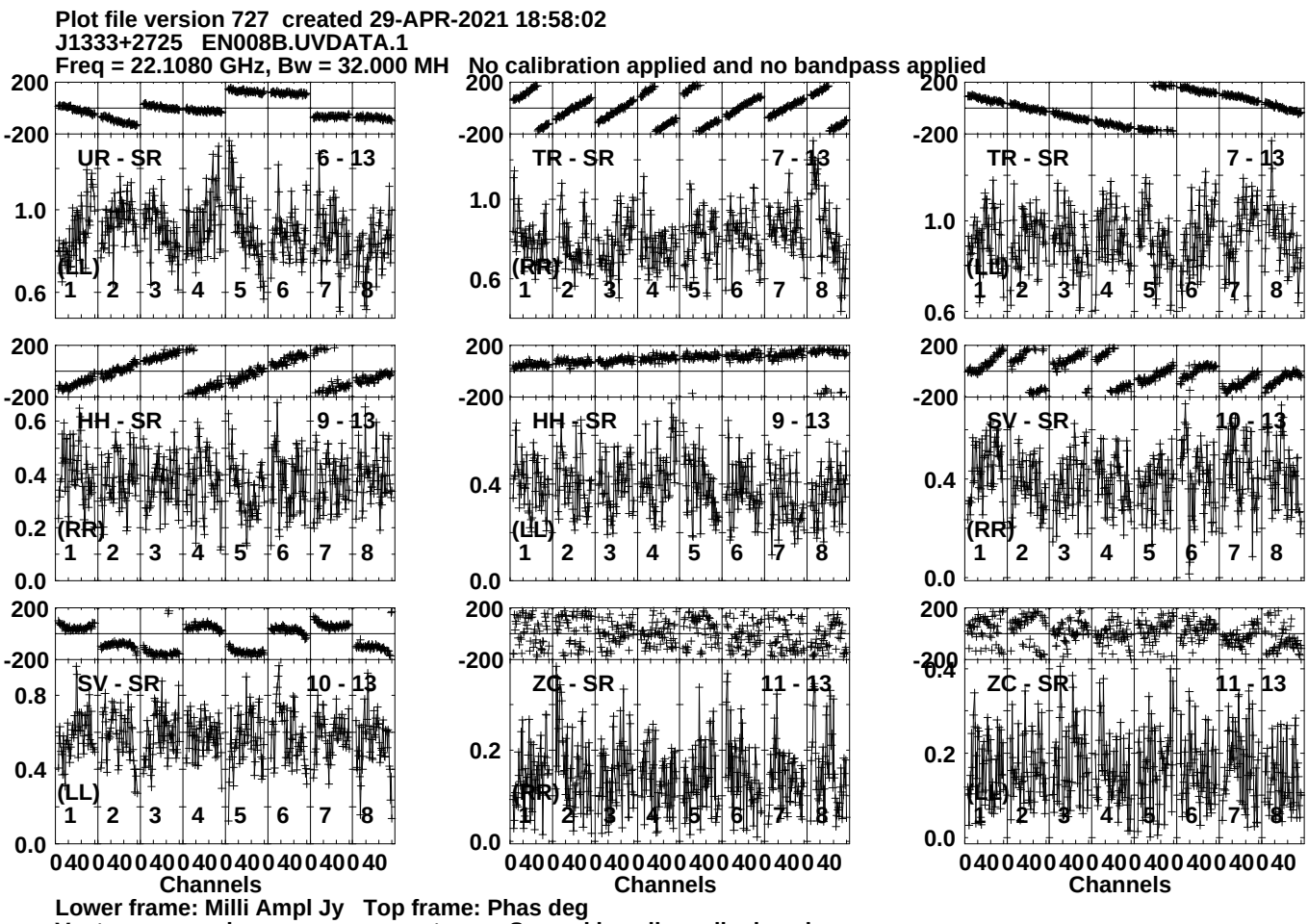
Plot file version 727 created 29-APR-2021 18:58:02
J1333+2725 EN008B.UVDATA.1
Freq = 22.1080 GHz, Bw = 32.000 MH No calibration applied and no bandpass applied
UR - SR 6 - 13
(LL)
TR - SR 7 - 13
(RR)
TR - SR 7 - 13
(LL)
HH - SR 9 - 13
(RR)
HH - SR 9 - 13
(LL)
SV - SR 10 - 13
(RR)
SV - SR 10 - 13
(LL)
ZC - SR 11 - 13
(RR)
ZC - SR 11 - 13
(LL)
Channels
Channels
Channels
Lower frame: Milli Ampl Jy Top frame: Phas deg
Vector averaged cross-power spectrum Several baselines displayed
Timerange: 00/22:01:31 to 00/22:02:29

Plot file version 728 created 29-APR-2021 18:58:02
J1333+2725 EN008B.UVDATA.1
Freq = 22.1080 GHz, Bw = 32.000 MH No calibration applied and no bandpass applied

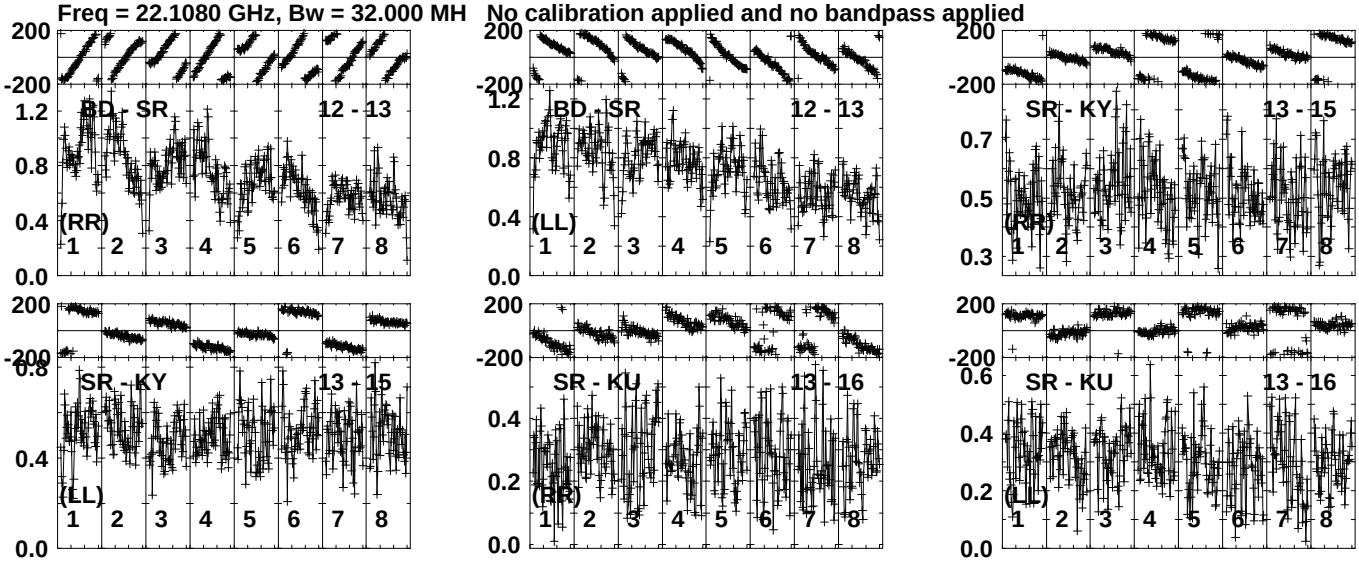

Lower frame: Milli Ampl Jy Top frame: Phas deg
Vector averaged cross-power spectrum Several baselines displayed
Timerange: 00/22:01:31 to 00/22:02:29

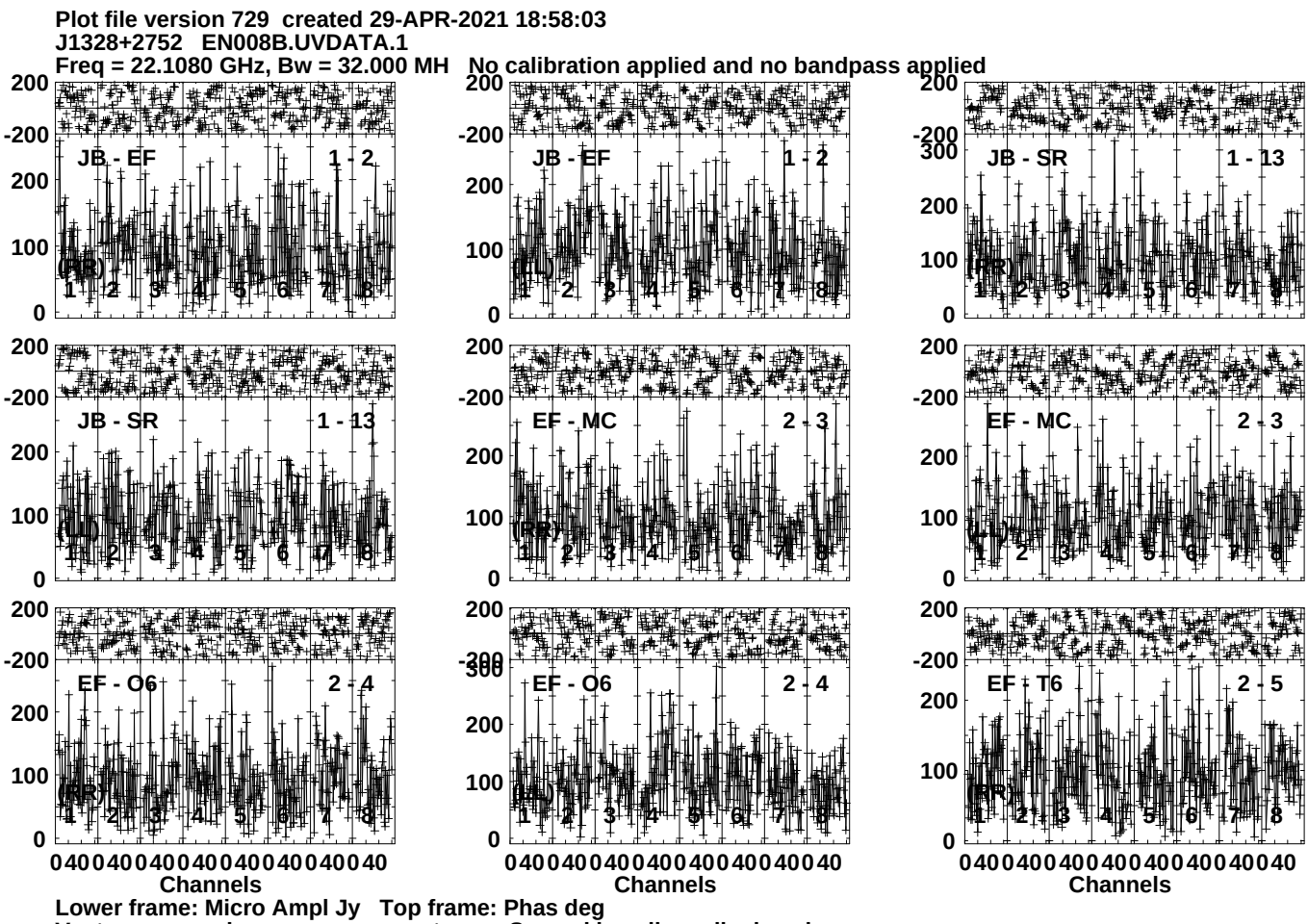
Plot file version 729 created 29-APR-2021 18:58:03
J1328+2752 EN008B.UVDATA.1
Freq = 22.1080 GHz, Bw = 32.000 MH No calibration applied and no bandpass applied
JB - EF 1 - 2
JB - SR 1 - 13
EF - MC 2 - 3
EF - O6 2 - 4
EF - T6 2 - 5
(RR)
Channels
Lower frame: Micro Ampl Jy Top frame: Phas deg
Vector averaged cross-power spectrum Several baselines displayed
Timerange: 00/22:03:11 to 00/22:05:09

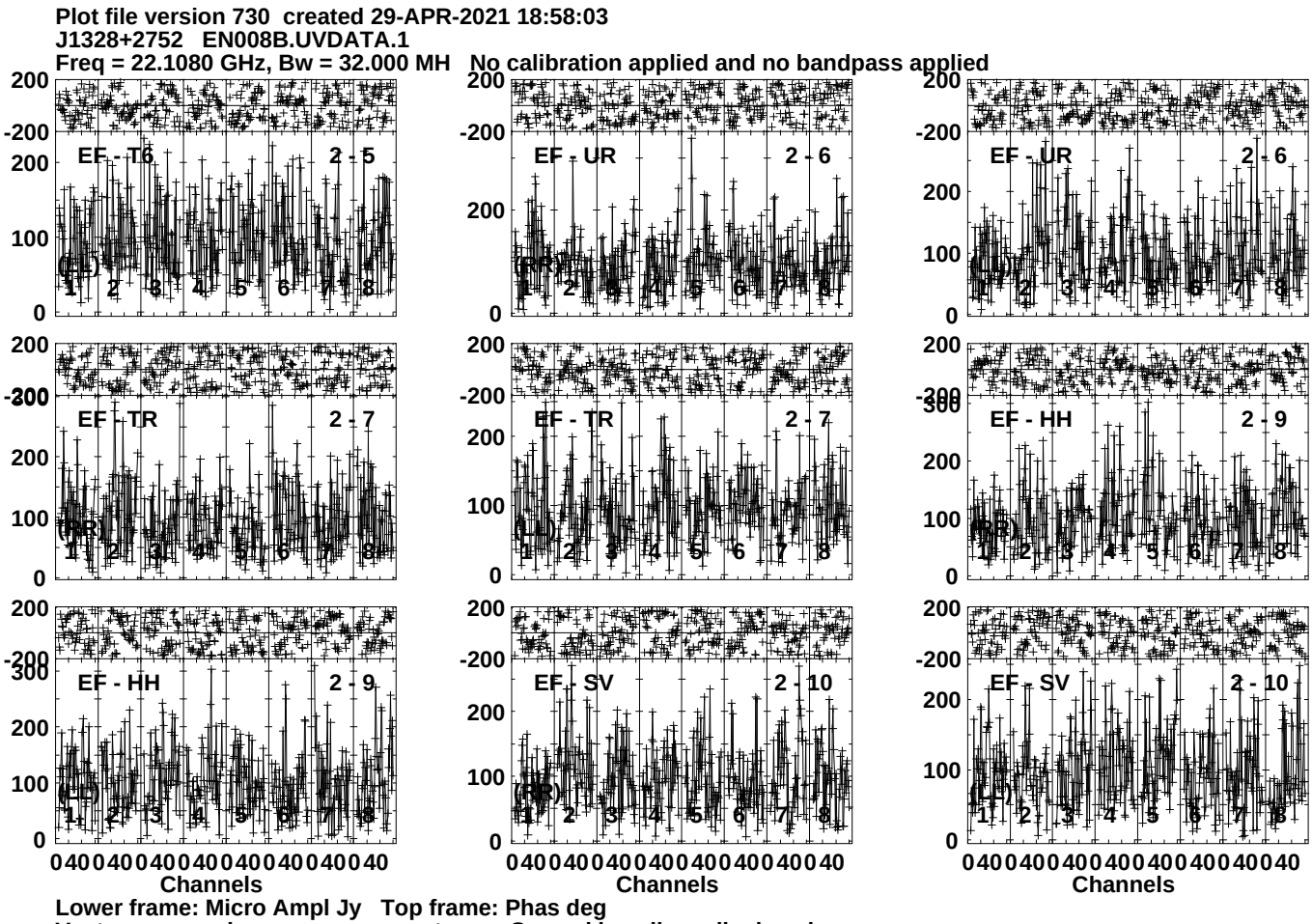
Plot file version 730 created 29-APR-2021 18:58:03
J1328+2752 EN008B.UVDATA.1
Freq = 22.1080 GHz, Bw = 32.000 MH No calibration applied and no bandpass applied
EF - T6 2 - 5
EF - UR 2 - 6
EF - UR 2 - 6
EF - TR 2 - 7
EF - TR 2 - 7
EF - HH 2 - 9
EF - HH 2 - 9
EF - SV 2 - 10
EF - SV 2 - 10
Channels
Channels
Channels
Lower frame: Micro Ampl Jy Top frame: Phas deg
Vector averaged cross-power spectrum Several baselines displayed
Timerange: 00/22:03:11 to 00/22:05:09

Plot file version 731 created 29-APR-2021 18:58:03
J1328+2752 EN008B.UVDATA.1
Freq = 22.1080 GHz, Bw = 32.000 MH No calibration applied and no bandpass applied

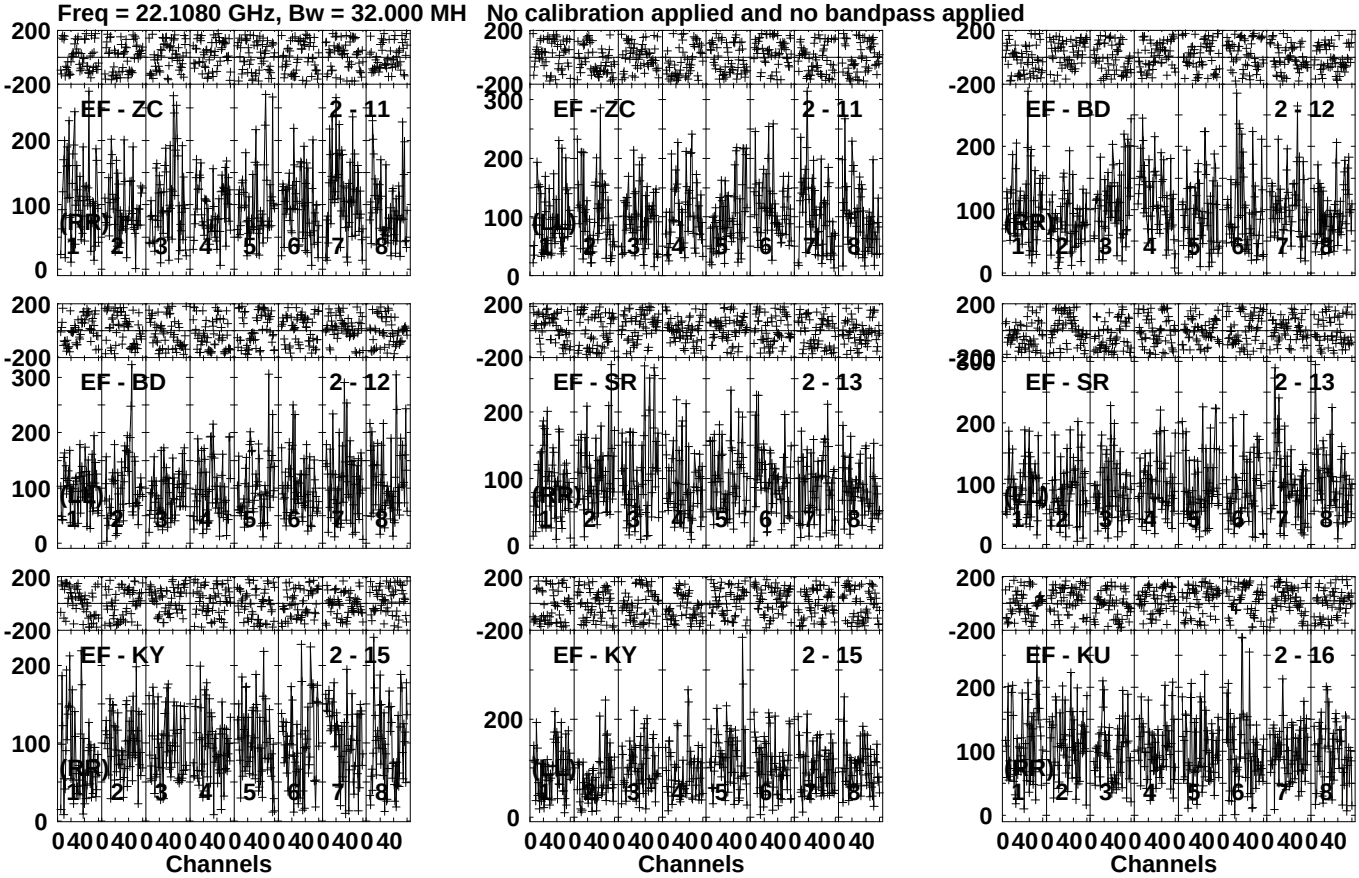

Lower frame: Micro Ampl Jy Top frame: Phas deg
Vector averaged cross-power spectrum Several baselines displayed
Timerange: 00/22:03:11 to 00/22:05:09

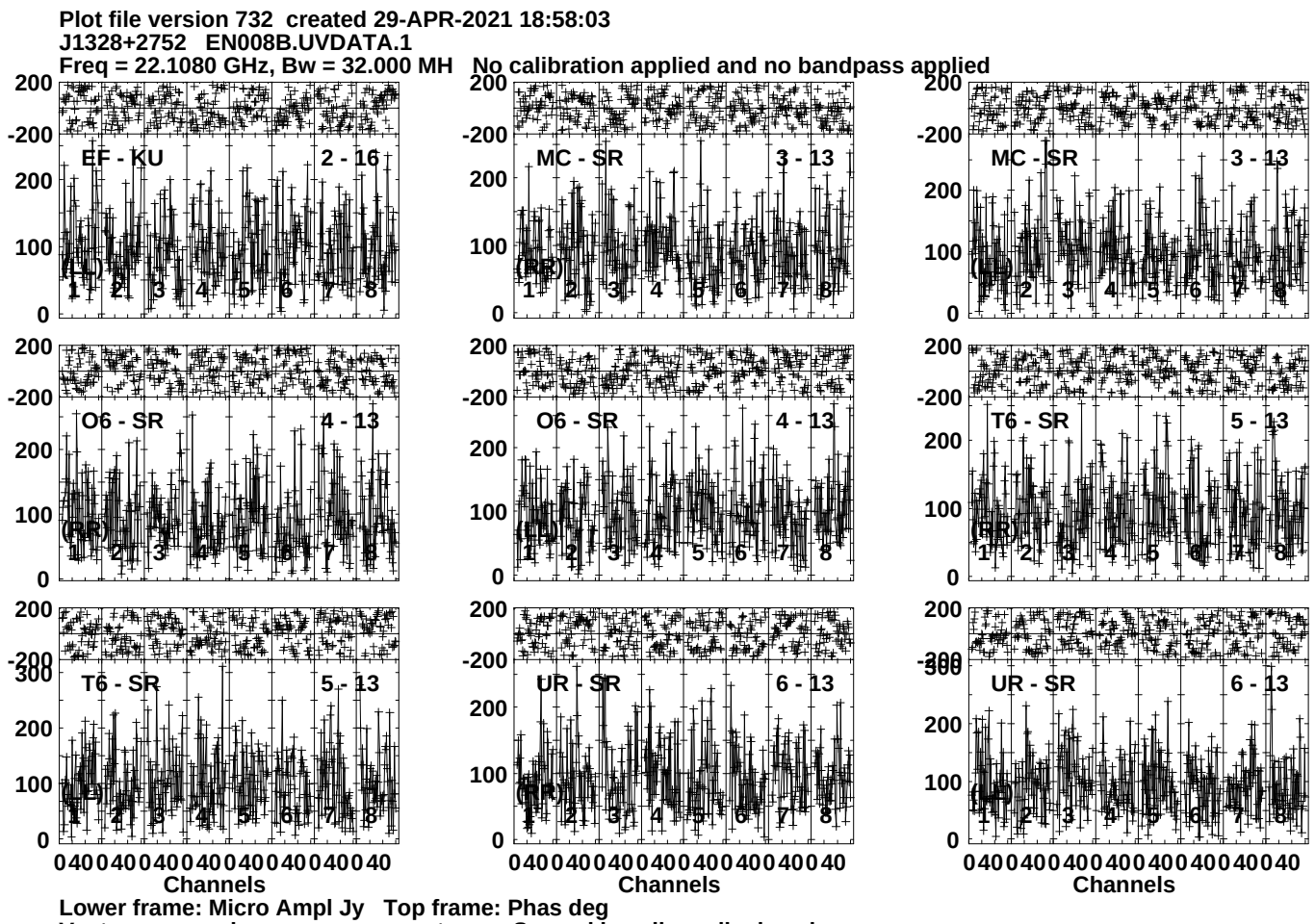
Plot file version 732 created 29-APR-2021 18:58:03
J1328+2752 EN008B.UVDATA.1
Freq = 22.1080 GHz, Bw = 32.000 MH No calibration applied and no bandpass applied
EF - KU 2 - 16
MC - SR 3 - 13
MC - SR 3 - 13
O6 - SR 4 - 13
O6 - SR 4 - 13
T6 - SR 5 - 13
T6 - SR 5 - 13
UR - SR 6 - 13
UR - SR 6 - 13
(LL)
(RR)
Channels
Lower frame: Micro Ampl Jy Top frame: Phas deg
Vector averaged cross-power spectrum Several baselines displayed
Timerange: 00/22:03:11 to 00/22:05:09

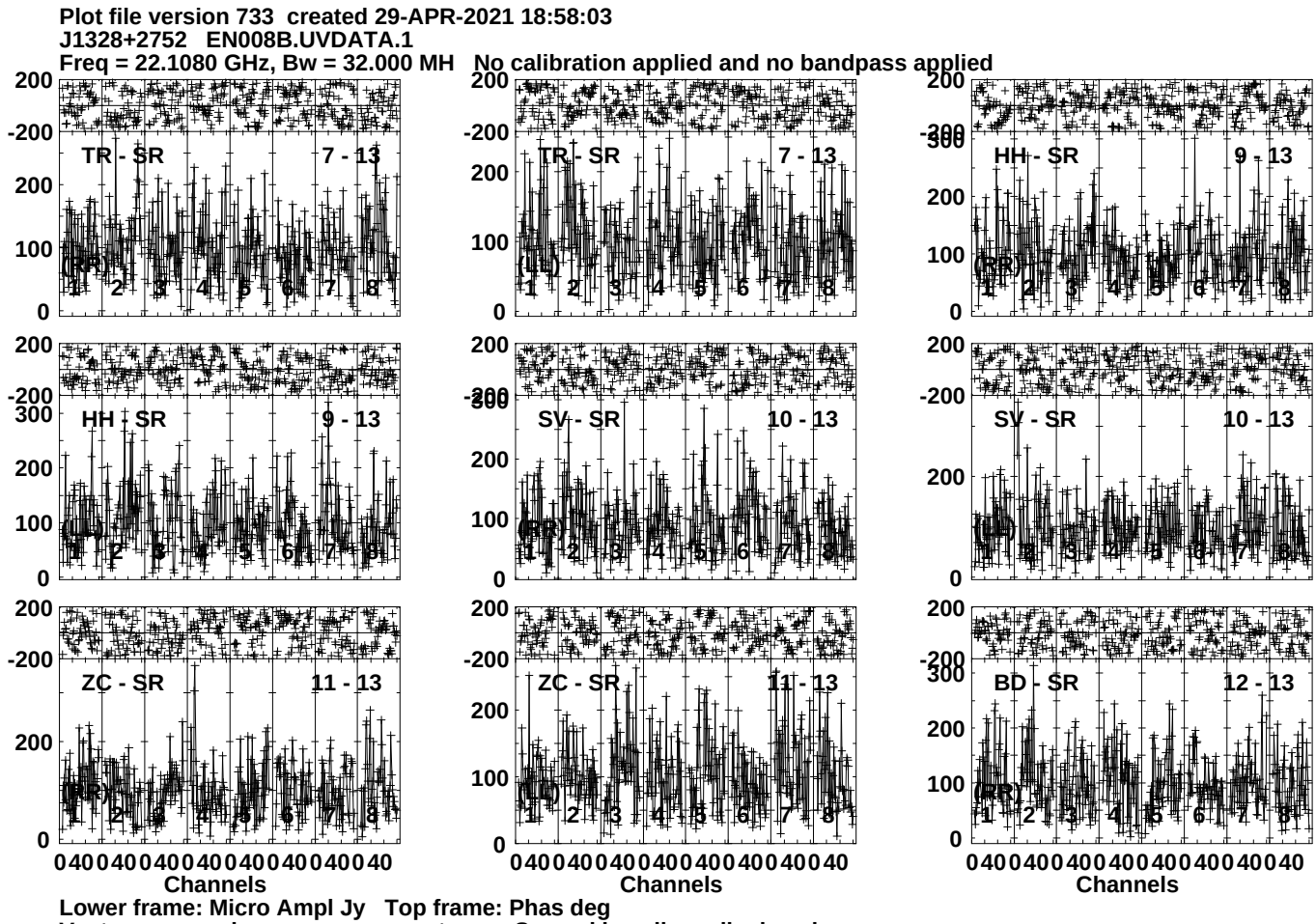
Plot file version 733 created 29-APR-2021 18:58:03
J1328+2752 EN008B.UVDATA.1
Freq = 22.1080 GHz, Bw = 32.000 MH No calibration applied and no bandpass applied
TR - SR
7 - 13
(RR)
TR - SR
7 - 13
(LL)
HH - SR
9 - 13
(RR)
HH - SR
9 - 13
(LL)
SV - SR
10 - 13
(RR)
SV - SR
10 - 13
(LL)
ZC - SR
11 - 13
(RR)
ZC - SR
11 - 13
(LL)
BD - SR
12 - 13
(RR)
Channels
Channels
Channels
Lower frame: Micro Ampl Jy Top frame: Phas deg
Vector averaged cross-power spectrum Several baselines displayed
Timerange: 00/22:03:11 to 00/22:05:09

Plot file version 734 created 29-APR-2021 18:58:03
J1328+2752 EN008B.UVDATA.1
Freq = 22.1080 GHz, Bw = 32.000 MH No calibration applied and no bandpass applied

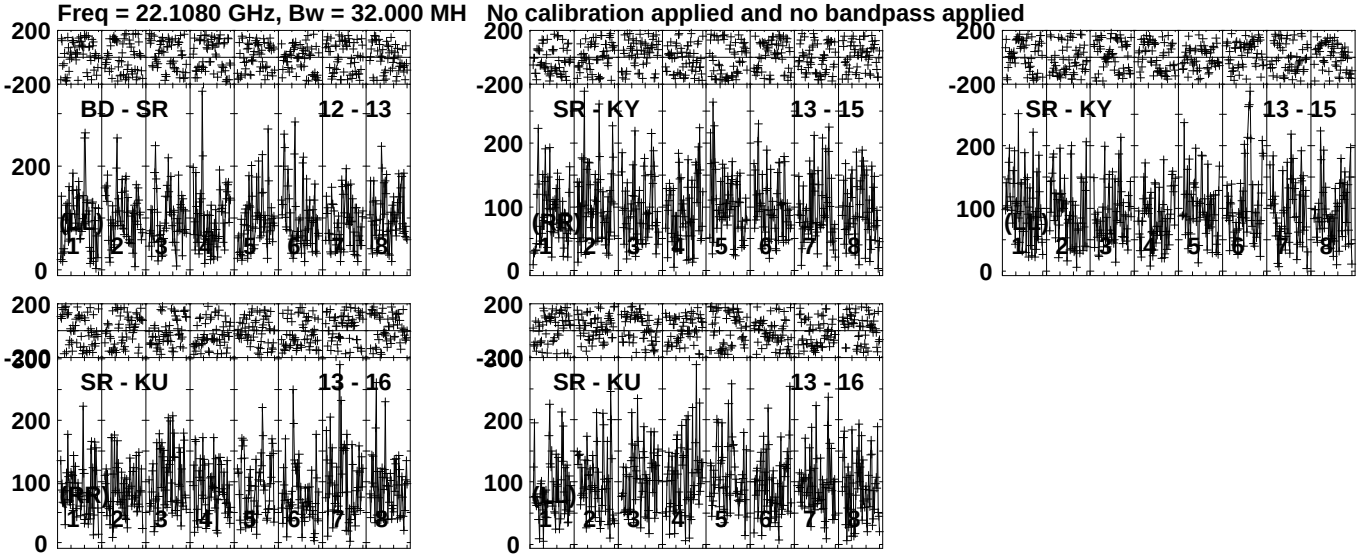

Lower frame: Micro Ampl Jy Top frame: Phas deg
Vector averaged cross-power spectrum Several baselines displayed
Timerange: 00/22:03:11 to 00/22:05:09

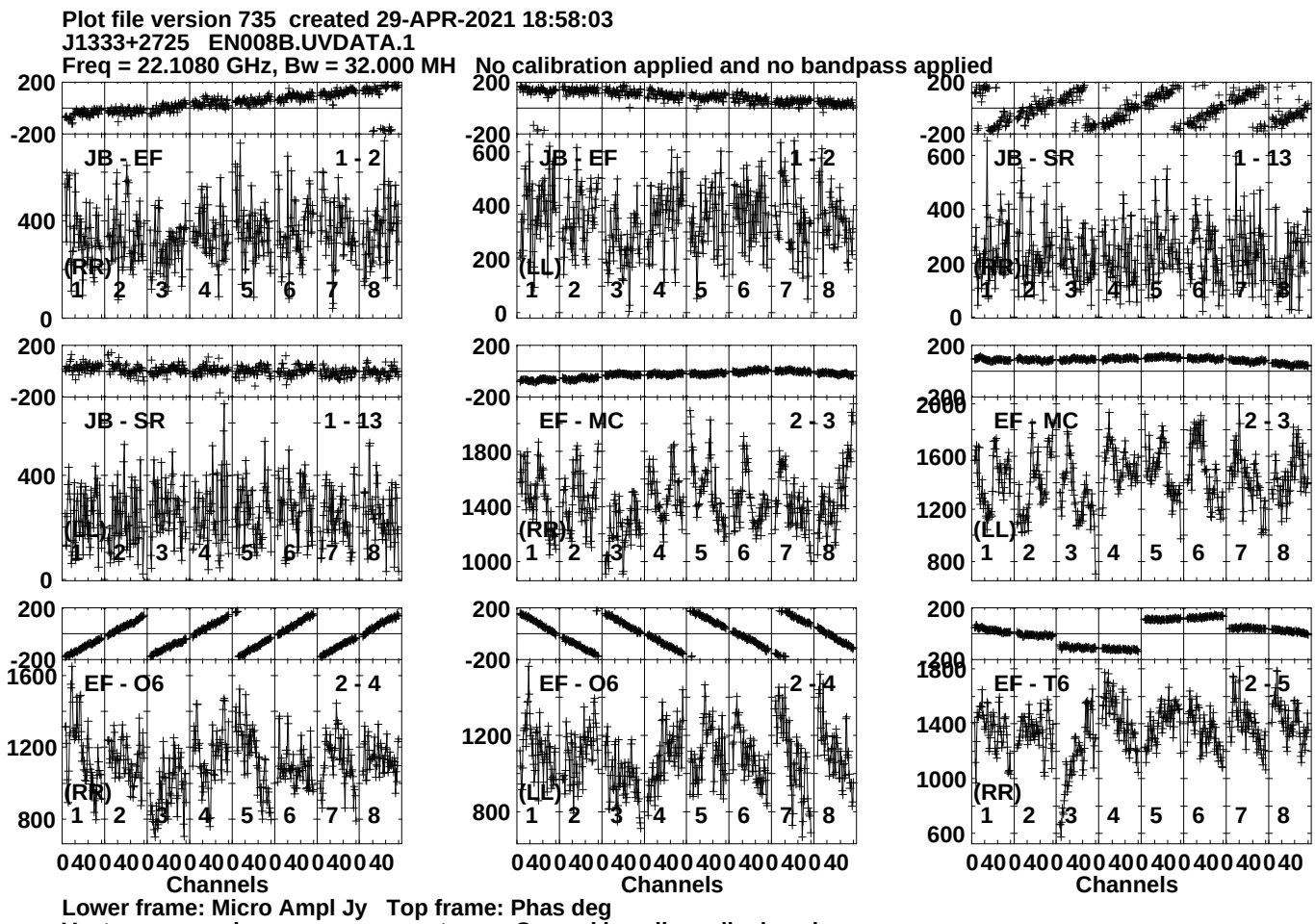
Plot file version 735 created 29-APR-2021 18:58:03
J1333+2725 EN008B.UVDATA.1
Freq = 22.1080 GHz, Bw = 32.000 MH No calibration applied and no bandpass applied
JB - EF 1 - 2
(RR)
JB - EF 1 - 2
(LL)
JB - SR 1 - 13
(RR)
JB - SR 1 - 13
(LL)
EF - MC 2 - 3
(RR)
EF - MC 2 - 3
(LL)
EF - O6 2 - 4
(RR)
EF - O6 2 - 4
(LL)
EF - T6 2 - 5
(RR)
Channels
Channels
Channels
Lower frame: Micro Ampl Jy Top frame: Phas deg
Vector averaged cross-power spectrum Several baselines displayed
Timerange: 00/22:05:41 to 00/22:06:39

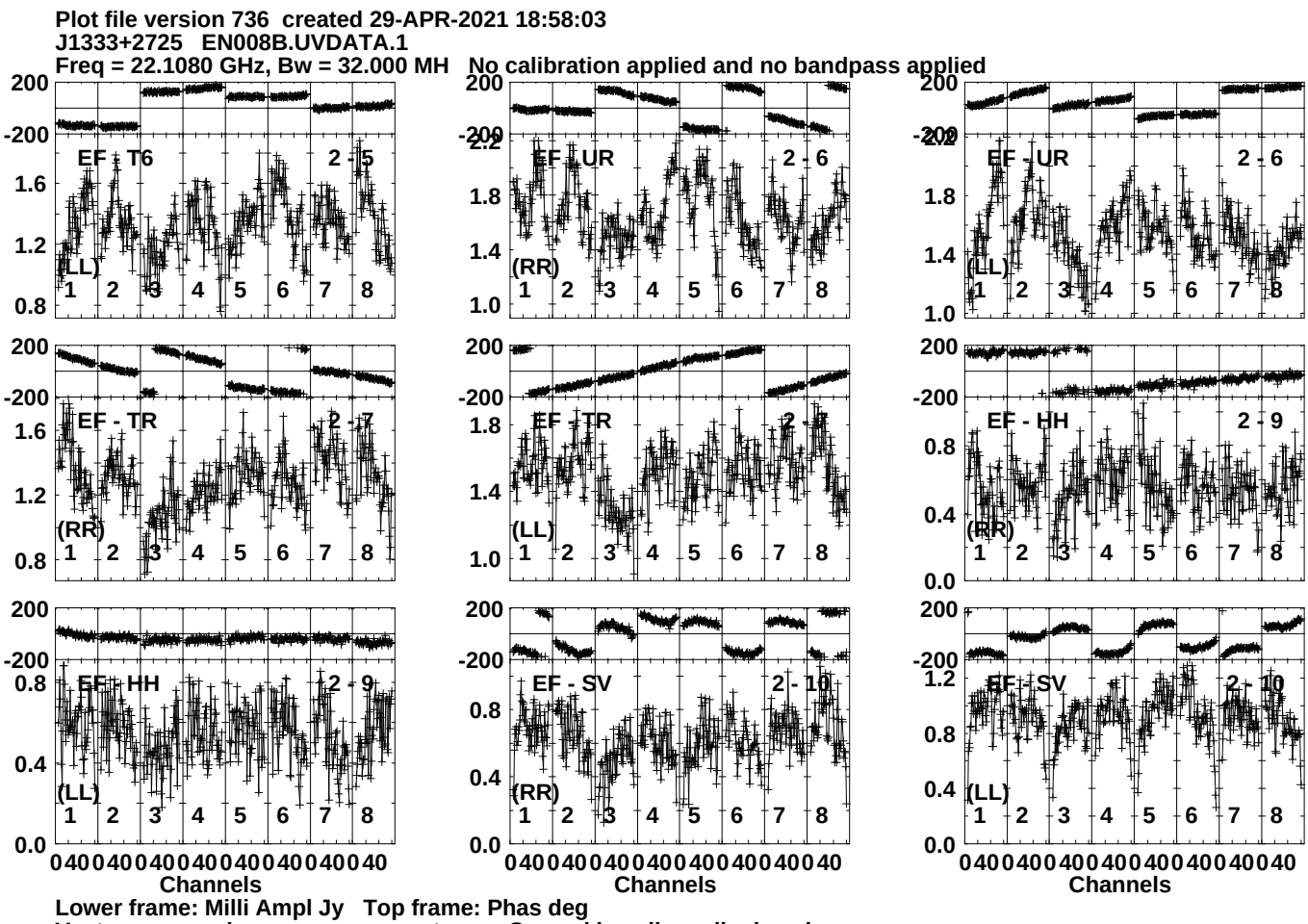
Plot file version 736 created 29-APR-2021 18:58:03
J1333+2725 EN008B.UVDATA.1
Freq = 22.1080 GHz, Bw = 32.000 MH No calibration applied and no bandpass applied
EF - T6 2 - 5
EF - UR 2 - 6
EF - UR 2 - 6
EF - TR 2 - 7
EF - TR 2 - 7
EF - HH 2 - 9
EF - HH 2 - 9
EF - SV 2 - 10
EF - SV 2 - 10
(LL)
(RR)
(LL)
(RR)
(LL)
(RR)
(LL)
Channels
Lower frame: Milli Ampl Jy Top frame: Phas deg
Vector averaged cross-power spectrum Several baselines displayed
Timerange: 00/22:05:41 to 00/22:06:39

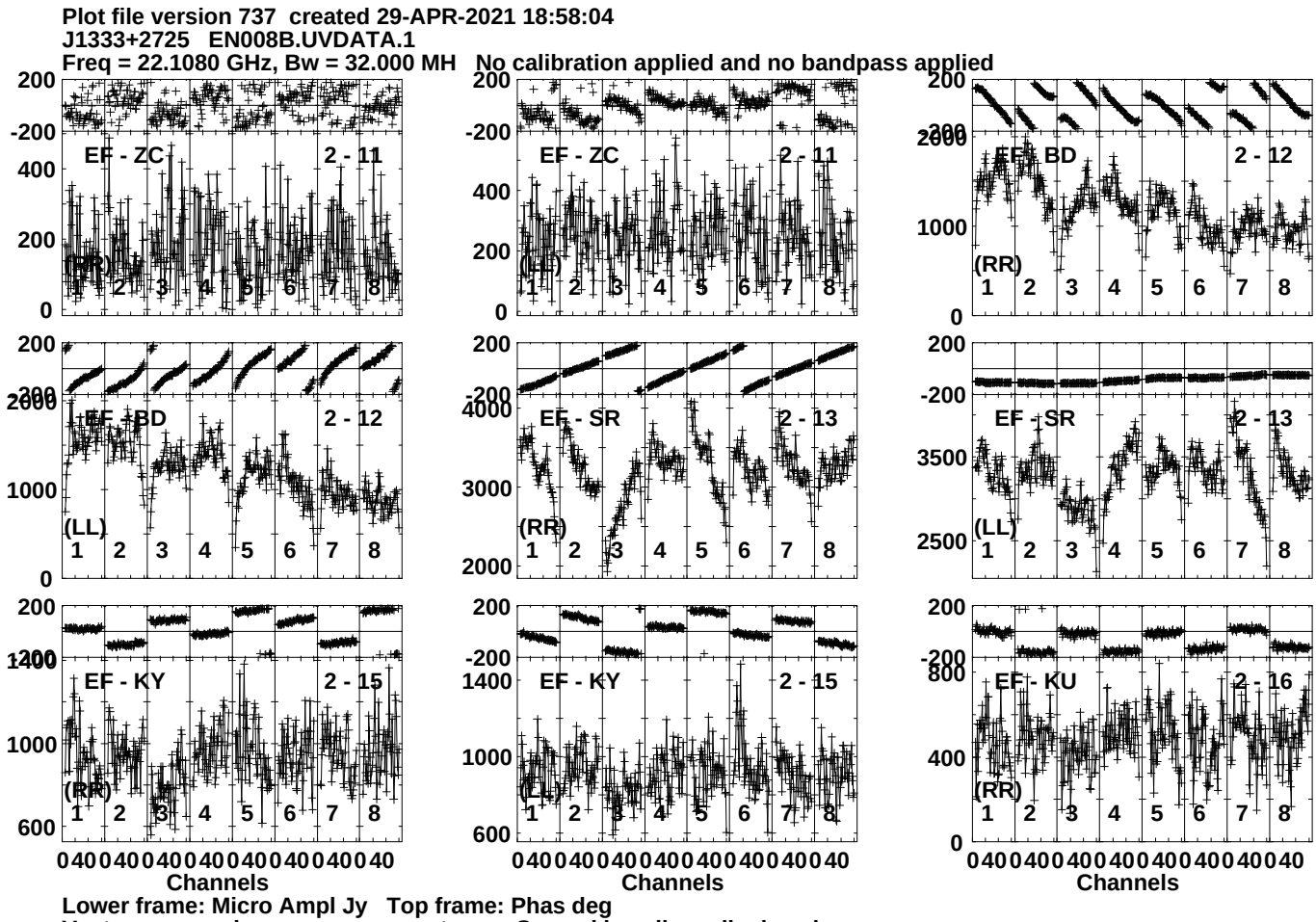
Plot file version 737 created 29-APR-2021 18:58:04
J1333+2725 EN008B.UVDATA.1
Freq = 22.1080 GHz, Bw = 32.000 MH No calibration applied and no bandpass applied
EF - ZC 2 - 11
(RR)
EF - ZC 2 - 11
(LL)
EF - BD 2 - 12
(RR)
EF - BD 2 - 12
(LL)
EF - SR 2 - 13
(RR)
EF - SR 2 - 13
(LL)
EF - KY 2 - 15
(RR)
EF - KY 2 - 15
(LL)
EF - KU 2 - 16
(RR)
Channels
Channels
Channels
Lower frame: Micro Ampl Jy Top frame: Phas deg
Vector averaged cross-power spectrum Several baselines displayed
Timerange: 00/22:05:41 to 00/22:06:39

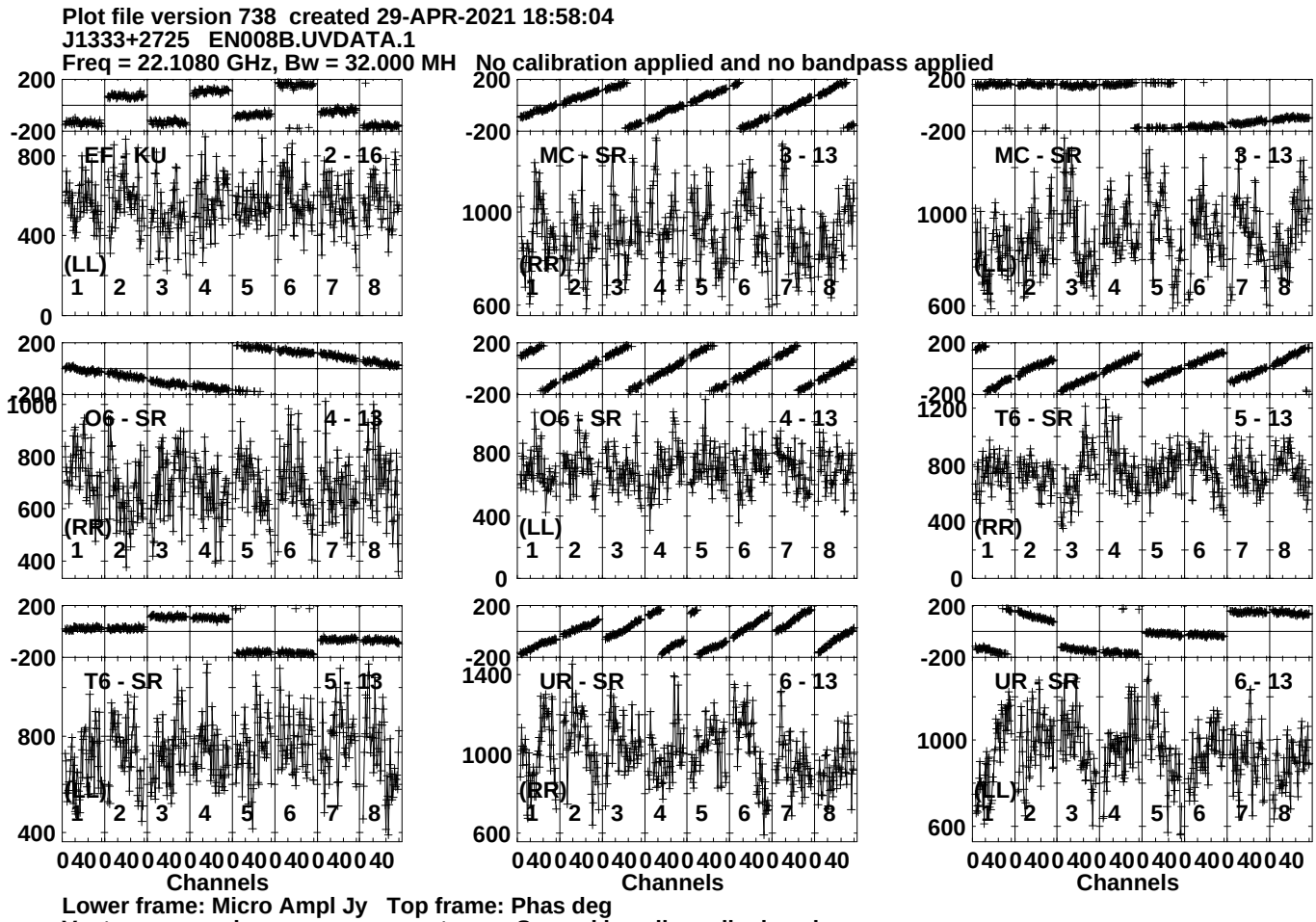
Plot file version 738 created 29-APR-2021 18:58:04
J1333+2725 EN008B.UVDATA.1
Freq = 22.1080 GHz, Bw = 32.000 MH No calibration applied and no bandpass applied
EF - KU 2 - 16
(LL)
MC - SR 3 - 13
(RR)
MC - SR 3 - 13
(LL)
O6 - SR 4 - 13
(RR)
O6 - SR 4 - 13
(LL)
T6 - SR 5 - 13
(RR)
T6 - SR 5 - 13
(LL)
UR - SR 6 - 13
(RR)
UR - SR 6 - 13
(LL)
Channels
Channels
Channels
Lower frame: Micro Ampl Jy Top frame: Phas deg
Vector averaged cross-power spectrum Several baselines displayed
Timerange: 00/22:05:41 to 00/22:06:39

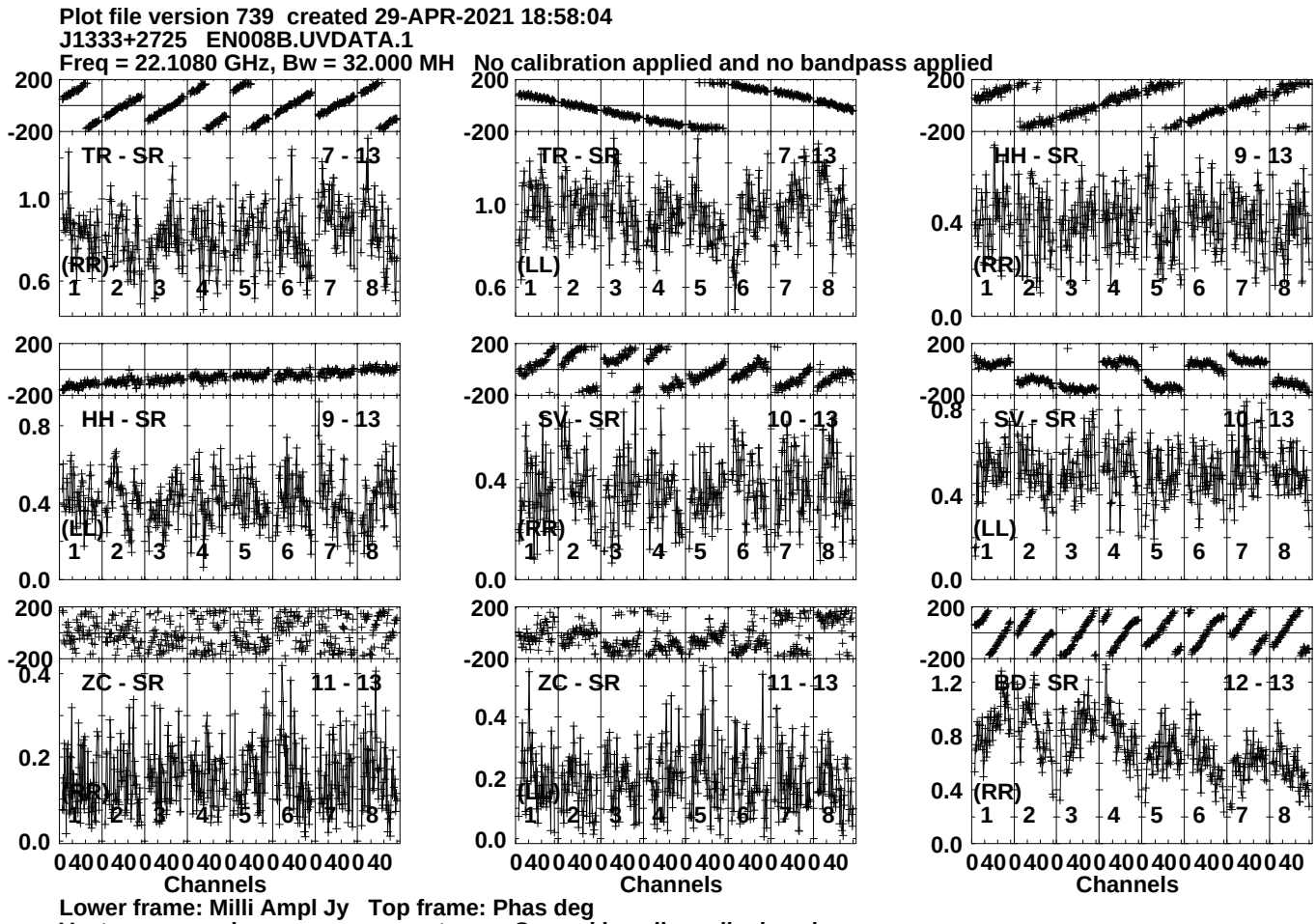
Plot file version 739 created 29-APR-2021 18:58:04
J1333+2725 EN008B.UVDATA.1
Freq = 22.1080 GHz, Bw = 32.000 MH No calibration applied and no bandpass applied
TR - SR 7 - 13
(RR)
TR - SR 7 - 13
(LL)
HH - SR 9 - 13
(RR)
HH - SR 9 - 13
(LL)
SV - SR 10 - 13
(RR)
SV - SR 10 - 13
(LL)
ZC - SR 11 - 13
(RR)
ZC - SR 11 - 13
(LL)
ED - SR 12 - 13
(RR)
Channels
Channels
Channels
Lower frame: Milli Ampl Jy Top frame: Phas deg
Vector averaged cross-power spectrum Several baselines displayed
Timerange: 00/22:05:41 to 00/22:06:39

Plot file version 740 created 29-APR-2021 18:58:04
J1333+2725 EN008B.UVDATA.1
Freq = 22.1080 GHz, Bw = 32.000 MH No calibration applied and no bandpass applied

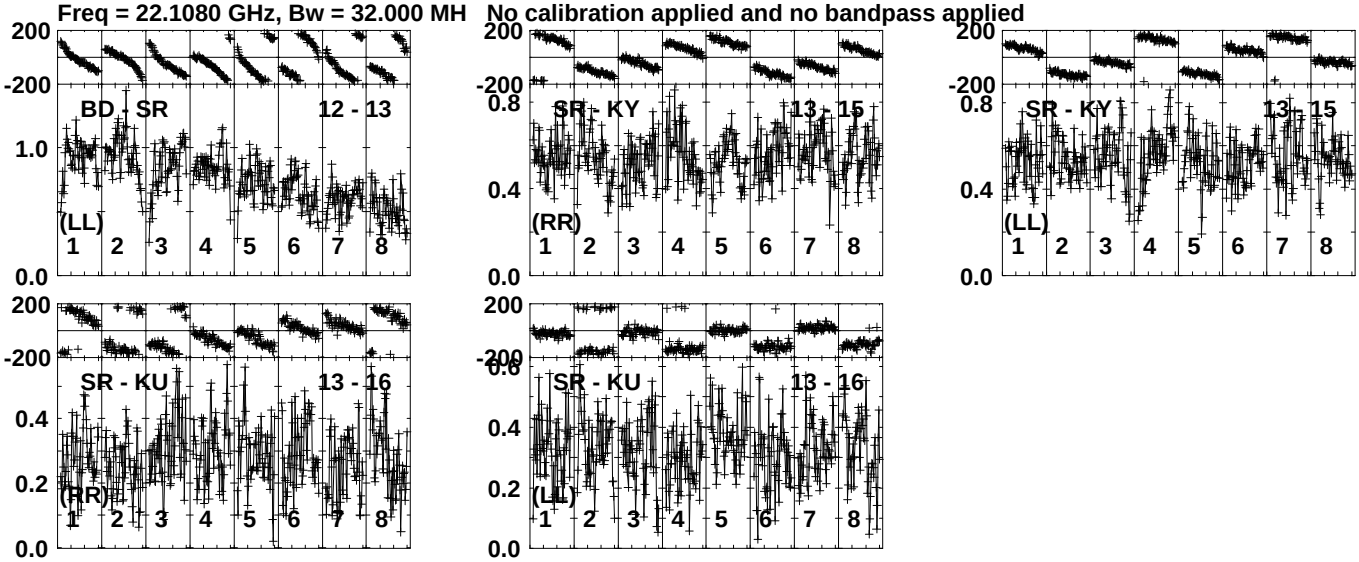

Lower frame: Milli Ampl Jy Top frame: Phas deg
Vector averaged cross-power spectrum Several baselines displayed
Timerange: 00/22:05:41 to 00/22:06:39

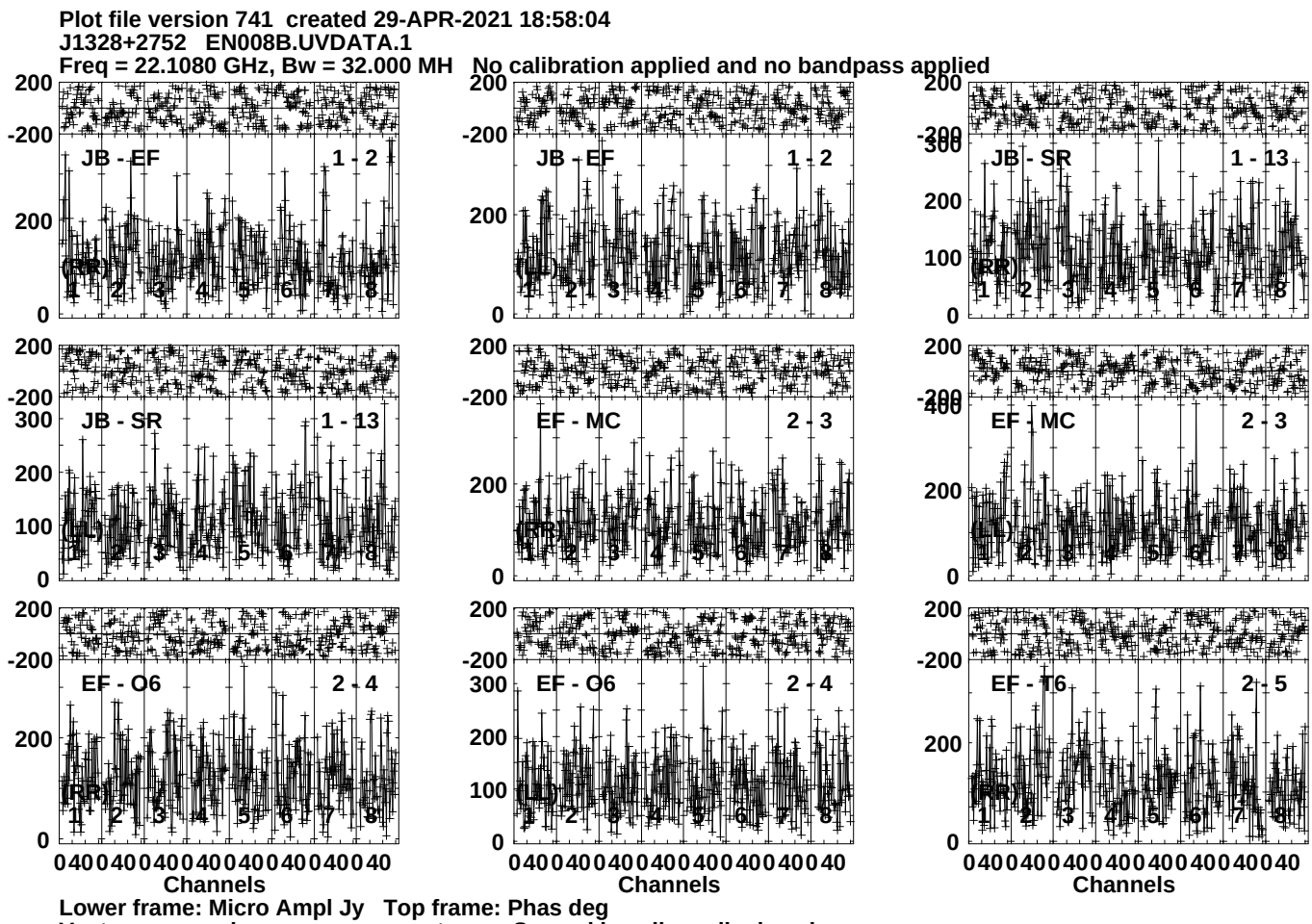
Plot file version 741 created 29-APR-2021 18:58:04
J1328+2752 EN008B.UVDATA.1
Freq = 22.1080 GHz, Bw = 32.000 MH No calibration applied and no bandpass applied
JB - EF 1 - 2
JB - EF 1 - 2
JB - SR 1 - 13
JB - SR 1 - 13
EF - MC 2 - 3
EF - MC 2 - 3
EF - O6 2 - 4
EF - O6 2 - 4
EF - T6 2 - 5
(RR)
(LL)
(LR)
(RL)
Channels
Lower frame: Micro Ampl Jy Top frame: Phas deg
Vector averaged cross-power spectrum Several baselines displayed
Timerange: 00/22:06:41 to 00/22:08:39

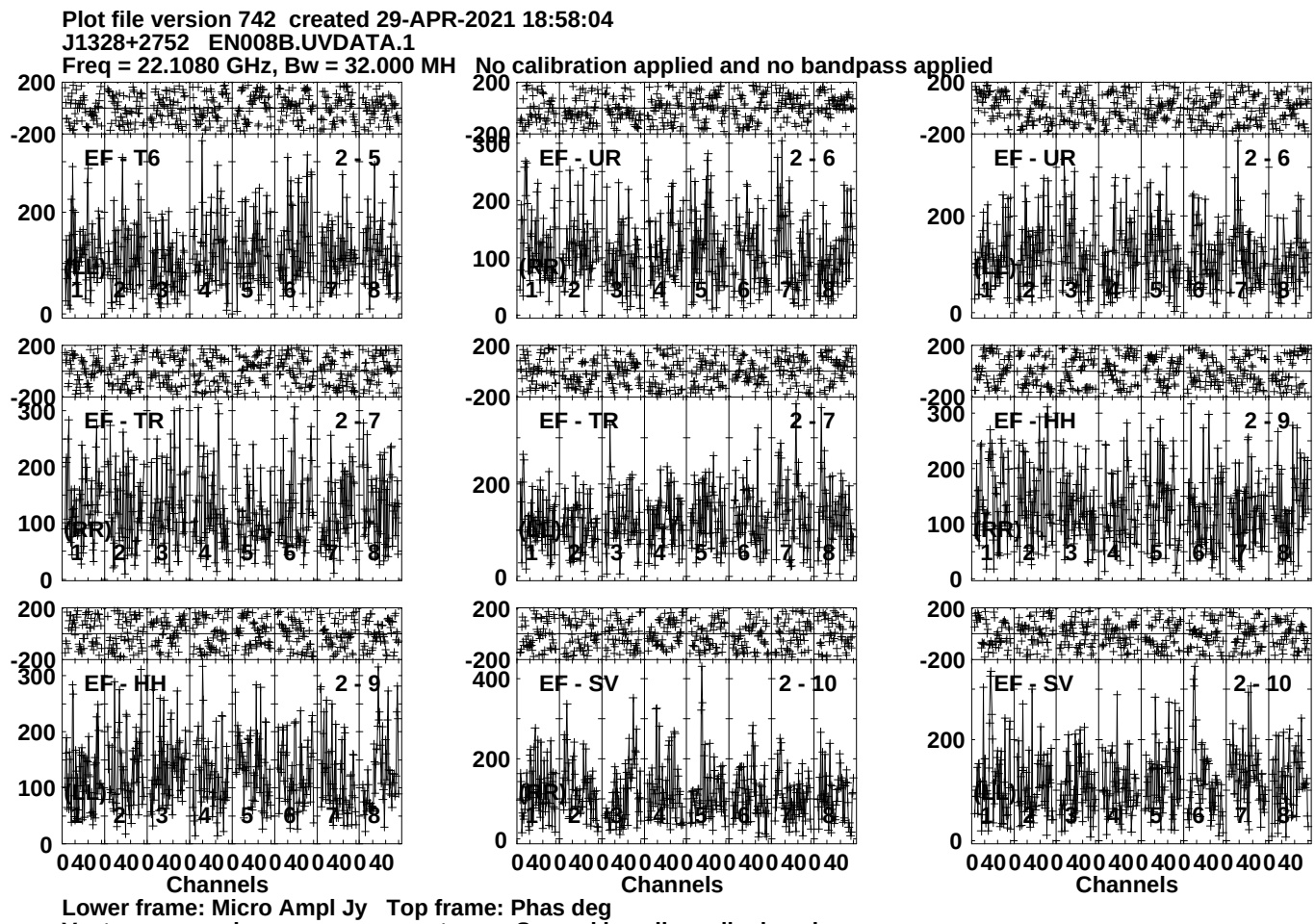
Plot file version 742 created 29-APR-2021 18:58:04
J1328+2752 EN008B.UVDATA.1
Freq = 22.1080 GHz, Bw = 32.000 MH No calibration applied and no bandpass applied
EF - T6 2 - 5
EF - UR 2 - 6
EF - UR 2 - 6
EF - TR 2 - 7
EF - TR 2 - 7
EF - HH 2 - 9
EF - HH 2 - 9
EF - SV 2 - 10
EF - SV 2 - 10
(RR)
Channels
Lower frame: Micro Ampl Jy Top frame: Phas deg
Vector averaged cross-power spectrum Several baselines displayed
Timerange: 00/22:06:41 to 00/22:08:39

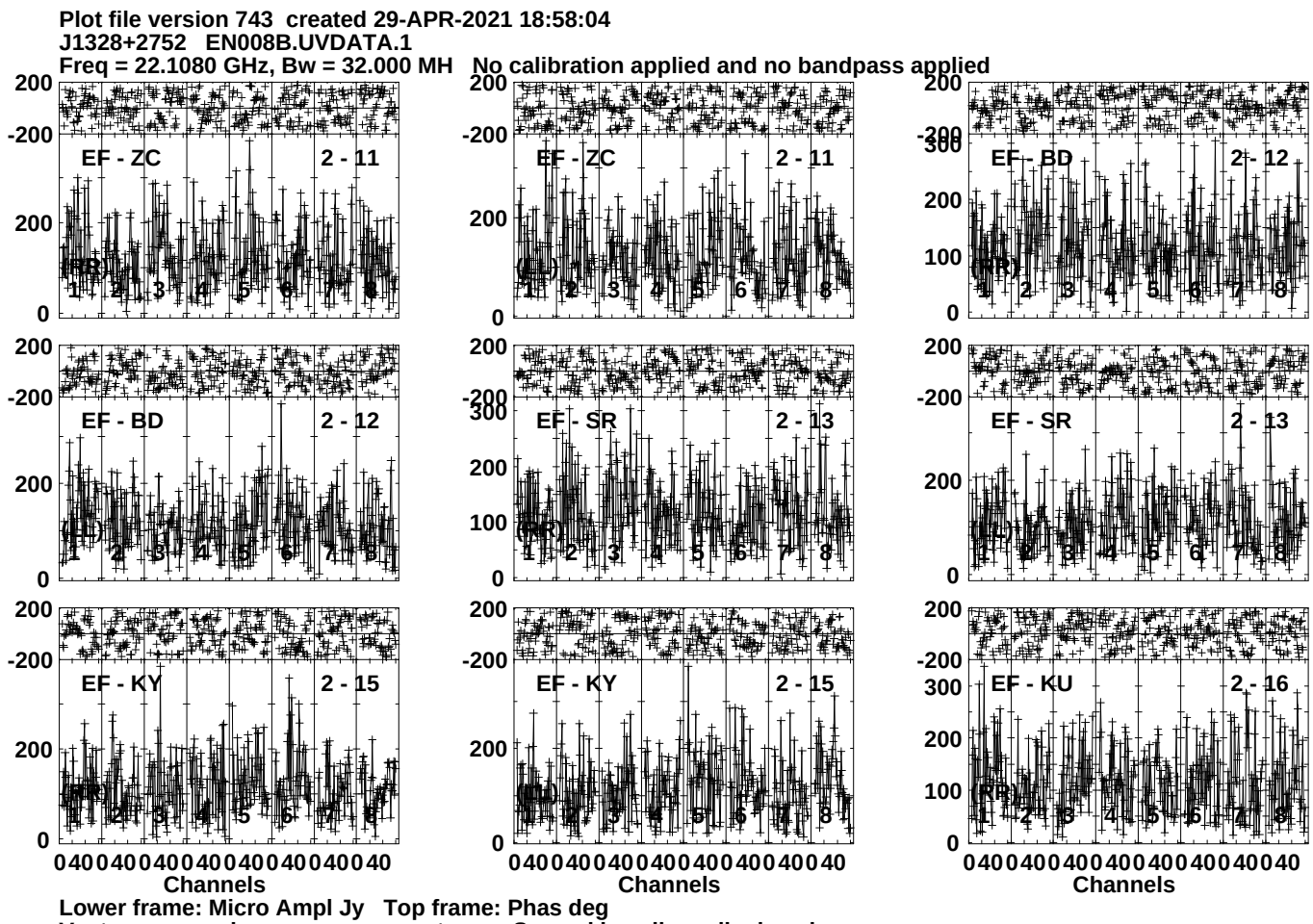
Plot file version 743 created 29-APR-2021 18:58:04
J1328+2752 EN008B.UVDATA.1
Freq = 22.1080 GHz, Bw = 32.000 MH No calibration applied and no bandpass applied
EF - ZC 2 - 11 (LL)
EF - ZC 2 - 11 (RR)
EF - BD 2 - 12 (LL)
EF - BD 2 - 12 (RR)
EF - SR 2 - 13 (LL)
EF - SR 2 - 13 (RR)
EF - KY 2 - 15 (LL)
EF - KY 2 - 15 (RR)
EF - KU 2 - 16 (RR)
Channels
Lower frame: Micro Ampl Jy Top frame: Phas deg
Vector averaged cross-power spectrum Several baselines displayed
Timerange: 00/22:06:41 to 00/22:08:39

Plot file version 744 created 29-APR-2021 18:58:04
J1328+2752 EN008B.UVDATA.1
Freq = 22.1080 GHz, Bw = 32.000 MH No calibration applied and no bandpass applied

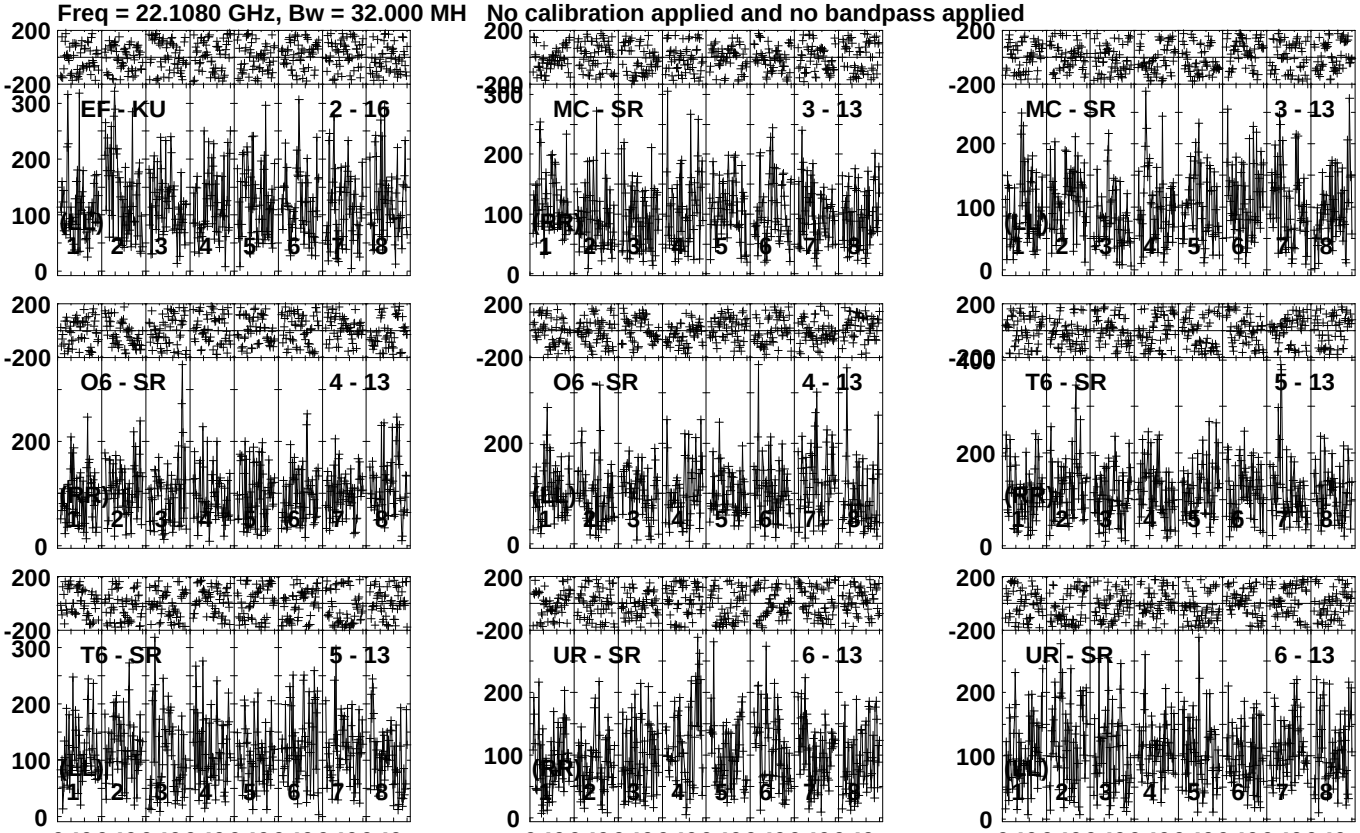

Lower frame: Micro Ampl Jy Top frame: Phas deg
Vector averaged cross-power spectrum Several baselines displayed
Timerange: 00/22:06:41 to 00/22:08:39

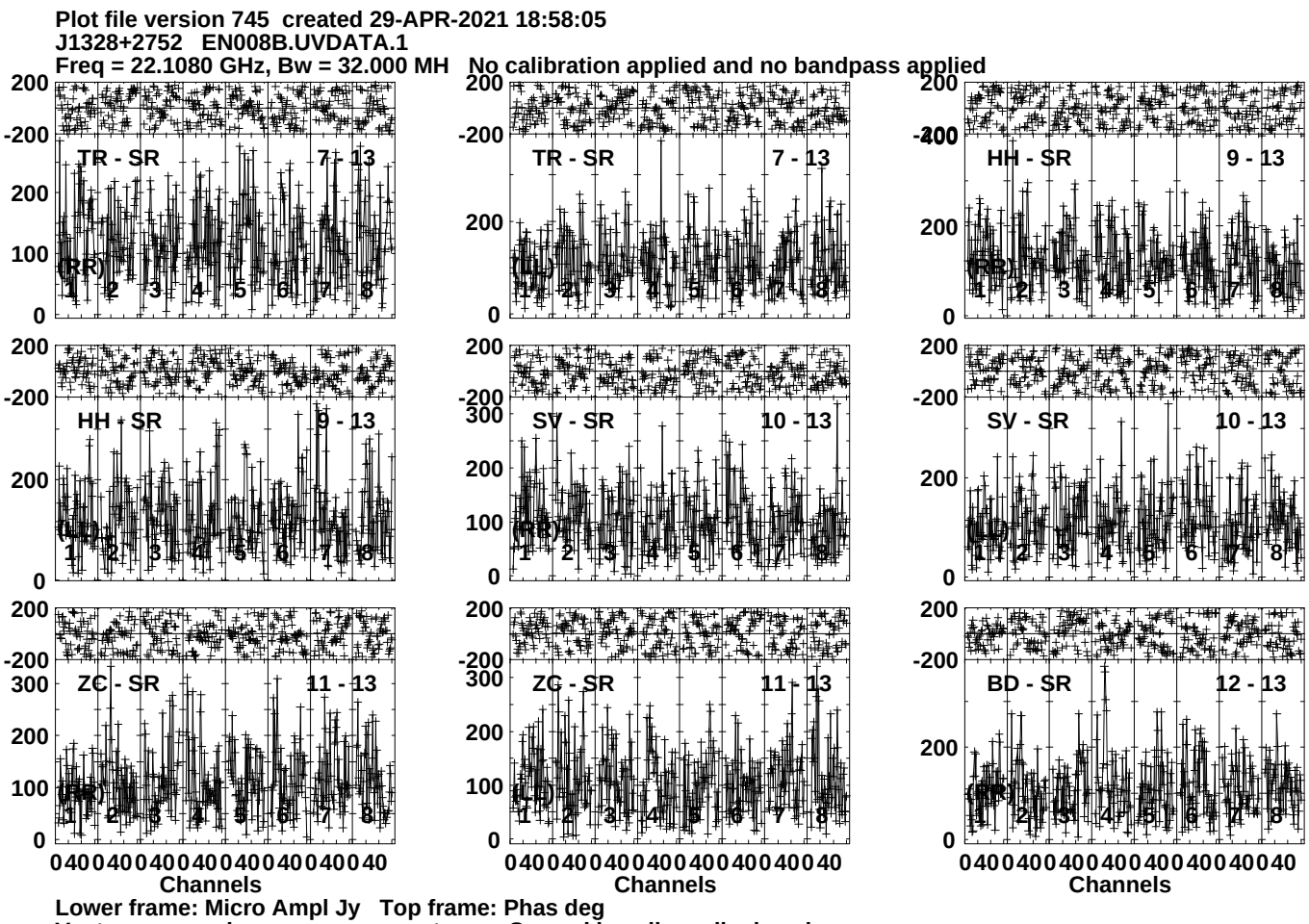
Plot file version 745 created 29-APR-2021 18:58:05
J1328+2752 EN008B.UVDATA.1
Freq = 22.1080 GHz, Bw = 32.000 MH No calibration applied and no bandpass applied
TR - SR 7 - 13
(RR)
TR - SR 7 - 13
(LL)
HH - SR 9 - 13
(RR)
HH - SR 9 - 13
(LL)
SV - SR 10 - 13
(RR)
SV - SR 10 - 13
(LL)
ZC - SR 11 - 13
(RR)
ZC - SR 11 - 13
(LL)
BD - SR 12 - 13
(RR)
Channels
Channels
Channels
Lower frame: Micro Ampl Jy Top frame: Phas deg
Vector averaged cross-power spectrum Several baselines displayed
Timerange: 00/22:06:41 to 00/22:08:39

Plot file version 746 created 29-APR-2021 18:58:05
J1328+2752 EN008B.UVDATA.1
Freq = 22.1080 GHz, Bw = 32.000 MH No calibration applied and no bandpass applied

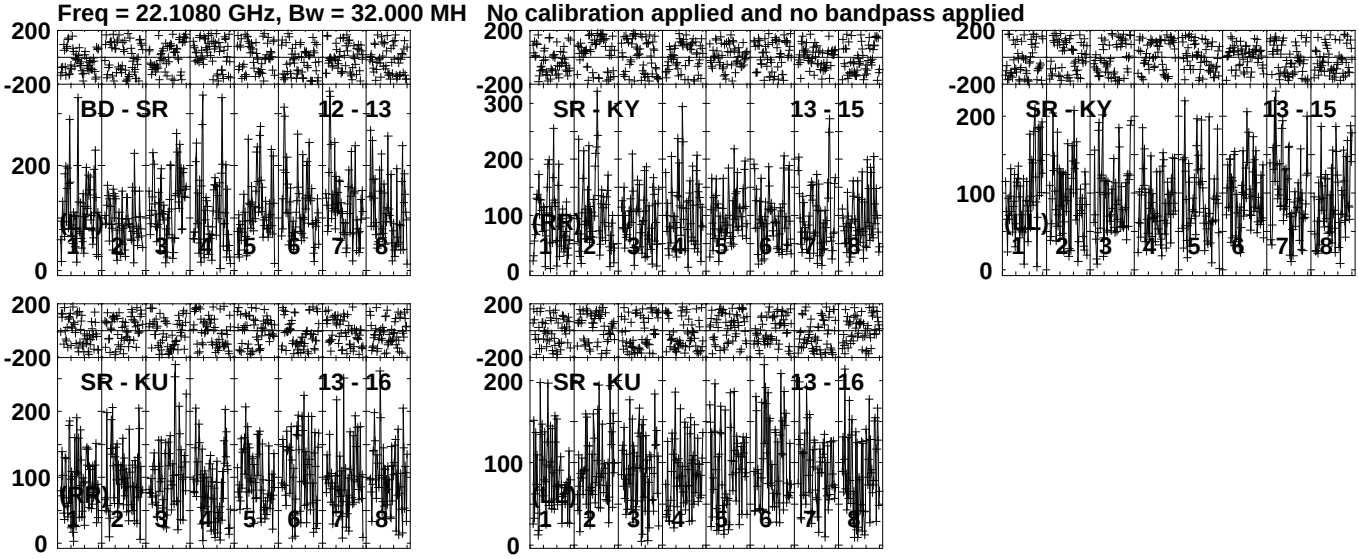

Lower frame: Micro Ampl Jy Top frame: Phas deg
Vector averaged cross-power spectrum Several baselines displayed
Timerange: 00/22:06:41 to 00/22:08:39

Plot file version 747 created 29-APR-2021 18:58:05
J1333+2725 EN008B.UVDATA.1
Freq = 22.1080 GHz, Bw = 32.000 MH No calibration applied and no bandpass applied

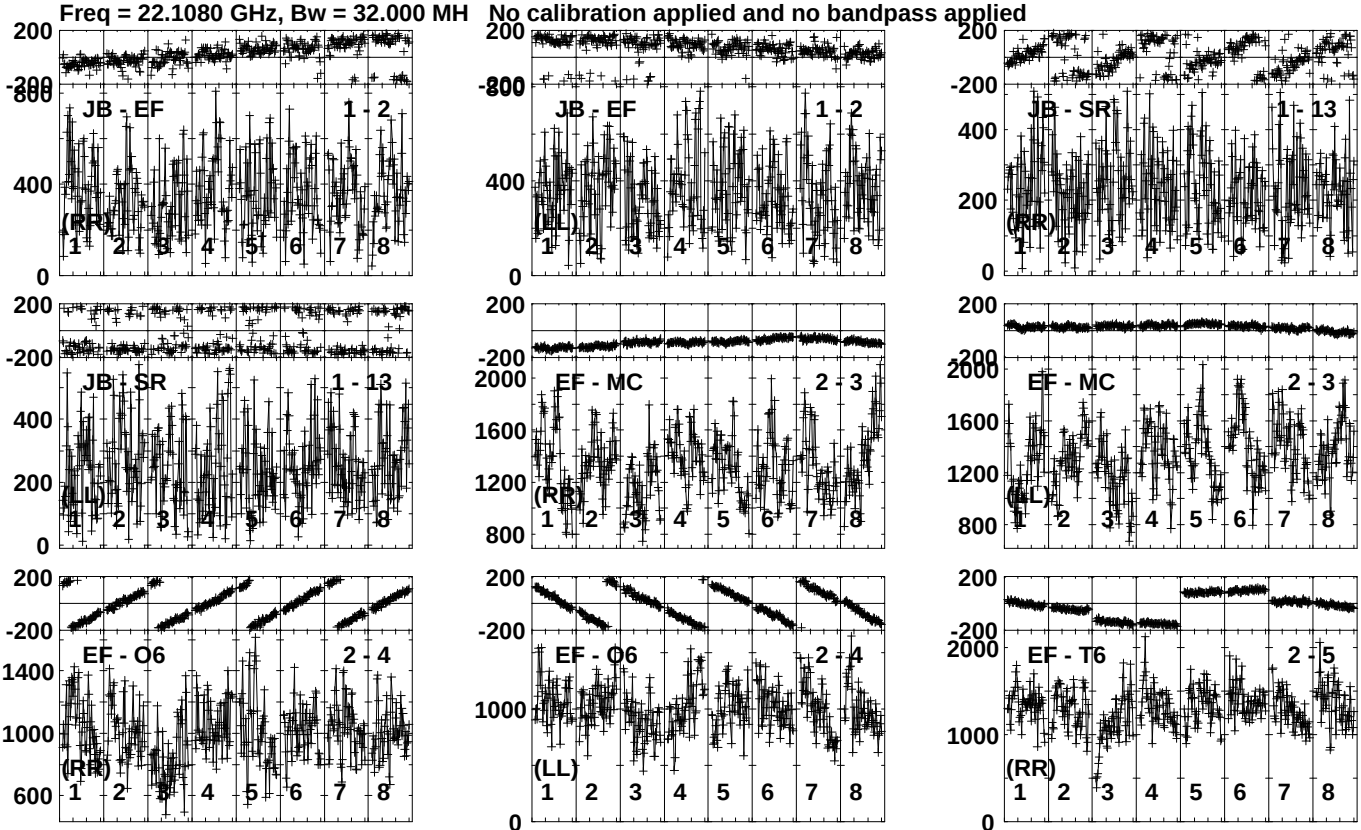

Lower frame: Micro Ampl Jy Top frame: Phas deg
Vector averaged cross-power spectrum Several baselines displayed
Timerange: 00/22:08:41 to 00/22:09:39

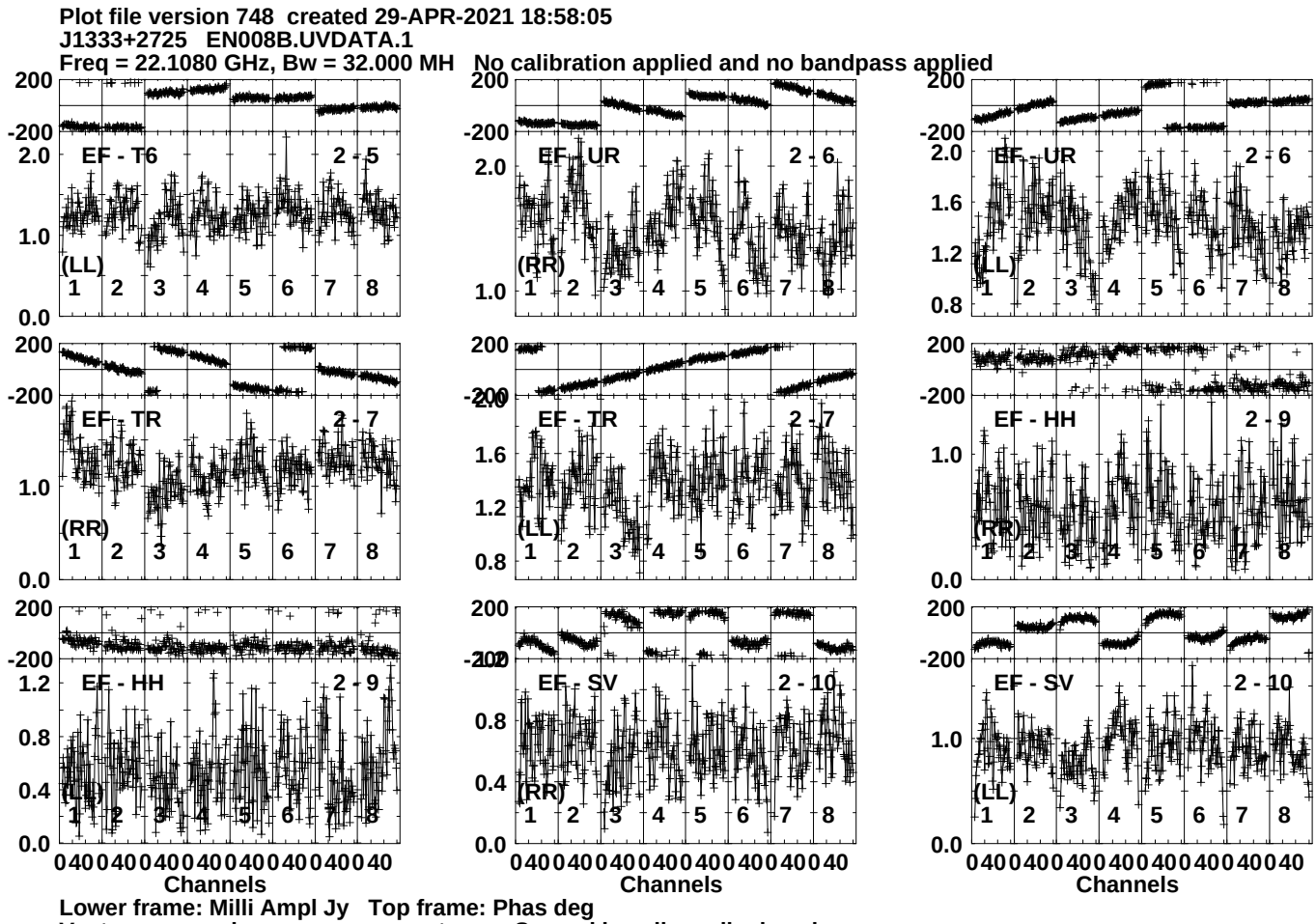
Plot file version 748 created 29-APR-2021 18:58:05
J1333+2725 EN008B.UVDATA.1
Freq = 22.1080 GHz, Bw = 32.000 MH No calibration applied and no bandpass applied
EF - T6 2 - 5
EF - UR 2 - 6
EF - UR 2 - 6
EF - TR 2 - 7
EF - TR 2 - 7
EF - HH 2 - 9
EF - HH 2 - 9
EF - SV 2 - 10
EF - SV 2 - 10
(LL)
(RR)
(LL)
(RR)
(LL)
(RR)
(LL)
(RR)
(LL)
Channels
Channels
Channels
Lower frame: Milli Ampl Jy Top frame: Phas deg
Vector averaged cross-power spectrum Several baselines displayed
Timerange: 00/22:08:41 to 00/22:09:39

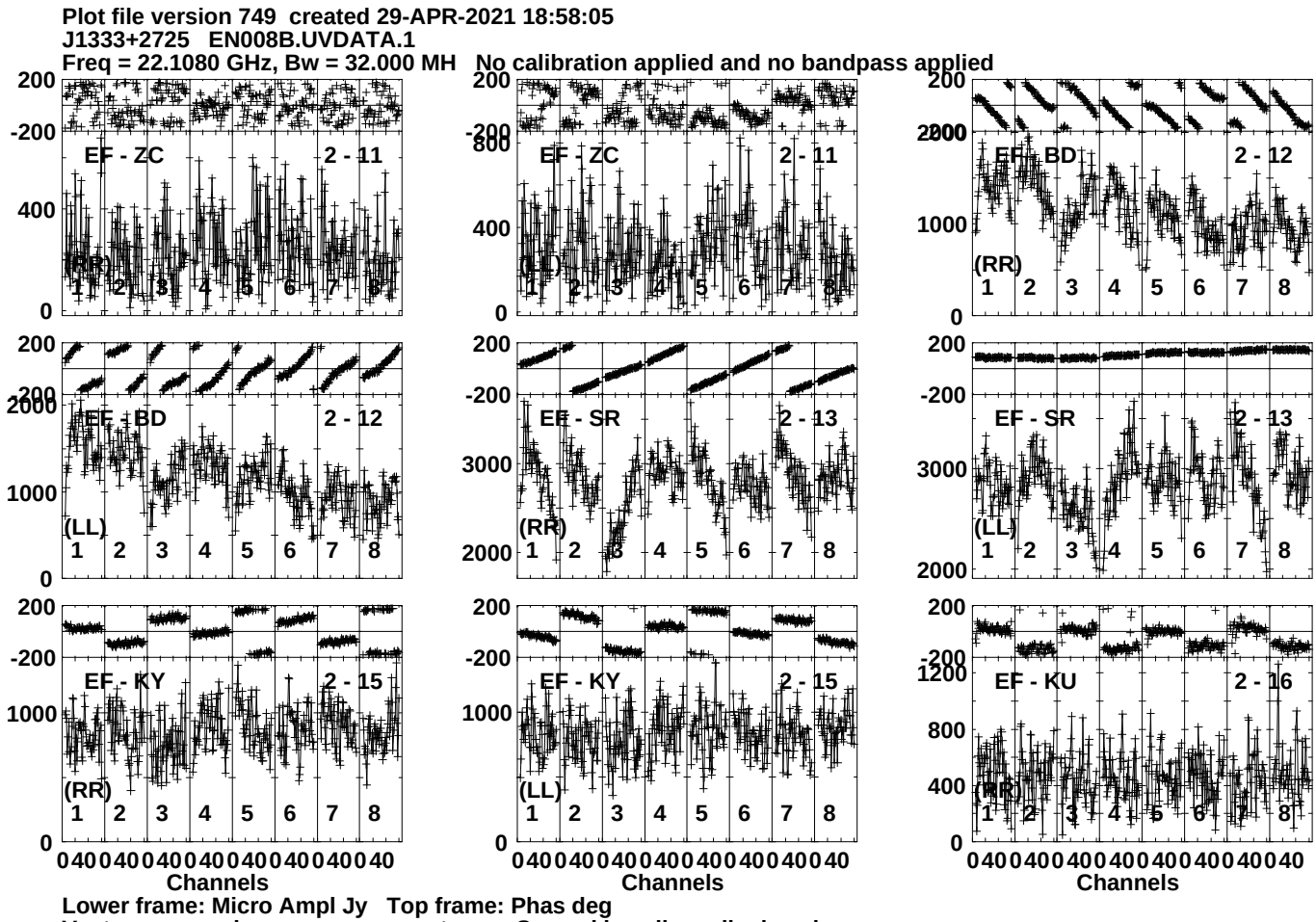
Plot file version 749 created 29-APR-2021 18:58:05
J1333+2725 EN008B.UVDATA.1
Freq = 22.1080 GHz, Bw = 32.000 MH No calibration applied and no bandpass applied
EF - ZC
2 - 11
(RR)
EF - ZC
2 - 11
(LL)
EF - BD
2 - 12
(RR)
EF - BD
2 - 12
(LL)
EF - SR
2 - 13
(RR)
EF - SR
2 - 13
(LL)
EF - KY
2 - 15
(RR)
EF - KY
2 - 15
(LL)
EF - KU
2 - 16
(RR)
Channels
Channels
Channels
Lower frame: Micro Ampl Jy Top frame: Phas deg
Vector averaged cross-power spectrum Several baselines displayed
Timerange: 00/22:08:41 to 00/22:09:39

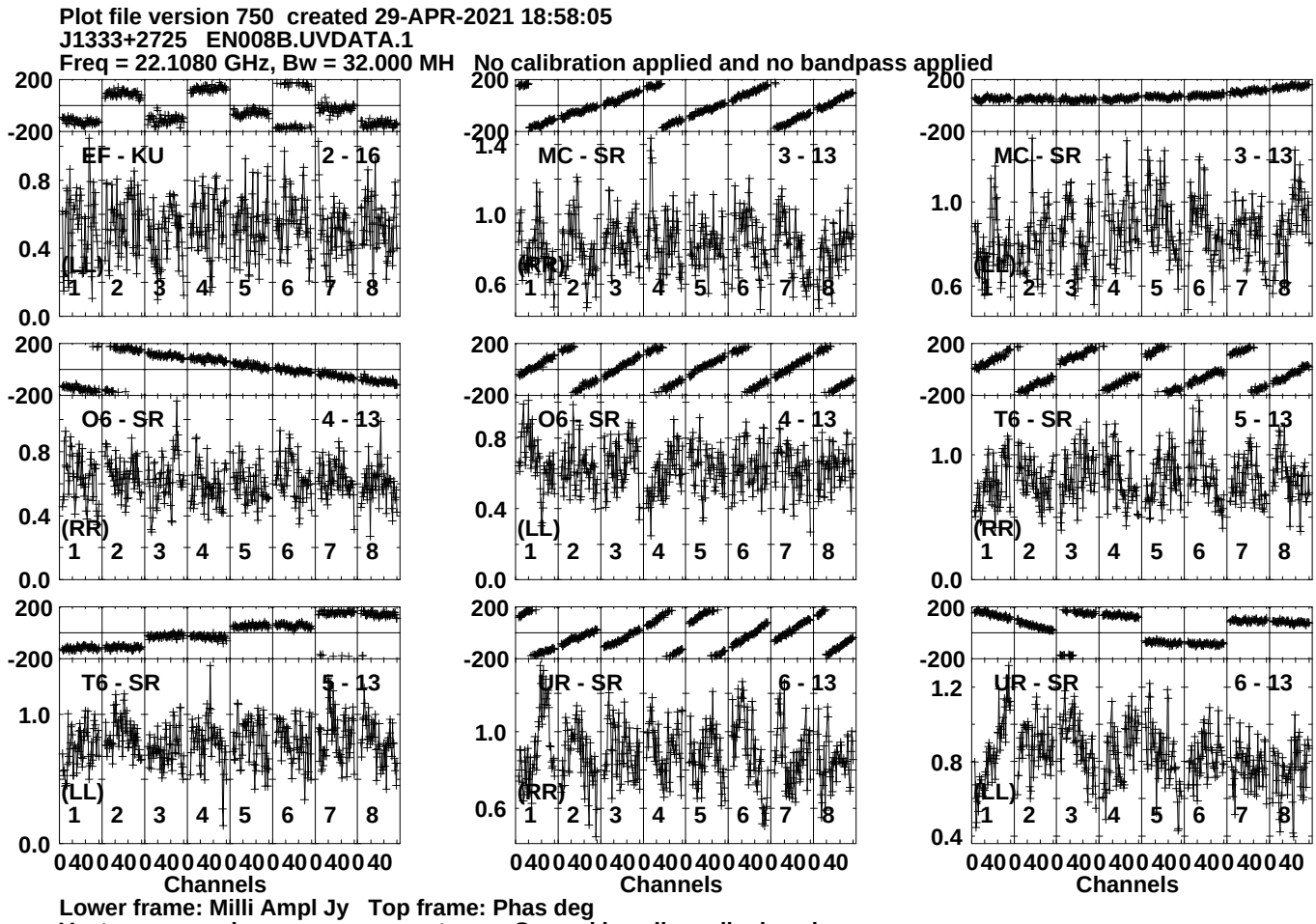
Plot file version 750 created 29-APR-2021 18:58:05
J1333+2725 EN008B.UVDATA.1
Freq = 22.1080 GHz, Bw = 32.000 MH No calibration applied and no bandpass applied
EF - KU 2 - 16
(LL)
MC - SR 3 - 13
(RR)
MC - SR 3 - 13
(LL)
O6 - SR 4 - 13
(RR)
O6 - SR 4 - 13
(LL)
T6 - SR 5 - 13
(RR)
T6 - SR 5 - 13
(LL)
UR - SR 6 - 13
(RR)
UR - SR 6 - 13
(LL)
Channels
Channels
Channels
Lower frame: Milli Ampl Jy Top frame: Phas deg
Vector averaged cross-power spectrum Several baselines displayed
Timerange: 00/22:08:41 to 00/22:09:39

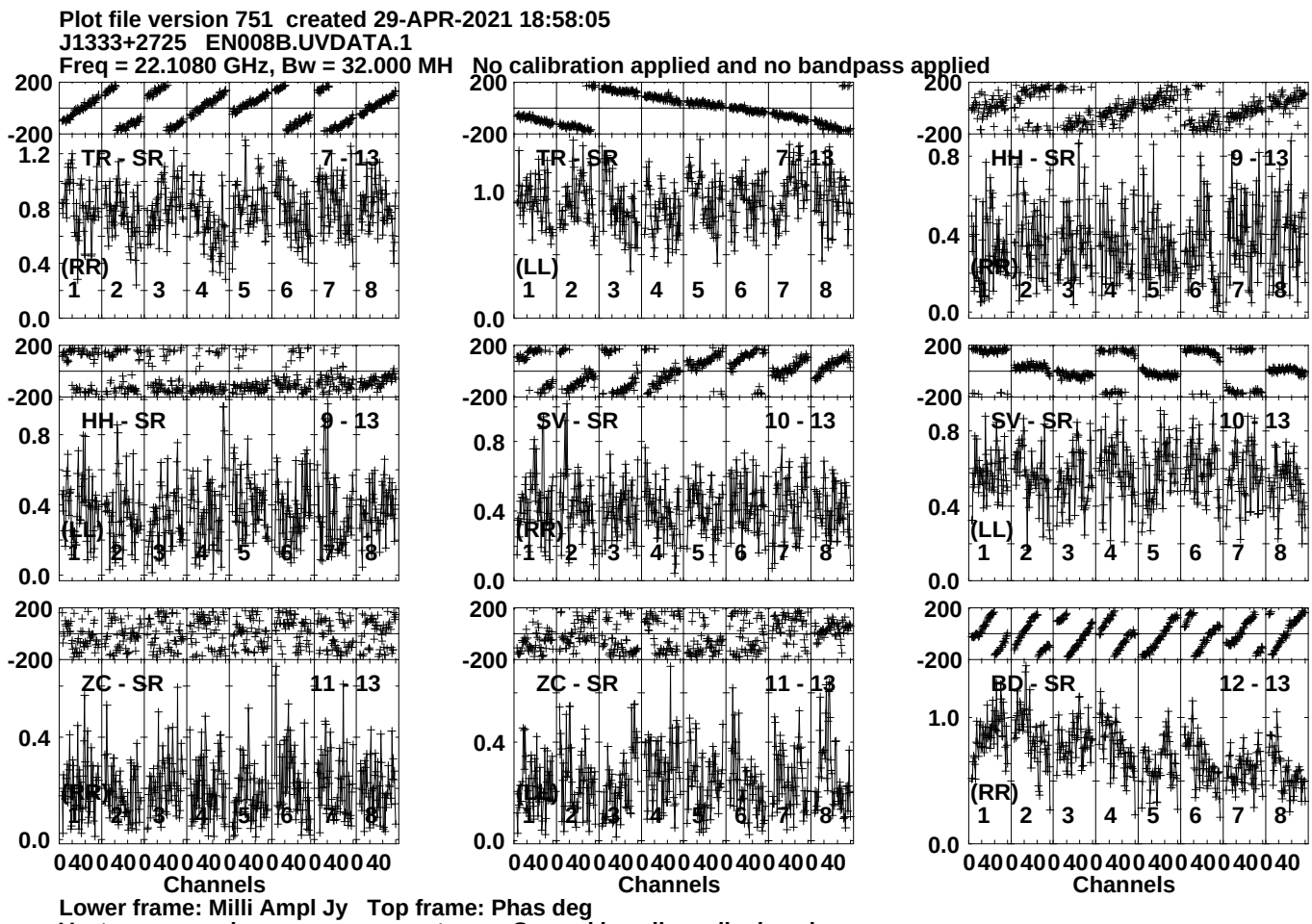
Plot file version 751 created 29-APR-2021 18:58:05
J1333+2725 EN008B.UVDATA.1
Freq = 22.1080 GHz, Bw = 32.000 MH No calibration applied and no bandpass applied
TR - SR 7 - 13
(RR)
TR - SR 7 - 13
(LL)
HH - SR 9 - 13
(RR)
HH - SR 9 - 13
(LL)
SV - SR 10 - 13
(RR)
SV - SR 10 - 13
(LL)
ZC - SR 11 - 13
(RR)
ZC - SR 11 - 13
(LL)
BD - SR 12 - 13
(RR)
Channels
Channels
Channels
Lower frame: Milli Ampl Jy Top frame: Phas deg
Vector averaged cross-power spectrum Several baselines displayed
Timerange: 00/22:08:41 to 00/22:09:39

Plot file version 752 created 29-APR-2021 18:58:05
J1333+2725 EN008B.UVDATA.1
Freq = 22.1080 GHz, Bw = 32.000 MH No calibration applied and no bandpass applied

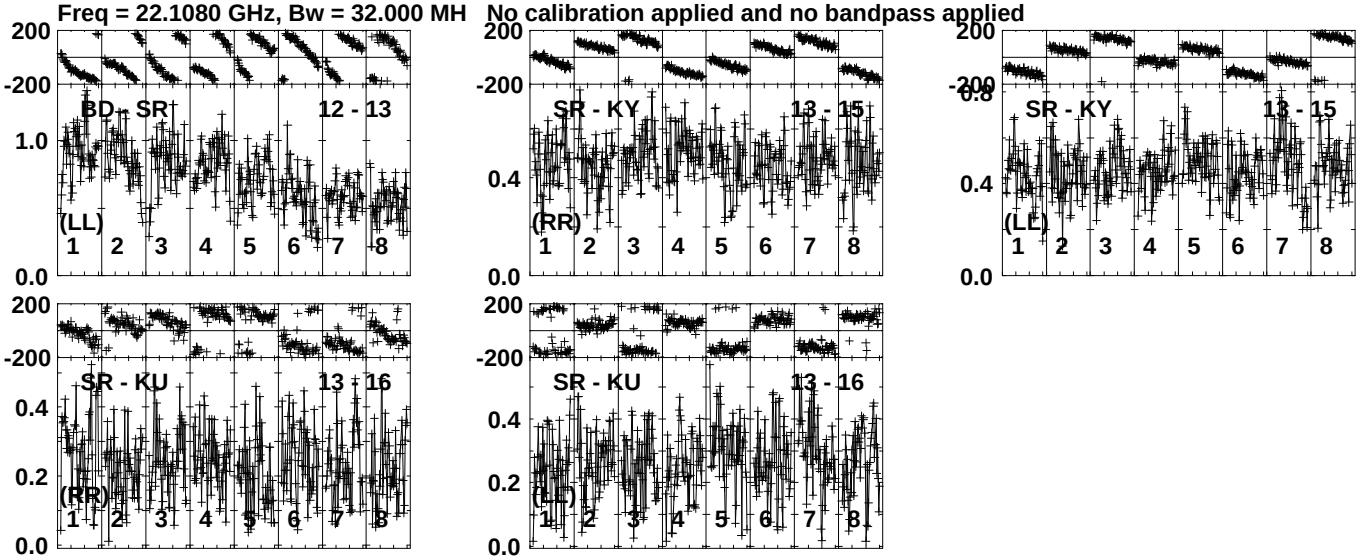

Lower frame: Milli Ampl Jy Top frame: Phas deg
Vector averaged cross-power spectrum Several baselines displayed
Timerange: 00/22:08:41 to 00/22:09:39

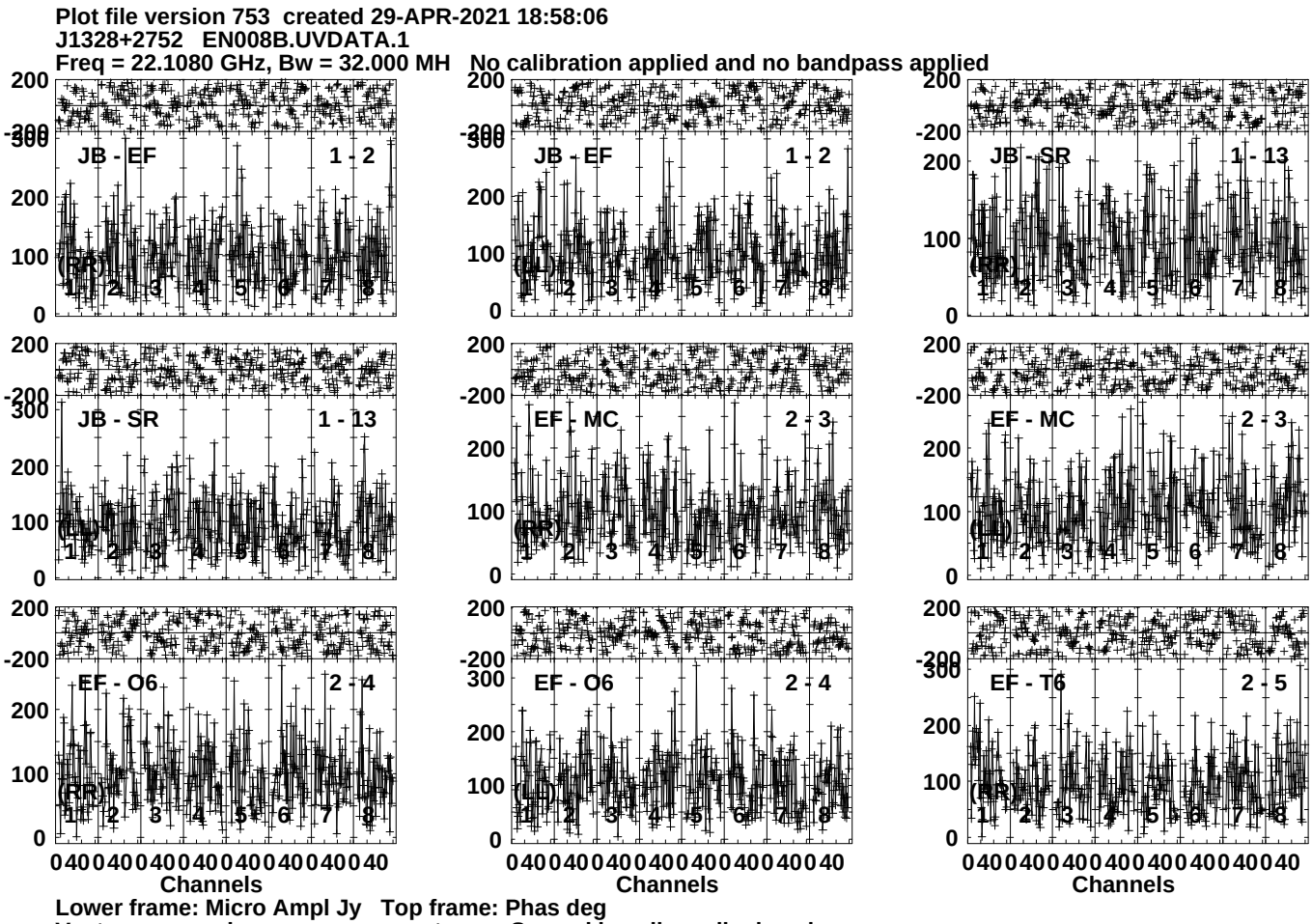
Plot file version 753 created 29-APR-2021 18:58:06
J1328+2752 EN008B.UVDATA.1
Freq = 22.1080 GHz, Bw = 32.000 MH No calibration applied and no bandpass applied
JB - EF 1 - 2 (LL)
JB - EF 1 - 2 (RR)
JB - SR 1 - 13 (RR)
JB - SR 1 - 13 (LL)
EF - MC 2 - 3 (RR)
EF - MC 2 - 3 (LL)
EF - O6 2 - 4 (RR)
EF - O6 2 - 4 (LL)
EF - T6 2 - 5 (RR)
Channels
Lower frame: Micro Ampl Jy Top frame: Phas deg
Vector averaged cross-power spectrum Several baselines displayed
Timerange: 00/22:10:21 to 00/22:12:19

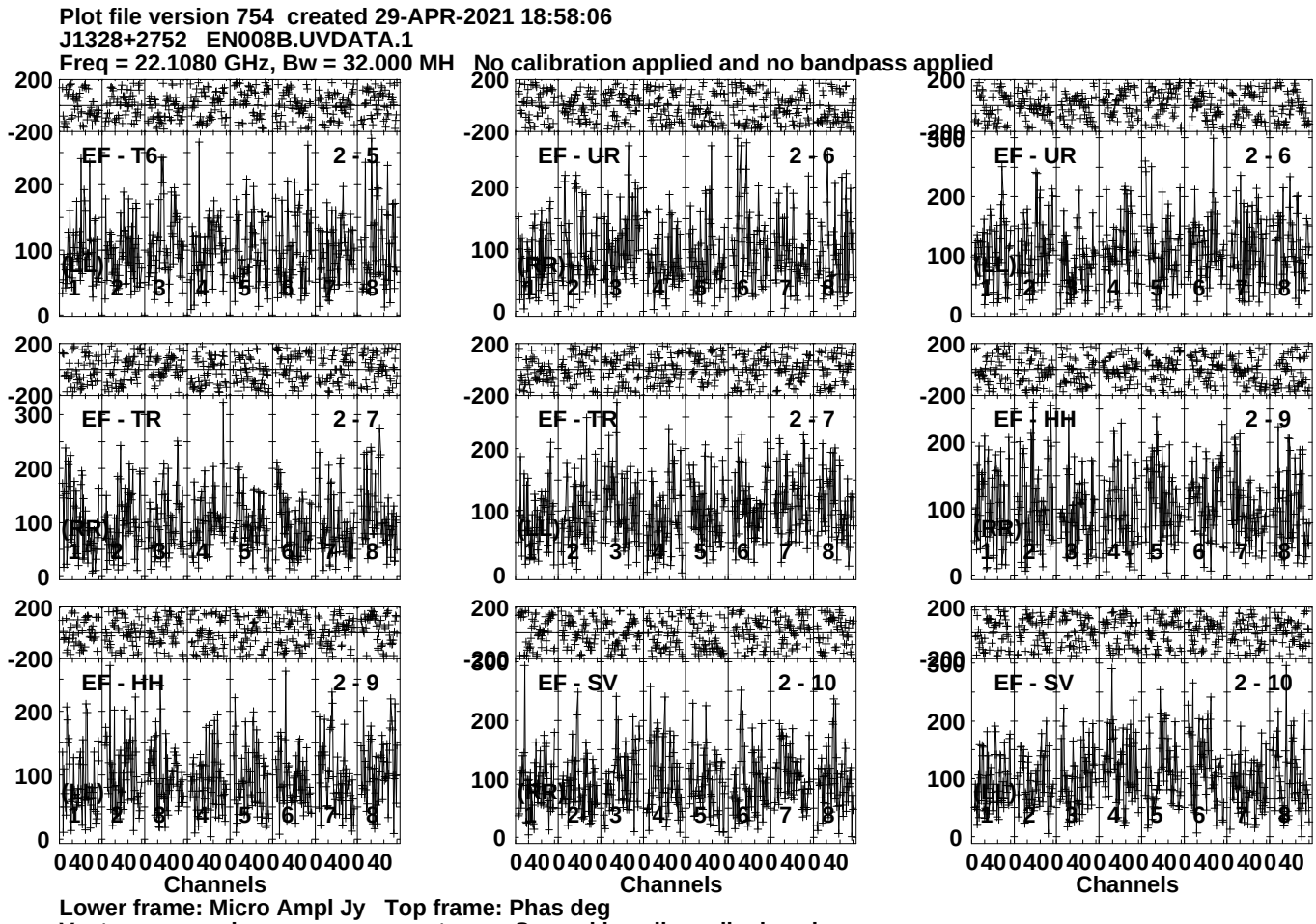
Plot file version 754 created 29-APR-2021 18:58:06
J1328+2752 EN008B.UVDATA.1
Freq = 22.1080 GHz, Bw = 32.000 MH No calibration applied and no bandpass applied
EF - T6 2 - 5
EF - UR 2 - 6
EF - UR 2 - 6
EF - TR 2 - 7
EF - TR 2 - 7
EF - HH 2 - 9
EF - HH 2 - 9
EF - SV 2 - 10
EF - SV 2 - 10
Channels
Channels
Channels
Lower frame: Micro Ampl Jy Top frame: Phas deg
Vector averaged cross-power spectrum Several baselines displayed
Timerange: 00/22:10:21 to 00/22:12:19

Plot file version 755 created 29-APR-2021 18:58:06
J1328+2752 EN008B.UVDATA.1
Freq = 22.1080 GHz, Bw = 32.000 MH No calibration applied and no bandpass applied

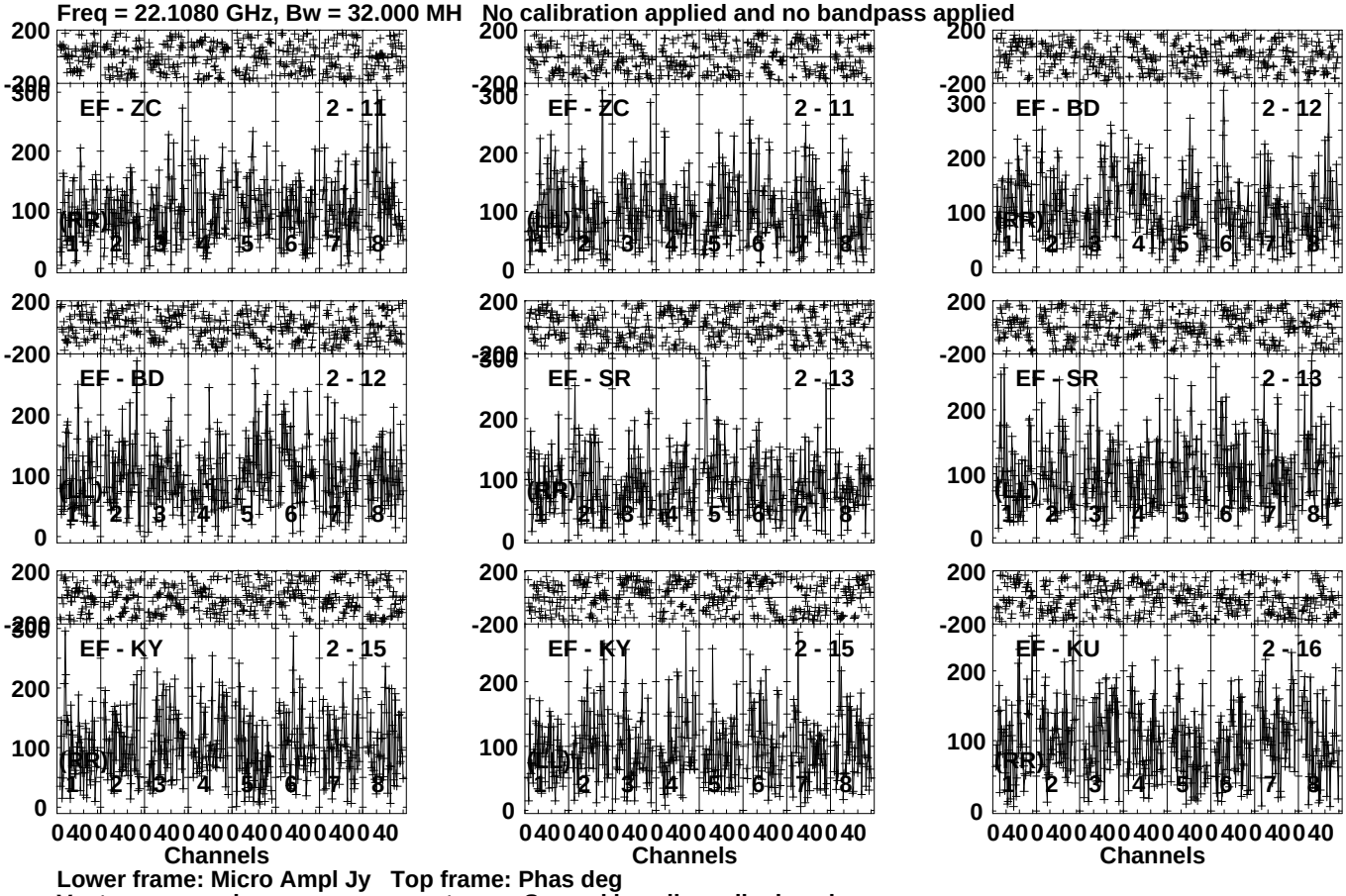

Lower frame: Micro Ampl Jy Top frame: Phas deg
Vector averaged cross-power spectrum Several baselines displayed
Timerange: 00/22:10:21 to 00/22:12:19

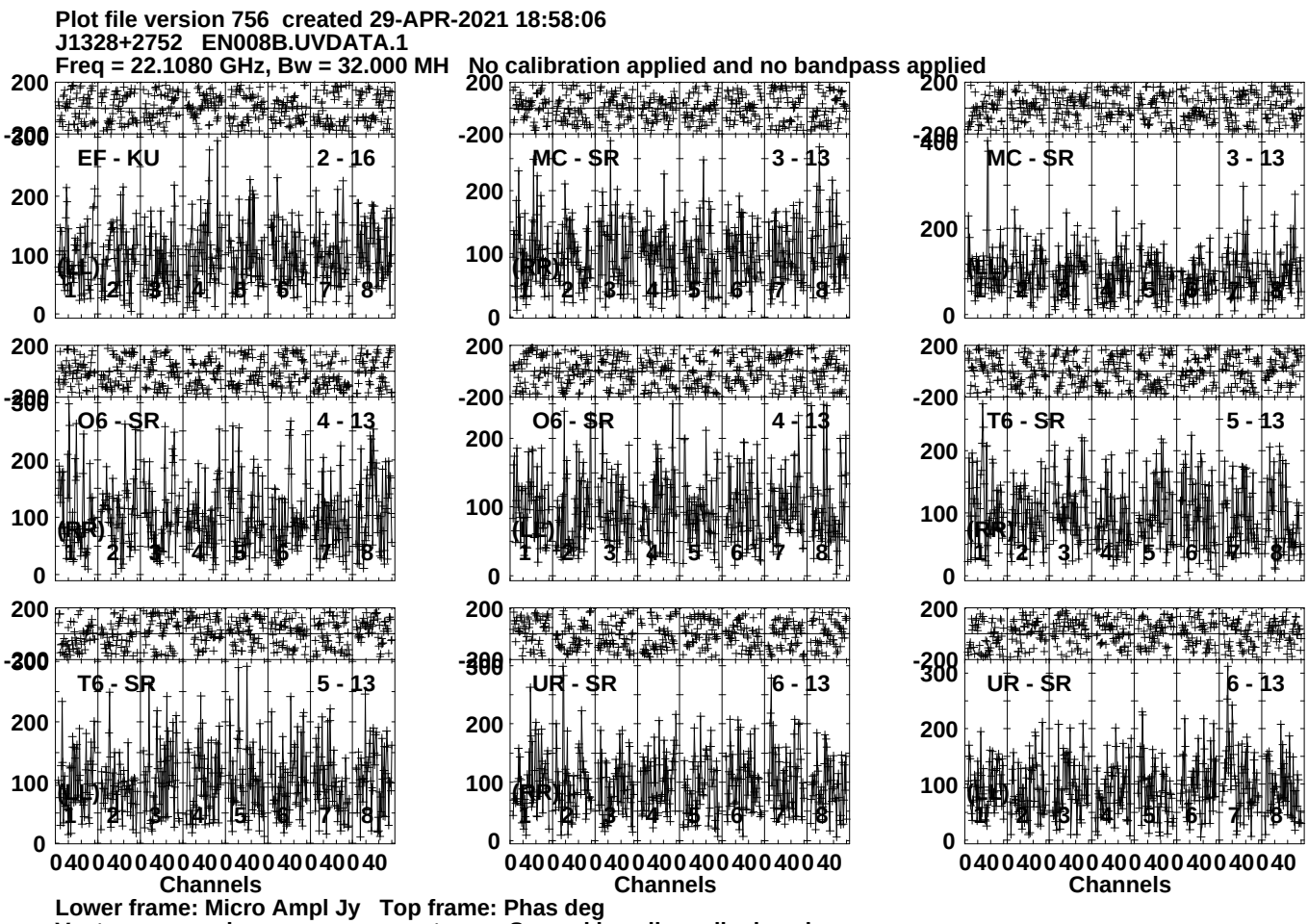
Plot file version 756 created 29-APR-2021 18:58:06
J1328+2752 EN008B.UVDATA.1
Freq = 22.1080 GHz, Bw = 32.000 MH No calibration applied and no bandpass applied
EF - KU 2 - 16
MC - SR 3 - 13
MC - SR 3 - 13
O6 - SR 4 - 13
O6 - SR 4 - 13
T6 - SR 5 - 13
T6 - SR 5 - 13
UR - SR 6 - 13
UR - SR 6 - 13
(LL)
(RR)
Channels
Lower frame: Micro Ampl Jy Top frame: Phas deg
Vector averaged cross-power spectrum Several baselines displayed
Timerange: 00/22:10:21 to 00/22:12:19

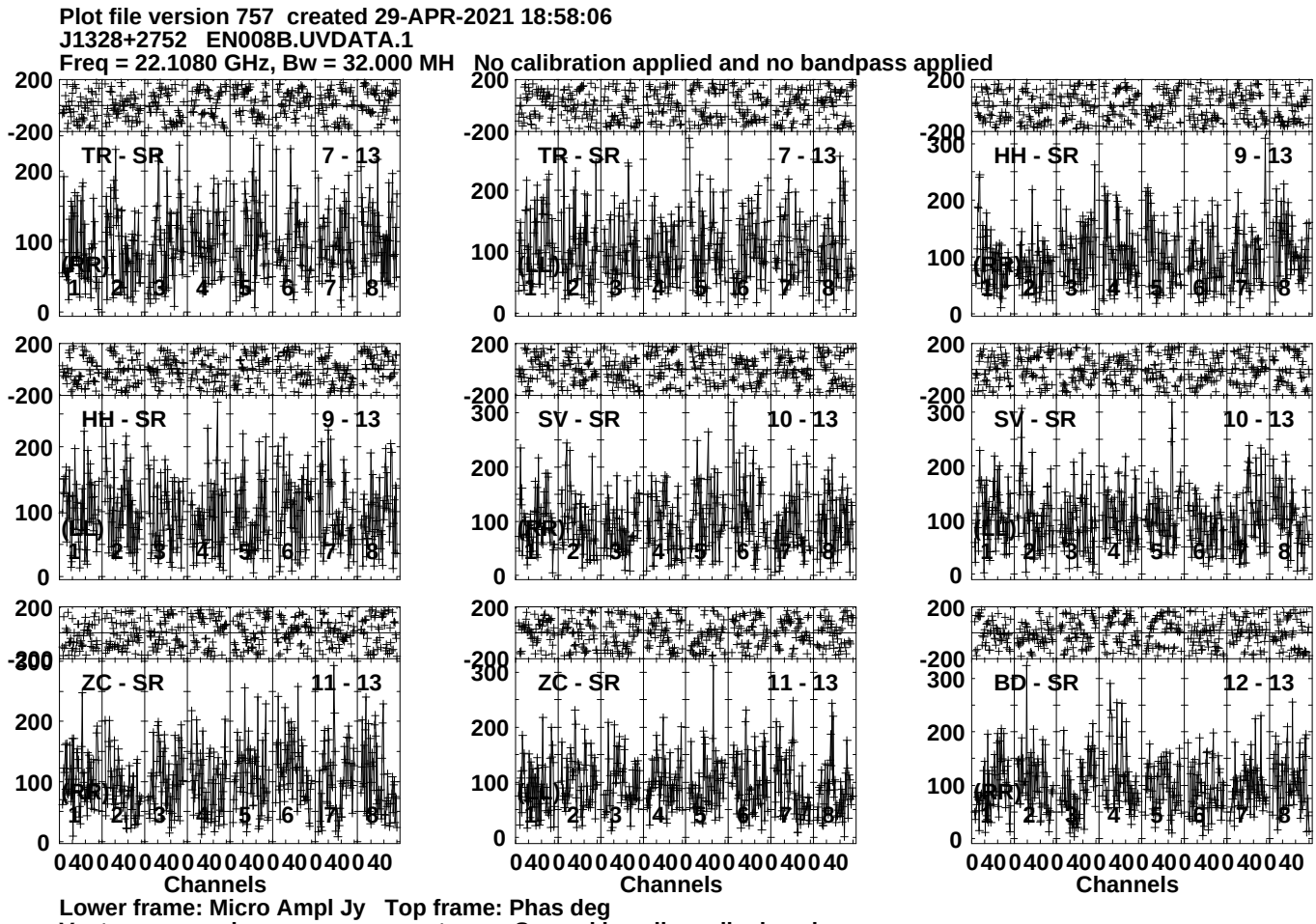
Plot file version 757 created 29-APR-2021 18:58:06
J1328+2752 EN008B.UVDATA.1
Freq = 22.1080 GHz, Bw = 32.000 MH No calibration applied and no bandpass applied
TR - SR 7 - 13
TR - SR 7 - 13
HH - SR 9 - 13
HH - SR 9 - 13
SV - SR 10 - 13
SV - SR 10 - 13
ZC - SR 11 - 13
ZC - SR 11 - 13
BD - SR 12 - 13
Channels
Channels
Channels
Lower frame: Micro Ampl Jy Top frame: Phas deg
Vector averaged cross-power spectrum Several baselines displayed
Timerange: 00/22:10:21 to 00/22:12:19

Plot file version 758 created 29-APR-2021 18:58:06
J1328+2752 EN008B.UVDATA.1
Freq = 22.1080 GHz, Bw = 32.000 MH No calibration applied and no bandpass applied

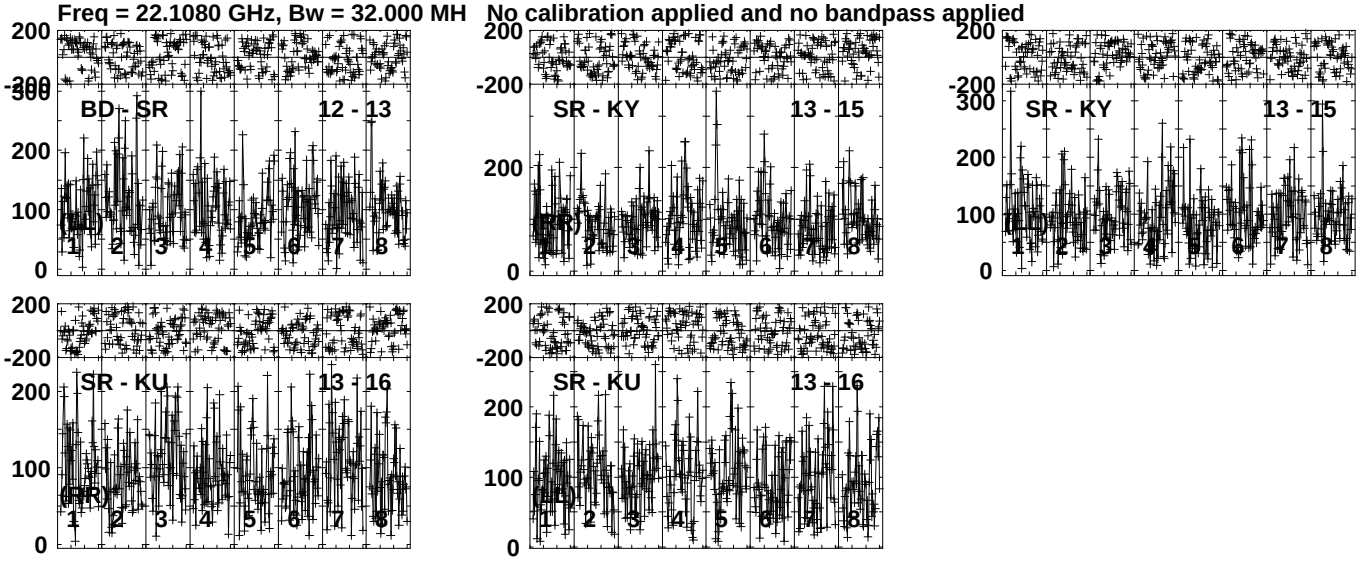

Lower frame: Micro Ampl Jy Top frame: Phas deg
Vector averaged cross-power spectrum Several baselines displayed
Timerange: 00/22:10:21 to 00/22:12:19

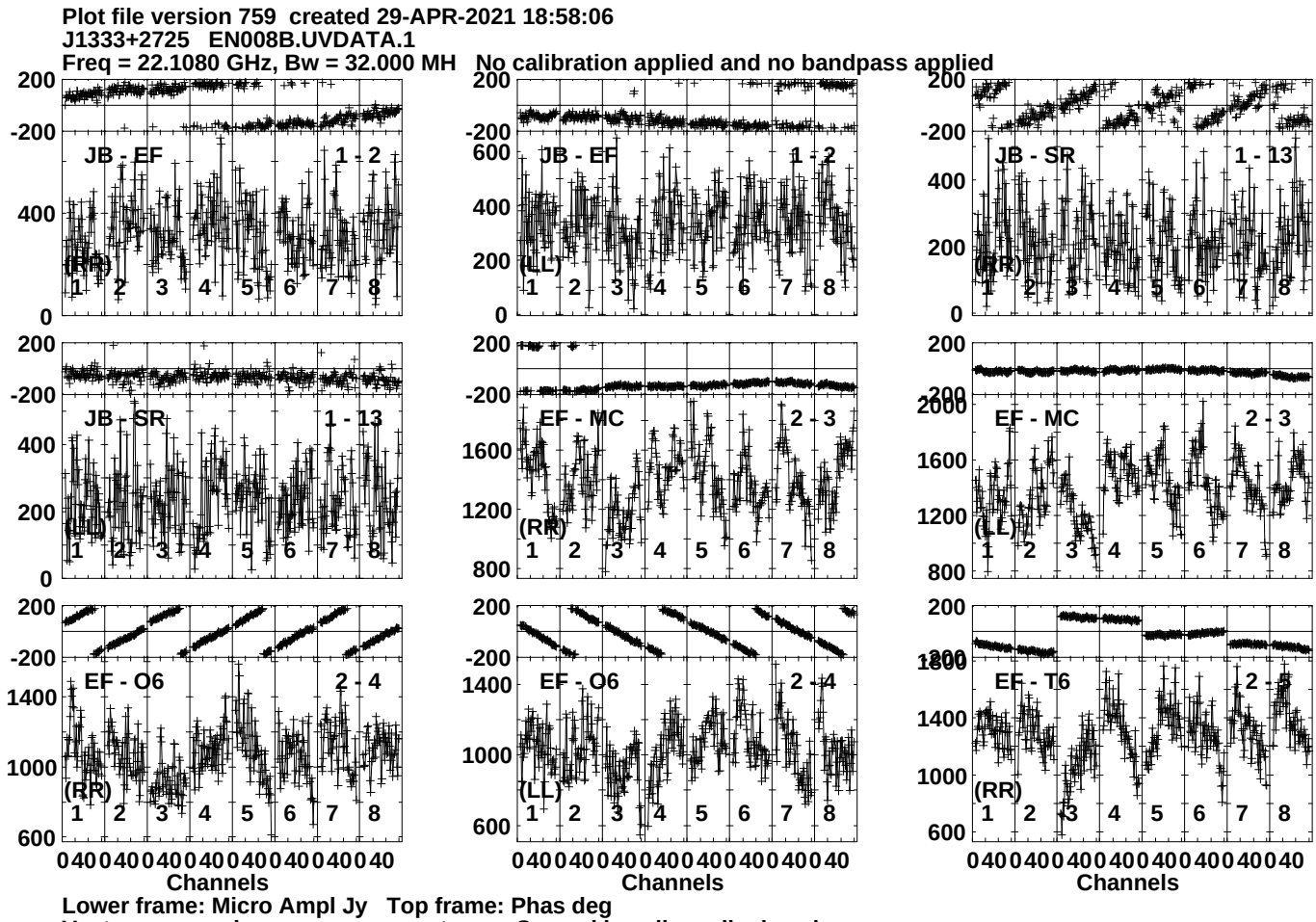
Plot file version 759 created 29-APR-2021 18:58:06
J1333+2725 EN008B.UVDATA.1
Freq = 22.1080 GHz, Bw = 32.000 MH No calibration applied and no bandpass applied
JB - EF 1 - 2
(RR)
JB - EF 1 - 2
(LL)
JB - SR 1 - 13
(RR)
JB - SR 1 - 13
(LL)
EF - MC 2 - 3
(RR)
EF - MC 2 - 3
(LL)
EF - O6 2 - 4
(RR)
EF - O6 2 - 4
(LL)
EF - T6 2 -
(RR)
Channels
Channels
Channels
Lower frame: Micro Ampl Jy Top frame: Phas deg
Vector averaged cross-power spectrum Several baselines displayed
Timerange: 00/22:12:51 to 00/22:13:49

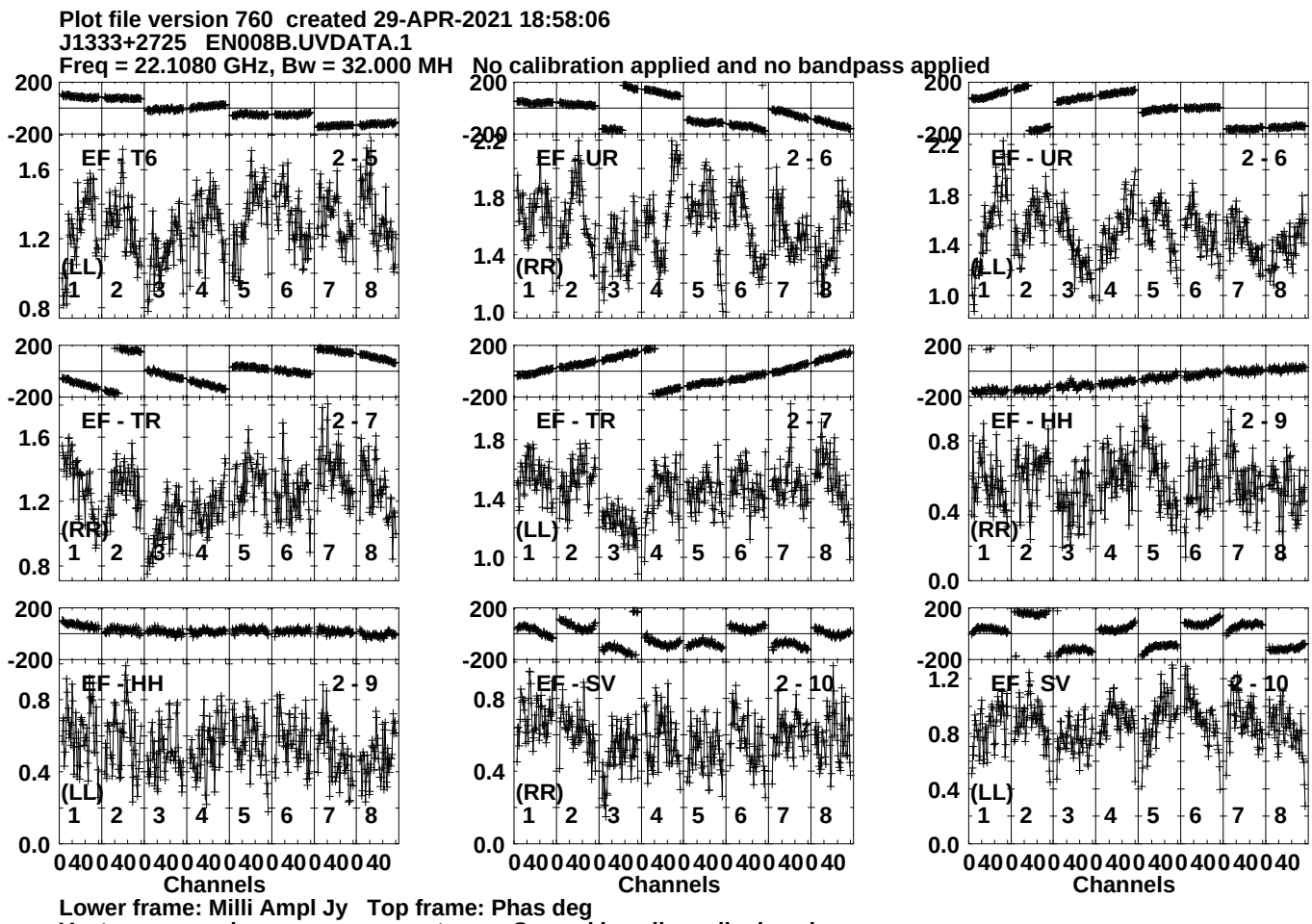
Plot file version 760 created 29-APR-2021 18:58:06
J1333+2725 EN008B.UVDATA.1
Freq = 22.1080 GHz, Bw = 32.000 MH No calibration applied and no bandpass applied
EF - T6 2 - 5
EF - UR 2 - 6
EF - UR 2 - 6
EF - TR 2 - 7
EF - TR 2 - 7
EF - HH 2 - 9
EF - HH 2 - 9
EF - SV 2 - 10
EF - SV 2 - 10
(LL)
(RR)
Channels
Lower frame: Milli Ampl Jy Top frame: Phas deg
Vector averaged cross-power spectrum Several baselines displayed
Timerange: 00/22:12:51 to 00/22:13:49

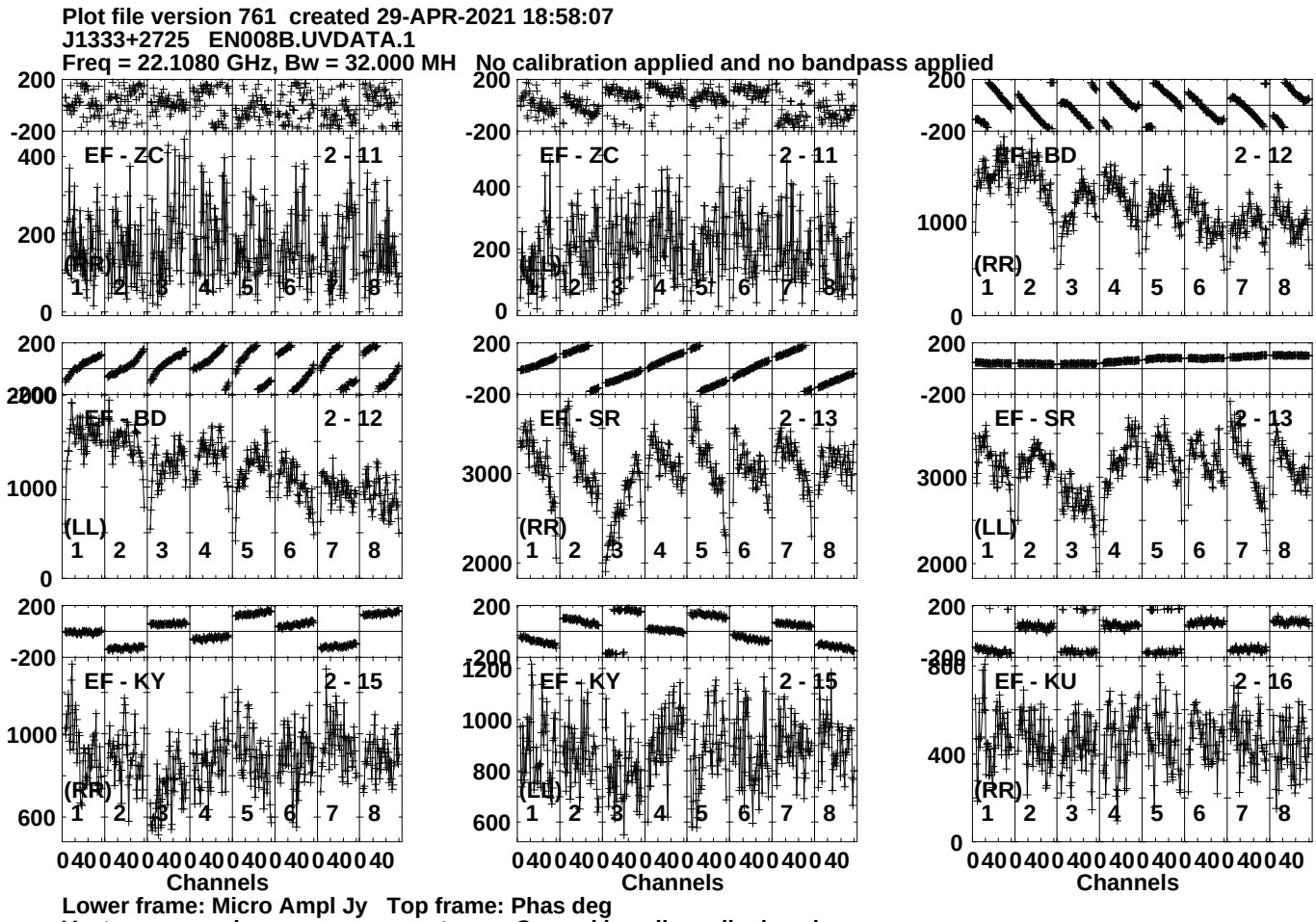
Plot file version 761 created 29-APR-2021 18:58:07
J1333+2725 EN008B.UVDATA.1
Freq = 22.1080 GHz, Bw = 32.000 MH No calibration applied and no bandpass applied
EF - ZC 2 - 11
(RR)
EF - ZC 2 - 11
(LL)
EF - BD 2 - 12
(RR)
EF - BD 2 - 12
(LL)
EF - SR 2 - 13
(RR)
EF - SR 2 - 13
(LL)
EF - KY 2 - 15
(RR)
EF - KY 2 - 15
(LL)
EF - KU 2 - 16
(RR)
Channels
Channels
Channels
Lower frame: Micro Ampl Jy Top frame: Phas deg
Vector averaged cross-power spectrum Several baselines displayed
Timerange: 00/22:12:51 to 00/22:13:49

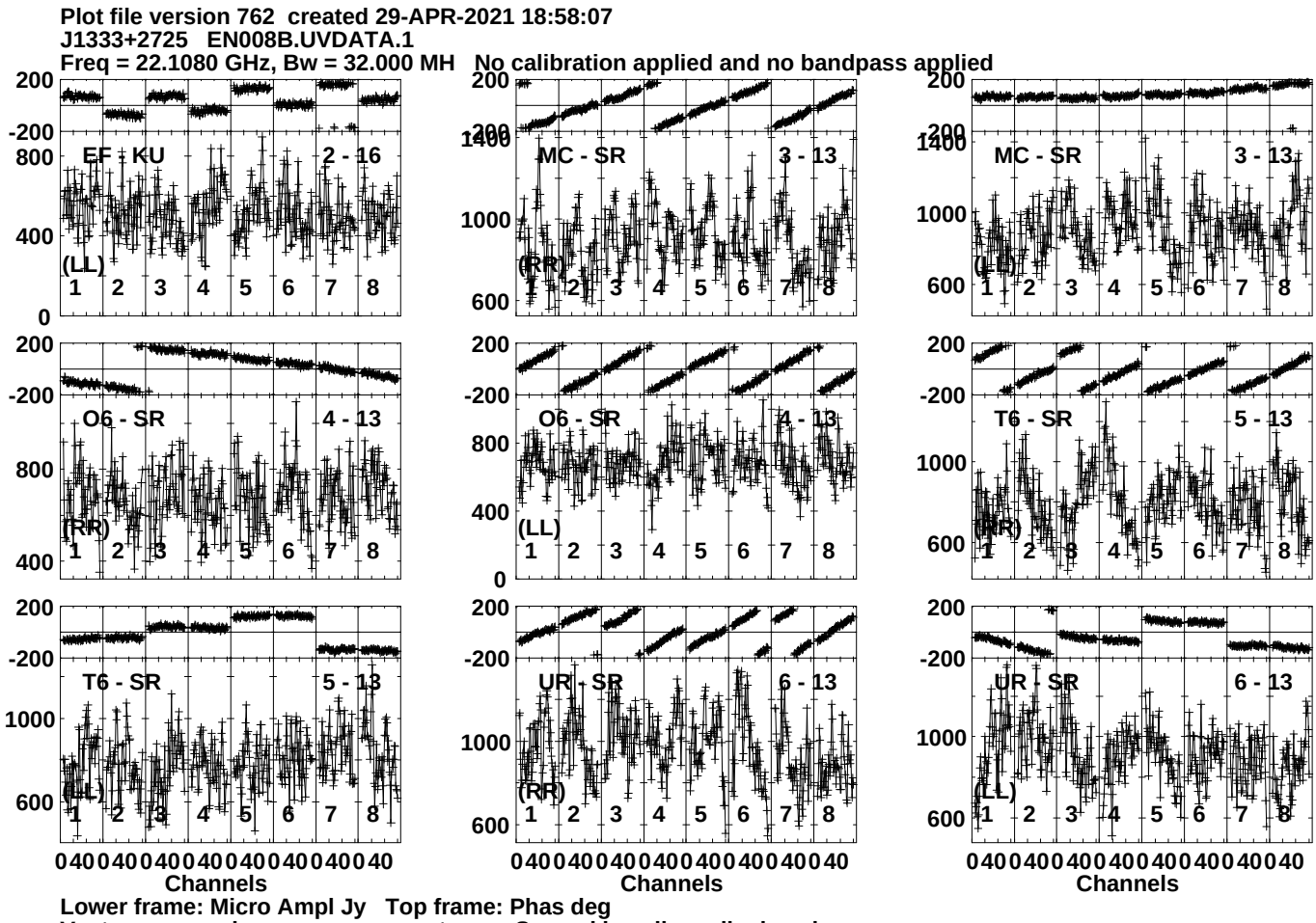
Plot file version 762 created 29-APR-2021 18:58:07
J1333+2725 EN008B.UVDATA.1
Freq = 22.1080 GHz, Bw = 32.000 MH No calibration applied and no bandpass applied
EF - KU 2 - 16
(LL)
MC - SR 3 - 13
(RR)
MC - SR 3 - 13
(LL)
O6 - SR 4 - 13
(RR)
O6 - SR 4 - 13
(LL)
T6 - SR 5 - 13
(RR)
T6 - SR 5 - 13
(LL)
UR - SR 6 - 13
(RR)
UR - SR 6 - 13
(LL)
Channels
Channels
Channels
Lower frame: Micro Ampl Jy Top frame: Phas deg
Vector averaged cross-power spectrum Several baselines displayed
Timerange: 00/22:12:51 to 00/22:13:49

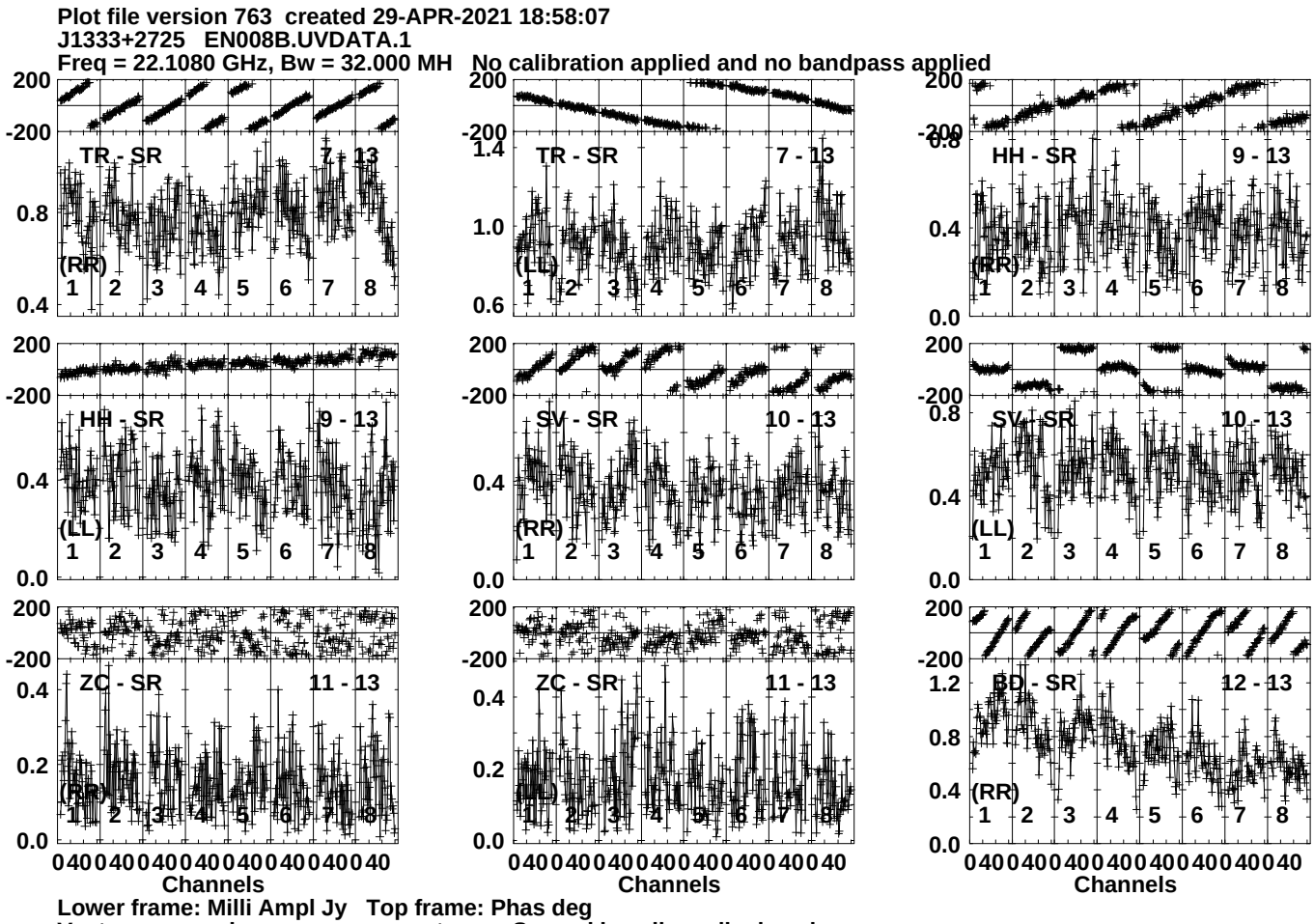
Plot file version 763 created 29-APR-2021 18:58:07
J1333+2725 EN008B.UVDATA.1
Freq = 22.1080 GHz, Bw = 32.000 MH No calibration applied and no bandpass applied
TR - SR 7 - 13
(RR)
TR - SR 7 - 13
(LL)
HH - SR 9 - 13
(RR)
HH - SR 9 - 13
(LL)
SV - SR 10 - 13
(RR)
SV - SR 10 - 13
(LL)
ZC - SR 11 - 13
(RR)
ZC - SR 11 - 13
(LL)
BD - SR 12 - 13
(RR)
Channels
Channels
Channels
Lower frame: Milli Ampl Jy Top frame: Phas deg
Vector averaged cross-power spectrum Several baselines displayed
Timerange: 00/22:12:51 to 00/22:13:49

Plot file version 764 created 29-APR-2021 18:58:07
J1333+2725 EN008B.UVDATA.1
Freq = 22.1080 GHz, Bw = 32.000 MH No calibration applied and no bandpass applied

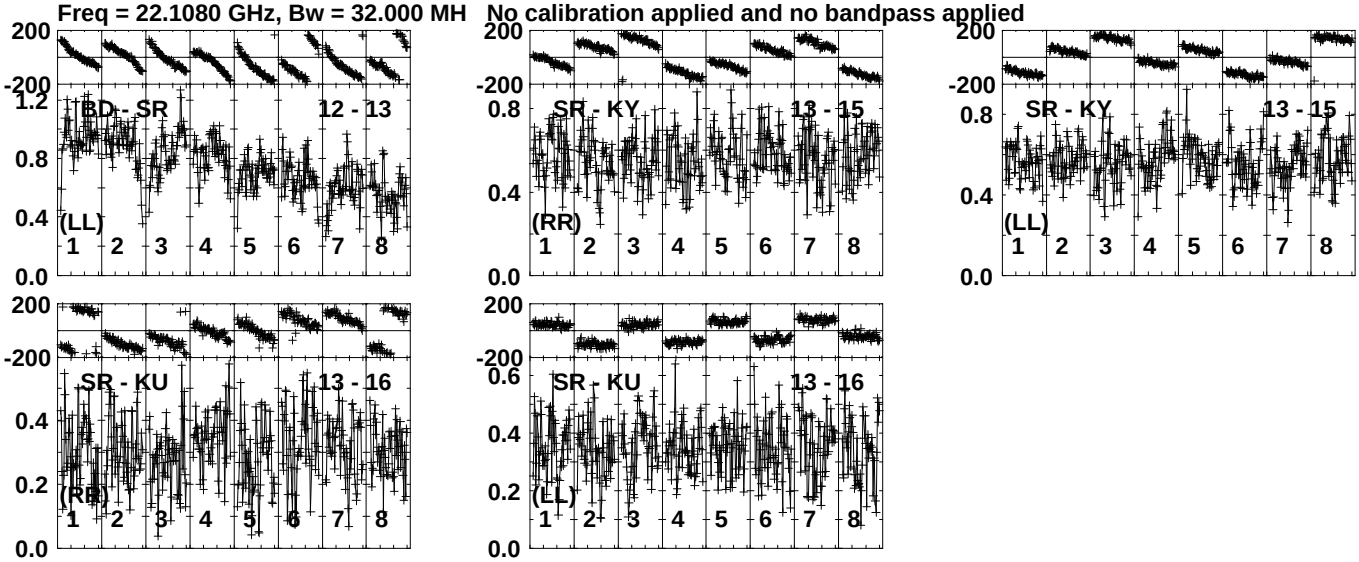

Lower frame: Milli Ampl Jy Top frame: Phas deg
Vector averaged cross-power spectrum Several baselines displayed
Timerange: 00/22:12:51 to 00/22:13:49

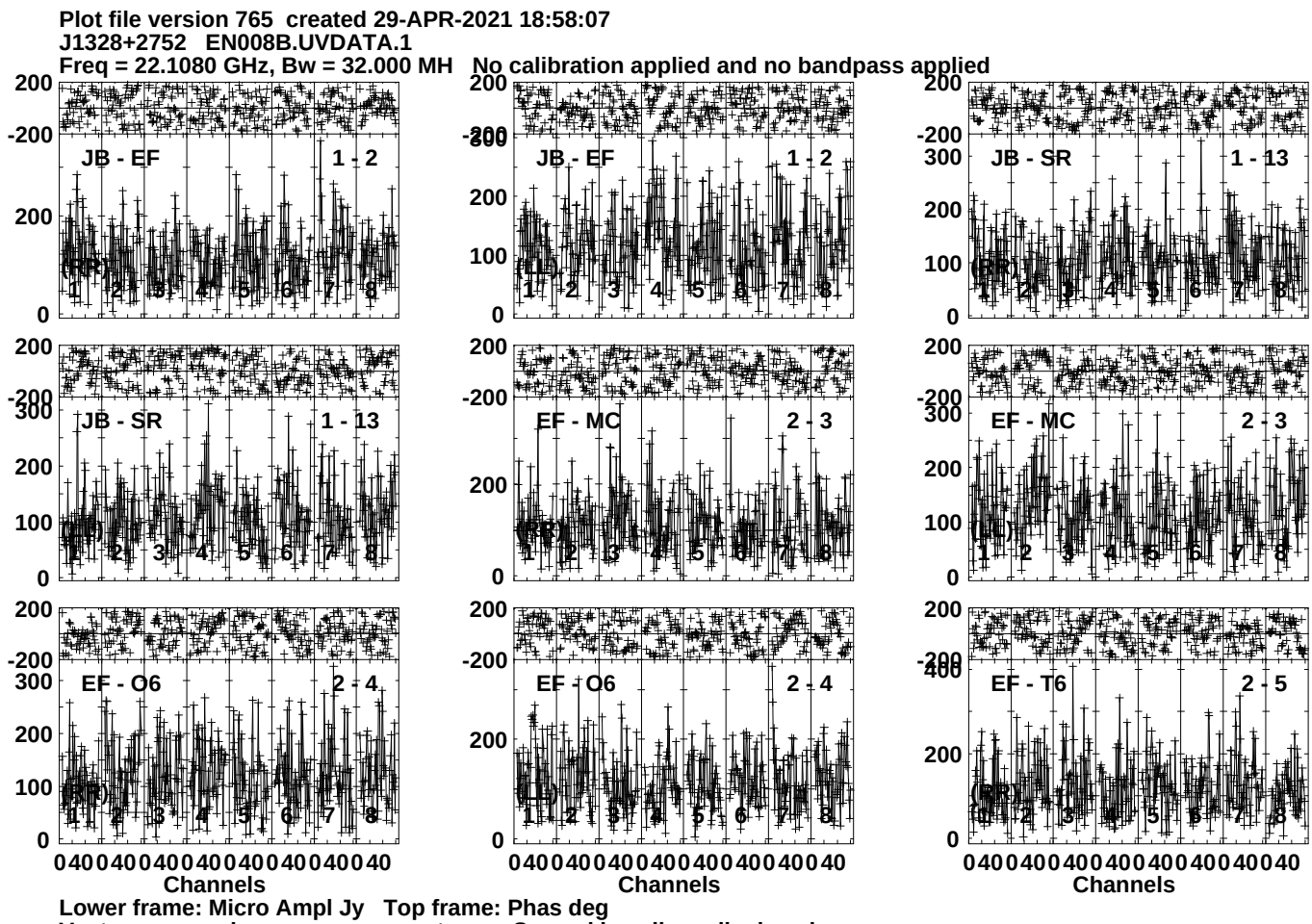
Plot file version 765 created 29-APR-2021 18:58:07
J1328+2752 EN008B.UVDATA.1
Freq = 22.1080 GHz, Bw = 32.000 MH No calibration applied and no bandpass applied
JB - EF 1 - 2
JB - EF 1 - 2
JB - SR 1 - 13
JB - SR 1 - 13
EF - MC 2 - 3
EF - MC 2 - 3
EF - O6 2 - 4
EF - O6 2 - 4
EF - T6 2 - 5
Channels
Channels
Channels
Lower frame: Micro Ampl Jy Top frame: Phas deg
Vector averaged cross-power spectrum Several baselines displayed
Timerange: 00/22:13:51 to 00/22:15:49

Plot file version 766 created 29-APR-2021 18:58:07
J1328+2752 EN008B.UVDATA.1
Freq = 22.1080 GHz, Bw = 32.000 MH No calibration applied and no bandpass applied

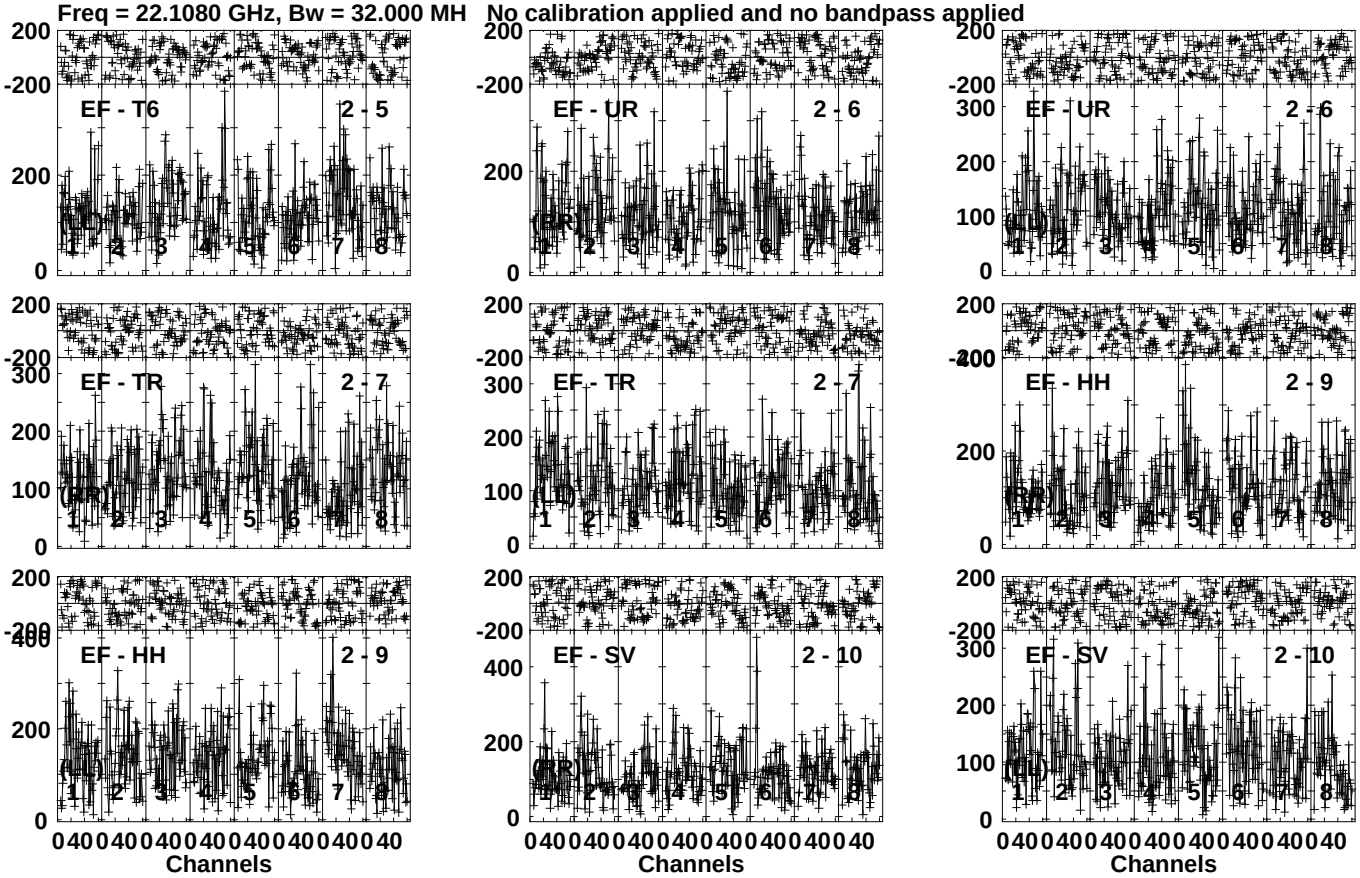

Lower frame: Micro Ampl Jy Top frame: Phas deg
Vector averaged cross-power spectrum Several baselines displayed
Timerange: 00/22:13:51 to 00/22:15:49

Plot file version 767 created 29-APR-2021 18:58:07
J1328+2752 EN008B.UVDATA.1
Freq = 22.1080 GHz, Bw = 32.000 MH No calibration applied and no bandpass applied

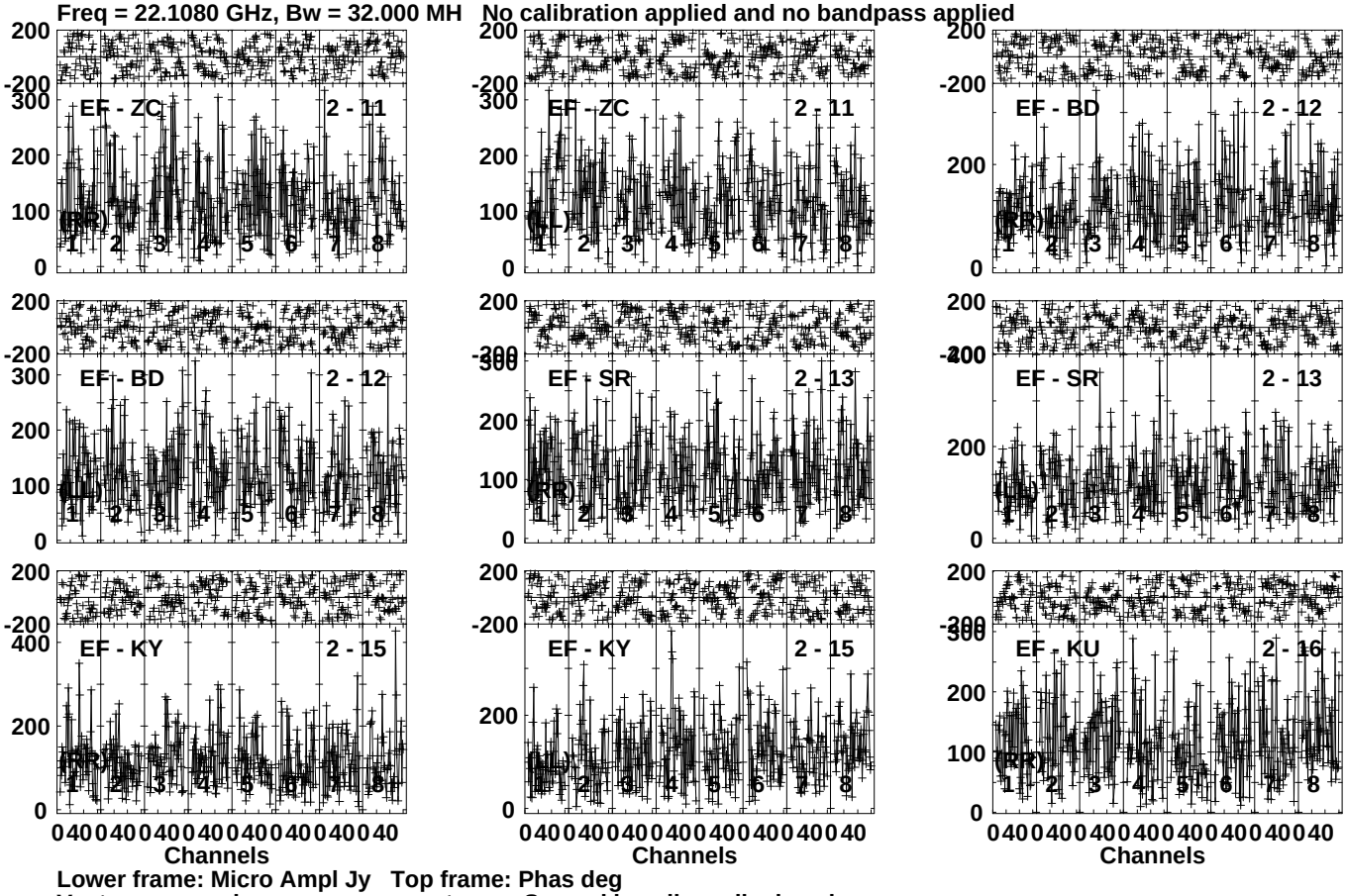

Lower frame: Micro Ampl Jy Top frame: Phas deg
Vector averaged cross-power spectrum Several baselines displayed
Timerange: 00/22:13:51 to 00/22:15:49

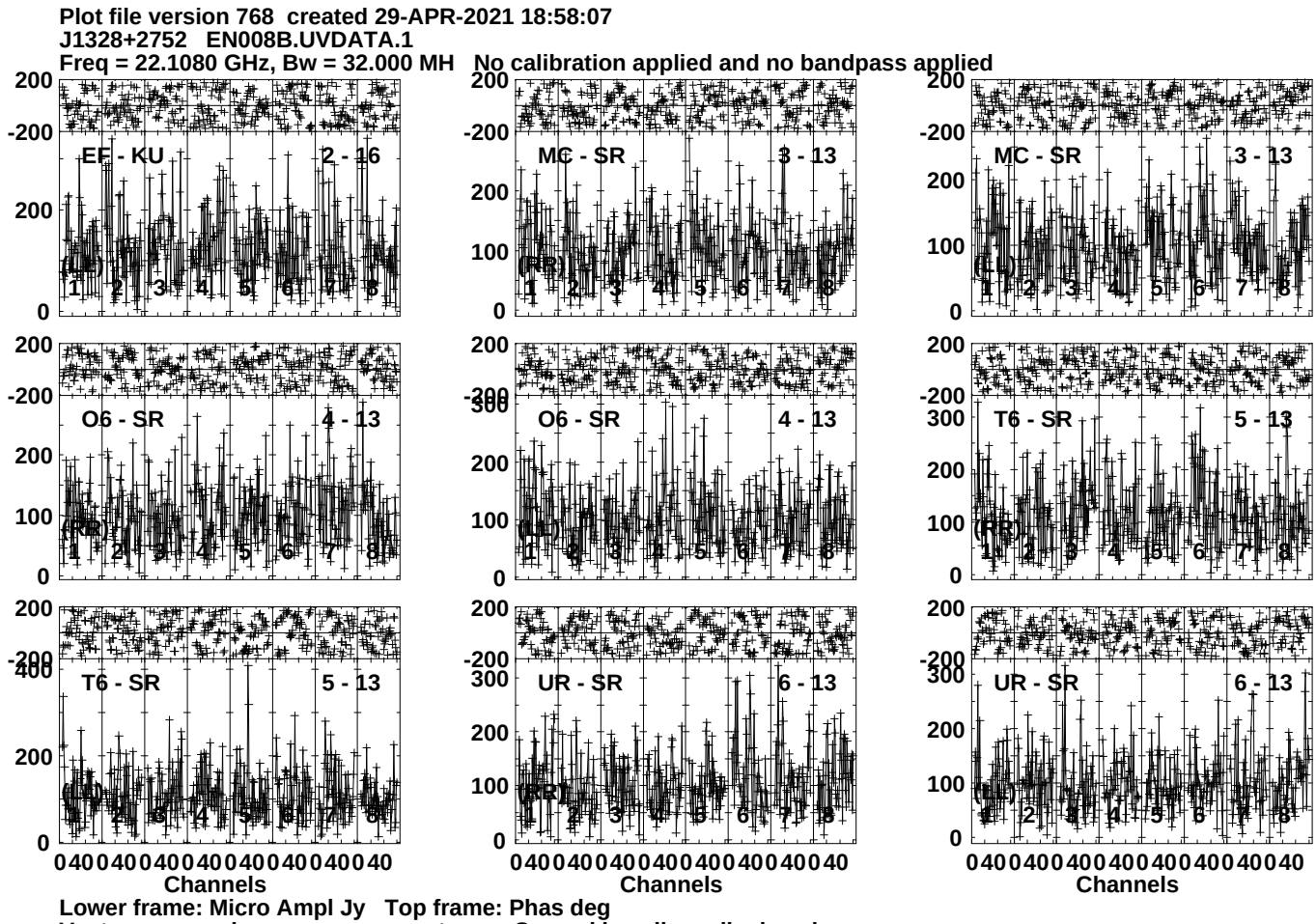
Plot file version 768 created 29-APR-2021 18:58:07
J1328+2752 EN008B.UVDATA.1
Freq = 22.1080 GHz, Bw = 32.000 MH No calibration applied and no bandpass applied
EF - KU 2 - 16
MC - SR 3 - 13
MC - SR 3 - 13
O6 - SR 4 - 13
O6 - SR 4 - 13
T6 - SR 5 - 13
T6 - SR 5 - 13
UR - SR 6 - 13
UR - SR 6 - 13
(LL)
(RR)
Channels
Lower frame: Micro Ampl Jy Top frame: Phas deg
Vector averaged cross-power spectrum Several baselines displayed
Timerange: 00/22:13:51 to 00/22:15:49

Plot file version 769 created 29-APR-2021 18:58:08
J1328+2752 EN008B.UVDATA.1
Freq = 22.1080 GHz, Bw = 32.000 MH No calibration applied and no bandpass applied

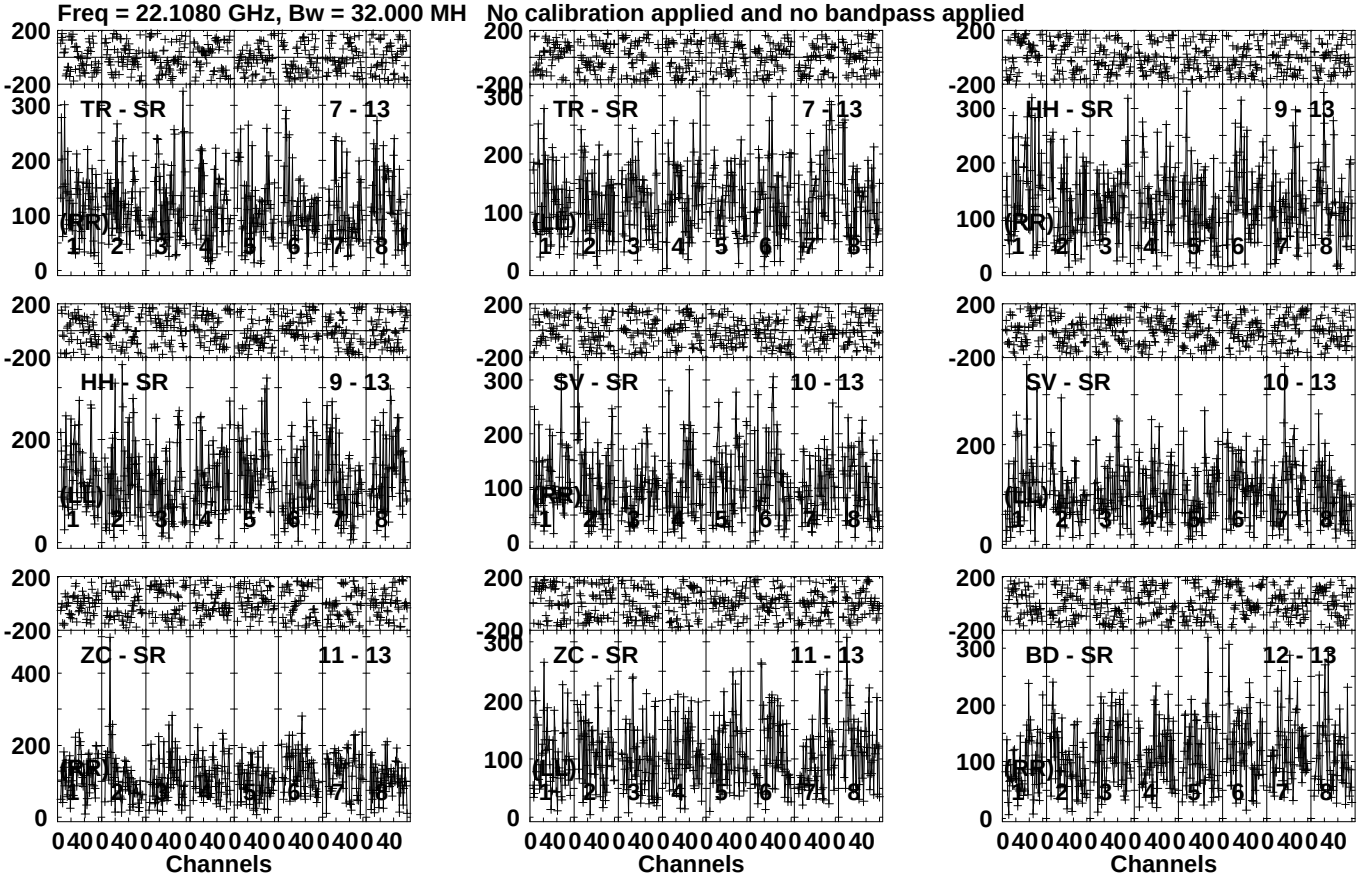

Lower frame: Micro Ampl Jy Top frame: Phas deg
Vector averaged cross-power spectrum Several baselines displayed
Timerange: 00/22:13:51 to 00/22:15:49

Plot file version 770 created 29-APR-2021 18:58:08
J1328+2752 EN008B.UVDATA.1
Freq = 22.1080 GHz, Bw = 32.000 MH No calibration applied and no bandpass applied

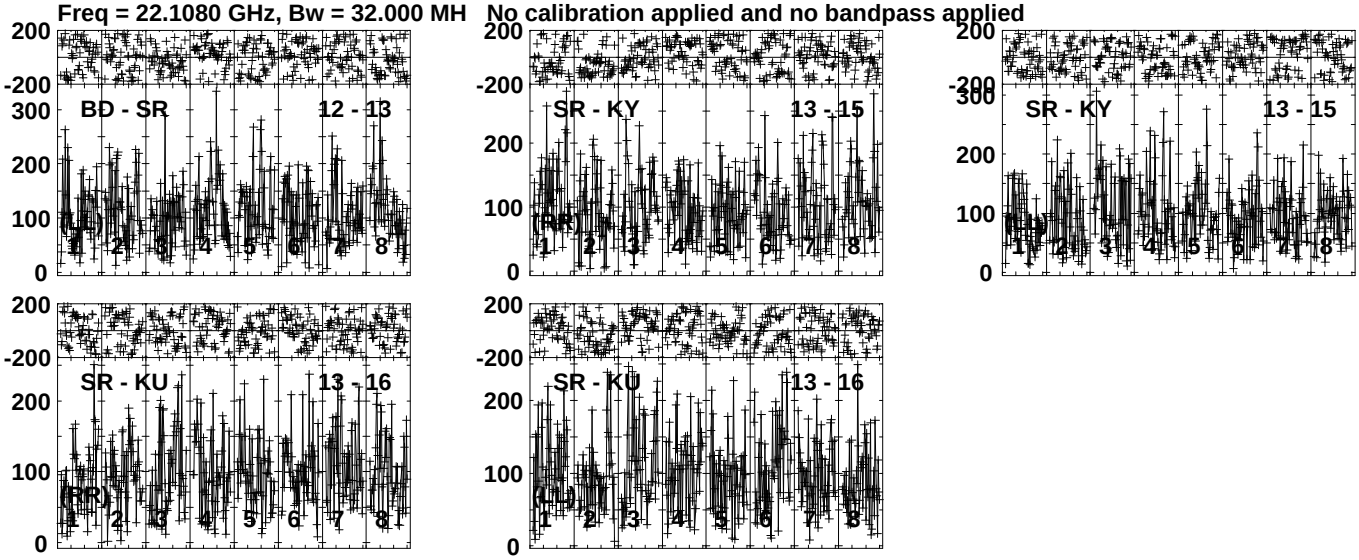

Lower frame: Micro Ampl Jy Top frame: Phas deg
Vector averaged cross-power spectrum Several baselines displayed
Timerange: 00/22:13:51 to 00/22:15:49

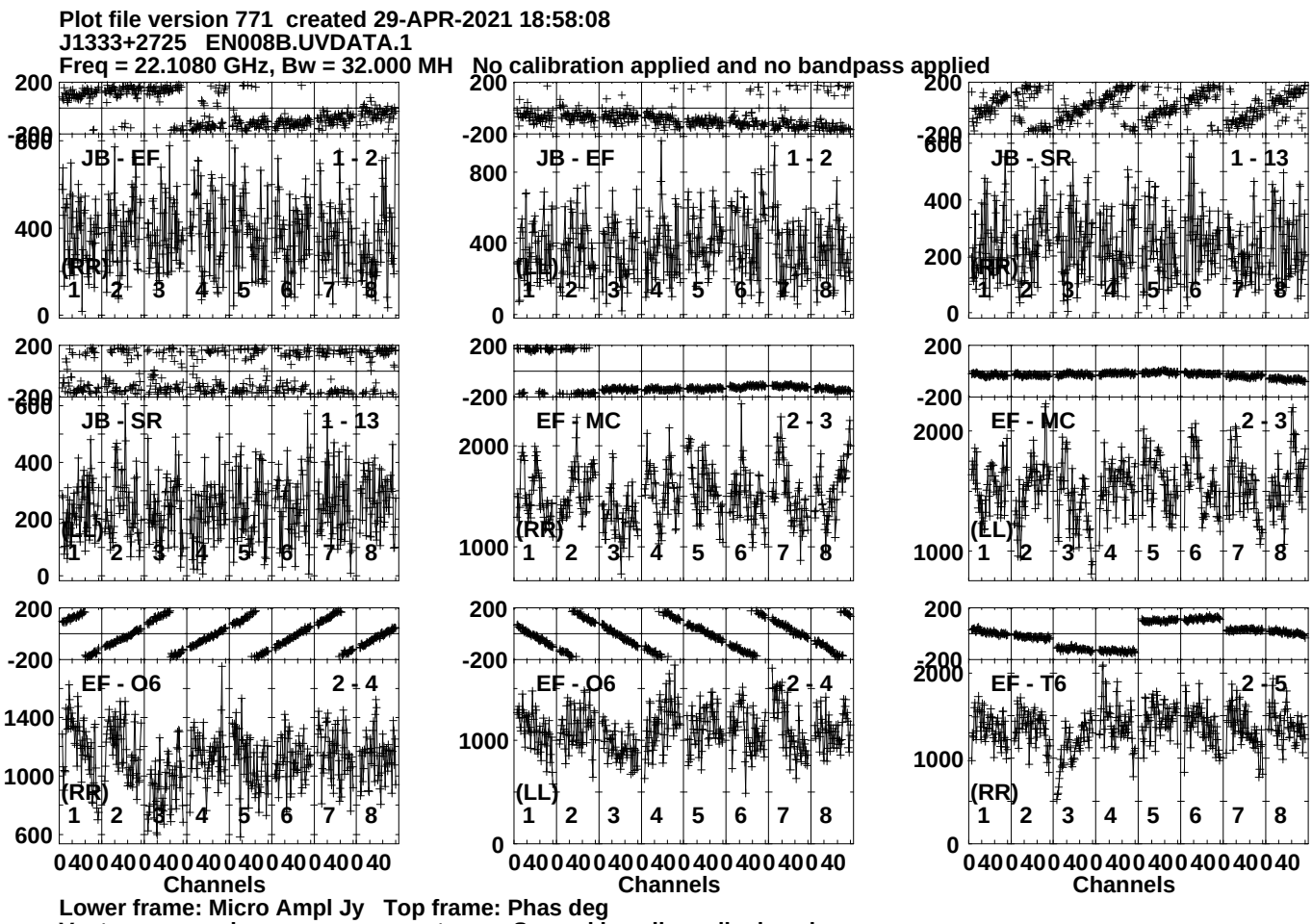
Plot file version 771 created 29-APR-2021 18:58:08
J1333+2725 EN008B.UVDATA.1
Freq = 22.1080 GHz, Bw = 32.000 MH No calibration applied and no bandpass applied
JB - EF 1 - 2
(RR)
JB - EF 1 - 2
(LL)
JB - SR 1 - 13
(RR)
JB - SR 1 - 13
(LL)
EF - MC 2 - 3
(RR)
EF - MC 2 - 3
(LL)
EF - O6 2 - 4
(RR)
EF - O6 2 - 4
(LL)
EF - T6 2 - 5
(RR)
Channels
Channels
Channels
Lower frame: Micro Ampl Jy Top frame: Phas deg
Vector averaged cross-power spectrum Several baselines displayed
Timerange: 00/22:15:51 to 00/22:16:49

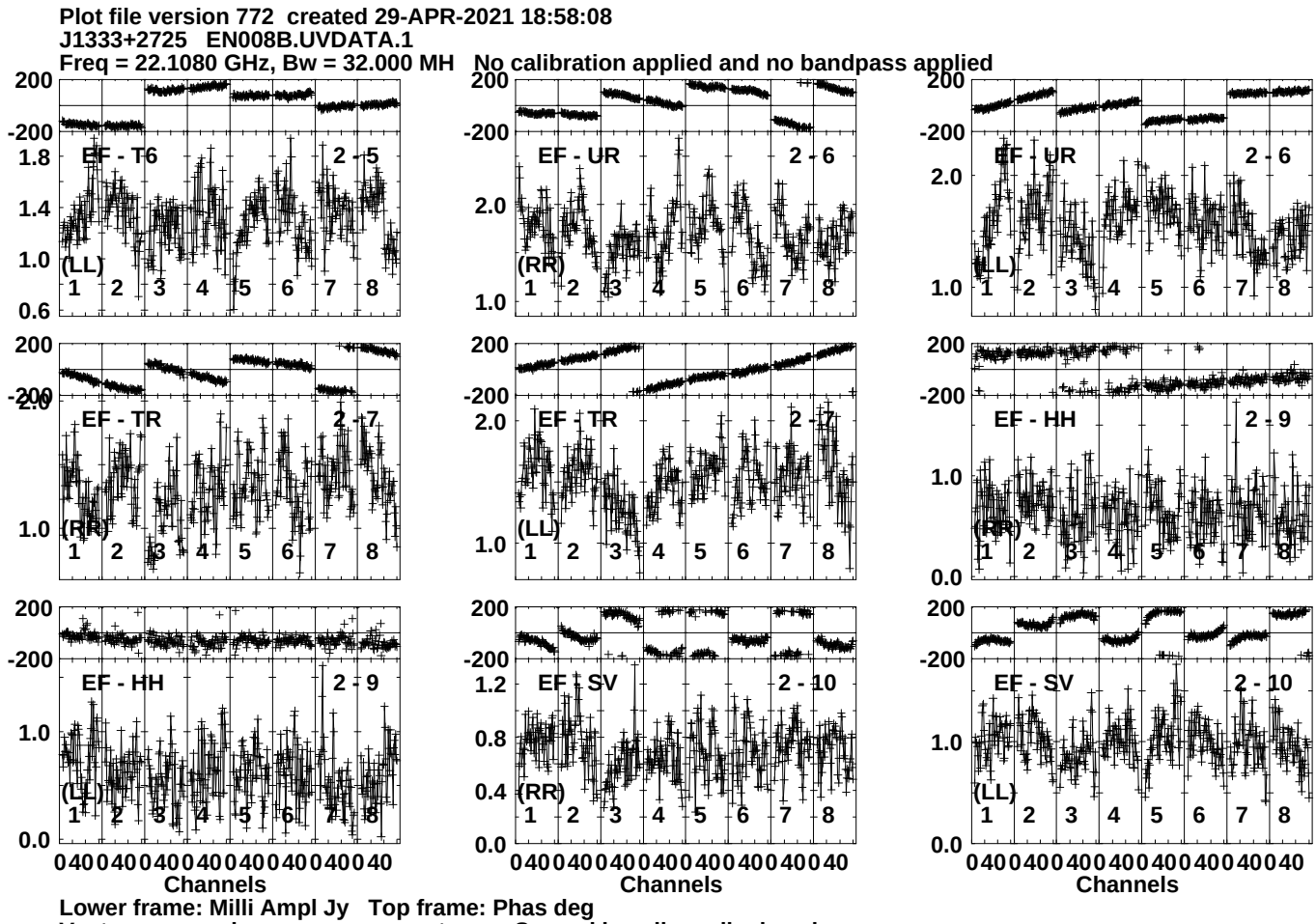
Plot file version 772 created 29-APR-2021 18:58:08
J1333+2725 EN008B.UVDATA.1
Freq = 22.1080 GHz, Bw = 32.000 MH No calibration applied and no bandpass applied
EF - T6
2 - 5
(LL)
EF - UR
2 - 6
(RR)
EF - UR
2 - 6
(LL)
EF - TR
2 - 7
(RR)
EF - TR
2 - 7
(LL)
EF - HH
2 - 9
(RR)
EF - HH
2 - 9
(LL)
EF - SV
2 - 10
(RR)
EF - SV
2 - 10
(LL)
Channels
Channels
Channels
Lower frame: Milli Ampl Jy Top frame: Phas deg
Vector averaged cross-power spectrum Several baselines displayed
Timerange: 00/22:15:51 to 00/22:16:49

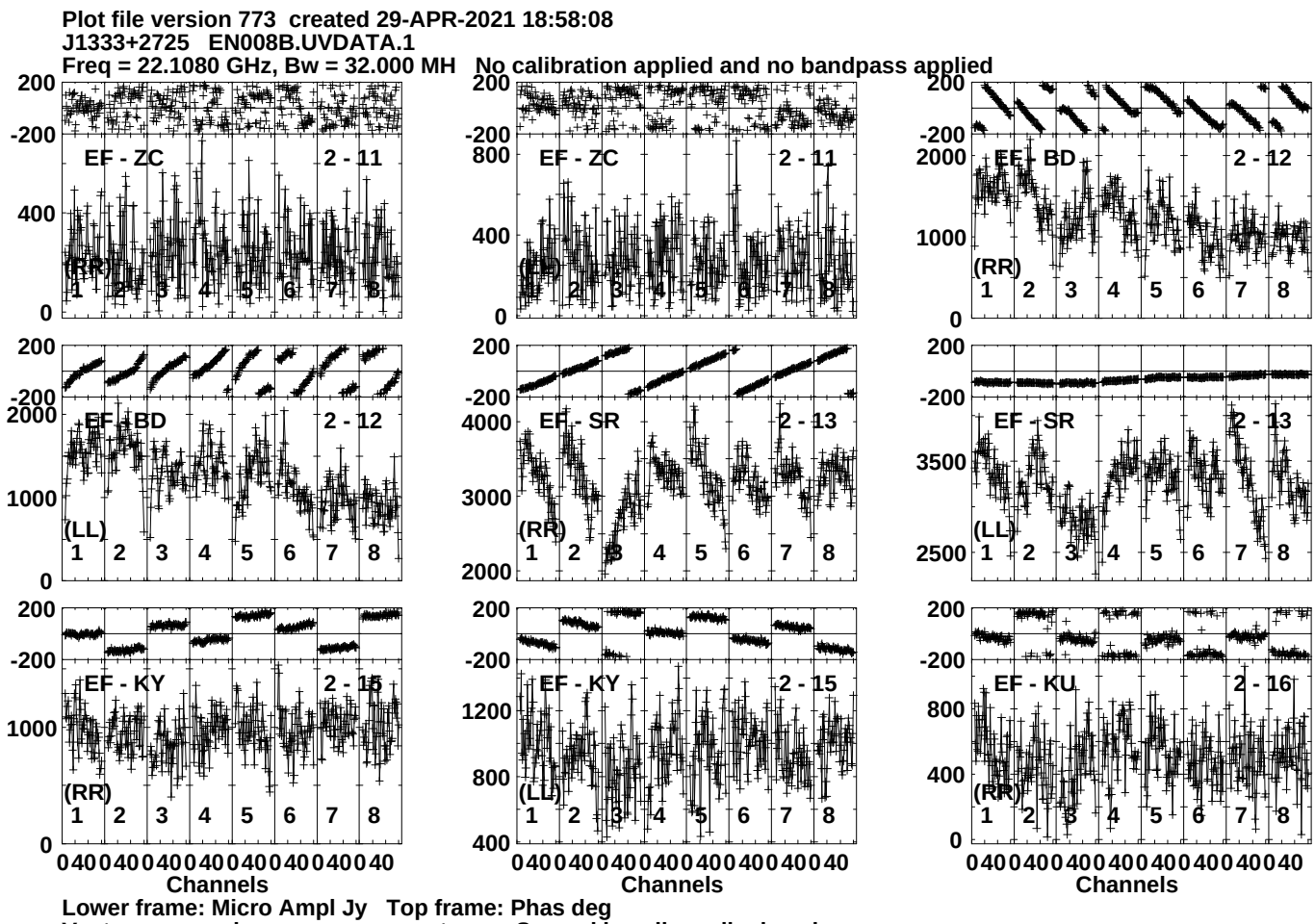
Plot file version 773 created 29-APR-2021 18:58:08
J1333+2725 EN008B.UVDATA.1
Freq = 22.1080 GHz, Bw = 32.000 MH No calibration applied and no bandpass applied
EF - ZC 2 - 11
(RR)
EF - ZC 2 - 11
(LL)
EF - BD 2 - 12
(RR)
EF - BD 2 - 12
(LL)
EF - SR 2 - 13
(RR)
EF - SR 2 - 13
(LL)
EF - KY 2 - 15
(RR)
EF - KY 2 - 15
(LL)
EF - KU 2 - 16
(RR)
Channels
Channels
Channels
Lower frame: Micro Ampl Jy Top frame: Phas deg
Vector averaged cross-power spectrum Several baselines displayed
Timerange: 00/22:15:51 to 00/22:16:49

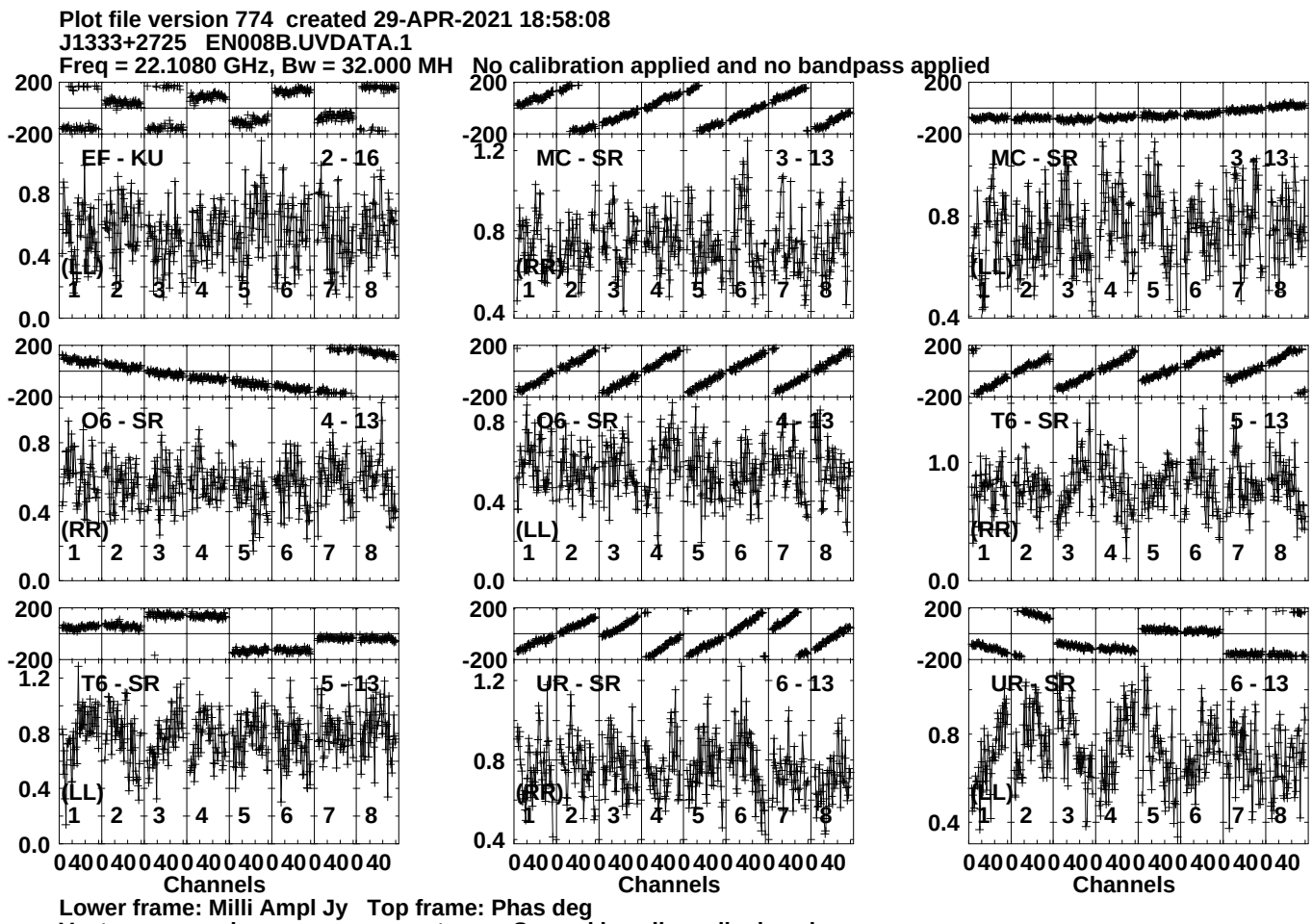
Plot file version 774 created 29-APR-2021 18:58:08
J1333+2725 EN008B.UVDATA.1
Freq = 22.1080 GHz, Bw = 32.000 MH No calibration applied and no bandpass applied
EF - KU 2 - 16
(LL)
MC - SR 3 - 13
(RR)
MC - SR 3 - 13
(LL)
O6 - SR 4 - 13
(RR)
O6 - SR 4 - 13
(LL)
T6 - SR 5 - 13
(RR)
T6 - SR 5 - 13
(LL)
UR - SR 6 - 13
(RR)
UR - SR 6 - 13
(LL)
Channels
Channels
Channels
Lower frame: Milli Ampl Jy Top frame: Phas deg
Vector averaged cross-power spectrum Several baselines displayed
Timerange: 00/22:15:51 to 00/22:16:49

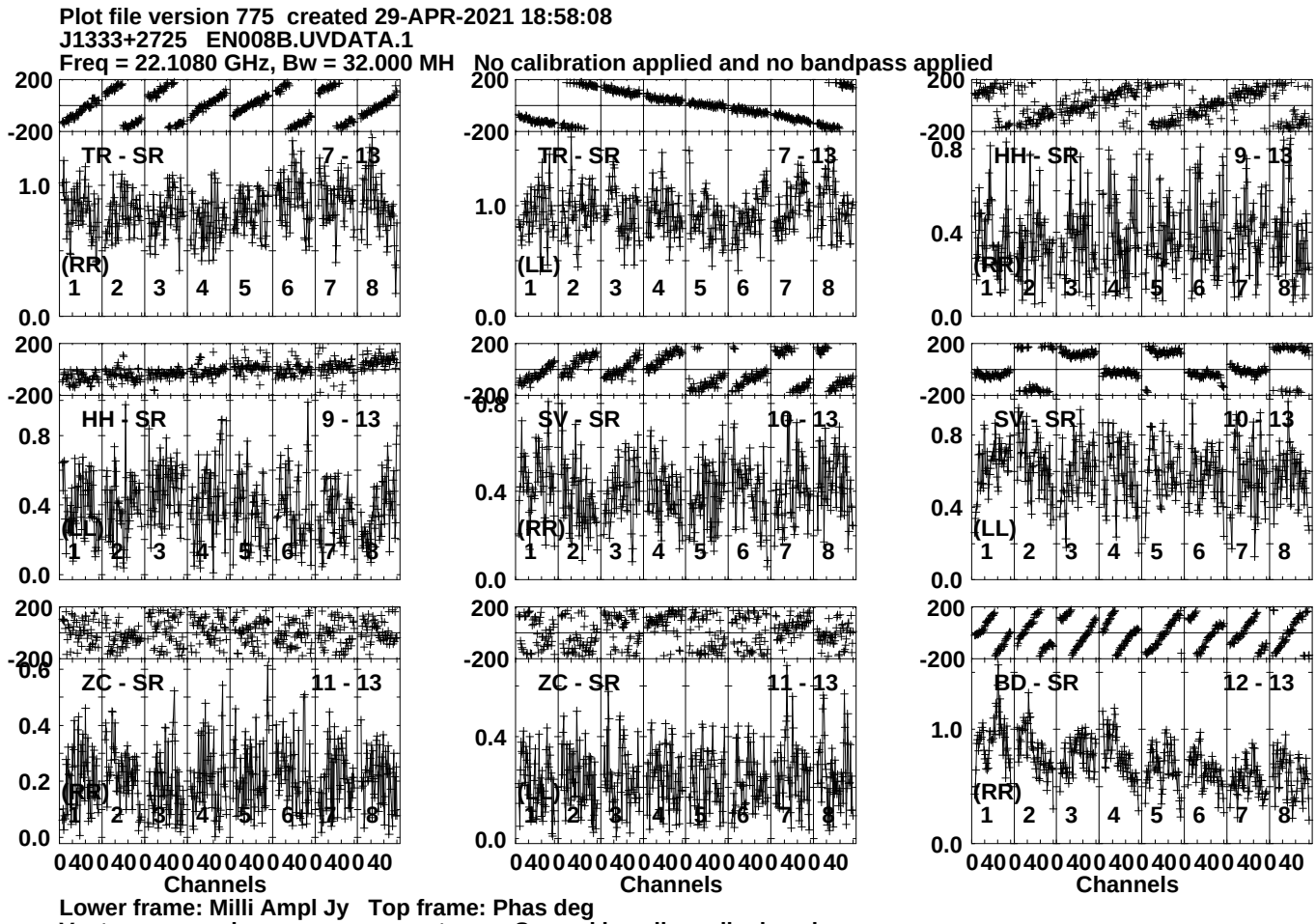
Plot file version 775 created 29-APR-2021 18:58:08
J1333+2725 EN008B.UVDATA.1
Freq = 22.1080 GHz, Bw = 32.000 MH No calibration applied and no bandpass applied
TR - SR 7 - 13
(RR)
TR - SR 7 - 13
(LL)
HH - SR 9 - 13
(RR)
HH - SR 9 - 13
(LL)
SV - SR 10 - 13
(RR)
SV - SR 10 - 13
(LL)
ZC - SR 11 - 13
(RR)
ZC - SR 11 - 13
(LL)
BD - SR 12 - 13
(RR)
Channels
Channels
Channels
Lower frame: Milli Ampl Jy Top frame: Phas deg
Vector averaged cross-power spectrum Several baselines displayed
Timerange: 00/22:15:51 to 00/22:16:49

Plot file version 776 created 29-APR-2021 18:58:08
J1333+2725 EN008B.UVDATA.1
Freq = 22.1080 GHz, Bw = 32.000 MH No calibration applied and no bandpass applied

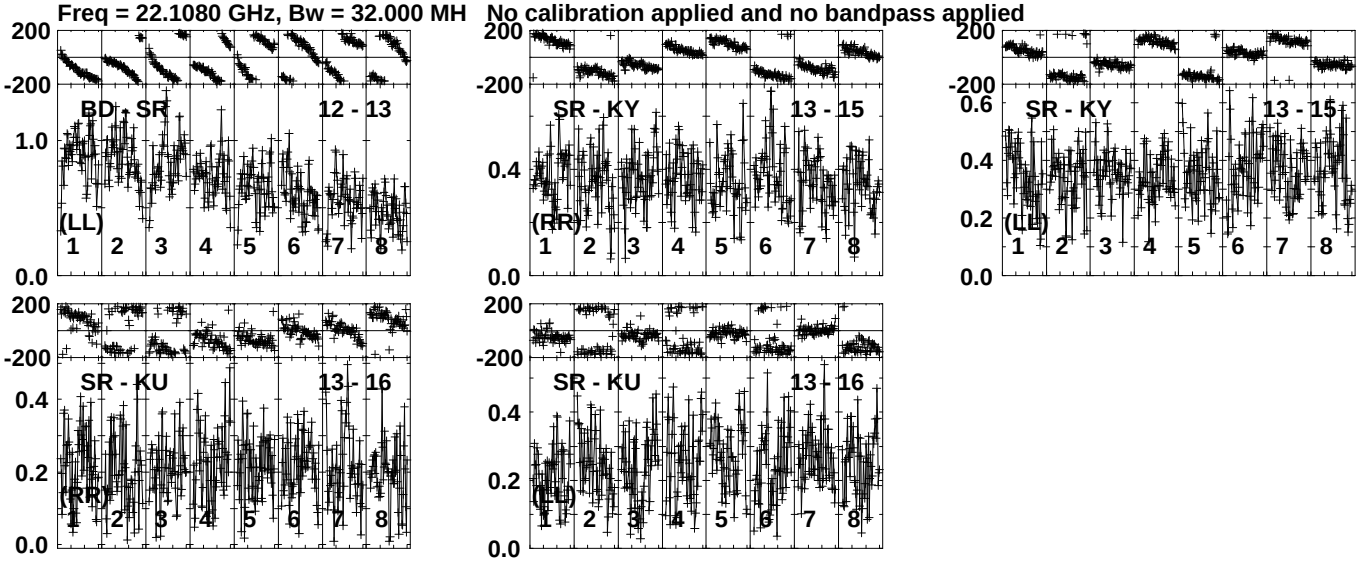

Lower frame: Milli Ampl Jy Top frame: Phas deg
Vector averaged cross-power spectrum Several baselines displayed
Timerange: 00/22:15:51 to 00/22:16:49

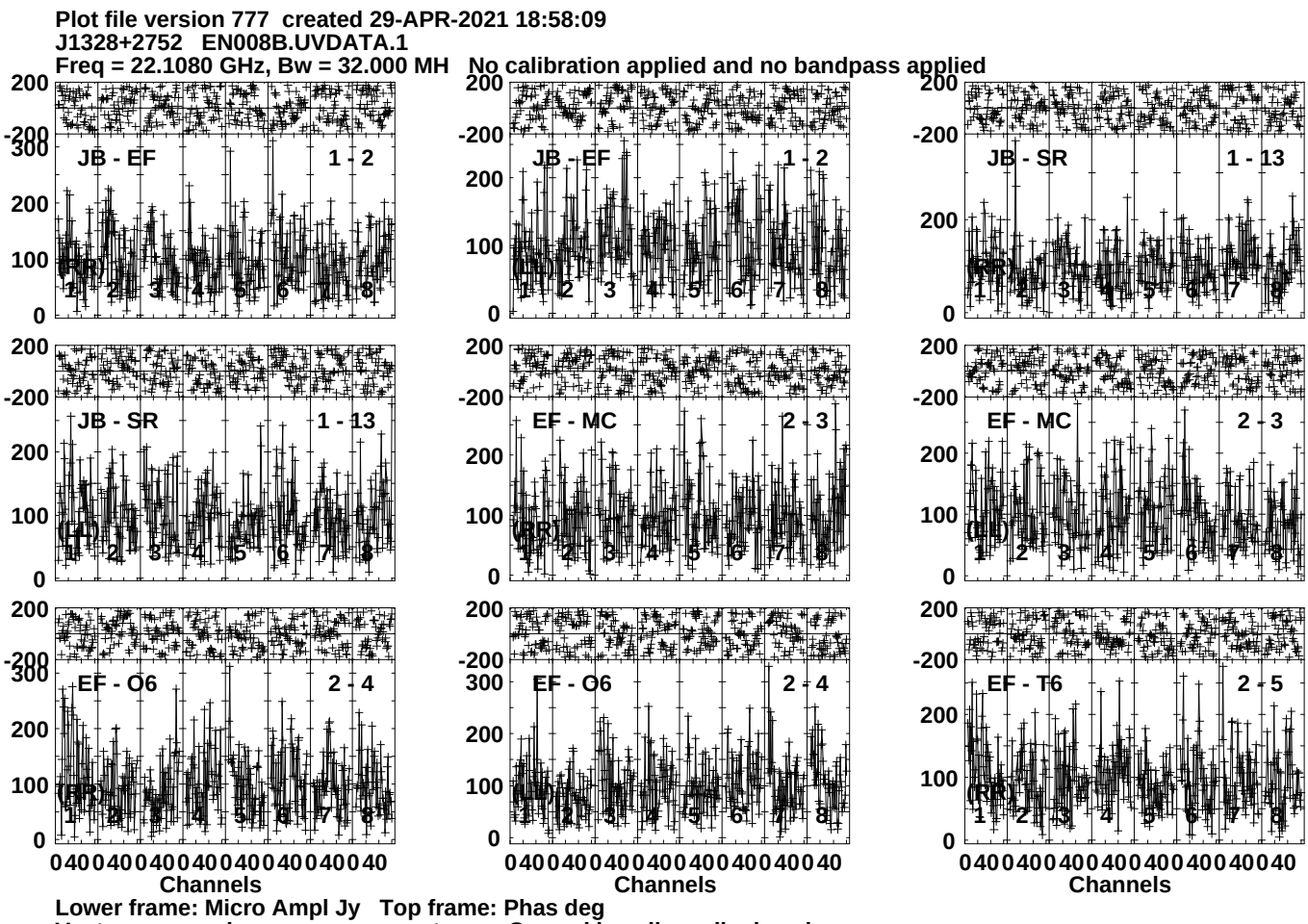
Plot file version 777 created 29-APR-2021 18:58:09
J1328+2752 EN008B.UVDATA.1
Freq = 22.1080 GHz, Bw = 32.000 MH No calibration applied and no bandpass applied
JB - EF 1 - 2
JB - EF 1 - 2
JB - SR 1 - 13
JB - SR 1 - 13
EF - MC 2 - 3
EF - MC 2 - 3
EF - O6 2 - 4
EF - O6 2 - 4
EF - T6 2 - 5
(RR)
(LL)
Channels
Lower frame: Micro Ampl Jy Top frame: Phas deg
Vector averaged cross-power spectrum Several baselines displayed
Timerange: 00/22:17:31 to 00/22:19:29

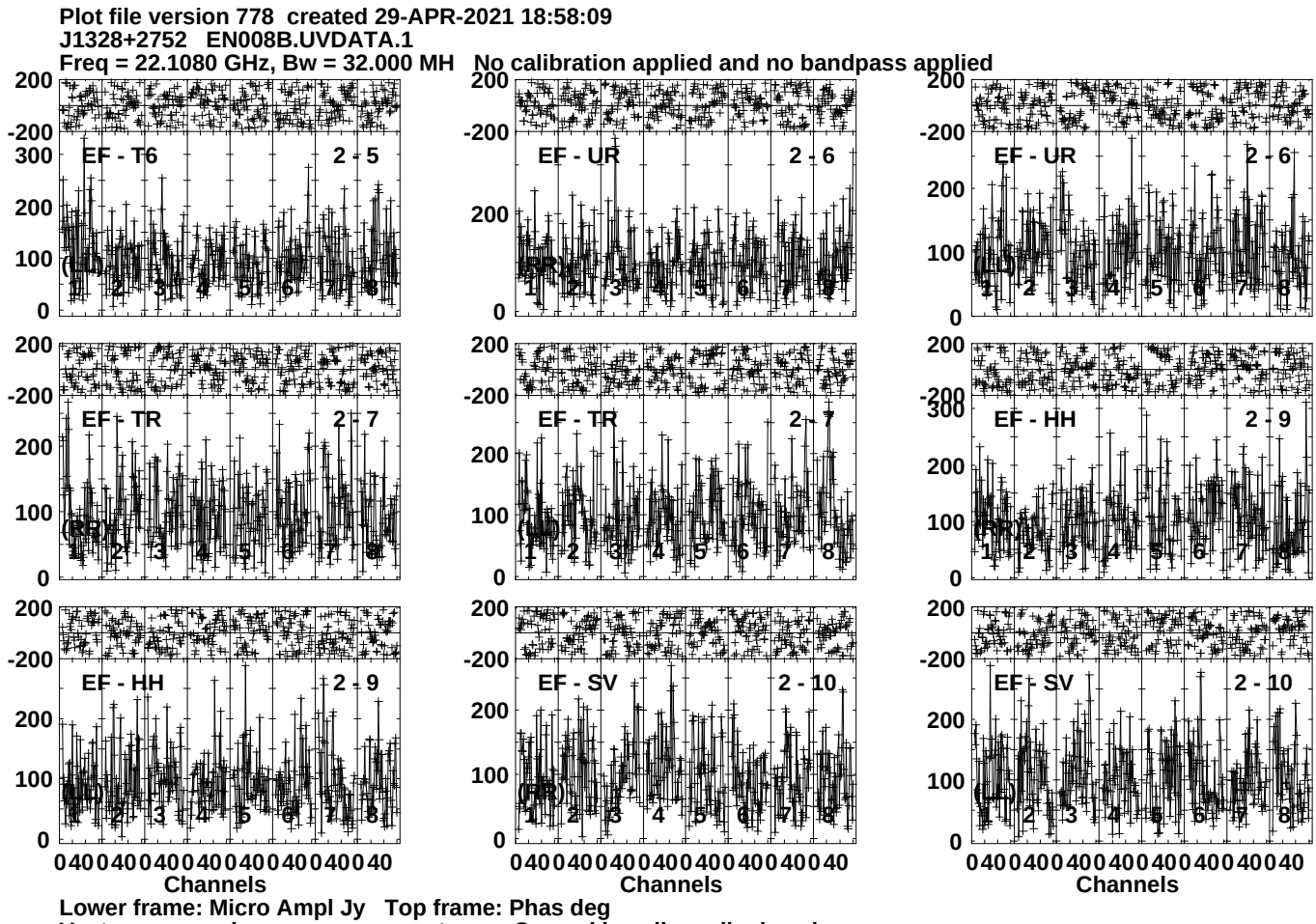
Plot file version 778 created 29-APR-2021 18:58:09
J1328+2752 EN008B.UVDATA.1
Freq = 22.1080 GHz, Bw = 32.000 MH No calibration applied and no bandpass applied
EF - T6 2 - 5
EF - UR 2 - 6
EF - UR 2 - 6
EF - TR 2 - 7
EF - TR 2 - 7
EF - HH 2 - 9
EF - HH 2 - 9
EF - SV 2 - 10
EF - SV 2 - 10
(RR)
(LL)
Channels
Lower frame: Micro Ampl Jy Top frame: Phas deg
Vector averaged cross-power spectrum Several baselines displayed
Timerange: 00/22:17:31 to 00/22:19:29

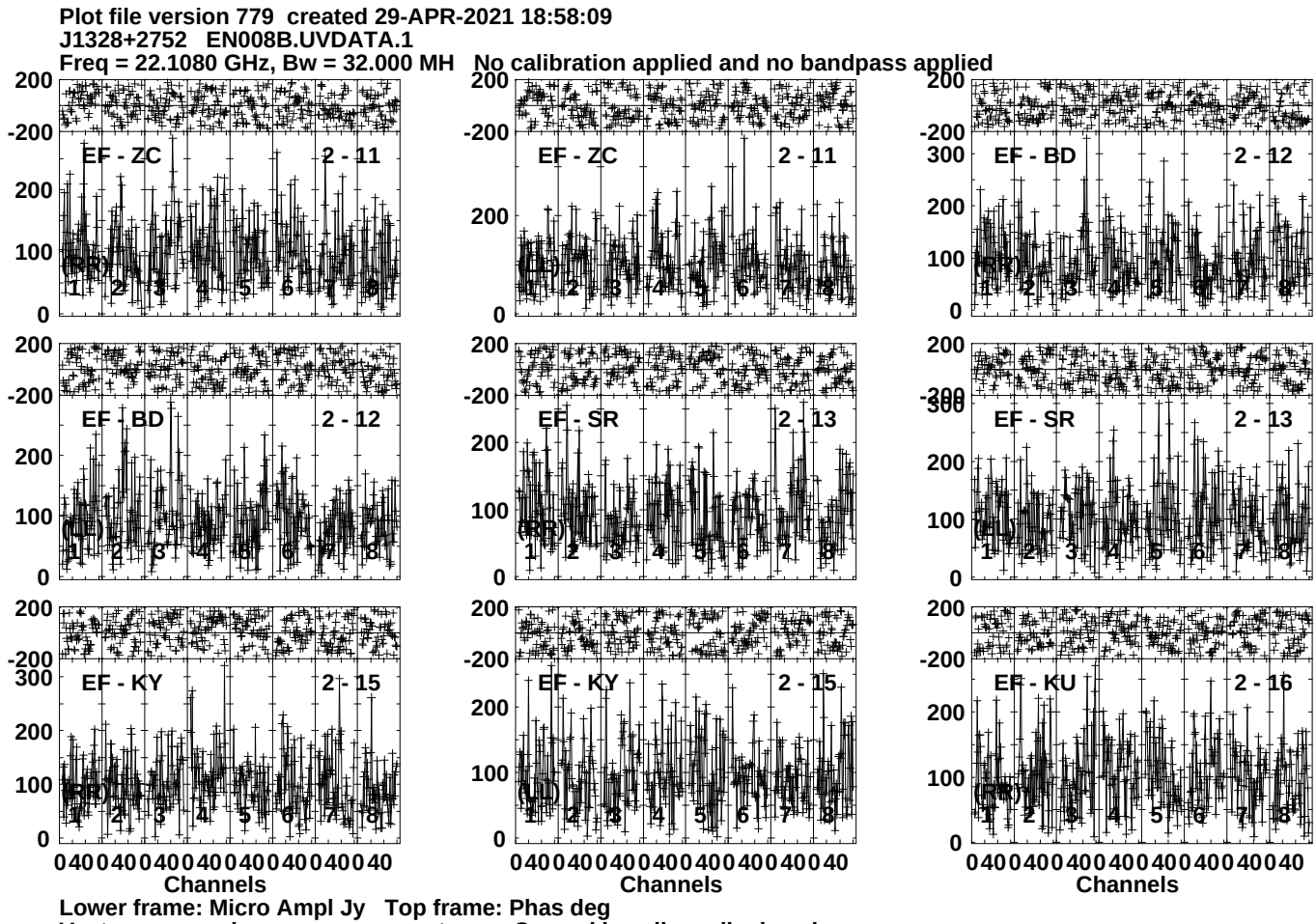
Plot file version 779 created 29-APR-2021 18:58:09
J1328+2752 EN008B.UVDATA.1
Freq = 22.1080 GHz, Bw = 32.000 MH No calibration applied and no bandpass applied
EF - ZC 2 - 11
EF - ZC 2 - 11
EF - BD 2 - 12
EF - BD 2 - 12
EF - SR 2 - 13
EF - SR 2 - 13
EF - KY 2 - 15
EF - KY 2 - 15
EF - KU 2 - 16
Channels
Channels
Channels
Lower frame: Micro Ampl Jy Top frame: Phas deg
Vector averaged cross-power spectrum Several baselines displayed
Timerange: 00/22:17:31 to 00/22:19:29

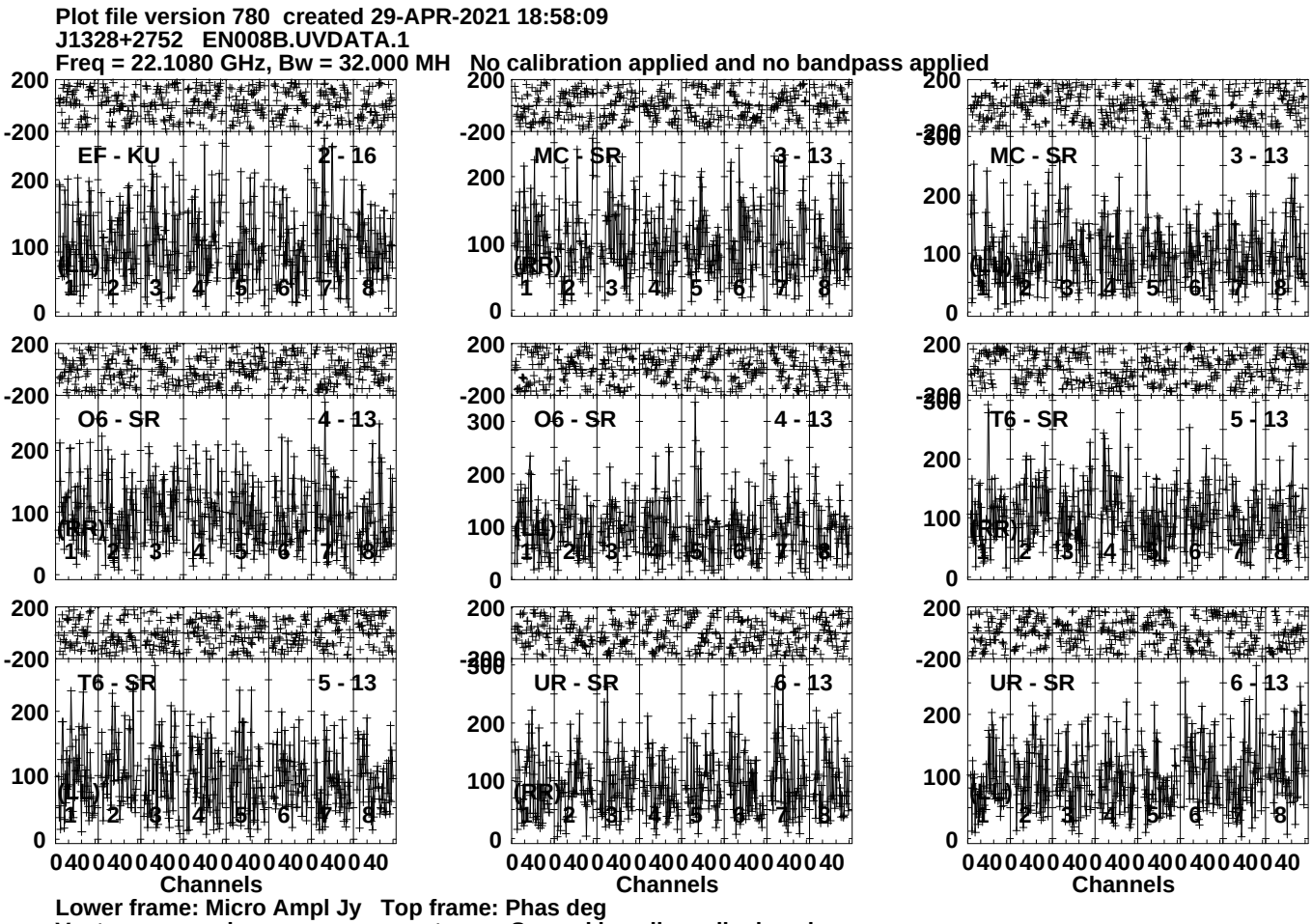
Plot file version 780 created 29-APR-2021 18:58:09
J1328+2752 EN008B.UVDATA.1
Freq = 22.1080 GHz, Bw = 32.000 MH No calibration applied and no bandpass applied
EF - KU 2 - 16
MC - SR 3 - 13
MC - SR 3 - 13
O6 - SR 4 - 13
O6 - SR 4 - 13
T6 - SR 5 - 13
T6 - SR 5 - 13
UR - SR 6 - 13
UR - SR 6 - 13
(LL)
(RR)
Channels
Lower frame: Micro Ampl Jy Top frame: Phas deg
Vector averaged cross-power spectrum Several baselines displayed
Timerange: 00/22:17:31 to 00/22:19:29

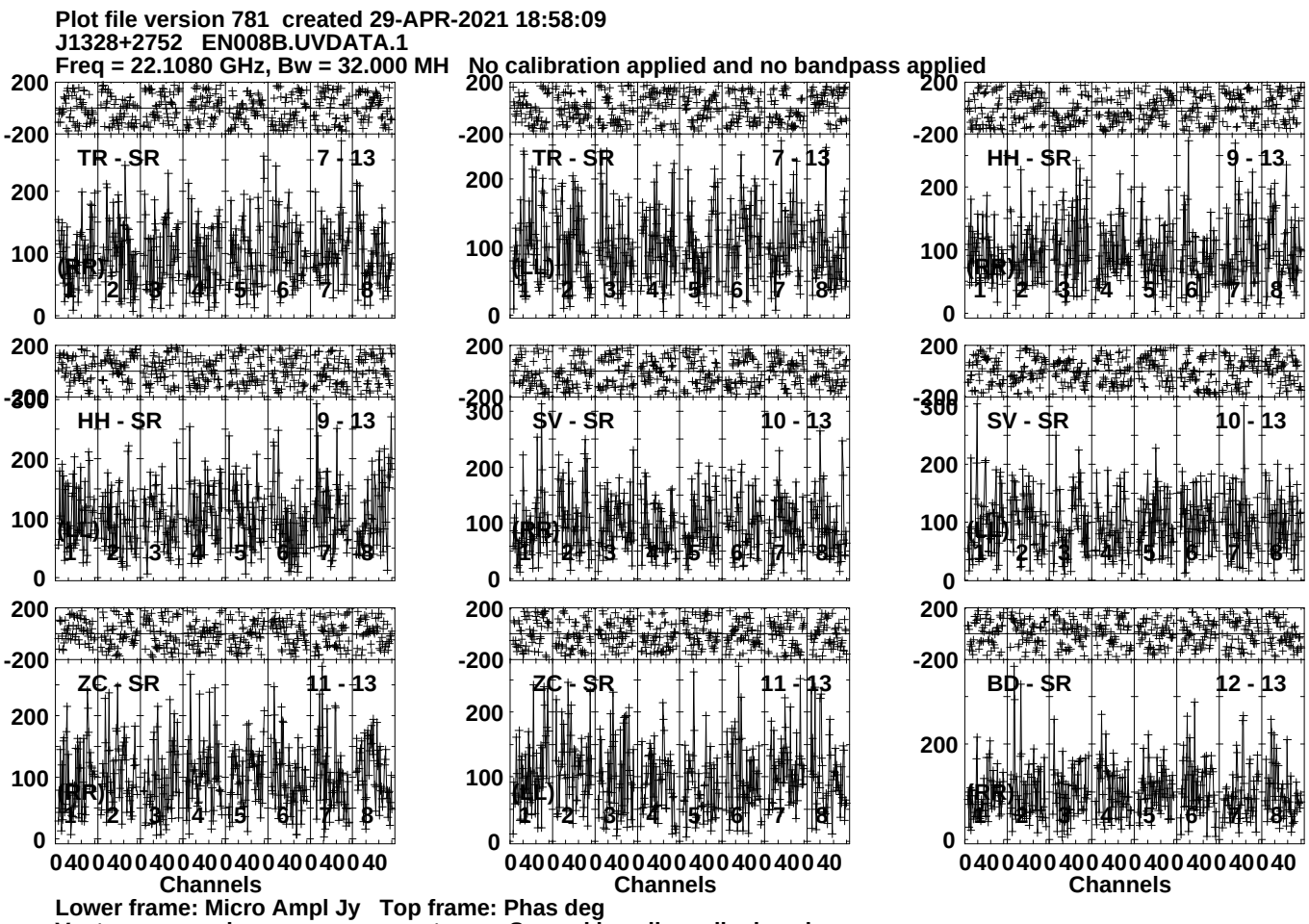
Plot file version 781 created 29-APR-2021 18:58:09
J1328+2752 EN008B.UVDATA.1
Freq = 22.1080 GHz, Bw = 32.000 MH No calibration applied and no bandpass applied
TR - SR 7 - 13
TR - SR 7 - 13
HH - SR 9 - 13
HH - SR 9 - 13
SV - SR 10 - 13
SV - SR 10 - 13
ZC - SR 11 - 13
ZC - SR 11 - 13
BD - SR 12 - 13
Channels
Channels
Channels
Lower frame: Micro Ampl Jy Top frame: Phas deg
Vector averaged cross-power spectrum Several baselines displayed
Timerange: 00/22:17:31 to 00/22:19:29

Plot file version 782 created 29-APR-2021 18:58:09
J1328+2752 EN008B.UVDATA.1
Freq = 22.1080 GHz, Bw = 32.000 MH No calibration applied and no bandpass applied

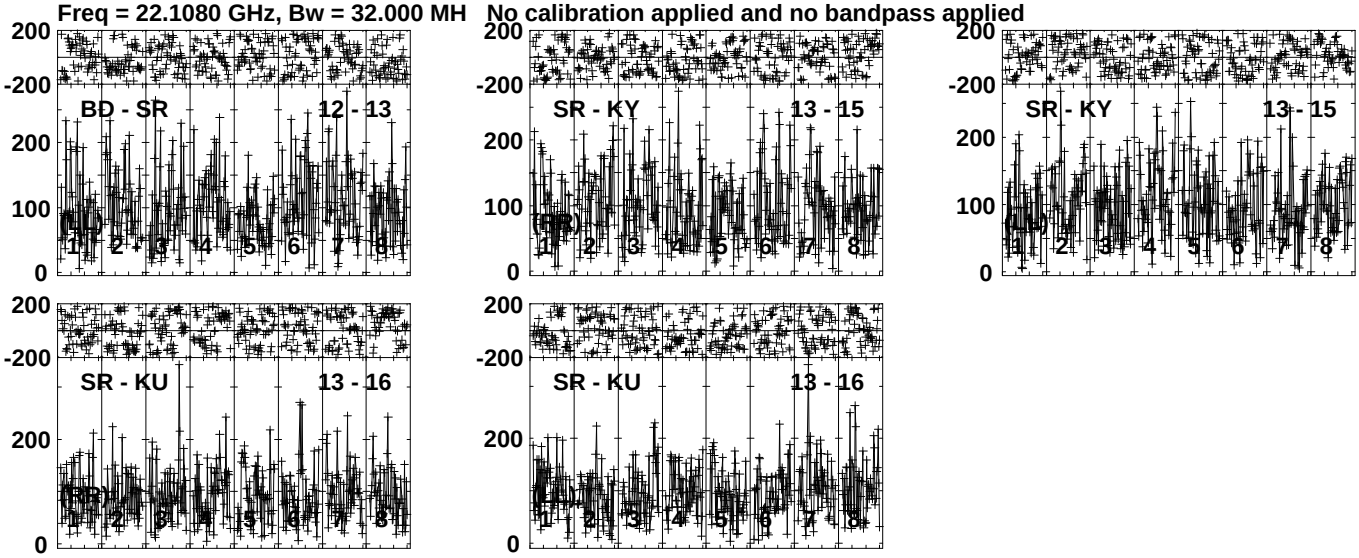

Lower frame: Micro Ampl Jy Top frame: Phas deg
Vector averaged cross-power spectrum Several baselines displayed
Timerange: 00/22:17:31 to 00/22:19:29

Plot file version 783 created 29-APR-2021 18:58:09
J1333+2725 EN008B.UVDATA.1
Freq = 22.1080 GHz, Bw = 32.000 MH No calibration applied and no bandpass applied

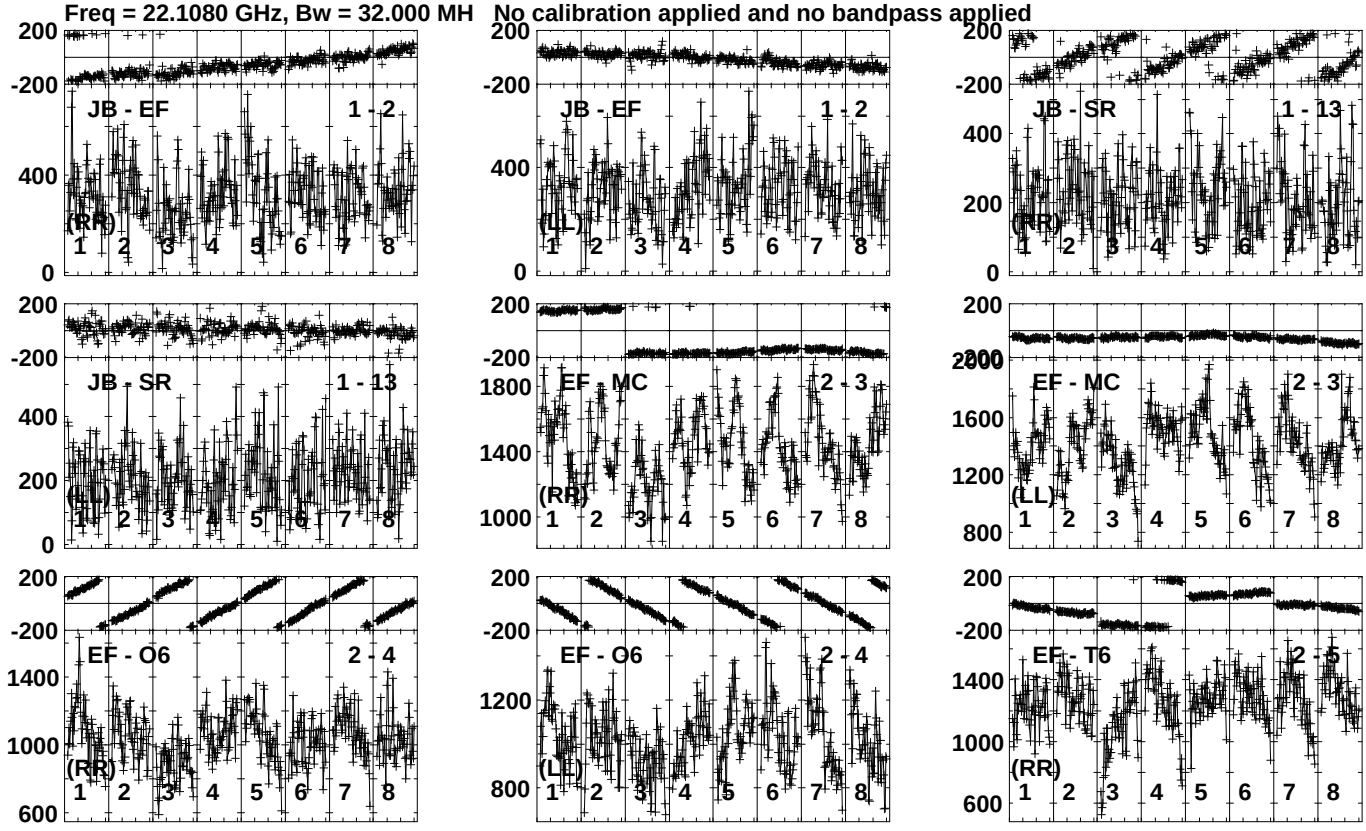

Lower frame: Micro Ampl Jy Top frame: Phas deg
Vector averaged cross-power spectrum Several baselines displayed
Timerange: 00/22:20:01 to 00/22:20:59

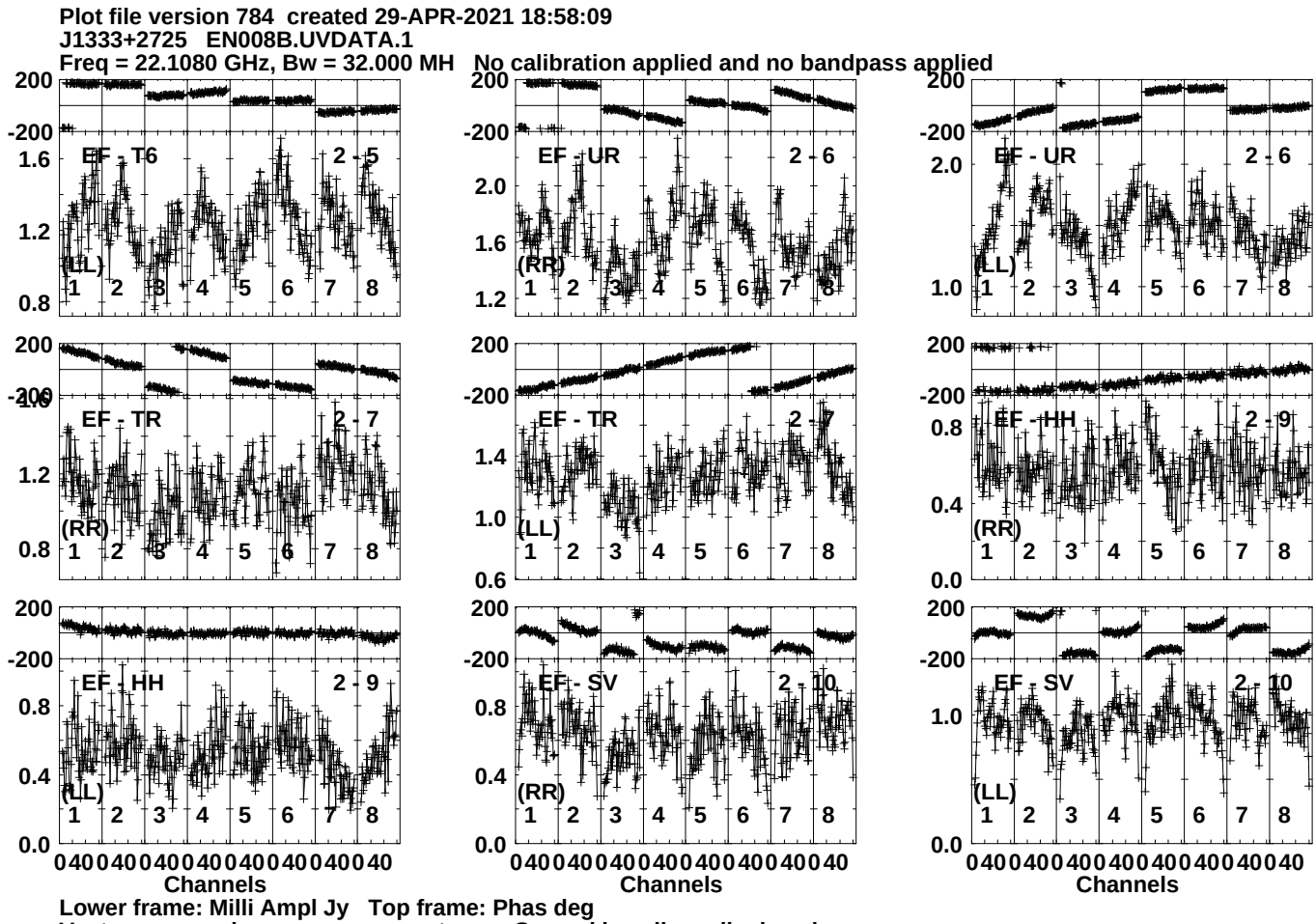
Plot file version 784 created 29-APR-2021 18:58:09
J1333+2725 EN008B.UVDATA.1
Freq = 22.1080 GHz, Bw = 32.000 MH No calibration applied and no bandpass applied
EF - T6 2 - 5
EF - UR 2 - 6
EF - UR 2 - 6
EF - TR 2 - 7
EF - TR 2 - 7
EF - HH 2 - 9
EF - HH 2 - 9
EF - SV 2 - 10
EF - SV 2 - 10
(LL)
(RR)
Channels
Lower frame: Milli Ampl Jy Top frame: Phas deg
Vector averaged cross-power spectrum Several baselines displayed
Timerange: 00/22:20:01 to 00/22:20:59

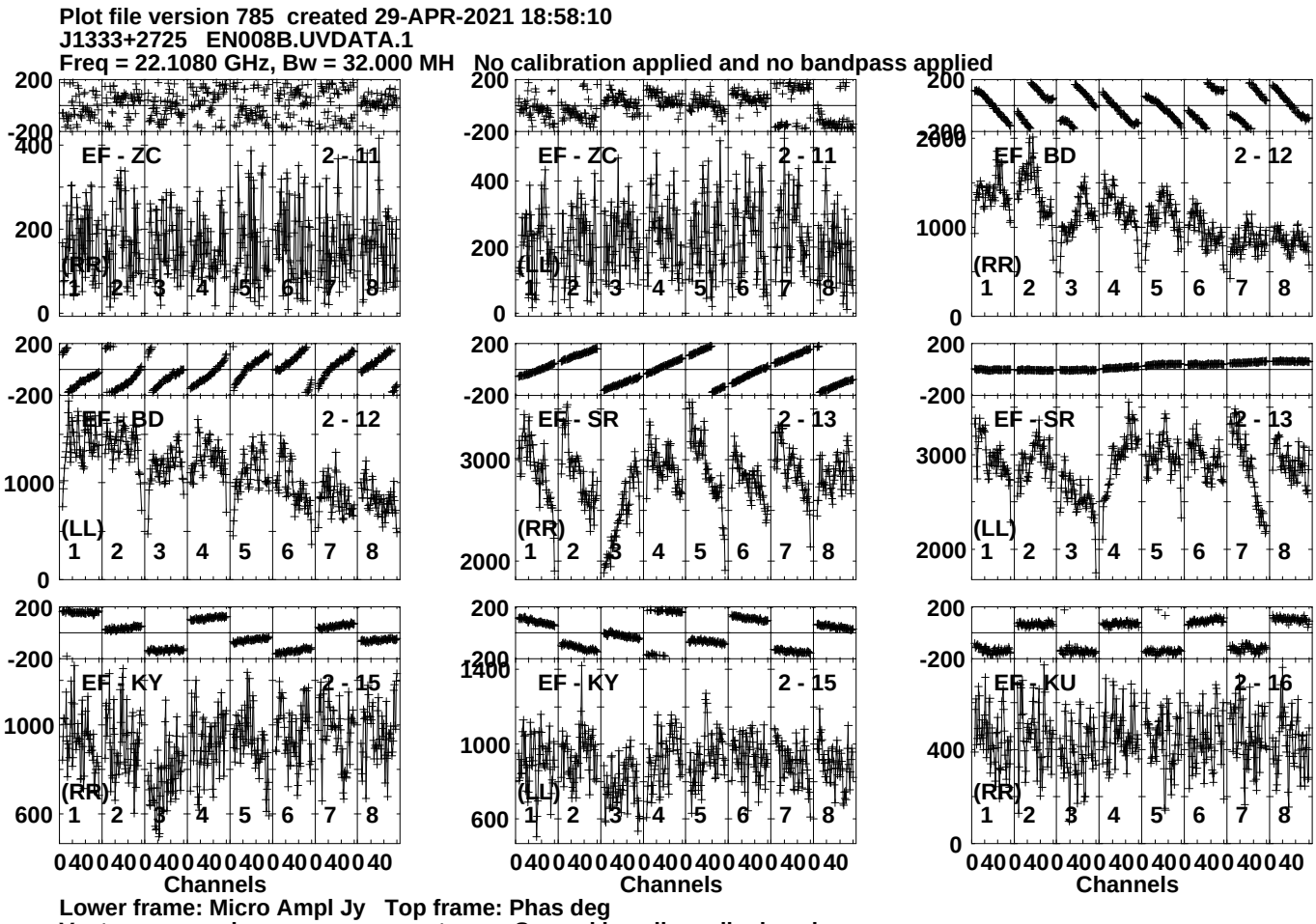
Plot file version 785 created 29-APR-2021 18:58:10
J1333+2725 EN008B.UVDATA.1
Freq = 22.1080 GHz, Bw = 32.000 MH No calibration applied and no bandpass applied
EF - ZC 2 - 11
(RR)
EF - ZC 2 - 11
(LL)
EF - BD 2 - 12
(RR)
EF - BD 2 - 12
(LL)
EF - SR 2 - 13
(RR)
EF - SR 2 - 13
(LL)
EF - KY 2 - 15
(RR)
EF - KY 2 - 15
(LL)
EF - KU 2 - 16
(RR)
Channels
Channels
Channels
Lower frame: Micro Ampl Jy Top frame: Phas deg
Vector averaged cross-power spectrum Several baselines displayed
Timerange: 00/22:20:01 to 00/22:20:59

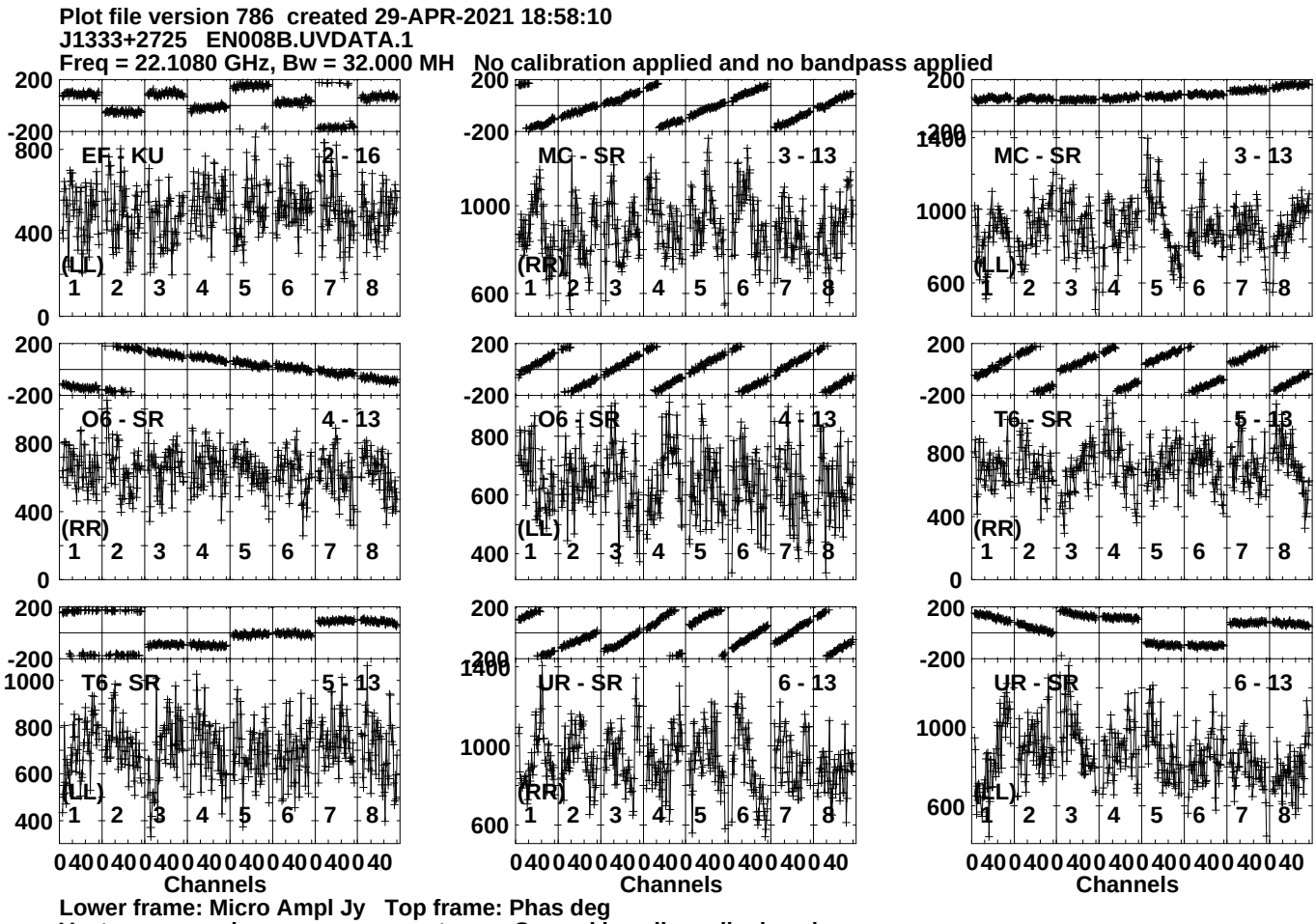
Plot file version 786 created 29-APR-2021 18:58:10
J1333+2725 EN008B.UVDATA.1
Freq = 22.1080 GHz, Bw = 32.000 MH No calibration applied and no bandpass applied
EF - KU 2 - 16
(LL)
MC - SR 3 - 13
(RR)
MC - SR 3 - 13
(LL)
O6 - SR 4 - 13
(RR)
O6 - SR 4 - 13
(LL)
T6 - SR 5 - 13
(RR)
T6 - SR 5 - 13
(LL)
UR - SR 6 - 13
(RR)
UR - SR 6 - 13
(LL)
Channels
Channels
Channels
Lower frame: Micro Ampl Jy Top frame: Phas deg
Vector averaged cross-power spectrum Several baselines displayed
Timerange: 00/22:20:01 to 00/22:20:59

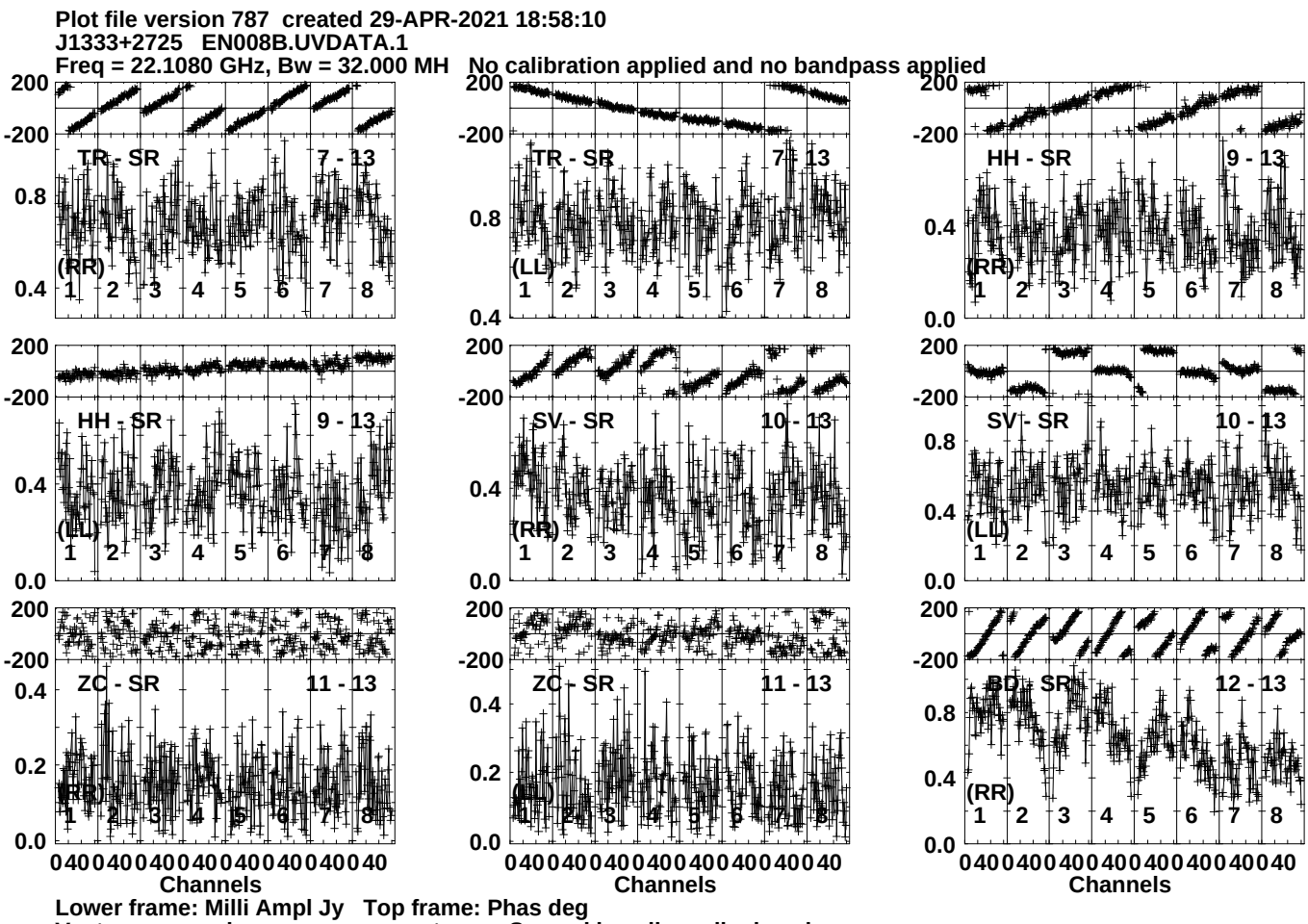
Plot file version 787 created 29-APR-2021 18:58:10
J1333+2725 EN008B.UVDATA.1
Freq = 22.1080 GHz, Bw = 32.000 MH No calibration applied and no bandpass applied
TR - SR 7 - 13
(RR)
TR - SR 7 - 13
(LL)
HH - SR 9 - 13
(RR)
HH - SR 9 - 13
(LL)
SV - SR 10 - 13
(RR)
SV - SR 10 - 13
(LL)
ZC - SR 11 - 13
(RR)
ZC - SR 11 - 13
(LL)
BD - SR 12 - 13
(RR)
Channels
Channels
Channels
Lower frame: Milli Ampl Jy Top frame: Phas deg
Vector averaged cross-power spectrum Several baselines displayed
Timerange: 00/22:20:01 to 00/22:20:59

Plot file version 788 created 29-APR-2021 18:58:10
J1333+2725 EN008B.UVDATA.1
Freq = 22.1080 GHz, Bw = 32.000 MH No calibration applied and no bandpass applied

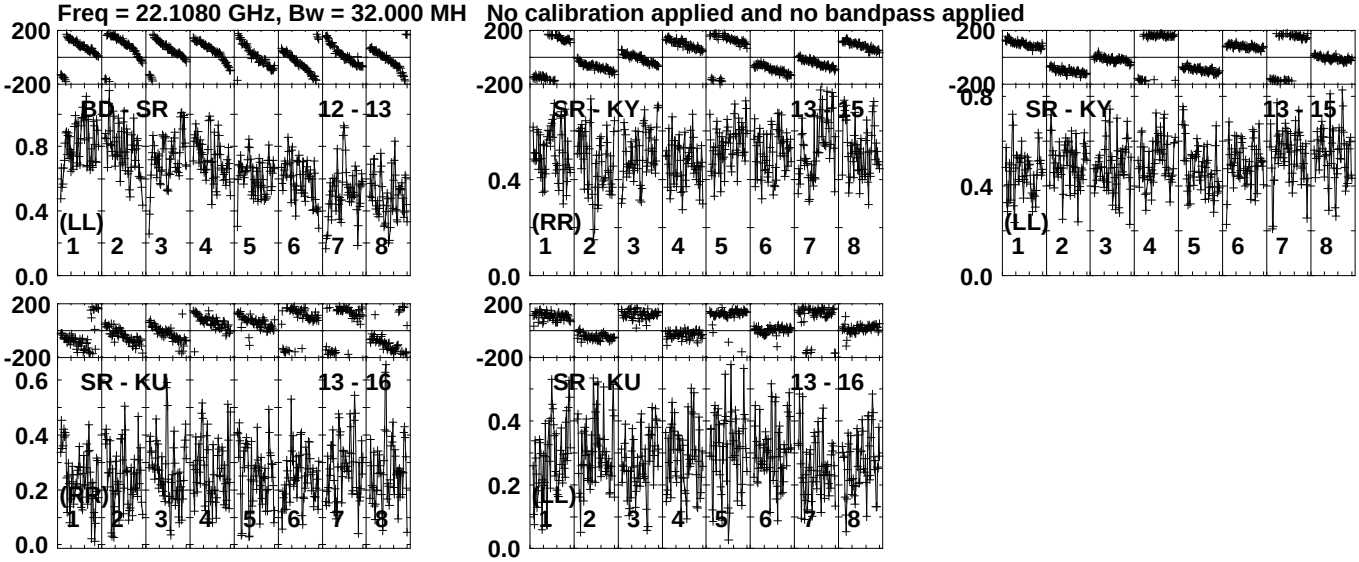

Lower frame: Milli Ampl Jy Top frame: Phas deg
Vector averaged cross-power spectrum Several baselines displayed
Timerange: 00/22:20:01 to 00/22:20:59

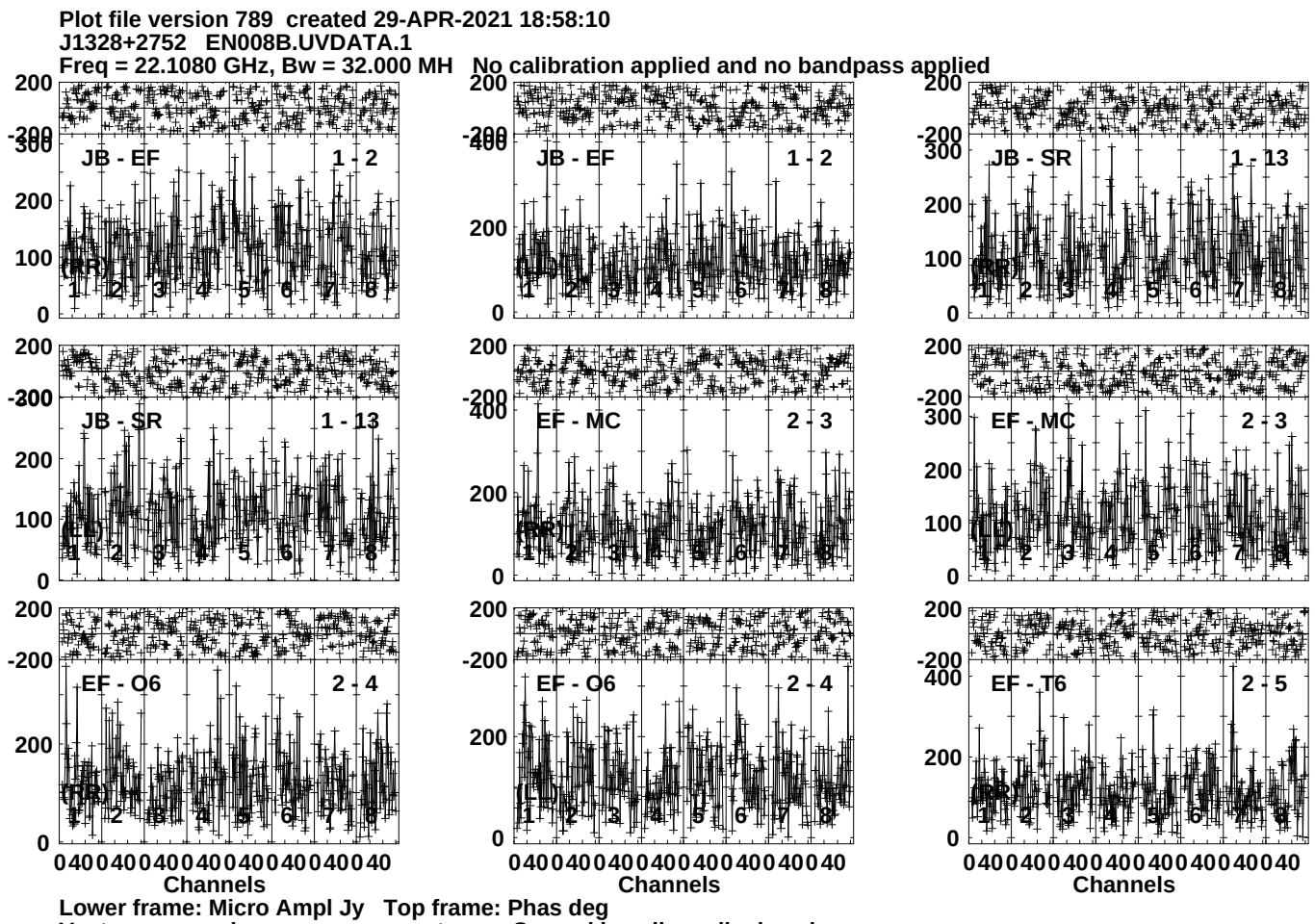
Plot file version 789 created 29-APR-2021 18:58:10
J1328+2752 EN008B.UVDATA.1
Freq = 22.1080 GHz, Bw = 32.000 MH No calibration applied and no bandpass applied
JB - EF 1 - 2
JB - EF 1 - 2
JB - SR 1 - 13
JB - SR 1 - 13
EF - MC 2 - 3
EF - MC 2 - 3
EF - O6 2 - 4
EF - O6 2 - 4
EF - T6 2 - 5
(RR)
(LL)
(RL)
(LR)
Channels
Lower frame: Micro Ampl Jy Top frame: Phas deg
Vector averaged cross-power spectrum Several baselines displayed
Timerange: 00/22:21:01 to 00/22:22:59

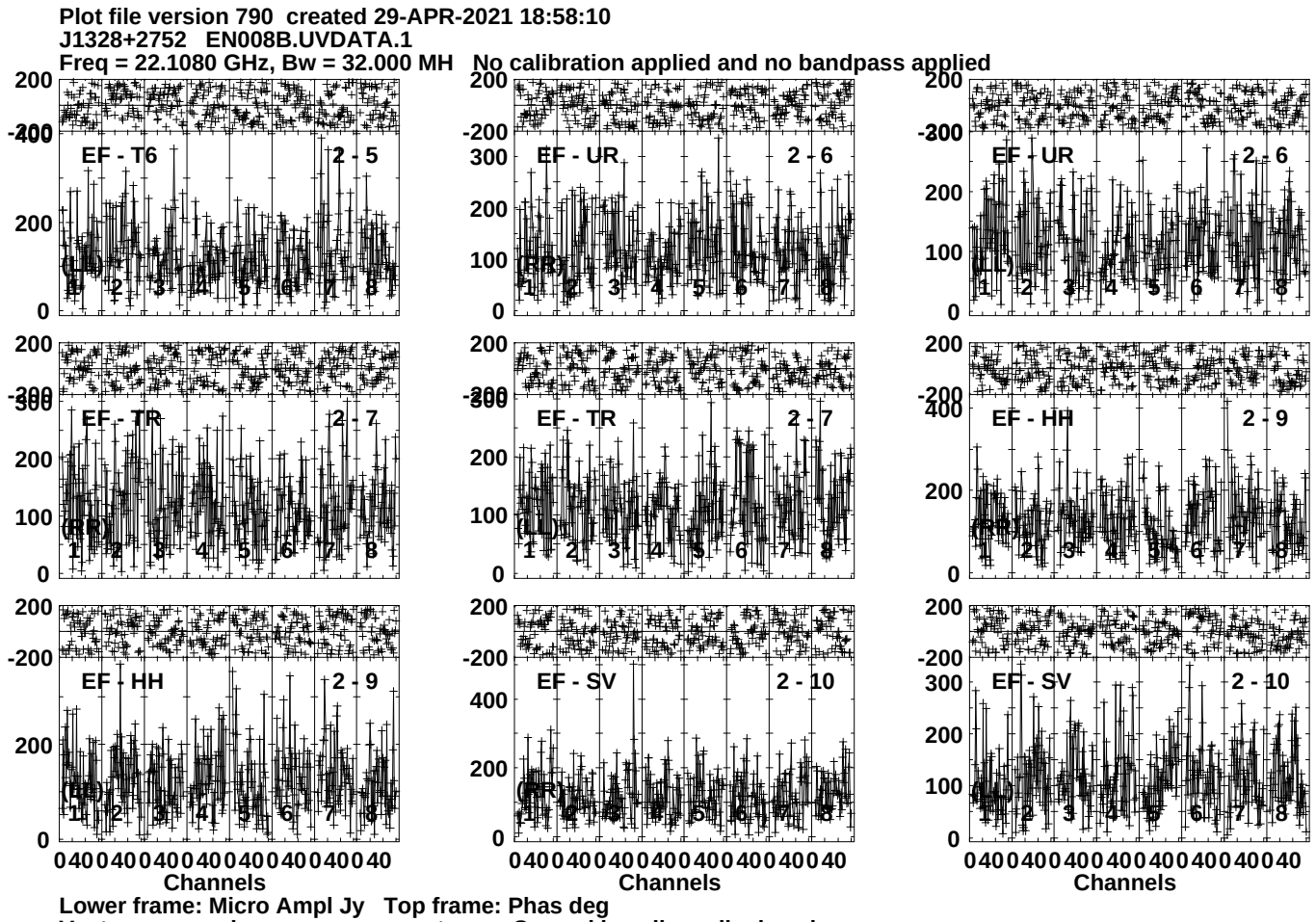
Plot file version 790 created 29-APR-2021 18:58:10
J1328+2752 EN008B.UVDATA.1
Freq = 22.1080 GHz, Bw = 32.000 MH No calibration applied and no bandpass applied
EF - T6 2 - 5
EF - UR 2 - 6
EF - UR 2 - 6
EF - TR 2 - 7
EF - TR 2 - 7
EF - HH 2 - 9
EF - HH 2 - 9
EF - SV 2 - 10
EF - SV 2 - 10
Channels
Channels
Channels
Lower frame: Micro Ampl Jy Top frame: Phas deg
Vector averaged cross-power spectrum Several baselines displayed
Timerange: 00/22:21:01 to 00/22:22:59

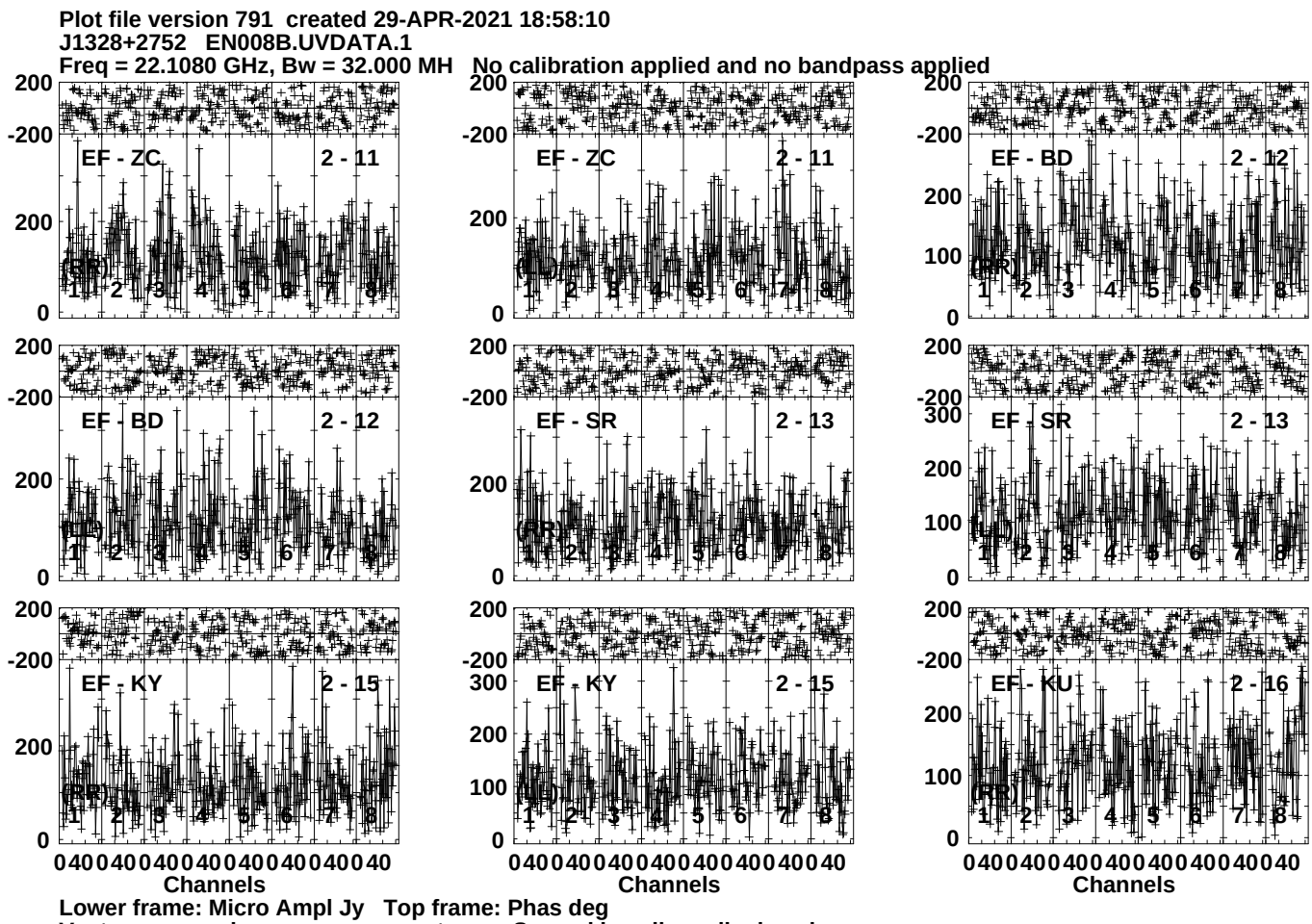
Plot file version 791 created 29-APR-2021 18:58:10
J1328+2752 EN008B.UVDATA.1
Freq = 22.1080 GHz, Bw = 32.000 MH No calibration applied and no bandpass applied
EF - ZC 2 - 11
EF - ZC 2 - 11
EF - BD 2 - 12
EF - BD 2 - 12
EF - SR 2 - 13
EF - SR 2 - 13
EF - KY 2 - 15
EF - KY 2 - 15
EF - KU 2 - 16
(RR)
(LL)
Channels
Lower frame: Micro Ampl Jy Top frame: Phas deg
Vector averaged cross-power spectrum Several baselines displayed
Timerange: 00/22:21:01 to 00/22:22:59

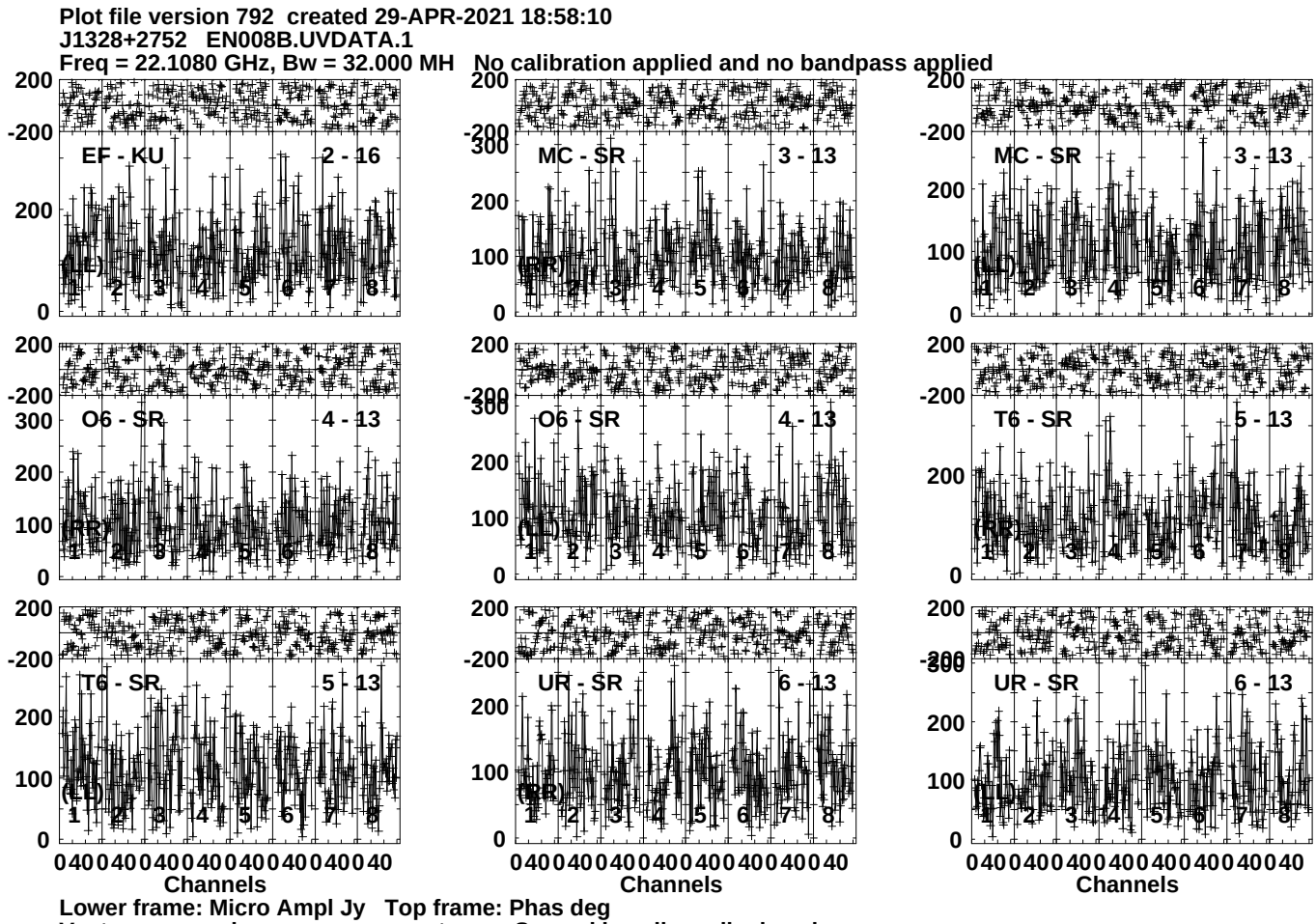
Plot file version 792 created 29-APR-2021 18:58:10
J1328+2752 EN008B.UVDATA.1
Freq = 22.1080 GHz, Bw = 32.000 MH No calibration applied and no bandpass applied
EF - KU 2 - 16
MC - SR 3 - 13
MC - SR 3 - 13
O6 - SR 4 - 13
O6 - SR 4 - 13
T6 - SR 5 - 13
T6 - SR 5 - 13
UR - SR 6 - 13
UR - SR 6 - 13
Channels
Channels
Channels
Lower frame: Micro Ampl Jy Top frame: Phas deg
Vector averaged cross-power spectrum Several baselines displayed
Timerange: 00/22:21:01 to 00/22:22:59

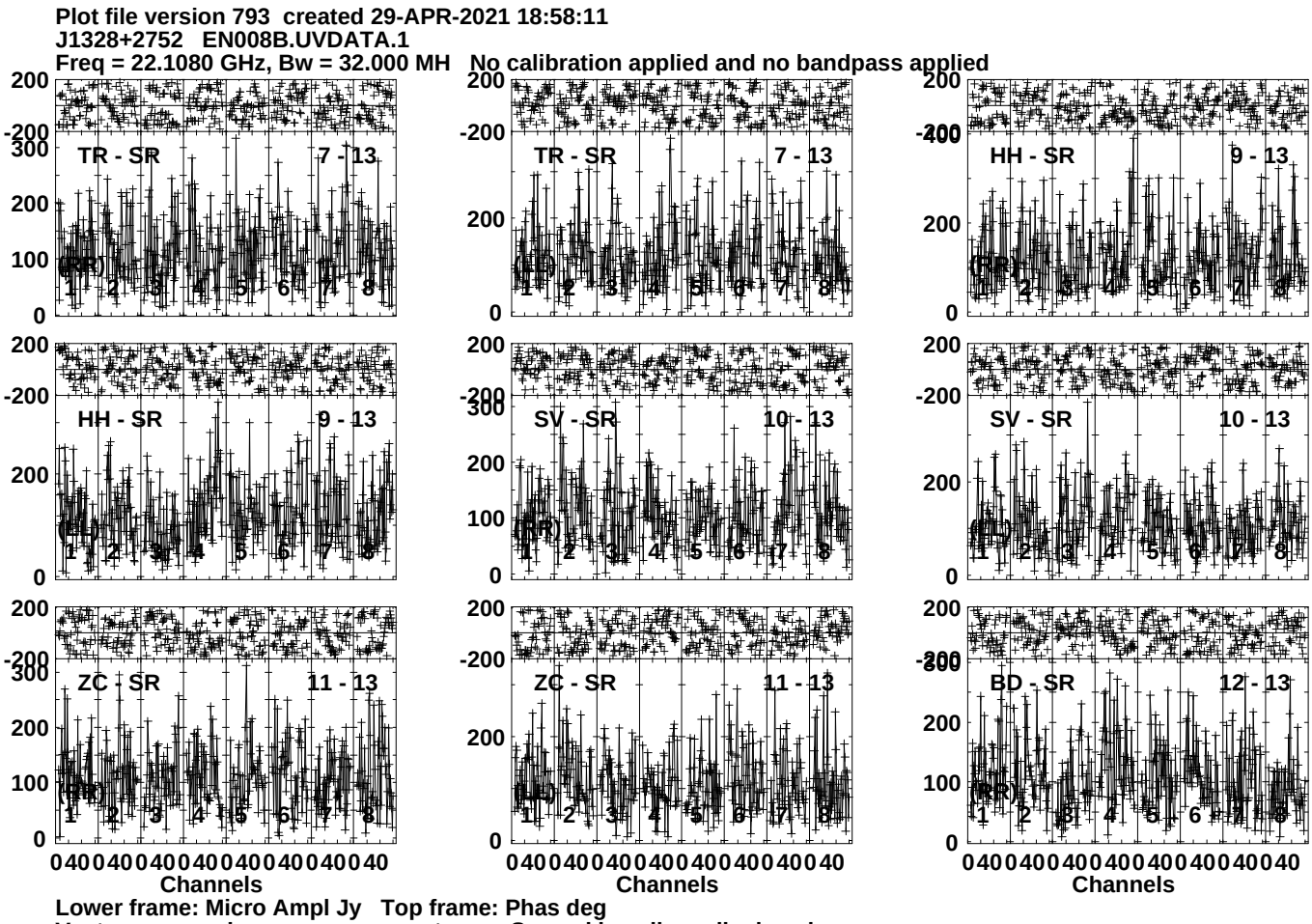
Plot file version 793 created 29-APR-2021 18:58:11
J1328+2752 EN008B.UVDATA.1
Freq = 22.1080 GHz, Bw = 32.000 MH No calibration applied and no bandpass applied
TR - SR
7 - 13
HH - SR
9 - 13
SV - SR
10 - 13
ZC - SR
11 - 13
BD - SR
12 - 13
(RR)
Channels
Lower frame: Micro Ampl Jy Top frame: Phas deg
Vector averaged cross-power spectrum Several baselines displayed
Timerange: 00/22:21:01 to 00/22:22:59

Plot file version 794 created 29-APR-2021 18:58:11
J1328+2752 EN008B.UVDATA.1
Freq = 22.1080 GHz, Bw = 32.000 MH No calibration applied and no bandpass applied

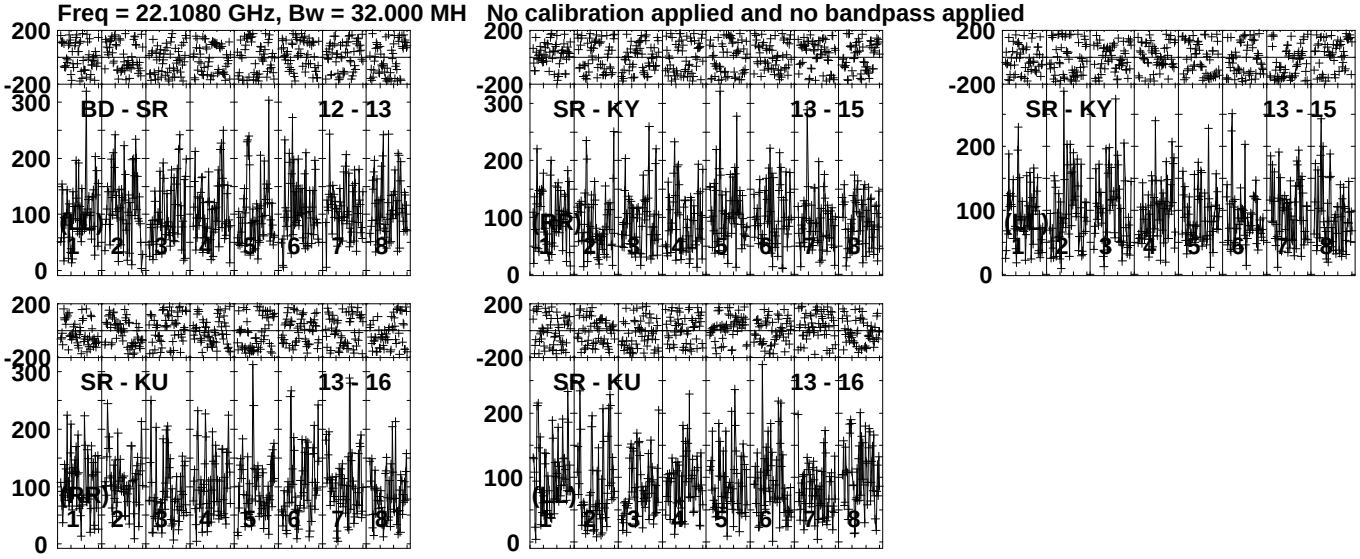

Lower frame: Micro Ampl Jy Top frame: Phas deg
Vector averaged cross-power spectrum Several baselines displayed
Timerange: 00/22:21:01 to 00/22:22:59

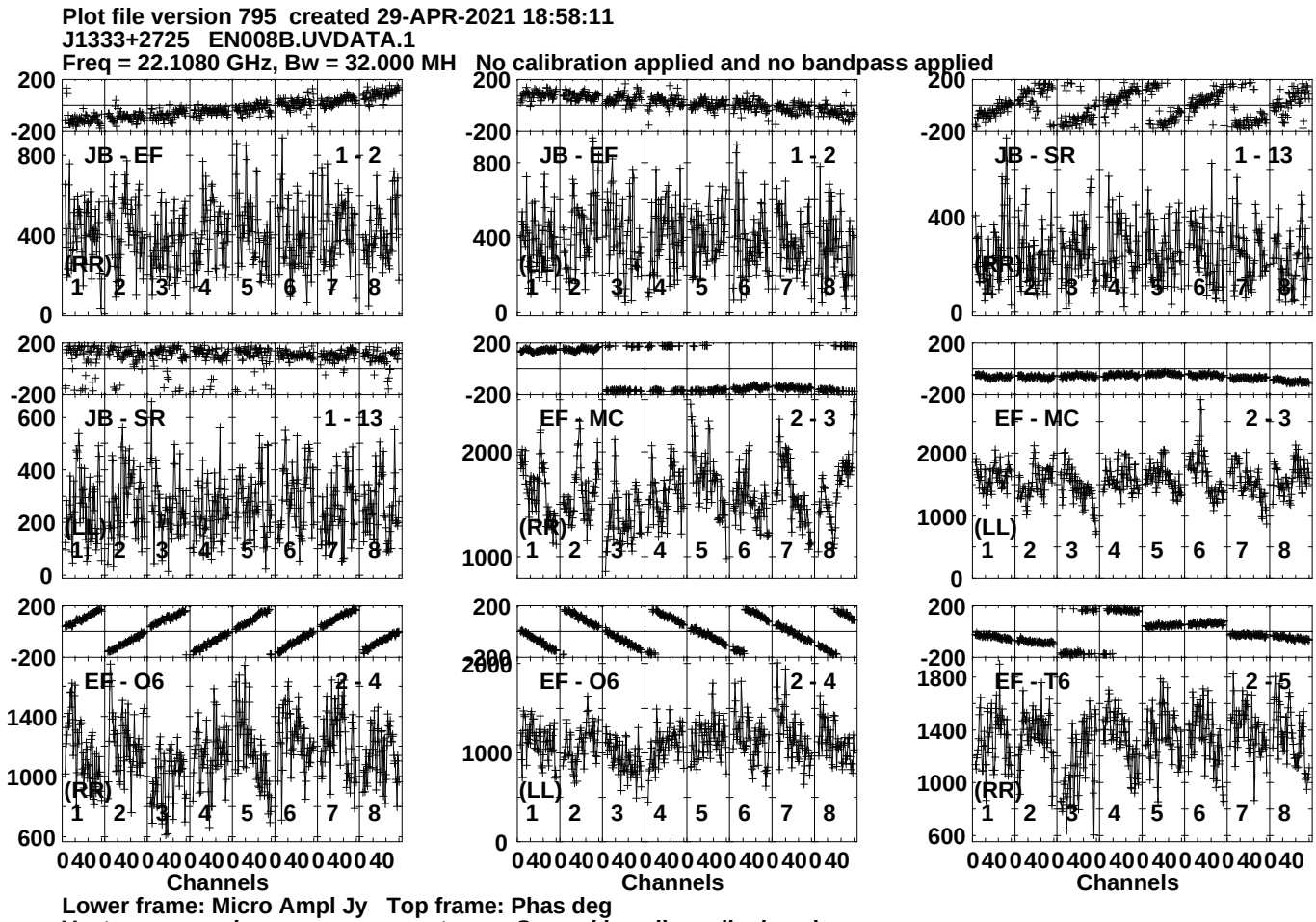
Plot file version 795 created 29-APR-2021 18:58:11
J1333+2725 EN008B.UVDATA.1
Freq = 22.1080 GHz, Bw = 32.000 MH No calibration applied and no bandpass applied
JB - EF 1 - 2
(RR)
JB - EF 1 - 2
(LL)
JB - SR 1 - 13
(RR)
JB - SR 1 - 13
(LL)
EF - MC 2 - 3
(RR)
EF - MC 2 - 3
(LL)
EF - O6 2 - 4
(RR)
EF - O6 2 - 4
(LL)
EF - T6 2 - 5
(RR)
Channels
Channels
Channels
Lower frame: Micro Ampl Jy Top frame: Phas deg
Vector averaged cross-power spectrum Several baselines displayed
Timerange: 00/22:23:01 to 00/22:23:59

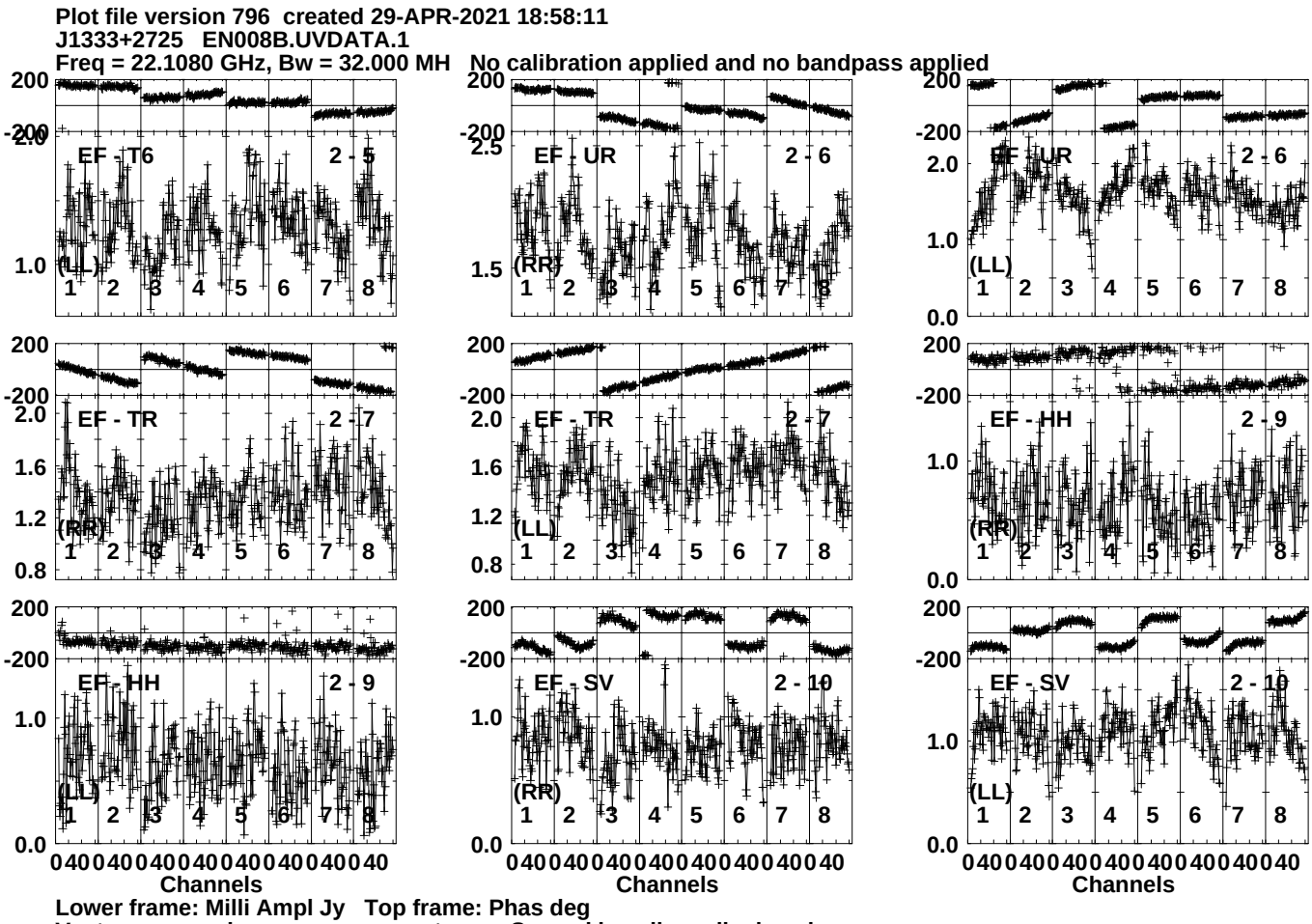
Plot file version 796 created 29-APR-2021 18:58:11
J1333+2725 EN008B.UVDATA.1
Freq = 22.1080 GHz, Bw = 32.000 MH No calibration applied and no bandpass applied
EF - T6
2 - 5
(LL)
EF - UR
2 - 6
(RR)
EF - UR
2 - 6
(LL)
EF - TR
2 - 7
(RR)
EF - TR
2 - 7
(LL)
EF - HH
2 - 9
(RR)
EF - HH
2 - 9
(LL)
EF - SV
2 - 10
(RR)
EF - SV
2 - 10
(LL)
Channels
Channels
Channels
Lower frame: Milli Ampl Jy Top frame: Phas deg
Vector averaged cross-power spectrum Several baselines displayed
Timerange: 00/22:23:01 to 00/22:23:59

Plot file version 797 created 29-APR-2021 18:58:11
J1333+2725 EN008B.UVDATA.1
Freq = 22.1080 GHz, Bw = 32.000 MH No calibration applied and no bandpass applied

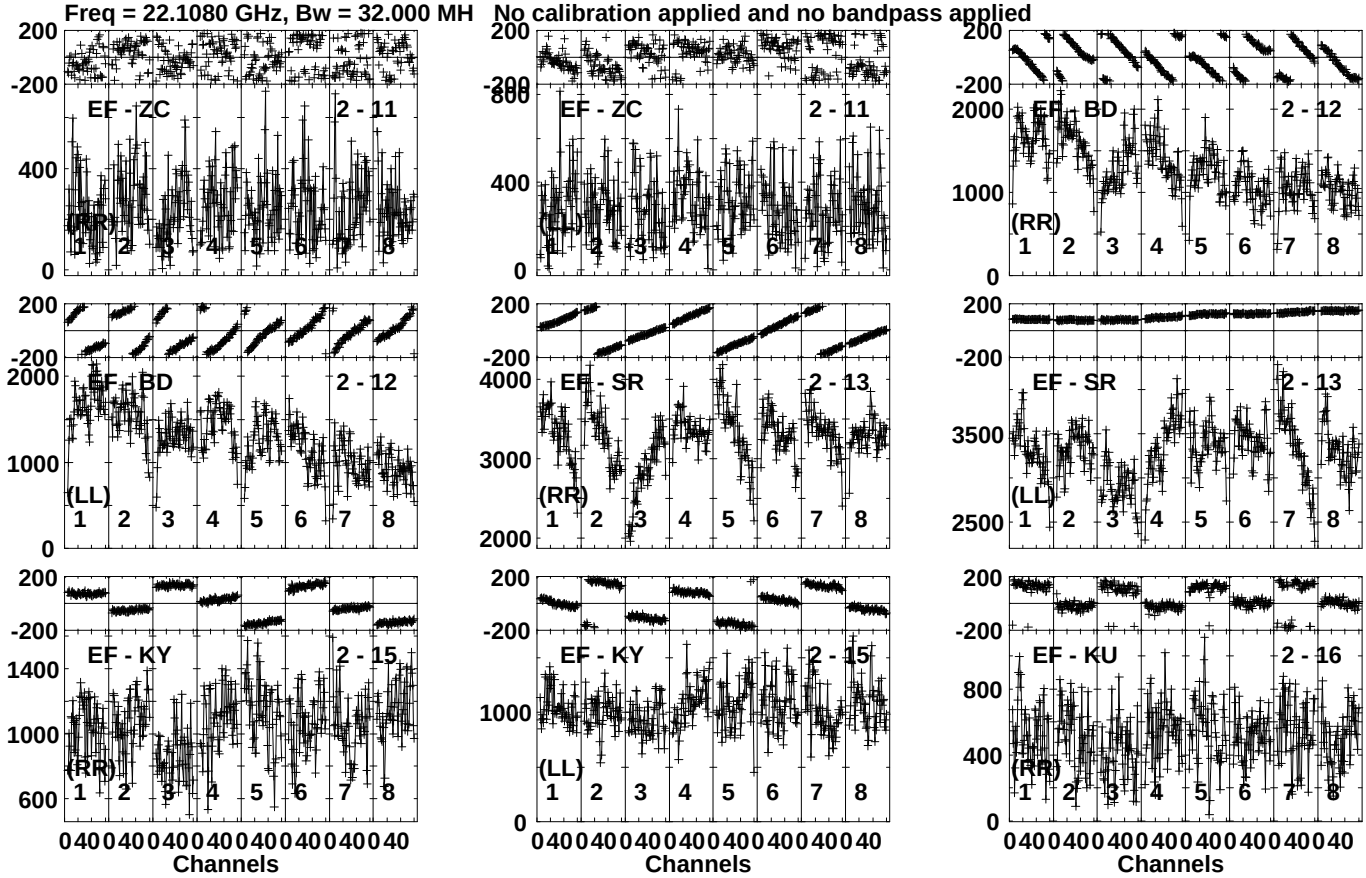

Lower frame: Micro Ampl Jy Top frame: Phas deg
Vector averaged cross-power spectrum Several baselines displayed
Timerange: 00/22:23:01 to 00/22:23:59

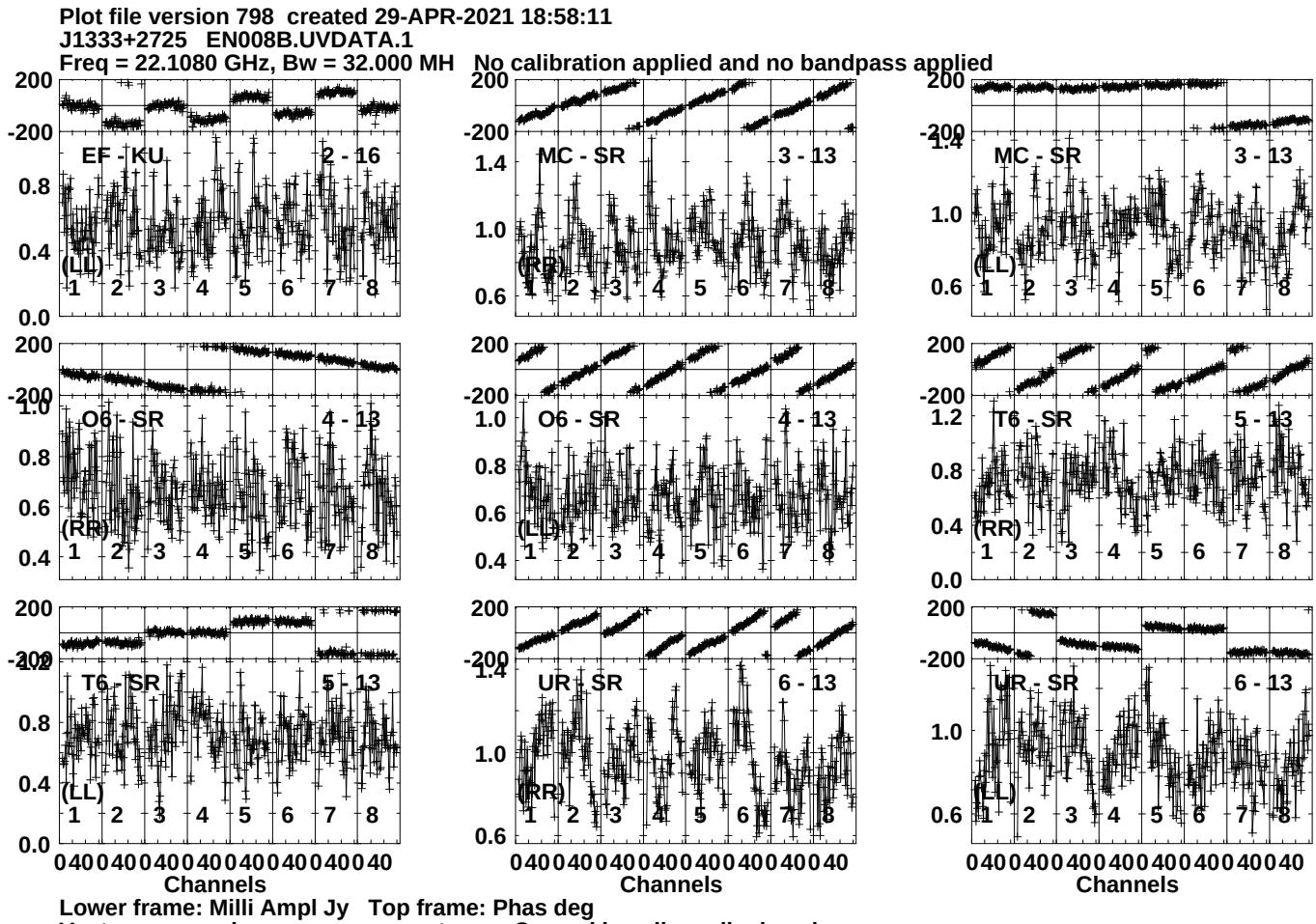
Plot file version 798 created 29-APR-2021 18:58:11
J1333+2725 EN008B.UVDATA.1
Freq = 22.1080 GHz, Bw = 32.000 MH No calibration applied and no bandpass applied
EF - KU 2 - 16
(LL)
MC - SR 3 - 13
(RR)
MC - SR 3 - 13
(LL)
O6 - SR 4 - 13
(RR)
O6 - SR 4 - 13
(LL)
T6 - SR 5 - 13
(RR)
T6 - SR 5 - 13
(LL)
UR - SR 6 - 13
(RR)
UR - SR 6 - 13
(LL)
Channels
Channels
Channels
Lower frame: Milli Ampl Jy Top frame: Phas deg
Vector averaged cross-power spectrum Several baselines displayed
Timerange: 00/22:23:01 to 00/22:23:59

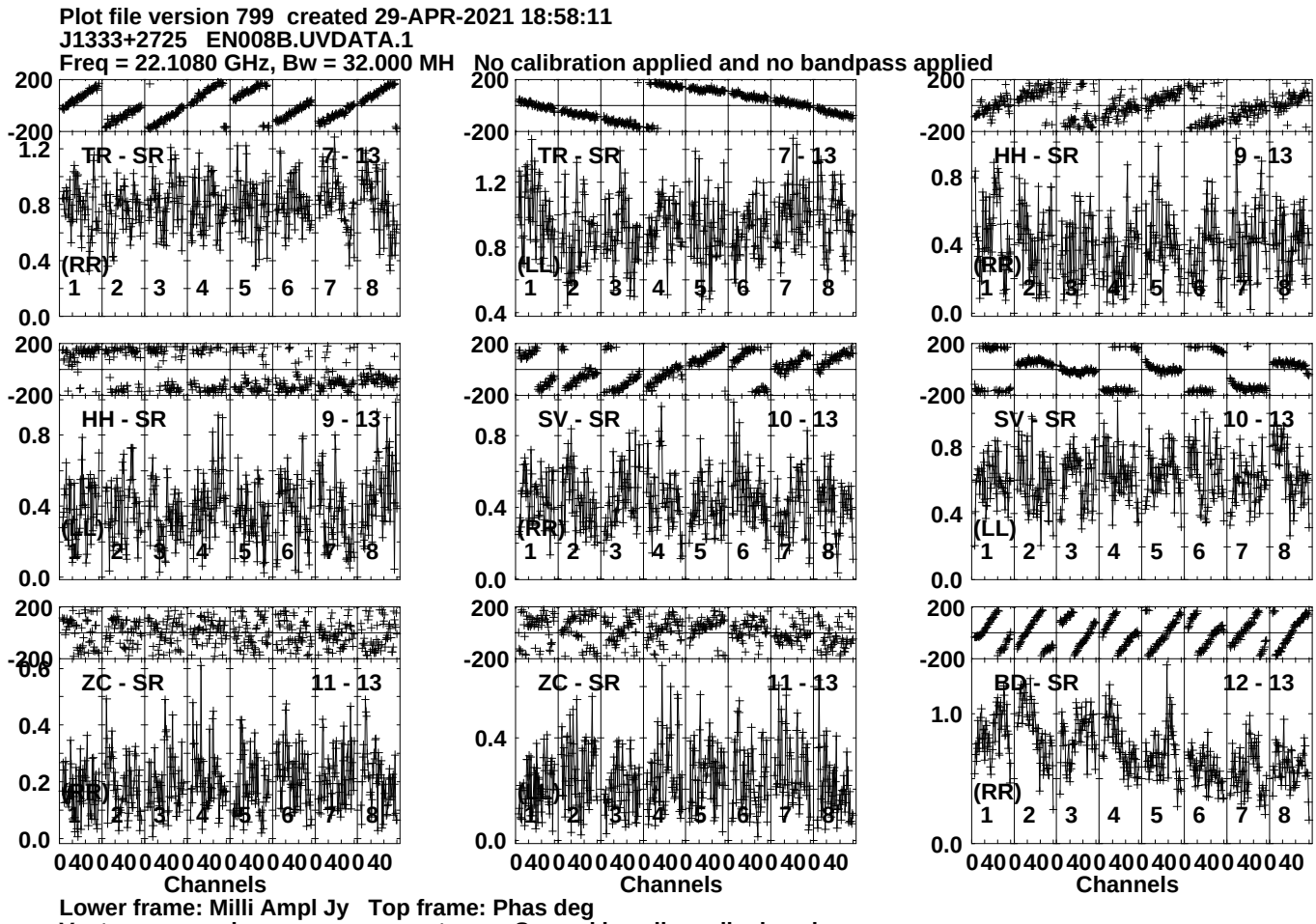
Plot file version 799 created 29-APR-2021 18:58:11
J1333+2725 EN008B.UVDATA.1
Freq = 22.1080 GHz, Bw = 32.000 MH No calibration applied and no bandpass applied
TR - SR 7 - 13
(RR)
TR - SR 7 - 13
(LL)
HH - SR 9 - 13
(RR)
HH - SR 9 - 13
(LL)
SV - SR 10 - 13
(RR)
SV - SR 10 - 13
(LL)
ZC - SR 11 - 13
(RR)
ZC - SR 11 - 13
(LL)
BD - SR 12 - 13
(RR)
Channels
Channels
Channels
Lower frame: Milli Ampl Jy Top frame: Phas deg
Vector averaged cross-power spectrum Several baselines displayed
Timerange: 00/22:23:01 to 00/22:23:59

Plot file version 800 created 29-APR-2021 18:58:12
J1333+2725 EN008B.UVDATA.1
Freq = 22.1080 GHz, Bw = 32.000 MH No calibration applied and no bandpass applied

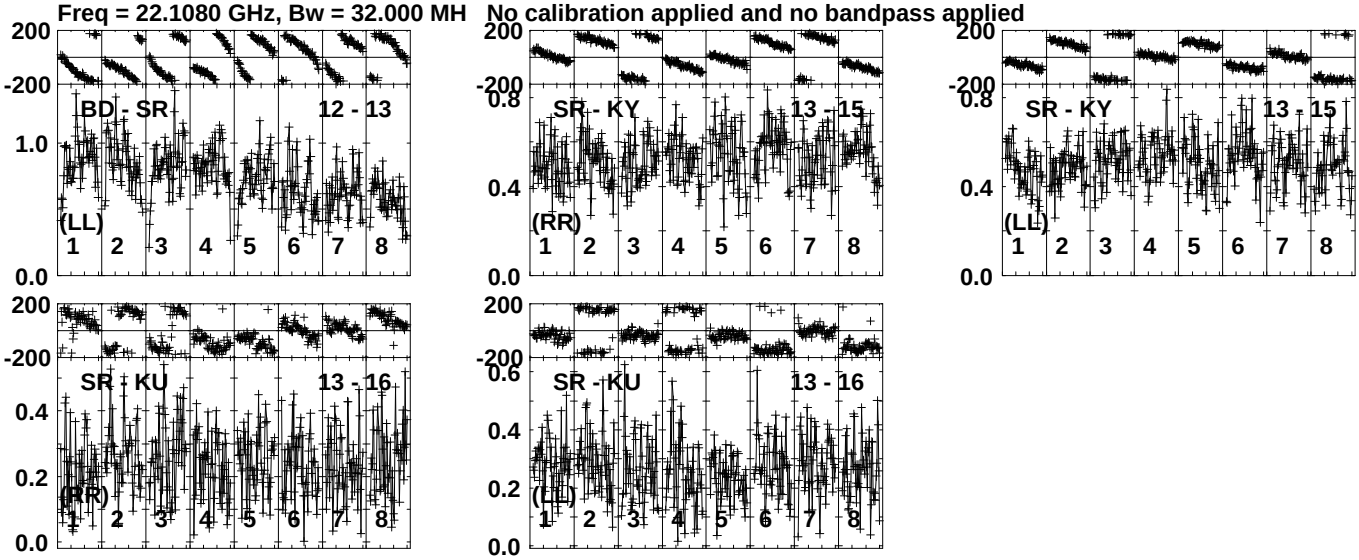

Lower frame: Milli Ampl Jy Top frame: Phas deg
Vector averaged cross-power spectrum Several baselines displayed
Timerange: 00/22:23:01 to 00/22:23:59

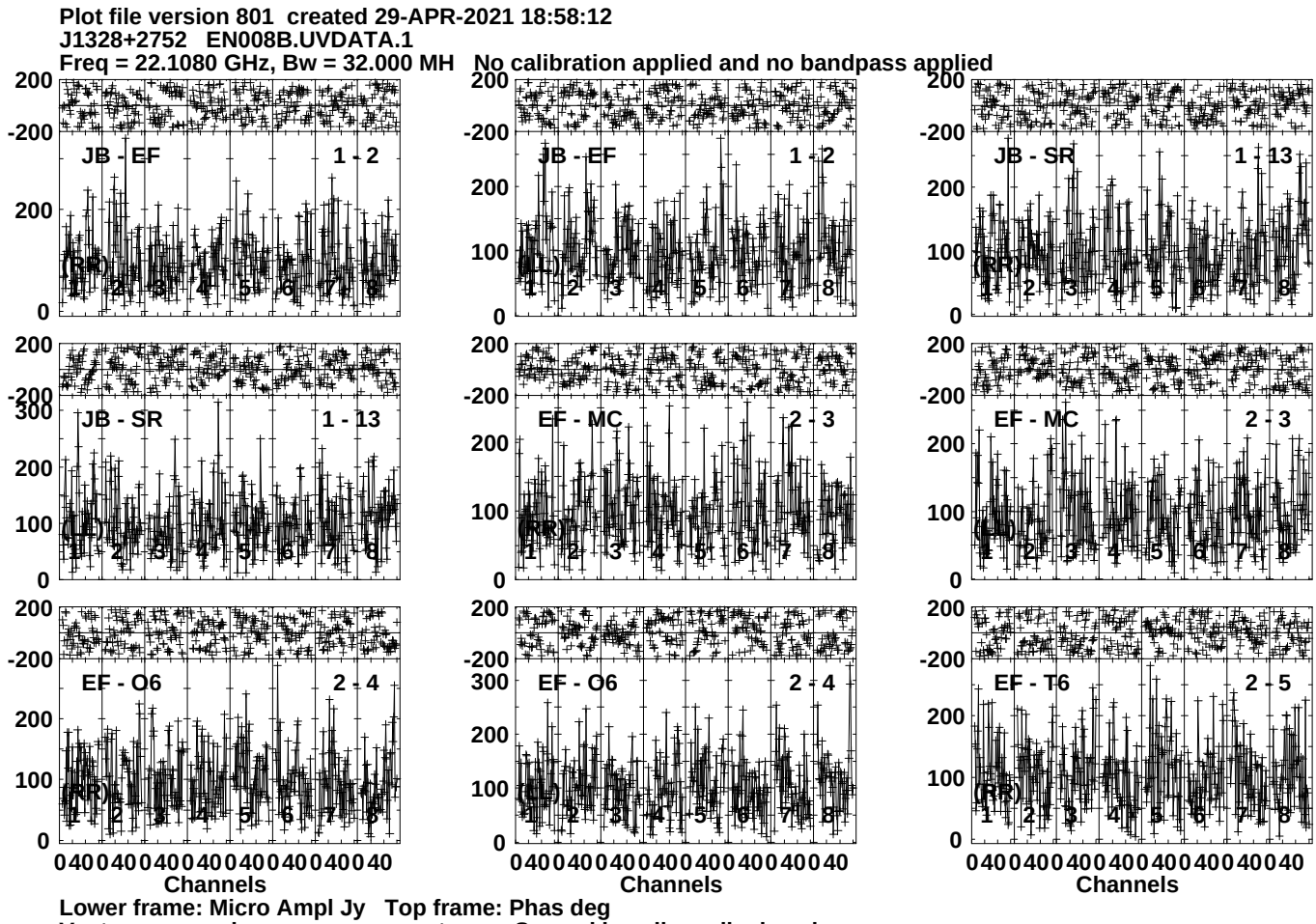
Plot file version 801 created 29-APR-2021 18:58:12
J1328+2752 EN008B.UVDATA.1
Freq = 22.1080 GHz, Bw = 32.000 MH No calibration applied and no bandpass applied
JB - EF 1 - 2
JB - EF 1 - 2
JB - SR 1 - 13
JB - SR 1 - 13
EF - MC 2 - 3
EF - MC 2 - 3
EF - O6 2 - 4
EF - O6 2 - 4
EF - T6 2 - 5
(RR)
Channels
Lower frame: Micro Ampl Jy Top frame: Phas deg
Vector averaged cross-power spectrum Several baselines displayed
Timerange: 00/22:24:41 to 00/22:26:39

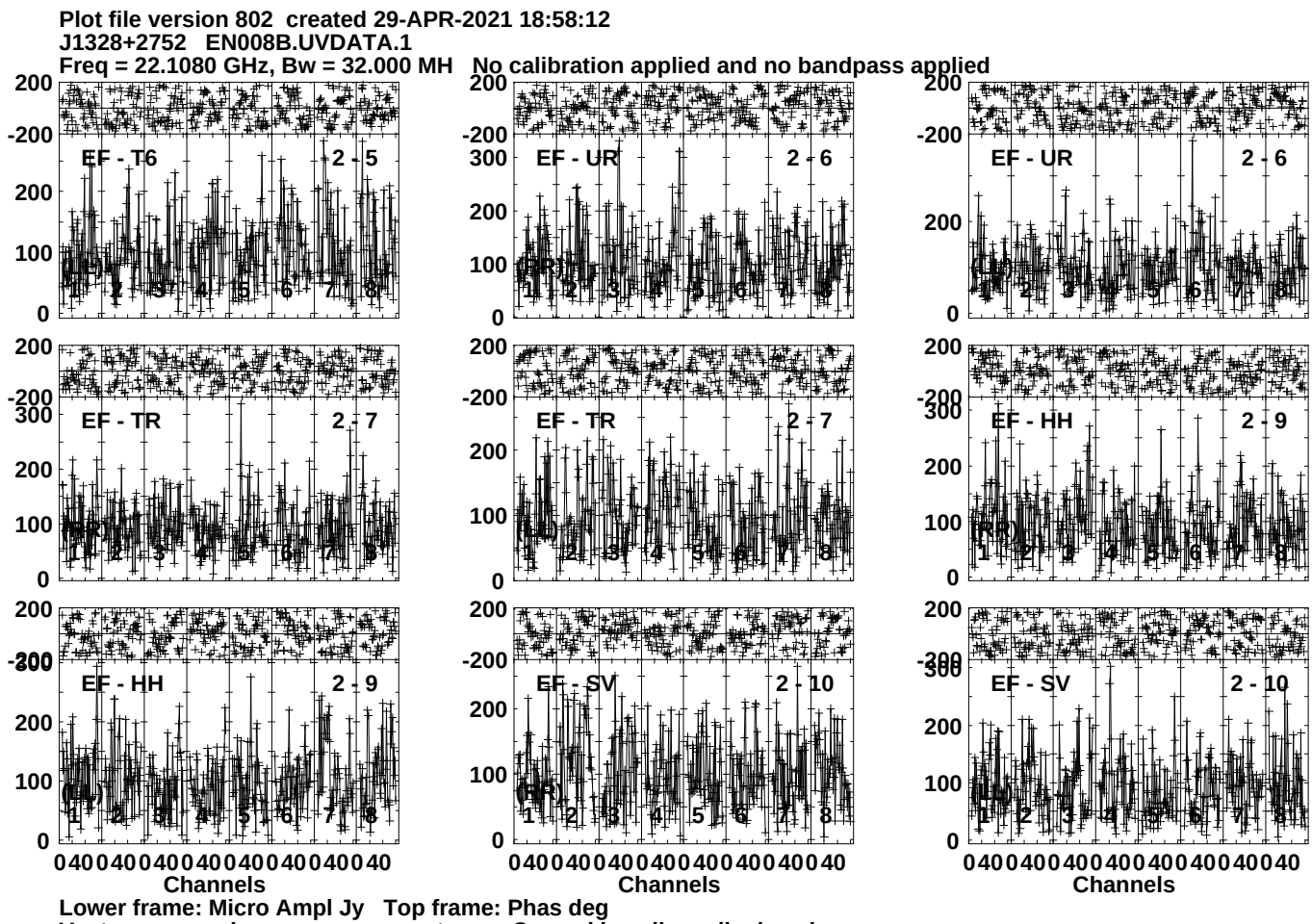
Plot file version 802 created 29-APR-2021 18:58:12
J1328+2752 EN008B.UVDATA.1
Freq = 22.1080 GHz, Bw = 32.000 MH No calibration applied and no bandpass applied
EF - T6 2 - 5
EF - UR 2 - 6
EF - UR 2 - 6
EF - TR 2 - 7
EF - TR 2 - 7
EF - HH 2 - 9
EF - HH 2 - 9
EF - SV 2 - 10
EF - SV 2 - 10
Channels
Channels
Channels
Lower frame: Micro Ampl Jy Top frame: Phas deg
Vector averaged cross-power spectrum Several baselines displayed
Timerange: 00/22:24:41 to 00/22:26:39

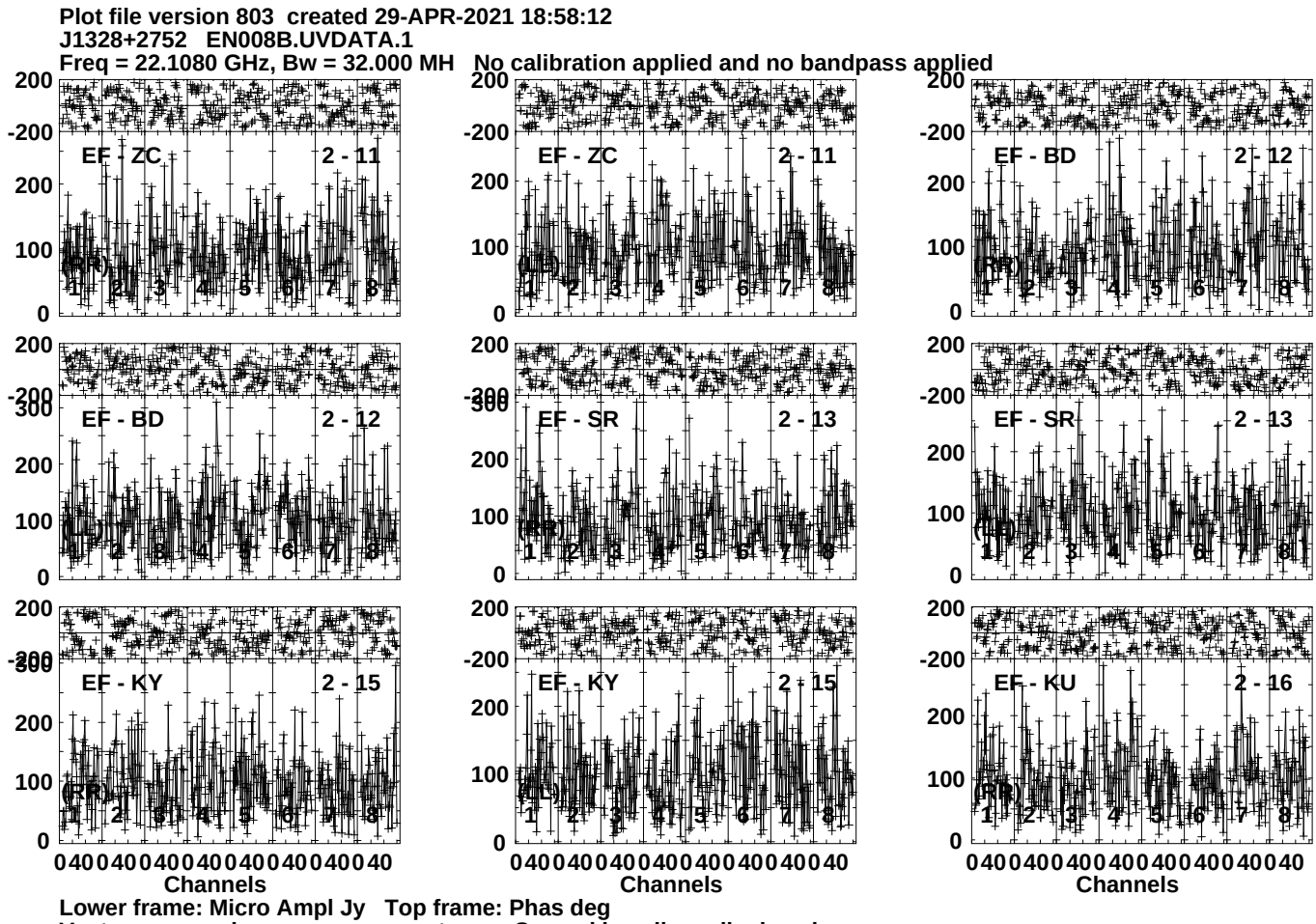
Plot file version 803 created 29-APR-2021 18:58:12
J1328+2752 EN008B.UVDATA.1
Freq = 22.1080 GHz, Bw = 32.000 MH No calibration applied and no bandpass applied
EF - ZC 2 - 11
EF - ZC 2 - 11
EF - BD 2 - 12
EF - BD 2 - 12
EF - SR 2 - 13
EF - SR 2 - 13
EF - KY 2 - 15
EF - KY 2 - 15
EF - KU 2 - 16
Channels
Channels
Channels
Lower frame: Micro Ampl Jy Top frame: Phas deg
Vector averaged cross-power spectrum Several baselines displayed
Timerange: 00/22:24:41 to 00/22:26:39

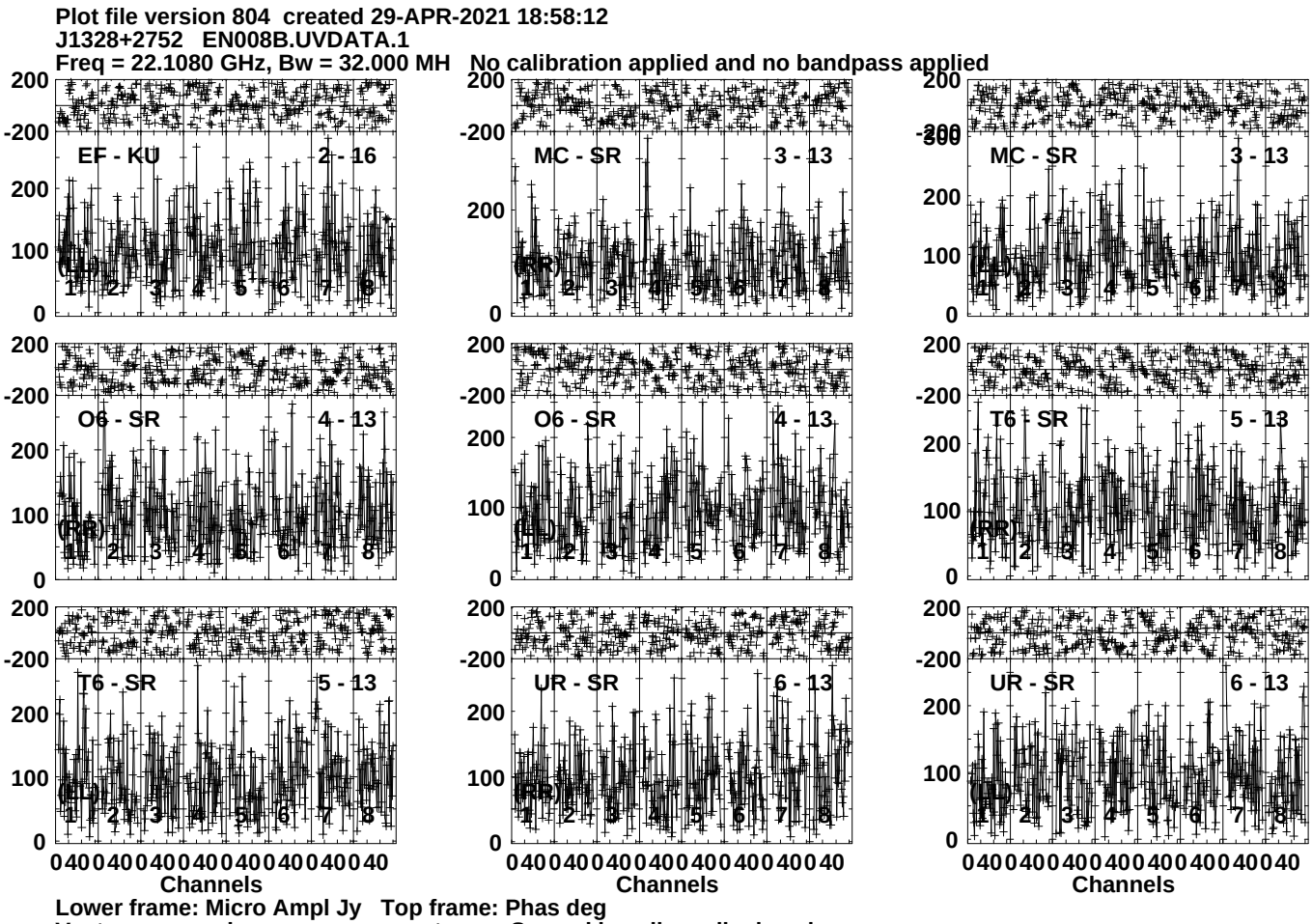
Plot file version 804 created 29-APR-2021 18:58:12
J1328+2752 EN008B.UVDATA.1
Freq = 22.1080 GHz, Bw = 32.000 MH No calibration applied and no bandpass applied
EF - KU 2 - 16
MC - SR 3 - 13
MC - SR 3 - 13
O6 - SR 4 - 13
O6 - SR 4 - 13
T6 - SR 5 - 13
T6 - SR 5 - 13
UR - SR 6 - 13
UR - SR 6 - 13
(RR)
(LL)
200
-200
100
0
1 2 3 4 5 6 7 8
0 40 0 40 0 40 0 40 0 40 0 40 0 40 0 40
Channels
Lower frame: Micro Ampl Jy Top frame: Phas deg
Vector averaged cross-power spectrum Several baselines displayed
Timerange: 00/22:24:41 to 00/22:26:39

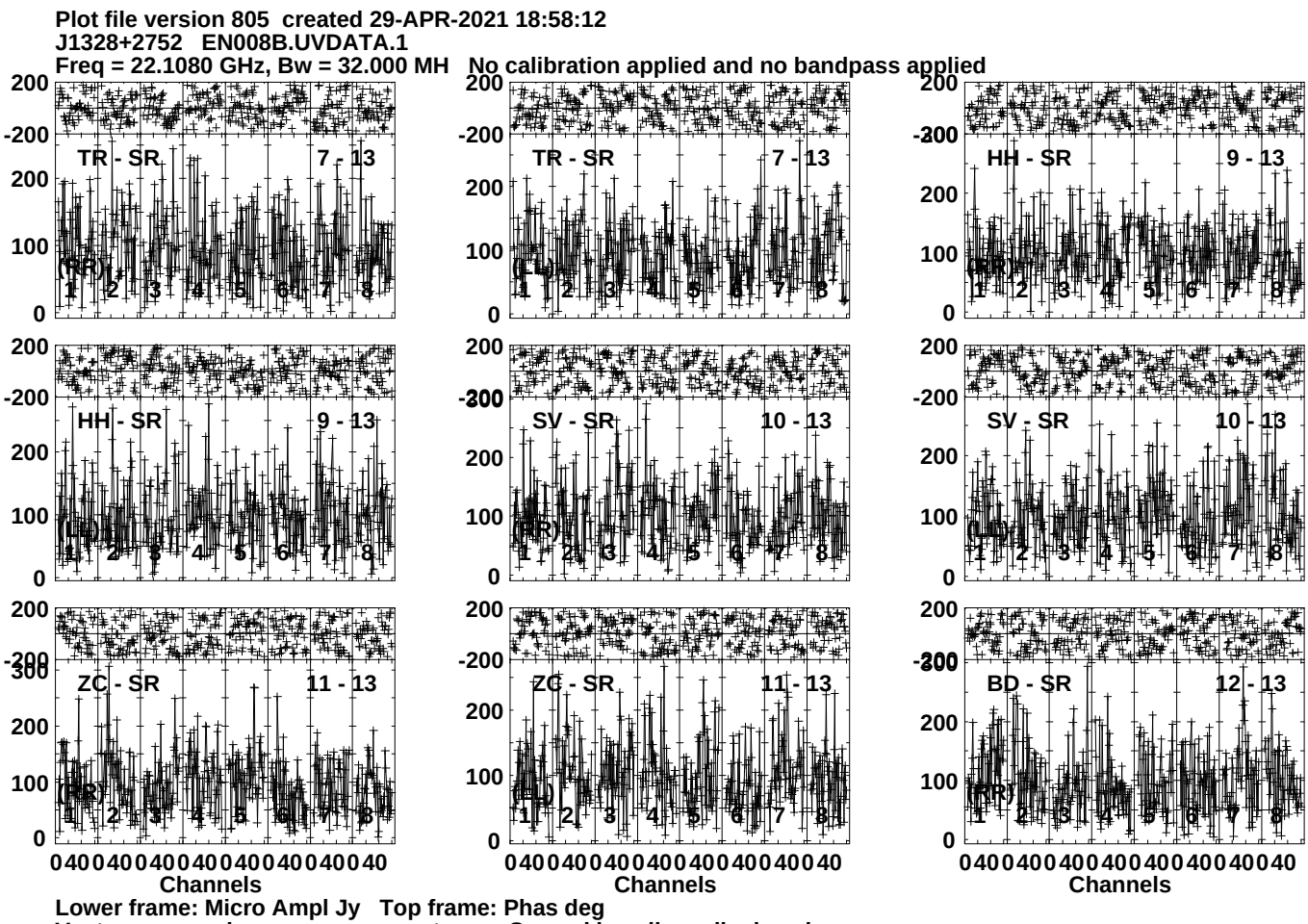
Plot file version 805 created 29-APR-2021 18:58:12
J1328+2752 EN008B.UVDATA.1
Freq = 22.1080 GHz, Bw = 32.000 MH No calibration applied and no bandpass applied
TR - SR
7 - 13
HH - SR
9 - 13
SV - SR
10 - 13
ZC - SR
11 - 13
BD - SR
12 - 13
Channels
Lower frame: Micro Ampl Jy Top frame: Phas deg
Vector averaged cross-power spectrum Several baselines displayed
Timerange: 00/22:24:41 to 00/22:26:39

Plot file version 806 created 29-APR-2021 18:58:13
J1328+2752 EN008B.UVDATA.1
Freq = 22.1080 GHz, Bw = 32.000 MH No calibration applied and no bandpass applied

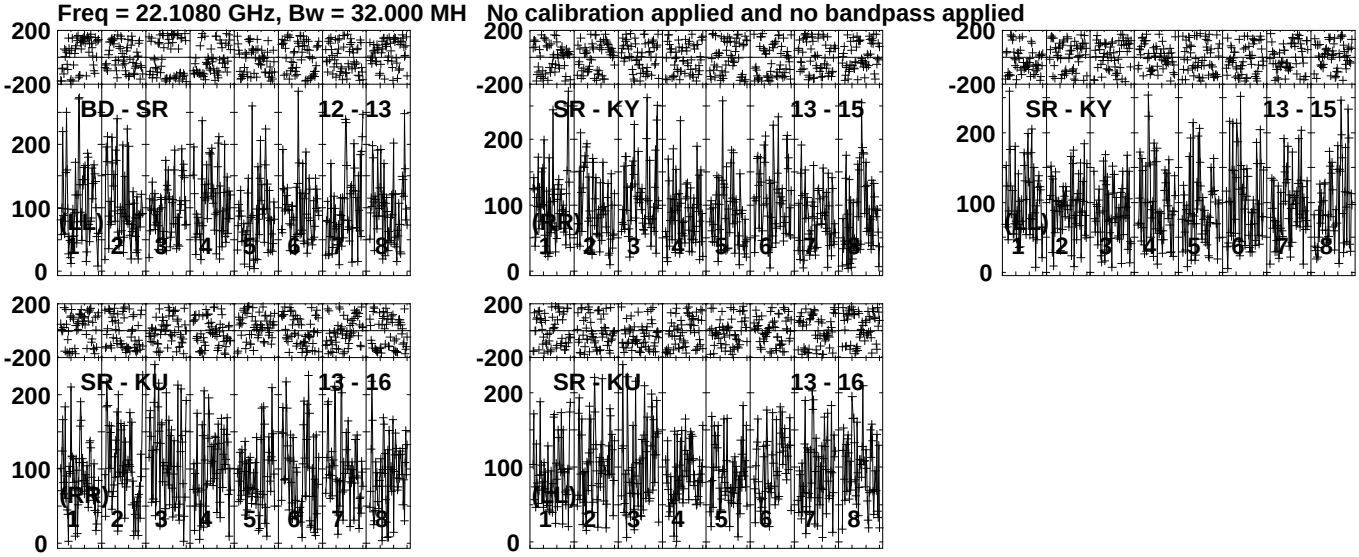

Lower frame: Micro Ampl Jy Top frame: Phas deg
Vector averaged cross-power spectrum Several baselines displayed
Timerange: 00/22:24:41 to 00/22:26:39

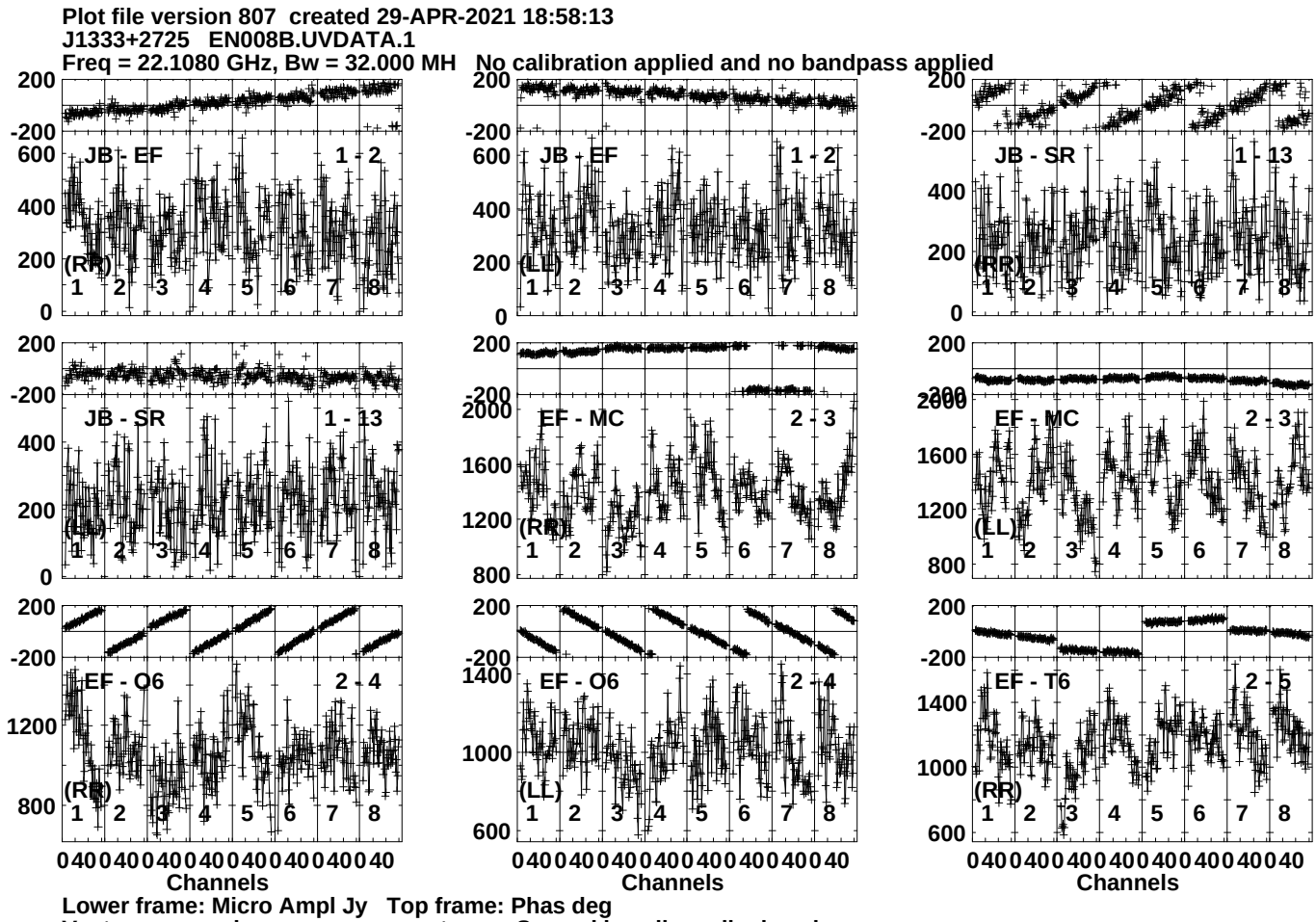
Plot file version 807 created 29-APR-2021 18:58:13
J1333+2725 EN008B.UVDATA.1
Freq = 22.1080 GHz, Bw = 32.000 MH No calibration applied and no bandpass applied
JB - EF 1 - 2 (RR)
JB - EF 1 - 2 (LL)
JB - SR 1 - 13 (RR)
JB - SR 1 - 13 (LL)
EF - MC 2 - 3 (RR)
EF - MC 2 - 3 (LL)
EF - O6 2 - 4 (RR)
EF - O6 2 - 4 (LL)
EF - T6 2 - 5 (RR)
Channels
Lower frame: Micro Ampl Jy Top frame: Phas deg
Vector averaged cross-power spectrum Several baselines displayed
Timerange: 00/22:27:11 to 00/22:28:09

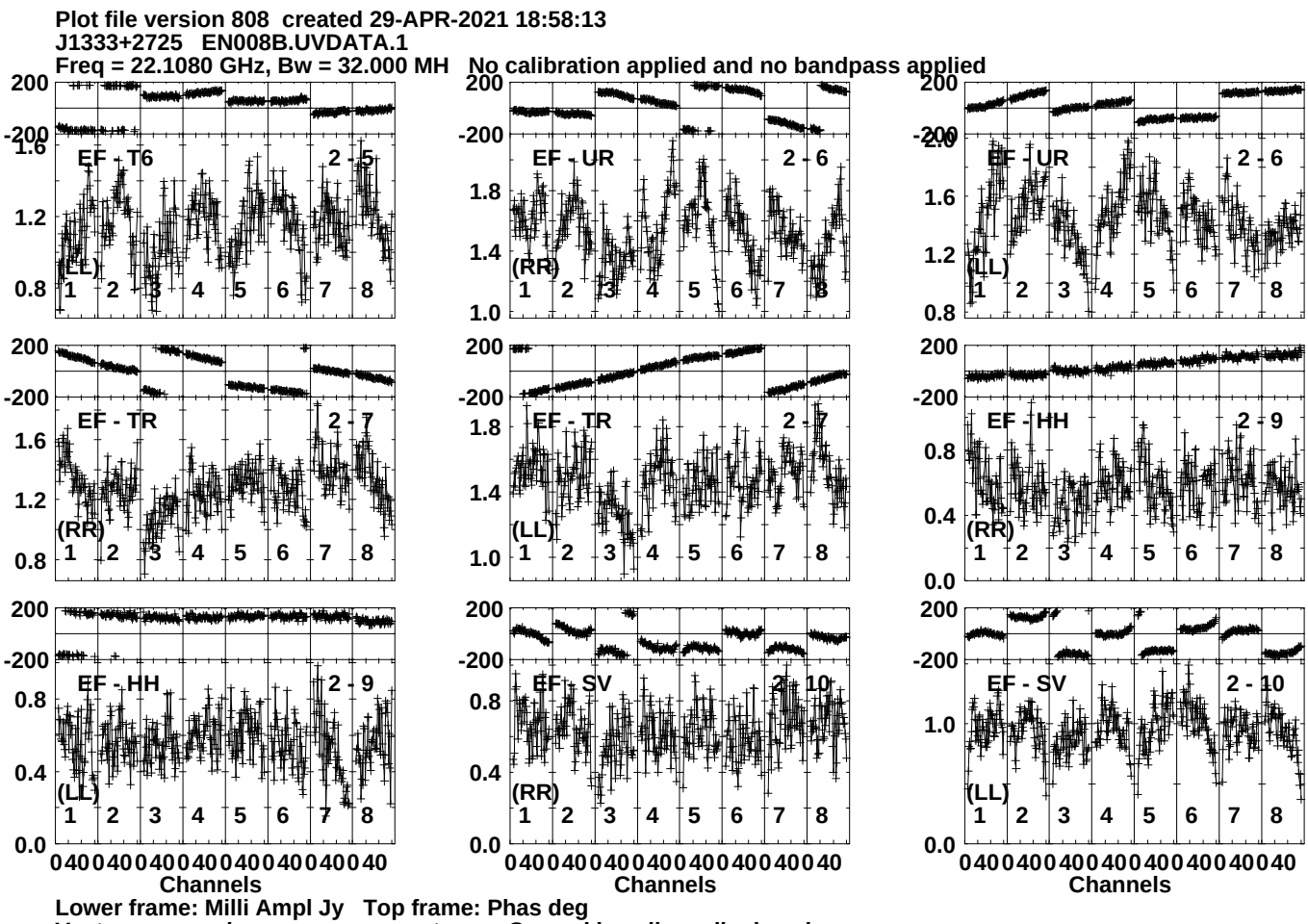
Plot file version 808 created 29-APR-2021 18:58:13
J1333+2725 EN008B.UVDATA.1
Freq = 22.1080 GHz, Bw = 32.000 MH No calibration applied and no bandpass applied
EF - T6 2 - 5
EF - UR 2 - 6
EF - UR 2 - 6
EF - TR 2 - 7
EF - TR 2 - 7
EF - HH 2 - 9
EF - HH 2 - 9
EF - SV 2 - 10
EF - SV 2 - 10
(LL)
(RR)
(LL)
(RR)
(LL)
(RR)
(LL)
(RR)
(LL)
Channels
Channels
Channels
Lower frame: Milli Ampl Jy Top frame: Phas deg
Vector averaged cross-power spectrum Several baselines displayed
Timerange: 00/22:27:11 to 00/22:28:09

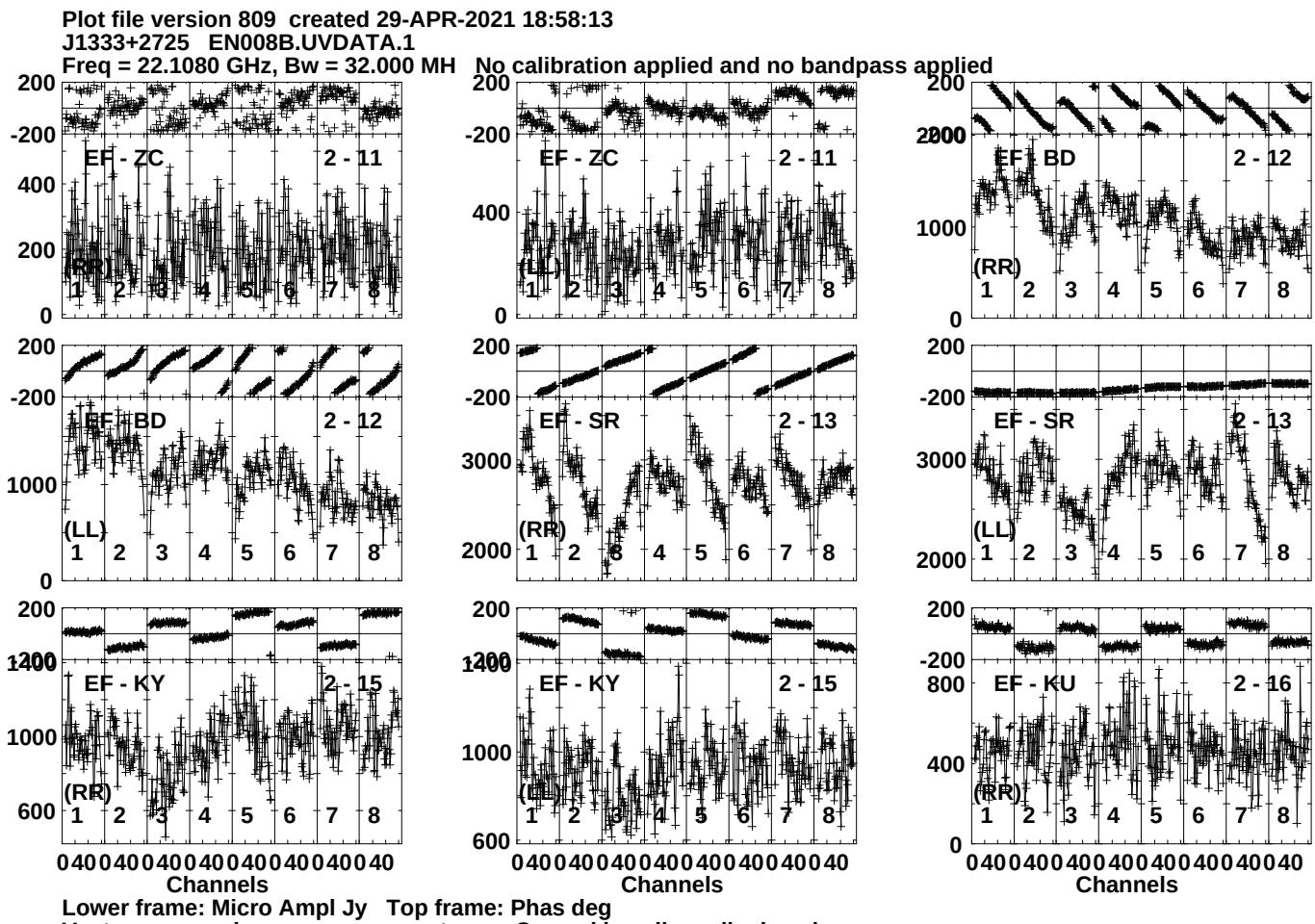
Plot file version 809 created 29-APR-2021 18:58:13
J1333+2725 EN008B.UVDATA.1
Freq = 22.1080 GHz, Bw = 32.000 MH No calibration applied and no bandpass applied
EF - ZC 2 - 11
(RR)
EF - ZC 2 - 11
(LL)
EF - BD 2 - 12
(RR)
EF - BD 2 - 12
(LL)
EF - SR 2 - 13
(RR)
EF - SR 2 - 13
(LL)
EF - KY 2 - 15
(RR)
EF - KY 2 - 15
(LL)
EF - KU 2 - 16
(RR)
Channels
Channels
Channels
Lower frame: Micro Ampl Jy Top frame: Phas deg
Vector averaged cross-power spectrum Several baselines displayed
Timerange: 00/22:27:11 to 00/22:28:09

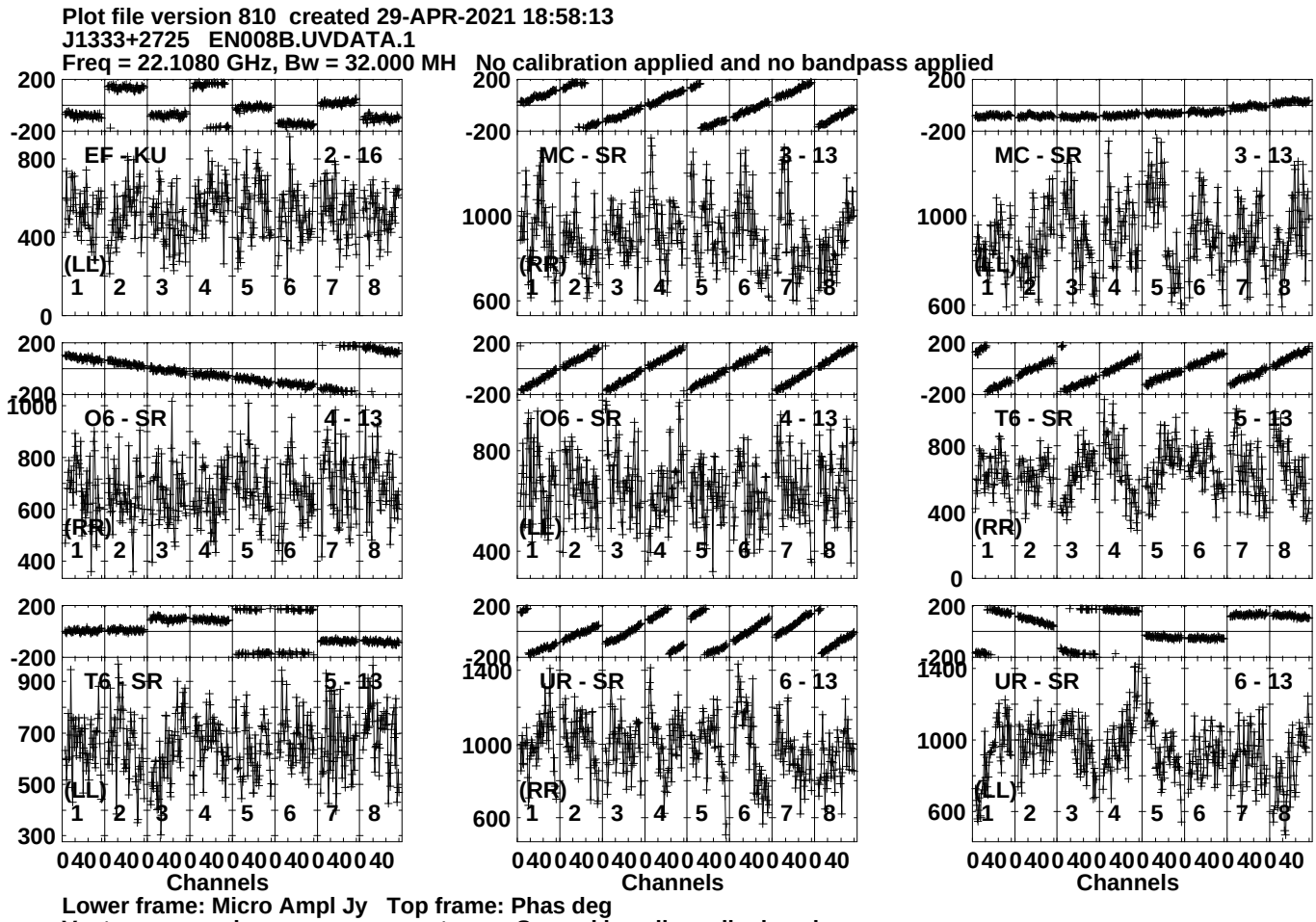
Plot file version 810 created 29-APR-2021 18:58:13
J1333+2725 EN008B.UVDATA.1
Freq = 22.1080 GHz, Bw = 32.000 MH No calibration applied and no bandpass applied
EF - KU 2 - 16
(LL)
MC - SR 3 - 13
(RR)
MC - SR 3 - 13
(LL)
O6 - SR 4 - 13
(RR)
O6 - SR 4 - 13
(LL)
T6 - SR 5 - 13
(RR)
T6 - SR 5 - 13
(LL)
UR - SR 6 - 13
(RR)
UR - SR 6 - 13
(LL)
Channels
Channels
Channels
Lower frame: Micro Ampl Jy Top frame: Phas deg
Vector averaged cross-power spectrum Several baselines displayed
Timerange: 00/22:27:11 to 00/22:28:09

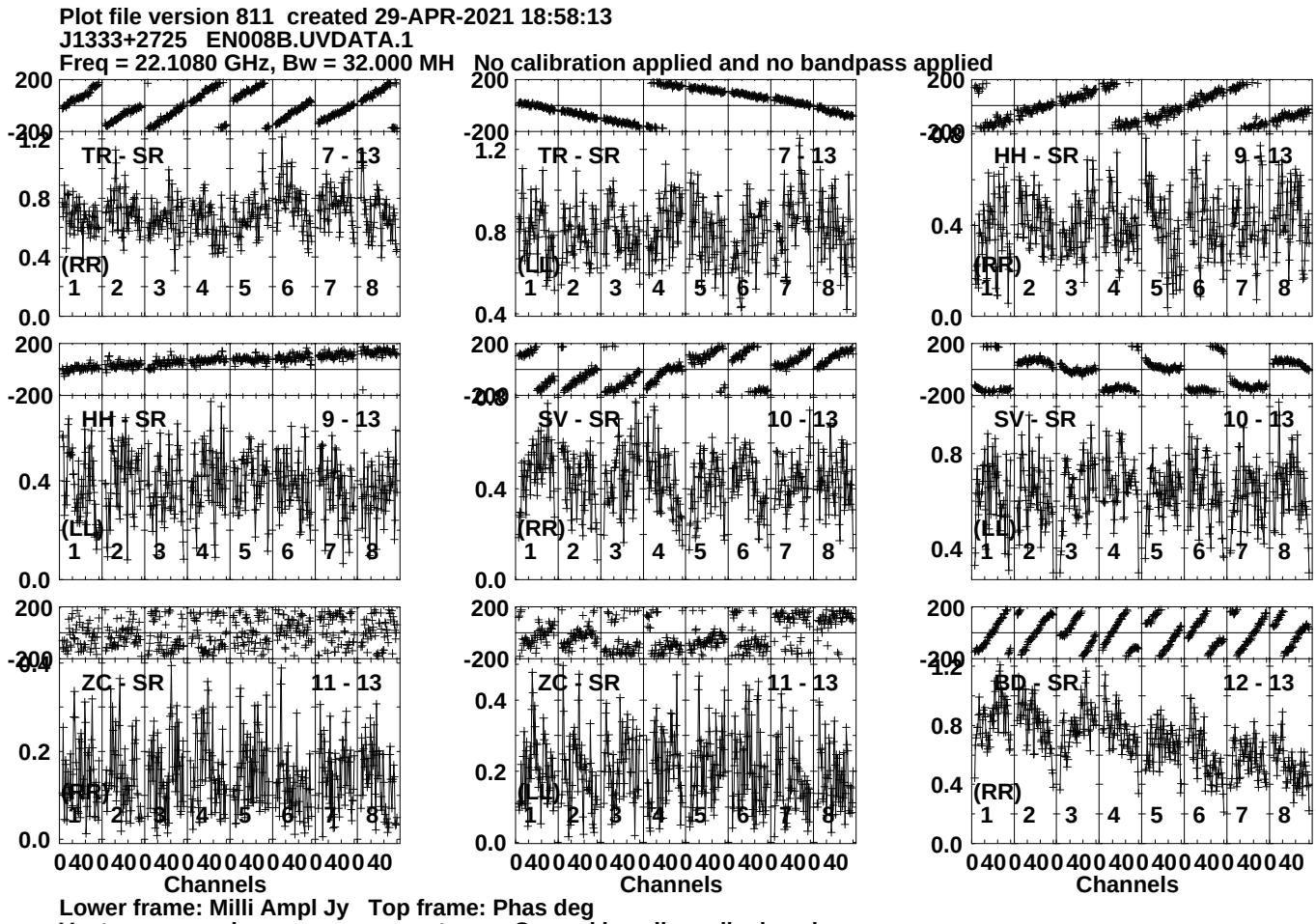
Plot file version 811 created 29-APR-2021 18:58:13
J1333+2725 EN008B.UVDATA.1
Freq = 22.1080 GHz, Bw = 32.000 MH No calibration applied and no bandpass applied
TR - SR 7 - 13
(RR)
TR - SR 7 - 13
(LL)
HH - SR 9 - 13
(RR)
HH - SR 9 - 13
(LL)
SV - SR 10 - 13
(RR)
SV - SR 10 - 13
(LL)
ZC - SR 11 - 13
(RR)
ZC - SR 11 - 13
(LL)
BD - SR 12 - 13
(RR)
Channels
Channels
Channels
Lower frame: Milli Ampl Jy Top frame: Phas deg
Vector averaged cross-power spectrum Several baselines displayed
Timerange: 00/22:27:11 to 00/22:28:09

Plot file version 812 created 29-APR-2021 18:58:13
J1333+2725 EN008B.UVDATA.1
Freq = 22.1080 GHz, Bw = 32.000 MH No calibration applied and no bandpass applied

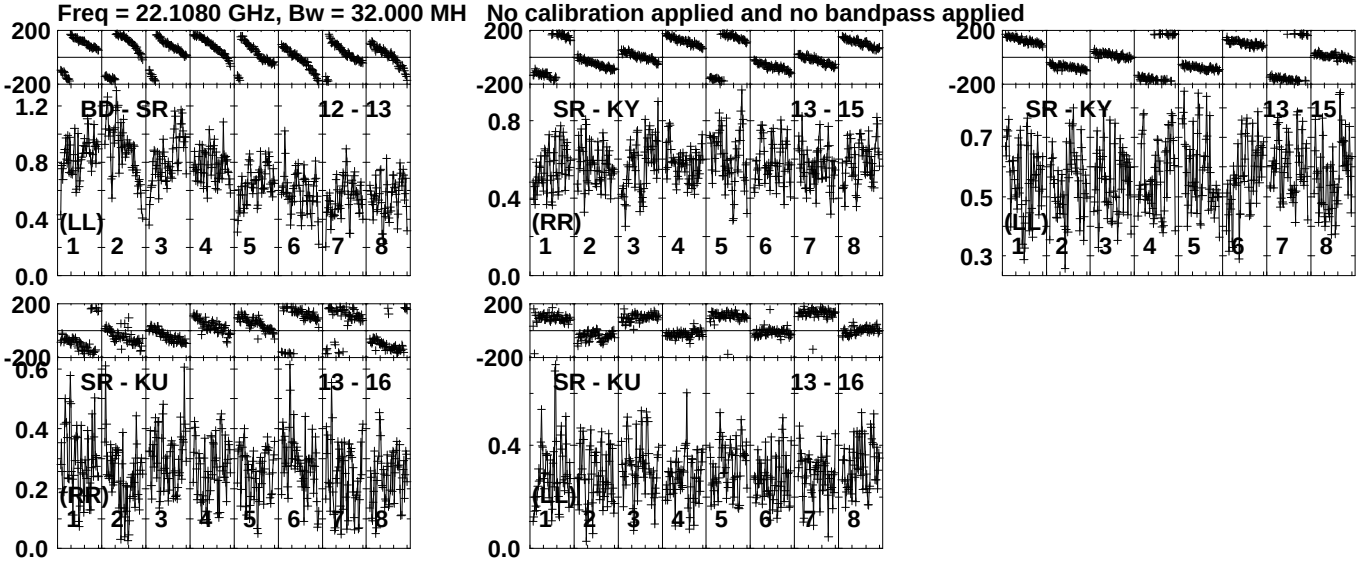

Lower frame: Milli Ampl Jy Top frame: Phas deg
Vector averaged cross-power spectrum Several baselines displayed
Timerange: 00/22:27:11 to 00/22:28:09

Plot file version 813 created 29-APR-2021 18:58:13
J1328+2752 EN008B.UVDATA.1
Freq = 22.1080 GHz, Bw = 32.000 MH No calibration applied and no bandpass applied

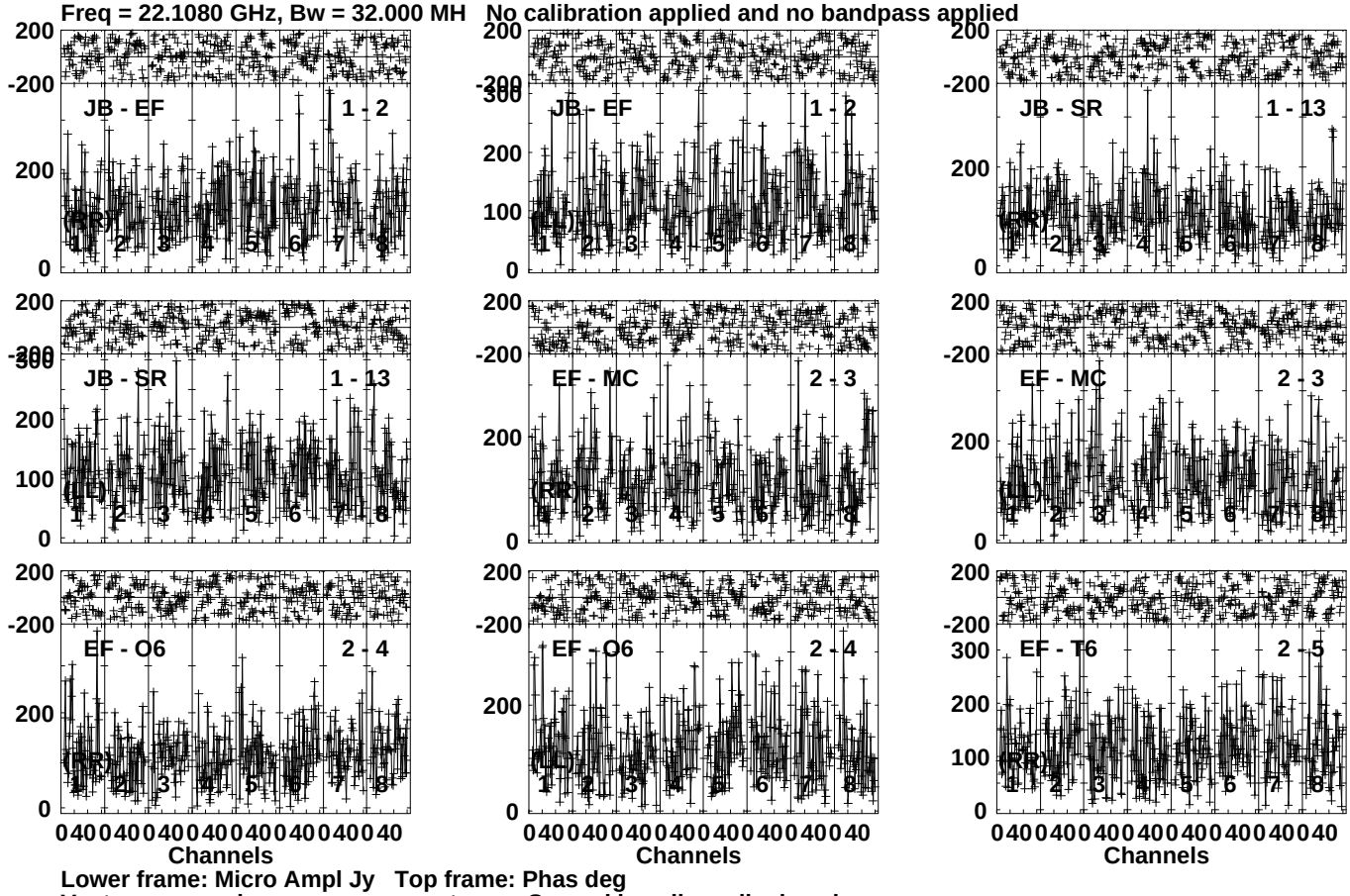

Lower frame: Micro Ampl Jy Top frame: Phas deg
Vector averaged cross-power spectrum Several baselines displayed
Timerange: 00/22:28:11 to 00/22:30:09

Plot file version 814 created 29-APR-2021 18:58:14
J1328+2752 EN008B.UVDATA.1
Freq = 22.1080 GHz, Bw = 32.000 MH No calibration applied and no bandpass applied

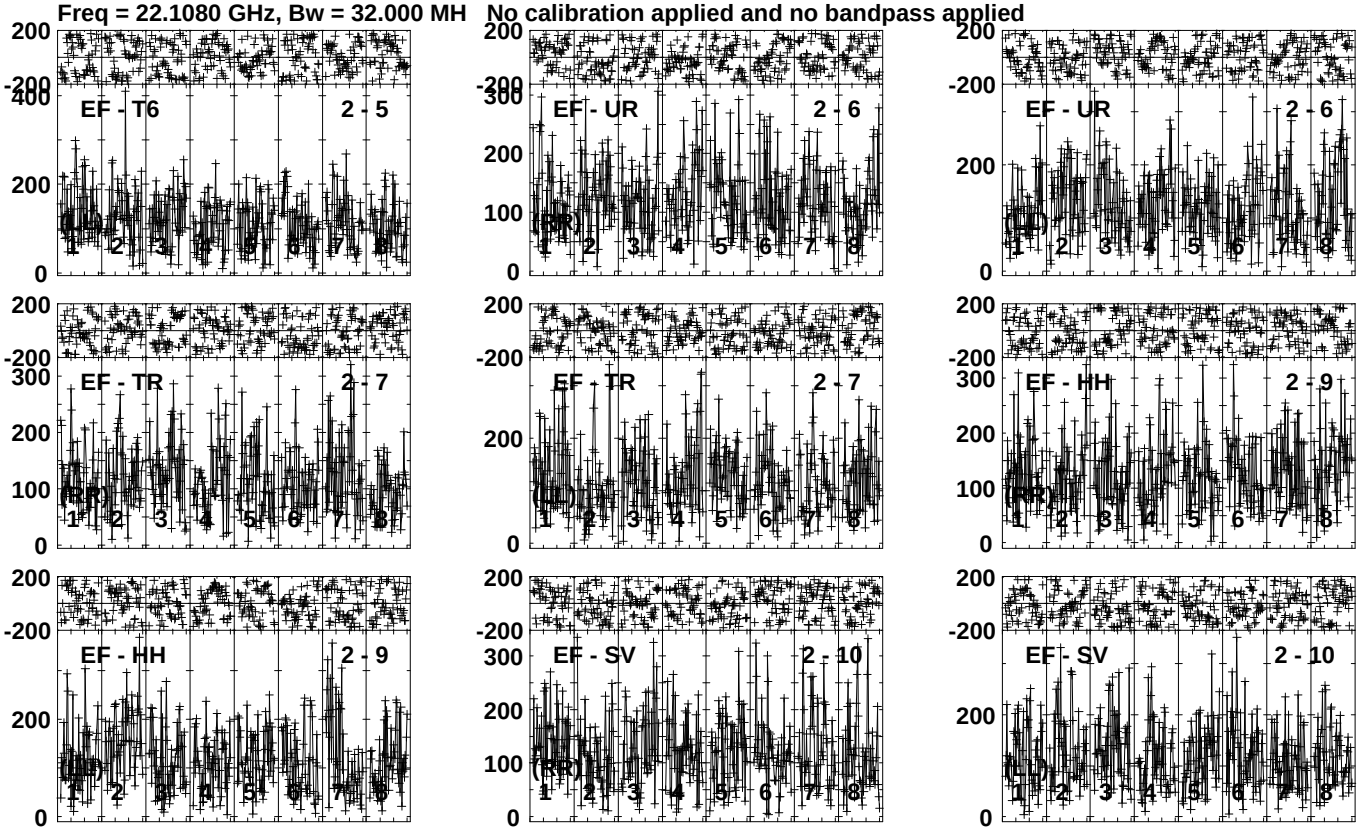

Lower frame: Micro Ampl Jy Top frame: Phas deg
Vector averaged cross-power spectrum Several baselines displayed
Timerange: 00/22:28:11 to 00/22:30:09

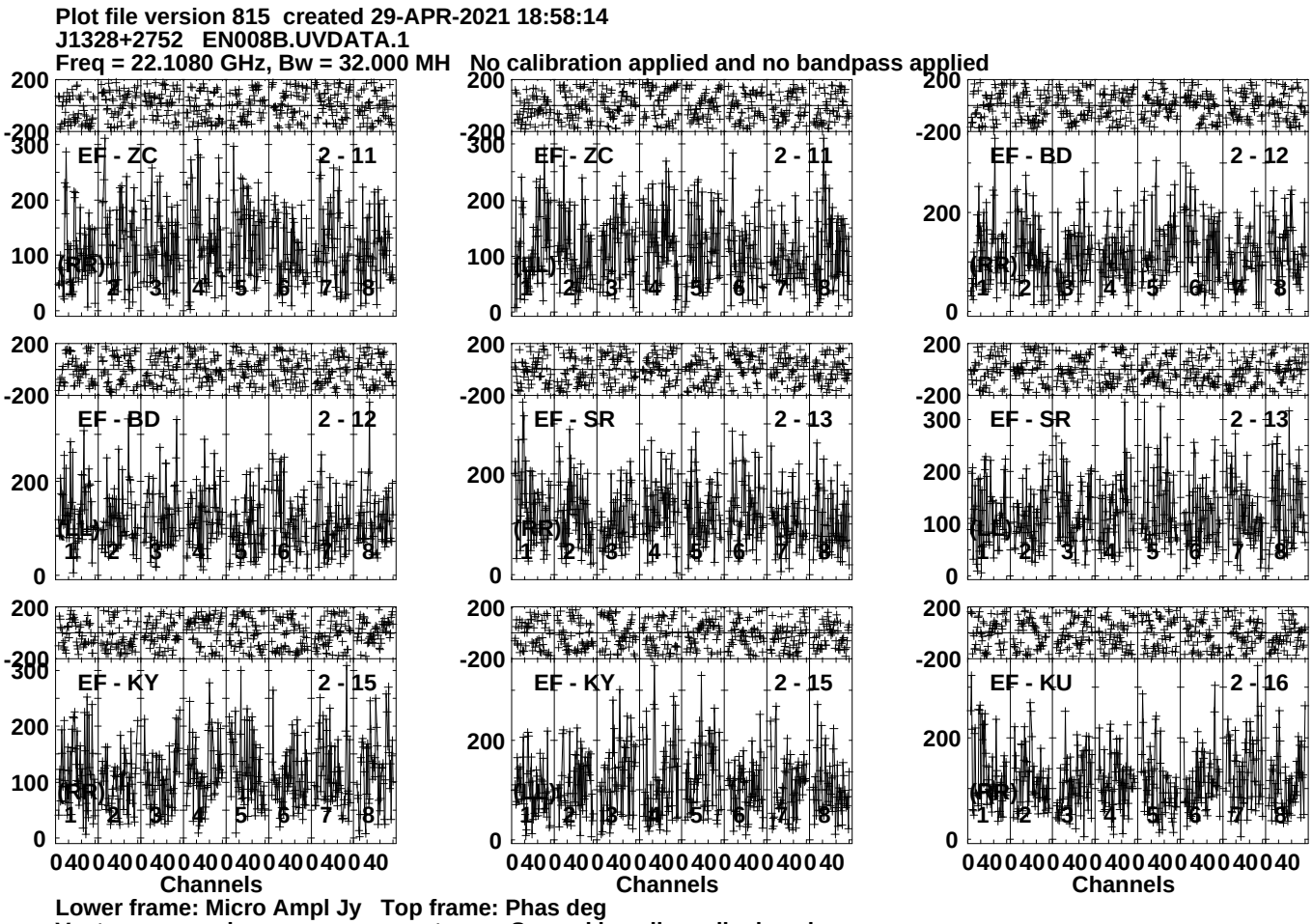
Plot file version 815 created 29-APR-2021 18:58:14
J1328+2752 EN008B.UVDATA.1
Freq = 22.1080 GHz, Bw = 32.000 MH No calibration applied and no bandpass applied
EF - ZC 2 - 11
(RR)
EF - ZC 2 - 11
(LL)
EF - BD 2 - 12
(RR)
EF - BD 2 - 12
(LL)
EF - SR 2 - 13
(RR)
EF - SR 2 - 13
(LL)
EF - KY 2 - 15
(RR)
EF - KY 2 - 15
(LL)
EF - KU 2 - 16
(RR)
Channels
Channels
Channels
Lower frame: Micro Ampl Jy Top frame: Phas deg
Vector averaged cross-power spectrum Several baselines displayed
Timerange: 00/22:28:11 to 00/22:30:09

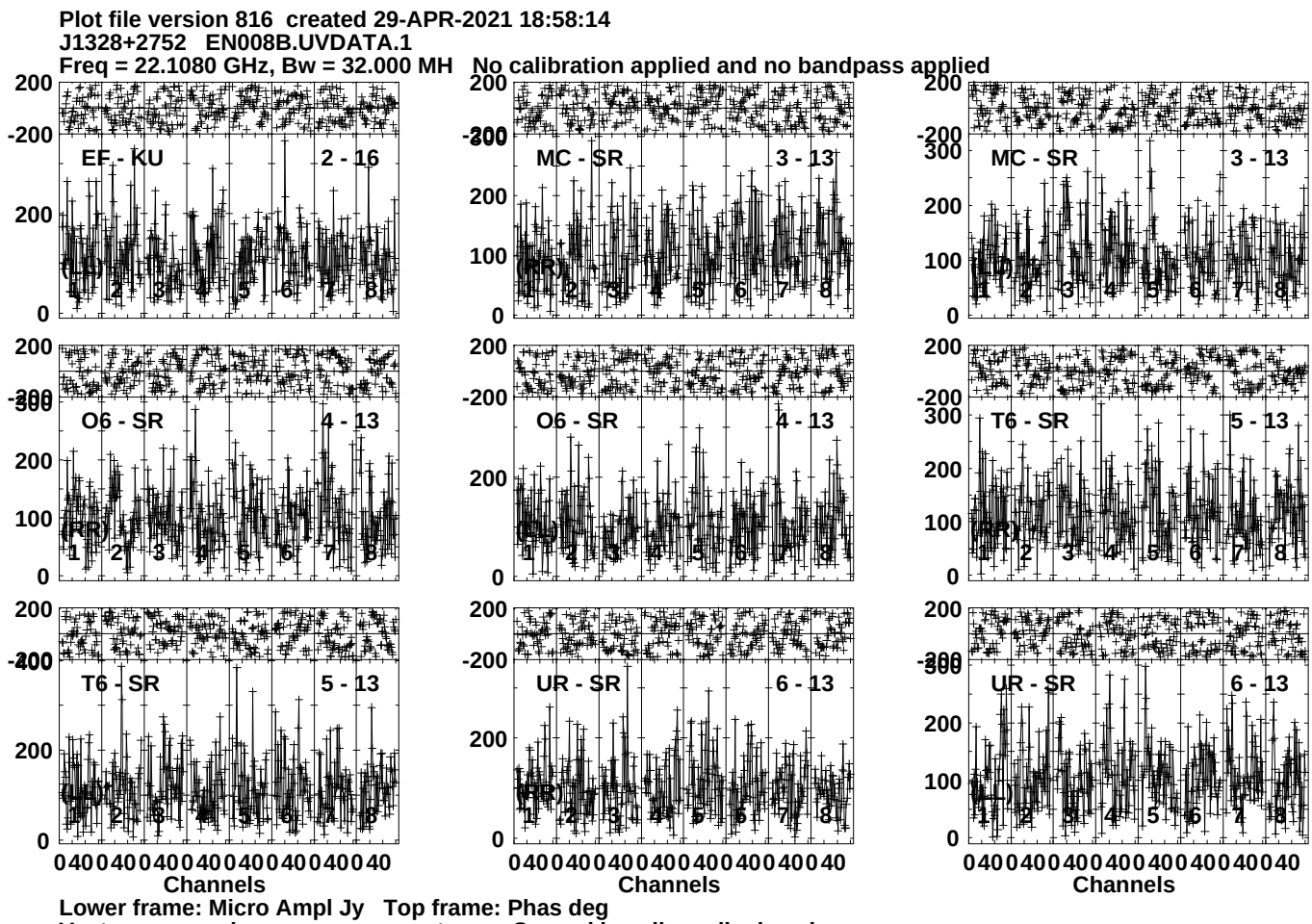
Plot file version 816 created 29-APR-2021 18:58:14
J1328+2752 EN008B.UVDATA.1
Freq = 22.1080 GHz, Bw = 32.000 MH No calibration applied and no bandpass applied
EF - KU 2 - 16
MC - SR 3 - 13
MC - SR 3 - 13
O6 - SR 4 - 13
O6 - SR 4 - 13
T6 - SR 5 - 13
T6 - SR 5 - 13
UR - SR 6 - 13
UR - SR 6 - 13
(LL)
(RR)
Channels
Lower frame: Micro Ampl Jy Top frame: Phas deg
Vector averaged cross-power spectrum Several baselines displayed
Timerange: 00/22:28:11 to 00/22:30:09

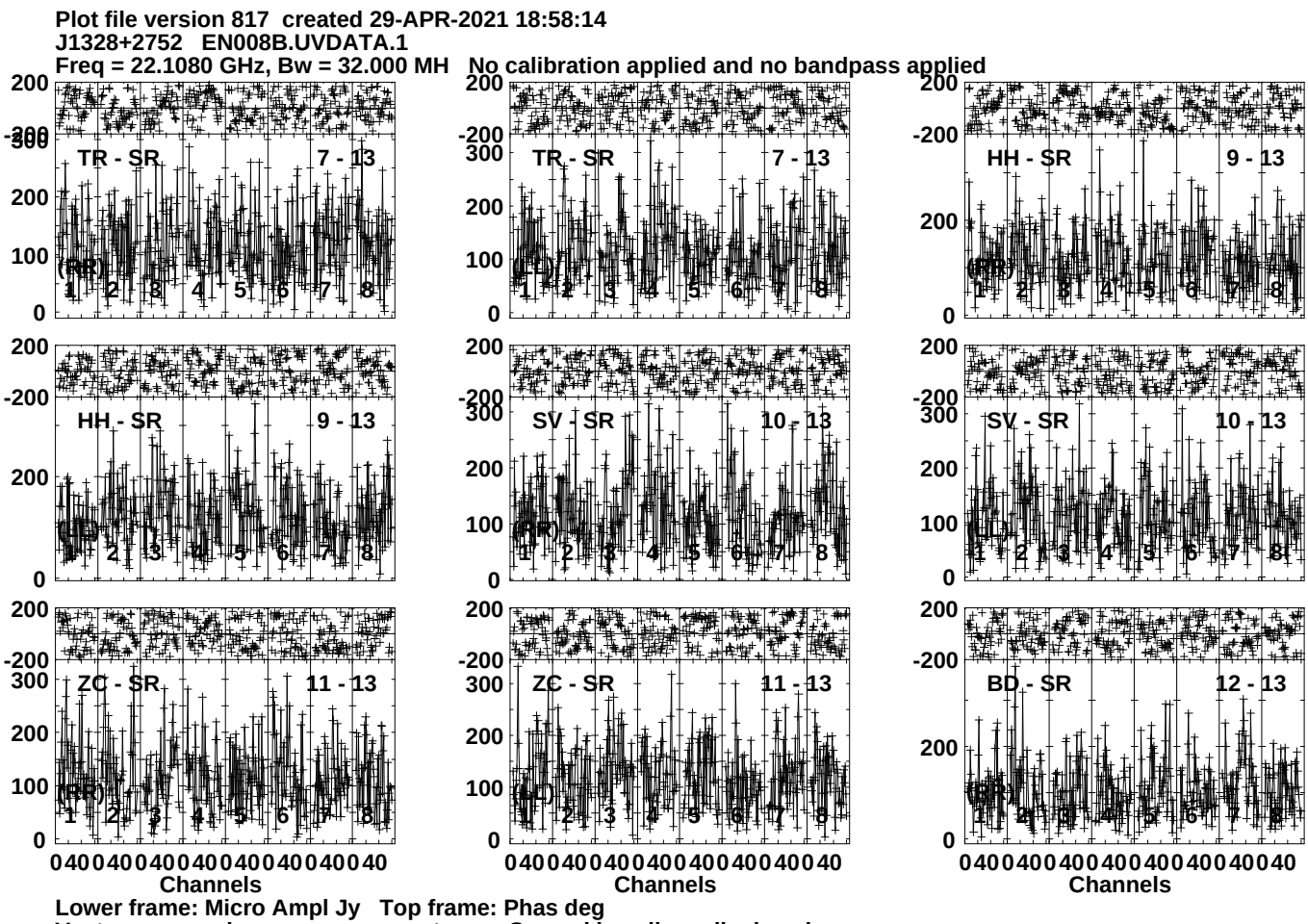
Plot file version 817 created 29-APR-2021 18:58:14
J1328+2752 EN008B.UVDATA.1
Freq = 22.1080 GHz, Bw = 32.000 MH No calibration applied and no bandpass applied
TR - SR
7 - 13
HH - SR
9 - 13
SV - SR
10 - 13
ZC - SR
11 - 13
BD - SR
12 - 13
(RR)
(LL)
Channels
Lower frame: Micro Ampl Jy Top frame: Phas deg
Vector averaged cross-power spectrum Several baselines displayed
Timerange: 00/22:28:11 to 00/22:30:09

Plot file version 818 created 29-APR-2021 18:58:14
J1328+2752 EN008B.UVDATA.1
Freq = 22.1080 GHz, Bw = 32.000 MH No calibration applied and no bandpass applied

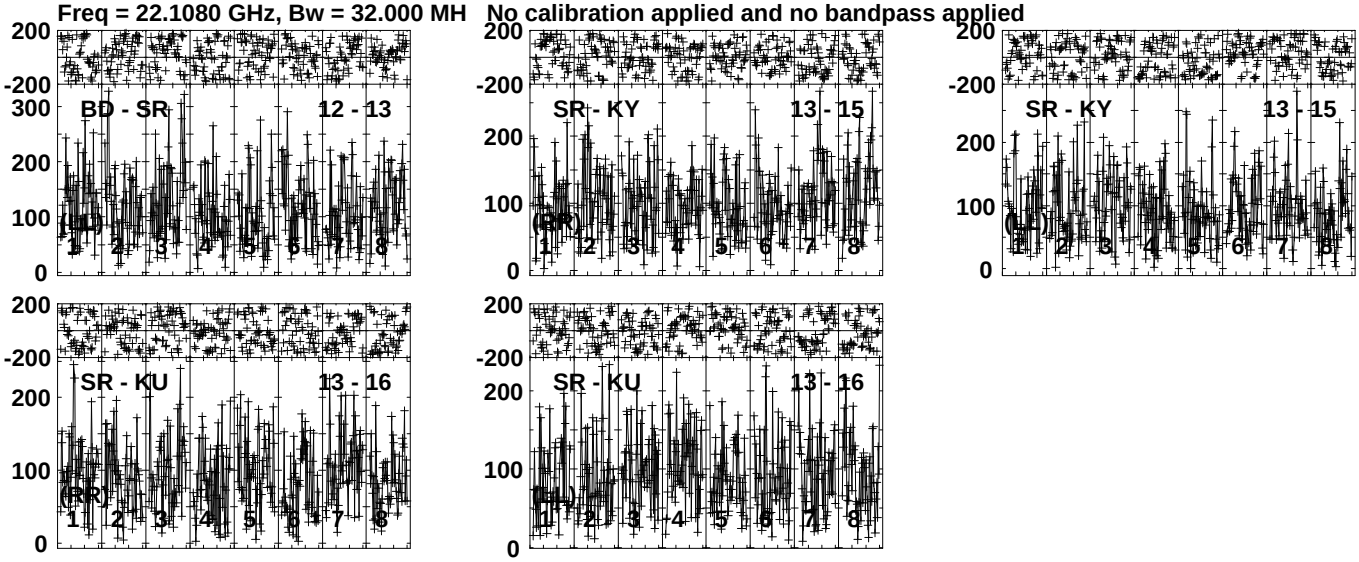

Lower frame: Micro Ampl Jy Top frame: Phas deg
Vector averaged cross-power spectrum Several baselines displayed
Timerange: 00/22:28:11 to 00/22:30:09

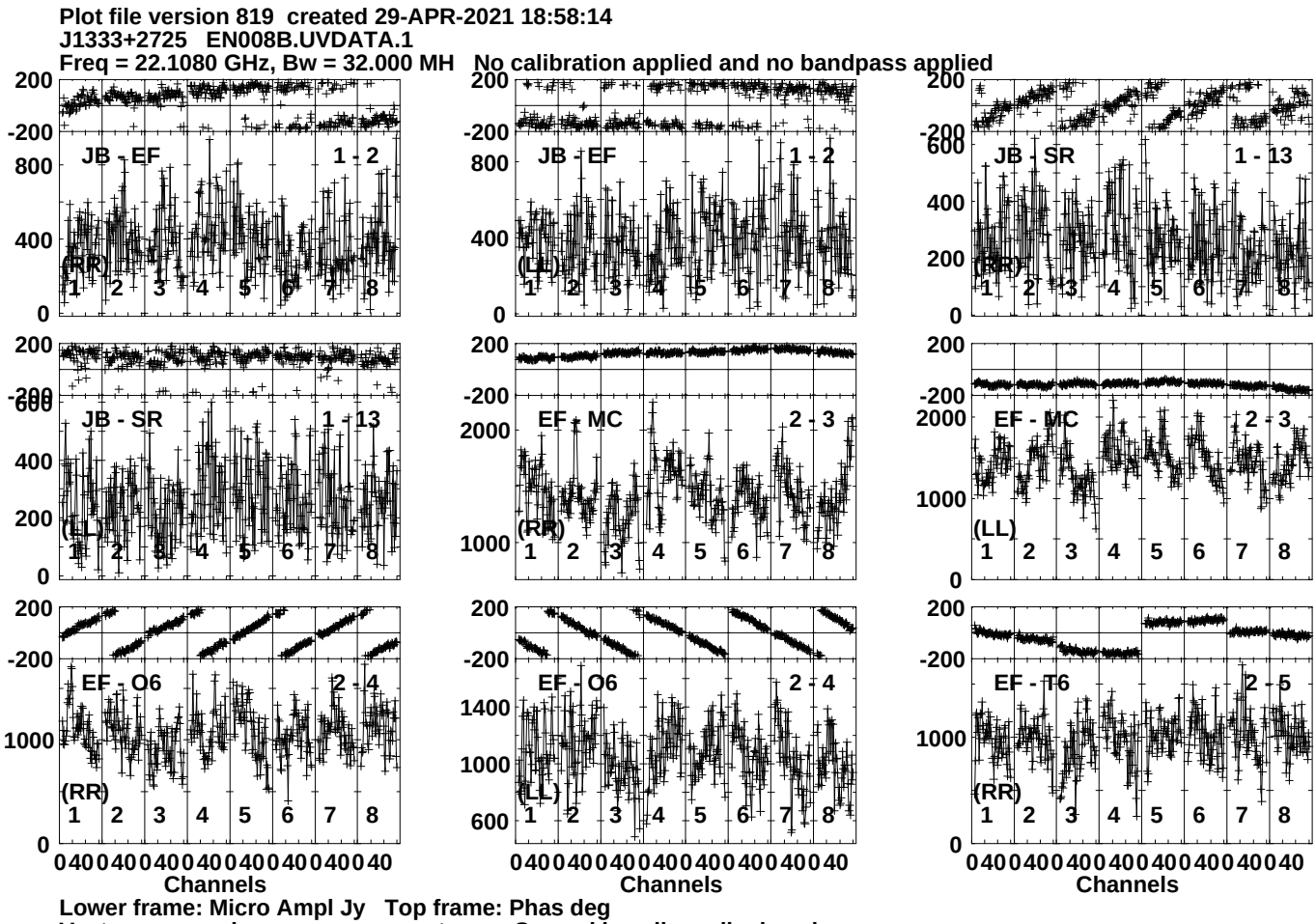
Plot file version 819 created 29-APR-2021 18:58:14
J1333+2725 EN008B.UVDATA.1
Freq = 22.1080 GHz, Bw = 32.000 MH No calibration applied and no bandpass applied
JB - EF 1 - 2 (RR)
JB - EF 1 - 2 (LL)
JB - SR 1 - 13 (RR)
JB - SR 1 - 13 (LL)
EF - MC 2 - 3 (RR)
EF - MC 2 - 3 (LL)
EF - O6 2 - 4 (RR)
EF - O6 2 - 4 (LL)
EF - T6 2 - 5 (RR)
Channels
Lower frame: Micro Ampl Jy Top frame: Phas deg
Vector averaged cross-power spectrum Several baselines displayed
Timerange: 00/22:30:11 to 00/22:31:09

Plot file version 820 created 29-APR-2021 18:58:14
J1333+2725 EN008B.UVDATA.1
Freq = 22.1080 GHz, Bw = 32.000 MH No calibration applied and no bandpass applied

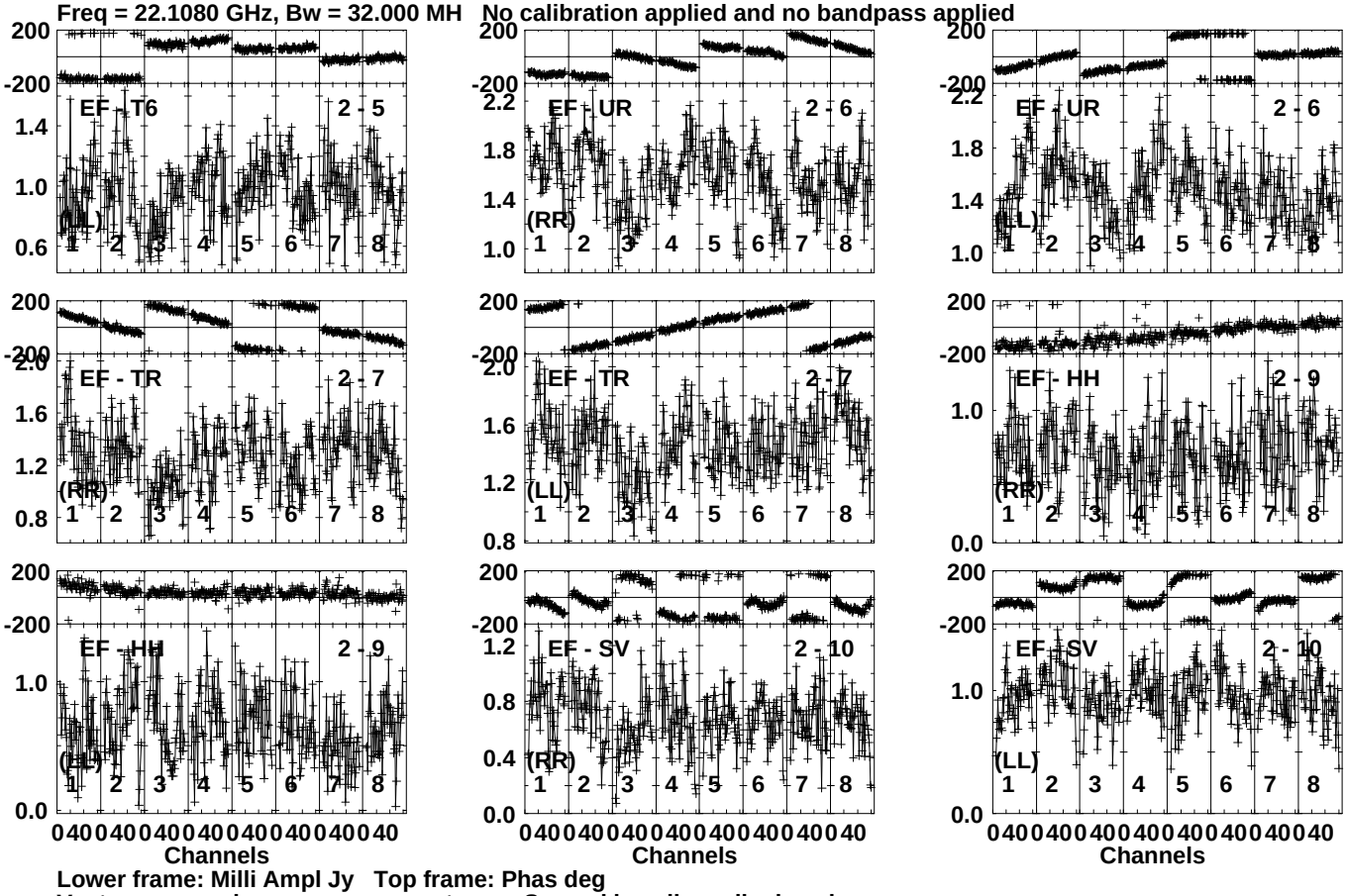

Lower frame: Milli Ampl Jy Top frame: Phas deg
Vector averaged cross-power spectrum Several baselines displayed
Timerange: 00/22:30:11 to 00/22:31:09

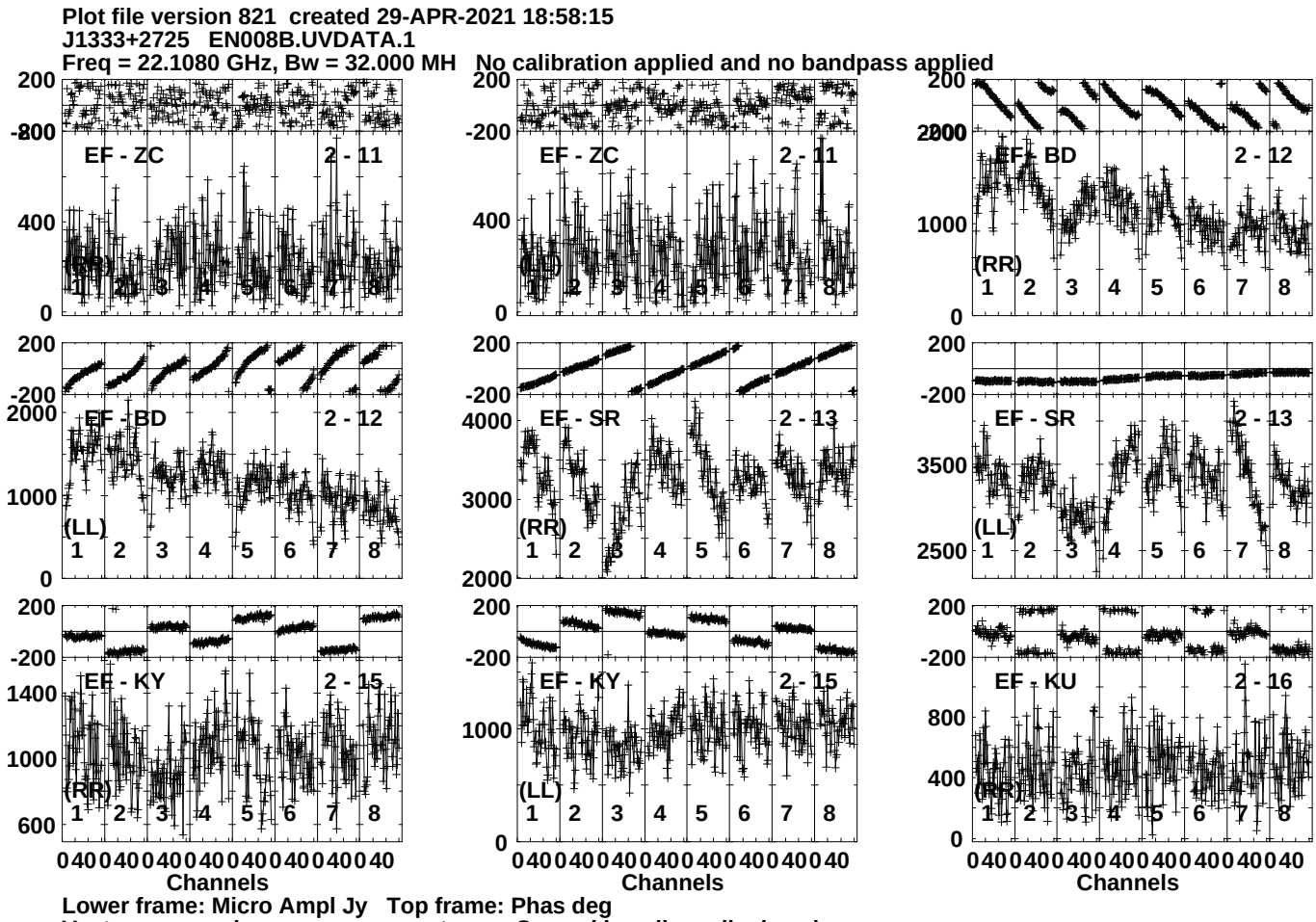
Plot file version 821 created 29-APR-2021 18:58:15
J1333+2725 EN008B.UVDATA.1
Freq = 22.1080 GHz, Bw = 32.000 MH No calibration applied and no bandpass applied
EF - ZC 2 - 11
EF - ZC 2 - 11
EF - BD 2 - 12
EF - BD 2 - 12
EF - SR 2 - 13
EF - SR 2 - 13
EF - KY 2 - 15
EF - KY 2 - 15
EF - KU 2 - 16
(RR)
(LL)
(RR)
(LL)
(RR)
(LL)
(RR)
(LL)
(RR)
1 2 3 4 5 6 7 8
Channels
Lower frame: Micro Ampl Jy Top frame: Phas deg
Vector averaged cross-power spectrum Several baselines displayed
Timerange: 00/22:30:11 to 00/22:31:09

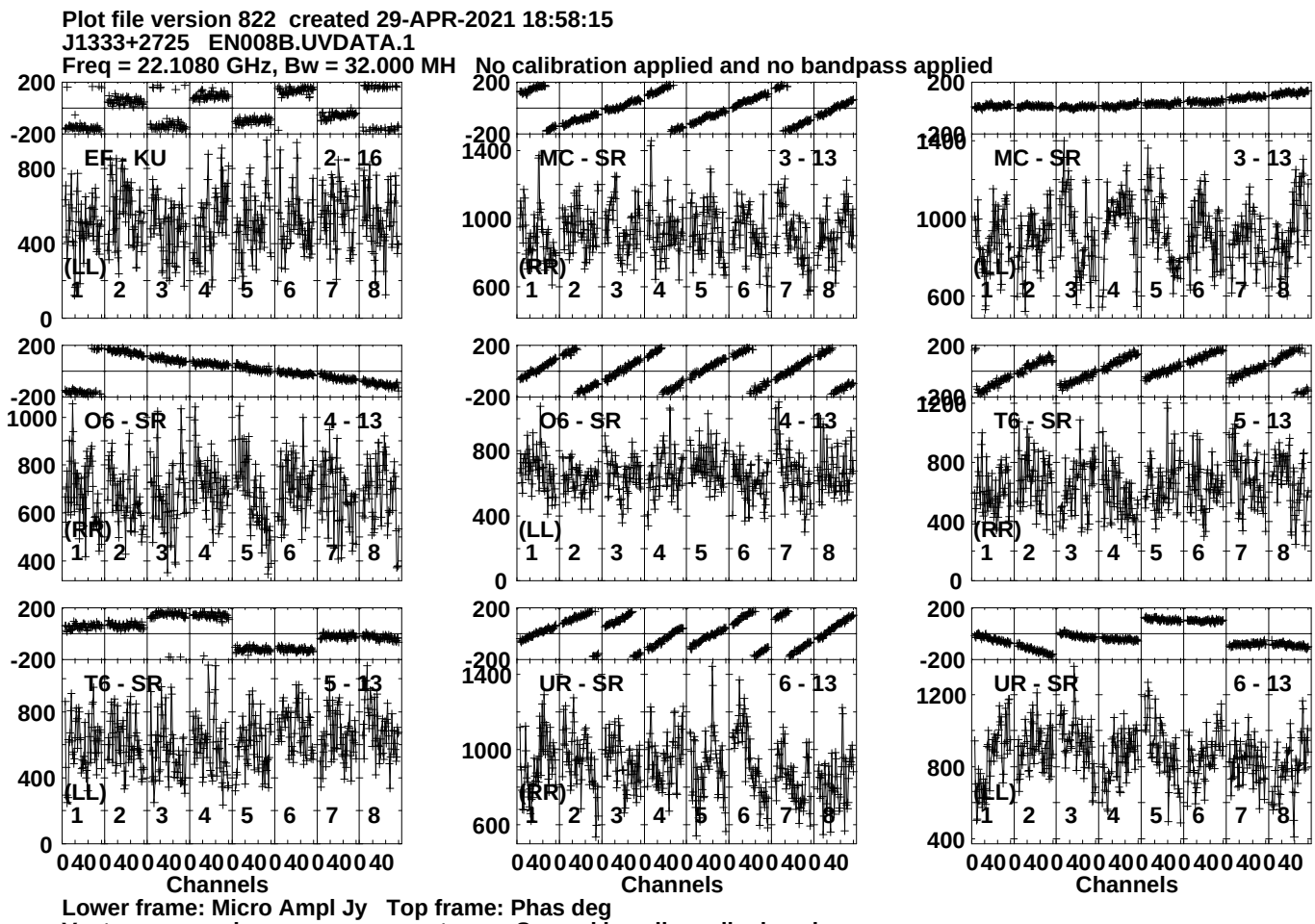
Plot file version 822 created 29-APR-2021 18:58:15
J1333+2725 EN008B.UVDATA.1
Freq = 22.1080 GHz, Bw = 32.000 MH No calibration applied and no bandpass applied
EF - KU 2 - 16
(LL)
MC - SR 3 - 13
(RR)
MC - SR 3 - 13
(LL)
O6 - SR 4 - 13
(RR)
O6 - SR 4 - 13
(LL)
T6 - SR 5 - 13
(RR)
T6 - SR 5 - 13
(LL)
UR - SR 6 - 13
(RR)
UR - SR 6 - 13
(LL)
Channels
Channels
Channels
Lower frame: Micro Ampl Jy Top frame: Phas deg
Vector averaged cross-power spectrum Several baselines displayed
Timerange: 00/22:30:11 to 00/22:31:09

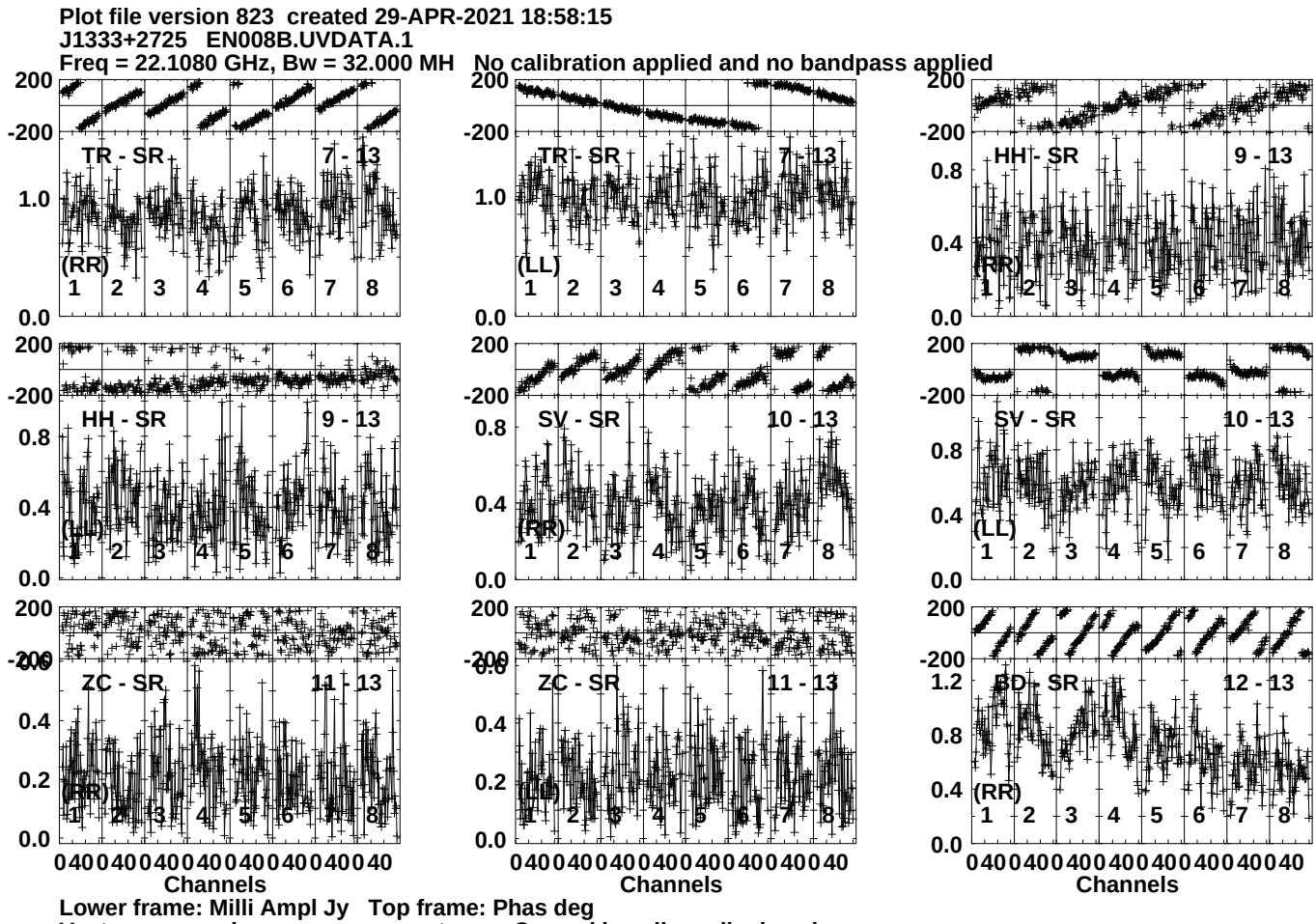
Plot file version 823 created 29-APR-2021 18:58:15
J1333+2725 EN008B.UVDATA.1
Freq = 22.1080 GHz, Bw = 32.000 MH No calibration applied and no bandpass applied
TR - SR 7 - 13
(RR)
TR - SR 7 - 13
(LL)
HH - SR 9 - 13
(RR)
HH - SR 9 - 13
(LL)
SV - SR 10 - 13
(RR)
SV - SR 10 - 13
(LL)
ZC - SR 11 - 13
(RR)
ZC - SR 11 - 13
(LL)
BD - SR 12 - 13
(RR)
Channels
Channels
Channels
Lower frame: Milli Ampl Jy Top frame: Phas deg
Vector averaged cross-power spectrum Several baselines displayed
Timerange: 00/22:30:11 to 00/22:31:09

Plot file version 824 created 29-APR-2021 18:58:15
J1333+2725 EN008B.UVDATA.1
Freq = 22.1080 GHz, Bw = 32.000 MH No calibration applied and no bandpass applied

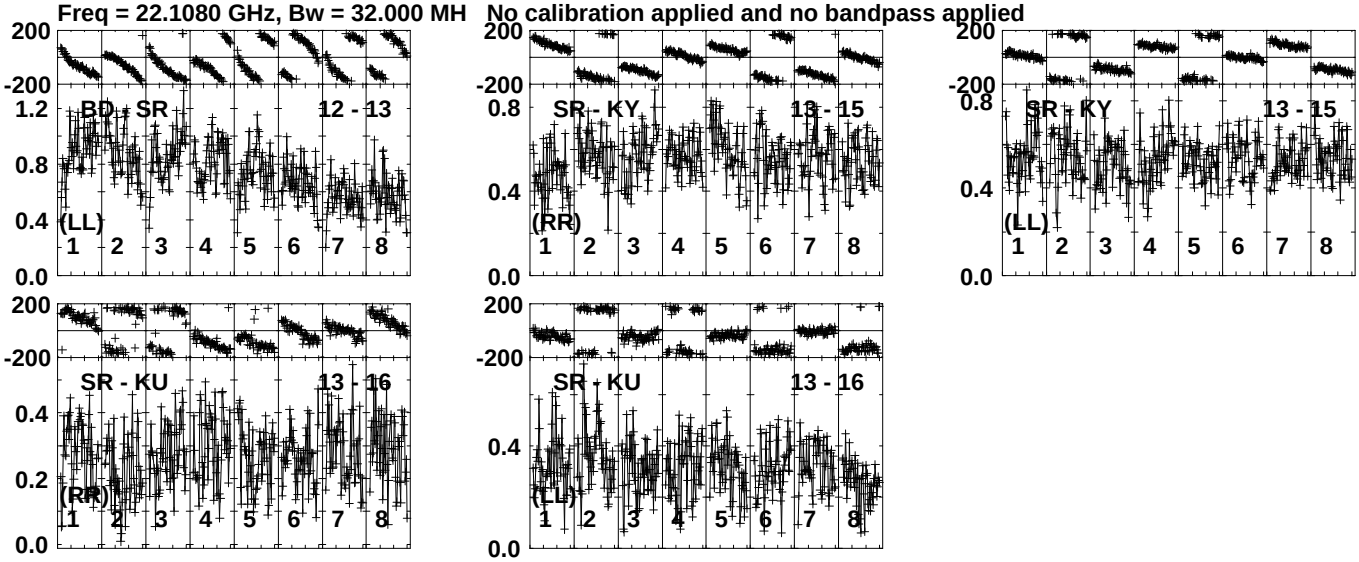

Lower frame: Milli Ampl Jy Top frame: Phas deg
Vector averaged cross-power spectrum Several baselines displayed
Timerange: 00/22:30:11 to 00/22:31:09

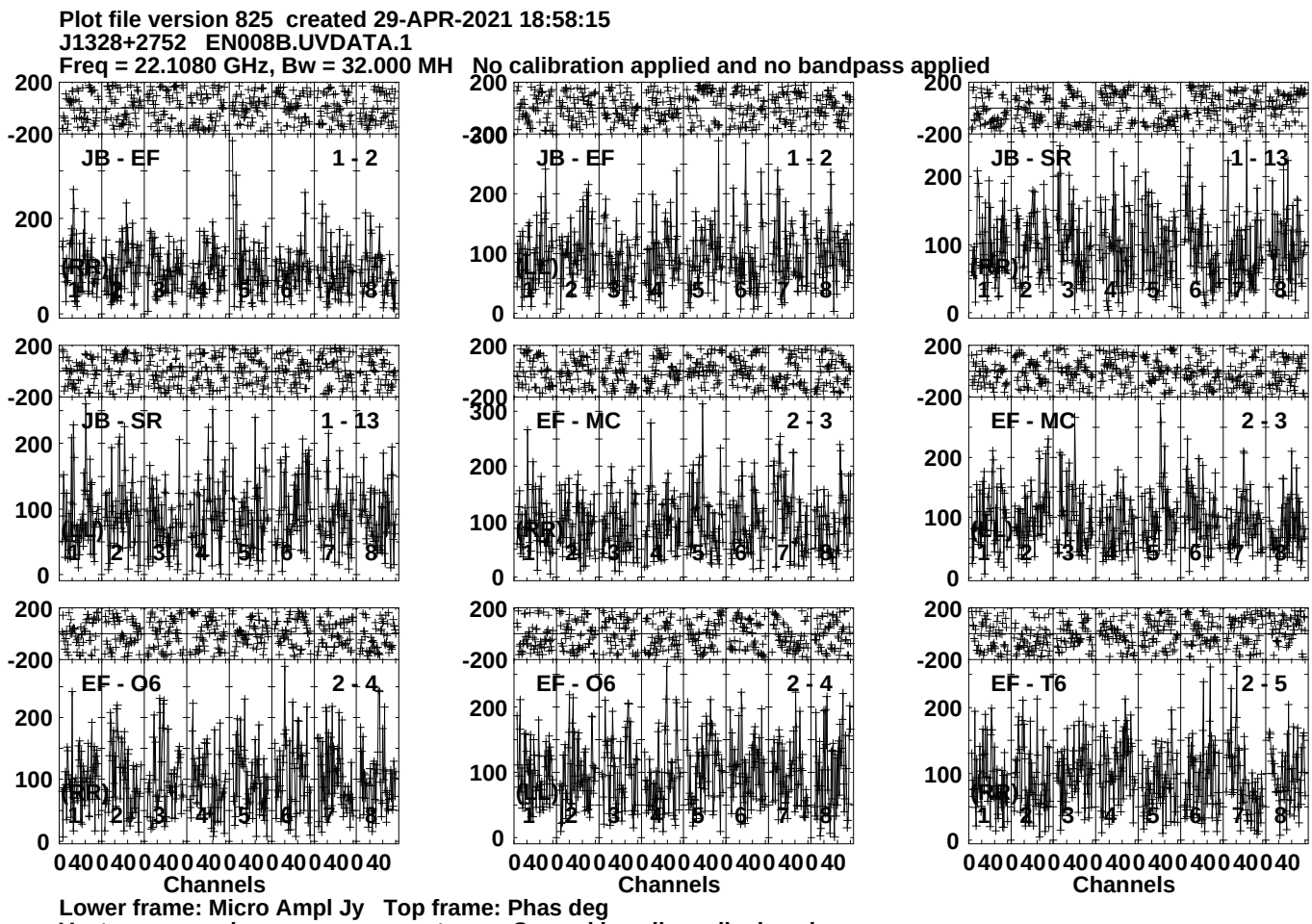
Plot file version 825 created 29-APR-2021 18:58:15
J1328+2752 EN008B.UVDATA.1
Freq = 22.1080 GHz, Bw = 32.000 MH No calibration applied and no bandpass applied
JB - EF 1 - 2
JB - EF 1 - 2
JB - SR 1 - 13
JB - SR 1 - 13
EF - MC 2 - 3
EF - MC 2 - 3
EF - O6 2 - 4
EF - O6 2 - 4
EF - T6 2 - 5
(RR)
(LL)
Channels
Lower frame: Micro Ampl Jy Top frame: Phas deg
Vector averaged cross-power spectrum Several baselines displayed
Timerange: 00/22:31:51 to 00/22:33:49

Plot file version 826 created 29-APR-2021 18:58:15
J1328+2752 EN008B.UVDATA.1
Freq = 22.1080 GHz, Bw = 32.000 MH No calibration applied and no bandpass applied

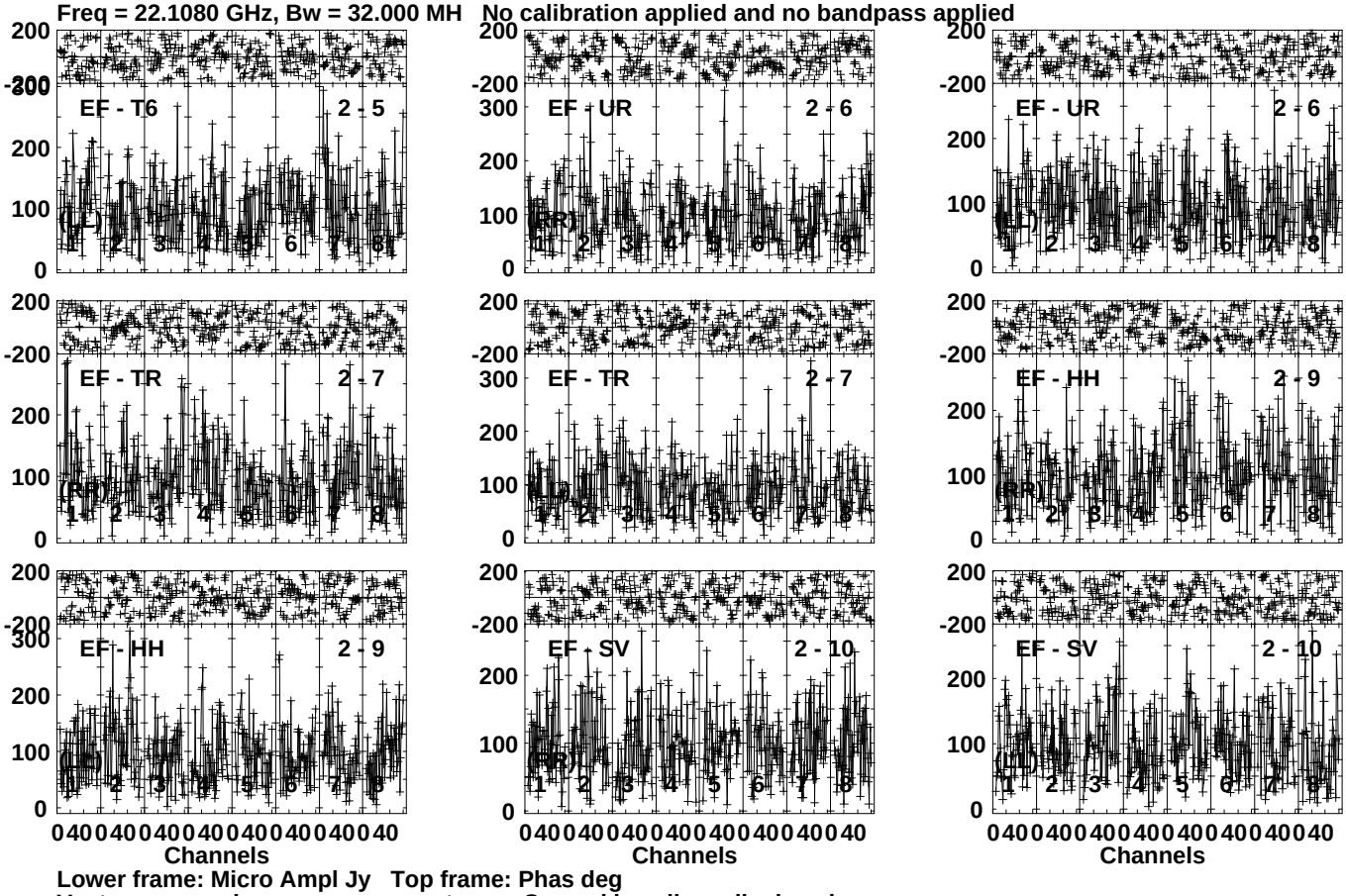

Lower frame: Micro Ampl Jy Top frame: Phas deg
Vector averaged cross-power spectrum Several baselines displayed
Timerange: 00/22:31:51 to 00/22:33:49

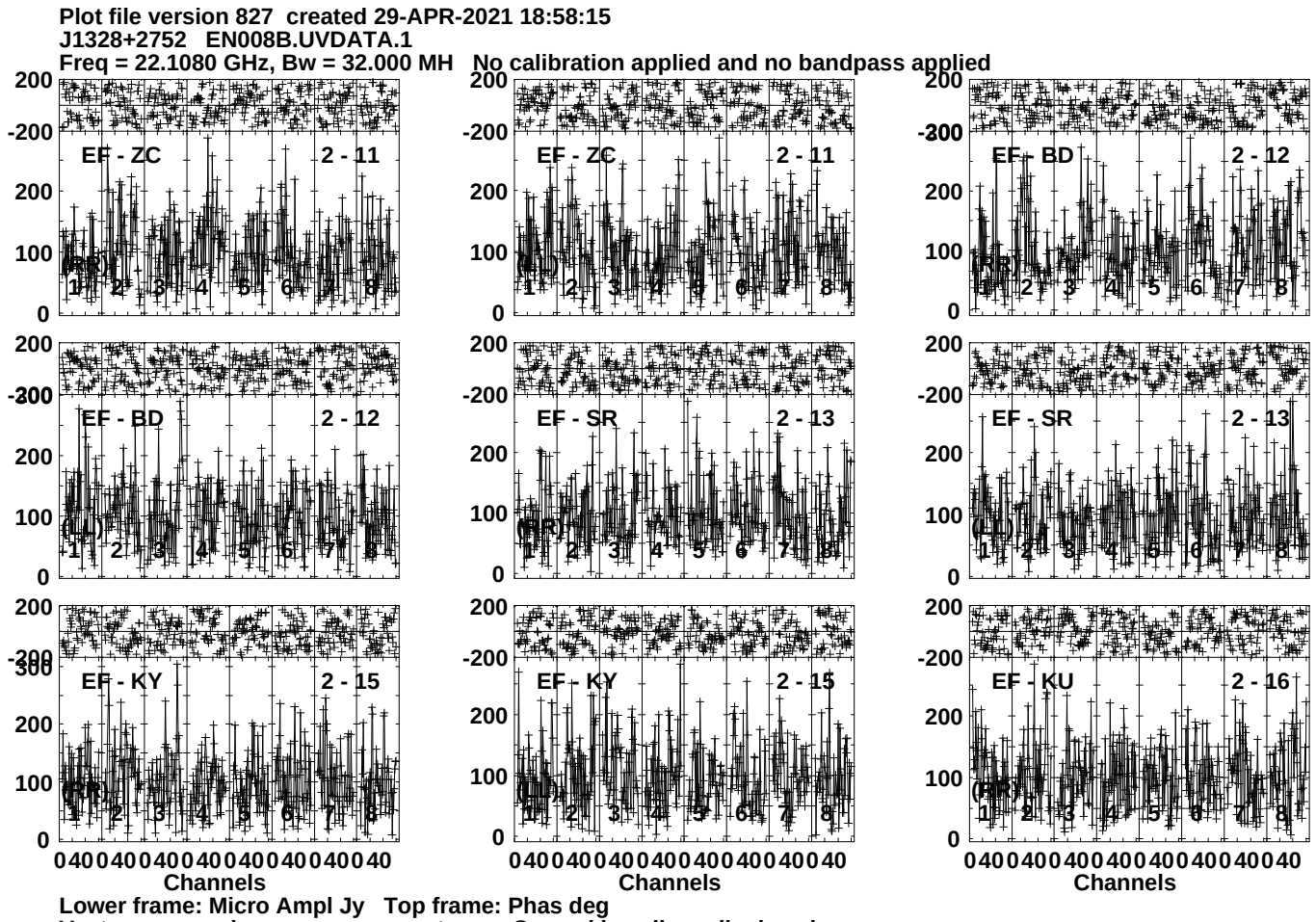
Plot file version 827 created 29-APR-2021 18:58:15
J1328+2752 EN008B.UVDATA.1
Freq = 22.1080 GHz, Bw = 32.000 MH No calibration applied and no bandpass applied
EF - ZC 2 - 11
EF - ZC 2 - 11
EF - BD 2 - 12
EF - BD 2 - 12
EF - SR 2 - 13
EF - SR 2 - 13
EF - KY 2 - 15
EF - KY 2 - 15
EF - KU 2 - 16
(LL)
(RR)
Channels
Lower frame: Micro Ampl Jy Top frame: Phas deg
Vector averaged cross-power spectrum Several baselines displayed
Timerange: 00/22:31:51 to 00/22:33:49

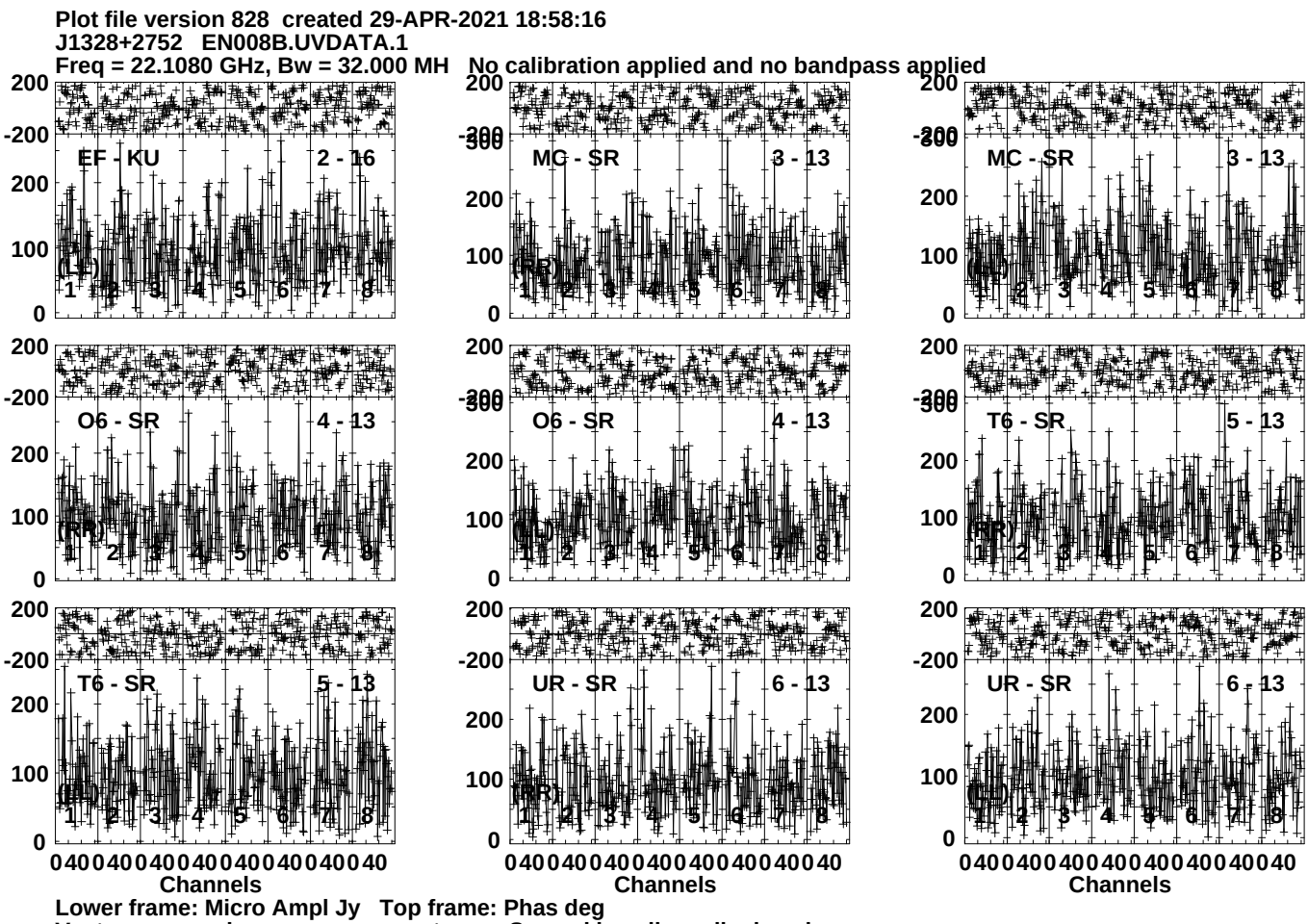

Lower frame: Micro Ampl Jy Top frame: Phas deg
Vector averaged cross-power spectrum Several baselines displayed
Timerange: 00/22:31:51 to 00/22:33:49

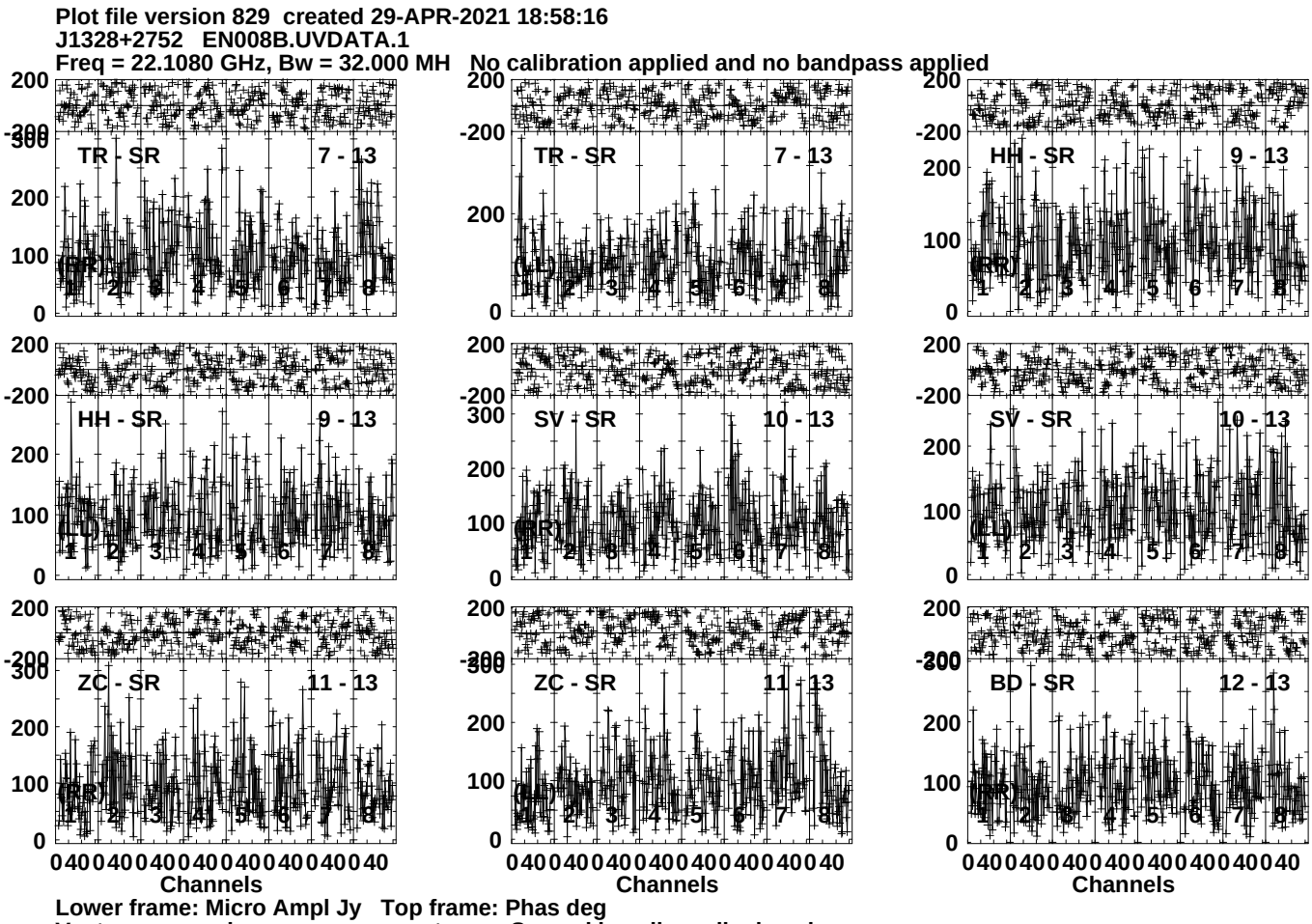
Plot file version 829 created 29-APR-2021 18:58:16
J1328+2752 EN008B.UVDATA.1
Freq = 22.1080 GHz, Bw = 32.000 MH No calibration applied and no bandpass applied
TR - SR 7 - 13
TR - SR 7 - 13
HH - SR 9 - 13
HH - SR 9 - 13
SV - SR 10 - 13
SV - SR 10 - 13
ZC - SR 11 - 13
ZC - SR 11 - 13
BD - SR 12 - 13
Channels
Channels
Channels
Lower frame: Micro Ampl Jy Top frame: Phas deg
Vector averaged cross-power spectrum Several baselines displayed
Timerange: 00/22:31:51 to 00/22:33:49

Plot file version 830 created 29-APR-2021 18:58:16
J1328+2752 EN008B.UVDATA.1
Freq = 22.1080 GHz, Bw = 32.000 MH No calibration applied and no bandpass applied

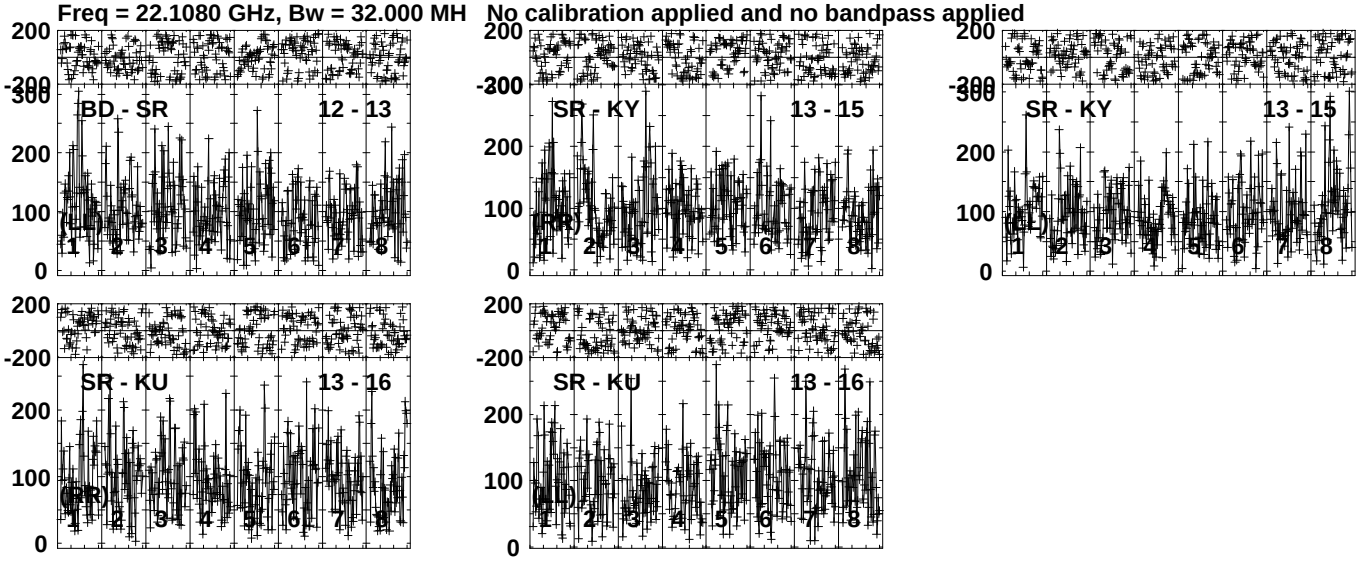

Lower frame: Micro Ampl Jy Top frame: Phas deg
Vector averaged cross-power spectrum Several baselines displayed
Timerange: 00/22:31:51 to 00/22:33:49

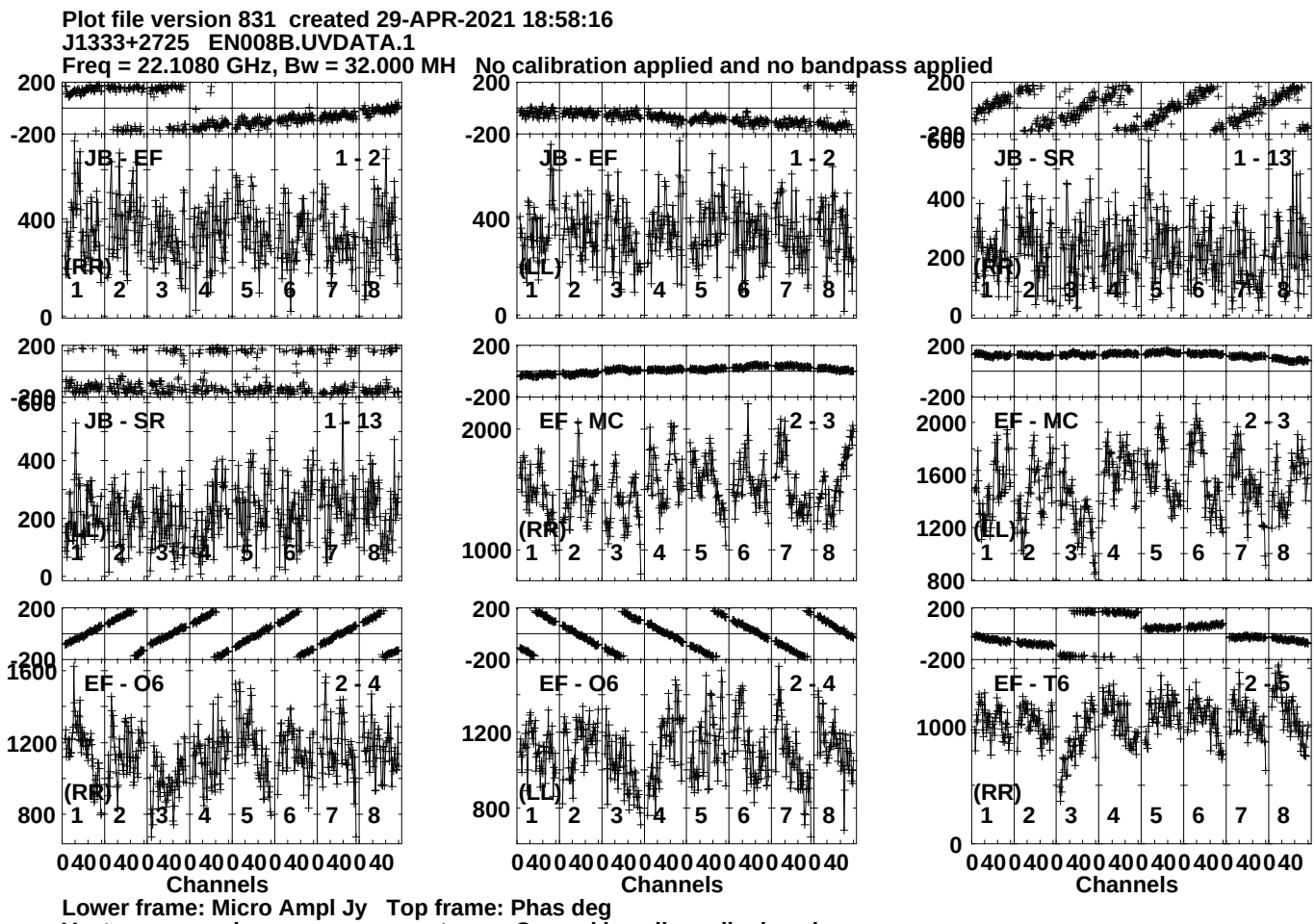
Plot file version 831 created 29-APR-2021 18:58:16
J1333+2725 EN008B.UVDATA.1
Freq = 22.1080 GHz, Bw = 32.000 MH No calibration applied and no bandpass applied
JB - EF 1 - 2 (RR)
JB - EF 1 - 2 (LL)
JB - SR 1 - 13 (RR)
JB - SR 1 - 13 (LL)
EF - MC 2 - 3 (RR)
EF - MC 2 - 3 (LL)
EF - O6 2 - 4 (RR)
EF - O6 2 - 4 (LL)
EF - T6 2 - 5 (RR)
Channels
Lower frame: Micro Ampl Jy Top frame: Phas deg
Vector averaged cross-power spectrum Several baselines displayed
Timerange: 00/22:34:21 to 00/22:35:19

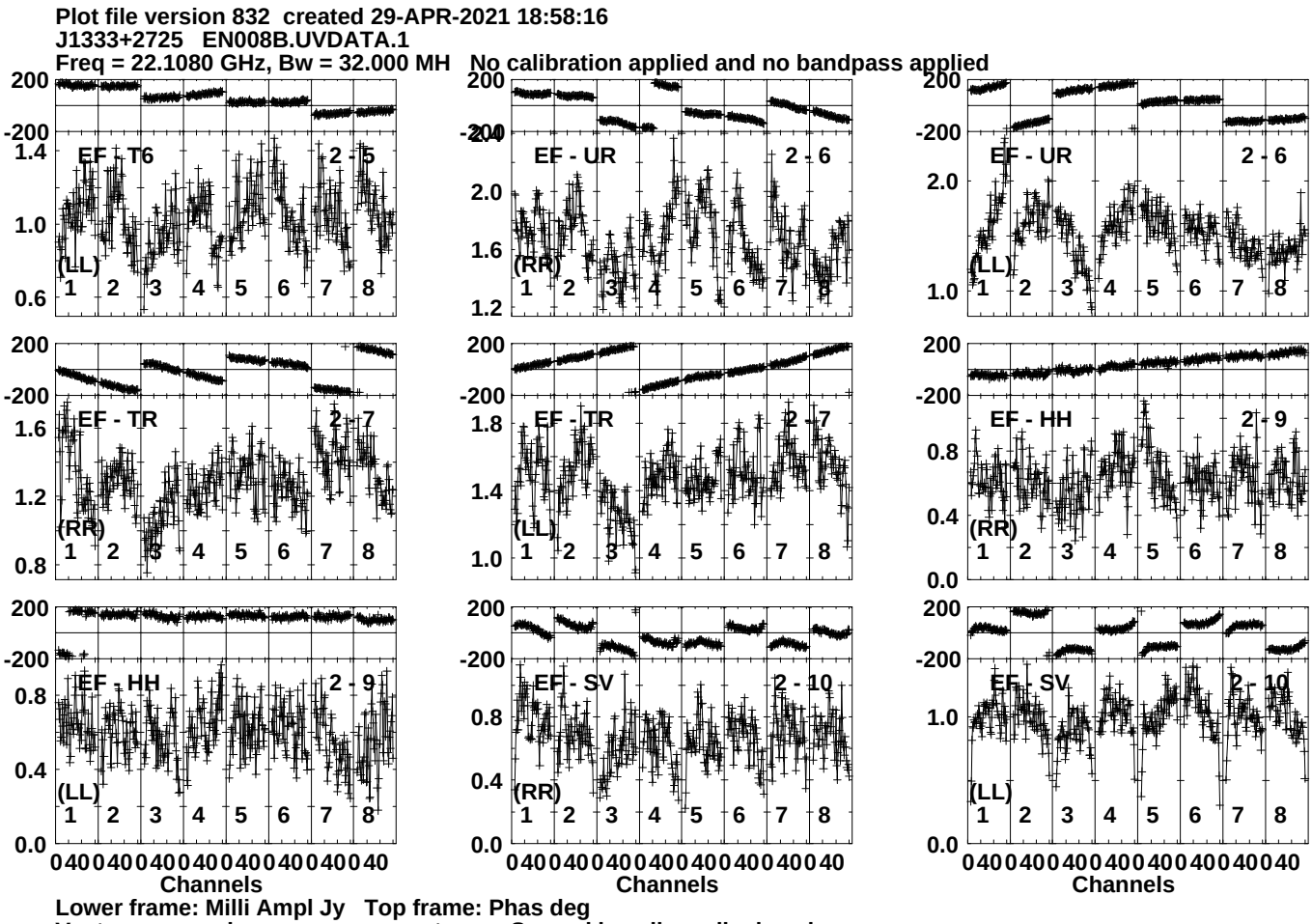
Plot file version 832 created 29-APR-2021 18:58:16
J1333+2725 EN008B.UVDATA.1
Freq = 22.1080 GHz, Bw = 32.000 MH No calibration applied and no bandpass applied
EF - T6 2 - 5
EF - UR 2 - 6
EF - UR 2 - 6
EF - TR 2 - 7
EF - TR 2 - 7
EF - HH 2 - 9
EF - HH 2 - 9
EF - SV 2 - 10
EF - SV 2 - 10
(LL)
(RR)
Channels
Lower frame: Milli Ampl Jy Top frame: Phas deg
Vector averaged cross-power spectrum Several baselines displayed
Timerange: 00/22:34:21 to 00/22:35:19

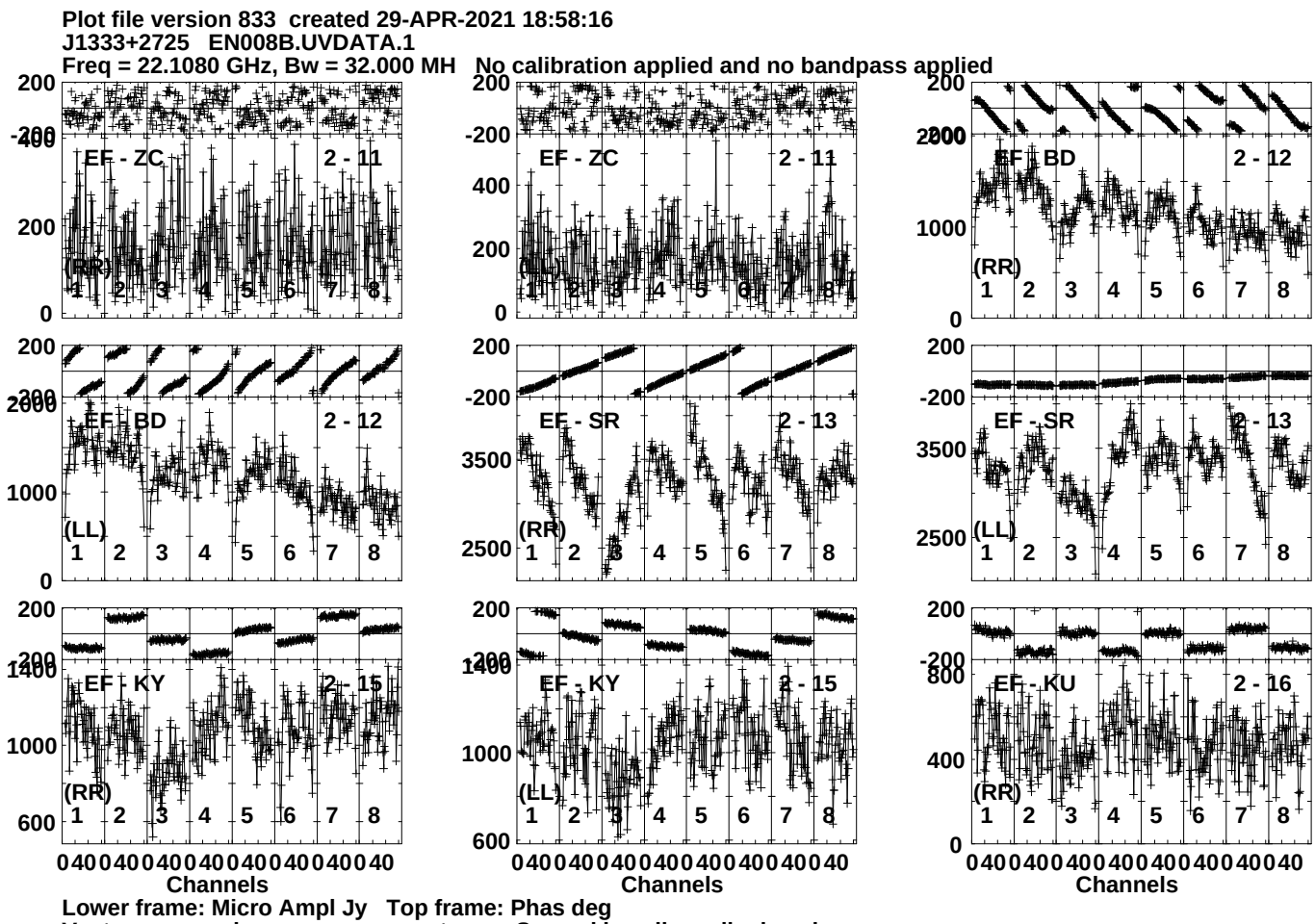
Plot file version 833 created 29-APR-2021 18:58:16
J1333+2725 EN008B.UVDATA.1
Freq = 22.1080 GHz, Bw = 32.000 MH No calibration applied and no bandpass applied
EF - ZC 2 - 11
(RR)
EF - ZC 2 - 11
(LL)
EF - BD 2 - 12
(RR)
EF - BD 2 - 12
(LL)
EF - SR 2 - 13
(RR)
EF - SR 2 - 13
(LL)
EF - KY 2 - 15
(RR)
EF - KY 2 - 15
(LL)
EF - KU 2 - 16
(RR)
Channels
Channels
Channels
Lower frame: Micro Ampl Jy Top frame: Phas deg
Vector averaged cross-power spectrum Several baselines displayed
Timerange: 00/22:34:21 to 00/22:35:19

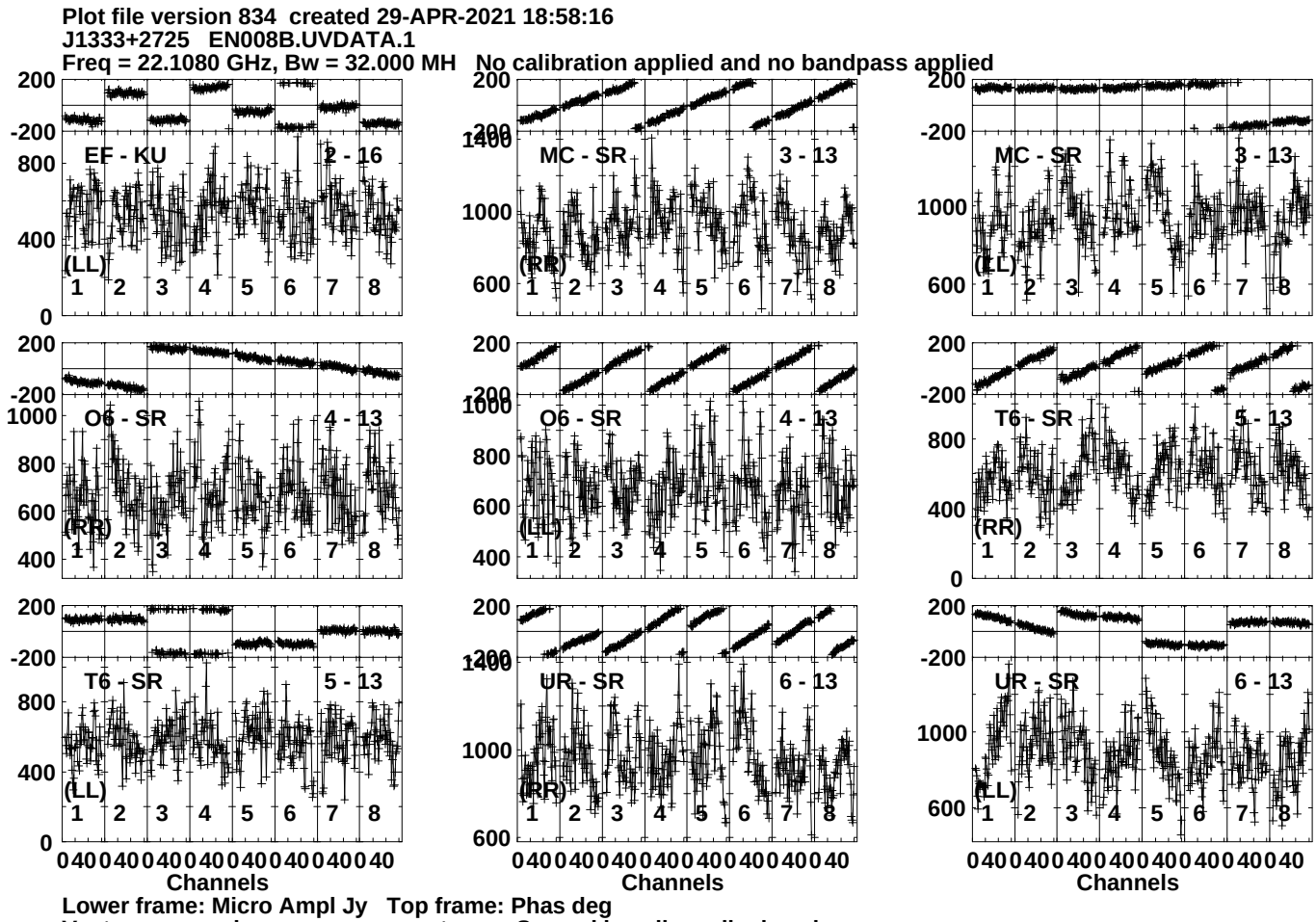
Plot file version 834 created 29-APR-2021 18:58:16
J1333+2725 EN008B.UVDATA.1
Freq = 22.1080 GHz, Bw = 32.000 MH No calibration applied and no bandpass applied
EF - KU 2 - 16
(LL)
MC - SR 3 - 13
(RR)
MC - SR 3 - 13
(LL)
O6 - SR 4 - 13
(RR)
O6 - SR 4 - 13
(LL)
T6 - SR 5 - 13
(RR)
T6 - SR 5 - 13
(LL)
UR - SR 6 - 13
(RR)
UR - SR 6 - 13
(LL)
Channels
Channels
Channels
Lower frame: Micro Ampl Jy Top frame: Phas deg
Vector averaged cross-power spectrum Several baselines displayed
Timerange: 00/22:34:21 to 00/22:35:19

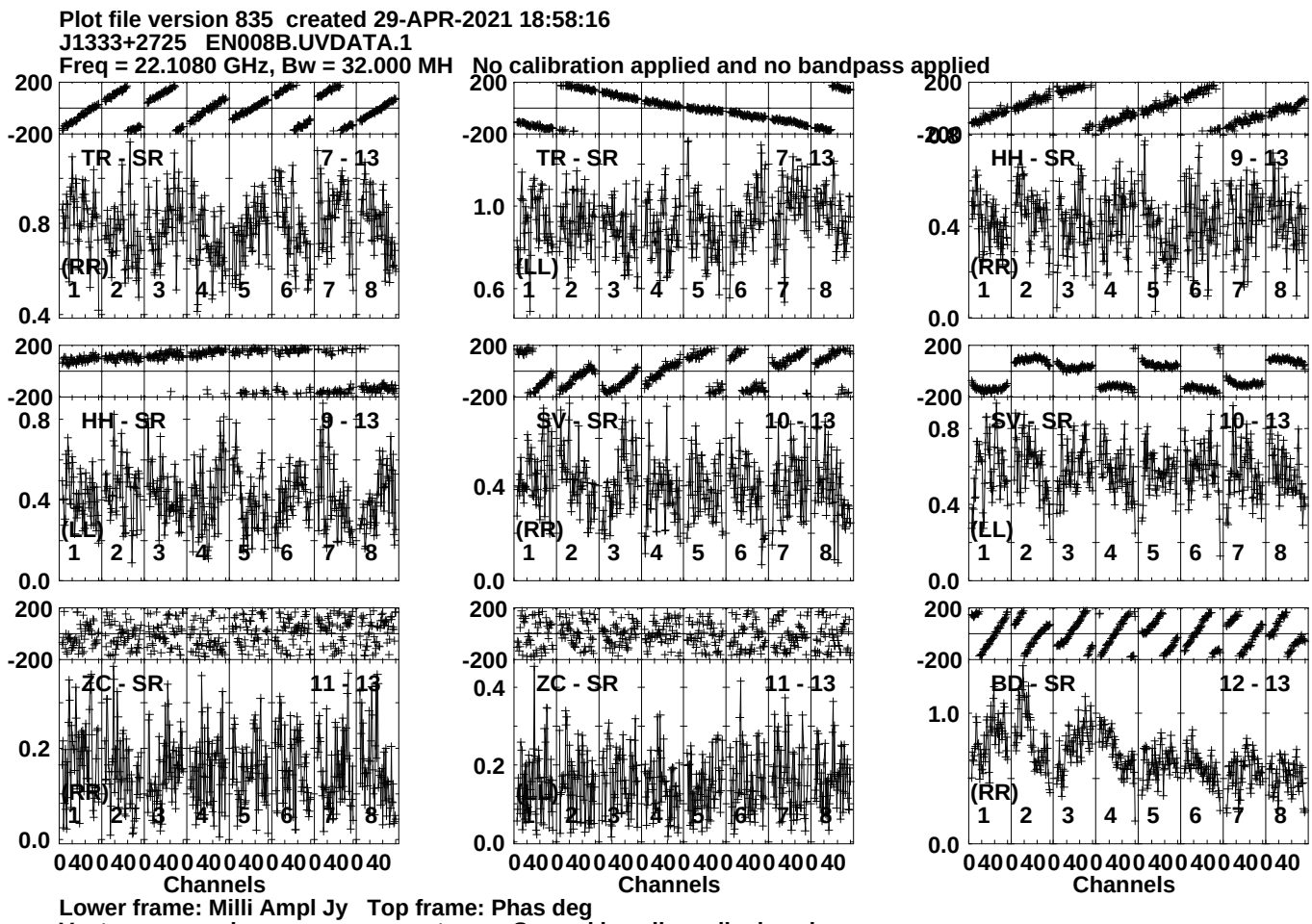
Plot file version 835 created 29-APR-2021 18:58:16
J1333+2725 EN008B.UVDATA.1
Freq = 22.1080 GHz, Bw = 32.000 MH No calibration applied and no bandpass applied
TR - SR 7 - 13
(RR)
TR - SR 7 - 13
(LL)
HH - SR 9 - 13
(RR)
HH - SR 9 - 13
(LL)
SV - SR 10 - 13
(RR)
SV - SR 10 - 13
(LL)
ZC - SR 11 - 13
(RR)
ZC - SR 11 - 13
(LL)
BD - SR 12 - 13
(RR)
Channels
Channels
Channels
Lower frame: Milli Ampl Jy Top frame: Phas deg
Vector averaged cross-power spectrum Several baselines displayed
Timerange: 00/22:34:21 to 00/22:35:19

Plot file version 836 created 29-APR-2021 18:58:17
J1333+2725 EN008B.UVDATA.1
Freq = 22.1080 GHz, Bw = 32.000 MH No calibration applied and no bandpass applied

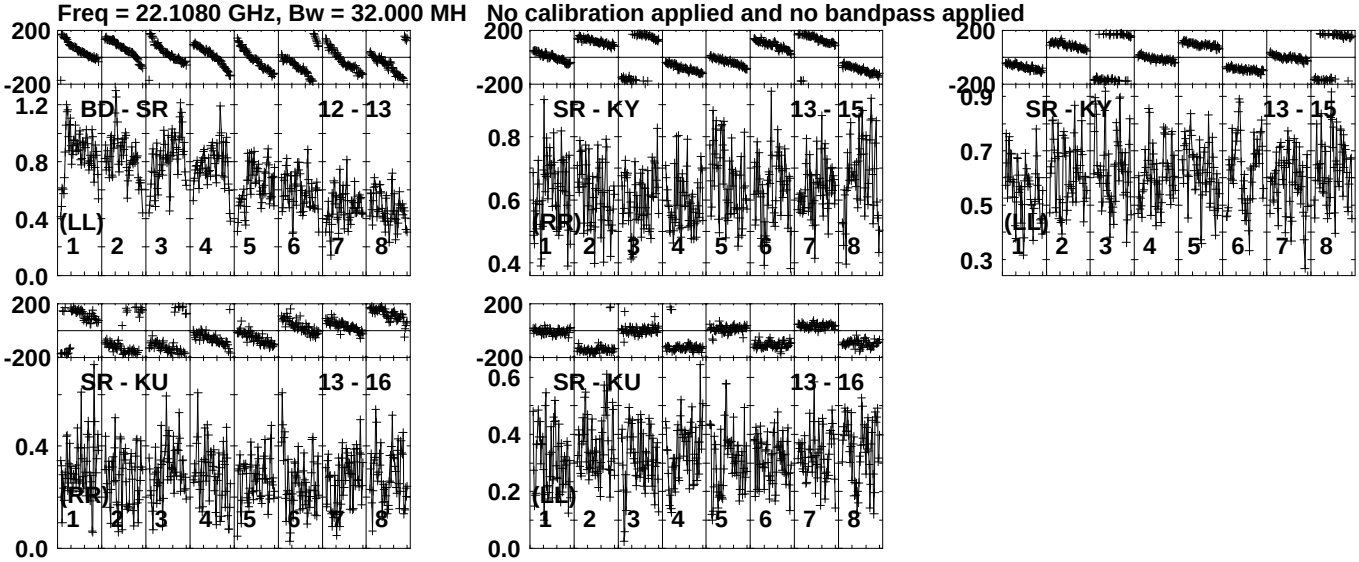

Lower frame: Milli Ampl Jy Top frame: Phas deg
Vector averaged cross-power spectrum Several baselines displayed
Timerange: 00/22:34:21 to 00/22:35:19

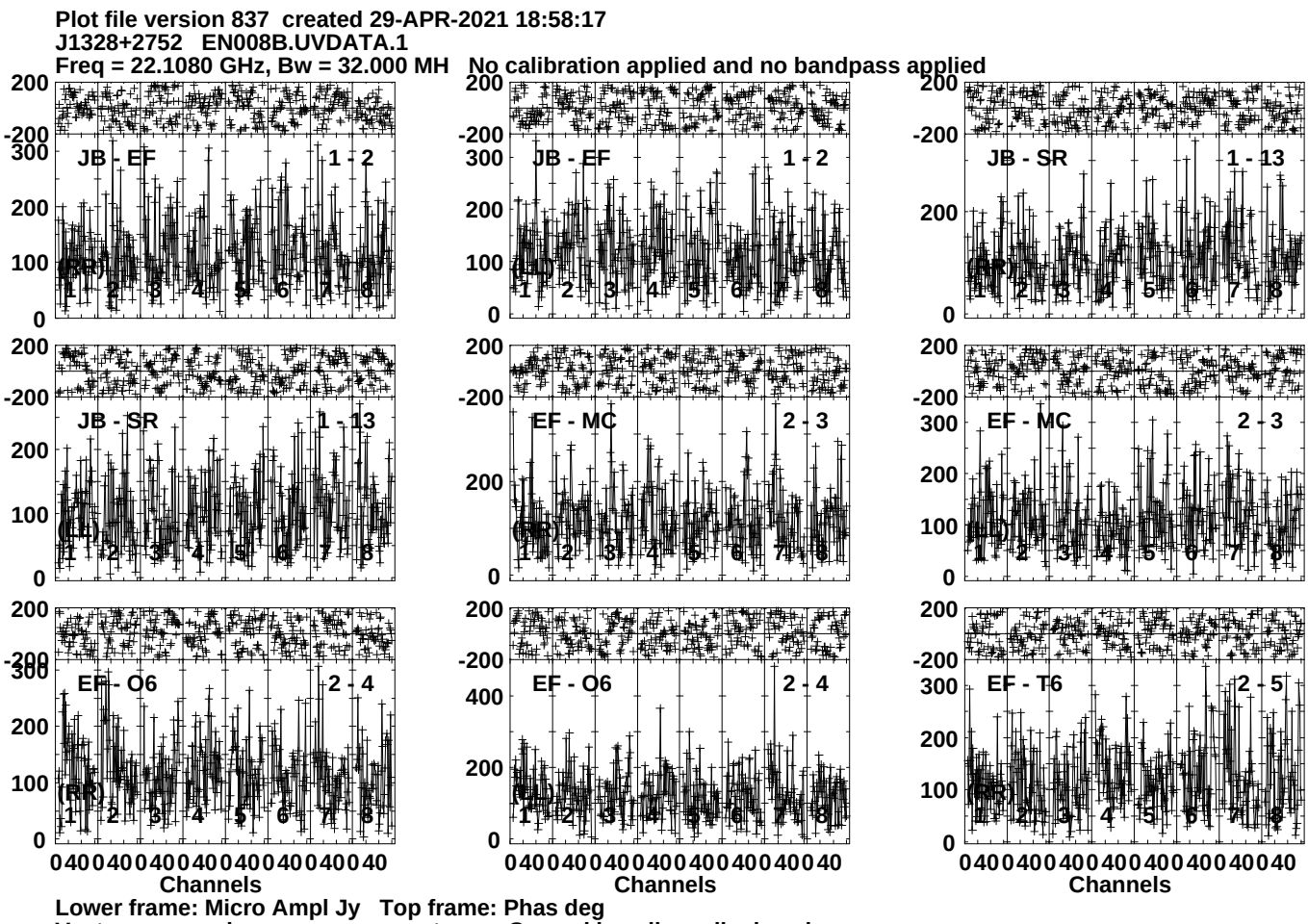
Plot file version 837 created 29-APR-2021 18:58:17
J1328+2752 EN008B.UVDATA.1
Freq = 22.1080 GHz, Bw = 32.000 MH No calibration applied and no bandpass applied
JB - EF 1 - 2
JB - EF 1 - 2
JB - SR 1 - 13
JB - SR 1 - 13
EF - MC 2 - 3
EF - MC 2 - 3
EF - O6 2 - 4
EF - O6 2 - 4
EF - T6 2 - 5
(RR)
(LL)
(RL)
(LR)
Channels
Lower frame: Micro Ampl Jy Top frame: Phas deg
Vector averaged cross-power spectrum Several baselines displayed
Timerange: 00/22:35:21 to 00/22:37:19

Plot file version 838 created 29-APR-2021 18:58:17
J1328+2752 EN008B.UVDATA.1
Freq = 22.1080 GHz, Bw = 32.000 MH No calibration applied and no bandpass applied

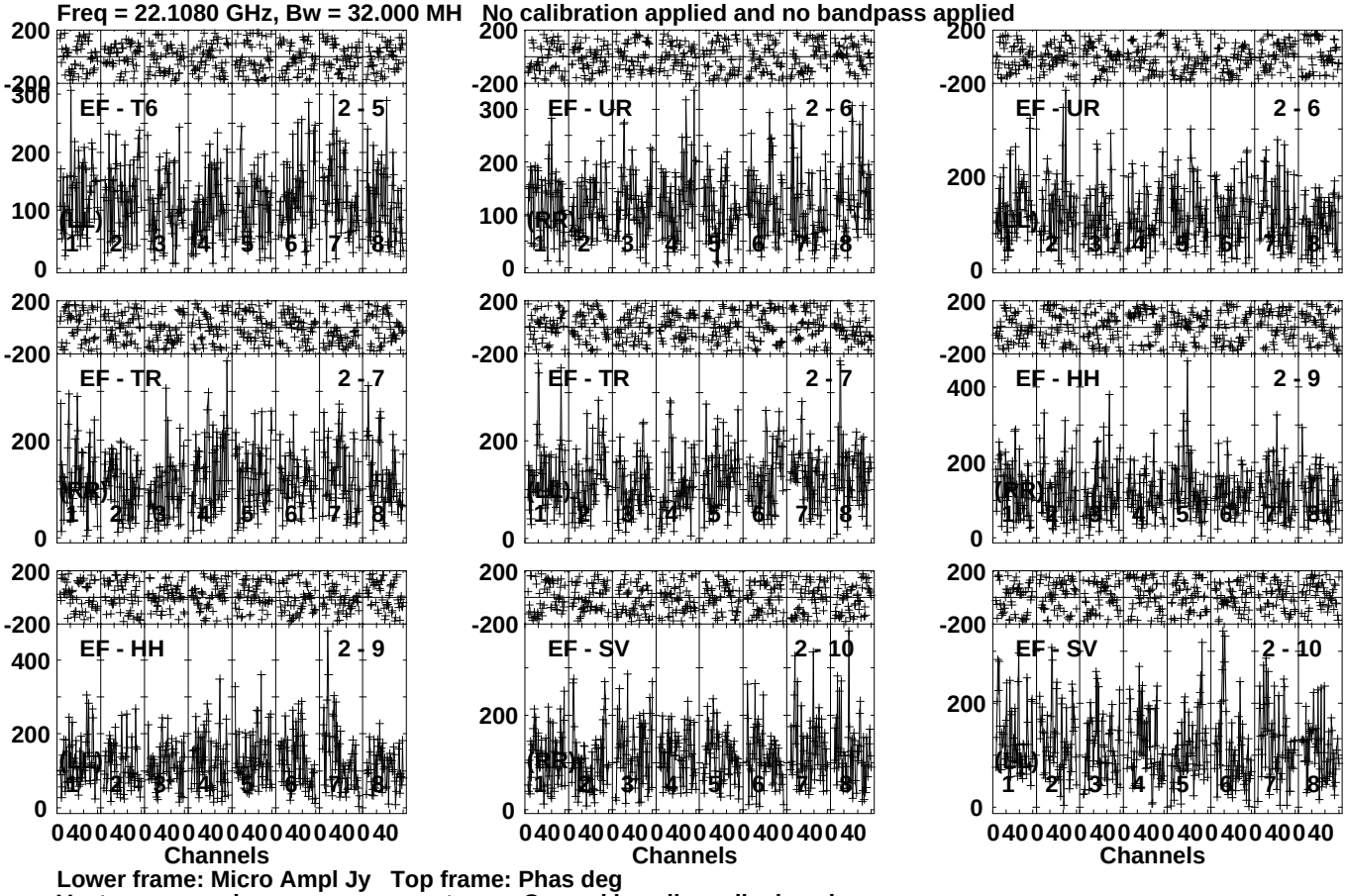

Lower frame: Micro Ampl Jy Top frame: Phas deg
Vector averaged cross-power spectrum Several baselines displayed
Timerange: 00/22:35:21 to 00/22:37:19

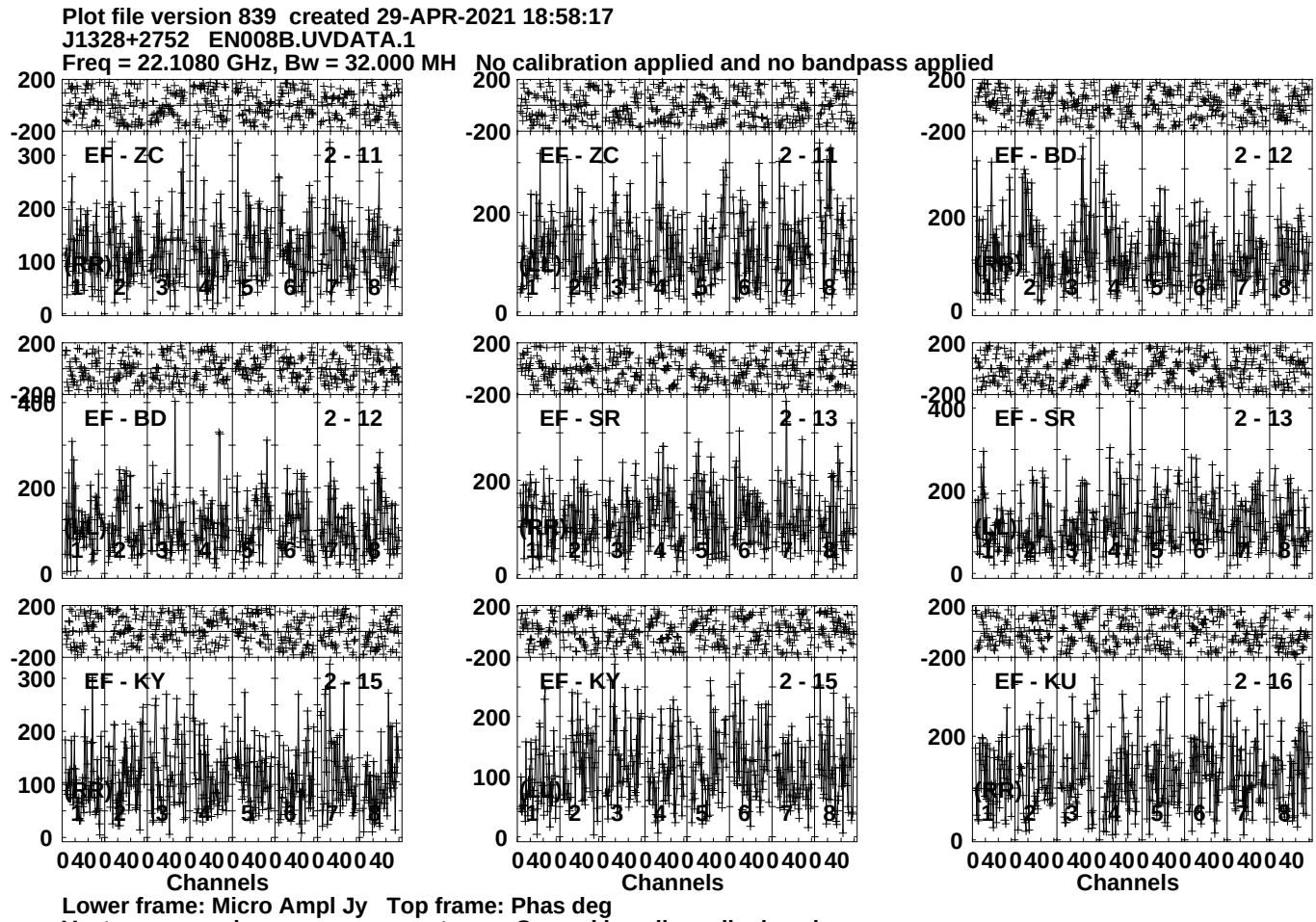
Plot file version 839 created 29-APR-2021 18:58:17
J1328+2752 EN008B.UVDATA.1
Freq = 22.1080 GHz, Bw = 32.000 MH No calibration applied and no bandpass applied
EF - ZC 2 - 11
EF - ZC 2 - 11
EF - BD 2 - 12
EF - BD 2 - 12
EF - SR 2 - 13
EF - SR 2 - 13
EF - KY 2 - 15
EF - KY 2 - 15
EF - KU 2 - 16
Channels
Channels
Channels
Lower frame: Micro Ampl Jy Top frame: Phas deg
Vector averaged cross-power spectrum Several baselines displayed
Timerange: 00/22:35:21 to 00/22:37:19

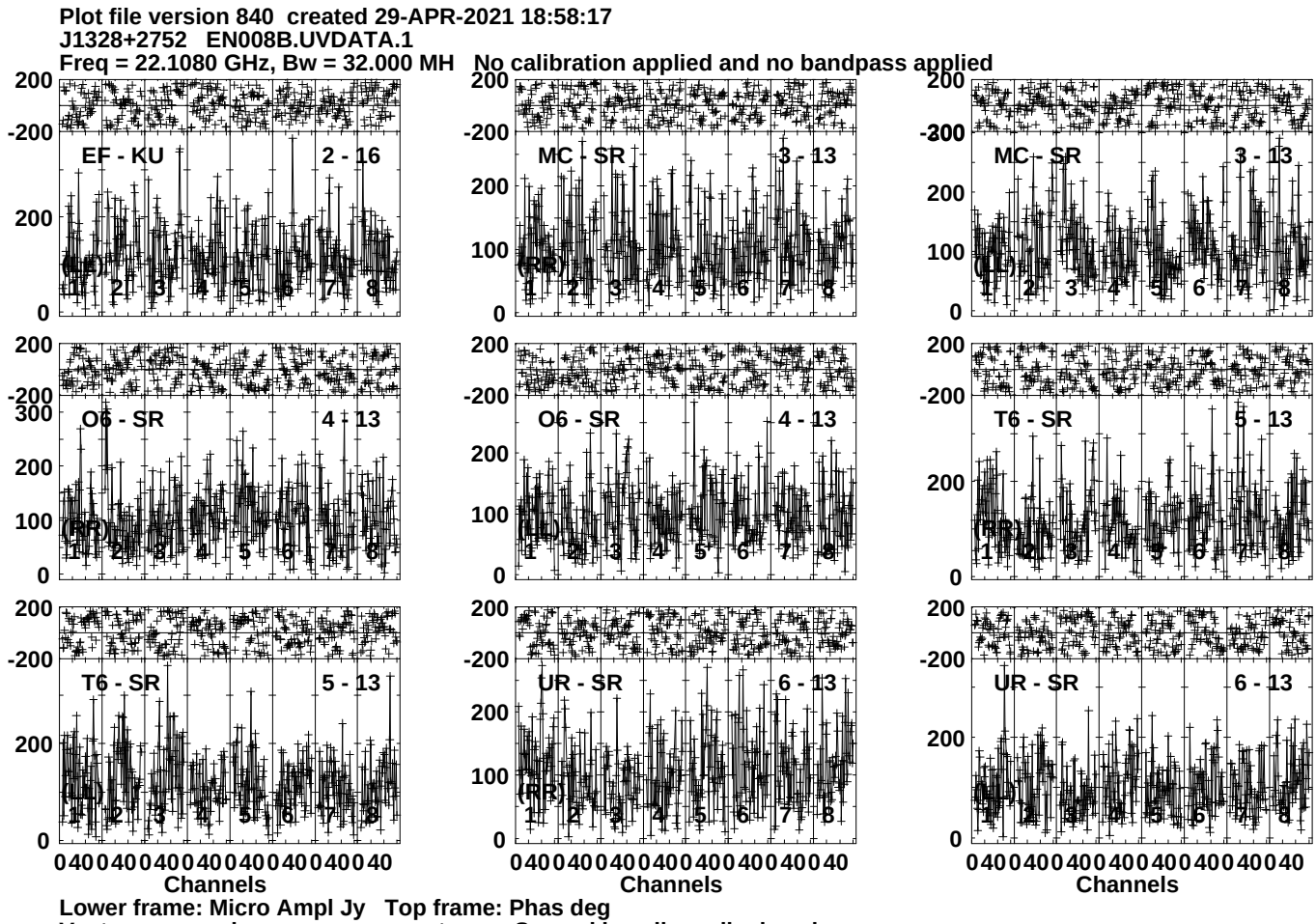
Plot file version 840 created 29-APR-2021 18:58:17
J1328+2752 EN008B.UVDATA.1
Freq = 22.1080 GHz, Bw = 32.000 MH No calibration applied and no bandpass applied
EF - KU 2 - 16
MC - SR 3 - 13
MC - SR 3 - 13
O6 - SR 4 - 13
O6 - SR 4 - 13
T6 - SR 5 - 13
T6 - SR 5 - 13
UR - SR 6 - 13
UR - SR 6 - 13
(RR)
(LL)
Channels
Lower frame: Micro Ampl Jy Top frame: Phas deg
Vector averaged cross-power spectrum Several baselines displayed
Timerange: 00/22:35:21 to 00/22:37:19

Plot file version 841 created 29-APR-2021 18:58:17
J1328+2752 EN008B.UVDATA.1
Freq = 22.1080 GHz, Bw = 32.000 MH No calibration applied and no bandpass applied

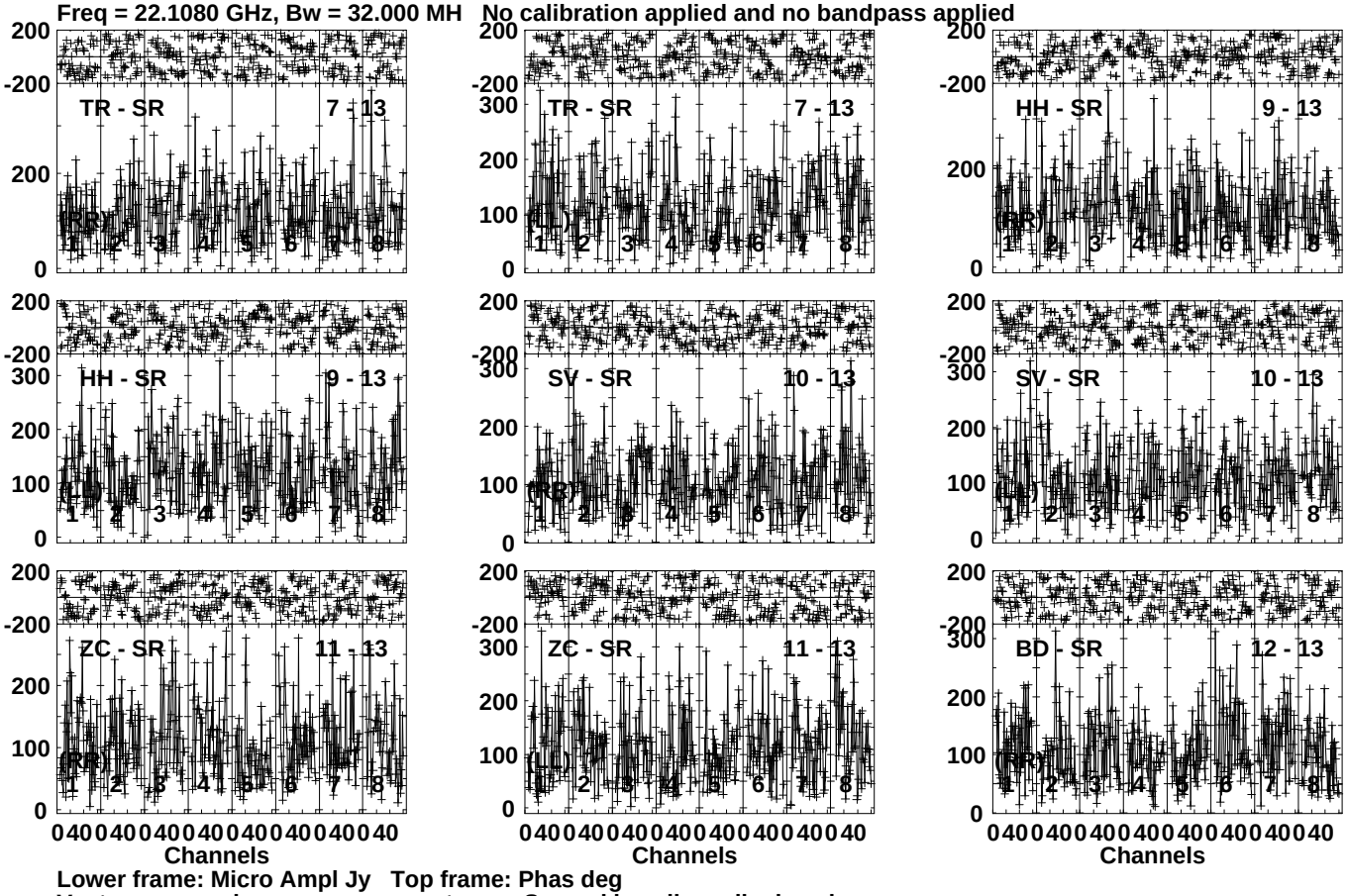

Lower frame: Micro Ampl Jy Top frame: Phas deg
Vector averaged cross-power spectrum Several baselines displayed
Timerange: 00/22:35:21 to 00/22:37:19

Plot file version 842 created 29-APR-2021 18:58:17
J1328+2752 EN008B.UVDATA.1
Freq = 22.1080 GHz, Bw = 32.000 MH No calibration applied and no bandpass applied

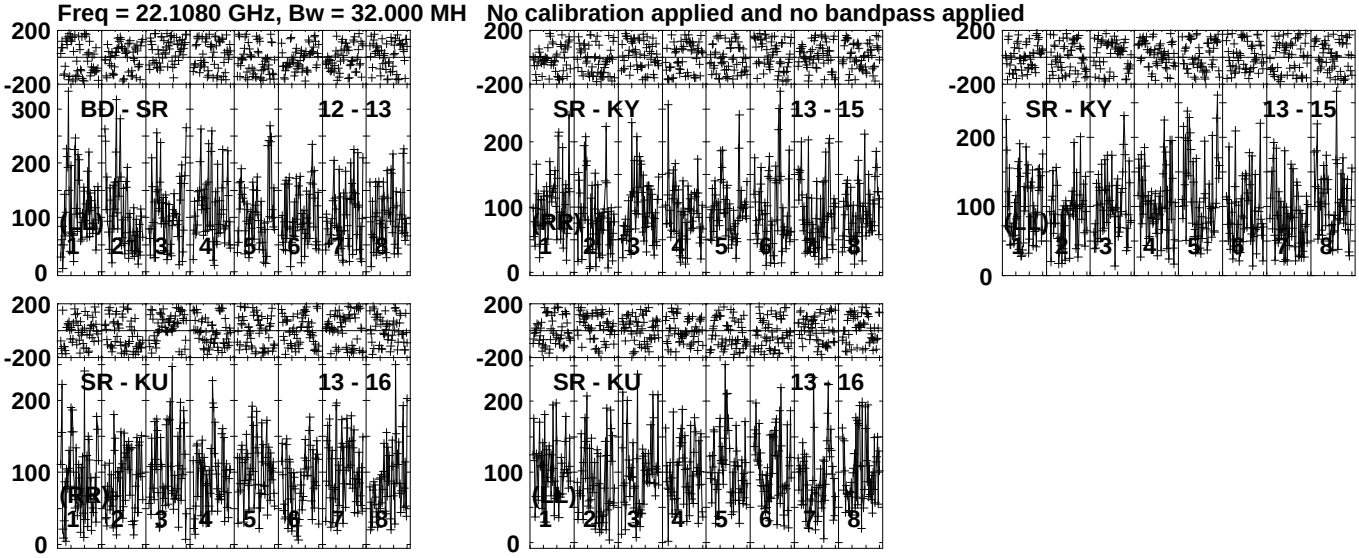

Lower frame: Micro Ampl Jy Top frame: Phas deg
Vector averaged cross-power spectrum Several baselines displayed
Timerange: 00/22:35:21 to 00/22:37:19

Plot file version 843 created 29-APR-2021 18:58:17
J1333+2725 EN008B.UVDATA.1
Freq = 22.1080 GHz, Bw = 32.000 MH No calibration applied and no bandpass applied

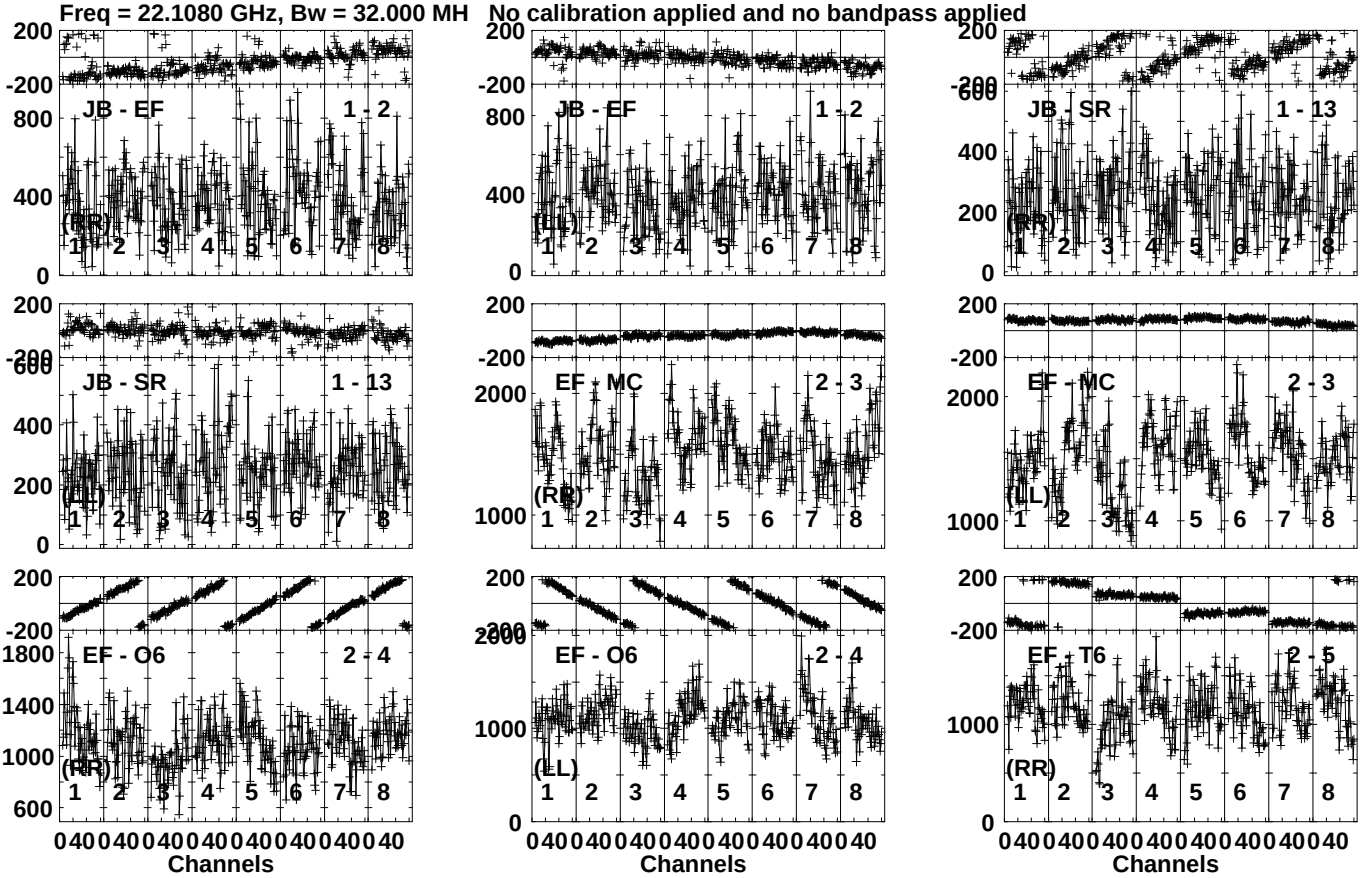

Lower frame: Micro Ampl Jy Top frame: Phas deg
Vector averaged cross-power spectrum Several baselines displayed
Timerange: 00/22:37:21 to 00/22:38:19

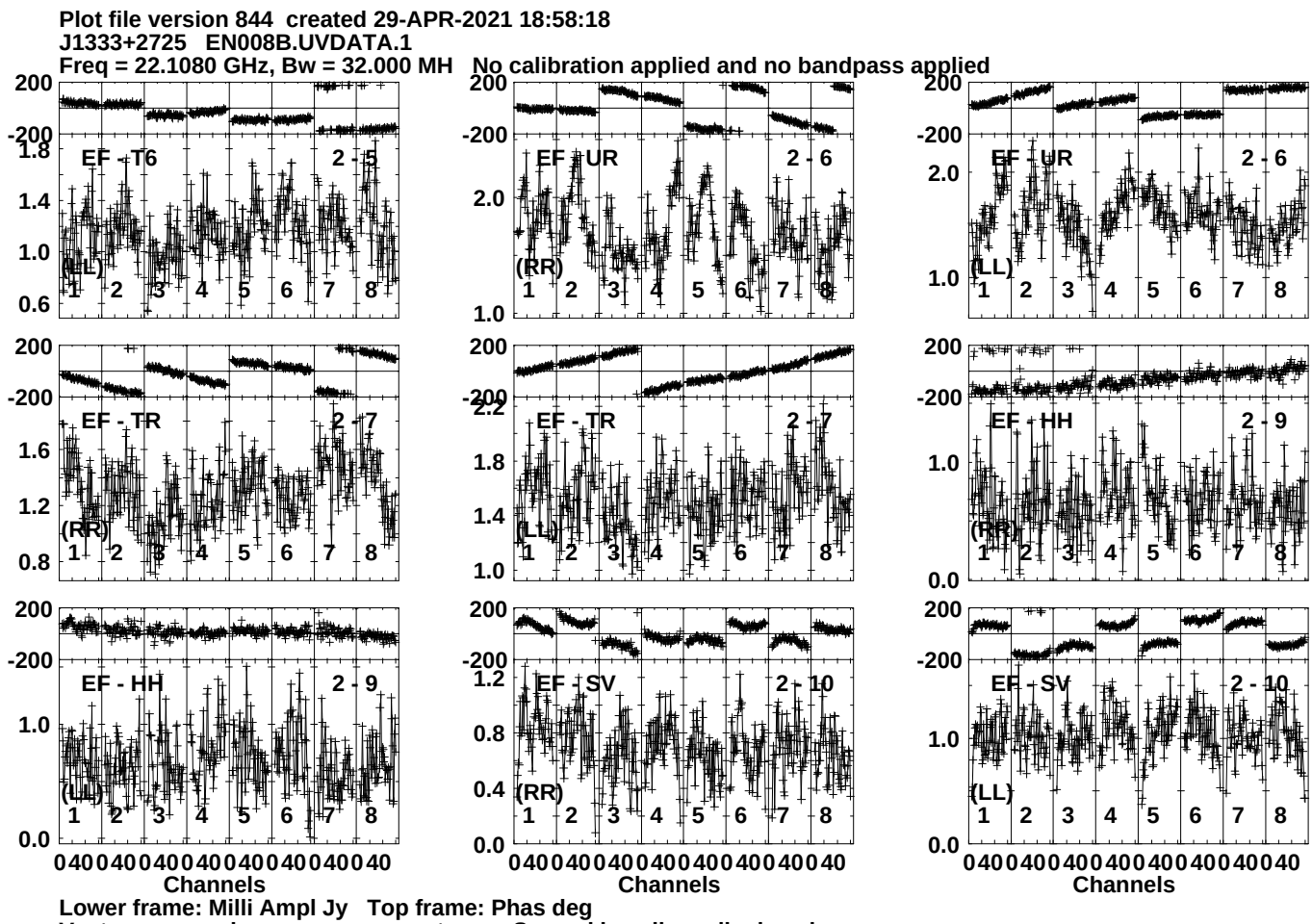
Plot file version 844 created 29-APR-2021 18:58:18
J1333+2725 EN008B.UVDATA.1
Freq = 22.1080 GHz, Bw = 32.000 MH No calibration applied and no bandpass applied
EF - T6 2 - 5
EF - UR 2 - 6
EF - UR 2 - 6
EF - TR 2 - 7
EF - TR 2 - 7
EF - HH 2 - 9
EF - HH 2 - 9
EF - SV 2 - 10
EF - SV 2 - 10
(LL)
(RR)
(LL)
(RR)
(LL)
(RR)
(LL)
(RR)
(LL)
1 2 3 4 5 6 7 8
0 400 400 400 400 400 400 400 40
Channels
Lower frame: Milli Ampl Jy Top frame: Phas deg
Vector averaged cross-power spectrum Several baselines displayed
Timerange: 00/22:37:21 to 00/22:38:19

Plot file version 845 created 29-APR-2021 18:58:18
J1333+2725 EN008B.UVDATA.1
Freq = 22.1080 GHz, Bw = 32.000 MH No calibration applied and no bandpass applied

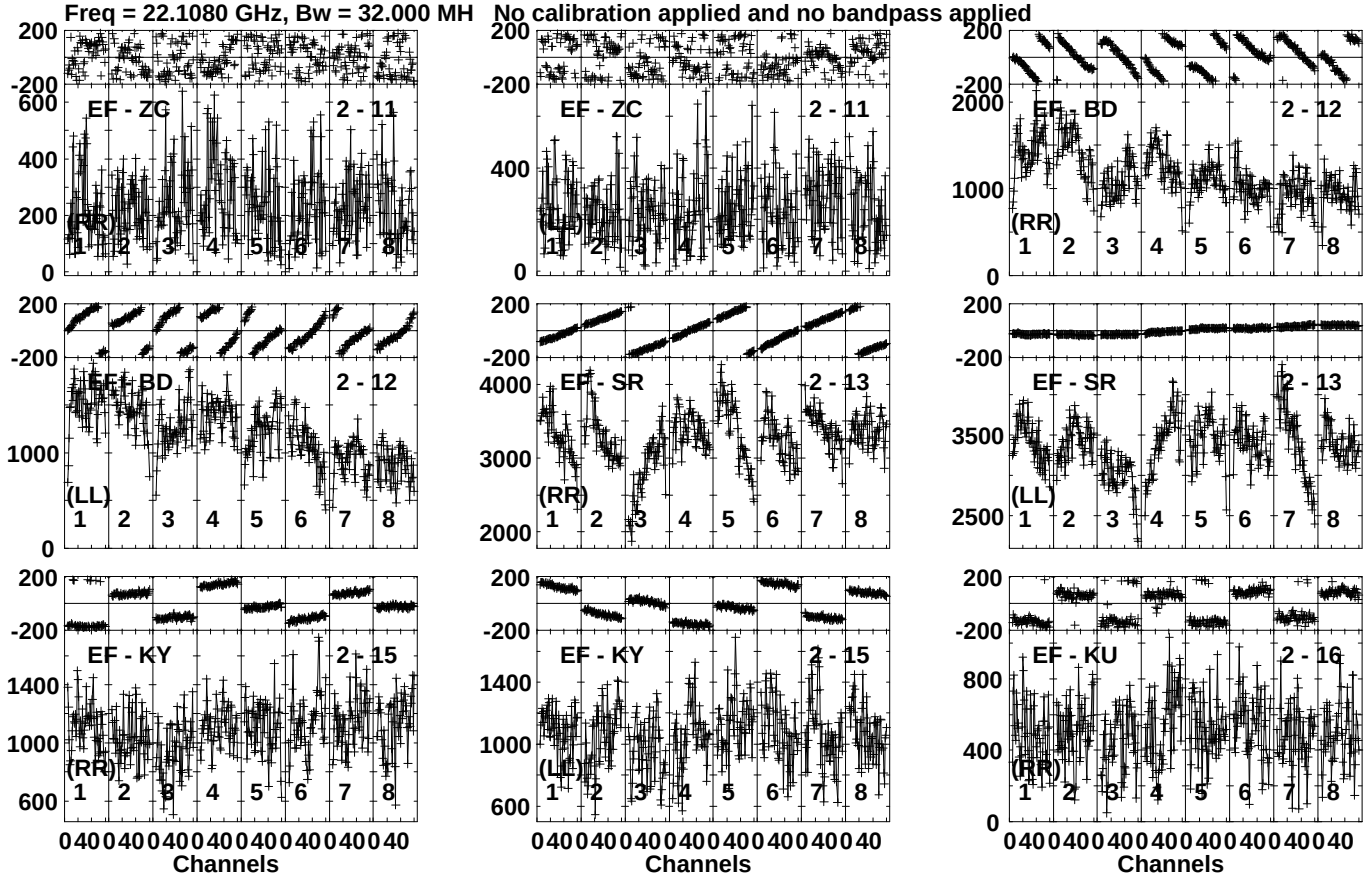

Lower frame: Micro Ampl Jy Top frame: Phas deg
Vector averaged cross-power spectrum Several baselines displayed
Timerange: 00/22:37:21 to 00/22:38:19

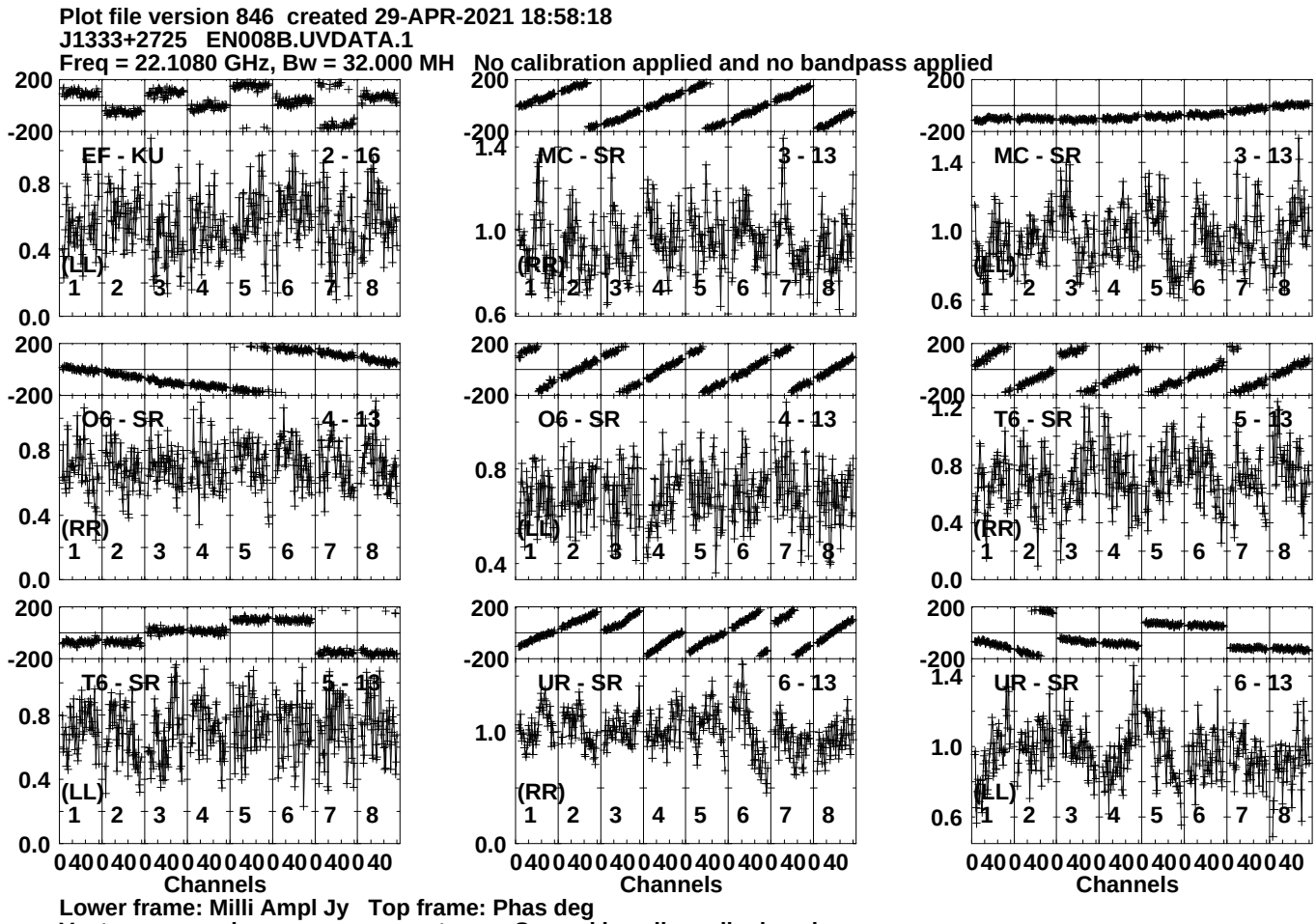
Plot file version 846 created 29-APR-2021 18:58:18
J1333+2725 EN008B.UVDATA.1
Freq = 22.1080 GHz, Bw = 32.000 MH No calibration applied and no bandpass applied
EF - KU 2 - 16
(LL)
MC - SR 3 - 13
(RR)
MC - SR 3 - 13
(LL)
O6 - SR 4 - 13
(RR)
O6 - SR 4 - 13
(LL)
T6 - SR 5 - 13
(RR)
T6 - SR 5 - 13
(LL)
UR - SR 6 - 13
(RR)
UR - SR 6 - 13
(LL)
Channels
Channels
Channels
Lower frame: Milli Ampl Jy Top frame: Phas deg
Vector averaged cross-power spectrum Several baselines displayed
Timerange: 00/22:37:21 to 00/22:38:19

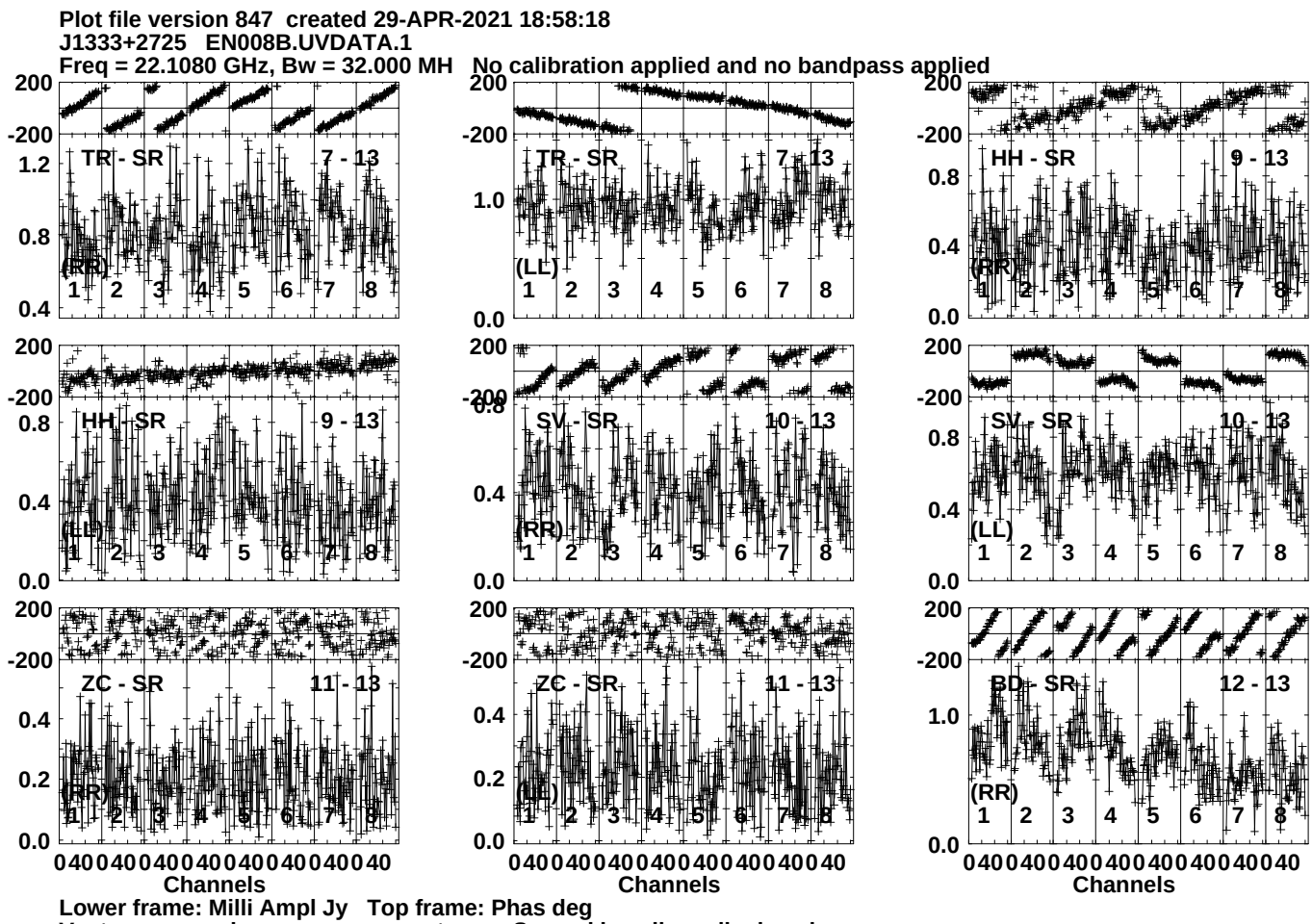
Plot file version 847 created 29-APR-2021 18:58:18
J1333+2725 EN008B.UVDATA.1
Freq = 22.1080 GHz, Bw = 32.000 MH No calibration applied and no bandpass applied
TR - SR 7 - 13
(RR)
TR - SR 7 - 13
(LL)
HH - SR 9 - 13
(RR)
HH - SR 9 - 13
(LL)
SV - SR 10 - 13
(RR)
SV - SR 10 - 13
(LL)
ZC - SR 11 - 13
(RR)
ZC - SR 11 - 13
(LL)
BD - SR 12 - 13
(RR)
Channels
Channels
Channels
Lower frame: Milli Ampl Jy Top frame: Phas deg
Vector averaged cross-power spectrum Several baselines displayed
Timerange: 00/22:37:21 to 00/22:38:19

Plot file version 848 created 29-APR-2021 18:58:18
J1333+2725 EN008B.UVDATA.1
Freq = 22.1080 GHz, Bw = 32.000 MH No calibration applied and no bandpass applied

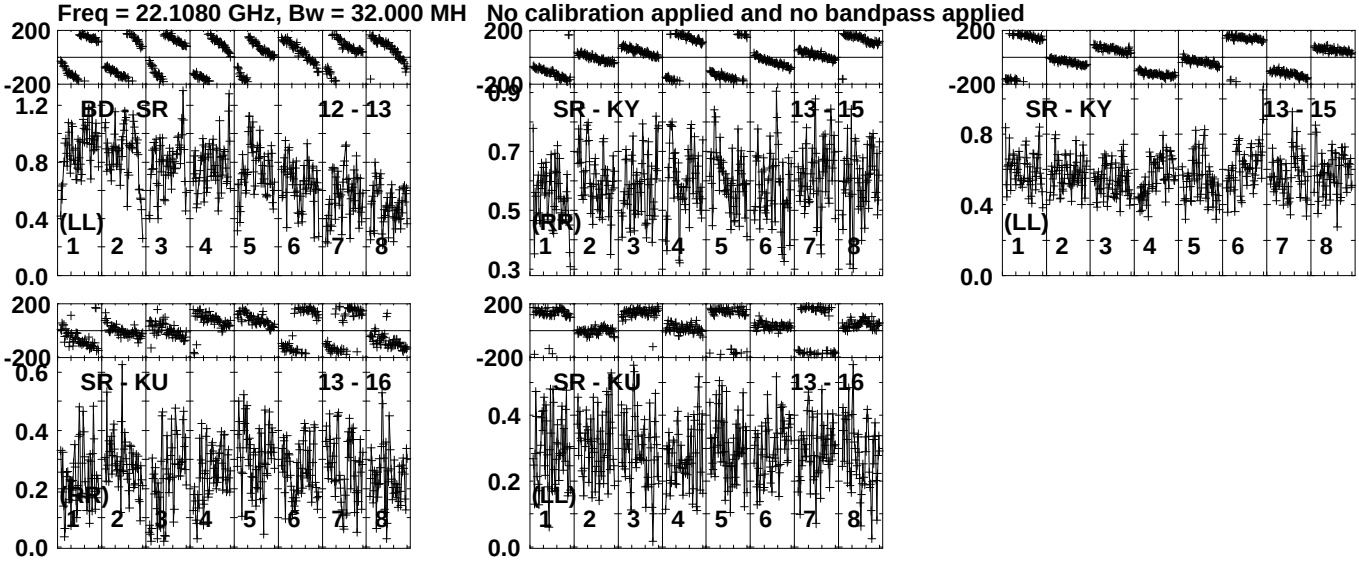

Lower frame: Milli Ampl Jy Top frame: Phas deg
Vector averaged cross-power spectrum Several baselines displayed
Timerange: 00/22:37:21 to 00/22:38:19

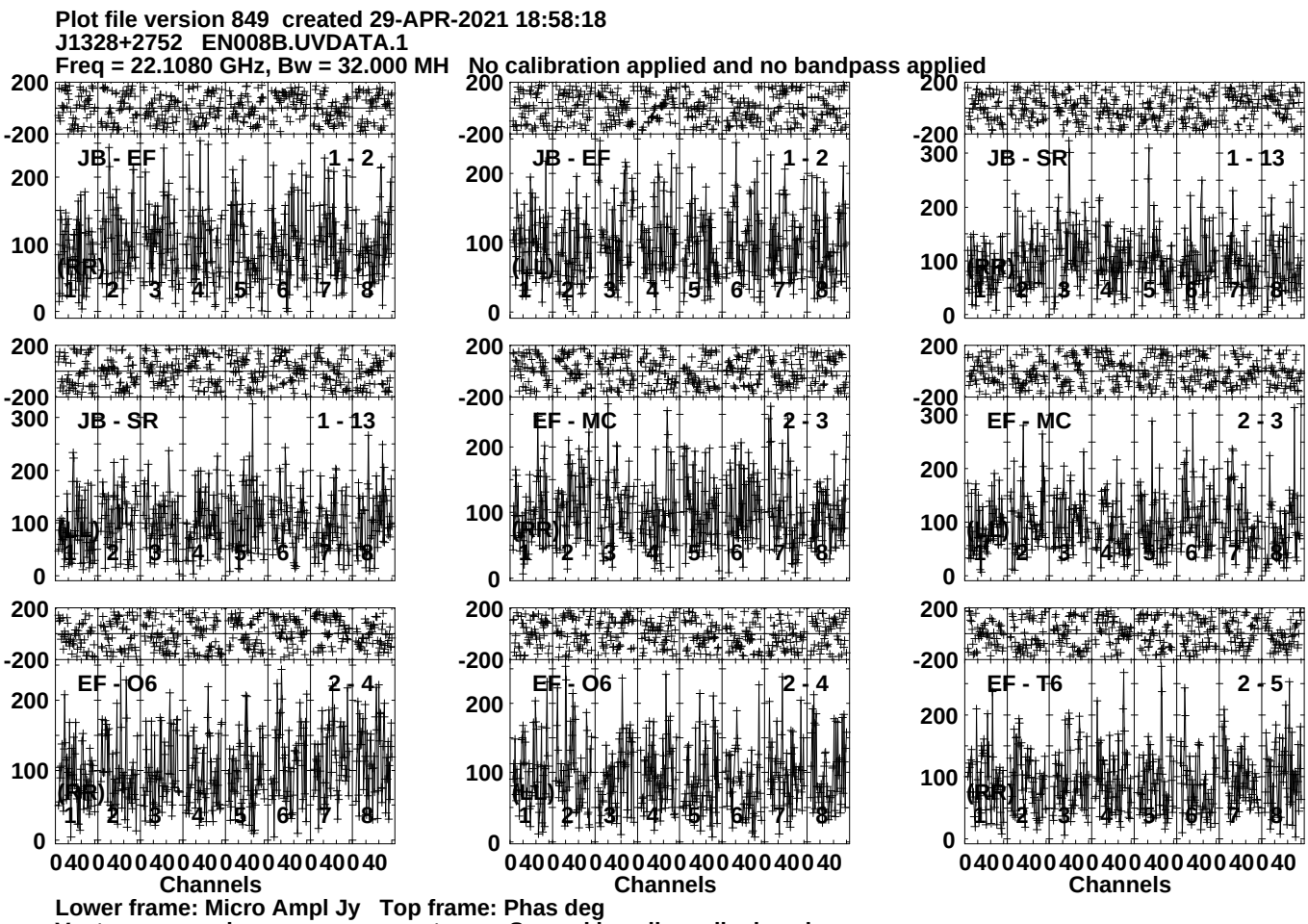
Plot file version 849 created 29-APR-2021 18:58:18
J1328+2752 EN008B.UVDATA.1
Freq = 22.1080 GHz, Bw = 32.000 MH No calibration applied and no bandpass applied
JB - EF 1 - 2
JB - EF 1 - 2
JB - SR 1 - 13
JB - SR 1 - 13
EF - MC 2 - 3
EF - MC 2 - 3
EF - O6 2 - 4
EF - O6 2 - 4
EF - T6 2 - 5
(RR)
(LL)
Channels
Lower frame: Micro Ampl Jy Top frame: Phas deg
Vector averaged cross-power spectrum Several baselines displayed
Timerange: 00/22:39:01 to 00/22:40:59

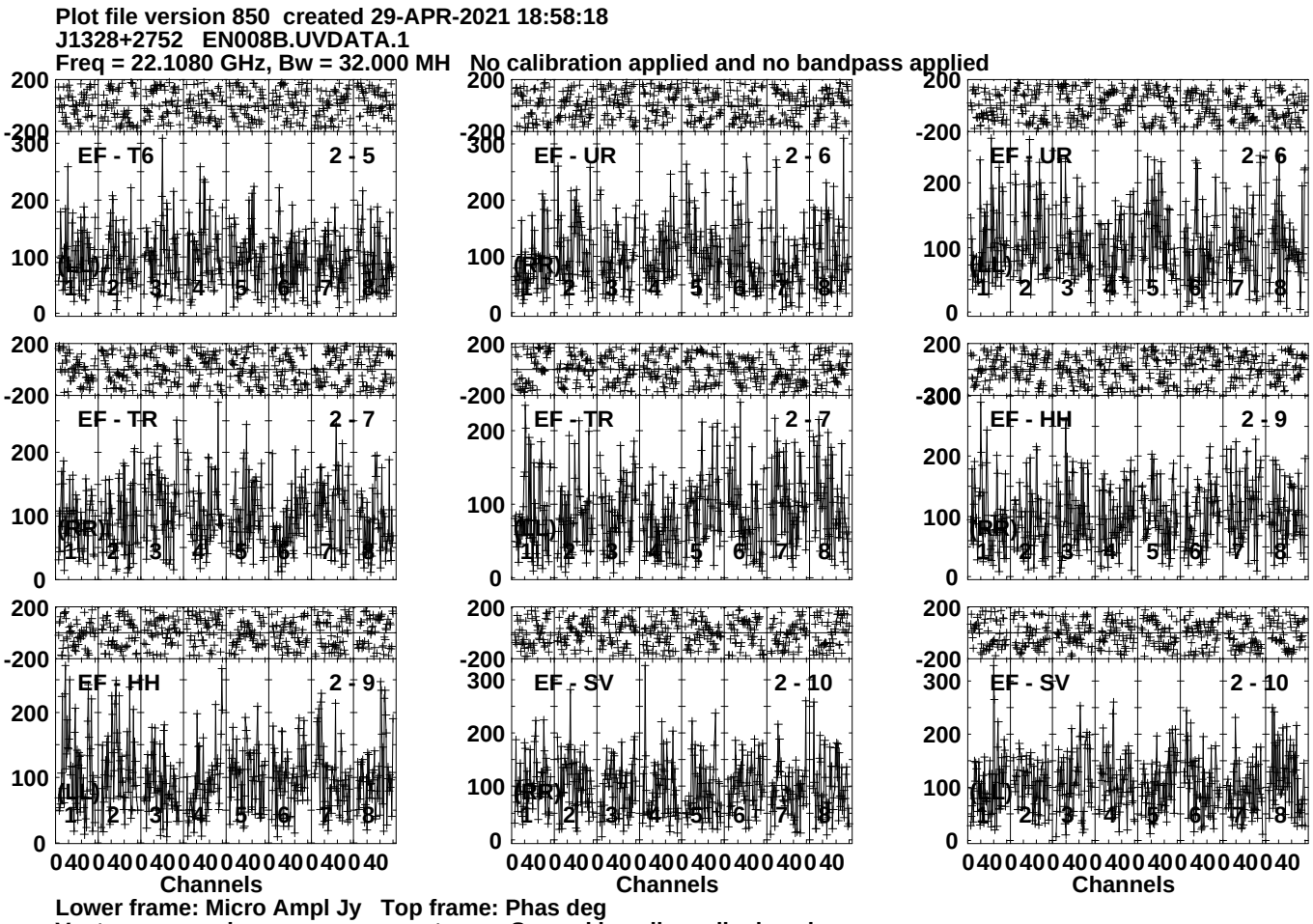
Plot file version 850 created 29-APR-2021 18:58:18
J1328+2752 EN008B.UVDATA.1
Freq = 22.1080 GHz, Bw = 32.000 MH No calibration applied and no bandpass applied
EF - T6 2 - 5
EF - UR 2 - 6
EF - UR 2 - 6
EF - TR 2 - 7
EF - TR 2 - 7
EF - HH 2 - 9
EF - HH 2 - 9
EF - SV 2 - 10
EF - SV 2 - 10
(LL)
(RR)
(RR)
(RR)
(LL)
(RR)
(LL)
(RR)
(LL)
Channels
Channels
Channels
Lower frame: Micro Ampl Jy Top frame: Phas deg
Vector averaged cross-power spectrum Several baselines displayed
Timerange: 00/22:39:01 to 00/22:40:59

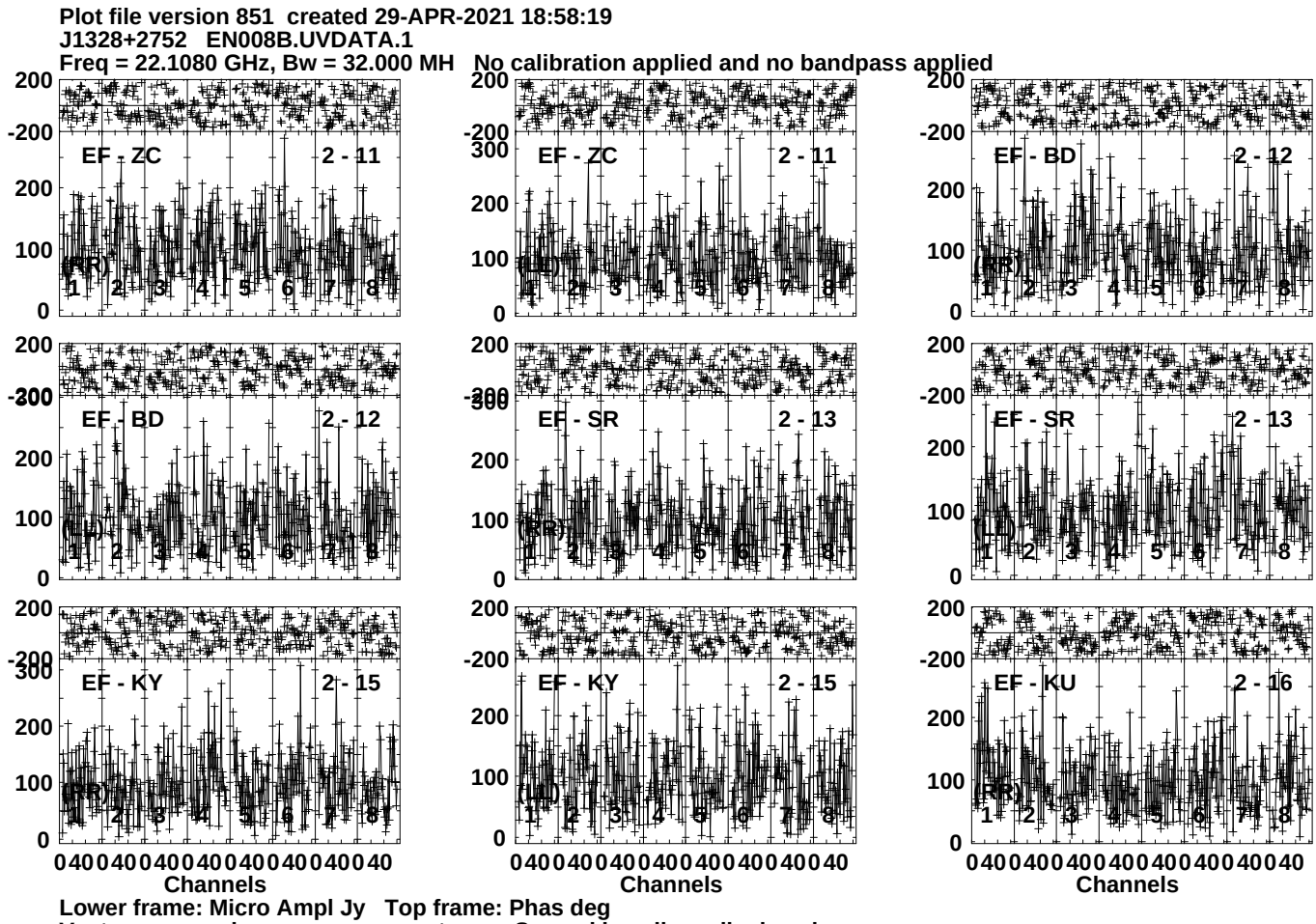
Plot file version 851 created 29-APR-2021 18:58:19
J1328+2752 EN008B.UVDATA.1
Freq = 22.1080 GHz, Bw = 32.000 MH No calibration applied and no bandpass applied
EF - ZC 2 - 11
EF - ZC 2 - 11
EF - BD 2 - 12
EF - BD 2 - 12
EF - SR 2 - 13
EF - SR 2 - 13
EF - KY 2 - 15
EF - KY 2 - 15
EF - KU 2 - 16
(RR)
(LL)
Channels
Lower frame: Micro Ampl Jy Top frame: Phas deg
Vector averaged cross-power spectrum Several baselines displayed
Timerange: 00/22:39:01 to 00/22:40:59

Plot file version 852 created 29-APR-2021 18:58:19
J1328+2752 EN008B.UVDATA.1
Freq = 22.1080 GHz, Bw = 32.000 MH No calibration applied and no bandpass applied

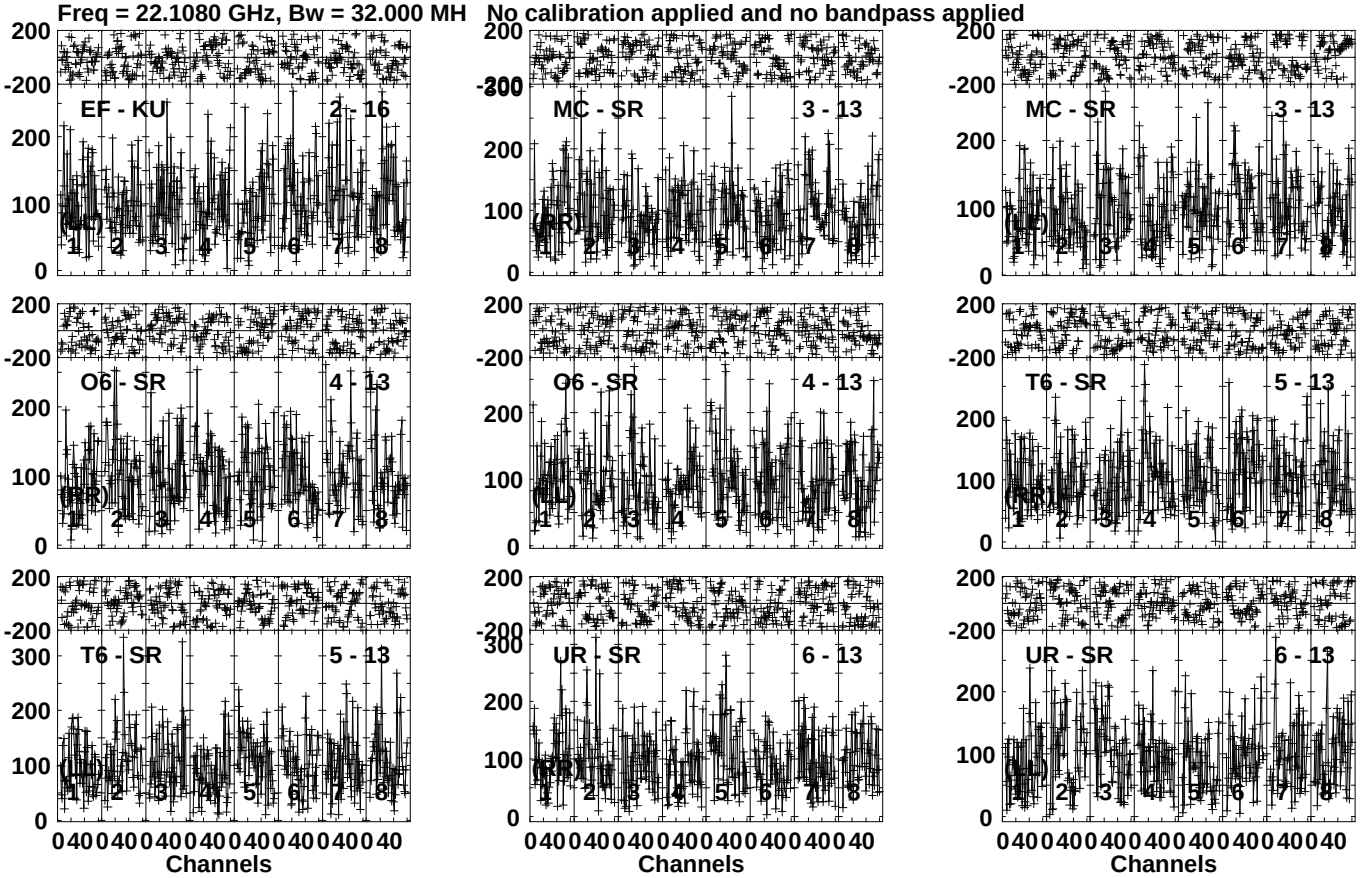

Lower frame: Micro Ampl Jy Top frame: Phas deg
Vector averaged cross-power spectrum Several baselines displayed
Timerange: 00/22:39:01 to 00/22:40:59

Plot file version 853 created 29-APR-2021 18:58:19
J1328+2752 EN008B.UVDATA.1
Freq = 22.1080 GHz, Bw = 32.000 MH No calibration applied and no bandpass applied

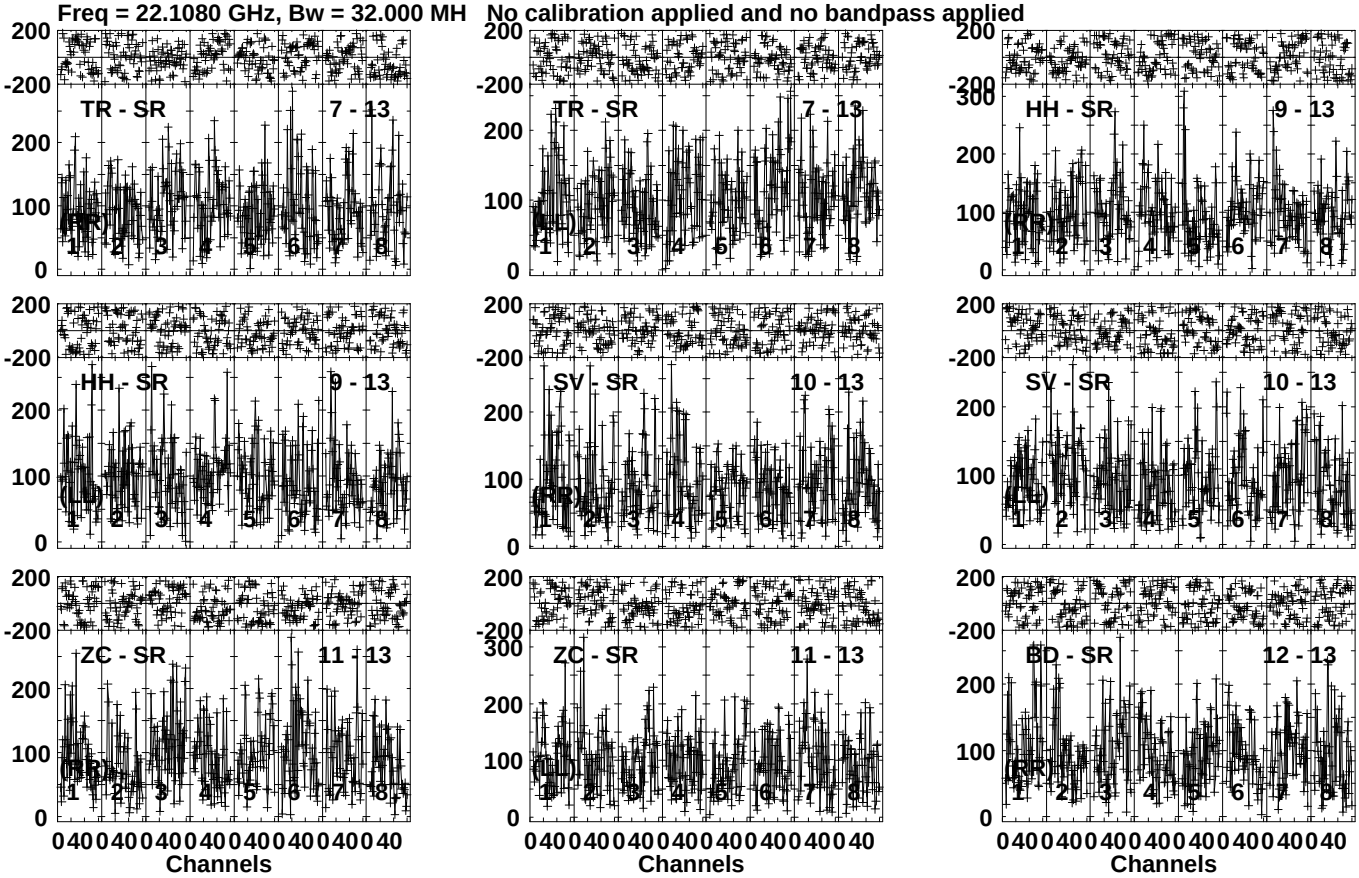

Lower frame: Micro Ampl Jy Top frame: Phas deg
Vector averaged cross-power spectrum Several baselines displayed
Timerange: 00/22:39:01 to 00/22:40:59

Plot file version 854 created 29-APR-2021 18:58:19
J1328+2752 EN008B.UVDATA.1
Freq = 22.1080 GHz, Bw = 32.000 MH No calibration applied and no bandpass applied

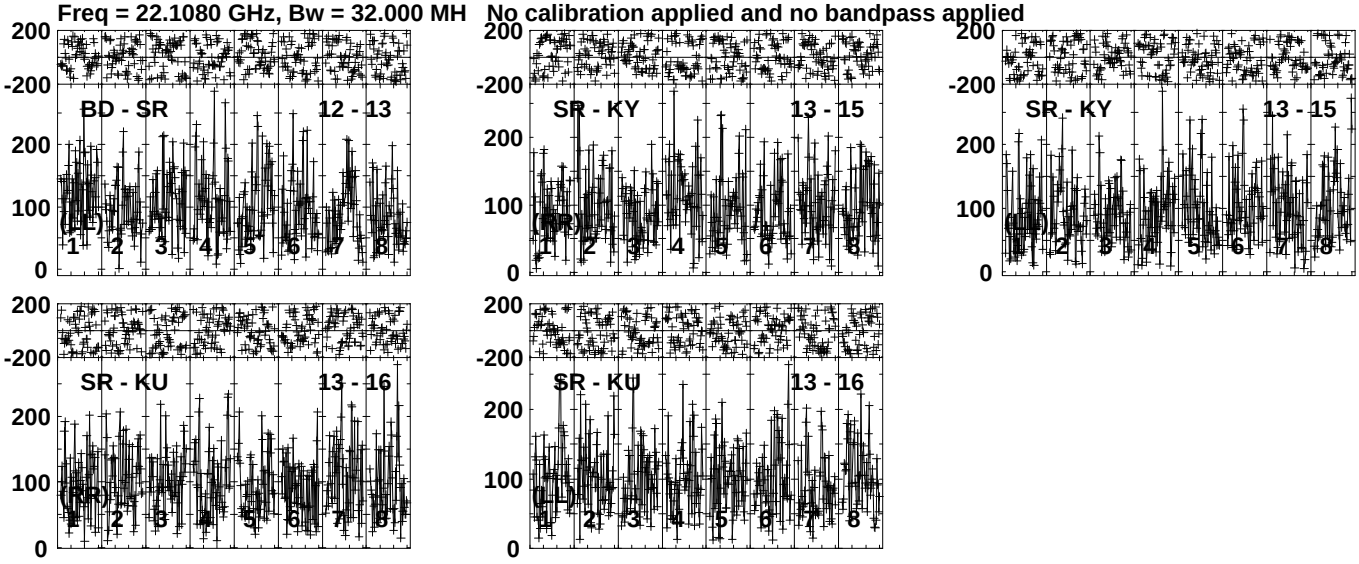

Lower frame: Micro Ampl Jy Top frame: Phas deg
Vector averaged cross-power spectrum Several baselines displayed
Timerange: 00/22:39:01 to 00/22:40:59

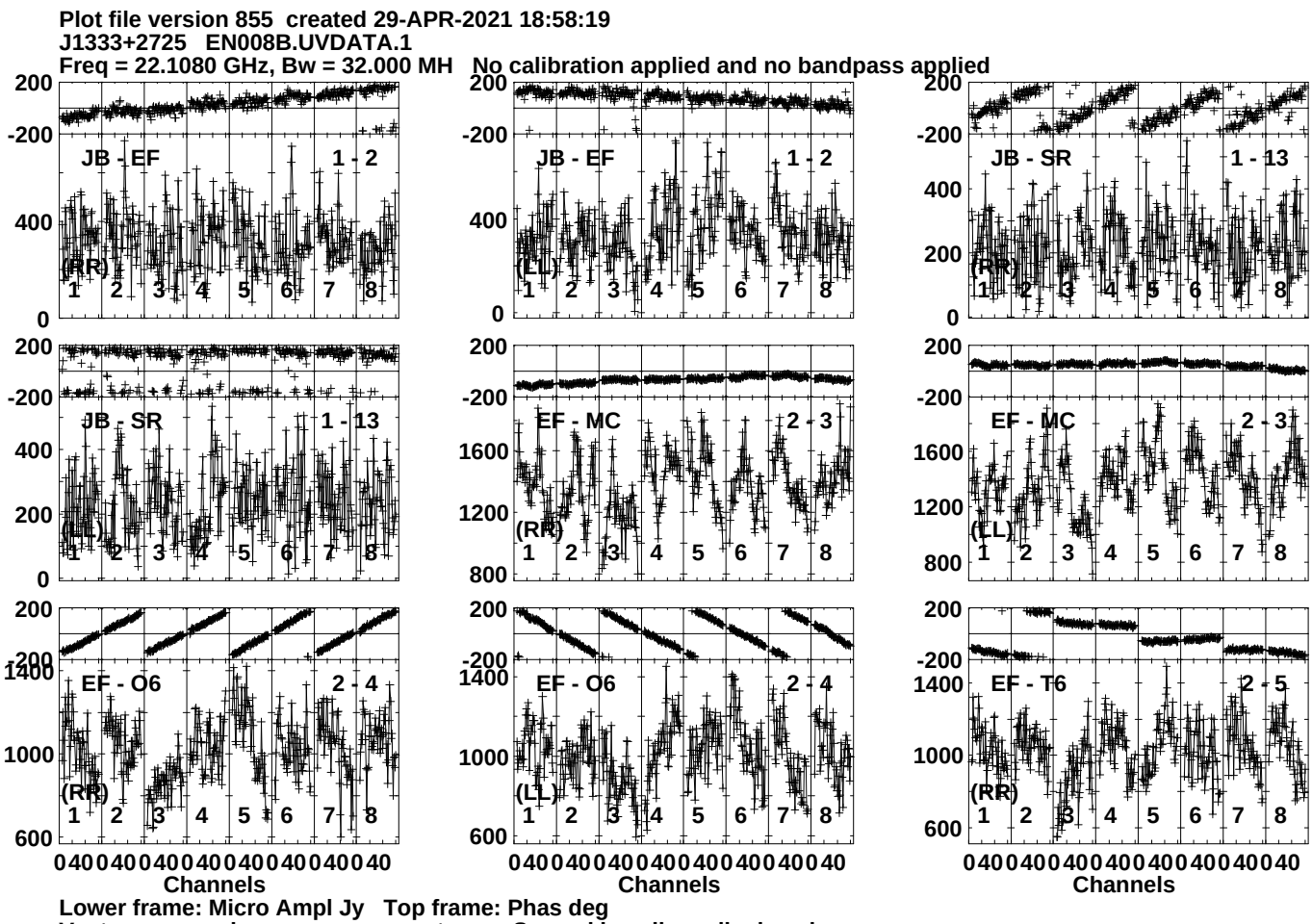
Plot file version 855 created 29-APR-2021 18:58:19
J1333+2725 EN008B.UVDATA.1
Freq = 22.1080 GHz, Bw = 32.000 MH No calibration applied and no bandpass applied
JB - EF 1 - 2
(RR)
JB - EF 1 - 2
(LL)
JB - SR 1 - 13
(RR)
JB - SR 1 - 13
(LL)
EF - MC 2 - 3
(RR)
EF - MC 2 - 3
(LL)
EF - O6 2 - 4
(RR)
EF - O6 2 - 4
(LL)
EF - T6 2 - 5
(RR)
Channels
Channels
Channels
Lower frame: Micro Ampl Jy Top frame: Phas deg
Vector averaged cross-power spectrum Several baselines displayed
Timerange: 00/22:41:31 to 00/22:42:29

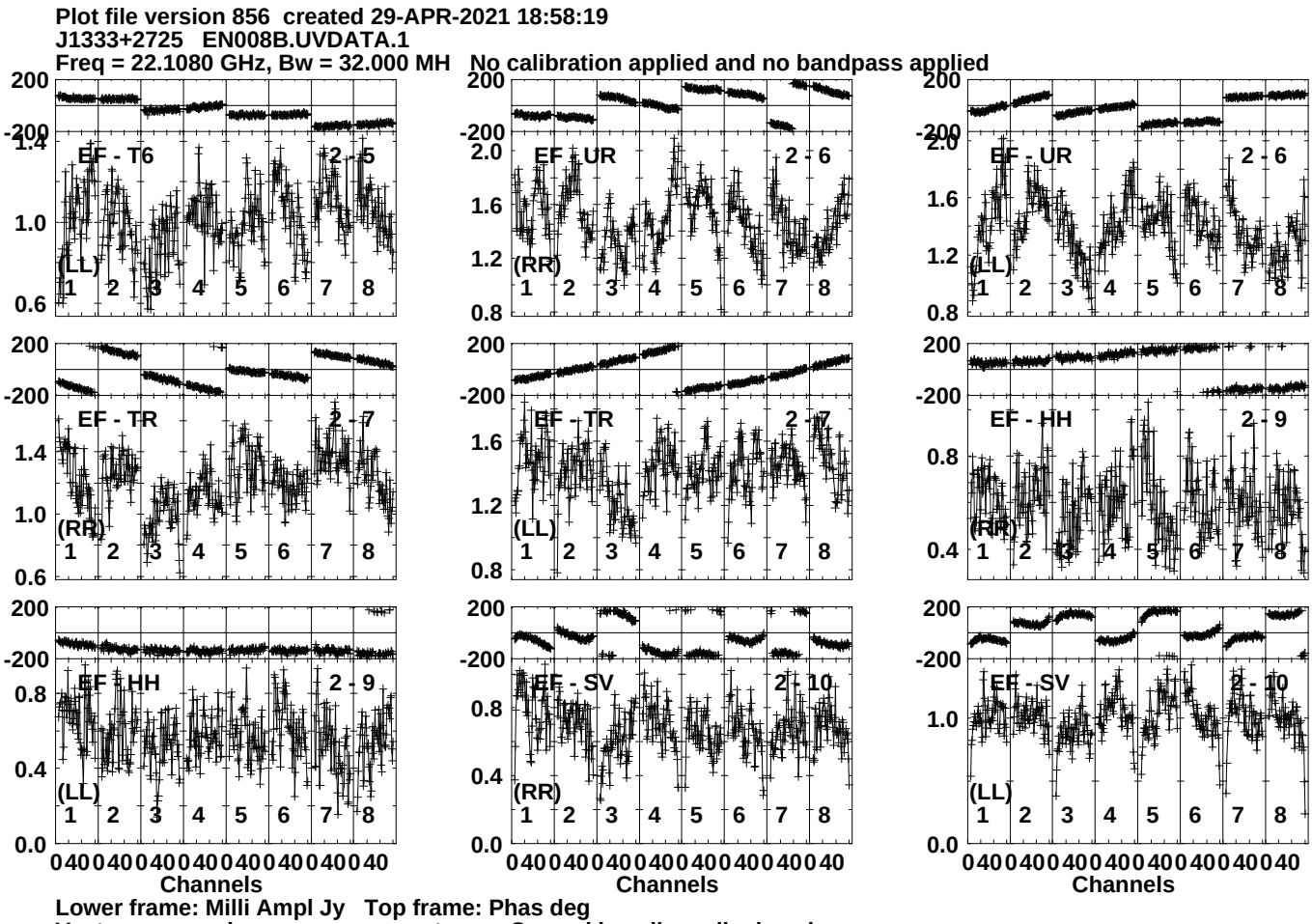
Plot file version 856 created 29-APR-2021 18:58:19
J1333+2725 EN008B.UVDATA.1
Freq = 22.1080 GHz, Bw = 32.000 MH No calibration applied and no bandpass applied
EF - T6 2 - 5
(LL)
EF - UR 2 - 6
(RR)
EF - UR 2 - 6
(LL)
EF - TR 2 - 7
(RR)
EF - TR 2 - 7
(LL)
EF - HH 2 - 9
(RR)
EF - HH 2 - 9
(LL)
EF - SV 2 - 10
(RR)
EF - SV 2 - 10
(LL)
Channels
Channels
Channels
Lower frame: Milli Ampl Jy Top frame: Phas deg
Vector averaged cross-power spectrum Several baselines displayed
Timerange: 00/22:41:31 to 00/22:42:29

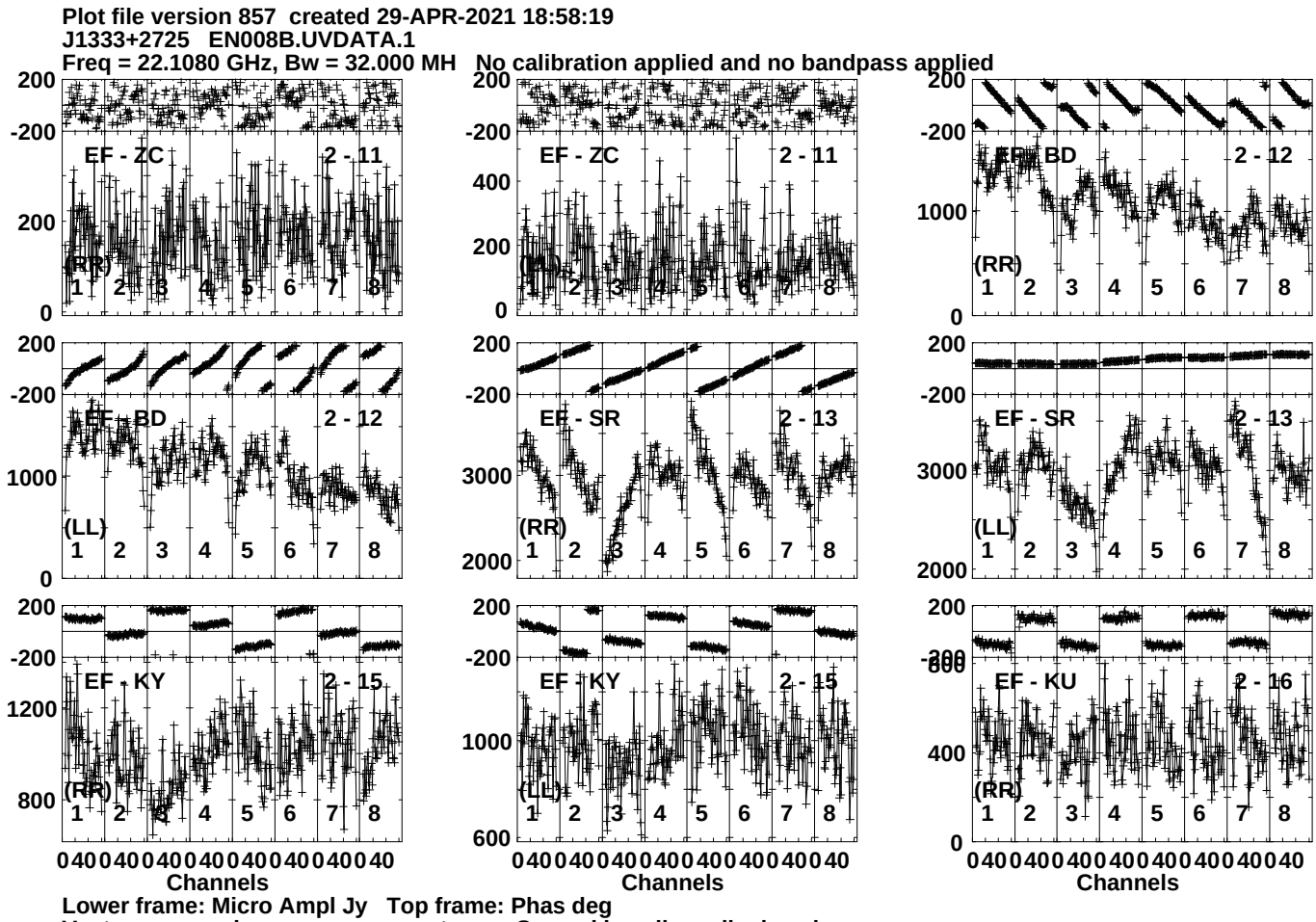
Plot file version 857 created 29-APR-2021 18:58:19
J1333+2725 EN008B.UVDATA.1
Freq = 22.1080 GHz, Bw = 32.000 MH No calibration applied and no bandpass applied
EF - ZC 2 - 11 (RR)
EF - ZC 2 - 11 (LL)
EF - BD 2 - 12 (RR)
EF - BD 2 - 12 (LL)
EF - SR 2 - 13 (RR)
EF - SR 2 - 13 (LL)
EF - KY 2 - 15 (RR)
EF - KY 2 - 15 (LL)
EF - KU 2 - 16 (RR)
Channels
Lower frame: Micro Ampl Jy Top frame: Phas deg
Vector averaged cross-power spectrum Several baselines displayed
Timerange: 00/22:41:31 to 00/22:42:29

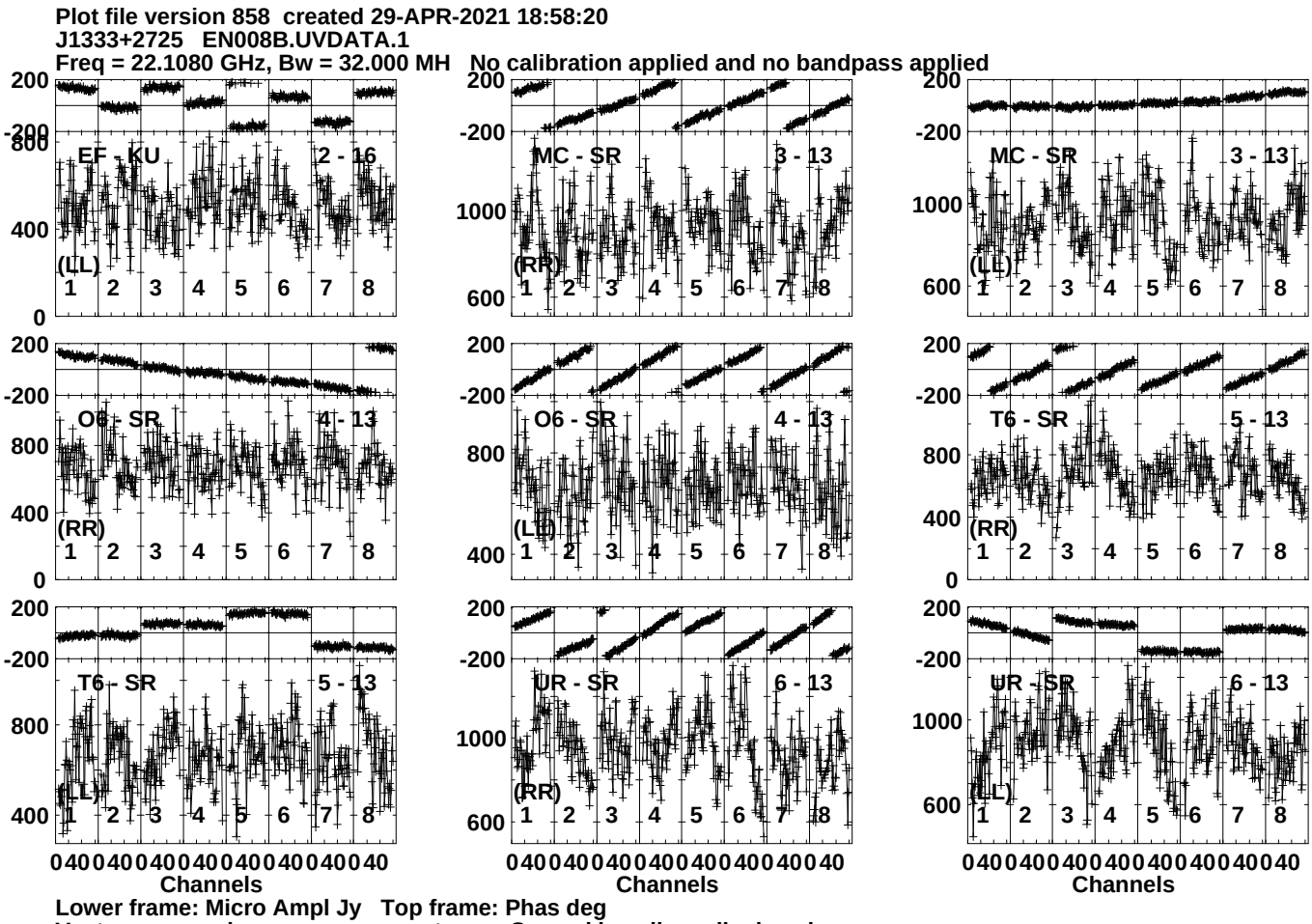
Plot file version 858 created 29-APR-2021 18:58:20
J1333+2725 EN008B.UVDATA.1
Freq = 22.1080 GHz, Bw = 32.000 MH No calibration applied and no bandpass applied
EF - KU 2 - 16
(LL)
MC - SR 3 - 13
(RR)
MC - SR 3 - 13
(LL)
O6 - SR 4 - 13
(RR)
O6 - SR 4 - 13
(LL)
T6 - SR 5 - 13
(RR)
T6 - SR 5 - 13
(LL)
UR - SR 6 - 13
(RR)
UR - SR 6 - 13
(LL)
Channels
Channels
Channels
Lower frame: Micro Ampl Jy Top frame: Phas deg
Vector averaged cross-power spectrum Several baselines displayed
Timerange: 00/22:41:31 to 00/22:42:29

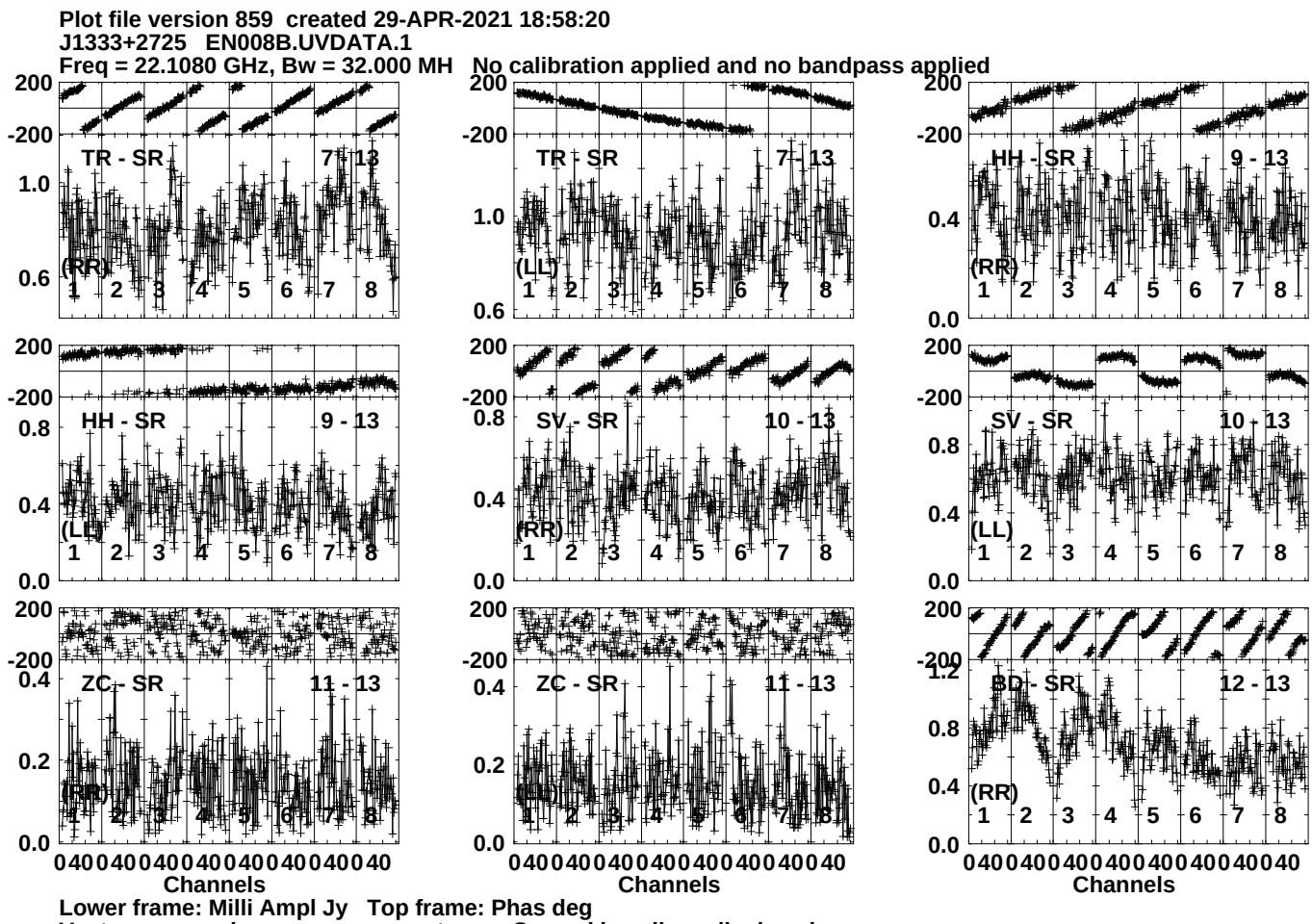
Plot file version 859 created 29-APR-2021 18:58:20
J1333+2725 EN008B.UVDATA.1
Freq = 22.1080 GHz, Bw = 32.000 MH No calibration applied and no bandpass applied
TR - SR 7 - 13
(RR)
TR - SR 7 - 13
(LL)
HH - SR 9 - 13
(RR)
HH - SR 9 - 13
(LL)
SV - SR 10 - 13
(RR)
SV - SR 10 - 13
(LL)
ZC - SR 11 - 13
(RR)
ZC - SR 11 - 13
(LL)
BD - SR 12 - 13
(RR)
Channels
Channels
Channels
Lower frame: Milli Ampl Jy Top frame: Phas deg
Vector averaged cross-power spectrum Several baselines displayed
Timerange: 00/22:41:31 to 00/22:42:29

Plot file version 860 created 29-APR-2021 18:58:20
J1333+2725 EN008B.UVDATA.1
Freq = 22.1080 GHz, Bw = 32.000 MH No calibration applied and no bandpass applied

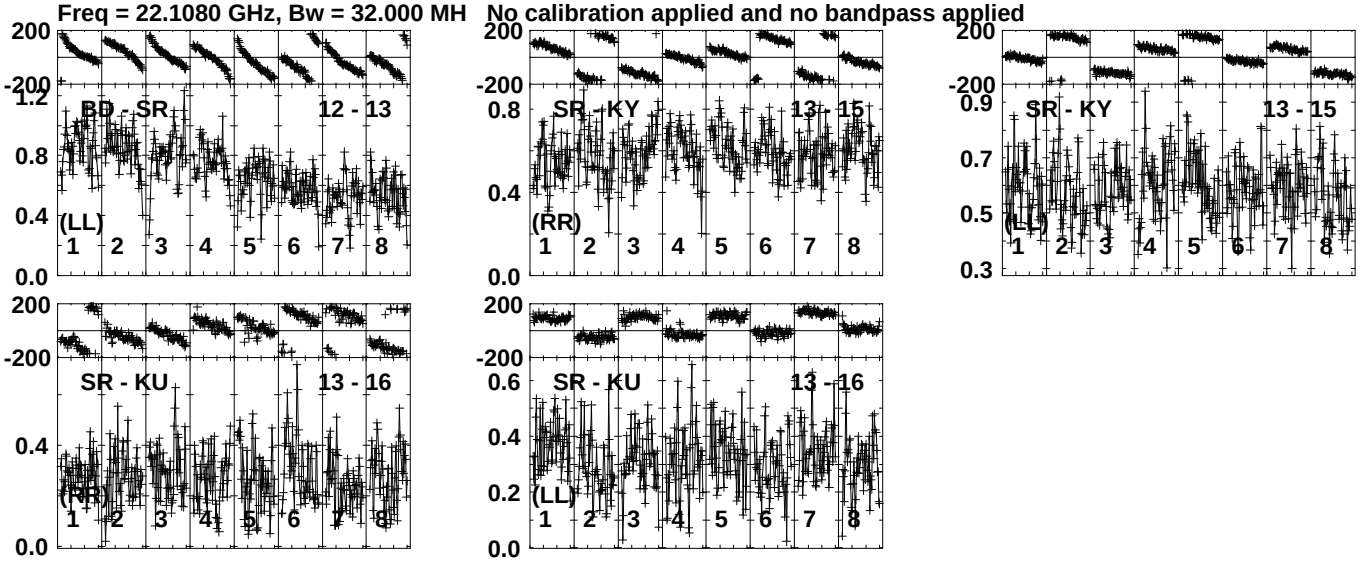

Lower frame: Milli Ampl Jy Top frame: Phas deg
Vector averaged cross-power spectrum Several baselines displayed
Timerange: 00/22:41:31 to 00/22:42:29

Plot file version 861 created 29-APR-2021 18:58:20
J1328+2752 EN008B.UVDATA.1
Freq = 22.1080 GHz, Bw = 32.000 MH No calibration applied and no bandpass applied

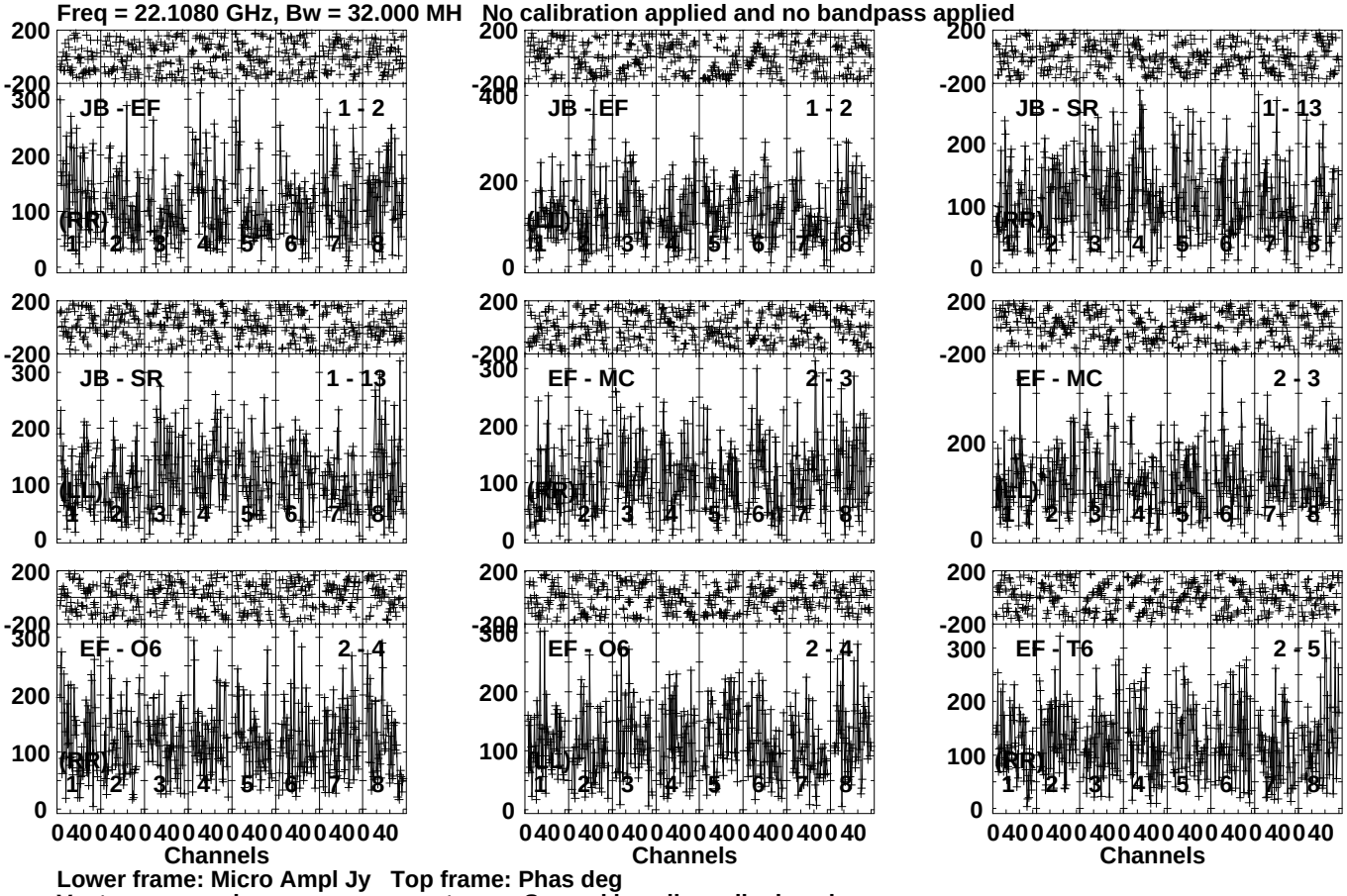

Lower frame: Micro Ampl Jy Top frame: Phas deg
Vector averaged cross-power spectrum Several baselines displayed
Timerange: 00/22:42:31 to 00/22:44:29

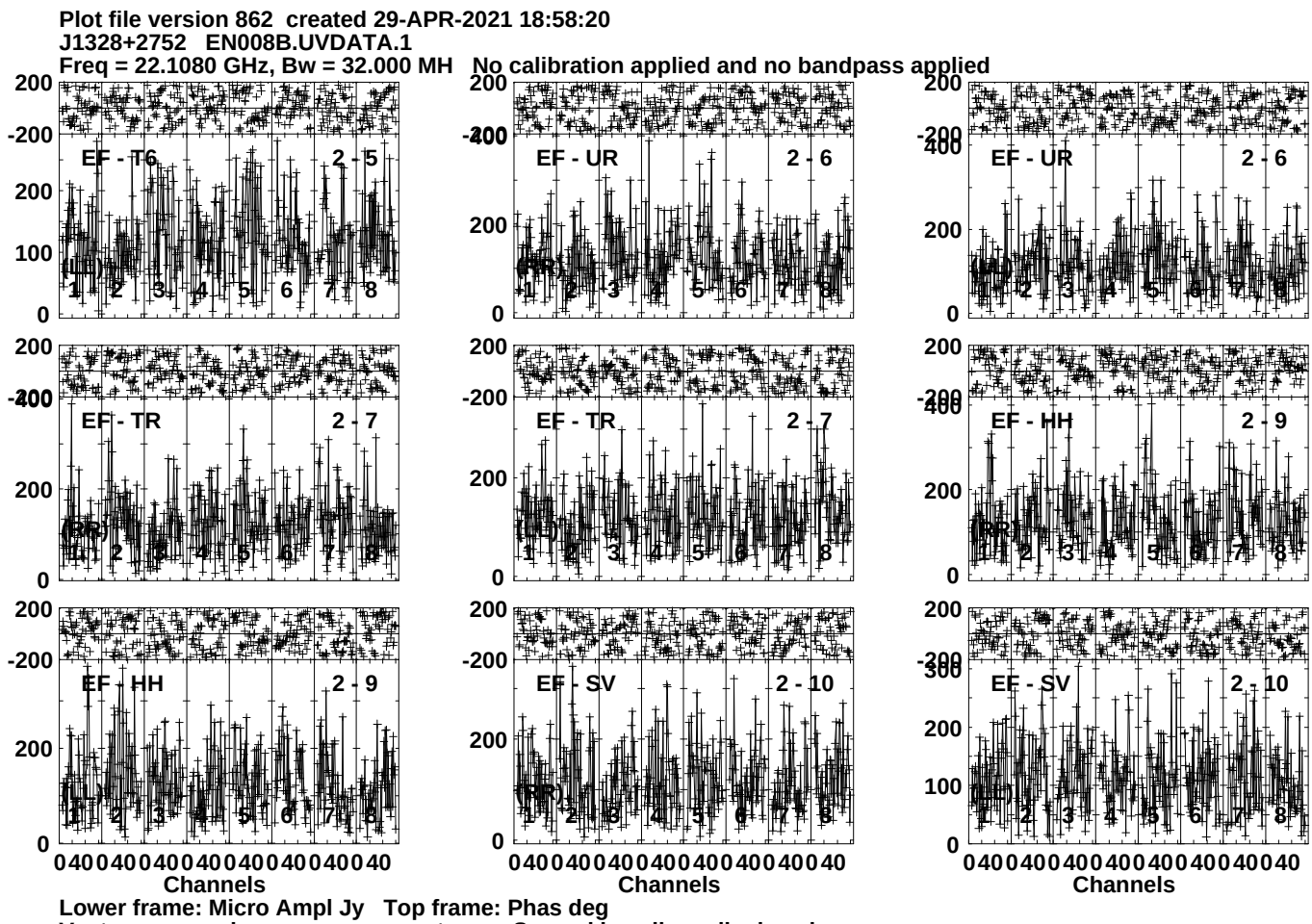
Plot file version 862 created 29-APR-2021 18:58:20
J1328+2752 EN008B.UVDATA.1
Freq = 22.1080 GHz, Bw = 32.000 MH No calibration applied and no bandpass applied
EF - T6 2 - 5
EF - UR 2 - 6
EF - UR 2 - 6
EF - TR 2 - 7
EF - TR 2 - 7
EF - HH 2 - 9
EF - HH 2 - 9
EF - SV 2 - 10
EF - SV 2 - 10
Channels
Channels
Channels
Lower frame: Micro Ampl Jy Top frame: Phas deg
Vector averaged cross-power spectrum Several baselines displayed
Timerange: 00/22:42:31 to 00/22:44:29

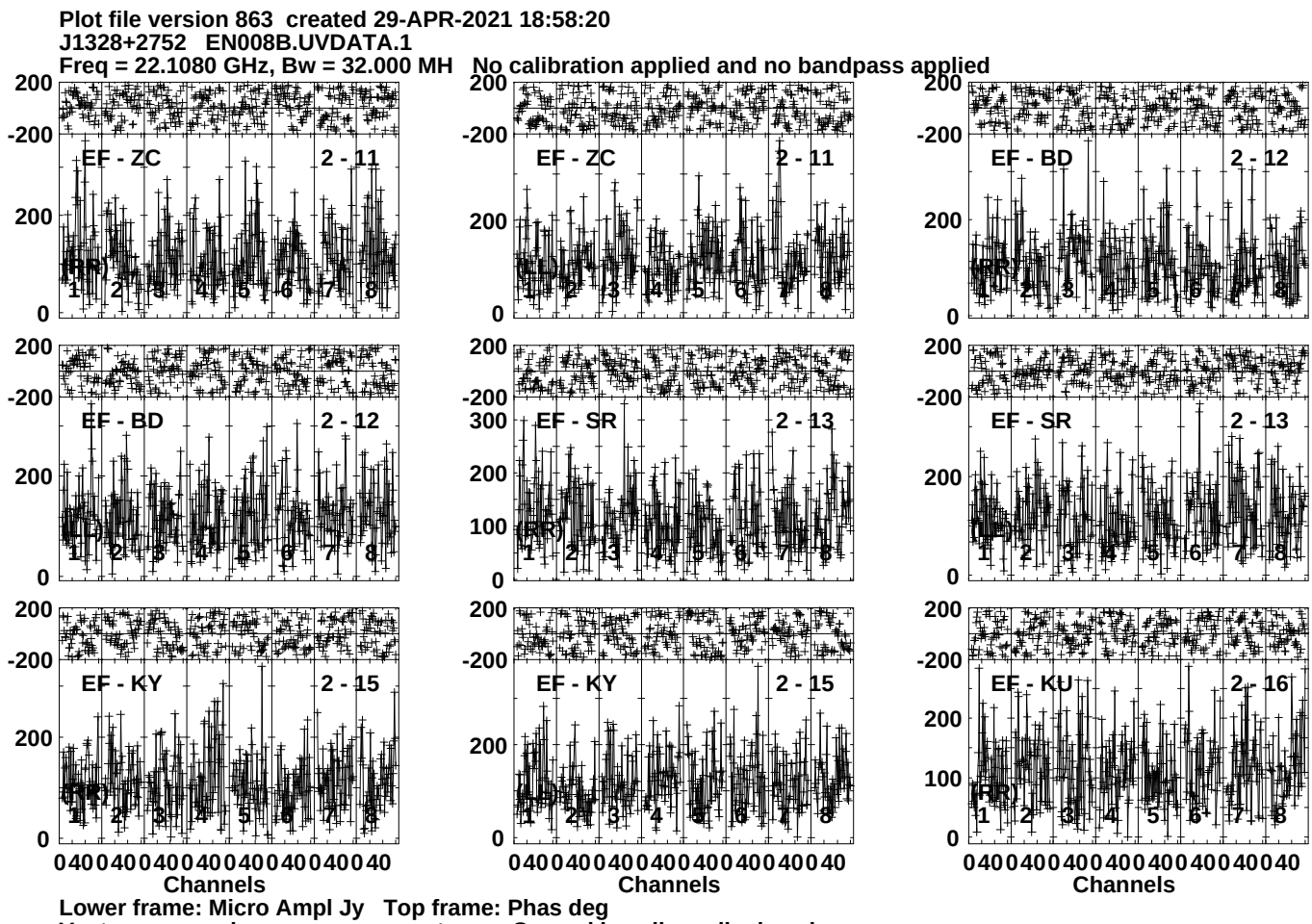
Plot file version 863 created 29-APR-2021 18:58:20
J1328+2752 EN008B.UVDATA.1
Freq = 22.1080 GHz, Bw = 32.000 MH No calibration applied and no bandpass applied
EF - ZC 2 - 11
EF - ZC 2 - 11
EF - BD 2 - 12
EF - BD 2 - 12
EF - SR 2 - 13
EF - SR 2 - 13
EF - KY 2 - 15
EF - KY 2 - 15
EF - KU 2 - 16
(RR)
Channels
Lower frame: Micro Ampl Jy Top frame: Phas deg
Vector averaged cross-power spectrum Several baselines displayed
Timerange: 00/22:42:31 to 00/22:44:29

Plot file version 864 created 29-APR-2021 18:58:20
J1328+2752 EN008B.UVDATA.1
Freq = 22.1080 GHz, Bw = 32.000 MH No calibration applied and no bandpass applied

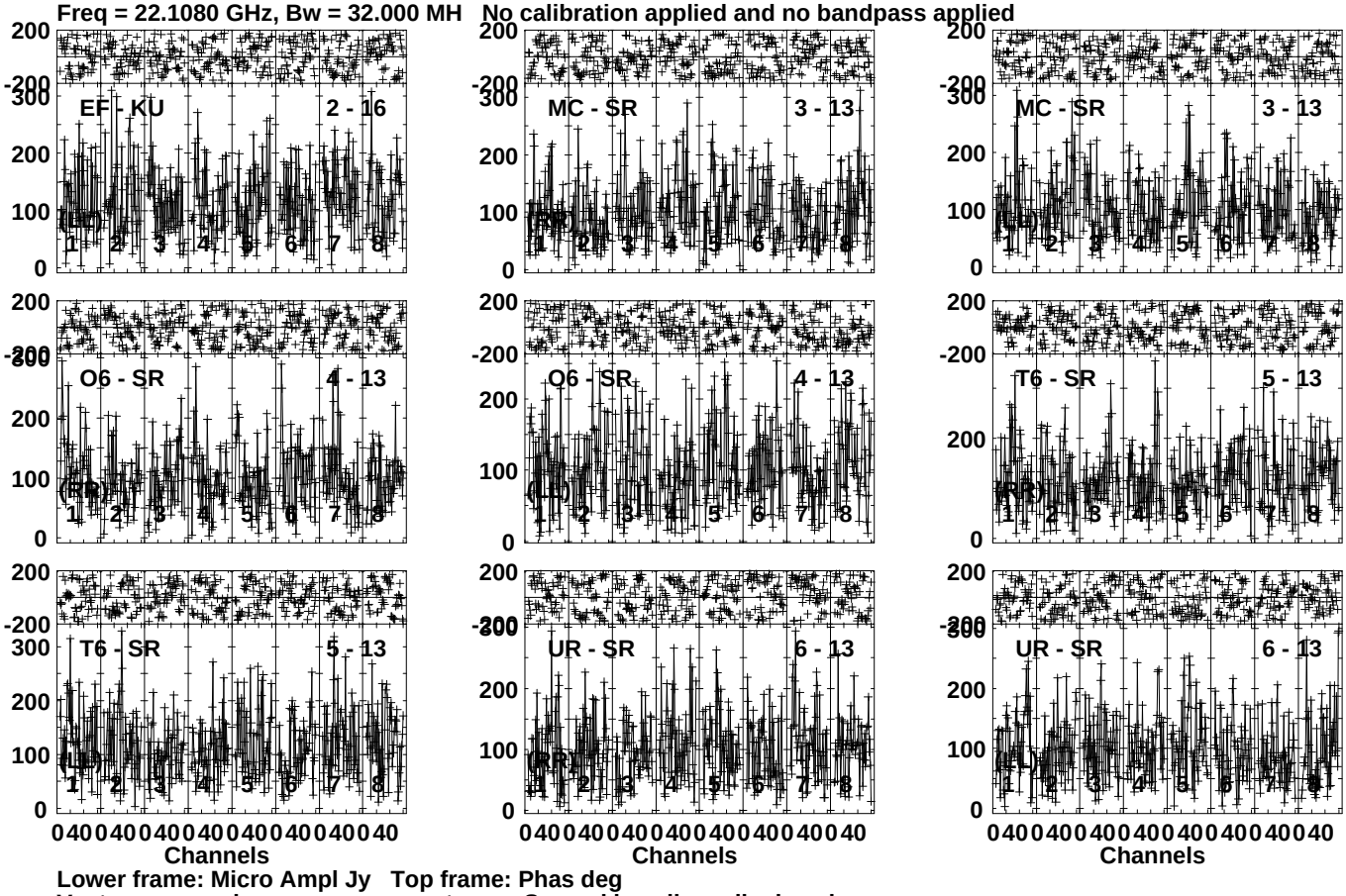

Lower frame: Micro Ampl Jy Top frame: Phas deg
Vector averaged cross-power spectrum Several baselines displayed
Timerange: 00/22:42:31 to 00/22:44:29

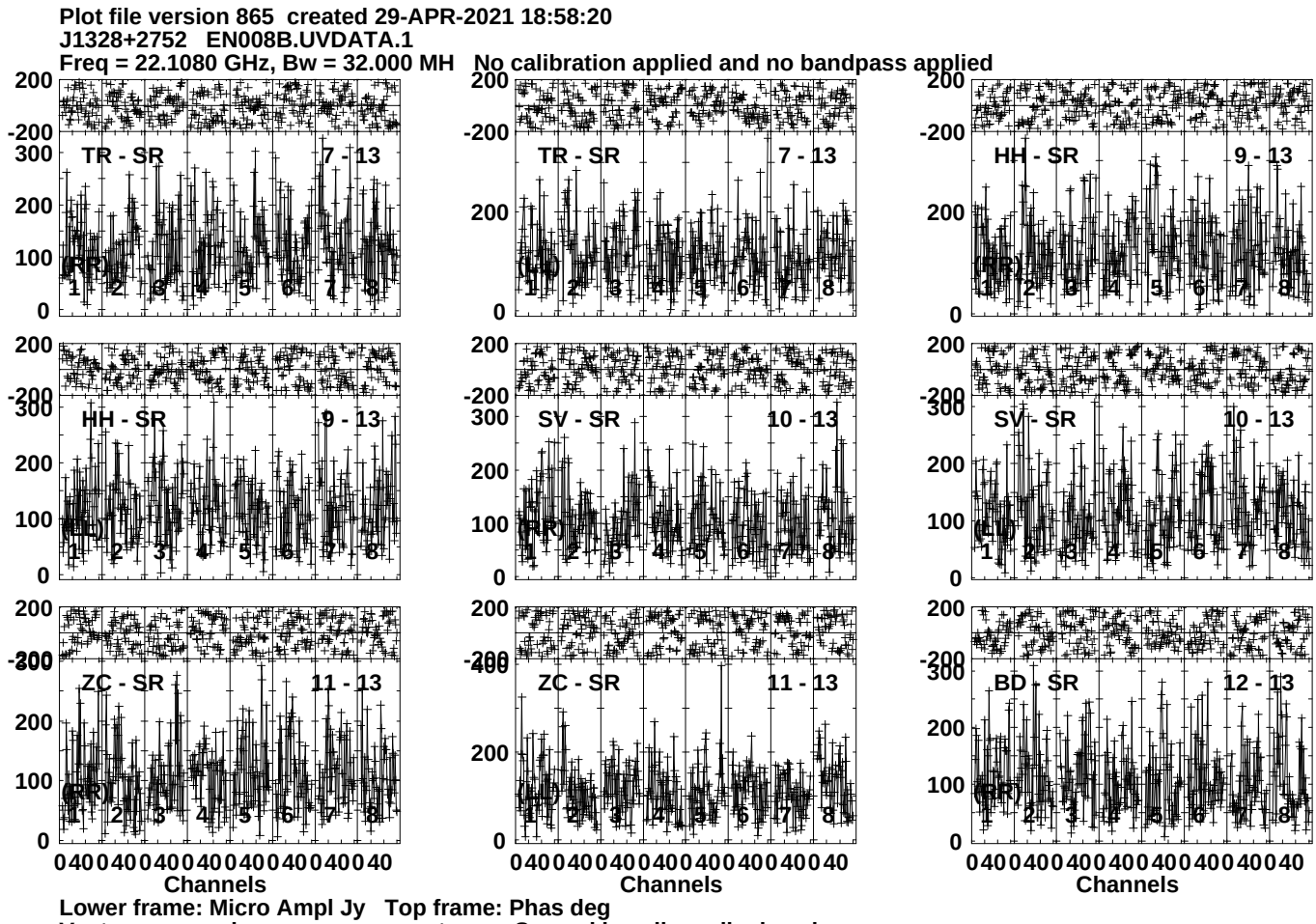
Plot file version 865 created 29-APR-2021 18:58:20
J1328+2752 EN008B.UVDATA.1
Freq = 22.1080 GHz, Bw = 32.000 MH No calibration applied and no bandpass applied
TR - SR 7 - 13
HH - SR 9 - 13
SV - SR 10 - 13
ZC - SR 11 - 13
BD - SR 12 - 13
Channels
Lower frame: Micro Ampl Jy Top frame: Phas deg
Vector averaged cross-power spectrum Several baselines displayed
Timerange: 00/22:42:31 to 00/22:44:29

Plot file version 866 created 29-APR-2021 18:58:20
J1328+2752 EN008B.UVDATA.1
Freq = 22.1080 GHz, Bw = 32.000 MH No calibration applied and no bandpass applied

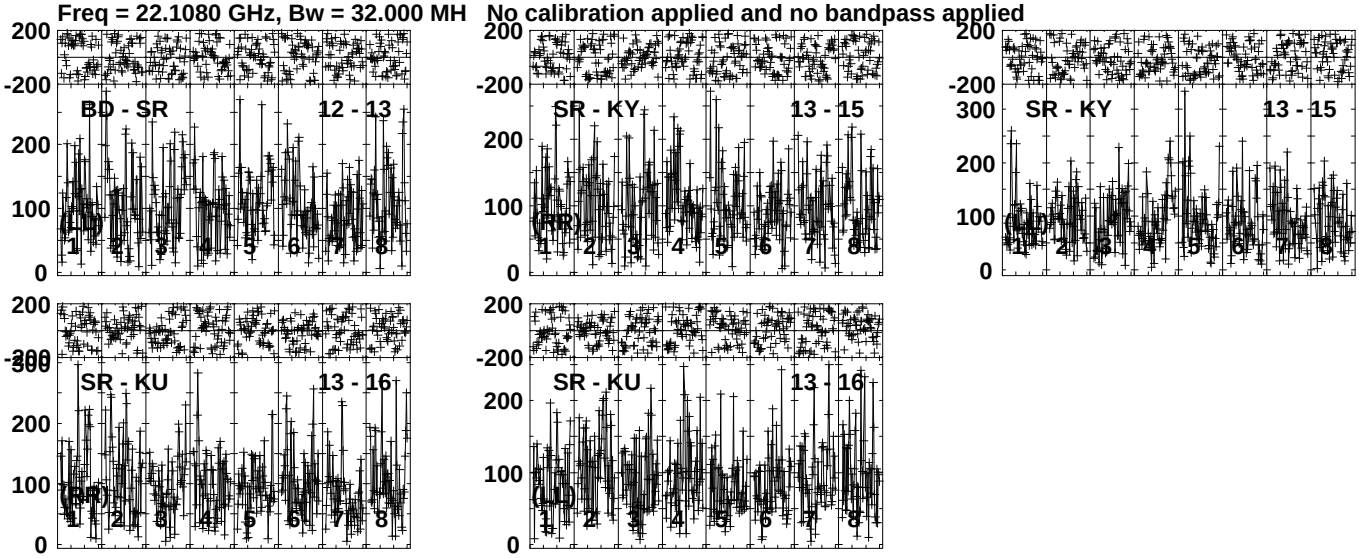

Lower frame: Micro Ampl Jy Top frame: Phas deg
Vector averaged cross-power spectrum Several baselines displayed
Timerange: 00/22:42:31 to 00/22:44:29

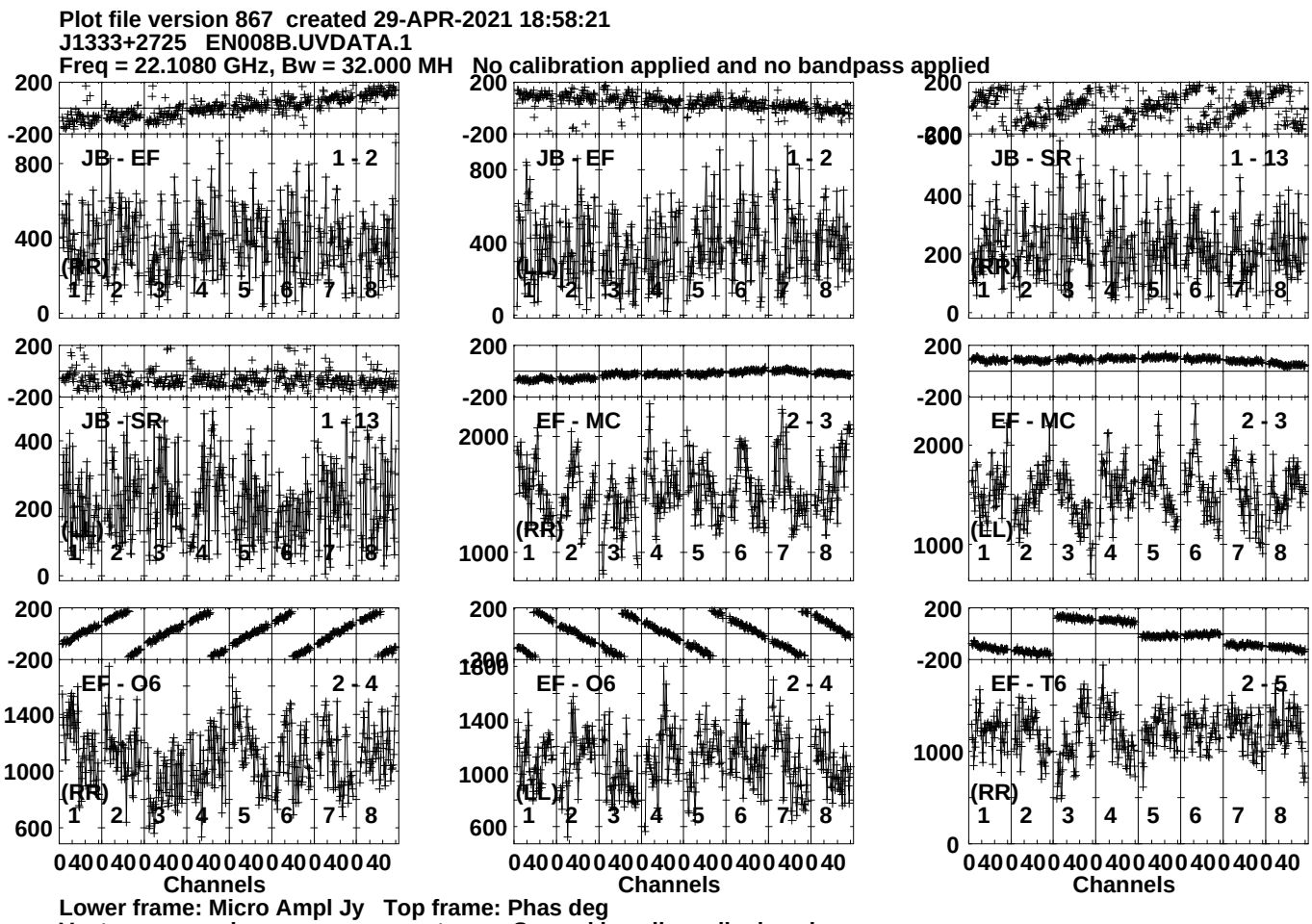
Plot file version 867 created 29-APR-2021 18:58:21
J1333+2725 EN008B.UVDATA.1
Freq = 22.1080 GHz, Bw = 32.000 MH No calibration applied and no bandpass applied
JB - EF 1 - 2
JB - SR 1 - 13
EF - MC 2 - 3
EF - O6 2 - 4
EF - T6 2 - 5
(RR)
(LL)
Channels
Lower frame: Micro Ampl Jy Top frame: Phas deg
Vector averaged cross-power spectrum Several baselines displayed
Timerange: 00/22:44:31 to 00/22:45:29

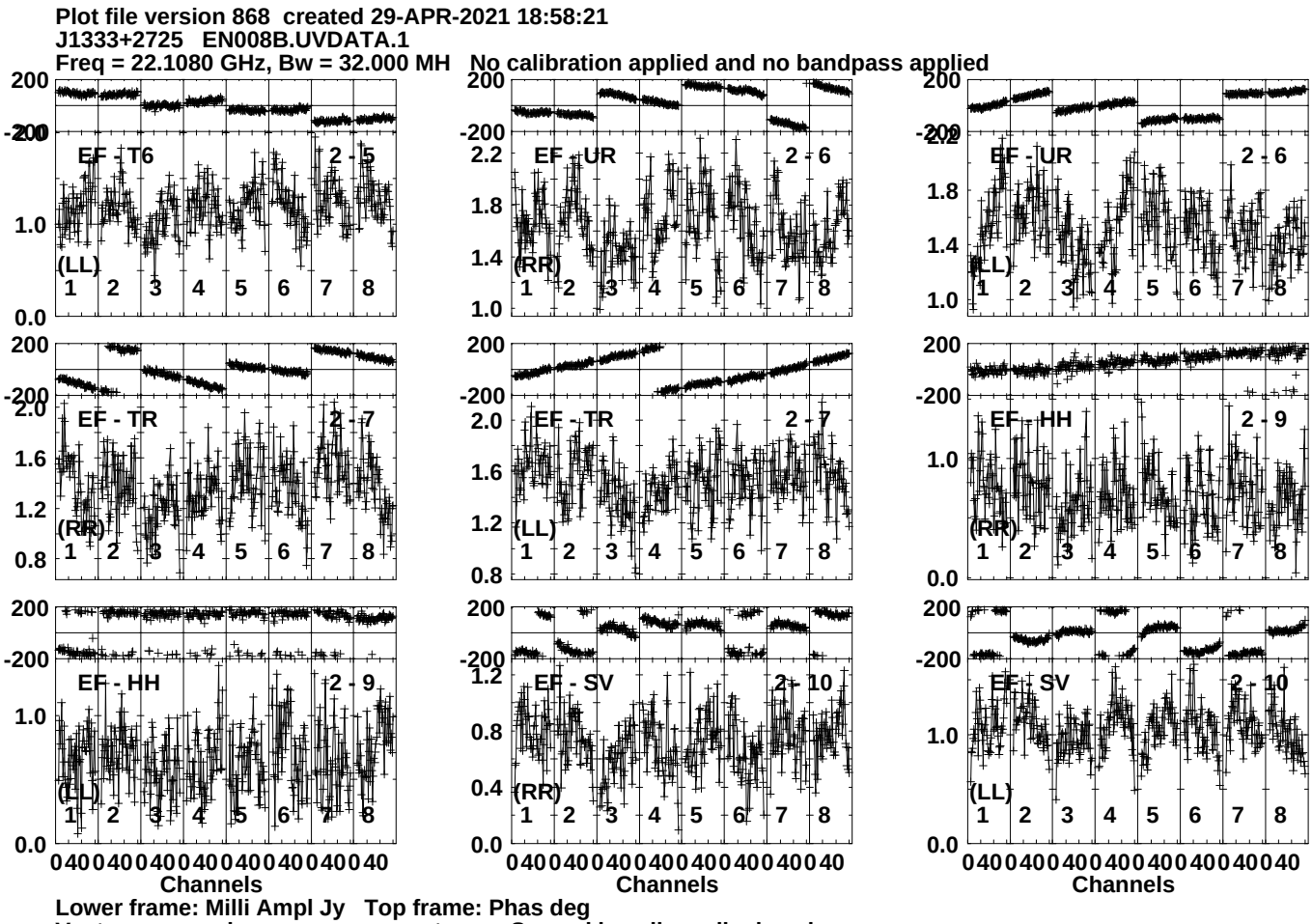
Plot file version 868 created 29-APR-2021 18:58:21
J1333+2725 EN008B.UVDATA.1
Freq = 22.1080 GHz, Bw = 32.000 MH No calibration applied and no bandpass applied
EF - T6 2 - 5
(LL)
EF - UR 2 - 6
(RR)
EF - UR 2 - 6
(LL)
EF - TR 2 - 7
(RR)
EF - TR 2 - 7
(LL)
EF - HH 2 - 9
(RR)
EF - HH 2 - 9
(LL)
EF - SV 2 - 10
(RR)
EF - SV 2 - 10
(LL)
Channels
Channels
Channels
Lower frame: Milli Ampl Jy Top frame: Phas deg
Vector averaged cross-power spectrum Several baselines displayed
Timerange: 00/22:44:31 to 00/22:45:29

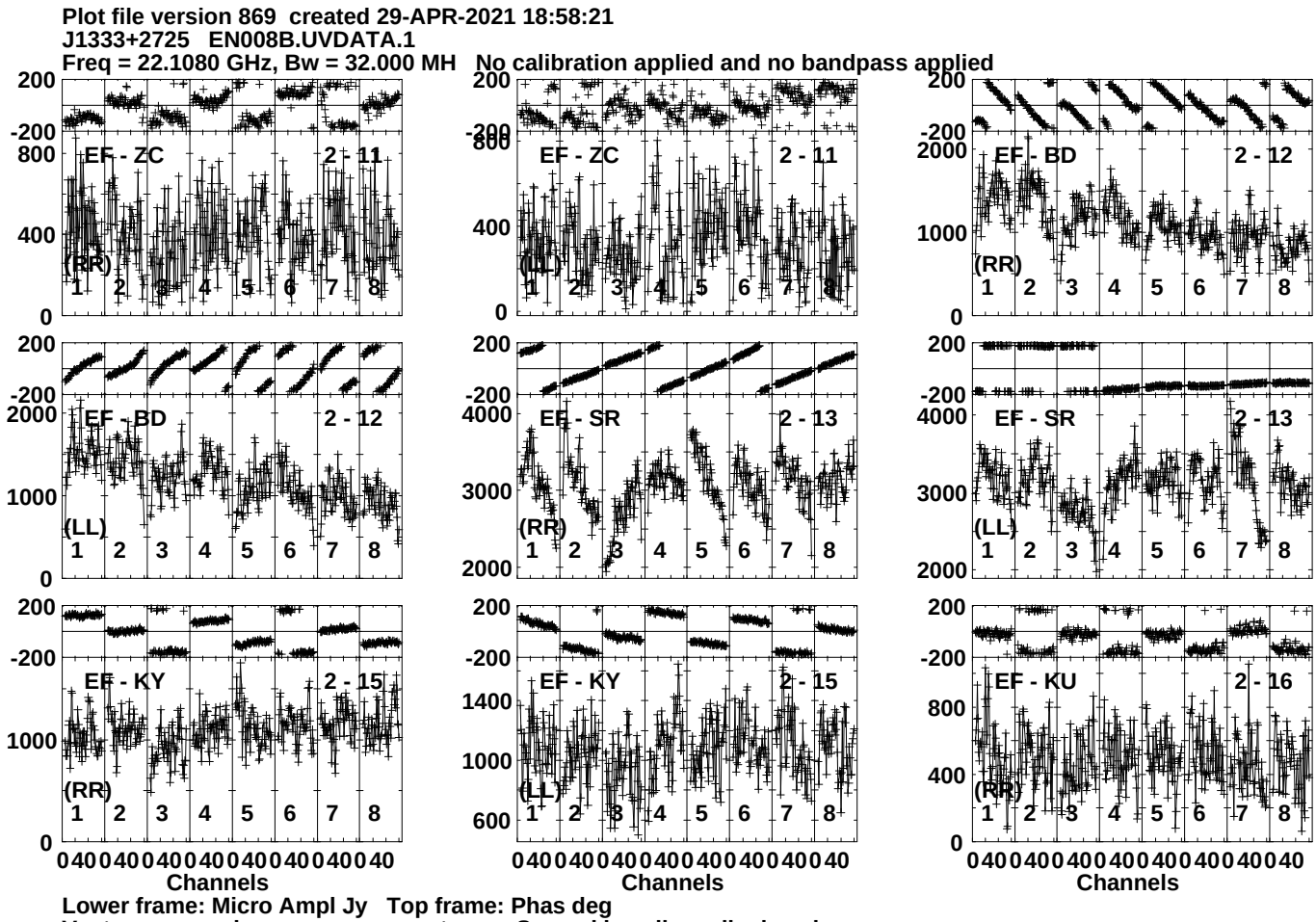
Plot file version 869 created 29-APR-2021 18:58:21
J1333+2725 EN008B.UVDATA.1
Freq = 22.1080 GHz, Bw = 32.000 MH No calibration applied and no bandpass applied
EF - ZC 2 - 11
(RR)
EF - ZC 2 - 11
(LL)
EF - BD 2 - 12
(RR)
EF - BD 2 - 12
(LL)
EF - SR 2 - 13
(RR)
EF - SR 2 - 13
(LL)
EF - KY 2 - 15
(RR)
EF - KY 2 - 15
(LL)
EF - KU 2 - 16
(RR)
Channels
Channels
Channels
Lower frame: Micro Ampl Jy Top frame: Phas deg
Vector averaged cross-power spectrum Several baselines displayed
Timerange: 00/22:44:31 to 00/22:45:29

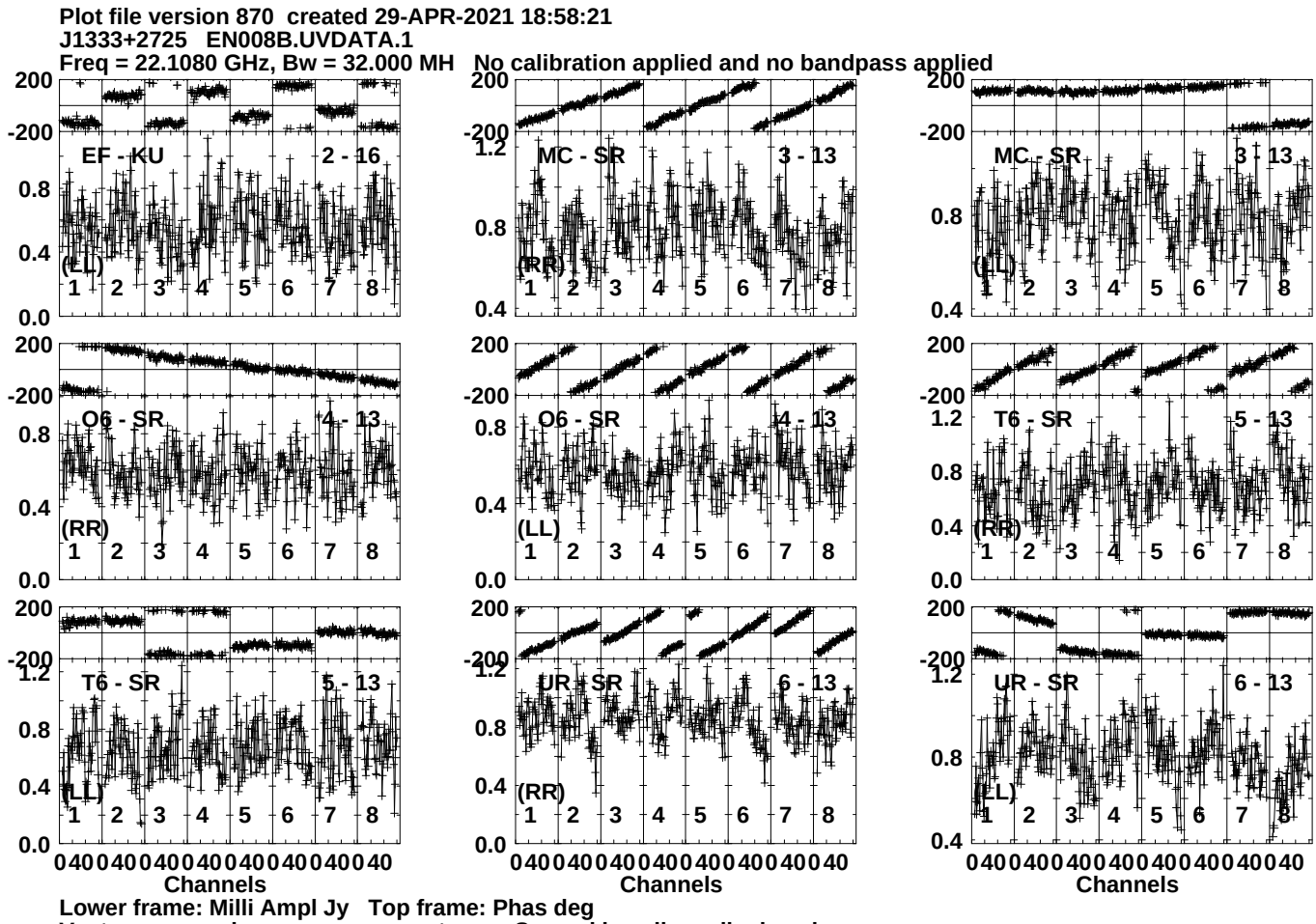
Plot file version 870 created 29-APR-2021 18:58:21
J1333+2725 EN008B.UVDATA.1
Freq = 22.1080 GHz, Bw = 32.000 MH No calibration applied and no bandpass applied
EF - KU 2 - 16
MC - SR 3 - 13
MC - SR 3 - 13
O6 - SR 4 - 13
O6 - SR 4 - 13
T6 - SR 5 - 13
T6 - SR 5 - 13
UR - SR 6 - 13
UR - SR 6 - 13
(LL)
(RR)
Channels
Lower frame: Milli Ampl Jy Top frame: Phas deg
Vector averaged cross-power spectrum Several baselines displayed
Timerange: 00/22:44:31 to 00/22:45:29

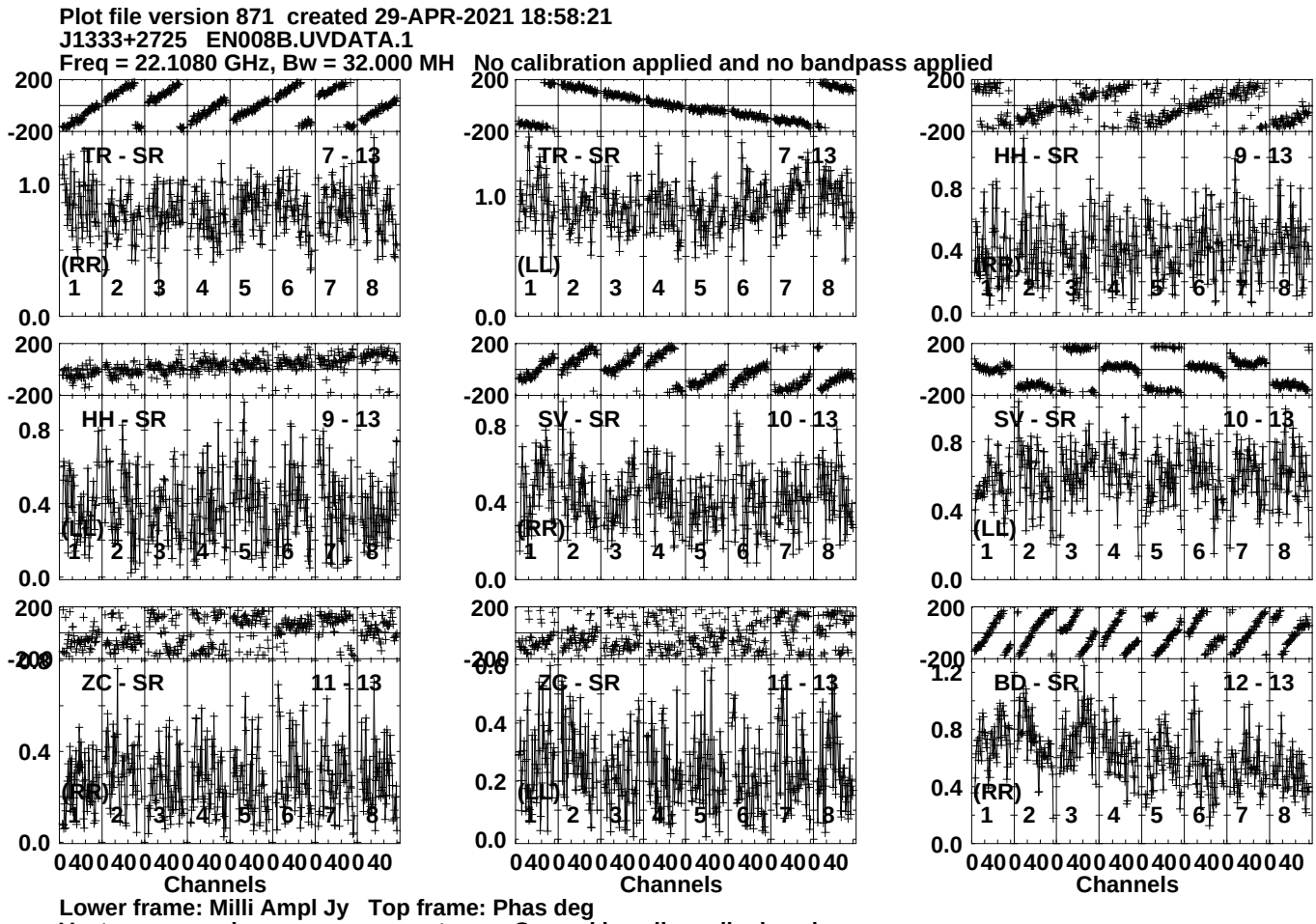
Plot file version 871 created 29-APR-2021 18:58:21
J1333+2725 EN008B.UVDATA.1
Freq = 22.1080 GHz, Bw = 32.000 MH No calibration applied and no bandpass applied
TR - SR 7 - 13
(RR)
TR - SR 7 - 13
(LL)
HH - SR 9 - 13
(RR)
HH - SR 9 - 13
(LL)
SV - SR 10 - 13
(RR)
SV - SR 10 - 13
(LL)
ZC - SR 11 - 13
(RR)
ZC - SR 11 - 13
(LL)
BD - SR 12 - 13
(RR)
Channels
Channels
Channels
Lower frame: Milli Ampl Jy Top frame: Phas deg
Vector averaged cross-power spectrum Several baselines displayed
Timerange: 00/22:44:31 to 00/22:45:29

Plot file version 872 created 29-APR-2021 18:58:21
J1333+2725 EN008B.UVDATA.1
Freq = 22.1080 GHz, Bw = 32.000 MH No calibration applied and no bandpass applied

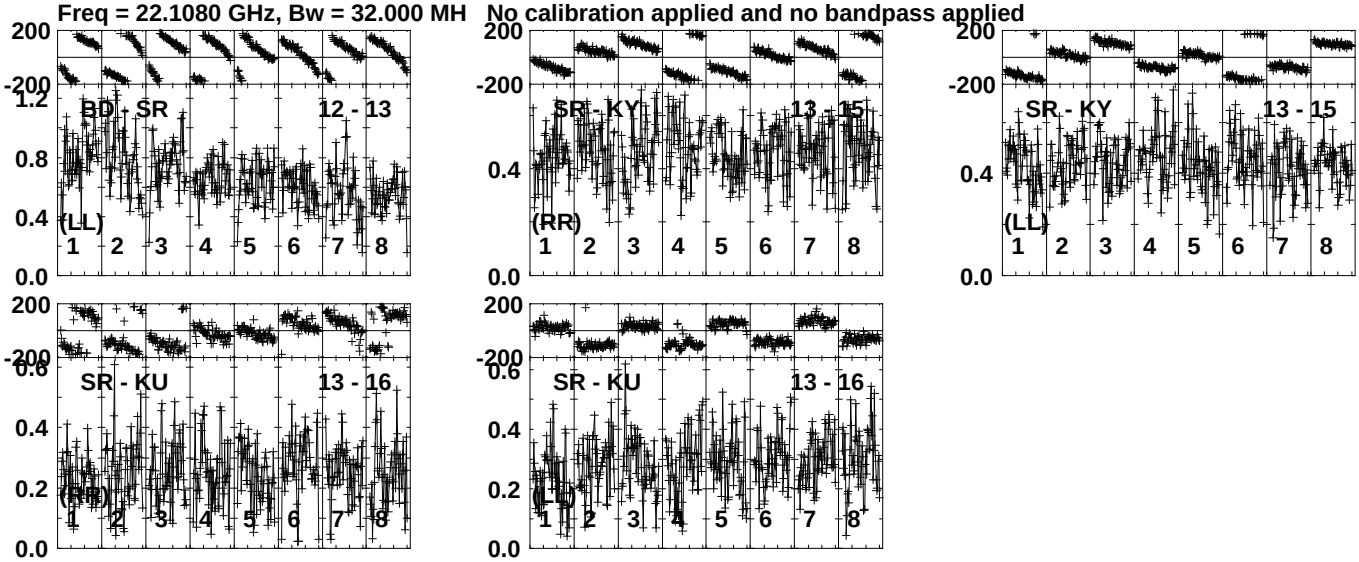

Lower frame: Milli Ampl Jy Top frame: Phas deg
Vector averaged cross-power spectrum Several baselines displayed
Timerange: 00/22:44:31 to 00/22:45:29

Plot file version 873 created 29-APR-2021 18:58:21
J1328+2752 EN008B.UVDATA.1
Freq = 22.1080 GHz, Bw = 32.000 MH No calibration applied and no bandpass applied

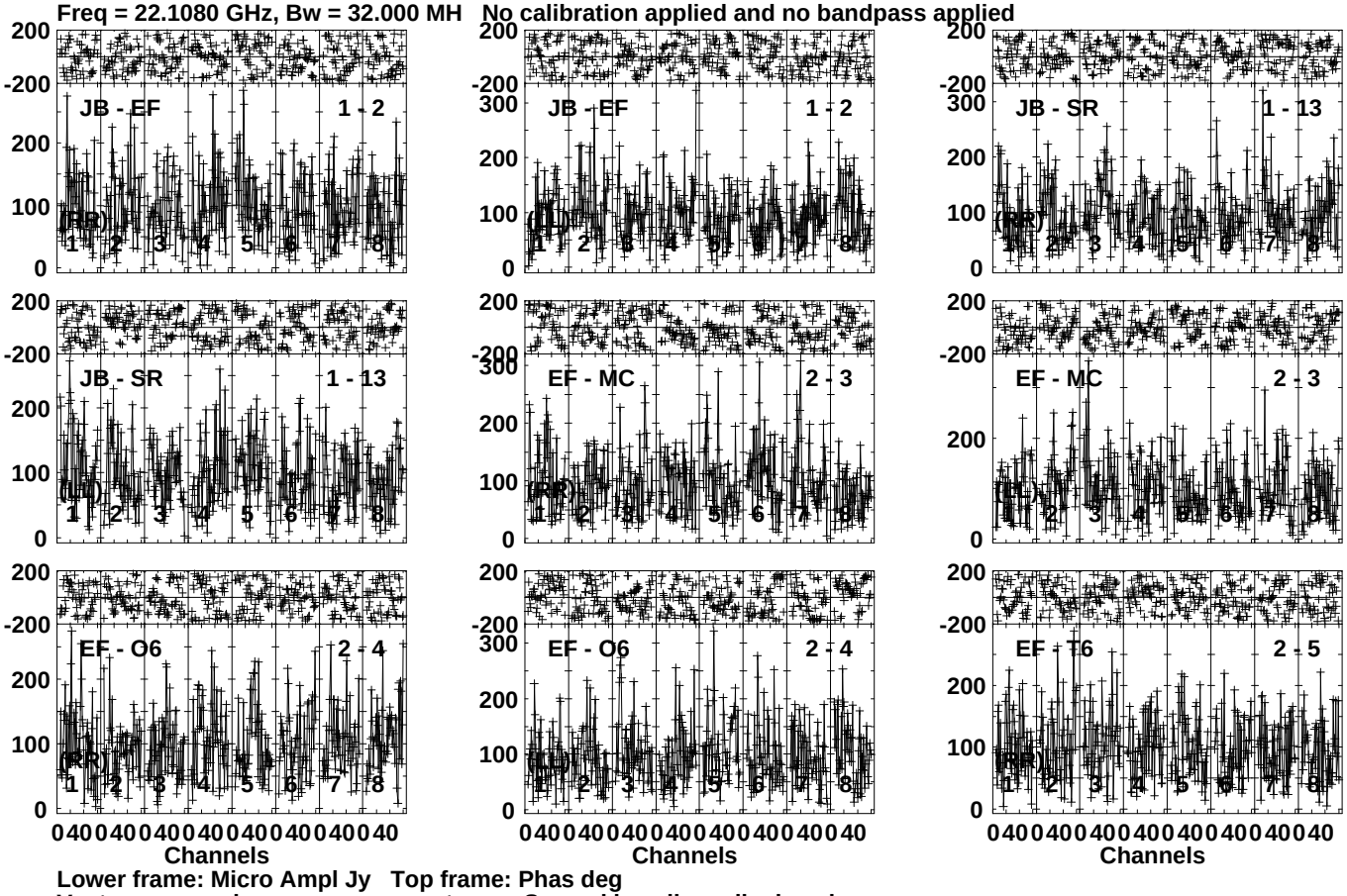

Lower frame: Micro Ampl Jy Top frame: Phas deg
Vector averaged cross-power spectrum Several baselines displayed
Timerange: 00/22:46:11 to 00/22:48:09

Plot file version 874 created 29-APR-2021 18:58:22
J1328+2752 EN008B.UVDATA.1
Freq = 22.1080 GHz, Bw = 32.000 MH No calibration applied and no bandpass applied

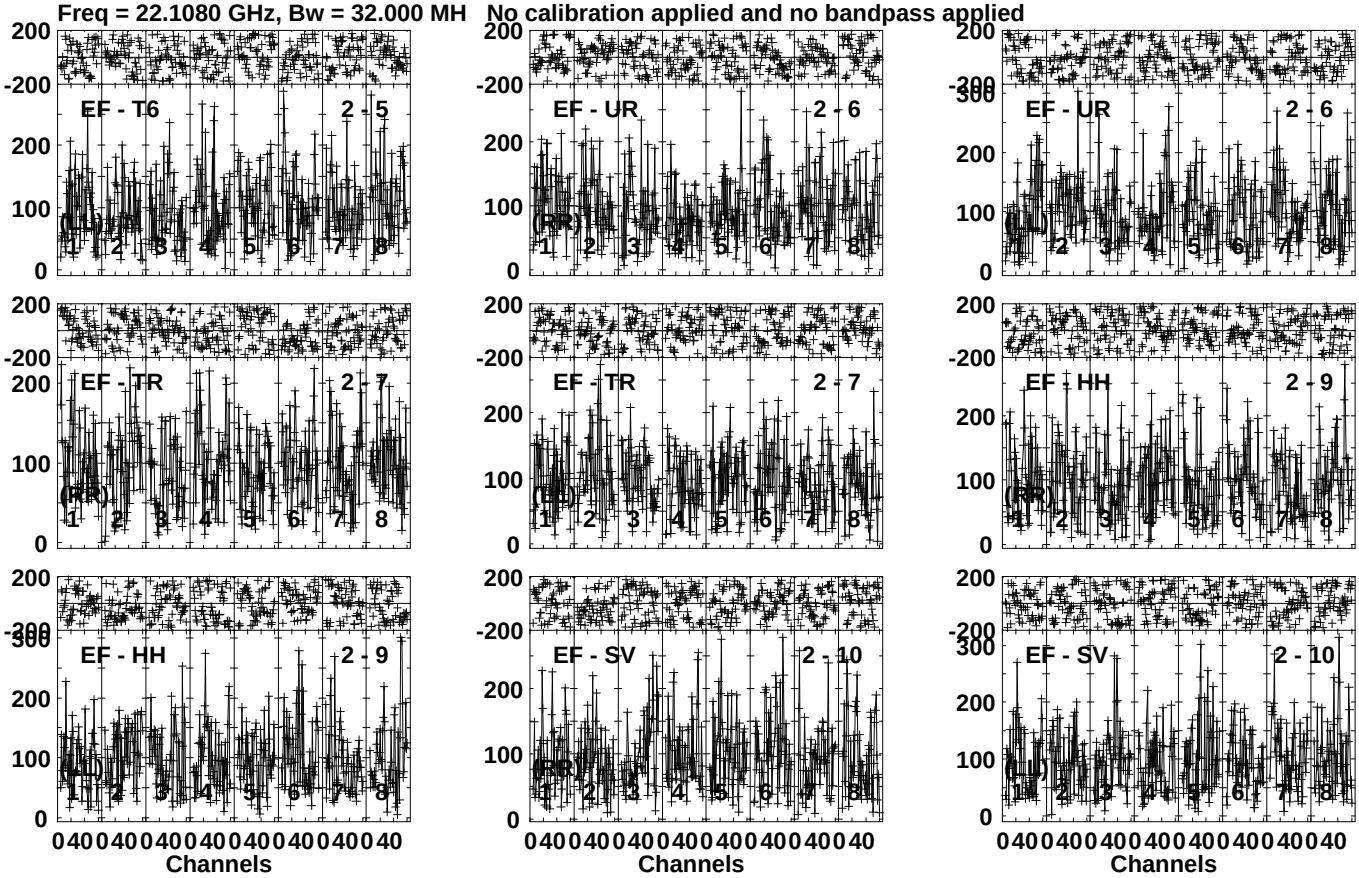

Lower frame: Micro Ampl Jy Top frame: Phas deg
Vector averaged cross-power spectrum Several baselines displayed
Timerange: 00/22:46:11 to 00/22:48:09

Plot file version 875 created 29-APR-2021 18:58:22
J1328+2752 EN008B.UVDATA.1
Freq = 22.1080 GHz, Bw = 32.000 MH No calibration applied and no bandpass applied

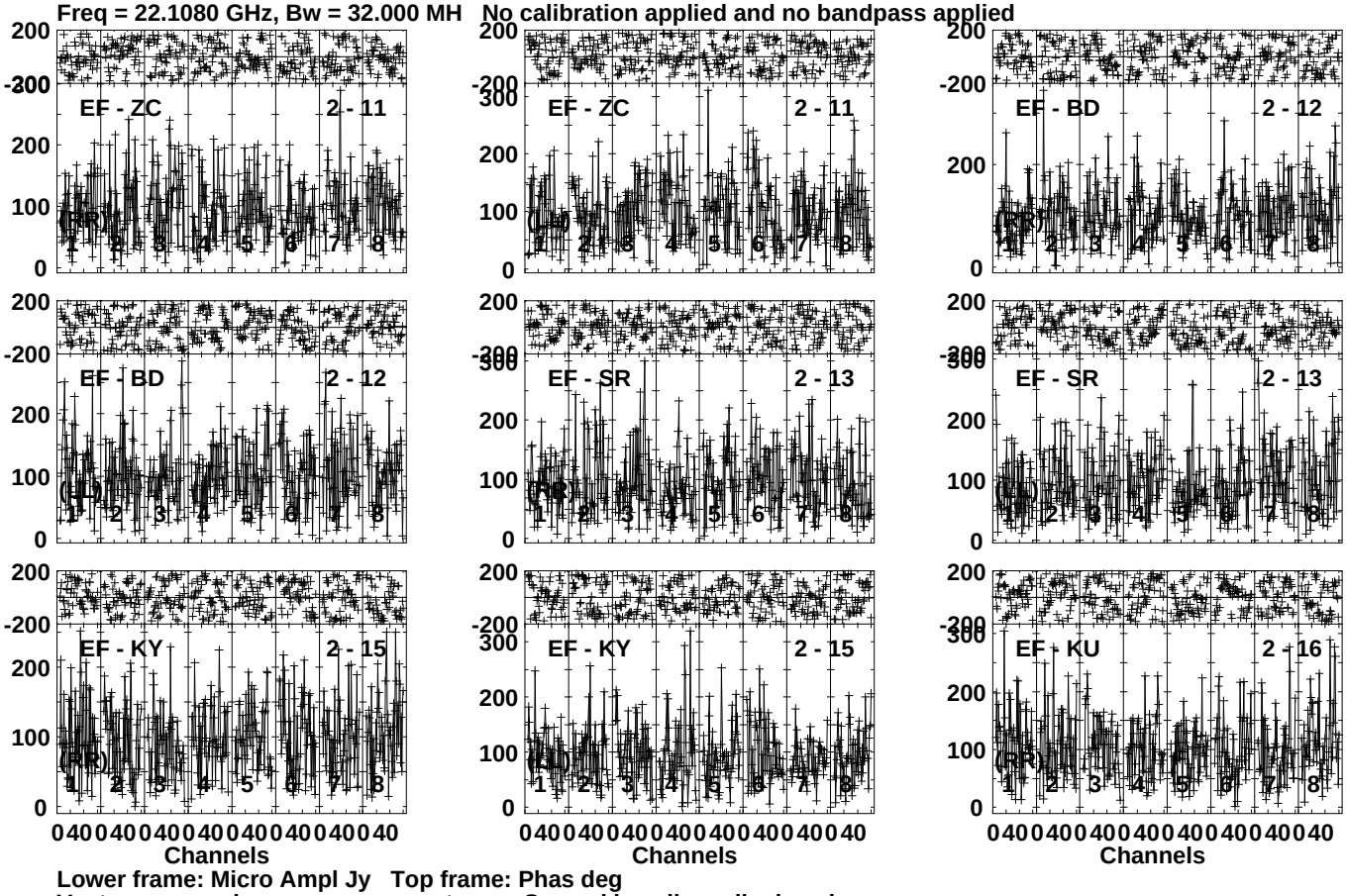

Lower frame: Micro Ampl Jy Top frame: Phas deg
Vector averaged cross-power spectrum Several baselines displayed
Timerange: 00/22:46:11 to 00/22:48:09

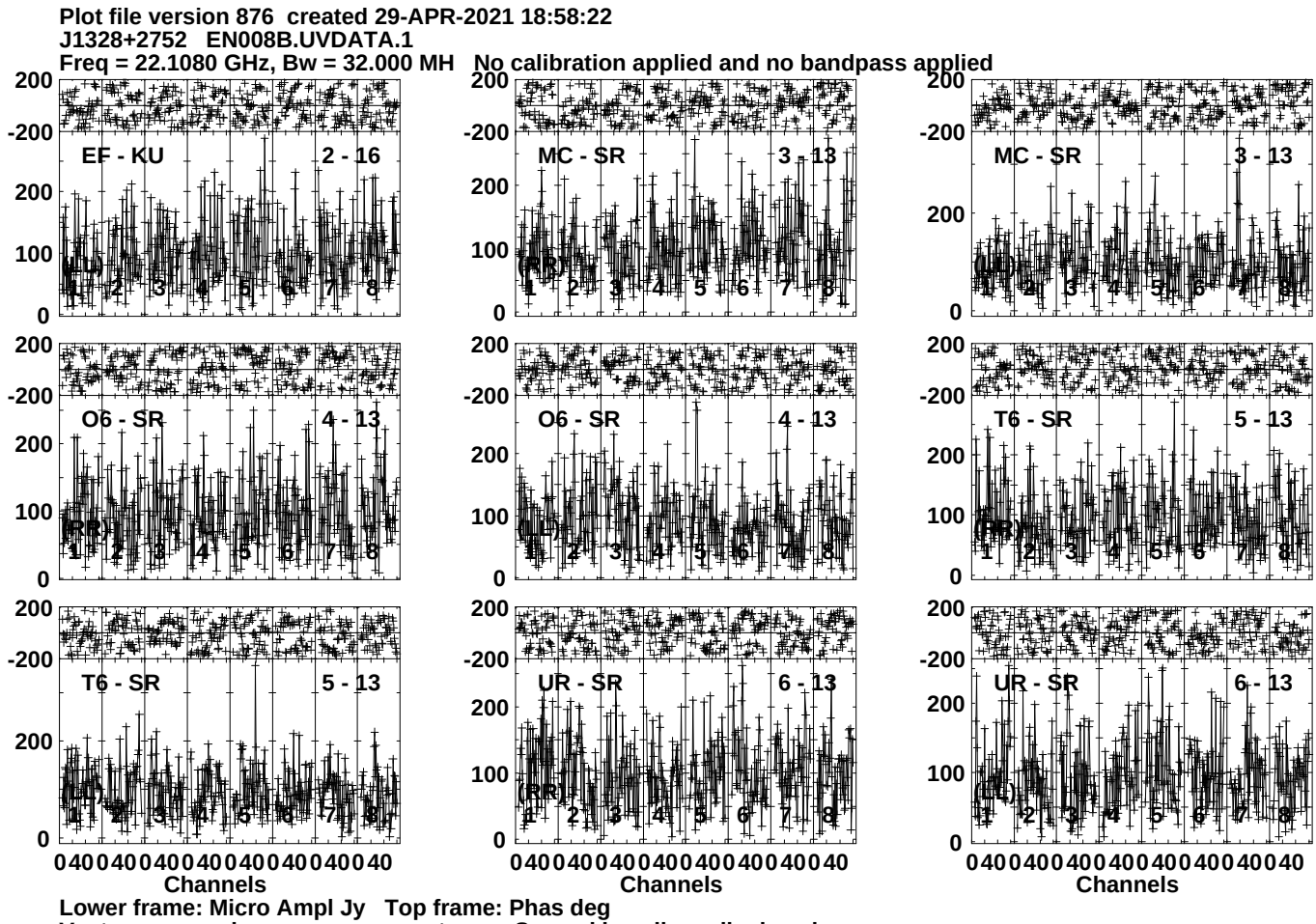
Plot file version 876 created 29-APR-2021 18:58:22
J1328+2752 EN008B.UVDATA.1
Freq = 22.1080 GHz, Bw = 32.000 MH No calibration applied and no bandpass applied
EF - KU 2 - 16
MC - SR 3 - 13
MC - SR 3 - 13
O6 - SR 4 - 13
O6 - SR 4 - 13
T6 - SR 5 - 13
T6 - SR 5 - 13
UR - SR 6 - 13
UR - SR 6 - 13
(RR)
(LL)
(RR)
(LL)
(RR)
(LL)
(RR)
(LL)
200
-200
100
0
1 2 3 4 5 6 7 8
0 40 0 40 0 40 0 40 0 40 0 40 0 40 0 40
Channels
Lower frame: Micro Ampl Jy Top frame: Phas deg
Vector averaged cross-power spectrum Several baselines displayed
Timerange: 00/22:46:11 to 00/22:48:09

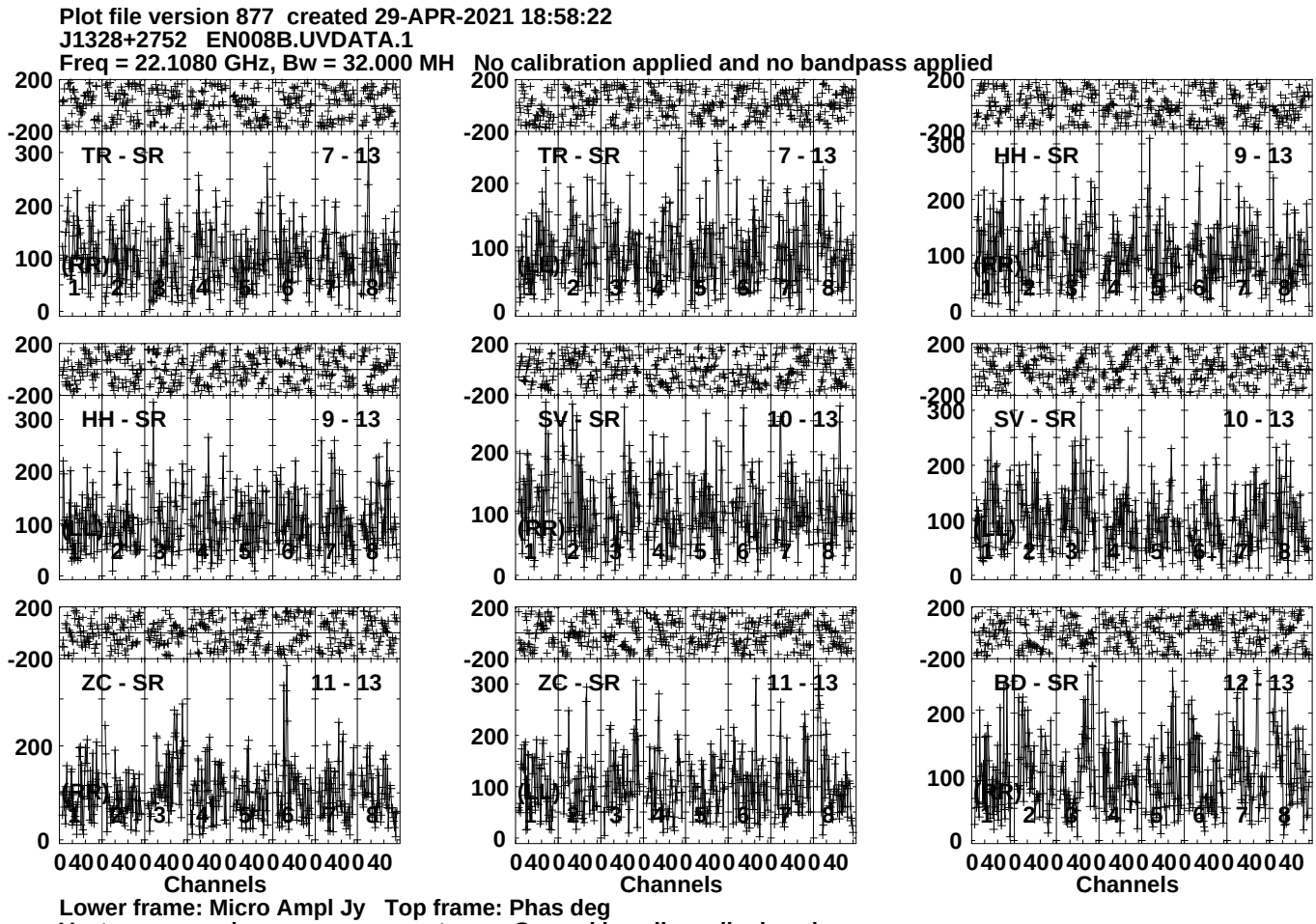
Plot file version 877 created 29-APR-2021 18:58:22
J1328+2752 EN008B.UVDATA.1
Freq = 22.1080 GHz, Bw = 32.000 MH No calibration applied and no bandpass applied
TR - SR
7 - 13
HH - SR
9 - 13
SV - SR
10 - 13
ZC - SR
11 - 13
BD - SR
12 - 13
Channels
Lower frame: Micro Ampl Jy Top frame: Phas deg
Vector averaged cross-power spectrum Several baselines displayed
Timerange: 00/22:46:11 to 00/22:48:09

Plot file version 878 created 29-APR-2021 18:58:22
J1328+2752 EN008B.UVDATA.1
Freq = 22.1080 GHz, Bw = 32.000 MH No calibration applied and no bandpass applied

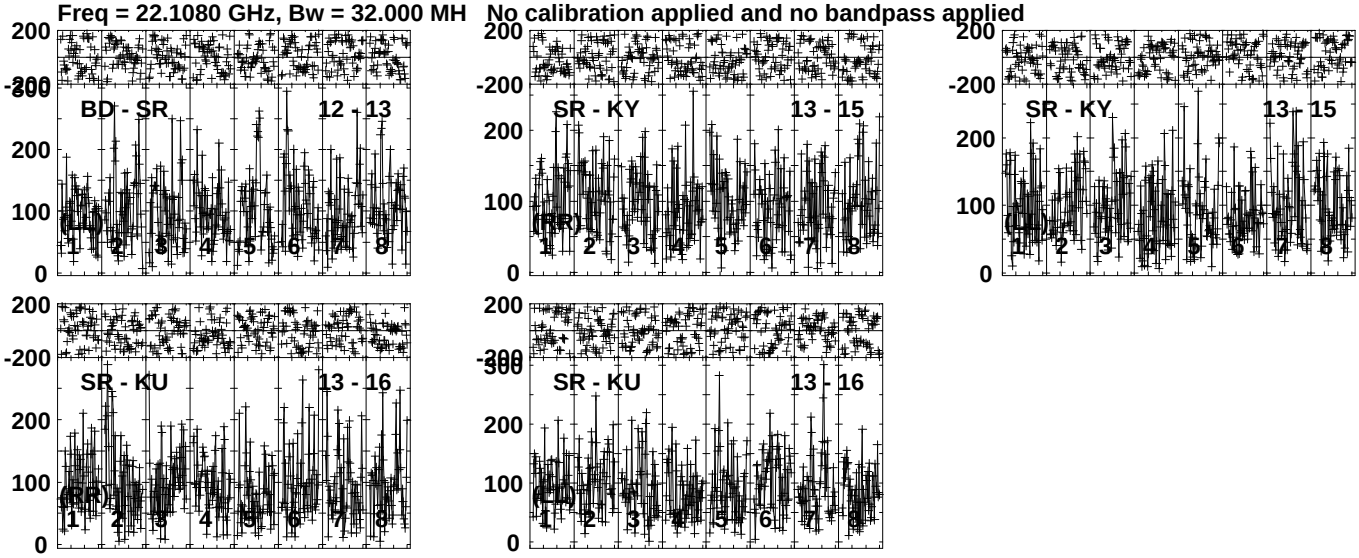

Lower frame: Micro Ampl Jy Top frame: Phas deg
Vector averaged cross-power spectrum Several baselines displayed
Timerange: 00/22:46:11 to 00/22:48:09

Plot file version 879 created 29-APR-2021 18:58:22
J1333+2725 EN008B.UVDATA.1
Freq = 22.1080 GHz, Bw = 32.000 MH No calibration applied and no bandpass applied

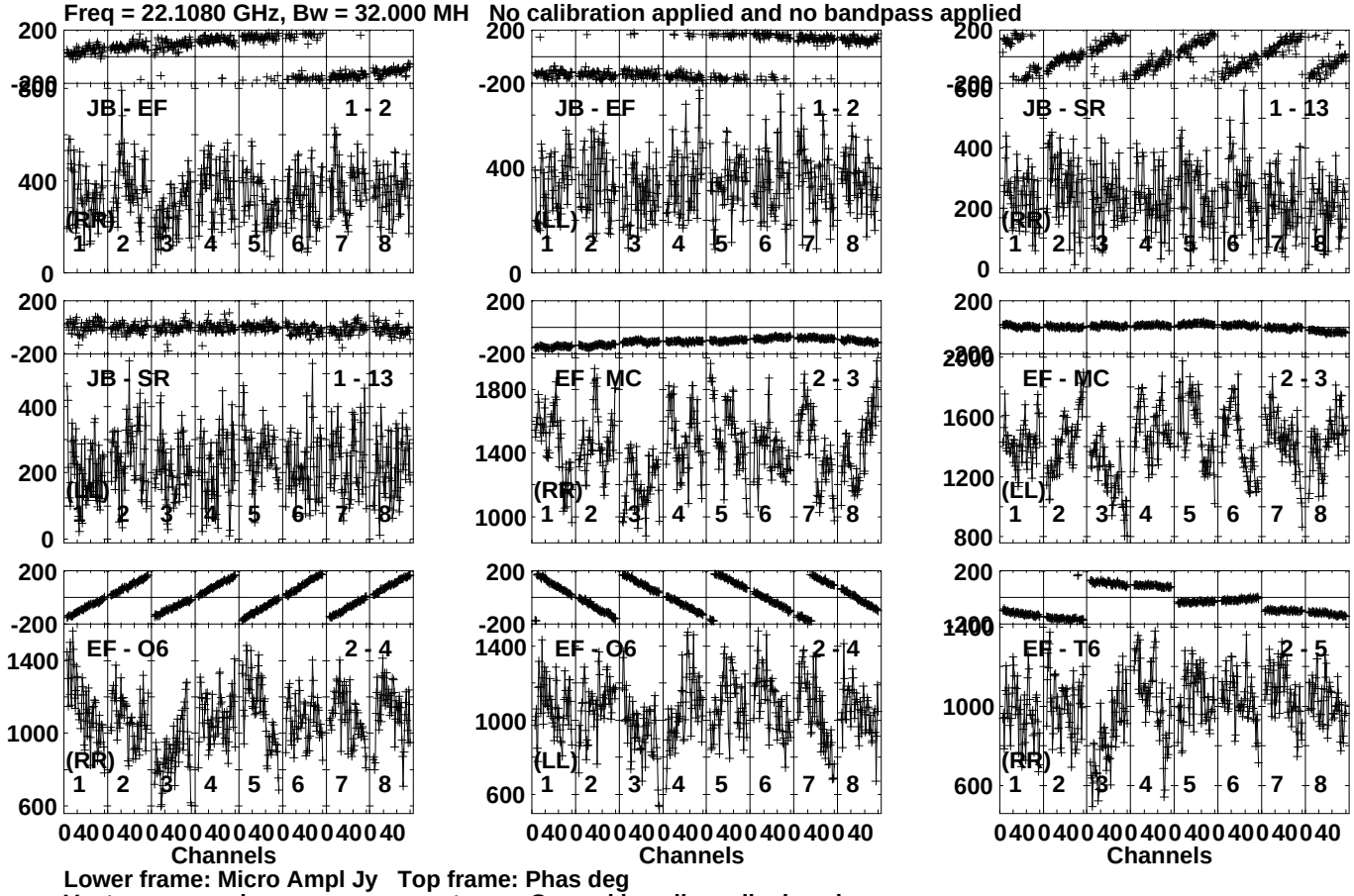

Lower frame: Micro Ampl Jy Top frame: Phas deg
Vector averaged cross-power spectrum Several baselines displayed
Timerange: 00/22:48:41 to 00/22:49:39

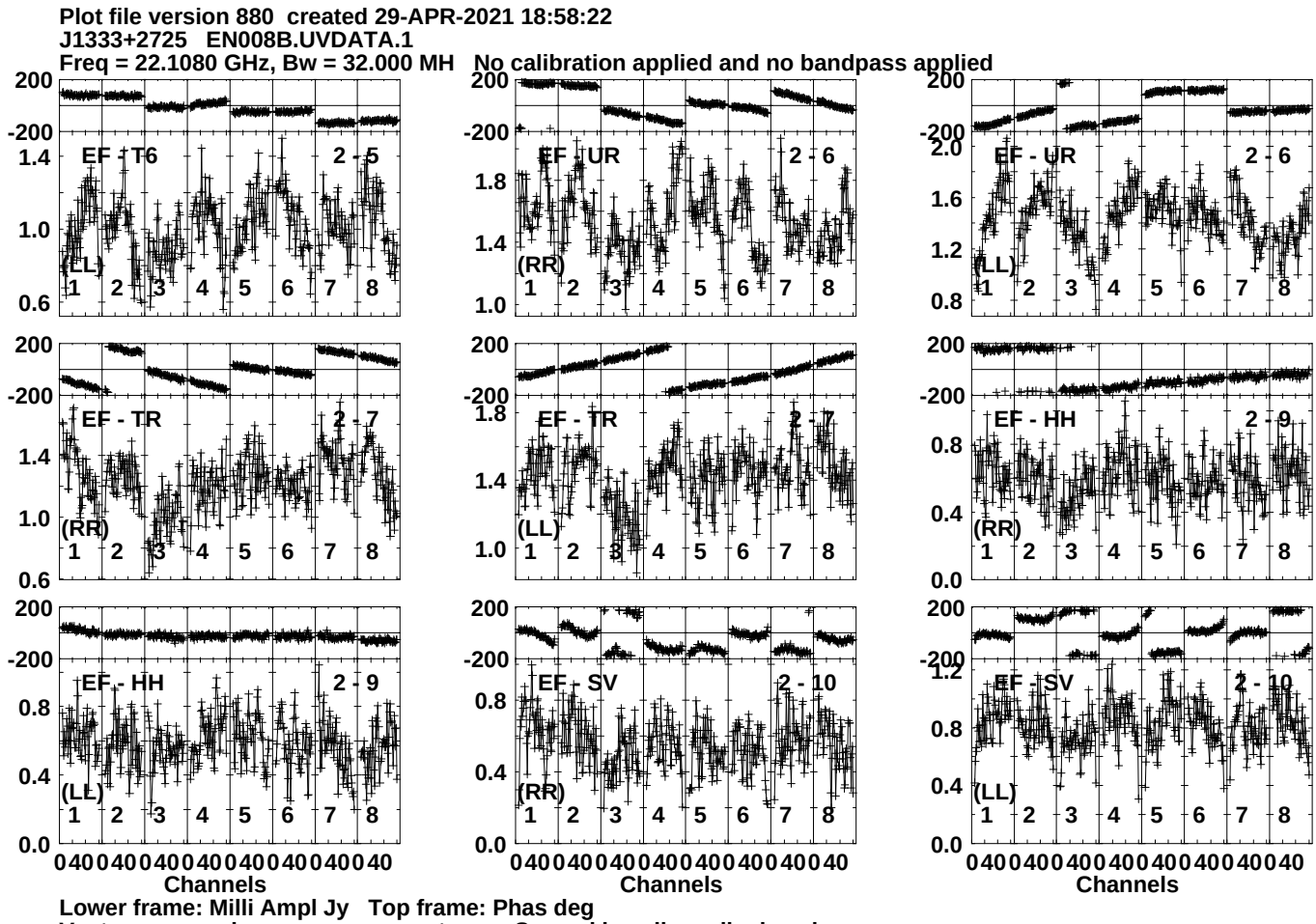
Plot file version 880 created 29-APR-2021 18:58:22
J1333+2725 EN008B.UVDATA.1
Freq = 22.1080 GHz, Bw = 32.000 MH No calibration applied and no bandpass applied
EF - T6 2 - 5
(LL)
EF - UR 2 - 6
(RR)
EF - UR 2 - 6
(LL)
EF - TR 2 - 7
(RR)
EF - TR 2 - 7
(LL)
EF - HH 2 - 9
(RR)
EF - HH 2 - 9
(LL)
EF - SV 2 - 10
(RR)
EF - SV 2 - 10
(LL)
Channels
Channels
Channels
Lower frame: Milli Ampl Jy Top frame: Phas deg
Vector averaged cross-power spectrum Several baselines displayed
Timerange: 00/22:48:41 to 00/22:49:39

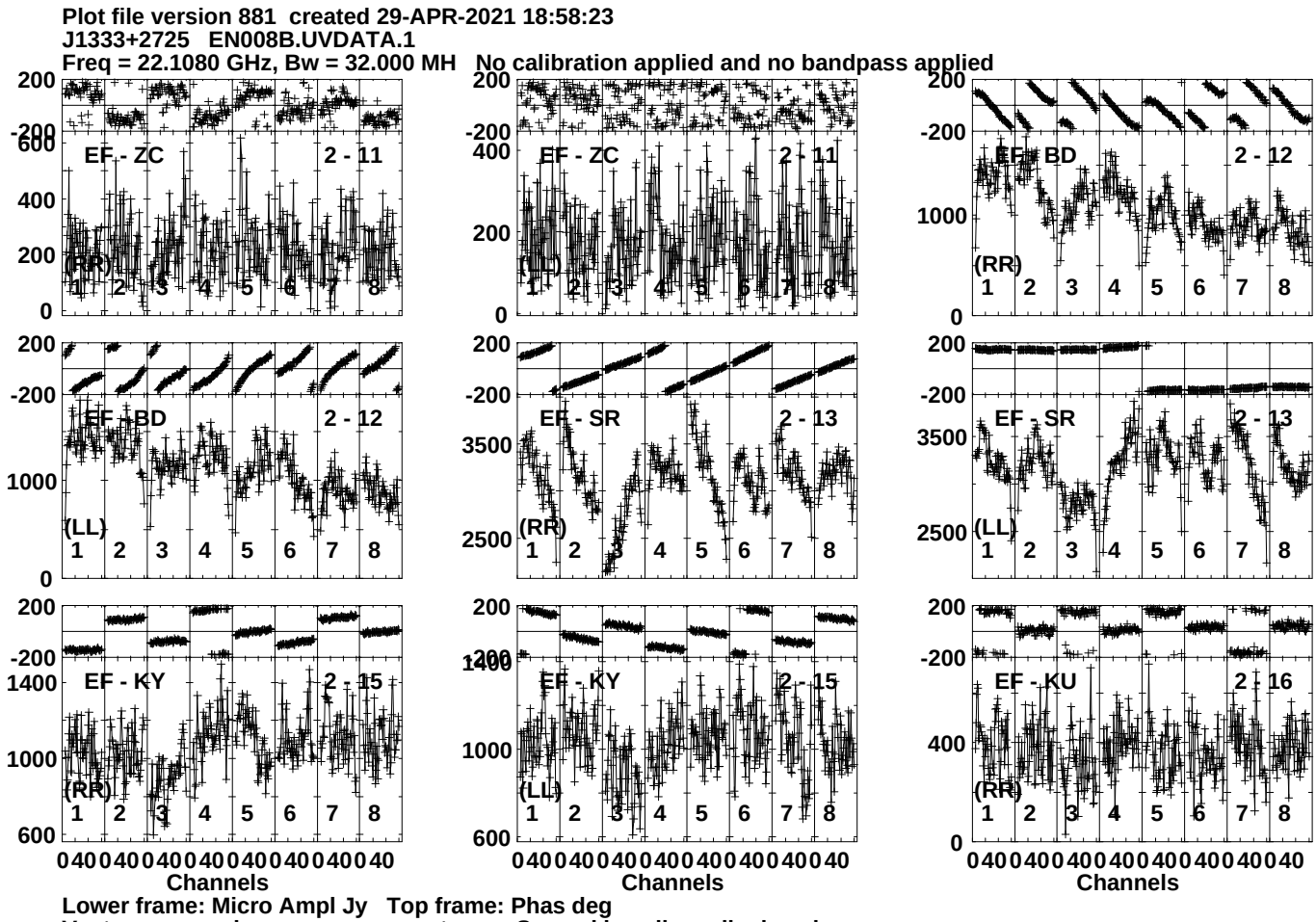
Plot file version 881 created 29-APR-2021 18:58:23
J1333+2725 EN008B.UVDATA.1
Freq = 22.1080 GHz, Bw = 32.000 MH No calibration applied and no bandpass applied
EF - ZC 2 - 11
(RR)
EF - ZC 2 - 11
(LL)
EF - BD 2 - 12
(RR)
EF - BD 2 - 12
(LL)
EF - SR 2 - 13
(RR)
EF - SR 2 - 13
(LL)
EF - KY 2 - 15
(RR)
EF - KY 2 - 15
(LL)
EF - KU 2 - 16
(RR)
Channels
Channels
Channels
Lower frame: Micro Ampl Jy Top frame: Phas deg
Vector averaged cross-power spectrum Several baselines displayed
Timerange: 00/22:48:41 to 00/22:49:39

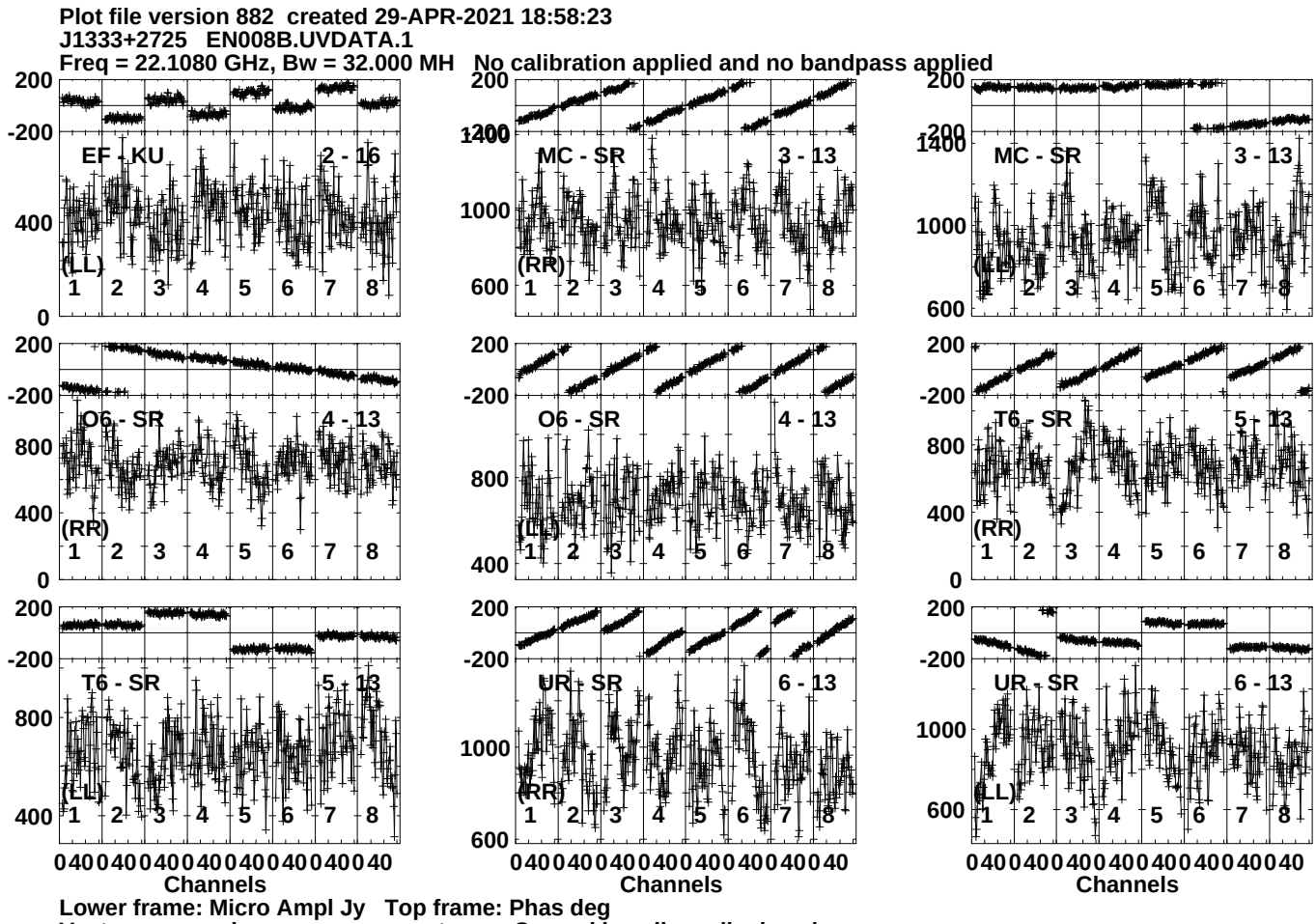
Plot file version 882 created 29-APR-2021 18:58:23
J1333+2725 EN008B.UVDATA.1
Freq = 22.1080 GHz, Bw = 32.000 MH No calibration applied and no bandpass applied
EF - KU 2 - 16
(LL)
MC - SR 3 - 13
(RR)
MC - SR 3 - 13
(LL)
O6 - SR 4 - 13
(RR)
O6 - SR 4 - 13
(LL)
T6 - SR 5 - 13
(RR)
T6 - SR 5 - 13
(LL)
UR - SR 6 - 13
(RR)
UR - SR 6 - 13
(LL)
Channels
Channels
Channels
Lower frame: Micro Ampl Jy Top frame: Phas deg
Vector averaged cross-power spectrum Several baselines displayed
Timerange: 00/22:48:41 to 00/22:49:39

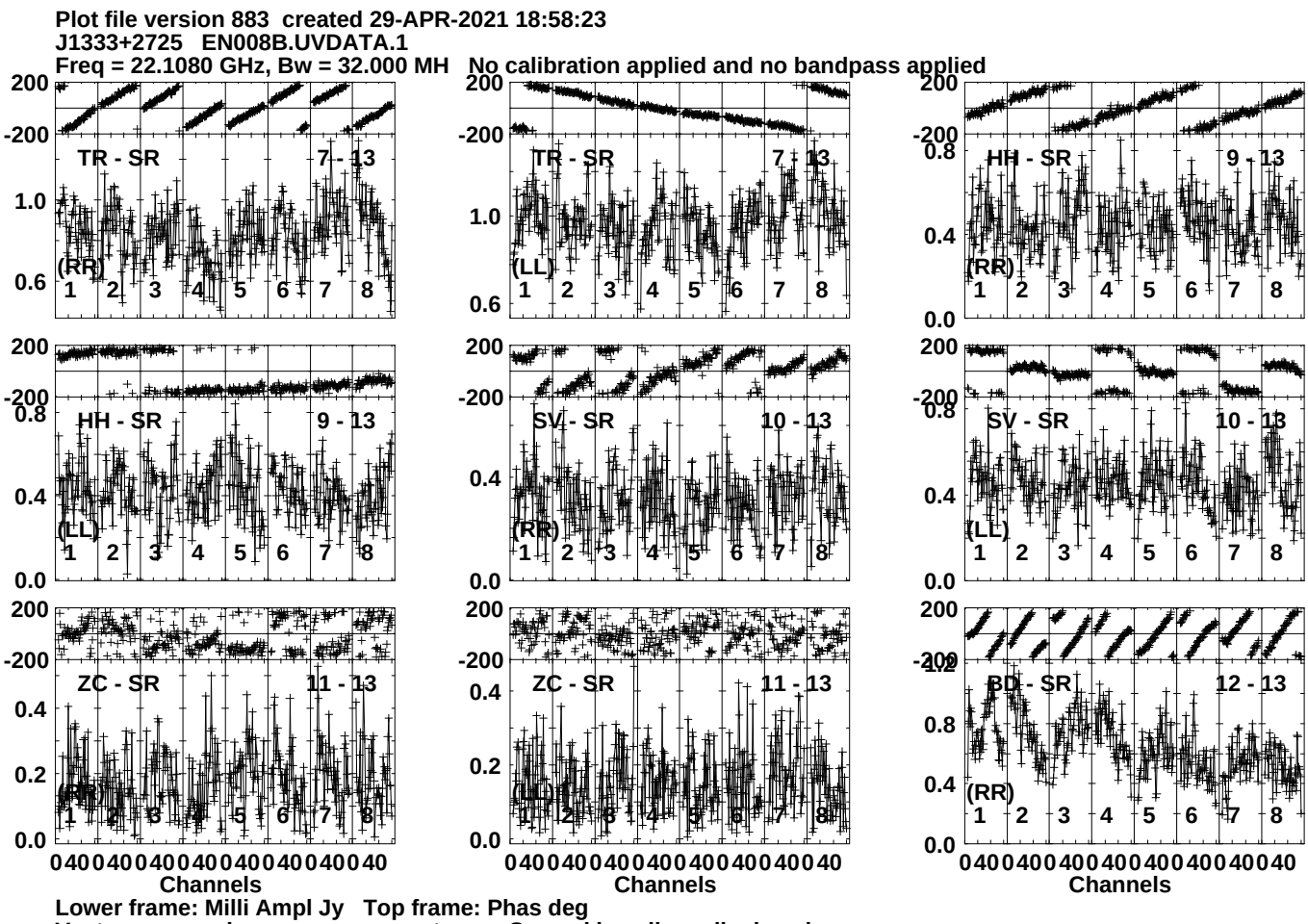
Plot file version 883 created 29-APR-2021 18:58:23
J1333+2725 EN008B.UVDATA.1
Freq = 22.1080 GHz, Bw = 32.000 MH No calibration applied and no bandpass applied
TR - SR 7 - 13
(RR)
TR - SR 7 - 13
(LL)
HH - SR 9 - 13
(RR)
HH - SR 9 - 13
(LL)
SV - SR 10 - 13
(RR)
SV - SR 10 - 13
(LL)
ZC - SR 11 - 13
(RR)
ZC - SR 11 - 13
(LL)
BD - SR 12 - 13
(RR)
Channels
Channels
Channels
Lower frame: Milli Ampl Jy Top frame: Phas deg
Vector averaged cross-power spectrum Several baselines displayed
Timerange: 00/22:48:41 to 00/22:49:39

Plot file version 884 created 29-APR-2021 18:58:23
J1333+2725 EN008B.UVDATA.1
Freq = 22.1080 GHz, Bw = 32.000 MH No calibration applied and no bandpass applied

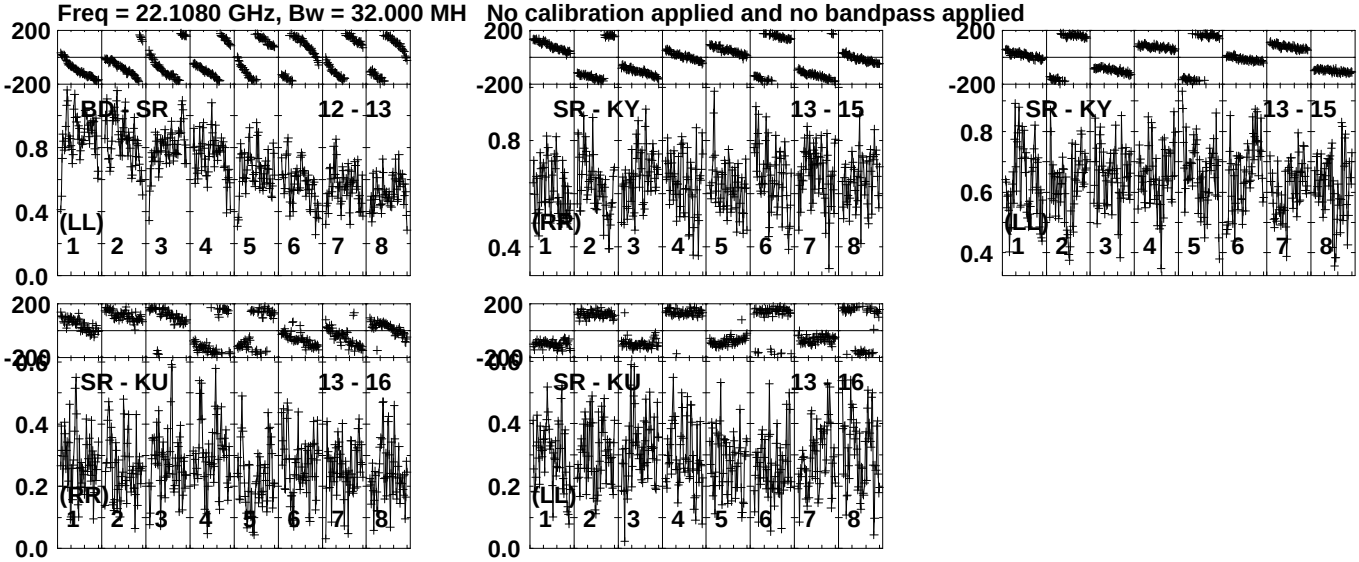

Lower frame: Milli Ampl Jy Top frame: Phas deg
Vector averaged cross-power spectrum Several baselines displayed
Timerange: 00/22:48:41 to 00/22:49:39

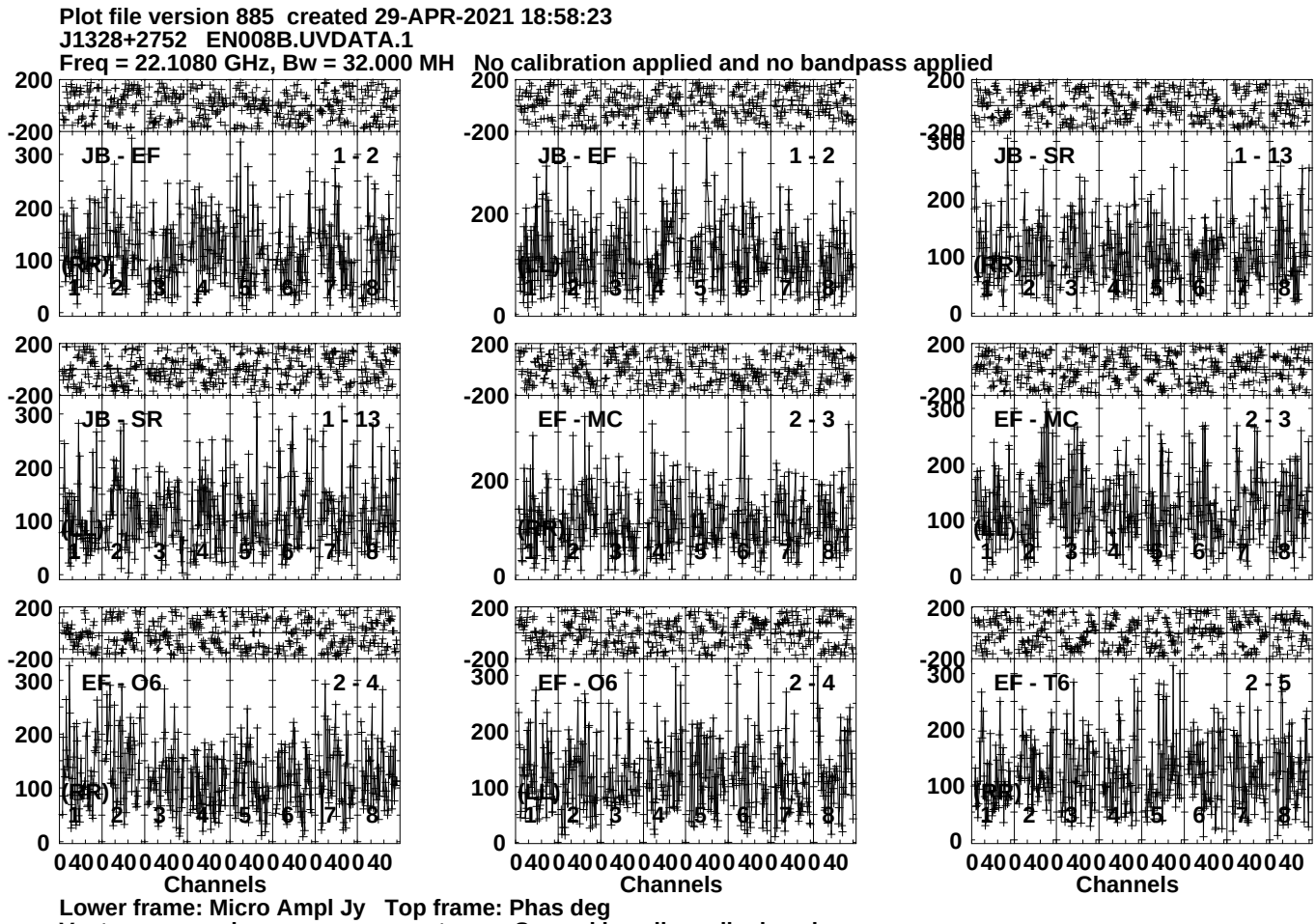
Plot file version 885 created 29-APR-2021 18:58:23
J1328+2752 EN008B.UVDATA.1
Freq = 22.1080 GHz, Bw = 32.000 MH No calibration applied and no bandpass applied
JB - EF 1 - 2
JB - EF 1 - 2
JB - SR 1 - 13
JB - SR 1 - 13
EF - MC 2 - 3
EF - MC 2 - 3
EF - O6 2 - 4
EF - O6 2 - 4
EF - T6 2 - 5
(RR)
(LL)
Channels
Lower frame: Micro Ampl Jy Top frame: Phas deg
Vector averaged cross-power spectrum Several baselines displayed
Timerange: 00/22:49:41 to 00/22:51:39

Plot file version 886 created 29-APR-2021 18:58:23
J1328+2752 EN008B.UVDATA.1
Freq = 22.1080 GHz, Bw = 32.000 MH No calibration applied and no bandpass applied

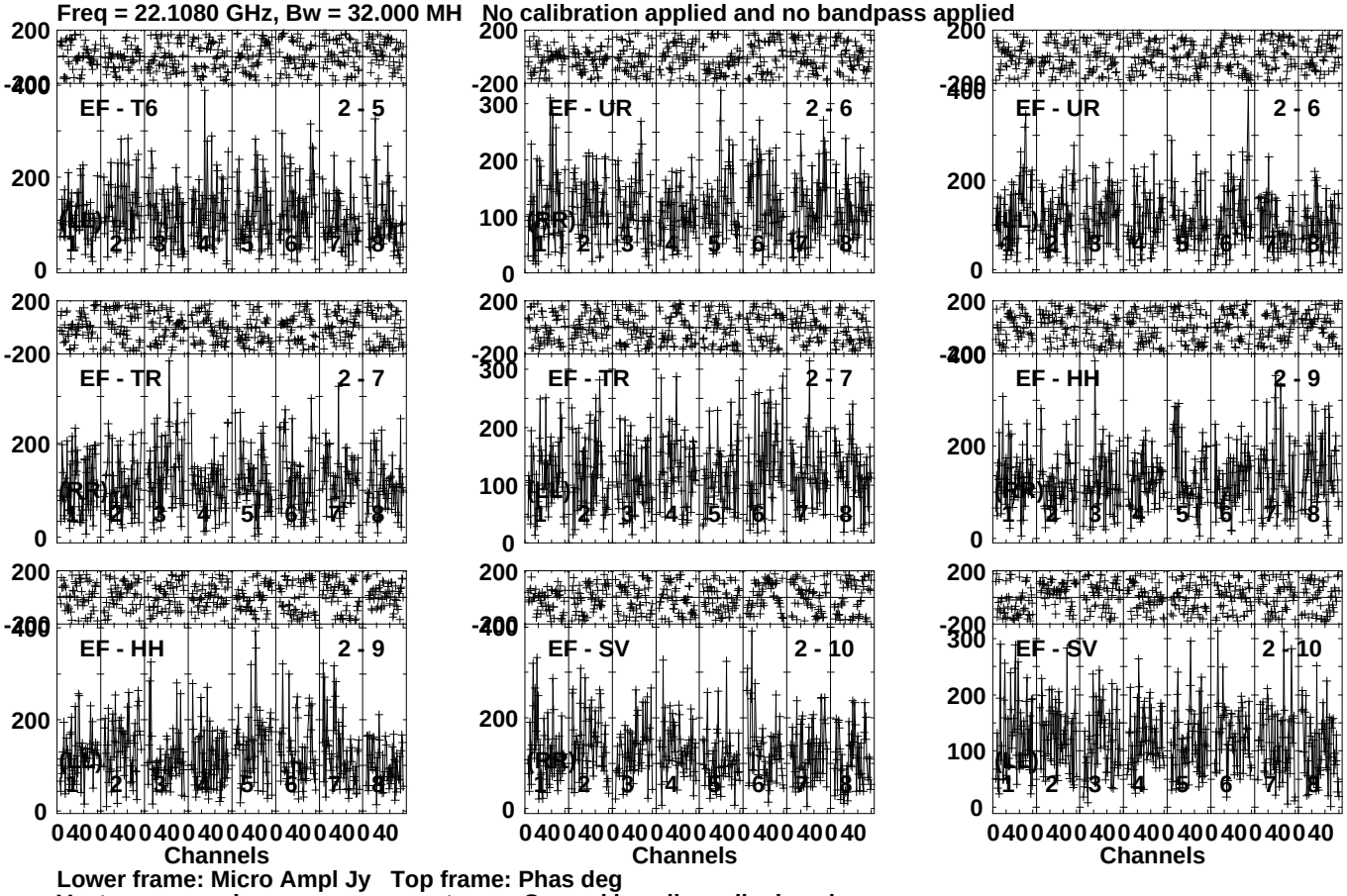

Lower frame: Micro Ampl Jy Top frame: Phas deg
Vector averaged cross-power spectrum Several baselines displayed
Timerange: 00/22:49:41 to 00/22:51:39

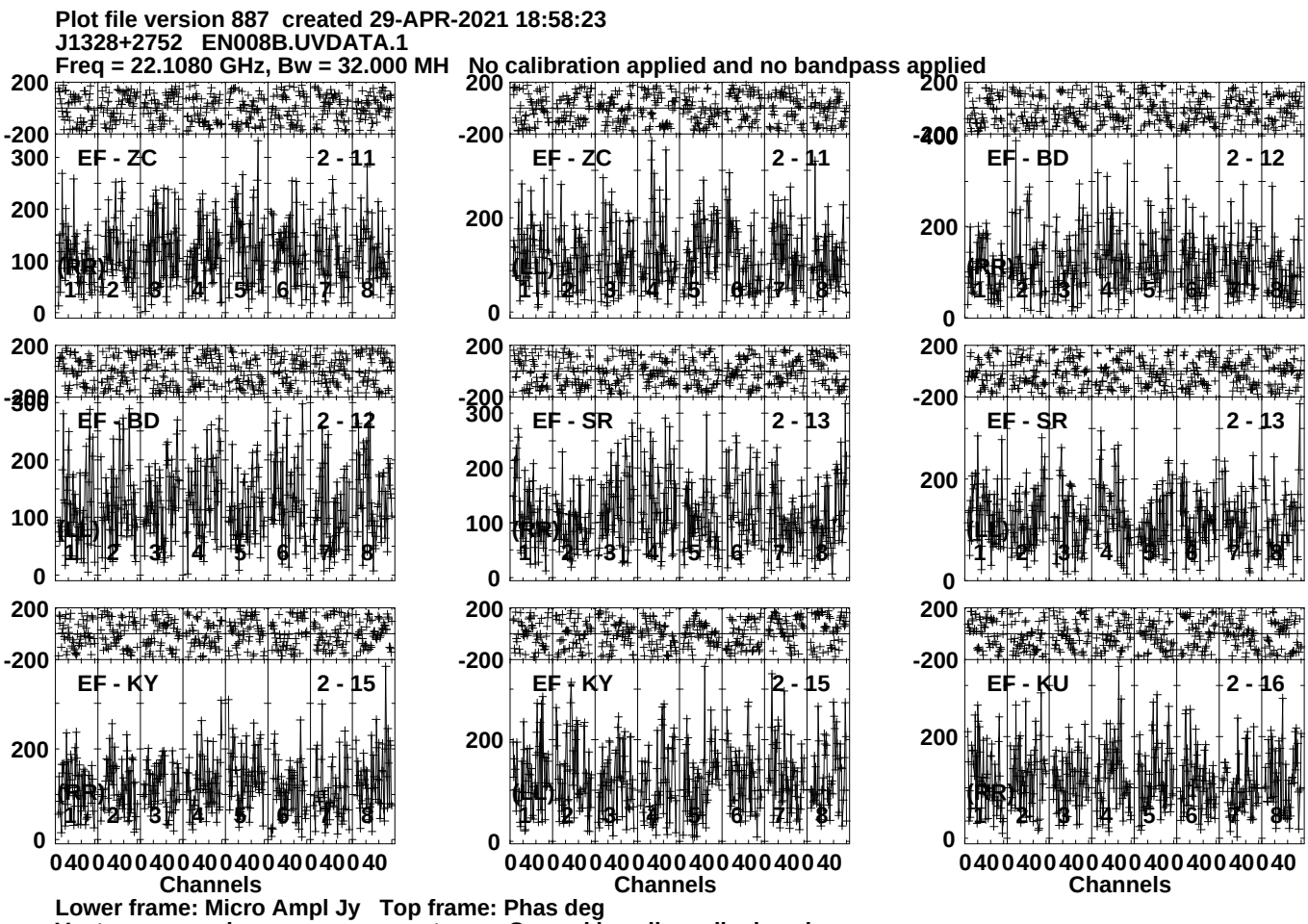
Plot file version 887 created 29-APR-2021 18:58:23
J1328+2752 EN008B.UVDATA.1
Freq = 22.1080 GHz, Bw = 32.000 MH No calibration applied and no bandpass applied
EF - ZC 2 - 11
EF - ZC 2 - 11
EF - BD 2 - 12
EF - BD 2 - 12
EF - SR 2 - 13
EF - SR 2 - 13
EF - KY 2 - 15
EF - KY 2 - 15
EF - KU 2 - 16
Channels
Channels
Channels
Lower frame: Micro Ampl Jy Top frame: Phas deg
Vector averaged cross-power spectrum Several baselines displayed
Timerange: 00/22:49:41 to 00/22:51:39

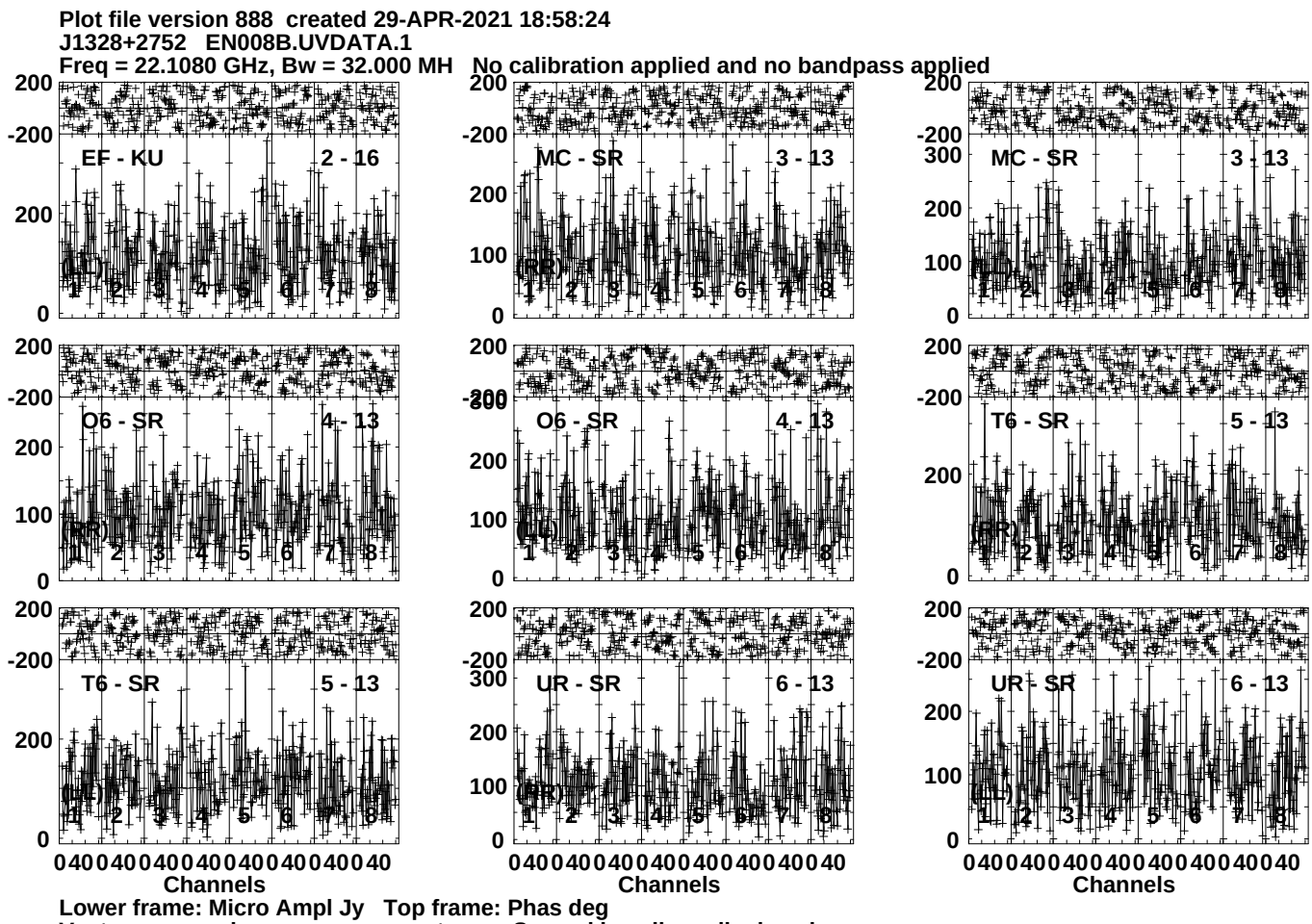
Plot file version 888 created 29-APR-2021 18:58:24
J1328+2752 EN008B.UVDATA.1
Freq = 22.1080 GHz, Bw = 32.000 MH No calibration applied and no bandpass applied
EF - KU 2 - 16
MC - SR 3 - 13
MC - SR 3 - 13
O6 - SR 4 - 13
O6 - SR 4 - 13
T6 - SR 5 - 13
T6 - SR 5 - 13
UR - SR 6 - 13
UR - SR 6 - 13
(RR)
(LL)
Channels
Lower frame: Micro Ampl Jy Top frame: Phas deg
Vector averaged cross-power spectrum Several baselines displayed
Timerange: 00/22:49:41 to 00/22:51:39

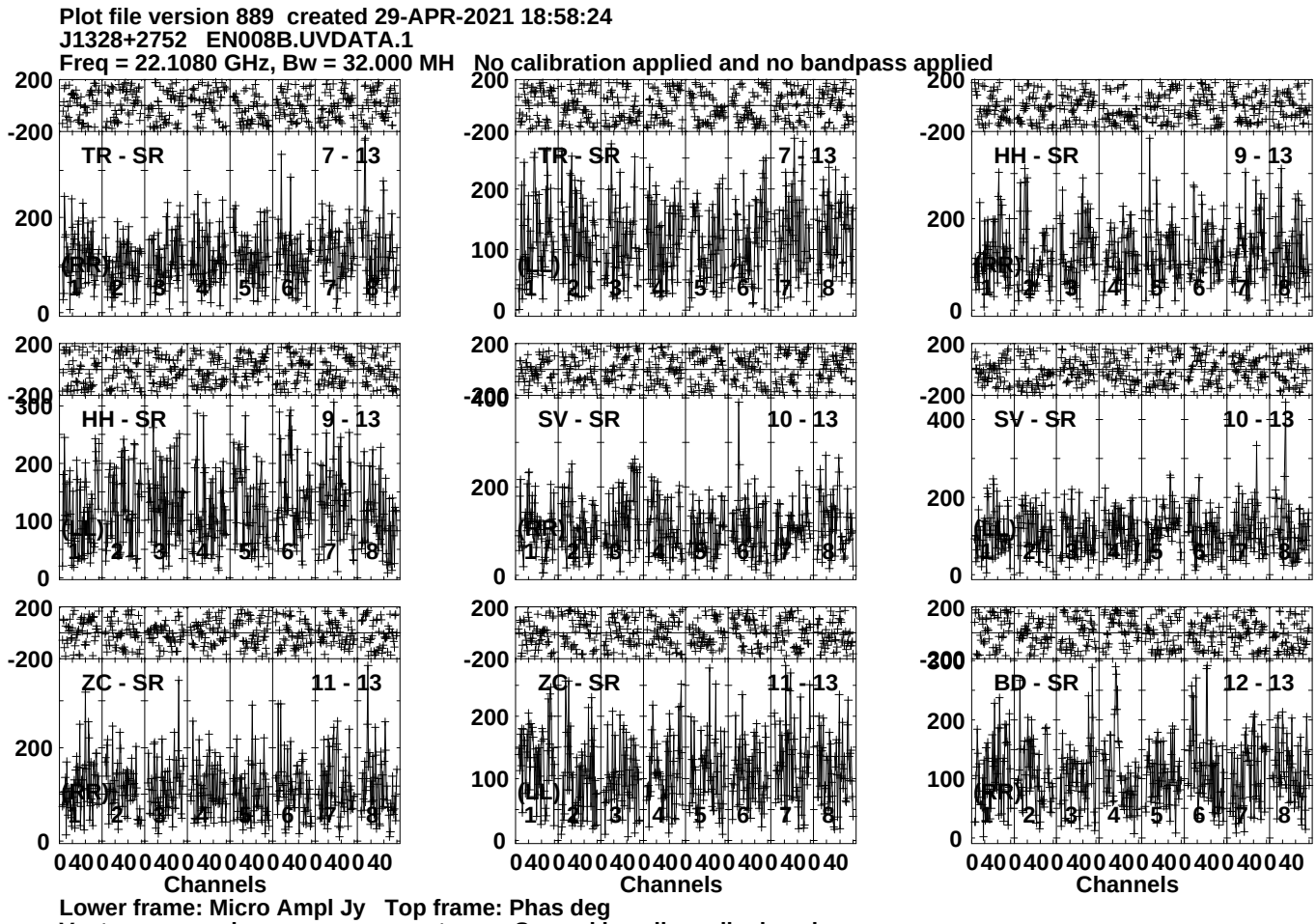
Plot file version 889 created 29-APR-2021 18:58:24
J1328+2752 EN008B.UVDATA.1
Freq = 22.1080 GHz, Bw = 32.000 MH No calibration applied and no bandpass applied
TR - SR
7 - 13
(RR)
(LL)
HH - SR
9 - 13
SV - SR
10 - 13
ZC - SR
11 - 13
BD - SR
12 - 13
Channels
Lower frame: Micro Ampl Jy Top frame: Phas deg
Vector averaged cross-power spectrum Several baselines displayed
Timerange: 00/22:49:41 to 00/22:51:39

Plot file version 890 created 29-APR-2021 18:58:24
J1328+2752 EN008B.UVDATA.1
Freq = 22.1080 GHz, Bw = 32.000 MH No calibration applied and no bandpass applied

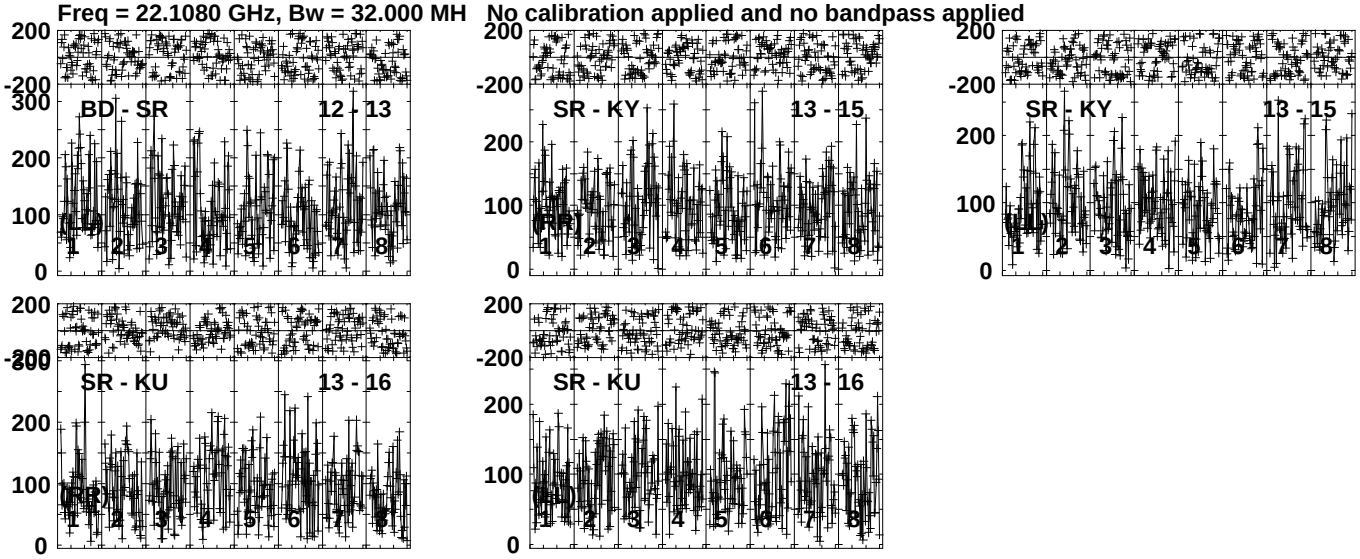

Lower frame: Micro Ampl Jy Top frame: Phas deg
Vector averaged cross-power spectrum Several baselines displayed
Timerange: 00/22:49:41 to 00/22:51:39

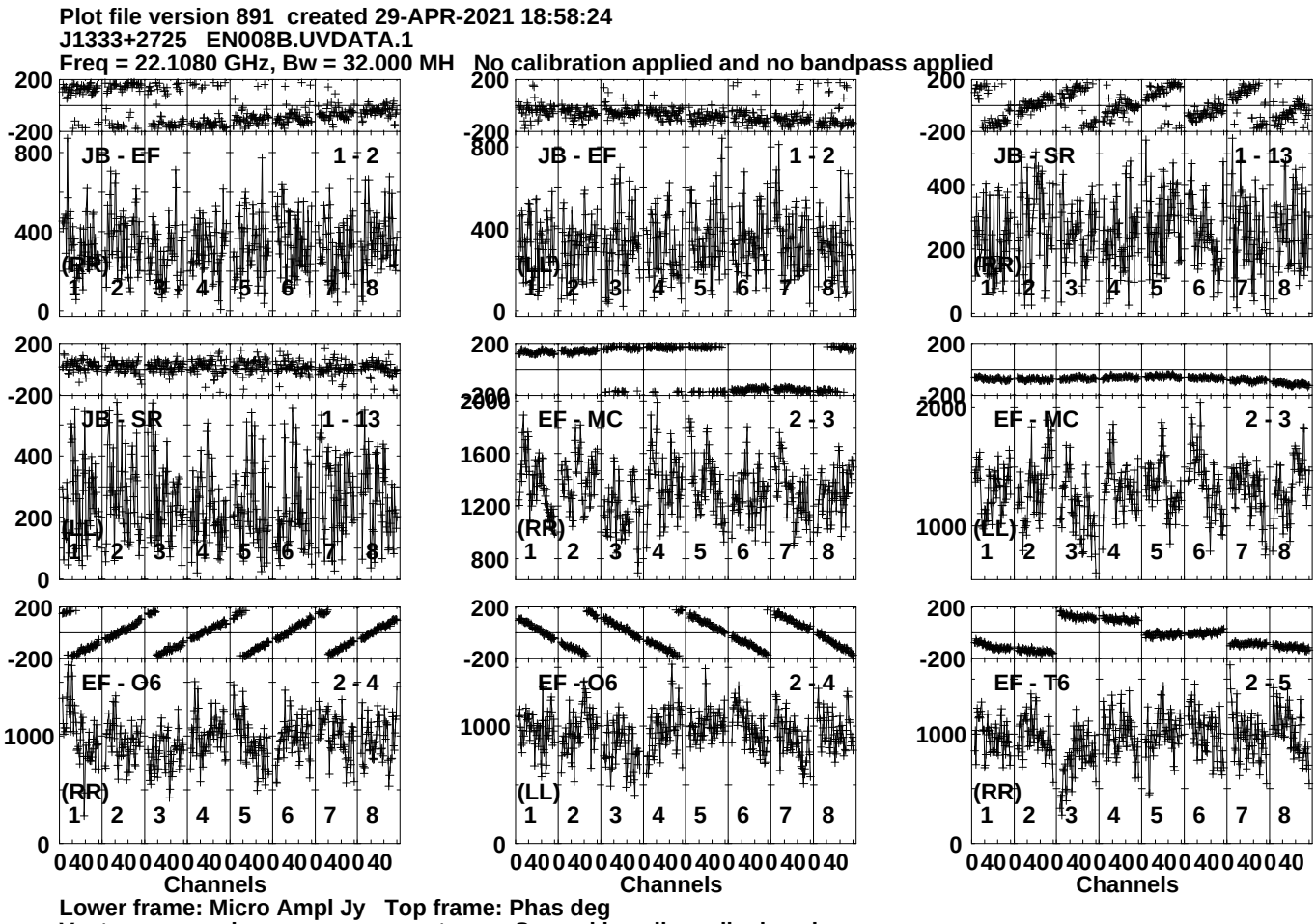
Plot file version 891 created 29-APR-2021 18:58:24
J1333+2725 EN008B.UVDATA.1
Freq = 22.1080 GHz, Bw = 32.000 MH No calibration applied and no bandpass applied
JB - EF 1 - 2
(RR)
JB - EF 1 - 2
(LL)
JB - SR 1 - 13
(RR)
JB - SR 1 - 13
(LL)
EF - MC 2 - 3
(RR)
EF - MC 2 - 3
(LL)
EF - O6 2 - 4
(RR)
EF - O6 2 - 4
(LL)
EF - T6 2 - 5
(RR)
Channels
Channels
Channels
Lower frame: Micro Ampl Jy Top frame: Phas deg
Vector averaged cross-power spectrum Several baselines displayed
Timerange: 00/22:51:41 to 00/22:52:39

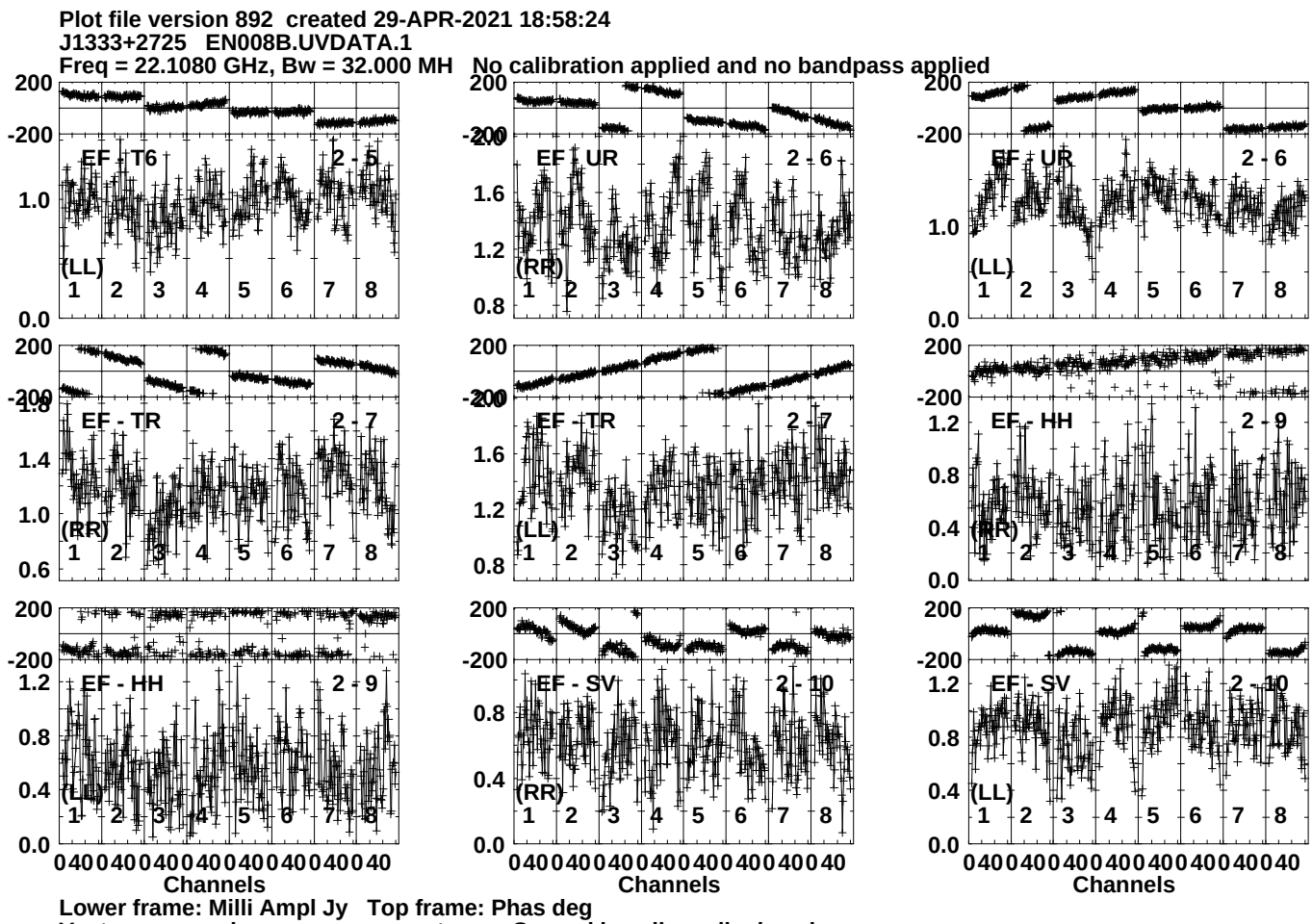
Plot file version 892 created 29-APR-2021 18:58:24
J1333+2725 EN008B.UVDATA.1
Freq = 22.1080 GHz, Bw = 32.000 MH No calibration applied and no bandpass applied
EF - T6 2 - 5
(LL)
EF - UR 2 - 6
(RR)
EF - UR 2 - 6
(LL)
EF - TR 2 - 7
(RR)
EF - TR 2 - 7
(LL)
EF - HH 2 - 9
(RR)
EF - HH 2 - 9
(LL)
EF - SV 2 - 10
(RR)
EF - SV 2 - 10
(LL)
Channels
Channels
Channels
Lower frame: Milli Ampl Jy Top frame: Phas deg
Vector averaged cross-power spectrum Several baselines displayed
Timerange: 00/22:51:41 to 00/22:52:39

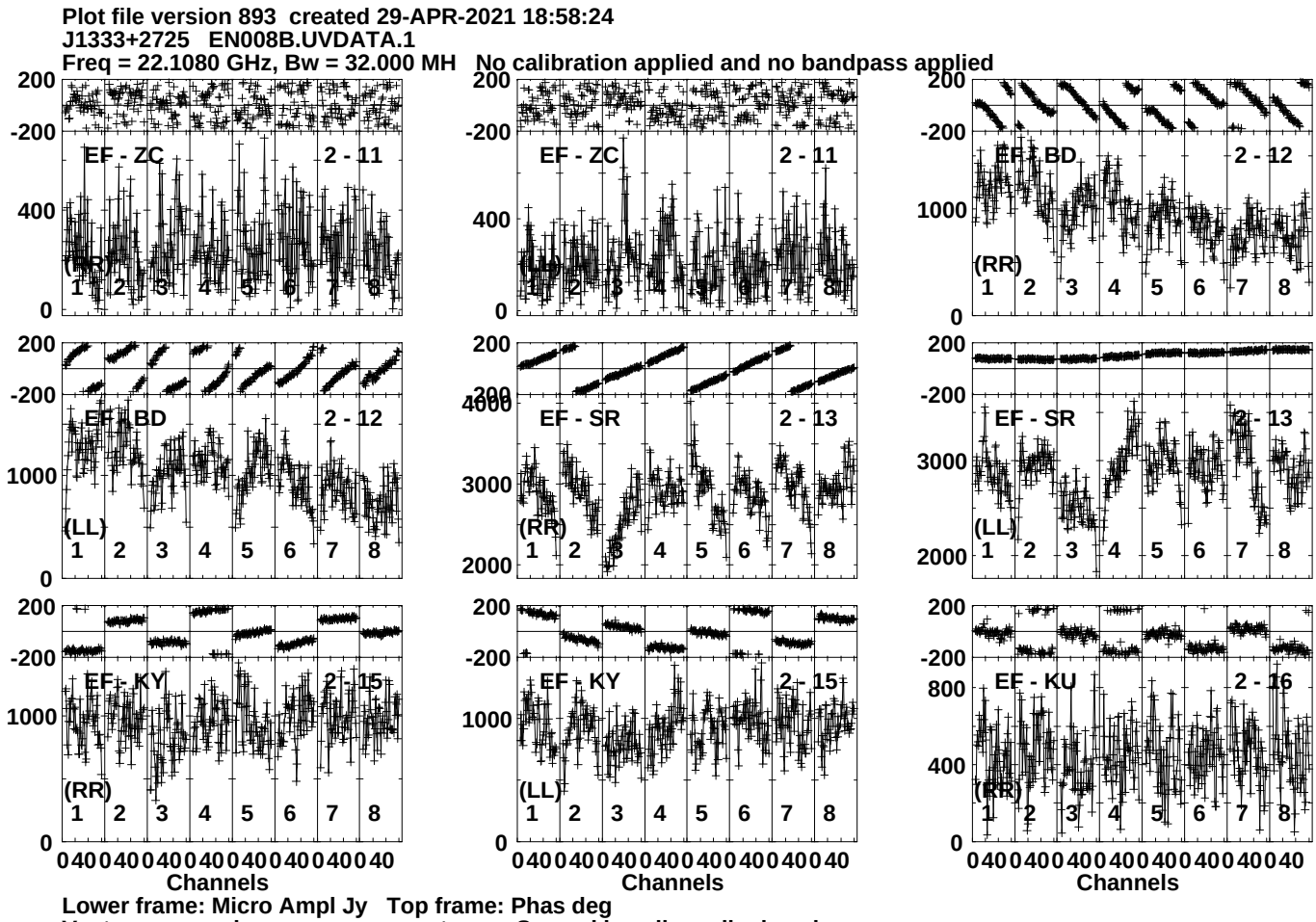
Plot file version 893 created 29-APR-2021 18:58:24
J1333+2725 EN008B.UVDATA.1
Freq = 22.1080 GHz, Bw = 32.000 MH No calibration applied and no bandpass applied
EF - ZC 2 - 11
(RR)
EF - ZC 2 - 11
(LL)
EF - BD 2 - 12
(RR)
EF - BD 2 - 12
(LL)
EF - SR 2 - 13
(RR)
EF - SR 2 - 13
(LL)
EF - KY 2 - 15
(RR)
EF - KY 2 - 15
(LL)
EF - KU 2 - 16
(RR)
Channels
Channels
Channels
Lower frame: Micro Ampl Jy Top frame: Phas deg
Vector averaged cross-power spectrum Several baselines displayed
Timerange: 00/22:51:41 to 00/22:52:39

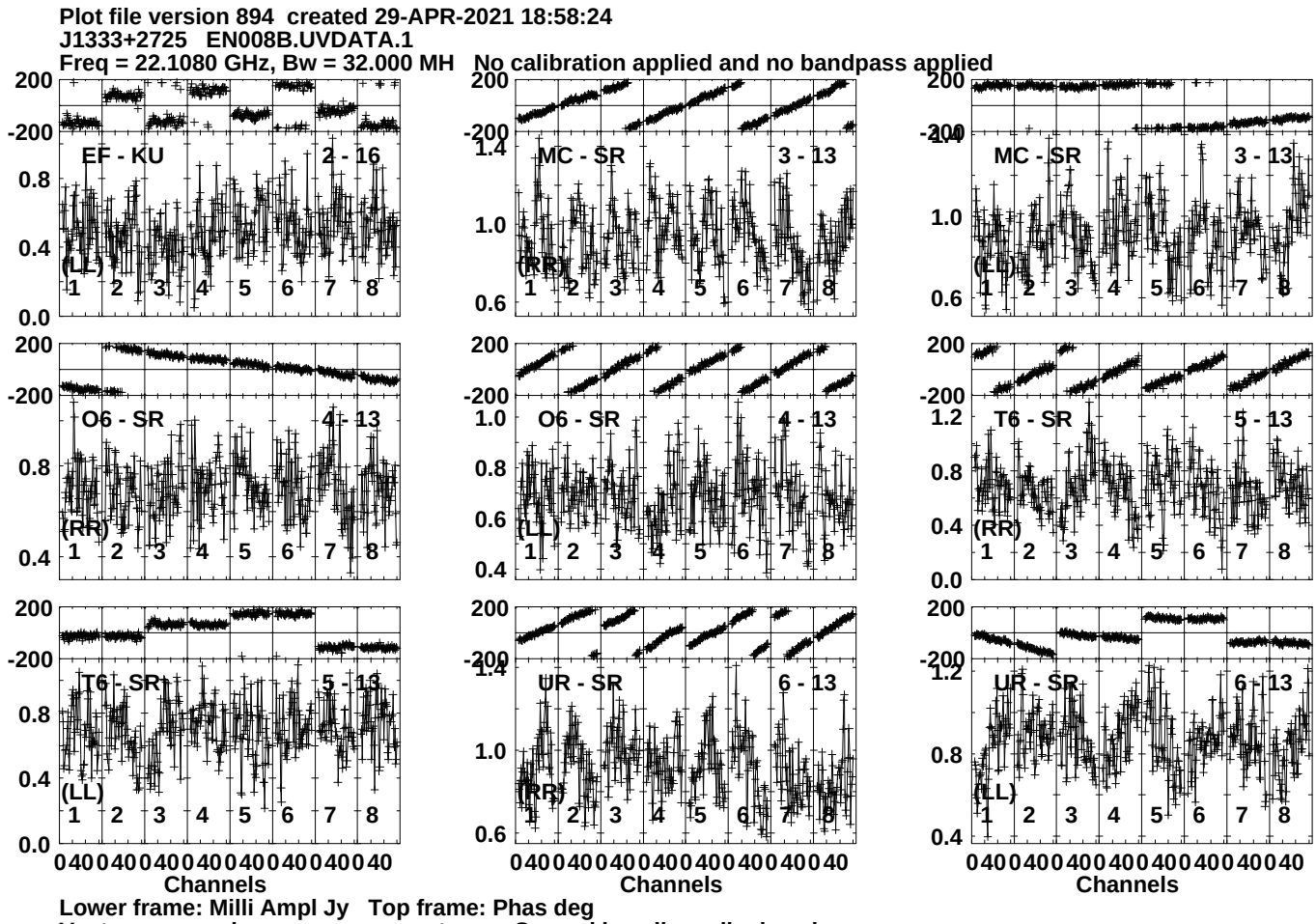
Plot file version 894 created 29-APR-2021 18:58:24
J1333+2725 EN008B.UVDATA.1
Freq = 22.1080 GHz, Bw = 32.000 MH No calibration applied and no bandpass applied
EF - KU 2 - 16
MC - SR 3 - 13
MC - SR 3 - 13
O6 - SR 4 - 13
O6 - SR 4 - 13
T6 - SR 5 - 13
T6 - SR 5 - 13
UR - SR 6 - 13
UR - SR 6 - 13
(LL)
(RR)
(LL)
(RR)
(LL)
(RR)
(LL)
(RR)
Channels
Channels
Channels
Lower frame: Milli Ampl Jy Top frame: Phas deg
Vector averaged cross-power spectrum Several baselines displayed
Timerange: 00/22:51:41 to 00/22:52:39

Plot file version 895 created 29-APR-2021 18:58:25
J1333+2725 EN008B.UVDATA.1
Freq = 22.1080 GHz, Bw = 32.000 MH No calibration applied and no bandpass applied

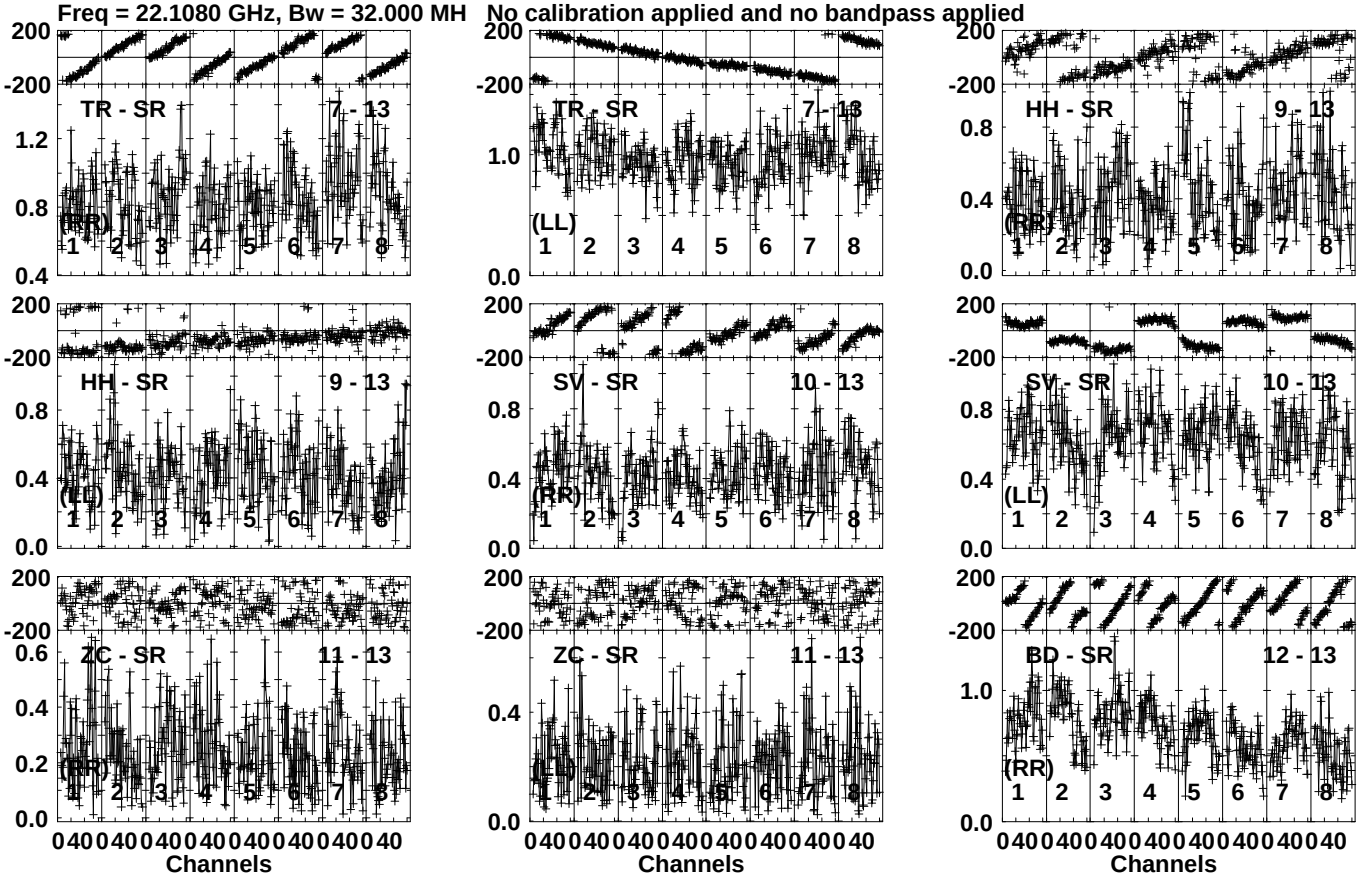

Lower frame: Milli Ampl Jy Top frame: Phas deg
Vector averaged cross-power spectrum Several baselines displayed
Timerange: 00/22:51:41 to 00/22:52:39

Plot file version 896 created 29-APR-2021 18:58:25
J1333+2725 EN008B.UVDATA.1
Freq = 22.1080 GHz, Bw = 32.000 MH No calibration applied and no bandpass applied

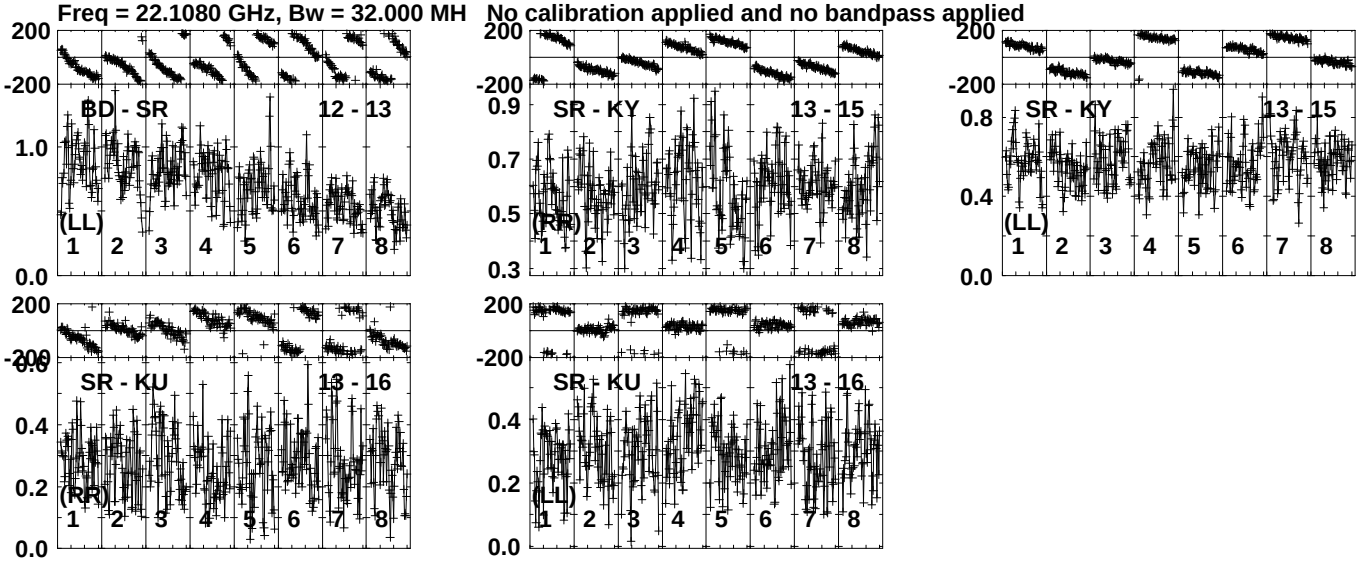

Lower frame: Milli Ampl Jy Top frame: Phas deg
Vector averaged cross-power spectrum Several baselines displayed
Timerange: 00/22:51:41 to 00/22:52:39

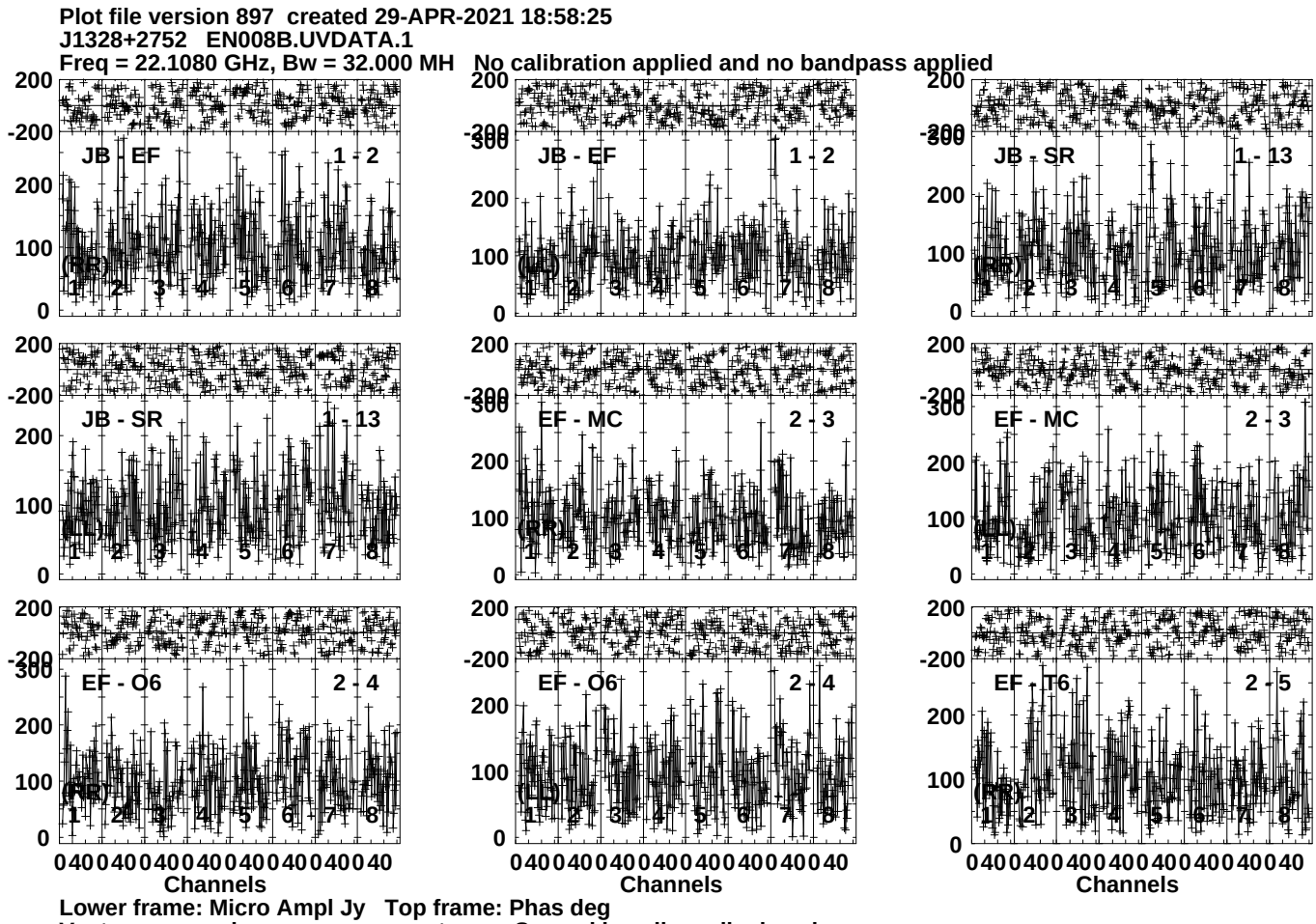
Plot file version 897 created 29-APR-2021 18:58:25
J1328+2752 EN008B.UVDATA.1
Freq = 22.1080 GHz, Bw = 32.000 MH No calibration applied and no bandpass applied
JB - EF 1 - 2
JB - EF 1 - 2
JB - SR 1 - 13
JB - SR 1 - 13
EF - MC 2 - 3
EF - MC 2 - 3
EF - O6 2 - 4
EF - O6 2 - 4
EF - T6 2 - 5
(RR)
(LL)
Channels
Lower frame: Micro Ampl Jy Top frame: Phas deg
Vector averaged cross-power spectrum Several baselines displayed
Timerange: 00/22:53:21 to 00/22:55:19

Plot file version 898 created 29-APR-2021 18:58:25
J1328+2752 EN008B.UVDATA.1
Freq = 22.1080 GHz, Bw = 32.000 MH No calibration applied and no bandpass applied

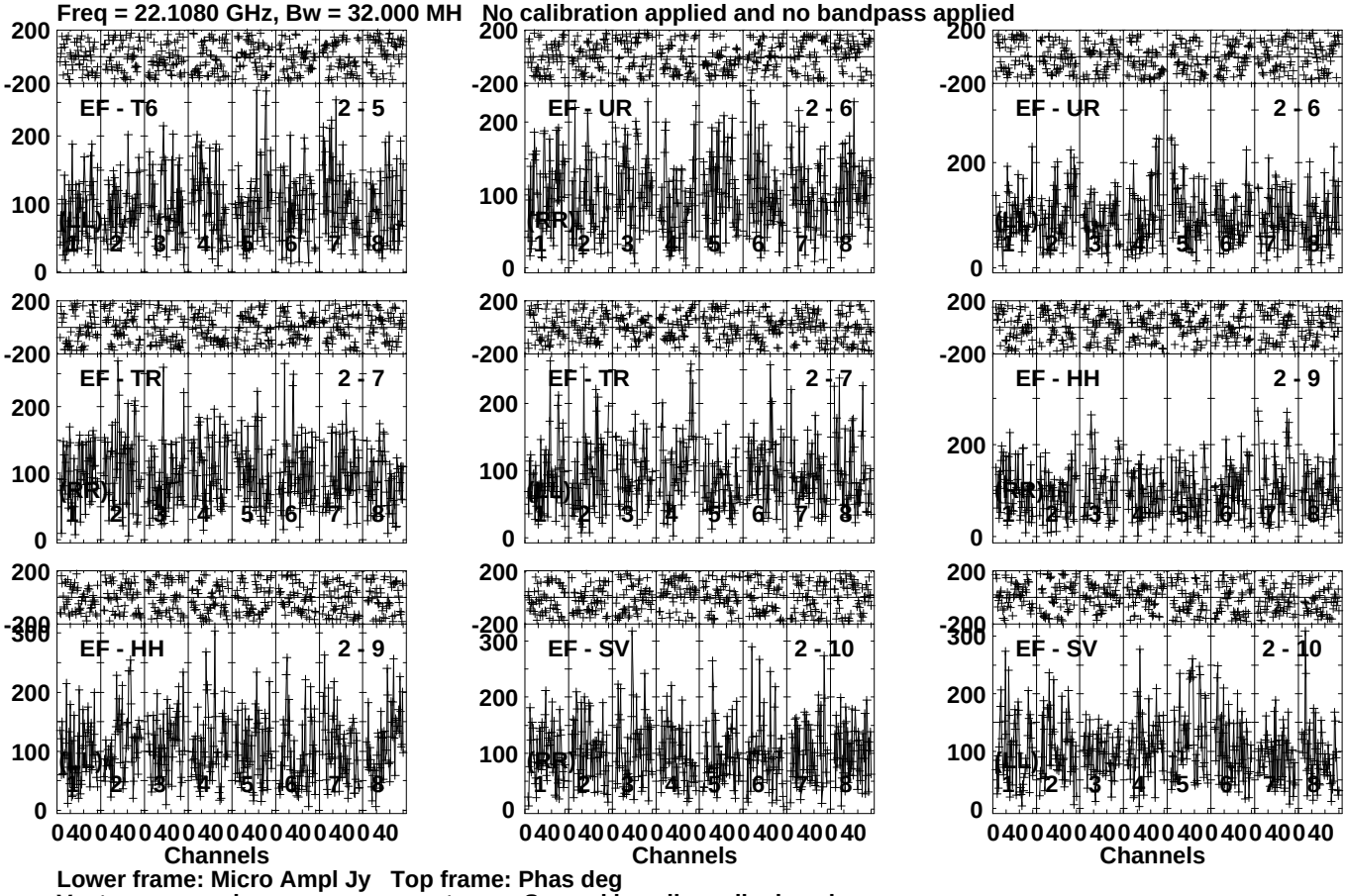

Lower frame: Micro Ampl Jy Top frame: Phas deg
Vector averaged cross-power spectrum Several baselines displayed
Timerange: 00/22:53:21 to 00/22:55:19

Plot file version 899 created 29-APR-2021 18:58:25
J1328+2752 EN008B.UVDATA.1
Freq = 22.1080 GHz, Bw = 32.000 MH No calibration applied and no bandpass applied

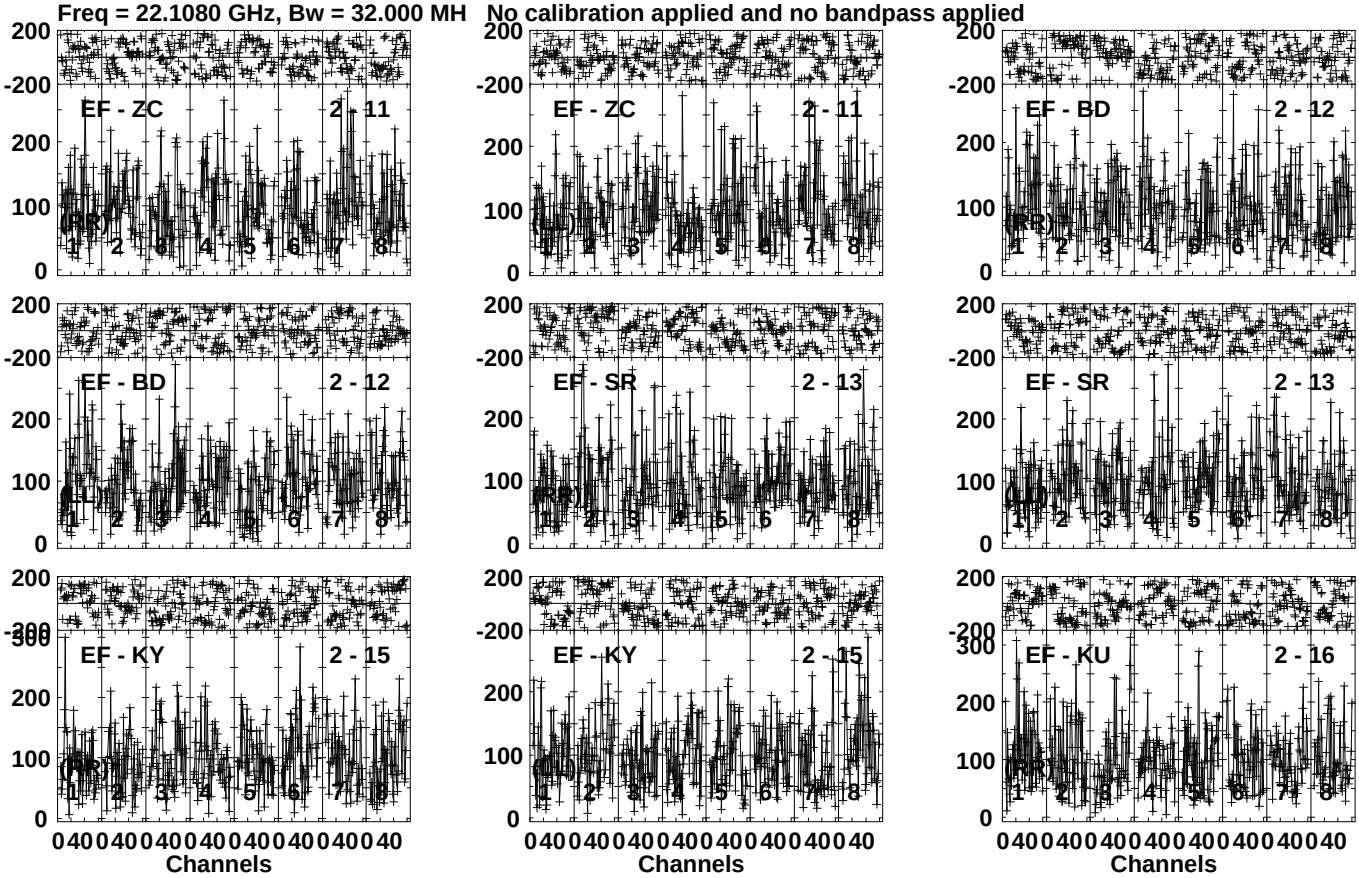

Lower frame: Micro Ampl Jy Top frame: Phas deg
Vector averaged cross-power spectrum Several baselines displayed
Timerange: 00/22:53:21 to 00/22:55:19

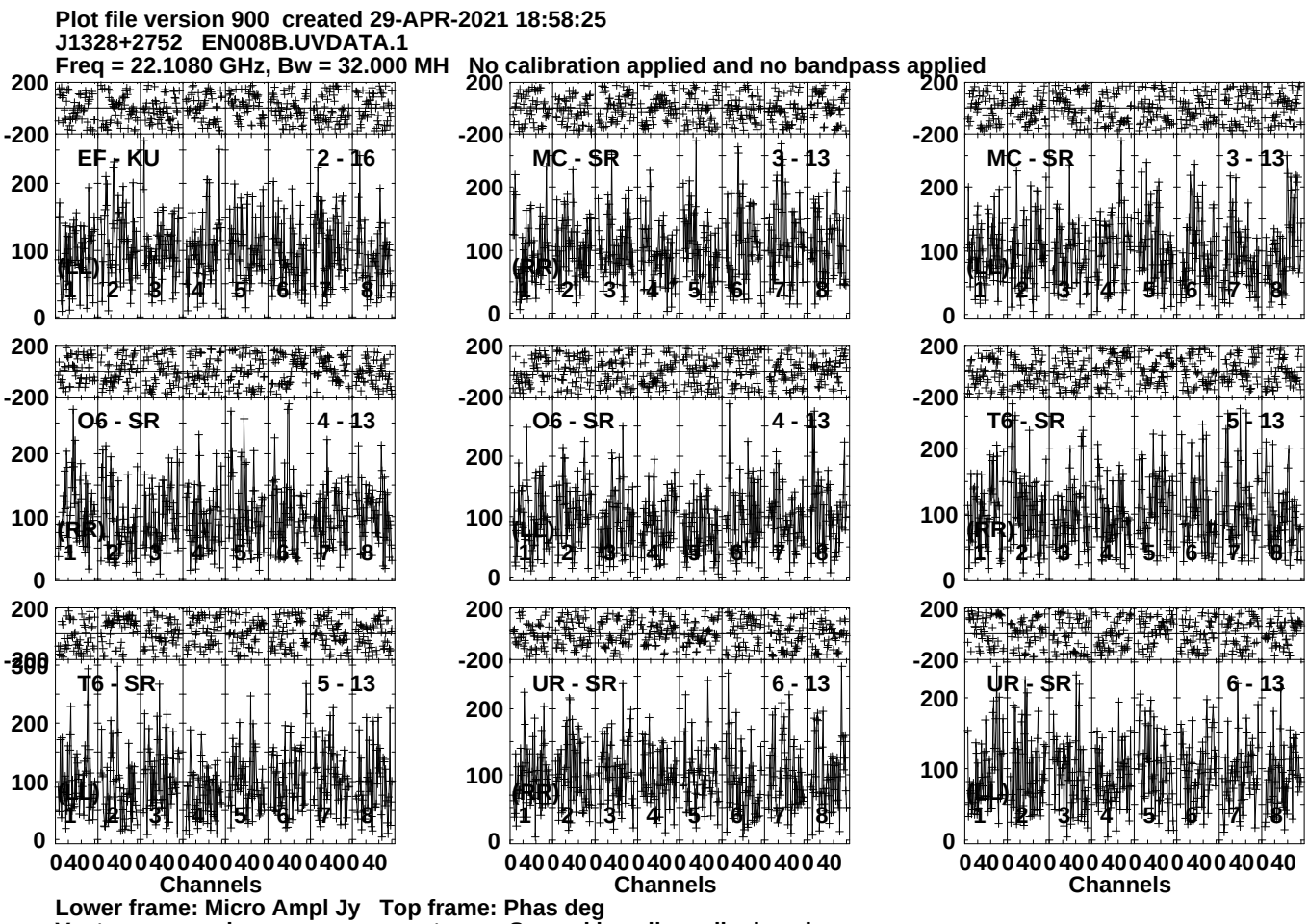
Plot file version 900 created 29-APR-2021 18:58:25
J1328+2752 EN008B.UVDATA.1
Freq = 22.1080 GHz, Bw = 32.000 MH No calibration applied and no bandpass applied
EF - KU 2 - 16
MC - SR 3 - 13
MC - SR 3 - 13
O6 - SR 4 - 13
O6 - SR 4 - 13
T6 - SR 5 - 13
T6 - SR 5 - 13
UR - SR 6 - 13
UR - SR 6 - 13
(RR)
(LL)
200
-200
100
0
1 2 3 4 5 6 7 8
0 40 0 40 0 40 0 40 0 40 0 40 0 40 0 40
Channels
Lower frame: Micro Ampl Jy Top frame: Phas deg
Vector averaged cross-power spectrum Several baselines displayed
Timerange: 00/22:53:21 to 00/22:55:19

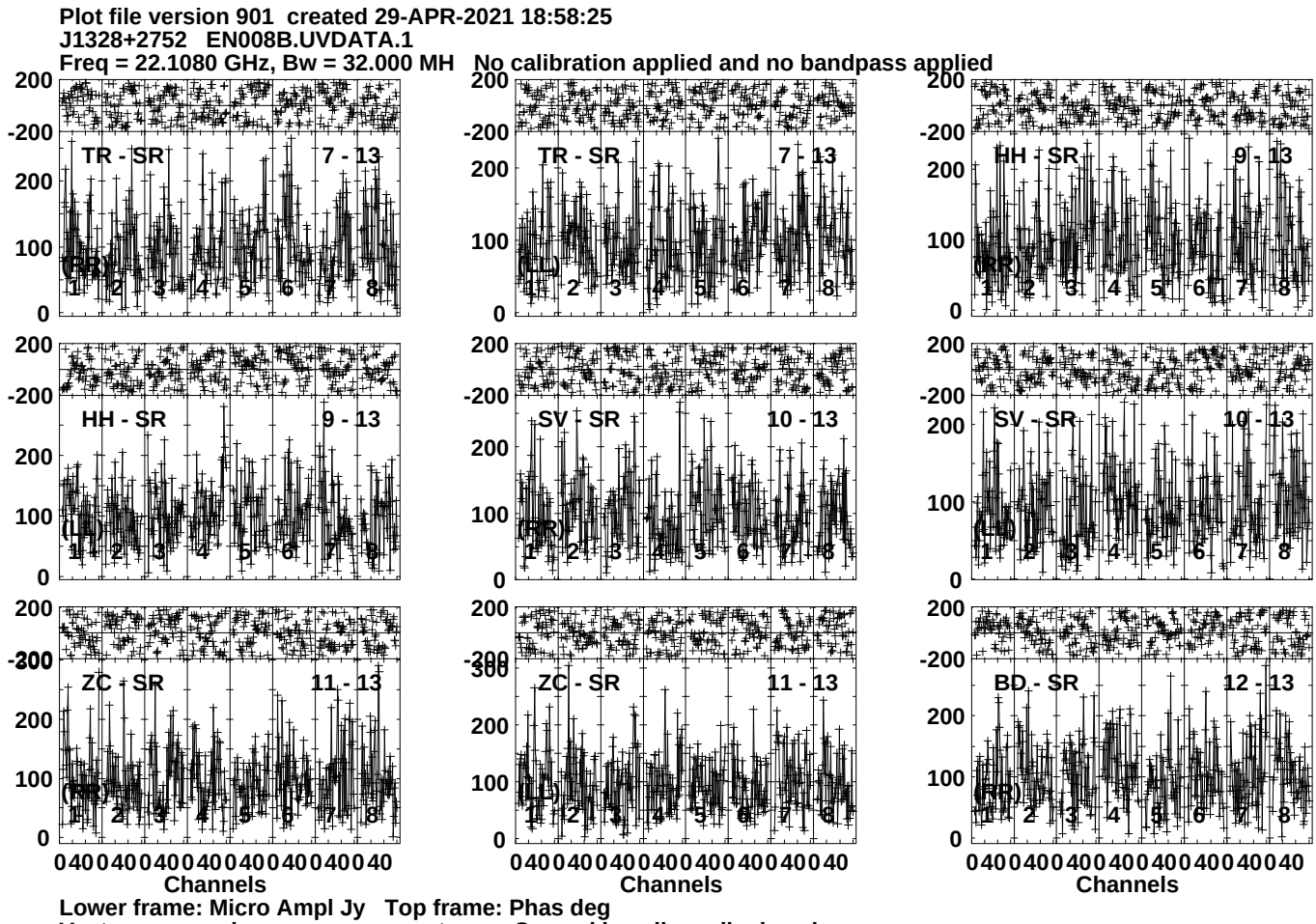
Plot file version 901 created 29-APR-2021 18:58:25
J1328+2752 EN008B.UVDATA.1
Freq = 22.1080 GHz, Bw = 32.000 MH No calibration applied and no bandpass applied
TR - SR 7 - 13
(RR)
(LL)
HH - SR 9 - 13
(RR)
(LL)
SV - SR 10 - 13
(RR)
(LL)
ZC - SR 11 - 13
(RR)
(LL)
BD - SR 12 - 13
(RR)
(LL)
200
-200
100
0
1 2 3 4 5 6 7 8
0 40 0 40 0 40 0 40 0 40 0 40 0 40 0 40
Channels
Lower frame: Micro Ampl Jy Top frame: Phas deg
Vector averaged cross-power spectrum Several baselines displayed
Timerange: 00/22:53:21 to 00/22:55:19

Plot file version 902 created 29-APR-2021 18:58:26
J1328+2752 EN008B.UVDATA.1
Freq = 22.1080 GHz, Bw = 32.000 MH No calibration applied and no bandpass applied

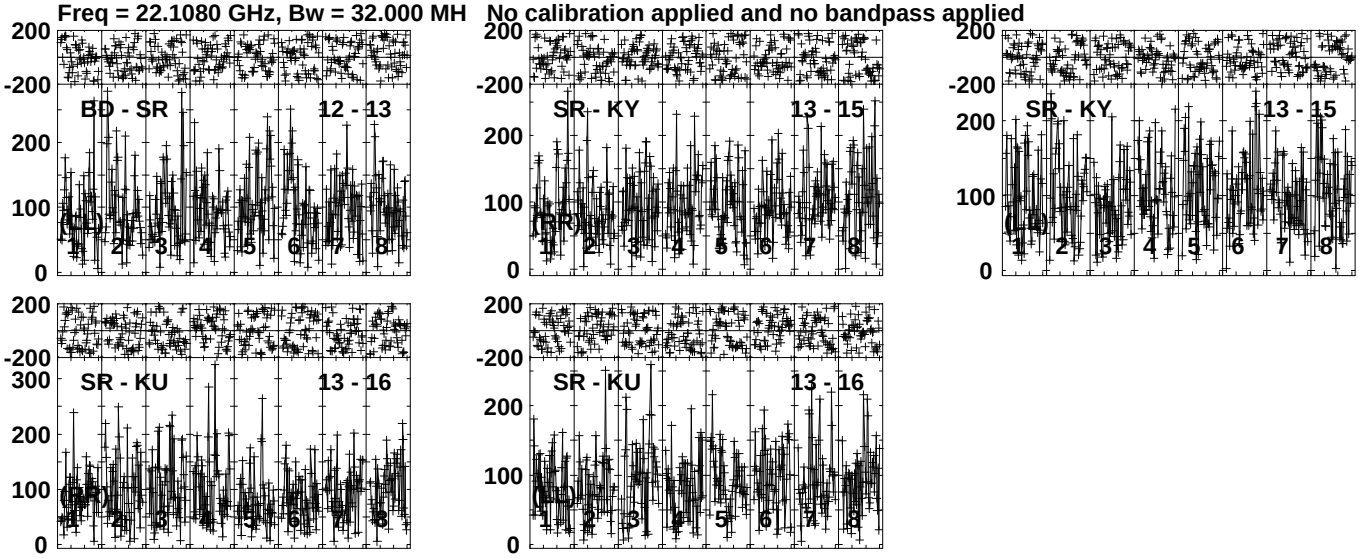

Lower frame: Micro Ampl Jy Top frame: Phas deg
Vector averaged cross-power spectrum Several baselines displayed
Timerange: 00/22:53:21 to 00/22:55:19

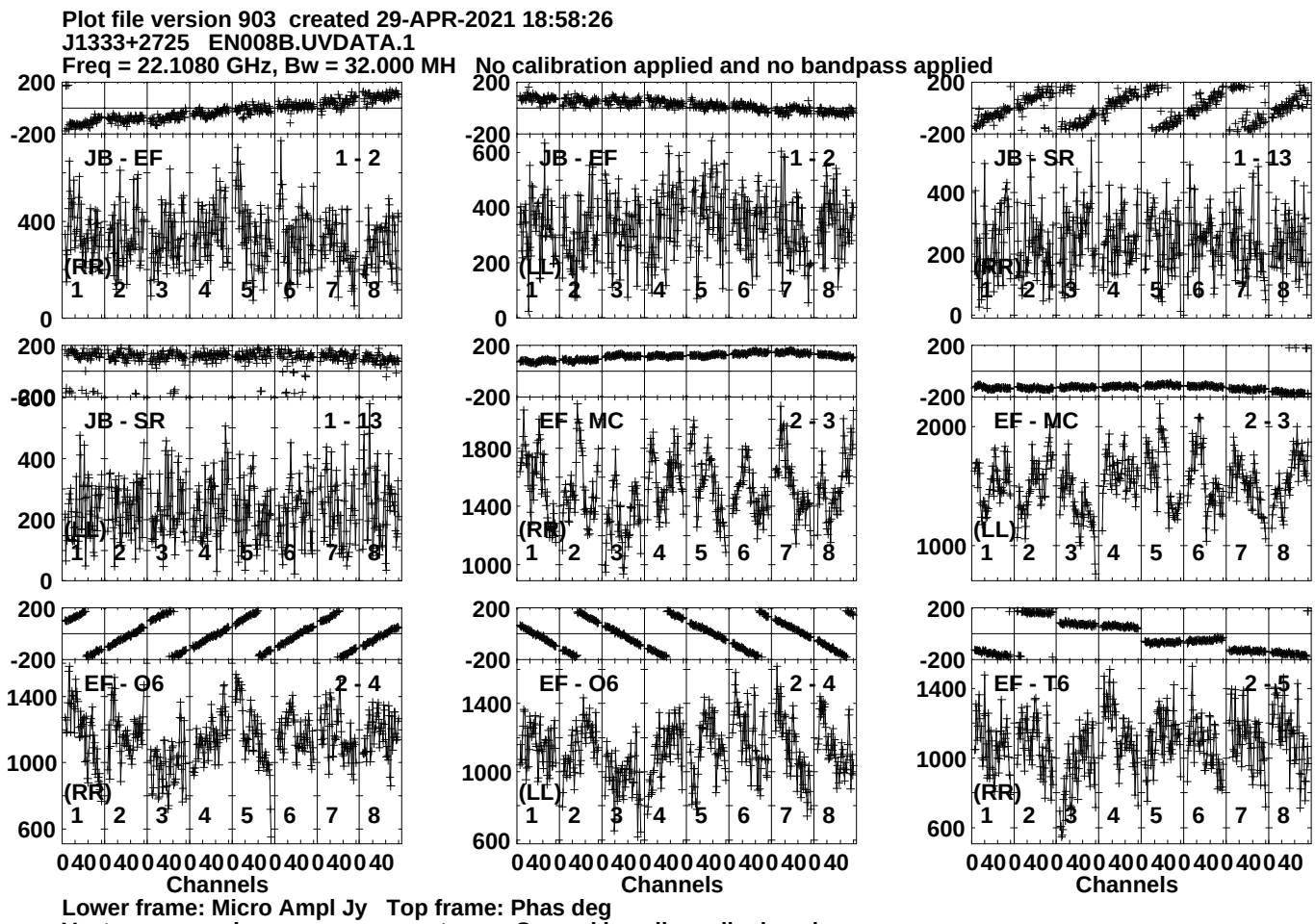
Plot file version 903 created 29-APR-2021 18:58:26
J1333+2725 EN008B.UVDATA.1
Freq = 22.1080 GHz, Bw = 32.000 MH No calibration applied and no bandpass applied
JB - EF 1 - 2
(RR)
JB - EF 1 - 2
(LL)
JB - SR 1 - 13
(RR)
JB - SR 1 - 13
(LL)
EF - MC 2 - 3
(RR)
EF - MC 2 - 3
(LL)
EF - O6 2 - 4
(RR)
EF - O6 2 - 4
(LL)
EF - T6 2 - 5
(RR)
Channels
Channels
Channels
Lower frame: Micro Ampl Jy Top frame: Phas deg
Vector averaged cross-power spectrum Several baselines displayed
Timerange: 00/22:55:51 to 00/22:56:49

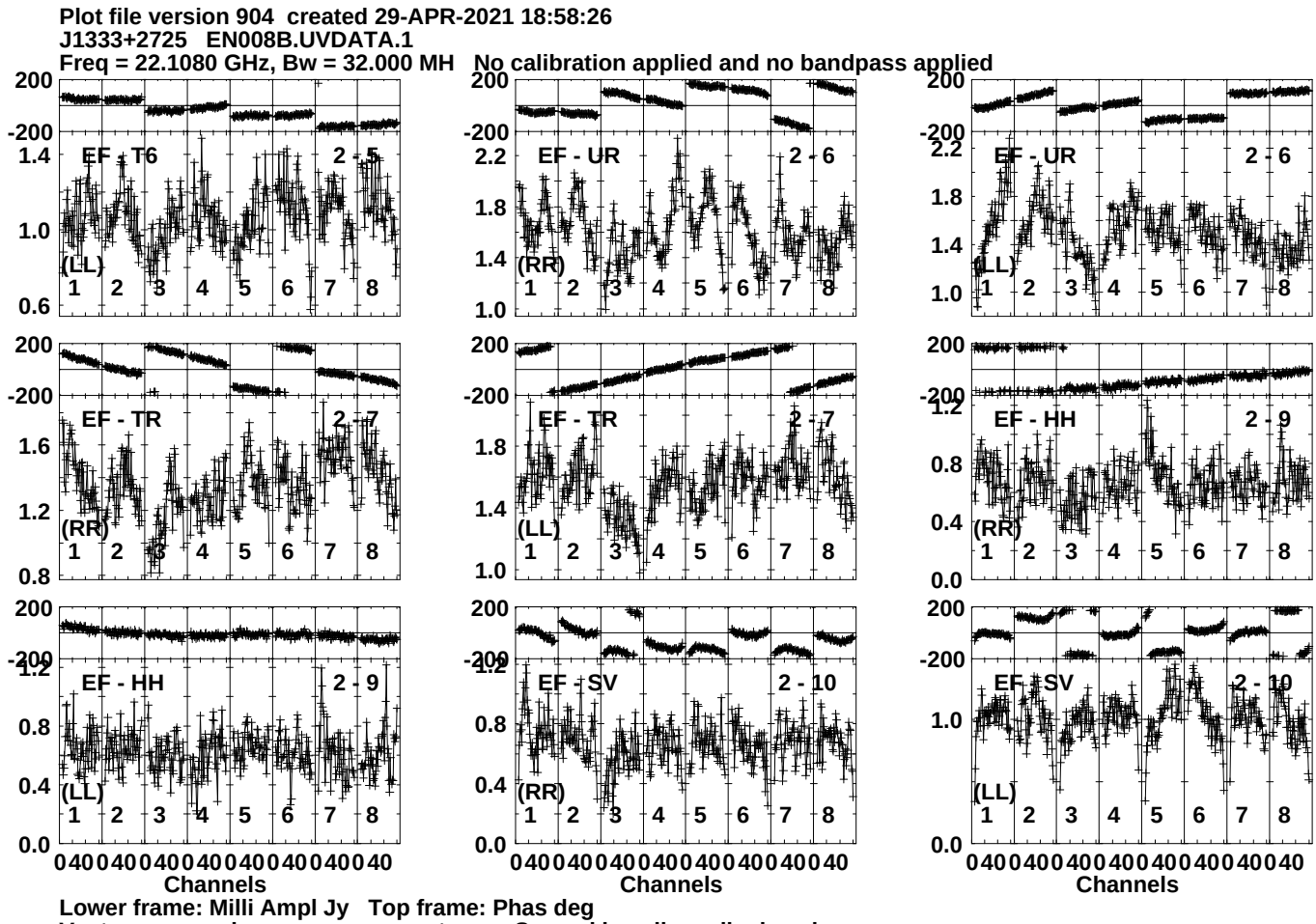
Plot file version 904 created 29-APR-2021 18:58:26
J1333+2725 EN008B.UVDATA.1
Freq = 22.1080 GHz, Bw = 32.000 MH No calibration applied and no bandpass applied
EF - T6 2 - 5
EF - UR 2 - 6
EF - UR 2 - 6
EF - TR 2 - 7
EF - TR 2 - 7
EF - HH 2 - 9
EF - HH 2 - 9
EF - SV 2 - 10
EF - SV 2 - 10
(LL)
(RR)
Channels
Lower frame: Milli Ampl Jy Top frame: Phas deg
Vector averaged cross-power spectrum Several baselines displayed
Timerange: 00/22:55:51 to 00/22:56:49

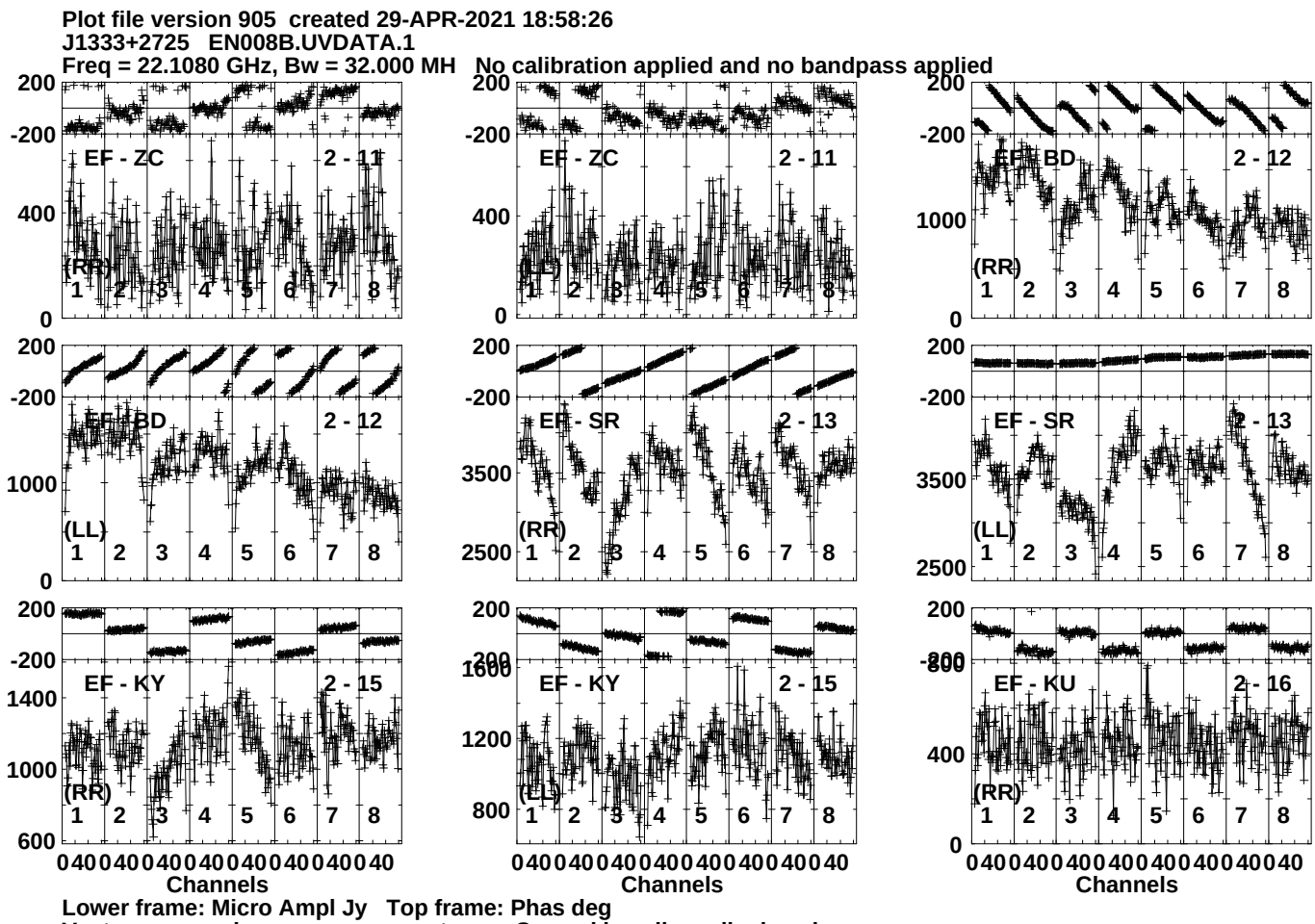
Plot file version 905 created 29-APR-2021 18:58:26
J1333+2725 EN008B.UVDATA.1
Freq = 22.1080 GHz, Bw = 32.000 MH No calibration applied and no bandpass applied
EF - ZC 2 - 11
(RR)
EF - ZC 2 - 11
(LL)
EF - BD 2 - 12
(RR)
EF - BD 2 - 12
(LL)
EF - SR 2 - 13
(RR)
EF - SR 2 - 13
(LL)
EF - KY 2 - 15
(RR)
EF - KY 2 - 15
(LL)
EF - KU 2 - 16
(RR)
Channels
Channels
Channels
Lower frame: Micro Ampl Jy Top frame: Phas deg
Vector averaged cross-power spectrum Several baselines displayed
Timerange: 00/22:55:51 to 00/22:56:49

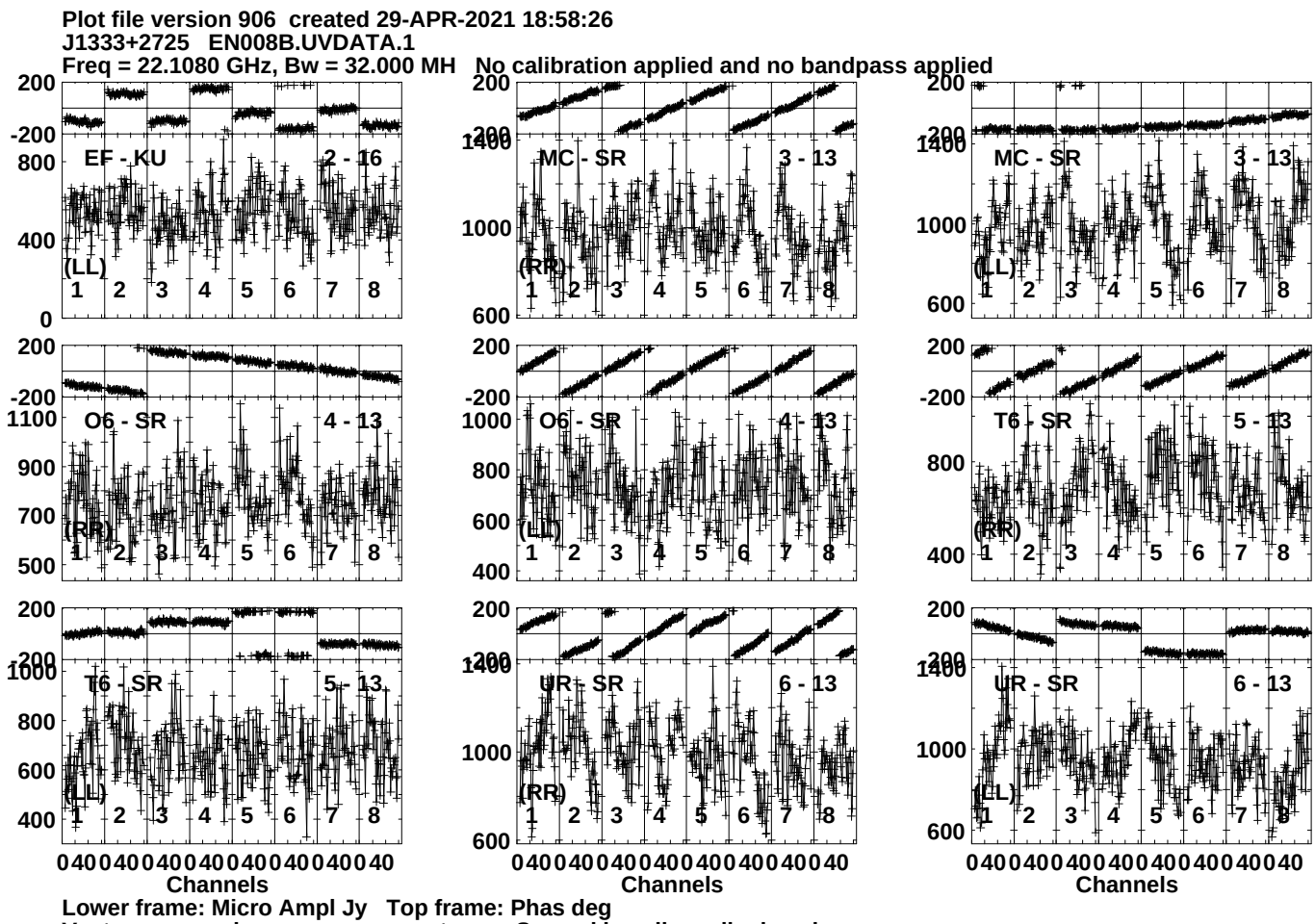
Plot file version 906 created 29-APR-2021 18:58:26
J1333+2725 EN008B.UVDATA.1
Freq = 22.1080 GHz, Bw = 32.000 MH No calibration applied and no bandpass applied
EF - KU 2 - 16
(LL)
MC - SR 3 - 13
(RR)
MC - SR 3 - 13
(LL)
O6 - SR 4 - 13
(RR)
O6 - SR 4 - 13
(LL)
T6 - SR 5 - 13
(RR)
T6 - SR 5 - 13
(LL)
UR - SR 6 - 13
(RR)
UR - SR 6 - 13
(LL)
Channels
Channels
Channels
Lower frame: Micro Ampl Jy Top frame: Phas deg
Vector averaged cross-power spectrum Several baselines displayed
Timerange: 00/22:55:51 to 00/22:56:49

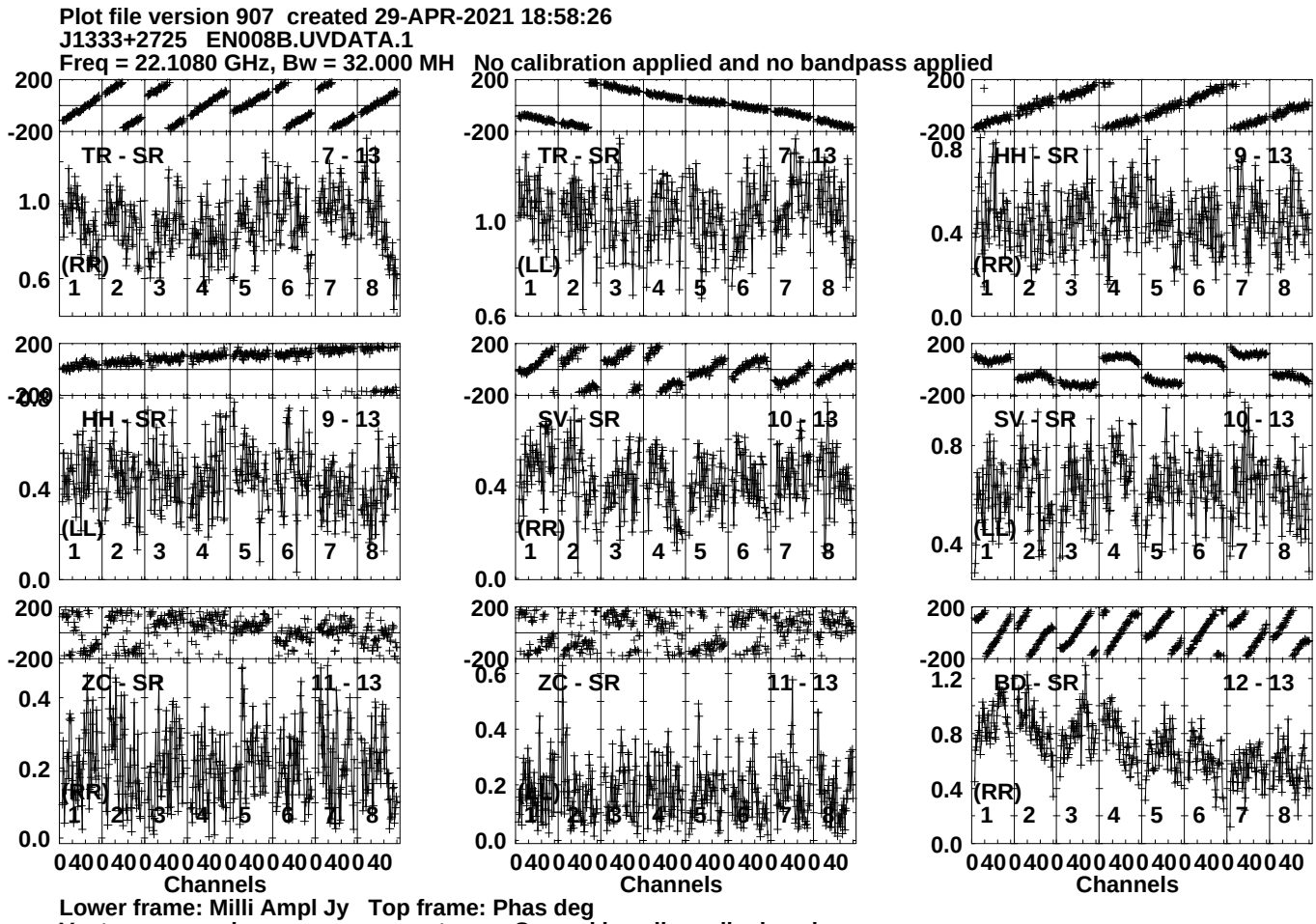
Plot file version 907 created 29-APR-2021 18:58:26
J1333+2725 EN008B.UVDATA.1
Freq = 22.1080 GHz, Bw = 32.000 MH No calibration applied and no bandpass applied
TR - SR 7 - 13
(RR)
TR - SR 7 - 13
(LL)
HH - SR 9 - 13
(RR)
HH - SR 9 - 13
(LL)
SV - SR 10 - 13
(RR)
SV - SR 10 - 13
(LL)
ZC - SR 11 - 13
(RR)
ZC - SR 11 - 13
(LL)
BD - SR 12 - 13
(RR)
Channels
Channels
Channels
Lower frame: Milli Ampl Jy Top frame: Phas deg
Vector averaged cross-power spectrum Several baselines displayed
Timerange: 00/22:55:51 to 00/22:56:49

Plot file version 908 created 29-APR-2021 18:58:26
J1333+2725 EN008B.UVDATA.1
Freq = 22.1080 GHz, Bw = 32.000 MH No calibration applied and no bandpass applied

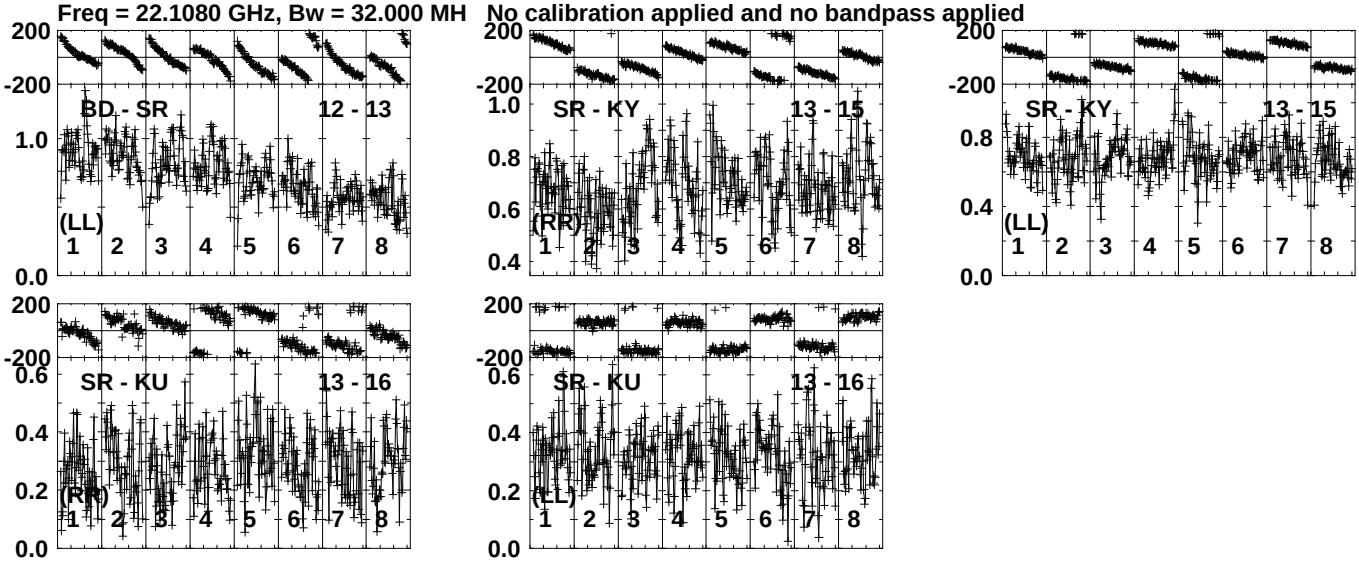

Lower frame: Milli Ampl Jy Top frame: Phas deg
Vector averaged cross-power spectrum Several baselines displayed
Timerange: 00/22:55:51 to 00/22:56:49

Plot file version 909 created 29-APR-2021 18:58:26
J1328+2752 EN008B.UVDATA.1
Freq = 22.1080 GHz, Bw = 32.000 MH No calibration applied and no bandpass applied

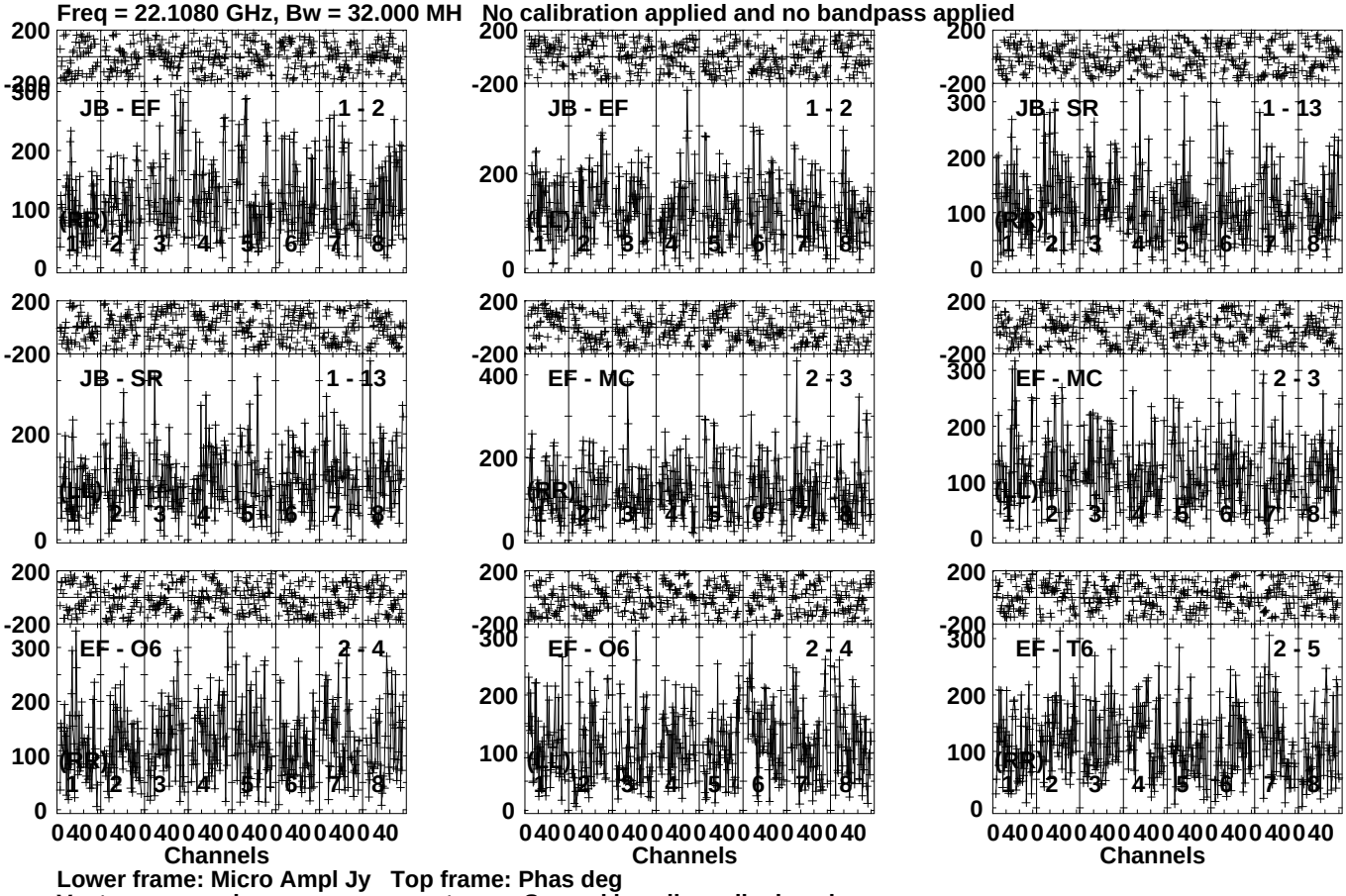

Lower frame: Micro Ampl Jy Top frame: Phas deg
Vector averaged cross-power spectrum Several baselines displayed
Timerange: 00/22:56:51 to 00/22:58:49

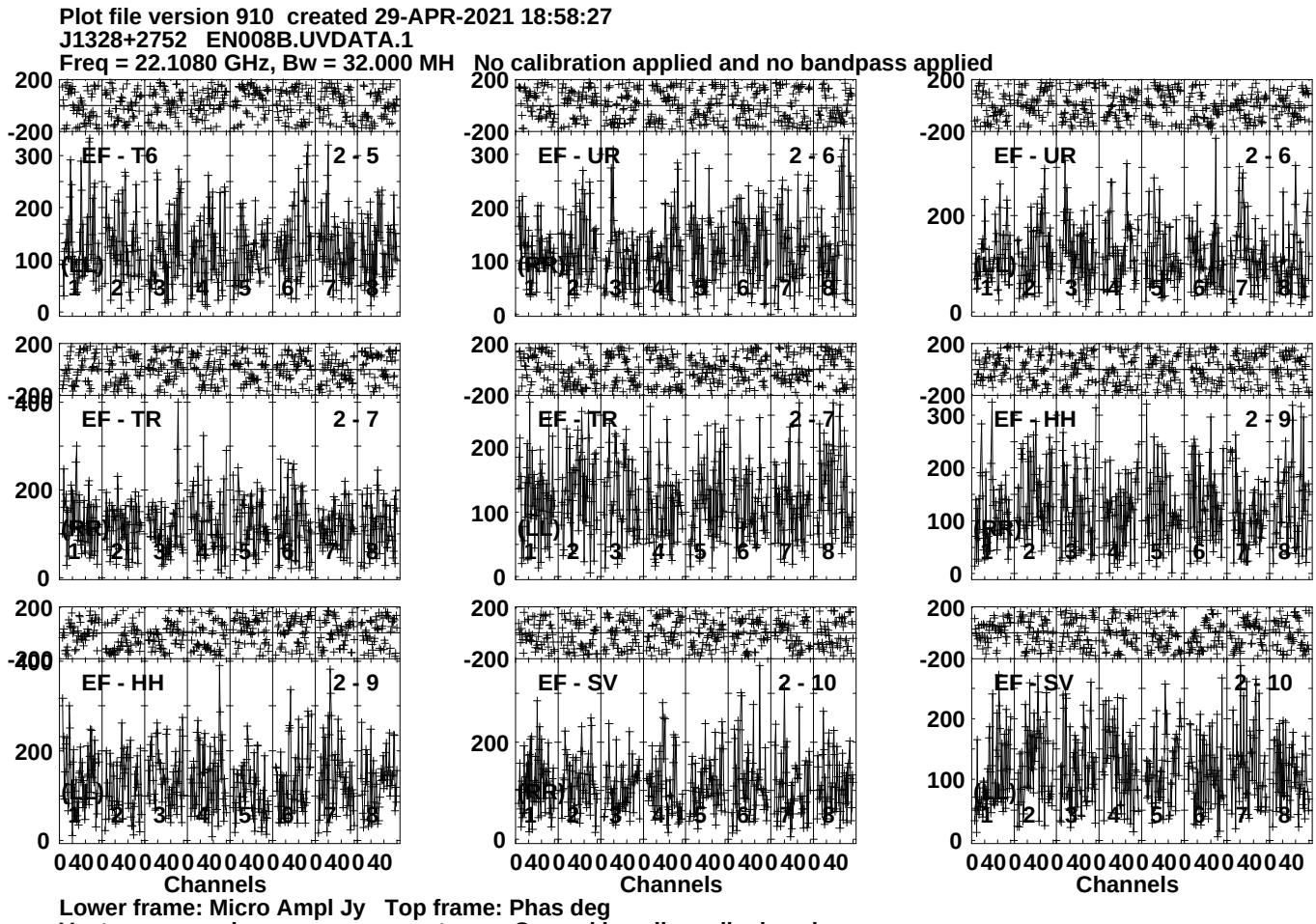
Plot file version 910 created 29-APR-2021 18:58:27
J1328+2752 EN008B.UVDATA.1
Freq = 22.1080 GHz, Bw = 32.000 MH No calibration applied and no bandpass applied
EF - T6 2 - 5
EF - UR 2 - 6
EF - UR 2 - 6
EF - TR 2 - 7
EF - TR 2 - 7
EF - HH 2 - 9
EF - HH 2 - 9
EF - SV 2 - 10
EF - SV 2 - 10
Channels
Channels
Channels
Lower frame: Micro Ampl Jy Top frame: Phas deg
Vector averaged cross-power spectrum Several baselines displayed
Timerange: 00/22:56:51 to 00/22:58:49

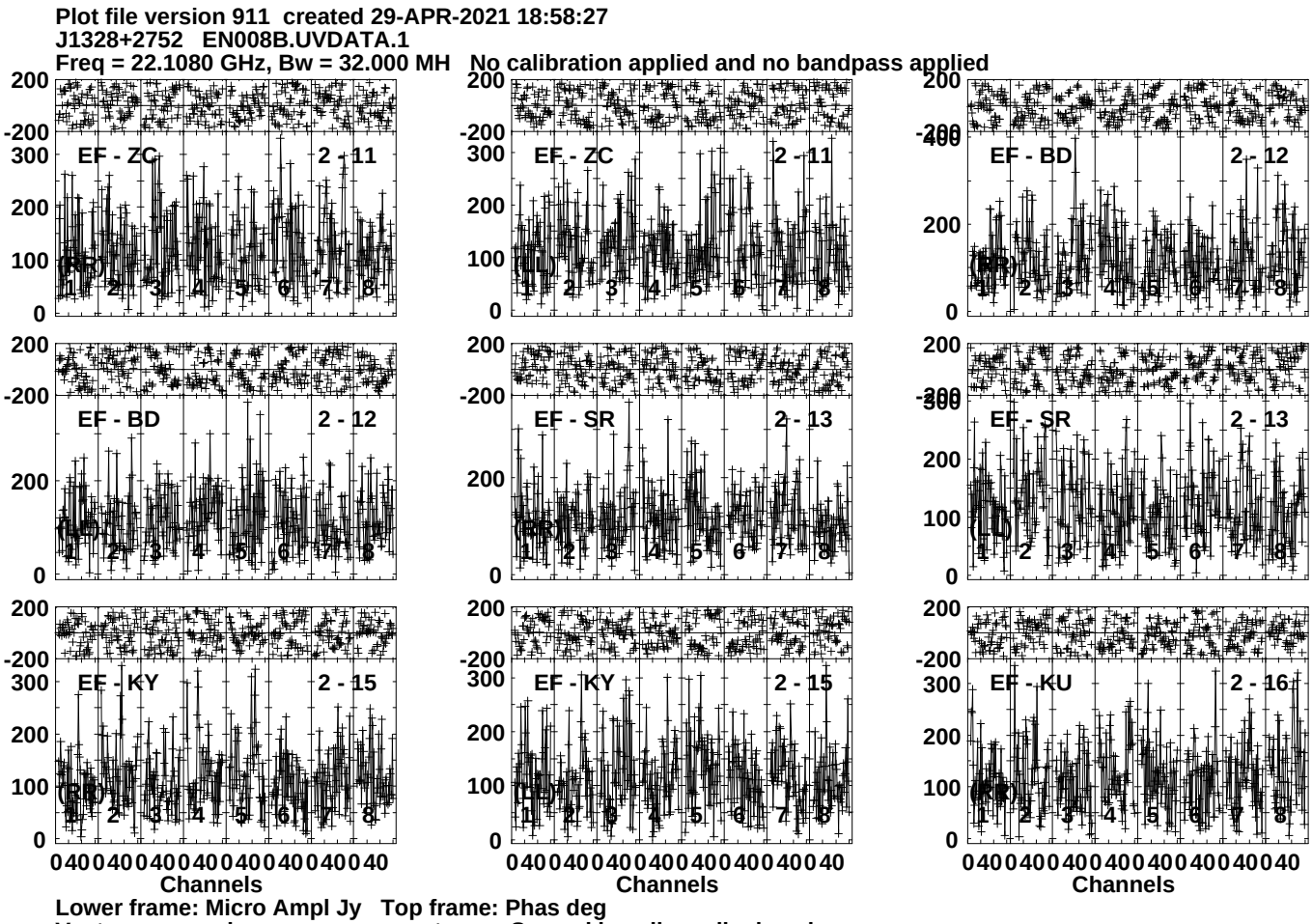
Plot file version 911 created 29-APR-2021 18:58:27
J1328+2752 EN008B.UVDATA.1
Freq = 22.1080 GHz, Bw = 32.000 MH No calibration applied and no bandpass applied
EF - ZC 2 - 11
EF - ZC 2 - 11
EF - BD 2 - 12
EF - BD 2 - 12
EF - SR 2 - 13
EF - SR 2 - 13
EF - KY 2 - 15
EF - KY 2 - 15
EF - KU 2 - 16
Channels
Channels
Channels
Lower frame: Micro Ampl Jy Top frame: Phas deg
Vector averaged cross-power spectrum Several baselines displayed
Timerange: 00/22:56:51 to 00/22:58:49

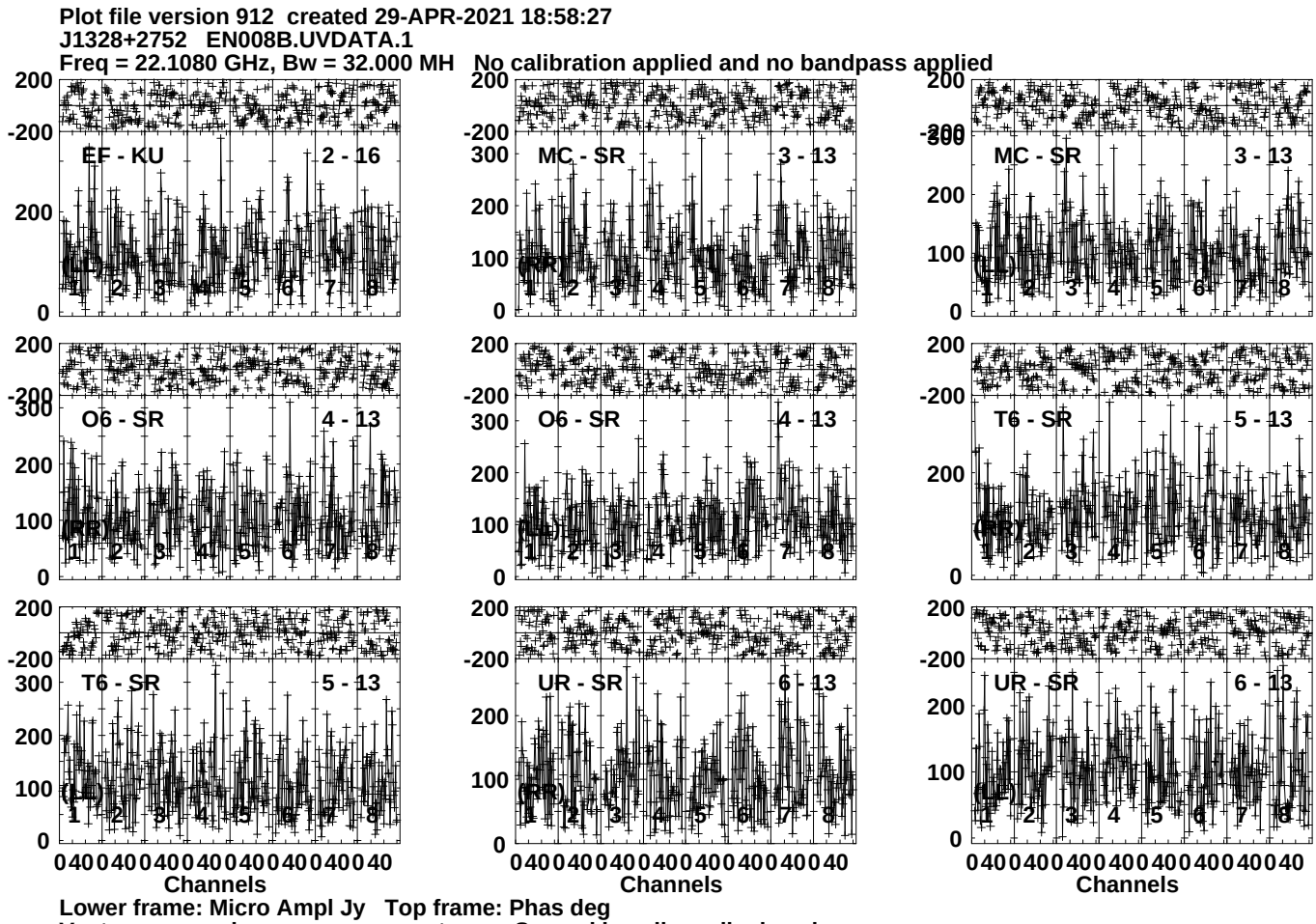
Plot file version 912 created 29-APR-2021 18:58:27
J1328+2752 EN008B.UVDATA.1
Freq = 22.1080 GHz, Bw = 32.000 MH No calibration applied and no bandpass applied
EF - KU 2 - 16
MC - SR 3 - 13
MC - SR 3 - 13
O6 - SR 4 - 13
O6 - SR 4 - 13
T6 - SR 5 - 13
T6 - SR 5 - 13
UR - SR 6 - 13
UR - SR 6 - 13
(LL)
(RR)
Channels
Lower frame: Micro Ampl Jy Top frame: Phas deg
Vector averaged cross-power spectrum Several baselines displayed
Timerange: 00/22:56:51 to 00/22:58:49

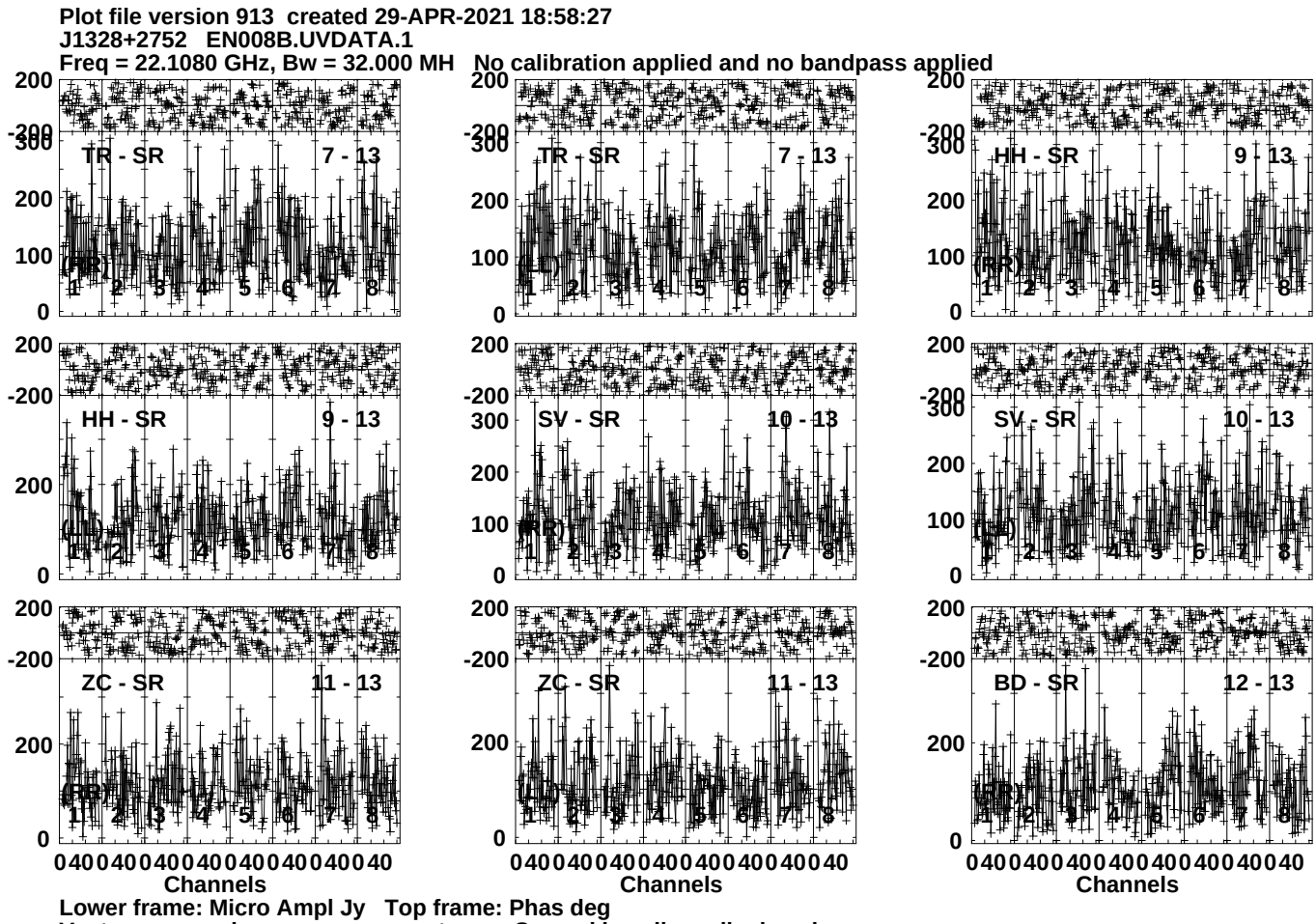
Plot file version 913 created 29-APR-2021 18:58:27
J1328+2752 EN008B.UVDATA.1
Freq = 22.1080 GHz, Bw = 32.000 MH No calibration applied and no bandpass applied
TR - SR 7 - 13
(RR)
HH - SR 9 - 13
(LL)
SV - SR 10 - 13
(RR)
ZC - SR 11 - 13
(RR)
BD - SR 12 - 13
(RR)
Channels
Lower frame: Micro Ampl Jy Top frame: Phas deg
Vector averaged cross-power spectrum Several baselines displayed
Timerange: 00/22:56:51 to 00/22:58:49

Plot file version 914 created 29-APR-2021 18:58:27
J1328+2752 EN008B.UVDATA.1
Freq = 22.1080 GHz, Bw = 32.000 MH No calibration applied and no bandpass applied

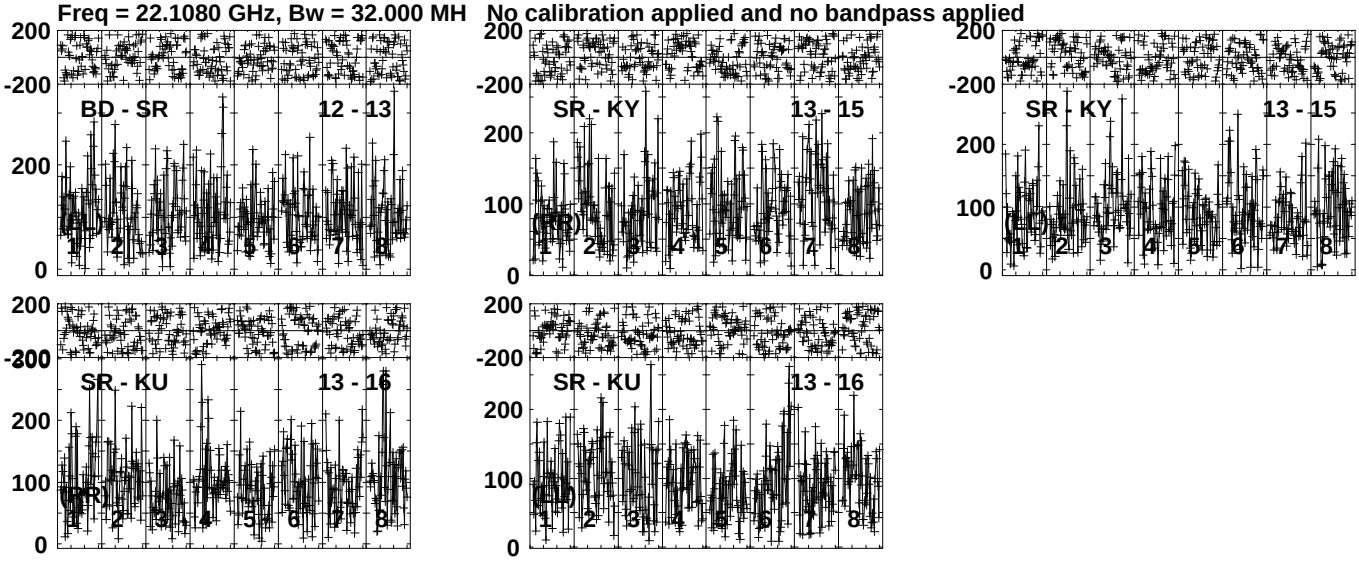

Lower frame: Micro Ampl Jy Top frame: Phas deg
Vector averaged cross-power spectrum Several baselines displayed
Timerange: 00/22:56:51 to 00/22:58:49

Plot file version 915 created 29-APR-2021 18:58:27
J1333+2725 EN008B.UVDATA.1
Freq = 22.1080 GHz, Bw = 32.000 MH No calibration applied and no bandpass applied

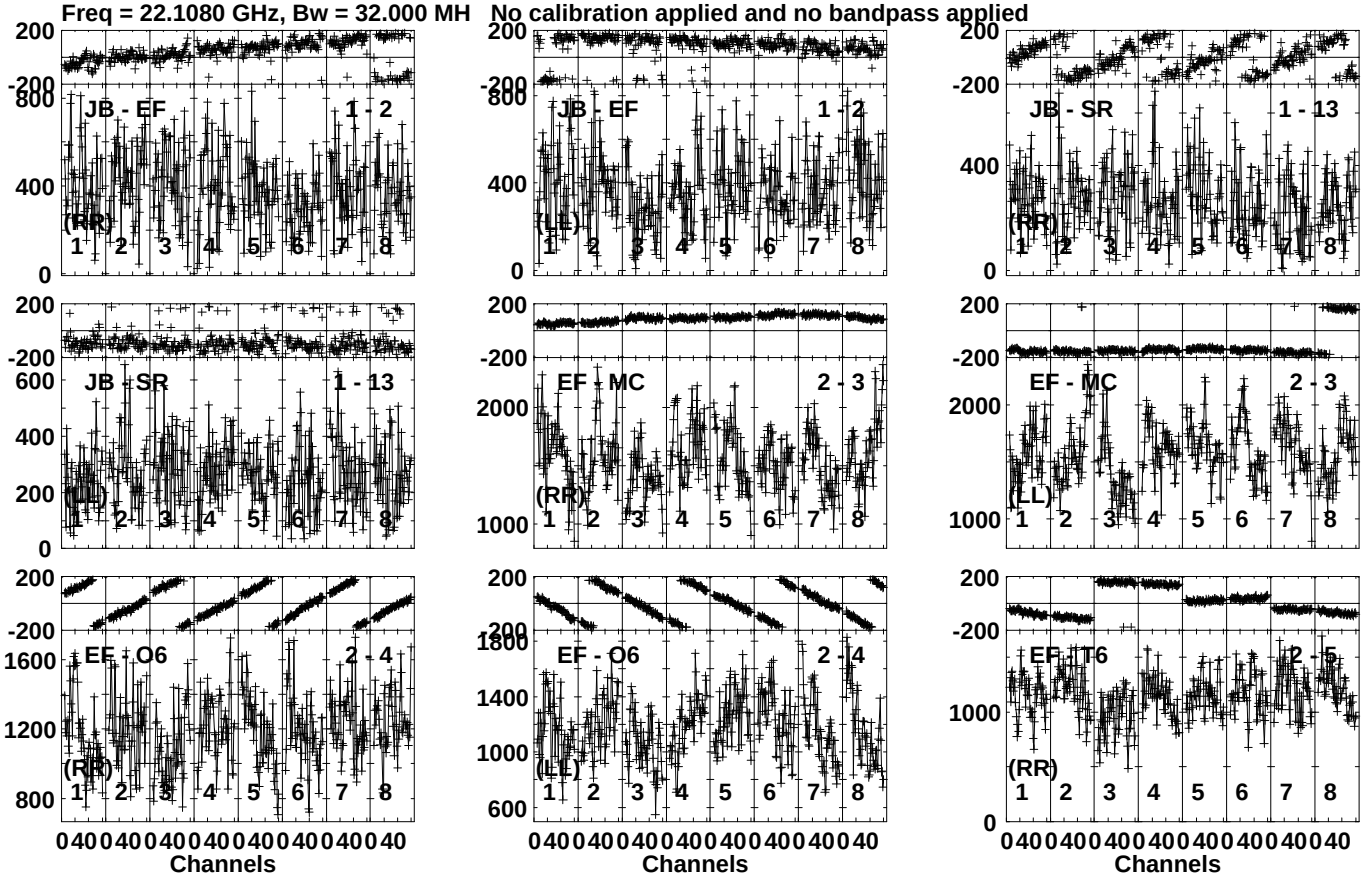

Lower frame: Micro Ampl Jy Top frame: Phas deg
Vector averaged cross-power spectrum Several baselines displayed
Timerange: 00/22:58:51 to 00/22:59:49

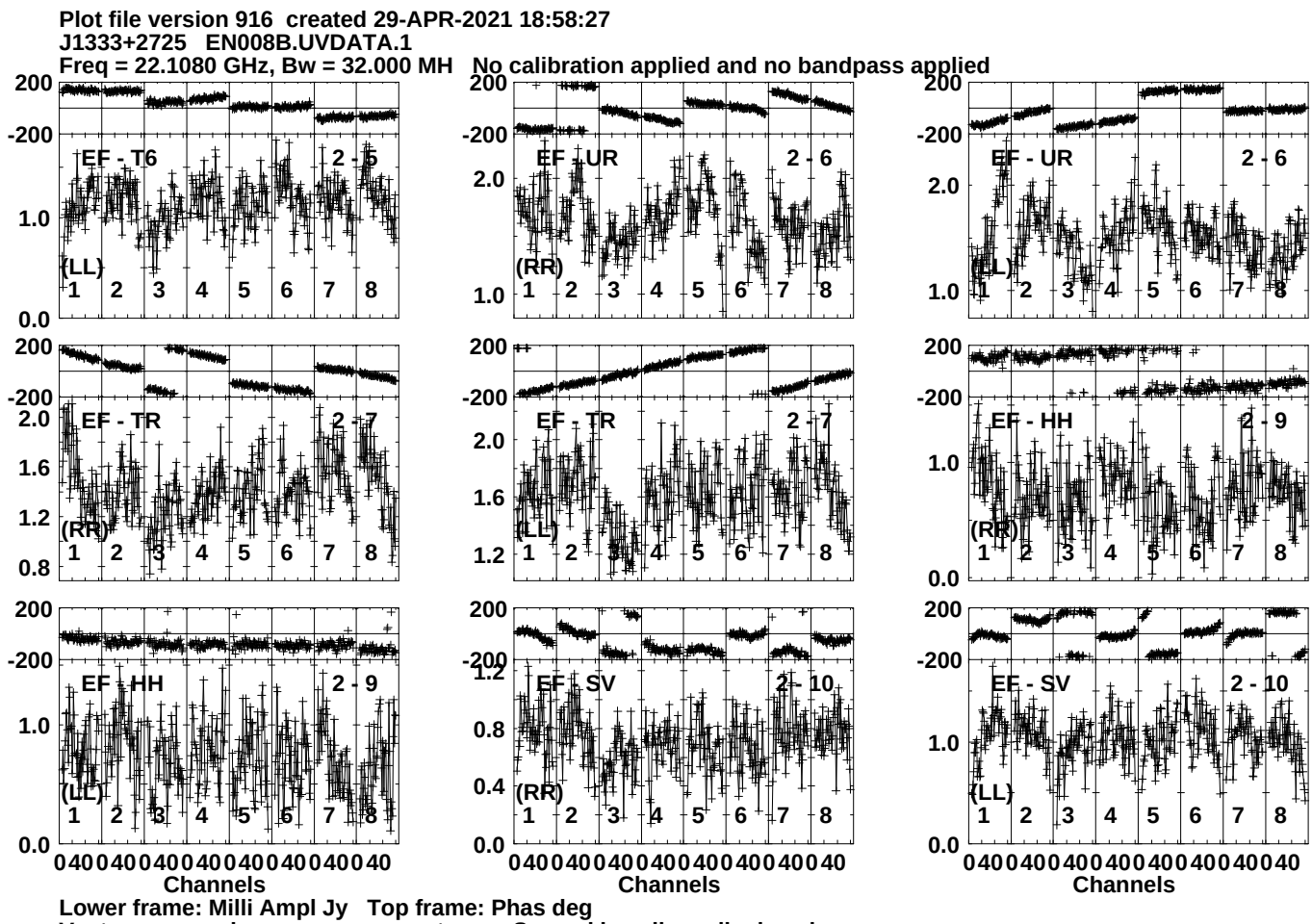
Plot file version 916 created 29-APR-2021 18:58:27
J1333+2725 EN008B.UVDATA.1
Freq = 22.1080 GHz, Bw = 32.000 MH No calibration applied and no bandpass applied
EF - T6 2 - 5
EF - UR 2 - 6
EF - UR 2 - 6
EF - TR 2 - 7
EF - TR 2 - 7
EF - HH 2 - 9
EF - HH 2 - 9
EF - SV 2 - 10
EF - SV 2 - 10
(LL)
(RR)
Channels
Lower frame: Milli Ampl Jy Top frame: Phas deg
Vector averaged cross-power spectrum Several baselines displayed
Timerange: 00/22:58:51 to 00/22:59:49

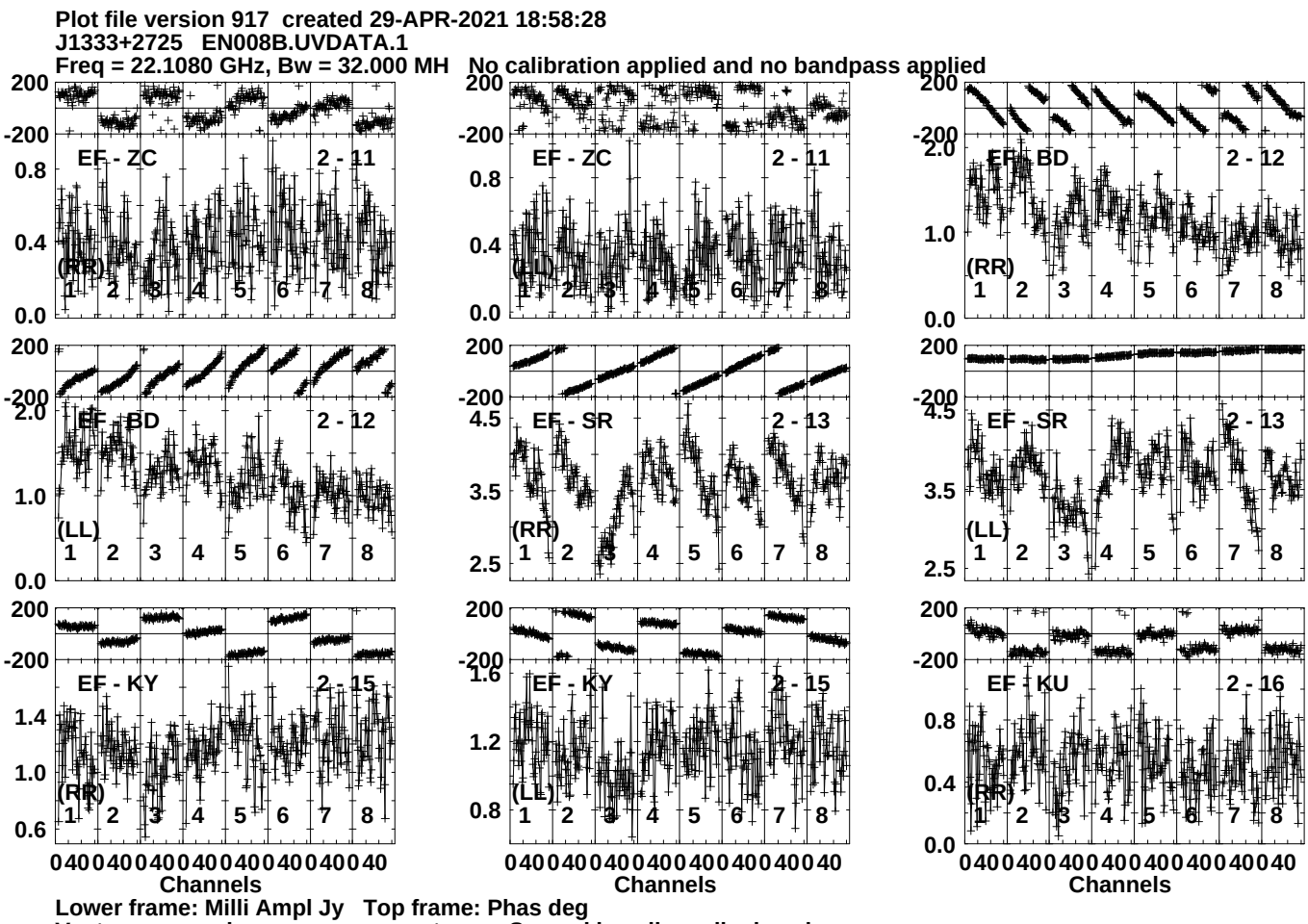
Plot file version 917 created 29-APR-2021 18:58:28
J1333+2725 EN008B.UVDATA.1
Freq = 22.1080 GHz, Bw = 32.000 MH No calibration applied and no bandpass applied
EF - ZC 2 - 11
(RR)
EF - ZC 2 - 11
(LL)
EF - BD 2 - 12
(RR)
EF - BD 2 - 12
(LL)
EF - SR 2 - 13
(RR)
EF - SR 2 - 13
(LL)
EF - KY 2 - 15
(RR)
EF - KY 2 - 15
(LL)
EF - KU 2 - 16
(RR)
Channels
Channels
Channels
Lower frame: Milli Ampl Jy Top frame: Phas deg
Vector averaged cross-power spectrum Several baselines displayed
Timerange: 00/22:58:51 to 00/22:59:49

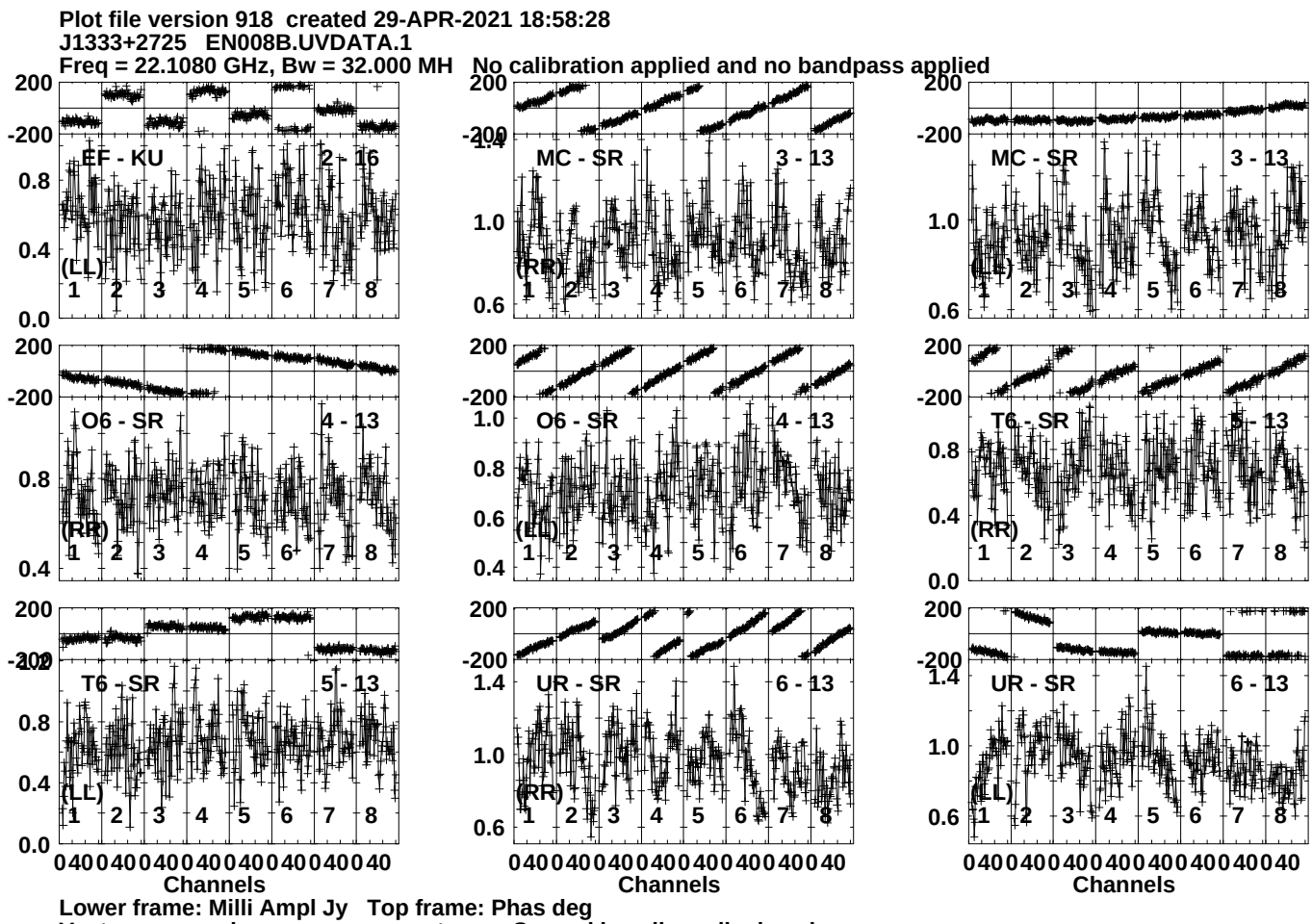
Plot file version 918 created 29-APR-2021 18:58:28
J1333+2725 EN008B.UVDATA.1
Freq = 22.1080 GHz, Bw = 32.000 MH No calibration applied and no bandpass applied
EF - KU 2 - 16
MC - SR 3 - 13
MC - SR 3 - 13
O6 - SR 4 - 13
O6 - SR 4 - 13
T6 - SR 5 - 13
T6 - SR 5 - 13
UR - SR 6 - 13
UR - SR 6 - 13
(LL)
(RR)
Channels
Lower frame: Milli Ampl Jy Top frame: Phas deg
Vector averaged cross-power spectrum Several baselines displayed
Timerange: 00/22:58:51 to 00/22:59:49

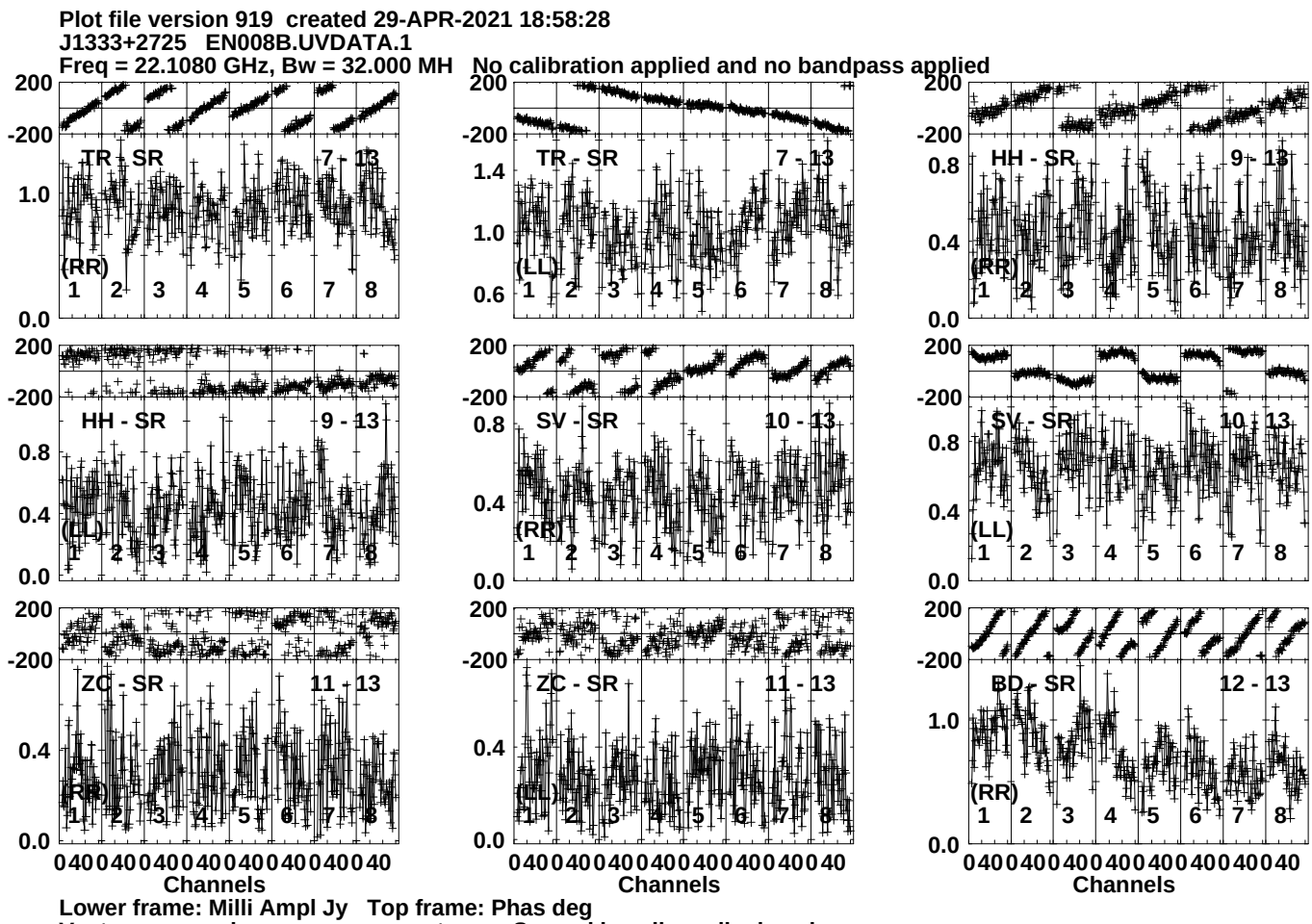
Plot file version 919 created 29-APR-2021 18:58:28
J1333+2725 EN008B.UVDATA.1
Freq = 22.1080 GHz, Bw = 32.000 MH No calibration applied and no bandpass applied
TR - SR 7 - 13
(RR)
TR - SR 7 - 13
(LL)
HH - SR 9 - 13
(RR)
HH - SR 9 - 13
(LL)
SV - SR 10 - 13
(RR)
SV - SR 10 - 13
(LL)
ZC - SR 11 - 13
(RR)
ZC - SR 11 - 13
(LL)
BD - SR 12 - 13
(RR)
Channels
Channels
Channels
Lower frame: Milli Ampl Jy Top frame: Phas deg
Vector averaged cross-power spectrum Several baselines displayed
Timerange: 00/22:58:51 to 00/22:59:49

Plot file version 920 created 29-APR-2021 18:58:28
J1333+2725 EN008B.UVDATA.1
Freq = 22.1080 GHz, Bw = 32.000 MH No calibration applied and no bandpass applied

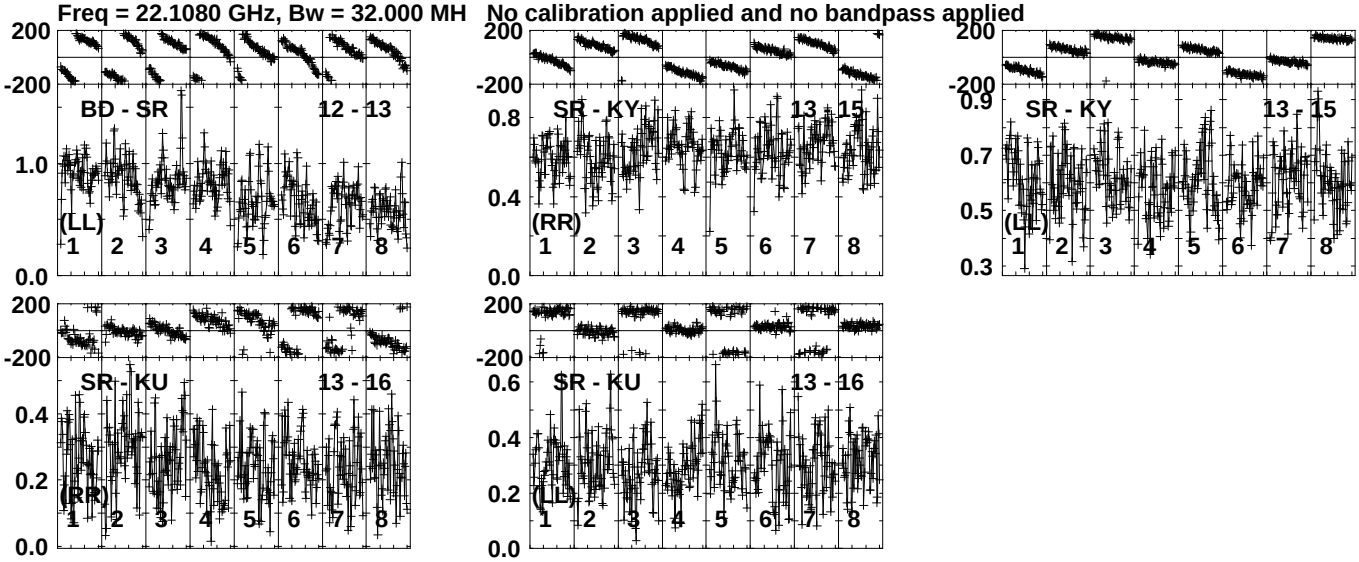

Lower frame: Milli Ampl Jy Top frame: Phas deg
Vector averaged cross-power spectrum Several baselines displayed
Timerange: 00/22:58:51 to 00/22:59:49

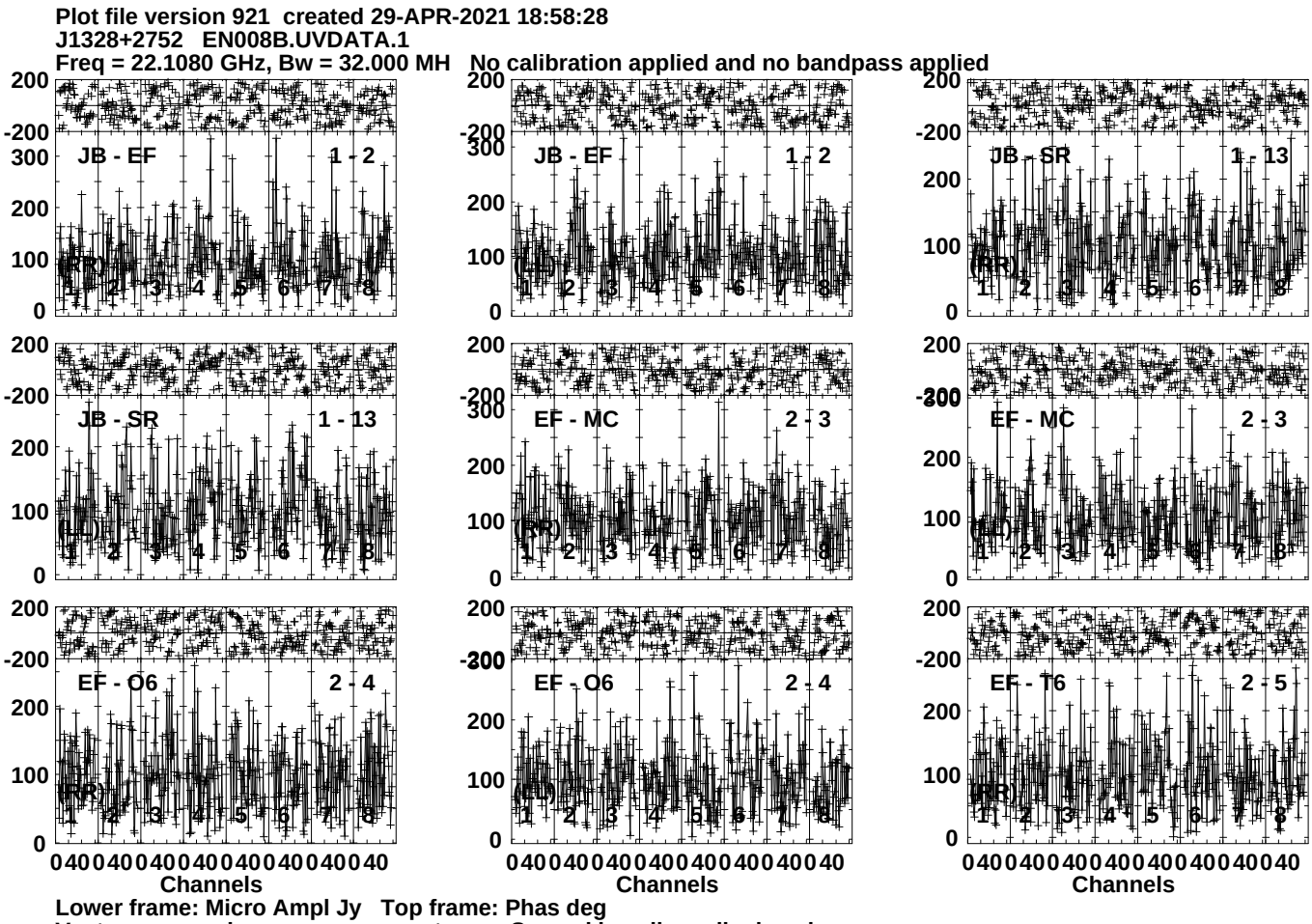
Plot file version 921 created 29-APR-2021 18:58:28
J1328+2752 EN008B.UVDATA.1
Freq = 22.1080 GHz, Bw = 32.000 MH No calibration applied and no bandpass applied
JB - EF 1 - 2
JB - EF 1 - 2
JB - SR 1 - 13
JB - SR 1 - 13
EF - MC 2 - 3
EF - MC 2 - 3
EF - O6 2 - 4
EF - O6 2 - 4
EF - T6 2 - 5
(RR)
(LL)
Channels
Lower frame: Micro Ampl Jy Top frame: Phas deg
Vector averaged cross-power spectrum Several baselines displayed
Timerange: 00/23:00:31 to 00/23:02:29

Plot file version 922 created 29-APR-2021 18:58:28
J1328+2752 EN008B.UVDATA.1
Freq = 22.1080 GHz, Bw = 32.000 MH No calibration applied and no bandpass applied

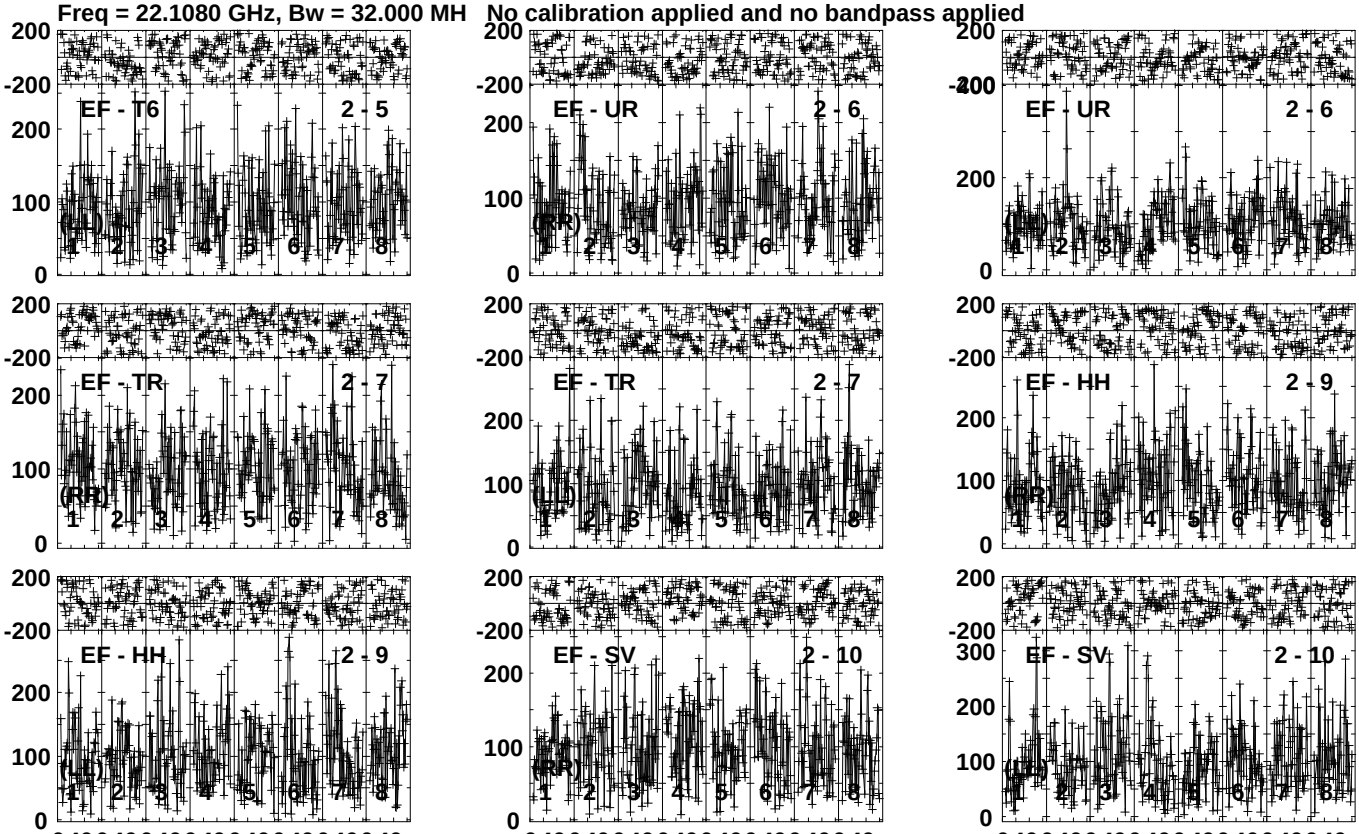

Lower frame: Micro Ampl Jy Top frame: Phas deg
Vector averaged cross-power spectrum Several baselines displayed
Timerange: 00/23:00:31 to 00/23:02:29

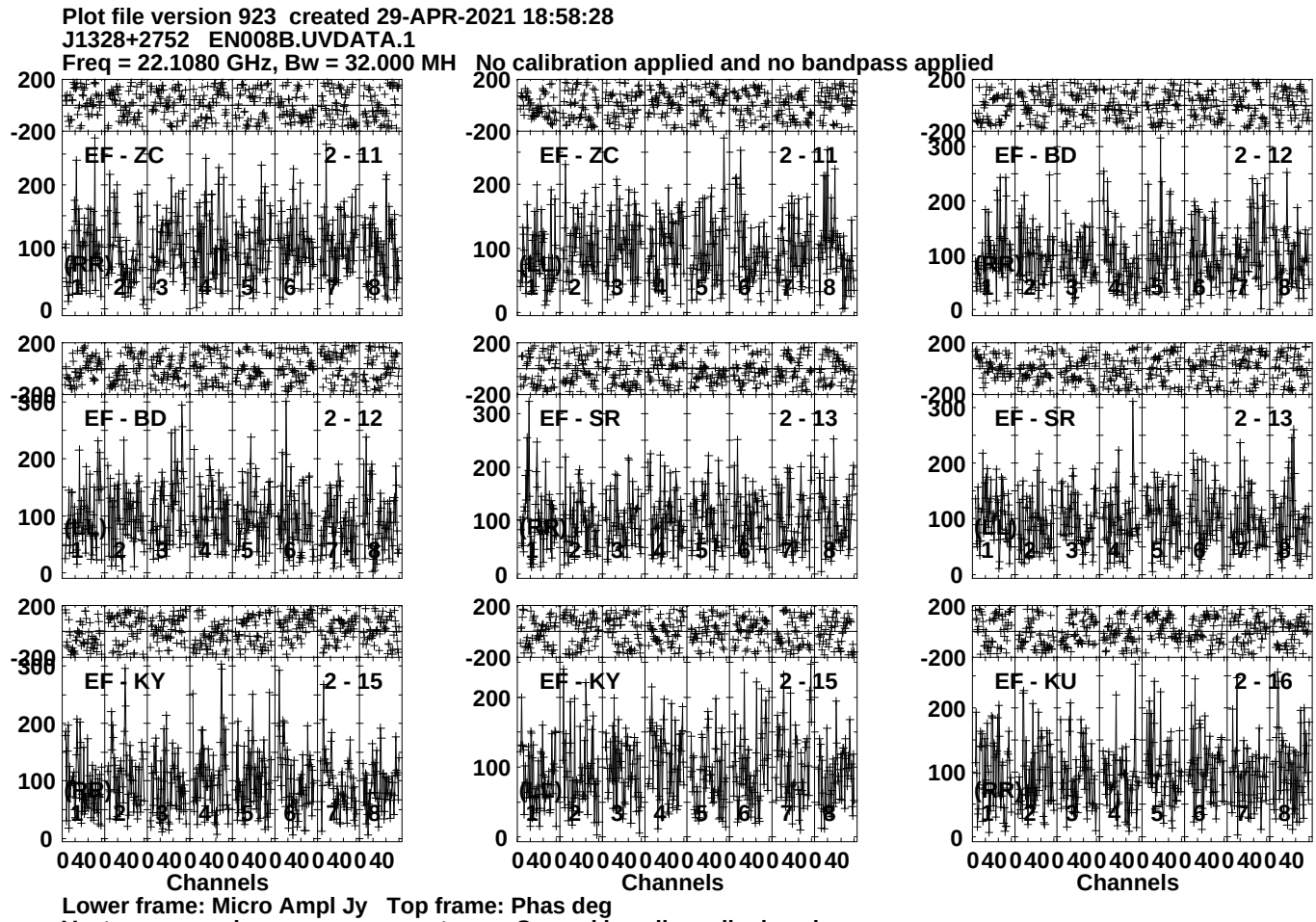
Plot file version 923 created 29-APR-2021 18:58:28
J1328+2752 EN008B.UVDATA.1
Freq = 22.1080 GHz, Bw = 32.000 MH No calibration applied and no bandpass applied
EF - ZC 2 - 11
EF - ZC 2 - 11
EF - BD 2 - 12
EF - BD 2 - 12
EF - SR 2 - 13
EF - SR 2 - 13
EF - KY 2 - 15
EF - KY 2 - 15
EF - KU 2 - 16
Channels
Channels
Channels
Lower frame: Micro Ampl Jy Top frame: Phas deg
Vector averaged cross-power spectrum Several baselines displayed
Timerange: 00/23:00:31 to 00/23:02:29

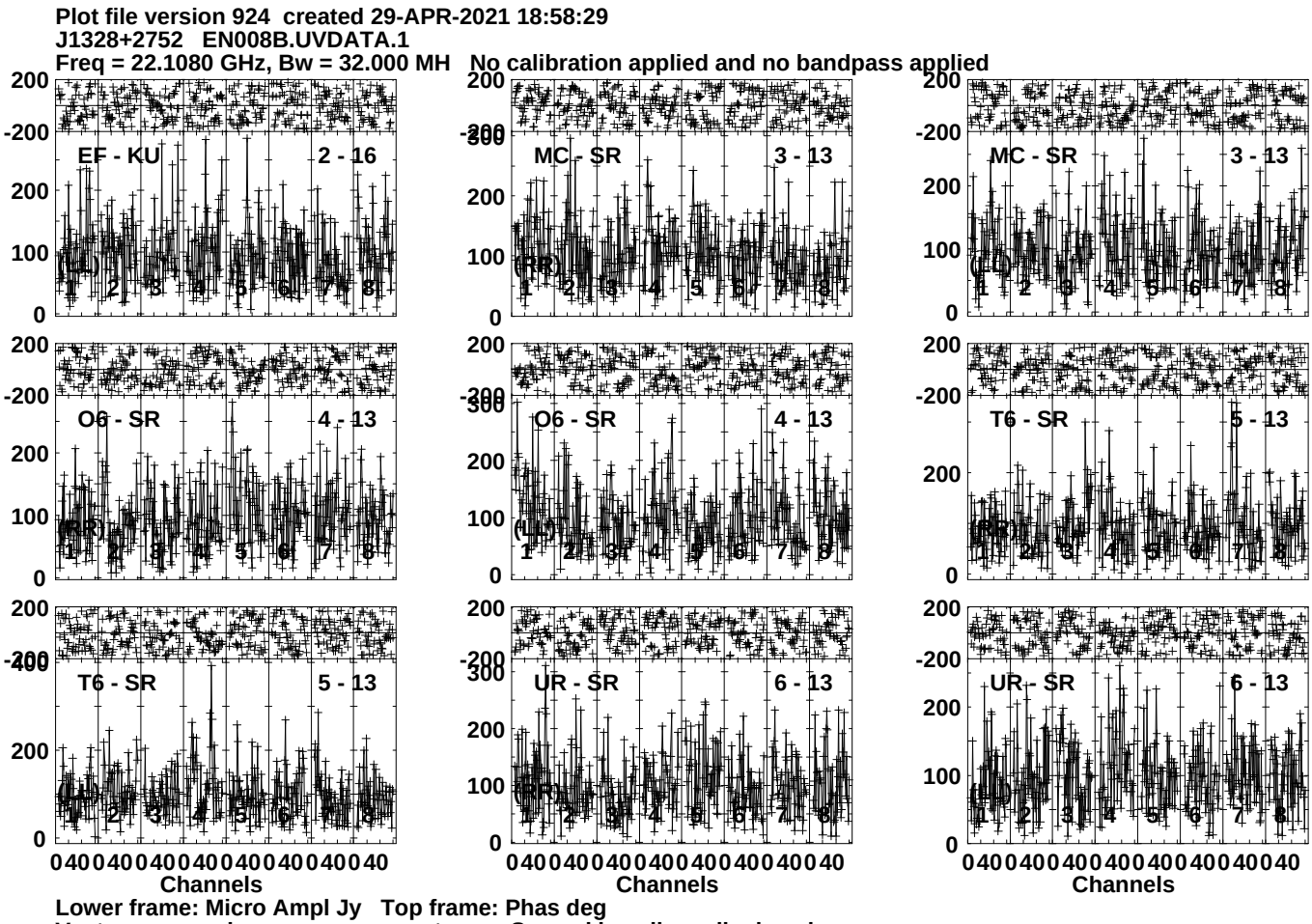
Plot file version 924 created 29-APR-2021 18:58:29
J1328+2752 EN008B.UVDATA.1
Freq = 22.1080 GHz, Bw = 32.000 MH No calibration applied and no bandpass applied
EF - KU 2 - 16
MC - SR 3 - 13
MC - SR 3 - 13
O6 - SR 4 - 13
O6 - SR 4 - 13
T6 - SR 5 - 13
T6 - SR 5 - 13
UR - SR 6 - 13
UR - SR 6 - 13
Channels
Channels
Channels
Lower frame: Micro Ampl Jy Top frame: Phas deg
Vector averaged cross-power spectrum Several baselines displayed
Timerange: 00/23:00:31 to 00/23:02:29

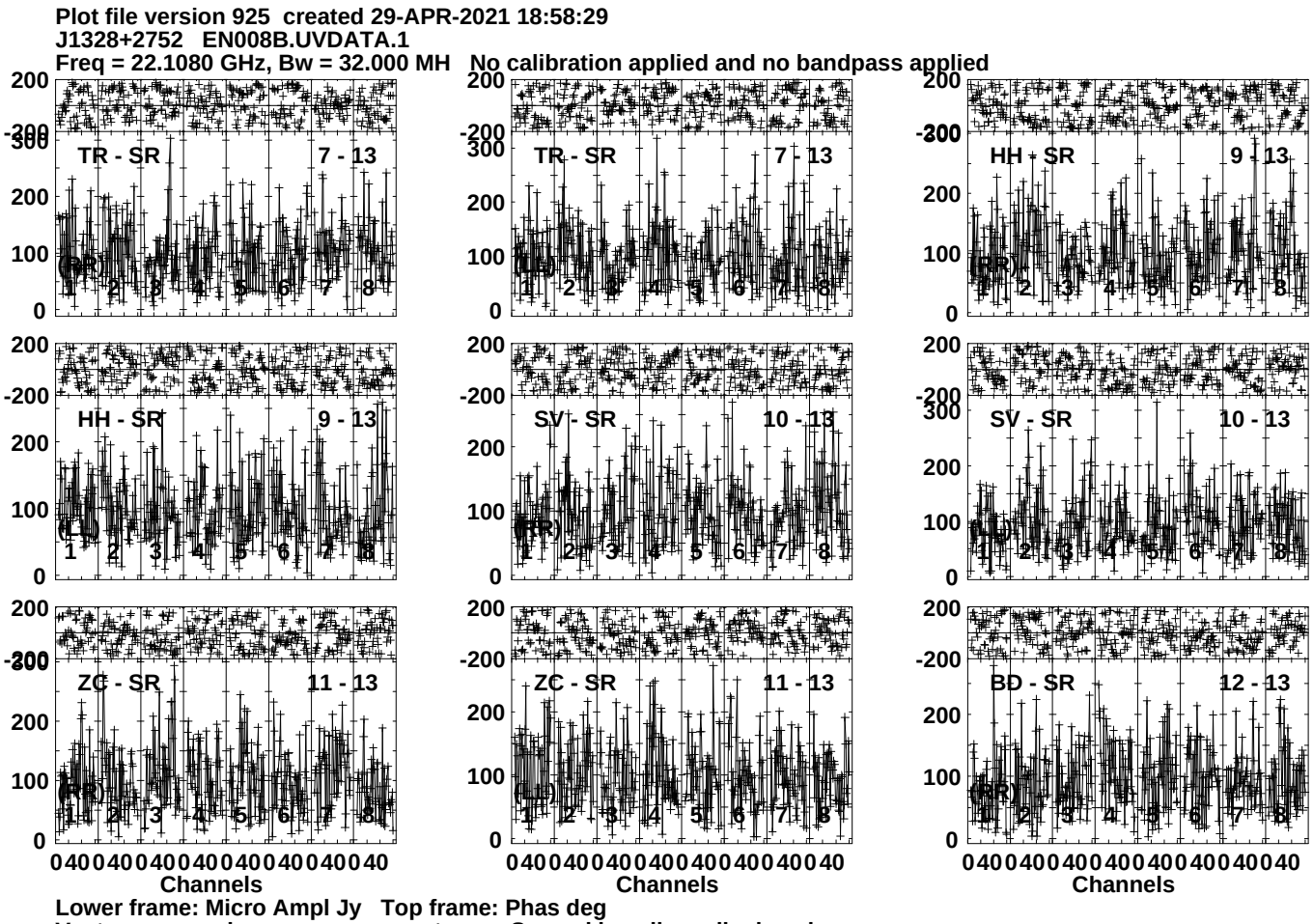
Plot file version 925 created 29-APR-2021 18:58:29
J1328+2752 EN008B.UVDATA.1
Freq = 22.1080 GHz, Bw = 32.000 MH No calibration applied and no bandpass applied
TR - SR 7 - 13
TR - SR 7 - 13
HH - SR 9 - 13
HH - SR 9 - 13
SV - SR 10 - 13
SV - SR 10 - 13
ZC - SR 11 - 13
ZC - SR 11 - 13
BD - SR 12 - 13
(RR)
(LL)
(RL)
(LR)
200
-200
300
100
0
1 2 3 4 5 6 7 8
0 40 0 40 0 40 0 40 0 40 0 40 0 40 0 40
Channels
Lower frame: Micro Ampl Jy Top frame: Phas deg
Vector averaged cross-power spectrum Several baselines displayed
Timerange: 00/23:00:31 to 00/23:02:29

Plot file version 926 created 29-APR-2021 18:58:29
J1328+2752 EN008B.UVDATA.1
Freq = 22.1080 GHz, Bw = 32.000 MH No calibration applied and no bandpass applied

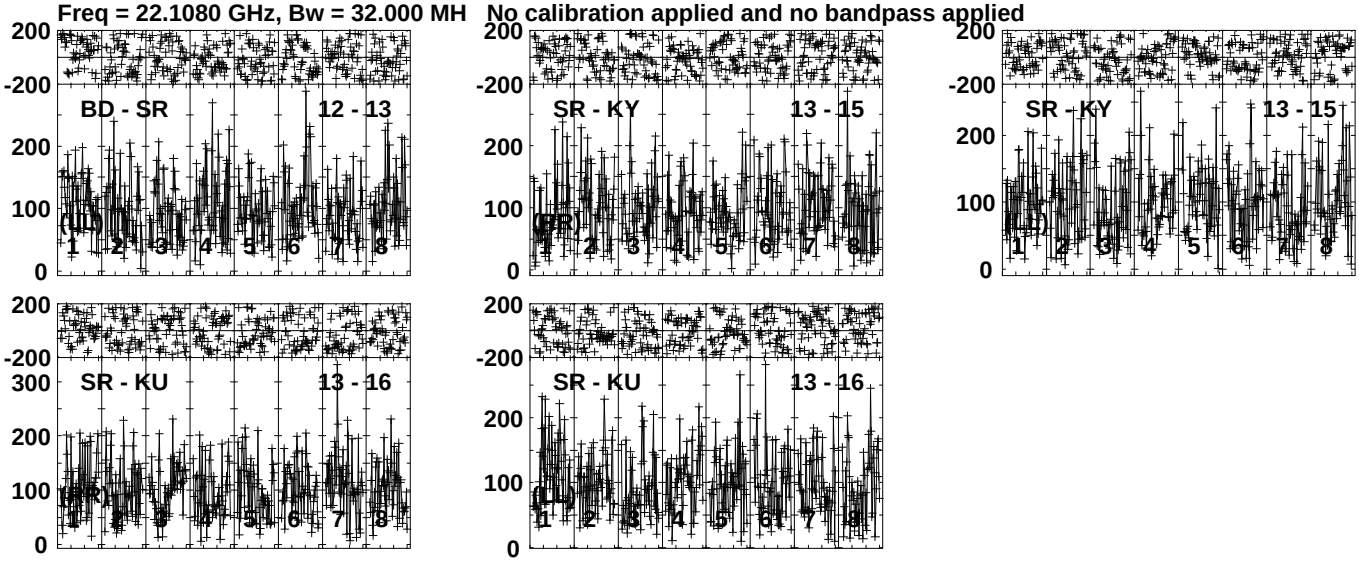

Lower frame: Micro Ampl Jy Top frame: Phas deg
Vector averaged cross-power spectrum Several baselines displayed
Timerange: 00/23:00:31 to 00/23:02:29

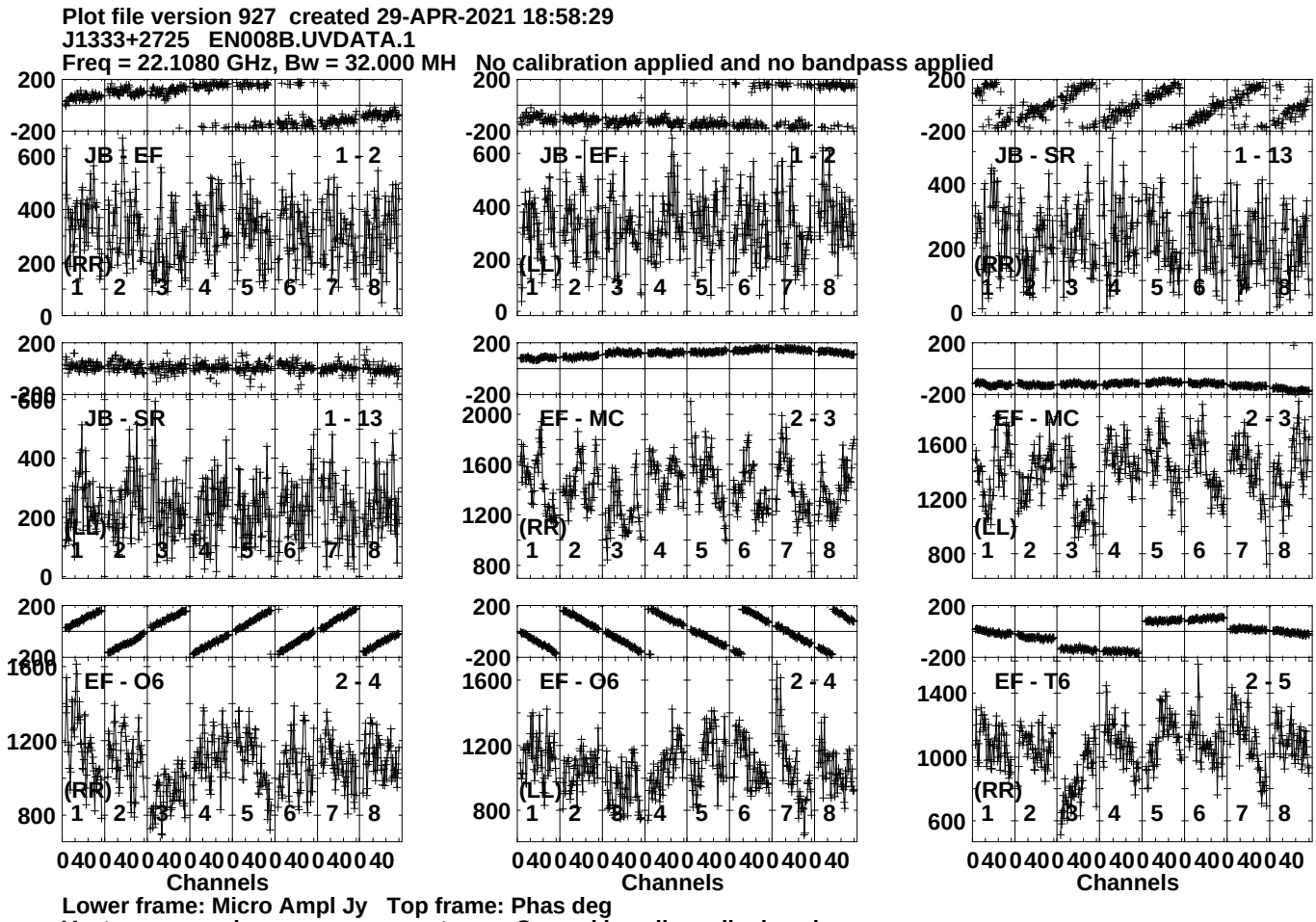
Plot file version 927 created 29-APR-2021 18:58:29
J1333+2725 EN008B.UVDATA.1
Freq = 22.1080 GHz, Bw = 32.000 MH No calibration applied and no bandpass applied
JB - EF 1 - 2
(RR)
JB - EF 1 - 2
(LL)
JB - SR 1 - 13
(RR)
JB - SR 1 - 13
(LL)
EF - MC 2 - 3
(RR)
EF - MC 2 - 3
(LL)
EF - O6 2 - 4
(RR)
EF - O6 2 - 4
(LL)
EF - T6 2 - 5
(RR)
Channels
Channels
Channels
Lower frame: Micro Ampl Jy Top frame: Phas deg
Vector averaged cross-power spectrum Several baselines displayed
Timerange: 00/23:03:01 to 00/23:03:59

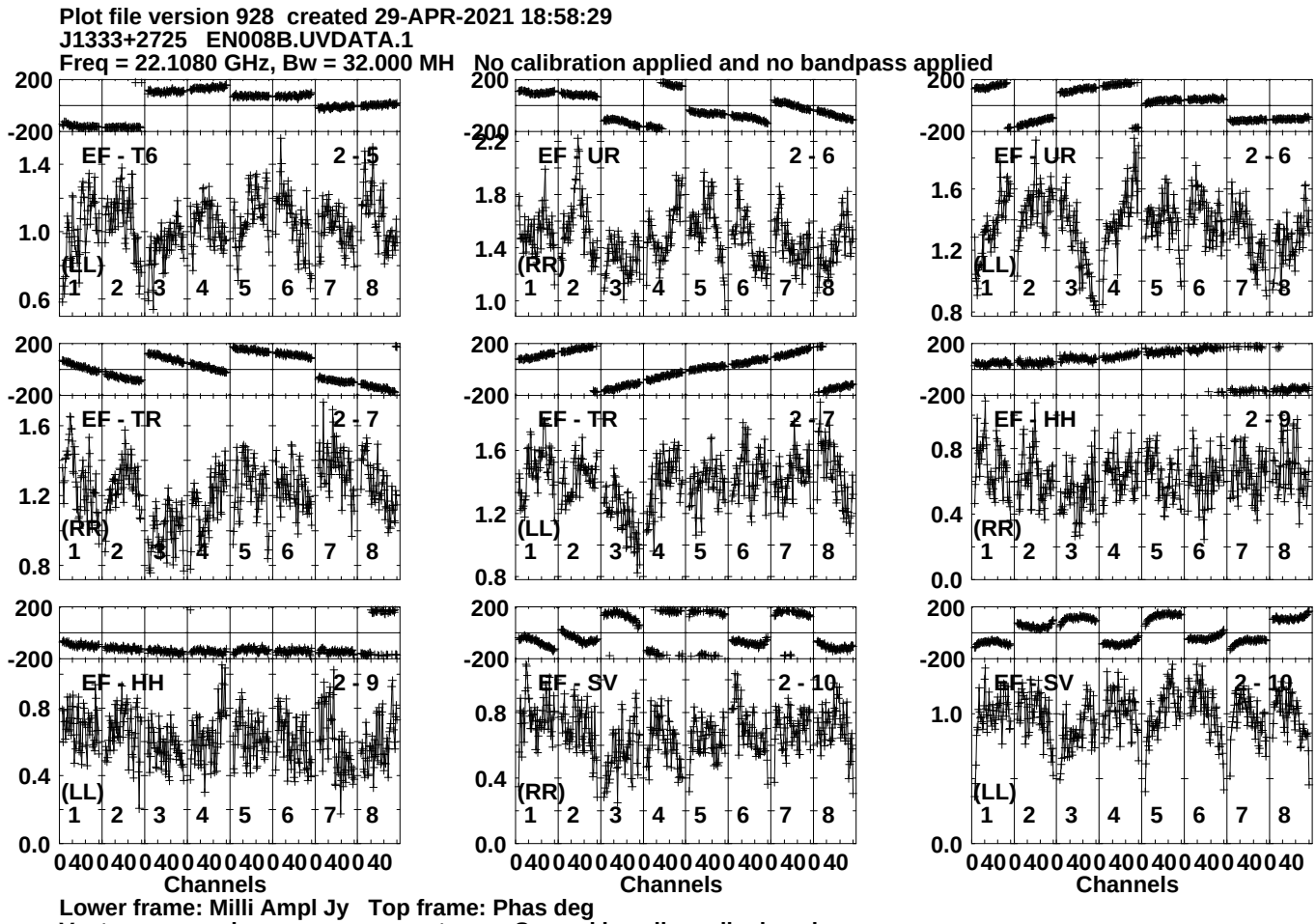
Plot file version 928 created 29-APR-2021 18:58:29
J1333+2725 EN008B.UVDATA.1
Freq = 22.1080 GHz, Bw = 32.000 MH No calibration applied and no bandpass applied
EF - T6 2 - 5
(LL)
EF - UR 2 - 6
(RR)
EF - UR 2 - 6
(LL)
EF - TR 2 - 7
(RR)
EF - TR 2 - 7
(LL)
EF - HH 2 - 9
(RR)
EF - HH 2 - 9
(LL)
EF - SV 2 - 10
(RR)
EF - SV 2 - 10
(LL)
Channels
Channels
Channels
Lower frame: Milli Ampl Jy Top frame: Phas deg
Vector averaged cross-power spectrum Several baselines displayed
Timerange: 00/23:03:01 to 00/23:03:59

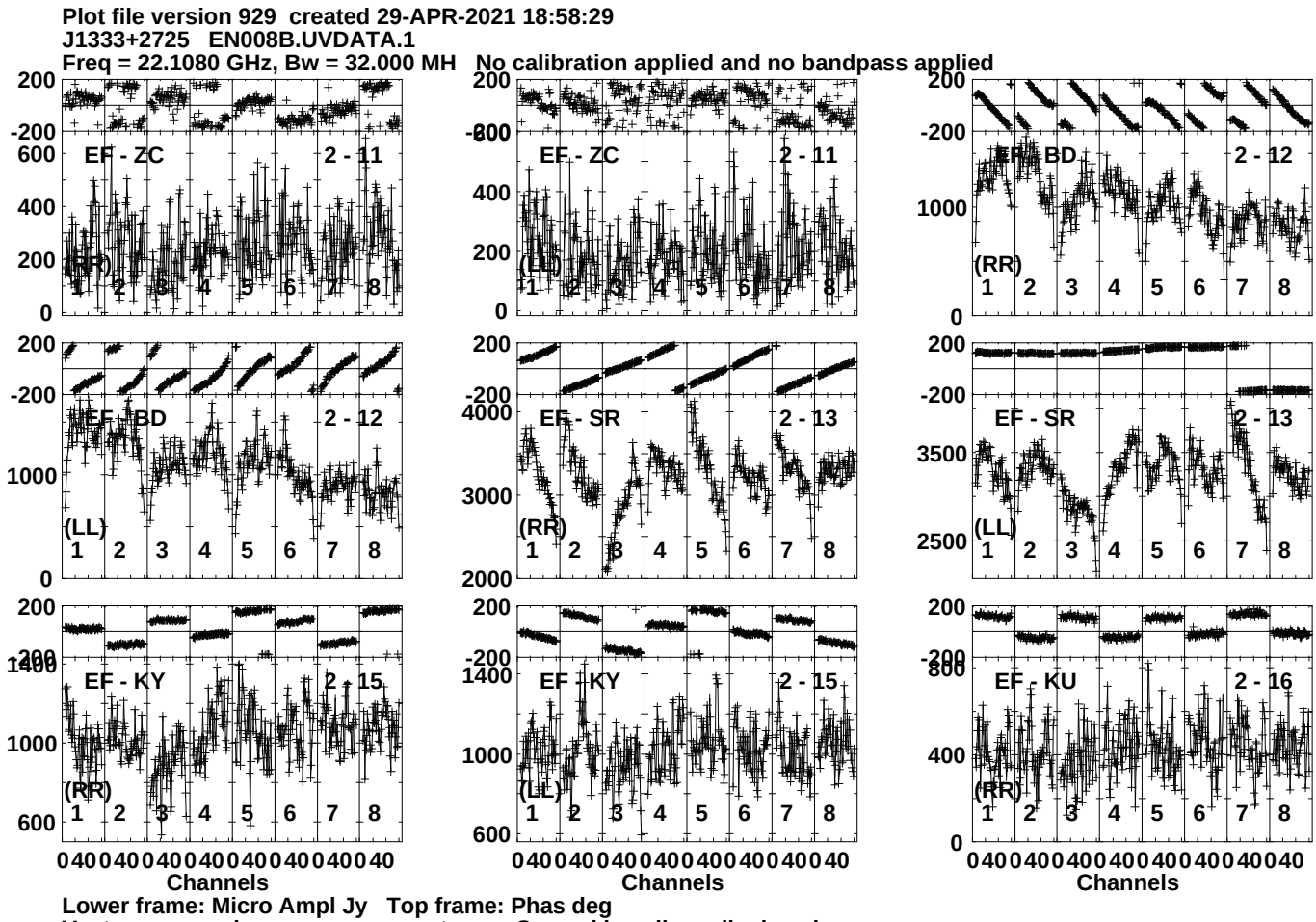
Plot file version 929 created 29-APR-2021 18:58:29
J1333+2725 EN008B.UVDATA.1
Freq = 22.1080 GHz, Bw = 32.000 MH No calibration applied and no bandpass applied
EF - ZC 2 - 11
(RR)
EF - ZC 2 - 11
(LL)
EF - BD 2 - 12
(RR)
EF - BD 2 - 12
(LL)
EF - SR 2 - 13
(RR)
EF - SR 2 - 13
(LL)
EF - KY 2 - 15
(RR)
EF - KY 2 - 15
(LL)
EF - KU 2 - 16
(RR)
Channels
Channels
Channels
Lower frame: Micro Ampl Jy Top frame: Phas deg
Vector averaged cross-power spectrum Several baselines displayed
Timerange: 00/23:03:01 to 00/23:03:59

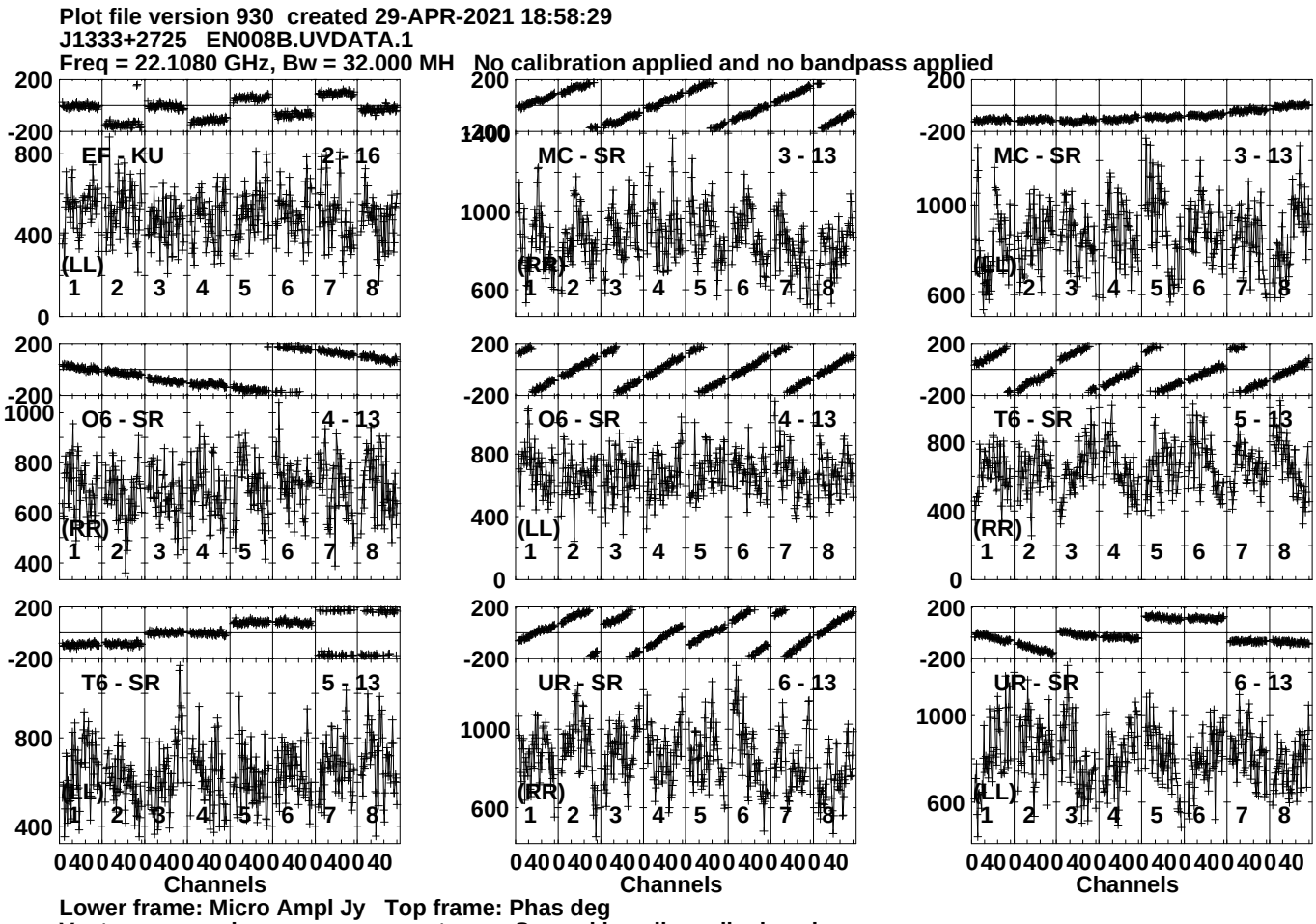
Plot file version 930 created 29-APR-2021 18:58:29
J1333+2725 EN008B.UVDATA.1
Freq = 22.1080 GHz, Bw = 32.000 MH No calibration applied and no bandpass applied
EF - KU 2 - 16
MC - SR 3 - 13
MC - SR 3 - 13
O6 - SR 4 - 13
O6 - SR 4 - 13
T6 - SR 5 - 13
T6 - SR 5 - 13
UR - SR 6 - 13
UR - SR 6 - 13
(LL)
(RR)
Channels
Lower frame: Micro Ampl Jy Top frame: Phas deg
Vector averaged cross-power spectrum Several baselines displayed
Timerange: 00/23:03:01 to 00/23:03:59

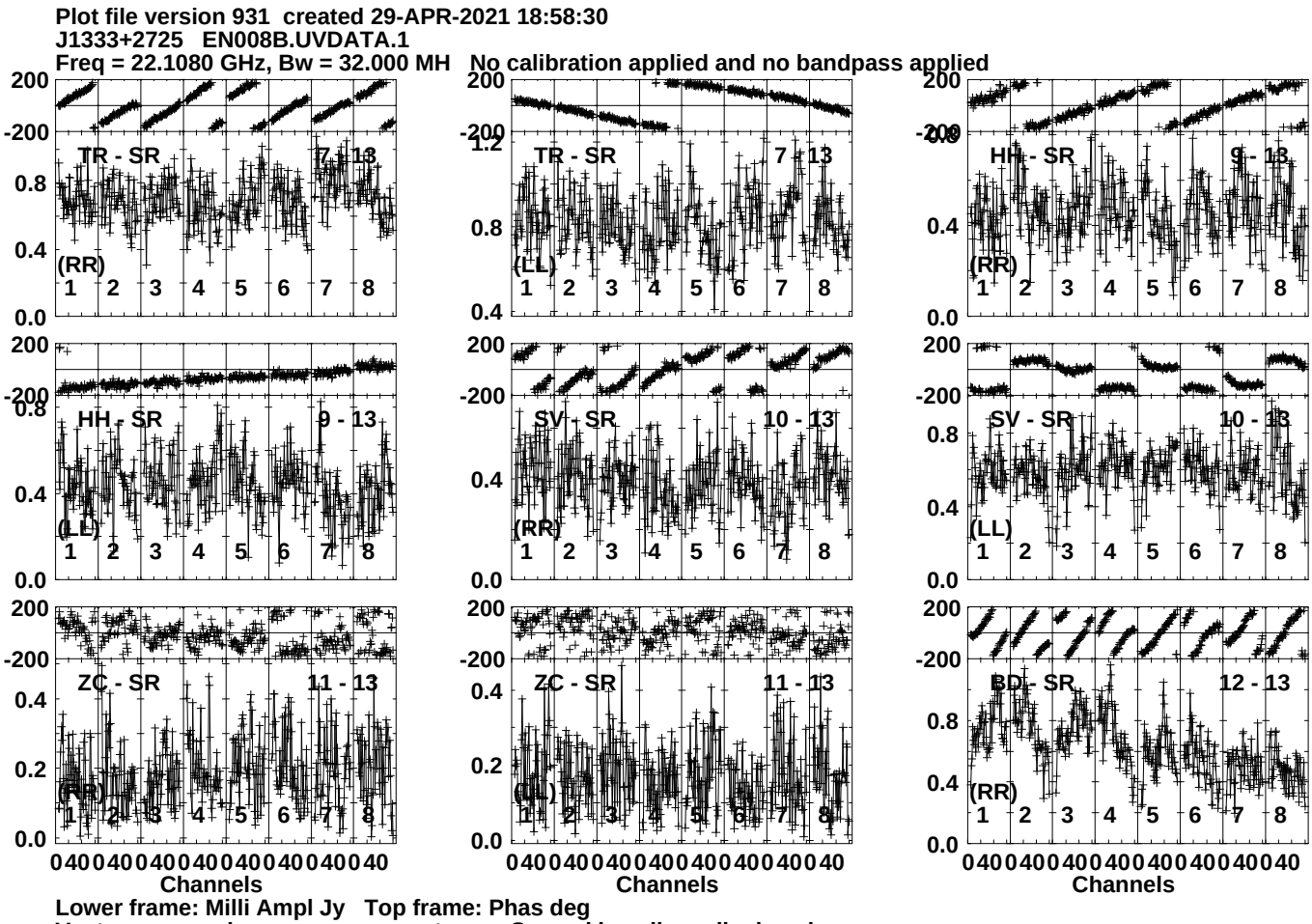
Plot file version 931 created 29-APR-2021 18:58:30
J1333+2725 EN008B.UVDATA.1
Freq = 22.1080 GHz, Bw = 32.000 MH No calibration applied and no bandpass applied
TR - SR 7 - 13
(RR)
TR - SR 7 - 13
(LL)
HH - SR 9 - 13
(RR)
HH - SR 9 - 13
(LL)
SV - SR 10 - 13
(RR)
SV - SR 10 - 13
(LL)
ZC - SR 11 - 13
(RR)
ZC - SR 11 - 13
(LL)
BD - SR 12 - 13
(RR)
Channels
Channels
Channels
Lower frame: Milli Ampl Jy Top frame: Phas deg
Vector averaged cross-power spectrum Several baselines displayed
Timerange: 00/23:03:01 to 00/23:03:59

Plot file version 932 created 29-APR-2021 18:58:30
J1333+2725 EN008B.UVDATA.1
Freq = 22.1080 GHz, Bw = 32.000 MH No calibration applied and no bandpass applied

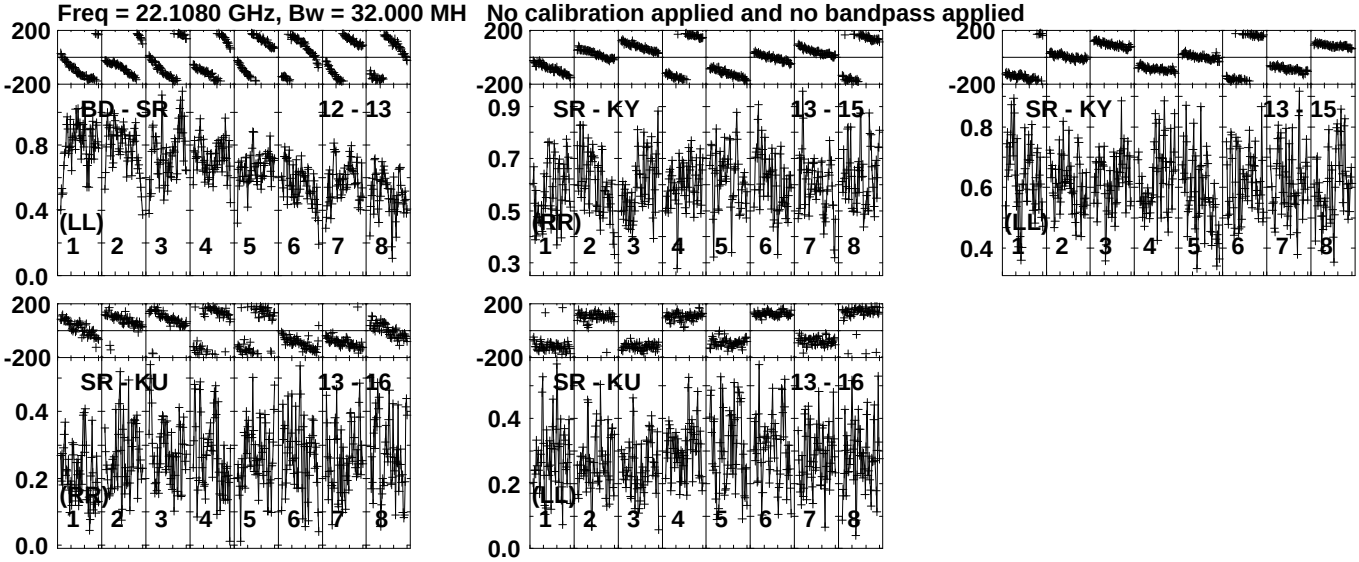

Lower frame: Milli Ampl Jy Top frame: Phas deg
Vector averaged cross-power spectrum Several baselines displayed
Timerange: 00/23:03:01 to 00/23:03:59

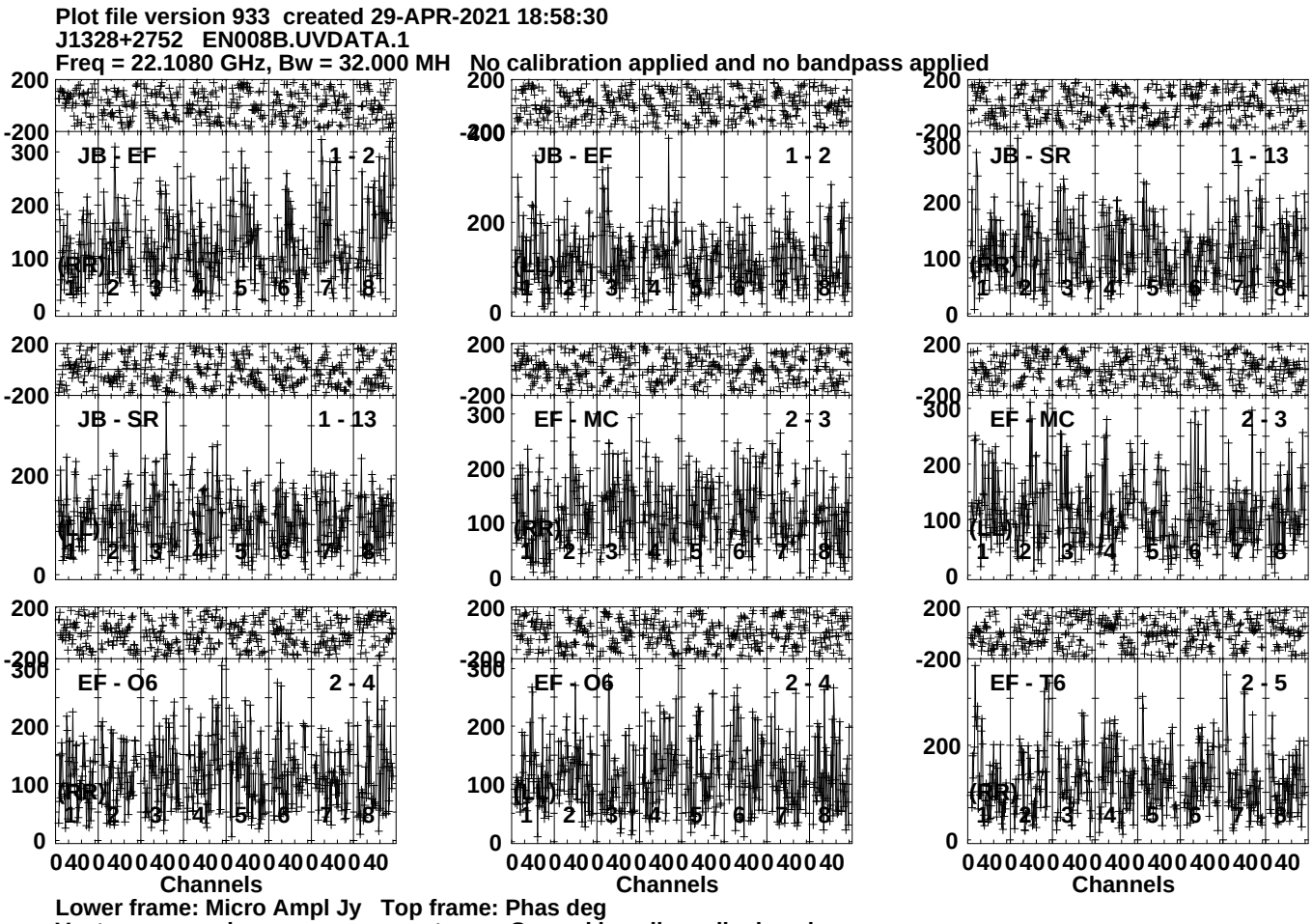
Plot file version 933 created 29-APR-2021 18:58:30
J1328+2752 EN008B.UVDATA.1
Freq = 22.1080 GHz, Bw = 32.000 MH No calibration applied and no bandpass applied
JB - EF 1 - 2
JB - SR 1 - 13
EF - MC 2 - 3
EF - O6 2 - 4
EF - T6 2 - 5
(LL)
(RR)
Channels
Lower frame: Micro Ampl Jy Top frame: Phas deg
Vector averaged cross-power spectrum Several baselines displayed
Timerange: 00/23:04:01 to 00/23:05:59

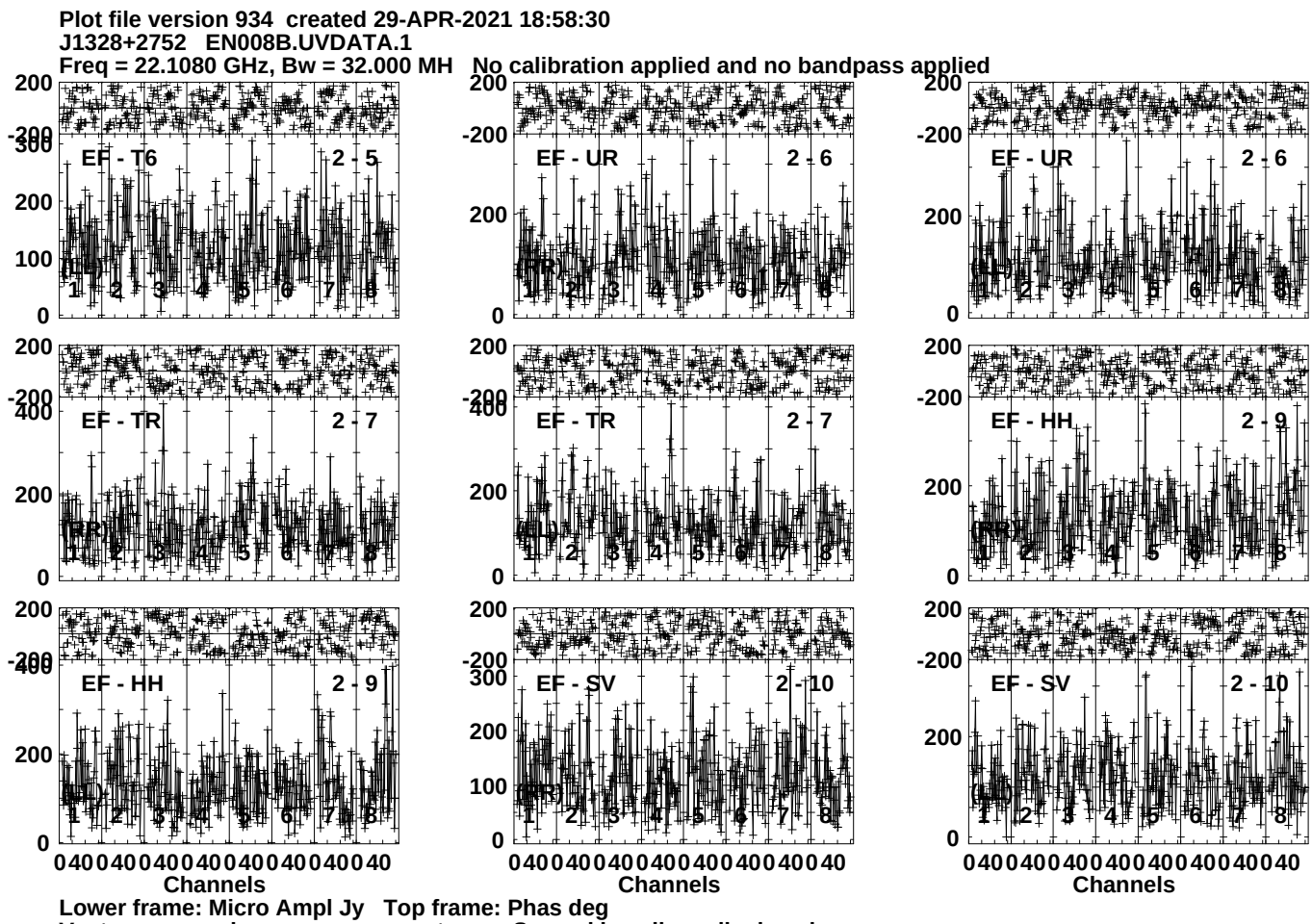
Plot file version 934 created 29-APR-2021 18:58:30
J1328+2752 EN008B.UVDATA.1
Freq = 22.1080 GHz, Bw = 32.000 MH No calibration applied and no bandpass applied
EF - T6 2 - 5
EF - UR 2 - 6
EF - UR 2 - 6
EF - TR 2 - 7
EF - TR 2 - 7
EF - HH 2 - 9
EF - HH 2 - 9
EF - SV 2 - 10
EF - SV 2 - 10
(RR)
(LL)
Channels
Lower frame: Micro Ampl Jy Top frame: Phas deg
Vector averaged cross-power spectrum Several baselines displayed
Timerange: 00/23:04:01 to 00/23:05:59

Plot file version 935 created 29-APR-2021 18:58:30
J1328+2752 EN008B.UVDATA.1
Freq = 22.1080 GHz, Bw = 32.000 MH No calibration applied and no bandpass applied

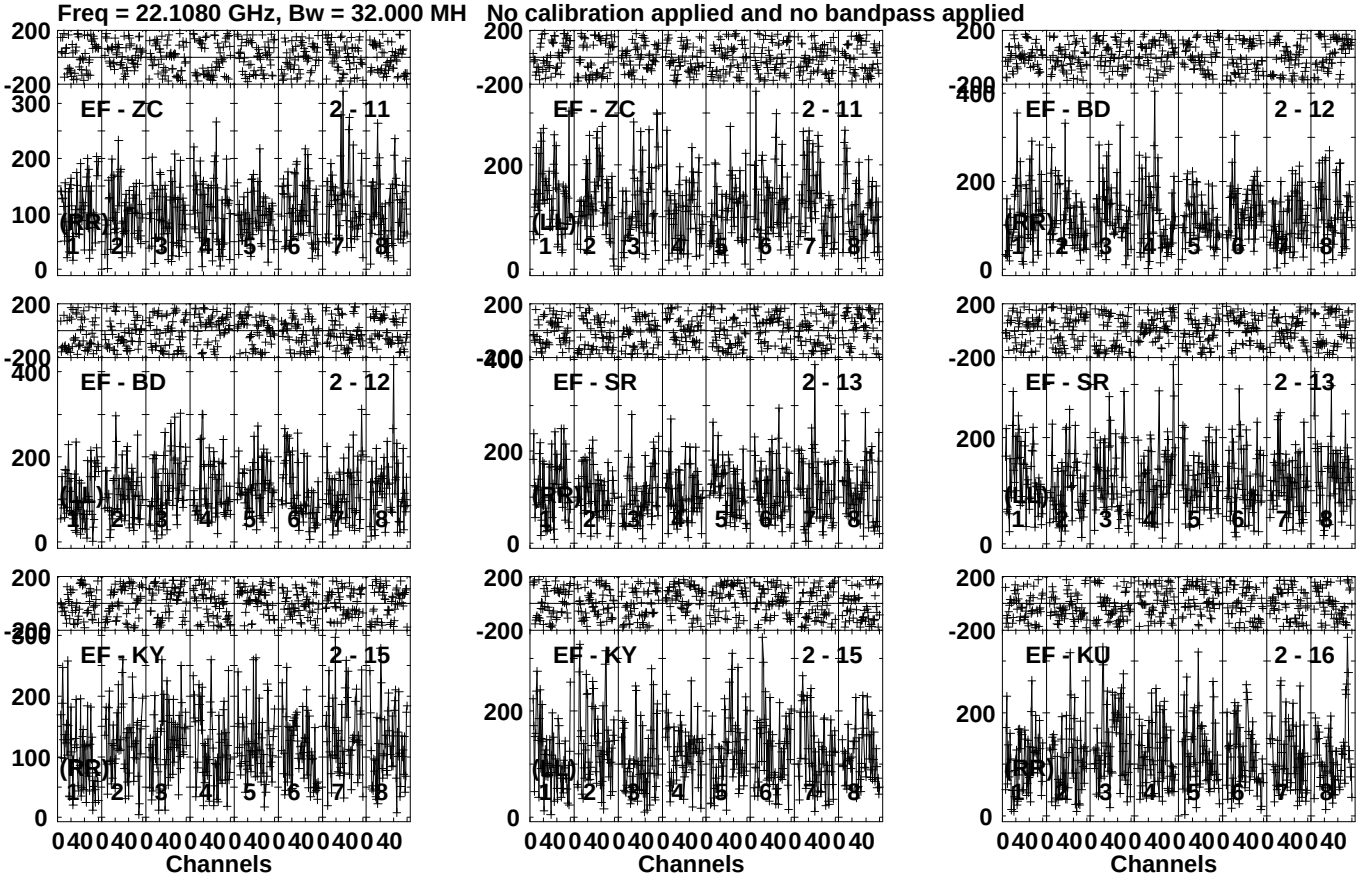

Lower frame: Micro Ampl Jy Top frame: Phas deg
Vector averaged cross-power spectrum Several baselines displayed
Timerange: 00/23:04:01 to 00/23:05:59

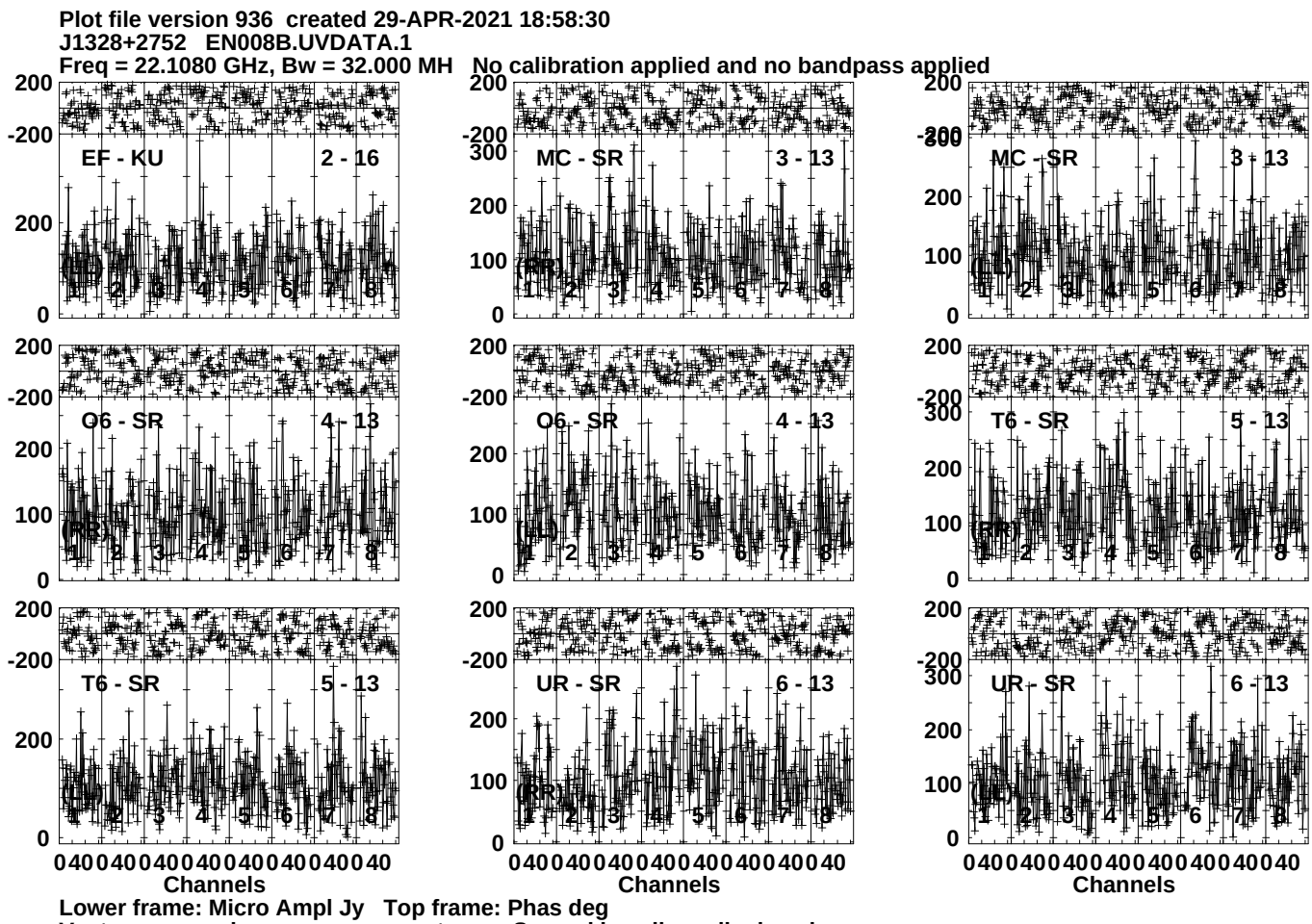
Plot file version 936 created 29-APR-2021 18:58:30
J1328+2752 EN008B.UVDATA.1
Freq = 22.1080 GHz, Bw = 32.000 MH No calibration applied and no bandpass applied
EF - KU 2 - 16
MC - SR 3 - 13
MC - SR 3 - 13
O6 - SR 4 - 13
O6 - SR 4 - 13
T6 - SR 5 - 13
T6 - SR 5 - 13
UR - SR 6 - 13
UR - SR 6 - 13
(LL)
(RR)
Channels
Lower frame: Micro Ampl Jy Top frame: Phas deg
Vector averaged cross-power spectrum Several baselines displayed
Timerange: 00/23:04:01 to 00/23:05:59

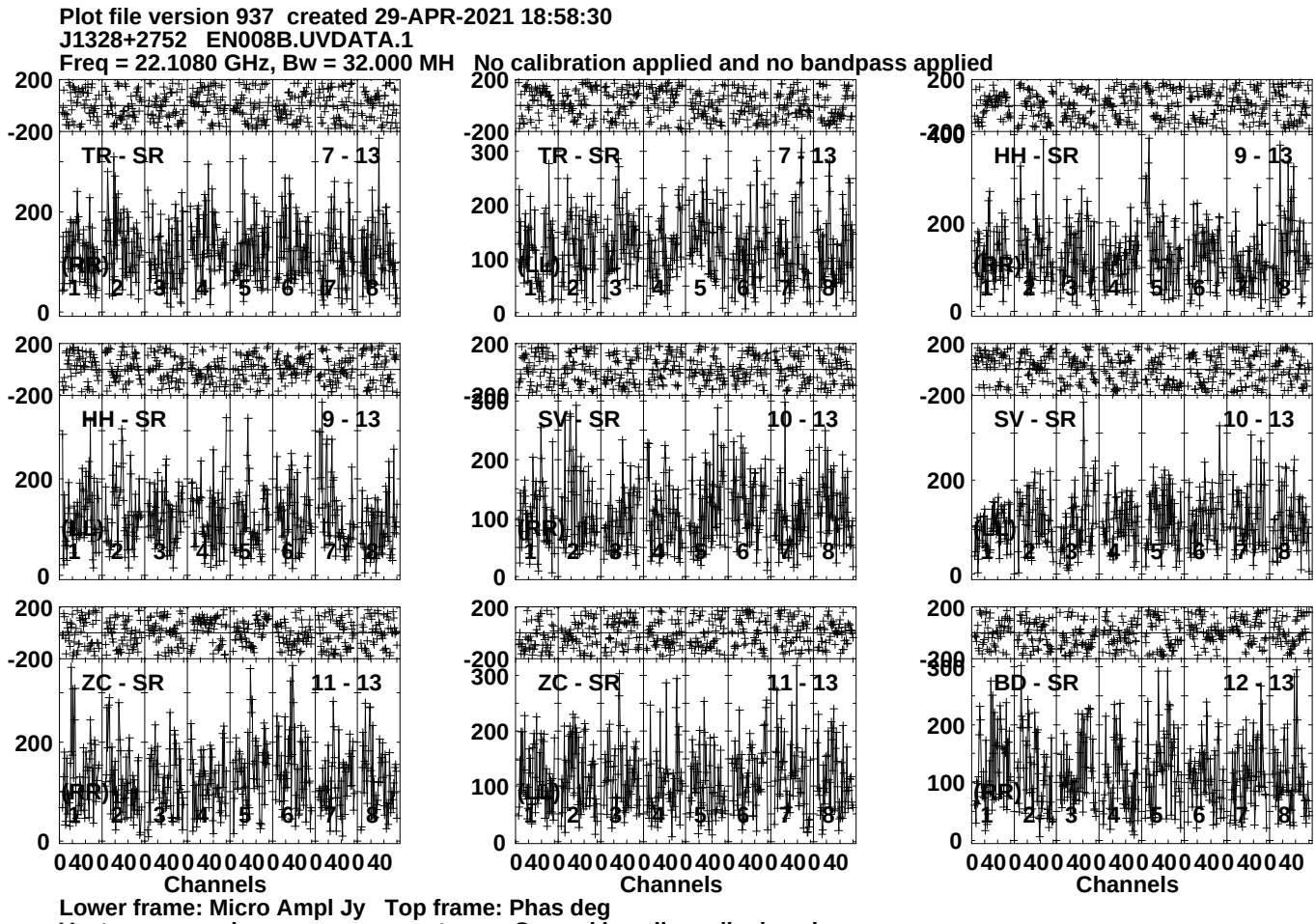
Plot file version 937 created 29-APR-2021 18:58:30
J1328+2752 EN008B.UVDATA.1
Freq = 22.1080 GHz, Bw = 32.000 MH No calibration applied and no bandpass applied
TR - SR
7 - 13
HH - SR
9 - 13
SV - SR
10 - 13
ZC - SR
11 - 13
BD - SR
12 - 13
Channels
Lower frame: Micro Ampl Jy Top frame: Phas deg
Vector averaged cross-power spectrum Several baselines displayed
Timerange: 00/23:04:01 to 00/23:05:59

Plot file version 938 created 29-APR-2021 18:58:31
J1328+2752 EN008B.UVDATA.1
Freq = 22.1080 GHz, Bw = 32.000 MH No calibration applied and no bandpass applied

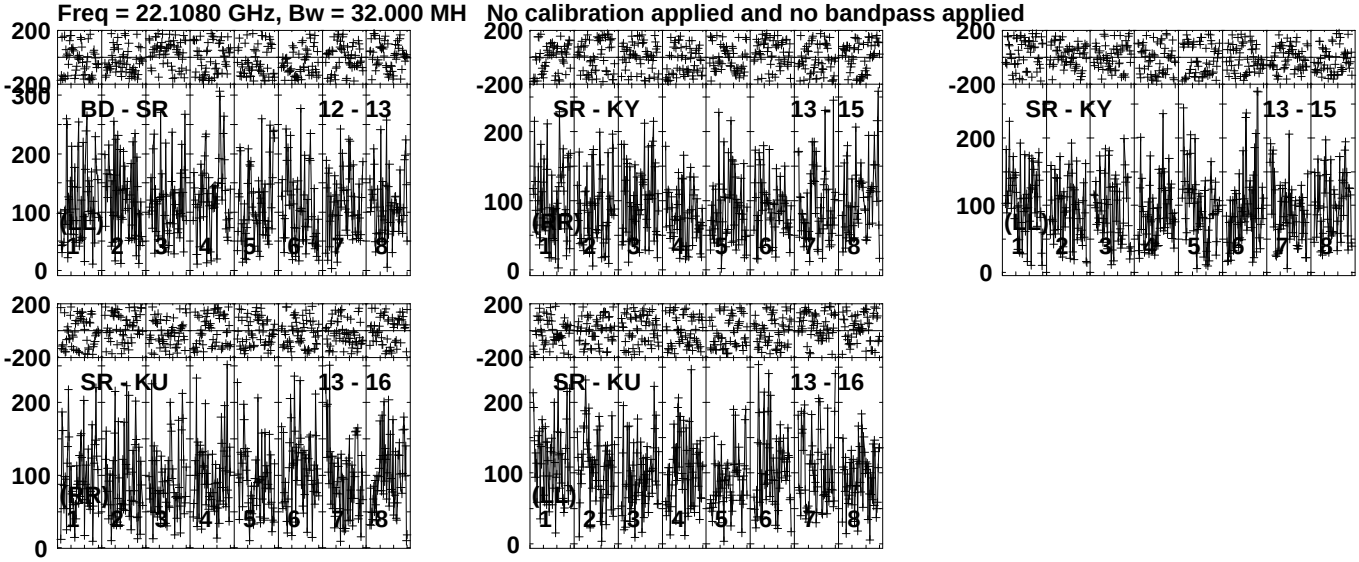

Lower frame: Micro Ampl Jy Top frame: Phas deg
Vector averaged cross-power spectrum Several baselines displayed
Timerange: 00/23:04:01 to 00/23:05:59

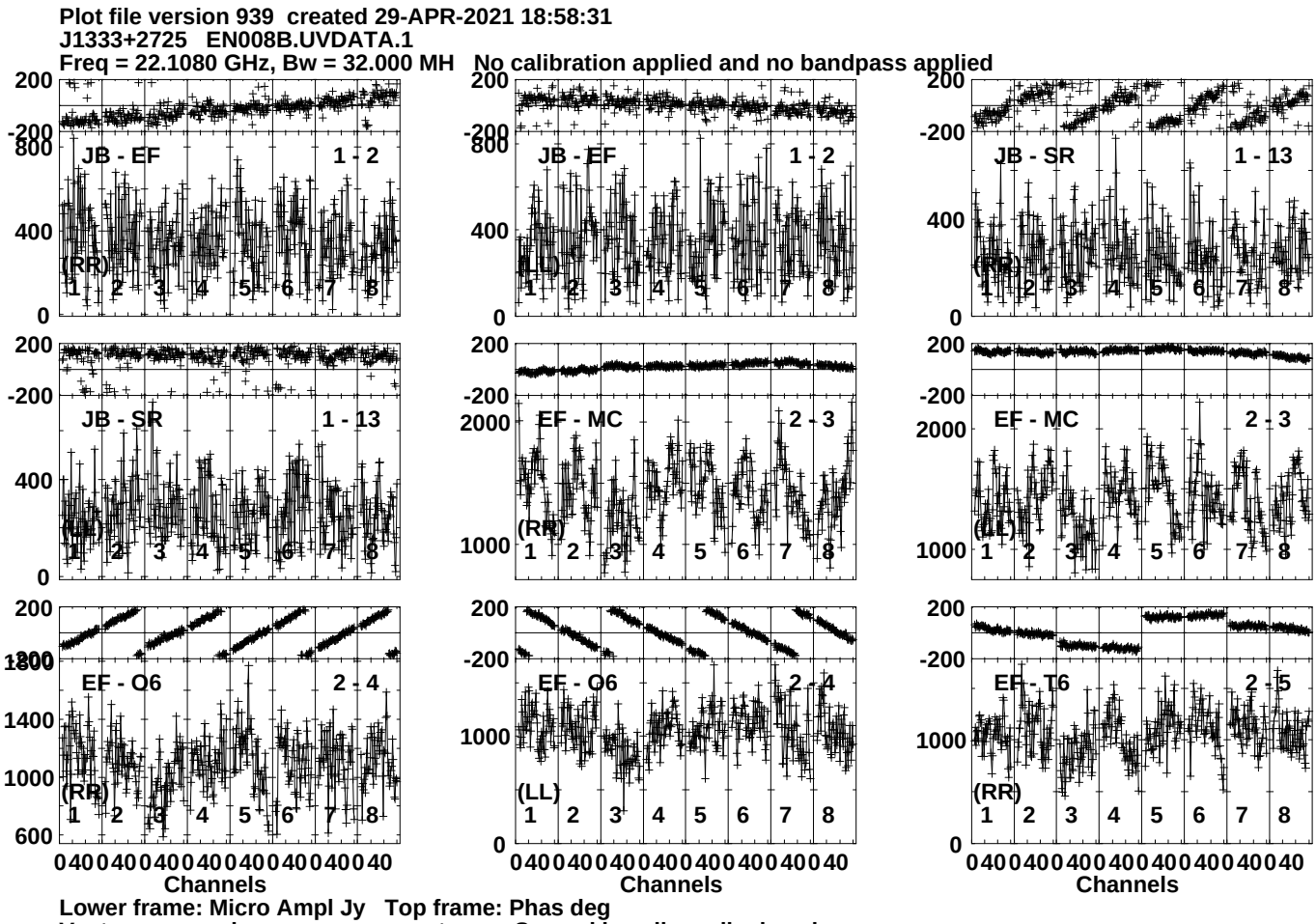
Plot file version 939 created 29-APR-2021 18:58:31
J1333+2725 EN008B.UVDATA.1
Freq = 22.1080 GHz, Bw = 32.000 MH No calibration applied and no bandpass applied
JB - EF 1 - 2
JB - SR 1 - 13
EF - MC 2 - 3
EF - O6 2 - 4
EF - T6 2 - 5
(RR)
(LL)
Channels
Lower frame: Micro Ampl Jy Top frame: Phas deg
Vector averaged cross-power spectrum Several baselines displayed
Timerange: 00/23:06:01 to 00/23:06:59

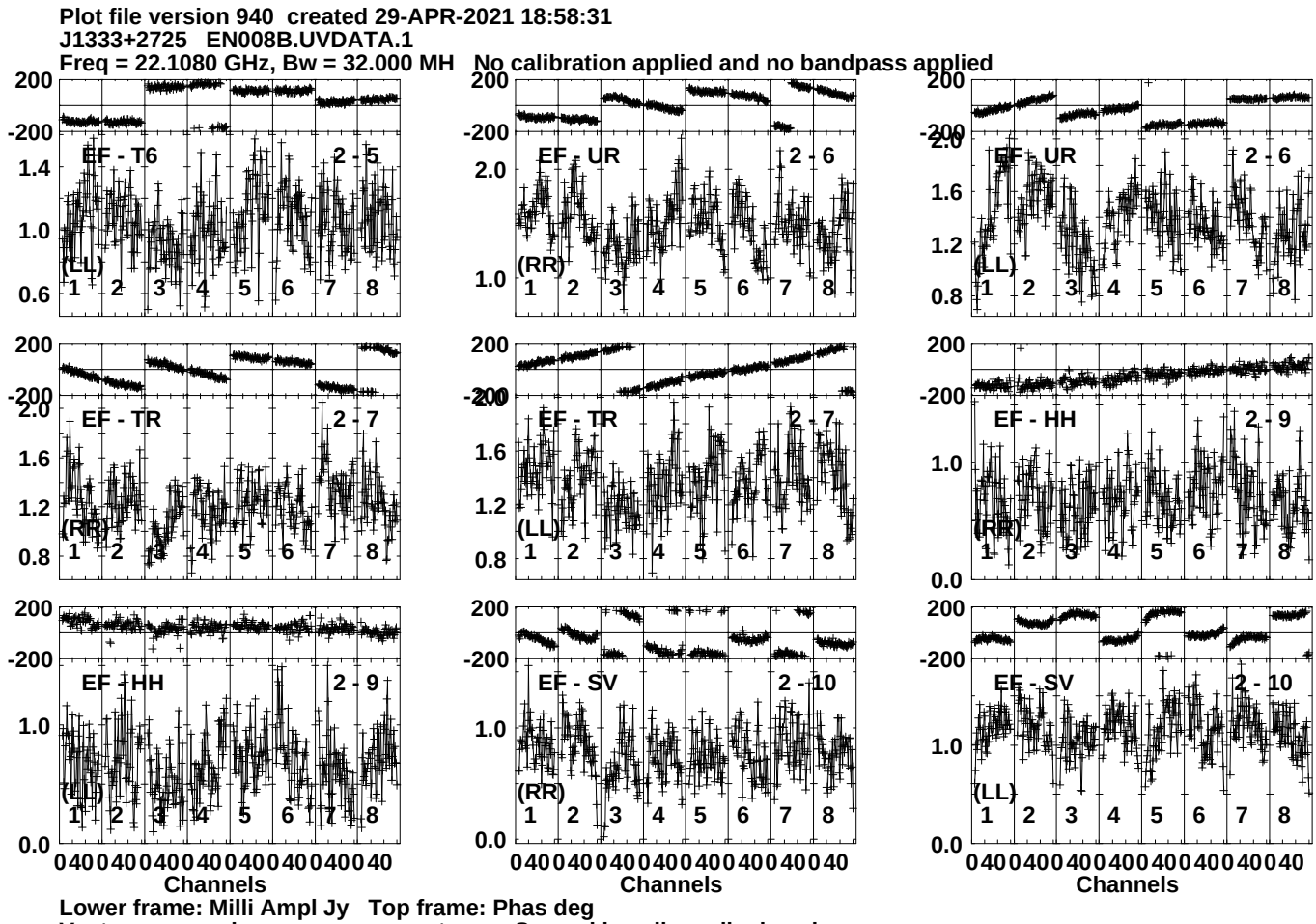
Plot file version 940 created 29-APR-2021 18:58:31
J1333+2725 EN008B.UVDATA.1
Freq = 22.1080 GHz, Bw = 32.000 MH No calibration applied and no bandpass applied
EF - T6
2 - 5
(LL)
EF - UR
2 - 6
(RR)
EF - UR
2 - 6
(LL)
EF - TR
2 - 7
(RR)
EF - TR
2 - 7
(LL)
EF - HH
2 - 9
(RR)
EF - HH
2 - 9
(LL)
EF - SV
2 - 10
(RR)
EF - SV
2 - 10
(LL)
Channels
Channels
Channels
Lower frame: Milli Ampl Jy Top frame: Phas deg
Vector averaged cross-power spectrum Several baselines displayed
Timerange: 00/23:06:01 to 00/23:06:59

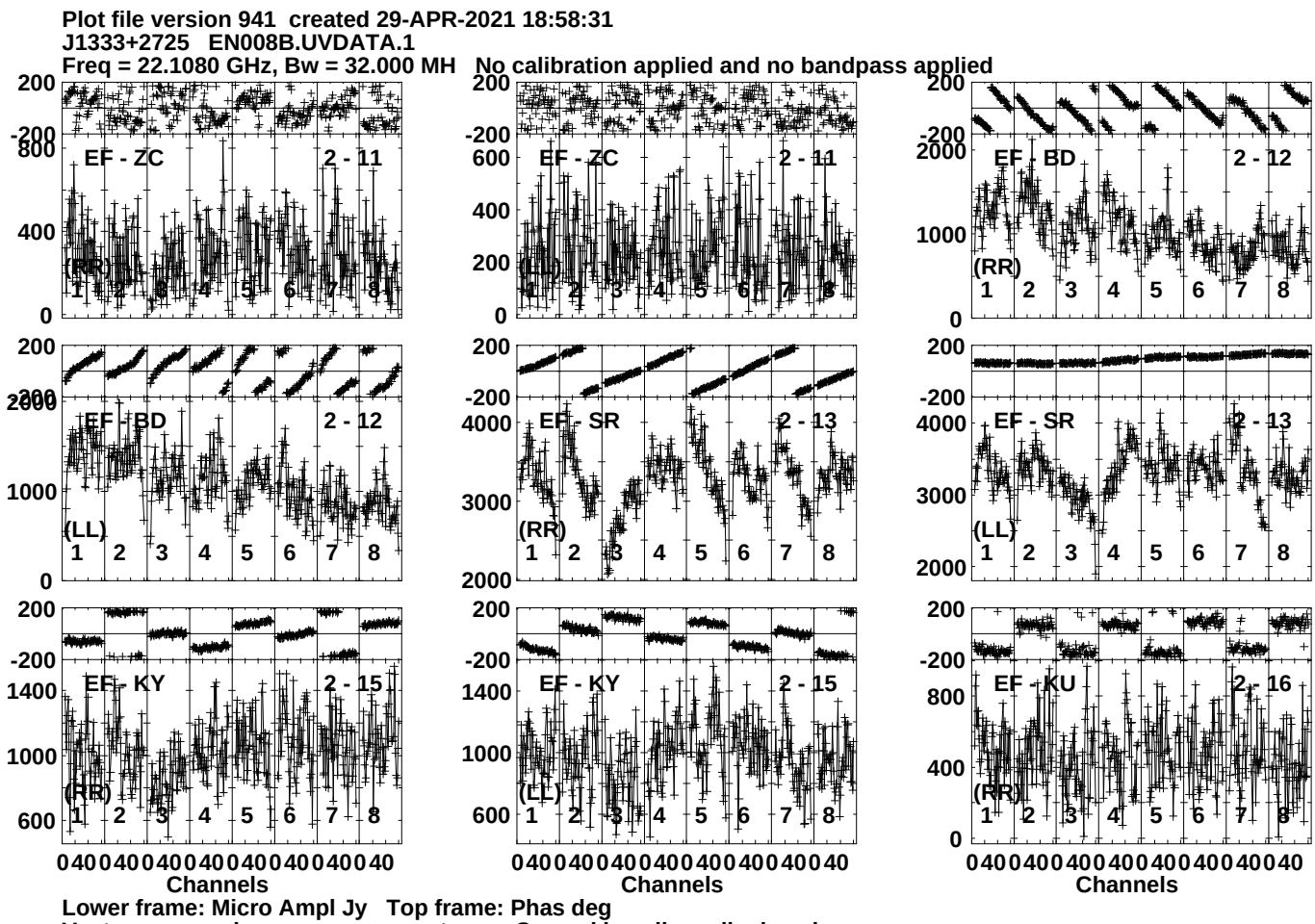
Plot file version 941 created 29-APR-2021 18:58:31
J1333+2725 EN008B.UVDATA.1
Freq = 22.1080 GHz, Bw = 32.000 MH No calibration applied and no bandpass applied
EF - ZC 2 - 11
(RR)
EF - ZC 2 - 11
(LL)
EF - BD 2 - 12
(RR)
EF - BD 2 - 12
(LL)
EF - SR 2 - 13
(RR)
EF - SR 2 - 13
(LL)
EF - KY 2 - 15
(RR)
EF - KY 2 - 15
(LL)
EF - KU 2 - 16
(RR)
Channels
Channels
Channels
Lower frame: Micro Ampl Jy Top frame: Phas deg
Vector averaged cross-power spectrum Several baselines displayed
Timerange: 00/23:06:01 to 00/23:06:59

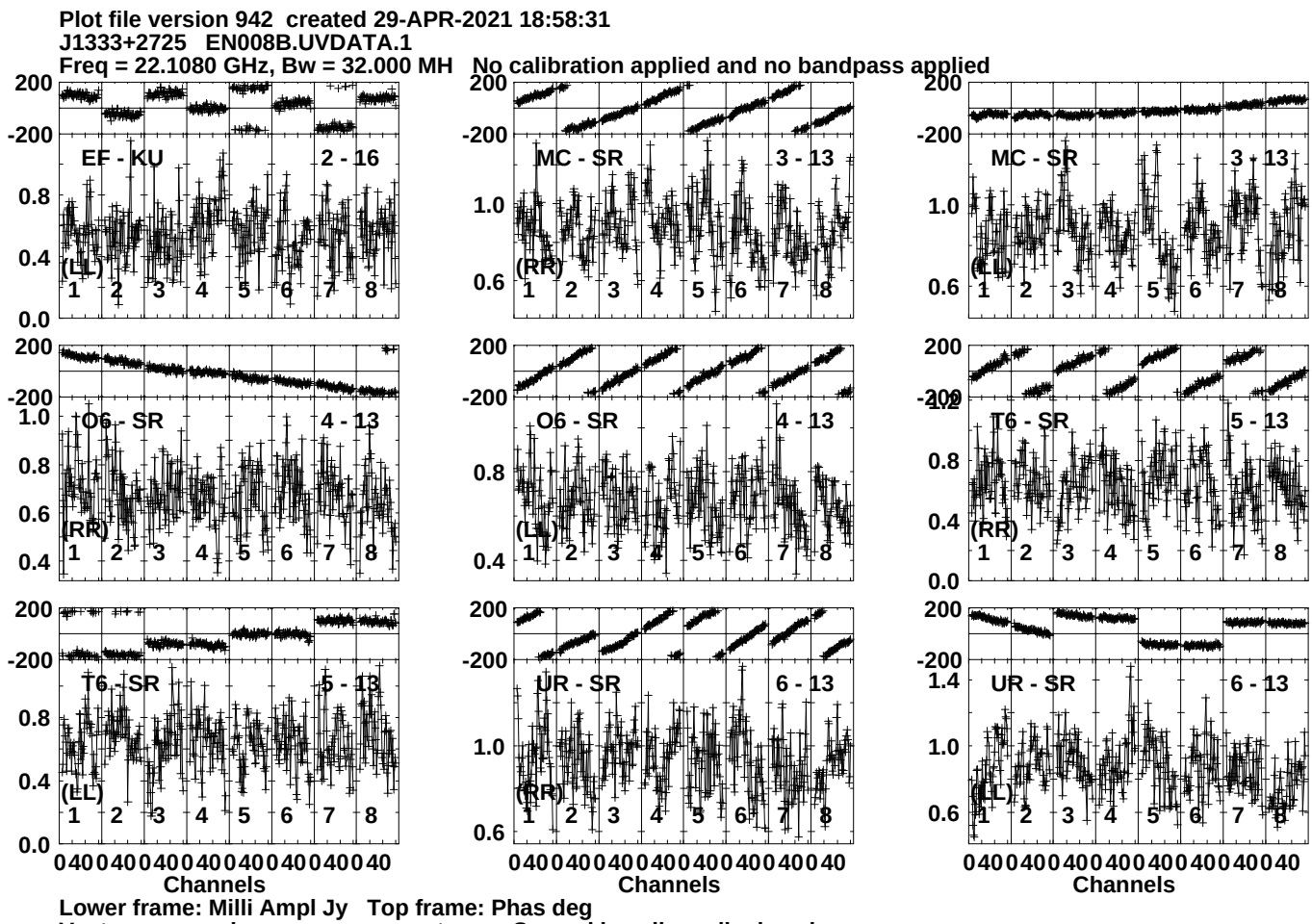
Plot file version 942 created 29-APR-2021 18:58:31
J1333+2725 EN008B.UVDATA.1
Freq = 22.1080 GHz, Bw = 32.000 MH No calibration applied and no bandpass applied
EF - KU 2 - 16
(LL)
MC - SR 3 - 13
(RR)
MC - SR 3 - 13
(LL)
O6 - SR 4 - 13
(RR)
O6 - SR 4 - 13
(LL)
T6 - SR 5 - 13
(RR)
T6 - SR 5 - 13
(LL)
UR - SR 6 - 13
(RR)
UR - SR 6 - 13
(LL)
Channels
Channels
Channels
Lower frame: Milli Ampl Jy Top frame: Phas deg
Vector averaged cross-power spectrum Several baselines displayed
Timerange: 00/23:06:01 to 00/23:06:59

Plot file version 943 created 29-APR-2021 18:58:31
J1333+2725 EN008B.UVDATA.1
Freq = 22.1080 GHz, Bw = 32.000 MH No calibration applied and no bandpass applied

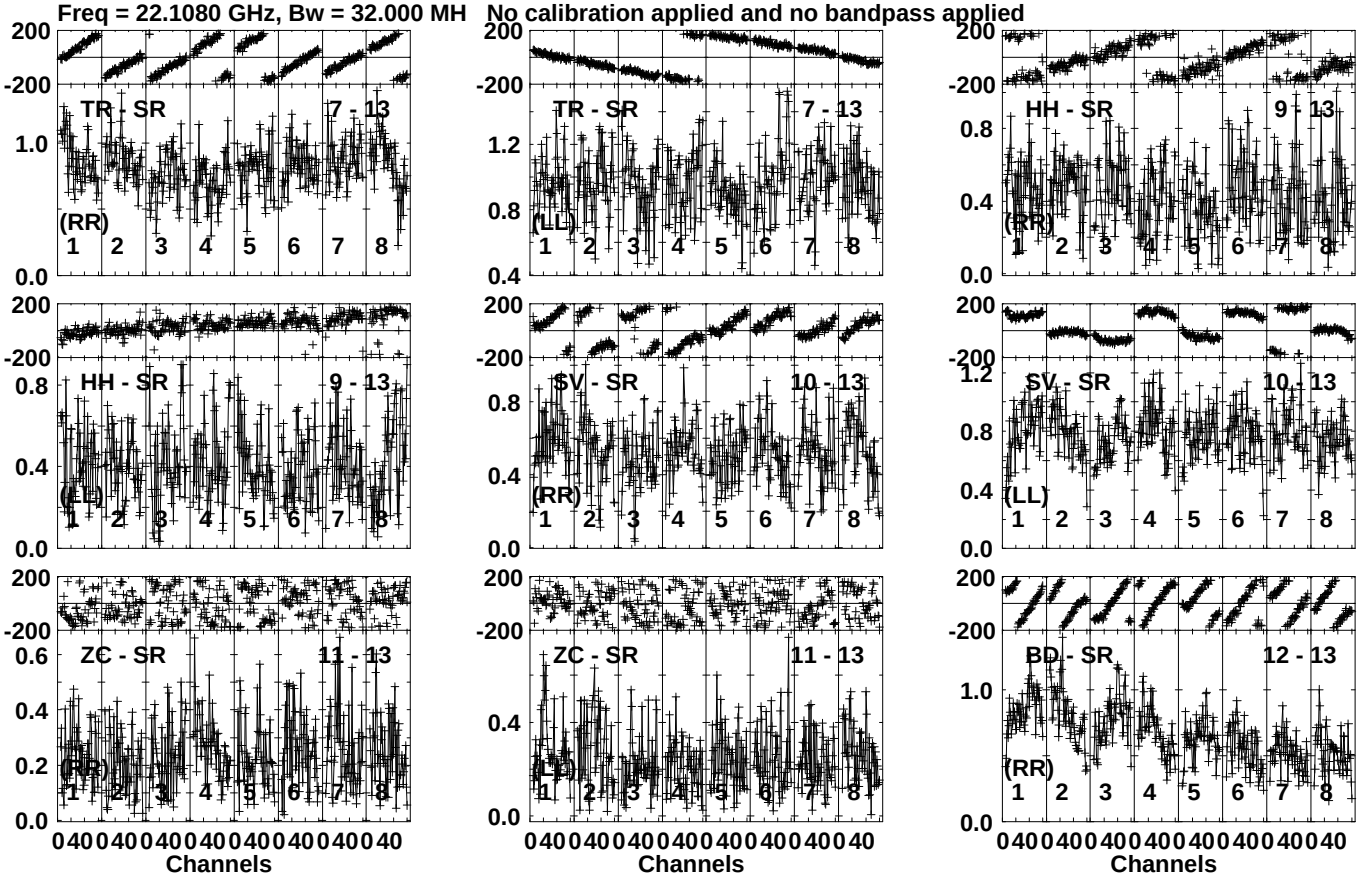

Lower frame: Milli Ampl Jy Top frame: Phas deg
Vector averaged cross-power spectrum Several baselines displayed
Timerange: 00/23:06:01 to 00/23:06:59

Plot file version 944 created 29-APR-2021 18:58:31
J1333+2725 EN008B.UVDATA.1
Freq = 22.1080 GHz, Bw = 32.000 MH No calibration applied and no bandpass applied

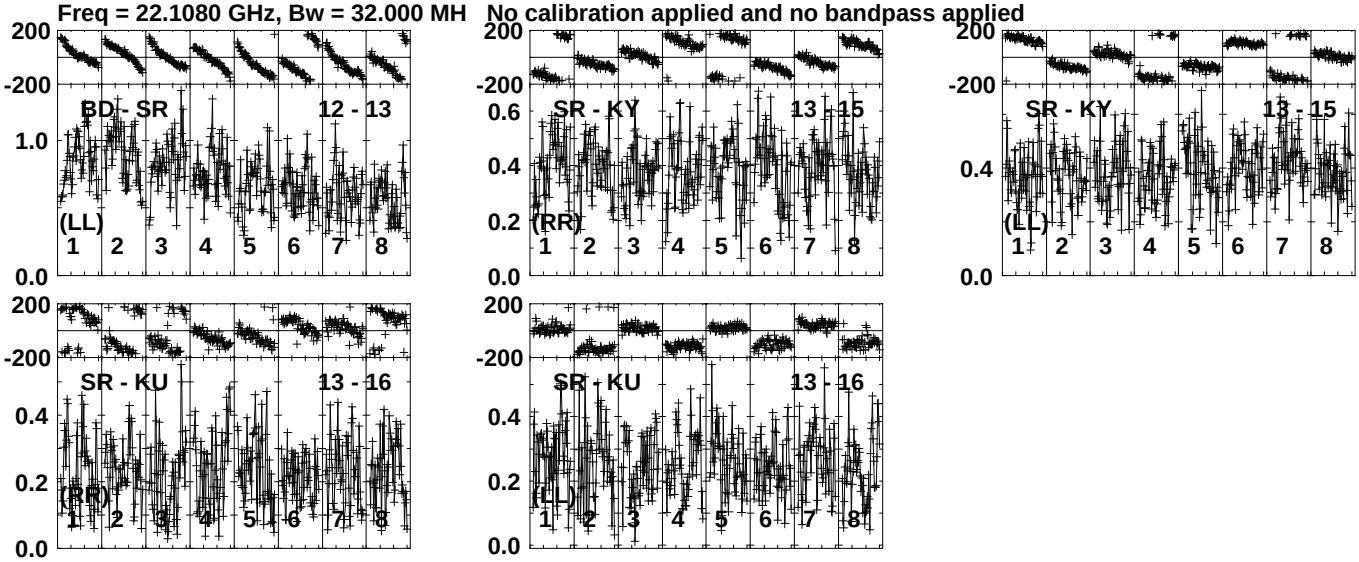

Lower frame: Milli Ampl Jy Top frame: Phas deg
Vector averaged cross-power spectrum Several baselines displayed
Timerange: 00/23:06:01 to 00/23:06:59

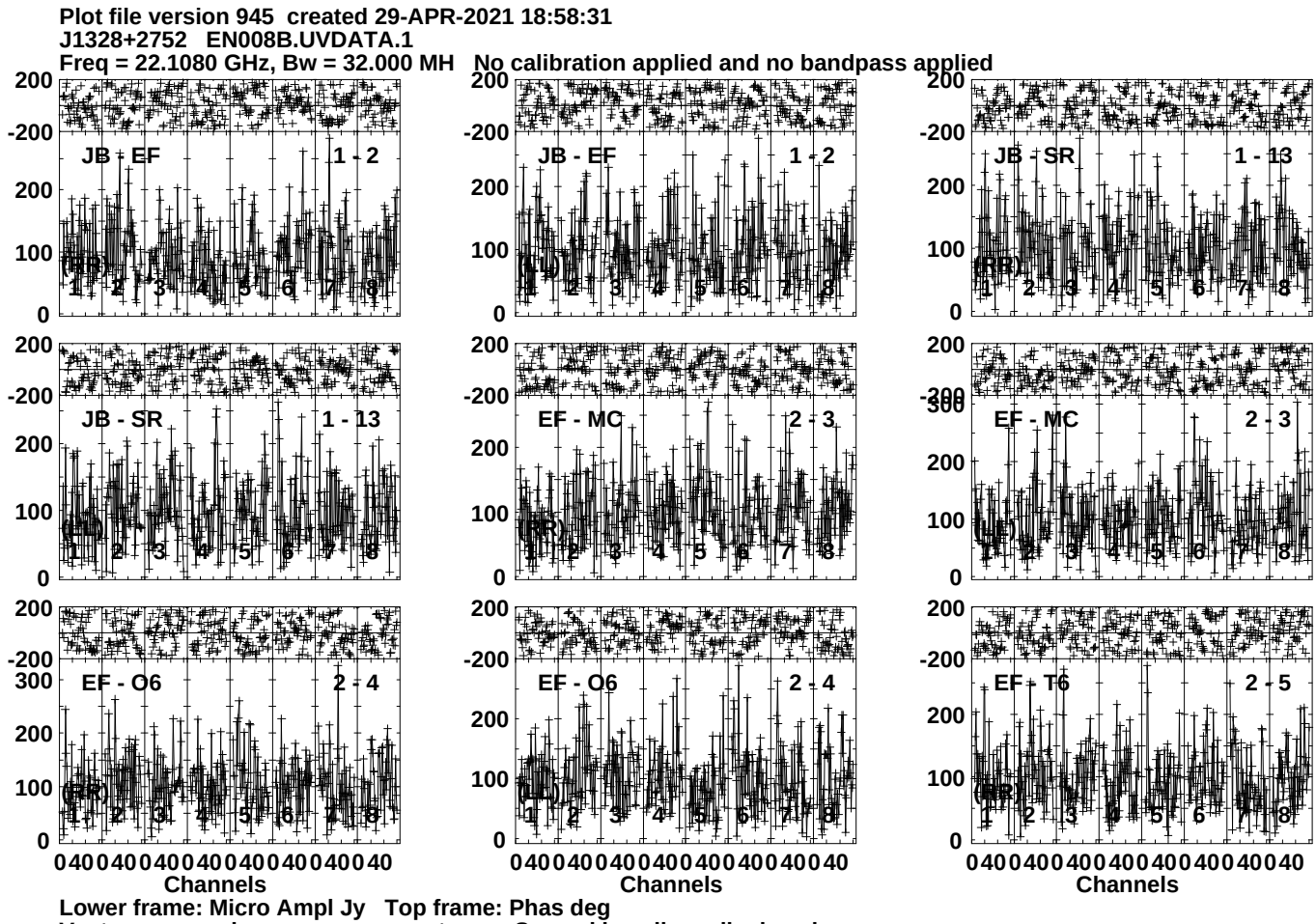
Plot file version 945 created 29-APR-2021 18:58:31
J1328+2752 EN008B.UVDATA.1
Freq = 22.1080 GHz, Bw = 32.000 MH No calibration applied and no bandpass applied
JB - EF 1 - 2
JB - EF 1 - 2
JB - SR 1 - 13
JB - SR 1 - 13
EF - MC 2 - 3
EF - MC 2 - 3
EF - O6 2 - 4
EF - O6 2 - 4
EF - T6 2 - 5
(RR)
(LL)
Channels
Lower frame: Micro Ampl Jy Top frame: Phas deg
Vector averaged cross-power spectrum Several baselines displayed
Timerange: 00/23:07:41 to 00/23:09:39

Plot file version 946 created 29-APR-2021 18:58:32
J1328+2752 EN008B.UVDATA.1
Freq = 22.1080 GHz, Bw = 32.000 MH No calibration applied and no bandpass applied

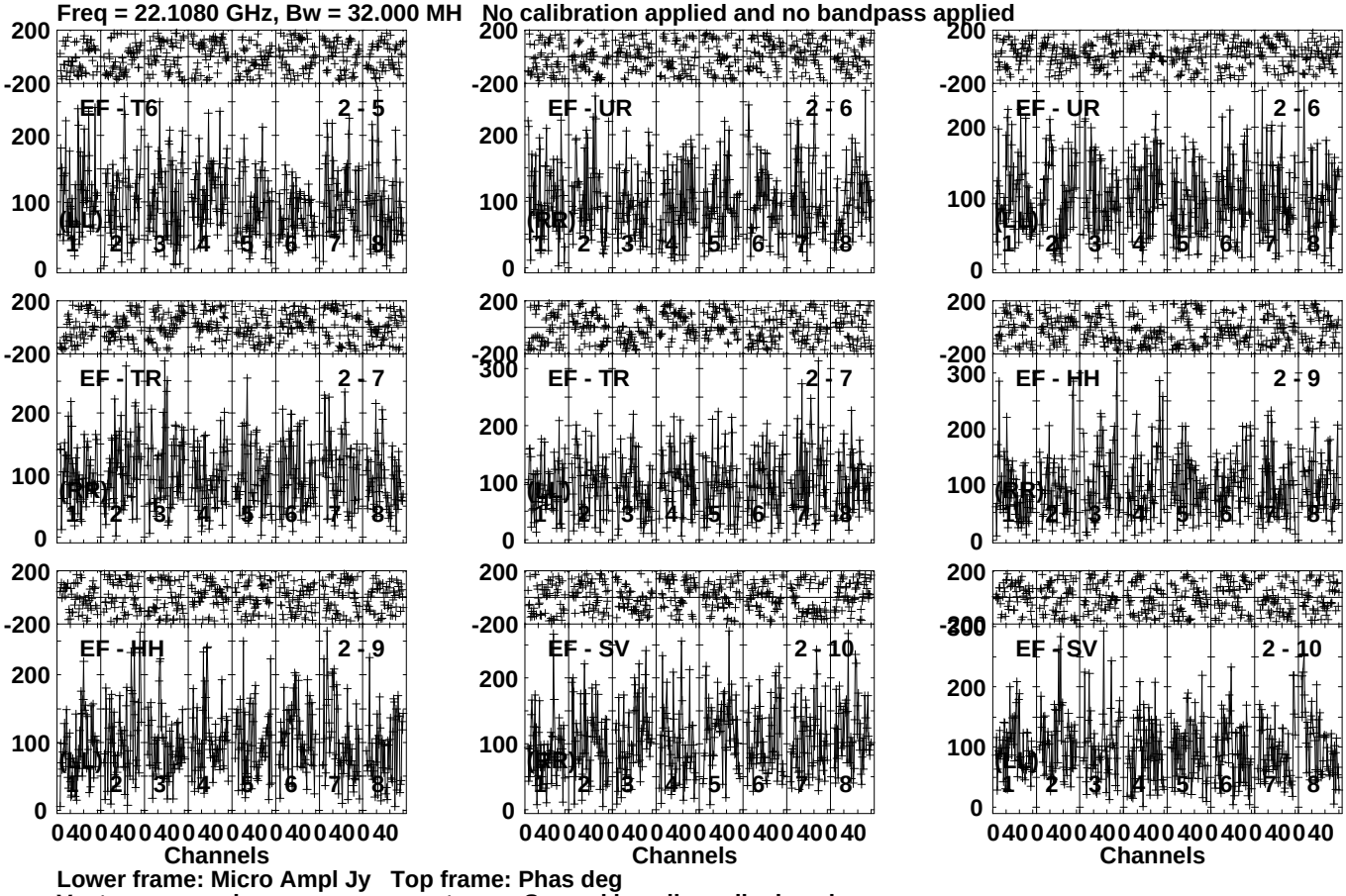

Lower frame: Micro Ampl Jy Top frame: Phas deg
Vector averaged cross-power spectrum Several baselines displayed
Timerange: 00/23:07:41 to 00/23:09:39

Plot file version 947 created 29-APR-2021 18:58:32
J1328+2752 EN008B.UVDATA.1
Freq = 22.1080 GHz, Bw = 32.000 MH No calibration applied and no bandpass applied

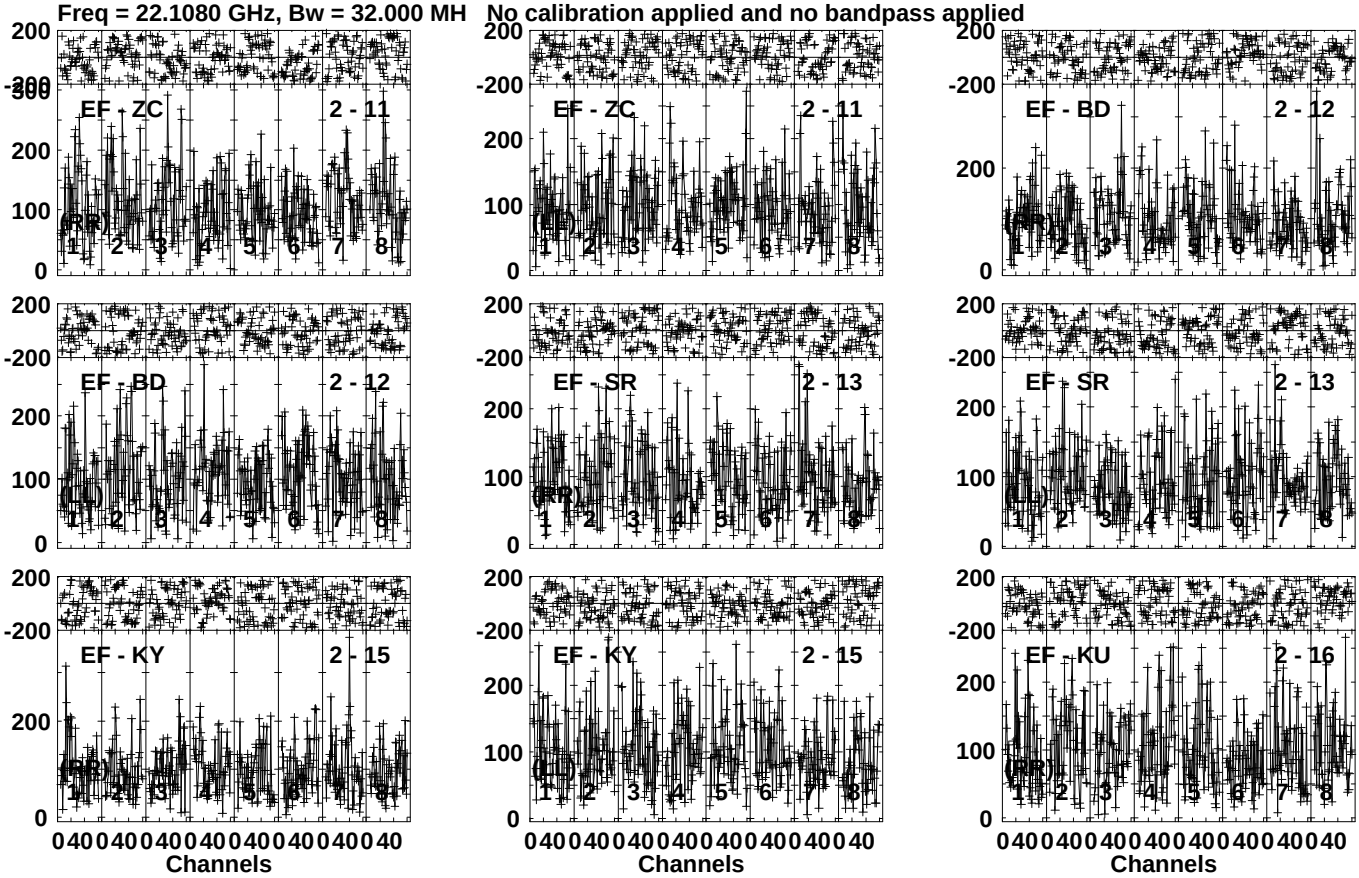

Lower frame: Micro Ampl Jy Top frame: Phas deg
Vector averaged cross-power spectrum Several baselines displayed
Timerange: 00/23:07:41 to 00/23:09:39

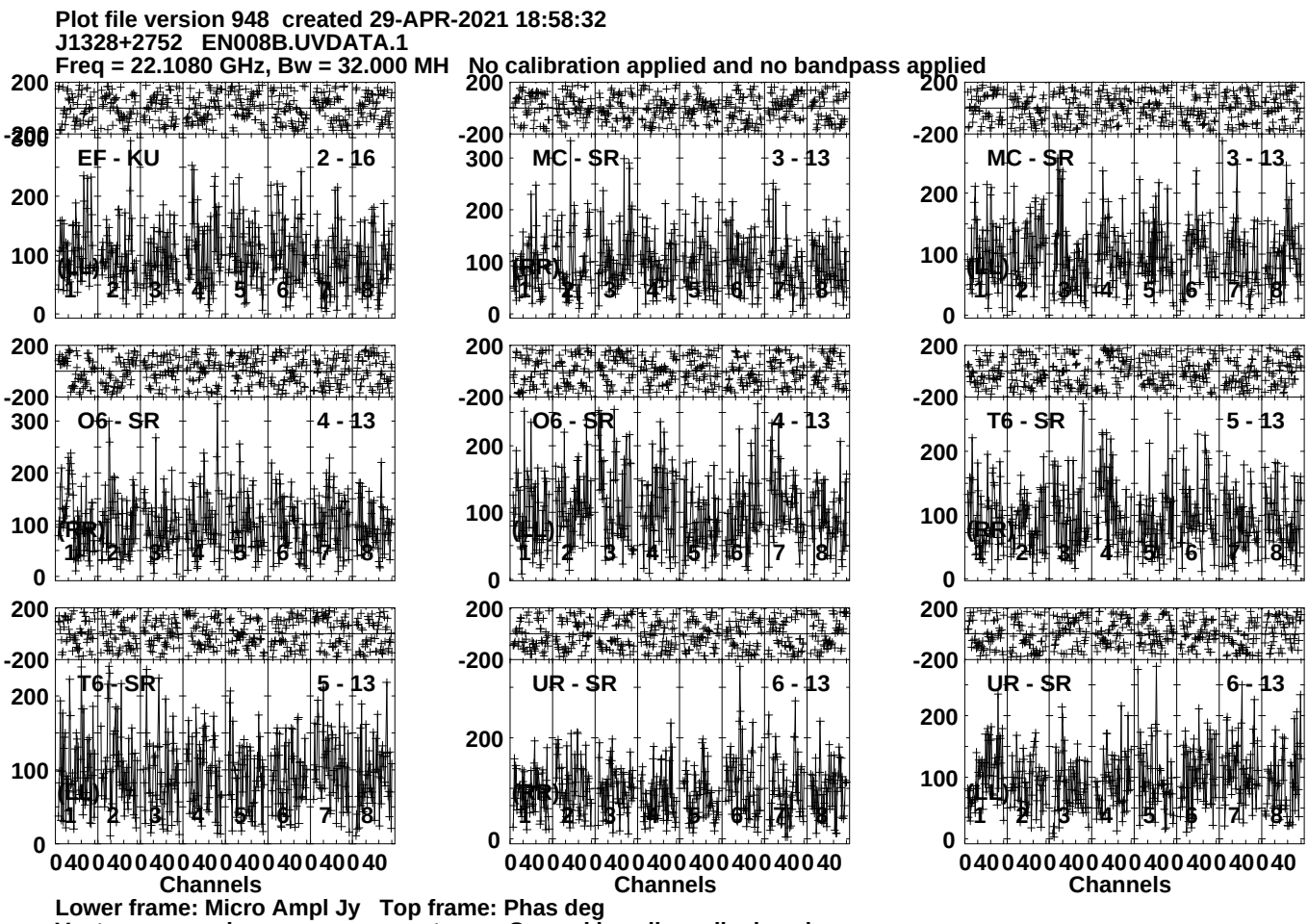
Plot file version 948 created 29-APR-2021 18:58:32
J1328+2752 EN008B.UVDATA.1
Freq = 22.1080 GHz, Bw = 32.000 MH No calibration applied and no bandpass applied
EF - KU 2 - 16
MC - SR 3 - 13
MC - SR 3 - 13
O6 - SR 4 - 13
O6 - SR 4 - 13
T6 - SR 5 - 13
T6 - SR 5 - 13
UR - SR 6 - 13
UR - SR 6 - 13
(LL)
(RR)
Channels
Lower frame: Micro Ampl Jy Top frame: Phas deg
Vector averaged cross-power spectrum Several baselines displayed
Timerange: 00/23:07:41 to 00/23:09:39

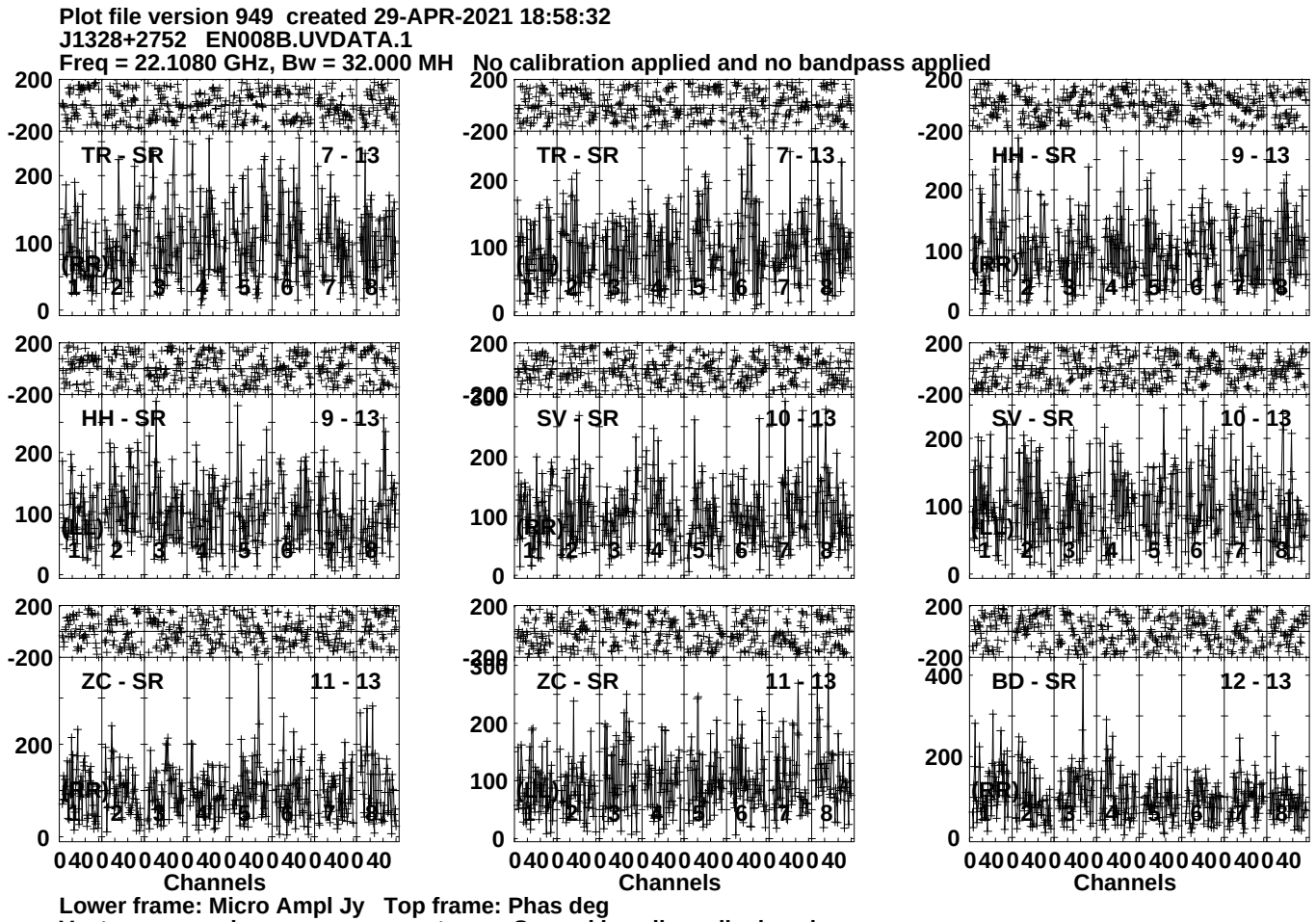
Plot file version 949 created 29-APR-2021 18:58:32
J1328+2752 EN008B.UVDATA.1
Freq = 22.1080 GHz, Bw = 32.000 MH No calibration applied and no bandpass applied
TR - SR 7 - 13
TR - SR 7 - 13
HH - SR 9 - 13
HH - SR 9 - 13
SV - SR 10 - 13
SV - SR 10 - 13
ZC - SR 11 - 13
ZC - SR 11 - 13
BD - SR 12 - 13
(RR)
Channels
Lower frame: Micro Ampl Jy Top frame: Phas deg
Vector averaged cross-power spectrum Several baselines displayed
Timerange: 00/23:07:41 to 00/23:09:39

Plot file version 950 created 29-APR-2021 18:58:32
J1328+2752 EN008B.UVDATA.1
Freq = 22.1080 GHz, Bw = 32.000 MH No calibration applied and no bandpass applied

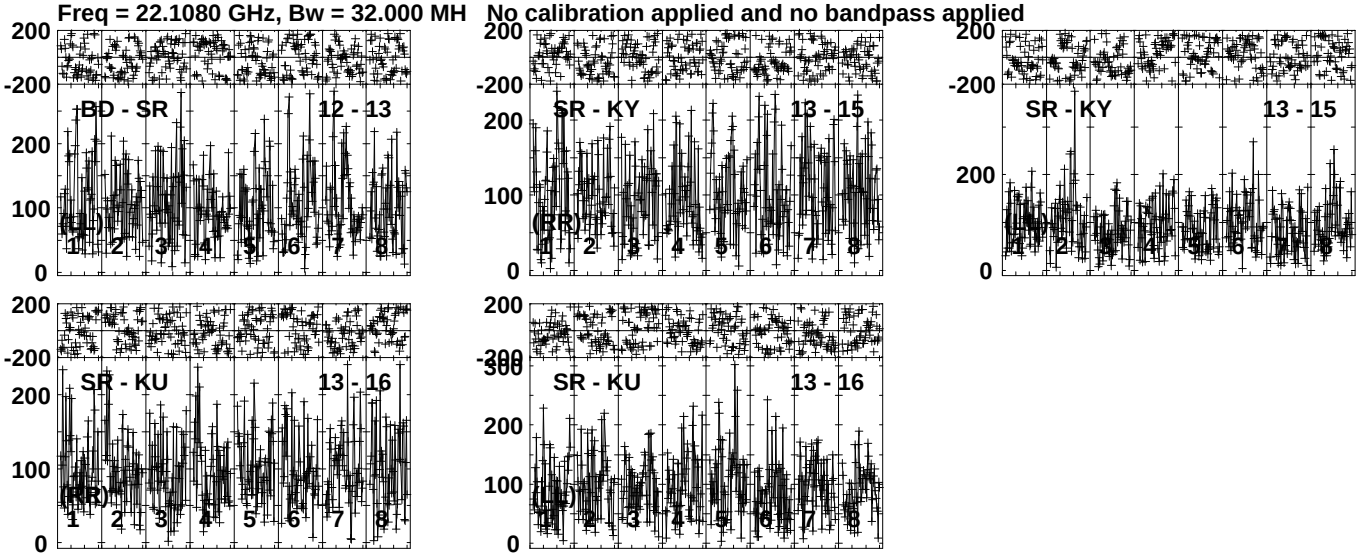

Lower frame: Micro Ampl Jy Top frame: Phas deg
Vector averaged cross-power spectrum Several baselines displayed
Timerange: 00/23:07:41 to 00/23:09:39

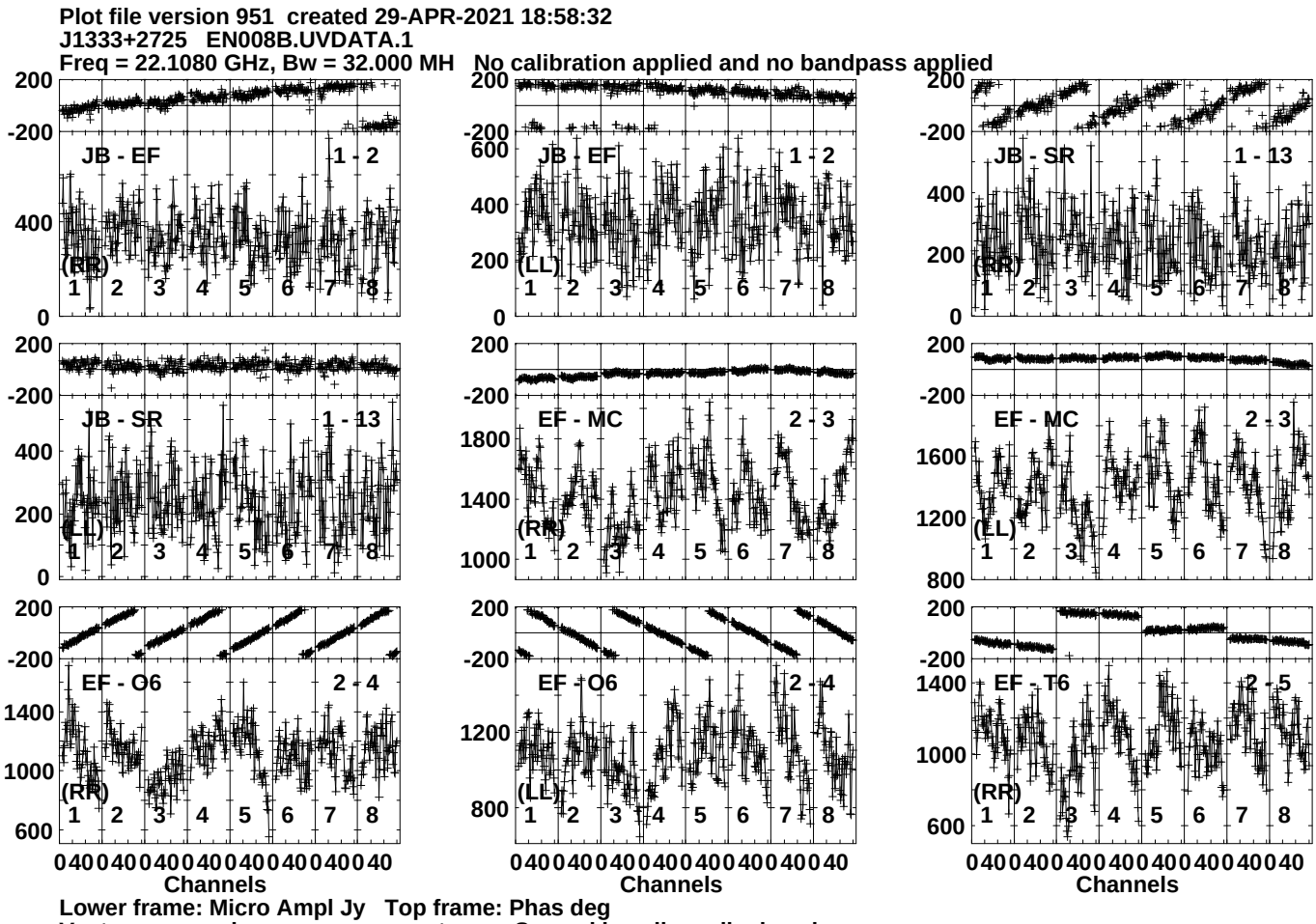
Plot file version 951 created 29-APR-2021 18:58:32
J1333+2725 EN008B.UVDATA.1
Freq = 22.1080 GHz, Bw = 32.000 MH No calibration applied and no bandpass applied
JB - EF 1 - 2
(RR)
JB - EF 1 - 2
(LL)
JB - SR 1 - 13
(RR)
JB - SR 1 - 13
(LL)
EF - MC 2 - 3
(RR)
EF - MC 2 - 3
(LL)
EF - O6 2 - 4
(RR)
EF - O6 2 - 4
(LL)
EF - T6 2 - 5
(RR)
Channels
Channels
Channels
Lower frame: Micro Ampl Jy Top frame: Phas deg
Vector averaged cross-power spectrum Several baselines displayed
Timerange: 00/23:10:11 to 00/23:11:09

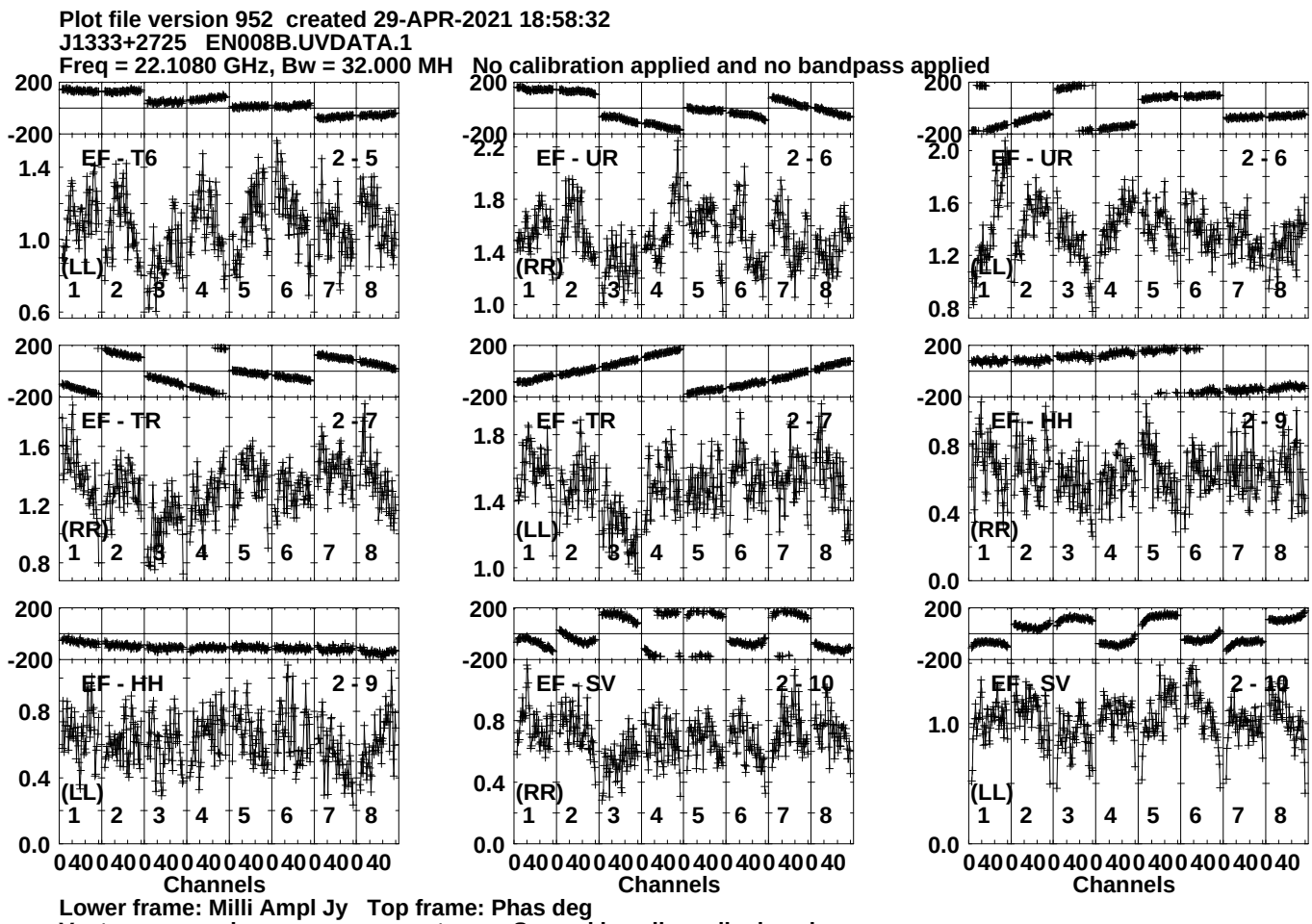
Plot file version 952 created 29-APR-2021 18:58:32
J1333+2725 EN008B.UVDATA.1
Freq = 22.1080 GHz, Bw = 32.000 MH No calibration applied and no bandpass applied
EF - T6 2 - 5
(LL)
EF - UR 2 - 6
(RR)
EF - UR 2 - 6
(LL)
EF - TR 2 - 7
(RR)
EF - TR 2 - 7
(LL)
EF - HH 2 - 9
(RR)
EF - HH 2 - 9
(LL)
EF - SV 2 - 10
(RR)
EF - SV 2 - 10
(LL)
Channels
Channels
Channels
Lower frame: Milli Ampl Jy Top frame: Phas deg
Vector averaged cross-power spectrum Several baselines displayed
Timerange: 00/23:10:11 to 00/23:11:09

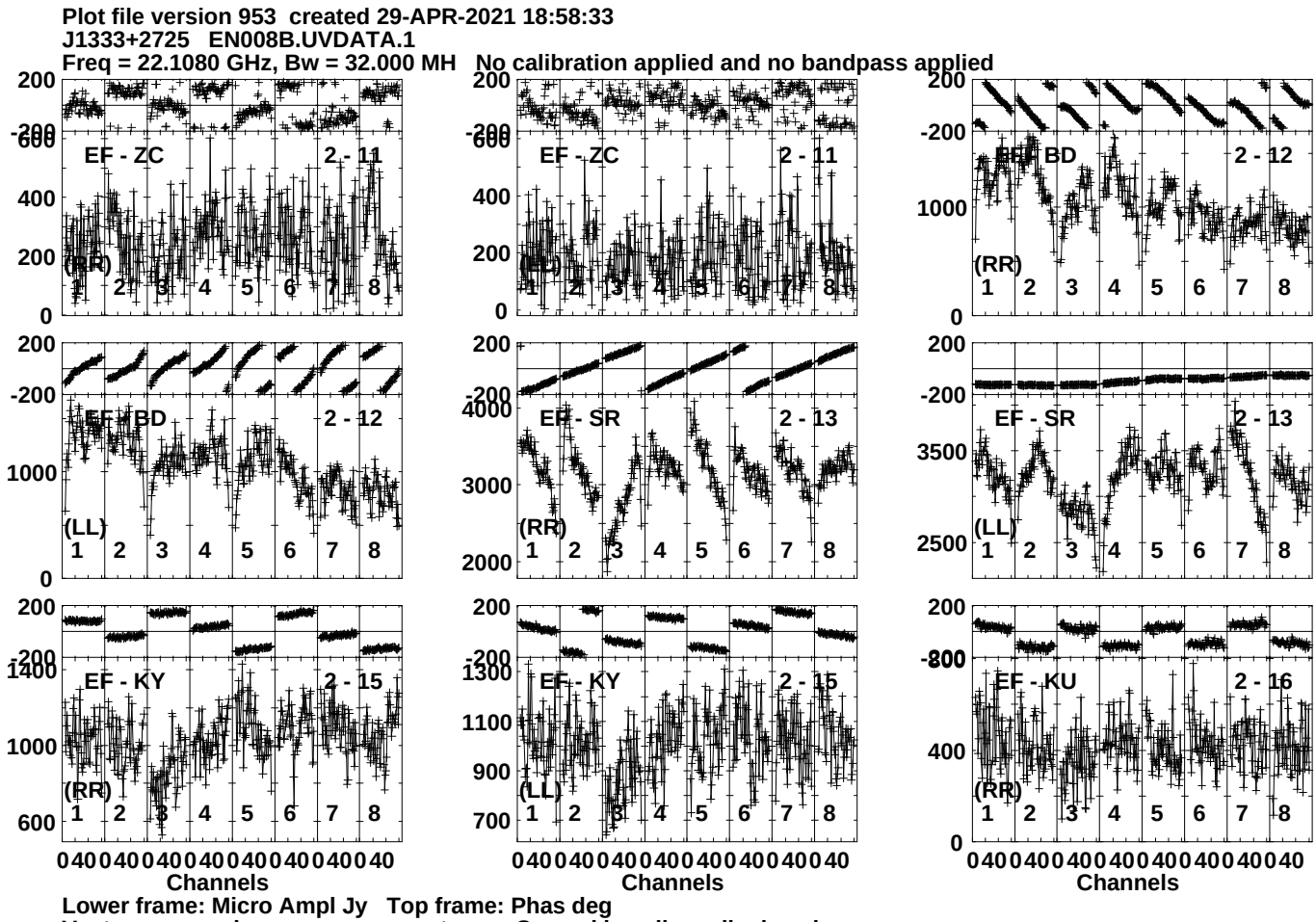
Plot file version 953 created 29-APR-2021 18:58:33
J1333+2725 EN008B.UVDATA.1
Freq = 22.1080 GHz, Bw = 32.000 MH No calibration applied and no bandpass applied
EF - ZC 2 - 11 (RR)
EF - ZC 2 - 11 (LL)
EF - BD 2 - 12 (RR)
EF - BD 2 - 12 (LL)
EF - SR 2 - 13 (RR)
EF - SR 2 - 13 (LL)
EF - KY 2 - 15 (RR)
EF - KY 2 - 15 (LL)
EF - KU 2 - 16 (RR)
Channels
Lower frame: Micro Ampl Jy Top frame: Phas deg
Vector averaged cross-power spectrum Several baselines displayed
Timerange: 00/23:10:11 to 00/23:11:09

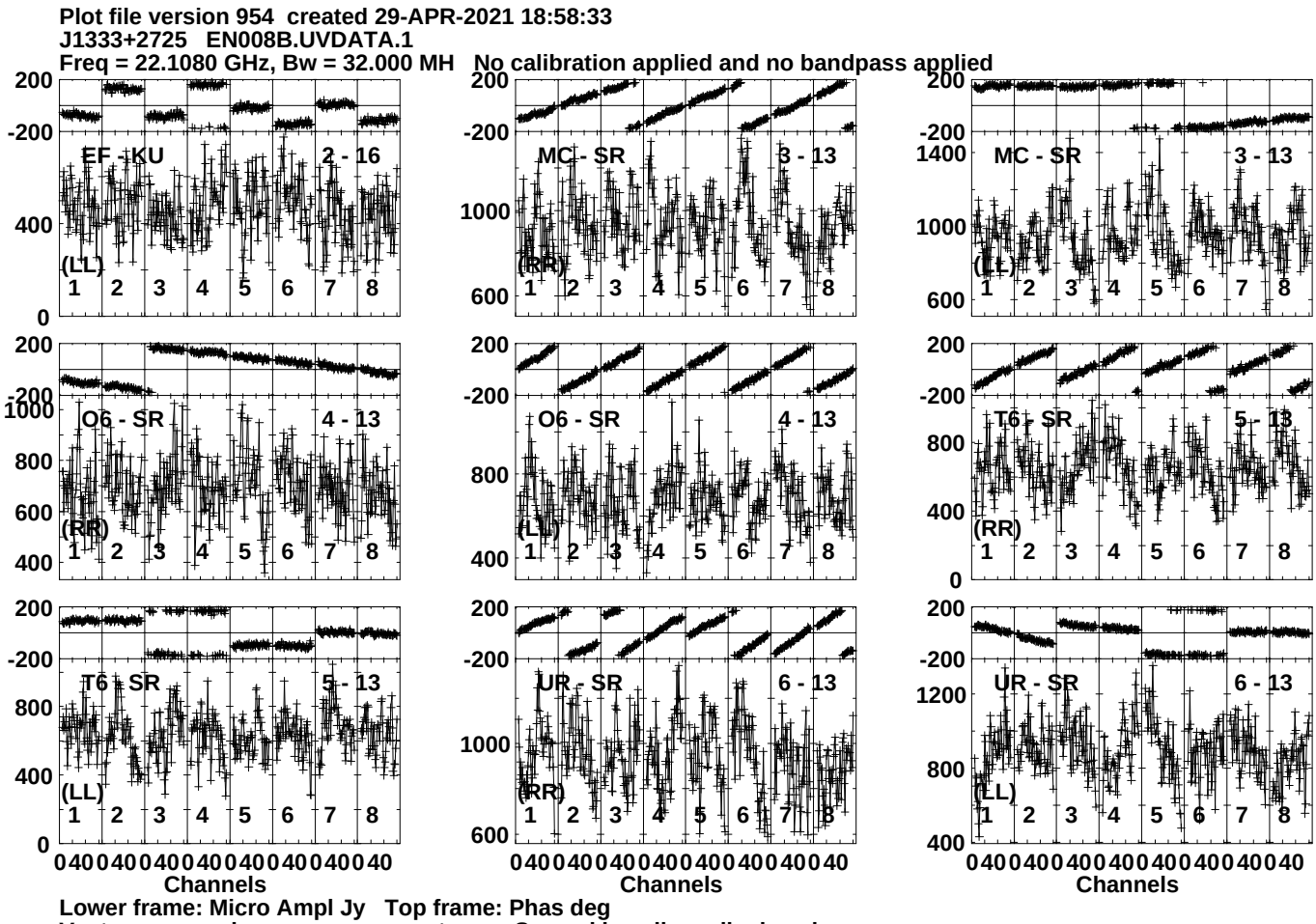
Plot file version 954 created 29-APR-2021 18:58:33
J1333+2725 EN008B.UVDATA.1
Freq = 22.1080 GHz, Bw = 32.000 MH No calibration applied and no bandpass applied
EF - KU 2 - 16
(LL)
MC - SR 3 - 13
(RR)
MC - SR 3 - 13
(LL)
O6 - SR 4 - 13
(RR)
O6 - SR 4 - 13
(LL)
T6 - SR 5 - 13
(RR)
T6 - SR 5 - 13
(LL)
UR - SR 6 - 13
(RR)
UR - SR 6 - 13
(LL)
Channels
Channels
Channels
Lower frame: Micro Ampl Jy Top frame: Phas deg
Vector averaged cross-power spectrum Several baselines displayed
Timerange: 00/23:10:11 to 00/23:11:09

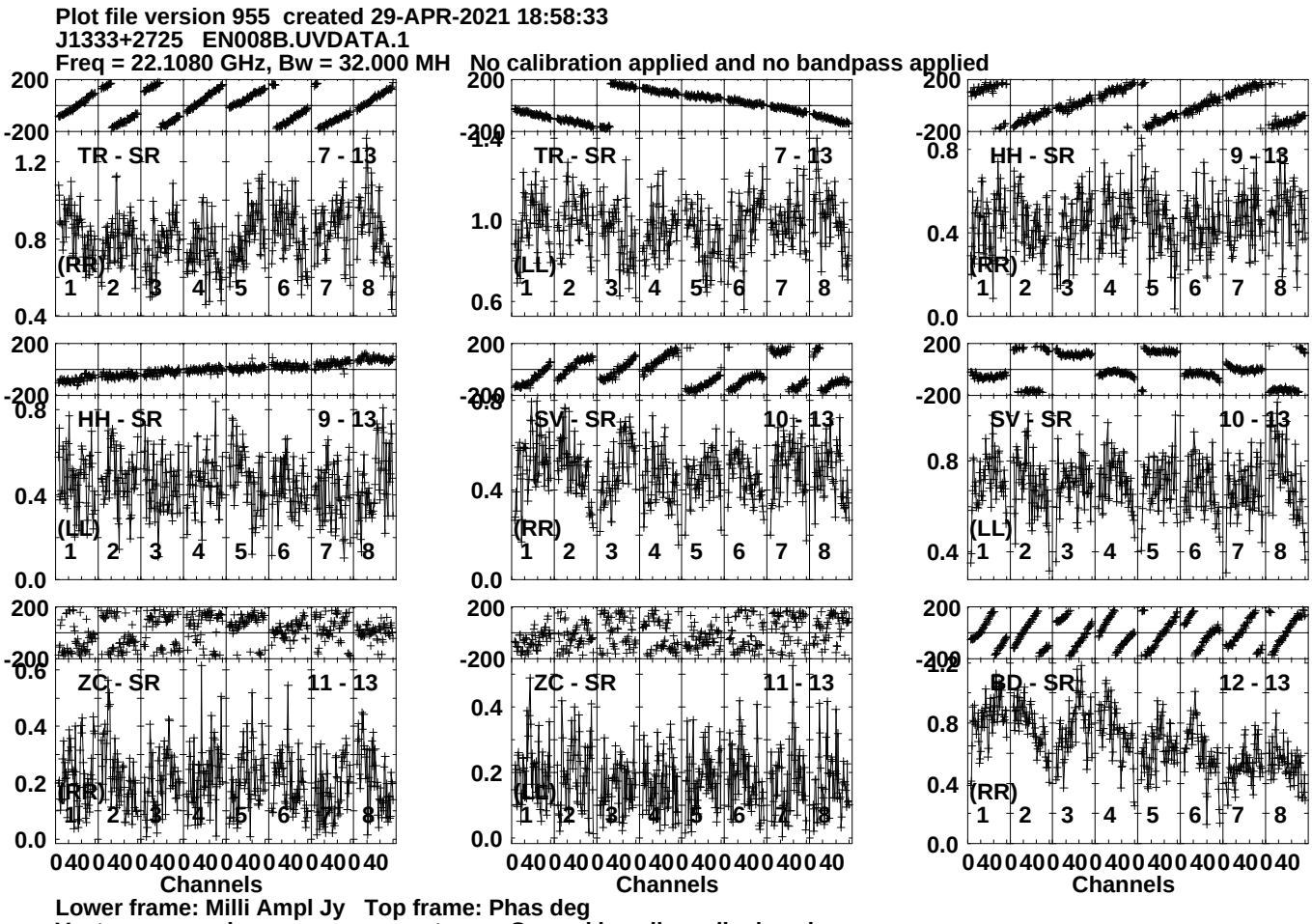
Plot file version 955 created 29-APR-2021 18:58:33
J1333+2725 EN008B.UVDATA.1
Freq = 22.1080 GHz, Bw = 32.000 MH No calibration applied and no bandpass applied
TR - SR
7 - 13
(RR)
TR - SR
7 - 13
(LL)
HH - SR
9 - 13
(RR)
HH - SR
9 - 13
(LL)
SV - SR
10 - 13
(RR)
SV - SR
10 - 13
(LL)
ZC - SR
11 - 13
(RR)
ZC - SR
11 - 13
(LL)
BD - SR
12 - 13
(RR)
Channels
Channels
Channels
Lower frame: Milli Ampl Jy Top frame: Phas deg
Vector averaged cross-power spectrum Several baselines displayed
Timerange: 00/23:10:11 to 00/23:11:09

Plot file version 956 created 29-APR-2021 18:58:33
J1333+2725 EN008B.UVDATA.1
Freq = 22.1080 GHz, Bw = 32.000 MH No calibration applied and no bandpass applied

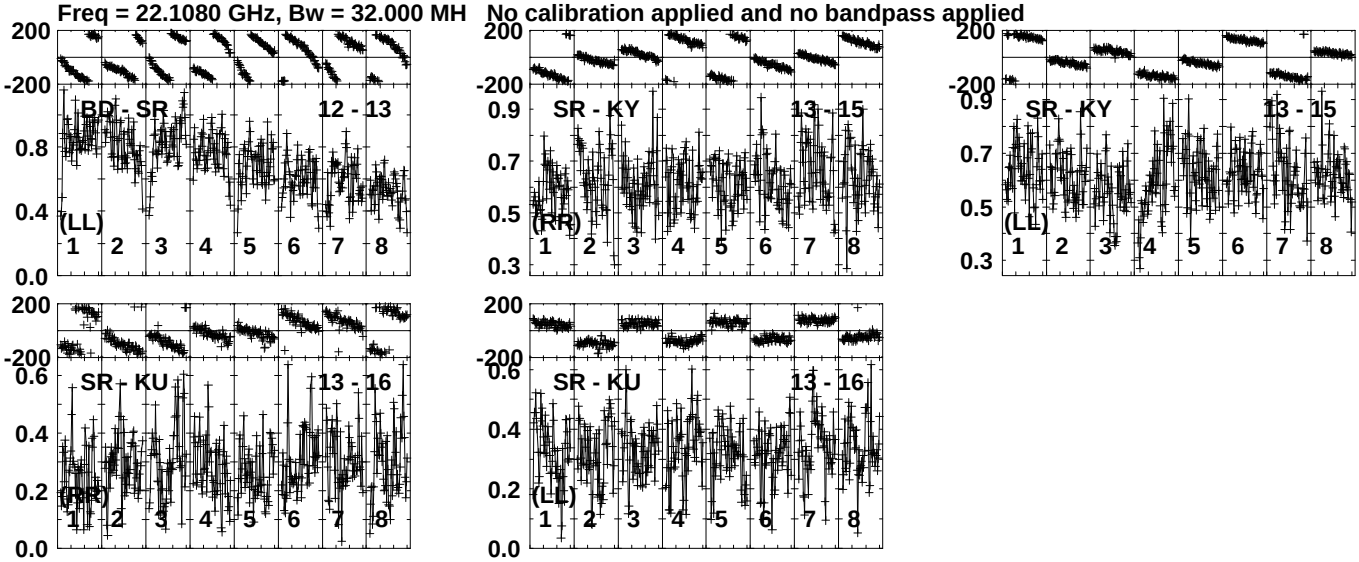

Lower frame: Milli Ampl Jy Top frame: Phas deg
Vector averaged cross-power spectrum Several baselines displayed
Timerange: 00/23:10:11 to 00/23:11:09

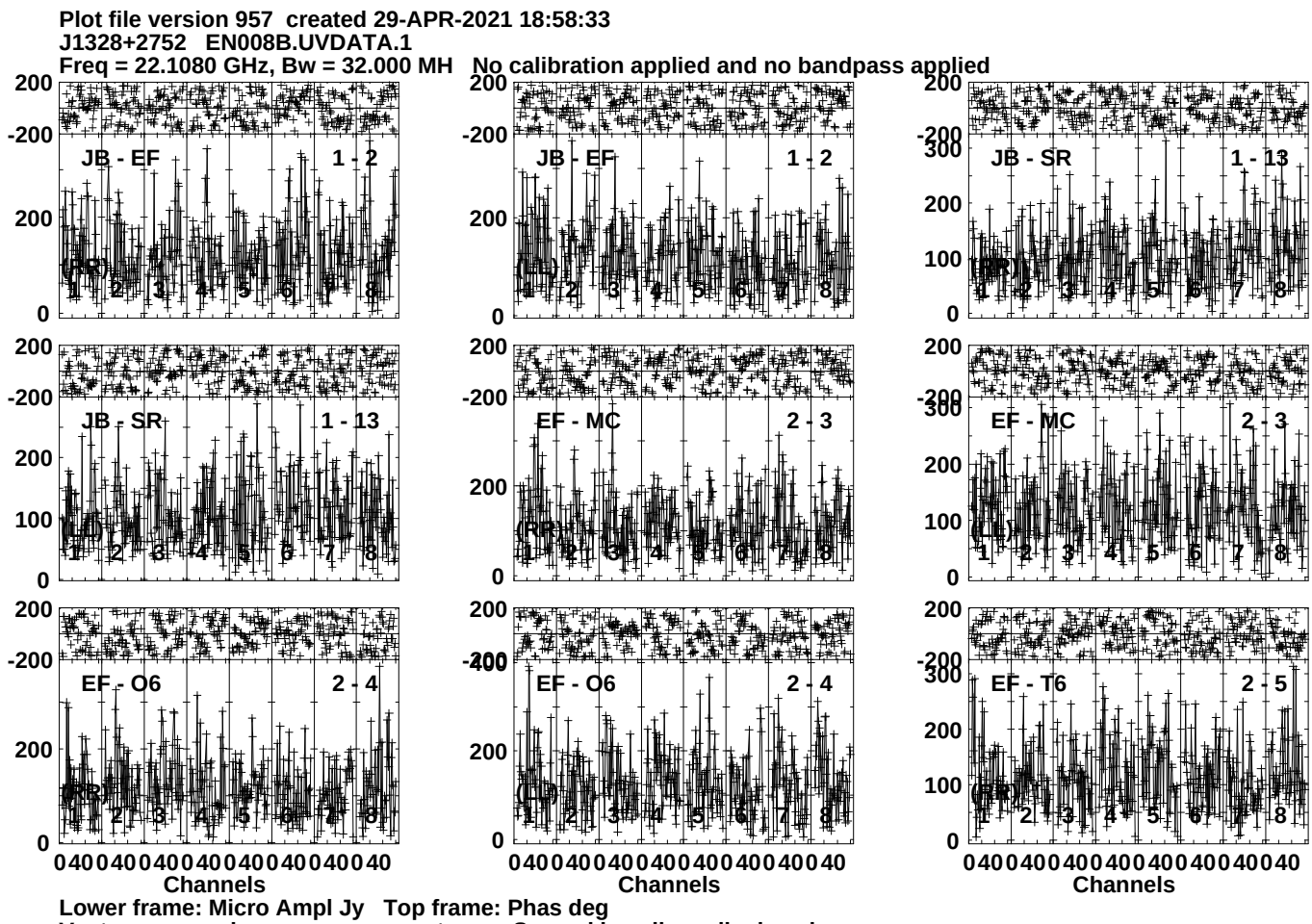
Plot file version 957 created 29-APR-2021 18:58:33
J1328+2752 EN008B.UVDATA.1
Freq = 22.1080 GHz, Bw = 32.000 MH No calibration applied and no bandpass applied
JB - EF 1 - 2
JB - SR 1 - 13
EF - MC 2 - 3
EF - O6 2 - 4
EF - T6 2 - 5
(RR)
(LL)
200
-200
300
100
0
0400400400400400400400400
Channels
Lower frame: Micro Ampl Jy Top frame: Phas deg
Vector averaged cross-power spectrum Several baselines displayed
Timerange: 00/23:11:11 to 00/23:13:09

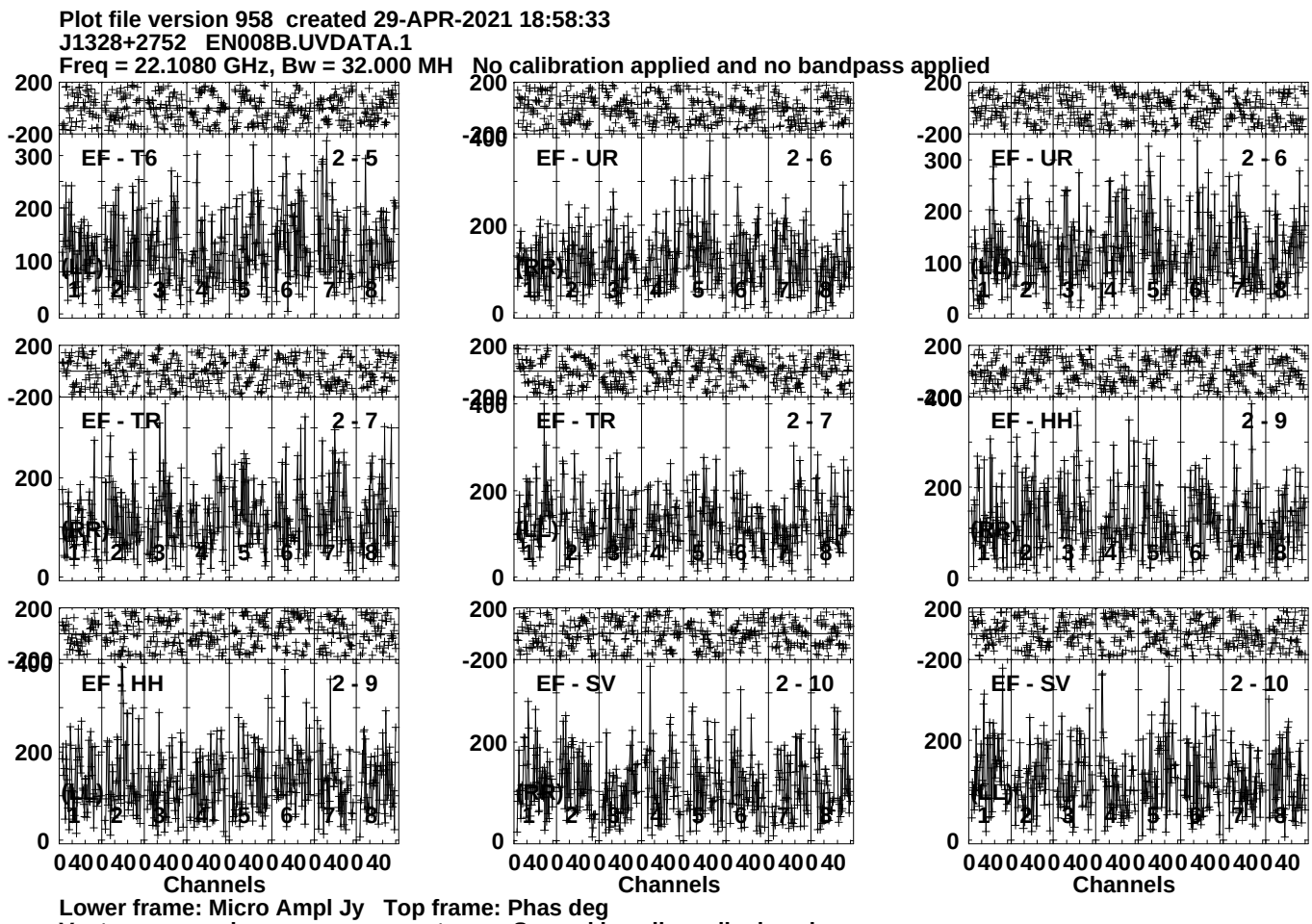
Plot file version 958 created 29-APR-2021 18:58:33
J1328+2752 EN008B.UVDATA.1
Freq = 22.1080 GHz, Bw = 32.000 MH No calibration applied and no bandpass applied
EF - T6 2 - 5
EF - UR 2 - 6
EF - UR 2 - 6
EF - TR 2 - 7
EF - TR 2 - 7
EF - HH 2 - 9
EF - HH 2 - 9
EF - SV 2 - 10
EF - SV 2 - 10
Channels
Channels
Channels
Lower frame: Micro Ampl Jy Top frame: Phas deg
Vector averaged cross-power spectrum Several baselines displayed
Timerange: 00/23:11:11 to 00/23:13:09

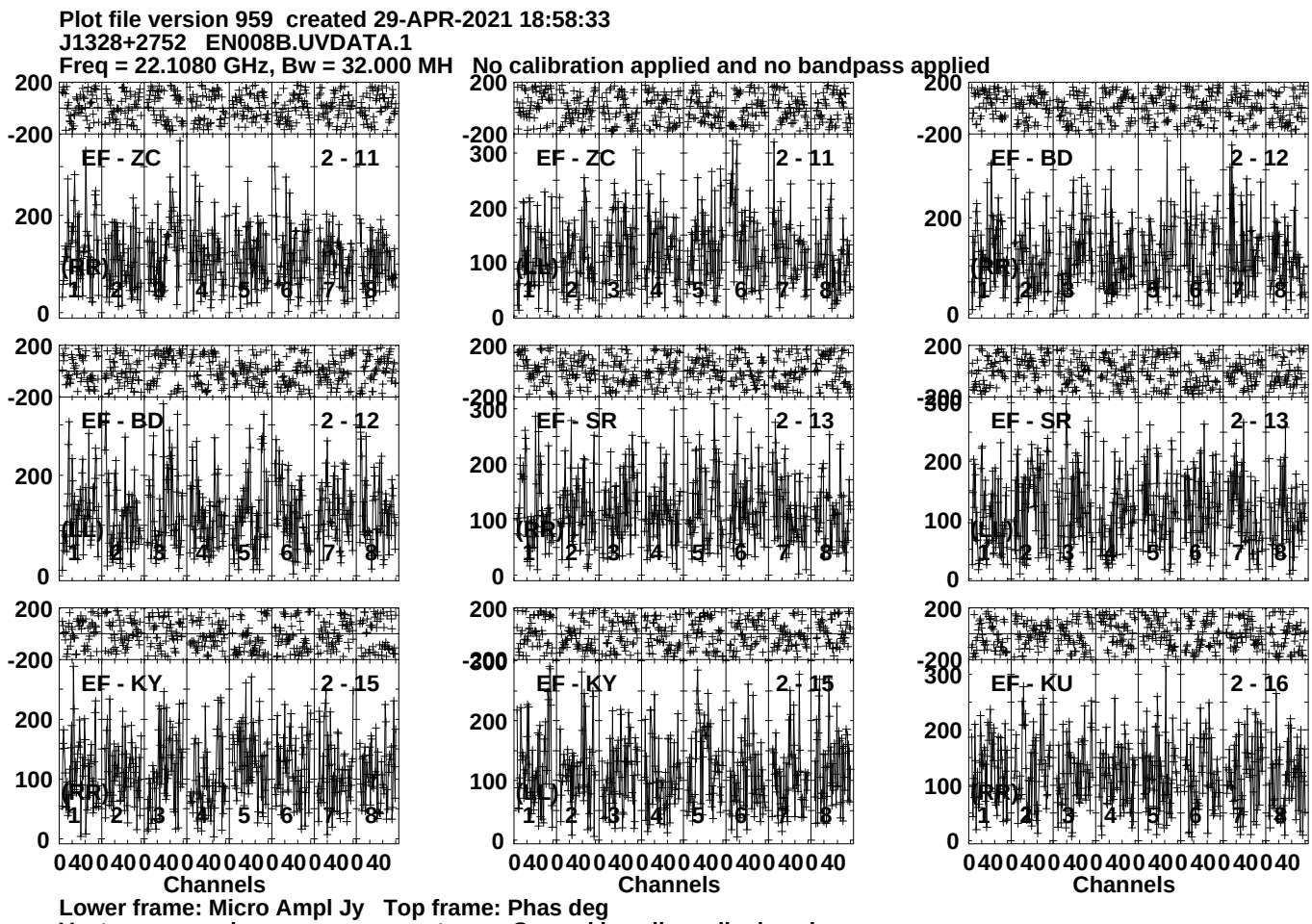
Plot file version 959 created 29-APR-2021 18:58:33
J1328+2752 EN008B.UVDATA.1
Freq = 22.1080 GHz, Bw = 32.000 MH No calibration applied and no bandpass applied
EF - ZC 2 - 11
EF - ZC 2 - 11
EF - BD 2 - 12
EF - BD 2 - 12
EF - SR 2 - 13
EF - SR 2 - 13
EF - KY 2 - 15
EF - KY 2 - 15
EF - KU 2 - 16
Channels
Channels
Channels
Lower frame: Micro Ampl Jy Top frame: Phas deg
Vector averaged cross-power spectrum Several baselines displayed
Timerange: 00/23:11:11 to 00/23:13:09

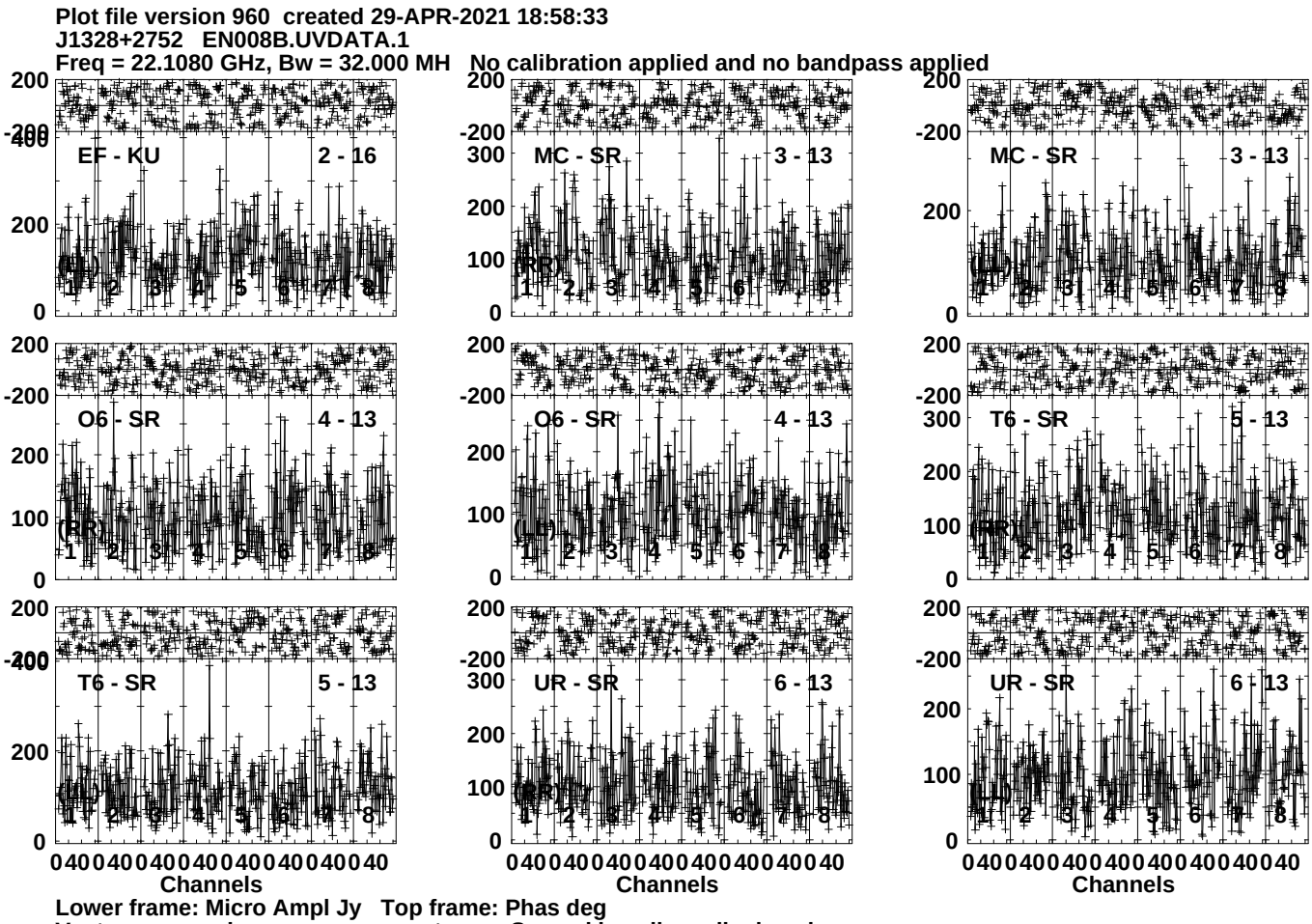
Plot file version 960 created 29-APR-2021 18:58:33
J1328+2752 EN008B.UVDATA.1
Freq = 22.1080 GHz, Bw = 32.000 MH No calibration applied and no bandpass applied
EF - KU 2 - 16
MC - SR 3 - 13
MC - SR 3 - 13
O6 - SR 4 - 13
O6 - SR 4 - 13
T6 - SR 5 - 13
T6 - SR 5 - 13
UR - SR 6 - 13
UR - SR 6 - 13
(RR)
(LL)
Channels
Lower frame: Micro Ampl Jy Top frame: Phas deg
Vector averaged cross-power spectrum Several baselines displayed
Timerange: 00/23:11:11 to 00/23:13:09

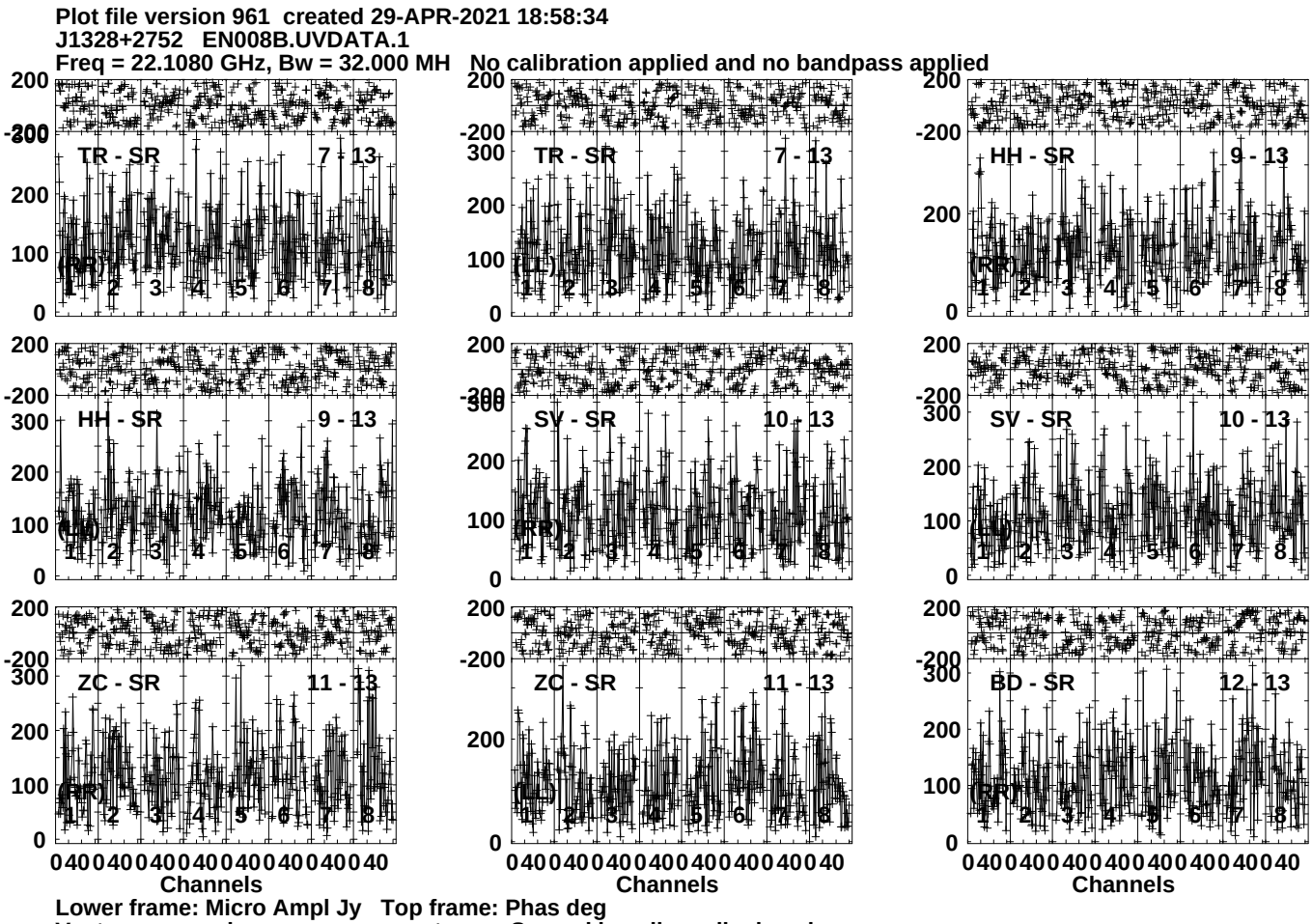
Plot file version 961 created 29-APR-2021 18:58:34
J1328+2752 EN008B.UVDATA.1
Freq = 22.1080 GHz, Bw = 32.000 MH No calibration applied and no bandpass applied
TR - SR 7 - 13
(RR)
TR - SR 7 - 13
(LL)
HH - SR 9 - 13
(RR)
HH - SR 9 - 13
(LL)
SV - SR 10 - 13
(RR)
SV - SR 10 - 13
(LL)
ZC - SR 11 - 13
(RR)
ZC - SR 11 - 13
(LL)
BD - SR 12 - 13
(RR)
Channels
Channels
Channels
Lower frame: Micro Ampl Jy Top frame: Phas deg
Vector averaged cross-power spectrum Several baselines displayed
Timerange: 00/23:11:11 to 00/23:13:09

Plot file version 962 created 29-APR-2021 18:58:34
J1328+2752 EN008B.UVDATA.1
Freq = 22.1080 GHz, Bw = 32.000 MH No calibration applied and no bandpass applied

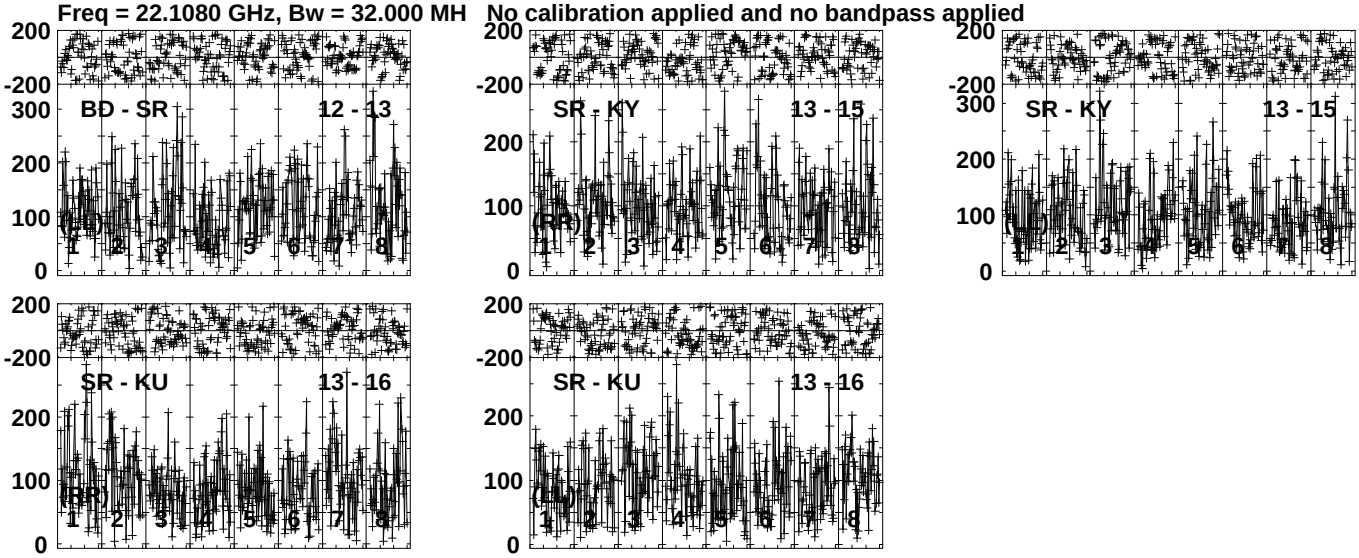

Lower frame: Micro Ampl Jy Top frame: Phas deg
Vector averaged cross-power spectrum Several baselines displayed
Timerange: 00/23:11:11 to 00/23:13:09

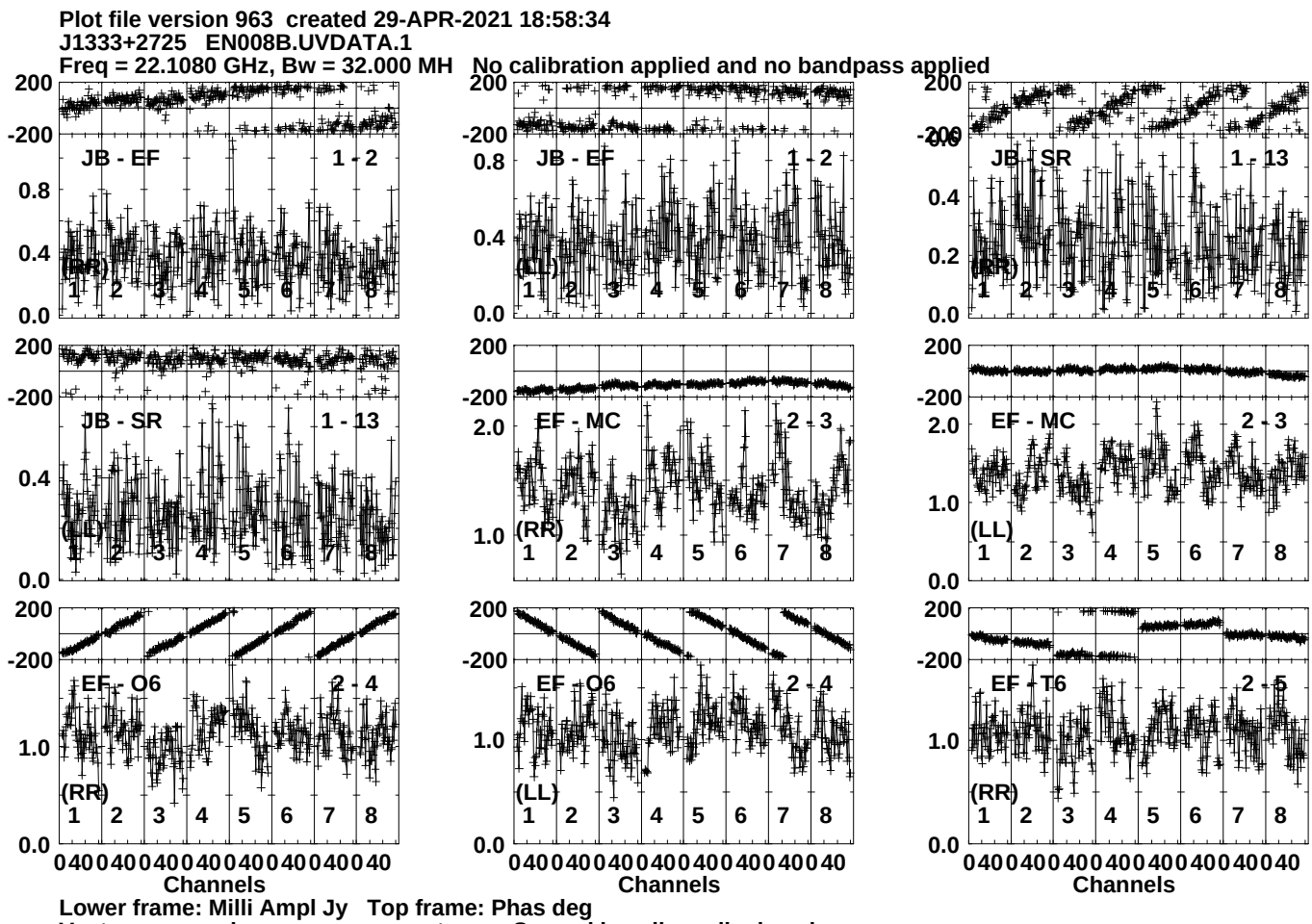
Plot file version 963 created 29-APR-2021 18:58:34
J1333+2725 EN008B.UVDATA.1
Freq = 22.1080 GHz, Bw = 32.000 MH No calibration applied and no bandpass applied
JB - EF 1 - 2
JB - EF 1 - 2
JB - SR 1 - 13
JB - SR 1 - 13
EF - MC 2 - 3
EF - MC 2 - 3
EF - O6 2 - 4
EF - O6 2 - 4
EF - T6 2 - 5
(RR)
(LL)
Channels
Lower frame: Milli Ampl Jy Top frame: Phas deg
Vector averaged cross-power spectrum Several baselines displayed
Timerange: 00/23:13:11 to 00/23:14:09

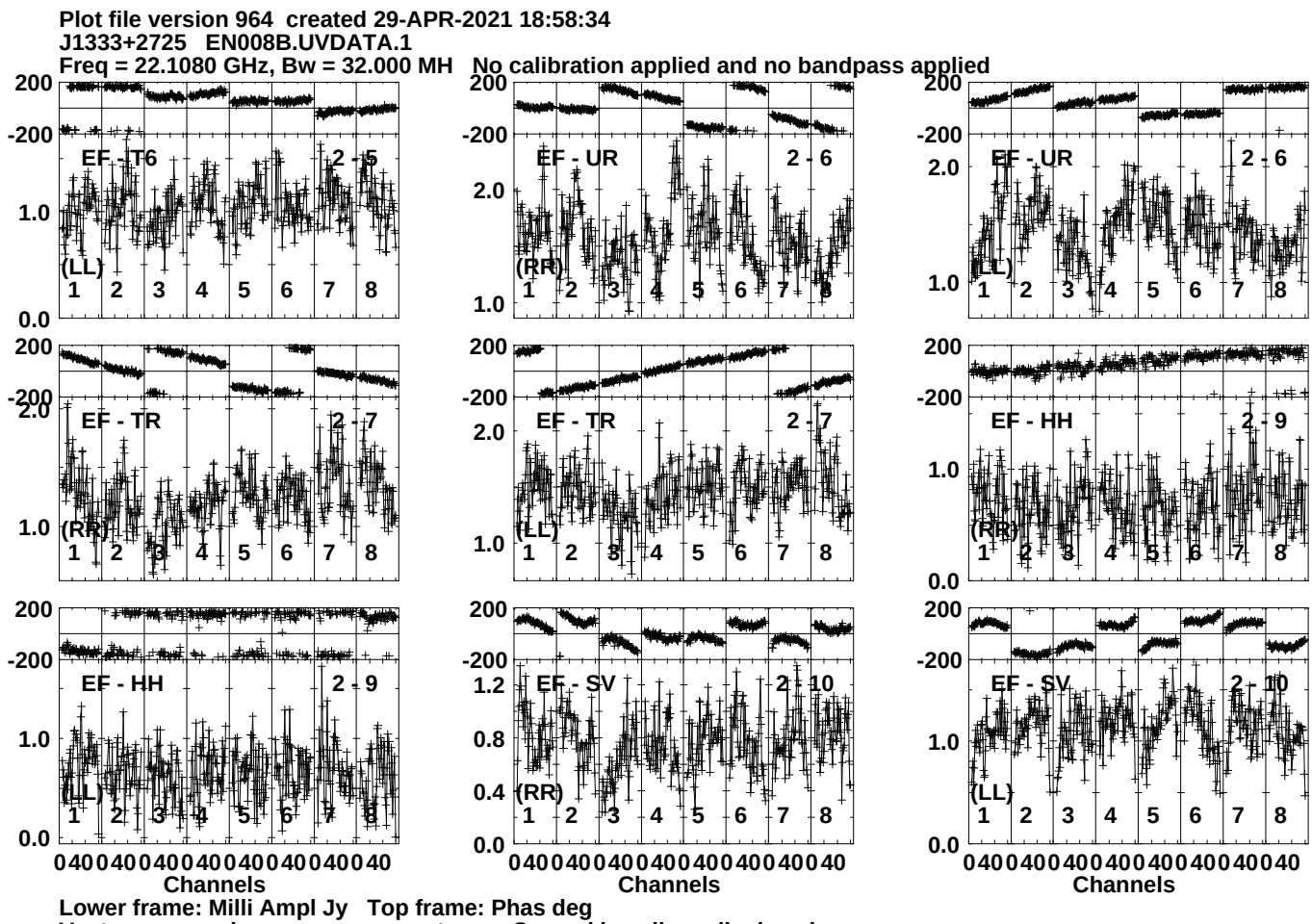
Plot file version 964 created 29-APR-2021 18:58:34
J1333+2725 EN008B.UVDATA.1
Freq = 22.1080 GHz, Bw = 32.000 MH No calibration applied and no bandpass applied
EF - T6 2 - 5
(LL)
EF - UR 2 - 6
(RR)
EF - UR 2 - 6
(LL)
EF - TR 2 - 7
(RR)
EF - TR 2 - 7
(LL)
EF - HH 2 - 9
(RR)
EF - HH 2 - 9
(LL)
EF - SV 2 - 10
(RR)
EF - SV 2 - 10
(LL)
Channels
Channels
Channels
Lower frame: Milli Ampl Jy Top frame: Phas deg
Vector averaged cross-power spectrum Several baselines displayed
Timerange: 00/23:13:11 to 00/23:14:09

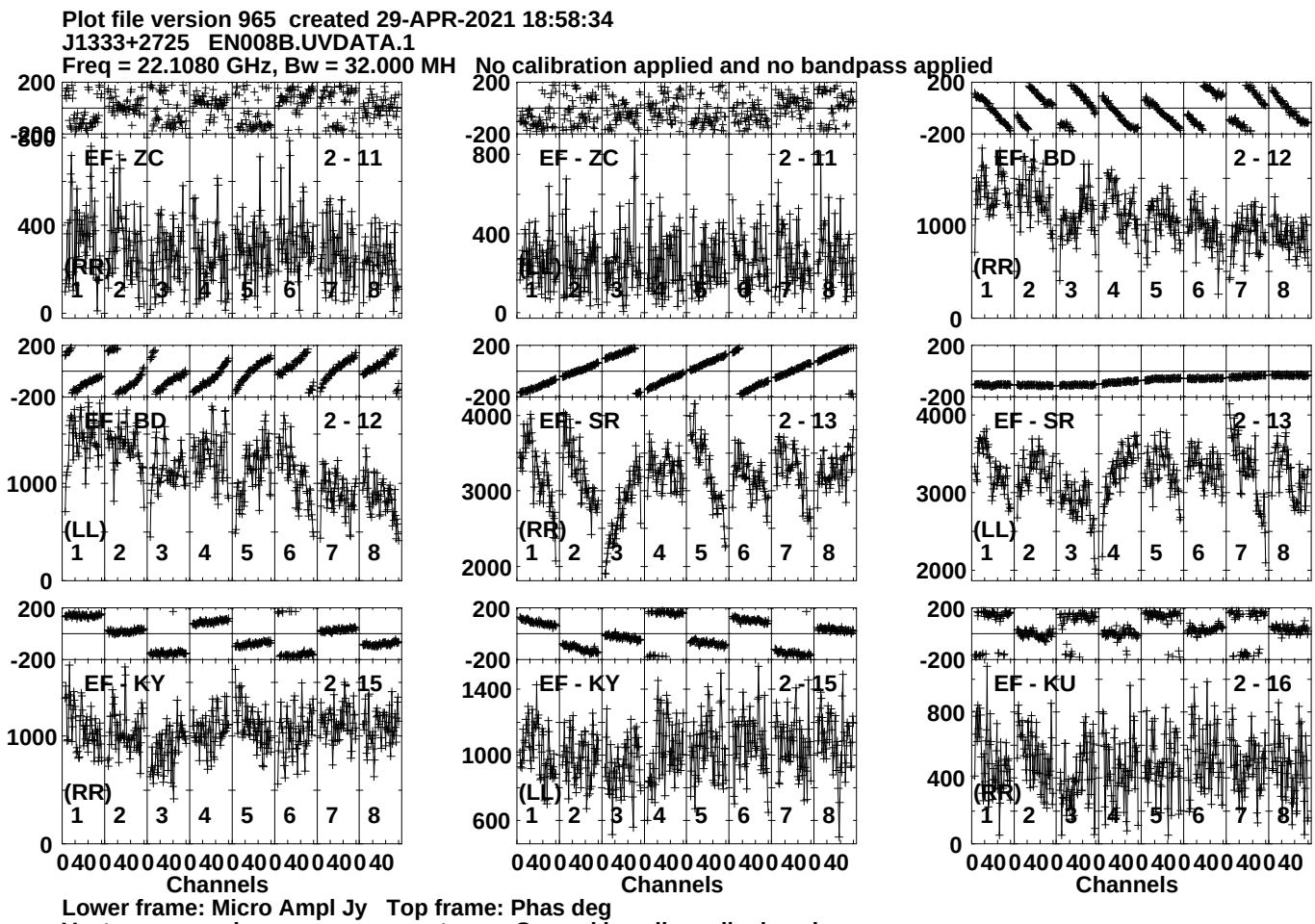
Plot file version 965 created 29-APR-2021 18:58:34
J1333+2725 EN008B.UVDATA.1
Freq = 22.1080 GHz, Bw = 32.000 MH No calibration applied and no bandpass applied
EF - ZC 2 - 11
(RR)
EF - ZC 2 - 11
(LL)
EF - BD 2 - 12
(RR)
EF - BD 2 - 12
(LL)
EF - SR 2 - 13
(RR)
EF - SR 2 - 13
(LL)
EF - KY 2 - 15
(RR)
EF - KY 2 - 15
(LL)
EF - KU 2 - 16
(RR)
Channels
Channels
Channels
Lower frame: Micro Ampl Jy Top frame: Phas deg
Vector averaged cross-power spectrum Several baselines displayed
Timerange: 00/23:13:11 to 00/23:14:09

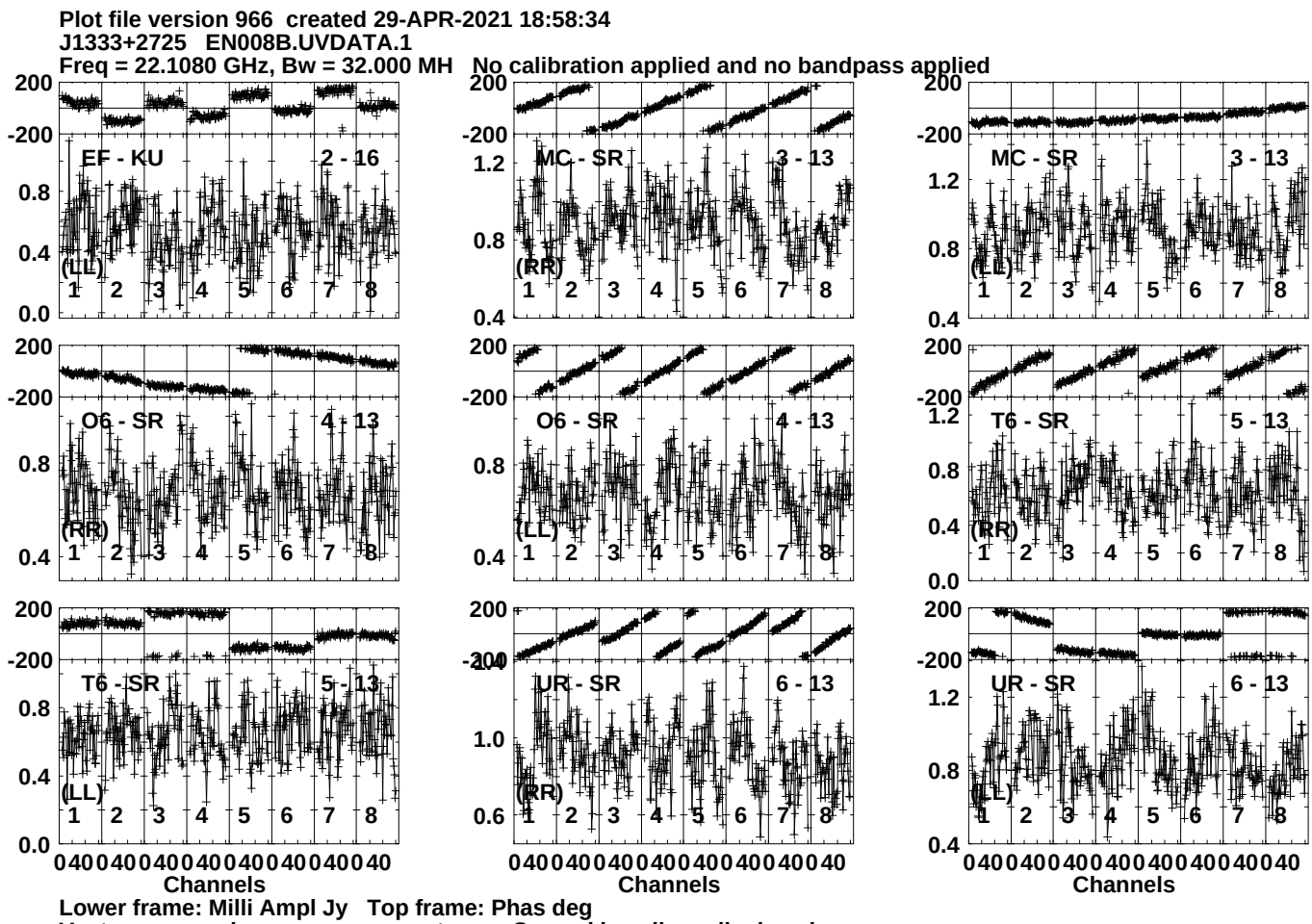
Plot file version 966 created 29-APR-2021 18:58:34
J1333+2725 EN008B.UVDATA.1
Freq = 22.1080 GHz, Bw = 32.000 MH No calibration applied and no bandpass applied
EF - KU 2 - 16
(LL)
MC - SR 3 - 13
(RR)
MC - SR 3 - 13
(LL)
O6 - SR 4 - 13
(RR)
O6 - SR 4 - 13
(LL)
T6 - SR 5 - 13
(RR)
T6 - SR 5 - 13
(LL)
UR - SR 6 - 13
(RR)
UR - SR 6 - 13
(LL)
Channels
Channels
Channels
Lower frame: Milli Ampl Jy Top frame: Phas deg
Vector averaged cross-power spectrum Several baselines displayed
Timerange: 00/23:13:11 to 00/23:14:09

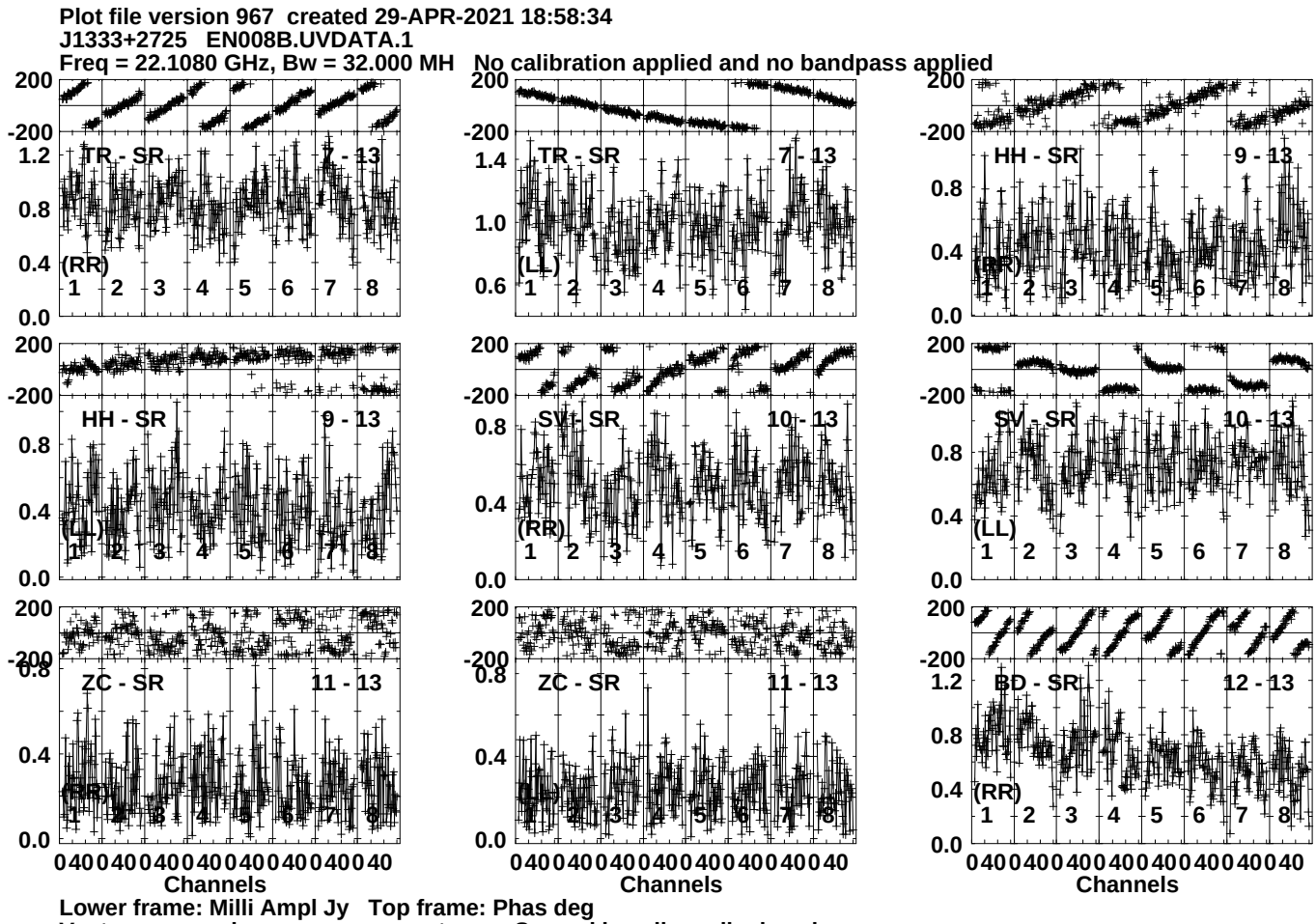
Plot file version 967 created 29-APR-2021 18:58:34
J1333+2725 EN008B.UVDATA.1
Freq = 22.1080 GHz, Bw = 32.000 MH No calibration applied and no bandpass applied
TR - SR 7 - 13
(RR)
TR - SR 7 - 13
(LL)
HH - SR 9 - 13
(RR)
HH - SR 9 - 13
(LL)
SV - SR 10 - 13
(RR)
SV - SR 10 - 13
(LL)
ZC - SR 11 - 13
(RR)
ZC - SR 11 - 13
(LL)
BD - SR 12 - 13
(RR)
Channels
Lower frame: Milli Ampl Jy Top frame: Phas deg
Vector averaged cross-power spectrum Several baselines displayed
Timerange: 00/23:13:11 to 00/23:14:09

Plot file version 968 created 29-APR-2021 18:58:35
J1333+2725 EN008B.UVDATA.1
Freq = 22.1080 GHz, Bw = 32.000 MH No calibration applied and no bandpass applied

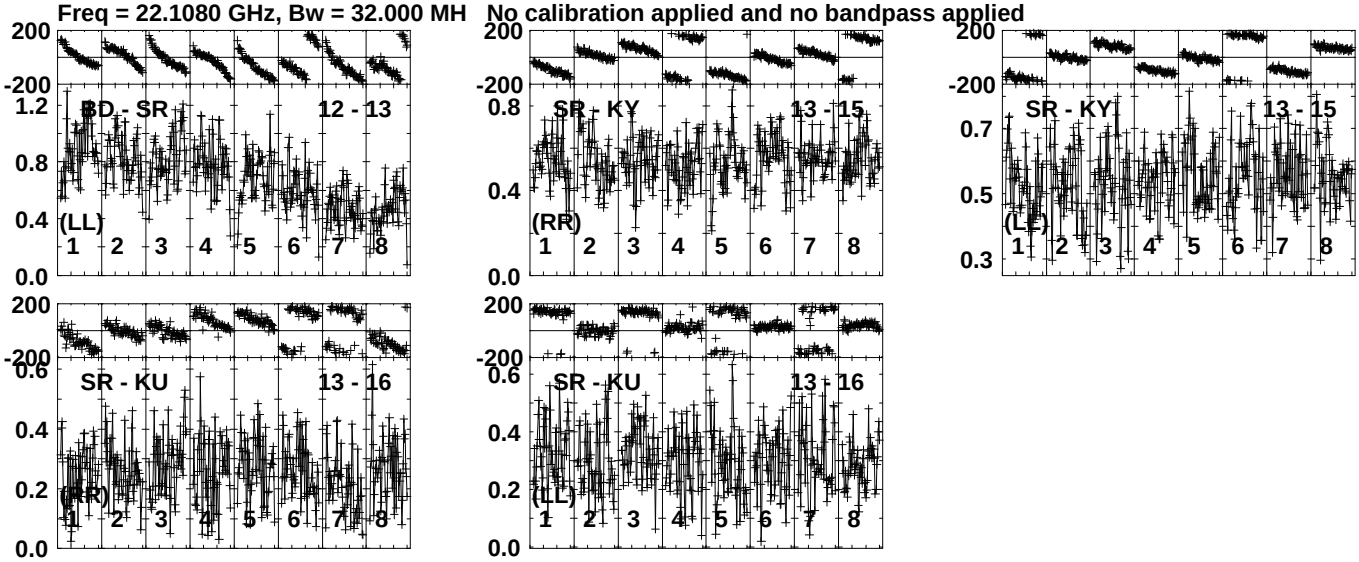

Lower frame: Milli Ampl Jy Top frame: Phas deg
Vector averaged cross-power spectrum Several baselines displayed
Timerange: 00/23:13:11 to 00/23:14:09

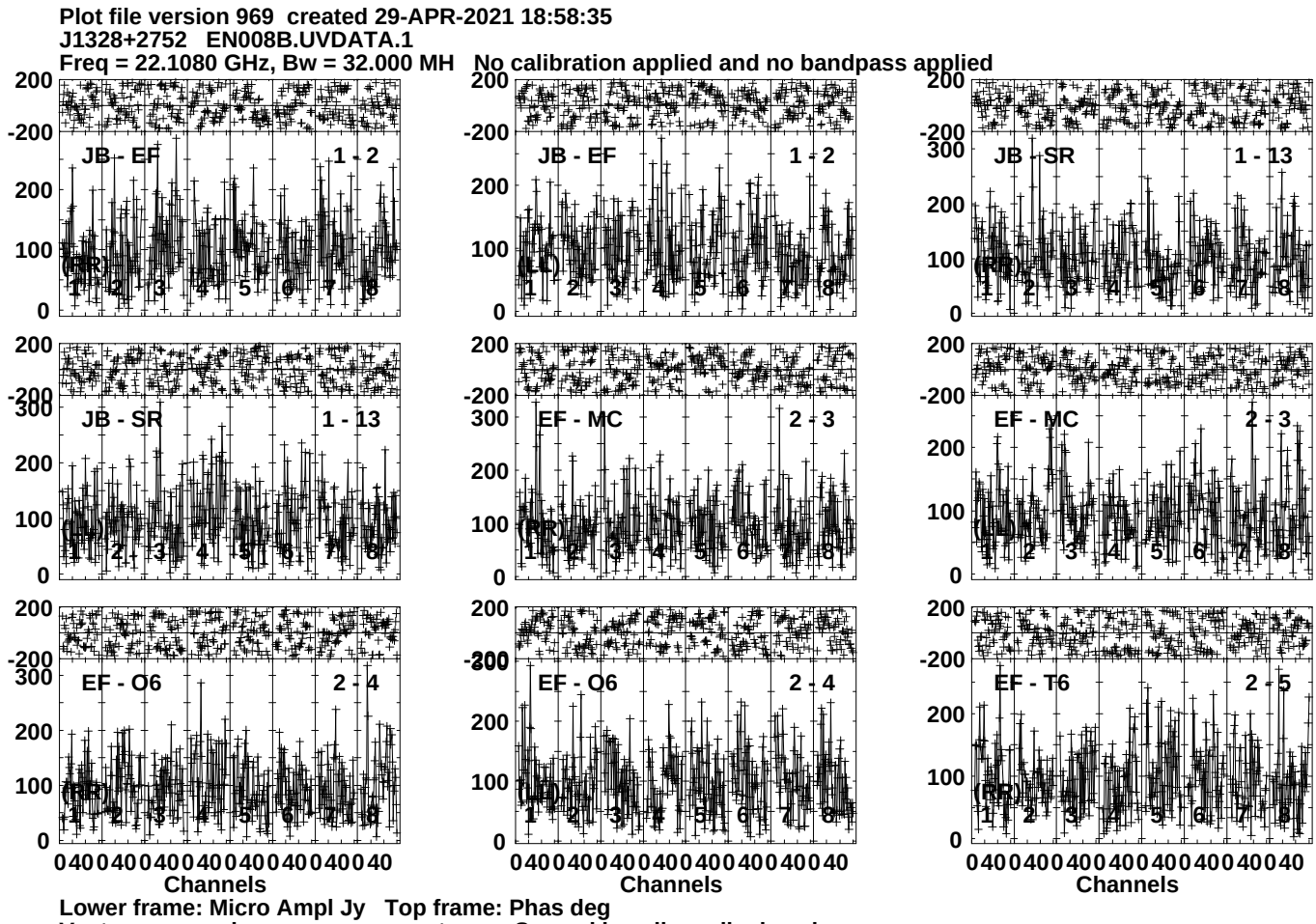
Plot file version 969 created 29-APR-2021 18:58:35
J1328+2752 EN008B.UVDATA.1
Freq = 22.1080 GHz, Bw = 32.000 MH No calibration applied and no bandpass applied
JB - EF 1 - 2
JB - EF 1 - 2
JB - SR 1 - 13
JB - SR 1 - 13
EF - MC 2 - 3
EF - MC 2 - 3
EF - O6 2 - 4
EF - O6 2 - 4
EF - T6 2 - 5
(RR)
(LL)
Channels
Lower frame: Micro Ampl Jy Top frame: Phas deg
Vector averaged cross-power spectrum Several baselines displayed
Timerange: 00/23:14:51 to 00/23:16:49

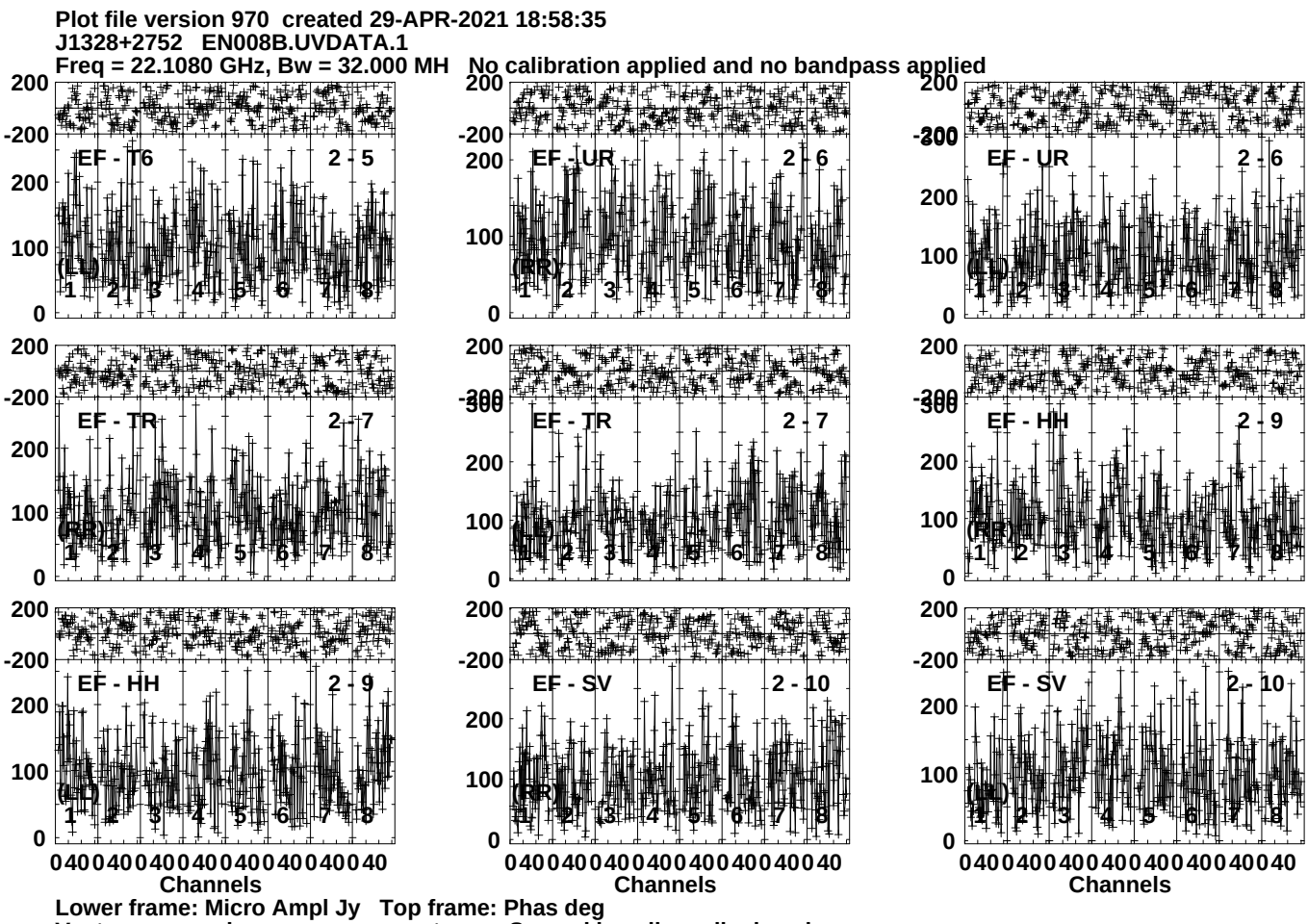
Plot file version 970 created 29-APR-2021 18:58:35
J1328+2752 EN008B.UVDATA.1
Freq = 22.1080 GHz, Bw = 32.000 MH No calibration applied and no bandpass applied
EF - T6 2 - 5
EF - UR 2 - 6
EF - UR 2 - 6
EF - TR 2 - 7
EF - TR 2 - 7
EF - HH 2 - 9
EF - HH 2 - 9
EF - SV 2 - 10
EF - SV 2 - 10
(LL)
(RR)
(LL)
(RR)
(RR)
(LL)
(RR)
(LL)
(RR)
200
-200
100
0
1 2 3 4 5 6 7 8
0 40 0 40 0 40 0 40 0 40 0 40 0 40 0 40
Channels
Lower frame: Micro Ampl Jy Top frame: Phas deg
Vector averaged cross-power spectrum Several baselines displayed
Timerange: 00/23:14:51 to 00/23:16:49

Plot file version 971 created 29-APR-2021 18:58:35
J1328+2752 EN008B.UVDATA.1
Freq = 22.1080 GHz, Bw = 32.000 MH No calibration applied and no bandpass applied

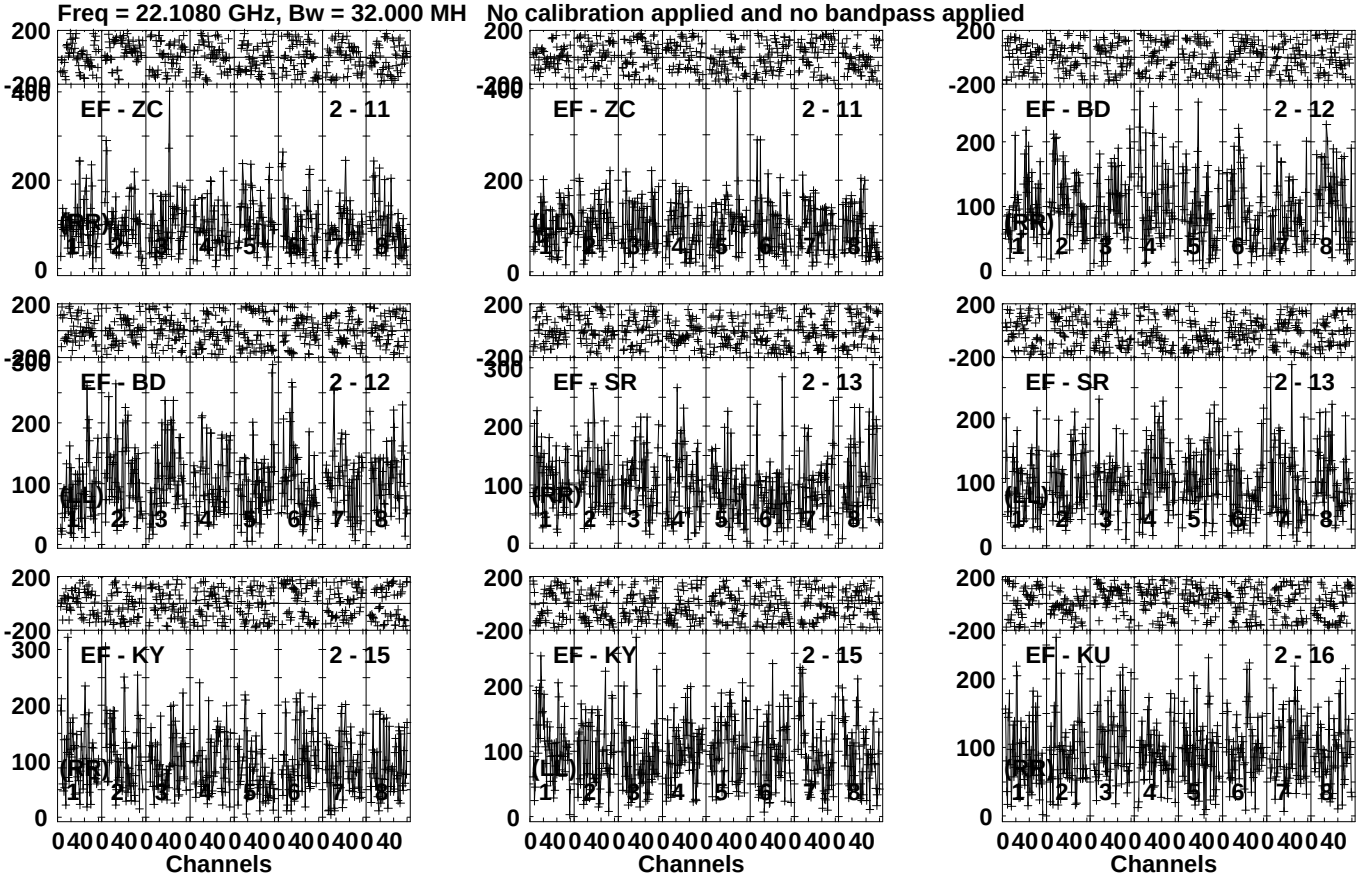

Lower frame: Micro Ampl Jy Top frame: Phas deg
Vector averaged cross-power spectrum Several baselines displayed
Timerange: 00/23:14:51 to 00/23:16:49

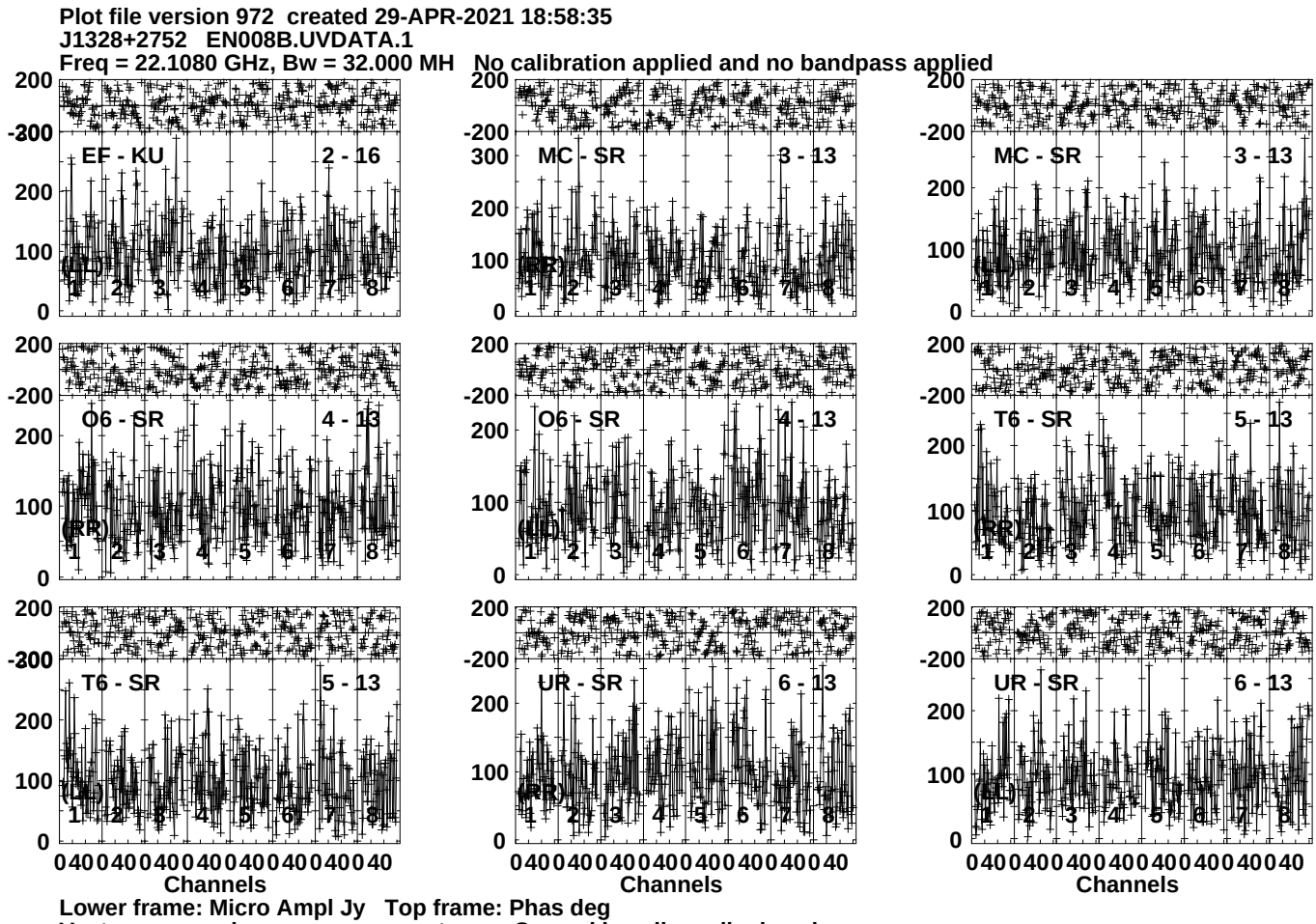
Plot file version 972 created 29-APR-2021 18:58:35
J1328+2752 EN008B.UVDATA.1
Freq = 22.1080 GHz, Bw = 32.000 MH No calibration applied and no bandpass applied
EF - KU 2 - 16
MC - SR 3 - 13
MC - SR 3 - 13
O6 - SR 4 - 13
O6 - SR 4 - 13
T6 - SR 5 - 13
T6 - SR 5 - 13
UR - SR 6 - 13
UR - SR 6 - 13
(RR)
(LL)
Channels
Lower frame: Micro Ampl Jy Top frame: Phas deg
Vector averaged cross-power spectrum Several baselines displayed
Timerange: 00/23:14:51 to 00/23:16:49

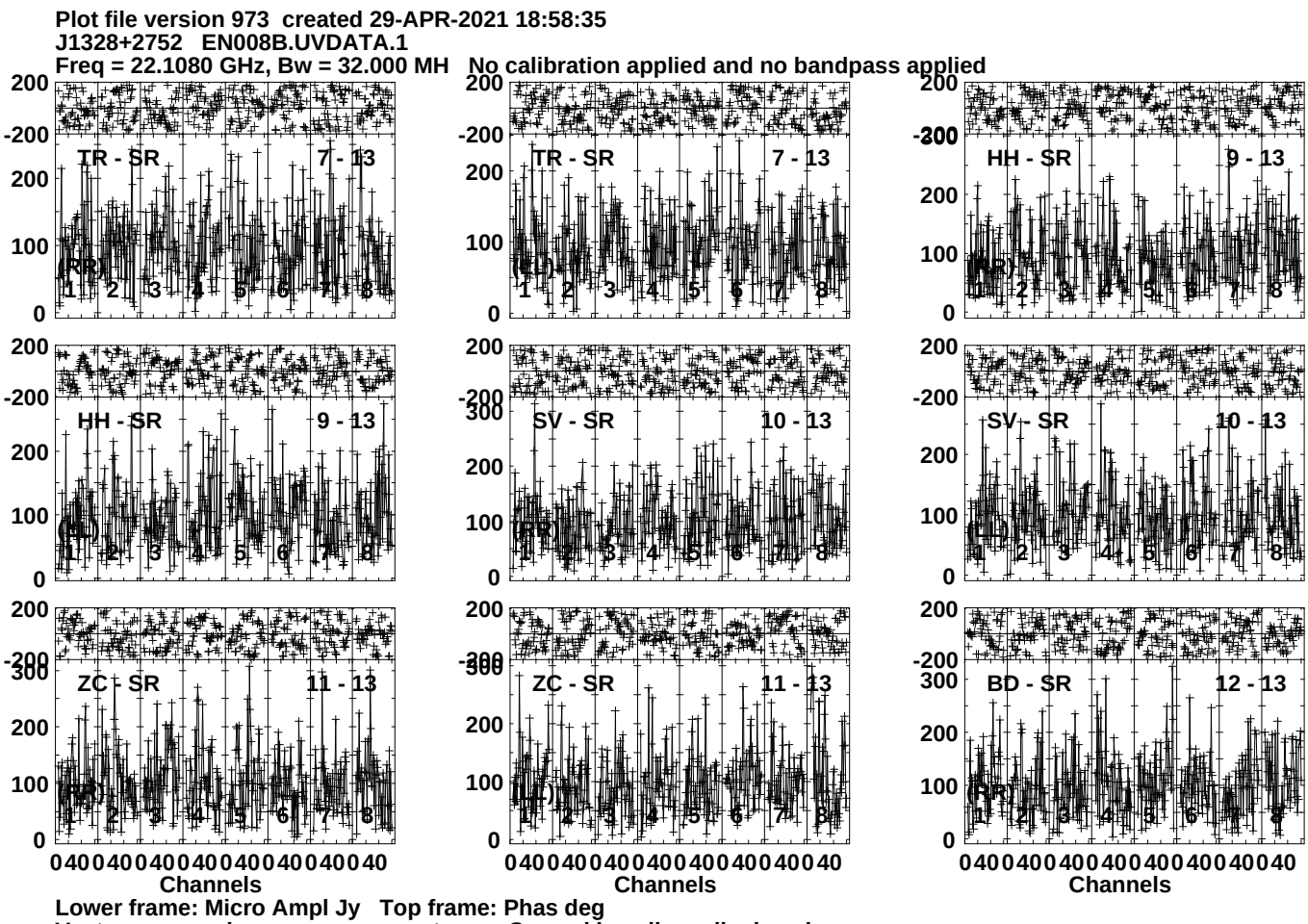
Plot file version 973 created 29-APR-2021 18:58:35
J1328+2752 EN008B.UVDATA.1
Freq = 22.1080 GHz, Bw = 32.000 MH No calibration applied and no bandpass applied
TR - SR 7 - 13
(RR)
TR - SR 7 - 13
(LL)
HH - SR 9 - 13
(RL)
HH - SR 9 - 13
(LR)
SV - SR 10 - 13
(RR)
SV - SR 10 - 13
(LL)
ZC - SR 11 - 13
(RL)
ZC - SR 11 - 13
(LR)
BD - SR 12 - 13
(RR)
Channels
Channels
Channels
Lower frame: Micro Ampl Jy Top frame: Phas deg
Vector averaged cross-power spectrum Several baselines displayed
Timerange: 00/23:14:51 to 00/23:16:49

Plot file version 974 created 29-APR-2021 18:58:35
J1328+2752 EN008B.UVDATA.1
Freq = 22.1080 GHz, Bw = 32.000 MH No calibration applied and no bandpass applied

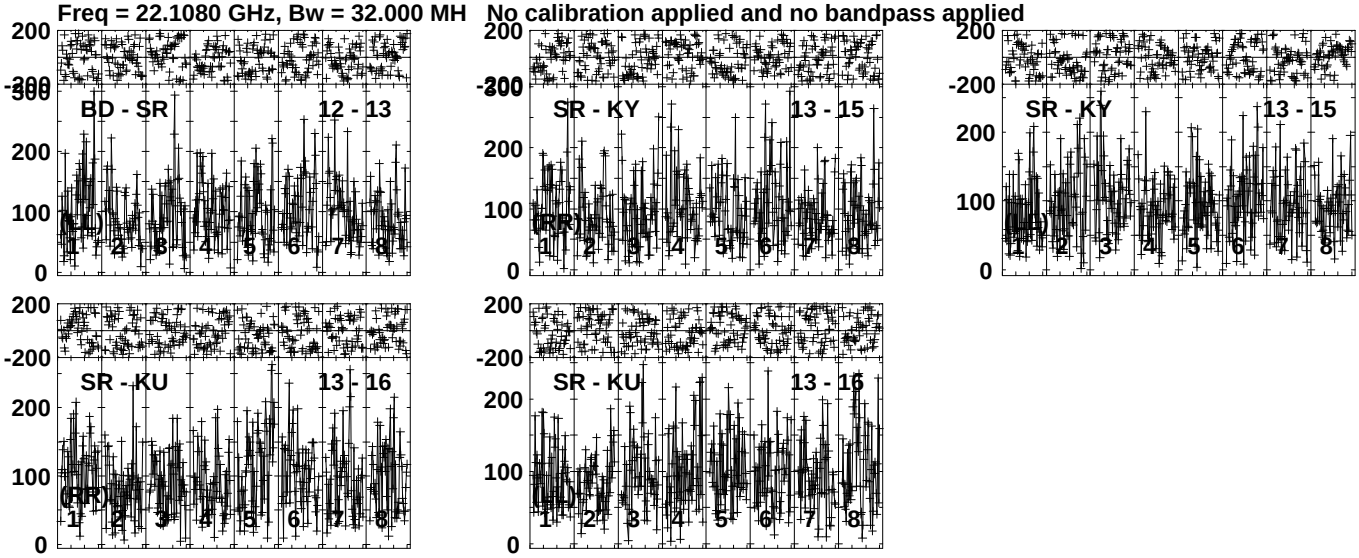

Lower frame: Micro Ampl Jy Top frame: Phas deg
Vector averaged cross-power spectrum Several baselines displayed
Timerange: 00/23:14:51 to 00/23:16:49

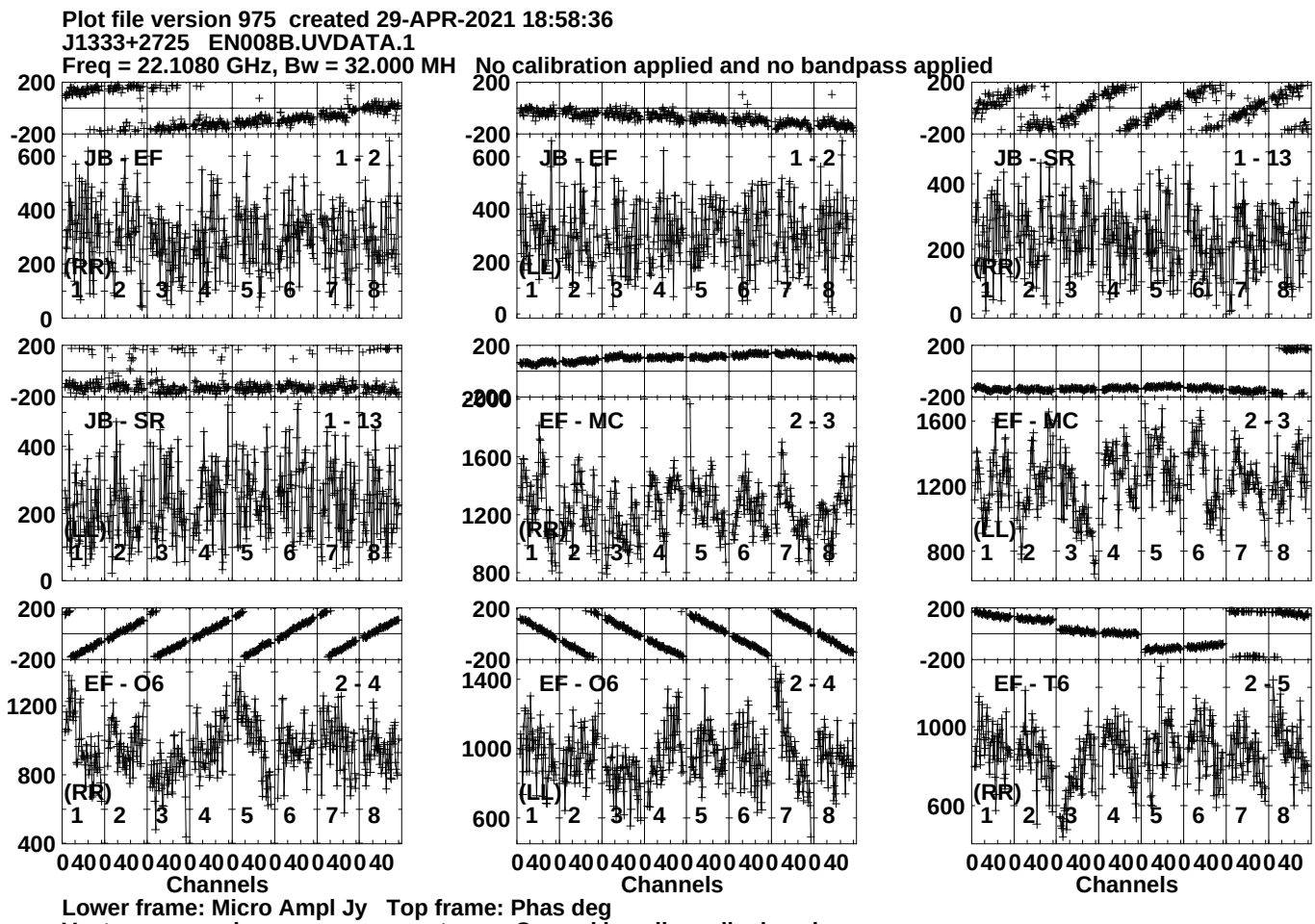
Plot file version 975 created 29-APR-2021 18:58:36
J1333+2725 EN008B.UVDATA.1
Freq = 22.1080 GHz, Bw = 32.000 MH No calibration applied and no bandpass applied
JB - EF 1 - 2 (RR)
JB - EF 1 - 2 (LL)
JB - SR 1 - 13 (RR)
JB - SR 1 - 13 (LL)
EF - MC 2 - 3 (RR)
EF - MC 2 - 3 (LL)
EF - O6 2 - 4 (RR)
EF - O6 2 - 4 (LL)
EF - T6 2 - 5 (RR)
Channels
Lower frame: Micro Ampl Jy Top frame: Phas deg
Vector averaged cross-power spectrum Several baselines displayed
Timerange: 00/23:17:21 to 00/23:18:19

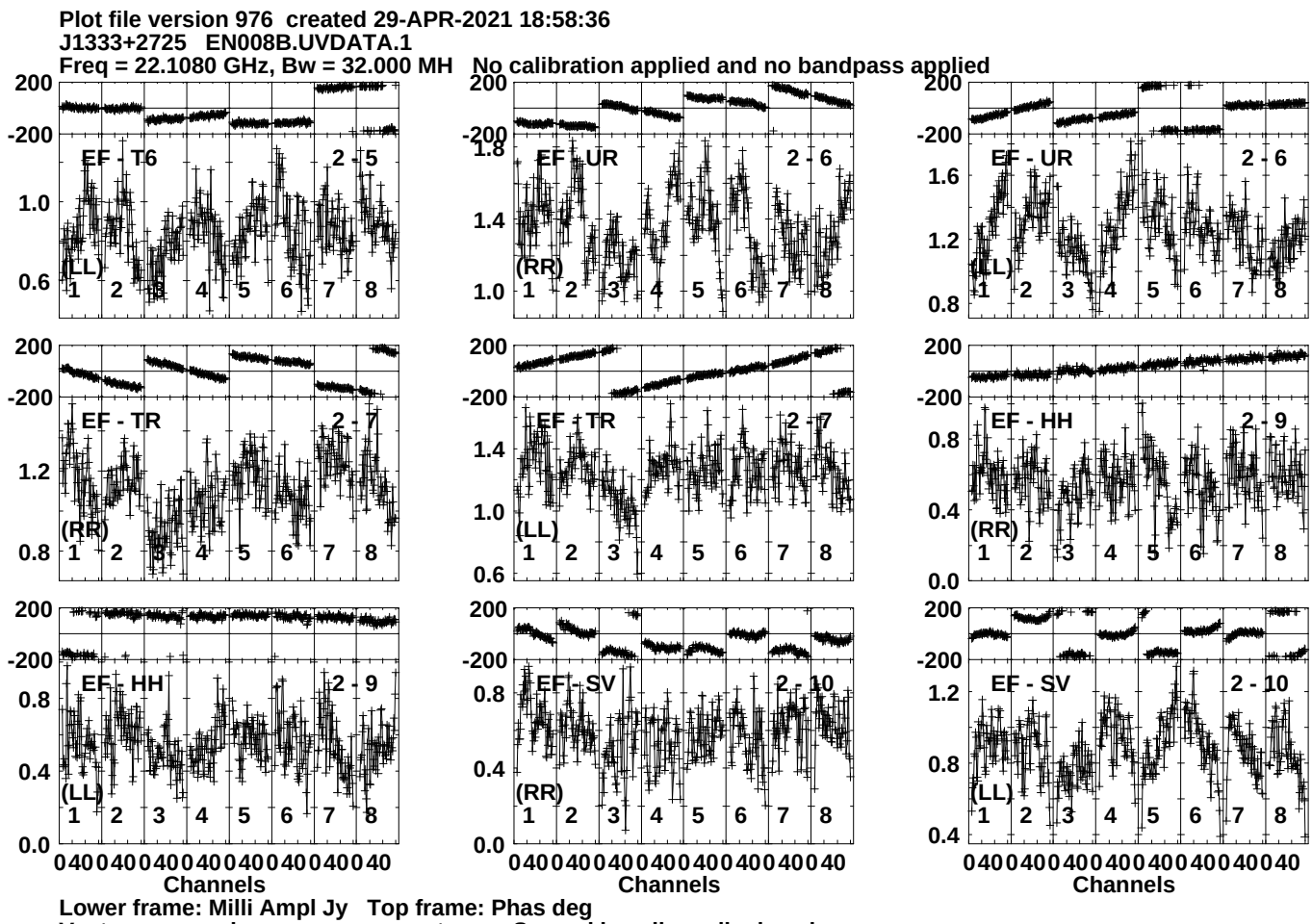
Plot file version 976 created 29-APR-2021 18:58:36
J1333+2725 EN008B.UVDATA.1
Freq = 22.1080 GHz, Bw = 32.000 MH No calibration applied and no bandpass applied
EF - T6 2 - 5
(LL)
EF - UR 2 - 6
(RR)
EF - UR 2 - 6
(LL)
EF - TR 2 - 7
(RR)
EF - TR 2 - 7
(LL)
EF - HH 2 - 9
(RR)
EF - HH 2 - 9
(LL)
EF - SV 2 - 10
(RR)
EF - SV 2 - 10
(LL)
Channels
Channels
Channels
Lower frame: Milli Ampl Jy Top frame: Phas deg
Vector averaged cross-power spectrum Several baselines displayed
Timerange: 00/23:17:21 to 00/23:18:19

Plot file version 977 created 29-APR-2021 18:58:36
J1333+2725 EN008B.UVDATA.1
Freq = 22.1080 GHz, Bw = 32.000 MH No calibration applied and no bandpass applied

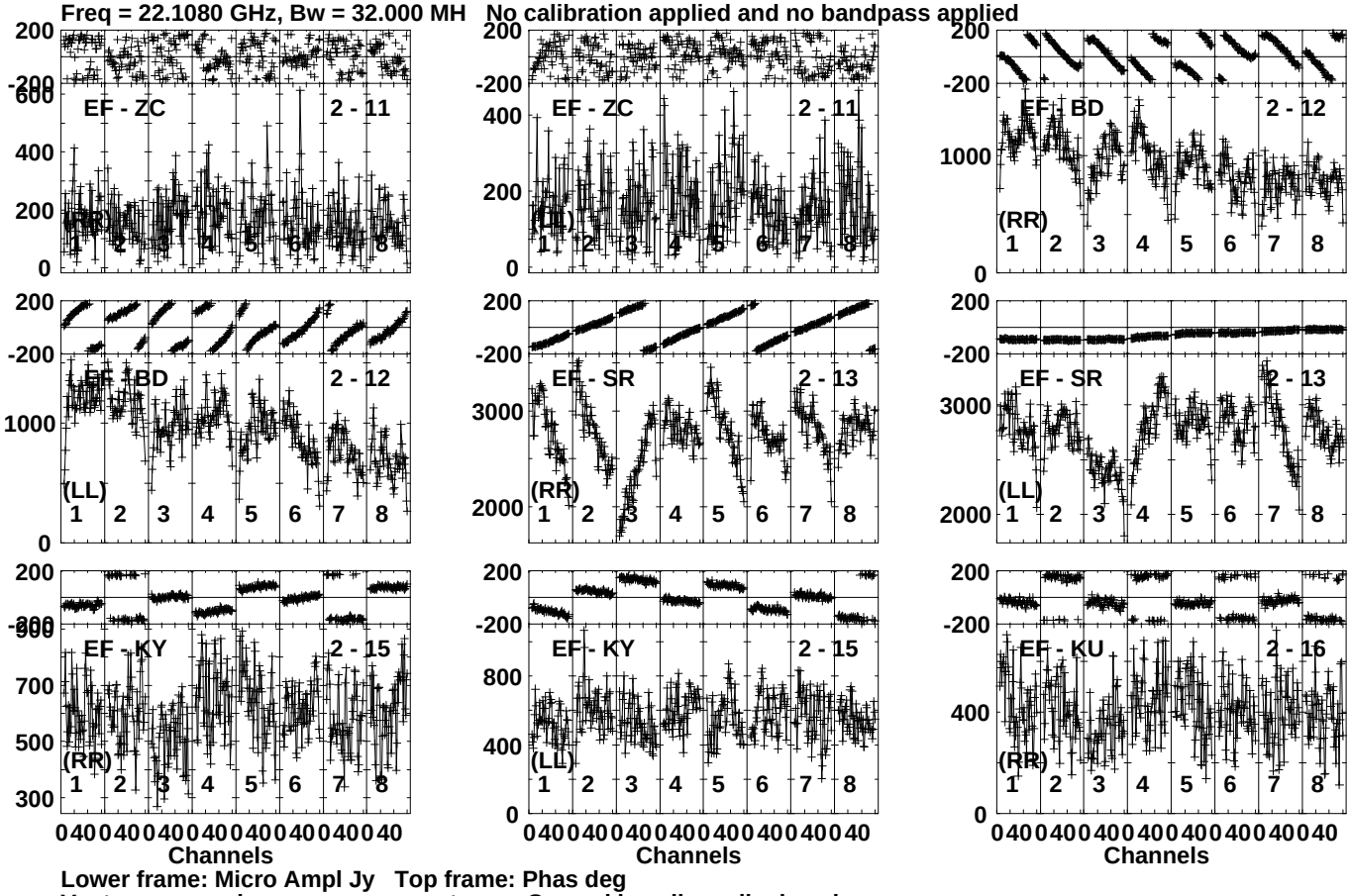

Lower frame: Micro Ampl Jy Top frame: Phas deg
Vector averaged cross-power spectrum Several baselines displayed
Timerange: 00/23:17:21 to 00/23:18:19

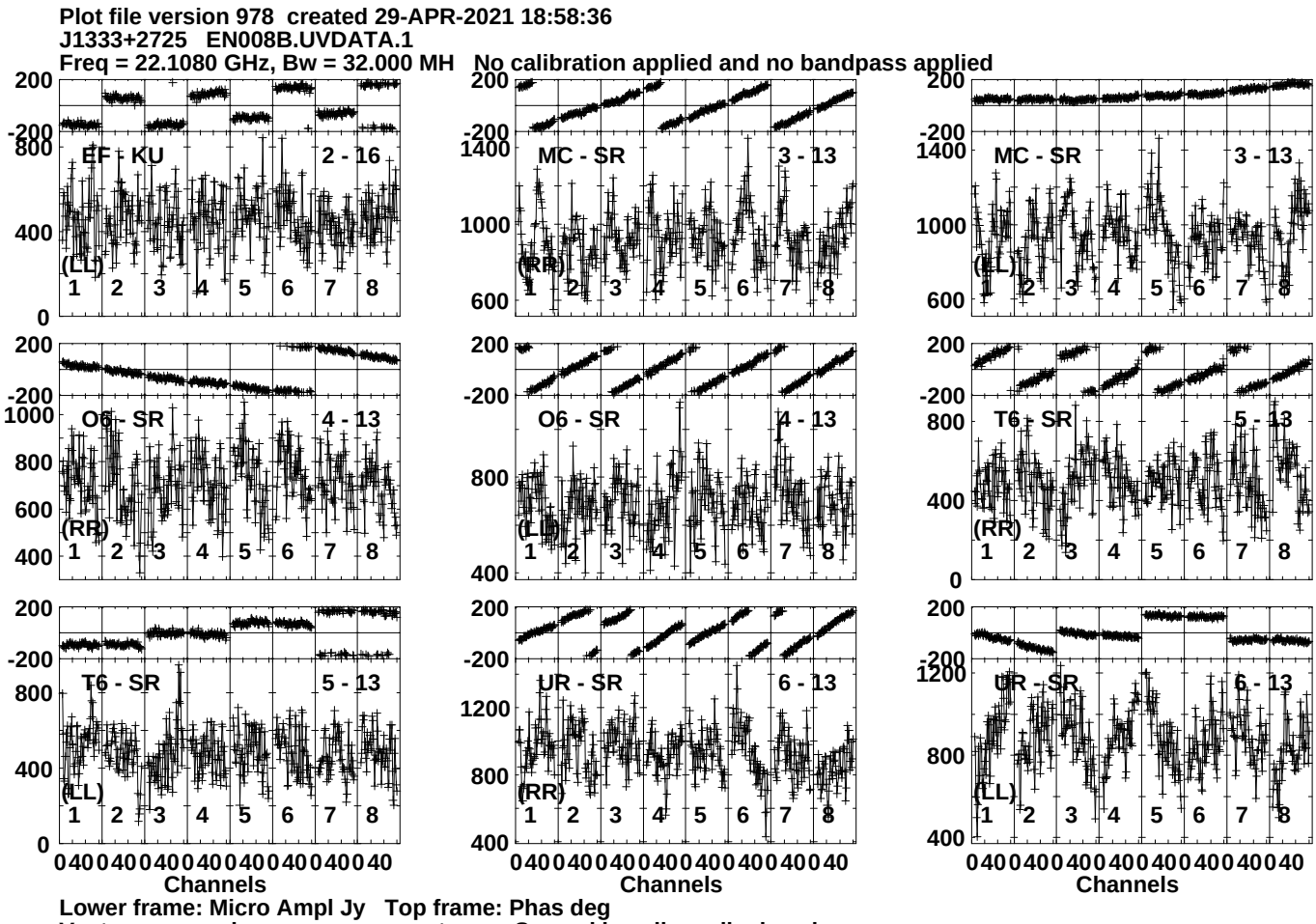
Plot file version 978 created 29-APR-2021 18:58:36
J1333+2725 EN008B.UVDATA.1
Freq = 22.1080 GHz, Bw = 32.000 MH No calibration applied and no bandpass applied
EF - KU 2 - 16
(LL)
MC - SR 3 - 13
(RR)
MC - SR 3 - 13
(LL)
O6 - SR 4 - 13
(RR)
O6 - SR 4 - 13
(LL)
T6 - SR 5 - 13
(RR)
T6 - SR 5 - 13
(LL)
UR - SR 6 - 13
(RR)
UR - SR 6 - 13
(LL)
Channels
Channels
Channels
Lower frame: Micro Ampl Jy Top frame: Phas deg
Vector averaged cross-power spectrum Several baselines displayed
Timerange: 00/23:17:21 to 00/23:18:19

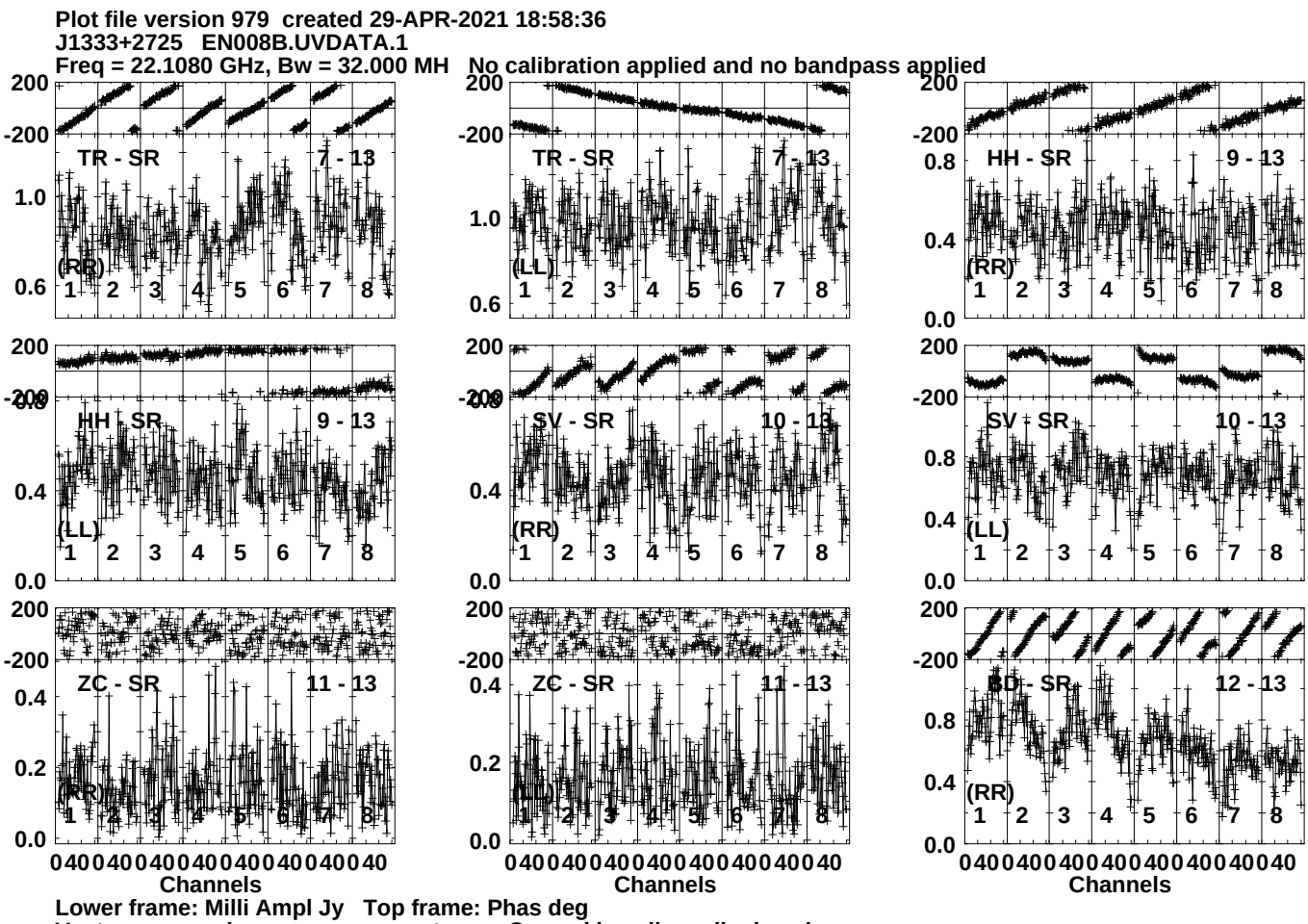
Plot file version 979 created 29-APR-2021 18:58:36
J1333+2725 EN008B.UVDATA.1
Freq = 22.1080 GHz, Bw = 32.000 MH No calibration applied and no bandpass applied
TR - SR 7 - 13
(RR)
TR - SR 7 - 13
(LL)
HH - SR 9 - 13
(RR)
HH - SR 9 - 13
(LL)
SV - SR 10 - 13
(RR)
SV - SR 10 - 13
(LL)
ZC - SR 11 - 13
(RR)
ZC - SR 11 - 13
(LL)
BD - SR 12 - 13
(RR)
Channels
Channels
Channels
Lower frame: Milli Ampl Jy Top frame: Phas deg
Vector averaged cross-power spectrum Several baselines displayed
Timerange: 00/23:17:21 to 00/23:18:19

Plot file version 980 created 29-APR-2021 18:58:36
J1333+2725 EN008B.UVDATA.1
Freq = 22.1080 GHz, Bw = 32.000 MH No calibration applied and no bandpass applied

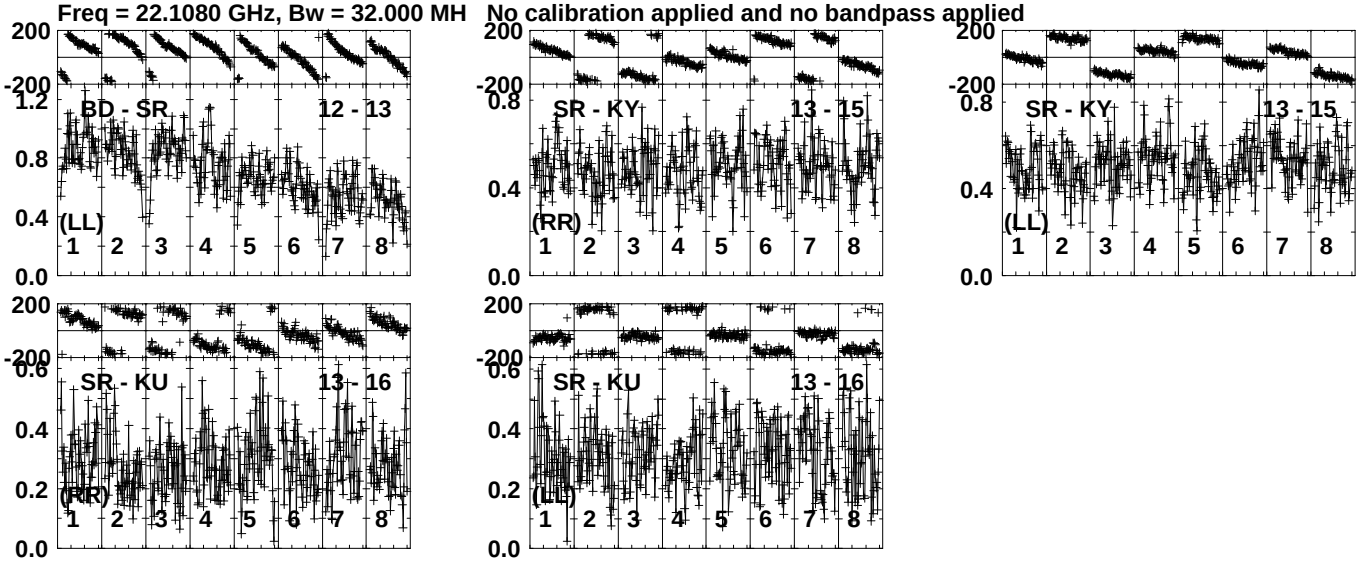

Lower frame: Milli Ampl Jy Top frame: Phas deg
Vector averaged cross-power spectrum Several baselines displayed
Timerange: 00/23:17:21 to 00/23:18:19

Plot file version 981 created 29-APR-2021 18:58:36
J1328+2752 EN008B.UVDATA.1
Freq = 22.1080 GHz, Bw = 32.000 MH No calibration applied and no bandpass applied

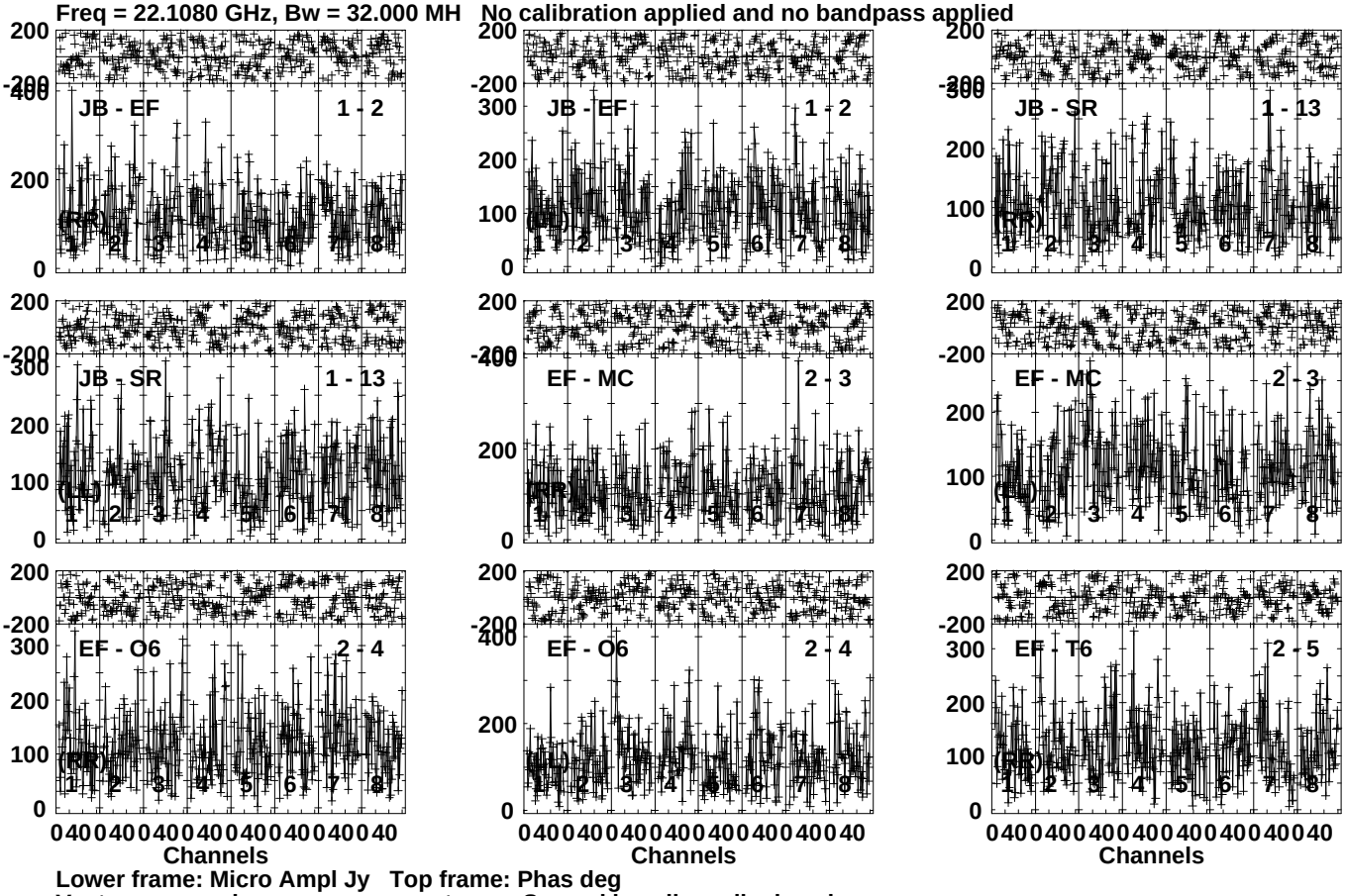

Lower frame: Micro Ampl Jy Top frame: Phas deg
Vector averaged cross-power spectrum Several baselines displayed
Timerange: 00/23:18:21 to 00/23:20:19

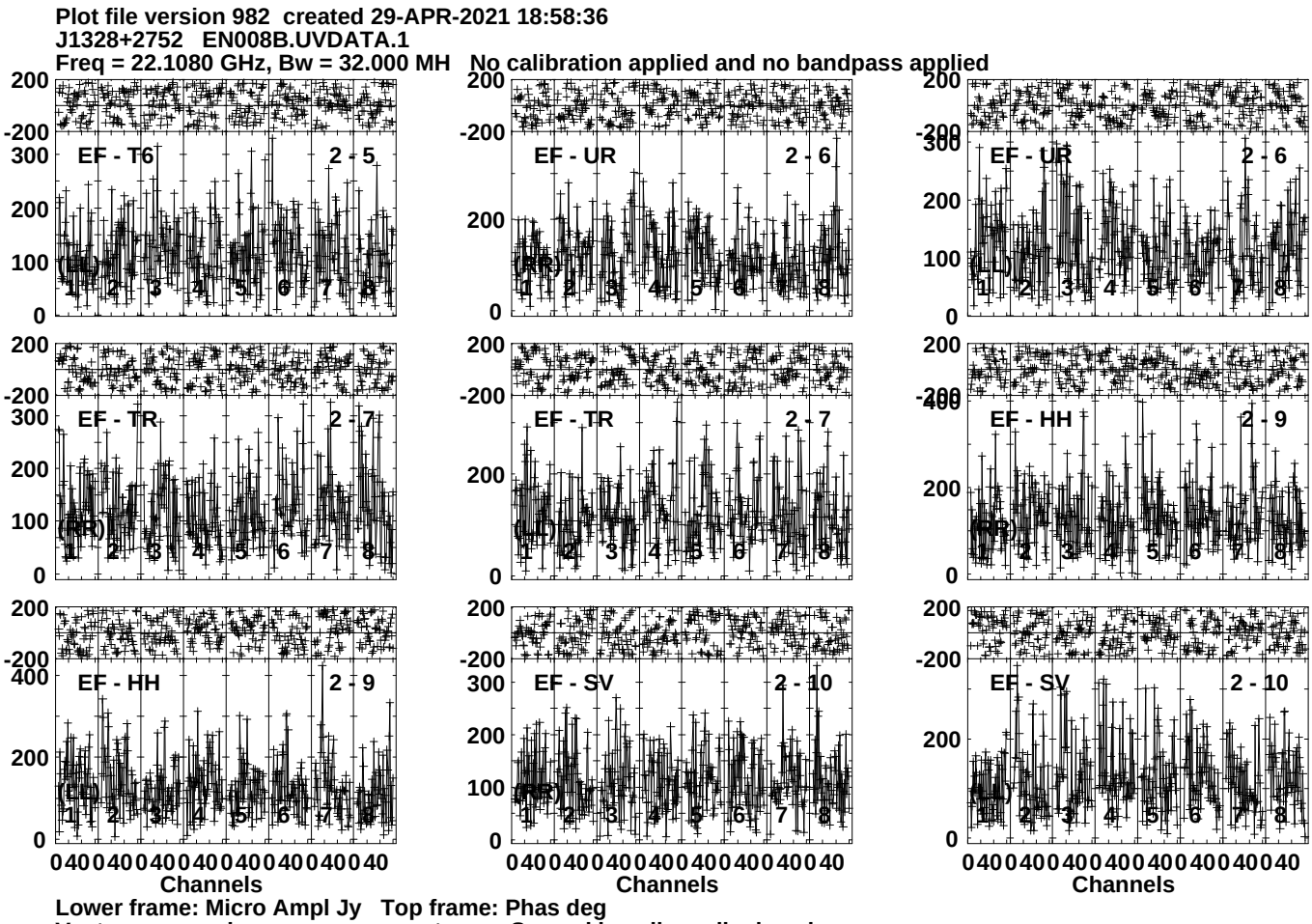
Plot file version 982 created 29-APR-2021 18:58:36
J1328+2752 EN008B.UVDATA.1
Freq = 22.1080 GHz, Bw = 32.000 MH No calibration applied and no bandpass applied
EF - T6 2 - 5
EF - UR 2 - 6
EF - UR 2 - 6
EF - TR 2 - 7
EF - TR 2 - 7
EF - HH 2 - 9
EF - HH 2 - 9
EF - SV 2 - 10
EF - SV 2 - 10
Channels
Channels
Channels
Lower frame: Micro Ampl Jy Top frame: Phas deg
Vector averaged cross-power spectrum Several baselines displayed
Timerange: 00/23:18:21 to 00/23:20:19

Plot file version 983 created 29-APR-2021 18:58:37
J1328+2752 EN008B.UVDATA.1
Freq = 22.1080 GHz, Bw = 32.000 MH No calibration applied and no bandpass applied

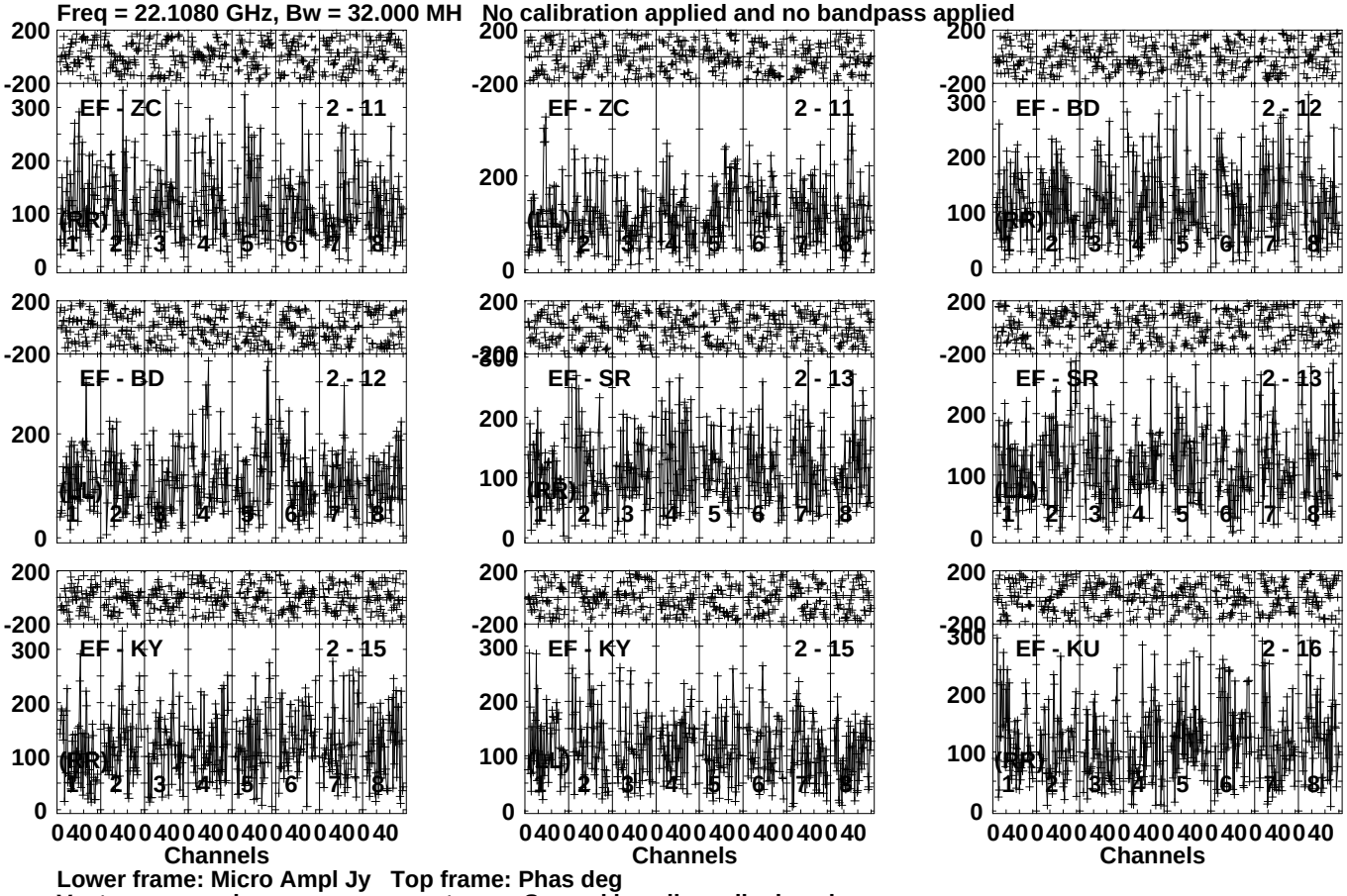

Lower frame: Micro Ampl Jy Top frame: Phas deg
Vector averaged cross-power spectrum Several baselines displayed
Timerange: 00/23:18:21 to 00/23:20:19

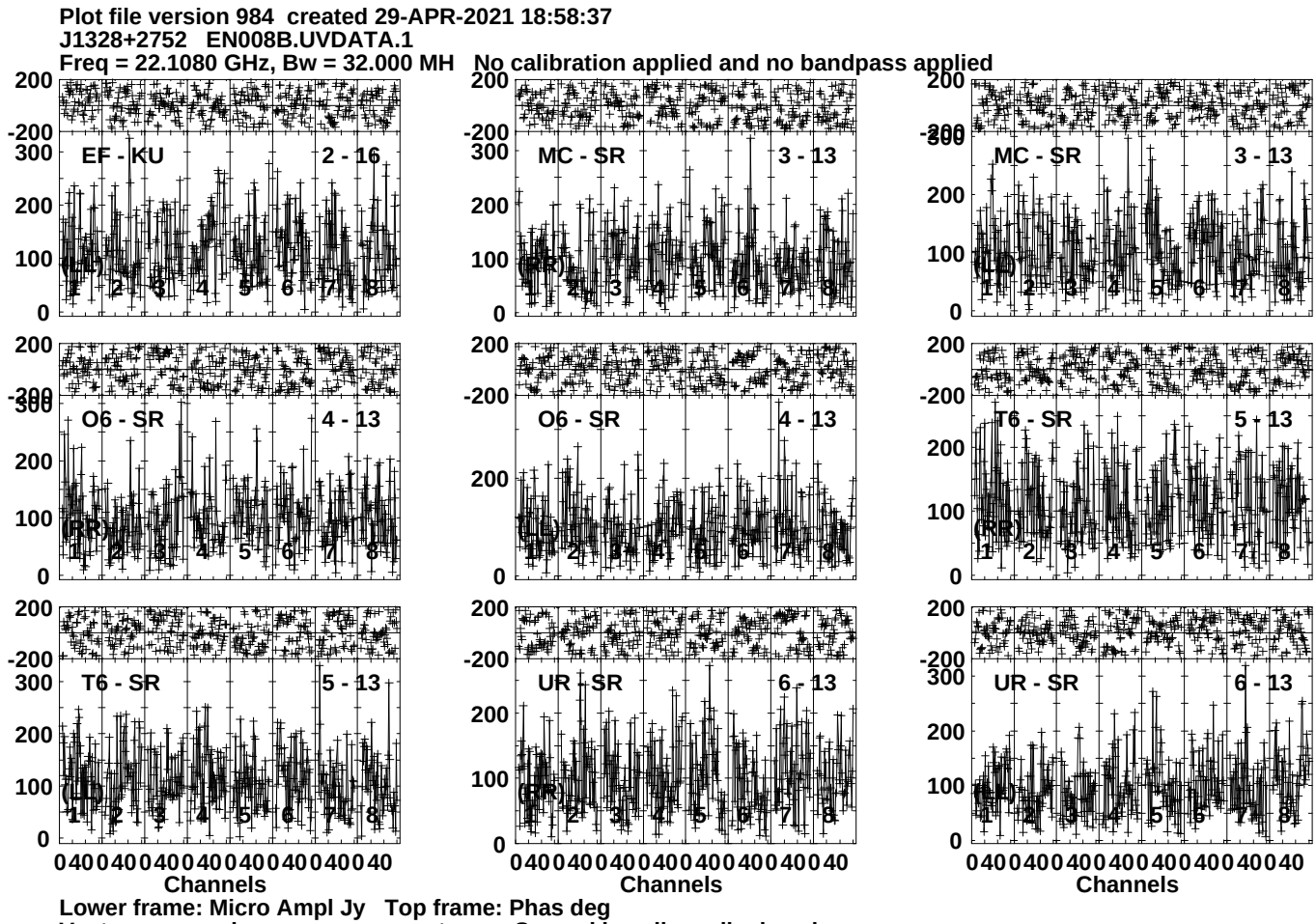
Plot file version 984 created 29-APR-2021 18:58:37
J1328+2752 EN008B.UVDATA.1
Freq = 22.1080 GHz, Bw = 32.000 MH No calibration applied and no bandpass applied
EF - KU 2 - 16
MC - SR 3 - 13
MC - SR 3 - 13
O6 - SR 4 - 13
O6 - SR 4 - 13
T6 - SR 5 - 13
T6 - SR 5 - 13
UR - SR 6 - 13
UR - SR 6 - 13
(RR)
(LL)
Channels
Lower frame: Micro Ampl Jy Top frame: Phas deg
Vector averaged cross-power spectrum Several baselines displayed
Timerange: 00/23:18:21 to 00/23:20:19

Plot file version 985 created 29-APR-2021 18:58:37
J1328+2752 EN008B.UVDATA.1
Freq = 22.1080 GHz, Bw = 32.000 MH No calibration applied and no bandpass applied

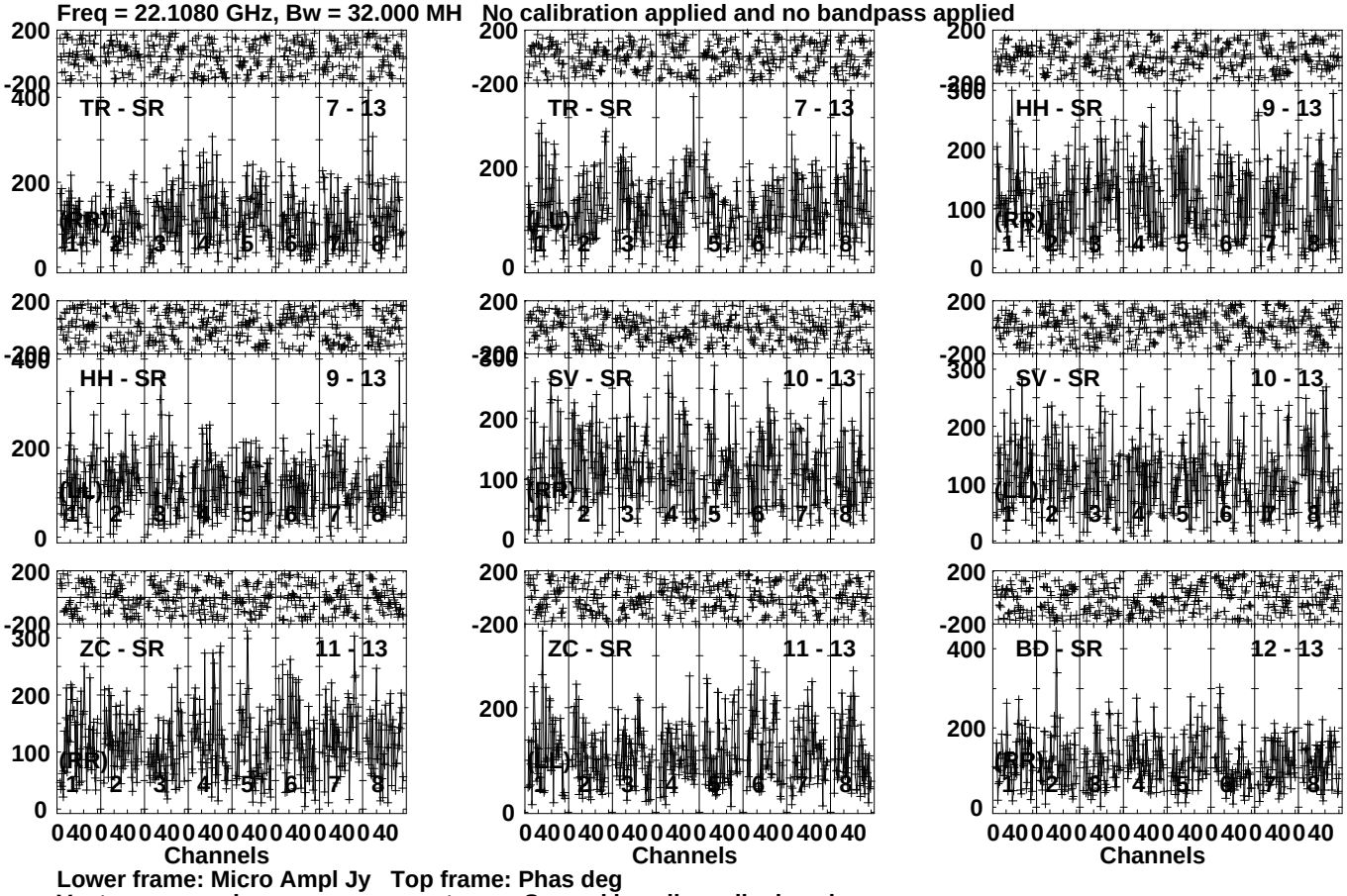

Lower frame: Micro Ampl Jy Top frame: Phas deg
Vector averaged cross-power spectrum Several baselines displayed
Timerange: 00/23:18:21 to 00/23:20:19

Plot file version 986 created 29-APR-2021 18:58:37
J1328+2752 EN008B.UVDATA.1
Freq = 22.1080 GHz, Bw = 32.000 MH No calibration applied and no bandpass applied

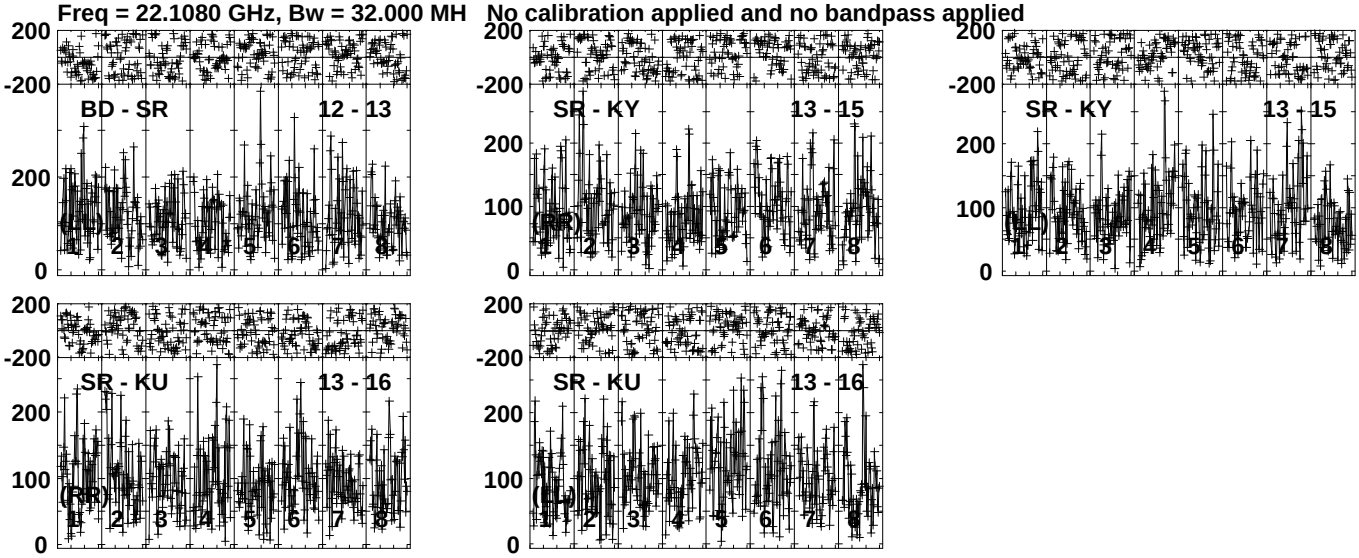

Lower frame: Micro Ampl Jy Top frame: Phas deg
Vector averaged cross-power spectrum Several baselines displayed
Timerange: 00/23:18:21 to 00/23:20:19

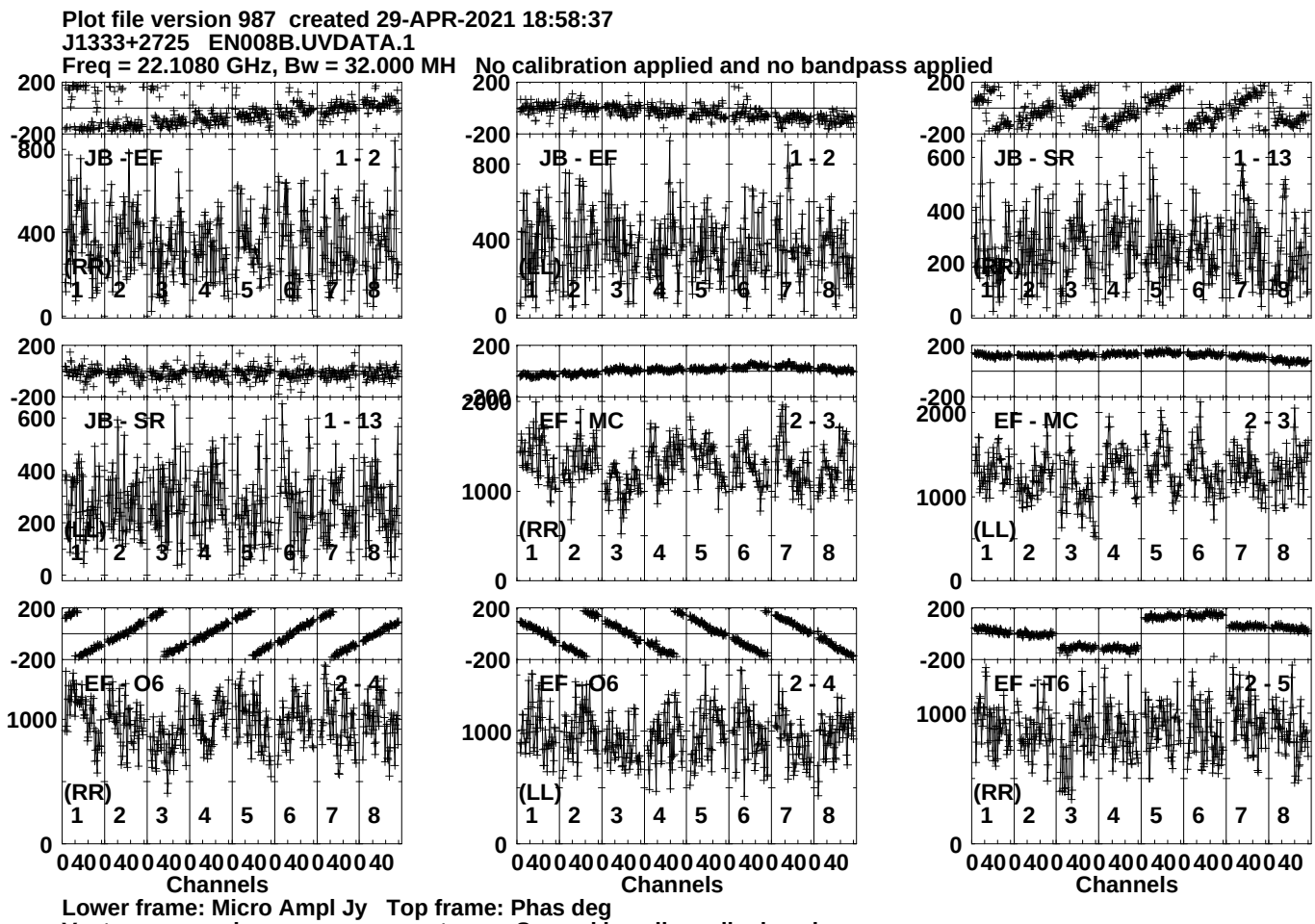
Plot file version 987 created 29-APR-2021 18:58:37
J1333+2725 EN008B.UVDATA.1
Freq = 22.1080 GHz, Bw = 32.000 MH No calibration applied and no bandpass applied
JB - EF 1 - 2
JB - EF 1 - 2
JB - SR 1 - 13
JB - SR 1 - 13
EF - MC 2 - 3
EF - MC 2 - 3
EF - O6 2 - 4
EF - O6 2 - 4
EF - T6 2 - 5
(RR)
(LL)
Channels
Lower frame: Micro Ampl Jy Top frame: Phas deg
Vector averaged cross-power spectrum Several baselines displayed
Timerange: 00/23:20:21 to 00/23:21:19

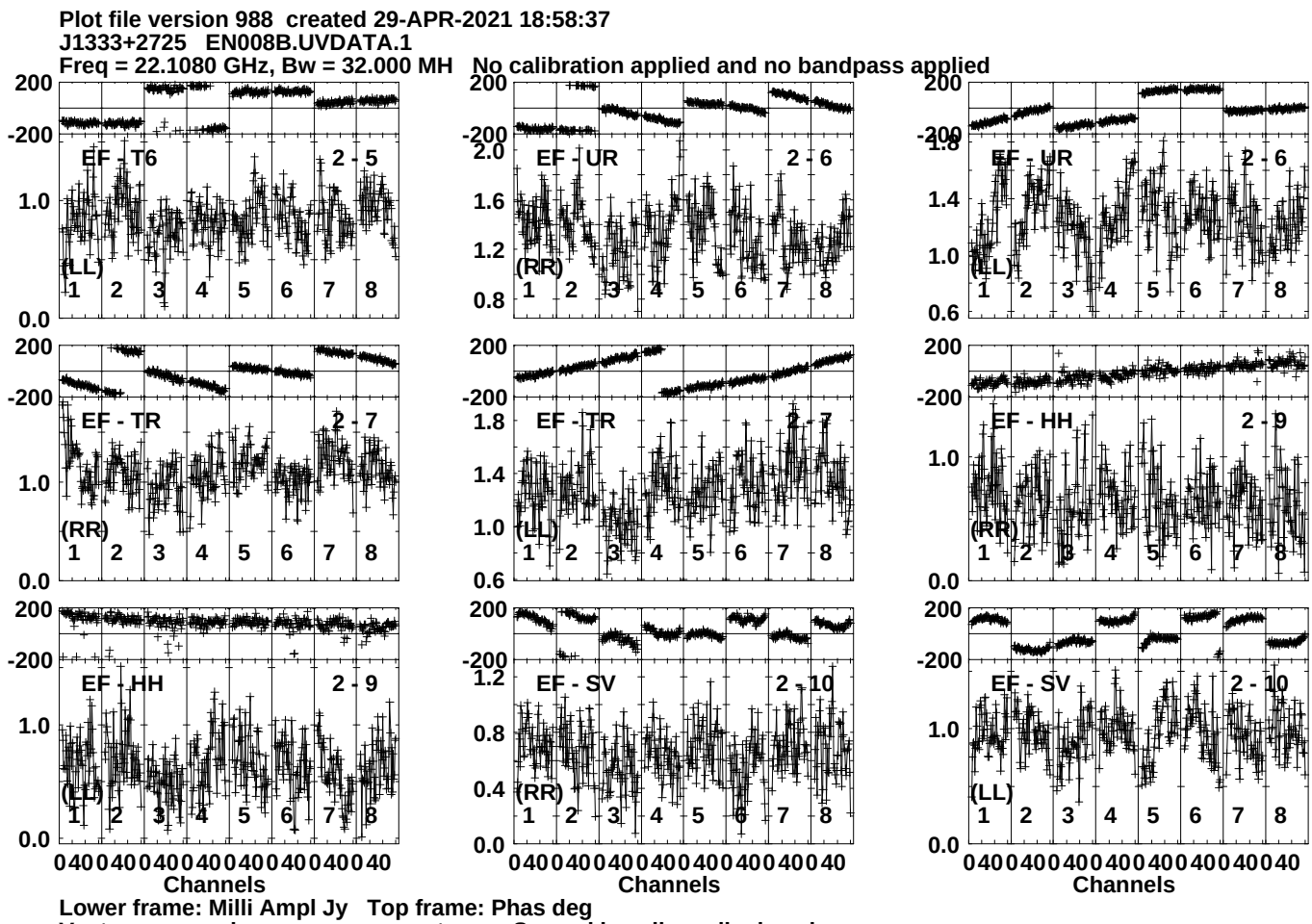
Plot file version 988 created 29-APR-2021 18:58:37
J1333+2725 EN008B.UVDATA.1
Freq = 22.1080 GHz, Bw = 32.000 MH No calibration applied and no bandpass applied
EF - T6 2 - 5
(LL)
EF - UR 2 - 6
(RR)
EF - UR 2 - 6
(LL)
EF - TR 2 - 7
(RR)
EF - TR 2 - 7
(LL)
EF - HH 2 - 9
(RR)
EF - HH 2 - 9
(LL)
EF - SV 2 - 10
(RR)
EF - SV 2 - 10
(LL)
Channels
Channels
Channels
Lower frame: Milli Ampl Jy Top frame: Phas deg
Vector averaged cross-power spectrum Several baselines displayed
Timerange: 00/23:20:21 to 00/23:21:19

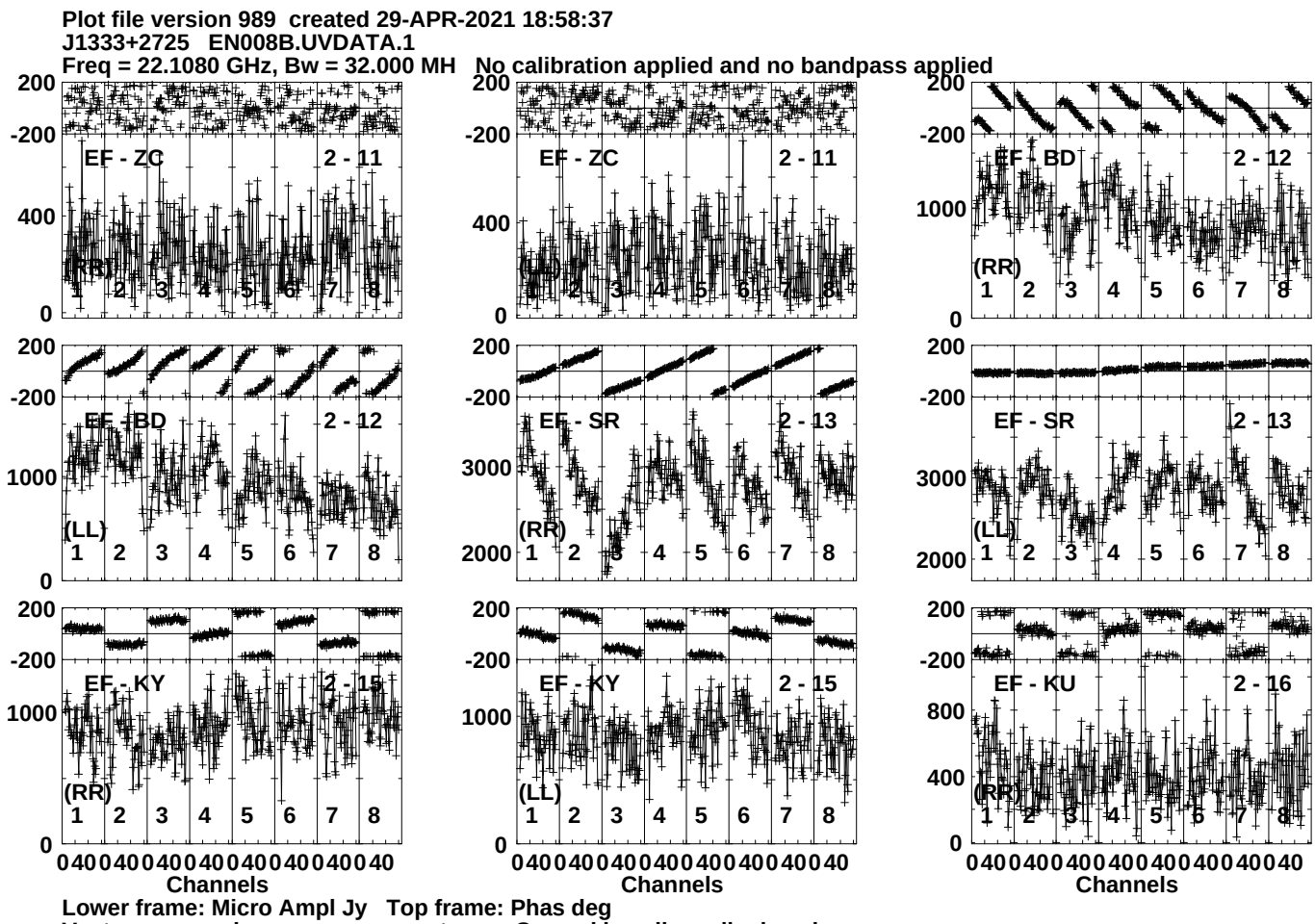
Plot file version 989 created 29-APR-2021 18:58:37
J1333+2725 EN008B.UVDATA.1
Freq = 22.1080 GHz, Bw = 32.000 MH No calibration applied and no bandpass applied
EF - ZC 2 - 11
(RR)
EF - ZC 2 - 11
(LL)
EF - BD 2 - 12
(RR)
EF - BD 2 - 12
(LL)
EF - SR 2 - 13
(RR)
EF - SR 2 - 13
(LL)
EF - KY 2 - 15
(RR)
EF - KY 2 - 15
(LL)
EF - KU 2 - 16
(RR)
Channels
Channels
Channels
Lower frame: Micro Ampl Jy Top frame: Phas deg
Vector averaged cross-power spectrum Several baselines displayed
Timerange: 00/23:20:21 to 00/23:21:19

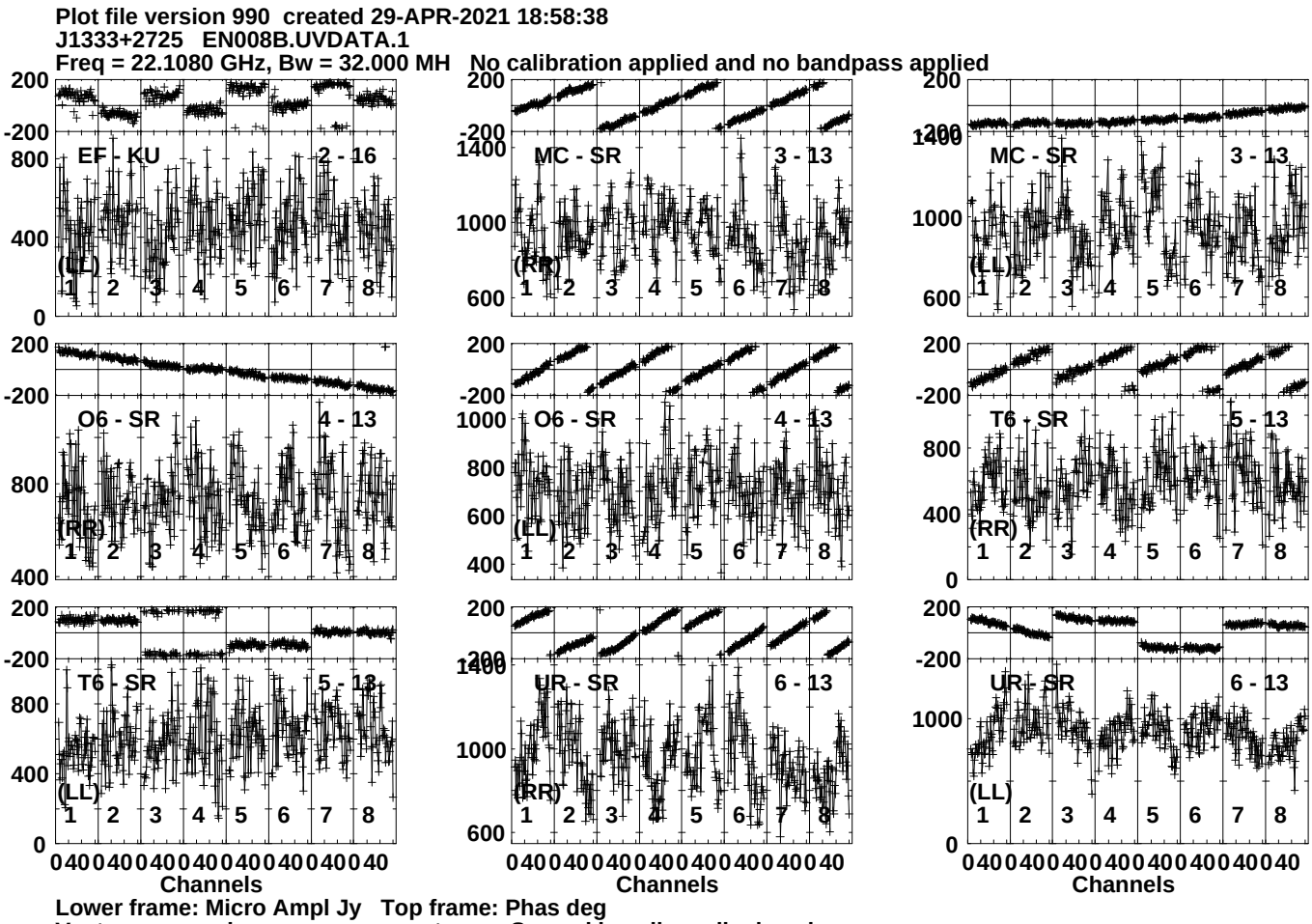
Plot file version 990 created 29-APR-2021 18:58:38
J1333+2725 EN008B.UVDATA.1
Freq = 22.1080 GHz, Bw = 32.000 MH No calibration applied and no bandpass applied
EF - KU 2 - 16
(LL)
MC - SR 3 - 13
(RR)
MC - SR 3 - 13
(LL)
O6 - SR 4 - 13
(RR)
O6 - SR 4 - 13
(LL)
T6 - SR 5 - 13
(RR)
T6 - SR 5 - 13
(LL)
UR - SR 6 - 13
(RR)
UR - SR 6 - 13
(LL)
Channels
Channels
Channels
Lower frame: Micro Ampl Jy Top frame: Phas deg
Vector averaged cross-power spectrum Several baselines displayed
Timerange: 00/23:20:21 to 00/23:21:19

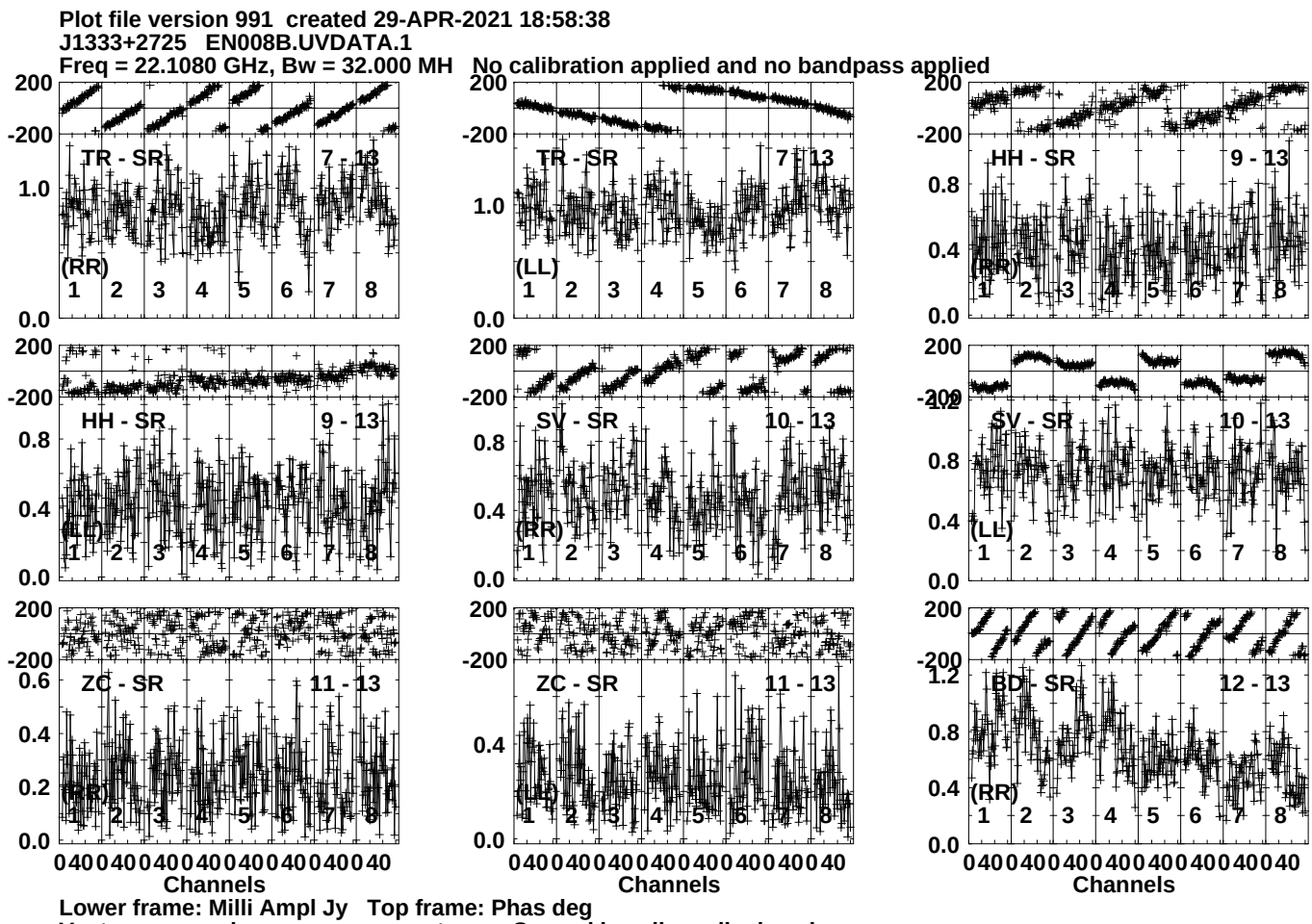
Plot file version 991 created 29-APR-2021 18:58:38
J1333+2725 EN008B.UVDATA.1
Freq = 22.1080 GHz, Bw = 32.000 MH No calibration applied and no bandpass applied
TR - SR 7 - 13
(RR)
TR - SR 7 - 13
(LL)
HH - SR 9 - 13
(RR)
HH - SR 9 - 13
(LL)
SV - SR 10 - 13
(RR)
SV - SR 10 - 13
(LL)
ZC - SR 11 - 13
(RR)
ZC - SR 11 - 13
(LL)
BD - SR 12 - 13
(RR)
Channels
Channels
Channels
Lower frame: Milli Ampl Jy Top frame: Phas deg
Vector averaged cross-power spectrum Several baselines displayed
Timerange: 00/23:20:21 to 00/23:21:19

Plot file version 992 created 29-APR-2021 18:58:38
J1333+2725 EN008B.UVDATA.1
Freq = 22.1080 GHz, Bw = 32.000 MH No calibration applied and no bandpass applied

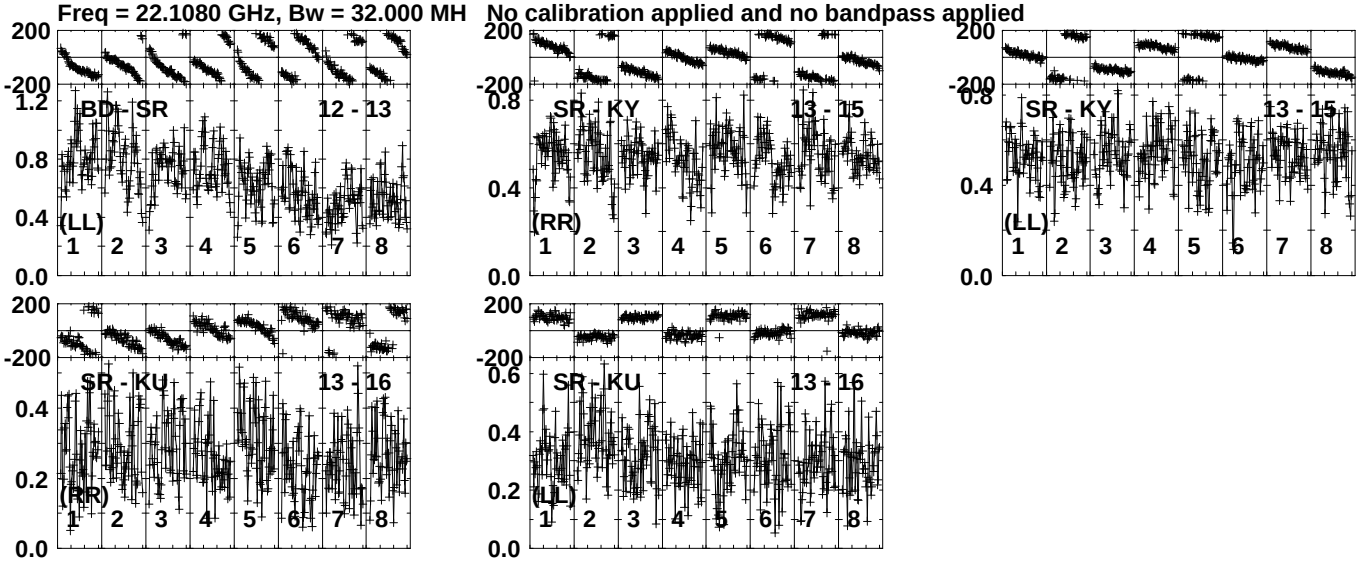

Lower frame: Milli Ampl Jy Top frame: Phas deg
Vector averaged cross-power spectrum Several baselines displayed
Timerange: 00/23:20:21 to 00/23:21:19

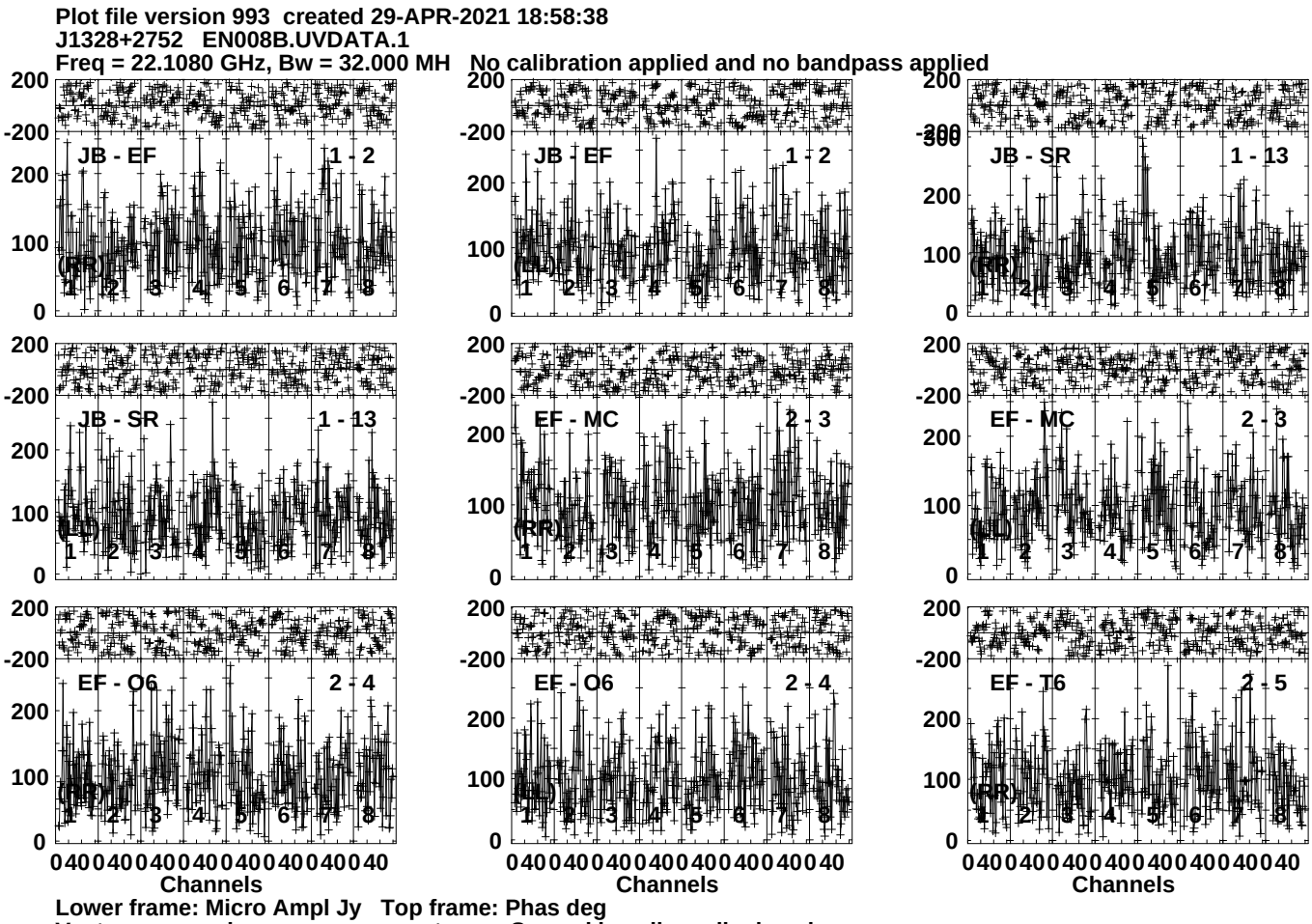
Plot file version 993 created 29-APR-2021 18:58:38
J1328+2752 EN008B.UVDATA.1
Freq = 22.1080 GHz, Bw = 32.000 MH No calibration applied and no bandpass applied
JB - EF 1 - 2
JB - EF 1 - 2
JB - SR 1 - 13
JB - SR 1 - 13
EF - MC 2 - 3
EF - MC 2 - 3
EF - O6 2 - 4
EF - O6 2 - 4
EF - T6 2 - 5
(RR)
(LL)
Channels
Lower frame: Micro Ampl Jy Top frame: Phas deg
Vector averaged cross-power spectrum Several baselines displayed
Timerange: 00/23:22:01 to 00/23:23:59

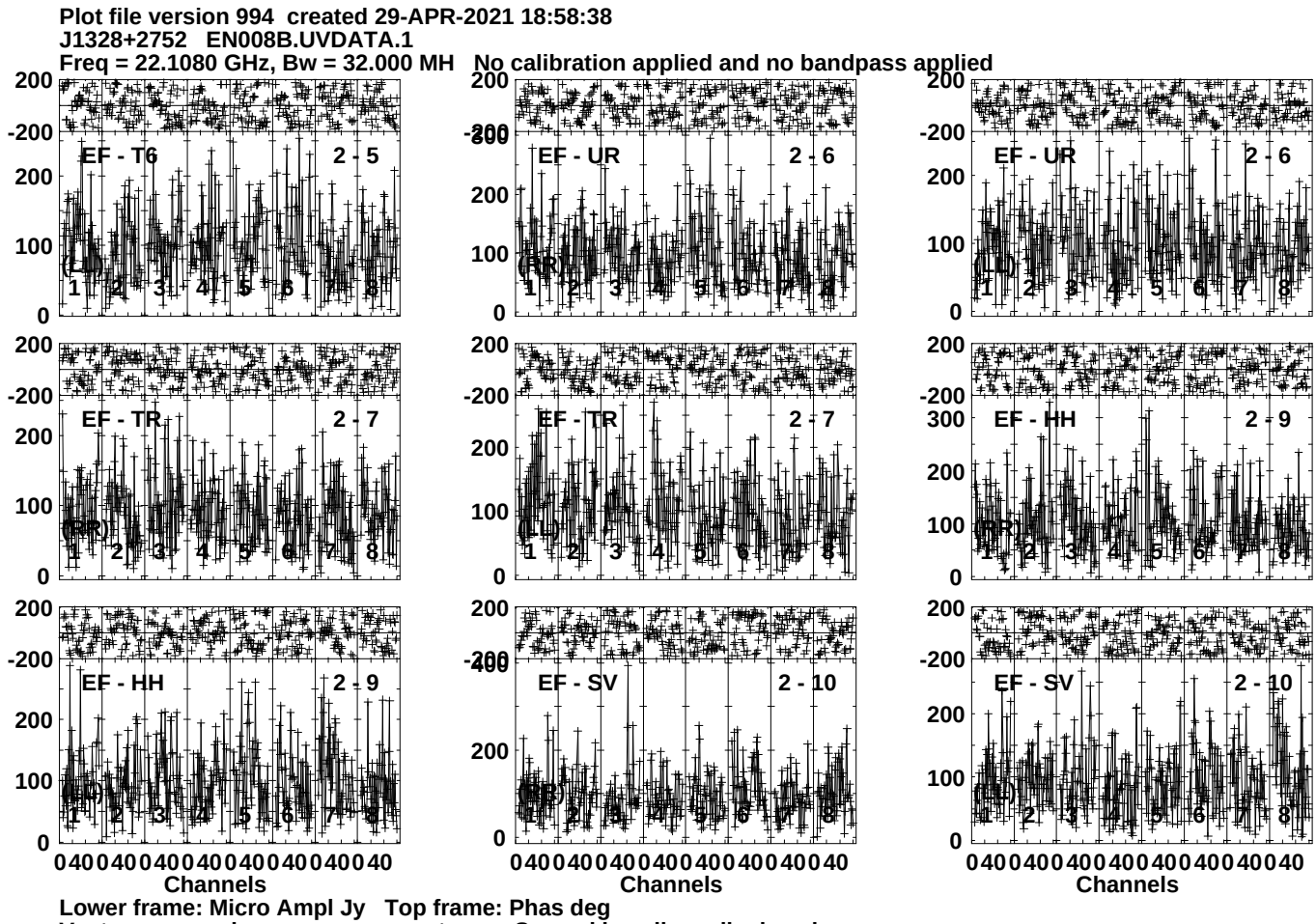
Plot file version 994 created 29-APR-2021 18:58:38
J1328+2752 EN008B.UVDATA.1
Freq = 22.1080 GHz, Bw = 32.000 MH No calibration applied and no bandpass applied
EF - T6 2 - 5
EF - UR 2 - 6
EF - UR 2 - 6
EF - TR 2 - 7
EF - TR 2 - 7
EF - HH 2 - 9
EF - HH 2 - 9
EF - SV 2 - 10
EF - SV 2 - 10
(LL)
(RR)
(LR)
(RL)
Channels
Lower frame: Micro Ampl Jy Top frame: Phas deg
Vector averaged cross-power spectrum Several baselines displayed
Timerange: 00/23:22:01 to 00/23:23:59

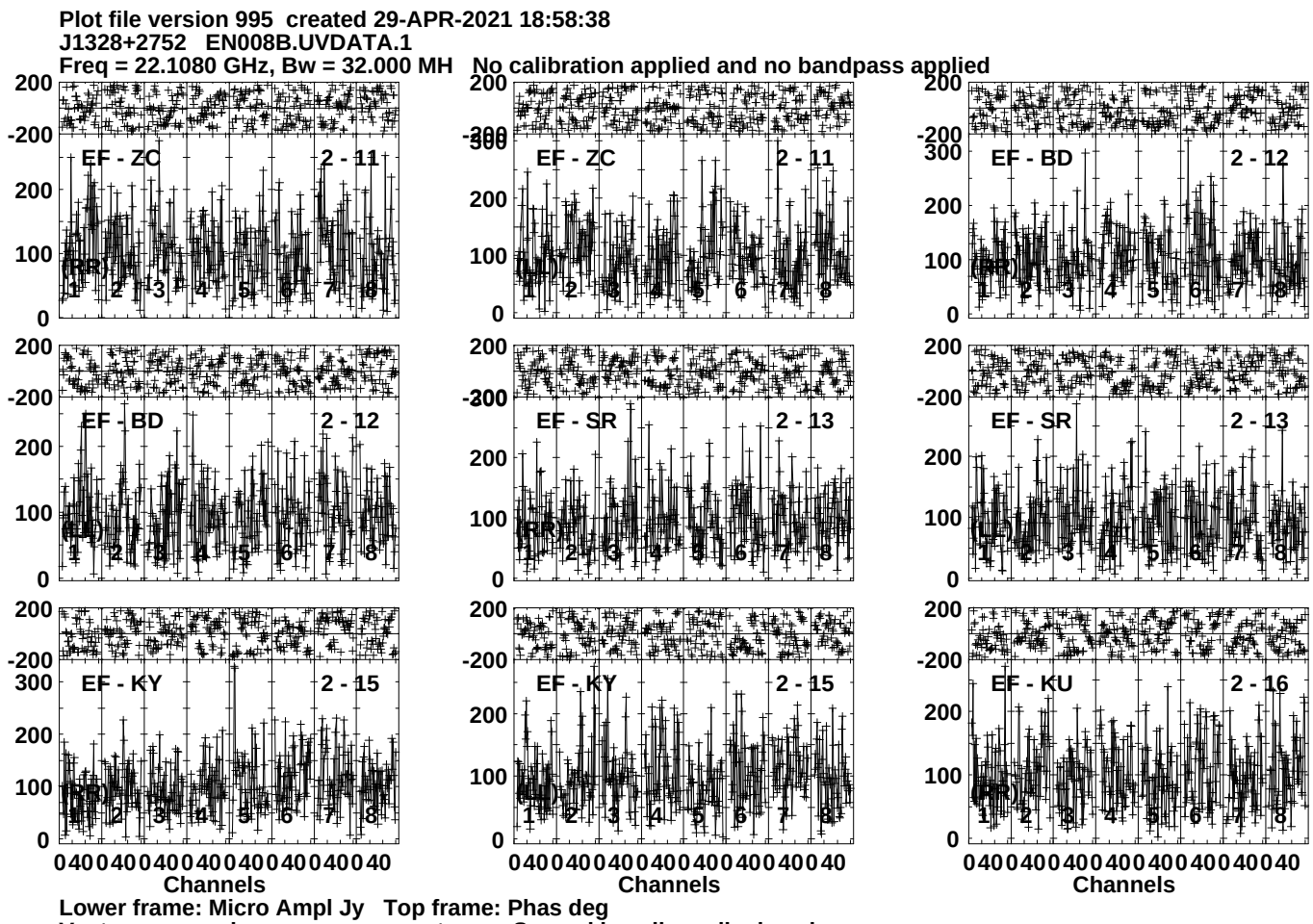
Plot file version 995 created 29-APR-2021 18:58:38
J1328+2752 EN008B.UVDATA.1
Freq = 22.1080 GHz, Bw = 32.000 MH No calibration applied and no bandpass applied
EF - ZC 2 - 11
EF - ZC 2 - 11
EF - BD 2 - 12
EF - BD 2 - 12
EF - SR 2 - 13
EF - SR 2 - 13
EF - KY 2 - 15
EF - KY 2 - 15
EF - KU 2 - 16
(RR)
Channels
Lower frame: Micro Ampl Jy Top frame: Phas deg
Vector averaged cross-power spectrum Several baselines displayed
Timerange: 00/23:22:01 to 00/23:23:59

Plot file version 996 created 29-APR-2021 18:58:38
J1328+2752 EN008B.UVDATA.1
Freq = 22.1080 GHz, Bw = 32.000 MH No calibration applied and no bandpass applied

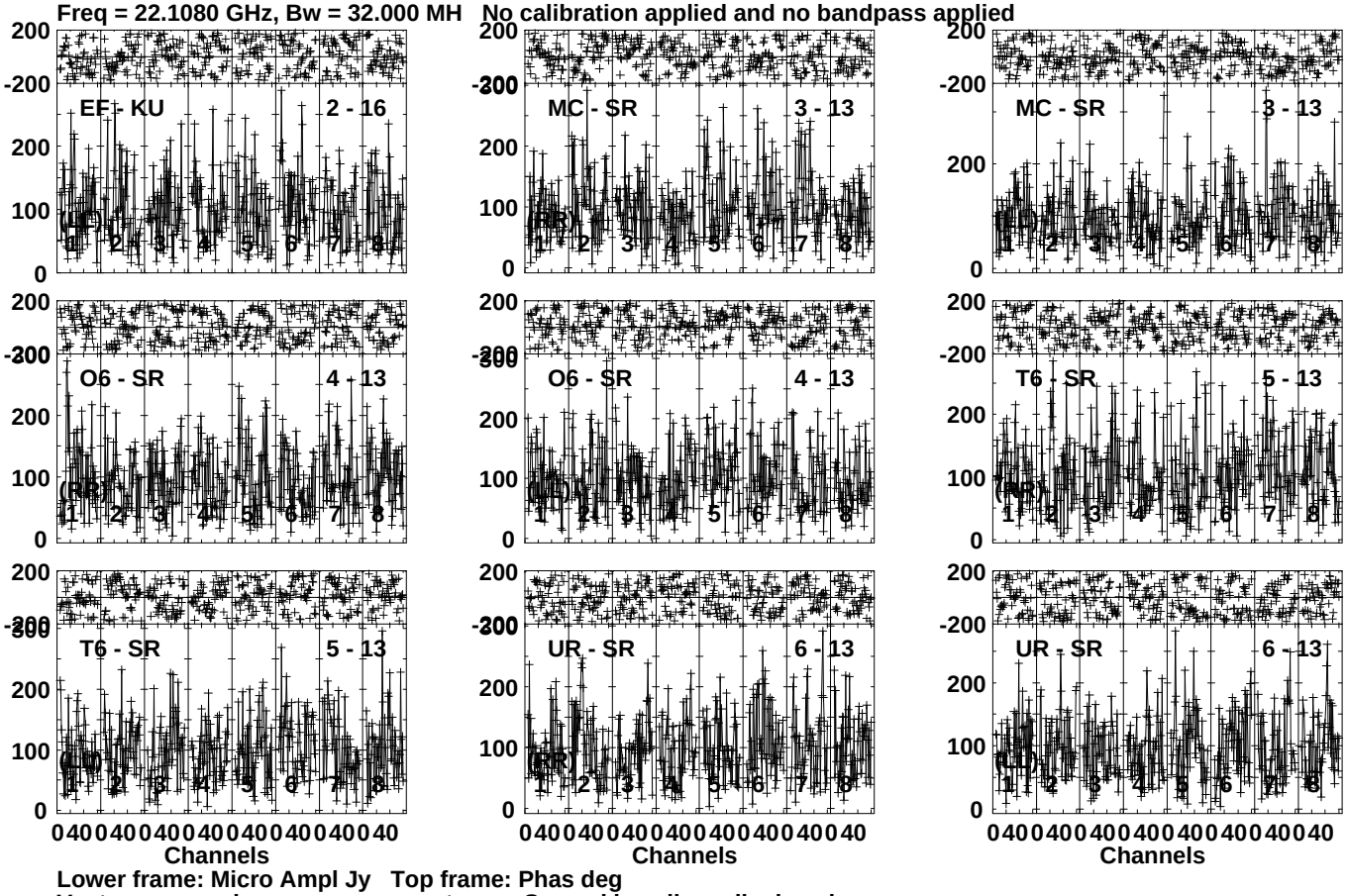

Lower frame: Micro Ampl Jy Top frame: Phas deg
Vector averaged cross-power spectrum Several baselines displayed
Timerange: 00/23:22:01 to 00/23:23:59

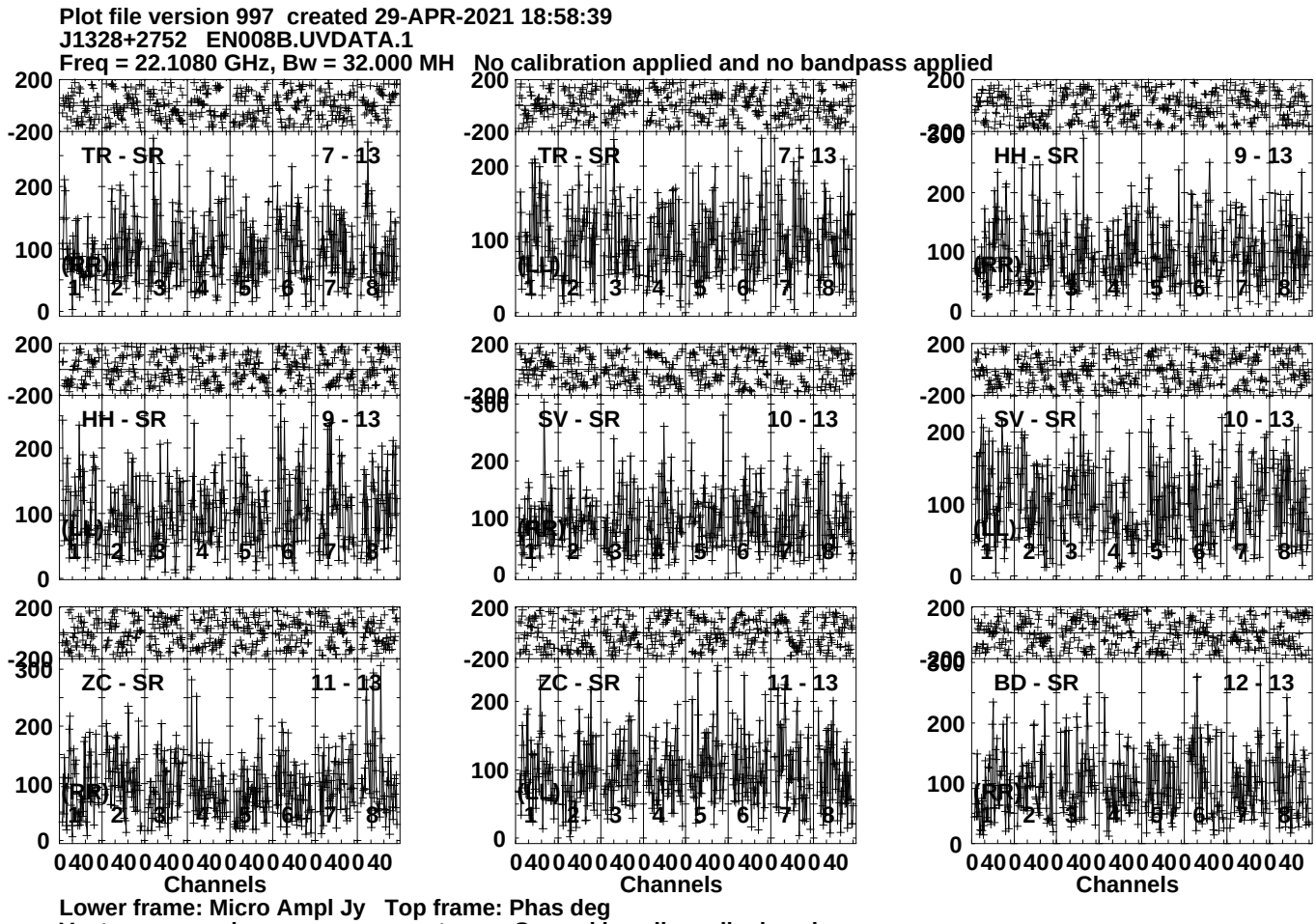
Plot file version 997 created 29-APR-2021 18:58:39
J1328+2752 EN008B.UVDATA.1
Freq = 22.1080 GHz, Bw = 32.000 MH No calibration applied and no bandpass applied
TR - SR 7 - 13
(RR)
TR - SR 7 - 13
(LL)
HH - SR 9 - 13
(RR)
HH - SR 9 - 13
(LL)
SV - SR 10 - 13
(RR)
SV - SR 10 - 13
(LL)
ZC - SR 11 - 13
(RR)
ZC - SR 11 - 13
(LL)
BD - SR 12 - 13
(RR)
Channels
Channels
Channels
Lower frame: Micro Ampl Jy Top frame: Phas deg
Vector averaged cross-power spectrum Several baselines displayed
Timerange: 00/23:22:01 to 00/23:23:59

Plot file version 998 created 29-APR-2021 18:58:39
J1328+2752 EN008B.UVDATA.1
Freq = 22.1080 GHz, Bw = 32.000 MH No calibration applied and no bandpass applied

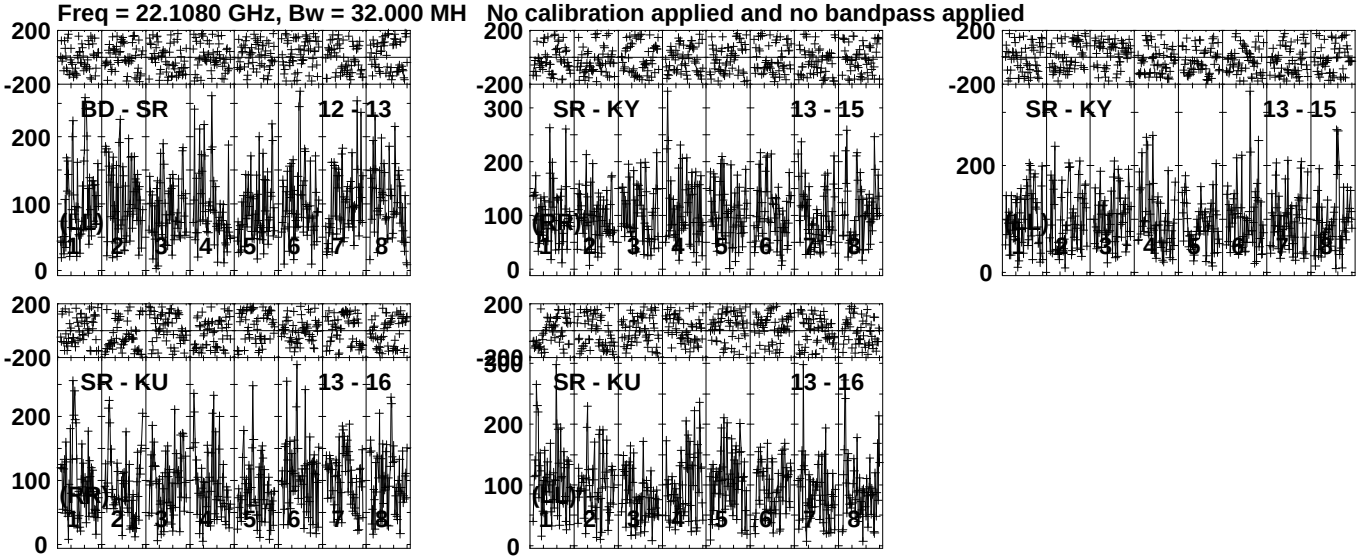

Lower frame: Micro Ampl Jy Top frame: Phas deg
Vector averaged cross-power spectrum Several baselines displayed
Timerange: 00/23:22:01 to 00/23:23:59

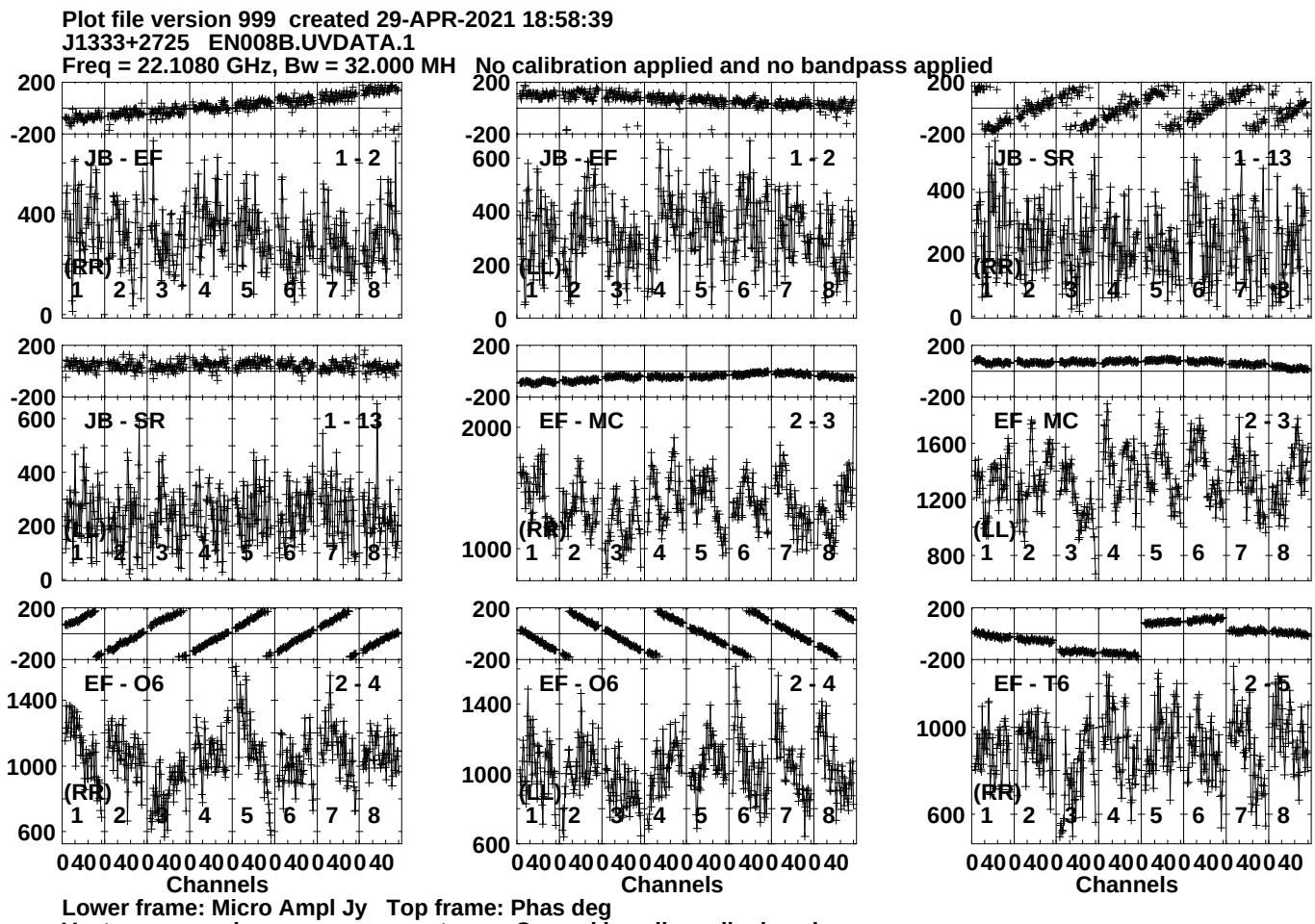
Plot file version 999 created 29-APR-2021 18:58:39
J1333+2725 EN008B.UVDATA.1
Freq = 22.1080 GHz, Bw = 32.000 MH No calibration applied and no bandpass applied
JB - EF 1 - 2
(RR)
JB - EF 1 - 2
(LL)
JB - SR 1 - 13
(RR)
JB - SR 1 - 13
(LL)
EF - MC 2 - 3
(RR)
EF - MC 2 - 3
(LL)
EF - O6 2 - 4
(RR)
EF - O6 2 - 4
(LL)
EF - T6 2 - 5
(RR)
Channels
Channels
Channels
Lower frame: Micro Ampl Jy Top frame: Phas deg
Vector averaged cross-power spectrum Several baselines displayed
Timerange: 00/23:24:31 to 00/23:25:29

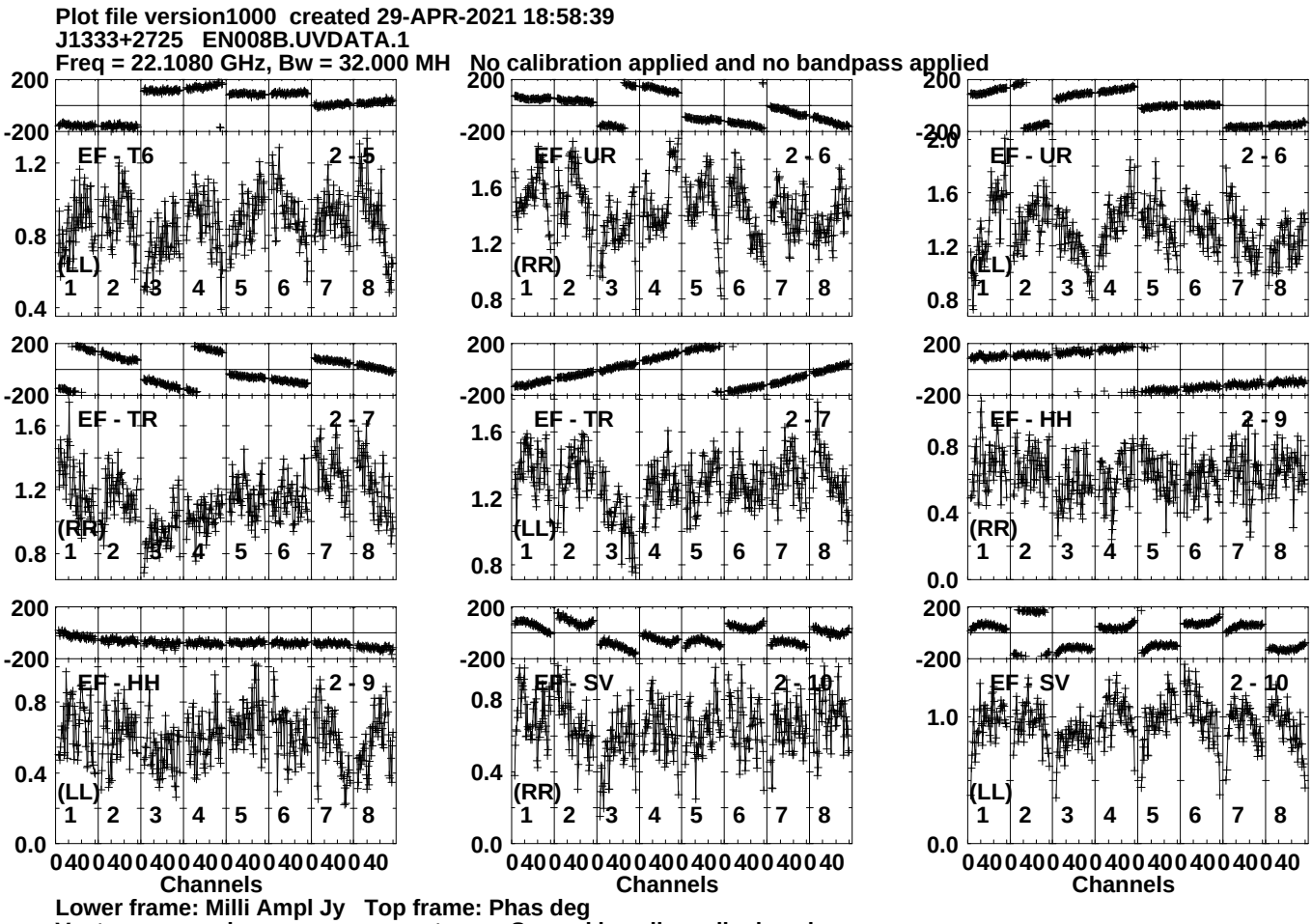
Plot file version1000 created 29-APR-2021 18:58:39
J1333+2725 EN008B.UVDATA.1
Freq = 22.1080 GHz, Bw = 32.000 MH No calibration applied and no bandpass applied
EF - T6 2 - 5
(LL)
EF - UR 2 - 6
(RR)
EF - UR 2 - 6
(LL)
EF - TR 2 - 7
(RR)
EF - TR 2 - 7
(LL)
EF - HH 2 - 9
(RR)
EF - HH 2 - 9
(LL)
EF - SV 2 - 10
(RR)
EF - SV 2 - 10
(LL)
Channels
Channels
Channels
Lower frame: Milli Ampl Jy Top frame: Phas deg
Vector averaged cross-power spectrum Several baselines displayed
Timerange: 00/23:24:31 to 00/23:25:29

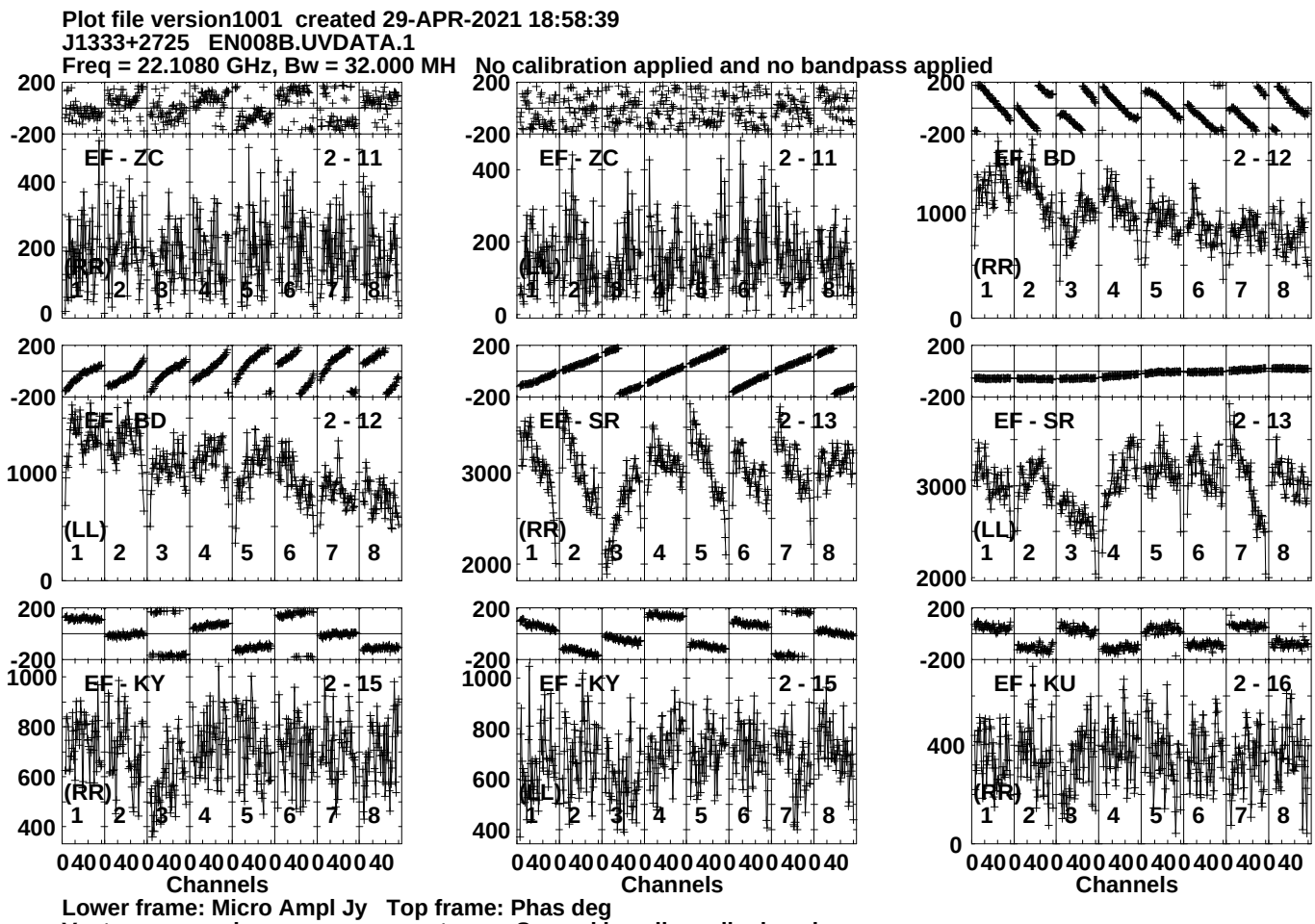
Plot file version1001 created 29-APR-2021 18:58:39
J1333+2725 EN008B.UVDATA.1
Freq = 22.1080 GHz, Bw = 32.000 MH No calibration applied and no bandpass applied
EF - ZC 2 - 11
(RR)
EF - ZC 2 - 11
(LL)
EF - BD 2 - 12
(RR)
EF - BD 2 - 12
(LL)
EF - SR 2 - 13
(RR)
EF - SR 2 - 13
(LL)
EF - KY 2 - 15
(RR)
EF - KY 2 - 15
(LL)
EF - KU 2 - 16
(RR)
Channels
Channels
Channels
Lower frame: Micro Ampl Jy Top frame: Phas deg
Vector averaged cross-power spectrum Several baselines displayed
Timerange: 00/23:24:31 to 00/23:25:29

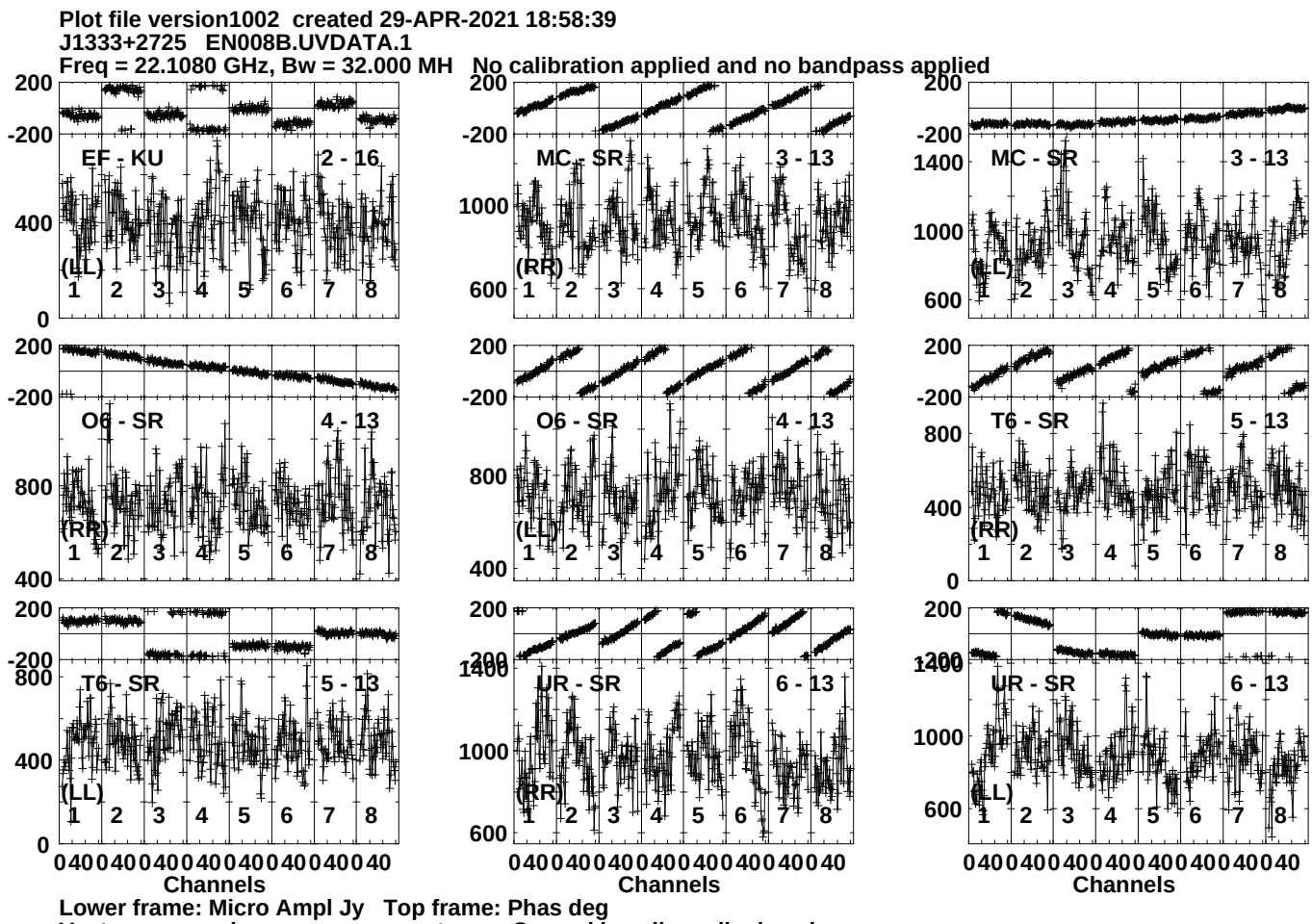
Plot file version1002 created 29-APR-2021 18:58:39
J1333+2725 EN008B.UVDATA.1
Freq = 22.1080 GHz, Bw = 32.000 MH No calibration applied and no bandpass applied
EF - KU 2 - 16
(LL)
MC - SR 3 - 13
(RR)
MC - SR 3 - 13
(LL)
O6 - SR 4 - 13
(RR)
O6 - SR 4 - 13
(LL)
T6 - SR 5 - 13
(RR)
T6 - SR 5 - 13
(LL)
UR - SR 6 - 13
(RR)
UR - SR 6 - 13
(LL)
Channels
Channels
Channels
Lower frame: Micro Ampl Jy Top frame: Phas deg
Vector averaged cross-power spectrum Several baselines displayed
Timerange: 00/23:24:31 to 00/23:25:29

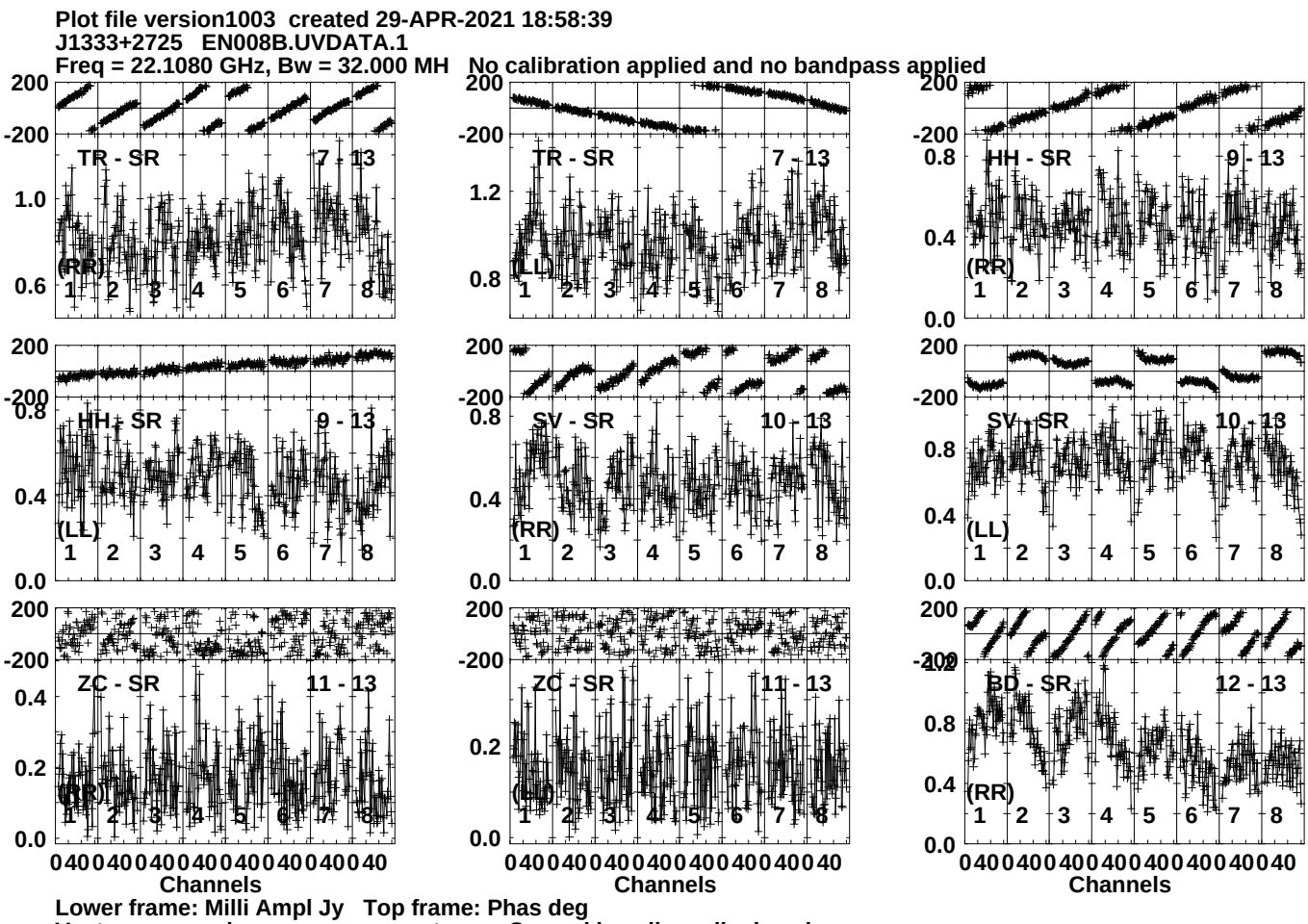
Plot file version1003 created 29-APR-2021 18:58:39
J1333+2725 EN008B.UVDATA.1
Freq = 22.1080 GHz, Bw = 32.000 MH No calibration applied and no bandpass applied
TR - SR 7 - 13
(RR)
TR - SR 7 - 13
(LL)
HH - SR 9 - 13
(RR)
HH - SR 9 - 13
(LL)
SV - SR 10 - 13
(RR)
SV - SR 10 - 13
(LL)
ZC - SR 11 - 13
(RR)
ZC - SR 11 - 13
(LL)
BD - SR 12 - 13
(RR)
Channels
Channels
Channels
Lower frame: Milli Ampl Jy Top frame: Phas deg
Vector averaged cross-power spectrum Several baselines displayed
Timerange: 00/23:24:31 to 00/23:25:29

Plot file version1004 created 29-APR-2021 18:58:40
J1333+2725 EN008B.UVDATA.1
Freq = 22.1080 GHz, Bw = 32.000 MH No calibration applied and no bandpass applied

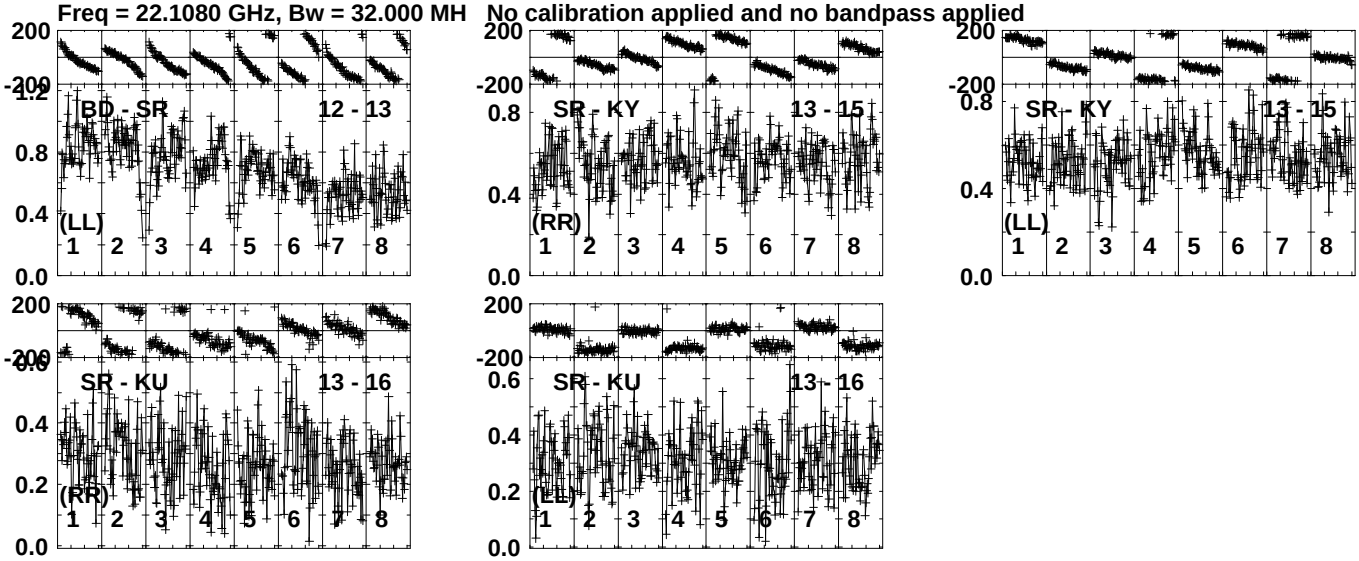

Lower frame: Milli Ampl Jy Top frame: Phas deg
Vector averaged cross-power spectrum Several baselines displayed
Timerange: 00/23:24:31 to 00/23:25:29

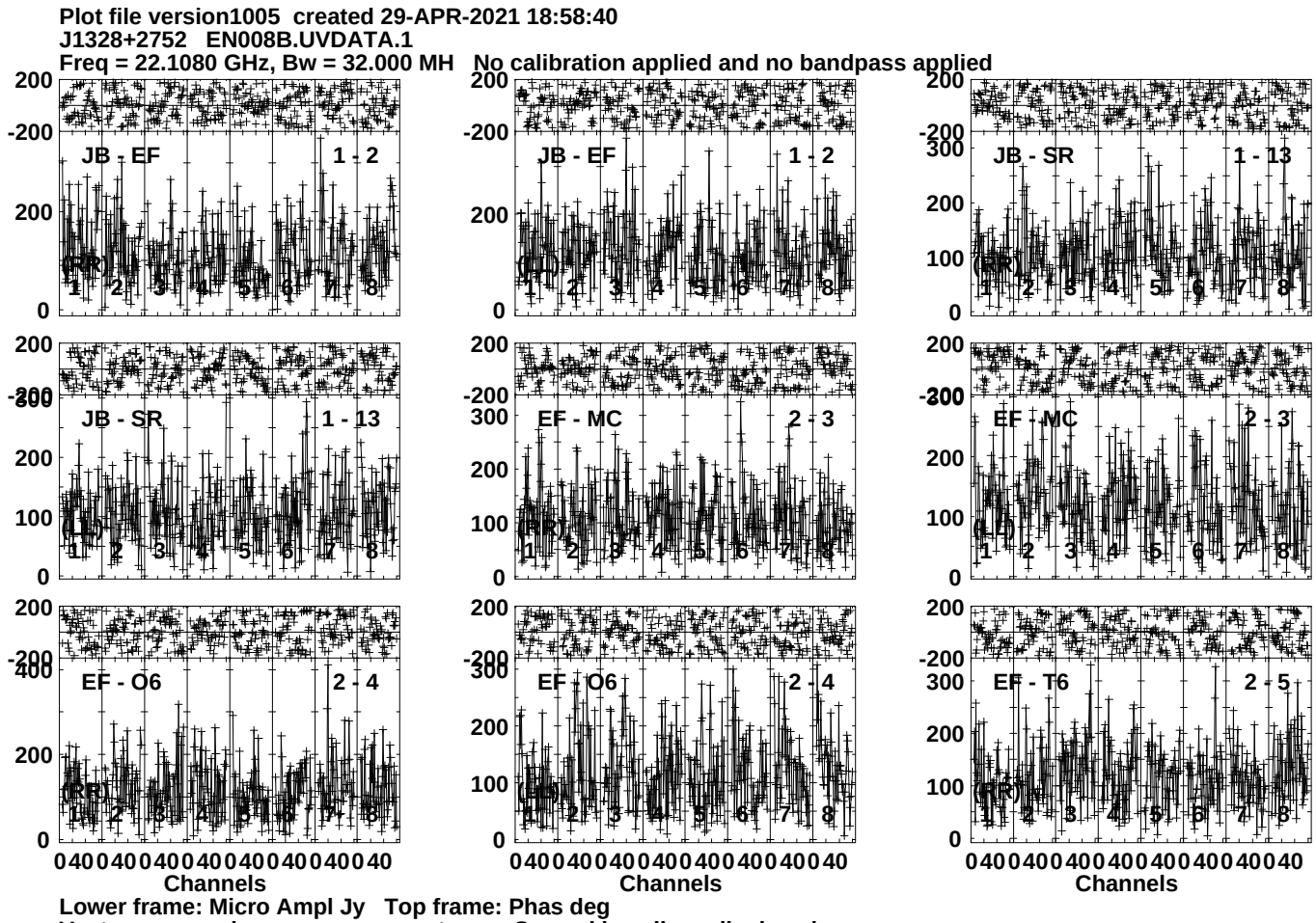
Plot file version1005 created 29-APR-2021 18:58:40
J1328+2752 EN008B.UVDATA.1
Freq = 22.1080 GHz, Bw = 32.000 MH No calibration applied and no bandpass applied
JB - EF 1 - 2
JB - SR 1 - 13
EF - MC 2 - 3
EF - O6 2 - 4
EF - T6 2 - 5
(RR)
(LL)
Channels
Lower frame: Micro Ampl Jy Top frame: Phas deg
Vector averaged cross-power spectrum Several baselines displayed
Timerange: 00/23:25:31 to 00/23:27:29

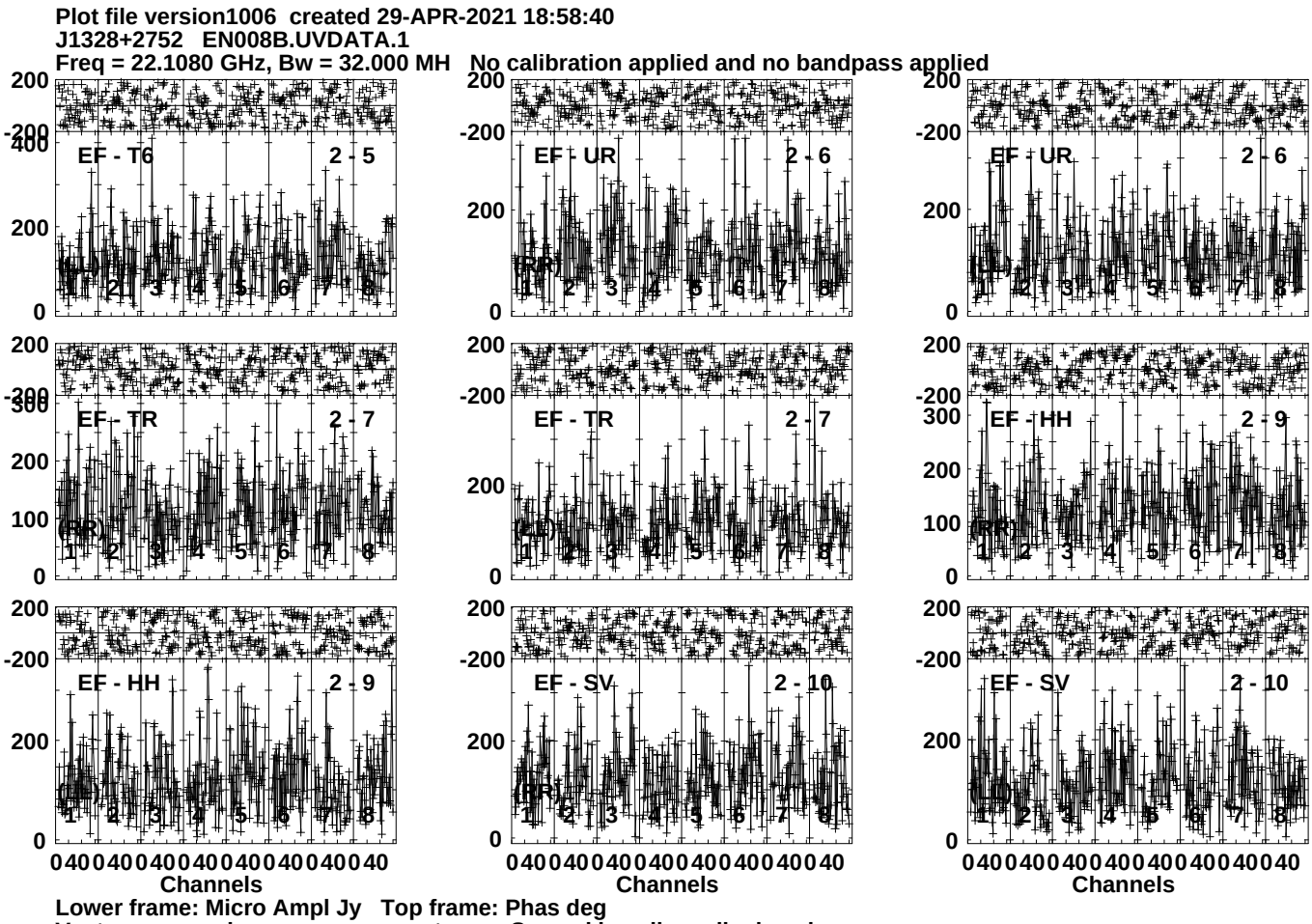
Plot file version1006 created 29-APR-2021 18:58:40
J1328+2752 EN008B.UVDATA.1
Freq = 22.1080 GHz, Bw = 32.000 MH No calibration applied and no bandpass applied
EF - T6 2 - 5
EF - UR 2 - 6
EF - UR 2 - 6
EF - TR 2 - 7
EF - TR 2 - 7
EF - HH 2 - 9
EF - HH 2 - 9
EF - SV 2 - 10
EF - SV 2 - 10
(LL)
(RR)
(LR)
(RL)
Channels
Lower frame: Micro Ampl Jy Top frame: Phas deg
Vector averaged cross-power spectrum Several baselines displayed
Timerange: 00/23:25:31 to 00/23:27:29

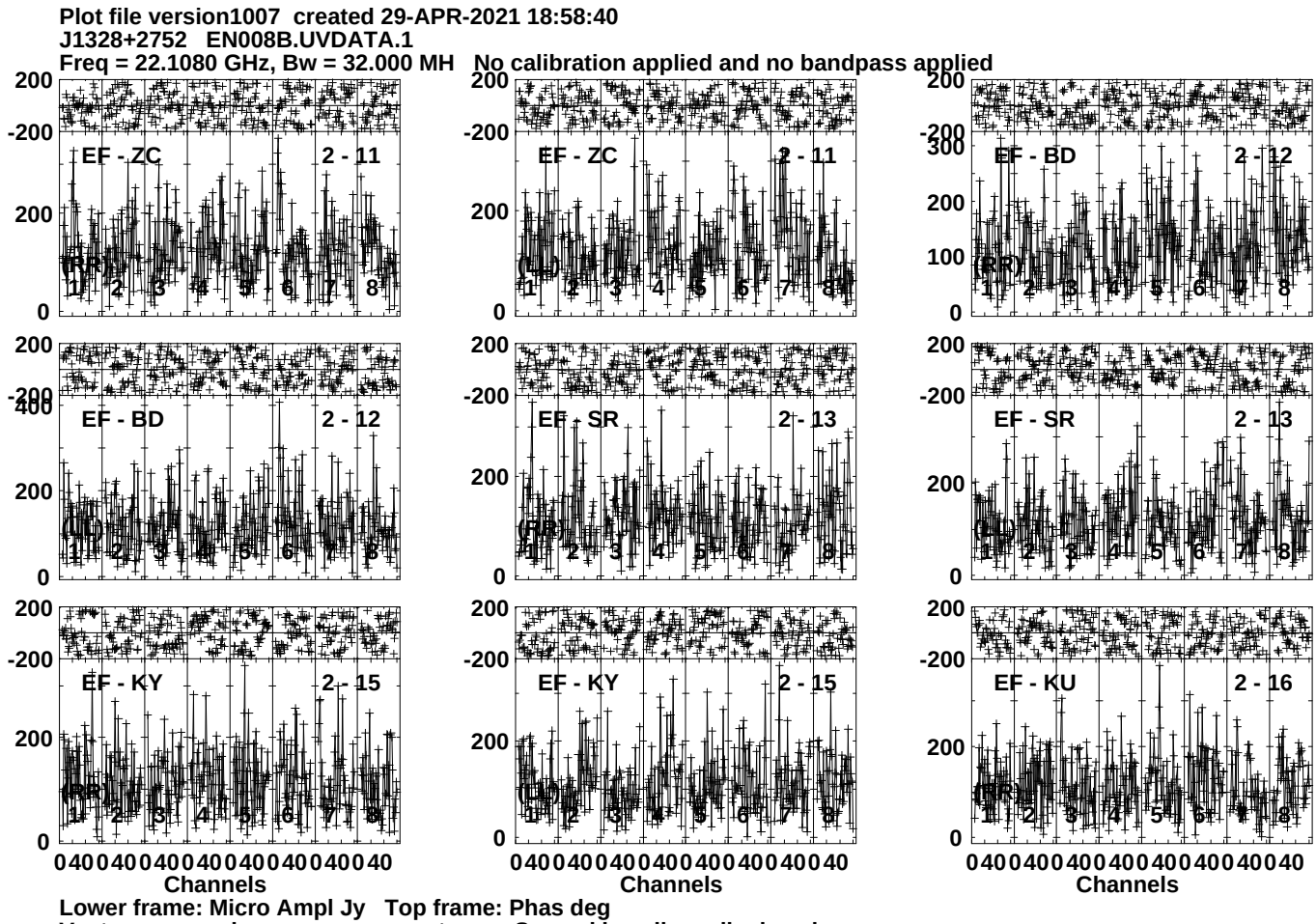
Plot file version1007 created 29-APR-2021 18:58:40
J1328+2752 EN008B.UVDATA.1
Freq = 22.1080 GHz, Bw = 32.000 MH No calibration applied and no bandpass applied
EF - ZC 2 - 11
EF - ZC 2 - 11
EF - BD 2 - 12
EF - BD 2 - 12
EF - SR 2 - 13
EF - SR 2 - 13
EF - KY 2 - 15
EF - KY 2 - 15
EF - KU 2 - 16
Channels
Channels
Channels
Lower frame: Micro Ampl Jy Top frame: Phas deg
Vector averaged cross-power spectrum Several baselines displayed
Timerange: 00/23:25:31 to 00/23:27:29

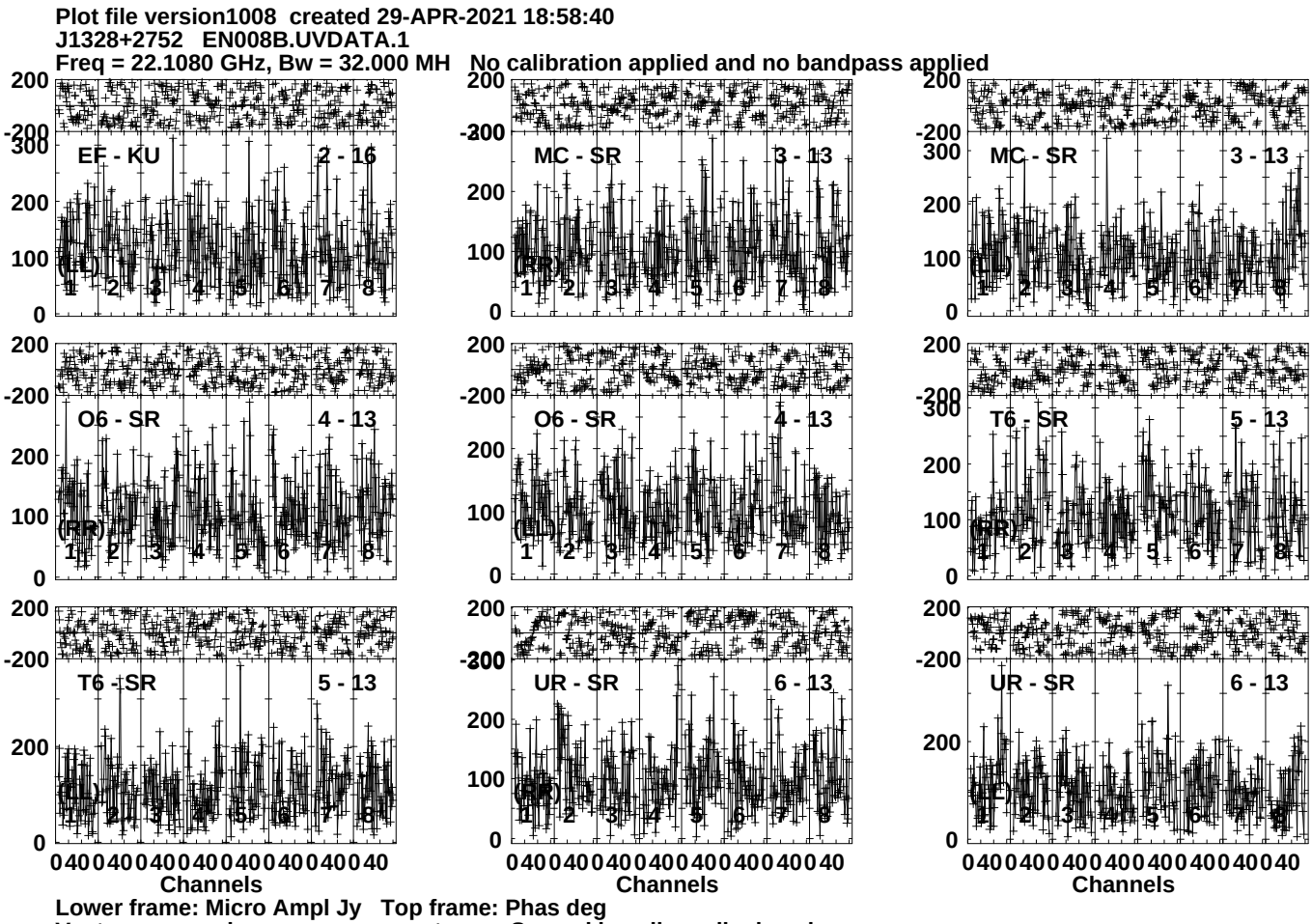
Plot file version1008 created 29-APR-2021 18:58:40
J1328+2752 EN008B.UVDATA.1
Freq = 22.1080 GHz, Bw = 32.000 MH No calibration applied and no bandpass applied
EF - KU 2 - 16
MC - SR 3 - 13
MC - SR 3 - 13
O6 - SR 4 - 13
O6 - SR 4 - 13
T6 - SR 5 - 13
T6 - SR 5 - 13
UR - SR 6 - 13
UR - SR 6 - 13
(LL)
(RR)
(LL)
(RR)
(LL)
(RR)
(LL)
(RR)
(LL)
(RR)
Channels
Channels
Channels
Lower frame: Micro Ampl Jy Top frame: Phas deg
Vector averaged cross-power spectrum Several baselines displayed
Timerange: 00/23:25:31 to 00/23:27:29

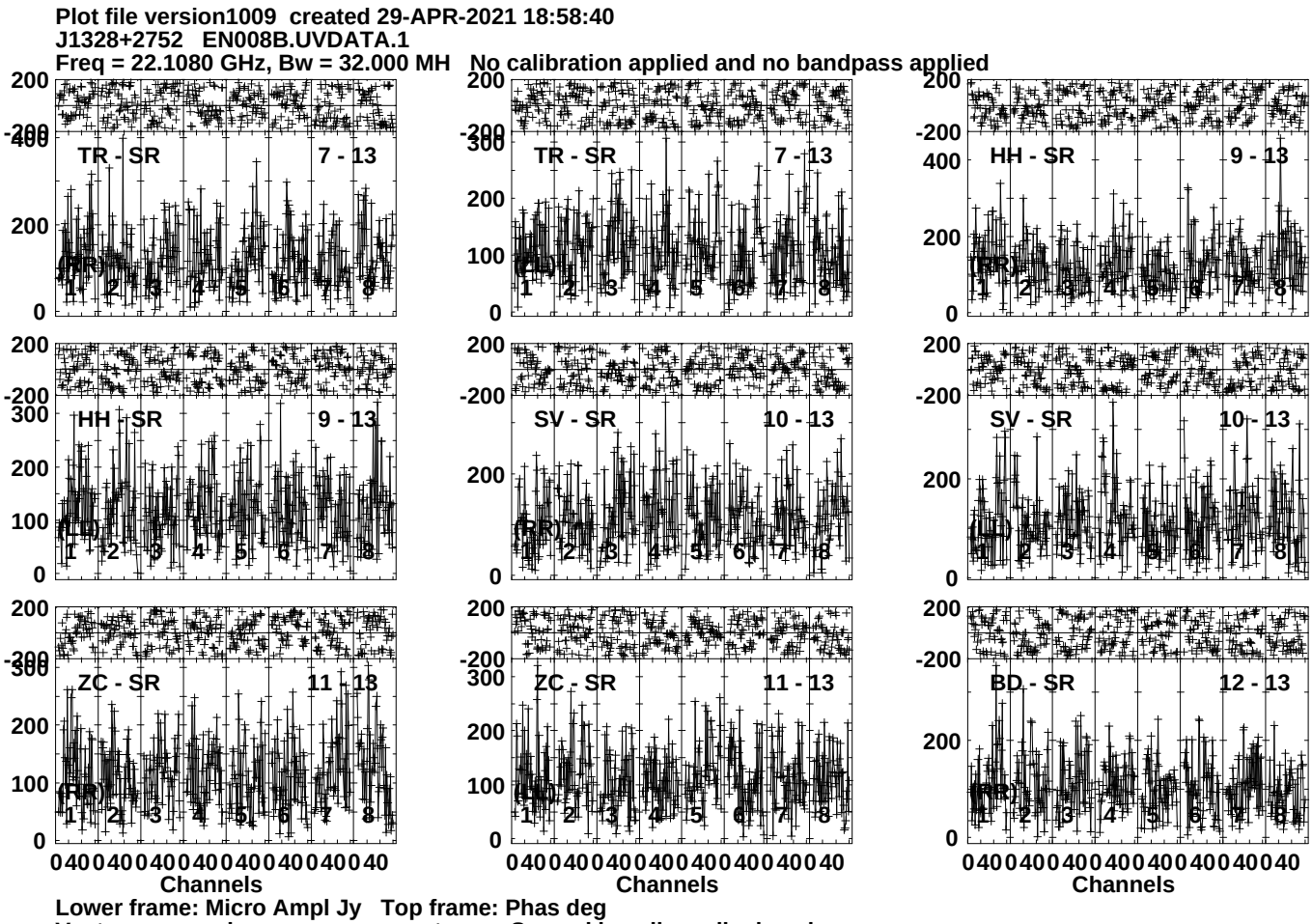

Lower frame: Micro Ampl Jy Top frame: Phas deg
Vector averaged cross-power spectrum Several baselines displayed
Timerange: 00/23:25:31 to 00/23:27:29

Plot file version1010 created 29-APR-2021 18:58:40
J1328+2752 EN008B.UVDATA.1
Freq = 22.1080 GHz, Bw = 32.000 MH No calibration applied and no bandpass applied

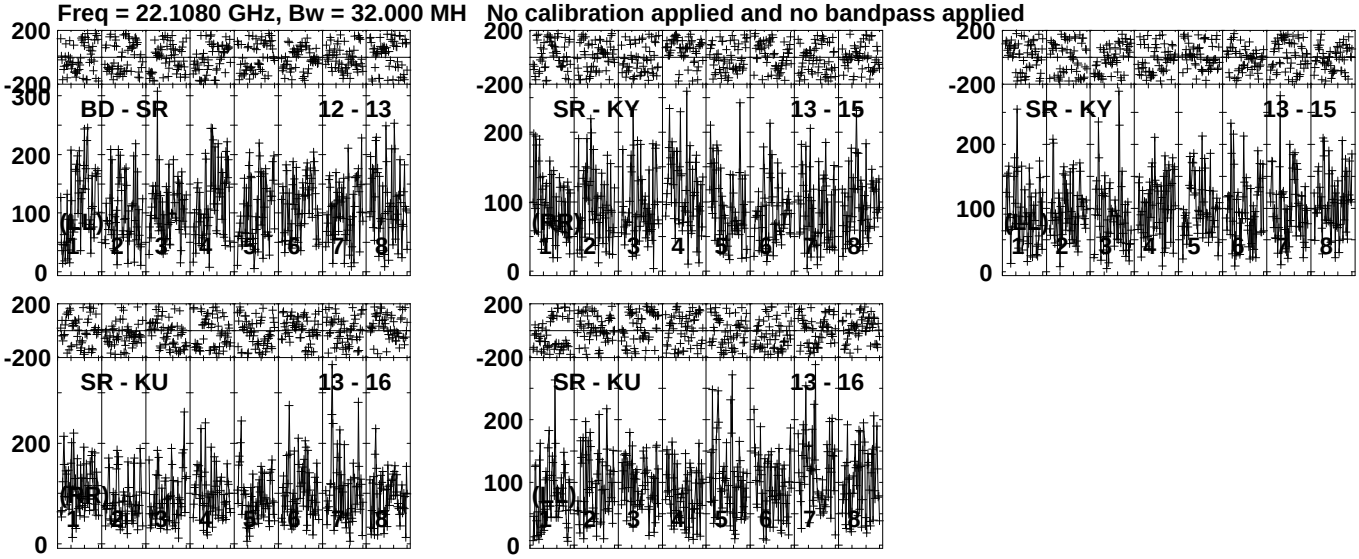

Lower frame: Micro Ampl Jy Top frame: Phas deg
Vector averaged cross-power spectrum Several baselines displayed
Timerange: 00/23:25:31 to 00/23:27:29

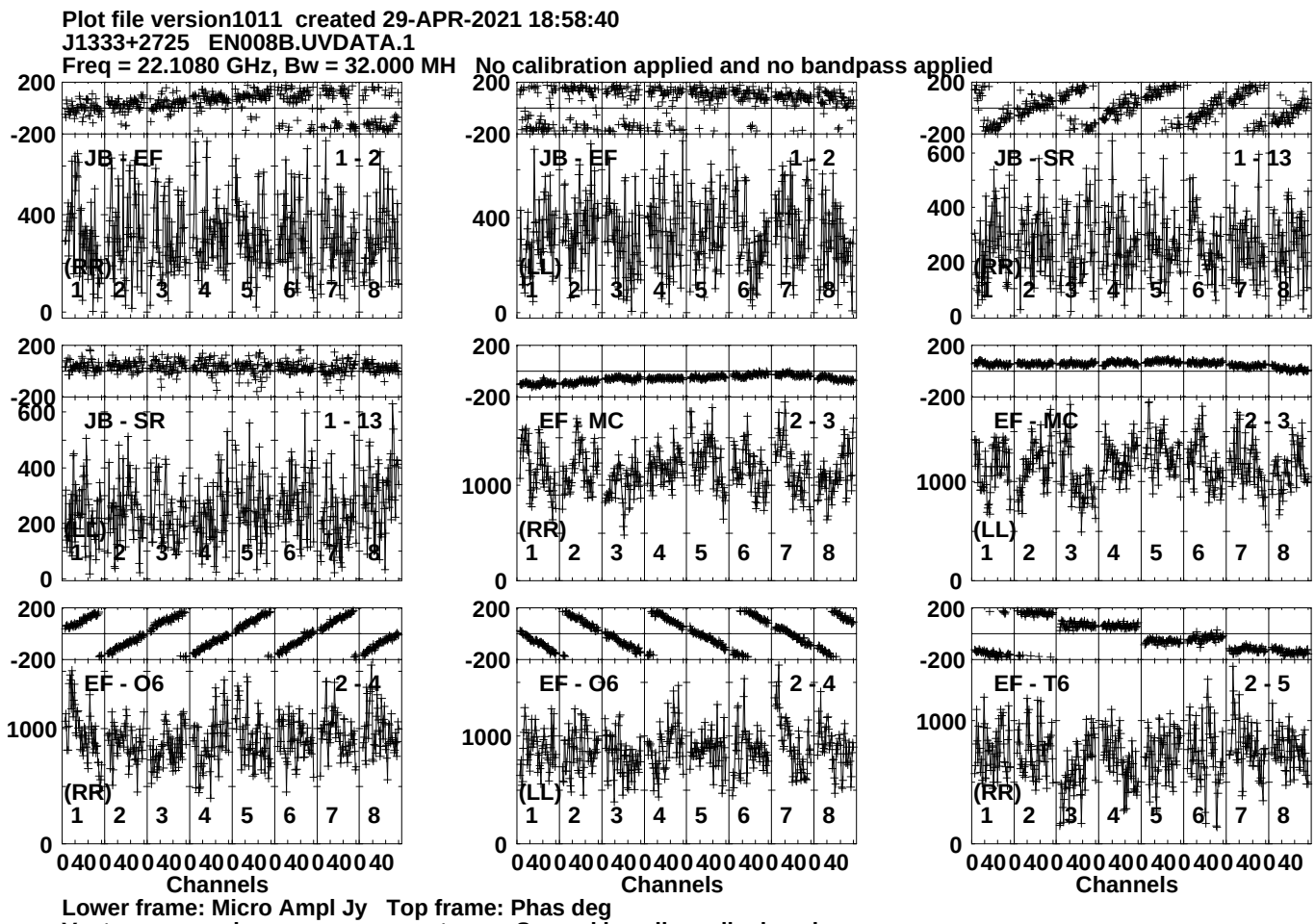
Plot file version1011 created 29-APR-2021 18:58:40
J1333+2725 EN008B.UVDATA.1
Freq = 22.1080 GHz, Bw = 32.000 MH No calibration applied and no bandpass applied
JB - EF 1 - 2
(RR)
JB - EF 1 - 2
(LL)
JB - SR 1 - 13
(RR)
JB - SR 1 - 13
(LL)
EF - MC 2 - 3
(RR)
EF - MC 2 - 3
(LL)
EF - O6 2 - 4
(RR)
EF - O6 2 - 4
(LL)
EF - T6 2 - 5
(RR)
Channels
Channels
Channels
Lower frame: Micro Ampl Jy Top frame: Phas deg
Vector averaged cross-power spectrum Several baselines displayed
Timerange: 00/23:27:31 to 00/23:28:29

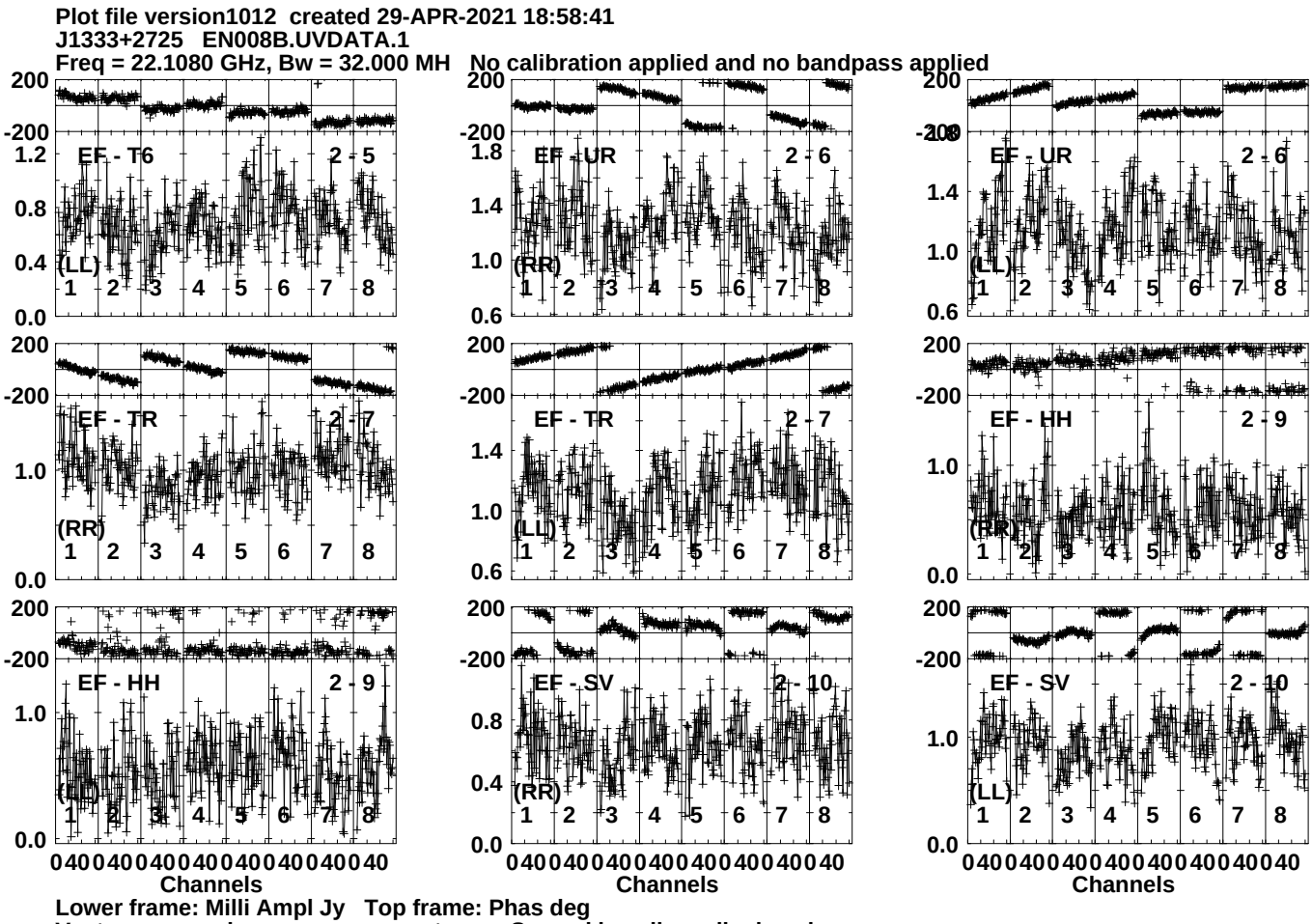
Plot file version1012 created 29-APR-2021 18:58:41
J1333+2725 EN008B.UVDATA.1
Freq = 22.1080 GHz, Bw = 32.000 MH No calibration applied and no bandpass applied
EF - T6 2 - 5
EF - UR 2 - 6
EF - UR 2 - 6
EF - TR 2 - 7
EF - TR 2 - 7
EF - HH 2 - 9
EF - HH 2 - 9
EF - SV 2 - 10
EF - SV 2 - 10
(LL)
(RR)
Channels
Lower frame: Milli Ampl Jy Top frame: Phas deg
Vector averaged cross-power spectrum Several baselines displayed
Timerange: 00/23:27:31 to 00/23:28:29

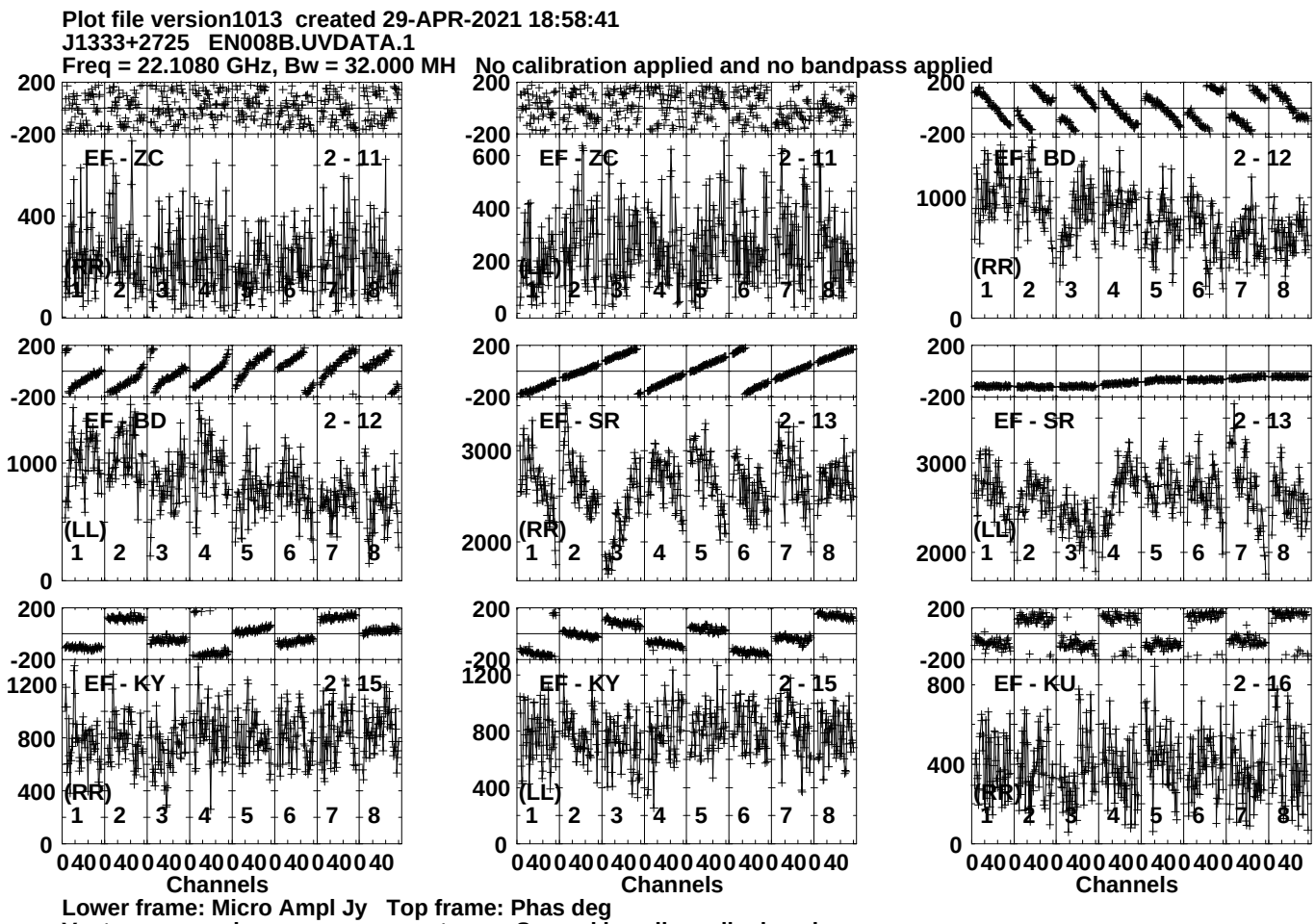
Plot file version1013 created 29-APR-2021 18:58:41
J1333+2725 EN008B.UVDATA.1
Freq = 22.1080 GHz, Bw = 32.000 MH No calibration applied and no bandpass applied
EF - ZC 2 - 11
(RR)
EF - ZC 2 - 11
(LL)
EF - BD 2 - 12
(RR)
EF - BD 2 - 12
(LL)
EF - SR 2 - 13
(RR)
EF - SR 2 - 13
(LL)
EF - KY 2 - 15
(RR)
EF - KY 2 - 15
(LL)
EF - KU 2 - 16
(RR)
Channels
Channels
Channels
Lower frame: Micro Ampl Jy Top frame: Phas deg
Vector averaged cross-power spectrum Several baselines displayed
Timerange: 00/23:27:31 to 00/23:28:29

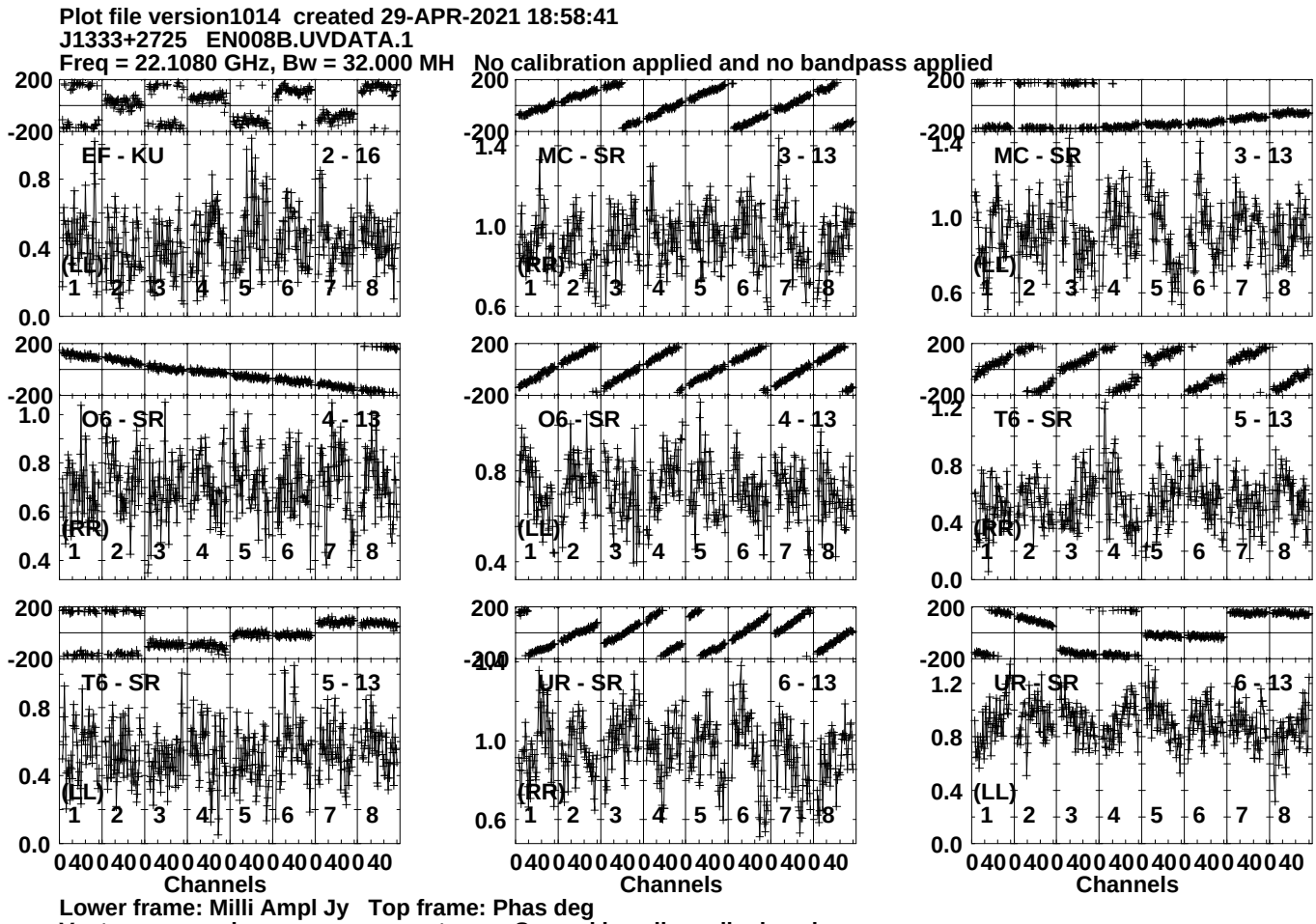
Plot file version1014 created 29-APR-2021 18:58:41
J1333+2725 EN008B.UVDATA.1
Freq = 22.1080 GHz, Bw = 32.000 MH No calibration applied and no bandpass applied
EF - KU 2 - 16
(LL)
MC - SR 3 - 13
(RR)
MC - SR 3 - 13
(LL)
O6 - SR 4 - 13
(RR)
O6 - SR 4 - 13
(LL)
T6 - SR 5 - 13
(RR)
T6 - SR 5 - 13
(LL)
UR - SR 6 - 13
(RR)
UR - SR 6 - 13
(LL)
Channels
Channels
Channels
Lower frame: Milli Ampl Jy Top frame: Phas deg
Vector averaged cross-power spectrum Several baselines displayed
Timerange: 00/23:27:31 to 00/23:28:29

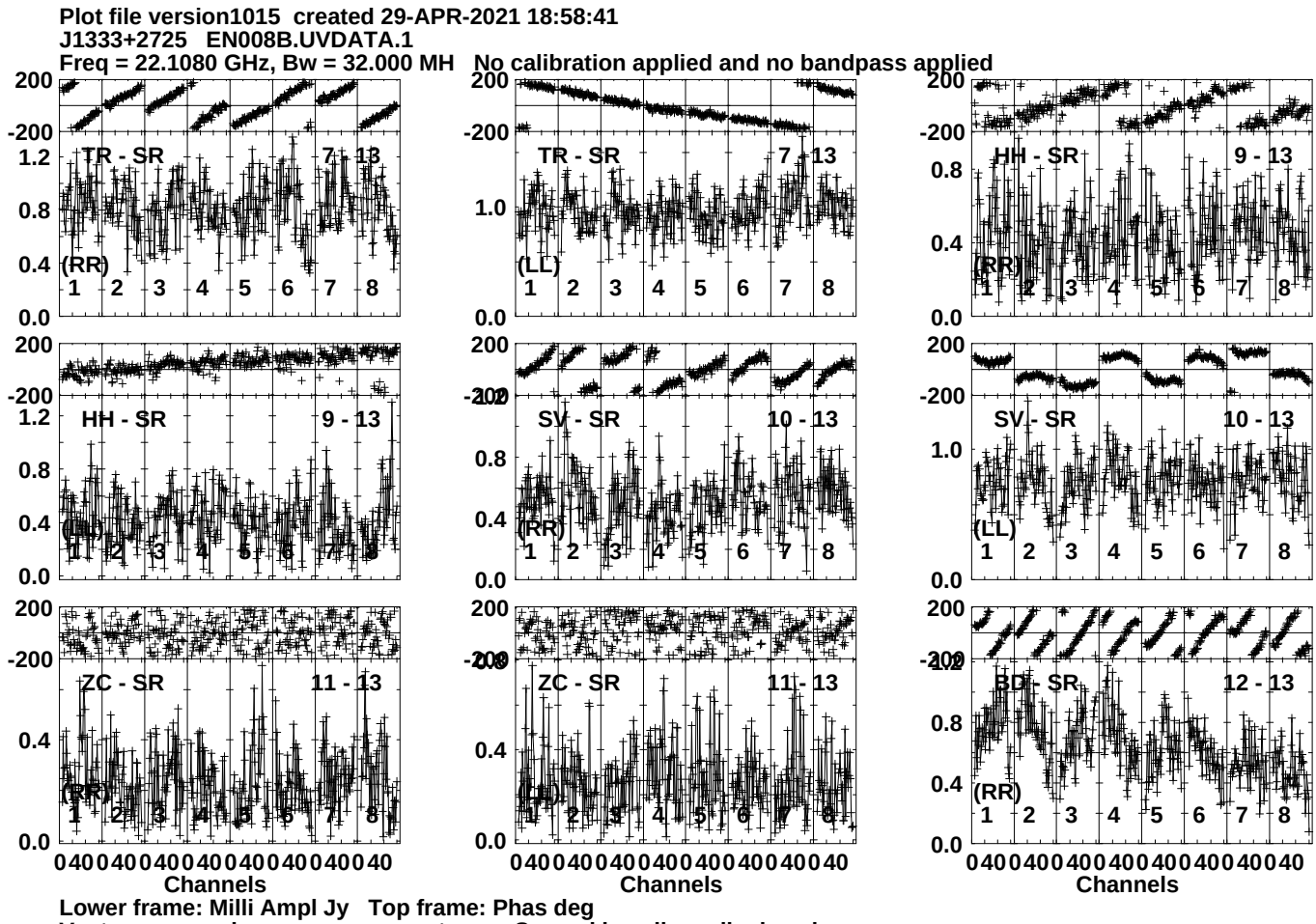
Plot file version1015 created 29-APR-2021 18:58:41
J1333+2725 EN008B.UVDATA.1
Freq = 22.1080 GHz, Bw = 32.000 MH No calibration applied and no bandpass applied
TR - SR 7 - 13
(RR)
TR - SR 7 - 13
(LL)
HH - SR 9 - 13
(RR)
HH - SR 9 - 13
(LL)
SV - SR 10 - 13
(RR)
SV - SR 10 - 13
(LL)
ZC - SR 11 - 13
(RR)
ZC - SR 11 - 13
(LL)
SD - SR 12 - 13
(RR)
Channels
Channels
Channels
Lower frame: Milli Ampl Jy Top frame: Phas deg
Vector averaged cross-power spectrum Several baselines displayed
Timerange: 00/23:27:31 to 00/23:28:29

Plot file version1016 created 29-APR-2021 18:58:41
J1333+2725 EN008B.UVDATA.1
Freq = 22.1080 GHz, Bw = 32.000 MH No calibration applied and no bandpass applied

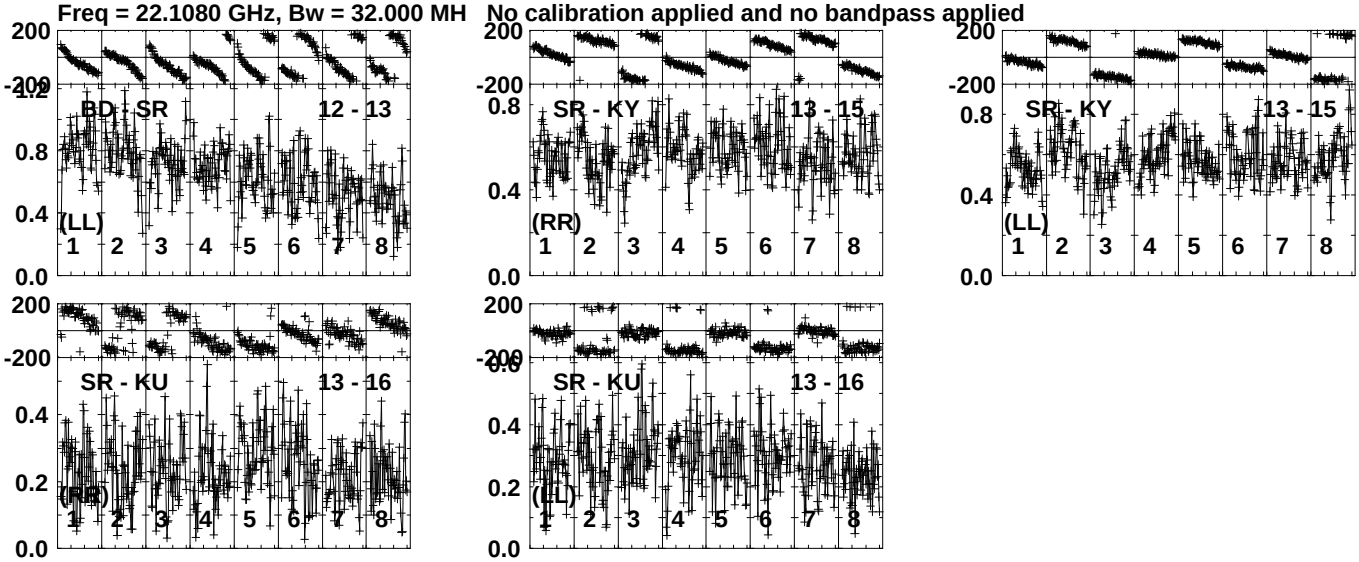

Lower frame: Milli Ampl Jy Top frame: Phas deg
Vector averaged cross-power spectrum Several baselines displayed
Timerange: 00/23:27:31 to 00/23:28:29

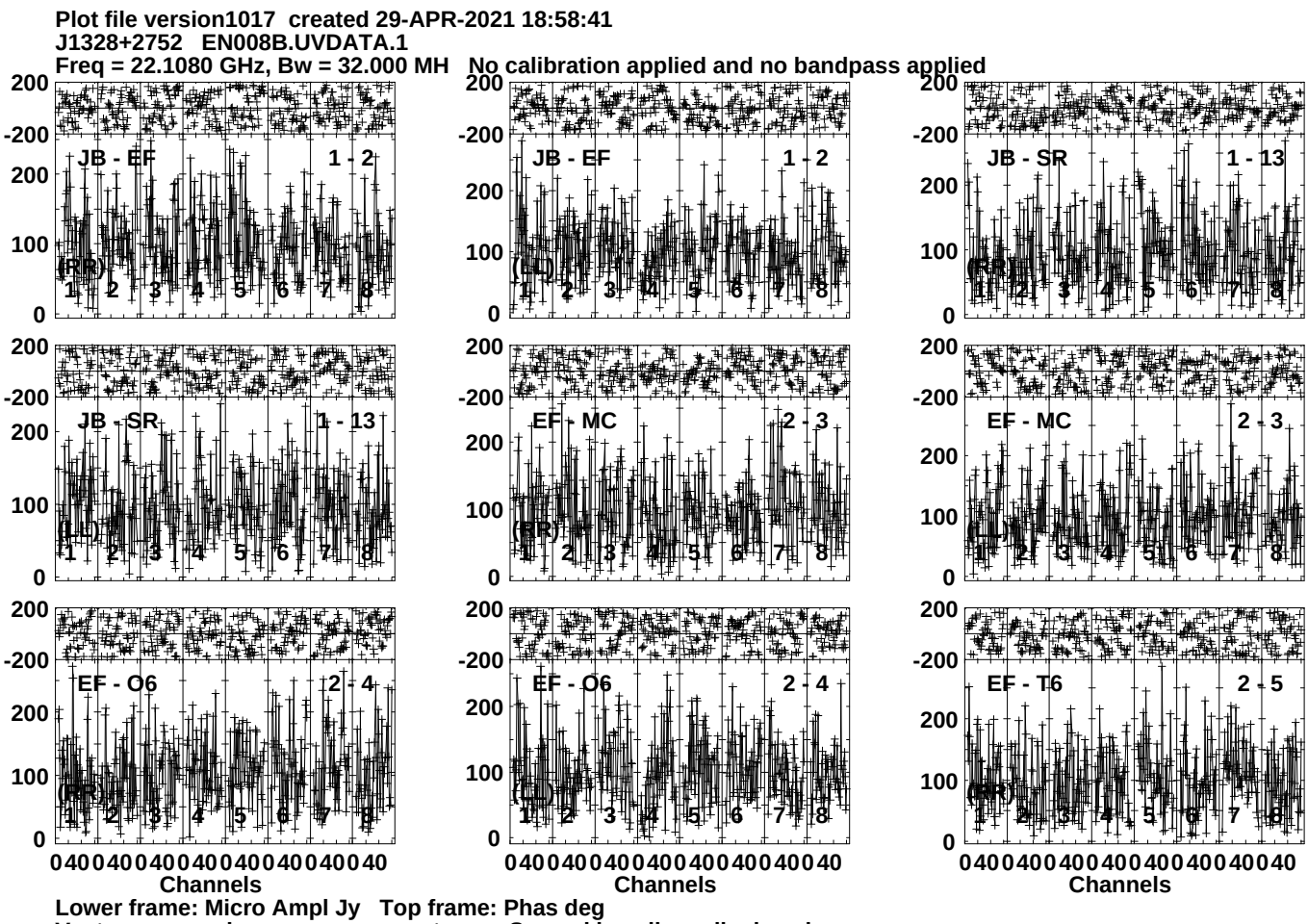
Plot file version1017 created 29-APR-2021 18:58:41
J1328+2752 EN008B.UVDATA.1
Freq = 22.1080 GHz, Bw = 32.000 MH No calibration applied and no bandpass applied
JB - EF 1 - 2
(RR)
JB - EF 1 - 2
(LL)
JB - SR 1 - 13
(RR)
JB - SR 1 - 13
(LL)
EF - MC 2 - 3
(RR)
EF - MC 2 - 3
(LL)
EF - O6 2 - 4
(RR)
EF - O6 2 - 4
(LL)
EF - T6 2 - 5
(RR)
200
-200
100
0
1 2 3 4 5 6 7 8
0 40 0 40 0 40 0 40 0 40 0 40 0 40 0 40
Channels
Lower frame: Micro Ampl Jy Top frame: Phas deg
Vector averaged cross-power spectrum Several baselines displayed
Timerange: 00/23:29:11 to 00/23:31:09

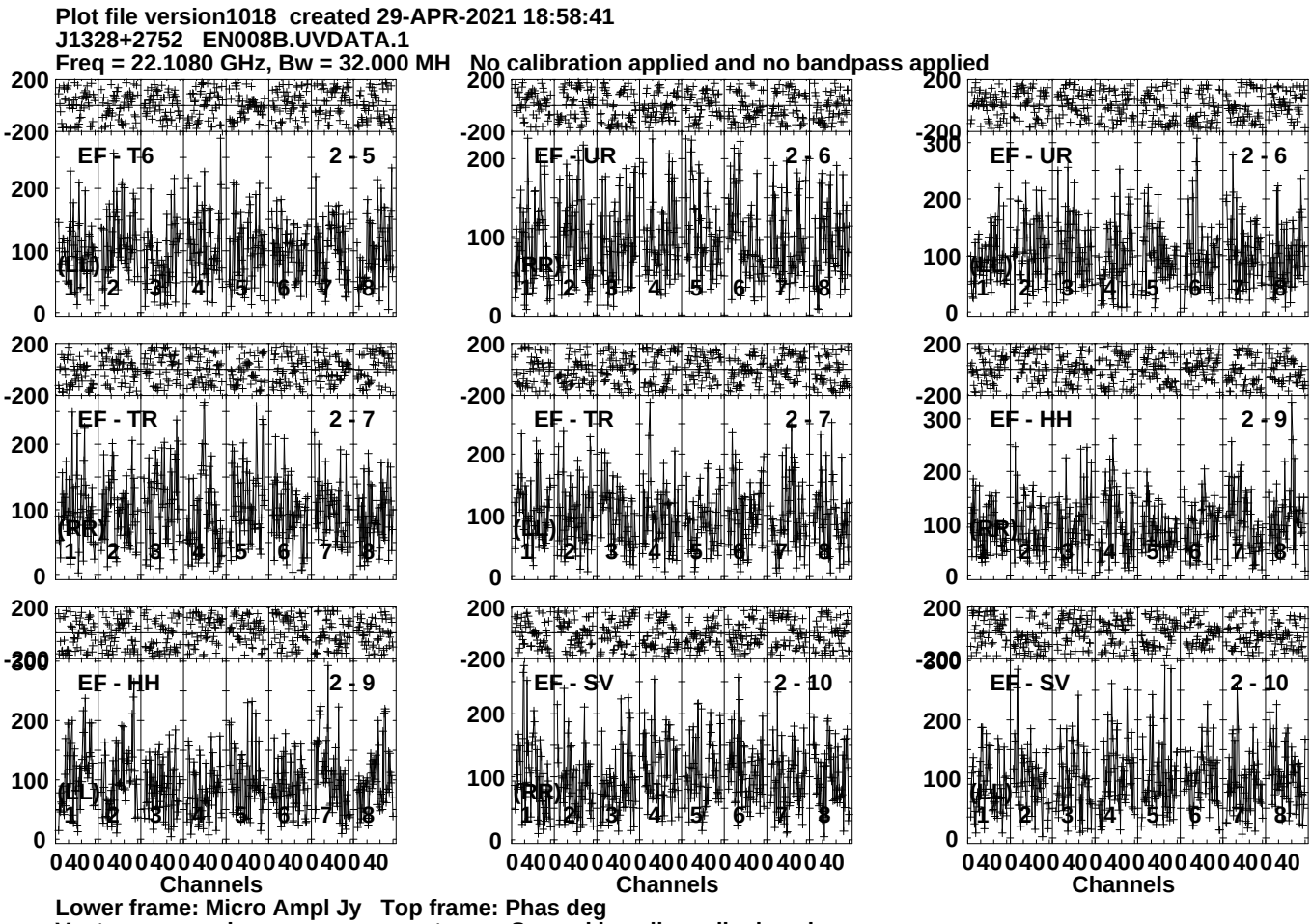
Plot file version1018 created 29-APR-2021 18:58:41
J1328+2752 EN008B.UVDATA.1
Freq = 22.1080 GHz, Bw = 32.000 MH No calibration applied and no bandpass applied
EF - T6 2 - 5
EF - UR 2 - 6
EF - UR 2 - 6
EF - TR 2 - 7
EF - TR 2 - 7
EF - HH 2 - 9
EF - HH 2 - 9
EF - SV 2 - 10
EF - SV 2 - 10
(LL)
(RR)
Channels
Lower frame: Micro Ampl Jy Top frame: Phas deg
Vector averaged cross-power spectrum Several baselines displayed
Timerange: 00/23:29:11 to 00/23:31:09

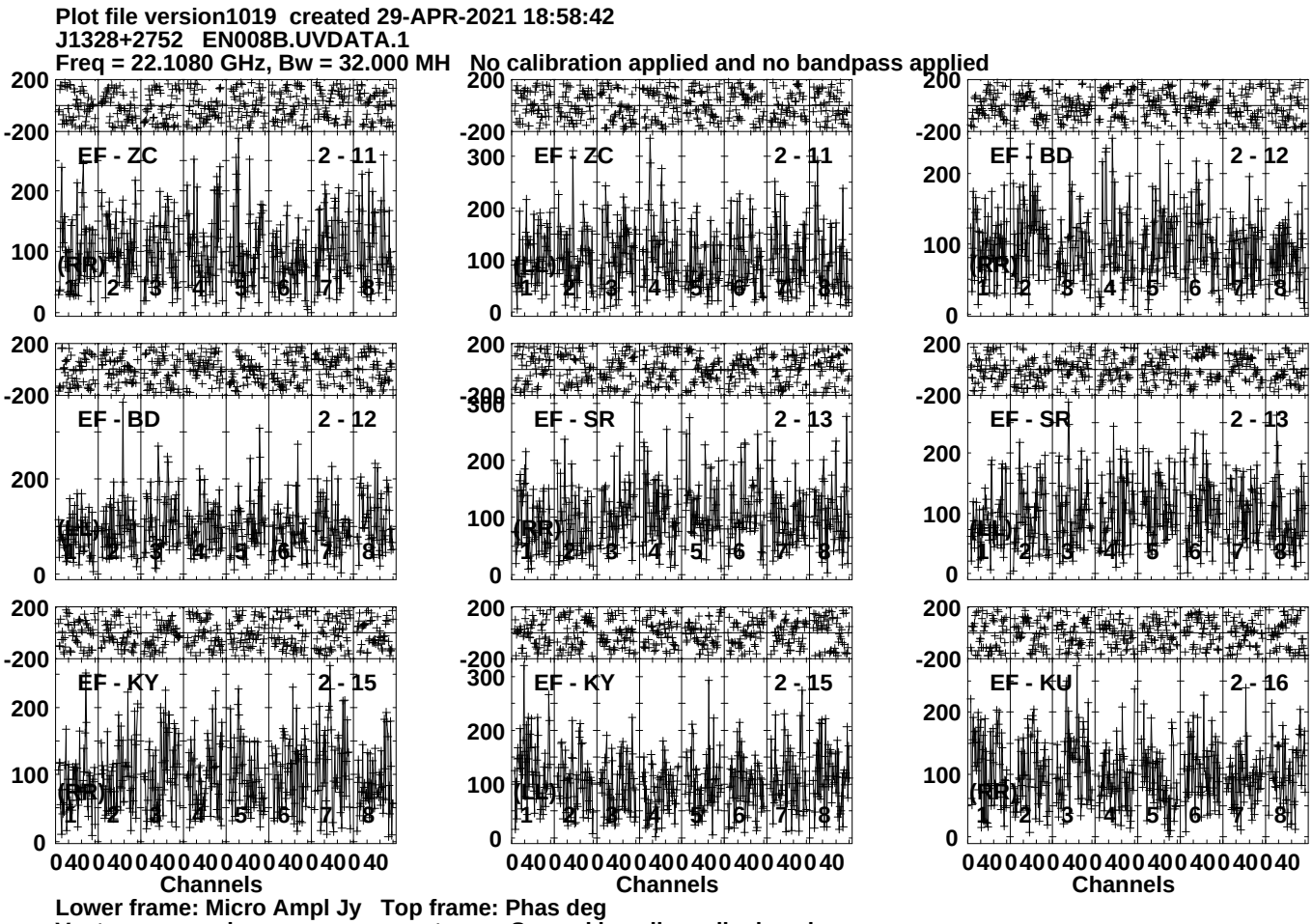
Plot file version1019 created 29-APR-2021 18:58:42
J1328+2752 EN008B.UVDATA.1
Freq = 22.1080 GHz, Bw = 32.000 MH No calibration applied and no bandpass applied
EF - ZC 2 - 11 (RR)
EF - ZC 2 - 11 (LL)
EF - BD 2 - 12 (RR)
EF - BD 2 - 12 (LL)
EF - SR 2 - 13 (RR)
EF - SR 2 - 13 (LL)
EF - KY 2 - 15 (RR)
EF - KY 2 - 15 (LL)
EF - KU 2 - 16 (RR)
Channels
Lower frame: Micro Ampl Jy Top frame: Phas deg
Vector averaged cross-power spectrum Several baselines displayed
Timerange: 00/23:29:11 to 00/23:31:09

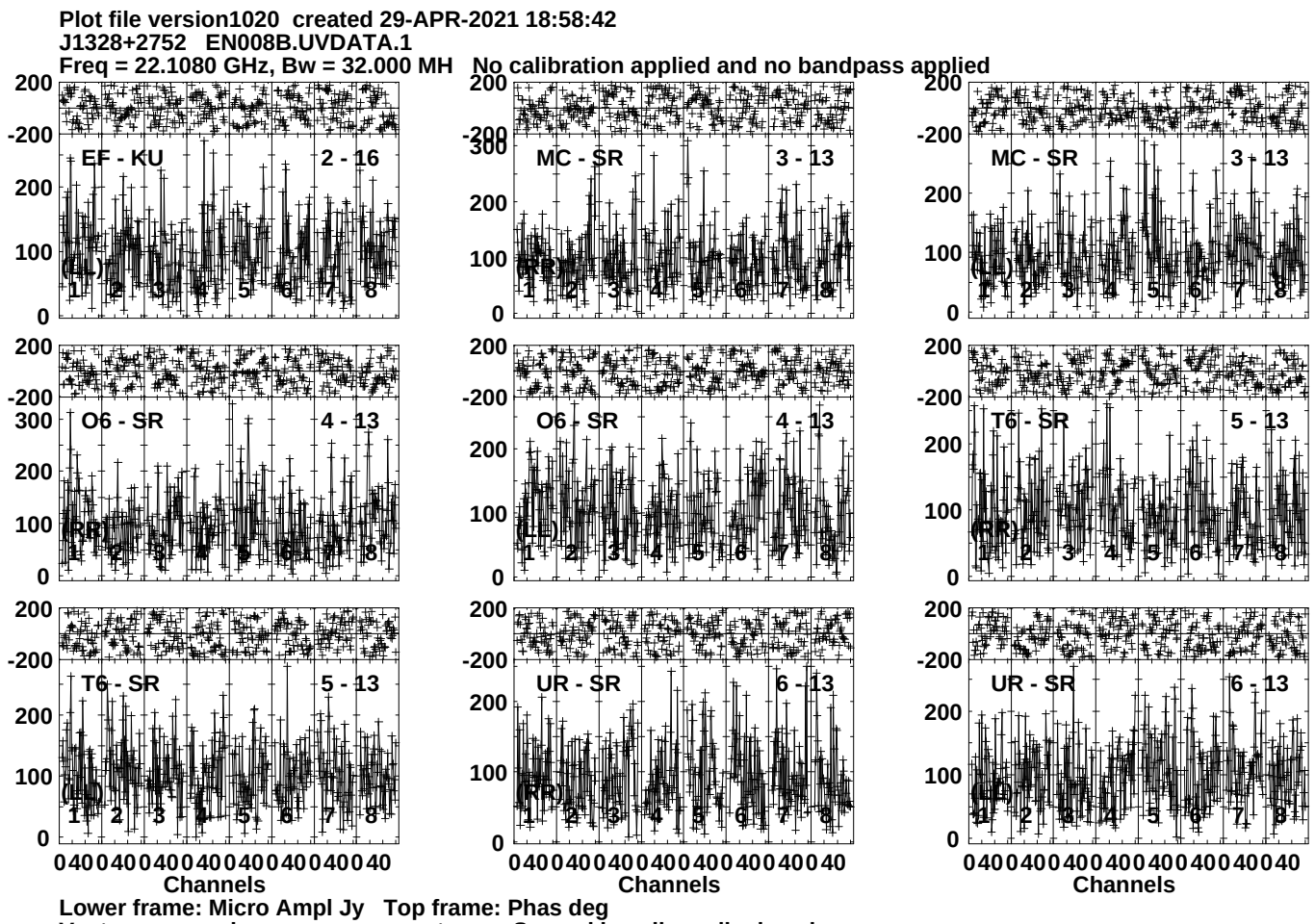
Plot file version1020 created 29-APR-2021 18:58:42
J1328+2752 EN008B.UVDATA.1
Freq = 22.1080 GHz, Bw = 32.000 MH No calibration applied and no bandpass applied
EF - KU 2 - 16
MC - SR 3 - 13
MC - SR 3 - 13
O6 - SR 4 - 13
O6 - SR 4 - 13
T6 - SR 5 - 13
T6 - SR 5 - 13
UR - SR 6 - 13
UR - SR 6 - 13
(LL)
(RR)
(LL)
(RR)
(LL)
(RR)
(LL)
(RR)
(LL)
(RR)
200
-200
300
100
0
1 2 3 4 5 6 7 8
0 40 0 40 0 40 0 40 0 40 0 40 0 40 0 40
Channels
Lower frame: Micro Ampl Jy Top frame: Phas deg
Vector averaged cross-power spectrum Several baselines displayed
Timerange: 00/23:29:11 to 00/23:31:09

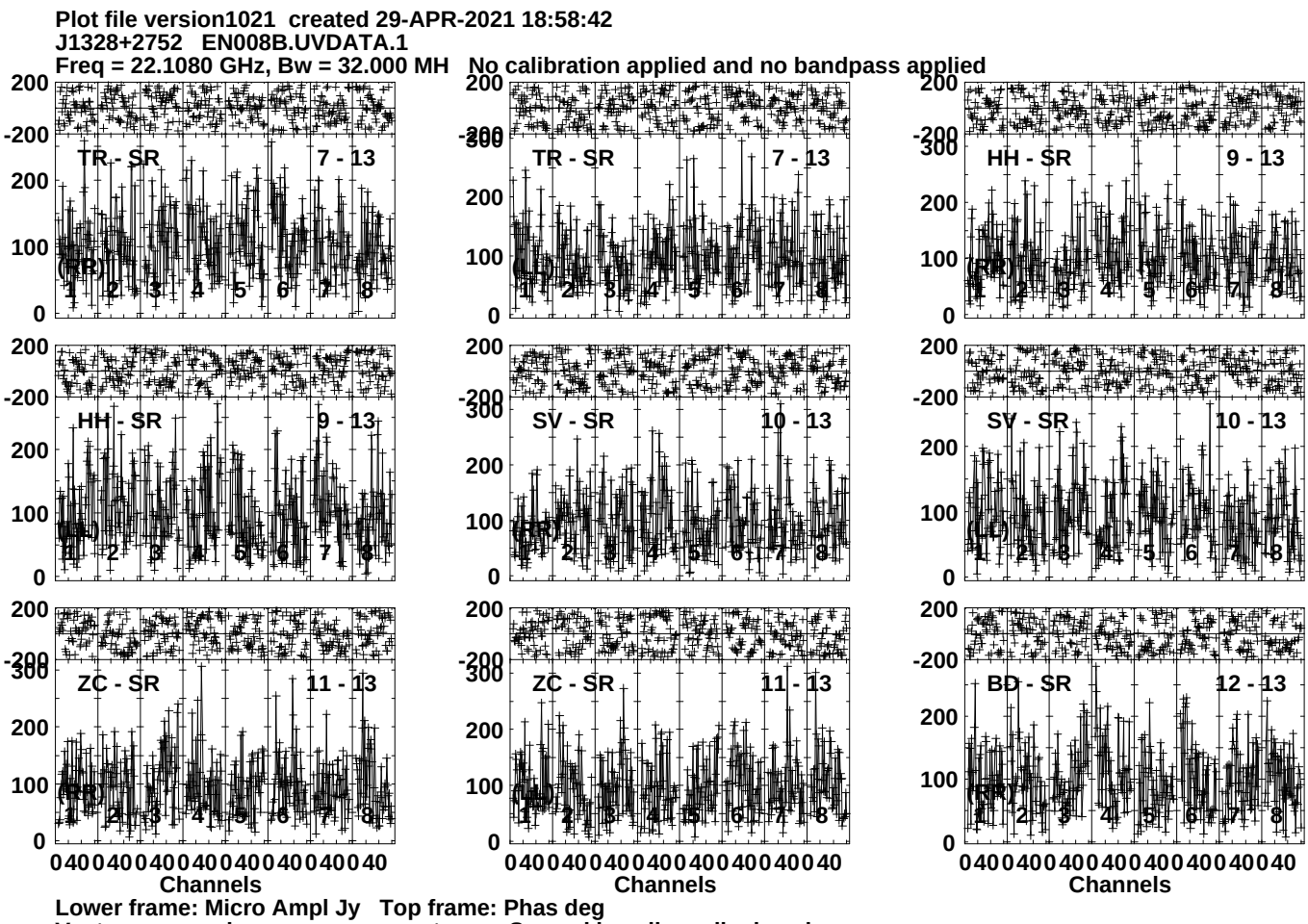
Plot file version1021 created 29-APR-2021 18:58:42
J1328+2752 EN008B.UVDATA.1
Freq = 22.1080 GHz, Bw = 32.000 MH No calibration applied and no bandpass applied
TR - SR 7 - 13
(TR)
TR - SR 7 - 13
(LL)
HH - SR 9 - 13
(RR)
HH - SR 9 - 13
(LL)
SV - SR 10 - 13
(TR)
SV - SR 10 - 13
(LL)
ZC - SR 11 - 13
(RR)
ZC - SR 11 - 13
(LL)
BD - SR 12 - 13
(RR)
Channels
Channels
Channels
Lower frame: Micro Ampl Jy Top frame: Phas deg
Vector averaged cross-power spectrum Several baselines displayed
Timerange: 00/23:29:11 to 00/23:31:09

Plot file version1022 created 29-APR-2021 18:58:42
J1328+2752 EN008B.UVDATA.1
Freq = 22.1080 GHz, Bw = 32.000 MH No calibration applied and no bandpass applied

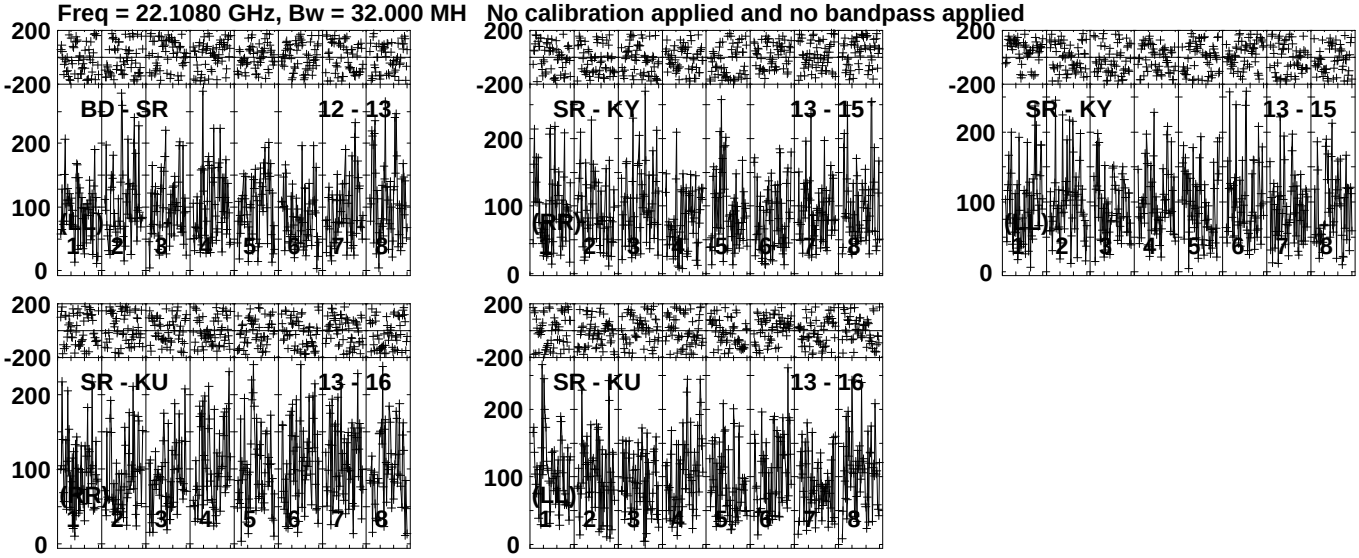

Lower frame: Micro Ampl Jy Top frame: Phas deg
Vector averaged cross-power spectrum Several baselines displayed
Timerange: 00/23:29:11 to 00/23:31:09

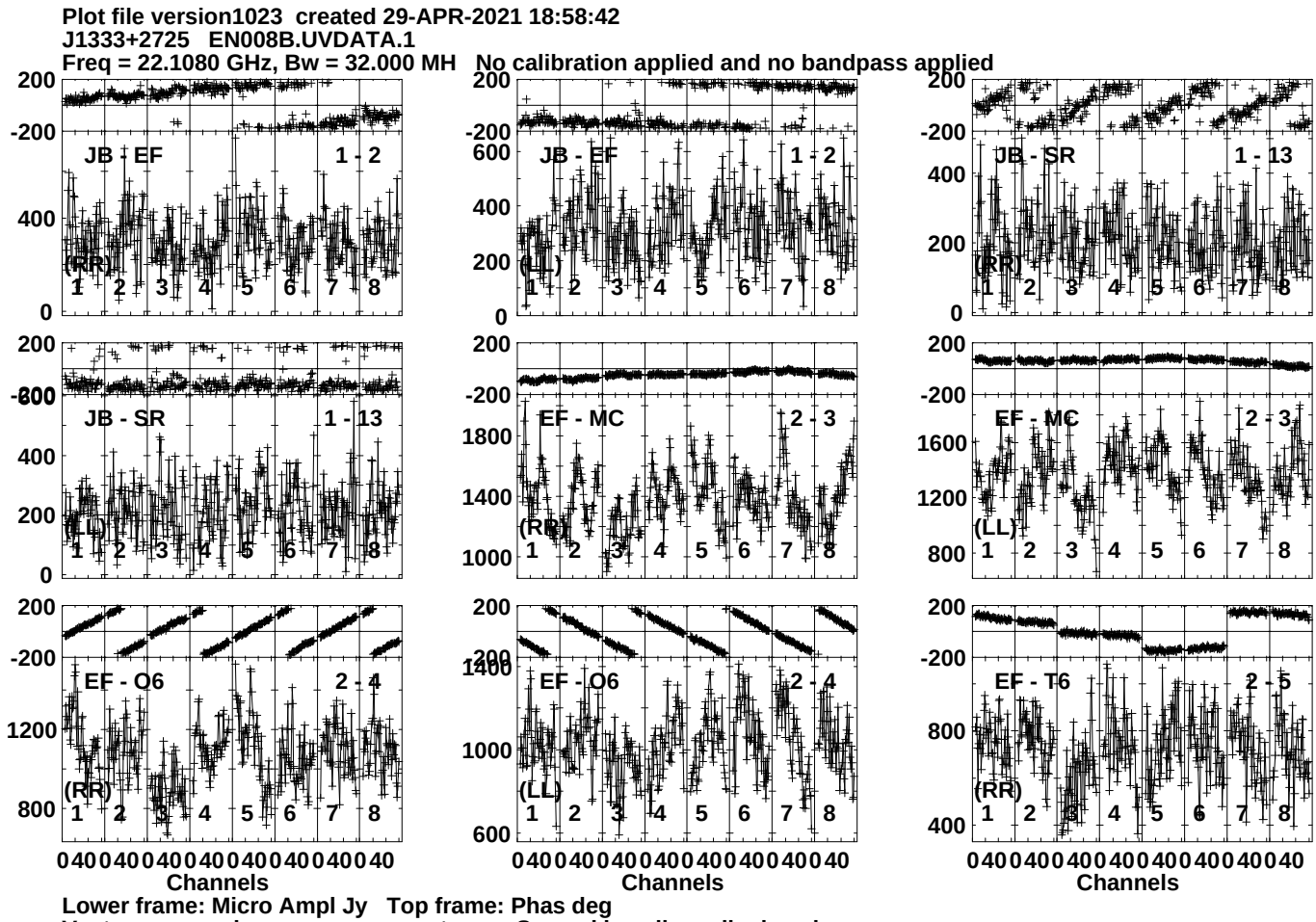
Plot file version1023 created 29-APR-2021 18:58:42
J1333+2725 EN008B.UVDATA.1
Freq = 22.1080 GHz, Bw = 32.000 MH No calibration applied and no bandpass applied
JB - EF 1 - 2
JB - EF 1 - 2
JB - SR 1 - 13
JB - SR 1 - 13
EF - MC 2 - 3
EF - MC 2 - 3
EF - O6 2 - 4
EF - O6 2 - 4
EF - T6 2 - 5
(RR)
(LL)
Channels
Lower frame: Micro Ampl Jy Top frame: Phas deg
Vector averaged cross-power spectrum Several baselines displayed
Timerange: 00/23:31:41 to 00/23:32:39

Plot file version1024 created 29-APR-2021 18:58:42
J1333+2725 EN008B.UVDATA.1
Freq = 22.1080 GHz, Bw = 32.000 MH No calibration applied and no bandpass applied

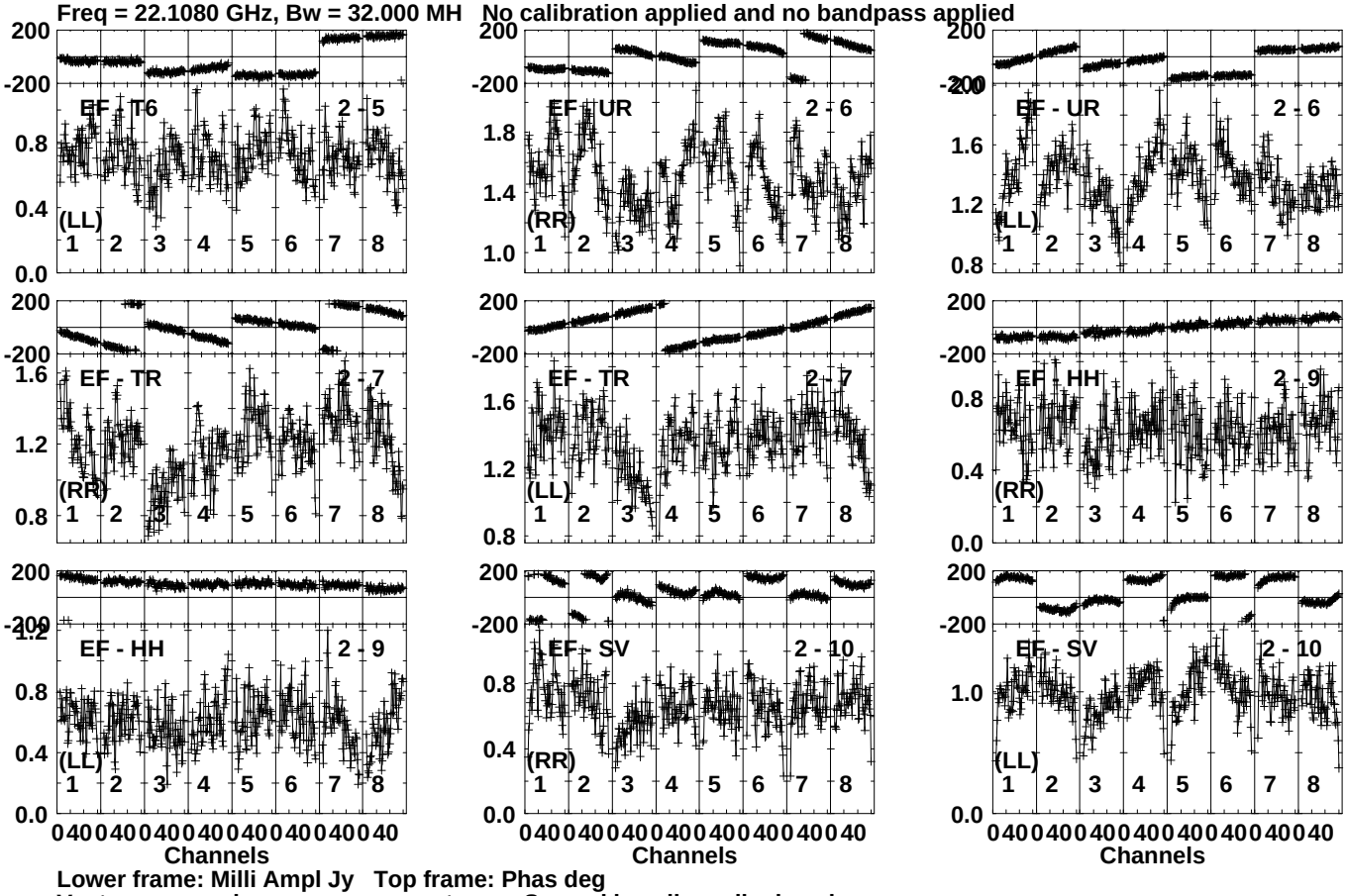

Lower frame: Milli Ampl Jy Top frame: Phas deg
Vector averaged cross-power spectrum Several baselines displayed
Timerange: 00/23:31:41 to 00/23:32:39

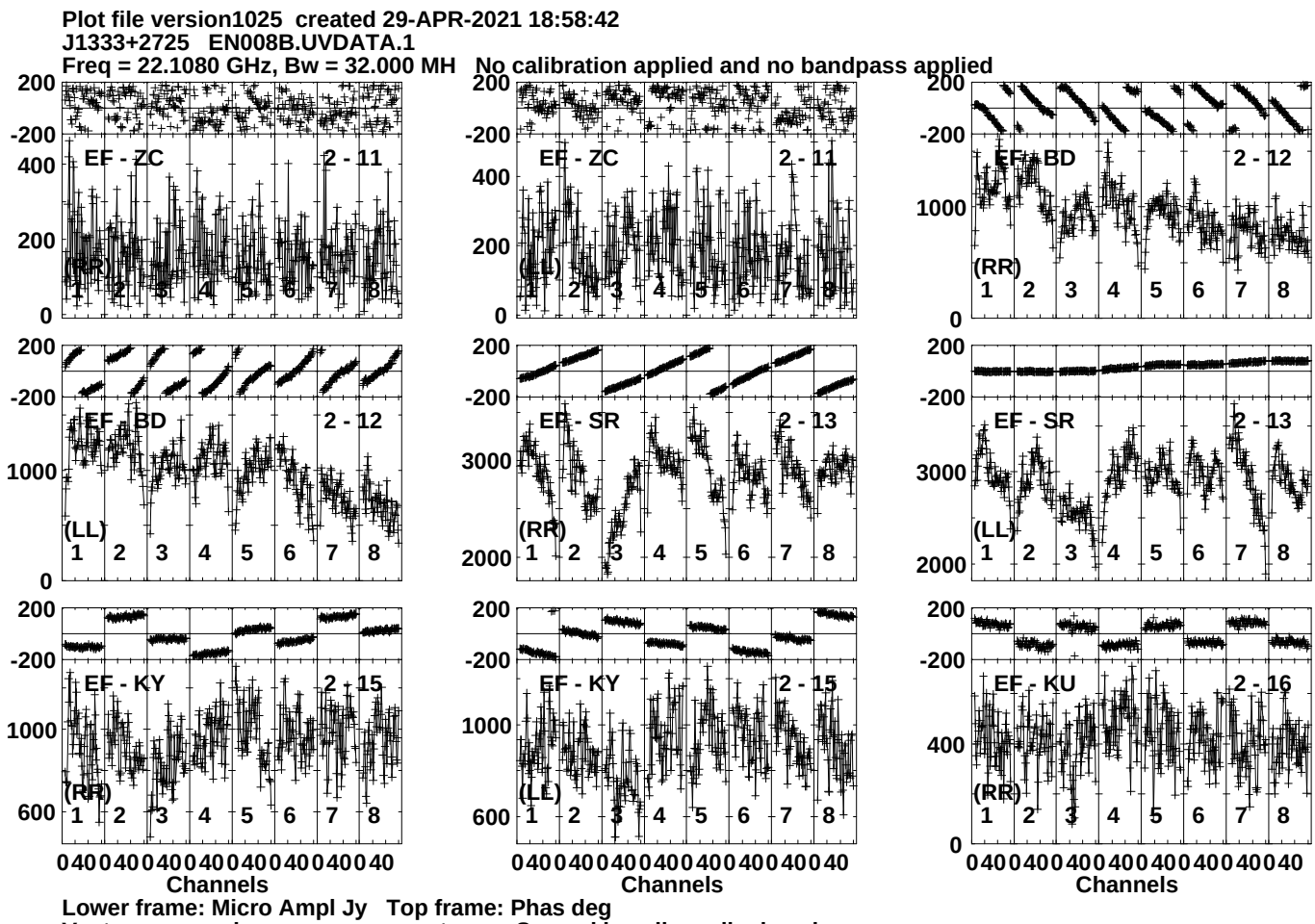
Plot file version1025 created 29-APR-2021 18:58:42
J1333+2725 EN008B.UVDATA.1
Freq = 22.1080 GHz, Bw = 32.000 MH No calibration applied and no bandpass applied
EF - ZC 2 - 11
(RR)
EF - ZC 2 - 11
(LL)
EF - BD 2 - 12
(RR)
EF - BD 2 - 12
(LL)
EF - SR 2 - 13
(RR)
EF - SR 2 - 13
(LL)
EF - KY 2 - 15
(RR)
EF - KY 2 - 15
(LL)
EF - KU 2 - 16
(RR)
Channels
Channels
Channels
Lower frame: Micro Ampl Jy Top frame: Phas deg
Vector averaged cross-power spectrum Several baselines displayed
Timerange: 00/23:31:41 to 00/23:32:39

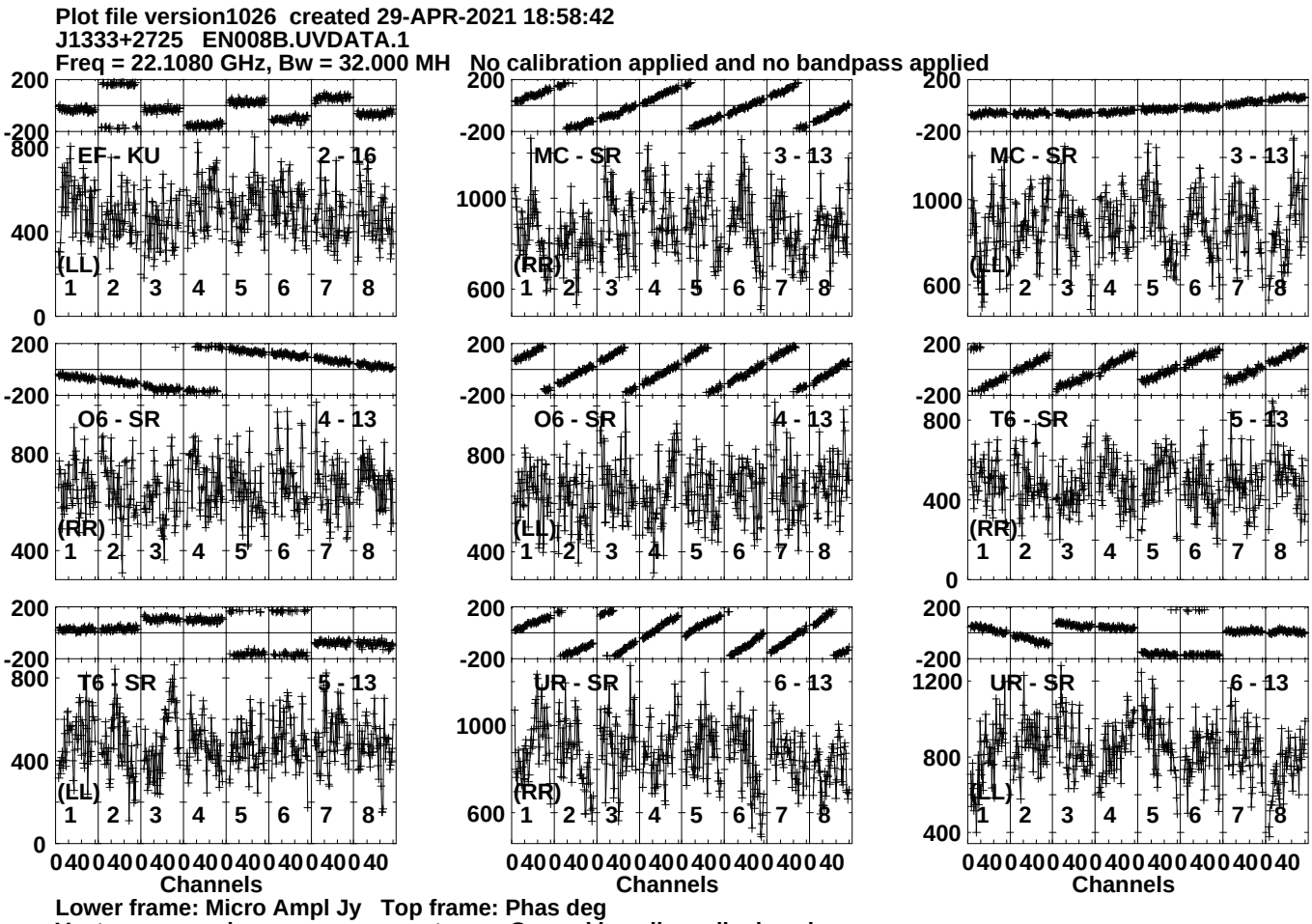
Plot file version1026 created 29-APR-2021 18:58:42
J1333+2725 EN008B.UVDATA.1
Freq = 22.1080 GHz, Bw = 32.000 MH No calibration applied and no bandpass applied
EF - KU 2 - 16
(LL)
MC - SR 3 - 13
(RR)
MC - SR 3 - 13
(LL)
O6 - SR 4 - 13
(RR)
O6 - SR 4 - 13
(LL)
T6 - SR 5 - 13
(RR)
T6 - SR 5 - 13
(LL)
UR - SR 6 - 13
(RR)
UR - SR 6 - 13
(LL)
Channels
Channels
Channels
Lower frame: Micro Ampl Jy Top frame: Phas deg
Vector averaged cross-power spectrum Several baselines displayed
Timerange: 00/23:31:41 to 00/23:32:39

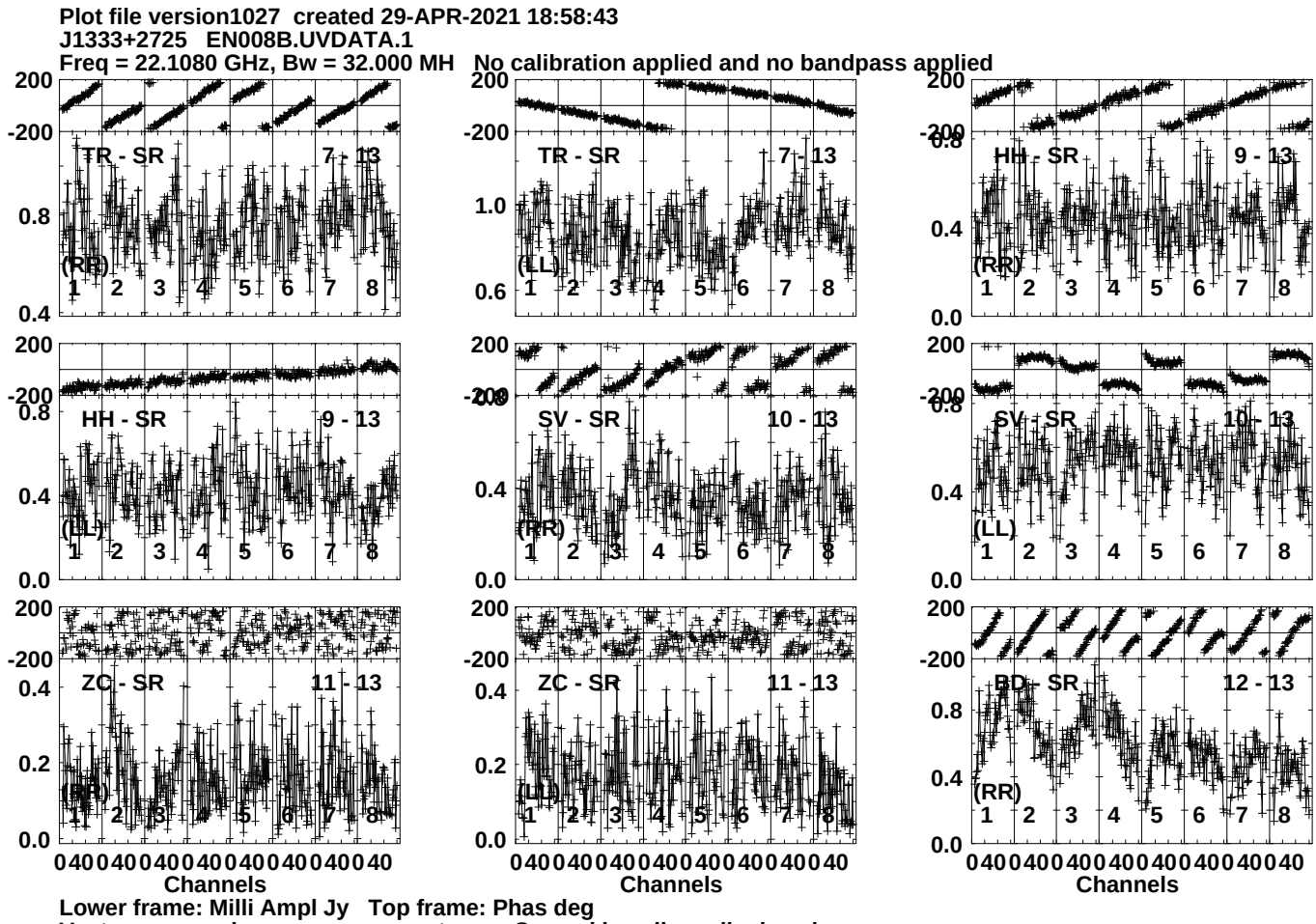
Plot file version1027 created 29-APR-2021 18:58:43
J1333+2725 EN008B.UVDATA.1
Freq = 22.1080 GHz, Bw = 32.000 MH No calibration applied and no bandpass applied
TR - SR 7 - 13
(RR)
TR - SR 7 - 13
(LL)
HH - SR 9 - 13
(RR)
HH - SR 9 - 13
(LL)
SV - SR 10 - 13
(RR)
SV - SR 10 - 13
(LL)
ZC - SR 11 - 13
(RR)
ZC - SR 11 - 13
(LL)
BD - SR 12 - 13
(RR)
Channels
Channels
Channels
Lower frame: Milli Ampl Jy Top frame: Phas deg
Vector averaged cross-power spectrum Several baselines displayed
Timerange: 00/23:31:41 to 00/23:32:39

Plot file version1028 created 29-APR-2021 18:58:43
J1333+2725 EN008B.UVDATA.1
Freq = 22.1080 GHz, Bw = 32.000 MH No calibration applied and no bandpass applied

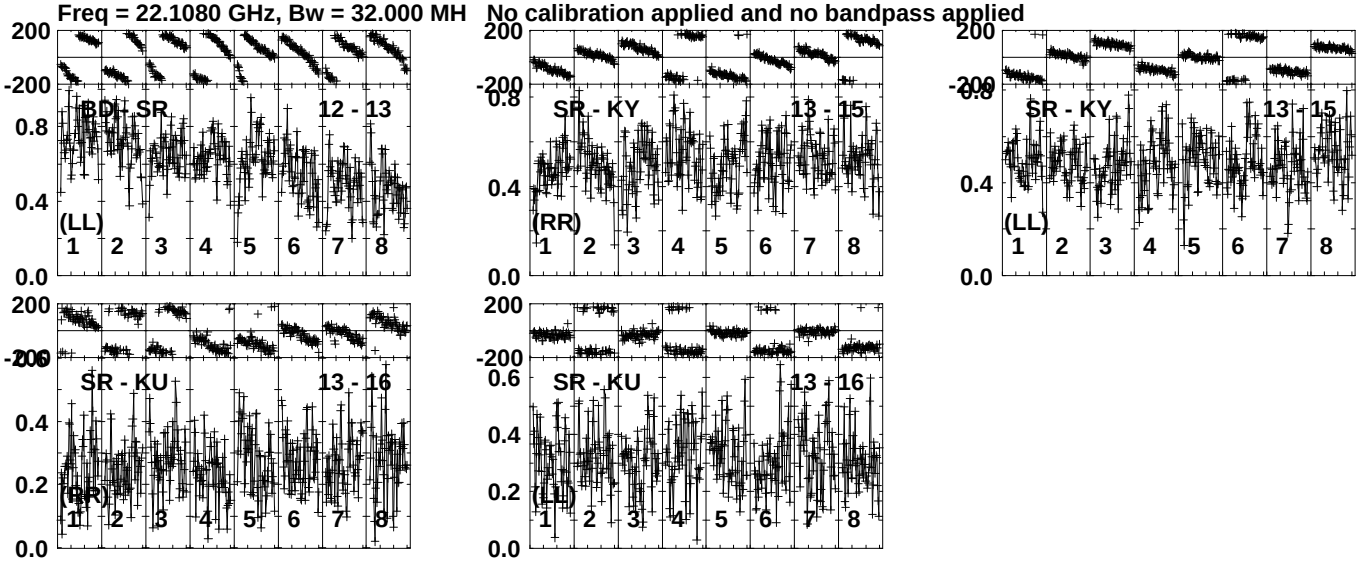

Lower frame: Milli Ampl Jy Top frame: Phas deg
Vector averaged cross-power spectrum Several baselines displayed
Timerange: 00/23:31:41 to 00/23:32:39

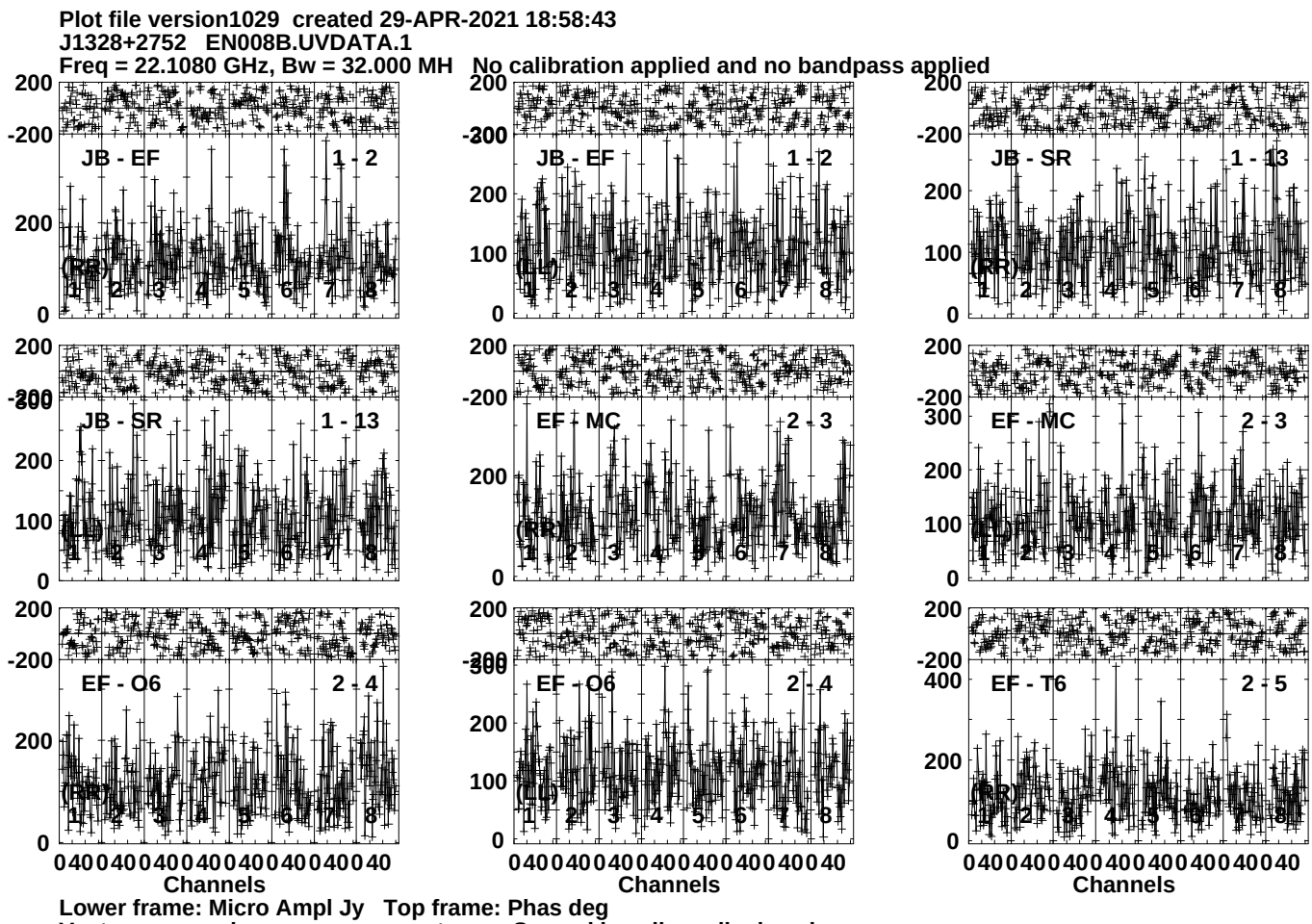
Plot file version1029 created 29-APR-2021 18:58:43
J1328+2752 EN008B.UVDATA.1
Freq = 22.1080 GHz, Bw = 32.000 MH No calibration applied and no bandpass applied
JB - EF 1 - 2
JB - EF 1 - 2
JB - SR 1 - 13
JB - SR 1 - 13
EF - MC 2 - 3
EF - MC 2 - 3
EF - O6 2 - 4
EF - O6 2 - 4
EF - T6 2 - 5
(RR)
(LL)
Channels
Lower frame: Micro Ampl Jy Top frame: Phas deg
Vector averaged cross-power spectrum Several baselines displayed
Timerange: 00/23:32:41 to 00/23:34:39

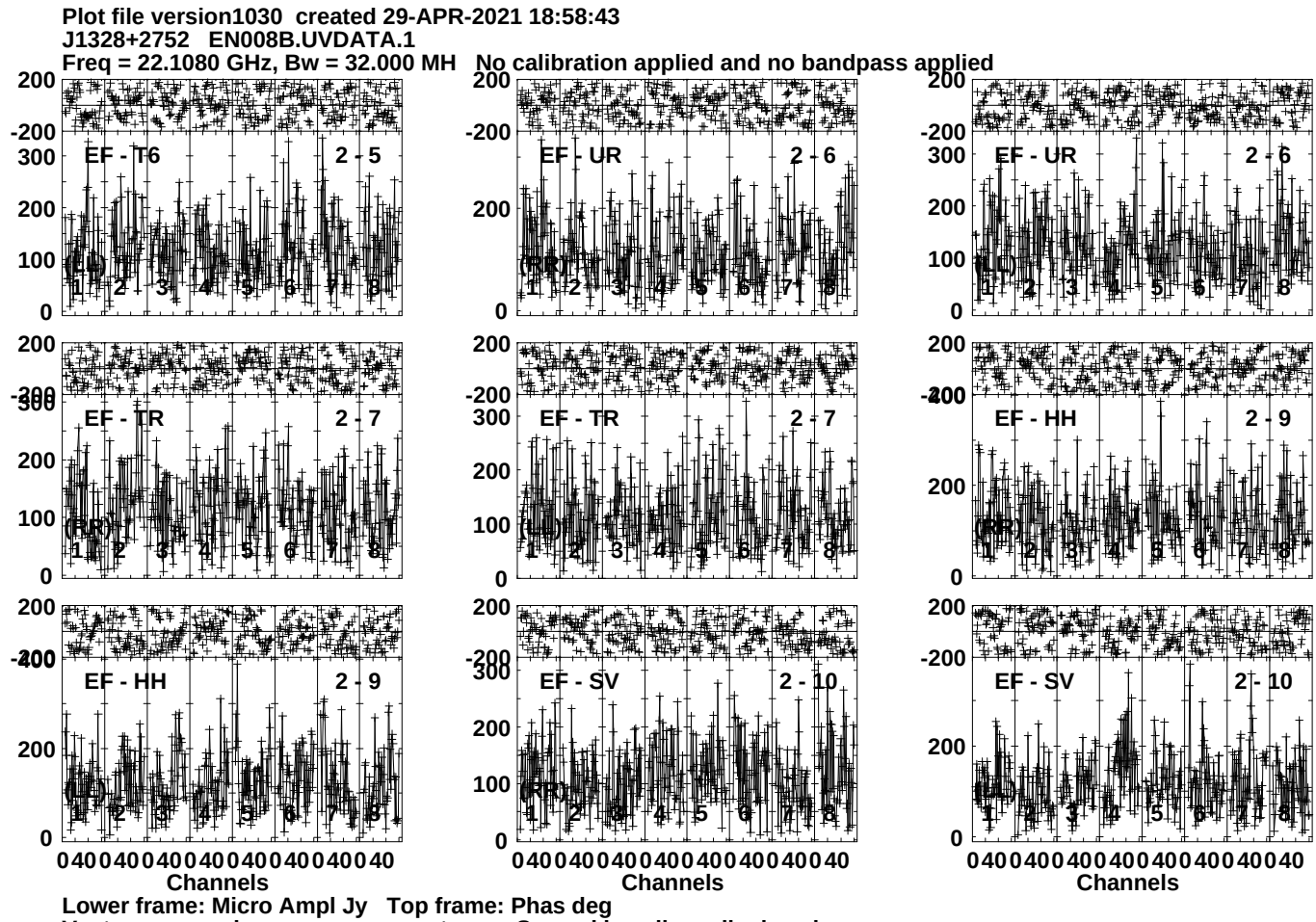
Plot file version1030 created 29-APR-2021 18:58:43
J1328+2752 EN008B.UVDATA.1
Freq = 22.1080 GHz, Bw = 32.000 MH No calibration applied and no bandpass applied
EF - T6 2 - 5
EF - UR 2 - 6
EF - UR 2 - 6
EF - TR 2 - 7
EF - TR 2 - 7
EF - HH 2 - 9
EF - HH 2 - 9
EF - SV 2 - 10
EF - SV 2 - 10
(LL)
(RR)
Channels
Lower frame: Micro Ampl Jy Top frame: Phas deg
Vector averaged cross-power spectrum Several baselines displayed
Timerange: 00/23:32:41 to 00/23:34:39

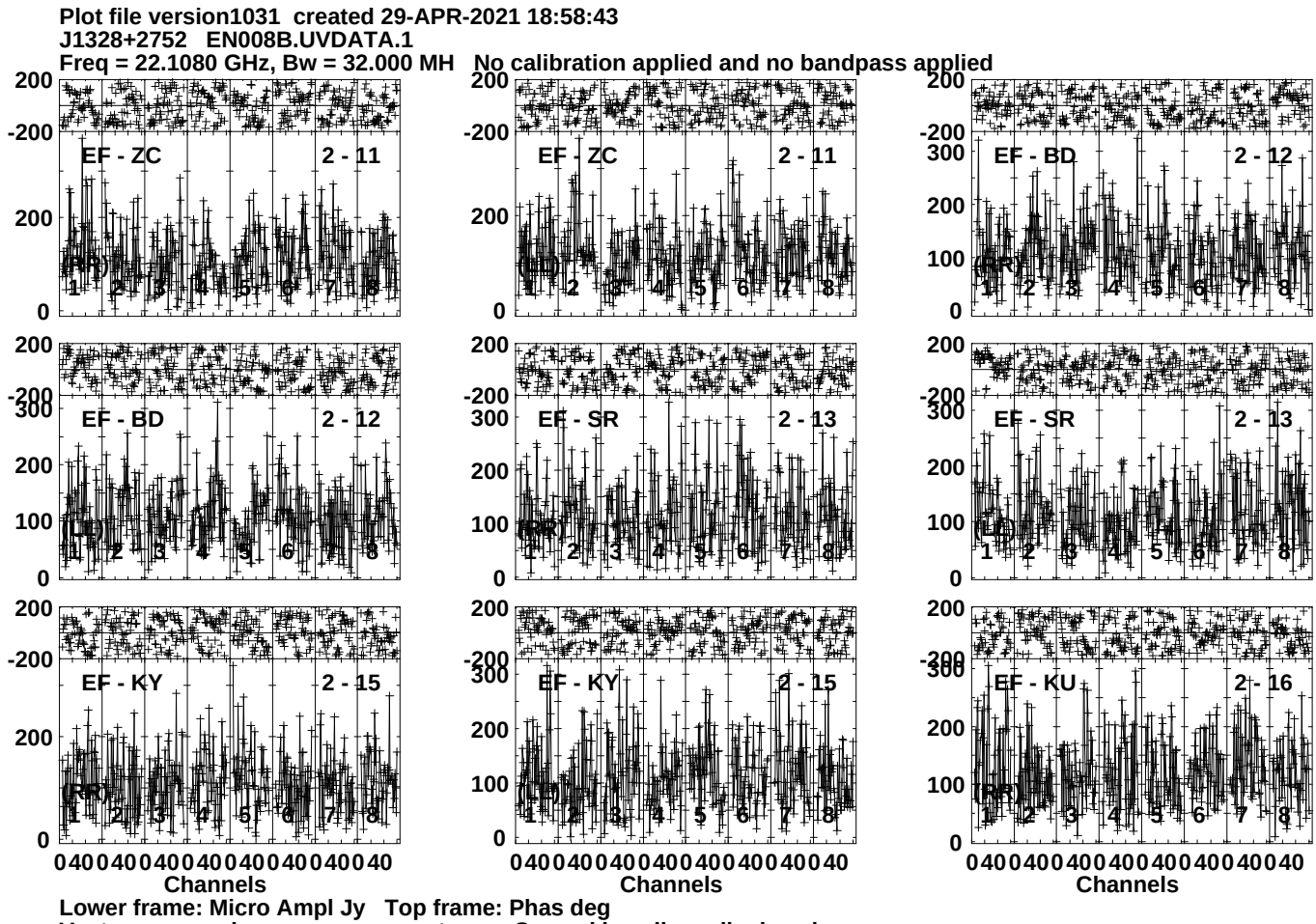
Plot file version1031 created 29-APR-2021 18:58:43
J1328+2752 EN008B.UVDATA.1
Freq = 22.1080 GHz, Bw = 32.000 MH No calibration applied and no bandpass applied
EF - ZC 2 - 11 (RR)
EF - ZC 2 - 11 (LL)
EF - BD 2 - 12 (RR)
EF - BD 2 - 12 (LL)
EF - SR 2 - 13 (RR)
EF - SR 2 - 13 (LL)
EF - KY 2 - 15 (RR)
EF - KY 2 - 15 (LL)
EF - KU 2 - 16 (RR)
Channels
Lower frame: Micro Ampl Jy Top frame: Phas deg
Vector averaged cross-power spectrum Several baselines displayed
Timerange: 00/23:32:41 to 00/23:34:39

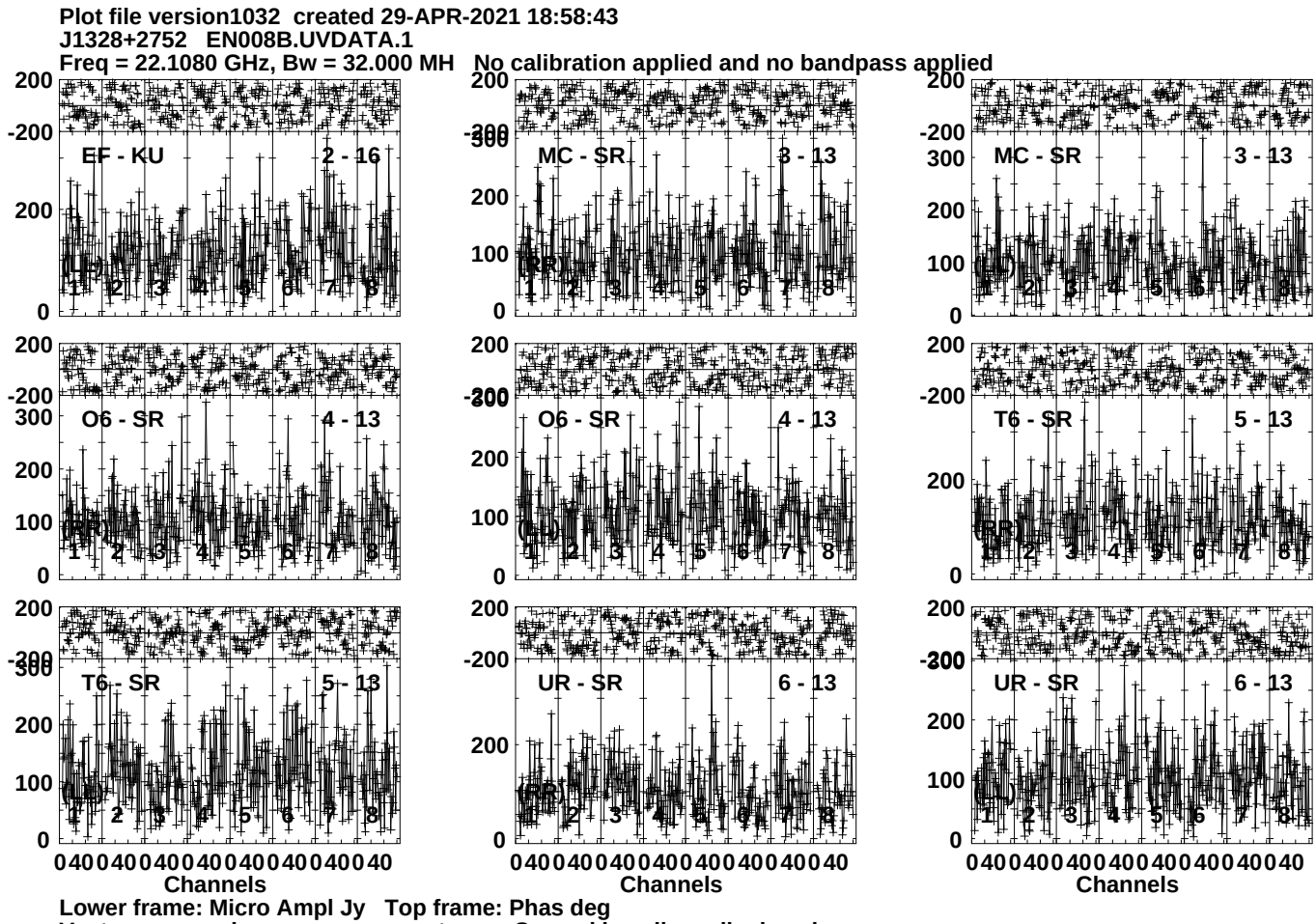

Lower frame: Micro Ampl Jy Top frame: Phas deg
Vector averaged cross-power spectrum Several baselines displayed
Timerange: 00/23:32:41 to 00/23:34:39

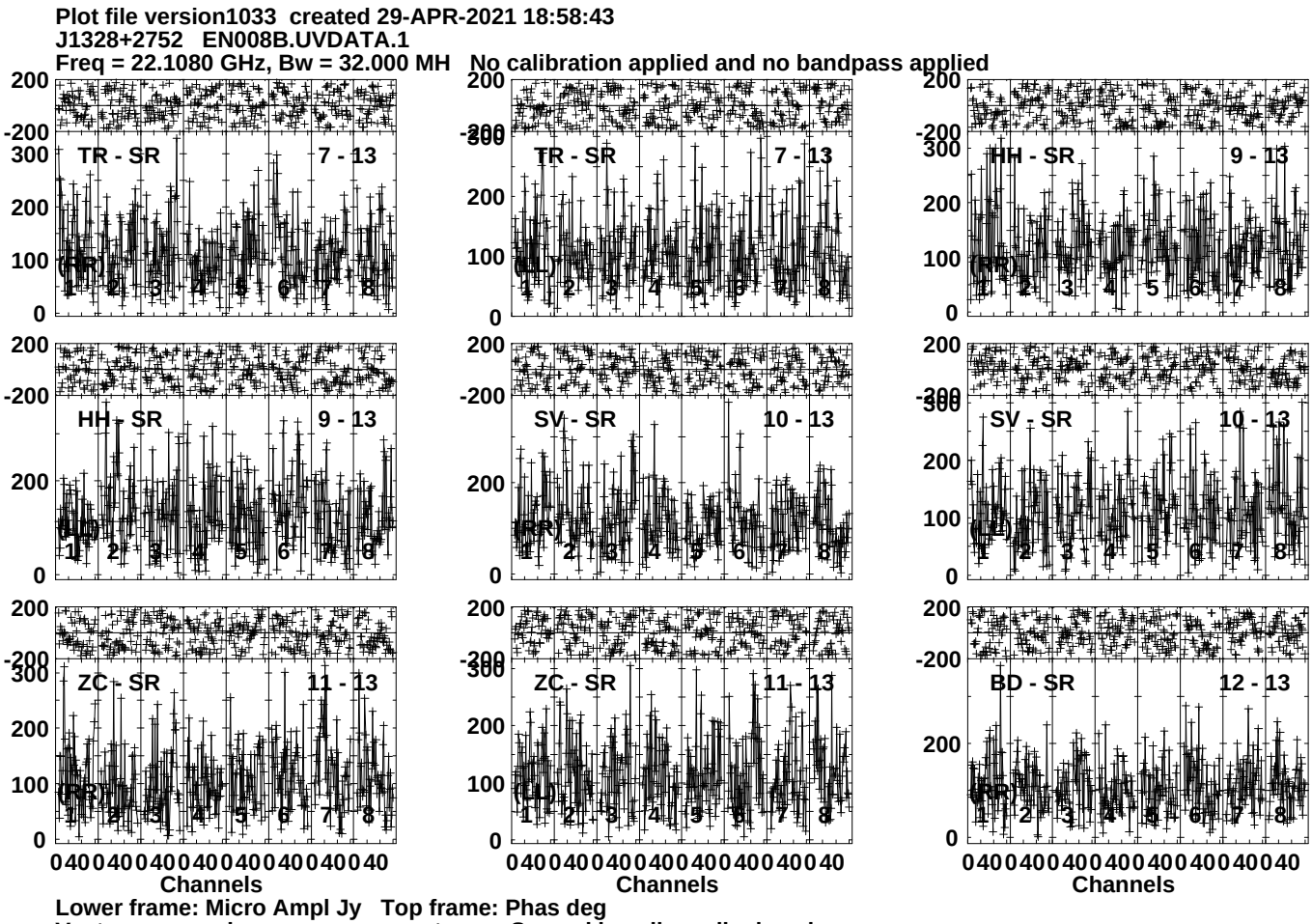
Plot file version1033 created 29-APR-2021 18:58:43
J1328+2752 EN008B.UVDATA.1
Freq = 22.1080 GHz, Bw = 32.000 MH No calibration applied and no bandpass applied
TR - SR 7 - 13
TR - SR 7 - 13
HH - SR 9 - 13
HH - SR 9 - 13
SV - SR 10 - 13
SV - SR 10 - 13
ZC - SR 11 - 13
ZC - SR 11 - 13
BD - SR 12 - 13
(RR)
(LL)
(RL)
(LR)
Channels
Lower frame: Micro Ampl Jy Top frame: Phas deg
Vector averaged cross-power spectrum Several baselines displayed
Timerange: 00/23:32:41 to 00/23:34:39

Plot file version1034 created 29-APR-2021 18:58:43
J1328+2752 EN008B.UVDATA.1
Freq = 22.1080 GHz, Bw = 32.000 MH No calibration applied and no bandpass applied

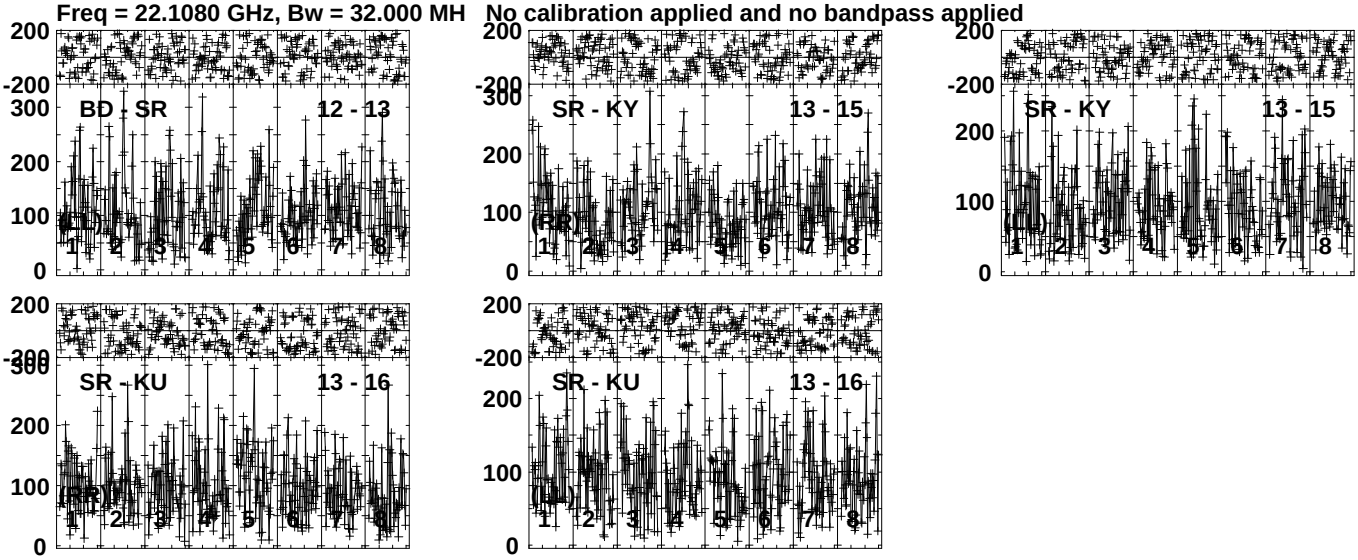

Lower frame: Micro Ampl Jy Top frame: Phas deg
Vector averaged cross-power spectrum Several baselines displayed
Timerange: 00/23:32:41 to 00/23:34:39

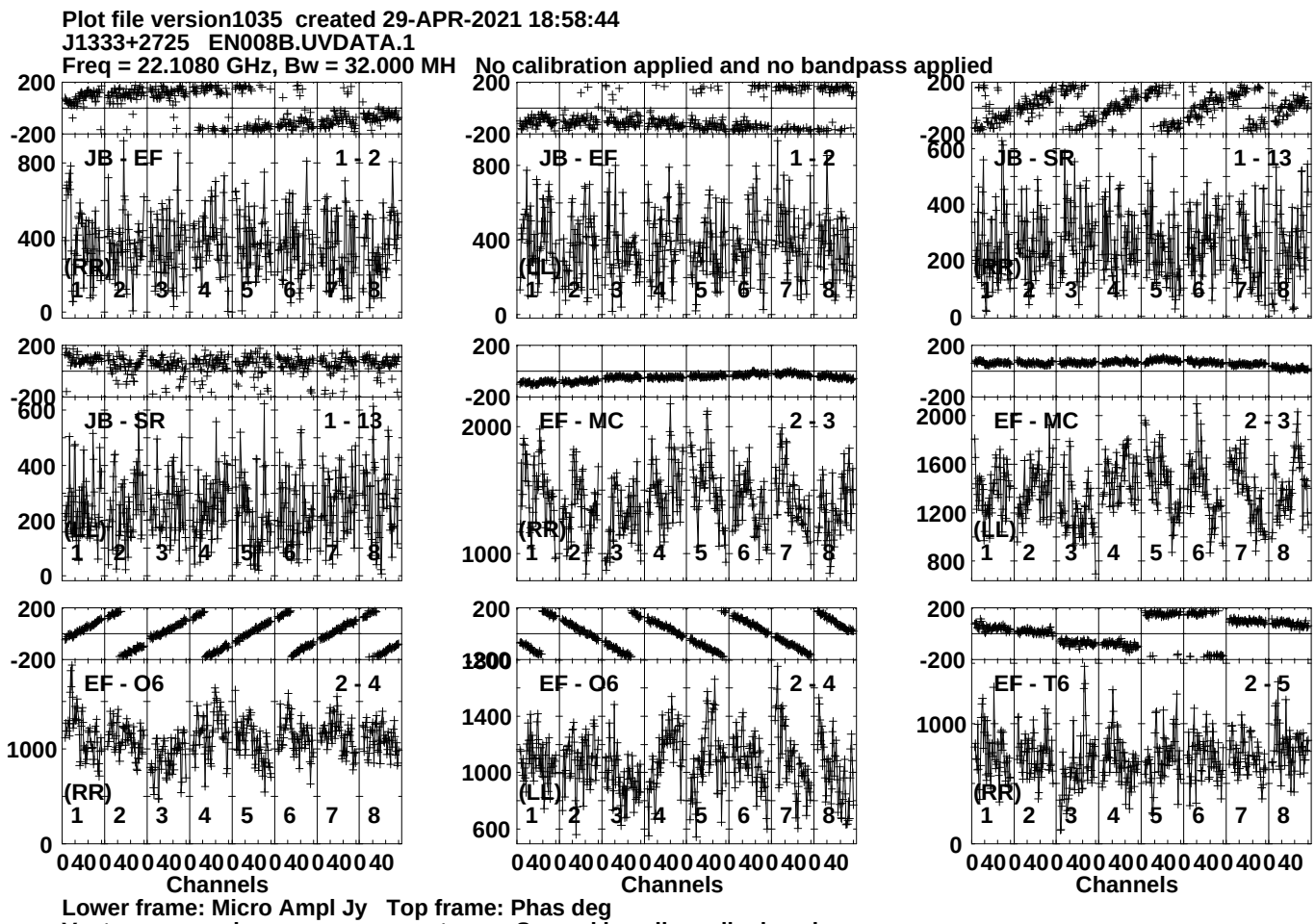
Plot file version1035 created 29-APR-2021 18:58:44
J1333+2725 EN008B.UVDATA.1
Freq = 22.1080 GHz, Bw = 32.000 MH No calibration applied and no bandpass applied
JB - EF 1 - 2
(RR)
JB - EF 1 - 2
(LL)
JB - SR 1 - 13
(RR)
JB - SR 1 - 13
(LL)
EF - MC 2 - 3
(RR)
EF - MC 2 - 3
(LL)
EF - O6 2 - 4
(RR)
EF - O6 2 - 4
(LL)
EF - T6 2 - 5
(RR)
Channels
Channels
Channels
Lower frame: Micro Ampl Jy Top frame: Phas deg
Vector averaged cross-power spectrum Several baselines displayed
Timerange: 00/23:34:41 to 00/23:35:39

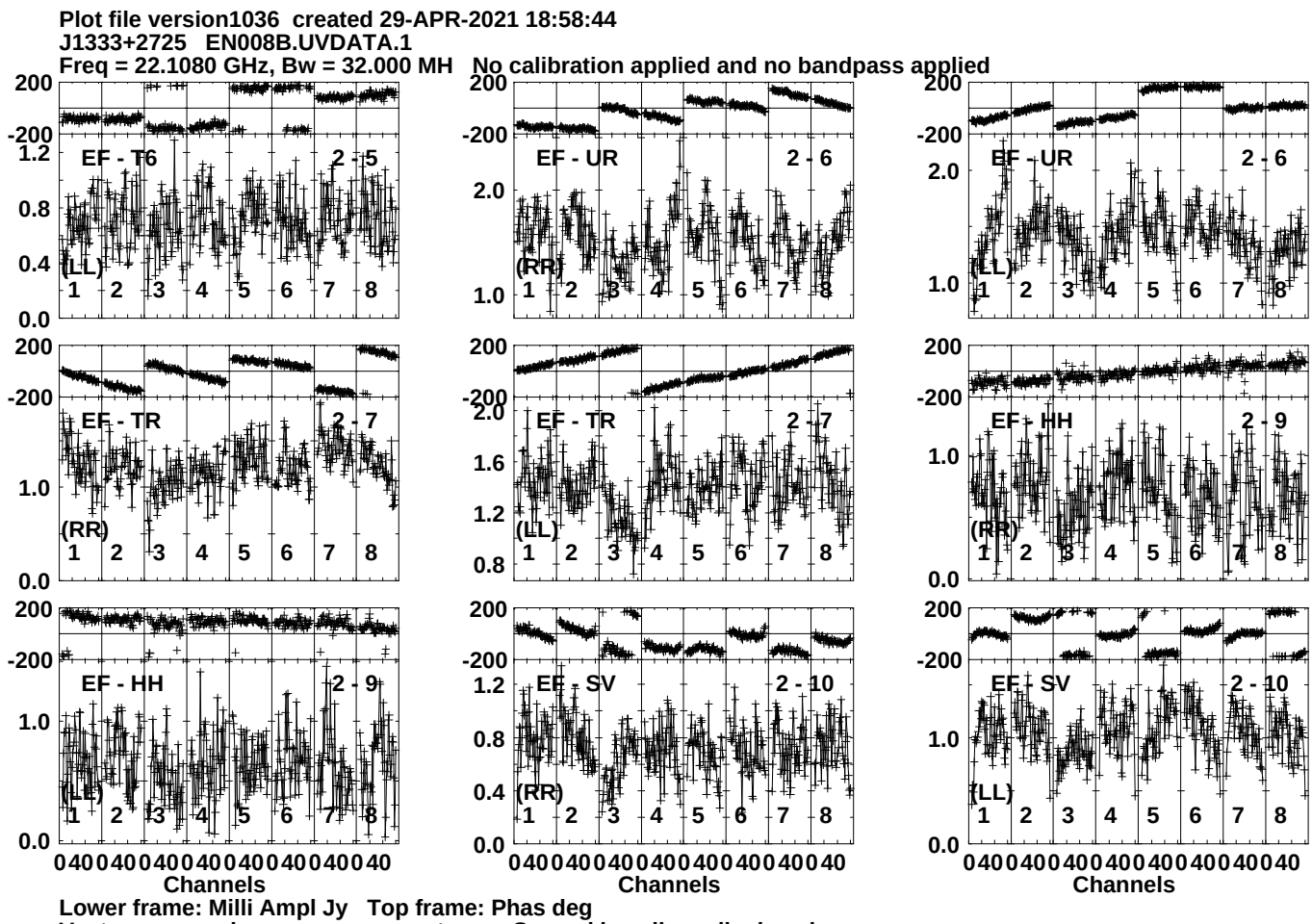
Plot file version1036 created 29-APR-2021 18:58:44
J1333+2725 EN008B.UVDATA.1
Freq = 22.1080 GHz, Bw = 32.000 MH No calibration applied and no bandpass applied
EF - T6 2 - 5
EF - UR 2 - 6
EF - UR 2 - 6
EF - TR 2 - 7
EF - TR 2 - 7
EF - HH 2 - 9
EF - HH 2 - 9
EF - SV 2 - 10
EF - SV 2 - 10
(LL)
(RR)
(LL)
(RR)
(LL)
(RR)
(LL)
(RR)
(LL)
Channels
Channels
Channels
Lower frame: Milli Ampl Jy Top frame: Phas deg
Vector averaged cross-power spectrum Several baselines displayed
Timerange: 00/23:34:41 to 00/23:35:39

Plot file version1037 created 29-APR-2021 18:58:44
J1333+2725 EN008B.UVDATA.1
Freq = 22.1080 GHz, Bw = 32.000 MH No calibration applied and no bandpass applied

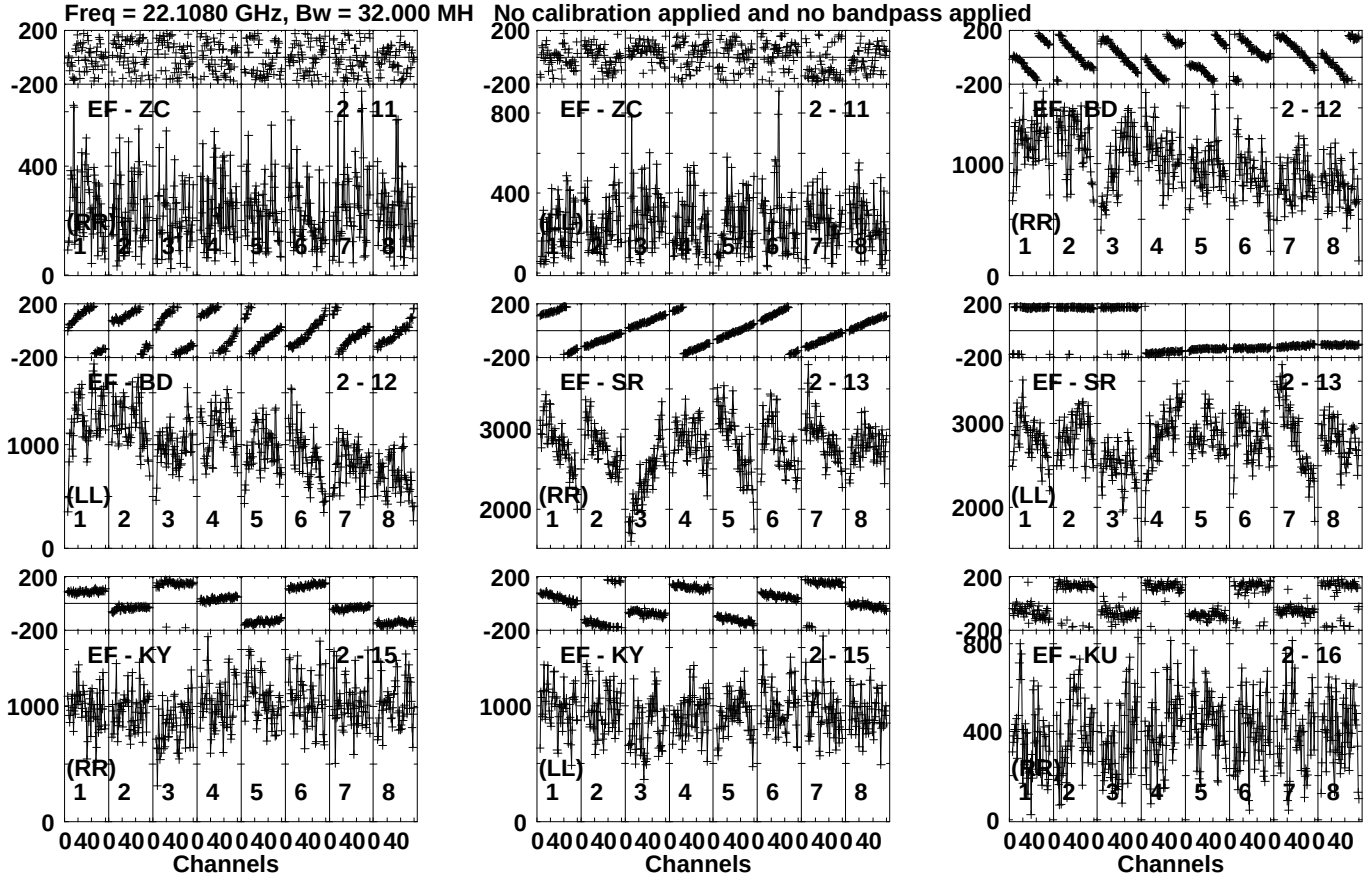

Lower frame: Micro Ampl Jy Top frame: Phas deg
Vector averaged cross-power spectrum Several baselines displayed
Timerange: 00/23:34:41 to 00/23:35:39

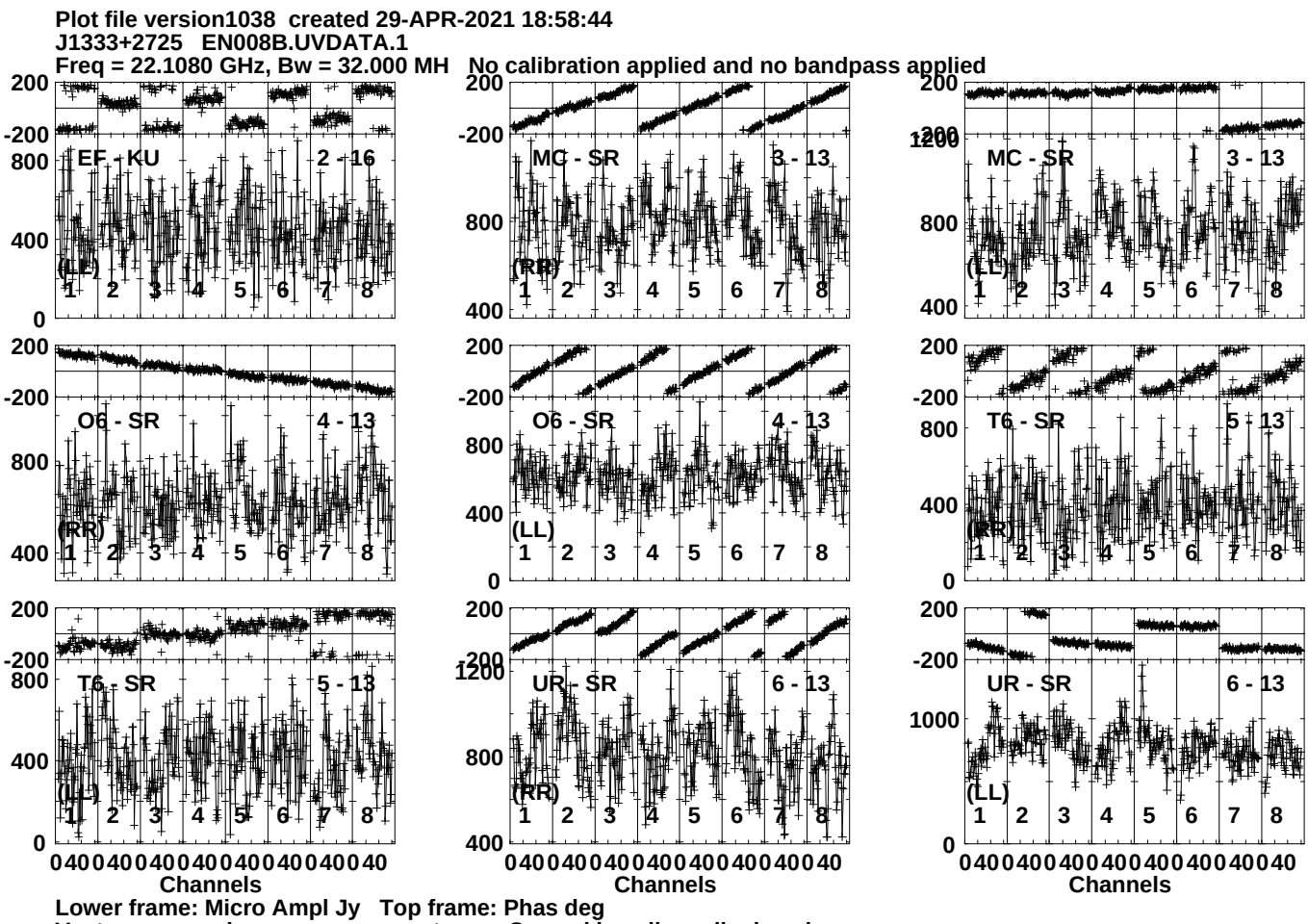
Plot file version1038 created 29-APR-2021 18:58:44
J1333+2725 EN008B.UVDATA.1
Freq = 22.1080 GHz, Bw = 32.000 MH No calibration applied and no bandpass applied
EF - KU 2 - 16
(LL)
MC - SR 3 - 13
(RR)
MC - SR 3 - 13
(LL)
O6 - SR 4 - 13
(RR)
O6 - SR 4 - 13
(LL)
T6 - SR 5 - 13
(RR)
T6 - SR 5 - 13
(LL)
UR - SR 6 - 13
(RR)
UR - SR 6 - 13
(LL)
Channels
Channels
Channels
Lower frame: Micro Ampl Jy Top frame: Phas deg
Vector averaged cross-power spectrum Several baselines displayed
Timerange: 00/23:34:41 to 00/23:35:39

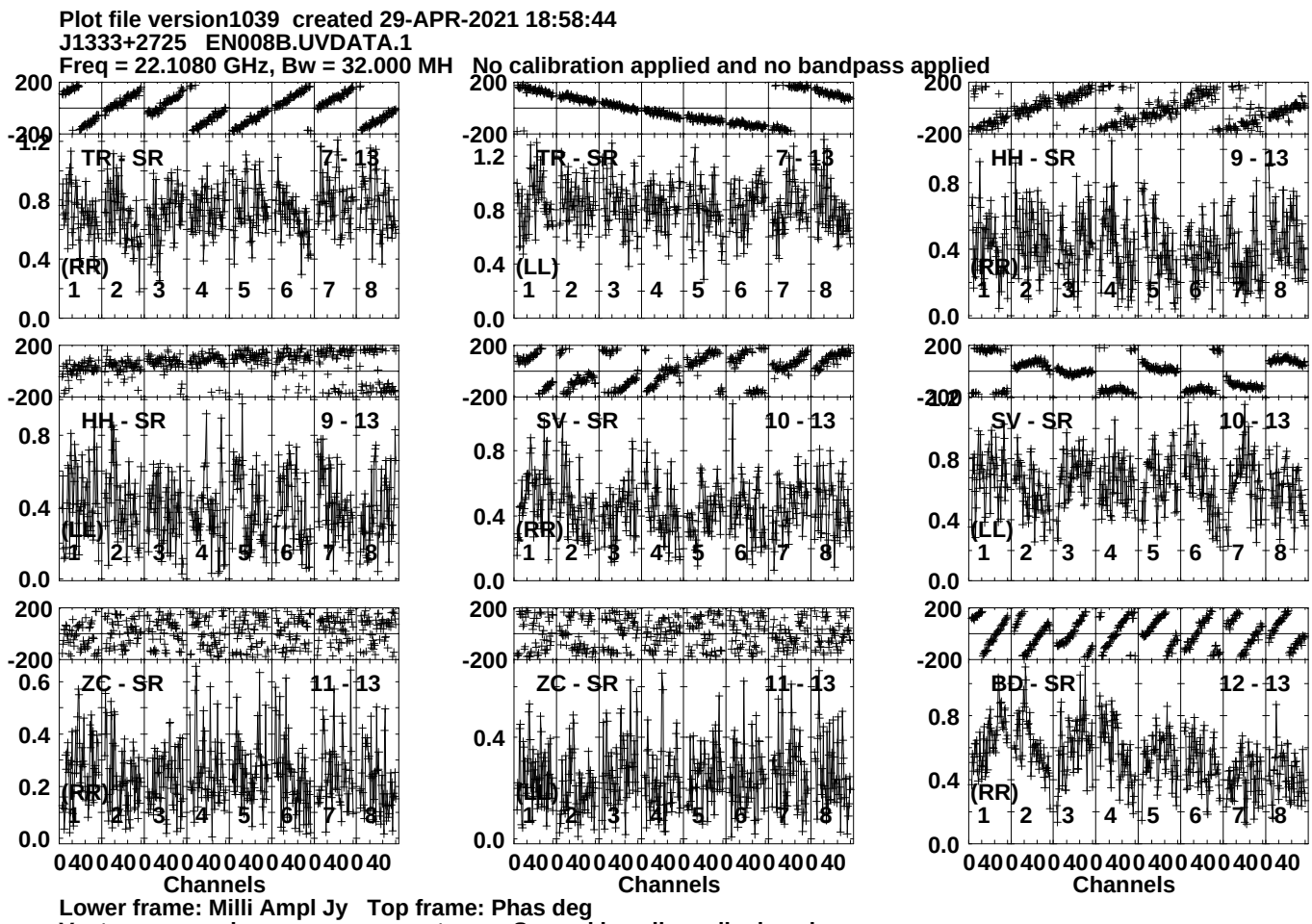
Plot file version1039 created 29-APR-2021 18:58:44
J1333+2725 EN008B.UVDATA.1
Freq = 22.1080 GHz, Bw = 32.000 MH No calibration applied and no bandpass applied
TR - SR 7 - 13
(RR)
TR - SR 7 - 13
(LL)
HH - SR 9 - 13
(RR)
HH - SR 9 - 13
(LL)
SV - SR 10 - 13
(RR)
SV - SR 10 - 13
(LL)
ZC - SR 11 - 13
(RR)
ZC - SR 11 - 13
(LL)
BD - SR 12 - 13
(RR)
Channels
Channels
Channels
Lower frame: Milli Ampl Jy Top frame: Phas deg
Vector averaged cross-power spectrum Several baselines displayed
Timerange: 00/23:34:41 to 00/23:35:39

Plot file version1040 created 29-APR-2021 18:58:44
J1333+2725 EN008B.UVDATA.1
Freq = 22.1080 GHz, Bw = 32.000 MH No calibration applied and no bandpass applied

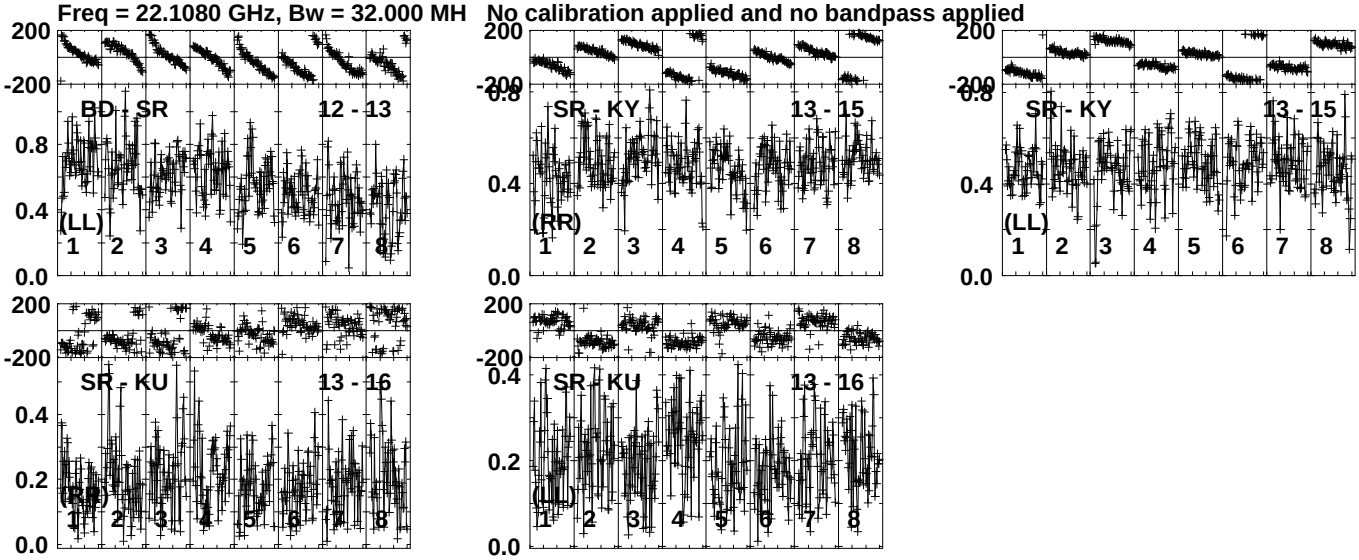

Lower frame: Milli Ampl Jy Top frame: Phas deg
Vector averaged cross-power spectrum Several baselines displayed
Timerange: 00/23:34:41 to 00/23:35:39

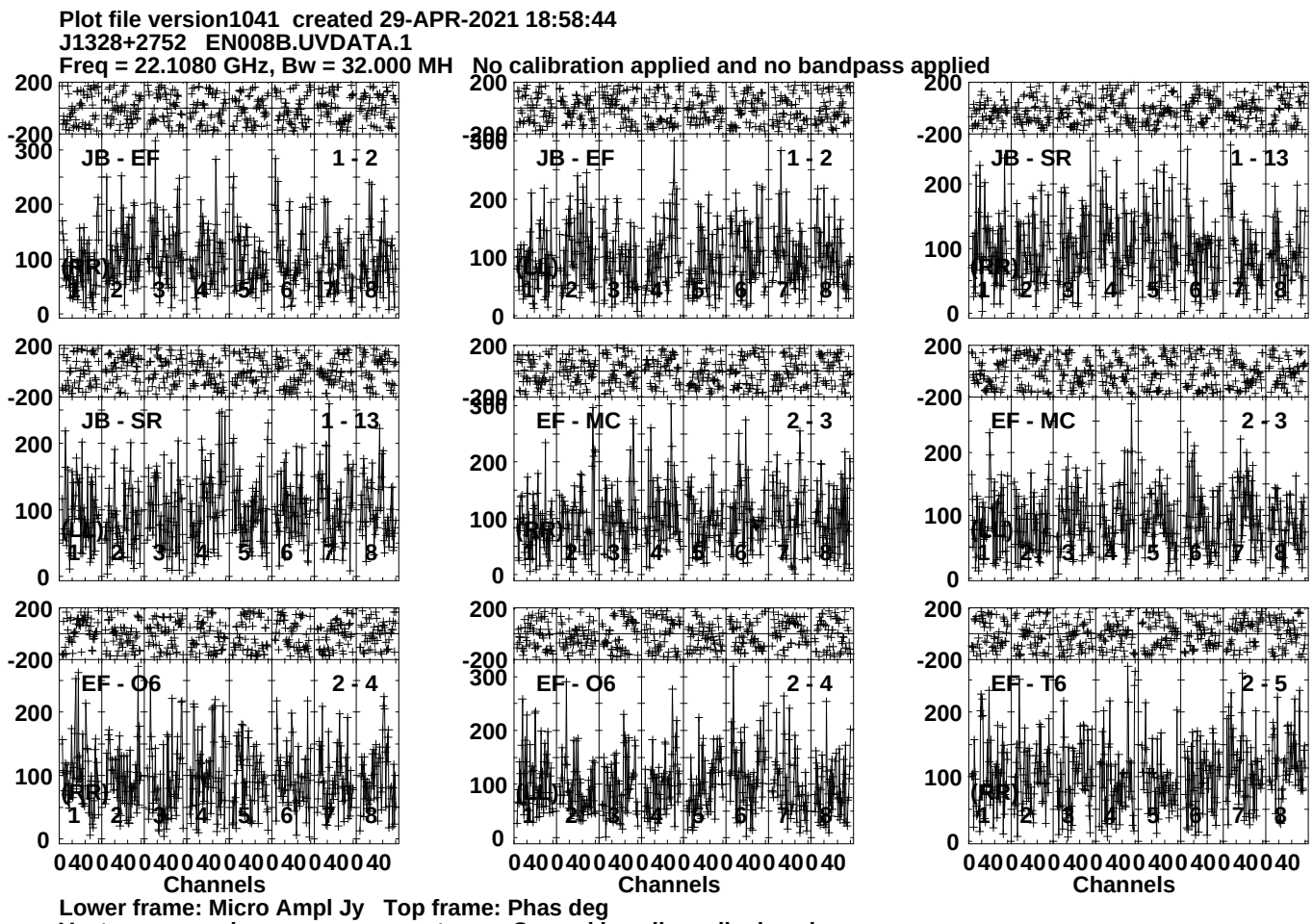
Plot file version1041 created 29-APR-2021 18:58:44
J1328+2752 EN008B.UVDATA.1
Freq = 22.1080 GHz, Bw = 32.000 MH No calibration applied and no bandpass applied
JB - EF 1 - 2
JB - SR 1 - 13
EF - MC 2 - 3
EF - O6 2 - 4
EF - T6 2 - 5
(LL)
(RR)
Channels
Lower frame: Micro Ampl Jy Top frame: Phas deg
Vector averaged cross-power spectrum Several baselines displayed
Timerange: 00/23:36:21 to 00/23:38:19

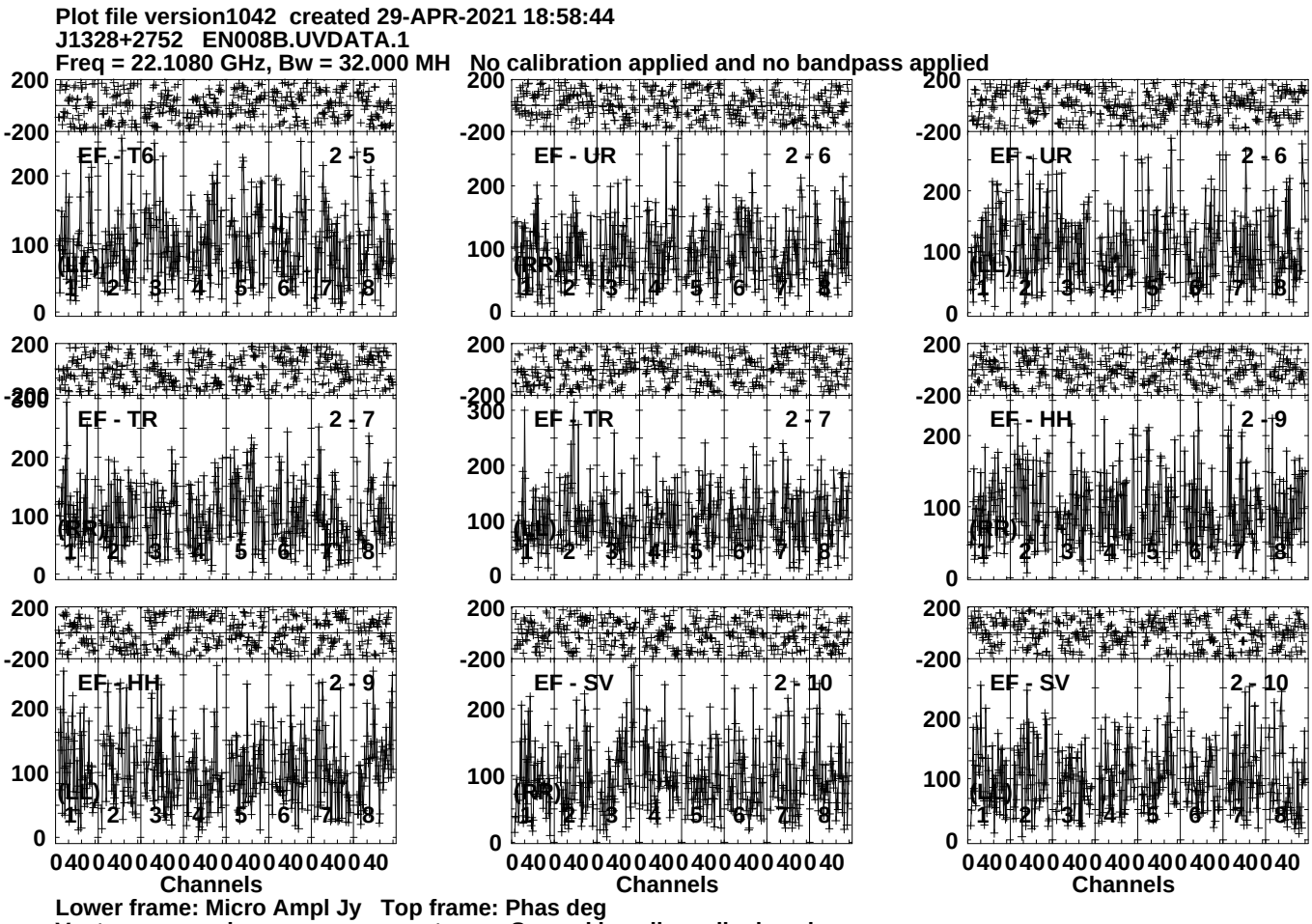
Plot file version1042 created 29-APR-2021 18:58:44
J1328+2752 EN008B.UVDATA.1
Freq = 22.1080 GHz, Bw = 32.000 MH No calibration applied and no bandpass applied
EF - T6 2 - 5
EF - UR 2 - 6
EF - UR 2 - 6
EF - TR 2 - 7
EF - TR 2 - 7
EF - HH 2 - 9
EF - HH 2 - 9
EF - SV 2 - 10
EF - SV 2 - 10
Channels
Channels
Channels
Lower frame: Micro Ampl Jy Top frame: Phas deg
Vector averaged cross-power spectrum Several baselines displayed
Timerange: 00/23:36:21 to 00/23:38:19

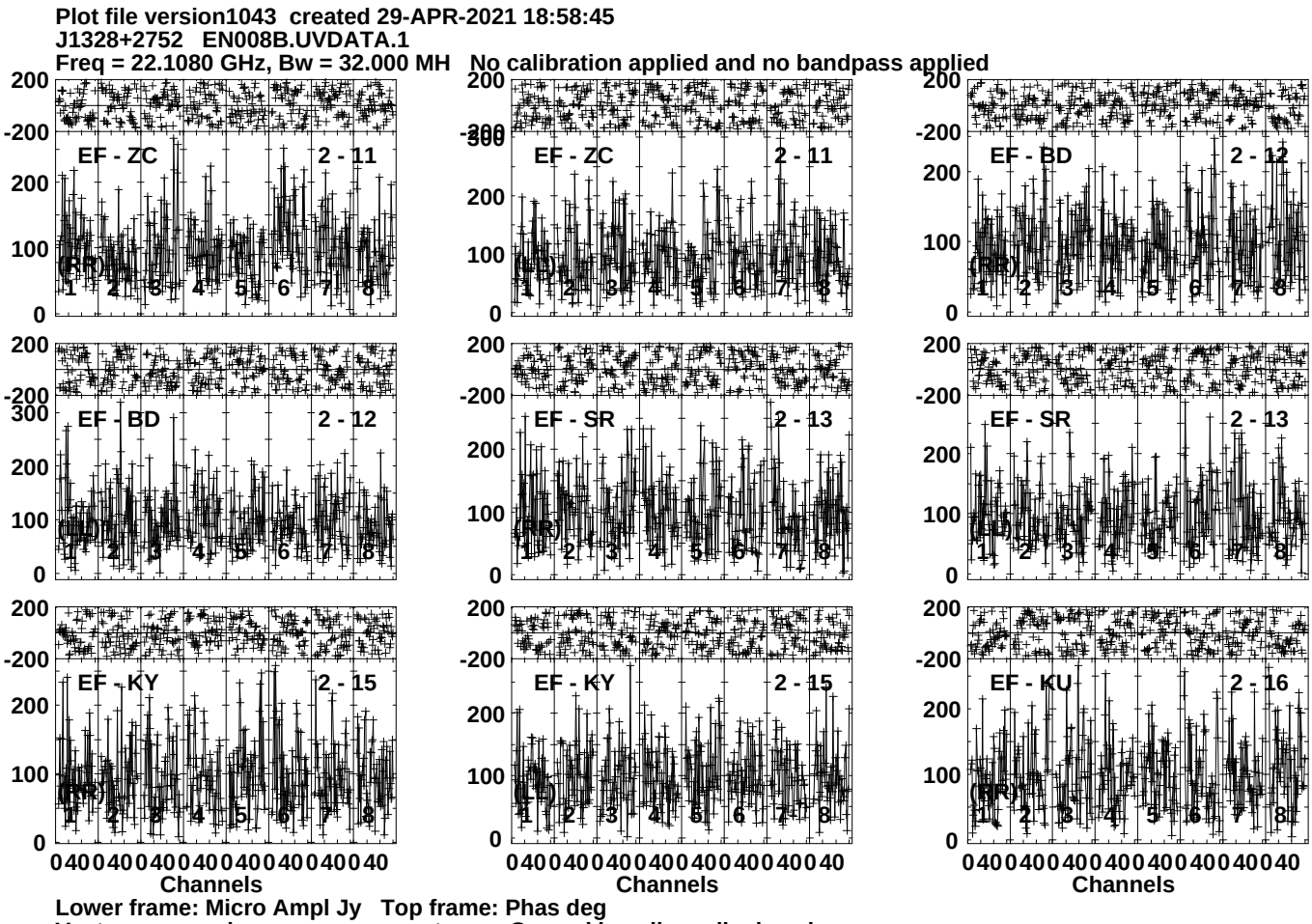
Plot file version1043 created 29-APR-2021 18:58:45
J1328+2752 EN008B.UVDATA.1
Freq = 22.1080 GHz, Bw = 32.000 MH No calibration applied and no bandpass applied
EF - ZC 2 - 11
EF - ZC 2 - 11
EF - BD 2 - 12
EF - BD 2 - 12
EF - SR 2 - 13
EF - SR 2 - 13
EF - KY 2 - 15
EF - KY 2 - 15
EF - KU 2 - 16
(RR)
(LL)
Channels
Lower frame: Micro Ampl Jy Top frame: Phas deg
Vector averaged cross-power spectrum Several baselines displayed
Timerange: 00/23:36:21 to 00/23:38:19

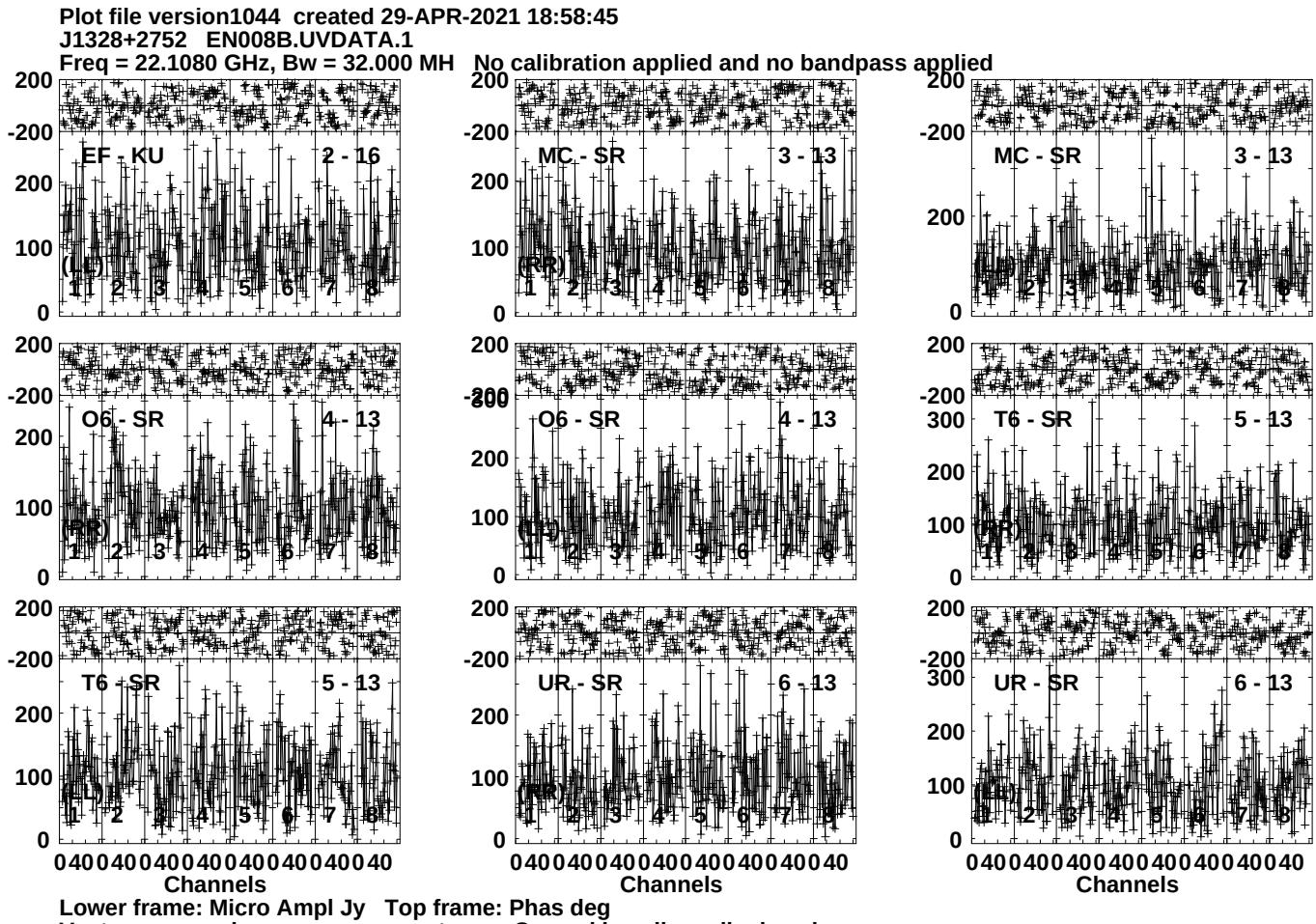
Plot file version1044 created 29-APR-2021 18:58:45
J1328+2752 EN008B.UVDATA.1
Freq = 22.1080 GHz, Bw = 32.000 MH No calibration applied and no bandpass applied
EF - KU 2 - 16
MC - SR 3 - 13
MC - SR 3 - 13
O6 - SR 4 - 13
O6 - SR 4 - 13
T6 - SR 5 - 13
T6 - SR 5 - 13
UR - SR 6 - 13
UR - SR 6 - 13
(LL)
(RR)
(RR)
(RR)
(LL)
(RR)
(LL)
(RR)
(LL)
200
-200
100
0
300
1 2 3 4 5 6 7 8
0 40 0 40 0 40 0 40 0 40 0 40 0 40 0 40
Channels
Lower frame: Micro Ampl Jy Top frame: Phas deg
Vector averaged cross-power spectrum Several baselines displayed
Timerange: 00/23:36:21 to 00/23:38:19

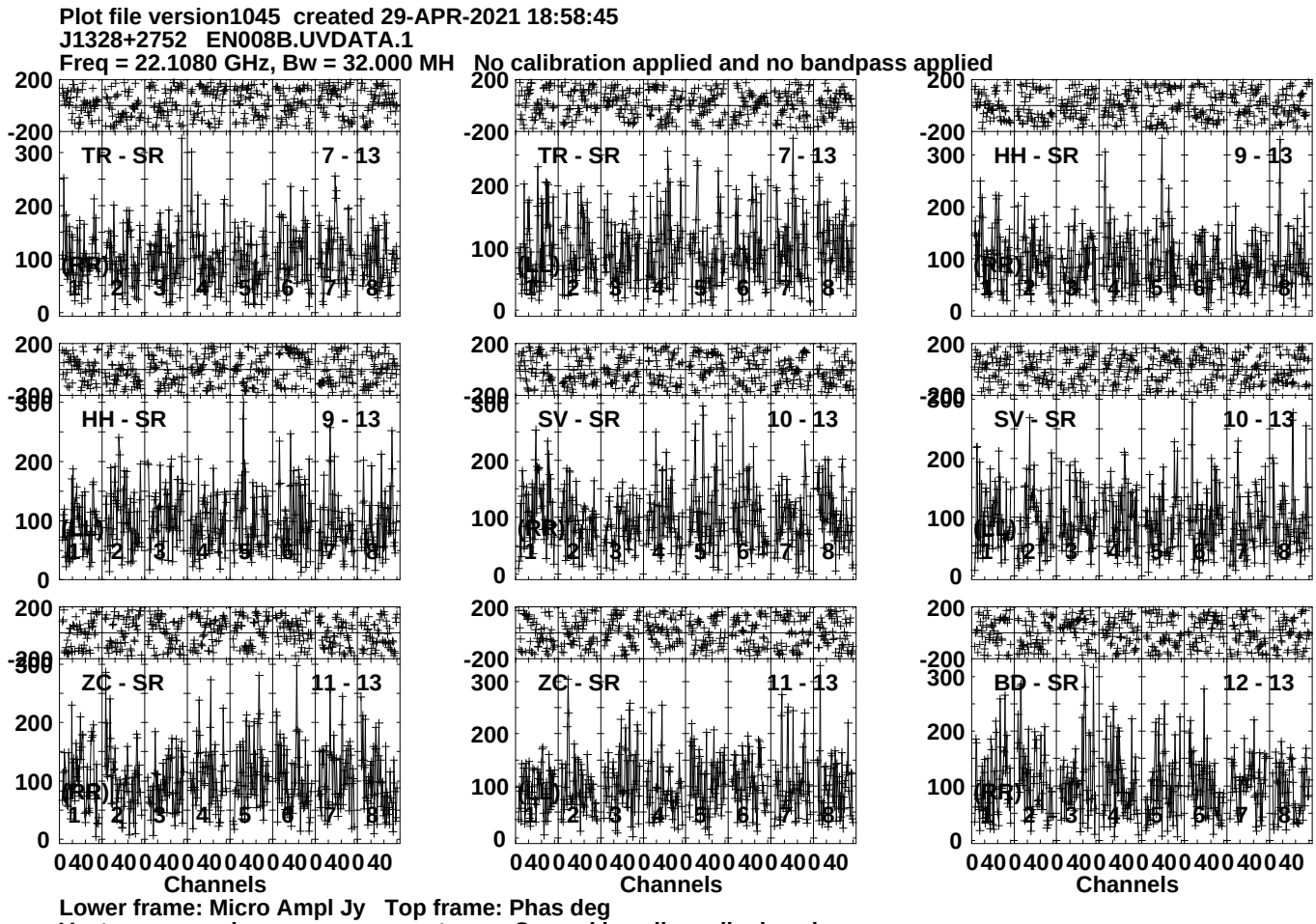
Plot file version1045 created 29-APR-2021 18:58:45
J1328+2752 EN008B.UVDATA.1
Freq = 22.1080 GHz, Bw = 32.000 MH No calibration applied and no bandpass applied
TR - SR 7 - 13
TR - SR 7 - 13
HH - SR 9 - 13
HH - SR 9 - 13
SV - SR 10 - 13
SV - SR 10 - 13
ZC - SR 11 - 13
ZC - SR 11 - 13
BD - SR 12 - 13
(RR)
(LL)
Channels
Lower frame: Micro Ampl Jy Top frame: Phas deg
Vector averaged cross-power spectrum Several baselines displayed
Timerange: 00/23:36:21 to 00/23:38:19

Plot file version1046 created 29-APR-2021 18:58:45
J1328+2752 EN008B.UVDATA.1
Freq = 22.1080 GHz, Bw = 32.000 MH No calibration applied and no bandpass applied

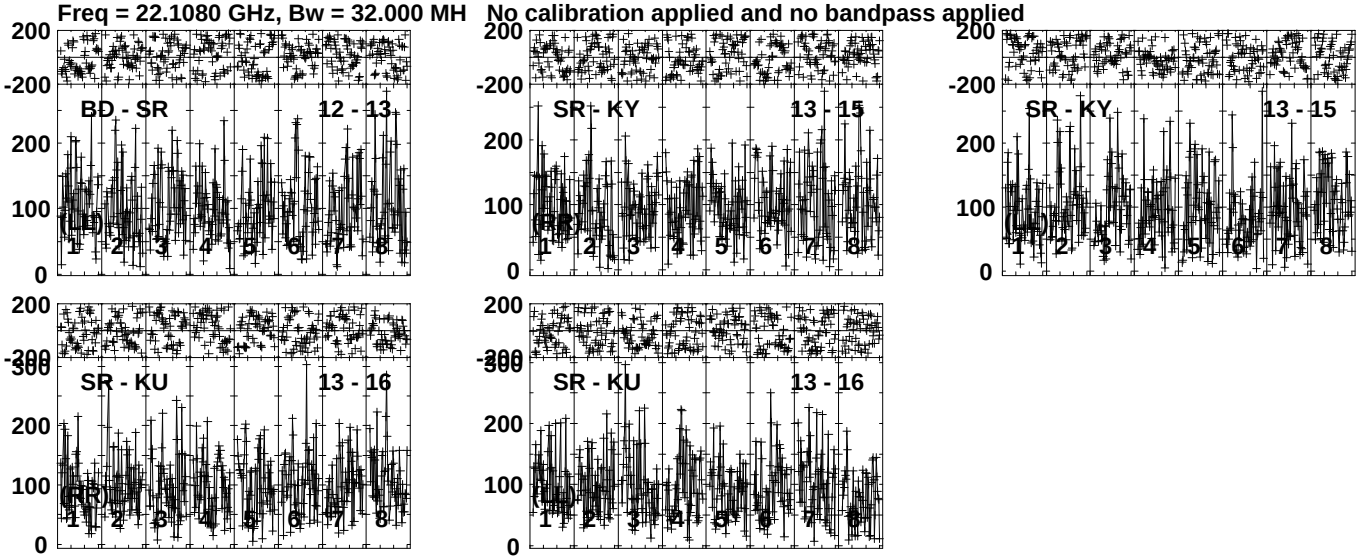

Lower frame: Micro Ampl Jy Top frame: Phas deg
Vector averaged cross-power spectrum Several baselines displayed
Timerange: 00/23:36:21 to 00/23:38:19

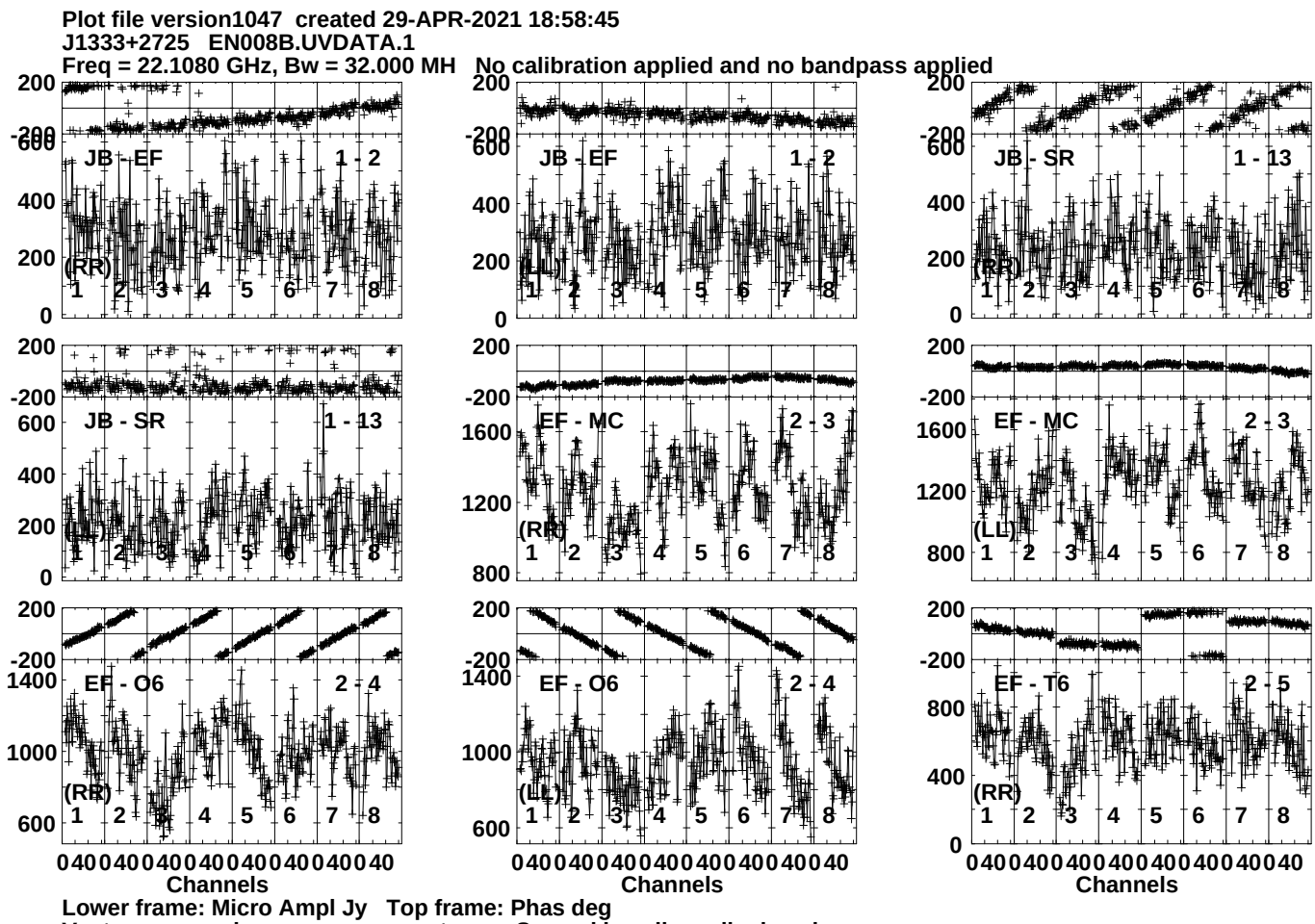
Plot file version1047 created 29-APR-2021 18:58:45
J1333+2725 EN008B.UVDATA.1
Freq = 22.1080 GHz, Bw = 32.000 MH No calibration applied and no bandpass applied
JB - EF 1 - 2
(RR)
JB - EF 1 - 2
(LL)
JB - SR 1 - 13
(RR)
JB - SR 1 - 13
(LL)
EF - MC 2 - 3
(RR)
EF - MC 2 - 3
(LL)
EF - O6 2 - 4
(RR)
EF - O6 2 - 4
(LL)
EF - T6 2 - 5
(RR)
Channels
Channels
Channels
Lower frame: Micro Ampl Jy Top frame: Phas deg
Vector averaged cross-power spectrum Several baselines displayed
Timerange: 00/23:38:51 to 00/23:39:49

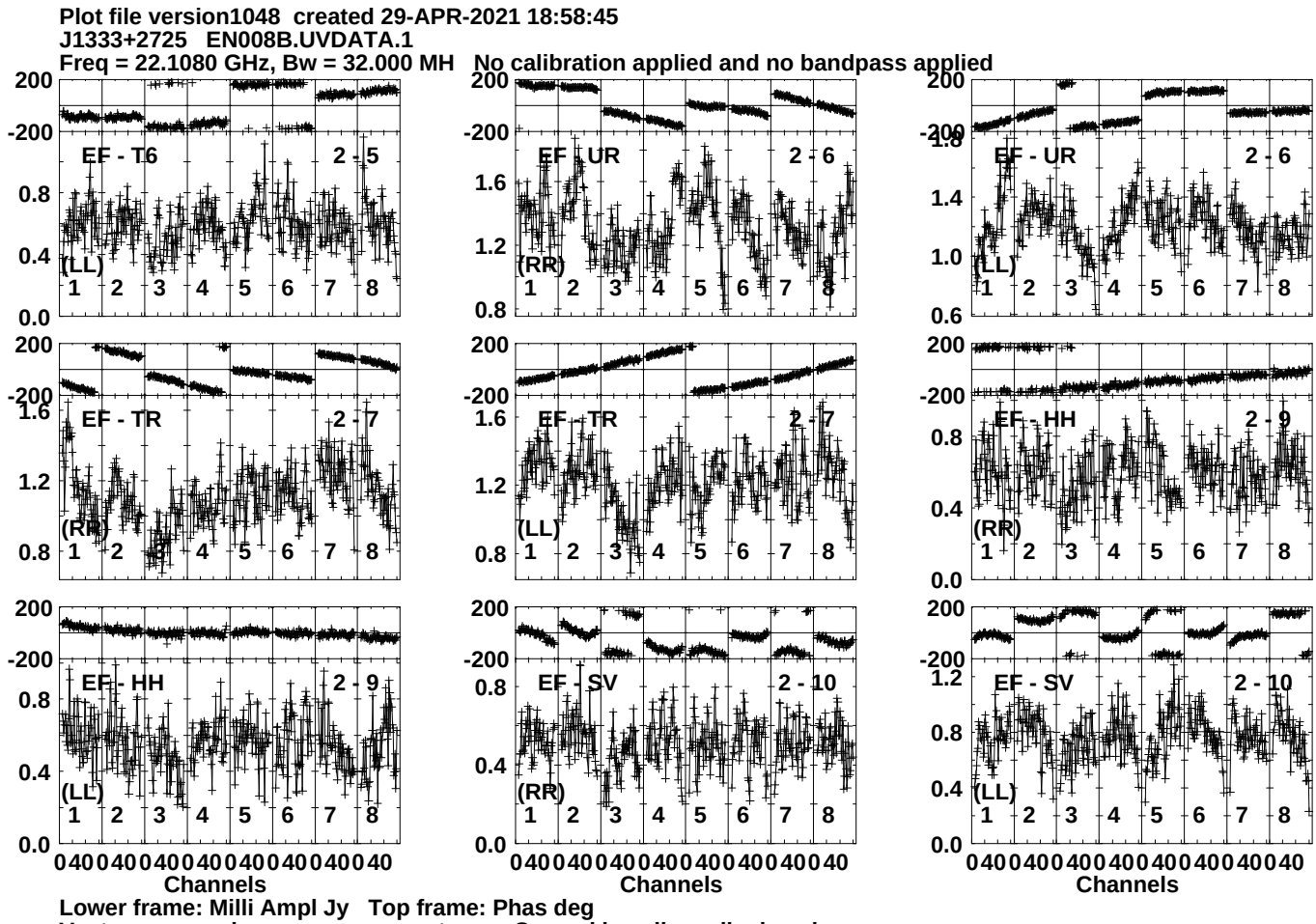
Plot file version1048 created 29-APR-2021 18:58:45
J1333+2725 EN008B.UVDATA.1
Freq = 22.1080 GHz, Bw = 32.000 MH No calibration applied and no bandpass applied
EF - T6 2 - 5
EF - UR 2 - 6
EF - UR 2 - 6
EF - TR 2 - 7
EF - TR 2 - 7
EF - HH 2 - 9
EF - HH 2 - 9
EF - SV 2 - 10
EF - SV 2 - 10
(LL)
(RR)
Channels
Lower frame: Milli Ampl Jy Top frame: Phas deg
Vector averaged cross-power spectrum Several baselines displayed
Timerange: 00/23:38:51 to 00/23:39:49

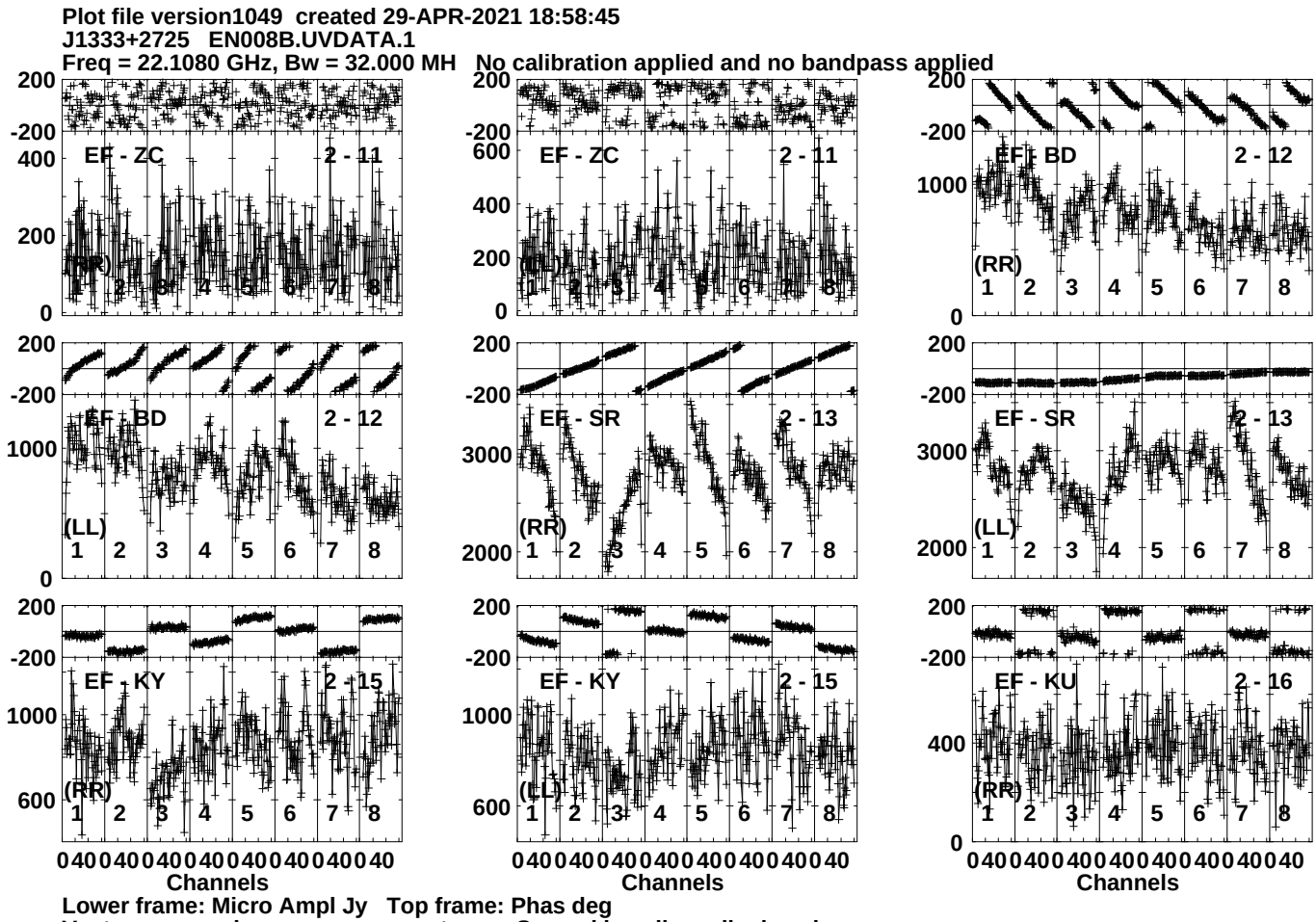
Plot file version1049 created 29-APR-2021 18:58:45
J1333+2725 EN008B.UVDATA.1
Freq = 22.1080 GHz, Bw = 32.000 MH No calibration applied and no bandpass applied
EF - ZC 2 - 11
EF - ZC 2 - 11
EF - BD 2 - 12
EF - BD 2 - 12
EF - SR 2 - 13
EF - SR 2 - 13
EF - KY 2 - 15
EF - KY 2 - 15
EF - KU 2 - 16
(RR)
(LL)
1 2 3 4 5 6 7 8
Channels
Lower frame: Micro Ampl Jy Top frame: Phas deg
Vector averaged cross-power spectrum Several baselines displayed
Timerange: 00/23:38:51 to 00/23:39:49

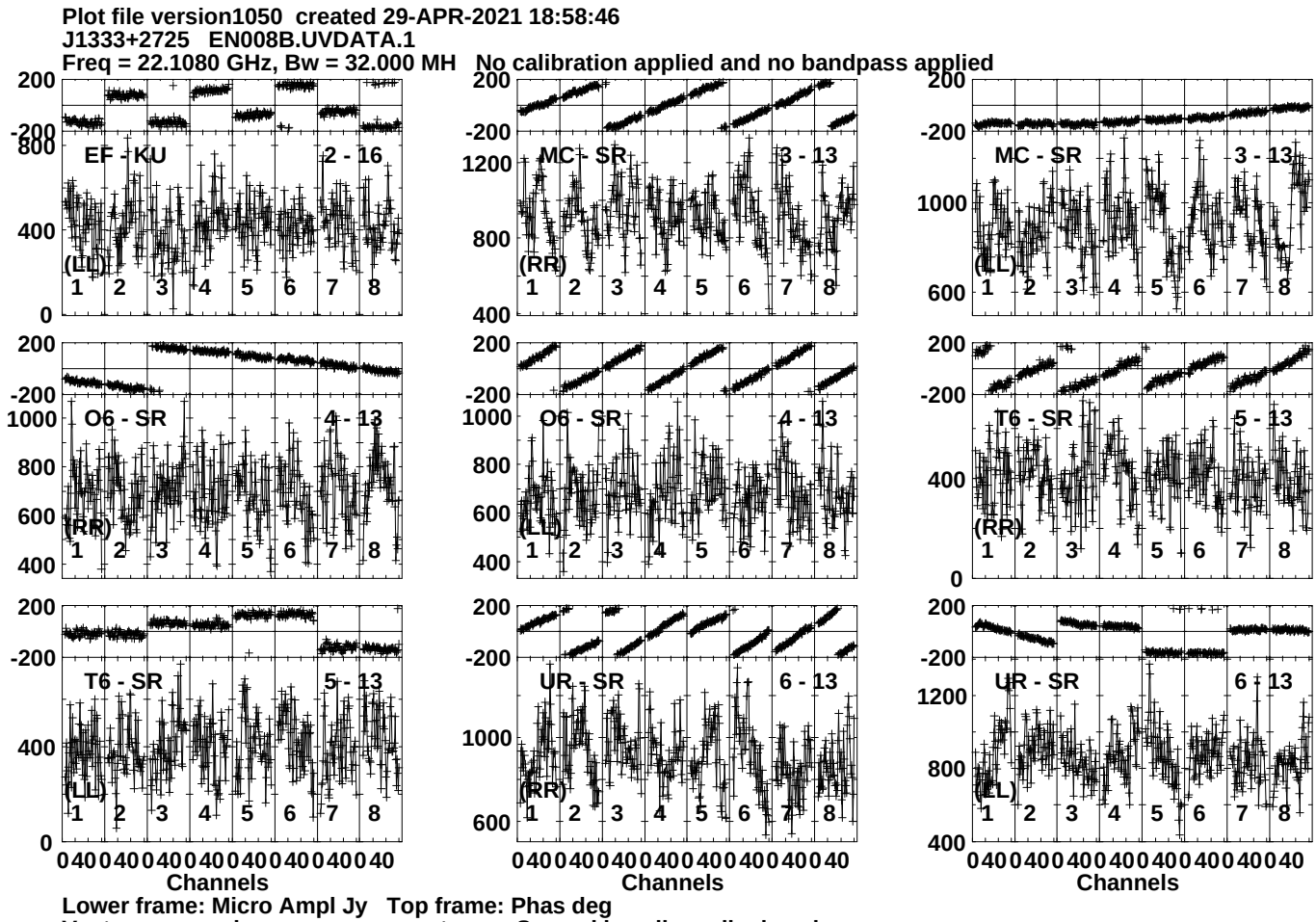
Plot file version1050 created 29-APR-2021 18:58:46
J1333+2725 EN008B.UVDATA.1
Freq = 22.1080 GHz, Bw = 32.000 MH No calibration applied and no bandpass applied
EF - KU 2 - 16
(LL)
MC - SR 3 - 13
(RR)
MC - SR 3 - 13
(LL)
O6 - SR 4 - 13
(RR)
O6 - SR 4 - 13
(LL)
T6 - SR 5 - 13
(RR)
T6 - SR 5 - 13
(LL)
UR - SR 6 - 13
(RR)
UR - SR 6 - 13
(LL)
Channels
Channels
Channels
Lower frame: Micro Ampl Jy Top frame: Phas deg
Vector averaged cross-power spectrum Several baselines displayed
Timerange: 00/23:38:51 to 00/23:39:49

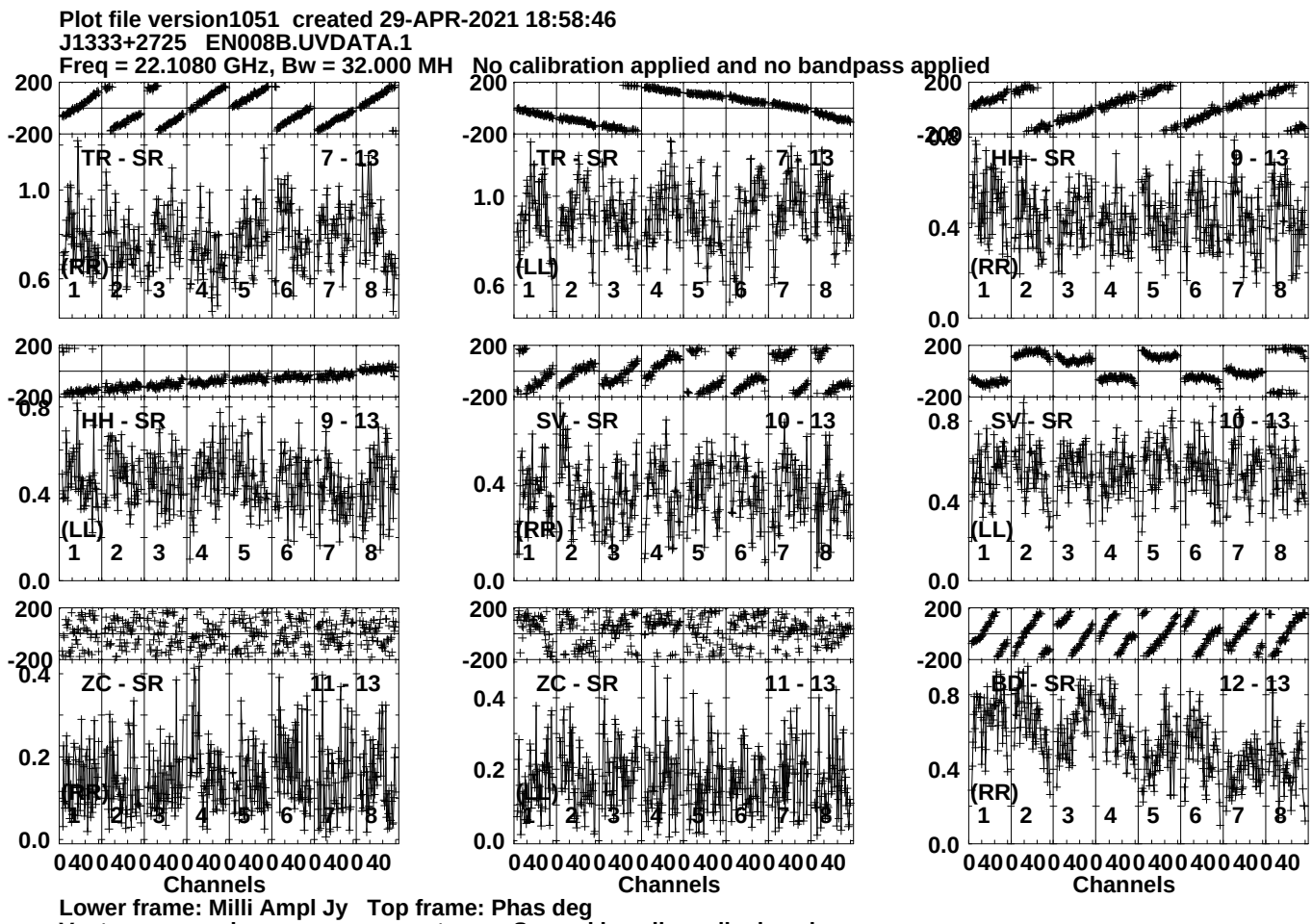
Plot file version1051 created 29-APR-2021 18:58:46
J1333+2725 EN008B.UVDATA.1
Freq = 22.1080 GHz, Bw = 32.000 MH No calibration applied and no bandpass applied
TR - SR 7 - 13
(RR)
TR - SR 7 - 13
(LL)
HH - SR 9 - 13
(RR)
HH - SR 9 - 13
(LL)
SV - SR 10 - 13
(RR)
SV - SR 10 - 13
(LL)
ZC - SR 11 - 13
(RR)
ZC - SR 11 - 13
(LL)
GD - SR 12 - 13
(RR)
Channels
Channels
Channels
Lower frame: Milli Ampl Jy Top frame: Phas deg
Vector averaged cross-power spectrum Several baselines displayed
Timerange: 00/23:38:51 to 00/23:39:49

Plot file version1052 created 29-APR-2021 18:58:46
J1333+2725 EN008B.UVDATA.1
Freq = 22.1080 GHz, Bw = 32.000 MH No calibration applied and no bandpass applied

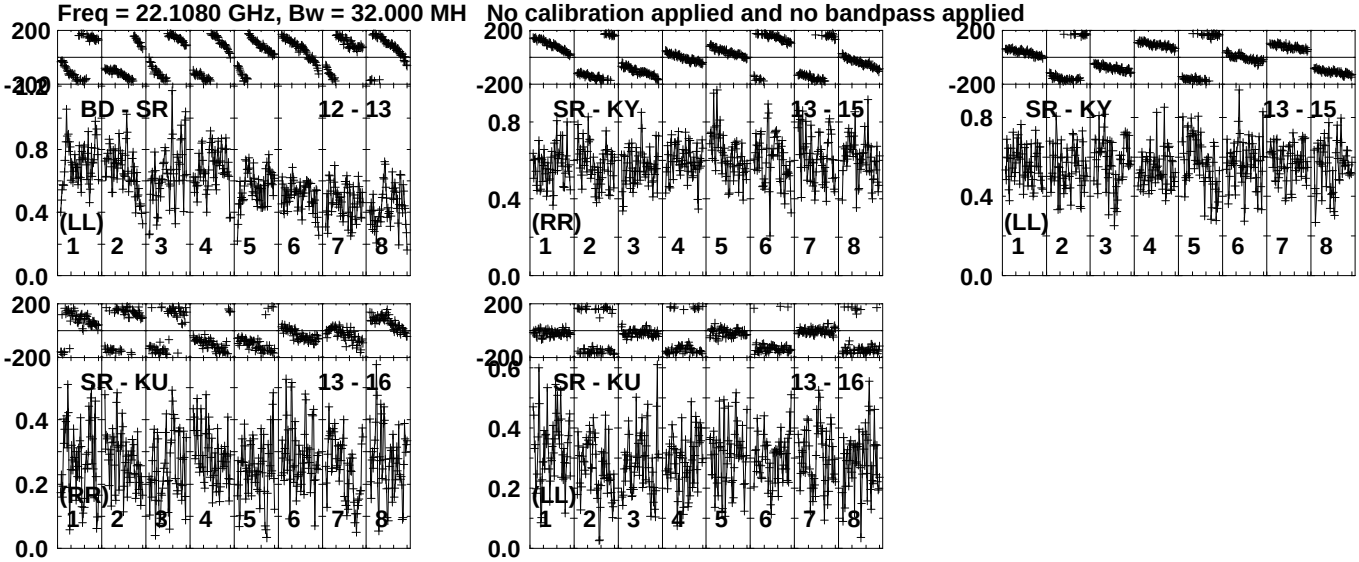

Lower frame: Milli Ampl Jy Top frame: Phas deg
Vector averaged cross-power spectrum Several baselines displayed
Timerange: 00/23:38:51 to 00/23:39:49

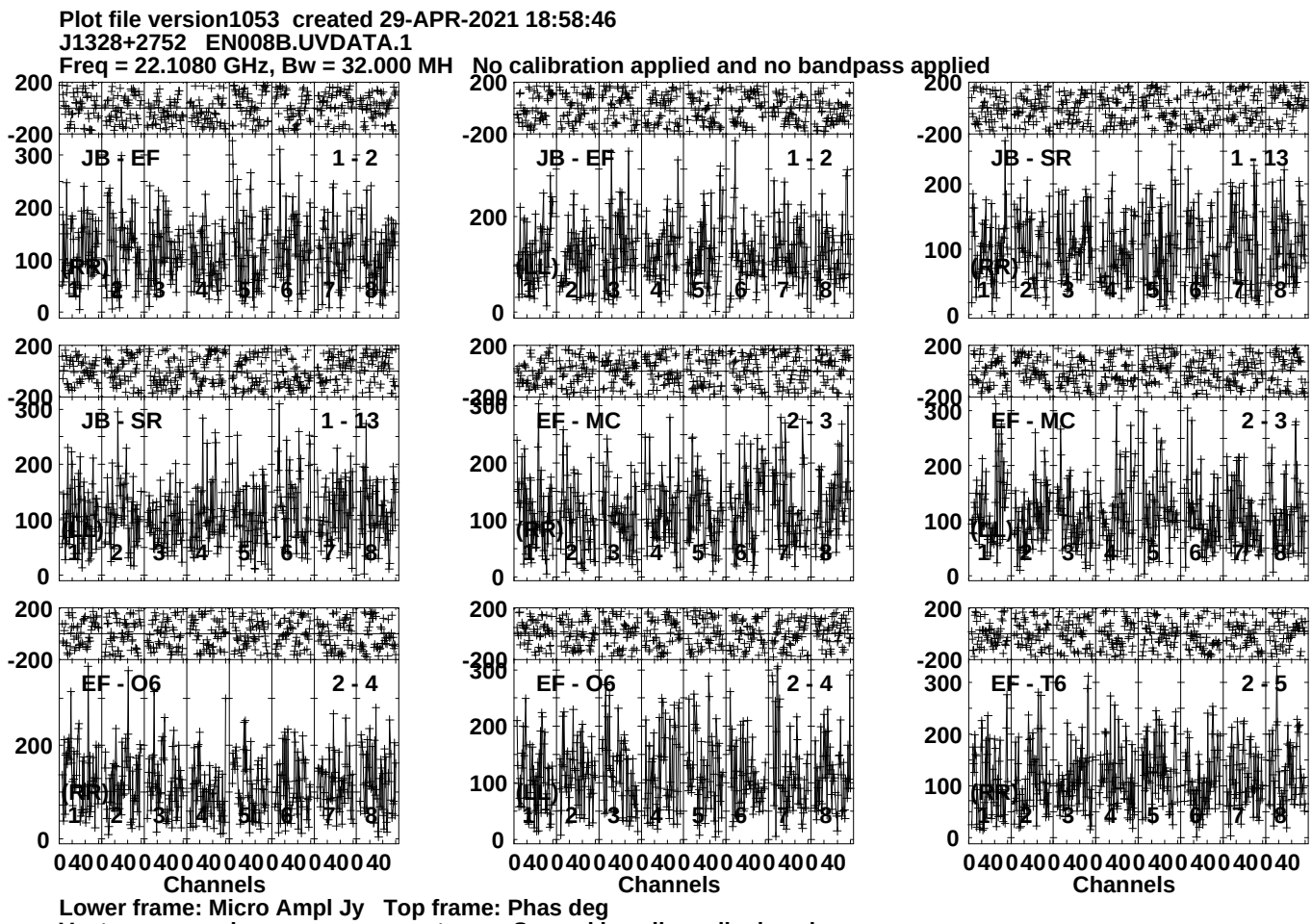
Plot file version1053 created 29-APR-2021 18:58:46
J1328+2752 EN008B.UVDATA.1
Freq = 22.1080 GHz, Bw = 32.000 MH No calibration applied and no bandpass applied
JB - EF 1 - 2
JB - EF 1 - 2
JB - SR 1 - 13
JB - SR 1 - 13
EF - MC 2 - 3
EF - MC 2 - 3
EF - O6 2 - 4
EF - O6 2 - 4
EF - T6 2 - 5
(RR)
(LL)
Channels
Lower frame: Micro Ampl Jy Top frame: Phas deg
Vector averaged cross-power spectrum Several baselines displayed
Timerange: 00/23:39:51 to 00/23:41:49

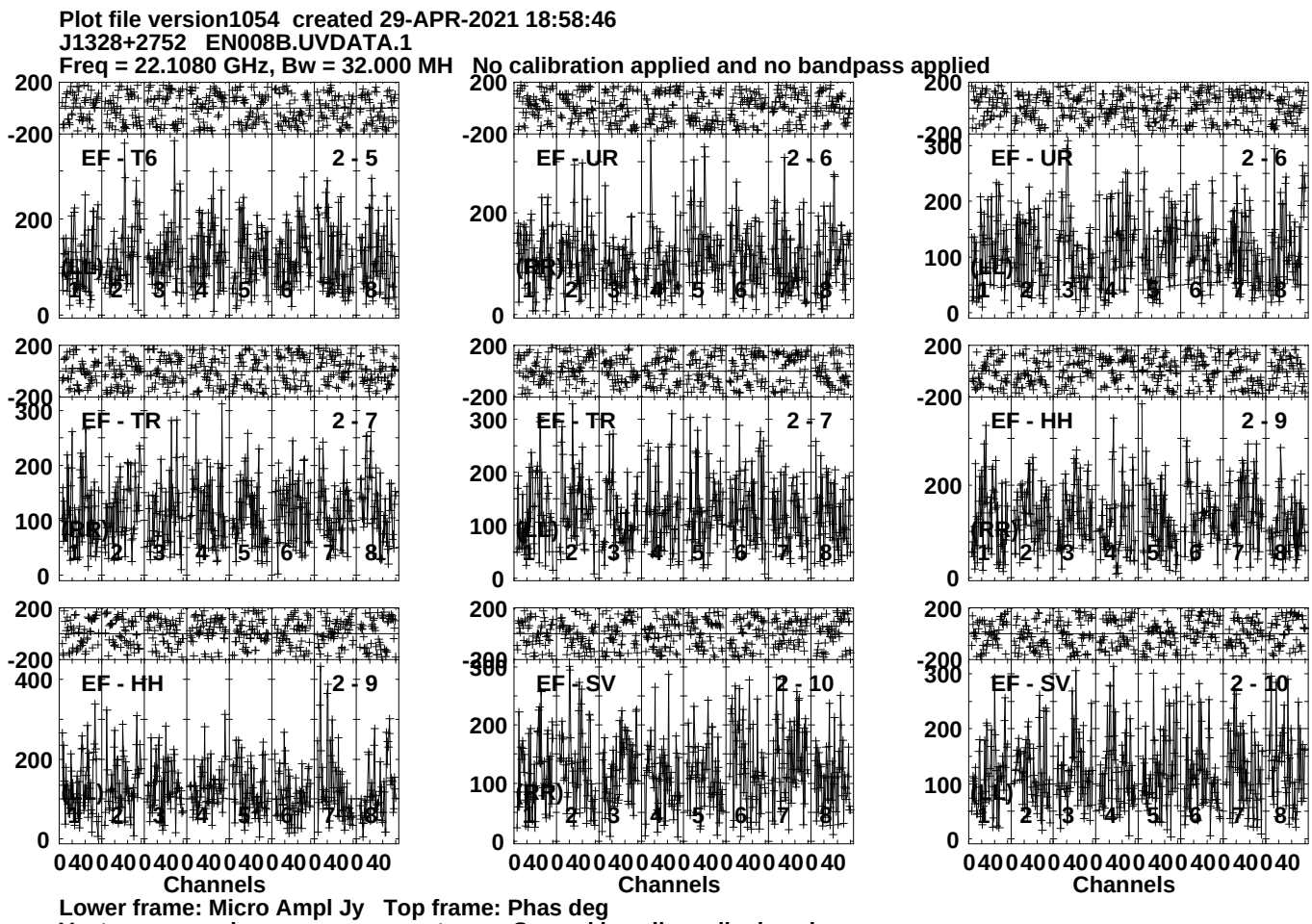
Plot file version1054 created 29-APR-2021 18:58:46
J1328+2752 EN008B.UVDATA.1
Freq = 22.1080 GHz, Bw = 32.000 MH No calibration applied and no bandpass applied
EF - T6 2 - 5
EF - UR 2 - 6
EF - UR 2 - 6
EF - TR 2 - 7
EF - TR 2 - 7
EF - HH 2 - 9
EF - HH 2 - 9
EF - SV 2 - 10
EF - SV 2 - 10
(LL)
(RR)
Channels
Lower frame: Micro Ampl Jy Top frame: Phas deg
Vector averaged cross-power spectrum Several baselines displayed
Timerange: 00/23:39:51 to 00/23:41:49

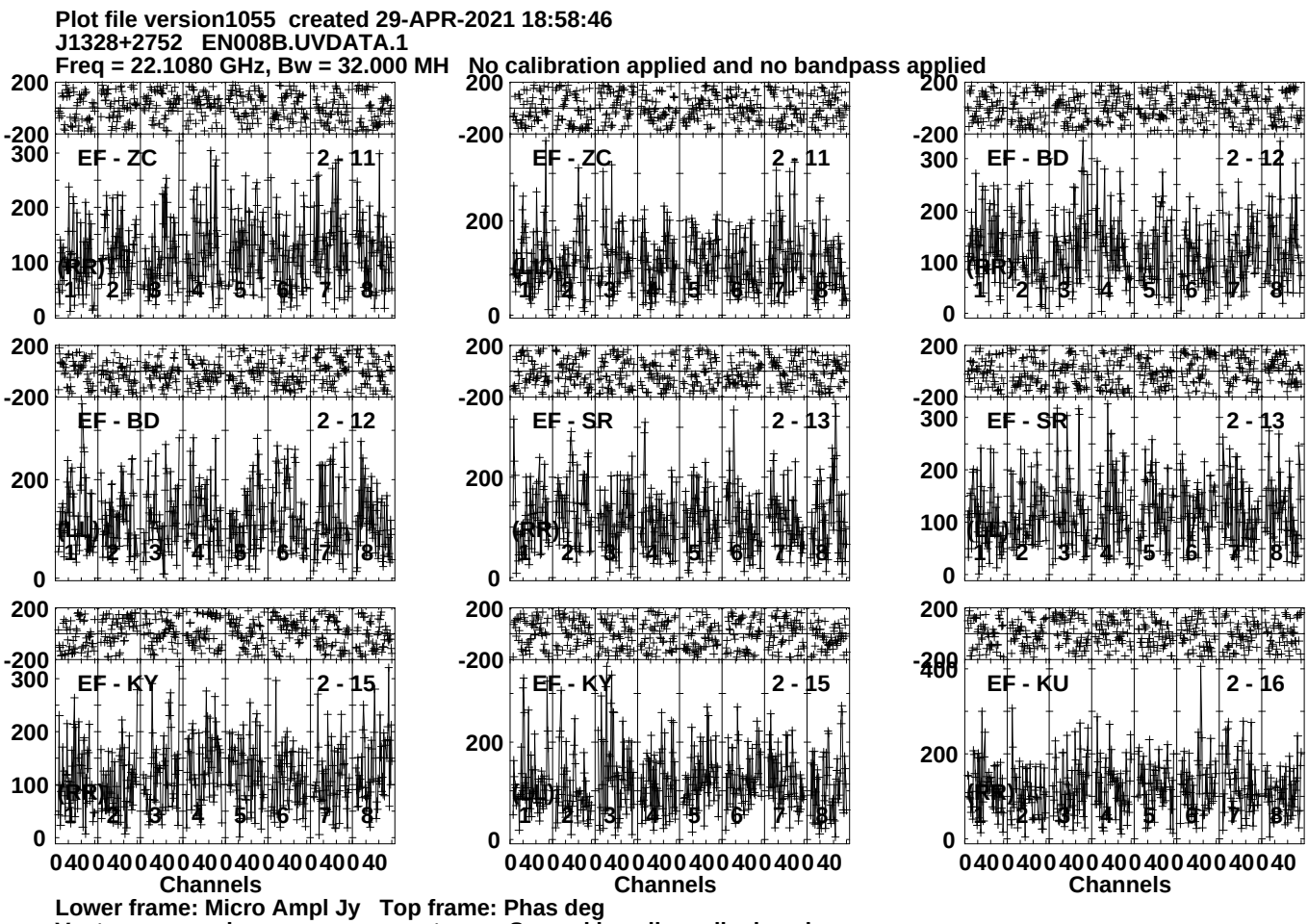
Plot file version1055 created 29-APR-2021 18:58:46
J1328+2752 EN008B.UVDATA.1
Freq = 22.1080 GHz, Bw = 32.000 MH No calibration applied and no bandpass applied
EF - ZC 2 - 11
EF - ZC 2 - 11
EF - BD 2 - 12
EF - BD 2 - 12
EF - SR 2 - 13
EF - SR 2 - 13
EF - KY 2 - 15
EF - KY 2 - 15
EF - KU 2 - 16
(RR)
(LL)
Channels
Lower frame: Micro Ampl Jy Top frame: Phas deg
Vector averaged cross-power spectrum Several baselines displayed
Timerange: 00/23:39:51 to 00/23:41:49

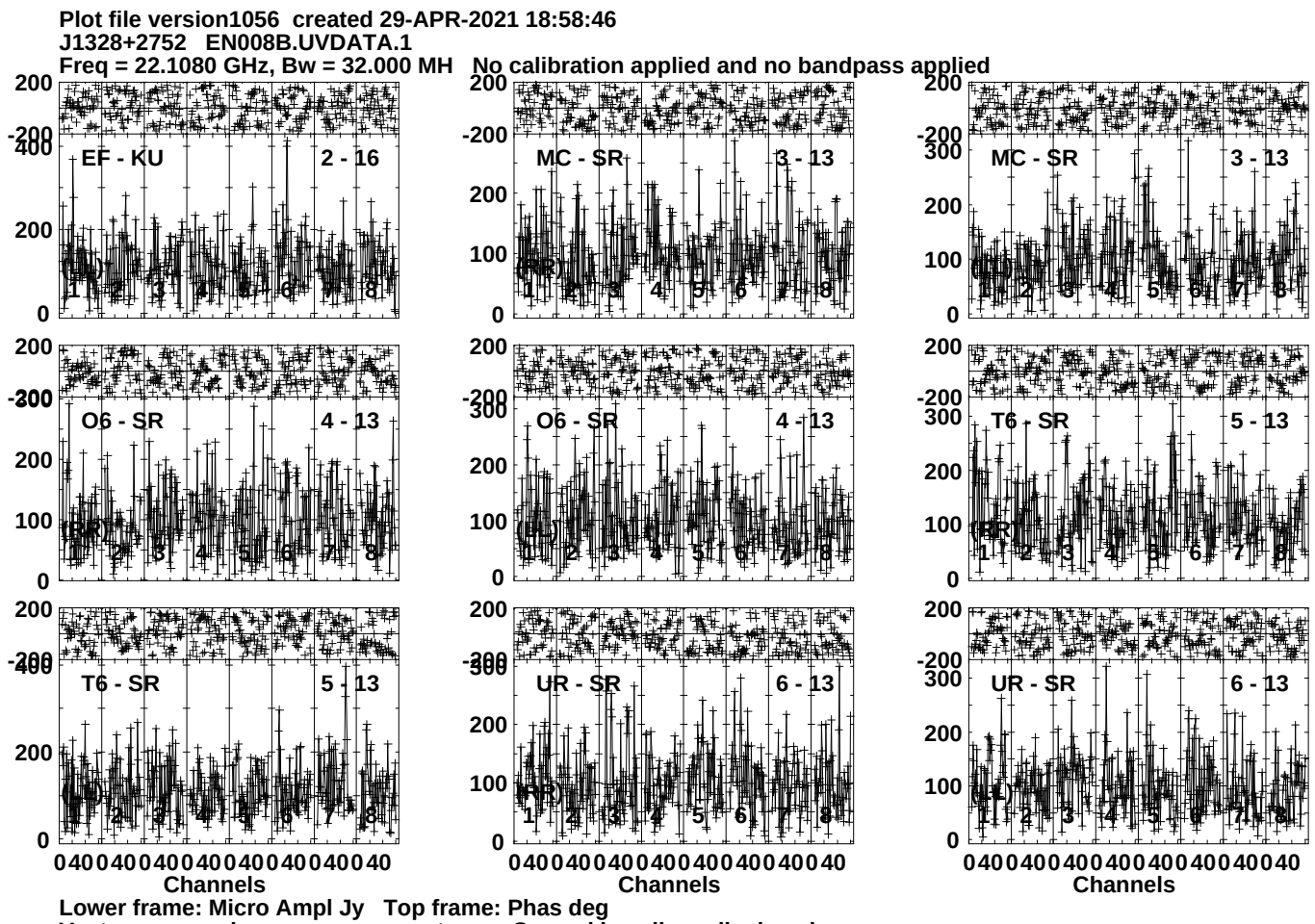
Plot file version1056 created 29-APR-2021 18:58:46
J1328+2752 EN008B.UVDATA.1
Freq = 22.1080 GHz, Bw = 32.000 MH No calibration applied and no bandpass applied
EF - KU 2 - 16
MC - SR 3 - 13
MC - SR 3 - 13
O6 - SR 4 - 13
O6 - SR 4 - 13
T6 - SR 5 - 13
T6 - SR 5 - 13
UR - SR 6 - 13
UR - SR 6 - 13
Channels
Channels
Channels
Lower frame: Micro Ampl Jy Top frame: Phas deg
Vector averaged cross-power spectrum Several baselines displayed
Timerange: 00/23:39:51 to 00/23:41:49

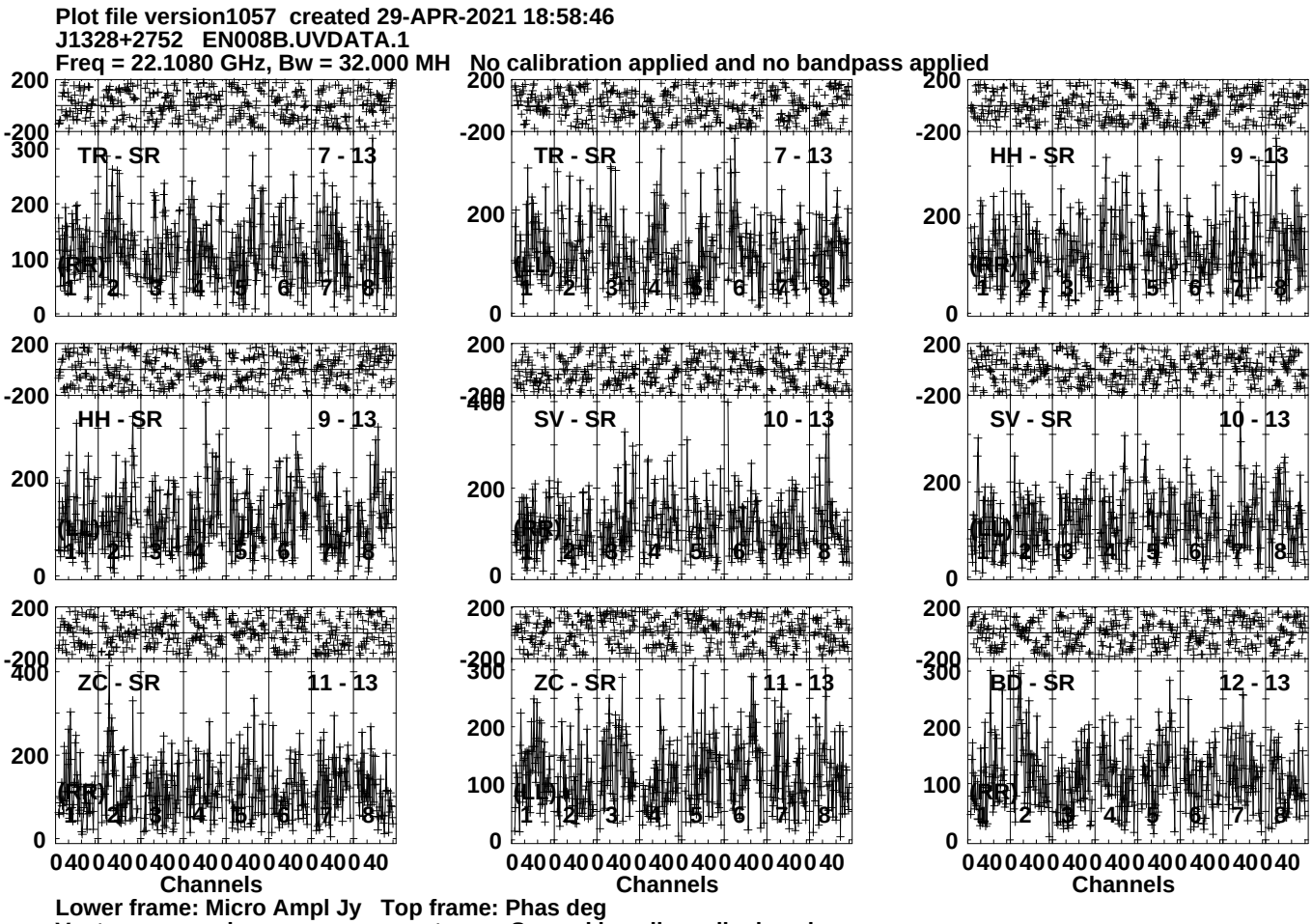
Plot file version1057 created 29-APR-2021 18:58:46
J1328+2752 EN008B.UVDATA.1
Freq = 22.1080 GHz, Bw = 32.000 MH No calibration applied and no bandpass applied
TR - SR
7 - 13
HH - SR
9 - 13
SV - SR
10 - 13
ZC - SR
11 - 13
BD - SR
12 - 13
(RR)
Channels
Lower frame: Micro Ampl Jy Top frame: Phas deg
Vector averaged cross-power spectrum Several baselines displayed
Timerange: 00/23:39:51 to 00/23:41:49

Plot file version1058 created 29-APR-2021 18:58:47
J1328+2752 EN008B.UVDATA.1
Freq = 22.1080 GHz, Bw = 32.000 MH No calibration applied and no bandpass applied

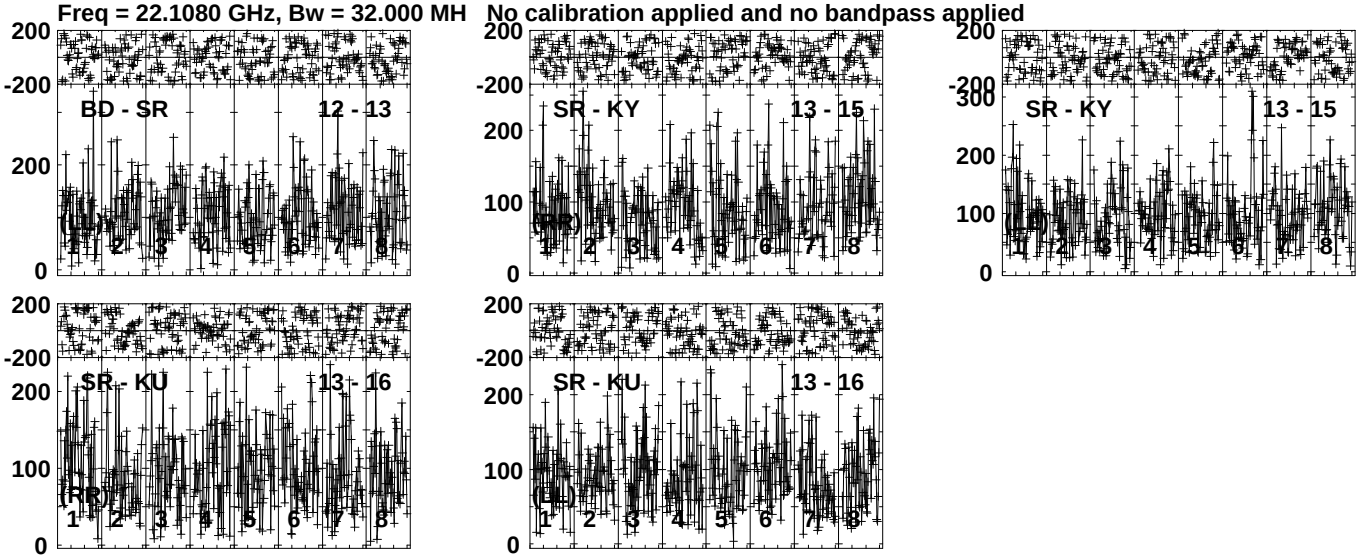

Lower frame: Micro Ampl Jy Top frame: Phas deg
Vector averaged cross-power spectrum Several baselines displayed
Timerange: 00/23:39:51 to 00/23:41:49

Plot file version1059 created 29-APR-2021 18:58:47
J1333+2725 EN008B.UVDATA.1
Freq = 22.1080 GHz, Bw = 32.000 MH No calibration applied and no bandpass applied

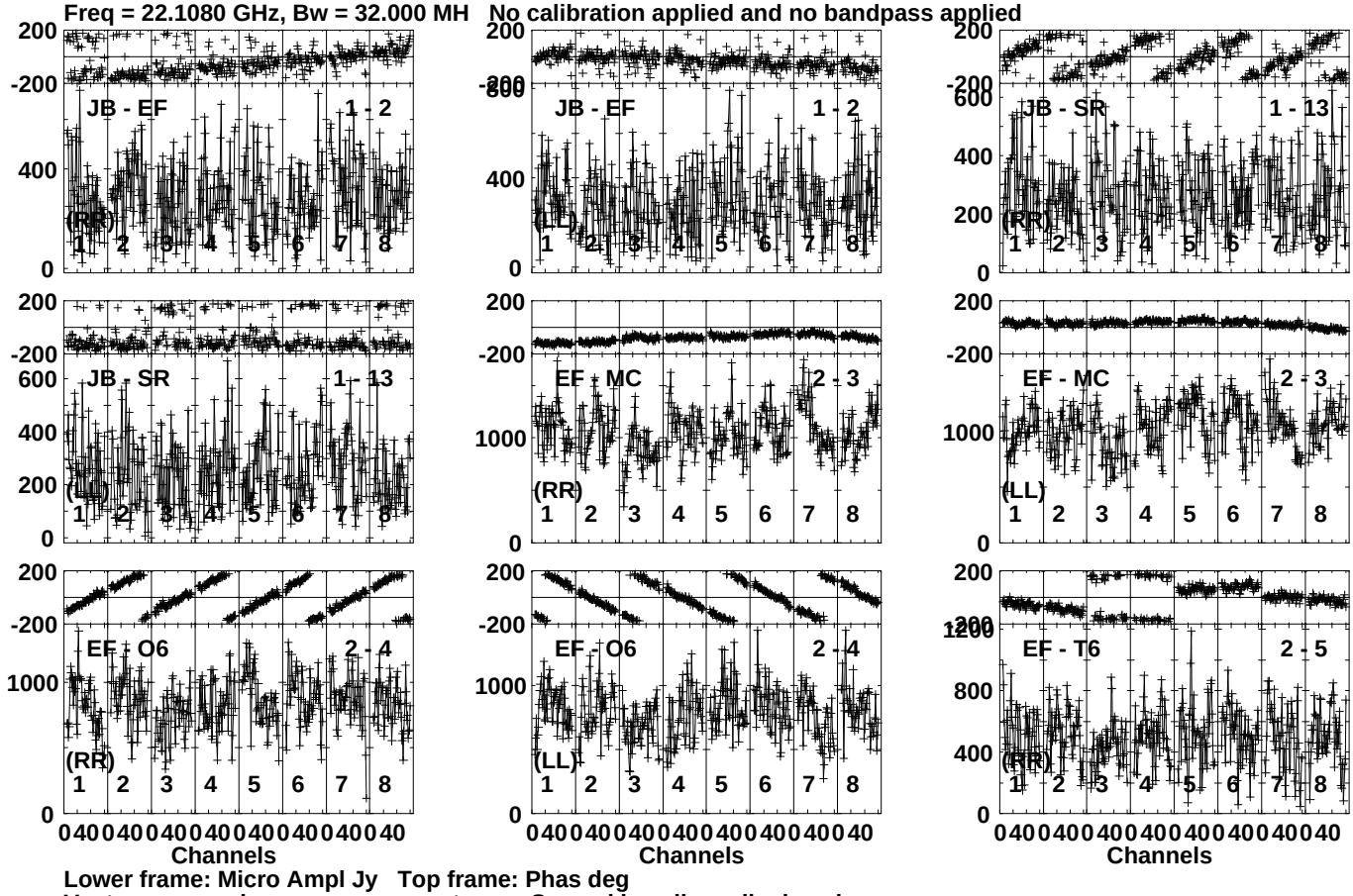

Lower frame: Micro Ampl Jy Top frame: Phas deg
Vector averaged cross-power spectrum Several baselines displayed
Timerange: 00/23:41:51 to 00/23:42:49

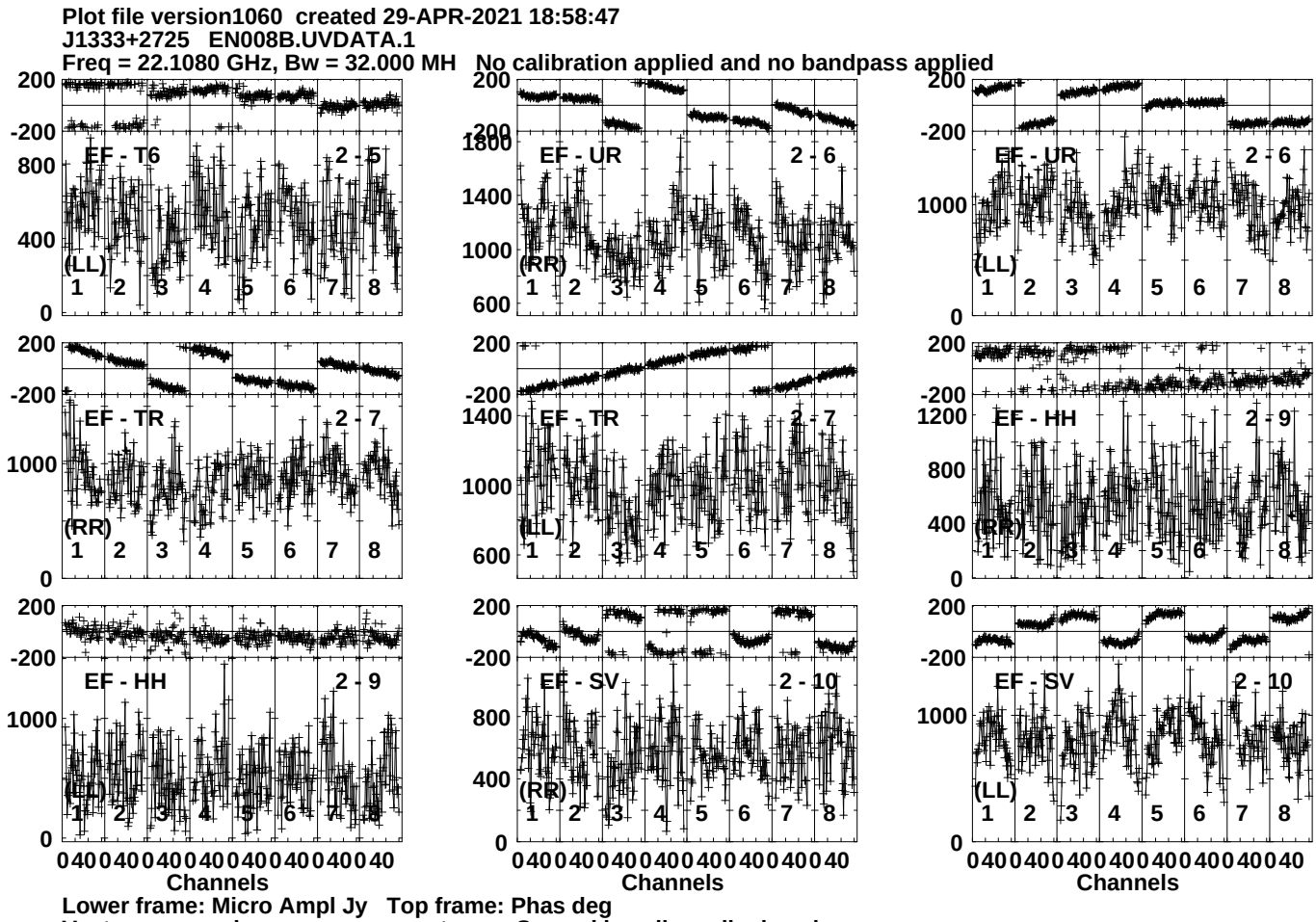
Plot file version1060 created 29-APR-2021 18:58:47
J1333+2725 EN008B.UVDATA.1
Freq = 22.1080 GHz, Bw = 32.000 MH No calibration applied and no bandpass applied
EF - T6 2 - 5
(LL)
EF - UR 2 - 6
(RR)
EF - UR 2 - 6
(LL)
EF - TR 2 - 7
(RR)
EF - TR 2 - 7
(LL)
EF - HH 2 - 9
(RR)
EF - HH 2 - 9
(LL)
EF - SV 2 - 10
(RR)
EF - SV 2 - 10
(LL)
Channels
Channels
Channels
Lower frame: Micro Ampl Jy Top frame: Phas deg
Vector averaged cross-power spectrum Several baselines displayed
Timerange: 00/23:41:51 to 00/23:42:49

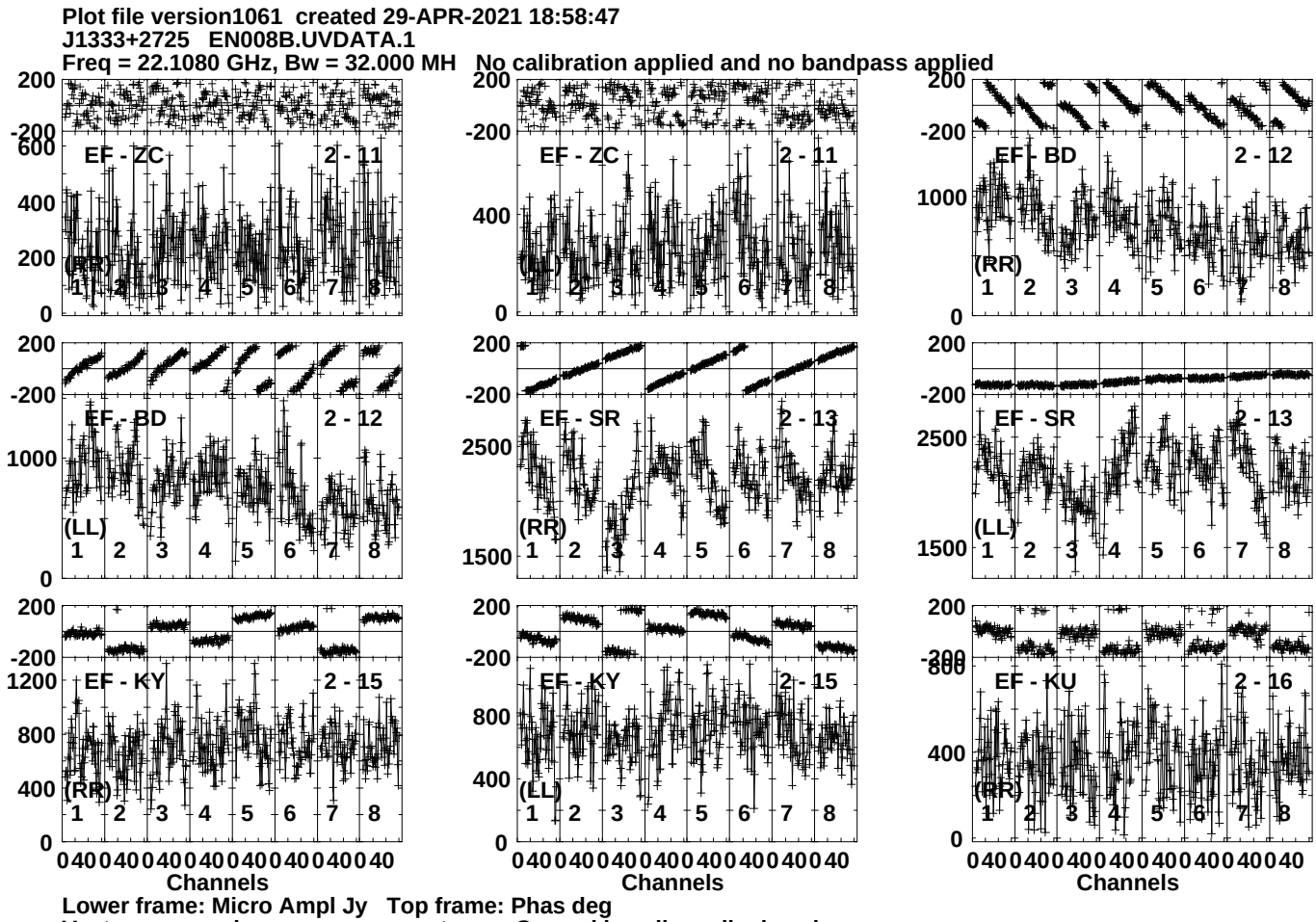
Plot file version1061 created 29-APR-2021 18:58:47
J1333+2725 EN008B.UVDATA.1
Freq = 22.1080 GHz, Bw = 32.000 MH No calibration applied and no bandpass applied
EF - ZC 2 - 11
(RR)
EF - ZC 2 - 11
(LL)
EF - BD 2 - 12
(RR)
EF - BD 2 - 12
(LL)
EF - SR 2 - 13
(RR)
EF - SR 2 - 13
(LL)
EF - KY 2 - 15
(RR)
EF - KY 2 - 15
(LL)
EF - KU 2 - 16
(RR)
Channels
Channels
Channels
Lower frame: Micro Ampl Jy Top frame: Phas deg
Vector averaged cross-power spectrum Several baselines displayed
Timerange: 00/23:41:51 to 00/23:42:49

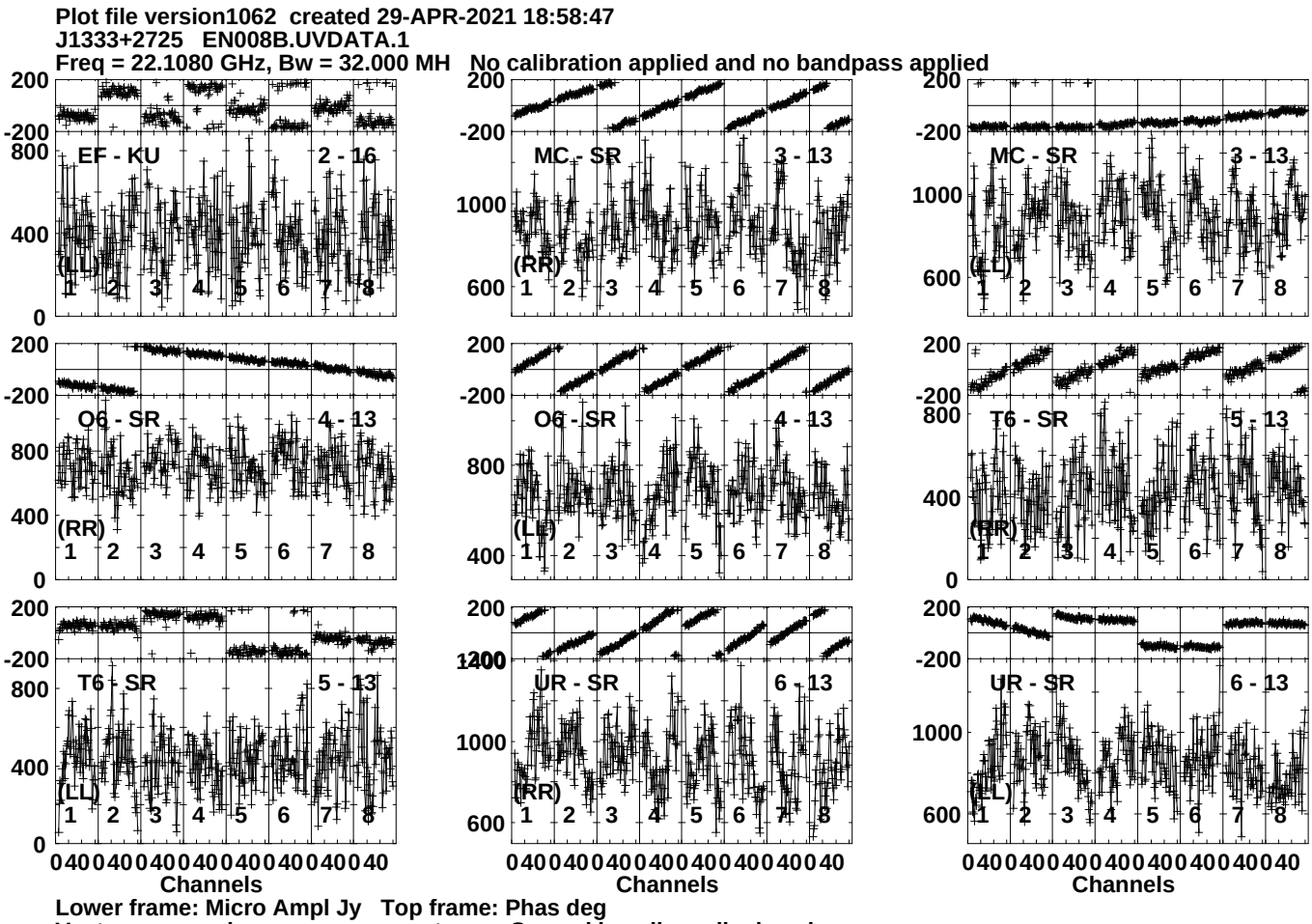
Plot file version1062 created 29-APR-2021 18:58:47
J1333+2725 EN008B.UVDATA.1
Freq = 22.1080 GHz, Bw = 32.000 MH No calibration applied and no bandpass applied
EF - KU 2 - 16
(LL)
MC - SR 3 - 13
(RR)
MC - SR 3 - 13
(LL)
O6 - SR 4 - 13
(RR)
O6 - SR 4 - 13
(LL)
T6 - SR 5 - 13
(RR)
T6 - SR 5 - 13
(LL)
UR - SR 6 - 13
(RR)
UR - SR 6 - 13
(LL)
Channels
Channels
Channels
Lower frame: Micro Ampl Jy Top frame: Phas deg
Vector averaged cross-power spectrum Several baselines displayed
Timerange: 00/23:41:51 to 00/23:42:49

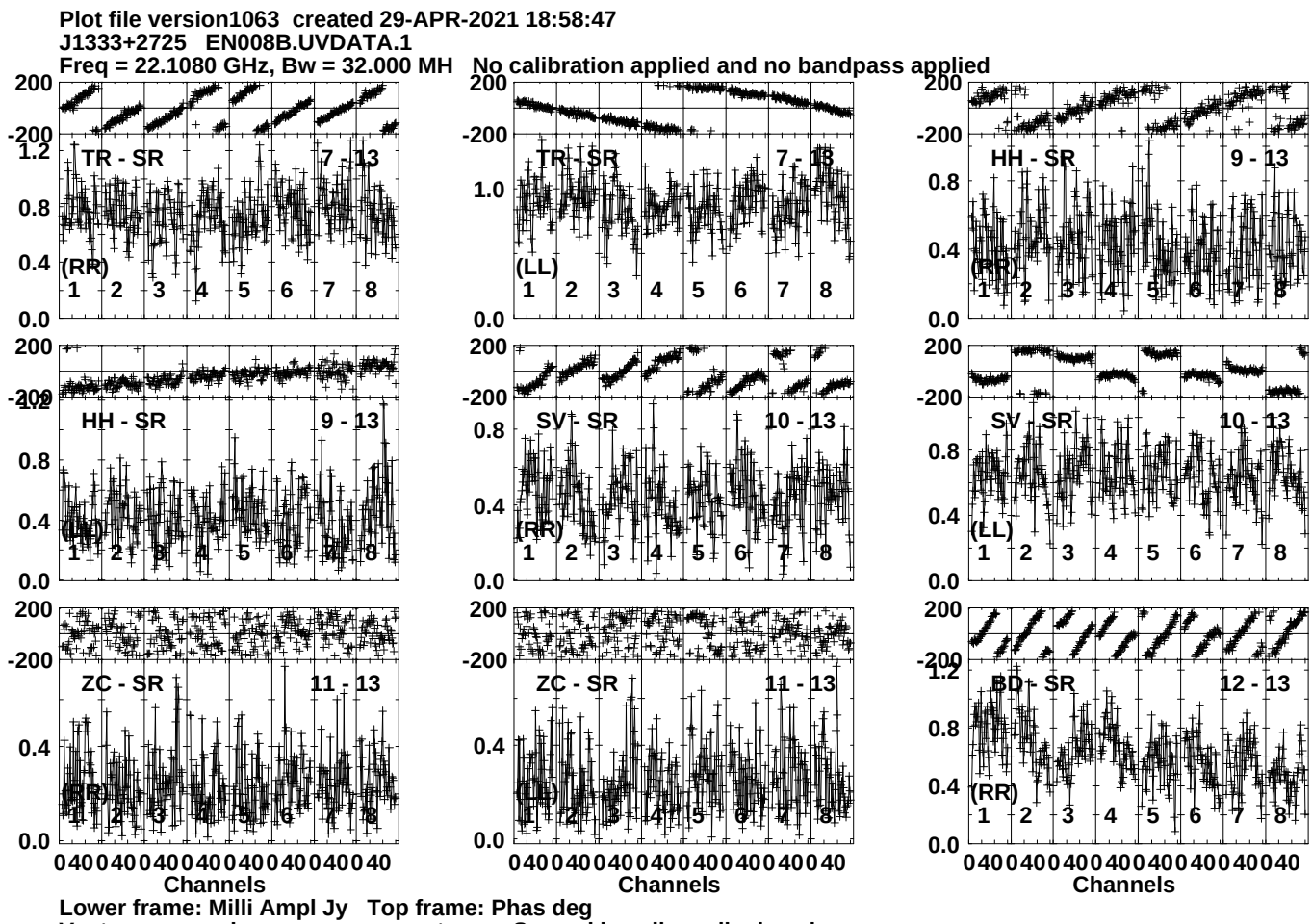
Plot file version1063 created 29-APR-2021 18:58:47
J1333+2725 EN008B.UVDATA.1
Freq = 22.1080 GHz, Bw = 32.000 MH No calibration applied and no bandpass applied
TR - SR 7 - 13
(RR)
TR - SR 7 - 13
(LL)
HH - SR 9 - 13
(RR)
HH - SR 9 - 13
(LL)
SV - SR 10 - 13
(RR)
SV - SR 10 - 13
(LL)
ZC - SR 11 - 13
(RR)
ZC - SR 11 - 13
(LL)
BD - SR 12 - 13
(RR)
Channels
Channels
Channels
Lower frame: Milli Ampl Jy Top frame: Phas deg
Vector averaged cross-power spectrum Several baselines displayed
Timerange: 00/23:41:51 to 00/23:42:49

Plot file version1064 created 29-APR-2021 18:58:47
J1333+2725 EN008B.UVDATA.1
Freq = 22.1080 GHz, Bw = 32.000 MH No calibration applied and no bandpass applied

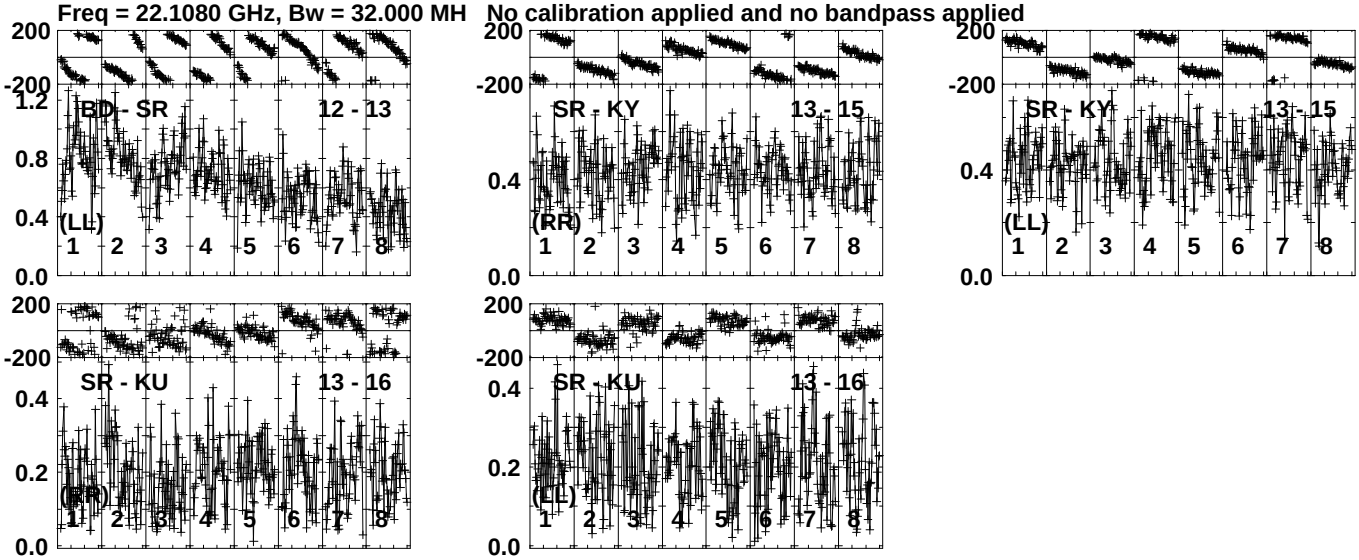

Lower frame: Milli Ampl Jy Top frame: Phas deg
Vector averaged cross-power spectrum Several baselines displayed
Timerange: 00/23:41:51 to 00/23:42:49

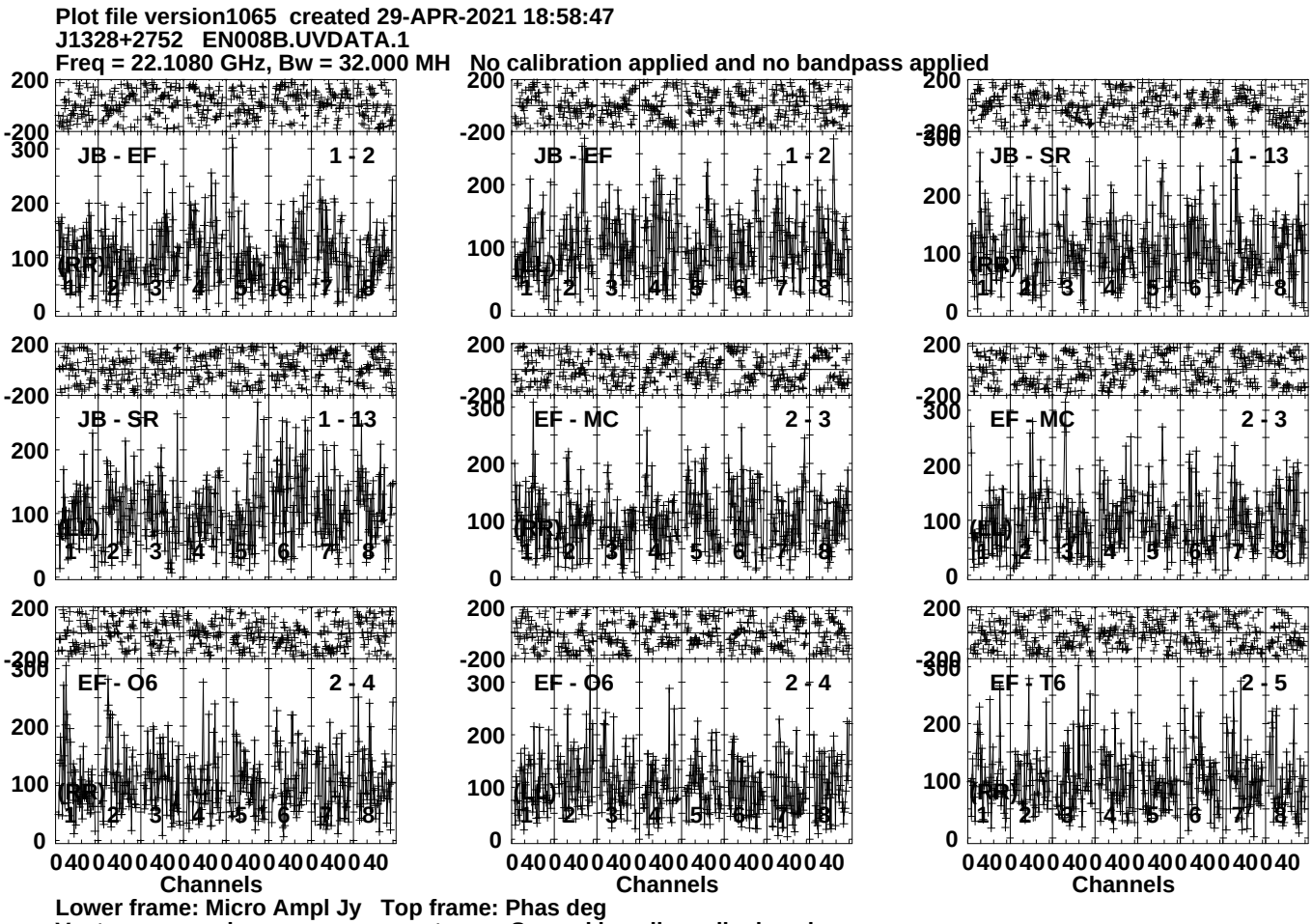
Plot file version1065 created 29-APR-2021 18:58:47
J1328+2752 EN008B.UVDATA.1
Freq = 22.1080 GHz, Bw = 32.000 MH No calibration applied and no bandpass applied
JB - EF 1 - 2
JB - EF 1 - 2
JB - SR 1 - 13
JB - SR 1 - 13
EF - MC 2 - 3
EF - MC 2 - 3
EF - O6 2 - 4
EF - O6 2 - 4
EF - T6 2 - 5
(RR)
(LL)
Channels
Lower frame: Micro Ampl Jy Top frame: Phas deg
Vector averaged cross-power spectrum Several baselines displayed
Timerange: 00/23:43:31 to 00/23:45:29

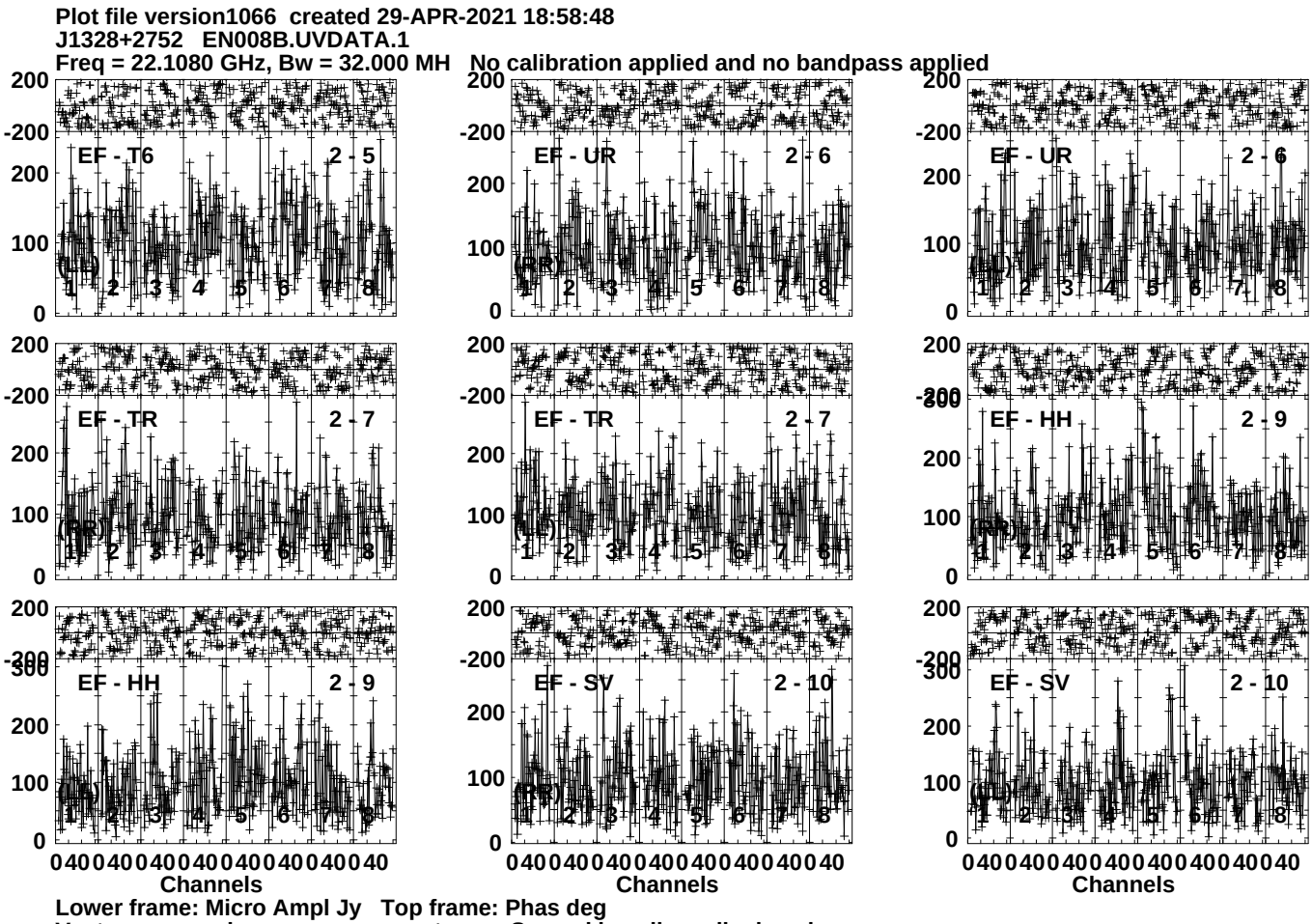
Plot file version1066 created 29-APR-2021 18:58:48
J1328+2752 EN008B.UVDATA.1
Freq = 22.1080 GHz, Bw = 32.000 MH No calibration applied and no bandpass applied
EF - T6 2 - 5
EF - UR 2 - 6
EF - UR 2 - 6
EF - TR 2 - 7
EF - TR 2 - 7
EF - HH 2 - 9
EF - HH 2 - 9
EF - SV 2 - 10
EF - SV 2 - 10
Channels
Channels
Channels
Lower frame: Micro Ampl Jy Top frame: Phas deg
Vector averaged cross-power spectrum Several baselines displayed
Timerange: 00/23:43:31 to 00/23:45:29

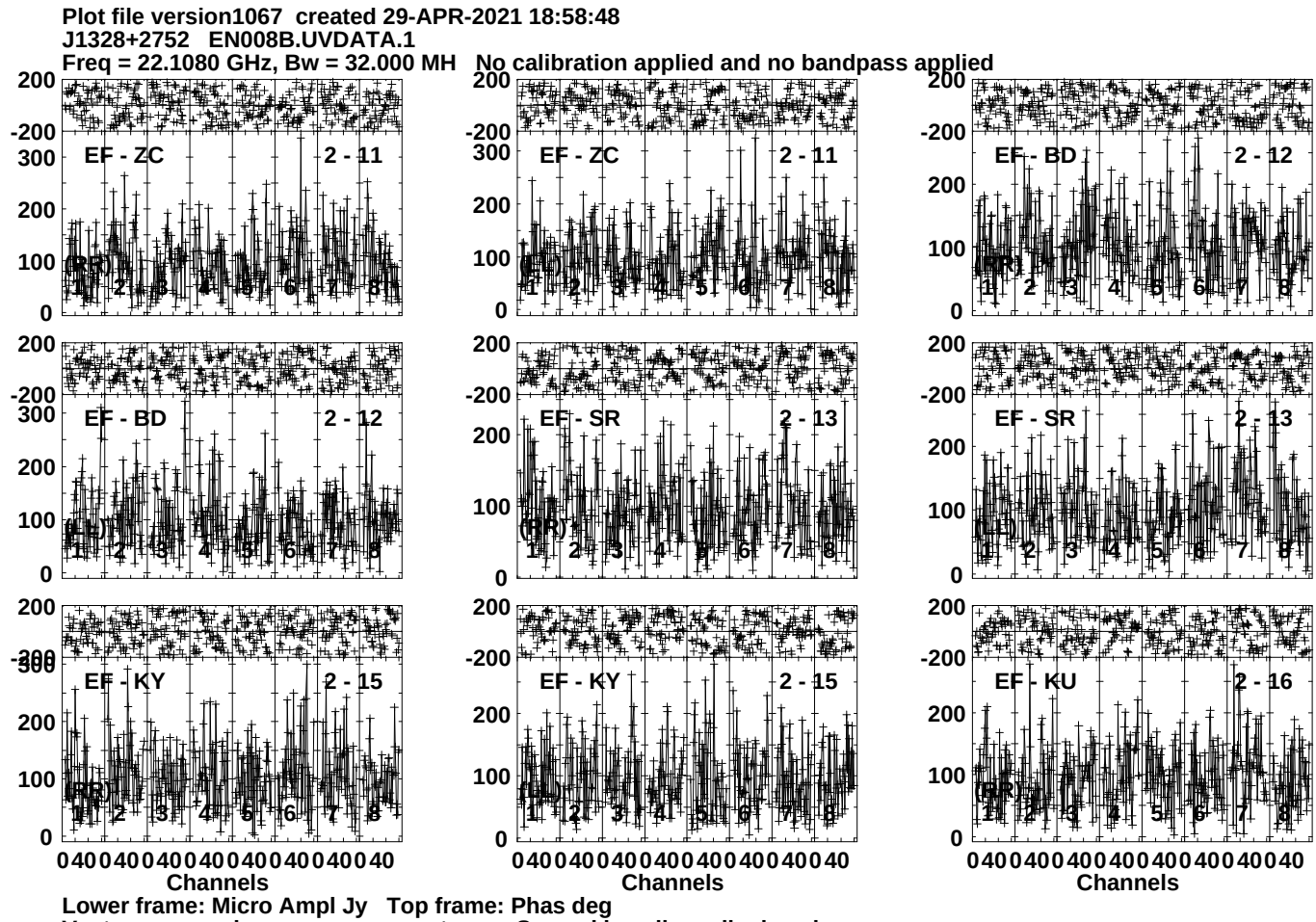
Plot file version1067 created 29-APR-2021 18:58:48
J1328+2752 EN008B.UVDATA.1
Freq = 22.1080 GHz, Bw = 32.000 MH No calibration applied and no bandpass applied
EF - ZC 2 - 11
EF - ZC 2 - 11
EF - BD 2 - 12
EF - BD 2 - 12
EF - SR 2 - 13
EF - SR 2 - 13
EF - KY 2 - 15
EF - KY 2 - 15
EF - KU 2 - 16
(RR)
(LL)
Channels
Lower frame: Micro Ampl Jy Top frame: Phas deg
Vector averaged cross-power spectrum Several baselines displayed
Timerange: 00/23:43:31 to 00/23:45:29

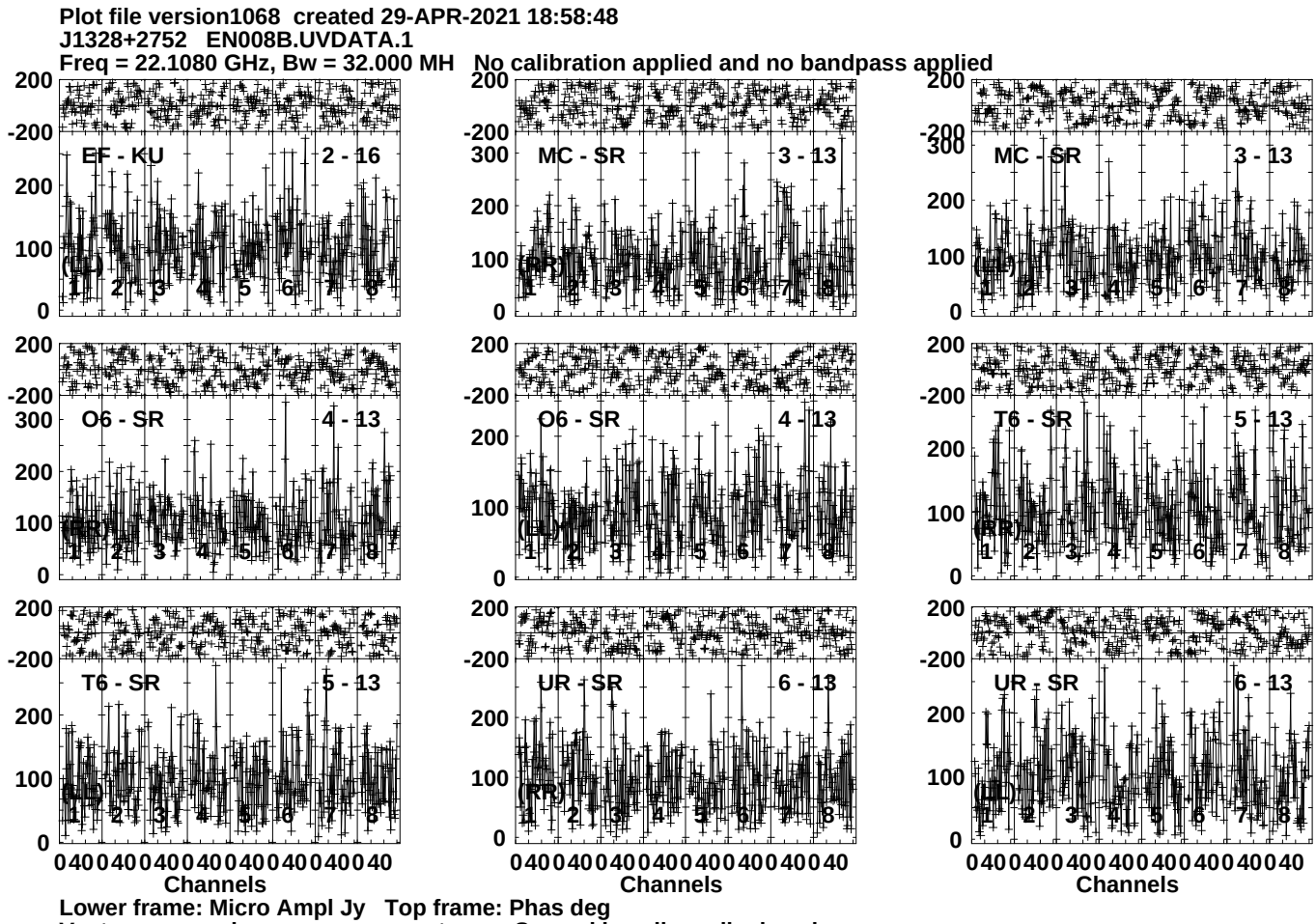
Plot file version1068 created 29-APR-2021 18:58:48
J1328+2752 EN008B.UVDATA.1
Freq = 22.1080 GHz, Bw = 32.000 MH No calibration applied and no bandpass applied
EF - KU 2 - 16
MC - SR 3 - 13
MC - SR 3 - 13
O6 - SR 4 - 13
O6 - SR 4 - 13
T6 - SR 5 - 13
T6 - SR 5 - 13
UR - SR 6 - 13
UR - SR 6 - 13
Channels
Channels
Channels
Lower frame: Micro Ampl Jy Top frame: Phas deg
Vector averaged cross-power spectrum Several baselines displayed
Timerange: 00/23:43:31 to 00/23:45:29

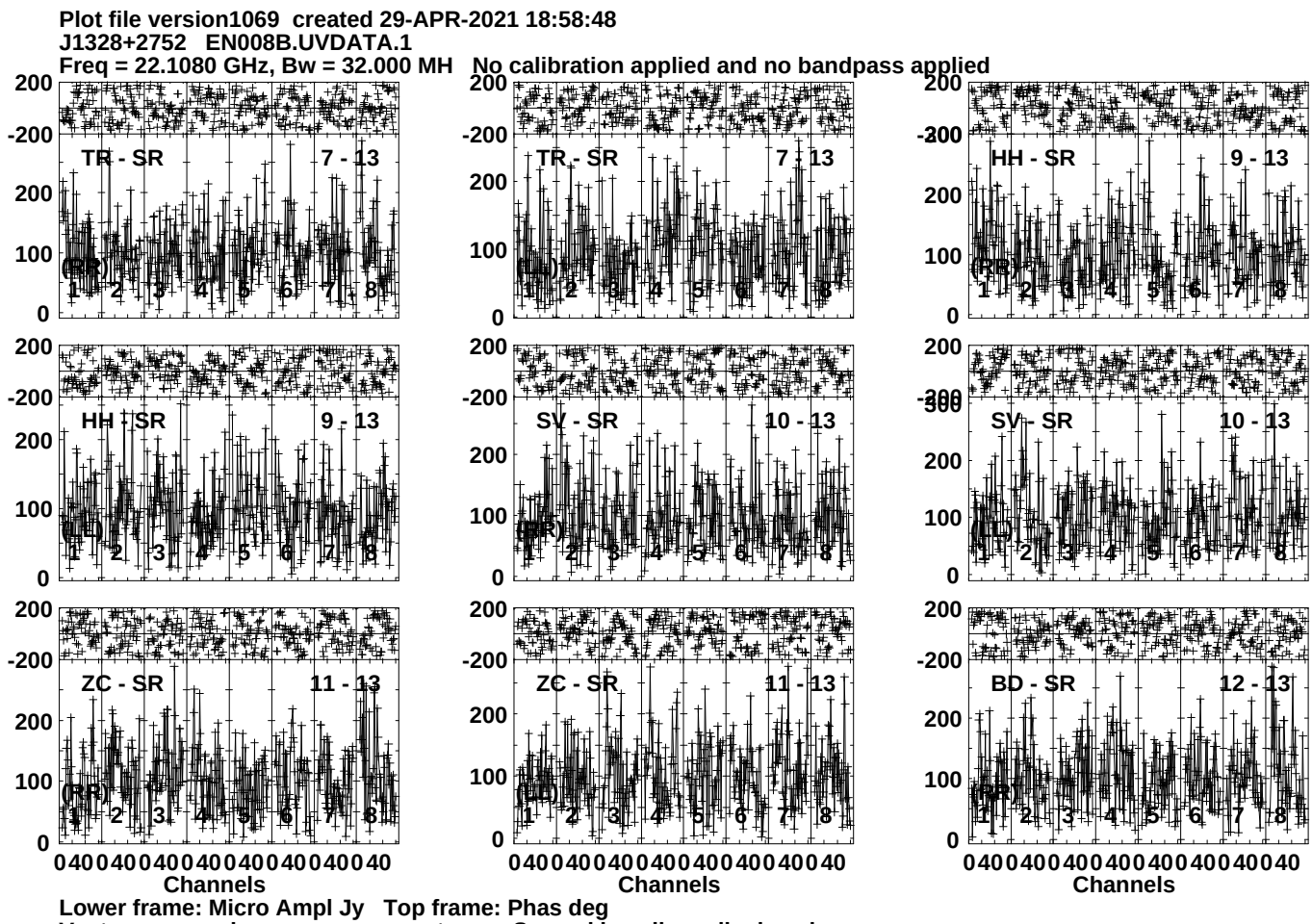
Plot file version1069 created 29-APR-2021 18:58:48
J1328+2752 EN008B.UVDATA.1
Freq = 22.1080 GHz, Bw = 32.000 MH No calibration applied and no bandpass applied
TR - SR 7 - 13
TR - SR 7 - 13
HH - SR 9 - 13
HH - SR 9 - 13
SV - SR 10 - 13
SV - SR 10 - 13
ZC - SR 11 - 13
ZC - SR 11 - 13
BD - SR 12 - 13
(RR)
(LL)
(RL)
(LR)
200
-200
100
0
1 2 3 4 5 6 7 8
0 40 0 40 0 40 0 40 0 40 0 40 0 40 0 40
Channels
Lower frame: Micro Ampl Jy Top frame: Phas deg
Vector averaged cross-power spectrum Several baselines displayed
Timerange: 00/23:43:31 to 00/23:45:29

Plot file version1070 created 29-APR-2021 18:58:48
J1328+2752 EN008B.UVDATA.1
Freq = 22.1080 GHz, Bw = 32.000 MH No calibration applied and no bandpass applied

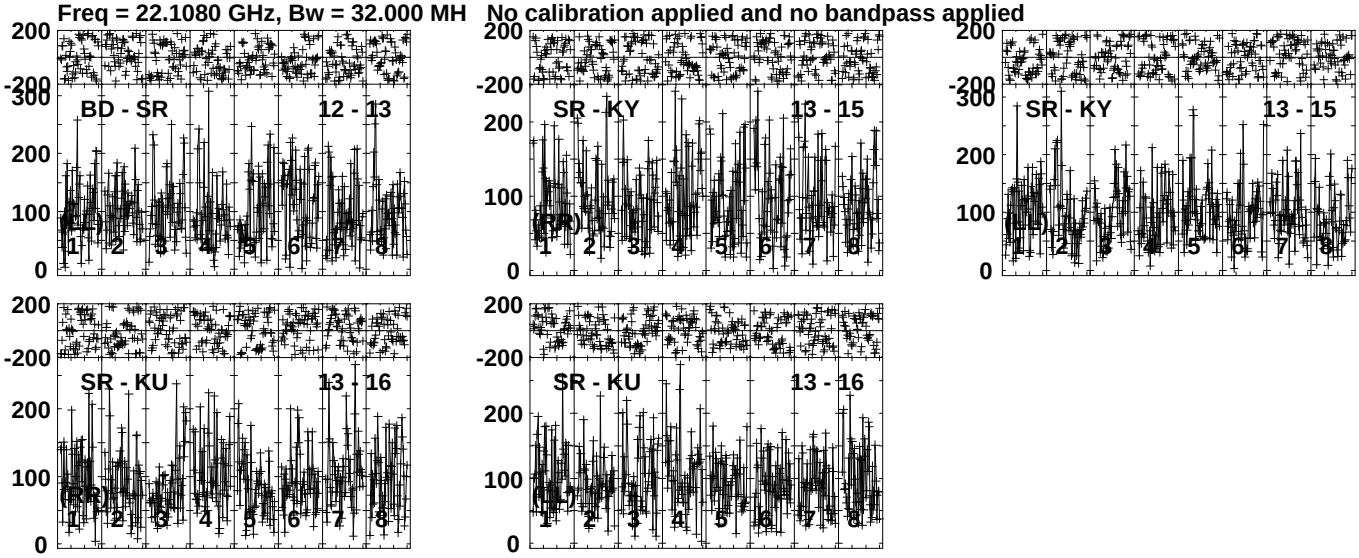

Lower frame: Micro Ampl Jy Top frame: Phas deg
Vector averaged cross-power spectrum Several baselines displayed
Timerange: 00/23:43:31 to 00/23:45:29

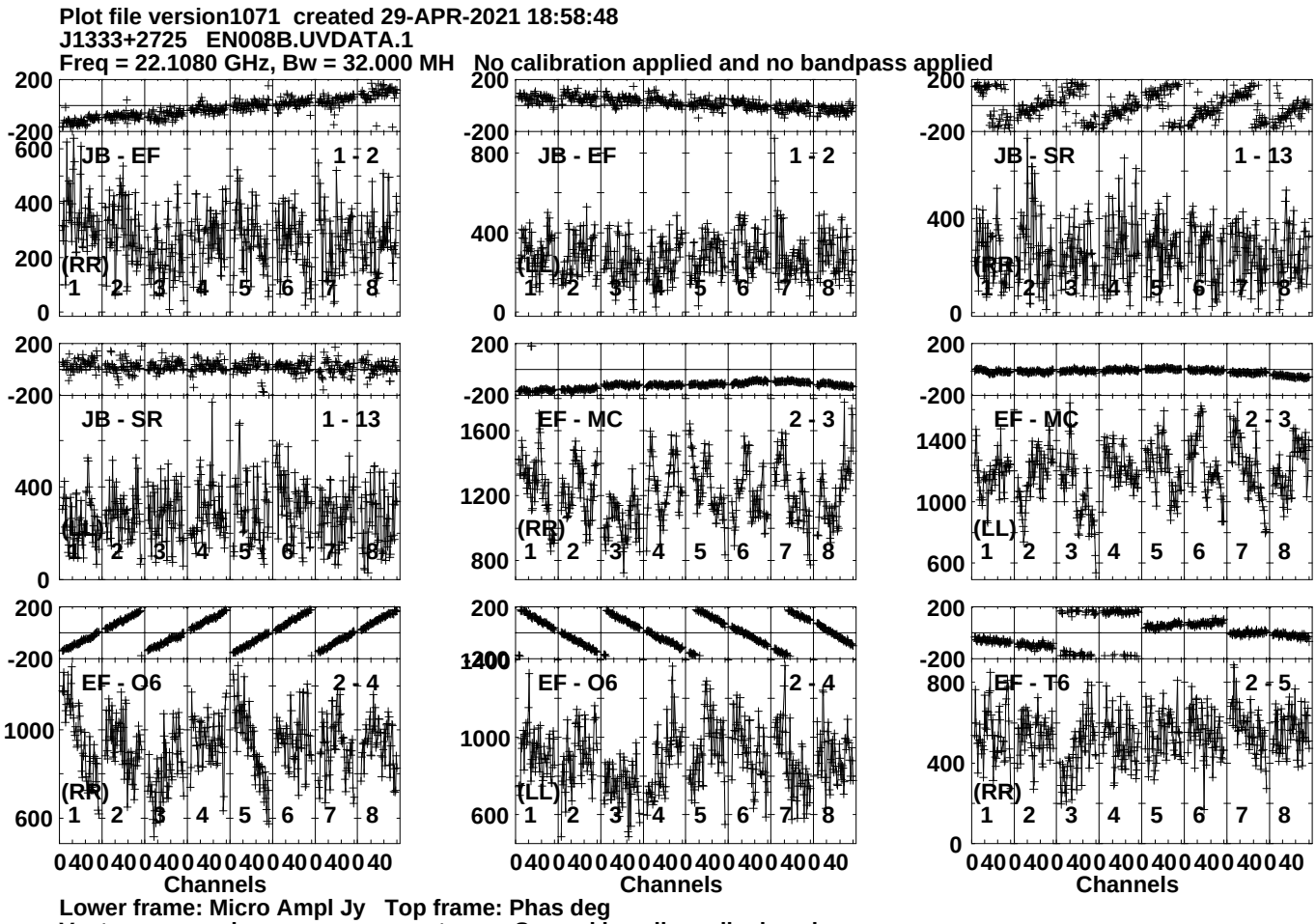
Plot file version1071 created 29-APR-2021 18:58:48
J1333+2725 EN008B.UVDATA.1
Freq = 22.1080 GHz, Bw = 32.000 MH No calibration applied and no bandpass applied
JB - EF 1 - 2
JB - EF 1 - 2
JB - SR 1 - 13
JB - SR 1 - 13
EF - MC 2 - 3
EF - MC 2 - 3
EF - O6 2 - 4
EF - O6 2 - 4
EF - T6 2 - 5
(RR)
(LL)
Channels
Lower frame: Micro Ampl Jy Top frame: Phas deg
Vector averaged cross-power spectrum Several baselines displayed
Timerange: 00/23:46:01 to 00/23:46:59

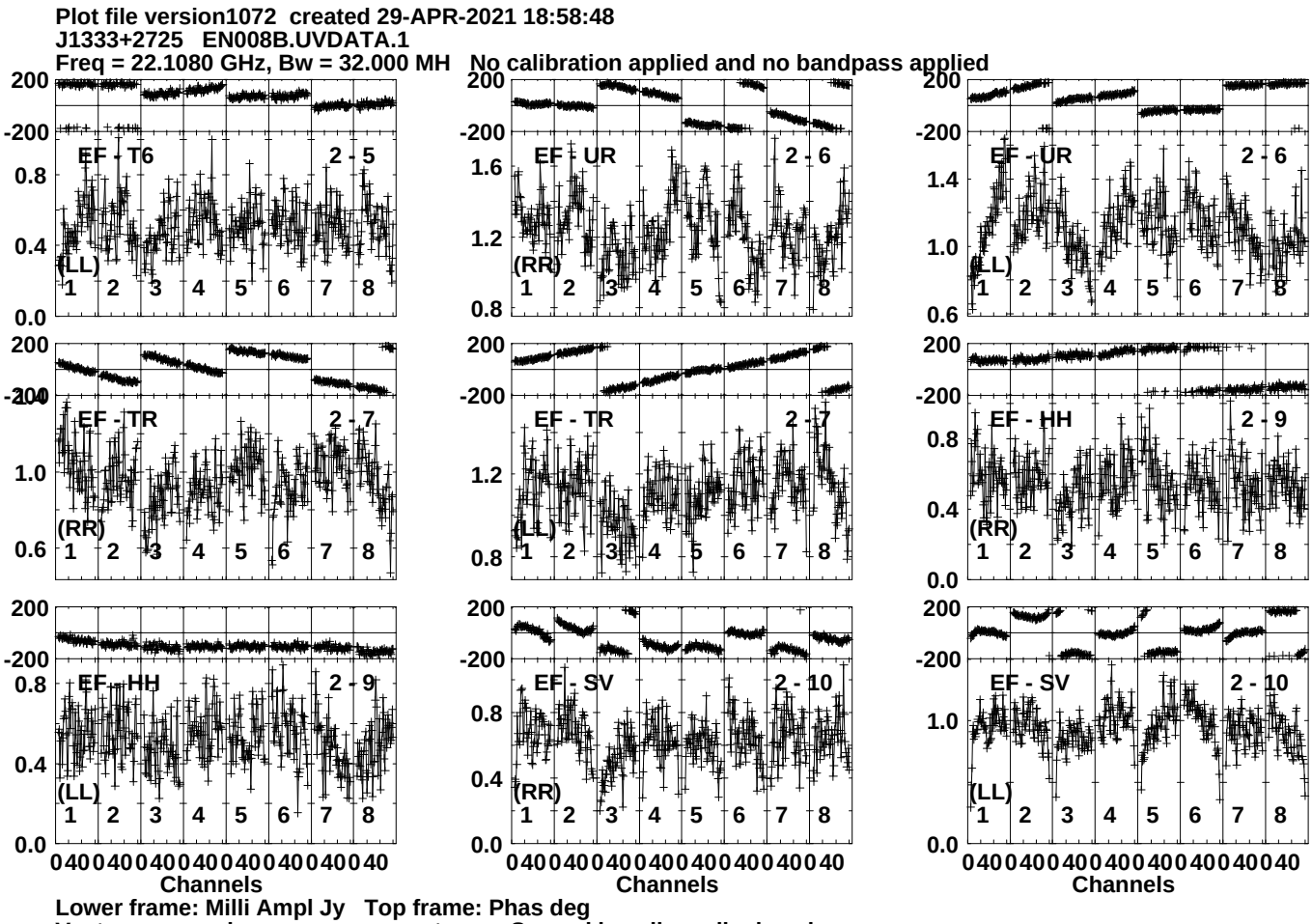
Plot file version1072 created 29-APR-2021 18:58:48
J1333+2725 EN008B.UVDATA.1
Freq = 22.1080 GHz, Bw = 32.000 MH No calibration applied and no bandpass applied
EF - T6 2 - 5
(LL)
EF - UR 2 - 6
(RR)
EF - UR 2 - 6
(LL)
EF - TR 2 - 7
(RR)
EF - TR 2 - 7
(LL)
EF - HH 2 - 9
(RR)
EF - HH 2 - 9
(LL)
EF - SV 2 - 10
(RR)
EF - SV 2 - 10
(LL)
Channels
Channels
Channels
Lower frame: Milli Ampl Jy Top frame: Phas deg
Vector averaged cross-power spectrum Several baselines displayed
Timerange: 00/23:46:01 to 00/23:46:59

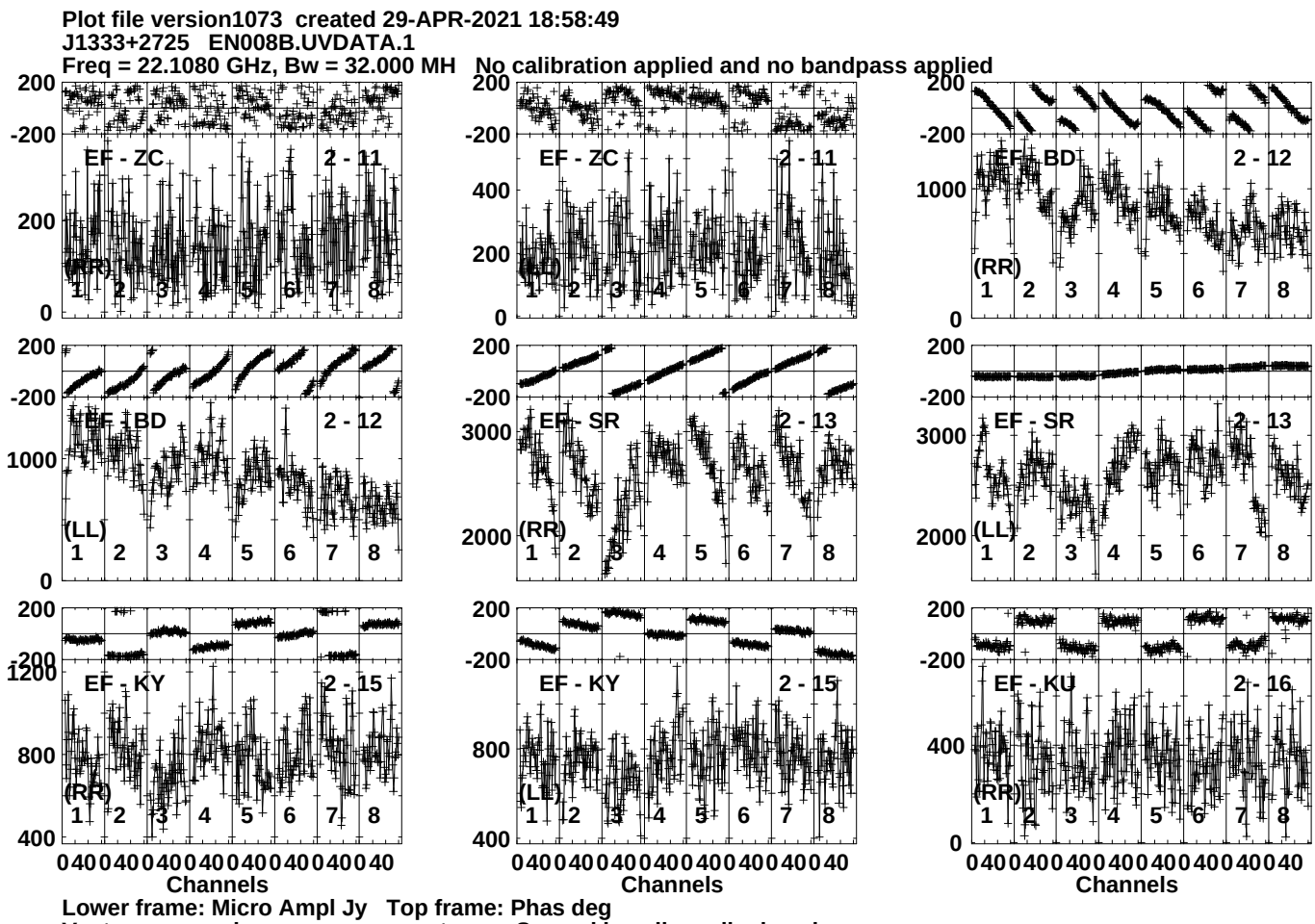
Plot file version1073 created 29-APR-2021 18:58:49
J1333+2725 EN008B.UVDATA.1
Freq = 22.1080 GHz, Bw = 32.000 MH No calibration applied and no bandpass applied
EF - ZC 2 - 11
(RR)
EF - ZC 2 - 11
(LL)
EF - BD 2 - 12
(RR)
EF - BD 2 - 12
(LL)
EF - SR 2 - 13
(RR)
EF - SR 2 - 13
(LL)
EF - KY 2 - 15
(RR)
EF - KY 2 - 15
(LL)
EF - KU 2 - 16
(RR)
Channels
Channels
Channels
Lower frame: Micro Ampl Jy Top frame: Phas deg
Vector averaged cross-power spectrum Several baselines displayed
Timerange: 00/23:46:01 to 00/23:46:59

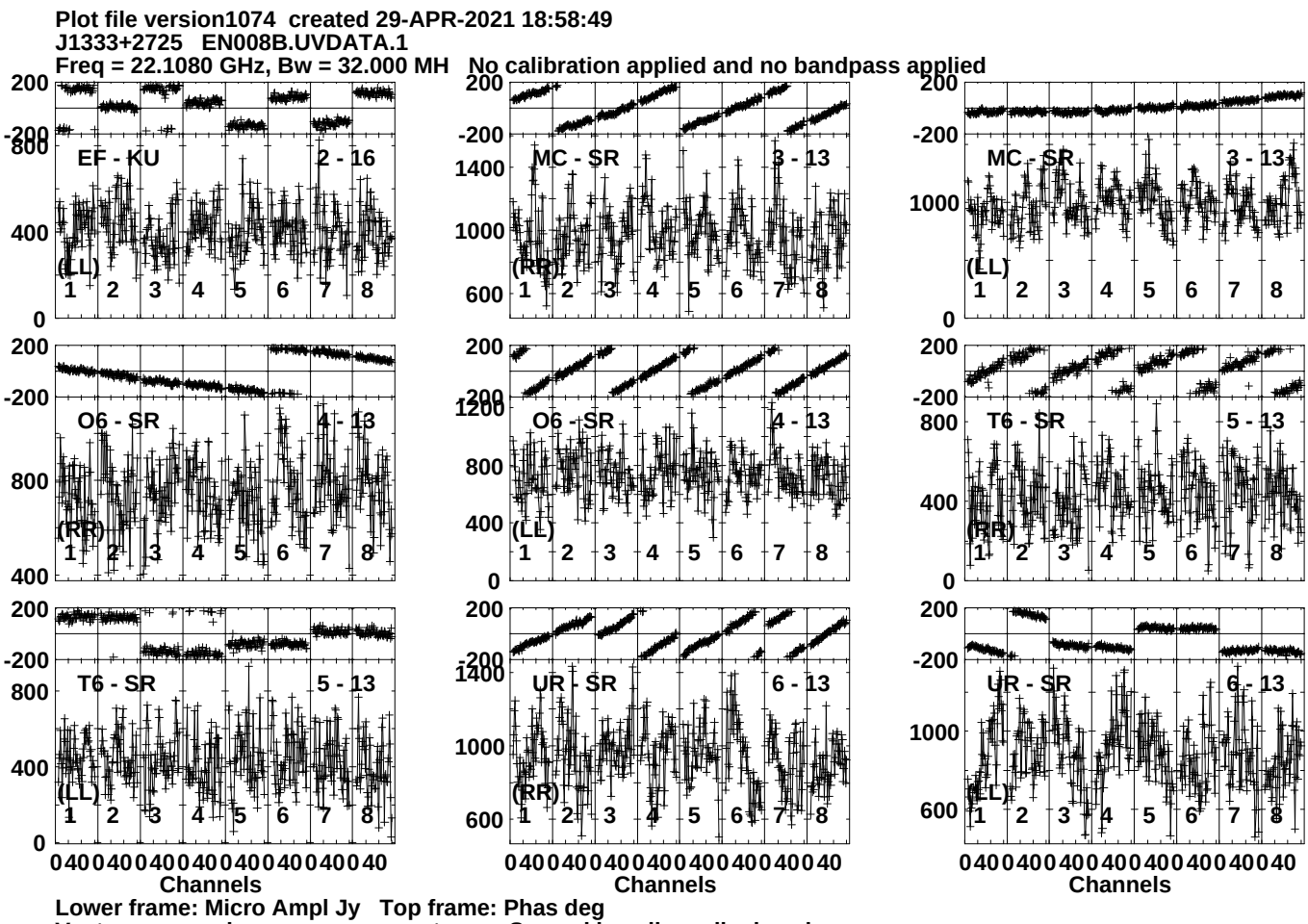
Plot file version1074 created 29-APR-2021 18:58:49
J1333+2725 EN008B.UVDATA.1
Freq = 22.1080 GHz, Bw = 32.000 MH No calibration applied and no bandpass applied
EF - KU 2 - 16
(LL)
MC - SR 3 - 13
(RR)
MC - SR 3 - 13
(LL)
O6 - SR 4 - 13
(RR)
O6 - SR 4 - 13
(LL)
T6 - SR 5 - 13
(RR)
T6 - SR 5 - 13
(LL)
UR - SR 6 - 13
(RR)
UR - SR 6 - 13
(LL)
Channels
Channels
Channels
Lower frame: Micro Ampl Jy Top frame: Phas deg
Vector averaged cross-power spectrum Several baselines displayed
Timerange: 00/23:46:01 to 00/23:46:59

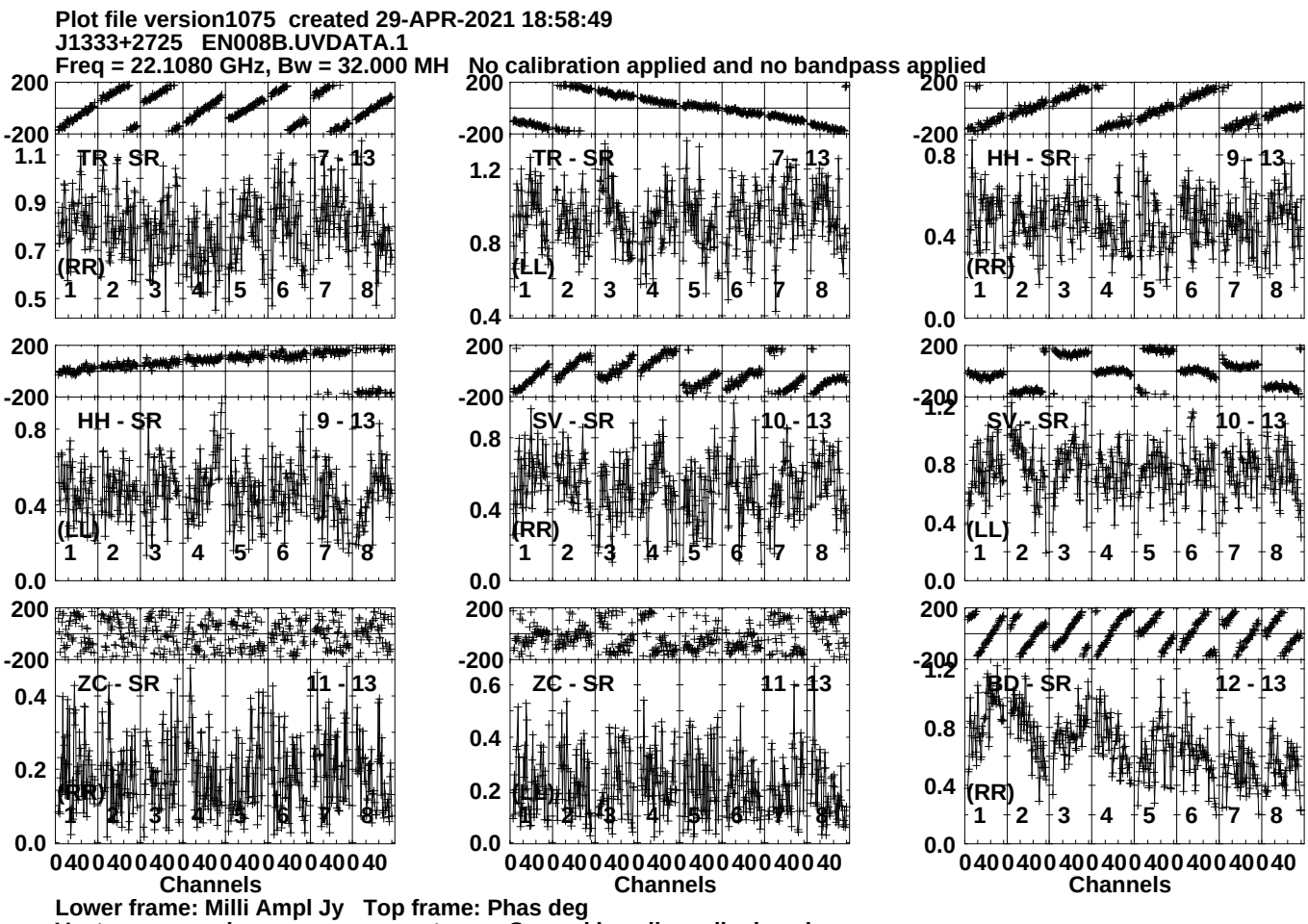
Plot file version1075 created 29-APR-2021 18:58:49
J1333+2725 EN008B.UVDATA.1
Freq = 22.1080 GHz, Bw = 32.000 MH No calibration applied and no bandpass applied
TR - SR 7 - 13
(RR)
TR - SR 7 - 13
(LL)
HH - SR 9 - 13
(RR)
HH - SR 9 - 13
(LL)
SV - SR 10 - 13
(RR)
SV - SR 10 - 13
(LL)
ZC - SR 11 - 13
(RR)
ZC - SR 11 - 13
(LL)
BD - SR 12 - 13
(RR)
Channels
Channels
Channels
Lower frame: Milli Ampl Jy Top frame: Phas deg
Vector averaged cross-power spectrum Several baselines displayed
Timerange: 00/23:46:01 to 00/23:46:59

Plot file version1076 created 29-APR-2021 18:58:49
J1333+2725 EN008B.UVDATA.1
Freq = 22.1080 GHz, Bw = 32.000 MH No calibration applied and no bandpass applied

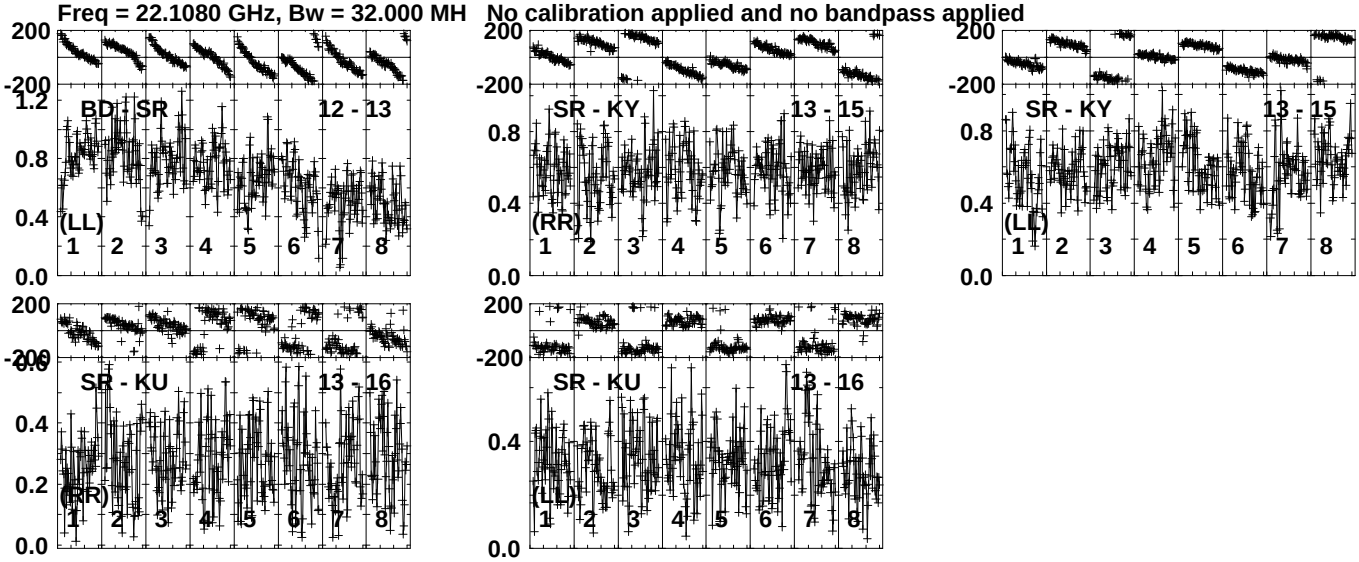

Lower frame: Milli Ampl Jy Top frame: Phas deg
Vector averaged cross-power spectrum Several baselines displayed
Timerange: 00/23:46:01 to 00/23:46:59

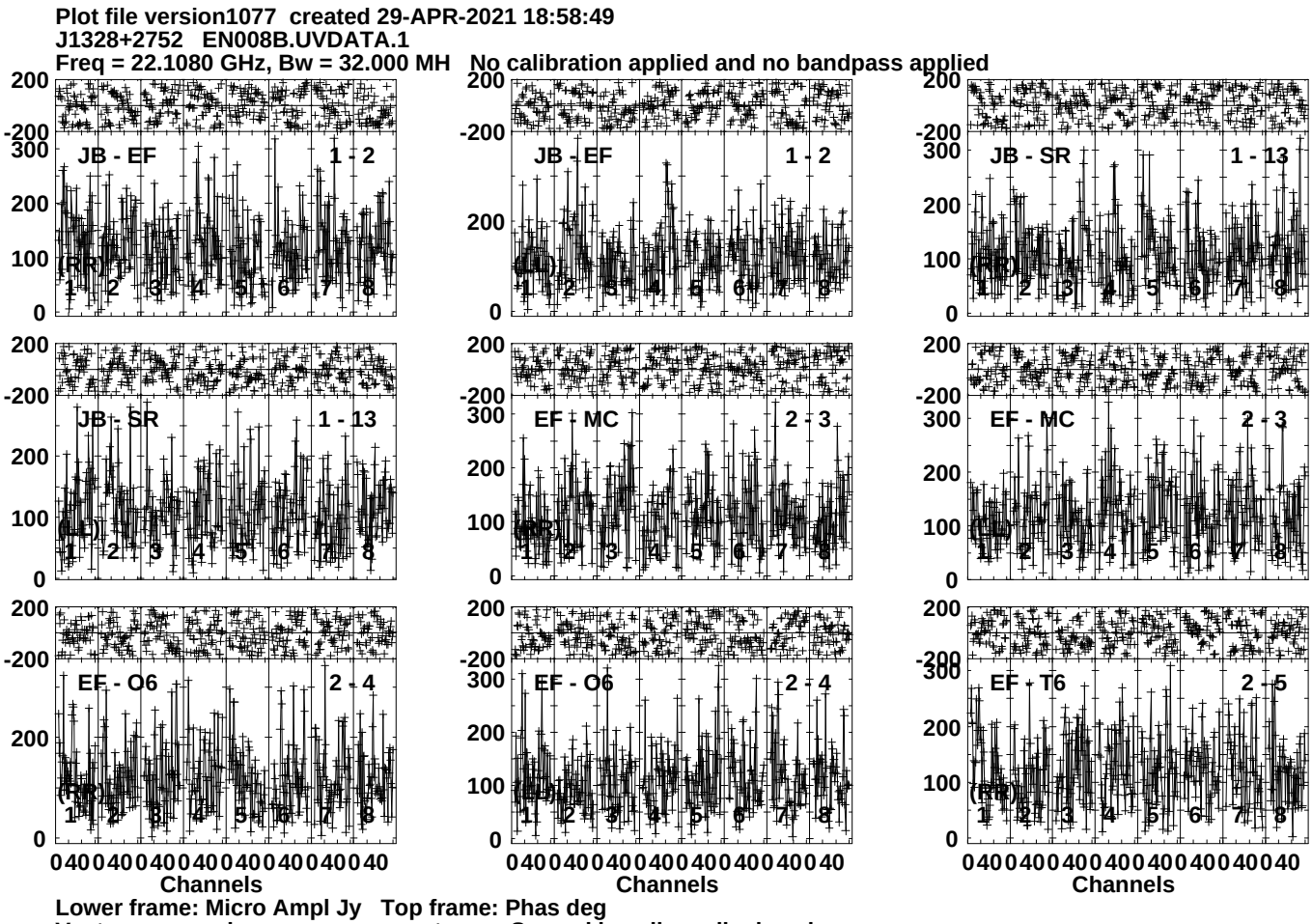
Plot file version1077 created 29-APR-2021 18:58:49
J1328+2752 EN008B.UVDATA.1
Freq = 22.1080 GHz, Bw = 32.000 MH No calibration applied and no bandpass applied
JB - EF 1 - 2
JB - EF 1 - 2
JB - SR 1 - 13
JB - SR 1 - 13
EF - MC 2 - 3
EF - MC 2 - 3
EF - O6 2 - 4
EF - O6 2 - 4
EF - T6 2 - 5
(RR)
(LL)
(RL)
(LR)
Channels
Lower frame: Micro Ampl Jy Top frame: Phas deg
Vector averaged cross-power spectrum Several baselines displayed
Timerange: 00/23:47:01 to 00/23:48:59

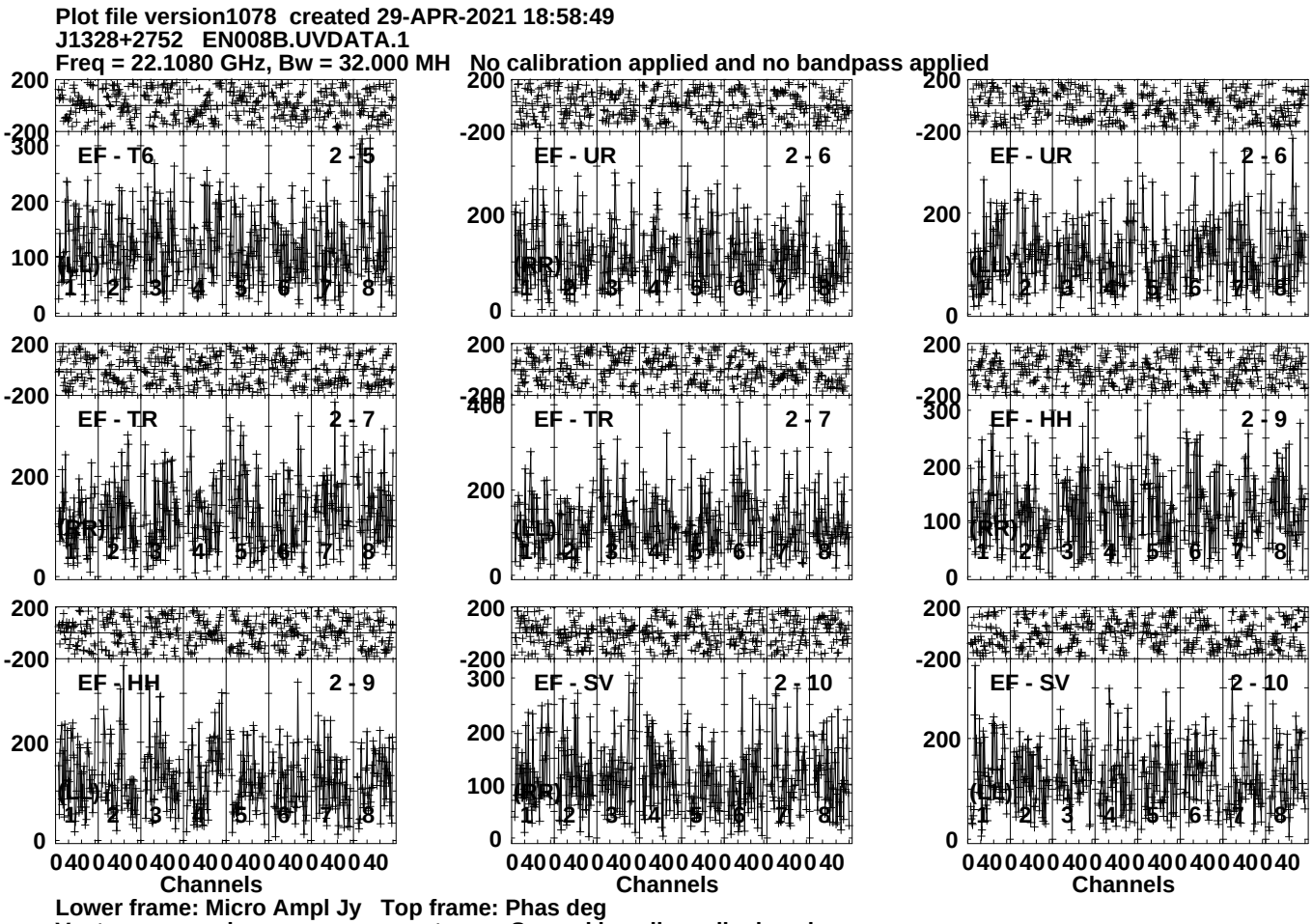
Plot file version1078 created 29-APR-2021 18:58:49
J1328+2752 EN008B.UVDATA.1
Freq = 22.1080 GHz, Bw = 32.000 MH No calibration applied and no bandpass applied
EF - T6 2 - 5
EF - UR 2 - 6
EF - UR 2 - 6
EF - TR 2 - 7
EF - TR 2 - 7
EF - HH 2 - 9
EF - HH 2 - 9
EF - SV 2 - 10
EF - SV 2 - 10
(LL)
(RR)
Channels
Lower frame: Micro Ampl Jy Top frame: Phas deg
Vector averaged cross-power spectrum Several baselines displayed
Timerange: 00/23:47:01 to 00/23:48:59

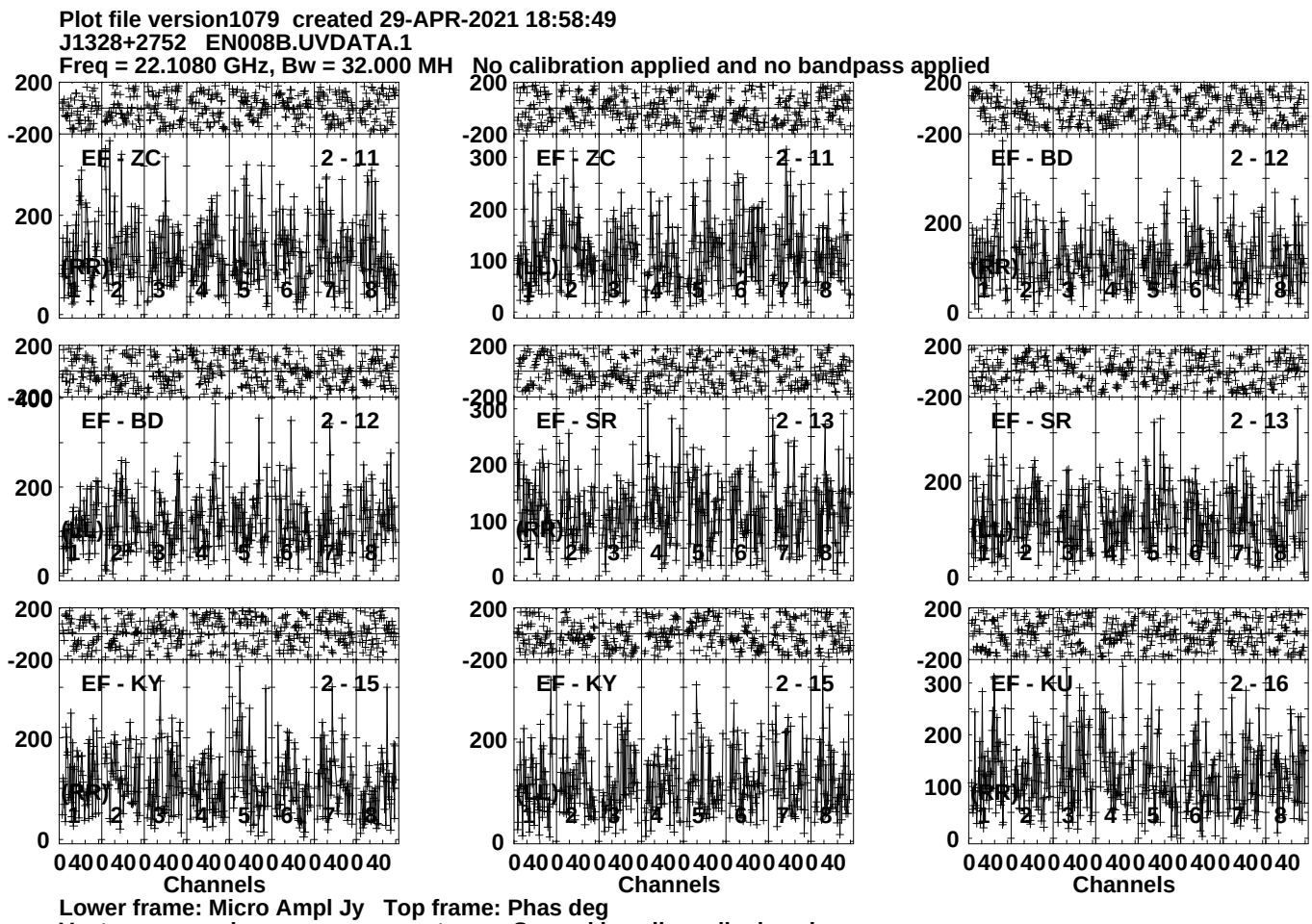
Plot file version1079 created 29-APR-2021 18:58:49
J1328+2752 EN008B.UVDATA.1
Freq = 22.1080 GHz, Bw = 32.000 MH No calibration applied and no bandpass applied
EF - ZC 2 - 11
EF - ZC 2 - 11
EF - BD 2 - 12
EF - BD 2 - 12
EF - SR 2 - 13
EF - SR 2 - 13
EF - KY 2 - 15
EF - KY 2 - 15
EF - KU 2 - 16
Channels
Channels
Channels
Lower frame: Micro Ampl Jy Top frame: Phas deg
Vector averaged cross-power spectrum Several baselines displayed
Timerange: 00/23:47:01 to 00/23:48:59

Plot file version1080 created 29-APR-2021 18:58:49
J1328+2752 EN008B.UVDATA.1
Freq = 22.1080 GHz, Bw = 32.000 MH No calibration applied and no bandpass applied

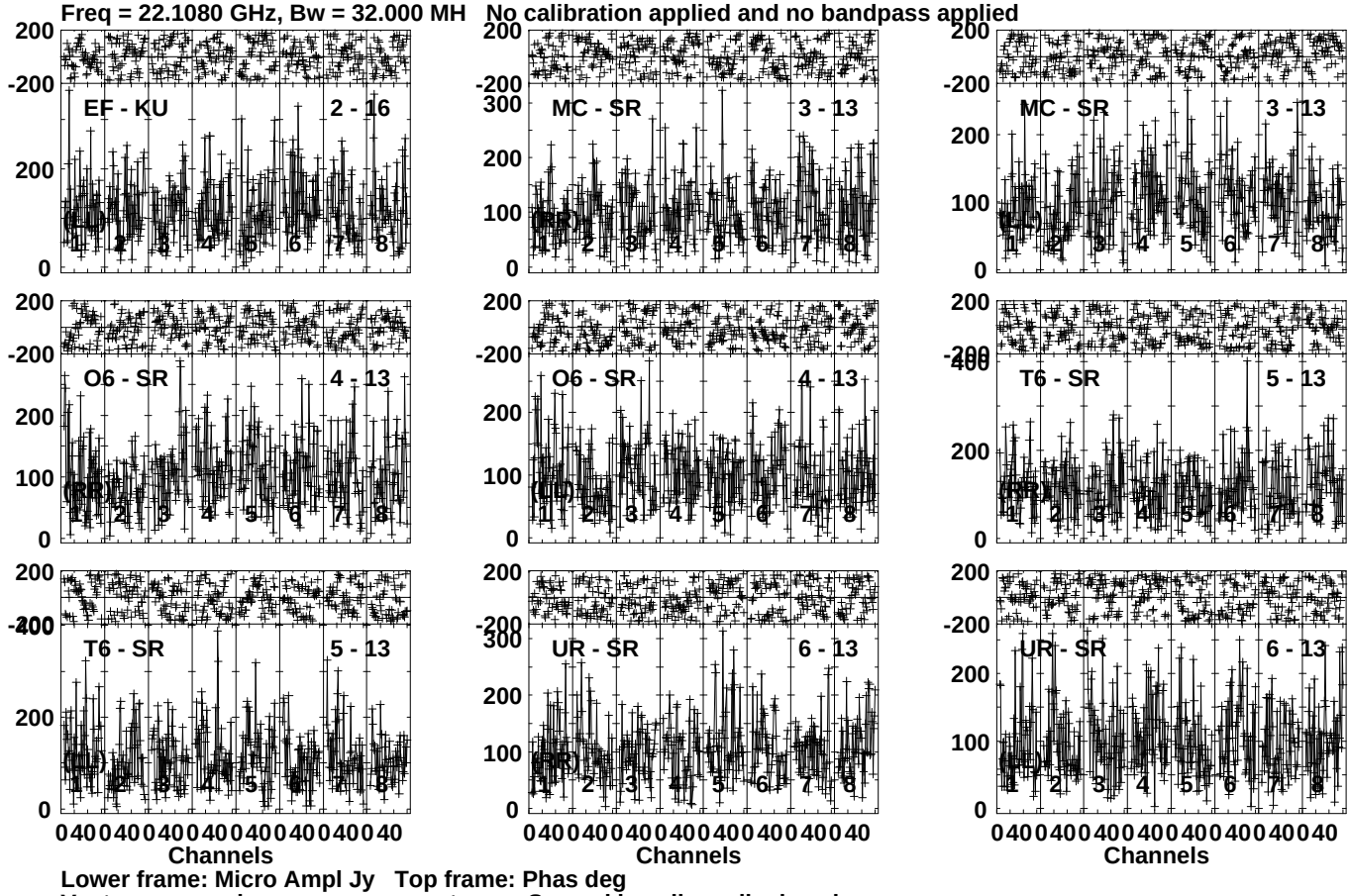

Lower frame: Micro Ampl Jy Top frame: Phas deg
Vector averaged cross-power spectrum Several baselines displayed
Timerange: 00/23:47:01 to 00/23:48:59

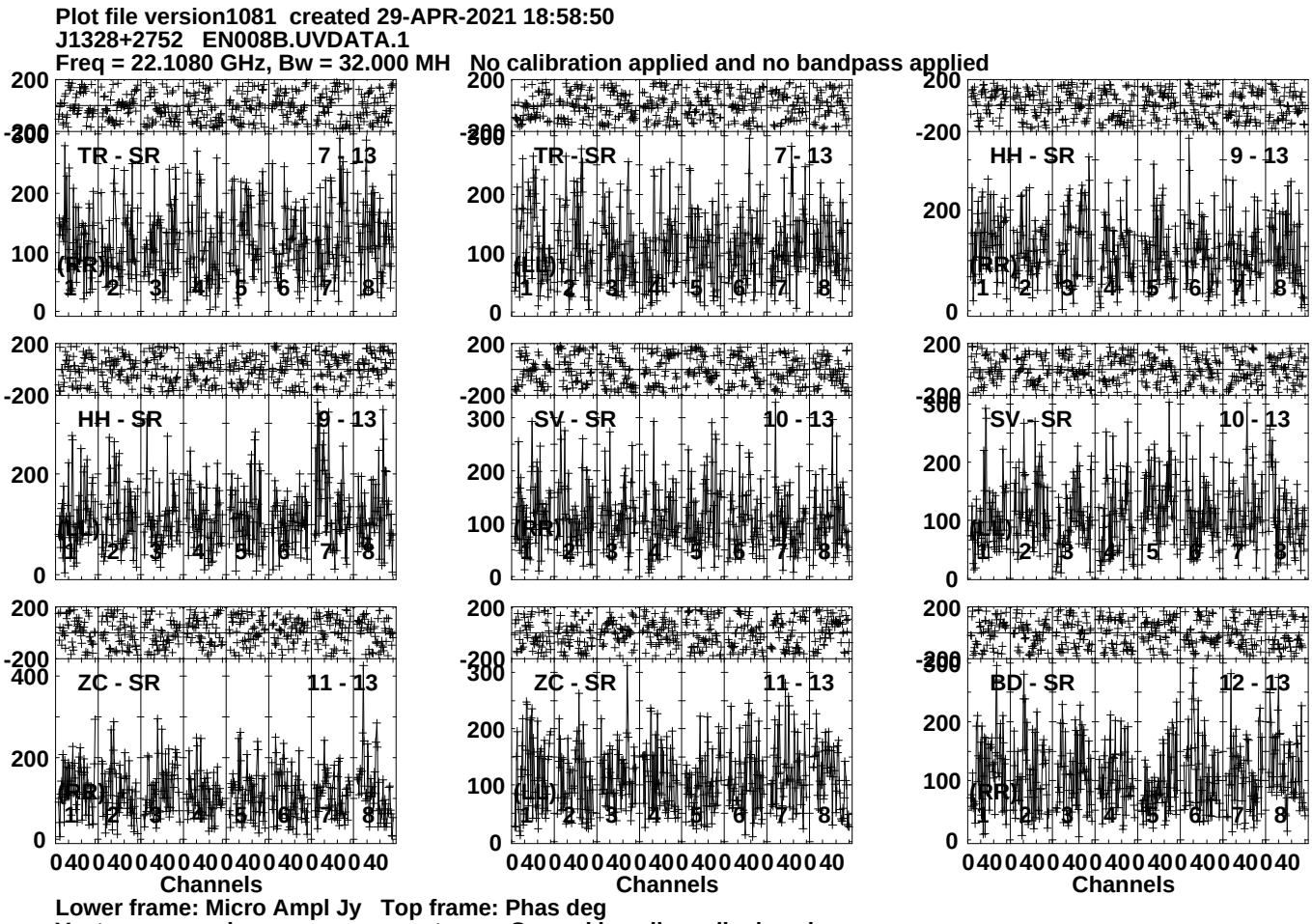
Plot file version1081 created 29-APR-2021 18:58:50
J1328+2752 EN008B.UVDATA.1
Freq = 22.1080 GHz, Bw = 32.000 MH No calibration applied and no bandpass applied
TR - SR 7 - 13
(RR)
TR - SR 7 - 13
(LL)
HH - SR 9 - 13
(RR)
HH - SR 9 - 13
(LL)
SV - SR 10 - 13
(RR)
SV - SR 10 - 13
(LL)
ZC - SR 11 - 13
(RR)
ZC - SR 11 - 13
(LL)
BD - SR 12 - 13
(RR)
Channels
Channels
Channels
Lower frame: Micro Ampl Jy Top frame: Phas deg
Vector averaged cross-power spectrum Several baselines displayed
Timerange: 00/23:47:01 to 00/23:48:59

Plot file version1082 created 29-APR-2021 18:58:50
J1328+2752 EN008B.UVDATA.1
Freq = 22.1080 GHz, Bw = 32.000 MH No calibration applied and no bandpass applied

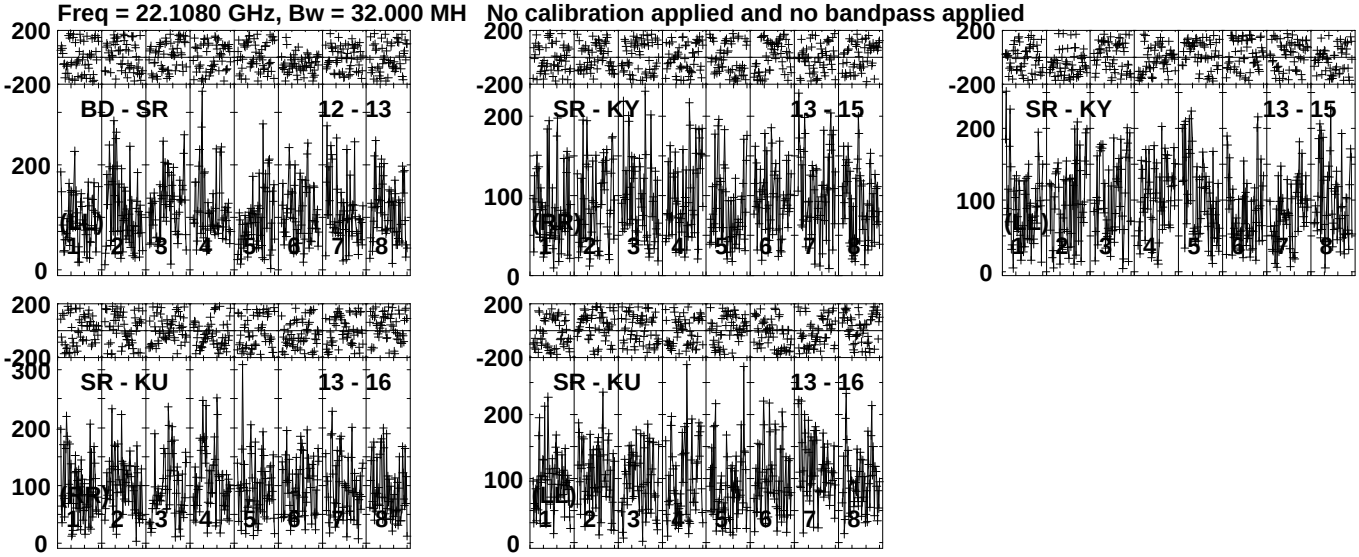

Lower frame: Micro Ampl Jy Top frame: Phas deg
Vector averaged cross-power spectrum Several baselines displayed
Timerange: 00/23:47:01 to 00/23:48:59

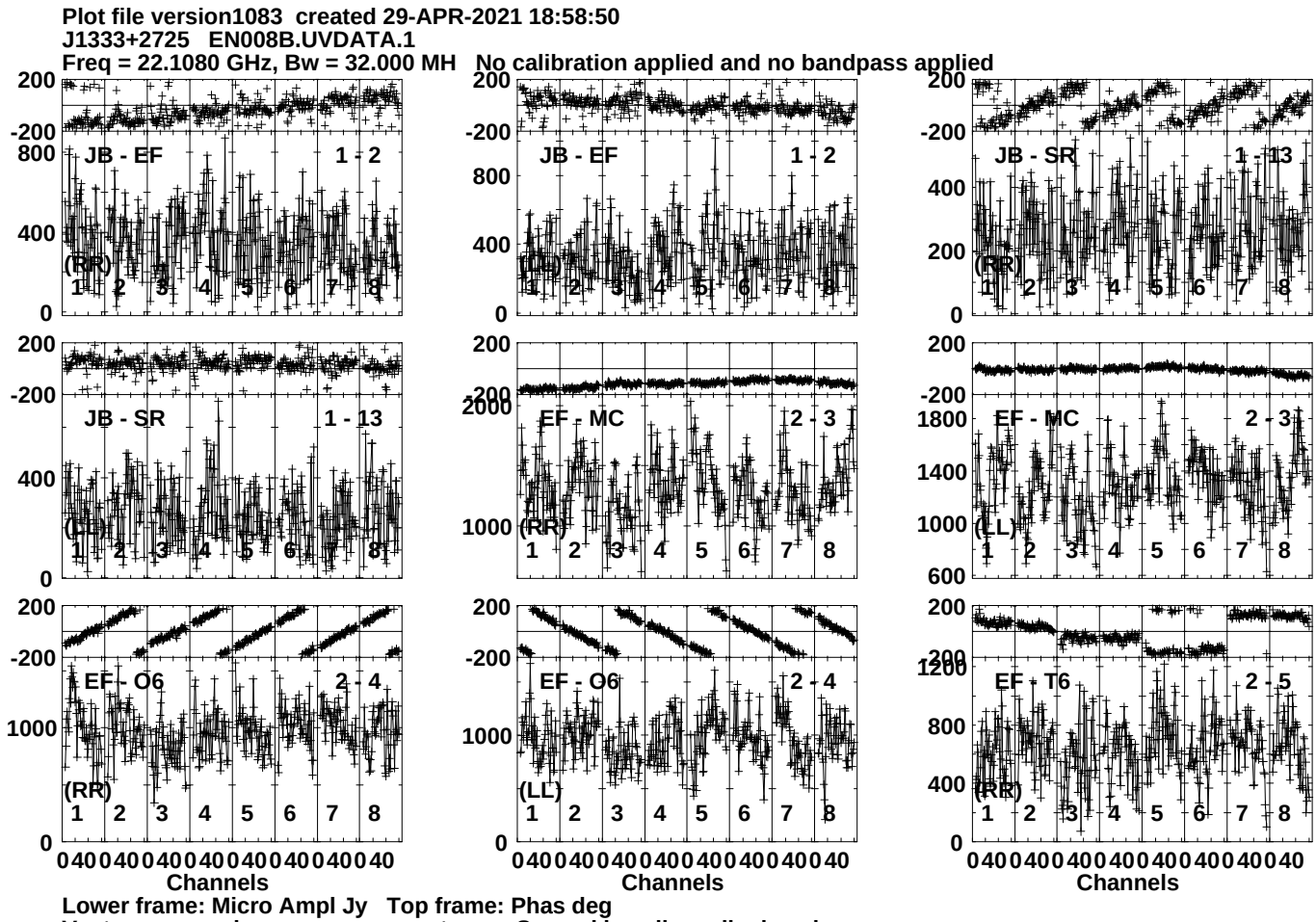
Plot file version1083 created 29-APR-2021 18:58:50
J1333+2725 EN008B.UVDATA.1
Freq = 22.1080 GHz, Bw = 32.000 MH No calibration applied and no bandpass applied
JB - EF 1 - 2
JB - SR 1 - 13
EF - MC 2 - 3
EF - O6 2 - 4
EF - T6 2 - 5
(RR)
(LL)
Channels
Lower frame: Micro Ampl Jy Top frame: Phas deg
Vector averaged cross-power spectrum Several baselines displayed
Timerange: 00/23:49:01 to 00/23:49:59

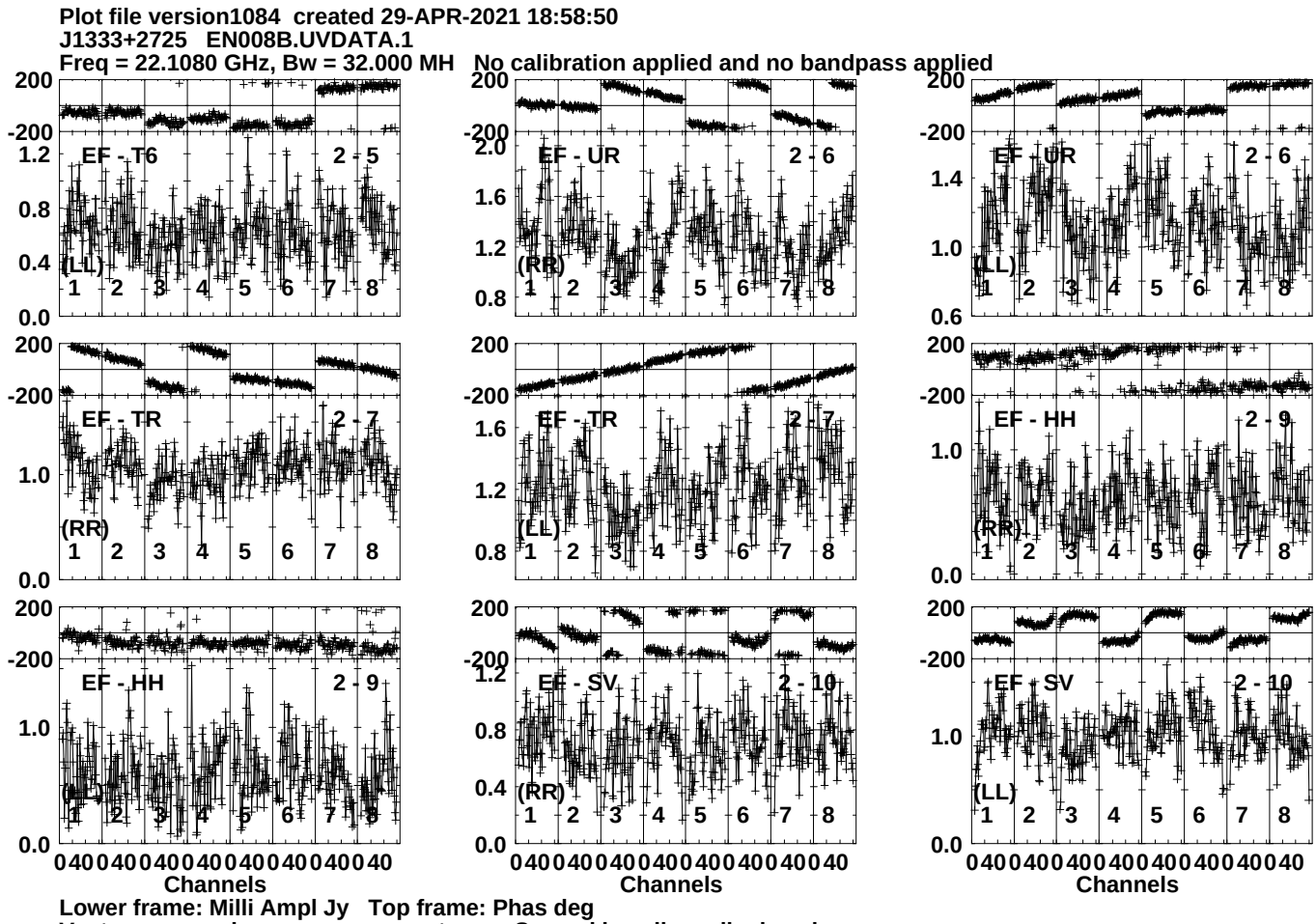
Plot file version1084 created 29-APR-2021 18:58:50
J1333+2725 EN008B.UVDATA.1
Freq = 22.1080 GHz, Bw = 32.000 MH No calibration applied and no bandpass applied
EF - T6 2 - 5
(LL)
EF - UR 2 - 6
(RR)
EF - UR 2 - 6
(LL)
EF - TR 2 - 7
(RR)
EF - TR 2 - 7
(LL)
EF - HH 2 - 9
(RR)
EF - HH 2 - 9
(LL)
EF - SV 2 - 10
(RR)
EF - SV 2 - 10
(LL)
Channels
Channels
Channels
Lower frame: Milli Ampl Jy Top frame: Phas deg
Vector averaged cross-power spectrum Several baselines displayed
Timerange: 00/23:49:01 to 00/23:49:59

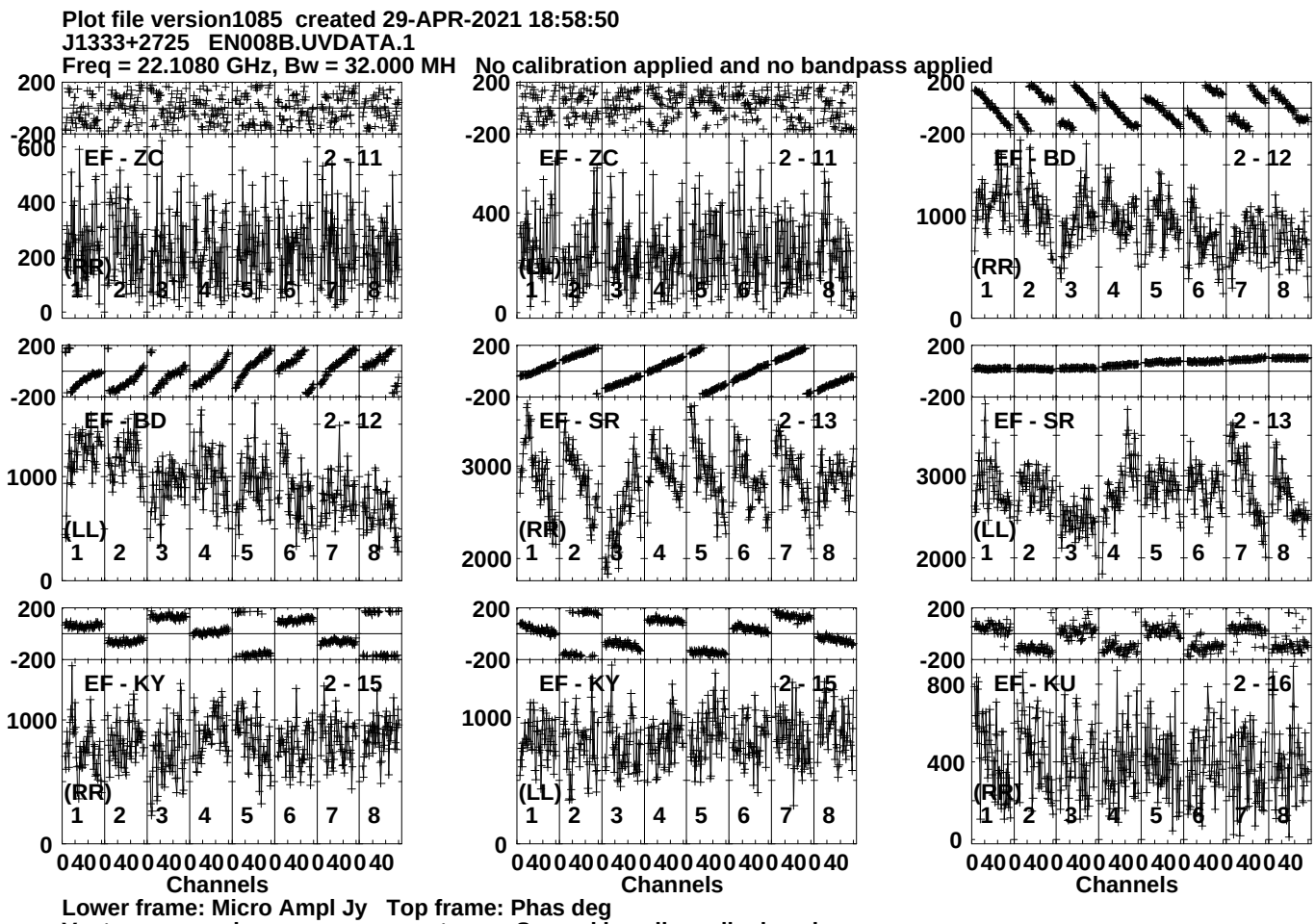
Plot file version1085 created 29-APR-2021 18:58:50
J1333+2725 EN008B.UVDATA.1
Freq = 22.1080 GHz, Bw = 32.000 MH No calibration applied and no bandpass applied
EF - ZC 2 - 11
(RR)
EF - ZC 2 - 11
(LL)
EF - BD 2 - 12
(RR)
EF - BD 2 - 12
(LL)
EF - SR 2 - 13
(RR)
EF - SR 2 - 13
(LL)
EF - KY 2 - 15
(RR)
EF - KY 2 - 15
(LL)
EF - KU 2 - 16
(RR)
Channels
Channels
Channels
Lower frame: Micro Ampl Jy Top frame: Phas deg
Vector averaged cross-power spectrum Several baselines displayed
Timerange: 00/23:49:01 to 00/23:49:59

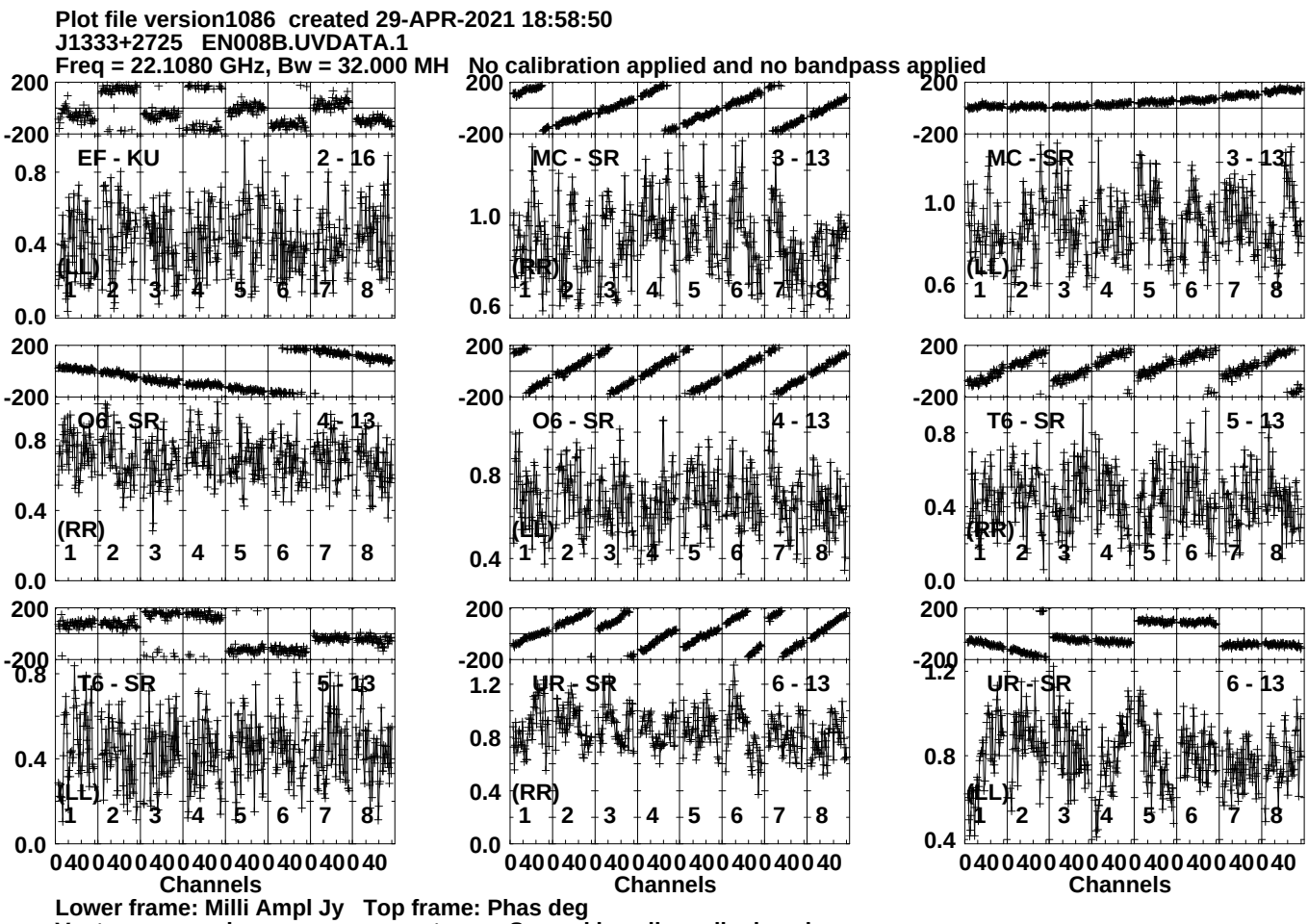
Plot file version1086 created 29-APR-2021 18:58:50
J1333+2725 EN008B.UVDATA.1
Freq = 22.1080 GHz, Bw = 32.000 MH No calibration applied and no bandpass applied
EF - KU 2 - 16
MC - SR 3 - 13
MC - SR 3 - 13
O6 - SR 4 - 13
O6 - SR 4 - 13
T6 - SR 5 - 13
T6 - SR 5 - 13
UR - SR 6 - 13
UR - SR 6 - 13
(LL)
(RR)
Channels
Lower frame: Milli Ampl Jy Top frame: Phas deg
Vector averaged cross-power spectrum Several baselines displayed
Timerange: 00/23:49:01 to 00/23:49:59

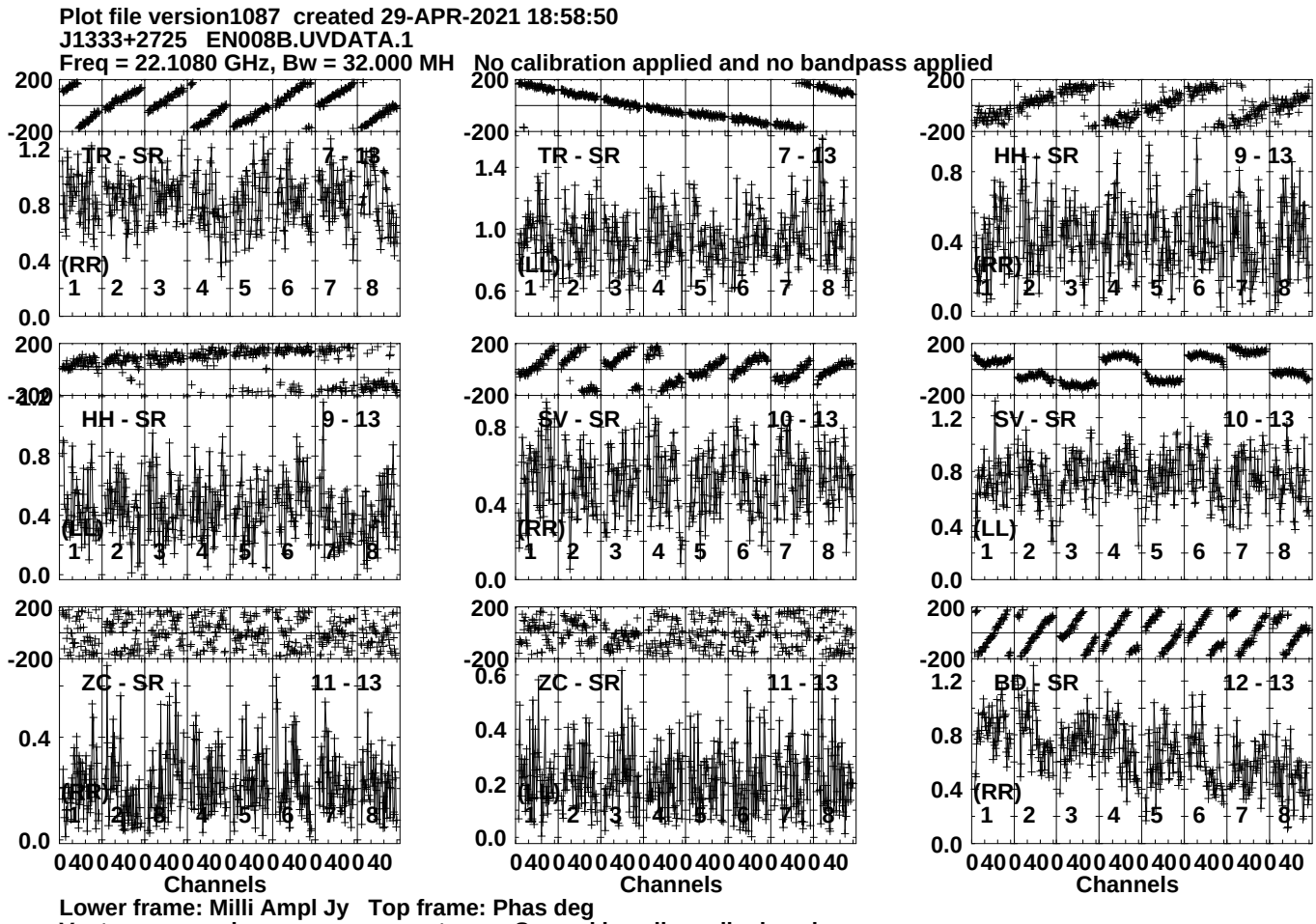
Plot file version1087 created 29-APR-2021 18:58:50
J1333+2725 EN008B.UVDATA.1
Freq = 22.1080 GHz, Bw = 32.000 MH No calibration applied and no bandpass applied
TR - SR 7 - 13
(RR)
TR - SR 7 - 13
(LL)
HH - SR 9 - 13
(RR)
HH - SR 9 - 13
(LL)
SV - SR 10 - 13
(RR)
SV - SR 10 - 13
(LL)
ZC - SR 11 - 13
(RR)
ZC - SR 11 - 13
(LL)
BD - SR 12 - 13
(RR)
Channels
Channels
Channels
Lower frame: Milli Ampl Jy Top frame: Phas deg
Vector averaged cross-power spectrum Several baselines displayed
Timerange: 00/23:49:01 to 00/23:49:59

Plot file version1088 created 29-APR-2021 18:58:51
J1333+2725 EN008B.UVDATA.1
Freq = 22.1080 GHz, Bw = 32.000 MH No calibration applied and no bandpass applied

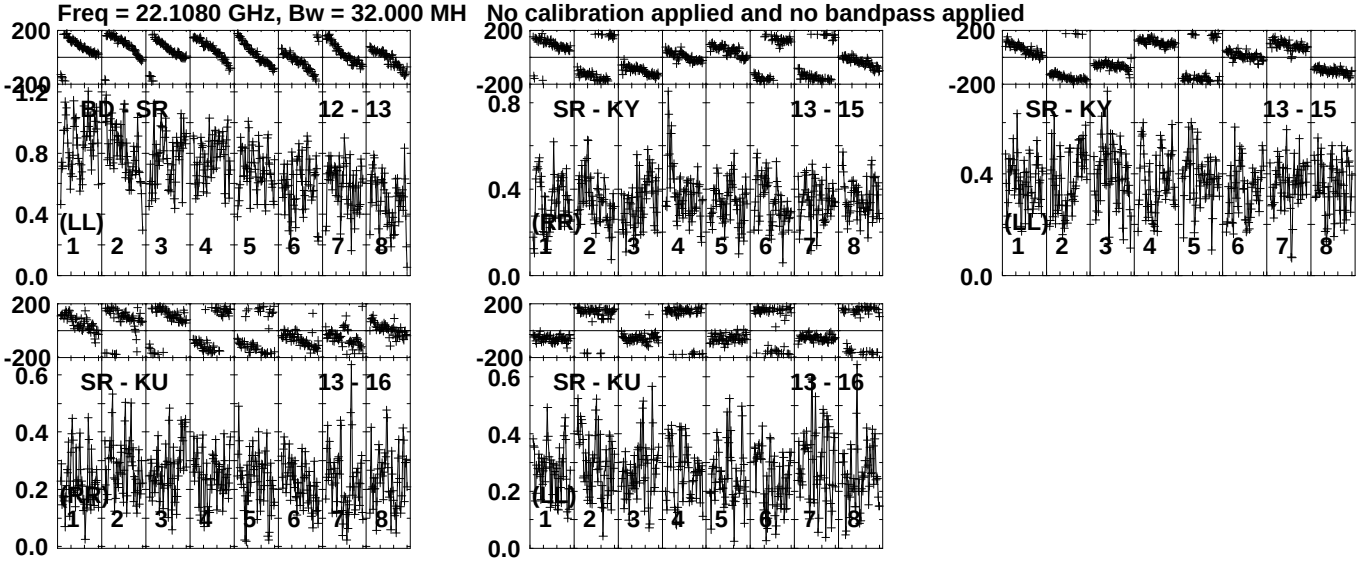

Lower frame: Milli Ampl Jy Top frame: Phas deg
Vector averaged cross-power spectrum Several baselines displayed
Timerange: 00/23:49:01 to 00/23:49:59

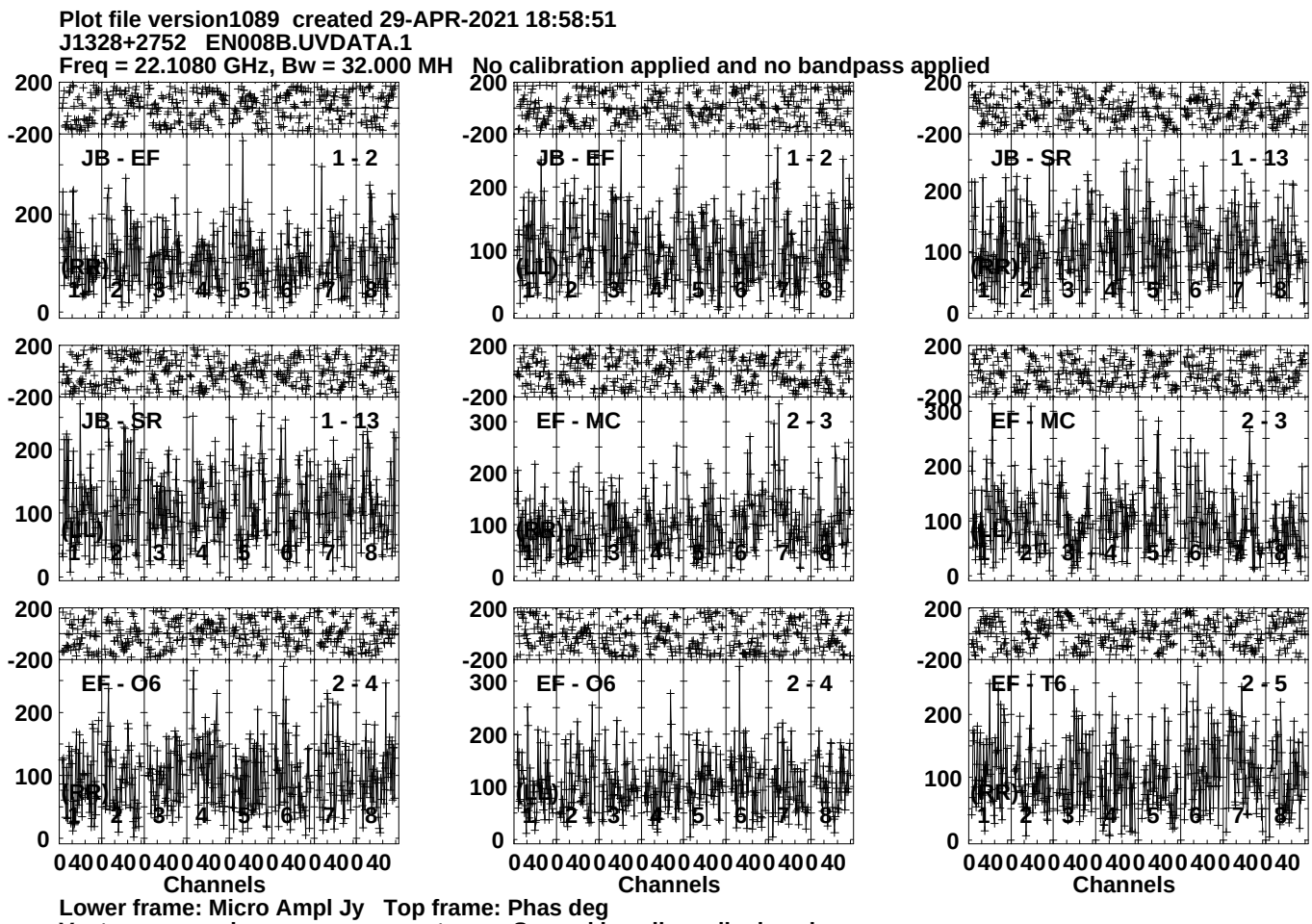
Plot file version1089 created 29-APR-2021 18:58:51
J1328+2752 EN008B.UVDATA.1
Freq = 22.1080 GHz, Bw = 32.000 MH No calibration applied and no bandpass applied
JB - EF 1 - 2 (RR)
JB - EF 1 - 2 (LL)
JB - SR 1 - 13 (RR)
JB - SR 1 - 13 (LL)
EF - MC 2 - 3 (RR)
EF - MC 2 - 3 (LL)
EF - O6 2 - 4 (RR)
EF - O6 2 - 4 (LL)
EF - T6 2 - 5 (RR)
Channels
Lower frame: Micro Ampl Jy Top frame: Phas deg
Vector averaged cross-power spectrum Several baselines displayed
Timerange: 00/23:50:41 to 00/23:52:39

Plot file version1090 created 29-APR-2021 18:58:51
J1328+2752 EN008B.UVDATA.1
Freq = 22.1080 GHz, Bw = 32.000 MH No calibration applied and no bandpass applied

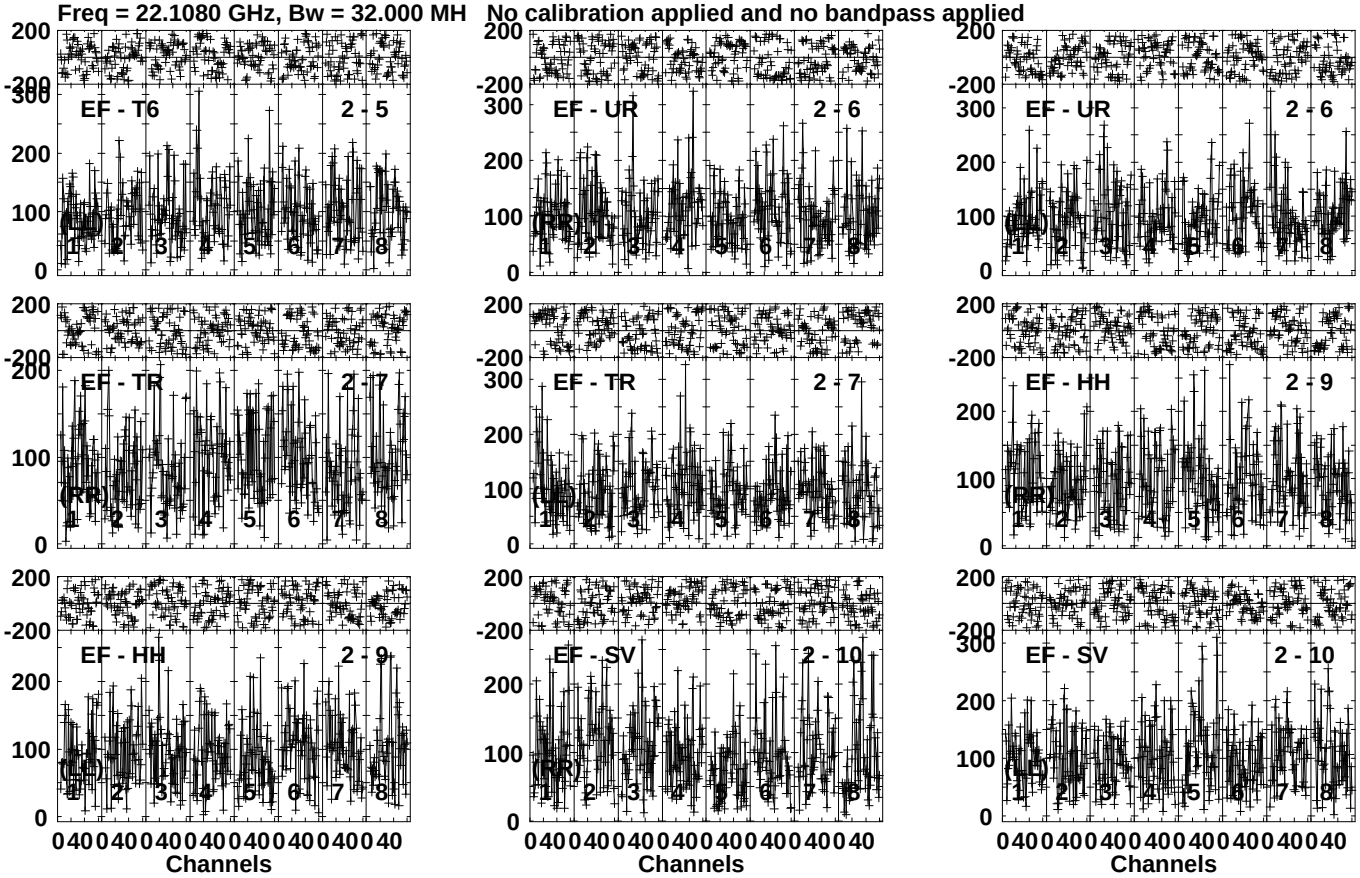

Lower frame: Micro Ampl Jy Top frame: Phas deg
Vector averaged cross-power spectrum Several baselines displayed
Timerange: 00/23:50:41 to 00/23:52:39

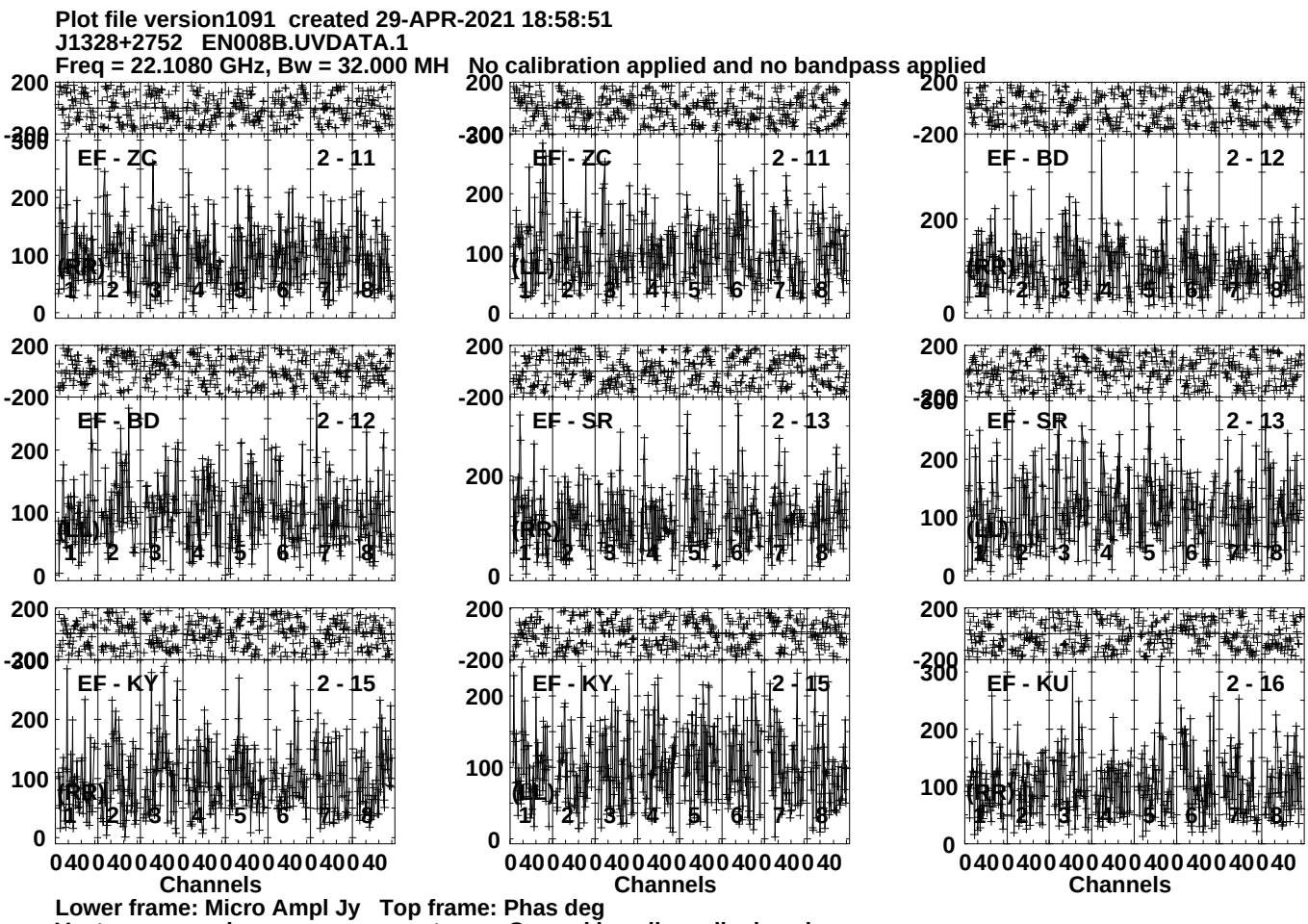
Plot file version1091 created 29-APR-2021 18:58:51
J1328+2752 EN008B.UVDATA.1
Freq = 22.1080 GHz, Bw = 32.000 MH No calibration applied and no bandpass applied
EF - ZC 2 - 11
EF - ZC 2 - 11
EF - BD 2 - 12
EF - BD 2 - 12
EF - SR 2 - 13
EF - SR 2 - 13
EF - KY 2 - 15
EF - KY 2 - 15
EF - KU 2 - 16
Channels
Channels
Channels
Lower frame: Micro Ampl Jy Top frame: Phas deg
Vector averaged cross-power spectrum Several baselines displayed
Timerange: 00/23:50:41 to 00/23:52:39

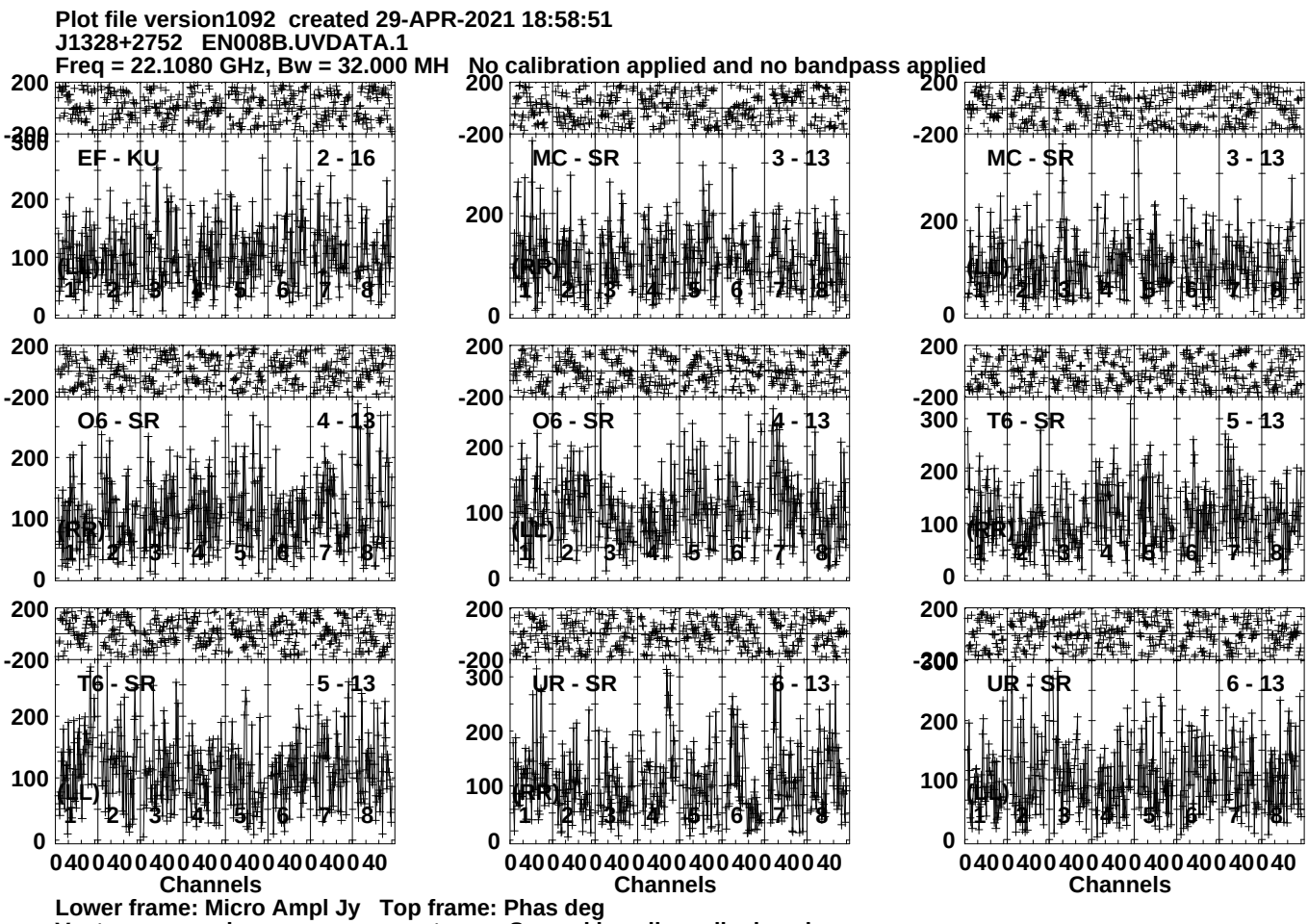
Plot file version1092 created 29-APR-2021 18:58:51
J1328+2752 EN008B.UVDATA.1
Freq = 22.1080 GHz, Bw = 32.000 MH No calibration applied and no bandpass applied
EF - KU 2 - 16
MC - SR 3 - 13
MC - SR 3 - 13
O6 - SR 4 - 13
O6 - SR 4 - 13
T6 - SR 5 - 13
T6 - SR 5 - 13
UR - SR 6 - 13
UR - SR 6 - 13
(RR)
(LL)
Channels
Lower frame: Micro Ampl Jy Top frame: Phas deg
Vector averaged cross-power spectrum Several baselines displayed
Timerange: 00/23:50:41 to 00/23:52:39

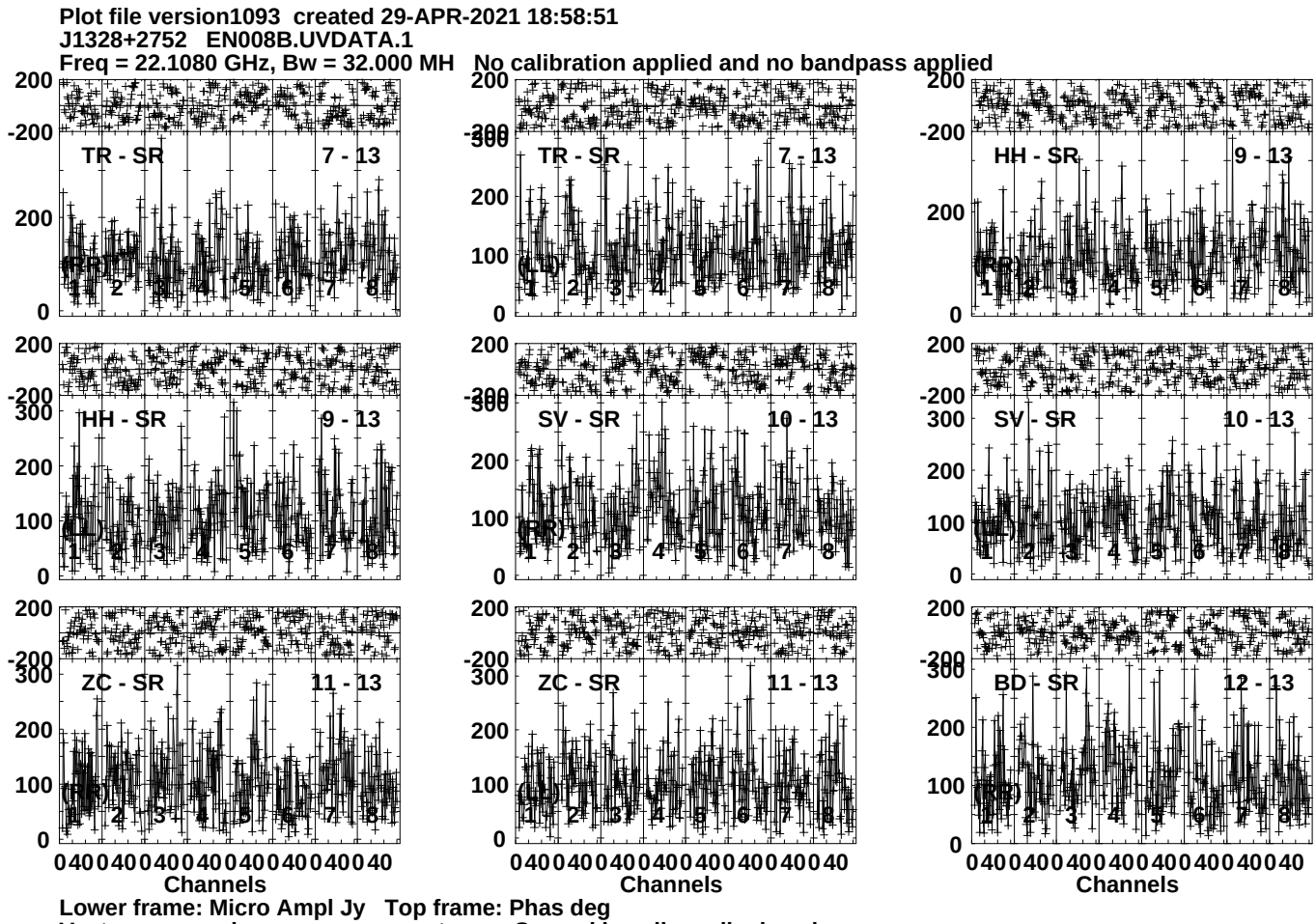
Plot file version1093 created 29-APR-2021 18:58:51
J1328+2752 EN008B.UVDATA.1
Freq = 22.1080 GHz, Bw = 32.000 MH No calibration applied and no bandpass applied
TR - SR 7 - 13
TR - SR 7 - 13
HH - SR 9 - 13
HH - SR 9 - 13
SV - SR 10 - 13
SV - SR 10 - 13
ZC - SR 11 - 13
ZC - SR 11 - 13
BD - SR 12 - 13
(RR)
(LL)
Channels
Lower frame: Micro Ampl Jy Top frame: Phas deg
Vector averaged cross-power spectrum Several baselines displayed
Timerange: 00/23:50:41 to 00/23:52:39

Plot file version1094 created 29-APR-2021 18:58:51
J1328+2752 EN008B.UVDATA.1
Freq = 22.1080 GHz, Bw = 32.000 MH No calibration applied and no bandpass applied

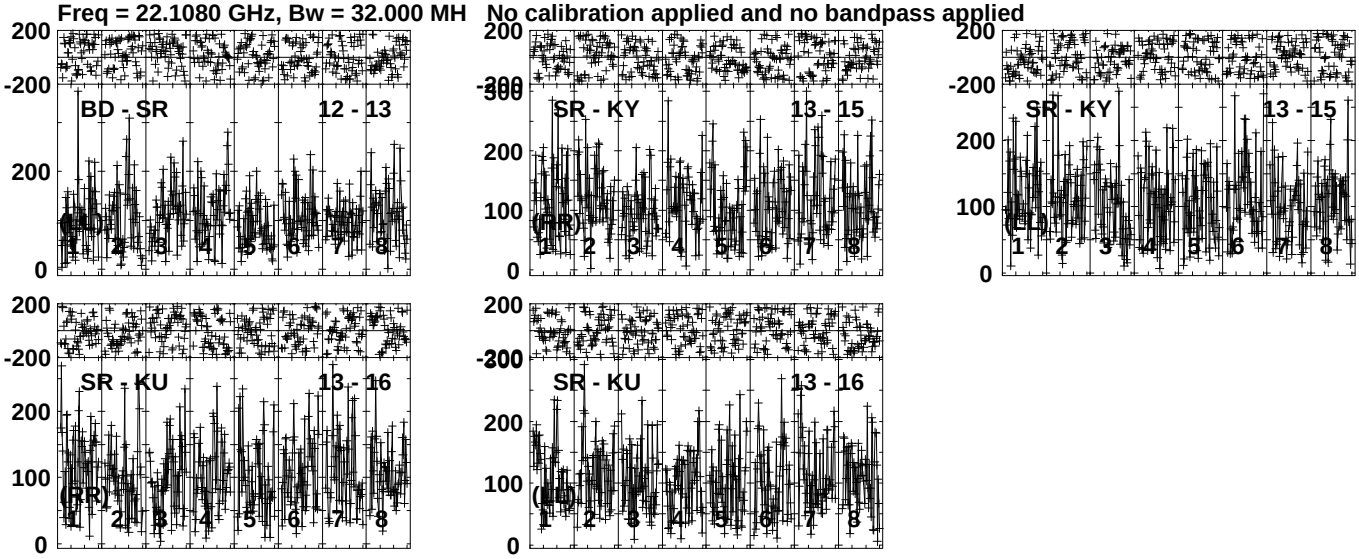

Lower frame: Micro Ampl Jy Top frame: Phas deg
Vector averaged cross-power spectrum Several baselines displayed
Timerange: 00/23:50:41 to 00/23:52:39

Plot file version1095 created 29-APR-2021 18:58:51
J1333+2725 EN008B.UVDATA.1
Freq = 22.1080 GHz, Bw = 32.000 MH No calibration applied and no bandpass applied

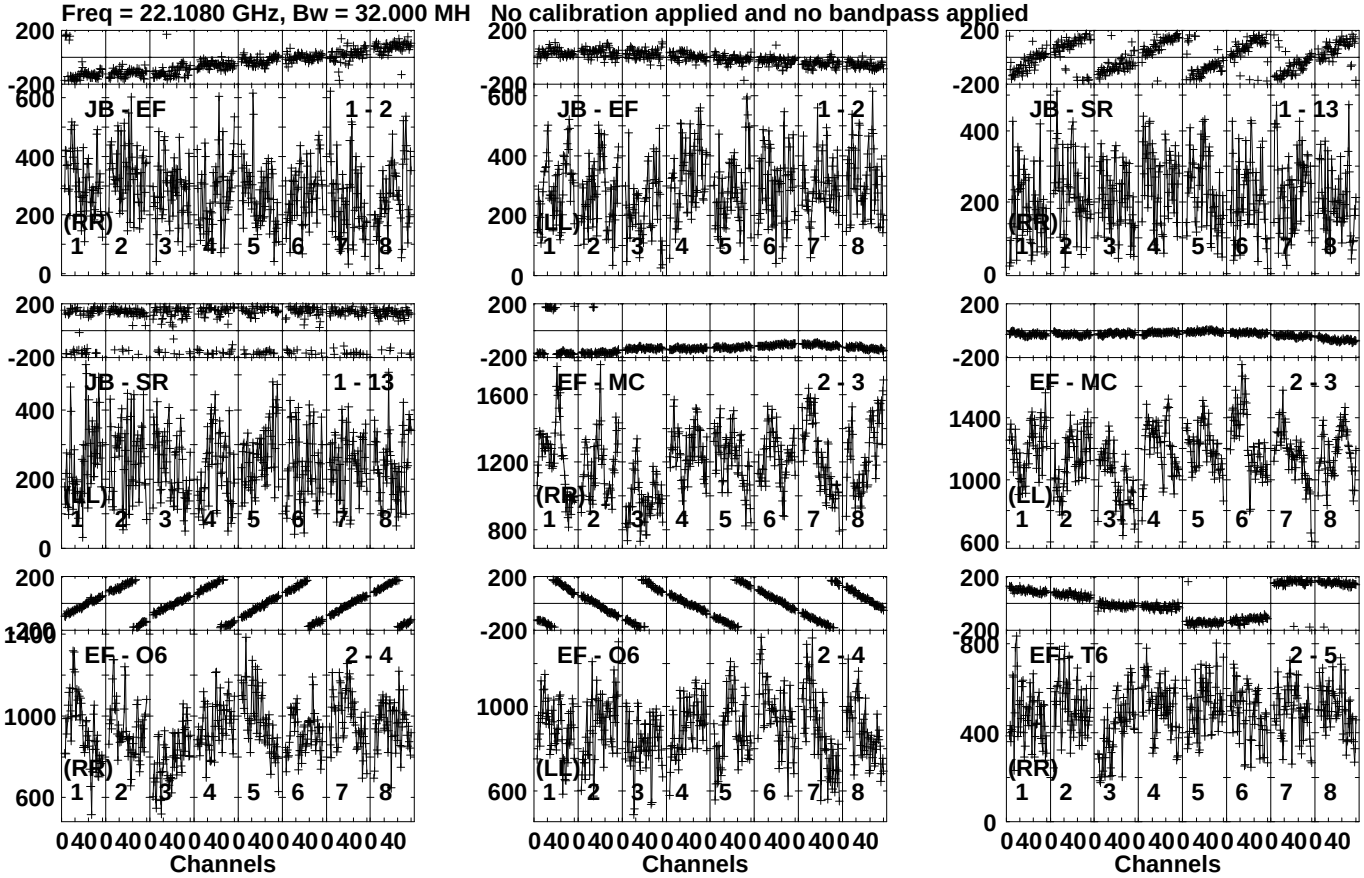

Lower frame: Micro Ampl Jy Top frame: Phas deg
Vector averaged cross-power spectrum Several baselines displayed
Timerange: 00/23:53:11 to 00/23:54:09

Plot file version1096 created 29-APR-2021 18:58:52
J1333+2725 EN008B.UVDATA.1
Freq = 22.1080 GHz, Bw = 32.000 MH No calibration applied and no bandpass applied

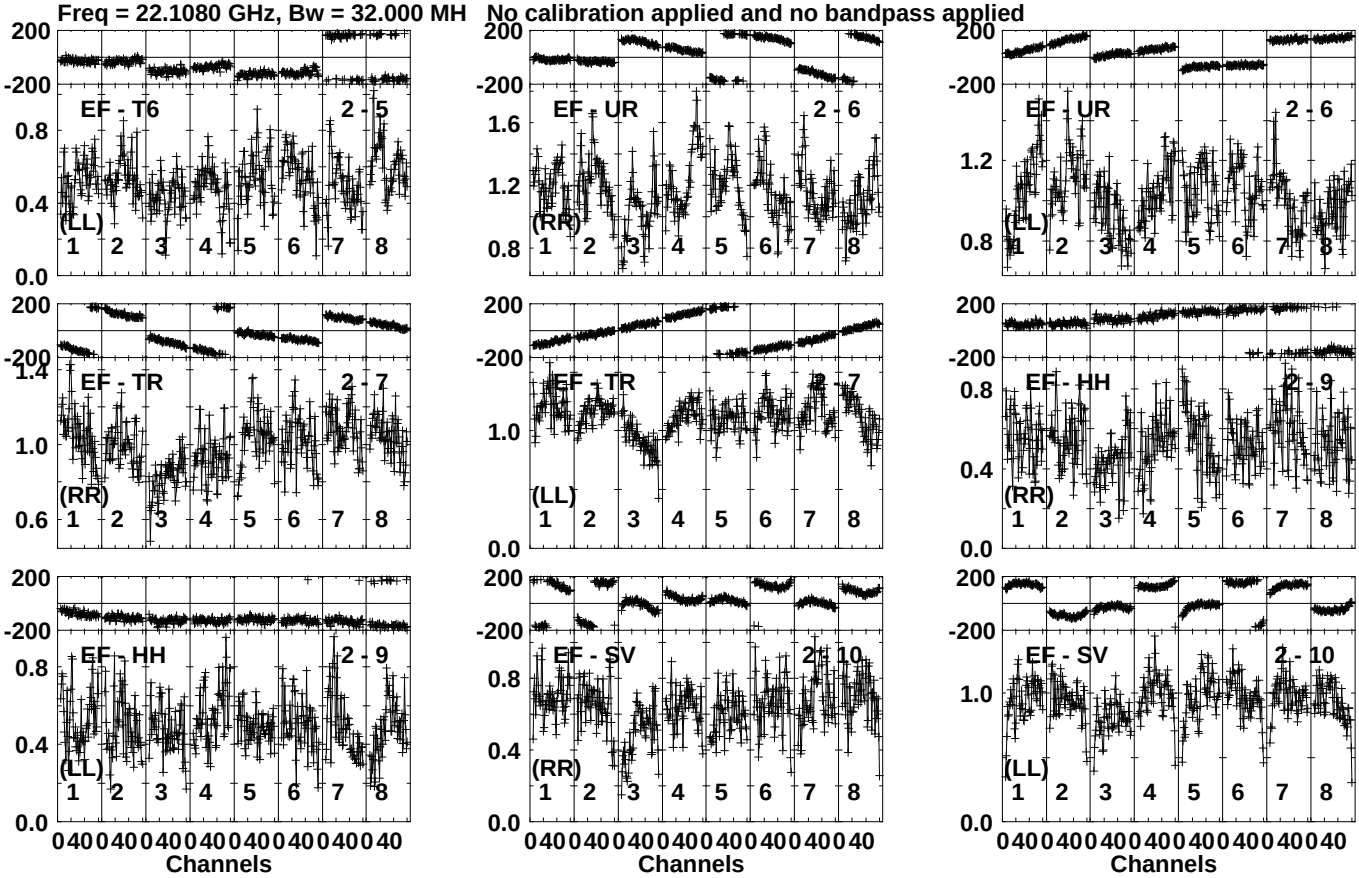

Lower frame: Milli Ampl Jy Top frame: Phas deg
Vector averaged cross-power spectrum Several baselines displayed
Timerange: 00/23:53:11 to 00/23:54:09

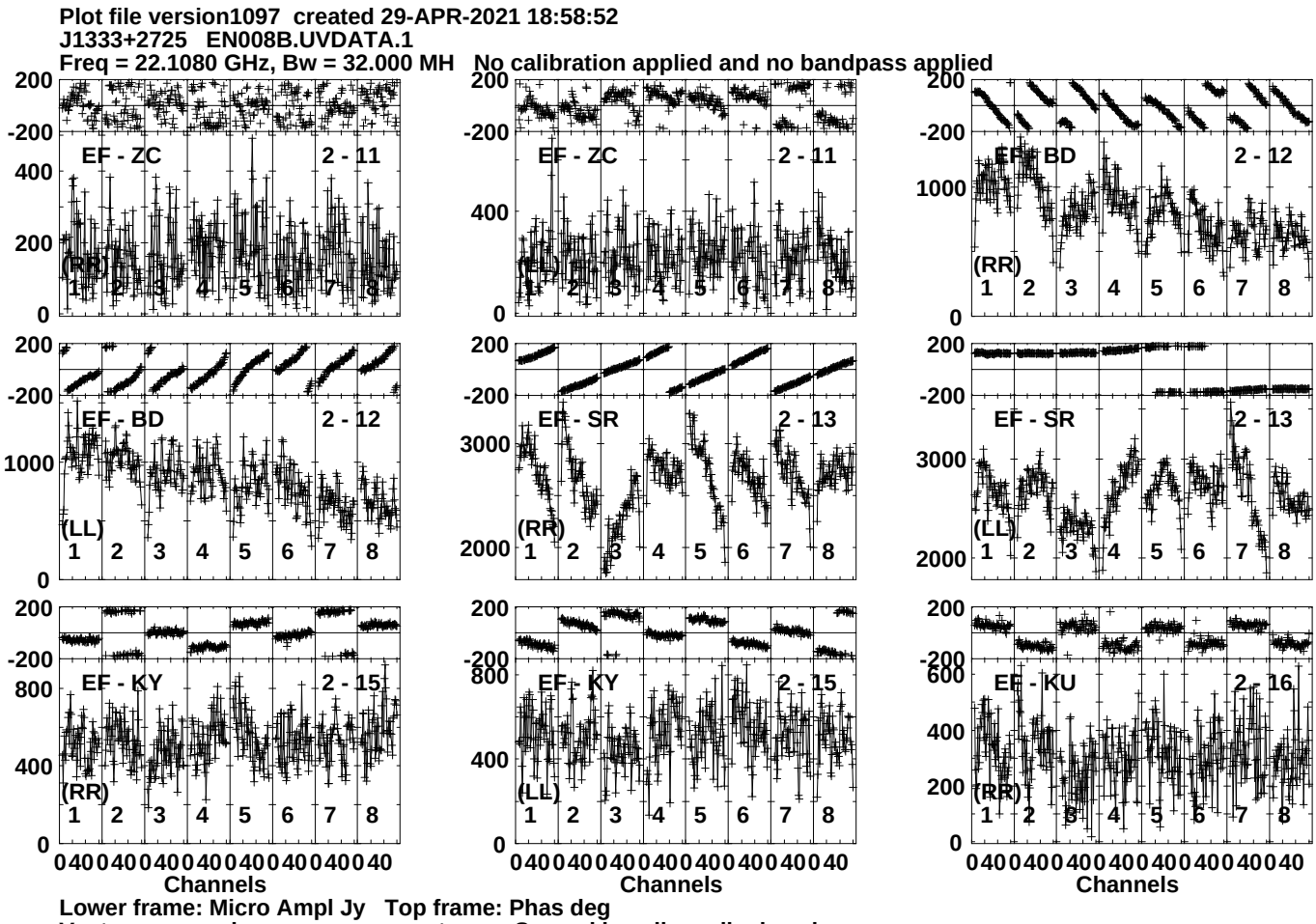
Plot file version1097 created 29-APR-2021 18:58:52
J1333+2725 EN008B.UVDATA.1
Freq = 22.1080 GHz, Bw = 32.000 MH No calibration applied and no bandpass applied
EF - ZC 2 - 11 (RR)
EF - ZC 2 - 11 (LL)
EF - BD 2 - 12 (RR)
EF - BD 2 - 12 (LL)
EF - SR 2 - 13 (RR)
EF - SR 2 - 13 (LL)
EF - KY 2 - 15 (RR)
EF - KY 2 - 15 (LL)
EF - KU 2 - 16 (RR)
Channels
Lower frame: Micro Ampl Jy Top frame: Phas deg
Vector averaged cross-power spectrum Several baselines displayed
Timerange: 00/23:53:11 to 00/23:54:09

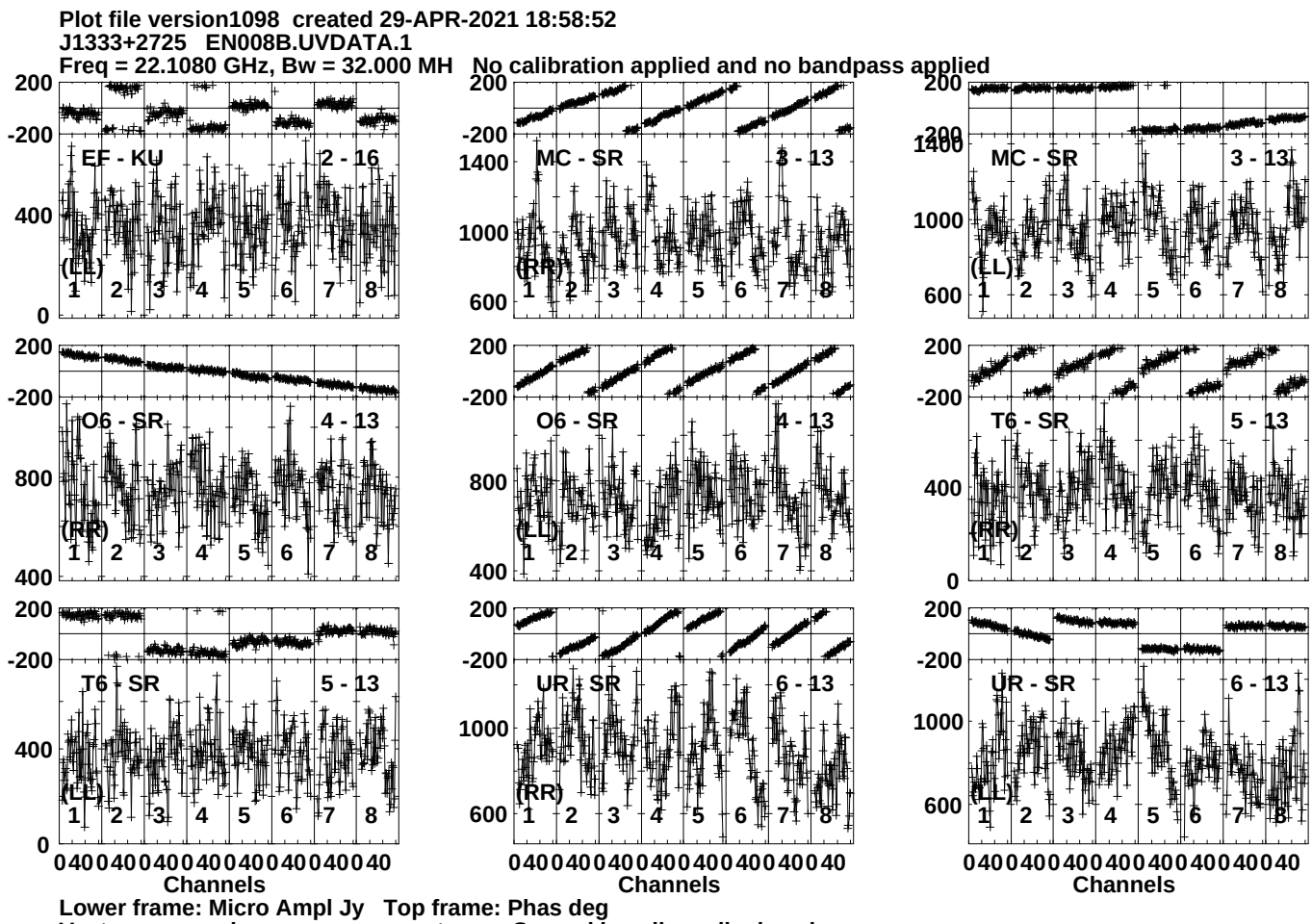
Plot file version1098 created 29-APR-2021 18:58:52
J1333+2725 EN008B.UVDATA.1
Freq = 22.1080 GHz, Bw = 32.000 MH No calibration applied and no bandpass applied
EF - KU 2 - 16
(LL)
MC - SR 3 - 13
(RR)
MC - SR 3 - 13
(LL)
O6 - SR 4 - 13
(RR)
O6 - SR 4 - 13
(LL)
T6 - SR 5 - 13
(RR)
T6 - SR 5 - 13
(LL)
UR - SR 6 - 13
(RR)
UR - SR 6 - 13
(LL)
Channels
Channels
Channels
Lower frame: Micro Ampl Jy Top frame: Phas deg
Vector averaged cross-power spectrum Several baselines displayed
Timerange: 00/23:53:11 to 00/23:54:09

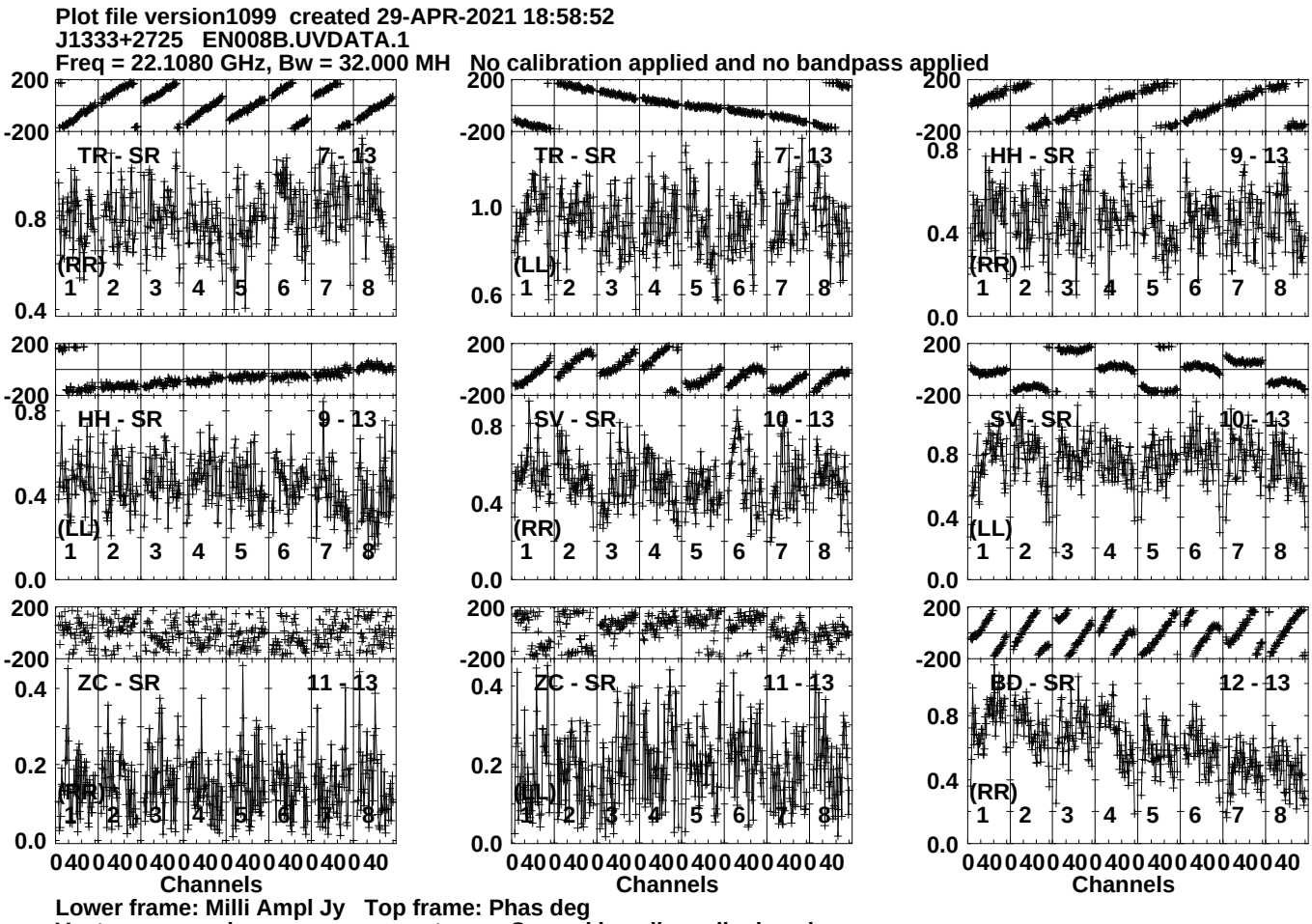
Plot file version1099 created 29-APR-2021 18:58:52
J1333+2725 EN008B.UVDATA.1
Freq = 22.1080 GHz, Bw = 32.000 MH No calibration applied and no bandpass applied
TR - SR 7 - 13
(RR)
TR - SR 7 - 13
(LL)
HH - SR 9 - 13
(RR)
HH - SR 9 - 13
(LL)
SV - SR 10 - 13
(RR)
SV - SR 10 - 13
(LL)
ZC - SR 11 - 13
(RR)
ZC - SR 11 - 13
(LL)
BD - SR 12 - 13
(RR)
Channels
Channels
Channels
Lower frame: Milli Ampl Jy Top frame: Phas deg
Vector averaged cross-power spectrum Several baselines displayed
Timerange: 00/23:53:11 to 00/23:54:09

Plot file version1100 created 29-APR-2021 18:58:52
J1333+2725 EN008B.UVDATA.1
Freq = 22.1080 GHz, Bw = 32.000 MH No calibration applied and no bandpass applied

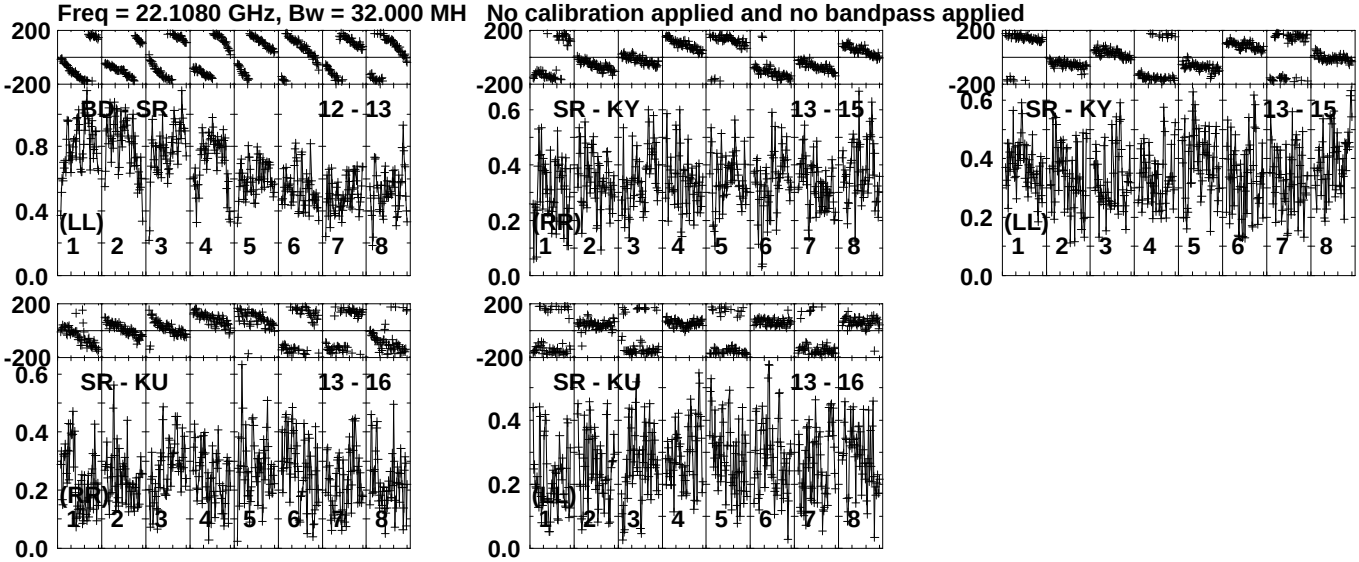

Lower frame: Milli Ampl Jy Top frame: Phas deg
Vector averaged cross-power spectrum Several baselines displayed
Timerange: 00/23:53:11 to 00/23:54:09

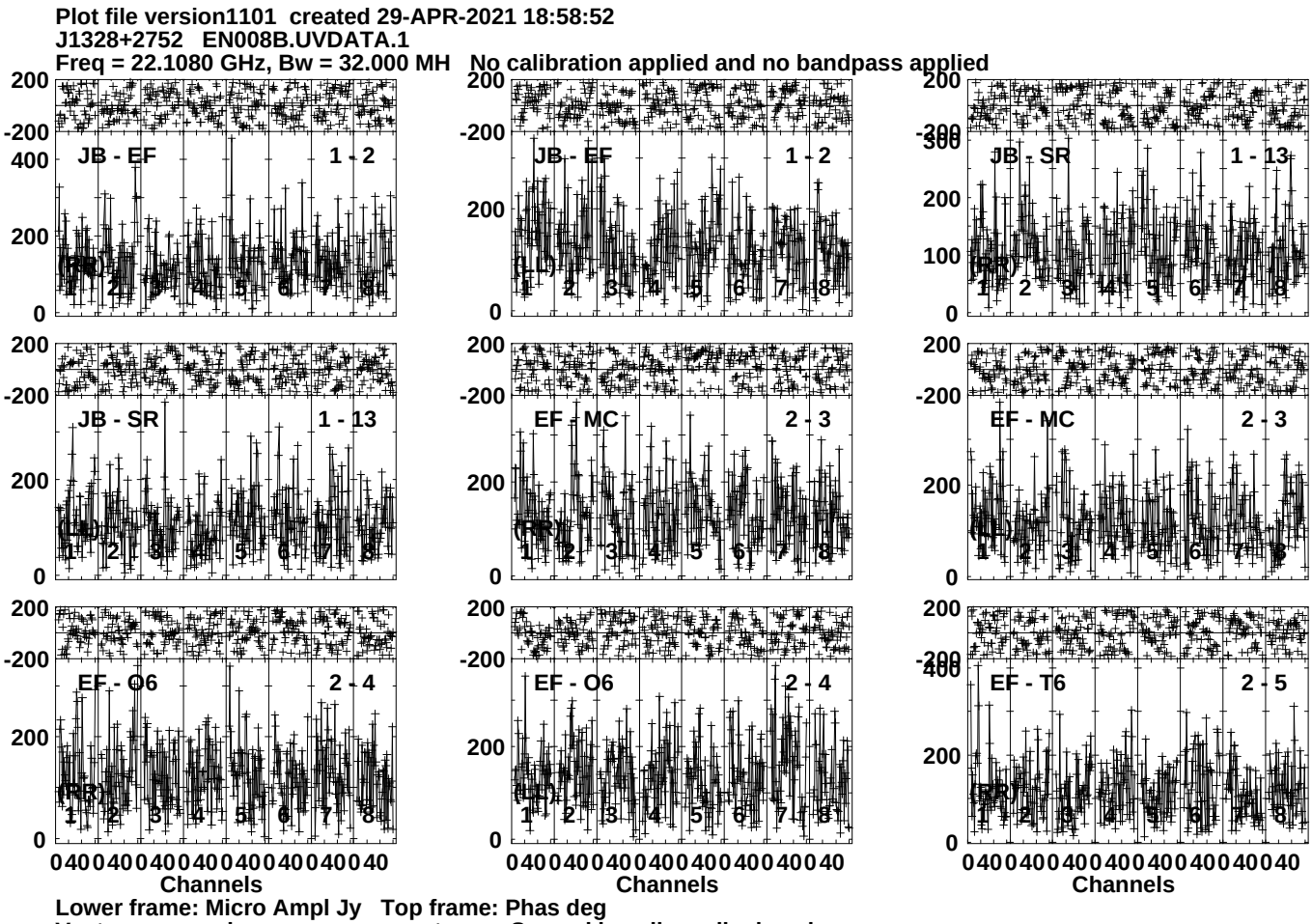
Plot file version1101 created 29-APR-2021 18:58:52
J1328+2752 EN008B.UVDATA.1
Freq = 22.1080 GHz, Bw = 32.000 MH No calibration applied and no bandpass applied
JB - EF 1 - 2
JB - EF 1 - 2
JB - SR 1 - 13
JB - SR 1 - 13
EF - MC 2 - 3
EF - MC 2 - 3
EF - O6 2 - 4
EF - O6 2 - 4
EF - T6 2 - 5
Channels
Channels
Channels
Lower frame: Micro Ampl Jy Top frame: Phas deg
Vector averaged cross-power spectrum Several baselines displayed
Timerange: 00/23:54:11 to 00/23:56:09

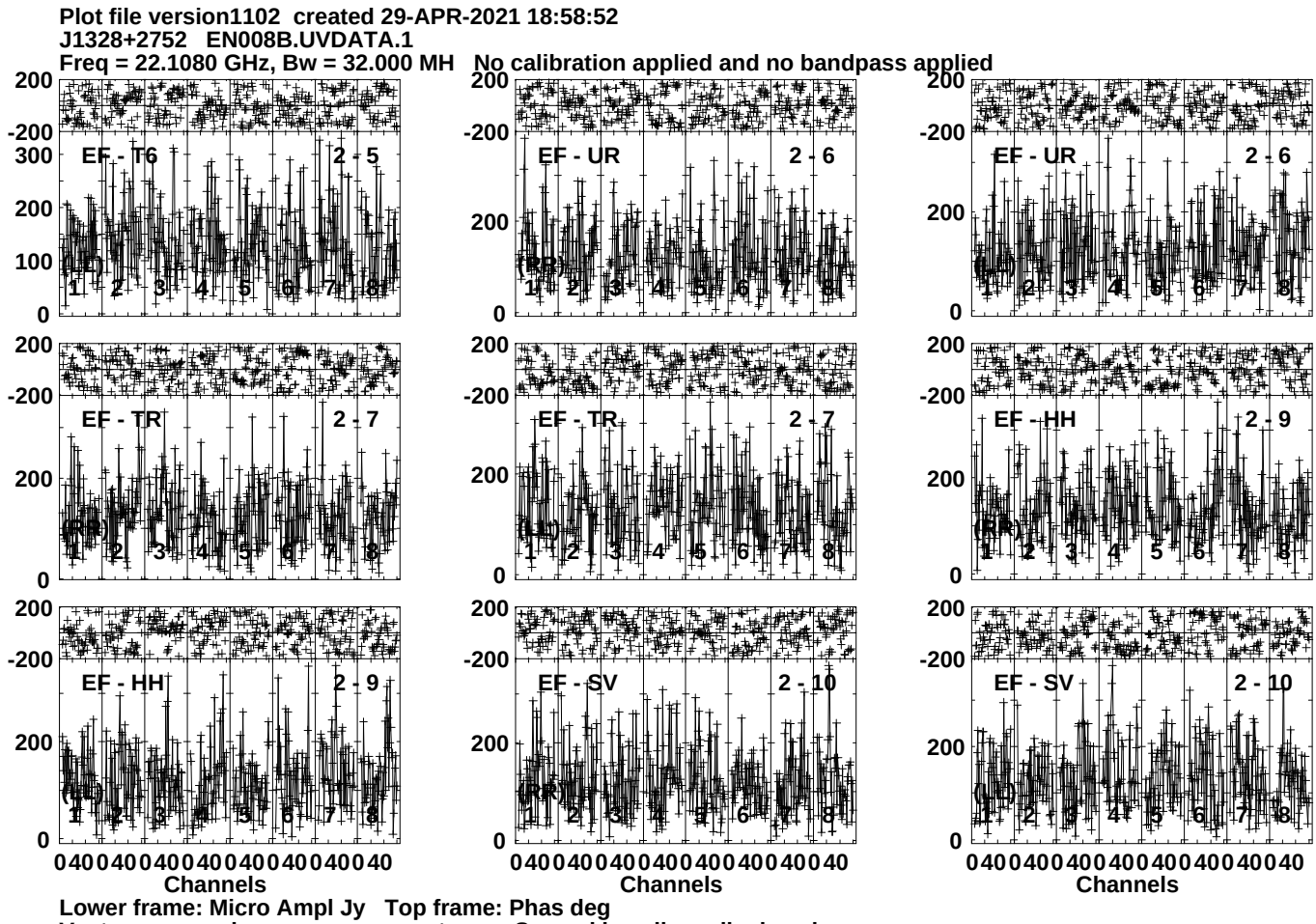
Plot file version1102 created 29-APR-2021 18:58:52
J1328+2752 EN008B.UVDATA.1
Freq = 22.1080 GHz, Bw = 32.000 MH No calibration applied and no bandpass applied
EF - T6 2 - 5
EF - UR 2 - 6
EF - UR 2 - 6
EF - TR 2 - 7
EF - TR 2 - 7
EF - HH 2 - 9
EF - HH 2 - 9
EF - SV 2 - 10
EF - SV 2 - 10
(LL)
(RR)
(LR)
(RL)
Channels
Lower frame: Micro Ampl Jy Top frame: Phas deg
Vector averaged cross-power spectrum Several baselines displayed
Timerange: 00/23:54:11 to 00/23:56:09

Plot file version1103 created 29-APR-2021 18:58:53
J1328+2752 EN008B.UVDATA.1
Freq = 22.1080 GHz, Bw = 32.000 MH No calibration applied and no bandpass applied

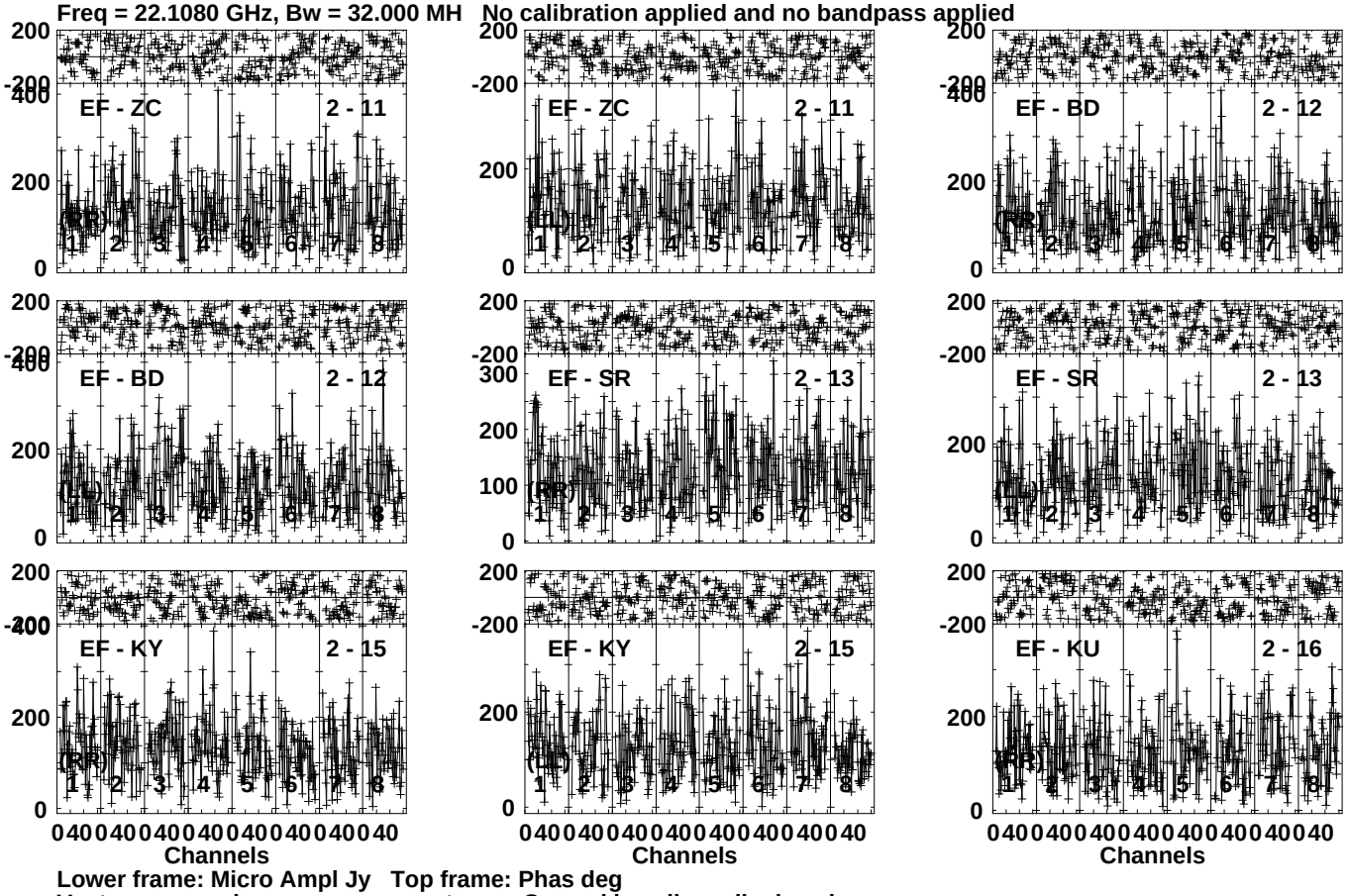

Lower frame: Micro Ampl Jy Top frame: Phas deg
Vector averaged cross-power spectrum Several baselines displayed
Timerange: 00/23:54:11 to 00/23:56:09

Plot file version1104 created 29-APR-2021 18:58:53
J1328+2752 EN008B.UVDATA.1
Freq = 22.1080 GHz, Bw = 32.000 MH No calibration applied and no bandpass applied

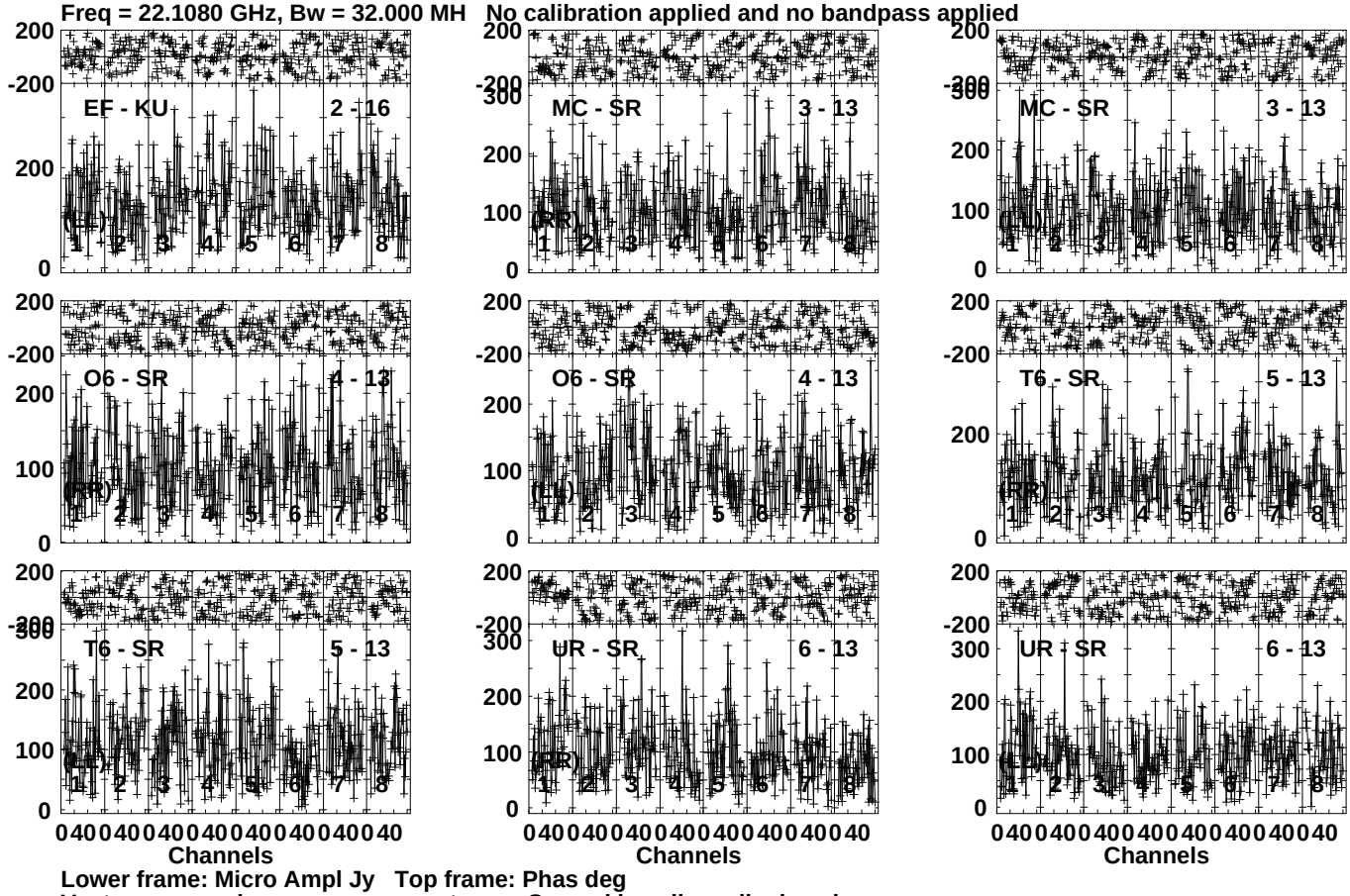

Lower frame: Micro Ampl Jy Top frame: Phas deg
Vector averaged cross-power spectrum Several baselines displayed
Timerange: 00/23:54:11 to 00/23:56:09

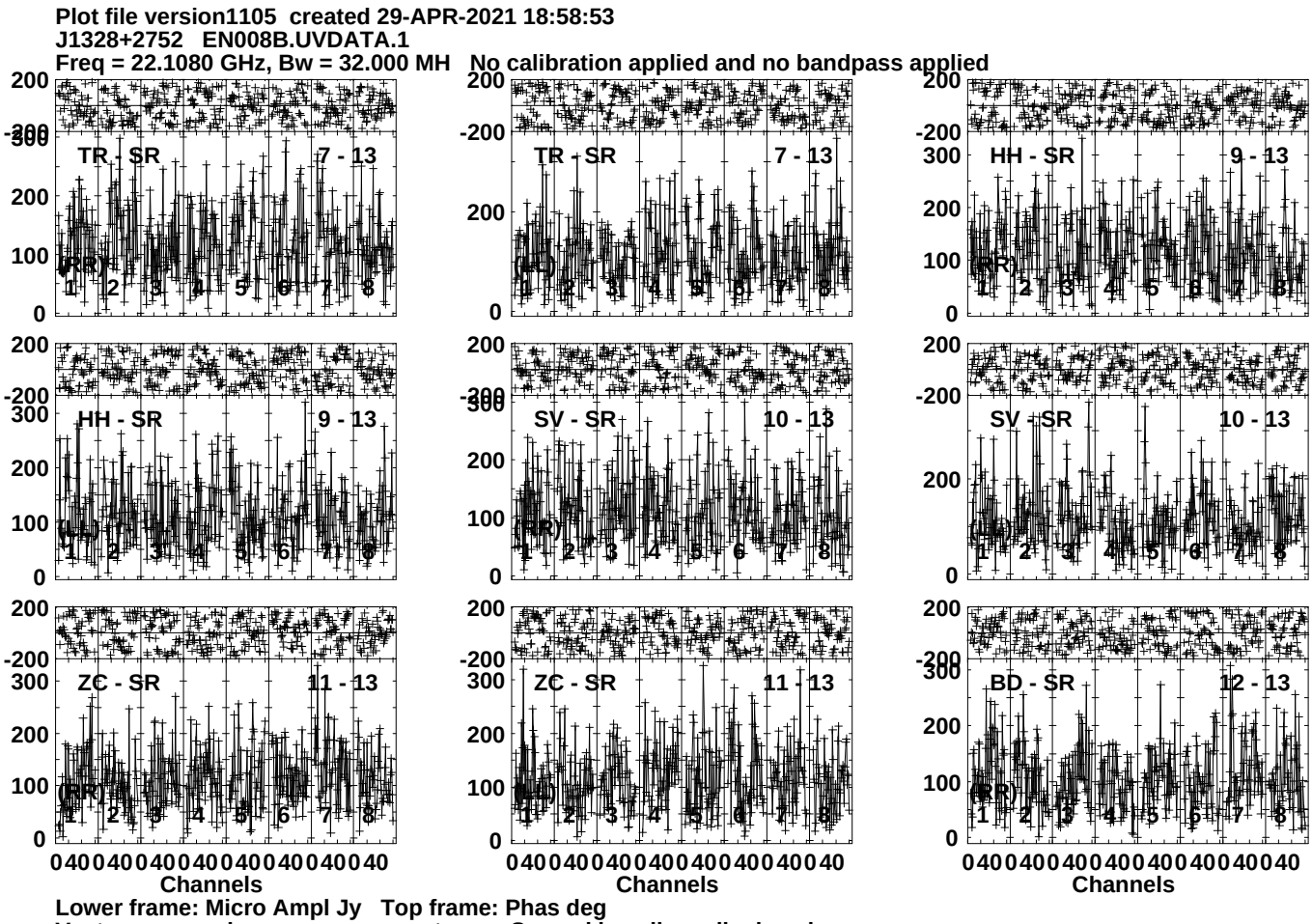
Plot file version1105 created 29-APR-2021 18:58:53
J1328+2752 EN008B.UVDATA.1
Freq = 22.1080 GHz, Bw = 32.000 MH No calibration applied and no bandpass applied
TR - SR 7 - 13
HH - SR 9 - 13
HH - SR 9 - 13
SV - SR 10 - 13
SV - SR 10 - 13
ZC - SR 11 - 13
ZC - SR 11 - 13
BD - SR 12 - 13
Channels
Channels
Channels
Lower frame: Micro Ampl Jy Top frame: Phas deg
Vector averaged cross-power spectrum Several baselines displayed
Timerange: 00/23:54:11 to 00/23:56:09

Plot file version1106 created 29-APR-2021 18:58:53
J1328+2752 EN008B.UVDATA.1
Freq = 22.1080 GHz, Bw = 32.000 MH No calibration applied and no bandpass applied

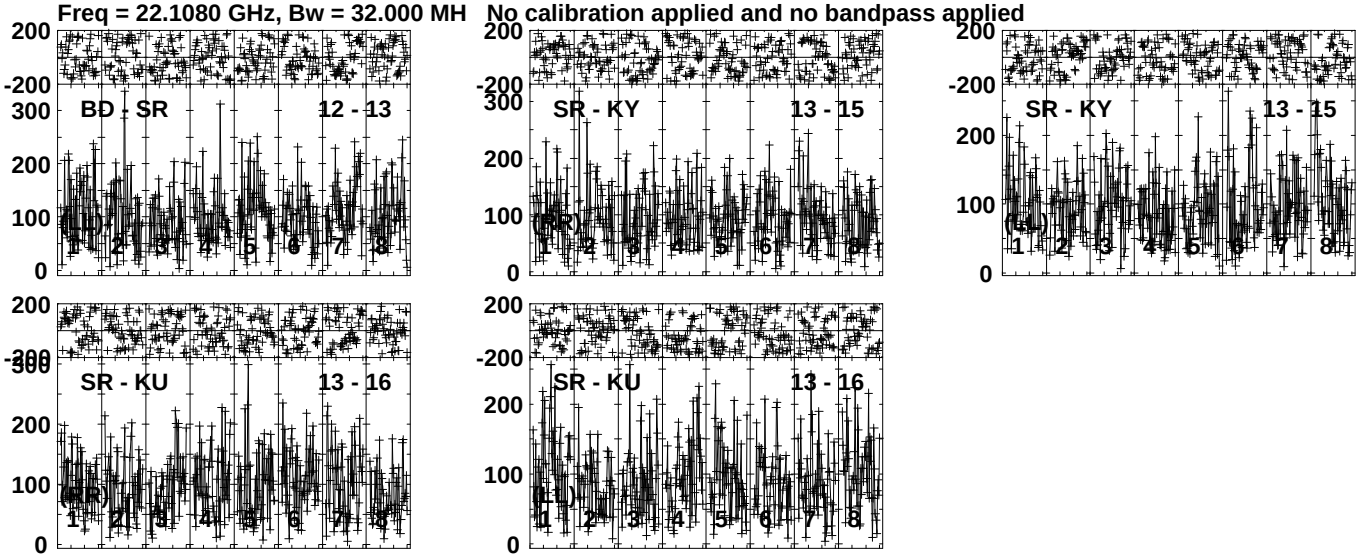

Lower frame: Micro Ampl Jy Top frame: Phas deg
Vector averaged cross-power spectrum Several baselines displayed
Timerange: 00/23:54:11 to 00/23:56:09

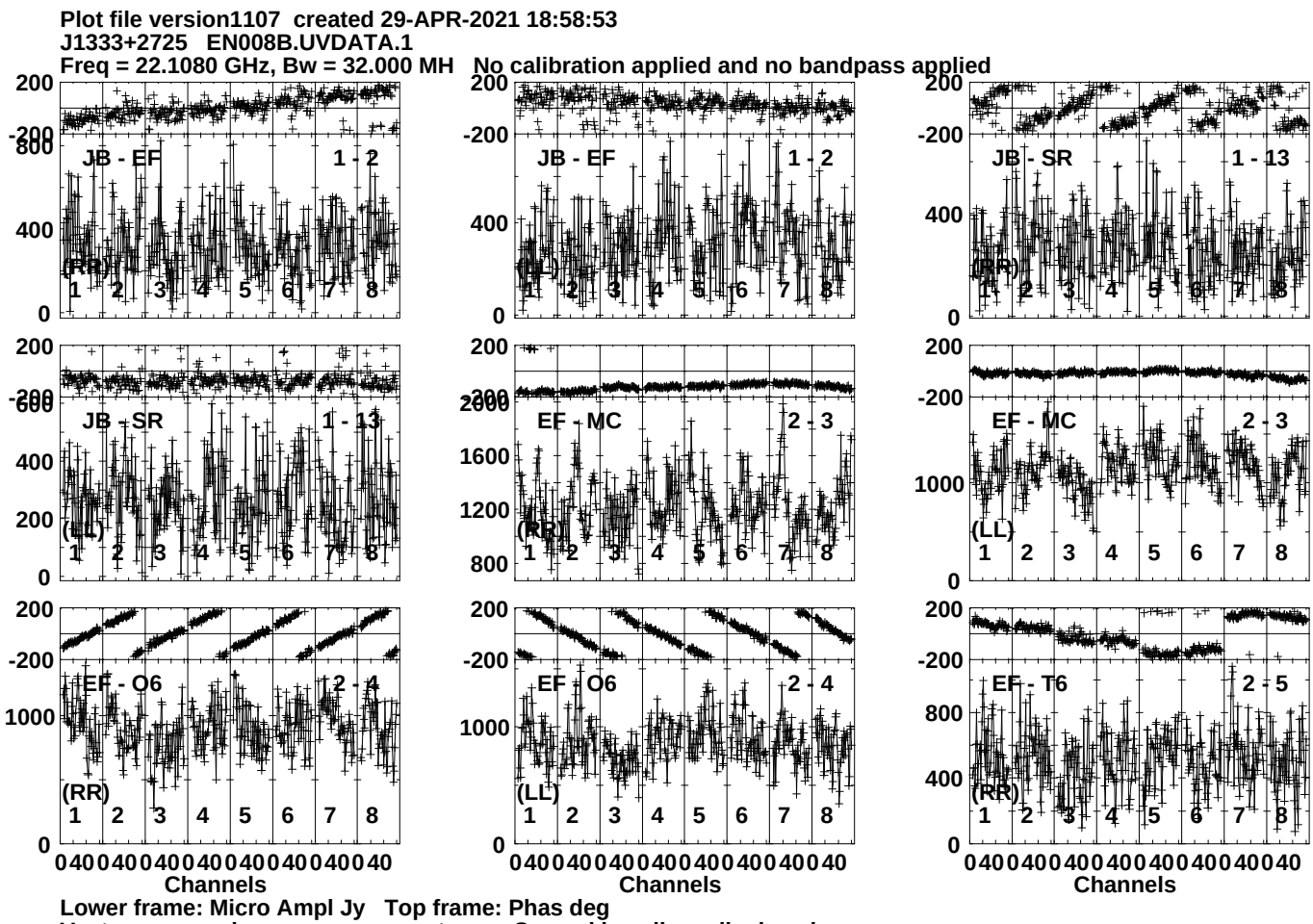
Plot file version1107 created 29-APR-2021 18:58:53
J1333+2725 EN008B.UVDATA.1
Freq = 22.1080 GHz, Bw = 32.000 MH No calibration applied and no bandpass applied
JB - EF 1 - 2
JB - EF 1 - 2
JB - SR 1 - 13
JB - SR 1 - 13
EF - MC 2 - 3
EF - MC 2 - 3
EF - O6 2 - 4
EF - O6 2 - 4
EF - T6 2 - 5
(RR)
(LL)
Channels
Lower frame: Micro Ampl Jy Top frame: Phas deg
Vector averaged cross-power spectrum Several baselines displayed
Timerange: 00/23:56:11 to 00/23:57:09

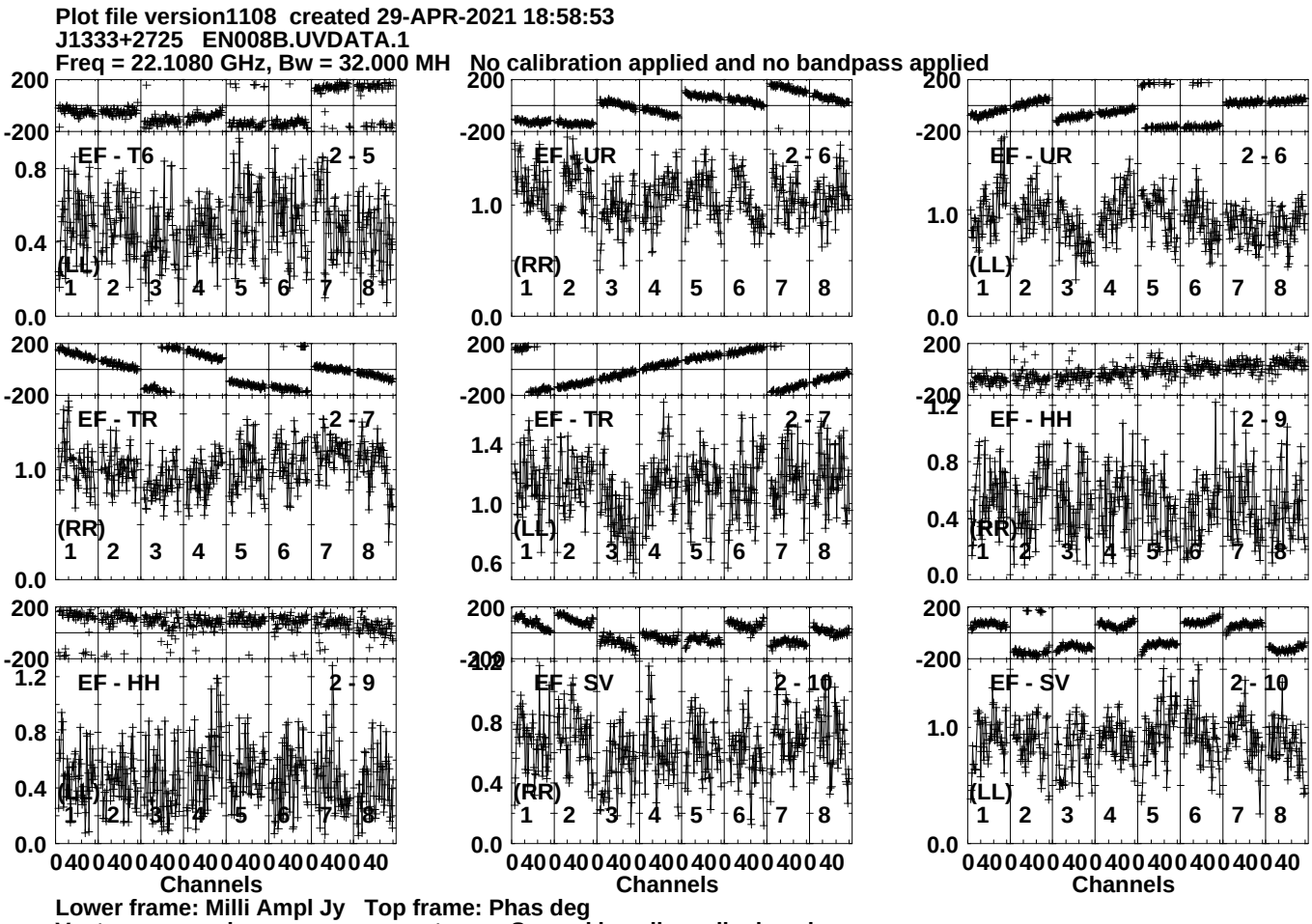
Plot file version1108 created 29-APR-2021 18:58:53
J1333+2725 EN008B.UVDATA.1
Freq = 22.1080 GHz, Bw = 32.000 MH No calibration applied and no bandpass applied
EF - T6 2 - 5
(LL)
EF - UR 2 - 6
(RR)
EF - UR 2 - 6
(LL)
EF - TR 2 - 7
(RR)
EF - TR 2 - 7
(LL)
EF - HH 2 - 9
(RR)
EF - HH 2 - 9
(LL)
EF - SV 2 - 10
(RR)
EF - SV 2 - 10
(LL)
Channels
Channels
Channels
Lower frame: Milli Ampl Jy Top frame: Phas deg
Vector averaged cross-power spectrum Several baselines displayed
Timerange: 00/23:56:11 to 00/23:57:09

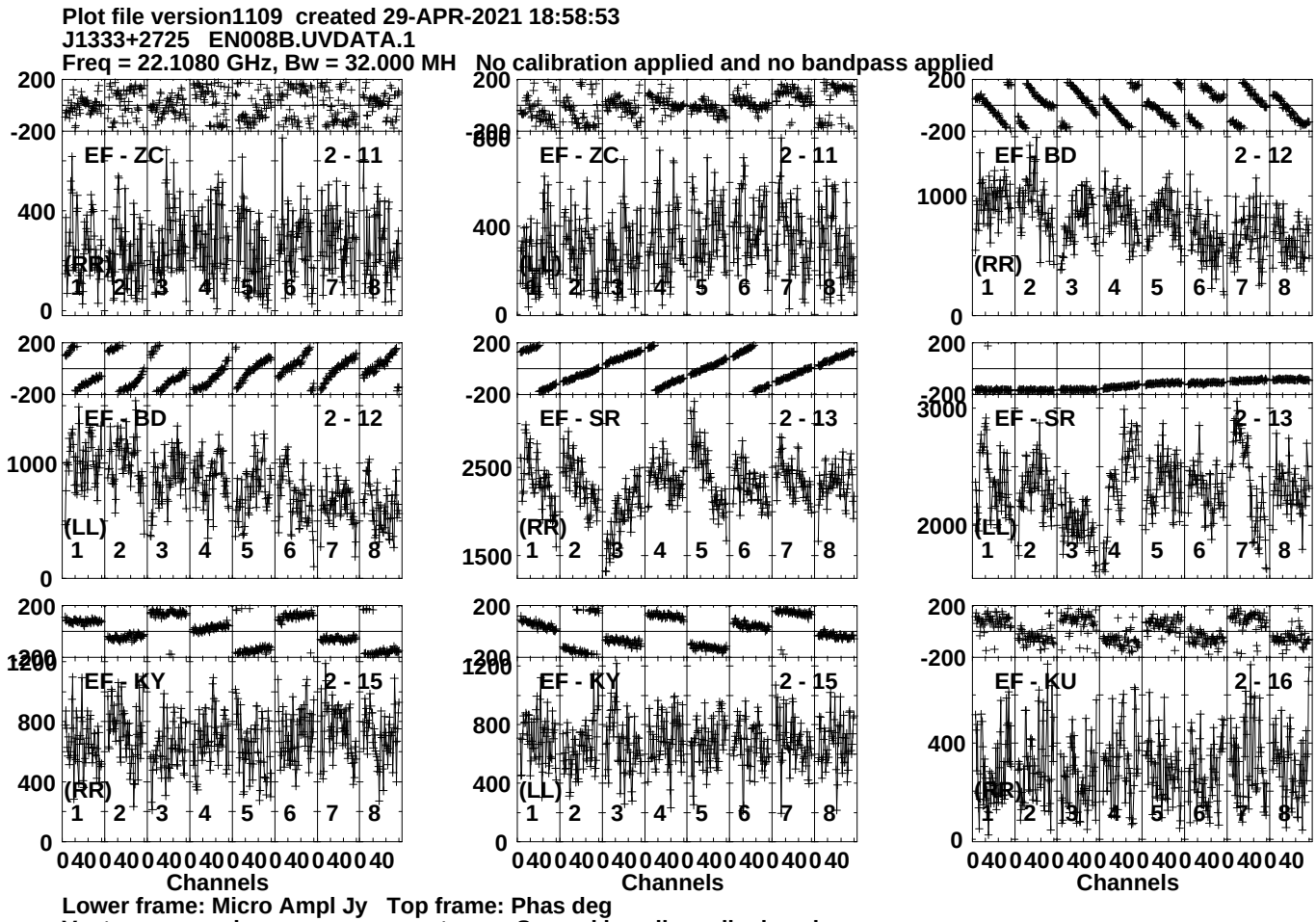
Plot file version1109 created 29-APR-2021 18:58:53
J1333+2725 EN008B.UVDATA.1
Freq = 22.1080 GHz, Bw = 32.000 MH No calibration applied and no bandpass applied
EF - ZC 2 - 11
(RR)
EF - ZC 2 - 11
(LL)
EF - BD 2 - 12
(RR)
EF - BD 2 - 12
(LL)
EF - SR 2 - 13
(RR)
EF - SR 2 - 13
(LL)
EF - KY 2 - 15
(RR)
EF - KY 2 - 15
(LL)
EF - KU 2 - 16
(RR)
Channels
Channels
Channels
Lower frame: Micro Ampl Jy Top frame: Phas deg
Vector averaged cross-power spectrum Several baselines displayed
Timerange: 00/23:56:11 to 00/23:57:09

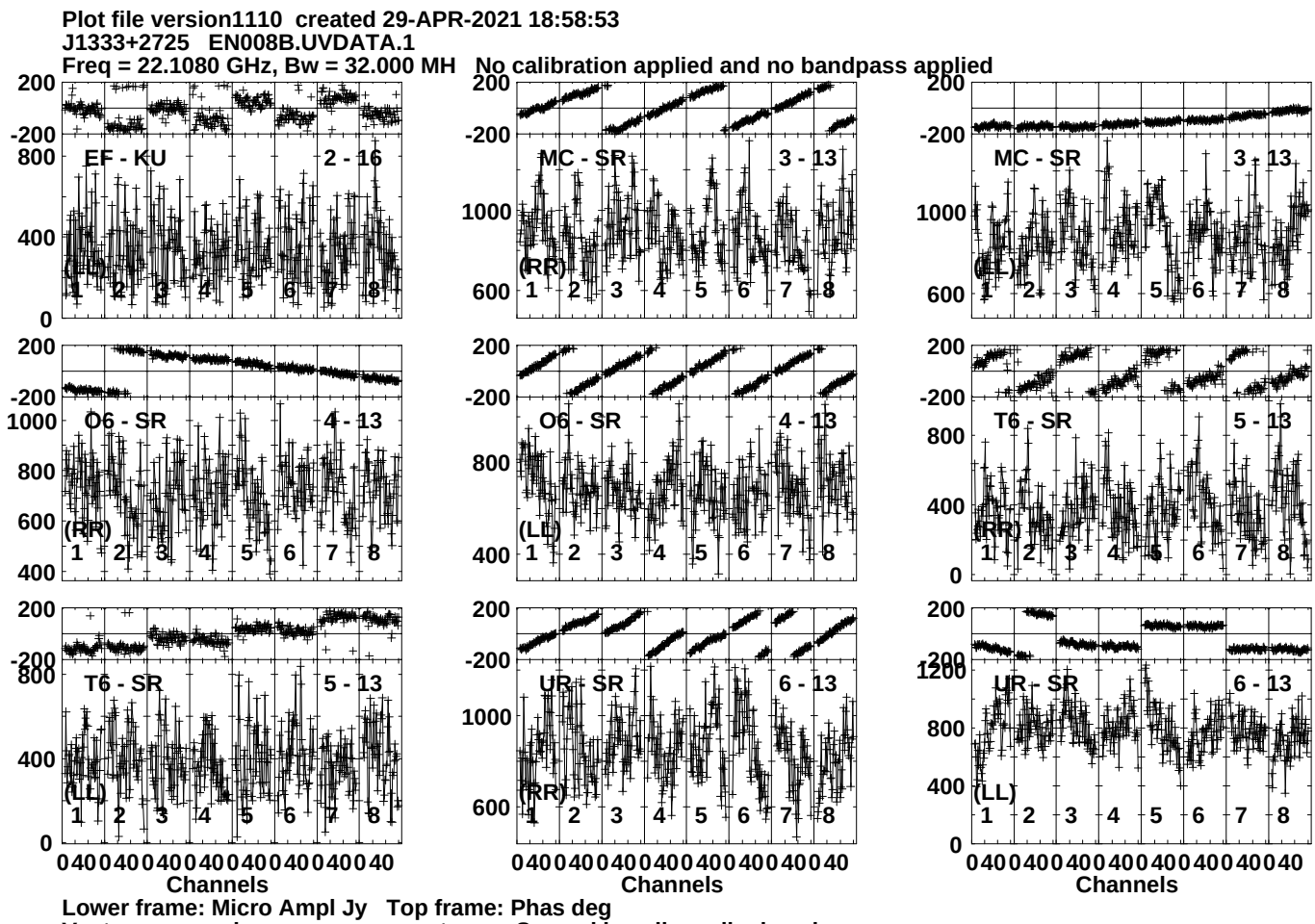
Plot file version1110 created 29-APR-2021 18:58:53
J1333+2725 EN008B.UVDATA.1
Freq = 22.1080 GHz, Bw = 32.000 MH No calibration applied and no bandpass applied
EF - KU 2 - 16
MC - SR 3 - 13
MC - SR 3 - 13
O6 - SR 4 - 13
O6 - SR 4 - 13
T6 - SR 5 - 13
T6 - SR 5 - 13
UR - SR 6 - 13
UR - SR 6 - 13
(RR)
(LL)
Channels
Lower frame: Micro Ampl Jy Top frame: Phas deg
Vector averaged cross-power spectrum Several baselines displayed
Timerange: 00/23:56:11 to 00/23:57:09

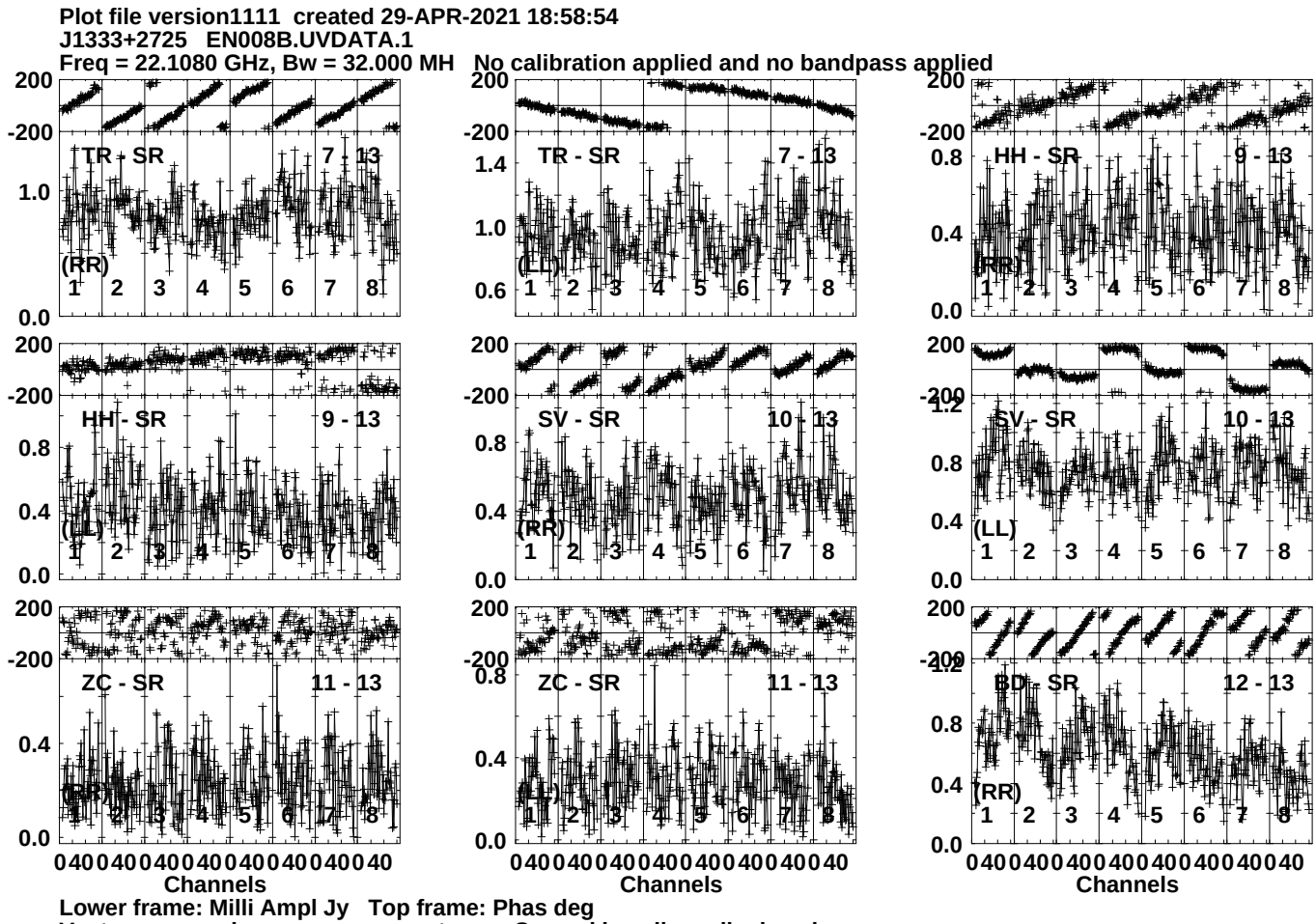
Plot file version1111 created 29-APR-2021 18:58:54
J1333+2725 EN008B.UVDATA.1
Freq = 22.1080 GHz, Bw = 32.000 MH No calibration applied and no bandpass applied
TR - SR 7 - 13
(RR)
TR - SR 7 - 13
(LL)
HH - SR 9 - 13
(RR)
HH - SR 9 - 13
(LL)
SV - SR 10 - 13
(RR)
SV - SR 10 - 13
(LL)
ZC - SR 11 - 13
(RR)
ZC - SR 11 - 13
(LL)
BD - SR 12 - 13
(RR)
Channels
Channels
Channels
Lower frame: Milli Ampl Jy Top frame: Phas deg
Vector averaged cross-power spectrum Several baselines displayed
Timerange: 00/23:56:11 to 00/23:57:09

Plot file version1112 created 29-APR-2021 18:58:54
J1333+2725 EN008B.UVDATA.1
Freq = 22.1080 GHz, Bw = 32.000 MH No calibration applied and no bandpass applied

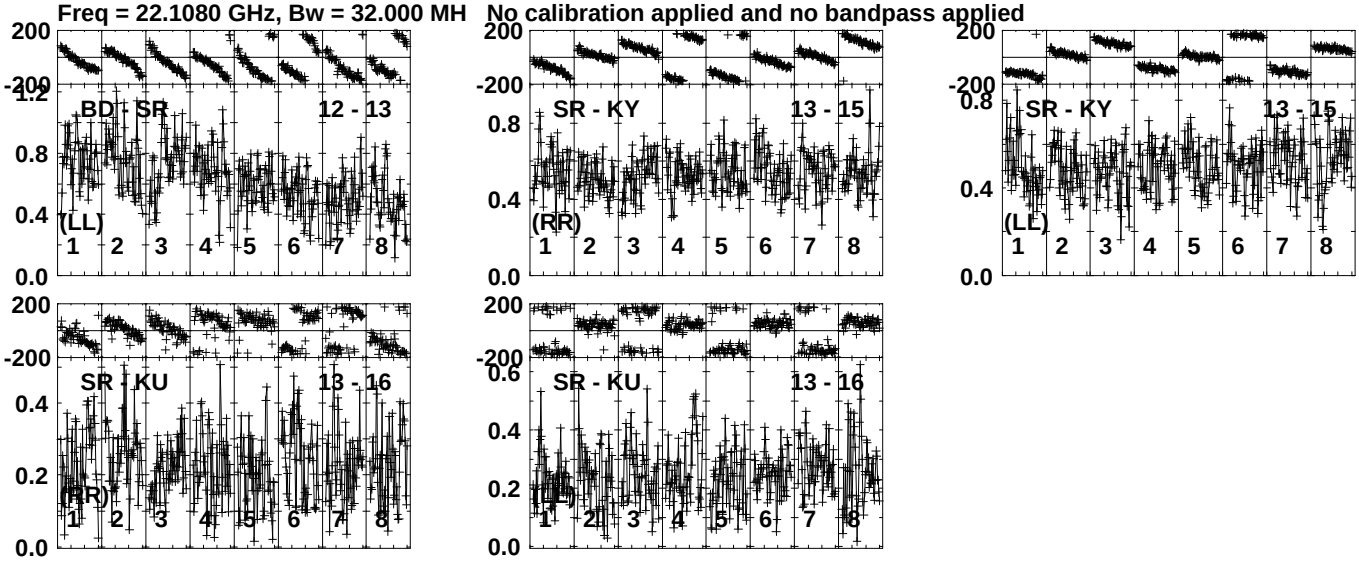

Lower frame: Milli Ampl Jy Top frame: Phas deg
Vector averaged cross-power spectrum Several baselines displayed
Timerange: 00/23:56:11 to 00/23:57:09

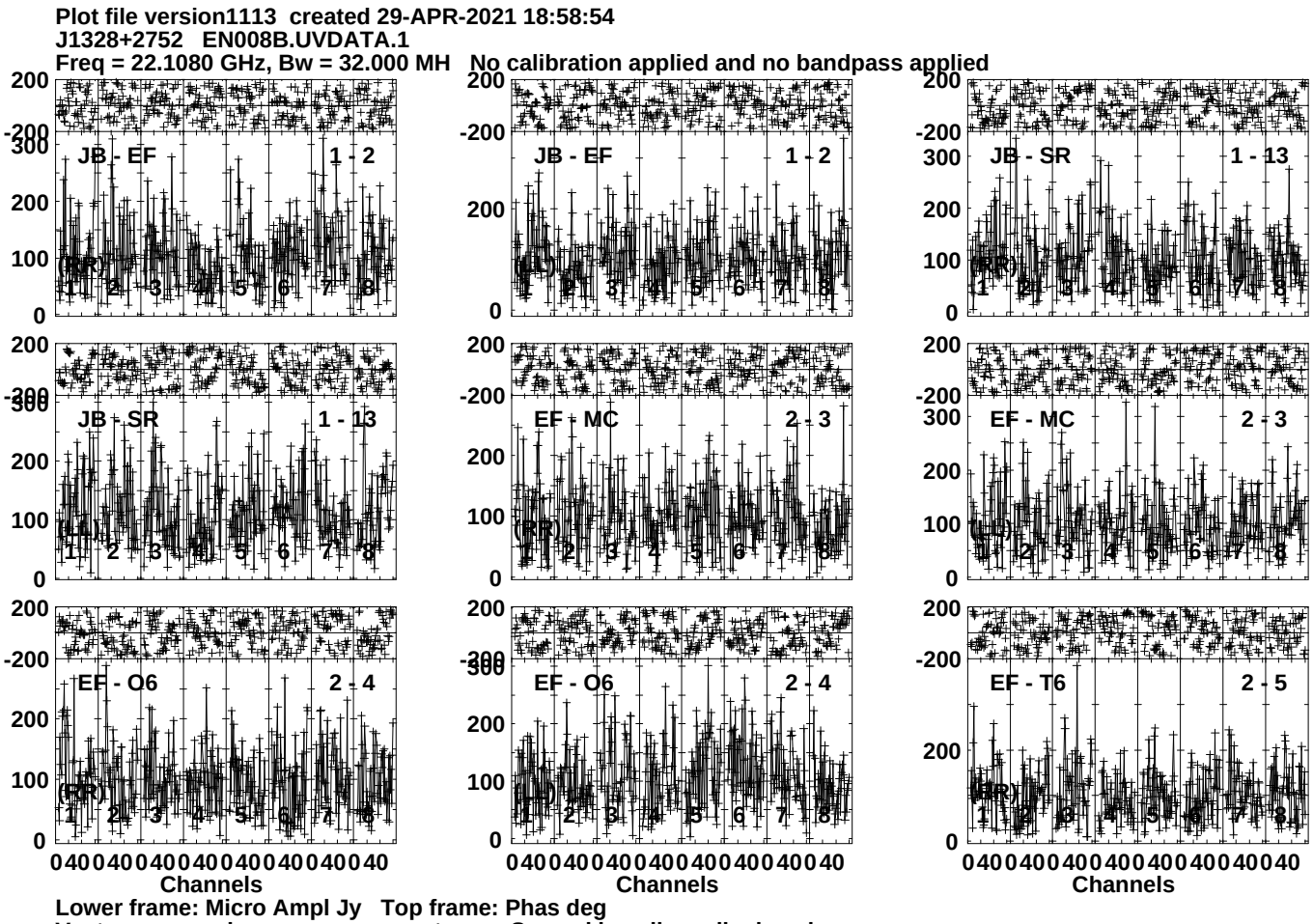
Plot file version1113 created 29-APR-2021 18:58:54
J1328+2752 EN008B.UVDATA.1
Freq = 22.1080 GHz, Bw = 32.000 MH No calibration applied and no bandpass applied
JB - EF 1 - 2
JB - EF 1 - 2
JB - SR 1 - 13
JB - SR 1 - 13
EF - MC 2 - 3
EF - MC 2 - 3
EF - O6 2 - 4
EF - O6 2 - 4
EF - T6 2 - 5
(RR)
(LL)
Channels
Lower frame: Micro Ampl Jy Top frame: Phas deg
Vector averaged cross-power spectrum Several baselines displayed
Timerange: 00/23:57:51 to 00/23:59:49

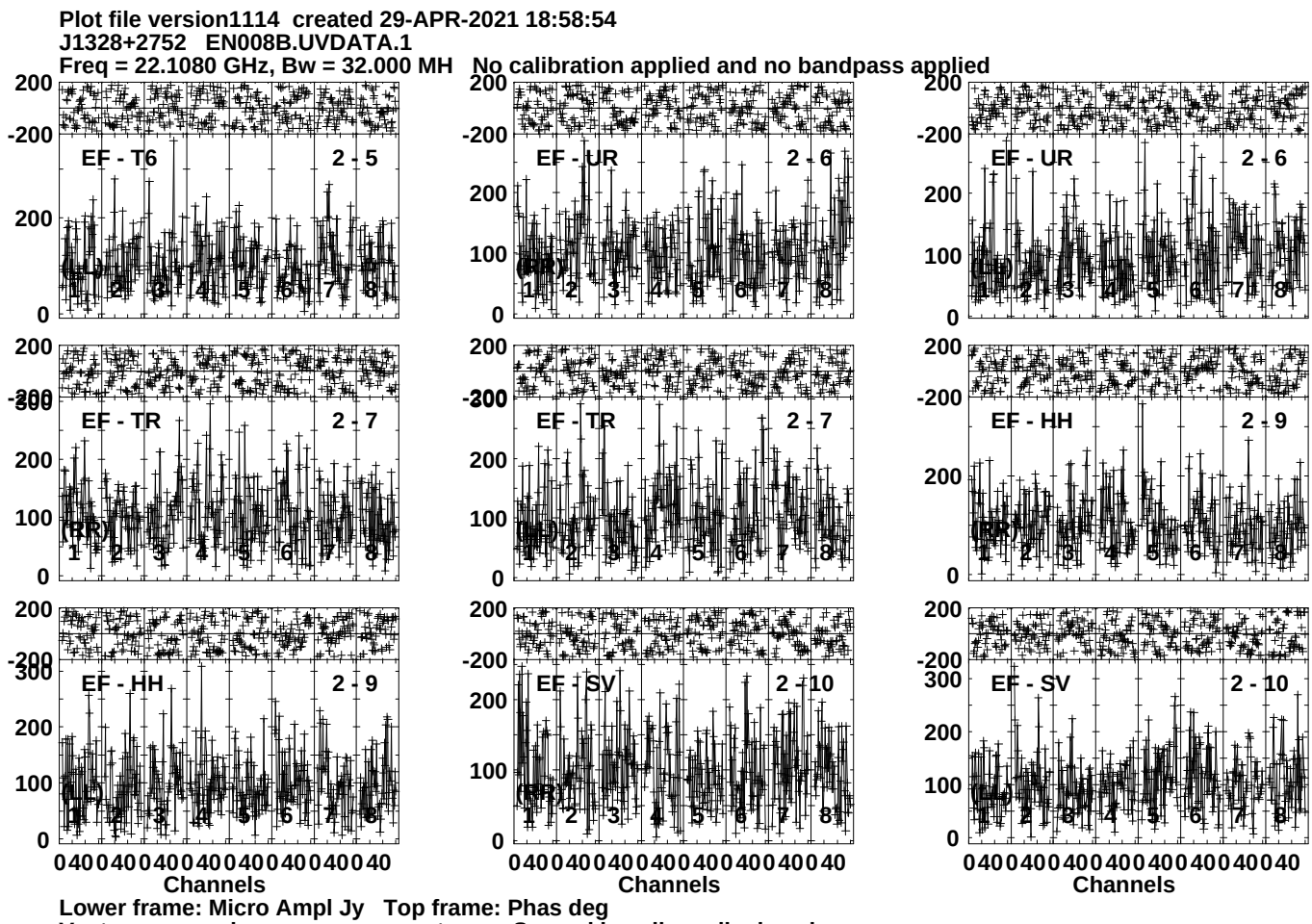
Plot file version1114 created 29-APR-2021 18:58:54
J1328+2752 EN008B.UVDATA.1
Freq = 22.1080 GHz, Bw = 32.000 MH No calibration applied and no bandpass applied
EF - T6 2 - 5
EF - UR 2 - 6
EF - UR 2 - 6
EF - TR 2 - 7
EF - TR 2 - 7
EF - HH 2 - 9
EF - HH 2 - 9
EF - SV 2 - 10
EF - SV 2 - 10
Channels
Channels
Channels
Lower frame: Micro Ampl Jy Top frame: Phas deg
Vector averaged cross-power spectrum Several baselines displayed
Timerange: 00/23:57:51 to 00/23:59:49

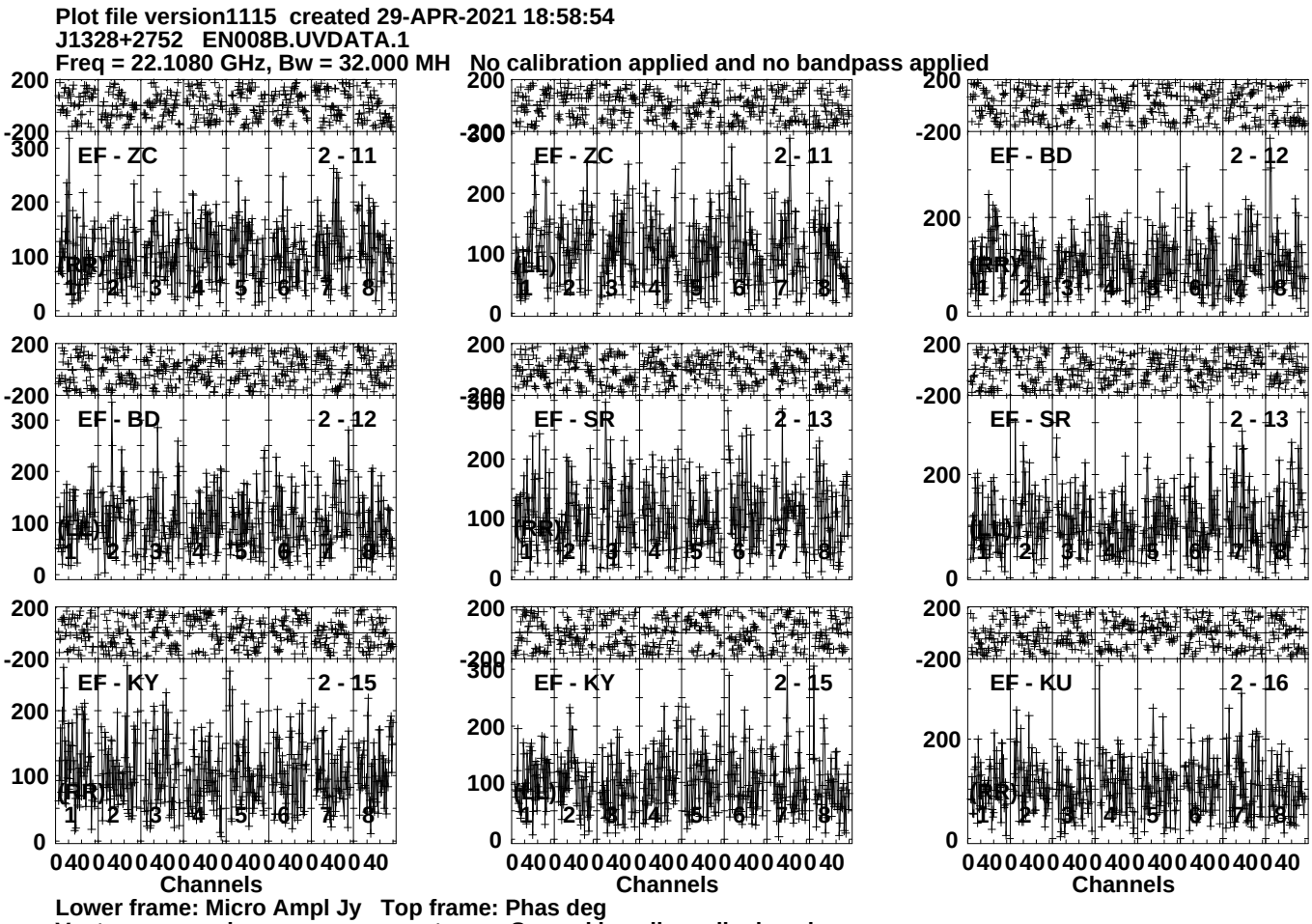
Plot file version1115 created 29-APR-2021 18:58:54
J1328+2752 EN008B.UVDATA.1
Freq = 22.1080 GHz, Bw = 32.000 MH No calibration applied and no bandpass applied
EF - ZC 2 - 11
EF - ZC 2 - 11
EF - BD 2 - 12
EF - BD 2 - 12
EF - SR 2 - 13
EF - SR 2 - 13
EF - KY 2 - 15
EF - KY 2 - 15
EF - KU 2 - 16
Channels
Channels
Channels
Lower frame: Micro Ampl Jy Top frame: Phas deg
Vector averaged cross-power spectrum Several baselines displayed
Timerange: 00/23:57:51 to 00/23:59:49

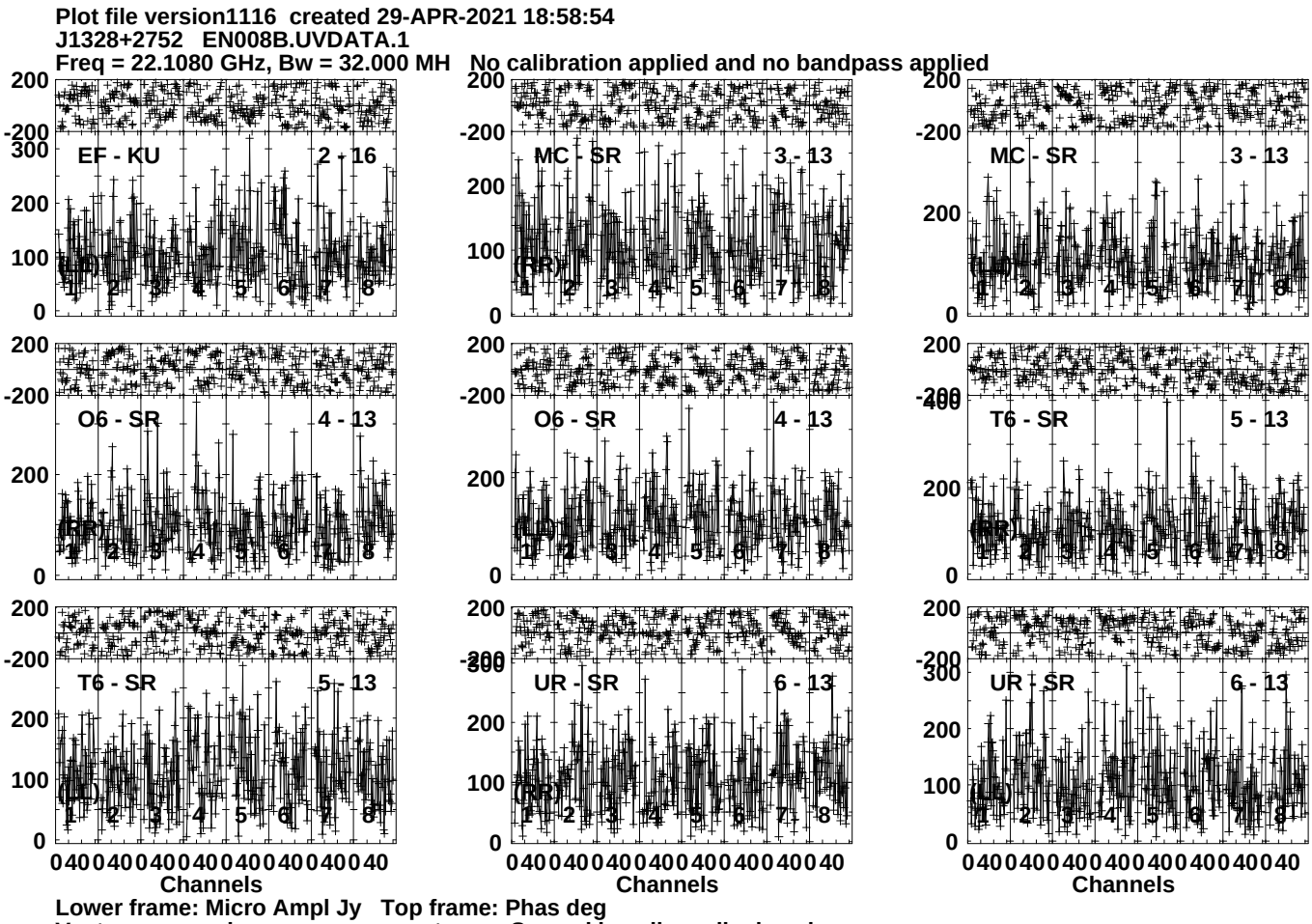
Plot file version1116 created 29-APR-2021 18:58:54
J1328+2752 EN008B.UVDATA.1
Freq = 22.1080 GHz, Bw = 32.000 MH No calibration applied and no bandpass applied
EF - KU 2 - 16
MC - SR 3 - 13
MC - SR 3 - 13
O6 - SR 4 - 13
O6 - SR 4 - 13
T6 - SR 5 - 13
T6 - SR 5 - 13
UR - SR 6 - 13
UR - SR 6 - 13
(RR)
(LL)
Channels
Lower frame: Micro Ampl Jy Top frame: Phas deg
Vector averaged cross-power spectrum Several baselines displayed
Timerange: 00/23:57:51 to 00/23:59:49

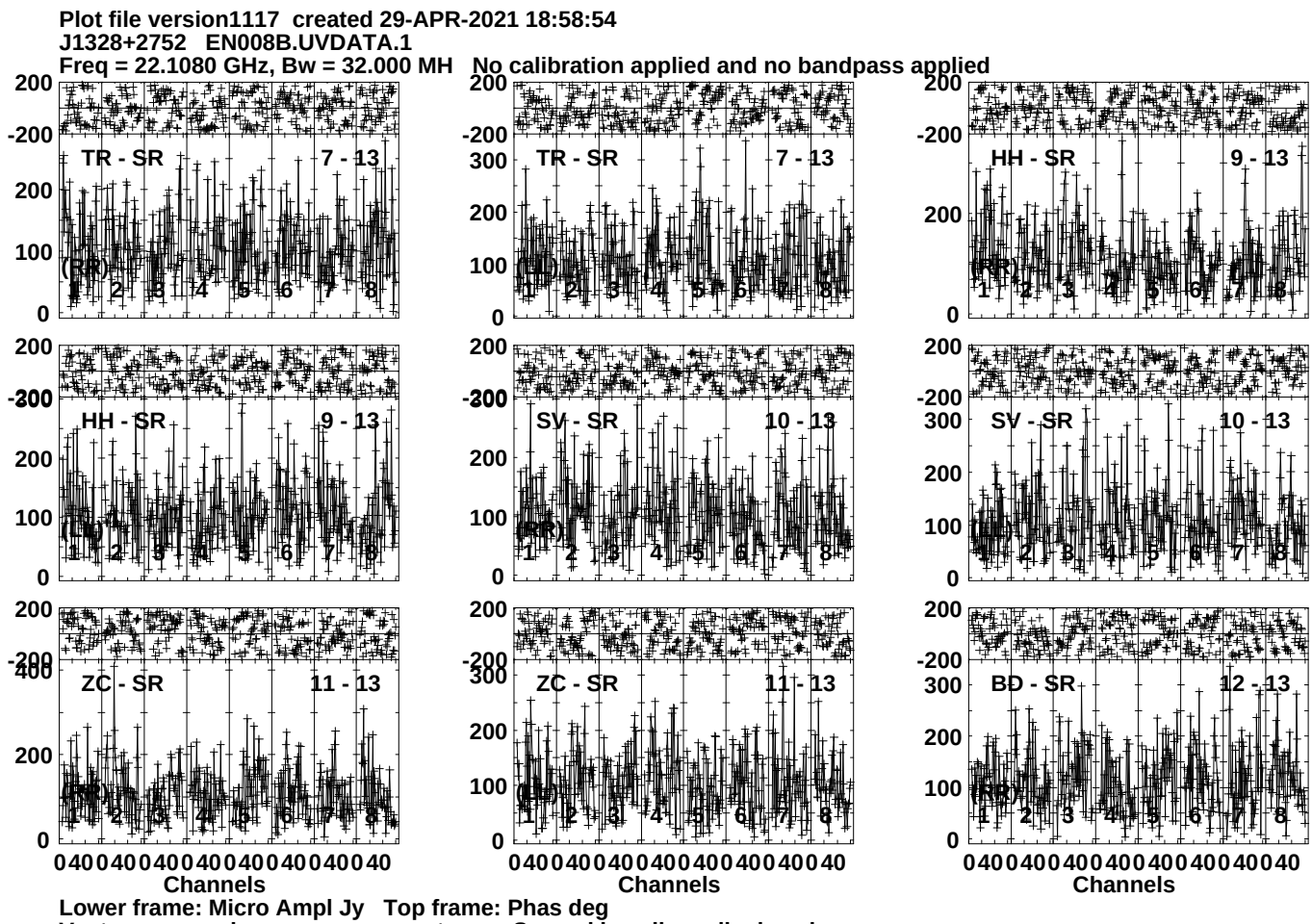
Plot file version1117 created 29-APR-2021 18:58:54
J1328+2752 EN008B.UVDATA.1
Freq = 22.1080 GHz, Bw = 32.000 MH No calibration applied and no bandpass applied
TR - SR 7 - 13
(RR)
TR - SR 7 - 13
(LL)
HH - SR 9 - 13
(RR)
HH - SR 9 - 13
(LL)
SV - SR 10 - 13
(RR)
SV - SR 10 - 13
(LL)
ZC - SR 11 - 13
(RR)
ZC - SR 11 - 13
(LL)
BD - SR 12 - 13
(RR)
Channels
Channels
Channels
Lower frame: Micro Ampl Jy Top frame: Phas deg
Vector averaged cross-power spectrum Several baselines displayed
Timerange: 00/23:57:51 to 00/23:59:49

Plot file version1118 created 29-APR-2021 18:58:55
J1328+2752 EN008B.UVDATA.1
Freq = 22.1080 GHz, Bw = 32.000 MH No calibration applied and no bandpass applied

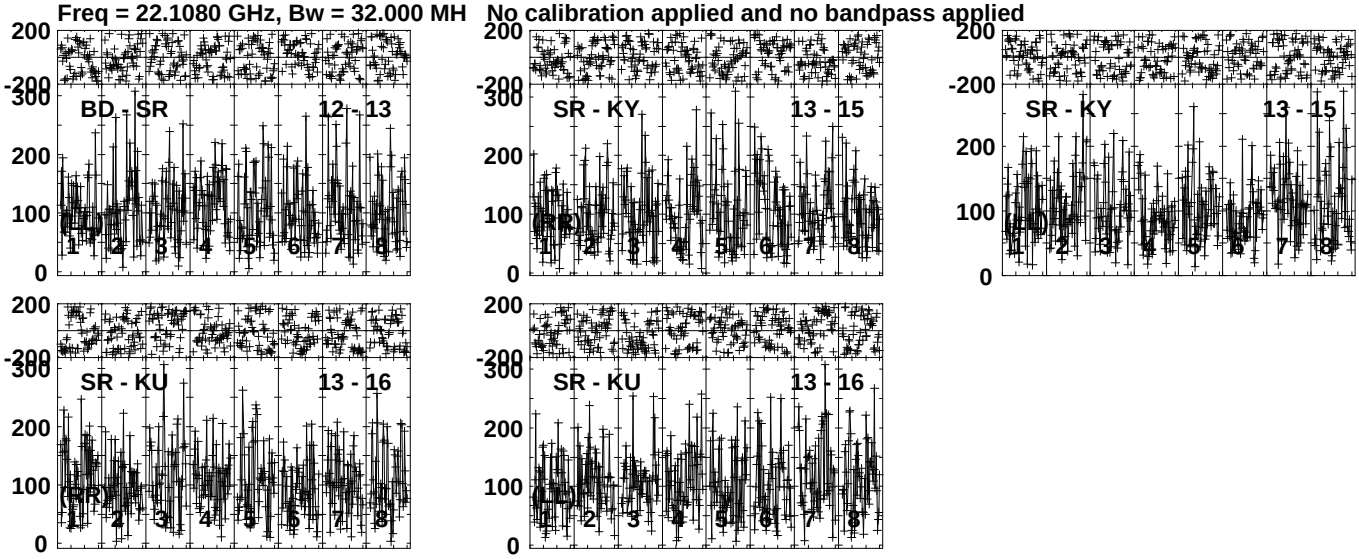

Lower frame: Micro Ampl Jy Top frame: Phas deg
Vector averaged cross-power spectrum Several baselines displayed
Timerange: 00/23:57:51 to 00/23:59:49

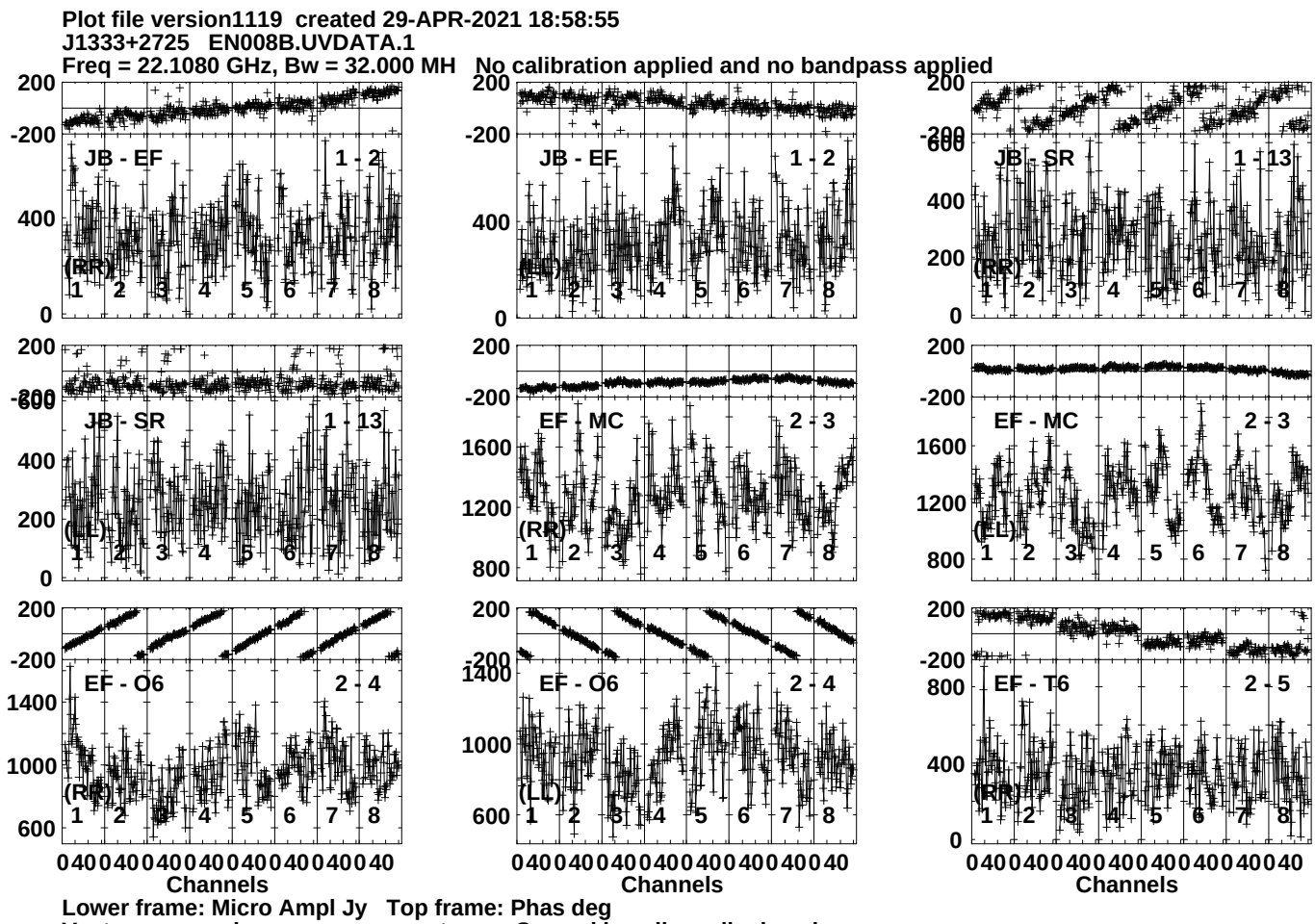
Plot file version1119 created 29-APR-2021 18:58:55
J1333+2725 EN008B.UVDATA.1
Freq = 22.1080 GHz, Bw = 32.000 MH No calibration applied and no bandpass applied
JB - EF 1 - 2
JB - SR 1 - 13
EF - MC 2 - 3
EF - O6 2 - 4
EF - T6 2 - 5
(RR)
(LL)
Channels
Lower frame: Micro Ampl Jy Top frame: Phas deg
Vector averaged cross-power spectrum Several baselines displayed
Timerange: 01/00:00:21 to 01/00:01:19

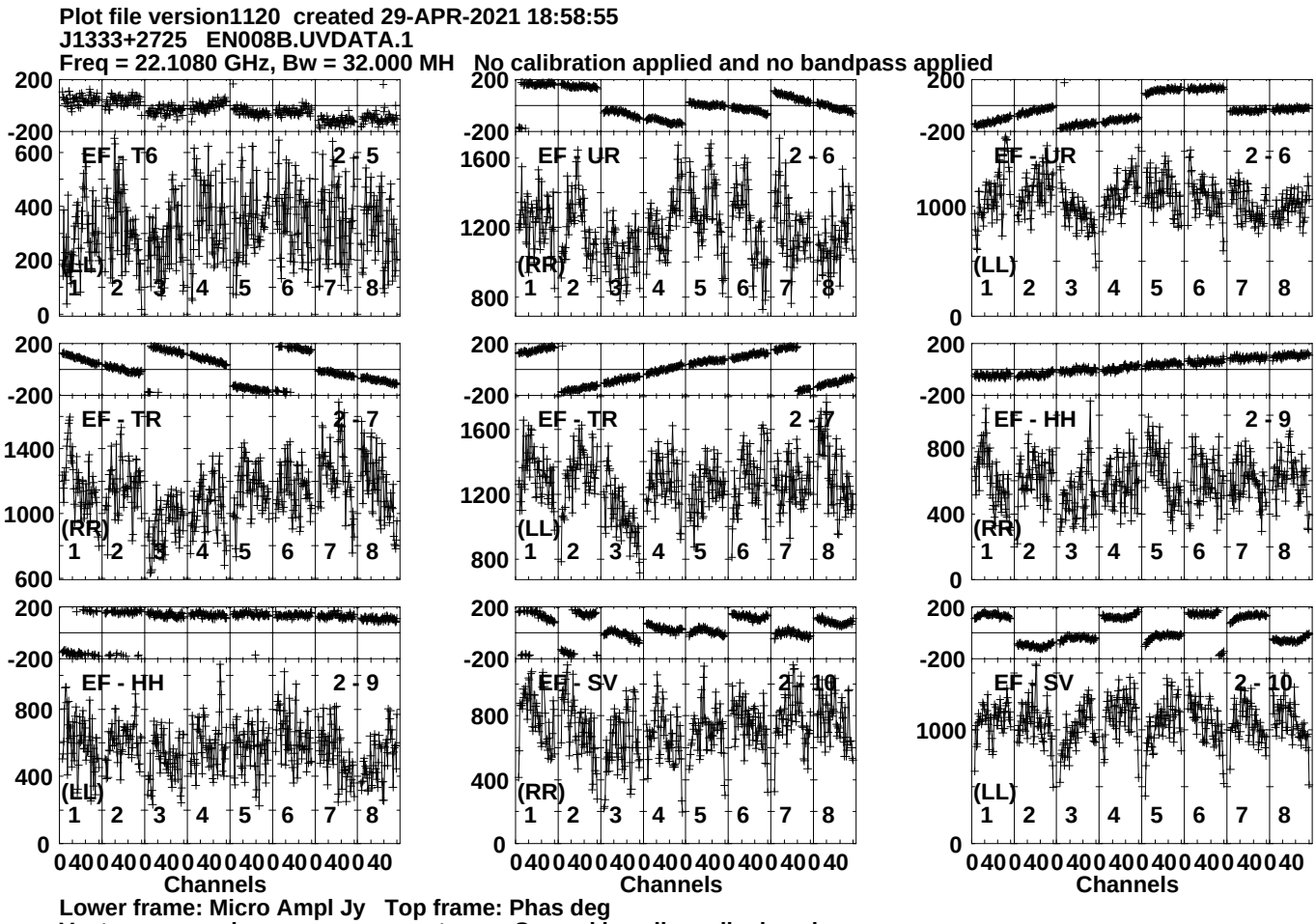
Plot file version1120 created 29-APR-2021 18:58:55
J1333+2725 EN008B.UVDATA.1
Freq = 22.1080 GHz, Bw = 32.000 MH No calibration applied and no bandpass applied
EF - T6
2 - 5
(LL)
EF - UR
2 - 6
(RR)
EF - UR
2 - 6
(LL)
EF - TR
2 - 7
(RR)
EF - TR
2 - 7
(LL)
EF - HH
2 - 9
(RR)
EF - HH
2 - 9
(LL)
EF - SV
2 - 10
(RR)
EF - SV
2 - 10
(LL)
Channels
Channels
Channels
Lower frame: Micro Ampl Jy Top frame: Phas deg
Vector averaged cross-power spectrum Several baselines displayed
Timerange: 01/00:00:21 to 01/00:01:19

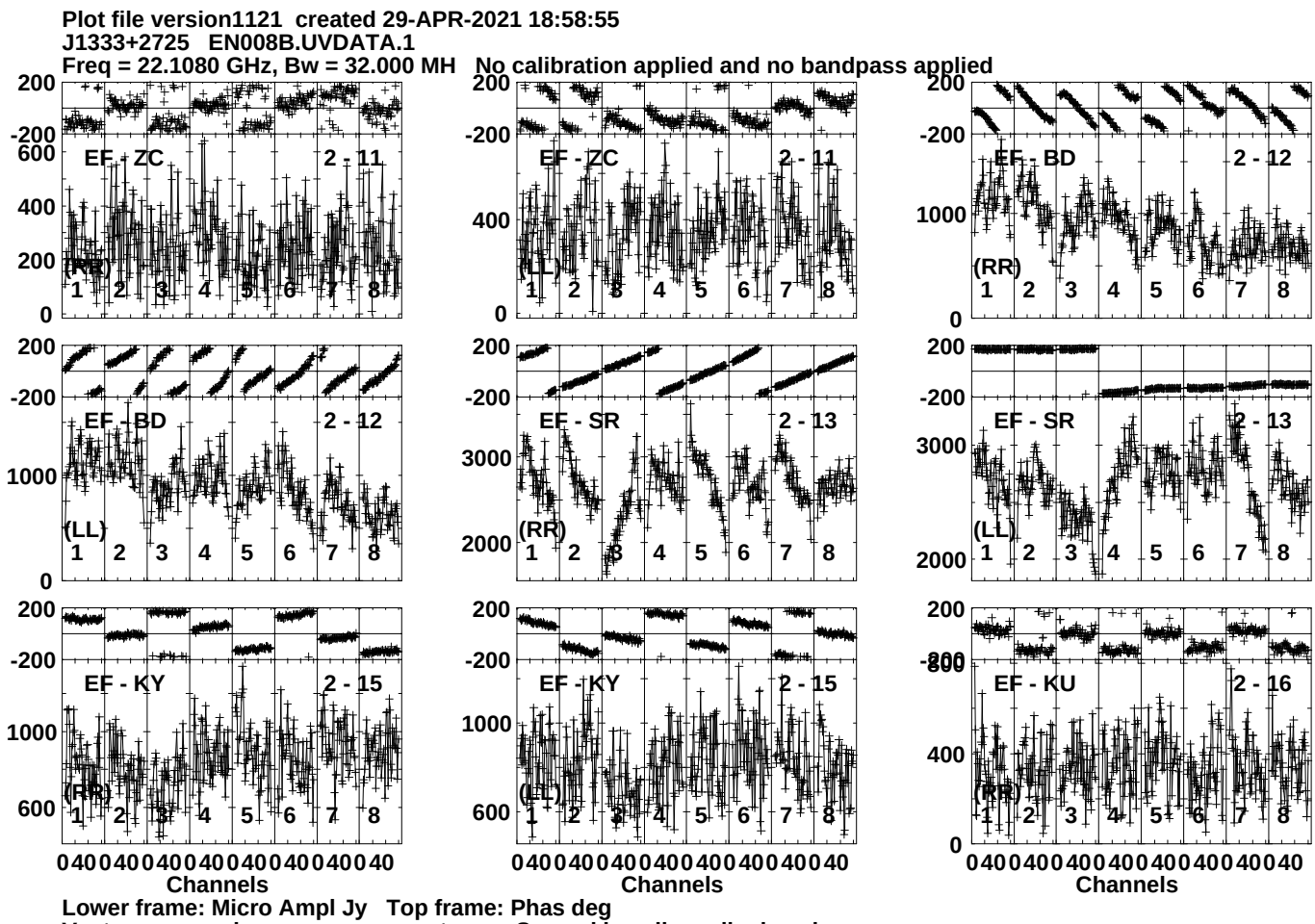
Plot file version1121 created 29-APR-2021 18:58:55
J1333+2725 EN008B.UVDATA.1
Freq = 22.1080 GHz, Bw = 32.000 MH No calibration applied and no bandpass applied
EF - ZC 2 - 11
(RR)
EF - ZC 2 - 11
(LL)
EF - BD 2 - 12
(RR)
EF - BD 2 - 12
(LL)
EF - SR 2 - 13
(RR)
EF - SR 2 - 13
(LL)
EF - KY 2 - 15
(RR)
EF - KY 2 - 15
(LL)
EF - KU 2 - 16
(RR)
Channels
Channels
Channels
Lower frame: Micro Ampl Jy Top frame: Phas deg
Vector averaged cross-power spectrum Several baselines displayed
Timerange: 01/00:00:21 to 01/00:01:19

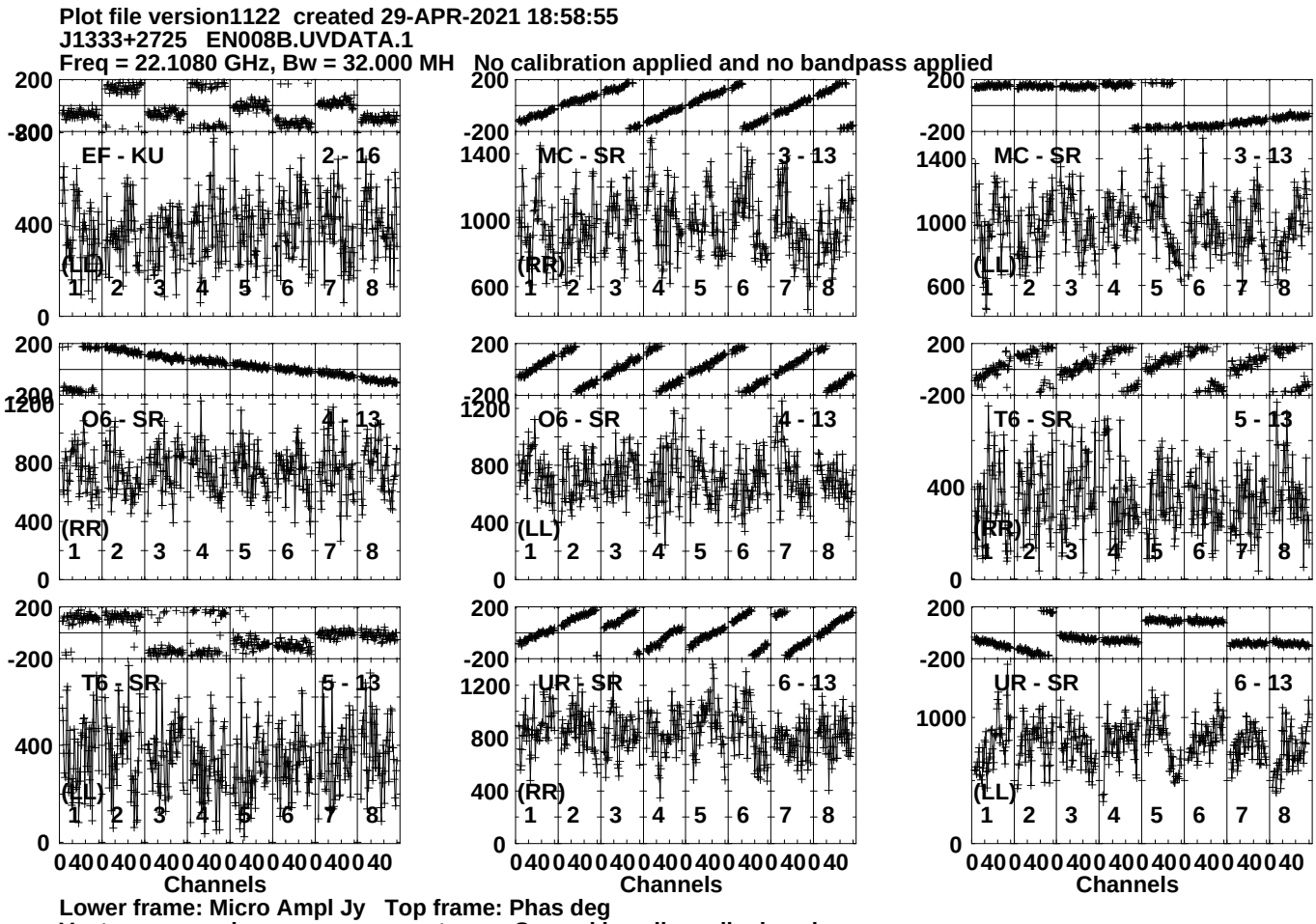
Plot file version1122 created 29-APR-2021 18:58:55
J1333+2725 EN008B.UVDATA.1
Freq = 22.1080 GHz, Bw = 32.000 MH No calibration applied and no bandpass applied
EF - KU 2 - 16
(LL)
MC - SR 3 - 13
(RR)
MC - SR 3 - 13
(LL)
O6 - SR 4 - 13
(RR)
O6 - SR 4 - 13
(LL)
T6 - SR 5 - 13
(RR)
T6 - SR 5 - 13
(LL)
UR - SR 6 - 13
(RR)
UR - SR 6 - 13
(LL)
Channels
Channels
Channels
Lower frame: Micro Ampl Jy Top frame: Phas deg
Vector averaged cross-power spectrum Several baselines displayed
Timerange: 01/00:00:21 to 01/00:01:19

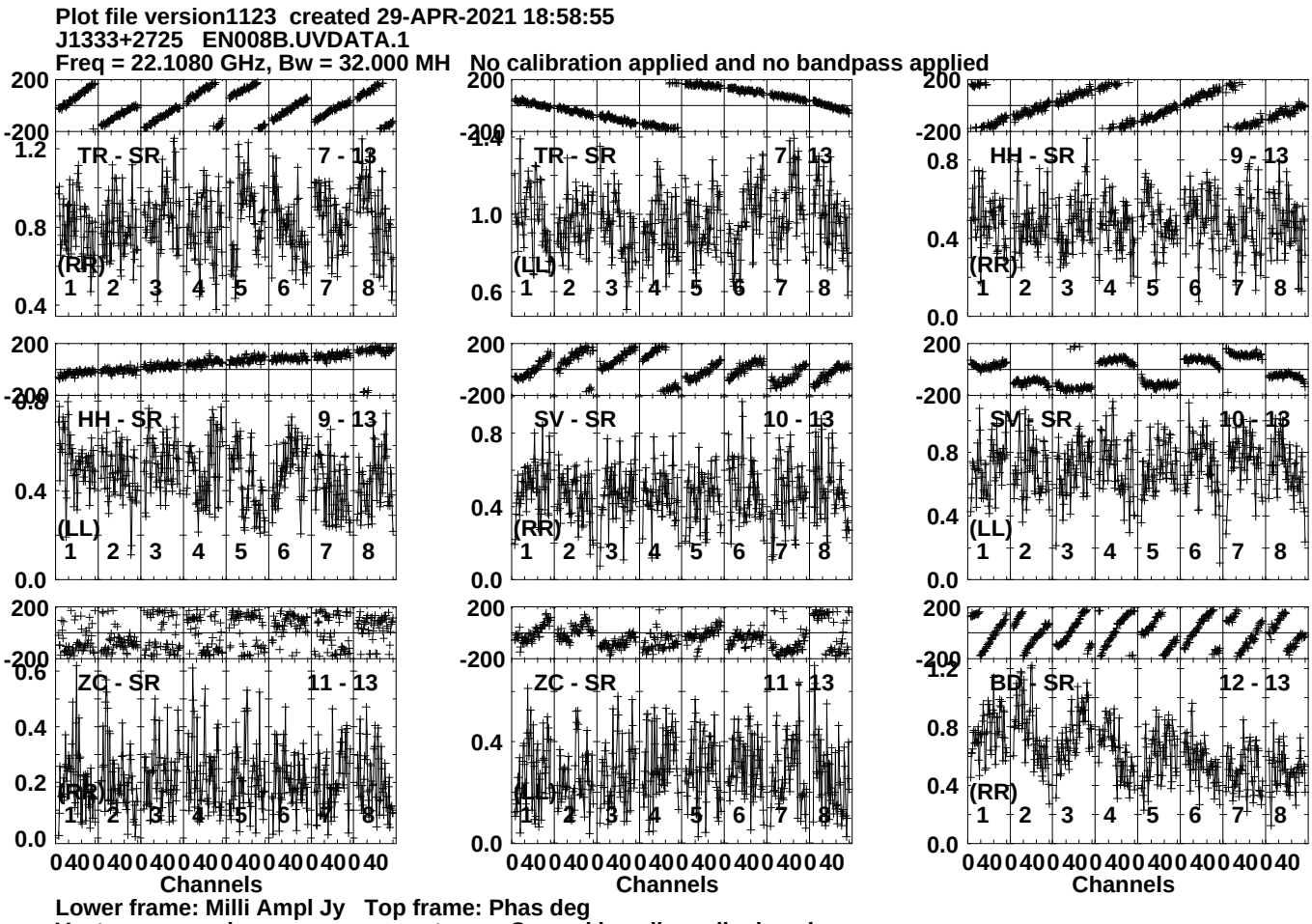
Plot file version1123 created 29-APR-2021 18:58:55
J1333+2725 EN008B.UVDATA.1
Freq = 22.1080 GHz, Bw = 32.000 MH No calibration applied and no bandpass applied
TR - SR 7 - 13
(RR)
TR - SR 7 - 13
(LL)
HH - SR 9 - 13
(RR)
HH - SR 9 - 13
(LL)
SV - SR 10 - 13
(RR)
SV - SR 10 - 13
(LL)
ZC - SR 11 - 13
(RR)
ZC - SR 11 - 13
(LL)
BD - SR 12 - 13
(RR)
Channels
Channels
Channels
Lower frame: Milli Ampl Jy Top frame: Phas deg
Vector averaged cross-power spectrum Several baselines displayed
Timerange: 01/00:00:21 to 01/00:01:19

Plot file version1124 created 29-APR-2021 18:58:55
J1333+2725 EN008B.UVDATA.1
Freq = 22.1080 GHz, Bw = 32.000 MH No calibration applied and no bandpass applied

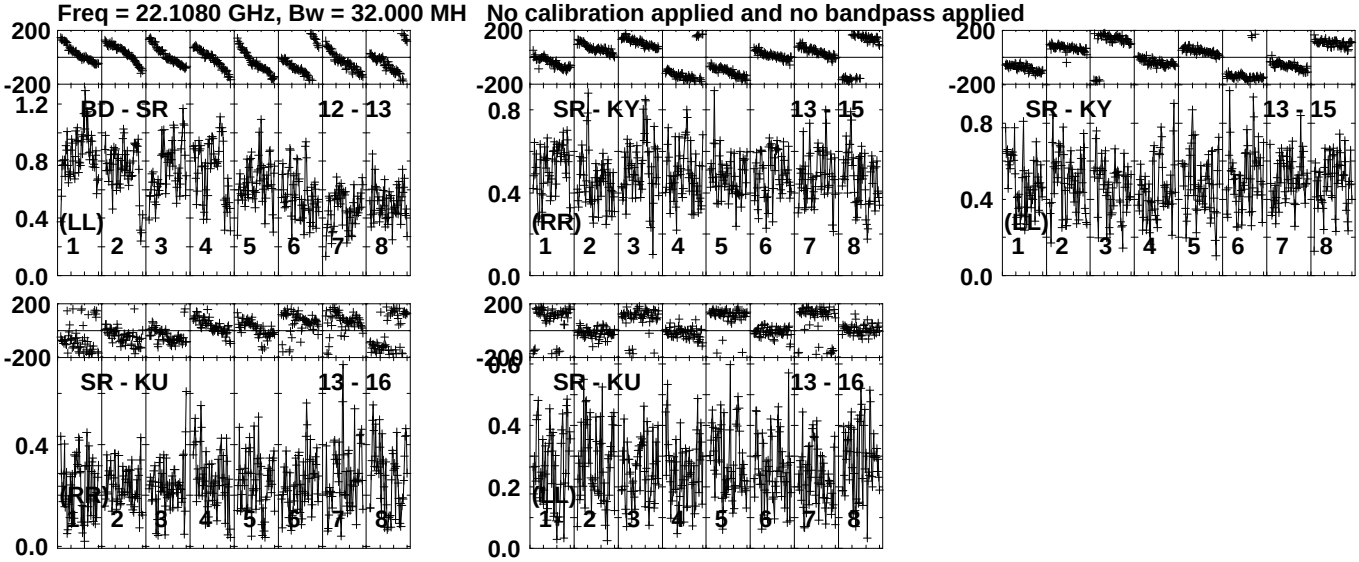

Lower frame: Milli Ampl Jy Top frame: Phas deg
Vector averaged cross-power spectrum Several baselines displayed
Timerange: 01/00:00:21 to 01/00:01:19

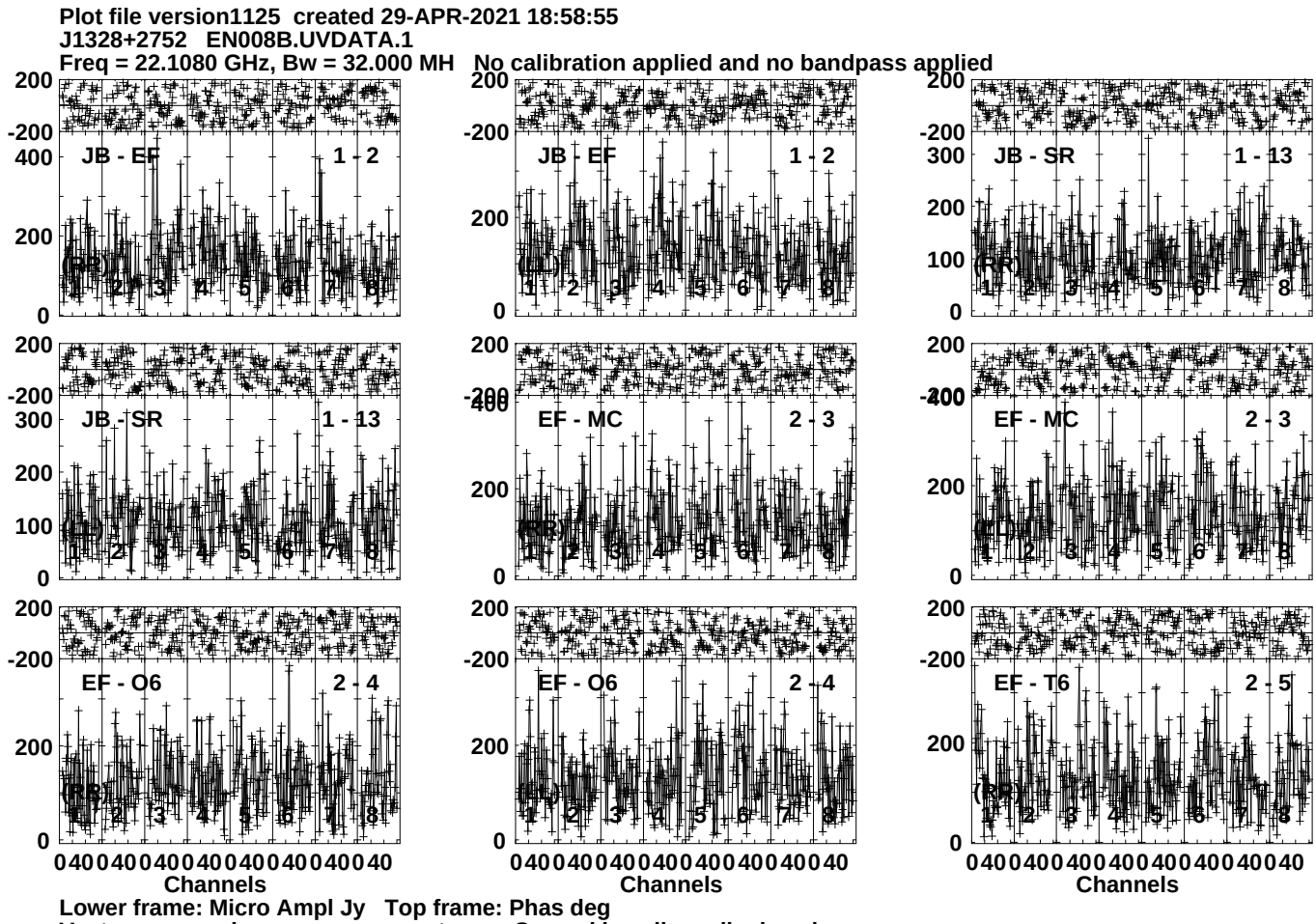
Plot file version1125 created 29-APR-2021 18:58:55
J1328+2752 EN008B.UVDATA.1
Freq = 22.1080 GHz, Bw = 32.000 MH No calibration applied and no bandpass applied
JB - EF 1 - 2
JB - EF 1 - 2
JB - SR 1 - 13
JB - SR 1 - 13
EF - MC 2 - 3
EF - MC 2 - 3
EF - O6 2 - 4
EF - O6 2 - 4
EF - T6 2 - 5
(RR)
(LL)
Channels
Lower frame: Micro Ampl Jy Top frame: Phas deg
Vector averaged cross-power spectrum Several baselines displayed
Timerange: 01/00:01:21 to 01/00:03:19

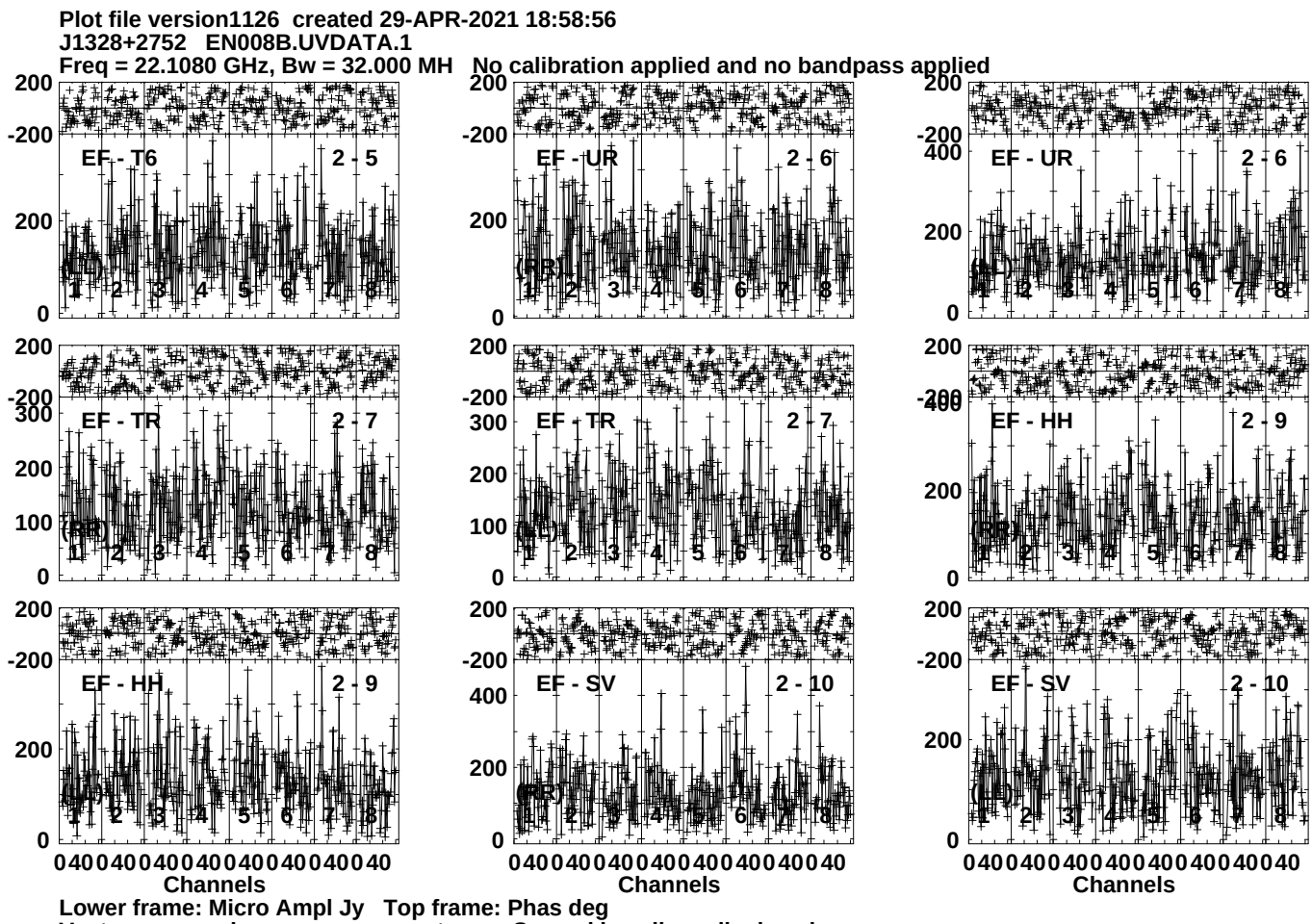
Plot file version1126 created 29-APR-2021 18:58:56
J1328+2752 EN008B.UVDATA.1
Freq = 22.1080 GHz, Bw = 32.000 MH No calibration applied and no bandpass applied
EF - T6 2 - 5
EF - UR 2 - 6
EF - UR 2 - 6
EF - TR 2 - 7
EF - TR 2 - 7
EF - HH 2 - 9
EF - HH 2 - 9
EF - SV 2 - 10
EF - SV 2 - 10
Channels
Channels
Channels
Lower frame: Micro Ampl Jy Top frame: Phas deg
Vector averaged cross-power spectrum Several baselines displayed
Timerange: 01/00:01:21 to 01/00:03:19

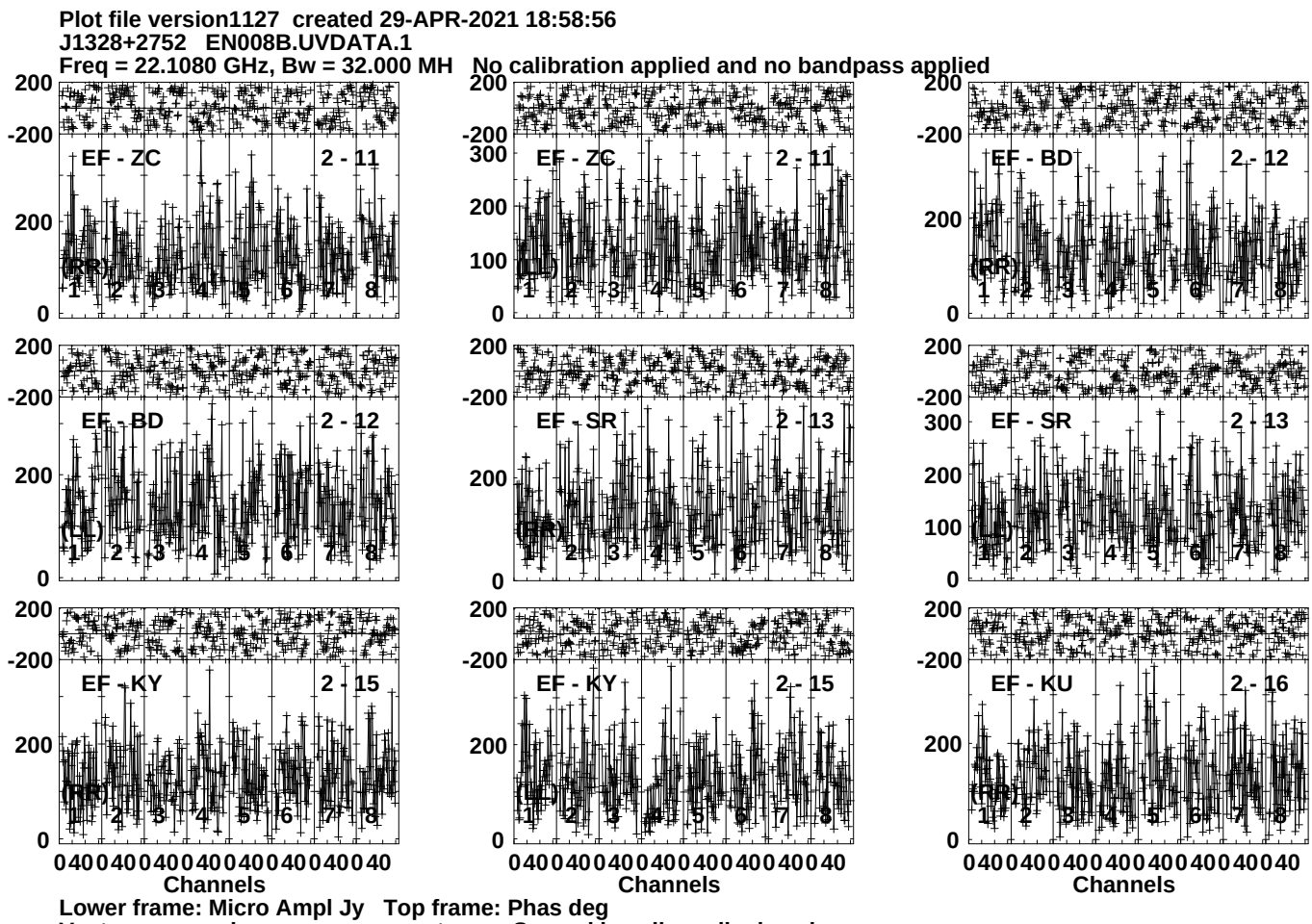
Plot file version1127 created 29-APR-2021 18:58:56
J1328+2752 EN008B.UVDATA.1
Freq = 22.1080 GHz, Bw = 32.000 MH No calibration applied and no bandpass applied
EF - ZC 2 - 11
EF - ZC 2 - 11
EF - BD 2 - 12
EF - BD 2 - 12
EF - SR 2 - 13
EF - SR 2 - 13
EF - KY 2 - 15
EF - KY 2 - 15
EF - KU 2 - 16
(RR)
(LL)
Channels
Lower frame: Micro Ampl Jy Top frame: Phas deg
Vector averaged cross-power spectrum Several baselines displayed
Timerange: 01/00:01:21 to 01/00:03:19

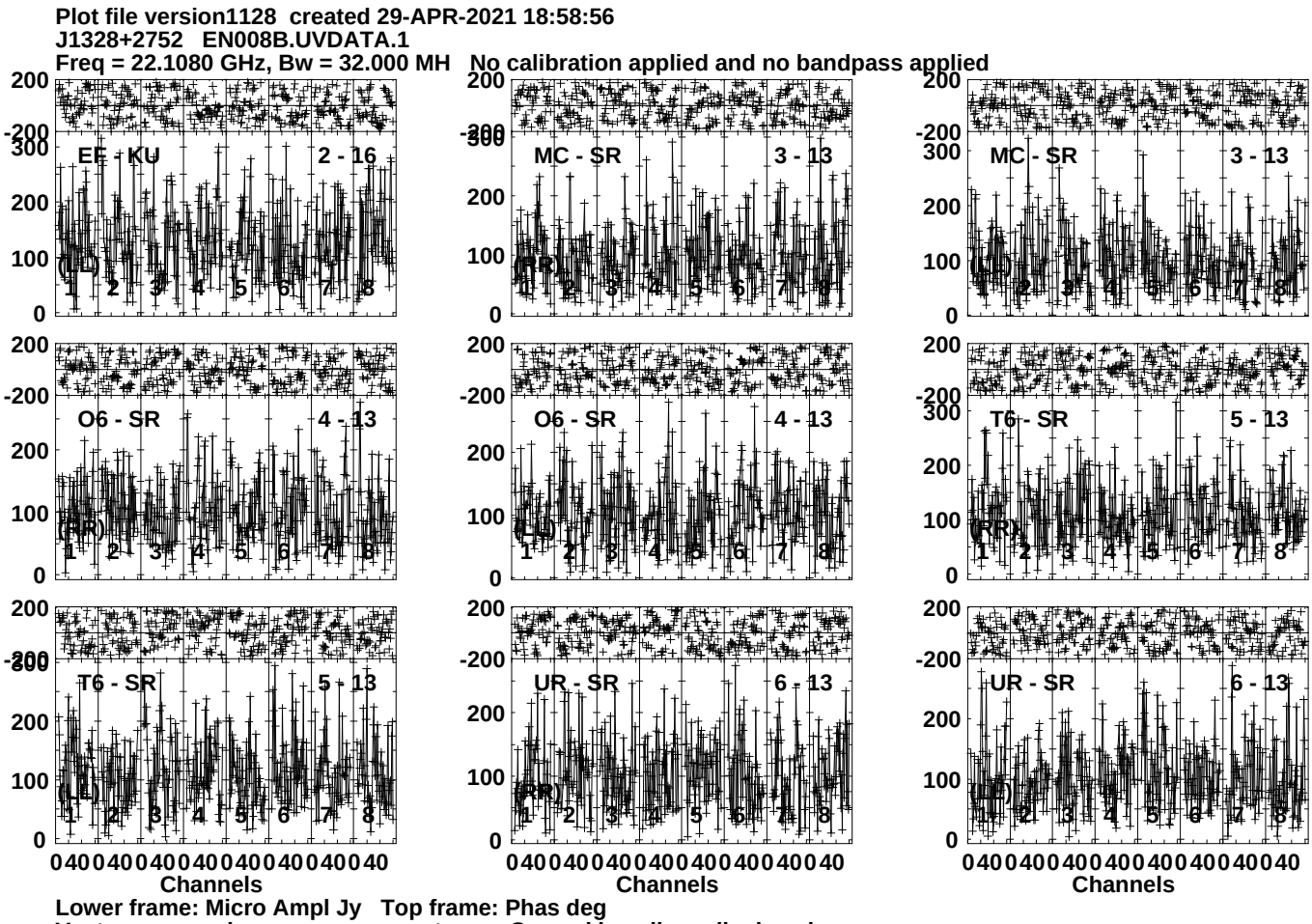
Plot file version1128 created 29-APR-2021 18:58:56
J1328+2752 EN008B.UVDATA.1
Freq = 22.1080 GHz, Bw = 32.000 MH No calibration applied and no bandpass applied
EF - KU 2 - 16
MC - SR 3 - 13
MC - SR 3 - 13
O6 - SR 4 - 13
O6 - SR 4 - 13
T6 - SR 5 - 13
T6 - SR 5 - 13
UR - SR 6 - 13
UR - SR 6 - 13
(LL)
(RR)
Channels
Lower frame: Micro Ampl Jy Top frame: Phas deg
Vector averaged cross-power spectrum Several baselines displayed
Timerange: 01/00:01:21 to 01/00:03:19

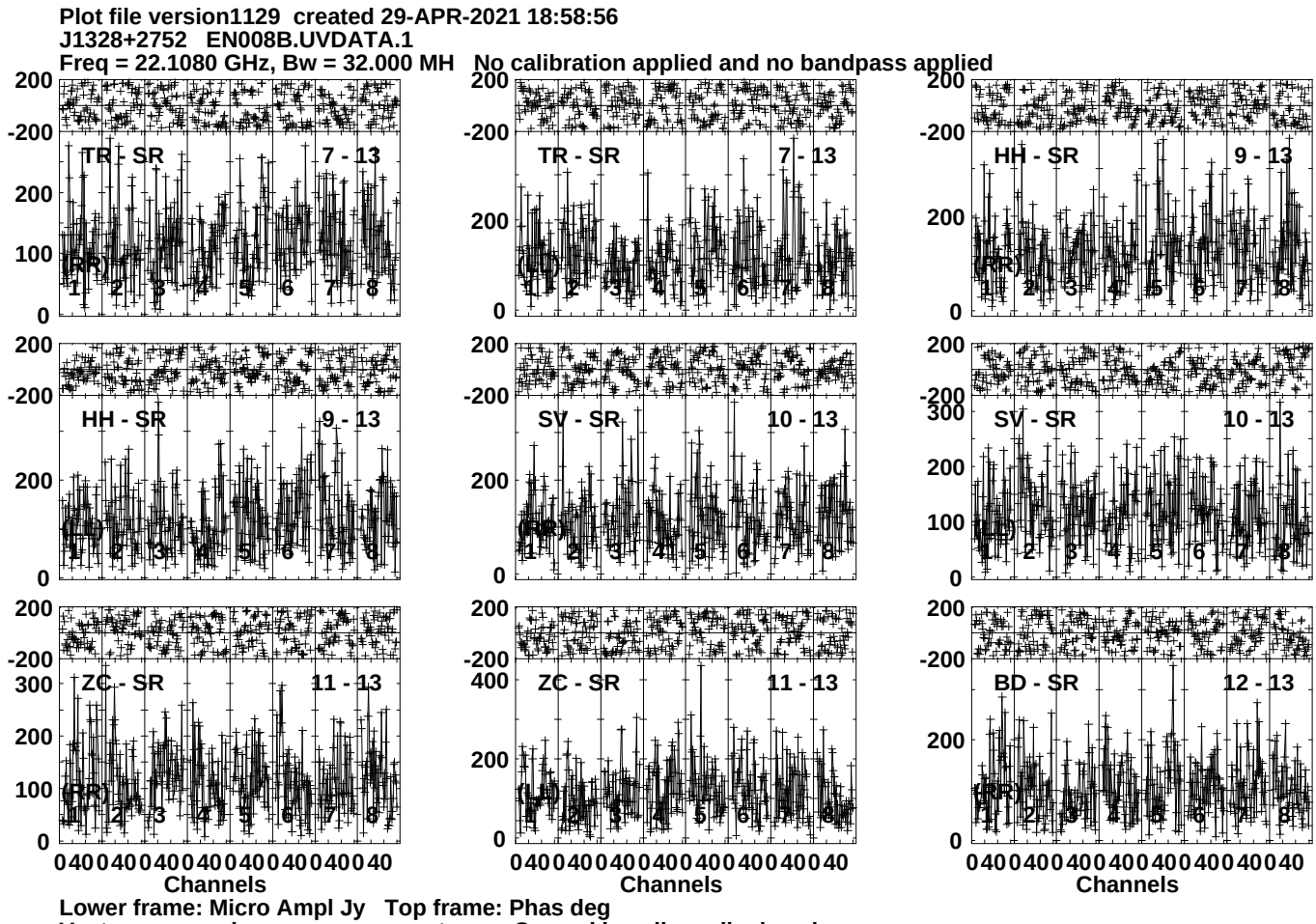
Plot file version1129 created 29-APR-2021 18:58:56
J1328+2752 EN008B.UVDATA.1
Freq = 22.1080 GHz, Bw = 32.000 MH No calibration applied and no bandpass applied
TR - SR
7 - 13
HH - SR
9 - 13
SV - SR
10 - 13
ZC - SR
11 - 13
BD - SR
12 - 13
(RR)
Channels
Lower frame: Micro Ampl Jy Top frame: Phas deg
Vector averaged cross-power spectrum Several baselines displayed
Timerange: 01/00:01:21 to 01/00:03:19

Plot file version1130 created 29-APR-2021 18:58:56
J1328+2752 EN008B.UVDATA.1
Freq = 22.1080 GHz, Bw = 32.000 MH No calibration applied and no bandpass applied

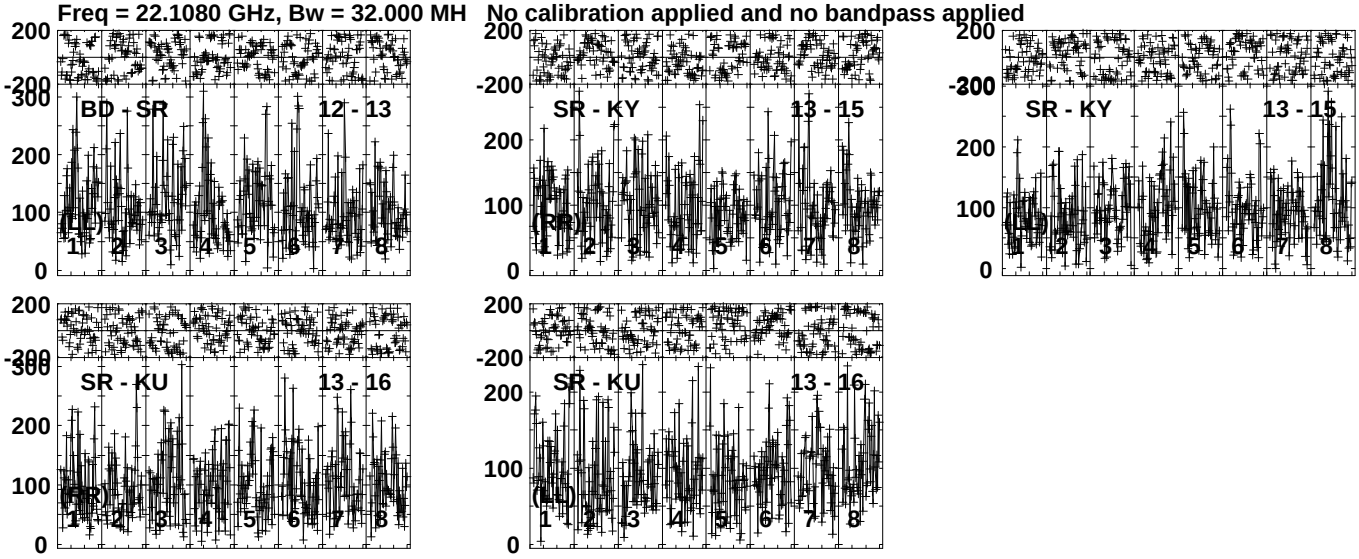

Lower frame: Micro Ampl Jy Top frame: Phas deg
Vector averaged cross-power spectrum Several baselines displayed
Timerange: 01/00:01:21 to 01/00:03:19

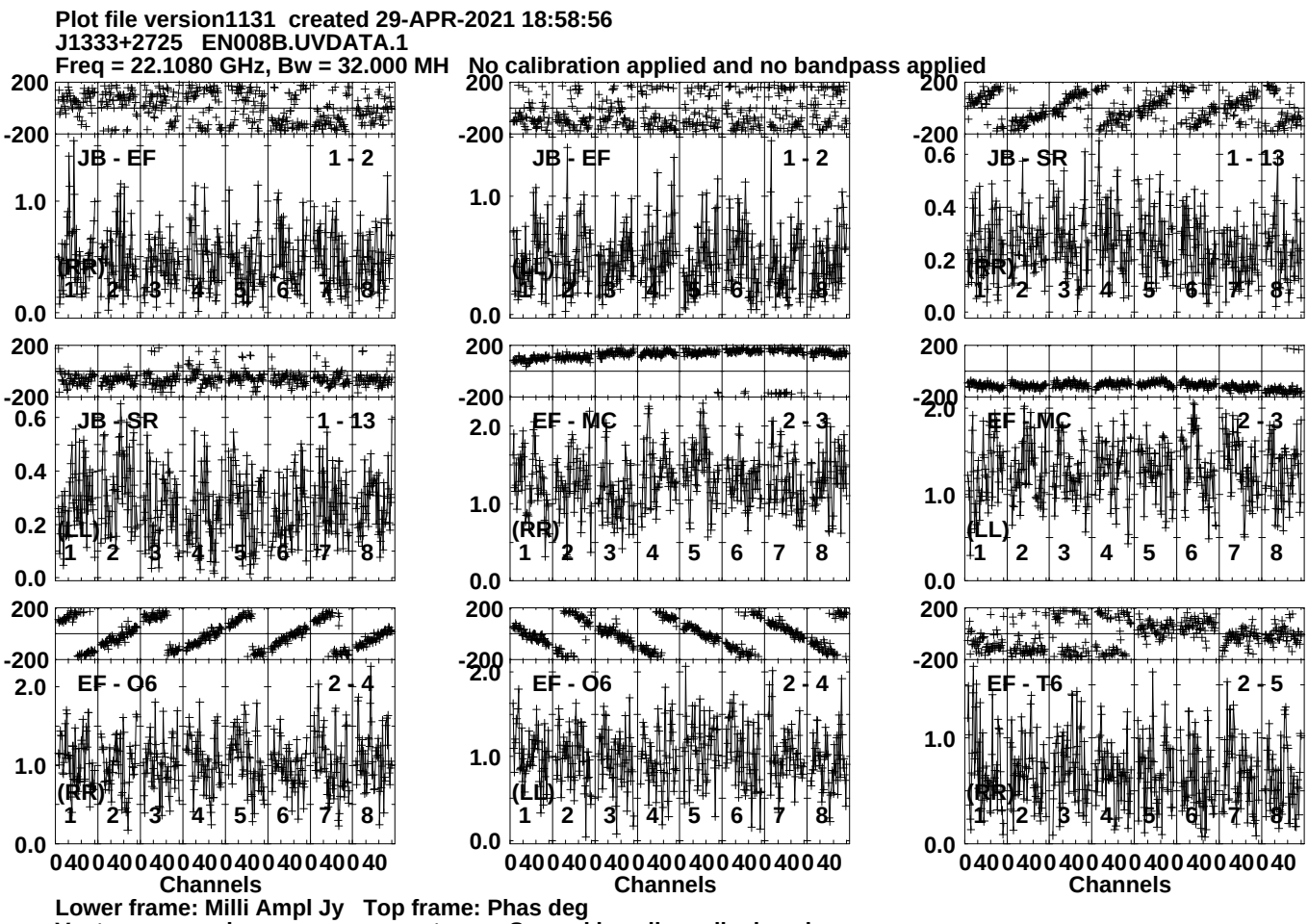
Plot file version1131 created 29-APR-2021 18:58:56
J1333+2725 EN008B.UVDATA.1
Freq = 22.1080 GHz, Bw = 32.000 MH No calibration applied and no bandpass applied
JB - EF 1 - 2
JB - SR 1 - 13
EF - MC 2 - 3
EF - O6 2 - 4
EF - T6 2 - 5
(RR)
(LL)
Channels
Lower frame: Milli Ampl Jy Top frame: Phas deg
Vector averaged cross-power spectrum Several baselines displayed
Timerange: 01/00:03:21 to 01/00:04:19

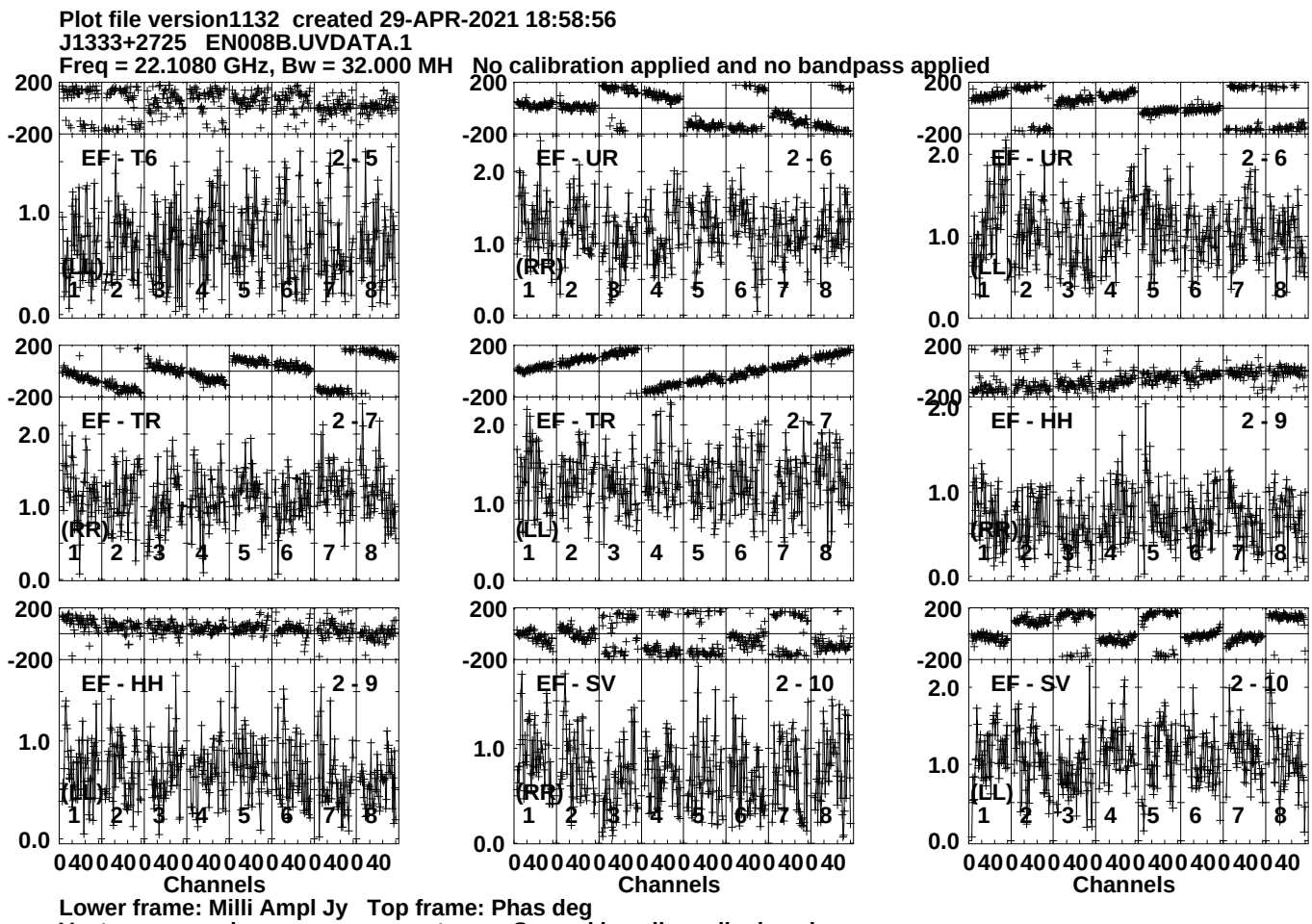
Plot file version1132 created 29-APR-2021 18:58:56
J1333+2725 EN008B.UVDATA.1
Freq = 22.1080 GHz, Bw = 32.000 MH No calibration applied and no bandpass applied
EF - T6 2 - 5
EF - UR 2 - 6
EF - UR 2 - 6
EF - TR 2 - 7
EF - TR 2 - 7
EF - HH 2 - 9
EF - HH 2 - 9
EF - SV 2 - 10
EF - SV 2 - 10
(LL)
(RR)
(LL)
(RR)
(LL)
(RR)
(LL)
(RR)
(LL)
1 2 3 4 5 6 7 8
200
-200
2.0
1.0
0.0
0 40 0 40 0 40 0 40 0 40 0 40 0 40 0 40
Channels
Lower frame: Milli Ampl Jy Top frame: Phas deg
Vector averaged cross-power spectrum Several baselines displayed
Timerange: 01/00:03:21 to 01/00:04:19

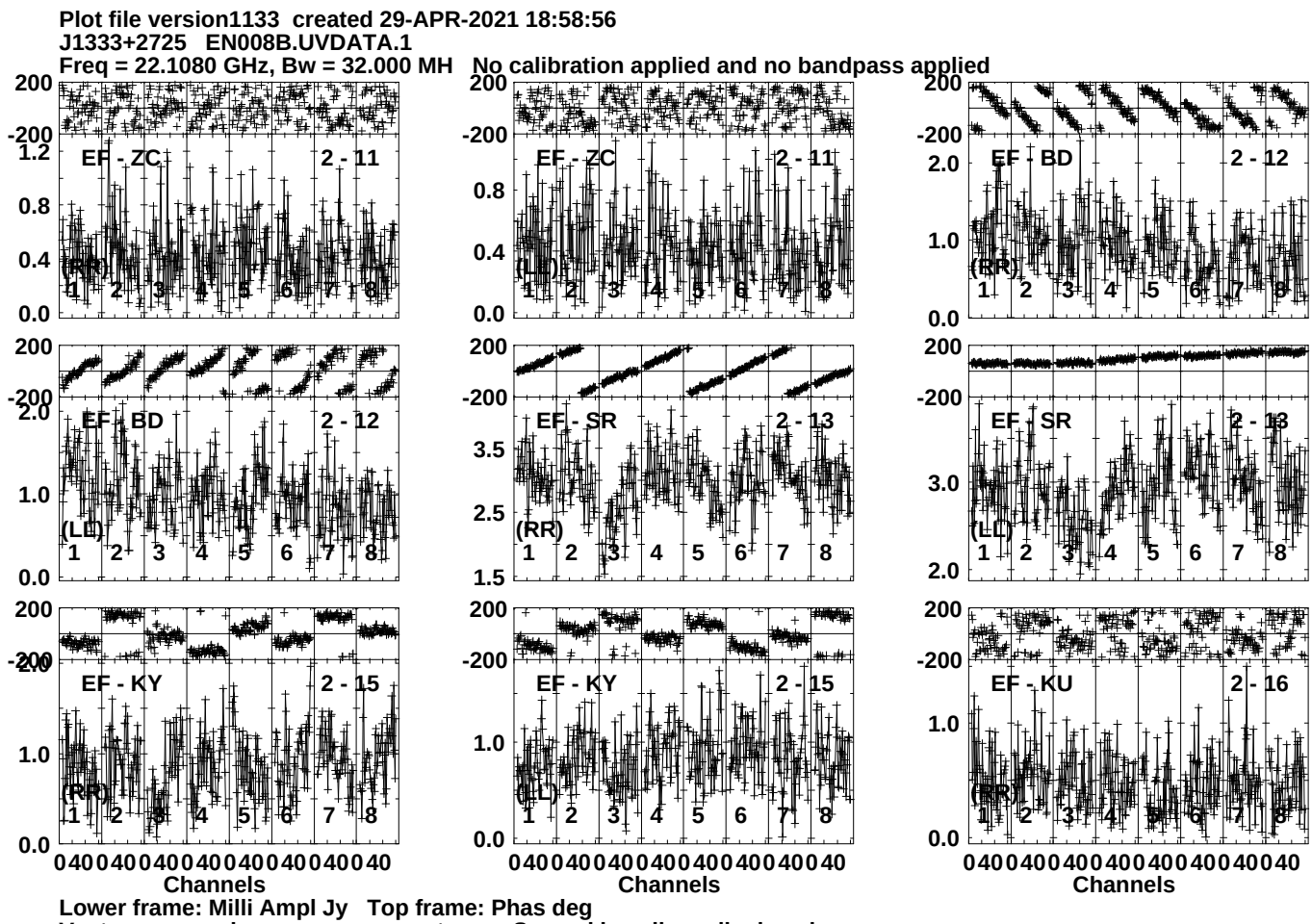
Plot file version1133 created 29-APR-2021 18:58:56
J1333+2725 EN008B.UVDATA.1
Freq = 22.1080 GHz, Bw = 32.000 MH No calibration applied and no bandpass applied
EF - ZC 2 - 11
EF - ZC 2 - 11
EF - BD 2 - 12
EF - BD 2 - 12
EF - SR 2 - 13
EF - SR 2 - 13
EF - KY 2 - 15
EF - KY 2 - 15
EF - KU 2 - 16
(RR)
(LL)
Channels
Lower frame: Milli Ampl Jy Top frame: Phas deg
Vector averaged cross-power spectrum Several baselines displayed
Timerange: 01/00:03:21 to 01/00:04:19

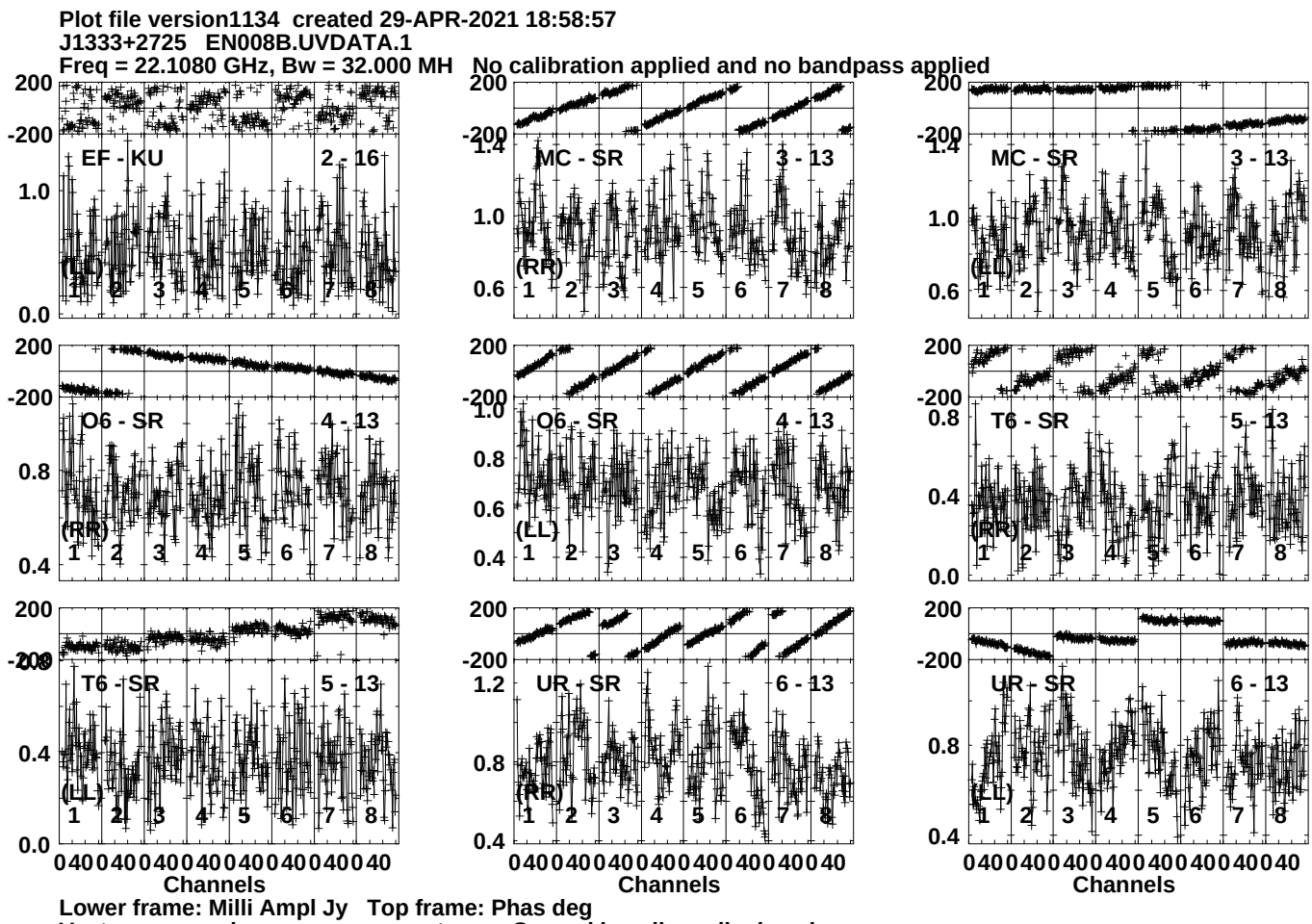
Plot file version1134 created 29-APR-2021 18:58:57
J1333+2725 EN008B.UVDATA.1
Freq = 22.1080 GHz, Bw = 32.000 MH No calibration applied and no bandpass applied
EF - KU
2 - 16
(LL)
MC - SR
3 - 13
(RR)
MC - SR
3 - 13
(LL)
O6 - SR
4 - 13
(RR)
O6 - SR
4 - 13
(LL)
T6 - SR
5 - 13
(RR)
T6 - SR
5 - 13
(LL)
UR - SR
6 - 13
(RR)
UR - SR
6 - 13
(LL)
Channels
Channels
Channels
Lower frame: Milli Ampl Jy Top frame: Phas deg
Vector averaged cross-power spectrum Several baselines displayed
Timerange: 01/00:03:21 to 01/00:04:19

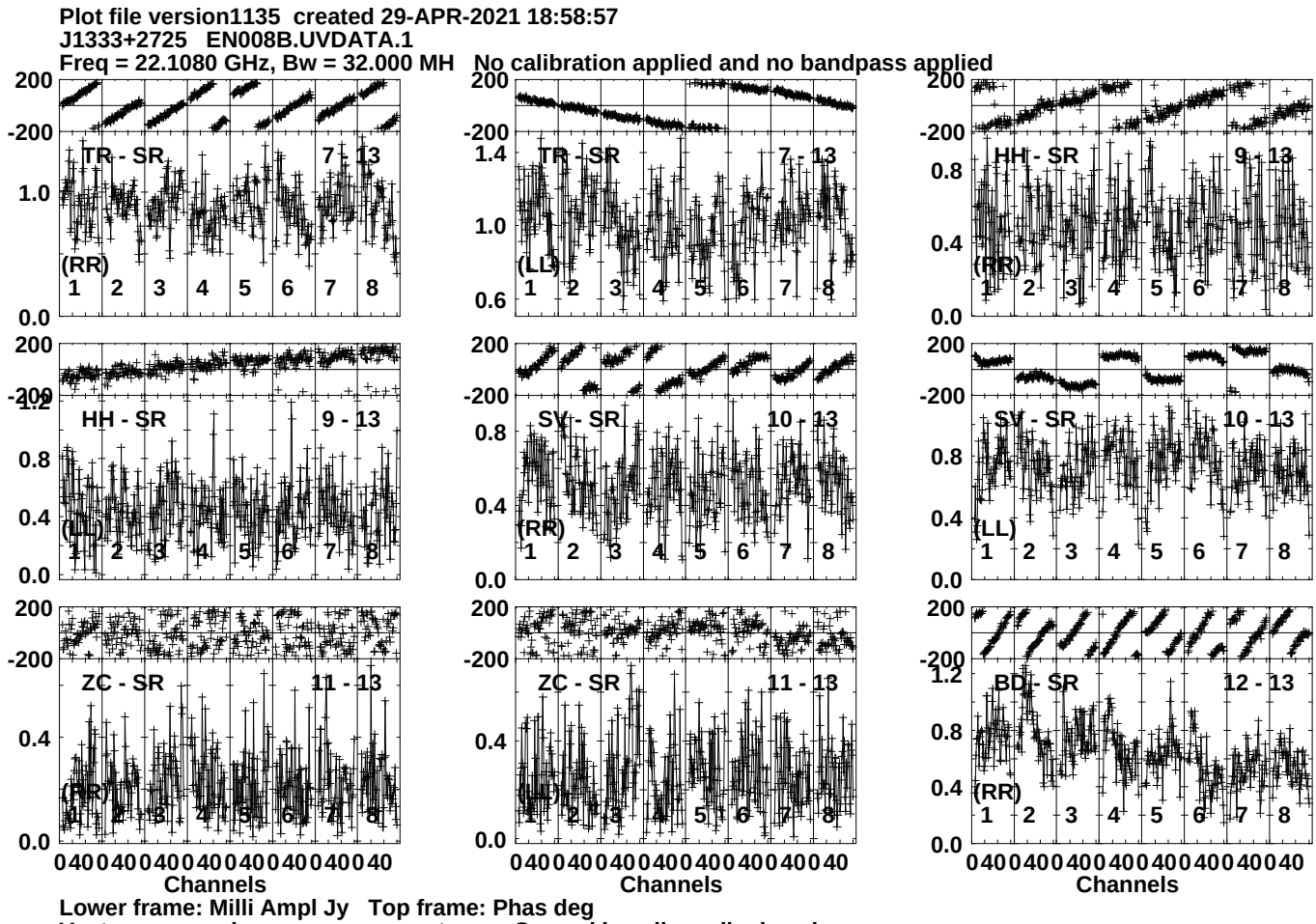
Plot file version1135 created 29-APR-2021 18:58:57
J1333+2725 EN008B.UVDATA.1
Freq = 22.1080 GHz, Bw = 32.000 MH No calibration applied and no bandpass applied
TR - SR 7 - 13
(RR)
TR - SR 7 - 13
(LL)
HH - SR 9 - 13
(RR)
HH - SR 9 - 13
(LL)
SV - SR 10 - 13
(RR)
SV - SR 10 - 13
(LL)
ZC - SR 11 - 13
(RR)
ZC - SR 11 - 13
(LL)
BD - SR 12 - 13
(RR)
Channels
Channels
Channels
Lower frame: Milli Ampl Jy Top frame: Phas deg
Vector averaged cross-power spectrum Several baselines displayed
Timerange: 01/00:03:21 to 01/00:04:19

Plot file version1136 created 29-APR-2021 18:58:57
J1333+2725 EN008B.UVDATA.1
Freq = 22.1080 GHz, Bw = 32.000 MH No calibration applied and no bandpass applied

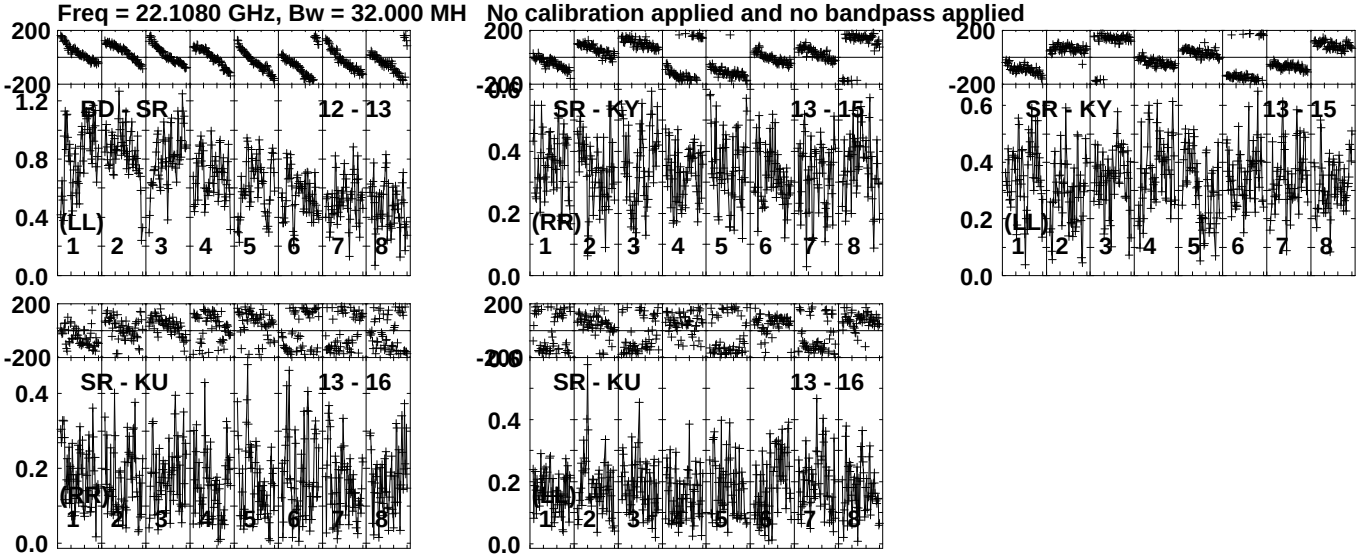

Lower frame: Milli Ampl Jy Top frame: Phas deg
Vector averaged cross-power spectrum Several baselines displayed
Timerange: 01/00:03:21 to 01/00:04:19

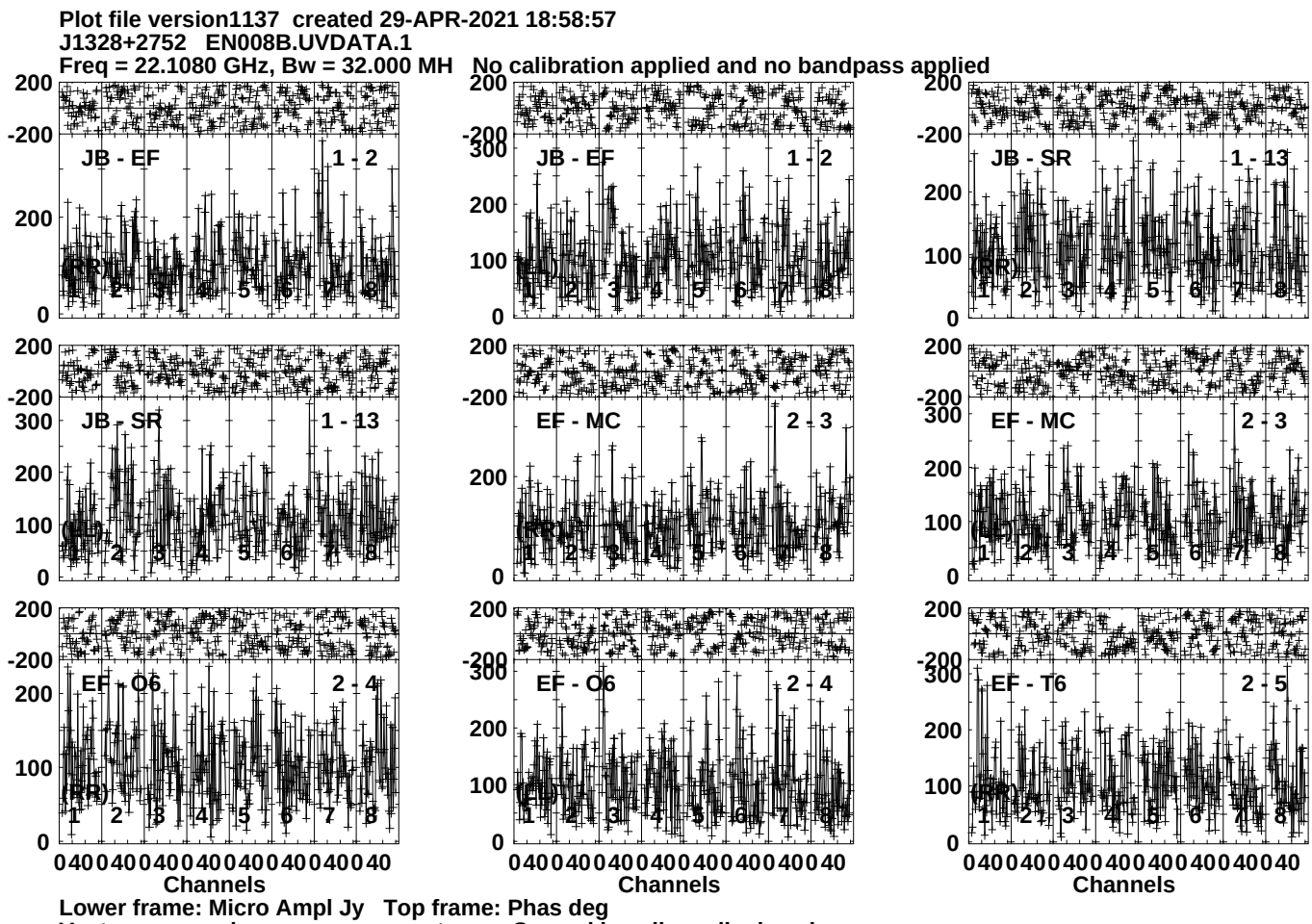
Plot file version1137 created 29-APR-2021 18:58:57
J1328+2752 EN008B.UVDATA.1
Freq = 22.1080 GHz, Bw = 32.000 MH No calibration applied and no bandpass applied
JB - EF 1 - 2
JB - EF 1 - 2
JB - SR 1 - 13
JB - SR 1 - 13
EF - MC 2 - 3
EF - MC 2 - 3
EF - O6 2 - 4
EF - O6 2 - 4
EF - T6 2 - 5
Channels
Channels
Channels
Lower frame: Micro Ampl Jy Top frame: Phas deg
Vector averaged cross-power spectrum Several baselines displayed
Timerange: 01/00:05:01 to 01/00:06:59

Plot file version1138 created 29-APR-2021 18:58:57
J1328+2752 EN008B.UVDATA.1
Freq = 22.1080 GHz, Bw = 32.000 MH No calibration applied and no bandpass applied

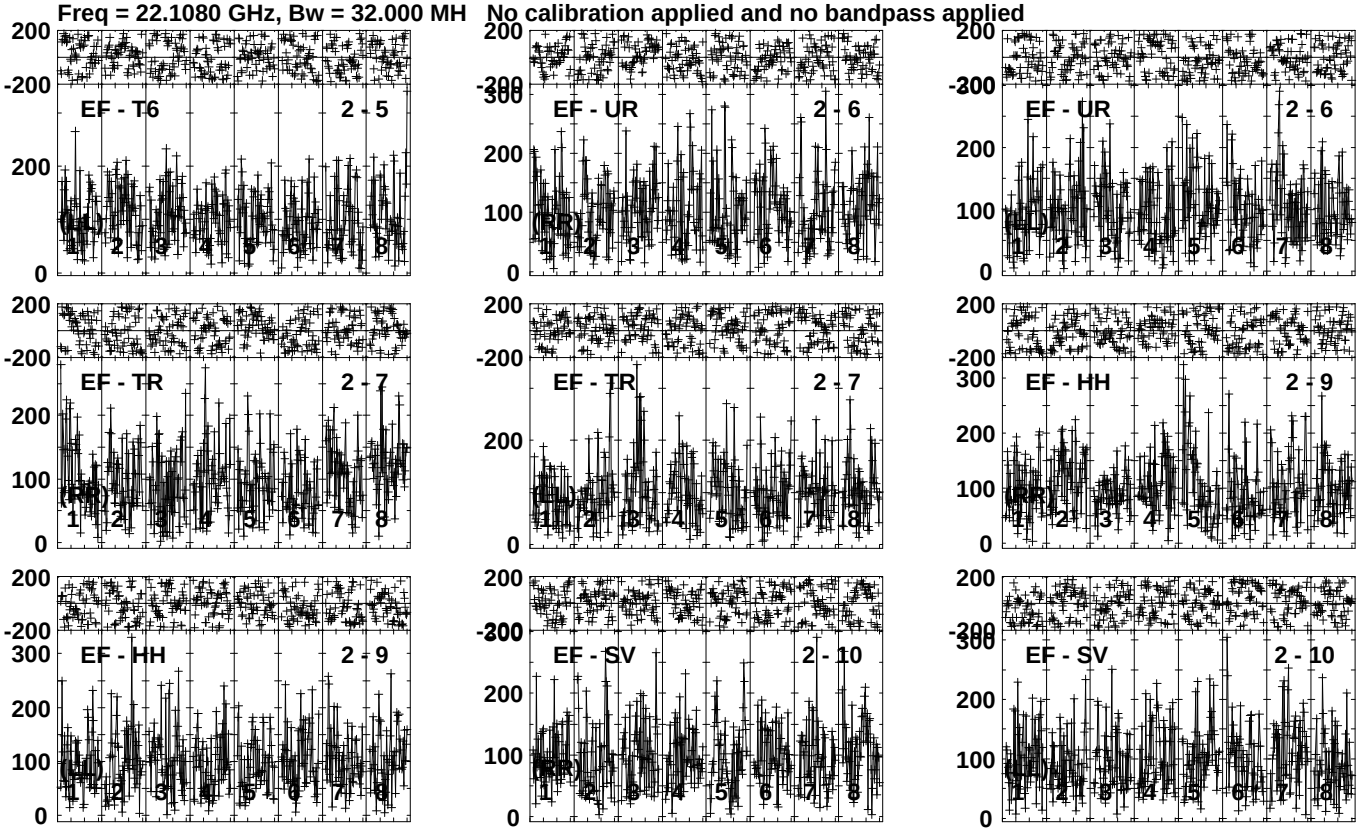

Lower frame: Micro Ampl Jy Top frame: Phas deg
Vector averaged cross-power spectrum Several baselines displayed
Timerange: 01/00:05:01 to 01/00:06:59

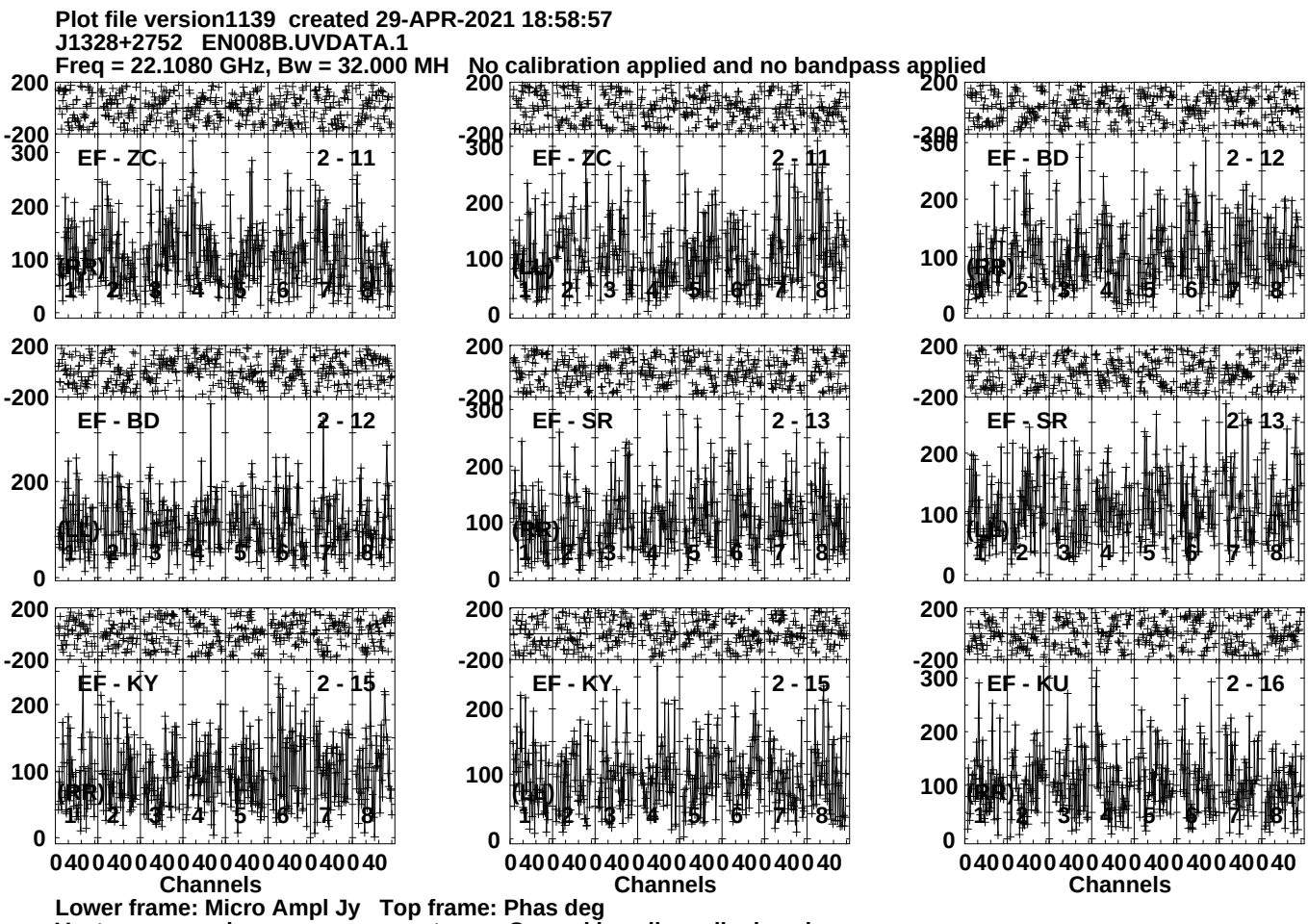
Plot file version1139 created 29-APR-2021 18:58:57
J1328+2752 EN008B.UVDATA.1
Freq = 22.1080 GHz, Bw = 32.000 MH No calibration applied and no bandpass applied
EF - ZC 2 - 11
EF - ZC 2 - 11
EF - BD 2 - 12
EF - BD 2 - 12
EF - SR 2 - 13
EF - SR 2 - 13
EF - KY 2 - 15
EF - KY 2 - 15
EF - KU 2 - 16
(RR)
(LL)
(RR)
(LL)
(RR)
(LL)
(RR)
(LL)
(RR)
(LL)
200
-200
300
100
0
1 2 3 4 5 6 7 8
0 40 0 40 0 40 0 40 0 40 0 40 0 40 0 40
Channels
Lower frame: Micro Ampl Jy Top frame: Phas deg
Vector averaged cross-power spectrum Several baselines displayed
Timerange: 01/00:05:01 to 01/00:06:59

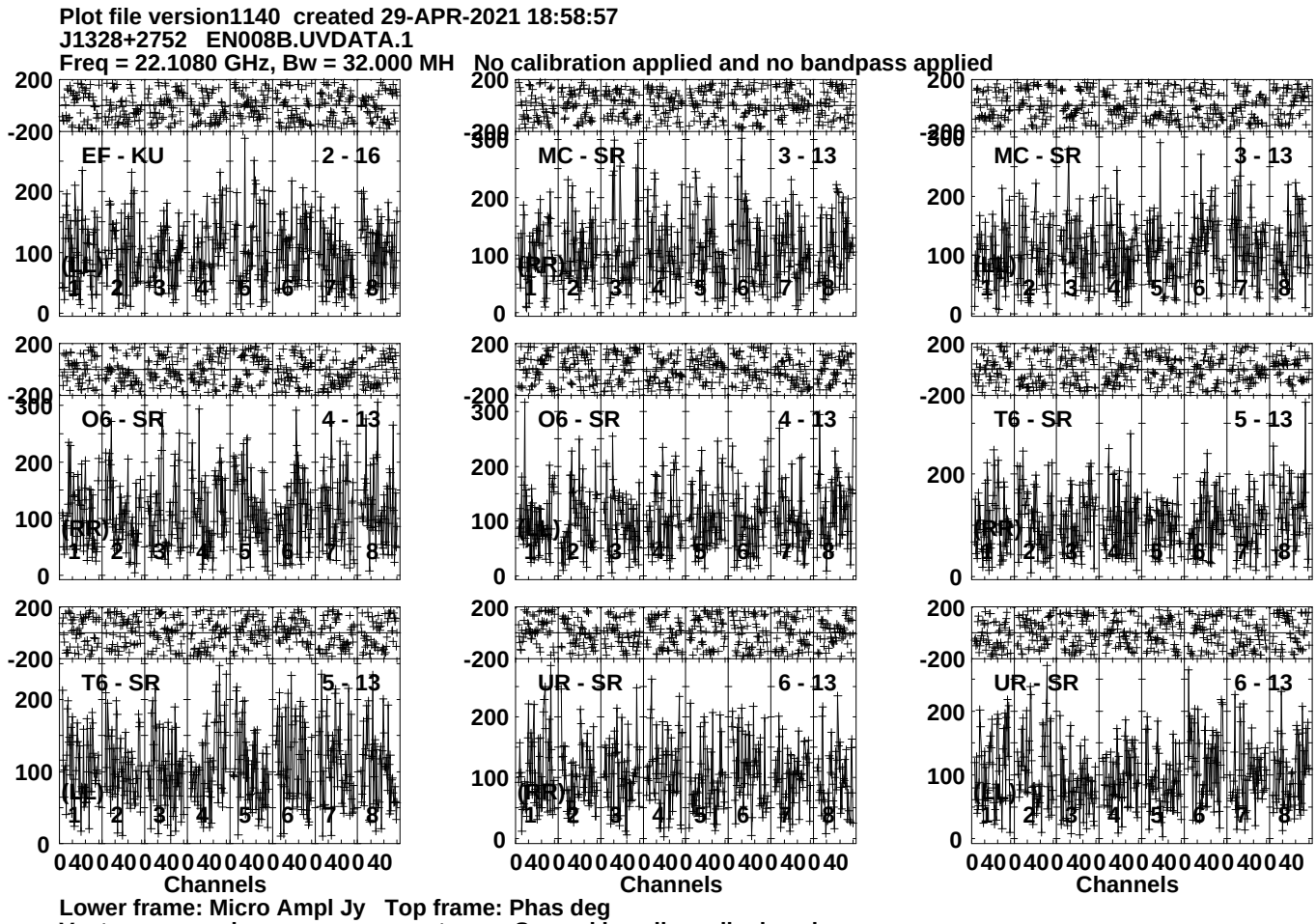
Plot file version1140 created 29-APR-2021 18:58:57
J1328+2752 EN008B.UVDATA.1
Freq = 22.1080 GHz, Bw = 32.000 MH No calibration applied and no bandpass applied
EF - KU 2 - 16
MC - SR 3 - 13
MC - SR 3 - 13
O6 - SR 4 - 13
O6 - SR 4 - 13
T6 - SR 5 - 13
T6 - SR 5 - 13
UR - SR 6 - 13
UR - SR 6 - 13
(LL)
(RR)
(RR)
(RR)
(LL)
(RR)
(LL)
(RR)
(LL)
200
-200
300
100
0
1 2 3 4 5 6 7 8
0 40 0 40 0 40 0 40 0 40 0 40 0 40 0 40
Channels
Lower frame: Micro Ampl Jy Top frame: Phas deg
Vector averaged cross-power spectrum Several baselines displayed
Timerange: 01/00:05:01 to 01/00:06:59

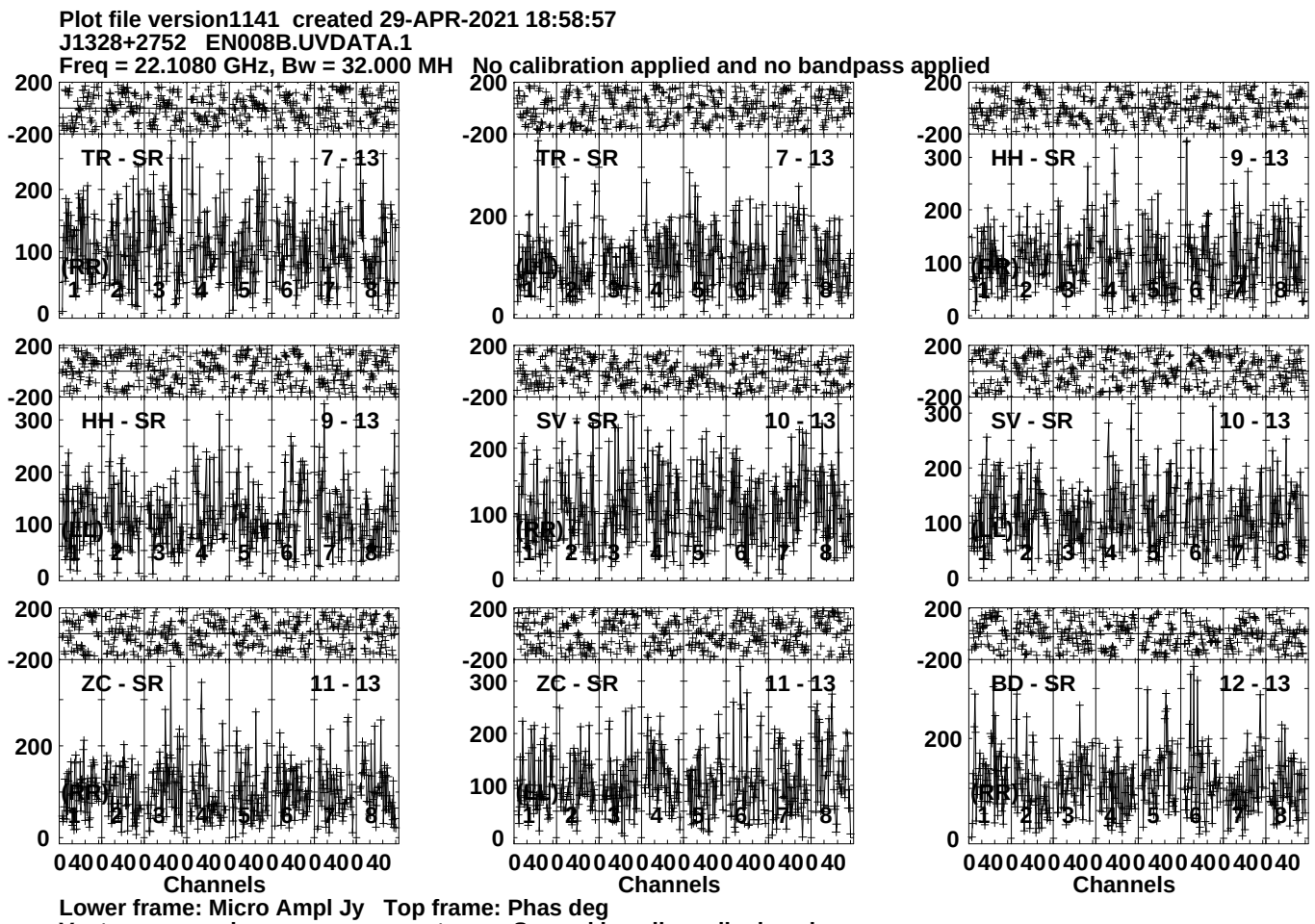
Plot file version1141 created 29-APR-2021 18:58:57
J1328+2752 EN008B.UVDATA.1
Freq = 22.1080 GHz, Bw = 32.000 MH No calibration applied and no bandpass applied
TR - SR 7 - 13
HH - SR 9 - 13
SV - SR 10 - 13
ZC - SR 11 - 13
BD - SR 12 - 13
(RR)
(LL)
Channels
Lower frame: Micro Ampl Jy Top frame: Phas deg
Vector averaged cross-power spectrum Several baselines displayed
Timerange: 01/00:05:01 to 01/00:06:59

Plot file version1142 created 29-APR-2021 18:58:58
J1328+2752 EN008B.UVDATA.1
Freq = 22.1080 GHz, Bw = 32.000 MH No calibration applied and no bandpass applied

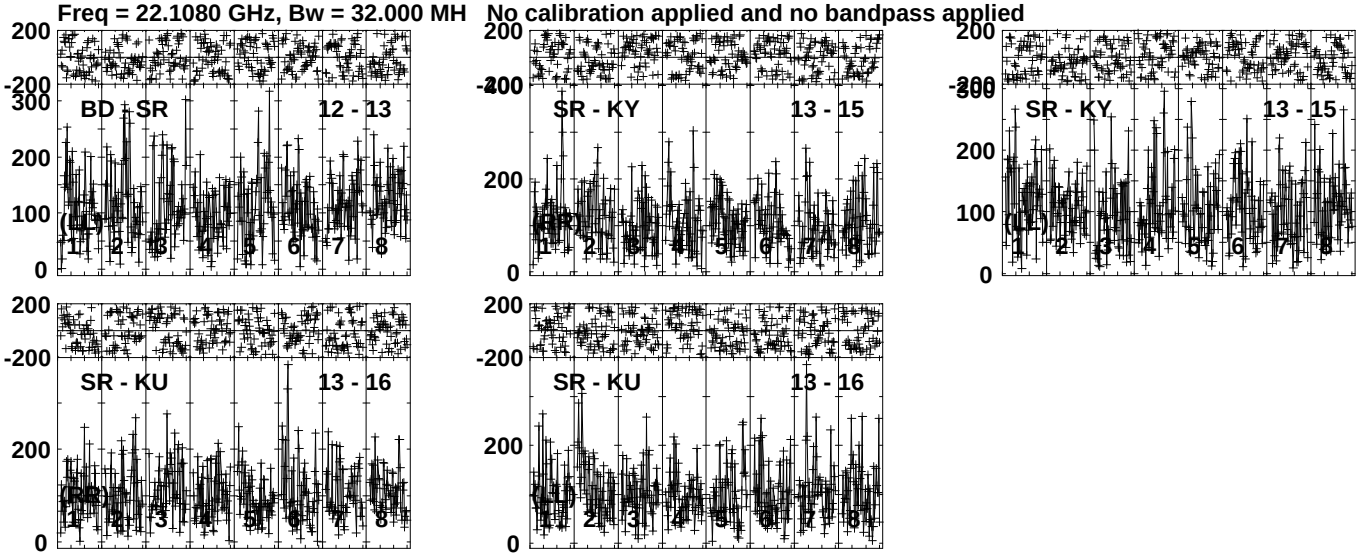

Lower frame: Micro Ampl Jy Top frame: Phas deg
Vector averaged cross-power spectrum Several baselines displayed
Timerange: 01/00:05:01 to 01/00:06:59

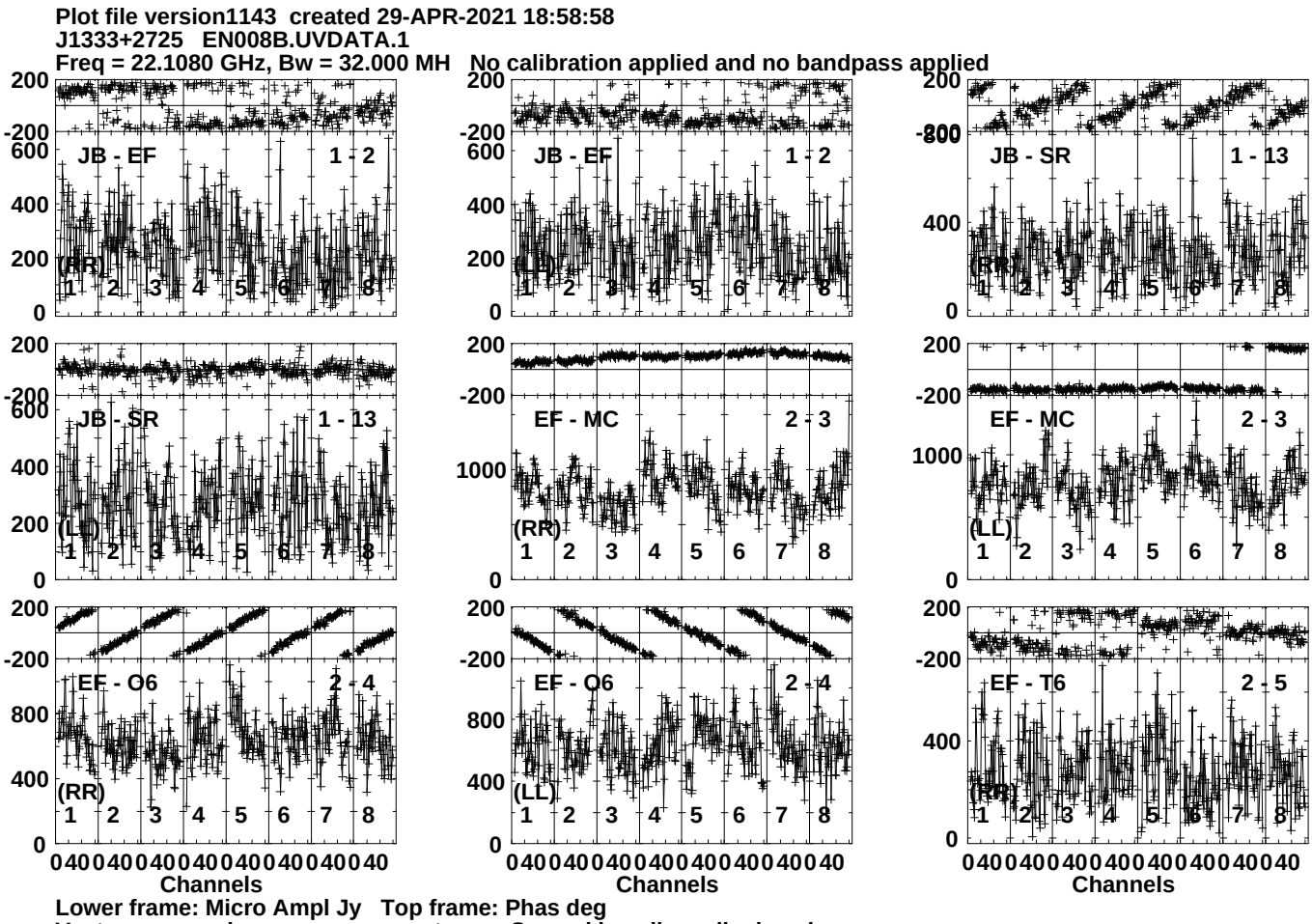
Plot file version1143 created 29-APR-2021 18:58:58
J1333+2725 EN008B.UVDATA.1
Freq = 22.1080 GHz, Bw = 32.000 MH No calibration applied and no bandpass applied
JB - EF 1 - 2
JB - EF 1 - 2
JB - SR 1 - 13
JB - SR 1 - 13
EF - MC 2 - 3
EF - MC 2 - 3
EF - O6 2 - 4
EF - O6 2 - 4
EF - T6 2 - 5
(RR)
(LL)
Channels
Lower frame: Micro Ampl Jy Top frame: Phas deg
Vector averaged cross-power spectrum Several baselines displayed
Timerange: 01/00:07:31 to 01/00:08:29

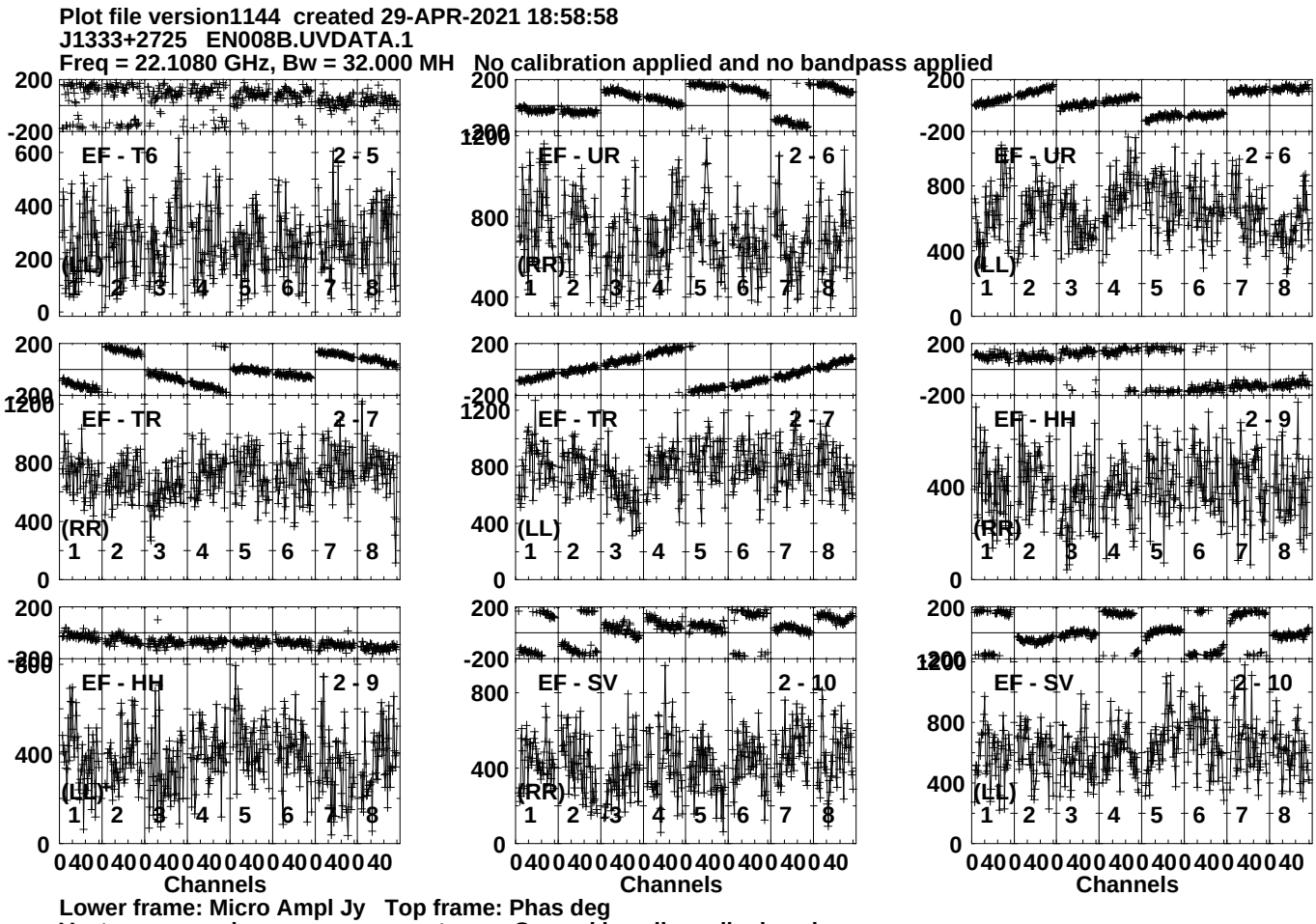
Plot file version1144 created 29-APR-2021 18:58:58
J1333+2725 EN008B.UVDATA.1
Freq = 22.1080 GHz, Bw = 32.000 MH No calibration applied and no bandpass applied
EF - T6 2 - 5
EF - UR 2 - 6
EF - UR 2 - 6
EF - TR 2 - 7
EF - TR 2 - 7
EF - HH 2 - 9
EF - HH 2 - 9
EF - SV 2 - 10
EF - SV 2 - 10
(LL)
(RR)
Channels
Lower frame: Micro Ampl Jy Top frame: Phas deg
Vector averaged cross-power spectrum Several baselines displayed
Timerange: 01/00:07:31 to 01/00:08:29

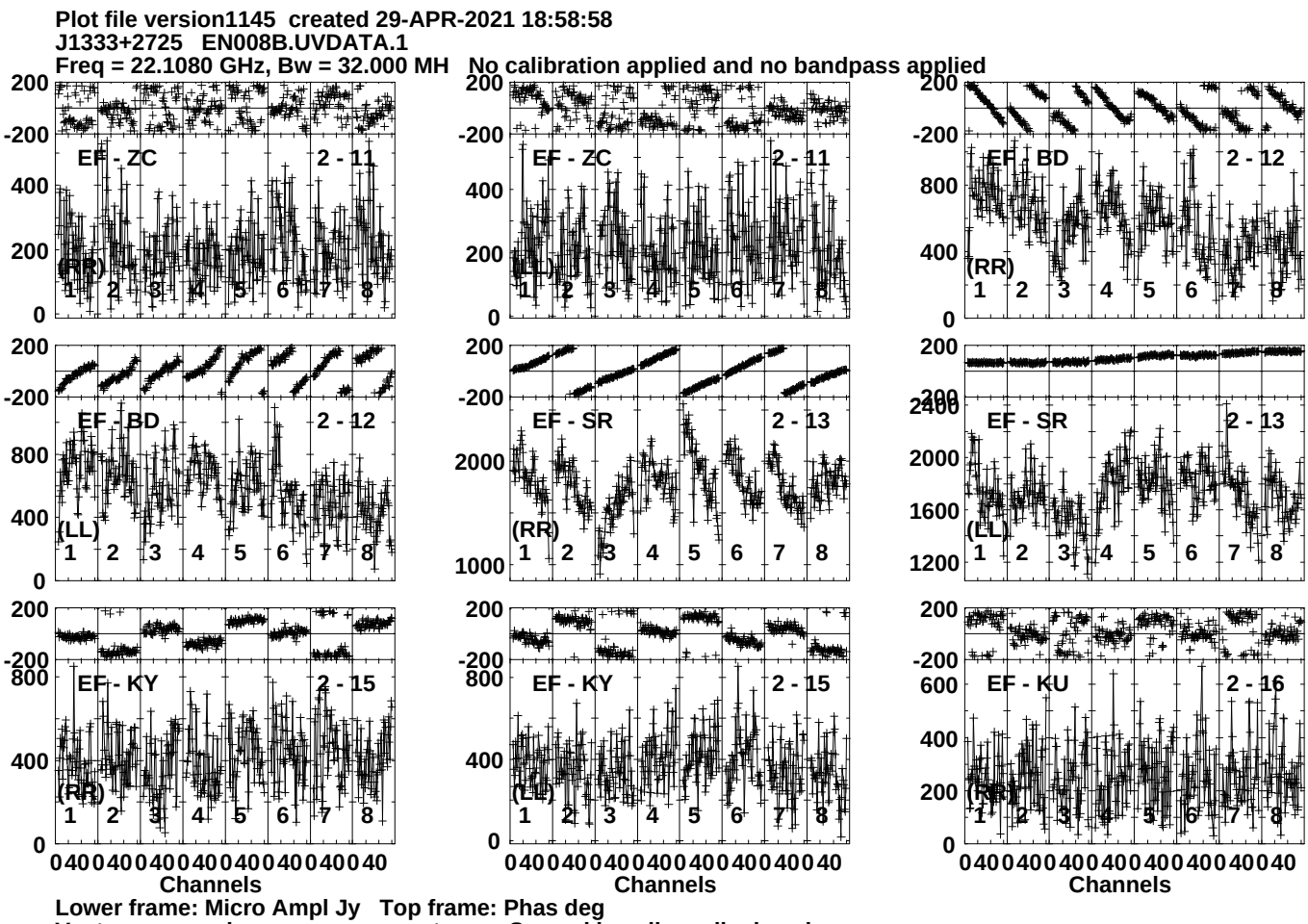
Plot file version1145 created 29-APR-2021 18:58:58
J1333+2725 EN008B.UVDATA.1
Freq = 22.1080 GHz, Bw = 32.000 MH No calibration applied and no bandpass applied
EF - ZC 2 - 11
(RR)
EF - ZC 2 - 11
(LL)
EF - BD 2 - 12
(RR)
EF - BD 2 - 12
(LL)
EF - SR 2 - 13
(RR)
EF - SR 2 - 13
(LL)
EF - KY 2 - 15
(RR)
EF - KY 2 - 15
(LL)
EF - KU 2 - 16
(RR)
Channels
Channels
Channels
Lower frame: Micro Ampl Jy Top frame: Phas deg
Vector averaged cross-power spectrum Several baselines displayed
Timerange: 01/00:07:31 to 01/00:08:29

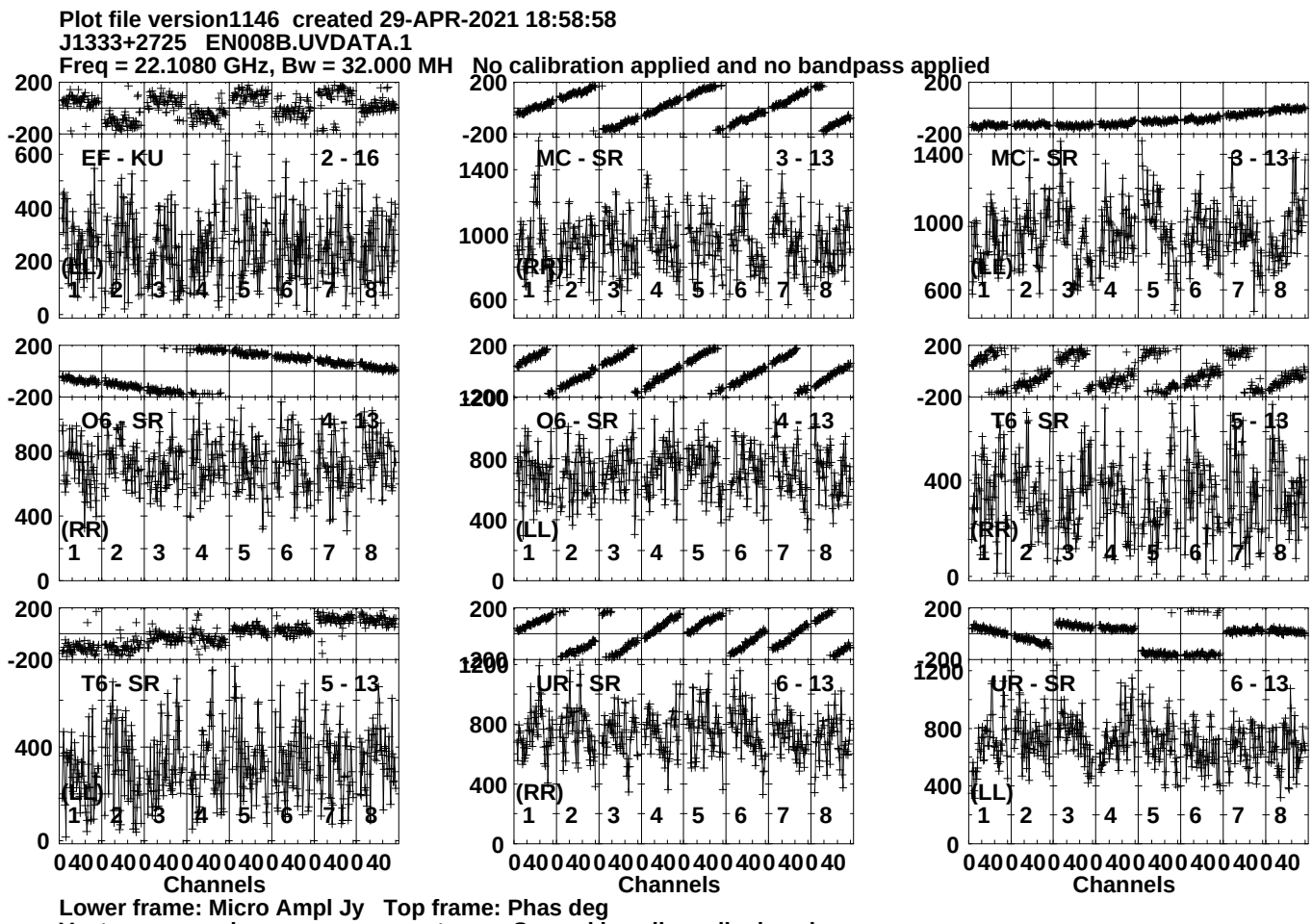
Plot file version1146 created 29-APR-2021 18:58:58
J1333+2725 EN008B.UVDATA.1
Freq = 22.1080 GHz, Bw = 32.000 MH No calibration applied and no bandpass applied
EF - KU 2 - 16
(LL)
MC - SR 3 - 13
(RR)
MC - SR 3 - 13
(LL)
O6 - SR 4 - 13
(RR)
O6 - SR 4 - 13
(LL)
T6 - SR 5 - 13
(RR)
T6 - SR 5 - 13
(LL)
UR - SR 6 - 13
(RR)
UR - SR 6 - 13
(LL)
Channels
Channels
Channels
Lower frame: Micro Ampl Jy Top frame: Phas deg
Vector averaged cross-power spectrum Several baselines displayed
Timerange: 01/00:07:31 to 01/00:08:29

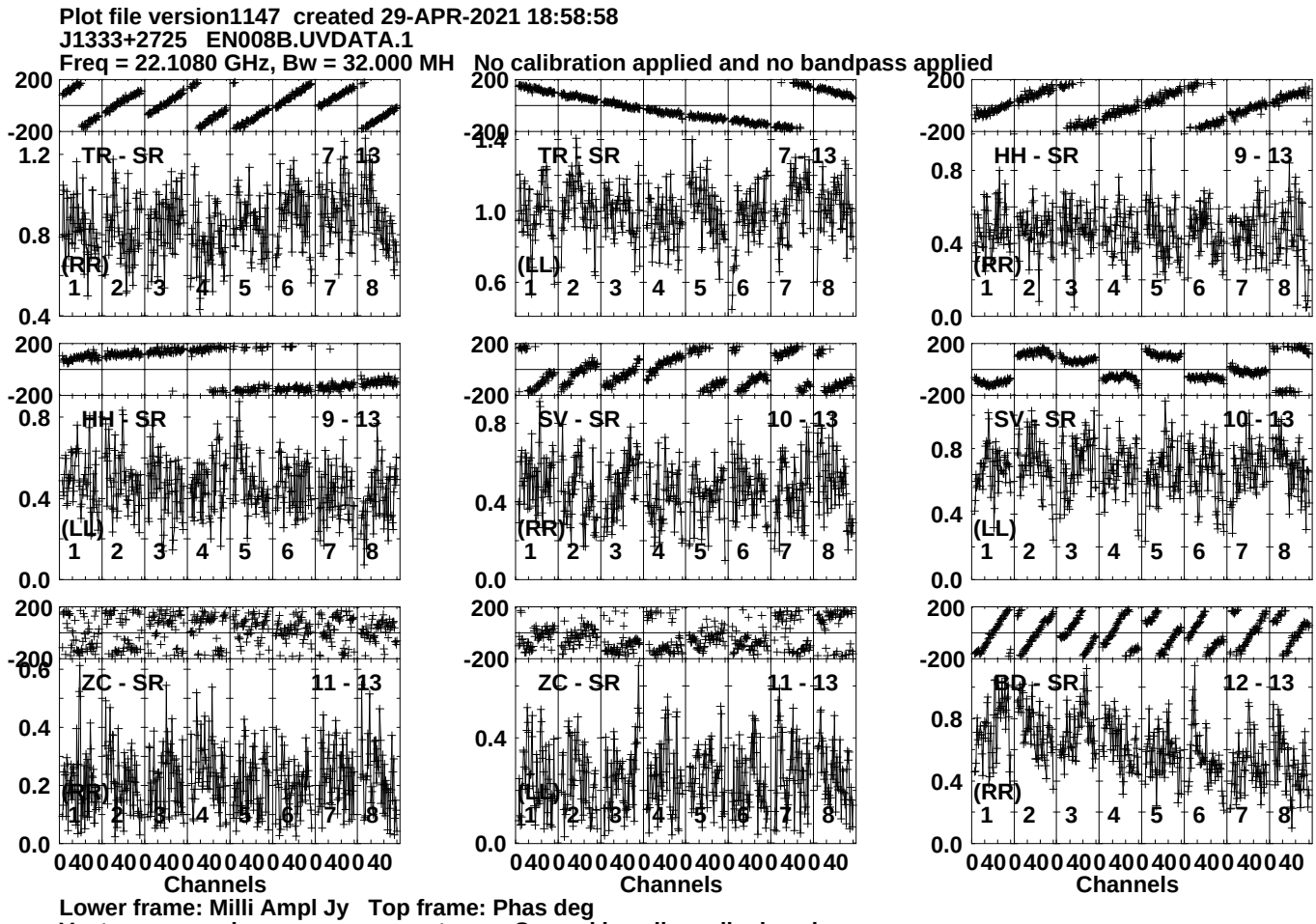
Plot file version1147 created 29-APR-2021 18:58:58
J1333+2725 EN008B.UVDATA.1
Freq = 22.1080 GHz, Bw = 32.000 MH No calibration applied and no bandpass applied
TR - SR 7 - 13
(RR)
TR - SR 7 - 13
(LL)
HH - SR 9 - 13
(RR)
HH - SR 9 - 13
(LL)
SV - SR 10 - 13
(RR)
SV - SR 10 - 13
(LL)
ZC - SR 11 - 13
(RR)
ZC - SR 11 - 13
(LL)
BD - SR 12 - 13
(RR)
Channels
Channels
Channels
Lower frame: Milli Ampl Jy Top frame: Phas deg
Vector averaged cross-power spectrum Several baselines displayed
Timerange: 01/00:07:31 to 01/00:08:29

Plot file version1148 created 29-APR-2021 18:58:58
J1333+2725 EN008B.UVDATA.1
Freq = 22.1080 GHz, Bw = 32.000 MH No calibration applied and no bandpass applied

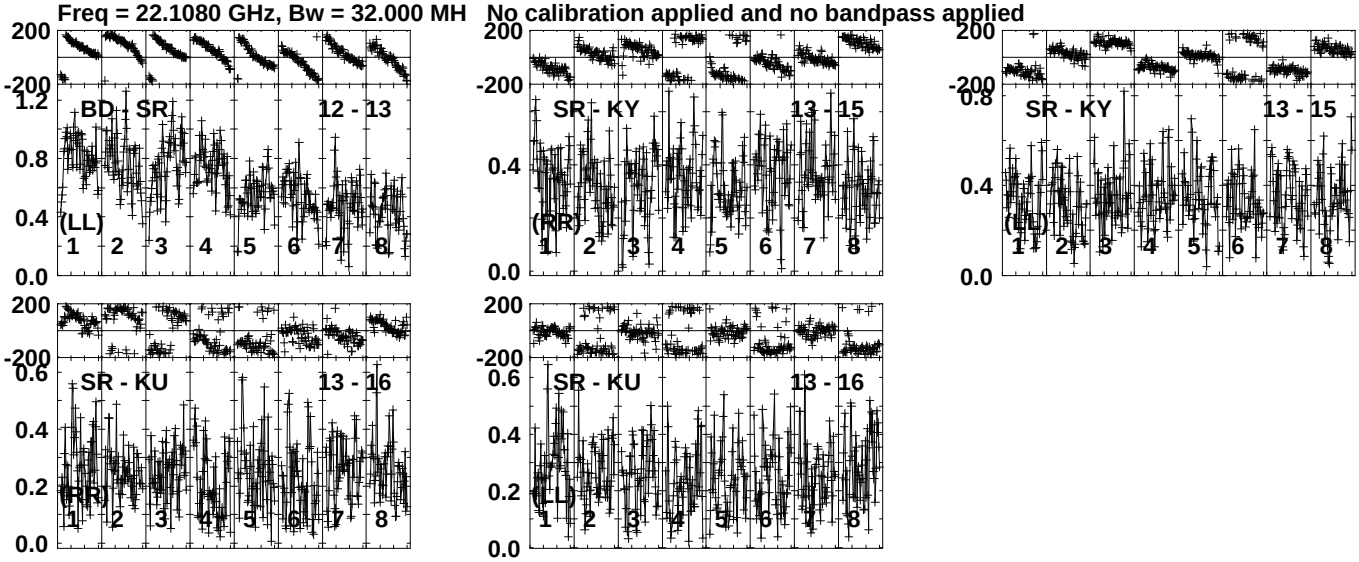

Lower frame: Milli Ampl Jy Top frame: Phas deg
Vector averaged cross-power spectrum Several baselines displayed
Timerange: 01/00:07:31 to 01/00:08:29

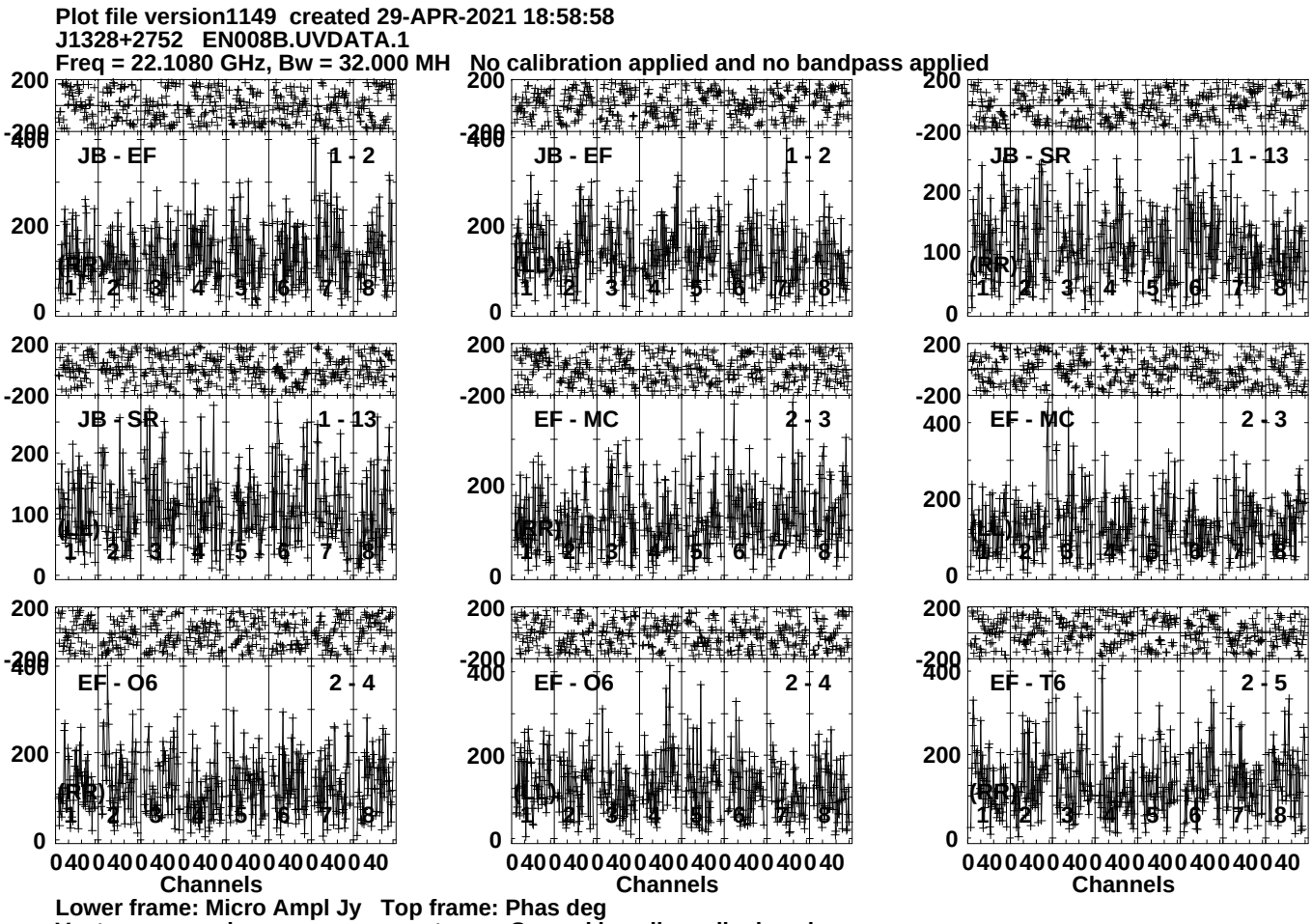
Plot file version1149 created 29-APR-2021 18:58:58
J1328+2752 EN008B.UVDATA.1
Freq = 22.1080 GHz, Bw = 32.000 MH No calibration applied and no bandpass applied
JB - EF 1 - 2
JB - EF 1 - 2
JB - SR 1 - 13
JB - SR 1 - 13
EF - MC 2 - 3
EF - MC 2 - 3
EF - O6 2 - 4
EF - O6 2 - 4
EF - T6 2 - 5
(RR)
(LL)
Channels
Lower frame: Micro Ampl Jy Top frame: Phas deg
Vector averaged cross-power spectrum Several baselines displayed
Timerange: 01/00:08:31 to 01/00:10:29

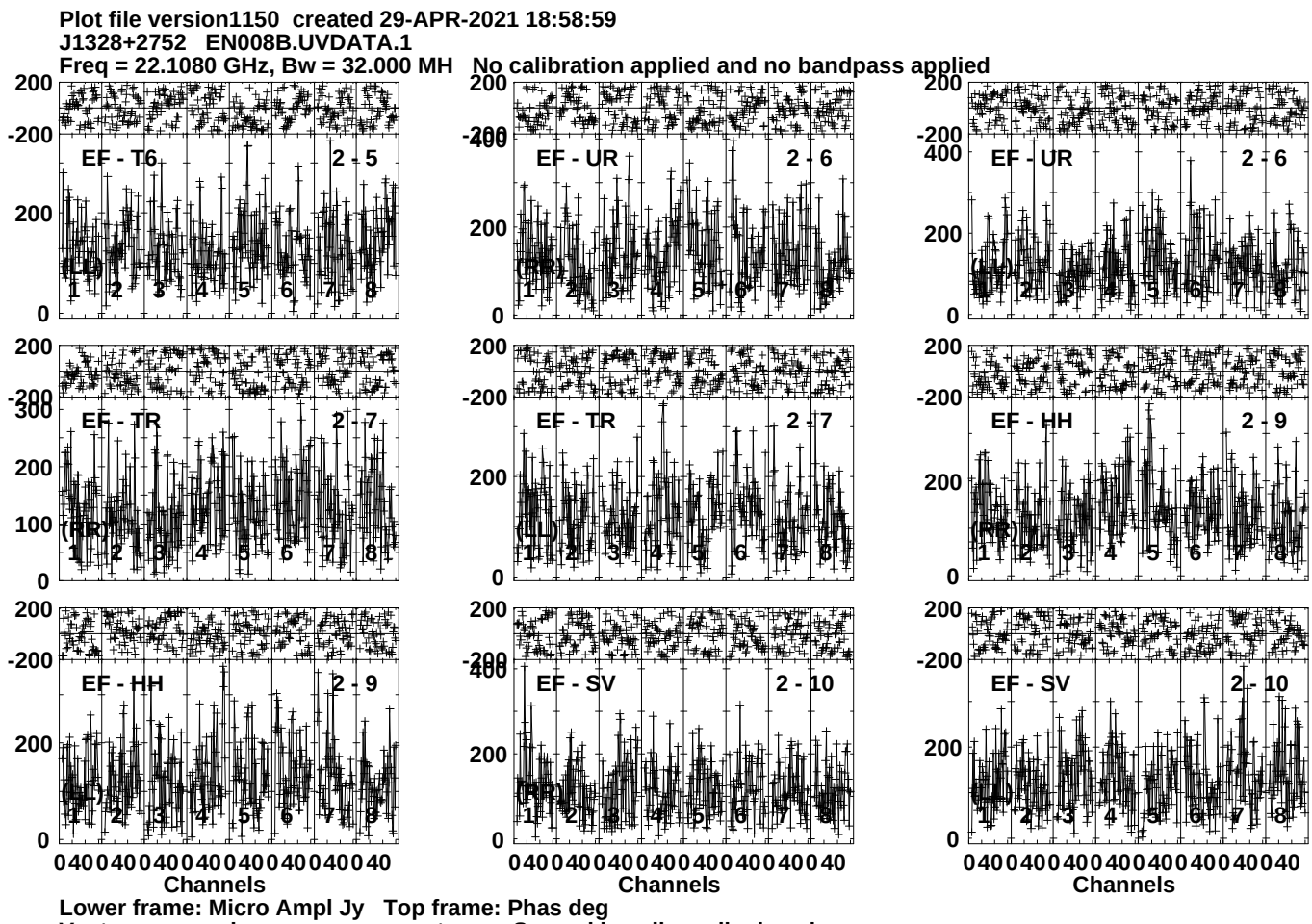
Plot file version1150 created 29-APR-2021 18:58:59
J1328+2752 EN008B.UVDATA.1
Freq = 22.1080 GHz, Bw = 32.000 MH No calibration applied and no bandpass applied
EF - T6 2 - 5
EF - UR 2 - 6
EF - UR 2 - 6
EF - TR 2 - 7
EF - TR 2 - 7
EF - HH 2 - 9
EF - HH 2 - 9
EF - SV 2 - 10
EF - SV 2 - 10
(LL)
(RR)
(RR)
(RR)
(LL)
(RR)
(LL)
(RR)
(LL)
Channels
Channels
Channels
Lower frame: Micro Ampl Jy Top frame: Phas deg
Vector averaged cross-power spectrum Several baselines displayed
Timerange: 01/00:08:31 to 01/00:10:29

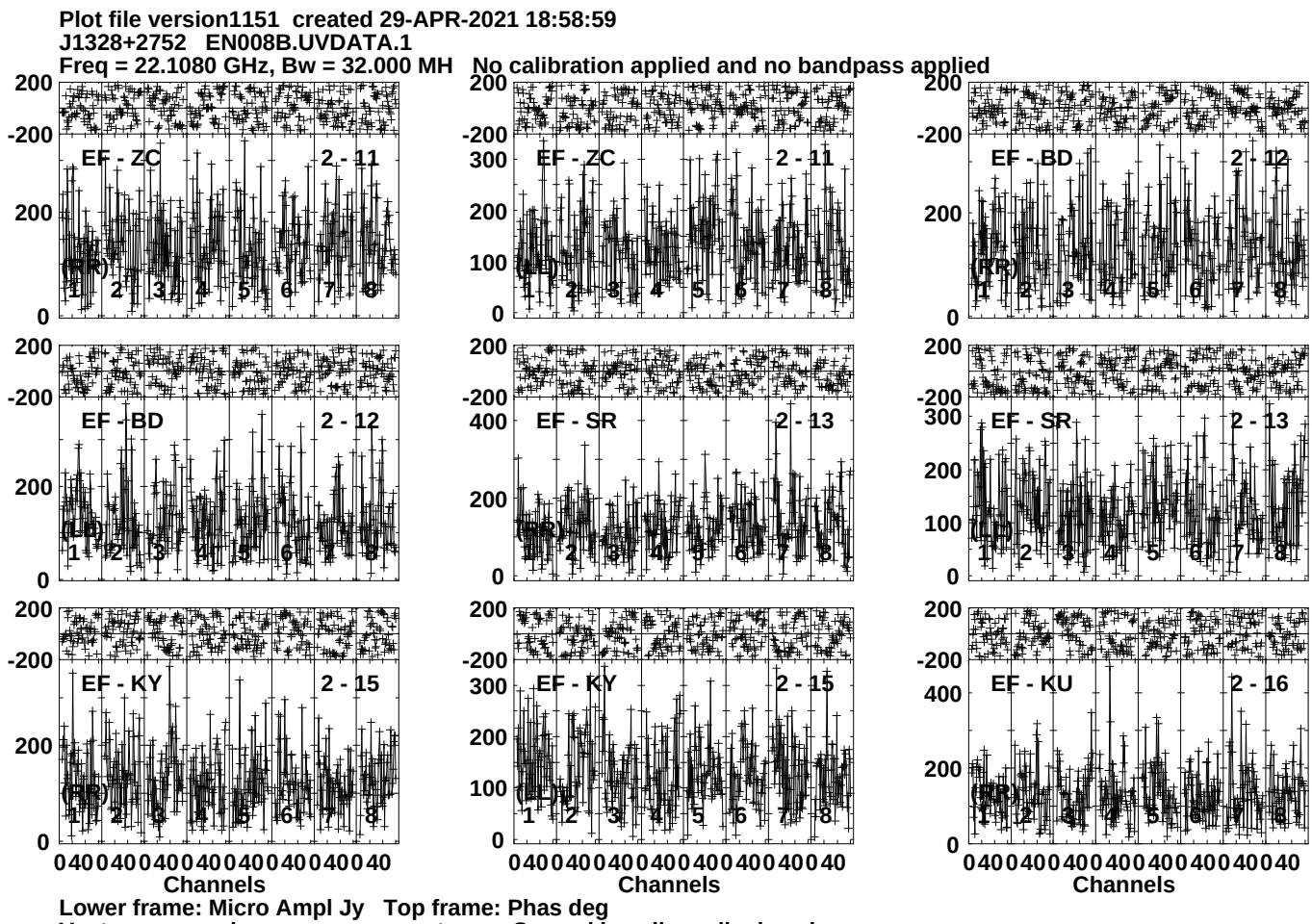
Plot file version1151 created 29-APR-2021 18:58:59
J1328+2752 EN008B.UVDATA.1
Freq = 22.1080 GHz, Bw = 32.000 MH No calibration applied and no bandpass applied
EF - ZC 2 - 11
EF - ZC 2 - 11
EF - BD 2 - 12
EF - BD 2 - 12
EF - SR 2 - 13
EF - SR 2 - 13
EF - KY 2 - 15
EF - KY 2 - 15
EF - KU 2 - 16
(RR)
(LL)
Channels
Lower frame: Micro Ampl Jy Top frame: Phas deg
Vector averaged cross-power spectrum Several baselines displayed
Timerange: 01/00:08:31 to 01/00:10:29

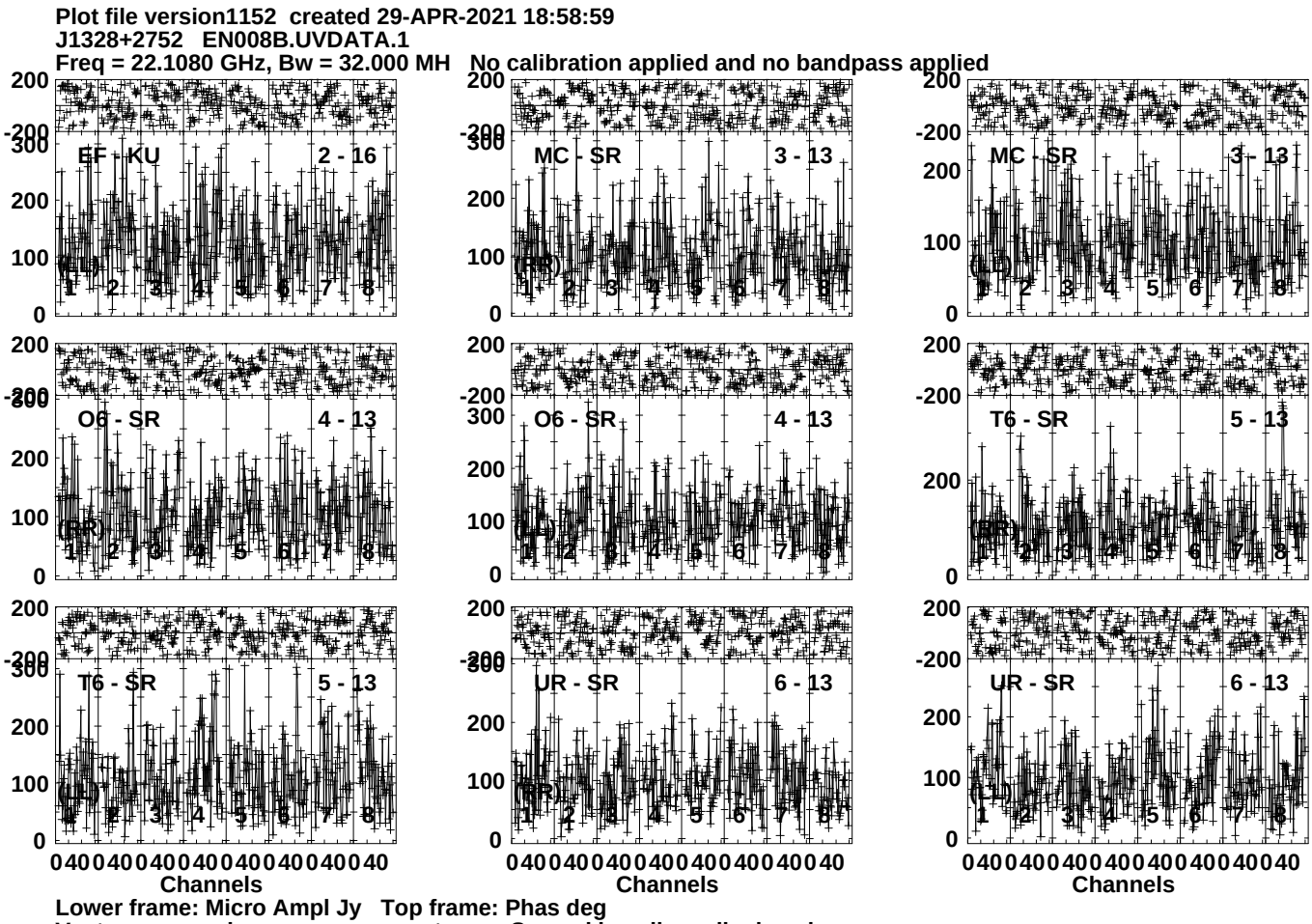
Plot file version1152 created 29-APR-2021 18:58:59
J1328+2752 EN008B.UVDATA.1
Freq = 22.1080 GHz, Bw = 32.000 MH No calibration applied and no bandpass applied
EF - KU 2 - 16
MC - SR 3 - 13
MC - SR 3 - 13
O6 - SR 4 - 13
O6 - SR 4 - 13
T6 - SR 5 - 13
T6 - SR 5 - 13
UR - SR 6 - 13
UR - SR 6 - 13
(LL)
(RR)
(LL)
(RR)
(LL)
(RR)
(LL)
(RR)
(LL)
(RR)
200
-200
300
100
0
1 2 3 4 5 6 7 8
0 40 0 40 0 40 0 40 0 40 0 40 0 40 0 40
Channels
Lower frame: Micro Ampl Jy Top frame: Phas deg
Vector averaged cross-power spectrum Several baselines displayed
Timerange: 01/00:08:31 to 01/00:10:29

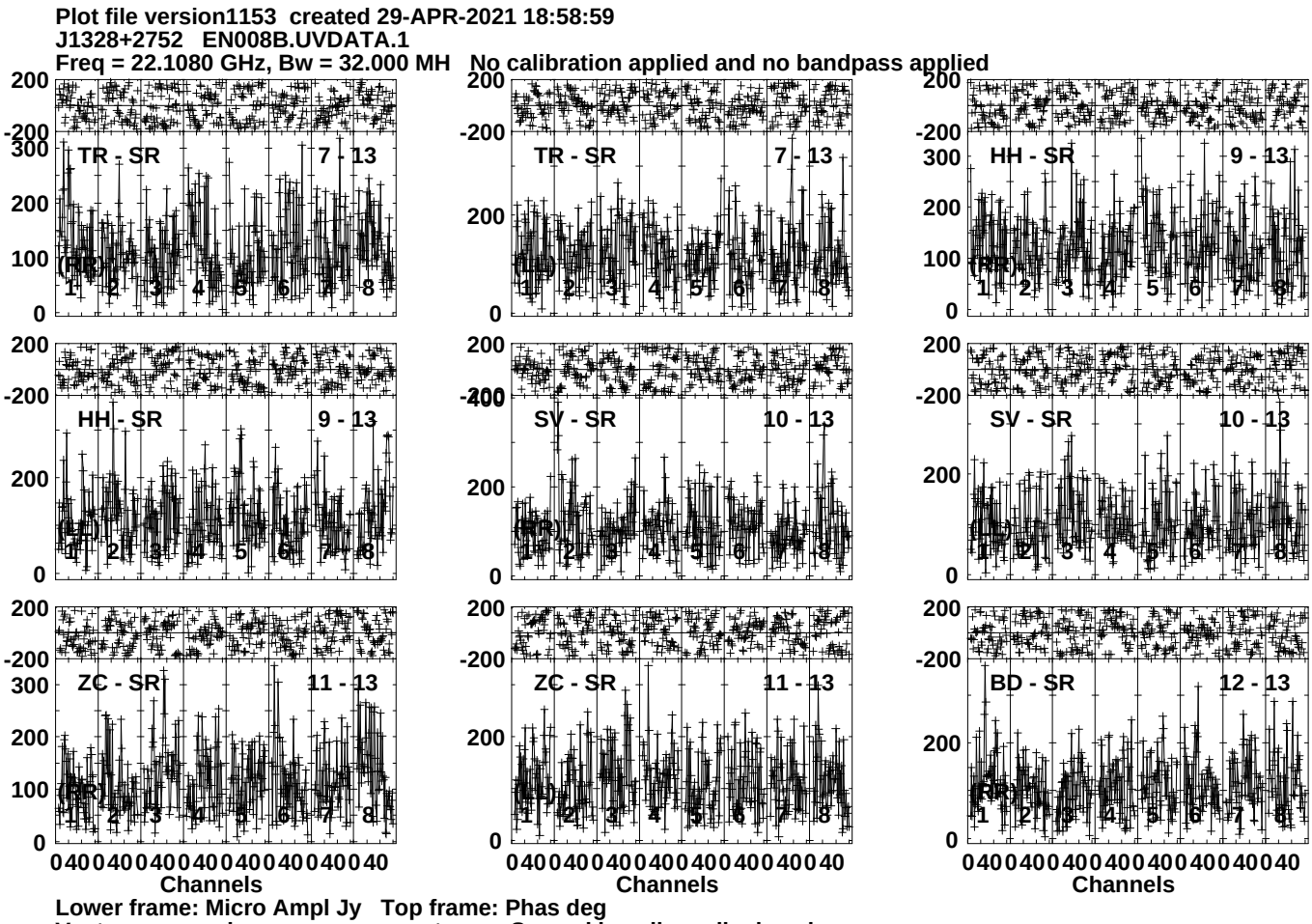
Plot file version1153 created 29-APR-2021 18:58:59
J1328+2752 EN008B.UVDATA.1
Freq = 22.1080 GHz, Bw = 32.000 MH No calibration applied and no bandpass applied
TR - SR 7 - 13
TR - SR 7 - 13
HH - SR 9 - 13
HH - SR 9 - 13
SV - SR 10 - 13
SV - SR 10 - 13
ZC - SR 11 - 13
ZC - SR 11 - 13
BD - SR 12 - 13
(RR)
Channels
Lower frame: Micro Ampl Jy Top frame: Phas deg
Vector averaged cross-power spectrum Several baselines displayed
Timerange: 01/00:08:31 to 01/00:10:29

Plot file version1154 created 29-APR-2021 18:58:59
J1328+2752 EN008B.UVDATA.1
Freq = 22.1080 GHz, Bw = 32.000 MH No calibration applied and no bandpass applied

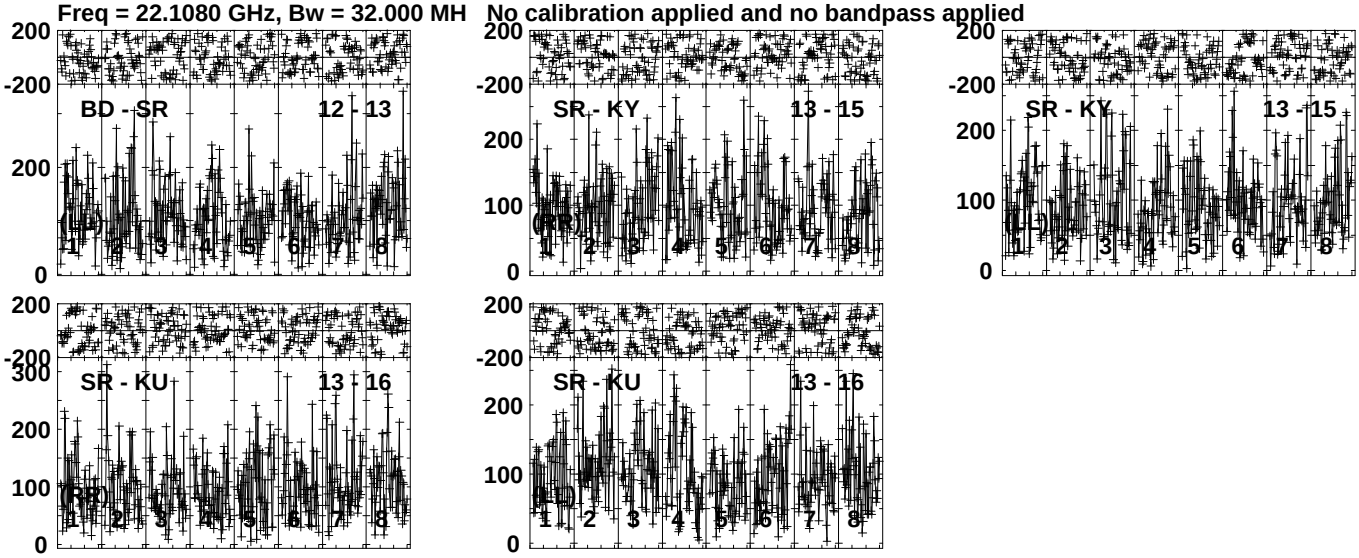

Lower frame: Micro Ampl Jy Top frame: Phas deg
Vector averaged cross-power spectrum Several baselines displayed
Timerange: 01/00:08:31 to 01/00:10:29

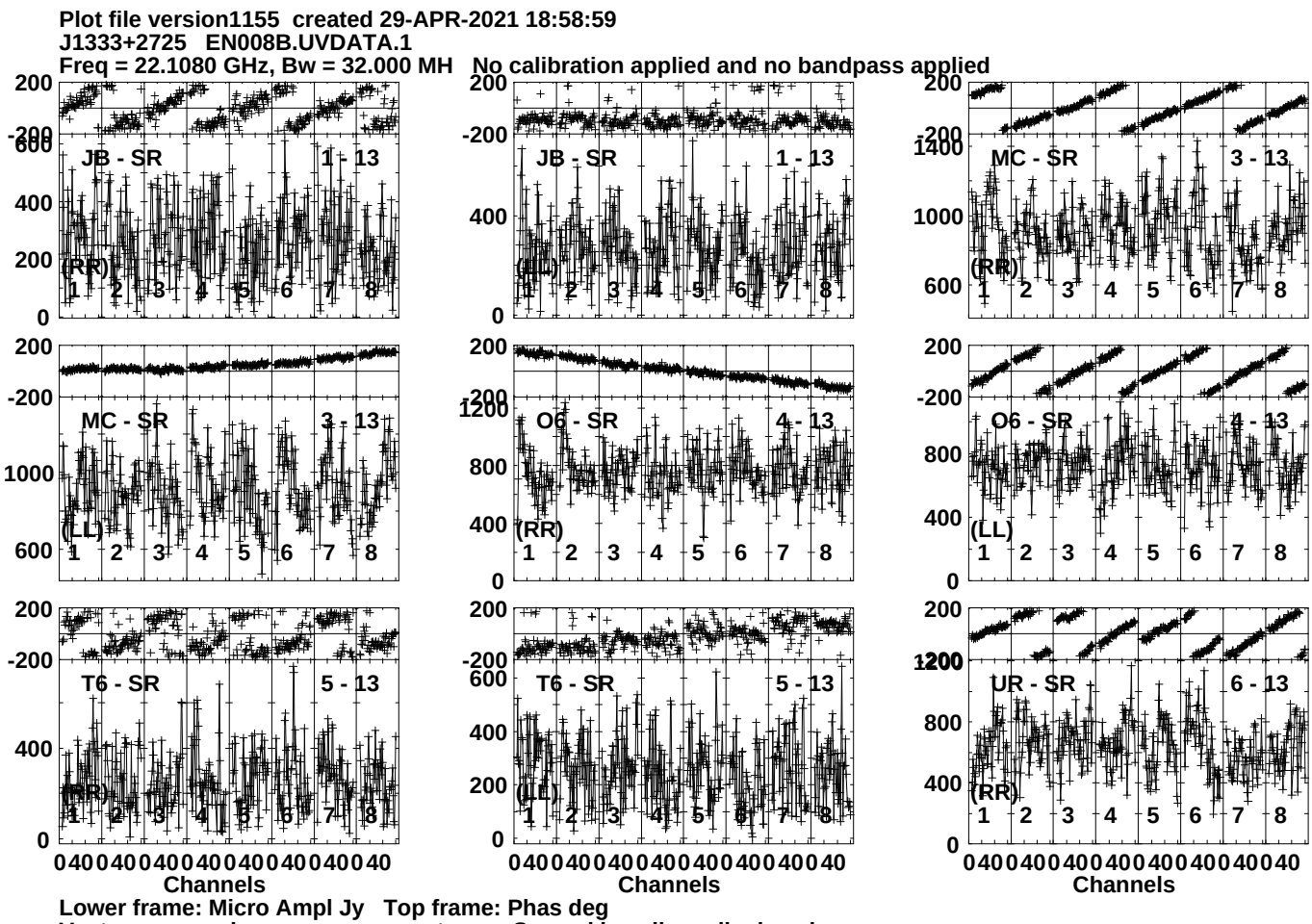
Plot file version1155 created 29-APR-2021 18:58:59
J1333+2725 EN008B.UVDATA.1
Freq = 22.1080 GHz, Bw = 32.000 MH No calibration applied and no bandpass applied
JB - SR 1 - 13
(RR)
JB - SR 1 - 13
(LL)
MC - SR 3 - 13
(RR)
MC - SR 3 - 13
(LL)
O6 - SR 4 - 13
(RR)
O6 - SR 4 - 13
(LL)
T6 - SR 5 - 13
(RR)
T6 - SR 5 - 13
(LL)
UR - SR 6 - 13
(RR)
Channels
Channels
Channels
Lower frame: Micro Ampl Jy Top frame: Phas deg
Vector averaged cross-power spectrum Several baselines displayed
Timerange: 01/00:15:31 to 01/00:16:29

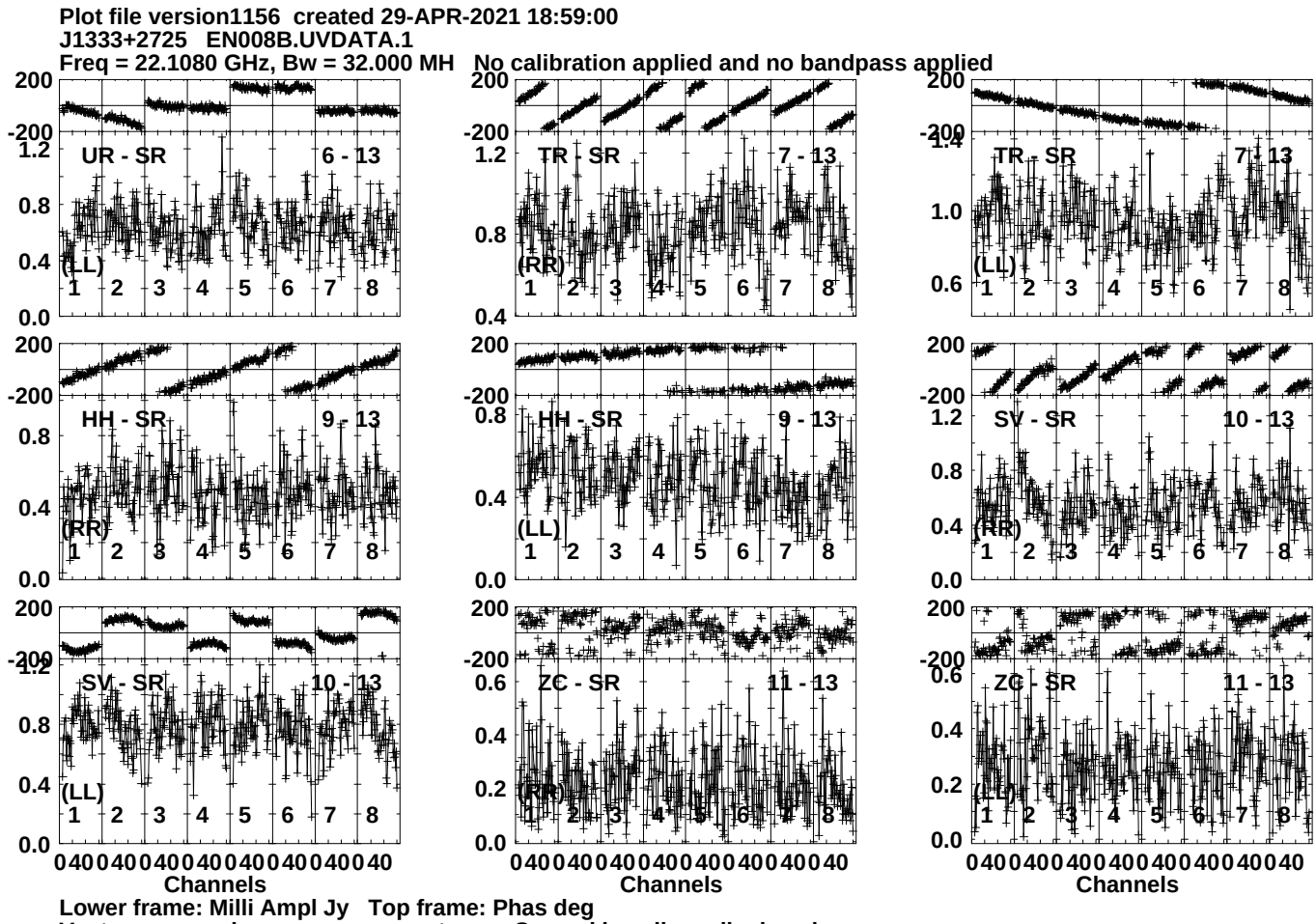
Plot file version1156 created 29-APR-2021 18:59:00
J1333+2725 EN008B.UVDATA.1
Freq = 22.1080 GHz, Bw = 32.000 MH No calibration applied and no bandpass applied
UR - SR 6 - 13
TR - SR 7 - 13
TR - SR 7 - 13
HH - SR 9 - 13
HH - SR 9 - 13
SV - SR 10 - 13
SV - SR 10 - 13
ZC - SR 11 - 13
ZC - SR 11 - 13
(LL)
(RR)
Channels
Lower frame: Milli Ampl Jy Top frame: Phas deg
Vector averaged cross-power spectrum Several baselines displayed
Timerange: 01/00:15:31 to 01/00:16:29

Plot file version1157 created 29-APR-2021 18:59:00
J1333+2725 EN008B.UVDATA.1
Freq = 22.1080 GHz, Bw = 32.000 MH No calibration applied and no bandpass applied

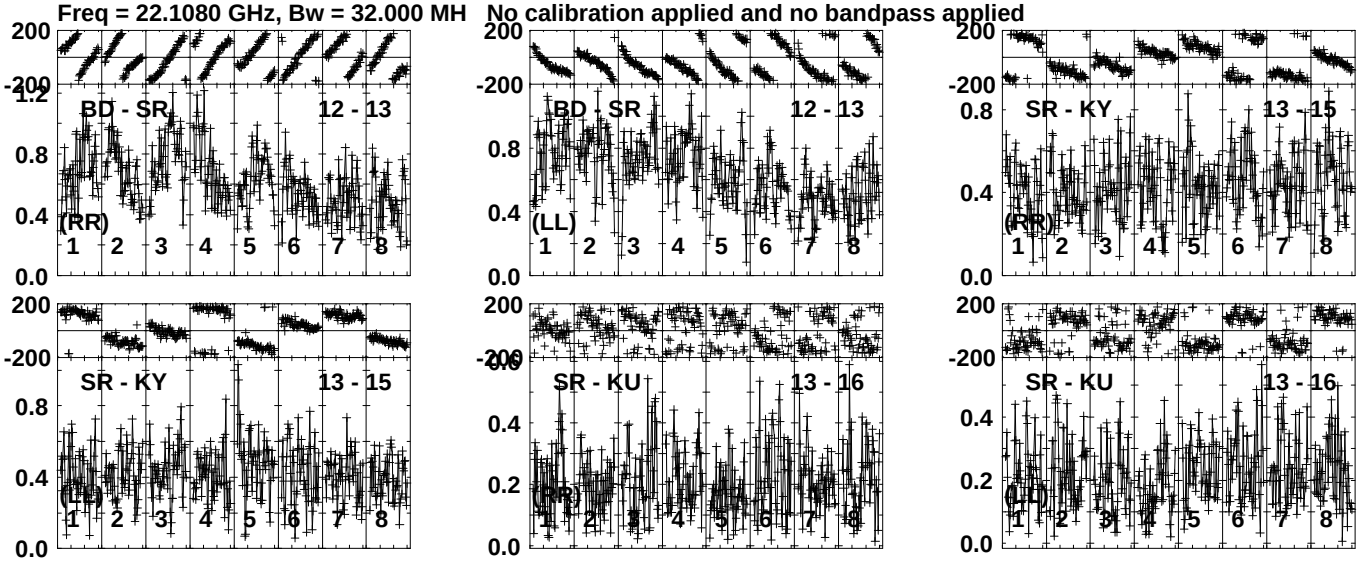

Lower frame: Milli Ampl Jy Top frame: Phas deg
Vector averaged cross-power spectrum Several baselines displayed
Timerange: 01/00:15:31 to 01/00:16:29

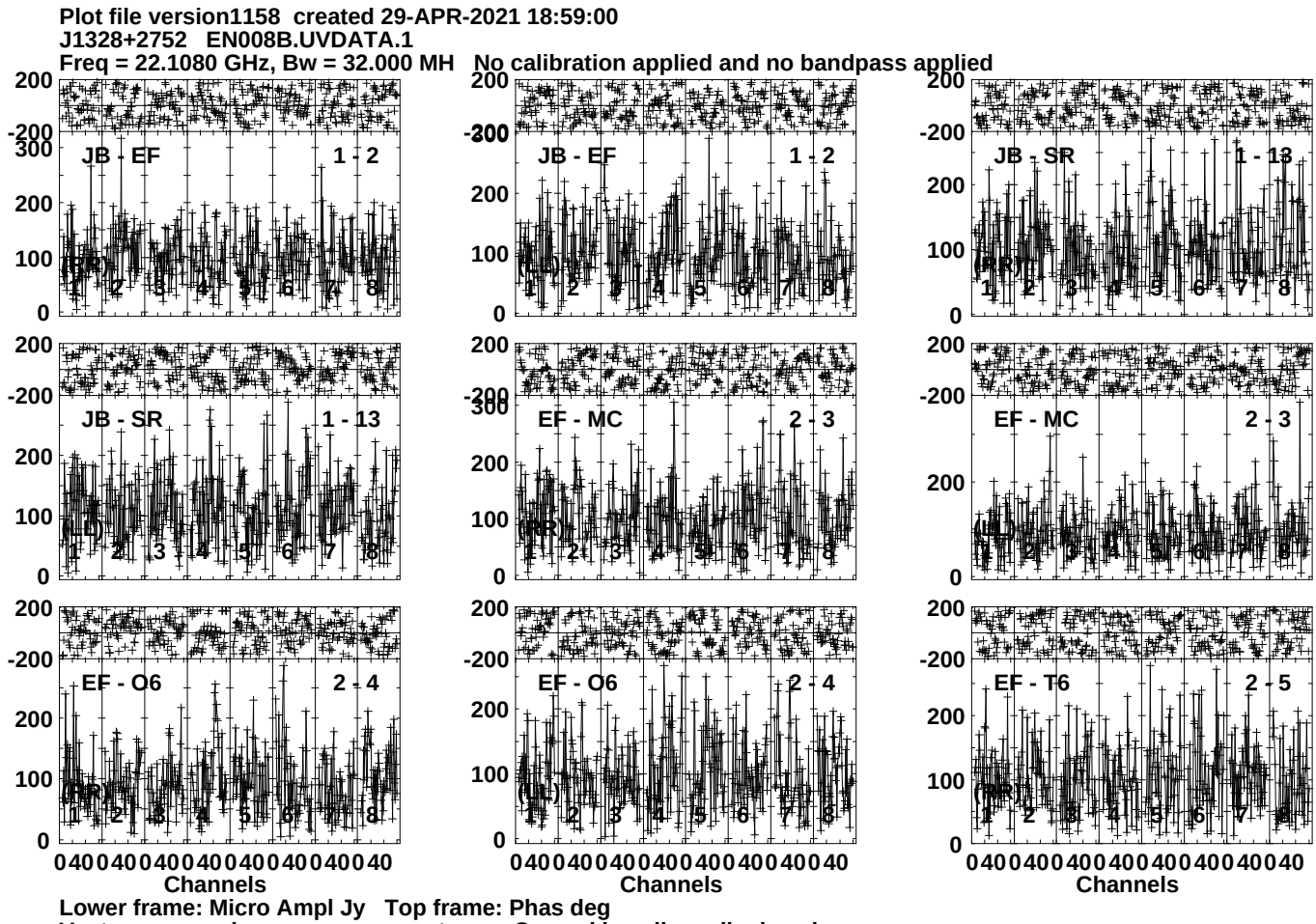
Plot file version1158 created 29-APR-2021 18:59:00
J1328+2752 EN008B.UVDATA.1
Freq = 22.1080 GHz, Bw = 32.000 MH No calibration applied and no bandpass applied
JB - EF 1 - 2
JB - EF 1 - 2
JB - SR 1 - 13
JB - SR 1 - 13
EF - MC 2 - 3
EF - MC 2 - 3
EF - O6 2 - 4
EF - O6 2 - 4
EF - T6 2 - 5
(RR)
(LL)
Channels
Lower frame: Micro Ampl Jy Top frame: Phas deg
Vector averaged cross-power spectrum Several baselines displayed
Timerange: 01/00:17:11 to 01/00:19:09

Plot file version1159 created 29-APR-2021 18:59:00
J1328+2752 EN008B.UVDATA.1
Freq = 22.1080 GHz, Bw = 32.000 MH No calibration applied and no bandpass applied

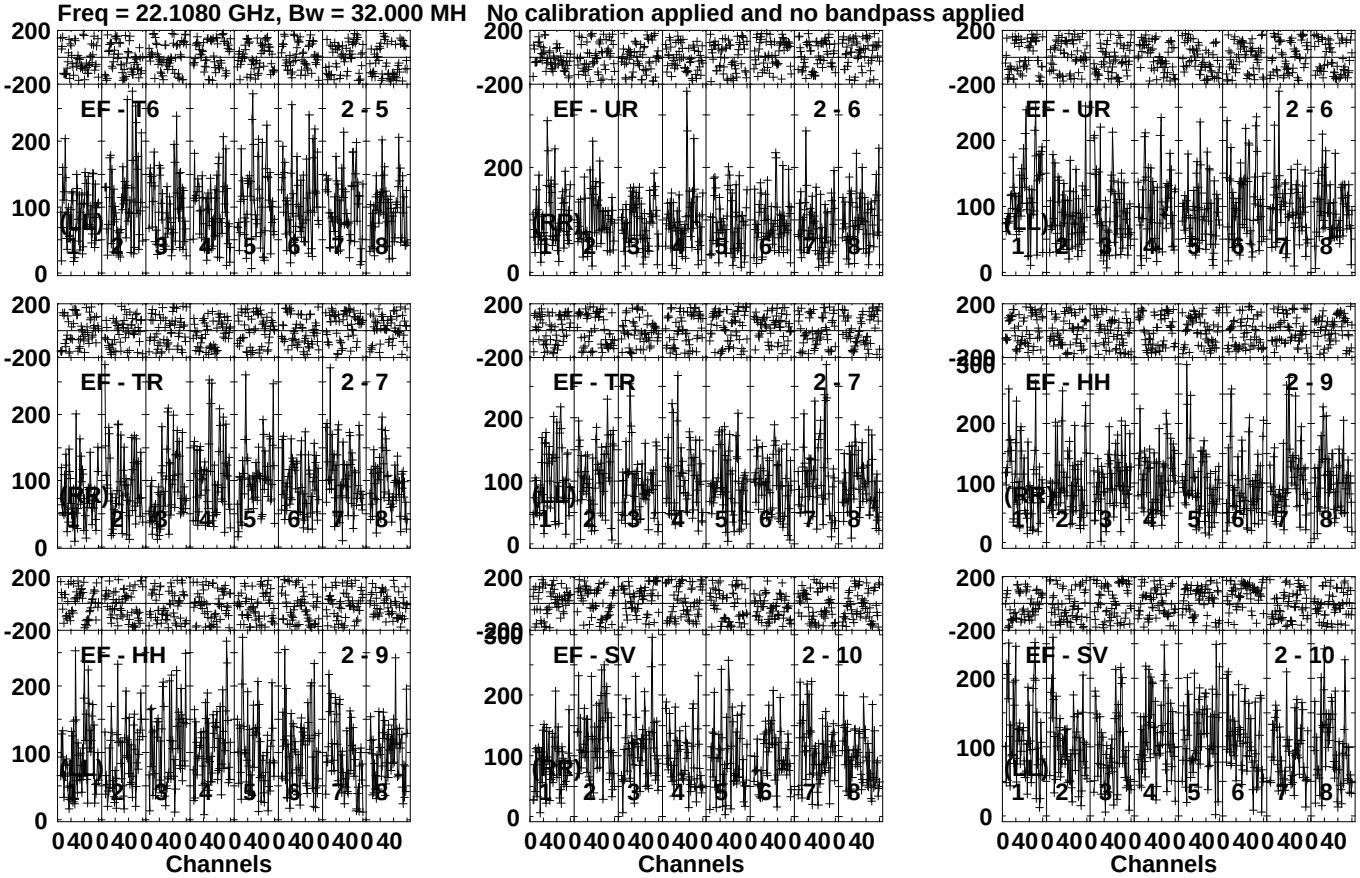

Lower frame: Micro Ampl Jy Top frame: Phas deg
Vector averaged cross-power spectrum Several baselines displayed
Timerange: 01/00:17:11 to 01/00:19:09

Plot file version1160 created 29-APR-2021 18:59:00
J1328+2752 EN008B.UVDATA.1
Freq = 22.1080 GHz, Bw = 32.000 MH No calibration applied and no bandpass applied

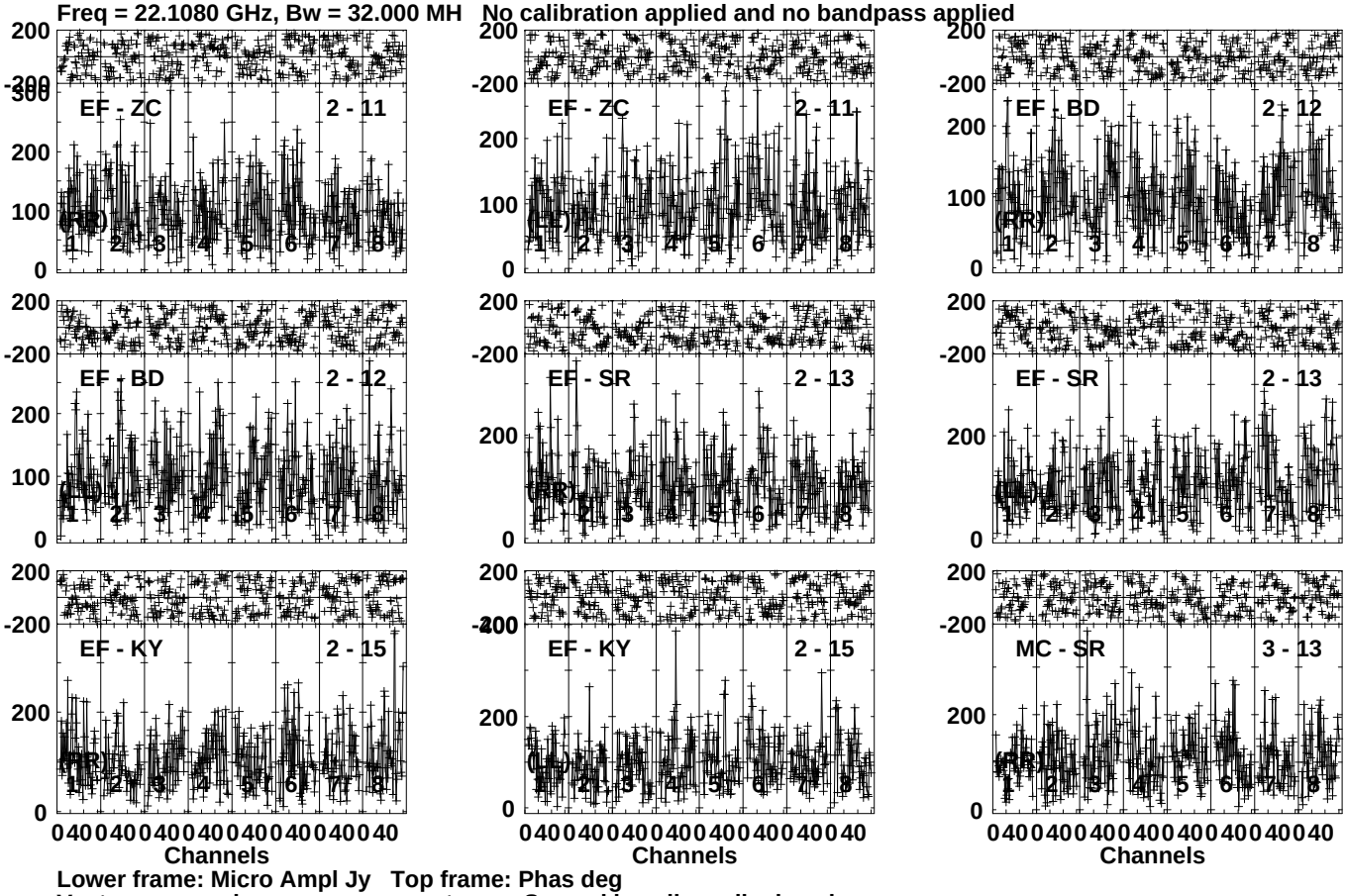

Lower frame: Micro Ampl Jy Top frame: Phas deg
Vector averaged cross-power spectrum Several baselines displayed
Timerange: 01/00:17:11 to 01/00:19:09

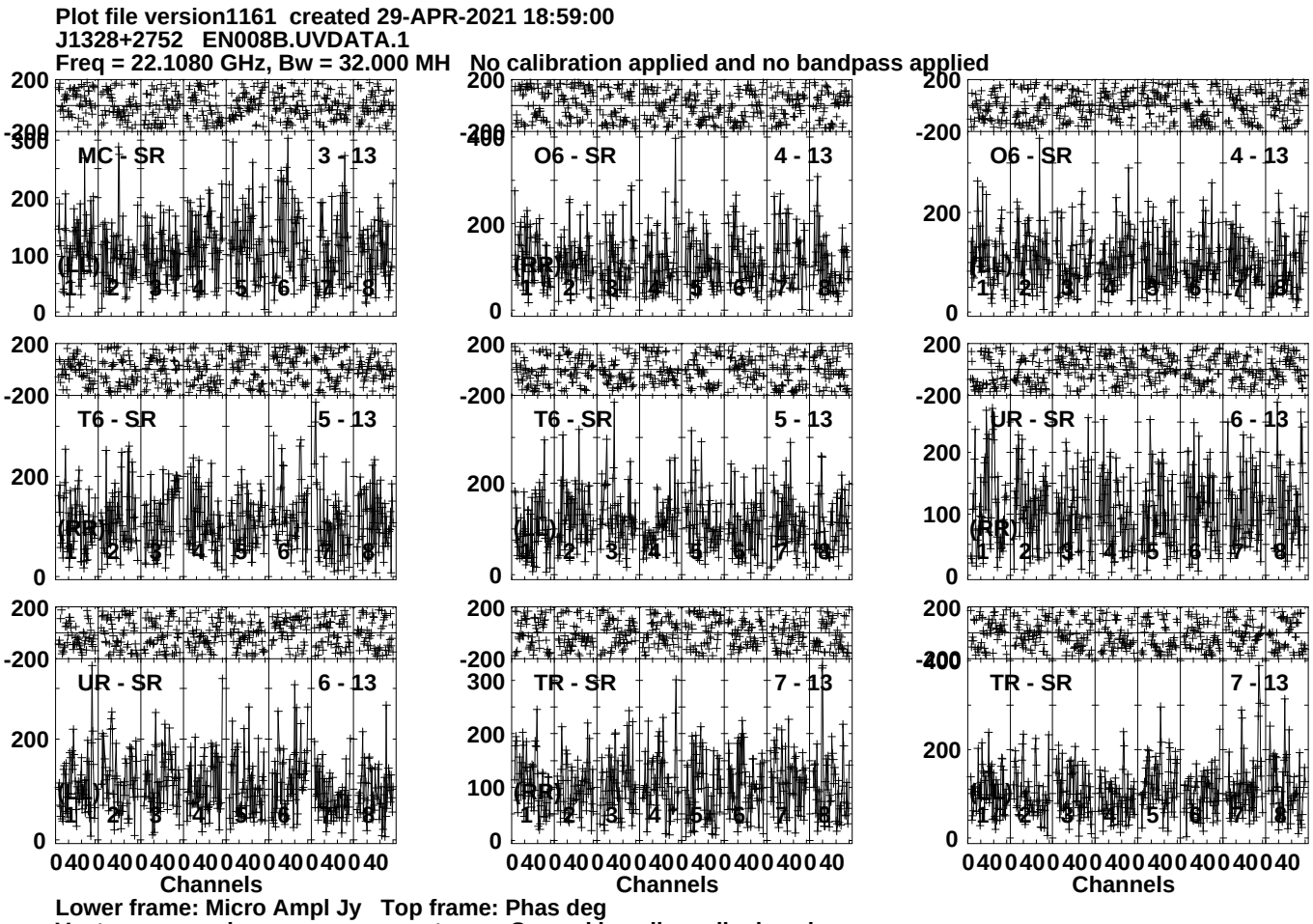
Plot file version1161 created 29-APR-2021 18:59:00
J1328+2752 EN008B.UVDATA.1
Freq = 22.1080 GHz, Bw = 32.000 MH No calibration applied and no bandpass applied
MC - SR 3 - 13
O6 - SR 4 - 13
O6 - SR 4 - 13
T6 - SR 5 - 13
T6 - SR 5 - 13
UR - SR 6 - 13
UR - SR 6 - 13
TR - SR 7 - 13
TR - SR 7 - 13
(LL)
(RR)
Channels
Lower frame: Micro Ampl Jy Top frame: Phas deg
Vector averaged cross-power spectrum Several baselines displayed
Timerange: 01/00:17:11 to 01/00:19:09

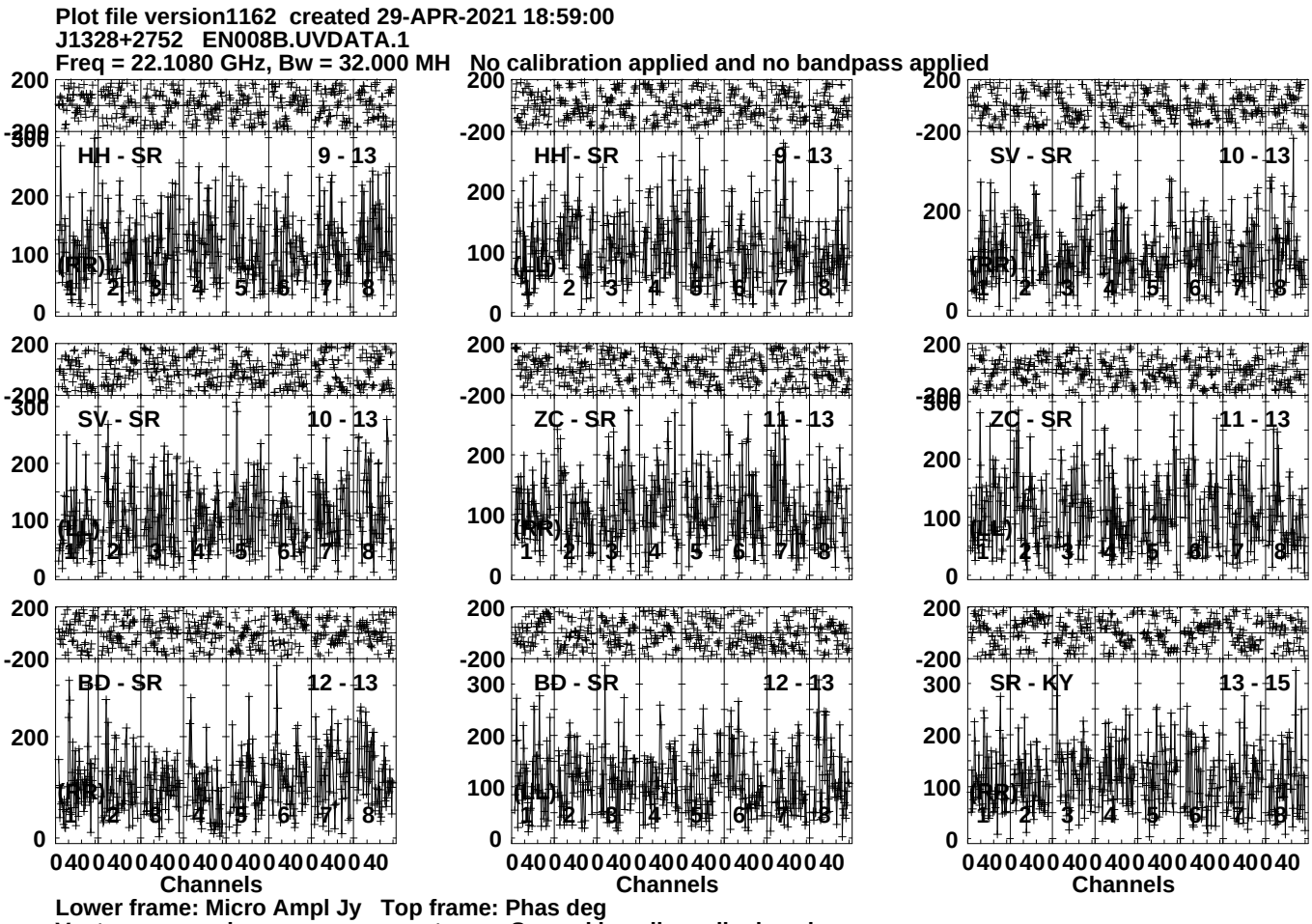
Plot file version1162 created 29-APR-2021 18:59:00
J1328+2752 EN008B.UVDATA.1
Freq = 22.1080 GHz, Bw = 32.000 MH No calibration applied and no bandpass applied
HH - SR 9 - 13
HH - SR 9 - 13
SV - SR 10 - 13
SV - SR 10 - 13
ZC - SR 11 - 13
ZC - SR 11 - 13
BD - SR 12 - 13
BD - SR 12 - 13
SR - KY 13 - 15
Channels
Channels
Channels
Lower frame: Micro Ampl Jy Top frame: Phas deg
Vector averaged cross-power spectrum Several baselines displayed
Timerange: 01/00:17:11 to 01/00:19:09

Plot file version1163 created 29-APR-2021 18:59:00
J1328+2752 EN008B.UVDATA.1
Freq = 22.1080 GHz, Bw = 32.000 MH No calibration applied and no bandpass applied

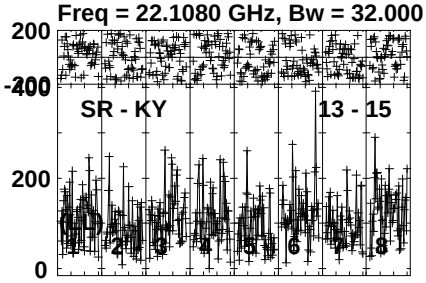

Lower frame: Micro Ampl Jy Top frame: Phas deg
Vector averaged cross-power spectrum Several baselines displayed
Timerange: 01/00:17:11 to 01/00:19:09

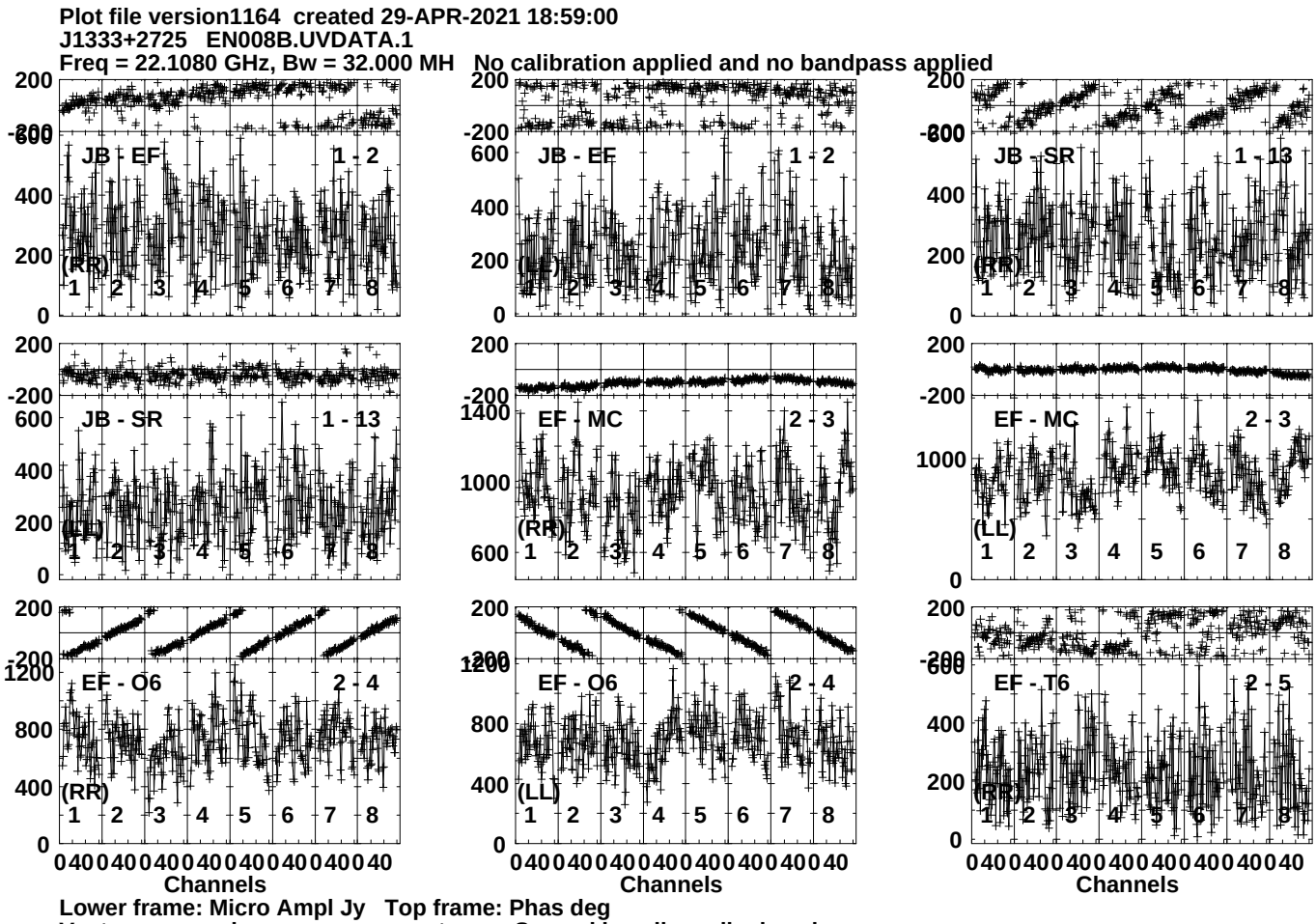
Plot file version1164 created 29-APR-2021 18:59:00
J1333+2725 EN008B.UVDATA.1
Freq = 22.1080 GHz, Bw = 32.000 MH No calibration applied and no bandpass applied
JB - EF 1 - 2
JB - EF 1 - 2
JB - SR 1 - 13
JB - SR 1 - 13
EF - MC 2 - 3
EF - MC 2 - 3
EF - O6 2 - 4
EF - O6 2 - 4
EF - T6 2 - 5
(RR)
(LL)
Channels
Lower frame: Micro Ampl Jy Top frame: Phas deg
Vector averaged cross-power spectrum Several baselines displayed
Timerange: 01/00:19:41 to 01/00:20:39

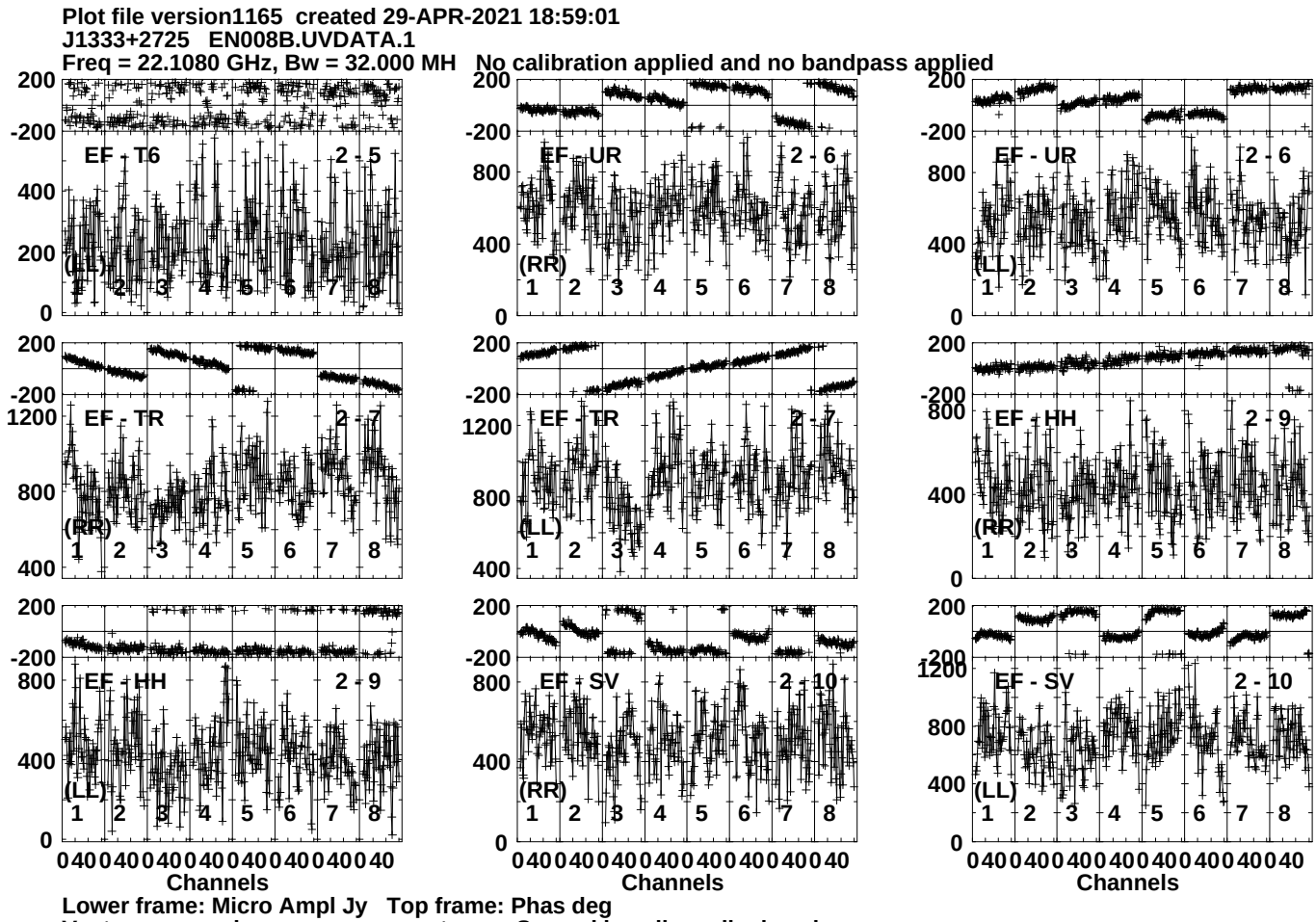
Plot file version1165 created 29-APR-2021 18:59:01
J1333+2725 EN008B.UVDATA.1
Freq = 22.1080 GHz, Bw = 32.000 MH No calibration applied and no bandpass applied
EF - T6 2 - 5
(LL)
EF - UR 2 - 6
(RR)
EF - UR 2 - 6
(LL)
EF - TR 2 - 7
(RR)
EF - TR 2 - 7
(LL)
EF - HH 2 - 9
(RR)
EF - HH 2 - 9
(LL)
EF - SV 2 - 10
(RR)
EF - SV 2 - 10
(LL)
Channels
Channels
Channels
Lower frame: Micro Ampl Jy Top frame: Phas deg
Vector averaged cross-power spectrum Several baselines displayed
Timerange: 01/00:19:41 to 01/00:20:39

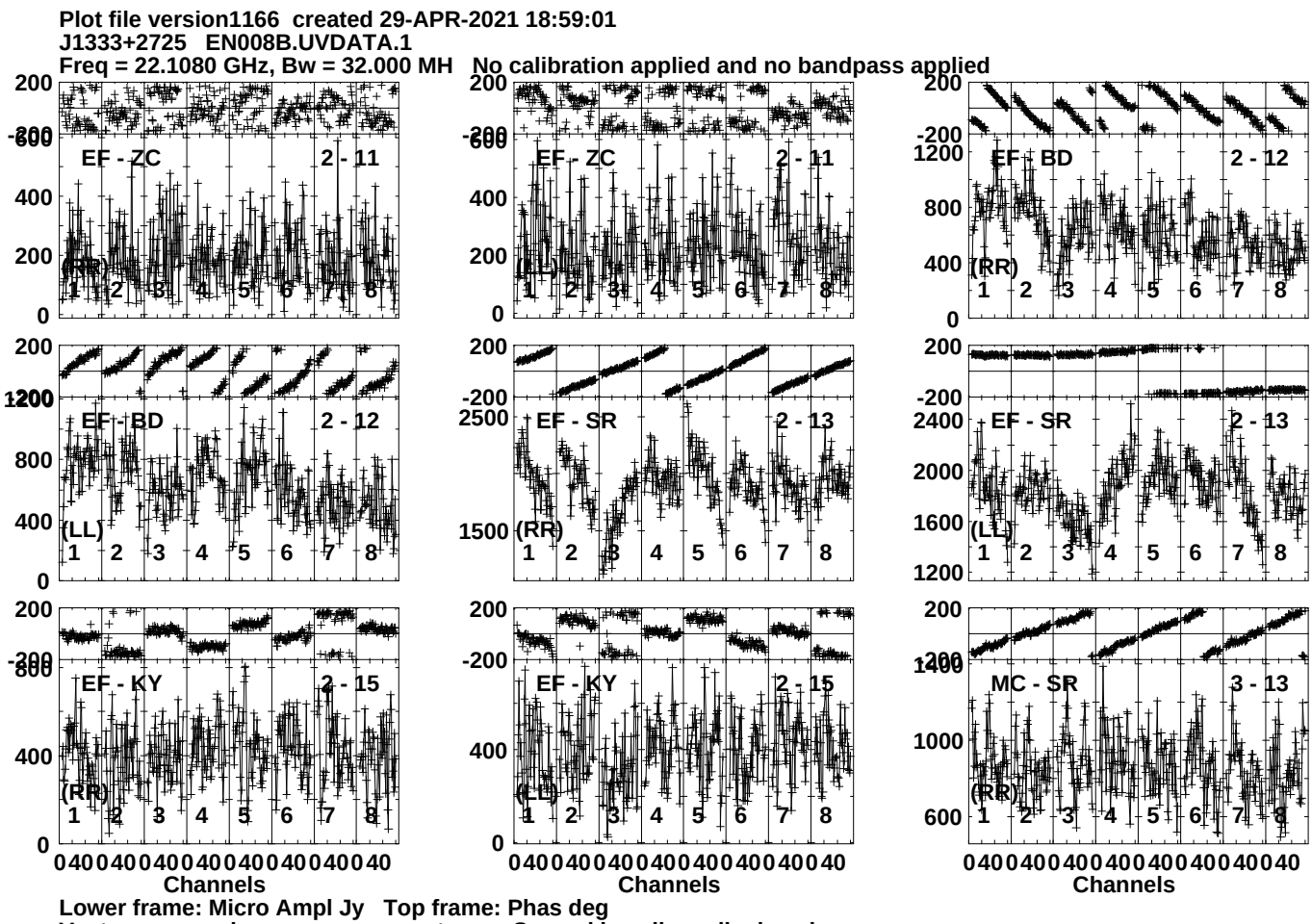
Plot file version1166 created 29-APR-2021 18:59:01
J1333+2725 EN008B.UVDATA.1
Freq = 22.1080 GHz, Bw = 32.000 MH No calibration applied and no bandpass applied
EF - ZC 2 - 11
(RR)
EF - ZC 2 - 11
(LL)
EF - BD 2 - 12
(RR)
EF - BD 2 - 12
(LL)
EF - SR 2 - 13
(RR)
EF - SR 2 - 13
(LL)
EF - KY 2 - 15
(RR)
EF - KY 2 - 15
(LL)
MC - SR 3 - 13
(RR)
Channels
Channels
Channels
Lower frame: Micro Ampl Jy Top frame: Phas deg
Vector averaged cross-power spectrum Several baselines displayed
Timerange: 01/00:19:41 to 01/00:20:39

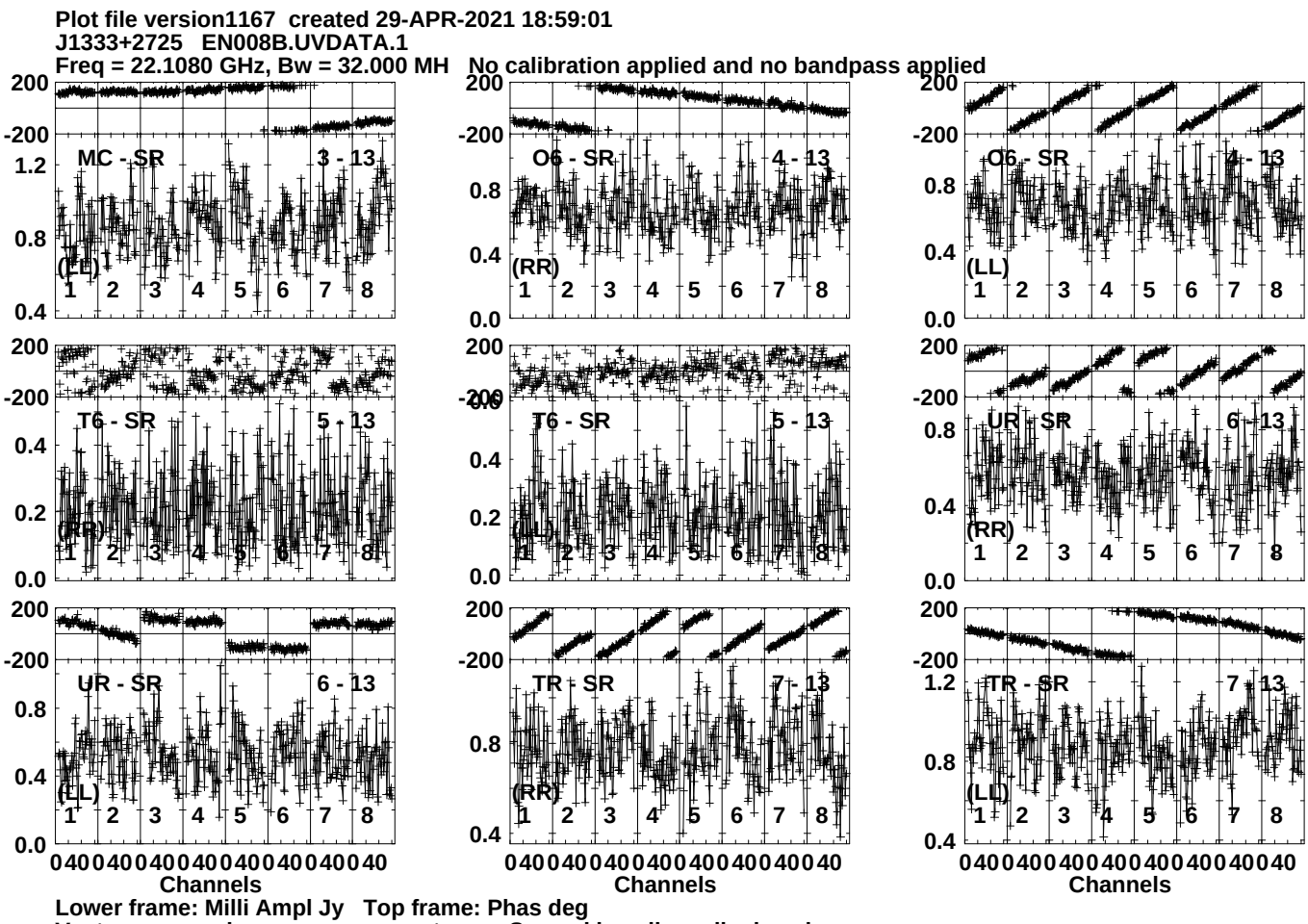
Plot file version1167 created 29-APR-2021 18:59:01
J1333+2725 EN008B.UVDATA.1
Freq = 22.1080 GHz, Bw = 32.000 MH No calibration applied and no bandpass applied
MC - SR 3 - 13
O6 - SR 4 - 13
O6 - SR 4 - 13
T6 - SR 5 - 13
T6 - SR 5 - 13
UR - SR 6 - 13
UR - SR 6 - 13
TR - SR 7 - 13
TR - SR 7 - 13
(LL)
(RR)
Channels
Lower frame: Milli Ampl Jy Top frame: Phas deg
Vector averaged cross-power spectrum Several baselines displayed
Timerange: 01/00:19:41 to 01/00:20:39

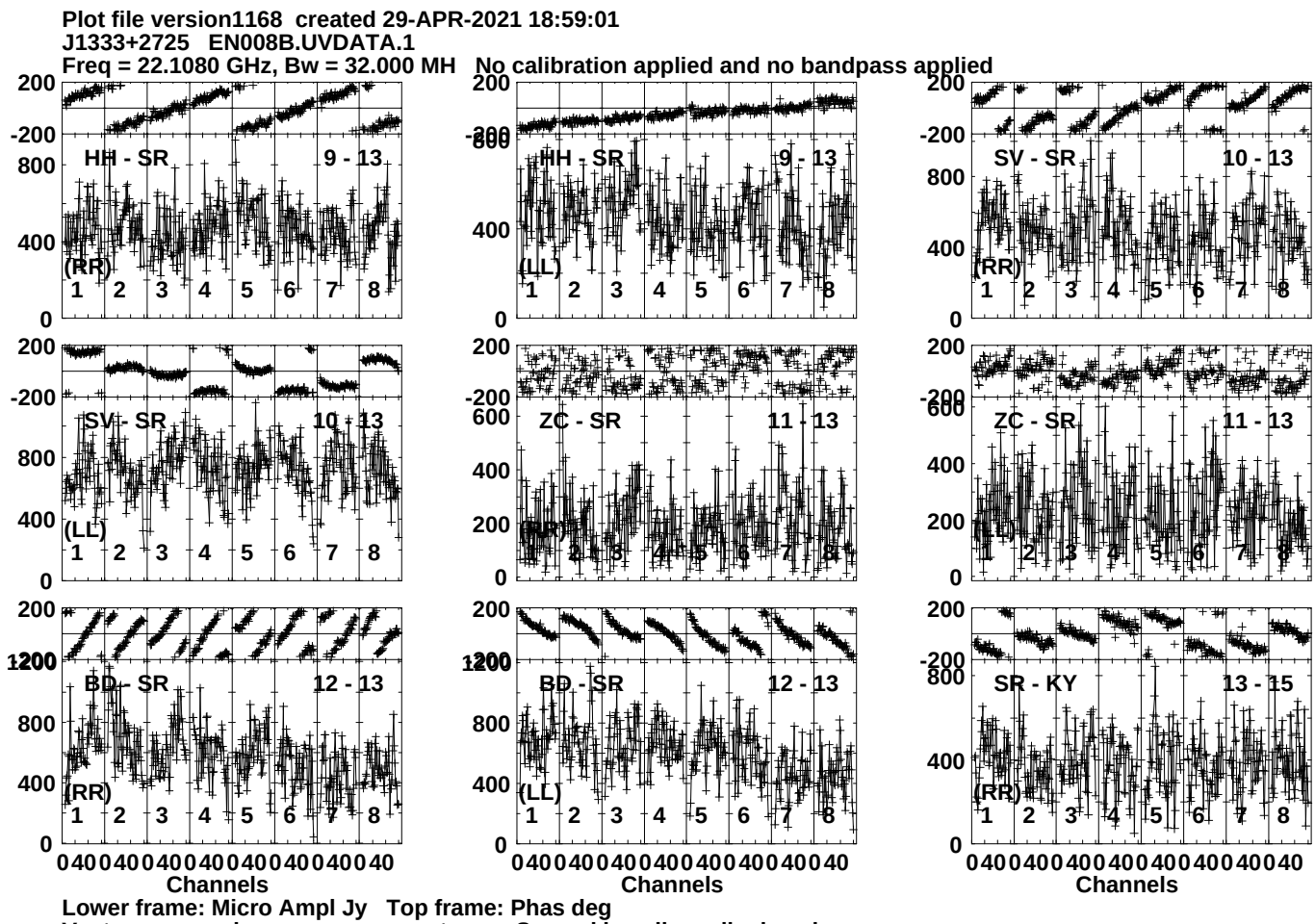
Plot file version1168 created 29-APR-2021 18:59:01
J1333+2725 EN008B.UVDATA.1
Freq = 22.1080 GHz, Bw = 32.000 MH No calibration applied and no bandpass applied
HH - SR 9 - 13
(RR)
HH - SR 9 - 13
(LL)
SV - SR 10 - 13
(RR)
SV - SR 10 - 13
(LL)
ZC - SR 11 - 13
(RR)
ZC - SR 11 - 13
(LL)
BD - SR 12 - 13
(RR)
BD - SR 12 - 13
(LL)
SR - KY 13 - 15
(RR)
Channels
Channels
Channels
Lower frame: Micro Ampl Jy Top frame: Phas deg
Vector averaged cross-power spectrum Several baselines displayed
Timerange: 01/00:19:41 to 01/00:20:39

Plot file version1169 created 29-APR-2021 18:59:01
J1333+2725 EN008B.UVDATA.1
Freq = 22.1080 GHz, Bw = 32.000 MH No calibration applied and no bandpass applied

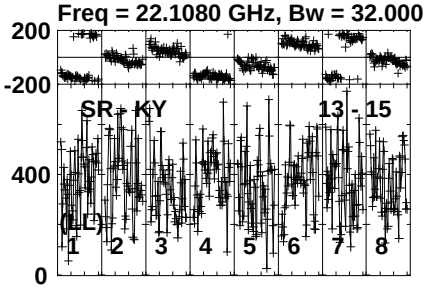

Lower frame: Micro Ampl Jy Top frame: Phas deg
Vector averaged cross-power spectrum Several baselines displayed
Timerange: 01/00:19:41 to 01/00:20:39

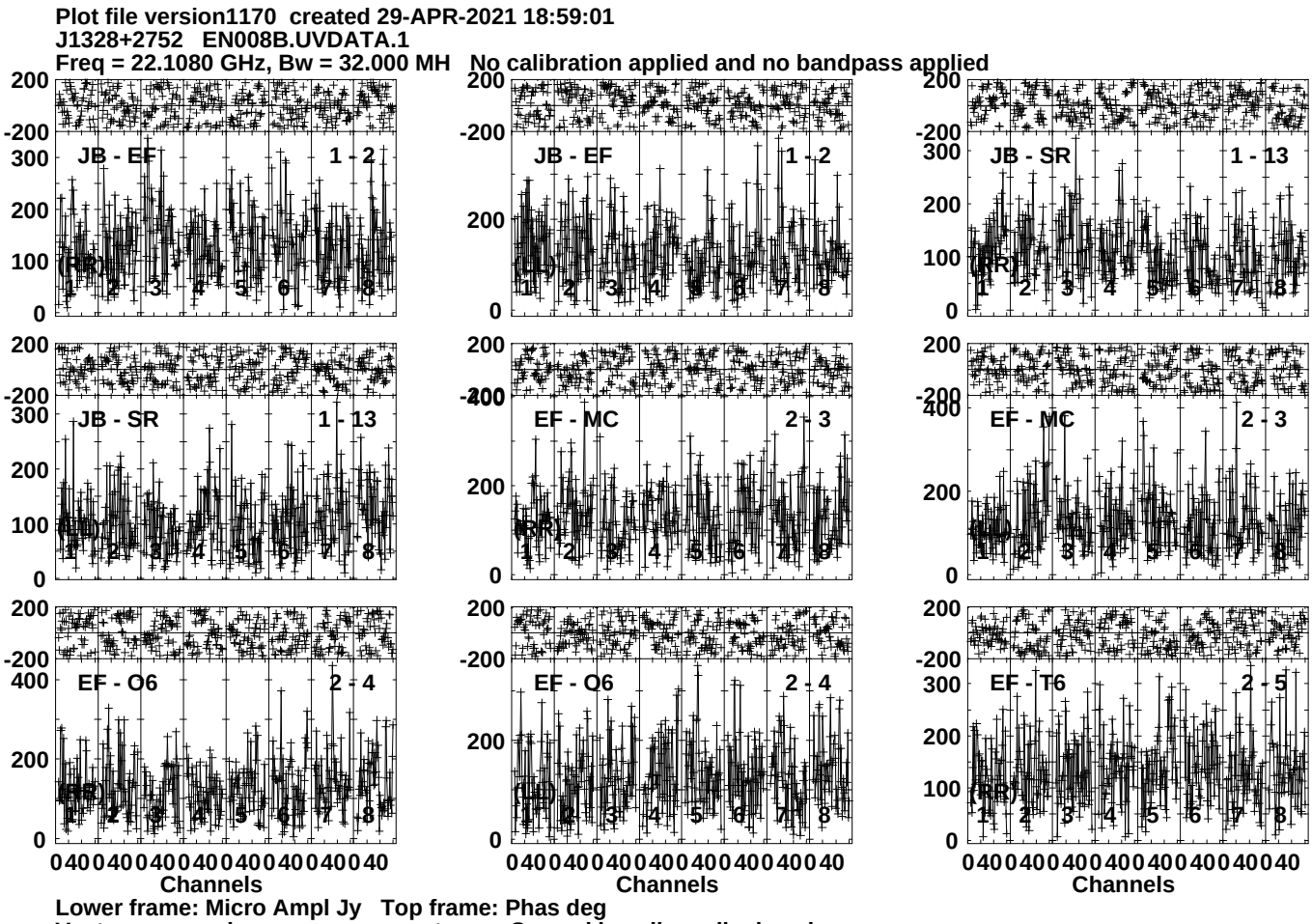
Plot file version1170 created 29-APR-2021 18:59:01
J1328+2752 EN008B.UVDATA.1
Freq = 22.1080 GHz, Bw = 32.000 MH No calibration applied and no bandpass applied
JB - EF 1 - 2
JB - EF 1 - 2
JB - SR 1 - 13
JB - SR 1 - 13
EF - MC 2 - 3
EF - MC 2 - 3
EF - O6 2 - 4
EF - O6 2 - 4
EF - T6 2 - 5
(RR)
Channels
Lower frame: Micro Ampl Jy Top frame: Phas deg
Vector averaged cross-power spectrum Several baselines displayed
Timerange: 01/00:20:41 to 01/00:22:39

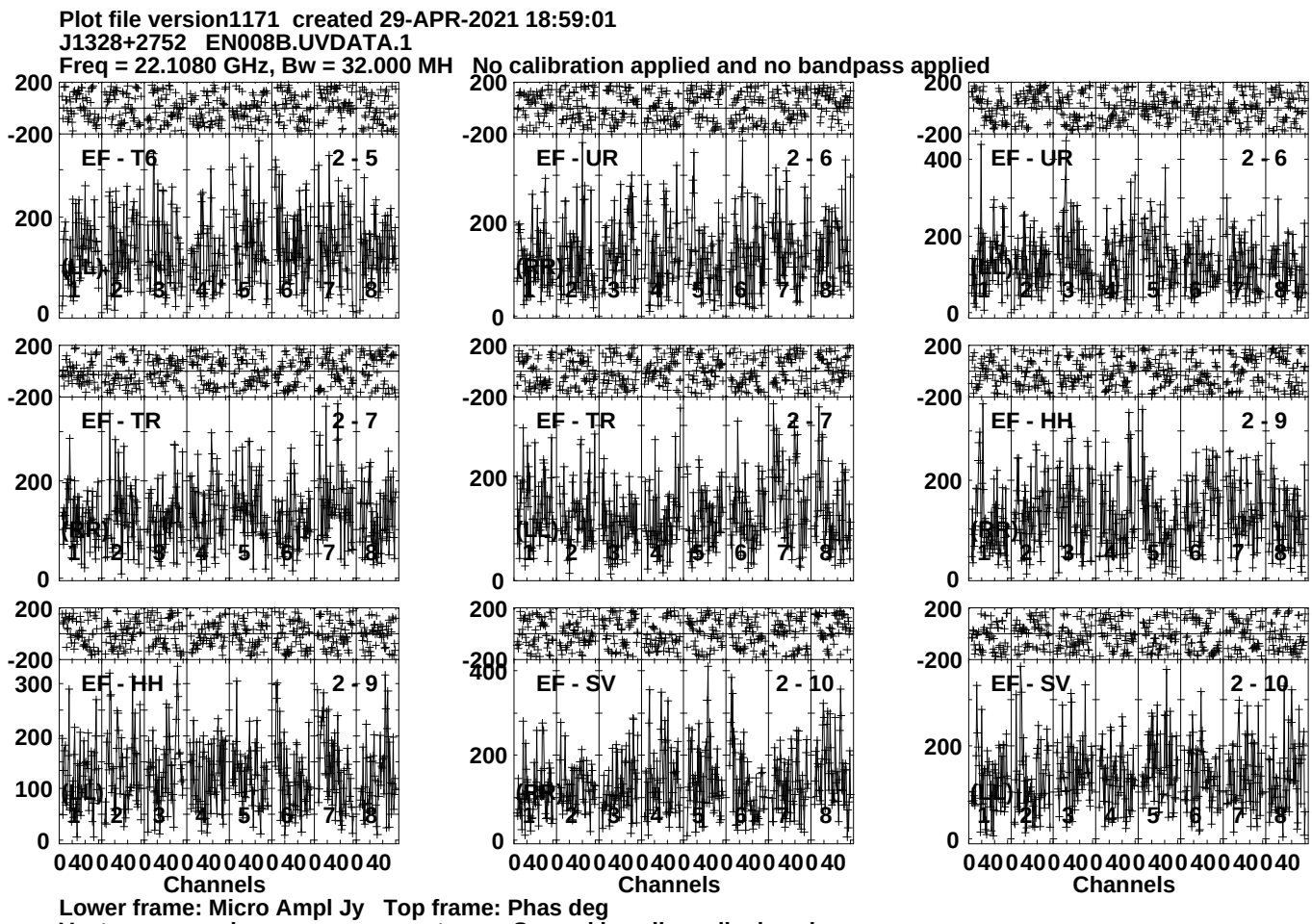
Plot file version1171 created 29-APR-2021 18:59:01
J1328+2752 EN008B.UVDATA.1
Freq = 22.1080 GHz, Bw = 32.000 MH No calibration applied and no bandpass applied
EF - T6 2 - 5
EF - UR 2 - 6
EF - UR 2 - 6
EF - TR 2 - 7
EF - TR 2 - 7
EF - HH 2 - 9
EF - HH 2 - 9
EF - SV 2 - 10
EF - SV 2 - 10
Channels
Channels
Channels
Lower frame: Micro Ampl Jy Top frame: Phas deg
Vector averaged cross-power spectrum Several baselines displayed
Timerange: 01/00:20:41 to 01/00:22:39

Plot file version1172 created 29-APR-2021 18:59:01
J1328+2752 EN008B.UVDATA.1
Freq = 22.1080 GHz, Bw = 32.000 MH No calibration applied and no bandpass applied

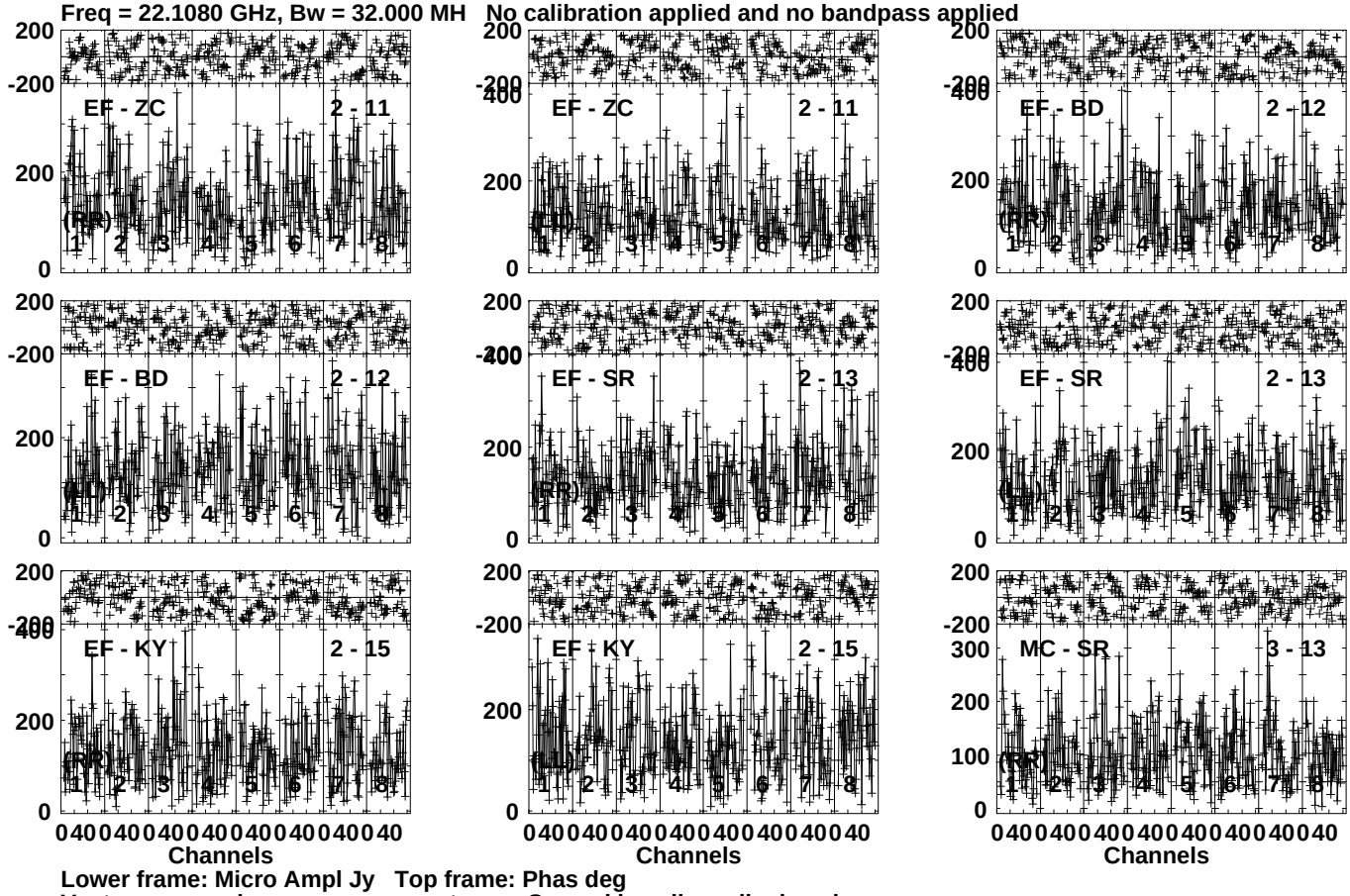

Lower frame: Micro Ampl Jy Top frame: Phas deg
Vector averaged cross-power spectrum Several baselines displayed
Timerange: 01/00:20:41 to 01/00:22:39

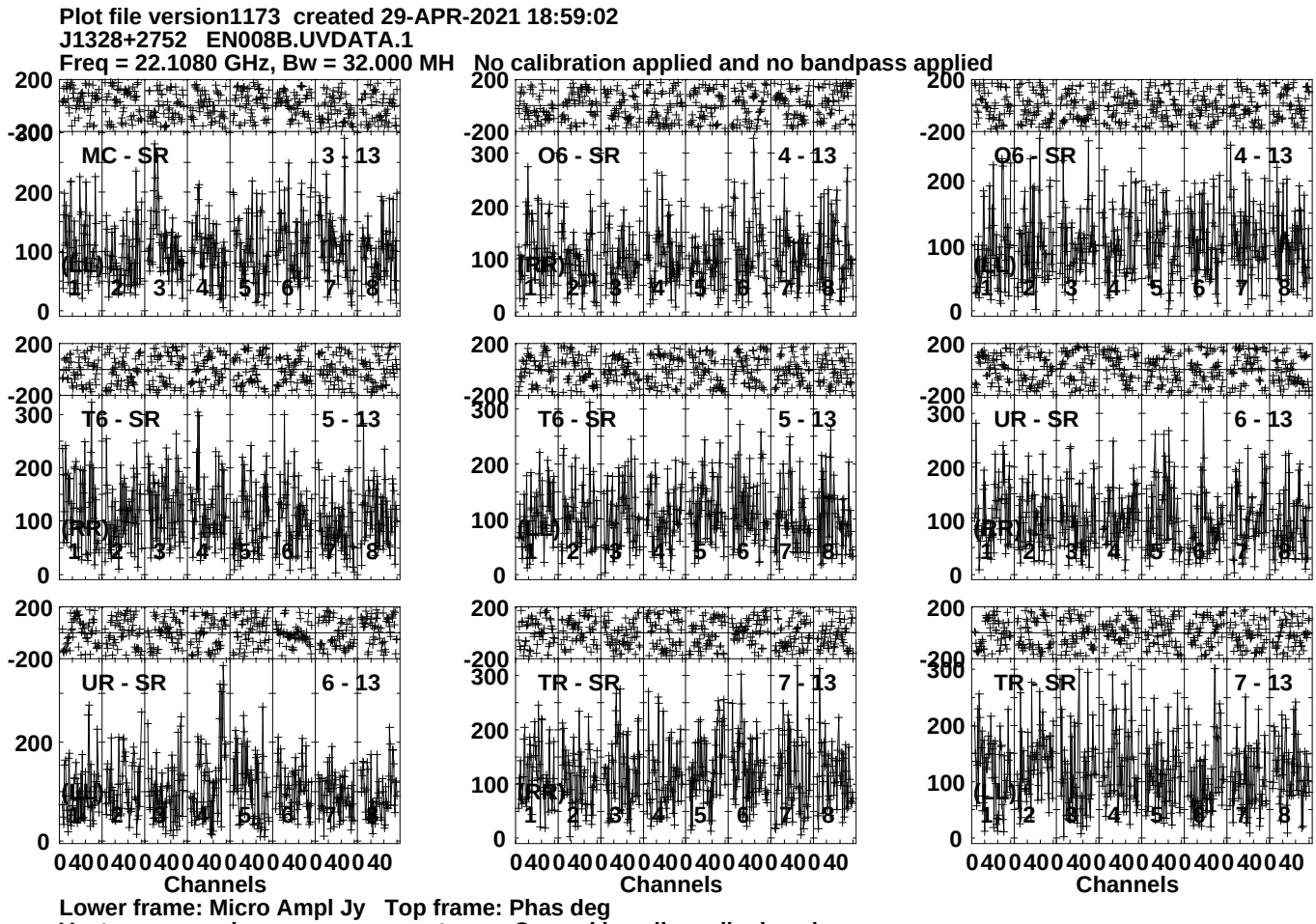
Plot file version1173 created 29-APR-2021 18:59:02
J1328+2752 EN008B.UVDATA.1
Freq = 22.1080 GHz, Bw = 32.000 MH No calibration applied and no bandpass applied
MC - SR 3 - 13
O6 - SR 4 - 13
O6 - SR 4 - 13
T6 - SR 5 - 13
T6 - SR 5 - 13
UR - SR 6 - 13
UR - SR 6 - 13
TR - SR 7 - 13
TR - SR 7 - 13
(RR)
(LL)
Channels
Lower frame: Micro Ampl Jy Top frame: Phas deg
Vector averaged cross-power spectrum Several baselines displayed
Timerange: 01/00:20:41 to 01/00:22:39

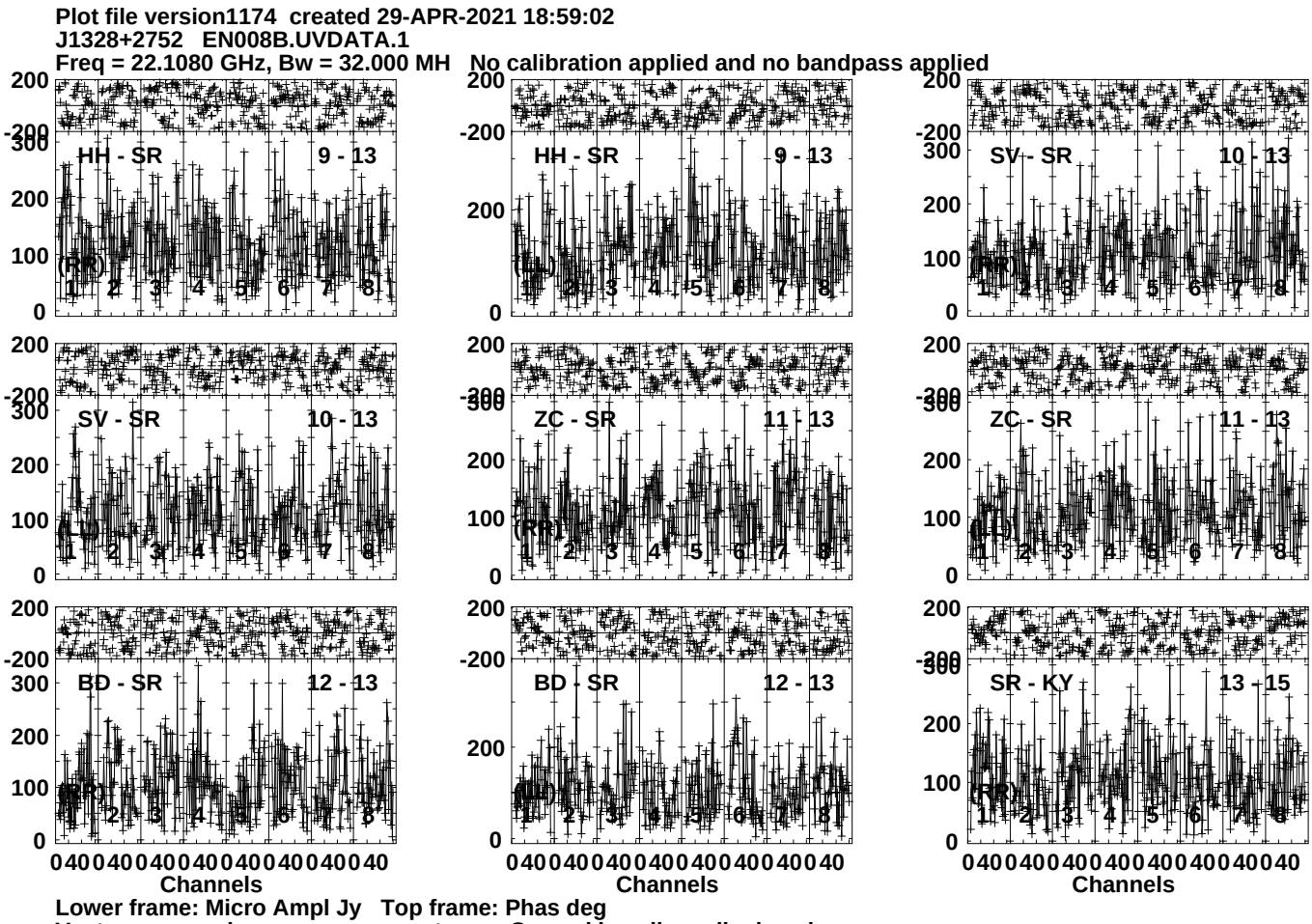
Plot file version1174 created 29-APR-2021 18:59:02
J1328+2752 EN008B.UVDATA.1
Freq = 22.1080 GHz, Bw = 32.000 MH No calibration applied and no bandpass applied
HH - SR 9 - 13
(RR)
HH - SR 9 - 13
(LL)
SV - SR 10 - 13
(RR)
SV - SR 10 - 13
(LL)
ZC - SR 11 - 13
(RR)
ZC - SR 11 - 13
(LL)
BD - SR 12 - 13
(RR)
BD - SR 12 - 13
(LL)
SR - KY 13 - 15
(RR)
200
-200
300
100
0
1 2 3 4 5 6 7 8
0 40 0 40 0 40 0 40 0 40 0 40 0 40 0 40
Channels
Lower frame: Micro Ampl Jy Top frame: Phas deg
Vector averaged cross-power spectrum Several baselines displayed
Timerange: 01/00:20:41 to 01/00:22:39

Plot file version1175 created 29-APR-2021 18:59:02
J1328+2752 EN008B.UVDATA.1
Freq = 22.1080 GHz, Bw = 32.000 MH No calibration applied and no bandpass applied

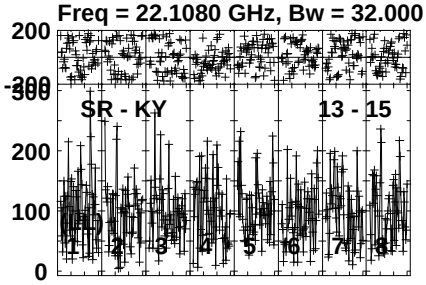

Lower frame: Micro Ampl Jy Top frame: Phas deg
Vector averaged cross-power spectrum Several baselines displayed
Timerange: 01/00:20:41 to 01/00:22:39

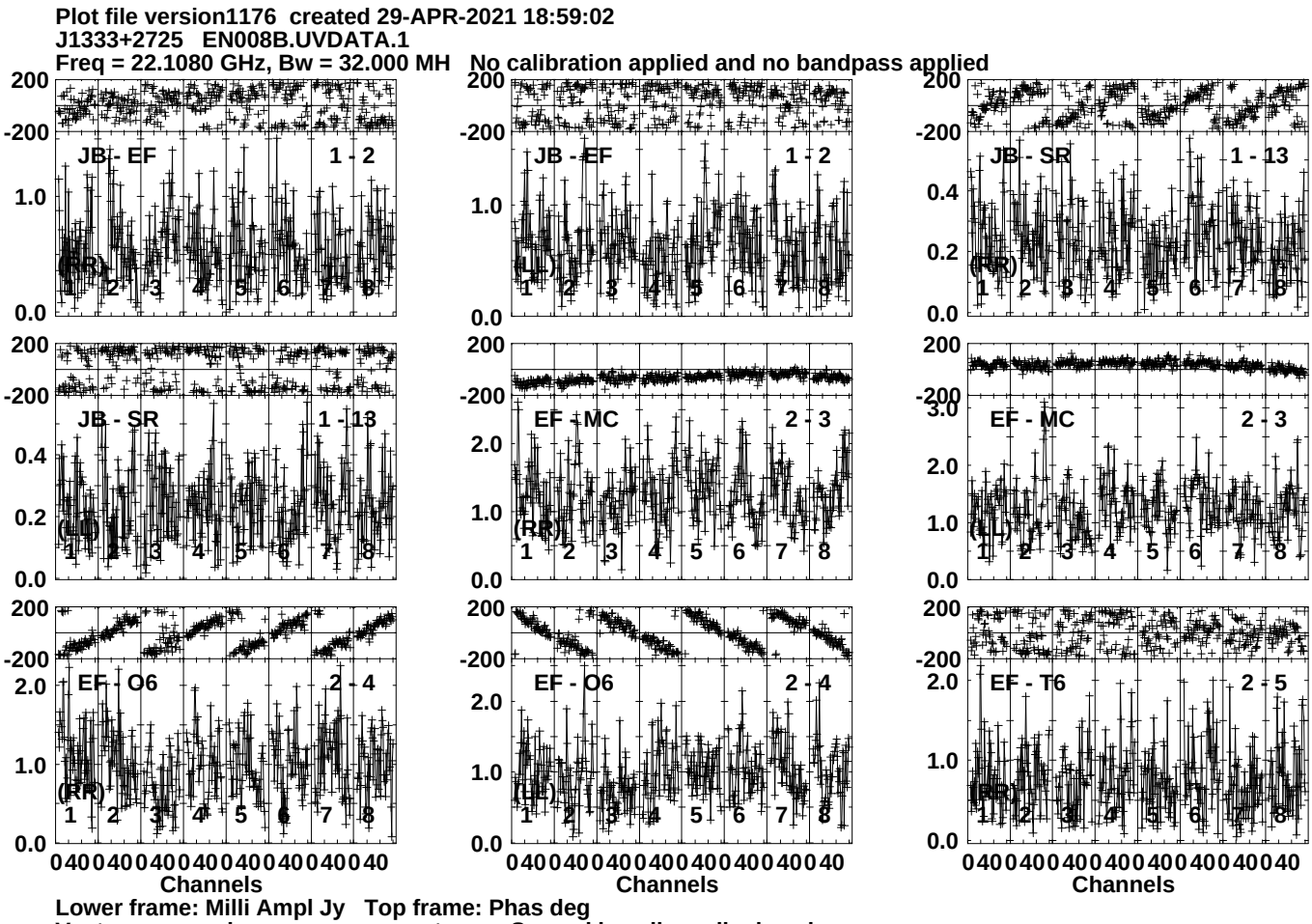
Plot file version1176 created 29-APR-2021 18:59:02
J1333+2725 EN008B.UVDATA.1
Freq = 22.1080 GHz, Bw = 32.000 MH No calibration applied and no bandpass applied
JB - EF 1 - 2
(RR)
JB - EF 1 - 2
(LL)
JB - SR 1 - 13
(RR)
JB - SR 1 - 13
(LL)
EF - MC 2 - 3
(RR)
EF - MC 2 - 3
(LL)
EF - O6 2 - 4
(RR)
EF - O6 2 - 4
(LL)
EF - T6 2 - 5
(RR)
Channels
Channels
Channels
Lower frame: Milli Ampl Jy Top frame: Phas deg
Vector averaged cross-power spectrum Several baselines displayed
Timerange: 01/00:22:41 to 01/00:23:39

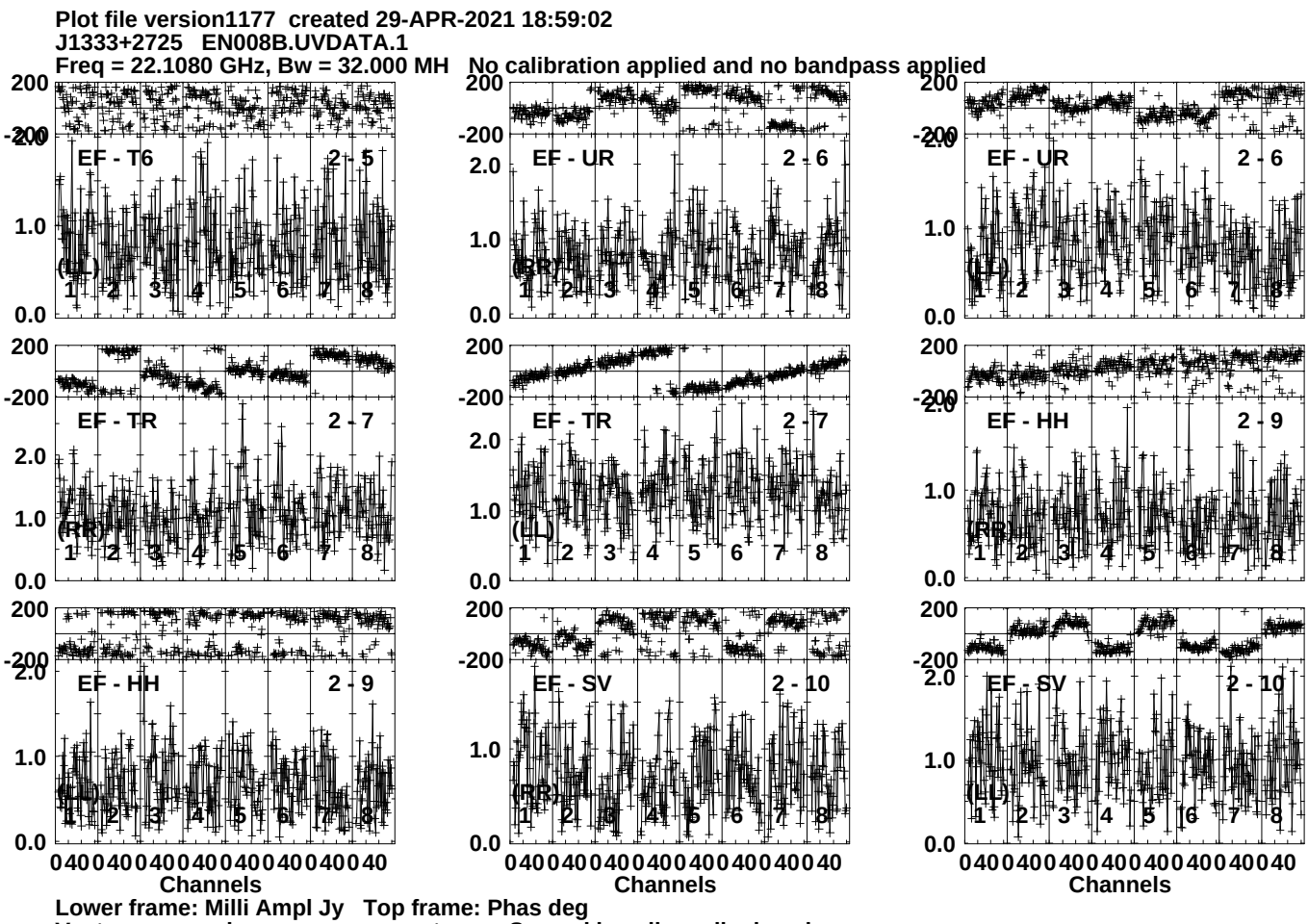
Plot file version1177 created 29-APR-2021 18:59:02
J1333+2725 EN008B.UVDATA.1
Freq = 22.1080 GHz, Bw = 32.000 MH No calibration applied and no bandpass applied
EF - T6 2 - 5
EF - UR 2 - 6
EF - UR 2 - 6
EF - TR 2 - 7
EF - TR 2 - 7
EF - HH 2 - 9
EF - HH 2 - 9
EF - SV 2 - 10
EF - SV 2 - 10
(LL)
(RR)
(LL)
(RR)
(LL)
(RR)
(LL)
(RR)
(LL)
200
-200
2.0
1.0
0.0
1 2 3 4 5 6 7 8
0 40 0 40 0 40 0 40 0 40 0 40 0 40 0 40
Channels
Lower frame: Milli Ampl Jy Top frame: Phas deg
Vector averaged cross-power spectrum Several baselines displayed
Timerange: 01/00:22:41 to 01/00:23:39

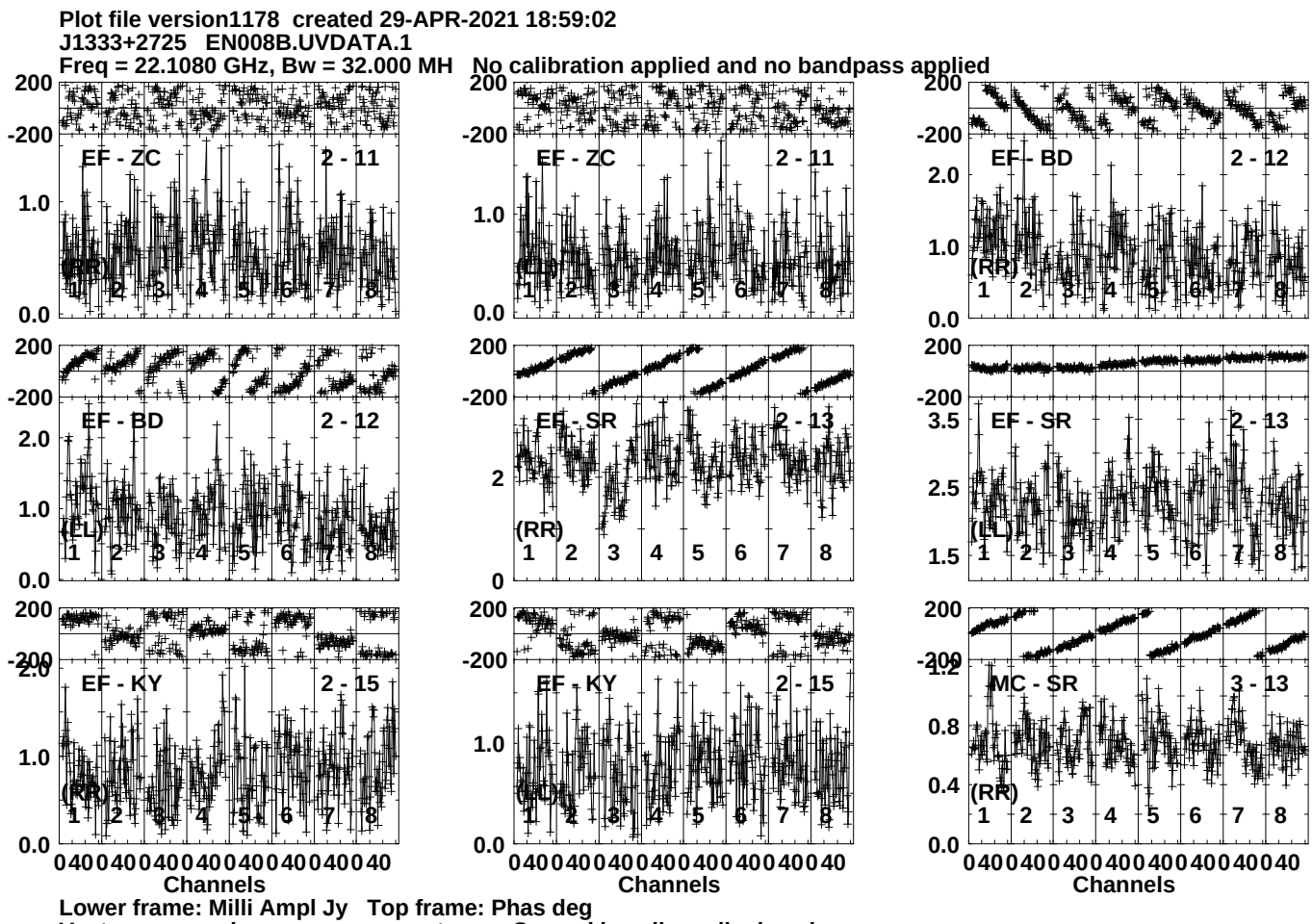
Plot file version1178 created 29-APR-2021 18:59:02
J1333+2725 EN008B.UVDATA.1
Freq = 22.1080 GHz, Bw = 32.000 MH No calibration applied and no bandpass applied
EF - ZC 2 - 11
(RR)
EF - ZC 2 - 11
(LL)
EF - BD 2 - 12
(RR)
EF - BD 2 - 12
(LL)
EF - SR 2 - 13
(RR)
EF - SR 2 - 13
(LL)
EF - KY 2 - 15
(RR)
EF - KY 2 - 15
(LL)
MC - SR 3 - 13
(RR)
Channels
Channels
Channels
Lower frame: Milli Ampl Jy Top frame: Phas deg
Vector averaged cross-power spectrum Several baselines displayed
Timerange: 01/00:22:41 to 01/00:23:39

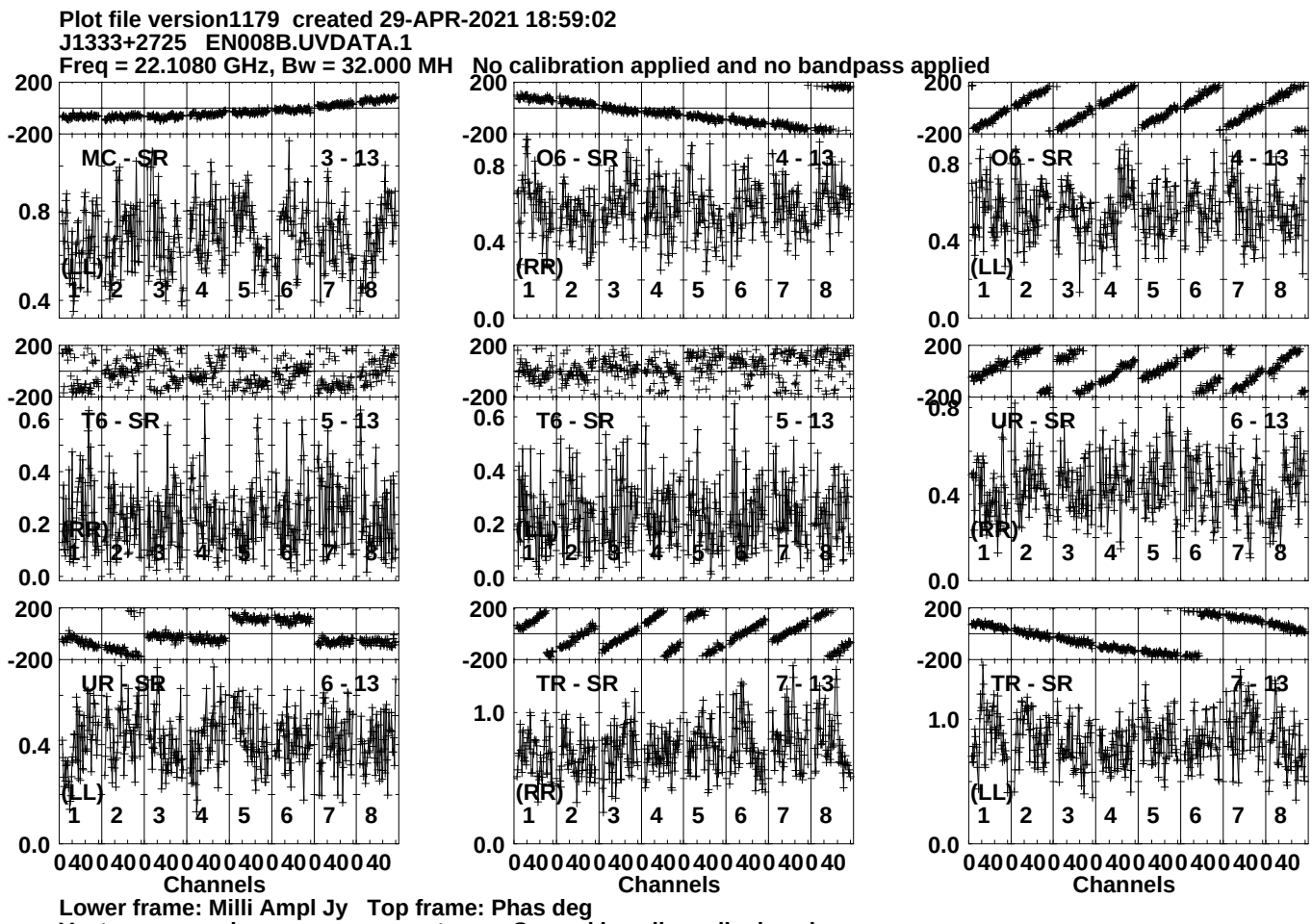
Plot file version1179 created 29-APR-2021 18:59:02
J1333+2725 EN008B.UVDATA.1
Freq = 22.1080 GHz, Bw = 32.000 MH No calibration applied and no bandpass applied
MC - SR 3 - 13
O6 - SR 4 - 13
O6 - SR 4 - 13
T6 - SR 5 - 13
T6 - SR 5 - 13
UR - SR 6 - 13
UR - SR 6 - 13
TR - SR 7 - 13
TR - SR 7 - 13
(LL)
(RR)
(LL)
(RR)
(LL)
(RR)
(LL)
(RR)
(LL)
1 2 3 4 5 6 7 8
200
-200
0.8
0.4
0.6
0.2
0.0
1.0
0 40 0 40 0 40 0 40 0 40 0 40 0 40 0 40
Channels
Lower frame: Milli Ampl Jy Top frame: Phas deg
Vector averaged cross-power spectrum Several baselines displayed
Timerange: 01/00:22:41 to 01/00:23:39

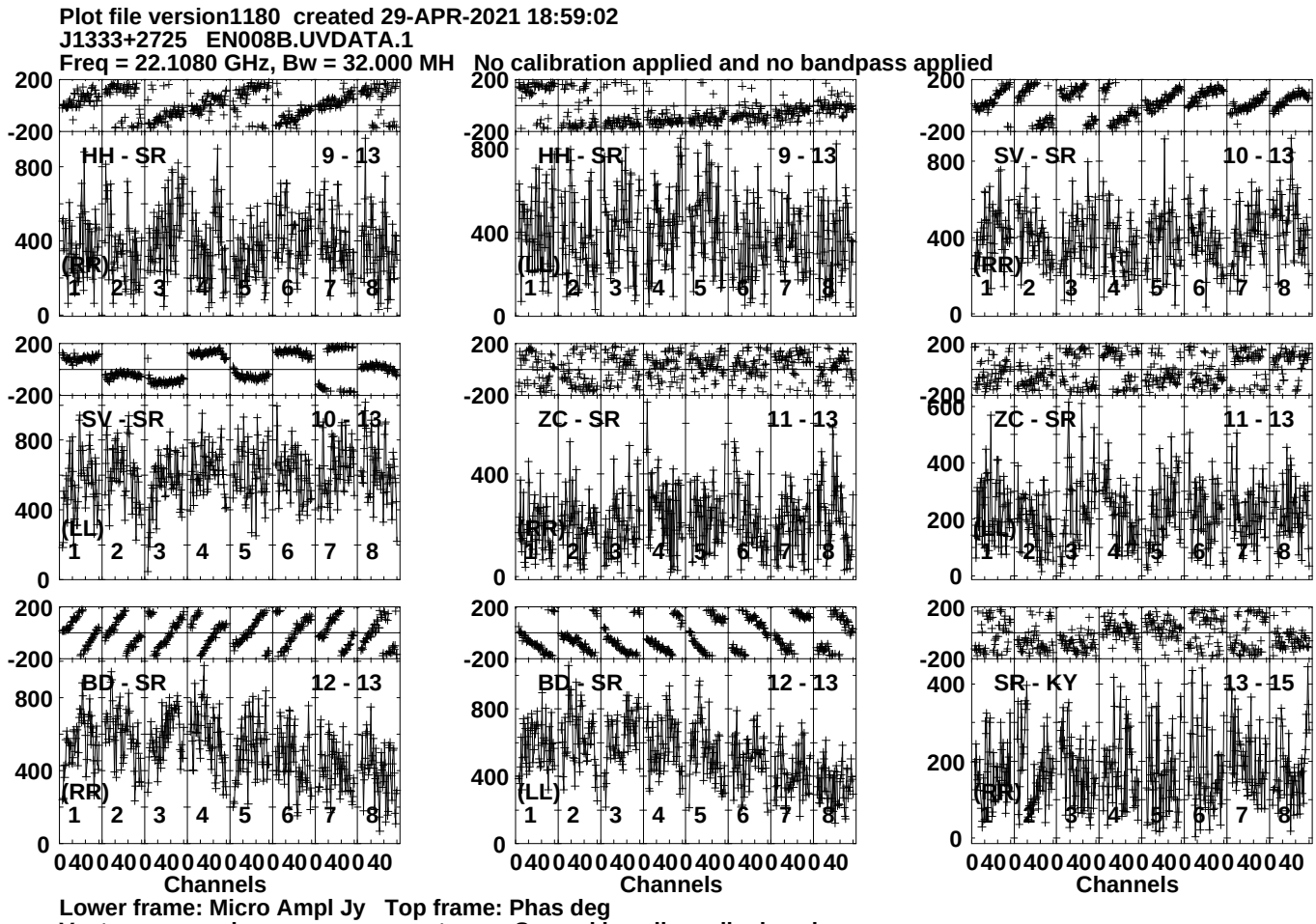
Plot file version1180 created 29-APR-2021 18:59:02
J1333+2725 EN008B.UVDATA.1
Freq = 22.1080 GHz, Bw = 32.000 MH No calibration applied and no bandpass applied
HH - SR 9 - 13
(RR)
HH - SR 9 - 13
(LL)
SV - SR 10 - 13
(RR)
SV - SR 10 - 13
(LL)
ZC - SR 11 - 13
(RR)
ZC - SR 11 - 13
(LL)
BD - SR 12 - 13
(RR)
BD - SR 12 - 13
(LL)
SR - KY 13 - 15
(RR)
Channels
Channels
Channels
Lower frame: Micro Ampl Jy Top frame: Phas deg
Vector averaged cross-power spectrum Several baselines displayed
Timerange: 01/00:22:41 to 01/00:23:39

Plot file version1181 created 29-APR-2021 18:59:02
J1333+2725 EN008B.UVDATA.1
Freq = 22.1080 GHz, Bw = 32.000 MH No calibration applied and no bandpass applied

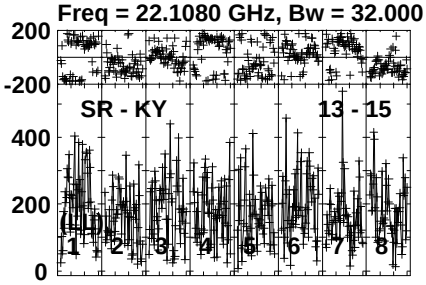

Lower frame: Micro Ampl Jy Top frame: Phas deg
Vector averaged cross-power spectrum Several baselines displayed
Timerange: 01/00:22:41 to 01/00:23:39

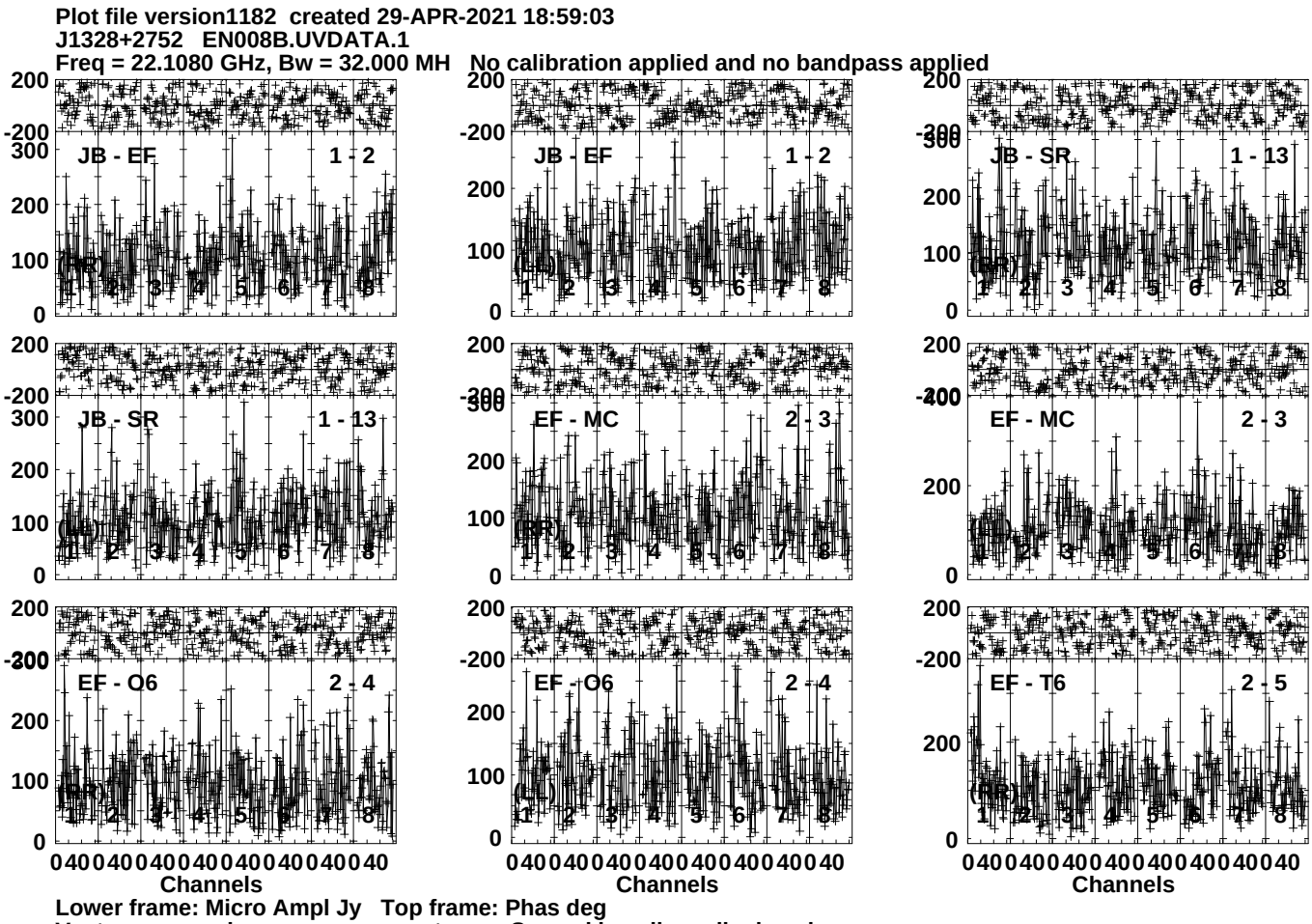
Plot file version1182 created 29-APR-2021 18:59:03
J1328+2752 EN008B.UVDATA.1
Freq = 22.1080 GHz, Bw = 32.000 MH No calibration applied and no bandpass applied
JB - EF 1 - 2
JB - EF 1 - 2
JB - SR 1 - 13
JB - SR 1 - 13
EF - MC 2 - 3
EF - MC 2 - 3
EF - O6 2 - 4
EF - O6 2 - 4
EF - T6 2 - 5
(LL)
(RR)
Channels
Lower frame: Micro Ampl Jy Top frame: Phas deg
Vector averaged cross-power spectrum Several baselines displayed
Timerange: 01/00:24:21 to 01/00:26:19

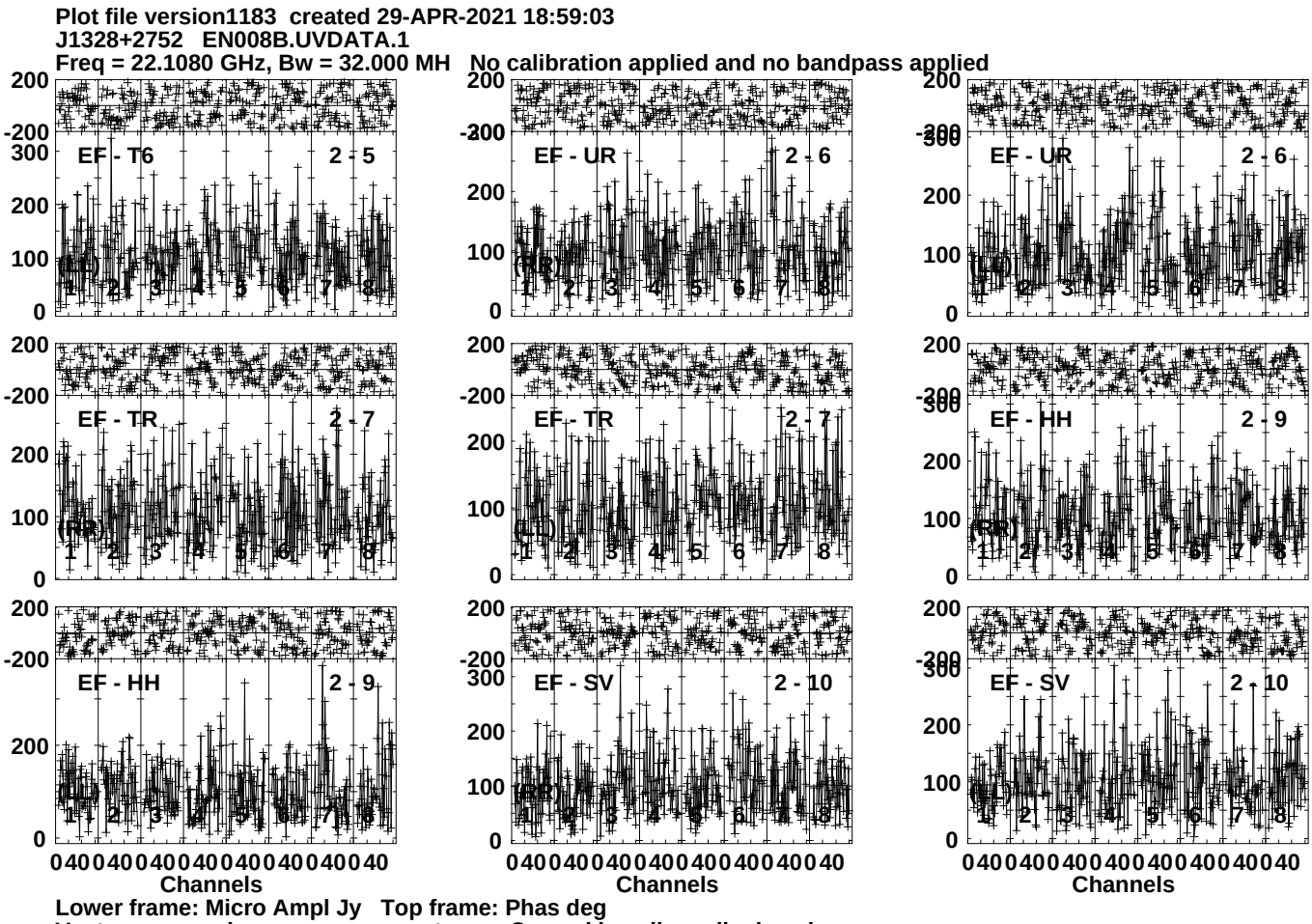
Plot file version1183 created 29-APR-2021 18:59:03
J1328+2752 EN008B.UVDATA.1
Freq = 22.1080 GHz, Bw = 32.000 MH No calibration applied and no bandpass applied
EF - T6 2 - 5
EF - UR 2 - 6
EF - UR 2 - 6
EF - TR 2 - 7
EF - TR 2 - 7
EF - HH 2 - 9
EF - HH 2 - 9
EF - SV 2 - 10
EF - SV 2 - 10
Channels
Channels
Channels
Lower frame: Micro Ampl Jy Top frame: Phas deg
Vector averaged cross-power spectrum Several baselines displayed
Timerange: 01/00:24:21 to 01/00:26:19

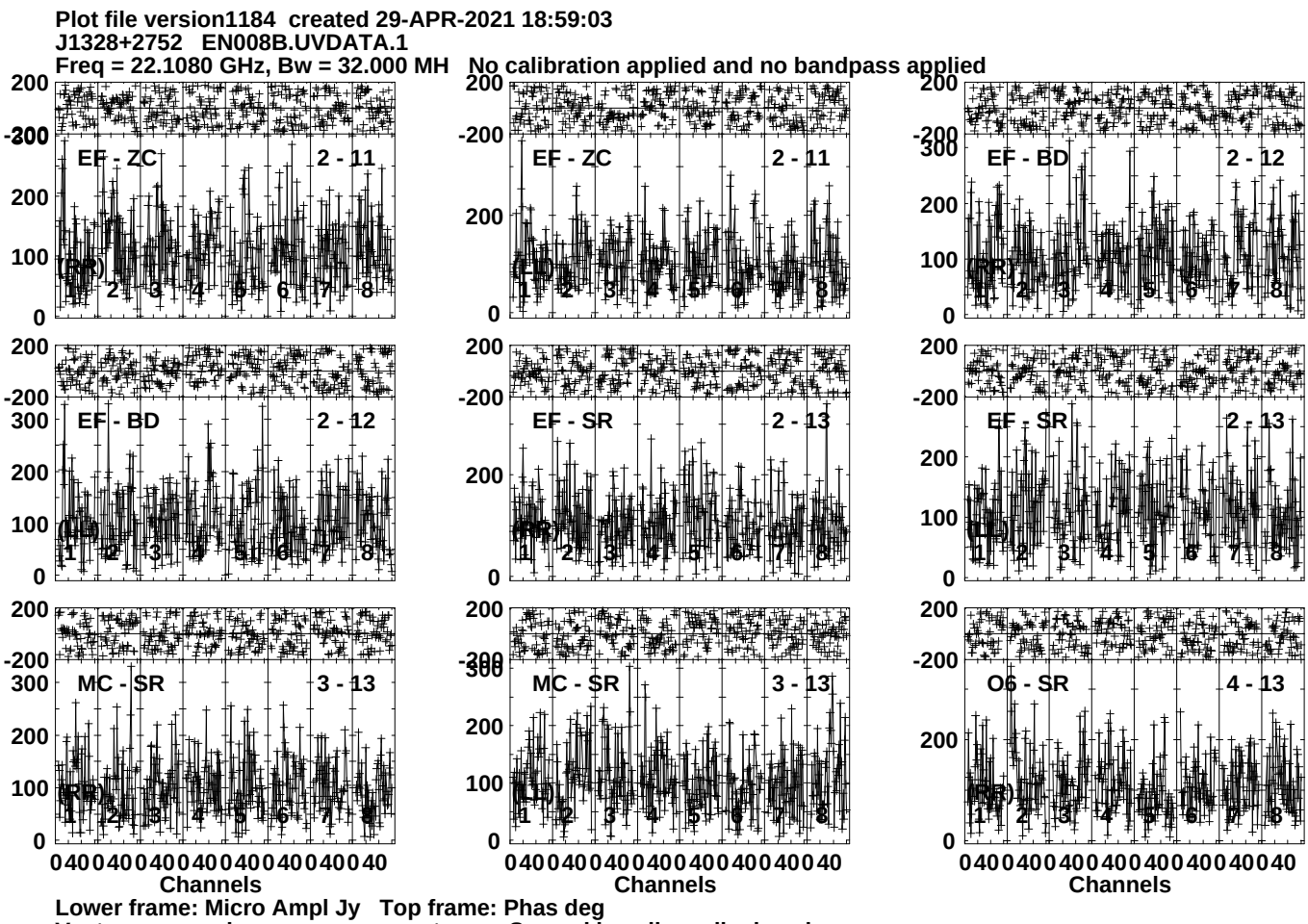
Plot file version1184 created 29-APR-2021 18:59:03
J1328+2752 EN008B.UVDATA.1
Freq = 22.1080 GHz, Bw = 32.000 MH No calibration applied and no bandpass applied
EF - ZC 2 - 11
EF - ZC 2 - 11
EF - BD 2 - 12
EF - BD 2 - 12
EF - SR 2 - 13
EF - SR 2 - 13
MC - SR 3 - 13
MC - SR 3 - 13
O6 - SR 4 - 13
Channels
Channels
Channels
Lower frame: Micro Ampl Jy Top frame: Phas deg
Vector averaged cross-power spectrum Several baselines displayed
Timerange: 01/00:24:21 to 01/00:26:19

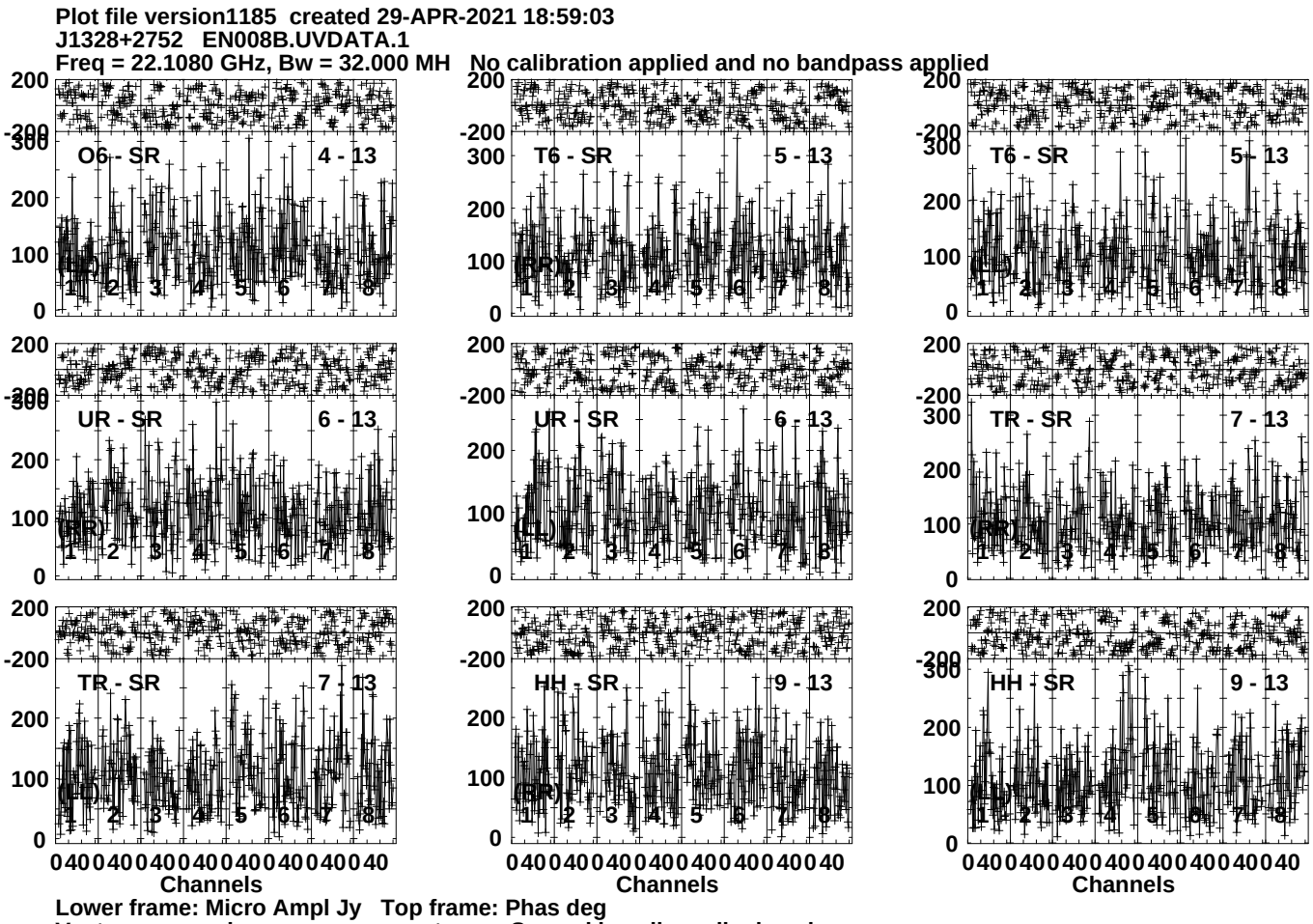
Plot file version1185 created 29-APR-2021 18:59:03
J1328+2752 EN008B.UVDATA.1
Freq = 22.1080 GHz, Bw = 32.000 MH No calibration applied and no bandpass applied
O6 - SR 4 - 13
T6 - SR 5 - 13
T6 - SR 5 - 13
UR - SR 6 - 13
UR - SR 6 - 13
TR - SR 7 - 13
TR - SR 7 - 13
HH - SR 9 - 13
HH - SR 9 - 13
Channels
Channels
Channels
Lower frame: Micro Ampl Jy Top frame: Phas deg
Vector averaged cross-power spectrum Several baselines displayed
Timerange: 01/00:24:21 to 01/00:26:19

Plot file version1186 created 29-APR-2021 18:59:03
J1328+2752 EN008B.UVDATA.1
Freq = 22.1080 GHz, Bw = 32.000 MH No calibration applied and no bandpass applied

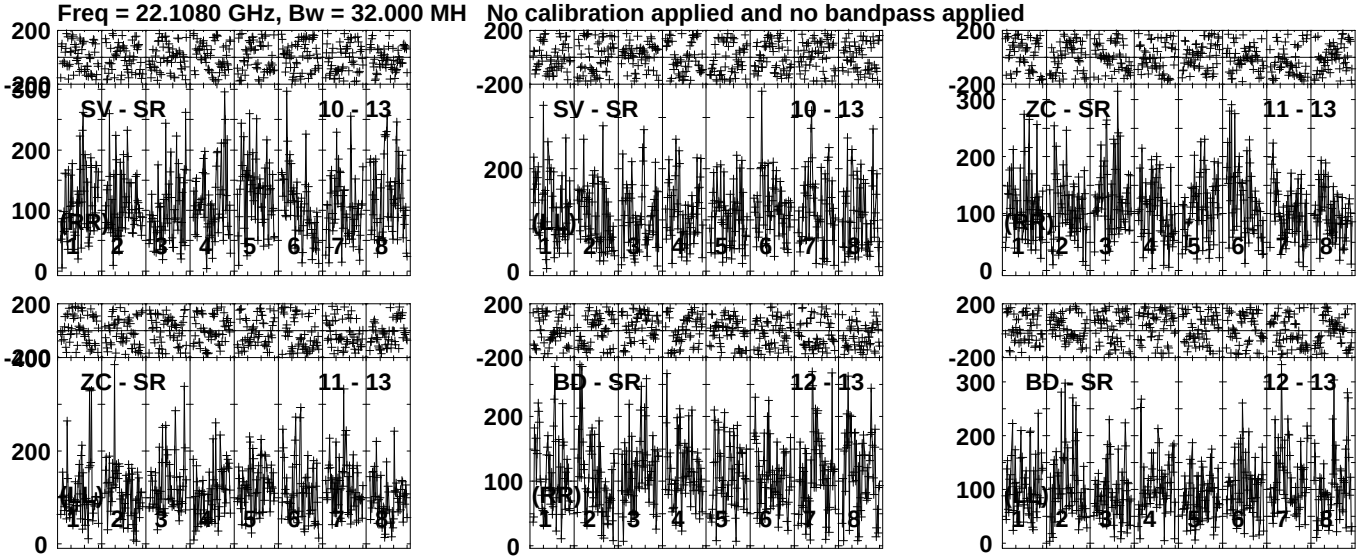

Lower frame: Micro Ampl Jy Top frame: Phas deg
Vector averaged cross-power spectrum Several baselines displayed
Timerange: 01/00:24:21 to 01/00:26:19

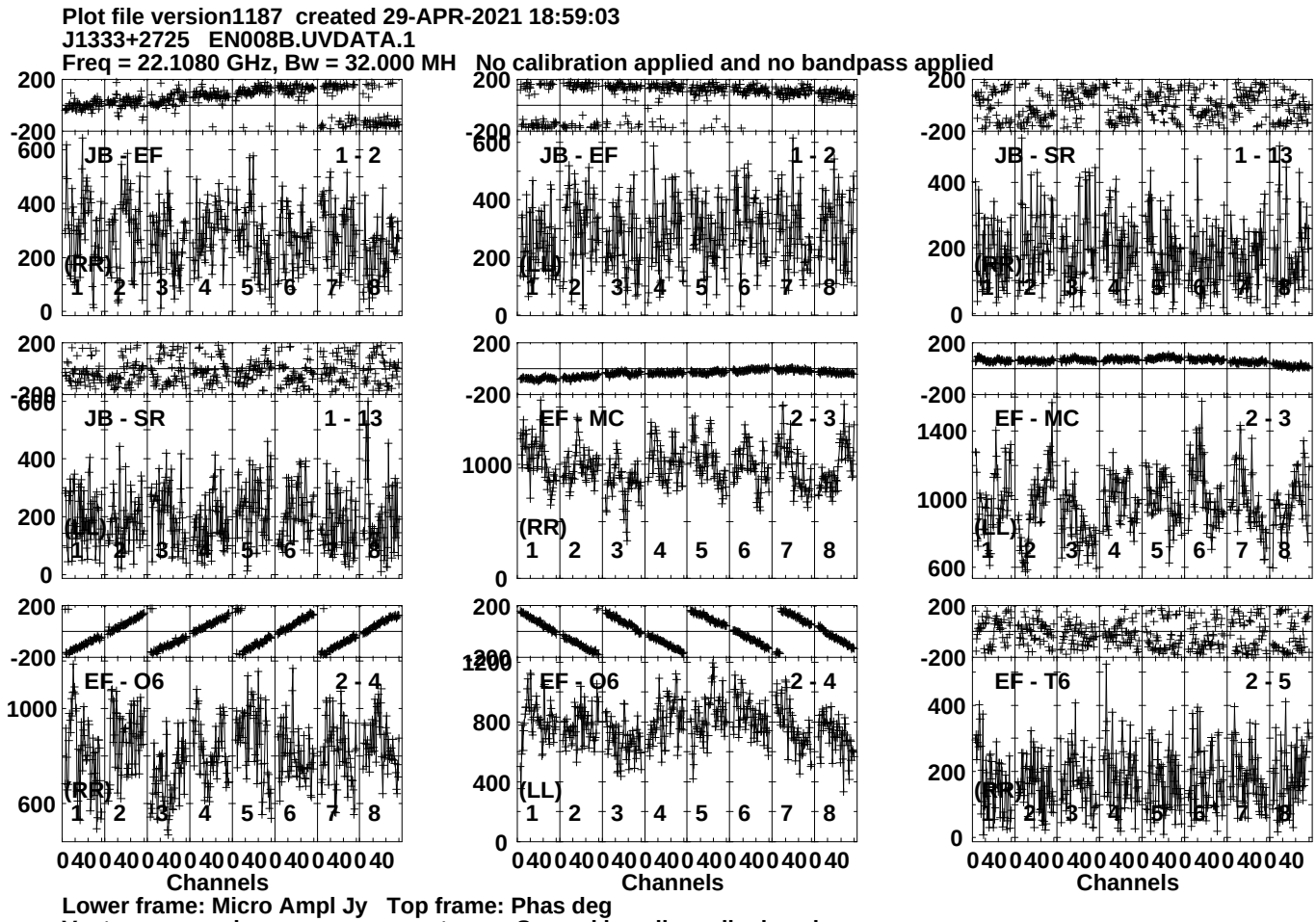
Plot file version1187 created 29-APR-2021 18:59:03
J1333+2725 EN008B.UVDATA.1
Freq = 22.1080 GHz, Bw = 32.000 MH No calibration applied and no bandpass applied
JB - EF 1 - 2
JB - EF 1 - 2
JB - SR 1 - 13
JB - SR 1 - 13
EF - MC 2 - 3
EF - MC 2 - 3
EF - O6 2 - 4
EF - O6 2 - 4
EF - T6 2 - 5
(RR)
(LL)
Channels
Lower frame: Micro Ampl Jy Top frame: Phas deg
Vector averaged cross-power spectrum Several baselines displayed
Timerange: 01/00:26:51 to 01/00:27:49

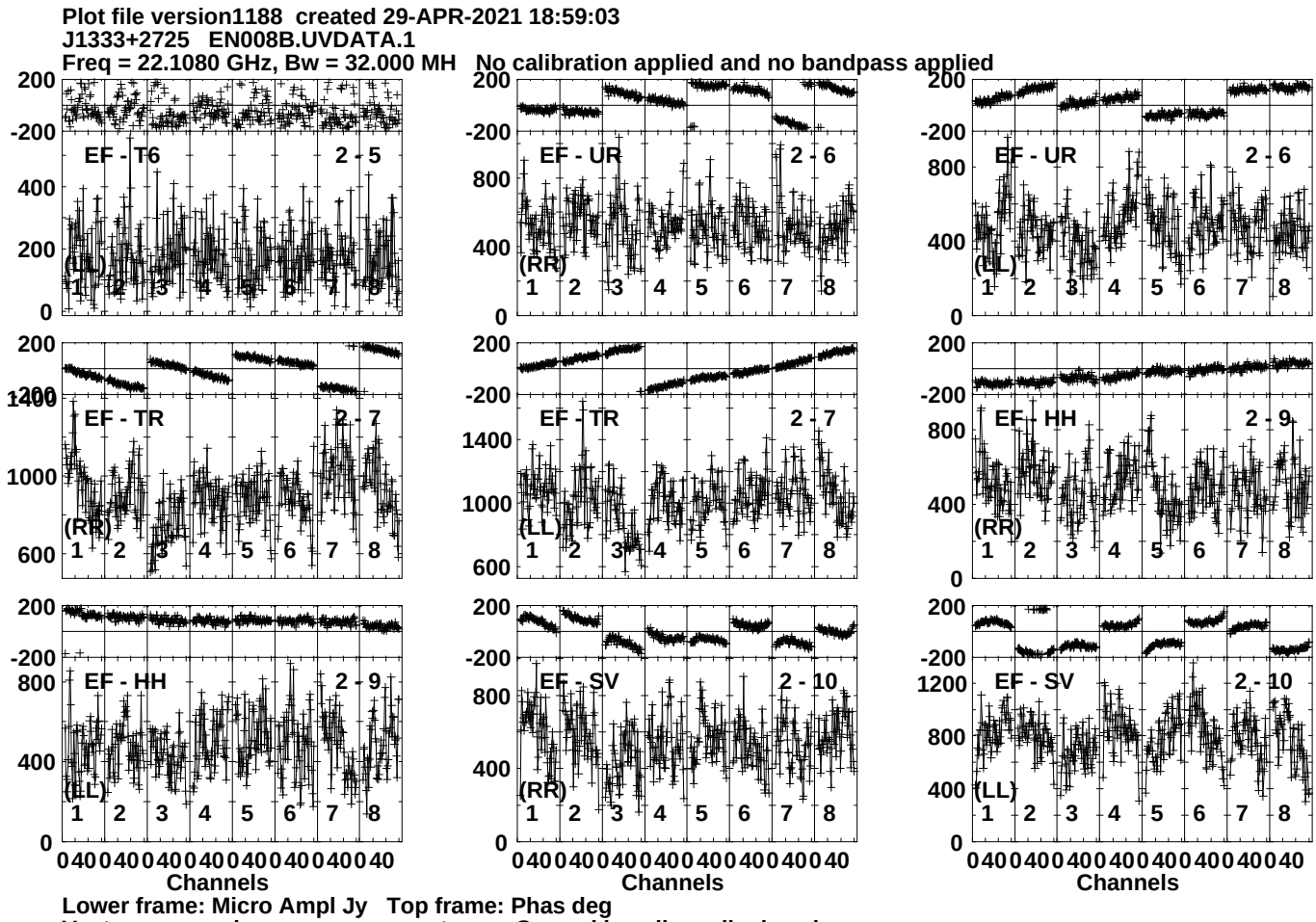
Plot file version1188 created 29-APR-2021 18:59:03
J1333+2725 EN008B.UVDATA.1
Freq = 22.1080 GHz, Bw = 32.000 MH No calibration applied and no bandpass applied
EF - T6 2 - 5
EF - UR 2 - 6
EF - UR 2 - 6
EF - TR 2 - 7
EF - TR 2 - 7
EF - HH 2 - 9
EF - HH 2 - 9
EF - SV 2 - 10
EF - SV 2 - 10
(LL)
(RR)
(LL)
(RR)
(LL)
(RR)
(LL)
(RR)
(LL)
1 2 3 4 5 6 7 8
Channels
Lower frame: Micro Ampl Jy Top frame: Phas deg
Vector averaged cross-power spectrum Several baselines displayed
Timerange: 01/00:26:51 to 01/00:27:49

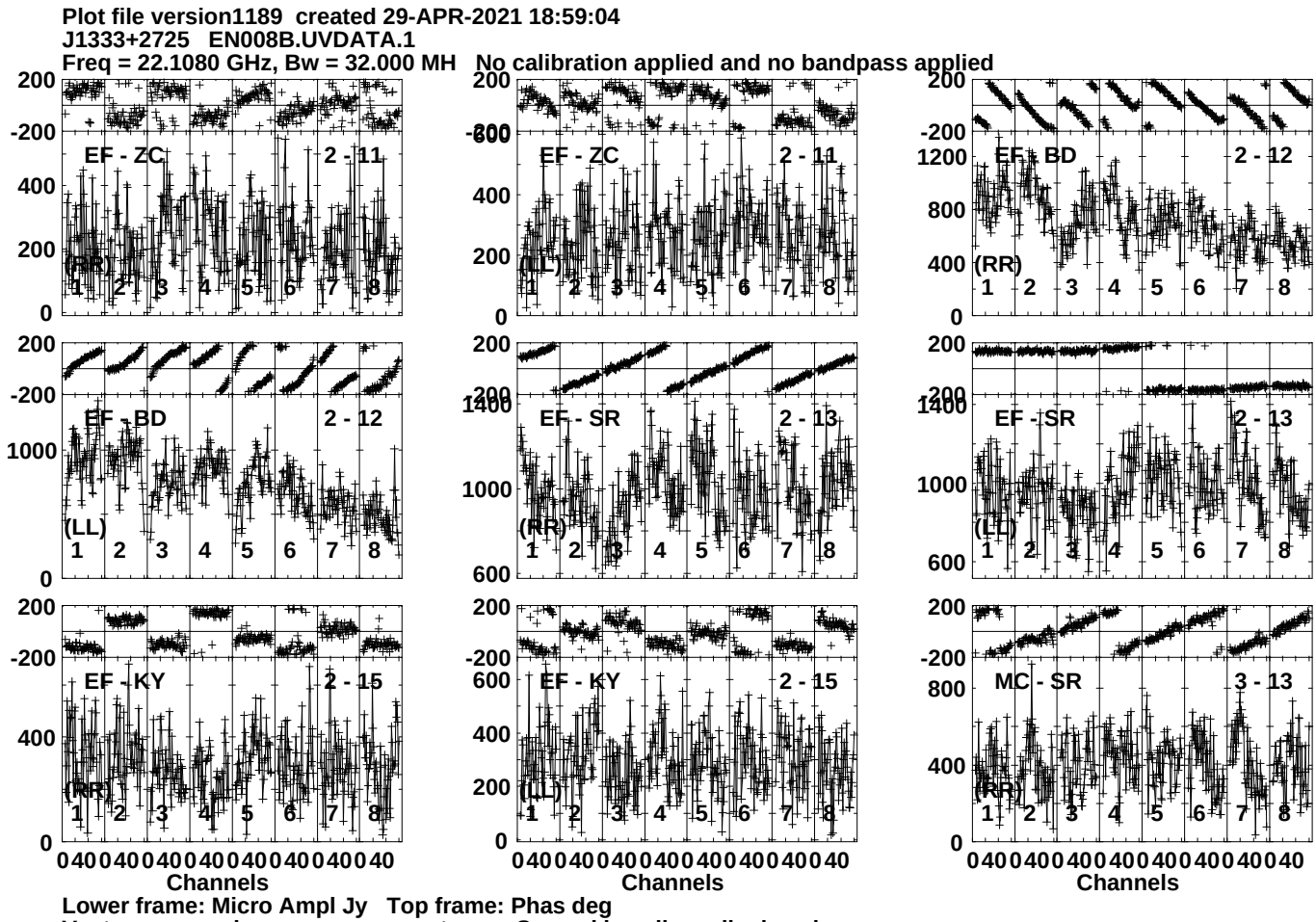
Plot file version1189 created 29-APR-2021 18:59:04
J1333+2725 EN008B.UVDATA.1
Freq = 22.1080 GHz, Bw = 32.000 MH No calibration applied and no bandpass applied
EF - ZC 2 - 11
(RR)
EF - ZC 2 - 11
(LL)
EF - BD 2 - 12
(RR)
EF - BD 2 - 12
(LL)
EF - SR 2 - 13
(RR)
EF - SR 2 - 13
(LL)
EF - KY 2 - 15
(RR)
EF - KY 2 - 15
(LL)
MC - SR 3 - 13
(RR)
Channels
Channels
Channels
Lower frame: Micro Ampl Jy Top frame: Phas deg
Vector averaged cross-power spectrum Several baselines displayed
Timerange: 01/00:26:51 to 01/00:27:49

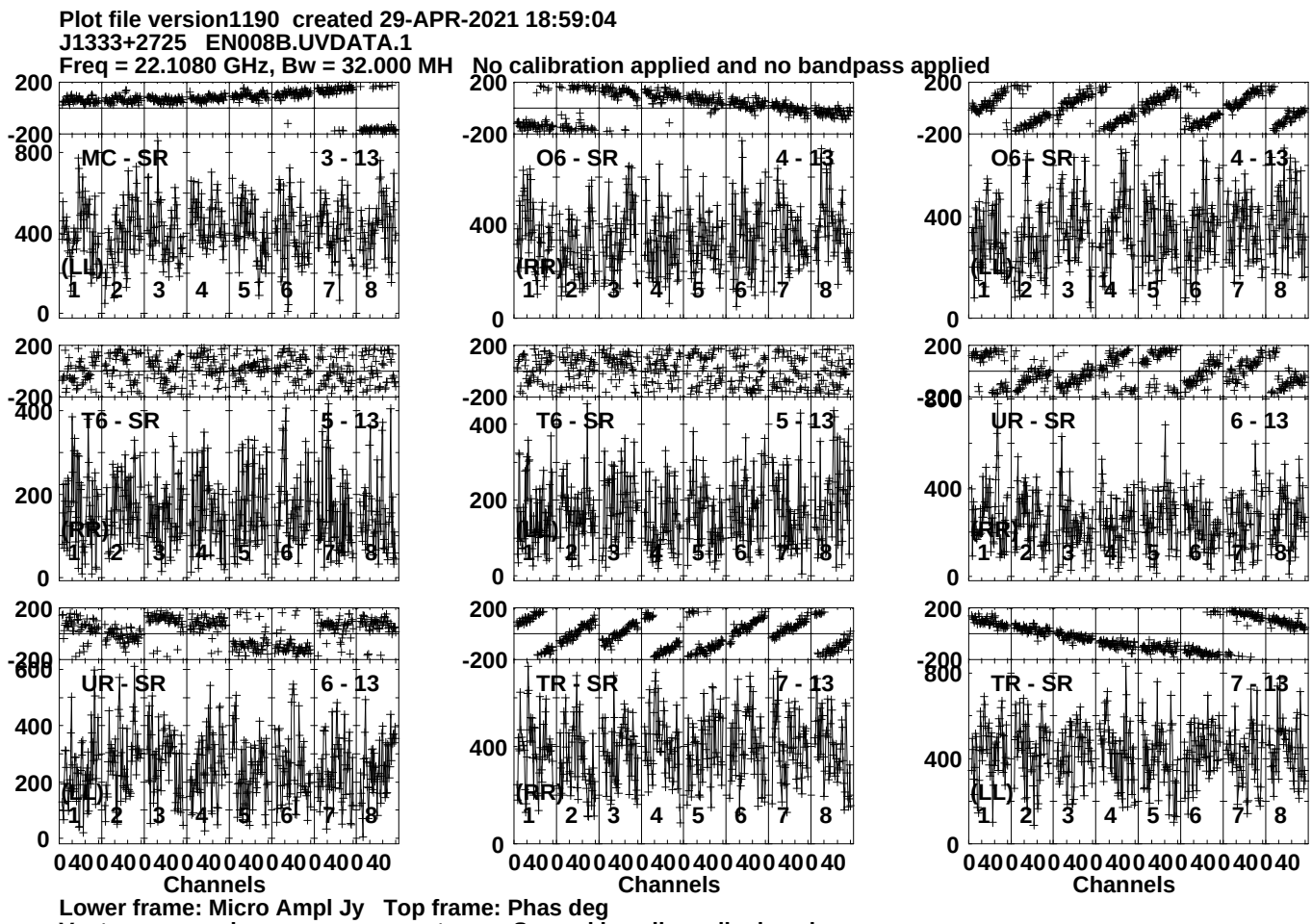
Plot file version1190 created 29-APR-2021 18:59:04
J1333+2725 EN008B.UVDATA.1
Freq = 22.1080 GHz, Bw = 32.000 MH No calibration applied and no bandpass applied
MC - SR 3 - 13
O6 - SR 4 - 13
O6 - SR 4 - 13
T6 - SR 5 - 13
T6 - SR 5 - 13
UR - SR 6 - 13
UR - SR 6 - 13
TR - SR 7 - 13
TR - SR 7 - 13
(LL)
(RR)
(LL)
(RR)
(LL)
(RR)
(LL)
(RR)
(LL)
200
-200
800
400
0
1 2 3 4 5 6 7 8
0 40 0 40 0 40 0 40 0 40 0 40 0 40 0 40
Channels
Lower frame: Micro Ampl Jy Top frame: Phas deg
Vector averaged cross-power spectrum Several baselines displayed
Timerange: 01/00:26:51 to 01/00:27:49

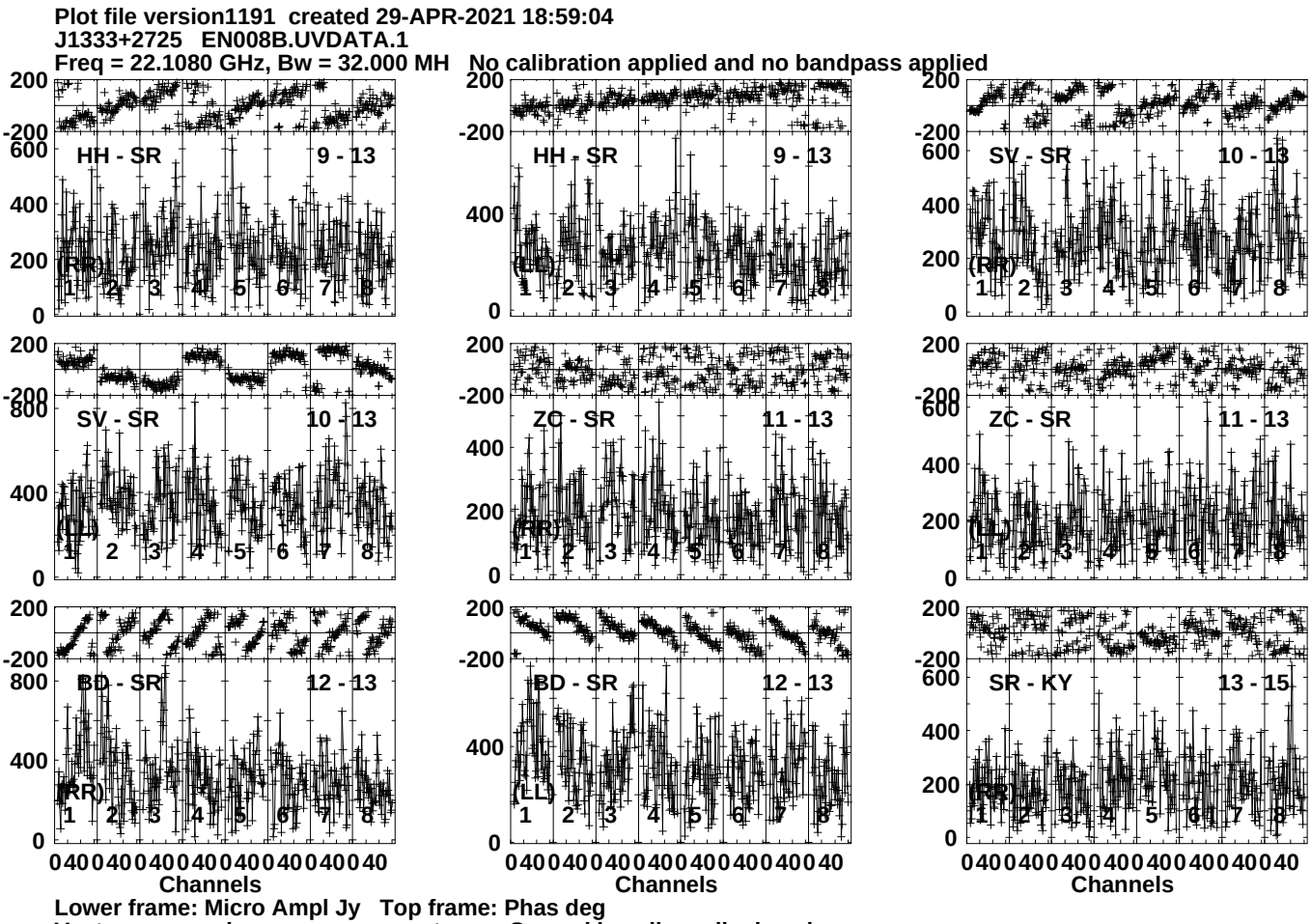
Plot file version1191 created 29-APR-2021 18:59:04
J1333+2725 EN008B.UVDATA.1
Freq = 22.1080 GHz, Bw = 32.000 MH No calibration applied and no bandpass applied
HH - SR 9 - 13
(RR)
HH - SR 9 - 13
(LL)
SV - SR 10 - 13
(RR)
SV - SR 10 - 13
(LL)
ZC - SR 11 - 13
(RR)
ZC - SR 11 - 13
(LL)
BD - SR 12 - 13
(RR)
BD - SR 12 - 13
(LL)
SR - KY 13 - 15
(RR)
Channels
Channels
Channels
Lower frame: Micro Ampl Jy Top frame: Phas deg
Vector averaged cross-power spectrum Several baselines displayed
Timerange: 01/00:26:51 to 01/00:27:49

Plot file version1192 created 29-APR-2021 18:59:04
J1333+2725 EN008B.UVDATA.1
Freq = 22.1080 GHz, Bw = 32.000 MH No calibration applied and no bandpass applied

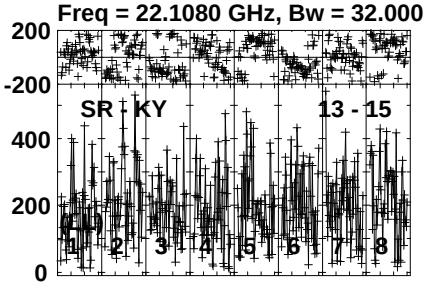

Lower frame: Micro Ampl Jy Top frame: Phas deg
Vector averaged cross-power spectrum Several baselines displayed
Timerange: 01/00:26:51 to 01/00:27:49

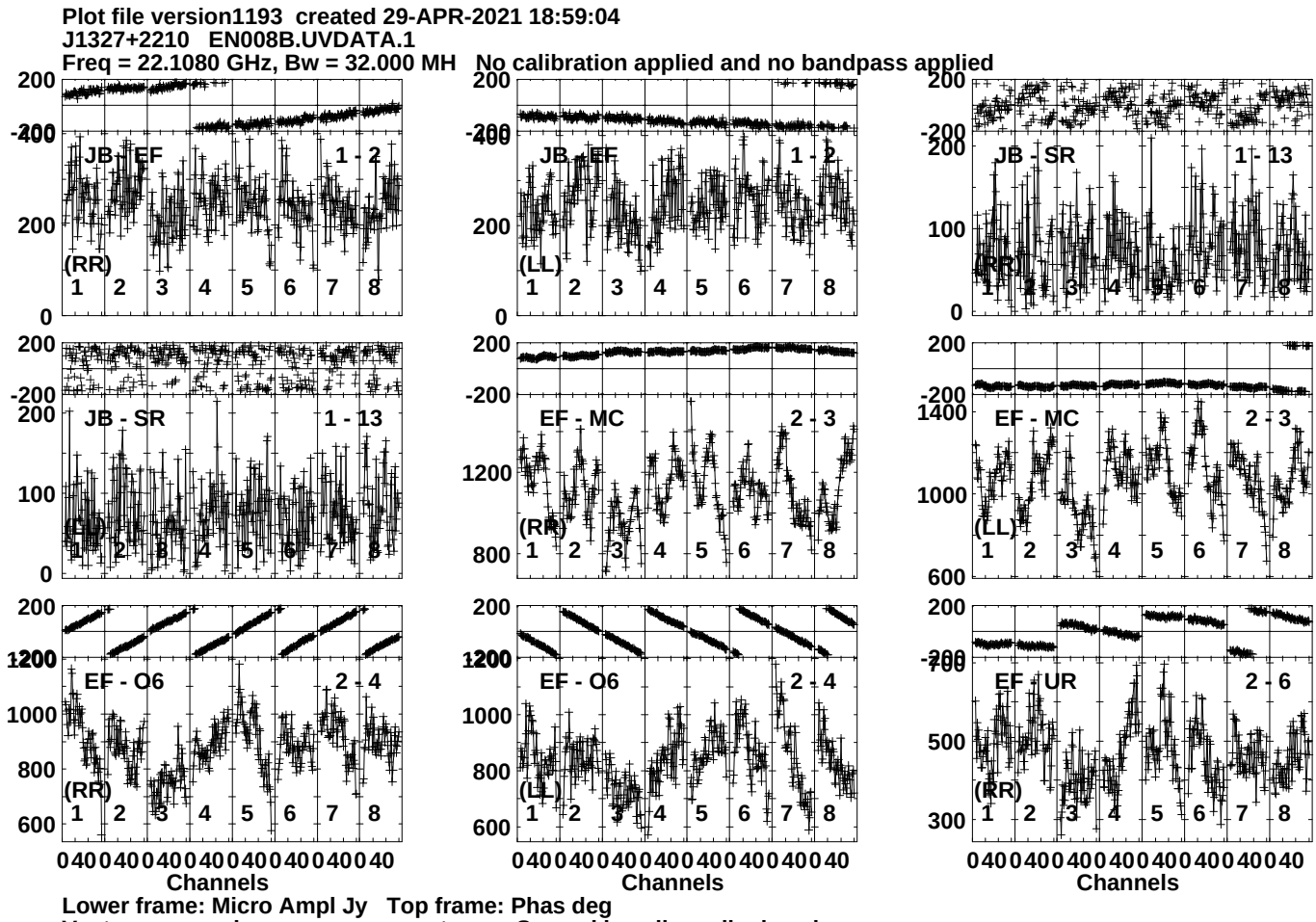
Plot file version1193 created 29-APR-2021 18:59:04
J1327+2210 EN008B.UVDATA.1
Freq = 22.1080 GHz, Bw = 32.000 MH No calibration applied and no bandpass applied
JB - EF 1 - 2
(RR)
JB - EF 1 - 2
(LL)
JB - SR 1 - 13
(RR)
JB - SR 1 - 13
(LL)
EF - MC 2 - 3
(RR)
EF - MC 2 - 3
(LL)
EF - O6 2 - 4
(RR)
EF - O6 2 - 4
(LL)
EF - UR 2 - 6
(RR)
Channels
Channels
Channels
Lower frame: Micro Ampl Jy Top frame: Phas deg
Vector averaged cross-power spectrum Several baselines displayed
Timerange: 01/00:27:51 to 01/00:32:49

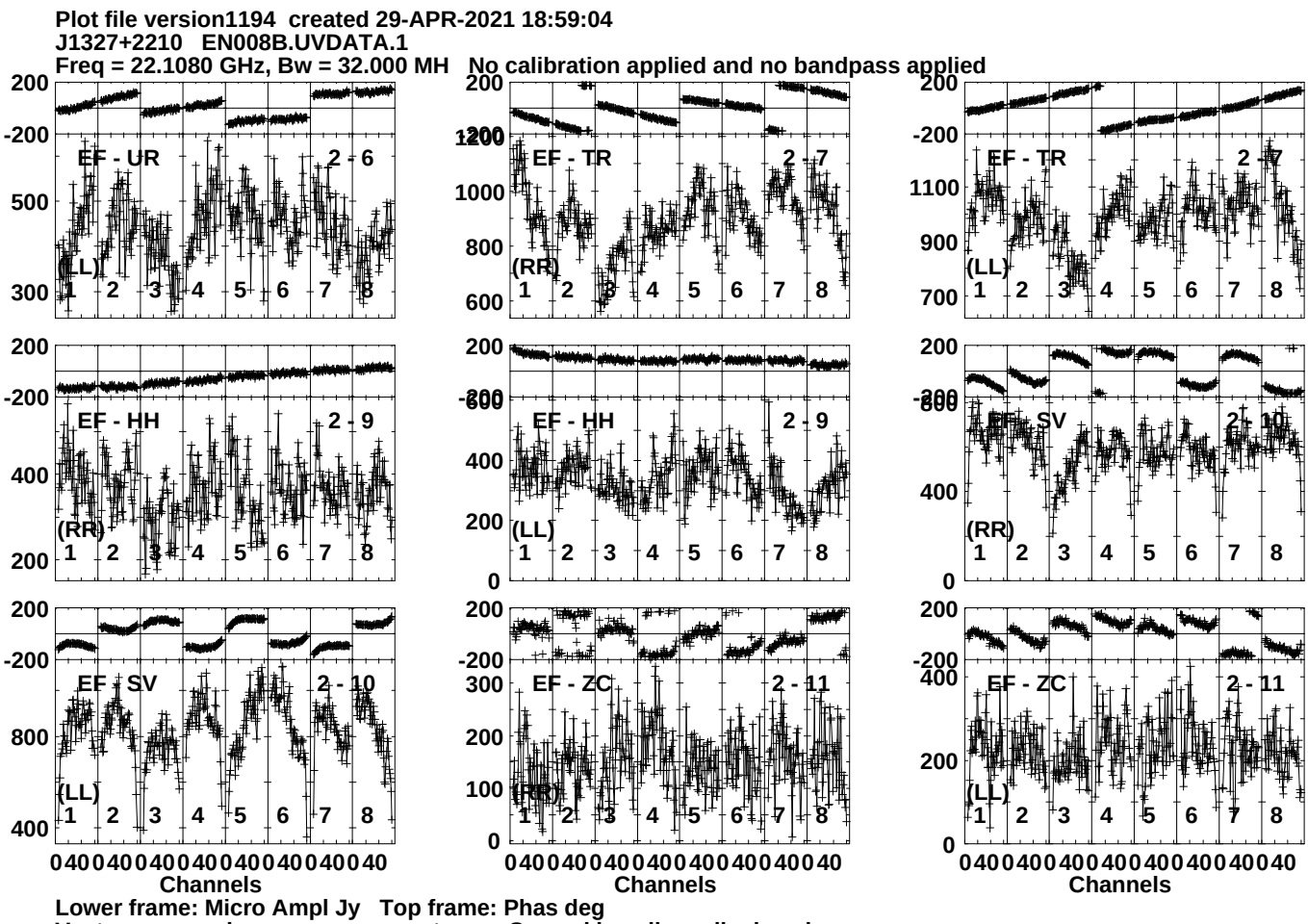
Plot file version1194 created 29-APR-2021 18:59:04
J1327+2210 EN008B.UVDATA.1
Freq = 22.1080 GHz, Bw = 32.000 MH No calibration applied and no bandpass applied
EF - UR 2 - 6
(LL)
EF - TR 2 - 7
(RR)
EF - TR 2 - 7
(LL)
EF - HH 2 - 9
(RR)
EF - HH 2 - 9
(LL)
EF - SV 2 - 10
(RR)
EF - SV 2 - 10
(LL)
EF - ZC 2 - 11
(RR)
EF - ZC 2 - 11
(LL)
Channels
Channels
Channels
Lower frame: Micro Ampl Jy Top frame: Phas deg
Vector averaged cross-power spectrum Several baselines displayed
Timerange: 01/00:27:51 to 01/00:32:49

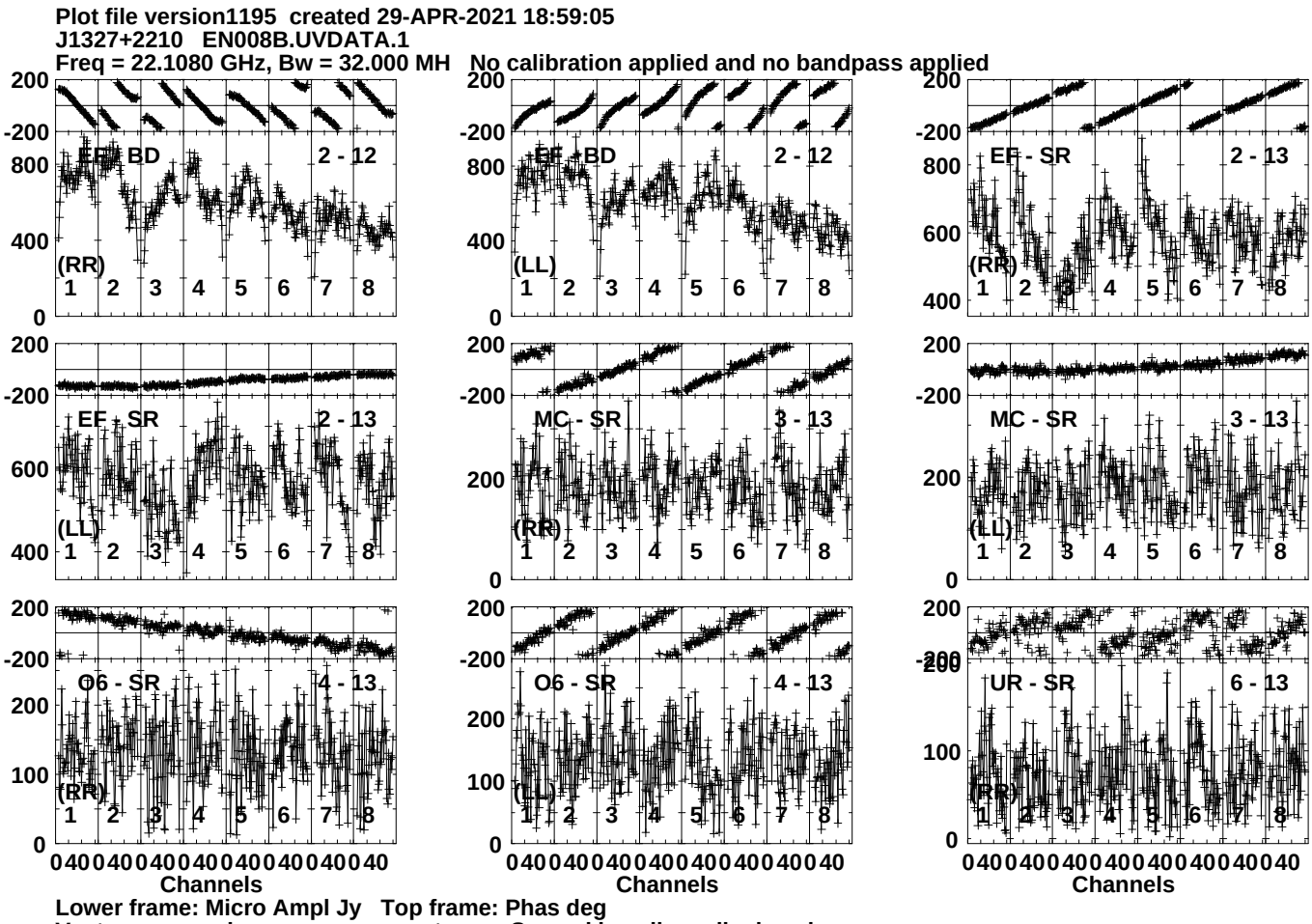
Plot file version1195 created 29-APR-2021 18:59:05
J1327+2210 EN008B.UVDATA.1
Freq = 22.1080 GHz, Bw = 32.000 MH No calibration applied and no bandpass applied
EF - BD 2 - 12 (RR)
EF - BD 2 - 12 (LL)
EF - SR 2 - 13 (RR)
EF - SR 2 - 13 (LL)
MC - SR 3 - 13 (RR)
MC - SR 3 - 13 (LL)
O6 - SR 4 - 13 (RR)
O6 - SR 4 - 13 (LL)
UR - SR 6 - 13 (RR)
Channels
Lower frame: Micro Ampl Jy Top frame: Phas deg
Vector averaged cross-power spectrum Several baselines displayed
Timerange: 01/00:27:51 to 01/00:32:49

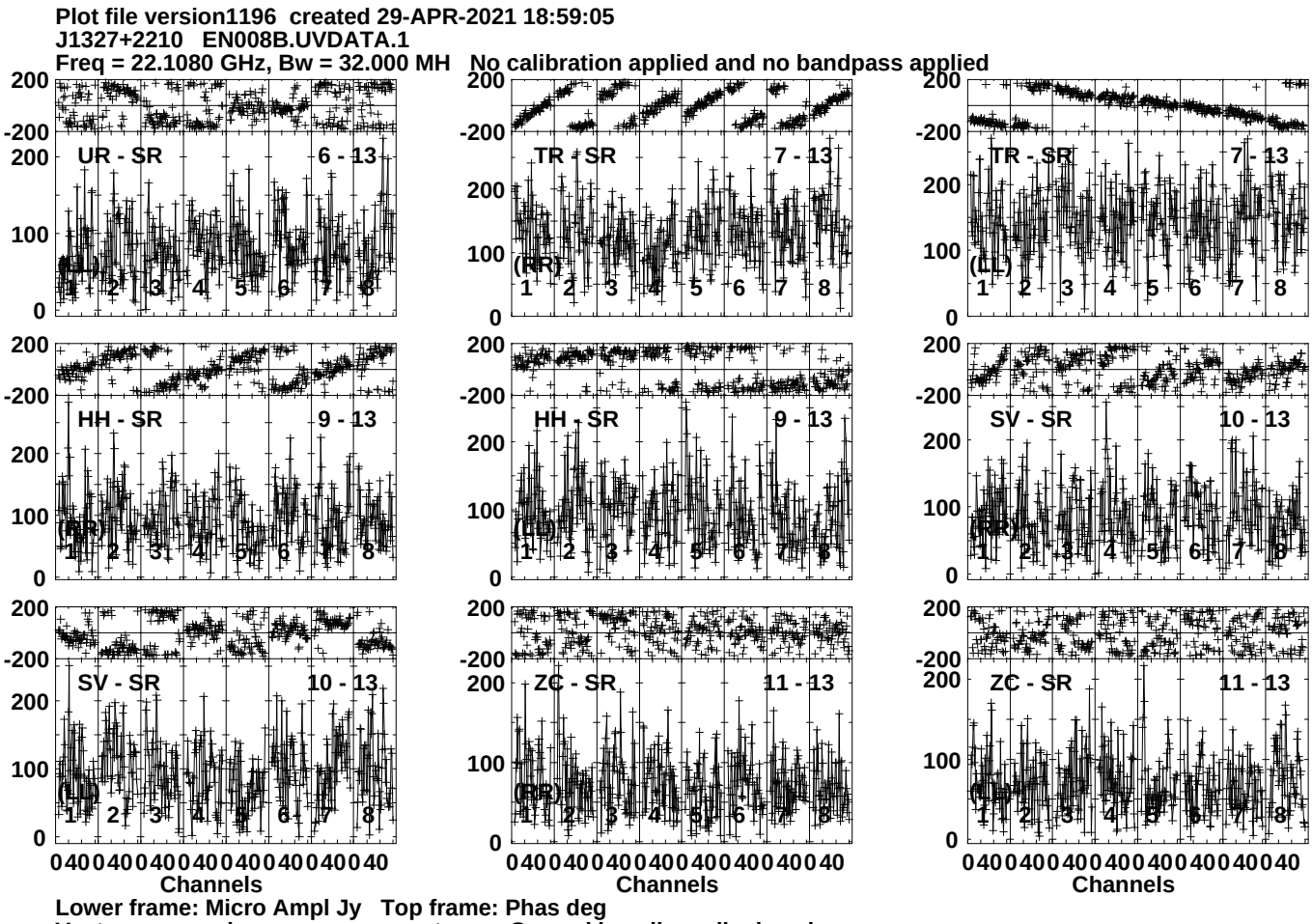
Plot file version1196 created 29-APR-2021 18:59:05
J1327+2210 EN008B.UVDATA.1
Freq = 22.1080 GHz, Bw = 32.000 MH No calibration applied and no bandpass applied
UR - SR
6 - 13
(LL)
TR - SR
7 - 13
(RR)
TR - SR
7 - 13
(LL)
HH - SR
9 - 13
(RR)
HH - SR
9 - 13
(LL)
SV - SR
10 - 13
(RR)
SV - SR
10 - 13
(LL)
ZC - SR
11 - 13
(RR)
ZC - SR
11 - 13
(LL)
Channels
Channels
Channels
Lower frame: Micro Ampl Jy Top frame: Phas deg
Vector averaged cross-power spectrum Several baselines displayed
Timerange: 01/00:27:51 to 01/00:32:49

Plot file version1197 created 29-APR-2021 18:59:05
J1327+2210 EN008B.UVDATA.1
Freq = 22.1080 GHz, Bw = 32.000 MH No calibration applied and no bandpass applied

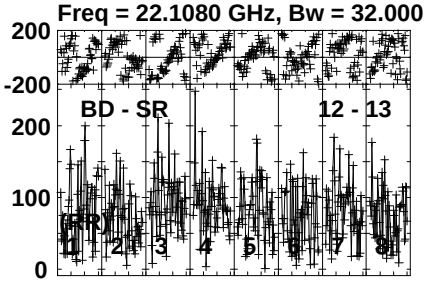

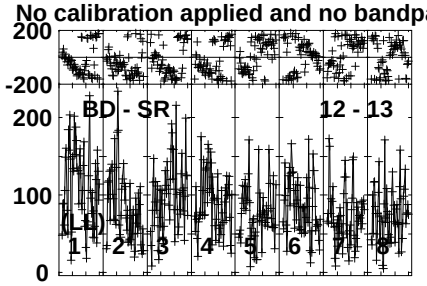

Lower frame: Micro Ampl Jy Top frame: Phas deg
Vector averaged cross-power spectrum Several baselines displayed
Timerange: 01/00:27:51 to 01/00:32:49

Plot file version1198 created 29-APR-2021 18:59:05
J1328+2752 EN008B.UVDATA.1
Freq = 22.1080 GHz, Bw = 32.000 MH No calibration applied and no bandpass applied

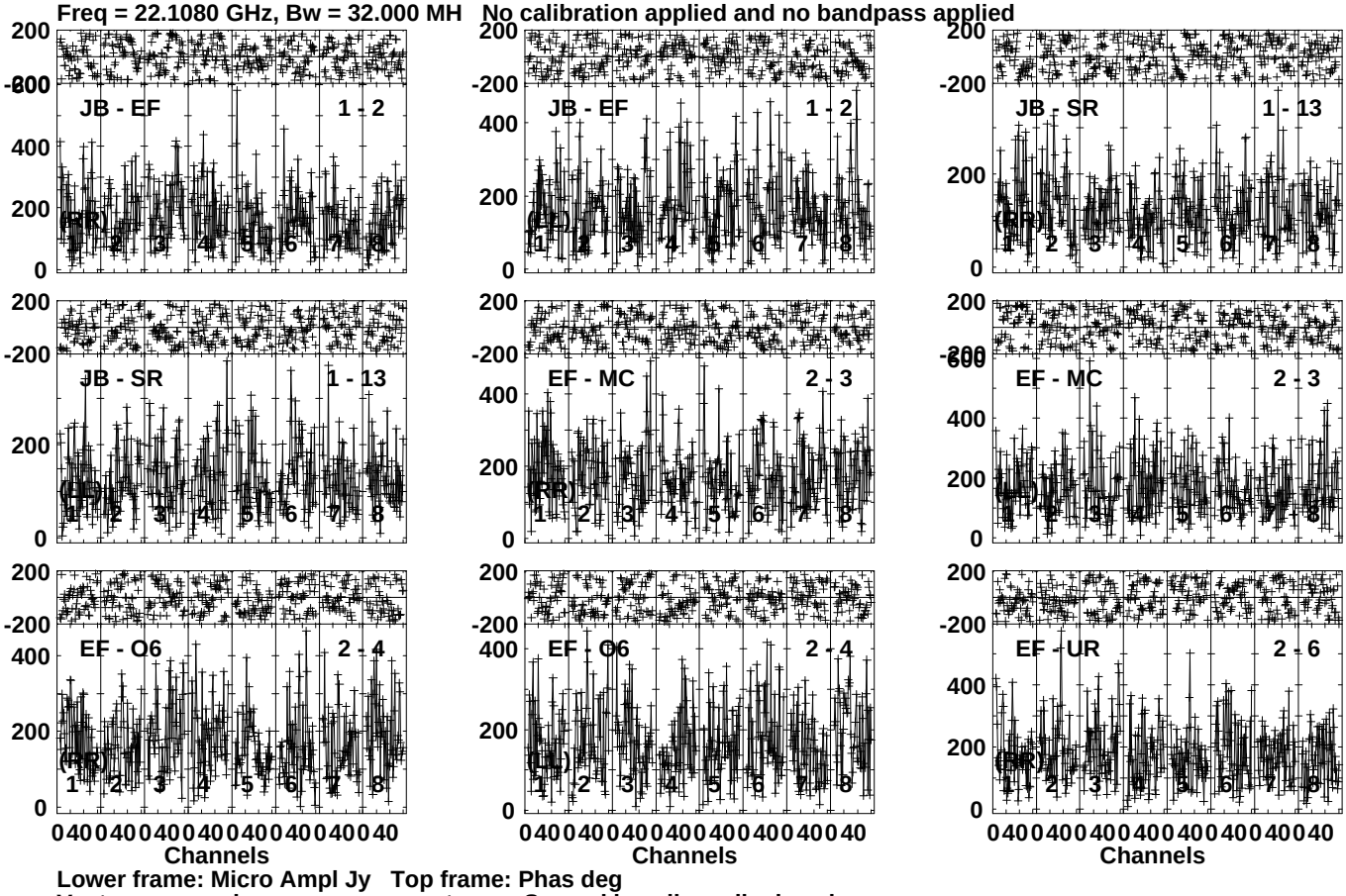

Lower frame: Micro Ampl Jy Top frame: Phas deg
Vector averaged cross-power spectrum Several baselines displayed
Timerange: 01/00:32:51 to 01/00:34:49

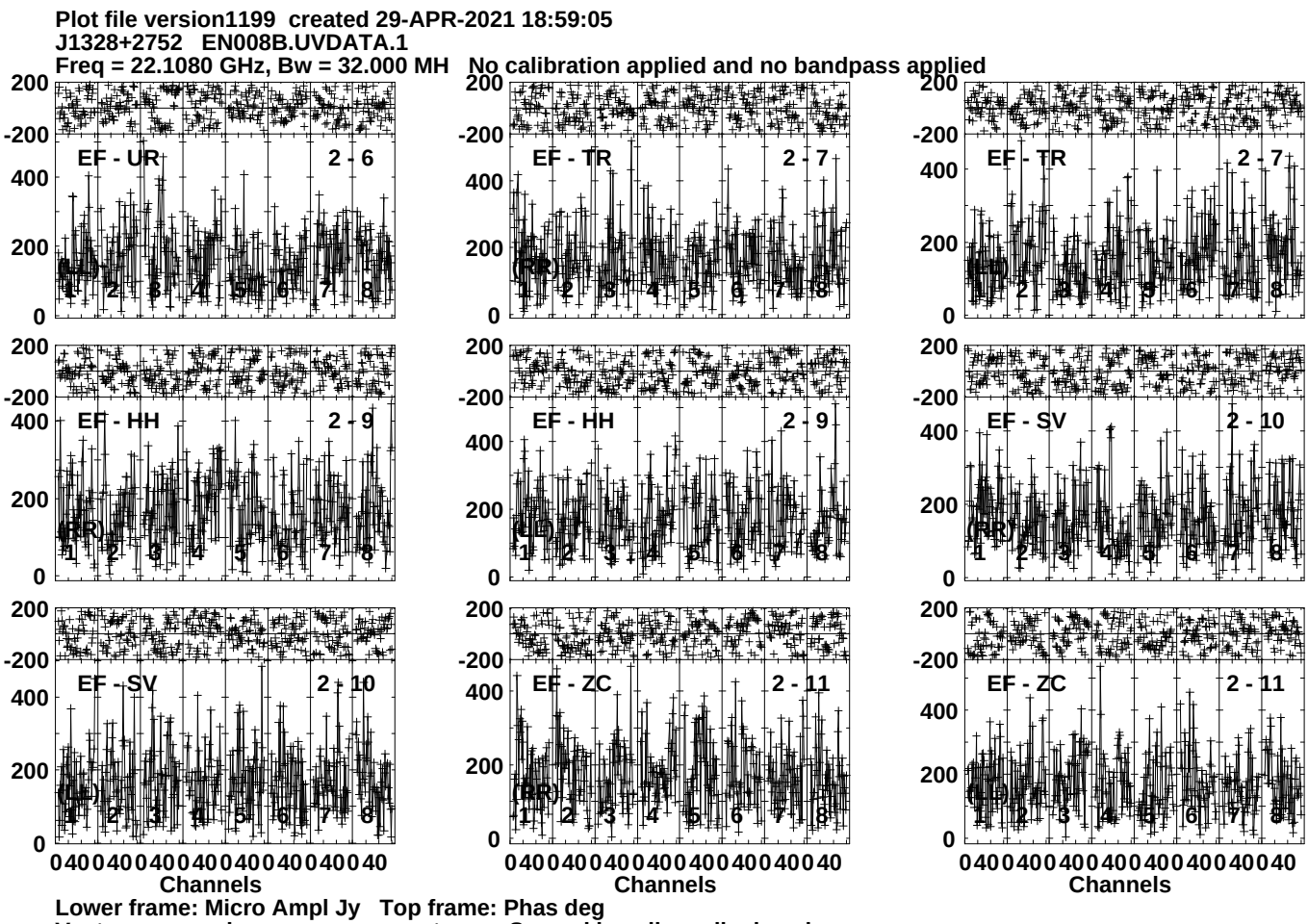
Plot file version1199 created 29-APR-2021 18:59:05
J1328+2752 EN008B.UVDATA.1
Freq = 22.1080 GHz, Bw = 32.000 MH No calibration applied and no bandpass applied
EF - UR 2 - 6
EF - TR 2 - 7
EF - TR 2 - 7
EF - HH 2 - 9
EF - HH 2 - 9
EF - SV 2 - 10
EF - SV 2 - 10
EF - ZC 2 - 11
EF - ZC 2 - 11
200
-200
400
200
0
(RR)
(LL)
1 2 3 4 5 6 7 8
0 40 0 40 0 40 0 40 0 40 0 40 0 40 0 40
Channels
Lower frame: Micro Ampl Jy Top frame: Phas deg
Vector averaged cross-power spectrum Several baselines displayed
Timerange: 01/00:32:51 to 01/00:34:49

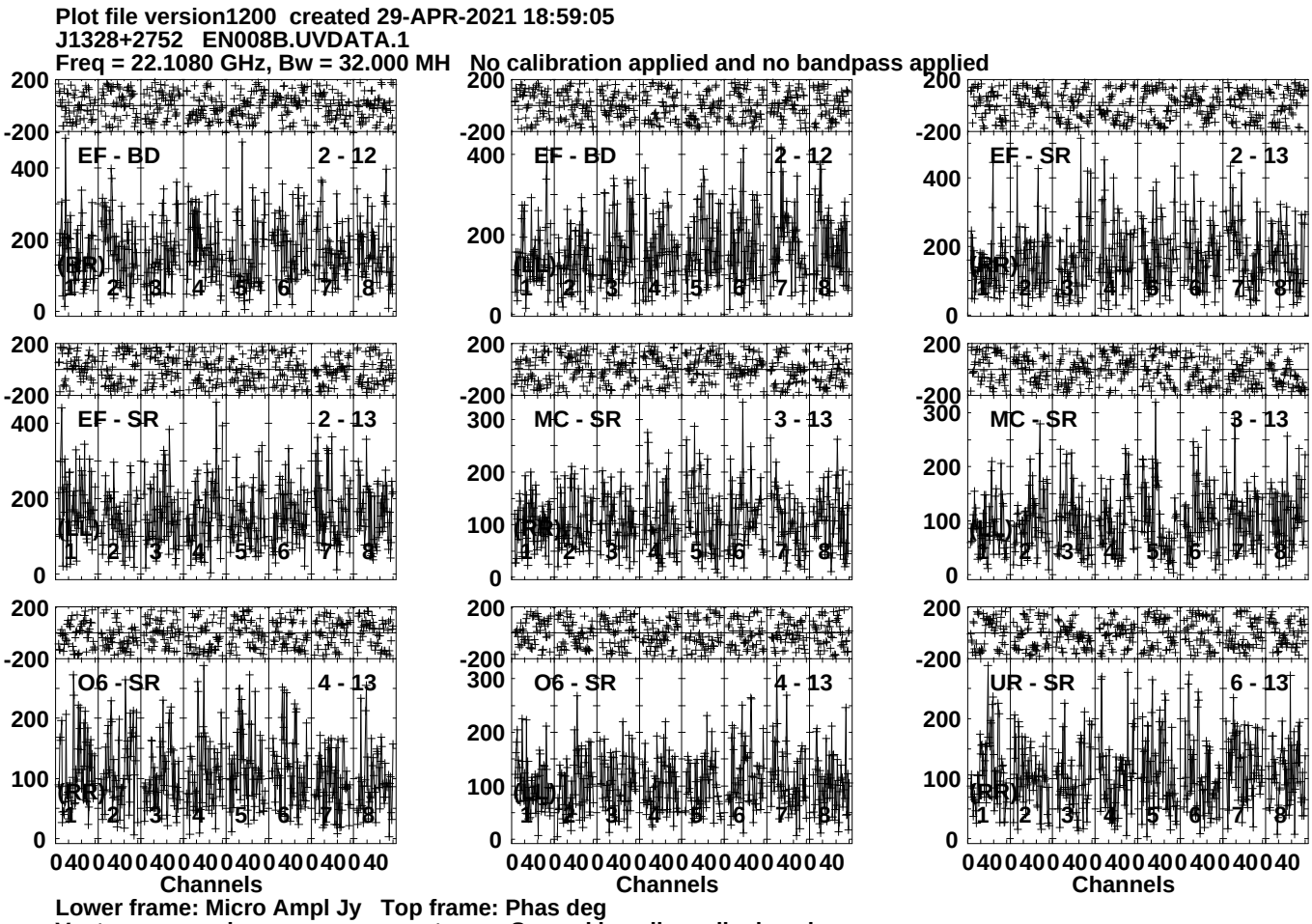
Plot file version1200 created 29-APR-2021 18:59:05
J1328+2752 EN008B.UVDATA.1
Freq = 22.1080 GHz, Bw = 32.000 MH No calibration applied and no bandpass applied
EF - BD 2 - 12
EF - BD 2 - 12
EF - SR 2 - 13
EF - SR 2 - 13
MC - SR 3 - 13
MC - SR 3 - 13
O6 - SR 4 - 13
O6 - SR 4 - 13
UR - SR 6 - 13
Channels
Channels
Channels
Lower frame: Micro Ampl Jy Top frame: Phas deg
Vector averaged cross-power spectrum Several baselines displayed
Timerange: 01/00:32:51 to 01/00:34:49

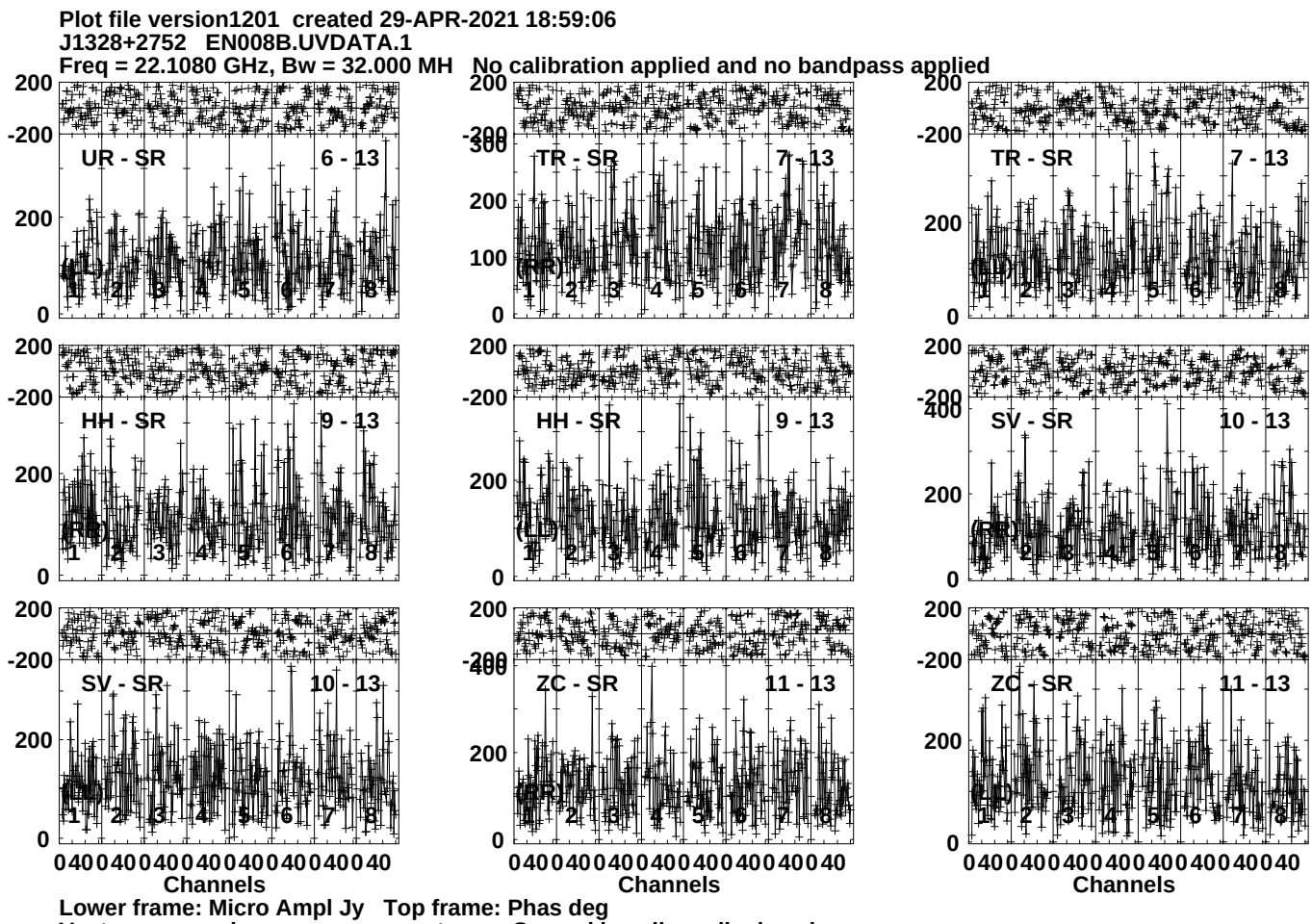
Plot file version1201 created 29-APR-2021 18:59:06
J1328+2752 EN008B.UVDATA.1
Freq = 22.1080 GHz, Bw = 32.000 MH No calibration applied and no bandpass applied
UR - SR 6 - 13
TR - SR 7 - 13
TR - SR 7 - 13
HH - SR 9 - 13
HH - SR 9 - 13
SV - SR 10 - 13
SV - SR 10 - 13
ZC - SR 11 - 13
ZC - SR 11 - 13
(RR)
(LL)
Channels
Lower frame: Micro Ampl Jy Top frame: Phas deg
Vector averaged cross-power spectrum Several baselines displayed
Timerange: 01/00:32:51 to 01/00:34:49

Plot file version1202 created 29-APR-2021 18:59:06
J1328+2752 EN008B.UVDATA.1
Freq = 22.1080 GHz, Bw = 32.000 MH No calibration applied and no bandpass applied

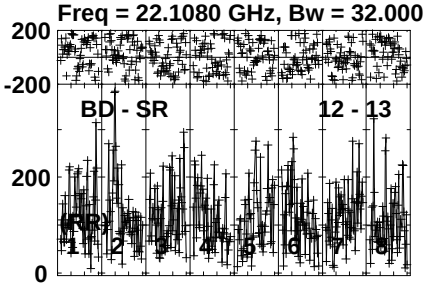

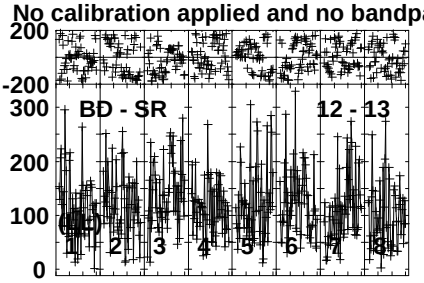

Lower frame: Micro Ampl Jy Top frame: Phas deg
Vector averaged cross-power spectrum Several baselines displayed
Timerange: 01/00:32:51 to 01/00:34:49

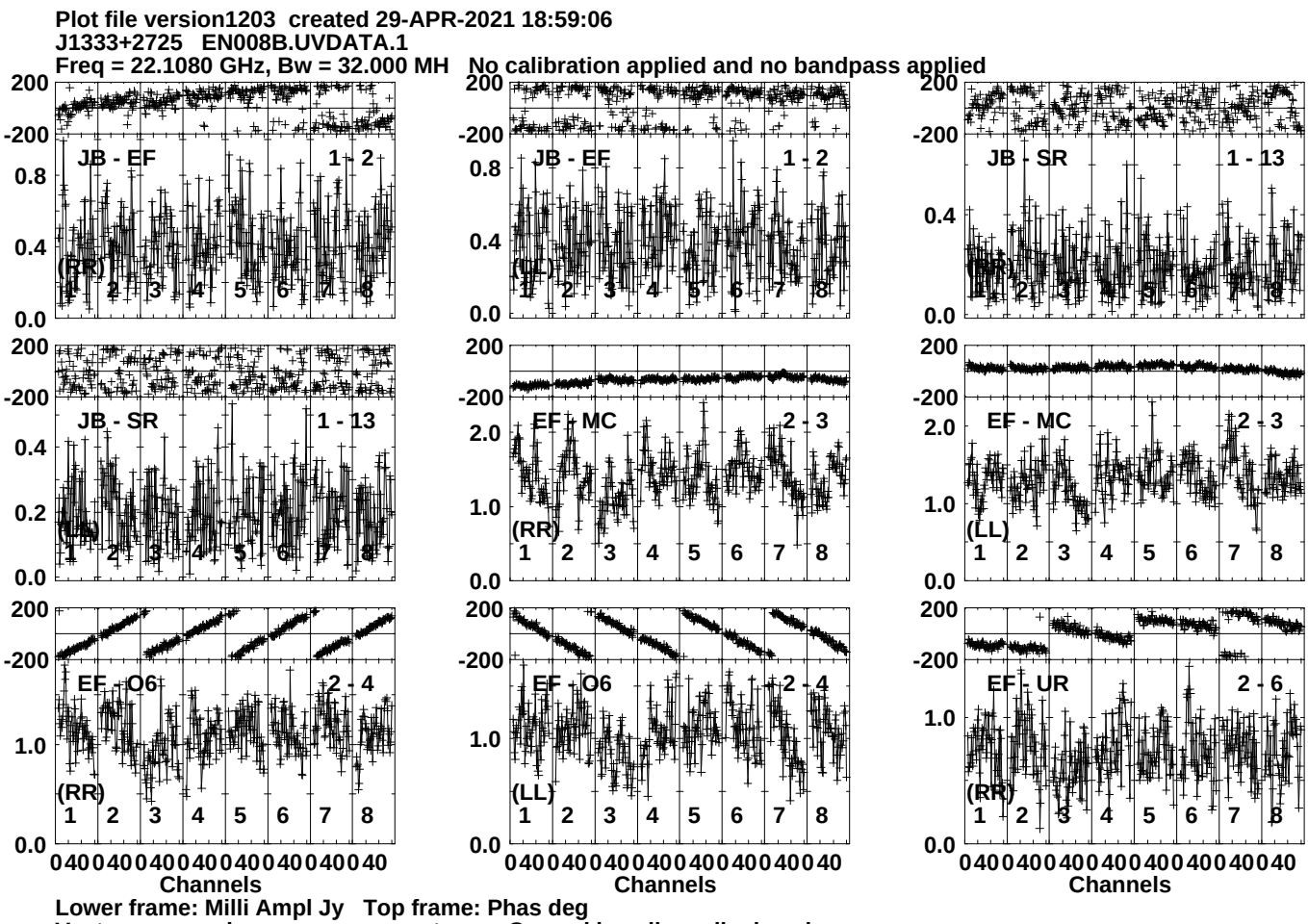
Plot file version1203 created 29-APR-2021 18:59:06
J1333+2725 EN008B.UVDATA.1
Freq = 22.1080 GHz, Bw = 32.000 MH No calibration applied and no bandpass applied
JB - EF 1 - 2
(RR)
JB - EF 1 - 2
(LL)
JB - SR 1 - 13
(RR)
JB - SR 1 - 13
(LL)
EF - MC 2 - 3
(RR)
EF - MC 2 - 3
(LL)
EF - O6 2 - 4
(RR)
EF - O6 2 - 4
(LL)
EF - UR 2 - 6
(RR)
Channels
Channels
Channels
Lower frame: Milli Ampl Jy Top frame: Phas deg
Vector averaged cross-power spectrum Several baselines displayed
Timerange: 01/00:34:51 to 01/00:35:49

Plot file version1204 created 29-APR-2021 18:59:06
J1333+2725 EN008B.UVDATA.1
Freq = 22.1080 GHz, Bw = 32.000 MH No calibration applied and no bandpass applied

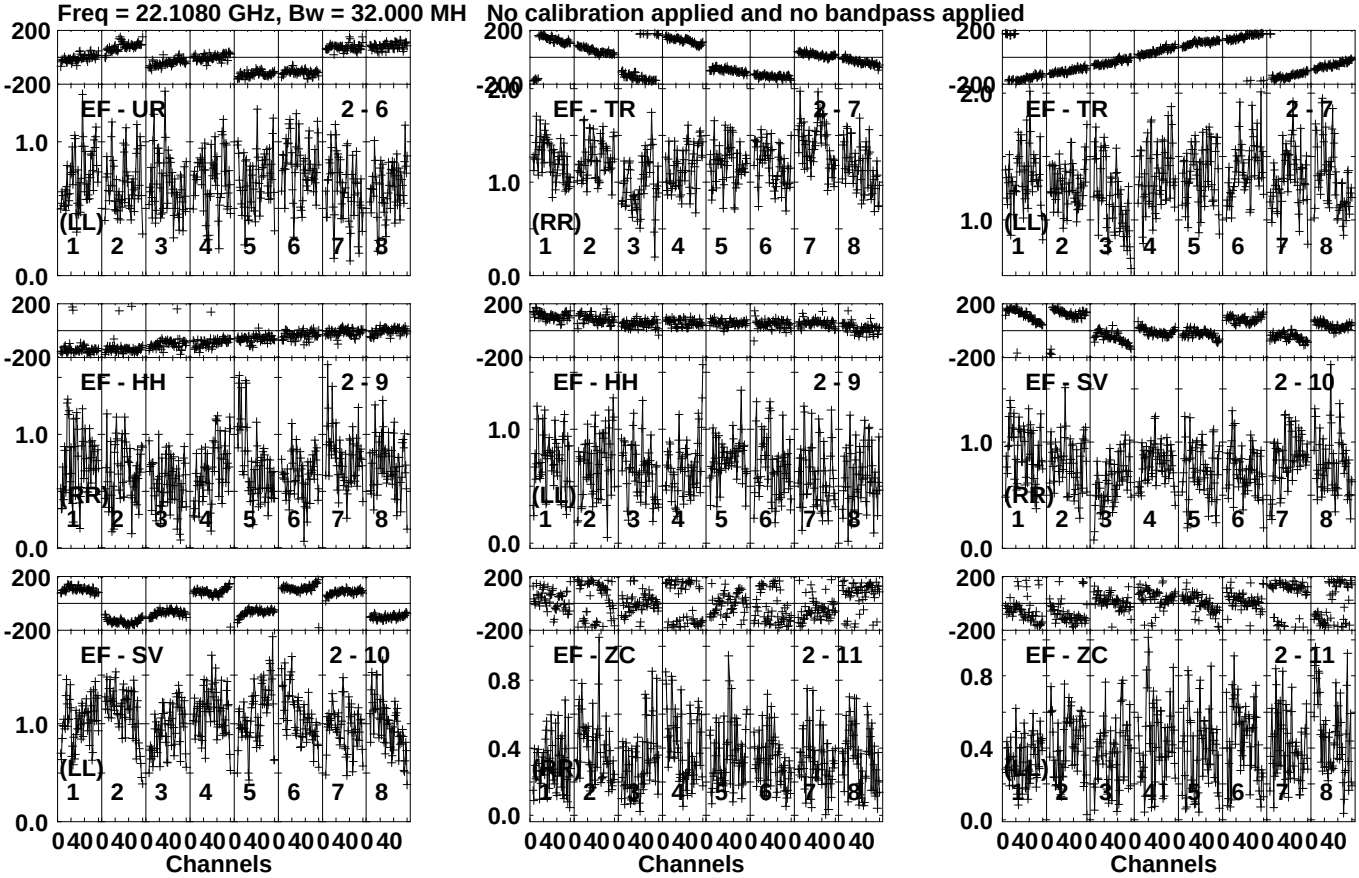

Lower frame: Milli Ampl Jy Top frame: Phas deg
Vector averaged cross-power spectrum Several baselines displayed
Timerange: 01/00:34:51 to 01/00:35:49

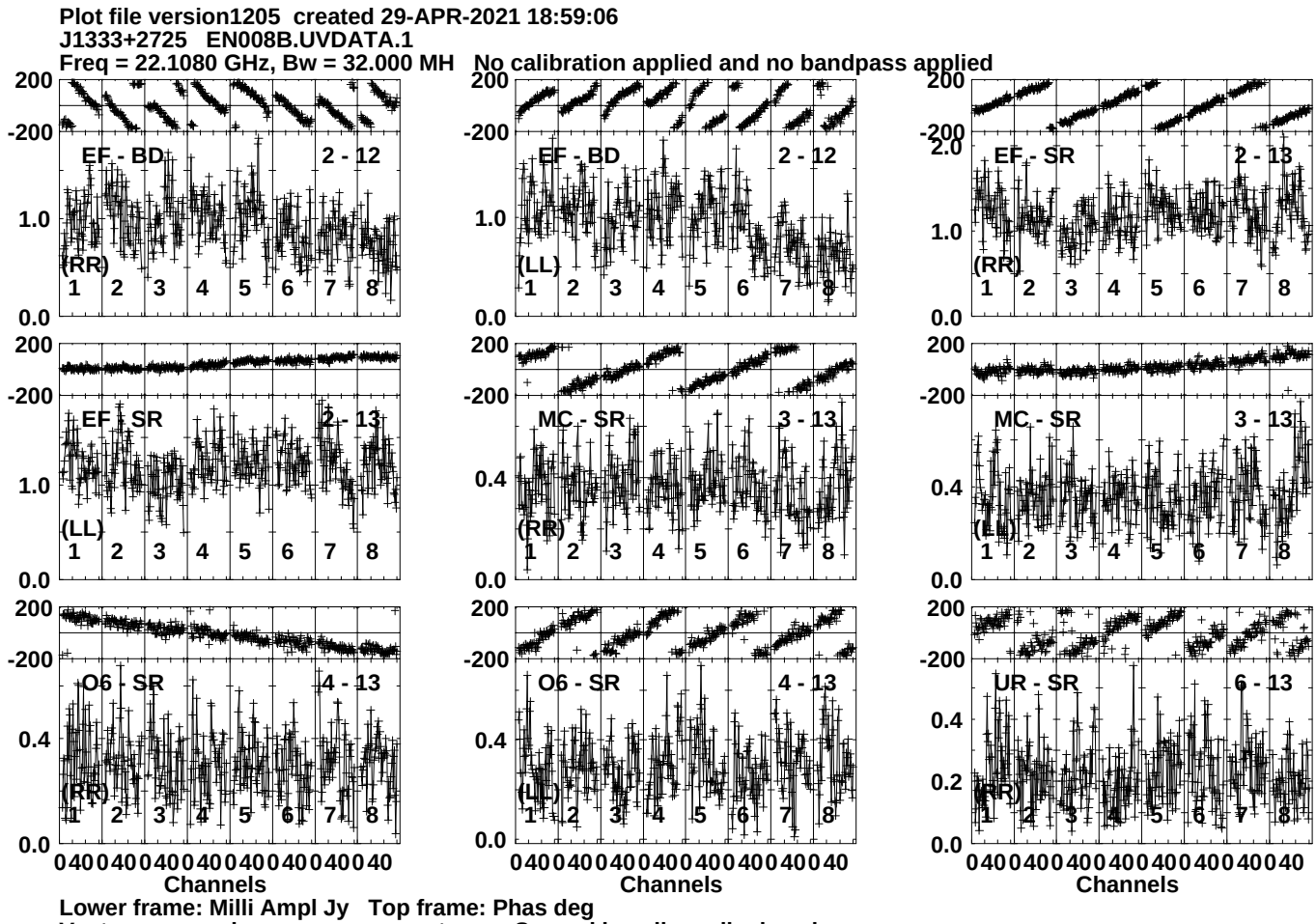
Plot file version1205 created 29-APR-2021 18:59:06
J1333+2725 EN008B.UVDATA.1
Freq = 22.1080 GHz, Bw = 32.000 MH No calibration applied and no bandpass applied
EF - BD 2 - 12
(RR)
EF - BD 2 - 12
(LL)
EF - SR 2 - 13
(RR)
EF - SR 2 - 13
(LL)
MC - SR 3 - 13
(RR)
MC - SR 3 - 13
(LL)
O6 - SR 4 - 13
(RR)
O6 - SR 4 - 13
(LL)
UR - SR 6 - 13
(RR)
Channels
Channels
Channels
Lower frame: Milli Ampl Jy Top frame: Phas deg
Vector averaged cross-power spectrum Several baselines displayed
Timerange: 01/00:34:51 to 01/00:35:49

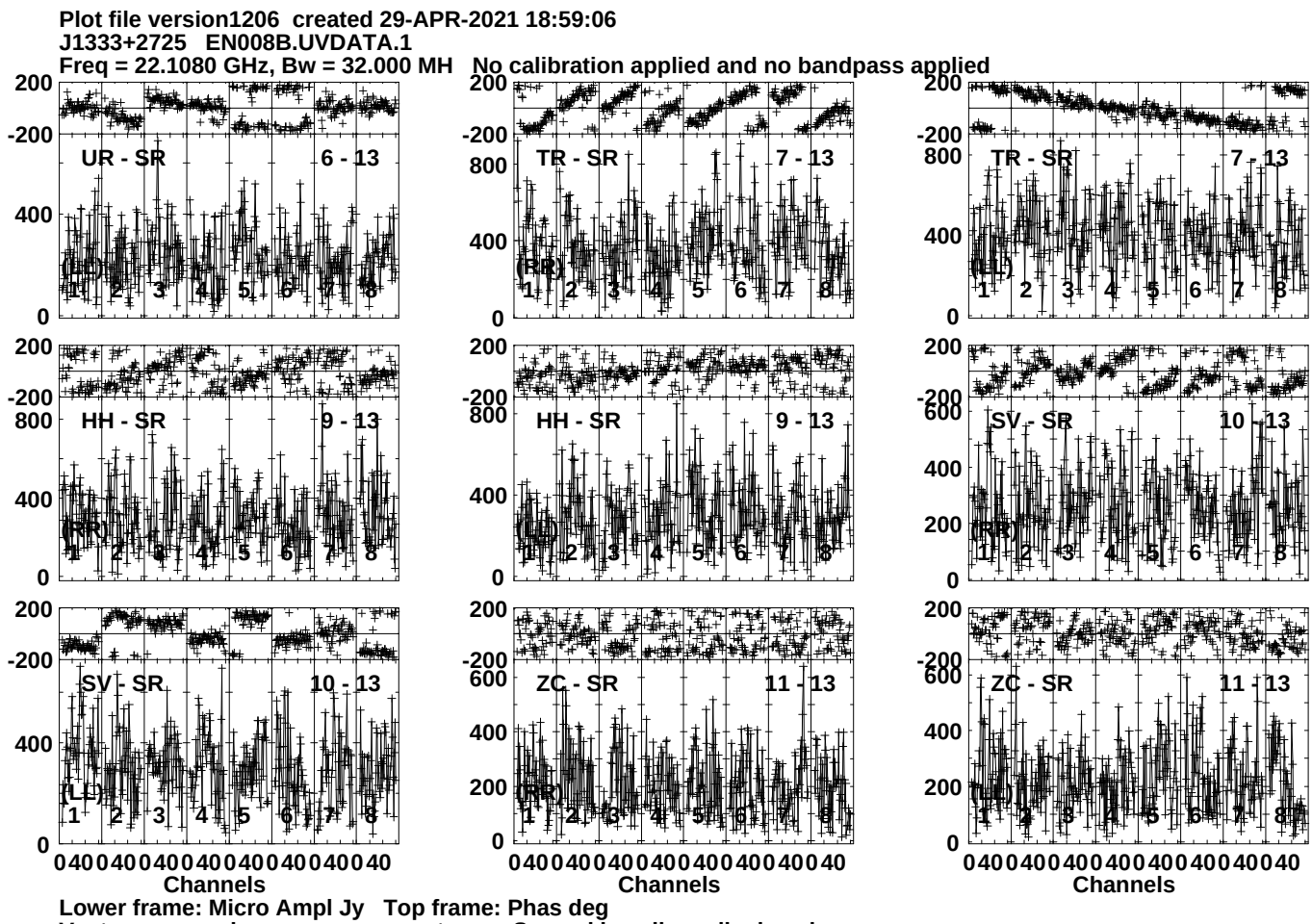
Plot file version1206 created 29-APR-2021 18:59:06
J1333+2725 EN008B.UVDATA.1
Freq = 22.1080 GHz, Bw = 32.000 MH No calibration applied and no bandpass applied
UR - SR 6 - 13
TR - SR 7 - 13
TR - SR 7 - 13
HH - SR 9 - 13
HH - SR 9 - 13
SV - SR 10 - 13
SV - SR 10 - 13
ZC - SR 11 - 13
ZC - SR 11 - 13
(LL)
(RR)
Channels
Lower frame: Micro Ampl Jy Top frame: Phas deg
Vector averaged cross-power spectrum Several baselines displayed
Timerange: 01/00:34:51 to 01/00:35:49

Plot file version1207 created 29-APR-2021 18:59:06
J1333+2725 EN008B.UVDATA.1
Freq = 22.1080 GHz, Bw = 32.000 MH No calibration applied and no bandpass applied

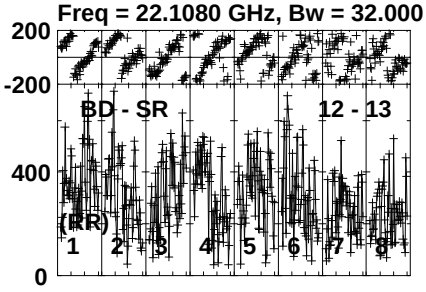

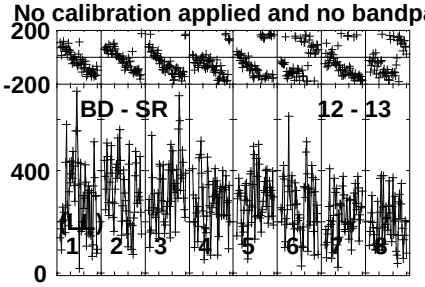

Lower frame: Micro Ampl Jy Top frame: Phas deg
Vector averaged cross-power spectrum Several baselines displayed
Timerange: 01/00:34:51 to 01/00:35:49

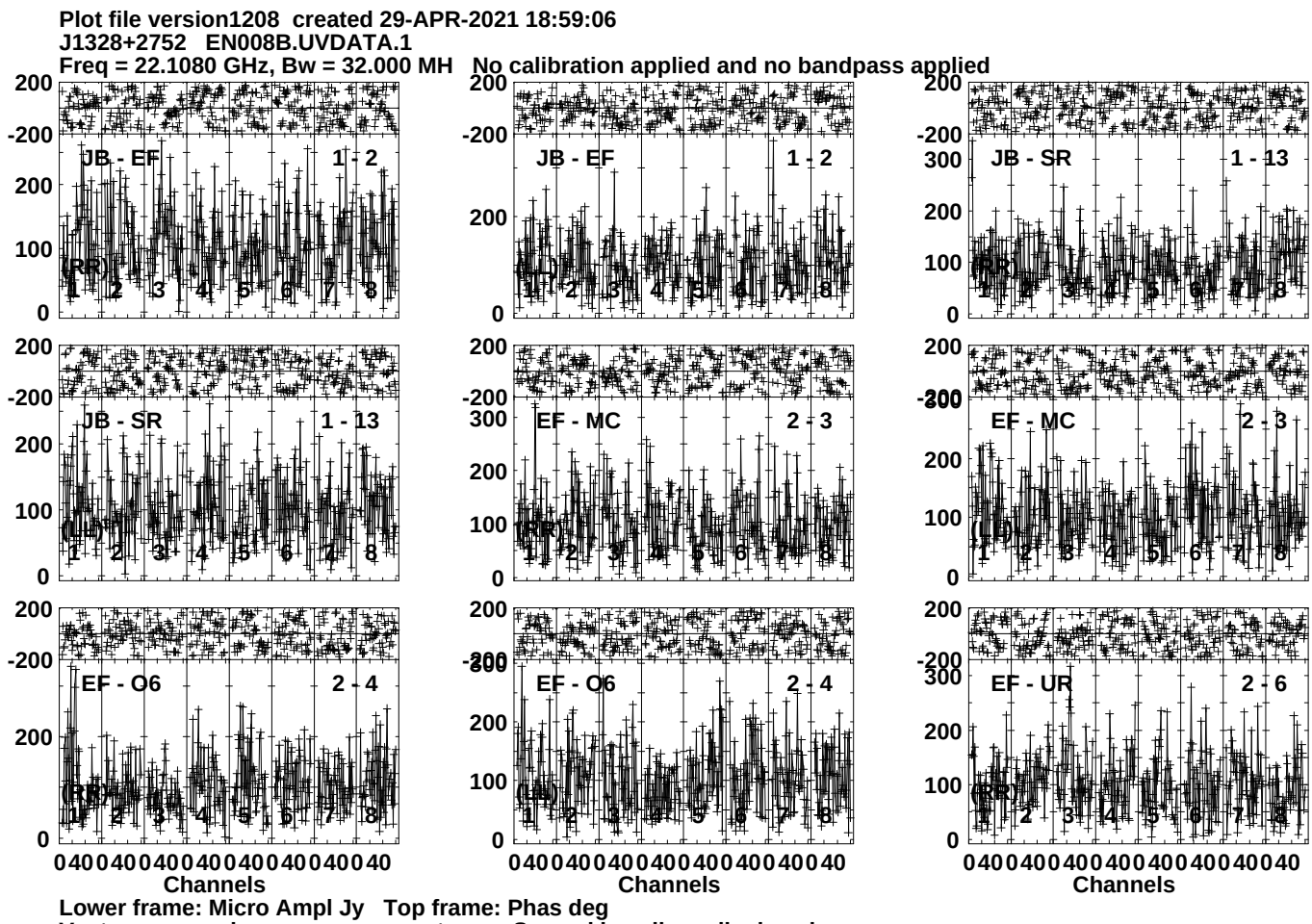
Plot file version1208 created 29-APR-2021 18:59:06
J1328+2752 EN008B.UVDATA.1
Freq = 22.1080 GHz, Bw = 32.000 MH No calibration applied and no bandpass applied
JB - EF 1 - 2
JB - EF 1 - 2
JB - SR 1 - 13
JB - SR 1 - 13
EF - MC 2 - 3
EF - MC 2 - 3
EF - O6 2 - 4
EF - O6 2 - 4
EF - UR 2 - 6
(RR)
(LL)
Channels
Lower frame: Micro Ampl Jy Top frame: Phas deg
Vector averaged cross-power spectrum Several baselines displayed
Timerange: 01/00:36:31 to 01/00:38:29

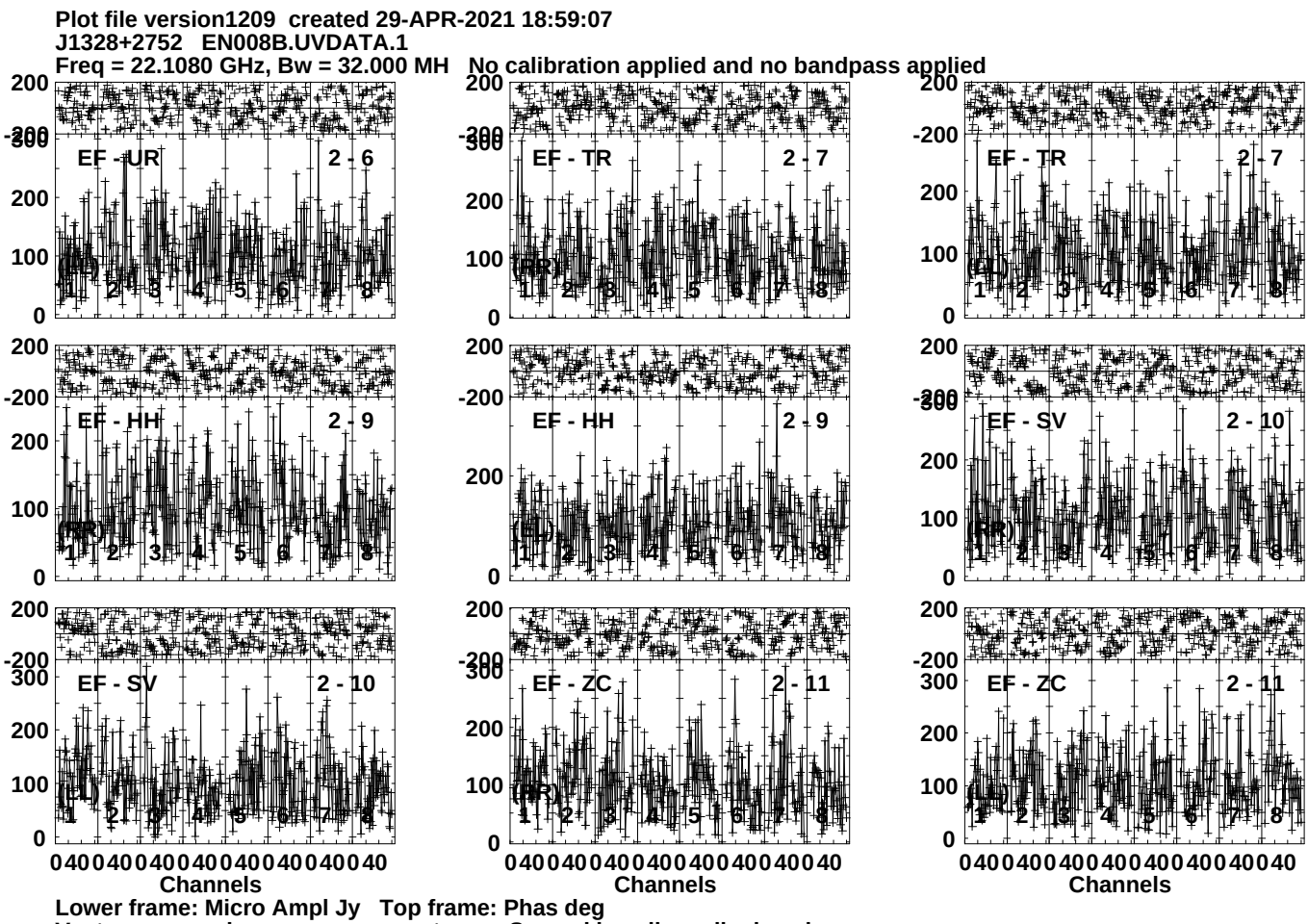
Plot file version1209 created 29-APR-2021 18:59:07
J1328+2752 EN008B.UVDATA.1
Freq = 22.1080 GHz, Bw = 32.000 MH No calibration applied and no bandpass applied
EF - UR 2 - 6
EF - TR 2 - 7
EF - TR 2 - 7
EF - HH 2 - 9
EF - HH 2 - 9
EF - SV 2 - 10
EF - SV 2 - 10
EF - ZC 2 - 11
EF - ZC 2 - 11
Channels
Channels
Channels
Lower frame: Micro Ampl Jy Top frame: Phas deg
Vector averaged cross-power spectrum Several baselines displayed
Timerange: 01/00:36:31 to 01/00:38:29

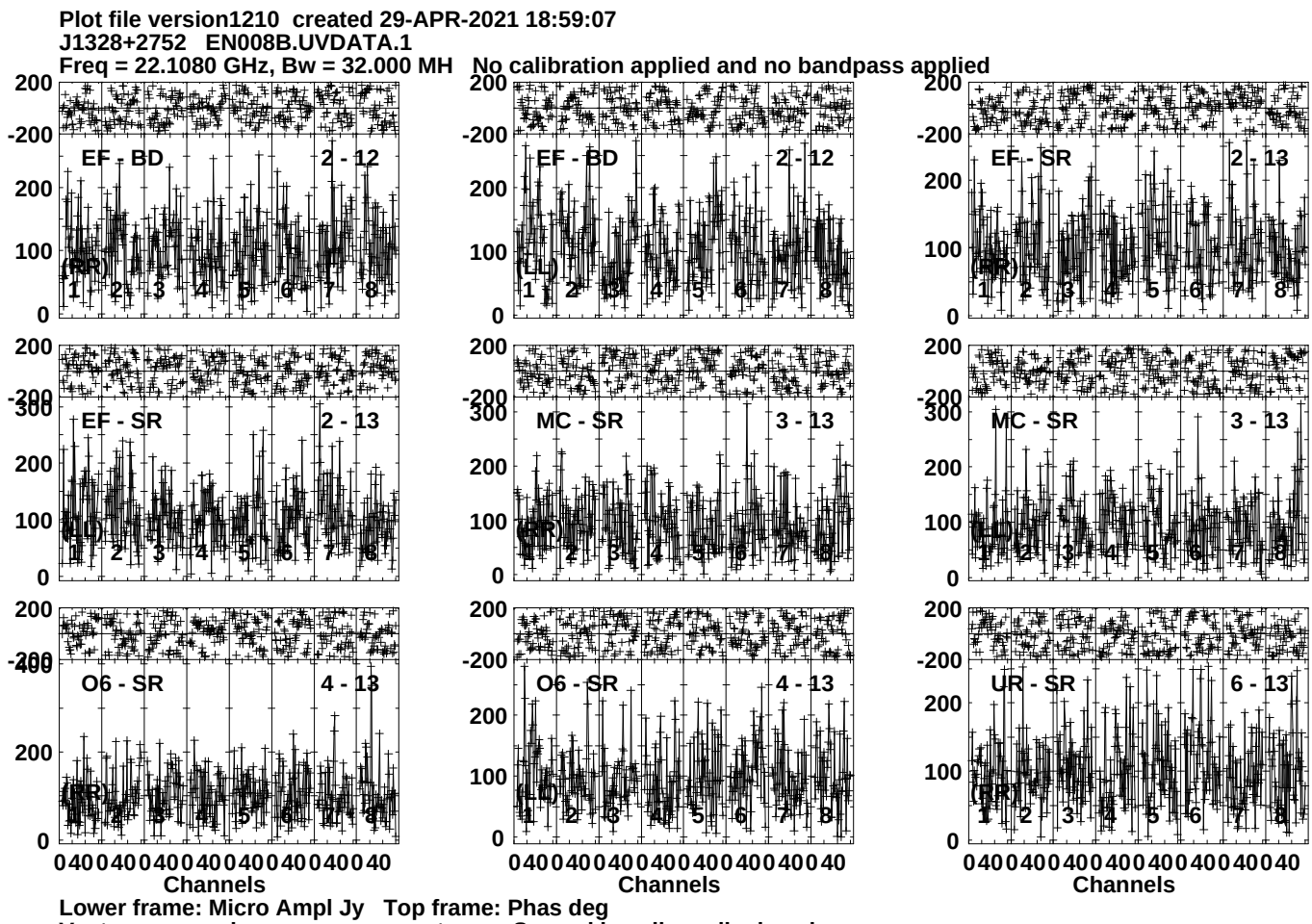
Plot file version1210 created 29-APR-2021 18:59:07
J1328+2752 EN008B.UVDATA.1
Freq = 22.1080 GHz, Bw = 32.000 MH No calibration applied and no bandpass applied
EF - BD 2 - 12
EF - BD 2 - 12
EF - SR 2 - 13
EF - SR 2 - 13
MC - SR 3 - 13
MC - SR 3 - 13
O6 - SR 4 - 13
O6 - SR 4 - 13
UR - SR 6 - 13
Channels
Channels
Channels
Lower frame: Micro Ampl Jy Top frame: Phas deg
Vector averaged cross-power spectrum Several baselines displayed
Timerange: 01/00:36:31 to 01/00:38:29

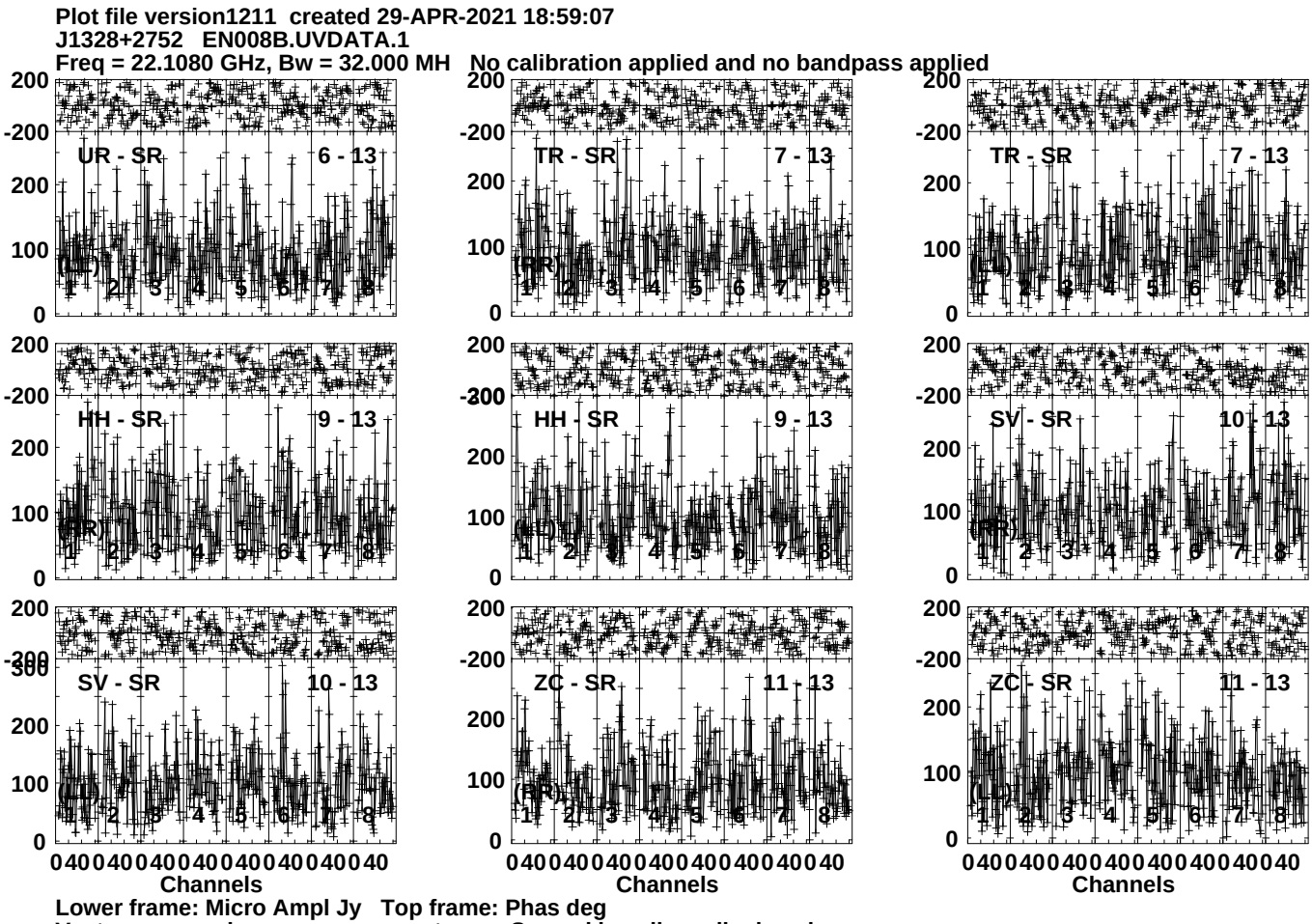
Plot file version1211 created 29-APR-2021 18:59:07
J1328+2752 EN008B.UVDATA.1
Freq = 22.1080 GHz, Bw = 32.000 MH No calibration applied and no bandpass applied
UR - SR
6 - 13
TR - SR
7 - 13
TR - SR
7 - 13
HH - SR
9 - 13
HH - SR
9 - 13
SV - SR
10 - 13
SV - SR
10 - 13
ZC - SR
11 - 13
ZC - SR
11 - 13
Channels
Channels
Channels
Lower frame: Micro Ampl Jy Top frame: Phas deg
Vector averaged cross-power spectrum Several baselines displayed
Timerange: 01/00:36:31 to 01/00:38:29

Plot file version1212 created 29-APR-2021 18:59:07
J1328+2752 EN008B.UVDATA.1
Freq = 22.1080 GHz, Bw = 32.000 MH No calibration applied and no bandpass applied

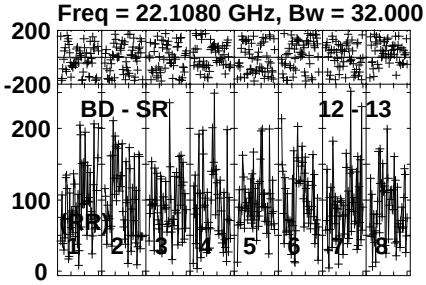

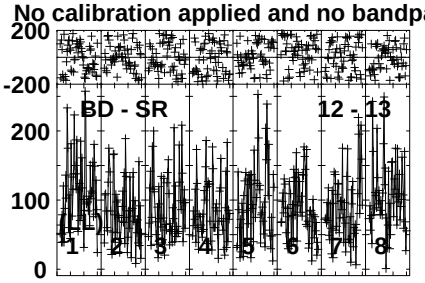

Lower frame: Micro Ampl Jy Top frame: Phas deg
Vector averaged cross-power spectrum Several baselines displayed
Timerange: 01/00:36:31 to 01/00:38:29

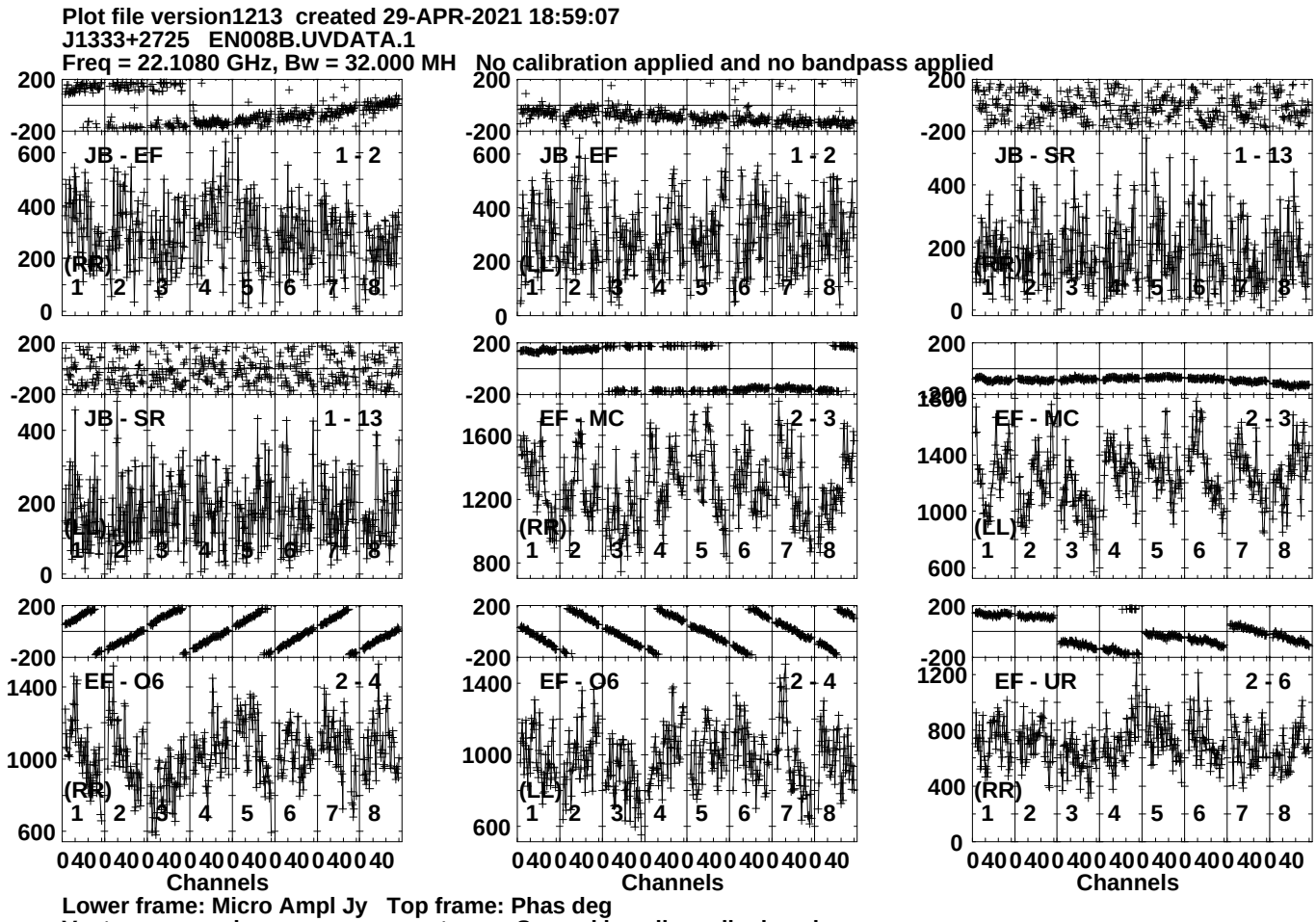
Plot file version1213 created 29-APR-2021 18:59:07
J1333+2725 EN008B.UVDATA.1
Freq = 22.1080 GHz, Bw = 32.000 MH No calibration applied and no bandpass applied
JB - EF 1 - 2
(RR)
JB - EF 1 - 2
(LL)
JB - SR 1 - 13
(RR)
JB - SR 1 - 13
(LL)
EF - MC 2 - 3
(RR)
EF - MC 2 - 3
(LL)
EF - O6 2 - 4
(RR)
EF - O6 2 - 4
(LL)
EF - UR 2 - 6
(RR)
Channels
Channels
Channels
Lower frame: Micro Ampl Jy Top frame: Phas deg
Vector averaged cross-power spectrum Several baselines displayed
Timerange: 01/00:39:01 to 01/00:39:59

Plot file version1214 created 29-APR-2021 18:59:07
J1333+2725 EN008B.UVDATA.1
Freq = 22.1080 GHz, Bw = 32.000 MH No calibration applied and no bandpass applied

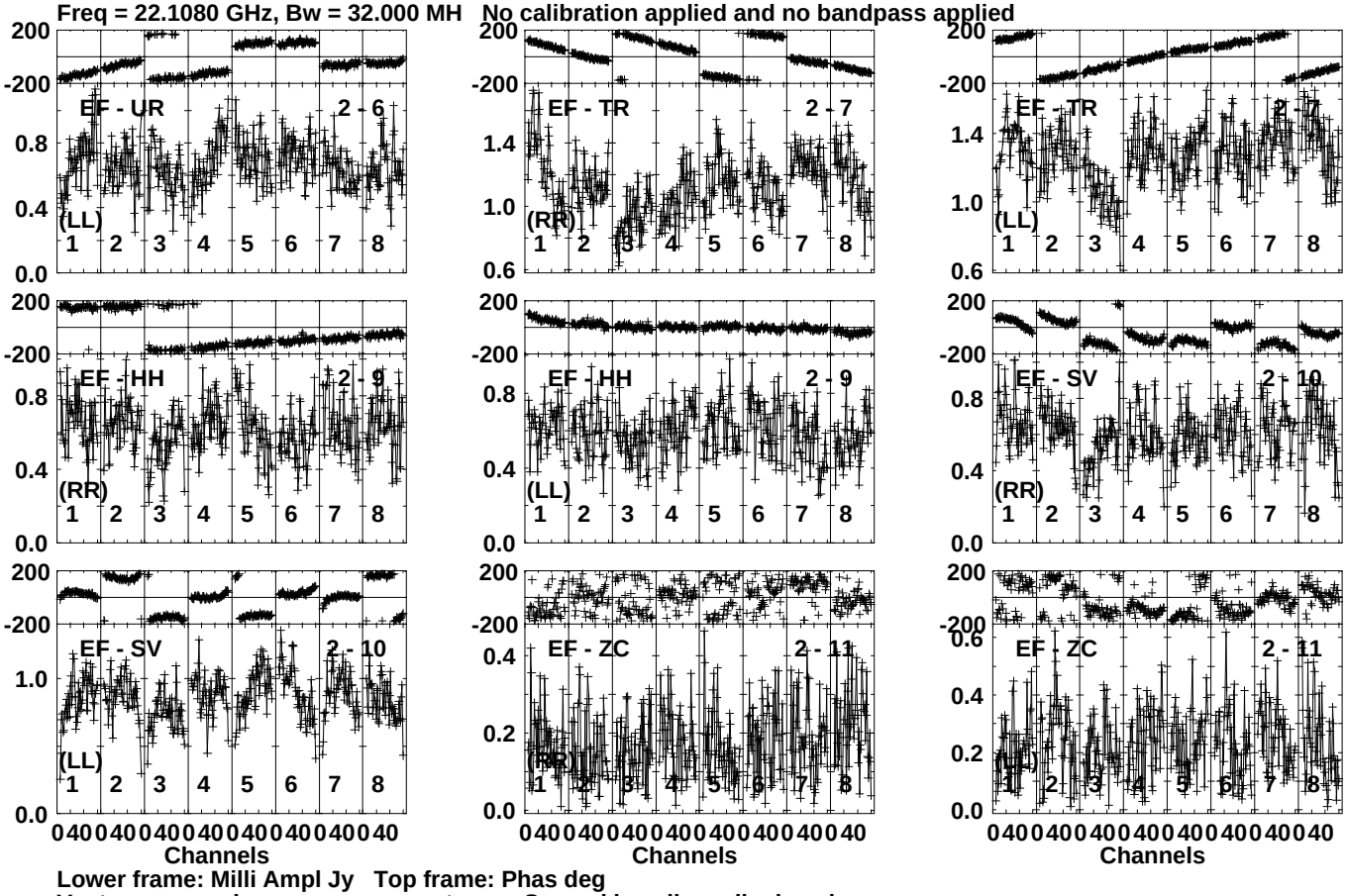

Lower frame: Milli Ampl Jy Top frame: Phas deg
Vector averaged cross-power spectrum Several baselines displayed
Timerange: 01/00:39:01 to 01/00:39:59

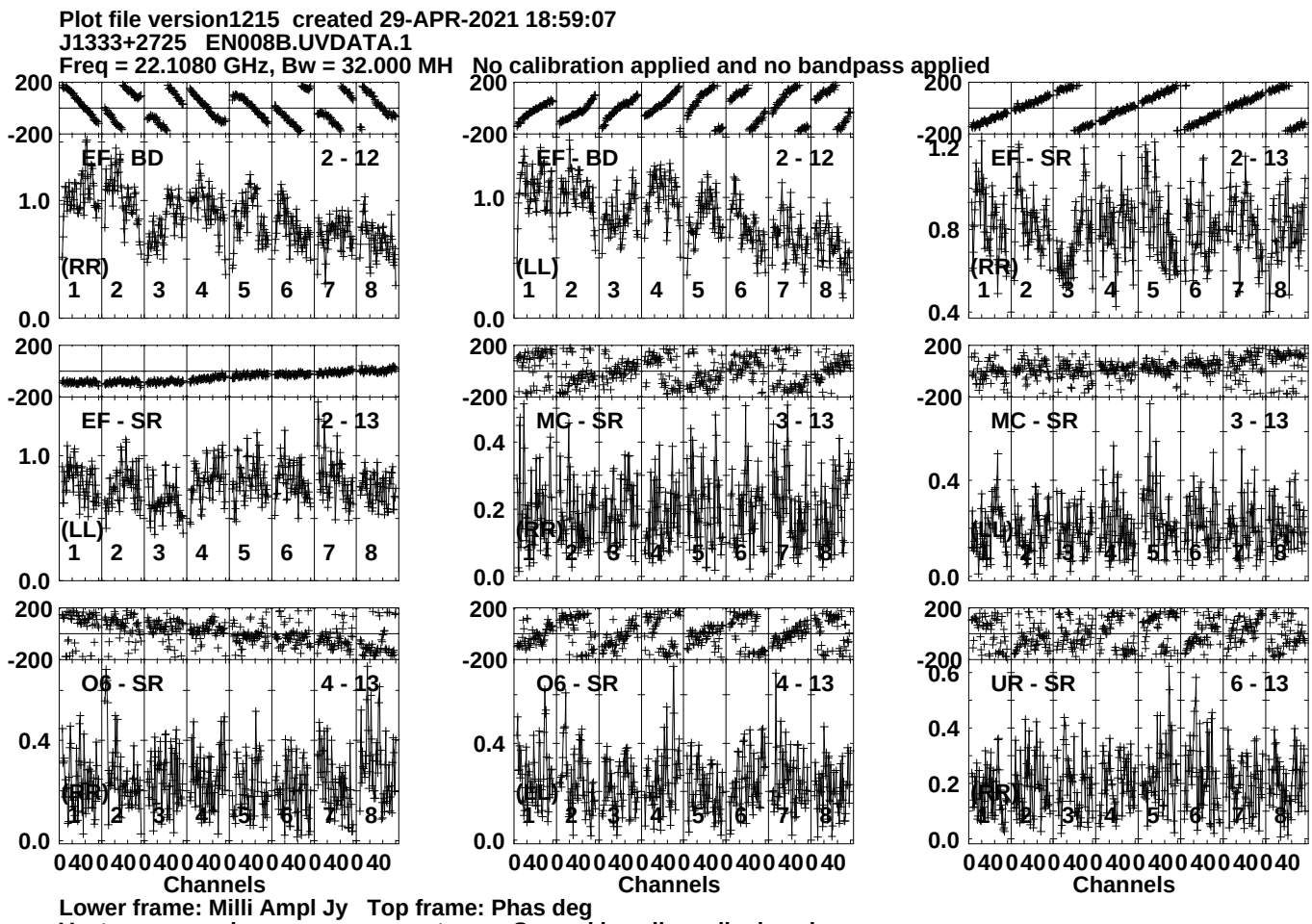
Plot file version1215 created 29-APR-2021 18:59:07
J1333+2725 EN008B.UVDATA.1
Freq = 22.1080 GHz, Bw = 32.000 MH No calibration applied and no bandpass applied
EF - BD 2 - 12
(RR)
EF - BD 2 - 12
(LL)
EF - SR 2 - 13
(RR)
EF - SR 2 - 13
(LL)
MC - SR 3 - 13
(RR)
MC - SR 3 - 13
(LL)
O6 - SR 4 - 13
(RR)
O6 - SR 4 - 13
(LL)
UR - SR 6 - 13
(RR)
Channels
Channels
Channels
Lower frame: Milli Ampl Jy Top frame: Phas deg
Vector averaged cross-power spectrum Several baselines displayed
Timerange: 01/00:39:01 to 01/00:39:59

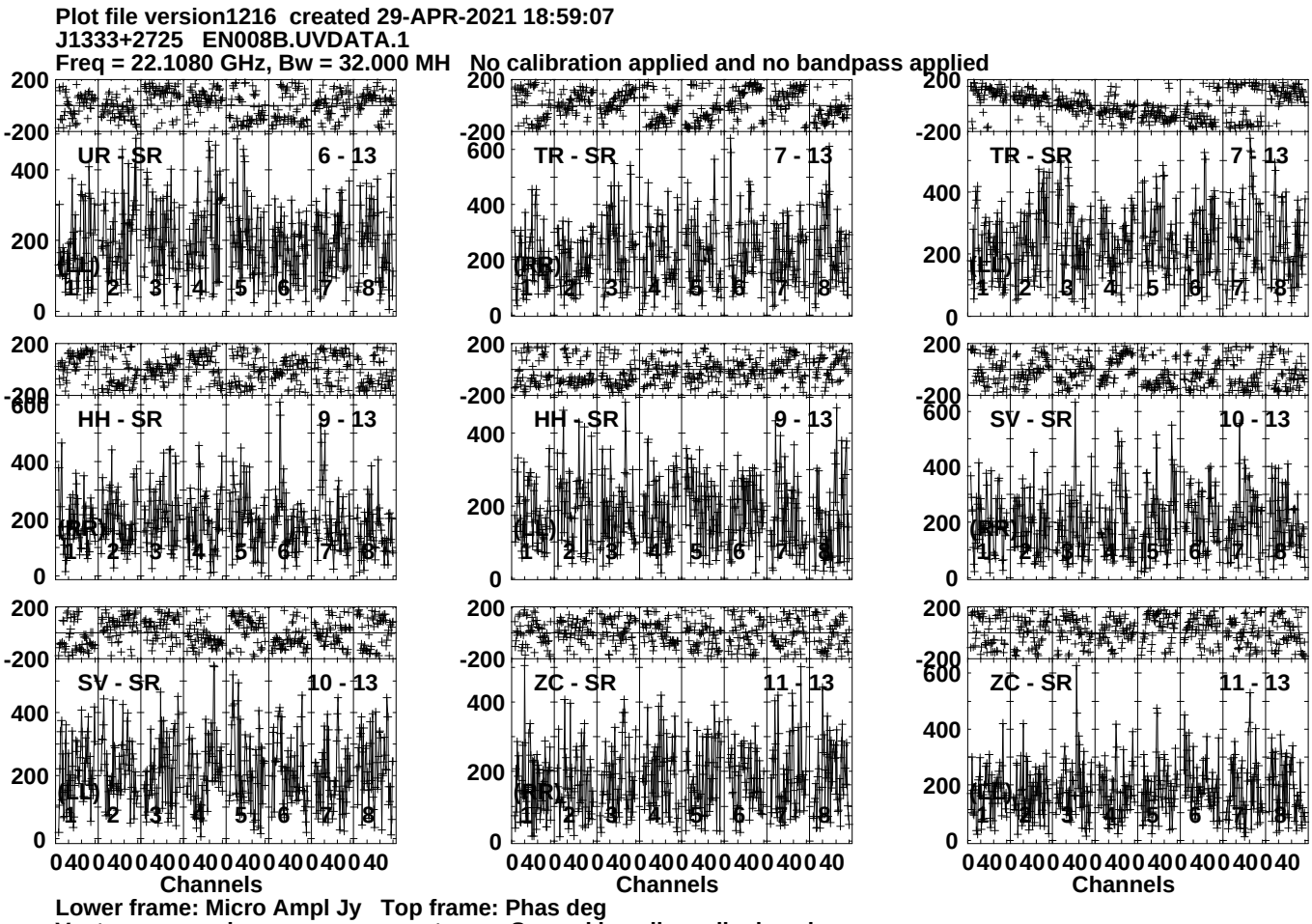
Plot file version1216 created 29-APR-2021 18:59:07
J1333+2725 EN008B.UVDATA.1
Freq = 22.1080 GHz, Bw = 32.000 MH No calibration applied and no bandpass applied
UR - SR
6 - 13
TR - SR
7 - 13
TR - SR
7 - 13
HH - SR
9 - 13
HH - SR
9 - 13
SV - SR
10 - 13
SV - SR
10 - 13
ZC - SR
11 - 13
ZC - SR
11 - 13
Channels
Channels
Channels
Lower frame: Micro Ampl Jy Top frame: Phas deg
Vector averaged cross-power spectrum Several baselines displayed
Timerange: 01/00:39:01 to 01/00:39:59

Plot file version1217 created 29-APR-2021 18:59:07
J1333+2725 EN008B.UVDATA.1
Freq = 22.1080 GHz, Bw = 32.000 MH No calibration applied and no bandpass applied

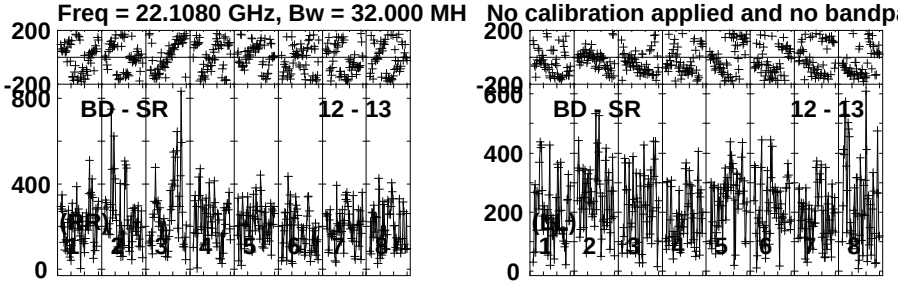

Lower frame: Micro Ampl Jy Top frame: Phas deg
Vector averaged cross-power spectrum Several baselines displayed
Timerange: 01/00:39:01 to 01/00:39:59

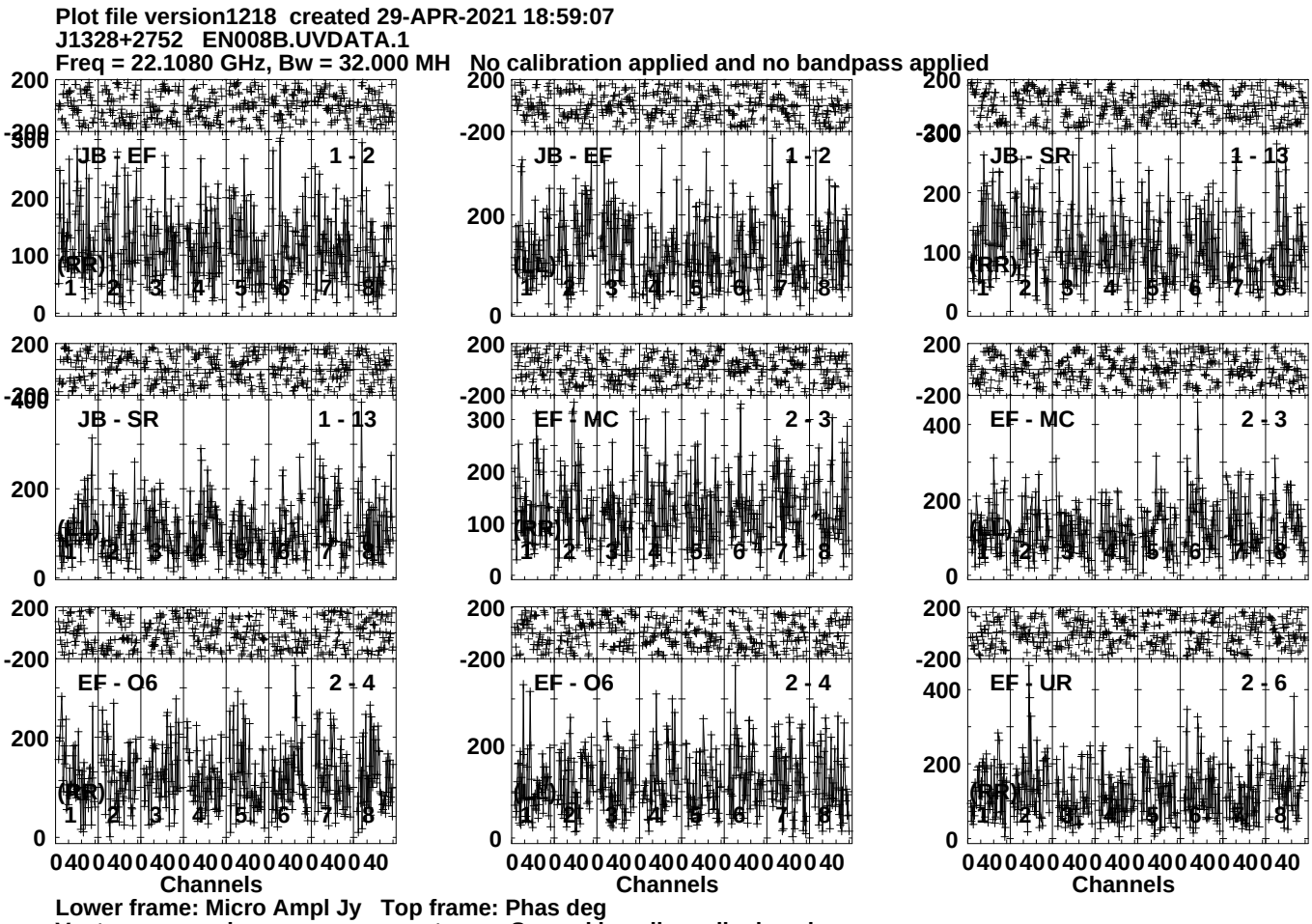
Plot file version1218 created 29-APR-2021 18:59:07
J1328+2752 EN008B.UVDATA.1
Freq = 22.1080 GHz, Bw = 32.000 MH No calibration applied and no bandpass applied
JB - EF 1 - 2 (RR)
JB - EF 1 - 2 (LL)
JB - SR 1 - 13 (RR)
JB - SR 1 - 13 (LL)
EF - MC 2 - 3 (RR)
EF - MC 2 - 3 (LL)
EF - O6 2 - 4 (RR)
EF - O6 2 - 4 (LL)
EF - UR 2 - 6 (RR)
EF - UR 2 - 6 (LL)
Channels
Channels
Channels
Lower frame: Micro Ampl Jy Top frame: Phas deg
Vector averaged cross-power spectrum Several baselines displayed
Timerange: 01/00:40:01 to 01/00:41:59

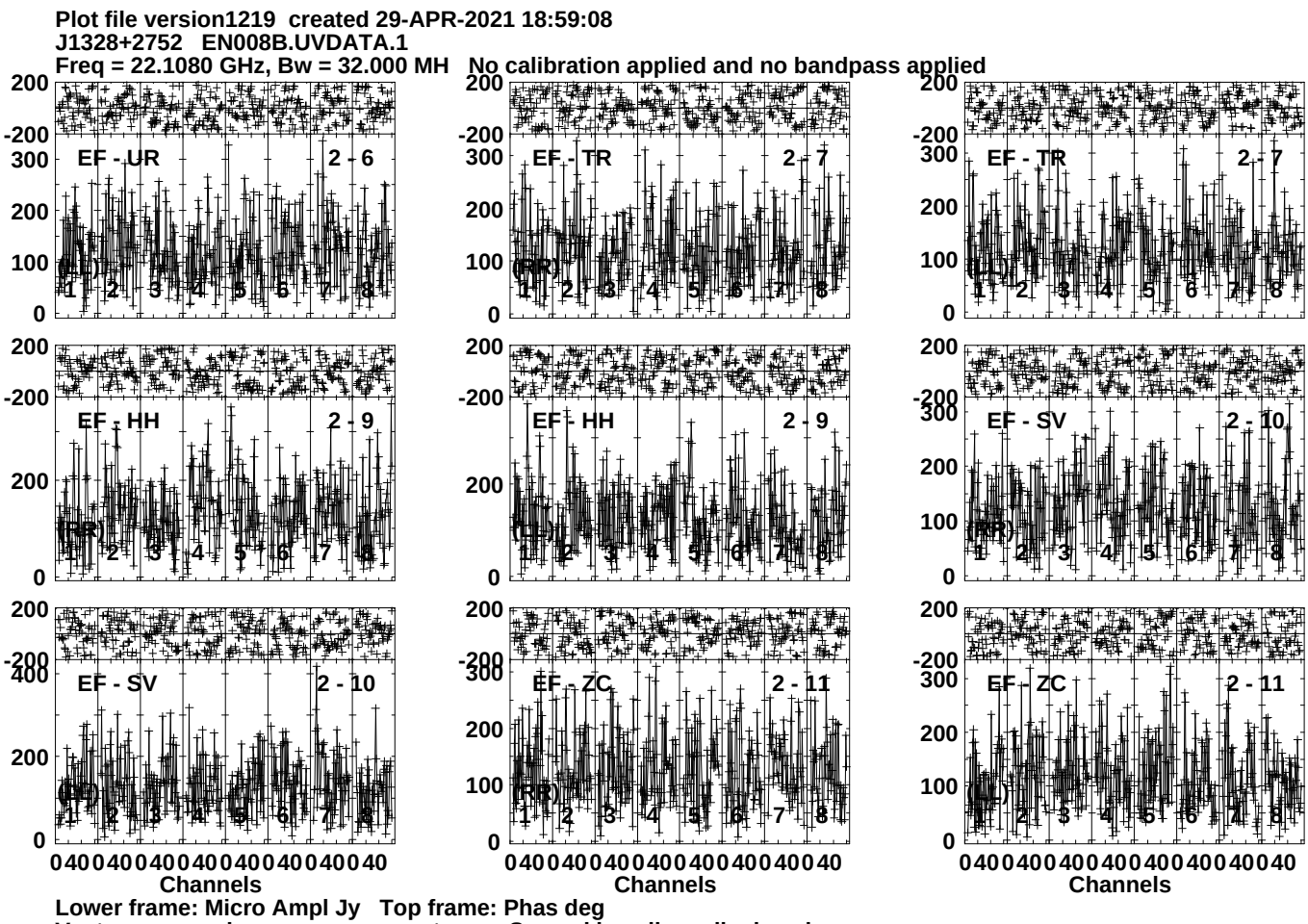
Plot file version1219 created 29-APR-2021 18:59:08
J1328+2752 EN008B.UVDATA.1
Freq = 22.1080 GHz, Bw = 32.000 MH No calibration applied and no bandpass applied
EF - UR 2 - 6
EF - TR 2 - 7
EF - TR 2 - 7
EF - HH 2 - 9
EF - HH 2 - 9
EF - SV 2 - 10
EF - SV 2 - 10
EF - ZC 2 - 11
EF - ZC 2 - 11
Channels
Channels
Channels
Lower frame: Micro Ampl Jy Top frame: Phas deg
Vector averaged cross-power spectrum Several baselines displayed
Timerange: 01/00:40:01 to 01/00:41:59

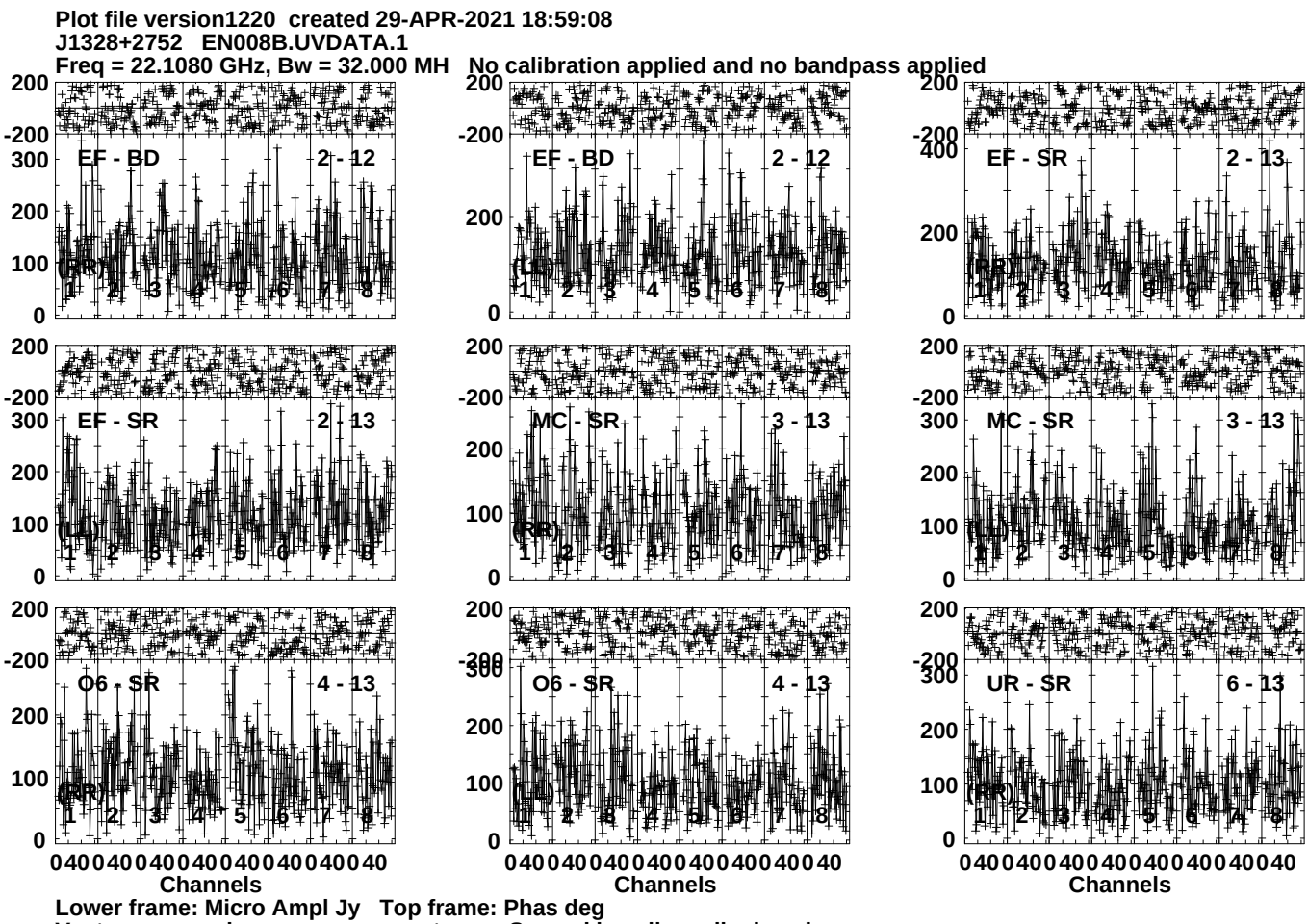
Plot file version1220 created 29-APR-2021 18:59:08
J1328+2752 EN008B.UVDATA.1
Freq = 22.1080 GHz, Bw = 32.000 MH No calibration applied and no bandpass applied
EF - BD 2 - 12 (LR)
EF - BD 2 - 12 (LL)
EF - SR 2 - 13 (RR)
EF - SR 2 - 13 (LL)
MC - SR 3 - 13 (RR)
MC - SR 3 - 13 (LL)
O6 - SR 4 - 13 (RR)
O6 - SR 4 - 13 (LL)
UR - SR 6 - 13 (RR)
Channels
Lower frame: Micro Ampl Jy Top frame: Phas deg
Vector averaged cross-power spectrum Several baselines displayed
Timerange: 01/00:40:01 to 01/00:41:59

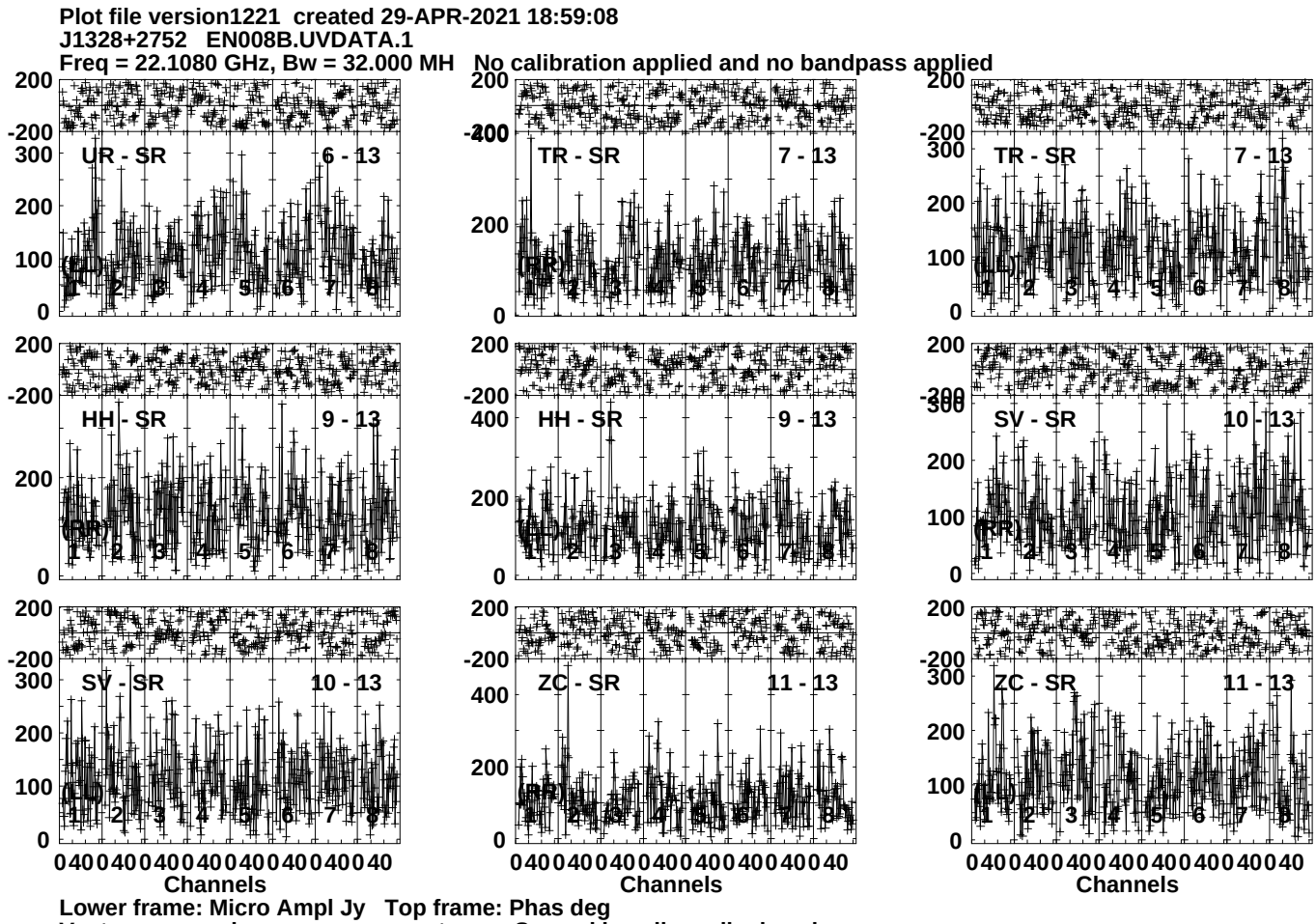
Plot file version1221 created 29-APR-2021 18:59:08
J1328+2752 EN008B.UVDATA.1
Freq = 22.1080 GHz, Bw = 32.000 MH No calibration applied and no bandpass applied
UR - SR
6 - 13
TR - SR
7 - 13
TR - SR
7 - 13
HH - SR
9 - 13
HH - SR
9 - 13
SV - SR
10 - 13
SV - SR
10 - 13
ZC - SR
11 - 13
ZC - SR
11 - 13
(LL)
(RR)
Channels
Lower frame: Micro Ampl Jy Top frame: Phas deg
Vector averaged cross-power spectrum Several baselines displayed
Timerange: 01/00:40:01 to 01/00:41:59

Plot file version1222 created 29-APR-2021 18:59:08
J1328+2752 EN008B.UVDATA.1
Freq = 22.1080 GHz, Bw = 32.000 MH No calibration applied and no bandpass applied

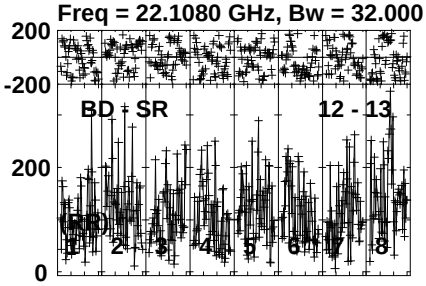

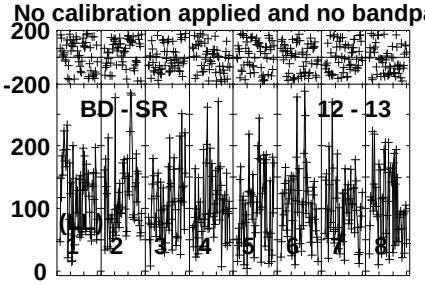

Lower frame: Micro Ampl Jy Top frame: Phas deg
Vector averaged cross-power spectrum Several baselines displayed
Timerange: 01/00:40:01 to 01/00:41:59

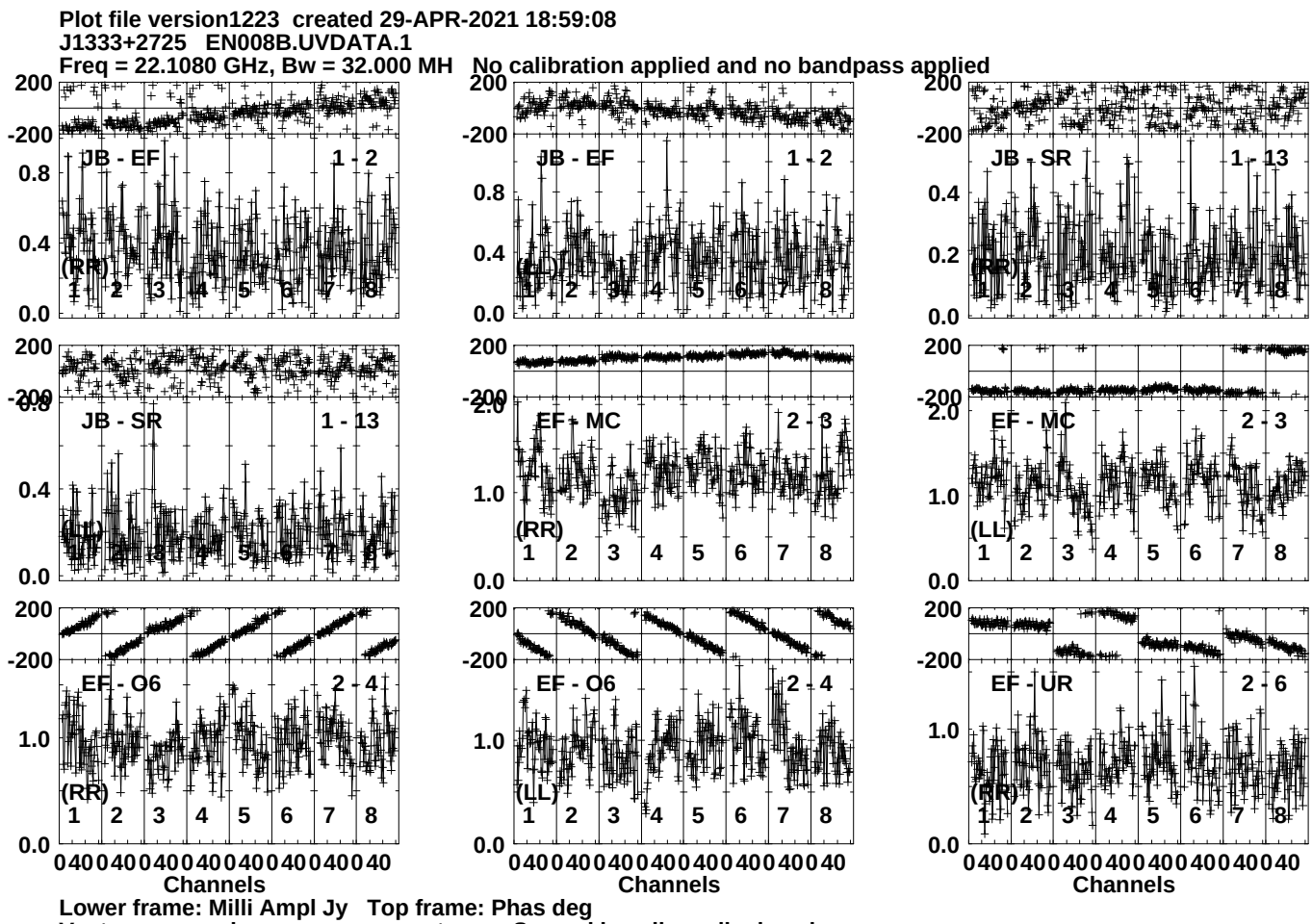
Plot file version1223 created 29-APR-2021 18:59:08
J1333+2725 EN008B.UVDATA.1
Freq = 22.1080 GHz, Bw = 32.000 MH No calibration applied and no bandpass applied
JB - EF 1 - 2
JB - SR 1 - 13
EF - MC 2 - 3
EF - O6 2 - 4
EF - UR 2 - 6
(RR)
(LL)
Channels
Lower frame: Milli Ampl Jy Top frame: Phas deg
Vector averaged cross-power spectrum Several baselines displayed
Timerange: 01/00:42:01 to 01/00:42:59

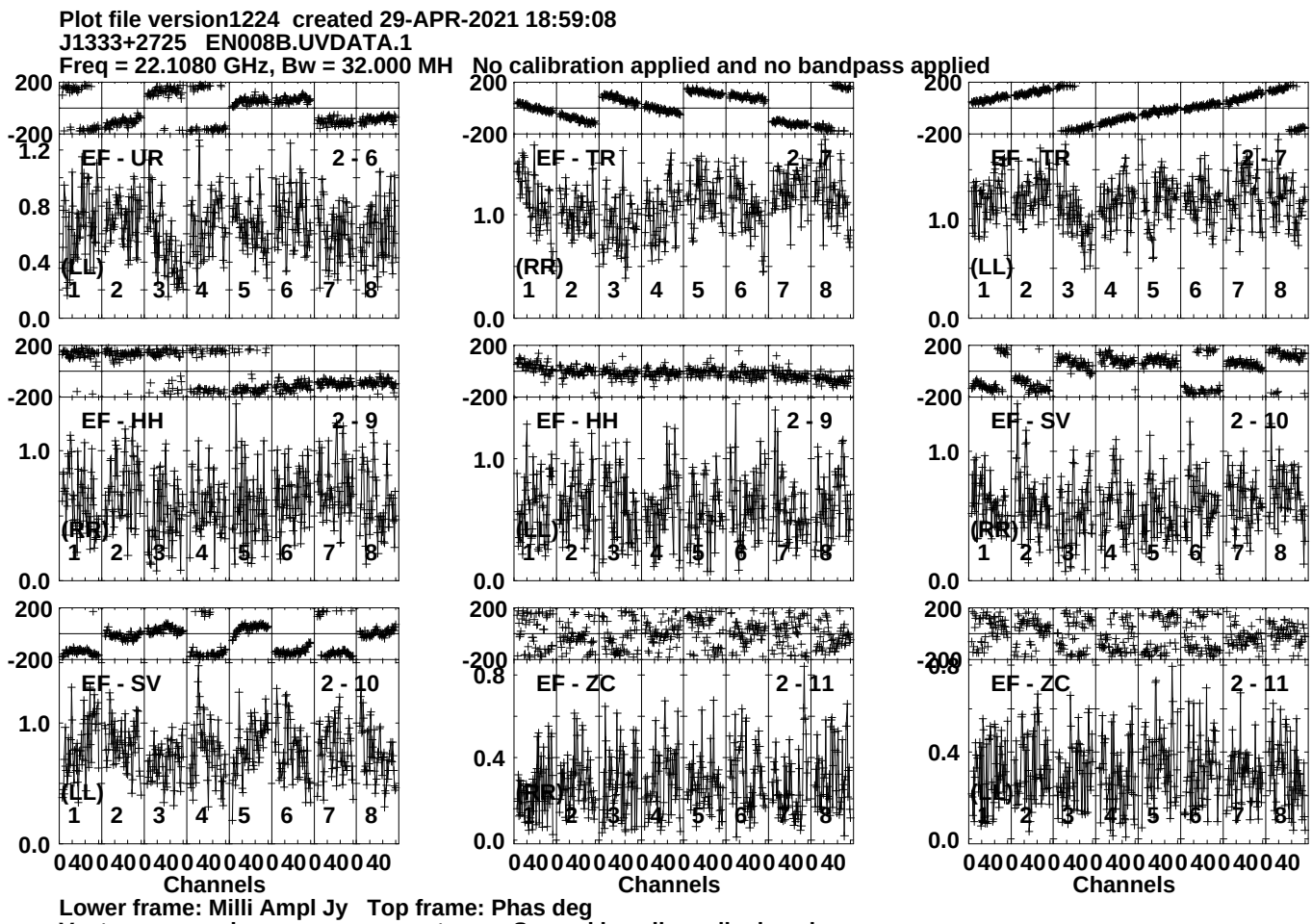
Plot file version1224 created 29-APR-2021 18:59:08
J1333+2725 EN008B.UVDATA.1
Freq = 22.1080 GHz, Bw = 32.000 MH No calibration applied and no bandpass applied
EF - UR 2 - 6
(LL)
EF - TR 2 - 7
(RR)
EF - TR 2 - 7
(LL)
EF - HH 2 - 9
(RR)
EF - HH 2 - 9
(LL)
EF - SV 2 - 10
(RR)
EF - SV 2 - 10
(LL)
EF - ZC 2 - 11
(RR)
EF - ZC 2 - 11
(LL)
Channels
Channels
Channels
Lower frame: Milli Ampl Jy Top frame: Phas deg
Vector averaged cross-power spectrum Several baselines displayed
Timerange: 01/00:42:01 to 01/00:42:59

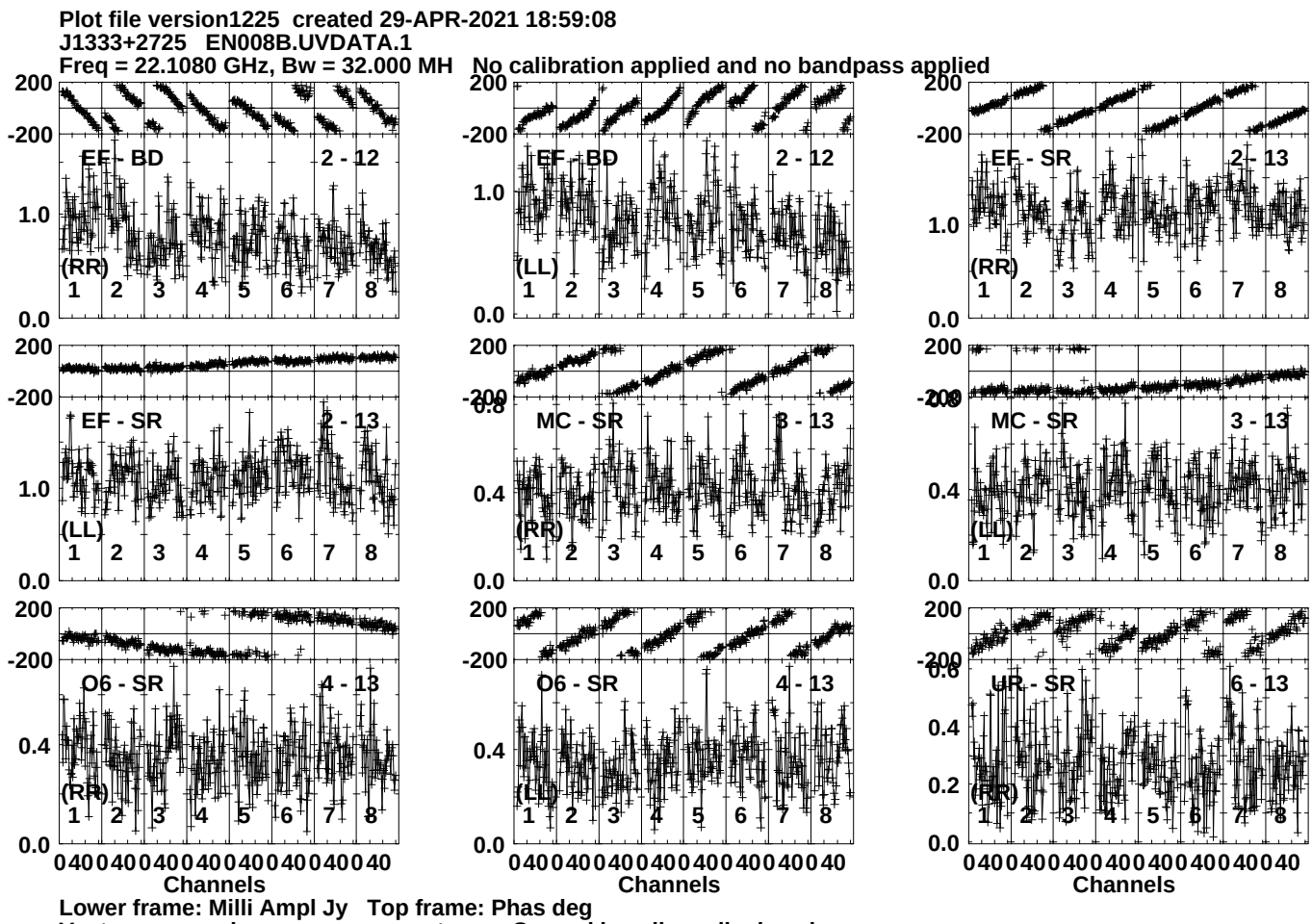
Plot file version1225 created 29-APR-2021 18:59:08
J1333+2725 EN008B.UVDATA.1
Freq = 22.1080 GHz, Bw = 32.000 MH No calibration applied and no bandpass applied
EF - BD 2 - 12
(RR)
EF - BD 2 - 12
(LL)
EF - SR 2 - 13
(RR)
EF - SR 2 - 13
(LL)
MC - SR 3 - 13
(RR)
MC - SR 3 - 13
(LL)
O6 - SR 4 - 13
(RR)
O6 - SR 4 - 13
(LL)
UR - SR 6 - 13
(RR)
Channels
Lower frame: Milli Ampl Jy Top frame: Phas deg
Vector averaged cross-power spectrum Several baselines displayed
Timerange: 01/00:42:01 to 01/00:42:59

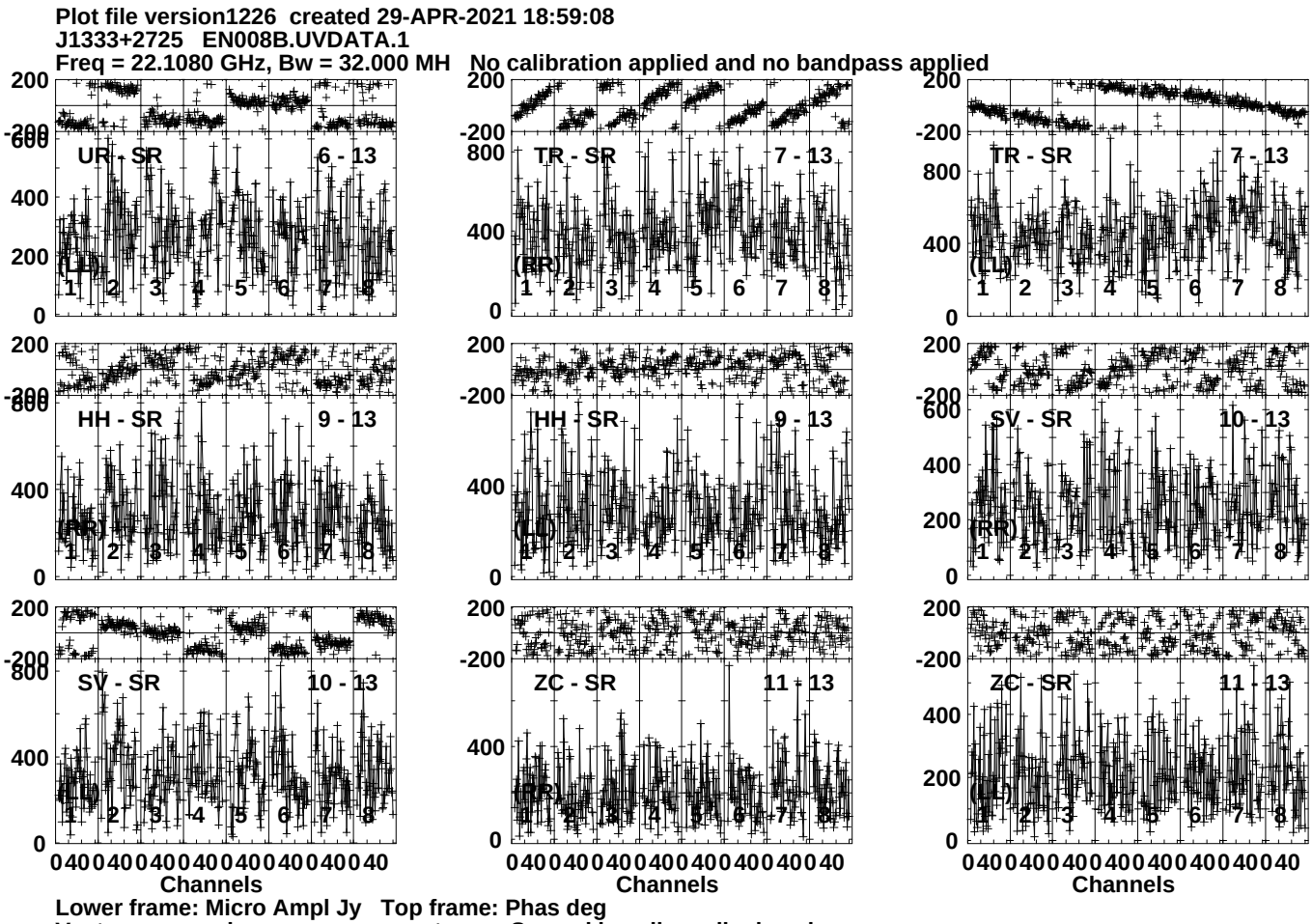
Plot file version1226 created 29-APR-2021 18:59:08
J1333+2725 EN008B.UVDATA.1
Freq = 22.1080 GHz, Bw = 32.000 MH No calibration applied and no bandpass applied
UR - SR 6 - 13
TR - SR 7 - 13
TR - SR 7 - 13
HH - SR 9 - 13
HH - SR 9 - 13
SV - SR 10 - 13
SV - SR 10 - 13
ZC - SR 11 - 13
ZC - SR 11 - 13
(LL)
(RR)
(LL)
(RR)
(LL)
(RR)
Channels
Lower frame: Micro Ampl Jy Top frame: Phas deg
Vector averaged cross-power spectrum Several baselines displayed
Timerange: 01/00:42:01 to 01/00:42:59

Plot file version1227 created 29-APR-2021 18:59:08
J1333+2725 EN008B.UVDATA.1
Freq = 22.1080 GHz, Bw = 32.000 MH No calibration applied and no bandpass applied

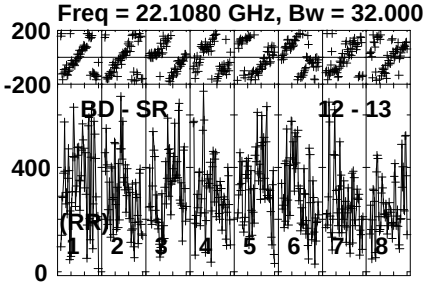

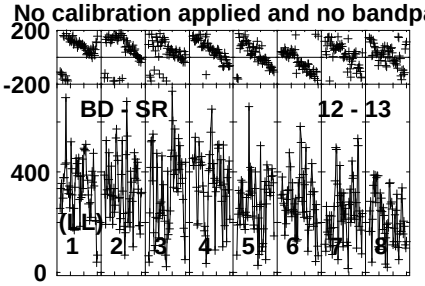

Lower frame: Micro Ampl Jy Top frame: Phas deg
Vector averaged cross-power spectrum Several baselines displayed
Timerange: 01/00:42:01 to 01/00:42:59

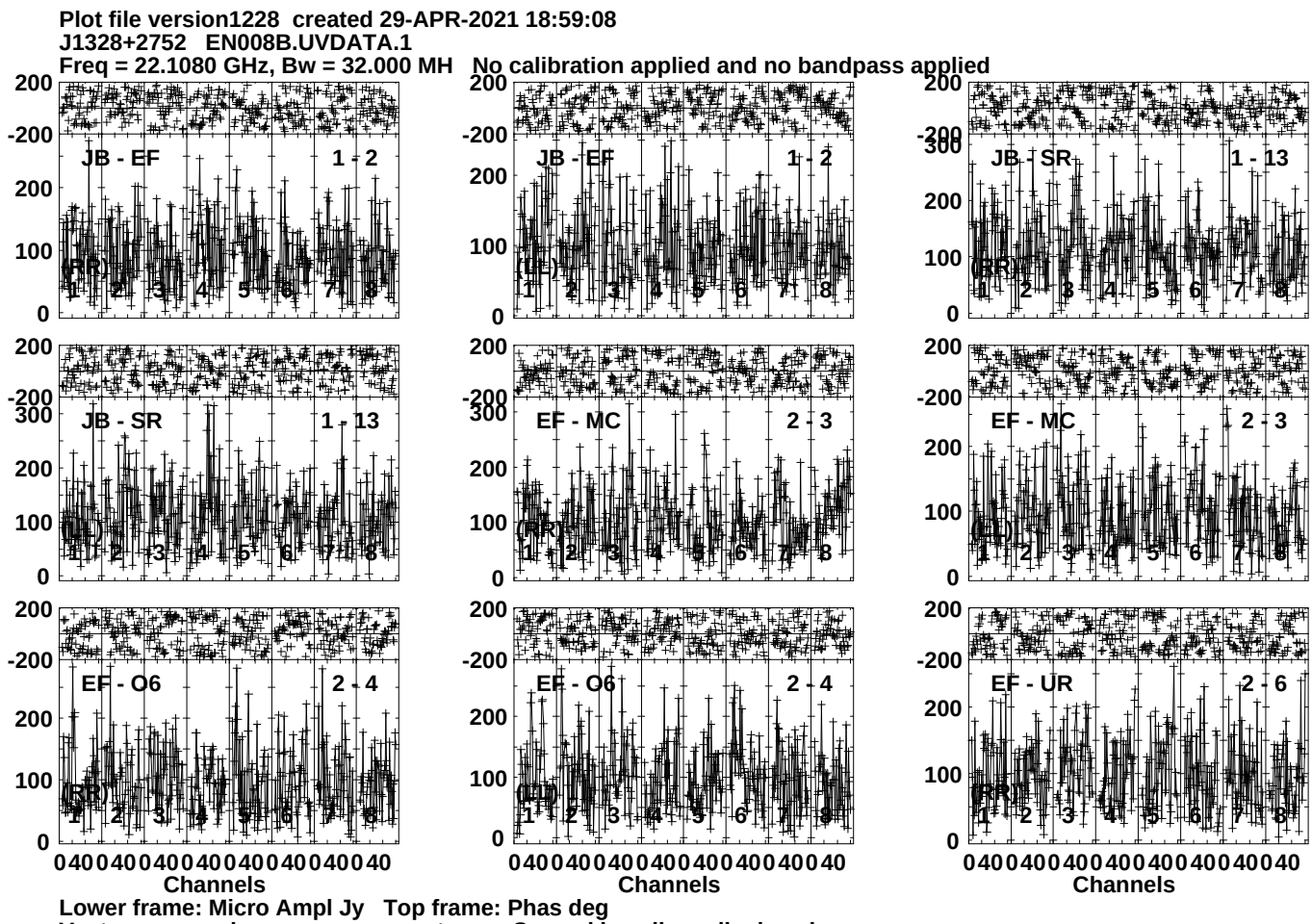
Plot file version1228 created 29-APR-2021 18:59:08
J1328+2752 EN008B.UVDATA.1
Freq = 22.1080 GHz, Bw = 32.000 MH No calibration applied and no bandpass applied
JB - EF 1 - 2
(RR)
JB - EF 1 - 2
(LL)
JB - SR 1 - 13
(RR)
JB - SR 1 - 13
(LL)
EF - MC 2 - 3
(RR)
EF - MC 2 - 3
(LL)
EF - O6 2 - 4
(RR)
EF - O6 2 - 4
(LL)
EF - UR 2 - 6
(RR)
Channels
Channels
Channels
Lower frame: Micro Ampl Jy Top frame: Phas deg
Vector averaged cross-power spectrum Several baselines displayed
Timerange: 01/00:43:41 to 01/00:45:39

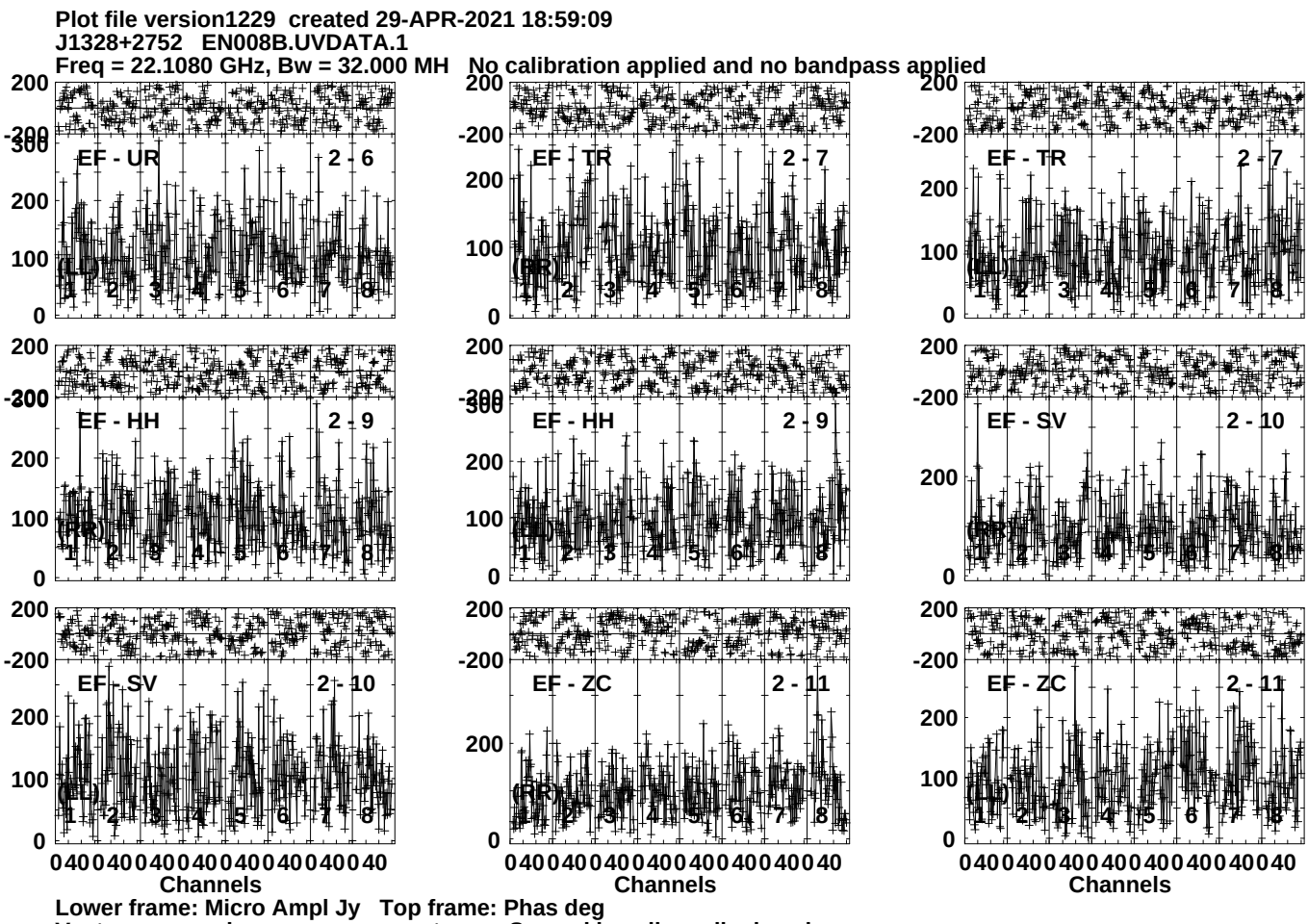
Plot file version1229 created 29-APR-2021 18:59:09
J1328+2752 EN008B.UVDATA.1
Freq = 22.1080 GHz, Bw = 32.000 MH No calibration applied and no bandpass applied
EF - UR 2 - 6
EF - TR 2 - 7
EF - TR 2 - 7
EF - HH 2 - 9
EF - HH 2 - 9
EF - SV 2 - 10
EF - SV 2 - 10
EF - ZC 2 - 11
EF - ZC 2 - 11
(LL)
(RR)
(RL)
(LR)
Channels
Lower frame: Micro Ampl Jy Top frame: Phas deg
Vector averaged cross-power spectrum Several baselines displayed
Timerange: 01/00:43:41 to 01/00:45:39

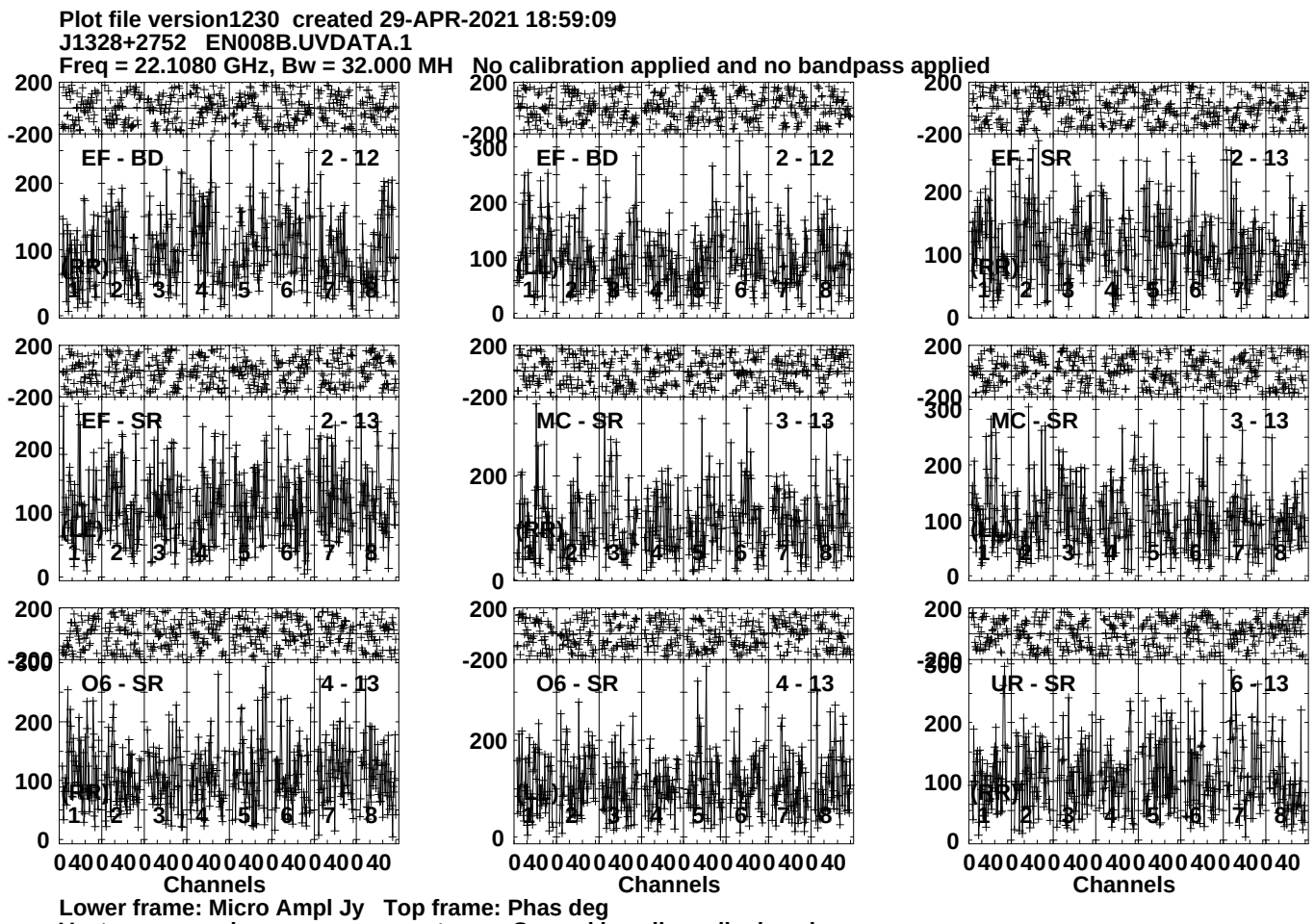
Plot file version1230 created 29-APR-2021 18:59:09
J1328+2752 EN008B.UVDATA.1
Freq = 22.1080 GHz, Bw = 32.000 MH No calibration applied and no bandpass applied
EF - BD 2 - 12 (RR)
EF - BD 2 - 12 (LL)
EF - SR 2 - 13 (RR)
EF - SR 2 - 13 (LL)
MC - SR 3 - 13 (RR)
MC - SR 3 - 13 (LL)
O6 - SR 4 - 13 (RR)
O6 - SR 4 - 13 (LL)
UR - SR 6 - 13 (RR)
Channels
Lower frame: Micro Ampl Jy Top frame: Phas deg
Vector averaged cross-power spectrum Several baselines displayed
Timerange: 01/00:43:41 to 01/00:45:39

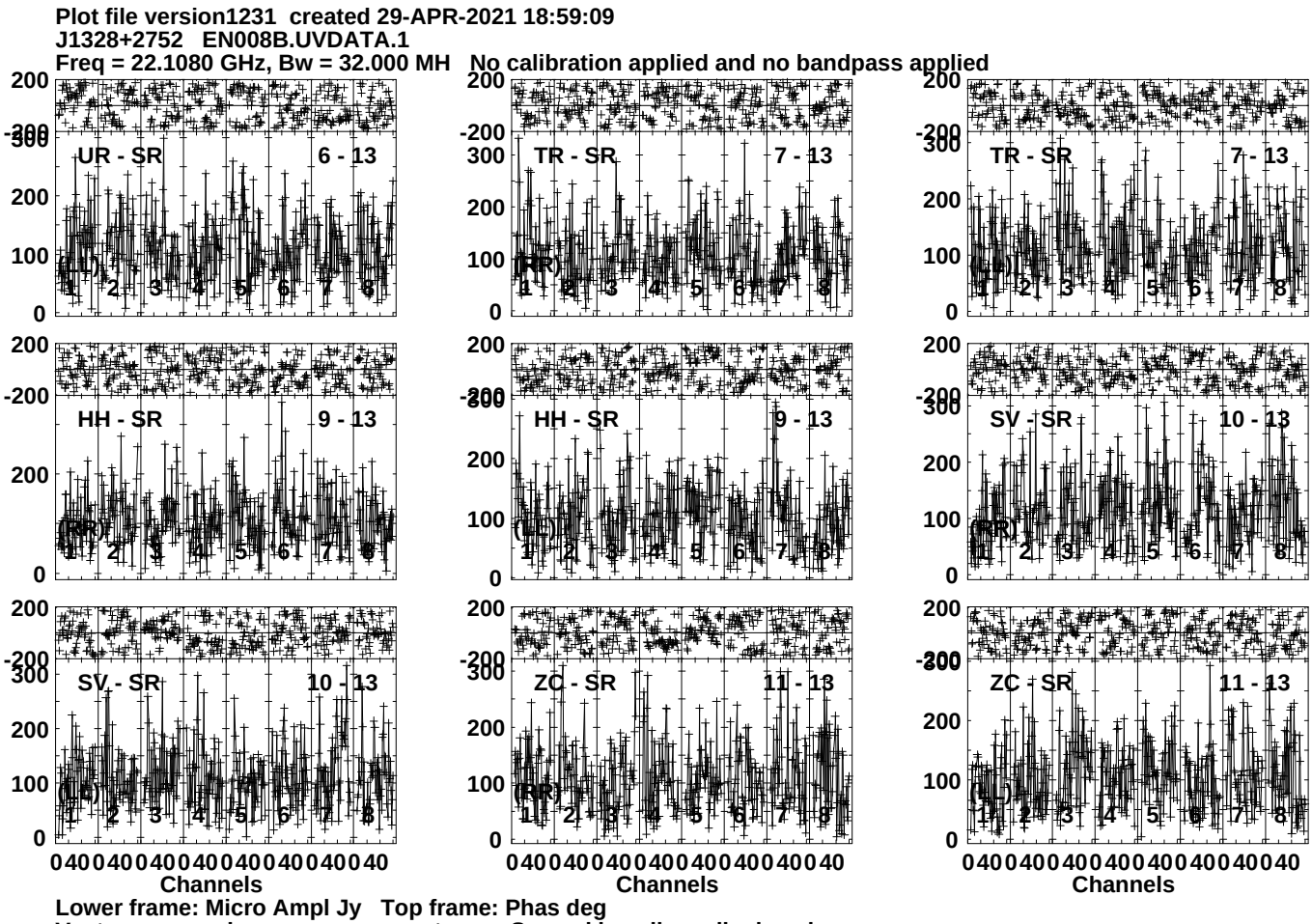
Plot file version1231 created 29-APR-2021 18:59:09
J1328+2752 EN008B.UVDATA.1
Freq = 22.1080 GHz, Bw = 32.000 MH No calibration applied and no bandpass applied
UR - SR 6 - 13
TR - SR 7 - 13
TR - SR 7 - 13
HH - SR 9 - 13
HH - SR 9 - 13
SV - SR 10 - 13
SV - SR 10 - 13
ZC - SR 11 - 13
ZC - SR 11 - 13
(LL)
(RR)
Channels
Lower frame: Micro Ampl Jy Top frame: Phas deg
Vector averaged cross-power spectrum Several baselines displayed
Timerange: 01/00:43:41 to 01/00:45:39

Plot file version1232 created 29-APR-2021 18:59:09
J1328+2752 EN008B.UVDATA.1
Freq = 22.1080 GHz, Bw = 32.000 MH No calibration applied and no bandpass applied

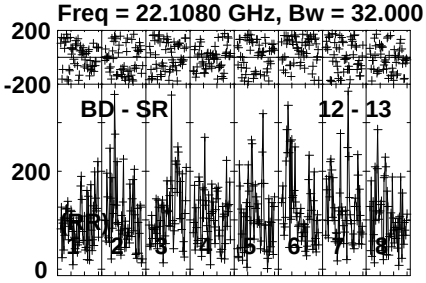

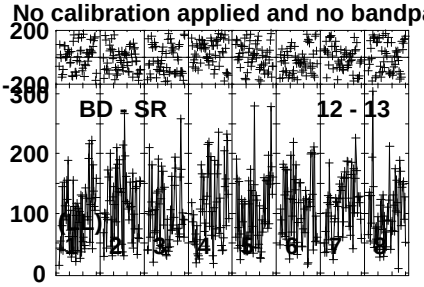

Lower frame: Micro Ampl Jy Top frame: Phas deg
Vector averaged cross-power spectrum Several baselines displayed
Timerange: 01/00:43:41 to 01/00:45:39

Plot file version1233 created 29-APR-2021 18:59:09
J1333+2725 EN008B.UVDATA.1
Freq = 22.1080 GHz, Bw = 32.000 MH No calibration applied and no bandpass applied

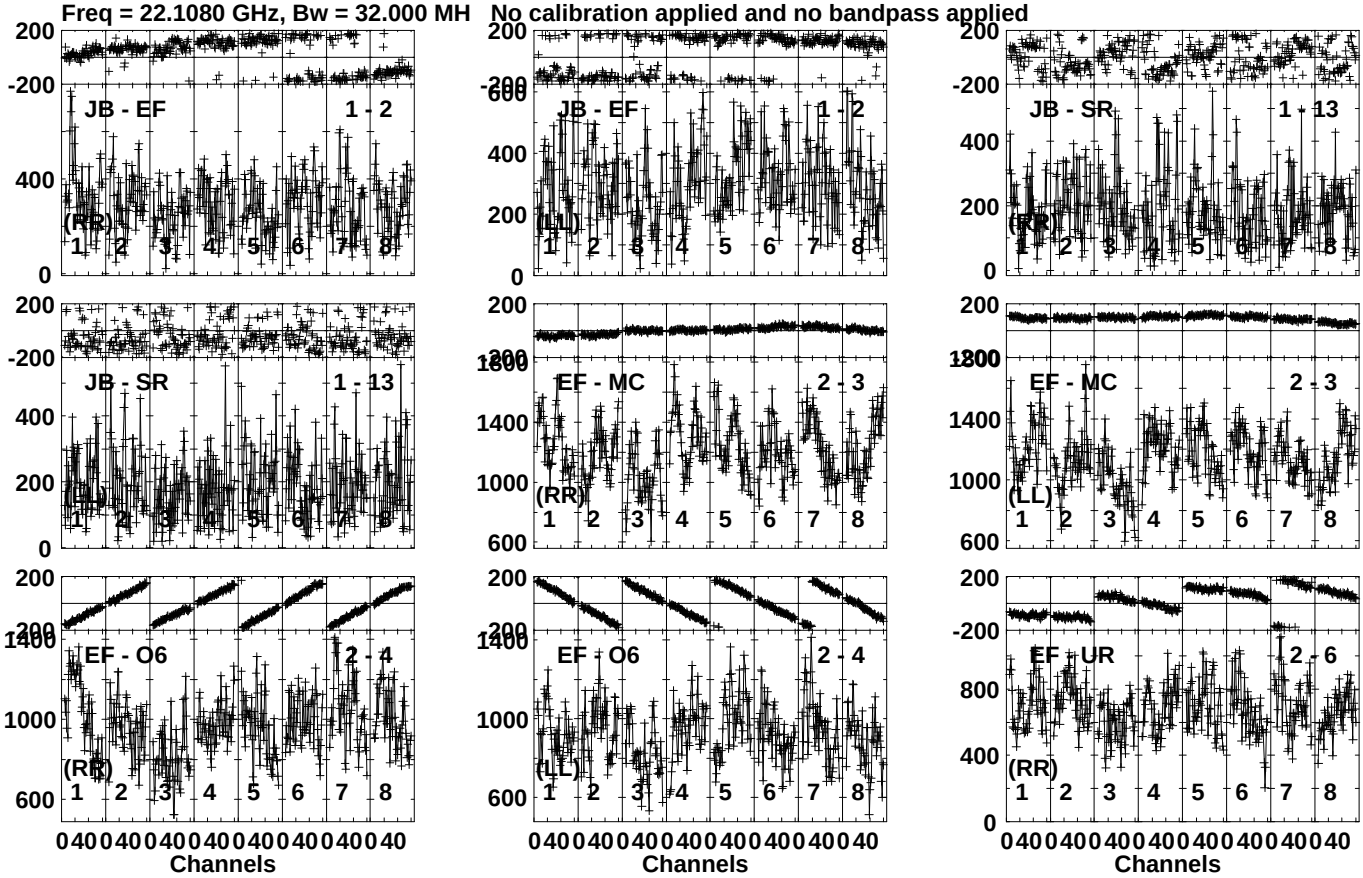

Lower frame: Micro Ampl Jy Top frame: Phas deg
Vector averaged cross-power spectrum Several baselines displayed
Timerange: 01/00:46:11 to 01/00:47:09

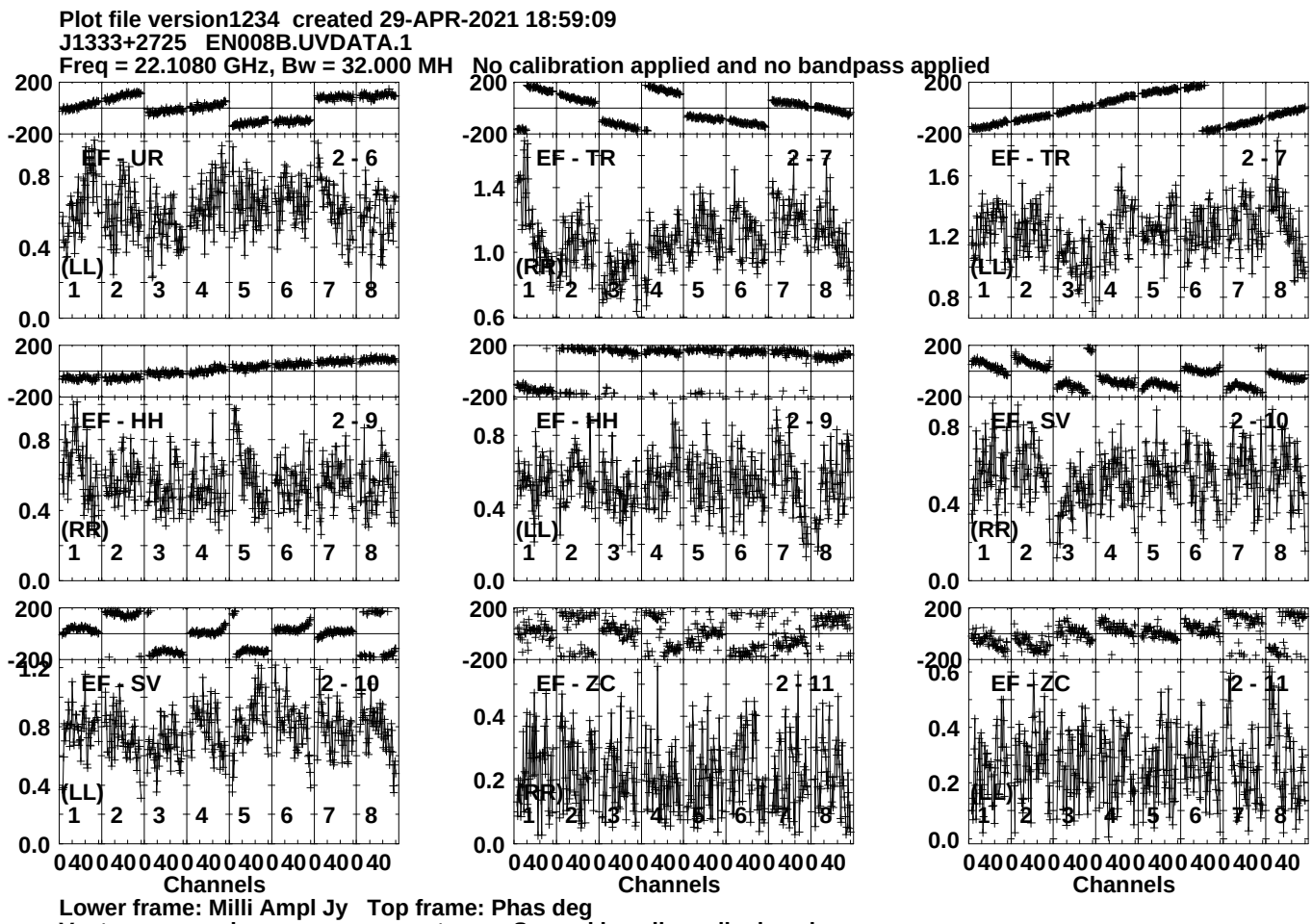
Plot file version1234 created 29-APR-2021 18:59:09
J1333+2725 EN008B.UVDATA.1
Freq = 22.1080 GHz, Bw = 32.000 MH No calibration applied and no bandpass applied
EF - UR 2 - 6
EF - TR 2 - 7
EF - TR 2 - 7
EF - HH 2 - 9
EF - HH 2 - 9
EF - SV 2 - 10
EF - SV 2 - 10
EF - ZC 2 - 11
EF - ZC 2 - 11
(LL)
(RR)
Channels
Lower frame: Milli Ampl Jy Top frame: Phas deg
Vector averaged cross-power spectrum Several baselines displayed
Timerange: 01/00:46:11 to 01/00:47:09

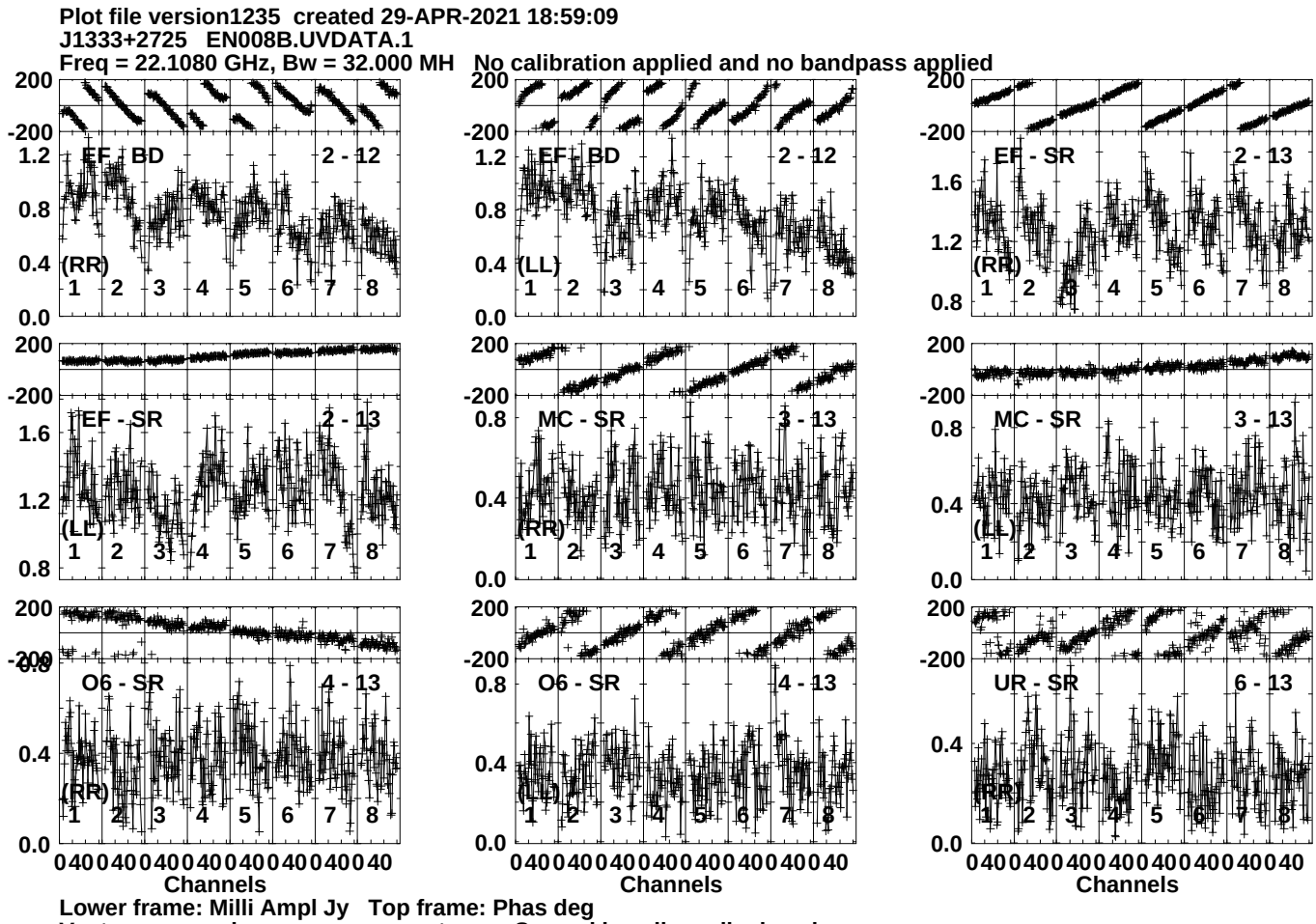
Plot file version1235 created 29-APR-2021 18:59:09
J1333+2725 EN008B.UVDATA.1
Freq = 22.1080 GHz, Bw = 32.000 MH No calibration applied and no bandpass applied
EF - BD 2 - 12
(RR)
EF - BD 2 - 12
(LL)
EF - SR 2 - 13
(RR)
EF - SR 2 - 13
(LL)
MC - SR 3 - 13
(RR)
MC - SR 3 - 13
(LL)
O6 - SR 4 - 13
(RR)
O6 - SR 4 - 13
(LL)
UR - SR 6 - 13
(RR)
Channels
Channels
Channels
Lower frame: Milli Ampl Jy Top frame: Phas deg
Vector averaged cross-power spectrum Several baselines displayed
Timerange: 01/00:46:11 to 01/00:47:09

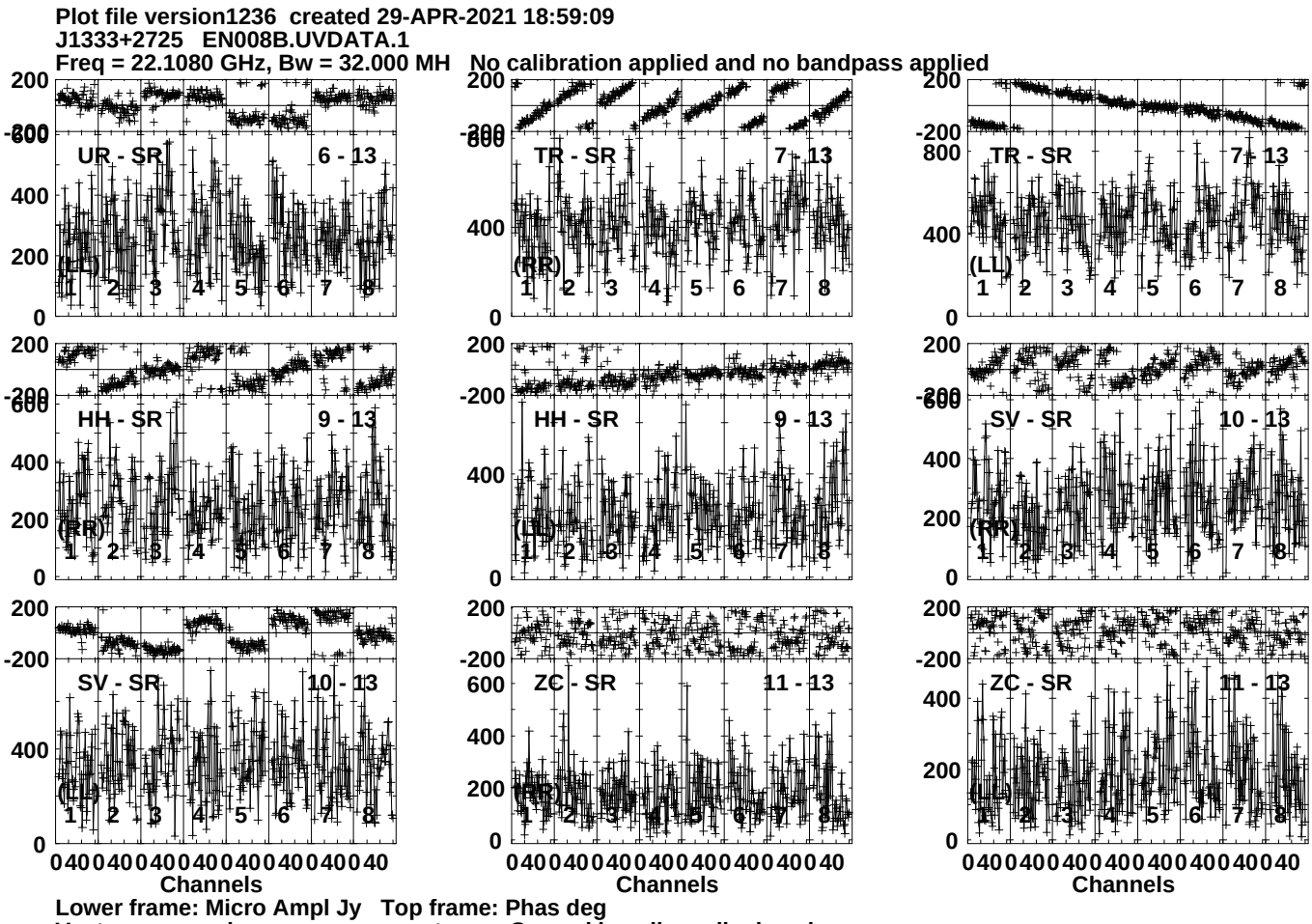
Plot file version1236 created 29-APR-2021 18:59:09
J1333+2725 EN008B.UVDATA.1
Freq = 22.1080 GHz, Bw = 32.000 MH No calibration applied and no bandpass applied
UR - SR
6 - 13
(LL)
TR - SR
7 - 13
(RR)
TR - SR
7 - 13
(LL)
HH - SR
9 - 13
(RR)
HH - SR
9 - 13
(LL)
SV - SR
10 - 13
(RR)
SV - SR
10 - 13
(LL)
ZC - SR
11 - 13
(RR)
ZC - SR
11 - 13
(LL)
Channels
Channels
Channels
Lower frame: Micro Ampl Jy Top frame: Phas deg
Vector averaged cross-power spectrum Several baselines displayed
Timerange: 01/00:46:11 to 01/00:47:09

Plot file version1237 created 29-APR-2021 18:59:09
J1333+2725 EN008B.UVDATA.1
Freq = 22.1080 GHz, Bw = 32.000 MH No calibration applied and no bandpass applied

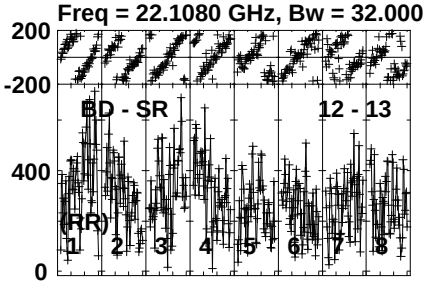

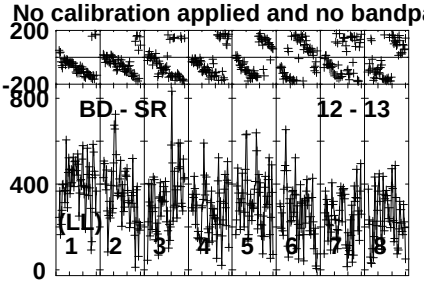

Lower frame: Micro Ampl Jy Top frame: Phas deg
Vector averaged cross-power spectrum Several baselines displayed
Timerange: 01/00:46:11 to 01/00:47:09

Plot file version1238 created 29-APR-2021 18:59:09
J1328+2752 EN008B.UVDATA.1
Freq = 22.1080 GHz, Bw = 32.000 MH No calibration applied and no bandpass applied

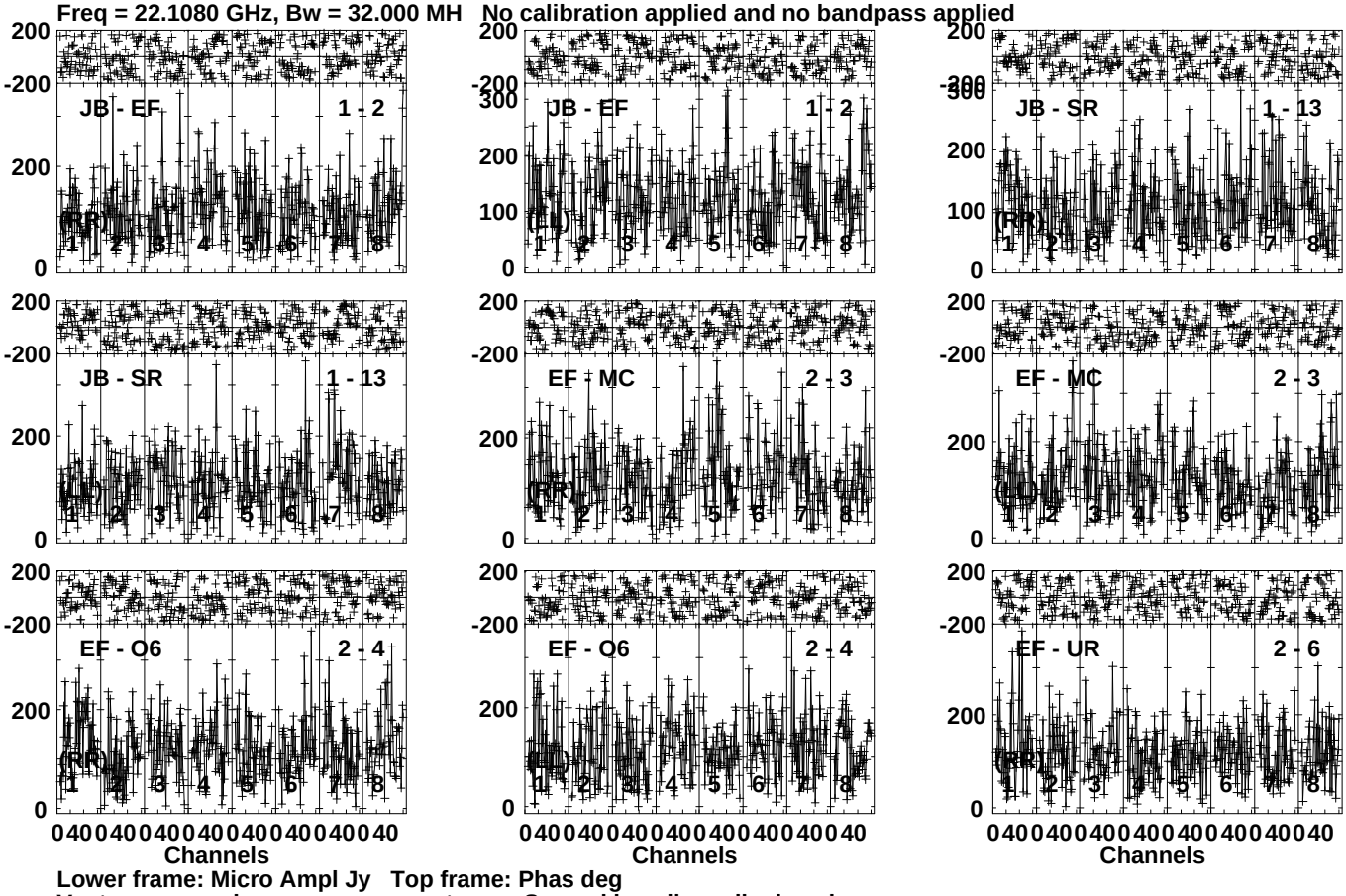

Lower frame: Micro Ampl Jy Top frame: Phas deg
Vector averaged cross-power spectrum Several baselines displayed
Timerange: 01/00:47:11 to 01/00:49:09

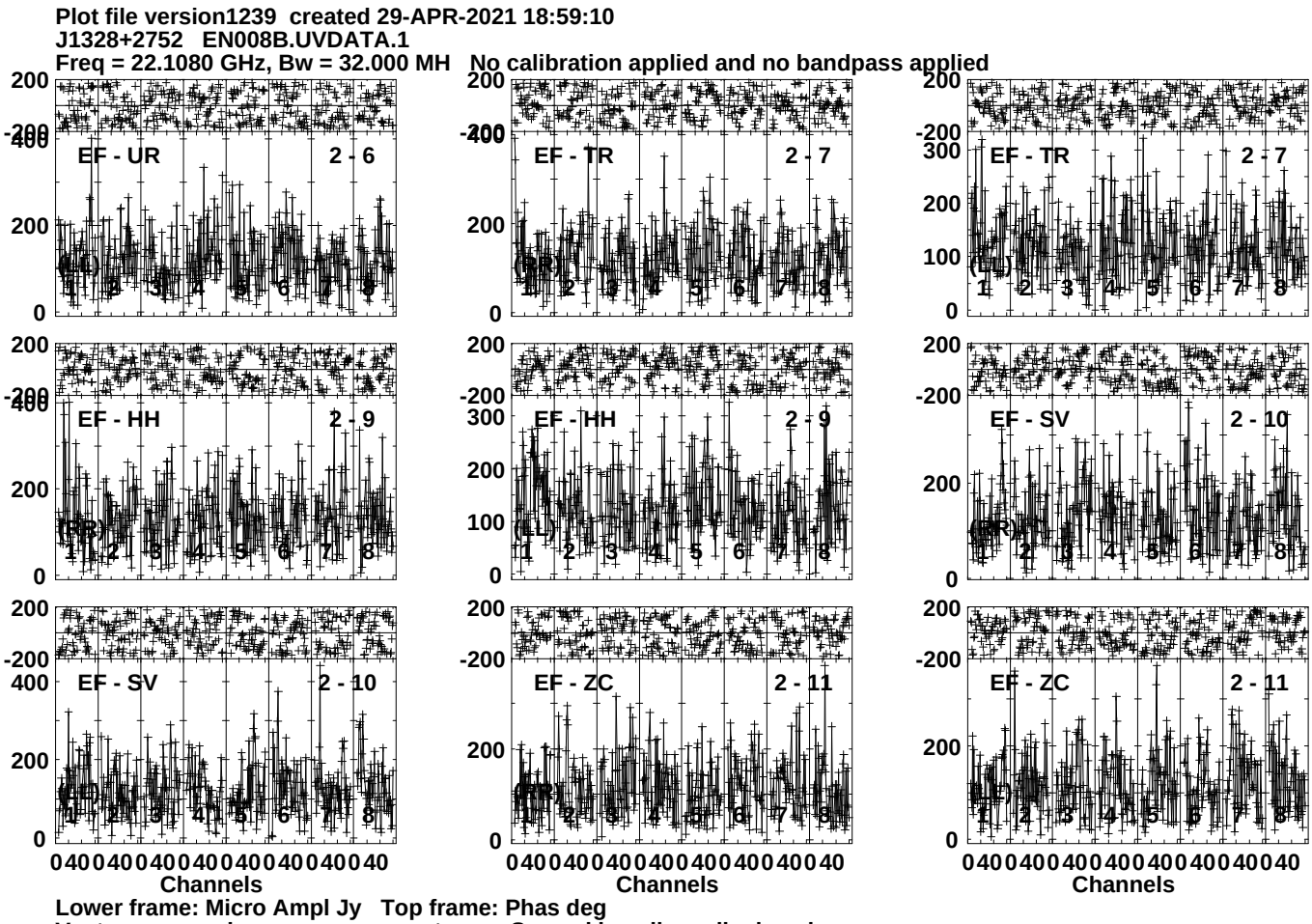
Plot file version1239 created 29-APR-2021 18:59:10
J1328+2752 EN008B.UVDATA.1
Freq = 22.1080 GHz, Bw = 32.000 MH No calibration applied and no bandpass applied
EF - UR 2 - 6
EF - TR 2 - 7
EF - TR 2 - 7
EF - HH 2 - 9
EF - HH 2 - 9
EF - SV 2 - 10
EF - SV 2 - 10
EF - ZC 2 - 11
EF - ZC 2 - 11
(RR)
(LL)
(RR)
(LL)
(RR)
(LL)
(RR)
(LL)
Channels
Channels
Channels
Lower frame: Micro Ampl Jy Top frame: Phas deg
Vector averaged cross-power spectrum Several baselines displayed
Timerange: 01/00:47:11 to 01/00:49:09

Plot file version1240 created 29-APR-2021 18:59:10
J1328+2752 EN008B.UVDATA.1
Freq = 22.1080 GHz, Bw = 32.000 MH No calibration applied and no bandpass applied

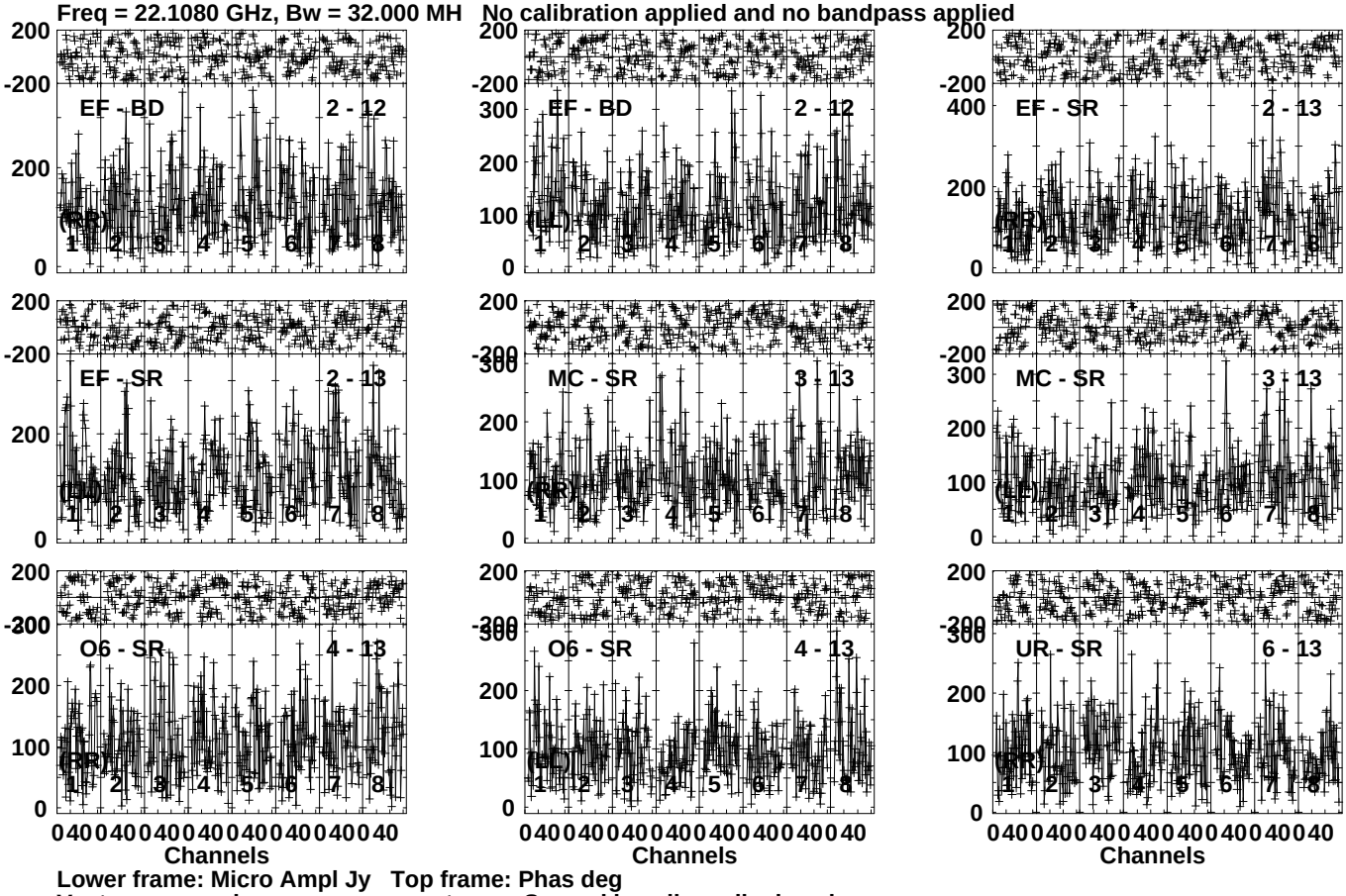

Lower frame: Micro Ampl Jy Top frame: Phas deg
Vector averaged cross-power spectrum Several baselines displayed
Timerange: 01/00:47:11 to 01/00:49:09

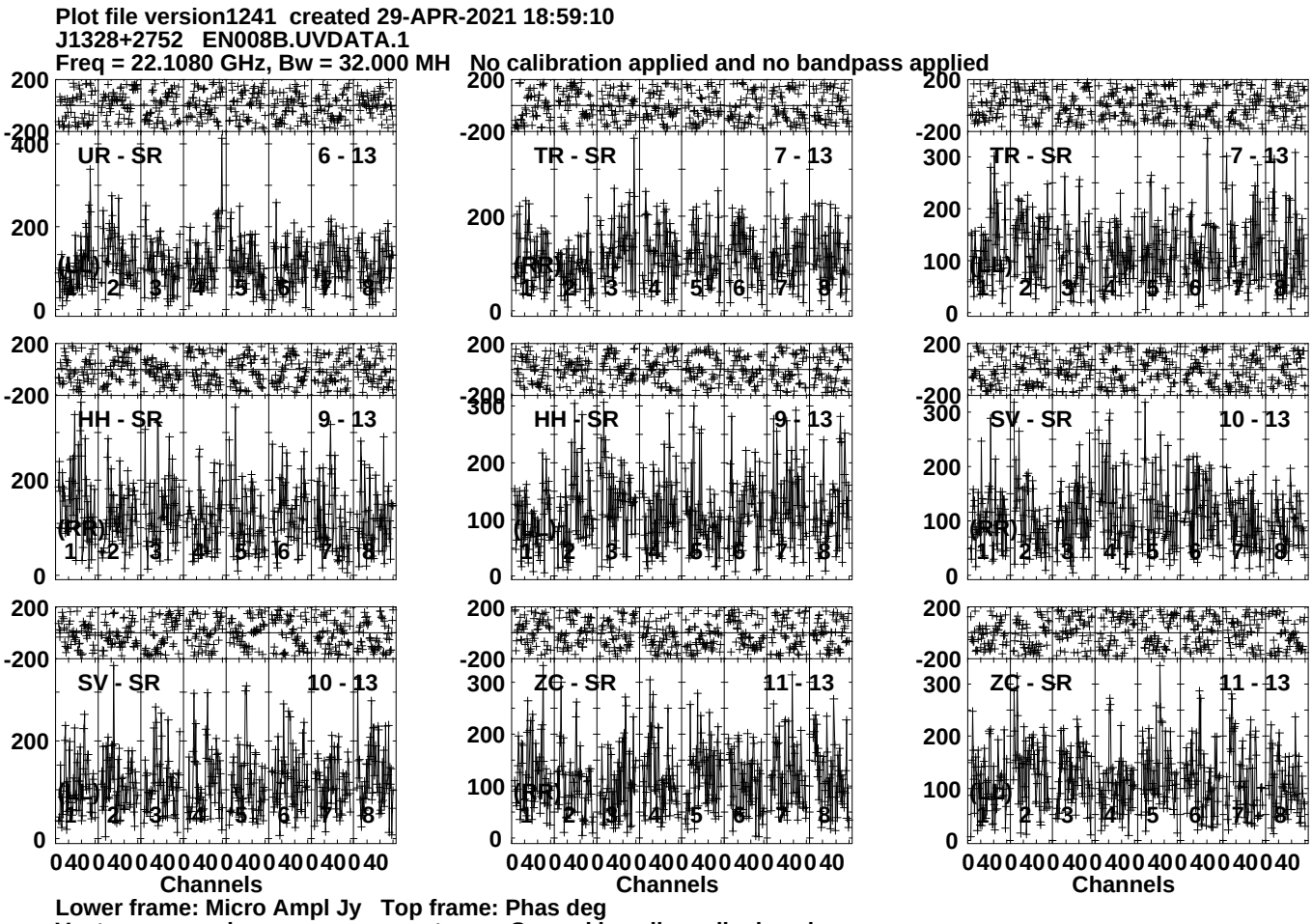
Plot file version1241 created 29-APR-2021 18:59:10
J1328+2752 EN008B.UVDATA.1
Freq = 22.1080 GHz, Bw = 32.000 MH No calibration applied and no bandpass applied
UR - SR
6 - 13
TR - SR
7 - 13
TR - SR
7 - 13
HH - SR
9 - 13
HH - SR
9 - 13
SV - SR
10 - 13
SV - SR
10 - 13
ZC - SR
11 - 13
ZC - SR
11 - 13
(RR)
(LL)
Channels
Lower frame: Micro Ampl Jy Top frame: Phas deg
Vector averaged cross-power spectrum Several baselines displayed
Timerange: 01/00:47:11 to 01/00:49:09

Plot file version1242 created 29-APR-2021 18:59:10
J1328+2752 EN008B.UVDATA.1
Freq = 22.1080 GHz, Bw = 32.000 MH No calibration applied and no bandpass applied

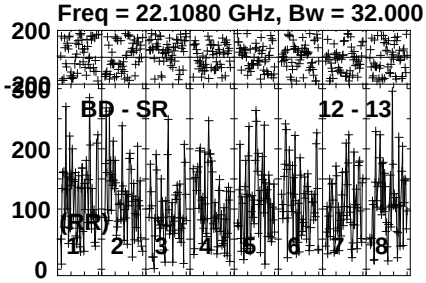

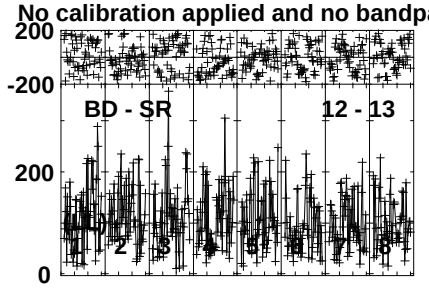

Lower frame: Micro Ampl Jy Top frame: Phas deg
Vector averaged cross-power spectrum Several baselines displayed
Timerange: 01/00:47:11 to 01/00:49:09

Plot file version1243 created 29-APR-2021 18:59:10
J1333+2725 EN008B.UVDATA.1
Freq = 22.1080 GHz, Bw = 32.000 MH No calibration applied and no bandpass applied

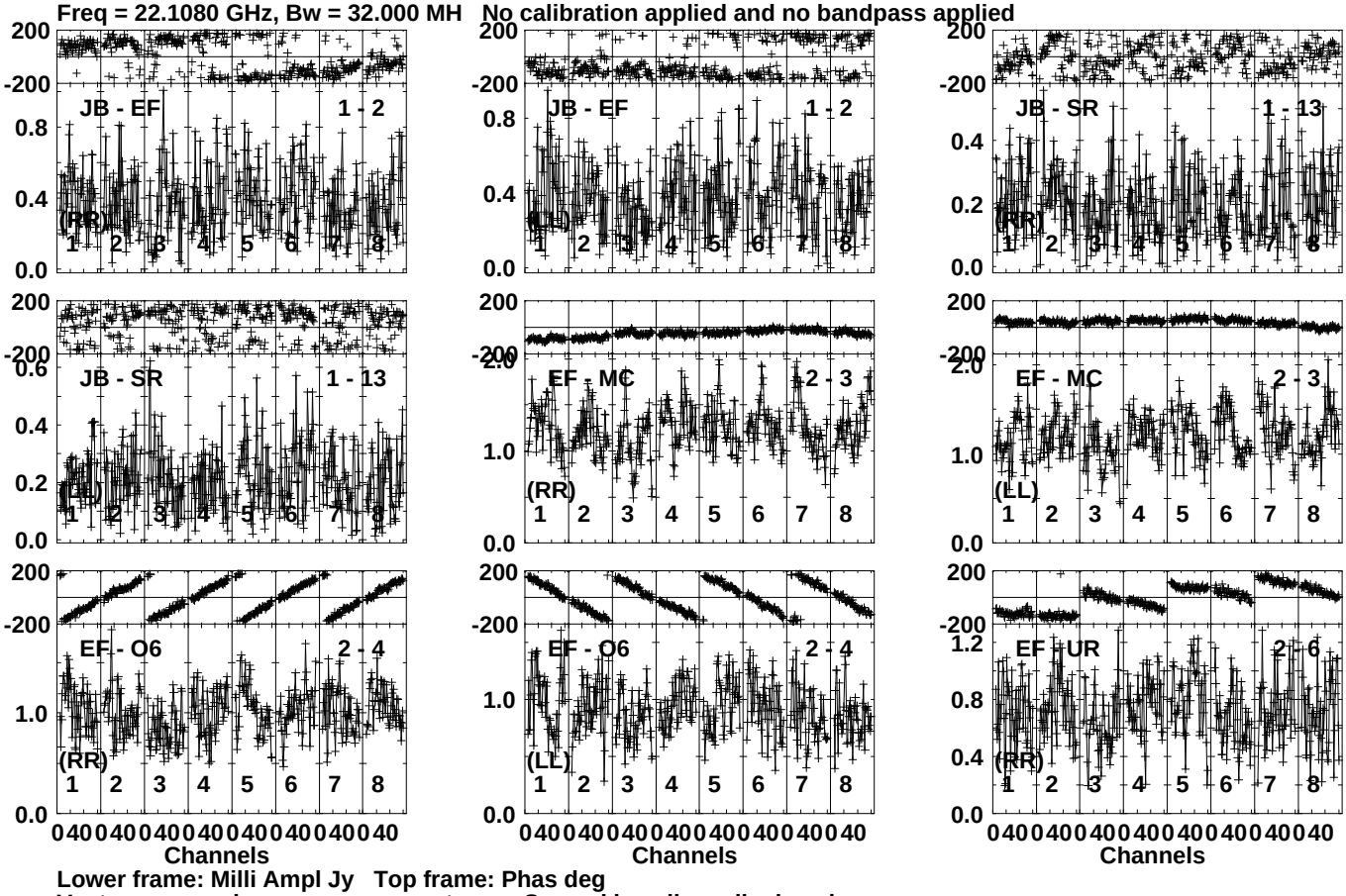

Lower frame: Milli Ampl Jy Top frame: Phas deg
Vector averaged cross-power spectrum Several baselines displayed
Timerange: 01/00:49:11 to 01/00:50:09

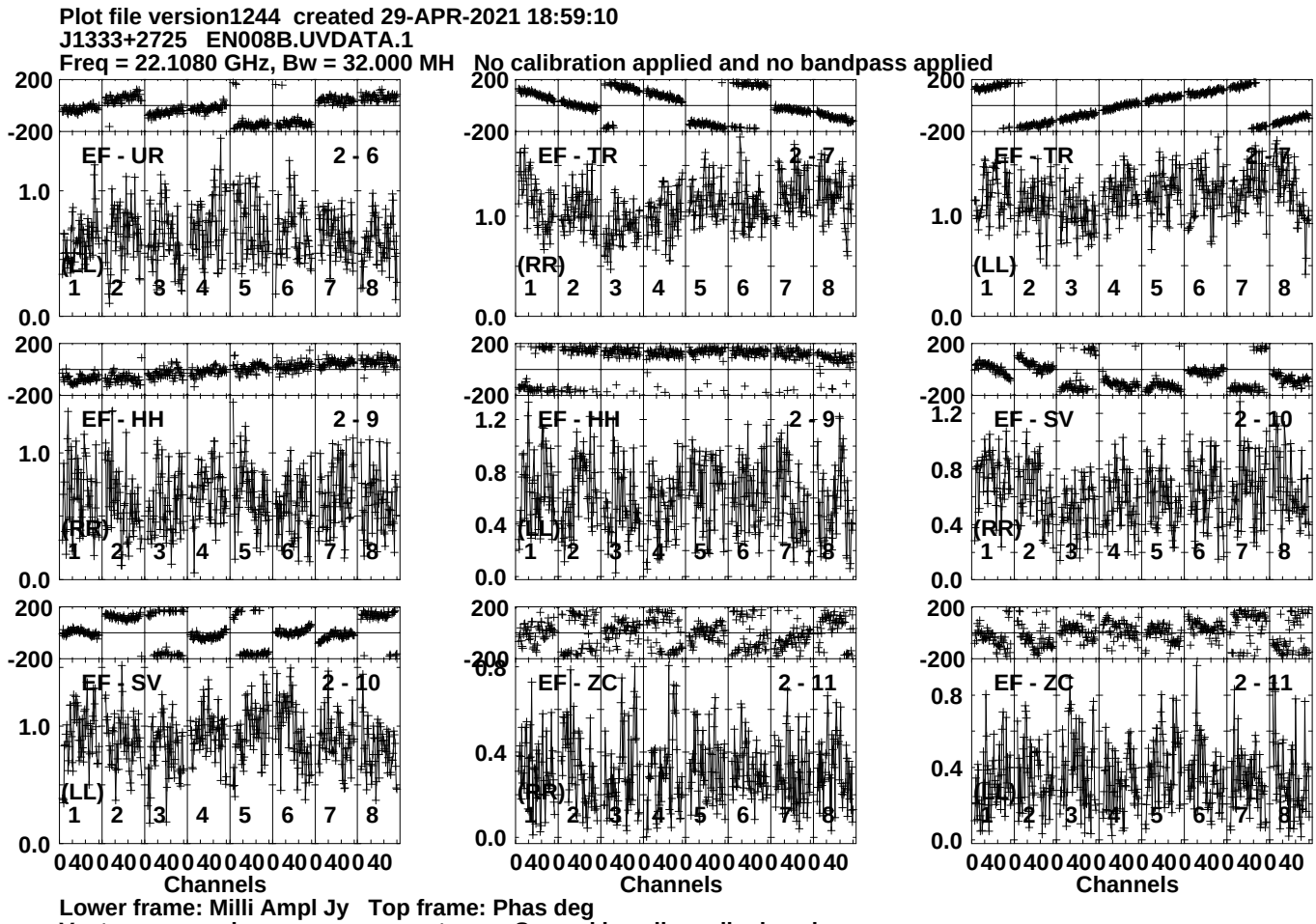
Plot file version1244 created 29-APR-2021 18:59:10
J1333+2725 EN008B.UVDATA.1
Freq = 22.1080 GHz, Bw = 32.000 MH No calibration applied and no bandpass applied
EF - UR 2 - 6
EF - TR 2 - 7
EF - TR 2 - 7
EF - HH 2 - 9
EF - HH 2 - 9
EF - SV 2 - 10
EF - SV 2 - 10
EF - ZC 2 - 11
EF - ZC 2 - 11
(LL)
(RR)
(LL)
(RR)
(LL)
(RR)
(LL)
(RR)
(LL)
(RR)
1 2 3 4 5 6 7 8
200
-200
1.0
0.0
1.2
0.8
0.4
0040040040040040040040040
Channels
Lower frame: Milli Ampl Jy Top frame: Phas deg
Vector averaged cross-power spectrum Several baselines displayed
Timerange: 01/00:49:11 to 01/00:50:09

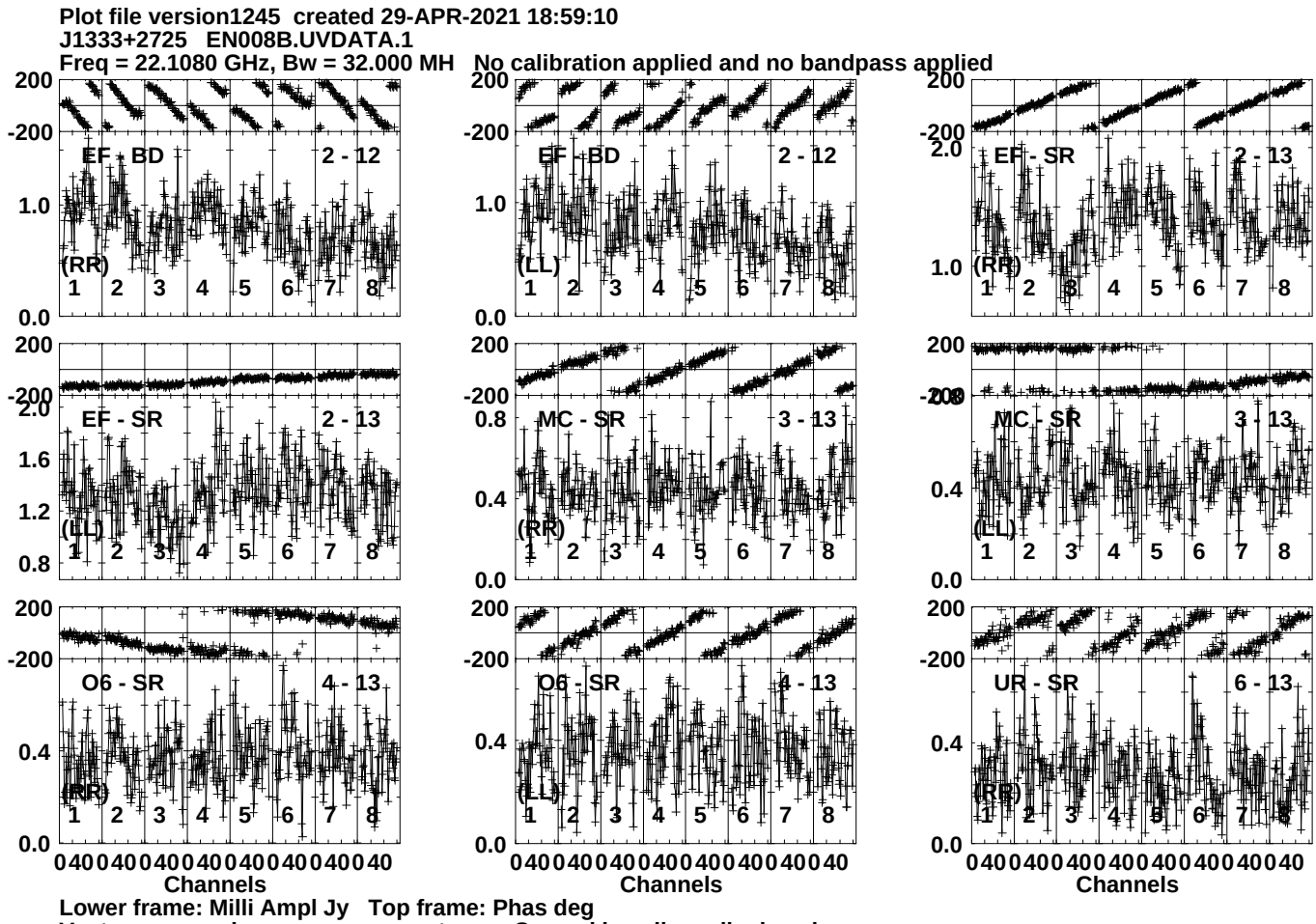
Plot file version1245 created 29-APR-2021 18:59:10
J1333+2725 EN008B.UVDATA.1
Freq = 22.1080 GHz, Bw = 32.000 MH No calibration applied and no bandpass applied
EF - BD 2 - 12
(RR)
EF - BD 2 - 12
(LL)
EF - SR 2 - 13
(RR)
EF - SR 2 - 13
(LL)
MC - SR 3 - 13
(RR)
MC - SR 3 - 13
(LL)
O6 - SR 4 - 13
(RR)
O6 - SR 4 - 13
(LL)
UR - SR 6 - 13
(RR)
Channels
Channels
Channels
Lower frame: Milli Ampl Jy Top frame: Phas deg
Vector averaged cross-power spectrum Several baselines displayed
Timerange: 01/00:49:11 to 01/00:50:09

Plot file version1246 created 29-APR-2021 18:59:10
J1333+2725 EN008B.UVDATA.1
Freq = 22.1080 GHz, Bw = 32.000 MH No calibration applied and no bandpass applied

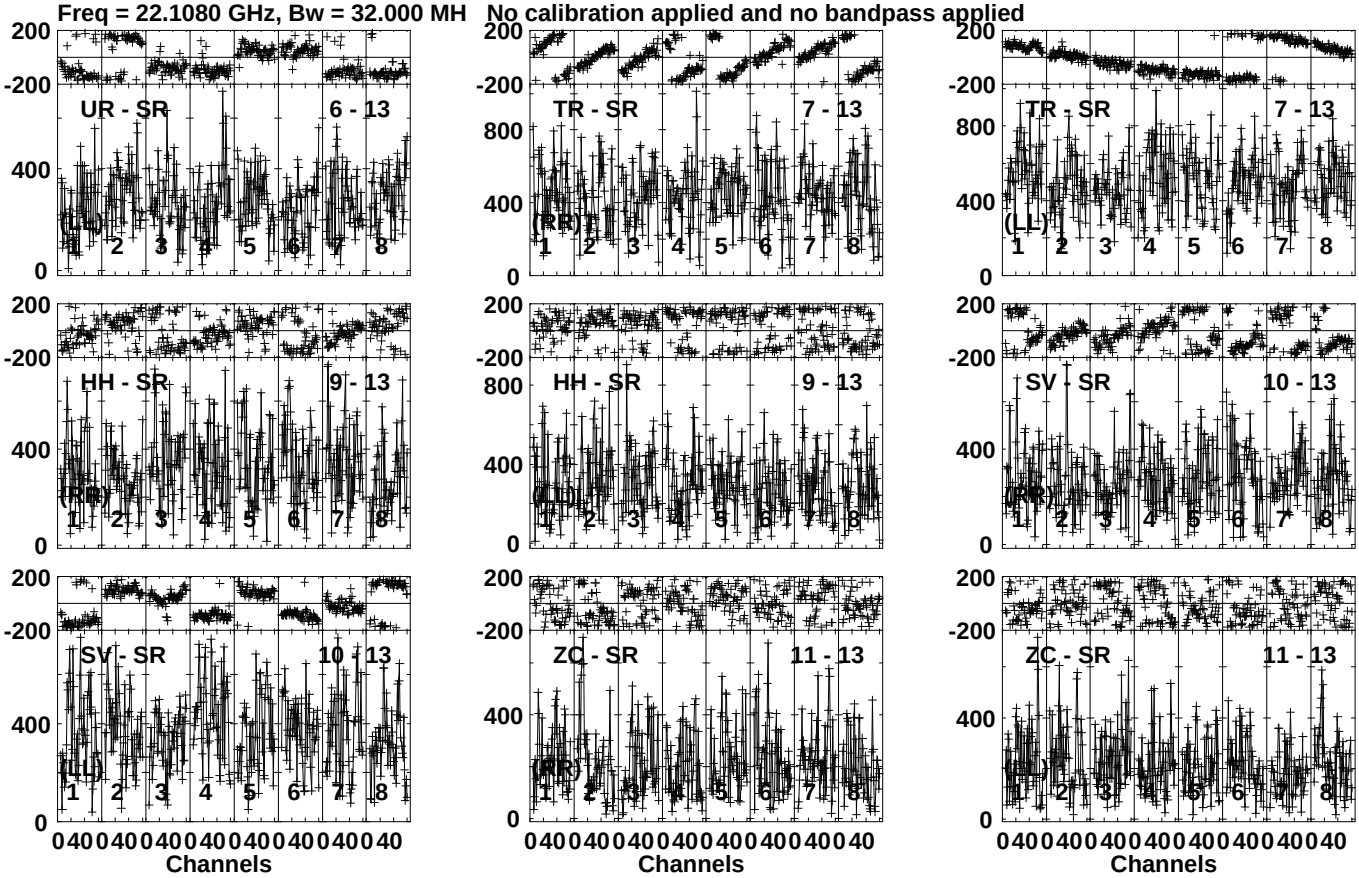

Lower frame: Micro Ampl Jy Top frame: Phas deg
Vector averaged cross-power spectrum Several baselines displayed
Timerange: 01/00:49:11 to 01/00:50:09

Plot file version1247 created 29-APR-2021 18:59:11
J1333+2725 EN008B.UVDATA.1
Freq = 22.1080 GHz, Bw = 32.000 MH No calibration applied and no bandpass applied

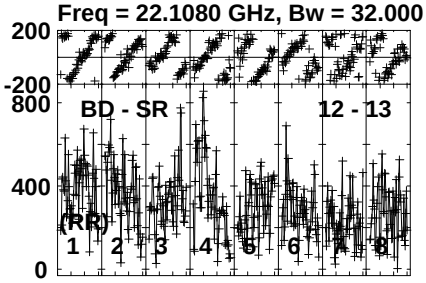

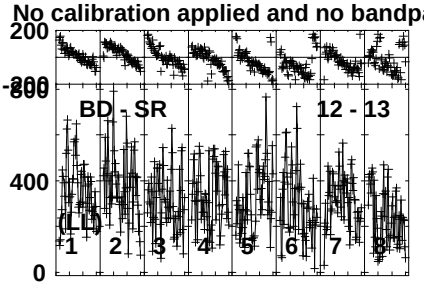

Lower frame: Micro Ampl Jy Top frame: Phas deg
Vector averaged cross-power spectrum Several baselines displayed
Timerange: 01/00:49:11 to 01/00:50:09

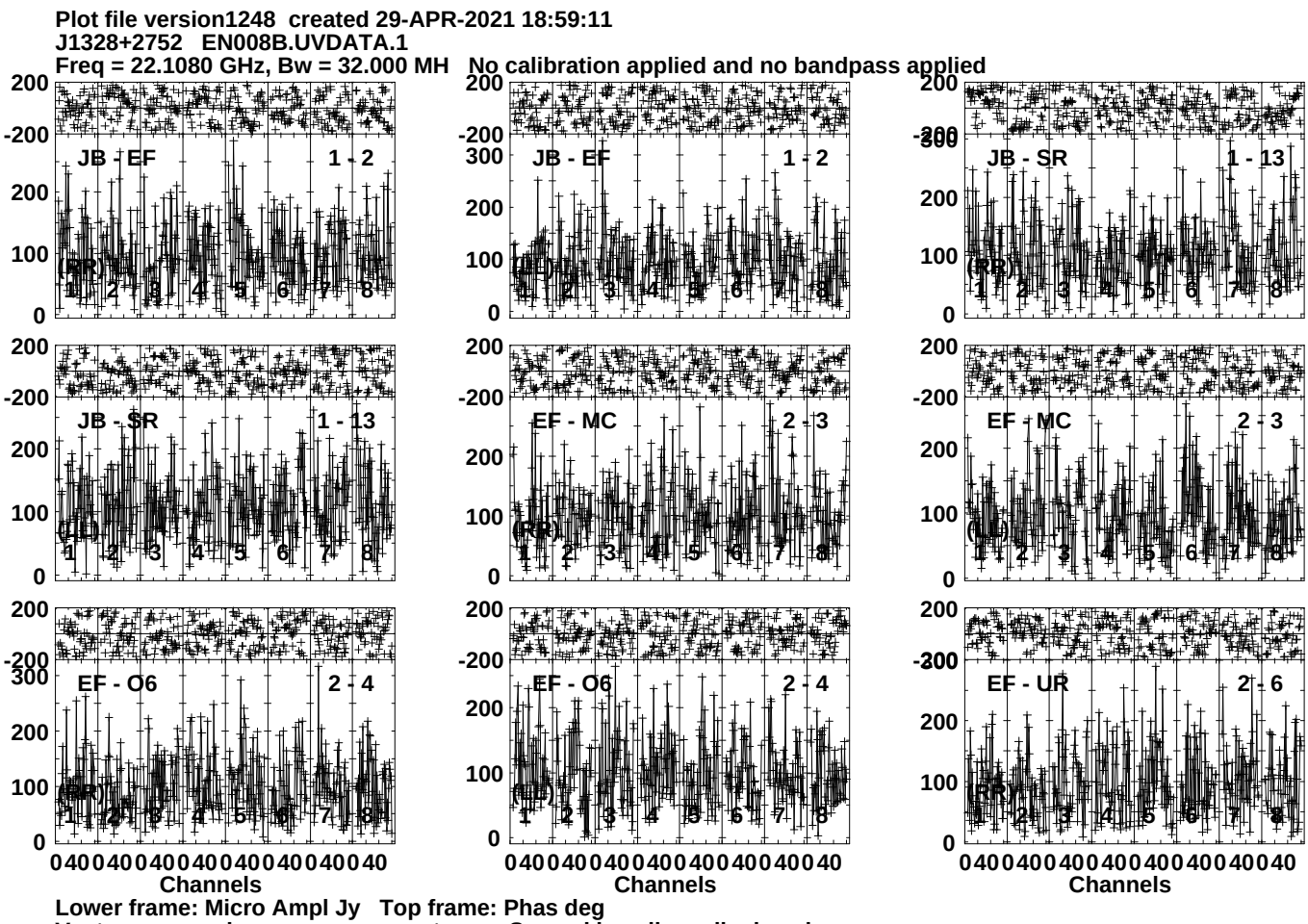
Plot file version1248 created 29-APR-2021 18:59:11
J1328+2752 EN008B.UVDATA.1
Freq = 22.1080 GHz, Bw = 32.000 MH No calibration applied and no bandpass applied
JB - EF 1 - 2
JB - EF 1 - 2
JB - SR 1 - 13
JB - SR 1 - 13
EF - MC 2 - 3
EF - MC 2 - 3
EF - O6 2 - 4
EF - O6 2 - 4
EF - UR 2 - 6
(RR)
(LL)
Channels
Lower frame: Micro Ampl Jy Top frame: Phas deg
Vector averaged cross-power spectrum Several baselines displayed
Timerange: 01/00:50:51 to 01/00:52:49

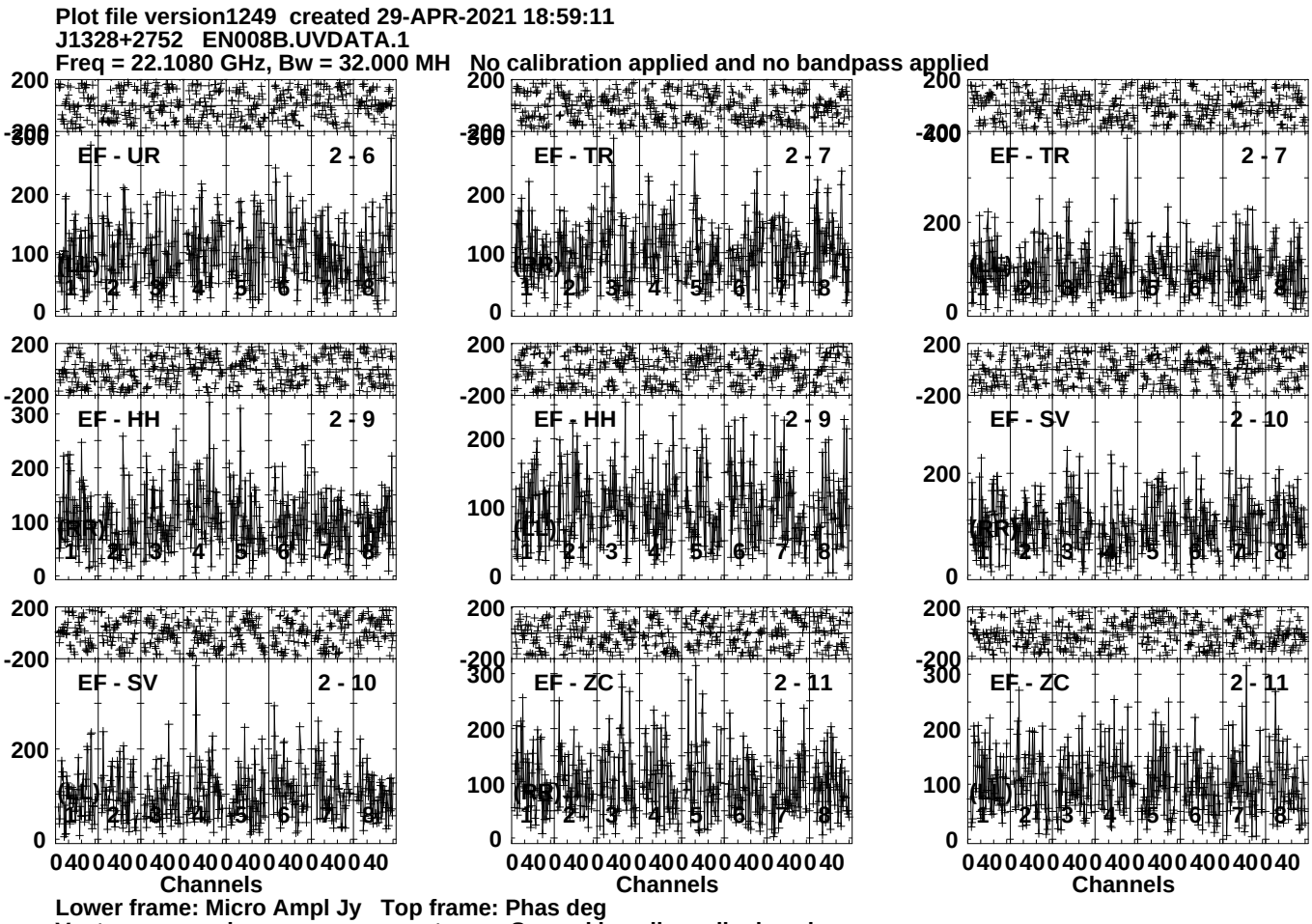
Plot file version1249 created 29-APR-2021 18:59:11
J1328+2752 EN008B.UVDATA.1
Freq = 22.1080 GHz, Bw = 32.000 MH No calibration applied and no bandpass applied
EF - UR 2 - 6
EF - TR 2 - 7
EF - TR 2 - 7
EF - HH 2 - 9
EF - HH 2 - 9
EF - SV 2 - 10
EF - SV 2 - 10
EF - ZC 2 - 11
EF - ZC 2 - 11
Channels
Channels
Channels
Lower frame: Micro Ampl Jy Top frame: Phas deg
Vector averaged cross-power spectrum Several baselines displayed
Timerange: 01/00:50:51 to 01/00:52:49

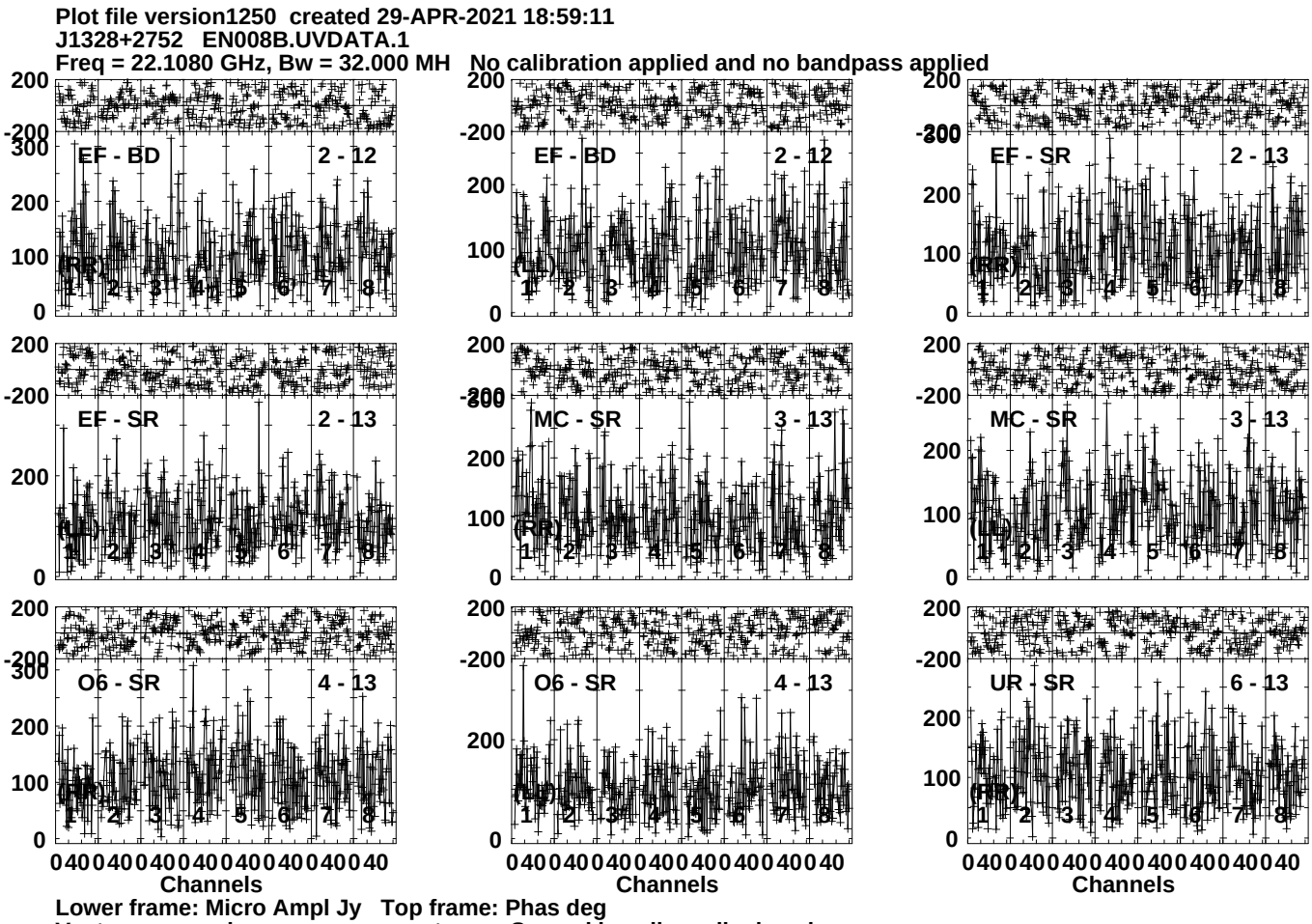
Plot file version1250 created 29-APR-2021 18:59:11
J1328+2752 EN008B.UVDATA.1
Freq = 22.1080 GHz, Bw = 32.000 MH No calibration applied and no bandpass applied
EF - BD 2 - 12
EF - BD 2 - 12
EF - SR 2 - 13
EF - SR 2 - 13
MC - SR 3 - 13
MC - SR 3 - 13
O6 - SR 4 - 13
O6 - SR 4 - 13
UR - SR 6 - 13
(RR)
(LL)
Channels
Lower frame: Micro Ampl Jy Top frame: Phas deg
Vector averaged cross-power spectrum Several baselines displayed
Timerange: 01/00:50:51 to 01/00:52:49

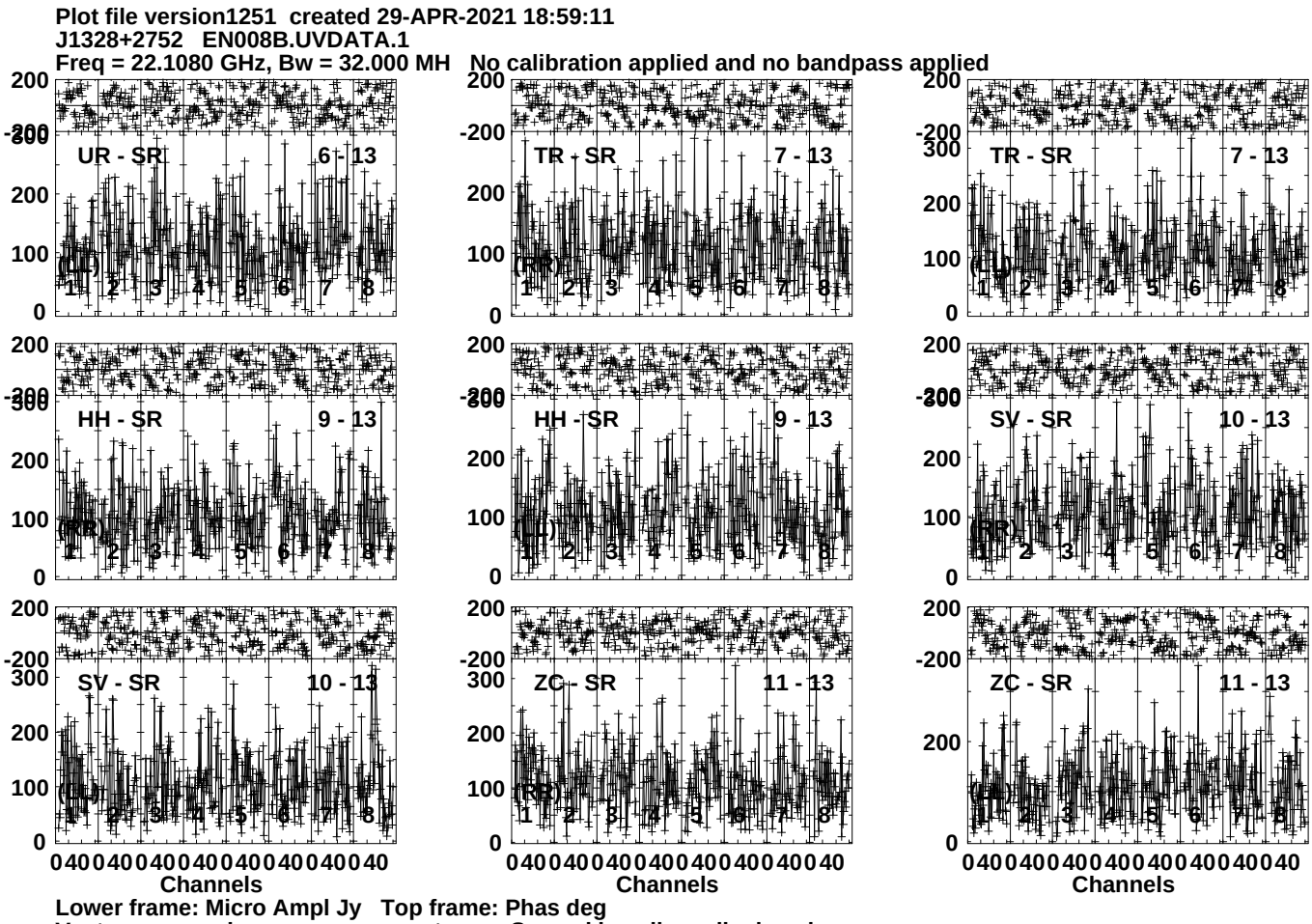
Plot file version1251 created 29-APR-2021 18:59:11
J1328+2752 EN008B.UVDATA.1
Freq = 22.1080 GHz, Bw = 32.000 MH No calibration applied and no bandpass applied
UR - SR
6 - 13
TR - SR
7 - 13
TR - SR
7 - 13
HH - SR
9 - 13
HH - SR
9 - 13
SV - SR
10 - 13
SV - SR
10 - 13
ZC - SR
11 - 13
ZC - SR
11 - 13
(LL)
(RR)
Channels
Lower frame: Micro Ampl Jy Top frame: Phas deg
Vector averaged cross-power spectrum Several baselines displayed
Timerange: 01/00:50:51 to 01/00:52:49

Plot file version1252 created 29-APR-2021 18:59:11
J1328+2752 EN008B.UVDATA.1
Freq = 22.1080 GHz, Bw = 32.000 MH No calibration applied and no bandpass applied

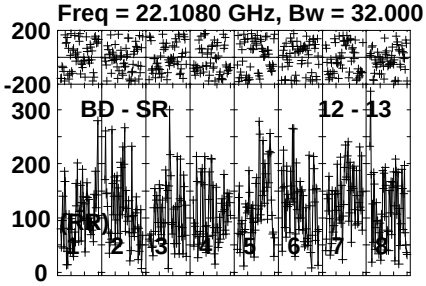

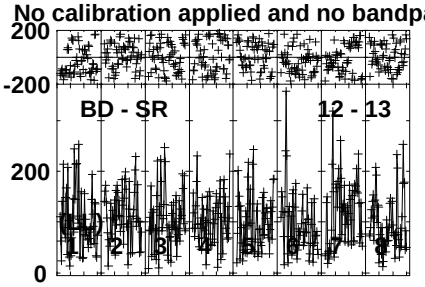

Lower frame: Micro Ampl Jy Top frame: Phas deg
Vector averaged cross-power spectrum Several baselines displayed
Timerange: 01/00:50:51 to 01/00:52:49

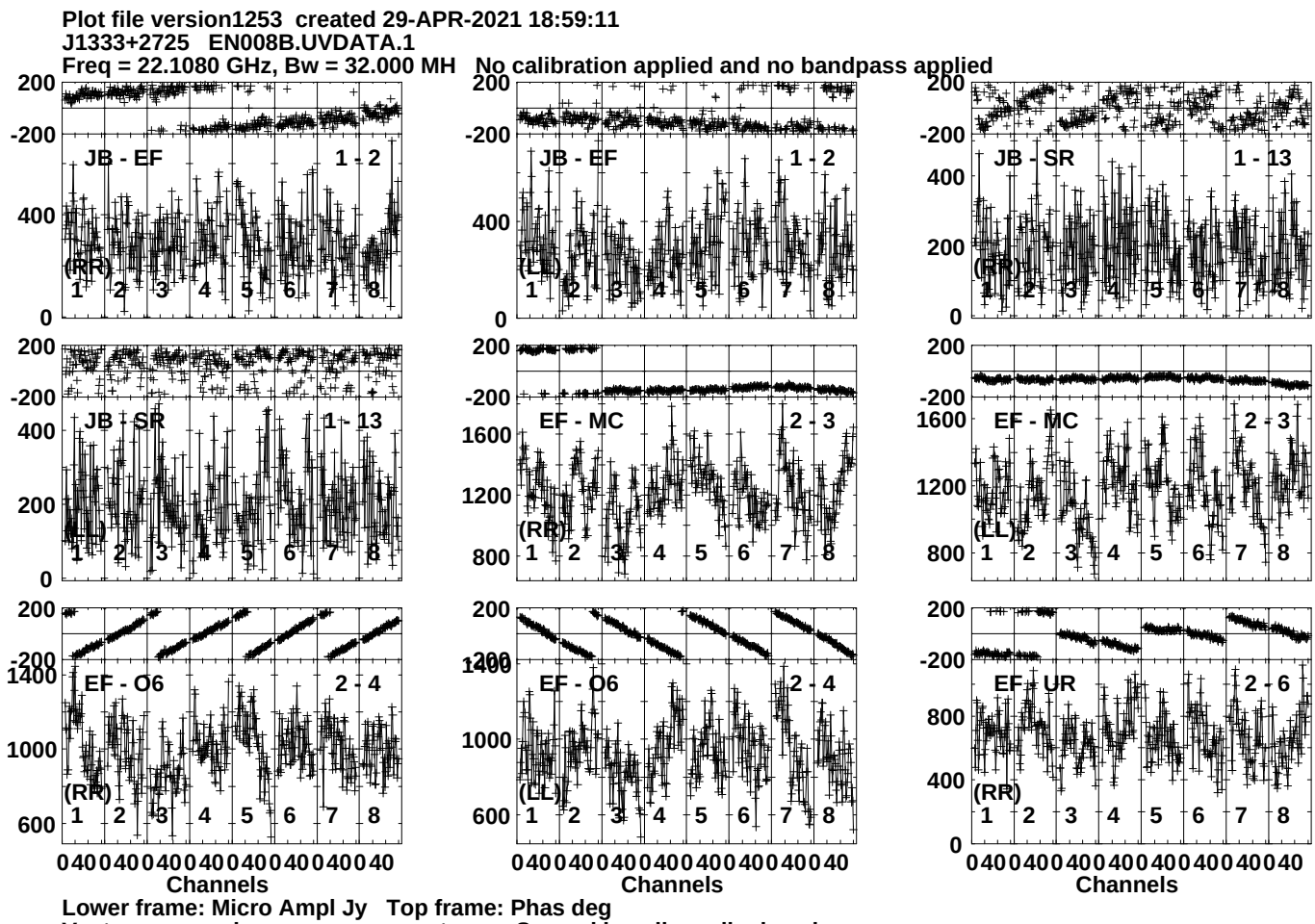
Plot file version1253 created 29-APR-2021 18:59:11
J1333+2725 EN008B.UVDATA.1
Freq = 22.1080 GHz, Bw = 32.000 MH No calibration applied and no bandpass applied
JB - EF 1 - 2
(RR)
JB - EF 1 - 2
(LL)
JB - SR 1 - 13
(RR)
JB - SR 1 - 13
(LL)
EF - MC 2 - 3
(RR)
EF - MC 2 - 3
(LL)
EF - O6 2 - 4
(RR)
EF - O6 2 - 4
(LL)
EF - UR 2 - 6
(RR)
Channels
Channels
Channels
Lower frame: Micro Ampl Jy Top frame: Phas deg
Vector averaged cross-power spectrum Several baselines displayed
Timerange: 01/00:53:21 to 01/00:54:19

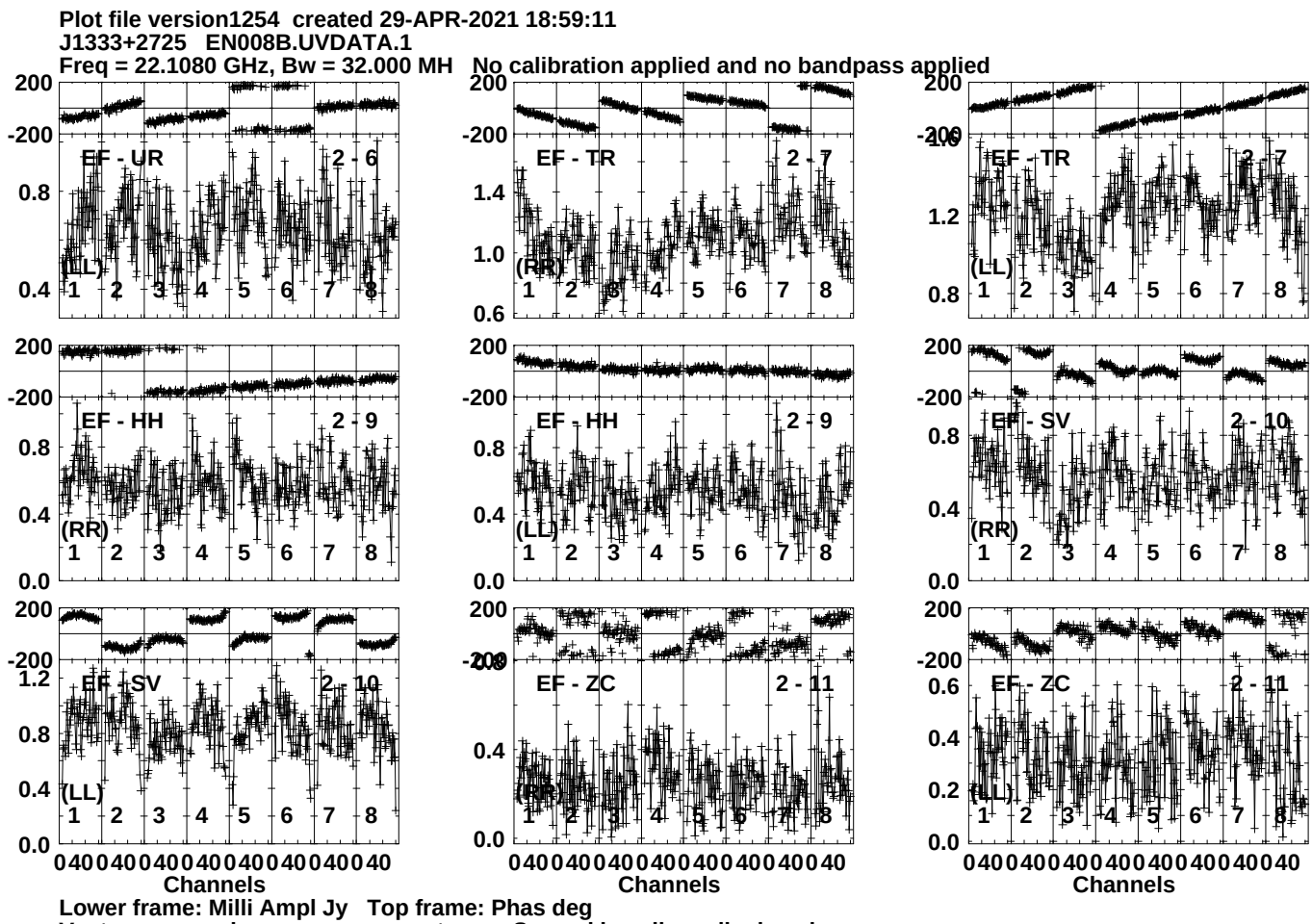
Plot file version1254 created 29-APR-2021 18:59:11
J1333+2725 EN008B.UVDATA.1
Freq = 22.1080 GHz, Bw = 32.000 MH No calibration applied and no bandpass applied
EF - UR 2 - 6
EF - TR 2 - 7
EF - TR 2 - 7
EF - HH 2 - 9
EF - HH 2 - 9
EF - SV 2 - 10
EF - SV 2 - 10
EF - ZC 2 - 11
EF - ZC 2 - 11
(LL)
(RR)
(LL)
(RR)
(LL)
(RR)
(LL)
(RR)
(LL)
Channels
Channels
Channels
Lower frame: Milli Ampl Jy Top frame: Phas deg
Vector averaged cross-power spectrum Several baselines displayed
Timerange: 01/00:53:21 to 01/00:54:19

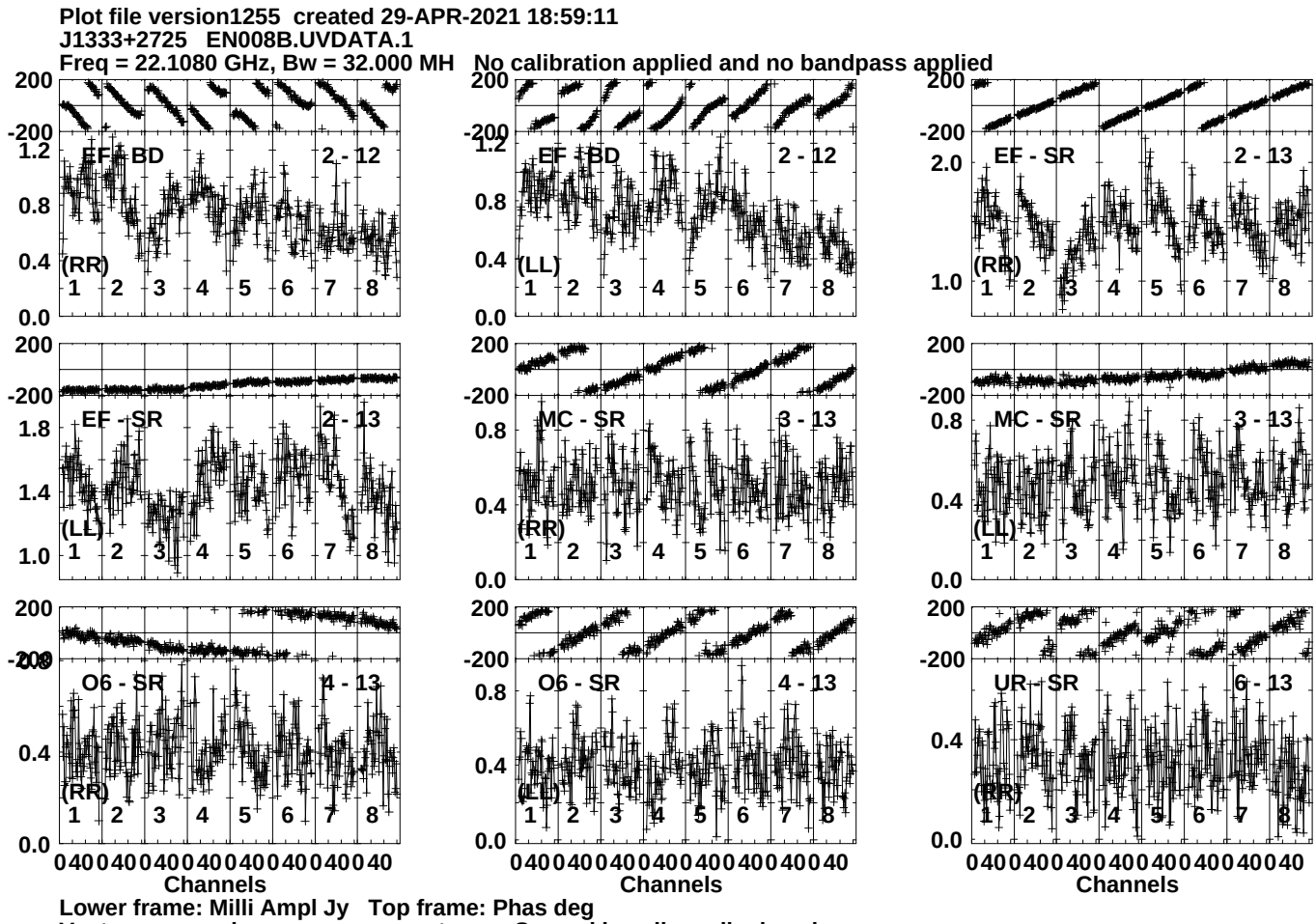
Plot file version1255 created 29-APR-2021 18:59:11
J1333+2725 EN008B.UVDATA.1
Freq = 22.1080 GHz, Bw = 32.000 MH No calibration applied and no bandpass applied
EF - BD 2 - 12 (RR)
EF - BD 2 - 12 (LL)
EF - SR 2 - 13 (RR)
EF - SR 2 - 13 (LL)
MC - SR 3 - 13 (RR)
MC - SR 3 - 13 (LL)
O6 - SR 4 - 13 (RR)
O6 - SR 4 - 13 (LL)
UR - SR 6 - 13 (RR)
Channels
Lower frame: Milli Ampl Jy Top frame: Phas deg
Vector averaged cross-power spectrum Several baselines displayed
Timerange: 01/00:53:21 to 01/00:54:19

Plot file version1256 created 29-APR-2021 18:59:12
J1333+2725 EN008B.UVDATA.1
Freq = 22.1080 GHz, Bw = 32.000 MH No calibration applied and no bandpass applied

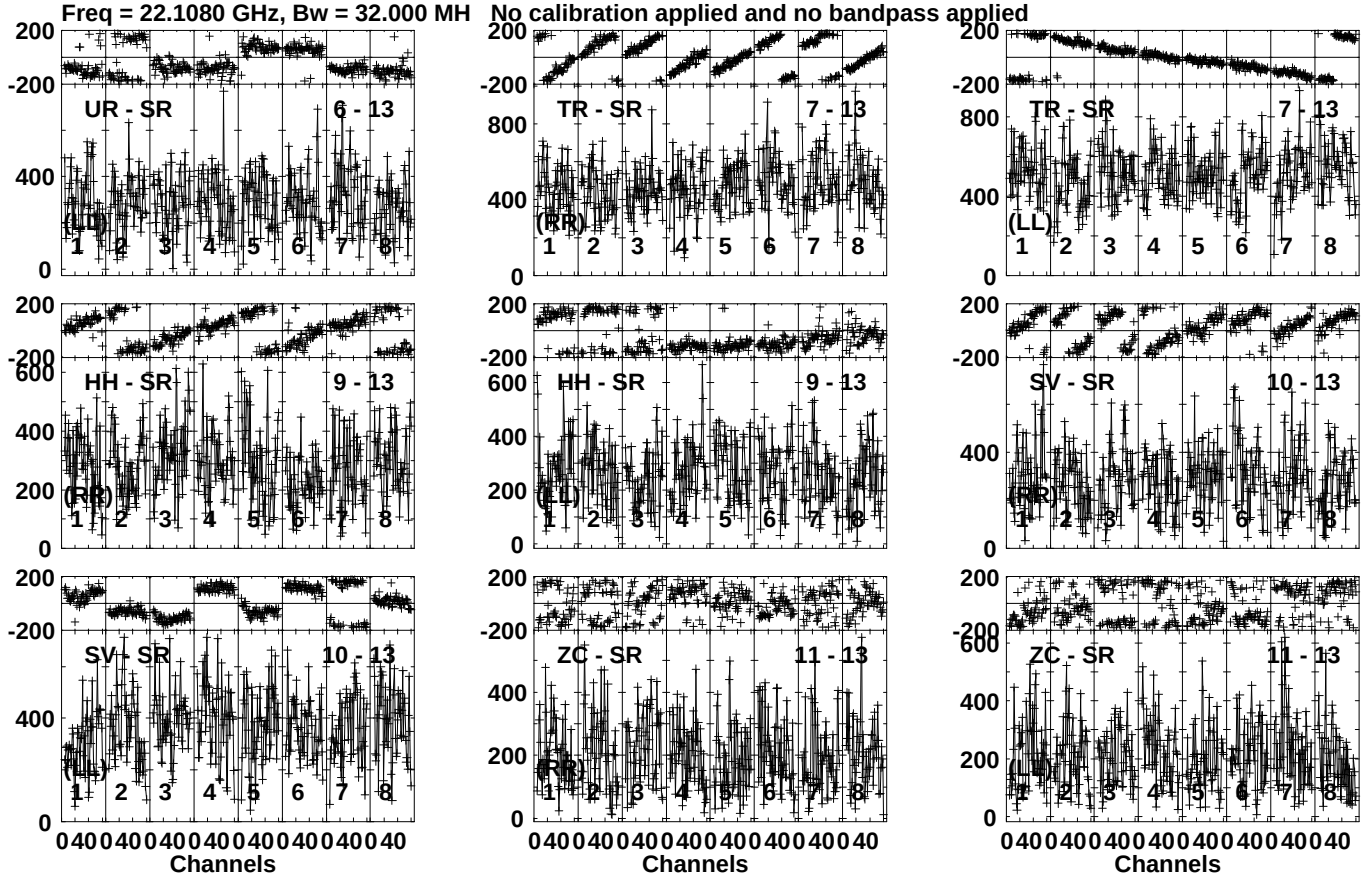

Lower frame: Micro Ampl Jy Top frame: Phas deg
Vector averaged cross-power spectrum Several baselines displayed
Timerange: 01/00:53:21 to 01/00:54:19

Plot file version1257 created 29-APR-2021 18:59:12
J1333+2725 EN008B.UVDATA.1
Freq = 22.1080 GHz, Bw = 32.000 MH No calibration applied and no bandpass applied

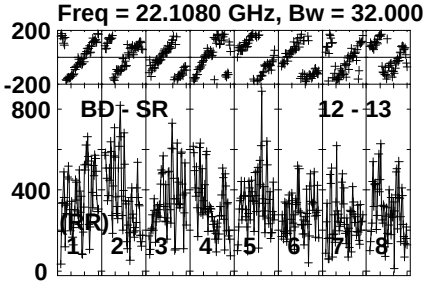

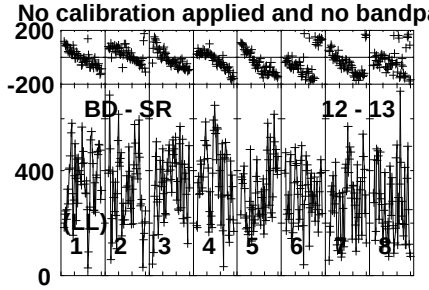

Lower frame: Micro Ampl Jy Top frame: Phas deg
Vector averaged cross-power spectrum Several baselines displayed
Timerange: 01/00:53:21 to 01/00:54:19

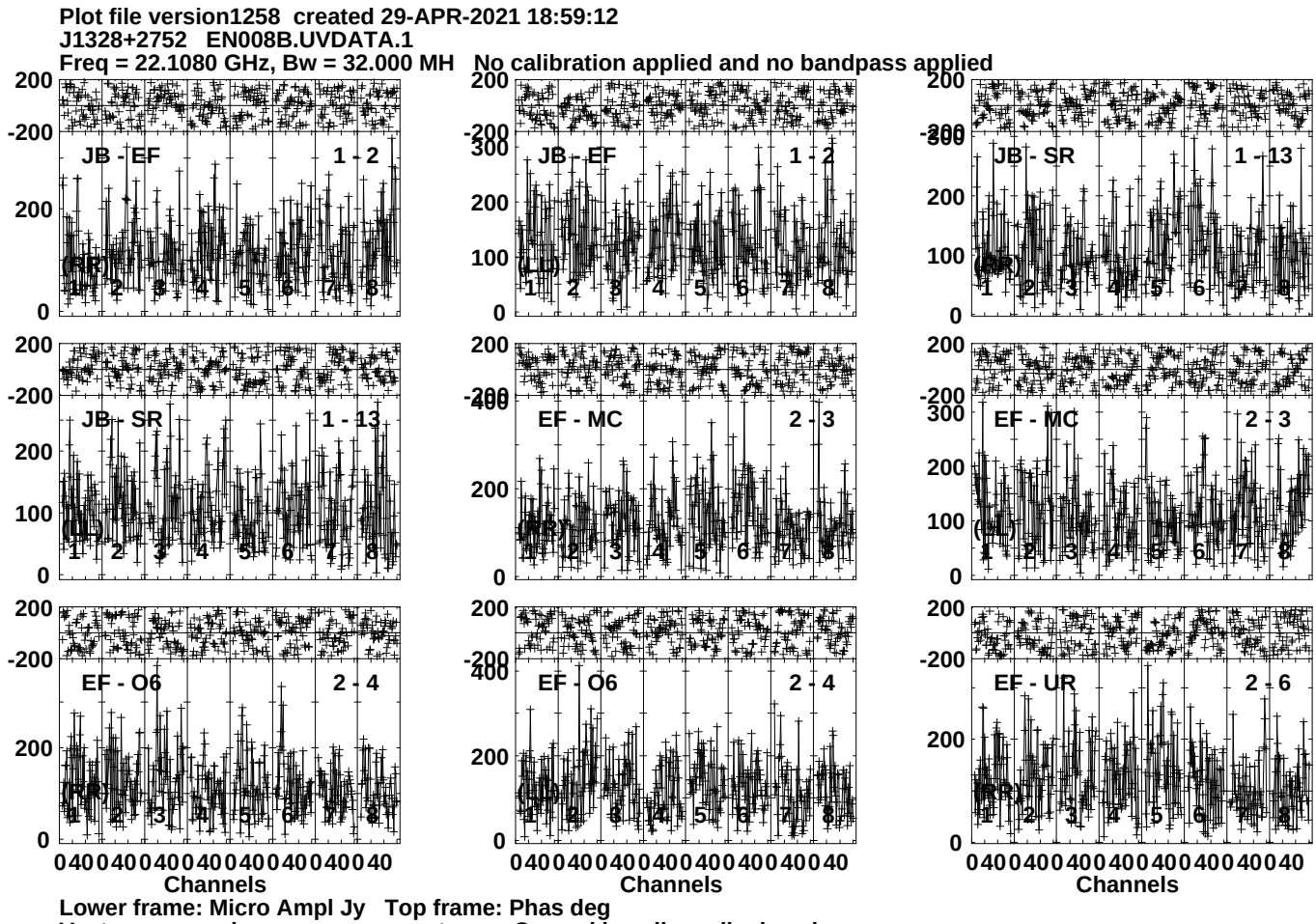
Plot file version1258 created 29-APR-2021 18:59:12
J1328+2752 EN008B.UVDATA.1
Freq = 22.1080 GHz, Bw = 32.000 MH No calibration applied and no bandpass applied
JB - EF 1 - 2
JB - EF 1 - 2
JB - SR 1 - 13
JB - SR 1 - 13
EF - MC 2 - 3
EF - MC 2 - 3
EF - O6 2 - 4
EF - O6 2 - 4
EF - UR 2 - 6
Channels
Channels
Channels
Lower frame: Micro Ampl Jy Top frame: Phas deg
Vector averaged cross-power spectrum Several baselines displayed
Timerange: 01/00:54:21 to 01/00:56:19

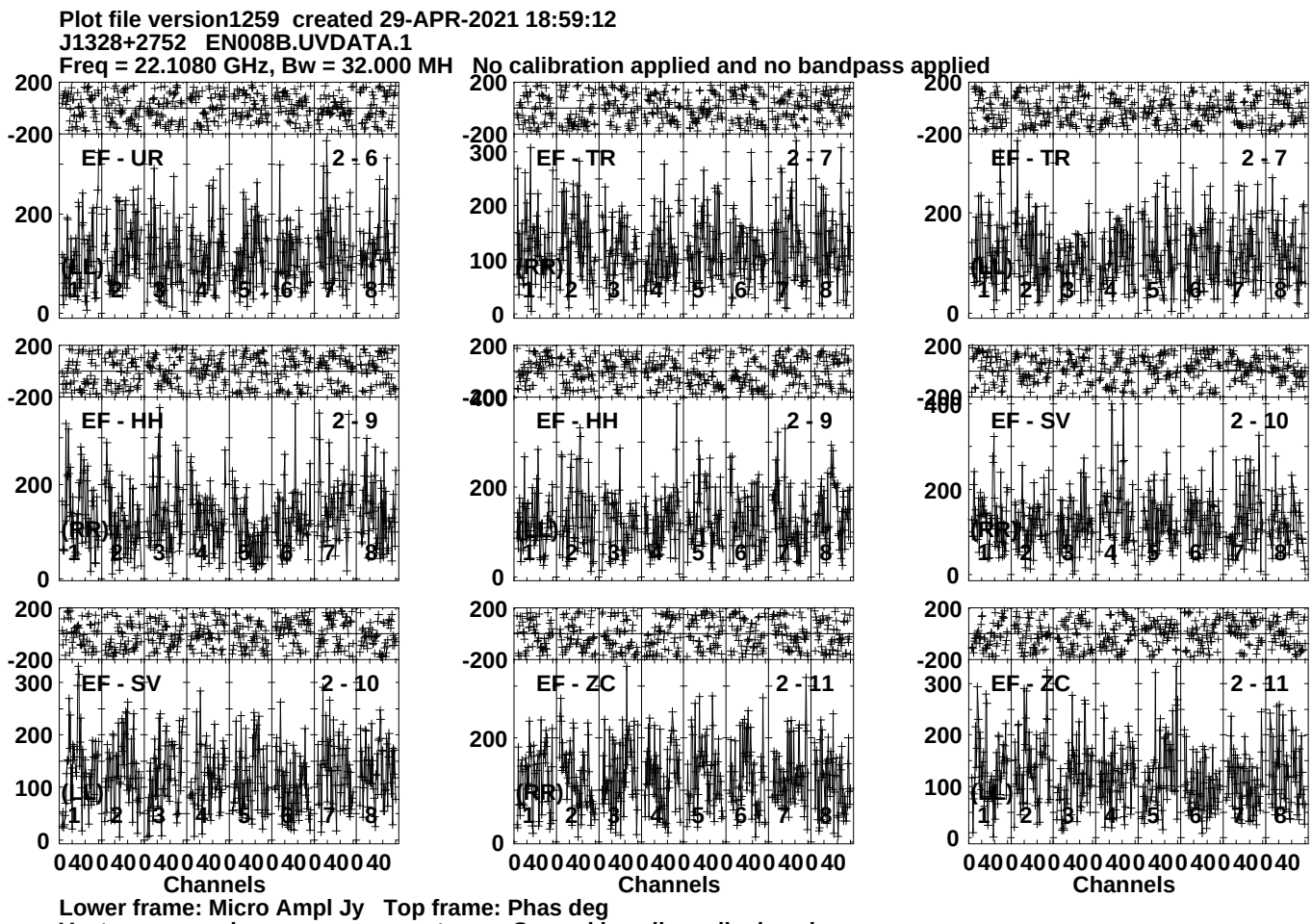
Plot file version1259 created 29-APR-2021 18:59:12
J1328+2752 EN008B.UVDATA.1
Freq = 22.1080 GHz, Bw = 32.000 MH No calibration applied and no bandpass applied
EF - UR 2 - 6
EF - TR 2 - 7
EF - TR 2 - 7
EF - HH 2 - 9
EF - HH 2 - 9
EF - SV 2 - 10
EF - SV 2 - 10
EF - ZC 2 - 11
EF - ZC 2 - 11
(LL)
(RR)
Channels
Lower frame: Micro Ampl Jy Top frame: Phas deg
Vector averaged cross-power spectrum Several baselines displayed
Timerange: 01/00:54:21 to 01/00:56:19

Plot file version1260 created 29-APR-2021 18:59:12
J1328+2752 EN008B.UVDATA.1
Freq = 22.1080 GHz, Bw = 32.000 MH No calibration applied and no bandpass applied

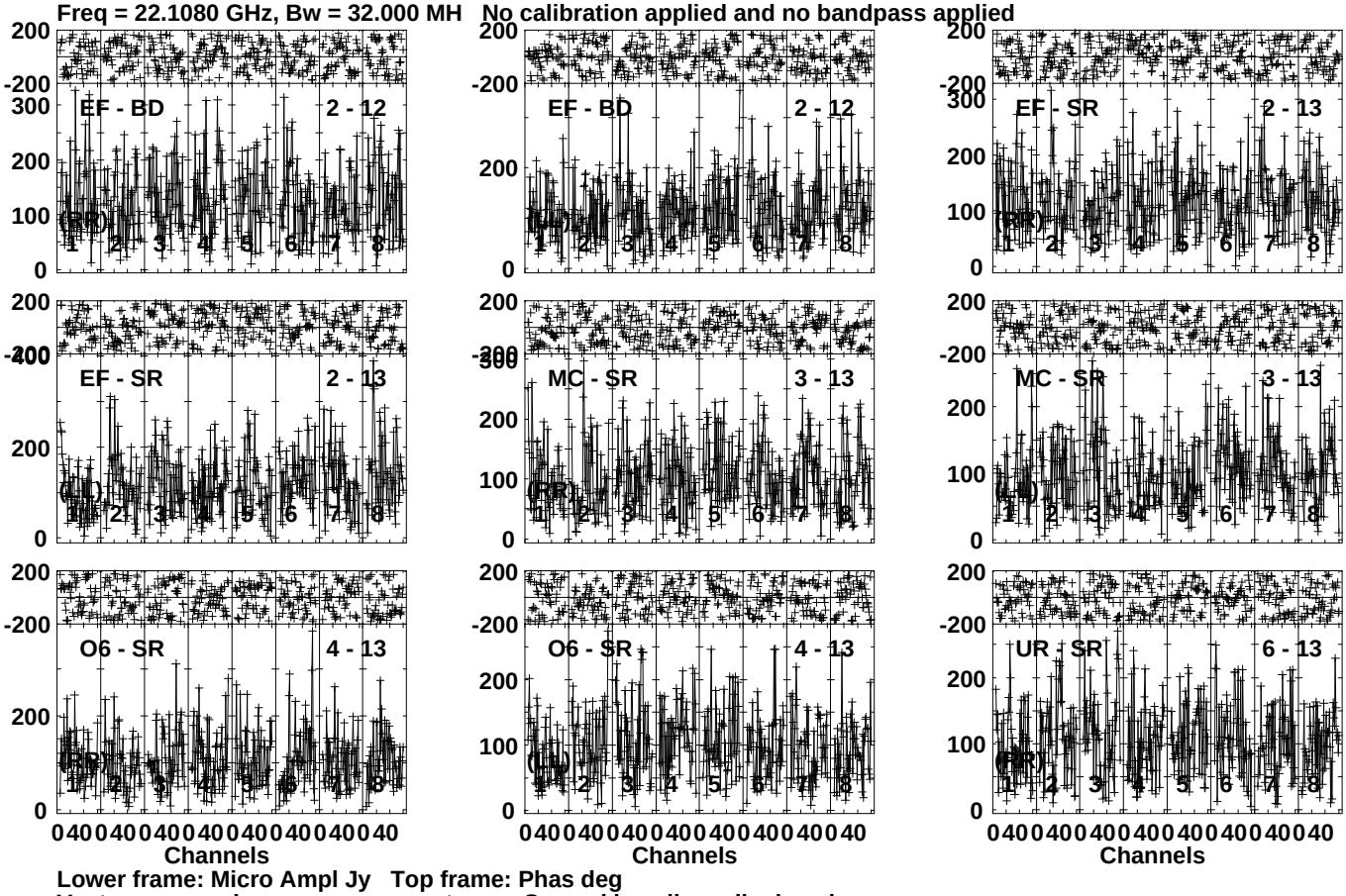

Lower frame: Micro Ampl Jy Top frame: Phas deg
Vector averaged cross-power spectrum Several baselines displayed
Timerange: 01/00:54:21 to 01/00:56:19

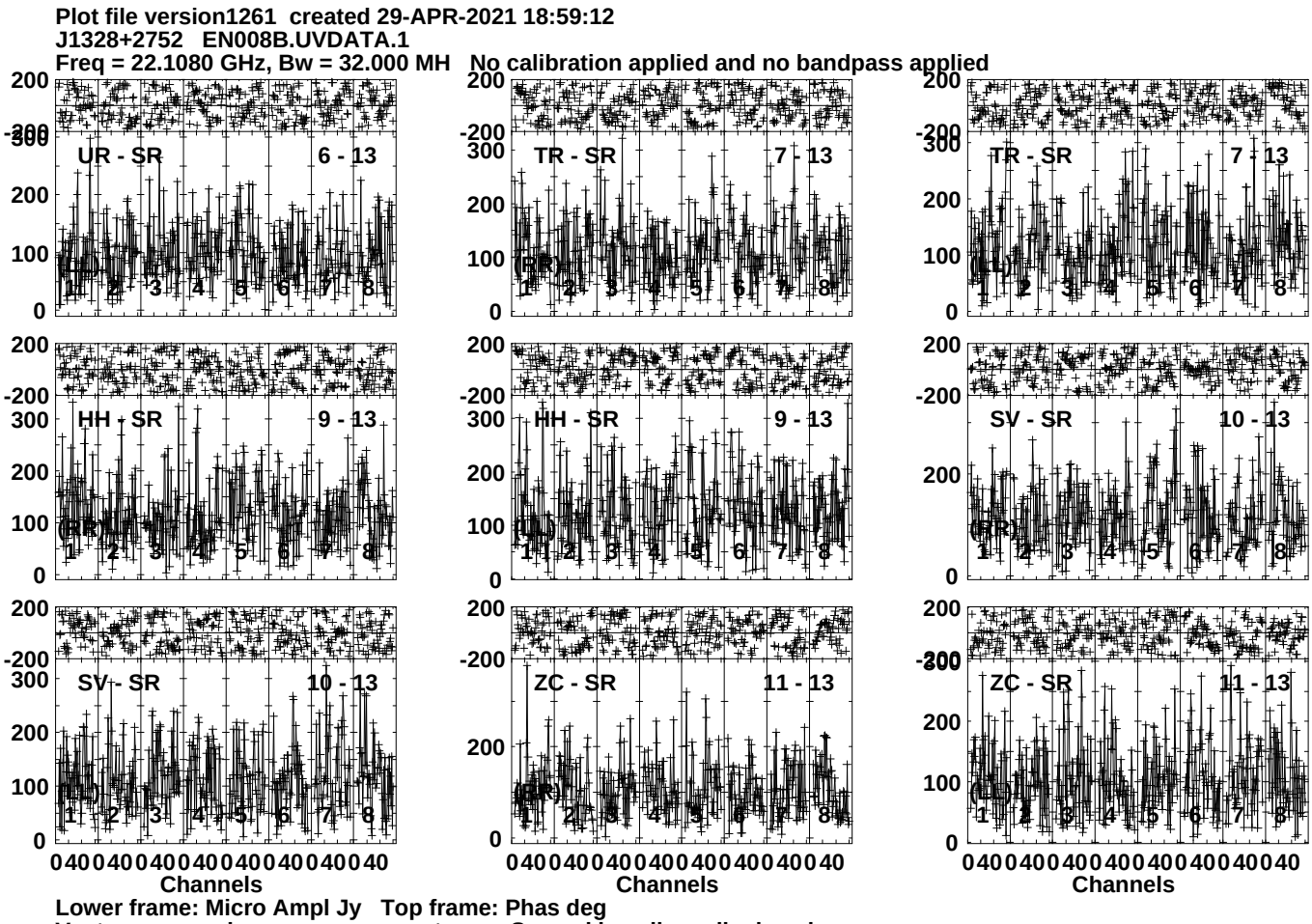
Plot file version1261 created 29-APR-2021 18:59:12
J1328+2752 EN008B.UVDATA.1
Freq = 22.1080 GHz, Bw = 32.000 MH No calibration applied and no bandpass applied
UR - SR 6 - 13
TR - SR 7 - 13
TR - SR 7 - 13
HH - SR 9 - 13
HH - SR 9 - 13
SV - SR 10 - 13
SV - SR 10 - 13
ZC - SR 11 - 13
ZC - SR 11 - 13
(RR)
(LL)
(RL)
(LR)
Channels
Lower frame: Micro Ampl Jy Top frame: Phas deg
Vector averaged cross-power spectrum Several baselines displayed
Timerange: 01/00:54:21 to 01/00:56:19

Plot file version1262 created 29-APR-2021 18:59:12
J1328+2752 EN008B.UVDATA.1
Freq = 22.1080 GHz, Bw = 32.000 MH No calibration applied and no bandpass applied

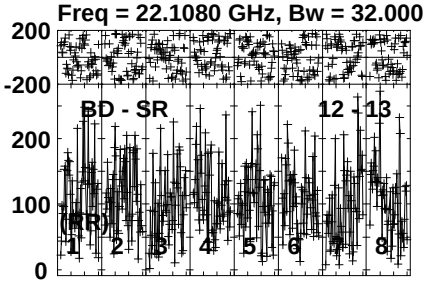

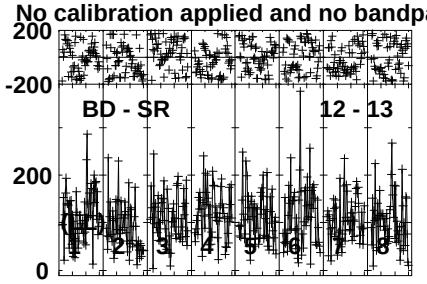

Lower frame: Micro Ampl Jy Top frame: Phas deg
Vector averaged cross-power spectrum Several baselines displayed
Timerange: 01/00:54:21 to 01/00:56:19

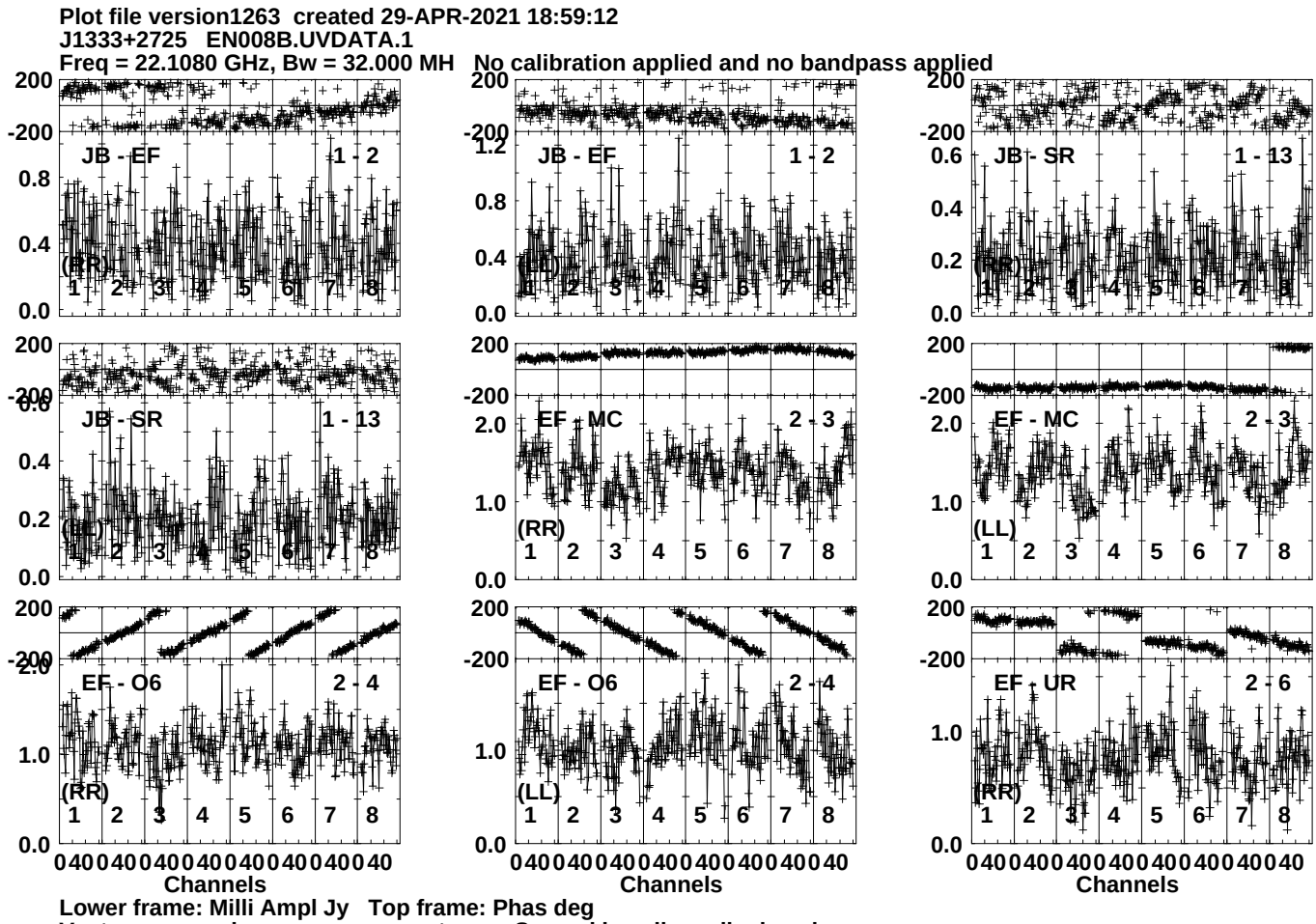
Plot file version1263 created 29-APR-2021 18:59:12
J1333+2725 EN008B.UVDATA.1
Freq = 22.1080 GHz, Bw = 32.000 MH No calibration applied and no bandpass applied
JB - EF 1 - 2
JB - SR 1 - 13
EF - MC 2 - 3
EF - O6 2 - 4
EF - UR 2 - 6
(RR)
(LL)
Channels
Lower frame: Milli Ampl Jy Top frame: Phas deg
Vector averaged cross-power spectrum Several baselines displayed
Timerange: 01/00:56:21 to 01/00:57:19

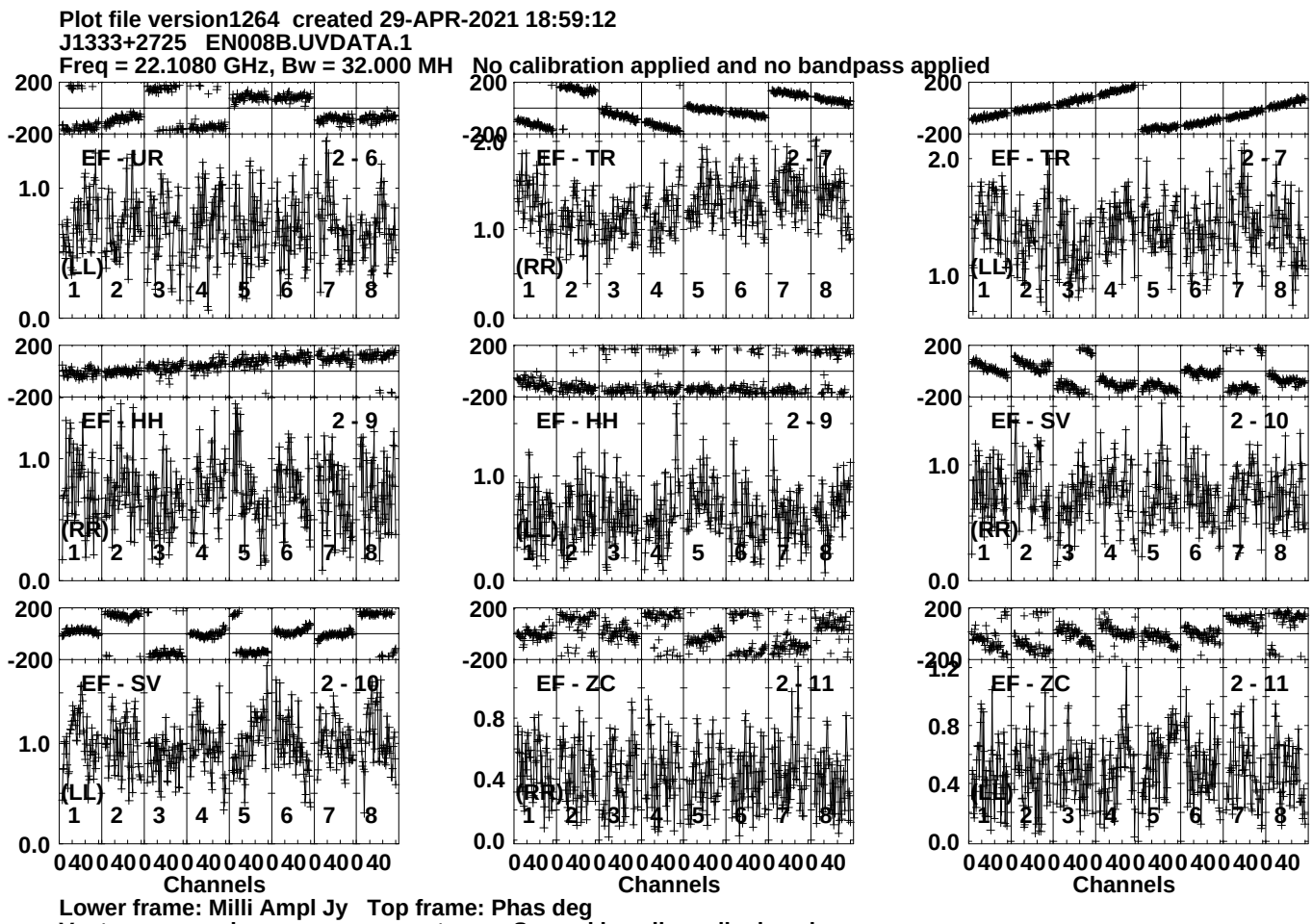
Plot file version1264 created 29-APR-2021 18:59:12
J1333+2725 EN008B.UVDATA.1
Freq = 22.1080 GHz, Bw = 32.000 MH No calibration applied and no bandpass applied
EF - UR 2 - 6
(LL)
EF - TR 2 - 7
(RR)
EF - TR 2 - 7
(LL)
EF - HH 2 - 9
(RR)
EF - HH 2 - 9
(LL)
EF - SV 2 - 10
(RR)
EF - SV 2 - 10
(LL)
EF - ZC 2 - 11
(RR)
EF - ZC 2 - 11
(LL)
Channels
Channels
Channels
Lower frame: Milli Ampl Jy Top frame: Phas deg
Vector averaged cross-power spectrum Several baselines displayed
Timerange: 01/00:56:21 to 01/00:57:19

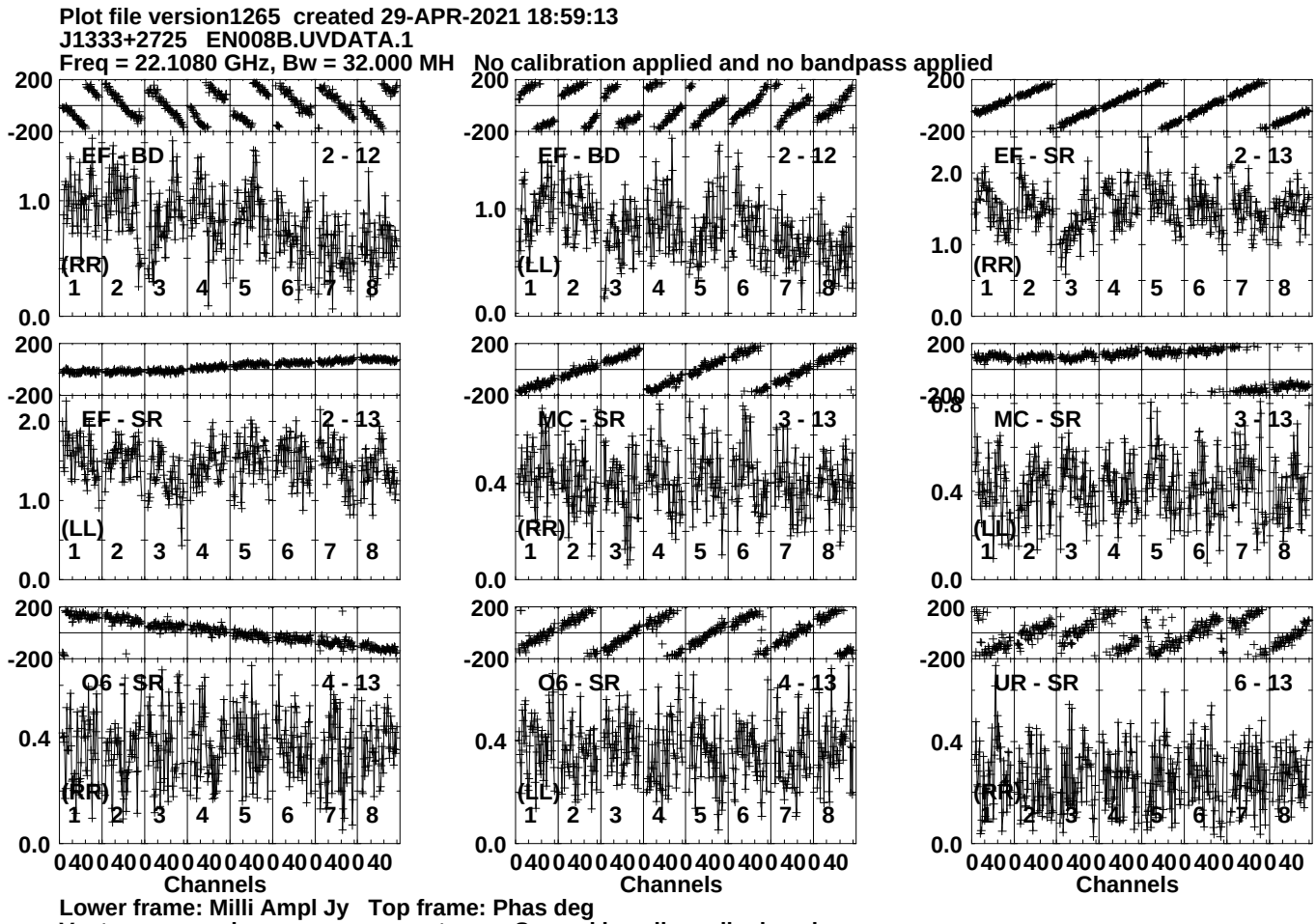
Plot file version1265 created 29-APR-2021 18:59:13
J1333+2725 EN008B.UVDATA.1
Freq = 22.1080 GHz, Bw = 32.000 MH No calibration applied and no bandpass applied
EF - BD 2 - 12
(RR)
EF - BD 2 - 12
(LL)
EF - SR 2 - 13
(RR)
EF - SR 2 - 13
(LL)
MC - SR 3 - 13
(RR)
MC - SR 3 - 13
(LL)
O6 - SR 4 - 13
(RR)
O6 - SR 4 - 13
(LL)
UR - SR 6 - 13
(RR)
Channels
Lower frame: Milli Ampl Jy Top frame: Phas deg
Vector averaged cross-power spectrum Several baselines displayed
Timerange: 01/00:56:21 to 01/00:57:19

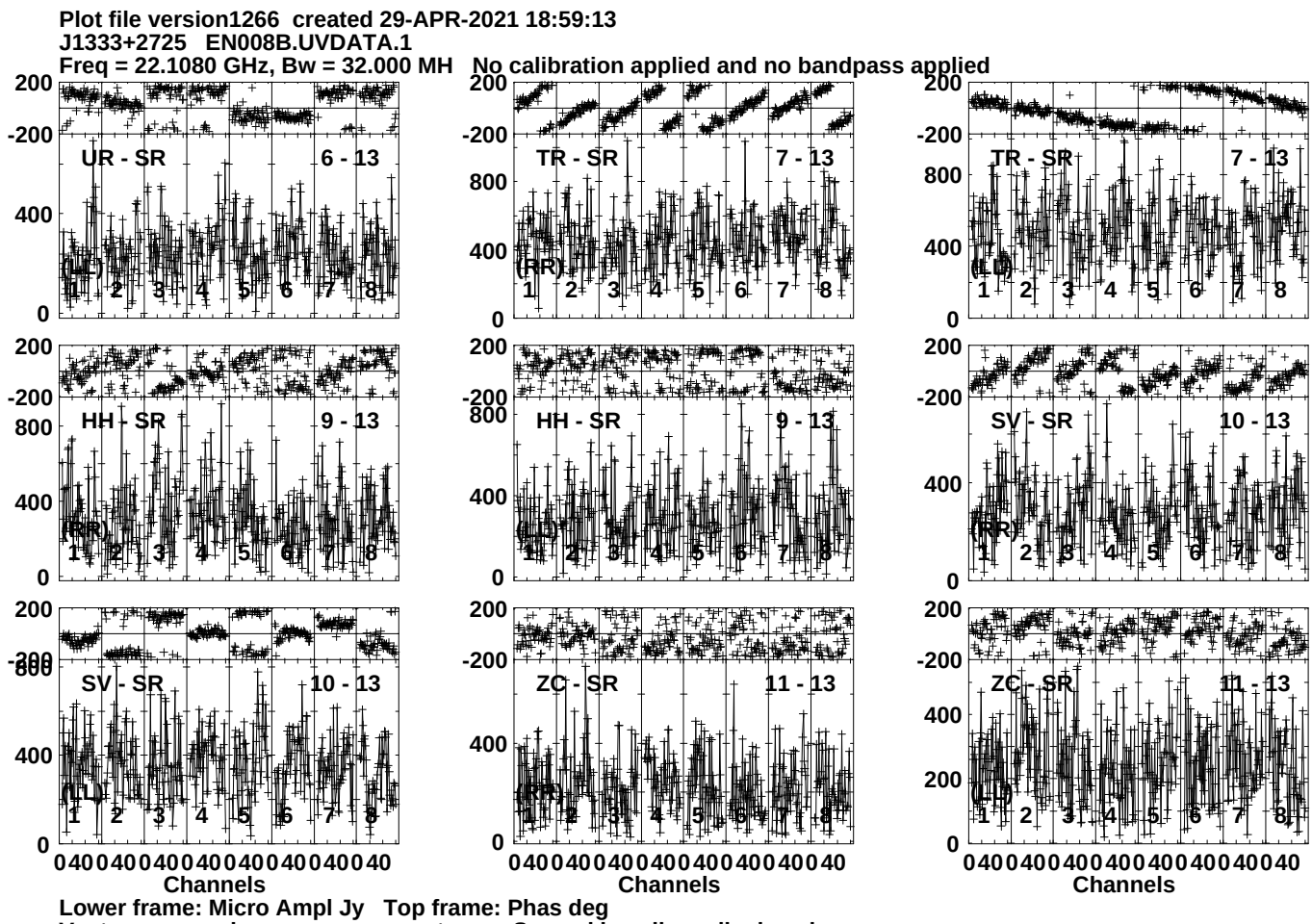
Plot file version1266 created 29-APR-2021 18:59:13
J1333+2725 EN008B.UVDATA.1
Freq = 22.1080 GHz, Bw = 32.000 MH No calibration applied and no bandpass applied
UR - SR 6 - 13
TR - SR 7 - 13
TR - SR 7 - 13
HH - SR 9 - 13
HH - SR 9 - 13
SV - SR 10 - 13
SV - SR 10 - 13
ZC - SR 11 - 13
ZC - SR 11 - 13
(LL)
(RR)
Channels
Lower frame: Micro Ampl Jy Top frame: Phas deg
Vector averaged cross-power spectrum Several baselines displayed
Timerange: 01/00:56:21 to 01/00:57:19

Plot file version1267 created 29-APR-2021 18:59:13
J1333+2725 EN008B.UVDATA.1
Freq = 22.1080 GHz, Bw = 32.000 MH No calibration applied and no bandpass applied

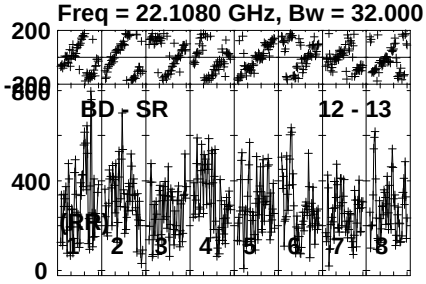

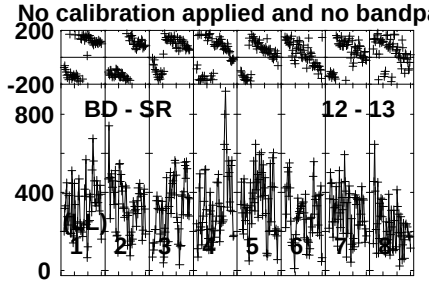

Lower frame: Micro Ampl Jy Top frame: Phas deg
Vector averaged cross-power spectrum Several baselines displayed
Timerange: 01/00:56:21 to 01/00:57:19

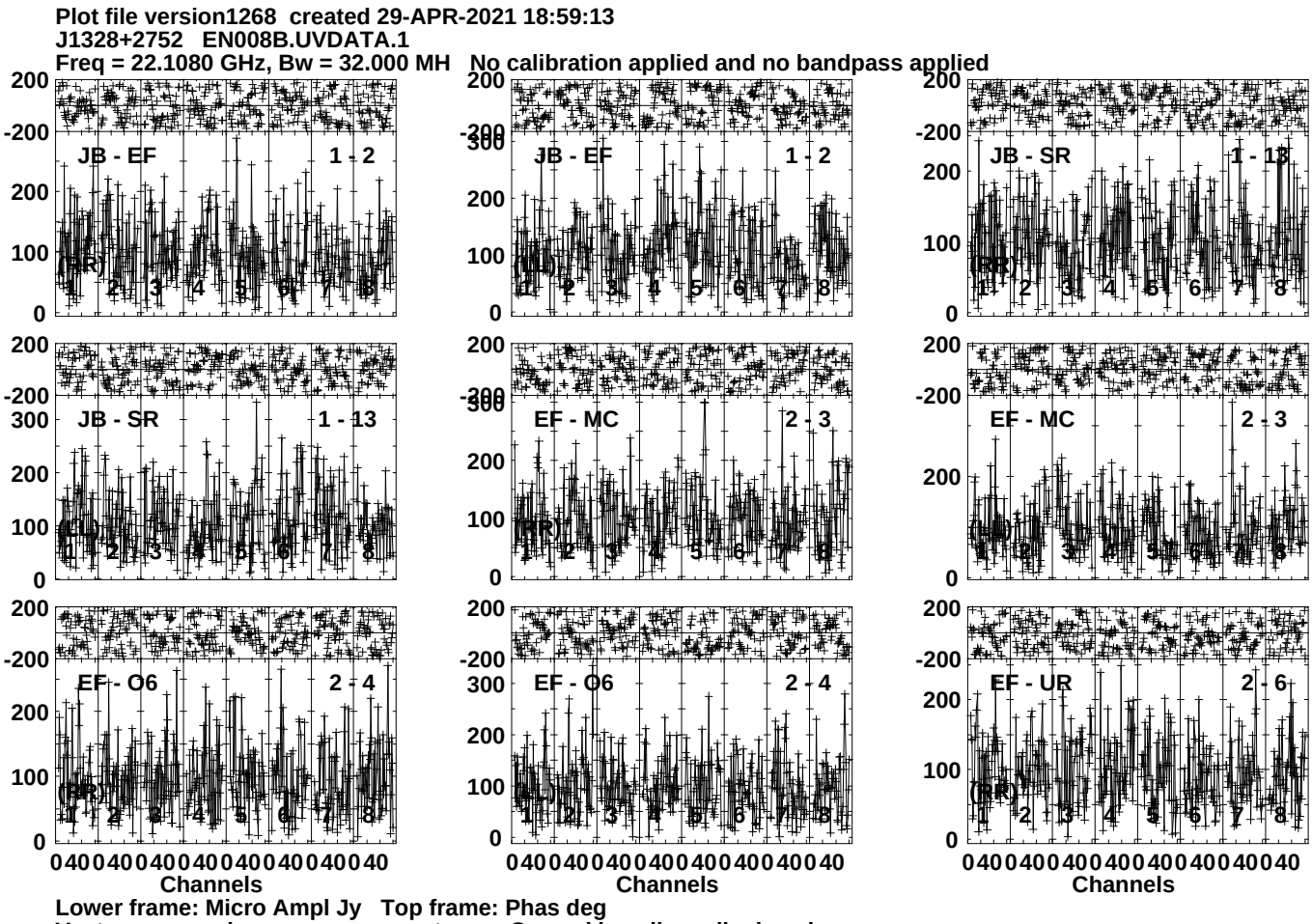
Plot file version1268 created 29-APR-2021 18:59:13
J1328+2752 EN008B.UVDATA.1
Freq = 22.1080 GHz, Bw = 32.000 MH No calibration applied and no bandpass applied
JB - EF 1 - 2
JB - EF 1 - 2
JB - SR 1 - 13
JB - SR 1 - 13
EF - MC 2 - 3
EF - MC 2 - 3
EF - O6 2 - 4
EF - O6 2 - 4
EF - UR 2 - 6
(RR)
Channels
Lower frame: Micro Ampl Jy Top frame: Phas deg
Vector averaged cross-power spectrum Several baselines displayed
Timerange: 01/00:58:01 to 01/00:59:59

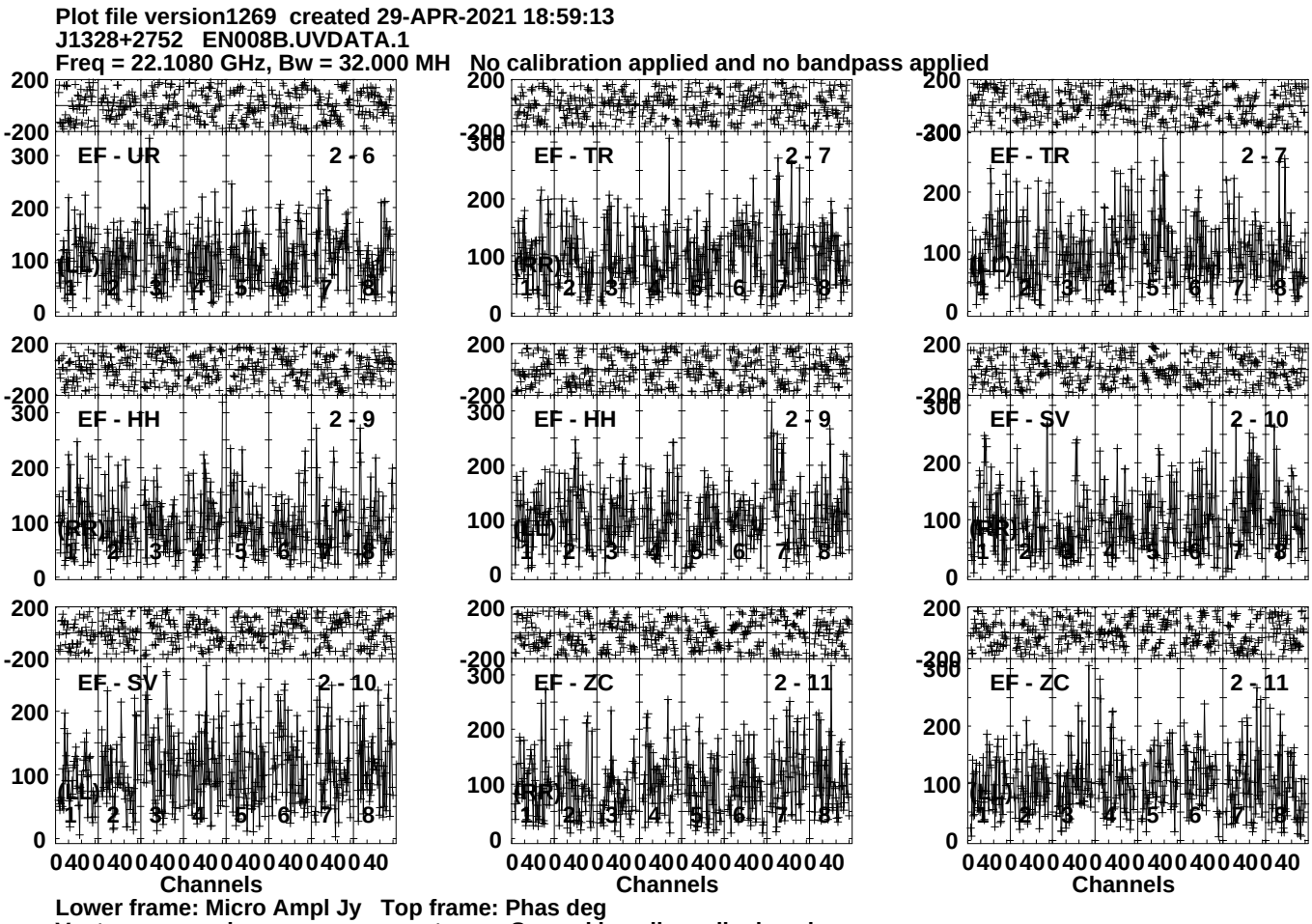
Plot file version1269 created 29-APR-2021 18:59:13
J1328+2752 EN008B.UVDATA.1
Freq = 22.1080 GHz, Bw = 32.000 MH No calibration applied and no bandpass applied
EF - UR 2 - 6
EF - TR 2 - 7
EF - TR 2 - 7
EF - HH 2 - 9
EF - HH 2 - 9
EF - SV 2 - 10
EF - SV 2 - 10
EF - ZC 2 - 11
EF - ZC 2 - 11
(LL)
(RR)
(LL)
(RR)
(LL)
(RR)
(LL)
(RR)
(LL)
(RR)
200
-200
300
100
0
1 2 3 4 5 6 7 8
0 40 0 40 0 40 0 40 0 40 0 40 0 40 0 40
Channels
Lower frame: Micro Ampl Jy Top frame: Phas deg
Vector averaged cross-power spectrum Several baselines displayed
Timerange: 01/00:58:01 to 01/00:59:59

Plot file version1270 created 29-APR-2021 18:59:13
J1328+2752 EN008B.UVDATA.1
Freq = 22.1080 GHz, Bw = 32.000 MH No calibration applied and no bandpass applied

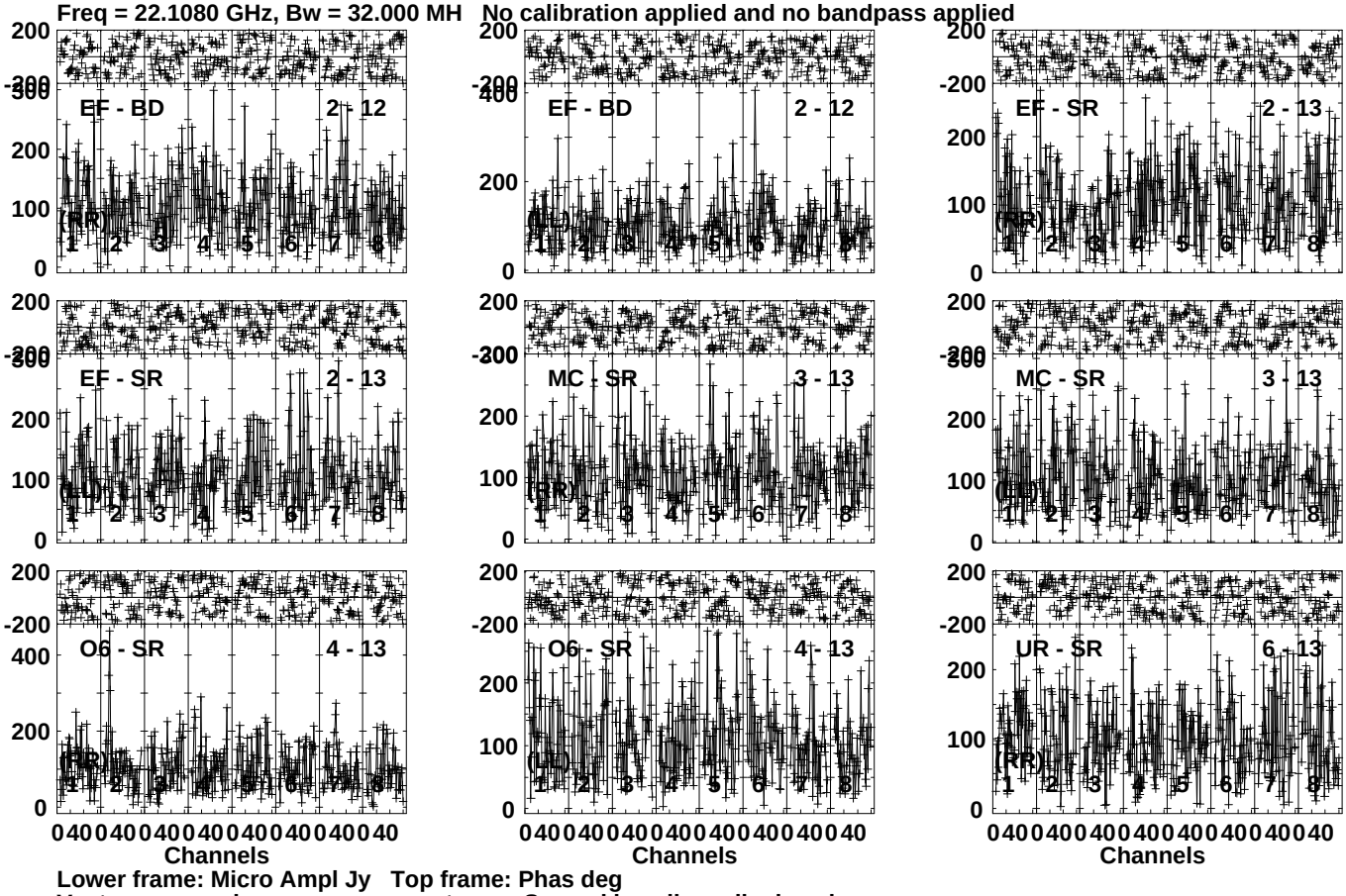

Lower frame: Micro Ampl Jy Top frame: Phas deg
Vector averaged cross-power spectrum Several baselines displayed
Timerange: 01/00:58:01 to 01/00:59:59

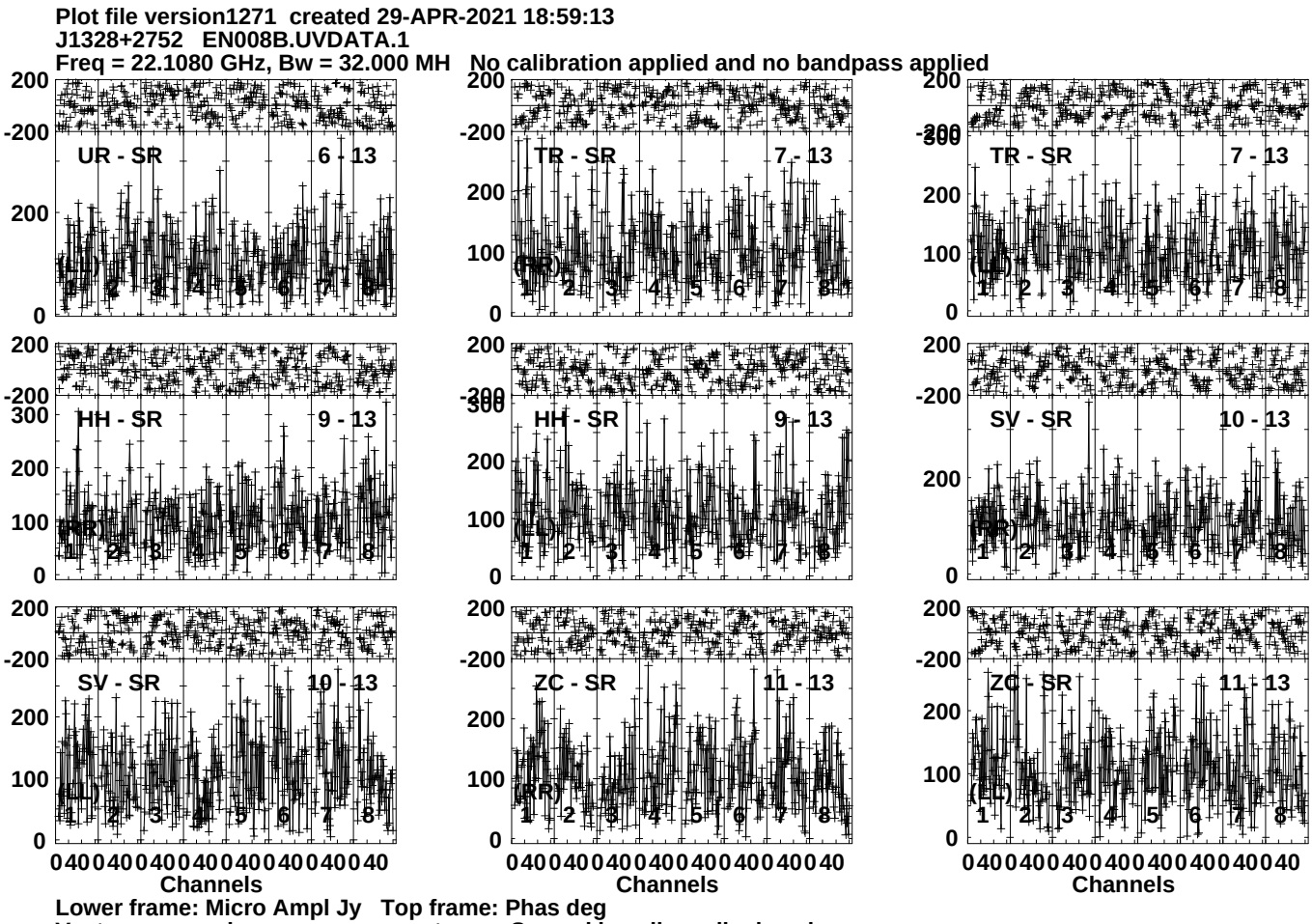
Plot file version1271 created 29-APR-2021 18:59:13
J1328+2752 EN008B.UVDATA.1
Freq = 22.1080 GHz, Bw = 32.000 MH No calibration applied and no bandpass applied
UR - SR 6 - 13
TR - SR 7 - 13
TR - SR 7 - 13
HH - SR 9 - 13
HH - SR 9 - 13
SV - SR 10 - 13
SV - SR 10 - 13
ZC - SR 11 - 13
ZC - SR 11 - 13
(RR)
(LL)
Channels
Lower frame: Micro Ampl Jy Top frame: Phas deg
Vector averaged cross-power spectrum Several baselines displayed
Timerange: 01/00:58:01 to 01/00:59:59

Plot file version1272 created 29-APR-2021 18:59:13
J1328+2752 EN008B.UVDATA.1
Freq = 22.1080 GHz, Bw = 32.000 MH No calibration applied and no bandpass applied

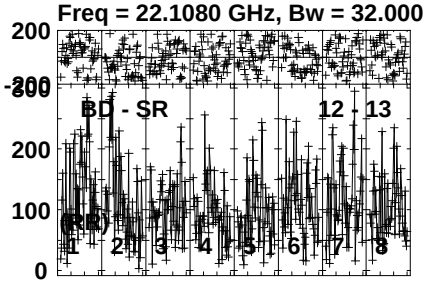

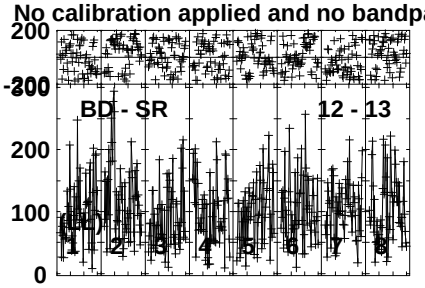

Lower frame: Micro Ampl Jy Top frame: Phas deg
Vector averaged cross-power spectrum Several baselines displayed
Timerange: 01/00:58:01 to 01/00:59:59

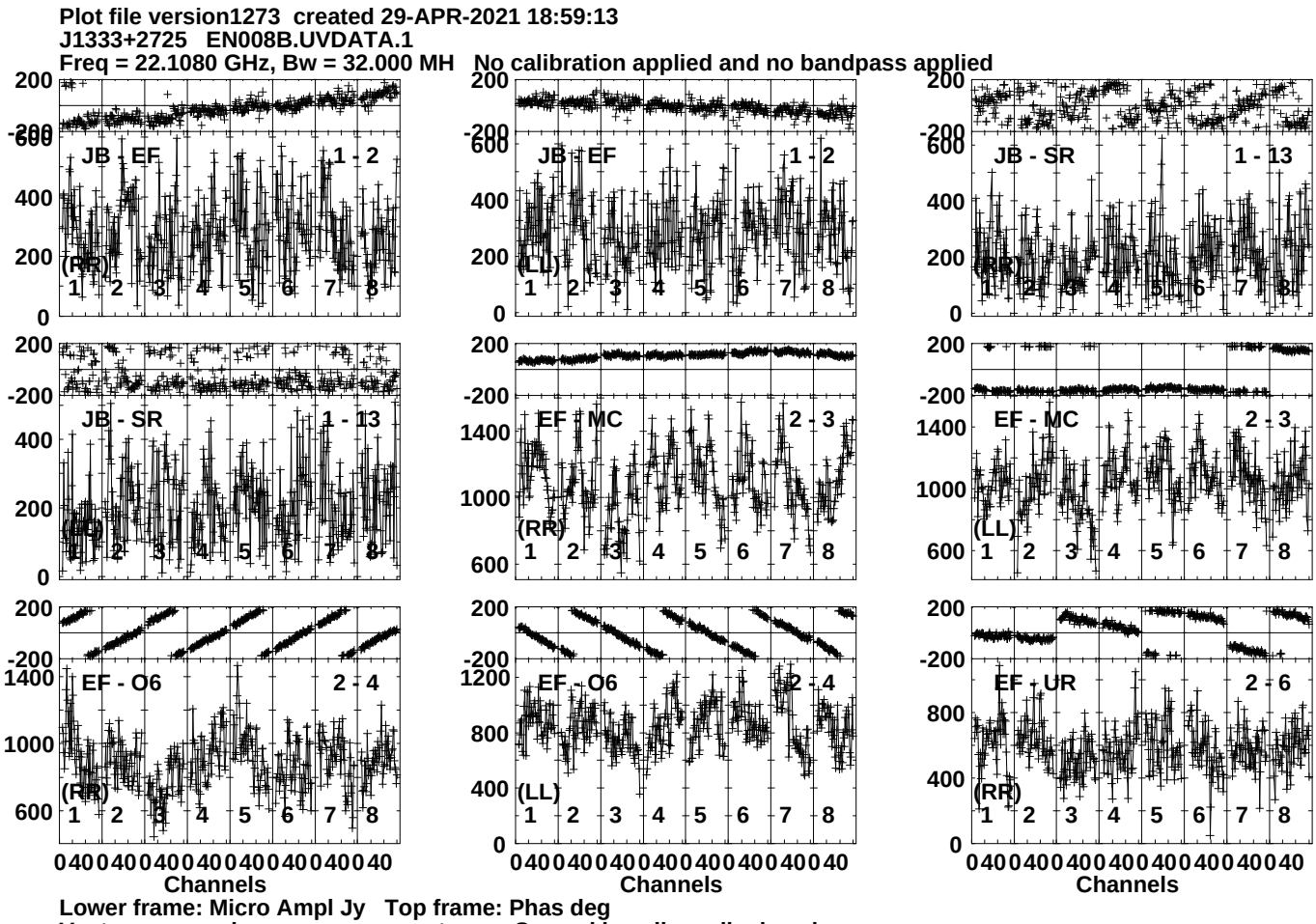
Plot file version1273 created 29-APR-2021 18:59:13
J1333+2725 EN008B.UVDATA.1
Freq = 22.1080 GHz, Bw = 32.000 MH No calibration applied and no bandpass applied
JB - EF 1 - 2
(RR)
JB - EF 1 - 2
(LL)
JB - SR 1 - 13
(RR)
JB - SR 1 - 13
(LL)
EF - MC 2 - 3
(RR)
EF - MC 2 - 3
(LL)
EF - O6 2 - 4
(RR)
EF - O6 2 - 4
(LL)
EF - UR 2 - 6
(RR)
Channels
Channels
Channels
Lower frame: Micro Ampl Jy Top frame: Phas deg
Vector averaged cross-power spectrum Several baselines displayed
Timerange: 01/01:00:31 to 01/01:01:29

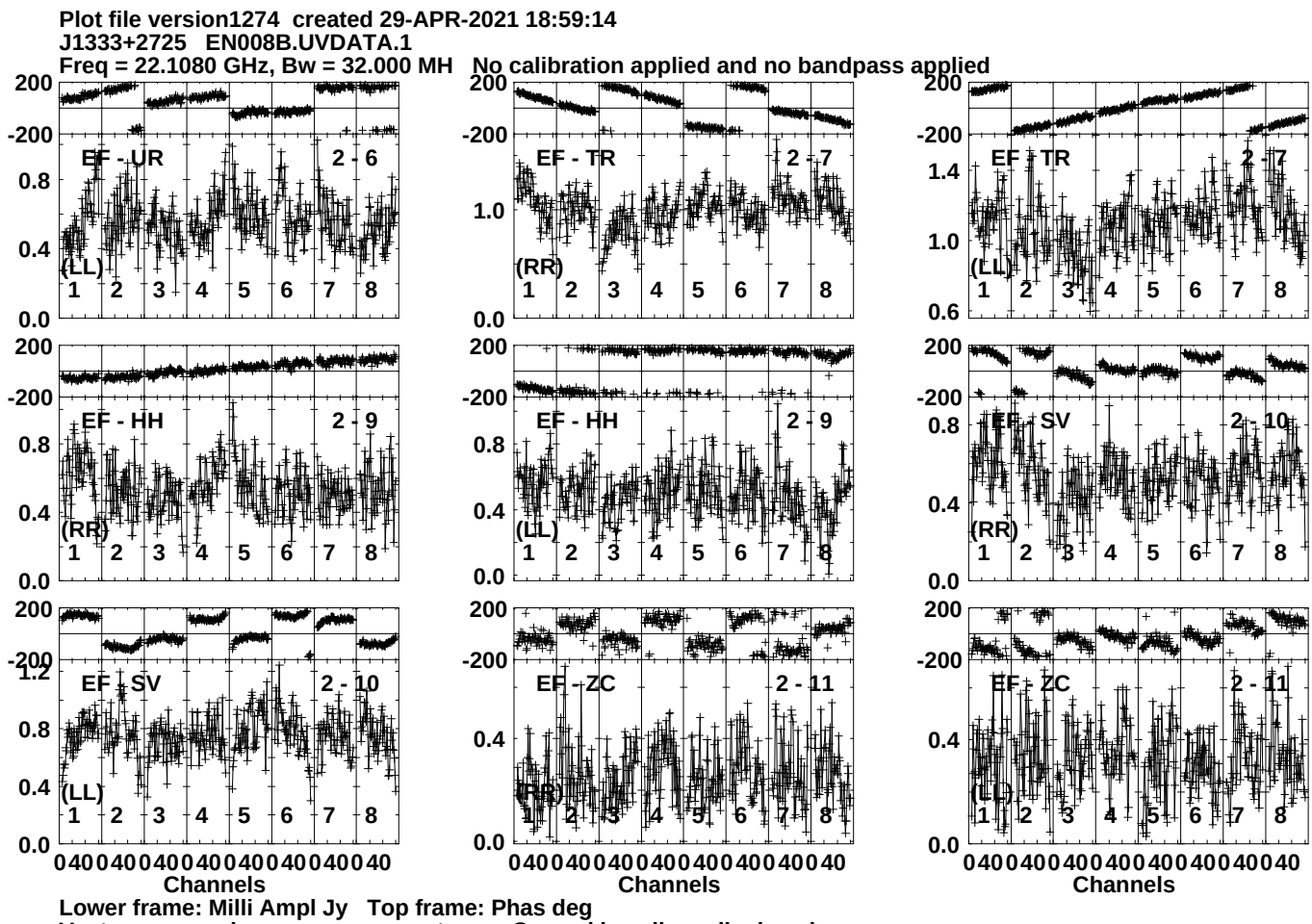
Plot file version1274 created 29-APR-2021 18:59:14
J1333+2725 EN008B.UVDATA.1
Freq = 22.1080 GHz, Bw = 32.000 MH No calibration applied and no bandpass applied
EF - UR 2 - 6
(LL)
EF - TR 2 - 7
(RR)
EF - TR 2 - 7
(LL)
EF - HH 2 - 9
(RR)
EF - HH 2 - 9
(LL)
EF - SV 2 - 10
(RR)
EF - SV 2 - 10
(LL)
EF - ZC 2 - 11
(RR)
EF - ZC 2 - 11
(LL)
Channels
Channels
Channels
Lower frame: Milli Ampl Jy Top frame: Phas deg
Vector averaged cross-power spectrum Several baselines displayed
Timerange: 01/01:00:31 to 01/01:01:29

Plot file version1275 created 29-APR-2021 18:59:14
J1333+2725 EN008B.UVDATA.1
Freq = 22.1080 GHz, Bw = 32.000 MH No calibration applied and no bandpass applied

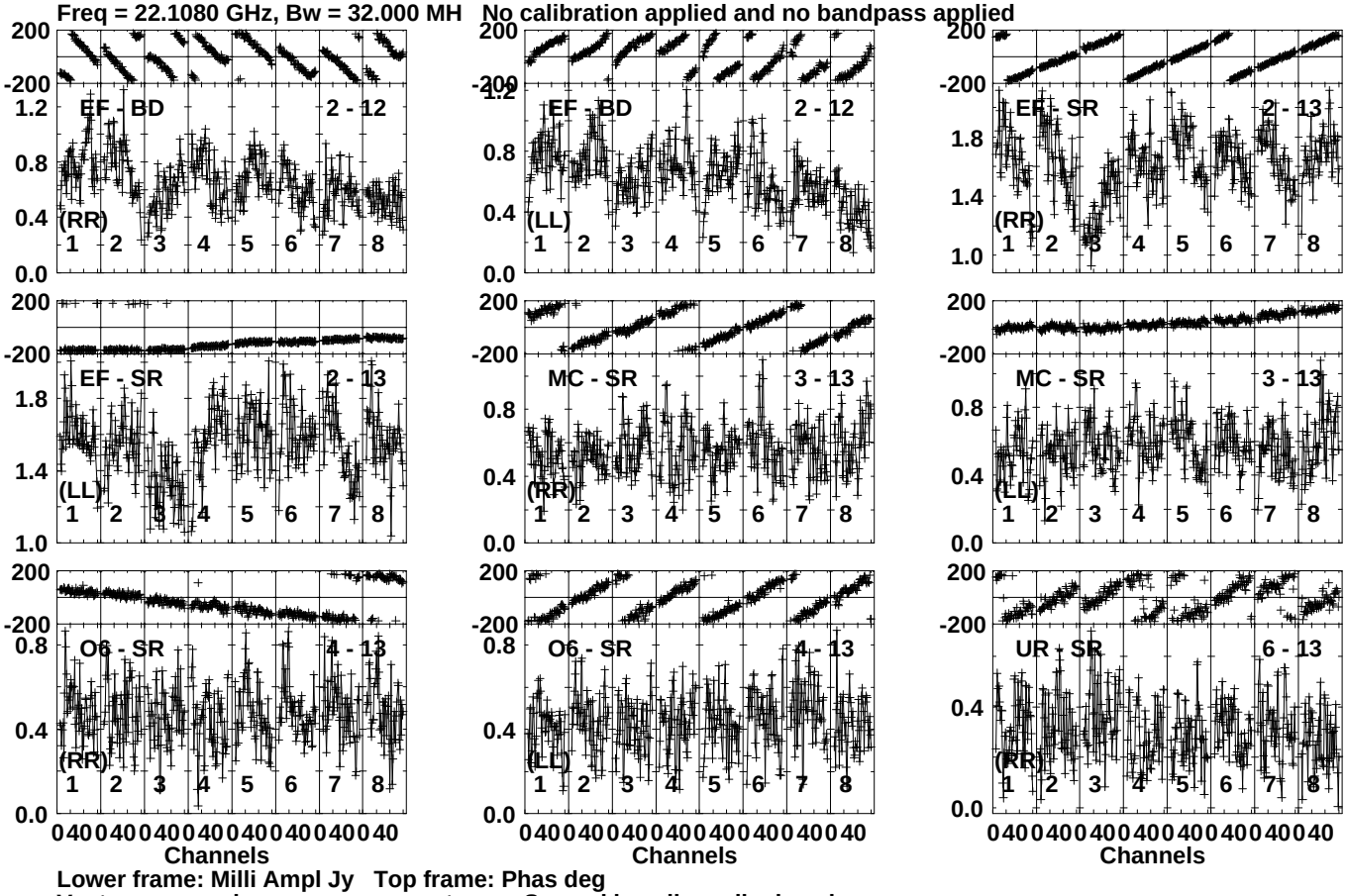

Lower frame: Milli Ampl Jy Top frame: Phas deg
Vector averaged cross-power spectrum Several baselines displayed
Timerange: 01/01:00:31 to 01/01:01:29

Plot file version1276 created 29-APR-2021 18:59:14
J1333+2725 EN008B.UVDATA.1
Freq = 22.1080 GHz, Bw = 32.000 MH No calibration applied and no bandpass applied

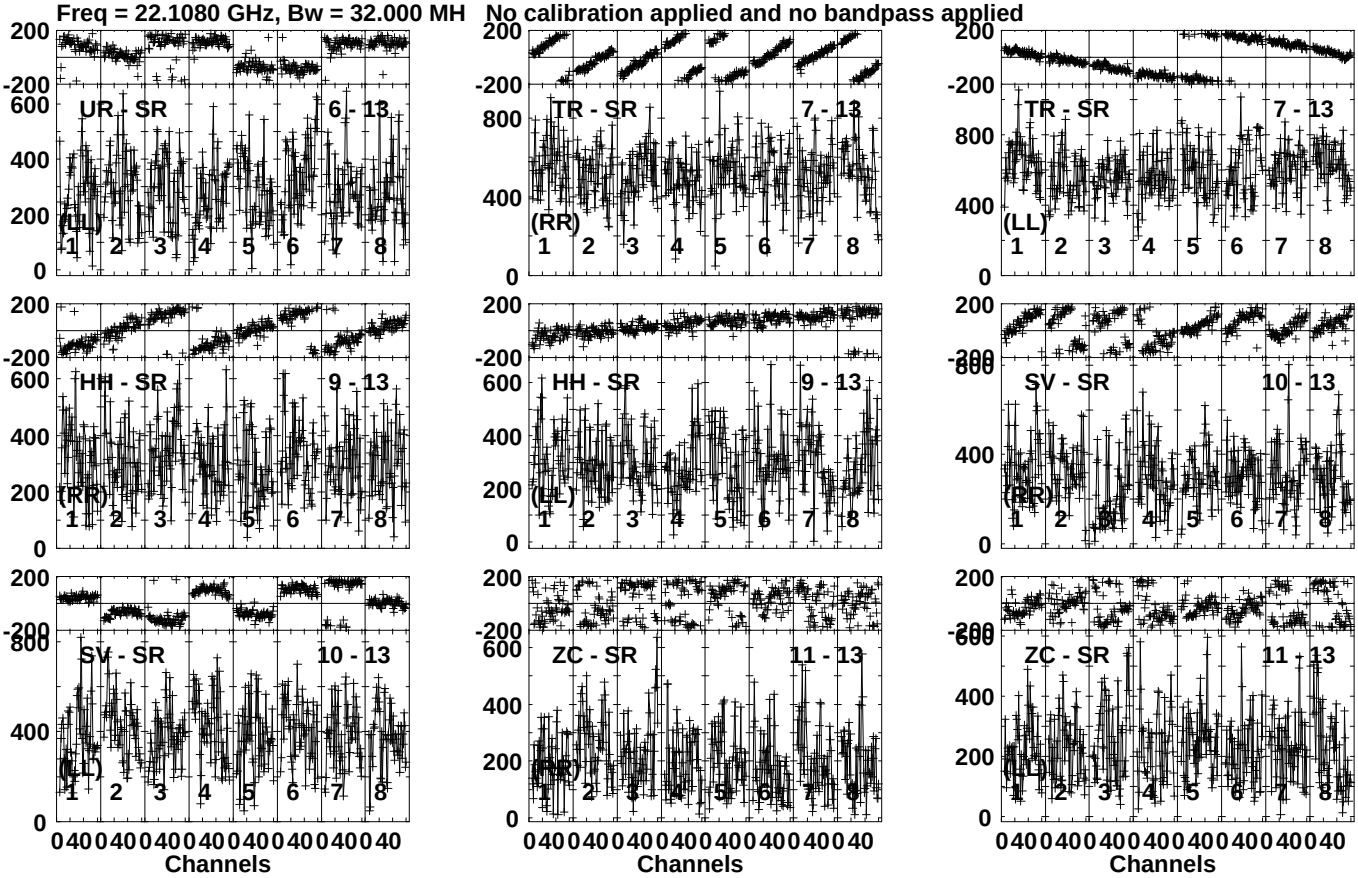

Lower frame: Micro Ampl Jy Top frame: Phas deg
Vector averaged cross-power spectrum Several baselines displayed
Timerange: 01/01:00:31 to 01/01:01:29

Plot file version1277 created 29-APR-2021 18:59:14
J1333+2725 EN008B.UVDATA.1
Freq = 22.1080 GHz, Bw = 32.000 MH No calibration applied and no bandpass applied

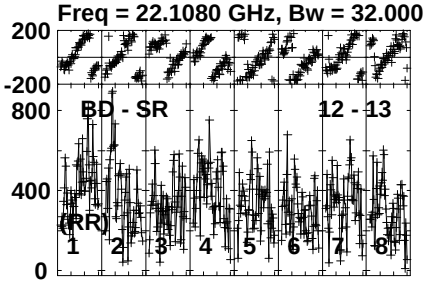

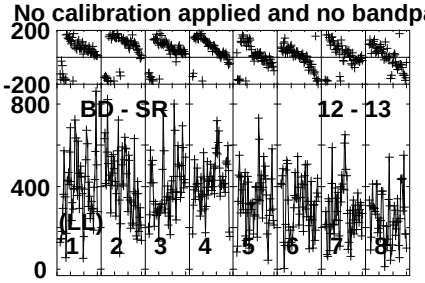

Lower frame: Micro Ampl Jy Top frame: Phas deg
Vector averaged cross-power spectrum Several baselines displayed
Timerange: 01/01:00:31 to 01/01:01:29

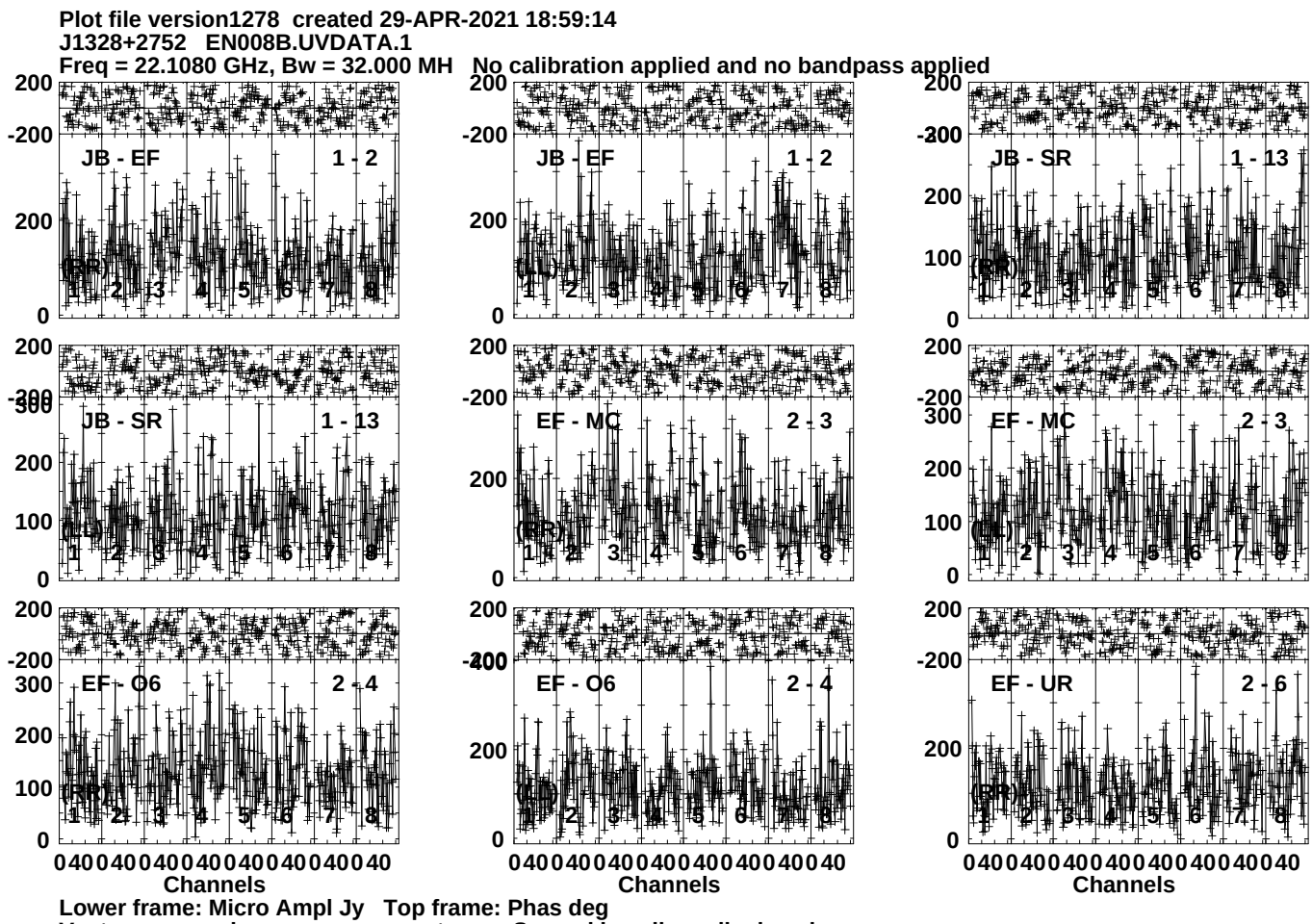
Plot file version1278 created 29-APR-2021 18:59:14
J1328+2752 EN008B.UVDATA.1
Freq = 22.1080 GHz, Bw = 32.000 MH No calibration applied and no bandpass applied
JB - EF 1 - 2
JB - SR 1 - 13
EF - MC 2 - 3
EF - O6 2 - 4
EF - UR 2 - 6
(RR)
(LL)
(RL)
(LR)
Channels
Lower frame: Micro Ampl Jy Top frame: Phas deg
Vector averaged cross-power spectrum Several baselines displayed
Timerange: 01/01:01:31 to 01/01:03:29

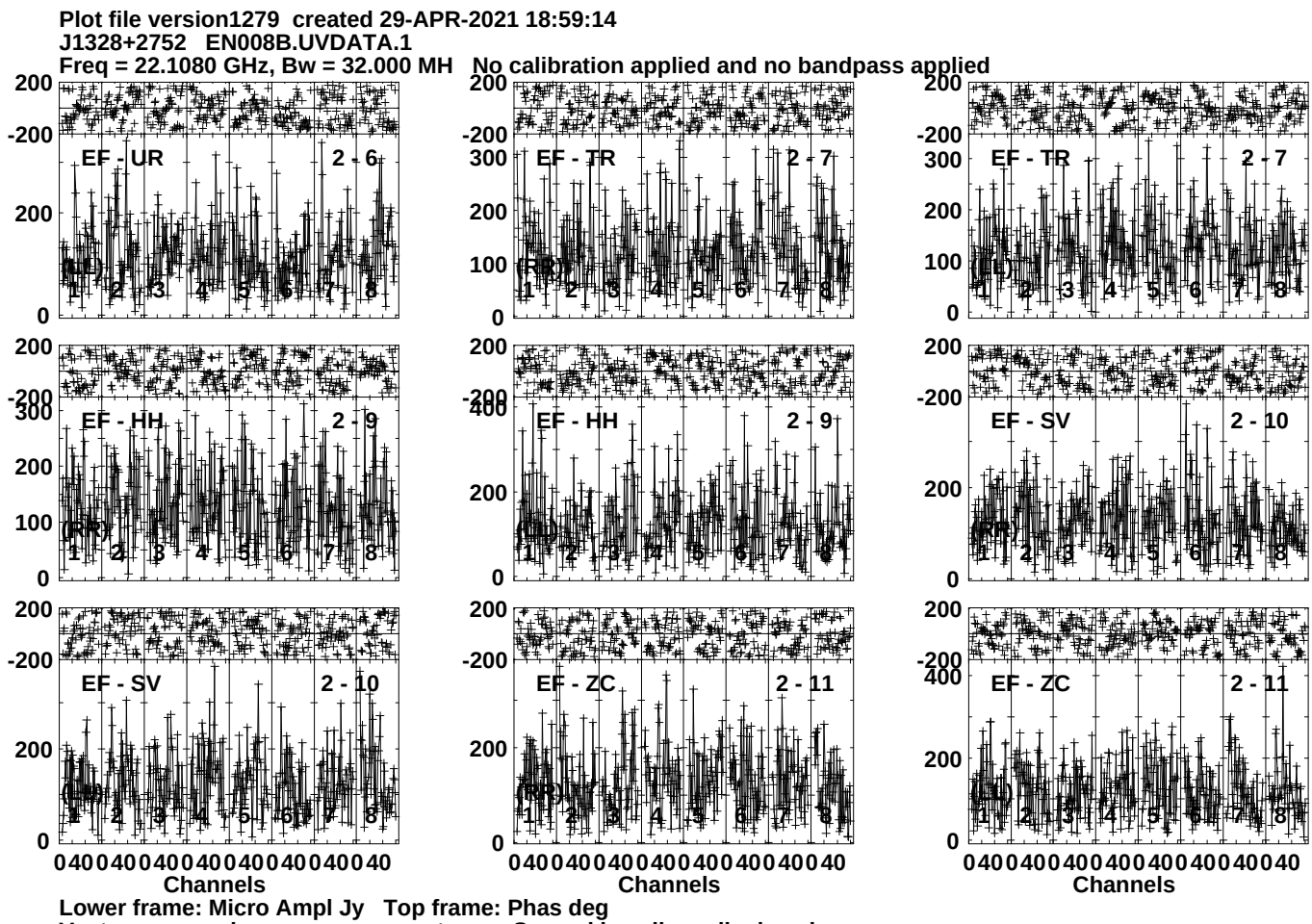
Plot file version1279 created 29-APR-2021 18:59:14
J1328+2752 EN008B.UVDATA.1
Freq = 22.1080 GHz, Bw = 32.000 MH No calibration applied and no bandpass applied
EF - UR 2 - 6
EF - TR 2 - 7
EF - TR 2 - 7
EF - HH 2 - 9
EF - HH 2 - 9
EF - SV 2 - 10
EF - SV 2 - 10
EF - ZC 2 - 11
EF - ZC 2 - 11
(LL)
(RR)
(LL)
(RR)
(LL)
(RR)
(LL)
(RR)
Channels
Channels
Channels
Lower frame: Micro Ampl Jy Top frame: Phas deg
Vector averaged cross-power spectrum Several baselines displayed
Timerange: 01/01:01:31 to 01/01:03:29

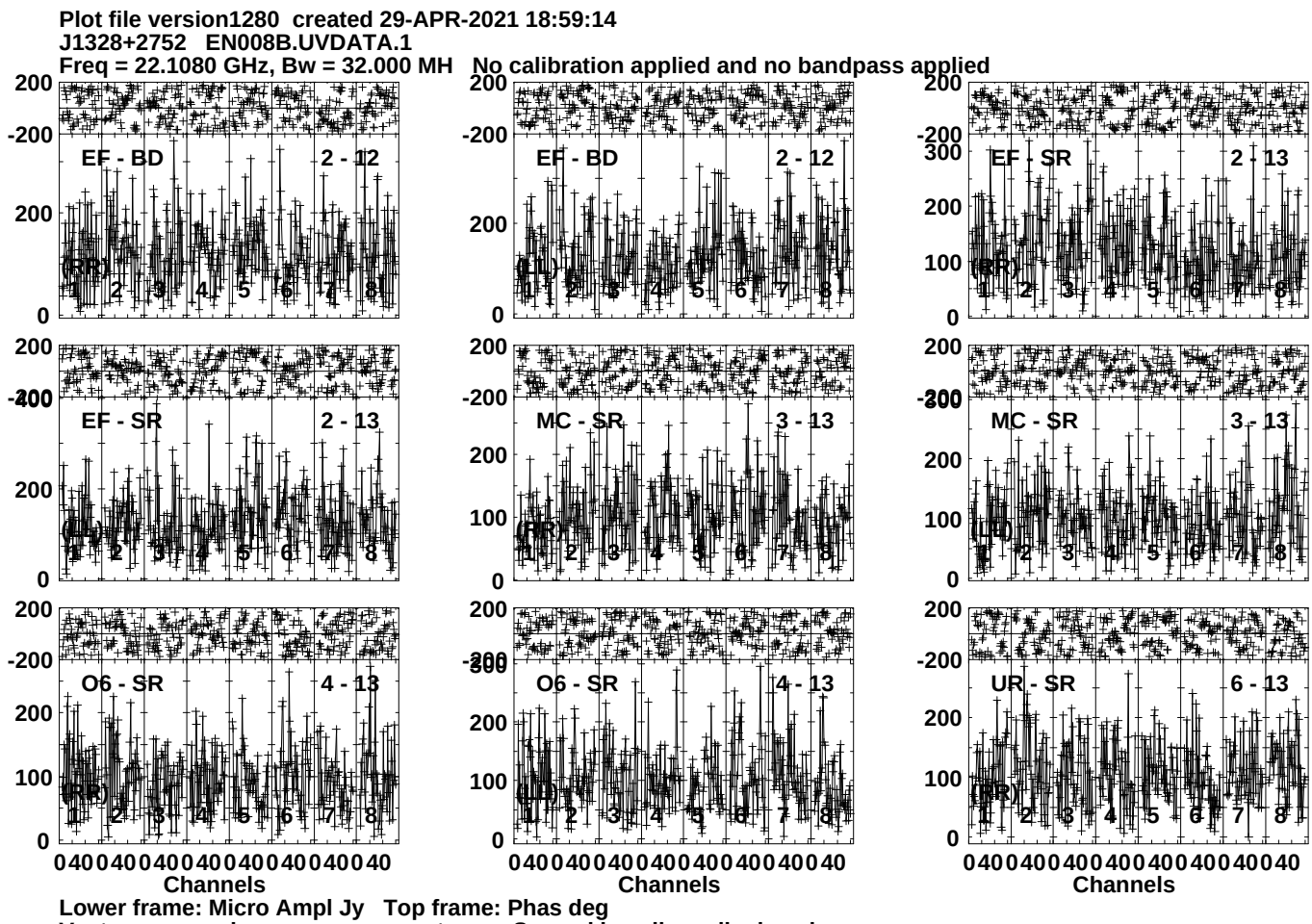
Plot file version1280 created 29-APR-2021 18:59:14
J1328+2752 EN008B.UVDATA.1
Freq = 22.1080 GHz, Bw = 32.000 MH No calibration applied and no bandpass applied
EF - BD 2 - 12
EF - BD 2 - 12
EF - SR 2 - 13
EF - SR 2 - 13
MC - SR 3 - 13
MC - SR 3 - 13
O6 - SR 4 - 13
O6 - SR 4 - 13
UR - SR 6 - 13
Channels
Channels
Channels
Lower frame: Micro Ampl Jy Top frame: Phas deg
Vector averaged cross-power spectrum Several baselines displayed
Timerange: 01/01:01:31 to 01/01:03:29

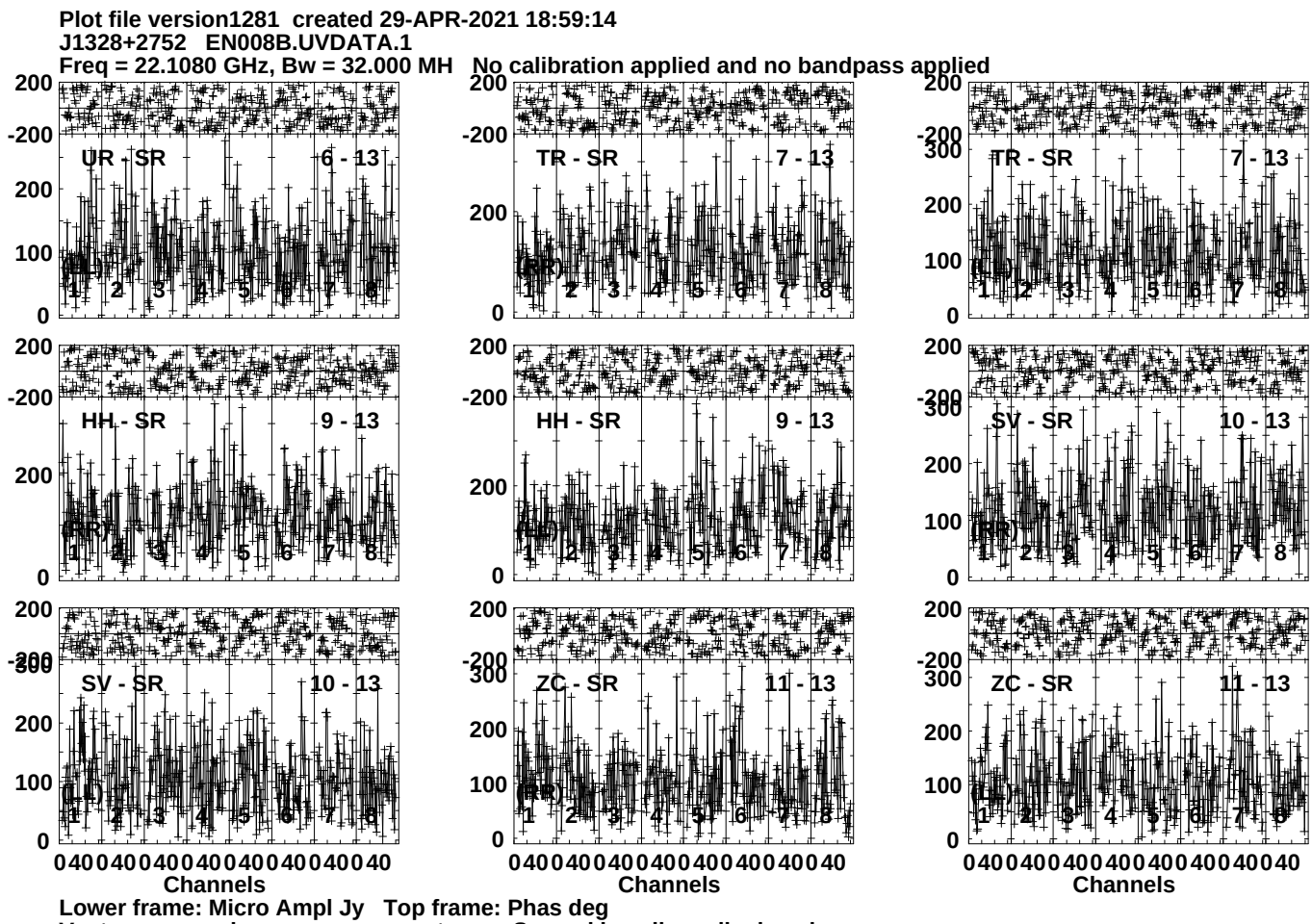
Plot file version1281 created 29-APR-2021 18:59:14
J1328+2752 EN008B.UVDATA.1
Freq = 22.1080 GHz, Bw = 32.000 MH No calibration applied and no bandpass applied
UR - SR 6 - 13
TR - SR 7 - 13
TR - SR 7 - 13
HH - SR 9 - 13
HH - SR 9 - 13
SV - SR 10 - 13
SV - SR 10 - 13
ZC - SR 11 - 13
ZC - SR 11 - 13
(RR)
(LL)
Channels
Lower frame: Micro Ampl Jy Top frame: Phas deg
Vector averaged cross-power spectrum Several baselines displayed
Timerange: 01/01:01:31 to 01/01:03:29

Plot file version1282 created 29-APR-2021 18:59:14
J1328+2752 EN008B.UVDATA.1
Freq = 22.1080 GHz, Bw = 32.000 MH No calibration applied and no bandpass applied

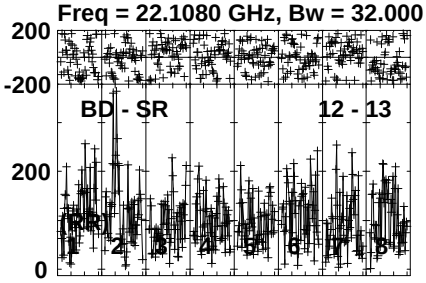

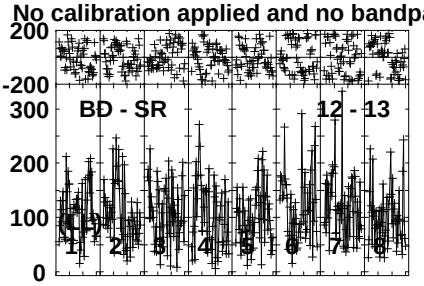

Lower frame: Micro Ampl Jy Top frame: Phas deg
Vector averaged cross-power spectrum Several baselines displayed
Timerange: 01/01:01:31 to 01/01:03:29

Plot file version1283 created 29-APR-2021 18:59:15
J1333+2725 EN008B.UVDATA.1
Freq = 22.1080 GHz, Bw = 32.000 MH No calibration applied and no bandpass applied

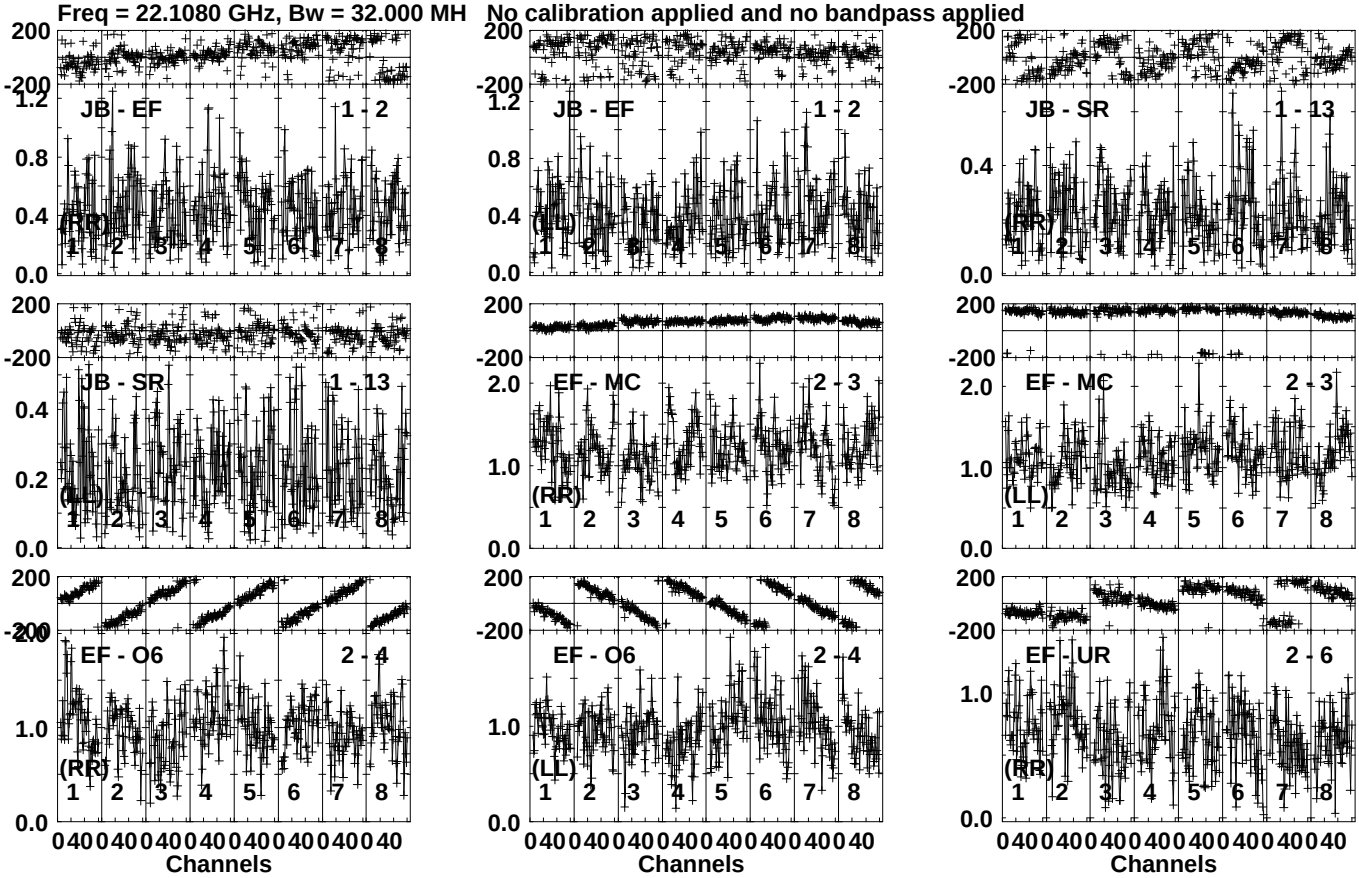

Lower frame: Milli Ampl Jy Top frame: Phas deg
Vector averaged cross-power spectrum Several baselines displayed
Timerange: 01/01:03:31 to 01/01:04:29

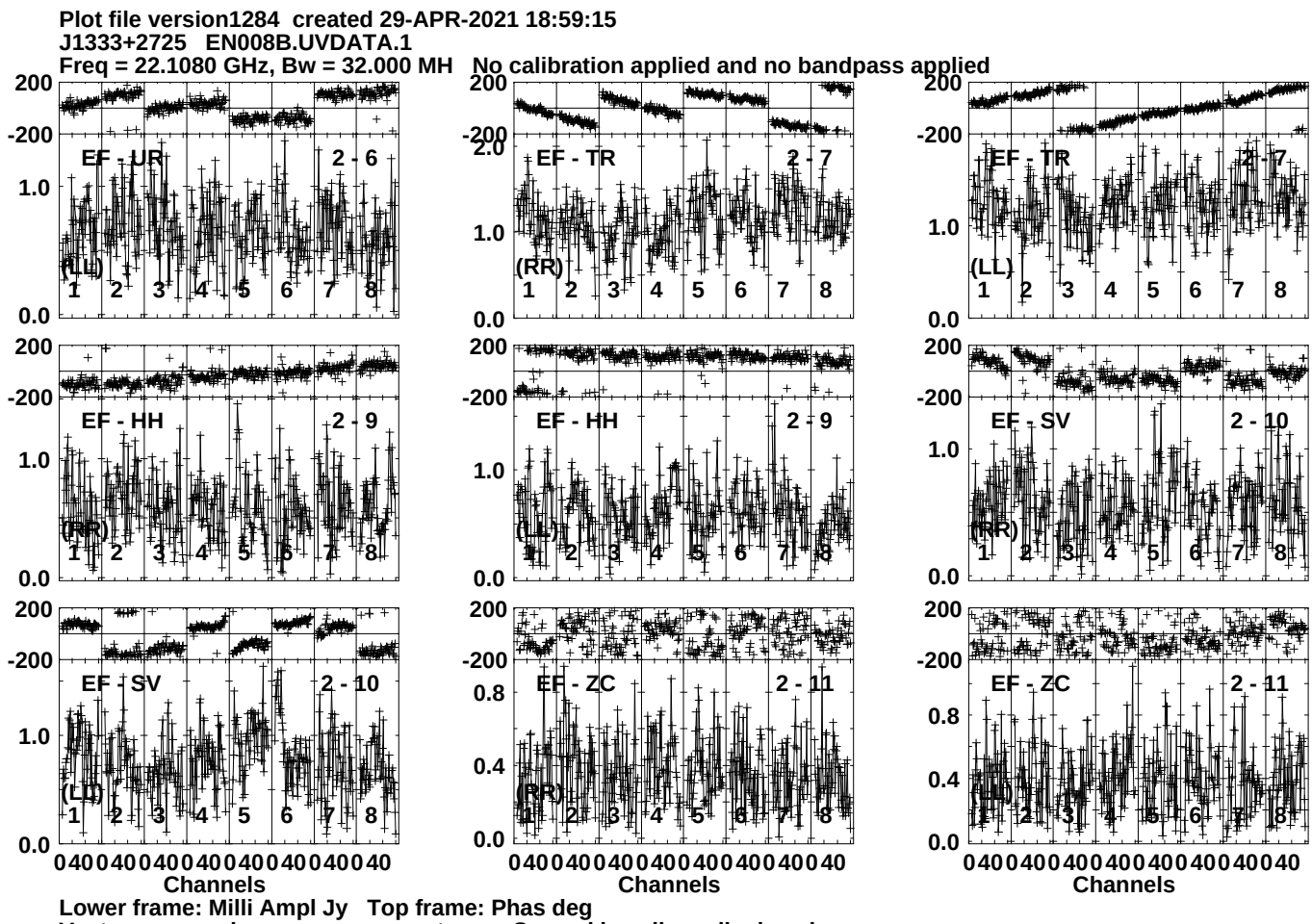
Plot file version1284 created 29-APR-2021 18:59:15
J1333+2725 EN008B.UVDATA.1
Freq = 22.1080 GHz, Bw = 32.000 MH No calibration applied and no bandpass applied
EF - UR 2 - 6
EF - TR 2 - 7
EF - TR 2 - 7
EF - HH 2 - 9
EF - HH 2 - 9
EF - SV 2 - 10
EF - SV 2 - 10
EF - ZC 2 - 11
EF - ZC 2 - 11
(LL)
(RR)
(LL)
(RR)
(LL)
(RR)
(LL)
(RR)
(LL)
Channels
Channels
Channels
Lower frame: Milli Ampl Jy Top frame: Phas deg
Vector averaged cross-power spectrum Several baselines displayed
Timerange: 01/01:03:31 to 01/01:04:29

Plot file version1285 created 29-APR-2021 18:59:15
J1333+2725 EN008B.UVDATA.1
Freq = 22.1080 GHz, Bw = 32.000 MH No calibration applied and no bandpass applied

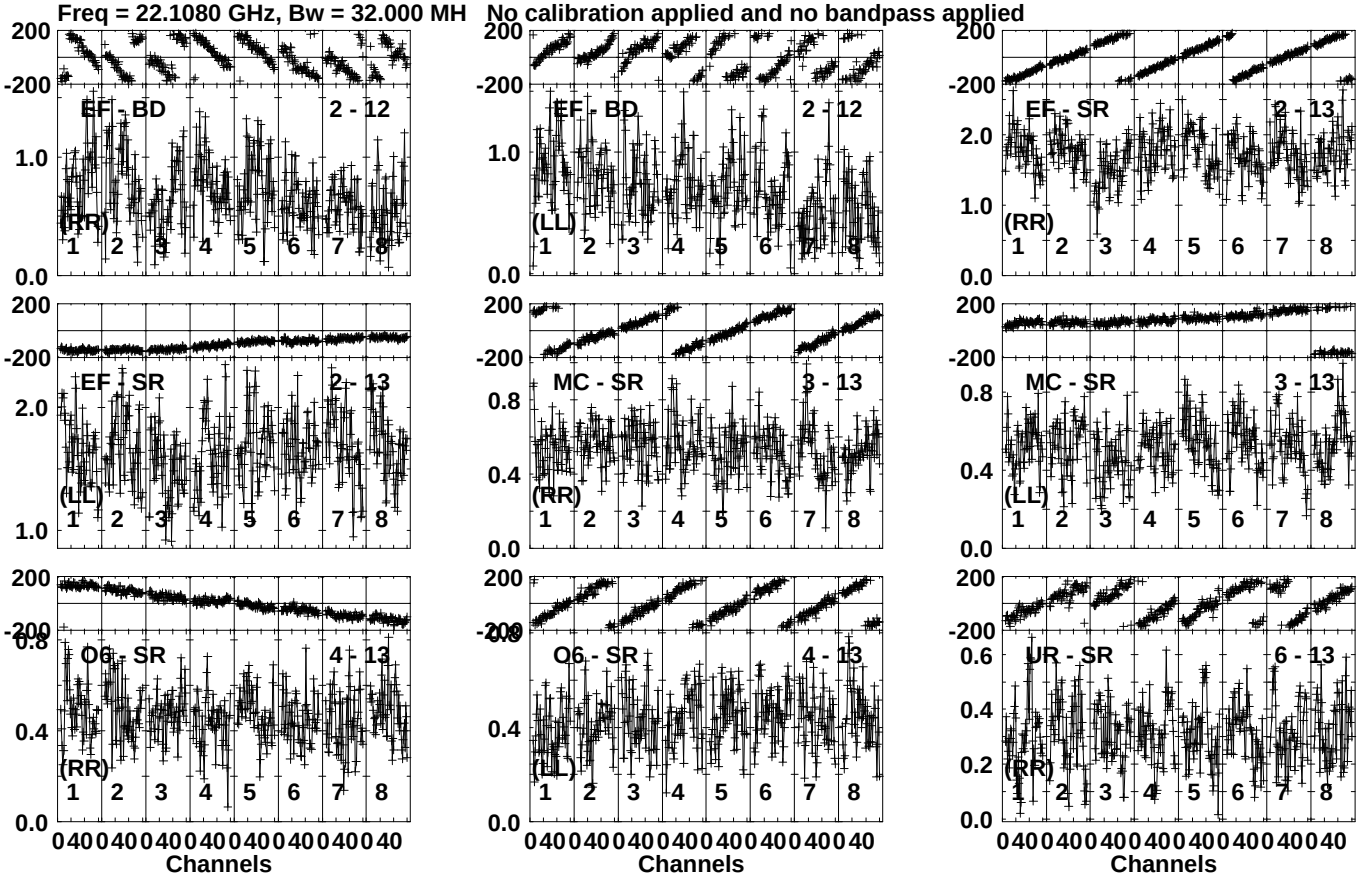

Lower frame: Milli Ampl Jy Top frame: Phas deg
Vector averaged cross-power spectrum Several baselines displayed
Timerange: 01/01:03:31 to 01/01:04:29

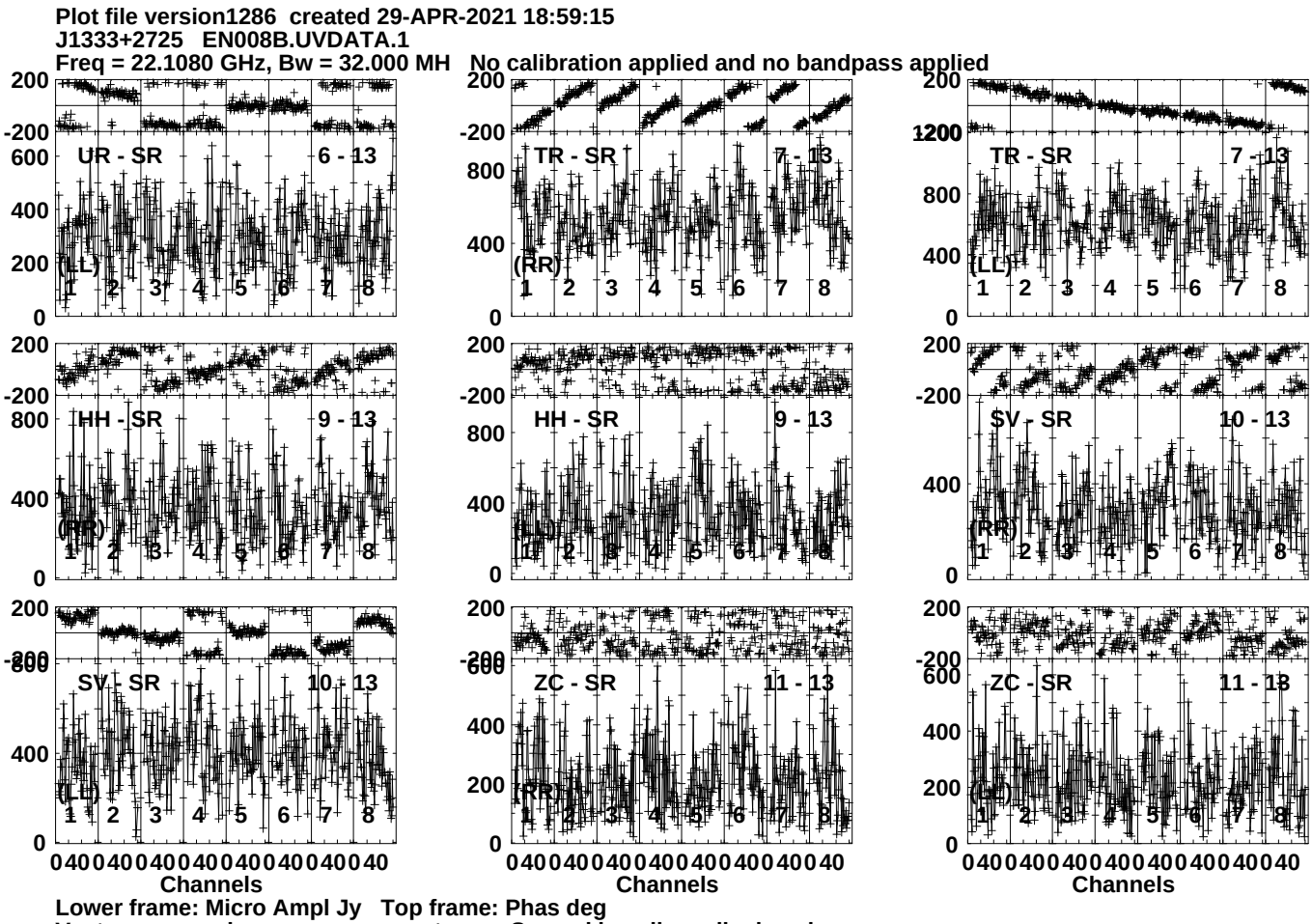
Plot file version1286 created 29-APR-2021 18:59:15
J1333+2725 EN008B.UVDATA.1
Freq = 22.1080 GHz, Bw = 32.000 MH No calibration applied and no bandpass applied
UR - SR 6 - 13
TR - SR 7 - 13
TR - SR 7 - 13
HH - SR 9 - 13
HH - SR 9 - 13
$V - SR 10 - 13
SV - SR 10 - 13
ZC - SR 11 - 13
ZC - SR 11 - 13
(LL)
(RR)
Channels
Lower frame: Micro Ampl Jy Top frame: Phas deg
Vector averaged cross-power spectrum Several baselines displayed
Timerange: 01/01:03:31 to 01/01:04:29

Plot file version1287 created 29-APR-2021 18:59:15
J1333+2725 EN008B.UVDATA.1
Freq = 22.1080 GHz, Bw = 32.000 MH No calibration applied and no bandpass applied

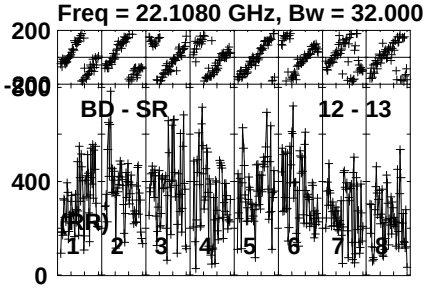

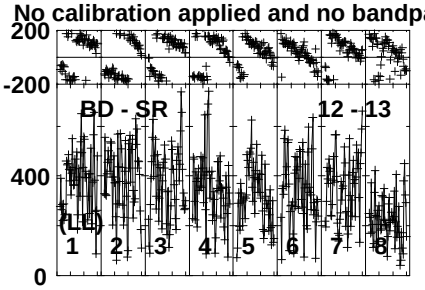

Lower frame: Micro Ampl Jy Top frame: Phas deg
Vector averaged cross-power spectrum Several baselines displayed
Timerange: 01/01:03:31 to 01/01:04:29

Plot file version1288 created 29-APR-2021 18:59:15
J1328+2752 EN008B.UVDATA.1
Freq = 22.1080 GHz, Bw = 32.000 MH No calibration applied and no bandpass applied

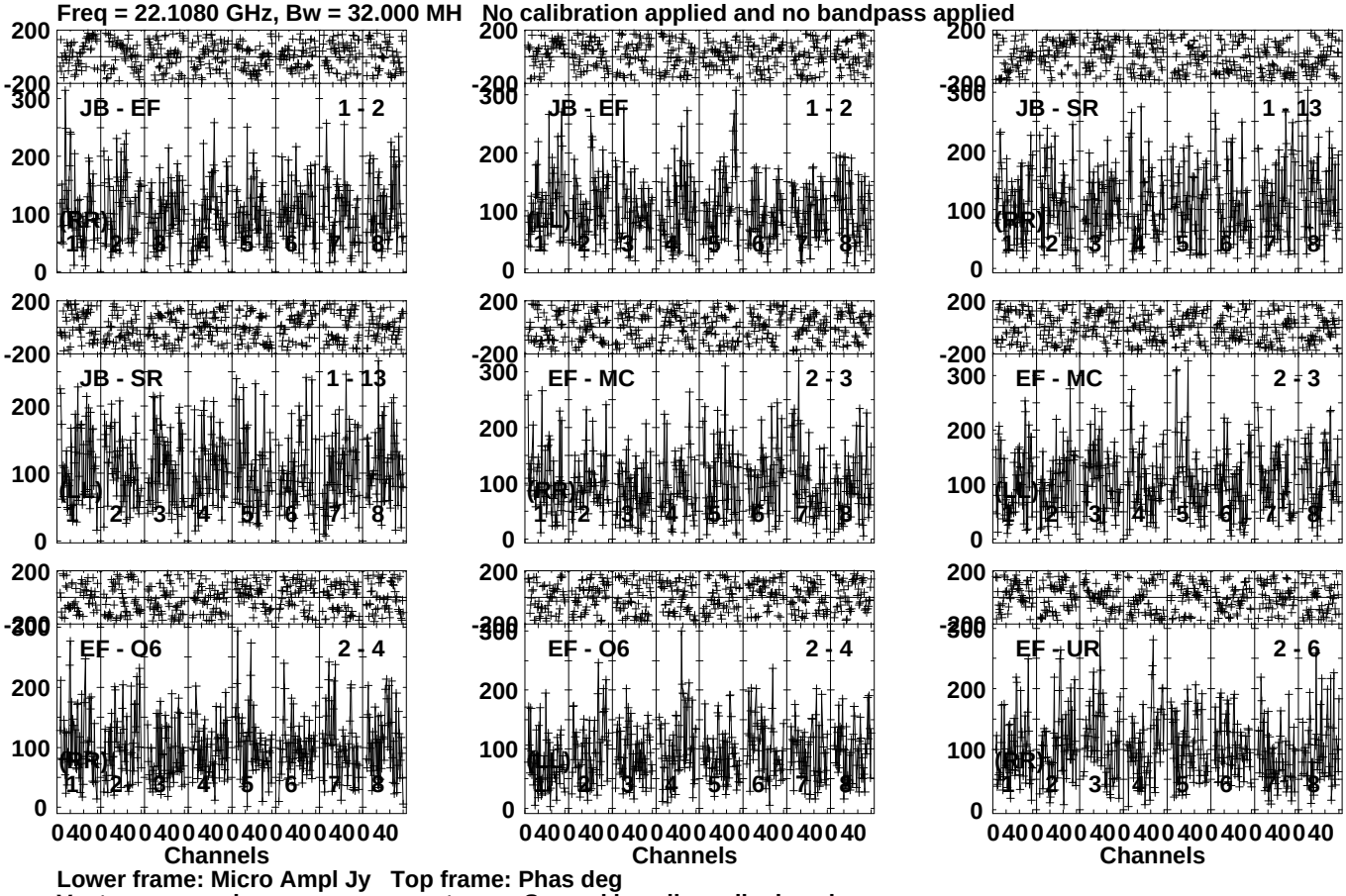

Lower frame: Micro Ampl Jy Top frame: Phas deg
Vector averaged cross-power spectrum Several baselines displayed
Timerange: 01/01:05:11 to 01/01:07:09

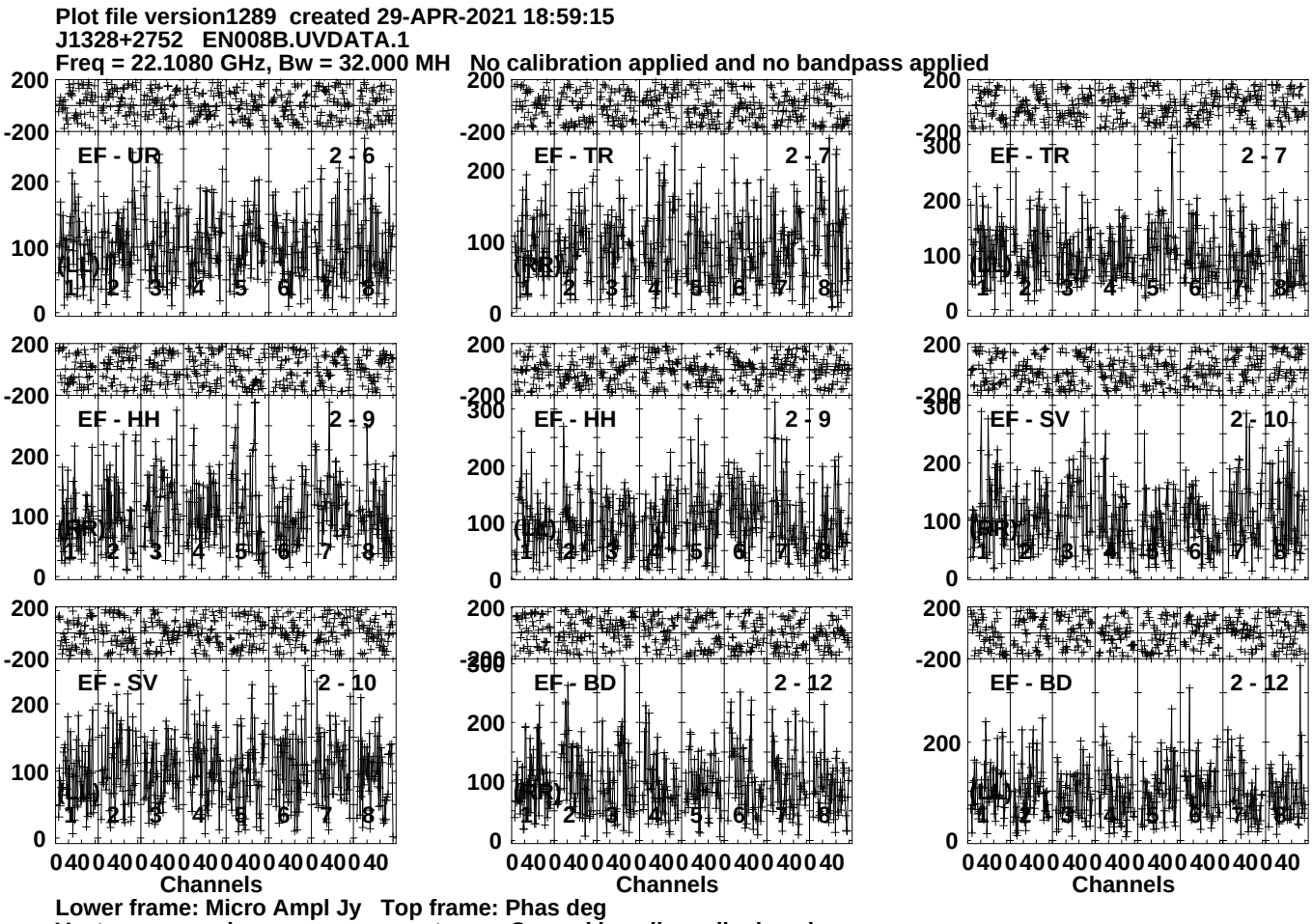
Plot file version1289 created 29-APR-2021 18:59:15
J1328+2752 EN008B.UVDATA.1
Freq = 22.1080 GHz, Bw = 32.000 MH No calibration applied and no bandpass applied
EF - UR 2 - 6
EF - TR 2 - 7
EF - TR 2 - 7
EF - HH 2 - 9
EF - HH 2 - 9
EF - SV 2 - 10
EF - SV 2 - 10
EF - BD 2 - 12
EF - BD 2 - 12
Channels
Channels
Channels
Lower frame: Micro Ampl Jy Top frame: Phas deg
Vector averaged cross-power spectrum Several baselines displayed
Timerange: 01/01:05:11 to 01/01:07:09

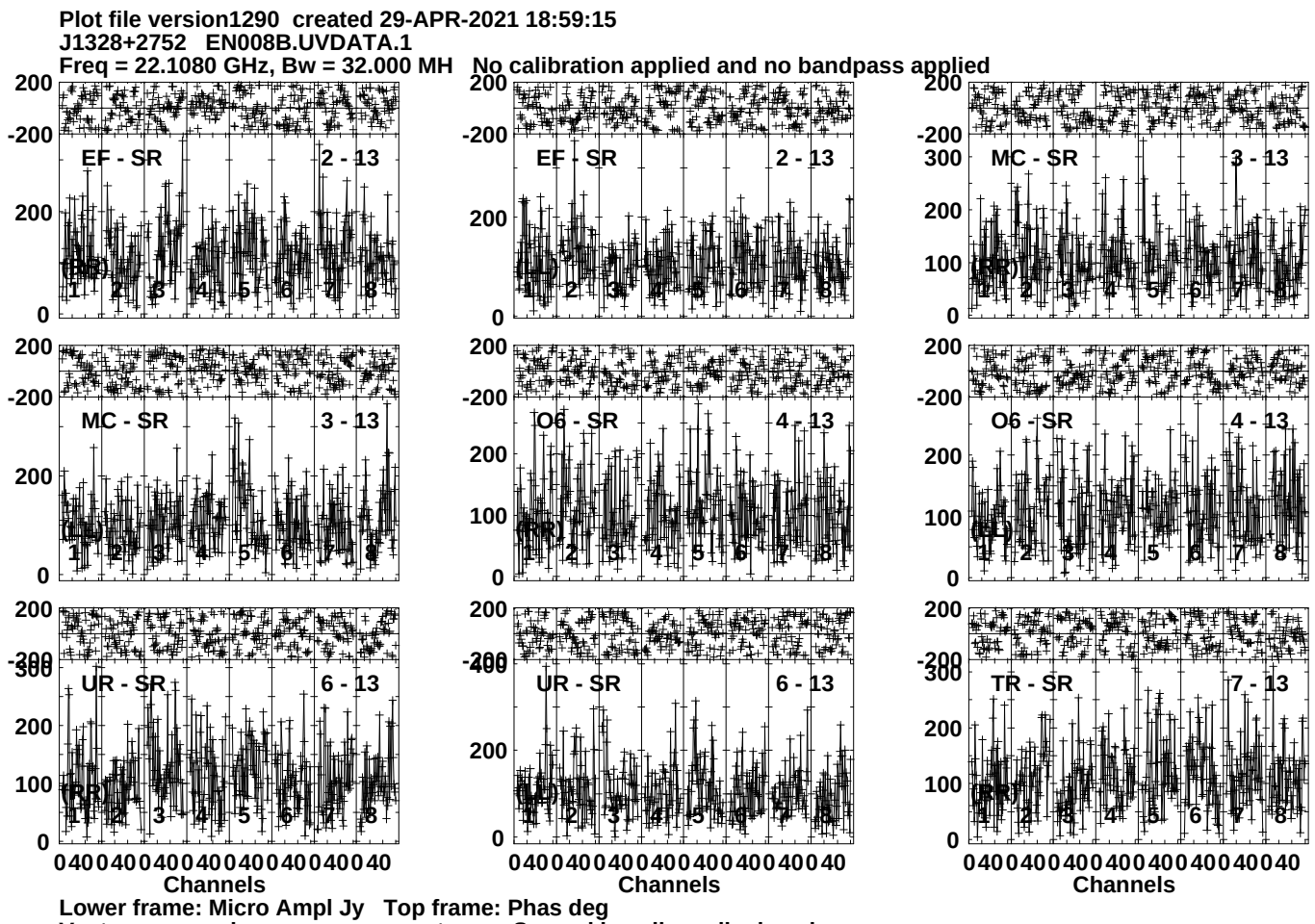
Plot file version1290 created 29-APR-2021 18:59:15
J1328+2752 EN008B.UVDATA.1
Freq = 22.1080 GHz, Bw = 32.000 MH No calibration applied and no bandpass applied
EF - SR 2 - 13
MC - SR 3 - 13
O6 - SR 4 - 13
UR - SR 6 - 13
TR - SR 7 - 13
Channels
Lower frame: Micro Ampl Jy Top frame: Phas deg
Vector averaged cross-power spectrum Several baselines displayed
Timerange: 01/01:05:11 to 01/01:07:09

Plot file version1291 created 29-APR-2021 18:59:15
J1328+2752 EN008B.UVDATA.1
Freq = 22.1080 GHz, Bw = 32.000 MH No calibration applied and no bandpass applied

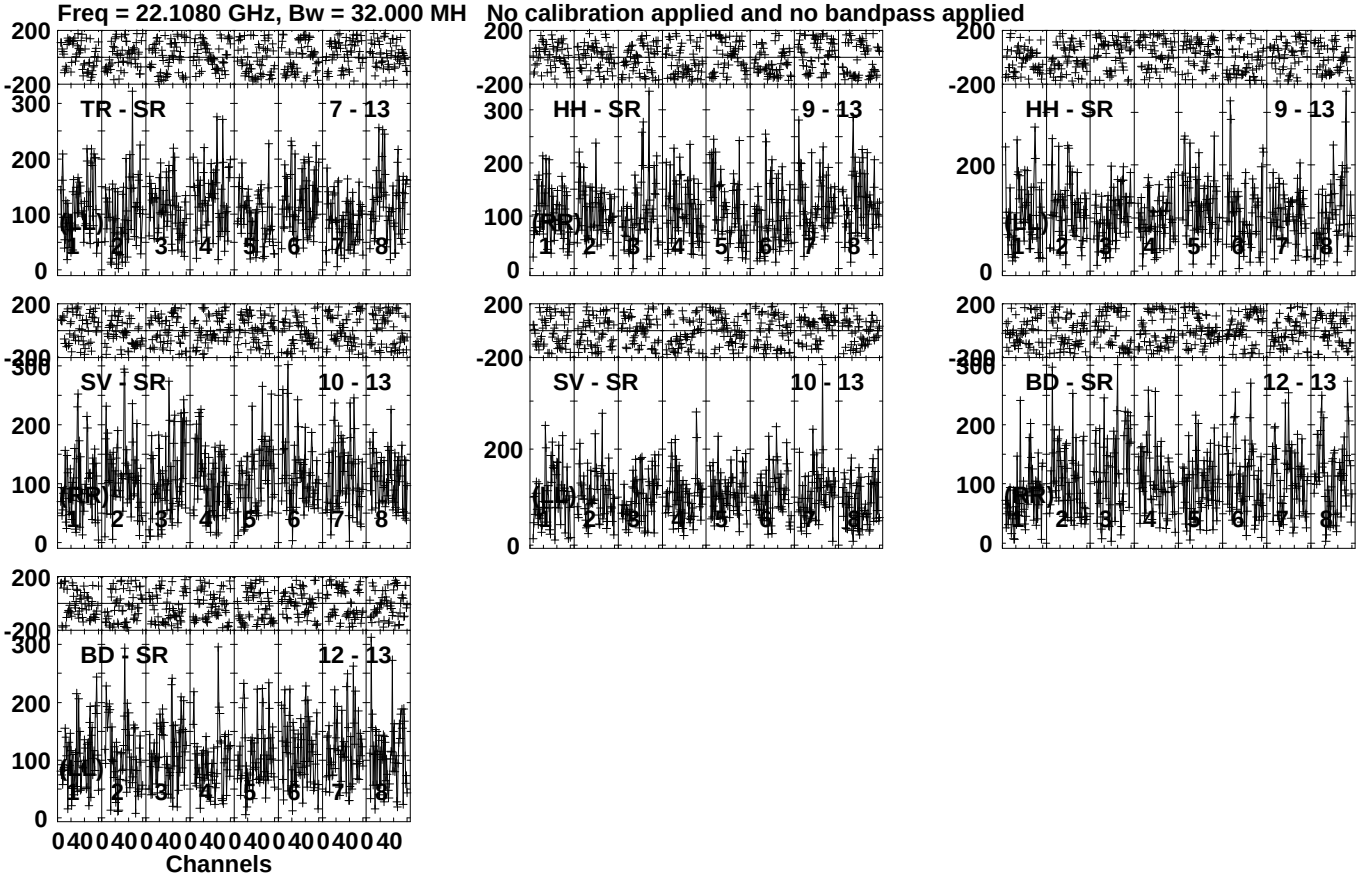

Lower frame: Micro Ampl Jy Top frame: Phas deg
Vector averaged cross-power spectrum Several baselines displayed
Timerange: 01/01:05:11 to 01/01:07:09

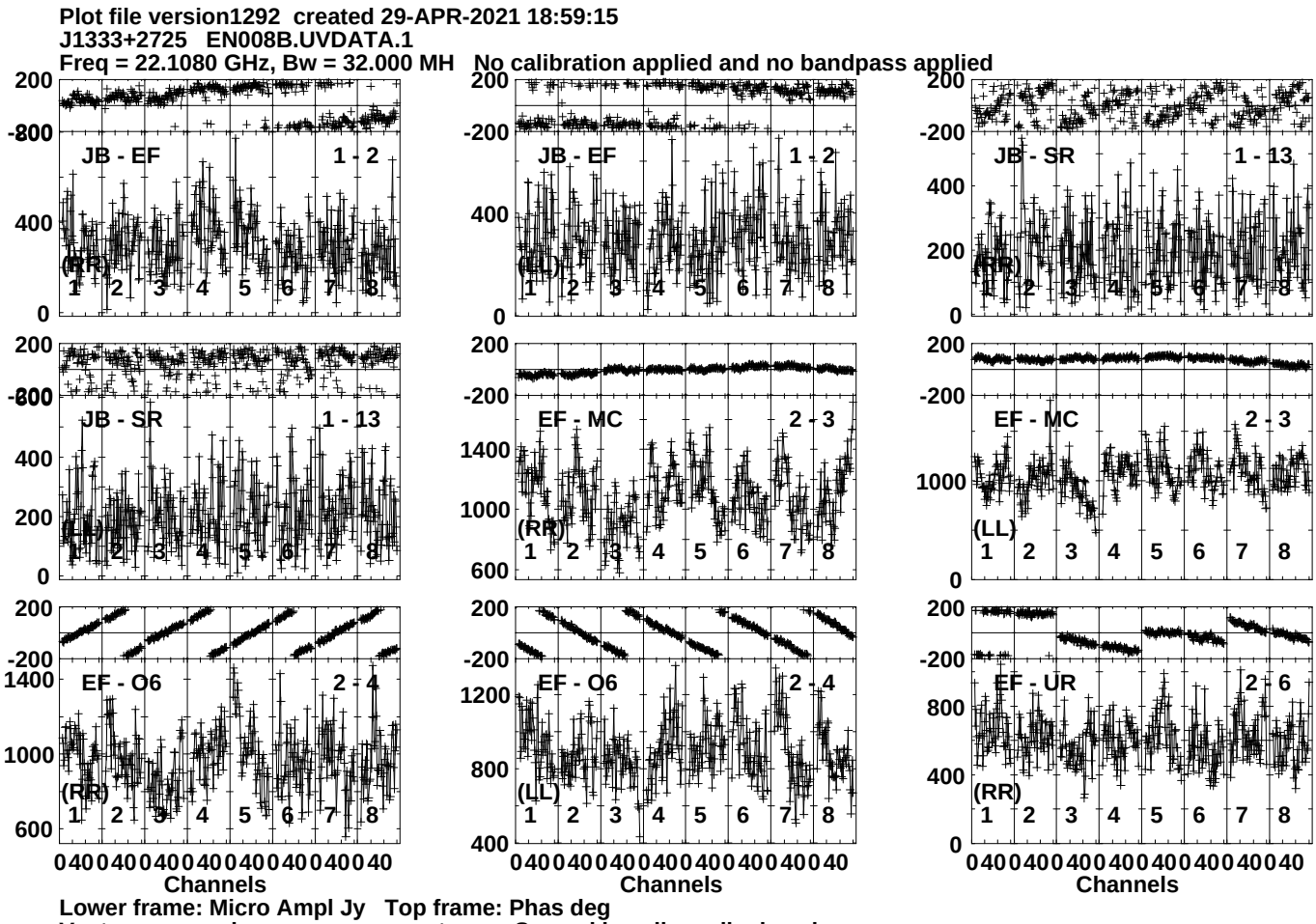
Plot file version1292 created 29-APR-2021 18:59:15
J1333+2725 EN008B.UVDATA.1
Freq = 22.1080 GHz, Bw = 32.000 MH No calibration applied and no bandpass applied
JB - EF 1 - 2
(RR)
JB - EF 1 - 2
(LL)
JB - SR 1 - 13
(RR)
JB - SR 1 - 13
(LL)
EF - MC 2 - 3
(RR)
EF - MC 2 - 3
(LL)
EF - O6 2 - 4
(RR)
EF - O6 2 - 4
(LL)
EF - UR 2 - 6
(RR)
Channels
Channels
Channels
Lower frame: Micro Ampl Jy Top frame: Phas deg
Vector averaged cross-power spectrum Several baselines displayed
Timerange: 01/01:07:41 to 01/01:08:39

Plot file version1293 created 29-APR-2021 18:59:16
J1333+2725 EN008B.UVDATA.1
Freq = 22.1080 GHz, Bw = 32.000 MH No calibration applied and no bandpass applied

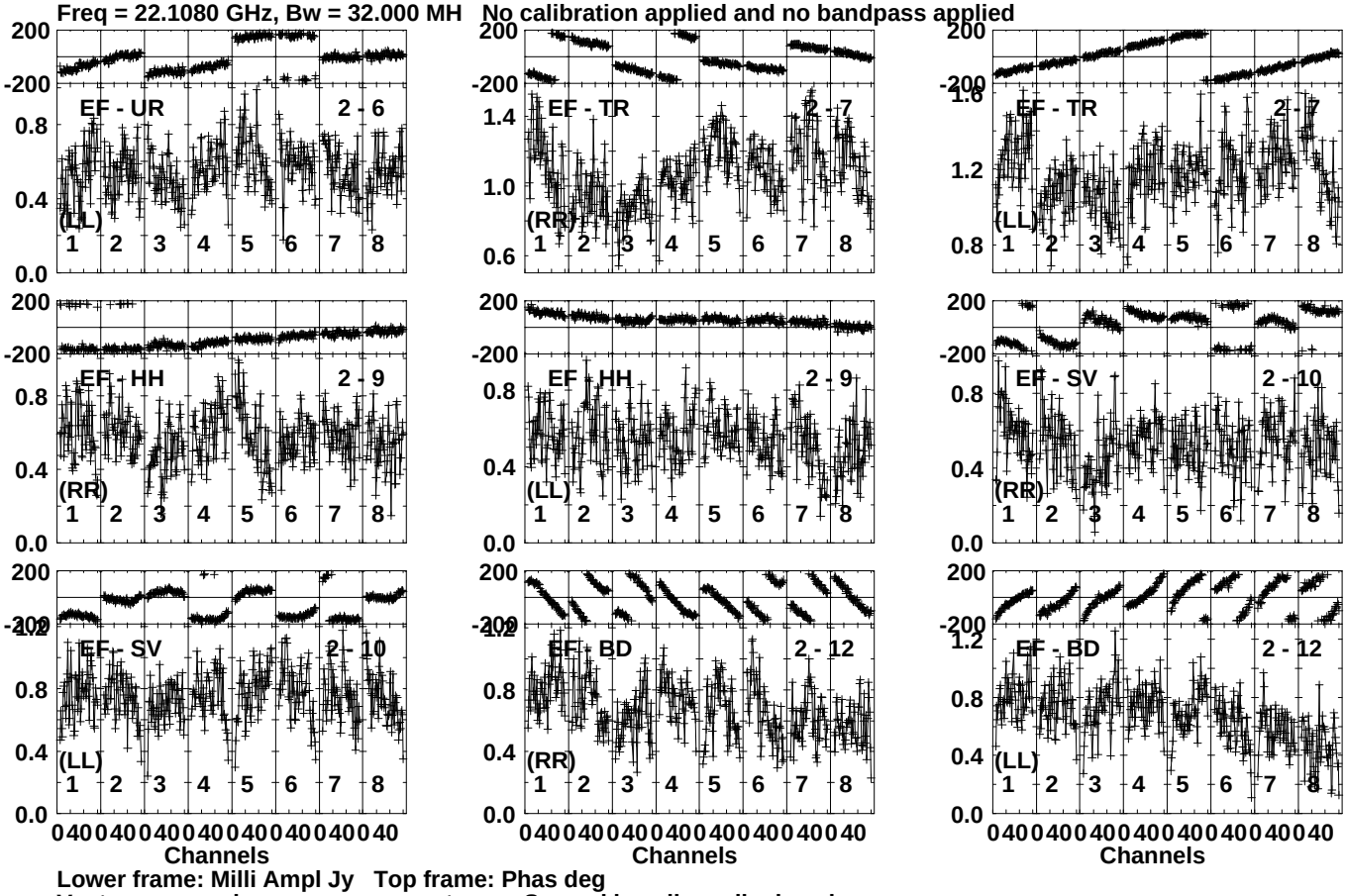

Lower frame: Milli Ampl Jy Top frame: Phas deg
Vector averaged cross-power spectrum Several baselines displayed
Timerange: 01/01:07:41 to 01/01:08:39

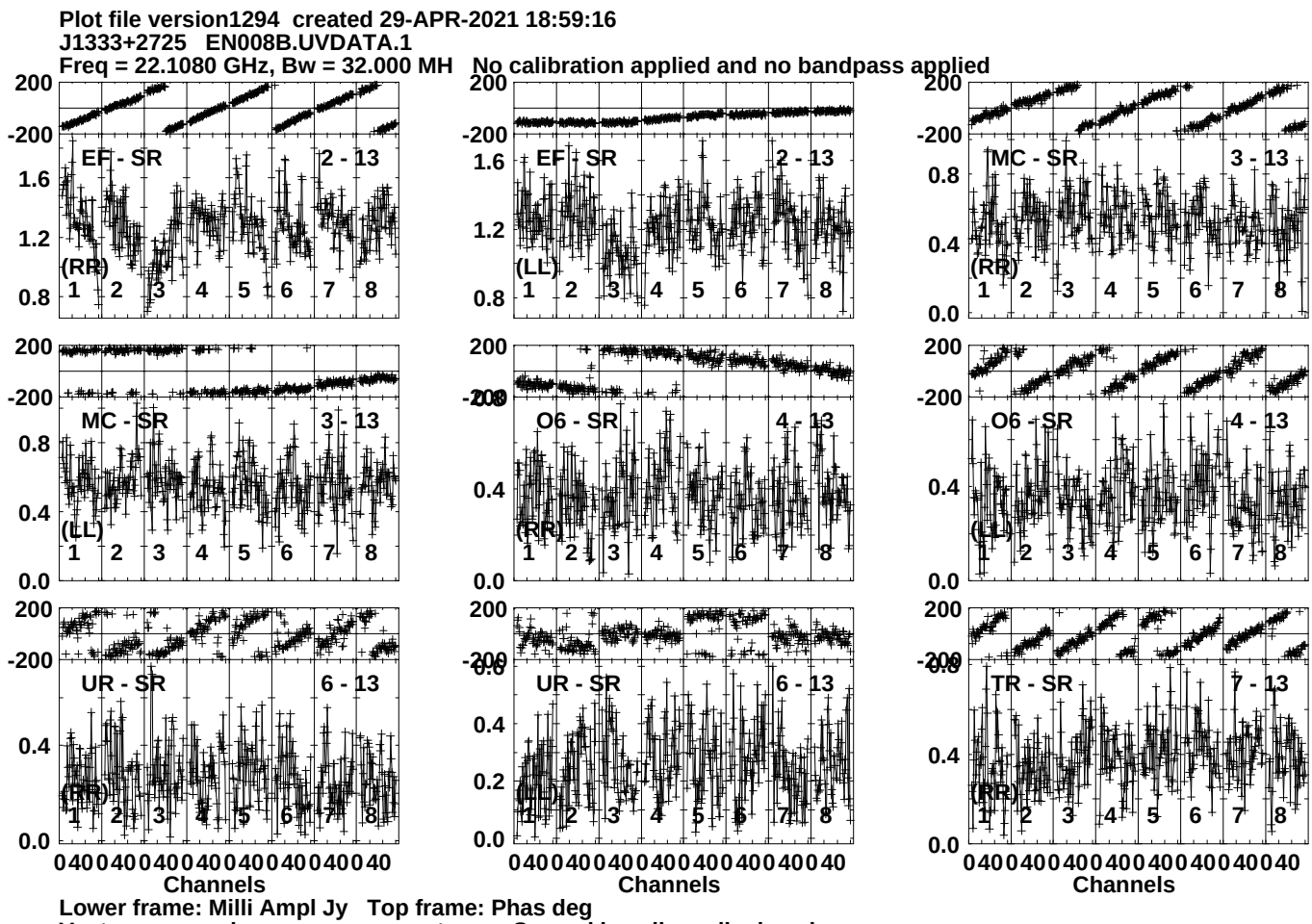
Plot file version1294 created 29-APR-2021 18:59:16
J1333+2725 EN008B.UVDATA.1
Freq = 22.1080 GHz, Bw = 32.000 MH No calibration applied and no bandpass applied
EF - SR 2 - 13
(RR)
EF - SR 2 - 13
(LL)
MC - SR 3 - 13
(RR)
MC - SR 3 - 13
(LL)
O6 - SR 4 - 13
(RR)
O6 - SR 4 - 13
(LL)
UR - SR 6 - 13
(RR)
UR - SR 6 - 13
(LL)
TR - SR 7 - 13
(RR)
Channels
Channels
Channels
Lower frame: Milli Ampl Jy Top frame: Phas deg
Vector averaged cross-power spectrum Several baselines displayed
Timerange: 01/01:07:41 to 01/01:08:39

Plot file version1295 created 29-APR-2021 18:59:16
J1333+2725 EN008B.UVDATA.1
Freq = 22.1080 GHz, Bw = 32.000 MH No calibration applied and no bandpass applied

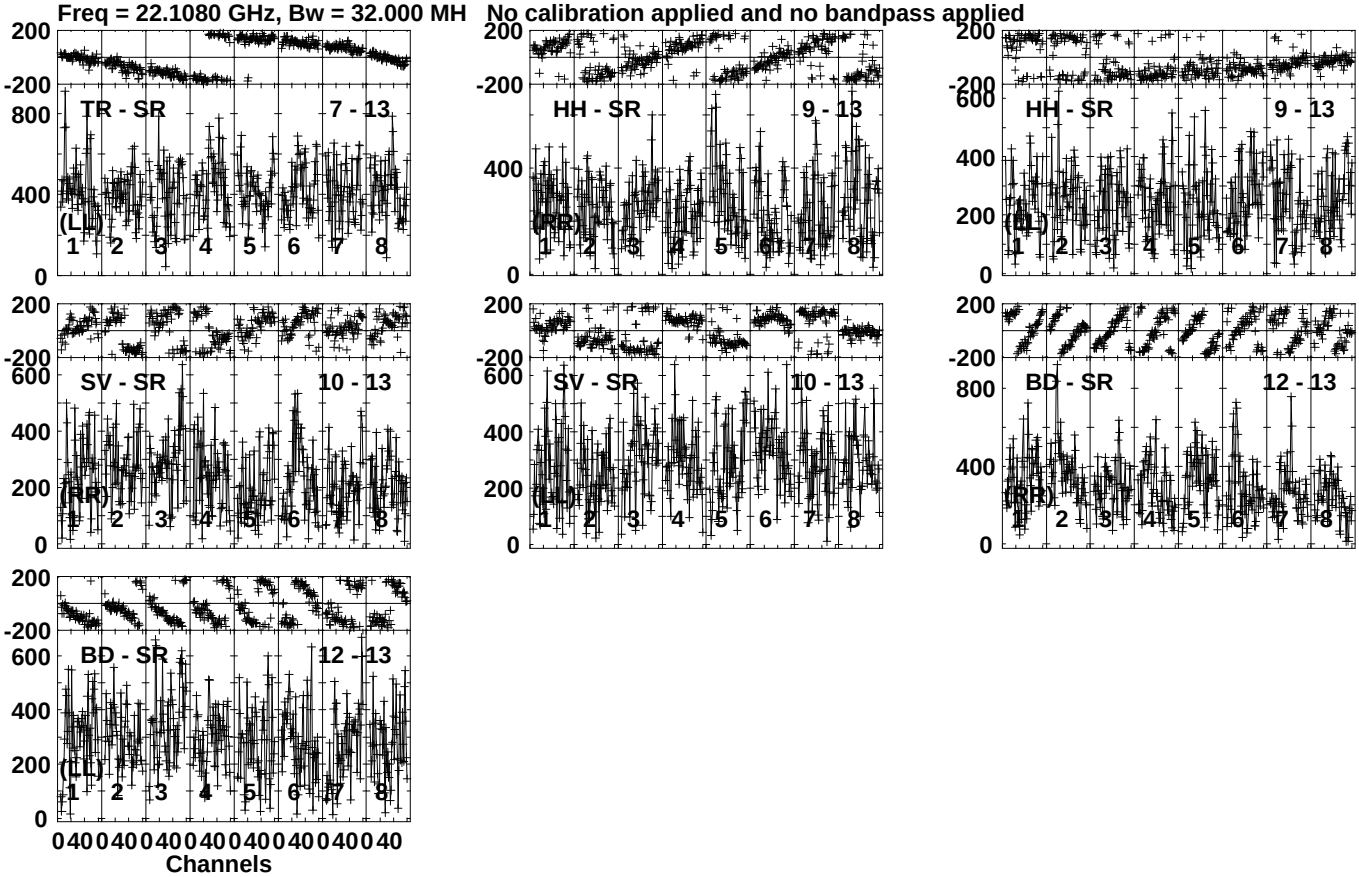

Lower frame: Micro Ampl Jy Top frame: Phas deg
Vector averaged cross-power spectrum Several baselines displayed
Timerange: 01/01:07:41 to 01/01:08:39

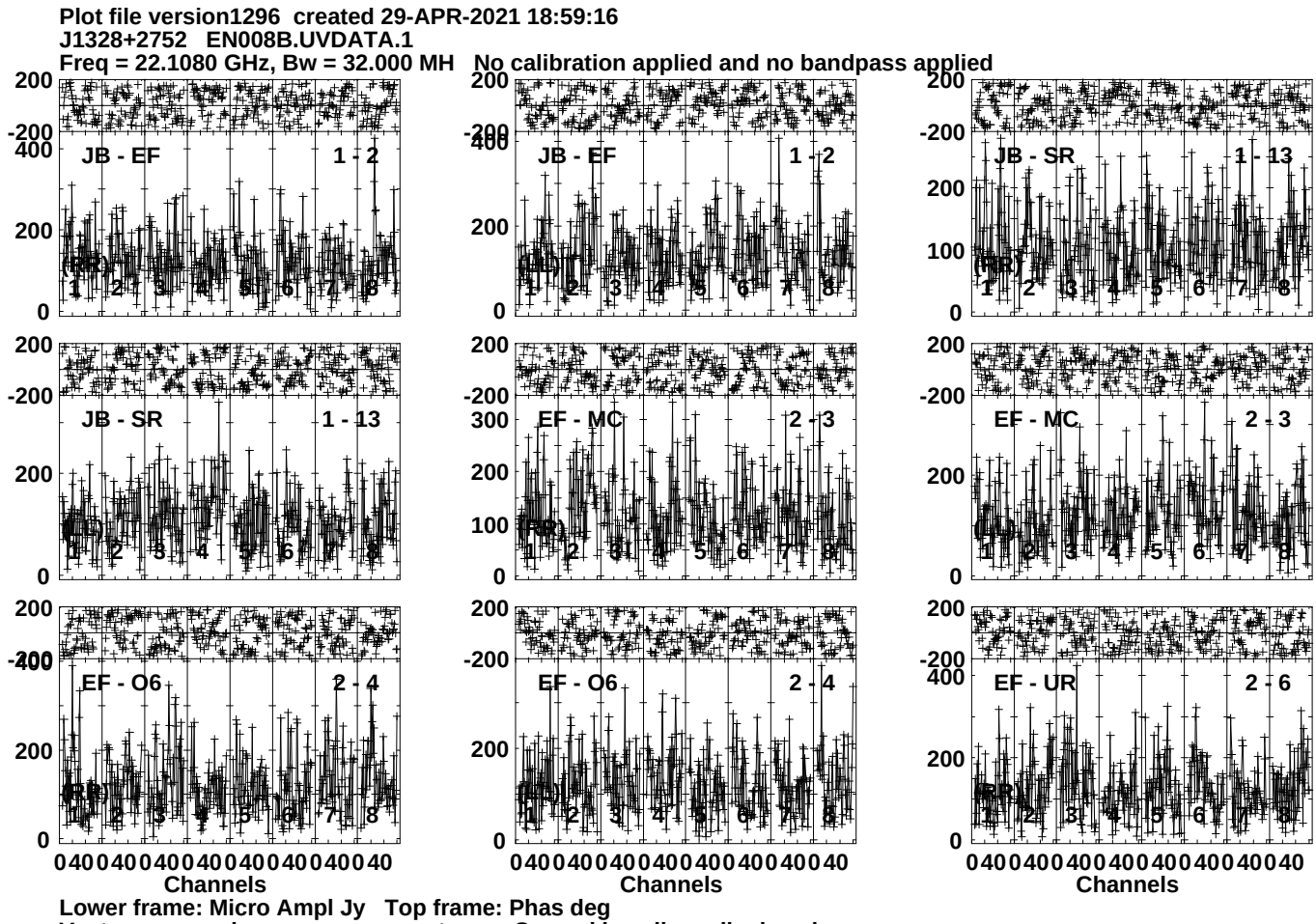
Plot file version1296 created 29-APR-2021 18:59:16
J1328+2752 EN008B.UVDATA.1
Freq = 22.1080 GHz, Bw = 32.000 MH No calibration applied and no bandpass applied
JB - EF 1 - 2
JB - SR 1 - 13
EF - MC 2 - 3
EF - O6 2 - 4
EF - UR 2 - 6
(RR)
(LL)
Channels
Lower frame: Micro Ampl Jy Top frame: Phas deg
Vector averaged cross-power spectrum Several baselines displayed
Timerange: 01/01:08:41 to 01/01:10:39

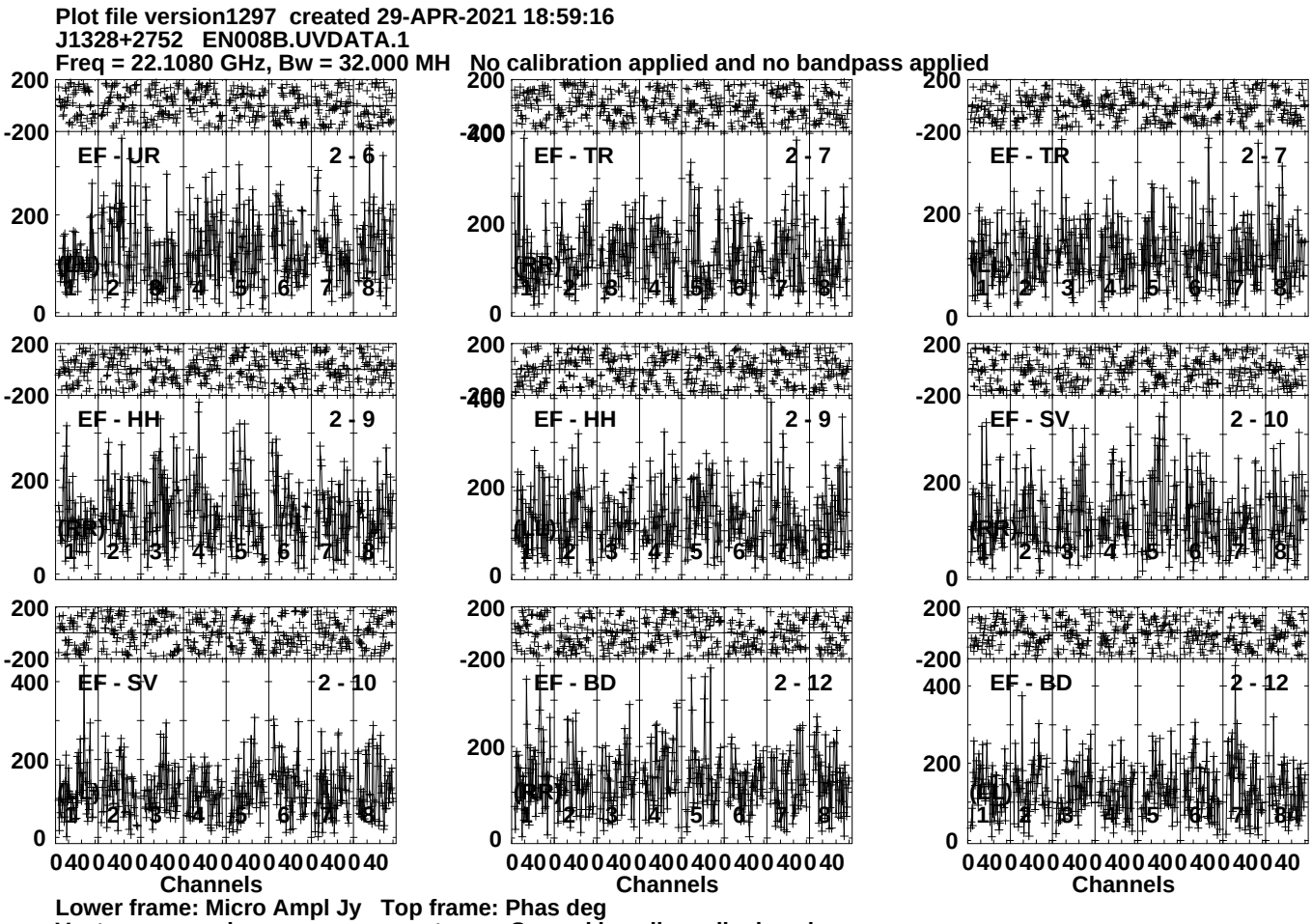
Plot file version1297 created 29-APR-2021 18:59:16
J1328+2752 EN008B.UVDATA.1
Freq = 22.1080 GHz, Bw = 32.000 MH No calibration applied and no bandpass applied
EF - UR 2 - 6
EF - TR 2 - 7
EF - TR 2 - 7
EF - HH 2 - 9
EF - HH 2 - 9
EF - SV 2 - 10
EF - SV 2 - 10
EF - BD 2 - 12
EF - BD 2 - 12
Channels
Channels
Channels
Lower frame: Micro Ampl Jy Top frame: Phas deg
Vector averaged cross-power spectrum Several baselines displayed
Timerange: 01/01:08:41 to 01/01:10:39

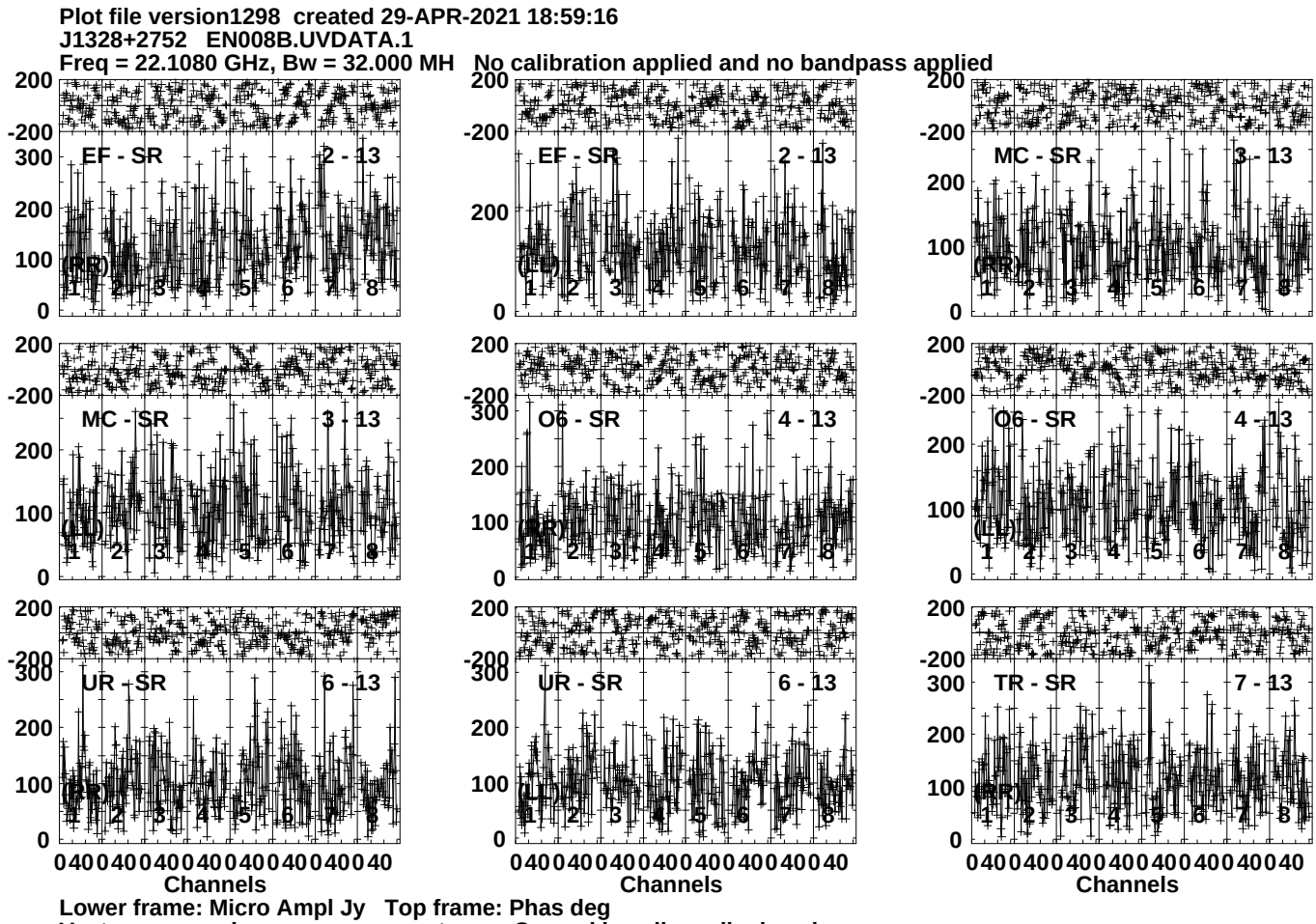
Plot file version1298 created 29-APR-2021 18:59:16
J1328+2752 EN008B.UVDATA.1
Freq = 22.1080 GHz, Bw = 32.000 MH No calibration applied and no bandpass applied
EF - SR 2 - 13
(RR)
(LL)
MC - SR 3 - 13
(RR)
(LL)
O6 - SR 4 - 13
(RR)
(LL)
UR - SR 6 - 13
(RR)
(LL)
TR - SR 7 - 13
(RR)
(LL)
200
-200
300
100
0
1 2 3 4 5 6 7 8
0 40 0 40 0 40 0 40 0 40 0 40 0 40 0 40
Channels
Lower frame: Micro Ampl Jy Top frame: Phas deg
Vector averaged cross-power spectrum Several baselines displayed
Timerange: 01/01:08:41 to 01/01:10:39

Plot file version1299 created 29-APR-2021 18:59:16
J1328+2752 EN008B.UVDATA.1
Freq = 22.1080 GHz, Bw = 32.000 MH No calibration applied and no bandpass applied

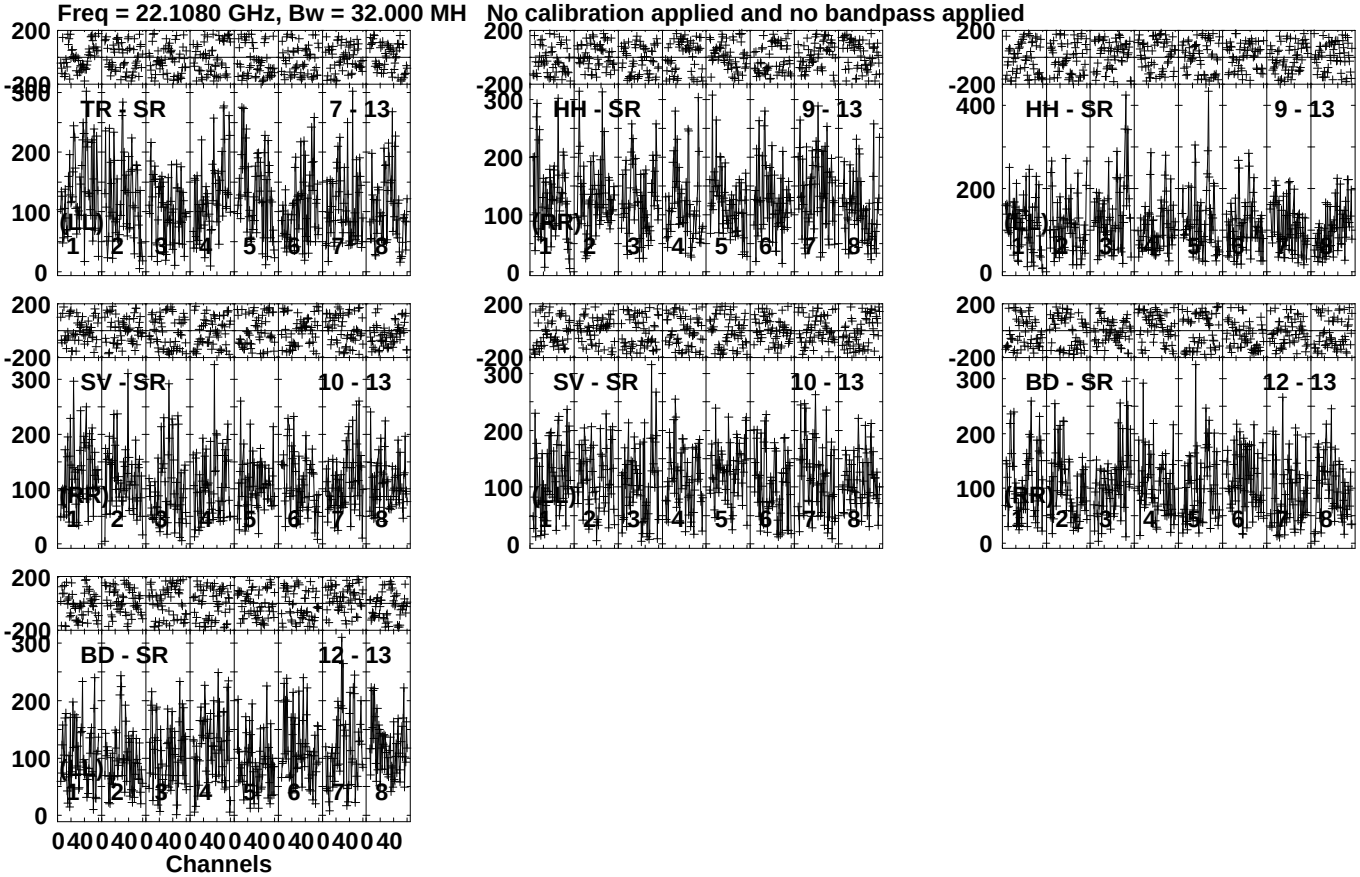

Lower frame: Micro Ampl Jy Top frame: Phas deg
Vector averaged cross-power spectrum Several baselines displayed
Timerange: 01/01:08:41 to 01/01:10:39

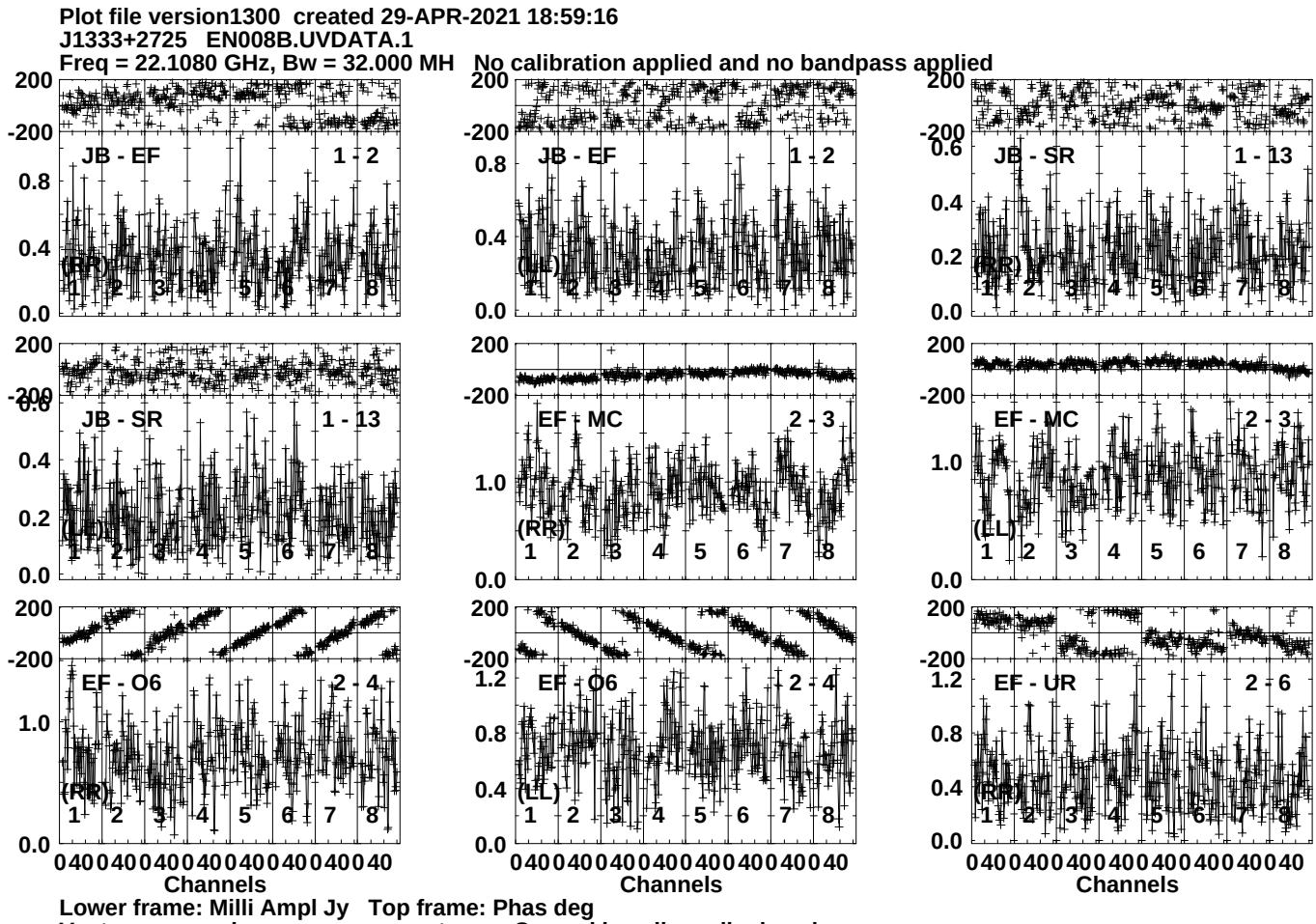
Plot file version1300 created 29-APR-2021 18:59:16
J1333+2725 EN008B.UVDATA.1
Freq = 22.1080 GHz, Bw = 32.000 MH No calibration applied and no bandpass applied
JB - EF 1 - 2
JB - SR 1 - 13
EF - MC 2 - 3
EF - O6 2 - 4
EF - UR 2 - 6
(RR)
(LL)
Channels
Lower frame: Milli Ampl Jy Top frame: Phas deg
Vector averaged cross-power spectrum Several baselines displayed
Timerange: 01/01:10:41 to 01/01:11:39

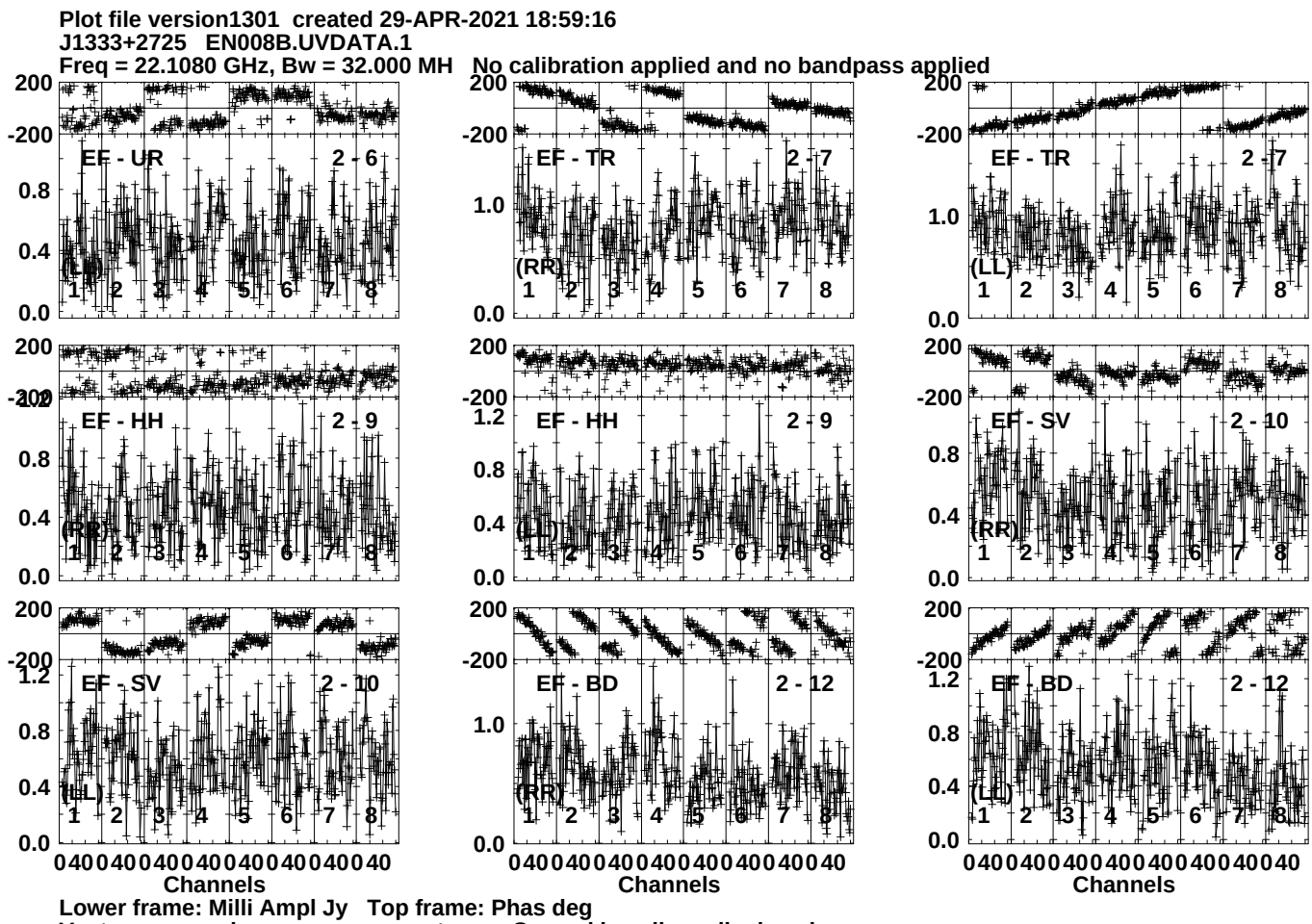
Plot file version1301 created 29-APR-2021 18:59:16
J1333+2725 EN008B.UVDATA.1
Freq = 22.1080 GHz, Bw = 32.000 MH No calibration applied and no bandpass applied
EF - UR 2 - 6
EF - TR 2 - 7
EF - TR 2 - 7
EF - HH 2 - 9
EF - HH 2 - 9
EF - SV 2 - 10
EF - SV 2 - 10
EF - BD 2 - 12
EF - BD 2 - 12
(LL)
(RR)
(LL)
(RR)
(LL)
(RR)
(LL)
(RR)
(LL)
1 2 3 4 5 6 7 8
200
-200
0.0
0.4
0.8
1.0
1.2
0 40 0 40 0 40 0 40 0 40 0 40 0 40 0 40
Channels
Lower frame: Milli Ampl Jy Top frame: Phas deg
Vector averaged cross-power spectrum Several baselines displayed
Timerange: 01/01:10:41 to 01/01:11:39

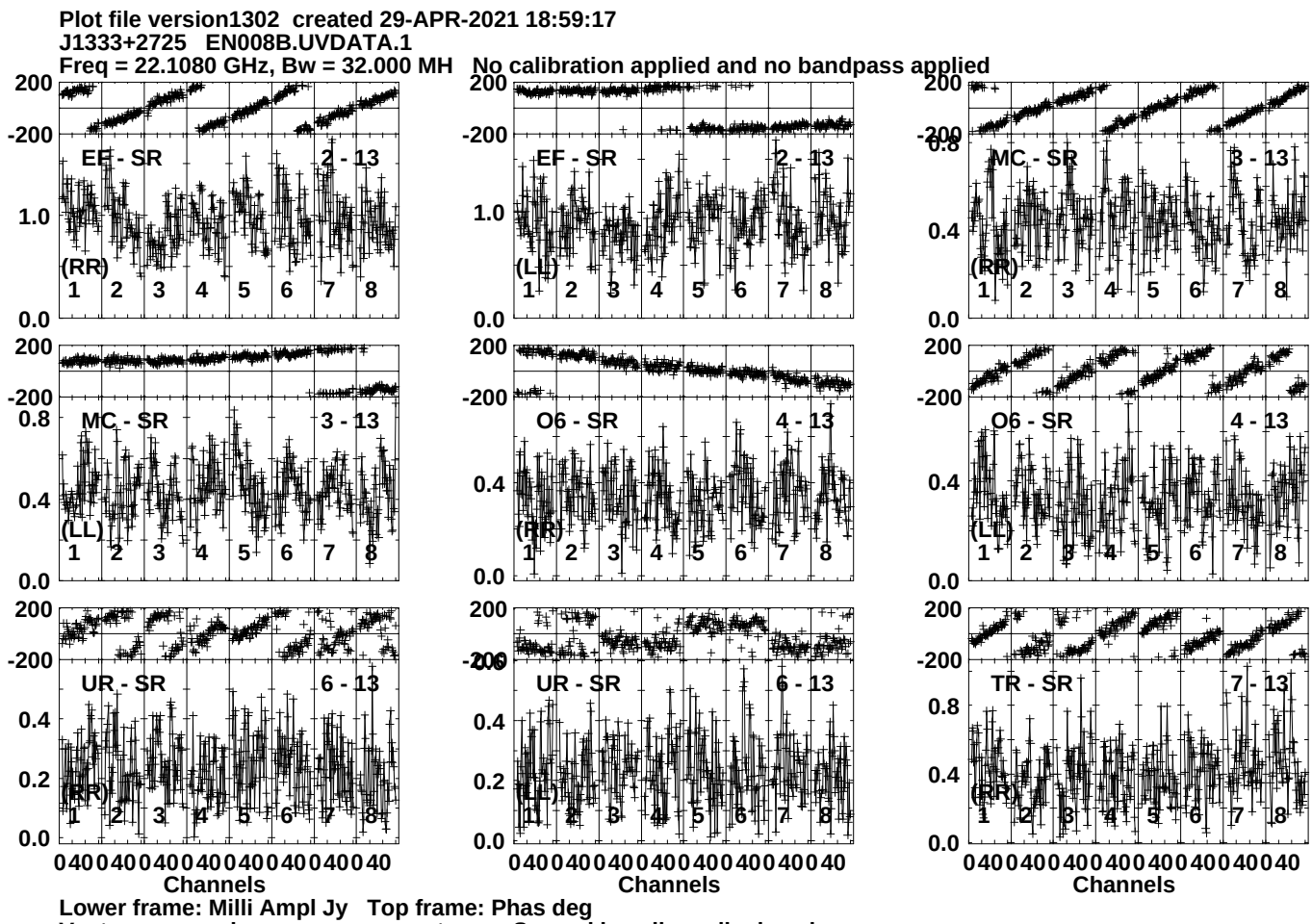
Plot file version1302 created 29-APR-2021 18:59:17
J1333+2725 EN008B.UVDATA.1
Freq = 22.1080 GHz, Bw = 32.000 MH No calibration applied and no bandpass applied
EF - SR 2 - 13
(RR)
EF - SR 2 - 13
(LL)
MC - SR 3 - 13
(RR)
MC - SR 3 - 13
(LL)
O6 - SR 4 - 13
(RR)
O6 - SR 4 - 13
(LL)
UR - SR 6 - 13
(RR)
UR - SR 6 - 13
(LL)
TR - SR 7 - 13
(RR)
Channels
Channels
Channels
Lower frame: Milli Ampl Jy Top frame: Phas deg
Vector averaged cross-power spectrum Several baselines displayed
Timerange: 01/01:10:41 to 01/01:11:39

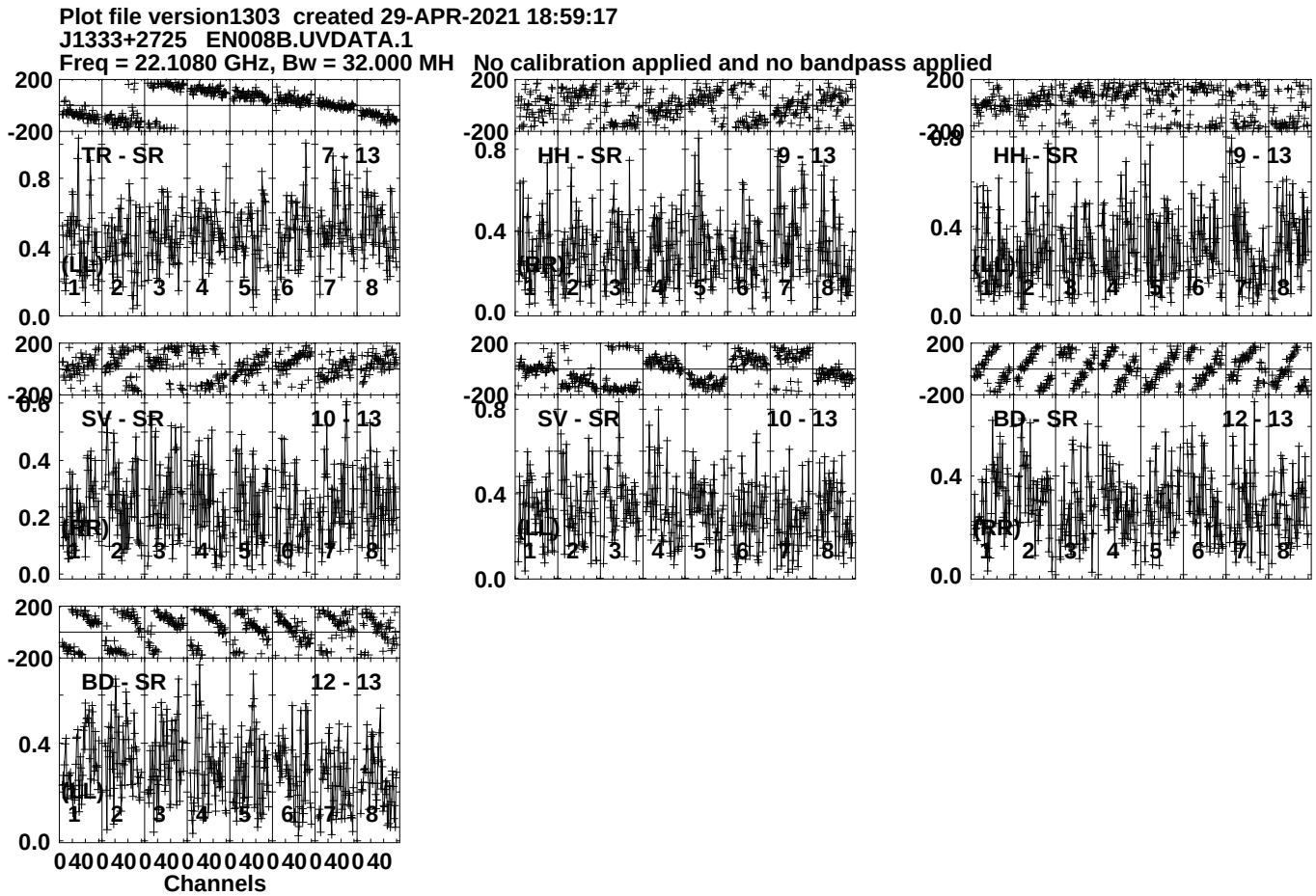
Plot file version1303 created 29-APR-2021 18:59:17
J1333+2725 EN008B.UVDATA.1
Freq = 22.1080 GHz, Bw = 32.000 MH No calibration applied and no bandpass applied
TR - SR 7 - 13
HH - SR 9 - 13
HH - SR 9 - 13
SV - SR 10 - 13
SV - SR 10 - 13
BD - SR 12 - 13
BD - SR 12 - 13
(LL)
(RR)
(LL)
(RR)
(LL)
(RR)
(LL)
200
-200
0.8
0.4
0.2
0.0
1 2 3 4 5 6 7 8
0 40 0 40 0 40 0 40 0 40 0 40 0 40 0 40
Channels
Lower frame: Milli Ampl Jy Top frame: Phas deg
Vector averaged cross-power spectrum Several baselines displayed
Timerange: 01/01:10:41 to 01/01:11:39

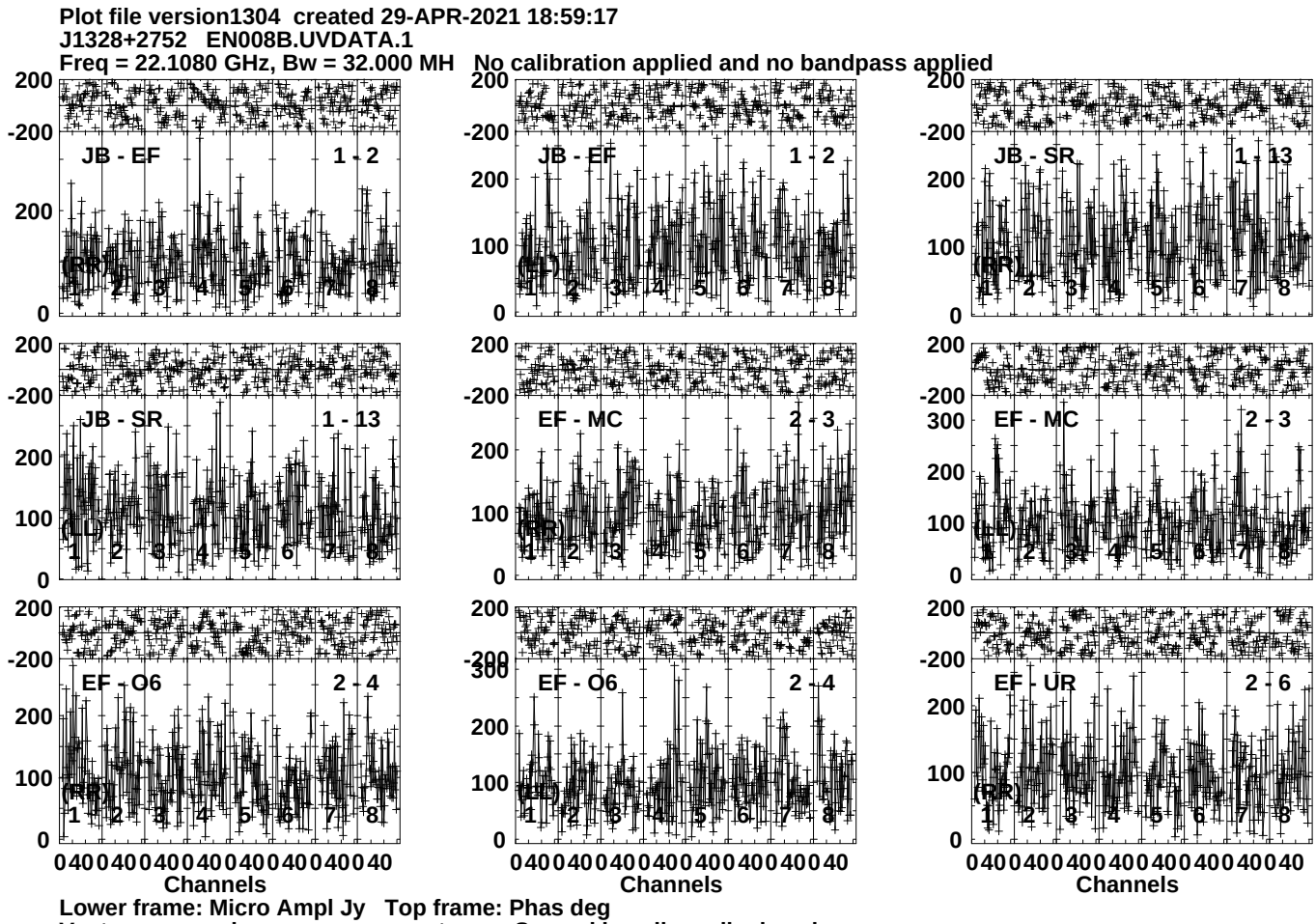
Plot file version1304 created 29-APR-2021 18:59:17
J1328+2752 EN008B.UVDATA.1
Freq = 22.1080 GHz, Bw = 32.000 MH No calibration applied and no bandpass applied
JB - EF 1 - 2
JB - EF 1 - 2
JB - SR 1 - 13
JB - SR 1 - 13
EF - MC 2 - 3
EF - MC 2 - 3
EF - O6 2 - 4
EF - O6 2 - 4
EF - UR 2 - 6
Channels
Channels
Channels
Lower frame: Micro Ampl Jy Top frame: Phas deg
Vector averaged cross-power spectrum Several baselines displayed
Timerange: 01/01:12:21 to 01/01:14:19

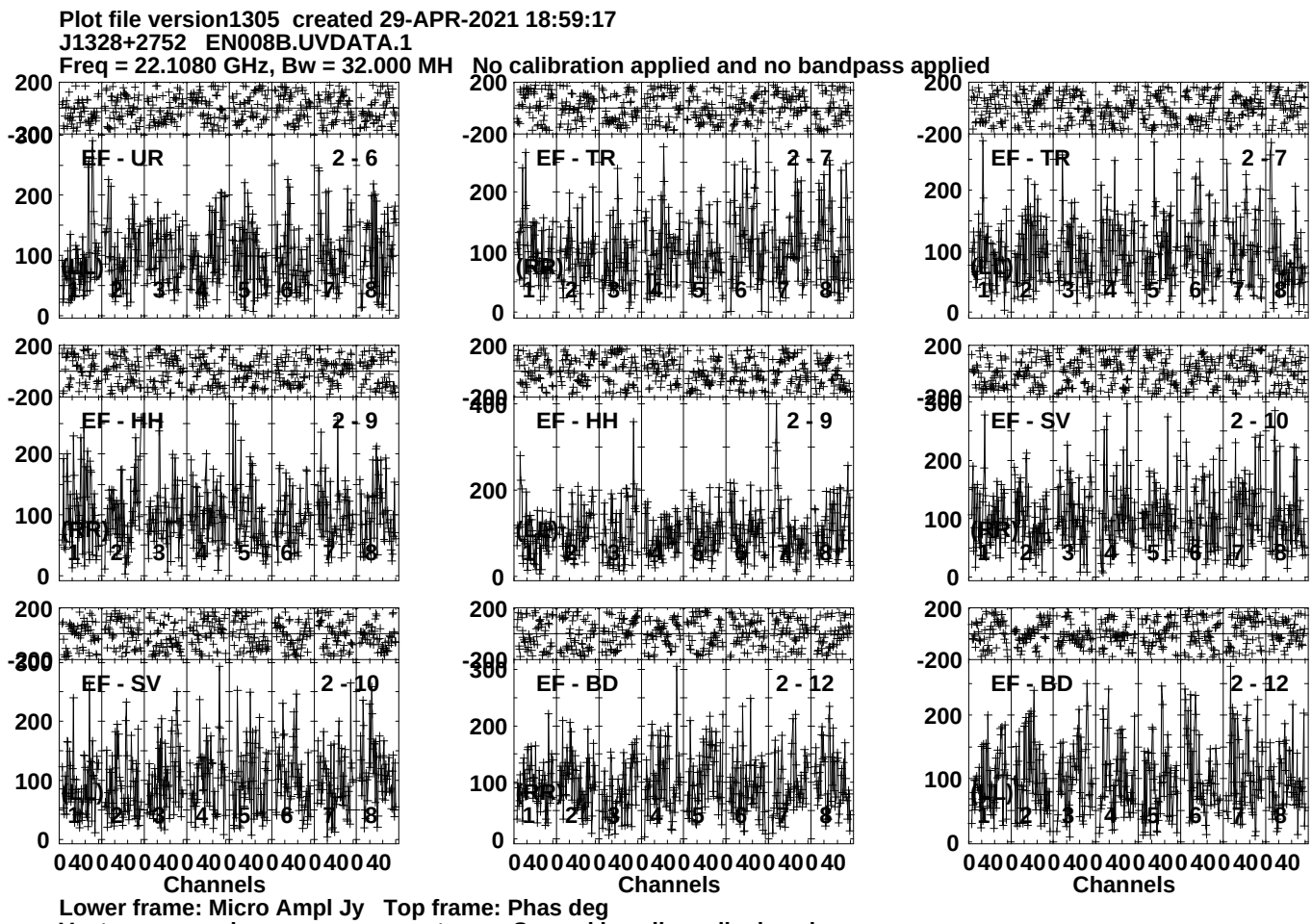
Plot file version1305 created 29-APR-2021 18:59:17
J1328+2752 EN008B.UVDATA.1
Freq = 22.1080 GHz, Bw = 32.000 MH No calibration applied and no bandpass applied
EF - UR 2 - 6
EF - TR 2 - 7
EF - TR 2 - 7
EF - HH 2 - 9
EF - HH 2 - 9
EF - SV 2 - 10
EF - SV 2 - 10
EF - BD 2 - 12
EF - BD 2 - 12
Channels
Channels
Channels
Lower frame: Micro Ampl Jy Top frame: Phas deg
Vector averaged cross-power spectrum Several baselines displayed
Timerange: 01/01:12:21 to 01/01:14:19

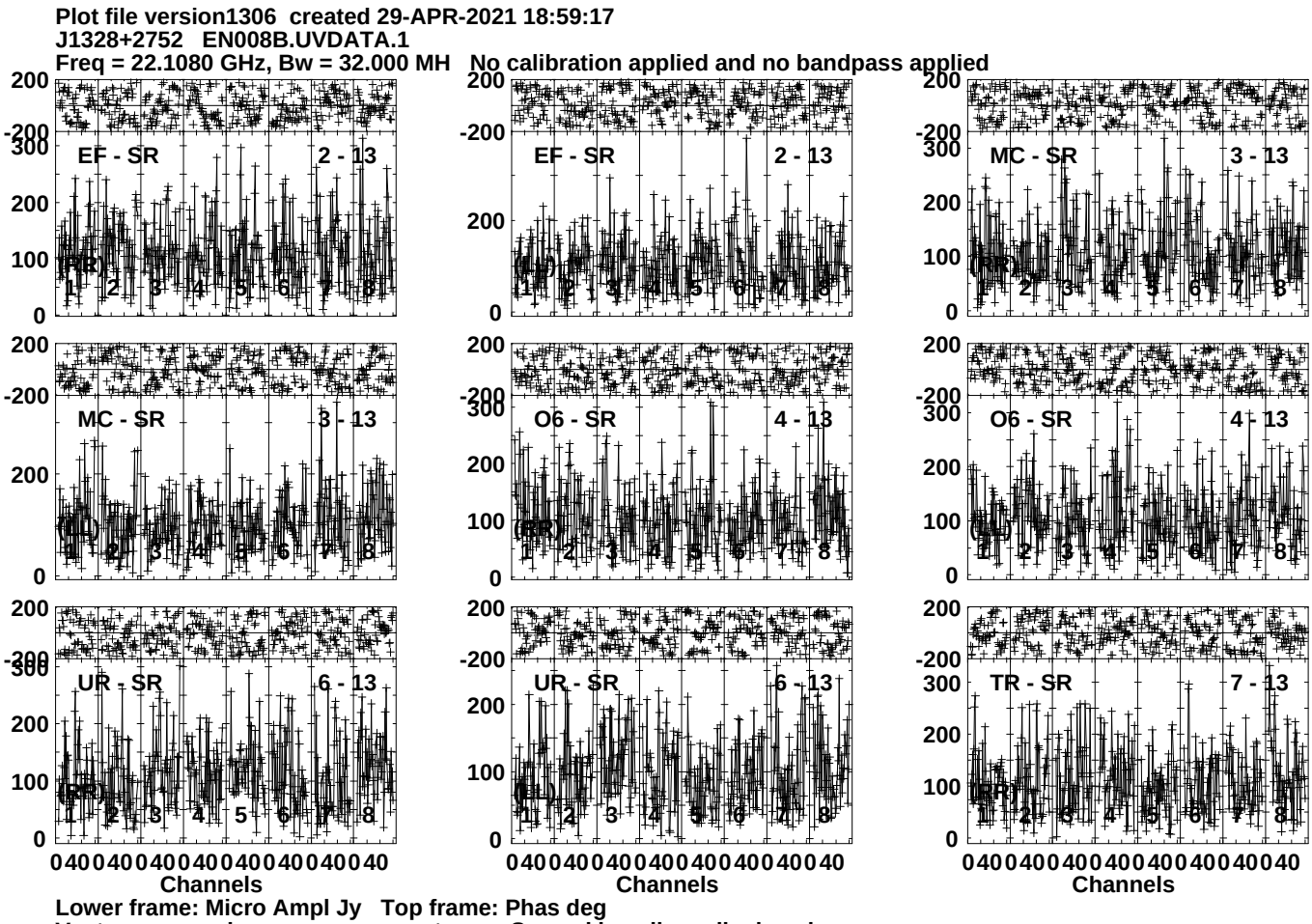
Plot file version1306 created 29-APR-2021 18:59:17
J1328+2752 EN008B.UVDATA.1
Freq = 22.1080 GHz, Bw = 32.000 MH No calibration applied and no bandpass applied
EF - SR 2 - 13
MC - SR 3 - 13
O6 - SR 4 - 13
UR - SR 6 - 13
TR - SR 7 - 13
Channels
Lower frame: Micro Ampl Jy Top frame: Phas deg
Vector averaged cross-power spectrum Several baselines displayed
Timerange: 01/01:12:21 to 01/01:14:19

Plot file version1307 created 29-APR-2021 18:59:17
J1328+2752 EN008B.UVDATA.1
Freq = 22.1080 GHz, Bw = 32.000 MH No calibration applied and no bandpass applied

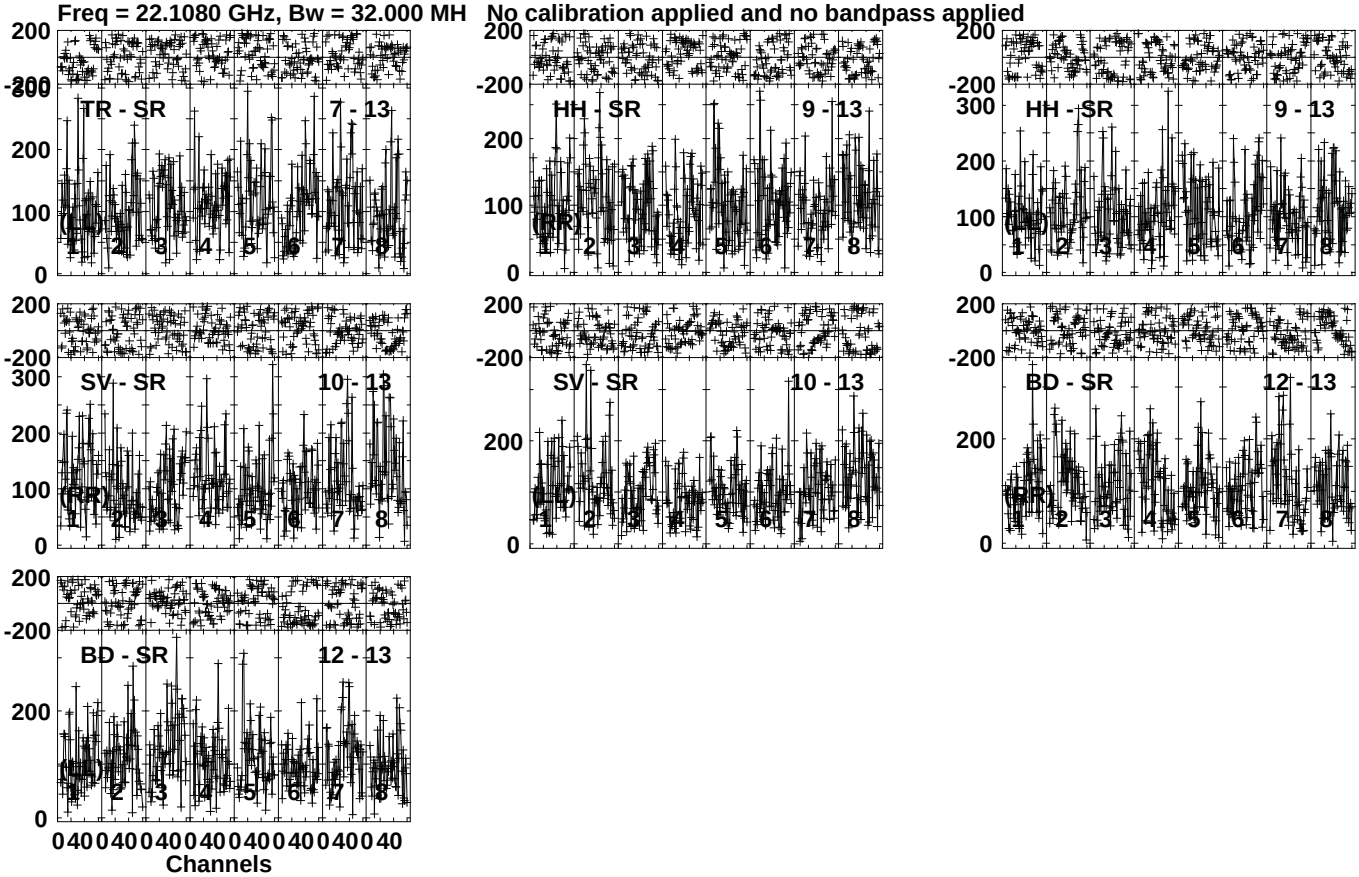

Lower frame: Micro Ampl Jy Top frame: Phas deg
Vector averaged cross-power spectrum Several baselines displayed
Timerange: 01/01:12:21 to 01/01:14:19

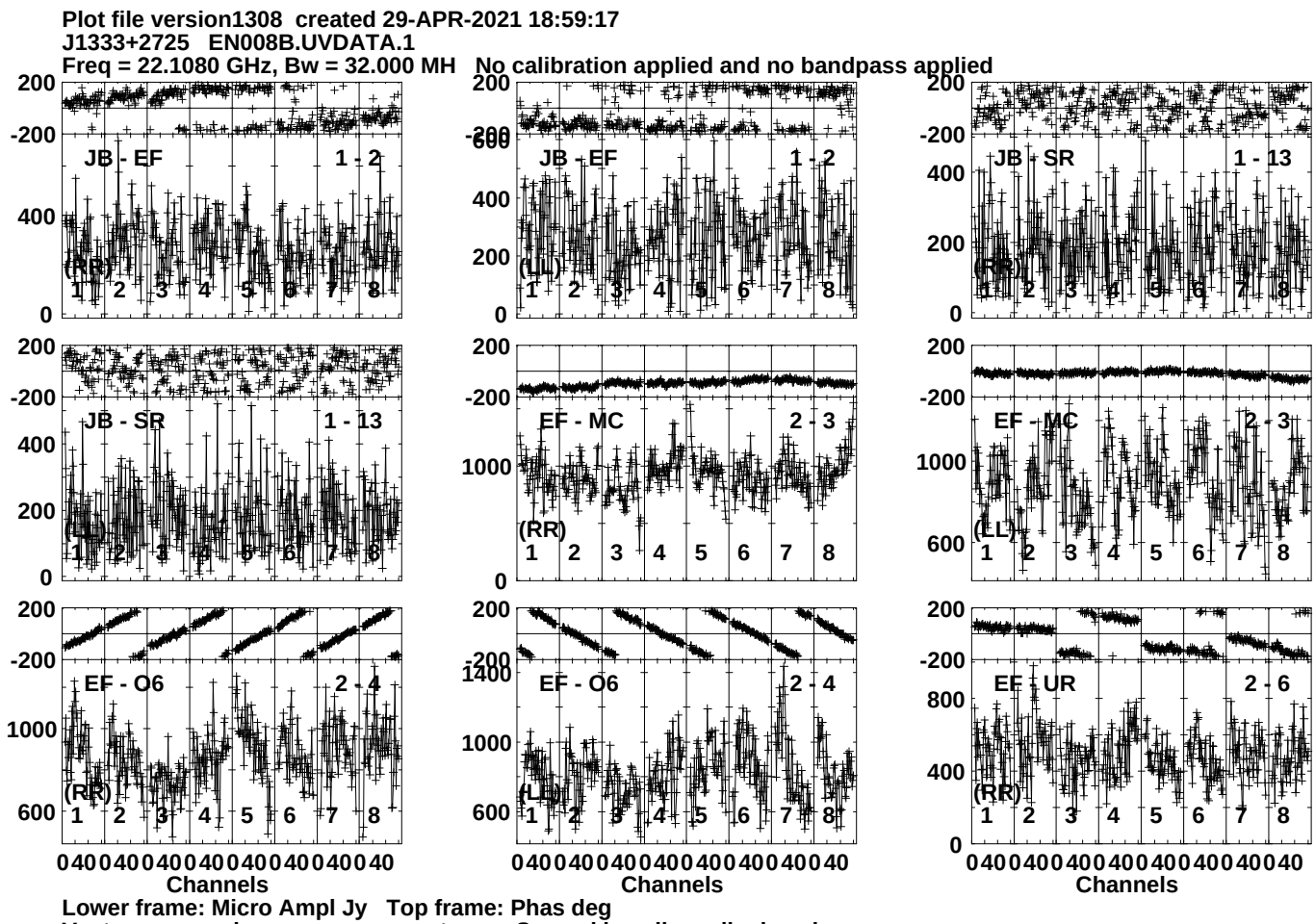
Plot file version1308 created 29-APR-2021 18:59:17
J1333+2725 EN008B.UVDATA.1
Freq = 22.1080 GHz, Bw = 32.000 MH No calibration applied and no bandpass applied
JB - EF 1 - 2
(RR)
JB - EF 1 - 2
(LL)
JB - SR 1 - 13
(RR)
JB - SR 1 - 13
(LL)
EF - MC 2 - 3
(RR)
EF - MC 2 - 3
(LL)
EF - O6 2 - 4
(RR)
EF - O6 2 - 4
(LL)
EF - UR 2 - 6
(RR)
Channels
Channels
Channels
Lower frame: Micro Ampl Jy Top frame: Phas deg
Vector averaged cross-power spectrum Several baselines displayed
Timerange: 01/01:14:51 to 01/01:15:49

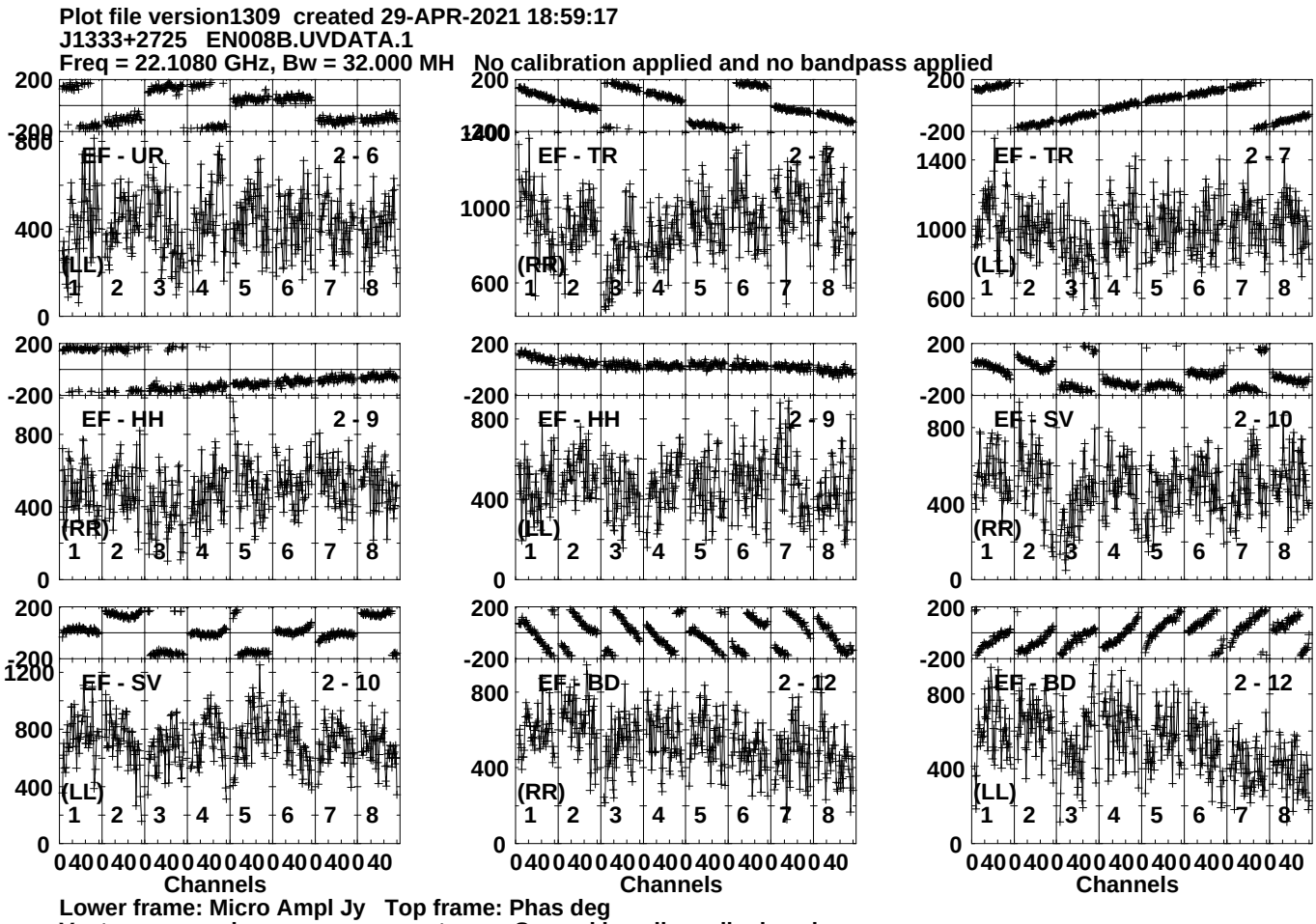
Plot file version1309 created 29-APR-2021 18:59:17
J1333+2725 EN008B.UVDATA.1
Freq = 22.1080 GHz, Bw = 32.000 MH No calibration applied and no bandpass applied
EF - UR 2 - 6
(LL)
EF - TR 2 - 7
(RR)
EF - TR 2 - 7
(LL)
EF - HH 2 - 9
(RR)
EF - HH 2 - 9
(LL)
EF - SV 2 - 10
(RR)
EF - SV 2 - 10
(LL)
EF - BD 2 - 12
(RR)
EF - BD 2 - 12
(LL)
Channels
Channels
Channels
Lower frame: Micro Ampl Jy Top frame: Phas deg
Vector averaged cross-power spectrum Several baselines displayed
Timerange: 01/01:14:51 to 01/01:15:49

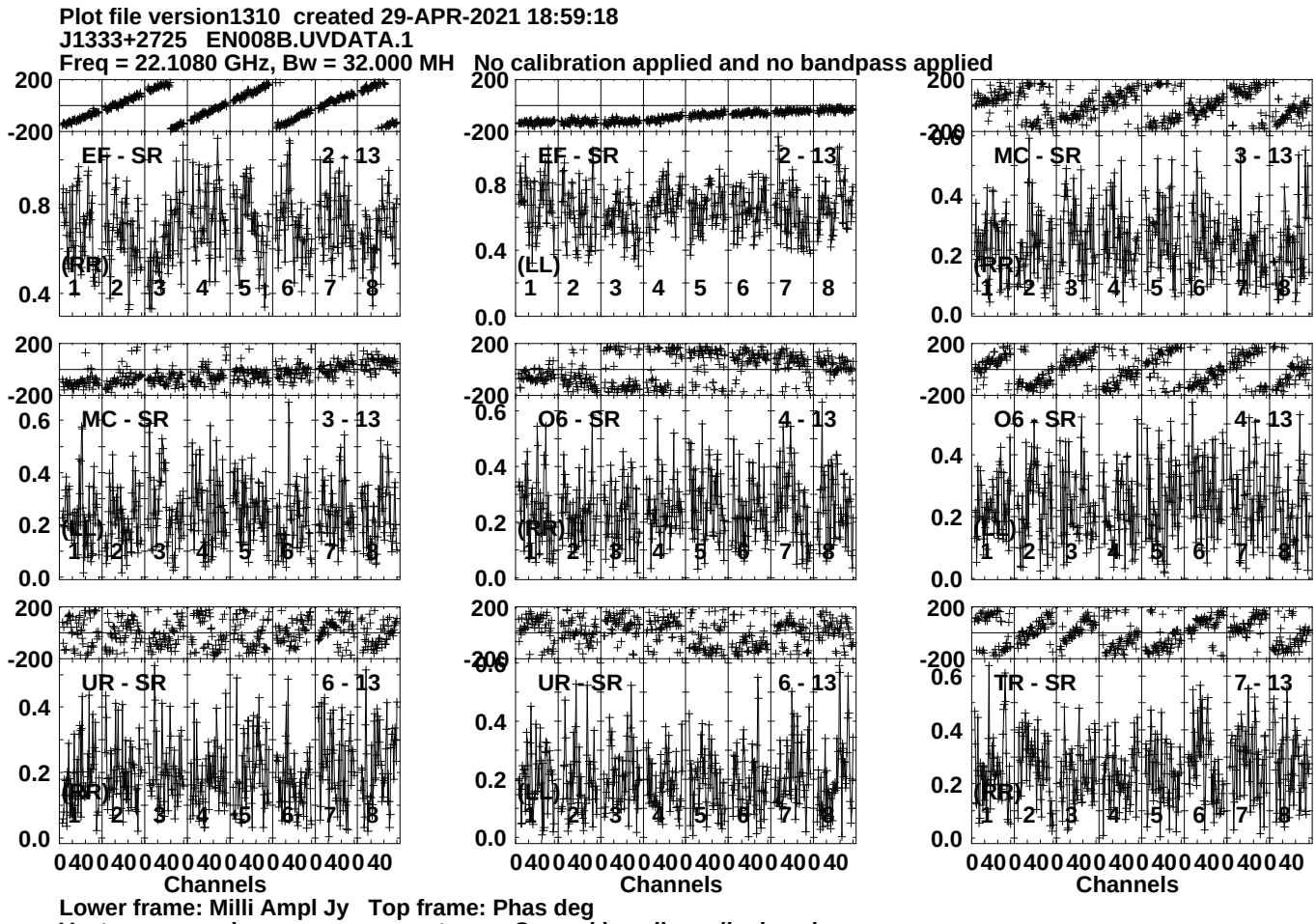
Plot file version1310 created 29-APR-2021 18:59:18
J1333+2725 EN008B.UVDATA.1
Freq = 22.1080 GHz, Bw = 32.000 MH No calibration applied and no bandpass applied
EF - SR 2 - 13
(RR)
EF - SR 2 - 13
(LL)
MC - SR 3 - 13
(RR)
MC - SR 3 - 13
(LL)
O6 - SR 4 - 13
(RR)
O6 - SR 4 - 13
(LL)
UR - SR 6 - 13
(RR)
UR - SR 6 - 13
(LL)
TR - SR 7 - 13
(RR)
Channels
Channels
Channels
Lower frame: Milli Ampl Jy Top frame: Phas deg
Vector averaged cross-power spectrum Several baselines displayed
Timerange: 01/01:14:51 to 01/01:15:49

Plot file version1311 created 29-APR-2021 18:59:18
J1333+2725 EN008B.UVDATA.1
Freq = 22.1080 GHz, Bw = 32.000 MH No calibration applied and no bandpass applied

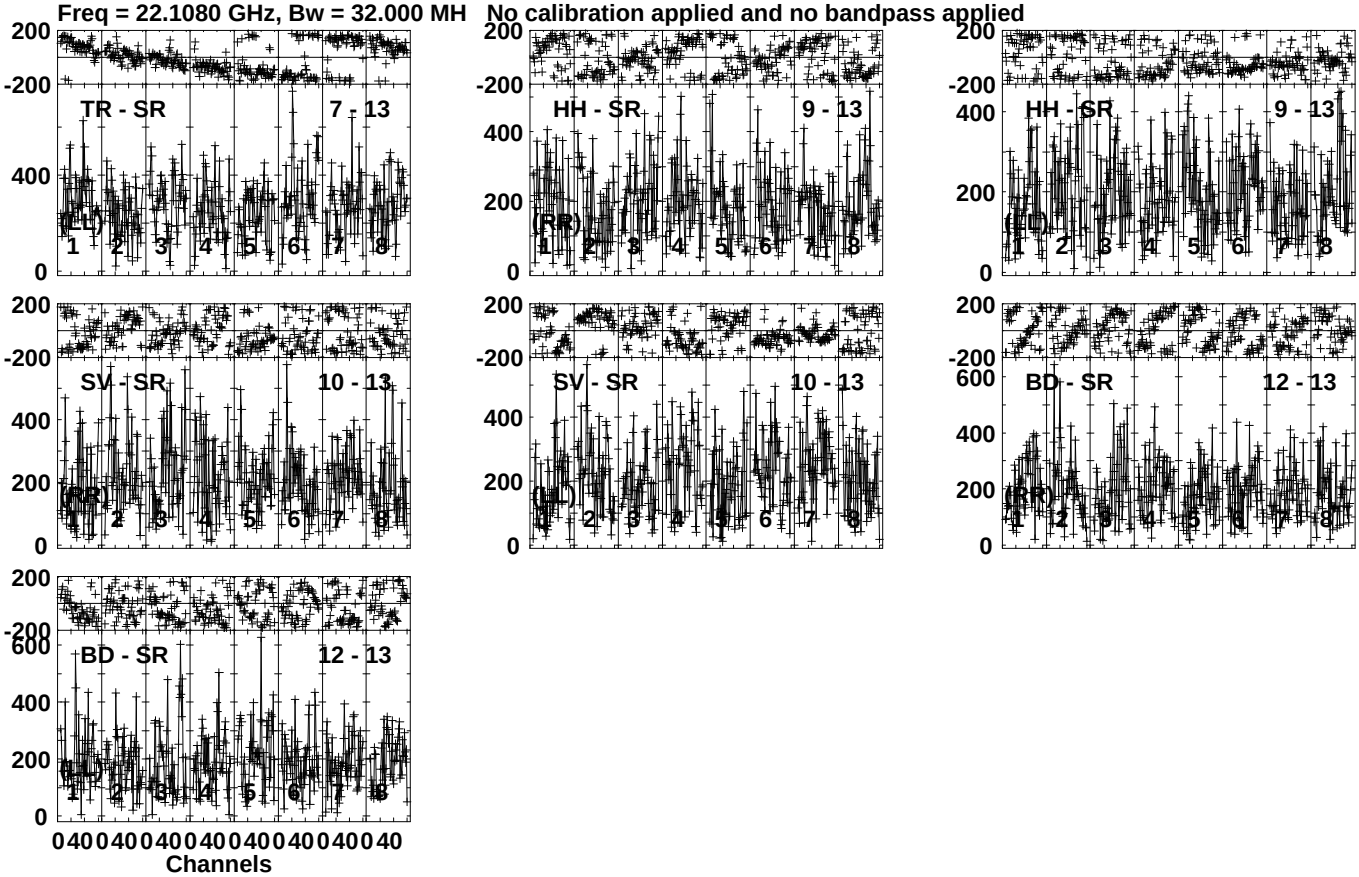

Lower frame: Micro Ampl Jy Top frame: Phas deg
Vector averaged cross-power spectrum Several baselines displayed
Timerange: 01/01:14:51 to 01/01:15:49

Plot file version1312 created 29-APR-2021 18:59:18
J1328+2752 EN008B.UVDATA.1
Freq = 22.1080 GHz, Bw = 32.000 MH No calibration applied and no bandpass applied

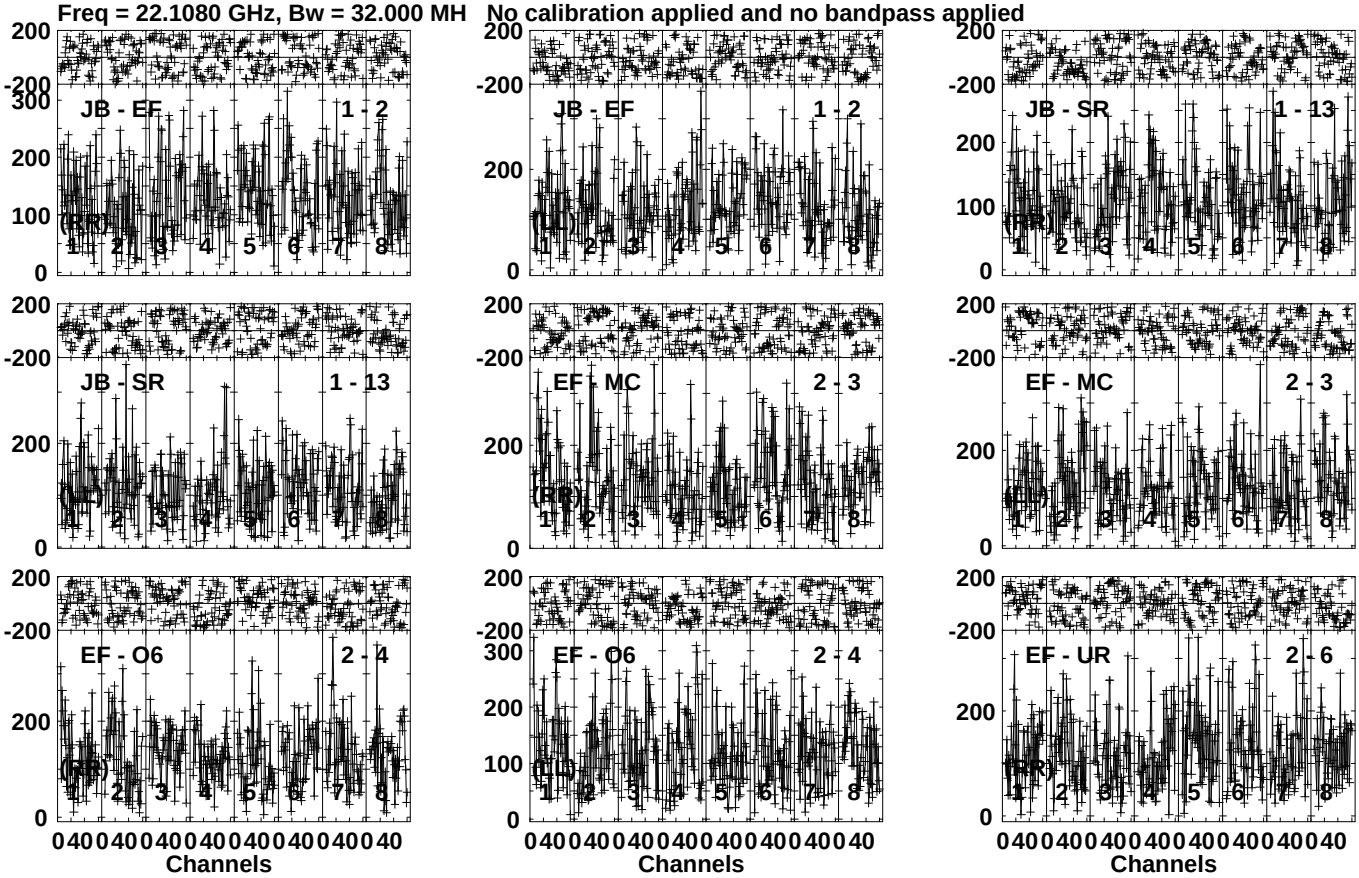

Lower frame: Micro Ampl Jy Top frame: Phas deg
Vector averaged cross-power spectrum Several baselines displayed
Timerange: 01/01:15:51 to 01/01:17:49

Plot file version1313 created 29-APR-2021 18:59:18
J1328+2752 EN008B.UVDATA.1
Freq = 22.1080 GHz, Bw = 32.000 MH No calibration applied and no bandpass applied

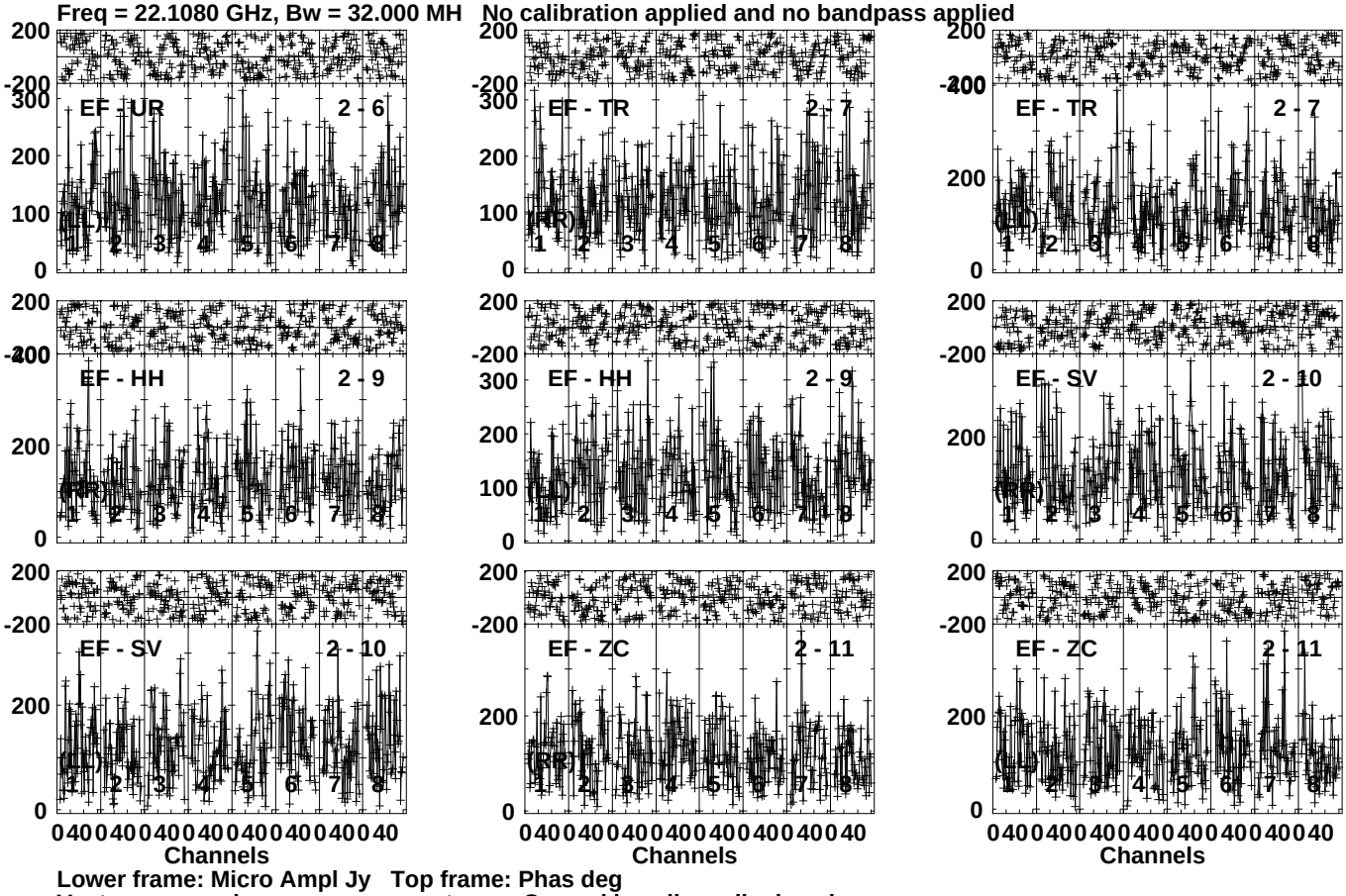

Lower frame: Micro Ampl Jy Top frame: Phas deg
Vector averaged cross-power spectrum Several baselines displayed
Timerange: 01/01:15:51 to 01/01:17:49

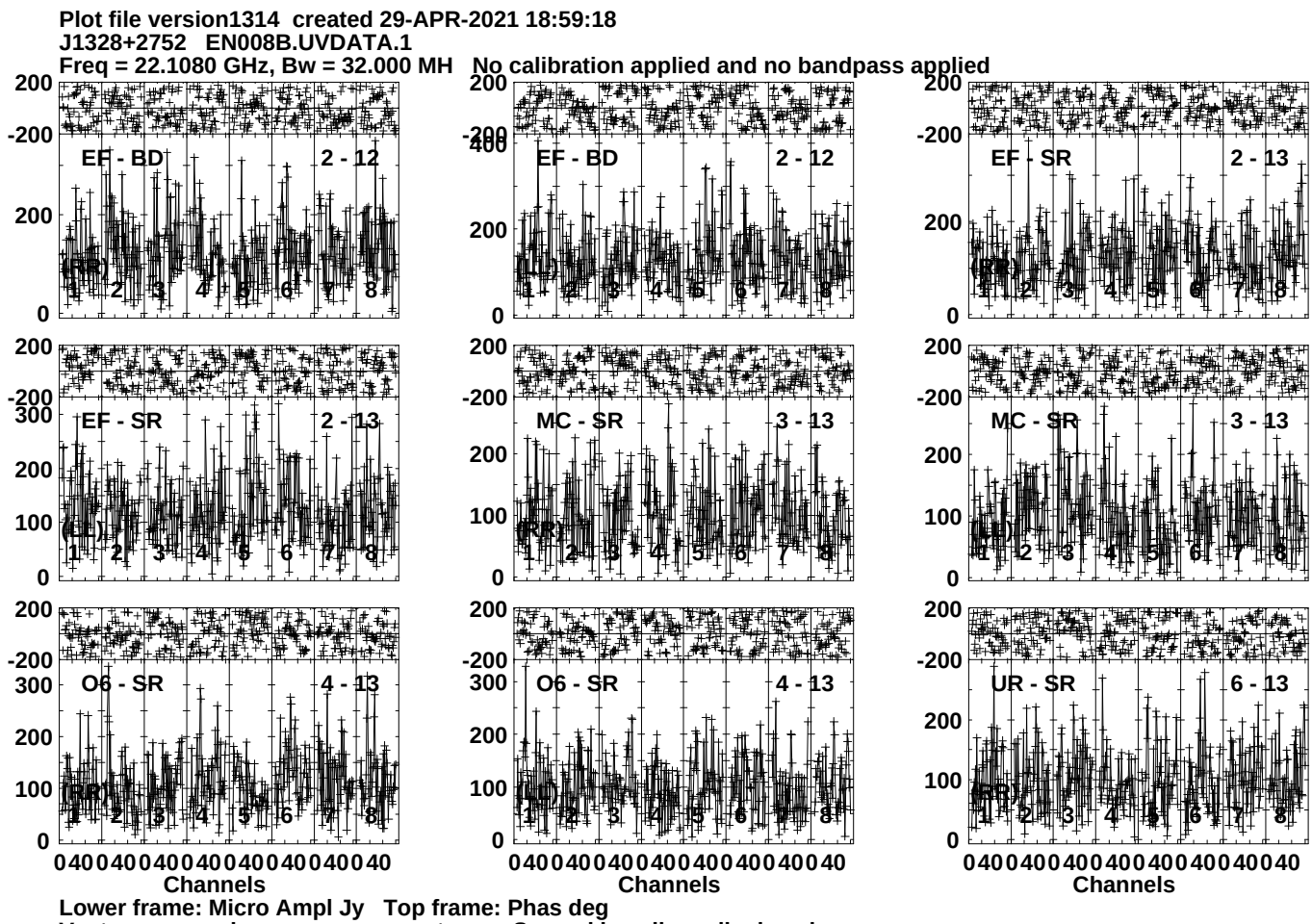
Plot file version1314 created 29-APR-2021 18:59:18
J1328+2752 EN008B.UVDATA.1
Freq = 22.1080 GHz, Bw = 32.000 MH No calibration applied and no bandpass applied
EF - BD 2 - 12
EF - BD 2 - 12
EF - SR 2 - 13
EF - SR 2 - 13
MC - SR 3 - 13
MC - SR 3 - 13
O6 - SR 4 - 13
O6 - SR 4 - 13
UR - SR 6 - 13
(LL)
(RR)
Channels
Lower frame: Micro Ampl Jy Top frame: Phas deg
Vector averaged cross-power spectrum Several baselines displayed
Timerange: 01/01:15:51 to 01/01:17:49

Plot file version1315 created 29-APR-2021 18:59:18
J1328+2752 EN008B.UVDATA.1
Freq = 22.1080 GHz, Bw = 32.000 MH No calibration applied and no bandpass applied

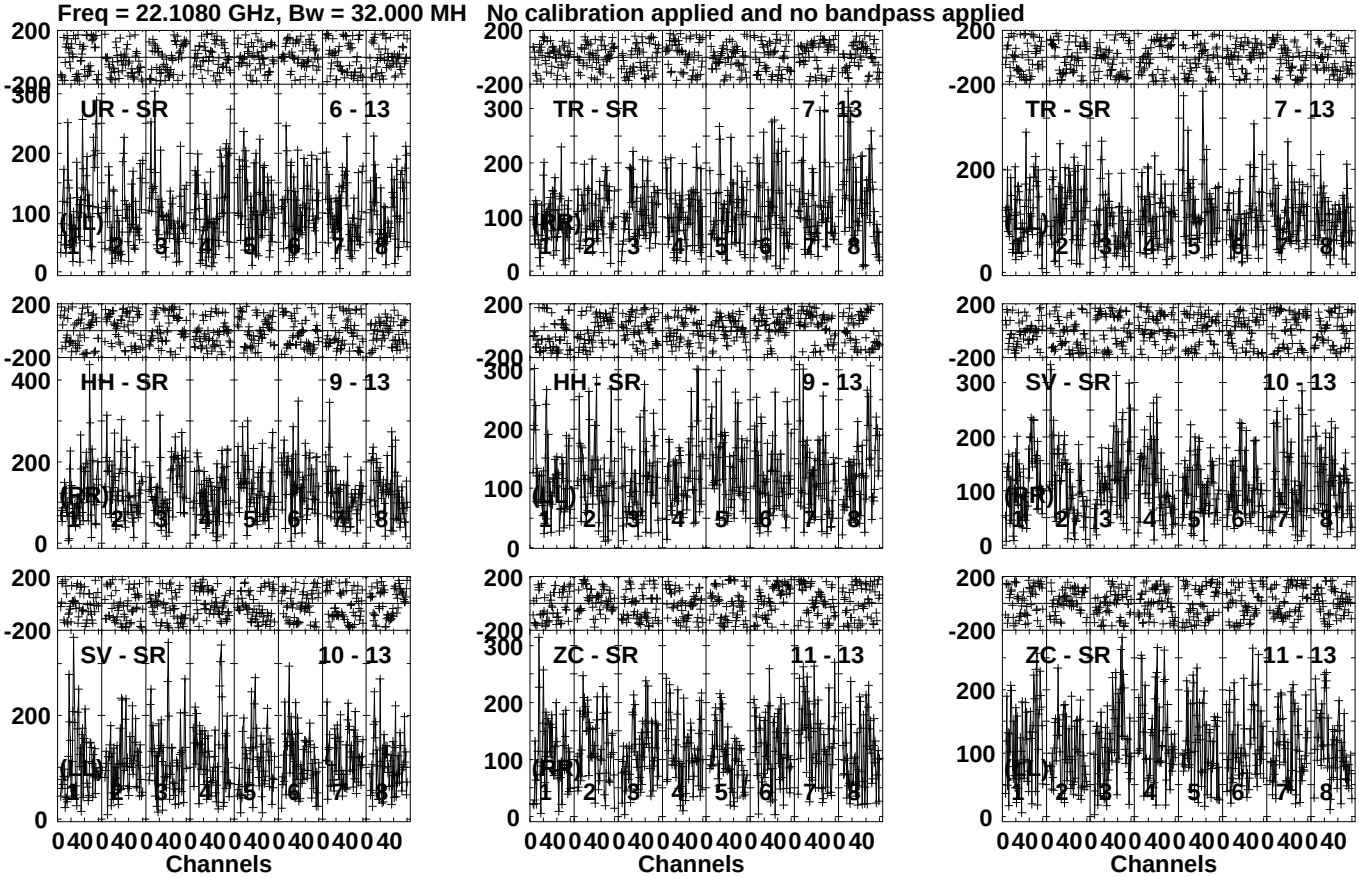

Lower frame: Micro Ampl Jy Top frame: Phas deg
Vector averaged cross-power spectrum Several baselines displayed
Timerange: 01/01:15:51 to 01/01:17:49

Plot file version1316 created 29-APR-2021 18:59:18
J1328+2752 EN008B.UVDATA.1
Freq = 22.1080 GHz, Bw = 32.000 MH No calibration applied and no bandpass applied

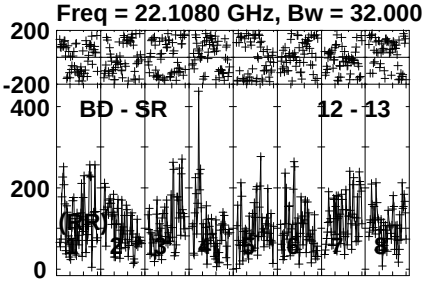

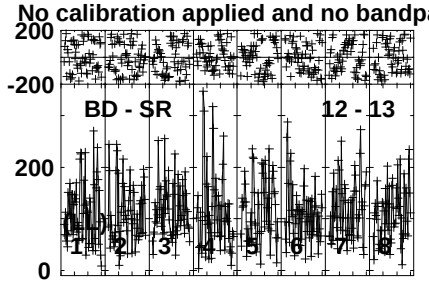

Lower frame: Micro Ampl Jy Top frame: Phas deg
Vector averaged cross-power spectrum Several baselines displayed
Timerange: 01/01:15:51 to 01/01:17:49

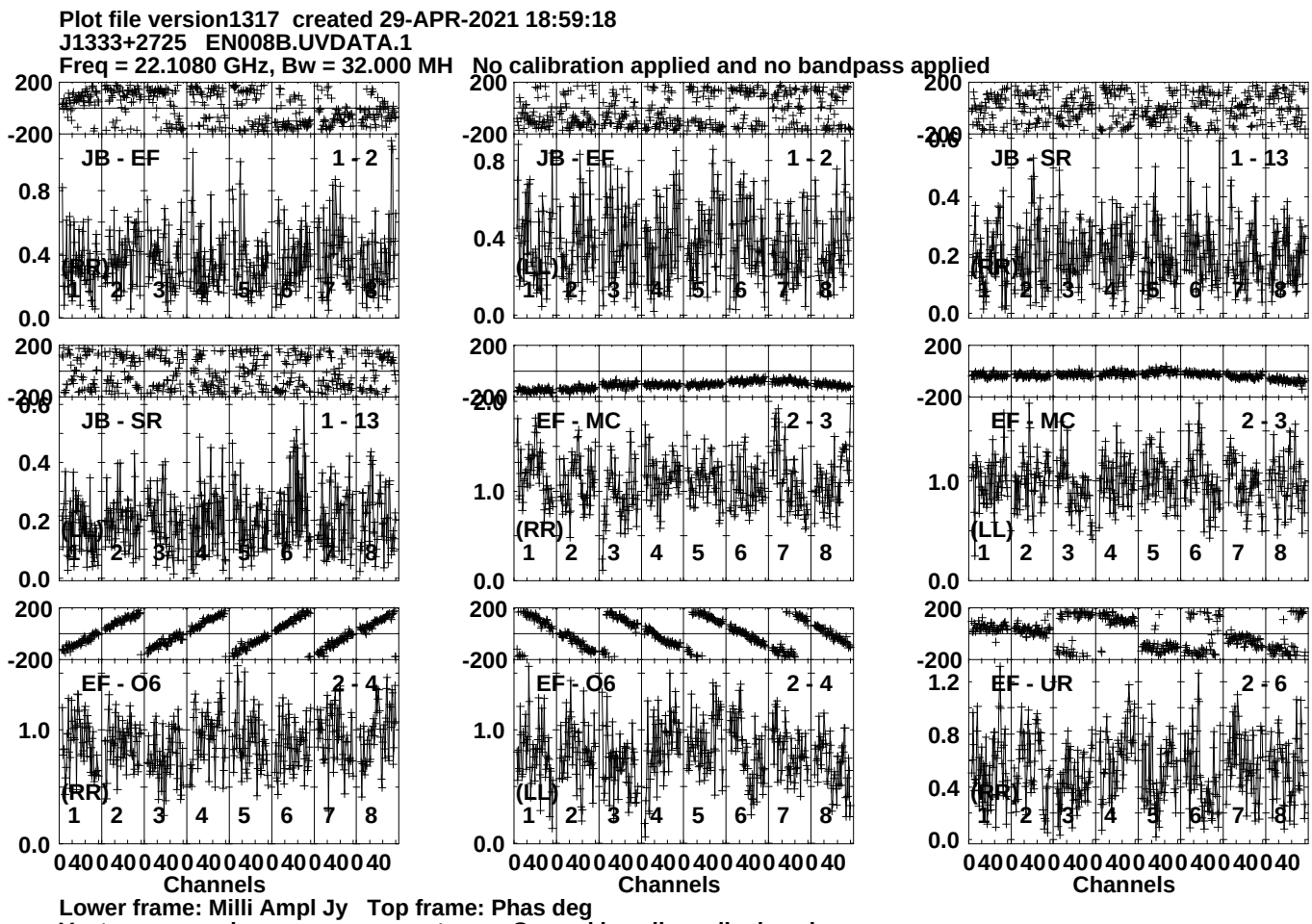
Plot file version1317 created 29-APR-2021 18:59:18
J1333+2725 EN008B.UVDATA.1
Freq = 22.1080 GHz, Bw = 32.000 MH No calibration applied and no bandpass applied
JB - EF 1 - 2
JB - EF 1 - 2
JB - SR 1 - 13
JB - SR 1 - 13
EF - MC 2 - 3
EF - MC 2 - 3
EF - O6 2 - 4
EF - O6 2 - 4
EF - UR 2 - 6
(RR)
(LL)
Channels
Lower frame: Milli Ampl Jy Top frame: Phas deg
Vector averaged cross-power spectrum Several baselines displayed
Timerange: 01/01:17:51 to 01/01:18:49

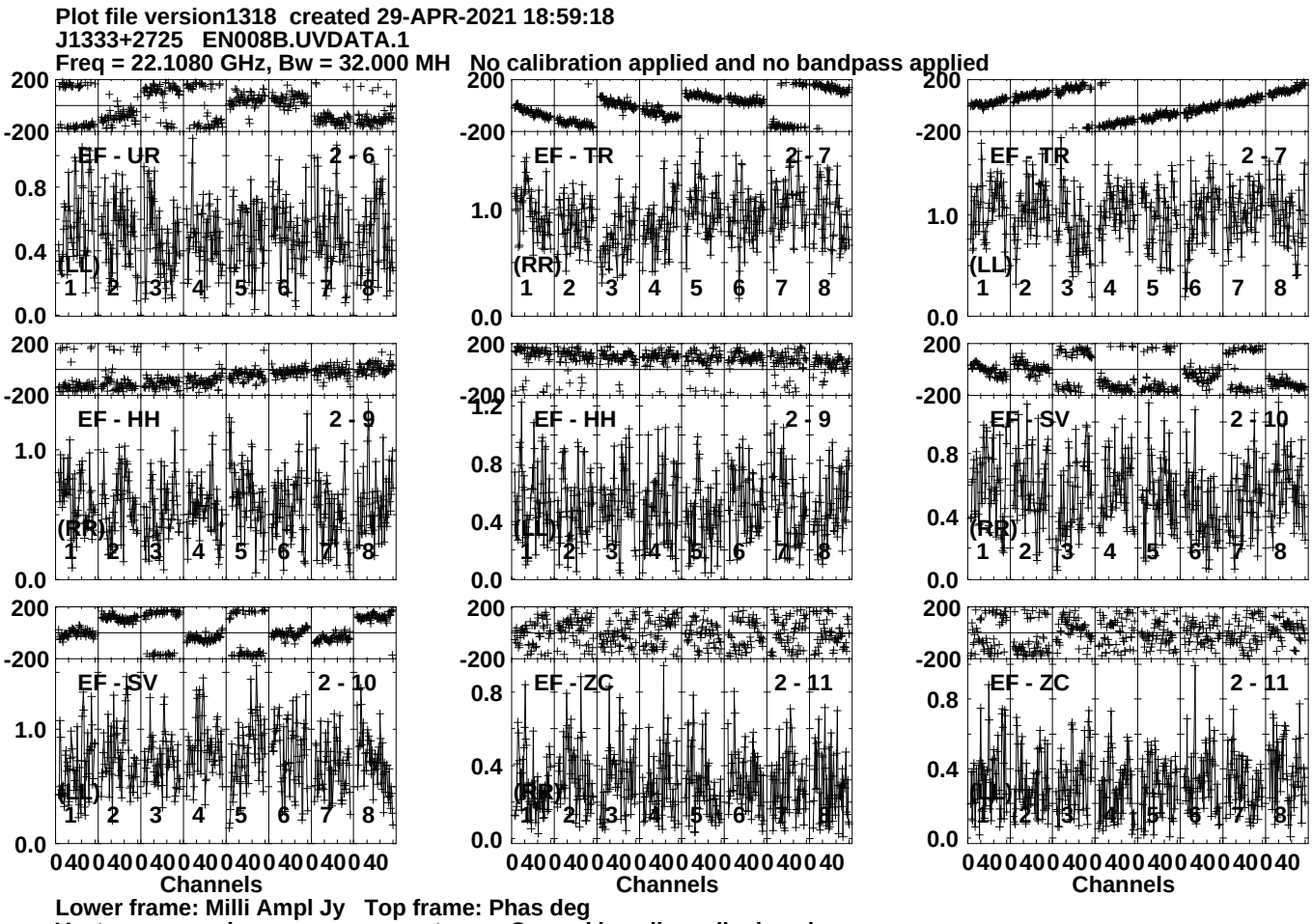
Plot file version1318 created 29-APR-2021 18:59:18
J1333+2725 EN008B.UVDATA.1
Freq = 22.1080 GHz, Bw = 32.000 MH No calibration applied and no bandpass applied
EF - UR 2 - 6
(LL)
EF - TR 2 - 7
(RR)
EF - TR 2 - 7
(LL)
EF - HH 2 - 9
(RR)
EF - HH 2 - 9
(LL)
EF - SV 2 - 10
(RR)
EF - SV 2 - 10
(LL)
EF - ZC 2 - 11
(RR)
EF - ZC 2 - 11
(LL)
Channels
Channels
Channels
Lower frame: Milli Ampl Jy Top frame: Phas deg
Vector averaged cross-power spectrum Several baselines displayed
Timerange: 01/01:17:51 to 01/01:18:49

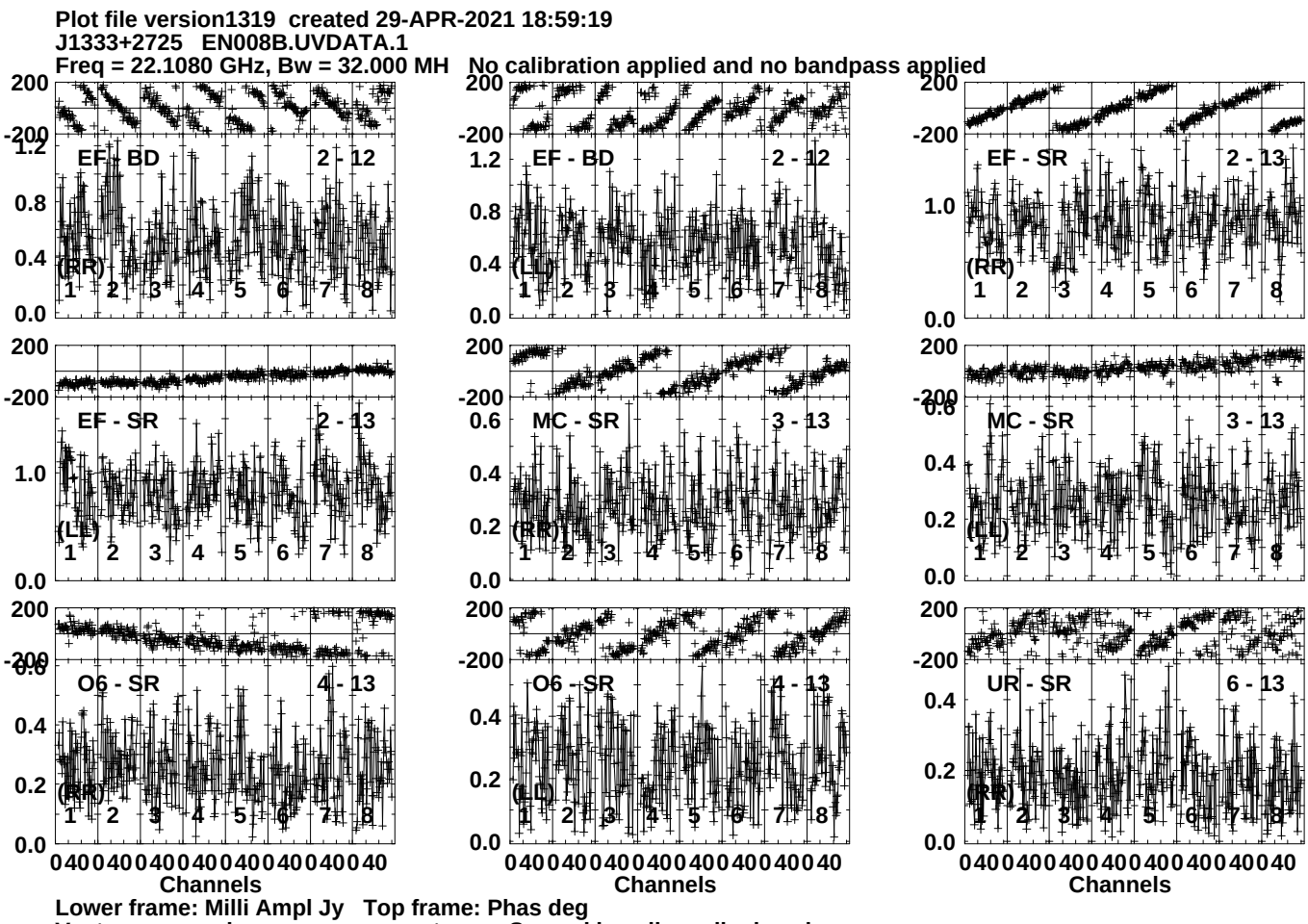
Plot file version1319 created 29-APR-2021 18:59:19
J1333+2725 EN008B.UVDATA.1
Freq = 22.1080 GHz, Bw = 32.000 MH No calibration applied and no bandpass applied
EF - BD 2 - 12
(RR)
EF - BD 2 - 12
(LL)
EF - SR 2 - 13
(RR)
EF - SR 2 - 13
(LL)
MC - SR 3 - 13
(RR)
MC - SR 3 - 13
(LL)
O6 - SR 4 - 13
(RR)
O6 - SR 4 - 13
(LL)
UR - SR 6 - 13
(RR)
Channels
Channels
Channels
Lower frame: Milli Ampl Jy Top frame: Phas deg
Vector averaged cross-power spectrum Several baselines displayed
Timerange: 01/01:17:51 to 01/01:18:49

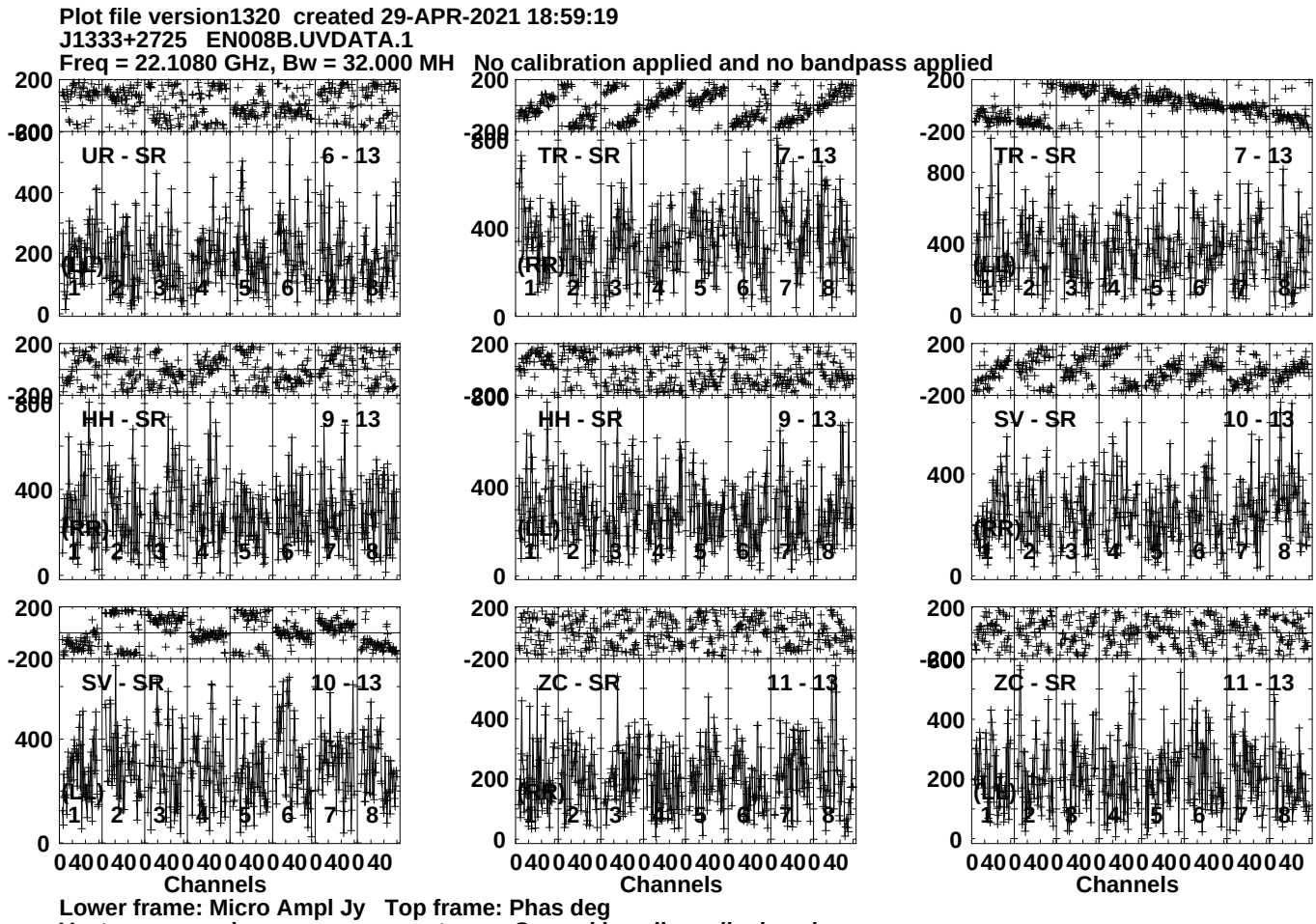
Plot file version1320 created 29-APR-2021 18:59:19
J1333+2725 EN008B.UVDATA.1
Freq = 22.1080 GHz, Bw = 32.000 MH No calibration applied and no bandpass applied
UR - SR
6 - 13
TR - SR
7 - 13
TR - SR
7 - 13
HH - SR
9 - 13
HH - SR
9 - 13
SV - SR
10 - 13
SV - SR
10 - 13
ZC - SR
11 - 13
ZC - SR
11 - 13
(LL)
(RR)
Channels
Lower frame: Micro Ampl Jy Top frame: Phas deg
Vector averaged cross-power spectrum Several baselines displayed
Timerange: 01/01:17:51 to 01/01:18:49

Plot file version1321 created 29-APR-2021 18:59:19
J1333+2725 EN008B.UVDATA.1
Freq = 22.1080 GHz, Bw = 32.000 MH No calibration applied and no bandpass applied

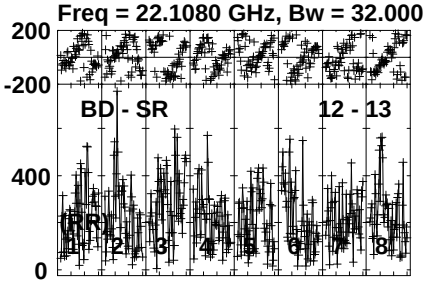

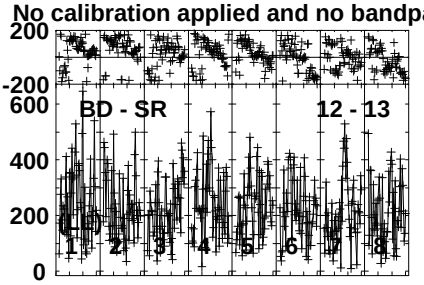

Lower frame: Micro Ampl Jy Top frame: Phas deg
Vector averaged cross-power spectrum Several baselines displayed
Timerange: 01/01:17:51 to 01/01:18:49

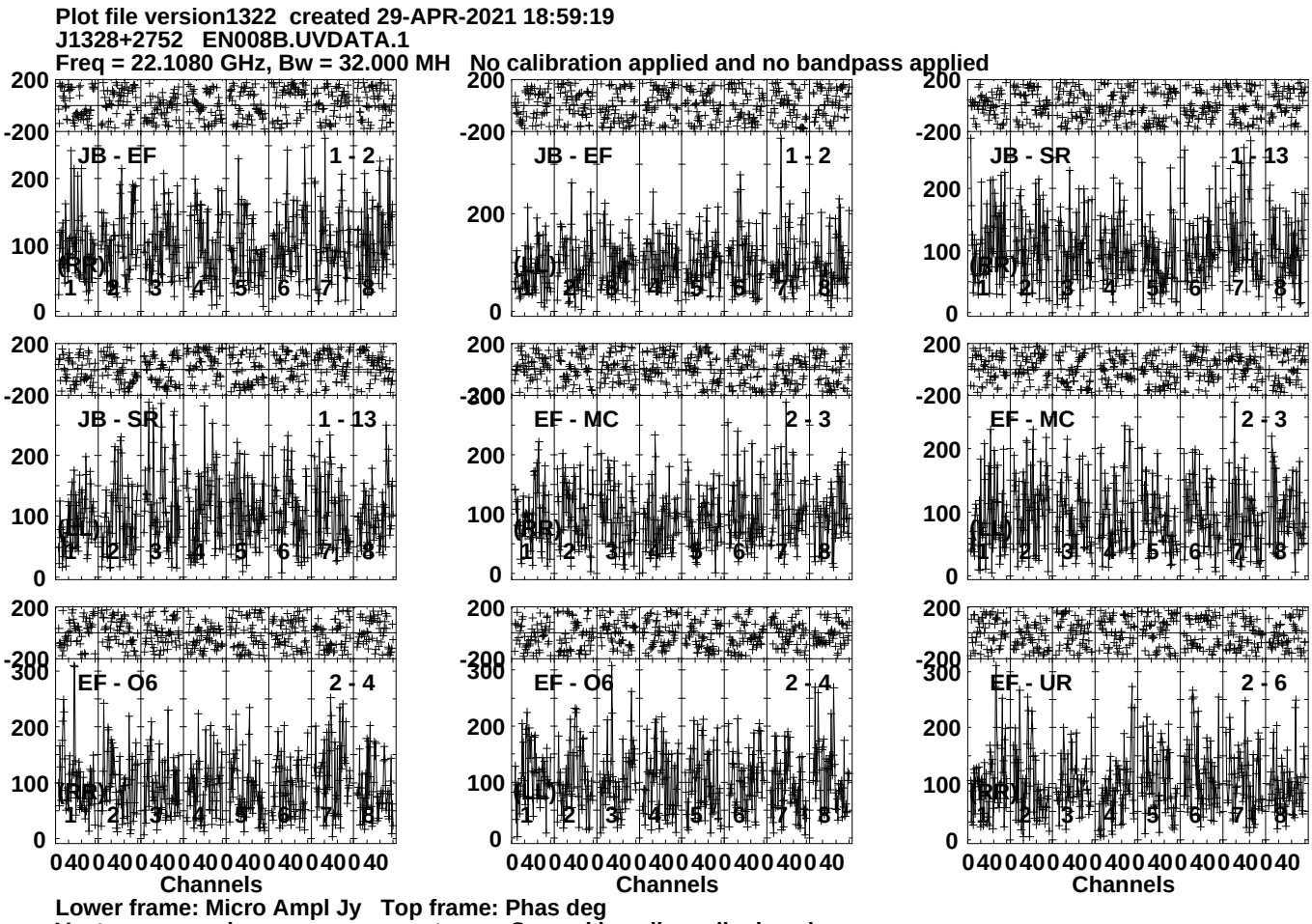
Plot file version1322 created 29-APR-2021 18:59:19
J1328+2752 EN008B.UVDATA.1
Freq = 22.1080 GHz, Bw = 32.000 MH No calibration applied and no bandpass applied
JB - EF 1 - 2 (RR)
JB - EF 1 - 2 (LL)
JB - SR 1 - 13 (RR)
JB - SR 1 - 13 (LL)
EF - MC 2 - 3 (RR)
EF - MC 2 - 3 (LL)
EF - O6 2 - 4 (RR)
EF - O6 2 - 4 (LL)
EF - UR 2 - 6 (RR)
Channels
Lower frame: Micro Ampl Jy Top frame: Phas deg
Vector averaged cross-power spectrum Several baselines displayed
Timerange: 01/01:19:31 to 01/01:21:29

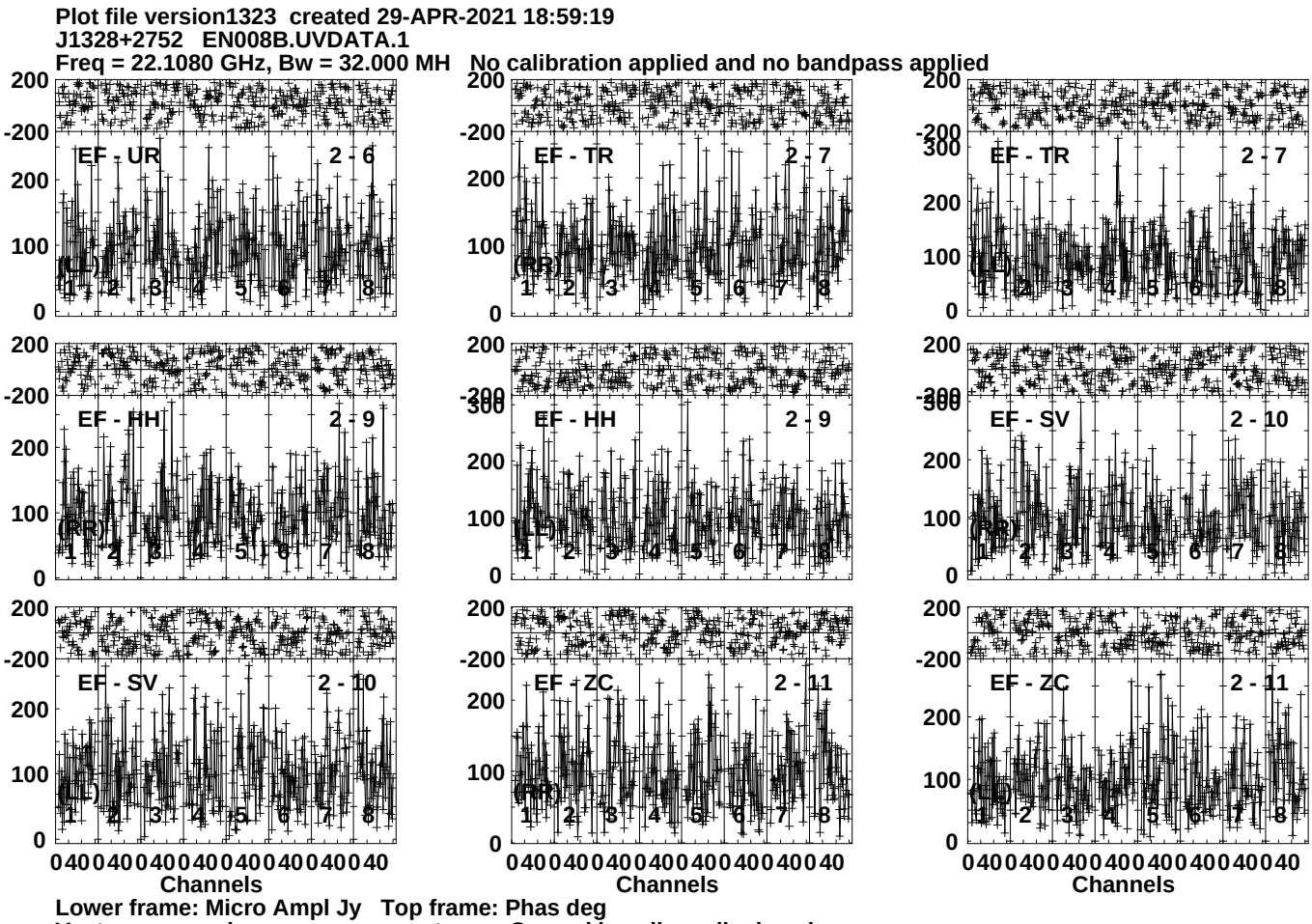
Plot file version1323 created 29-APR-2021 18:59:19
J1328+2752 EN008B.UVDATA.1
Freq = 22.1080 GHz, Bw = 32.000 MH No calibration applied and no bandpass applied
EF - UR 2 - 6
EF - TR 2 - 7
EF - TR 2 - 7
EF - HH 2 - 9
EF - HH 2 - 9
EF - SV 2 - 10
EF - SV 2 - 10
EF - ZC 2 - 11
EF - ZC 2 - 11
(LL)
(RR)
(LL)
(RR)
(LL)
(RR)
(LL)
(RR)
(LL)
(RR)
Channels
Channels
Channels
Lower frame: Micro Ampl Jy Top frame: Phas deg
Vector averaged cross-power spectrum Several baselines displayed
Timerange: 01/01:19:31 to 01/01:21:29

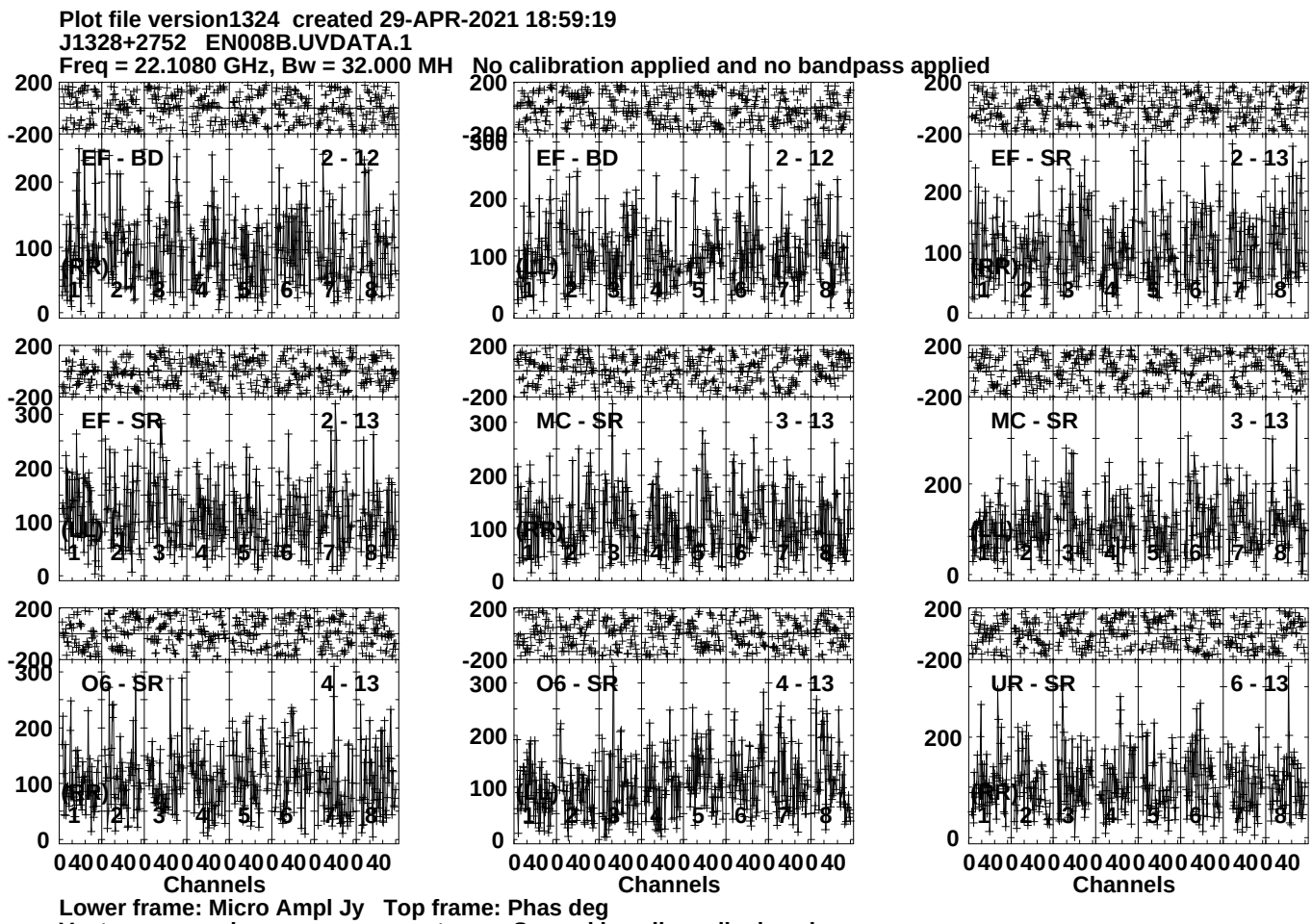
Plot file version1324 created 29-APR-2021 18:59:19
J1328+2752 EN008B.UVDATA.1
Freq = 22.1080 GHz, Bw = 32.000 MH No calibration applied and no bandpass applied
EF - BD 2 - 12
EF - SR 2 - 13
MC - SR 3 - 13
O6 - SR 4 - 13
UR - SR 6 - 13
(RR)
(LL)
(RL)
(LR)
Channels
Lower frame: Micro Ampl Jy Top frame: Phas deg
Vector averaged cross-power spectrum Several baselines displayed
Timerange: 01/01:19:31 to 01/01:21:29

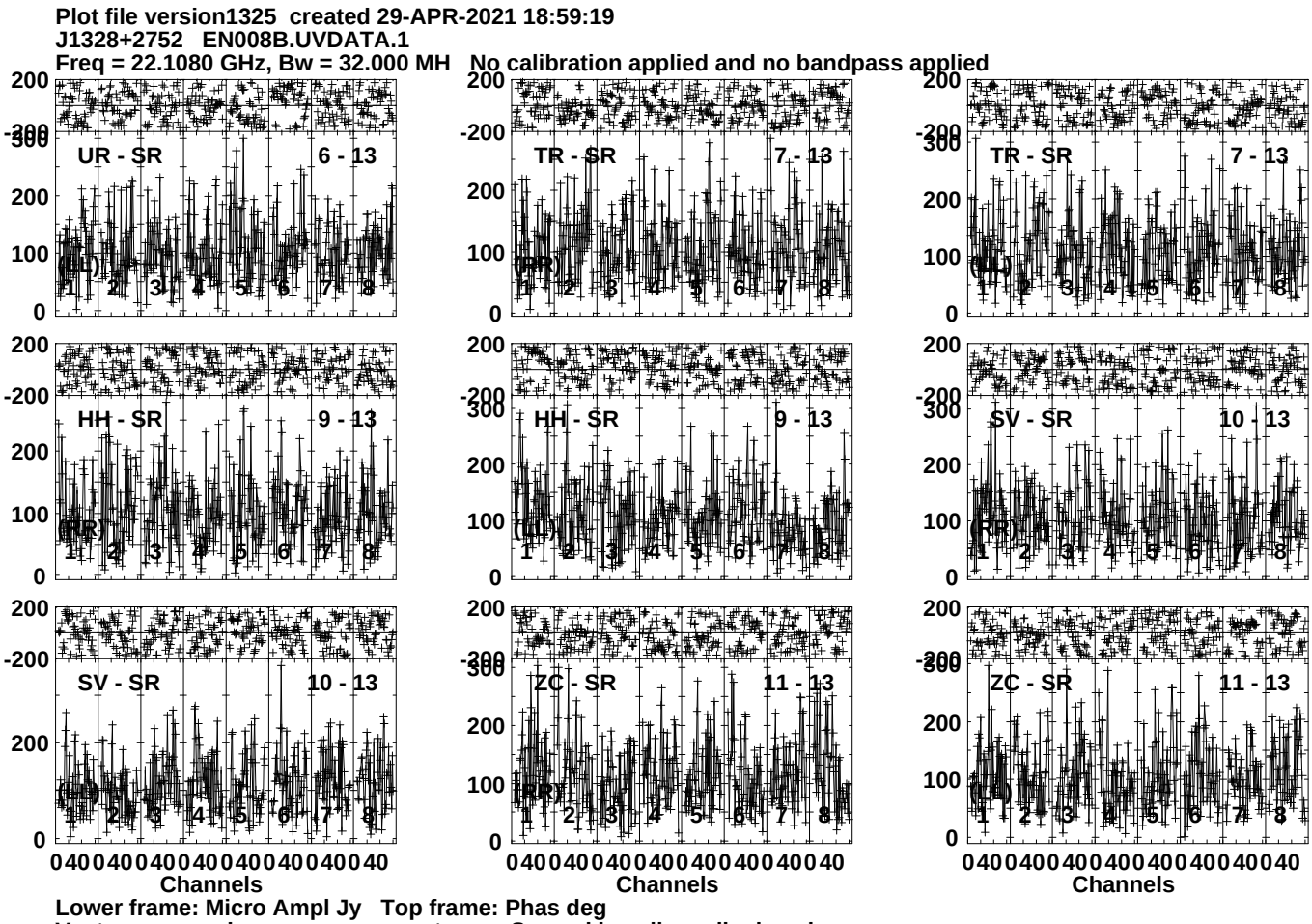
Plot file version1325 created 29-APR-2021 18:59:19
J1328+2752 EN008B.UVDATA.1
Freq = 22.1080 GHz, Bw = 32.000 MH No calibration applied and no bandpass applied
UR - SR 6 - 13
TR - SR 7 - 13
TR - SR 7 - 13
HH - SR 9 - 13
HH - SR 9 - 13
SV - SR 10 - 13
SV - SR 10 - 13
ZC - SR 11 - 13
ZC - SR 11 - 13
(RL)
(RR)
(LL)
Channels
Lower frame: Micro Ampl Jy Top frame: Phas deg
Vector averaged cross-power spectrum Several baselines displayed
Timerange: 01/01:19:31 to 01/01:21:29

Plot file version1326 created 29-APR-2021 18:59:19
J1328+2752 EN008B.UVDATA.1
Freq = 22.1080 GHz, Bw = 32.000 MH No calibration applied and no bandpass applied

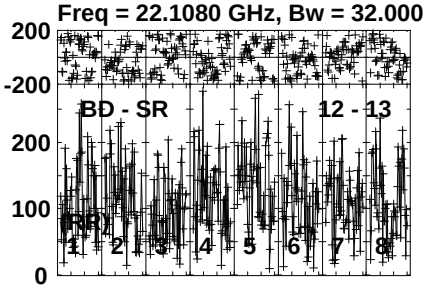

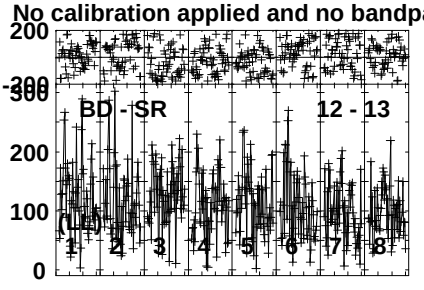

Lower frame: Micro Ampl Jy Top frame: Phas deg
Vector averaged cross-power spectrum Several baselines displayed
Timerange: 01/01:19:31 to 01/01:21:29

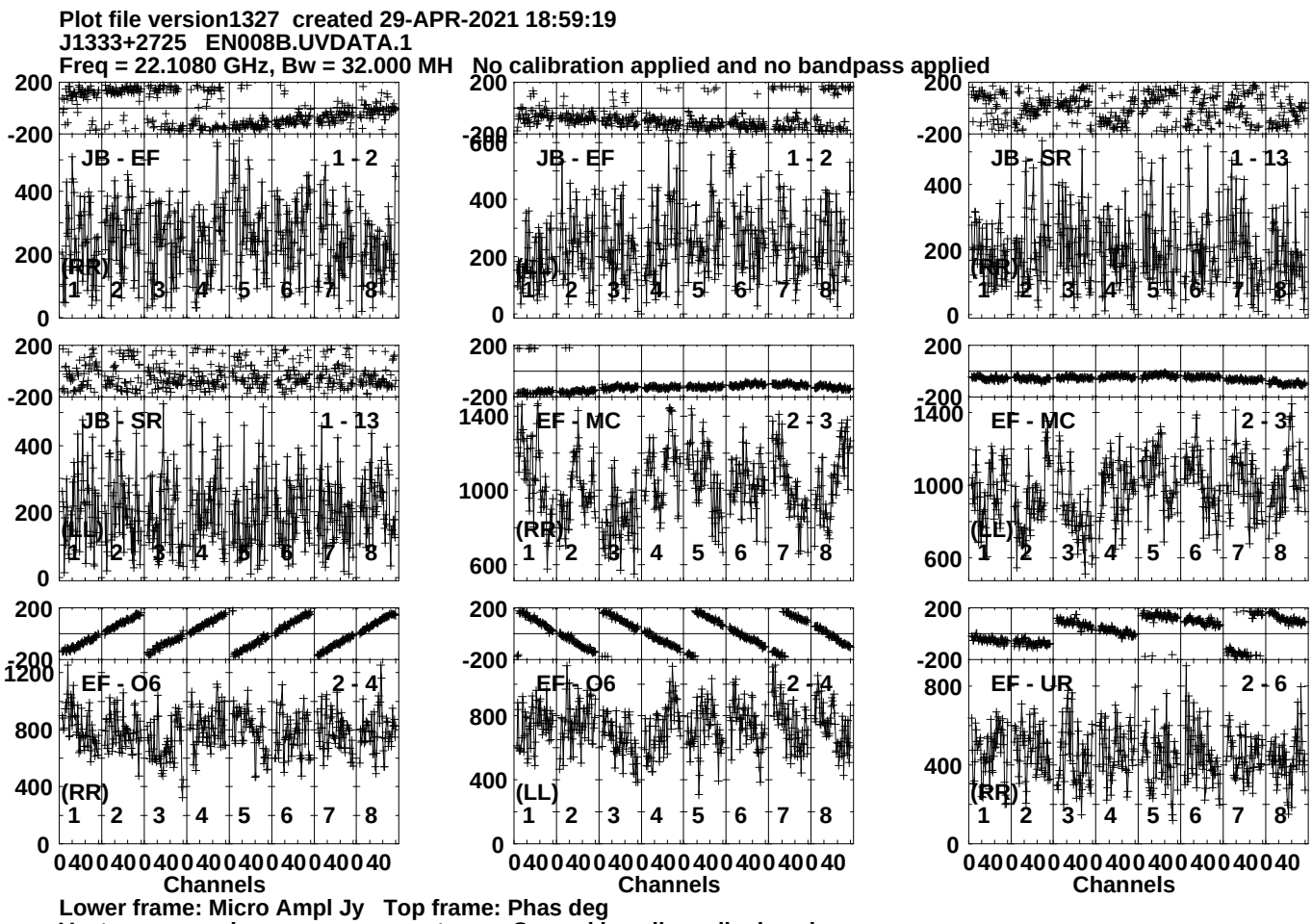
Plot file version1327 created 29-APR-2021 18:59:19
J1333+2725 EN008B.UVDATA.1
Freq = 22.1080 GHz, Bw = 32.000 MH No calibration applied and no bandpass applied
JB - EF 1 - 2
JB - EF 1 - 2
JB - SR 1 - 13
JB - SR 1 - 13
EF - MC 2 - 3
EF - MC 2 - 3
EF - O6 2 - 4
EF - O6 2 - 4
EF - UR 2 - 6
(RR)
(LL)
Channels
Lower frame: Micro Ampl Jy Top frame: Phas deg
Vector averaged cross-power spectrum Several baselines displayed
Timerange: 01/01:22:01 to 01/01:22:59

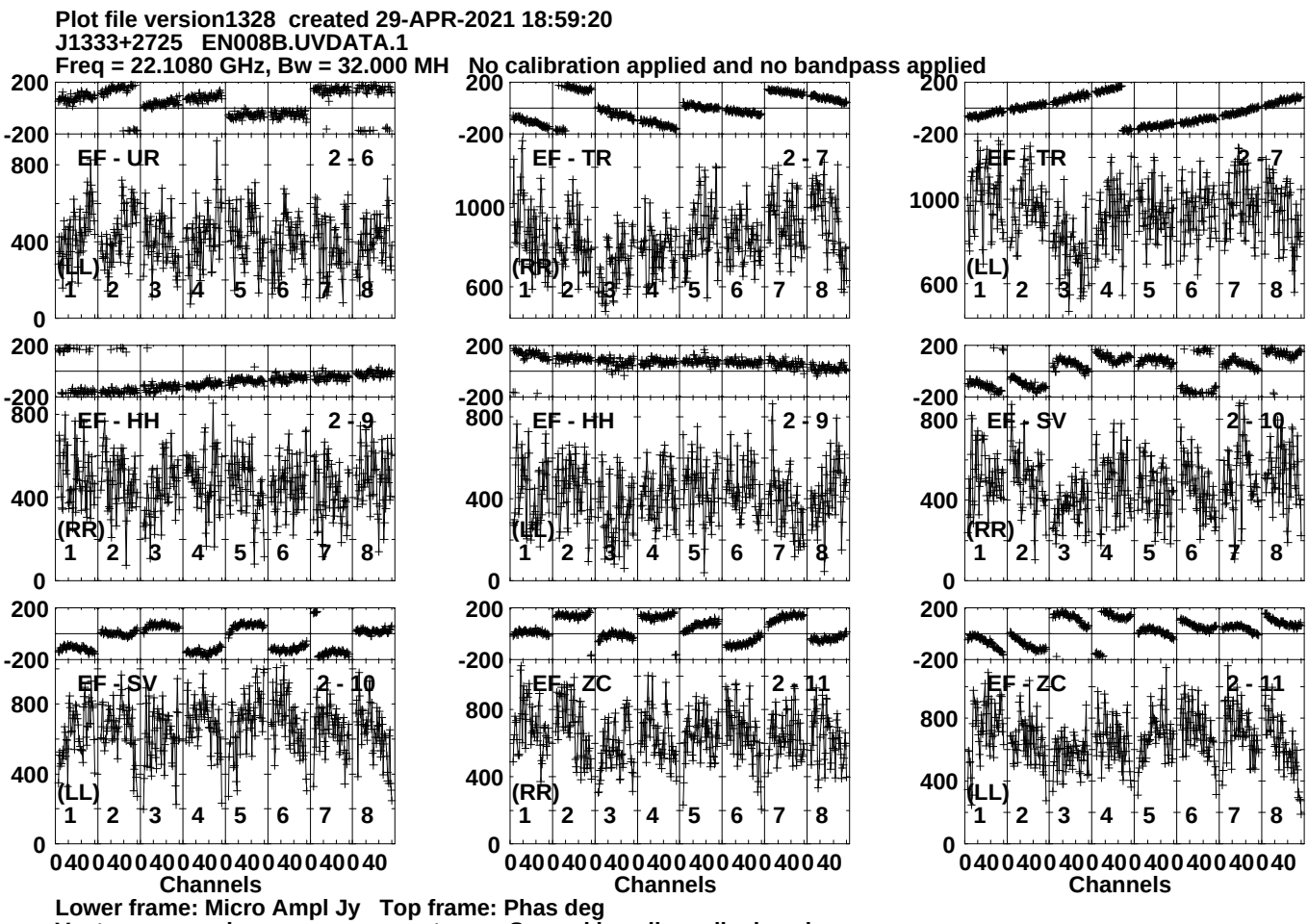
Plot file version1328 created 29-APR-2021 18:59:20
J1333+2725 EN008B.UVDATA.1
Freq = 22.1080 GHz, Bw = 32.000 MH No calibration applied and no bandpass applied
EF - UR 2 - 6
(LL)
EF - TR 2 - 7
(RR)
EF - TR 2 - 7
(LL)
EF - HH 2 - 9
(RR)
EF - HH 2 - 9
(LL)
EF - SV 2 - 10
(RR)
EF - SV 2 - 10
(LL)
EF - ZC 2 - 11
(RR)
EF - ZC 2 - 11
(LL)
Channels
Channels
Channels
Lower frame: Micro Ampl Jy Top frame: Phas deg
Vector averaged cross-power spectrum Several baselines displayed
Timerange: 01/01:22:01 to 01/01:22:59

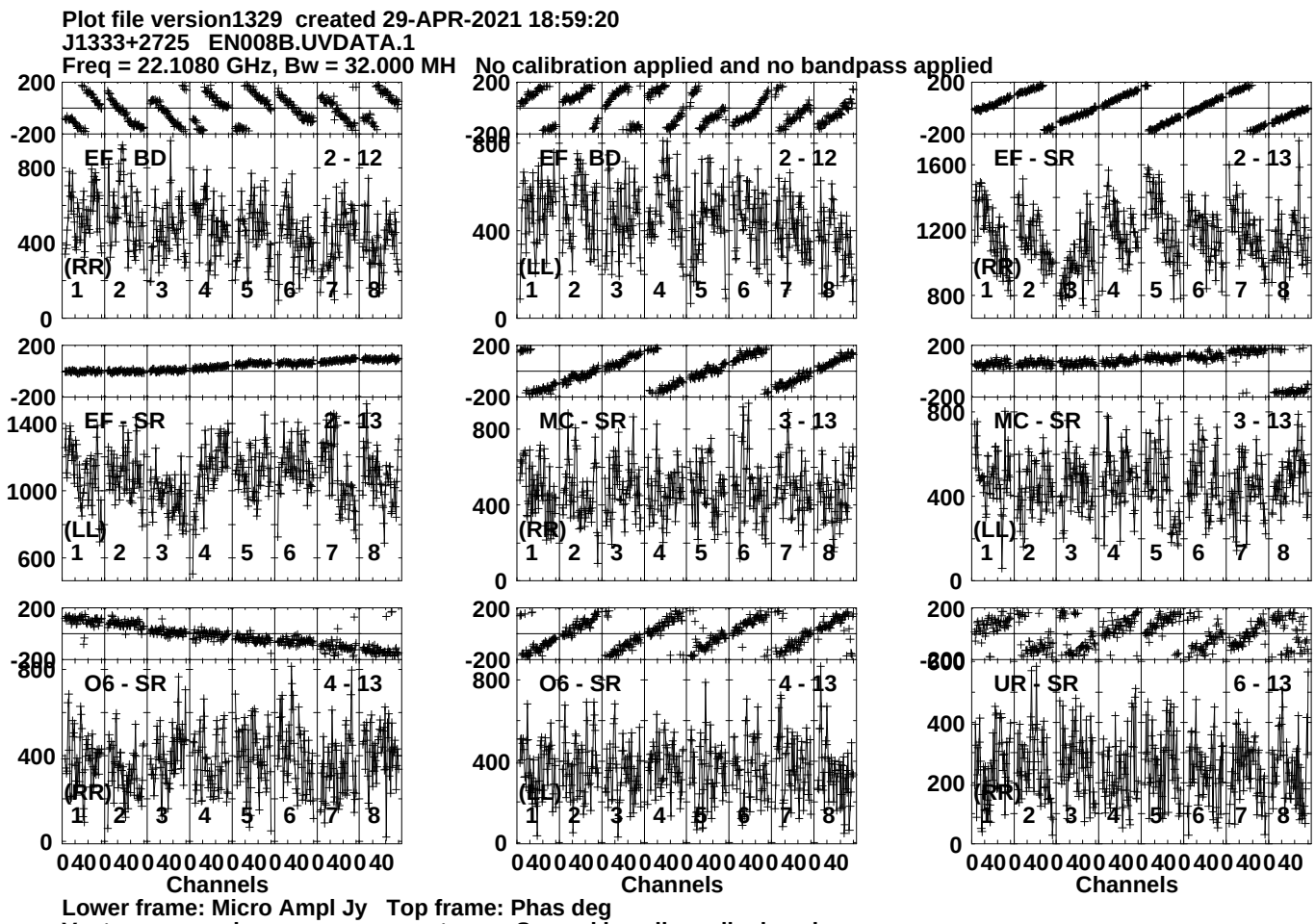
Plot file version1329 created 29-APR-2021 18:59:20
J1333+2725 EN008B.UVDATA.1
Freq = 22.1080 GHz, Bw = 32.000 MH No calibration applied and no bandpass applied
EF - BD 2 - 12
(RR)
EF - BD 2 - 12
(LL)
EF - SR 2 - 13
(RR)
EF - SR 2 - 13
(LL)
MC - SR 3 - 13
(RR)
MC - SR 3 - 13
(LL)
O6 - SR 4 - 13
(RR)
O6 - SR 4 - 13
(LL)
UR - SR 6 - 13
(RR)
Channels
Channels
Channels
Lower frame: Micro Ampl Jy Top frame: Phas deg
Vector averaged cross-power spectrum Several baselines displayed
Timerange: 01/01:22:01 to 01/01:22:59

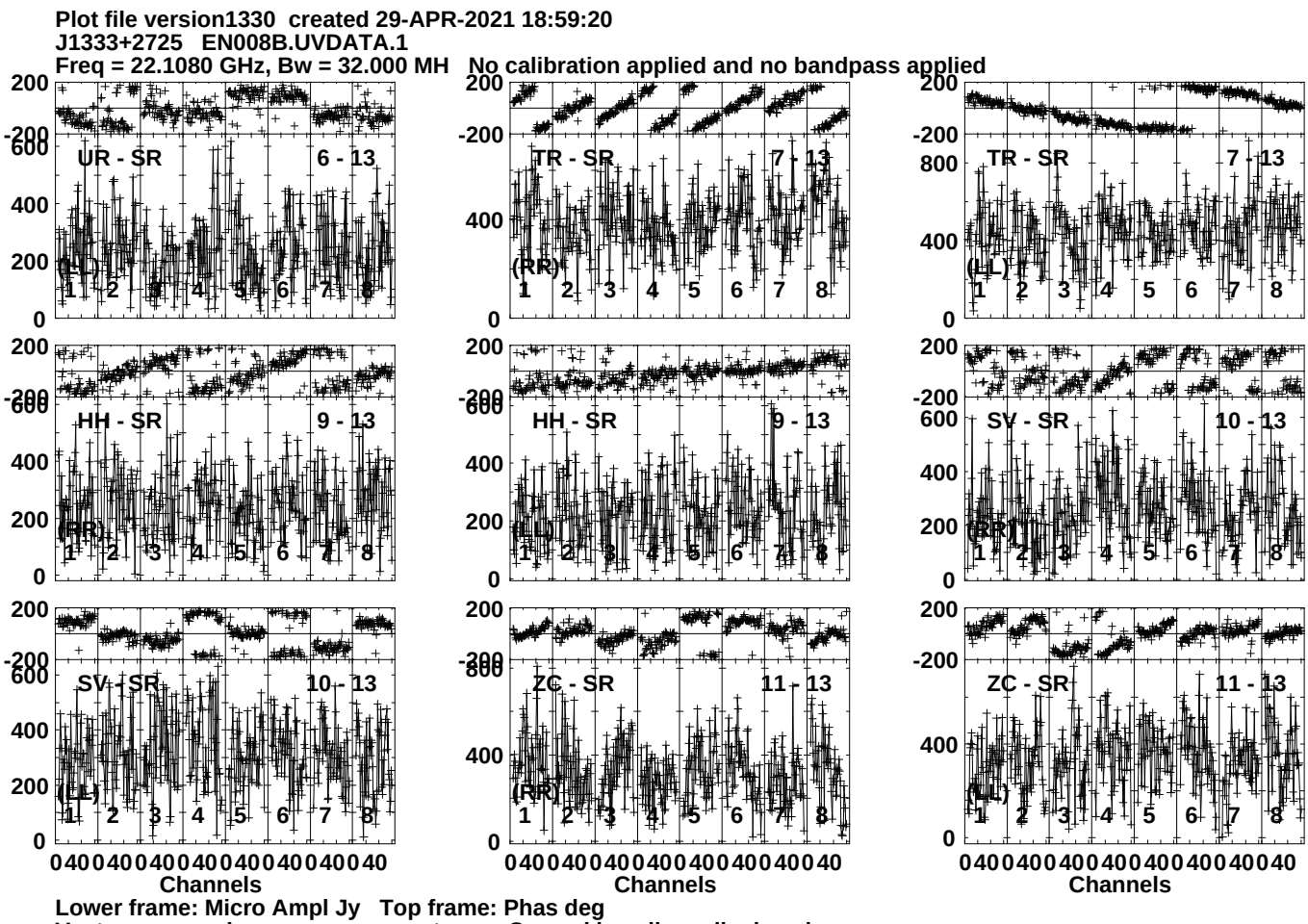
Plot file version1330 created 29-APR-2021 18:59:20
J1333+2725 EN008B.UVDATA.1
Freq = 22.1080 GHz, Bw = 32.000 MH No calibration applied and no bandpass applied
UR - SR
6 - 13
(LL)
TR - SR
7 - 13
(RR)
TR - SR
7 - 13
(LL)
HH - SR
9 - 13
(RR)
HH - SR
9 - 13
(LL)
SV - SR
10 - 13
(RR)
SV - SR
10 - 13
(LL)
ZC - SR
11 - 13
(RR)
ZC - SR
11 - 13
(LL)
Channels
Channels
Channels
Lower frame: Micro Ampl Jy Top frame: Phas deg
Vector averaged cross-power spectrum Several baselines displayed
Timerange: 01/01:22:01 to 01/01:22:59

Plot file version1331 created 29-APR-2021 18:59:20
J1333+2725 EN008B.UVDATA.1
Freq = 22.1080 GHz, Bw = 32.000 MH No calibration applied and no bandpass applied

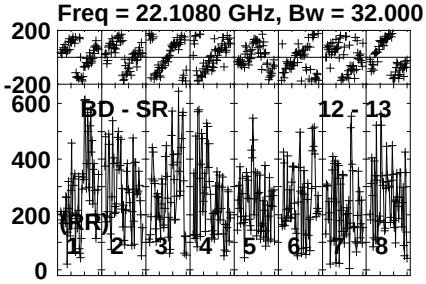

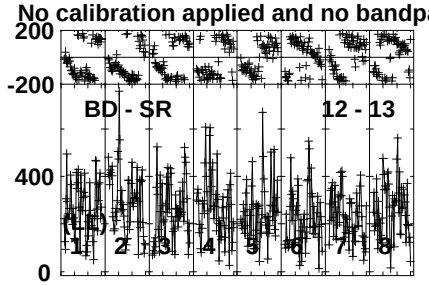

Lower frame: Micro Ampl Jy Top frame: Phas deg
Vector averaged cross-power spectrum Several baselines displayed
Timerange: 01/01:22:01 to 01/01:22:59

Plot file version1332 created 29-APR-2021 18:59:20
J1328+2752 EN008B.UVDATA.1
Freq = 22.1080 GHz, Bw = 32.000 MH No calibration applied and no bandpass applied

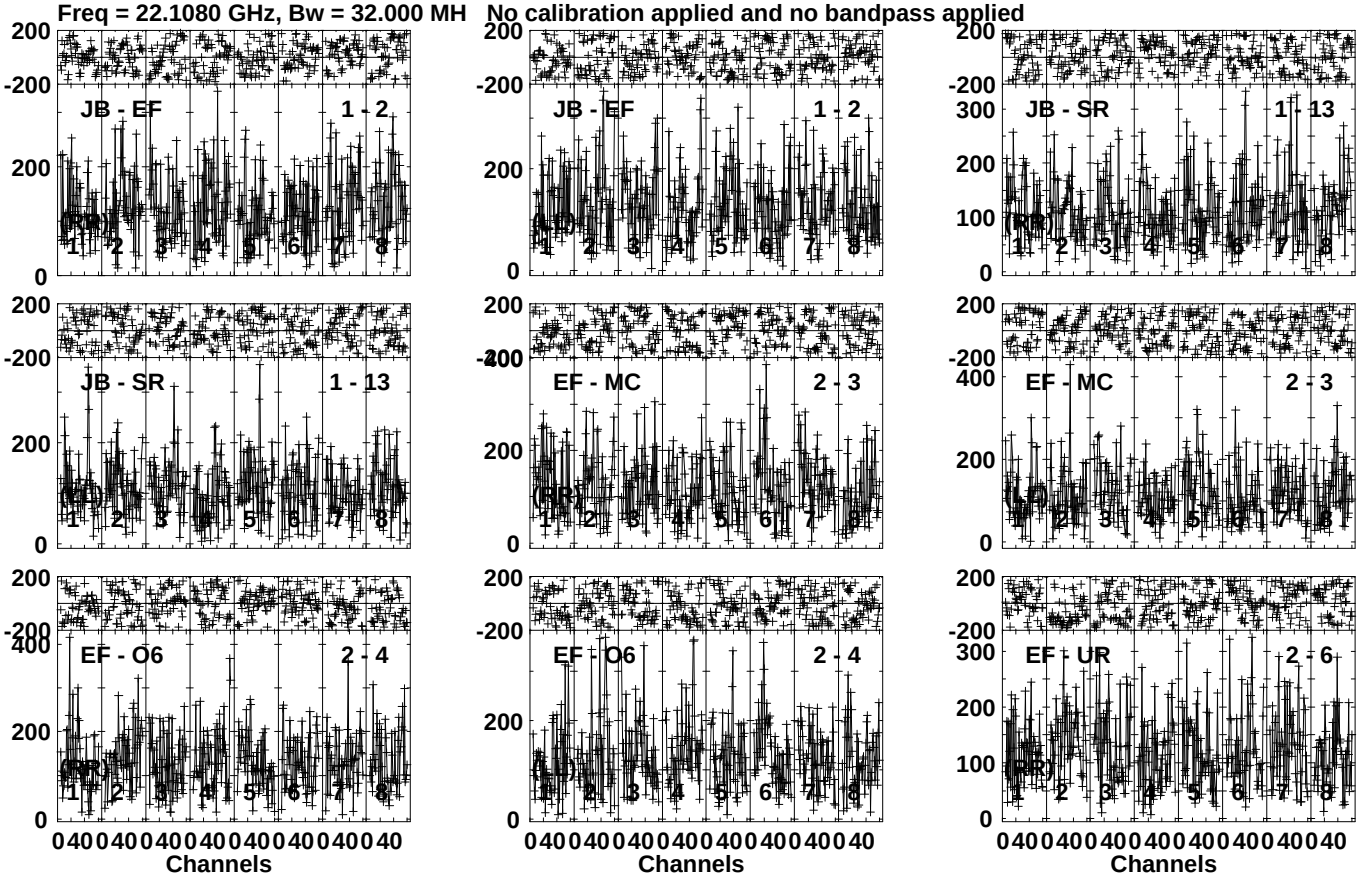

Lower frame: Micro Ampl Jy Top frame: Phas deg
Vector averaged cross-power spectrum Several baselines displayed
Timerange: 01/01:23:01 to 01/01:24:59

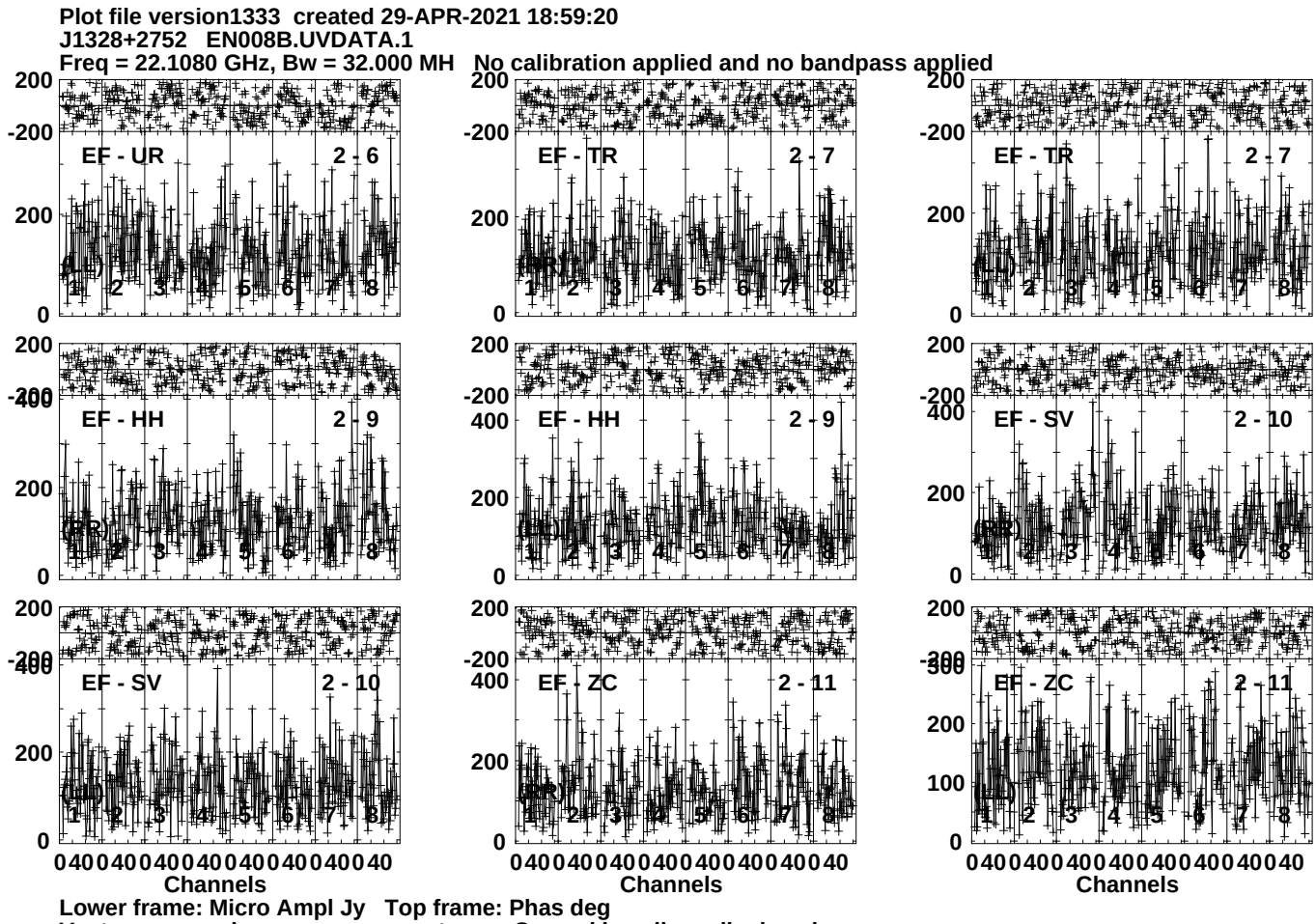
Plot file version1333 created 29-APR-2021 18:59:20
J1328+2752 EN008B.UVDATA.1
Freq = 22.1080 GHz, Bw = 32.000 MH No calibration applied and no bandpass applied
EF - UR 2 - 6
EF - TR 2 - 7
EF - TR 2 - 7
EF - HH 2 - 9
EF - HH 2 - 9
EF - SV 2 - 10
EF - SV 2 - 10
EF - ZC 2 - 11
EF - ZC 2 - 11
Channels
Channels
Channels
Lower frame: Micro Ampl Jy Top frame: Phas deg
Vector averaged cross-power spectrum Several baselines displayed
Timerange: 01/01:23:01 to 01/01:24:59

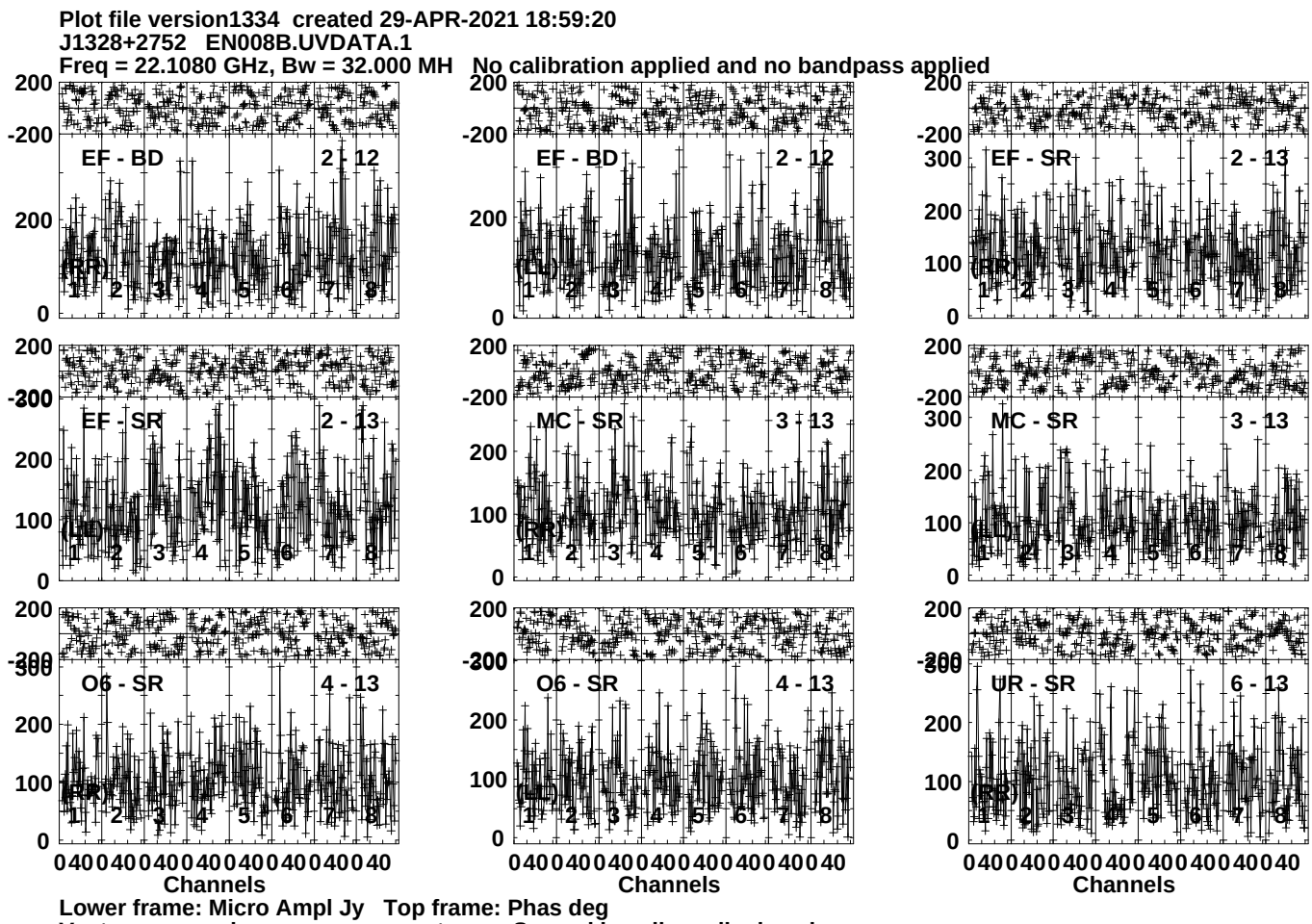
Plot file version1334 created 29-APR-2021 18:59:20
J1328+2752 EN008B.UVDATA.1
Freq = 22.1080 GHz, Bw = 32.000 MH No calibration applied and no bandpass applied
EF - BD 2 - 12
EF - BD 2 - 12
EF - SR 2 - 13
EF - SR 2 - 13
MC - SR 3 - 13
MC - SR 3 - 13
O6 - SR 4 - 13
O6 - SR 4 - 13
UR - SR 6 - 13
Channels
Channels
Channels
Lower frame: Micro Ampl Jy Top frame: Phas deg
Vector averaged cross-power spectrum Several baselines displayed
Timerange: 01/01:23:01 to 01/01:24:59

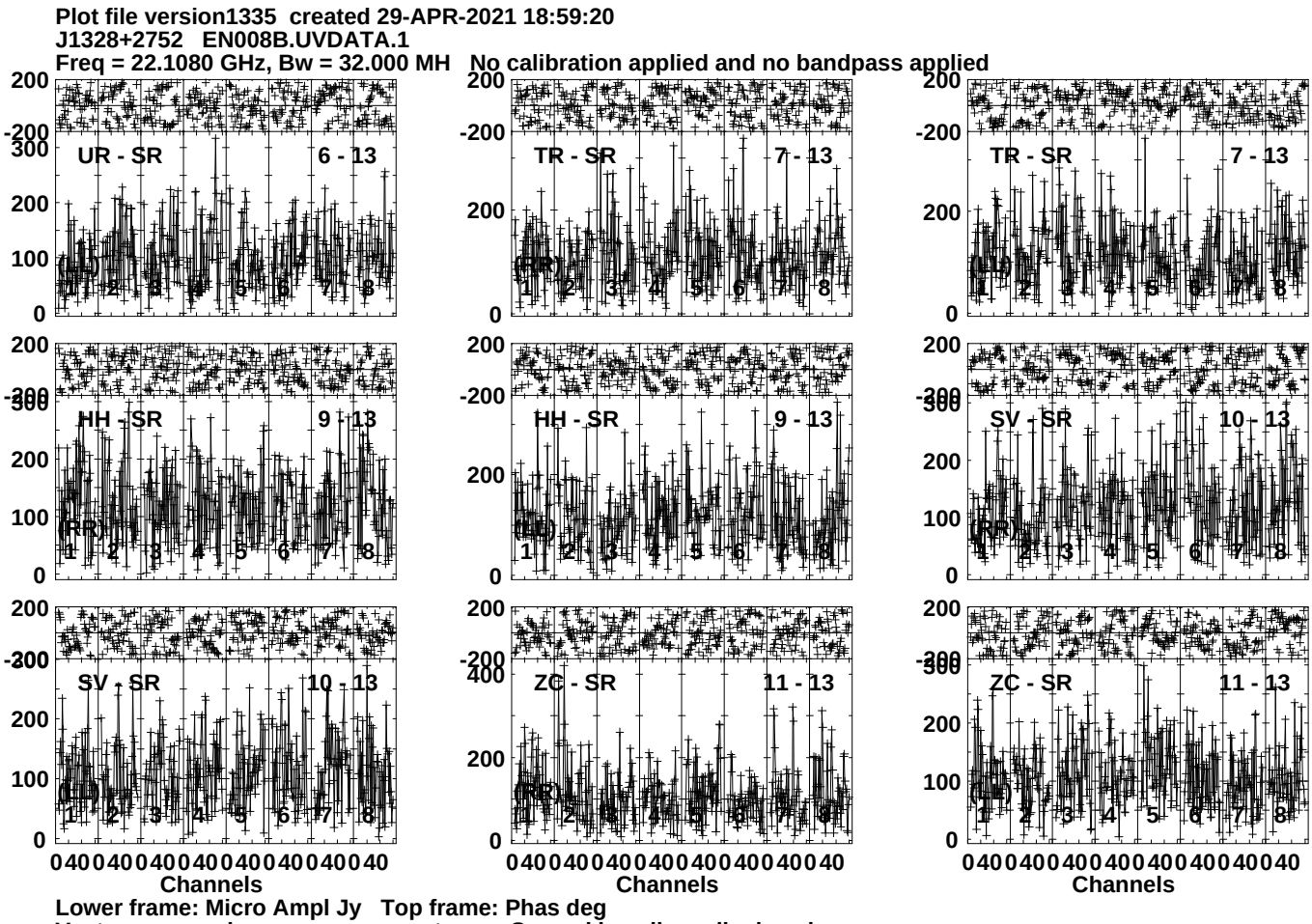
Plot file version1335 created 29-APR-2021 18:59:20
J1328+2752 EN008B.UVDATA.1
Freq = 22.1080 GHz, Bw = 32.000 MH No calibration applied and no bandpass applied
UR - SR 6 - 13
TR - SR 7 - 13
TR - SR 7 - 13
HH - SR 9 - 13
HH - SR 9 - 13
SV - SR 10 - 13
SV - SR 10 - 13
ZC - SR 11 - 13
ZC - SR 11 - 13
(RR)
(LL)
Channels
Lower frame: Micro Ampl Jy Top frame: Phas deg
Vector averaged cross-power spectrum Several baselines displayed
Timerange: 01/01:23:01 to 01/01:24:59

Plot file version1336 created 29-APR-2021 18:59:20
J1328+2752 EN008B.UVDATA.1
Freq = 22.1080 GHz, Bw = 32.000 MH No calibration applied and no bandpass applied

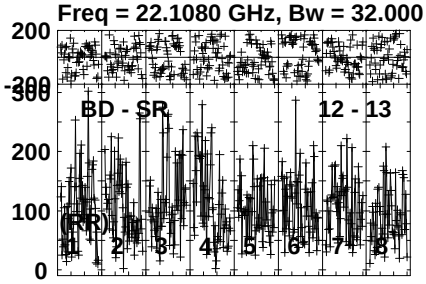

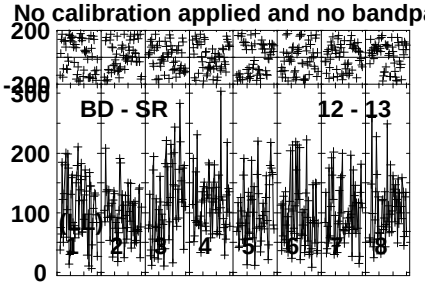

Lower frame: Micro Ampl Jy Top frame: Phas deg
Vector averaged cross-power spectrum Several baselines displayed
Timerange: 01/01:23:01 to 01/01:24:59

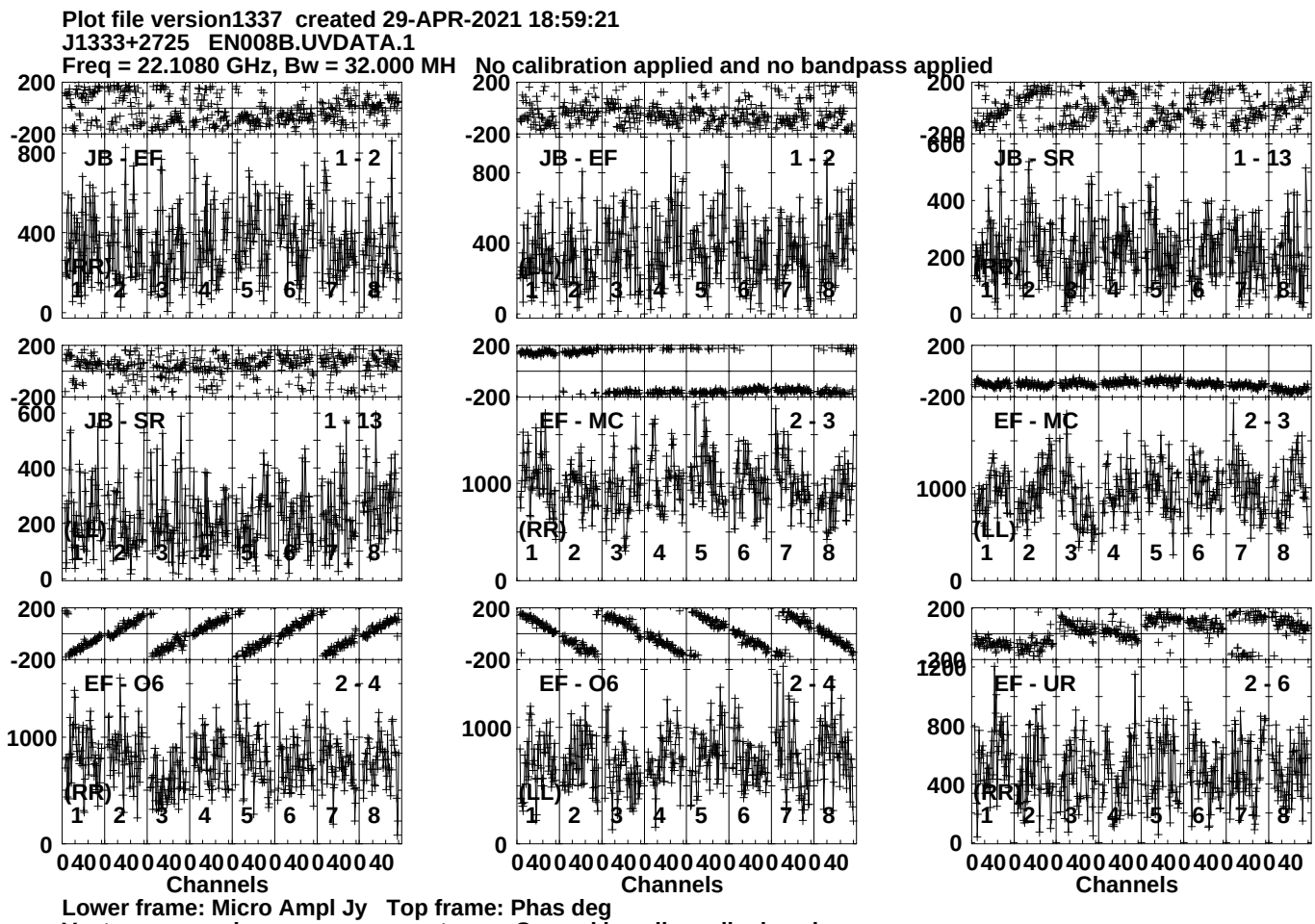
Plot file version1337 created 29-APR-2021 18:59:21
J1333+2725 EN008B.UVDATA.1
Freq = 22.1080 GHz, Bw = 32.000 MH No calibration applied and no bandpass applied
JB - EF 1 - 2
JB - EF 1 - 2
JB - SR 1 - 13
JB - SR 1 - 13
EF - MC 2 - 3
EF - MC 2 - 3
EF - O6 2 - 4
EF - O6 2 - 4
EF - UR 2 - 6
(RR)
(LL)
Channels
Lower frame: Micro Ampl Jy Top frame: Phas deg
Vector averaged cross-power spectrum Several baselines displayed
Timerange: 01/01:25:01 to 01/01:25:59

Plot file version1338 created 29-APR-2021 18:59:21
J1333+2725 EN008B.UVDATA.1
Freq = 22.1080 GHz, Bw = 32.000 MH No calibration applied and no bandpass applied

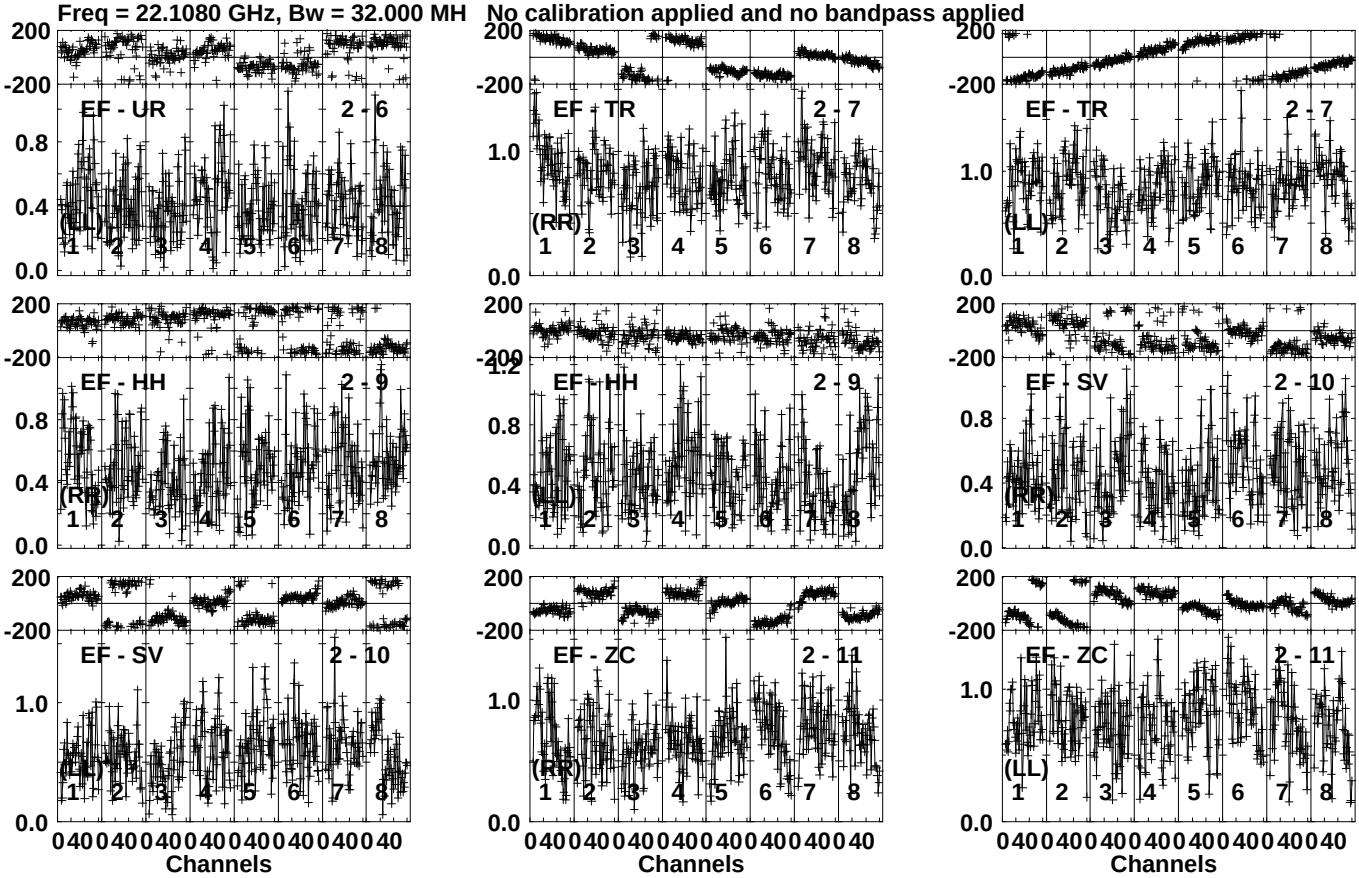

Lower frame: Milli Ampl Jy Top frame: Phas deg
Vector averaged cross-power spectrum Several baselines displayed
Timerange: 01/01:25:01 to 01/01:25:59

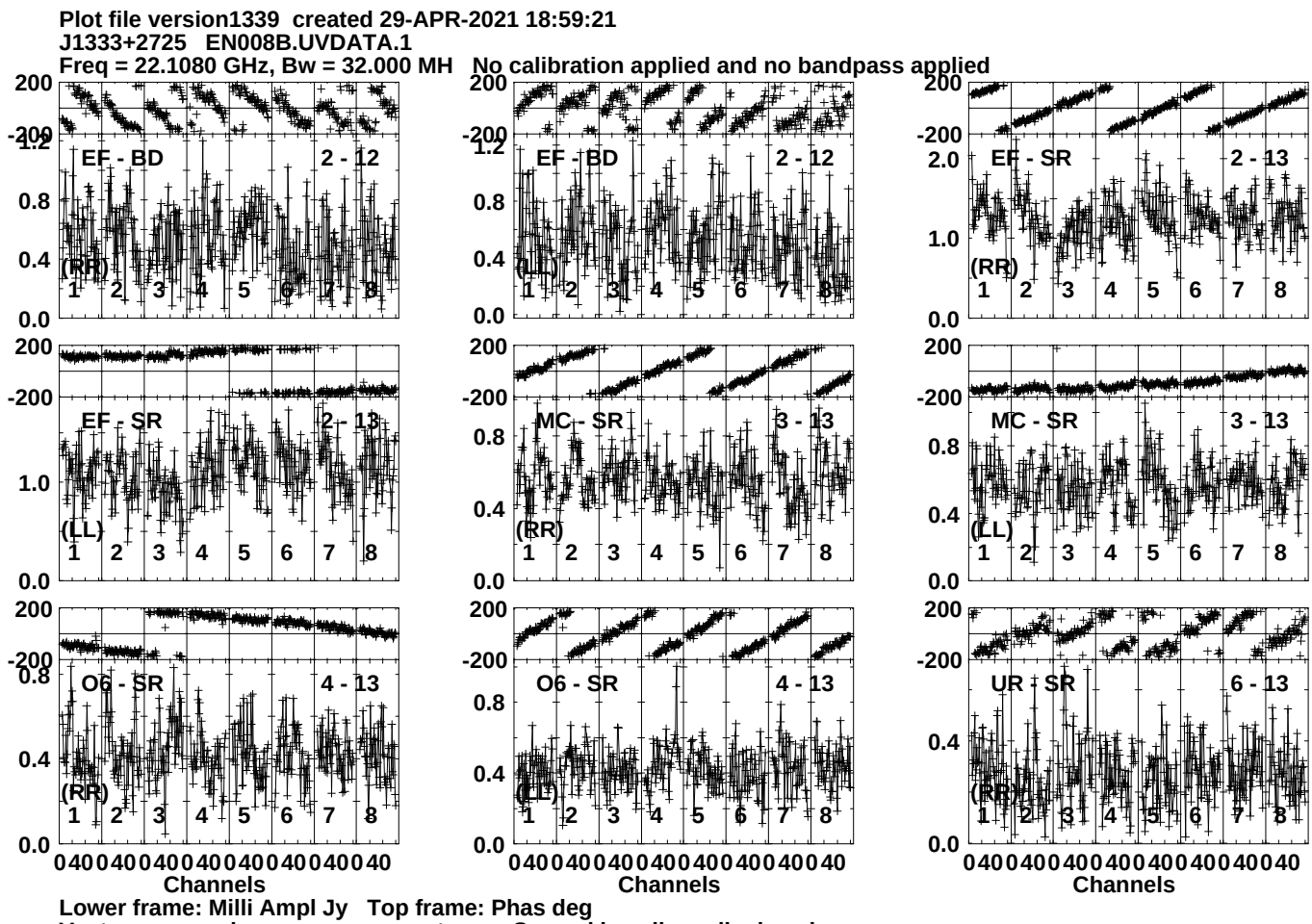
Plot file version1339 created 29-APR-2021 18:59:21
J1333+2725 EN008B.UVDATA.1
Freq = 22.1080 GHz, Bw = 32.000 MH No calibration applied and no bandpass applied
EF - BD 2 - 12
(RR)
EF - BD 2 - 12
(LL)
EF - SR 2 - 13
(RR)
EF - SR 2 - 13
(LL)
MC - SR 3 - 13
(RR)
MC - SR 3 - 13
(LL)
O6 - SR 4 - 13
(RR)
O6 - SR 4 - 13
(LL)
UR - SR 6 - 13
(RR)
Channels
Channels
Channels
Lower frame: Milli Ampl Jy Top frame: Phas deg
Vector averaged cross-power spectrum Several baselines displayed
Timerange: 01/01:25:01 to 01/01:25:59

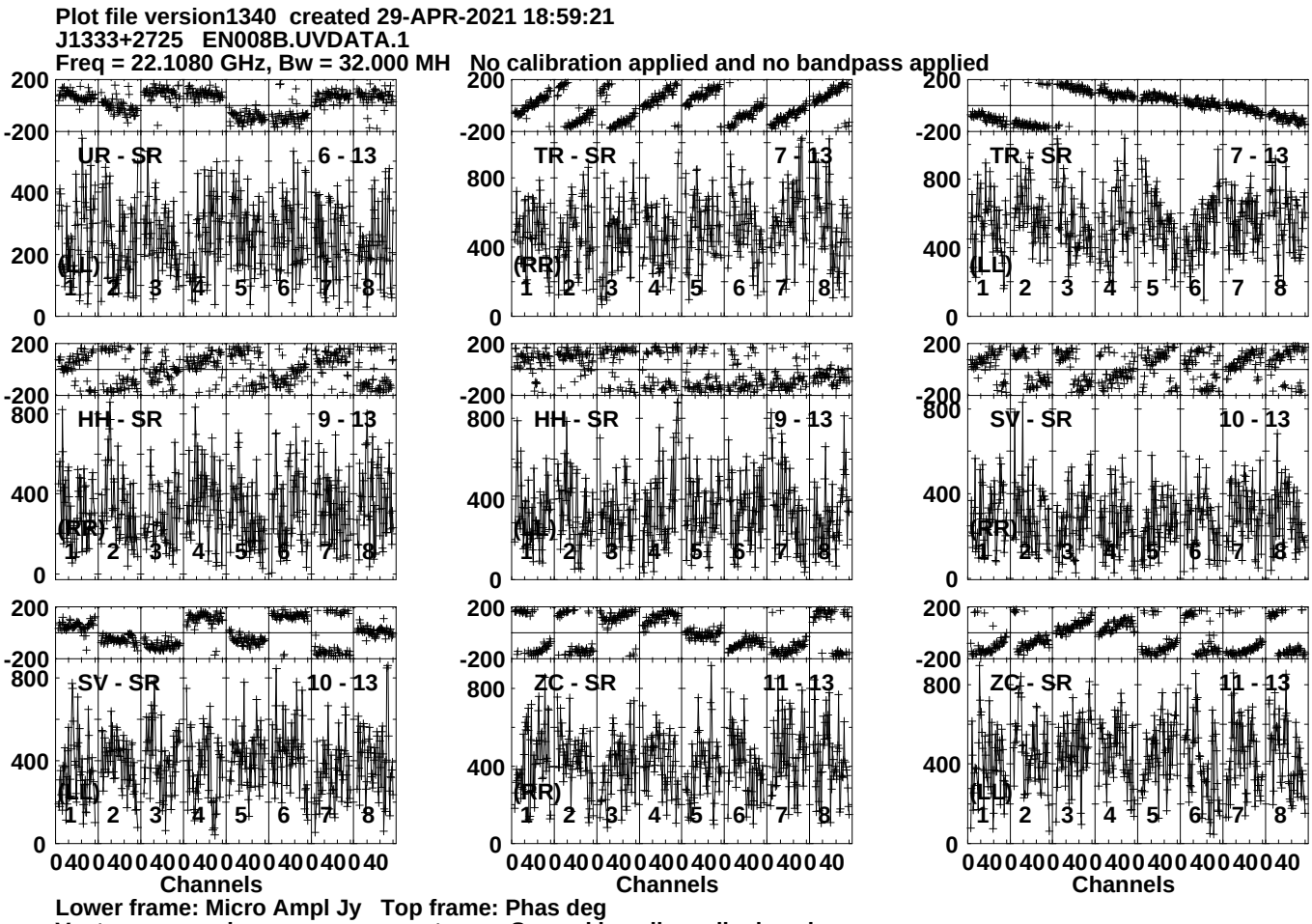
Plot file version1340 created 29-APR-2021 18:59:21
J1333+2725 EN008B.UVDATA.1
Freq = 22.1080 GHz, Bw = 32.000 MH No calibration applied and no bandpass applied
UR - SR 6 - 13
(LL)
TR - SR 7 - 13
(RR)
TR - SR 7 - 13
(LL)
HH - SR 9 - 13
(RR)
HH - SR 9 - 13
(LL)
SV - SR 10 - 13
(RR)
SV - SR 10 - 13
(LL)
ZC - SR 11 - 13
(RR)
ZC - SR 11 - 13
(LL)
200
-200
800
400
0
1 2 3 4 5 6 7 8
0 40 0 40 0 40 0 40 0 40 0 40 0 40 0 40
Channels
Lower frame: Micro Ampl Jy Top frame: Phas deg
Vector averaged cross-power spectrum Several baselines displayed
Timerange: 01/01:25:01 to 01/01:25:59

Plot file version1341 created 29-APR-2021 18:59:21
J1333+2725 EN008B.UVDATA.1
Freq = 22.1080 GHz, Bw = 32.000 MH No calibration applied and no bandpass applied

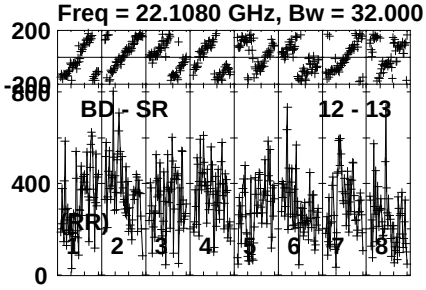

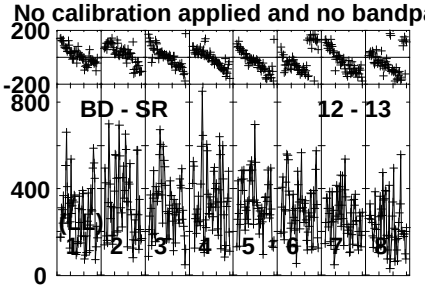

Lower frame: Micro Ampl Jy Top frame: Phas deg
Vector averaged cross-power spectrum Several baselines displayed
Timerange: 01/01:25:01 to 01/01:25:59

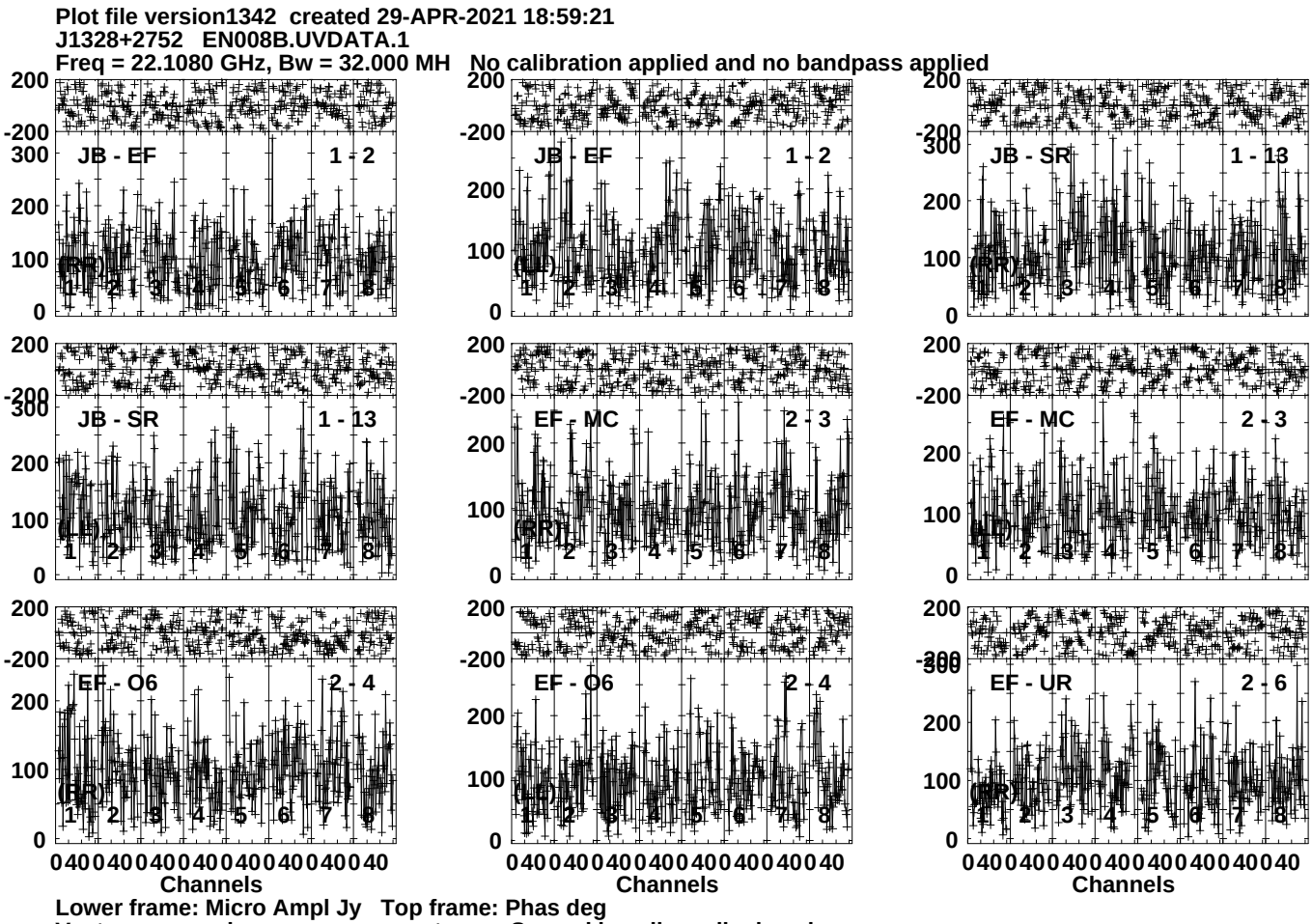
Plot file version1342 created 29-APR-2021 18:59:21
J1328+2752 EN008B.UVDATA.1
Freq = 22.1080 GHz, Bw = 32.000 MH No calibration applied and no bandpass applied
JB - EF 1 - 2
JB - SR 1 - 13
EF - MC 2 - 3
EF - O6 2 - 4
EF - UR 2 - 6
Channels
Lower frame: Micro Ampl Jy Top frame: Phas deg
Vector averaged cross-power spectrum Several baselines displayed
Timerange: 01/01:26:41 to 01/01:28:39

Plot file version1343 created 29-APR-2021 18:59:21
J1328+2752 EN008B.UVDATA.1
Freq = 22.1080 GHz, Bw = 32.000 MH No calibration applied and no bandpass applied

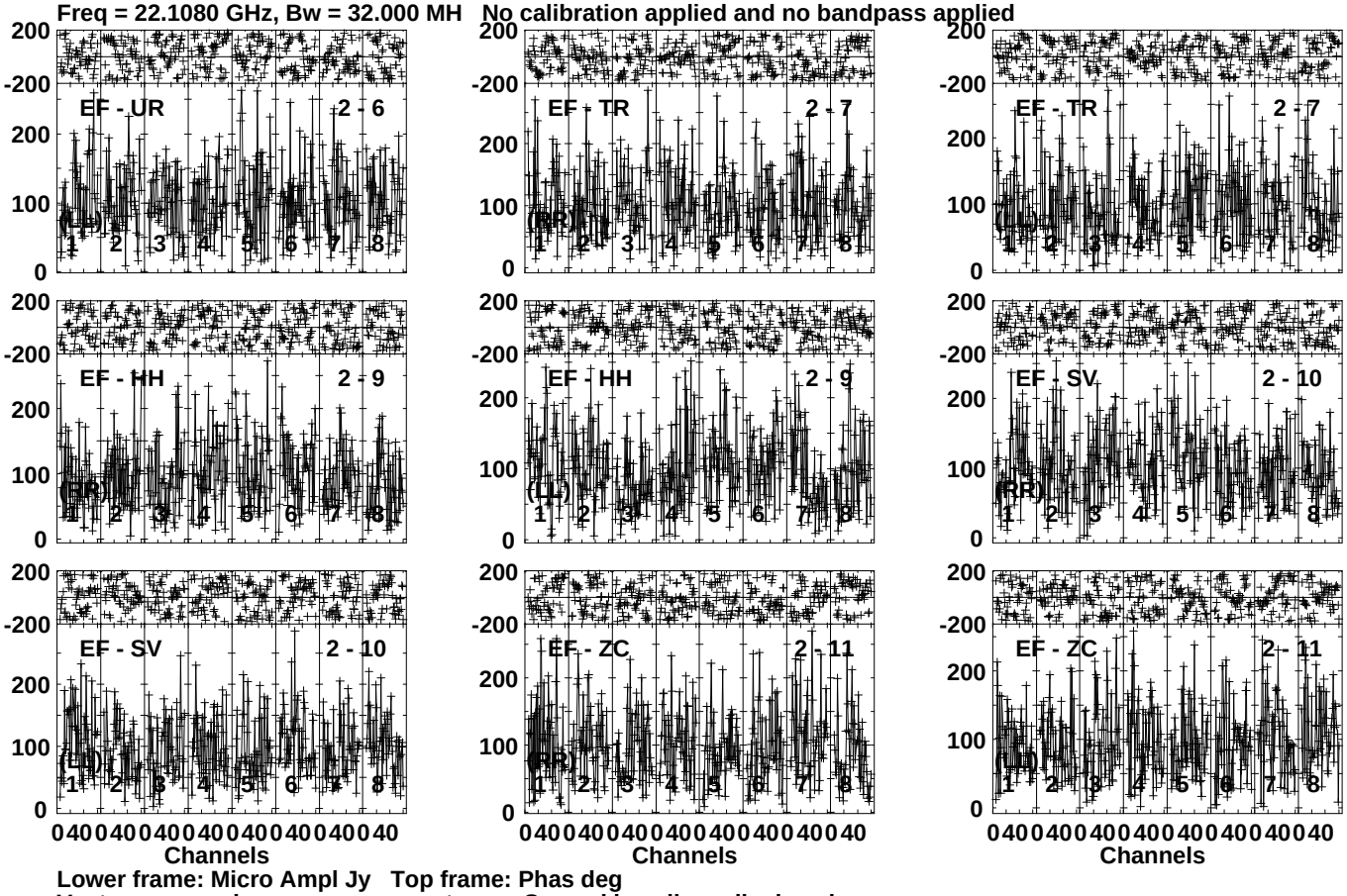

Lower frame: Micro Ampl Jy Top frame: Phas deg
Vector averaged cross-power spectrum Several baselines displayed
Timerange: 01/01:26:41 to 01/01:28:39

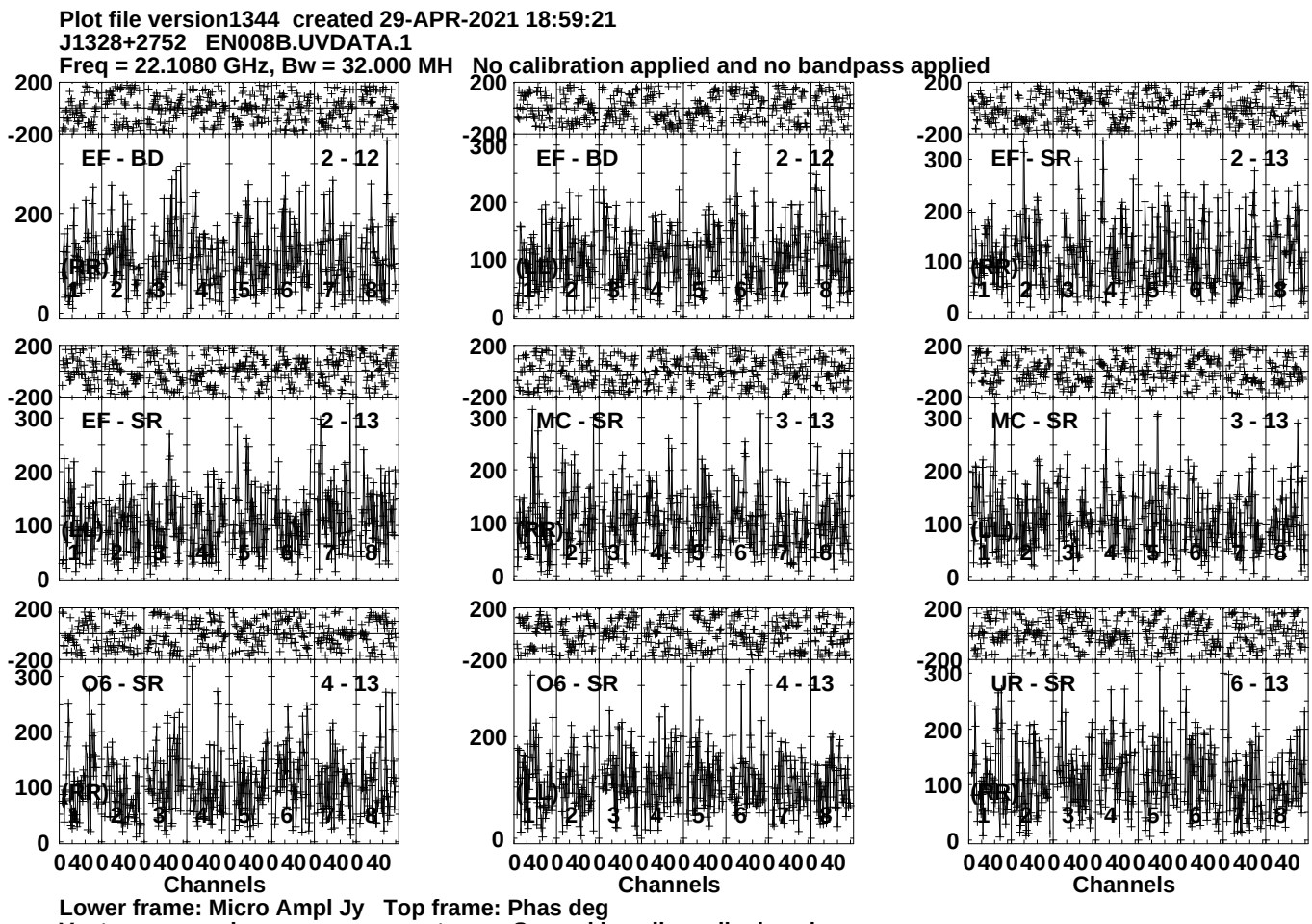
Plot file version1344 created 29-APR-2021 18:59:21
J1328+2752 EN008B.UVDATA.1
Freq = 22.1080 GHz, Bw = 32.000 MH No calibration applied and no bandpass applied
EF - BD 2 - 12
EF - BD 2 - 12
EF - SR 2 - 13
EF - SR 2 - 13
MC - SR 3 - 13
MC - SR 3 - 13
O6 - SR 4 - 13
O6 - SR 4 - 13
UR - SR 6 - 13
Channels
Channels
Channels
Lower frame: Micro Ampl Jy Top frame: Phas deg
Vector averaged cross-power spectrum Several baselines displayed
Timerange: 01/01:26:41 to 01/01:28:39

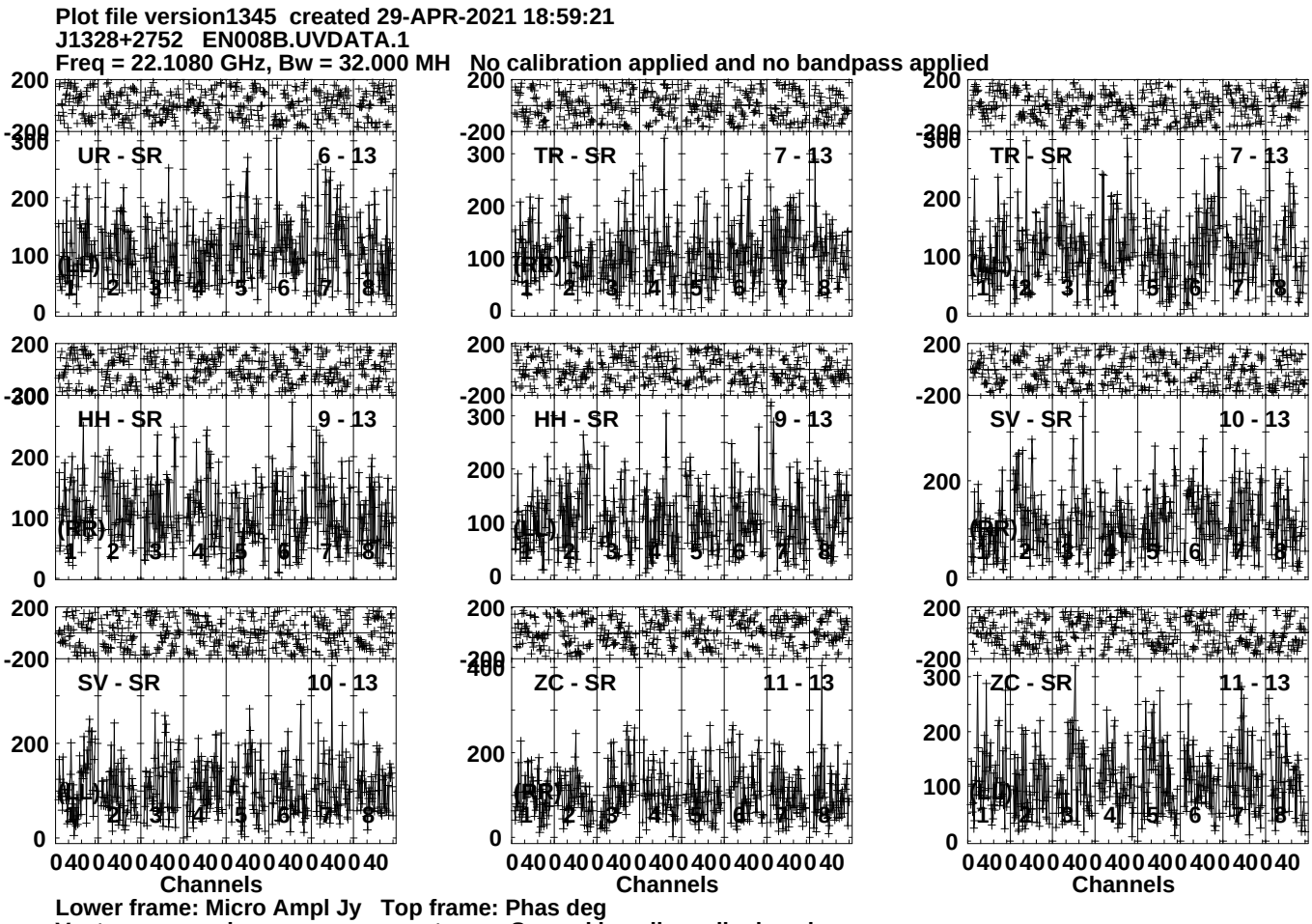
Plot file version1345 created 29-APR-2021 18:59:21
J1328+2752 EN008B.UVDATA.1
Freq = 22.1080 GHz, Bw = 32.000 MH No calibration applied and no bandpass applied
UR - SR 6 - 13
TR - SR 7 - 13
TR - SR 7 - 13
HH - SR 9 - 13
HH - SR 9 - 13
SV - SR 10 - 13
SV - SR 10 - 13
ZC - SR 11 - 13
ZC - SR 11 - 13
(RL)
(RR)
(LL)
(LR)
Channels
Lower frame: Micro Ampl Jy Top frame: Phas deg
Vector averaged cross-power spectrum Several baselines displayed
Timerange: 01/01:26:41 to 01/01:28:39

Plot file version1346 created 29-APR-2021 18:59:22
J1328+2752 EN008B.UVDATA.1
Freq = 22.1080 GHz, Bw = 32.000 MH No calibration applied and no bandpass applied

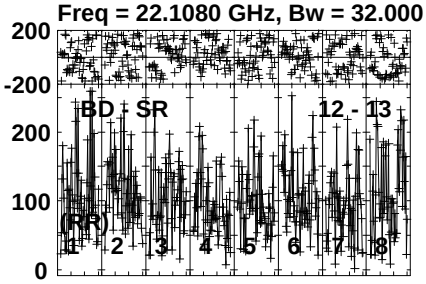

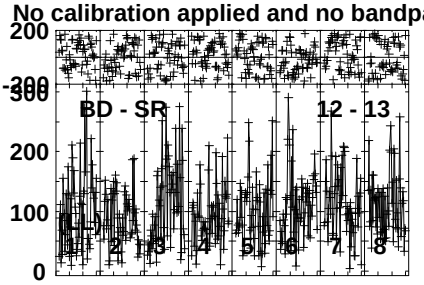

Lower frame: Micro Ampl Jy Top frame: Phas deg
Vector averaged cross-power spectrum Several baselines displayed
Timerange: 01/01:26:41 to 01/01:28:39

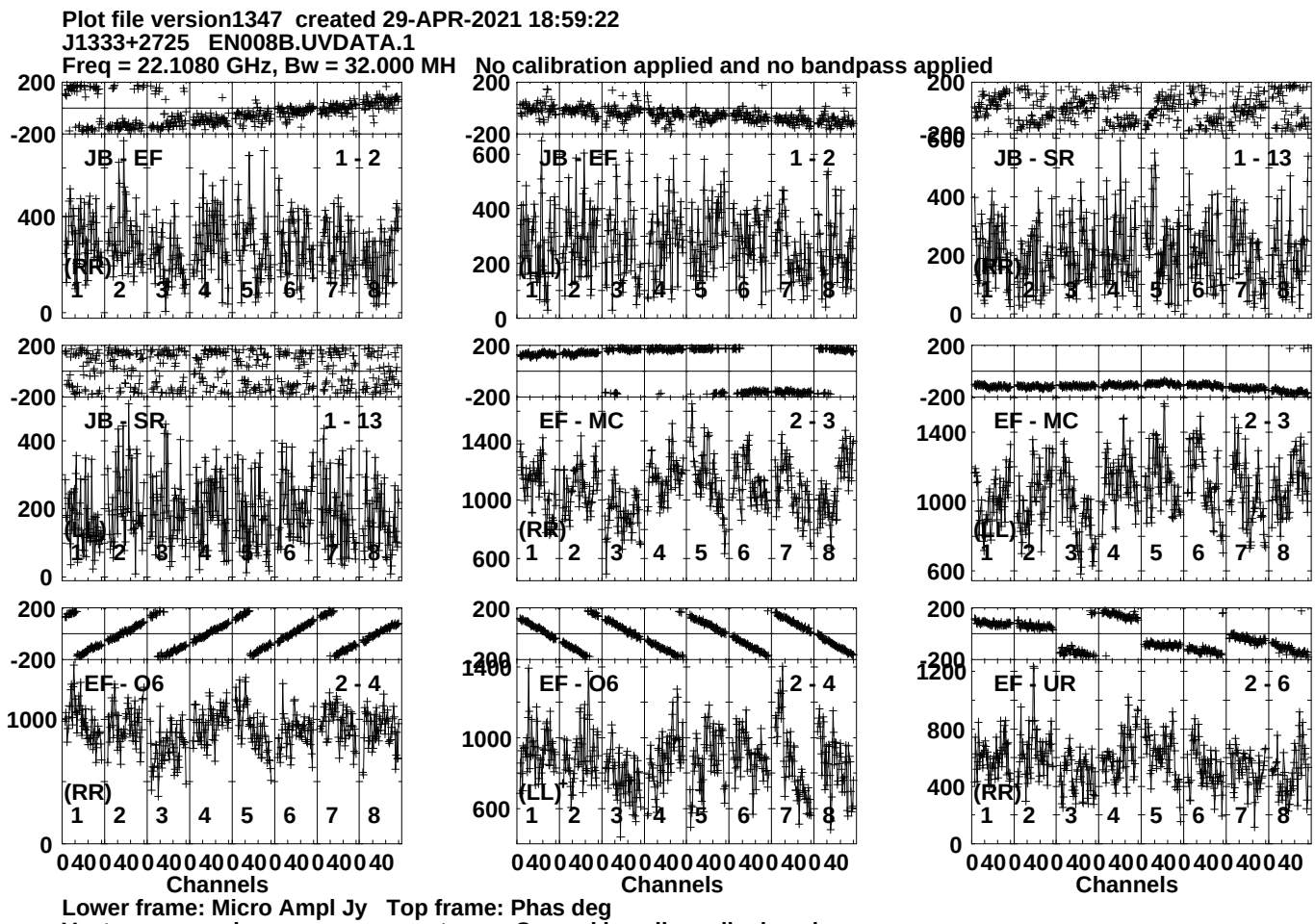
Plot file version1347 created 29-APR-2021 18:59:22
J1333+2725 EN008B.UVDATA.1
Freq = 22.1080 GHz, Bw = 32.000 MH No calibration applied and no bandpass applied
JB - EF 1 - 2
JB - EF 1 - 2
JB - SR 1 - 13
JB - SR 1 - 13
EF - MC 2 - 3
EF - MC 2 - 3
EF - O6 2 - 4
EF - O6 2 - 4
EF - UR 2 - 6
(RR)
(LL)
Channels
Lower frame: Micro Ampl Jy Top frame: Phas deg
Vector averaged cross-power spectrum Several baselines displayed
Timerange: 01/01:29:11 to 01/01:30:09

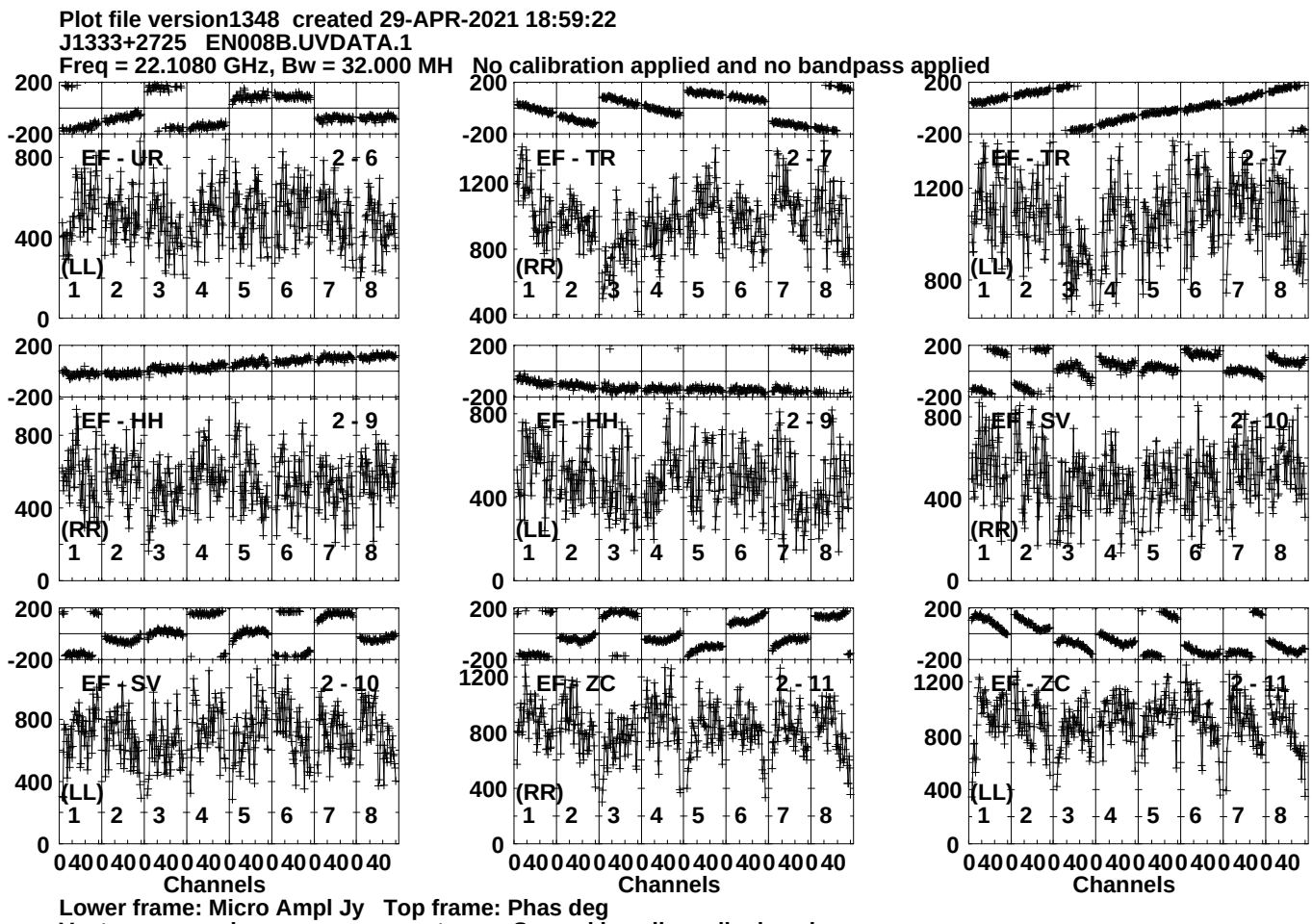
Plot file version1348 created 29-APR-2021 18:59:22
J1333+2725 EN008B.UVDATA.1
Freq = 22.1080 GHz, Bw = 32.000 MH No calibration applied and no bandpass applied
EF - UR 2 - 6
(LL)
EF - TR 2 - 7
(RR)
EF - TR 2 - 7
(LL)
EF - HH 2 - 9
(RR)
EF - HH 2 - 9
(LL)
EF - SV 2 - 10
(RR)
EF - SV 2 - 10
(LL)
EF - ZC 2 - 11
(RR)
EF - ZC 2 - 11
(LL)
Channels
Channels
Channels
Lower frame: Micro Ampl Jy Top frame: Phas deg
Vector averaged cross-power spectrum Several baselines displayed
Timerange: 01/01:29:11 to 01/01:30:09

Plot file version1349 created 29-APR-2021 18:59:22
J1333+2725 EN008B.UVDATA.1
Freq = 22.1080 GHz, Bw = 32.000 MH No calibration applied and no bandpass applied

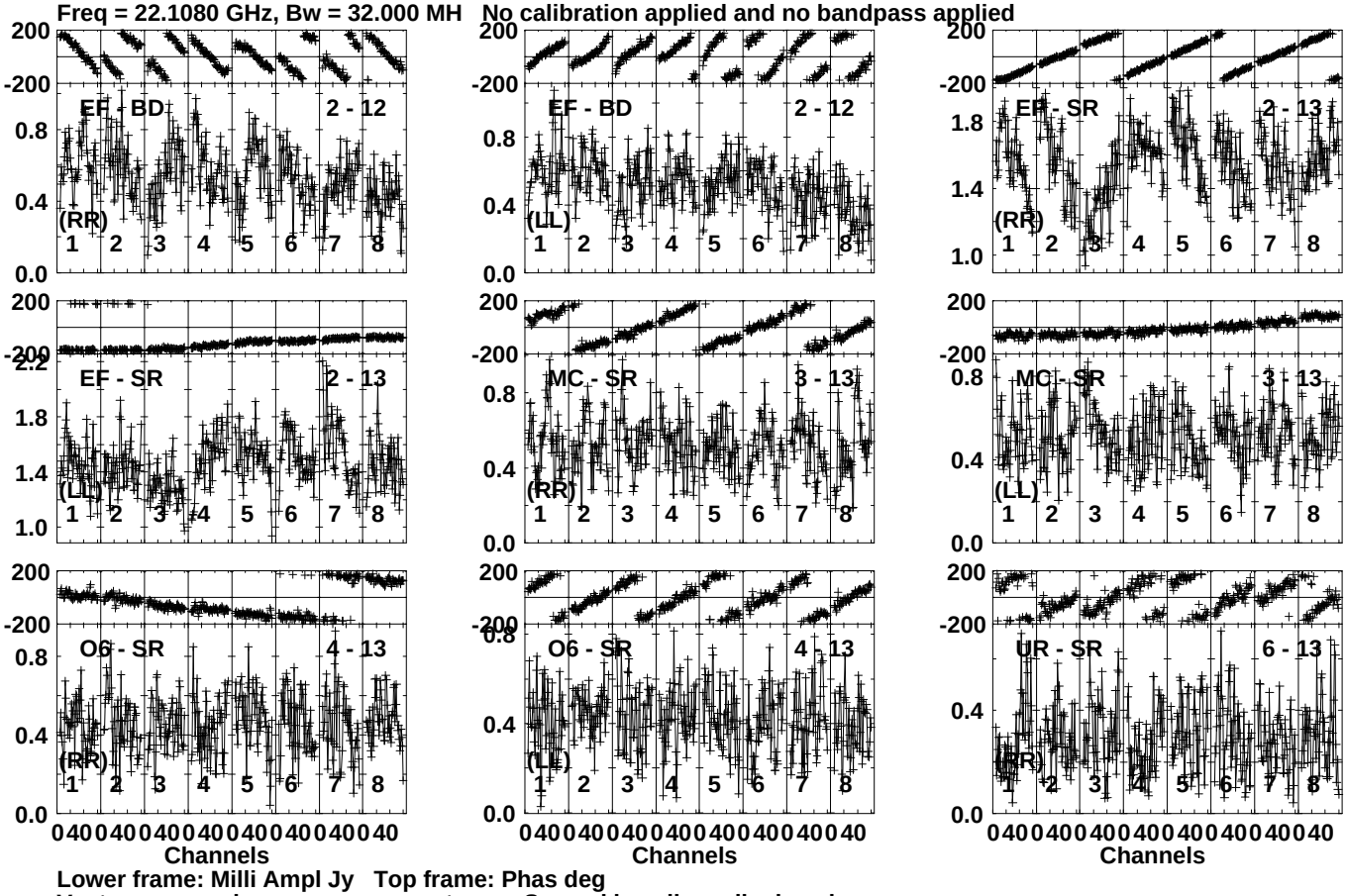

Lower frame: Milli Ampl Jy Top frame: Phas deg
Vector averaged cross-power spectrum Several baselines displayed
Timerange: 01/01:29:11 to 01/01:30:09

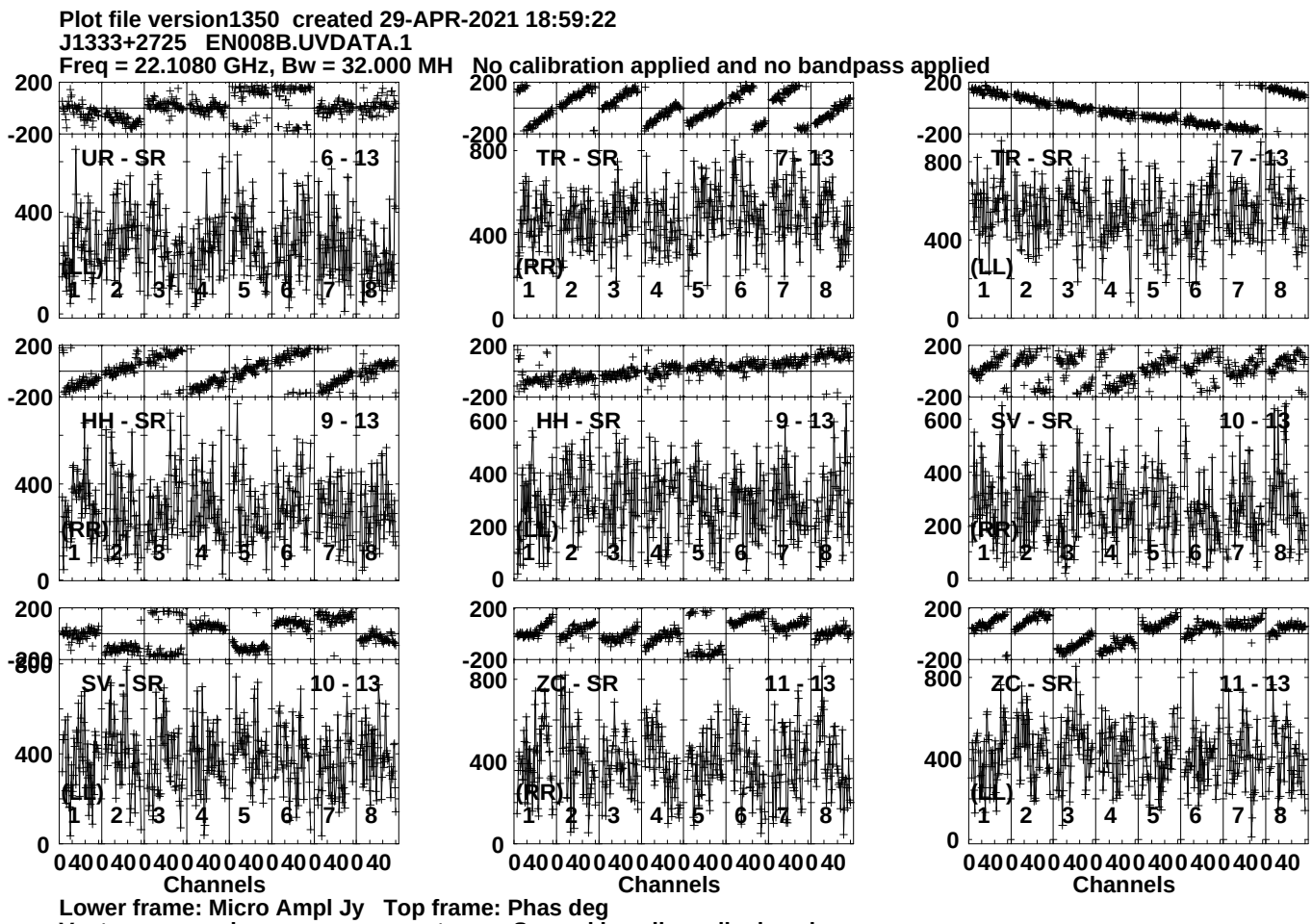
Plot file version1350 created 29-APR-2021 18:59:22
J1333+2725 EN008B.UVDATA.1
Freq = 22.1080 GHz, Bw = 32.000 MH No calibration applied and no bandpass applied
UR - SR
6 - 13
(LL)
TR - SR
7 - 13
(RR)
TR - SR
7 - 13
(LL)
HH - SR
9 - 13
(RR)
HH - SR
9 - 13
(LL)
SV - SR
10 - 13
(RR)
SV - SR
10 - 13
(LL)
ZC - SR
11 - 13
(RR)
ZC - SR
11 - 13
(LL)
Channels
Channels
Channels
Lower frame: Micro Ampl Jy Top frame: Phas deg
Vector averaged cross-power spectrum Several baselines displayed
Timerange: 01/01:29:11 to 01/01:30:09

Plot file version1351 created 29-APR-2021 18:59:22
J1333+2725 EN008B.UVDATA.1
Freq = 22.1080 GHz, Bw = 32.000 MH No calibration applied and no bandpass applied

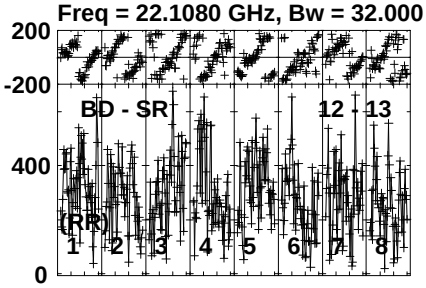

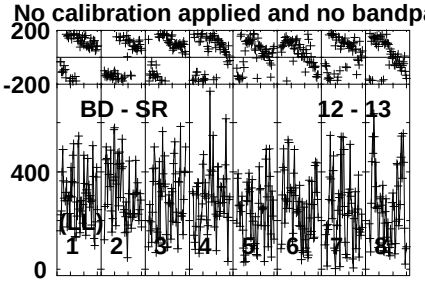

Lower frame: Micro Ampl Jy Top frame: Phas deg
Vector averaged cross-power spectrum Several baselines displayed
Timerange: 01/01:29:11 to 01/01:30:09

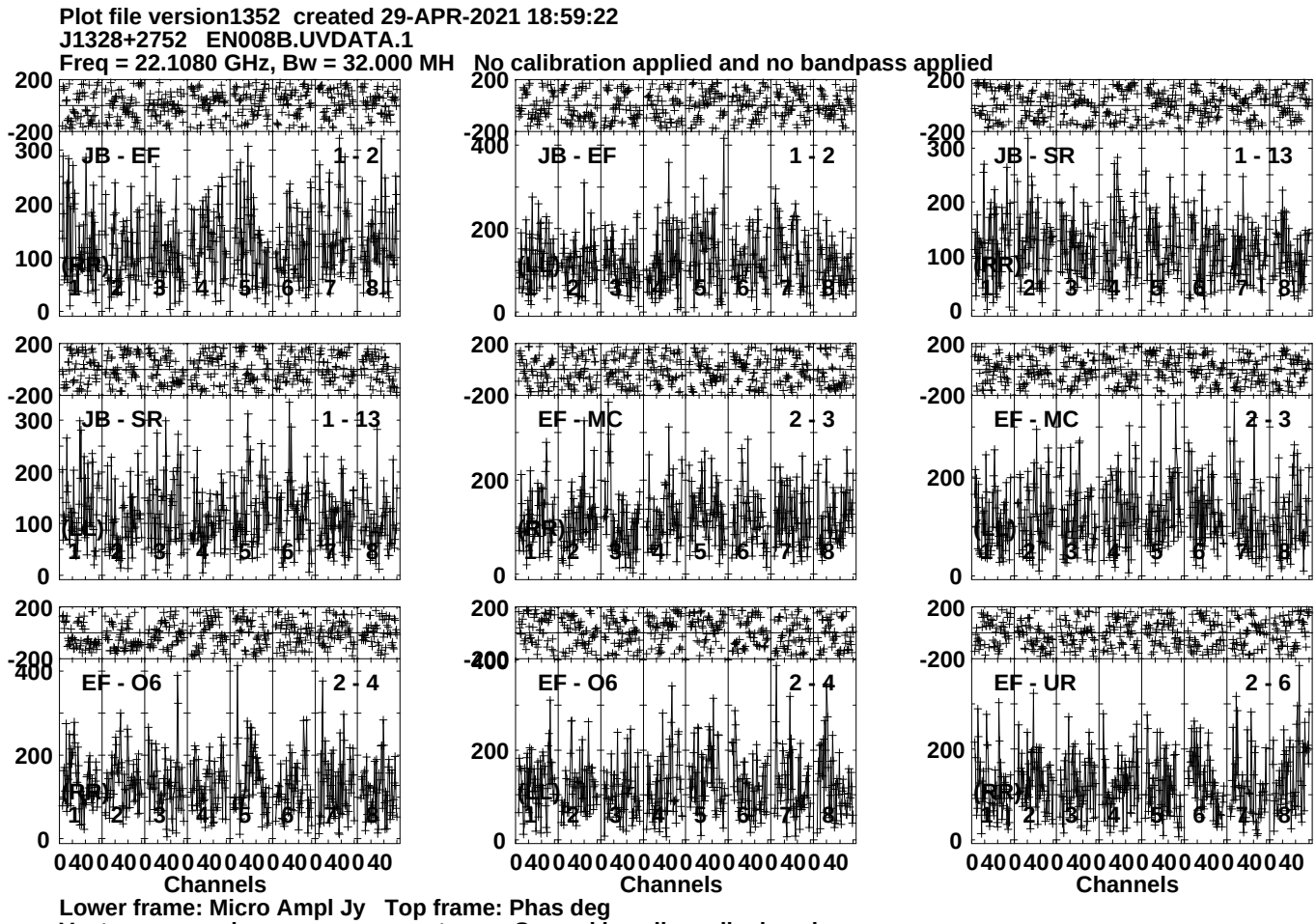
Plot file version1352 created 29-APR-2021 18:59:22
J1328+2752 EN008B.UVDATA.1
Freq = 22.1080 GHz, Bw = 32.000 MH No calibration applied and no bandpass applied
JB - EF 1 - 2
JB - EF 1 - 2
JB - SR 1 - 13
JB - SR 1 - 13
EF - MC 2 - 3
EF - MC 2 - 3
EF - O6 2 - 4
EF - O6 2 - 4
EF - UR 2 - 6
(RR)
(LL)
Channels
Lower frame: Micro Ampl Jy Top frame: Phas deg
Vector averaged cross-power spectrum Several baselines displayed
Timerange: 01/01:30:11 to 01/01:32:09

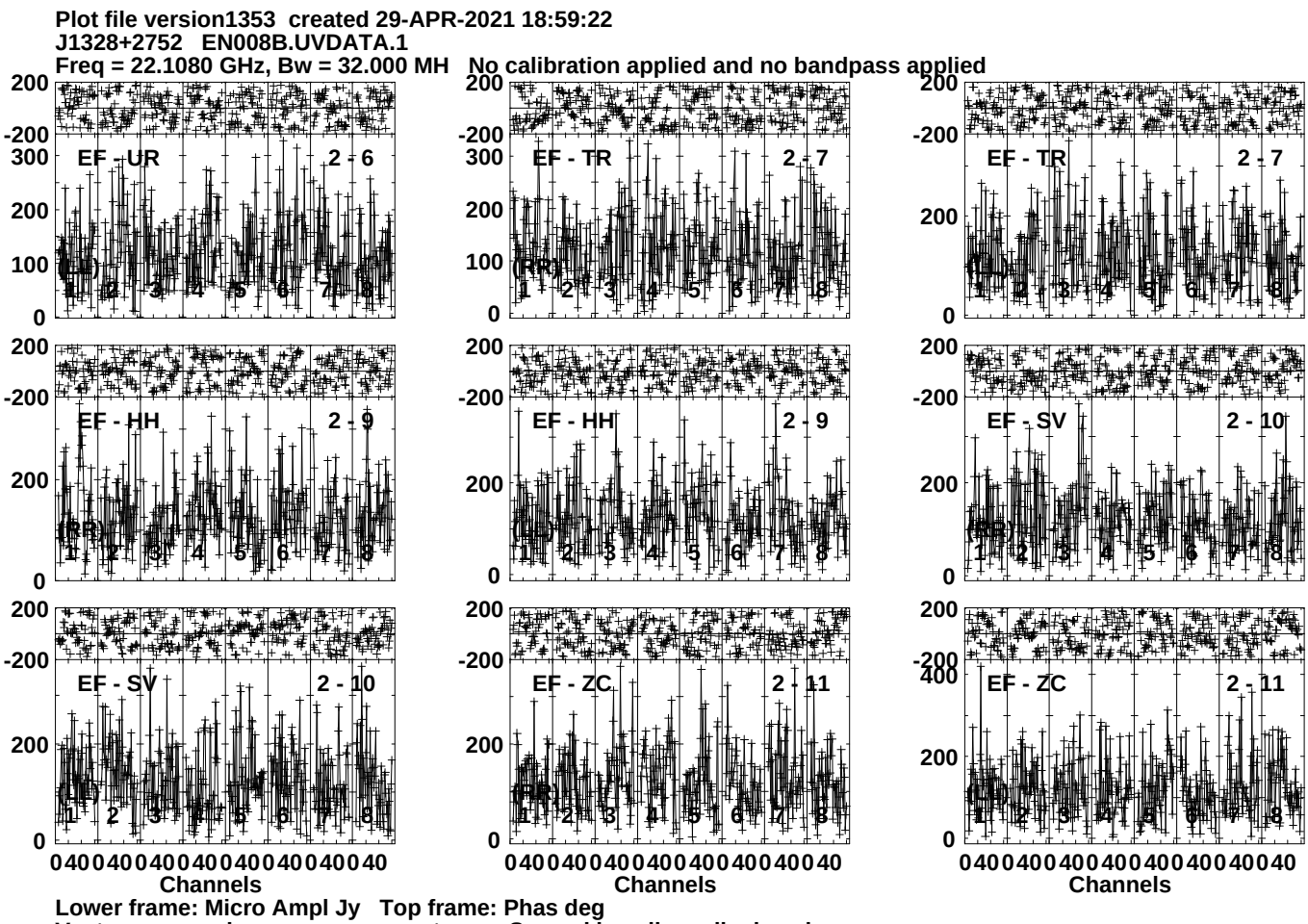
Plot file version1353 created 29-APR-2021 18:59:22
J1328+2752 EN008B.UVDATA.1
Freq = 22.1080 GHz, Bw = 32.000 MH No calibration applied and no bandpass applied
EF - UR 2 - 6
EF - TR 2 - 7
EF - TR 2 - 7
EF - HH 2 - 9
EF - HH 2 - 9
EF - SV 2 - 10
EF - SV 2 - 10
EF - ZC 2 - 11
EF - ZC 2 - 11
Channels
Channels
Channels
Lower frame: Micro Ampl Jy Top frame: Phas deg
Vector averaged cross-power spectrum Several baselines displayed
Timerange: 01/01:30:11 to 01/01:32:09

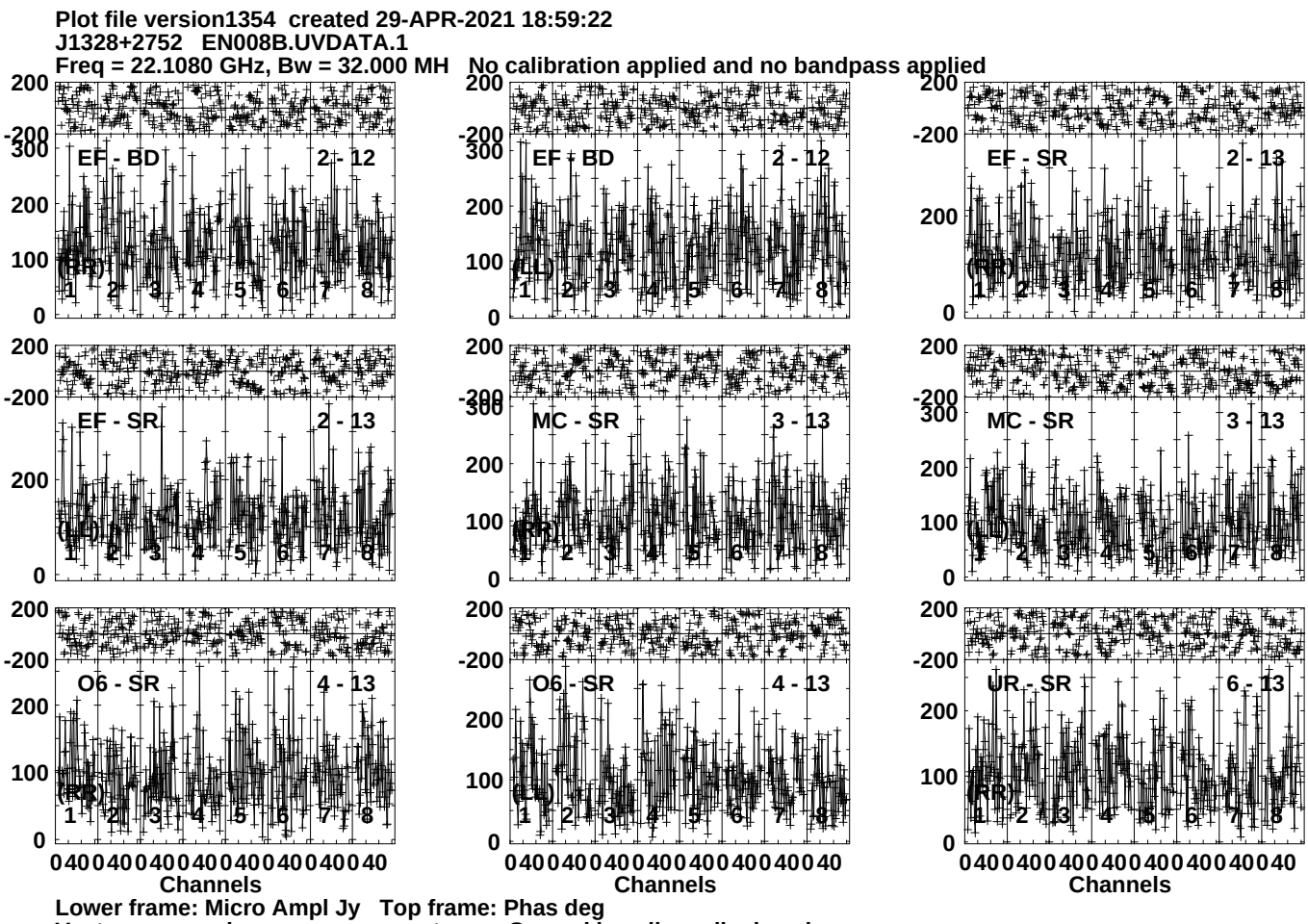
Plot file version1354 created 29-APR-2021 18:59:22
J1328+2752 EN008B.UVDATA.1
Freq = 22.1080 GHz, Bw = 32.000 MH No calibration applied and no bandpass applied
EF - BD 2 - 12 (RR)
EF - BD 2 - 12 (LL)
EF - SR 2 - 13 (RR)
EF - SR 2 - 13 (LL)
MC - SR 3 - 13 (RR)
MC - SR 3 - 13 (LL)
O6 - SR 4 - 13 (RR)
O6 - SR 4 - 13 (LL)
UR - SR 6 - 13 (RR)
Channels
Lower frame: Micro Ampl Jy Top frame: Phas deg
Vector averaged cross-power spectrum Several baselines displayed
Timerange: 01/01:30:11 to 01/01:32:09

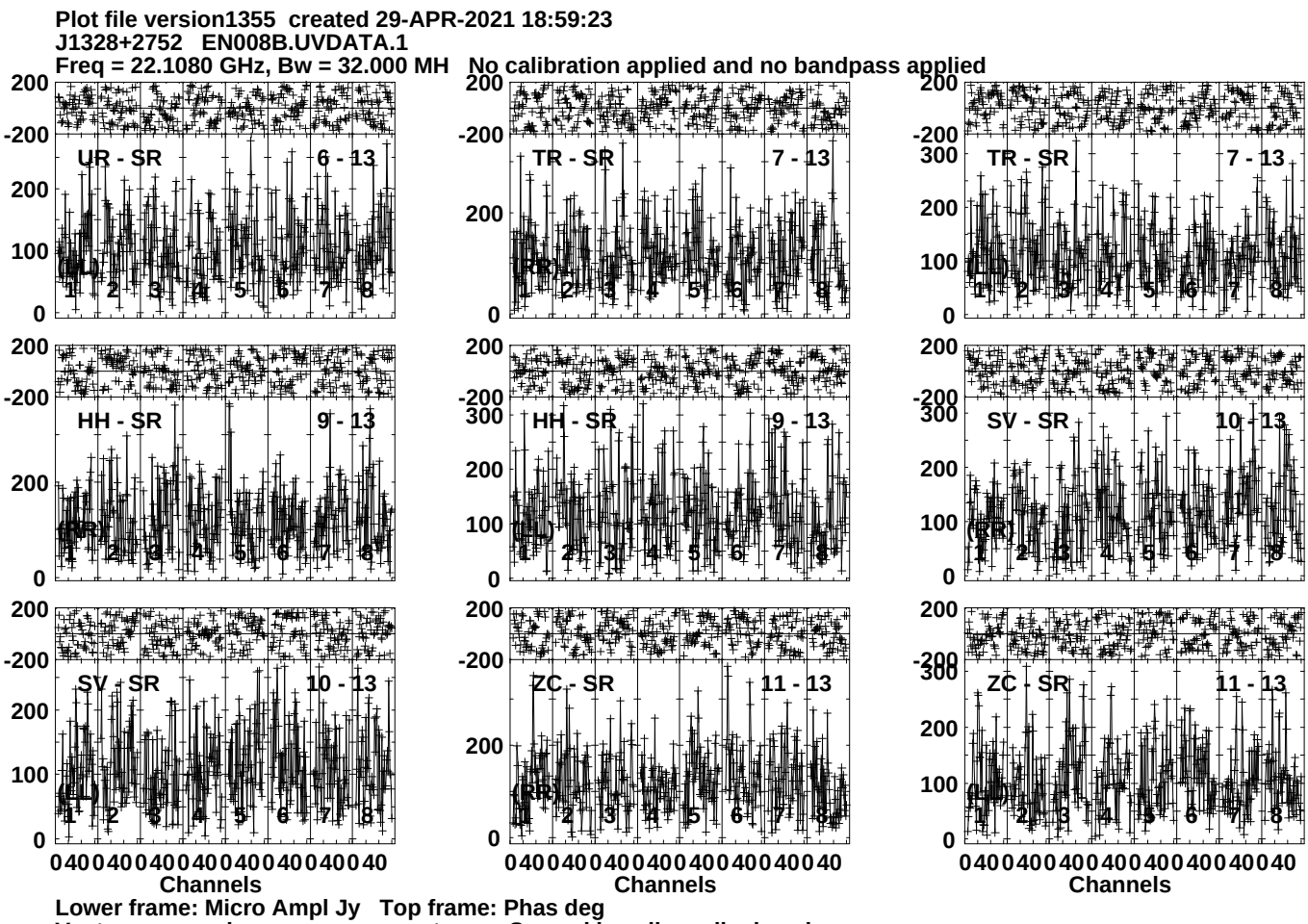
Plot file version1355 created 29-APR-2021 18:59:23
J1328+2752 EN008B.UVDATA.1
Freq = 22.1080 GHz, Bw = 32.000 MH No calibration applied and no bandpass applied
UR - SR
6 - 13
TR - SR
7 - 13
TR - SR
7 - 13
HH - SR
9 - 13
HH - SR
9 - 13
SV - SR
10 - 13
SV - SR
10 - 13
ZC - SR
11 - 13
ZC - SR
11 - 13
(RL)
(LR)
(LL)
(RR)
Channels
Lower frame: Micro Ampl Jy Top frame: Phas deg
Vector averaged cross-power spectrum Several baselines displayed
Timerange: 01/01:30:11 to 01/01:32:09

Plot file version1356 created 29-APR-2021 18:59:23
J1328+2752 EN008B.UVDATA.1
Freq = 22.1080 GHz, Bw = 32.000 MH No calibration applied and no bandpass applied

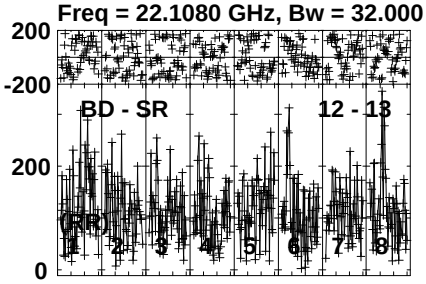

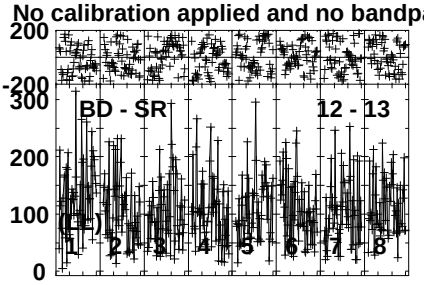

Lower frame: Micro Ampl Jy Top frame: Phas deg
Vector averaged cross-power spectrum Several baselines displayed
Timerange: 01/01:30:11 to 01/01:32:09

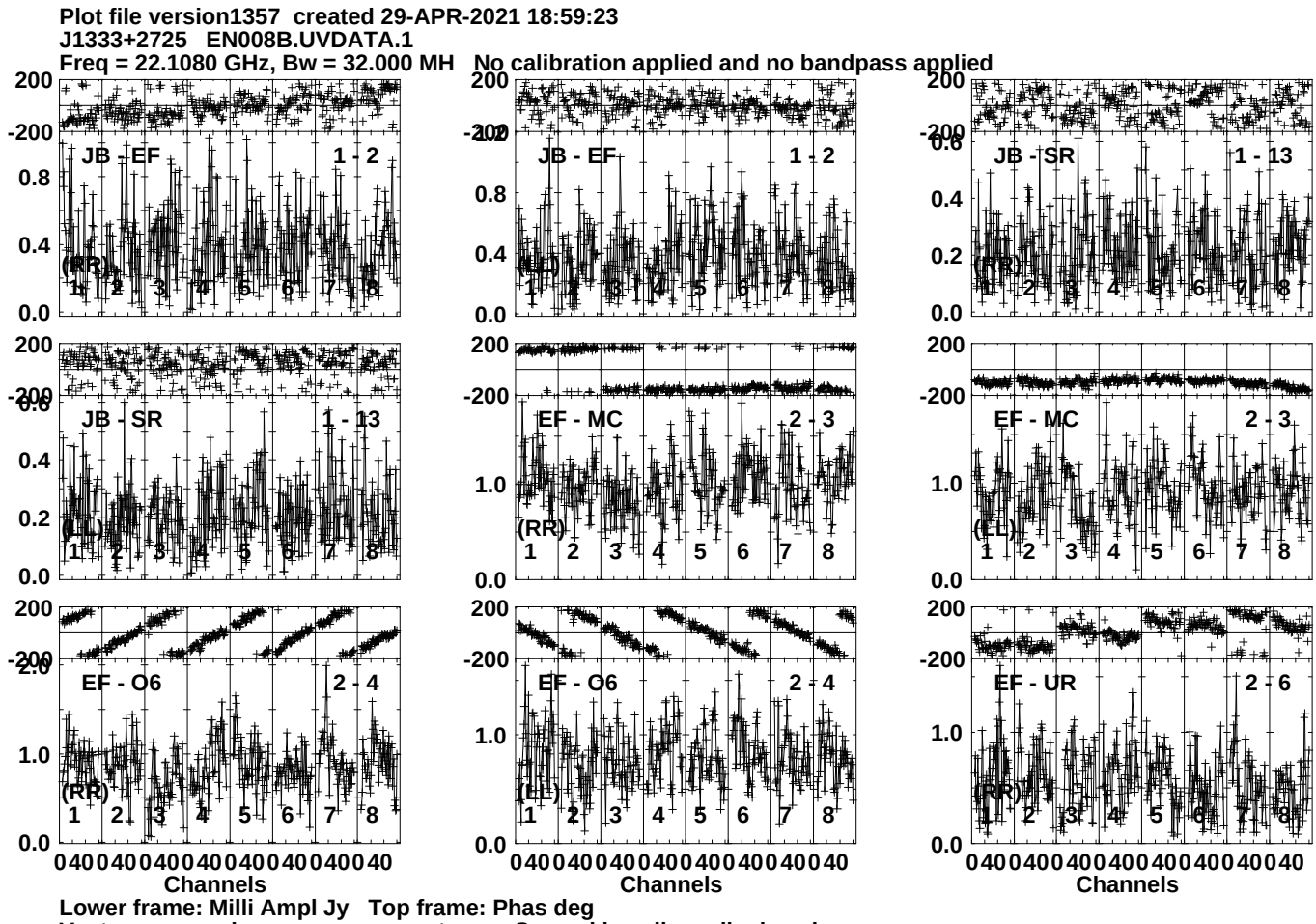
Plot file version1357 created 29-APR-2021 18:59:23
J1333+2725 EN008B.UVDATA.1
Freq = 22.1080 GHz, Bw = 32.000 MH No calibration applied and no bandpass applied
JB - EF 1 - 2
JB - EF 1 - 2
JB - SR 1 - 13
JB - SR 1 - 13
EF - MC 2 - 3
EF - MC 2 - 3
EF - O6 2 - 4
EF - O6 2 - 4
EF - UR 2 - 6
(RR)
(LL)
Channels
Lower frame: Milli Ampl Jy Top frame: Phas deg
Vector averaged cross-power spectrum Several baselines displayed
Timerange: 01/01:32:11 to 01/01:33:09

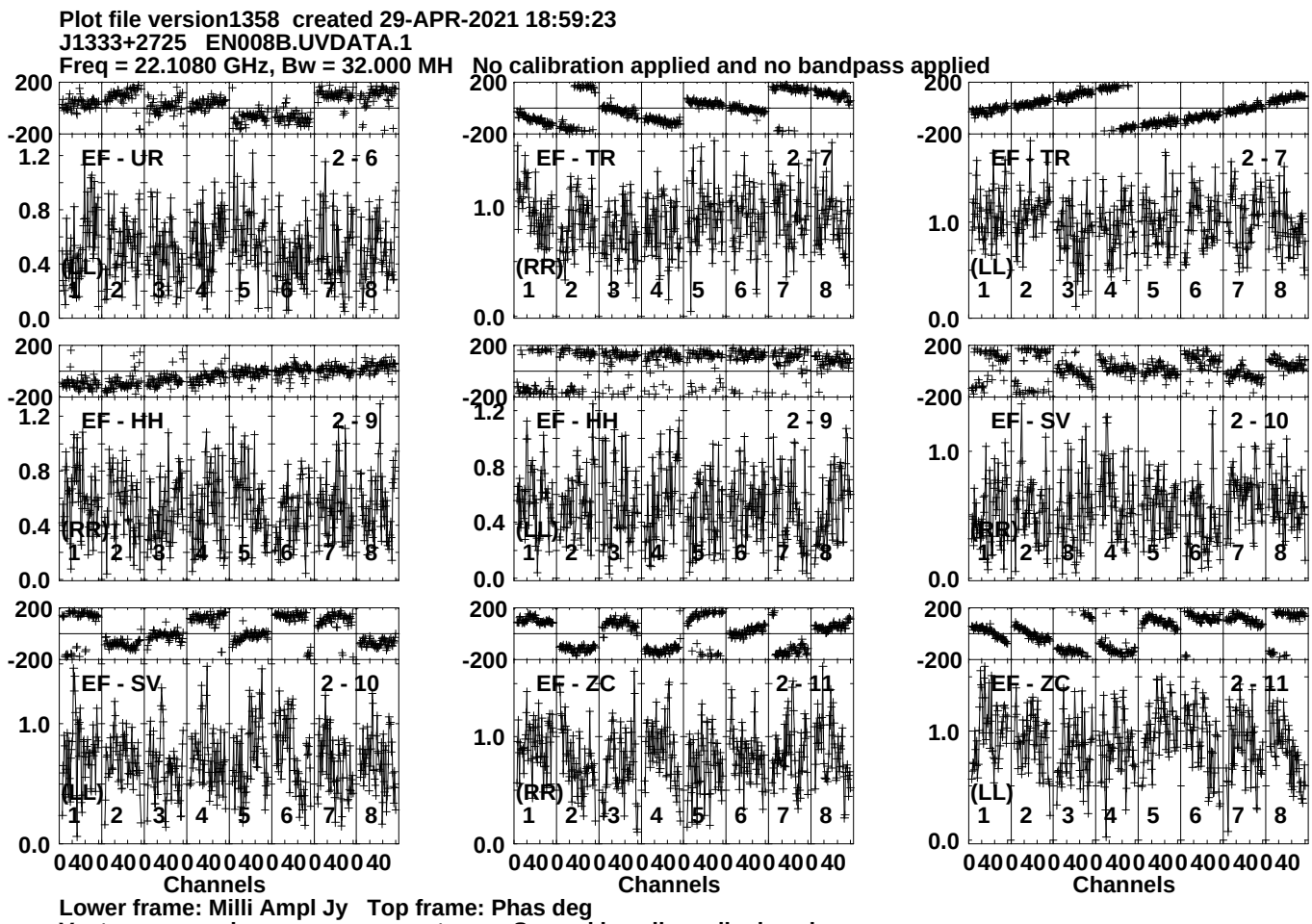
Plot file version1358 created 29-APR-2021 18:59:23
J1333+2725 EN008B.UVDATA.1
Freq = 22.1080 GHz, Bw = 32.000 MH No calibration applied and no bandpass applied
EF - UR 2 - 6
(LL)
EF - TR 2 - 7
(RR)
EF - TR 2 - 7
(LL)
EF - HH 2 - 9
(RR)
EF - HH 2 - 9
(LL)
EF - SV 2 - 10
(RR)
EF - SV 2 - 10
(LL)
EF - ZC 2 - 11
(RR)
EF - ZC 2 - 11
(LL)
Channels
Lower frame: Milli Ampl Jy Top frame: Phas deg
Vector averaged cross-power spectrum Several baselines displayed
Timerange: 01/01:32:11 to 01/01:33:09

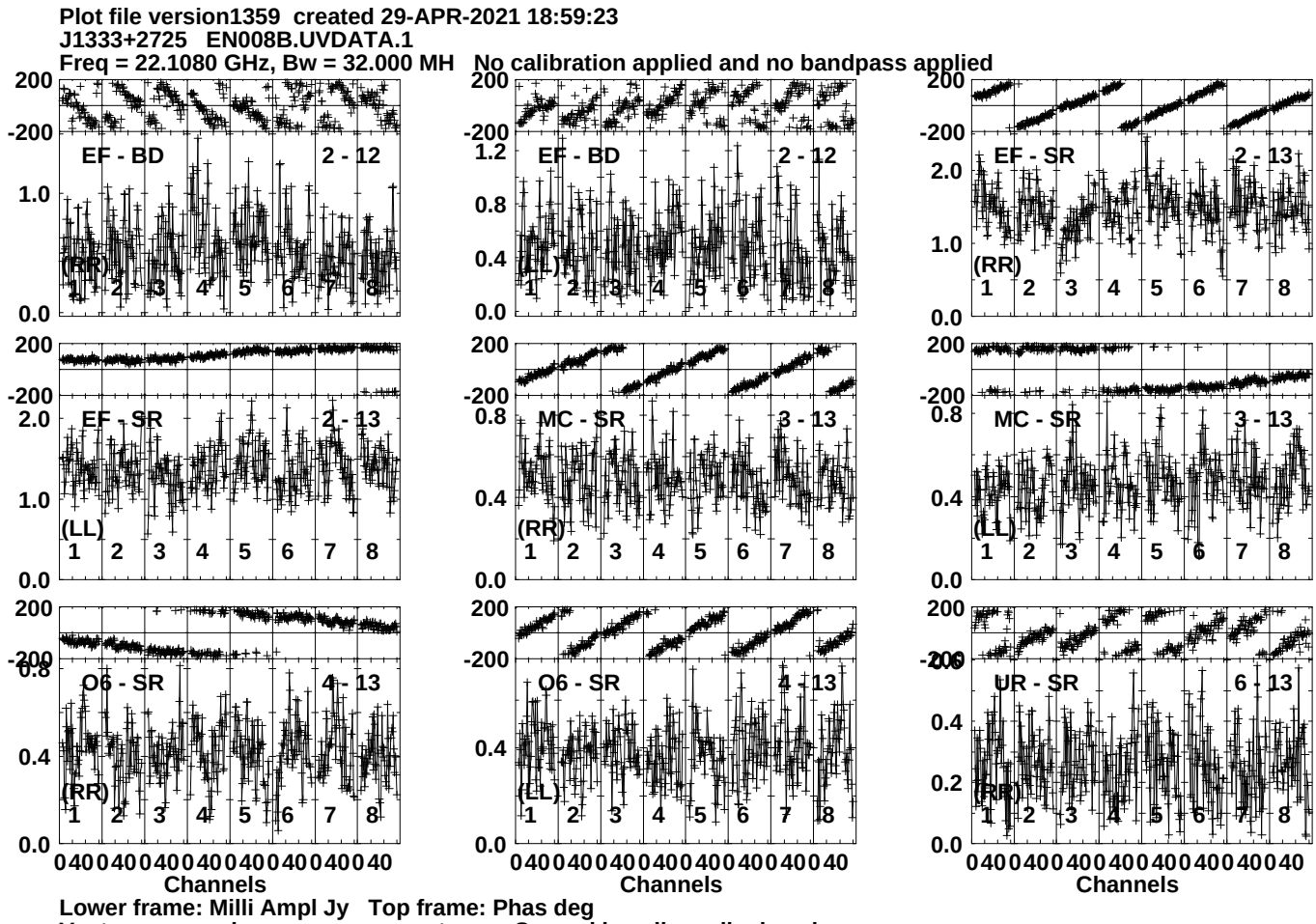
Plot file version1359 created 29-APR-2021 18:59:23
J1333+2725 EN008B.UVDATA.1
Freq = 22.1080 GHz, Bw = 32.000 MH No calibration applied and no bandpass applied
EF - BD 2 - 12
(RR)
EF - BD 2 - 12
(LL)
EF - SR 2 - 13
(RR)
EF - SR 2 - 13
(LL)
MC - SR 3 - 13
(RR)
MC - SR 3 - 13
(LL)
O6 - SR 4 - 13
(RR)
O6 - SR 4 - 13
(LL)
UR - SR 6 - 13
(RR)
Channels
Channels
Channels
Lower frame: Milli Ampl Jy Top frame: Phas deg
Vector averaged cross-power spectrum Several baselines displayed
Timerange: 01/01:32:11 to 01/01:33:09

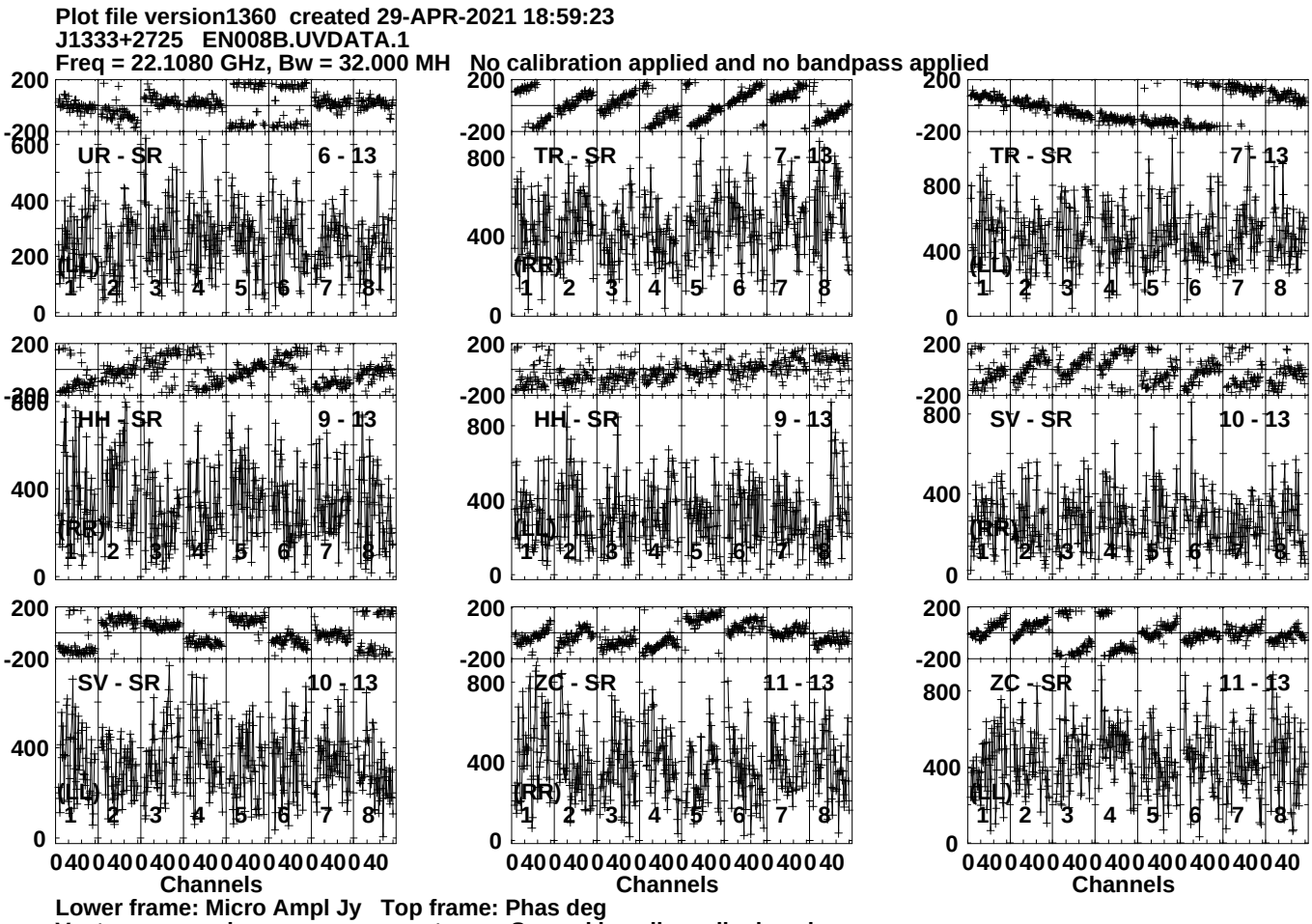
Plot file version1360 created 29-APR-2021 18:59:23
J1333+2725 EN008B.UVDATA.1
Freq = 22.1080 GHz, Bw = 32.000 MH No calibration applied and no bandpass applied
UR - SR 6 - 13
(LL)
TR - SR 7 - 13
(RR)
TR - SR 7 - 13
(LL)
HH - SR 9 - 13
(RR)
HH - SR 9 - 13
(LL)
SV - SR 10 - 13
(RR)
SV - SR 10 - 13
(LL)
ZC - SR 11 - 13
(RR)
ZC - SR 11 - 13
(LL)
Channels
Channels
Channels
Lower frame: Micro Ampl Jy Top frame: Phas deg
Vector averaged cross-power spectrum Several baselines displayed
Timerange: 01/01:32:11 to 01/01:33:09

Plot file version1361 created 29-APR-2021 18:59:23
J1333+2725 EN008B.UVDATA.1
Freq = 22.1080 GHz, Bw = 32.000 MH No calibration applied and no bandpass applied

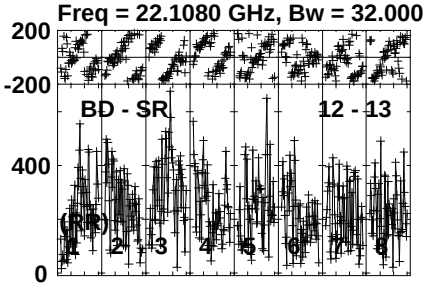

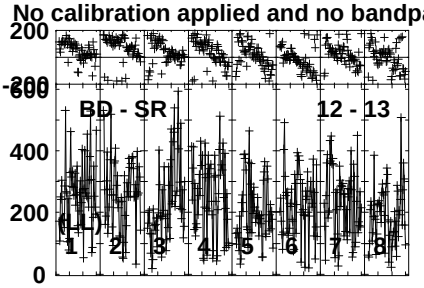

Lower frame: Micro Ampl Jy Top frame: Phas deg
Vector averaged cross-power spectrum Several baselines displayed
Timerange: 01/01:32:11 to 01/01:33:09

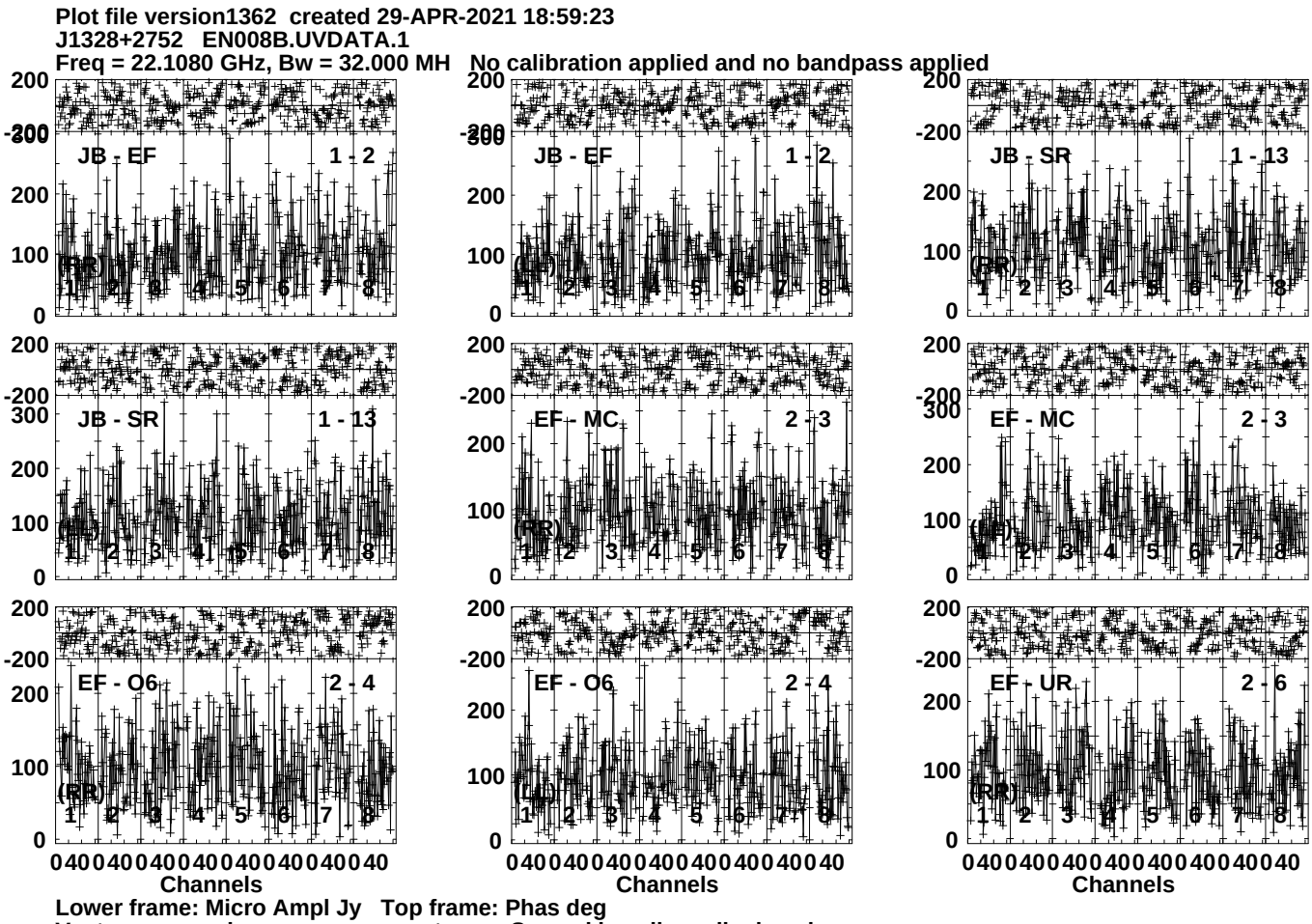
Plot file version1362 created 29-APR-2021 18:59:23
J1328+2752 EN008B.UVDATA.1
Freq = 22.1080 GHz, Bw = 32.000 MH No calibration applied and no bandpass applied
JB - EF 1 - 2
JB - EF 1 - 2
JB - SR 1 - 13
JB - SR 1 - 13
EF - MC 2 - 3
EF - MC 2 - 3
EF - O6 2 - 4
EF - O6 2 - 4
EF - UR 2 - 6
(RR)
Channels
Lower frame: Micro Ampl Jy Top frame: Phas deg
Vector averaged cross-power spectrum Several baselines displayed
Timerange: 01/01:33:51 to 01/01:35:49

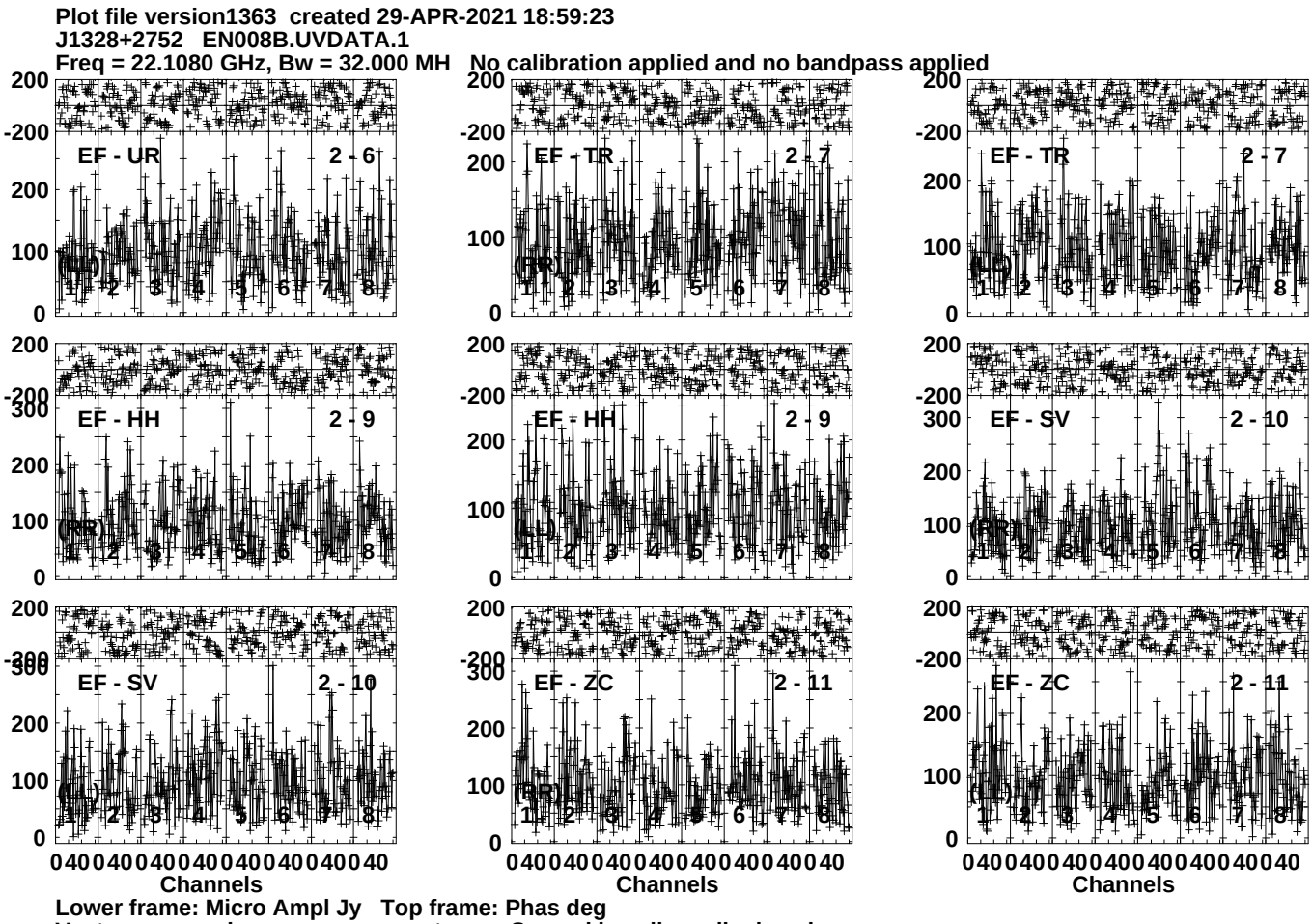
Plot file version1363 created 29-APR-2021 18:59:23
J1328+2752 EN008B.UVDATA.1
Freq = 22.1080 GHz, Bw = 32.000 MH No calibration applied and no bandpass applied
EF - UR 2 - 6
EF - TR 2 - 7
EF - TR 2 - 7
EF - HH 2 - 9
EF - HH 2 - 9
EF - SV 2 - 10
EF - SV 2 - 10
EF - ZC 2 - 11
EF - ZC 2 - 11
(RR)
(LL)
Channels
Lower frame: Micro Ampl Jy Top frame: Phas deg
Vector averaged cross-power spectrum Several baselines displayed
Timerange: 01/01:33:51 to 01/01:35:49

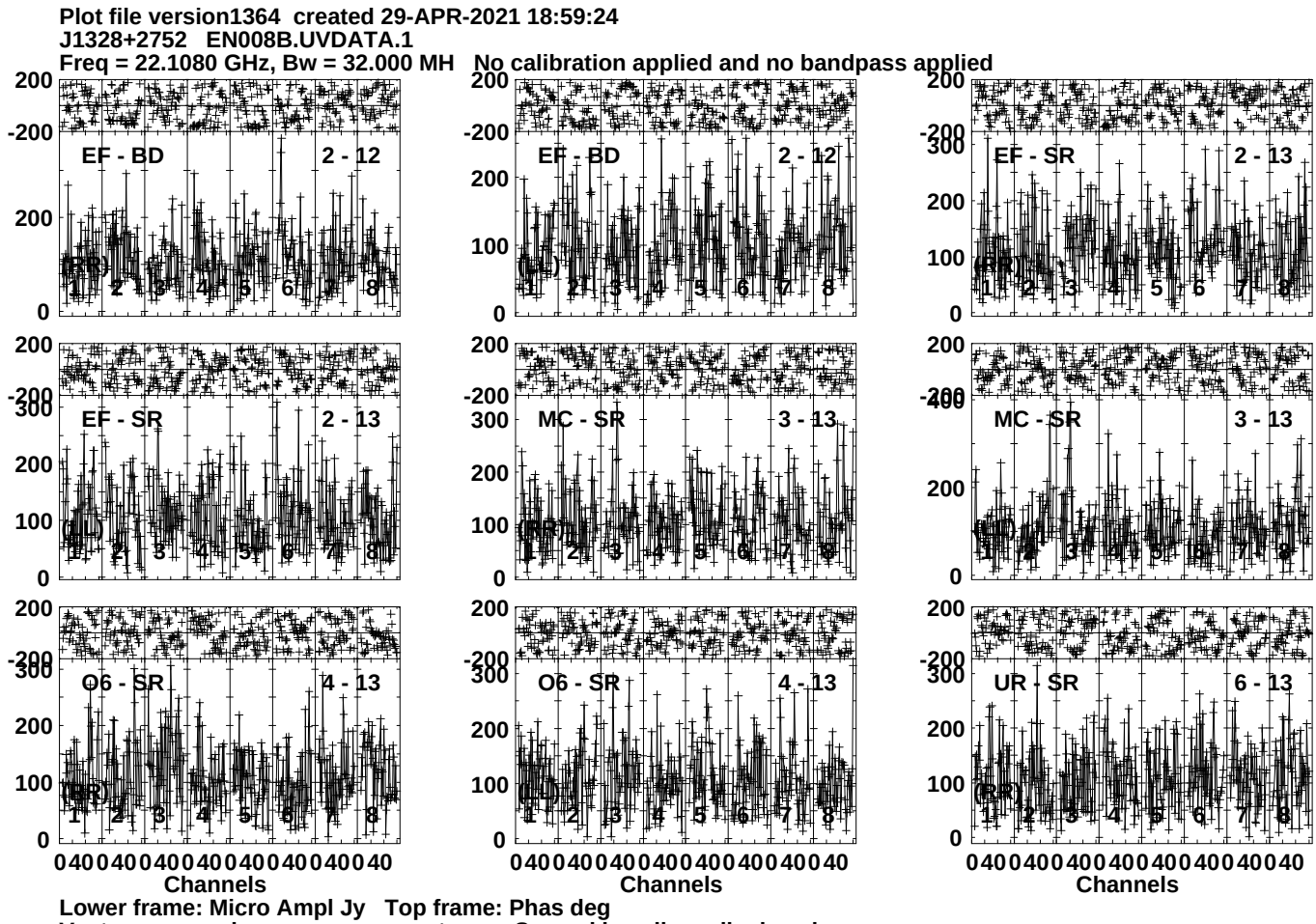
Plot file version1364 created 29-APR-2021 18:59:24
J1328+2752 EN008B.UVDATA.1
Freq = 22.1080 GHz, Bw = 32.000 MH No calibration applied and no bandpass applied
EF - BD 2 - 12
EF - BD 2 - 12
EF - SR 2 - 13
EF - SR 2 - 13
MC - SR 3 - 13
MC - SR 3 - 13
O6 - SR 4 - 13
O6 - SR 4 - 13
UR - SR 6 - 13
(RR)
(LL)
Channels
Lower frame: Micro Ampl Jy Top frame: Phas deg
Vector averaged cross-power spectrum Several baselines displayed
Timerange: 01/01:33:51 to 01/01:35:49

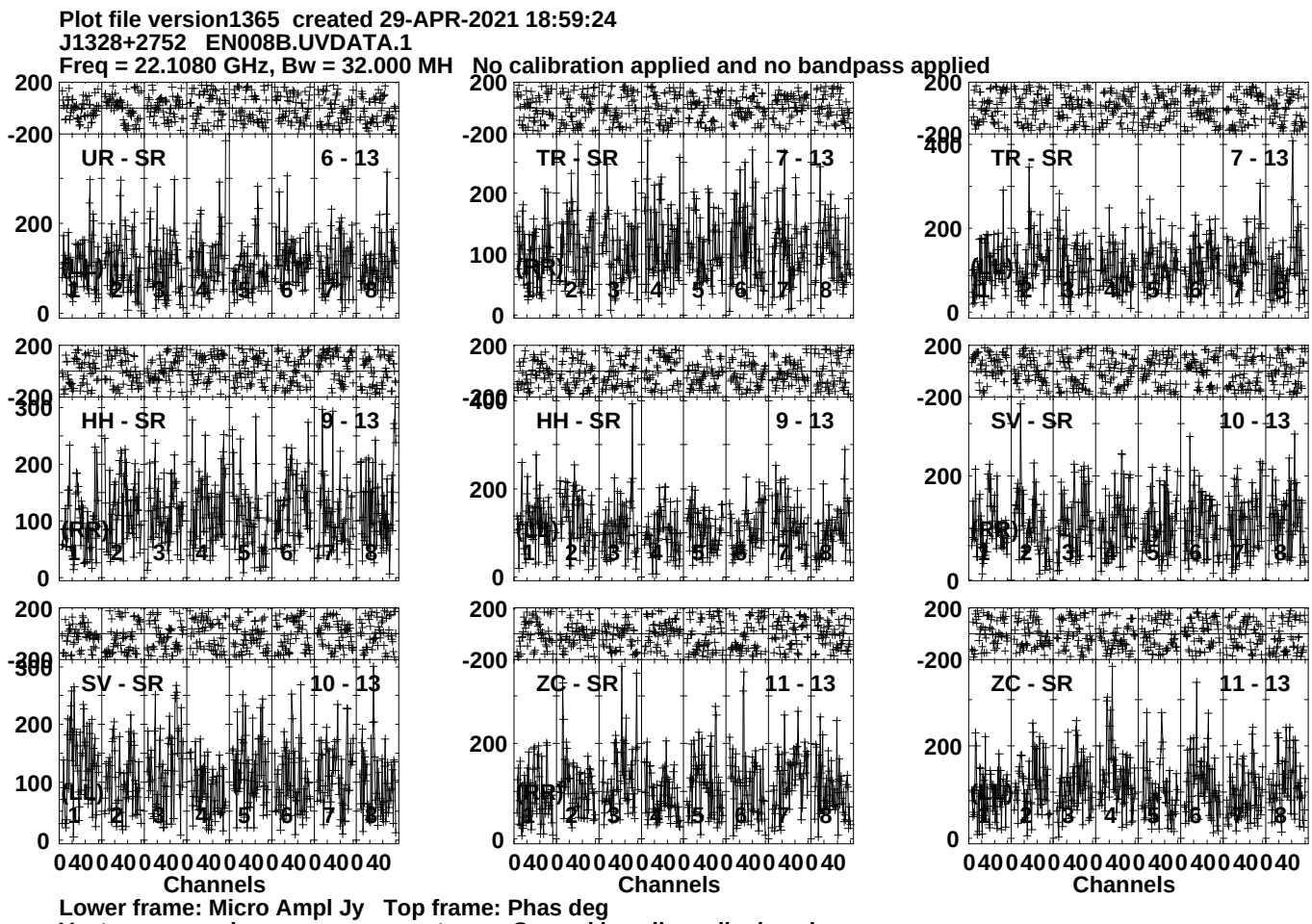
Plot file version1365 created 29-APR-2021 18:59:24
J1328+2752 EN008B.UVDATA.1
Freq = 22.1080 GHz, Bw = 32.000 MH No calibration applied and no bandpass applied
UR - SR
6 - 13
TR - SR
7 - 13
TR - SR
7 - 13
HH - SR
9 - 13
HH - SR
9 - 13
SV - SR
10 - 13
SV - SR
10 - 13
ZC - SR
11 - 13
ZC - SR
11 - 13
(RR)
(LL)
Channels
Lower frame: Micro Ampl Jy Top frame: Phas deg
Vector averaged cross-power spectrum Several baselines displayed
Timerange: 01/01:33:51 to 01/01:35:49

Plot file version1366 created 29-APR-2021 18:59:24
J1328+2752 EN008B.UVDATA.1
Freq = 22.1080 GHz, Bw = 32.000 MH No calibration applied and no bandpass applied

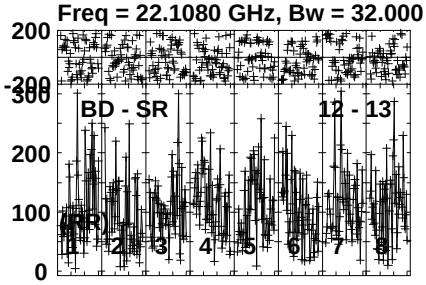

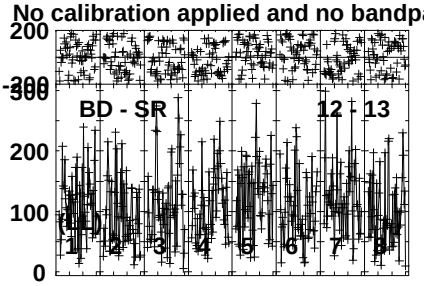

Lower frame: Micro Ampl Jy Top frame: Phas deg
Vector averaged cross-power spectrum Several baselines displayed
Timerange: 01/01:33:51 to 01/01:35:49

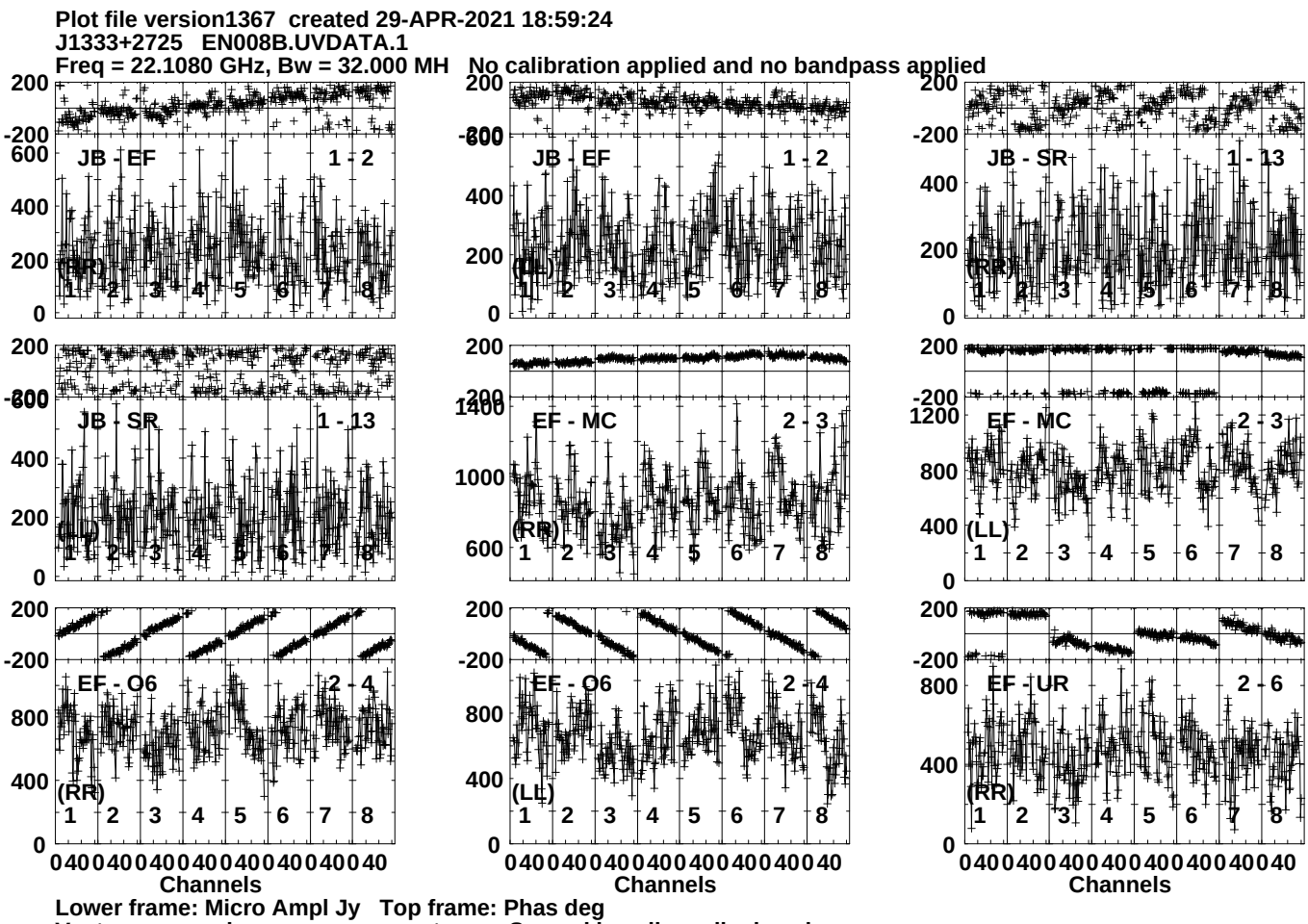
Plot file version1367 created 29-APR-2021 18:59:24
J1333+2725 EN008B.UVDATA.1
Freq = 22.1080 GHz, Bw = 32.000 MH No calibration applied and no bandpass applied
JB - EF
1 - 2
JB - SR
1 - 13
EF - MC
2 - 3
EF - O6
2 - 4
EF - UR
2 - 6
(RR)
(LL)
Channels
Lower frame: Micro Ampl Jy Top frame: Phas deg
Vector averaged cross-power spectrum Several baselines displayed
Timerange: 01/01:36:21 to 01/01:37:19

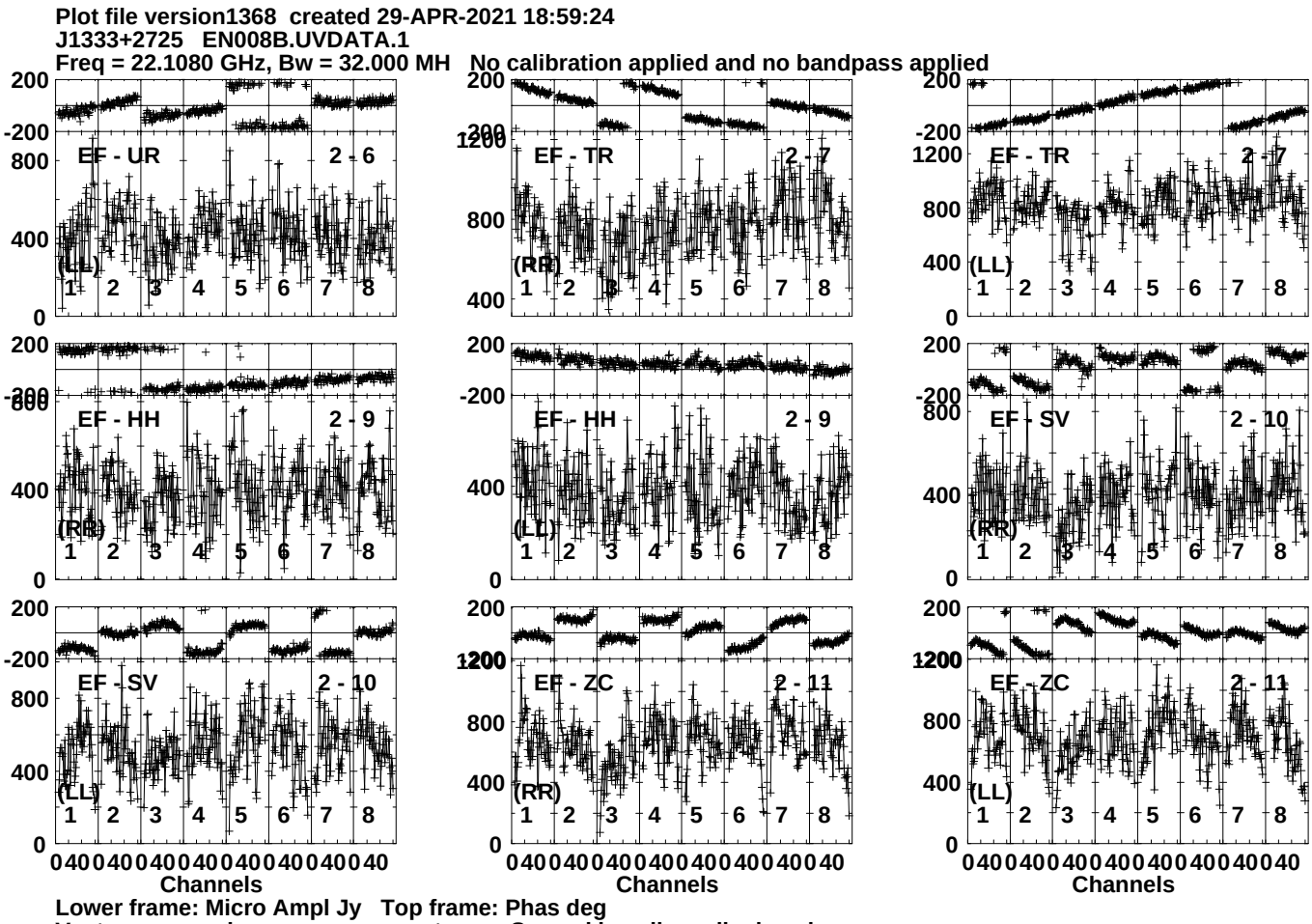
Plot file version1368 created 29-APR-2021 18:59:24
J1333+2725 EN008B.UVDATA.1
Freq = 22.1080 GHz, Bw = 32.000 MH No calibration applied and no bandpass applied
EF - UR 2 - 6
EF - TR 2 - 7
EF - TR 2 - 7
EF - HH 2 - 9
EF - HH 2 - 9
EF - SV 2 - 10
EF - SV 2 - 10
EF - ZC 2 - 11
EF - ZC 2 - 11
(LL)
(RR)
(LL)
(RR)
(LL)
(RR)
(LL)
(RR)
(LL)
1 2 3 4 5 6 7 8
200
-200
800
400
0
1200
Channels
Lower frame: Micro Ampl Jy Top frame: Phas deg
Vector averaged cross-power spectrum Several baselines displayed
Timerange: 01/01:36:21 to 01/01:37:19

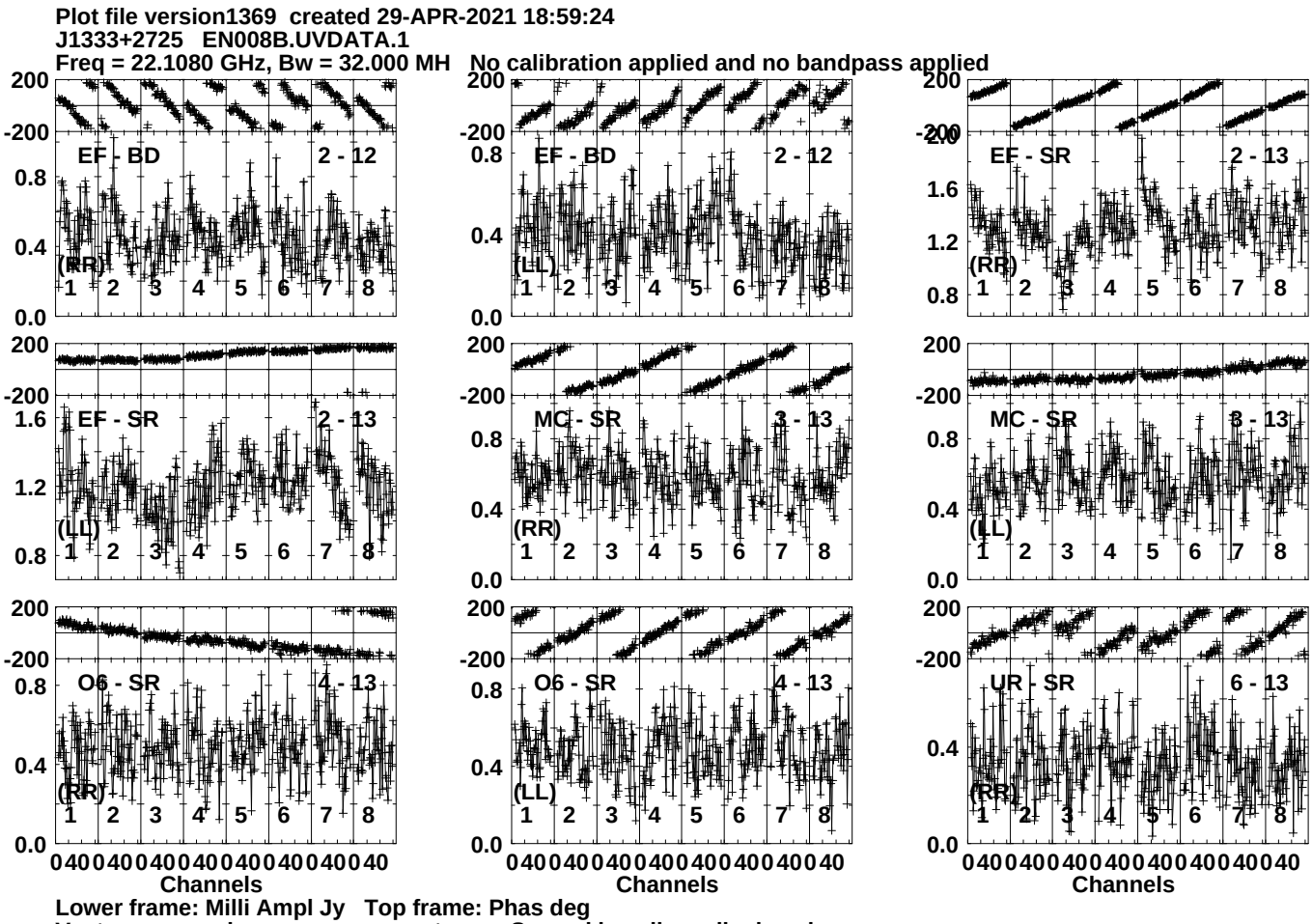
Plot file version1369 created 29-APR-2021 18:59:24
J1333+2725 EN008B.UVDATA.1
Freq = 22.1080 GHz, Bw = 32.000 MH No calibration applied and no bandpass applied
EF - BD 2 - 12 (RR)
EF - BD 2 - 12 (LL)
EF - SR 2 - 13 (RR)
EF - SR 2 - 13 (LL)
MC - SR 3 - 13 (RR)
MC - SR 3 - 13 (LL)
O6 - SR 4 - 13 (RR)
O6 - SR 4 - 13 (LL)
UR - SR 6 - 13 (RR)
Channels
Lower frame: Milli Ampl Jy Top frame: Phas deg
Vector averaged cross-power spectrum Several baselines displayed
Timerange: 01/01:36:21 to 01/01:37:19

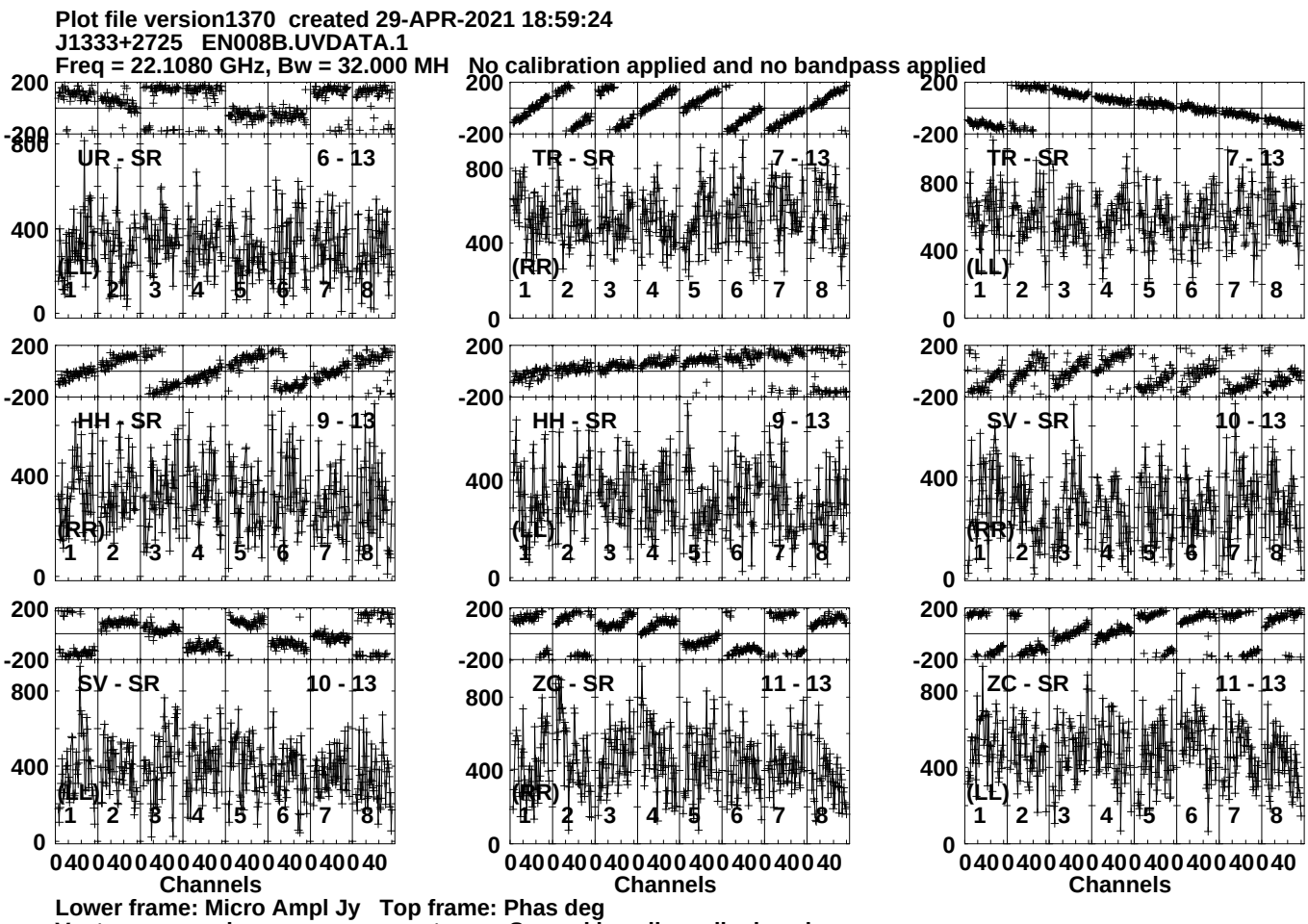
Plot file version1370 created 29-APR-2021 18:59:24
J1333+2725 EN008B.UVDATA.1
Freq = 22.1080 GHz, Bw = 32.000 MH No calibration applied and no bandpass applied
UR - SR 6 - 13
(LL)
TR - SR 7 - 13
(RR)
TR - SR 7 - 13
(LL)
HH - SR 9 - 13
(RR)
HH - SR 9 - 13
(LL)
SV - SR 10 - 13
(RR)
SV - SR 10 - 13
(LL)
ZC - SR 11 - 13
(RR)
ZC - SR 11 - 13
(LL)
200
-200
800
400
0
1 2 3 4 5 6 7 8
0 40 0 40 0 40 0 40 0 40 0 40 0 40 0 40
Channels
Lower frame: Micro Ampl Jy Top frame: Phas deg
Vector averaged cross-power spectrum Several baselines displayed
Timerange: 01/01:36:21 to 01/01:37:19

Plot file version1371 created 29-APR-2021 18:59:24
J1333+2725 EN008B.UVDATA.1
Freq = 22.1080 GHz, Bw = 32.000 MH No calibration applied and no bandpass applied

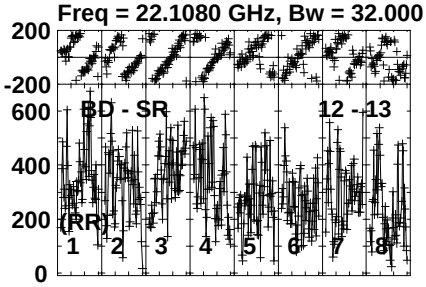

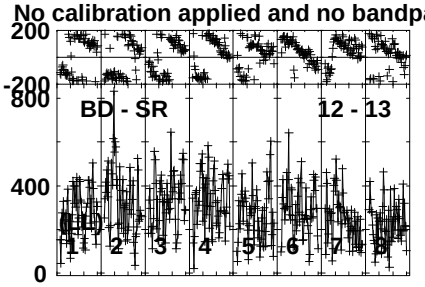

Lower frame: Micro Ampl Jy Top frame: Phas deg
Vector averaged cross-power spectrum Several baselines displayed
Timerange: 01/01:36:21 to 01/01:37:19

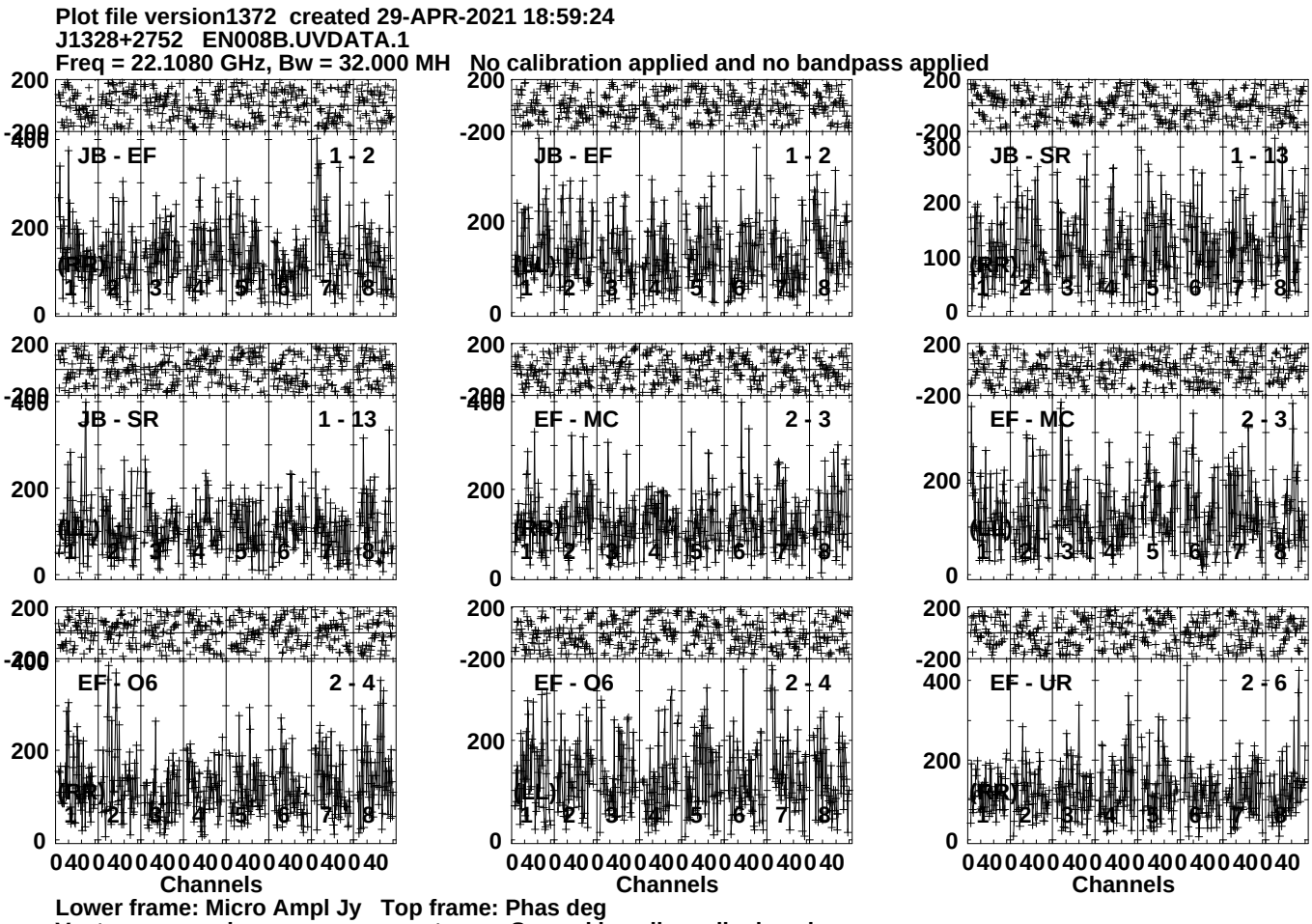
Plot file version1372 created 29-APR-2021 18:59:24
J1328+2752 EN008B.UVDATA.1
Freq = 22.1080 GHz, Bw = 32.000 MH No calibration applied and no bandpass applied
JB - EF 1 - 2
JB - EF 1 - 2
JB - SR 1 - 13
JB - SR 1 - 13
EF - MC 2 - 3
EF - MC 2 - 3
EF - O6 2 - 4
EF - O6 2 - 4
EF - UR 2 - 6
Channels
Channels
Channels
Lower frame: Micro Ampl Jy Top frame: Phas deg
Vector averaged cross-power spectrum Several baselines displayed
Timerange: 01/01:37:21 to 01/01:39:19

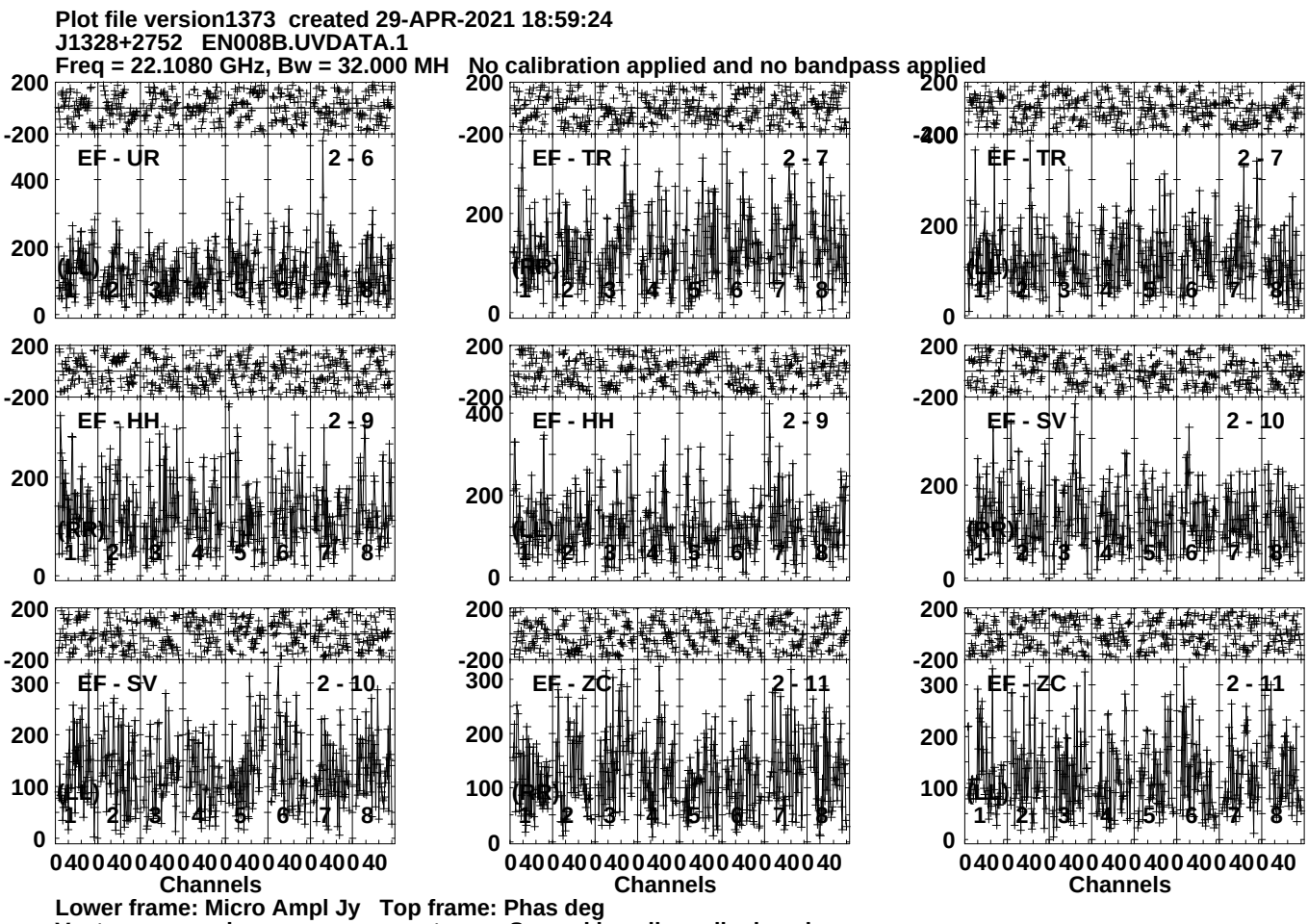
Plot file version1373 created 29-APR-2021 18:59:24
J1328+2752 EN008B.UVDATA.1
Freq = 22.1080 GHz, Bw = 32.000 MH No calibration applied and no bandpass applied
EF - UR 2 - 6
EF - TR 2 - 7
EF - TR 2 - 7
EF - HH 2 - 9
EF - HH 2 - 9
EF - SV 2 - 10
EF - SV 2 - 10
EF - ZC 2 - 11
EF - ZC 2 - 11
Channels
Channels
Channels
Lower frame: Micro Ampl Jy Top frame: Phas deg
Vector averaged cross-power spectrum Several baselines displayed
Timerange: 01/01:37:21 to 01/01:39:19

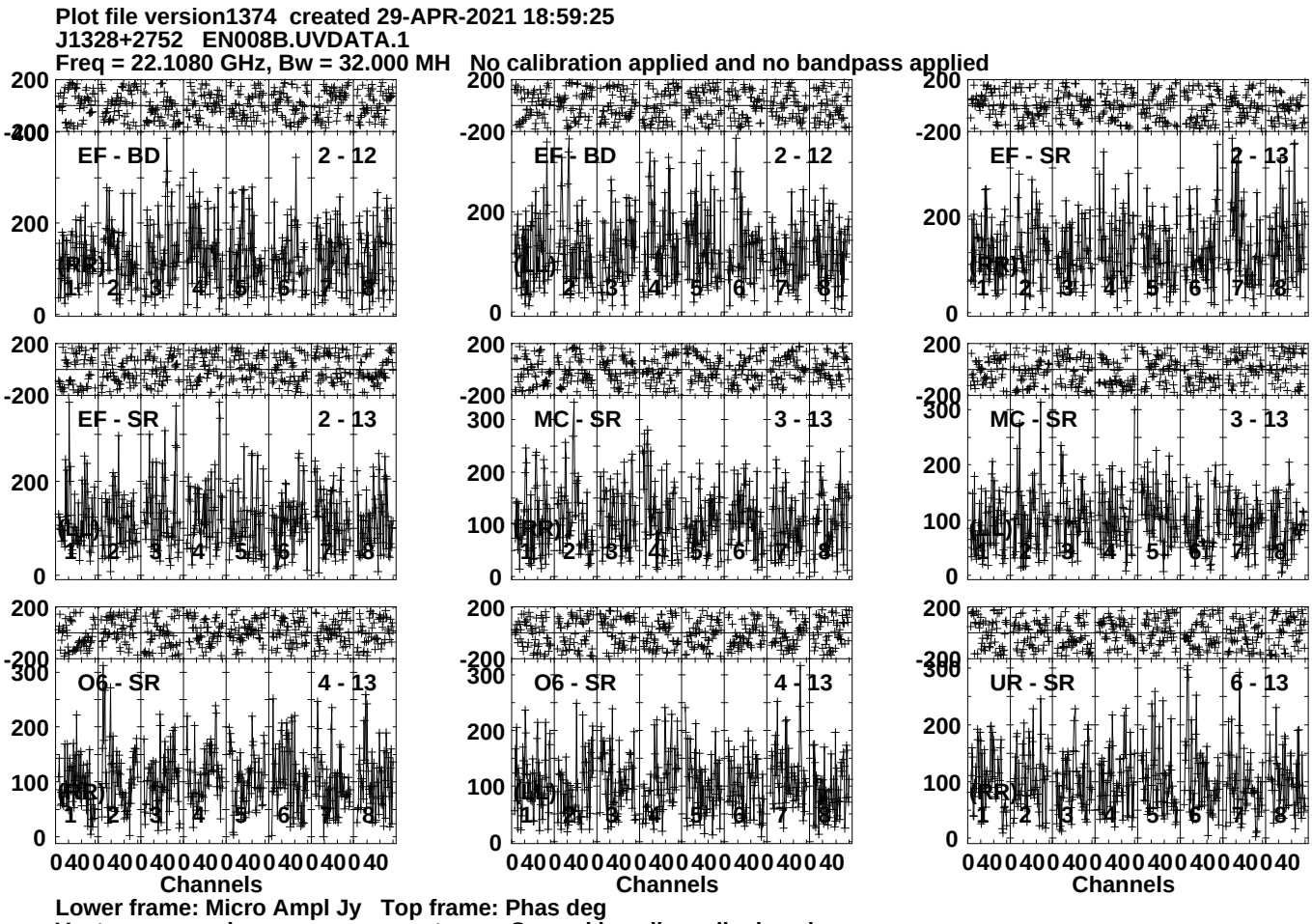
Plot file version1374 created 29-APR-2021 18:59:25
J1328+2752 EN008B.UVDATA.1
Freq = 22.1080 GHz, Bw = 32.000 MH No calibration applied and no bandpass applied
EF - BD 2 - 12
EF - BD 2 - 12
EF - SR 2 - 13
EF - SR 2 - 13
MC - SR 3 - 13
MC - SR 3 - 13
O6 - SR 4 - 13
O6 - SR 4 - 13
UR - SR 6 - 13
(RR)
(LL)
Channels
Lower frame: Micro Ampl Jy Top frame: Phas deg
Vector averaged cross-power spectrum Several baselines displayed
Timerange: 01/01:37:21 to 01/01:39:19

Plot file version1375 created 29-APR-2021 18:59:25
J1328+2752 EN008B.UVDATA.1
Freq = 22.1080 GHz, Bw = 32.000 MH No calibration applied and no bandpass applied

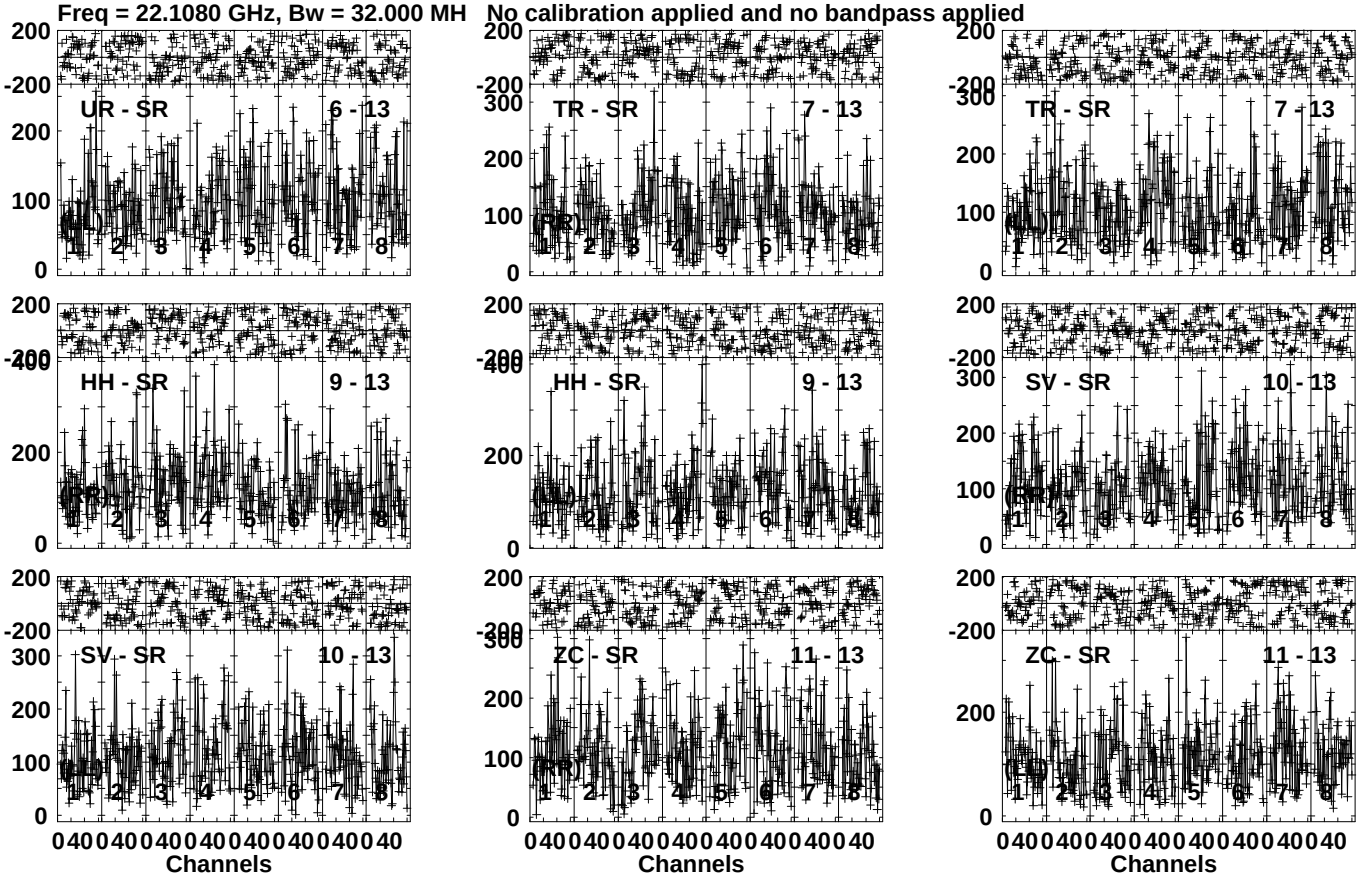

Lower frame: Micro Ampl Jy Top frame: Phas deg
Vector averaged cross-power spectrum Several baselines displayed
Timerange: 01/01:37:21 to 01/01:39:19

Plot file version1376 created 29-APR-2021 18:59:25
J1328+2752 EN008B.UVDATA.1
Freq = 22.1080 GHz, Bw = 32.000 MH No calibration applied and no bandpass applied

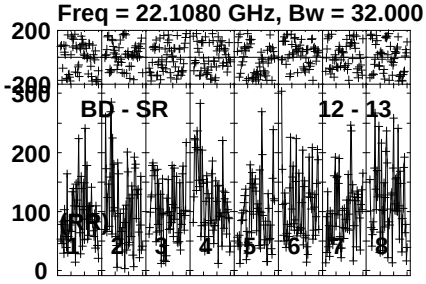

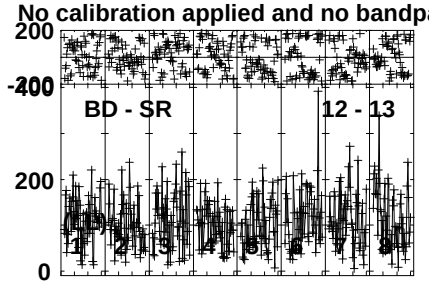

Lower frame: Micro Ampl Jy Top frame: Phas deg
Vector averaged cross-power spectrum Several baselines displayed
Timerange: 01/01:37:21 to 01/01:39:19

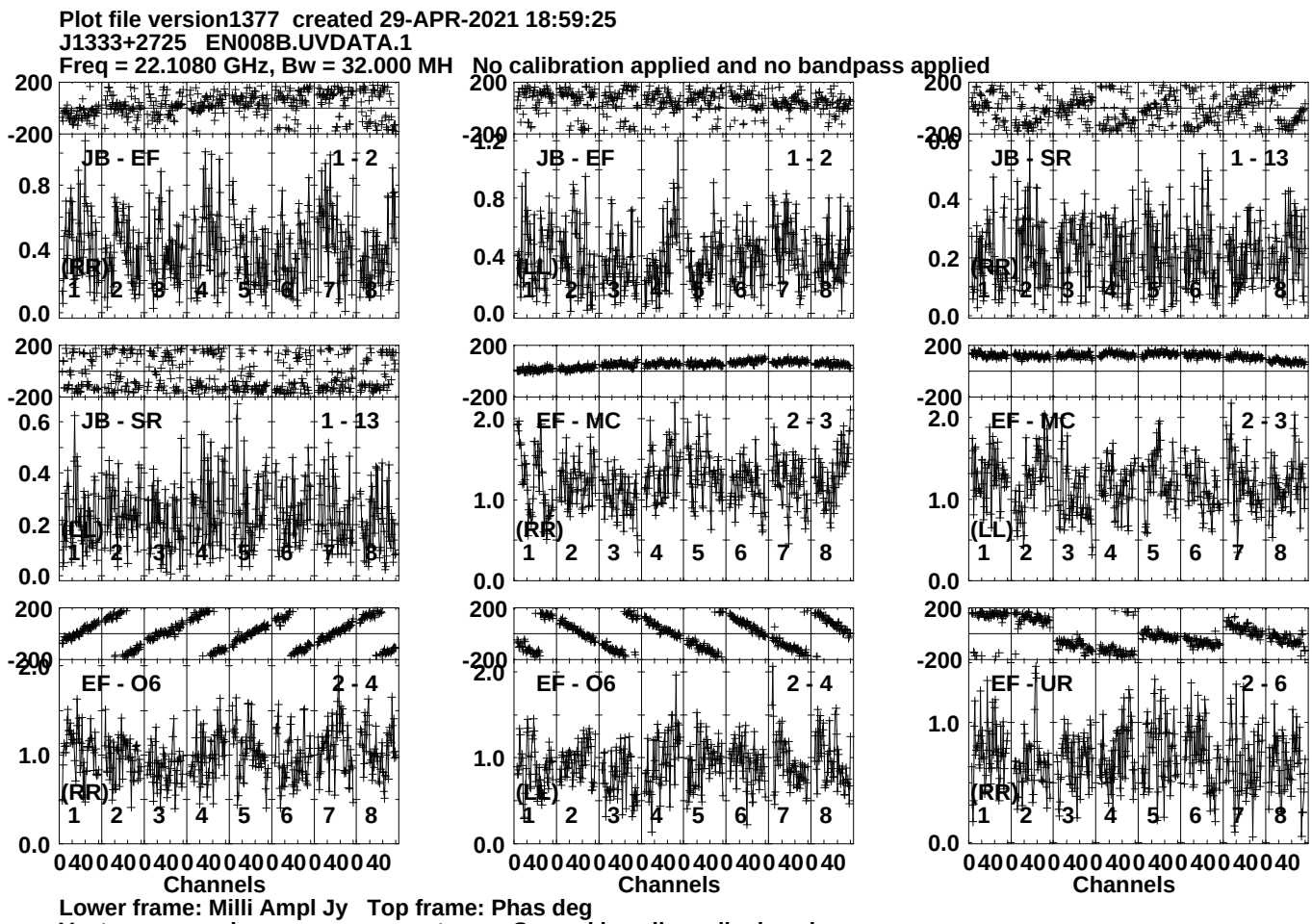
Plot file version1377 created 29-APR-2021 18:59:25
J1333+2725 EN008B.UVDATA.1
Freq = 22.1080 GHz, Bw = 32.000 MH No calibration applied and no bandpass applied
JB - EF 1 - 2
JB - SR 1 - 13
EF - MC 2 - 3
EF - O6 2 - 4
EF - UR 2 - 6
(RR)
(LL)
Channels
Lower frame: Milli Ampl Jy Top frame: Phas deg
Vector averaged cross-power spectrum Several baselines displayed
Timerange: 01/01:39:21 to 01/01:40:19

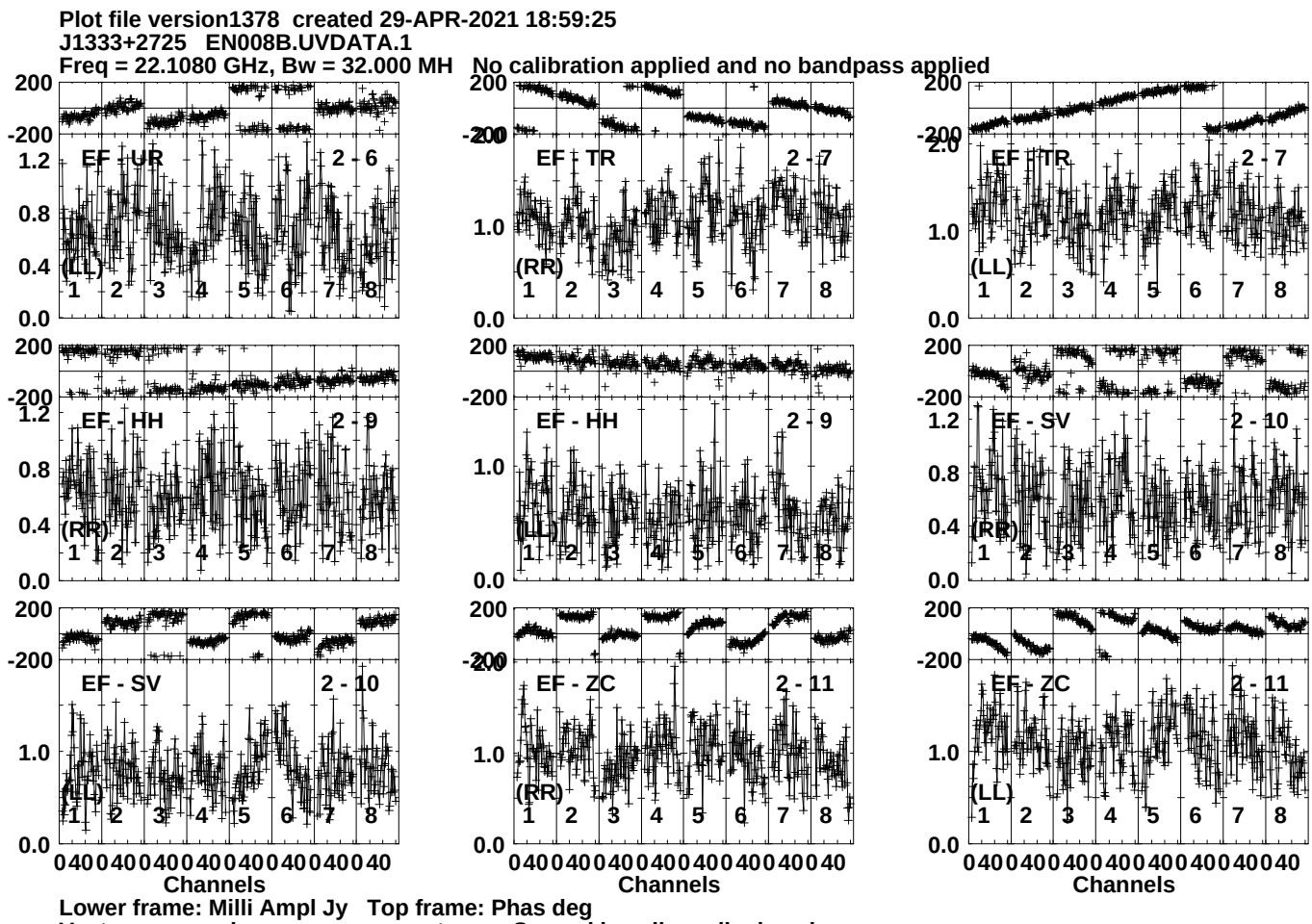
Plot file version1378 created 29-APR-2021 18:59:25
J1333+2725 EN008B.UVDATA.1
Freq = 22.1080 GHz, Bw = 32.000 MH No calibration applied and no bandpass applied
EF - UR
2 - 6
(LL)
EF - TR
2 - 7
(RR)
EF - TR
2 - 7
(LL)
EF - HH
2 - 9
(RR)
EF - HH
2 - 9
(LL)
EF - SV
2 - 10
(RR)
EF - SV
2 - 10
(LL)
EF - ZC
2 - 11
(RR)
EF - ZC
2 - 11
(LL)
Channels
Channels
Channels
Lower frame: Milli Ampl Jy Top frame: Phas deg
Vector averaged cross-power spectrum Several baselines displayed
Timerange: 01/01:39:21 to 01/01:40:19

Plot file version1379 created 29-APR-2021 18:59:25
J1333+2725 EN008B.UVDATA.1
Freq = 22.1080 GHz, Bw = 32.000 MH No calibration applied and no bandpass applied

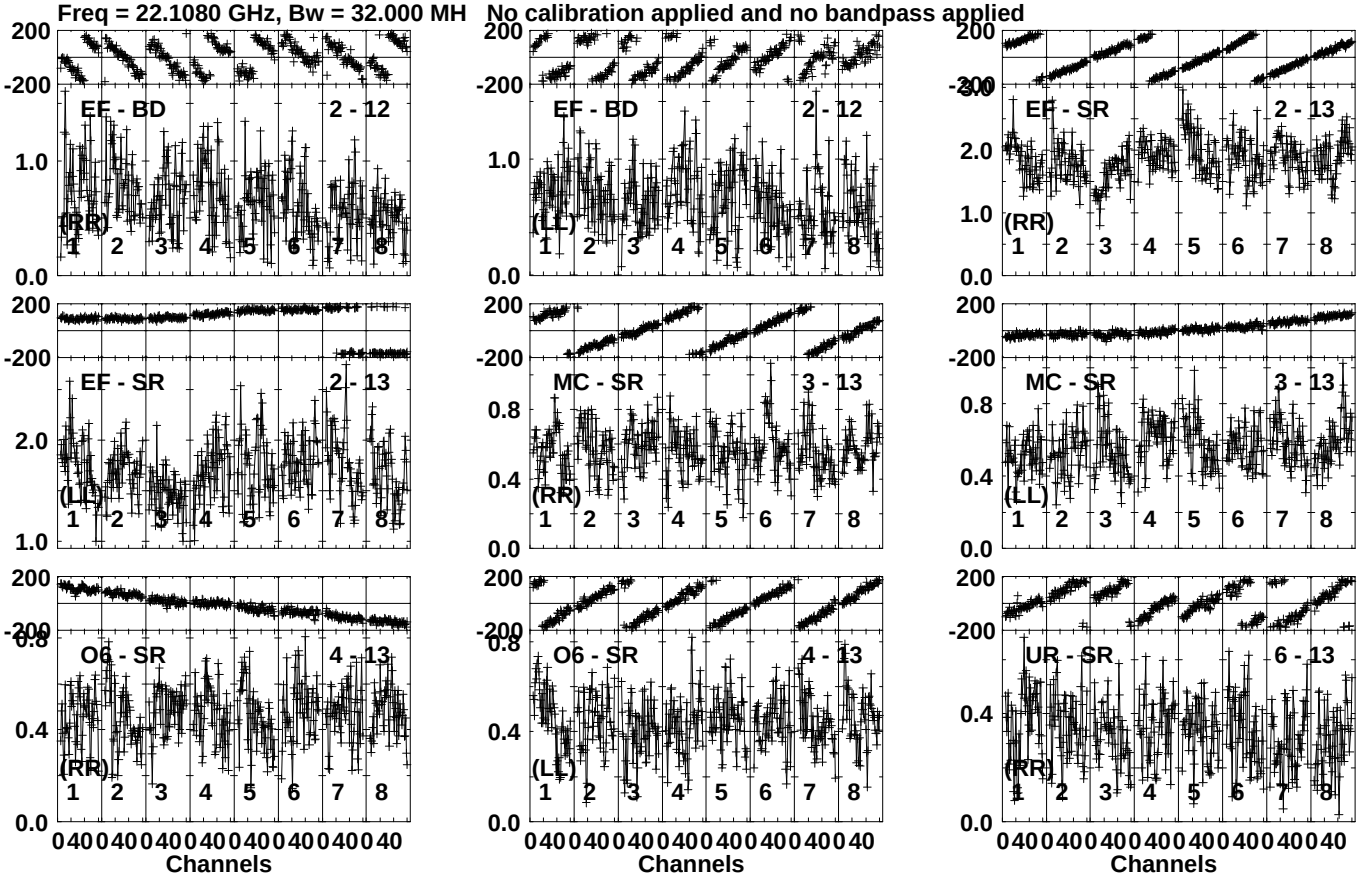

Lower frame: Milli Ampl Jy Top frame: Phas deg
Vector averaged cross-power spectrum Several baselines displayed
Timerange: 01/01:39:21 to 01/01:40:19

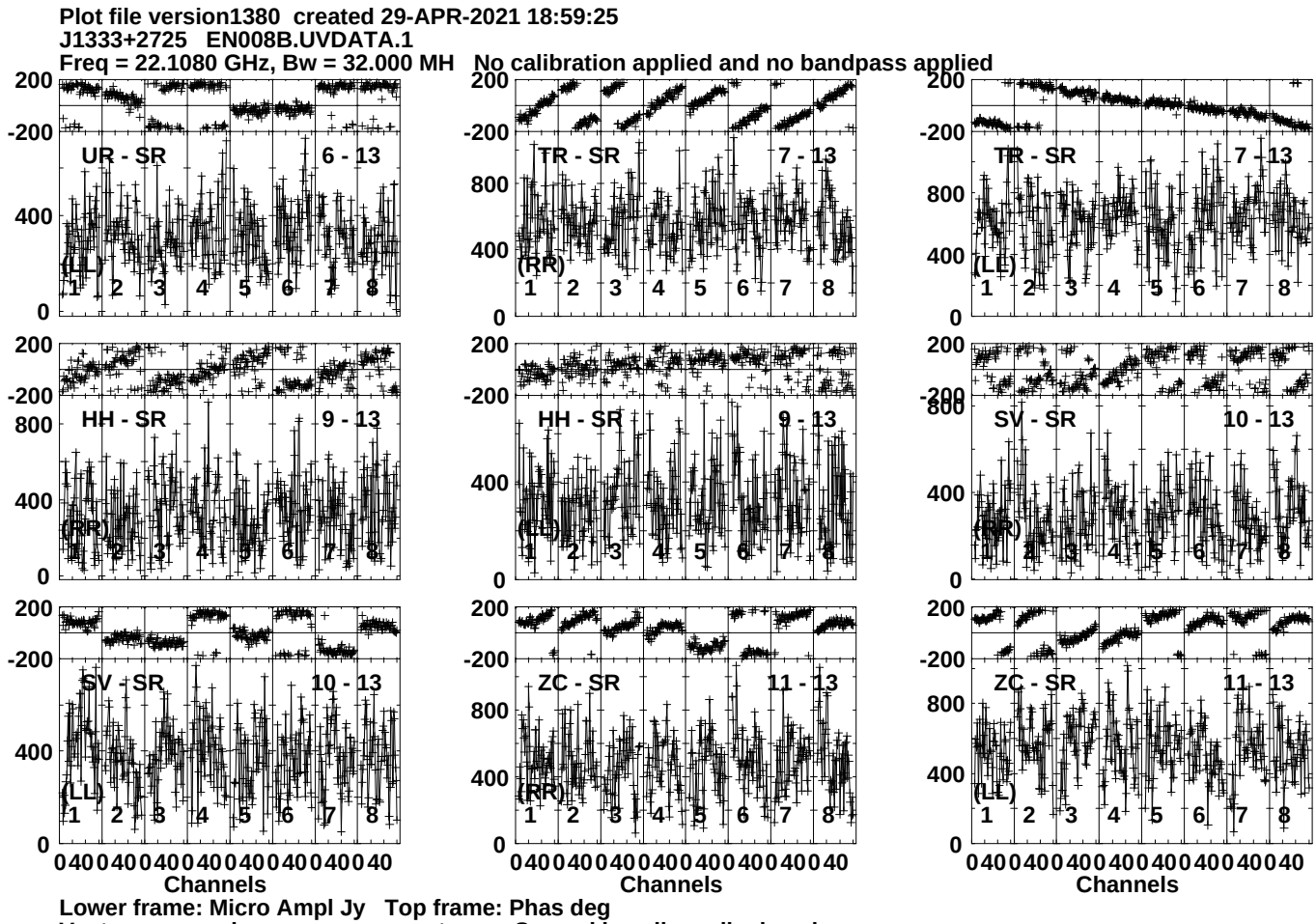
Plot file version1380 created 29-APR-2021 18:59:25
J1333+2725 EN008B.UVDATA.1
Freq = 22.1080 GHz, Bw = 32.000 MH No calibration applied and no bandpass applied
UR - SR 6 - 13
(LL)
TR - SR 7 - 13
(RR)
TR - SR 7 - 13
(LE)
HH - SR 9 - 13
(RR)
HH - SR 9 - 13
(LL)
SV - SR 10 - 13
(RR)
SV - SR 10 - 13
(LL)
ZC - SR 11 - 13
(RR)
ZC - SR 11 - 13
(LL)
Channels
Channels
Channels
Lower frame: Micro Ampl Jy Top frame: Phas deg
Vector averaged cross-power spectrum Several baselines displayed
Timerange: 01/01:39:21 to 01/01:40:19

Plot file version1381 created 29-APR-2021 18:59:25
J1333+2725 EN008B.UVDATA.1
Freq = 22.1080 GHz, Bw = 32.000 MH No calibration applied and no bandpass applied

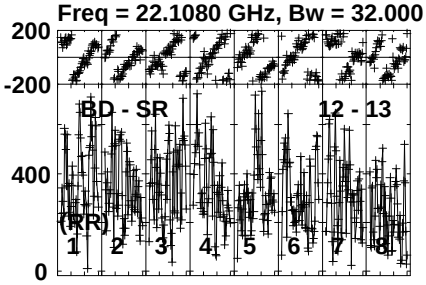

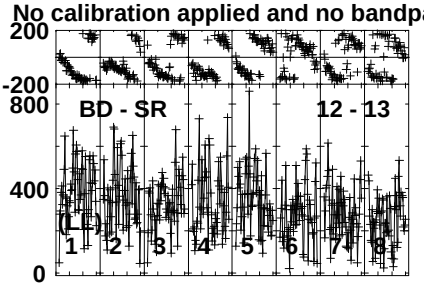

Lower frame: Micro Ampl Jy Top frame: Phas deg
Vector averaged cross-power spectrum Several baselines displayed
Timerange: 01/01:39:21 to 01/01:40:19

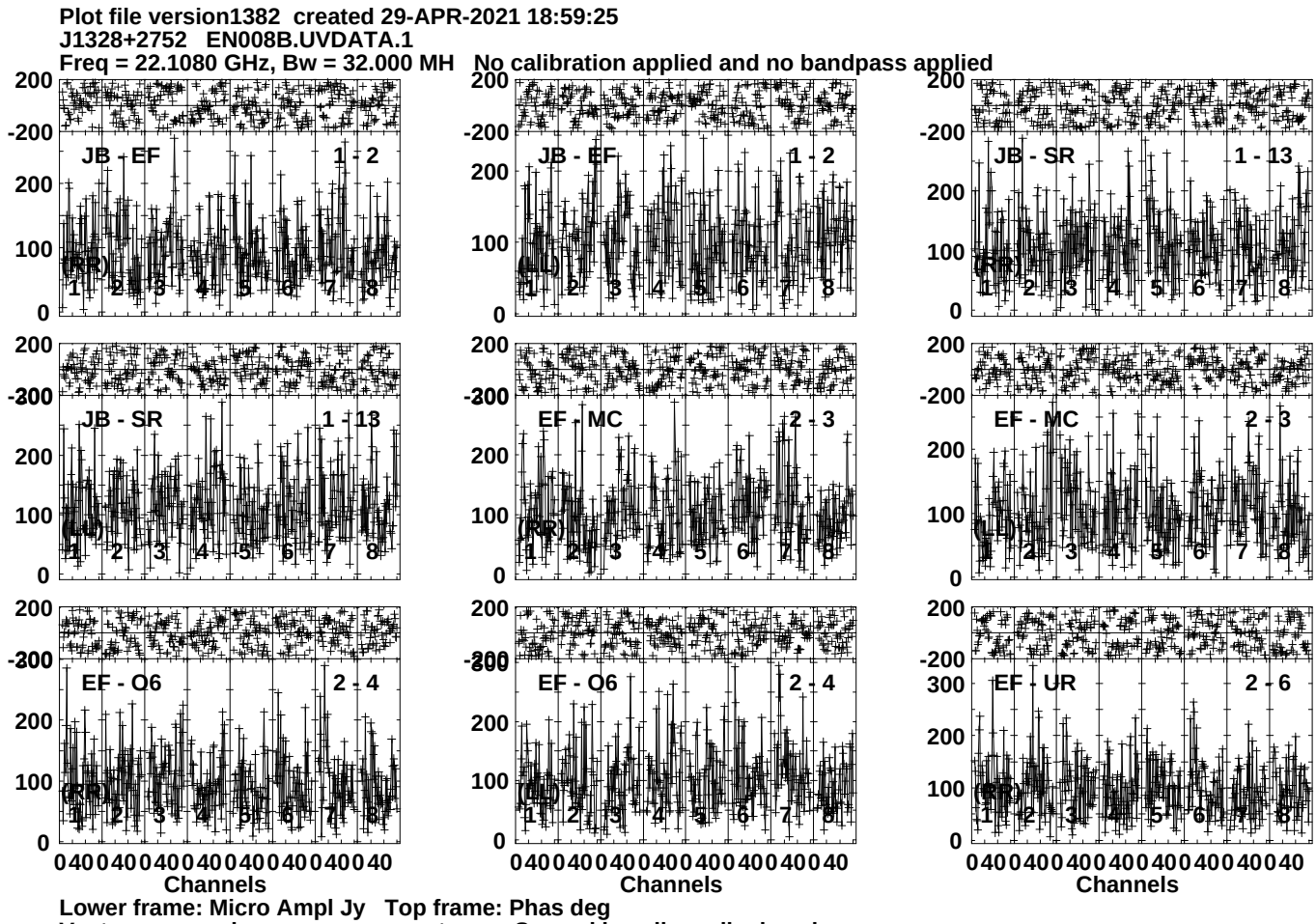
Plot file version1382 created 29-APR-2021 18:59:25
J1328+2752 EN008B.UVDATA.1
Freq = 22.1080 GHz, Bw = 32.000 MH No calibration applied and no bandpass applied
JB - EF 1 - 2
JB - EF 1 - 2
JB - SR 1 - 13
JB - SR 1 - 13
EF - MC 2 - 3
EF - MC 2 - 3
EF - O6 2 - 4
EF - O6 2 - 4
EF - UR 2 - 6
(RR)
(LL)
Channels
Lower frame: Micro Ampl Jy Top frame: Phas deg
Vector averaged cross-power spectrum Several baselines displayed
Timerange: 01/01:41:01 to 01/01:42:59

Plot file version1383 created 29-APR-2021 18:59:26
J1328+2752 EN008B.UVDATA.1
Freq = 22.1080 GHz, Bw = 32.000 MH No calibration applied and no bandpass applied

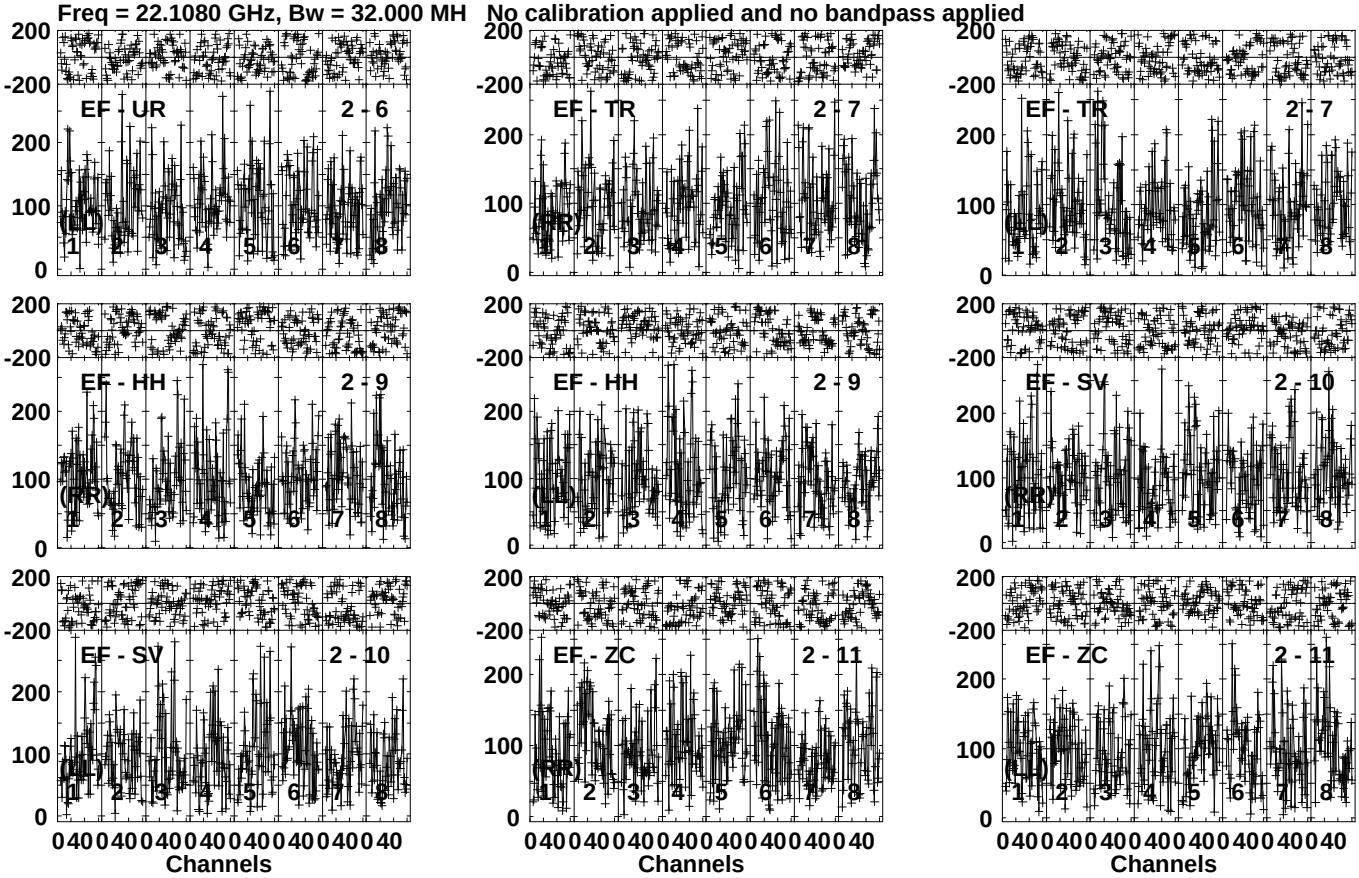

Lower frame: Micro Ampl Jy Top frame: Phas deg
Vector averaged cross-power spectrum Several baselines displayed
Timerange: 01/01:41:01 to 01/01:42:59

Plot file version1384 created 29-APR-2021 18:59:26
J1328+2752 EN008B.UVDATA.1
Freq = 22.1080 GHz, Bw = 32.000 MH No calibration applied and no bandpass applied

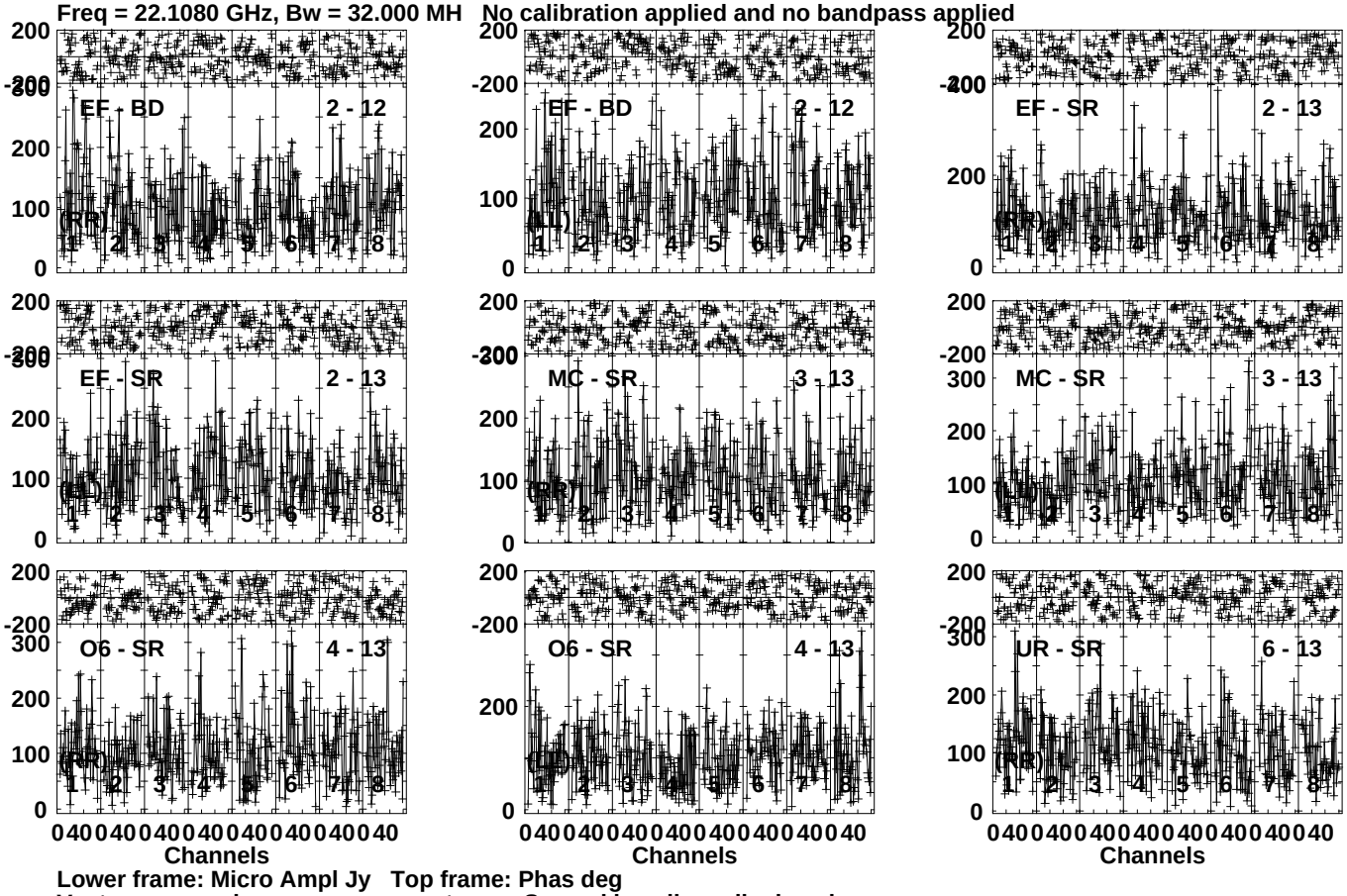

Lower frame: Micro Ampl Jy Top frame: Phas deg
Vector averaged cross-power spectrum Several baselines displayed
Timerange: 01/01:41:01 to 01/01:42:59

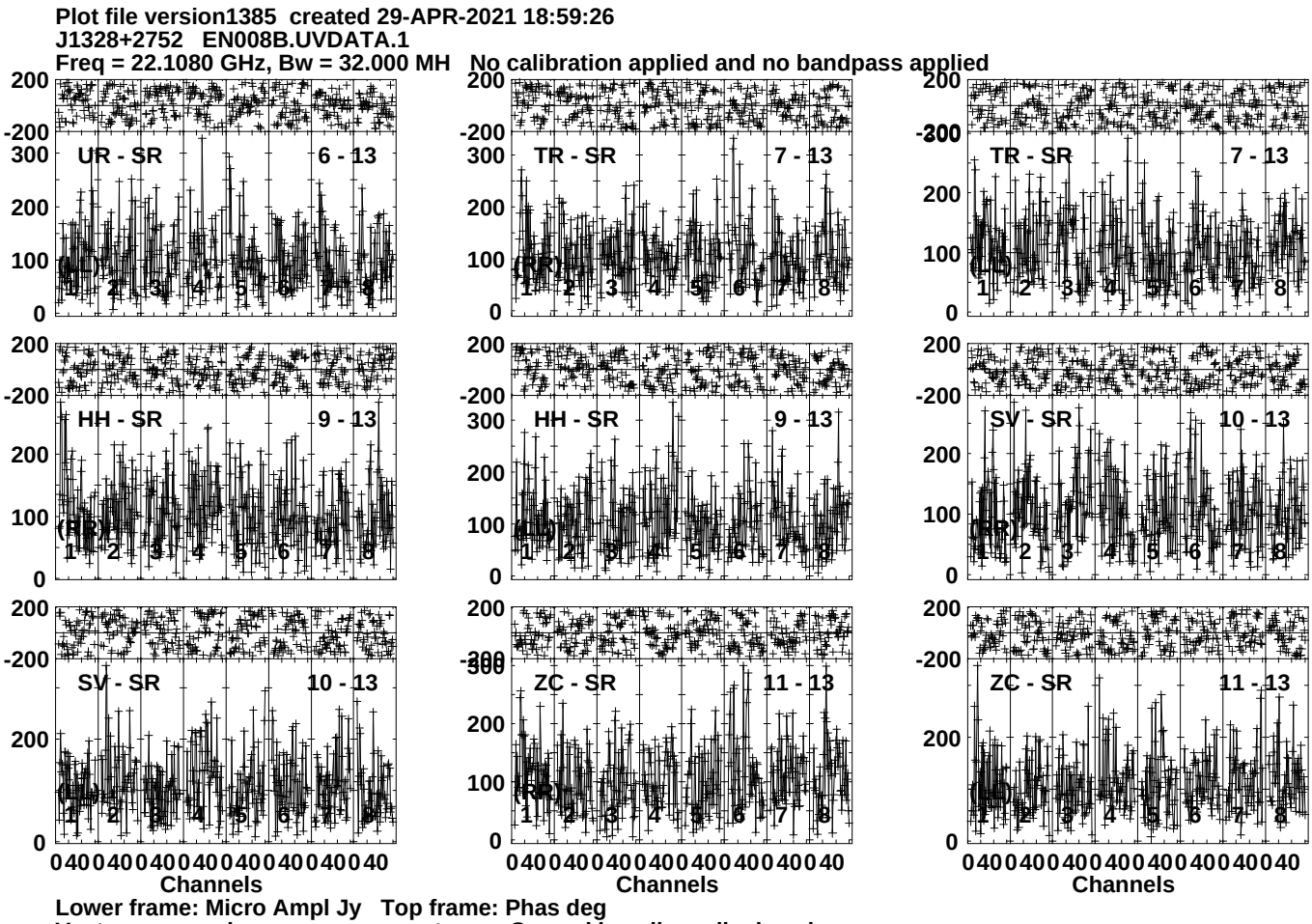
Plot file version1385 created 29-APR-2021 18:59:26
J1328+2752 EN008B.UVDATA.1
Freq = 22.1080 GHz, Bw = 32.000 MH No calibration applied and no bandpass applied
UR - SR 6 - 13
TR - SR 7 - 13
TR - SR 7 - 13
HH - SR 9 - 13
HH - SR 9 - 13
SV - SR 10 - 13
SV - SR 10 - 13
ZC - SR 11 - 13
ZC - SR 11 - 13
(RL)
(RR)
(LL)
1 2 3 4 5 6 7 8
200 -200 300 200 100 0
0 40 0 40 0 40 0 40 0 40 0 40 0 40 0 40
Channels
Lower frame: Micro Ampl Jy Top frame: Phas deg
Vector averaged cross-power spectrum Several baselines displayed
Timerange: 01/01:41:01 to 01/01:42:59

Plot file version1386 created 29-APR-2021 18:59:26
J1328+2752 EN008B.UVDATA.1
Freq = 22.1080 GHz, Bw = 32.000 MH No calibration applied and no bandpass applied

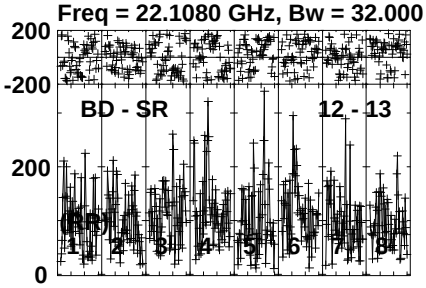

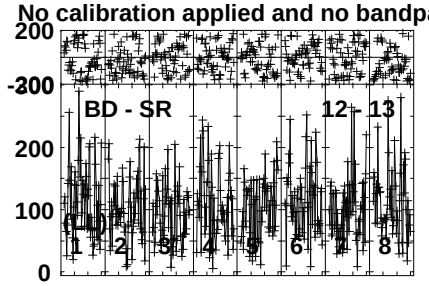

Lower frame: Micro Ampl Jy Top frame: Phas deg
Vector averaged cross-power spectrum Several baselines displayed
Timerange: 01/01:41:01 to 01/01:42:59

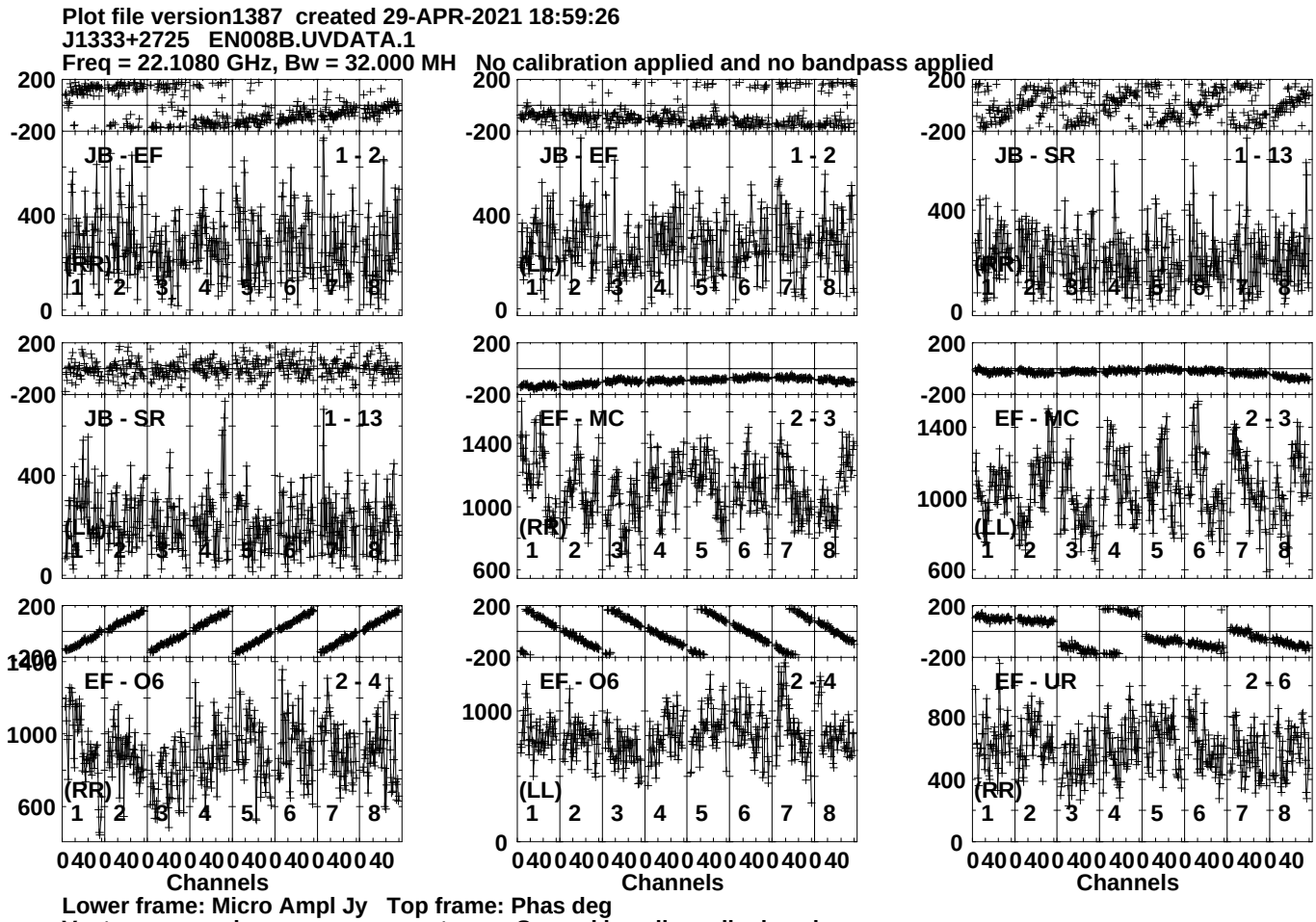
Plot file version1387 created 29-APR-2021 18:59:26
J1333+2725 EN008B.UVDATA.1
Freq = 22.1080 GHz, Bw = 32.000 MH No calibration applied and no bandpass applied
JB - EF 1 - 2
JB - EF 1 - 2
JB - SR 1 - 13
JB - SR 1 - 13
EF - MC 2 - 3
EF - MC 2 - 3
EF - O6 2 - 4
EF - O6 2 - 4
EF - UR 2 - 6
(RR)
(LL)
Channels
Lower frame: Micro Ampl Jy Top frame: Phas deg
Vector averaged cross-power spectrum Several baselines displayed
Timerange: 01/01:43:31 to 01/01:44:29

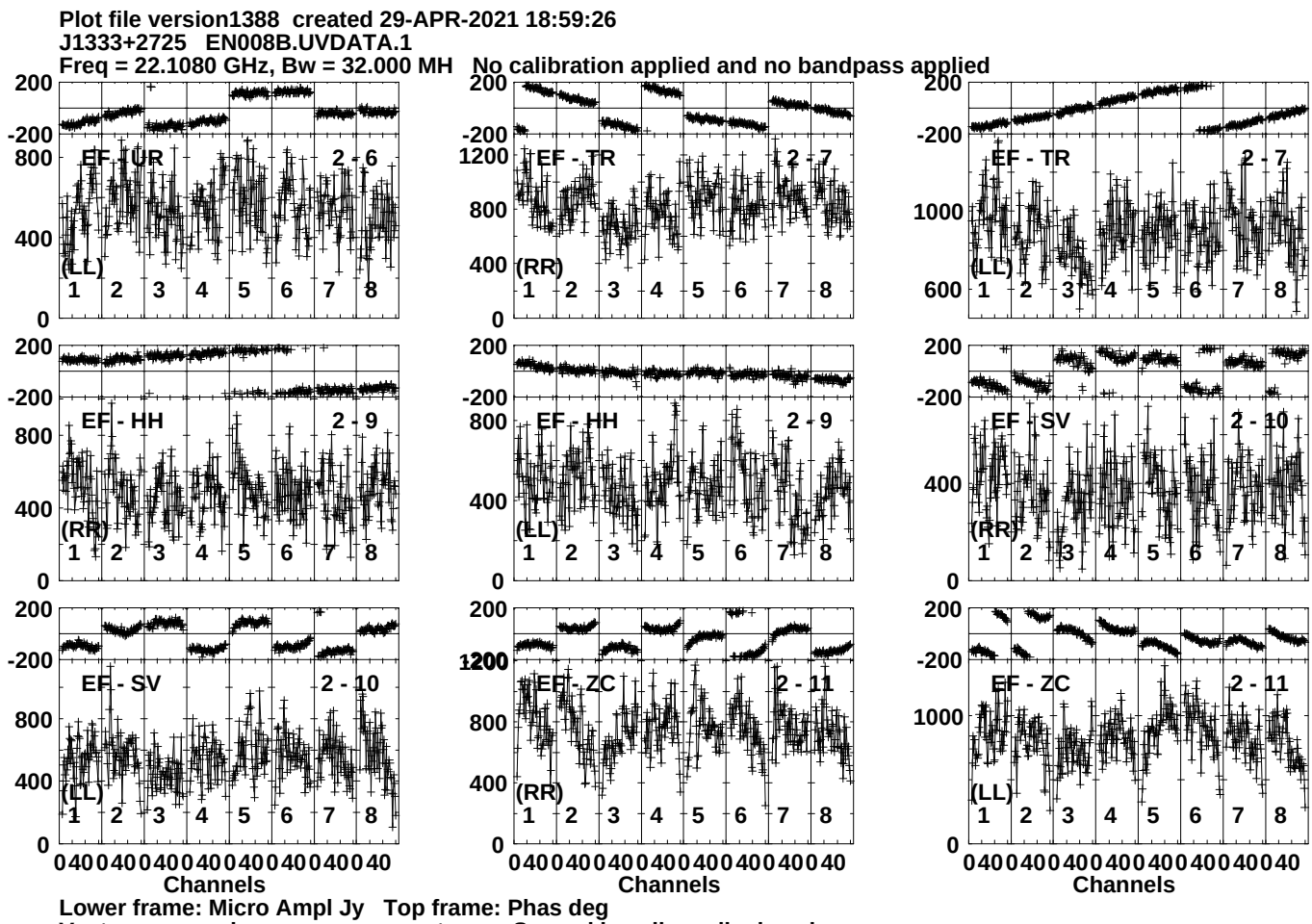
Plot file version1388 created 29-APR-2021 18:59:26
J1333+2725 EN008B.UVDATA.1
Freq = 22.1080 GHz, Bw = 32.000 MH No calibration applied and no bandpass applied
EF - UR 2 - 6
(LL)
EF - TR 2 - 7
(RR)
EF - TR 2 - 7
(LL)
EF - HH 2 - 9
(RR)
EF - HH 2 - 9
(LL)
EF - SV 2 - 10
(RR)
EF - SV 2 - 10
(LL)
EF - ZC 2 - 11
(RR)
EF - ZC 2 - 11
(LL)
Channels
Channels
Channels
Lower frame: Micro Ampl Jy Top frame: Phas deg
Vector averaged cross-power spectrum Several baselines displayed
Timerange: 01/01:43:31 to 01/01:44:29

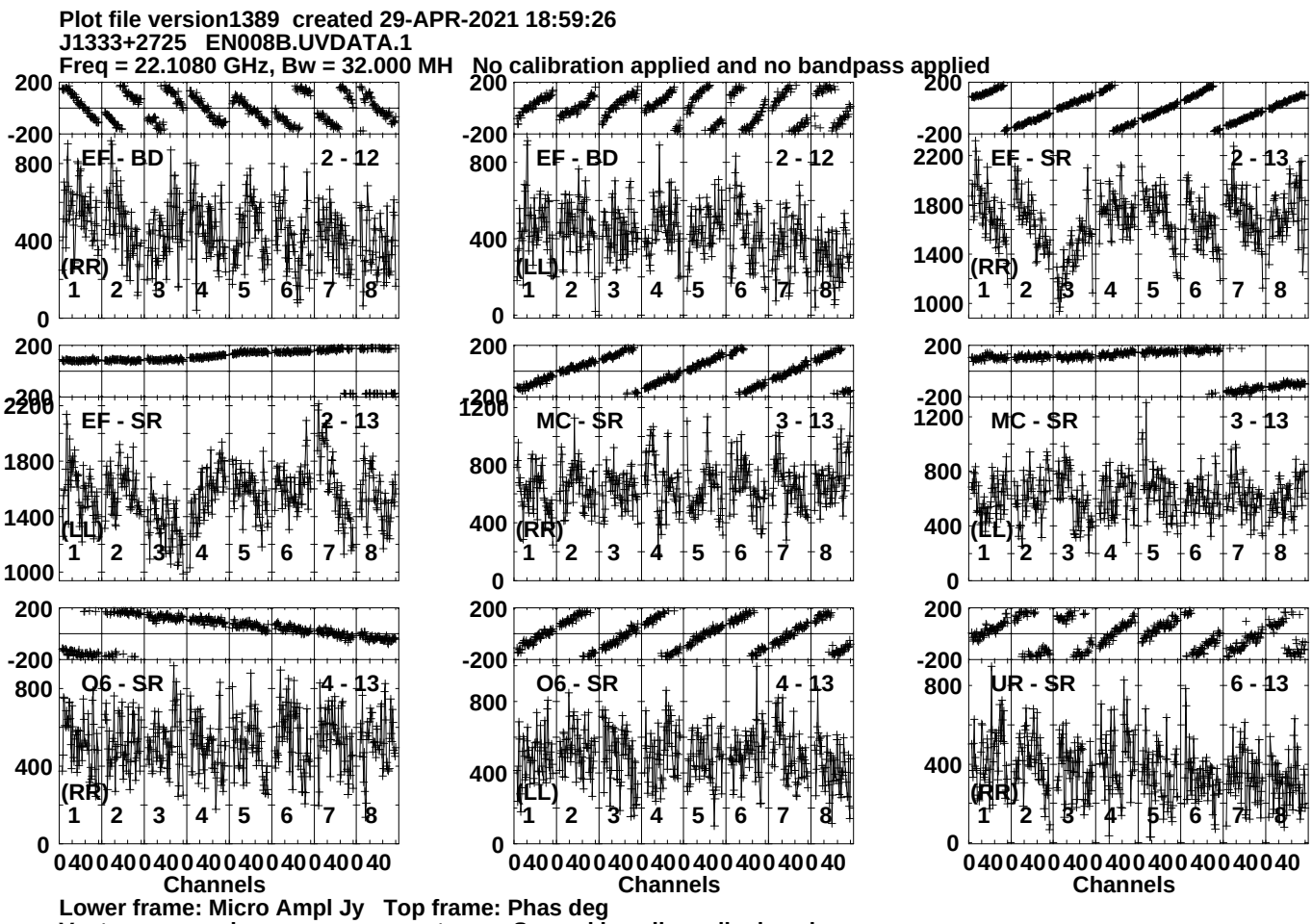
Plot file version1389 created 29-APR-2021 18:59:26
J1333+2725 EN008B.UVDATA.1
Freq = 22.1080 GHz, Bw = 32.000 MH No calibration applied and no bandpass applied
EF - BD 2 - 12 (RR)
EF - BD 2 - 12 (LL)
EF - SR 2 - 13 (RR)
EF - SR 2 - 13 (LL)
MC - SR 3 - 13 (RR)
MC - SR 3 - 13 (LL)
O6 - SR 4 - 13 (RR)
O6 - SR 4 - 13 (LL)
UR - SR 6 - 13 (RR)
Channels
Lower frame: Micro Ampl Jy Top frame: Phas deg
Vector averaged cross-power spectrum Several baselines displayed
Timerange: 01/01:43:31 to 01/01:44:29

Plot file version1390 created 29-APR-2021 18:59:26
J1333+2725 EN008B.UVDATA.1
Freq = 22.1080 GHz, Bw = 32.000 MH No calibration applied and no bandpass applied

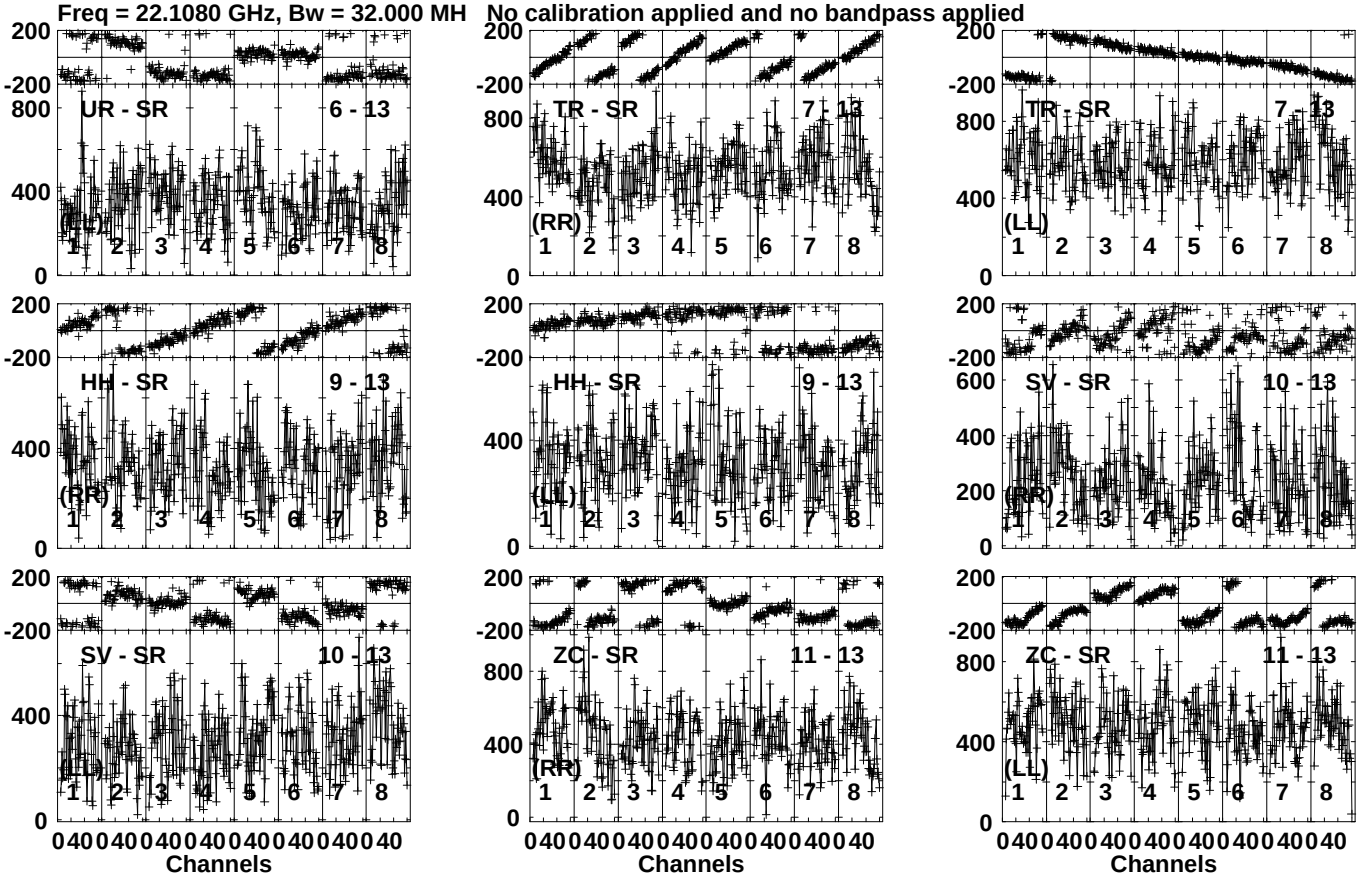

Lower frame: Micro Ampl Jy Top frame: Phas deg
Vector averaged cross-power spectrum Several baselines displayed
Timerange: 01/01:43:31 to 01/01:44:29

Plot file version1391 created 29-APR-2021 18:59:27
J1333+2725 EN008B.UVDATA.1
Freq = 22.1080 GHz, Bw = 32.000 MH No calibration applied and no bandpass applied

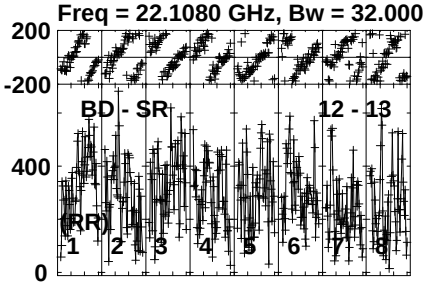

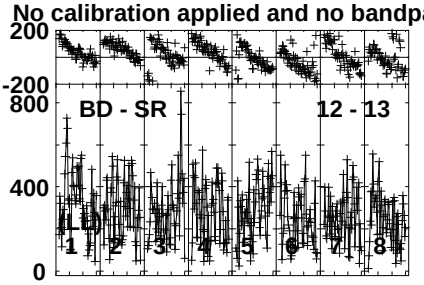

Lower frame: Micro Ampl Jy Top frame: Phas deg
Vector averaged cross-power spectrum Several baselines displayed
Timerange: 01/01:43:31 to 01/01:44:29

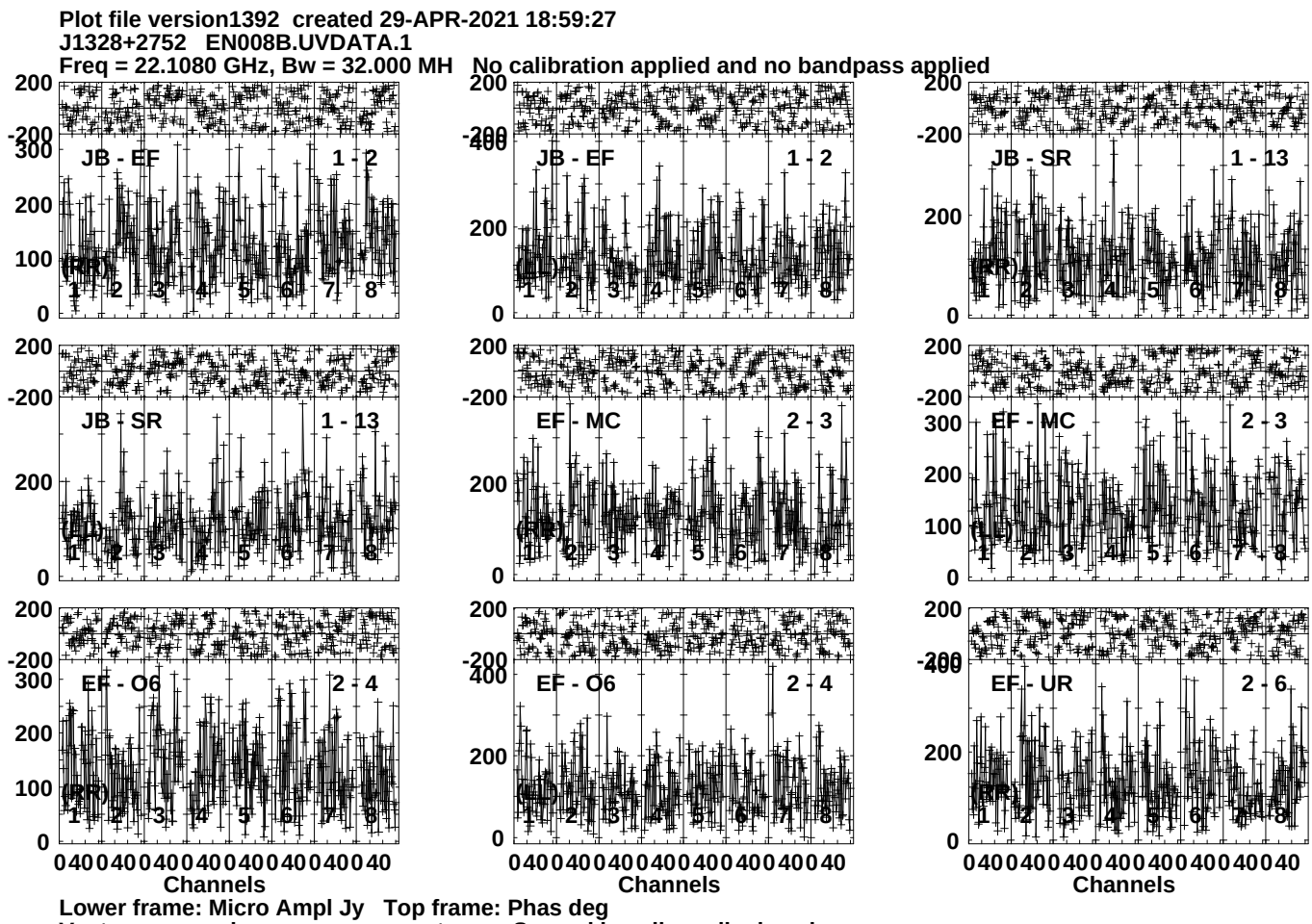
Plot file version1392 created 29-APR-2021 18:59:27
J1328+2752 EN008B.UVDATA.1
Freq = 22.1080 GHz, Bw = 32.000 MH No calibration applied and no bandpass applied
JB - EF 1 - 2
JB - EF 1 - 2
JB - SR 1 - 13
JB - SR 1 - 13
EF - MC 2 - 3
EF - MC 2 - 3
EF - O6 2 - 4
EF - O6 2 - 4
EF - UR 2 - 6
(RR)
(LL)
(RL)
(LR)
Channels
Lower frame: Micro Ampl Jy Top frame: Phas deg
Vector averaged cross-power spectrum Several baselines displayed
Timerange: 01/01:44:31 to 01/01:46:29

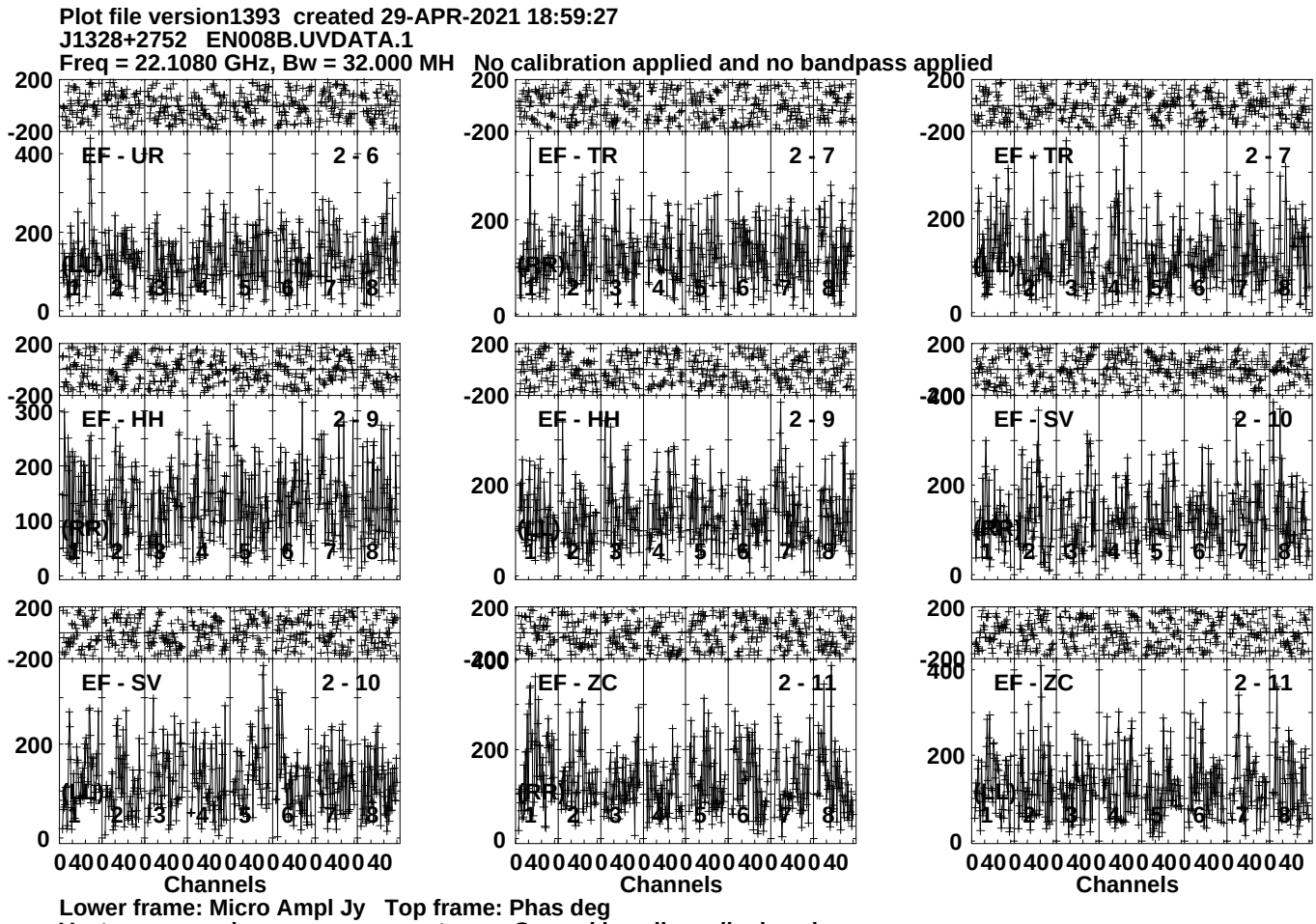
Plot file version1393 created 29-APR-2021 18:59:27
J1328+2752 EN008B.UVDATA.1
Freq = 22.1080 GHz, Bw = 32.000 MH No calibration applied and no bandpass applied
EF - UR 2 - 6
EF - TR 2 - 7
EF - TR 2 - 7
EF - HH 2 - 9
EF - HH 2 - 9
EF - SV 2 - 10
EF - SV 2 - 10
EF - ZC 2 - 11
EF - ZC 2 - 11
(RR)
(LL)
Channels
Lower frame: Micro Ampl Jy Top frame: Phas deg
Vector averaged cross-power spectrum Several baselines displayed
Timerange: 01/01:44:31 to 01/01:46:29

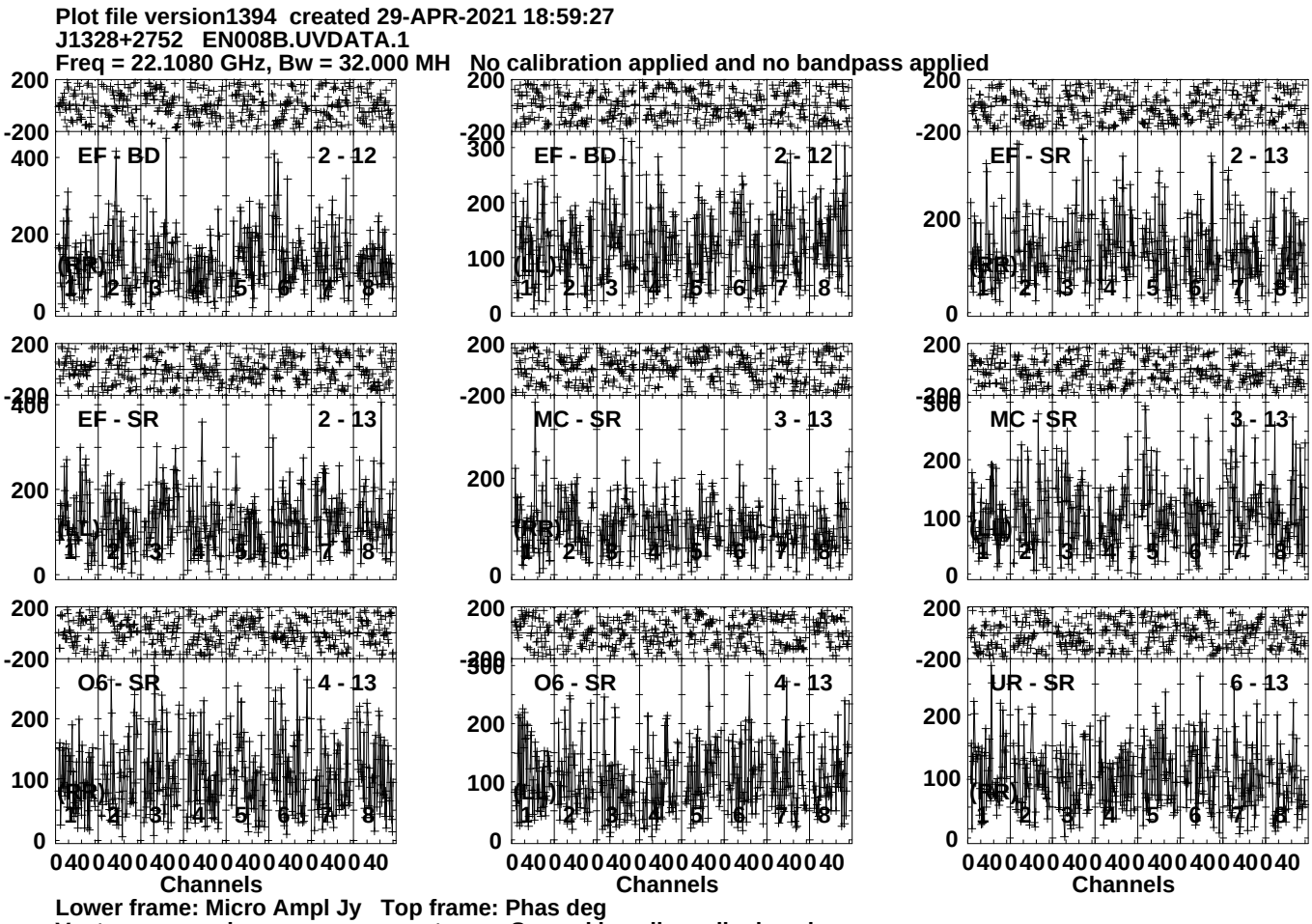
Plot file version1394 created 29-APR-2021 18:59:27
J1328+2752 EN008B.UVDATA.1
Freq = 22.1080 GHz, Bw = 32.000 MH No calibration applied and no bandpass applied
EF - BD 2 - 12
EF - BD 2 - 12
EF - SR 2 - 13
EF - SR 2 - 13
MC - SR 3 - 13
MC - SR 3 - 13
O6 - SR 4 - 13
O6 - SR 4 - 13
UR - SR 6 - 13
Channels
Channels
Channels
Lower frame: Micro Ampl Jy Top frame: Phas deg
Vector averaged cross-power spectrum Several baselines displayed
Timerange: 01/01:44:31 to 01/01:46:29

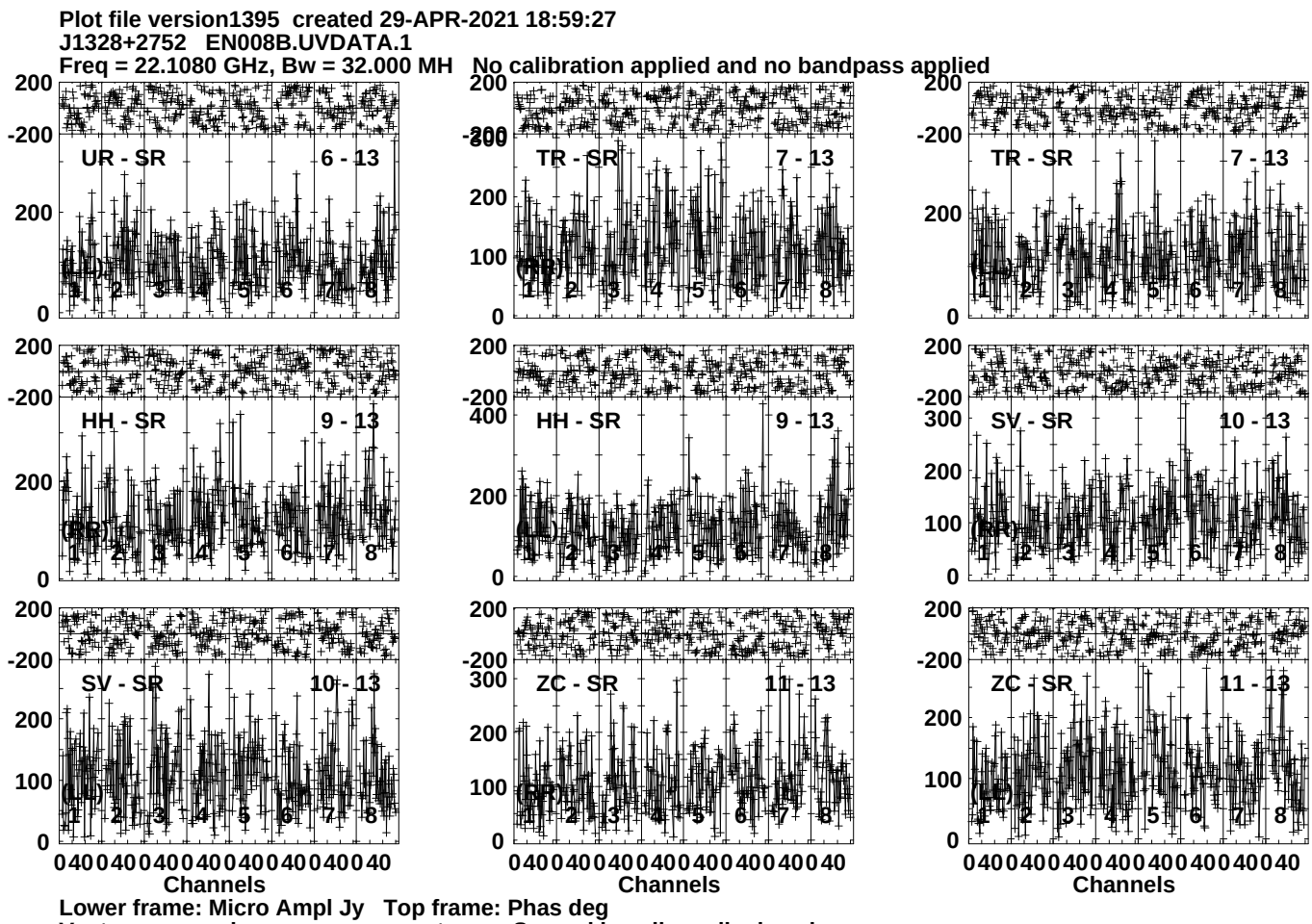
Plot file version1395 created 29-APR-2021 18:59:27
J1328+2752 EN008B.UVDATA.1
Freq = 22.1080 GHz, Bw = 32.000 MH No calibration applied and no bandpass applied
UR - SR 6 - 13
TR - SR 7 - 13
TR - SR 7 - 13
HH - SR 9 - 13
HH - SR 9 - 13
SV - SR 10 - 13
SV - SR 10 - 13
ZC - SR 11 - 13
ZC - SR 11 - 13
Channels
Channels
Channels
Lower frame: Micro Ampl Jy Top frame: Phas deg
Vector averaged cross-power spectrum Several baselines displayed
Timerange: 01/01:44:31 to 01/01:46:29

Plot file version1396 created 29-APR-2021 18:59:27
J1328+2752 EN008B.UVDATA.1
Freq = 22.1080 GHz, Bw = 32.000 MH No calibration applied and no bandpass applied

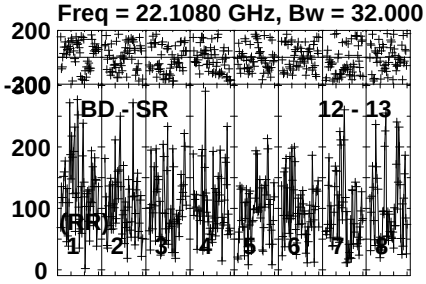

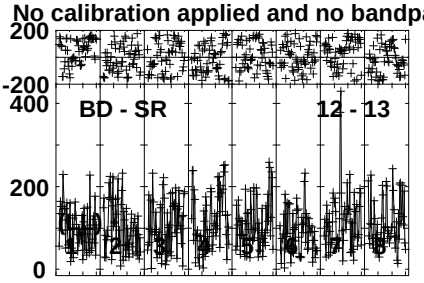

Lower frame: Micro Ampl Jy Top frame: Phas deg
Vector averaged cross-power spectrum Several baselines displayed
Timerange: 01/01:44:31 to 01/01:46:29

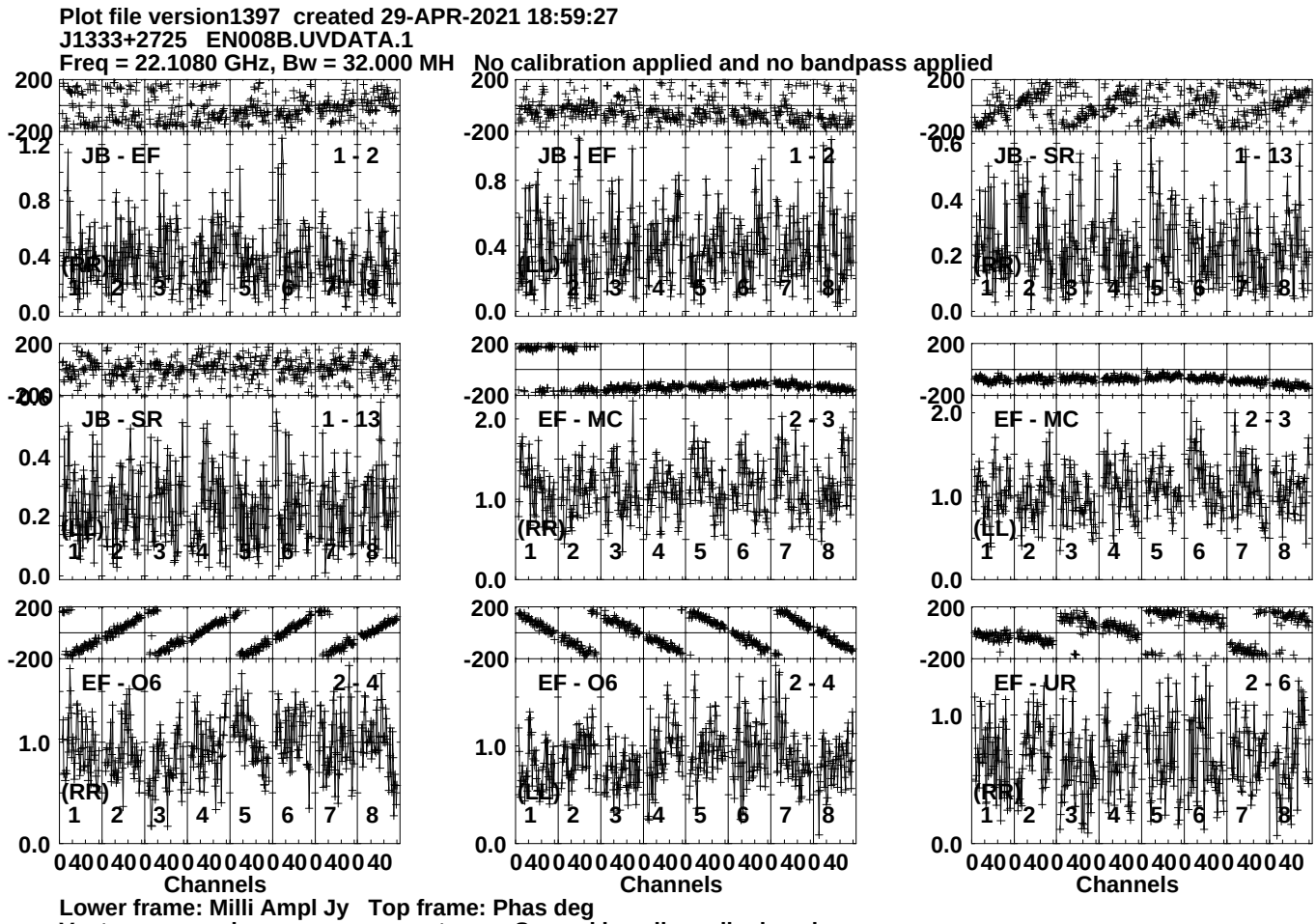
Plot file version1397 created 29-APR-2021 18:59:27
J1333+2725 EN008B.UVDATA.1
Freq = 22.1080 GHz, Bw = 32.000 MH No calibration applied and no bandpass applied
JB - EF 1 - 2
JB - EF 1 - 2
JB - SR 1 - 13
JB - SR 1 - 13
EF - MC 2 - 3
EF - MC 2 - 3
EF - O6 2 - 4
EF - O6 2 - 4
EF - UR 2 - 6
(RR)
(LL)
Channels
Lower frame: Milli Ampl Jy Top frame: Phas deg
Vector averaged cross-power spectrum Several baselines displayed
Timerange: 01/01:46:31 to 01/01:47:29

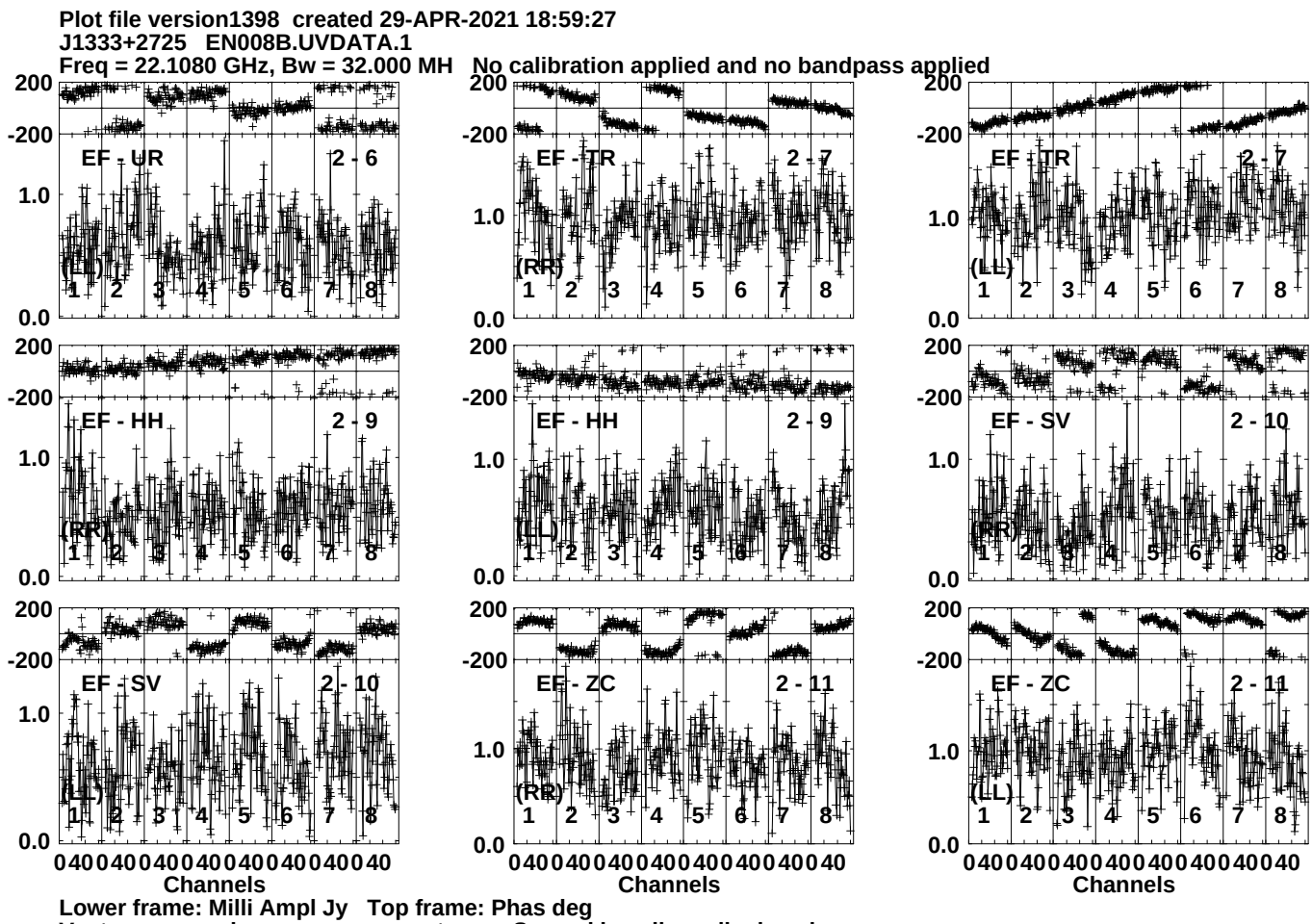
Plot file version1398 created 29-APR-2021 18:59:27
J1333+2725 EN008B.UVDATA.1
Freq = 22.1080 GHz, Bw = 32.000 MH No calibration applied and no bandpass applied
EF - UR 2 - 6
(LL)
EF - TR 2 - 7
(RR)
EF - TR 2 - 7
(LL)
EF - HH 2 - 9
(RR)
EF - HH 2 - 9
(LL)
EF - SV 2 - 10
(RR)
EF - SV 2 - 10
(LL)
EF - ZC 2 - 11
(RR)
EF - ZC 2 - 11
(LL)
200
-200
1.0
0.0
1 2 3 4 5 6 7 8
0 40 0 40 0 40 0 40 0 40 0 40 0 40 0 40
Channels
Lower frame: Milli Ampl Jy Top frame: Phas deg
Vector averaged cross-power spectrum Several baselines displayed
Timerange: 01/01:46:31 to 01/01:47:29

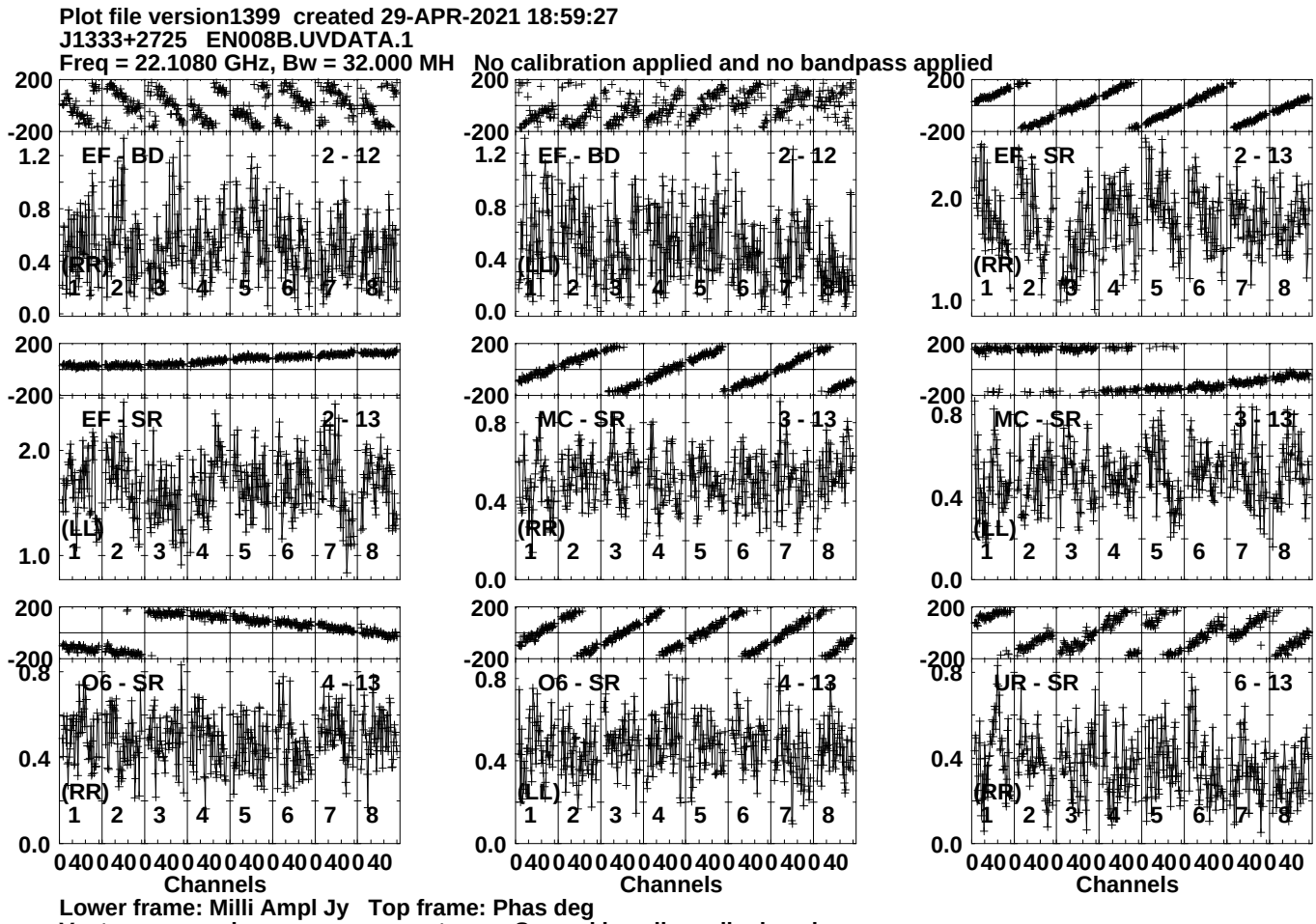
Plot file version1399 created 29-APR-2021 18:59:27
J1333+2725 EN008B.UVDATA.1
Freq = 22.1080 GHz, Bw = 32.000 MH No calibration applied and no bandpass applied
EF - BD 2 - 12
(RR)
EF - BD 2 - 12
(LL)
EF - SR 2 - 13
(RR)
EF - SR 2 - 13
(LL)
MC - SR 3 - 13
(RR)
MC - SR 3 - 13
(LL)
O6 - SR 4 - 13
(RR)
O6 - SR 4 - 13
(LL)
UR - SR 6 - 13
(RR)
Channels
Channels
Channels
Lower frame: Milli Ampl Jy Top frame: Phas deg
Vector averaged cross-power spectrum Several baselines displayed
Timerange: 01/01:46:31 to 01/01:47:29

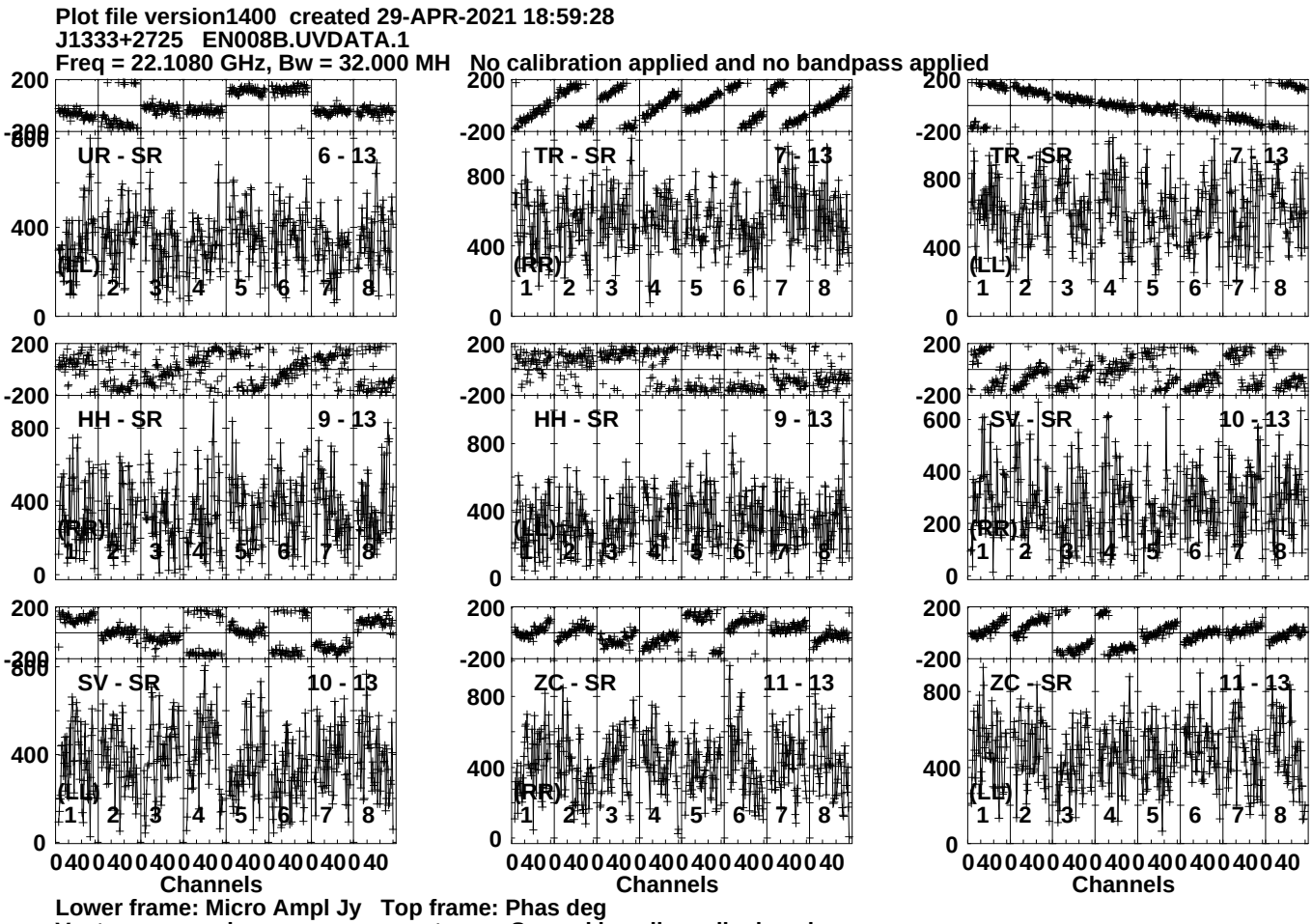
Plot file version1400 created 29-APR-2021 18:59:28
J1333+2725 EN008B.UVDATA.1
Freq = 22.1080 GHz, Bw = 32.000 MH No calibration applied and no bandpass applied
UR - SR
6 - 13
(RL)
TR - SR
7 - 13
(RR)
TR - SR
7 - 13
(LL)
HH - SR
9 - 13
(RL)
HH - SR
9 - 13
(LR)
SV - SR
10 - 13
(RR)
SV - SR
10 - 13
(LL)
ZC - SR
11 - 13
(RR)
ZC - SR
11 - 13
(LL)
Channels
Channels
Channels
Lower frame: Micro Ampl Jy Top frame: Phas deg
Vector averaged cross-power spectrum Several baselines displayed
Timerange: 01/01:46:31 to 01/01:47:29

Plot file version1401 created 29-APR-2021 18:59:28
J1333+2725 EN008B.UVDATA.1
Freq = 22.1080 GHz, Bw = 32.000 MH No calibration applied and no bandpass applied

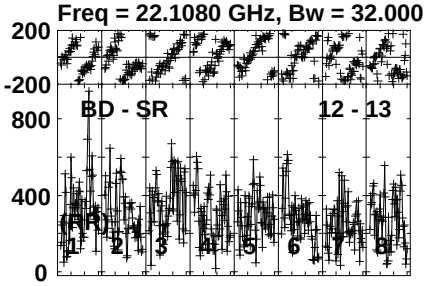

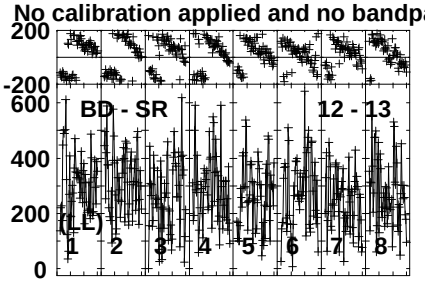

Lower frame: Micro Ampl Jy Top frame: Phas deg
Vector averaged cross-power spectrum Several baselines displayed
Timerange: 01/01:46:31 to 01/01:47:29

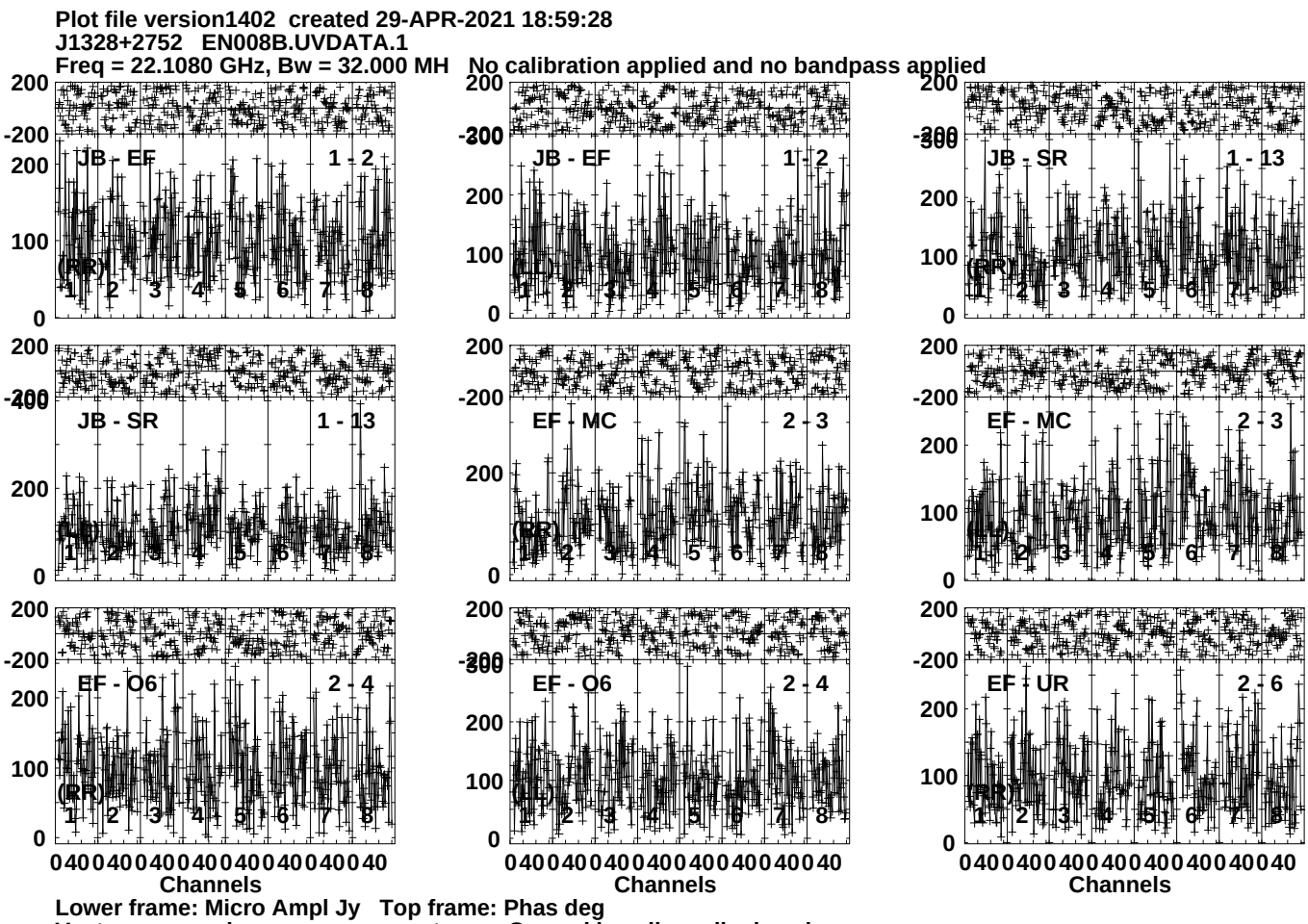
Plot file version1402 created 29-APR-2021 18:59:28
J1328+2752 EN008B.UVDATA.1
Freq = 22.1080 GHz, Bw = 32.000 MH No calibration applied and no bandpass applied
JB - EF 1 - 2
JB - EF 1 - 2
JB - SR 1 - 13
JB - SR 1 - 13
EF - MC 2 - 3
EF - MC 2 - 3
EF - O6 2 - 4
EF - O6 2 - 4
EF - UR 2 - 6
(RR)
(LL)
Channels
Lower frame: Micro Ampl Jy Top frame: Phas deg
Vector averaged cross-power spectrum Several baselines displayed
Timerange: 01/01:48:11 to 01/01:50:09

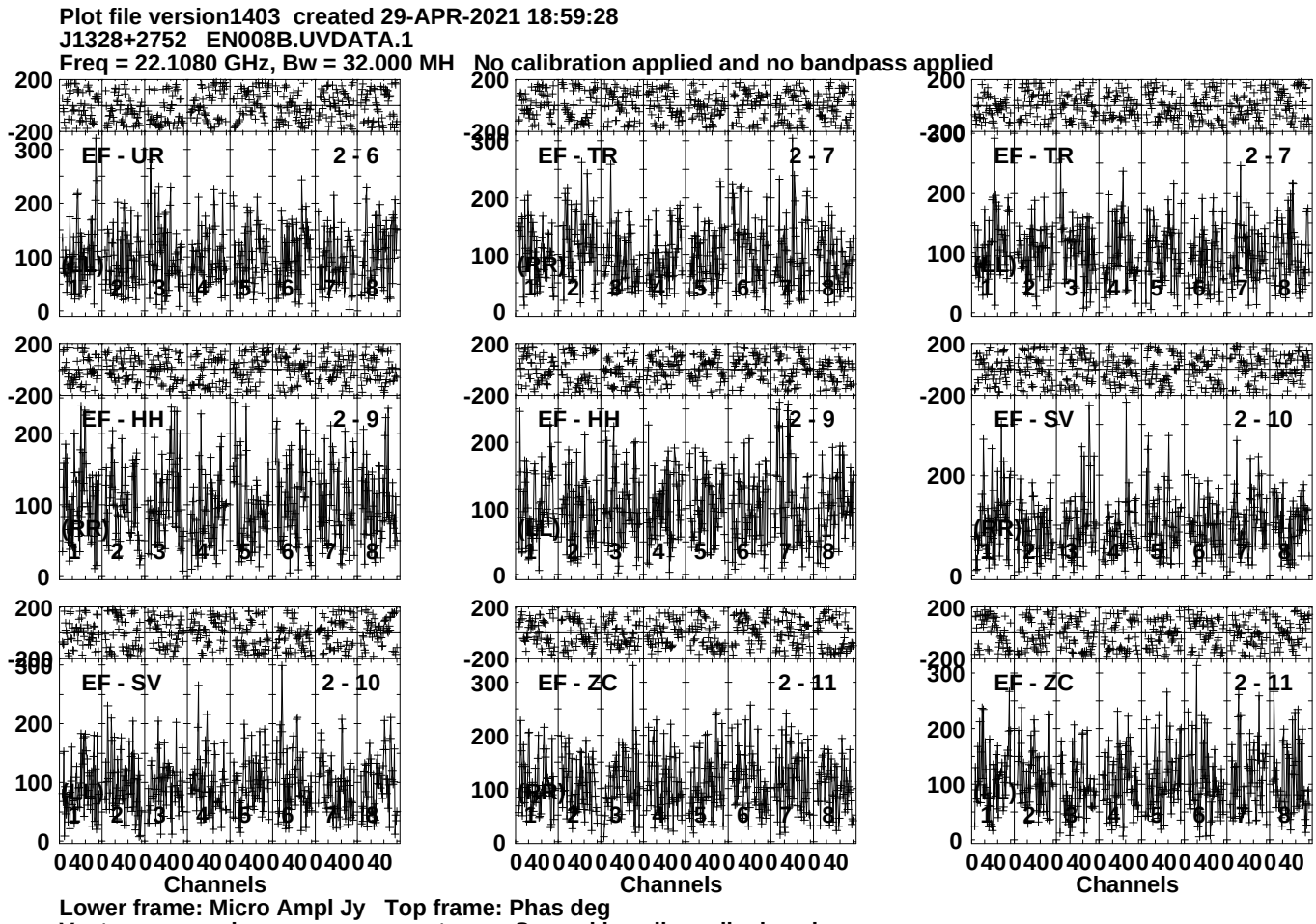
Plot file version1403 created 29-APR-2021 18:59:28
J1328+2752 EN008B.UVDATA.1
Freq = 22.1080 GHz, Bw = 32.000 MH No calibration applied and no bandpass applied
EF - UR 2 - 6
EF - TR 2 - 7
EF - TR 2 - 7
EF - HH 2 - 9
EF - HH 2 - 9
EF - SV 2 - 10
EF - SV 2 - 10
EF - ZC 2 - 11
EF - ZC 2 - 11
(RR)
(LL)
(RL)
(LR)
Channels
Lower frame: Micro Ampl Jy Top frame: Phas deg
Vector averaged cross-power spectrum Several baselines displayed
Timerange: 01/01:48:11 to 01/01:50:09

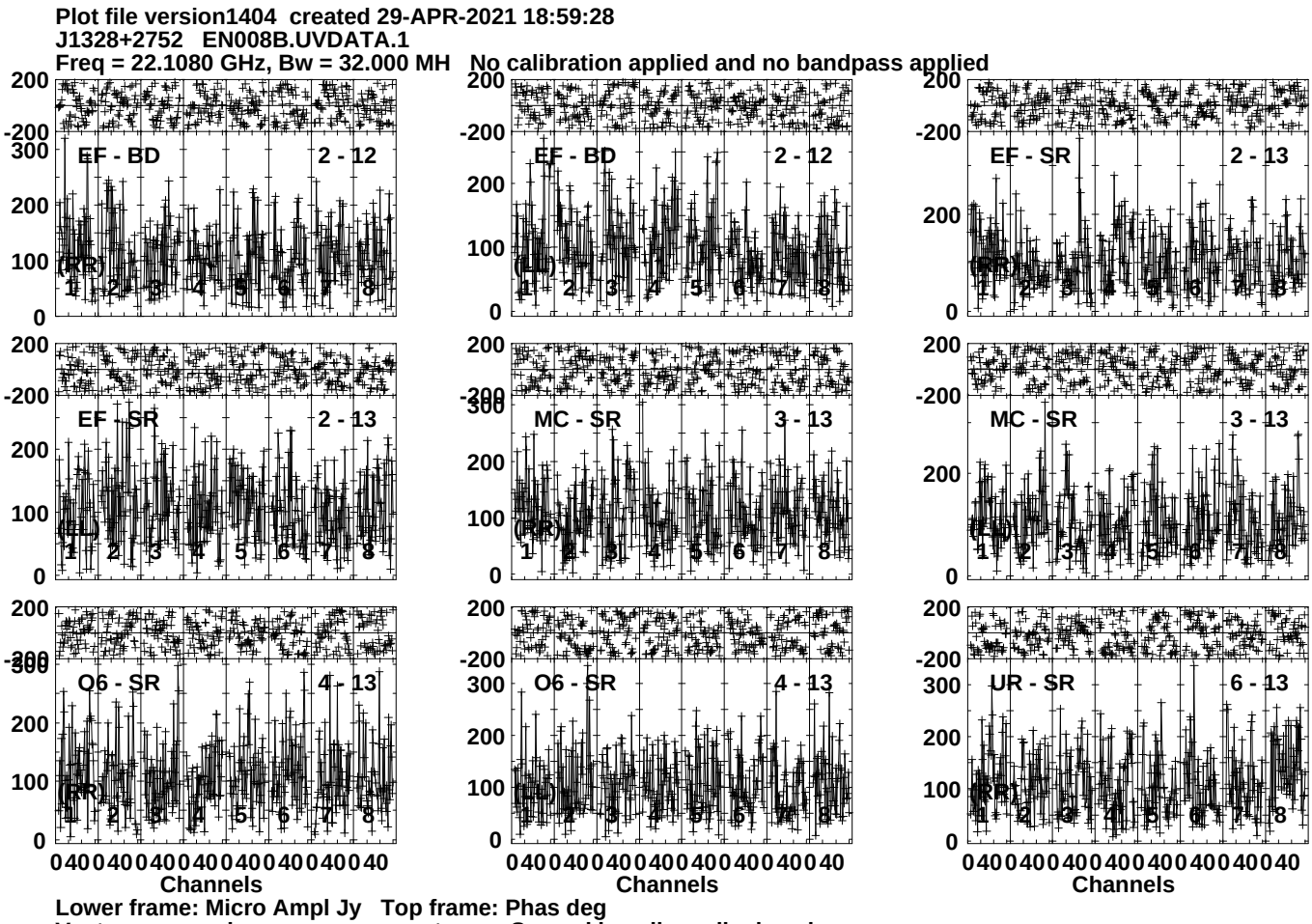
Plot file version1404 created 29-APR-2021 18:59:28
J1328+2752 EN008B.UVDATA.1
Freq = 22.1080 GHz, Bw = 32.000 MH No calibration applied and no bandpass applied
EF - BD 2 - 12
EF - BD 2 - 12
EF - SR 2 - 13
EF - SR 2 - 13
MC - SR 3 - 13
MC - SR 3 - 13
O6 - SR 4 - 13
O6 - SR 4 - 13
UR - SR 6 - 13
(RR)
(LL)
(RL)
(LR)
Channels
Lower frame: Micro Ampl Jy Top frame: Phas deg
Vector averaged cross-power spectrum Several baselines displayed
Timerange: 01/01:48:11 to 01/01:50:09

Plot file version1405 created 29-APR-2021 18:59:28
J1328+2752 EN008B.UVDATA.1
Freq = 22.1080 GHz, Bw = 32.000 MH No calibration applied and no bandpass applied

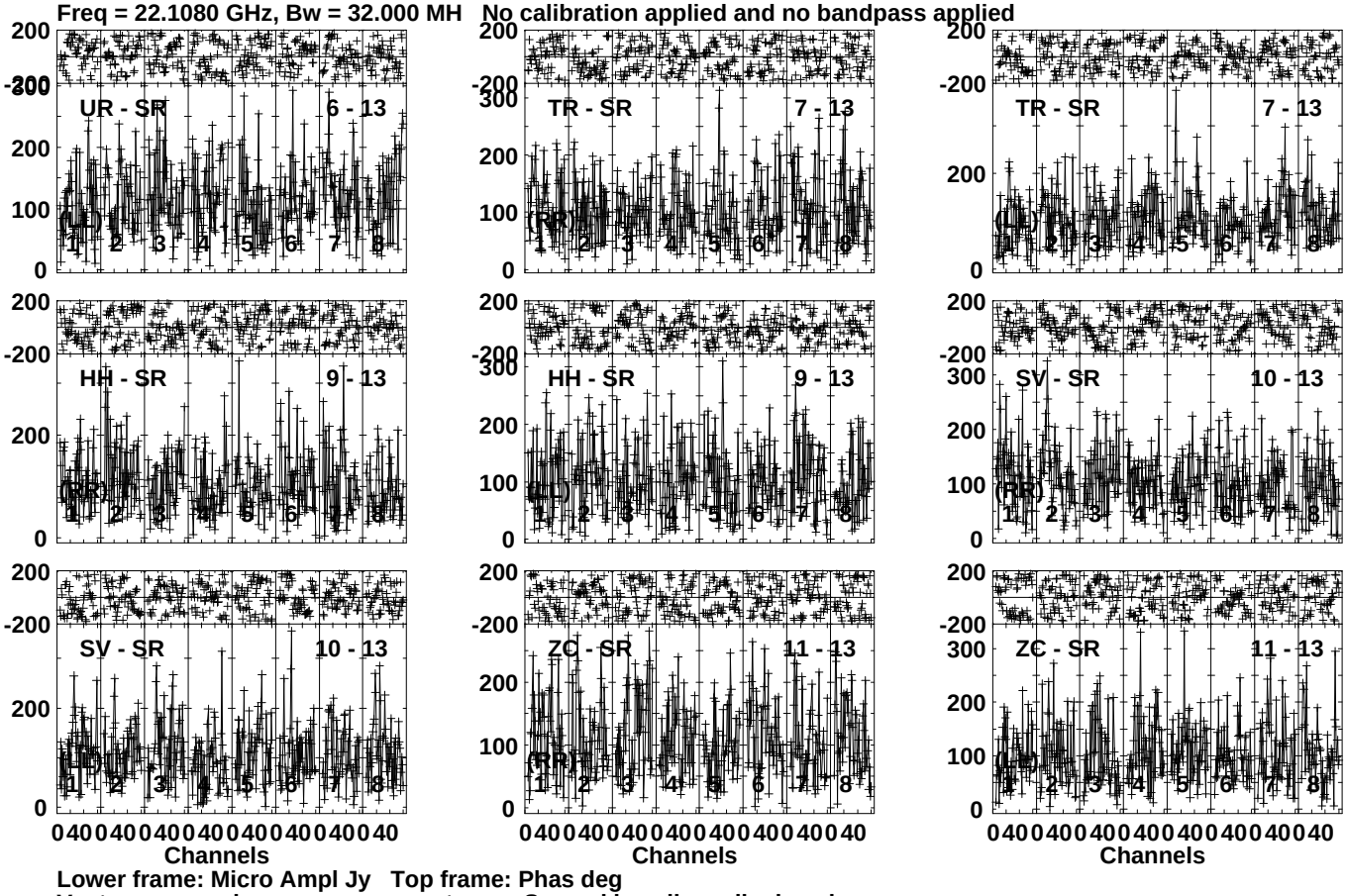

Lower frame: Micro Ampl Jy Top frame: Phas deg
Vector averaged cross-power spectrum Several baselines displayed
Timerange: 01/01:48:11 to 01/01:50:09

Plot file version1406 created 29-APR-2021 18:59:28
J1328+2752 EN008B.UVDATA.1
Freq = 22.1080 GHz, Bw = 32.000 MH No calibration applied and no bandpass applied

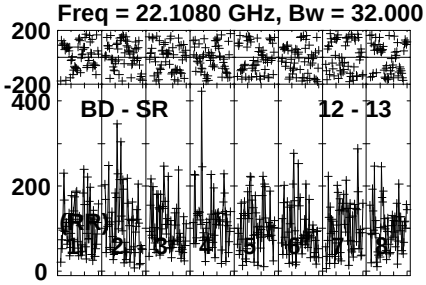

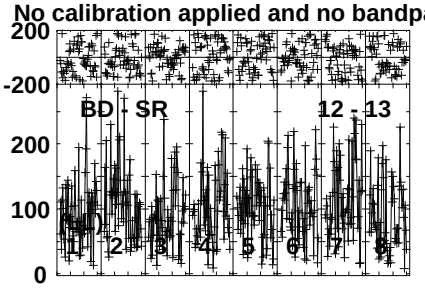

Lower frame: Micro Ampl Jy Top frame: Phas deg
Vector averaged cross-power spectrum Several baselines displayed
Timerange: 01/01:48:11 to 01/01:50:09

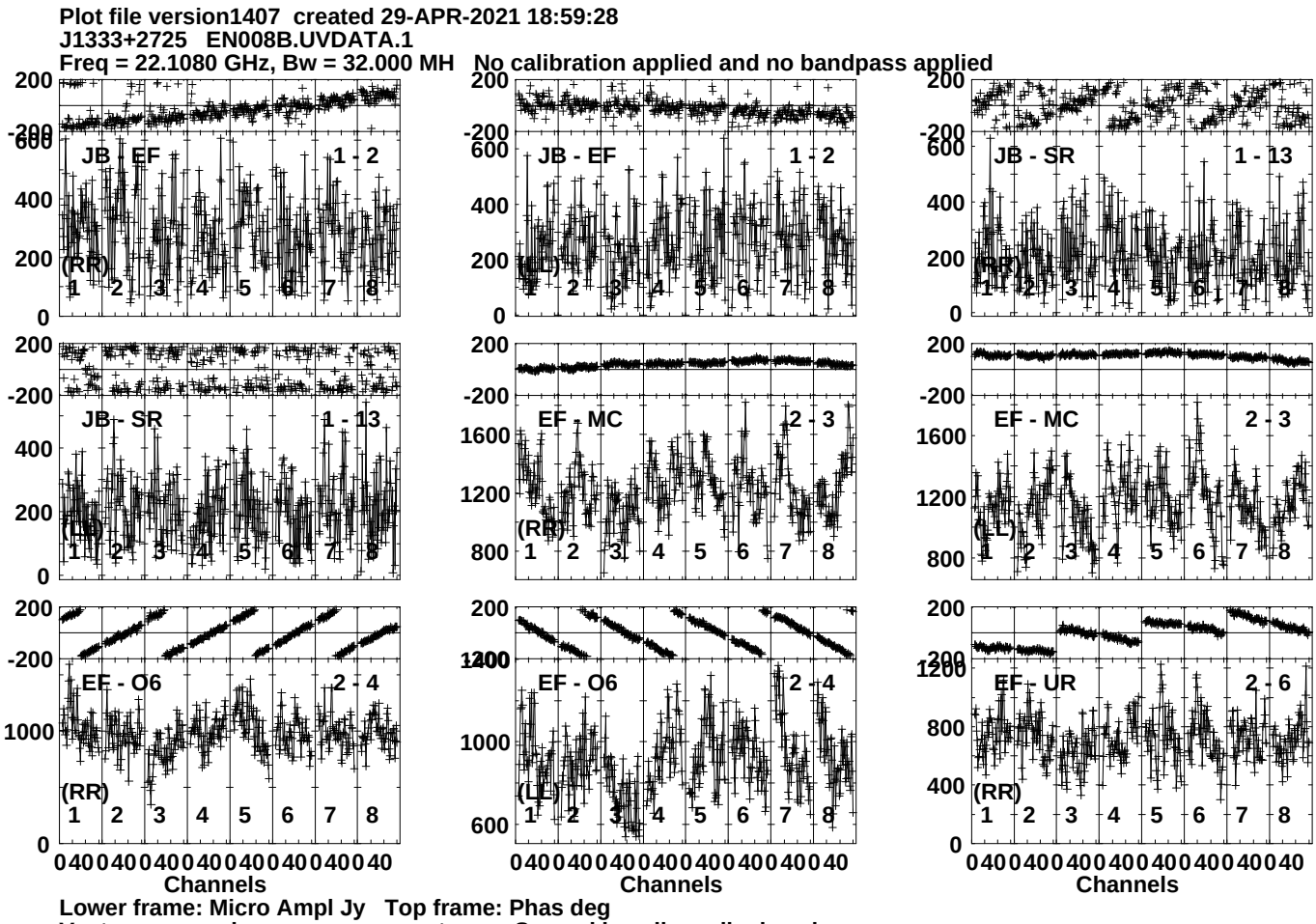
Plot file version1407 created 29-APR-2021 18:59:28
J1333+2725 EN008B.UVDATA.1
Freq = 22.1080 GHz, Bw = 32.000 MH No calibration applied and no bandpass applied
JB - EF 1 - 2
(RR)
JB - EF 1 - 2
(LL)
JB - SR 1 - 13
(RR)
JB - SR 1 - 13
(LL)
EF - MC 2 - 3
(RR)
EF - MC 2 - 3
(LL)
EF - O6 2 - 4
(RR)
EF - O6 2 - 4
(LL)
EF - UR 2 - 6
(RR)
Channels
Channels
Channels
Lower frame: Micro Ampl Jy Top frame: Phas deg
Vector averaged cross-power spectrum Several baselines displayed
Timerange: 01/01:50:41 to 01/01:51:39

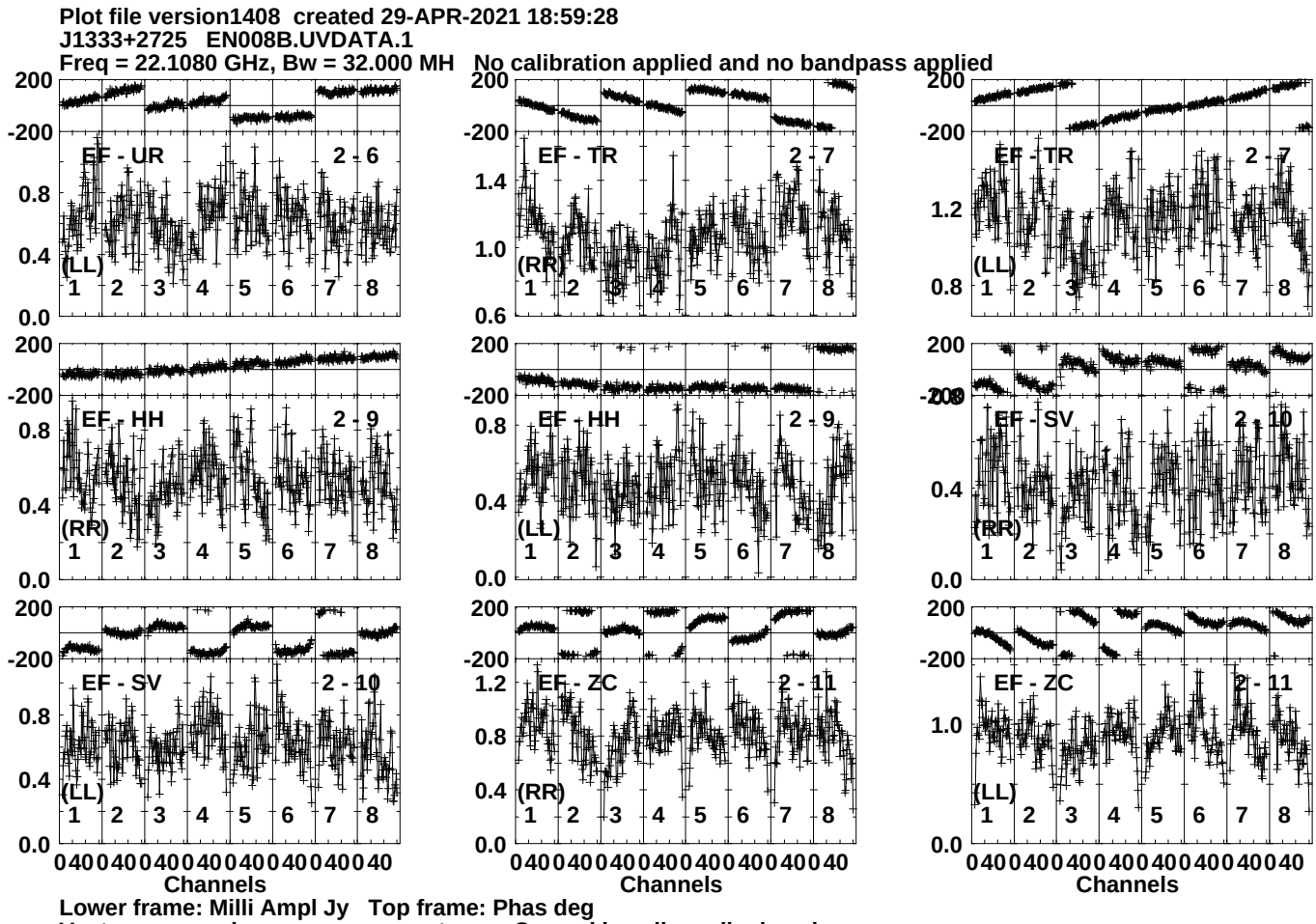
Plot file version1408 created 29-APR-2021 18:59:28
J1333+2725 EN008B.UVDATA.1
Freq = 22.1080 GHz, Bw = 32.000 MH No calibration applied and no bandpass applied
EF - UR 2 - 6
(LL)
EF - TR 2 - 7
(RR)
EF - TR 2 - 7
(LL)
EF - HH 2 - 9
(RR)
EF - HH 2 - 9
(LL)
EF - SV 2 - 10
(RR)
EF - SV 2 - 10
(LL)
EF - ZC 2 - 11
(RR)
EF - ZC 2 - 11
(LL)
Channels
Channels
Channels
Lower frame: Milli Ampl Jy Top frame: Phas deg
Vector averaged cross-power spectrum Several baselines displayed
Timerange: 01/01:50:41 to 01/01:51:39

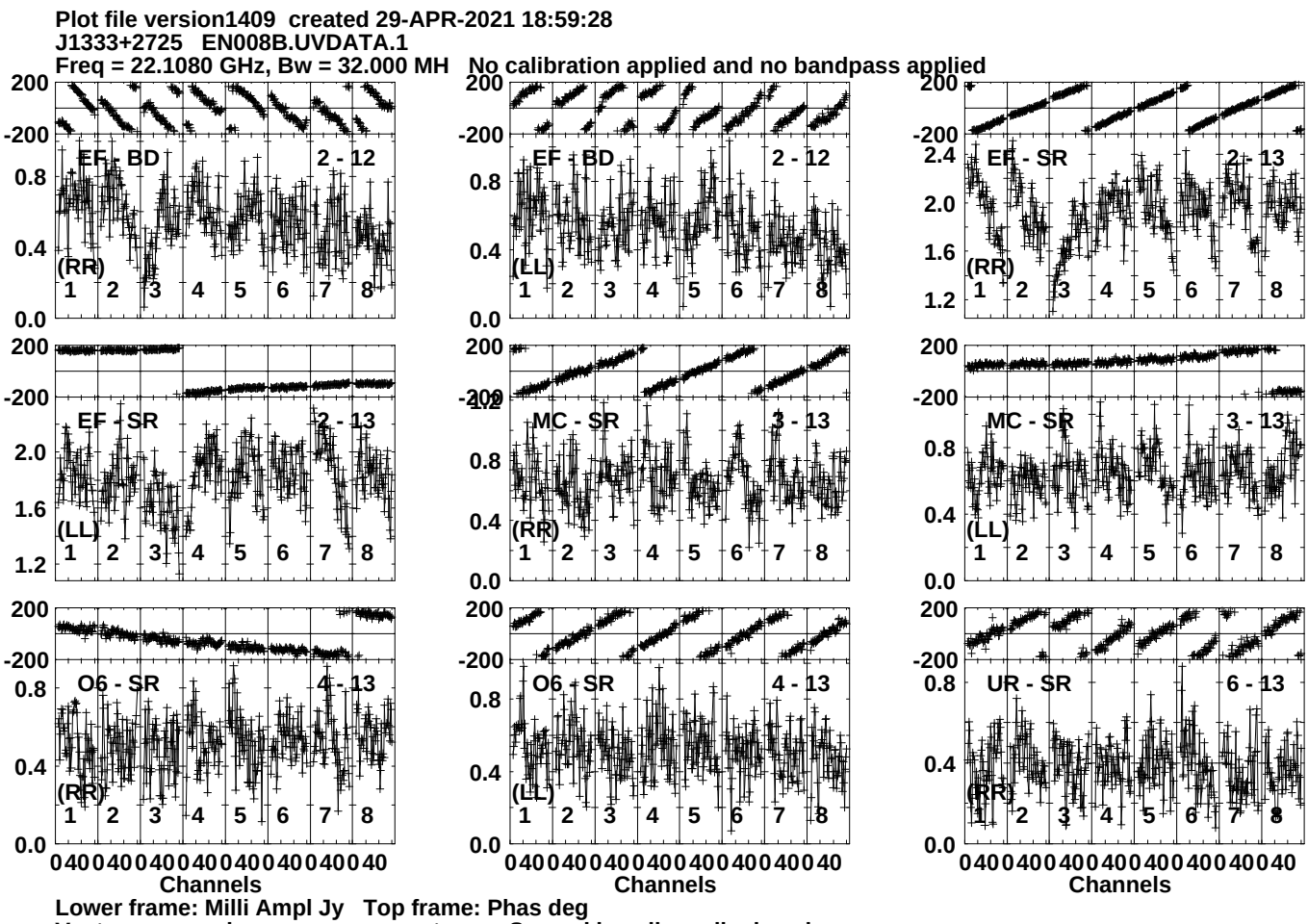
Plot file version1409 created 29-APR-2021 18:59:28
J1333+2725 EN008B.UVDATA.1
Freq = 22.1080 GHz, Bw = 32.000 MH No calibration applied and no bandpass applied
EF - BD 2 - 12
(RR)
EF - BD 2 - 12
(LL)
EF - SR 2 - 13
(RR)
EF - SR 2 - 13
(LL)
MC - SR 3 - 13
(RR)
MC - SR 3 - 13
(LL)
O6 - SR 4 - 13
(RR)
O6 - SR 4 - 13
(LL)
UR - SR 6 - 13
(RR)
Channels
Lower frame: Milli Ampl Jy Top frame: Phas deg
Vector averaged cross-power spectrum Several baselines displayed
Timerange: 01/01:50:41 to 01/01:51:39

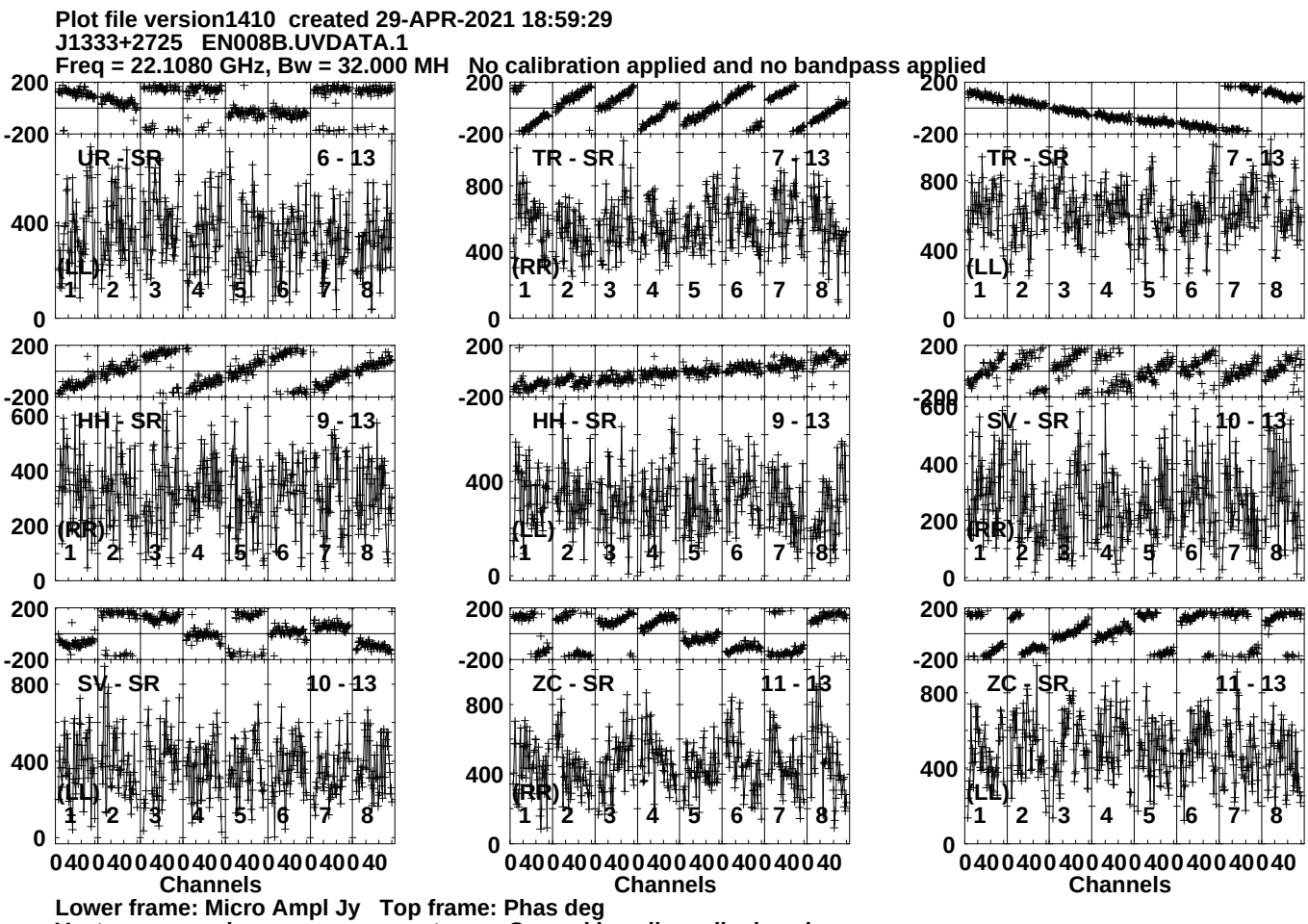
Plot file version1410 created 29-APR-2021 18:59:29
J1333+2725 EN008B.UVDATA.1
Freq = 22.1080 GHz, Bw = 32.000 MH No calibration applied and no bandpass applied
UR - SR
6 - 13
(LL)
TR - SR
7 - 13
(RR)
TR - SR
7 - 13
(LL)
HH - SR
9 - 13
(RR)
HH - SR
9 - 13
(LL)
SV - SR
10 - 13
(RR)
SV - SR
10 - 13
(LL)
ZC - SR
11 - 13
(RR)
ZC - SR
11 - 13
(LL)
Channels
Channels
Channels
Lower frame: Micro Ampl Jy Top frame: Phas deg
Vector averaged cross-power spectrum Several baselines displayed
Timerange: 01/01:50:41 to 01/01:51:39

Plot file version1411 created 29-APR-2021 18:59:29
J1333+2725 EN008B.UVDATA.1
Freq = 22.1080 GHz, Bw = 32.000 MH No calibration applied and no bandpass applied

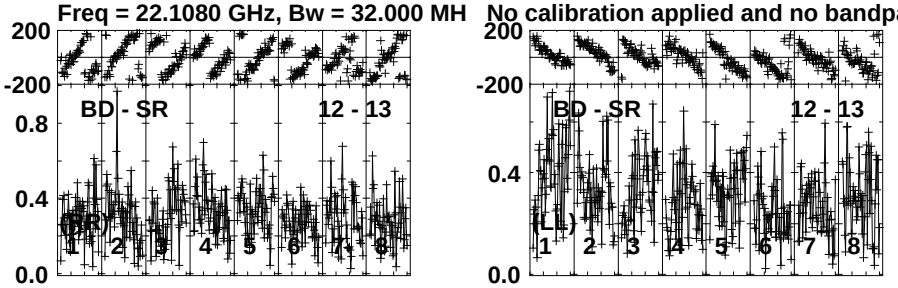

Lower frame: Milli Ampl Jy Top frame: Phas deg
Vector averaged cross-power spectrum Several baselines displayed
Timerange: 01/01:50:41 to 01/01:51:39

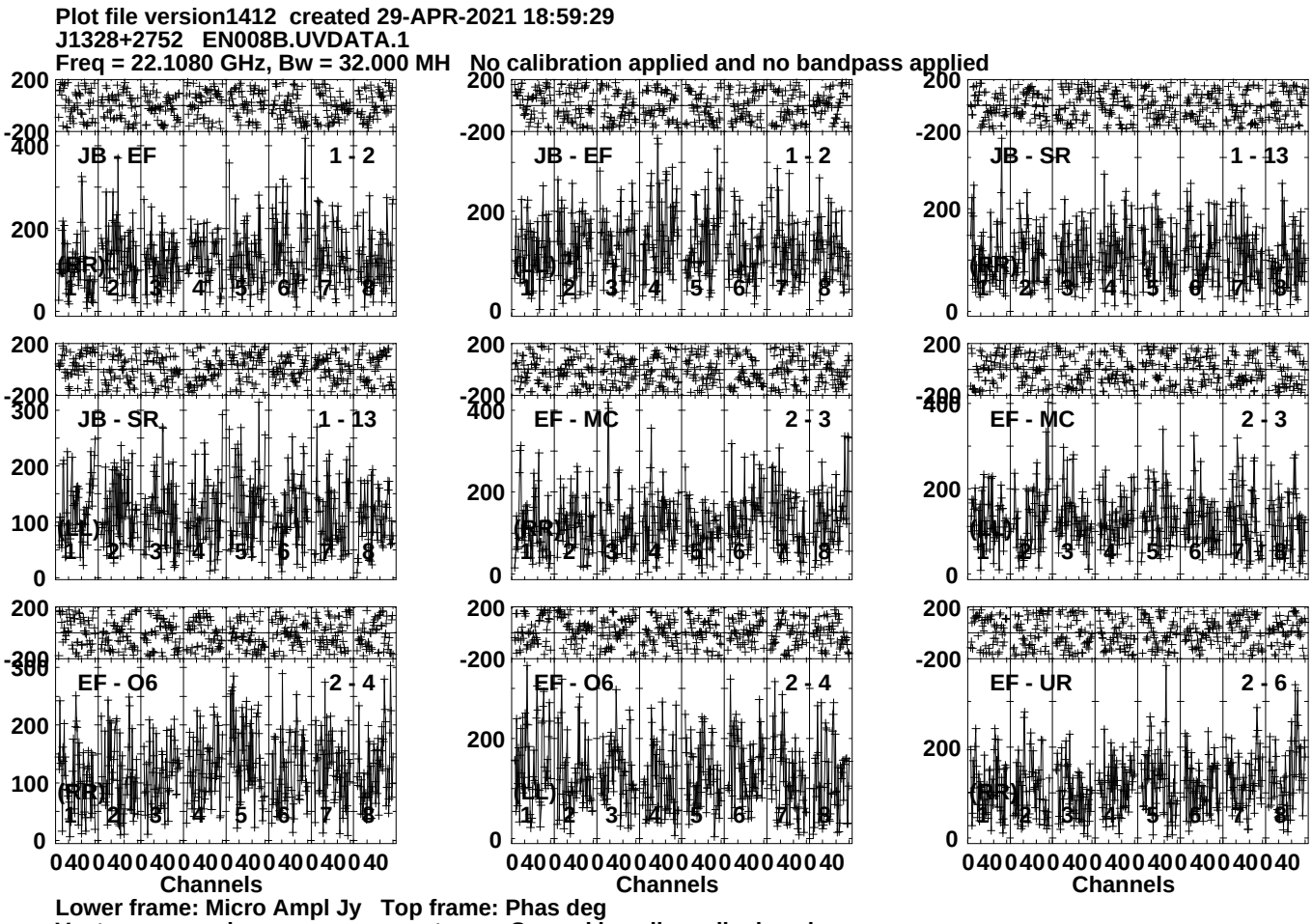
Plot file version1412 created 29-APR-2021 18:59:29
J1328+2752 EN008B.UVDATA.1
Freq = 22.1080 GHz, Bw = 32.000 MH No calibration applied and no bandpass applied
JB - EF 1 - 2
JB - EF 1 - 2
JB - SR 1 - 13
JB - SR 1 - 13
EF - MC 2 - 3
EF - MC 2 - 3
EF - O6 2 - 4
EF - O6 2 - 4
EF - UR 2 - 6
(RR)
(LL)
Channels
Lower frame: Micro Ampl Jy Top frame: Phas deg
Vector averaged cross-power spectrum Several baselines displayed
Timerange: 01/01:51:41 to 01/01:53:39

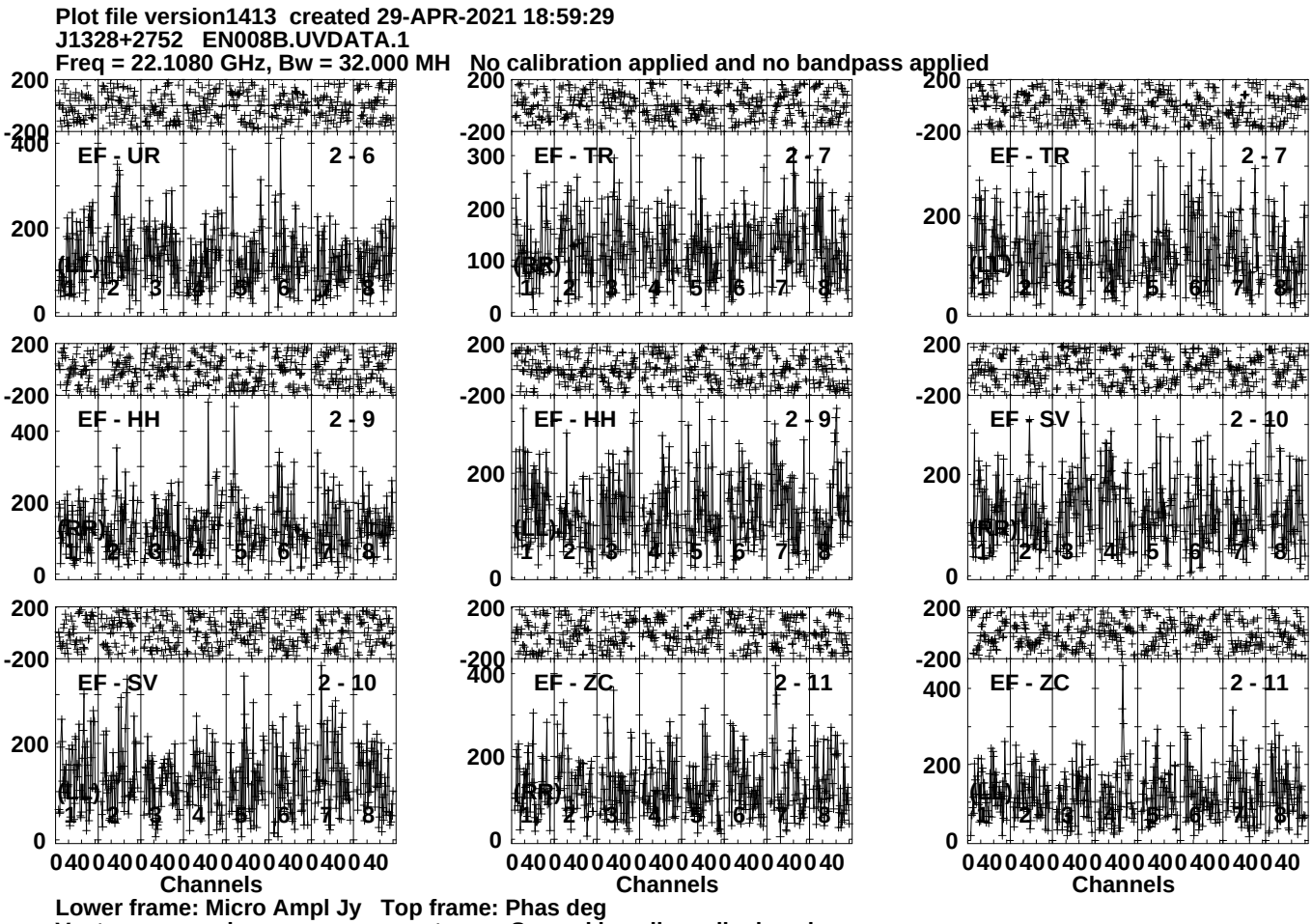
Plot file version1413 created 29-APR-2021 18:59:29
J1328+2752 EN008B.UVDATA.1
Freq = 22.1080 GHz, Bw = 32.000 MH No calibration applied and no bandpass applied
EF - UR 2 - 6
EF - TR 2 - 7
EF - TR 2 - 7
EF - HH 2 - 9
EF - HH 2 - 9
EF - SV 2 - 10
EF - SV 2 - 10
EF - ZC 2 - 11
EF - ZC 2 - 11
Channels
Channels
Channels
Lower frame: Micro Ampl Jy Top frame: Phas deg
Vector averaged cross-power spectrum Several baselines displayed
Timerange: 01/01:51:41 to 01/01:53:39

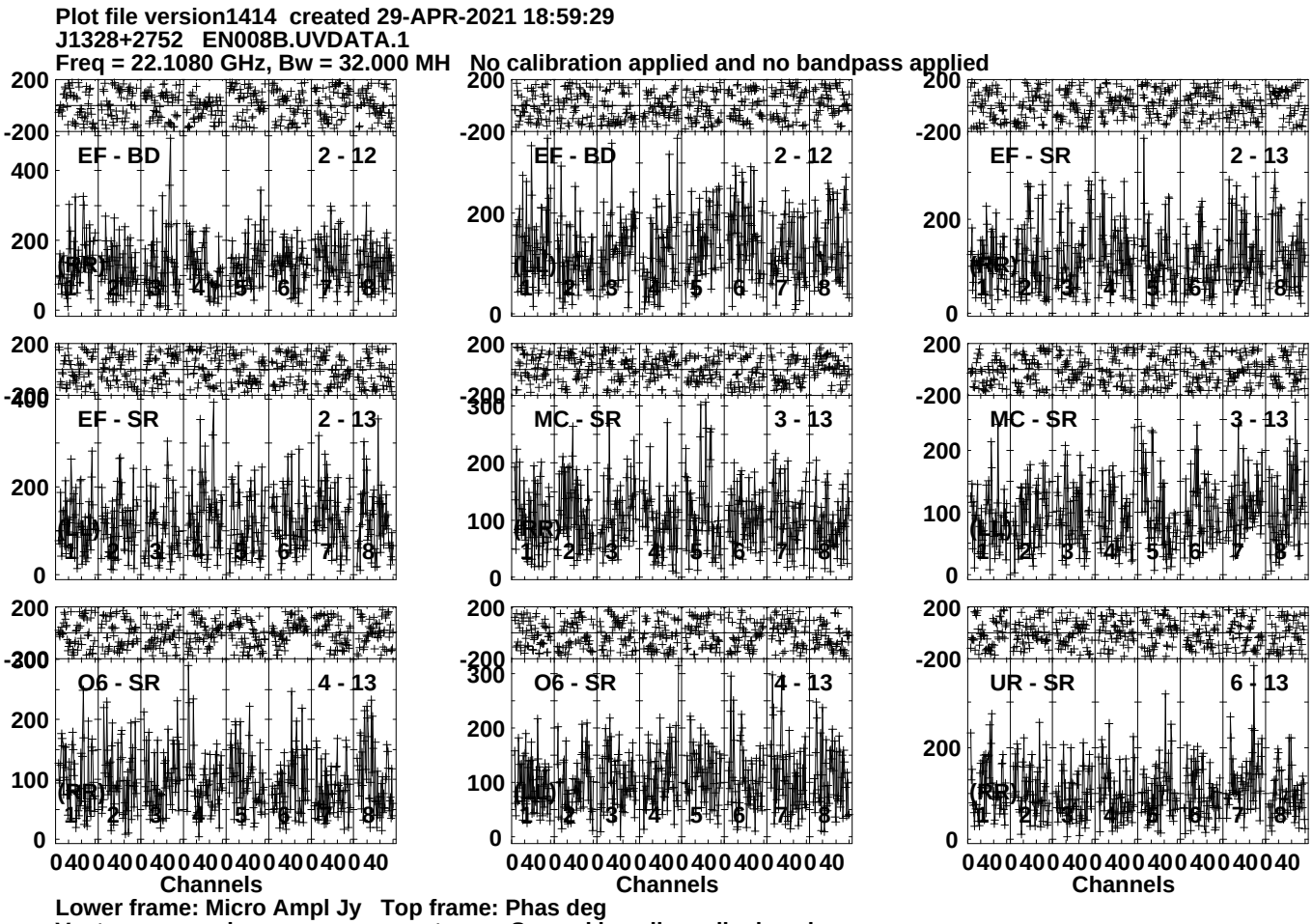
Plot file version1414 created 29-APR-2021 18:59:29
J1328+2752 EN008B.UVDATA.1
Freq = 22.1080 GHz, Bw = 32.000 MH No calibration applied and no bandpass applied
EF - BD 2 - 12
EF - BD 2 - 12
EF - SR 2 - 13
EF - SR 2 - 13
MC - SR 3 - 13
MC - SR 3 - 13
O6 - SR 4 - 13
O6 - SR 4 - 13
UR - SR 6 - 13
(RR)
Channels
Lower frame: Micro Ampl Jy Top frame: Phas deg
Vector averaged cross-power spectrum Several baselines displayed
Timerange: 01/01:51:41 to 01/01:53:39

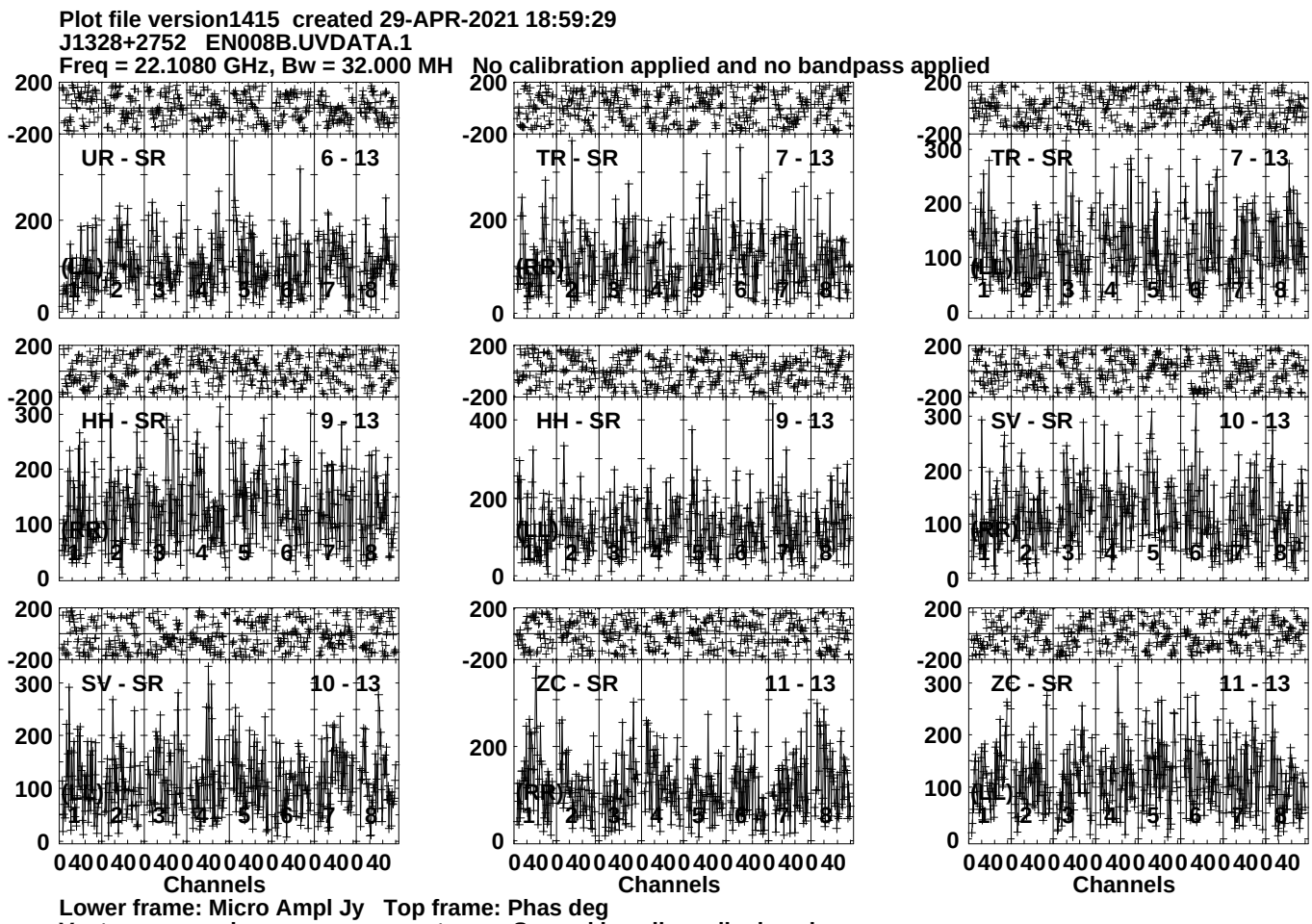
Plot file version1415 created 29-APR-2021 18:59:29
J1328+2752 EN008B.UVDATA.1
Freq = 22.1080 GHz, Bw = 32.000 MH No calibration applied and no bandpass applied
UR - SR
6 - 13
TR - SR
7 - 13
TR - SR
7 - 13
HH - SR
9 - 13
HH - SR
9 - 13
SV - SR
10 - 13
SV - SR
10 - 13
ZC - SR
11 - 13
ZC - SR
11 - 13
Channels
Channels
Channels
Lower frame: Micro Ampl Jy Top frame: Phas deg
Vector averaged cross-power spectrum Several baselines displayed
Timerange: 01/01:51:41 to 01/01:53:39

Plot file version1416 created 29-APR-2021 18:59:29
J1328+2752 EN008B.UVDATA.1
Freq = 22.1080 GHz, Bw = 32.000 MH No calibration applied and no bandpass applied

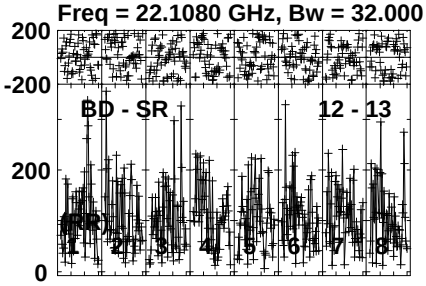

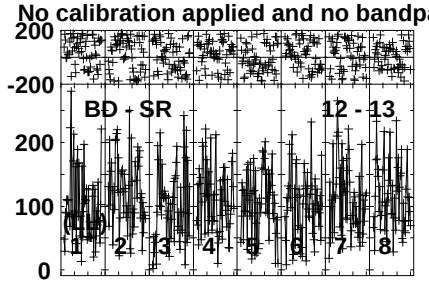

Lower frame: Micro Ampl Jy Top frame: Phas deg
Vector averaged cross-power spectrum Several baselines displayed
Timerange: 01/01:51:41 to 01/01:53:39

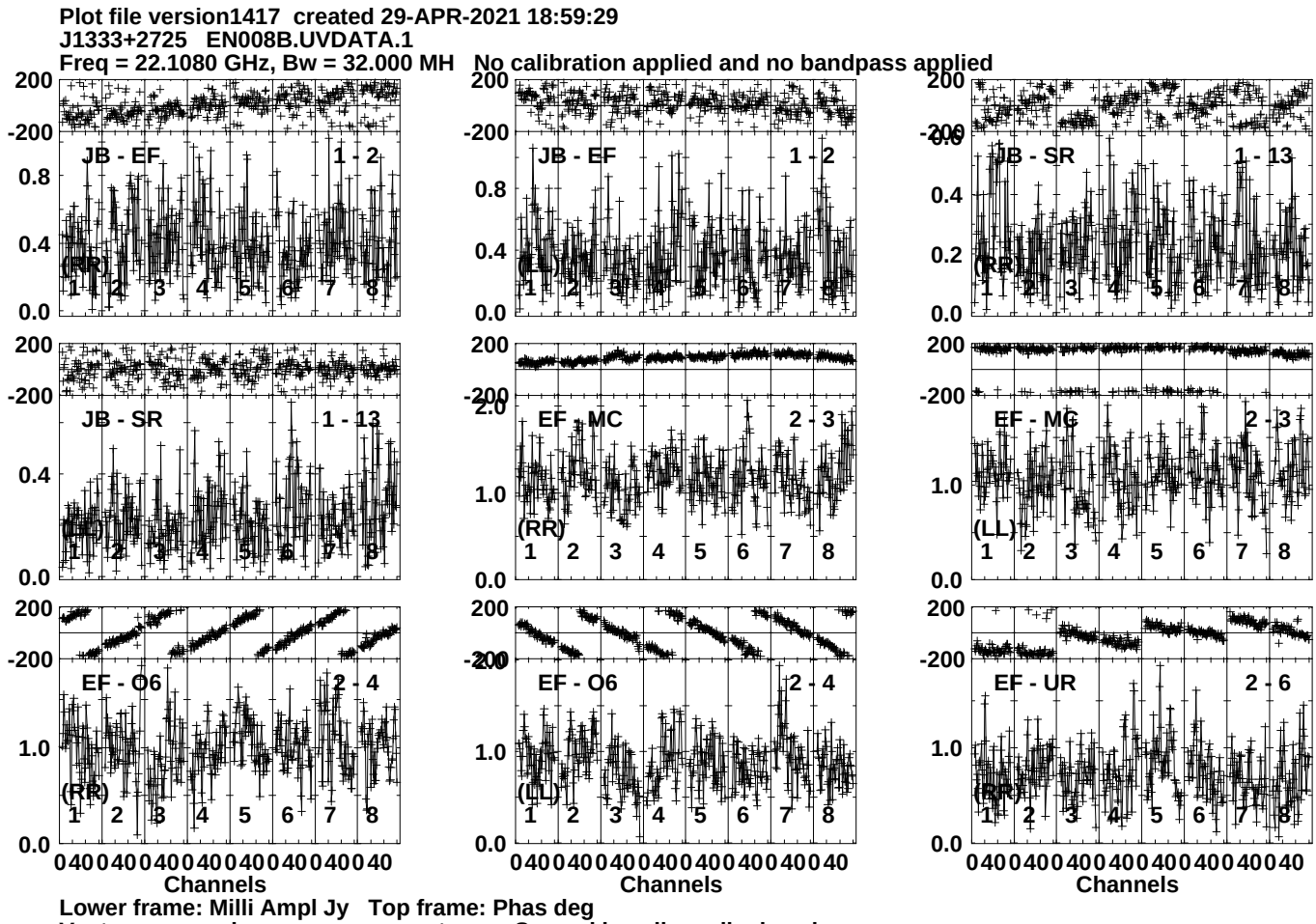
Plot file version1417 created 29-APR-2021 18:59:29
J1333+2725 EN008B.UVDATA.1
Freq = 22.1080 GHz, Bw = 32.000 MH No calibration applied and no bandpass applied
JB - EF 1 - 2
(RR)
JB - EF 1 - 2
(LL)
JB - SR 1 - 13
(RR)
JB - SR 1 - 13
(LL)
EF - MC 2 - 3
(RR)
EF - MC 2 - 3
(LL)
EF - O6 2 - 4
(RR)
EF - O6 2 - 4
(LL)
EF - UR 2 - 6
(RR)
Channels
Channels
Channels
Lower frame: Milli Ampl Jy Top frame: Phas deg
Vector averaged cross-power spectrum Several baselines displayed
Timerange: 01/01:53:41 to 01/01:54:39

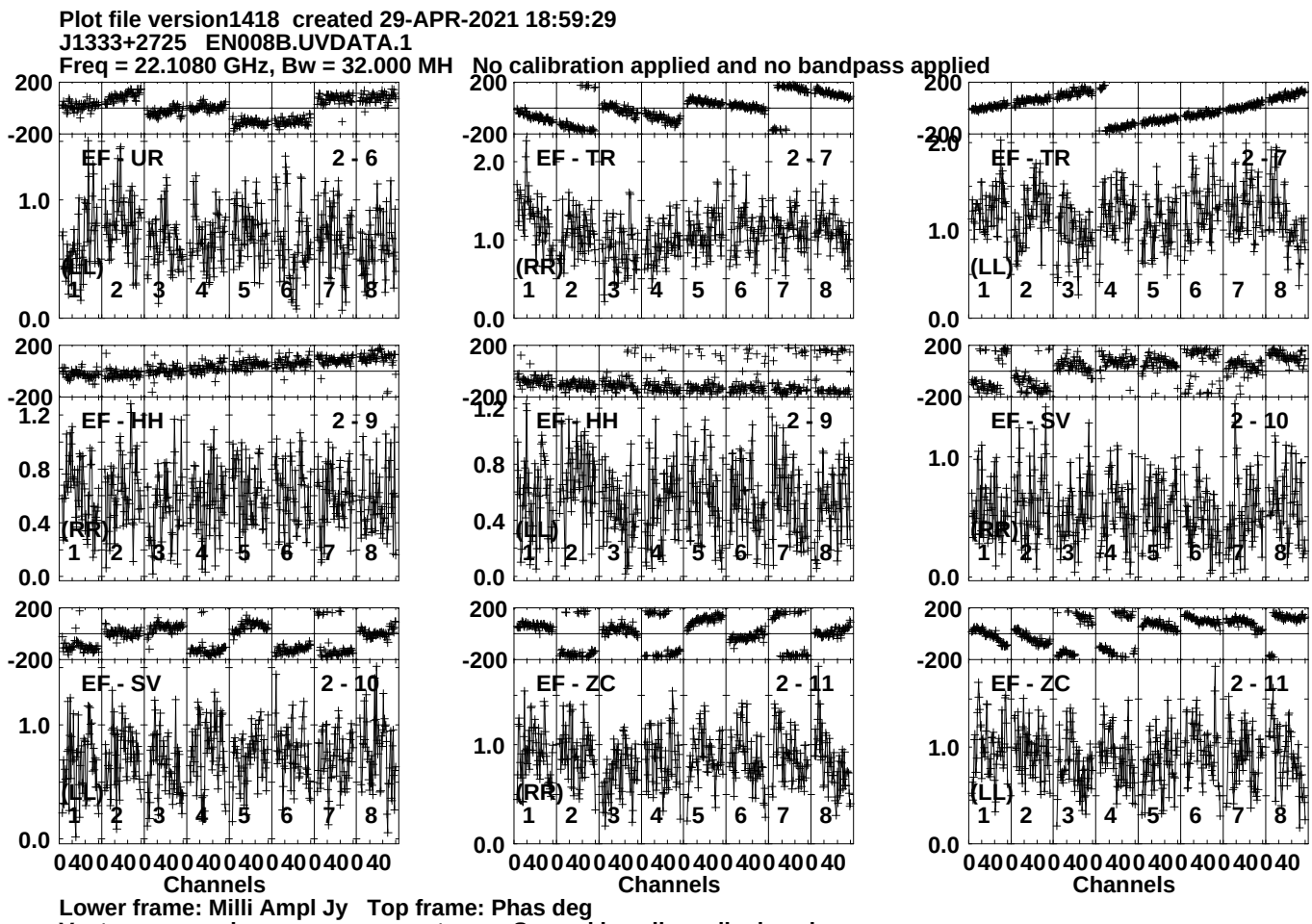
Plot file version1418 created 29-APR-2021 18:59:29
J1333+2725 EN008B.UVDATA.1
Freq = 22.1080 GHz, Bw = 32.000 MH No calibration applied and no bandpass applied
EF - UR
2 - 6
EF - TR
2 - 7
EF - TR
2 - 7
EF - HH
2 - 9
EF - HH
2 - 9
EF - SV
2 - 10
EF - SV
2 - 10
EF - ZC
2 - 11
EF - ZC
2 - 11
(RL)
(RR)
(LL)
(RR)
(LL)
(RR)
(LL)
(RR)
(LL)
Channels
Channels
Channels
Lower frame: Milli Ampl Jy Top frame: Phas deg
Vector averaged cross-power spectrum Several baselines displayed
Timerange: 01/01:53:41 to 01/01:54:39

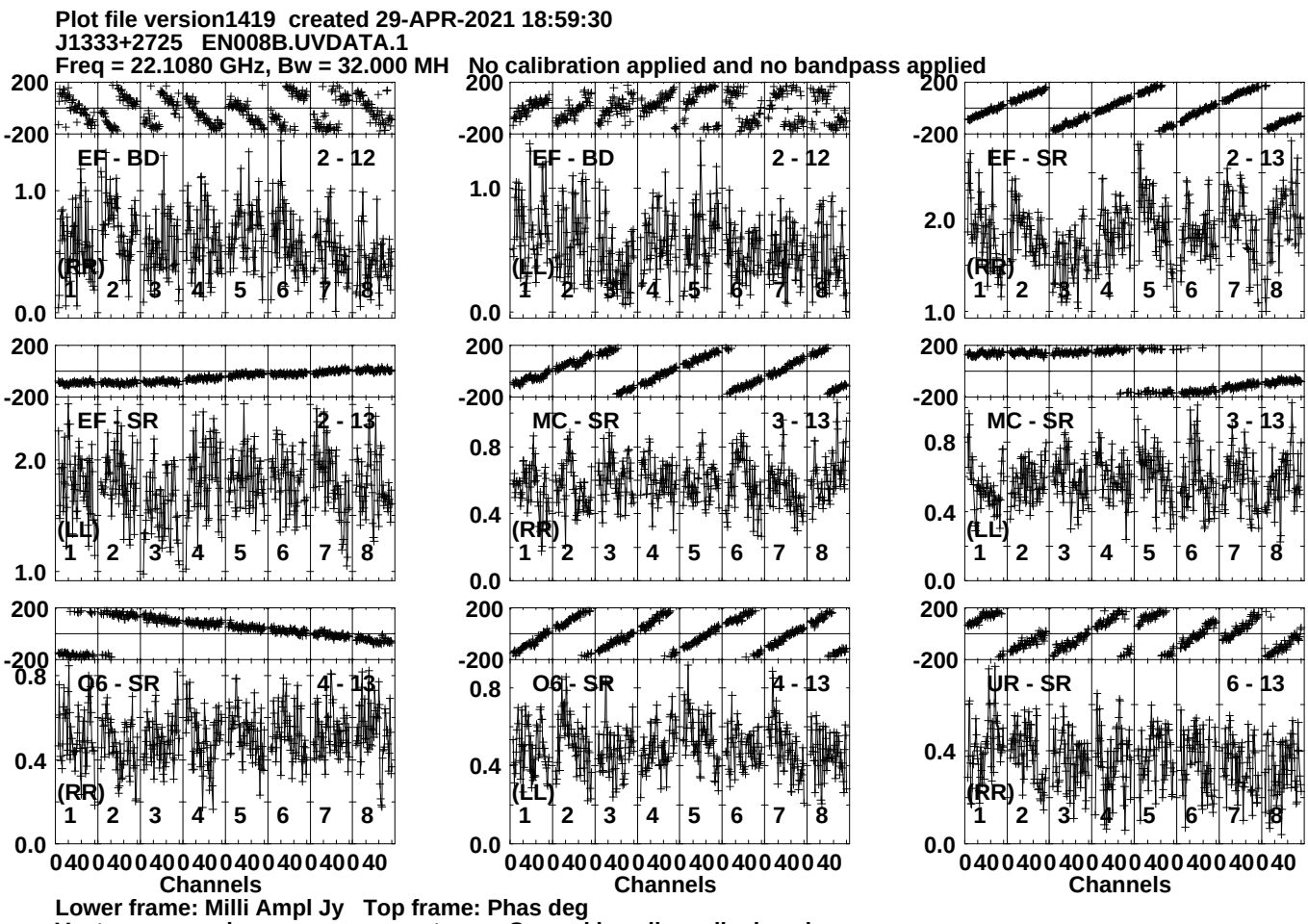
Plot file version1419 created 29-APR-2021 18:59:30
J1333+2725 EN008B.UVDATA.1
Freq = 22.1080 GHz, Bw = 32.000 MH No calibration applied and no bandpass applied
EF - BD 2 - 12
(RR)
EF - BD 2 - 12
(LL)
EF - SR 2 - 13
(RR)
EF - SR 2 - 13
(LL)
MC - SR 3 - 13
(RR)
MC - SR 3 - 13
(LL)
O6 - SR 4 - 13
(RR)
O6 - SR 4 - 13
(LL)
UR - SR 6 - 13
(RR)
Channels
Channels
Channels
Lower frame: Milli Ampl Jy Top frame: Phas deg
Vector averaged cross-power spectrum Several baselines displayed
Timerange: 01/01:53:41 to 01/01:54:39

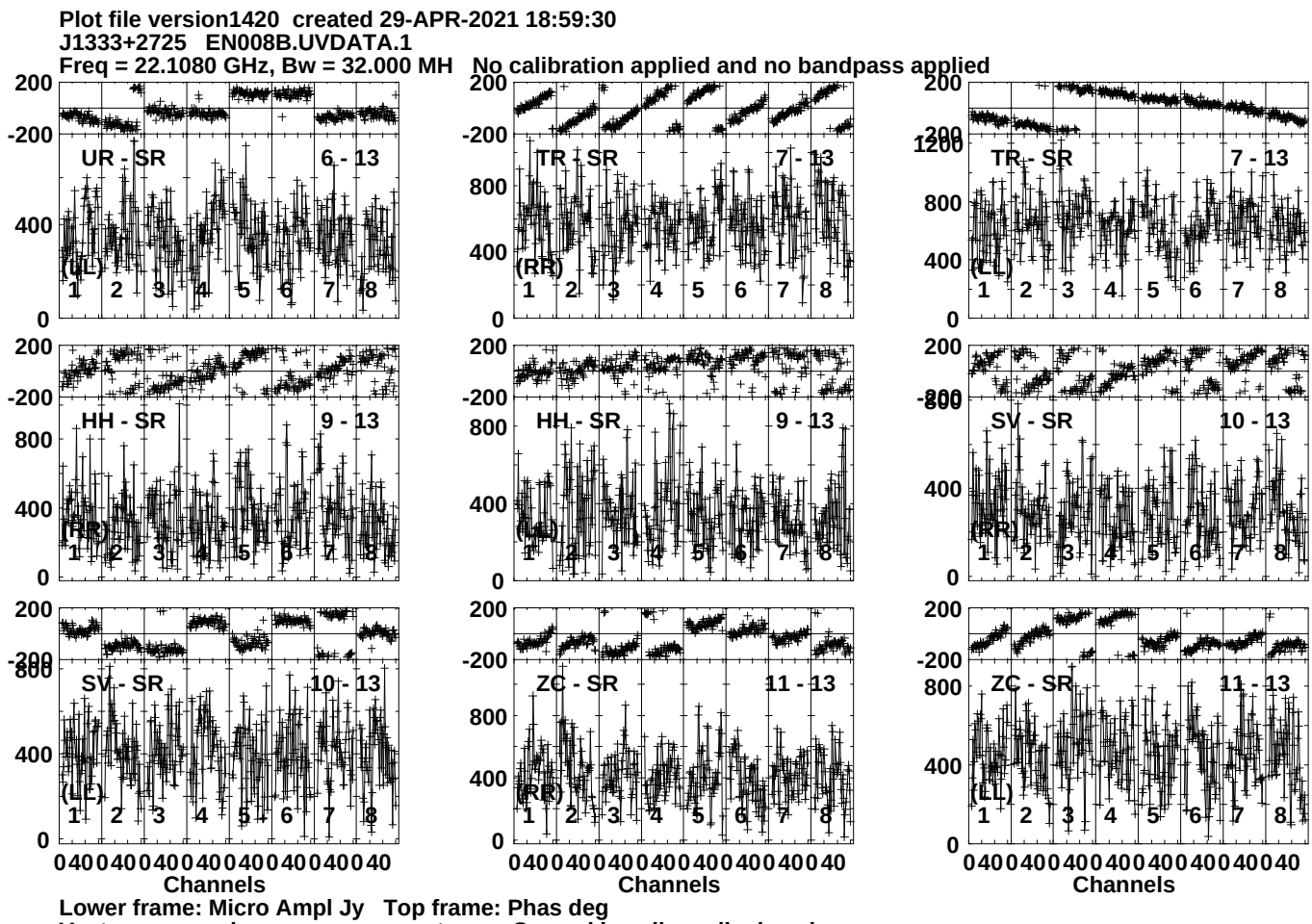
Plot file version1420 created 29-APR-2021 18:59:30
J1333+2725 EN008B.UVDATA.1
Freq = 22.1080 GHz, Bw = 32.000 MH No calibration applied and no bandpass applied
UR - SR
6 - 13
(UL)
TR - SR
7 - 13
(RR)
TR - SR
7 - 13
(LL)
HH - SR
9 - 13
(RR)
HH - SR
9 - 13
(LL)
SV - SR
10 - 13
(RR)
SV - SR
10 - 13
(LL)
ZC - SR
11 - 13
(RR)
ZC - SR
11 - 13
(LL)
Channels
Channels
Channels
Lower frame: Micro Ampl Jy Top frame: Phas deg
Vector averaged cross-power spectrum Several baselines displayed
Timerange: 01/01:53:41 to 01/01:54:39

Plot file version1421 created 29-APR-2021 18:59:30
J1333+2725 EN008B.UVDATA.1
Freq = 22.1080 GHz, Bw = 32.000 MH No calibration applied and no bandpass applied

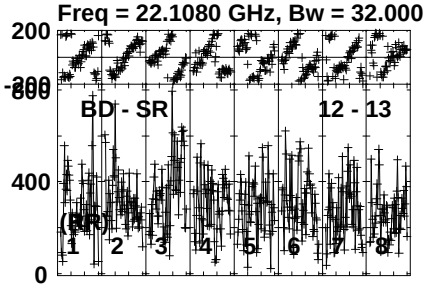

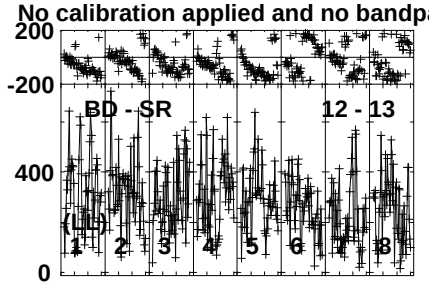

Lower frame: Micro Ampl Jy Top frame: Phas deg
Vector averaged cross-power spectrum Several baselines displayed
Timerange: 01/01:53:41 to 01/01:54:39

Plot file version1422 created 29-APR-2021 18:59:30
J1328+2752 EN008B.UVDATA.1
Freq = 22.1080 GHz, Bw = 32.000 MH No calibration applied and no bandpass applied

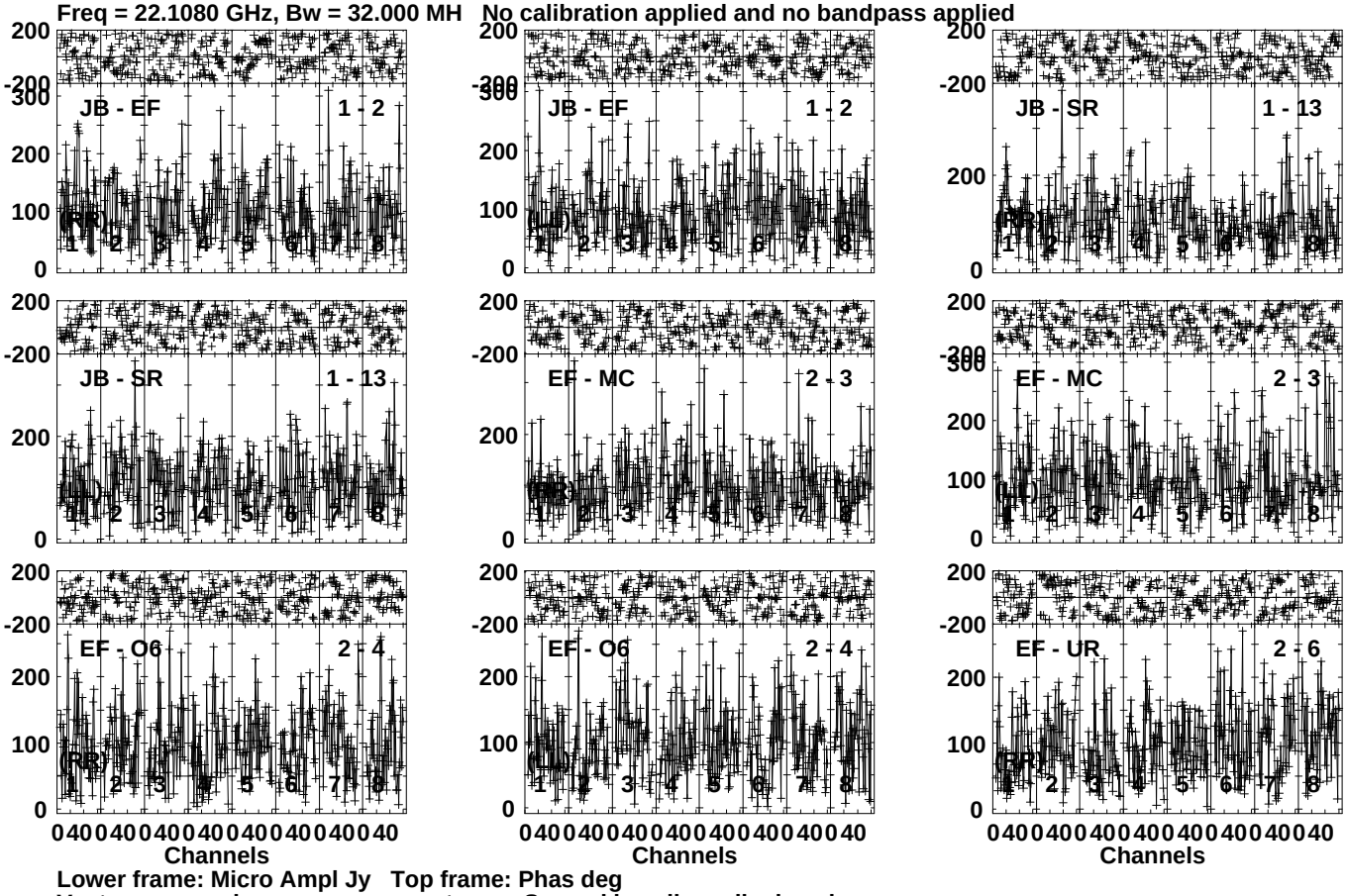

Lower frame: Micro Ampl Jy Top frame: Phas deg
Vector averaged cross-power spectrum Several baselines displayed
Timerange: 01/01:55:21 to 01/01:57:19

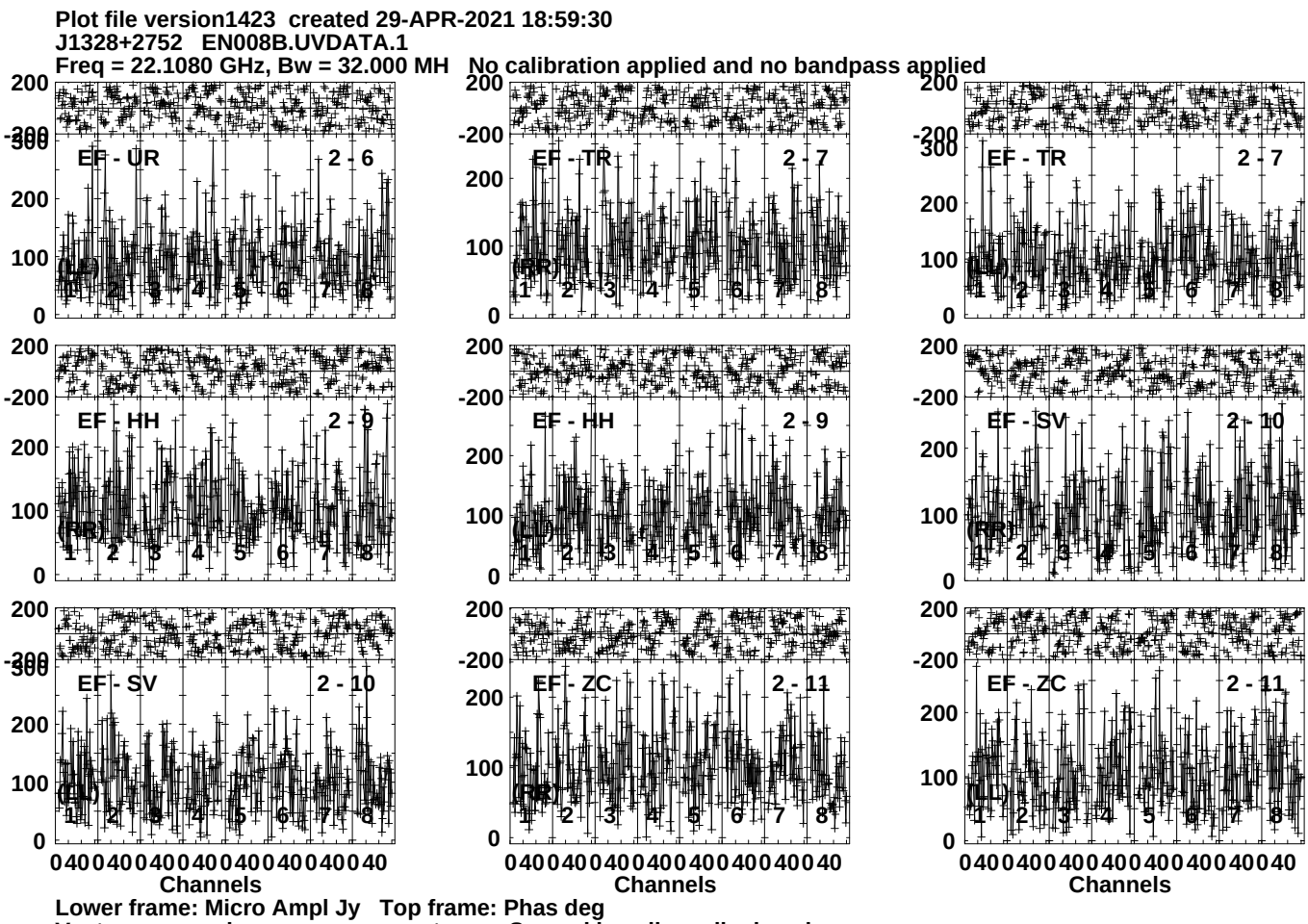
Plot file version1423 created 29-APR-2021 18:59:30
J1328+2752 EN008B.UVDATA.1
Freq = 22.1080 GHz, Bw = 32.000 MH No calibration applied and no bandpass applied
EF - UR 2 - 6
EF - TR 2 - 7
EF - TR 2 - 7
EF - HH 2 - 9
EF - HH 2 - 9
EF - SV 2 - 10
EF - SV 2 - 10
EF - ZC 2 - 11
EF - ZC 2 - 11
(RR)
(LL)
Channels
Lower frame: Micro Ampl Jy Top frame: Phas deg
Vector averaged cross-power spectrum Several baselines displayed
Timerange: 01/01:55:21 to 01/01:57:19

Plot file version1424 created 29-APR-2021 18:59:30
J1328+2752 EN008B.UVDATA.1
Freq = 22.1080 GHz, Bw = 32.000 MH No calibration applied and no bandpass applied

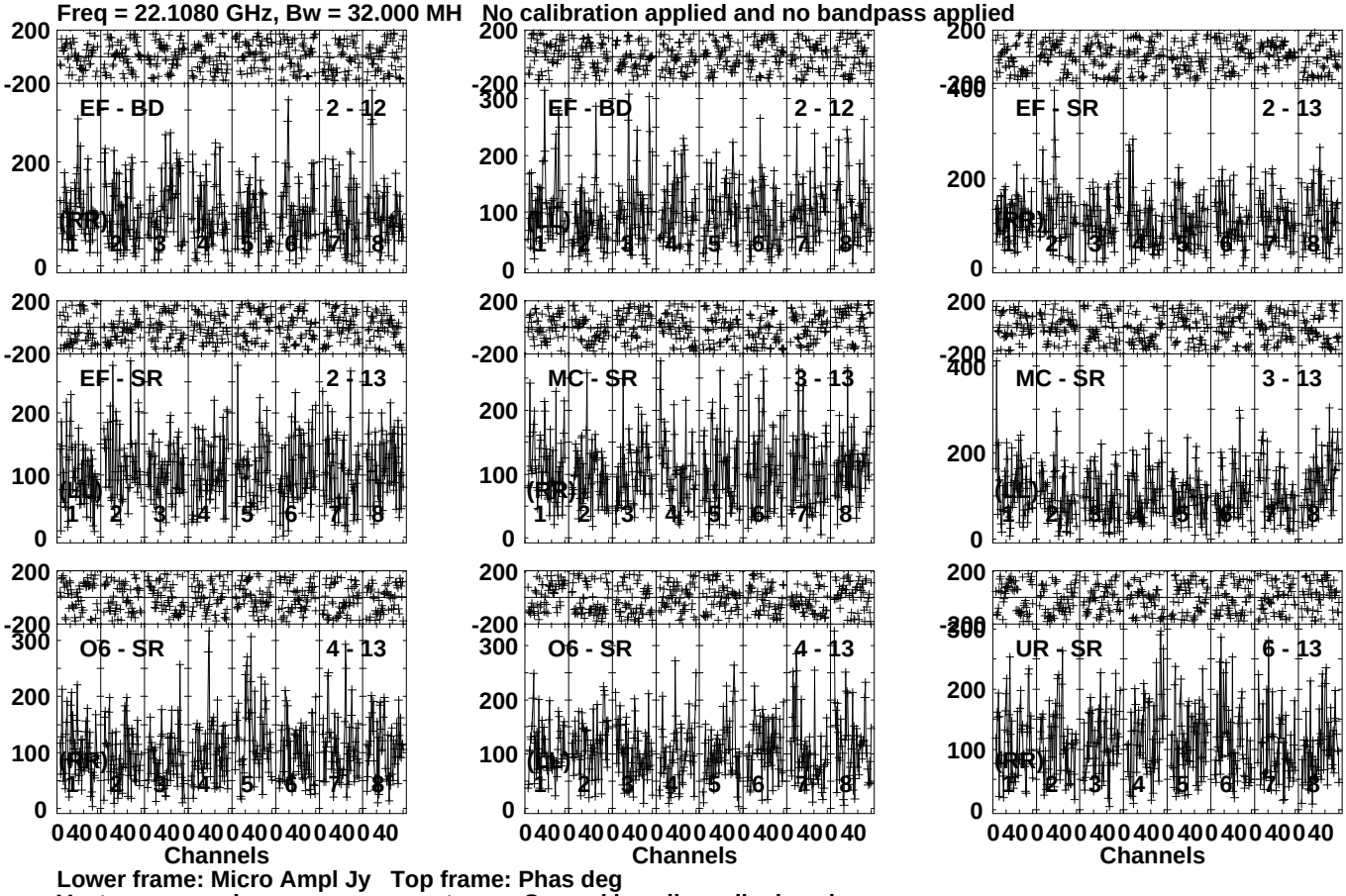

Lower frame: Micro Ampl Jy Top frame: Phas deg
Vector averaged cross-power spectrum Several baselines displayed
Timerange: 01/01:55:21 to 01/01:57:19

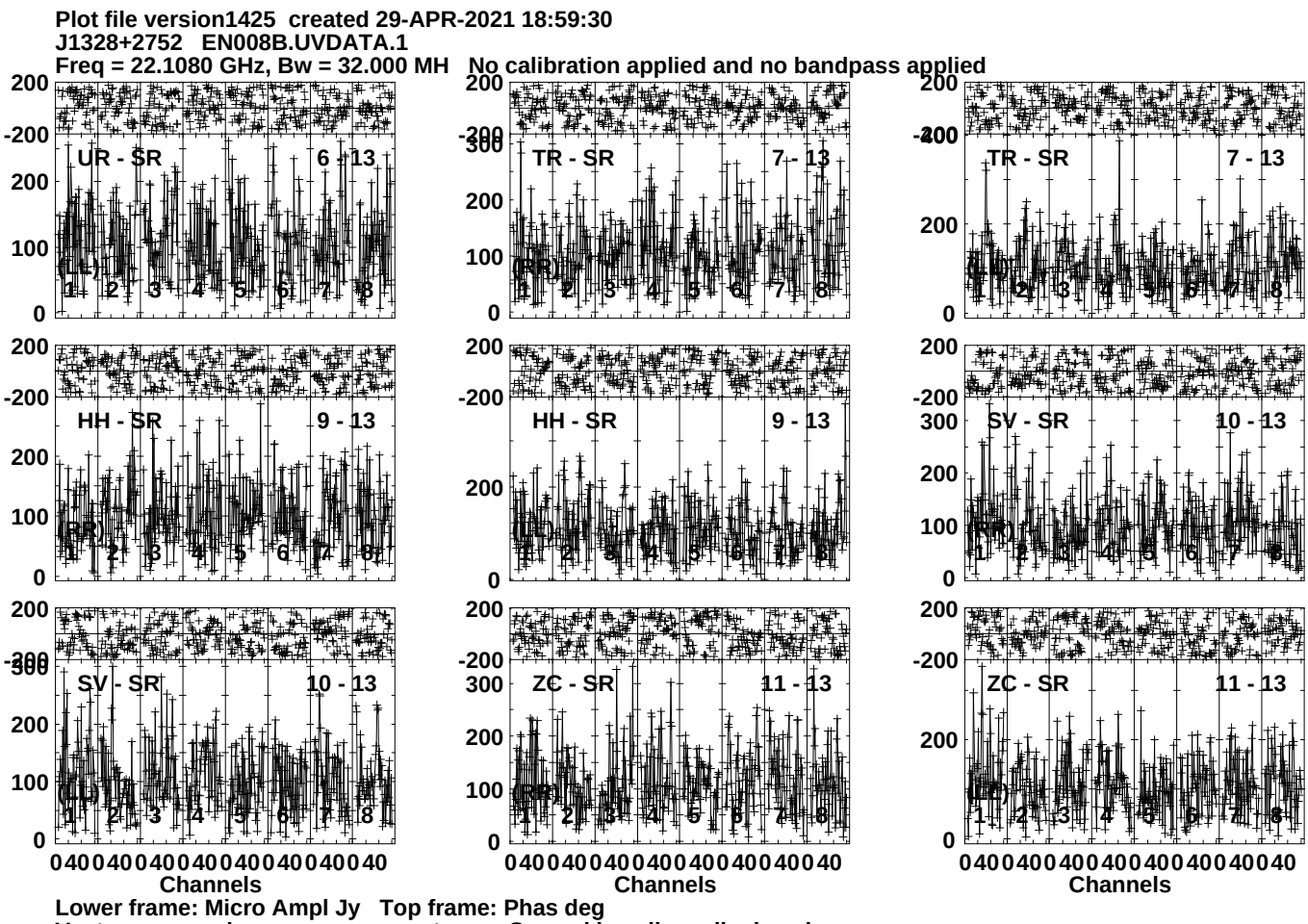
Plot file version1425 created 29-APR-2021 18:59:30
J1328+2752 EN008B.UVDATA.1
Freq = 22.1080 GHz, Bw = 32.000 MH No calibration applied and no bandpass applied
UR - SR
6 - 13
(LL)
TR - SR
7 - 13
(RR)
TR - SR
7 - 13
(LL)
HH - SR
9 - 13
(RR)
HH - SR
9 - 13
(LL)
SV - SR
10 - 13
(RR)
SV - SR
10 - 13
(LL)
ZC - SR
11 - 13
(RR)
ZC - SR
11 - 13
(LL)
Channels
Channels
Channels
Lower frame: Micro Ampl Jy Top frame: Phas deg
Vector averaged cross-power spectrum Several baselines displayed
Timerange: 01/01:55:21 to 01/01:57:19

Plot file version1426 created 29-APR-2021 18:59:30
J1328+2752 EN008B.UVDATA.1
Freq = 22.1080 GHz, Bw = 32.000 MH No calibration applied and no bandpass applied

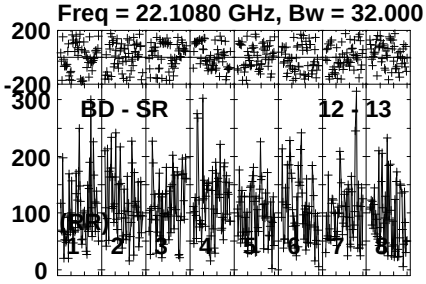

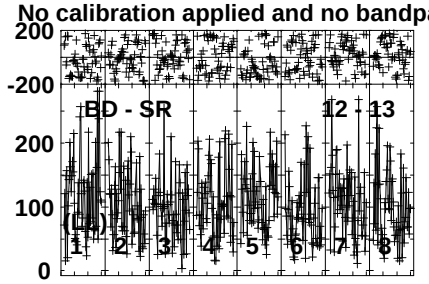

Lower frame: Micro Ampl Jy Top frame: Phas deg
Vector averaged cross-power spectrum Several baselines displayed
Timerange: 01/01:55:21 to 01/01:57:19

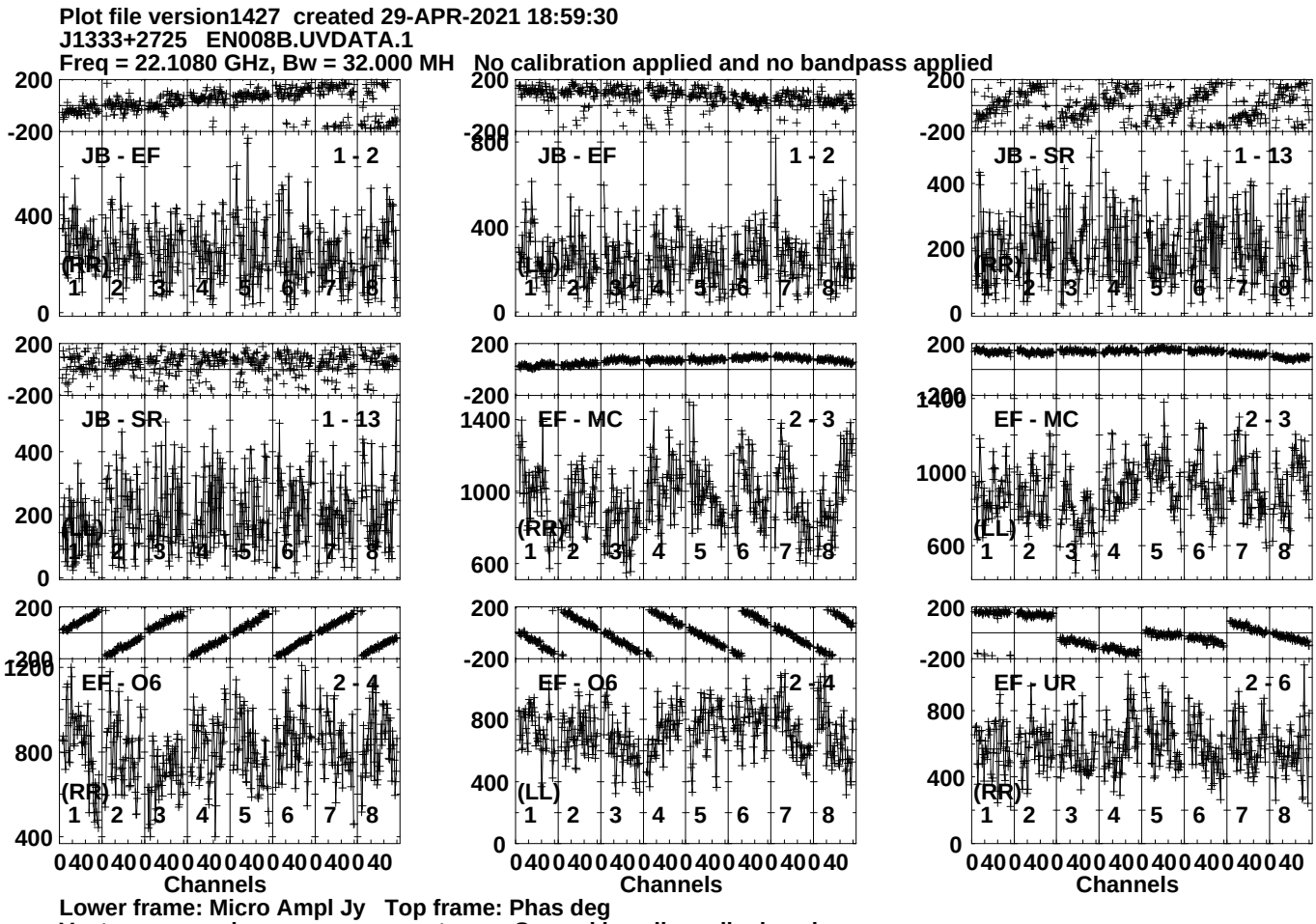
Plot file version1427 created 29-APR-2021 18:59:30
J1333+2725 EN008B.UVDATA.1
Freq = 22.1080 GHz, Bw = 32.000 MH No calibration applied and no bandpass applied
JB - EF 1 - 2
JB - EF 1 - 2
JB - SR 1 - 13
JB - SR 1 - 13
EF - MC 2 - 3
EF - MC 2 - 3
EF - O6 2 - 4
EF - O6 2 - 4
EF - UR 2 - 6
(RR)
(LL)
Channels
Lower frame: Micro Ampl Jy Top frame: Phas deg
Vector averaged cross-power spectrum Several baselines displayed
Timerange: 01/01:57:51 to 01/01:58:49

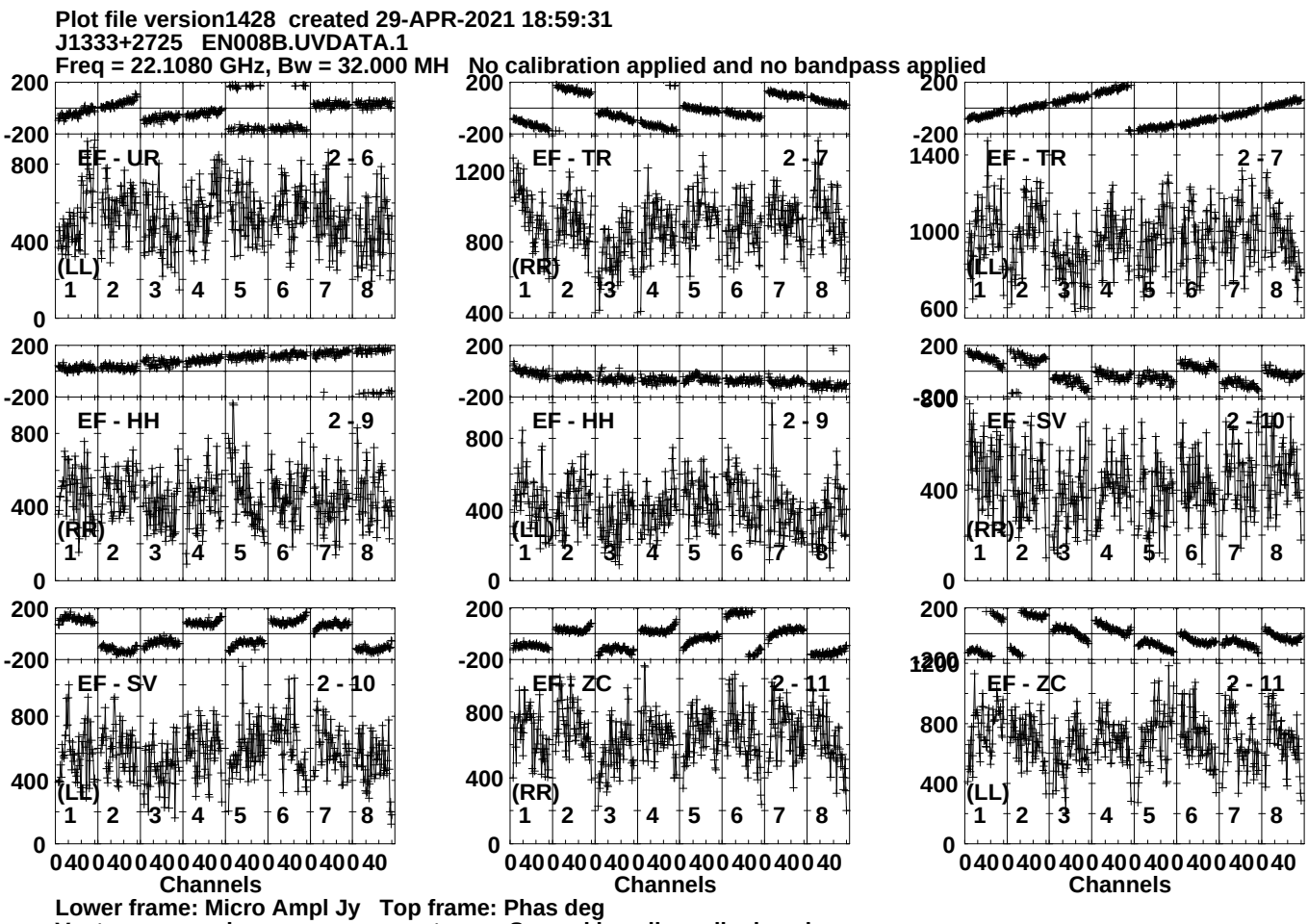
Plot file version1428 created 29-APR-2021 18:59:31
J1333+2725 EN008B.UVDATA.1
Freq = 22.1080 GHz, Bw = 32.000 MH No calibration applied and no bandpass applied
EF - UR 2 - 6
(LL)
EF - TR 2 - 7
(RR)
EF - TR 2 - 7
(LL)
EF - HH 2 - 9
(RR)
EF - HH 2 - 9
(LL)
EF - SV 2 - 10
(RR)
EF - SV 2 - 10
(LL)
EF - ZC 2 - 11
(RR)
EF - ZC 2 - 11
(LL)
Channels
Channels
Channels
Lower frame: Micro Ampl Jy Top frame: Phas deg
Vector averaged cross-power spectrum Several baselines displayed
Timerange: 01/01:57:51 to 01/01:58:49

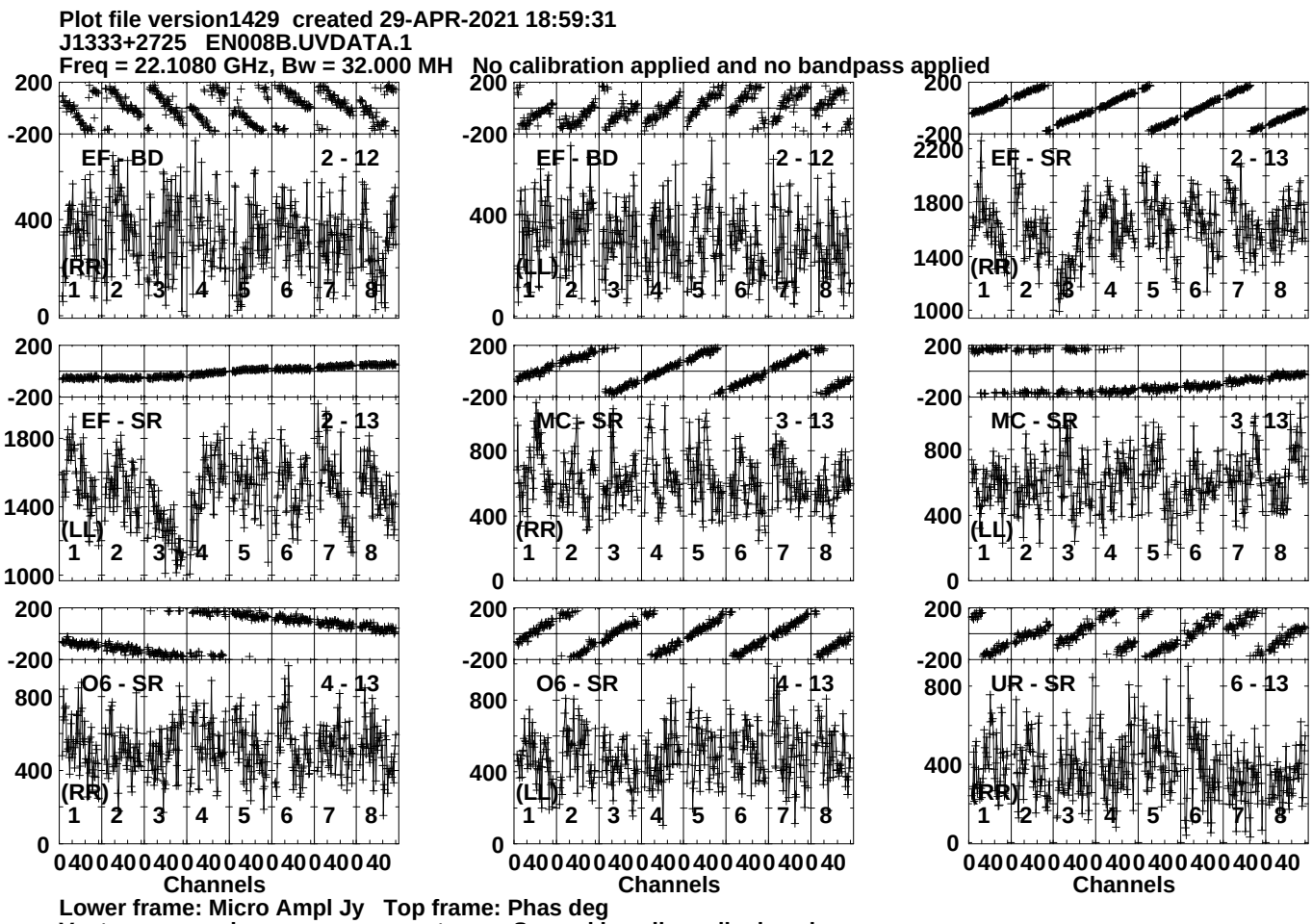
Plot file version1429 created 29-APR-2021 18:59:31
J1333+2725 EN008B.UVDATA.1
Freq = 22.1080 GHz, Bw = 32.000 MH No calibration applied and no bandpass applied
EF - BD 2 - 12
(RR)
EF - BD 2 - 12
(LL)
EF - SR 2 - 13
(RR)
EF - SR 2 - 13
(LL)
MC - SR 3 - 13
(RR)
MC - SR 3 - 13
(LL)
O6 - SR 4 - 13
(RR)
O6 - SR 4 - 13
(LL)
UR - SR 6 - 13
(RR)
Channels
Channels
Channels
Lower frame: Micro Ampl Jy Top frame: Phas deg
Vector averaged cross-power spectrum Several baselines displayed
Timerange: 01/01:57:51 to 01/01:58:49

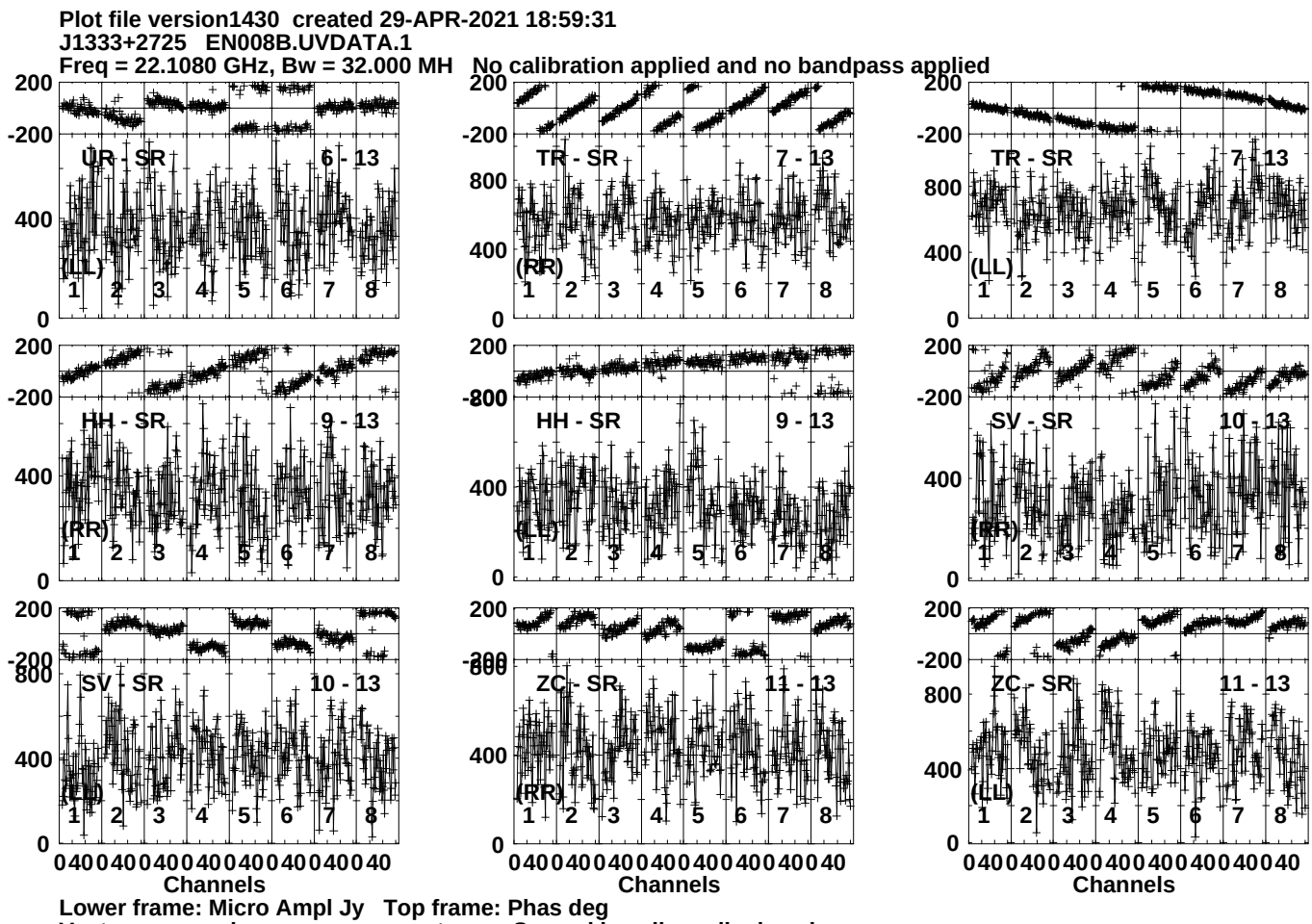
Plot file version1430 created 29-APR-2021 18:59:31
J1333+2725 EN008B.UVDATA.1
Freq = 22.1080 GHz, Bw = 32.000 MH No calibration applied and no bandpass applied
UR - SR 6 - 13
TR - SR 7 - 13
TR - SR 7 - 13
HH - SR 9 - 13
HH - SR 9 - 13
SV - SR 10 - 13
SV - SR 10 - 13
ZC - SR 11 - 13
ZC - SR 11 - 13
(LL)
(RR)
Channels
Lower frame: Micro Ampl Jy Top frame: Phas deg
Vector averaged cross-power spectrum Several baselines displayed
Timerange: 01/01:57:51 to 01/01:58:49

Plot file version1431 created 29-APR-2021 18:59:31
J1333+2725 EN008B.UVDATA.1
Freq = 22.1080 GHz, Bw = 32.000 MH No calibration applied and no bandpass applied

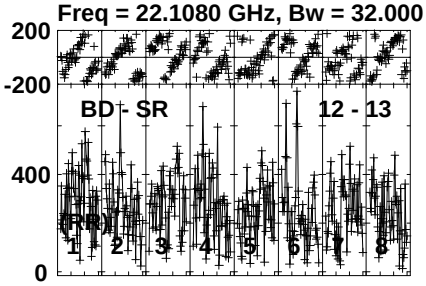

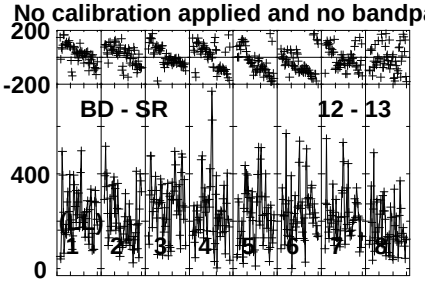

Lower frame: Micro Ampl Jy Top frame: Phas deg
Vector averaged cross-power spectrum Several baselines displayed
Timerange: 01/01:57:51 to 01/01:58:49

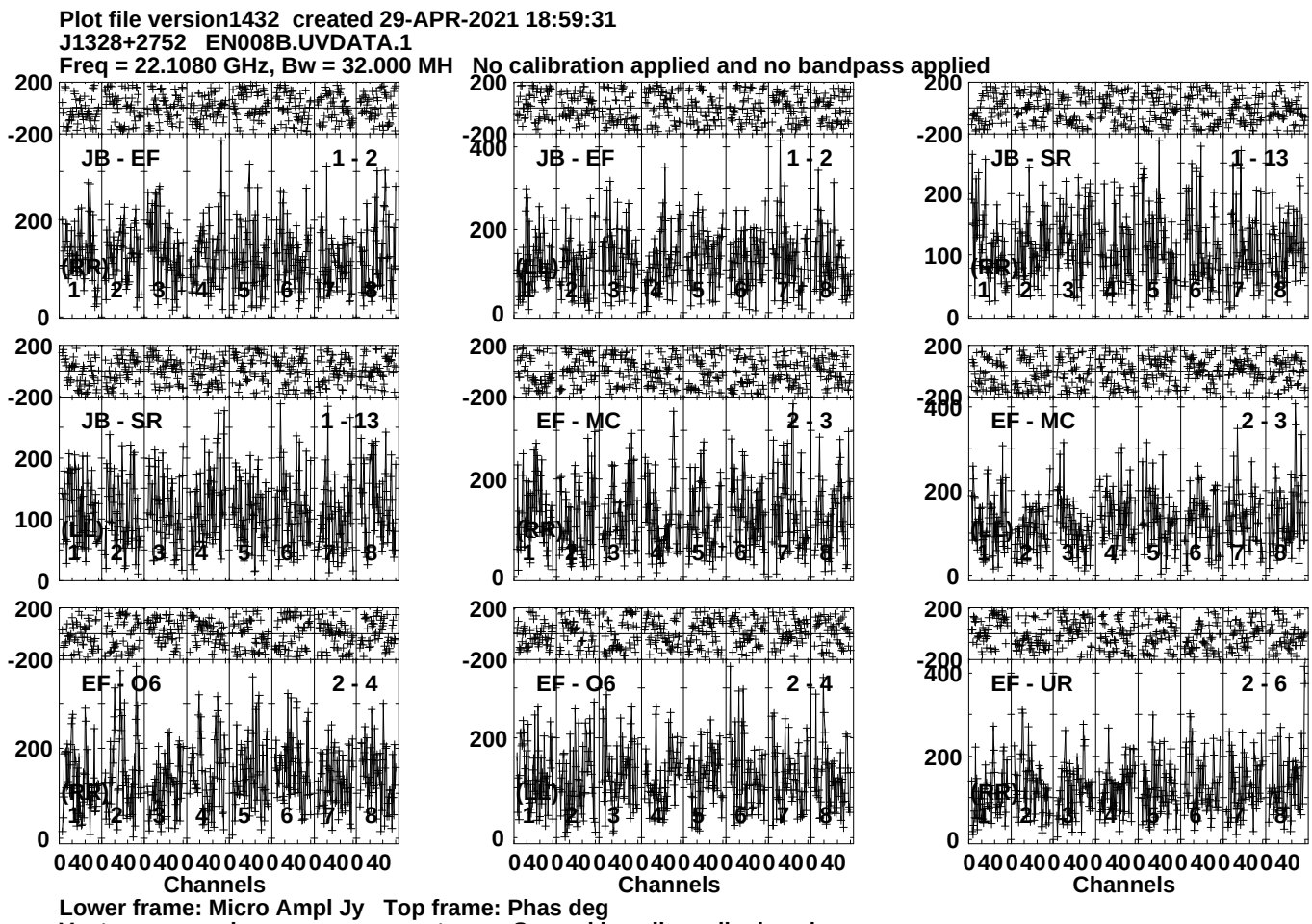
Plot file version1432 created 29-APR-2021 18:59:31
J1328+2752 EN008B.UVDATA.1
Freq = 22.1080 GHz, Bw = 32.000 MH No calibration applied and no bandpass applied
JB - EF 1 - 2
JB - EF 1 - 2
JB - SR 1 - 13
JB - SR 1 - 13
EF - MC 2 - 3
EF - MC 2 - 3
EF - O6 2 - 4
EF - O6 2 - 4
EF - UR 2 - 6
(RR)
(LL)
Channels
Lower frame: Micro Ampl Jy Top frame: Phas deg
Vector averaged cross-power spectrum Several baselines displayed
Timerange: 01/01:58:51 to 01/02:00:49

Plot file version1433 created 29-APR-2021 18:59:31
J1328+2752 EN008B.UVDATA.1
Freq = 22.1080 GHz, Bw = 32.000 MH No calibration applied and no bandpass applied

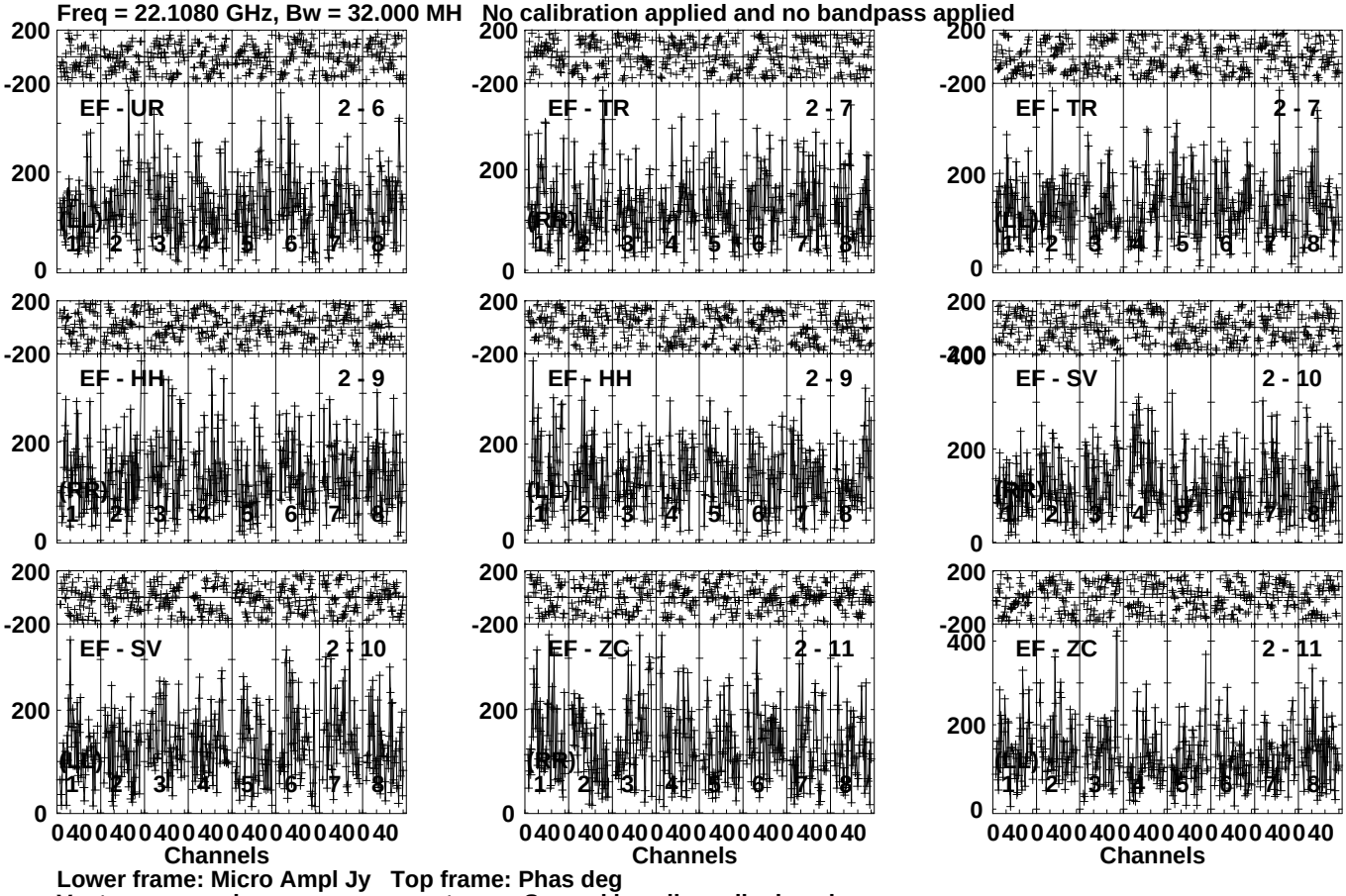

Lower frame: Micro Ampl Jy Top frame: Phas deg
Vector averaged cross-power spectrum Several baselines displayed
Timerange: 01/01:58:51 to 01/02:00:49

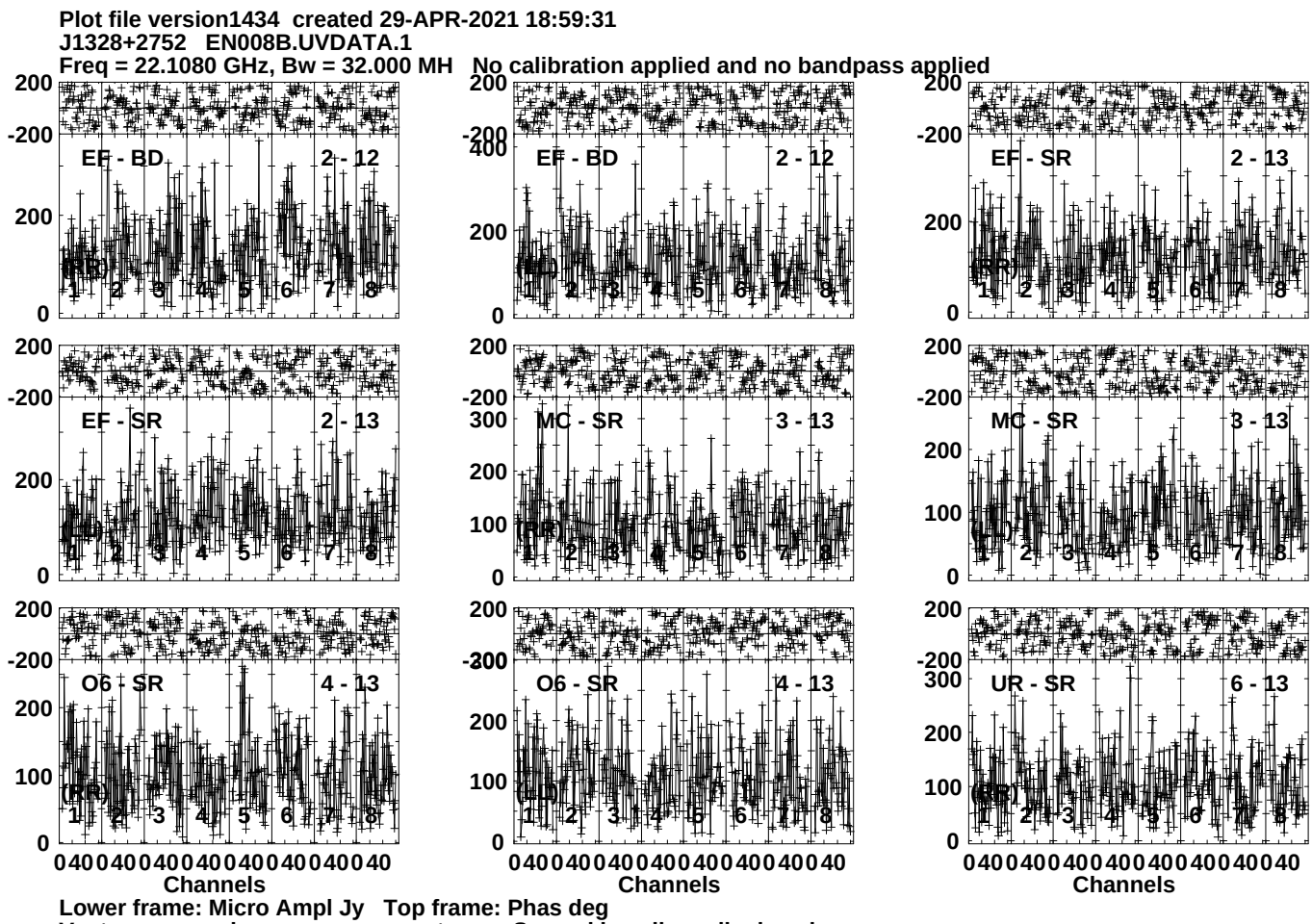
Plot file version1434 created 29-APR-2021 18:59:31
J1328+2752 EN008B.UVDATA.1
Freq = 22.1080 GHz, Bw = 32.000 MH No calibration applied and no bandpass applied
EF - BD 2 - 12
EF - BD 2 - 12
EF - SR 2 - 13
EF - SR 2 - 13
MC - SR 3 - 13
MC - SR 3 - 13
O6 - SR 4 - 13
O6 - SR 4 - 13
UR - SR 6 - 13
Channels
Channels
Channels
Lower frame: Micro Ampl Jy Top frame: Phas deg
Vector averaged cross-power spectrum Several baselines displayed
Timerange: 01/01:58:51 to 01/02:00:49

Plot file version1435 created 29-APR-2021 18:59:31
J1328+2752 EN008B.UVDATA.1
Freq = 22.1080 GHz, Bw = 32.000 MH No calibration applied and no bandpass applied

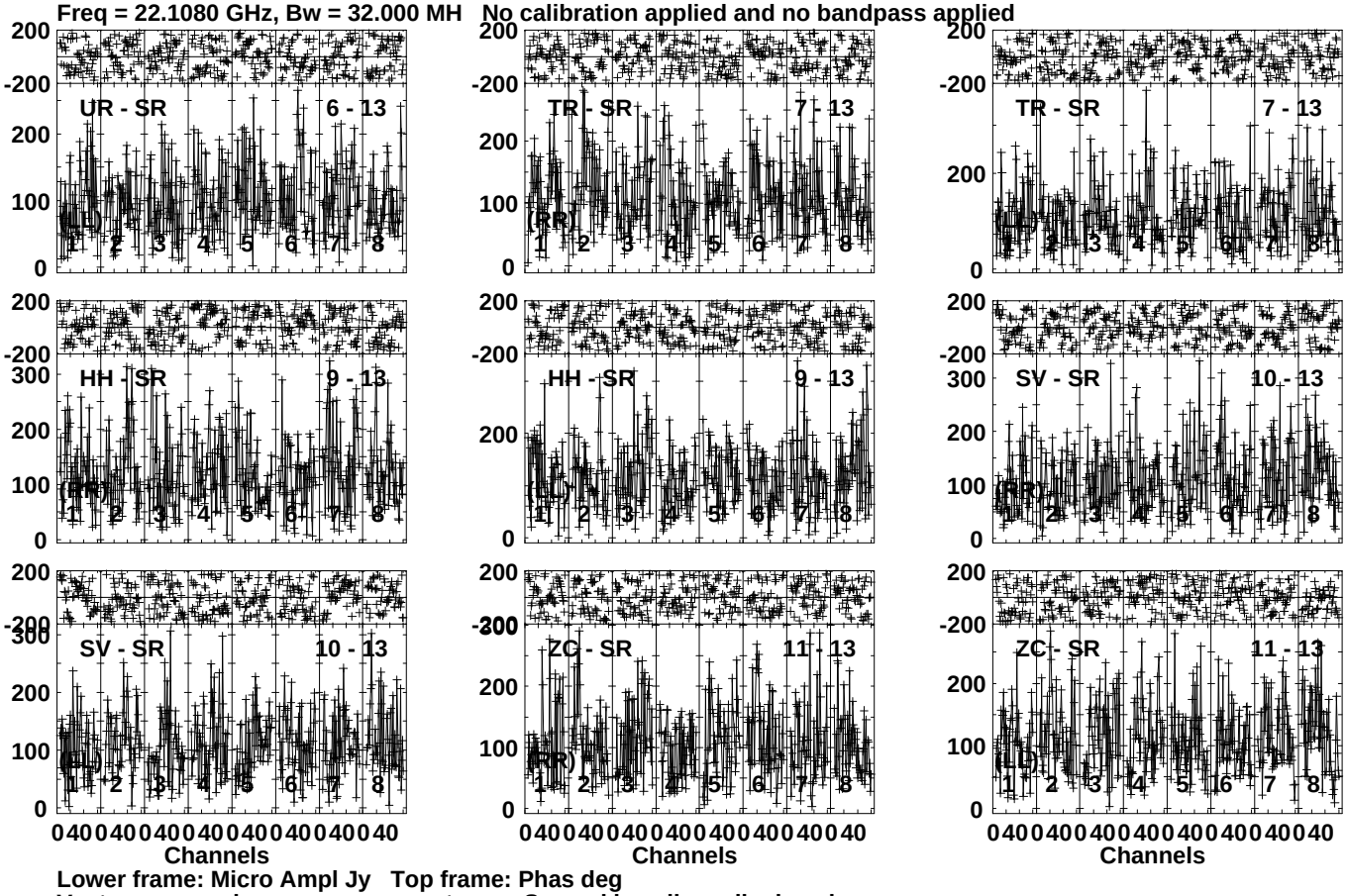

Lower frame: Micro Ampl Jy Top frame: Phas deg
Vector averaged cross-power spectrum Several baselines displayed
Timerange: 01/01:58:51 to 01/02:00:49

Plot file version1436 created 29-APR-2021 18:59:31
J1328+2752 EN008B.UVDATA.1
Freq = 22.1080 GHz, Bw = 32.000 MH No calibration applied and no bandpass applied

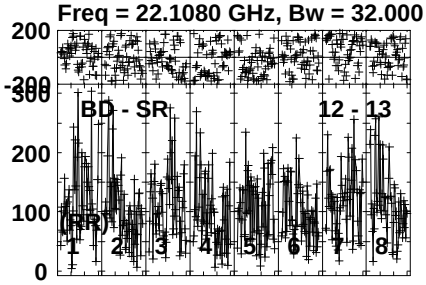

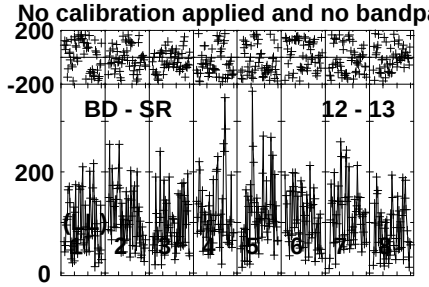

Lower frame: Micro Ampl Jy Top frame: Phas deg
Vector averaged cross-power spectrum Several baselines displayed
Timerange: 01/01:58:51 to 01/02:00:49

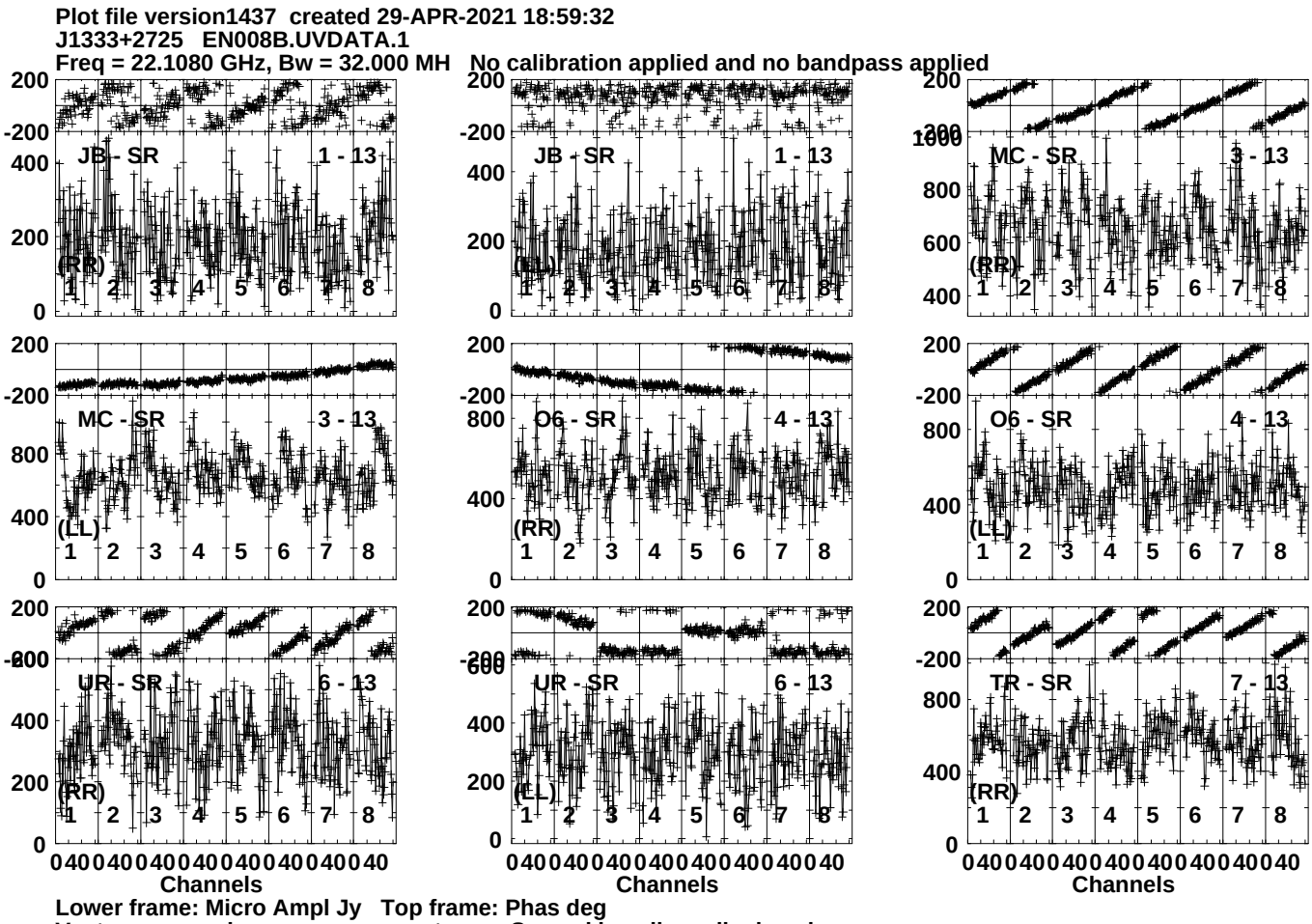
Plot file version1437 created 29-APR-2021 18:59:32
J1333+2725 EN008B.UVDATA.1
Freq = 22.1080 GHz, Bw = 32.000 MH No calibration applied and no bandpass applied
JB - SR 1 - 13
(RR)
JB - SR 1 - 13
(LL)
MC - SR 3 - 13
(RR)
MC - SR 3 - 13
(LL)
O6 - SR 4 - 13
(RR)
O6 - SR 4 - 13
(LL)
UR - SR 6 - 13
(RR)
UR - SR 6 - 13
(LL)
TR - SR 7 - 13
(RR)
Channels
Channels
Channels
Lower frame: Micro Ampl Jy Top frame: Phas deg
Vector averaged cross-power spectrum Several baselines displayed
Timerange: 01/02:05:51 to 01/02:06:49

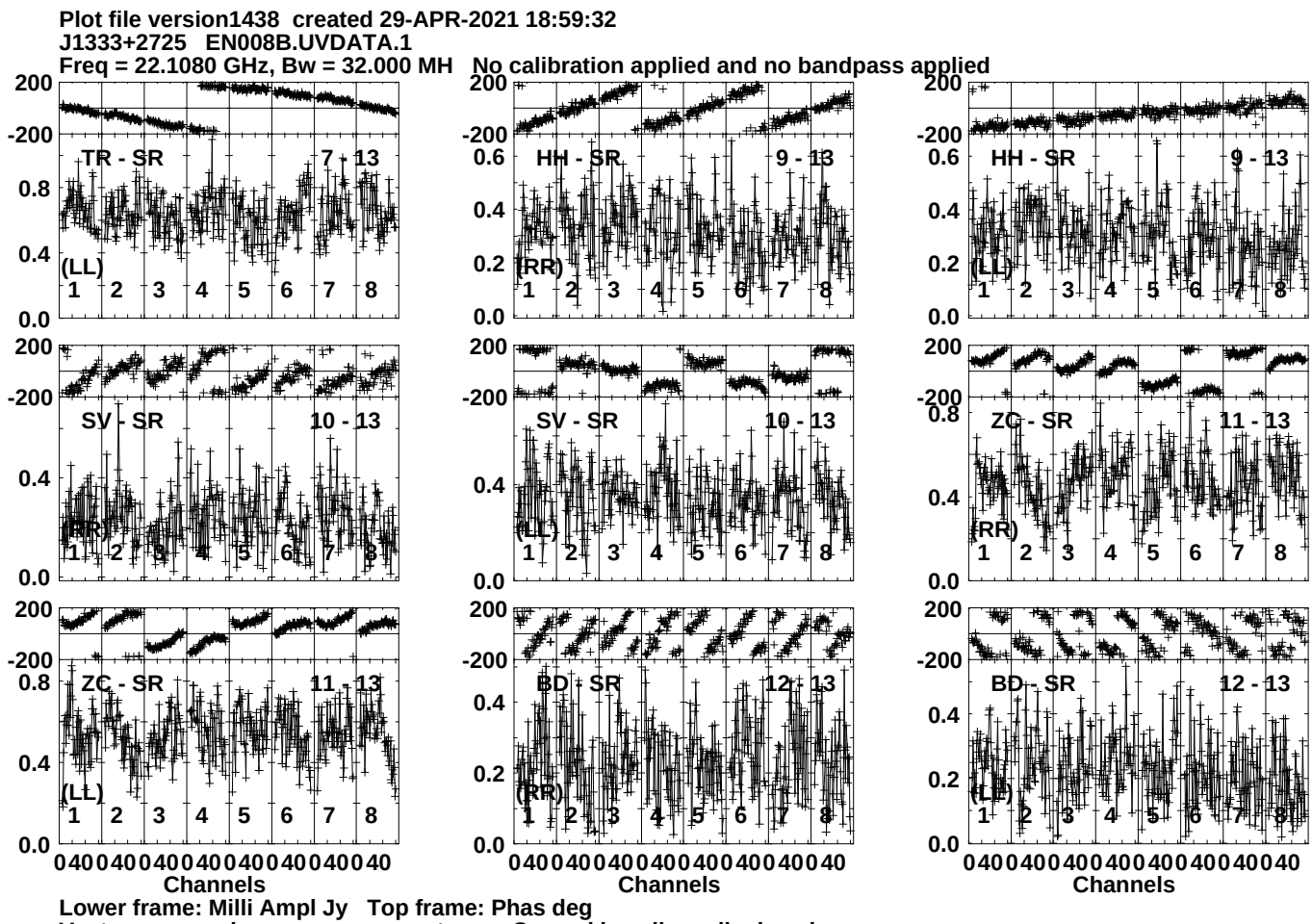
Plot file version1438 created 29-APR-2021 18:59:32
J1333+2725 EN008B.UVDATA.1
Freq = 22.1080 GHz, Bw = 32.000 MH No calibration applied and no bandpass applied
TR - SR 7 - 13
(LL)
HH - SR 9 - 13
(RR)
HH - SR 9 - 13
(LL)
SV - SR 10 - 13
(RR)
SV - SR 10 - 13
(LL)
ZC - SR 11 - 13
(RR)
ZC - SR 11 - 13
(LL)
BD - SR 12 - 13
(RR)
BD - SR 12 - 13
(LL)
Channels
Channels
Channels
Lower frame: Milli Ampl Jy Top frame: Phas deg
Vector averaged cross-power spectrum Several baselines displayed
Timerange: 01/02:05:51 to 01/02:06:49

Plot file version1439 created 29-APR-2021 18:59:32
J1328+2752 EN008B.UVDATA.1
Freq = 22.1080 GHz, Bw = 32.000 MH No calibration applied and no bandpass applied

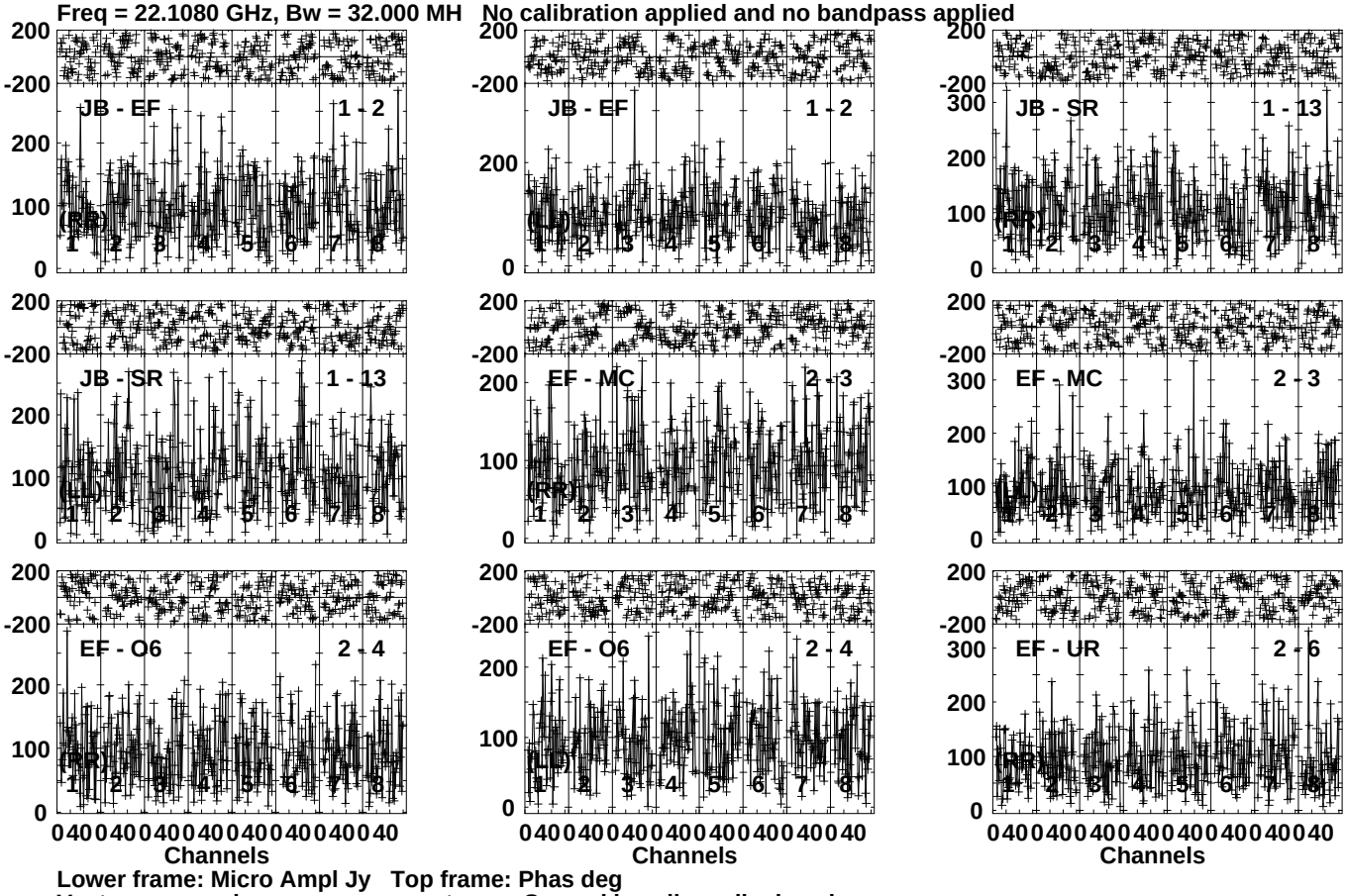

Lower frame: Micro Ampl Jy Top frame: Phas deg
Vector averaged cross-power spectrum Several baselines displayed
Timerange: 01/02:07:31 to 01/02:09:29

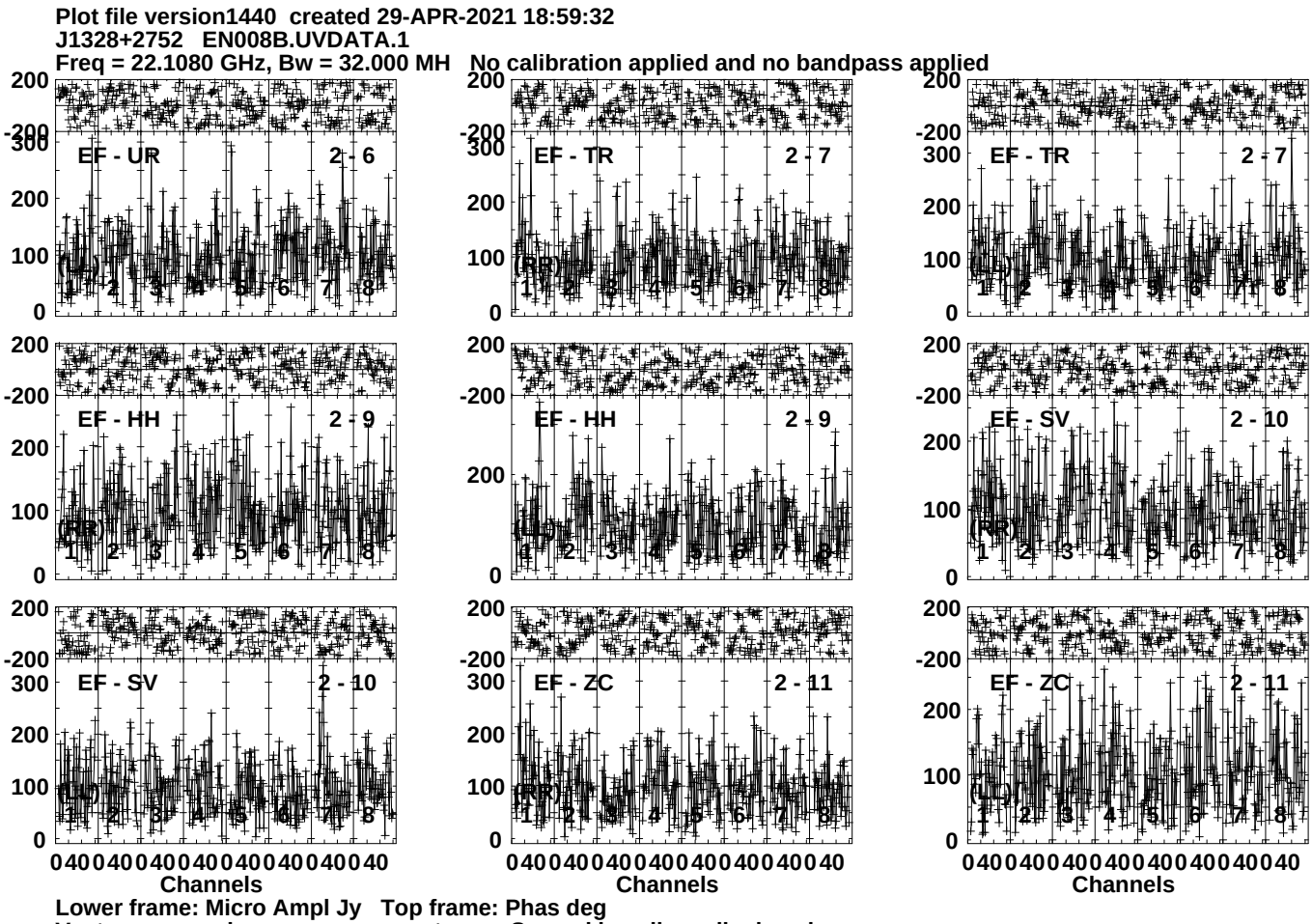
Plot file version1440 created 29-APR-2021 18:59:32
J1328+2752 EN008B.UVDATA.1
Freq = 22.1080 GHz, Bw = 32.000 MH No calibration applied and no bandpass applied
EF - UR 2 - 6
EF - TR 2 - 7
EF - TR 2 - 7
EF - HH 2 - 9
EF - HH 2 - 9
EF - SV 2 - 10
EF - SV 2 - 10
EF - ZC 2 - 11
EF - ZC 2 - 11
(LR)
(RR)
Channels
Lower frame: Micro Ampl Jy Top frame: Phas deg
Vector averaged cross-power spectrum Several baselines displayed
Timerange: 01/02:07:31 to 01/02:09:29

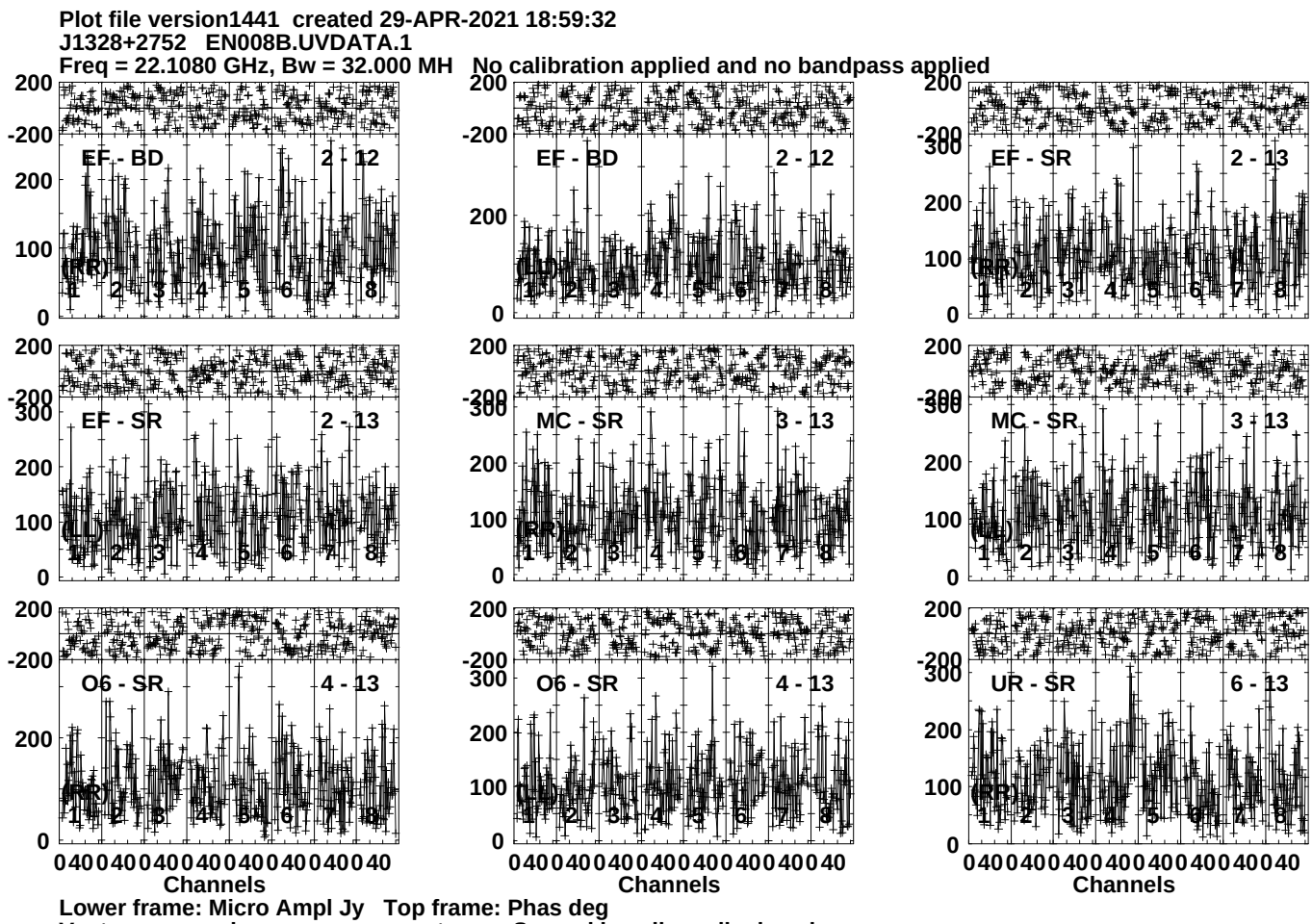
Plot file version1441 created 29-APR-2021 18:59:32
J1328+2752 EN008B.UVDATA.1
Freq = 22.1080 GHz, Bw = 32.000 MH No calibration applied and no bandpass applied
EF - BD 2 - 12
EF - SR 2 - 13
MC - SR 3 - 13
O6 - SR 4 - 13
UR - SR 6 - 13
(RR)
Channels
Lower frame: Micro Ampl Jy Top frame: Phas deg
Vector averaged cross-power spectrum Several baselines displayed
Timerange: 01/02:07:31 to 01/02:09:29

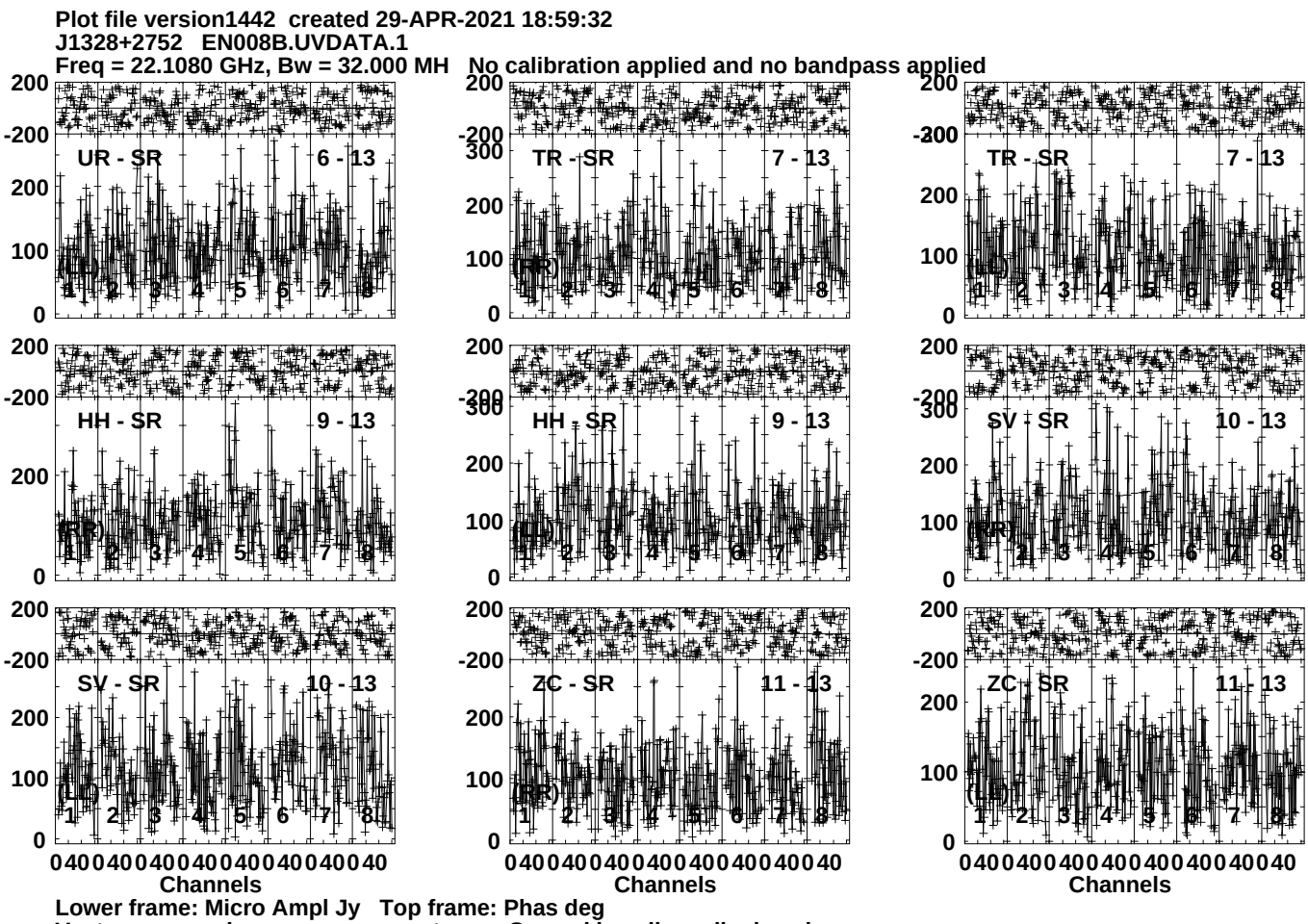
Plot file version1442 created 29-APR-2021 18:59:32
J1328+2752 EN008B.UVDATA.1
Freq = 22.1080 GHz, Bw = 32.000 MH No calibration applied and no bandpass applied
UR - SR 6 - 13
TR - SR 7 - 13
TR - SR 7 - 13
HH - SR 9 - 13
HH - SR 9 - 13
SV - SR 10 - 13
SV - SR 10 - 13
ZC - SR 11 - 13
ZC - SR 11 - 13
(LR)
(RR)
(LR)
(RR)
(LR)
(RR)
(LR)
(RR)
(LR)
(RR)
200
-200
100
0
300
1 2 3 4 5 6 7 8
0 40 0 40 0 40 0 40 0 40 0 40 0 40 0 40
Channels
Lower frame: Micro Ampl Jy Top frame: Phas deg
Vector averaged cross-power spectrum Several baselines displayed
Timerange: 01/02:07:31 to 01/02:09:29

Plot file version1443 created 29-APR-2021 18:59:32
J1328+2752 EN008B.UVDATA.1
Freq = 22.1080 GHz, Bw = 32.000 MH No calibration applied and no bandpass applied

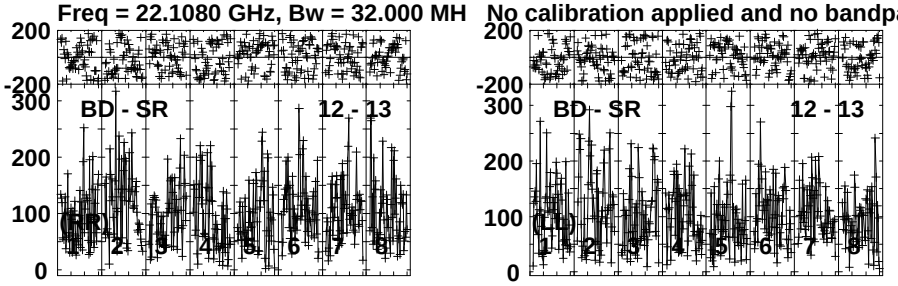

Lower frame: Micro Ampl Jy Top frame: Phas deg
Vector averaged cross-power spectrum Several baselines displayed
Timerange: 01/02:07:31 to 01/02:09:29

Plot file version1444 created 29-APR-2021 18:59:33
J1333+2725 EN008B.UVDATA.1
Freq = 22.1080 GHz, Bw = 32.000 MH No calibration applied and no bandpass applied

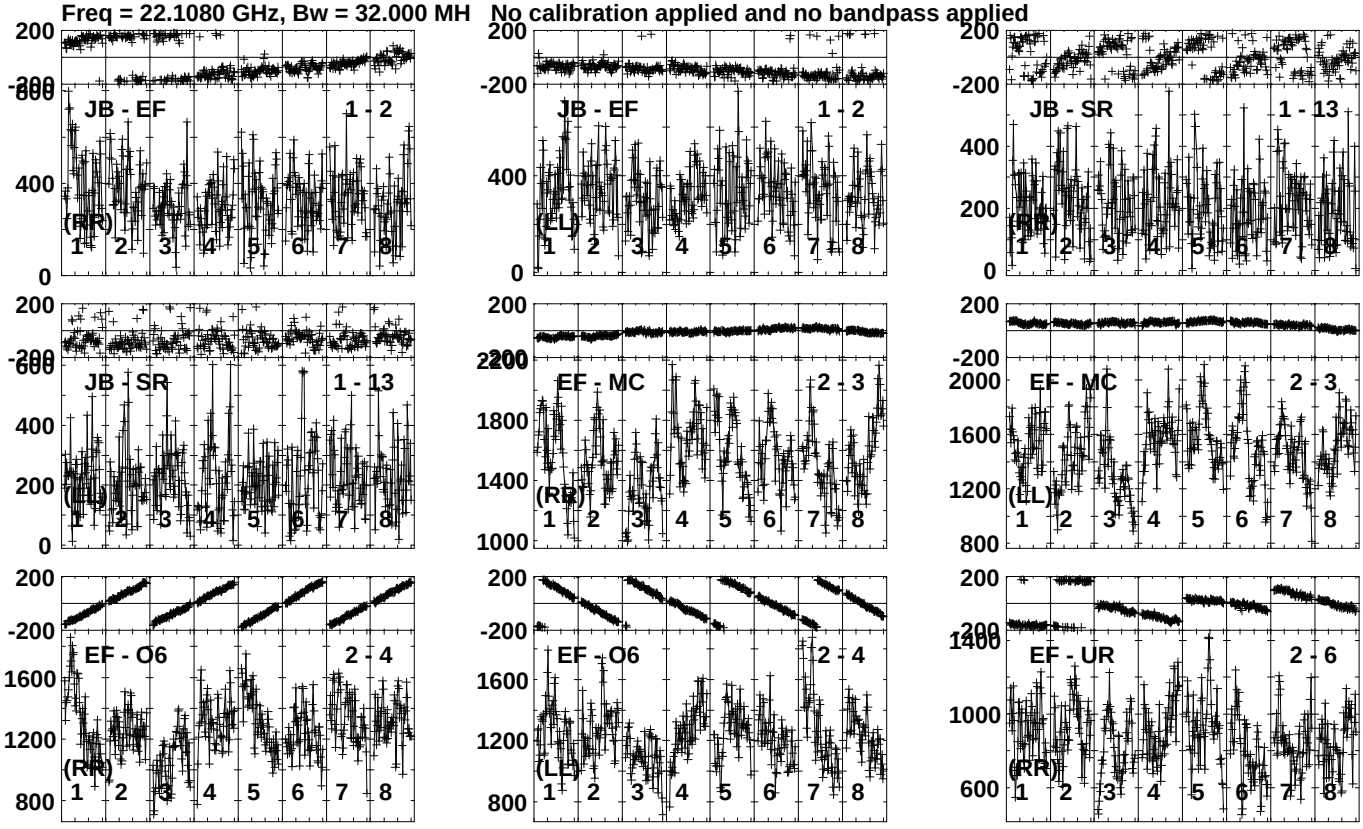

Lower frame: Micro Ampl Jy Top frame: Phas deg
Vector averaged cross-power spectrum Several baselines displayed
Timerange: 01/02:10:01 to 01/02:10:59

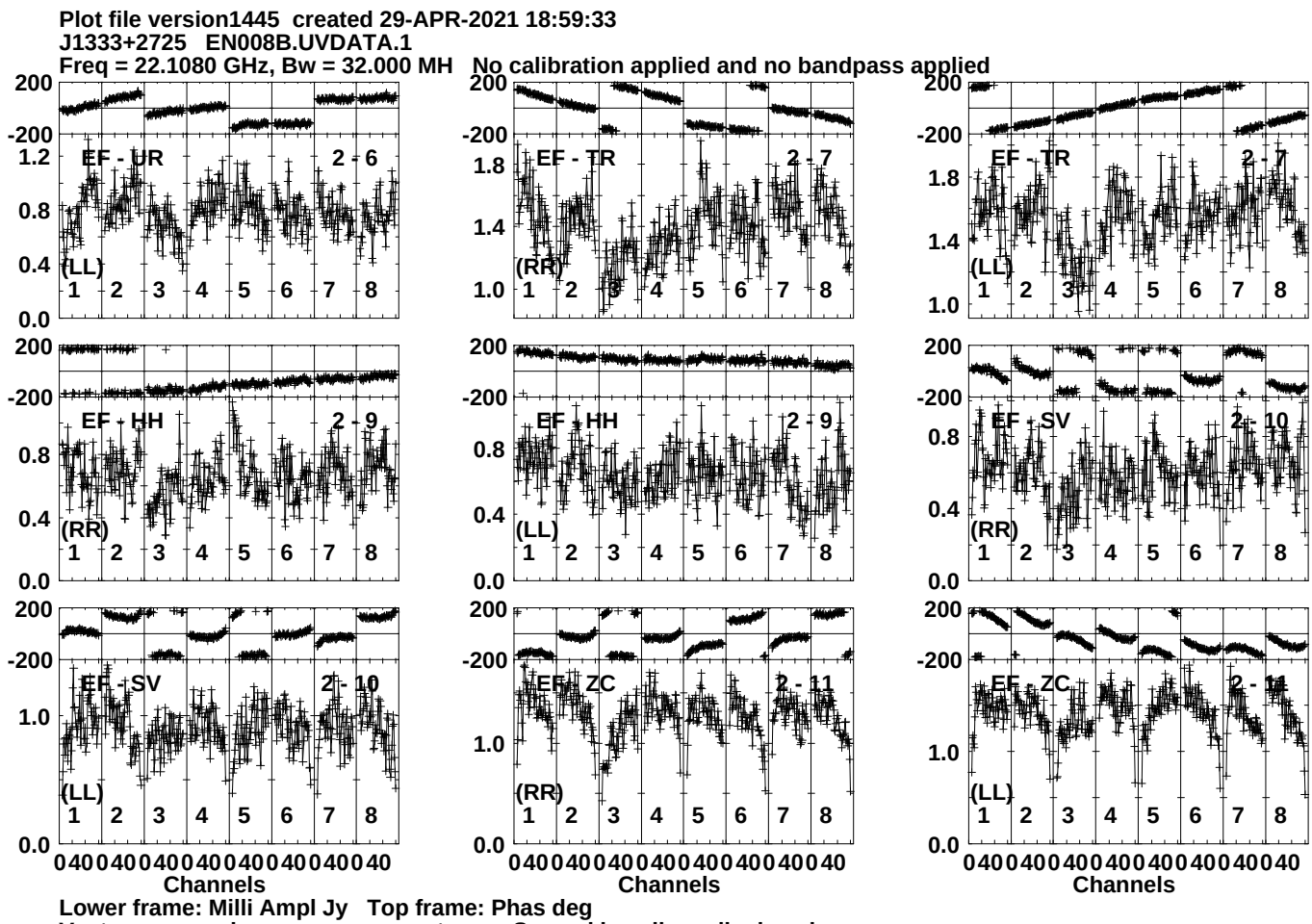
Plot file version1445 created 29-APR-2021 18:59:33
J1333+2725 EN008B.UVDATA.1
Freq = 22.1080 GHz, Bw = 32.000 MH No calibration applied and no bandpass applied
EF - UR 2 - 6
(LL)
EF - TR 2 - 7
(RR)
EF - TR 2 - 7
(LL)
EF - HH 2 - 9
(RR)
EF - HH 2 - 9
(LL)
EF - SV 2 - 10
(RR)
EF - SV 2 - 10
(LL)
EF - ZC 2 - 11
(RR)
EF - ZC 2 - 11
(LL)
Channels
Channels
Channels
Lower frame: Milli Ampl Jy Top frame: Phas deg
Vector averaged cross-power spectrum Several baselines displayed
Timerange: 01/02:10:01 to 01/02:10:59

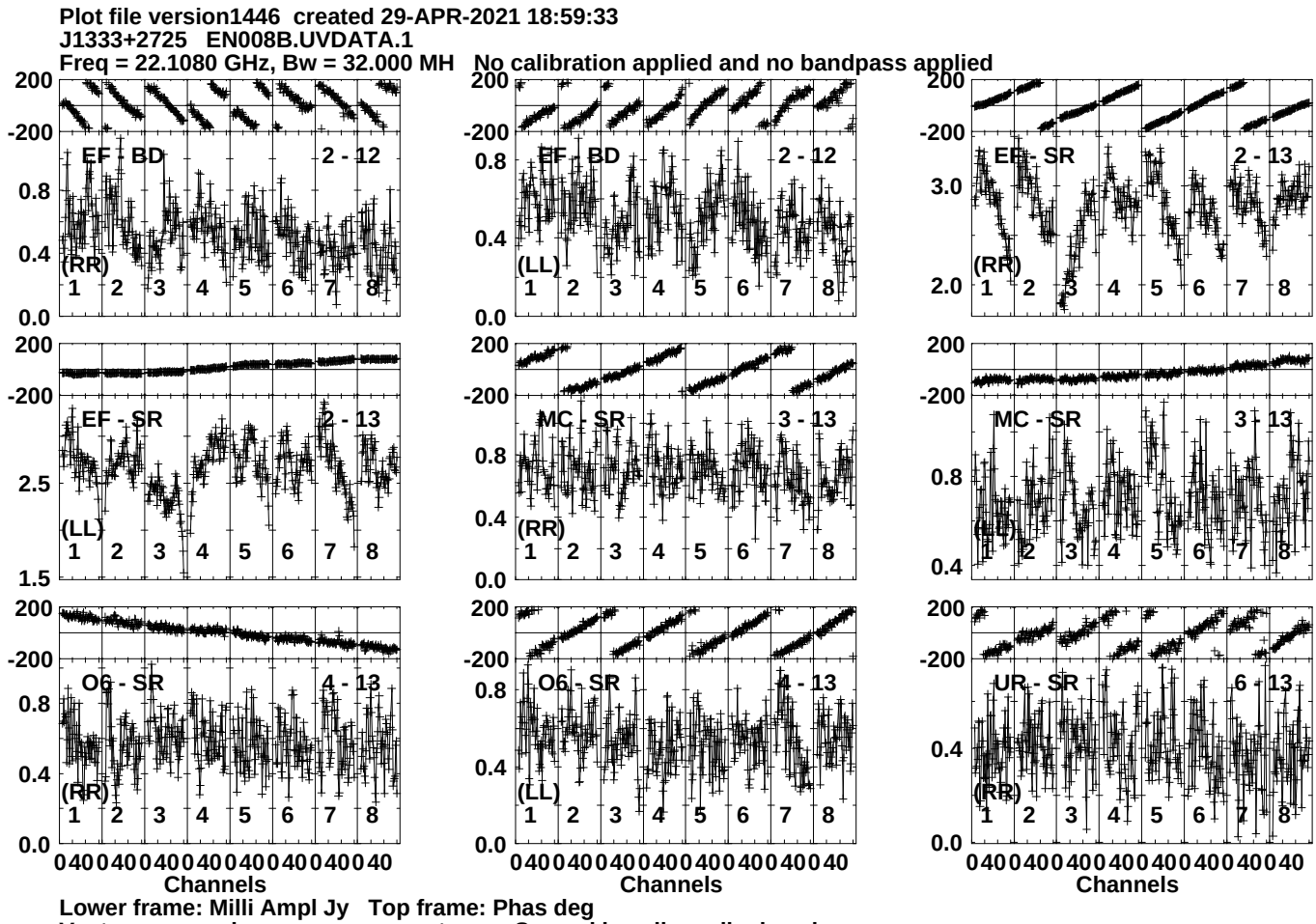
Plot file version1446 created 29-APR-2021 18:59:33
J1333+2725 EN008B.UVDATA.1
Freq = 22.1080 GHz, Bw = 32.000 MH No calibration applied and no bandpass applied
EF - BD 2 - 12
(RR)
EF - BD 2 - 12
(LL)
EF - SR 2 - 13
(RR)
EF - SR 2 - 13
(LL)
MC - SR 3 - 13
(RR)
MC - SR 3 - 13
(LL)
O6 - SR 4 - 13
(RR)
O6 - SR 4 - 13
(LL)
UR - SR 6 - 13
(RR)
Channels
Channels
Channels
Lower frame: Milli Ampl Jy Top frame: Phas deg
Vector averaged cross-power spectrum Several baselines displayed
Timerange: 01/02:10:01 to 01/02:10:59

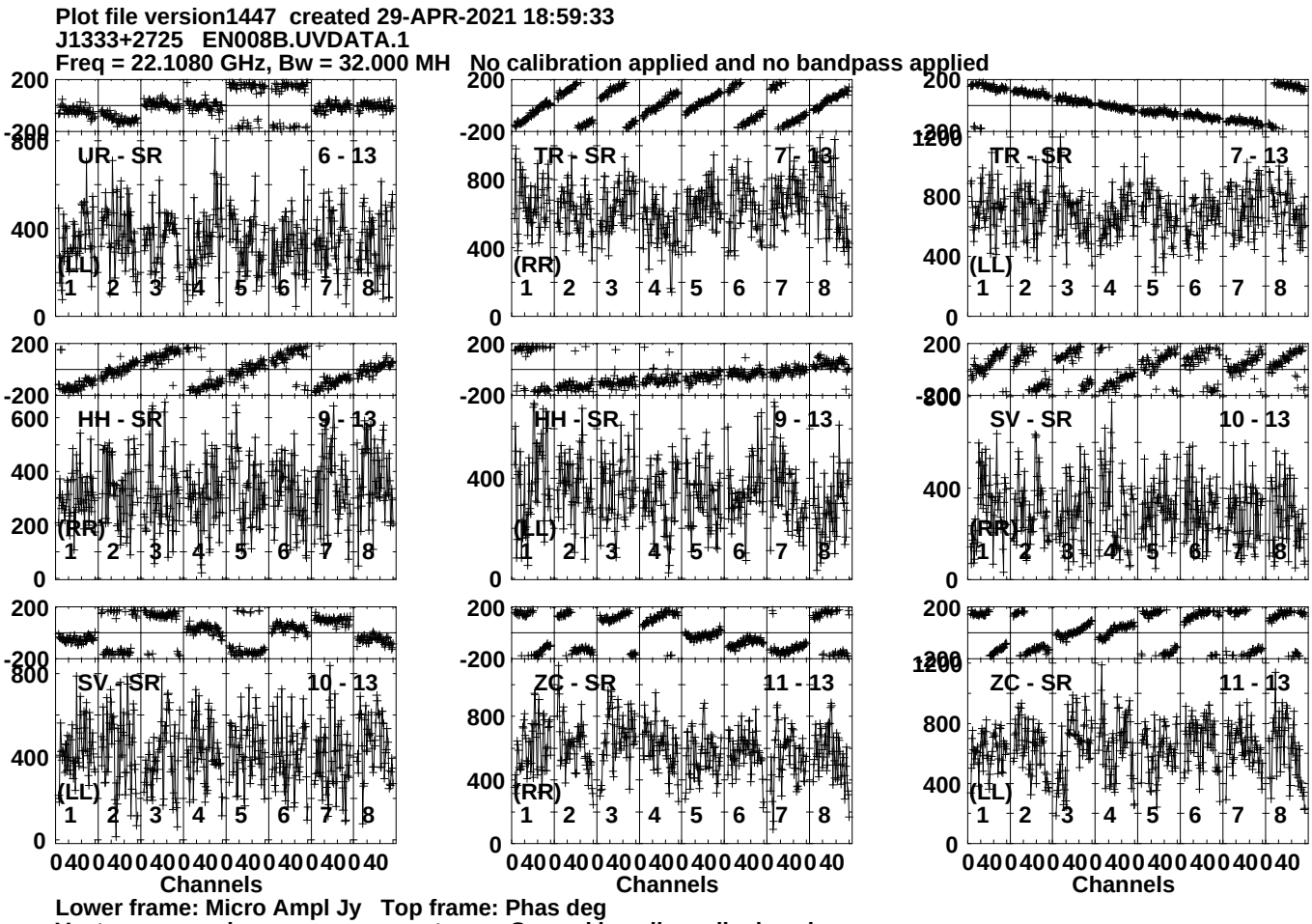
Plot file version1447 created 29-APR-2021 18:59:33
J1333+2725 EN008B.UVDATA.1
Freq = 22.1080 GHz, Bw = 32.000 MH No calibration applied and no bandpass applied
UR - SR
6 - 13
(LL)
TR - SR
7 - 13
(RR)
TR - SR
7 - 13
(LL)
HH - SR
9 - 13
(RR)
HH - SR
9 - 13
(LL)
SV - SR
10 - 13
(RR)
SV - SR
10 - 13
(LL)
ZC - SR
11 - 13
(RR)
ZC - SR
11 - 13
(LL)
Channels
Channels
Channels
Lower frame: Micro Ampl Jy Top frame: Phas deg
Vector averaged cross-power spectrum Several baselines displayed
Timerange: 01/02:10:01 to 01/02:10:59

Plot file version1448 created 29-APR-2021 18:59:33
J1333+2725 EN008B.UVDATA.1
Freq = 22.1080 GHz, Bw = 32.000 MH No calibration applied and no bandpass applied

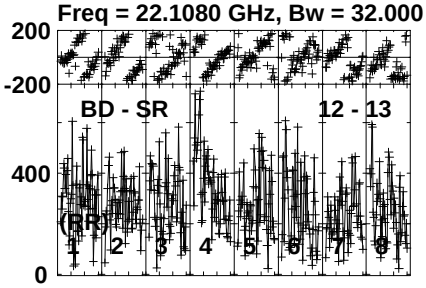

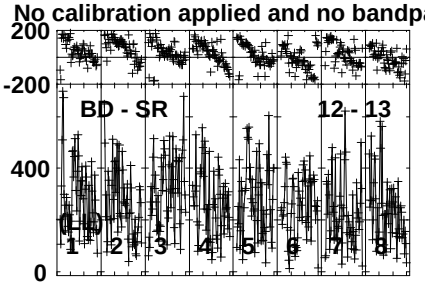

Lower frame: Micro Ampl Jy Top frame: Phas deg
Vector averaged cross-power spectrum Several baselines displayed
Timerange: 01/02:10:01 to 01/02:10:59

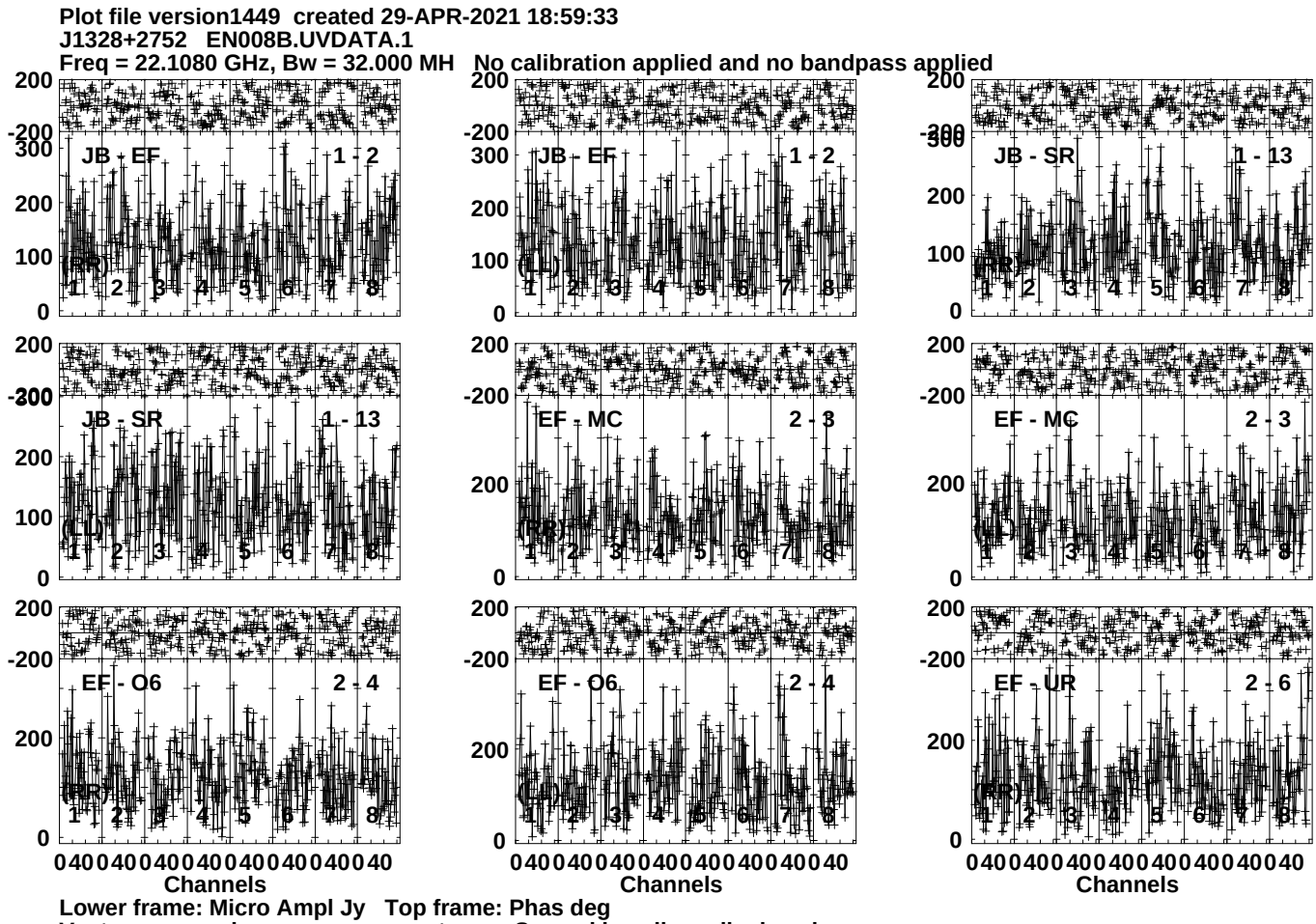
Plot file version1449 created 29-APR-2021 18:59:33
J1328+2752 EN008B.UVDATA.1
Freq = 22.1080 GHz, Bw = 32.000 MH No calibration applied and no bandpass applied
JB - EF 1 - 2 (RR)
JB - EF 1 - 2 (LL)
JB - SR 1 - 13 (RR)
JB - SR 1 - 13 (LL)
EF - MC 2 - 3 (RR)
EF - MC 2 - 3 (LL)
EF - O6 2 - 4 (RR)
EF - O6 2 - 4 (LL)
EF - UR 2 - 6 (RR)
Channels
Lower frame: Micro Ampl Jy Top frame: Phas deg
Vector averaged cross-power spectrum Several baselines displayed
Timerange: 01/02:11:01 to 01/02:12:59

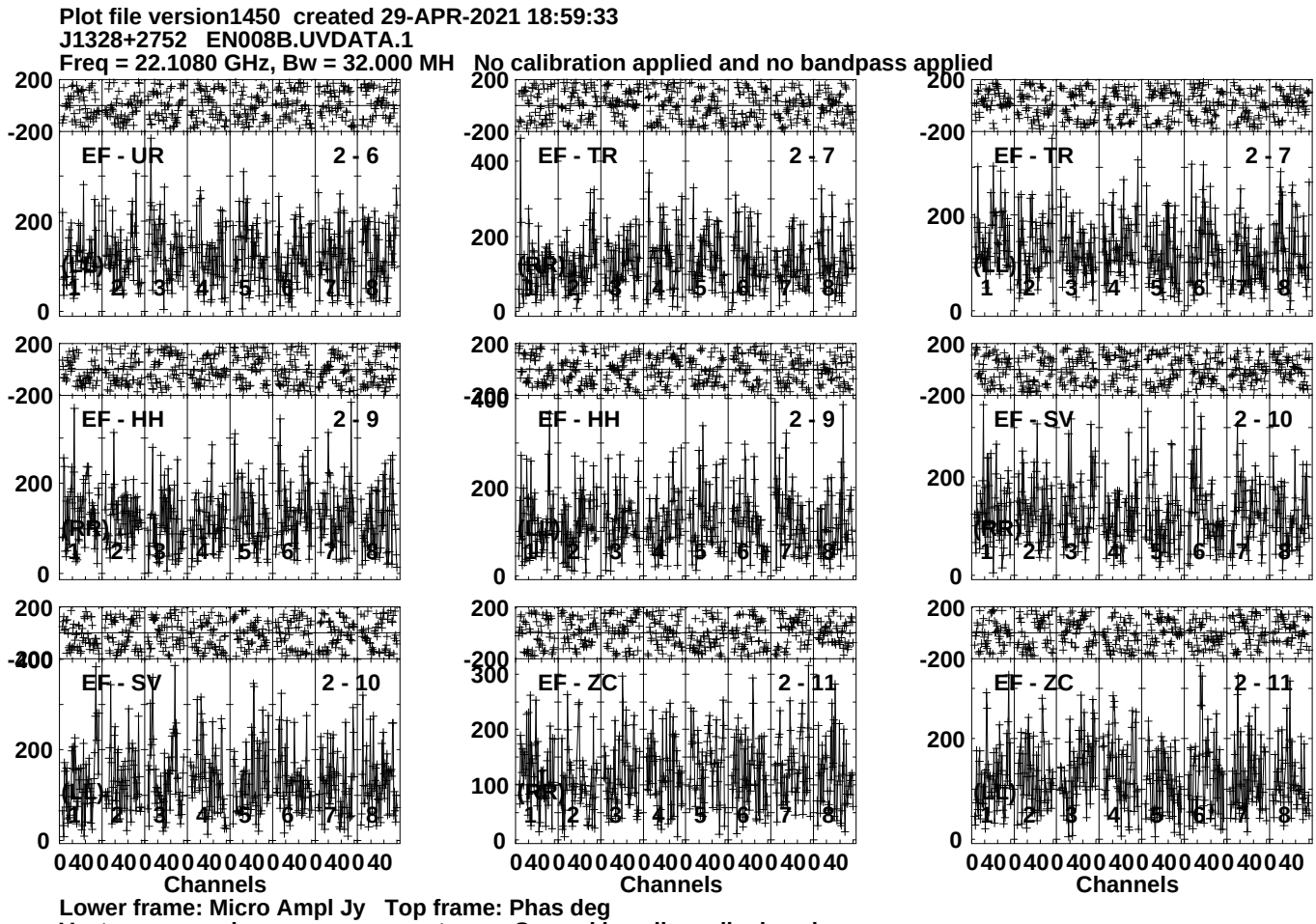
Plot file version1450 created 29-APR-2021 18:59:33
J1328+2752 EN008B.UVDATA.1
Freq = 22.1080 GHz, Bw = 32.000 MH No calibration applied and no bandpass applied
EF - UR
2 - 6
EF - TR
2 - 7
EF - TR
2 - 7
EF - HH
2 - 9
EF - HH
2 - 9
EF - SV
2 - 10
EF - SV
2 - 10
EF - ZC
2 - 11
EF - ZC
2 - 11
Channels
Channels
Channels
Lower frame: Micro Ampl Jy Top frame: Phas deg
Vector averaged cross-power spectrum Several baselines displayed
Timerange: 01/02:11:01 to 01/02:12:59

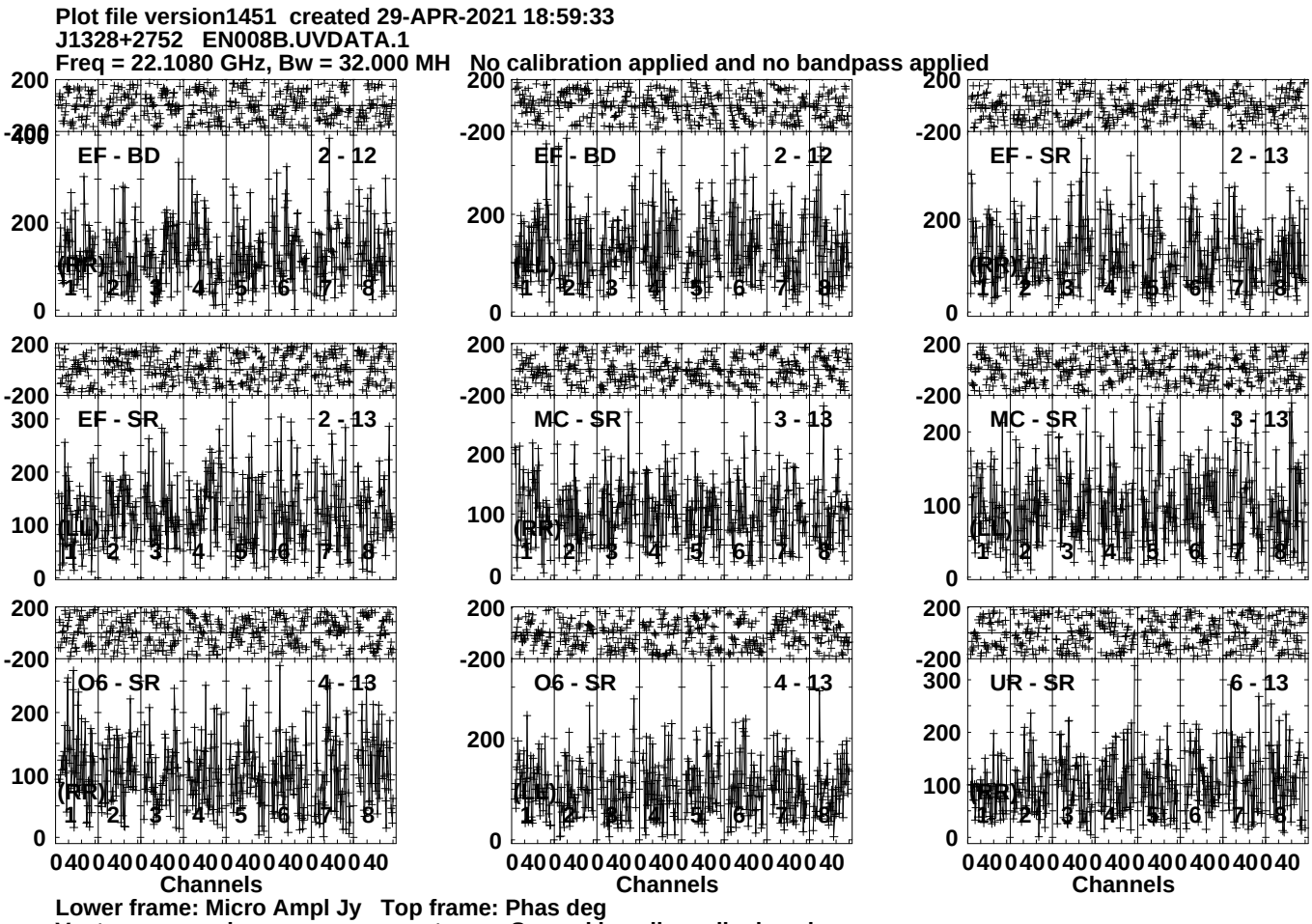
Plot file version1451 created 29-APR-2021 18:59:33
J1328+2752 EN008B.UVDATA.1
Freq = 22.1080 GHz, Bw = 32.000 MH No calibration applied and no bandpass applied
EF - BD 2 - 12
EF - BD 2 - 12
EF - SR 2 - 13
EF - SR 2 - 13
MC - SR 3 - 13
MC - SR 3 - 13
O6 - SR 4 - 13
O6 - SR 4 - 13
UR - SR 6 - 13
(RR)
(LL)
(RR)
(LL)
(RR)
(LL)
(RR)
(LL)
(RR)
Channels
Channels
Channels
Lower frame: Micro Ampl Jy Top frame: Phas deg
Vector averaged cross-power spectrum Several baselines displayed
Timerange: 01/02:11:01 to 01/02:12:59

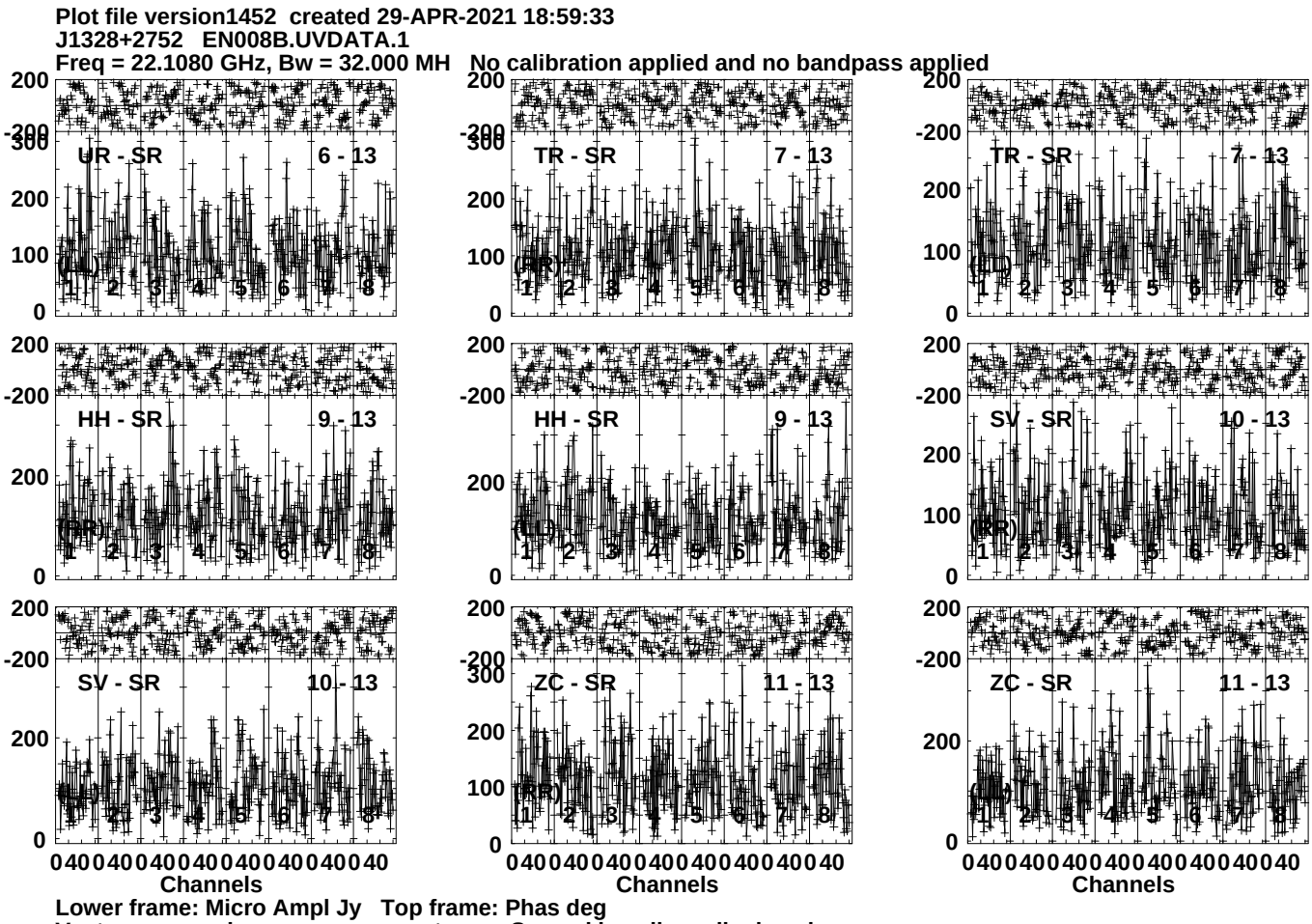
Plot file version1452 created 29-APR-2021 18:59:33
J1328+2752 EN008B.UVDATA.1
Freq = 22.1080 GHz, Bw = 32.000 MH No calibration applied and no bandpass applied
UR - SR 6 - 13
TR - SR 7 - 13
TR - SR 7 - 13
HH - SR 9 - 13
HH - SR 9 - 13
SV - SR 10 - 13
SV - SR 10 - 13
ZC - SR 11 - 13
ZC - SR 11 - 13
(RL)
(RR)
(LL)
(LR)
Channels
Lower frame: Micro Ampl Jy Top frame: Phas deg
Vector averaged cross-power spectrum Several baselines displayed
Timerange: 01/02:11:01 to 01/02:12:59

Plot file version1453 created 29-APR-2021 18:59:34
J1328+2752 EN008B.UVDATA.1
Freq = 22.1080 GHz, Bw = 32.000 MH No calibration applied and no bandpass applied

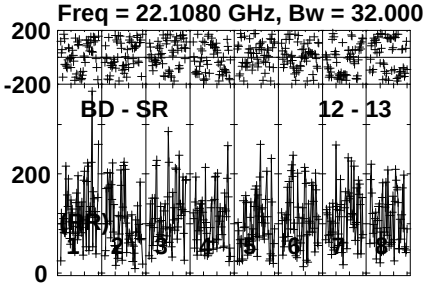

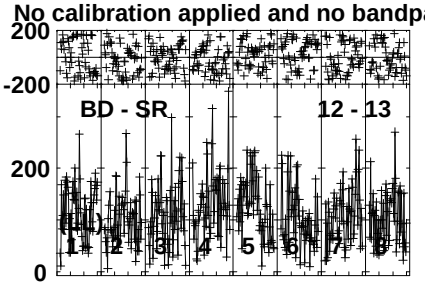

Lower frame: Micro Ampl Jy Top frame: Phas deg
Vector averaged cross-power spectrum Several baselines displayed
Timerange: 01/02:11:01 to 01/02:12:59

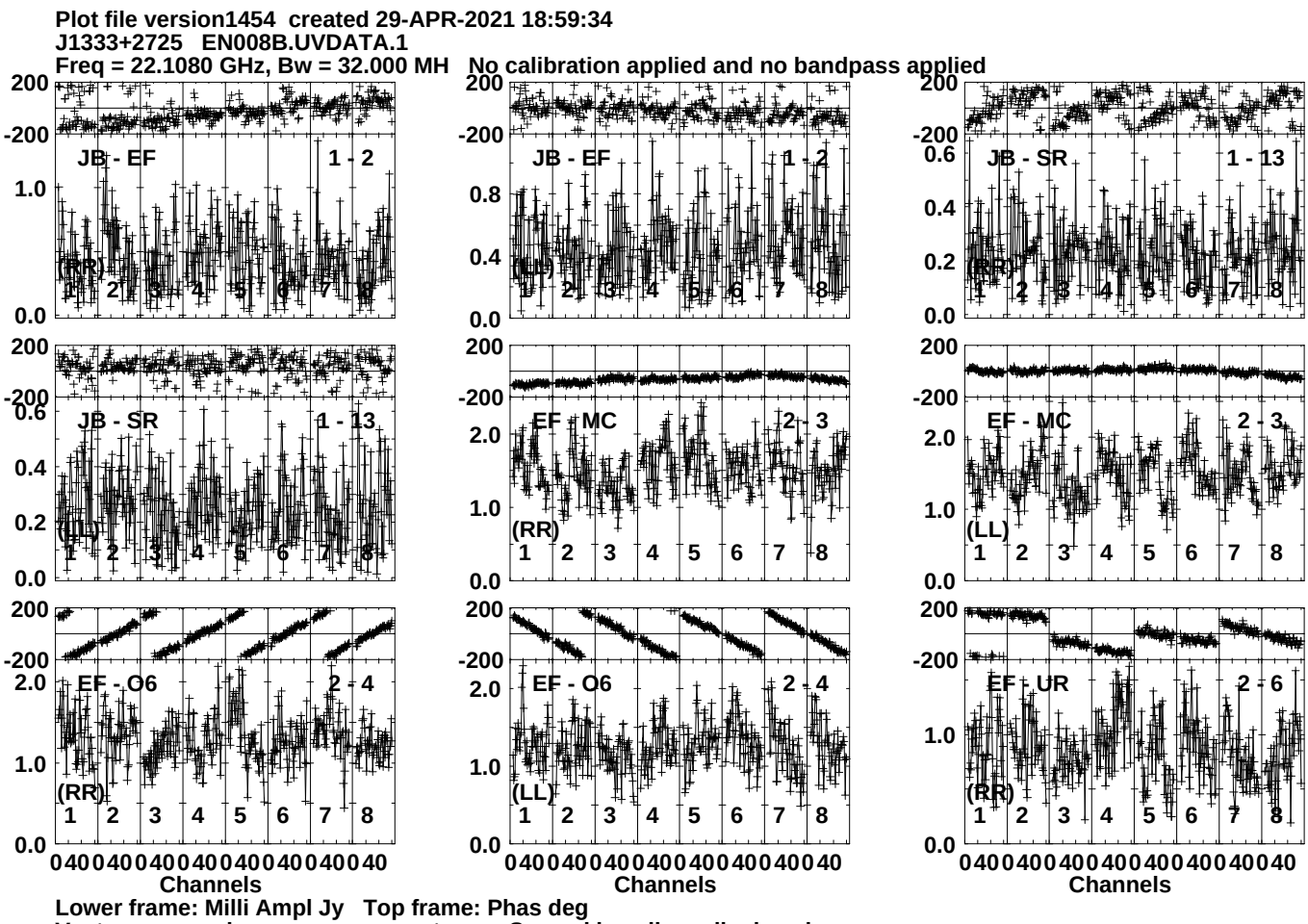
Plot file version1454 created 29-APR-2021 18:59:34
J1333+2725 EN008B.UVDATA.1
Freq = 22.1080 GHz, Bw = 32.000 MH No calibration applied and no bandpass applied
JB - EF 1 - 2
JB - SR 1 - 13
EF - MC 2 - 3
EF - O6 2 - 4
EF - UR 2 - 6
(RR)
(LL)
Channels
Lower frame: Milli Ampl Jy Top frame: Phas deg
Vector averaged cross-power spectrum Several baselines displayed
Timerange: 01/02:13:01 to 01/02:13:59

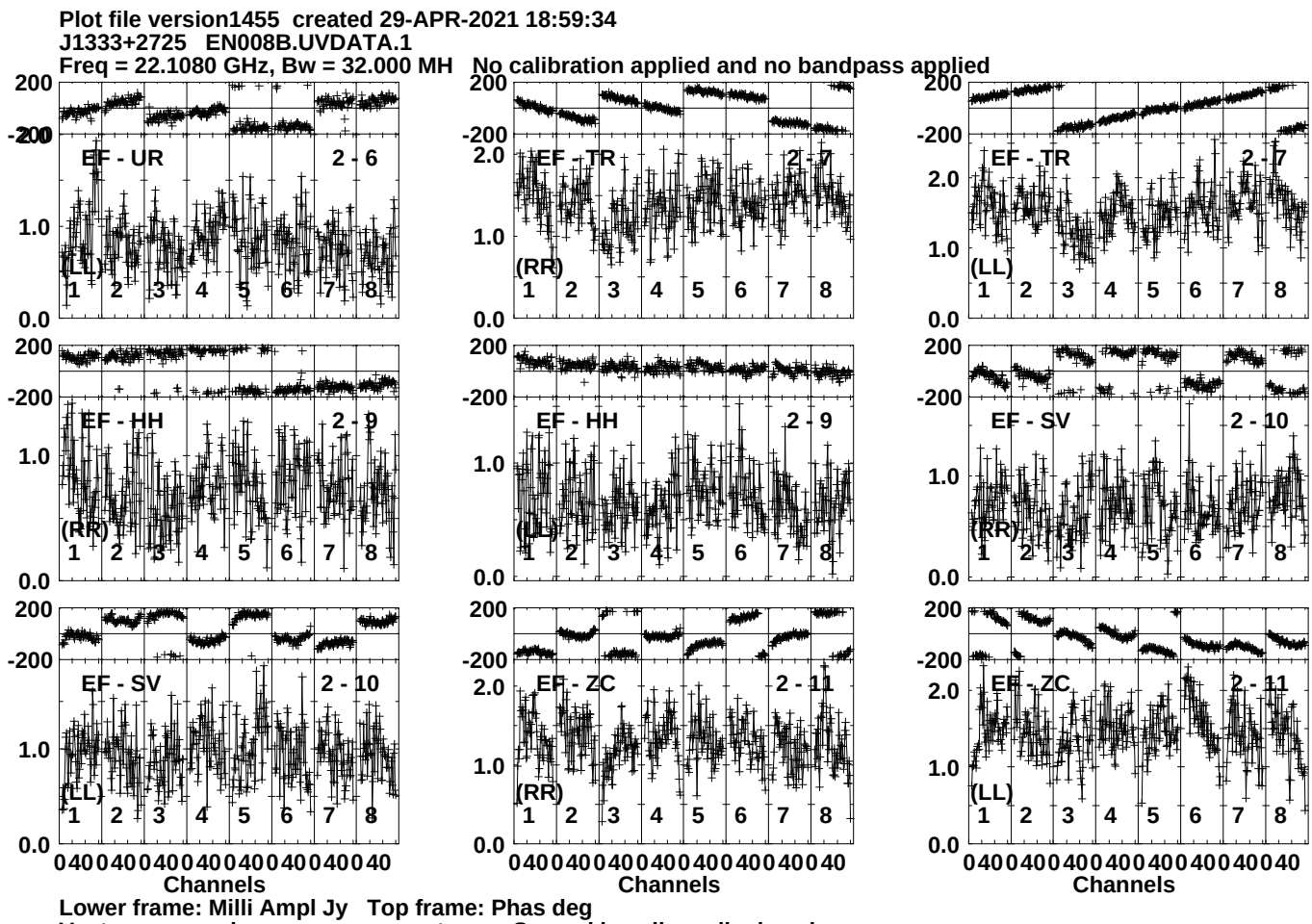
Plot file version1455 created 29-APR-2021 18:59:34
J1333+2725 EN008B.UVDATA.1
Freq = 22.1080 GHz, Bw = 32.000 MH No calibration applied and no bandpass applied
EF - UR 2 - 6
(LL)
EF - TR 2 - 7
(RR)
EF - TR 2 - 7
(LL)
EF - HH 2 - 9
(RR)
EF - HH 2 - 9
(LL)
EF - SV 2 - 10
(RR)
EF - SV 2 - 10
(LL)
EF - ZC 2 - 11
(RR)
EF - ZC 2 - 11
(LL)
200
-200
2.0
1.0
0.0
1 2 3 4 5 6 7 8
0 40 0 40 0 40 0 40 0 40 0 40 0 40 0 40
Channels
Lower frame: Milli Ampl Jy Top frame: Phas deg
Vector averaged cross-power spectrum Several baselines displayed
Timerange: 01/02:13:01 to 01/02:13:59

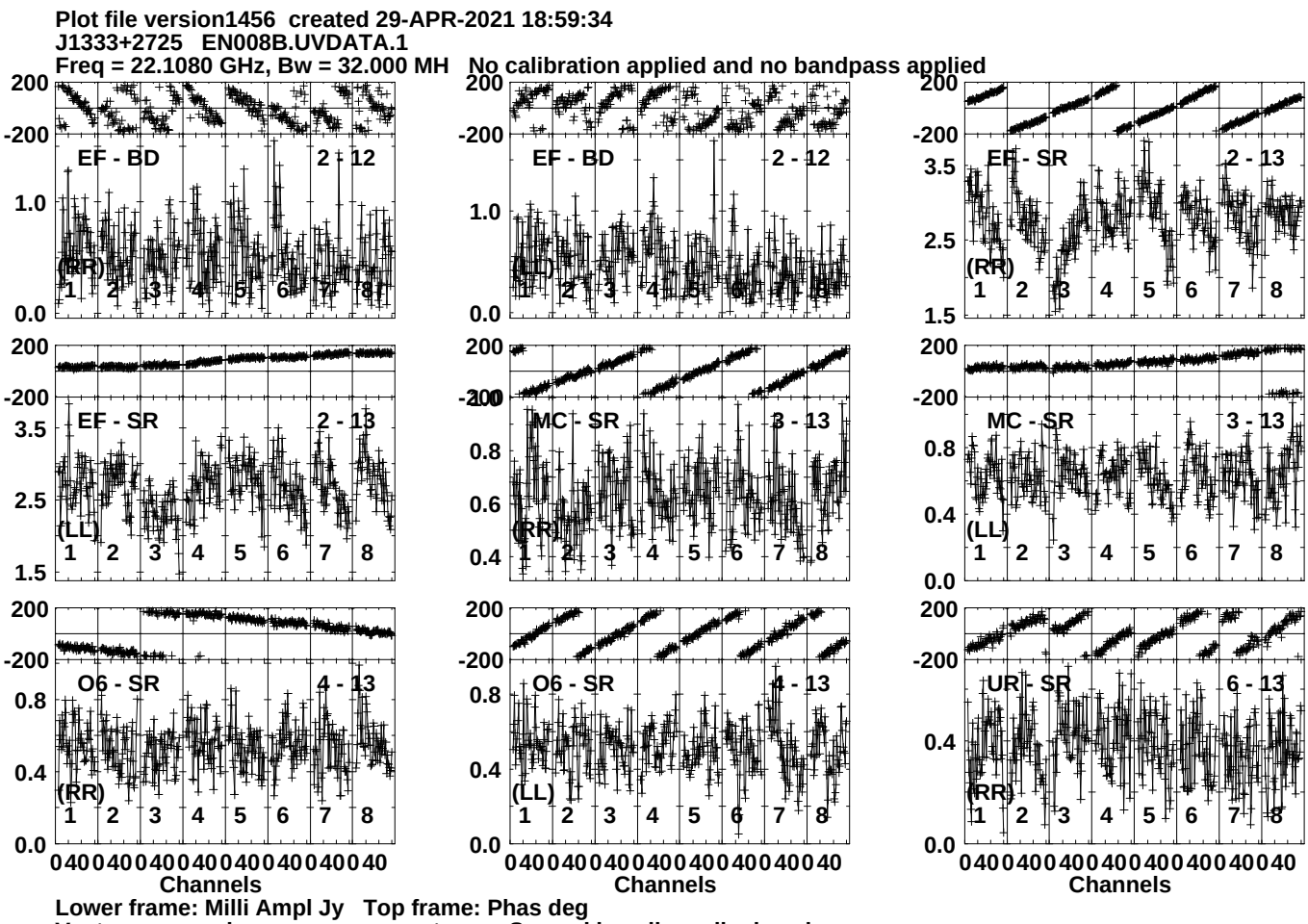
Plot file version1456 created 29-APR-2021 18:59:34
J1333+2725 EN008B.UVDATA.1
Freq = 22.1080 GHz, Bw = 32.000 MH No calibration applied and no bandpass applied
EF - BD 2 - 12
(RR)
EF - BD 2 - 12
(LL)
EF - SR 2 - 13
(RR)
EF - SR 2 - 13
(LL)
MC - SR 3 - 13
(RR)
MC - SR 3 - 13
(LL)
O6 - SR 4 - 13
(RR)
O6 - SR 4 - 13
(LL)
UR - SR 6 - 13
(RR)
1 2 3 4 5 6 7 8
0 40 0 40 0 40 0 40 0 40 0 40 0 40 0 40
Channels
Lower frame: Milli Ampl Jy Top frame: Phas deg
Vector averaged cross-power spectrum Several baselines displayed
Timerange: 01/02:13:01 to 01/02:13:59

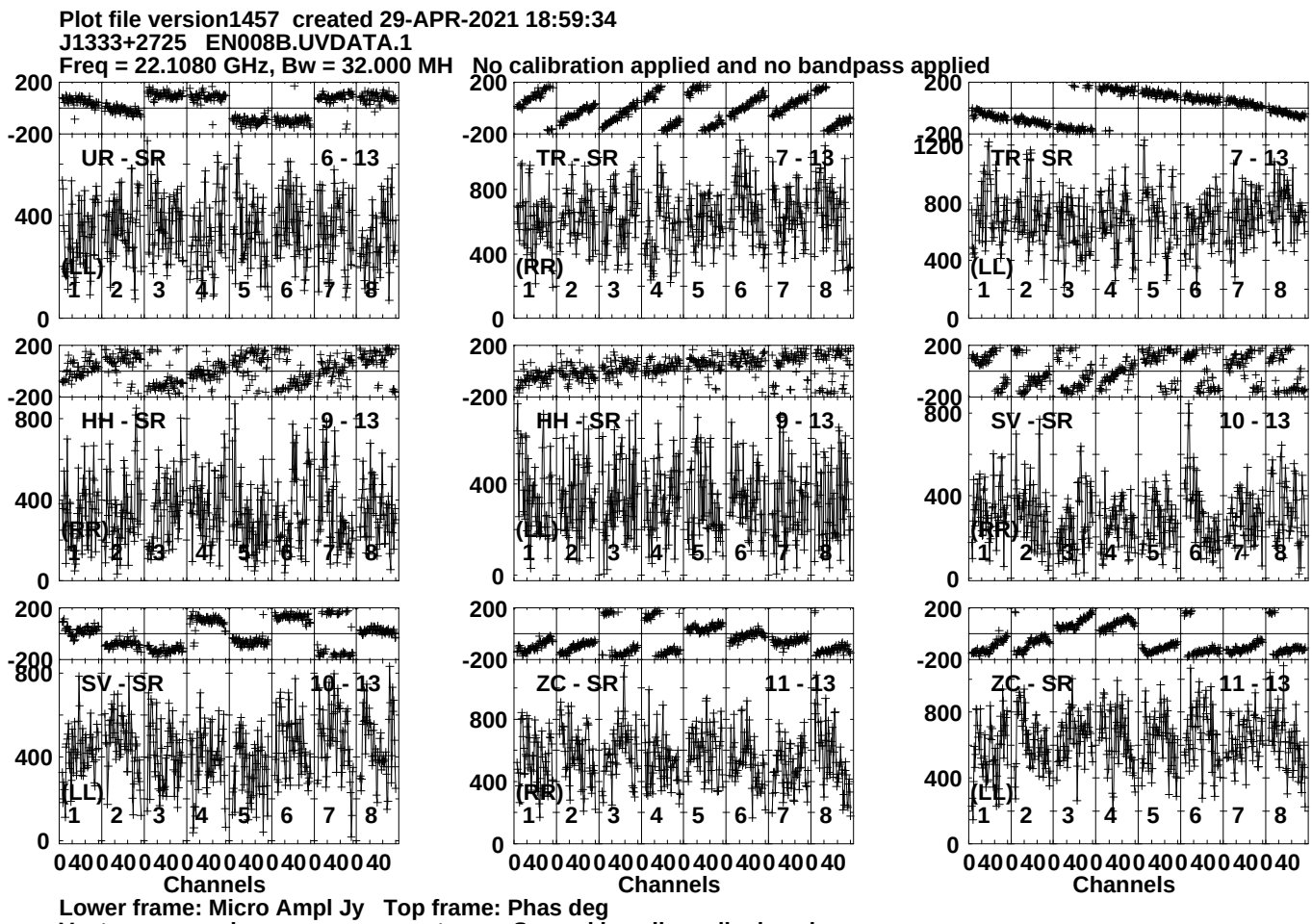
Plot file version1457 created 29-APR-2021 18:59:34
J1333+2725 EN008B.UVDATA.1
Freq = 22.1080 GHz, Bw = 32.000 MH No calibration applied and no bandpass applied
UR - SR 6 - 13
(LL)
TR - SR 7 - 13
(RR)
TR - SR 7 - 13
(LL)
HH - SR 9 - 13
(RR)
HH - SR 9 - 13
(LL)
SV - SR 10 - 13
(RR)
SV - SR 10 - 13
(LL)
ZC - SR 11 - 13
(RR)
ZC - SR 11 - 13
(LL)
Channels
Channels
Channels
Lower frame: Micro Ampl Jy Top frame: Phas deg
Vector averaged cross-power spectrum Several baselines displayed
Timerange: 01/02:13:01 to 01/02:13:59

Plot file version1458 created 29-APR-2021 18:59:34
J1333+2725 EN008B.UVDATA.1
Freq = 22.1080 GHz, Bw = 32.000 MH No calibration applied and no bandpass applied

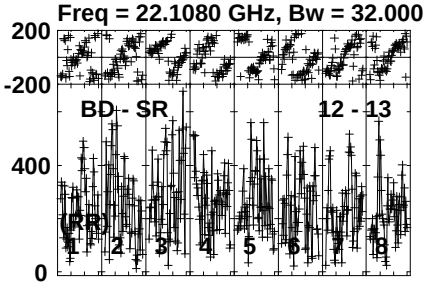

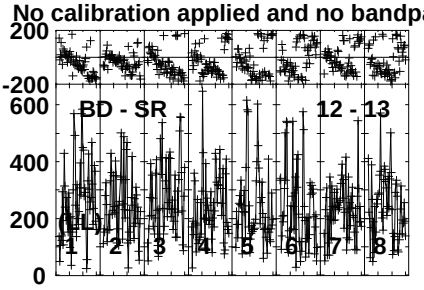

Lower frame: Micro Ampl Jy Top frame: Phas deg
Vector averaged cross-power spectrum Several baselines displayed
Timerange: 01/02:13:01 to 01/02:13:59

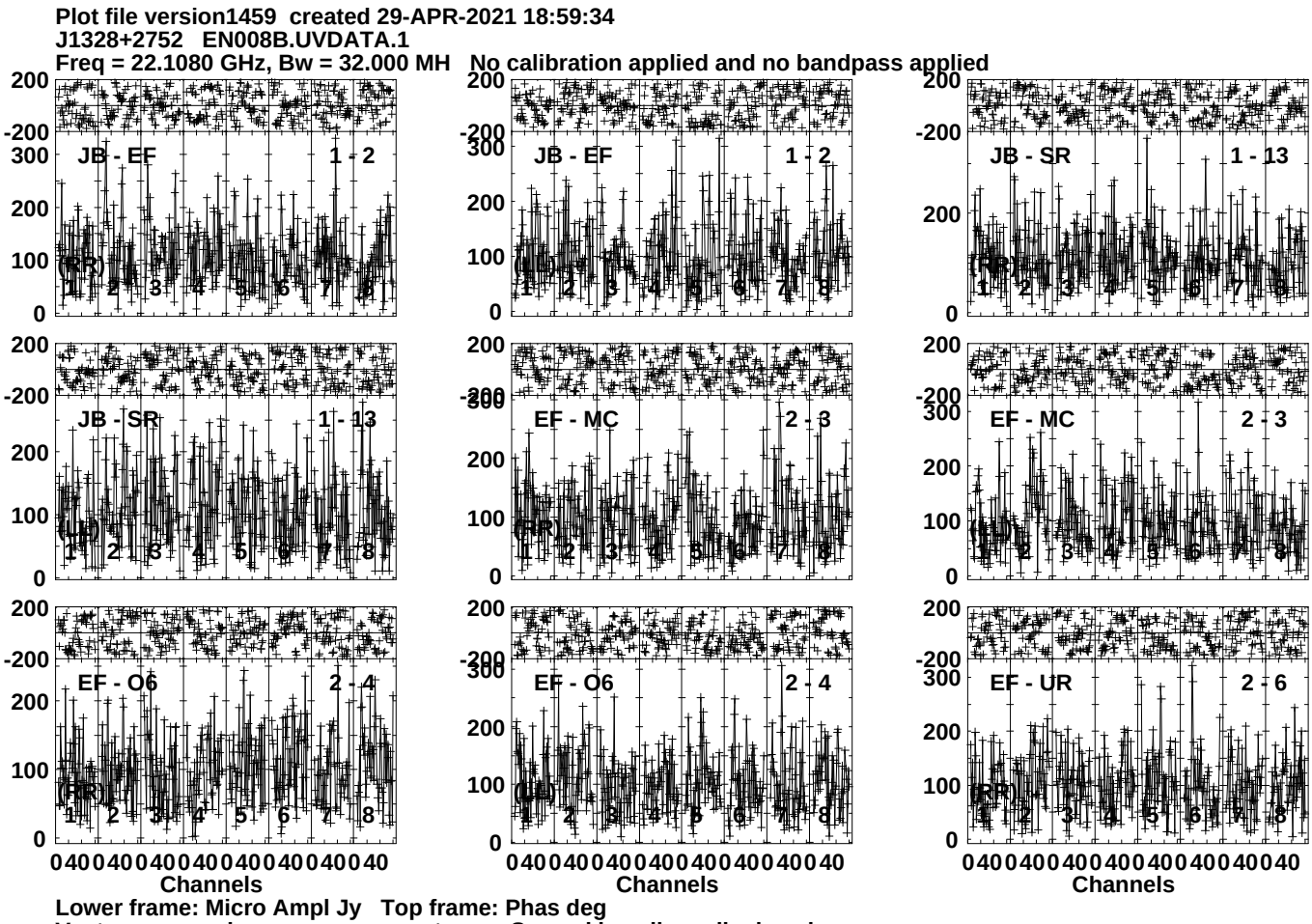
Plot file version1459 created 29-APR-2021 18:59:34
J1328+2752 EN008B.UVDATA.1
Freq = 22.1080 GHz, Bw = 32.000 MH No calibration applied and no bandpass applied
JB - EF 1 - 2
JB - EF 1 - 2
JB - SR 1 - 13
JB - SR 1 - 13
EF - MC 2 - 3
EF - MC 2 - 3
EF - O6 2 - 4
EF - O6 2 - 4
EF - UR 2 - 6
(RR)
(LL)
(RL)
(LR)
Channels
Lower frame: Micro Ampl Jy Top frame: Phas deg
Vector averaged cross-power spectrum Several baselines displayed
Timerange: 01/02:14:41 to 01/02:16:39

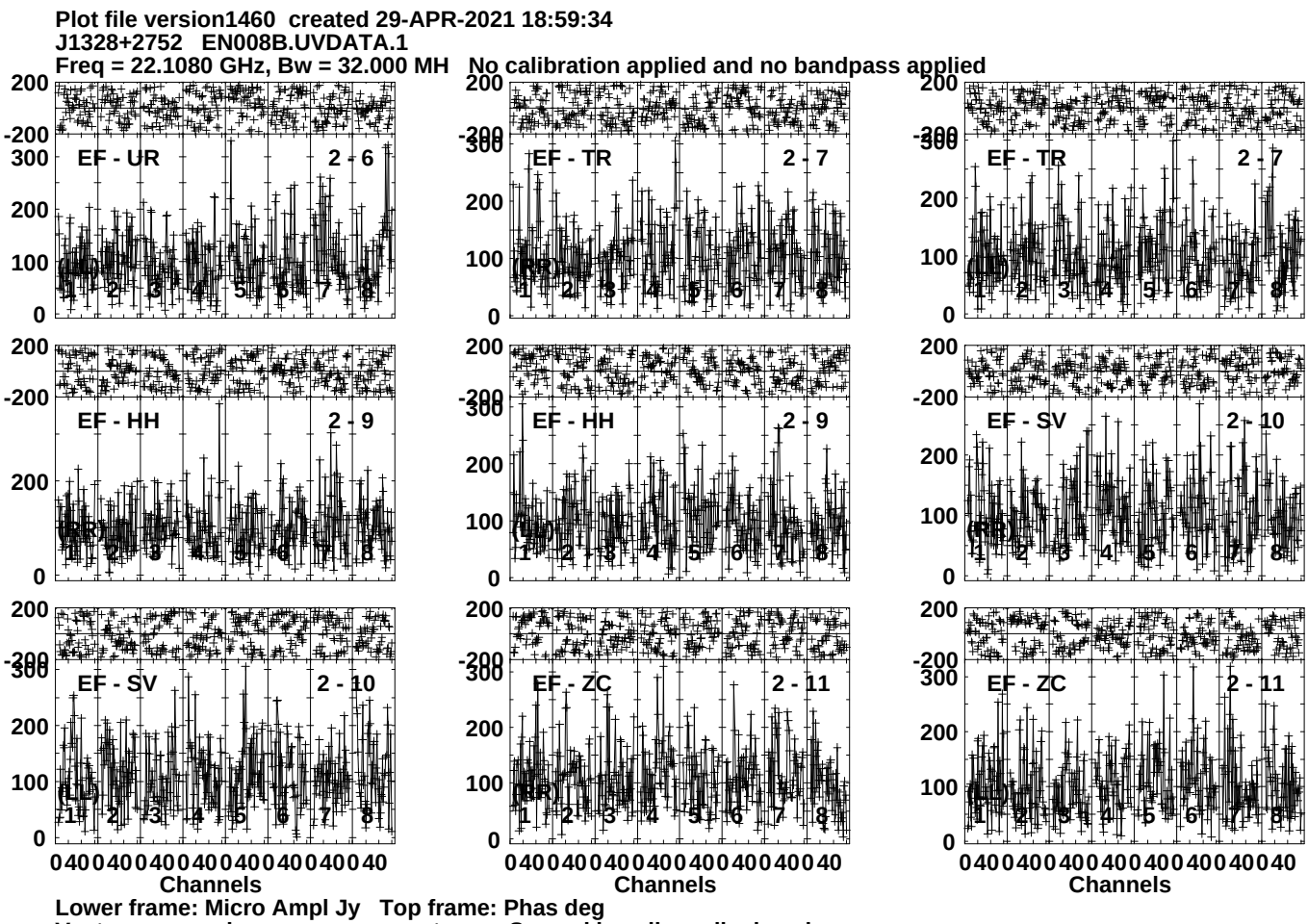
Plot file version1460 created 29-APR-2021 18:59:34
J1328+2752 EN008B.UVDATA.1
Freq = 22.1080 GHz, Bw = 32.000 MH No calibration applied and no bandpass applied
EF - UR 2 - 6
EF - TR 2 - 7
EF - TR 2 - 7
EF - HH 2 - 9
EF - HH 2 - 9
EF - SV 2 - 10
EF - SV 2 - 10
EF - ZC 2 - 11
EF - ZC 2 - 11
Channels
Channels
Channels
Lower frame: Micro Ampl Jy Top frame: Phas deg
Vector averaged cross-power spectrum Several baselines displayed
Timerange: 01/02:14:41 to 01/02:16:39

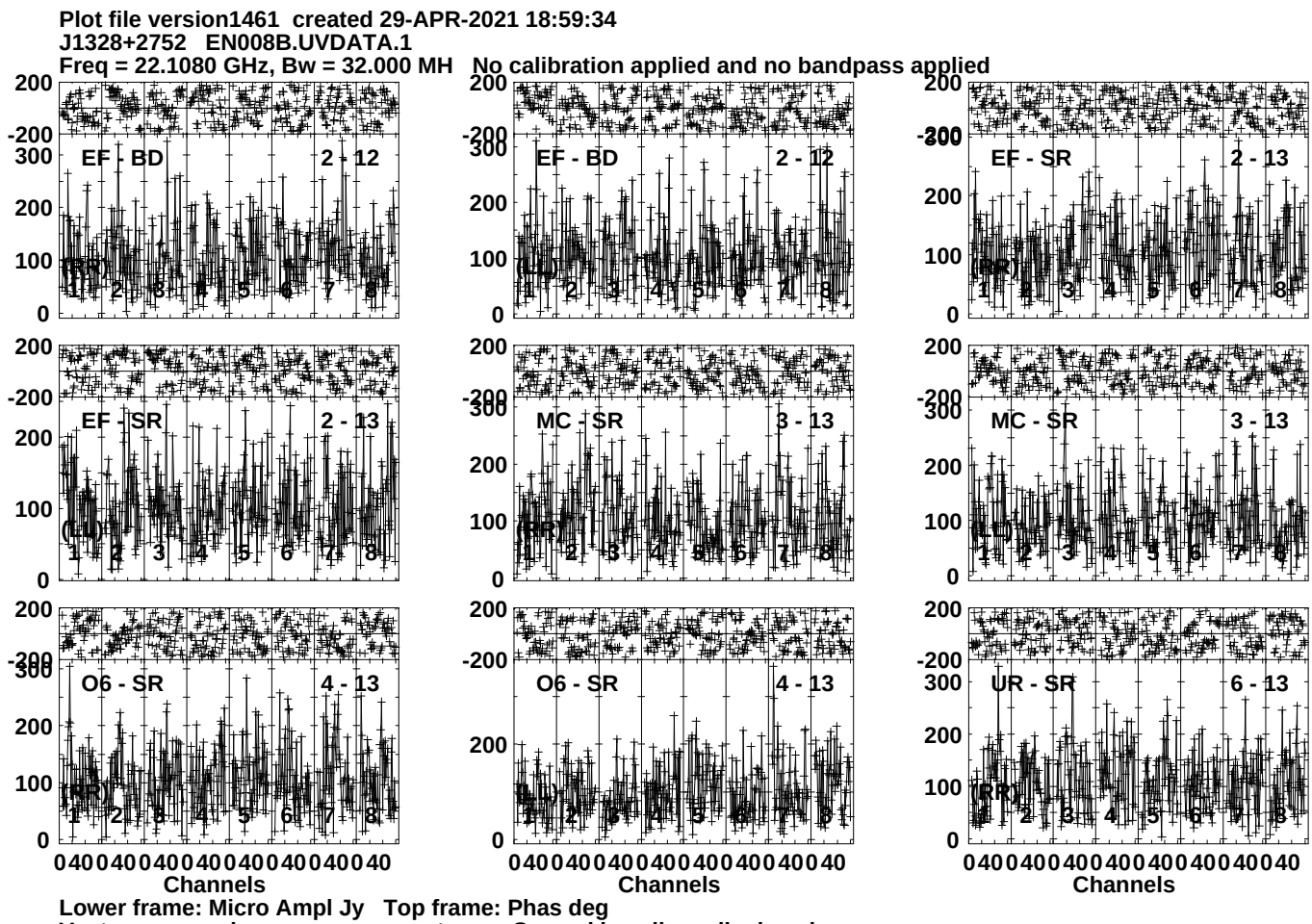
Plot file version1461 created 29-APR-2021 18:59:34
J1328+2752 EN008B.UVDATA.1
Freq = 22.1080 GHz, Bw = 32.000 MH No calibration applied and no bandpass applied
EF - BD 2 - 12
EF - BD 2 - 12
EF - SR 2 - 13
EF - SR 2 - 13
MC - SR 3 - 13
MC - SR 3 - 13
O6 - SR 4 - 13
O6 - SR 4 - 13
UR - SR 6 - 13
Channels
Channels
Channels
Lower frame: Micro Ampl Jy Top frame: Phas deg
Vector averaged cross-power spectrum Several baselines displayed
Timerange: 01/02:14:41 to 01/02:16:39

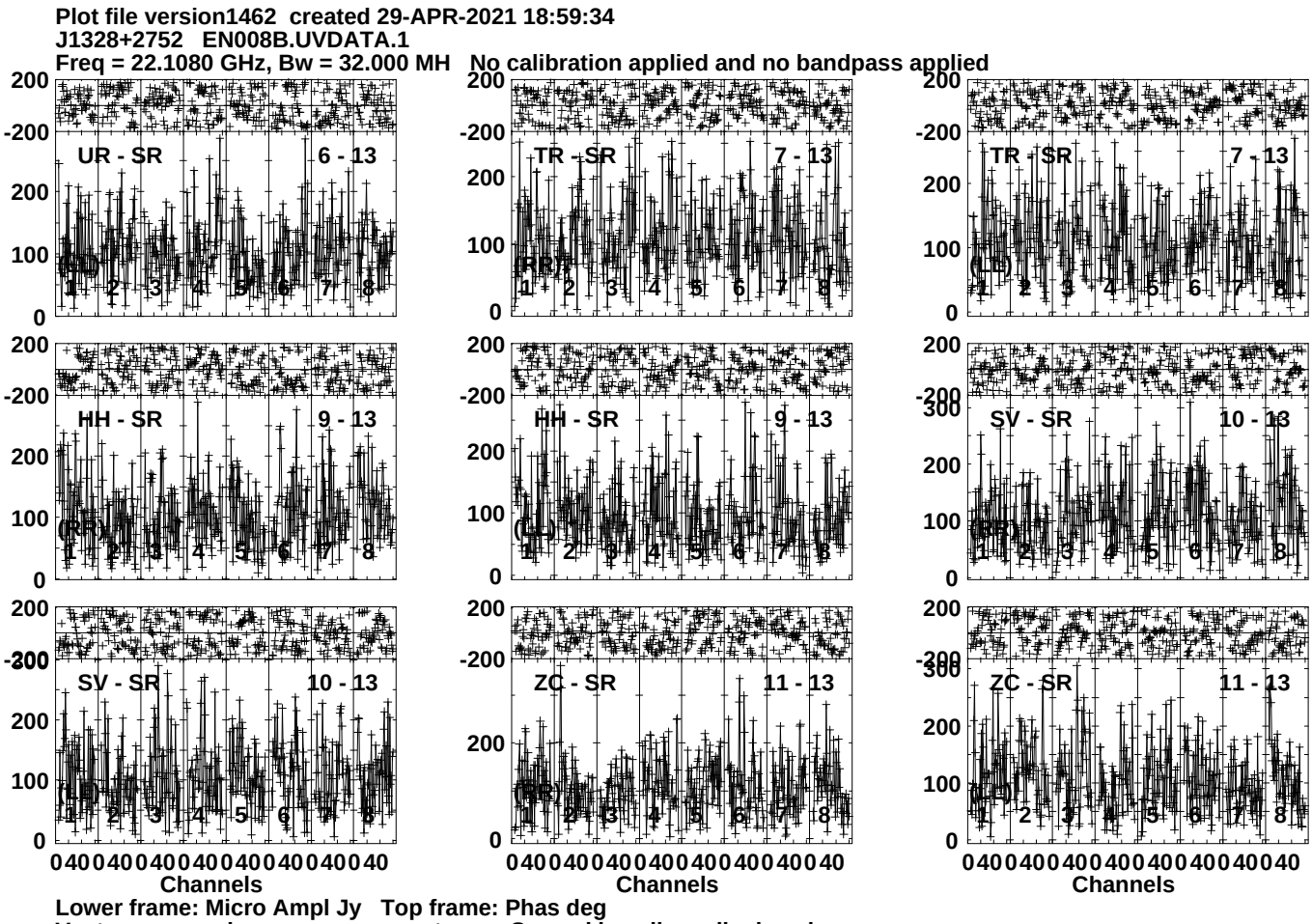
Plot file version1462 created 29-APR-2021 18:59:34
J1328+2752 EN008B.UVDATA.1
Freq = 22.1080 GHz, Bw = 32.000 MH No calibration applied and no bandpass applied
UR - SR
6 - 13
TR - SR
7 - 13
TR - SR
7 - 13
HH - SR
9 - 13
HH - SR
9 - 13
SV - SR
10 - 13
SV - SR
10 - 13
ZC - SR
11 - 13
ZC - SR
11 - 13
Channels
Channels
Channels
Lower frame: Micro Ampl Jy Top frame: Phas deg
Vector averaged cross-power spectrum Several baselines displayed
Timerange: 01/02:14:41 to 01/02:16:39

Plot file version1463 created 29-APR-2021 18:59:35
J1328+2752 EN008B.UVDATA.1
Freq = 22.1080 GHz, Bw = 32.000 MH No calibration applied and no bandpass applied

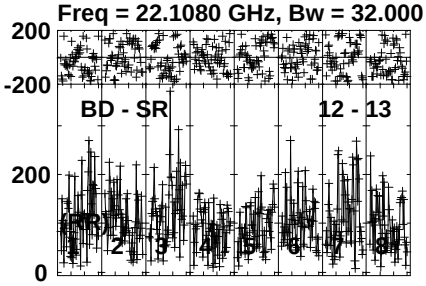

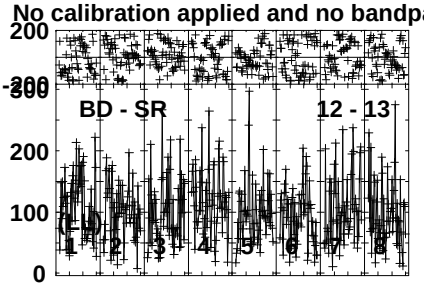

Lower frame: Micro Ampl Jy Top frame: Phas deg
Vector averaged cross-power spectrum Several baselines displayed
Timerange: 01/02:14:41 to 01/02:16:39

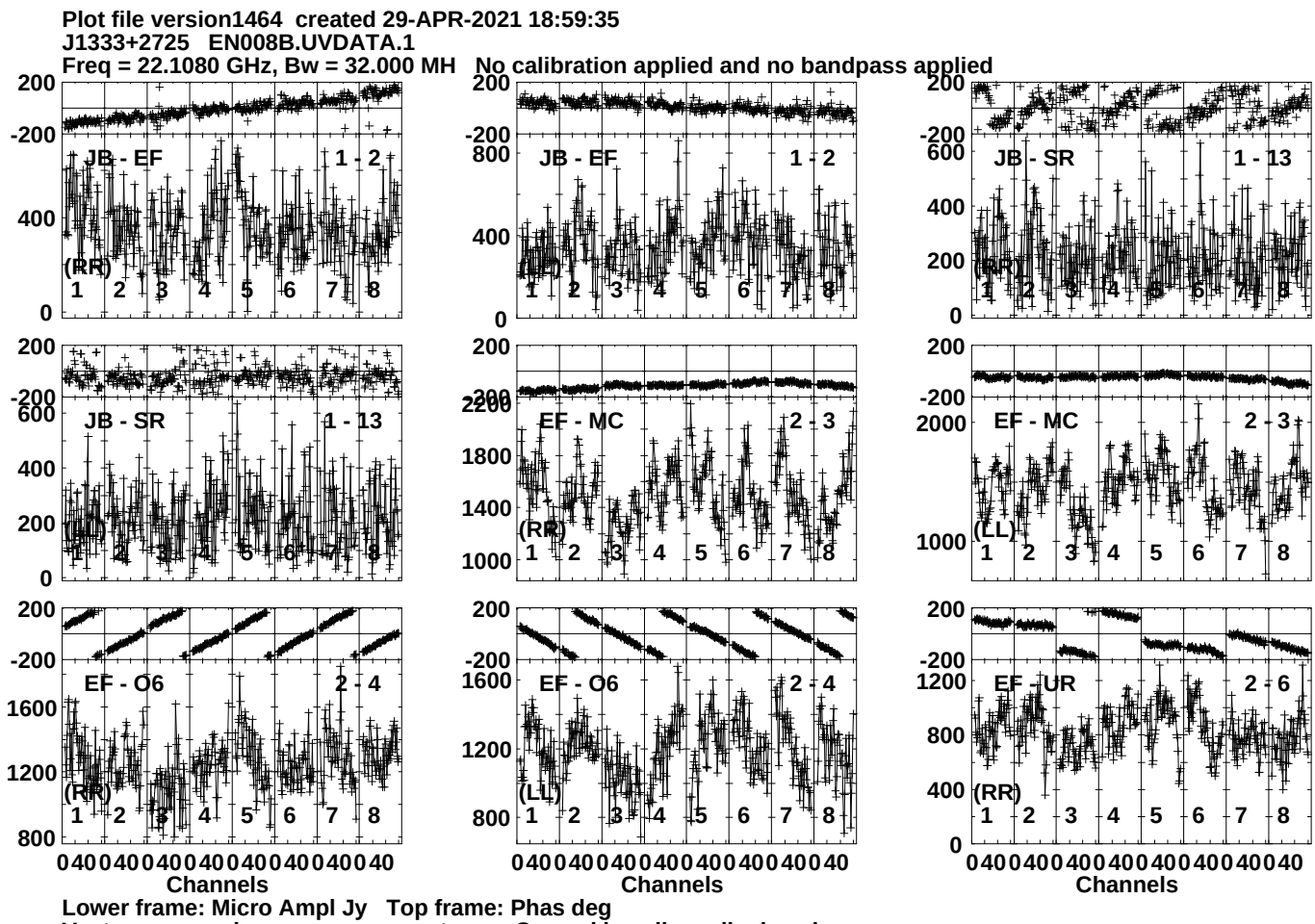
Plot file version1464 created 29-APR-2021 18:59:35
J1333+2725 EN008B.UVDATA.1
Freq = 22.1080 GHz, Bw = 32.000 MH No calibration applied and no bandpass applied
JB - EF 1 - 2
JB - SR 1 - 13
EF - MC 2 - 3
EF - O6 2 - 4
EF - UR 2 - 6
(RR)
(LL)
Channels
Lower frame: Micro Ampl Jy Top frame: Phas deg
Vector averaged cross-power spectrum Several baselines displayed
Timerange: 01/02:17:11 to 01/02:18:09

Plot file version1465 created 29-APR-2021 18:59:35
J1333+2725 EN008B.UVDATA.1
Freq = 22.1080 GHz, Bw = 32.000 MH No calibration applied and no bandpass applied

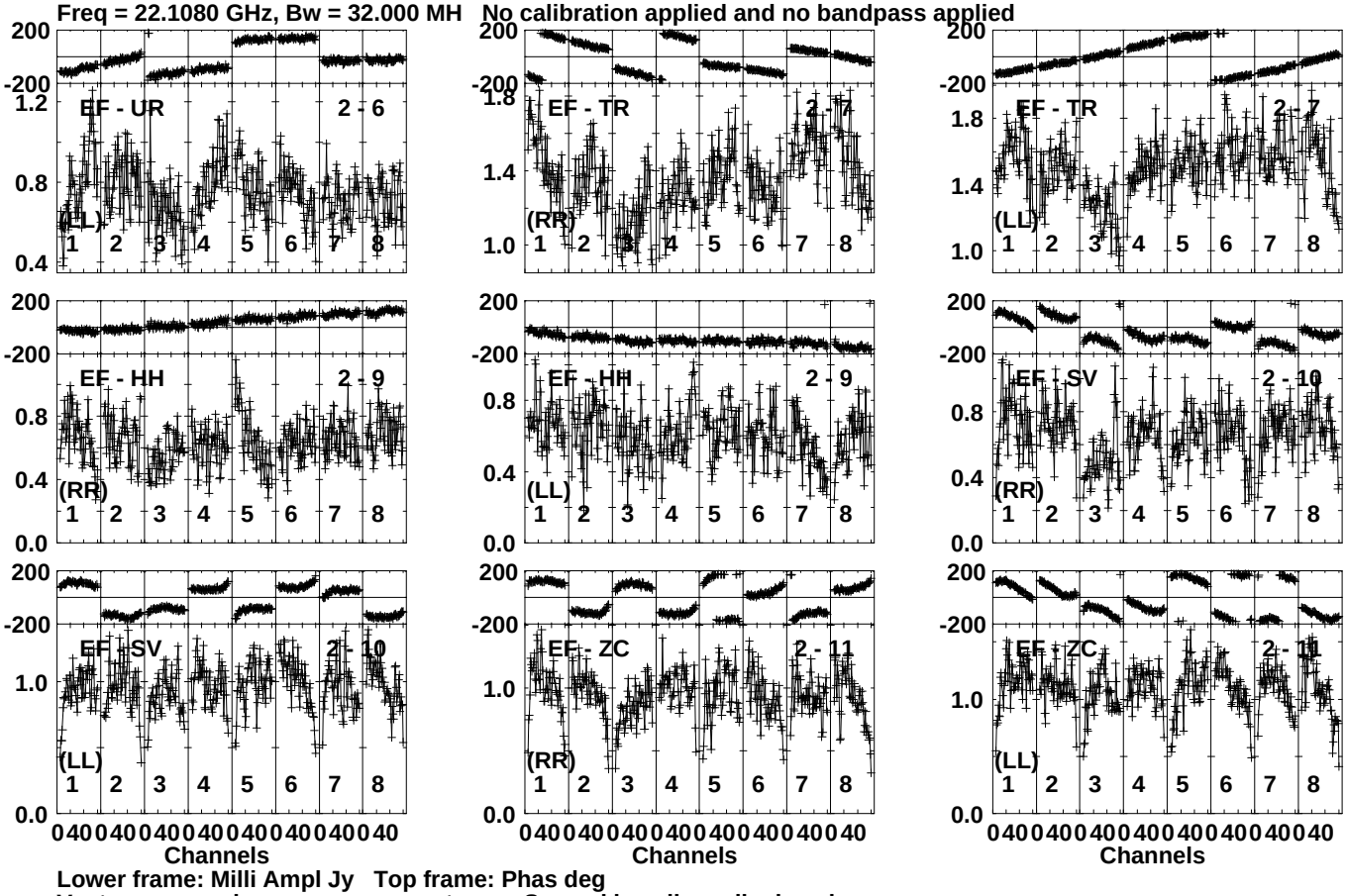

Lower frame: Milli Ampl Jy Top frame: Phas deg
Vector averaged cross-power spectrum Several baselines displayed
Timerange: 01/02:17:11 to 01/02:18:09

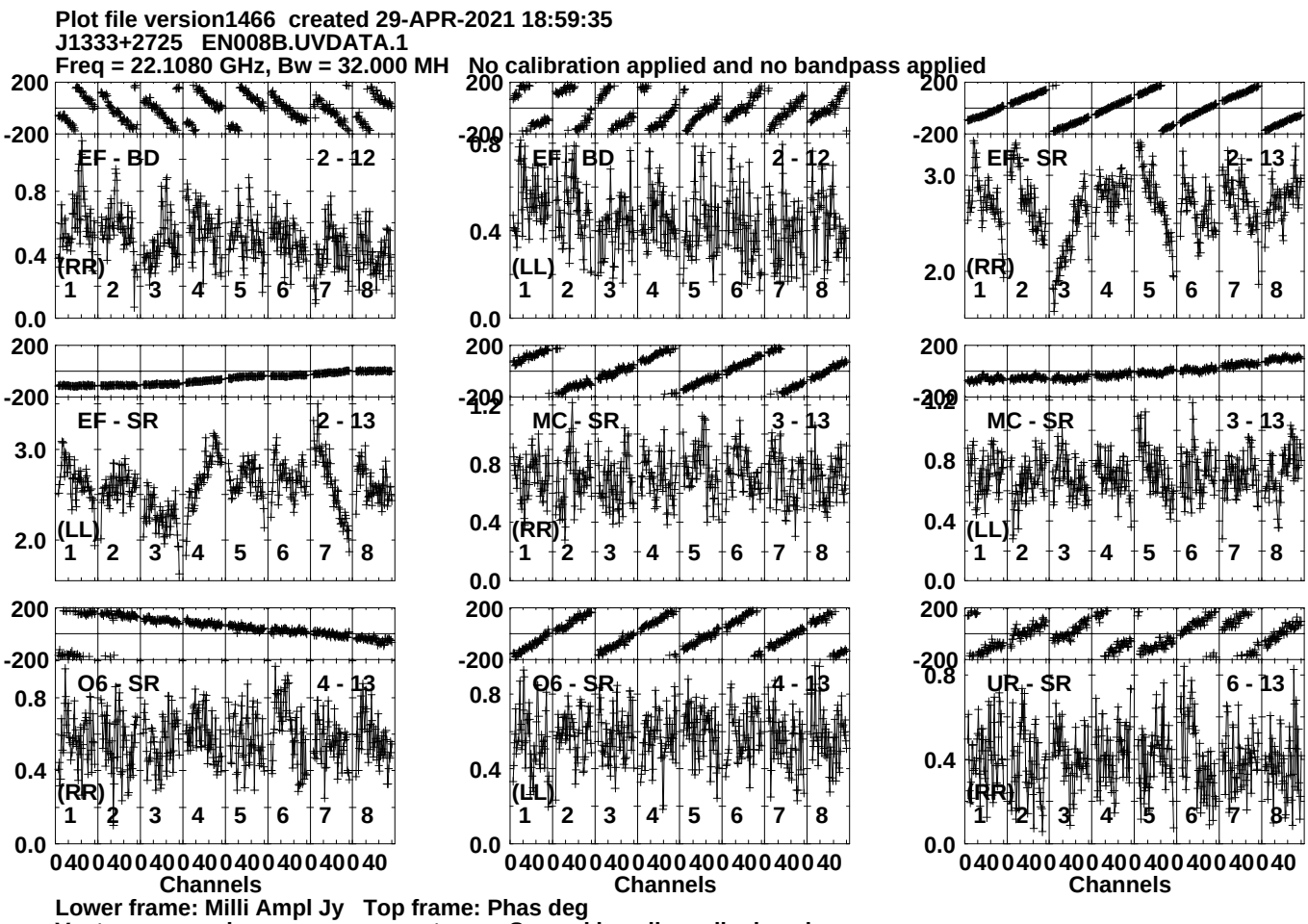
Plot file version1466 created 29-APR-2021 18:59:35
J1333+2725 EN008B.UVDATA.1
Freq = 22.1080 GHz, Bw = 32.000 MH No calibration applied and no bandpass applied
EF - BD 2 - 12
(RR)
EF - BD 2 - 12
(LL)
EF - SR 2 - 13
(RR)
EF - SR 2 - 13
(LL)
MC - SR 3 - 13
(RR)
MC - SR 3 - 13
(LL)
O6 - SR 4 - 13
(RR)
O6 - SR 4 - 13
(LL)
UR - SR 6 - 13
(RR)
Channels
Channels
Channels
Lower frame: Milli Ampl Jy Top frame: Phas deg
Vector averaged cross-power spectrum Several baselines displayed
Timerange: 01/02:17:11 to 01/02:18:09

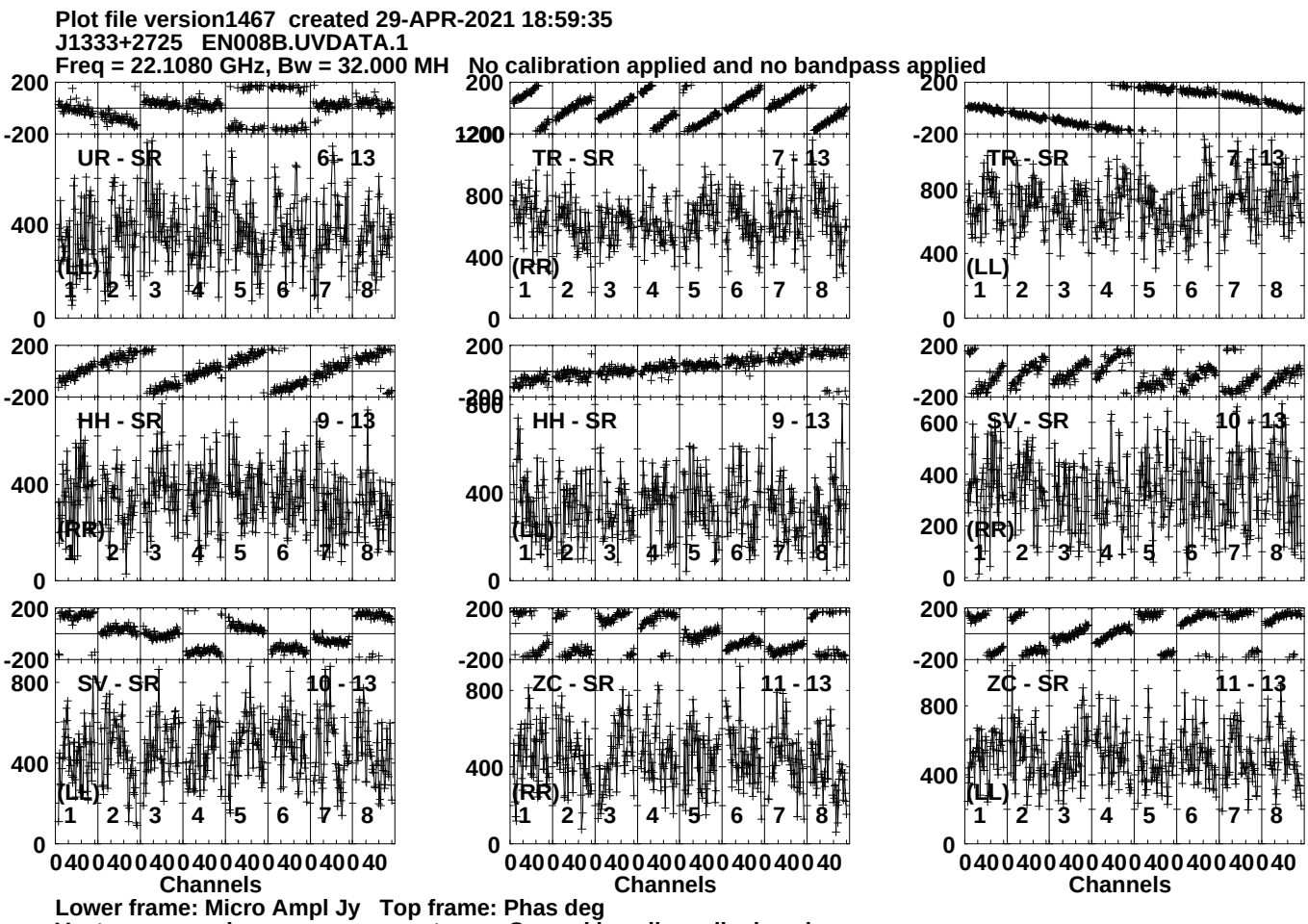
Plot file version1467 created 29-APR-2021 18:59:35
J1333+2725 EN008B.UVDATA.1
Freq = 22.1080 GHz, Bw = 32.000 MH No calibration applied and no bandpass applied
UR - SR 6 - 13
(LL)
TR - SR 7 - 13
(RR)
TR - SR 7 - 13
(LL)
HH - SR 9 - 13
(RR)
HH - SR 9 - 13
(LL)
SV - SR 10 - 13
(RR)
SV - SR 10 - 13
(LL)
ZC - SR 11 - 13
(RR)
ZC - SR 11 - 13
(LL)
Channels
Channels
Channels
Lower frame: Micro Ampl Jy Top frame: Phas deg
Vector averaged cross-power spectrum Several baselines displayed
Timerange: 01/02:17:11 to 01/02:18:09

Plot file version1468 created 29-APR-2021 18:59:35
J1333+2725 EN008B.UVDATA.1
Freq = 22.1080 GHz, Bw = 32.000 MH No calibration applied and no bandpass applied

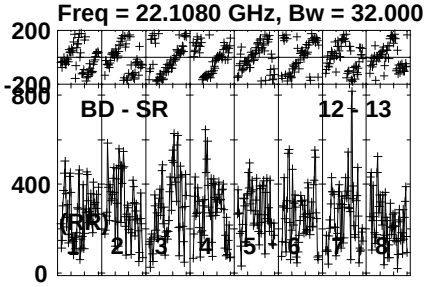

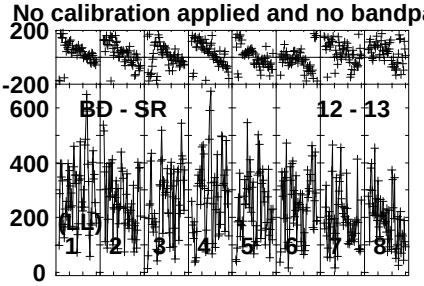

Lower frame: Micro Ampl Jy Top frame: Phas deg
Vector averaged cross-power spectrum Several baselines displayed
Timerange: 01/02:17:11 to 01/02:18:09

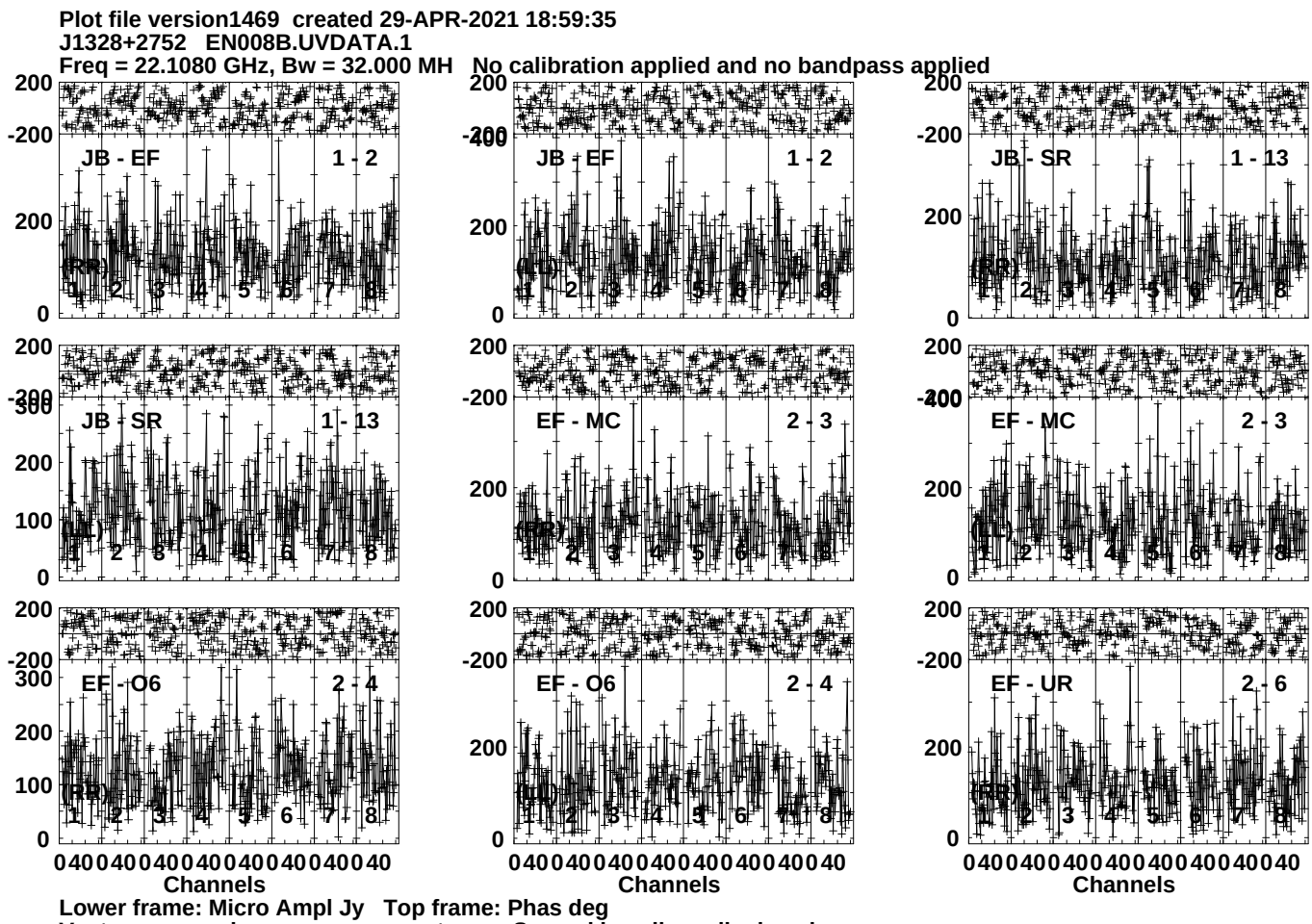
Plot file version1469 created 29-APR-2021 18:59:35
J1328+2752 EN008B.UVDATA.1
Freq = 22.1080 GHz, Bw = 32.000 MH No calibration applied and no bandpass applied
JB - EF 1 - 2
JB - EF 1 - 2
JB - SR 1 - 13
JB - SR 1 - 13
EF - MC 2 - 3
EF - MC 2 - 3
EF - O6 2 - 4
EF - O6 2 - 4
EF - UR 2 - 6
Channels
Channels
Channels
Lower frame: Micro Ampl Jy Top frame: Phas deg
Vector averaged cross-power spectrum Several baselines displayed
Timerange: 01/02:18:11 to 01/02:20:09

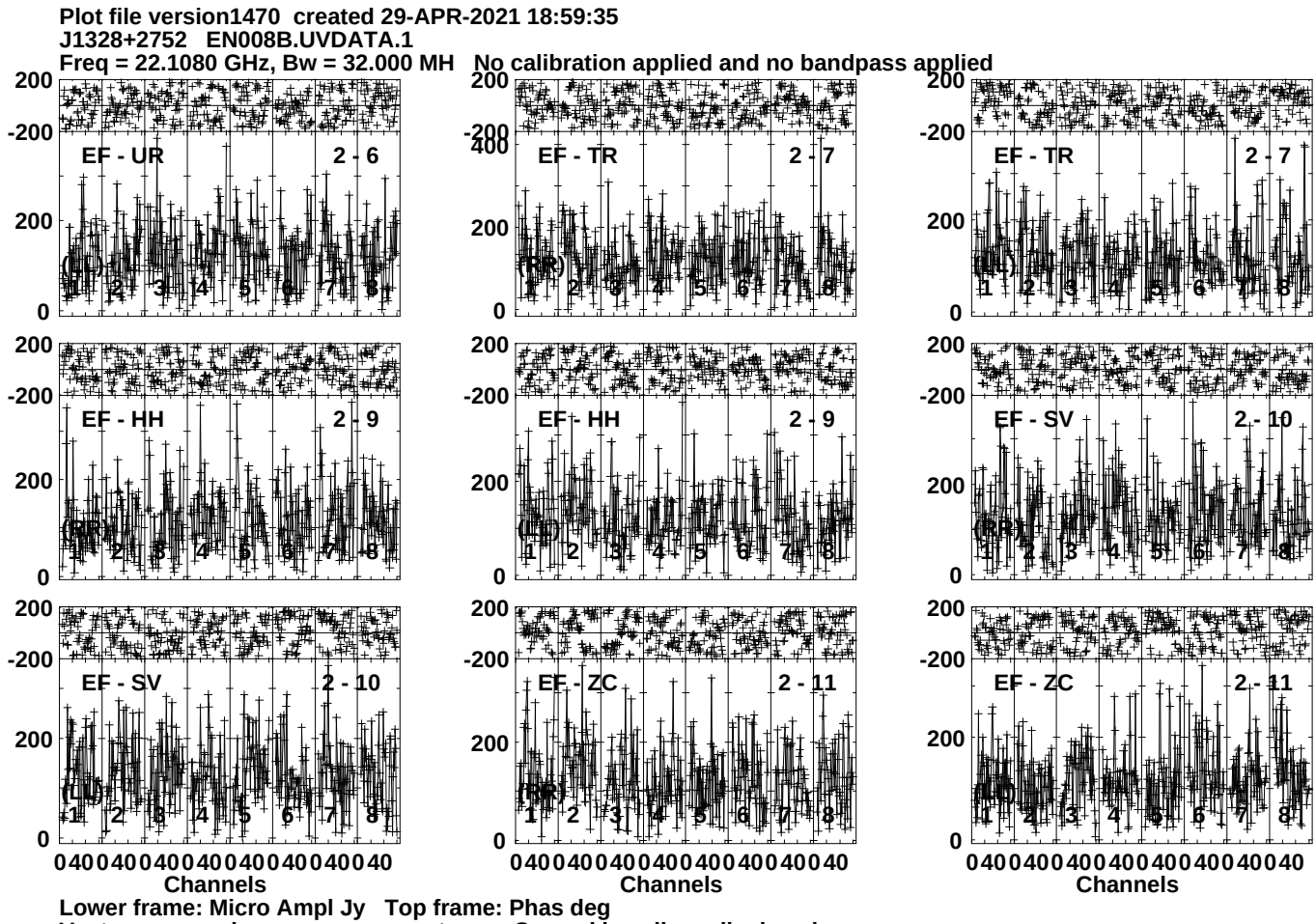
Plot file version1470 created 29-APR-2021 18:59:35
J1328+2752 EN008B.UVDATA.1
Freq = 22.1080 GHz, Bw = 32.000 MH No calibration applied and no bandpass applied
EF - UR 2 - 6
EF - TR 2 - 7
EF - TR 2 - 7
EF - HH 2 - 9
EF - HH 2 - 9
EF - SV 2 - 10
EF - SV 2 - 10
EF - ZC 2 - 11
EF - ZC 2 - 11
(LL)
(RR)
(LR)
(RL)
Channels
Lower frame: Micro Ampl Jy Top frame: Phas deg
Vector averaged cross-power spectrum Several baselines displayed
Timerange: 01/02:18:11 to 01/02:20:09

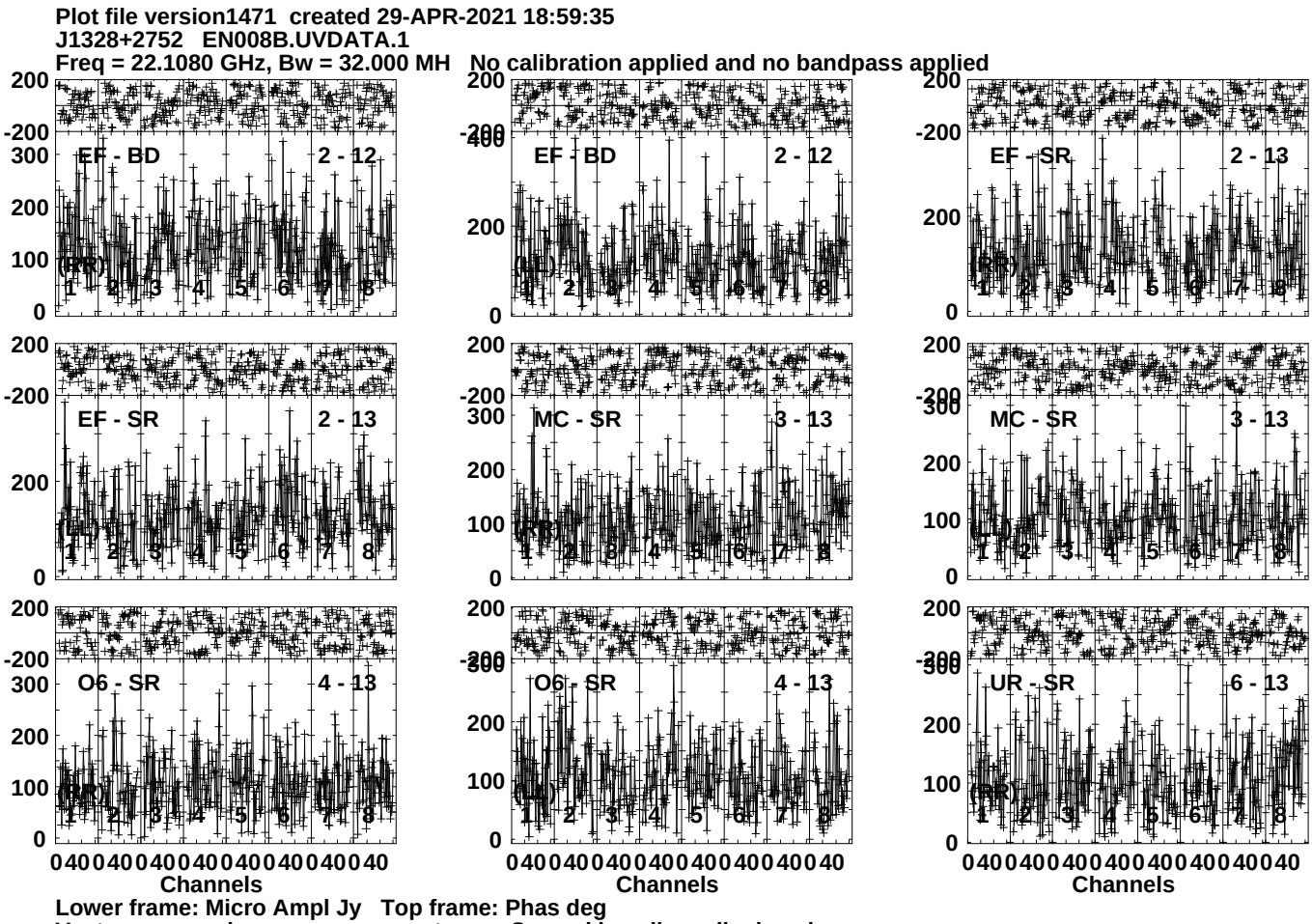
Plot file version1471 created 29-APR-2021 18:59:35
J1328+2752 EN008B.UVDATA.1
Freq = 22.1080 GHz, Bw = 32.000 MH No calibration applied and no bandpass applied
EF - BD 2 - 12 (RR)
EF - BD 2 - 12 (LL)
EF - SR 2 - 13 (RR)
EF - SR 2 - 13 (LL)
MC - SR 3 - 13 (RR)
MC - SR 3 - 13 (LL)
O6 - SR 4 - 13 (RR)
O6 - SR 4 - 13 (LL)
UR - SR 6 - 13 (RR)
Channels
Lower frame: Micro Ampl Jy Top frame: Phas deg
Vector averaged cross-power spectrum Several baselines displayed
Timerange: 01/02:18:11 to 01/02:20:09

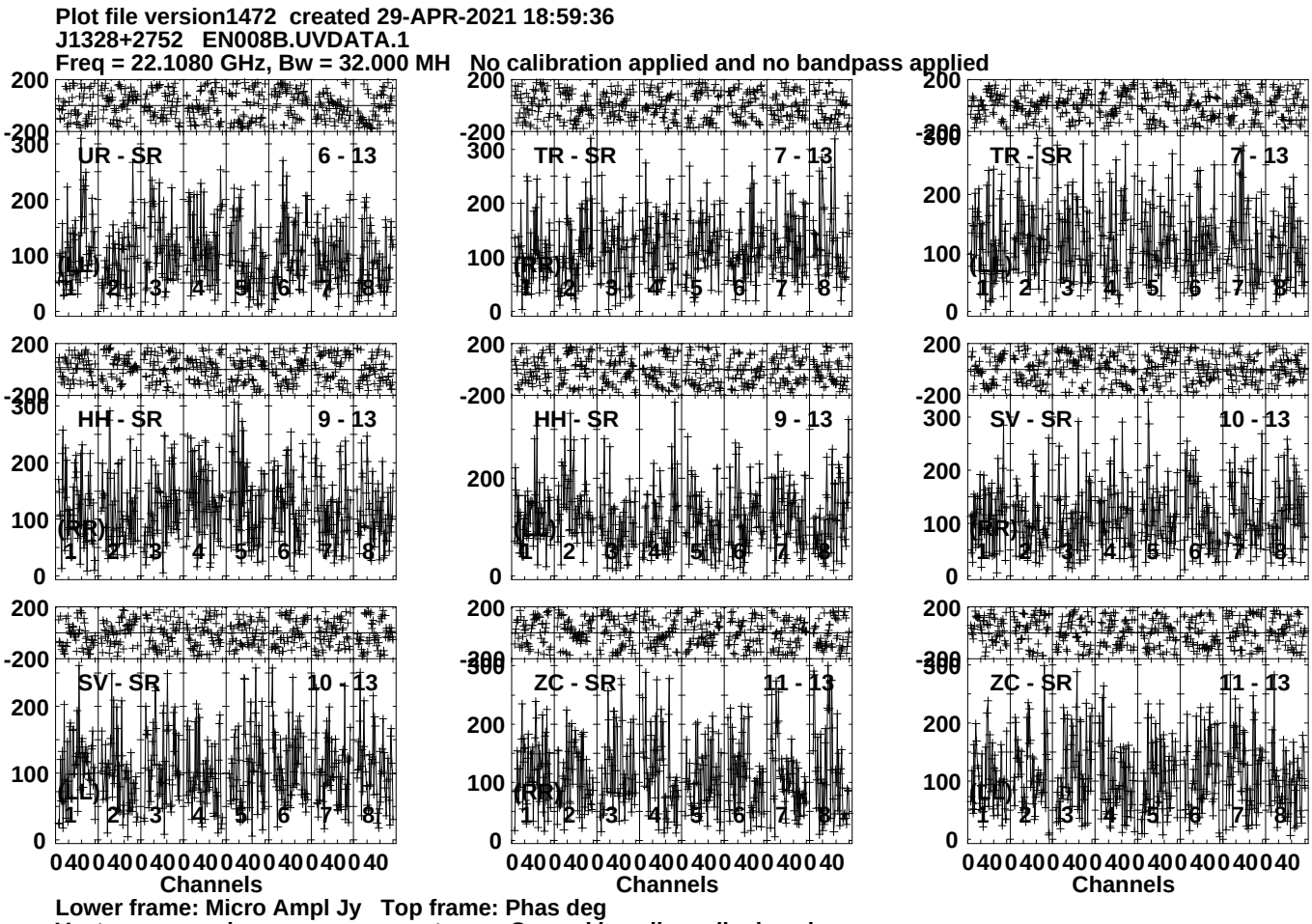
Plot file version1472 created 29-APR-2021 18:59:36
J1328+2752 EN008B.UVDATA.1
Freq = 22.1080 GHz, Bw = 32.000 MH No calibration applied and no bandpass applied
UR - SR
6 - 13
TR - SR
7 - 13
TR - SR
7 - 13
HH - SR
9 - 13
HH - SR
9 - 13
SV - SR
10 - 13
SV - SR
10 - 13
ZC - SR
11 - 13
ZC - SR
11 - 13
(RL)
(RR)
(LL)
Channels
Lower frame: Micro Ampl Jy Top frame: Phas deg
Vector averaged cross-power spectrum Several baselines displayed
Timerange: 01/02:18:11 to 01/02:20:09

Plot file version1473 created 29-APR-2021 18:59:36
J1328+2752 EN008B.UVDATA.1
Freq = 22.1080 GHz, Bw = 32.000 MH No calibration applied and no bandpass applied

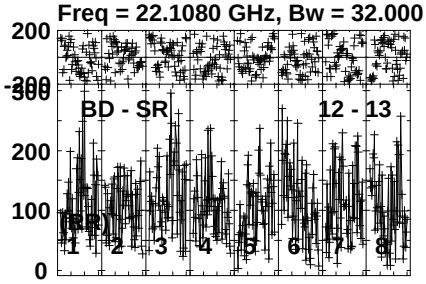

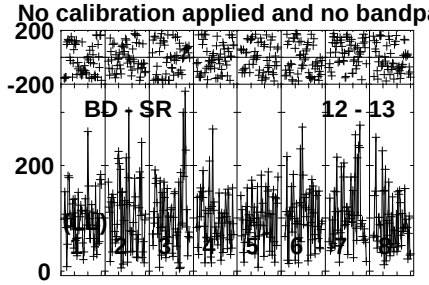

Lower frame: Micro Ampl Jy Top frame: Phas deg
Vector averaged cross-power spectrum Several baselines displayed
Timerange: 01/02:18:11 to 01/02:20:09

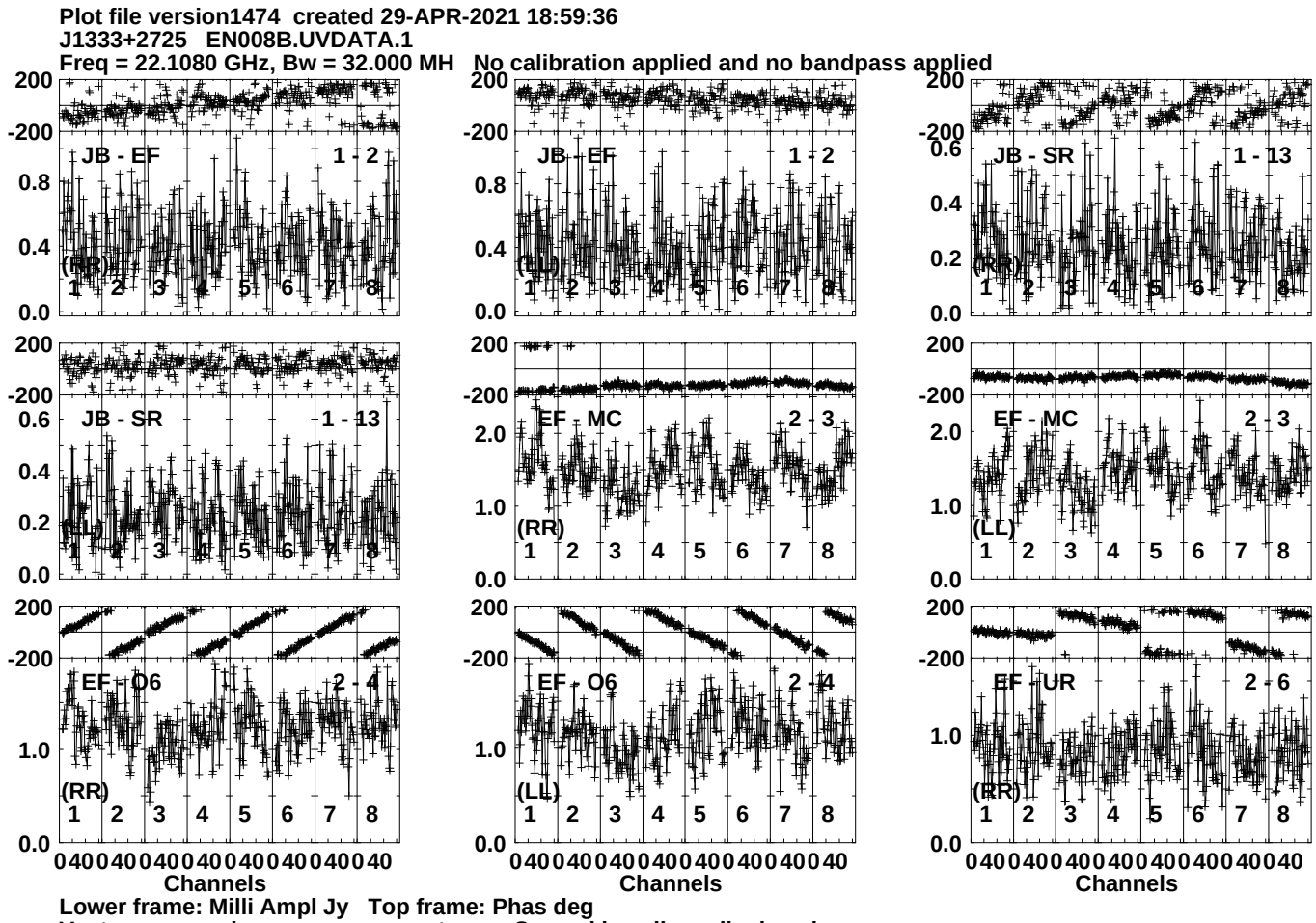
Plot file version1474 created 29-APR-2021 18:59:36
J1333+2725 EN008B.UVDATA.1
Freq = 22.1080 GHz, Bw = 32.000 MH No calibration applied and no bandpass applied
JB - EF 1 - 2
(RR)
JB - EF 1 - 2
(LL)
JB - SR 1 - 13
(RR)
JB - SR 1 - 13
(LL)
EF - MC 2 - 3
(RR)
EF - MC 2 - 3
(LL)
EF - O6 2 - 4
(RR)
EF - O6 2 - 4
(LL)
EF - UR 2 - 6
(RR)
Channels
Channels
Channels
Lower frame: Milli Ampl Jy Top frame: Phas deg
Vector averaged cross-power spectrum Several baselines displayed
Timerange: 01/02:20:11 to 01/02:21:09

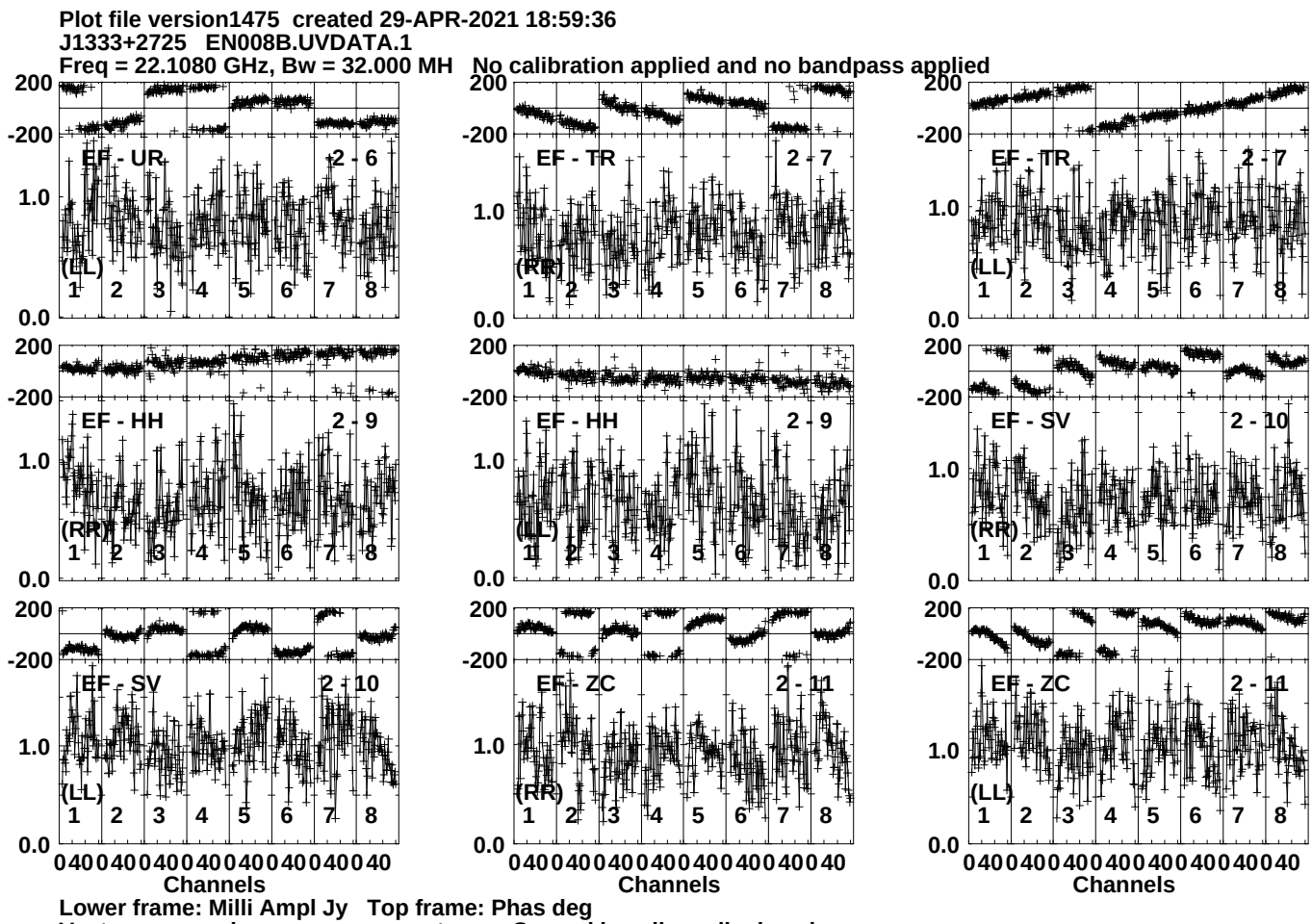
Plot file version1475 created 29-APR-2021 18:59:36
J1333+2725 EN008B.UVDATA.1
Freq = 22.1080 GHz, Bw = 32.000 MH No calibration applied and no bandpass applied
EF - UR 2 - 6
(LL)
EF - TR 2 - 7
(RR)
EF - TR 2 - 7
(LL)
EF - HH 2 - 9
(RR)
EF - HH 2 - 9
(LL)
EF - SV 2 - 10
(RR)
EF - SV 2 - 10
(LL)
EF - ZC 2 - 11
(RR)
EF - ZC 2 - 11
(LL)
200
-200
1.0
0.0
1 2 3 4 5 6 7 8
0 40 0 40 0 40 0 40 0 40 0 40 0 40 0 40
Channels
Lower frame: Milli Ampl Jy Top frame: Phas deg
Vector averaged cross-power spectrum Several baselines displayed
Timerange: 01/02:20:11 to 01/02:21:09

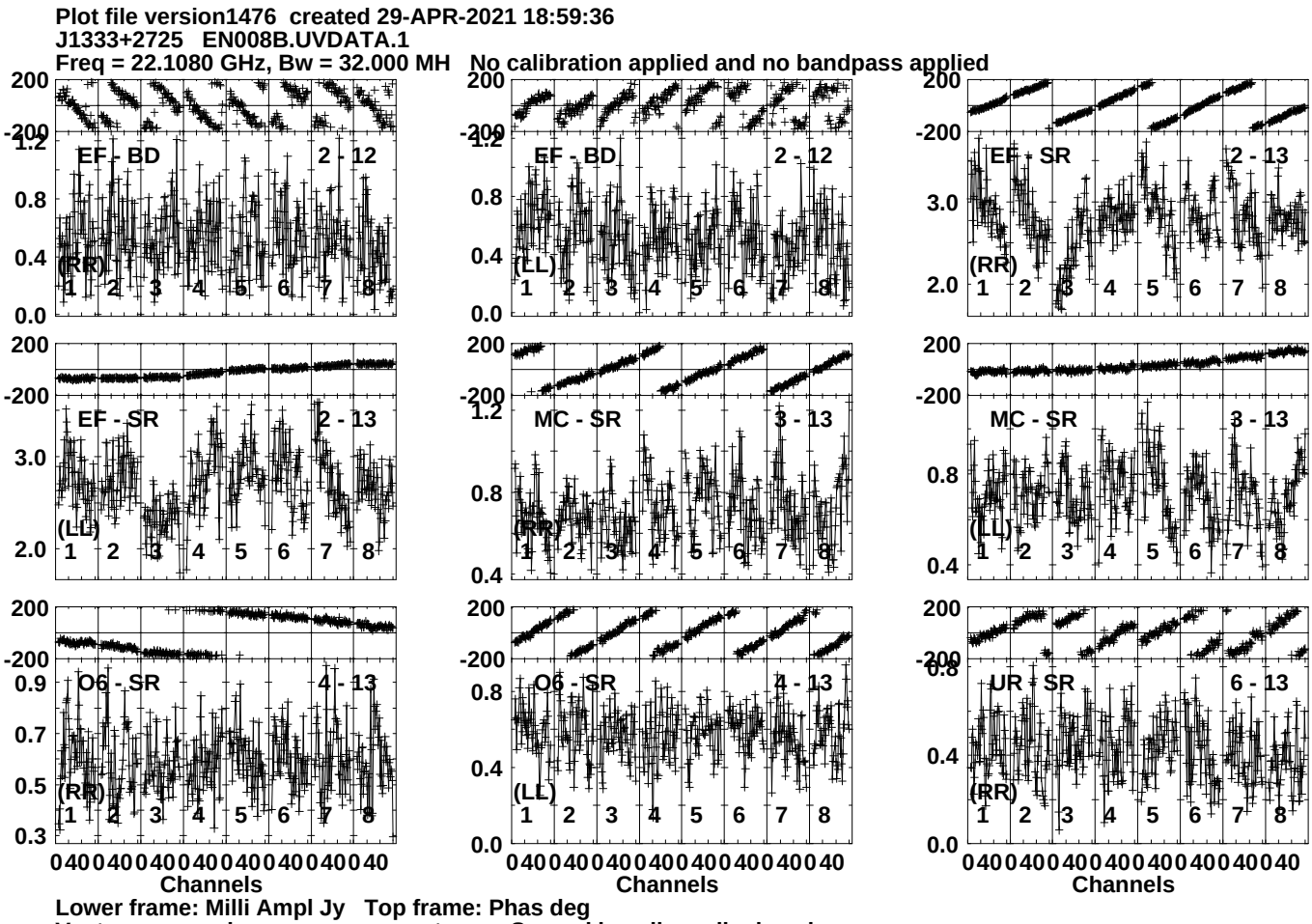
Plot file version1476 created 29-APR-2021 18:59:36
J1333+2725 EN008B.UVDATA.1
Freq = 22.1080 GHz, Bw = 32.000 MH No calibration applied and no bandpass applied
EF - BD 2 - 12
(RR)
EF - BD 2 - 12
(LL)
EF - SR 2 - 13
(RR)
EF - SR 2 - 13
(LL)
MC - SR 3 - 13
(RR)
MC - SR 3 - 13
(LL)
O6 - SR 4 - 13
(RR)
O6 - SR 4 - 13
(LL)
UR - SR 6 - 13
(RR)
1 2 3 4 5 6 7 8
0 40 0 40 0 40 0 40 0 40 0 40 0 40 0 40
Channels
Lower frame: Milli Ampl Jy Top frame: Phas deg
Vector averaged cross-power spectrum Several baselines displayed
Timerange: 01/02:20:11 to 01/02:21:09

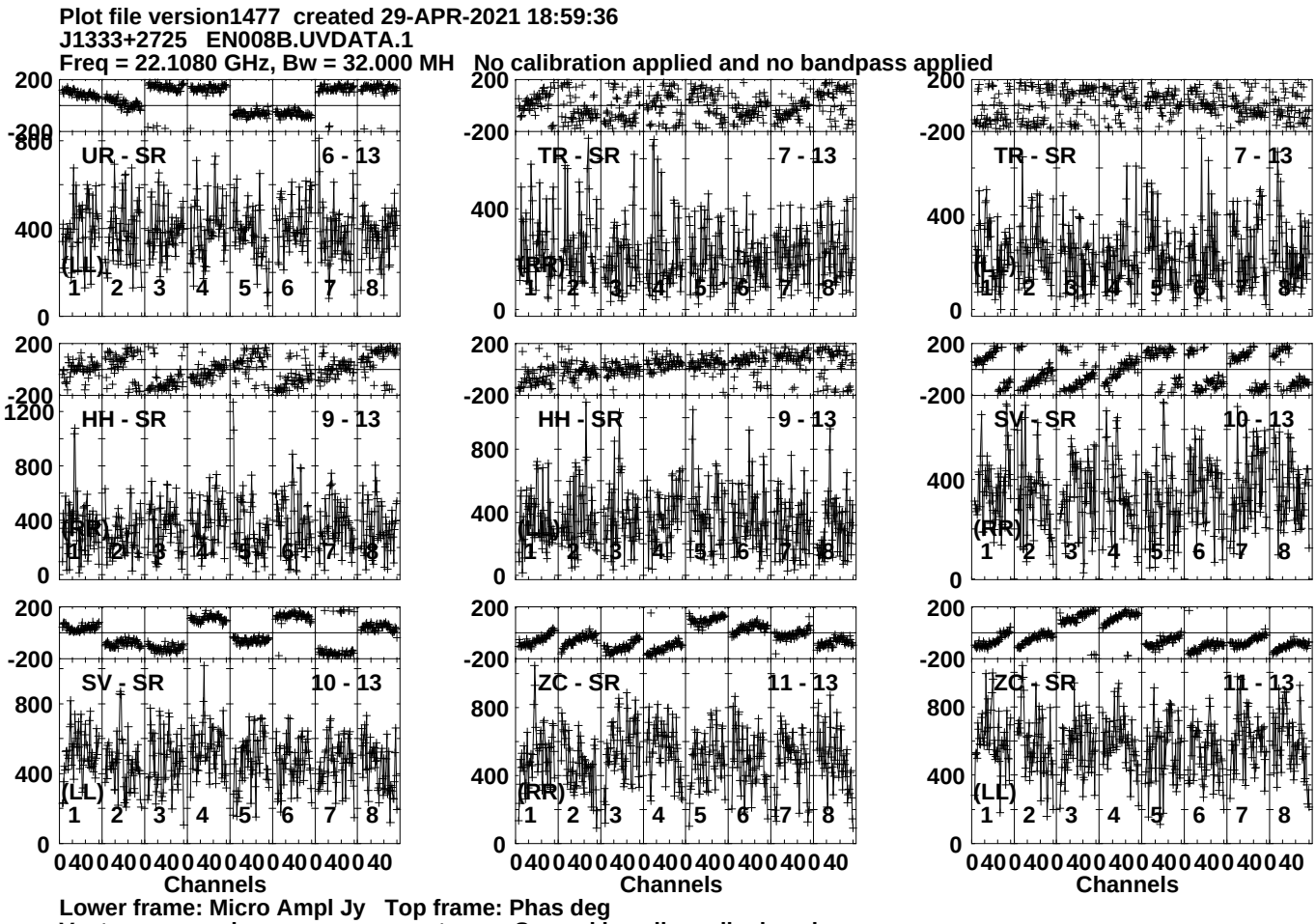
Plot file version1477 created 29-APR-2021 18:59:36
J1333+2725 EN008B.UVDATA.1
Freq = 22.1080 GHz, Bw = 32.000 MH No calibration applied and no bandpass applied
UR - SR
6 - 13
(LL)
TR - SR
7 - 13
(RR)
TR - SR
7 - 13
(LL)
HH - SR
9 - 13
(RR)
HH - SR
9 - 13
(LL)
SV - SR
10 - 13
(RR)
SV - SR
10 - 13
(LL)
ZC - SR
11 - 13
(RR)
ZC - SR
11 - 13
(LL)
Channels
Channels
Channels
Lower frame: Micro Ampl Jy Top frame: Phas deg
Vector averaged cross-power spectrum Several baselines displayed
Timerange: 01/02:20:11 to 01/02:21:09

Plot file version1478 created 29-APR-2021 18:59:36
J1333+2725 EN008B.UVDATA.1
Freq = 22.1080 GHz, Bw = 32.000 MH No calibration applied and no bandpass applied

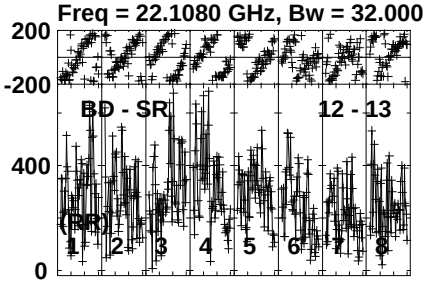

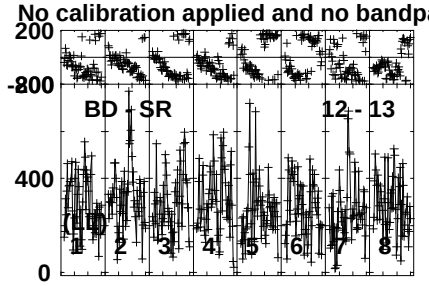

Lower frame: Micro Ampl Jy Top frame: Phas deg
Vector averaged cross-power spectrum Several baselines displayed
Timerange: 01/02:20:11 to 01/02:21:09

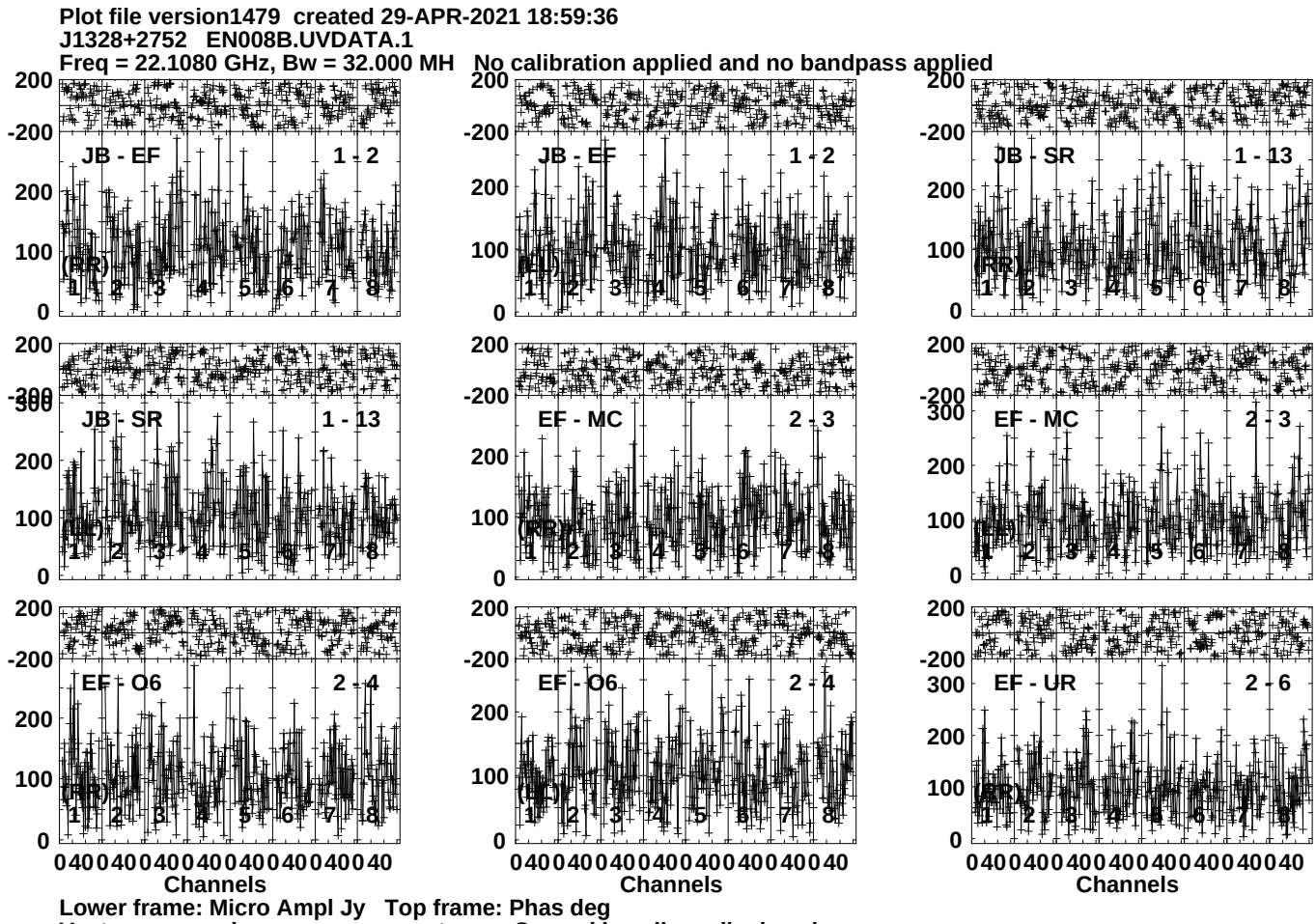
Plot file version1479 created 29-APR-2021 18:59:36
J1328+2752 EN008B.UVDATA.1
Freq = 22.1080 GHz, Bw = 32.000 MH No calibration applied and no bandpass applied
JB - EF 1 - 2
JB - EF 1 - 2
JB - SR 1 - 13
JB - SR 1 - 13
EF - MC 2 - 3
EF - MC 2 - 3
EF - O6 2 - 4
EF - O6 2 - 4
EF - UR 2 - 6
(RR)
(LL)
Channels
Lower frame: Micro Ampl Jy Top frame: Phas deg
Vector averaged cross-power spectrum Several baselines displayed
Timerange: 01/02:21:51 to 01/02:23:49

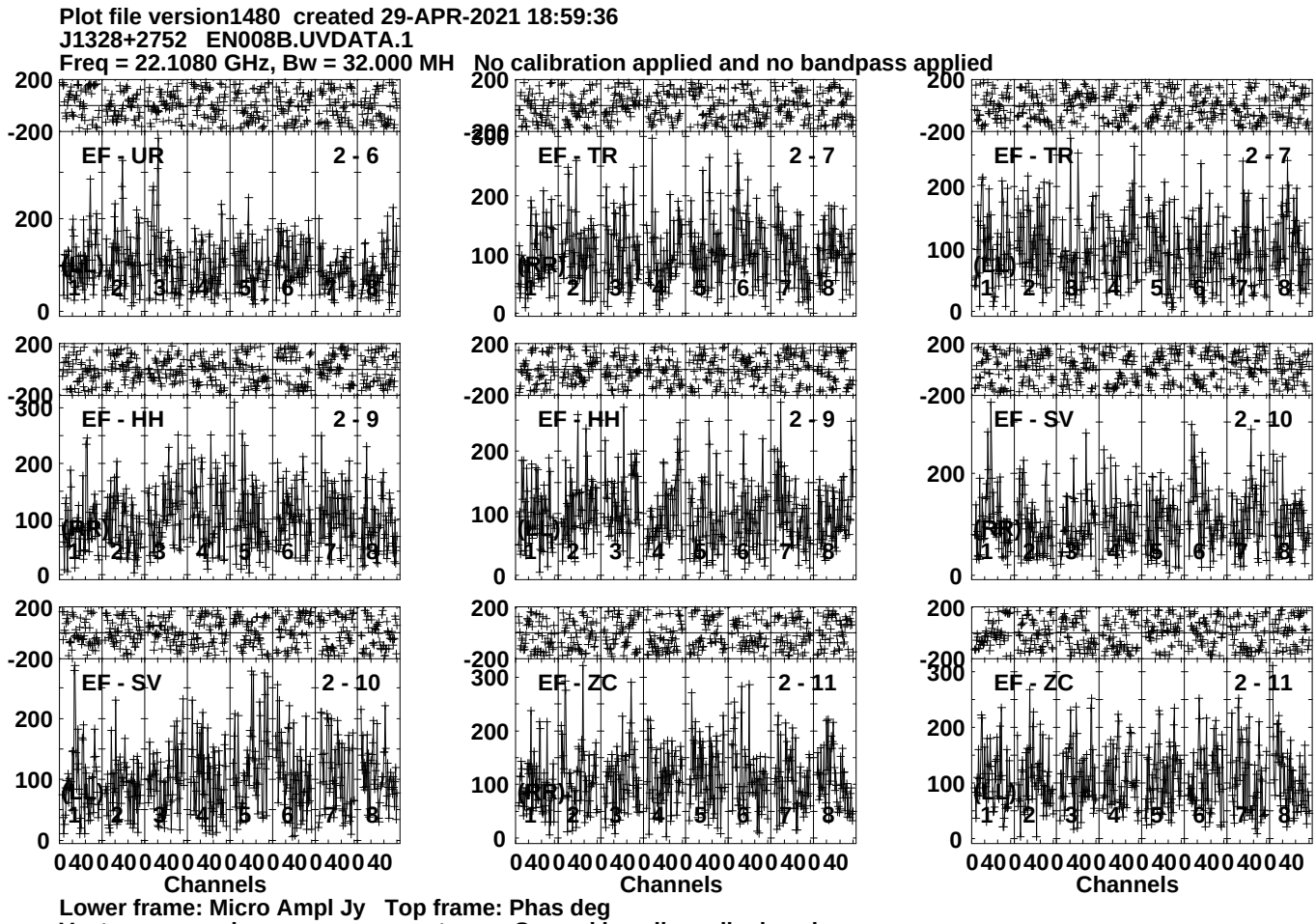
Plot file version1480 created 29-APR-2021 18:59:36
J1328+2752 EN008B.UVDATA.1
Freq = 22.1080 GHz, Bw = 32.000 MH No calibration applied and no bandpass applied
EF - UR 2 - 6
EF - TR 2 - 7
EF - TR 2 - 7
EF - HH 2 - 9
EF - HH 2 - 9
EF - SV 2 - 10
EF - SV 2 - 10
EF - ZC 2 - 11
EF - ZC 2 - 11
Channels
Channels
Channels
Lower frame: Micro Ampl Jy Top frame: Phas deg
Vector averaged cross-power spectrum Several baselines displayed
Timerange: 01/02:21:51 to 01/02:23:49

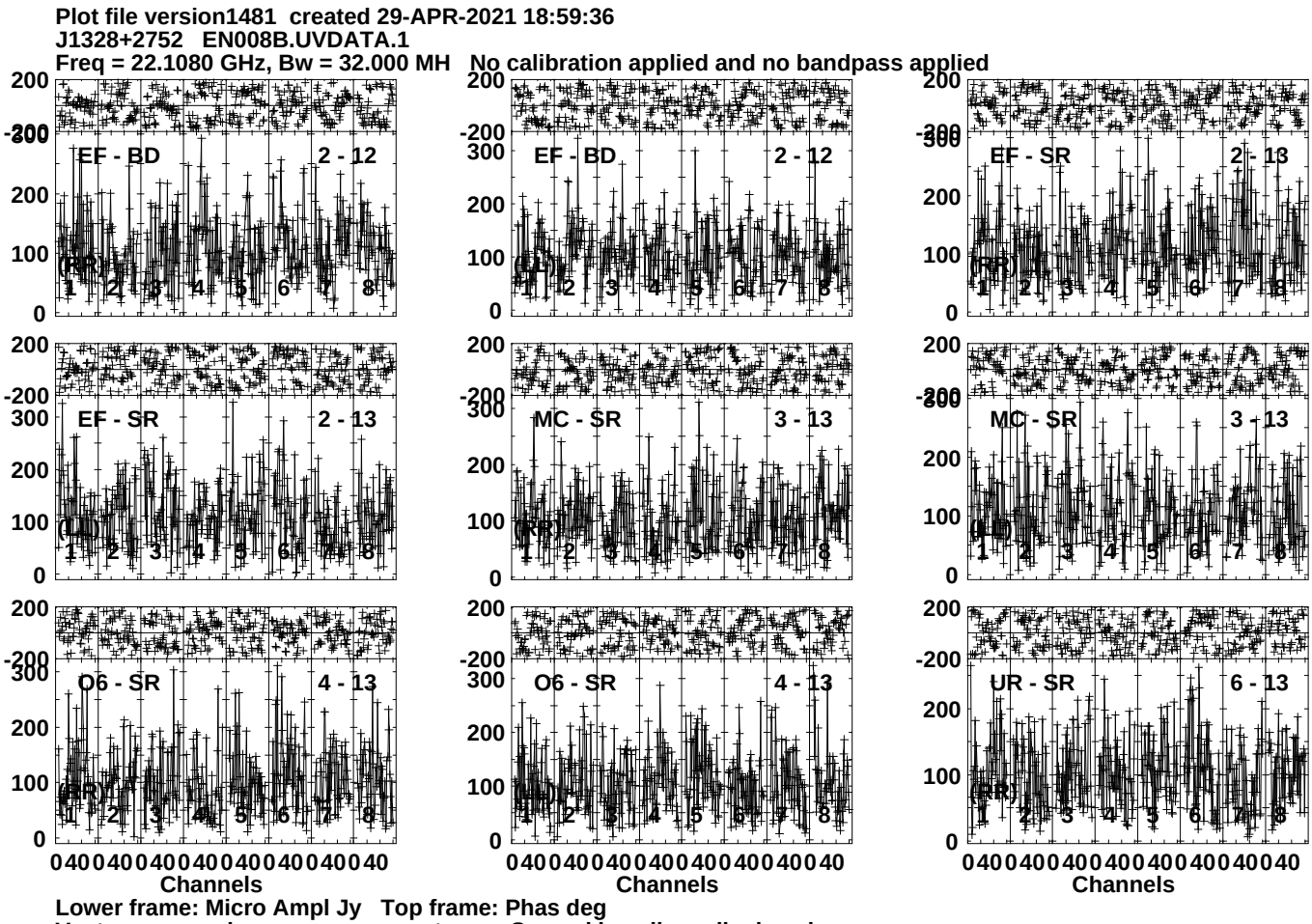
Plot file version1481 created 29-APR-2021 18:59:36
J1328+2752 EN008B.UVDATA.1
Freq = 22.1080 GHz, Bw = 32.000 MH No calibration applied and no bandpass applied
EF - BD 2 - 12
EF - BD 2 - 12
EF - SR 2 - 13
EF - SR 2 - 13
MC - SR 3 - 13
MC - SR 3 - 13
O6 - SR 4 - 13
O6 - SR 4 - 13
UR - SR 6 - 13
(RR)
Channels
Lower frame: Micro Ampl Jy Top frame: Phas deg
Vector averaged cross-power spectrum Several baselines displayed
Timerange: 01/02:21:51 to 01/02:23:49

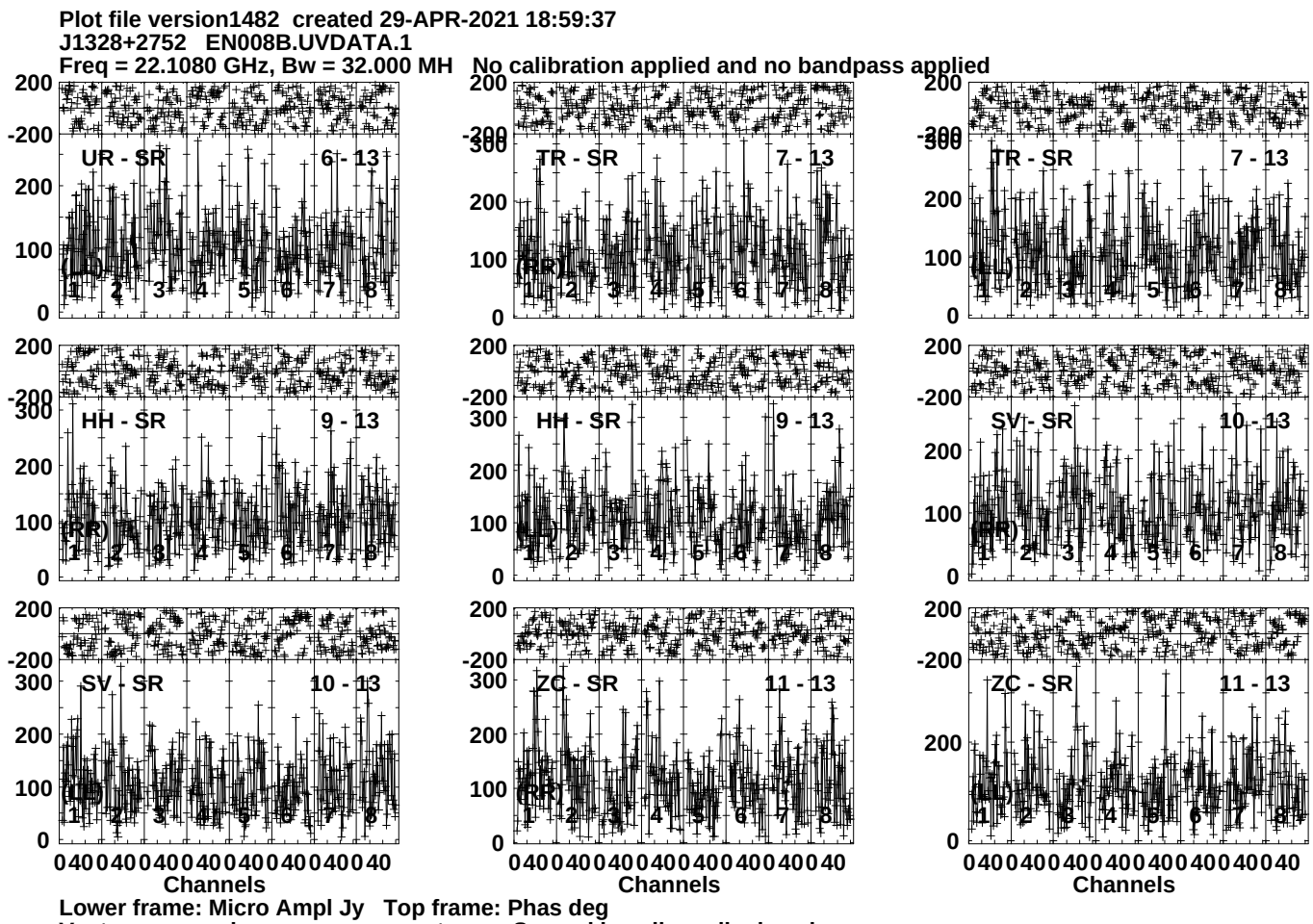
Plot file version1482 created 29-APR-2021 18:59:37
J1328+2752 EN008B.UVDATA.1
Freq = 22.1080 GHz, Bw = 32.000 MH No calibration applied and no bandpass applied
UR - SR
6 - 13
TR - SR
7 - 13
TR - SR
7 - 13
HH - SR
9 - 13
HH - SR
9 - 13
SV - SR
10 - 13
SV - SR
10 - 13
ZC - SR
11 - 13
ZC - SR
11 - 13
(LL)
(RR)
(LL)
(RR)
(LL)
(RR)
(LL)
(RR)
(LL)
(RR)
Channels
Channels
Channels
Lower frame: Micro Ampl Jy Top frame: Phas deg
Vector averaged cross-power spectrum Several baselines displayed
Timerange: 01/02:21:51 to 01/02:23:49

Plot file version1483 created 29-APR-2021 18:59:37
J1328+2752 EN008B.UVDATA.1
Freq = 22.1080 GHz, Bw = 32.000 MH No calibration applied and no bandpass applied

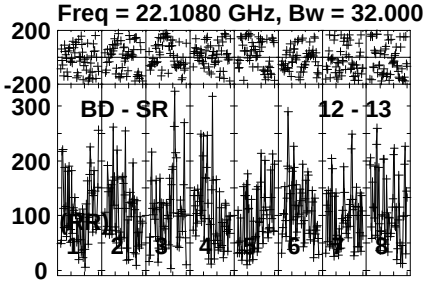

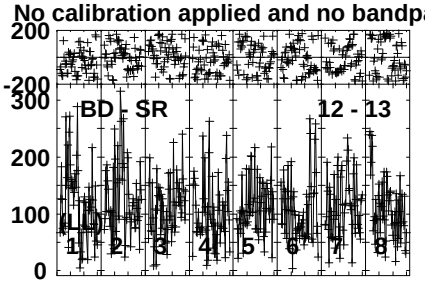

Lower frame: Micro Ampl Jy Top frame: Phas deg
Vector averaged cross-power spectrum Several baselines displayed
Timerange: 01/02:21:51 to 01/02:23:49

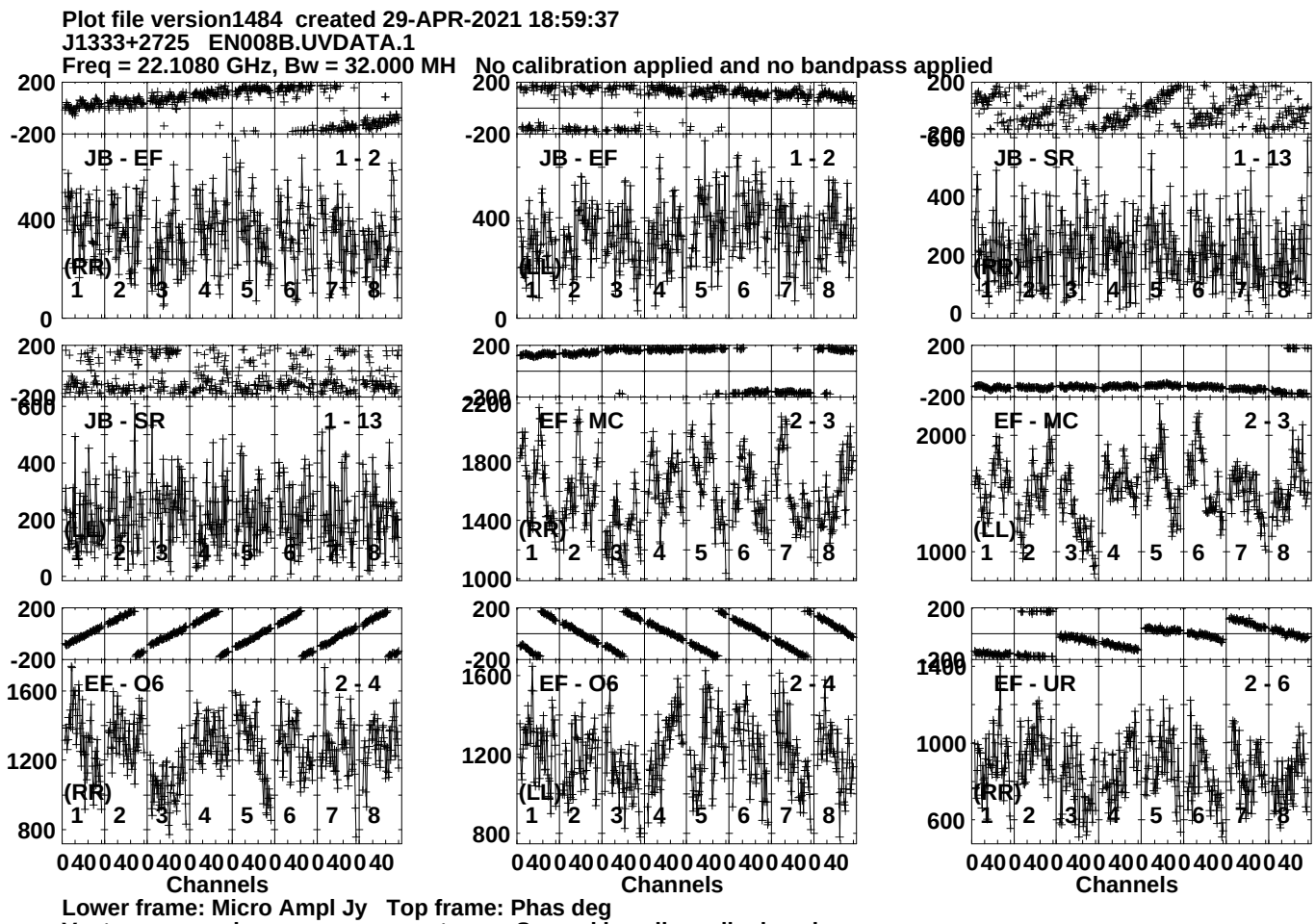
Plot file version1484 created 29-APR-2021 18:59:37
J1333+2725 EN008B.UVDATA.1
Freq = 22.1080 GHz, Bw = 32.000 MH No calibration applied and no bandpass applied
JB - EF 1 - 2
(RR)
JB - EF 1 - 2
(LL)
JB - SR 1 - 13
(RR)
JB - SR 1 - 13
(LL)
EF - MC 2 - 3
(RR)
EF - MC 2 - 3
(LL)
EF - O6 2 - 4
(RR)
EF - O6 2 - 4
(LL)
EF - UR 2 - 6
(RR)
Channels
Channels
Channels
Lower frame: Micro Ampl Jy Top frame: Phas deg
Vector averaged cross-power spectrum Several baselines displayed
Timerange: 01/02:24:21 to 01/02:25:19

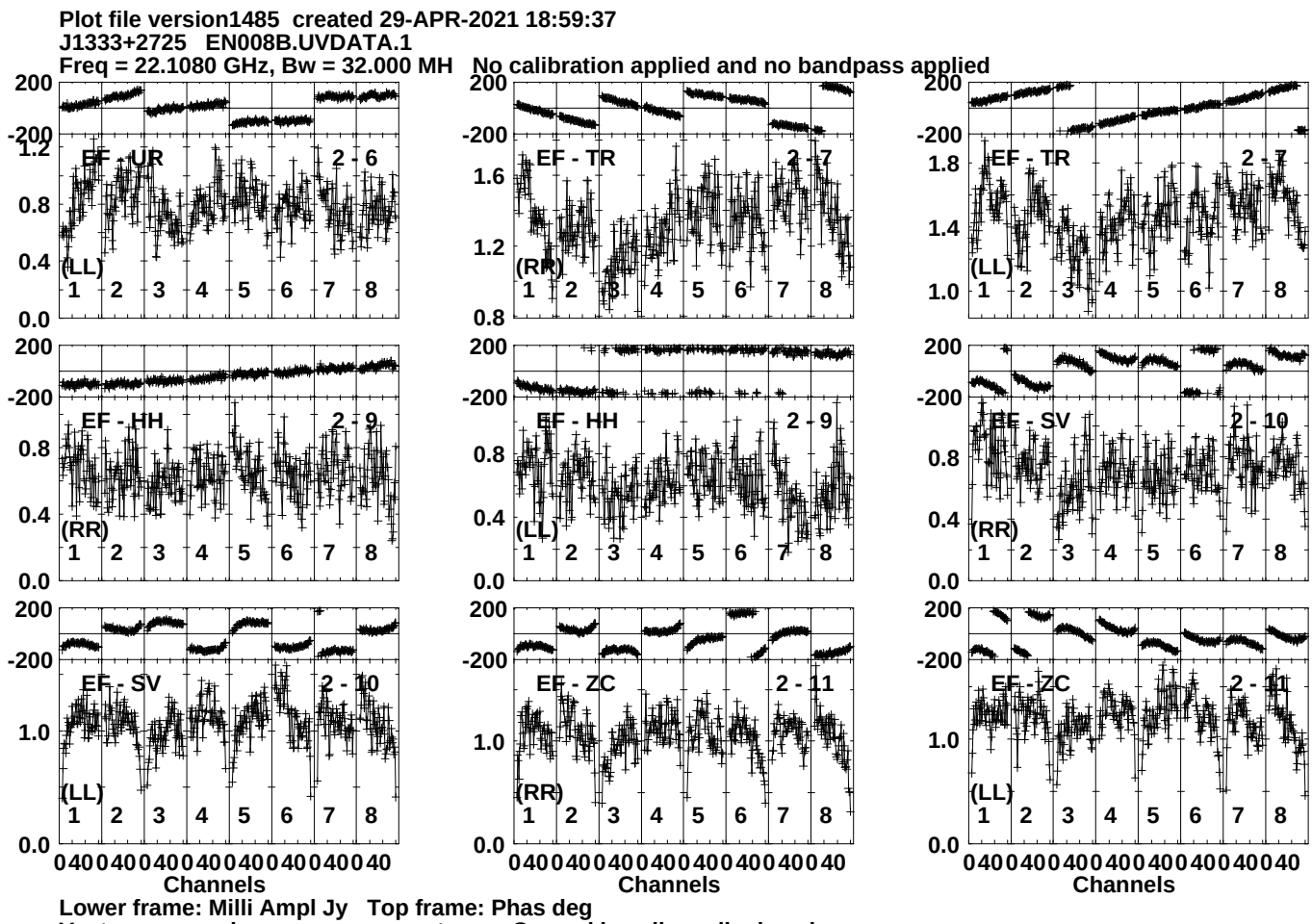
Plot file version1485 created 29-APR-2021 18:59:37
J1333+2725 EN008B.UVDATA.1
Freq = 22.1080 GHz, Bw = 32.000 MH No calibration applied and no bandpass applied
EF - UR 2 - 6
(LL)
EF - TR 2 - 7
(RR)
EF - TR 2 - 7
(LL)
EF - HH 2 - 9
(RR)
EF - HH 2 - 9
(LL)
EF - SV 2 - 10
(RR)
EF - SV 2 - 10
(LL)
EF - ZC 2 - 11
(RR)
EF - ZC 2 - 11
(LL)
Channels
Channels
Channels
Lower frame: Milli Ampl Jy Top frame: Phas deg
Vector averaged cross-power spectrum Several baselines displayed
Timerange: 01/02:24:21 to 01/02:25:19

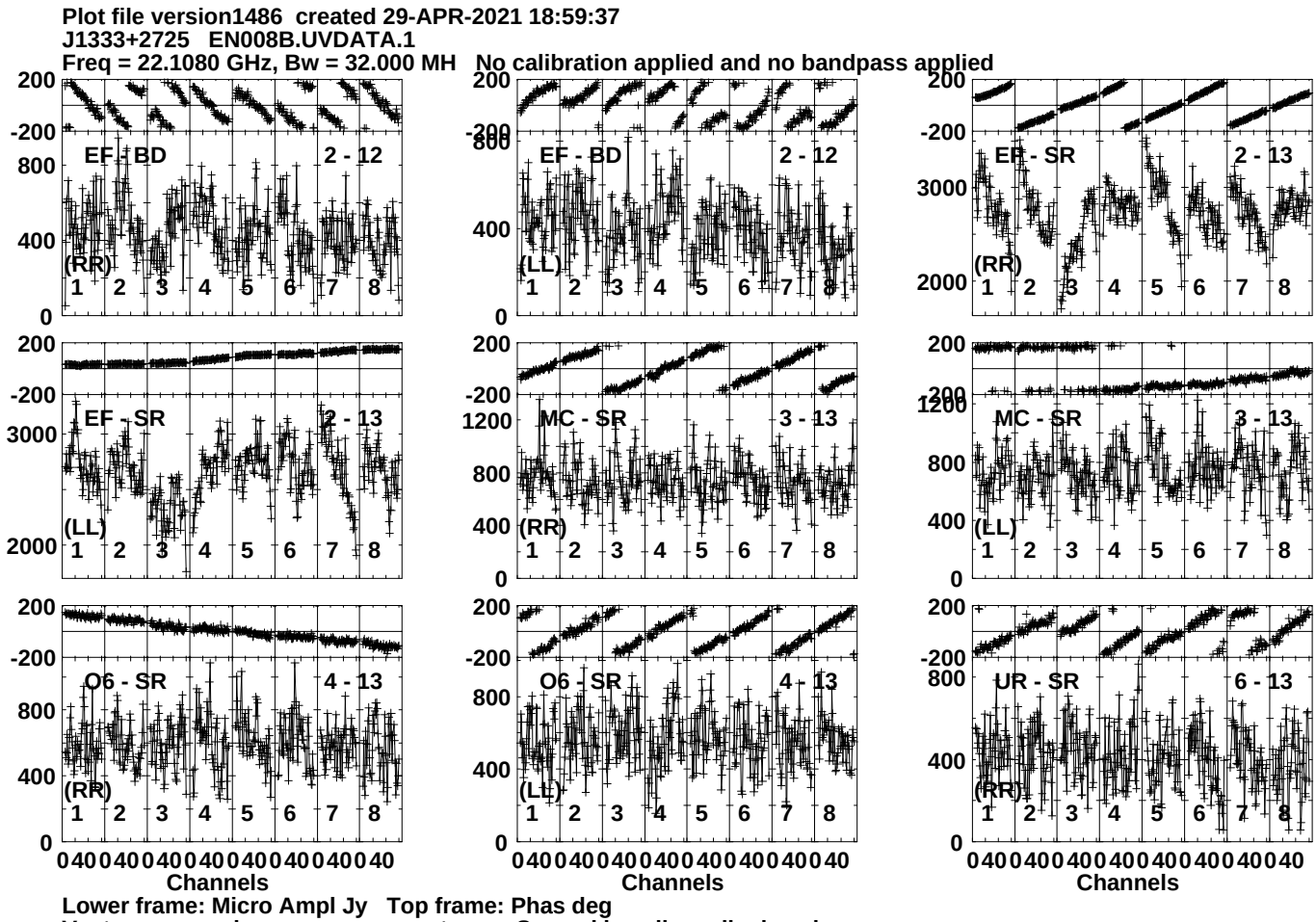
Plot file version1486 created 29-APR-2021 18:59:37
J1333+2725 EN008B.UVDATA.1
Freq = 22.1080 GHz, Bw = 32.000 MH No calibration applied and no bandpass applied
EF - BD 2 - 12 (RR)
EF - BD 2 - 12 (LL)
EF - SR 2 - 13 (RR)
EF - SR 2 - 13 (LL)
MC - SR 3 - 13 (RR)
MC - SR 3 - 13 (LL)
O6 - SR 4 - 13 (RR)
O6 - SR 4 - 13 (LL)
UR - SR 6 - 13 (RR)
Channels
Lower frame: Micro Ampl Jy Top frame: Phas deg
Vector averaged cross-power spectrum Several baselines displayed
Timerange: 01/02:24:21 to 01/02:25:19

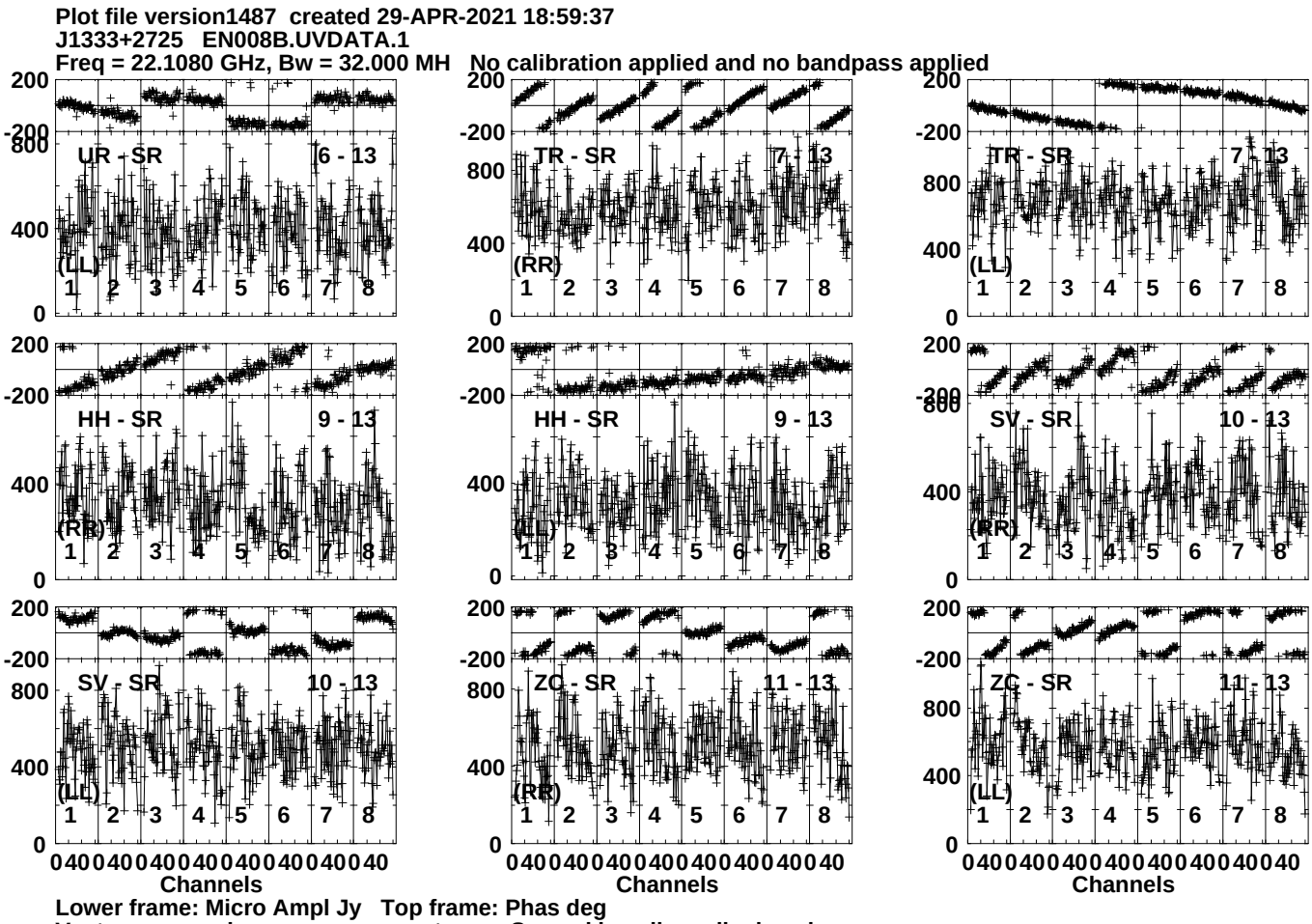
Plot file version1487 created 29-APR-2021 18:59:37
J1333+2725 EN008B.UVDATA.1
Freq = 22.1080 GHz, Bw = 32.000 MH No calibration applied and no bandpass applied
UR - SR 6 - 13
(LL)
TR - SR 7 - 13
(RR)
TR - SR 7 - 13
(LL)
HH - SR 9 - 13
(RR)
HH - SR 9 - 13
(LL)
SV - SR 10 - 13
(RR)
SV - SR 10 - 13
(LL)
ZC - SR 11 - 13
(RR)
ZC - SR 11 - 13
(LL)
200
-200
800
400
0
1 2 3 4 5 6 7 8
0 40 0 40 0 40 0 40 0 40 0 40 0 40 0 40
Channels
Lower frame: Micro Ampl Jy Top frame: Phas deg
Vector averaged cross-power spectrum Several baselines displayed
Timerange: 01/02:24:21 to 01/02:25:19

Plot file version1488 created 29-APR-2021 18:59:37
J1333+2725 EN008B.UVDATA.1
Freq = 22.1080 GHz, Bw = 32.000 MH No calibration applied and no bandpass applied

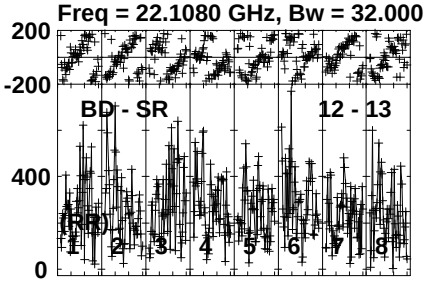

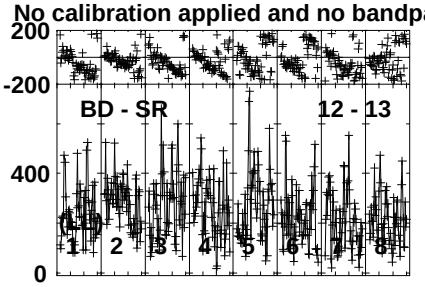

Lower frame: Micro Ampl Jy Top frame: Phas deg
Vector averaged cross-power spectrum Several baselines displayed
Timerange: 01/02:24:21 to 01/02:25:19

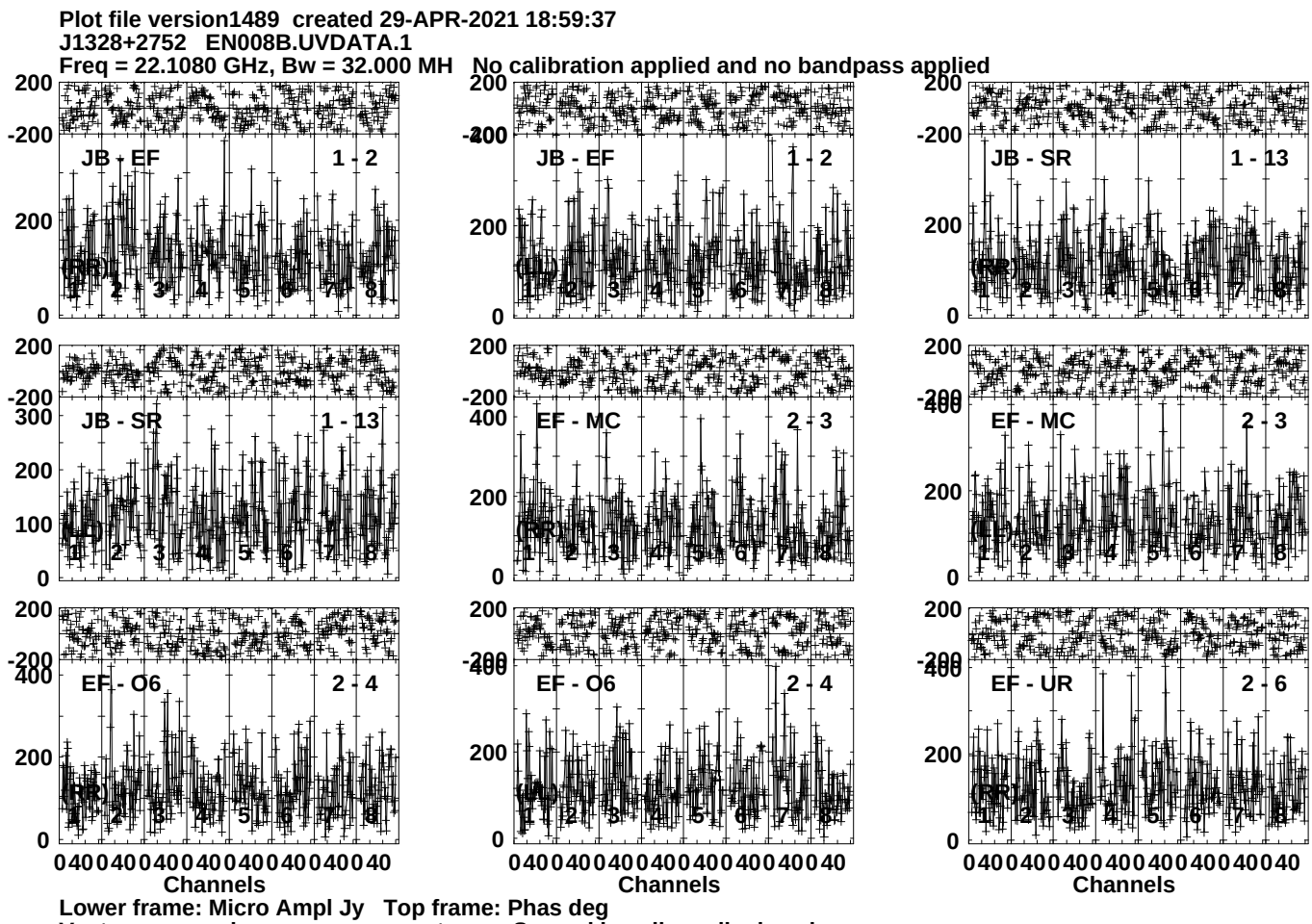
Plot file version1489 created 29-APR-2021 18:59:37
J1328+2752 EN008B.UVDATA.1
Freq = 22.1080 GHz, Bw = 32.000 MH No calibration applied and no bandpass applied
JB - EF 1 - 2
JB - EF 1 - 2
JB - SR 1 - 13
JB - SR 1 - 13
EF - MC 2 - 3
EF - MC 2 - 3
EF - O6 2 - 4
EF - O6 2 - 4
EF - UR 2 - 6
(RR)
Channels
Lower frame: Micro Ampl Jy Top frame: Phas deg
Vector averaged cross-power spectrum Several baselines displayed
Timerange: 01/02:25:21 to 01/02:27:19

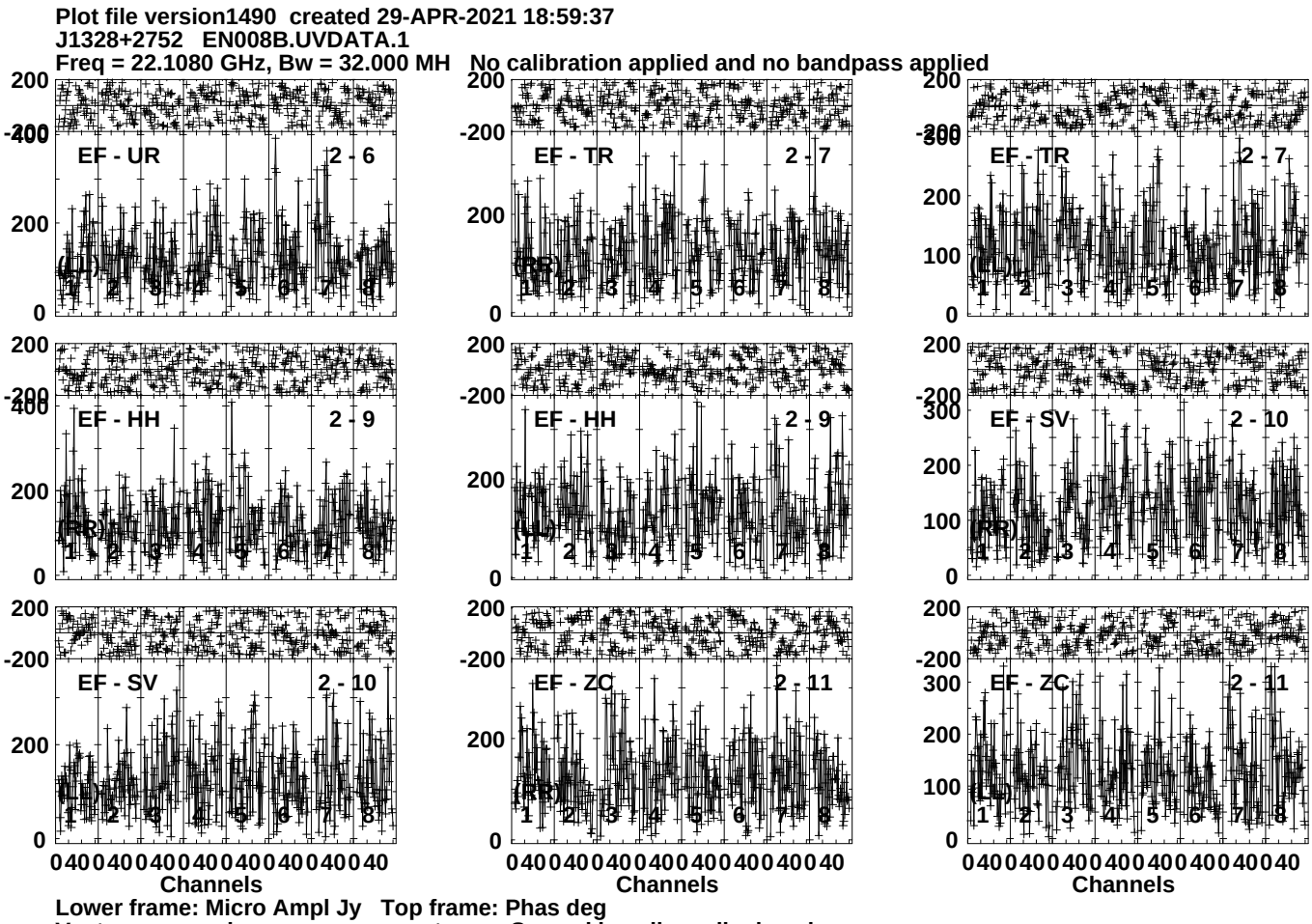
Plot file version1490 created 29-APR-2021 18:59:37
J1328+2752 EN008B.UVDATA.1
Freq = 22.1080 GHz, Bw = 32.000 MH No calibration applied and no bandpass applied
EF - UR 2 - 6
EF - TR 2 - 7
EF - TR 2 - 7
EF - HH 2 - 9
EF - HH 2 - 9
EF - SV 2 - 10
EF - SV 2 - 10
EF - ZC 2 - 11
EF - ZC 2 - 11
(LL)
(RR)
(LR)
(RL)
Channels
Lower frame: Micro Ampl Jy Top frame: Phas deg
Vector averaged cross-power spectrum Several baselines displayed
Timerange: 01/02:25:21 to 01/02:27:19

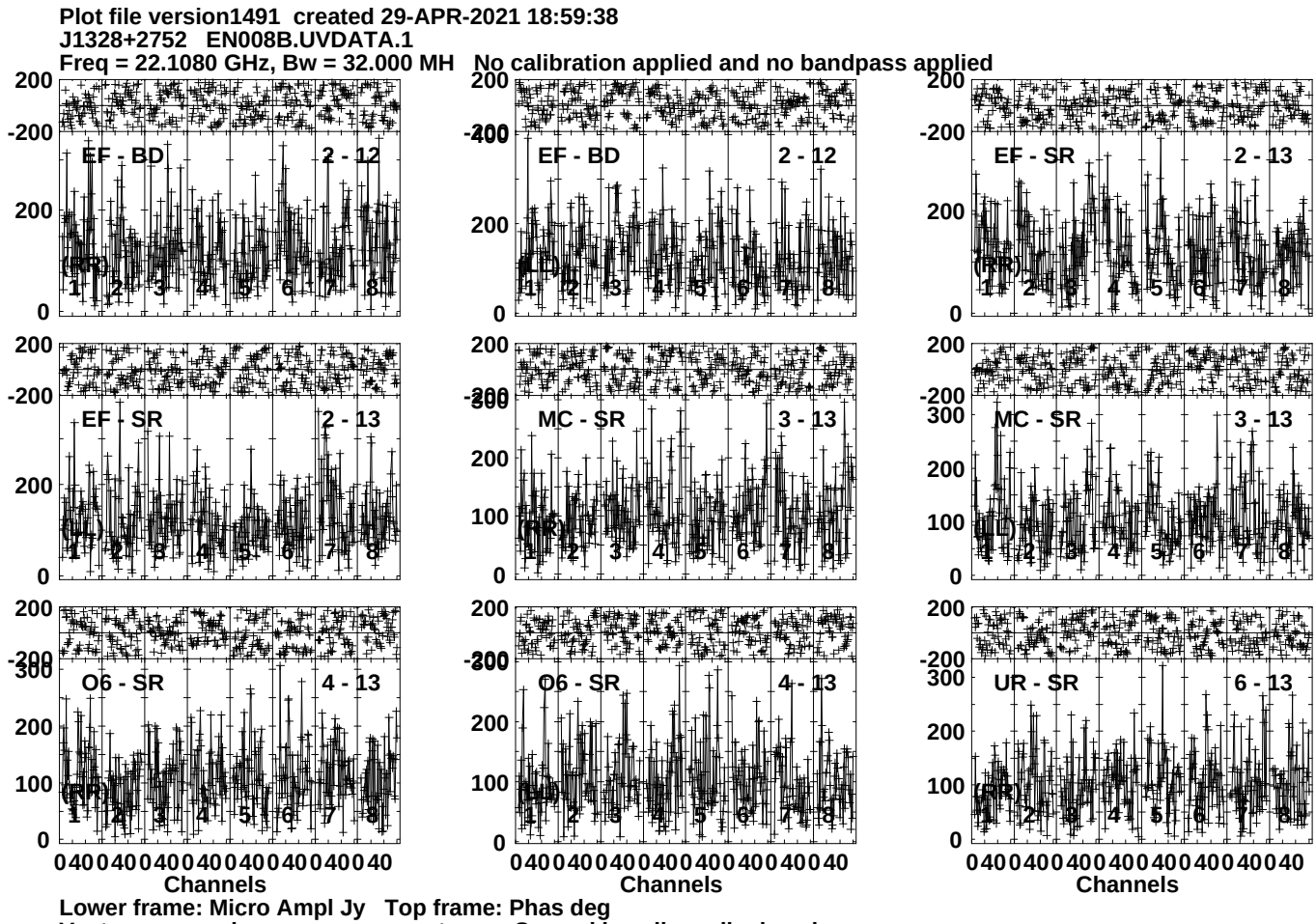
Plot file version1491 created 29-APR-2021 18:59:38
J1328+2752 EN008B.UVDATA.1
Freq = 22.1080 GHz, Bw = 32.000 MH No calibration applied and no bandpass applied
EF - BD 2 - 12
EF - BD 2 - 12
EF - SR 2 - 13
EF - SR 2 - 13
MC - SR 3 - 13
MC - SR 3 - 13
O6 - SR 4 - 13
O6 - SR 4 - 13
UR - SR 6 - 13
Channels
Channels
Channels
Lower frame: Micro Ampl Jy Top frame: Phas deg
Vector averaged cross-power spectrum Several baselines displayed
Timerange: 01/02:25:21 to 01/02:27:19

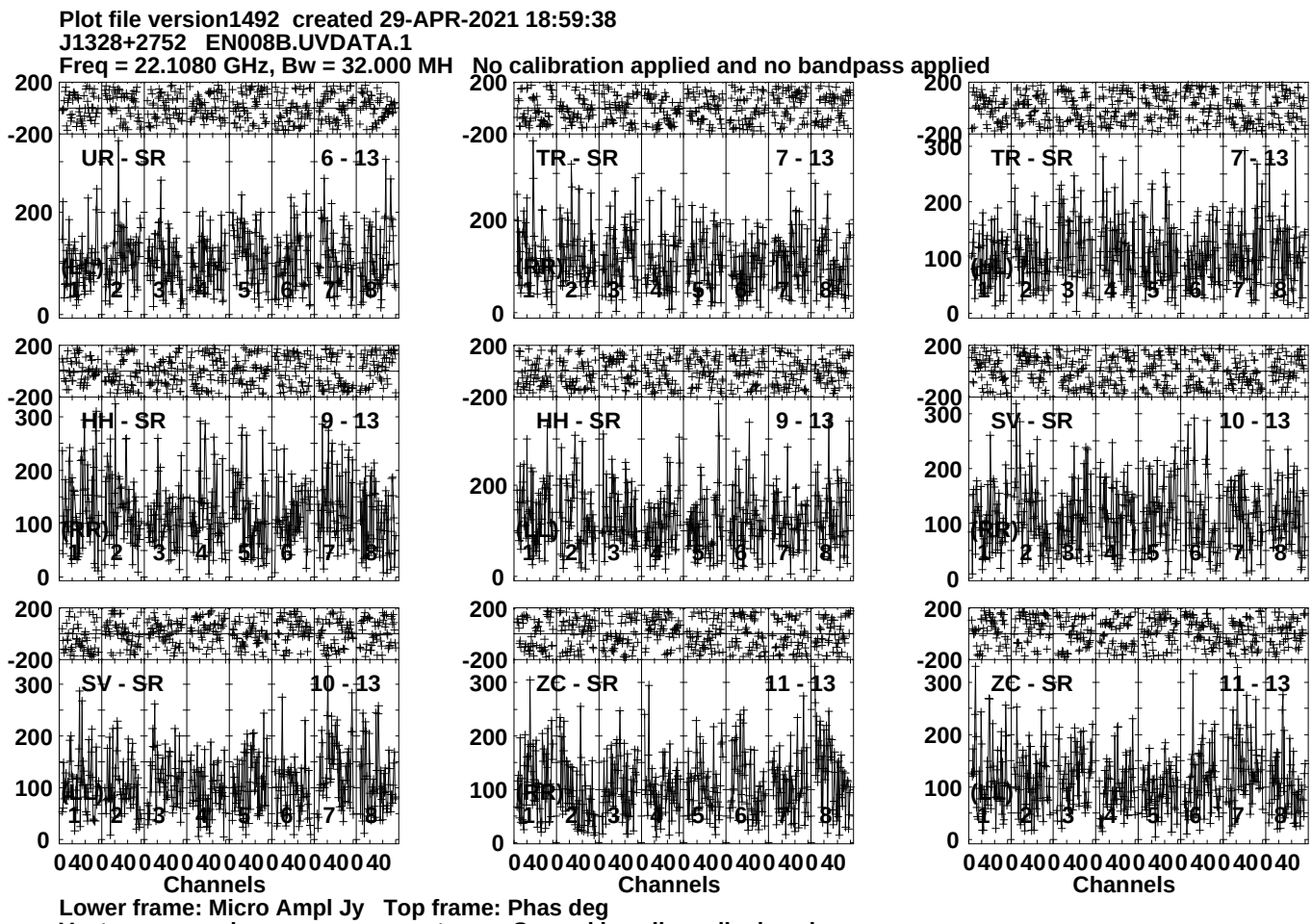
Plot file version1492 created 29-APR-2021 18:59:38
J1328+2752 EN008B.UVDATA.1
Freq = 22.1080 GHz, Bw = 32.000 MH No calibration applied and no bandpass applied
UR - SR 6 - 13
TR - SR 7 - 13
TR - SR 7 - 13
HH - SR 9 - 13
HH - SR 9 - 13
SV - SR 10 - 13
SV - SR 10 - 13
ZC - SR 11 - 13
ZC - SR 11 - 13
(RR)
(LL)
(RL)
(LR)
Channels
Lower frame: Micro Ampl Jy Top frame: Phas deg
Vector averaged cross-power spectrum Several baselines displayed
Timerange: 01/02:25:21 to 01/02:27:19

Plot file version1493 created 29-APR-2021 18:59:38
J1328+2752 EN008B.UVDATA.1
Freq = 22.1080 GHz, Bw = 32.000 MH No calibration applied and no bandpass applied

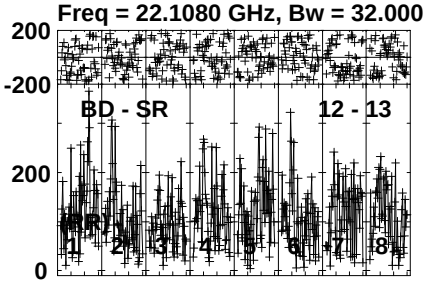

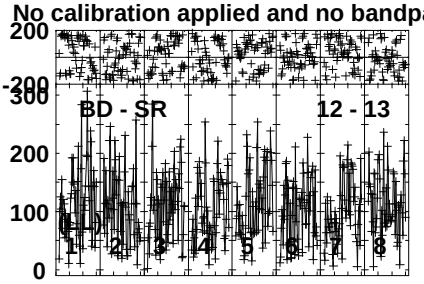

Lower frame: Micro Ampl Jy Top frame: Phas deg
Vector averaged cross-power spectrum Several baselines displayed
Timerange: 01/02:25:21 to 01/02:27:19

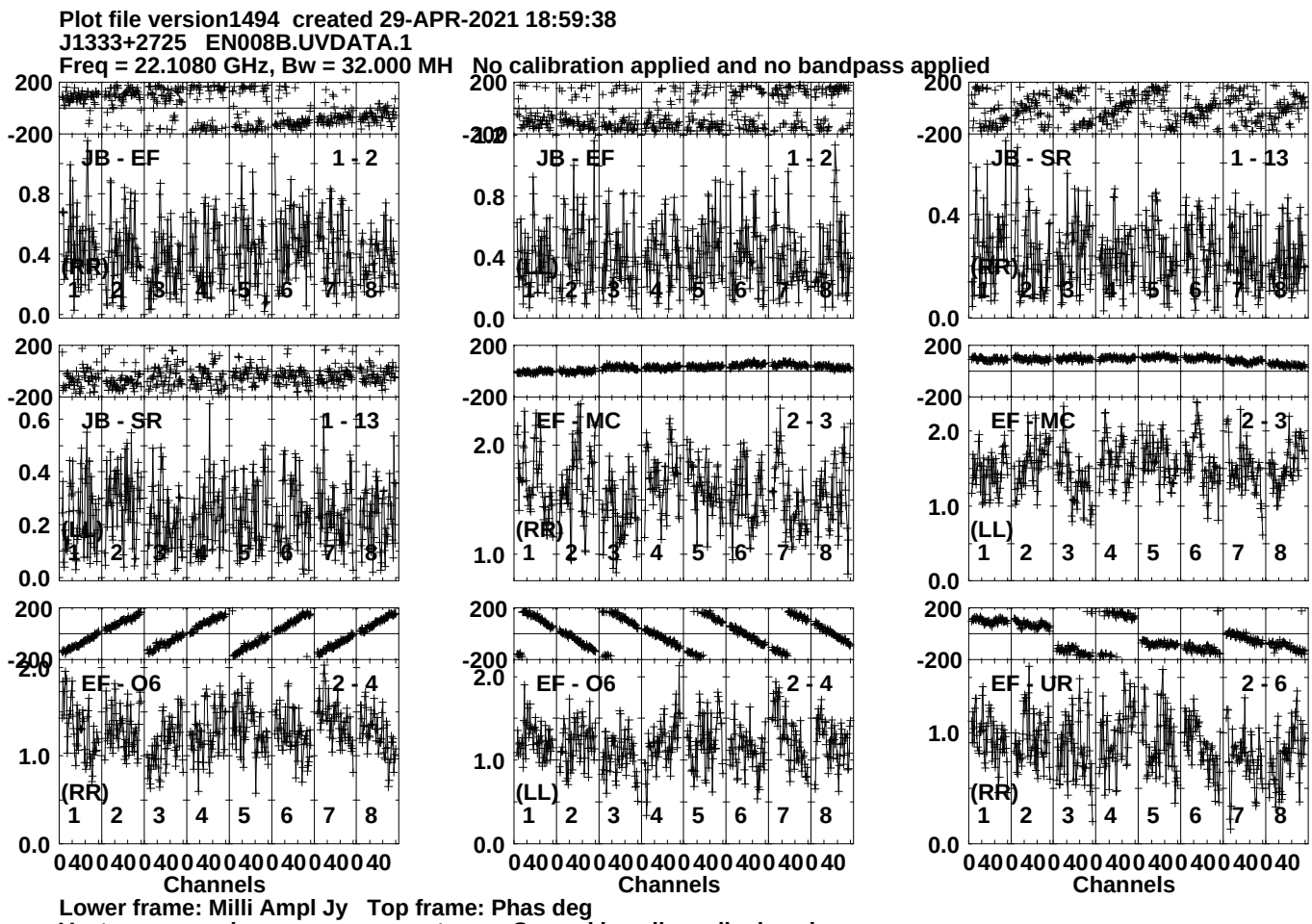
Plot file version1494 created 29-APR-2021 18:59:38
J1333+2725 EN008B.UVDATA.1
Freq = 22.1080 GHz, Bw = 32.000 MH No calibration applied and no bandpass applied
JB - EF 1 - 2
JB - SR 1 - 13
EF - MC 2 - 3
EF - O6 2 - 4
EF - UR 2 - 6
(RR)
(LL)
Channels
Lower frame: Milli Ampl Jy Top frame: Phas deg
Vector averaged cross-power spectrum Several baselines displayed
Timerange: 01/02:27:21 to 01/02:28:19

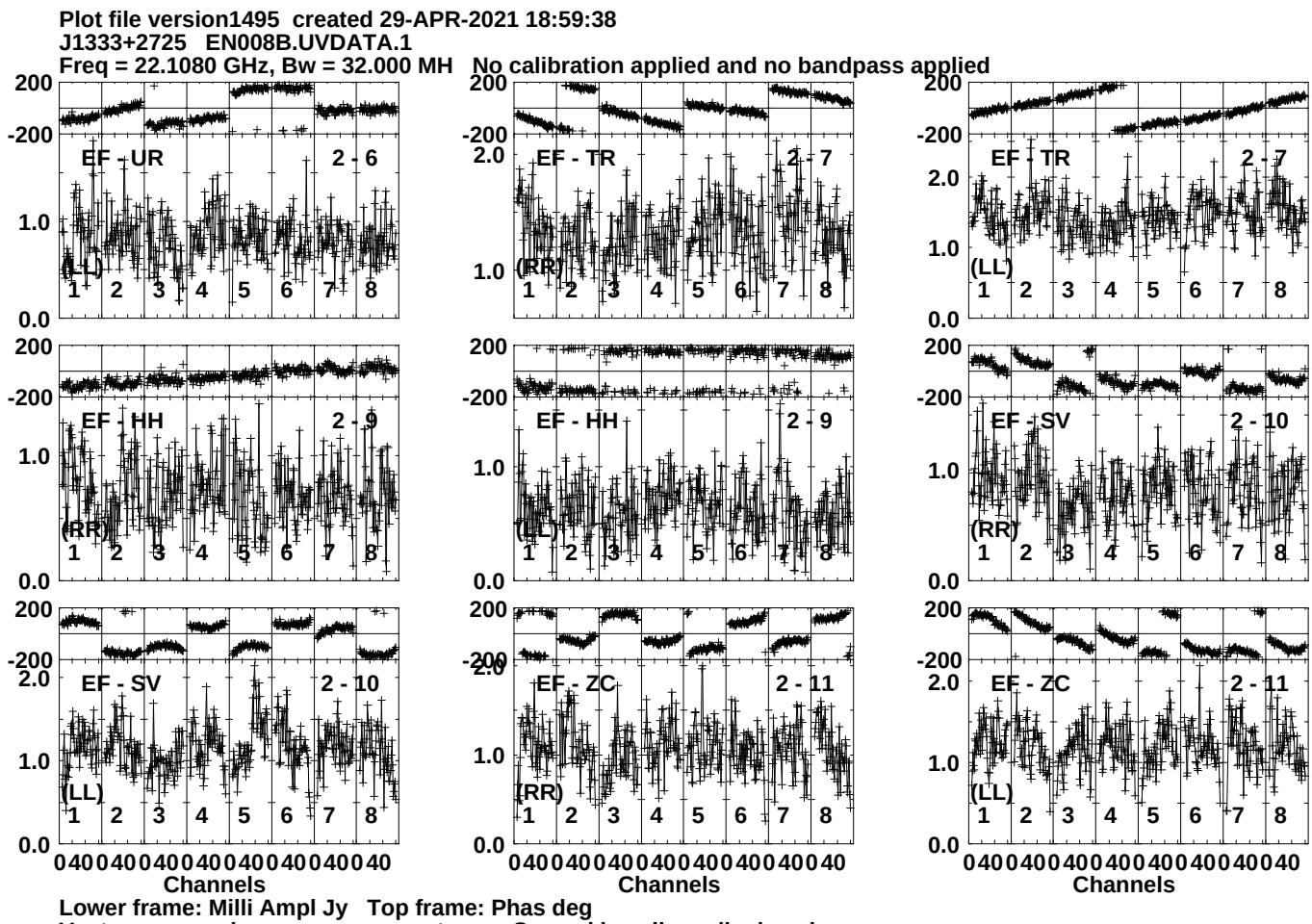
Plot file version1495 created 29-APR-2021 18:59:38
J1333+2725 EN008B.UVDATA.1
Freq = 22.1080 GHz, Bw = 32.000 MH No calibration applied and no bandpass applied
EF - UR 2 - 6
(LL)
EF - TR 2 - 7
(RR)
EF - TR 2 - 7
(LL)
EF - HH 2 - 9
(RR)
EF - HH 2 - 9
(LL)
EF - SV 2 - 10
(RR)
EF - SV 2 - 10
(LL)
EF - ZC 2 - 11
(RR)
EF - ZC 2 - 11
(LL)
200
-200
2.0
1.0
0.0
1 2 3 4 5 6 7 8
0 40 0 40 0 40 0 40 0 40 0 40 0 40 0 40
Channels
Lower frame: Milli Ampl Jy Top frame: Phas deg
Vector averaged cross-power spectrum Several baselines displayed
Timerange: 01/02:27:21 to 01/02:28:19

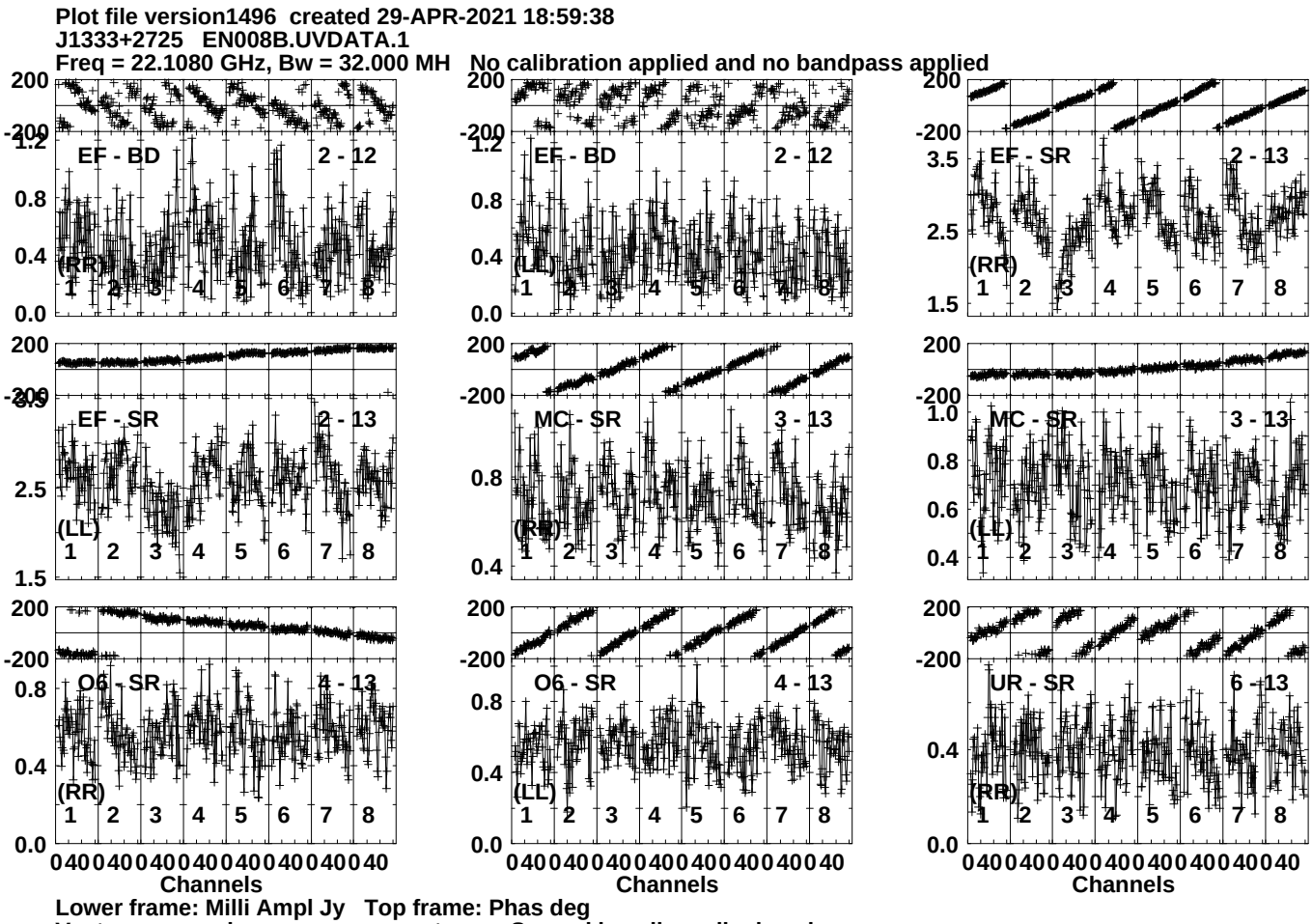
Plot file version1496 created 29-APR-2021 18:59:38
J1333+2725 EN008B.UVDATA.1
Freq = 22.1080 GHz, Bw = 32.000 MH No calibration applied and no bandpass applied
EF - BD 2 - 12
(RR)
EF - BD 2 - 12
(LL)
EF - SR 2 - 13
(RR)
EF - SR 2 - 13
(LL)
MC - SR 3 - 13
(RR)
MC - SR 3 - 13
(LL)
O6 - SR 4 - 13
(RR)
O6 - SR 4 - 13
(LL)
UR - SR 6 - 13
(RR)
Channels
Channels
Channels
Lower frame: Milli Ampl Jy Top frame: Phas deg
Vector averaged cross-power spectrum Several baselines displayed
Timerange: 01/02:27:21 to 01/02:28:19

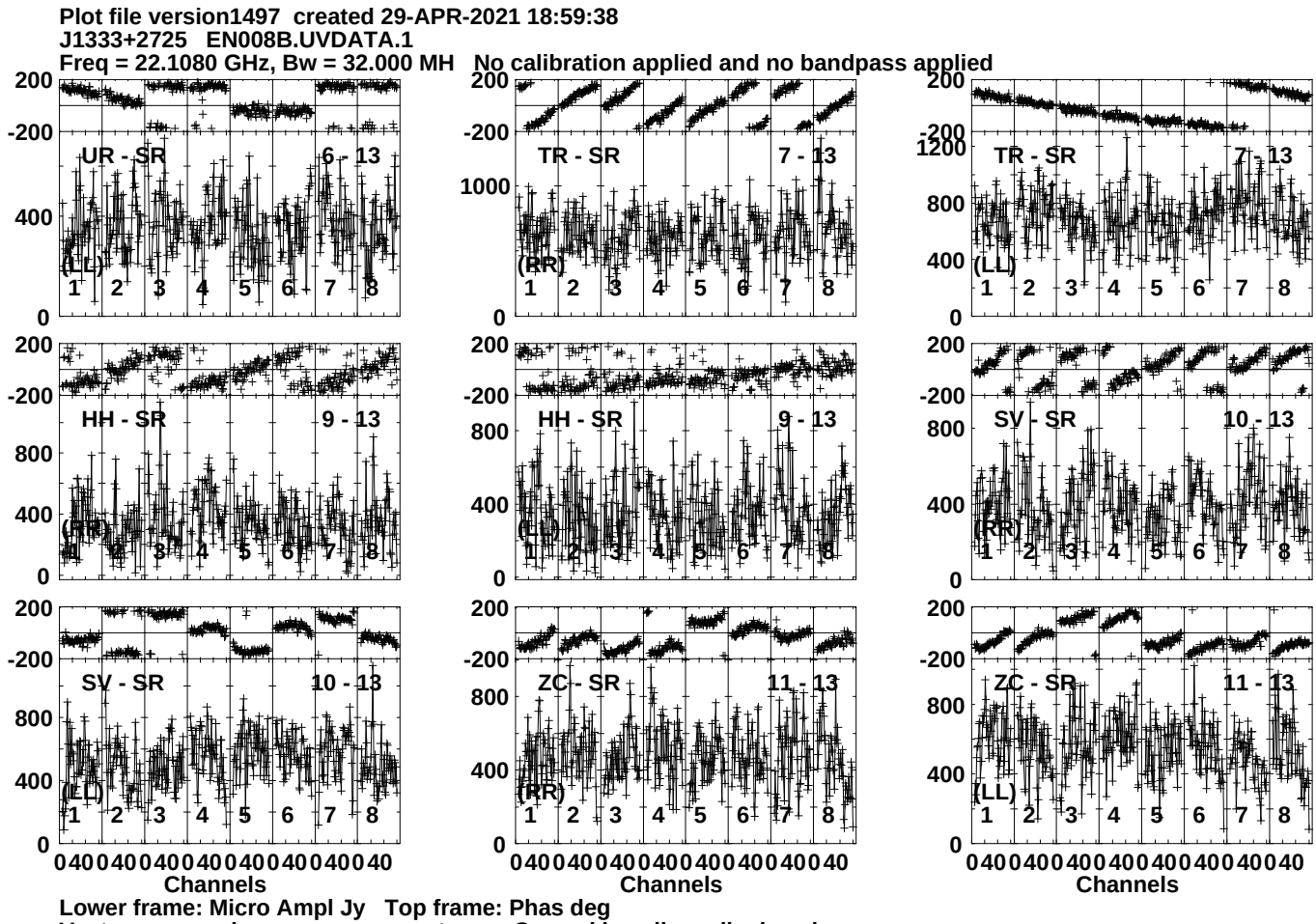
Plot file version1497 created 29-APR-2021 18:59:38
J1333+2725 EN008B.UVDATA.1
Freq = 22.1080 GHz, Bw = 32.000 MH No calibration applied and no bandpass applied
UR - SR 6 - 13
TR - SR 7 - 13
TR - SR 7 - 13
HH - SR 9 - 13
HH - SR 9 - 13
SV - SR 10 - 13
SV - SR 10 - 13
ZC - SR 11 - 13
ZC - SR 11 - 13
(LL)
(RR)
Channels
Lower frame: Micro Ampl Jy Top frame: Phas deg
Vector averaged cross-power spectrum Several baselines displayed
Timerange: 01/02:27:21 to 01/02:28:19

Plot file version1498 created 29-APR-2021 18:59:38
J1333+2725 EN008B.UVDATA.1
Freq = 22.1080 GHz, Bw = 32.000 MH No calibration applied and no bandpass applied

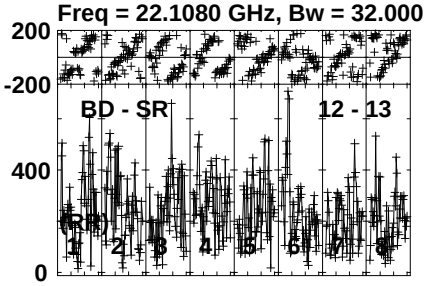

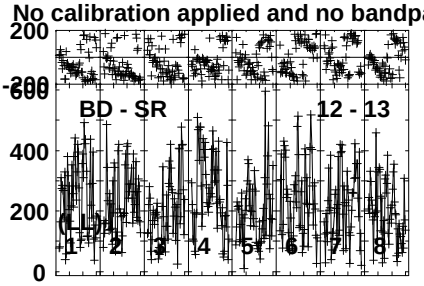

Lower frame: Micro Ampl Jy Top frame: Phas deg
Vector averaged cross-power spectrum Several baselines displayed
Timerange: 01/02:27:21 to 01/02:28:19

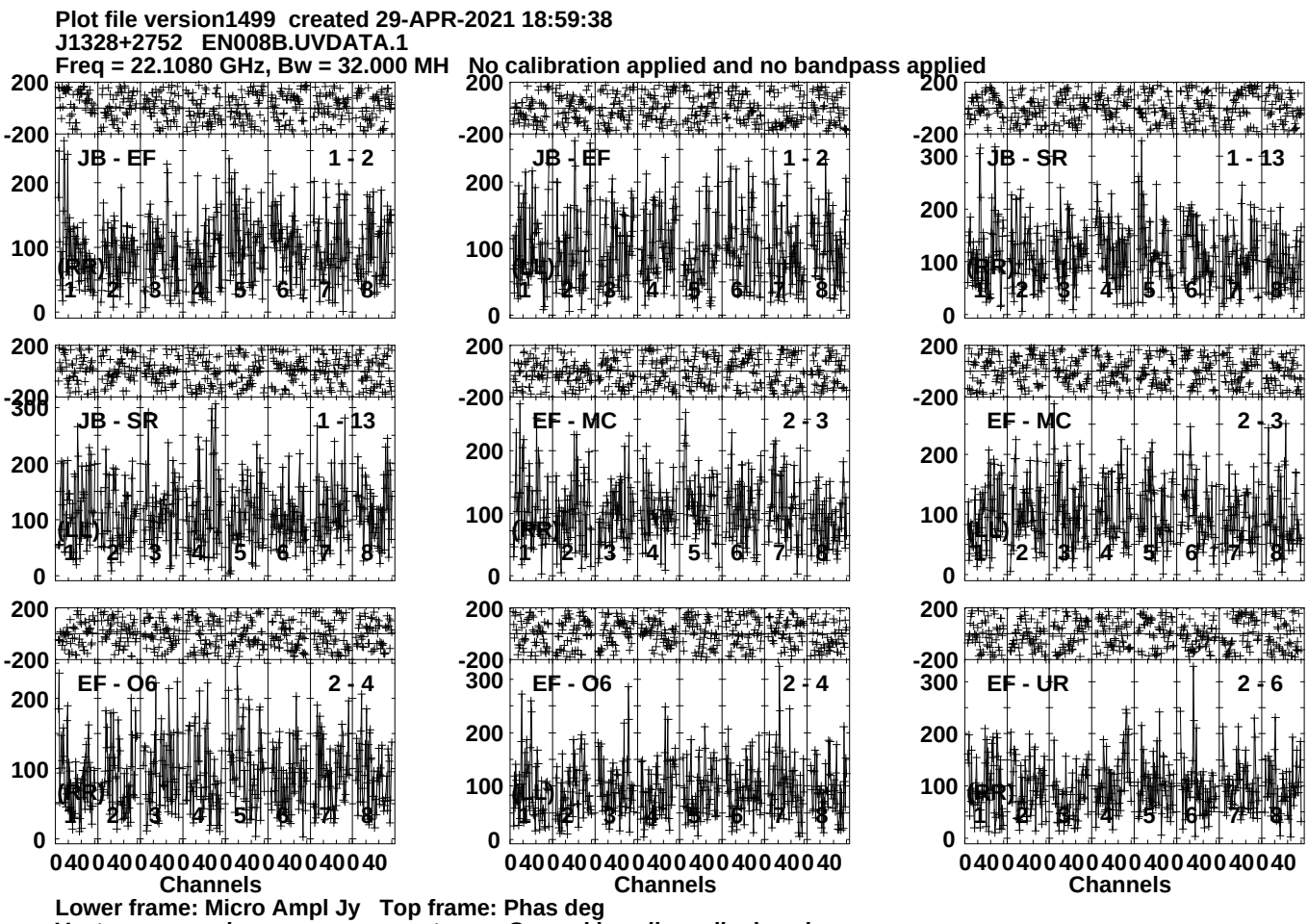
Plot file version1499 created 29-APR-2021 18:59:38
J1328+2752 EN008B.UVDATA.1
Freq = 22.1080 GHz, Bw = 32.000 MH No calibration applied and no bandpass applied
JB - EF 1 - 2 (RR)
JB - EF 1 - 2 (LL)
JB - SR 1 - 13 (RR)
JB - SR 1 - 13 (LL)
EF - MC 2 - 3 (RR)
EF - MC 2 - 3 (LL)
EF - O6 2 - 4 (RR)
EF - O6 2 - 4 (LL)
EF - UR 2 - 6 (RR)
Channels
Lower frame: Micro Ampl Jy Top frame: Phas deg
Vector averaged cross-power spectrum Several baselines displayed
Timerange: 01/02:29:01 to 01/02:30:59

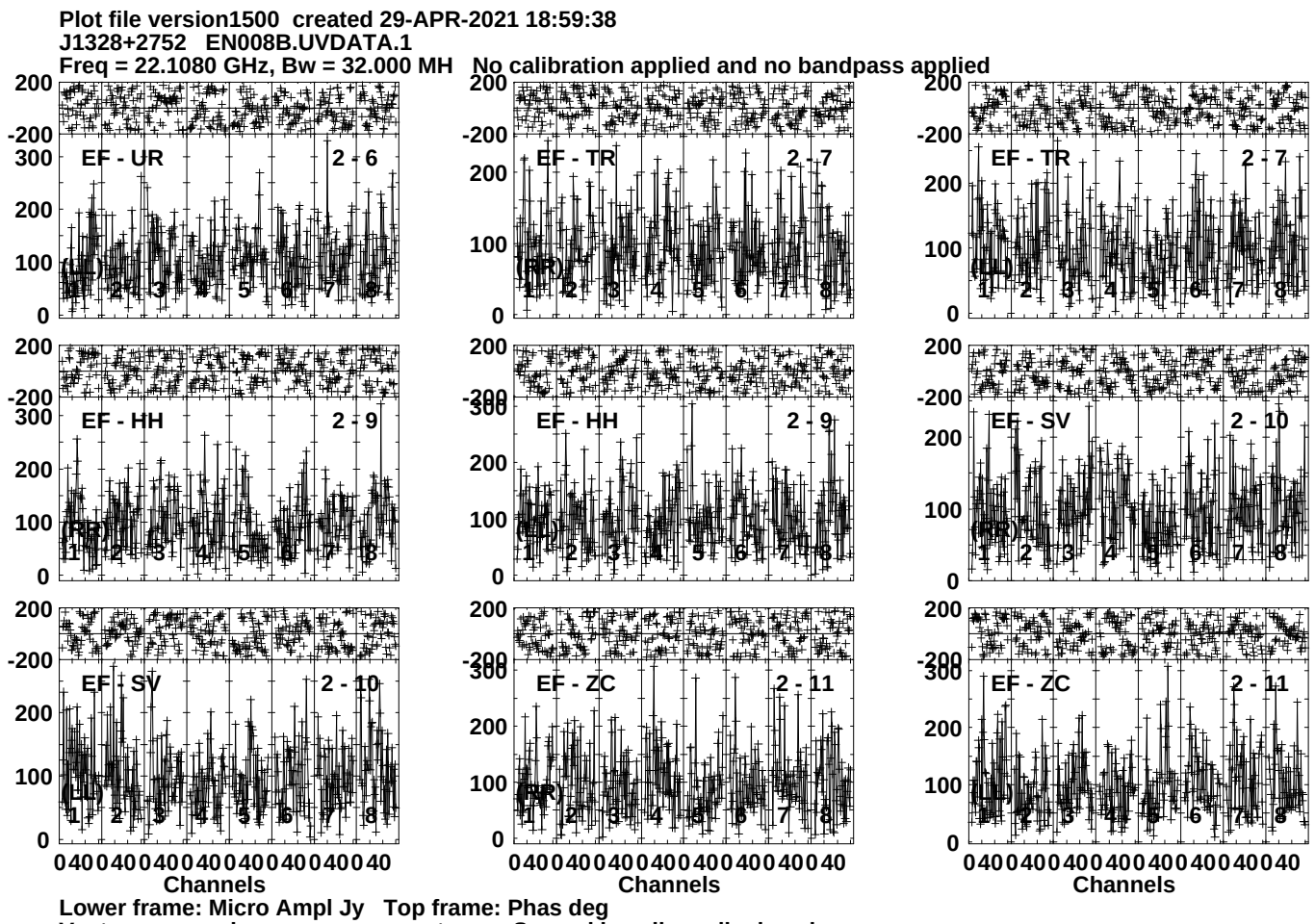
Plot file version1500 created 29-APR-2021 18:59:38
J1328+2752 EN008B.UVDATA.1
Freq = 22.1080 GHz, Bw = 32.000 MH No calibration applied and no bandpass applied
EF - UR 2 - 6
EF - TR 2 - 7
EF - TR 2 - 7
EF - HH 2 - 9
EF - HH 2 - 9
EF - SV 2 - 10
EF - SV 2 - 10
EF - ZC 2 - 11
EF - ZC 2 - 11
(LL)
(RR)
Channels
Lower frame: Micro Ampl Jy Top frame: Phas deg
Vector averaged cross-power spectrum Several baselines displayed
Timerange: 01/02:29:01 to 01/02:30:59

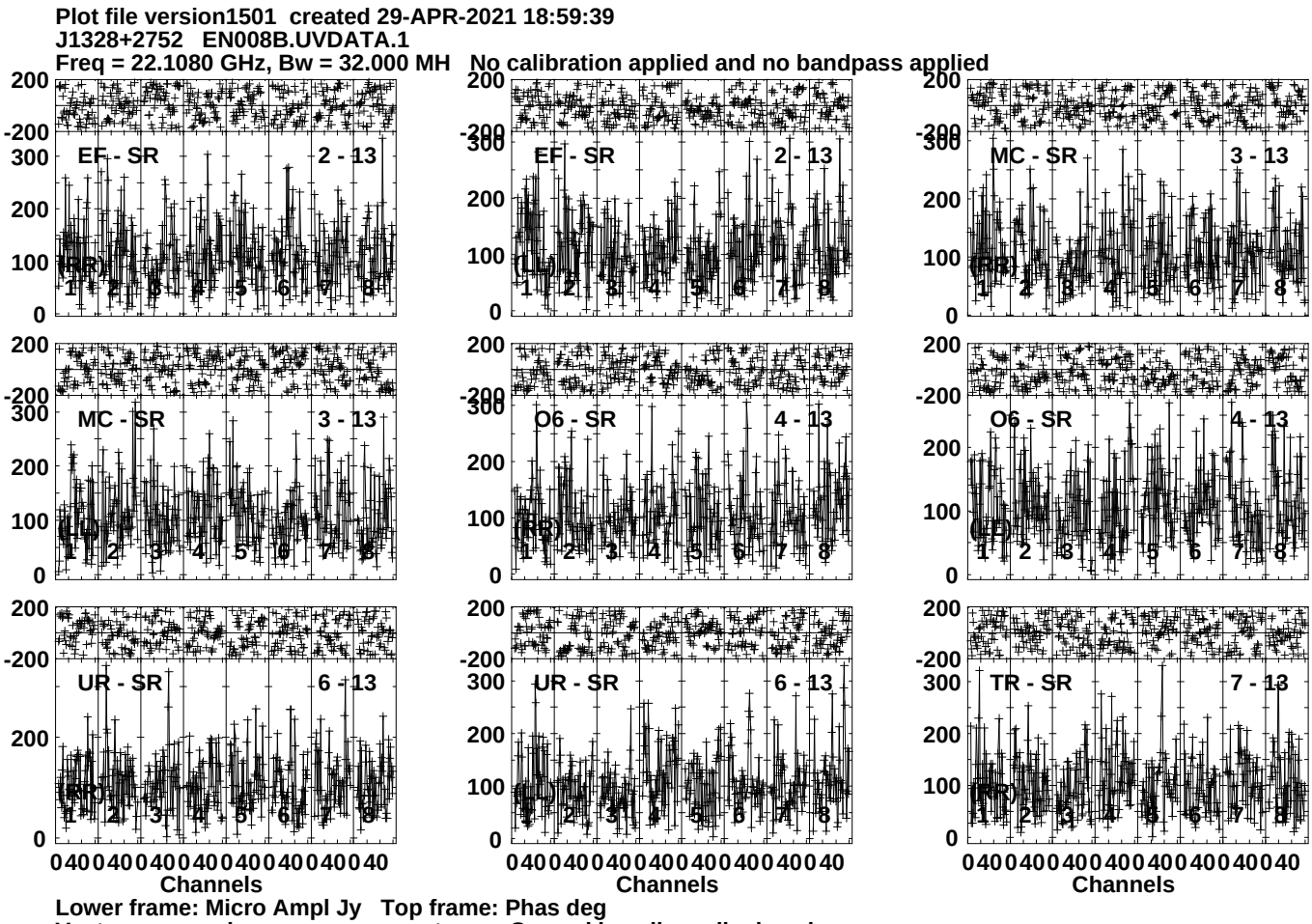
Plot file version1501 created 29-APR-2021 18:59:39
J1328+2752 EN008B.UVDATA.1
Freq = 22.1080 GHz, Bw = 32.000 MH No calibration applied and no bandpass applied
EF - SR 2 - 13
EF - SR 2 - 13
MC - SR 3 - 13
MC - SR 3 - 13
O6 - SR 4 - 13
O6 - SR 4 - 13
UR - SR 6 - 13
UR - SR 6 - 13
TR - SR 7 - 13
Channels
Channels
Channels
Lower frame: Micro Ampl Jy Top frame: Phas deg
Vector averaged cross-power spectrum Several baselines displayed
Timerange: 01/02:29:01 to 01/02:30:59

Plot file version1502 created 29-APR-2021 18:59:39
J1328+2752 EN008B.UVDATA.1
Freq = 22.1080 GHz, Bw = 32.000 MH No calibration applied and no bandpass applied

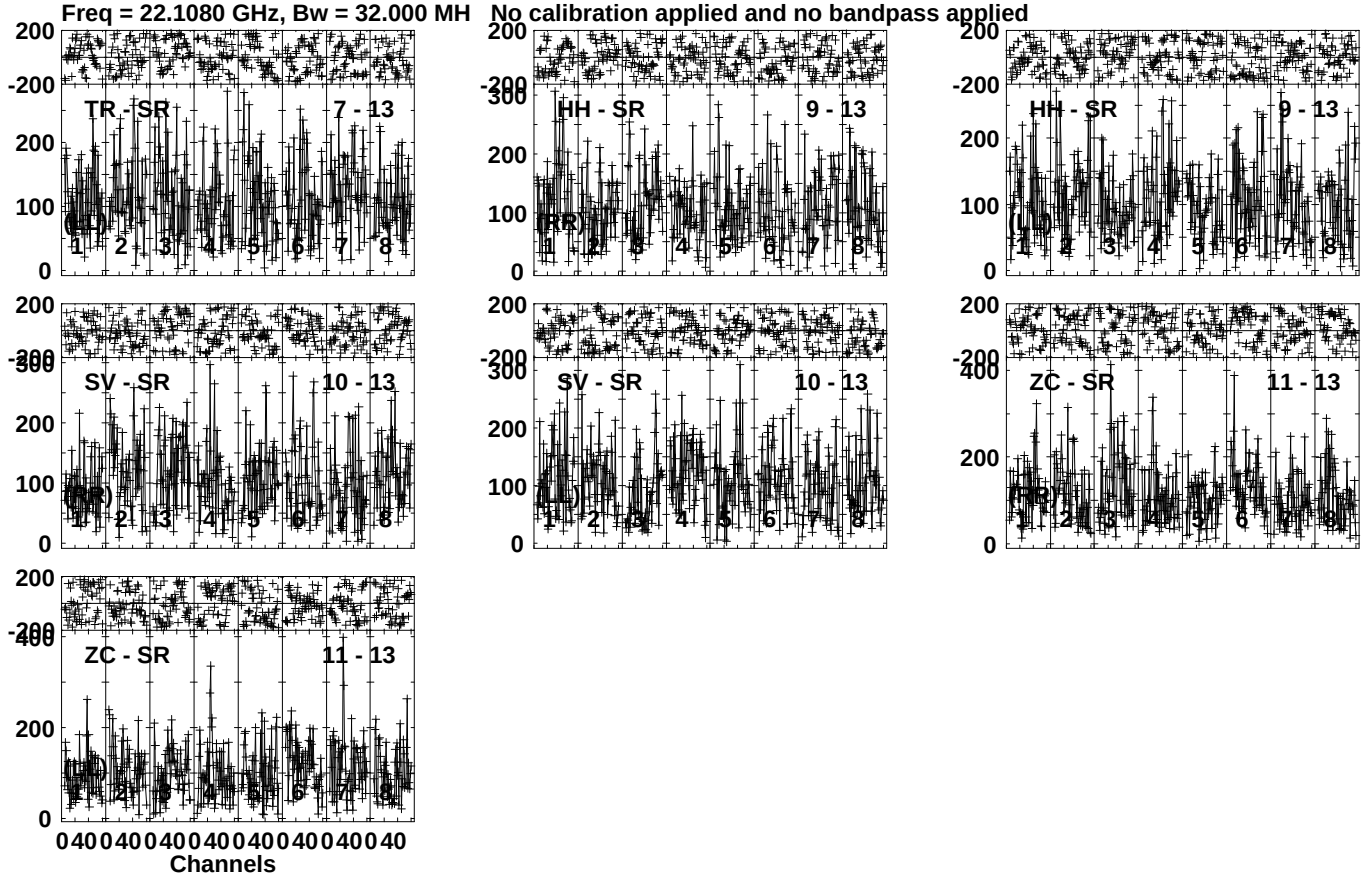

Lower frame: Micro Ampl Jy Top frame: Phas deg
Vector averaged cross-power spectrum Several baselines displayed
Timerange: 01/02:29:01 to 01/02:30:59

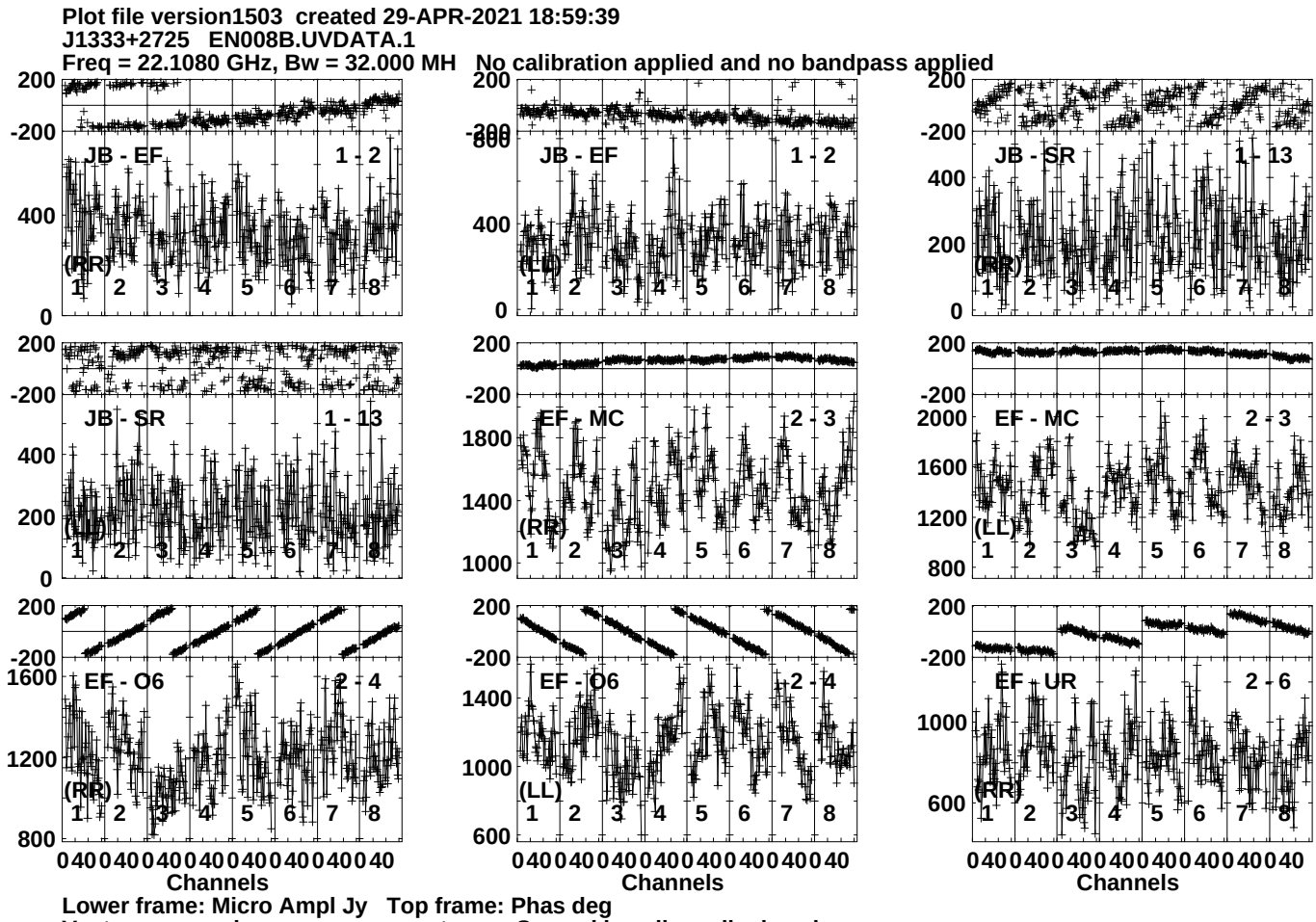
Plot file version1503 created 29-APR-2021 18:59:39
J1333+2725 EN008B.UVDATA.1
Freq = 22.1080 GHz, Bw = 32.000 MH No calibration applied and no bandpass applied
JB - EF 1 - 2
(RR)
JB - EF 1 - 2
(LL)
JB - SR 1 - 13
(RR)
JB - SR 1 - 13
(LL)
EF - MC 2 - 3
(RR)
EF - MC 2 - 3
(LL)
EF - O6 2 - 4
(RR)
EF - O6 2 - 4
(LL)
EF - UR 2 - 6
(RR)
Channels
Channels
Channels
Lower frame: Micro Ampl Jy Top frame: Phas deg
Vector averaged cross-power spectrum Several baselines displayed
Timerange: 01/02:31:31 to 01/02:32:29

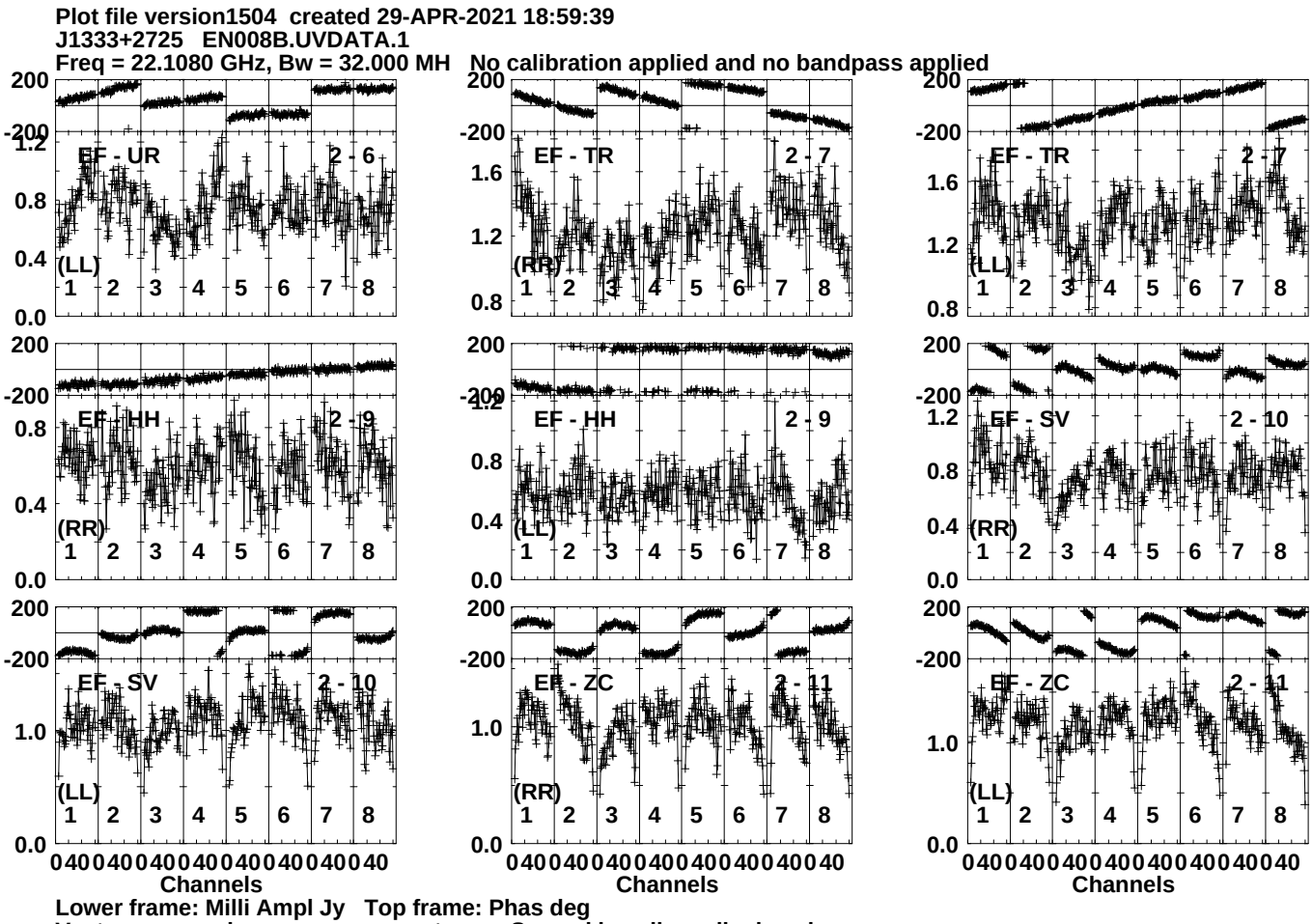
Plot file version1504 created 29-APR-2021 18:59:39
J1333+2725 EN008B.UVDATA.1
Freq = 22.1080 GHz, Bw = 32.000 MH No calibration applied and no bandpass applied
EF - UR 2 - 6
(LL)
EF - TR 2 - 7
(RR)
EF - TR 2 - 7
(LL)
EF - HH 2 - 9
(RR)
EF - HH 2 - 9
(LL)
EF - SV 2 - 10
(RR)
EF - SV 2 - 10
(LL)
EF - ZC 2 - 11
(RR)
EF - ZC 2 - 11
(LL)
Channels
Channels
Channels
Lower frame: Milli Ampl Jy Top frame: Phas deg
Vector averaged cross-power spectrum Several baselines displayed
Timerange: 01/02:31:31 to 01/02:32:29

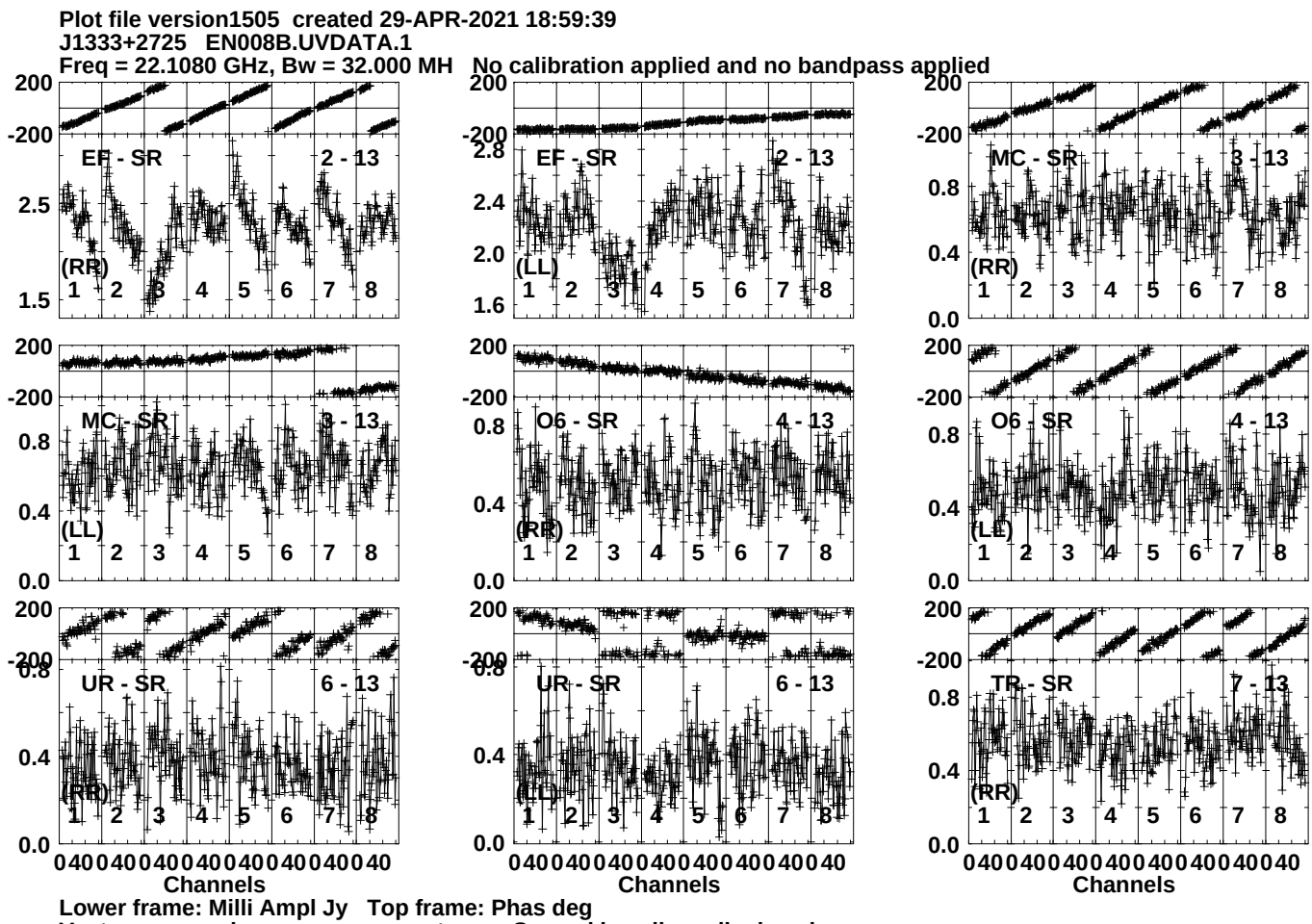
Plot file version1505 created 29-APR-2021 18:59:39
J1333+2725 EN008B.UVDATA.1
Freq = 22.1080 GHz, Bw = 32.000 MH No calibration applied and no bandpass applied
EF - SR 2 - 13
(RR)
EF - SR 2 - 13
(LL)
MC - SR 3 - 13
(RR)
MC - SR 3 - 13
(LL)
O6 - SR 4 - 13
(RR)
O6 - SR 4 - 13
(LL)
UR - SR 6 - 13
(RR)
UR - SR 6 - 13
(LL)
TR - SR 7 - 13
(RR)
Channels
Channels
Channels
Lower frame: Milli Ampl Jy Top frame: Phas deg
Vector averaged cross-power spectrum Several baselines displayed
Timerange: 01/02:31:31 to 01/02:32:29

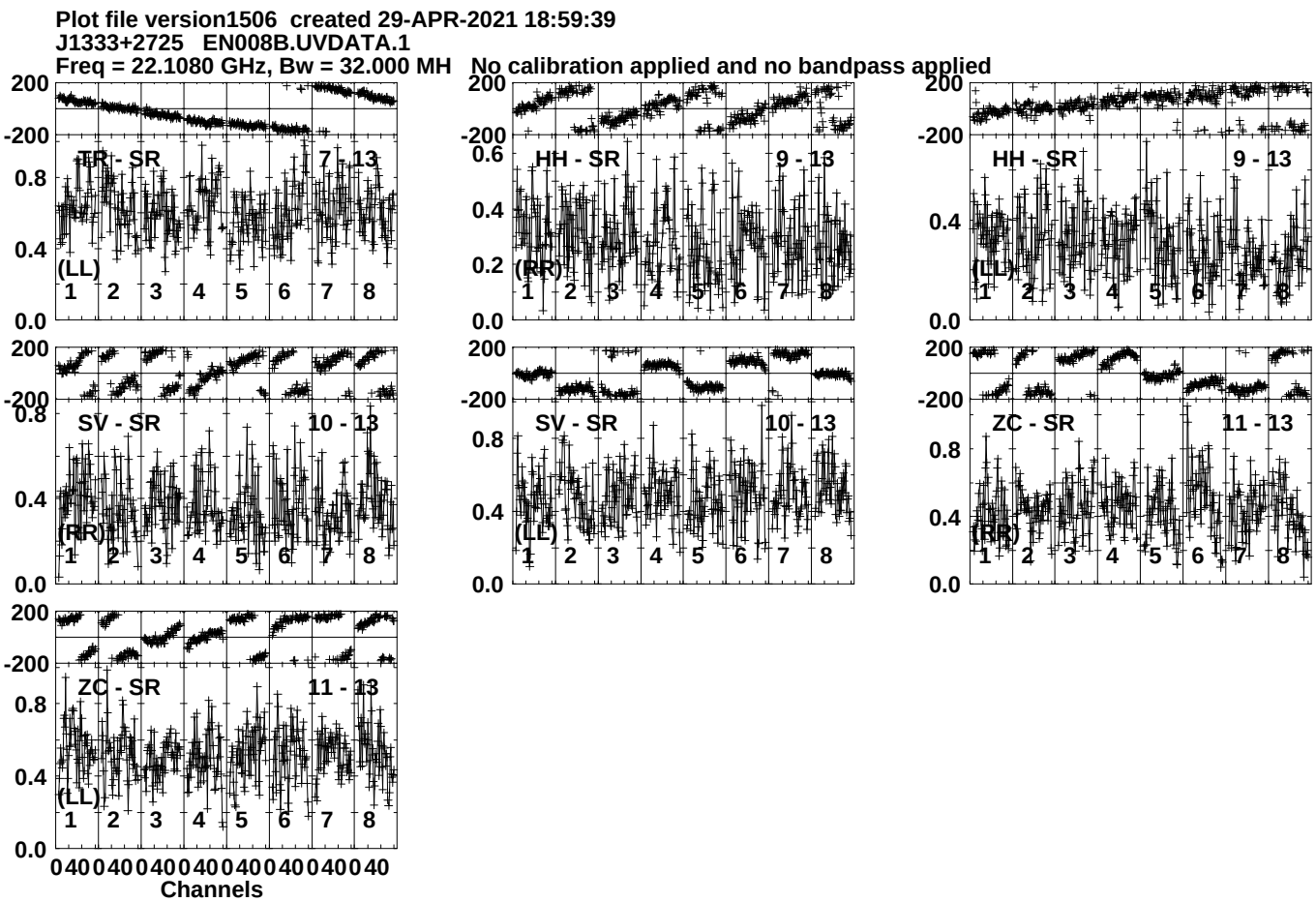
Plot file version1506 created 29-APR-2021 18:59:39
J1333+2725 EN008B.UVDATA.1
Freq = 22.1080 GHz, Bw = 32.000 MH No calibration applied and no bandpass applied
TP - SR 7 - 13
HH - SR 9 - 13
HH - SR 9 - 13
SV - SR 10 - 13
SV - SR 10 - 13
ZC - SR 11 - 13
ZC - SR 11 - 13
(LL)
(RR)
(LL)
(RR)
(LL)
(RR)
(LL)
200
-200
0.8
0.4
0.0
0.6
0.2
1 2 3 4 5 6 7 8
0 40 0 40 0 40 0 40 0 40 0 40 0 40 0 40
Channels
Lower frame: Milli Ampl Jy Top frame: Phas deg
Vector averaged cross-power spectrum Several baselines displayed
Timerange: 01/02:31:31 to 01/02:32:29

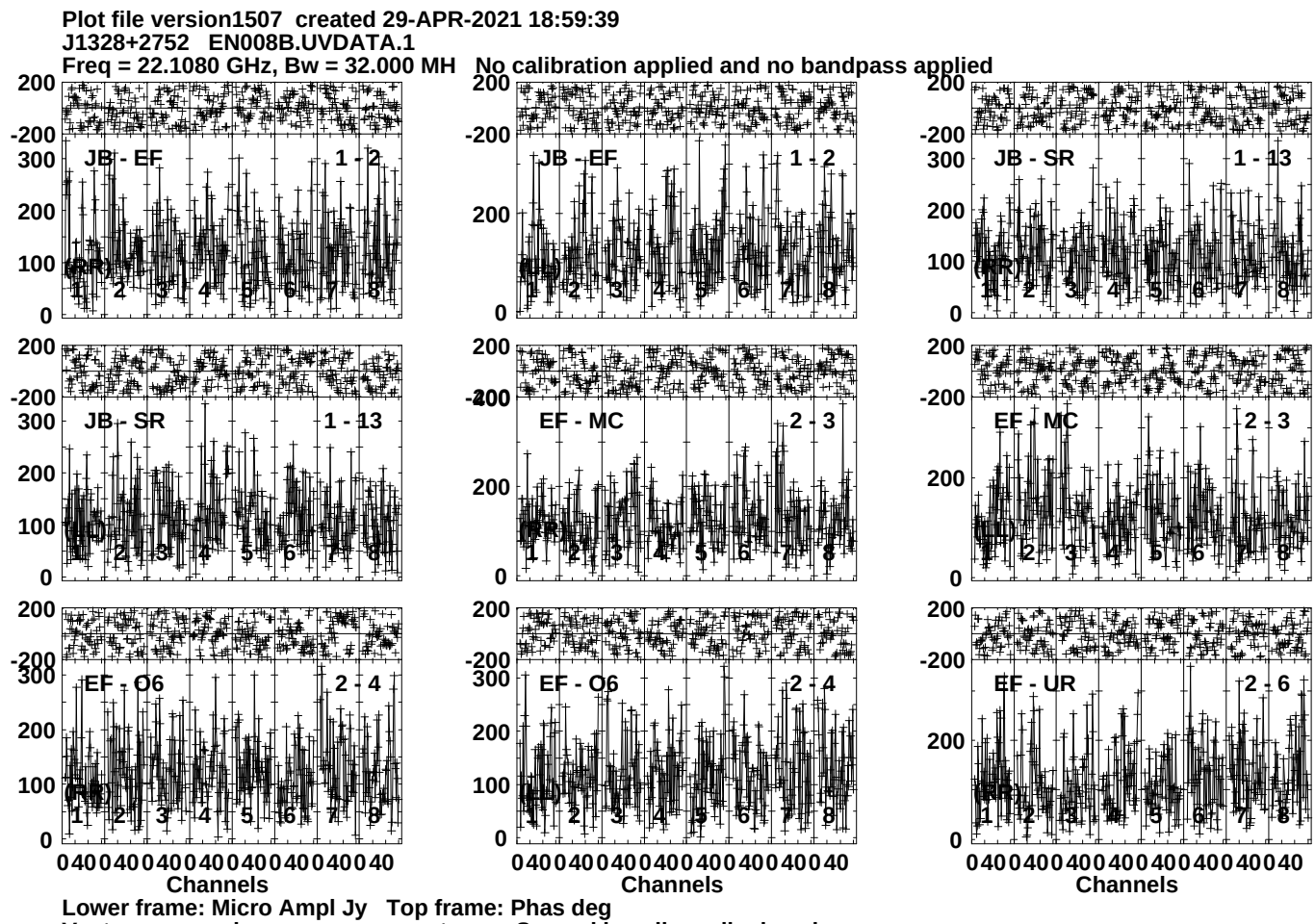
Plot file version1507 created 29-APR-2021 18:59:39
J1328+2752 EN008B.UVDATA.1
Freq = 22.1080 GHz, Bw = 32.000 MH No calibration applied and no bandpass applied
JB - EF 1 - 2
JB - EF 1 - 2
JB - SR 1 - 13
JB - SR 1 - 13
EF - MC 2 - 3
EF - MC 2 - 3
EF - O6 2 - 4
EF - O6 2 - 4
EF - UR 2 - 6
Channels
Channels
Channels
Lower frame: Micro Ampl Jy Top frame: Phas deg
Vector averaged cross-power spectrum Several baselines displayed
Timerange: 01/02:32:31 to 01/02:34:29

Plot file version1508 created 29-APR-2021 18:59:39
J1328+2752 EN008B.UVDATA.1
Freq = 22.1080 GHz, Bw = 32.000 MH No calibration applied and no bandpass applied

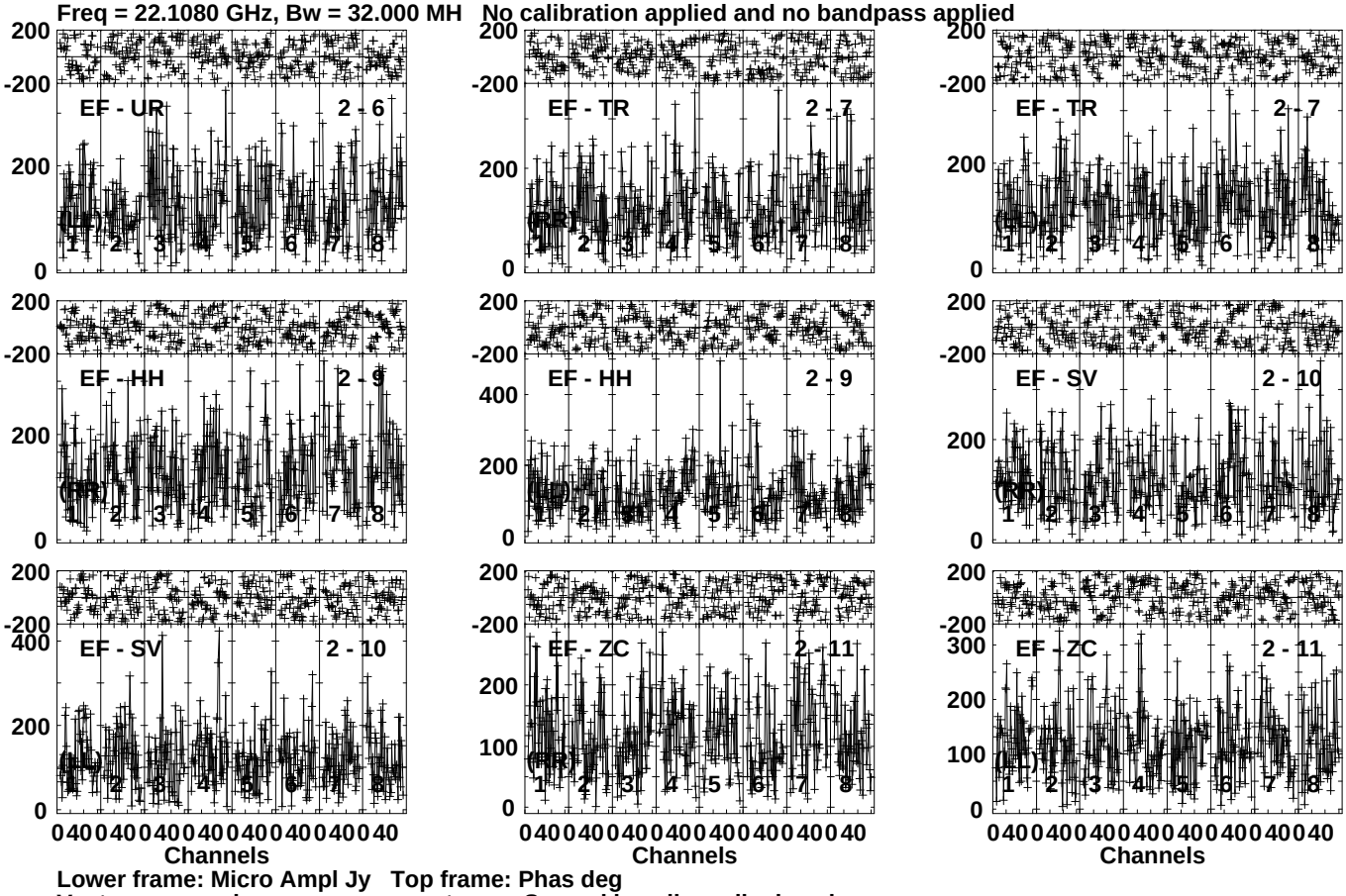

Lower frame: Micro Ampl Jy Top frame: Phas deg
Vector averaged cross-power spectrum Several baselines displayed
Timerange: 01/02:32:31 to 01/02:34:29

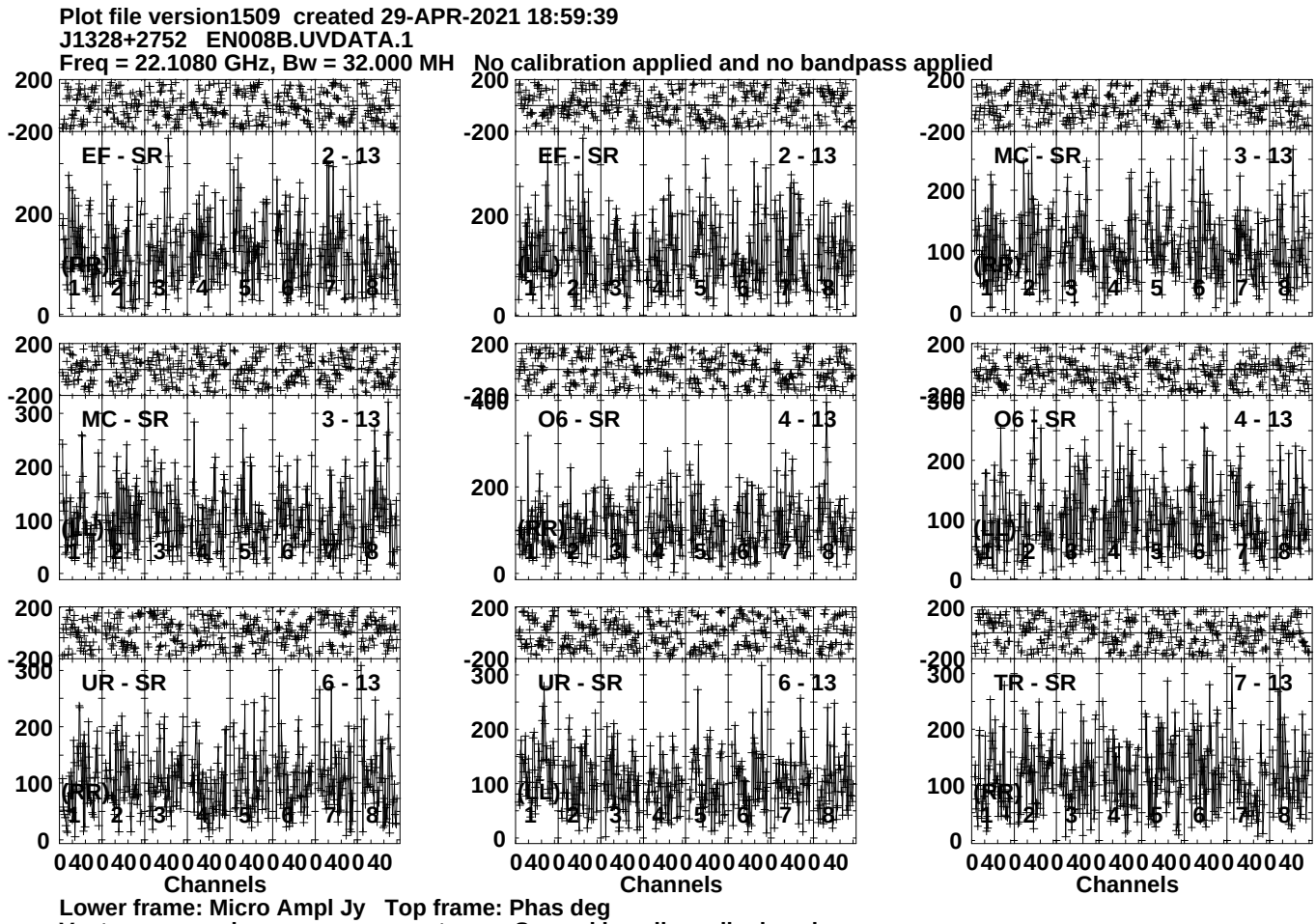
Plot file version1509 created 29-APR-2021 18:59:39
J1328+2752 EN008B.UVDATA.1
Freq = 22.1080 GHz, Bw = 32.000 MH No calibration applied and no bandpass applied
EF - SR 2 - 13
MC - SR 3 - 13
MC - SR 3 - 13
O6 - SR 4 - 13
O6 - SR 4 - 13
UR - SR 6 - 13
UR - SR 6 - 13
TR - SR 7 - 13
Channels
Channels
Channels
Lower frame: Micro Ampl Jy Top frame: Phas deg
Vector averaged cross-power spectrum Several baselines displayed
Timerange: 01/02:32:31 to 01/02:34:29

Plot file version1510 created 29-APR-2021 18:59:40
J1328+2752 EN008B.UVDATA.1
Freq = 22.1080 GHz, Bw = 32.000 MH No calibration applied and no bandpass applied

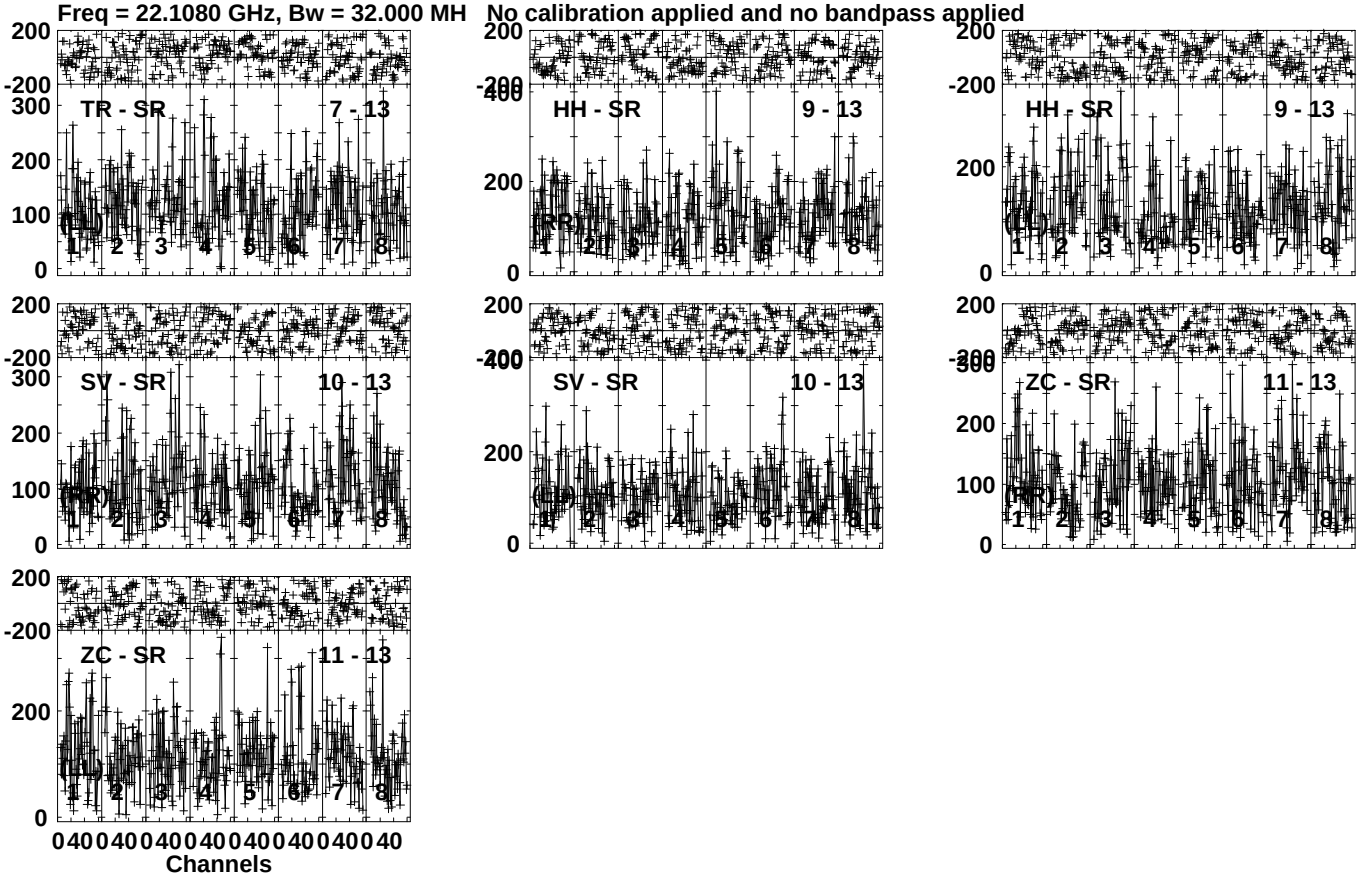

Lower frame: Micro Ampl Jy Top frame: Phas deg
Vector averaged cross-power spectrum Several baselines displayed
Timerange: 01/02:32:31 to 01/02:34:29

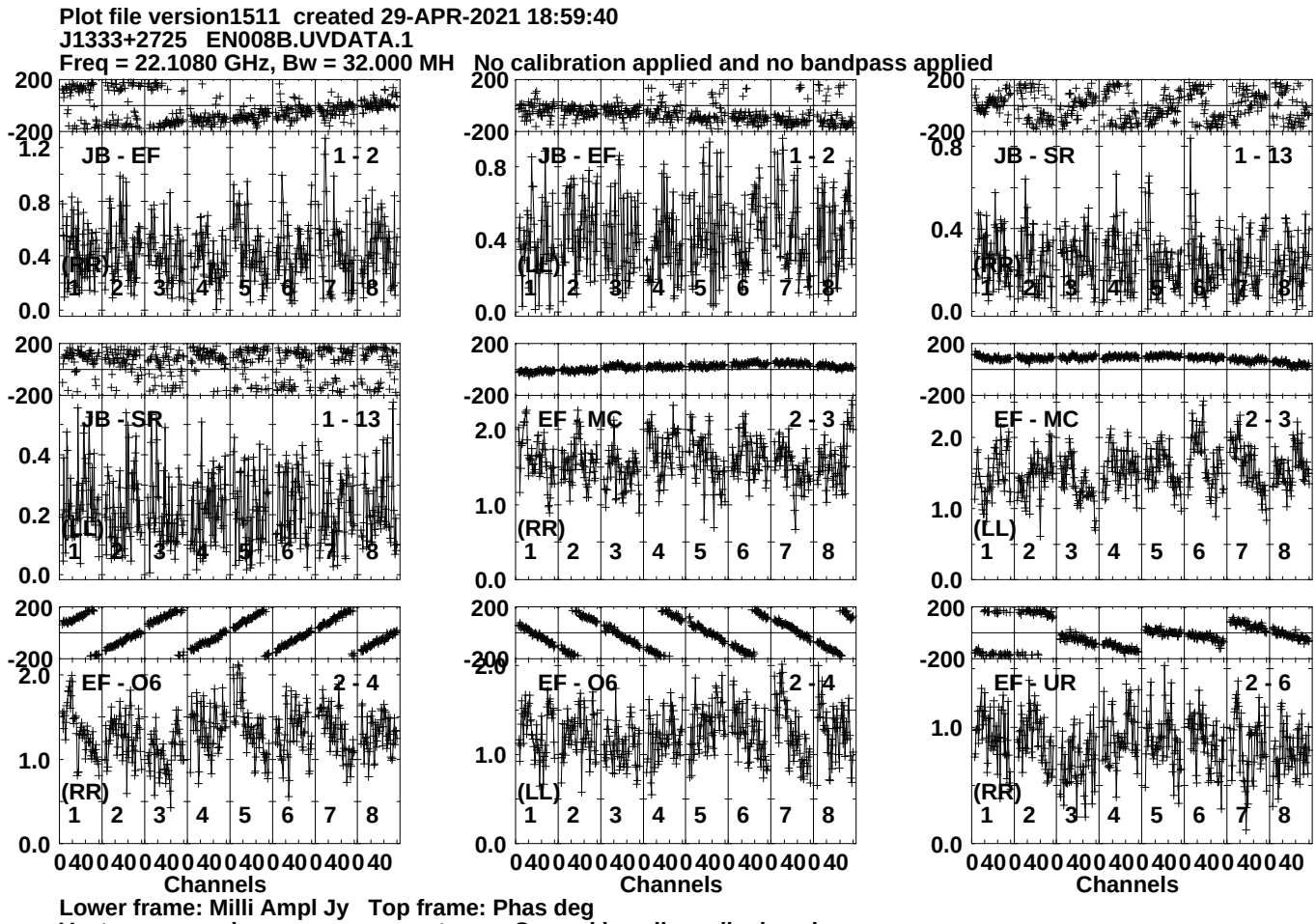
Plot file version1511 created 29-APR-2021 18:59:40
J1333+2725 EN008B.UVDATA.1
Freq = 22.1080 GHz, Bw = 32.000 MH No calibration applied and no bandpass applied
JB - EF 1 - 2
JB - EF 1 - 2
JB - SR 1 - 13
JB - SR 1 - 13
EF - MC 2 - 3
EF - MC 2 - 3
EF - O6 2 - 4
EF - O6 2 - 4
EF - UR 2 - 6
(RR)
(LL)
Channels
Lower frame: Milli Ampl Jy Top frame: Phas deg
Vector averaged cross-power spectrum Several baselines displayed
Timerange: 01/02:34:31 to 01/02:35:29

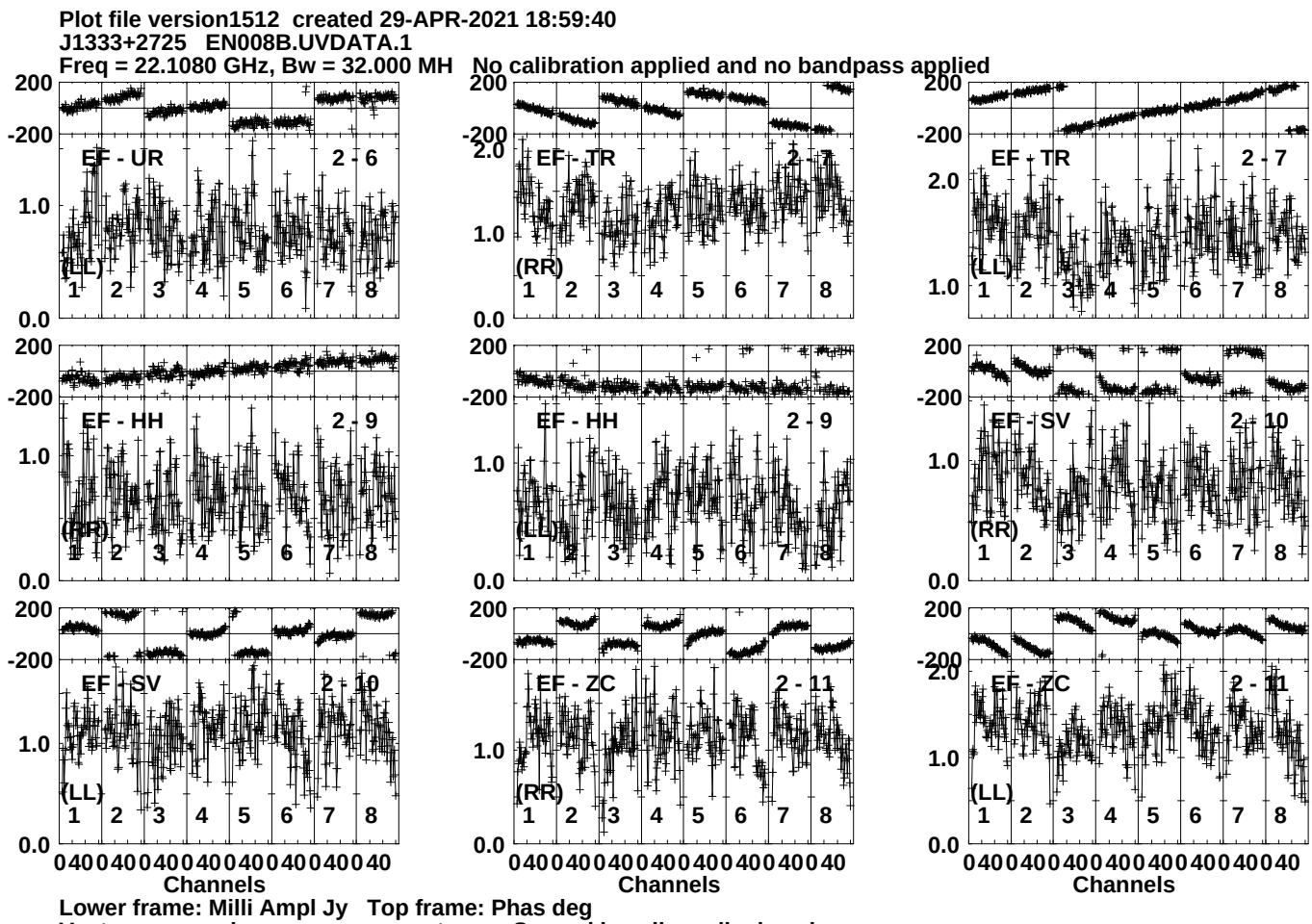
Plot file version1512 created 29-APR-2021 18:59:40
J1333+2725 EN008B.UVDATA.1
Freq = 22.1080 GHz, Bw = 32.000 MH No calibration applied and no bandpass applied
EF - UR 2 - 6
EF - TR 2 - 7
EF - HH 2 - 9
EF - HH 2 - 9
EF - SV 2 - 10
EF - SV 2 - 10
EF - ZC 2 - 11
EF - ZC 2 - 11
(LL)
(RR)
Channels
Lower frame: Milli Ampl Jy Top frame: Phas deg
Vector averaged cross-power spectrum Several baselines displayed
Timerange: 01/02:34:31 to 01/02:35:29

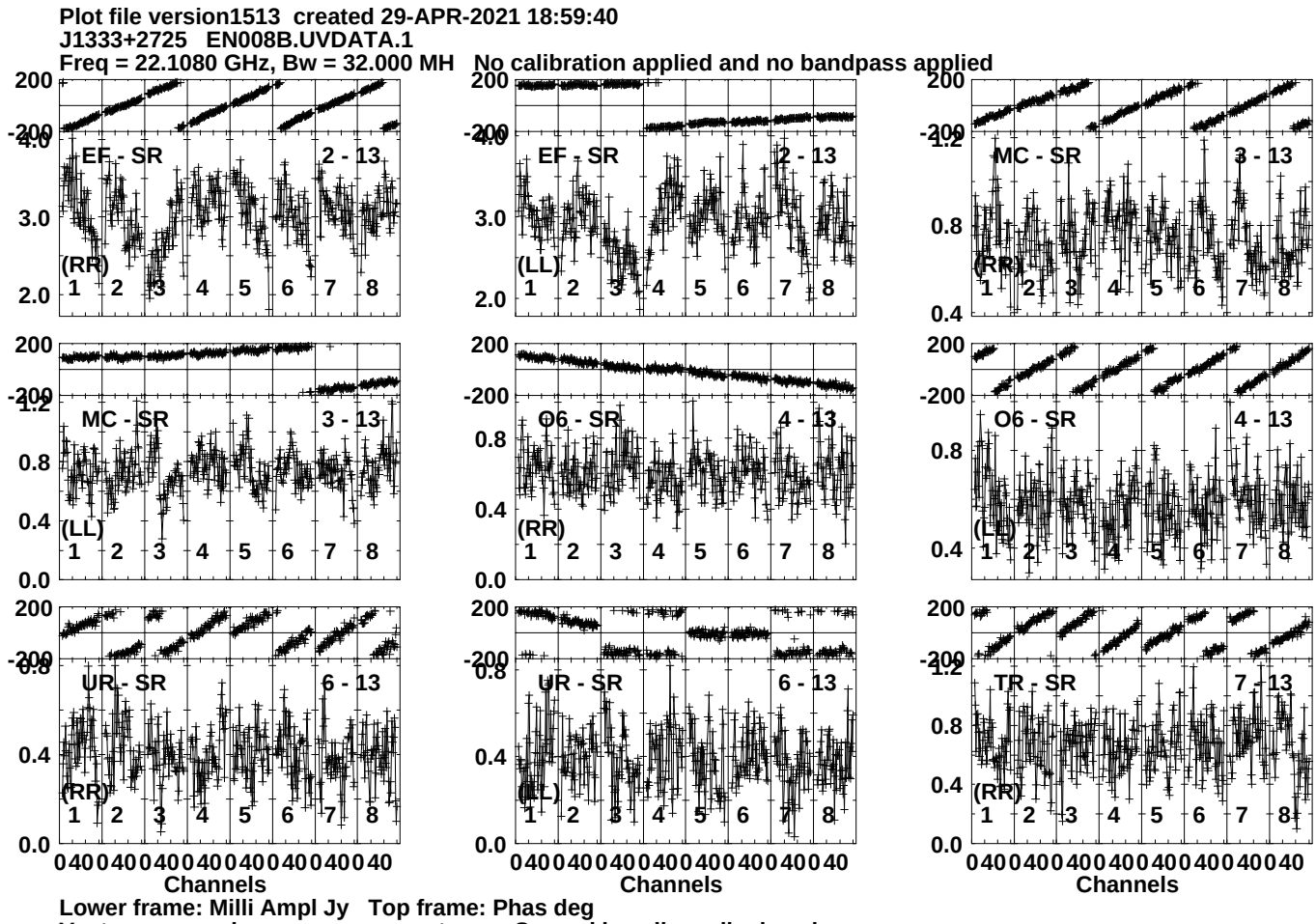
Plot file version1513 created 29-APR-2021 18:59:40
J1333+2725 EN008B.UVDATA.1
Freq = 22.1080 GHz, Bw = 32.000 MH No calibration applied and no bandpass applied
EF - SR 2 - 13
(RR)
EF - SR 2 - 13
(LL)
MC - SR 3 - 13
(RR)
MC - SR 3 - 13
(LL)
O6 - SR 4 - 13
(RR)
O6 - SR 4 - 13
(LL)
UR - SR 6 - 13
(RR)
UR - SR 6 - 13
(LL)
TR - SR 7 - 13
(RR)
Channels
Lower frame: Milli Ampl Jy Top frame: Phas deg
Vector averaged cross-power spectrum Several baselines displayed
Timerange: 01/02:34:31 to 01/02:35:29

Plot file version1514 created 29-APR-2021 18:59:40
J1333+2725 EN008B.UVDATA.1
Freq = 22.1080 GHz, Bw = 32.000 MH No calibration applied and no bandpass applied

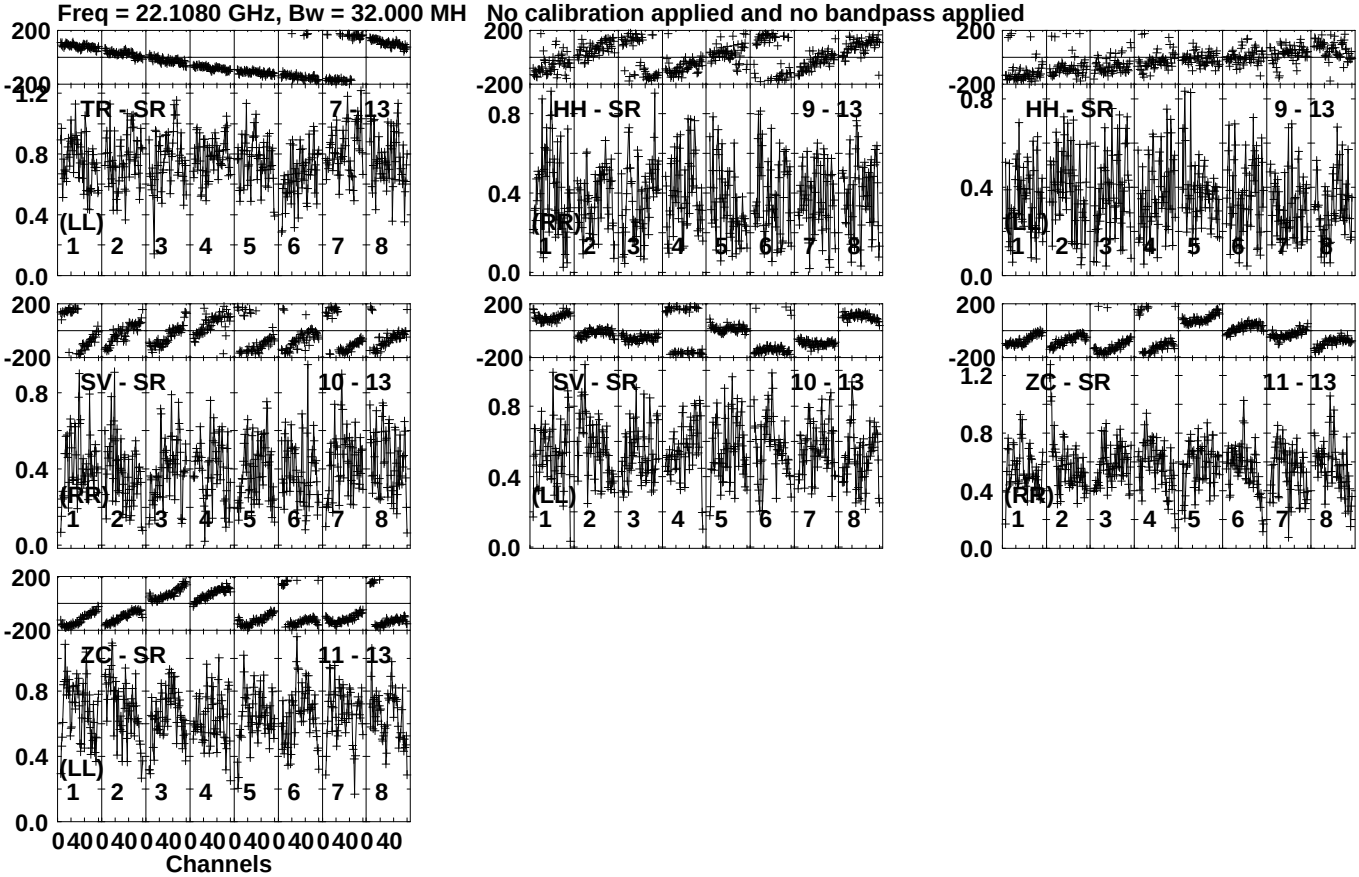

Lower frame: Milli Ampl Jy Top frame: Phas deg
Vector averaged cross-power spectrum Several baselines displayed
Timerange: 01/02:34:31 to 01/02:35:29

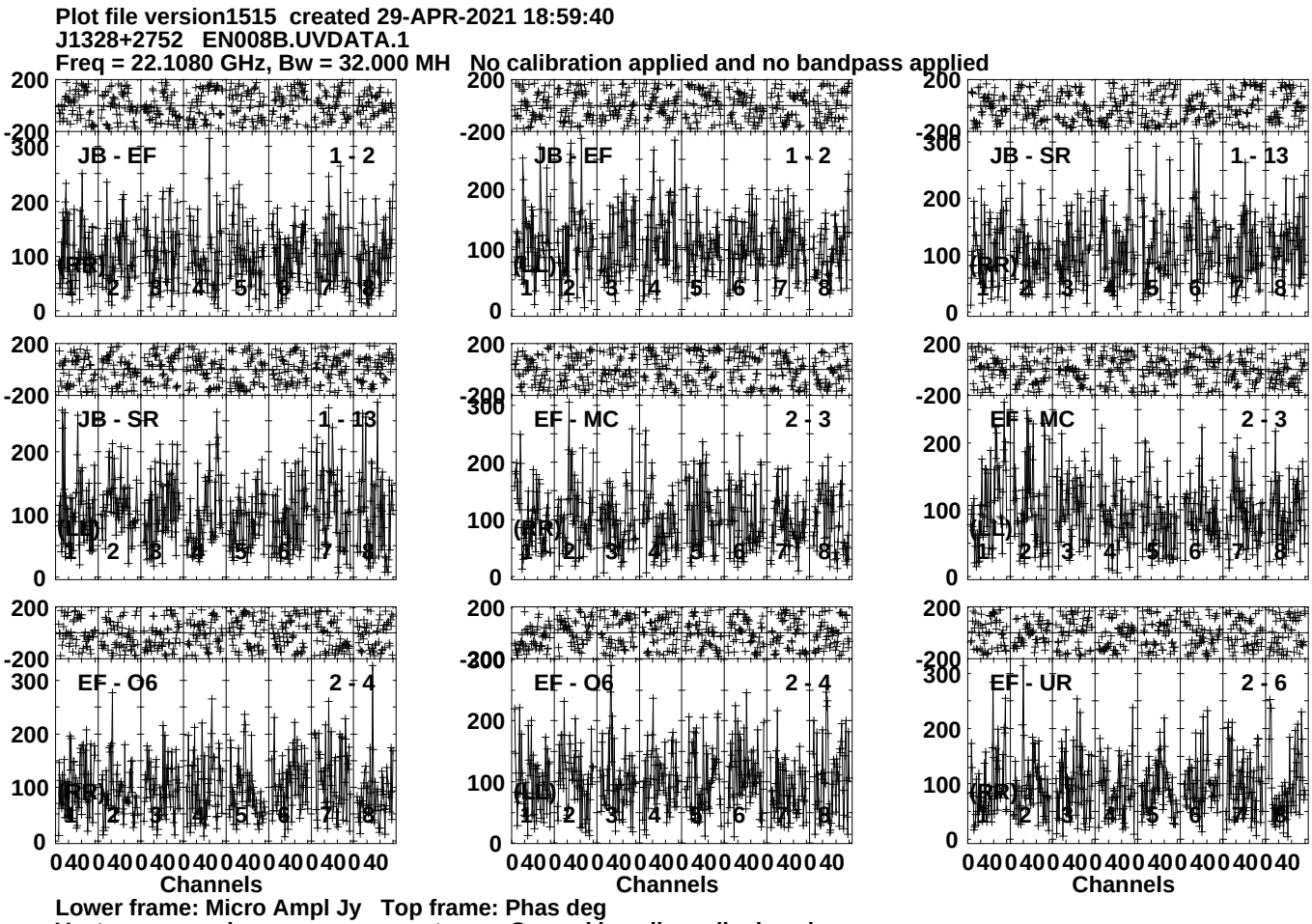
Plot file version1515 created 29-APR-2021 18:59:40
J1328+2752 EN008B.UVDATA.1
Freq = 22.1080 GHz, Bw = 32.000 MH No calibration applied and no bandpass applied
JB - EF 1 - 2
JB - EF 1 - 2
JB - SR 1 - 13
JB - SR 1 - 13
EF - MC 2 - 3
EF - MC 2 - 3
EF - O6 2 - 4
EF - O6 2 - 4
EF - UR 2 - 6
(RR)
(LL)
Channels
Lower frame: Micro Ampl Jy Top frame: Phas deg
Vector averaged cross-power spectrum Several baselines displayed
Timerange: 01/02:36:11 to 01/02:38:09

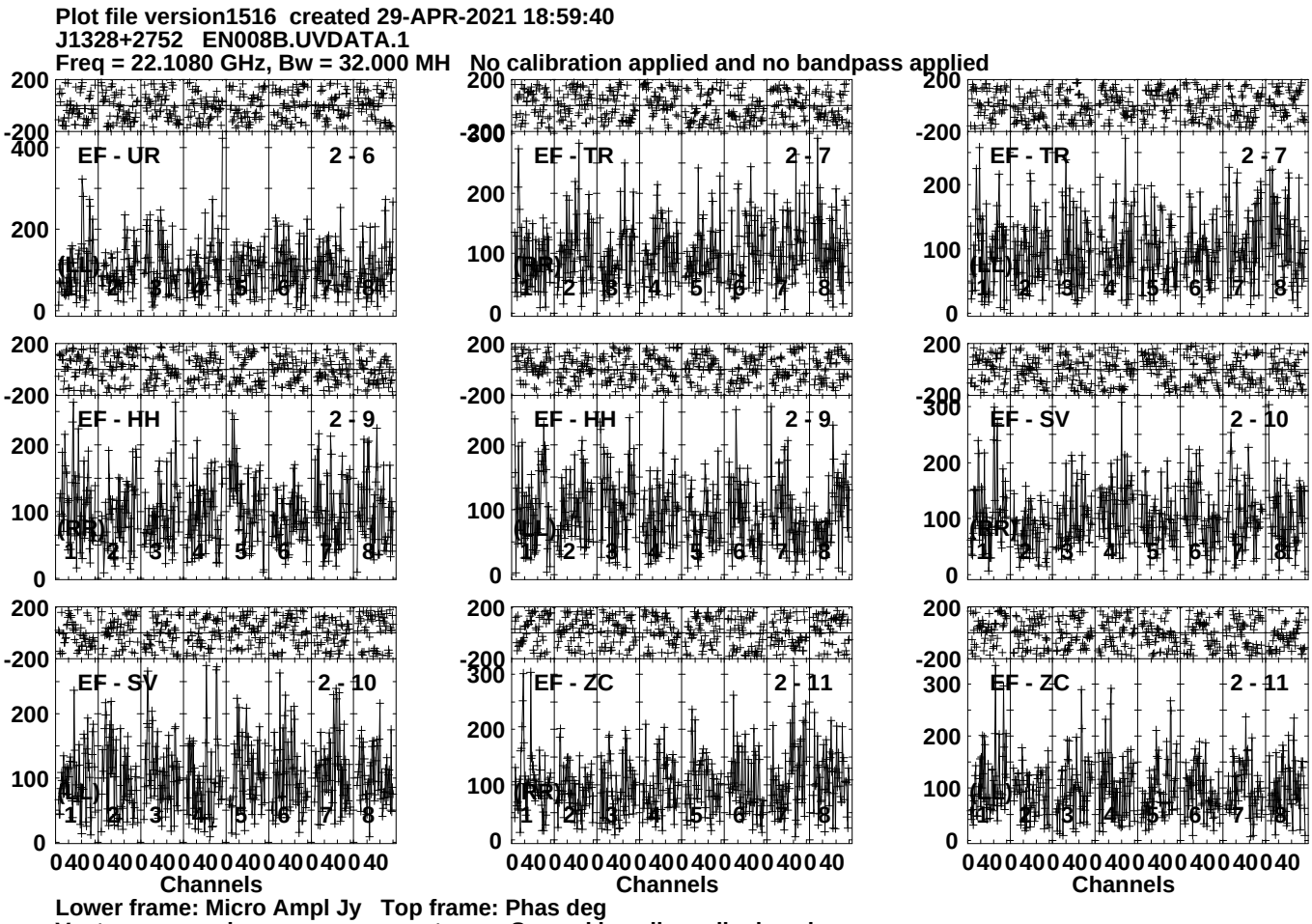
Plot file version1516 created 29-APR-2021 18:59:40
J1328+2752 EN008B.UVDATA.1
Freq = 22.1080 GHz, Bw = 32.000 MH No calibration applied and no bandpass applied
EF - UR 2 - 6
EF - TR 2 - 7
EF - TR 2 - 7
EF - HH 2 - 9
EF - HH 2 - 9
EF - SV 2 - 10
EF - SV 2 - 10
EF - ZC 2 - 11
EF - ZC 2 - 11
(RR)
(LL)
(RL)
(LR)
Channels
Lower frame: Micro Ampl Jy Top frame: Phas deg
Vector averaged cross-power spectrum Several baselines displayed
Timerange: 01/02:36:11 to 01/02:38:09

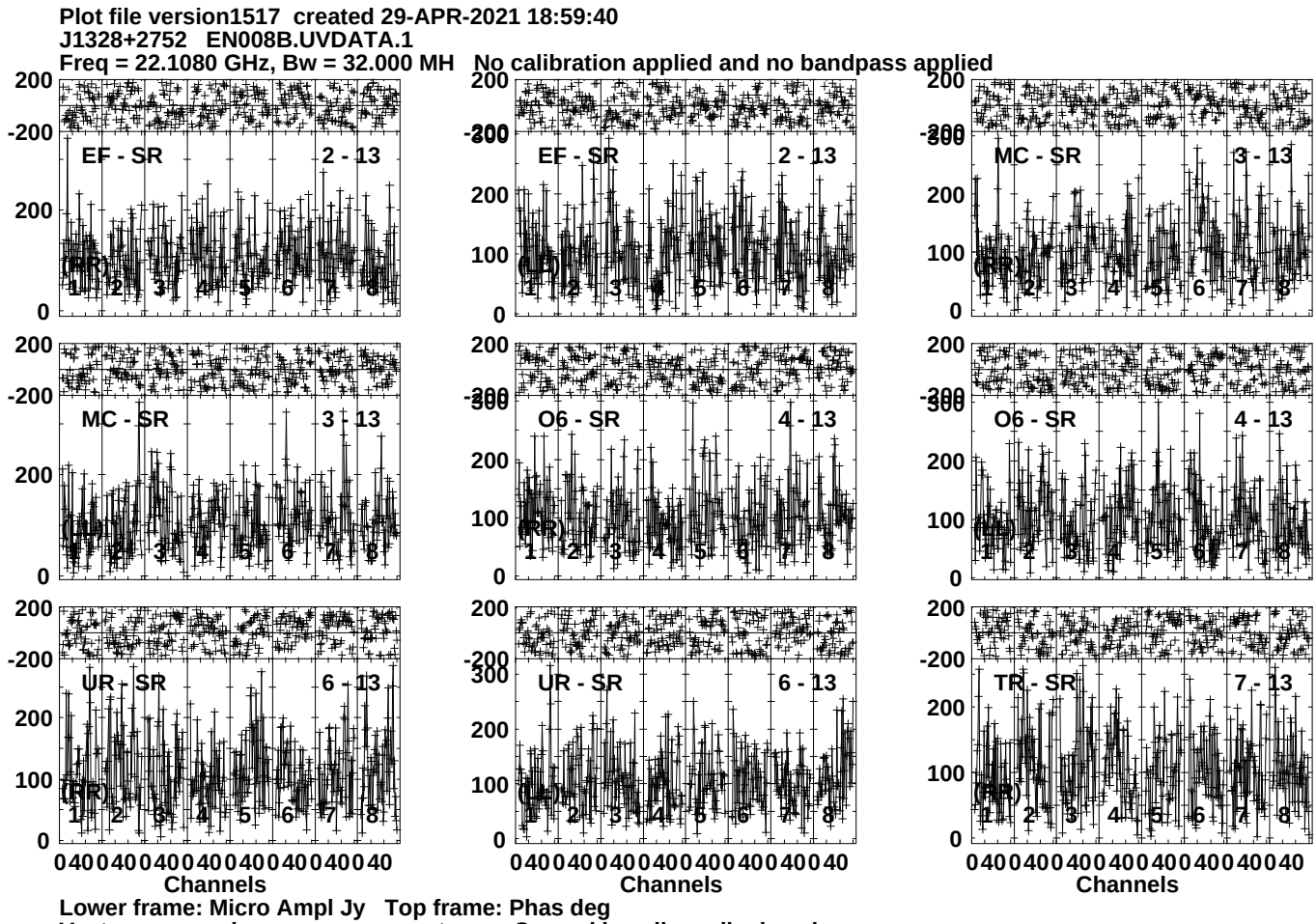
Plot file version1517 created 29-APR-2021 18:59:40
J1328+2752 EN008B.UVDATA.1
Freq = 22.1080 GHz, Bw = 32.000 MH No calibration applied and no bandpass applied
EF - SR 2 - 13
MC - SR 3 - 13
O6 - SR 4 - 13
UR - SR 6 - 13
TR - SR 7 - 13
(RR)
Channels
Lower frame: Micro Ampl Jy Top frame: Phas deg
Vector averaged cross-power spectrum Several baselines displayed
Timerange: 01/02:36:11 to 01/02:38:09

Plot file version1518 created 29-APR-2021 18:59:40
J1328+2752 EN008B.UVDATA.1
Freq = 22.1080 GHz, Bw = 32.000 MH No calibration applied and no bandpass applied

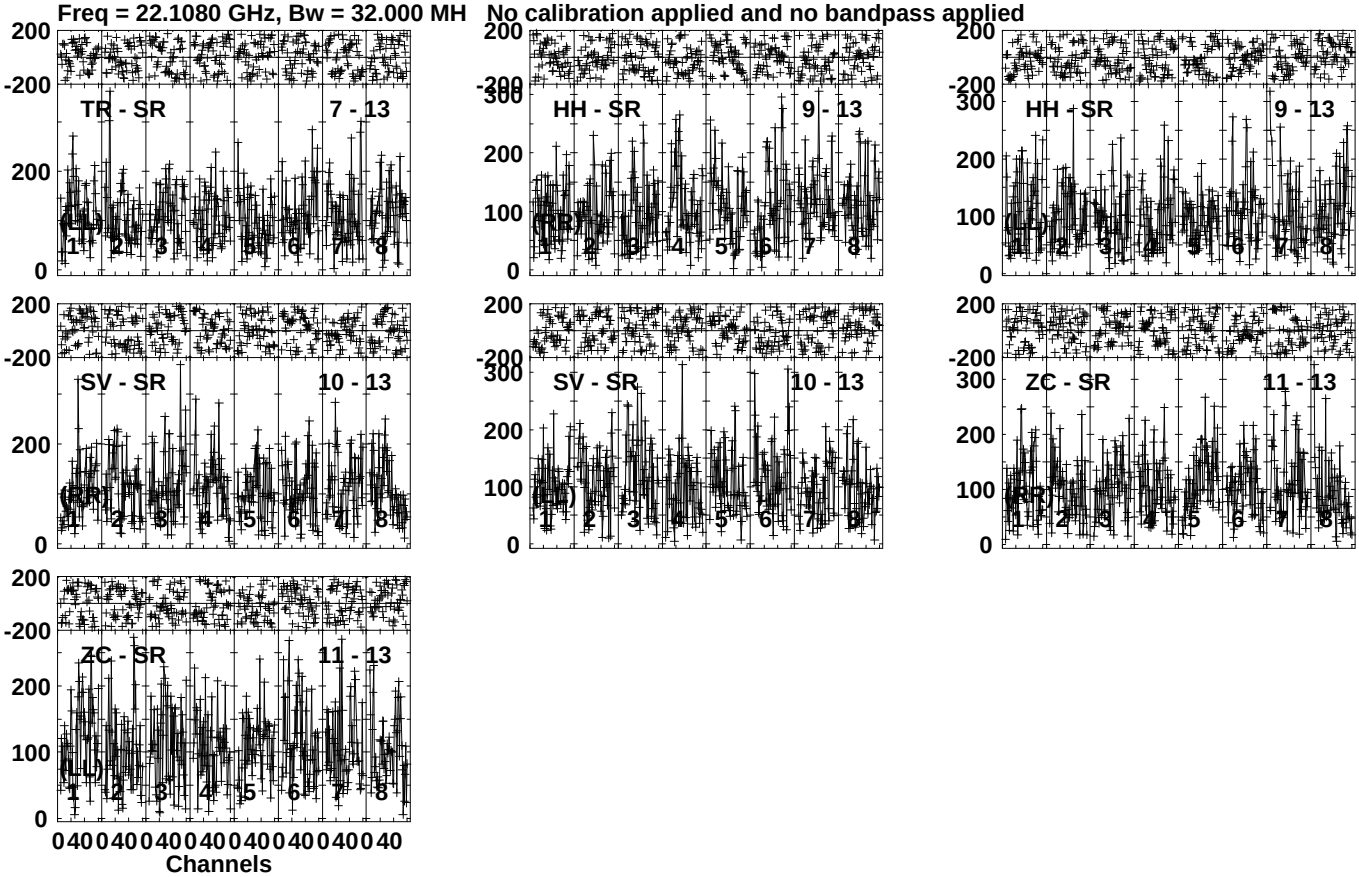

Lower frame: Micro Ampl Jy Top frame: Phas deg
Vector averaged cross-power spectrum Several baselines displayed
Timerange: 01/02:36:11 to 01/02:38:09

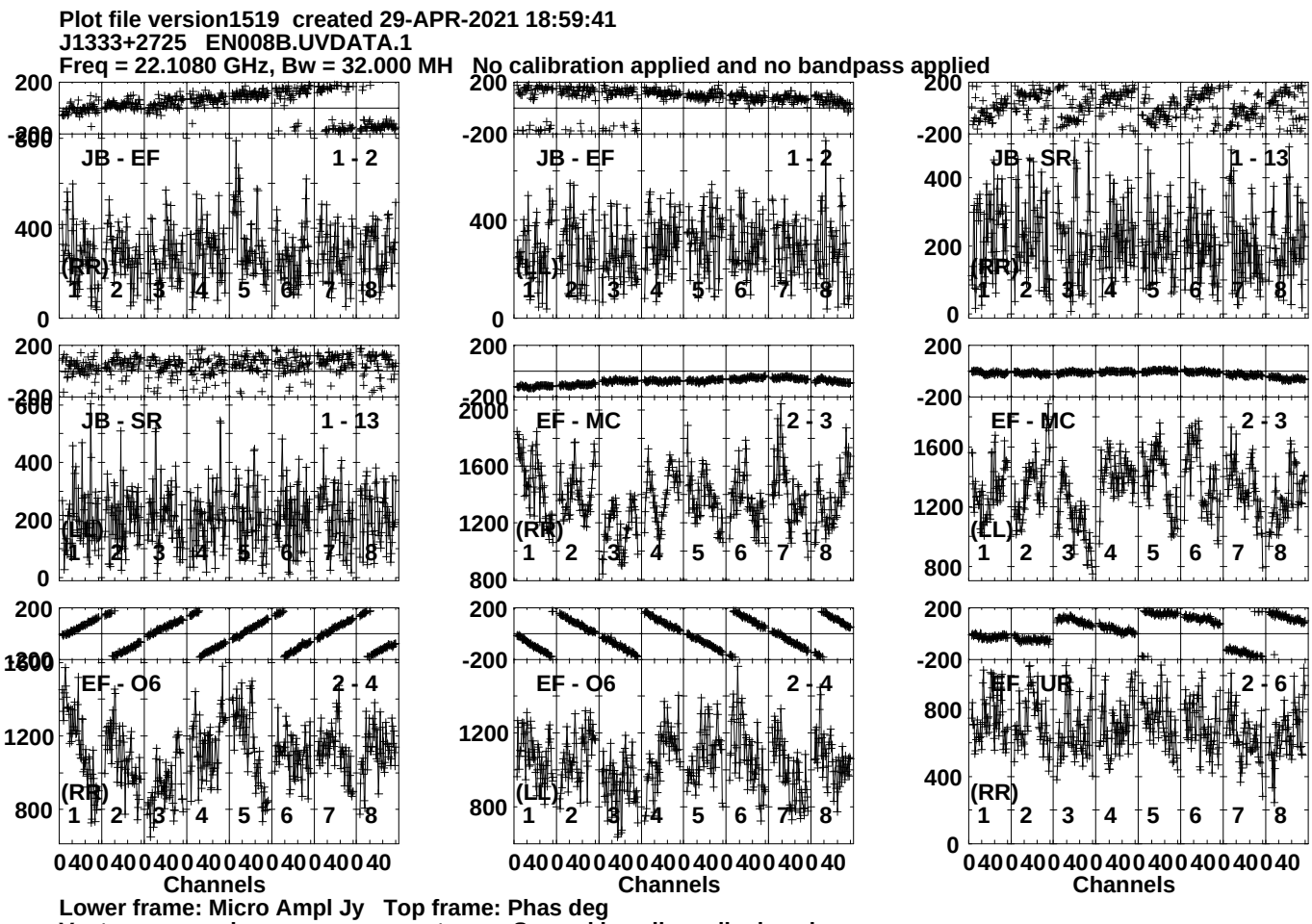
Plot file version1519 created 29-APR-2021 18:59:41
J1333+2725 EN008B.UVDATA.1
Freq = 22.1080 GHz, Bw = 32.000 MH No calibration applied and no bandpass applied
JB - EF 1 - 2
(RR)
JB - EF 1 - 2
(LL)
JB - SR 1 - 13
(RR)
JB - SR 1 - 13
(LL)
EF - MC 2 - 3
(RR)
EF - MC 2 - 3
(LL)
EF - O6 2 - 4
(RR)
EF - O6 2 - 4
(LL)
EF - UR 2 - 6
(RR)
Channels
Channels
Channels
Lower frame: Micro Ampl Jy Top frame: Phas deg
Vector averaged cross-power spectrum Several baselines displayed
Timerange: 01/02:38:41 to 01/02:39:39

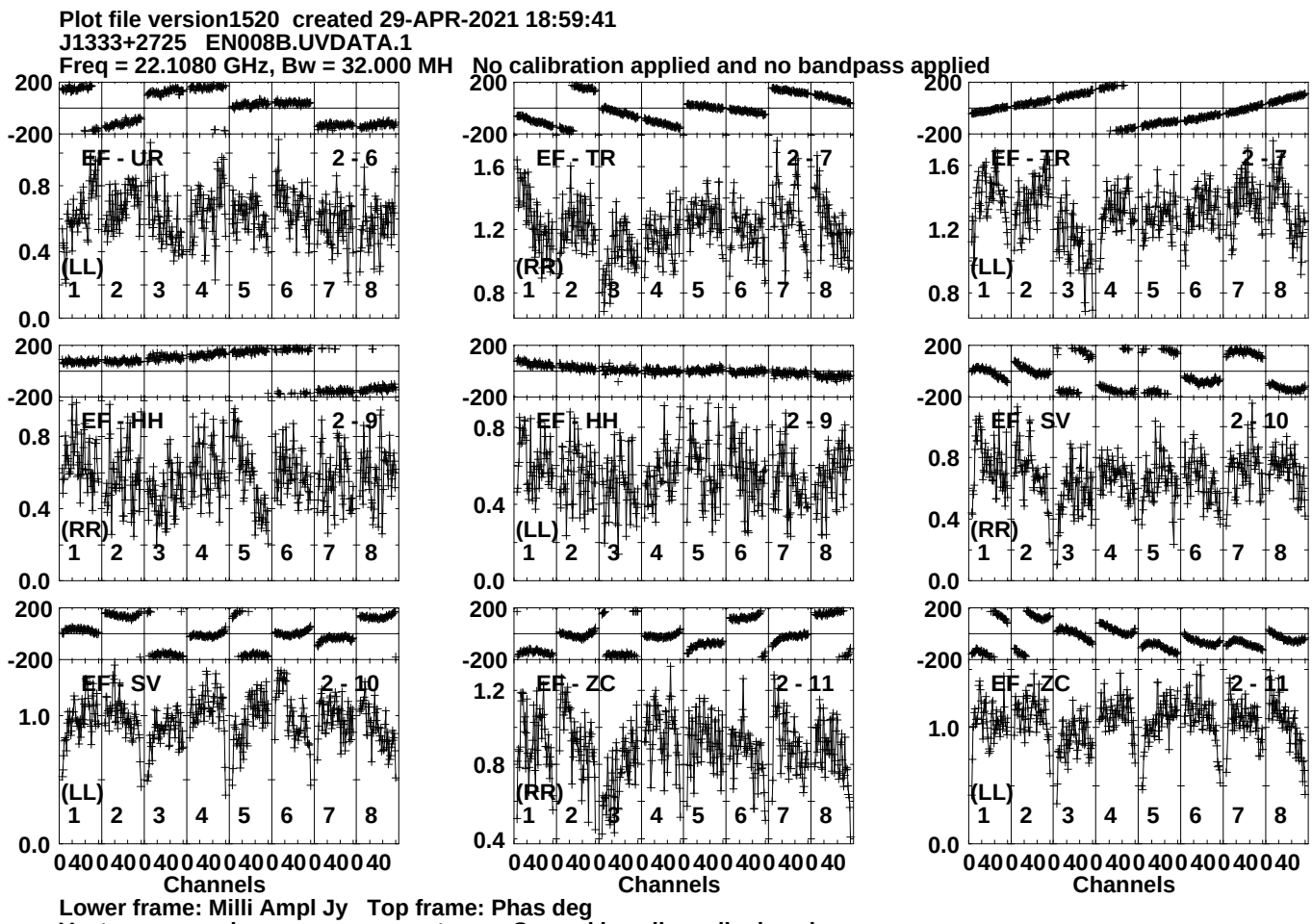
Plot file version1520 created 29-APR-2021 18:59:41
J1333+2725 EN008B.UVDATA.1
Freq = 22.1080 GHz, Bw = 32.000 MH No calibration applied and no bandpass applied
EF - UR 2 - 6
(LL)
EF - TR 2 - 7
(RR)
EF - TR 2 - 7
(LL)
EF - HH 2 - 9
(RR)
EF - HH 2 - 9
(LL)
EF - SV 2 - 10
(RR)
EF - SV 2 - 10
(LL)
EF - ZC 2 - 11
(RR)
EF - ZC 2 - 11
(LL)
Channels
Channels
Channels
Lower frame: Milli Ampl Jy Top frame: Phas deg
Vector averaged cross-power spectrum Several baselines displayed
Timerange: 01/02:38:41 to 01/02:39:39

Plot file version1521 created 29-APR-2021 18:59:41
J1333+2725 EN008B.UVDATA.1
Freq = 22.1080 GHz, Bw = 32.000 MH No calibration applied and no bandpass applied

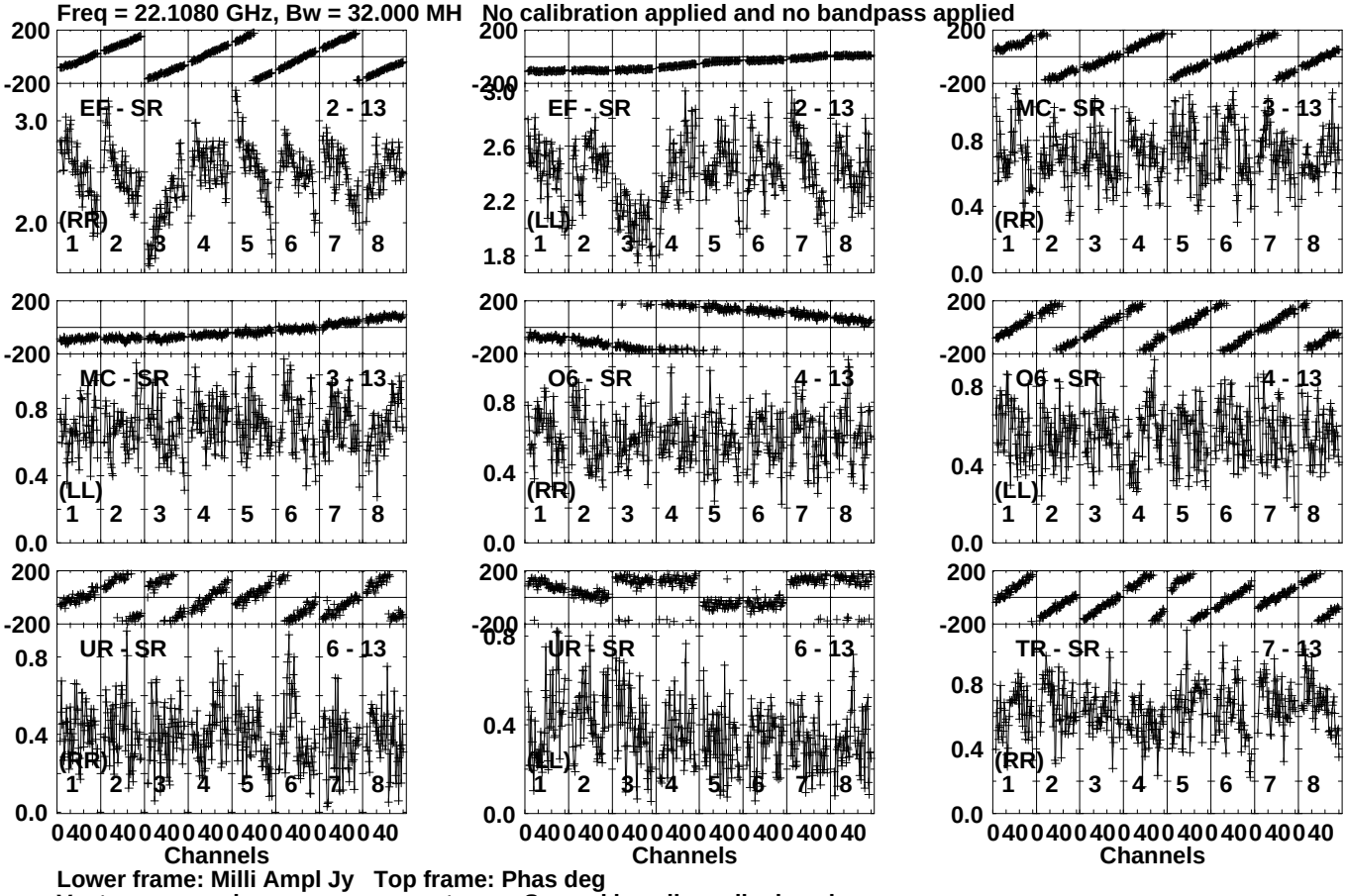

Lower frame: Milli Ampl Jy Top frame: Phas deg
Vector averaged cross-power spectrum Several baselines displayed
Timerange: 01/02:38:41 to 01/02:39:39

Plot file version1522 created 29-APR-2021 18:59:41
J1333+2725 EN008B.UVDATA.1
Freq = 22.1080 GHz, Bw = 32.000 MH No calibration applied and no bandpass applied

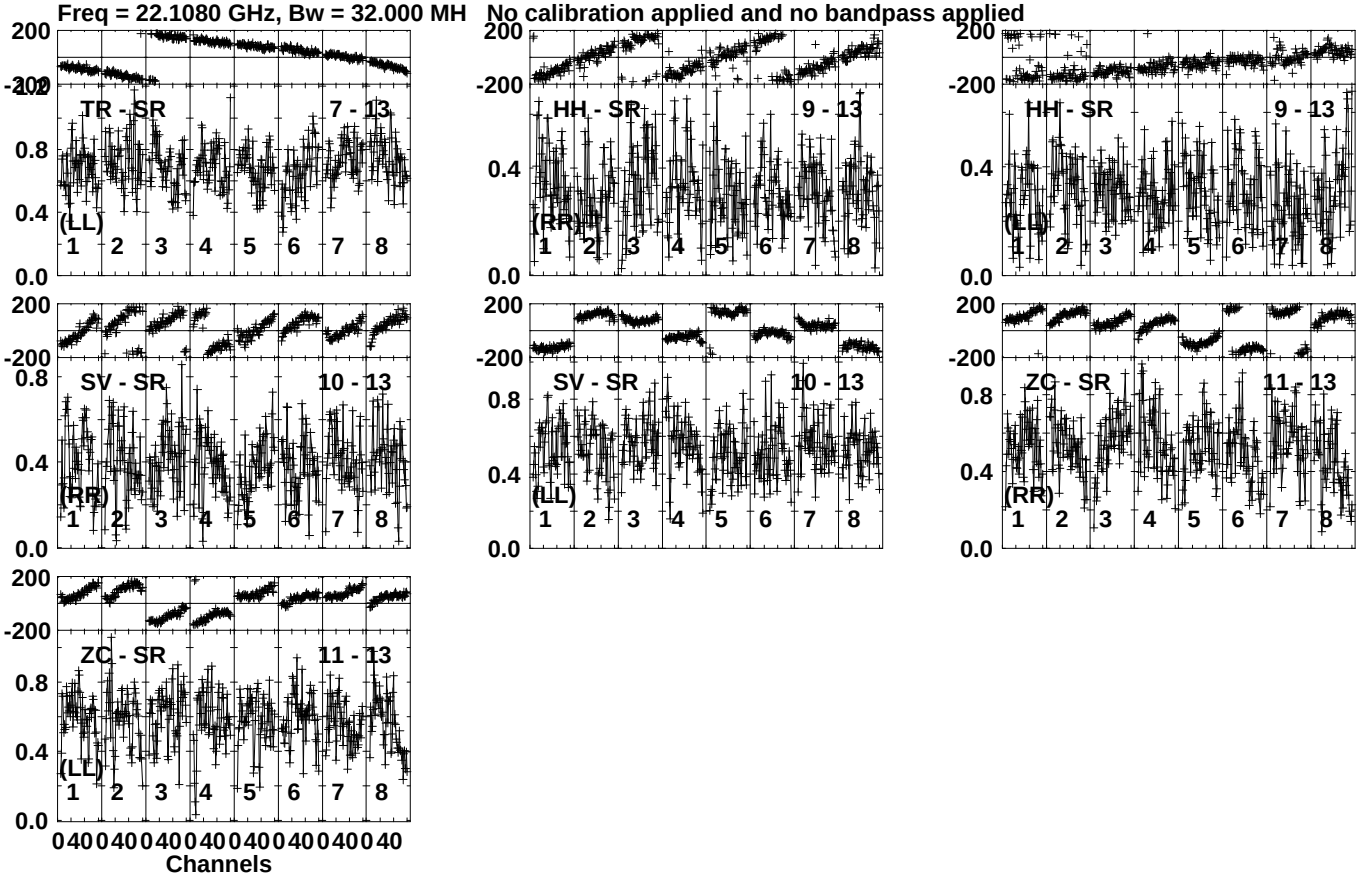

Lower frame: Milli Ampl Jy Top frame: Phas deg
Vector averaged cross-power spectrum Several baselines displayed
Timerange: 01/02:38:41 to 01/02:39:39

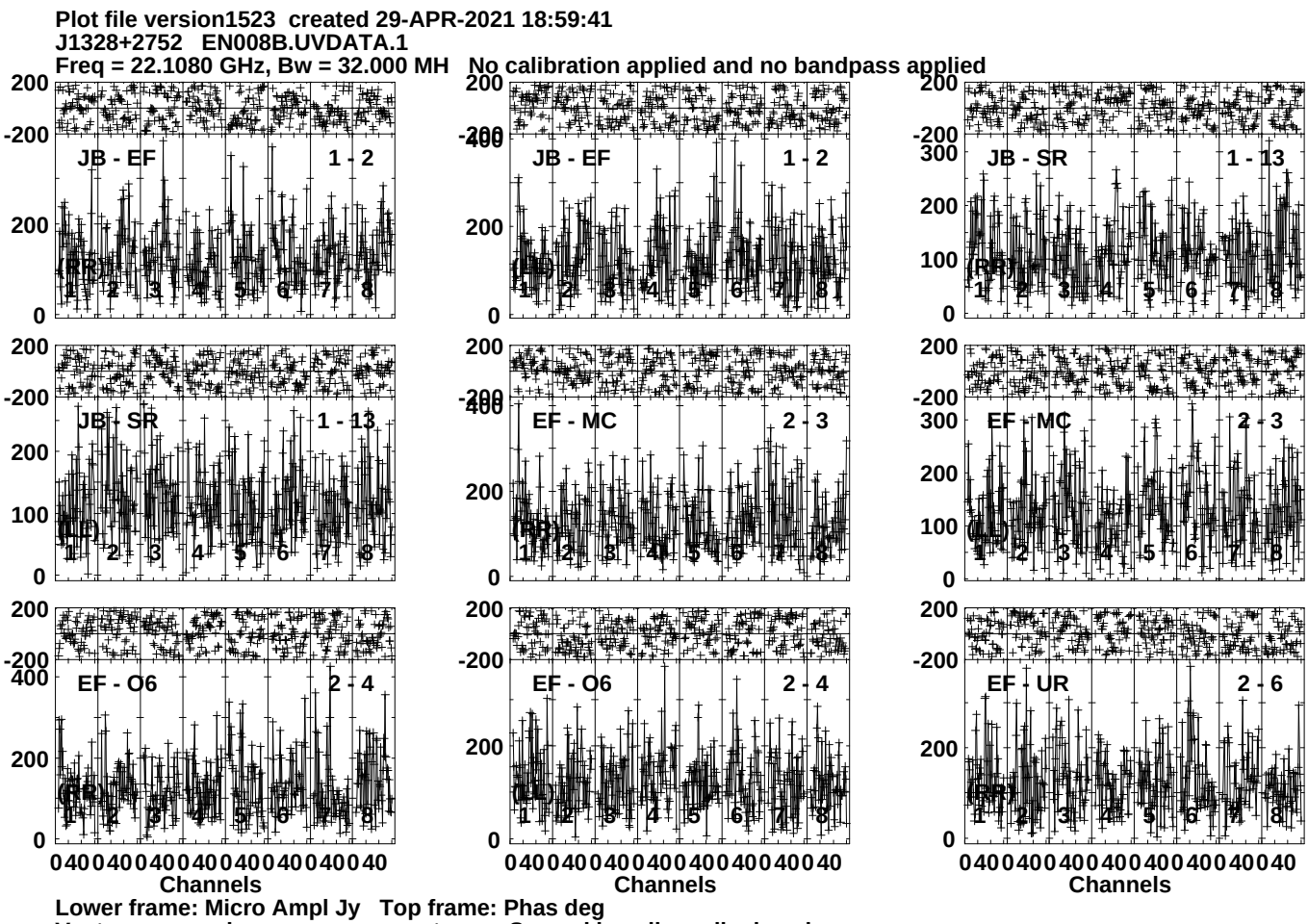
Plot file version1523 created 29-APR-2021 18:59:41
J1328+2752 EN008B.UVDATA.1
Freq = 22.1080 GHz, Bw = 32.000 MH No calibration applied and no bandpass applied
JB - EF 1 - 2
JB - SR 1 - 13
EF - MC 2 - 3
EF - O6 2 - 4
EF - UR 2 - 6
(RR)
(LL)
Channels
Lower frame: Micro Ampl Jy Top frame: Phas deg
Vector averaged cross-power spectrum Several baselines displayed
Timerange: 01/02:39:41 to 01/02:41:39

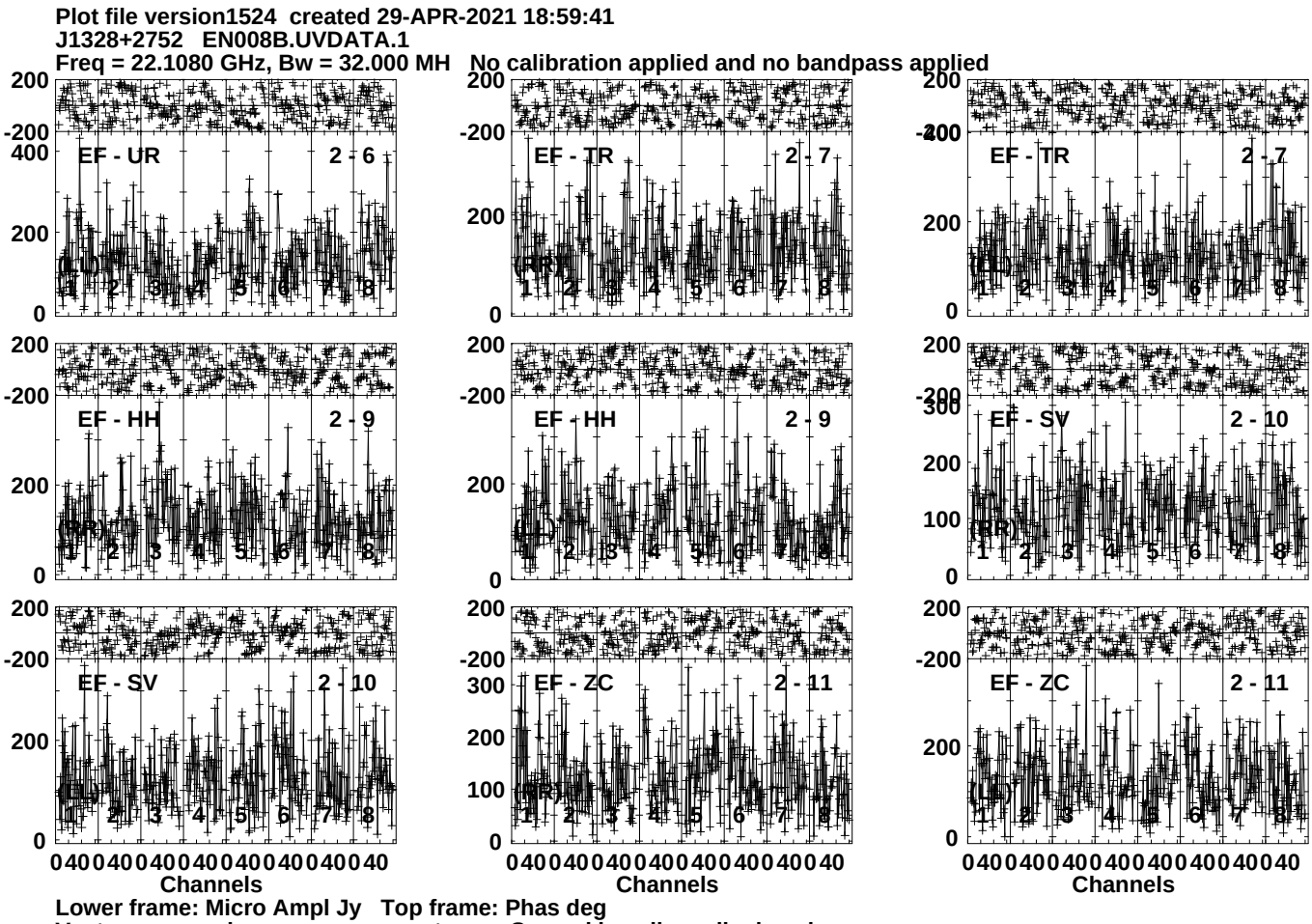
Plot file version1524 created 29-APR-2021 18:59:41
J1328+2752 EN008B.UVDATA.1
Freq = 22.1080 GHz, Bw = 32.000 MH No calibration applied and no bandpass applied
EF - UR 2 - 6
EF - TR 2 - 7
EF - TR 2 - 7
EF - HH 2 - 9
EF - HH 2 - 9
EF - SV 2 - 10
EF - SV 2 - 10
EF - ZC 2 - 11
EF - ZC 2 - 11
Channels
Channels
Channels
Lower frame: Micro Ampl Jy Top frame: Phas deg
Vector averaged cross-power spectrum Several baselines displayed
Timerange: 01/02:39:41 to 01/02:41:39

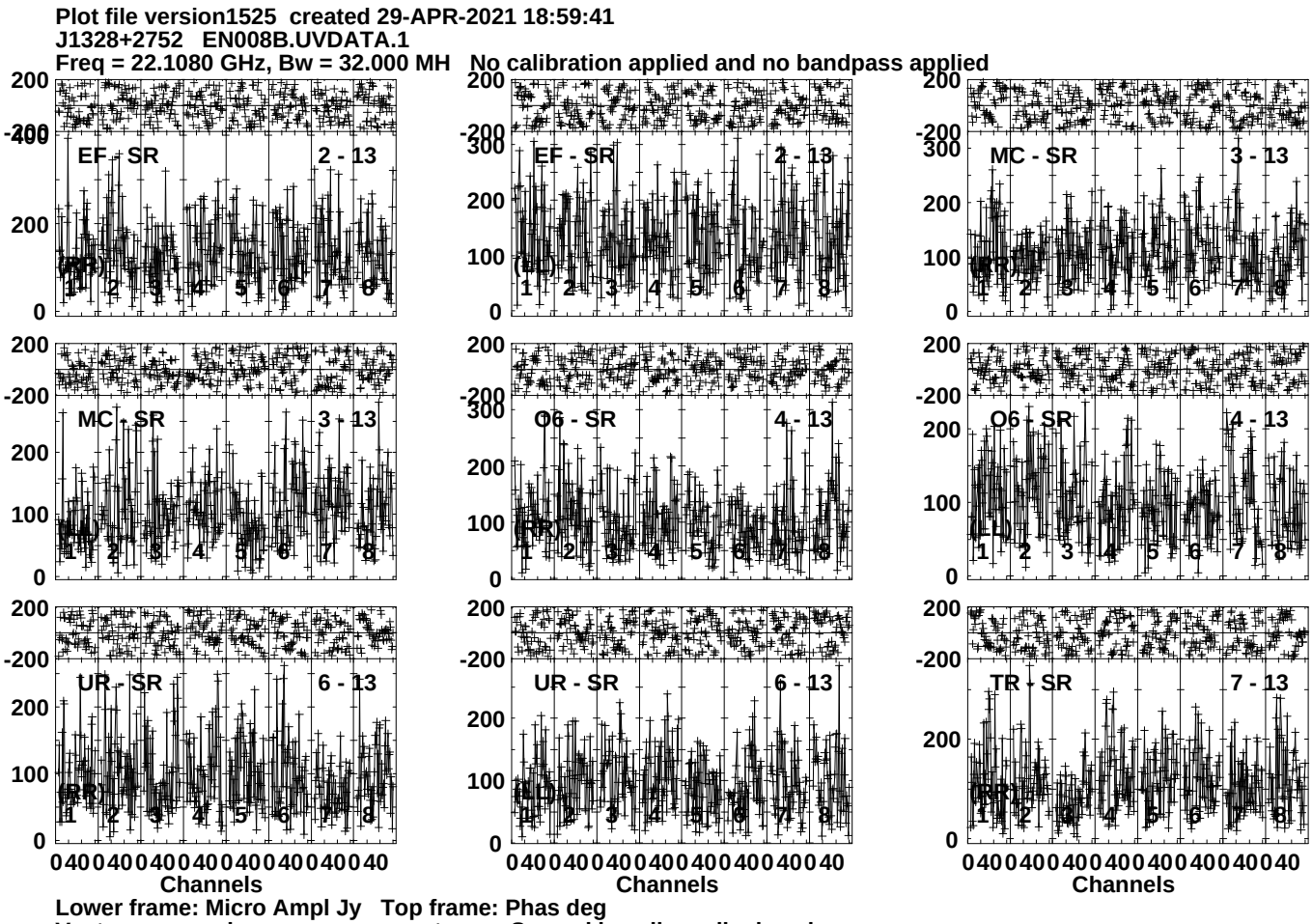
Plot file version1525 created 29-APR-2021 18:59:41
J1328+2752 EN008B.UVDATA.1
Freq = 22.1080 GHz, Bw = 32.000 MH No calibration applied and no bandpass applied
EF - SR 2 - 13
EF - SR 2 - 13
MC - SR 3 - 13
MC - SR 3 - 13
O6 - SR 4 - 13
O6 - SR 4 - 13
UR - SR 6 - 13
UR - SR 6 - 13
TR - SR 7 - 13
Channels
Channels
Channels
Lower frame: Micro Ampl Jy Top frame: Phas deg
Vector averaged cross-power spectrum Several baselines displayed
Timerange: 01/02:39:41 to 01/02:41:39

Plot file version1526 created 29-APR-2021 18:59:41
J1328+2752 EN008B.UVDATA.1
Freq = 22.1080 GHz, Bw = 32.000 MH No calibration applied and no bandpass applied

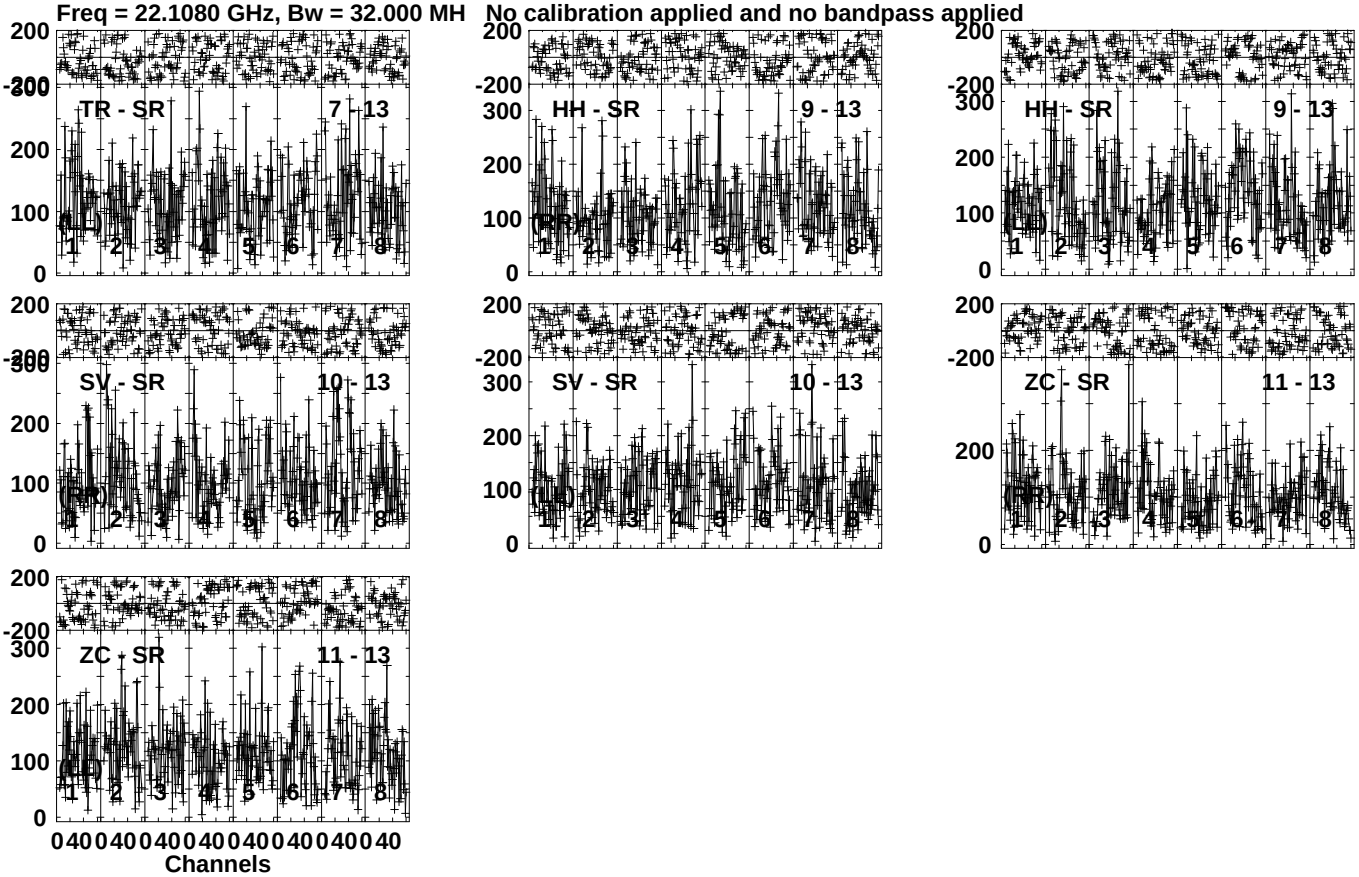

Lower frame: Micro Ampl Jy Top frame: Phas deg
Vector averaged cross-power spectrum Several baselines displayed
Timerange: 01/02:39:41 to 01/02:41:39

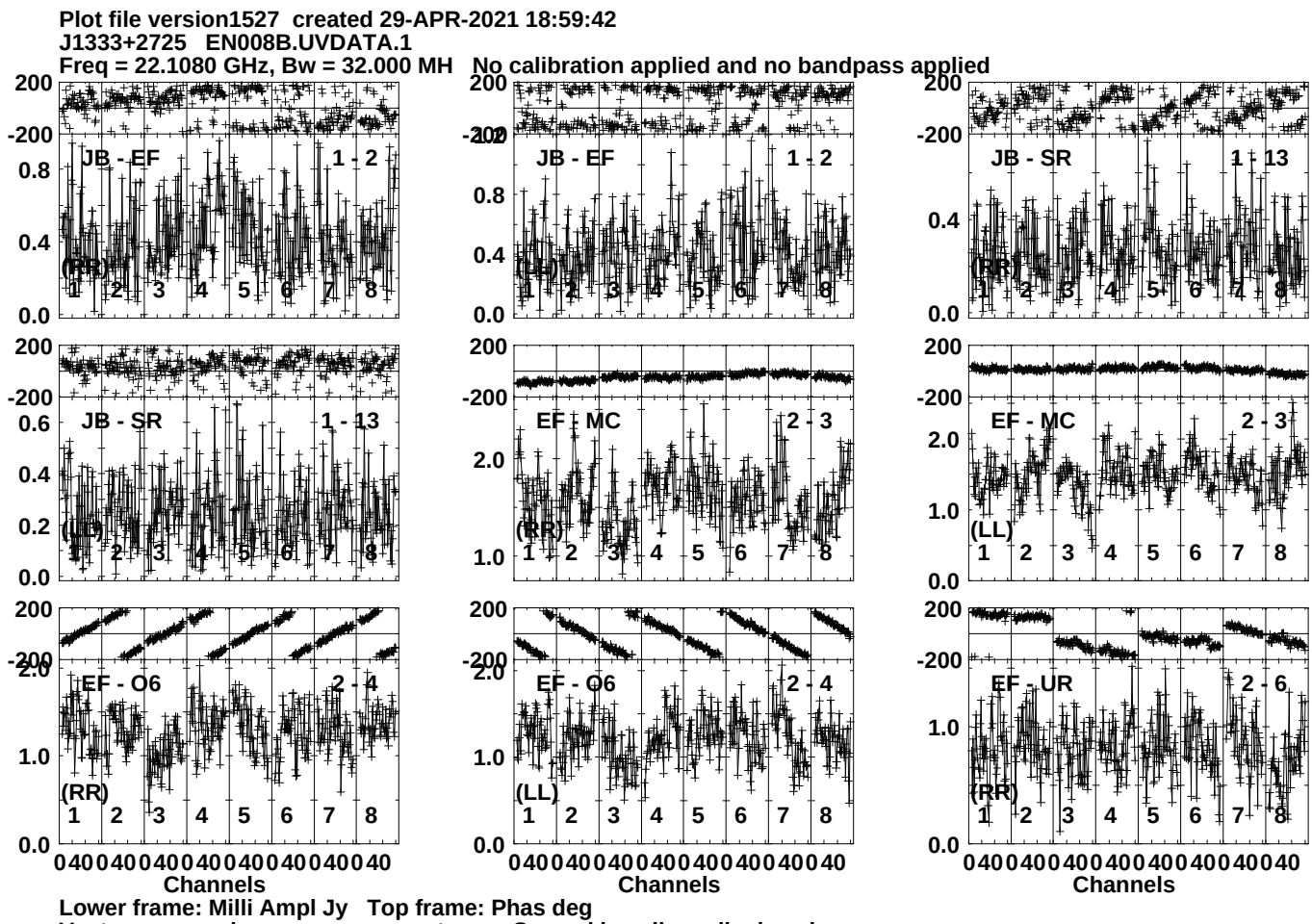
Plot file version1527 created 29-APR-2021 18:59:42
J1333+2725 EN008B.UVDATA.1
Freq = 22.1080 GHz, Bw = 32.000 MH No calibration applied and no bandpass applied
JB - EF 1 - 2
JB - SR 1 - 13
EF - MC 2 - 3
EF - O6 2 - 4
EF - UR 2 - 6
(RR)
(LL)
Channels
Lower frame: Milli Ampl Jy Top frame: Phas deg
Vector averaged cross-power spectrum Several baselines displayed
Timerange: 01/02:41:41 to 01/02:42:39

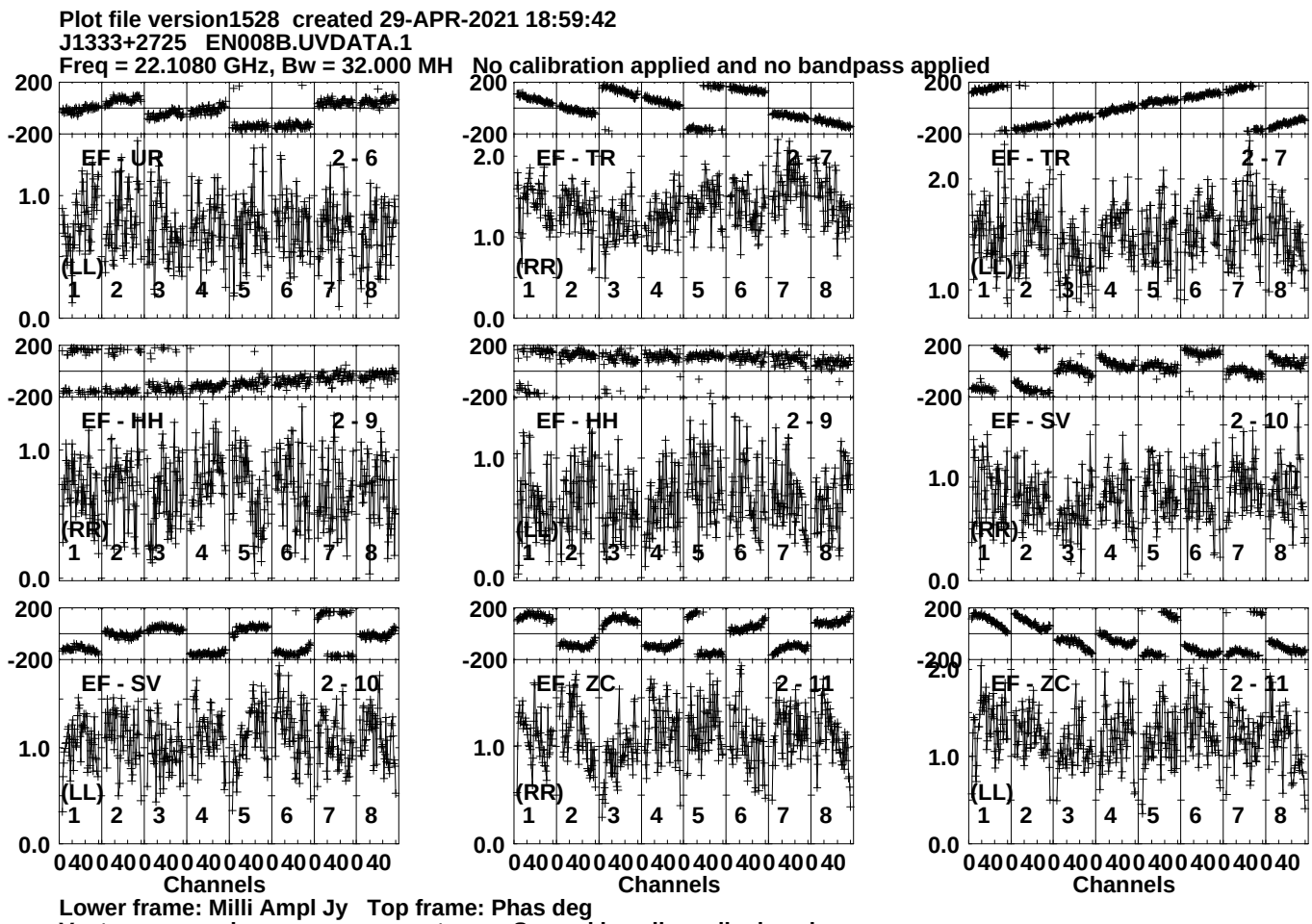
Plot file version1528 created 29-APR-2021 18:59:42
J1333+2725 EN008B.UVDATA.1
Freq = 22.1080 GHz, Bw = 32.000 MH No calibration applied and no bandpass applied
EF - UR 2 - 6
(LL)
EF - TR 2 - 7
(RR)
EF - TR 2 - 7
(LL)
EF - HH 2 - 9
(RR)
EF - HH 2 - 9
(LL)
EF - SV 2 - 10
(RR)
EF - SV 2 - 10
(LL)
EF - ZC 2 - 11
(RR)
EF - ZC 2 - 11
(LL)
Channels
Channels
Channels
Lower frame: Milli Ampl Jy Top frame: Phas deg
Vector averaged cross-power spectrum Several baselines displayed
Timerange: 01/02:41:41 to 01/02:42:39

Plot file version1529 created 29-APR-2021 18:59:42
J1333+2725 EN008B.UVDATA.1
Freq = 22.1080 GHz, Bw = 32.000 MH No calibration applied and no bandpass applied

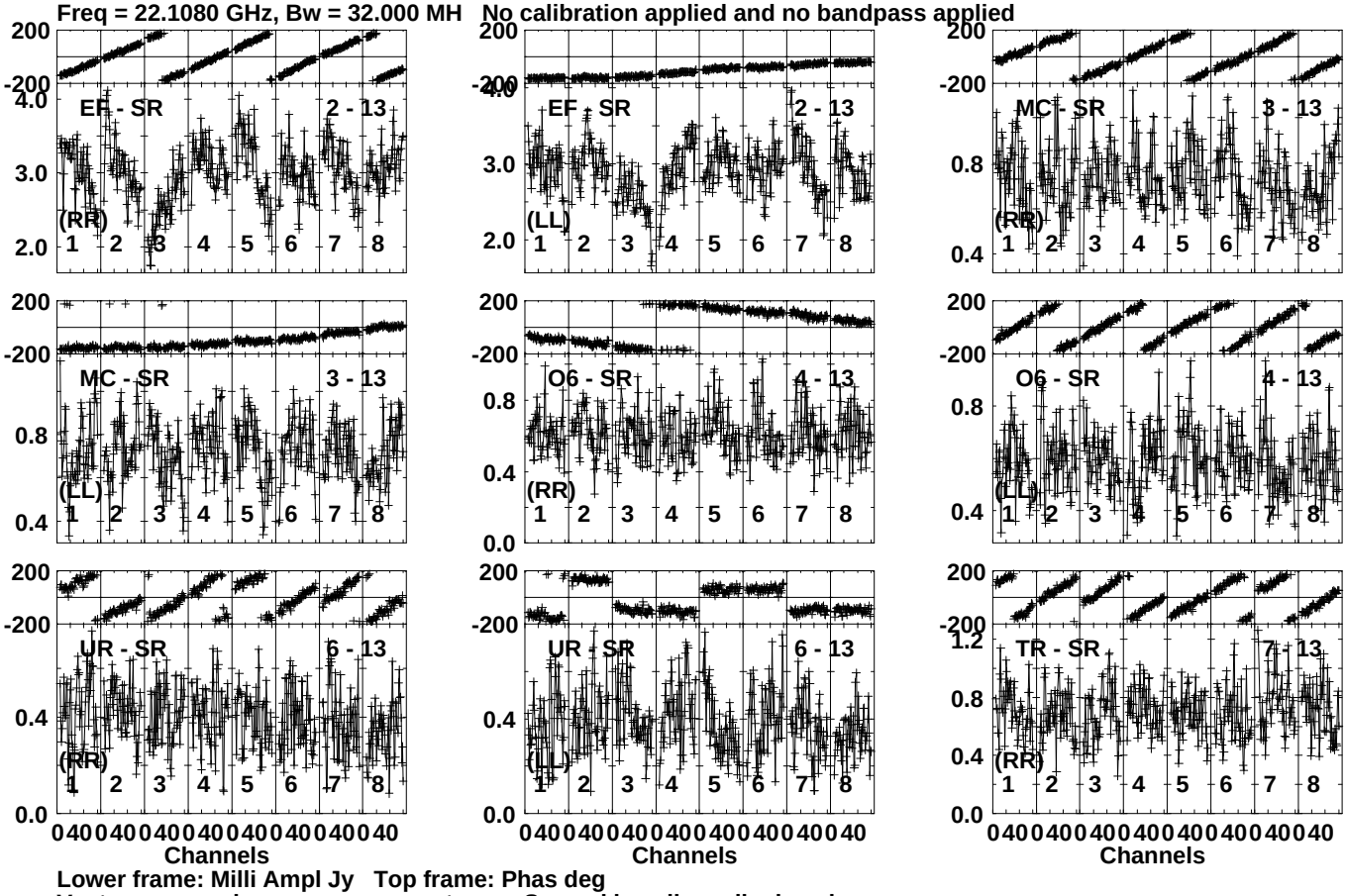

Lower frame: Milli Ampl Jy Top frame: Phas deg
Vector averaged cross-power spectrum Several baselines displayed
Timerange: 01/02:41:41 to 01/02:42:39

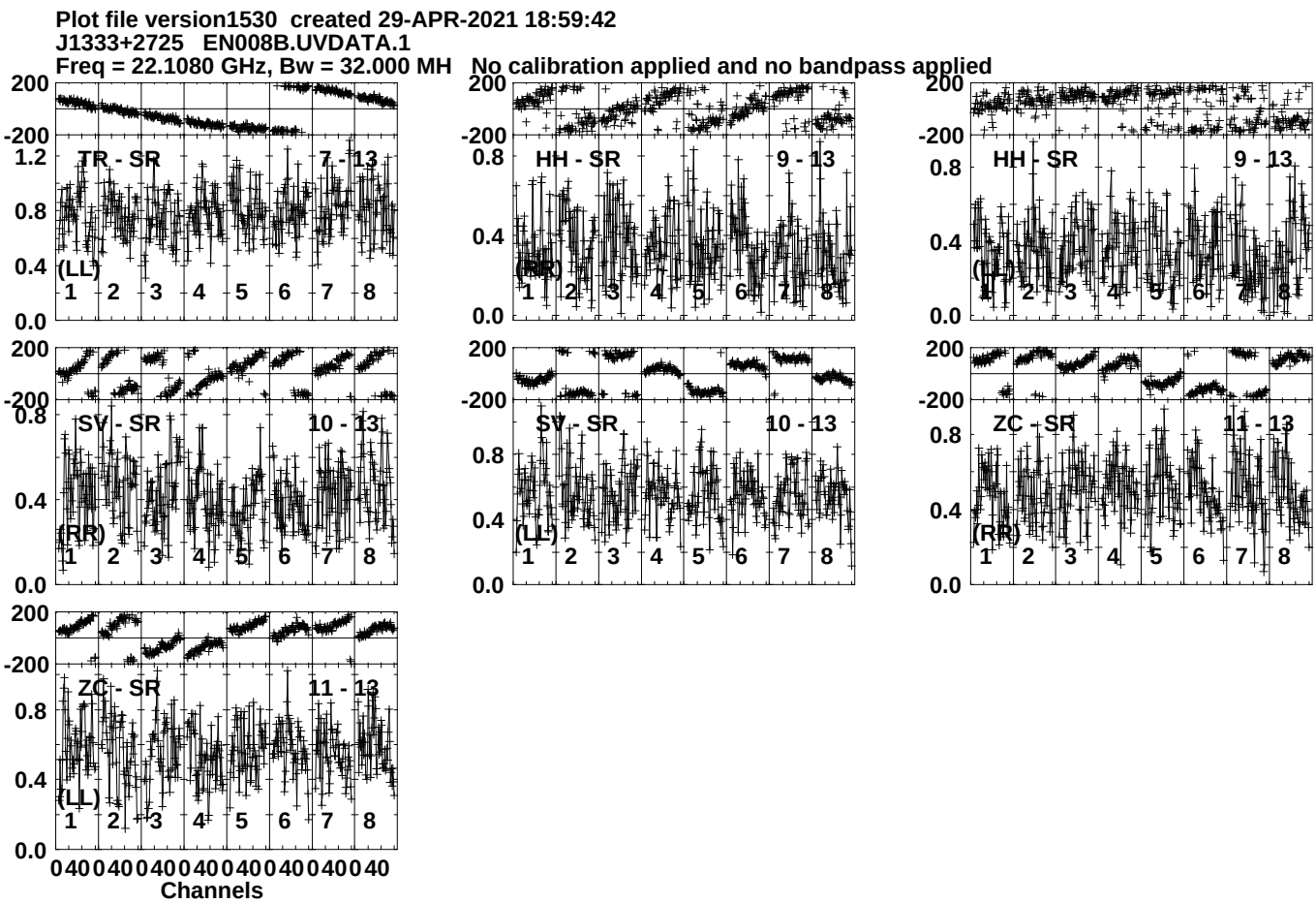
Plot file version1530 created 29-APR-2021 18:59:42
J1333+2725 EN008B.UVDATA.1
Freq = 22.1080 GHz, Bw = 32.000 MH No calibration applied and no bandpass applied
TR - SR 7 - 13
(LL)
HH - SR 9 - 13
(RR)
HH - SR 9 - 13
(LL)
SV - SR 10 - 13
(RR)
SV - SR 10 - 13
(LL)
ZC - SR 11 - 13
(RR)
ZC - SR 11 - 13
(LL)
Channels
Lower frame: Milli Ampl Jy Top frame: Phas deg
Vector averaged cross-power spectrum Several baselines displayed
Timerange: 01/02:41:41 to 01/02:42:39

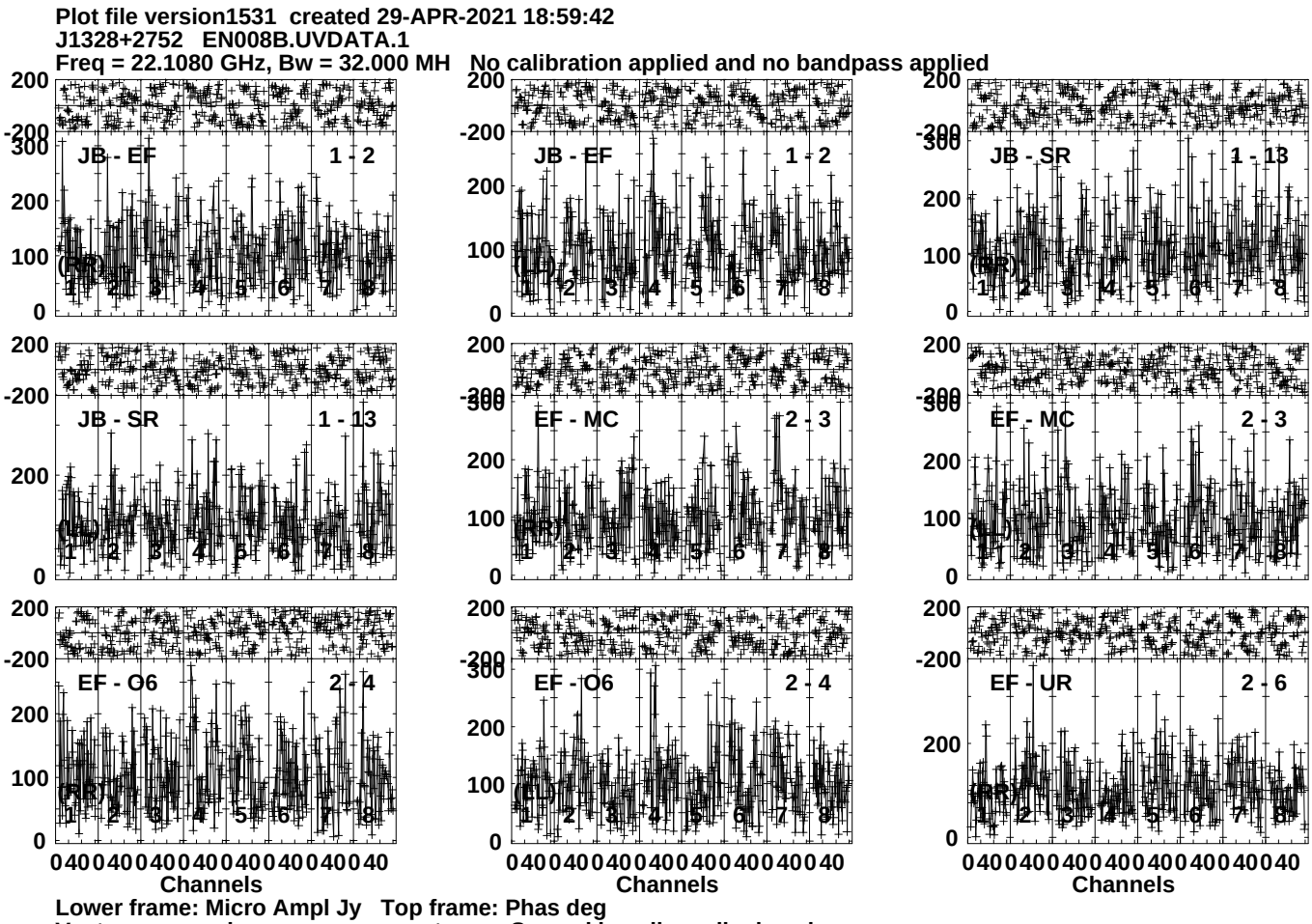
Plot file version1531 created 29-APR-2021 18:59:42
J1328+2752 EN008B.UVDATA.1
Freq = 22.1080 GHz, Bw = 32.000 MH No calibration applied and no bandpass applied
JB - EF 1 - 2
JB - EF 1 - 2
JB - SR 1 - 13
JB - SR 1 - 13
EF - MC 2 - 3
EF - MC 2 - 3
EF - O6 2 - 4
EF - O6 2 - 4
EF - UR 2 - 6
(RR)
(LL)
Channels
Lower frame: Micro Ampl Jy Top frame: Phas deg
Vector averaged cross-power spectrum Several baselines displayed
Timerange: 01/02:43:21 to 01/02:45:19

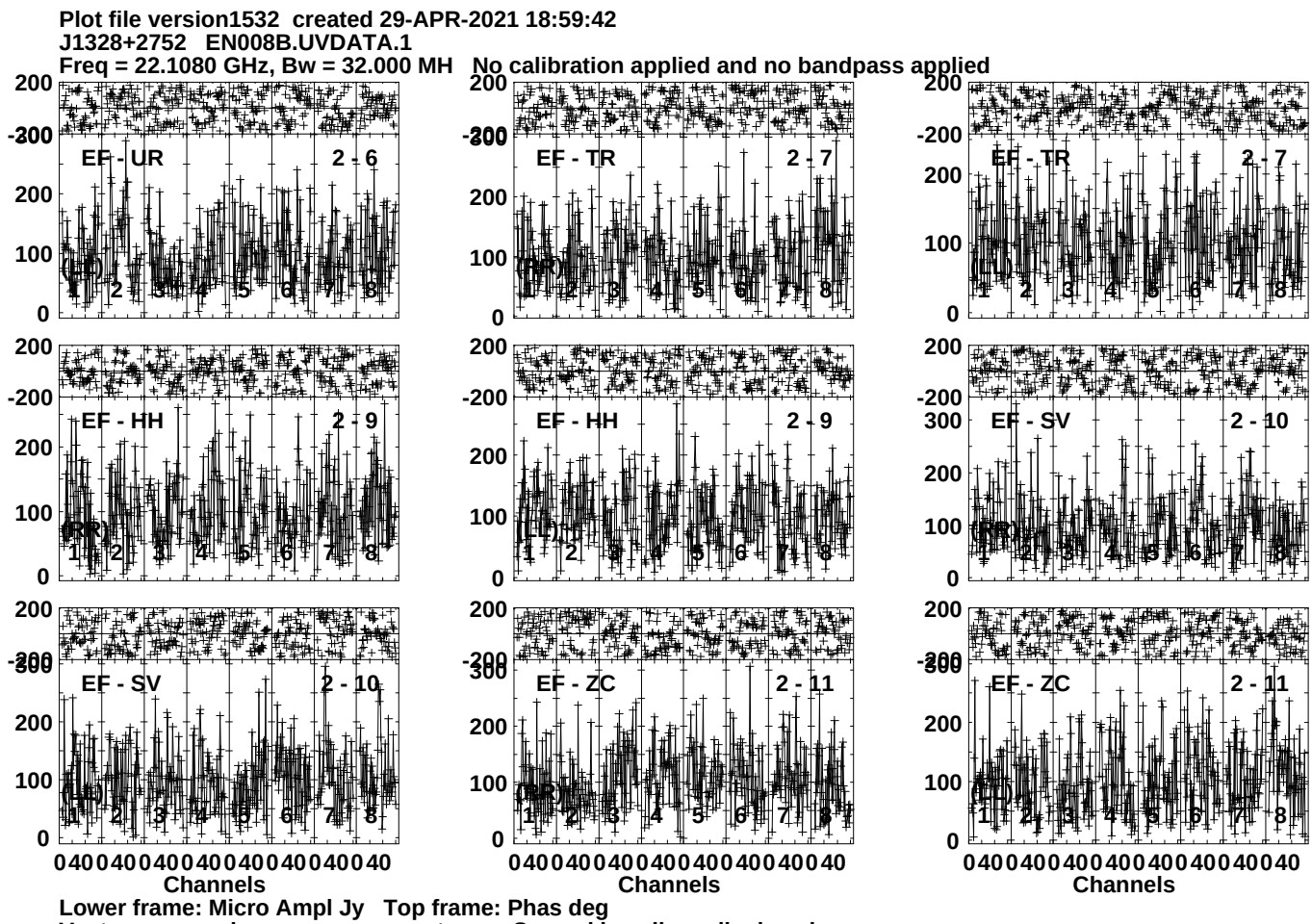
Plot file version1532 created 29-APR-2021 18:59:42
J1328+2752 EN008B.UVDATA.1
Freq = 22.1080 GHz, Bw = 32.000 MH No calibration applied and no bandpass applied
EF - UR 2 - 6
EF - TR 2 - 7
EF - TR 2 - 7
EF - HH 2 - 9
EF - HH 2 - 9
EF - SV 2 - 10
EF - SV 2 - 10
EF - ZC 2 - 11
EF - ZC 2 - 11
(RL)
(LR)
(RR)
(LL)
Channels
Lower frame: Micro Ampl Jy Top frame: Phas deg
Vector averaged cross-power spectrum Several baselines displayed
Timerange: 01/02:43:21 to 01/02:45:19

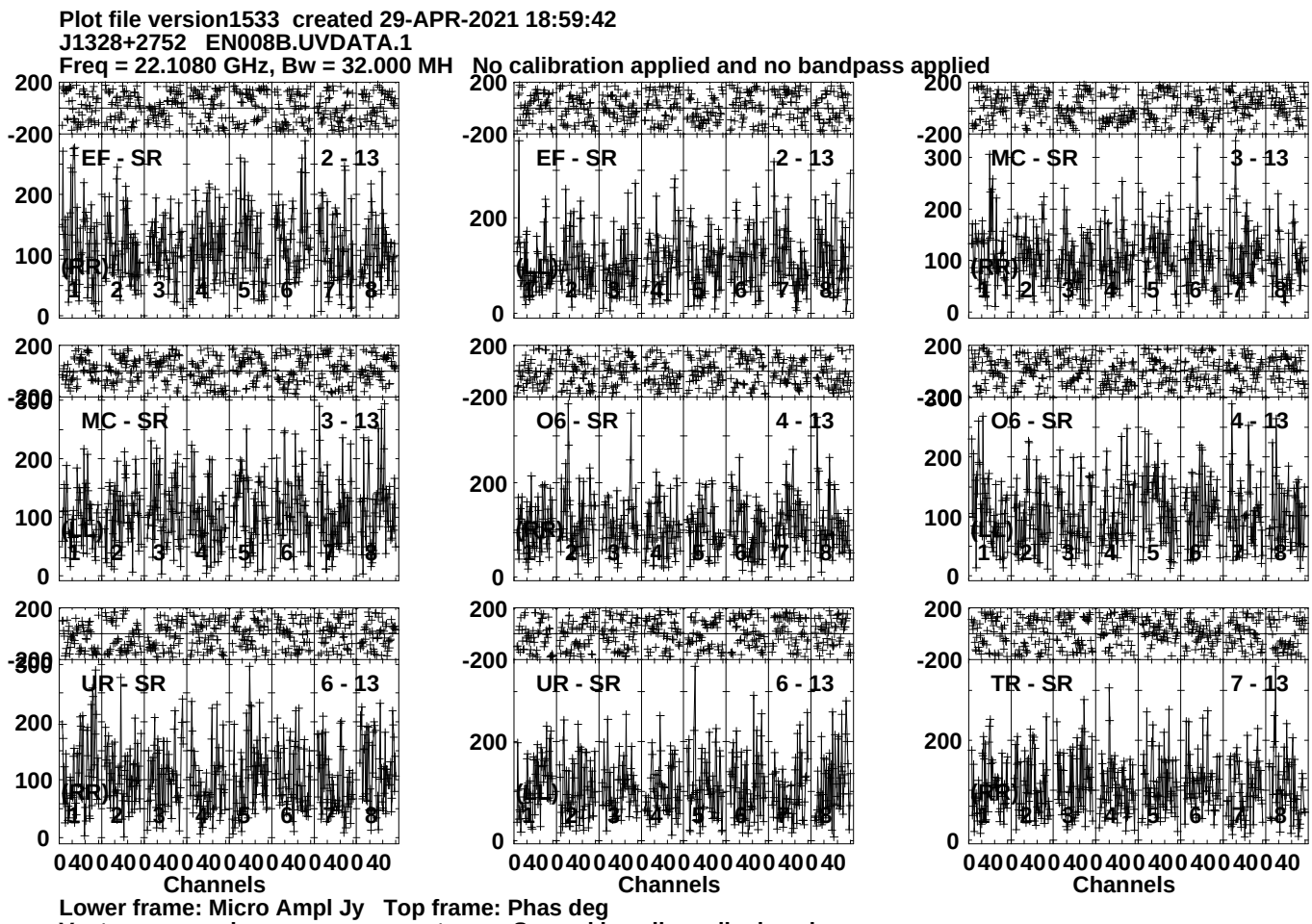
Plot file version1533 created 29-APR-2021 18:59:42
J1328+2752 EN008B.UVDATA.1
Freq = 22.1080 GHz, Bw = 32.000 MH No calibration applied and no bandpass applied
EF - SR 2 - 13
EF - SR 2 - 13
MC - SR 3 - 13
MC - SR 3 - 13
O6 - SR 4 - 13
O6 - SR 4 - 13
UR - SR 6 - 13
UR - SR 6 - 13
TR - SR 7 - 13
(RR)
(LL)
Channels
Lower frame: Micro Ampl Jy Top frame: Phas deg
Vector averaged cross-power spectrum Several baselines displayed
Timerange: 01/02:43:21 to 01/02:45:19

Plot file version1534 created 29-APR-2021 18:59:42
J1328+2752 EN008B.UVDATA.1
Freq = 22.1080 GHz, Bw = 32.000 MH No calibration applied and no bandpass applied

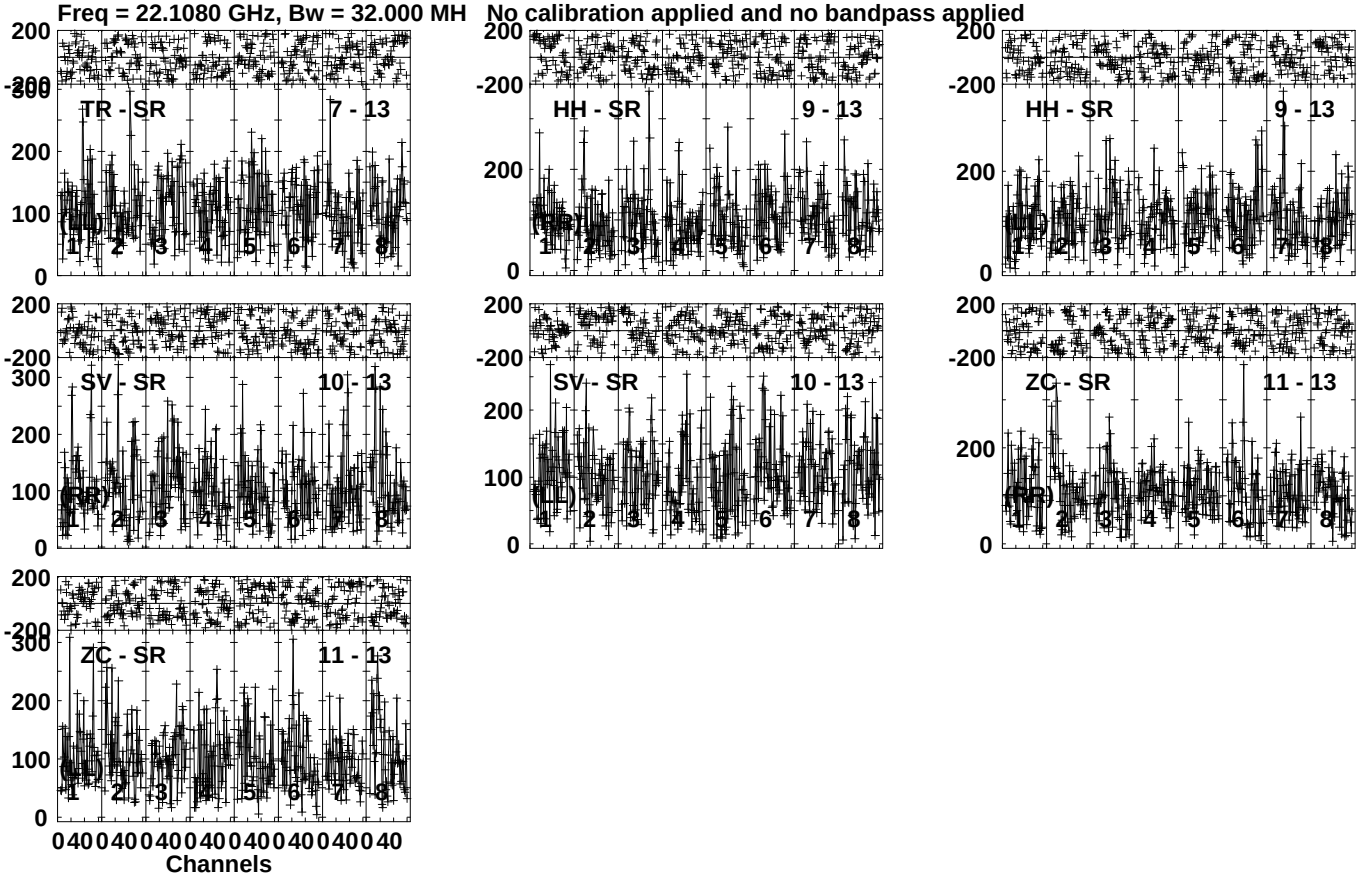

Lower frame: Micro Ampl Jy Top frame: Phas deg
Vector averaged cross-power spectrum Several baselines displayed
Timerange: 01/02:43:21 to 01/02:45:19

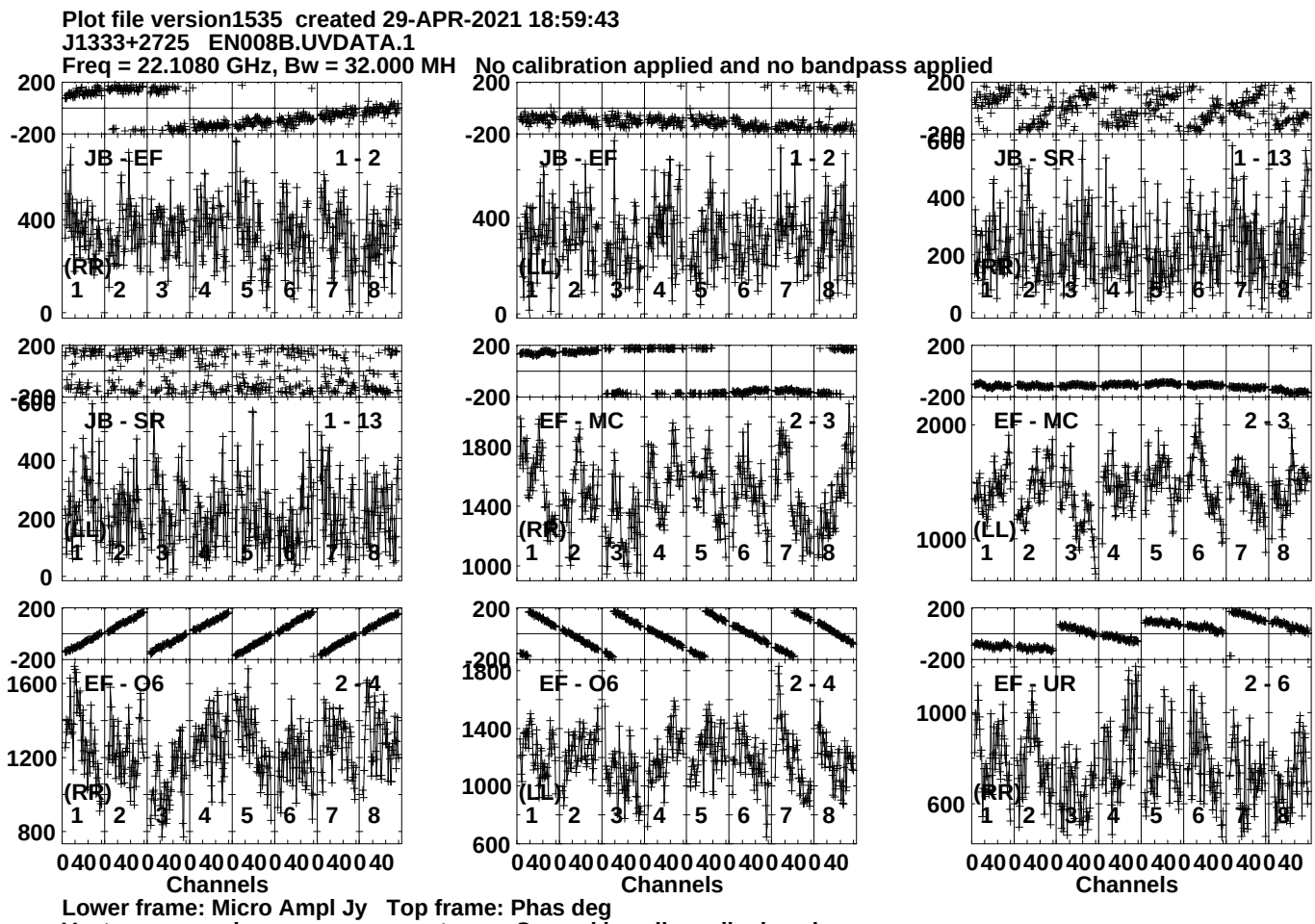
Plot file version1535 created 29-APR-2021 18:59:43
J1333+2725 EN008B.UVDATA.1
Freq = 22.1080 GHz, Bw = 32.000 MH No calibration applied and no bandpass applied
JB - EF 1 - 2
(RR)
JB - EF 1 - 2
(LL)
JB - SR 1 - 13
(RR)
JB - SR 1 - 13
(LL)
EF - MC 2 - 3
(RR)
EF - MC 2 - 3
(LL)
EF - O6 2 - 4
(RR)
EF - O6 2 - 4
(LL)
EF - UR 2 - 6
(RR)
Channels
Channels
Channels
Lower frame: Micro Ampl Jy Top frame: Phas deg
Vector averaged cross-power spectrum Several baselines displayed
Timerange: 01/02:45:51 to 01/02:46:49

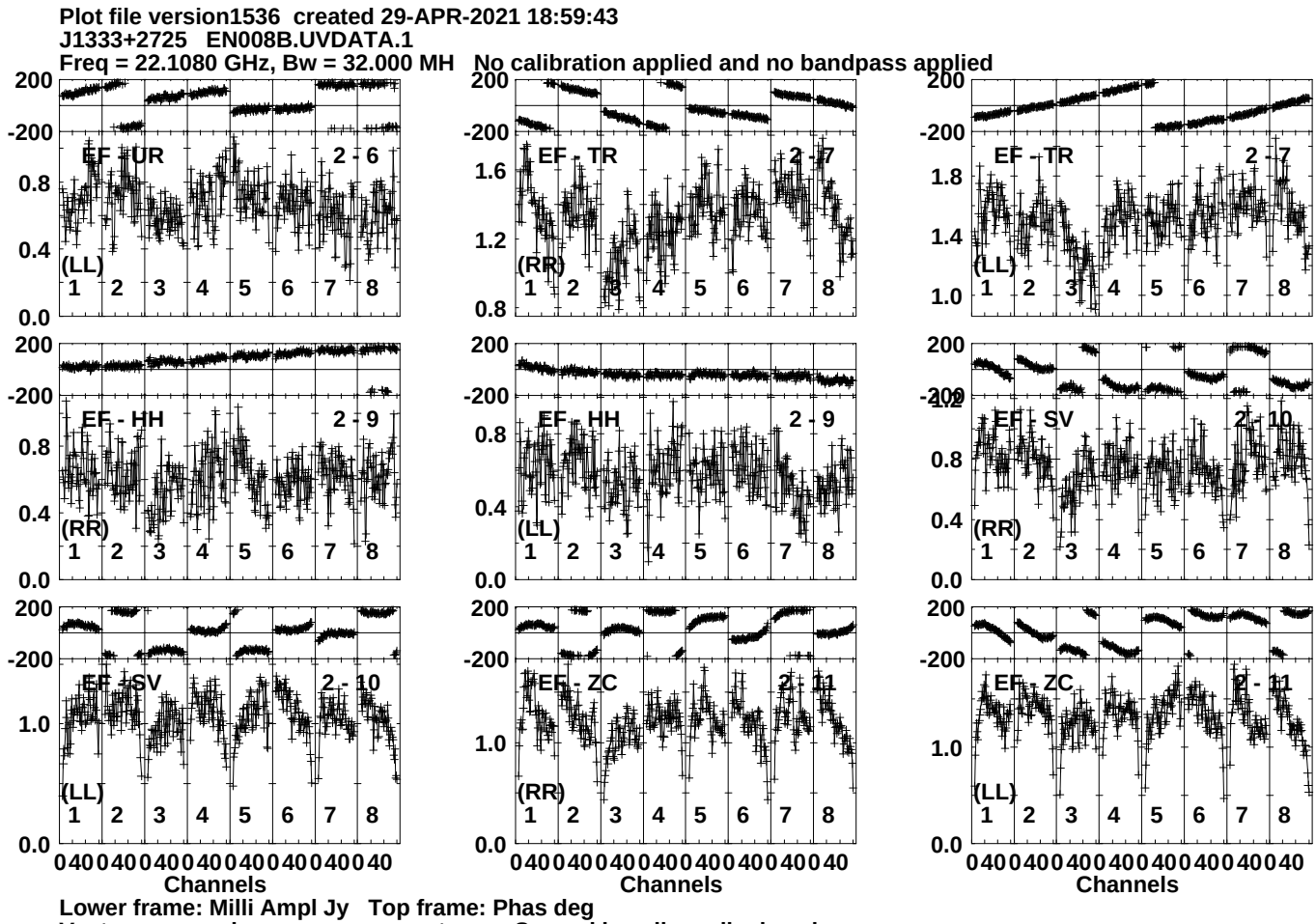
Plot file version1536 created 29-APR-2021 18:59:43
J1333+2725 EN008B.UVDATA.1
Freq = 22.1080 GHz, Bw = 32.000 MH No calibration applied and no bandpass applied
EF - UR 2 - 6
(LL)
EF - TR 2 - 7
(RR)
EF - TR 2 - 7
(LL)
EF - HH 2 - 9
(RR)
EF - HH 2 - 9
(LL)
EF - SV 2 - 10
(RR)
EF - SV 2 - 10
(LL)
EF - ZC 2 - 11
(RR)
EF - ZC 2 - 11
(LL)
Channels
Channels
Channels
Lower frame: Milli Ampl Jy Top frame: Phas deg
Vector averaged cross-power spectrum Several baselines displayed
Timerange: 01/02:45:51 to 01/02:46:49

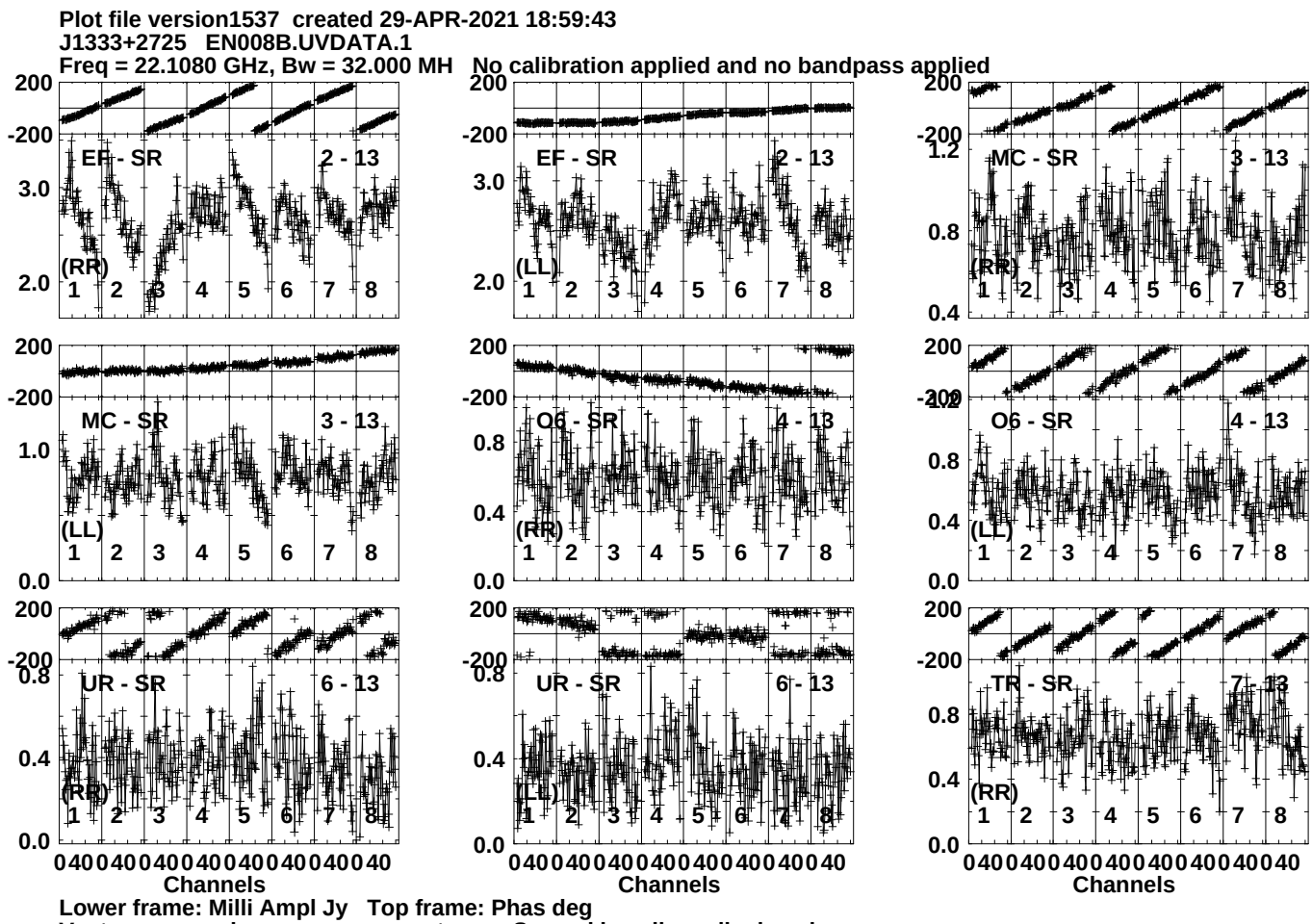
Plot file version1537 created 29-APR-2021 18:59:43
J1333+2725 EN008B.UVDATA.1
Freq = 22.1080 GHz, Bw = 32.000 MH No calibration applied and no bandpass applied
EF - SR 2 - 13
(RR)
EF - SR 2 - 13
(LL)
MC - SR 3 - 13
(RR)
MC - SR 3 - 13
(LL)
O6 - SR 4 - 13
(RR)
O6 - SR 4 - 13
(LL)
UR - SR 6 - 13
(RR)
UR - SR 6 - 13
(LL)
TR - SR 7 - 13
(RR)
Channels
Lower frame: Milli Ampl Jy Top frame: Phas deg
Vector averaged cross-power spectrum Several baselines displayed
Timerange: 01/02:45:51 to 01/02:46:49

Plot file version1538 created 29-APR-2021 18:59:43
J1333+2725 EN008B.UVDATA.1
Freq = 22.1080 GHz, Bw = 32.000 MH No calibration applied and no bandpass applied

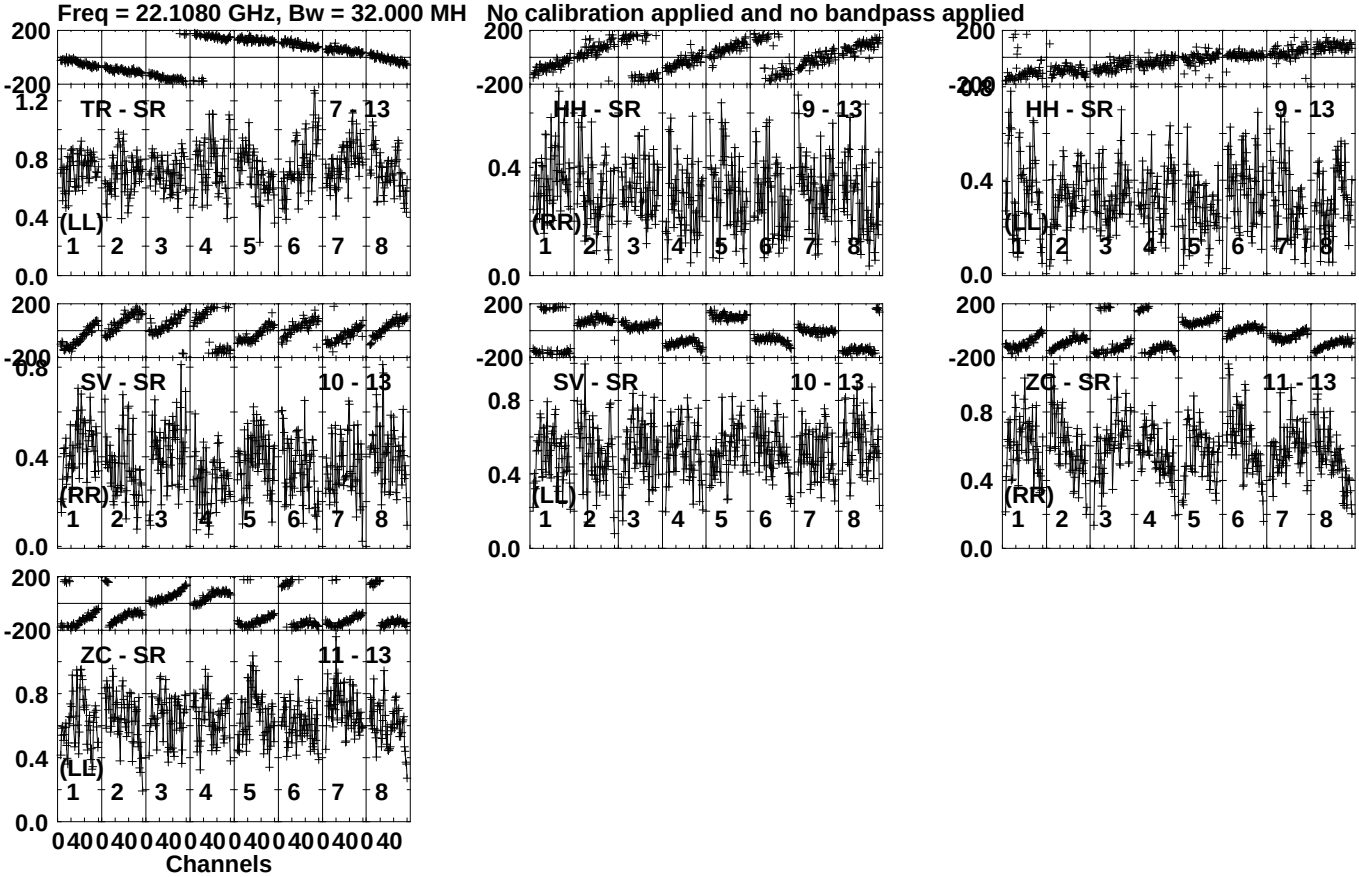

Lower frame: Milli Ampl Jy Top frame: Phas deg
Vector averaged cross-power spectrum Several baselines displayed
Timerange: 01/02:45:51 to 01/02:46:49

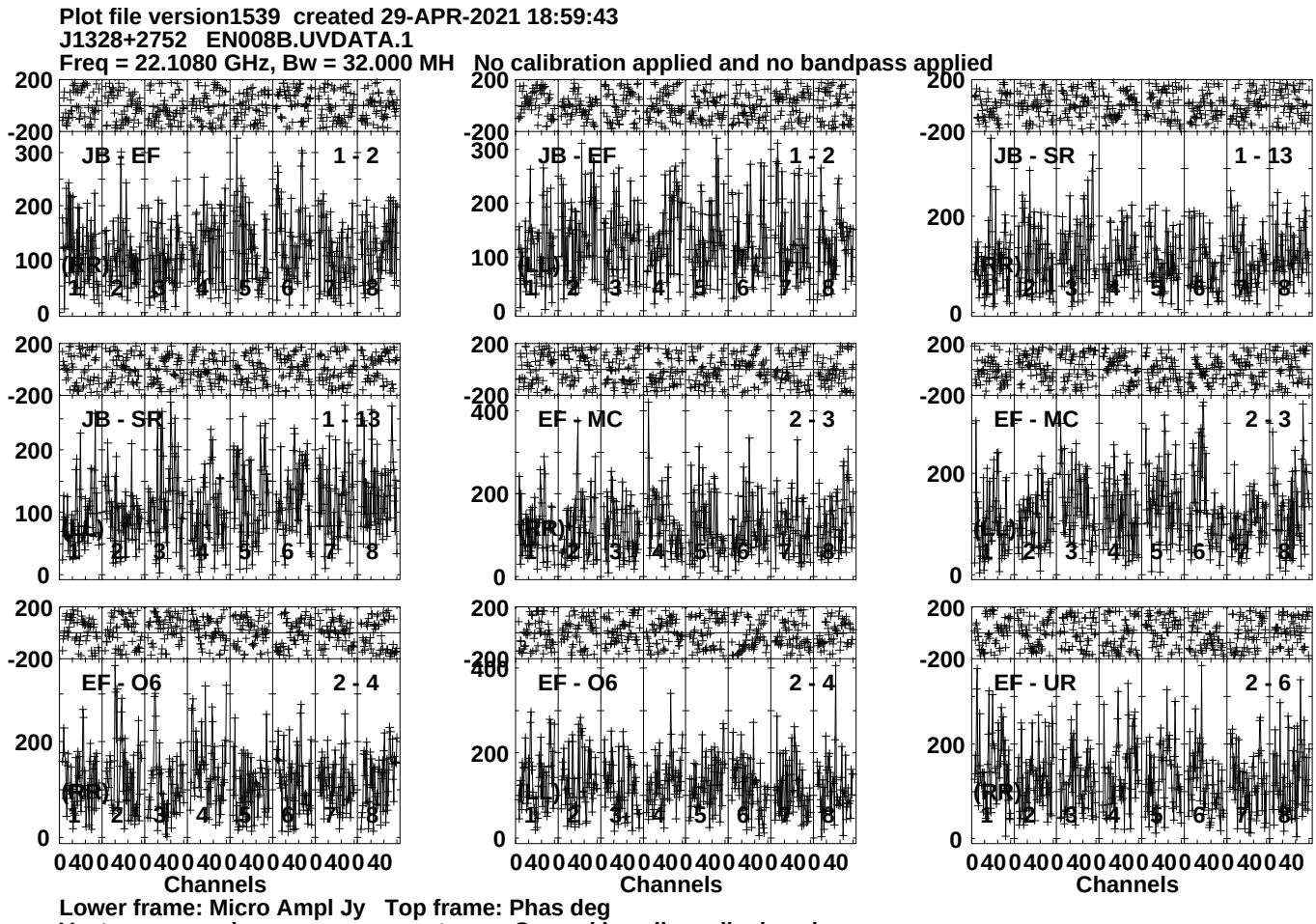
Plot file version1539 created 29-APR-2021 18:59:43
J1328+2752 EN008B.UVDATA.1
Freq = 22.1080 GHz, Bw = 32.000 MH No calibration applied and no bandpass applied
JB - EF 1 - 2
JB - EF 1 - 2
JB - SR 1 - 13
JB - SR 1 - 13
EF - MC 2 - 3
EF - MC 2 - 3
EF - O6 2 - 4
EF - O6 2 - 4
EF - UR 2 - 6
(RR)
(LL)
Channels
Lower frame: Micro Ampl Jy Top frame: Phas deg
Vector averaged cross-power spectrum Several baselines displayed
Timerange: 01/02:46:51 to 01/02:48:49

Plot file version1540 created 29-APR-2021 18:59:43
J1328+2752 EN008B.UVDATA.1
Freq = 22.1080 GHz, Bw = 32.000 MH No calibration applied and no bandpass applied

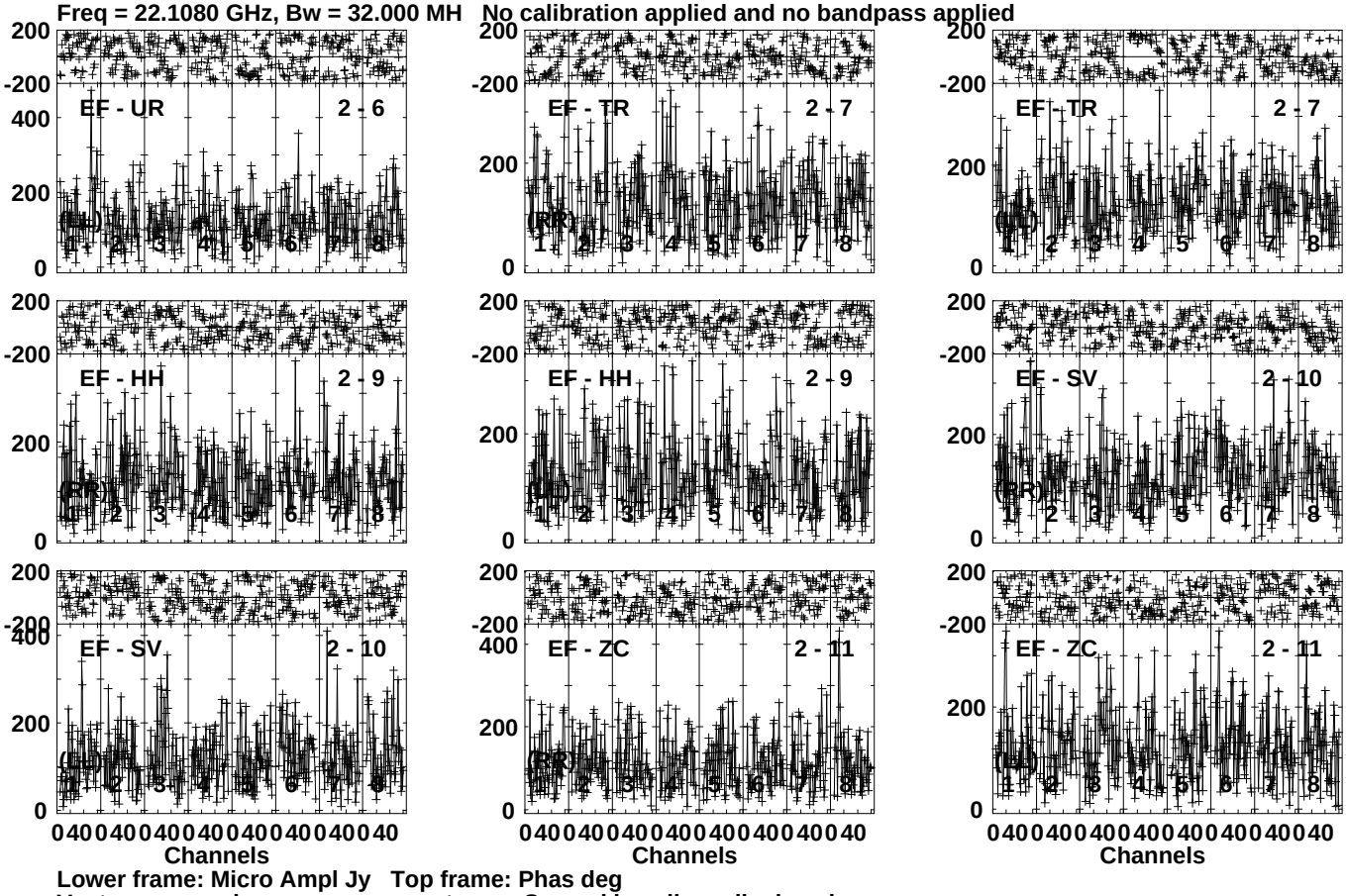

Lower frame: Micro Ampl Jy Top frame: Phas deg
Vector averaged cross-power spectrum Several baselines displayed
Timerange: 01/02:46:51 to 01/02:48:49

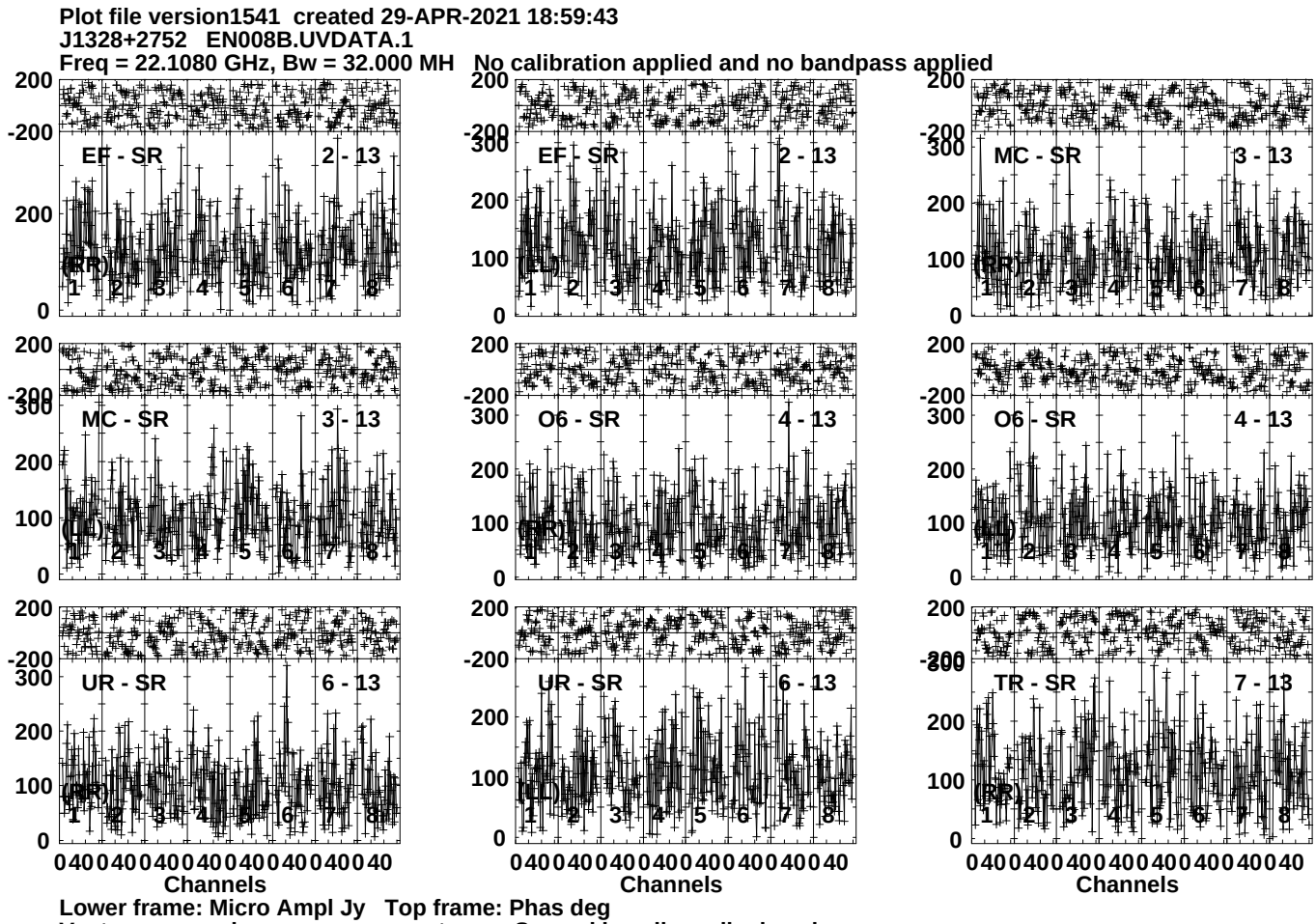
Plot file version1541 created 29-APR-2021 18:59:43
J1328+2752 EN008B.UVDATA.1
Freq = 22.1080 GHz, Bw = 32.000 MH No calibration applied and no bandpass applied
EF - SR 2 - 13
(RR)
EF - SR 2 - 13
(LL)
MC - SR 3 - 13
(RR)
MC - SR 3 - 13
(LL)
O6 - SR 4 - 13
(RR)
O6 - SR 4 - 13
(LL)
UR - SR 6 - 13
(RR)
UR - SR 6 - 13
(LL)
TR - SR 7 - 13
(RR)
Channels
Channels
Channels
Lower frame: Micro Ampl Jy Top frame: Phas deg
Vector averaged cross-power spectrum Several baselines displayed
Timerange: 01/02:46:51 to 01/02:48:49

Plot file version1542 created 29-APR-2021 18:59:43
J1328+2752 EN008B.UVDATA.1
Freq = 22.1080 GHz, Bw = 32.000 MH No calibration applied and no bandpass applied

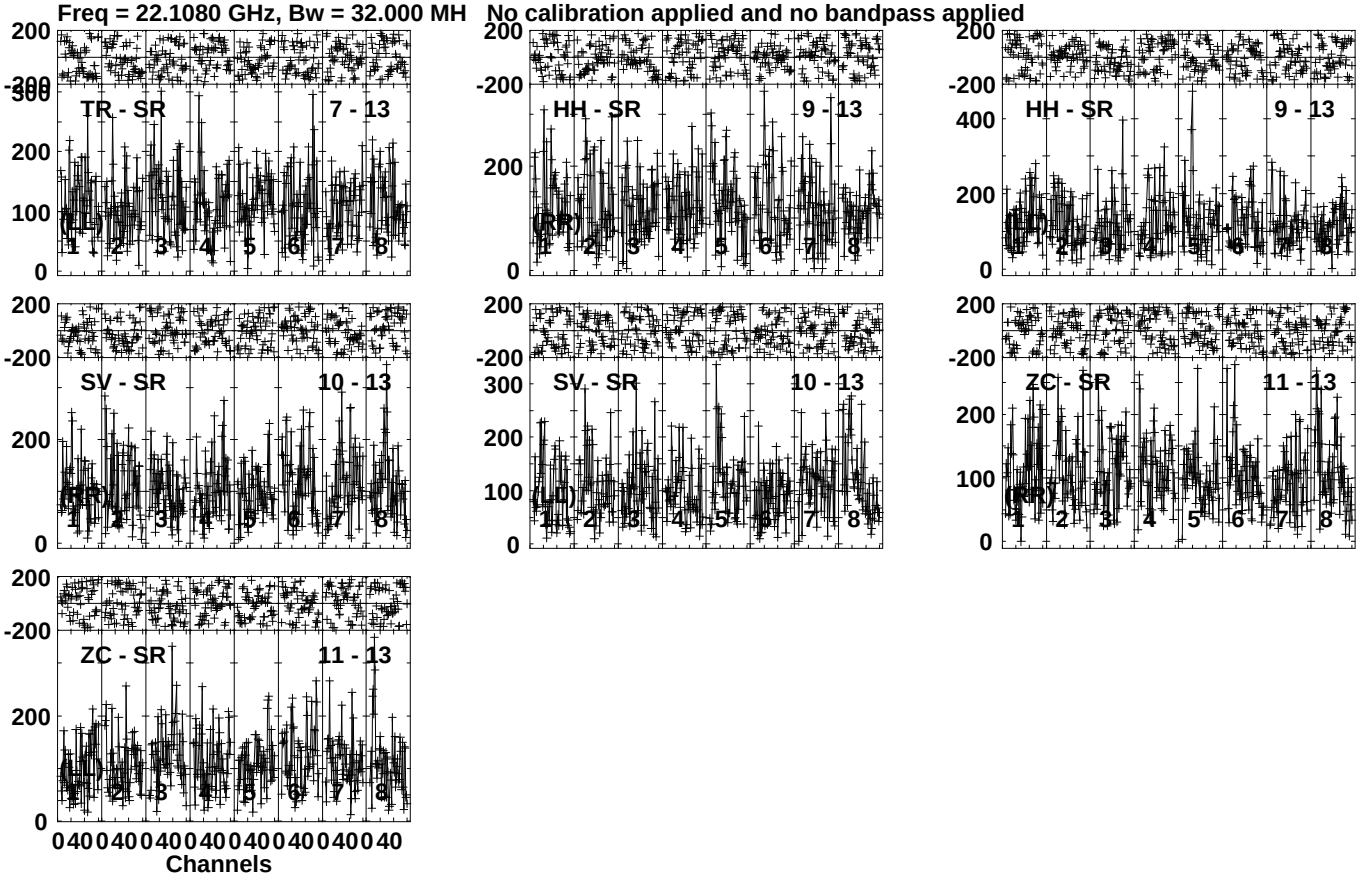

Lower frame: Micro Ampl Jy Top frame: Phas deg
Vector averaged cross-power spectrum Several baselines displayed
Timerange: 01/02:46:51 to 01/02:48:49

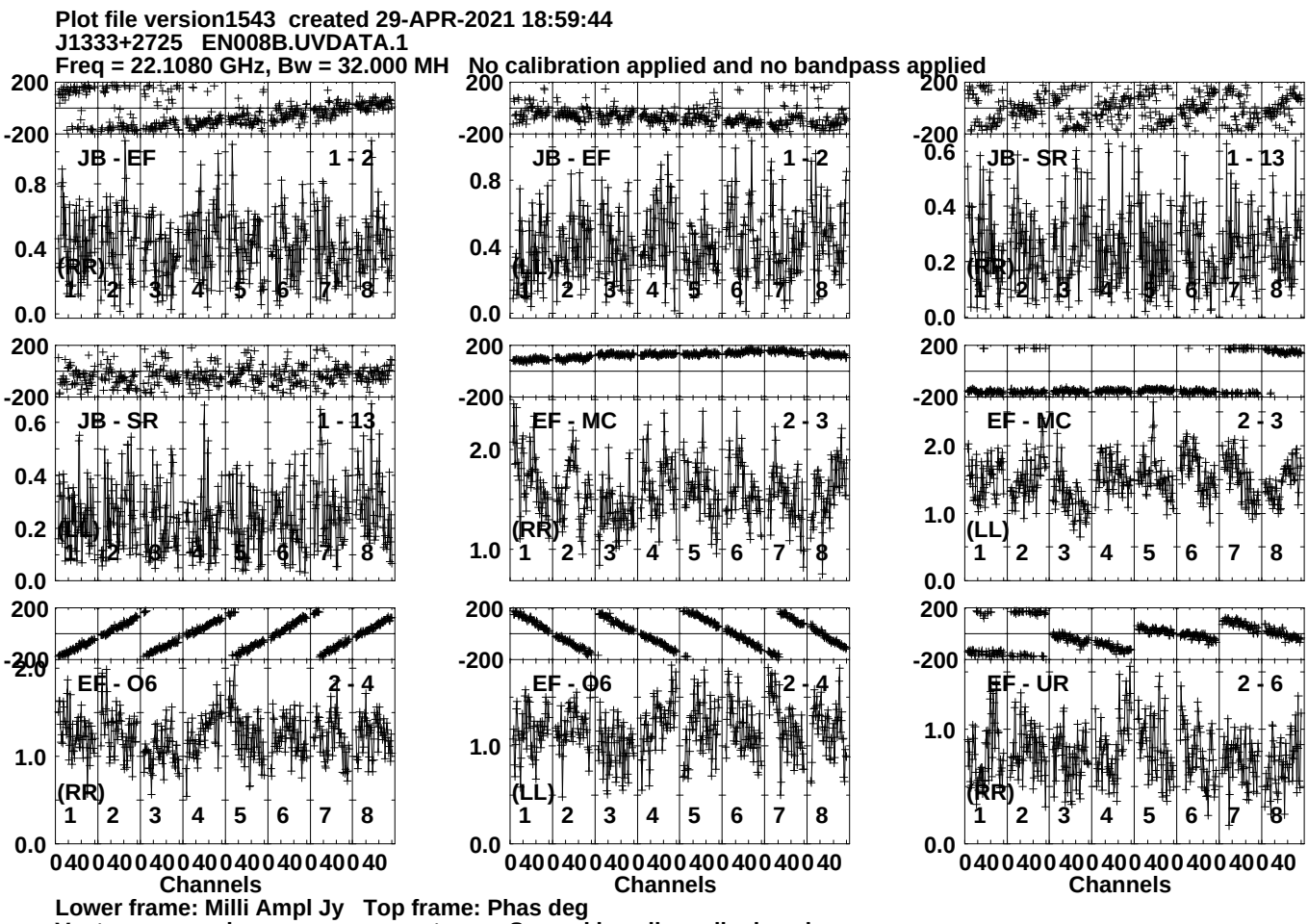
Plot file version1543 created 29-APR-2021 18:59:44
J1333+2725 EN008B.UVDATA.1
Freq = 22.1080 GHz, Bw = 32.000 MH No calibration applied and no bandpass applied
JB - EF 1 - 2
(RR)
JB - EF 1 - 2
(LL)
JB - SR 1 - 13
(RR)
JB - SR 1 - 13
(LL)
EF - MC 2 - 3
(RR)
EF - MC 2 - 3
(LL)
EF - O6 2 - 4
(RR)
EF - O6 2 - 4
(LL)
EF - UR 2 - 6
(RR)
Channels
Channels
Channels
Lower frame: Milli Ampl Jy Top frame: Phas deg
Vector averaged cross-power spectrum Several baselines displayed
Timerange: 01/02:48:51 to 01/02:49:49

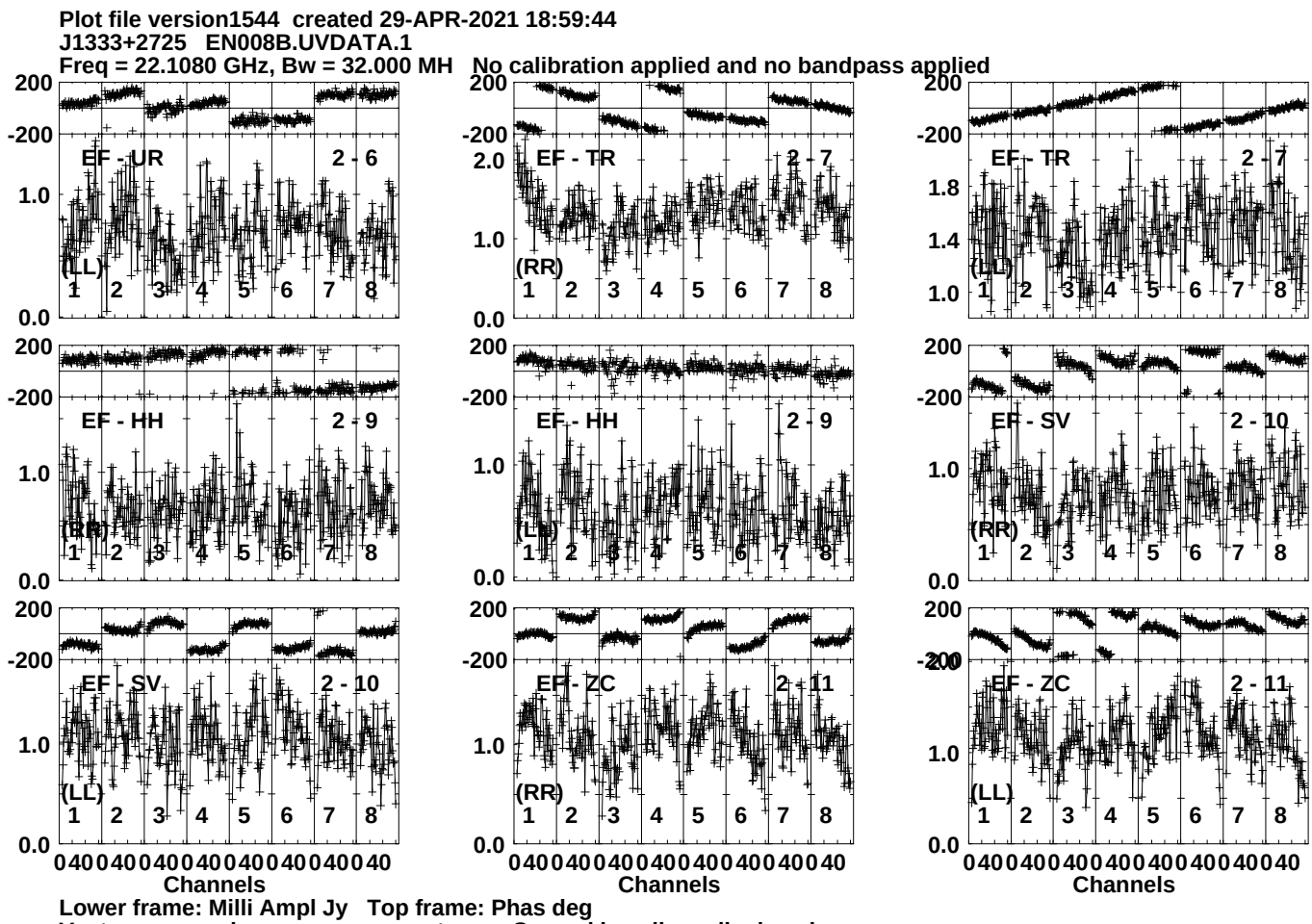
Plot file version1544 created 29-APR-2021 18:59:44
J1333+2725 EN008B.UVDATA.1
Freq = 22.1080 GHz, Bw = 32.000 MH No calibration applied and no bandpass applied
EF - UR 2 - 6
EF - TR 2 - 7
EF - TR 2 - 7
EF - HH 2 - 9
EF - HH 2 - 9
EF - SV 2 - 10
EF - SV 2 - 10
EF - ZC 2 - 11
EF - ZC 2 - 11
(LL)
(RR)
Channels
Lower frame: Milli Ampl Jy Top frame: Phas deg
Vector averaged cross-power spectrum Several baselines displayed
Timerange: 01/02:48:51 to 01/02:49:49

Plot file version1545 created 29-APR-2021 18:59:44
J1333+2725 EN008B.UVDATA.1
Freq = 22.1080 GHz, Bw = 32.000 MH No calibration applied and no bandpass applied

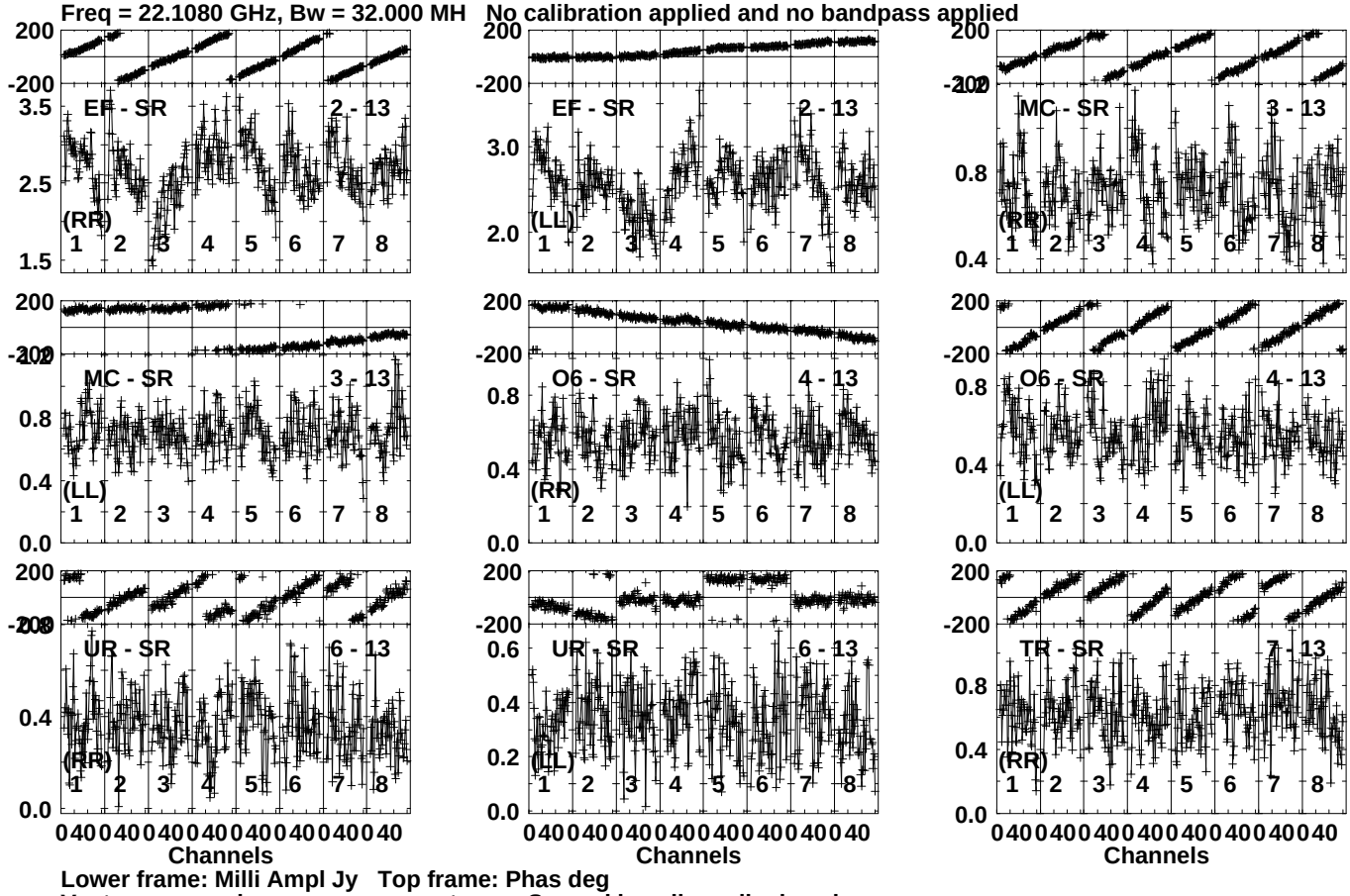

Lower frame: Milli Ampl Jy Top frame: Phas deg
Vector averaged cross-power spectrum Several baselines displayed
Timerange: 01/02:48:51 to 01/02:49:49

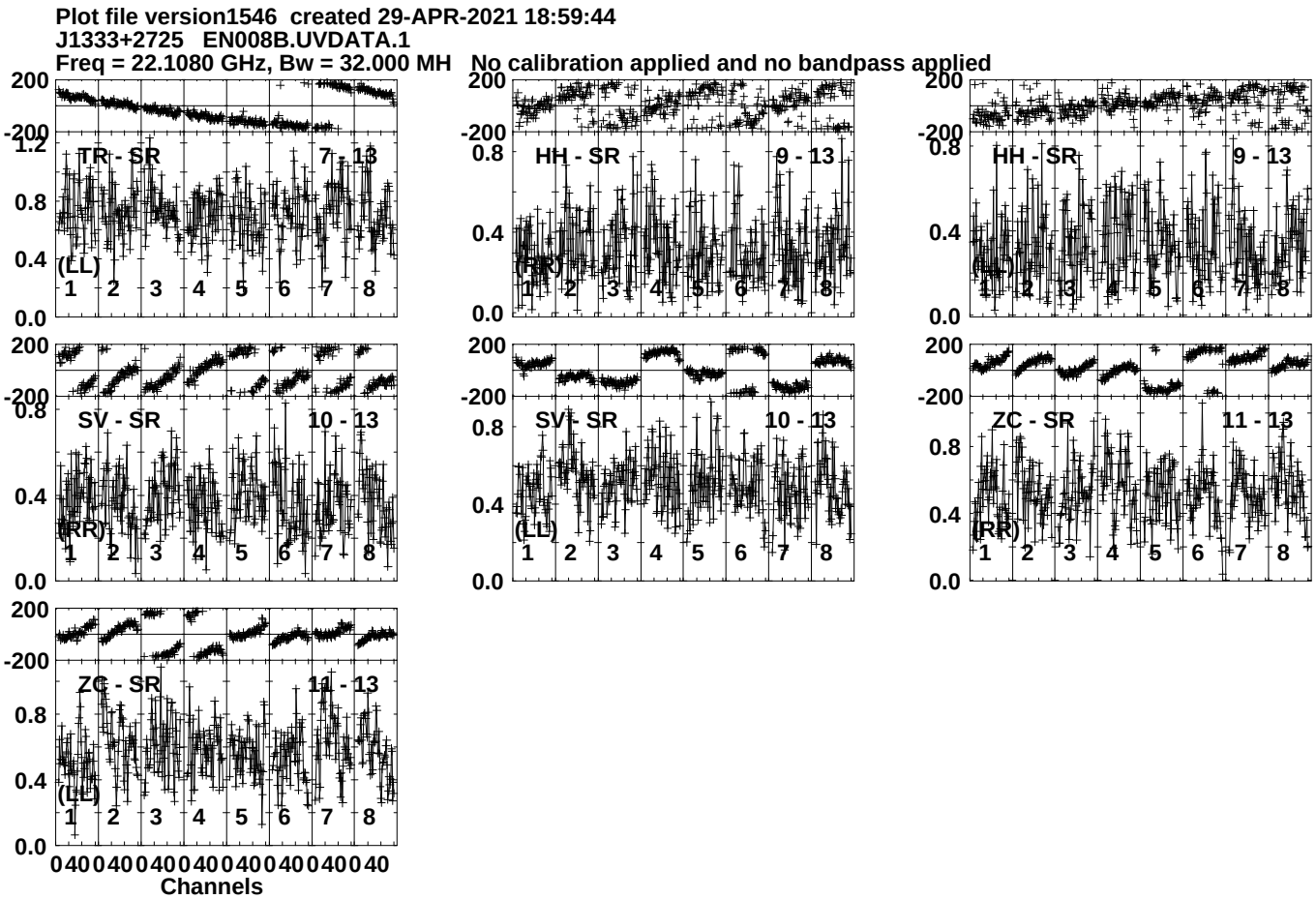
Plot file version1546 created 29-APR-2021 18:59:44
J1333+2725 EN008B.UVDATA.1
Freq = 22.1080 GHz, Bw = 32.000 MH No calibration applied and no bandpass applied
TR - SR 7 - 13
HH - SR 9 - 13
HH - SR 9 - 13
SV - SR 10 - 13
SV - SR 10 - 13
ZC - SR 11 - 13
ZC - SR 11 - 13
(LL)
(RR)
(LL)
(RR)
(LL)
200
-200
1.2
0.8
0.4
0.0
1 2 3 4 5 6 7 8
0 40 0 40 0 40 0 40 0 40 0 40 0 40 0 40
Channels
Lower frame: Milli Ampl Jy Top frame: Phas deg
Vector averaged cross-power spectrum Several baselines displayed
Timerange: 01/02:48:51 to 01/02:49:49

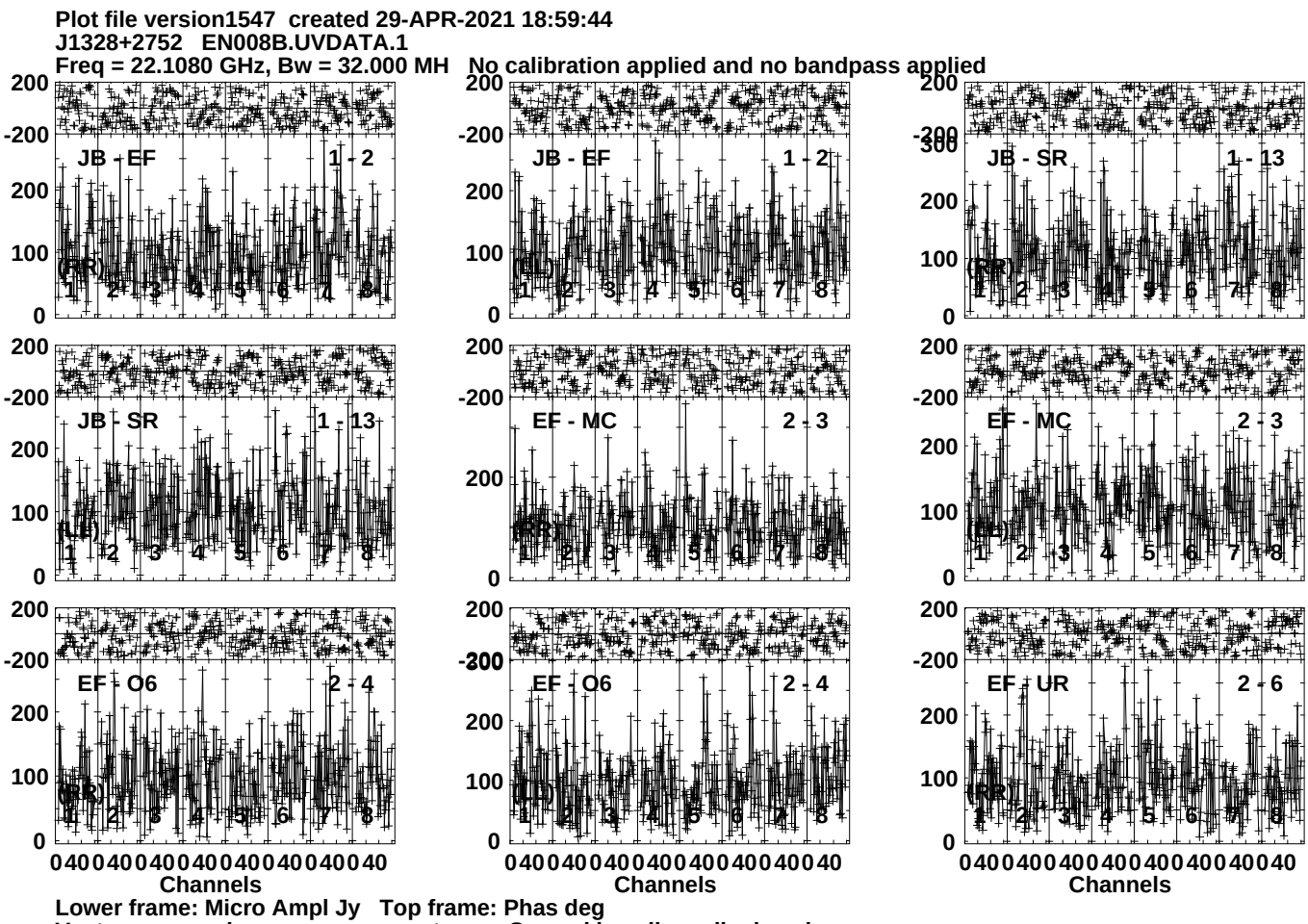
Plot file version1547 created 29-APR-2021 18:59:44
J1328+2752 EN008B.UVDATA.1
Freq = 22.1080 GHz, Bw = 32.000 MH No calibration applied and no bandpass applied
JB - EF 1 - 2 (RR)
JB - EF 1 - 2 (LL)
JB - SR 1 - 13 (RR)
JB - SR 1 - 13 (LL)
EF - MC 2 - 3 (RR)
EF - MC 2 - 3 (LL)
EF - O6 2 - 4 (RR)
EF - O6 2 - 4 (LL)
EF - UR 2 - 6 (RR)
200
-200
100
0
1 2 3 4 5 6 7 8
0 40 0 40 0 40 0 40 0 40 0 40 0 40 0 40
Channels
Lower frame: Micro Ampl Jy Top frame: Phas deg
Vector averaged cross-power spectrum Several baselines displayed
Timerange: 01/02:50:31 to 01/02:52:29

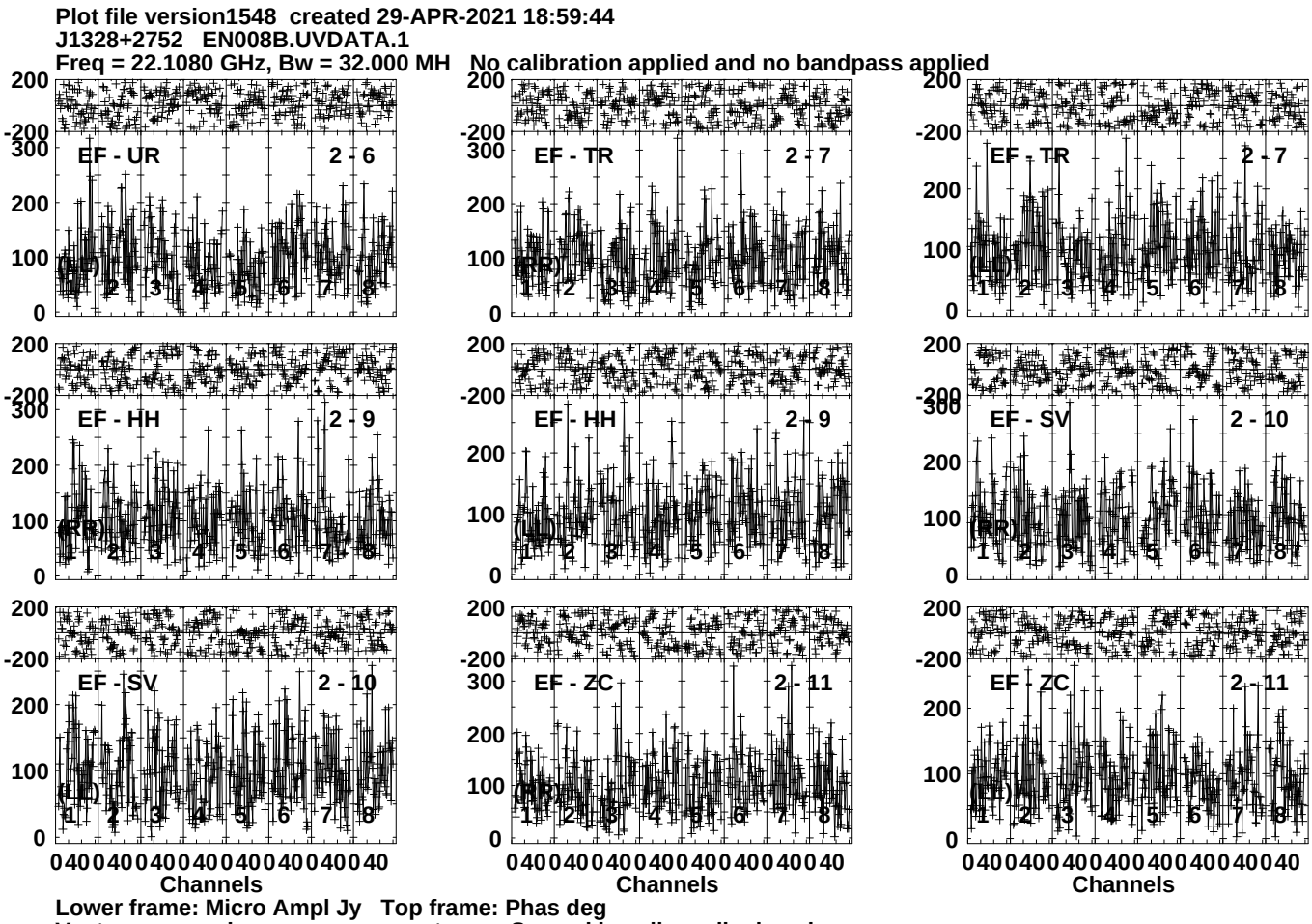
Plot file version1548 created 29-APR-2021 18:59:44
J1328+2752 EN008B.UVDATA.1
Freq = 22.1080 GHz, Bw = 32.000 MH No calibration applied and no bandpass applied
EF - UR 2 - 6
EF - TR 2 - 7
EF - TR 2 - 7
EF - HH 2 - 9
EF - HH 2 - 9
EF - SV 2 - 10
EF - SV 2 - 10
EF - ZC 2 - 11
EF - ZC 2 - 11
(RR)
(LL)
Channels
Lower frame: Micro Ampl Jy Top frame: Phas deg
Vector averaged cross-power spectrum Several baselines displayed
Timerange: 01/02:50:31 to 01/02:52:29

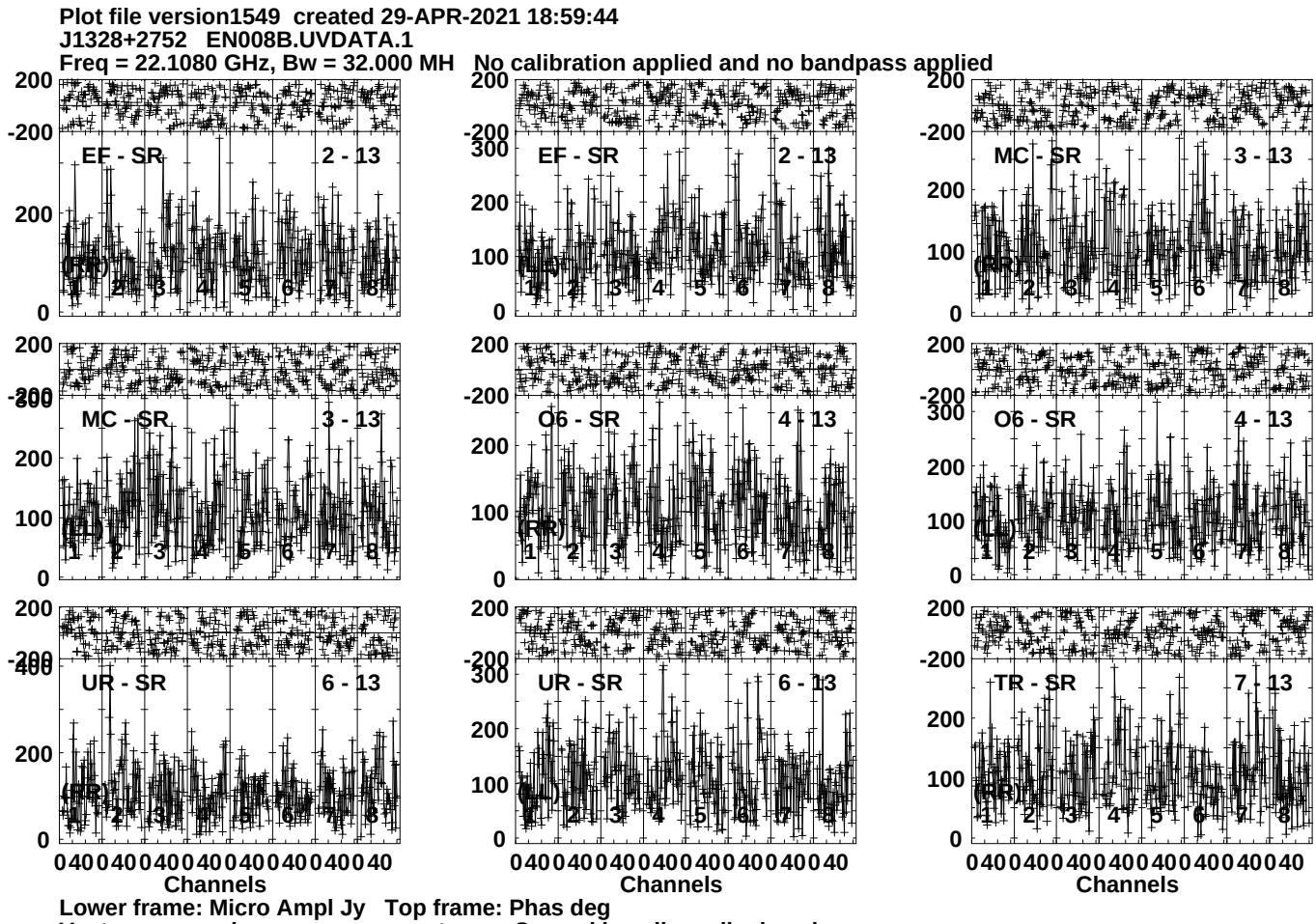
Plot file version1549 created 29-APR-2021 18:59:44
J1328+2752 EN008B.UVDATA.1
Freq = 22.1080 GHz, Bw = 32.000 MH No calibration applied and no bandpass applied
EF - SR 2 - 13
MC - SR 3 - 13
O6 - SR 4 - 13
UR - SR 6 - 13
TR - SR 7 - 13
(RR)
Channels
Lower frame: Micro Ampl Jy Top frame: Phas deg
Vector averaged cross-power spectrum Several baselines displayed
Timerange: 01/02:50:31 to 01/02:52:29

Plot file version1550 created 29-APR-2021 18:59:44
J1328+2752 EN008B.UVDATA.1
Freq = 22.1080 GHz, Bw = 32.000 MH No calibration applied and no bandpass applied

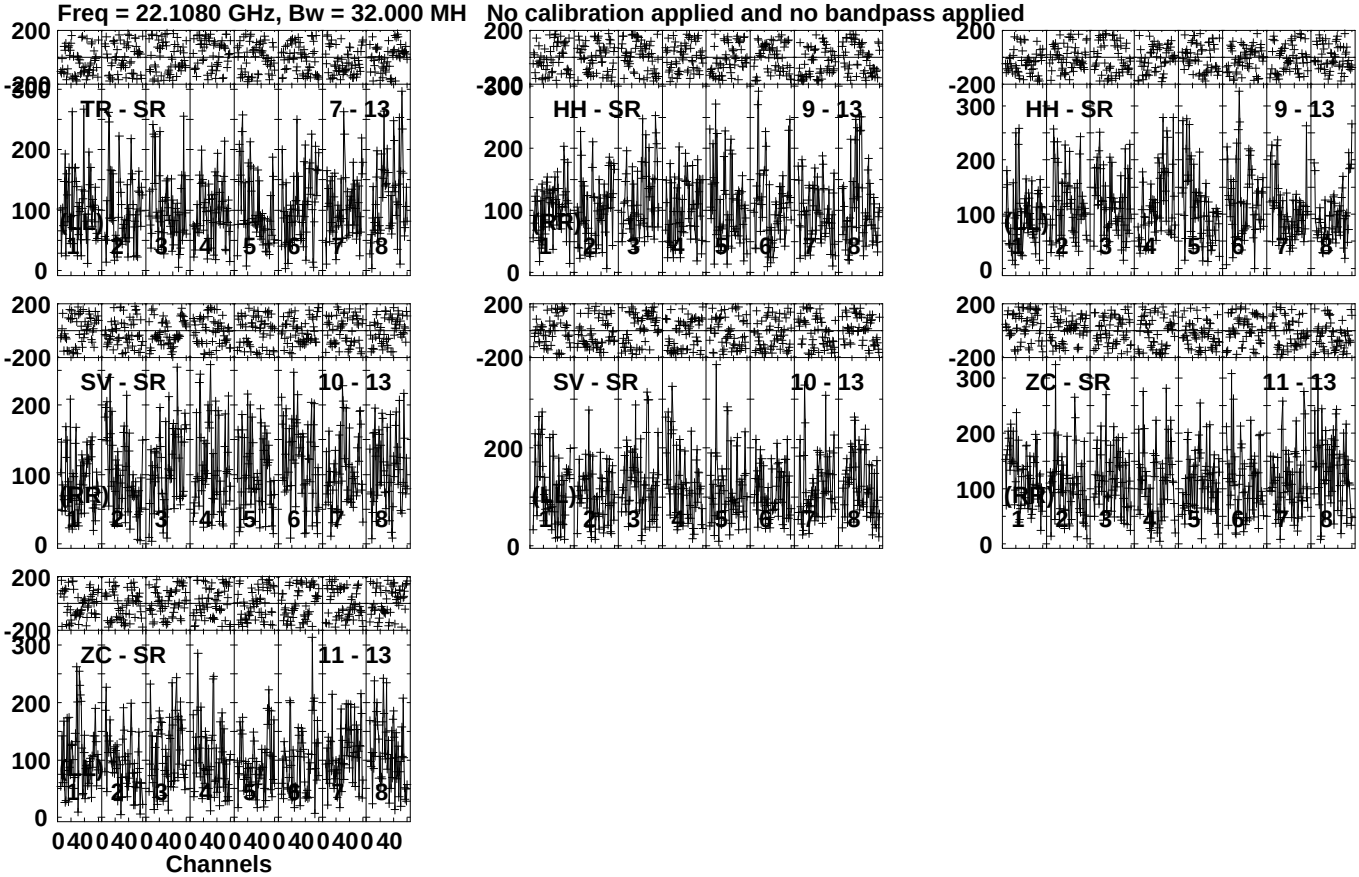

Lower frame: Micro Ampl Jy Top frame: Phas deg
Vector averaged cross-power spectrum Several baselines displayed
Timerange: 01/02:50:31 to 01/02:52:29

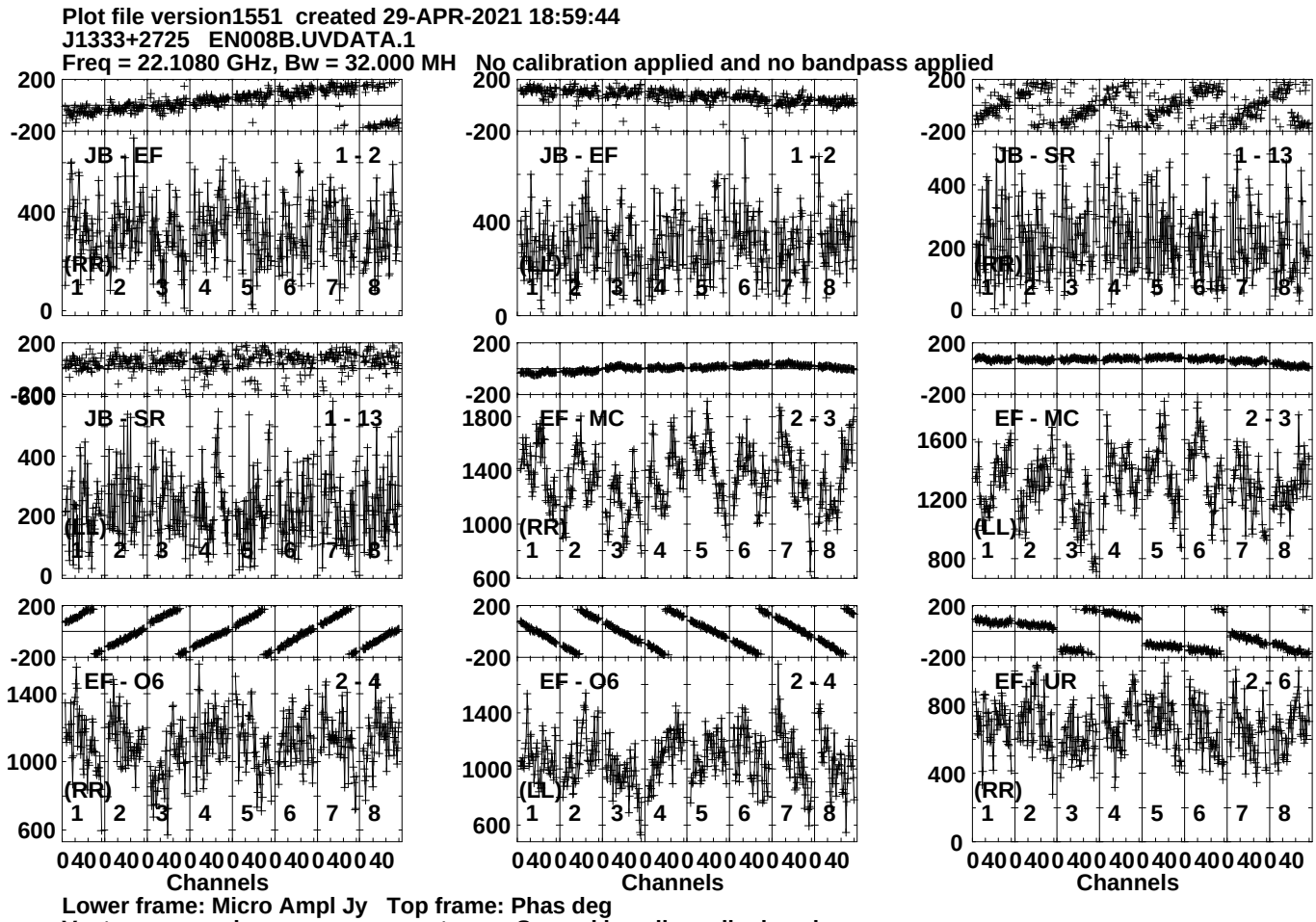
Plot file version1551 created 29-APR-2021 18:59:44
J1333+2725 EN008B.UVDATA.1
Freq = 22.1080 GHz, Bw = 32.000 MH No calibration applied and no bandpass applied
JB - EF 1 - 2
JB - EF 1 - 2
JB - SR 1 - 13
JB - SR 1 - 13
EF - MC 2 - 3
EF - MC 2 - 3
EF - O6 2 - 4
EF - O6 2 - 4
EF - UR 2 - 6
(RR)
(LL)
Channels
Lower frame: Micro Ampl Jy Top frame: Phas deg
Vector averaged cross-power spectrum Several baselines displayed
Timerange: 01/02:53:01 to 01/02:53:59

Plot file version1552 created 29-APR-2021 18:59:45
J1333+2725 EN008B.UVDATA.1
Freq = 22.1080 GHz, Bw = 32.000 MH No calibration applied and no bandpass applied

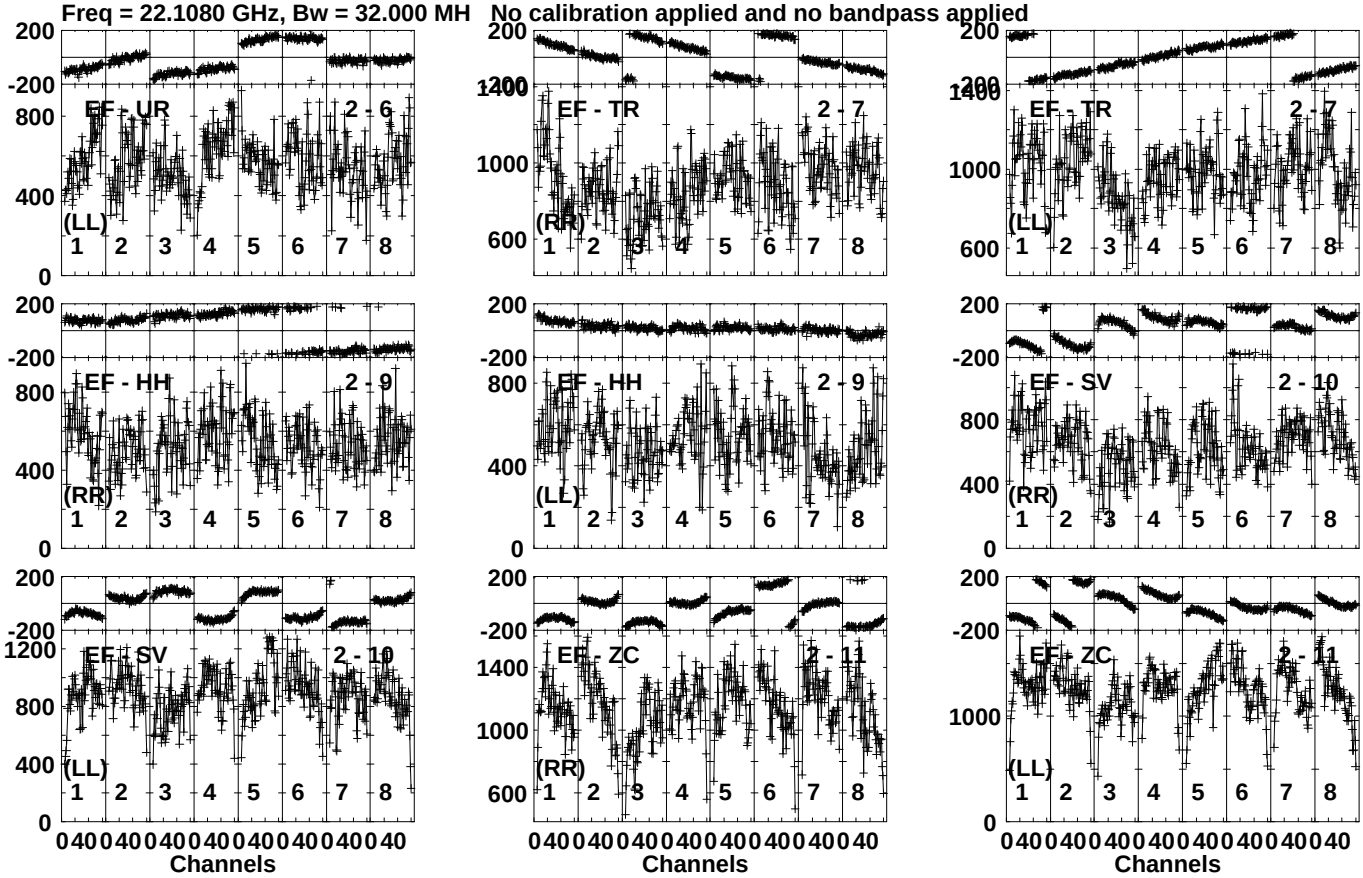

Lower frame: Micro Ampl Jy Top frame: Phas deg
Vector averaged cross-power spectrum Several baselines displayed
Timerange: 01/02:53:01 to 01/02:53:59

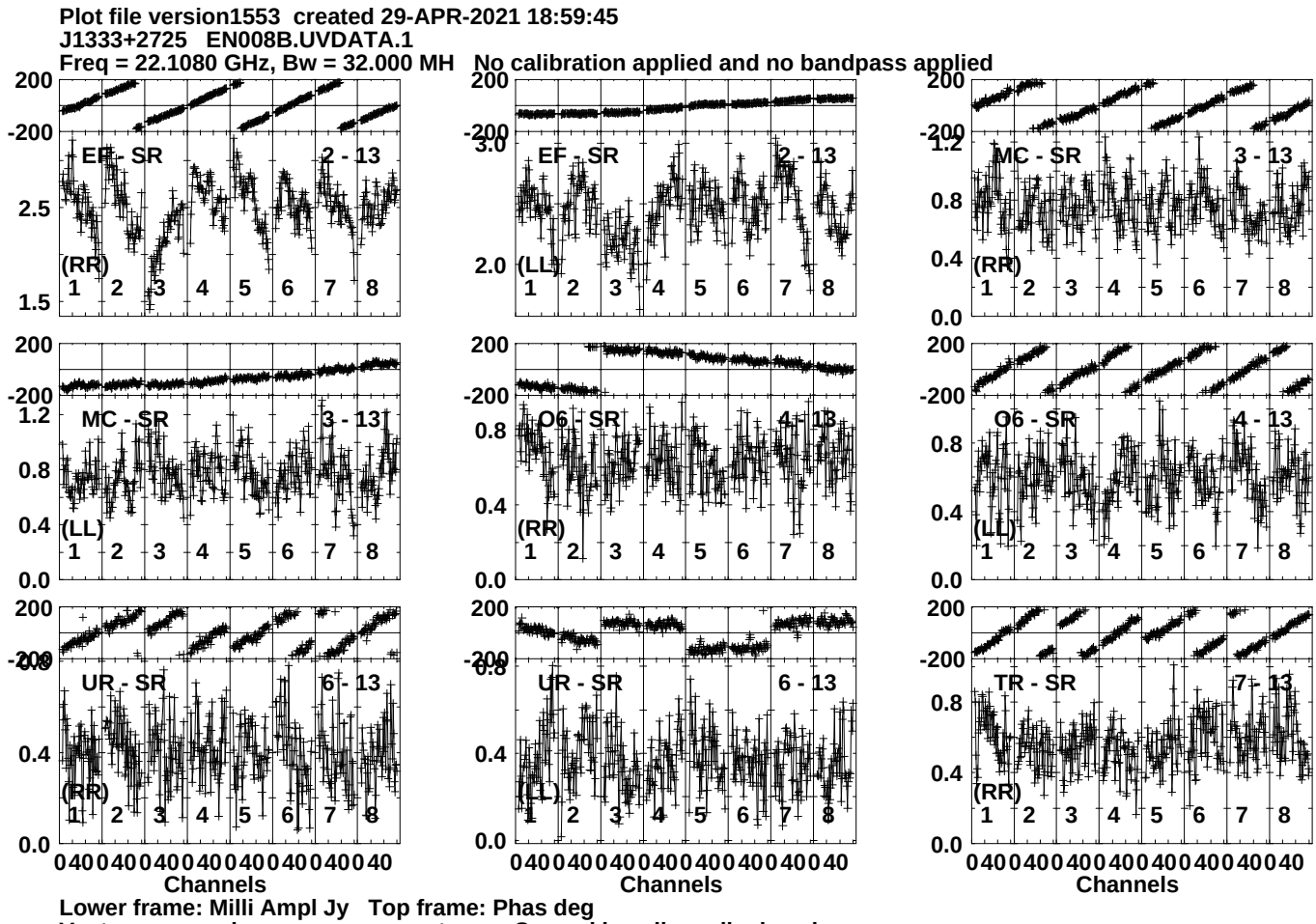
Plot file version1553 created 29-APR-2021 18:59:45
J1333+2725 EN008B.UVDATA.1
Freq = 22.1080 GHz, Bw = 32.000 MH No calibration applied and no bandpass applied
EF - SR 2 - 13
(RR)
EF - SR 2 - 13
(LL)
MC - SR 3 - 13
(RR)
MC - SR 3 - 13
(LL)
O6 - SR 4 - 13
(RR)
O6 - SR 4 - 13
(LL)
UR - SR 6 - 13
(RR)
UR - SR 6 - 13
(LL)
TR - SR 7 - 13
(RR)
Channels
Channels
Channels
Lower frame: Milli Ampl Jy Top frame: Phas deg
Vector averaged cross-power spectrum Several baselines displayed
Timerange: 01/02:53:01 to 01/02:53:59

Plot file version1554 created 29-APR-2021 18:59:45
J1333+2725 EN008B.UVDATA.1
Freq = 22.1080 GHz, Bw = 32.000 MH No calibration applied and no bandpass applied

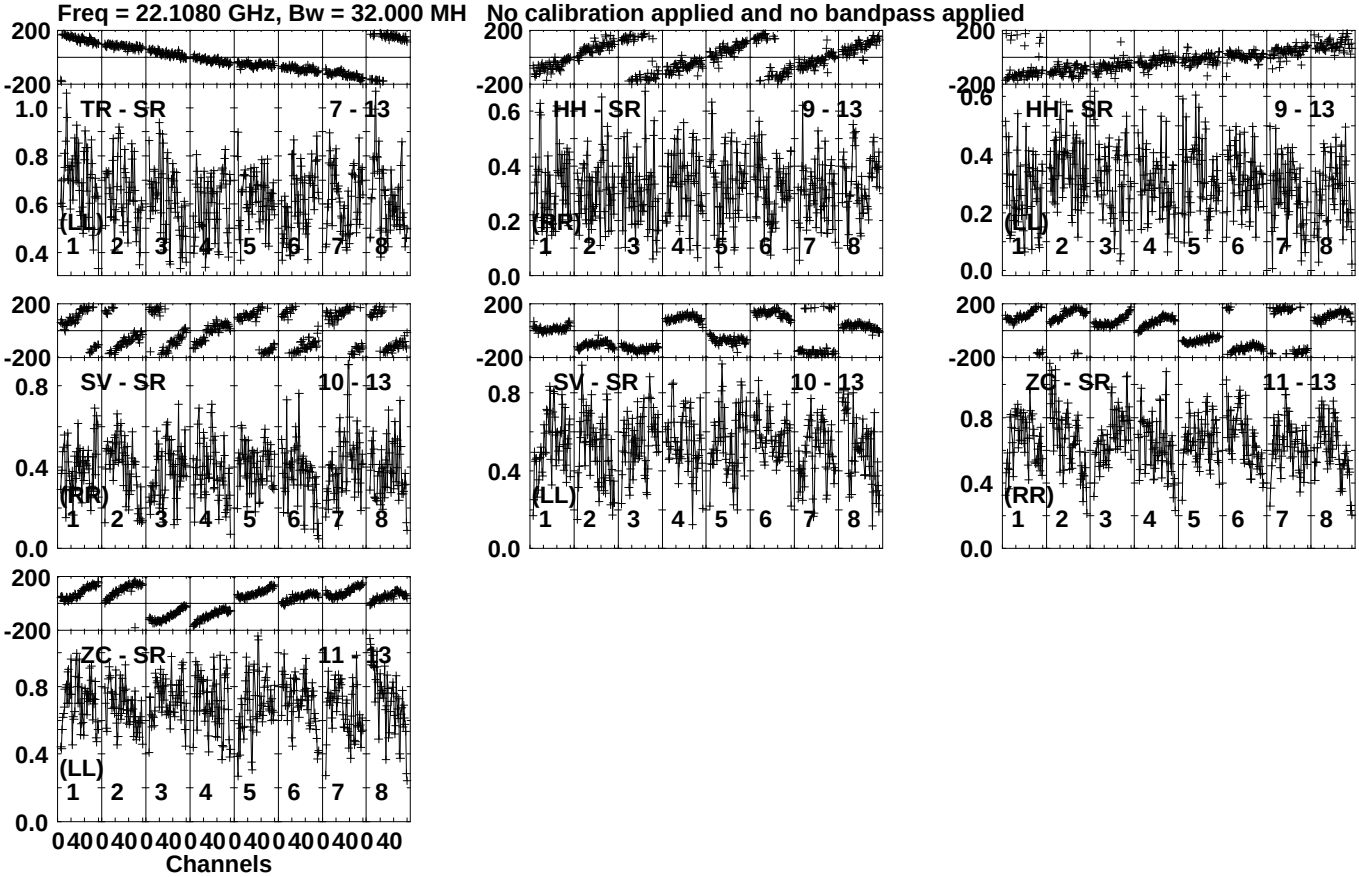

Lower frame: Milli Ampl Jy Top frame: Phas deg
Vector averaged cross-power spectrum Several baselines displayed
Timerange: 01/02:53:01 to 01/02:53:59

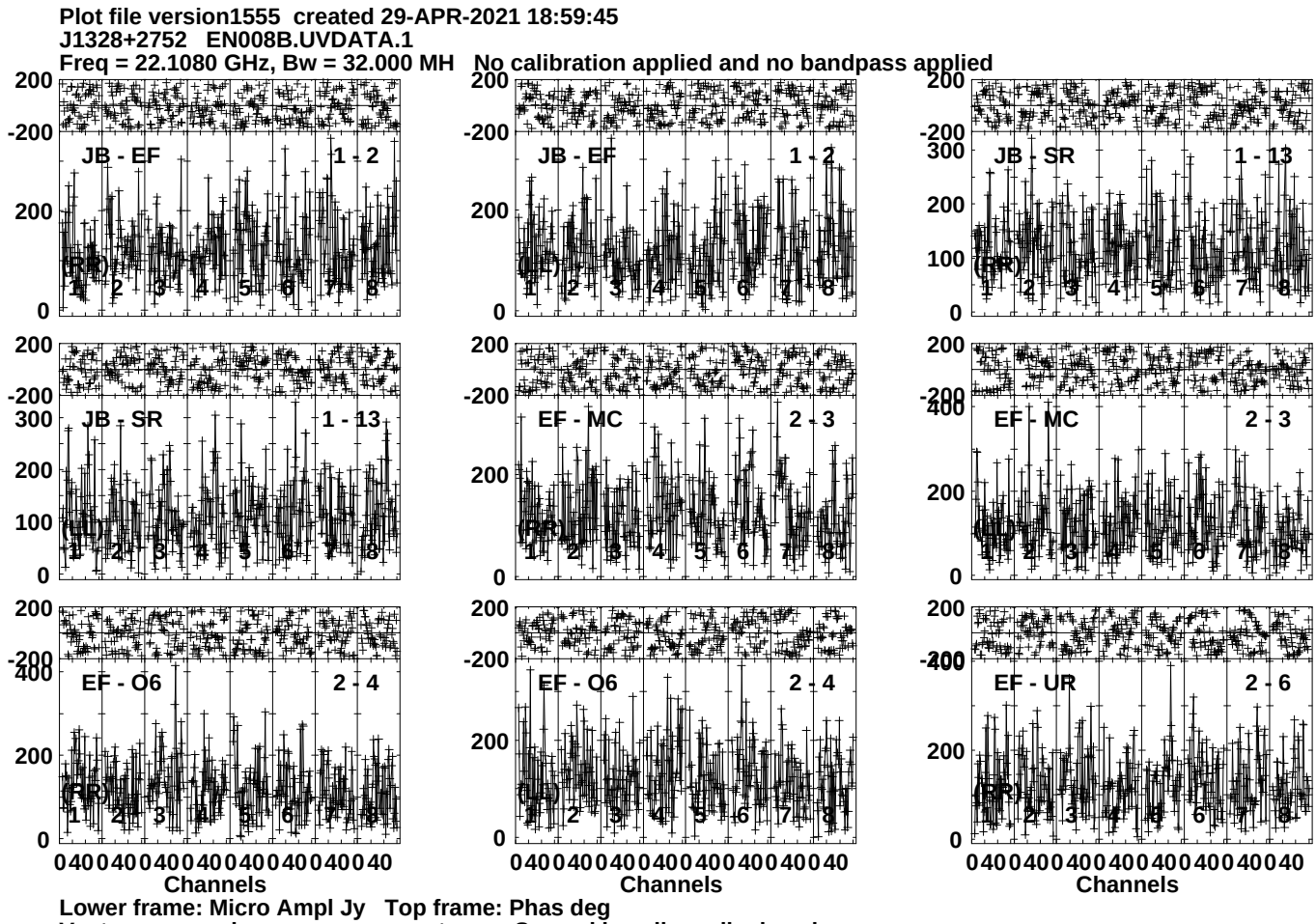
Plot file version1555 created 29-APR-2021 18:59:45
J1328+2752 EN008B.UVDATA.1
Freq = 22.1080 GHz, Bw = 32.000 MH No calibration applied and no bandpass applied
JB - EF 1 - 2
JB - SR 1 - 13
EF - MC 2 - 3
EF - O6 2 - 4
EF - UR 2 - 6
Channels
Lower frame: Micro Ampl Jy Top frame: Phas deg
Vector averaged cross-power spectrum Several baselines displayed
Timerange: 01/02:54:01 to 01/02:55:59

Plot file version1556 created 29-APR-2021 18:59:45
J1328+2752 EN008B.UVDATA.1
Freq = 22.1080 GHz, Bw = 32.000 MH No calibration applied and no bandpass applied

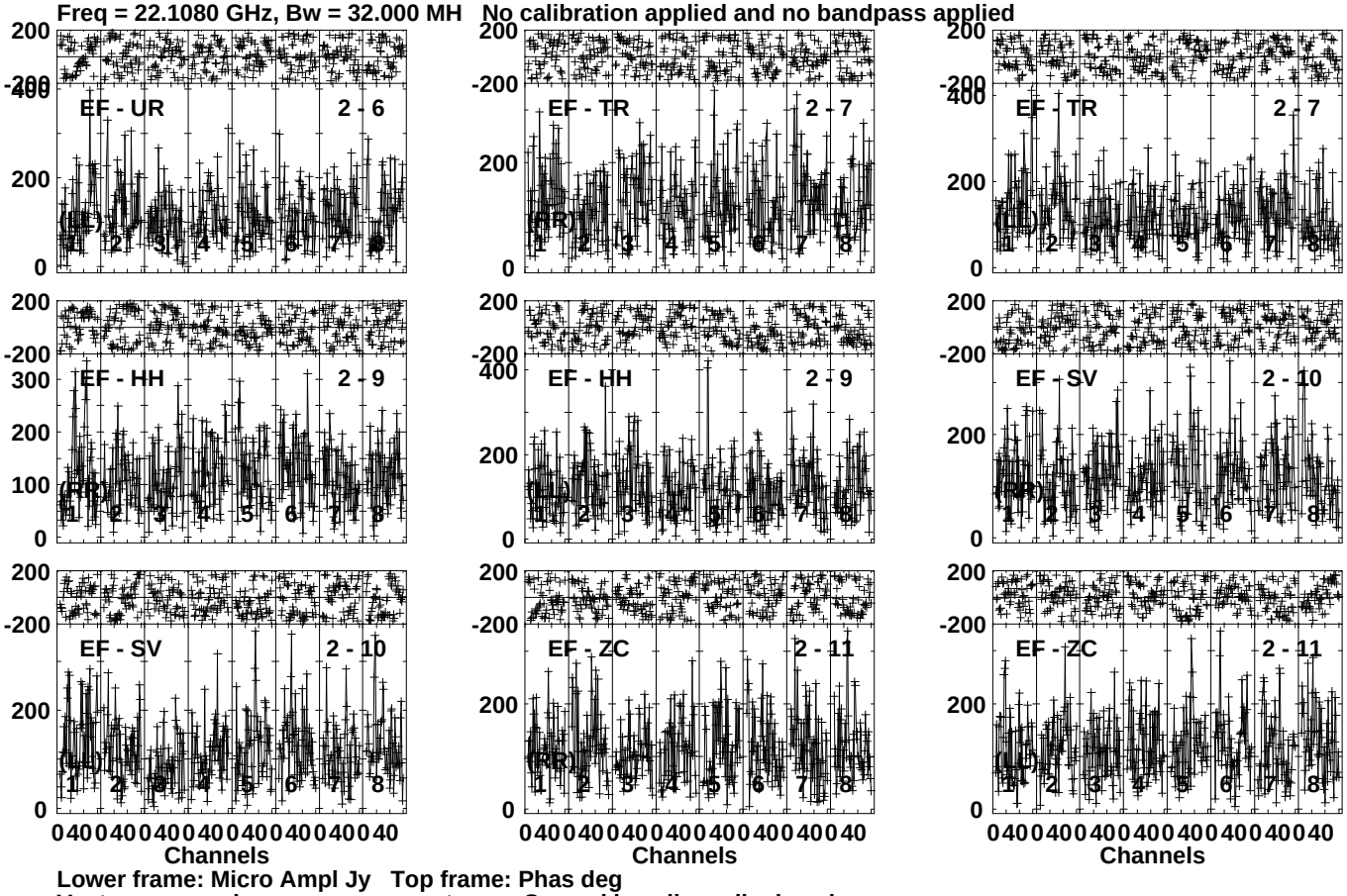

Lower frame: Micro Ampl Jy Top frame: Phas deg
Vector averaged cross-power spectrum Several baselines displayed
Timerange: 01/02:54:01 to 01/02:55:59

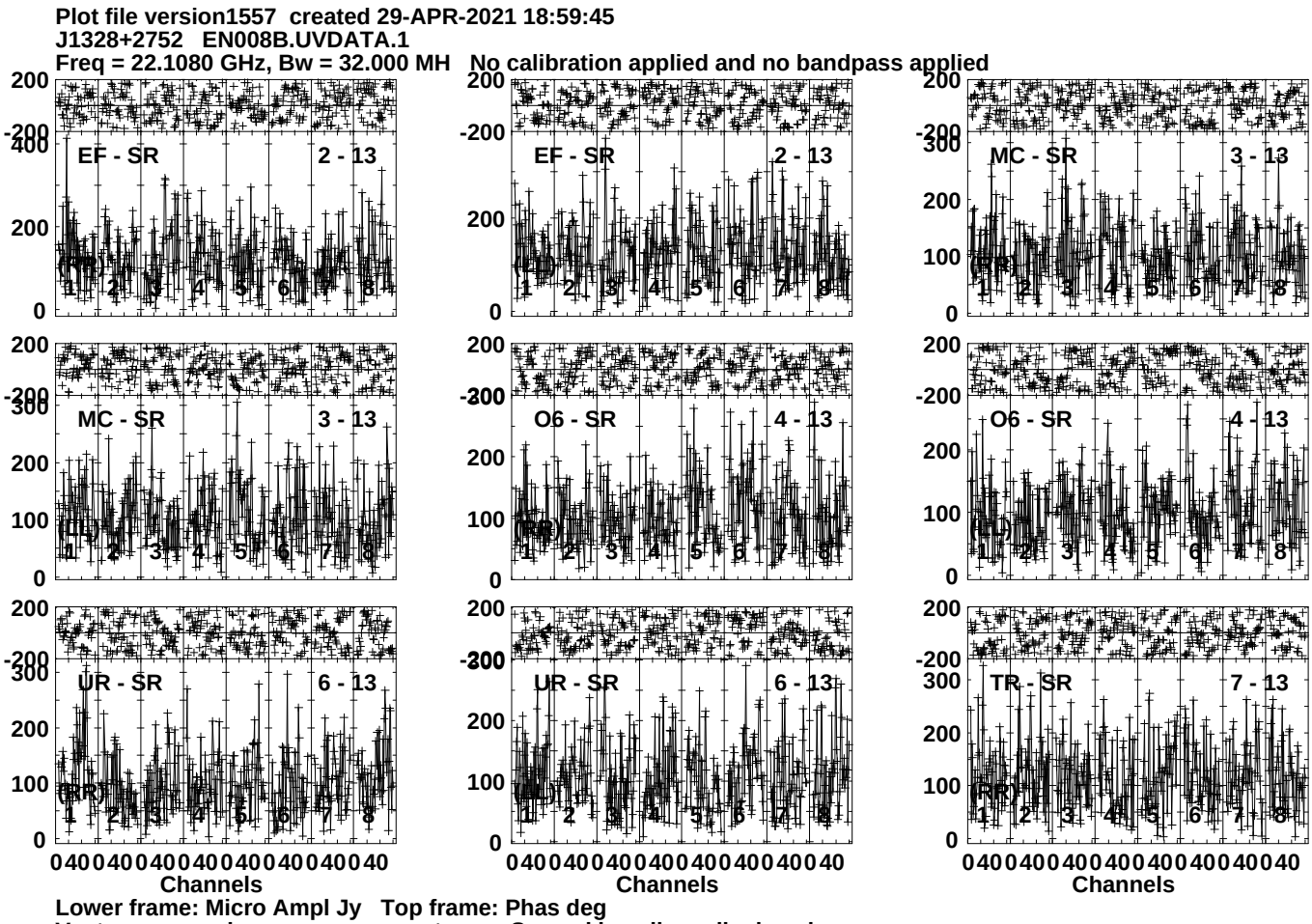
Plot file version1557 created 29-APR-2021 18:59:45
J1328+2752 EN008B.UVDATA.1
Freq = 22.1080 GHz, Bw = 32.000 MH No calibration applied and no bandpass applied
EF - SR
2 - 13
(LR)
MC - SR
3 - 13
(RR)
O6 - SR
4 - 13
(LL)
UR - SR
6 - 13
(RL)
TR - SR
7 - 13
(RR)
Channels
Lower frame: Micro Ampl Jy Top frame: Phas deg
Vector averaged cross-power spectrum Several baselines displayed
Timerange: 01/02:54:01 to 01/02:55:59

Plot file version1558 created 29-APR-2021 18:59:45
J1328+2752 EN008B.UVDATA.1
Freq = 22.1080 GHz, Bw = 32.000 MH No calibration applied and no bandpass applied

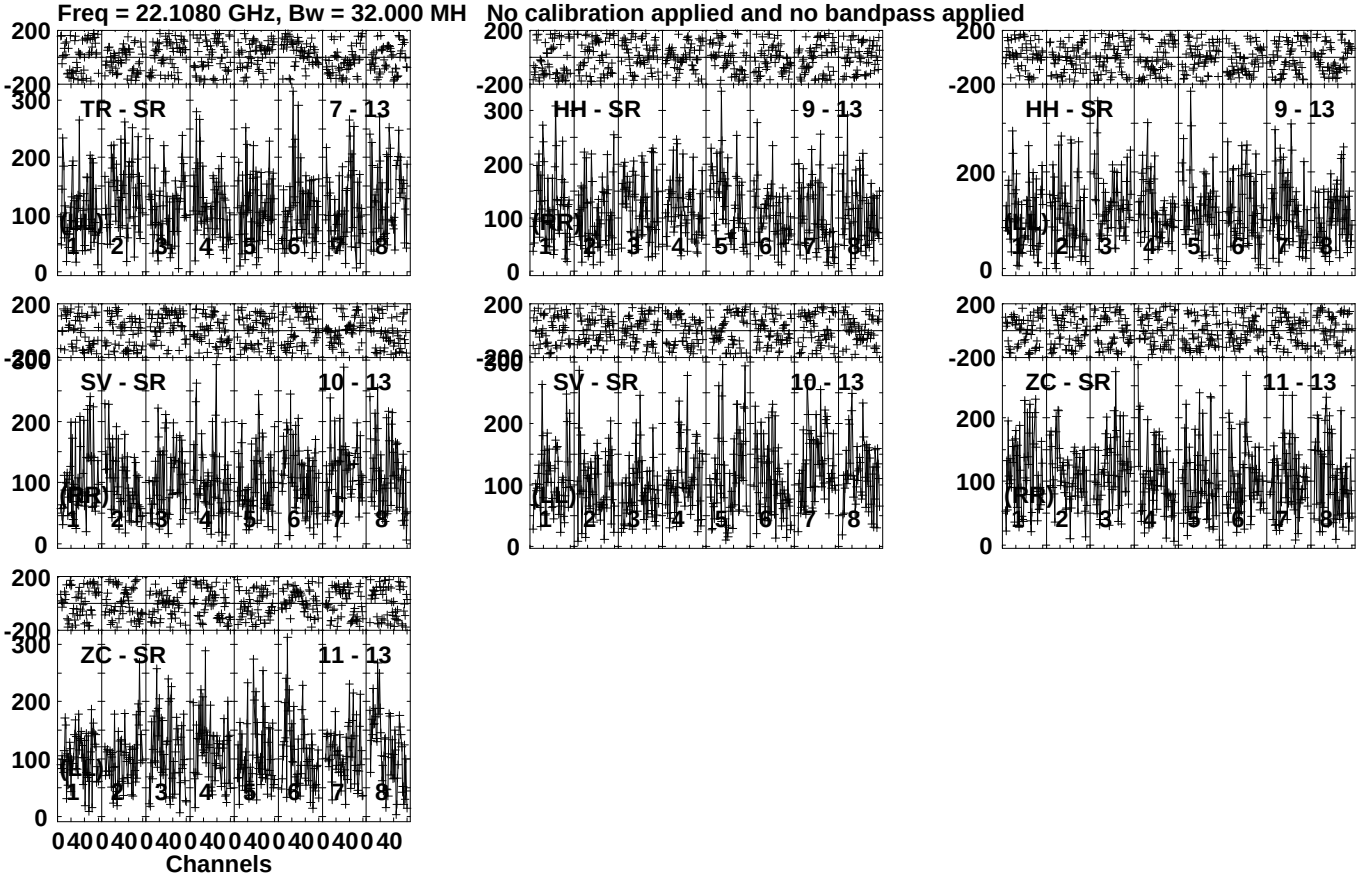

Lower frame: Micro Ampl Jy Top frame: Phas deg
Vector averaged cross-power spectrum Several baselines displayed
Timerange: 01/02:54:01 to 01/02:55:59

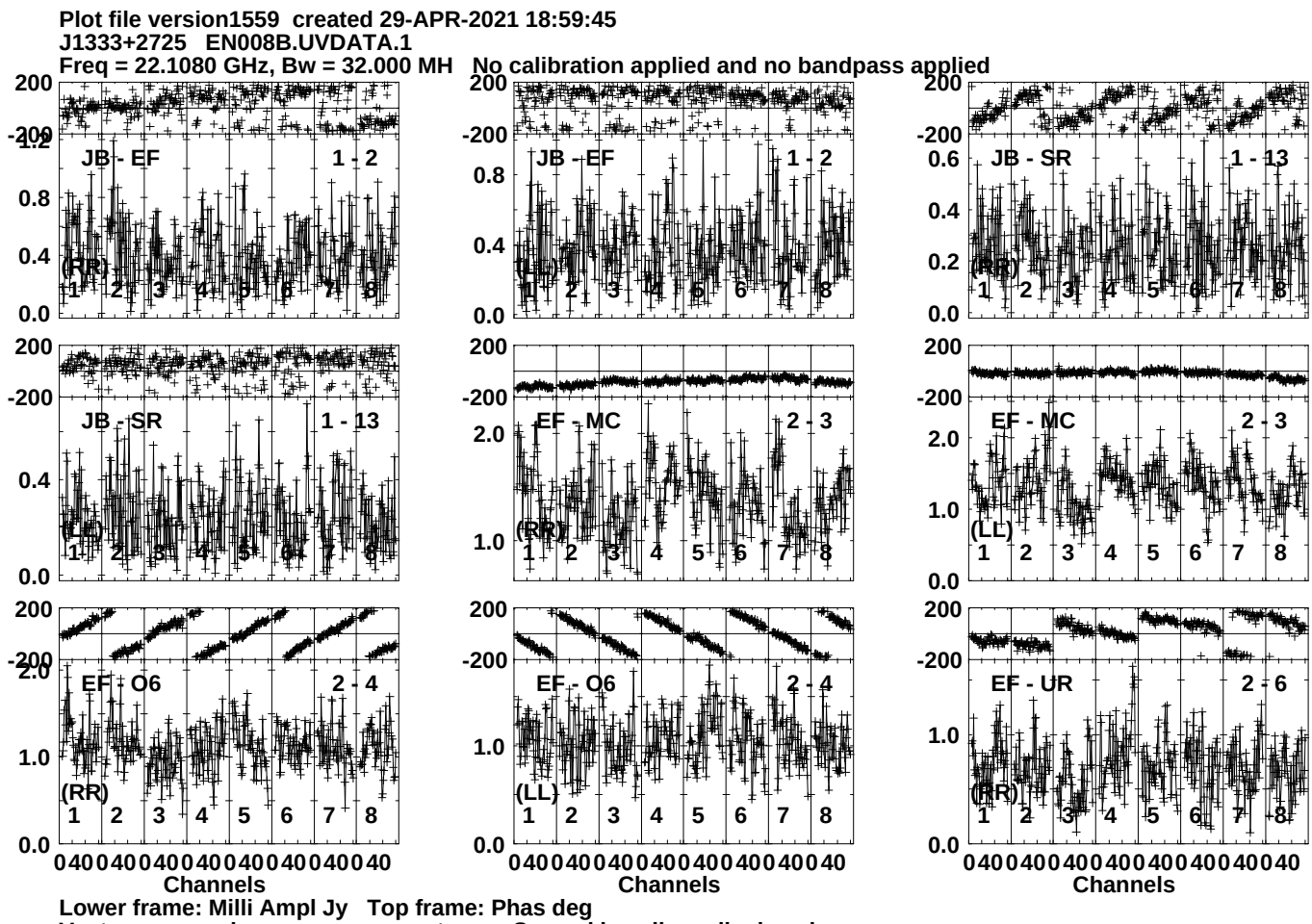
Plot file version1559 created 29-APR-2021 18:59:45
J1333+2725 EN008B.UVDATA.1
Freq = 22.1080 GHz, Bw = 32.000 MH No calibration applied and no bandpass applied
JB - EF 1 - 2
(RR)
JB - EF 1 - 2
(LL)
JB - SR 1 - 13
(RR)
JB - SR 1 - 13
(LL)
EF - MC 2 - 3
(RR)
EF - MC 2 - 3
(LL)
EF - O6 2 - 4
(RR)
EF - O6 2 - 4
(LL)
EF - UR 2 - 6
(RR)
Channels
Channels
Channels
Lower frame: Milli Ampl Jy Top frame: Phas deg
Vector averaged cross-power spectrum Several baselines displayed
Timerange: 01/02:56:01 to 01/02:56:59

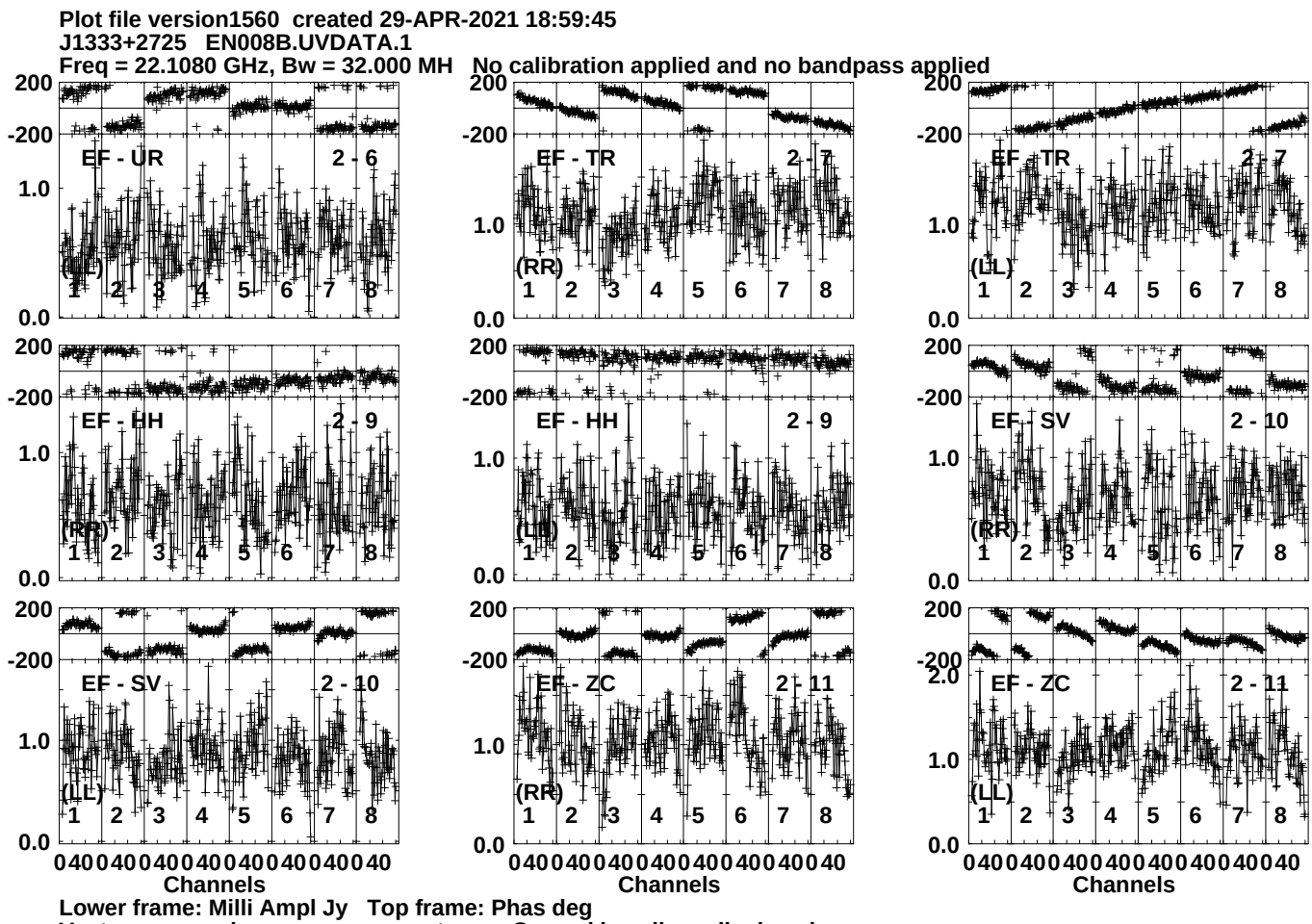
Plot file version1560 created 29-APR-2021 18:59:45
J1333+2725 EN008B.UVDATA.1
Freq = 22.1080 GHz, Bw = 32.000 MH No calibration applied and no bandpass applied
EF - UR 2 - 6
EF - TR 2 - 7
EF - TR 2 - 7
EF - HH 2 - 9
EF - HH 2 - 9
EF - SV 2 - 10
EF - SV 2 - 10
EF - ZC 2 - 11
EF - ZC 2 - 11
(LL)
(RR)
(LL)
(RR)
(LL)
(RR)
(LL)
(RR)
(LL)
200
-200
1.0
0.0
2.0
1 2 3 4 5 6 7 8
0 40 0 40 0 40 0 40 0 40 0 40 0 40 0 40
Channels
Lower frame: Milli Ampl Jy Top frame: Phas deg
Vector averaged cross-power spectrum Several baselines displayed
Timerange: 01/02:56:01 to 01/02:56:59

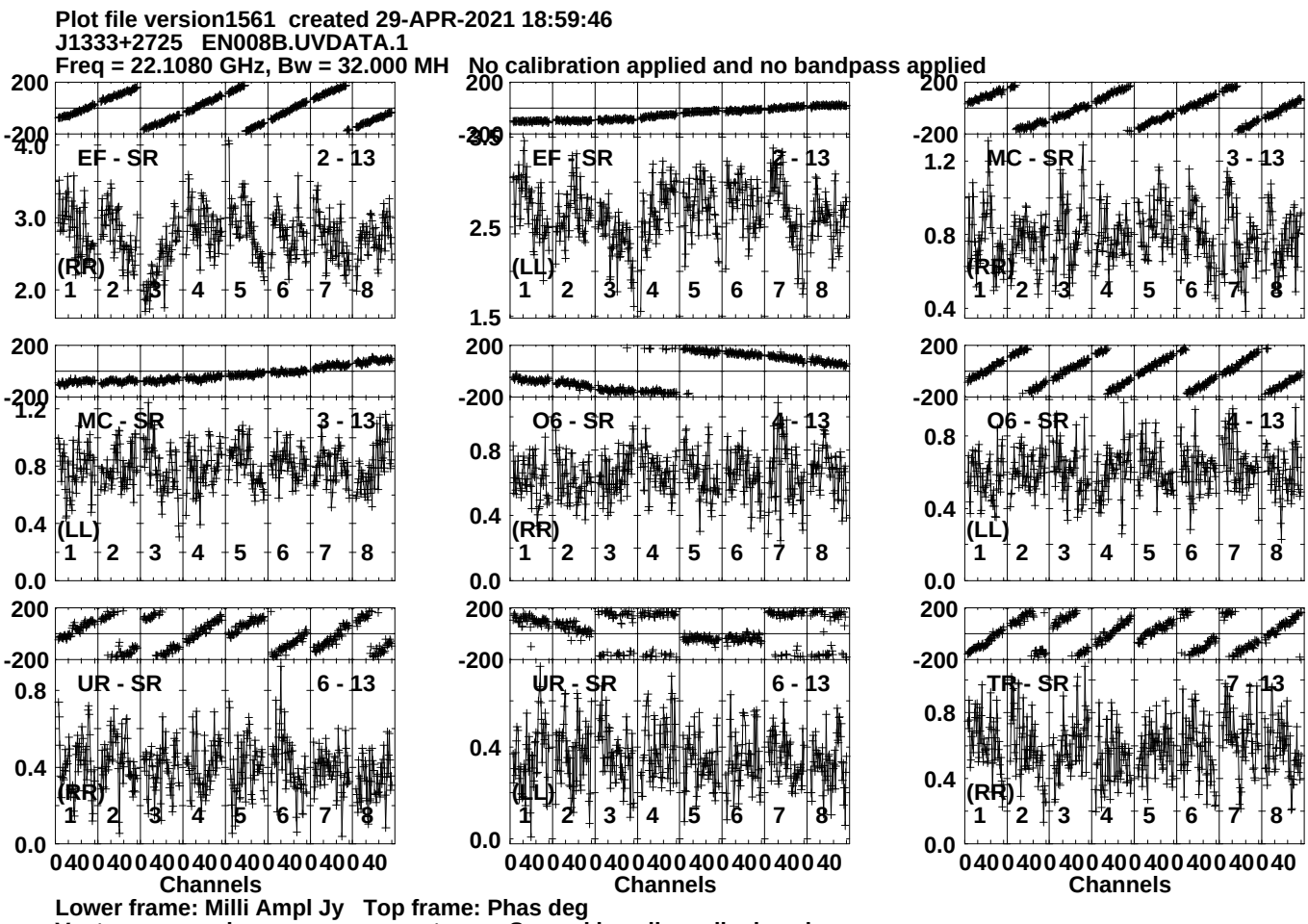
Plot file version1561 created 29-APR-2021 18:59:46
J1333+2725 EN008B.UVDATA.1
Freq = 22.1080 GHz, Bw = 32.000 MH No calibration applied and no bandpass applied
EF - SR 2 - 13
(RR)
EF - SR 2 - 13
(LL)
MC - SR 3 - 13
(RR)
MC - SR 3 - 13
(LL)
O6 - SR 4 - 13
(RR)
O6 - SR 4 - 13
(LL)
UR - SR 6 - 13
(RR)
UR - SR 6 - 13
(LL)
TR - SR 7 - 13
(RR)
Channels
Channels
Channels
Lower frame: Milli Ampl Jy Top frame: Phas deg
Vector averaged cross-power spectrum Several baselines displayed
Timerange: 01/02:56:01 to 01/02:56:59

Plot file version1562 created 29-APR-2021 18:59:46
J1333+2725 EN008B.UVDATA.1
Freq = 22.1080 GHz, Bw = 32.000 MH No calibration applied and no bandpass applied

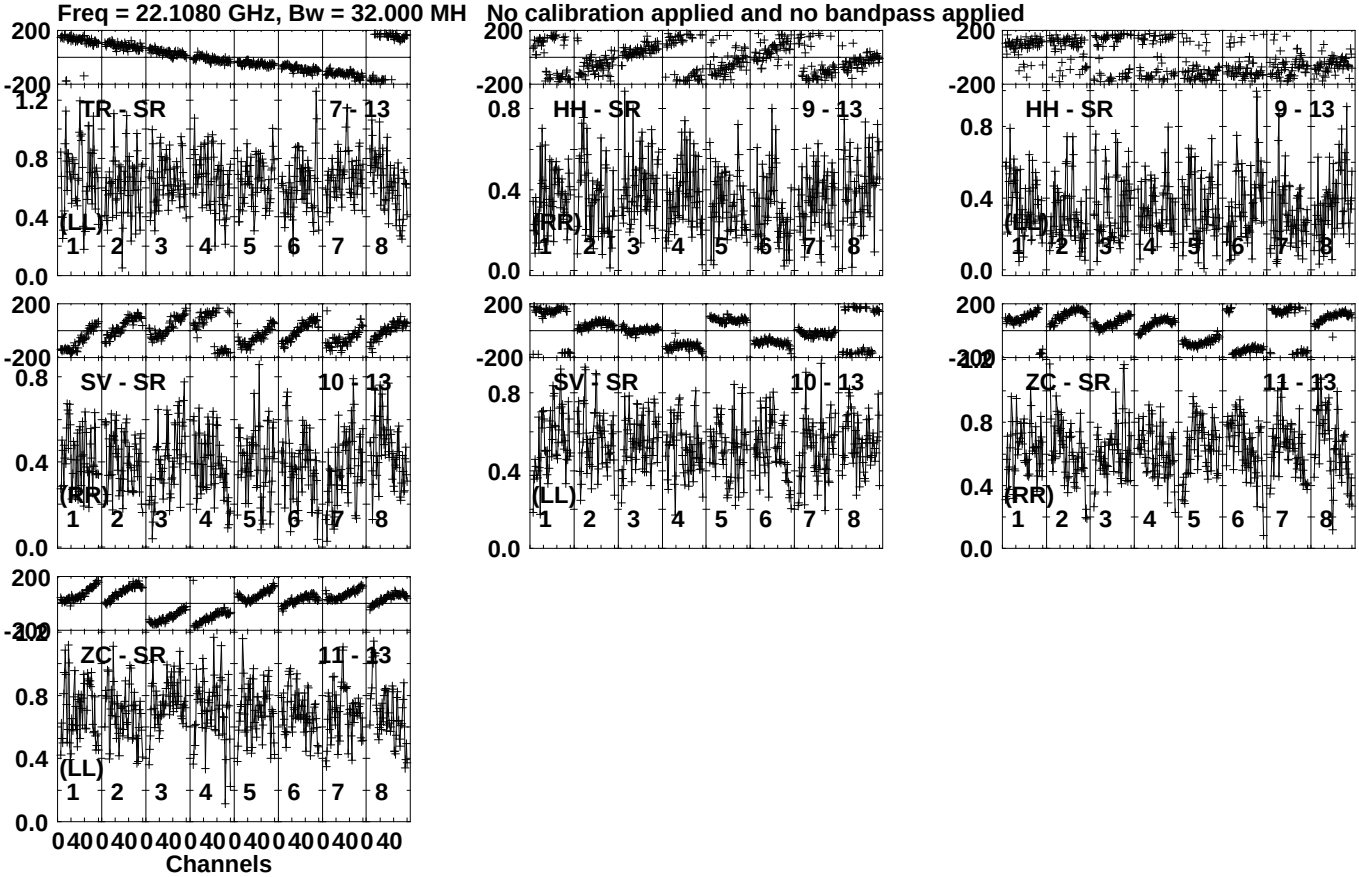

Lower frame: Milli Ampl Jy Top frame: Phas deg
Vector averaged cross-power spectrum Several baselines displayed
Timerange: 01/02:56:01 to 01/02:56:59

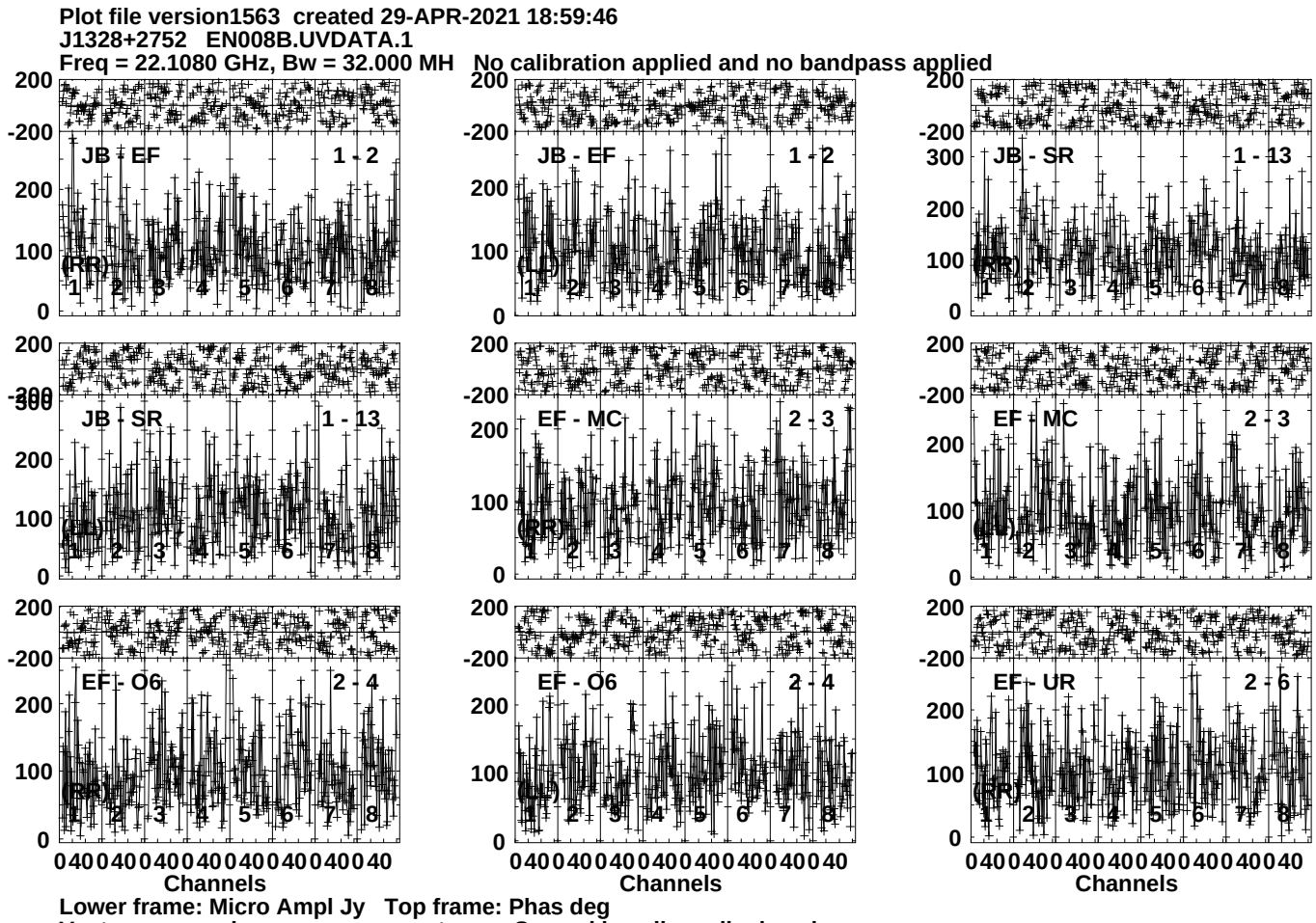
Plot file version1563 created 29-APR-2021 18:59:46
J1328+2752 EN008B.UVDATA.1
Freq = 22.1080 GHz, Bw = 32.000 MH No calibration applied and no bandpass applied
JB - EF 1 - 2
JB - EF 1 - 2
JB - SR 1 - 13
JB - SR 1 - 13
EF - MC 2 - 3
EF - MC 2 - 3
EF - O6 2 - 4
EF - O6 2 - 4
EF - UR 2 - 6
(RR)
(LL)
Channels
Lower frame: Micro Ampl Jy Top frame: Phas deg
Vector averaged cross-power spectrum Several baselines displayed
Timerange: 01/02:57:41 to 01/02:59:39

Plot file version1564 created 29-APR-2021 18:59:46
J1328+2752 EN008B.UVDATA.1
Freq = 22.1080 GHz, Bw = 32.000 MH No calibration applied and no bandpass applied

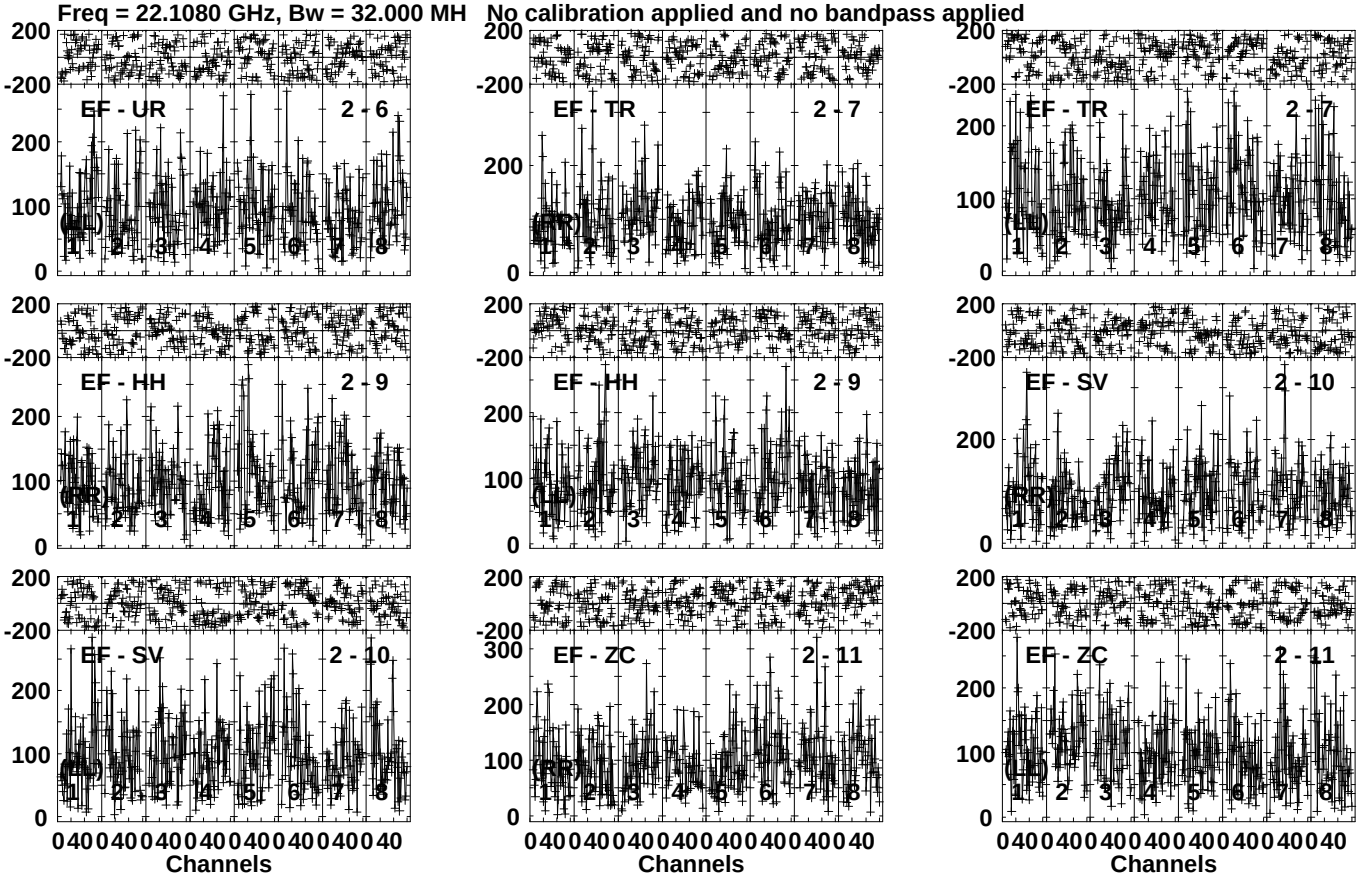

Lower frame: Micro Ampl Jy Top frame: Phas deg
Vector averaged cross-power spectrum Several baselines displayed
Timerange: 01/02:57:41 to 01/02:59:39

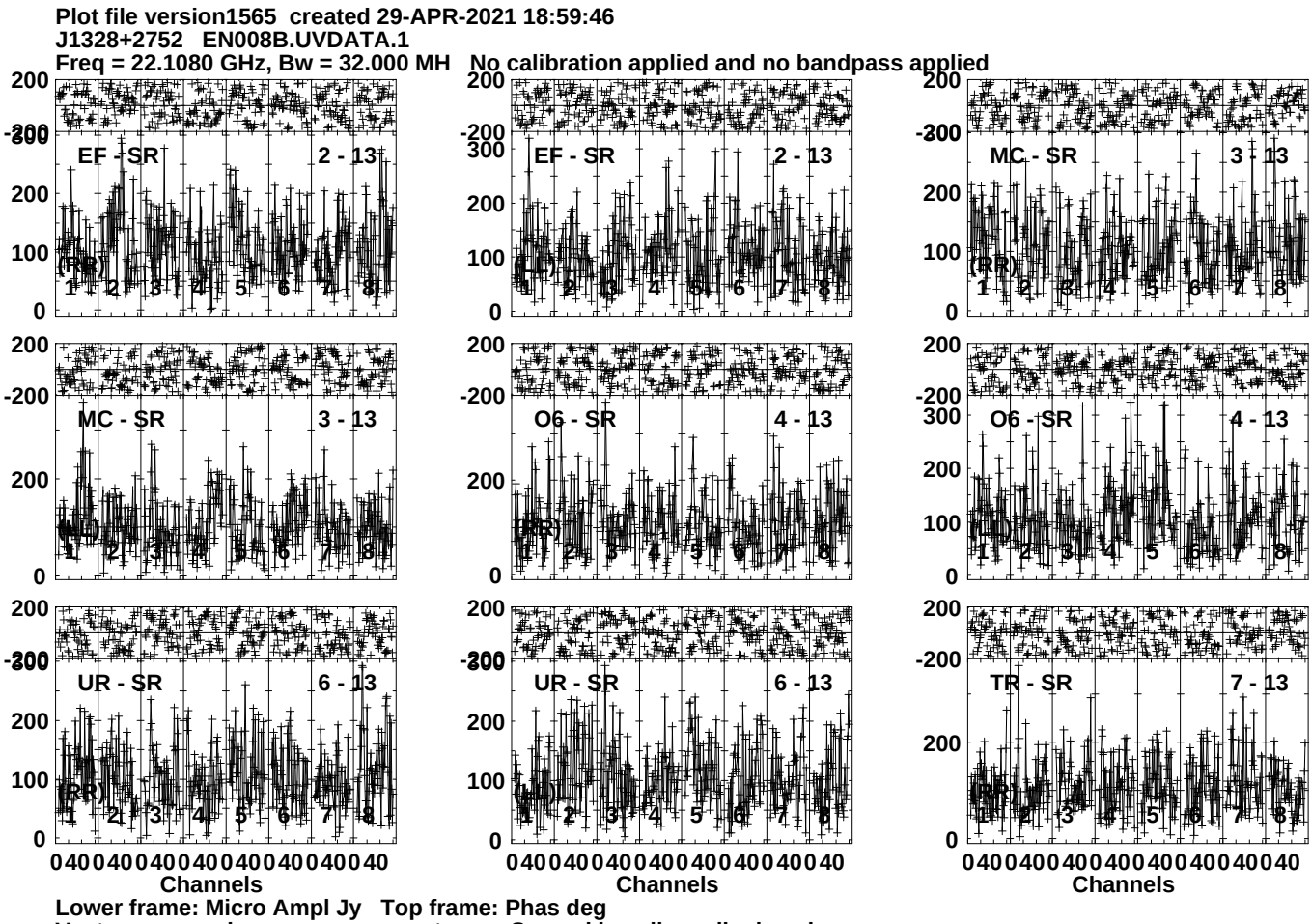
Plot file version1565 created 29-APR-2021 18:59:46
J1328+2752 EN008B.UVDATA.1
Freq = 22.1080 GHz, Bw = 32.000 MH No calibration applied and no bandpass applied
EF - SR
2 - 13
(RR)
MC - SR
3 - 13
(RR)
O6 - SR
4 - 13
(RR)
UR - SR
6 - 13
(RR)
TR - SR
7 - 13
(RR)
Channels
Lower frame: Micro Ampl Jy Top frame: Phas deg
Vector averaged cross-power spectrum Several baselines displayed
Timerange: 01/02:57:41 to 01/02:59:39

Plot file version1566 created 29-APR-2021 18:59:46
J1328+2752 EN008B.UVDATA.1
Freq = 22.1080 GHz, Bw = 32.000 MH No calibration applied and no bandpass applied

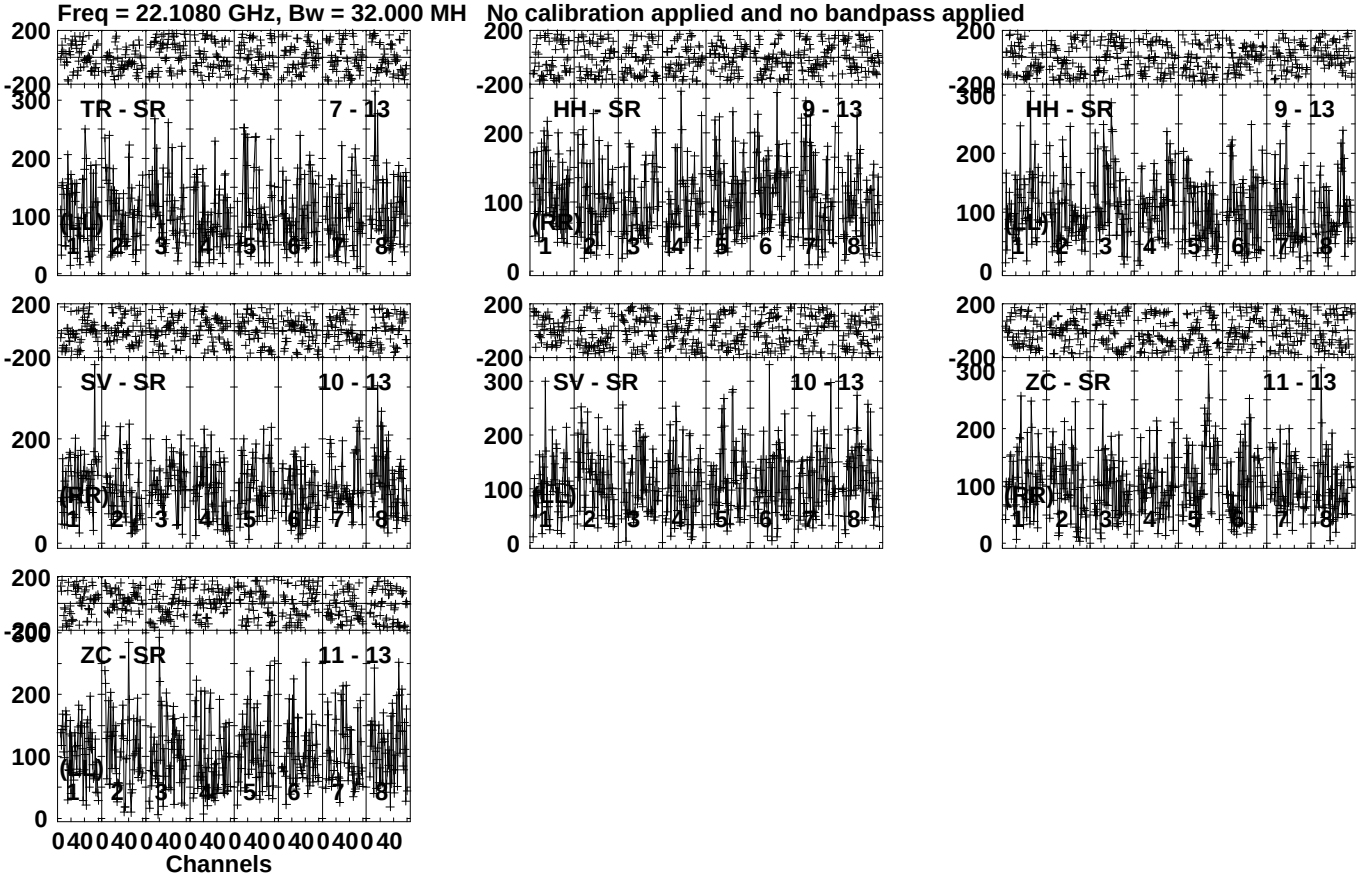

Lower frame: Micro Ampl Jy Top frame: Phas deg
Vector averaged cross-power spectrum Several baselines displayed
Timerange: 01/02:57:41 to 01/02:59:39

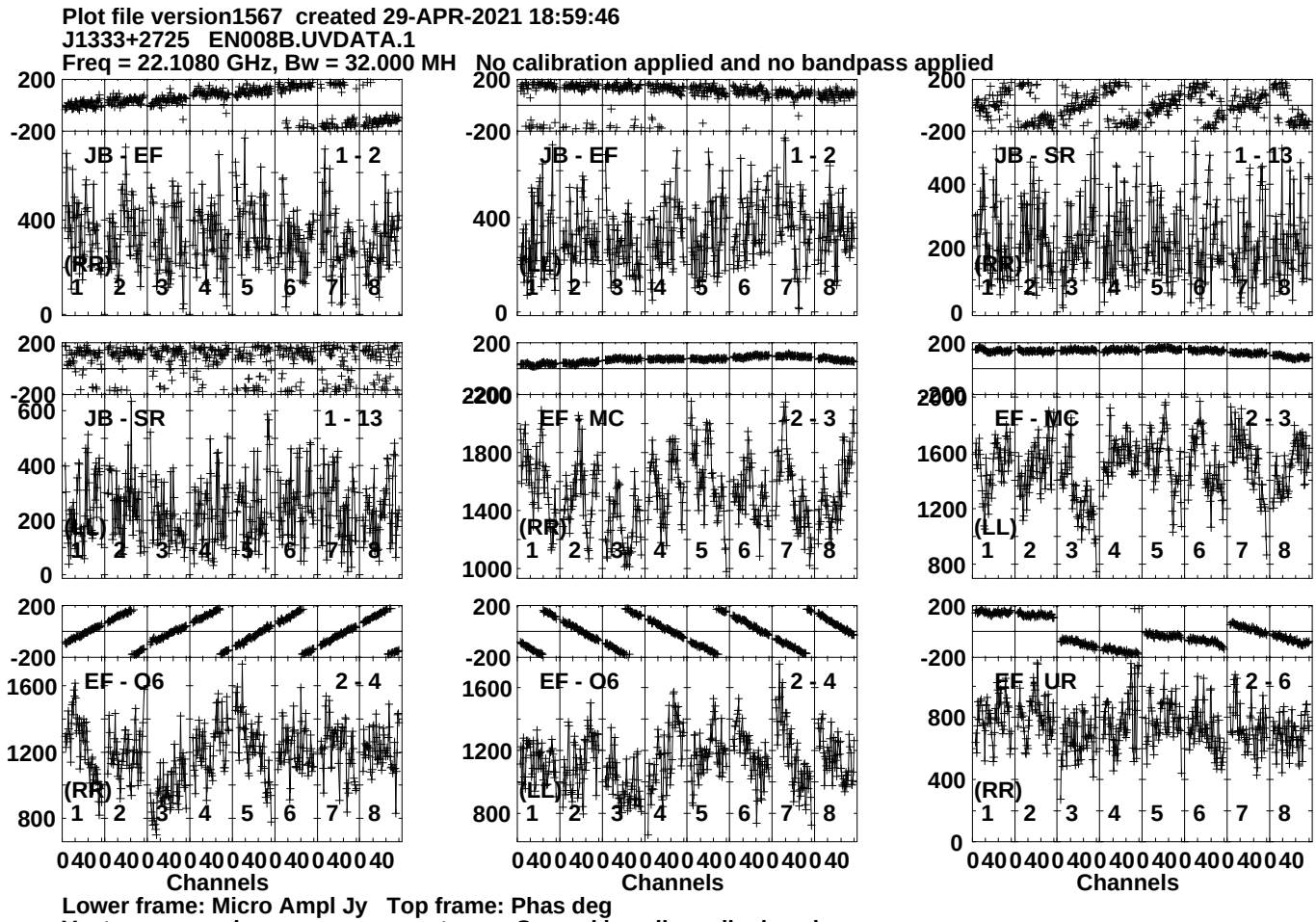
Plot file version1567 created 29-APR-2021 18:59:46
J1333+2725 EN008B.UVDATA.1
Freq = 22.1080 GHz, Bw = 32.000 MH No calibration applied and no bandpass applied
JB - EF 1 - 2
JB - SR 1 - 13
EF - MC 2 - 3
EF - O6 2 - 4
EF - UR 2 - 6
(RR)
(LL)
Channels
Lower frame: Micro Ampl Jy Top frame: Phas deg
Vector averaged cross-power spectrum Several baselines displayed
Timerange: 01/03:00:11 to 01/03:01:09

Plot file version1568 created 29-APR-2021 18:59:46
J1333+2725 EN008B.UVDATA.1
Freq = 22.1080 GHz, Bw = 32.000 MH No calibration applied and no bandpass applied

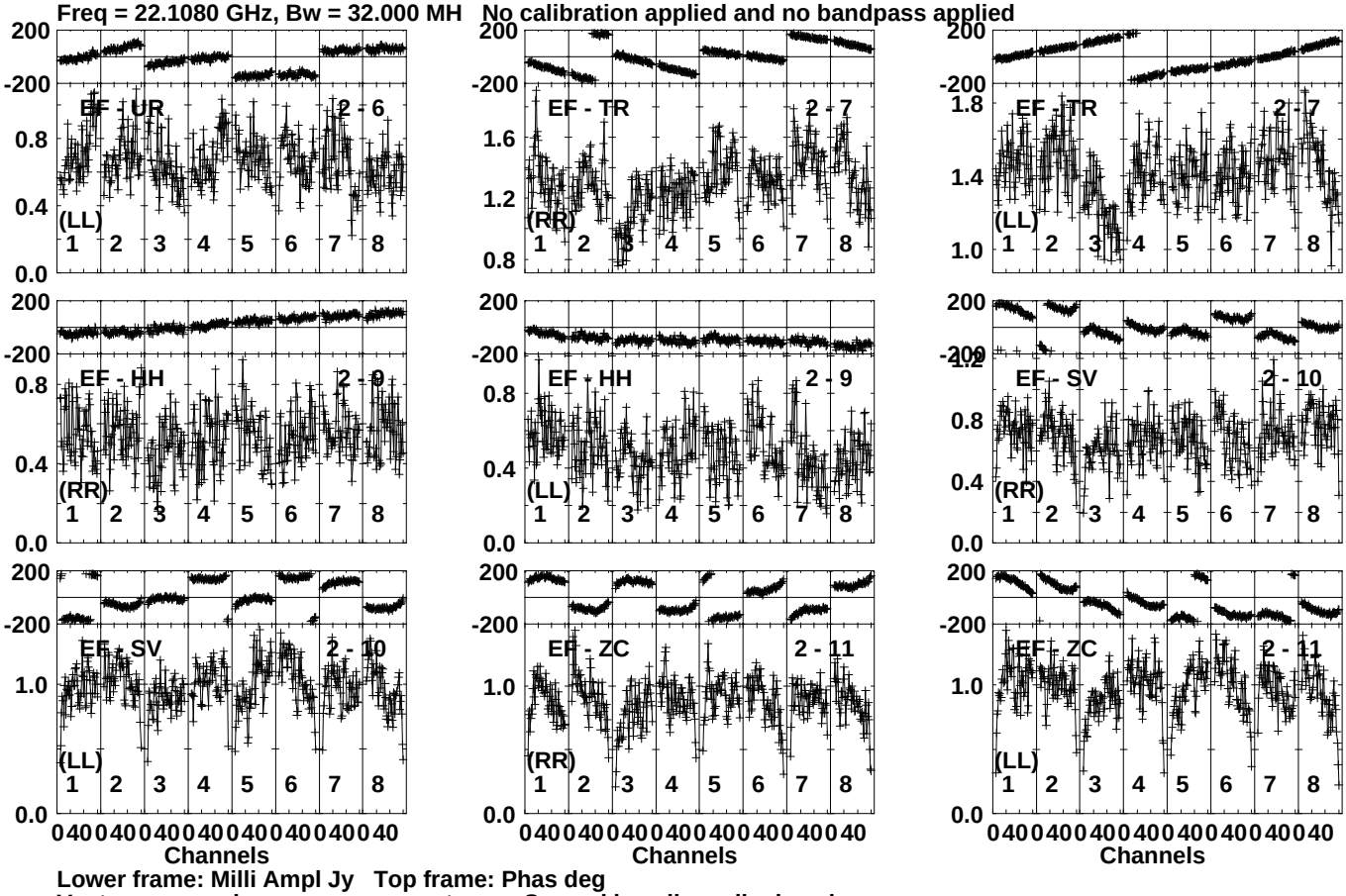

Lower frame: Milli Ampl Jy Top frame: Phas deg
Vector averaged cross-power spectrum Several baselines displayed
Timerange: 01/03:00:11 to 01/03:01:09

Plot file version1569 created 29-APR-2021 18:59:47
J1333+2725 EN008B.UVDATA.1
Freq = 22.1080 GHz, Bw = 32.000 MH No calibration applied and no bandpass applied

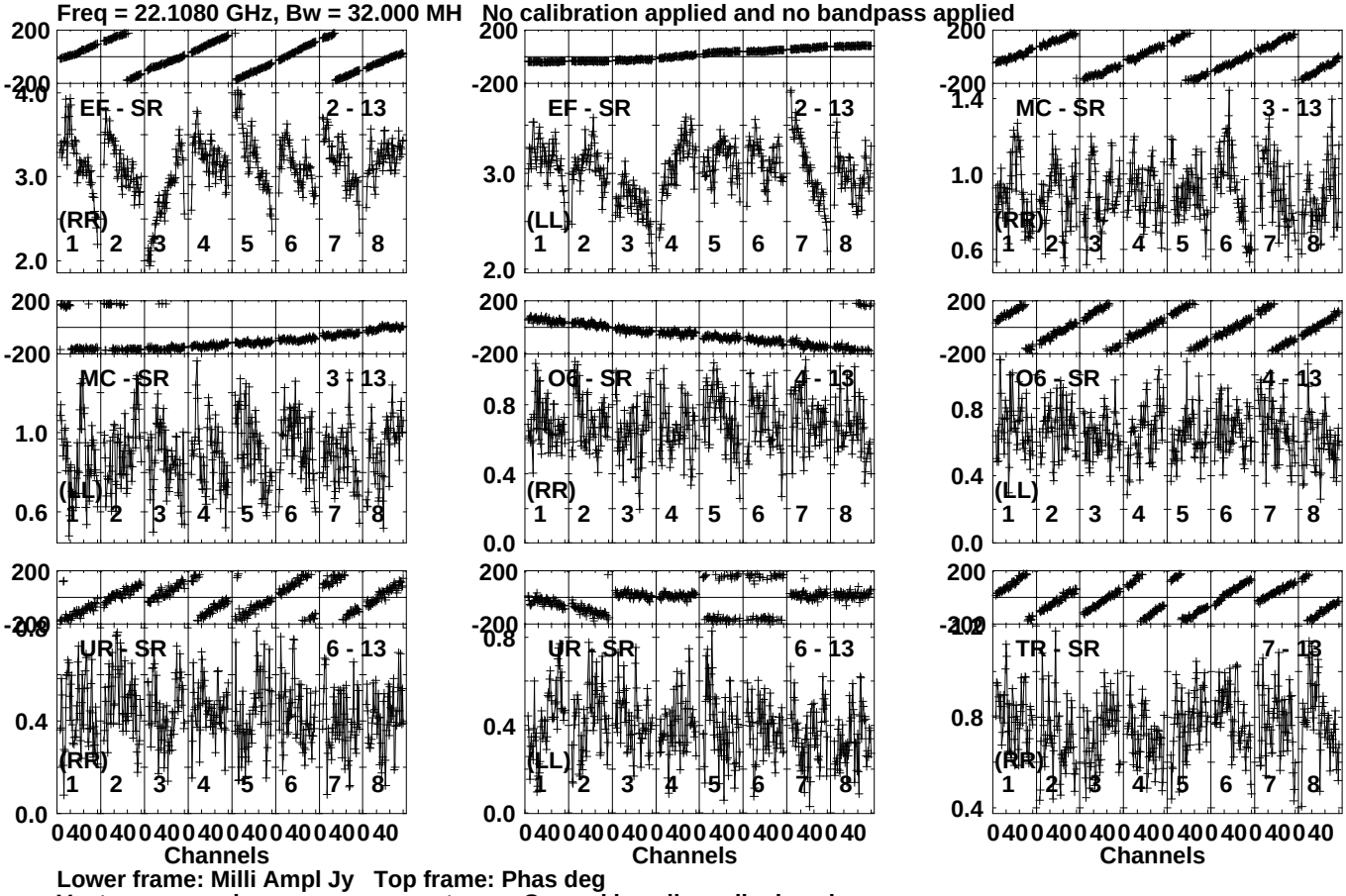

Lower frame: Milli Ampl Jy Top frame: Phas deg
Vector averaged cross-power spectrum Several baselines displayed
Timerange: 01/03:00:11 to 01/03:01:09

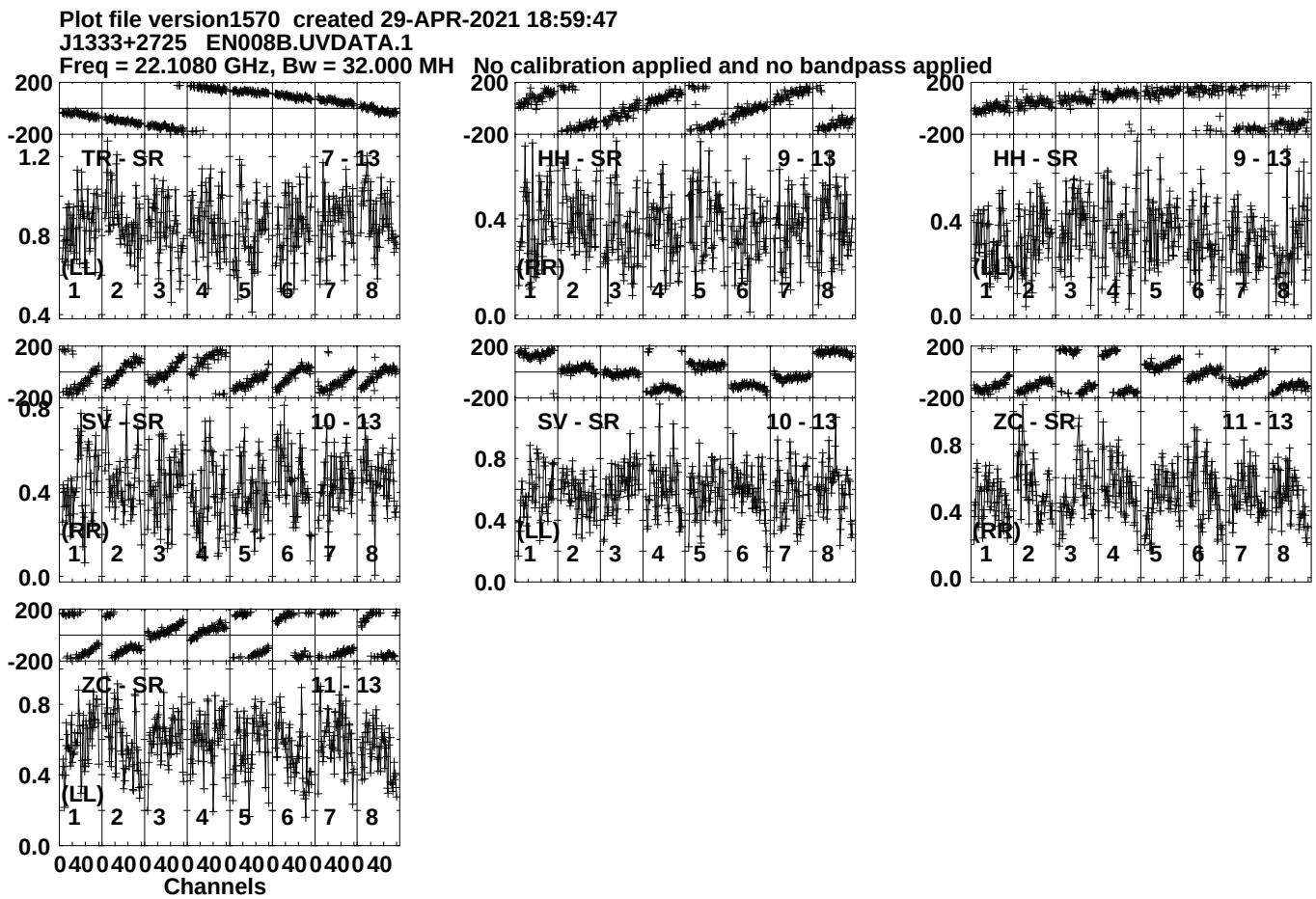
Plot file version1570 created 29-APR-2021 18:59:47
J1333+2725 EN008B.UVDATA.1
Freq = 22.1080 GHz, Bw = 32.000 MH No calibration applied and no bandpass applied
TR - SR
7 - 13
(LL)
HH - SR
9 - 13
(RR)
HH - SR
9 - 13
(LL)
SV - SR
10 - 13
(RR)
SV - SR
10 - 13
(LL)
ZC - SR
11 - 13
(RR)
ZC - SR
11 - 13
(LL)
Channels
Lower frame: Milli Ampl Jy Top frame: Phas deg
Vector averaged cross-power spectrum Several baselines displayed
Timerange: 01/03:00:11 to 01/03:01:09

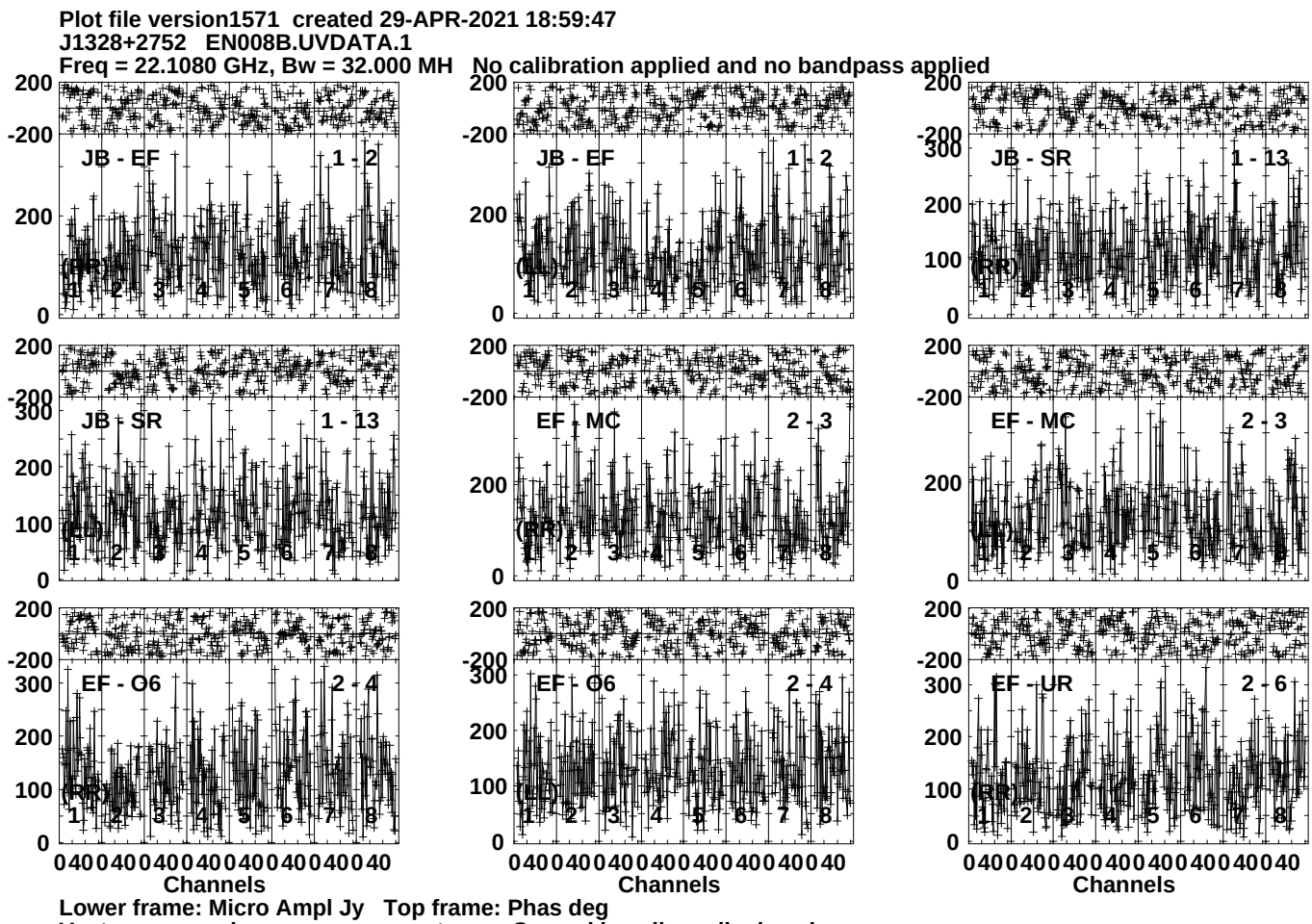
Plot file version1571 created 29-APR-2021 18:59:47
J1328+2752 EN008B.UVDATA.1
Freq = 22.1080 GHz, Bw = 32.000 MH No calibration applied and no bandpass applied
JB - EF 1 - 2
JB - SR 1 - 13
EF - MC 2 - 3
EF - O6 2 - 4
EF - UR 2 - 6
(RR)
Channels
Lower frame: Micro Ampl Jy Top frame: Phas deg
Vector averaged cross-power spectrum Several baselines displayed
Timerange: 01/03:01:11 to 01/03:03:09

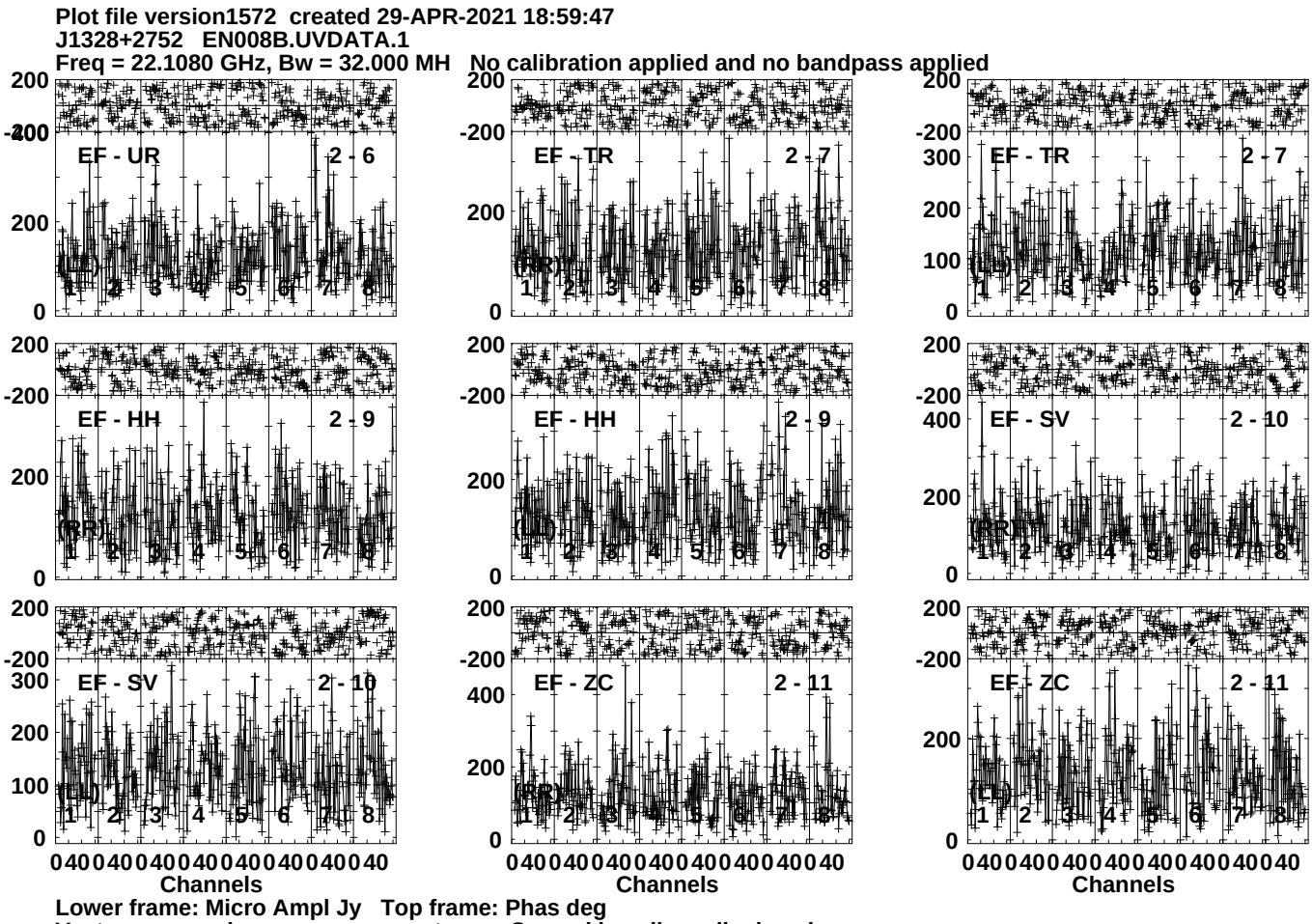
Plot file version1572 created 29-APR-2021 18:59:47
J1328+2752 EN008B.UVDATA.1
Freq = 22.1080 GHz, Bw = 32.000 MH No calibration applied and no bandpass applied
EF - UR 2 - 6
EF - TR 2 - 7
EF - TR 2 - 7
EF - HH 2 - 9
EF - HH 2 - 9
EF - SV 2 - 10
EF - SV 2 - 10
EF - ZC 2 - 11
EF - ZC 2 - 11
(RL)
(RR)
(LL)
Channels
Lower frame: Micro Ampl Jy Top frame: Phas deg
Vector averaged cross-power spectrum Several baselines displayed
Timerange: 01/03:01:11 to 01/03:03:09

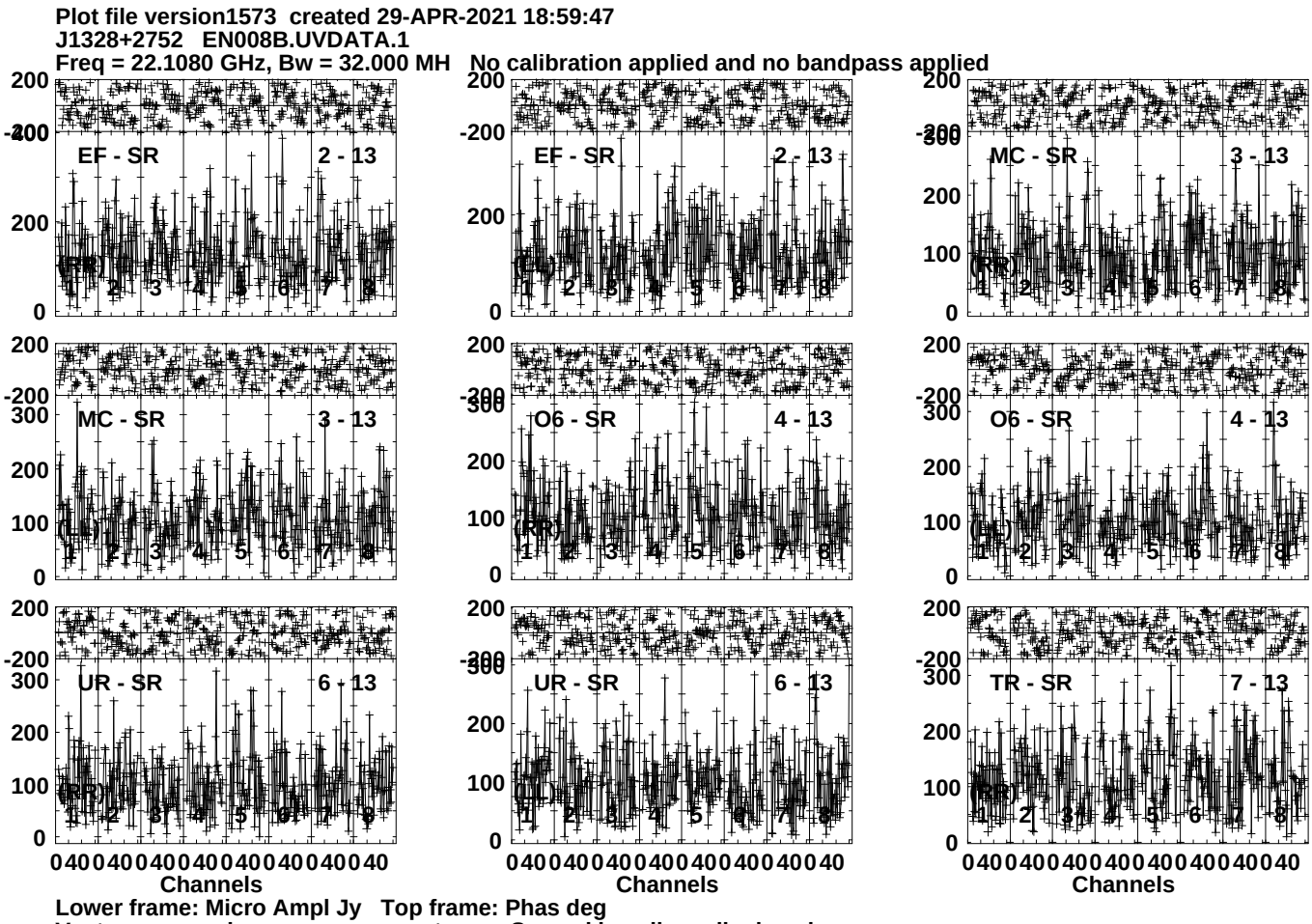
Plot file version1573 created 29-APR-2021 18:59:47
J1328+2752 EN008B.UVDATA.1
Freq = 22.1080 GHz, Bw = 32.000 MH No calibration applied and no bandpass applied
EF - SR 2 - 13
EF - SR 2 - 13
MC - SR 3 - 13
MC - SR 3 - 13
O6 - SR 4 - 13
O6 - SR 4 - 13
UR - SR 6 - 13
UR - SR 6 - 13
TR - SR 7 - 13
Channels
Channels
Channels
Lower frame: Micro Ampl Jy Top frame: Phas deg
Vector averaged cross-power spectrum Several baselines displayed
Timerange: 01/03:01:11 to 01/03:03:09

Plot file version1574 created 29-APR-2021 18:59:47
J1328+2752 EN008B.UVDATA.1
Freq = 22.1080 GHz, Bw = 32.000 MH No calibration applied and no bandpass applied

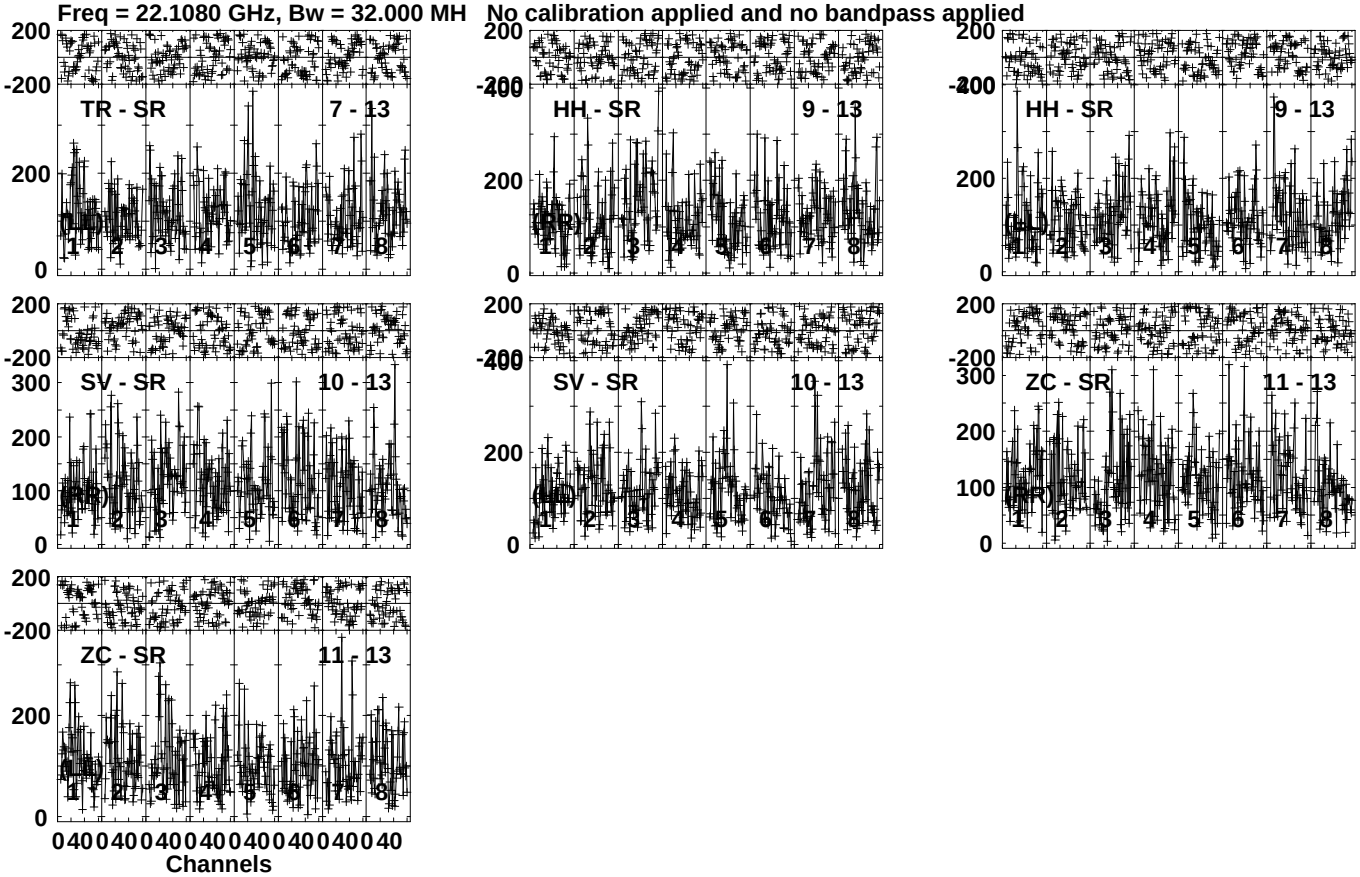

Lower frame: Micro Ampl Jy Top frame: Phas deg
Vector averaged cross-power spectrum Several baselines displayed
Timerange: 01/03:01:11 to 01/03:03:09

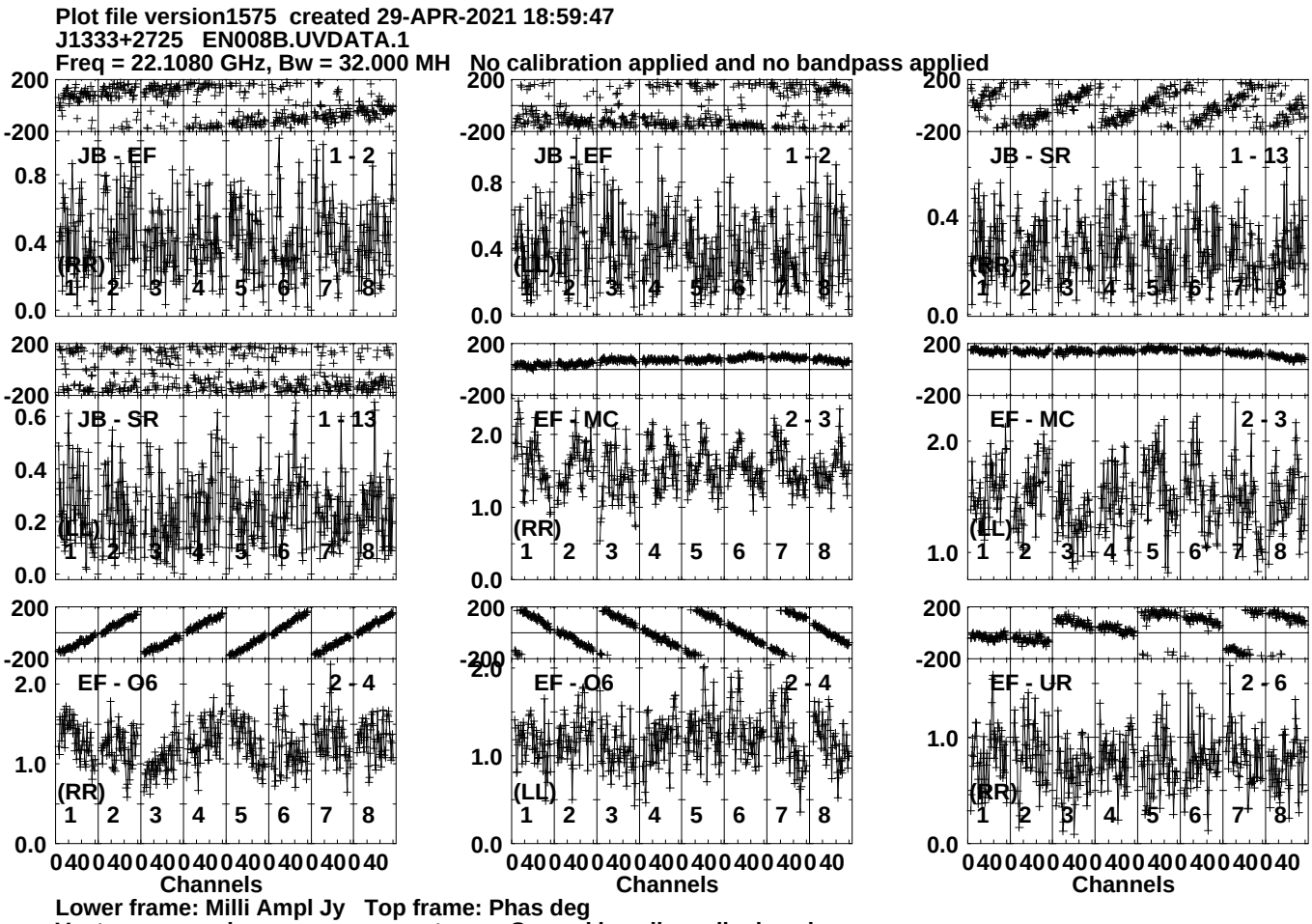
Plot file version1575 created 29-APR-2021 18:59:47
J1333+2725 EN008B.UVDATA.1
Freq = 22.1080 GHz, Bw = 32.000 MH No calibration applied and no bandpass applied
JB - EF 1 - 2
(RR)
JB - EF 1 - 2
(LL)
JB - SR 1 - 13
(RR)
JB - SR 1 - 13
(LL)
EF - MC 2 - 3
(RR)
EF - MC 2 - 3
(LL)
EF - O6 2 - 4
(RR)
EF - O6 2 - 4
(LL)
EF - UR 2 - 6
(RR)
Channels
Channels
Channels
Lower frame: Milli Ampl Jy Top frame: Phas deg
Vector averaged cross-power spectrum Several baselines displayed
Timerange: 01/03:03:11 to 01/03:04:09

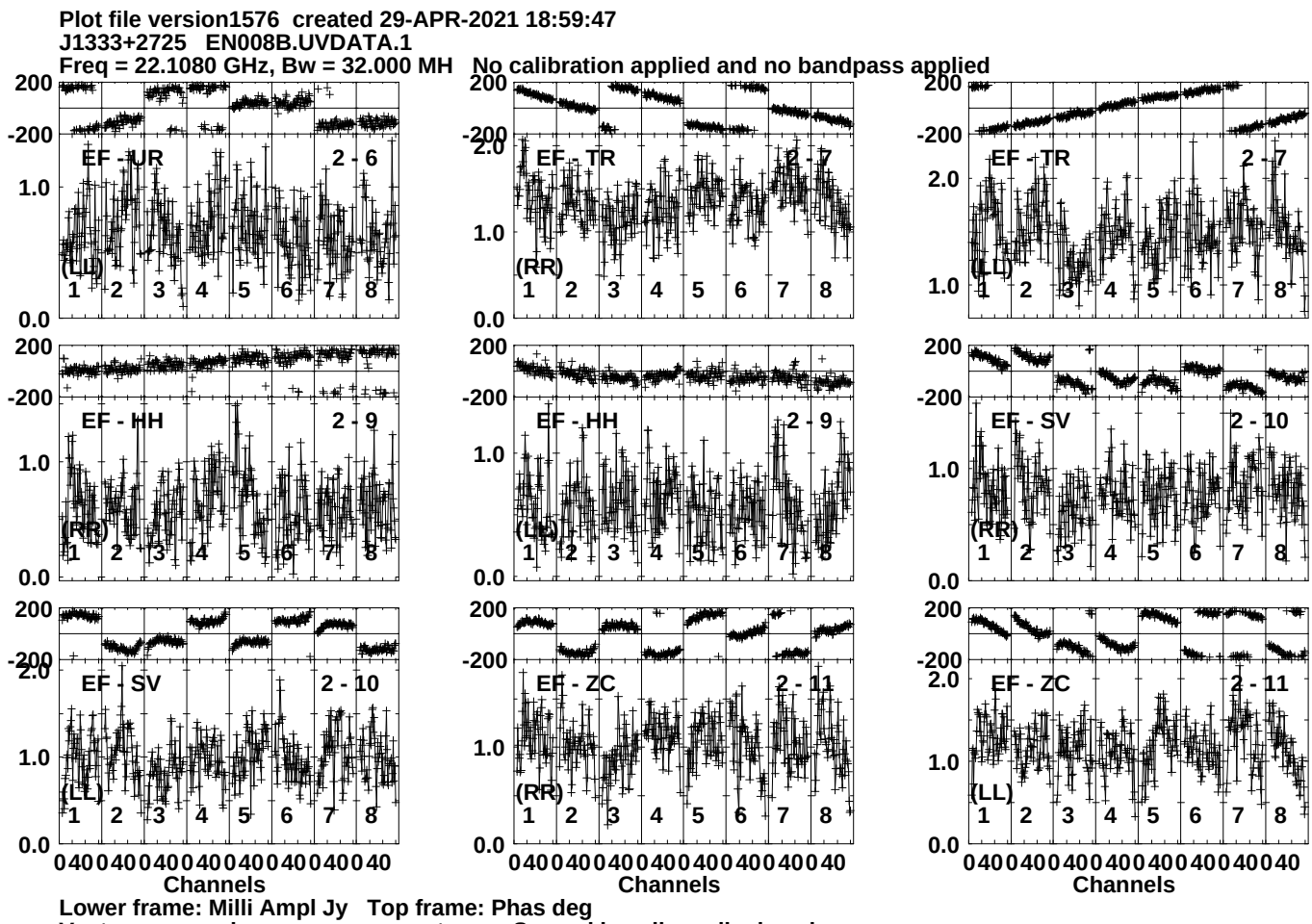
Plot file version1576 created 29-APR-2021 18:59:47
J1333+2725 EN008B.UVDATA.1
Freq = 22.1080 GHz, Bw = 32.000 MH No calibration applied and no bandpass applied
EF - UR
2 - 6
(LL)
EF - TR
2 - 7
(RR)
EF - TR
2 - 7
(LL)
EF - HH
2 - 9
(RR)
EF - HH
2 - 9
(LL)
EF - SV
2 - 10
(RR)
EF - SV
2 - 10
(LL)
EF - ZC
2 - 11
(RR)
EF - ZC
2 - 11
(LL)
Channels
Channels
Channels
Lower frame: Milli Ampl Jy Top frame: Phas deg
Vector averaged cross-power spectrum Several baselines displayed
Timerange: 01/03:03:11 to 01/03:04:09

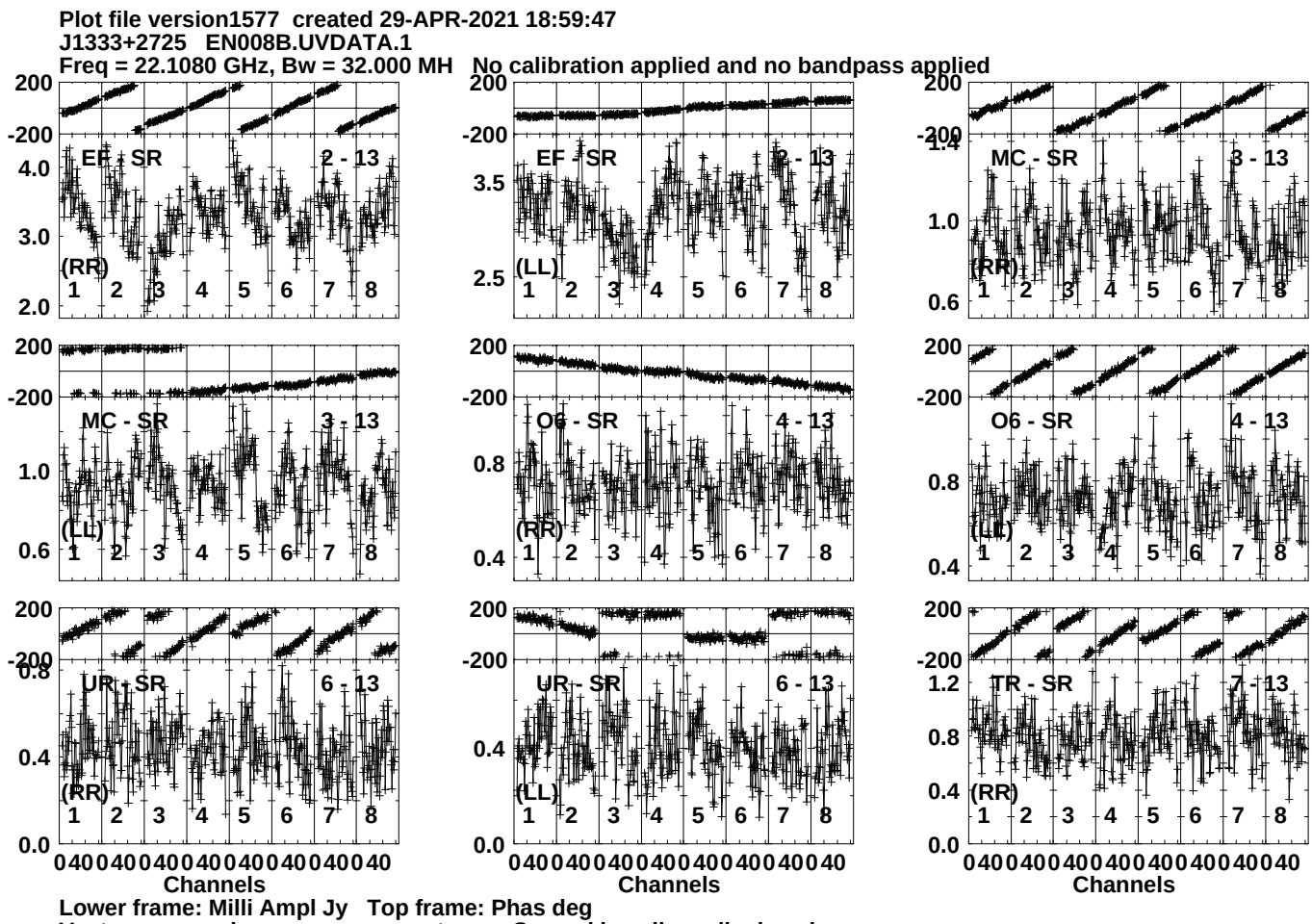
Plot file version1577 created 29-APR-2021 18:59:47
J1333+2725 EN008B.UVDATA.1
Freq = 22.1080 GHz, Bw = 32.000 MH No calibration applied and no bandpass applied
EF - SR 2 - 13
(RR)
MC - SR 3 - 13
(LL)
O6 - SR 4 - 13
(RR)
O6 - SR 4 - 13
(LL)
UR - SR 6 - 13
(RR)
UR - SR 6 - 13
(LL)
TR - SR 7 - 13
(RR)
Channels
Lower frame: Milli Ampl Jy Top frame: Phas deg
Vector averaged cross-power spectrum Several baselines displayed
Timerange: 01/03:03:11 to 01/03:04:09

Plot file version1578 created 29-APR-2021 18:59:48
J1333+2725 EN008B.UVDATA.1
Freq = 22.1080 GHz, Bw = 32.000 MH No calibration applied and no bandpass applied

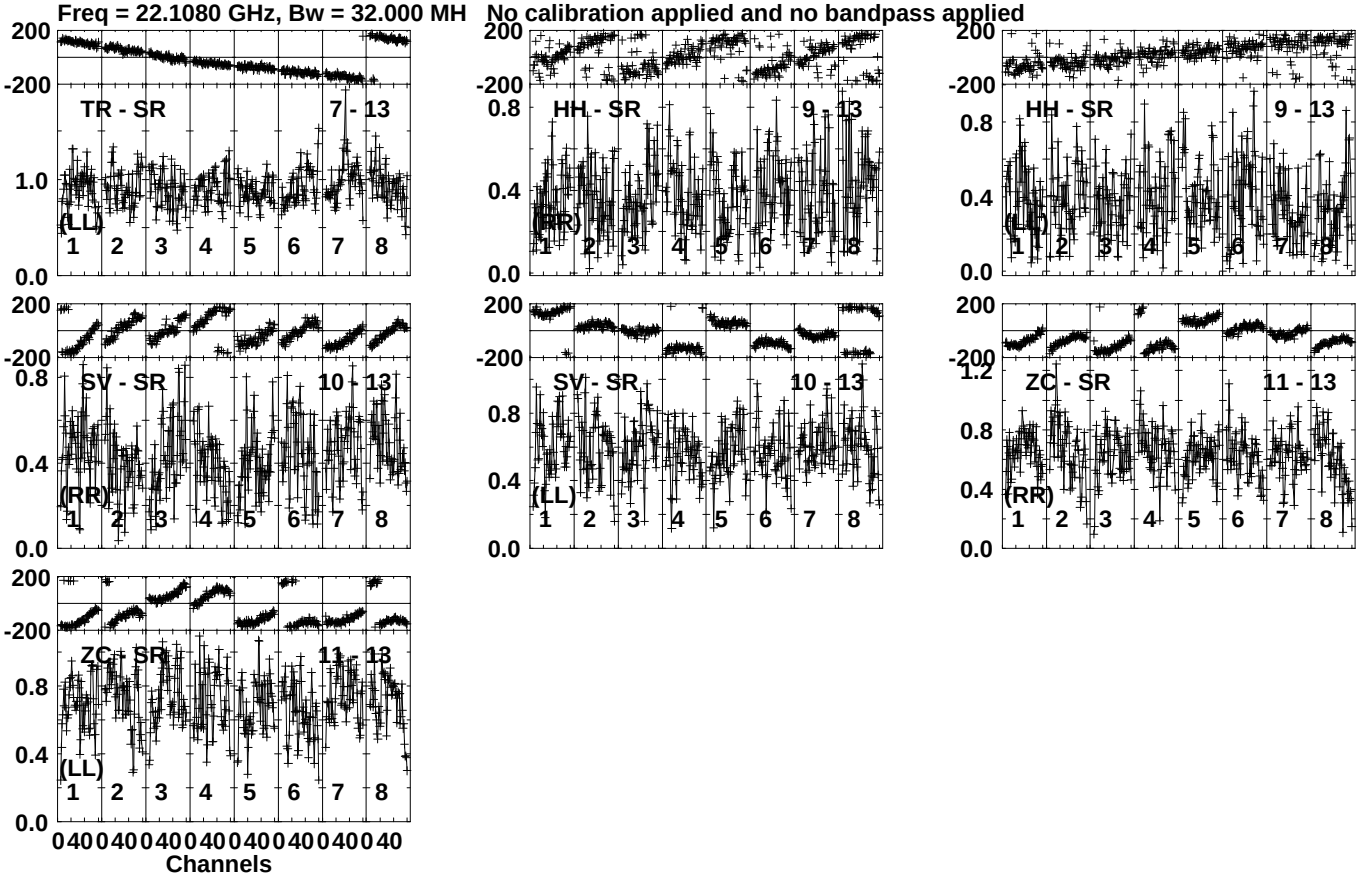

Lower frame: Milli Ampl Jy Top frame: Phas deg
Vector averaged cross-power spectrum Several baselines displayed
Timerange: 01/03:03:11 to 01/03:04:09

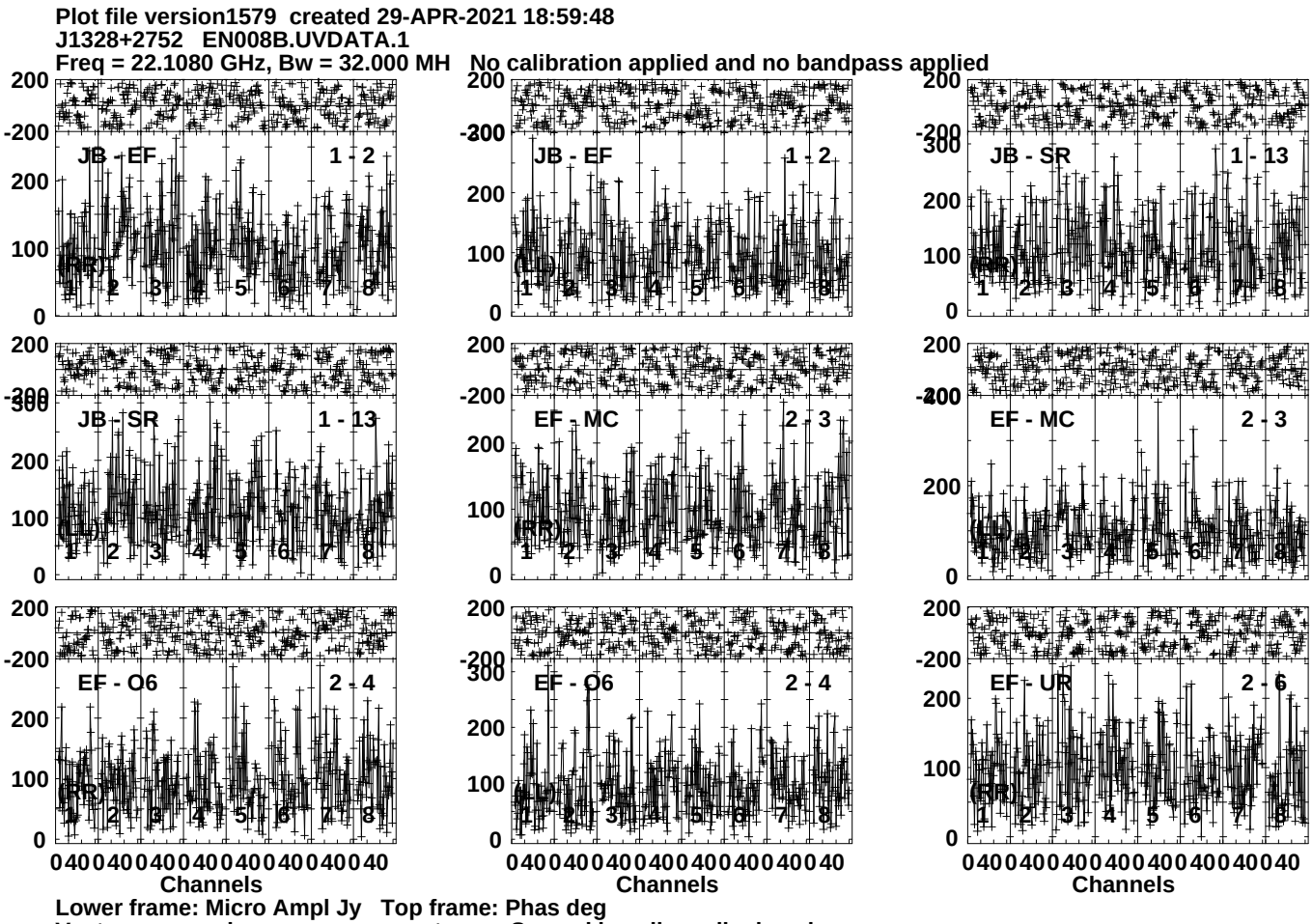
Plot file version1579 created 29-APR-2021 18:59:48
J1328+2752 EN008B.UVDATA.1
Freq = 22.1080 GHz, Bw = 32.000 MH No calibration applied and no bandpass applied
JB - EF 1 - 2
JB - SR 1 - 13
EF - MC 2 - 3
EF - O6 2 - 4
EF - UR 2 - 6
(RR)
(LL)
Channels
Lower frame: Micro Ampl Jy Top frame: Phas deg
Vector averaged cross-power spectrum Several baselines displayed
Timerange: 01/03:04:51 to 01/03:06:49

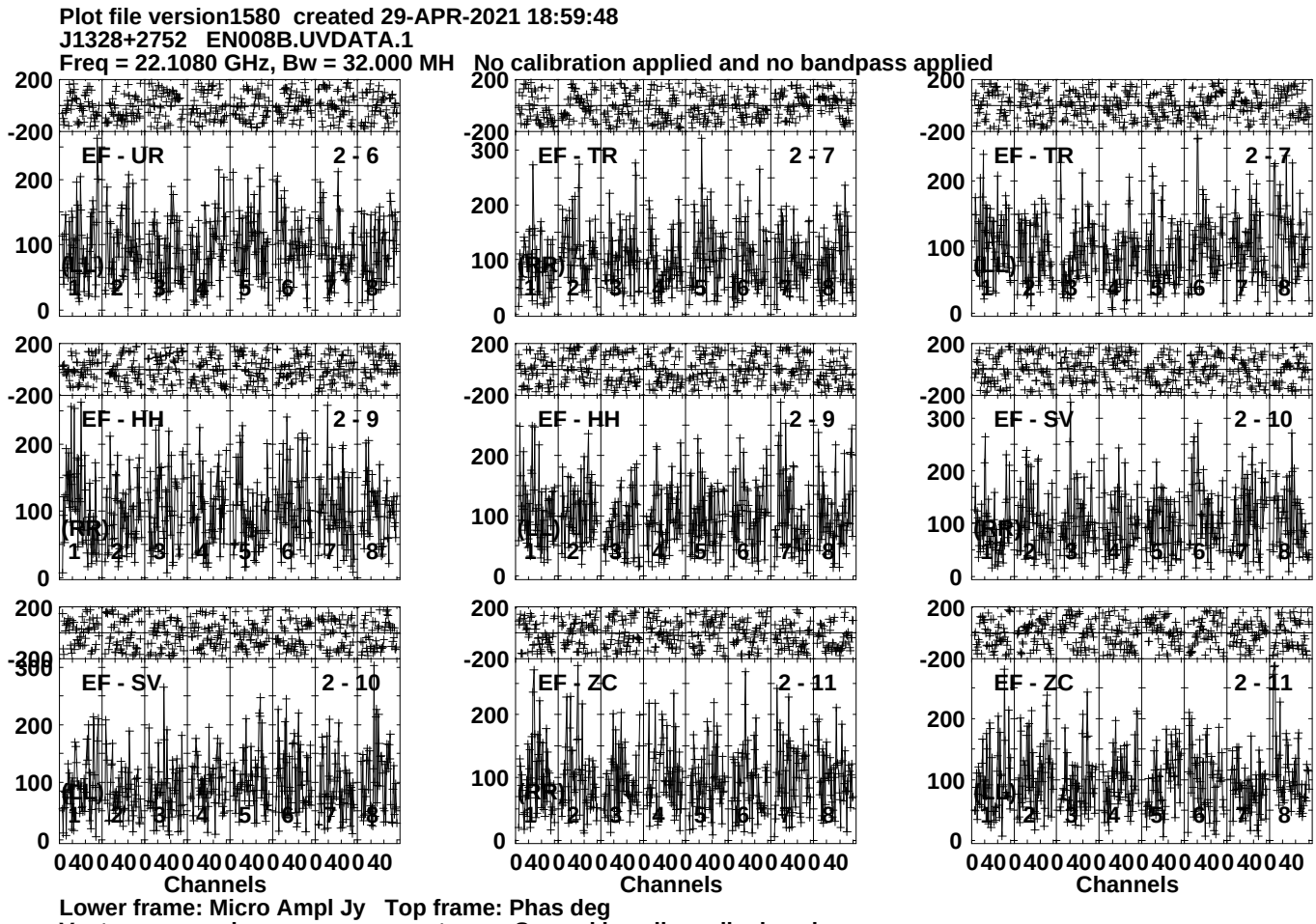
Plot file version1580 created 29-APR-2021 18:59:48
J1328+2752 EN008B.UVDATA.1
Freq = 22.1080 GHz, Bw = 32.000 MH No calibration applied and no bandpass applied
EF - UR 2 - 6
EF - TR 2 - 7
EF - TR 2 - 7
EF - HH 2 - 9
EF - HH 2 - 9
EF - SV 2 - 10
EF - SV 2 - 10
EF - ZC 2 - 11
EF - ZC 2 - 11
(RR)
(LL)
Channels
Lower frame: Micro Ampl Jy Top frame: Phas deg
Vector averaged cross-power spectrum Several baselines displayed
Timerange: 01/03:04:51 to 01/03:06:49

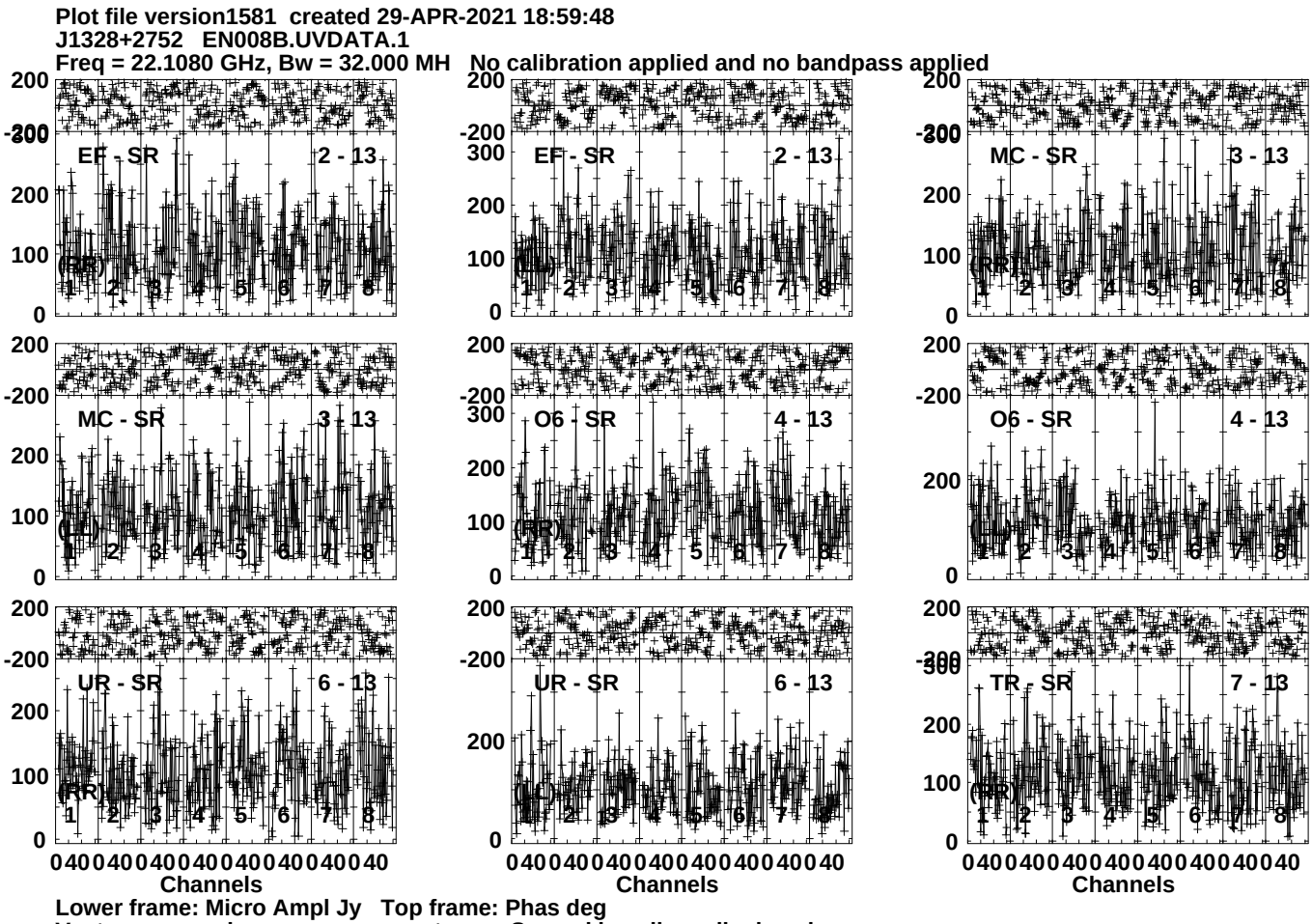
Plot file version1581 created 29-APR-2021 18:59:48
J1328+2752 EN008B.UVDATA.1
Freq = 22.1080 GHz, Bw = 32.000 MH No calibration applied and no bandpass applied
EF - SR 2 - 13
EF - SR 2 - 13
MC - SR 3 - 13
MC - SR 3 - 13
O6 - SR 4 - 13
O6 - SR 4 - 13
UR - SR 6 - 13
UR - SR 6 - 13
TR - SR 7 - 13
(RR)
(LL)
Channels
Lower frame: Micro Ampl Jy Top frame: Phas deg
Vector averaged cross-power spectrum Several baselines displayed
Timerange: 01/03:04:51 to 01/03:06:49

Plot file version1582 created 29-APR-2021 18:59:48
J1328+2752 EN008B.UVDATA.1
Freq = 22.1080 GHz, Bw = 32.000 MH No calibration applied and no bandpass applied

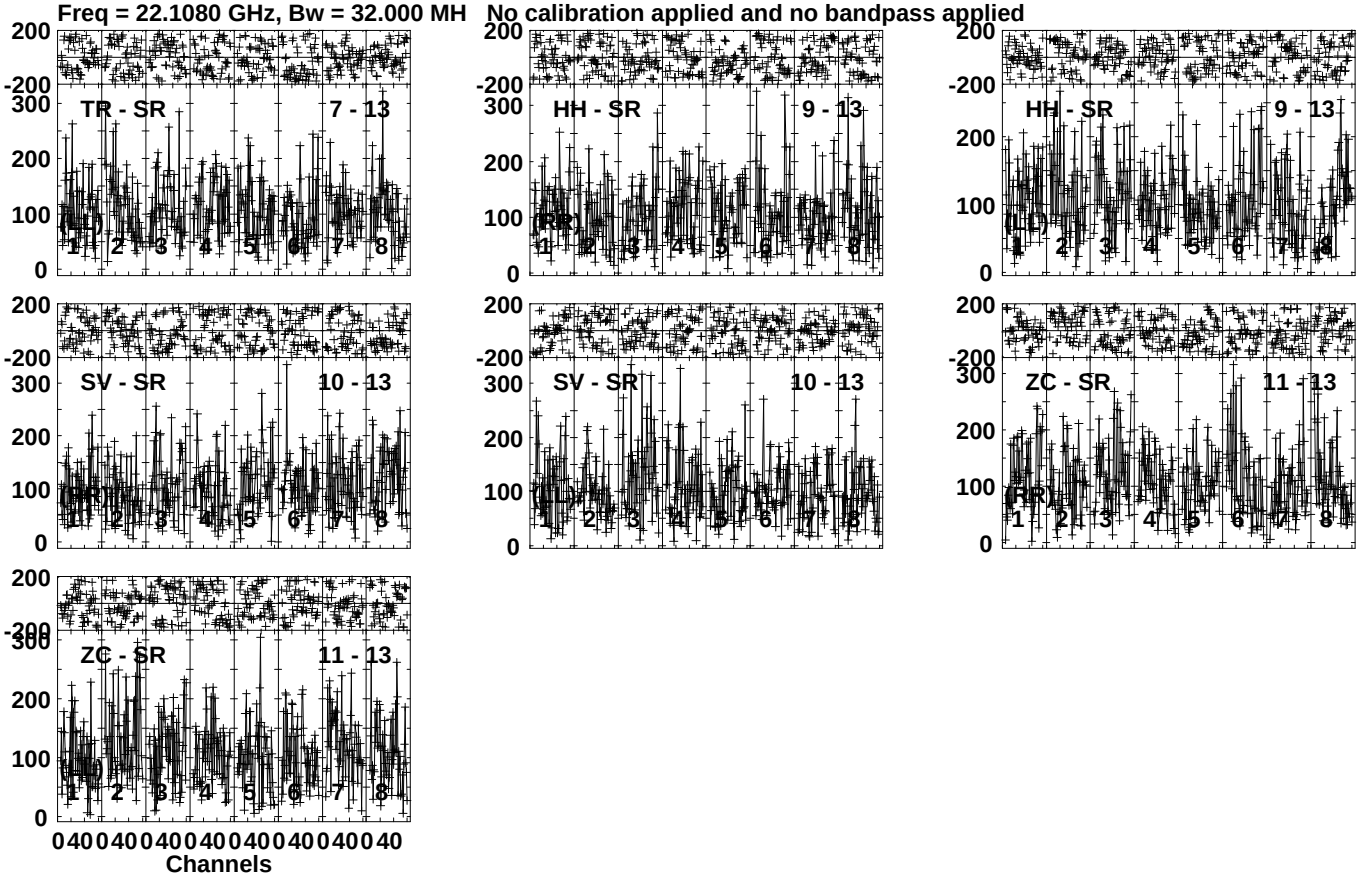

Lower frame: Micro Ampl Jy Top frame: Phas deg
Vector averaged cross-power spectrum Several baselines displayed
Timerange: 01/03:04:51 to 01/03:06:49

Plot file version1583 created 29-APR-2021 18:59:48
J1333+2725 EN008B.UVDATA.1
Freq = 22.1080 GHz, Bw = 32.000 MH No calibration applied and no bandpass applied

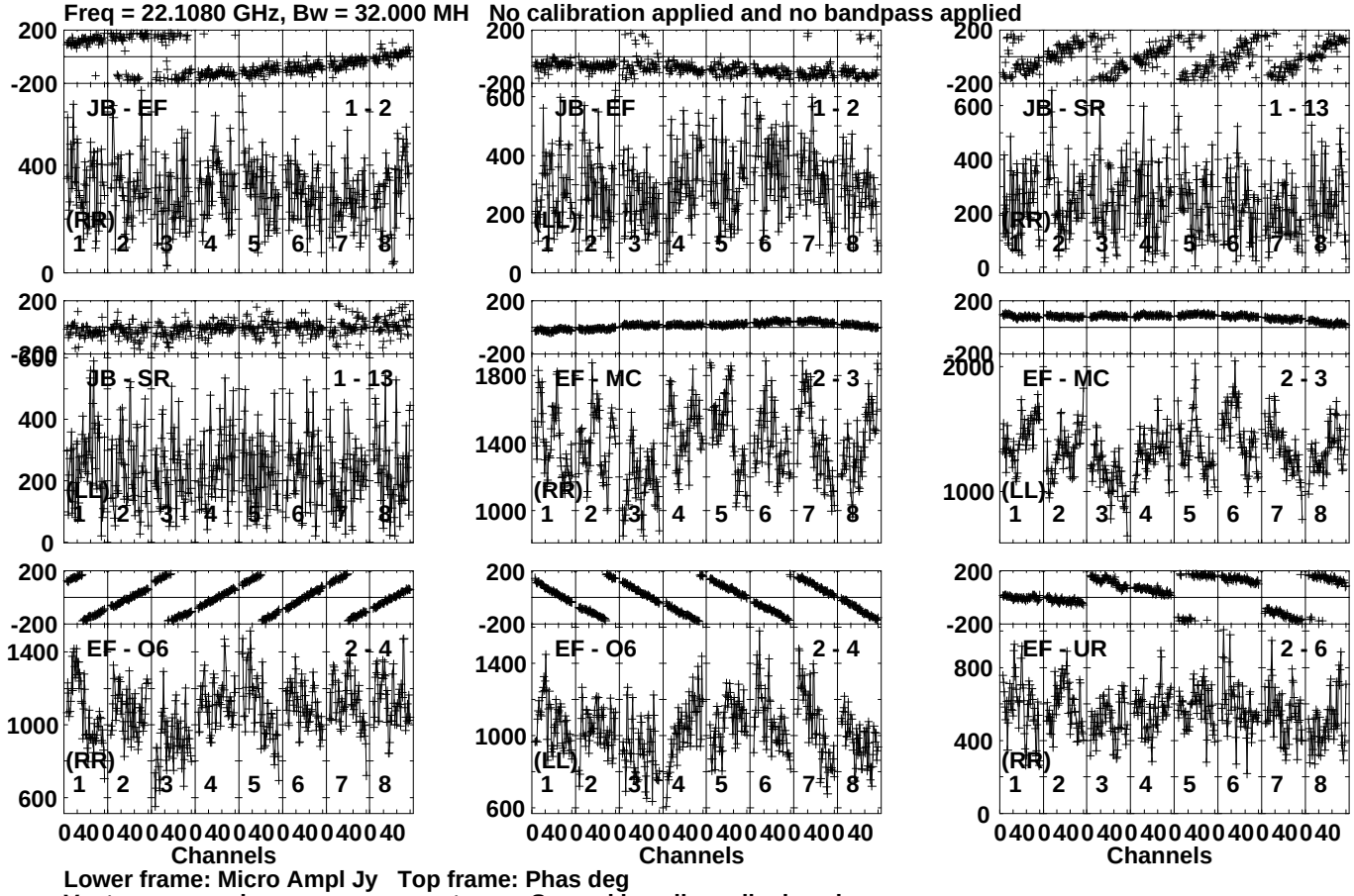

Lower frame: Micro Ampl Jy Top frame: Phas deg
Vector averaged cross-power spectrum Several baselines displayed
Timerange: 01/03:07:21 to 01/03:08:19

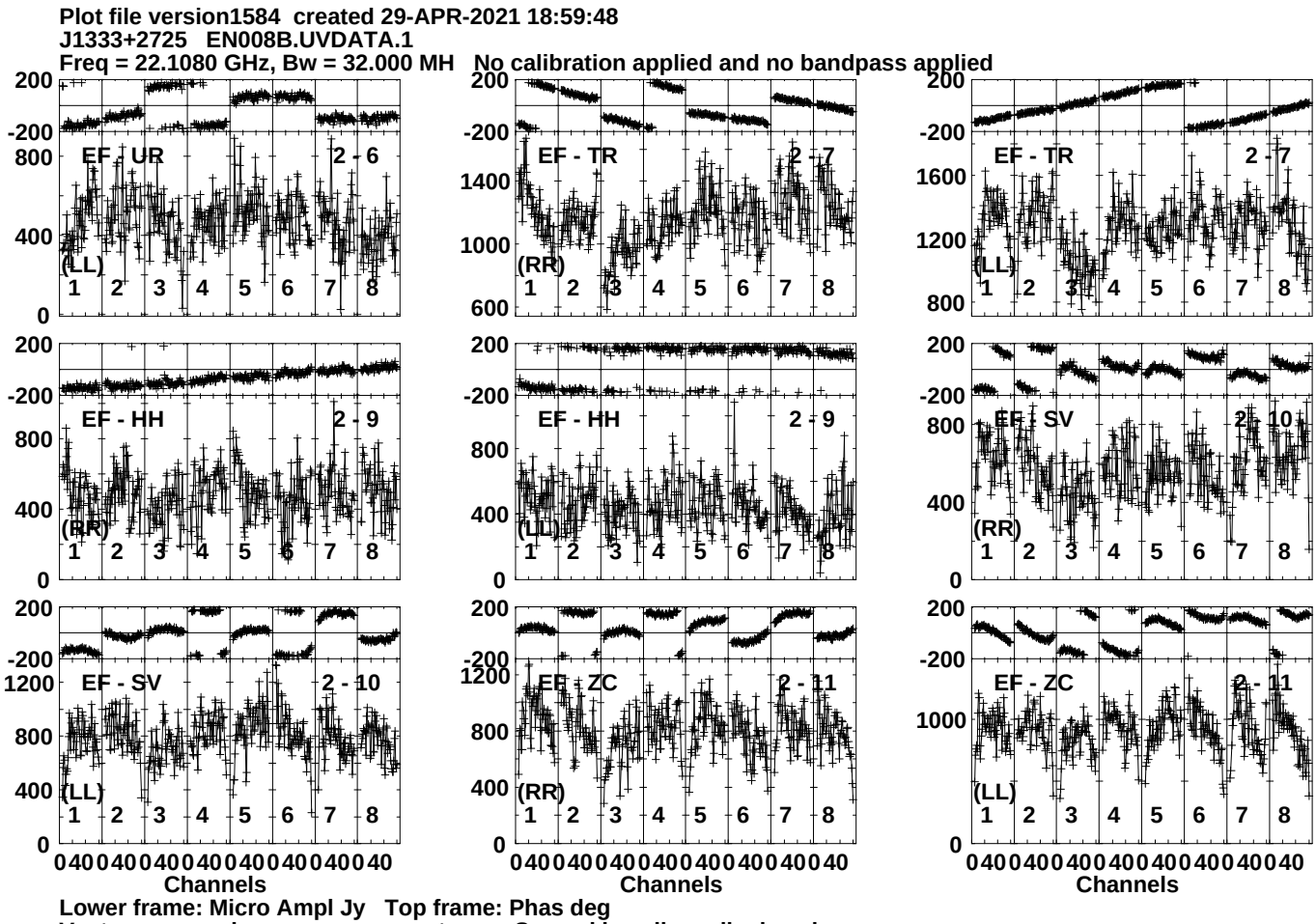
Plot file version1584 created 29-APR-2021 18:59:48
J1333+2725 EN008B.UVDATA.1
Freq = 22.1080 GHz, Bw = 32.000 MH No calibration applied and no bandpass applied
EF - UR 2 - 6
(LL)
EF - TR 2 - 7
(RR)
EF - TR 2 - 7
(LL)
EF - HH 2 - 9
(RR)
EF - HH 2 - 9
(LL)
EF - SV 2 - 10
(RR)
EF - SV 2 - 10
(LL)
EF - ZC 2 - 11
(RR)
EF - ZC 2 - 11
(LL)
Channels
Channels
Channels
Lower frame: Micro Ampl Jy Top frame: Phas deg
Vector averaged cross-power spectrum Several baselines displayed
Timerange: 01/03:07:21 to 01/03:08:19

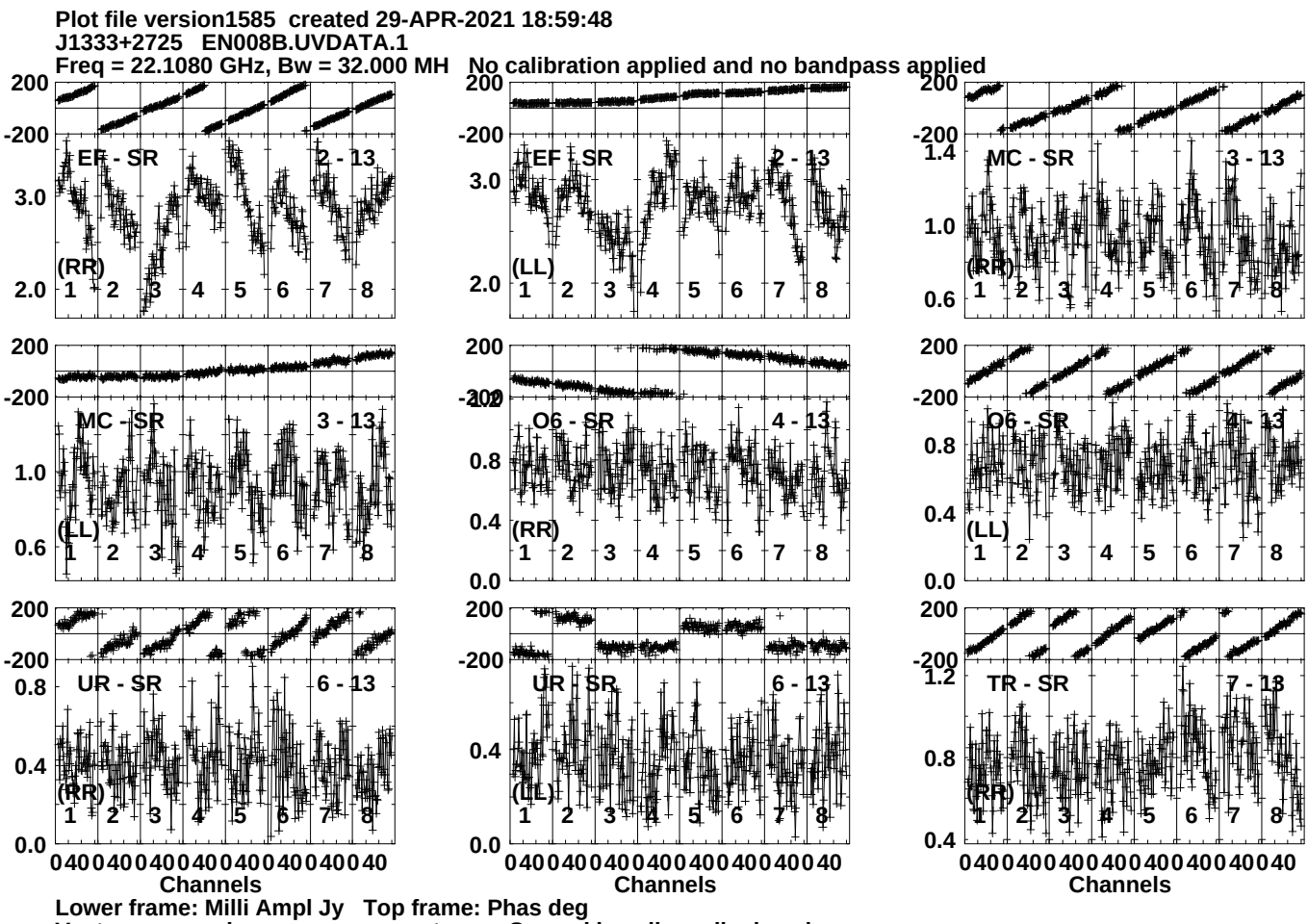
Plot file version1585 created 29-APR-2021 18:59:48
J1333+2725 EN008B.UVDATA.1
Freq = 22.1080 GHz, Bw = 32.000 MH No calibration applied and no bandpass applied
EF - SR 2 - 13
(RR)
EF - SR 2 - 13
(LL)
MC - SR 3 - 13
(RR)
MC - SR 3 - 13
(LL)
O6 - SR 4 - 13
(RR)
O6 - SR 4 - 13
(LL)
UR - SR 6 - 13
(RR)
UR - SR 6 - 13
(LL)
TR - SR 7 - 13
(RR)
Channels
Lower frame: Milli Ampl Jy Top frame: Phas deg
Vector averaged cross-power spectrum Several baselines displayed
Timerange: 01/03:07:21 to 01/03:08:19

Plot file version1586 created 29-APR-2021 18:59:49
J1333+2725 EN008B.UVDATA.1
Freq = 22.1080 GHz, Bw = 32.000 MH No calibration applied and no bandpass applied

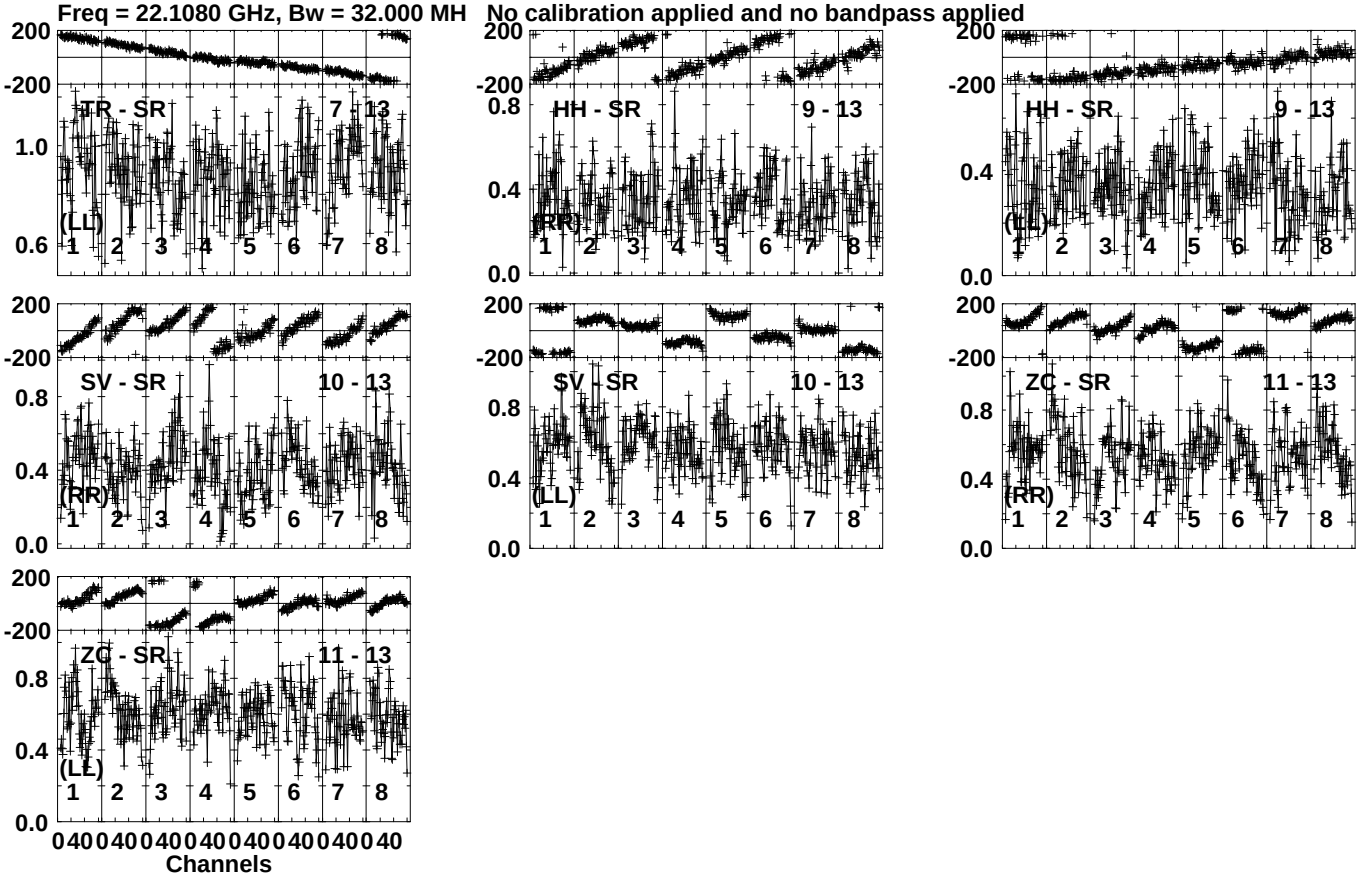

Lower frame: Milli Ampl Jy Top frame: Phas deg
Vector averaged cross-power spectrum Several baselines displayed
Timerange: 01/03:07:21 to 01/03:08:19

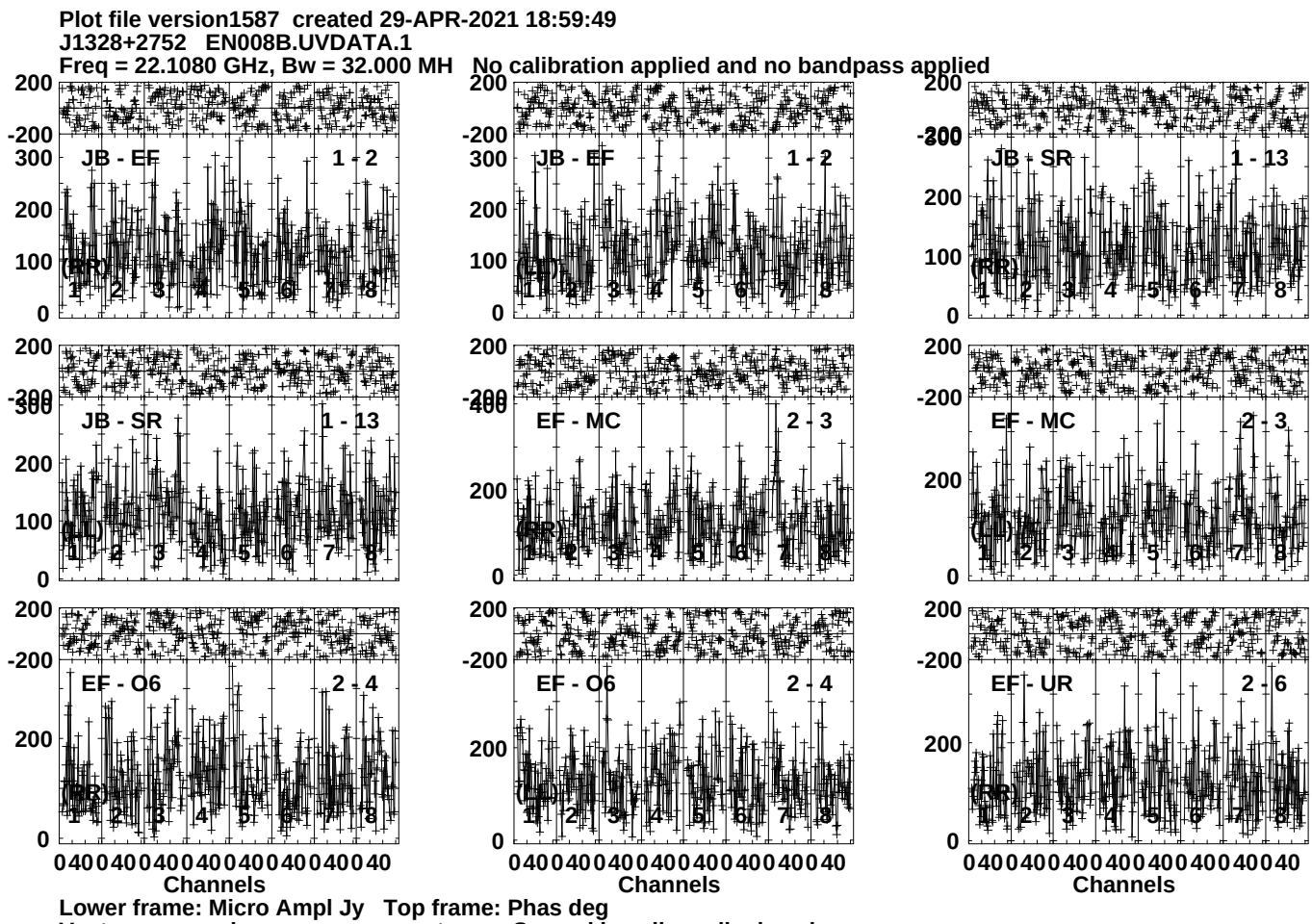
Plot file version1587 created 29-APR-2021 18:59:49
J1328+2752 EN008B.UVDATA.1
Freq = 22.1080 GHz, Bw = 32.000 MH No calibration applied and no bandpass applied
JB - EF 1 - 2
JB - SR 1 - 13
EF - MC 2 - 3
EF - O6 2 - 4
EF - UR 2 - 6
(RR)
(LL)
Channels
Lower frame: Micro Ampl Jy Top frame: Phas deg
Vector averaged cross-power spectrum Several baselines displayed
Timerange: 01/03:08:21 to 01/03:10:19

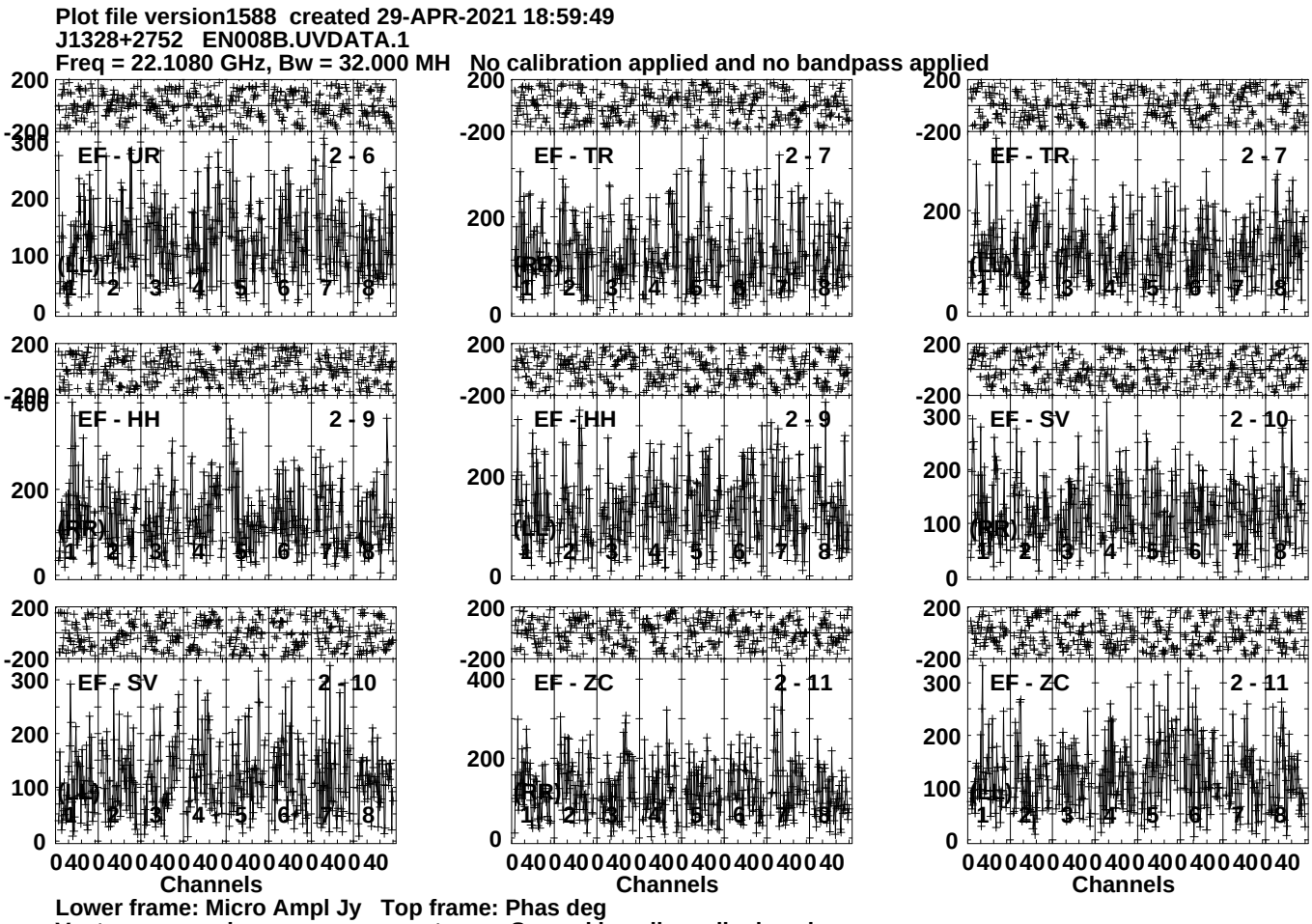
Plot file version1588 created 29-APR-2021 18:59:49
J1328+2752 EN008B.UVDATA.1
Freq = 22.1080 GHz, Bw = 32.000 MH No calibration applied and no bandpass applied
EF - UR 2 - 6
EF - TR 2 - 7
EF - TR 2 - 7
EF - HH 2 - 9
EF - HH 2 - 9
EF - SV 2 - 10
EF - SV 2 - 10
EF - ZC 2 - 11
EF - ZC 2 - 11
Channels
Channels
Channels
Lower frame: Micro Ampl Jy Top frame: Phas deg
Vector averaged cross-power spectrum Several baselines displayed
Timerange: 01/03:08:21 to 01/03:10:19

Plot file version1589 created 29-APR-2021 18:59:49
J1328+2752 EN008B.UVDATA.1
Freq = 22.1080 GHz, Bw = 32.000 MH No calibration applied and no bandpass applied

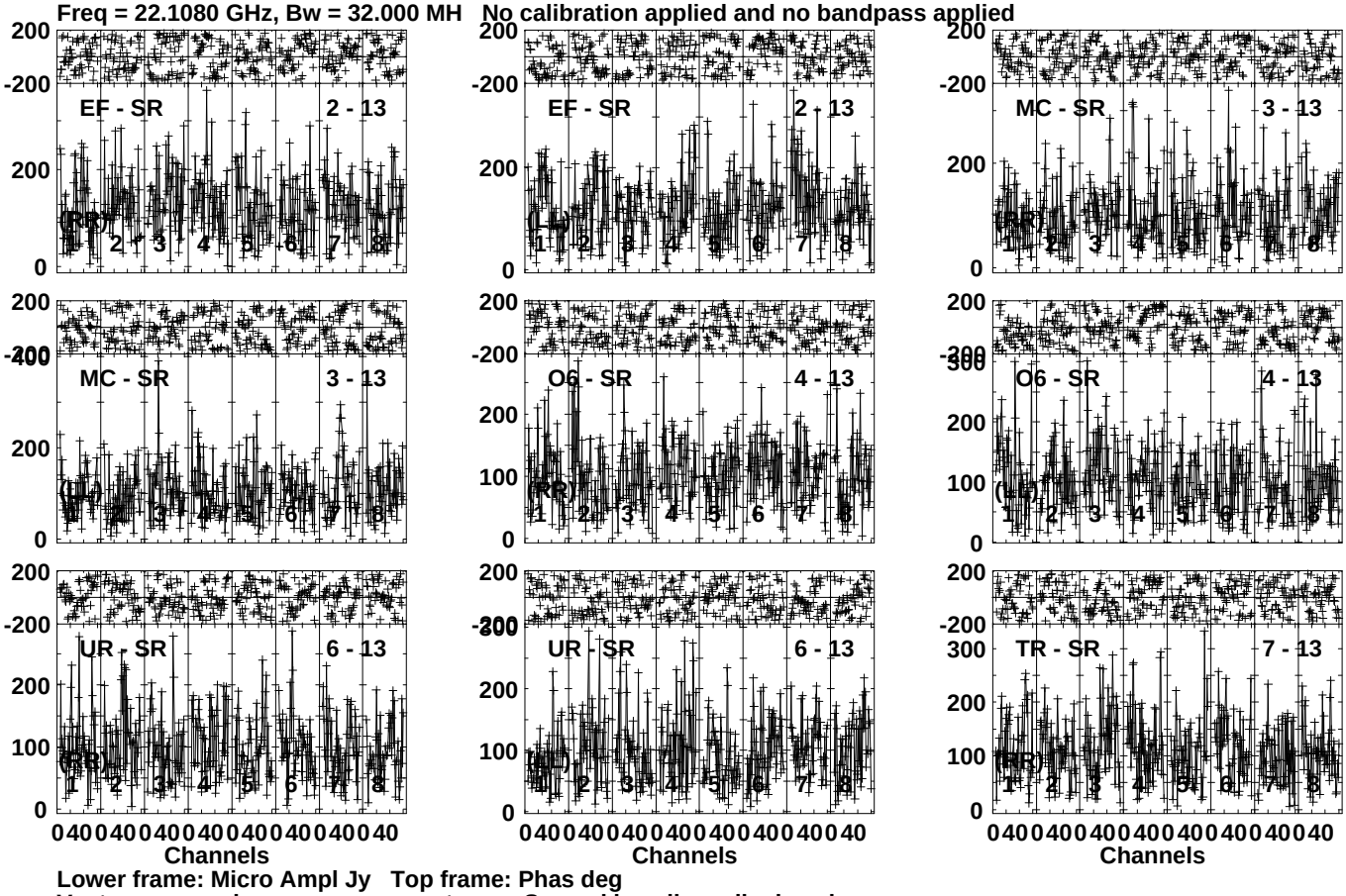

Lower frame: Micro Ampl Jy Top frame: Phas deg
Vector averaged cross-power spectrum Several baselines displayed
Timerange: 01/03:08:21 to 01/03:10:19

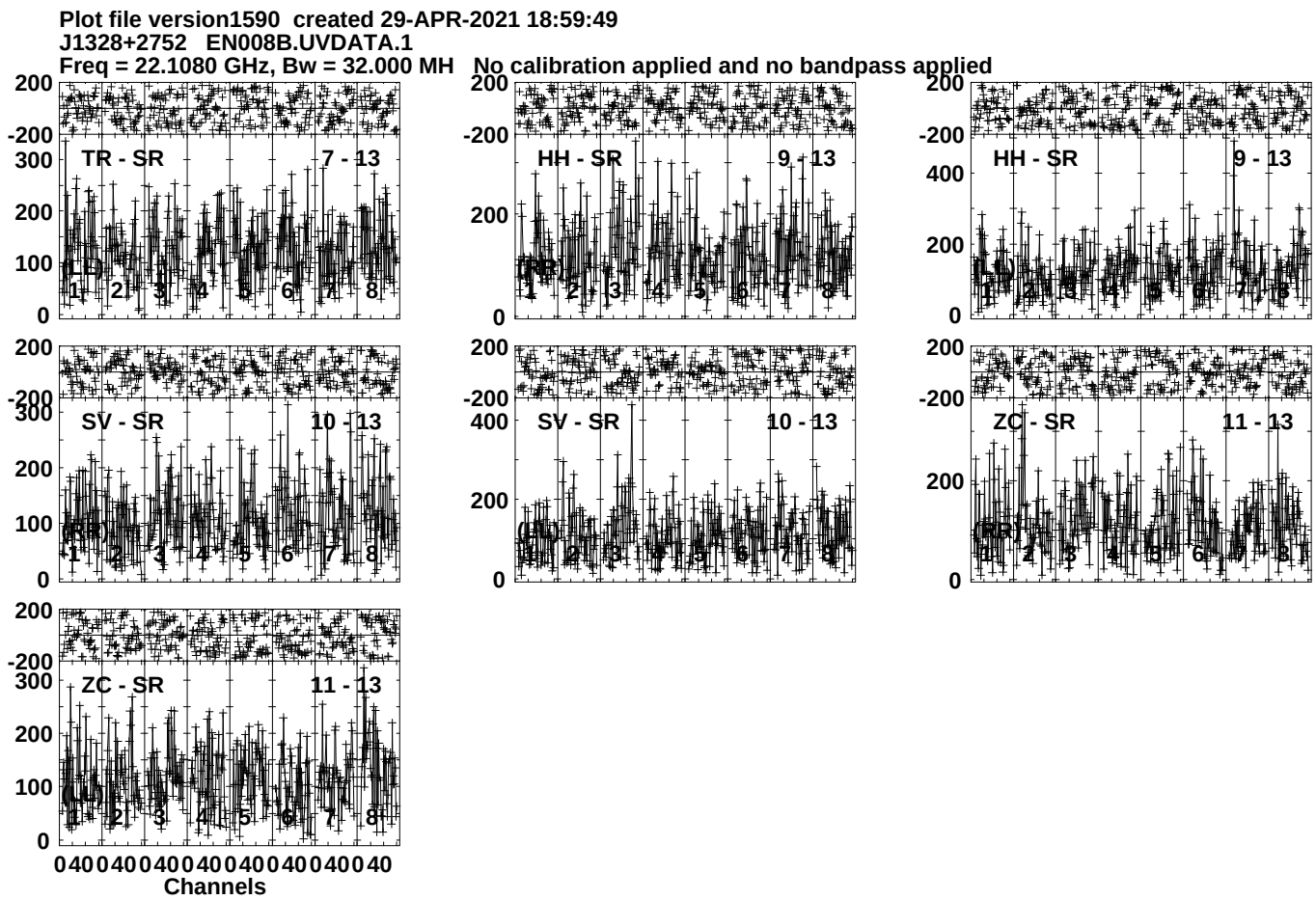
Plot file version1590 created 29-APR-2021 18:59:49
J1328+2752 EN008B.UVDATA.1
Freq = 22.1080 GHz, Bw = 32.000 MH No calibration applied and no bandpass applied
TR - SR
7 - 13
HH - SR
9 - 13
HH - SR
9 - 13
SV - SR
10 - 13
SV - SR
10 - 13
ZC - SR
11 - 13
ZC - SR
11 - 13
Channels
Lower frame: Micro Ampl Jy Top frame: Phas deg
Vector averaged cross-power spectrum Several baselines displayed
Timerange: 01/03:08:21 to 01/03:10:19

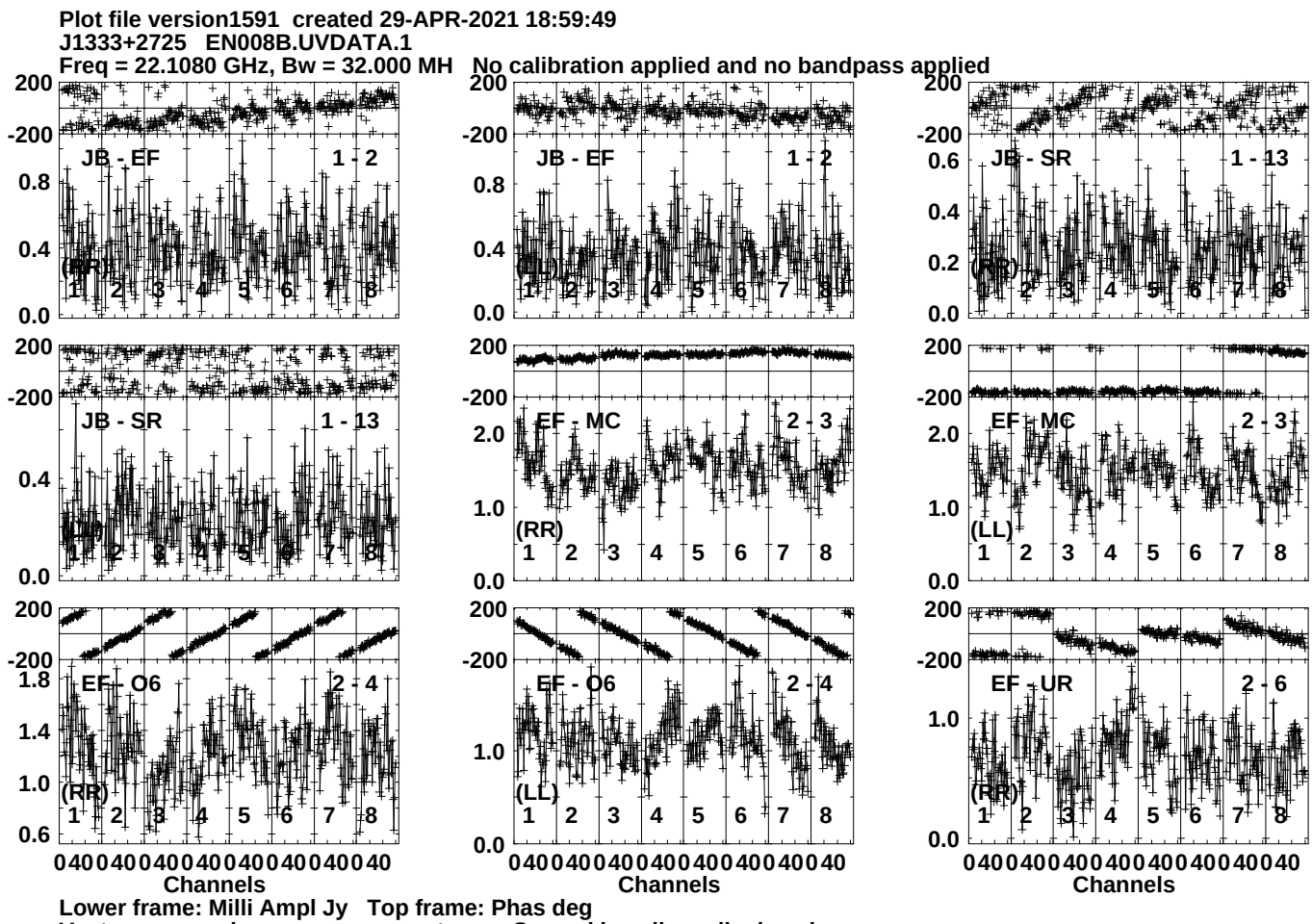
Plot file version1591 created 29-APR-2021 18:59:49
J1333+2725 EN008B.UVDATA.1
Freq = 22.1080 GHz, Bw = 32.000 MH No calibration applied and no bandpass applied
JB - EF 1 - 2
JB - SR 1 - 13
EF - MC 2 - 3
EF - O6 2 - 4
EF - UR 2 - 6
(RR)
(LL)
Channels
Lower frame: Milli Ampl Jy Top frame: Phas deg
Vector averaged cross-power spectrum Several baselines displayed
Timerange: 01/03:10:21 to 01/03:11:19

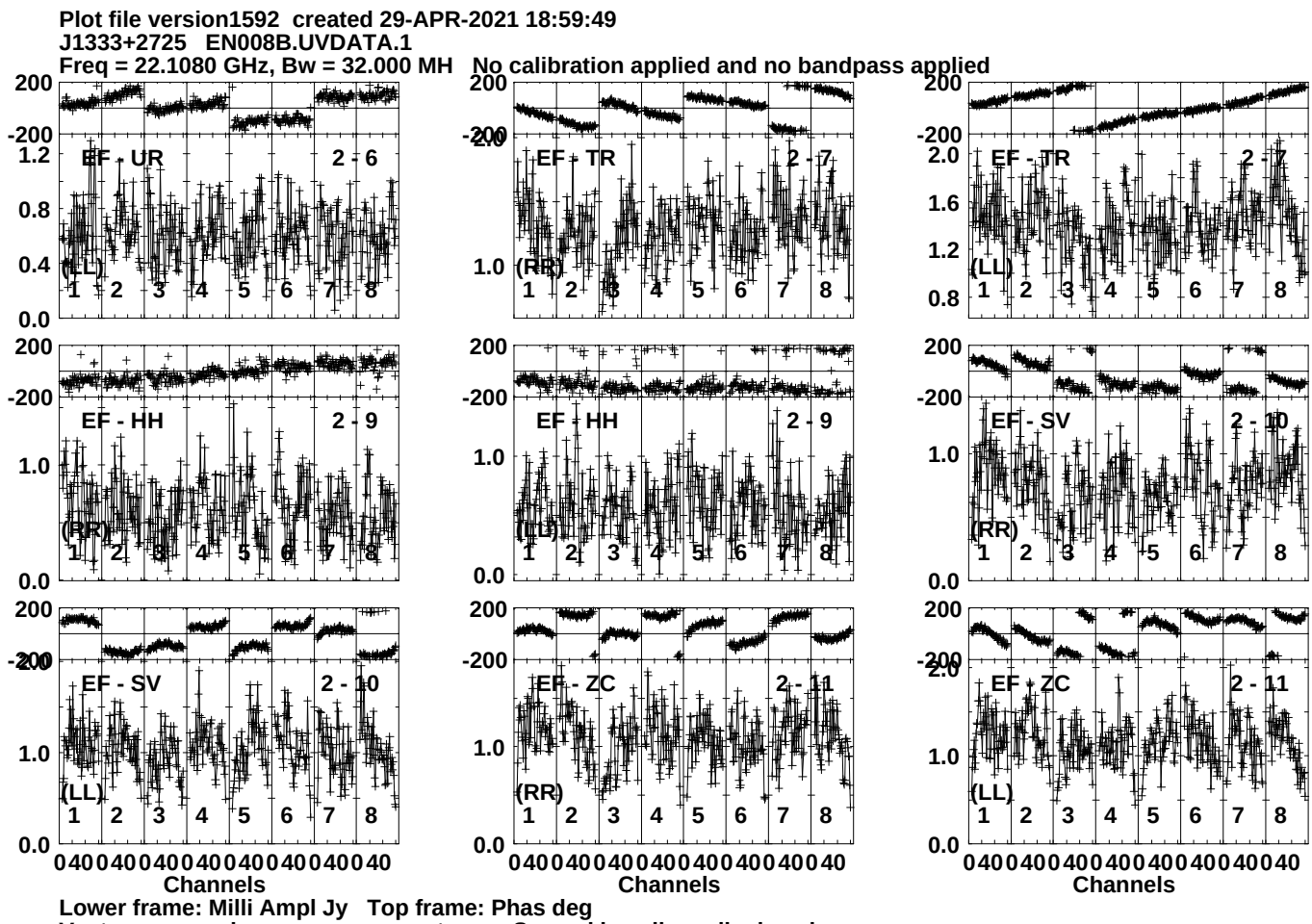
Plot file version1592 created 29-APR-2021 18:59:49
J1333+2725 EN008B.UVDATA.1
Freq = 22.1080 GHz, Bw = 32.000 MH No calibration applied and no bandpass applied
EF - UR 2 - 6
(LL)
EF - TR 2 - 7
(RR)
EF - TR 2 - 7
(LL)
EF - HH 2 - 9
(RR)
EF - HH 2 - 9
(LL)
EF - SV 2 - 10
(RR)
EF - SV 2 - 10
(LL)
EF - ZC 2 - 11
(RR)
EF - ZC 2 - 11
(LL)
Channels
Channels
Channels
Lower frame: Milli Ampl Jy Top frame: Phas deg
Vector averaged cross-power spectrum Several baselines displayed
Timerange: 01/03:10:21 to 01/03:11:19

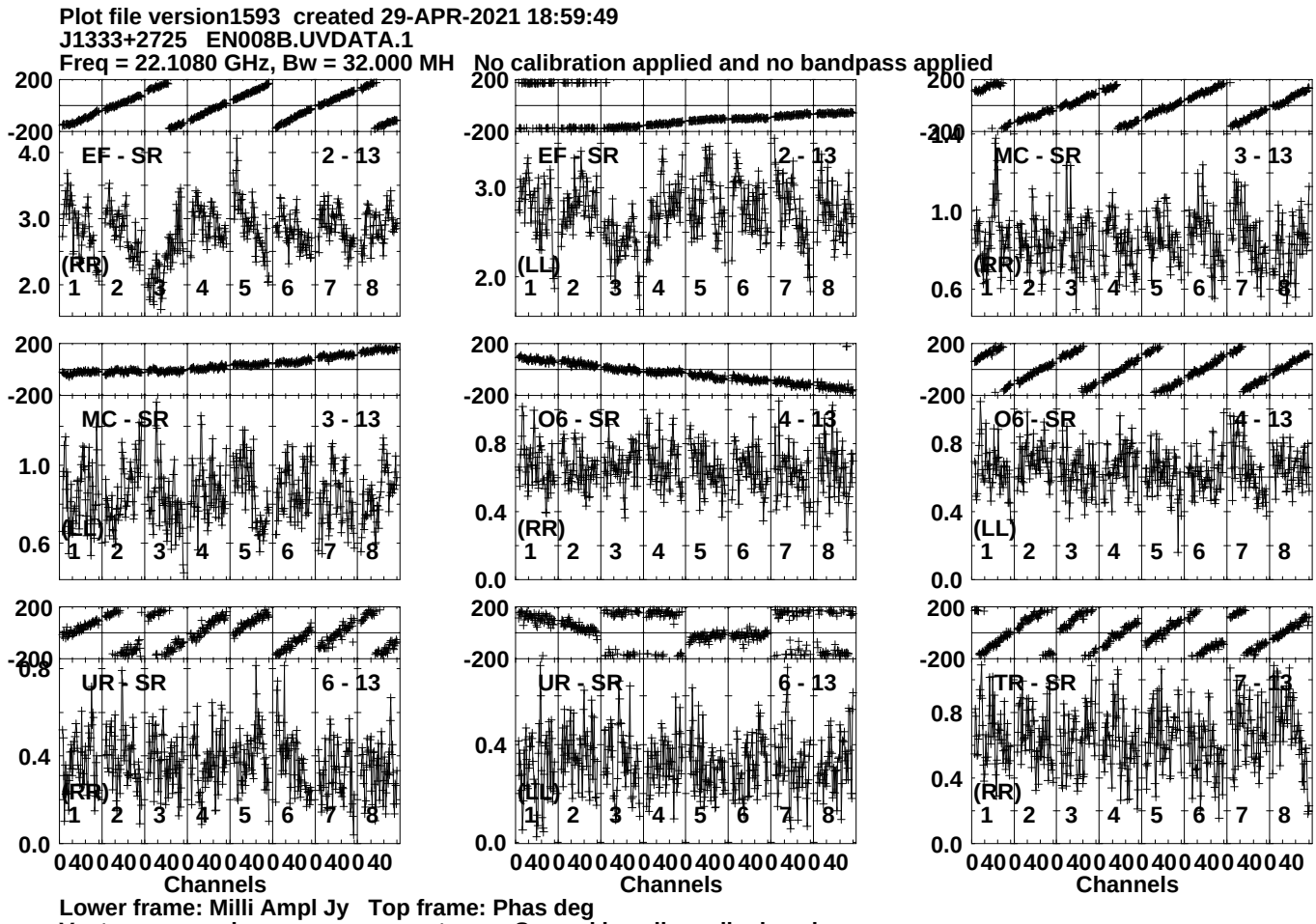
Plot file version1593 created 29-APR-2021 18:59:49
J1333+2725 EN008B.UVDATA.1
Freq = 22.1080 GHz, Bw = 32.000 MH No calibration applied and no bandpass applied
EF - SR 2 - 13
(RR)
EF - SR 2 - 13
(LL)
MC - SR 3 - 13
(RR)
MC - SR 3 - 13
(LL)
O6 - SR 4 - 13
(RR)
O6 - SR 4 - 13
(LL)
UR - SR 6 - 13
(RR)
UR - SR 6 - 13
(LL)
TR - SR 7 - 13
(RR)
Channels
Channels
Channels
Lower frame: Milli Ampl Jy Top frame: Phas deg
Vector averaged cross-power spectrum Several baselines displayed
Timerange: 01/03:10:21 to 01/03:11:19

Plot file version1594 created 29-APR-2021 18:59:49
J1333+2725 EN008B.UVDATA.1
Freq = 22.1080 GHz, Bw = 32.000 MH No calibration applied and no bandpass applied

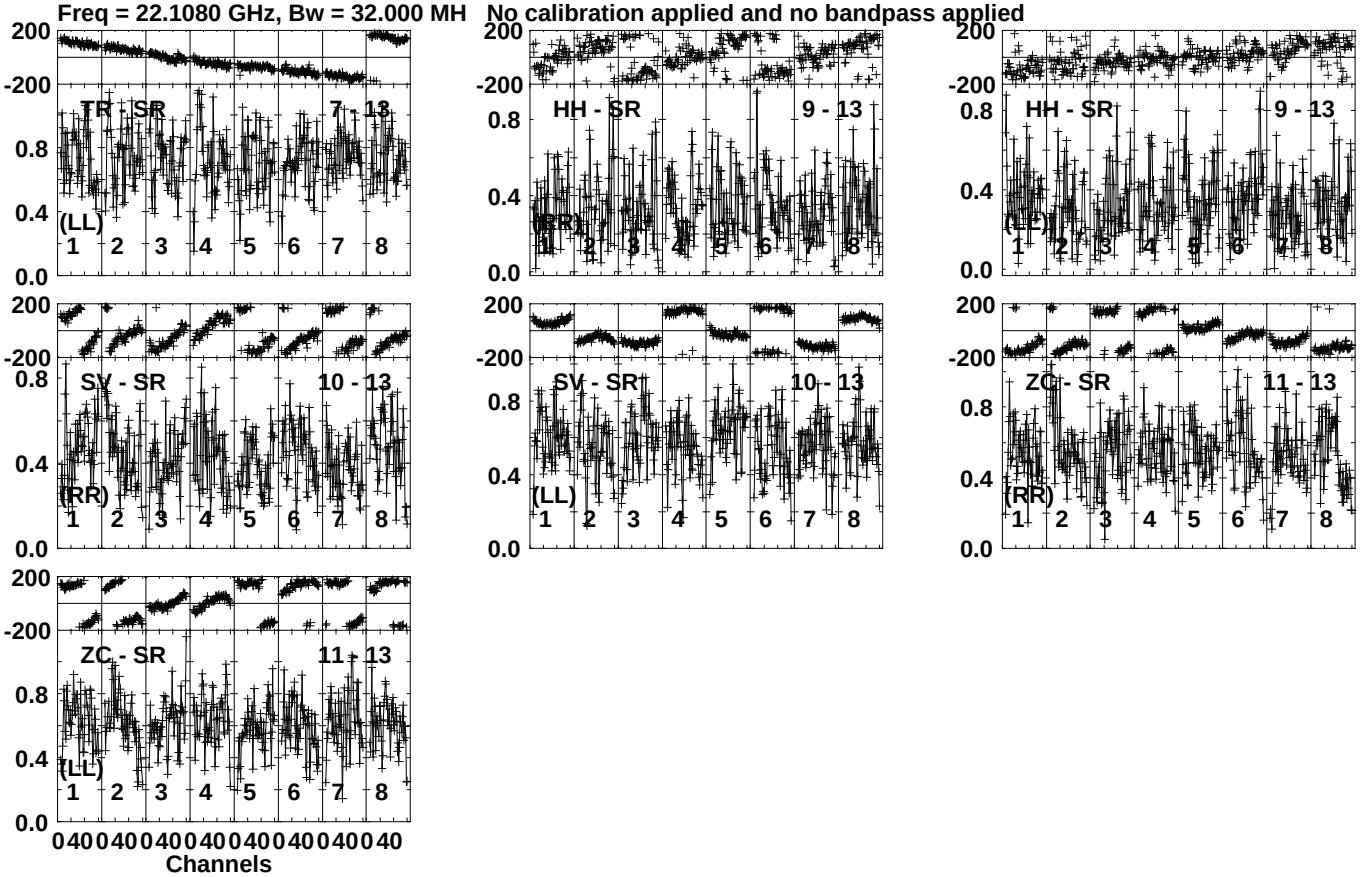

Lower frame: Milli Ampl Jy Top frame: Phas deg
Vector averaged cross-power spectrum Several baselines displayed
Timerange: 01/03:10:21 to 01/03:11:19

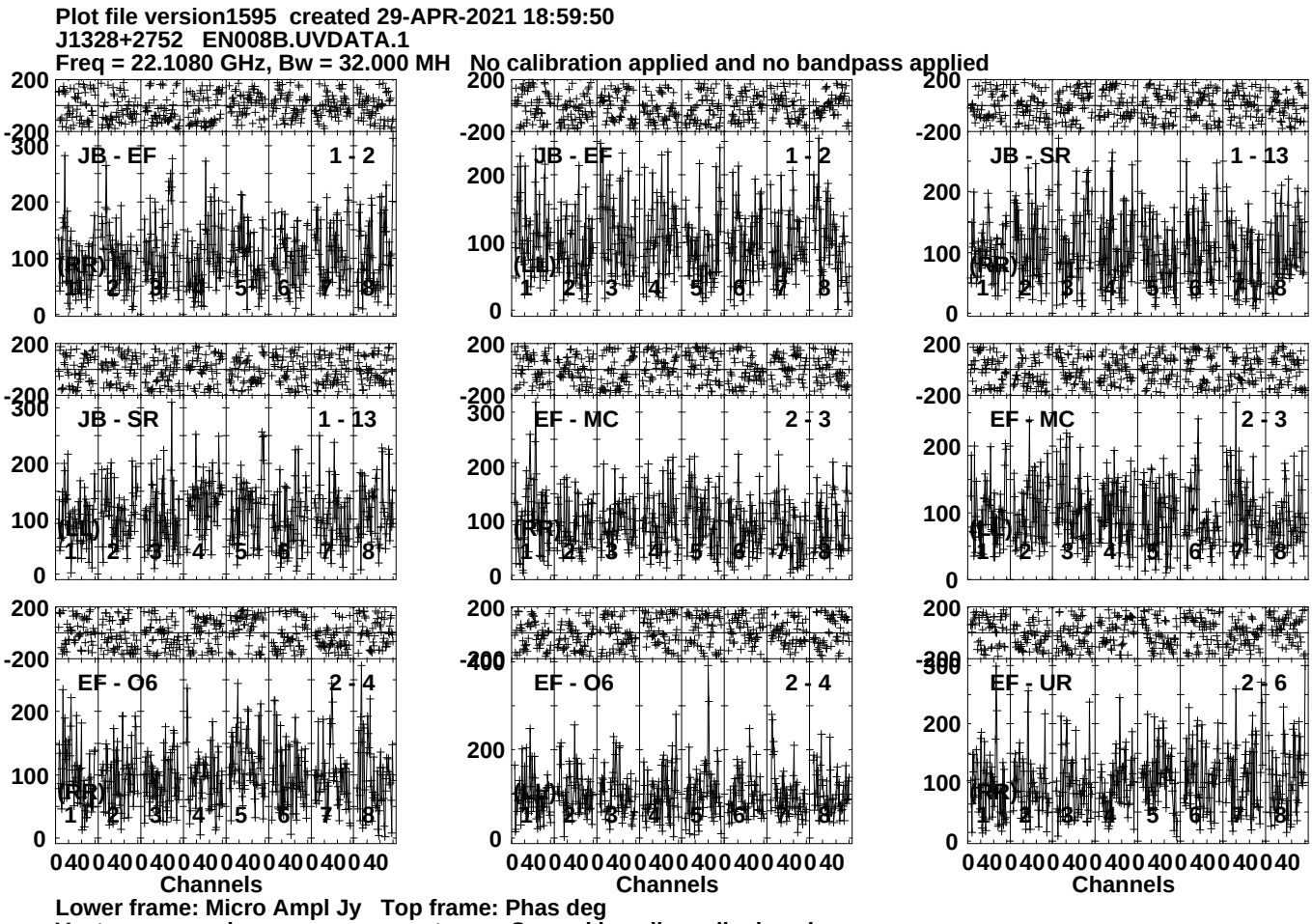
Plot file version1595 created 29-APR-2021 18:59:50
J1328+2752 EN008B.UVDATA.1
Freq = 22.1080 GHz, Bw = 32.000 MH No calibration applied and no bandpass applied
JB - EF 1 - 2
JB - EF 1 - 2
JB - SR 1 - 13
JB - SR 1 - 13
EF - MC 2 - 3
EF - MC 2 - 3
EF - O6 2 - 4
EF - O6 2 - 4
EF - UR 2 - 6
(RR)
(LL)
Channels
Lower frame: Micro Ampl Jy Top frame: Phas deg
Vector averaged cross-power spectrum Several baselines displayed
Timerange: 01/03:12:01 to 01/03:13:59

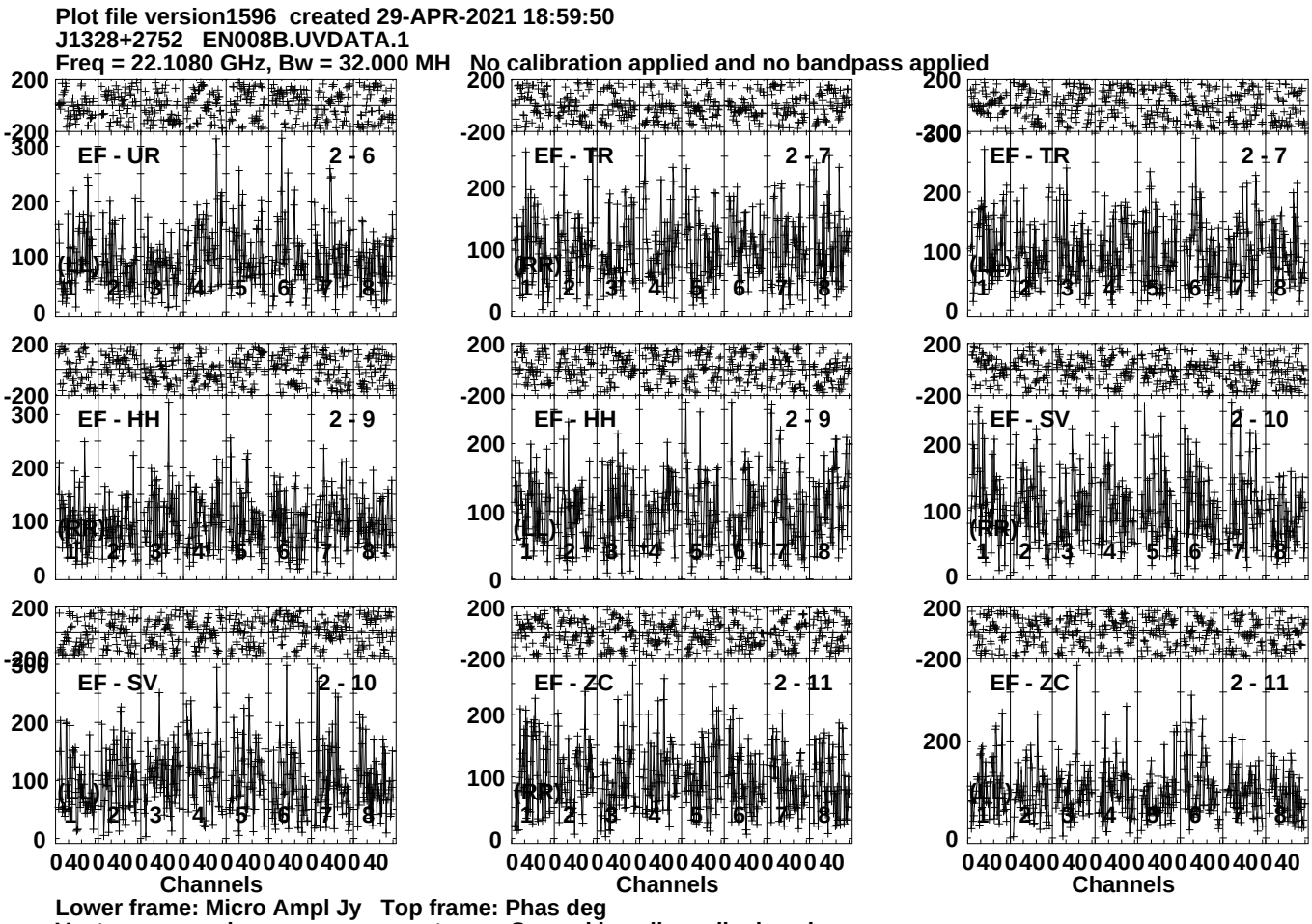
Plot file version1596 created 29-APR-2021 18:59:50
J1328+2752 EN008B.UVDATA.1
Freq = 22.1080 GHz, Bw = 32.000 MH No calibration applied and no bandpass applied
EF - UR 2 - 6
EF - TR 2 - 7
EF - TR 2 - 7
EF - HH 2 - 9
EF - HH 2 - 9
EF - SV 2 - 10
EF - SV 2 - 10
EF - ZC 2 - 11
EF - ZC 2 - 11
(LL)
(RR)
Channels
Lower frame: Micro Ampl Jy Top frame: Phas deg
Vector averaged cross-power spectrum Several baselines displayed
Timerange: 01/03:12:01 to 01/03:13:59

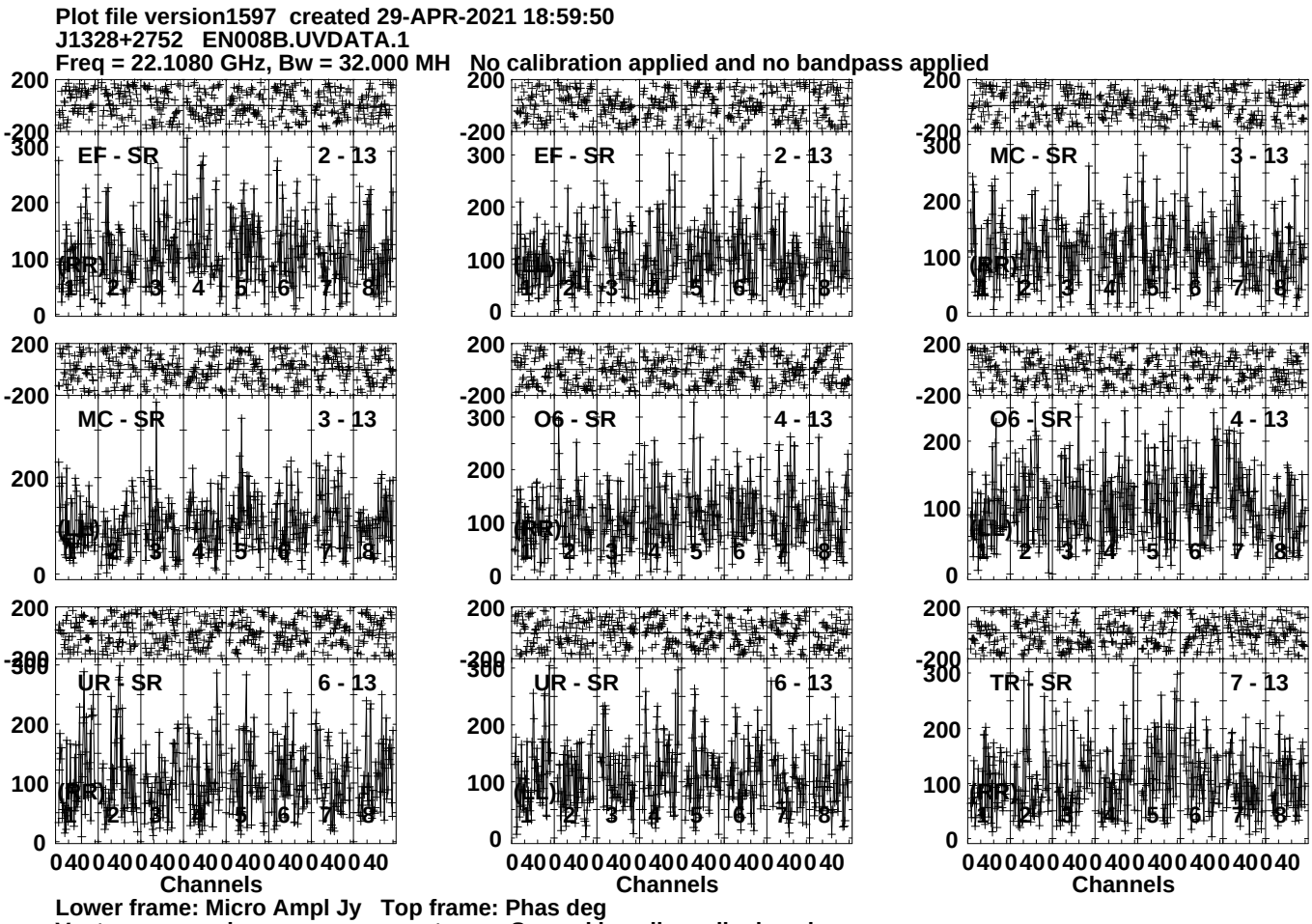
Plot file version1597 created 29-APR-2021 18:59:50
J1328+2752 EN008B.UVDATA.1
Freq = 22.1080 GHz, Bw = 32.000 MH No calibration applied and no bandpass applied
EF - SR 2 - 13
MC - SR 3 - 13
MC - SR 3 - 13
O6 - SR 4 - 13
O6 - SR 4 - 13
UR - SR 6 - 13
UR - SR 6 - 13
TR - SR 7 - 13
Channels
Channels
Channels
Lower frame: Micro Ampl Jy Top frame: Phas deg
Vector averaged cross-power spectrum Several baselines displayed
Timerange: 01/03:12:01 to 01/03:13:59

Plot file version1598 created 29-APR-2021 18:59:50
J1328+2752 EN008B.UVDATA.1
Freq = 22.1080 GHz, Bw = 32.000 MH No calibration applied and no bandpass applied

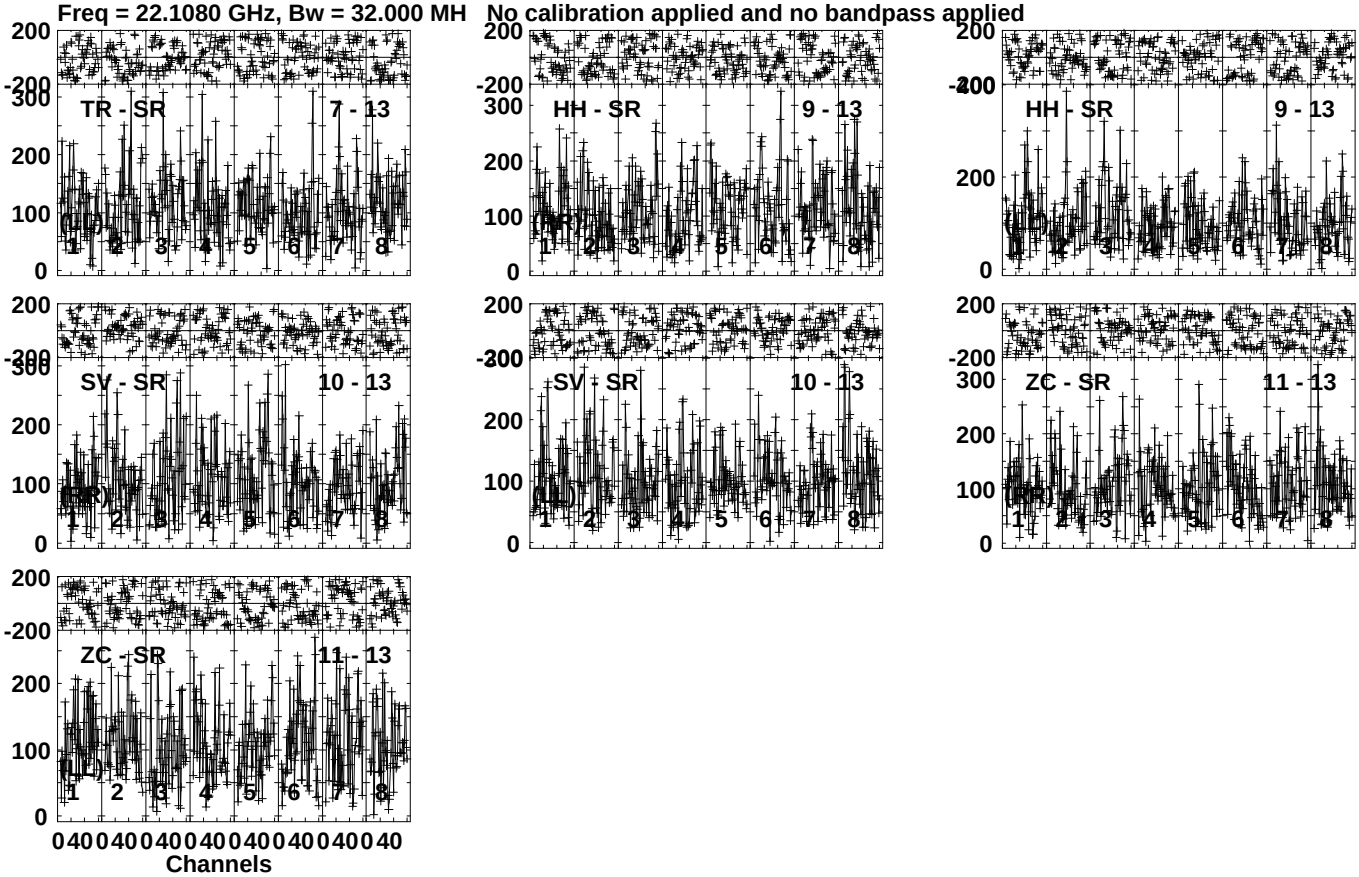

Lower frame: Micro Ampl Jy Top frame: Phas deg
Vector averaged cross-power spectrum Several baselines displayed
Timerange: 01/03:12:01 to 01/03:13:59

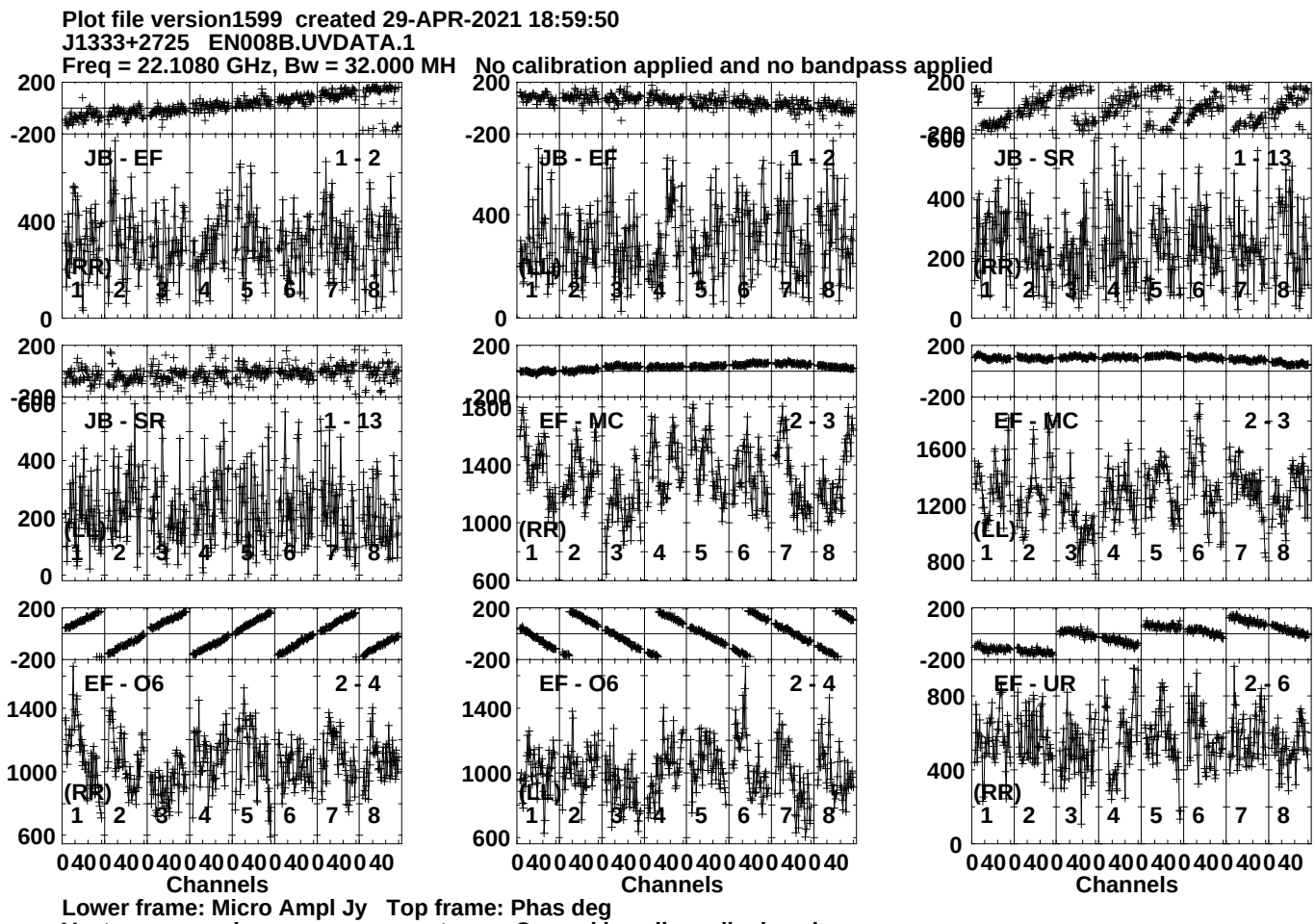
Plot file version1599 created 29-APR-2021 18:59:50
J1333+2725 EN008B.UVDATA.1
Freq = 22.1080 GHz, Bw = 32.000 MH No calibration applied and no bandpass applied
JB - EF 1 - 2
(RR)
JB - EF 1 - 2
(LL)
JB - SR 1 - 13
(RR)
JB - SR 1 - 13
(LL)
EF - MC 2 - 3
(RR)
EF - MC 2 - 3
(LL)
EF - O6 2 - 4
(RR)
EF - O6 2 - 4
(LL)
EF - UR 2 - 6
(RR)
Channels
Channels
Channels
Lower frame: Micro Ampl Jy Top frame: Phas deg
Vector averaged cross-power spectrum Several baselines displayed
Timerange: 01/03:14:31 to 01/03:15:29

Plot file version1600 created 29-APR-2021 18:59:50
J1333+2725 EN008B.UVDATA.1
Freq = 22.1080 GHz, Bw = 32.000 MH No calibration applied and no bandpass applied

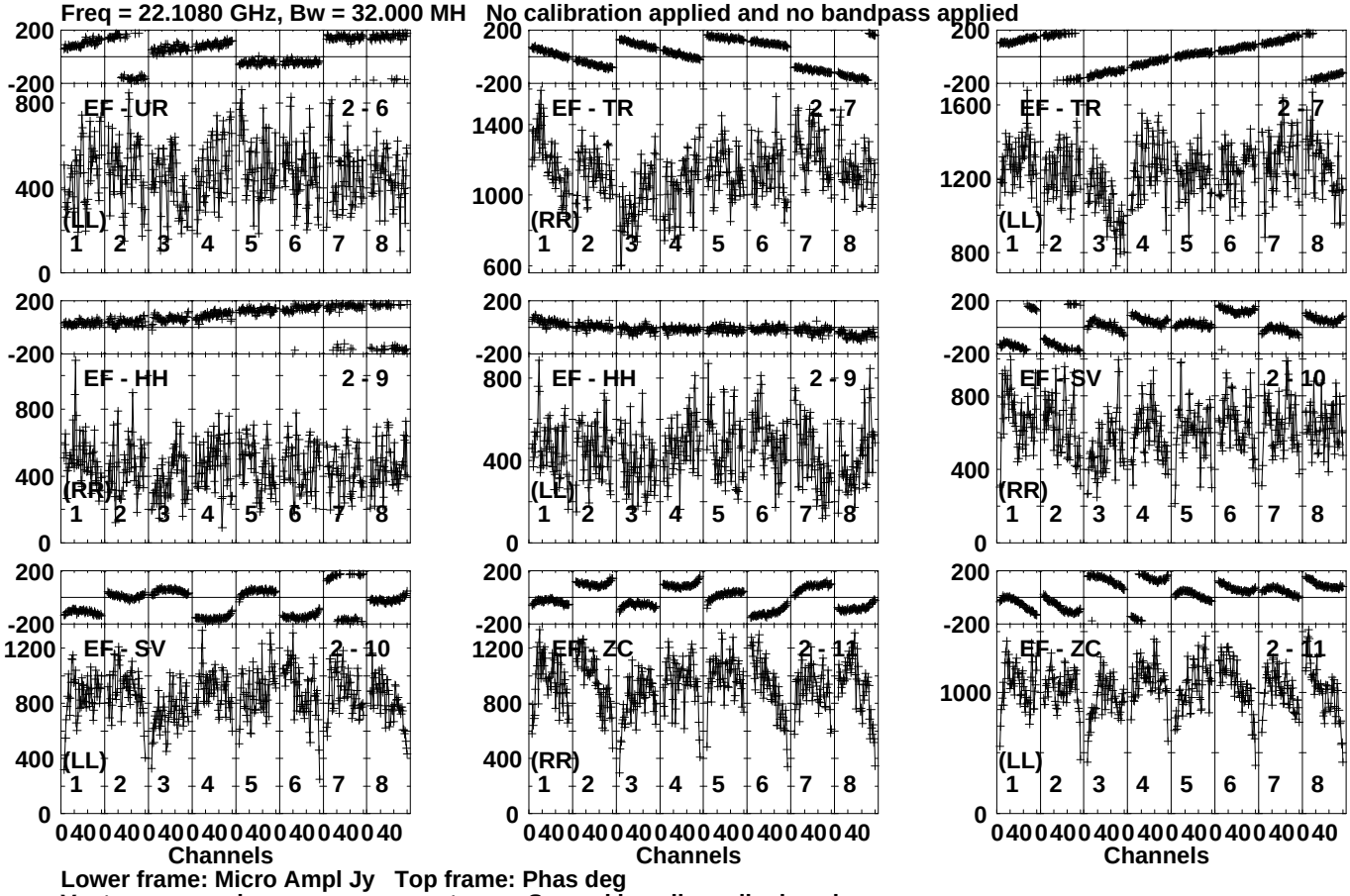

Lower frame: Micro Ampl Jy Top frame: Phas deg
Vector averaged cross-power spectrum Several baselines displayed
Timerange: 01/03:14:31 to 01/03:15:29

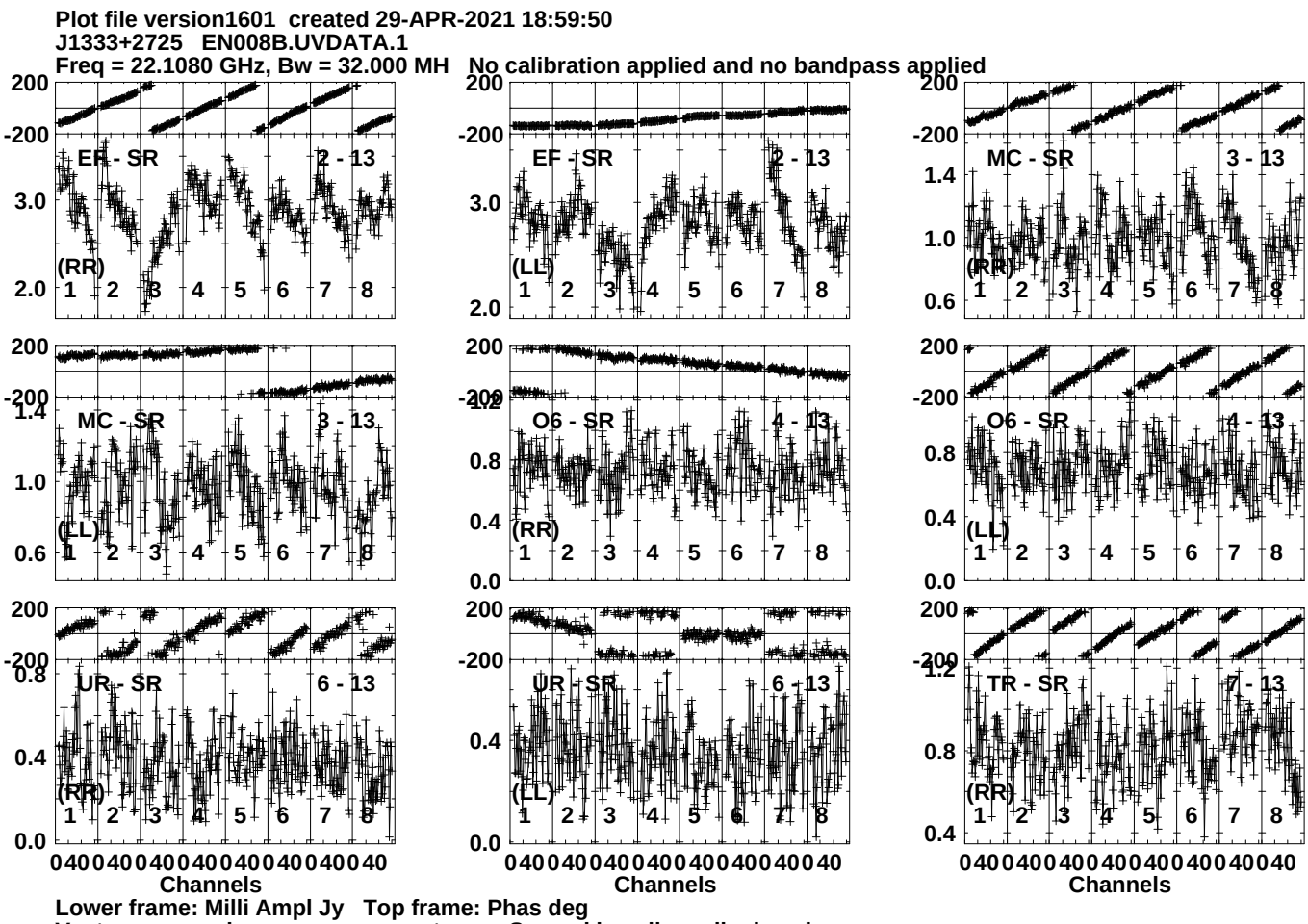
Plot file version1601 created 29-APR-2021 18:59:50
J1333+2725 EN008B.UVDATA.1
Freq = 22.1080 GHz, Bw = 32.000 MH No calibration applied and no bandpass applied
EF - SR 2 - 13
(RR)
EF - SR 2 - 13
(LL)
MC - SR 3 - 13
(RR)
MC - SR 3 - 13
(LL)
O6 - SR 4 - 13
(RR)
O6 - SR 4 - 13
(LL)
UR - SR 6 - 13
(RR)
UR - SR 6 - 13
(LL)
TR - SR 7 - 13
(RR)
Channels
Channels
Channels
Lower frame: Milli Ampl Jy Top frame: Phas deg
Vector averaged cross-power spectrum Several baselines displayed
Timerange: 01/03:14:31 to 01/03:15:29

Plot file version1602 created 29-APR-2021 18:59:50
J1333+2725 EN008B.UVDATA.1
Freq = 22.1080 GHz, Bw = 32.000 MH No calibration applied and no bandpass applied

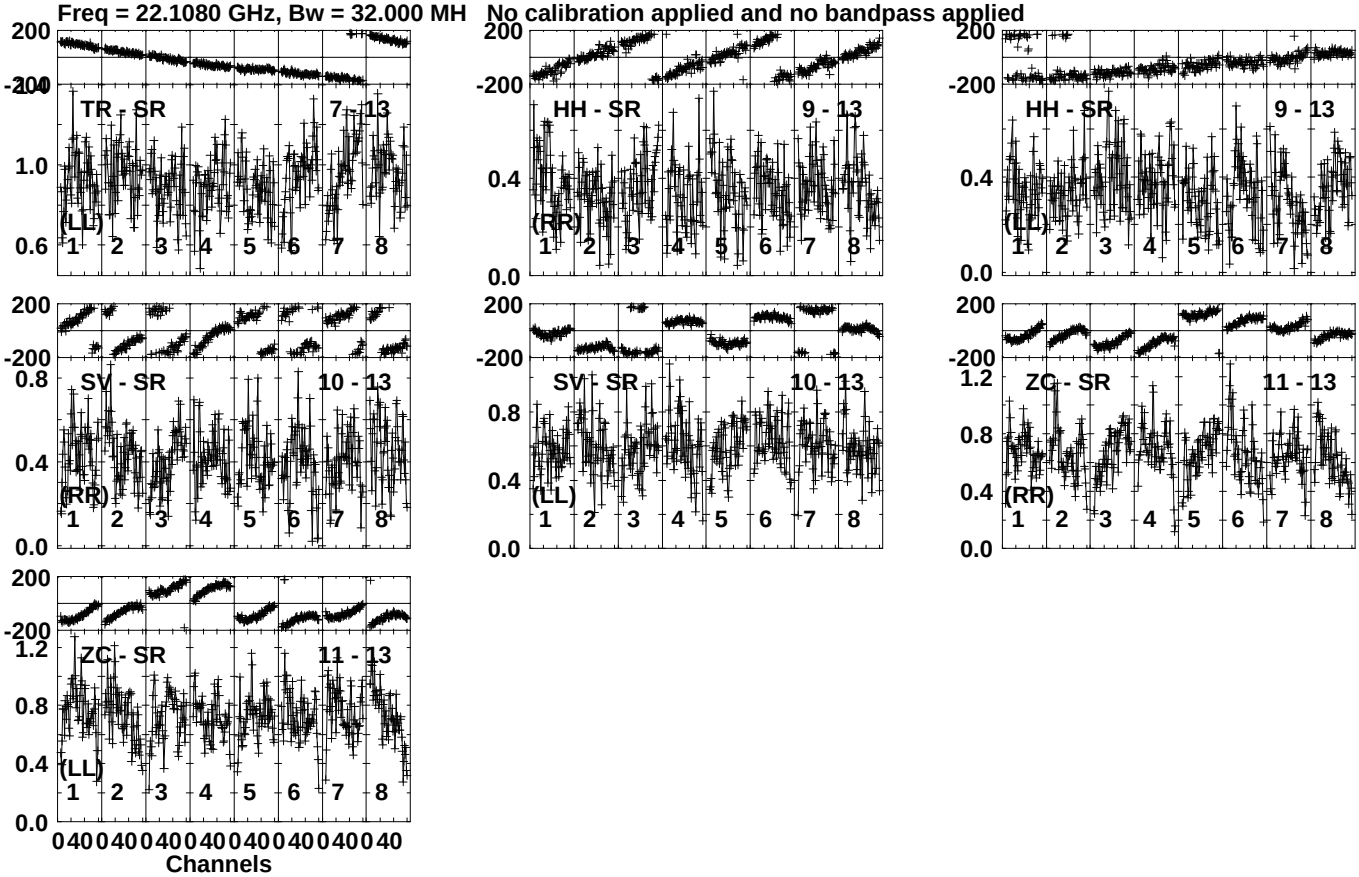

Lower frame: Milli Ampl Jy Top frame: Phas deg
Vector averaged cross-power spectrum Several baselines displayed
Timerange: 01/03:14:31 to 01/03:15:29

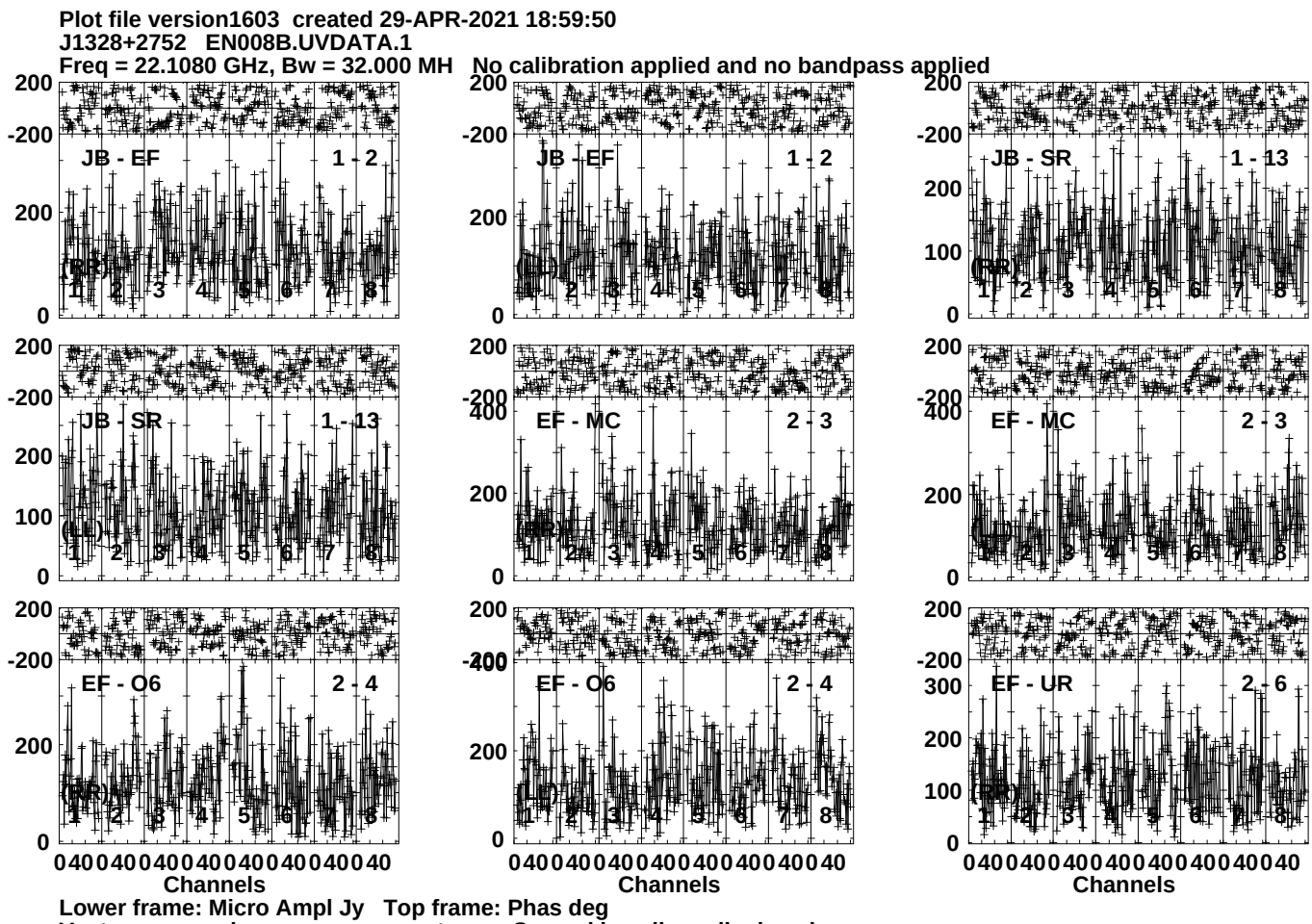
Plot file version1603 created 29-APR-2021 18:59:50
J1328+2752 EN008B.UVDATA.1
Freq = 22.1080 GHz, Bw = 32.000 MH No calibration applied and no bandpass applied
JB - EF 1 - 2
JB - EF 1 - 2
JB - SR 1 - 13
JB - SR 1 - 13
EF - MC 2 - 3
EF - MC 2 - 3
EF - O6 2 - 4
EF - O6 2 - 4
EF - UR 2 - 6
Channels
Channels
Channels
Lower frame: Micro Ampl Jy Top frame: Phas deg
Vector averaged cross-power spectrum Several baselines displayed
Timerange: 01/03:15:31 to 01/03:17:29

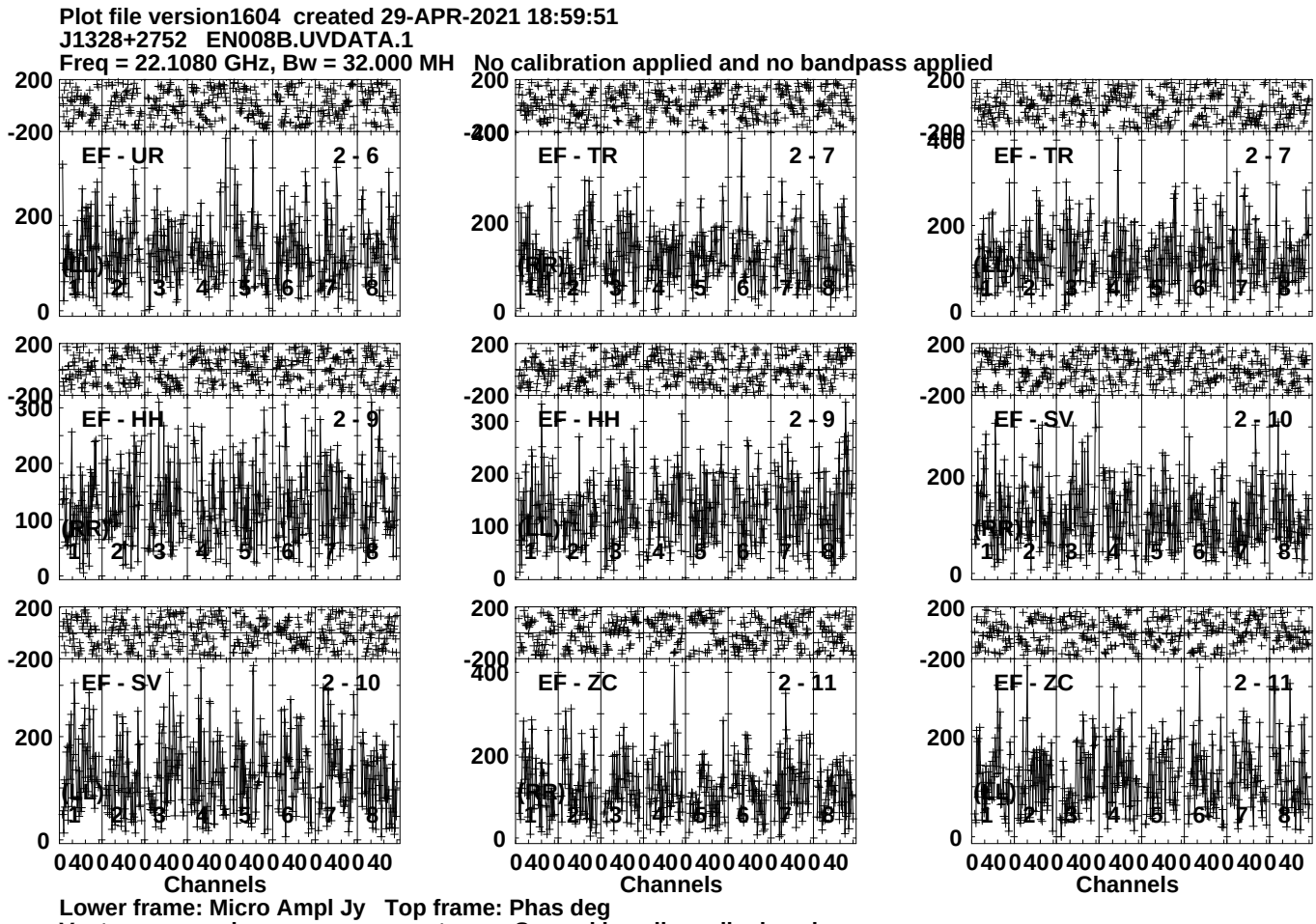
Plot file version1604 created 29-APR-2021 18:59:51
J1328+2752 EN008B.UVDATA.1
Freq = 22.1080 GHz, Bw = 32.000 MH No calibration applied and no bandpass applied
EF - UR 2 - 6
EF - TR 2 - 7
EF - TR 2 - 7
EF - HH 2 - 9
EF - HH 2 - 9
EF - SV 2 - 10
EF - SV 2 - 10
EF - ZC 2 - 11
EF - ZC 2 - 11
Channels
Channels
Channels
Lower frame: Micro Ampl Jy Top frame: Phas deg
Vector averaged cross-power spectrum Several baselines displayed
Timerange: 01/03:15:31 to 01/03:17:29

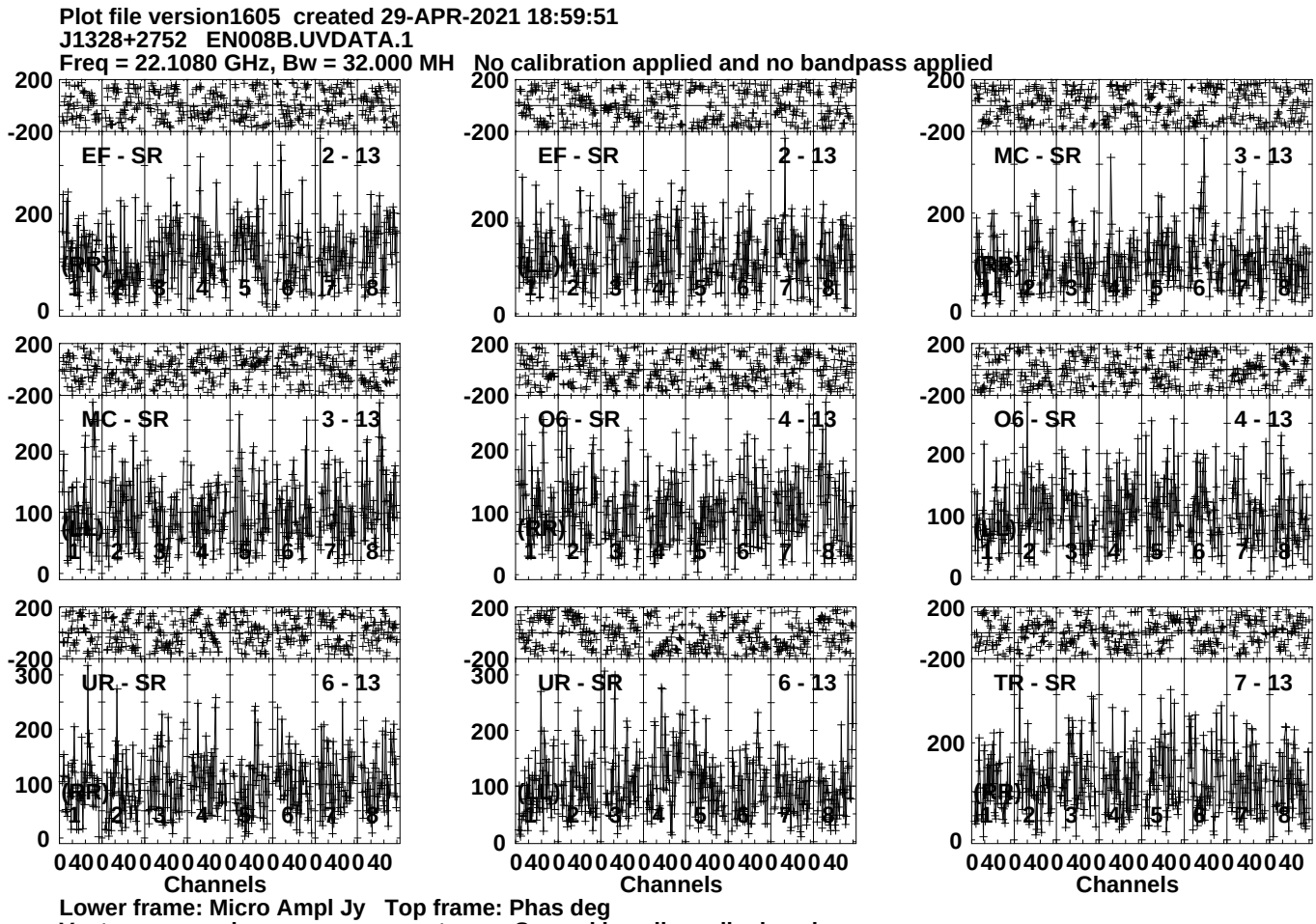
Plot file version1605 created 29-APR-2021 18:59:51
J1328+2752 EN008B.UVDATA.1
Freq = 22.1080 GHz, Bw = 32.000 MH No calibration applied and no bandpass applied
EF - SR 2 - 13
(RR)
EF - SR 2 - 13
(LL)
MC - SR 3 - 13
(RR)
MC - SR 3 - 13
(LL)
O6 - SR 4 - 13
(RR)
O6 - SR 4 - 13
(LL)
UR - SR 6 - 13
(RR)
UR - SR 6 - 13
(LL)
TR - SR 7 - 13
(RR)
Channels
Channels
Channels
Lower frame: Micro Ampl Jy Top frame: Phas deg
Vector averaged cross-power spectrum Several baselines displayed
Timerange: 01/03:15:31 to 01/03:17:29

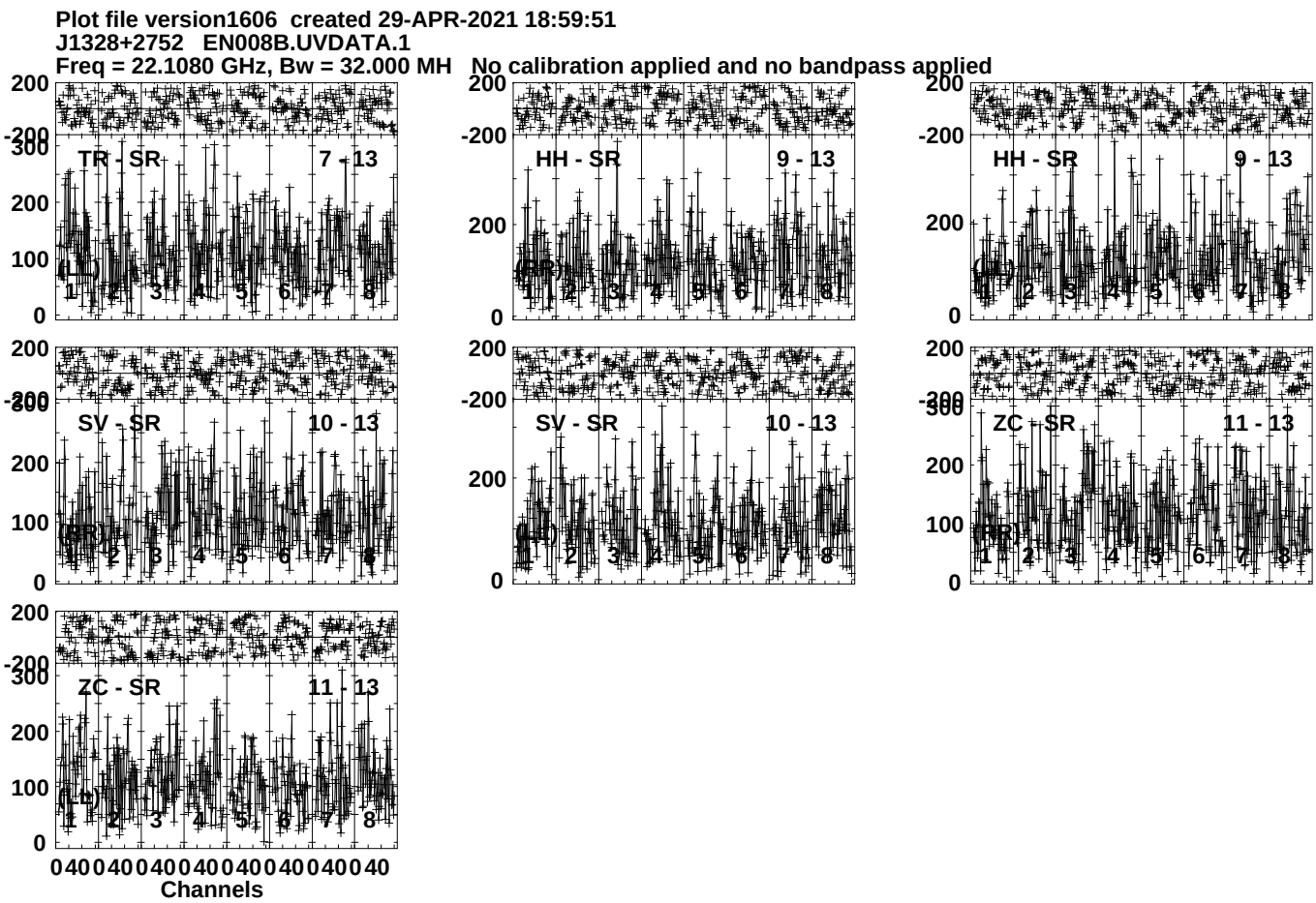
Plot file version1606 created 29-APR-2021 18:59:51
J1328+2752 EN008B.UVDATA.1
Freq = 22.1080 GHz, Bw = 32.000 MH No calibration applied and no bandpass applied
TR - SR
7 - 13
HH - SR
9 - 13
HH - SR
9 - 13
SV - SR
10 - 13
SV - SR
10 - 13
ZC - SR
11 - 13
ZC - SR
11 - 13
(LL)
(RR)
(LL)
(RR)
(LL)
(RR)
(LL)
200
-200
300
100
0
1 2 3 4 5 6 7 8
0 40 0 40 0 40 0 40 0 40 0 40 0 40 0 40
Channels
Lower frame: Micro Ampl Jy Top frame: Phas deg
Vector averaged cross-power spectrum Several baselines displayed
Timerange: 01/03:15:31 to 01/03:17:29

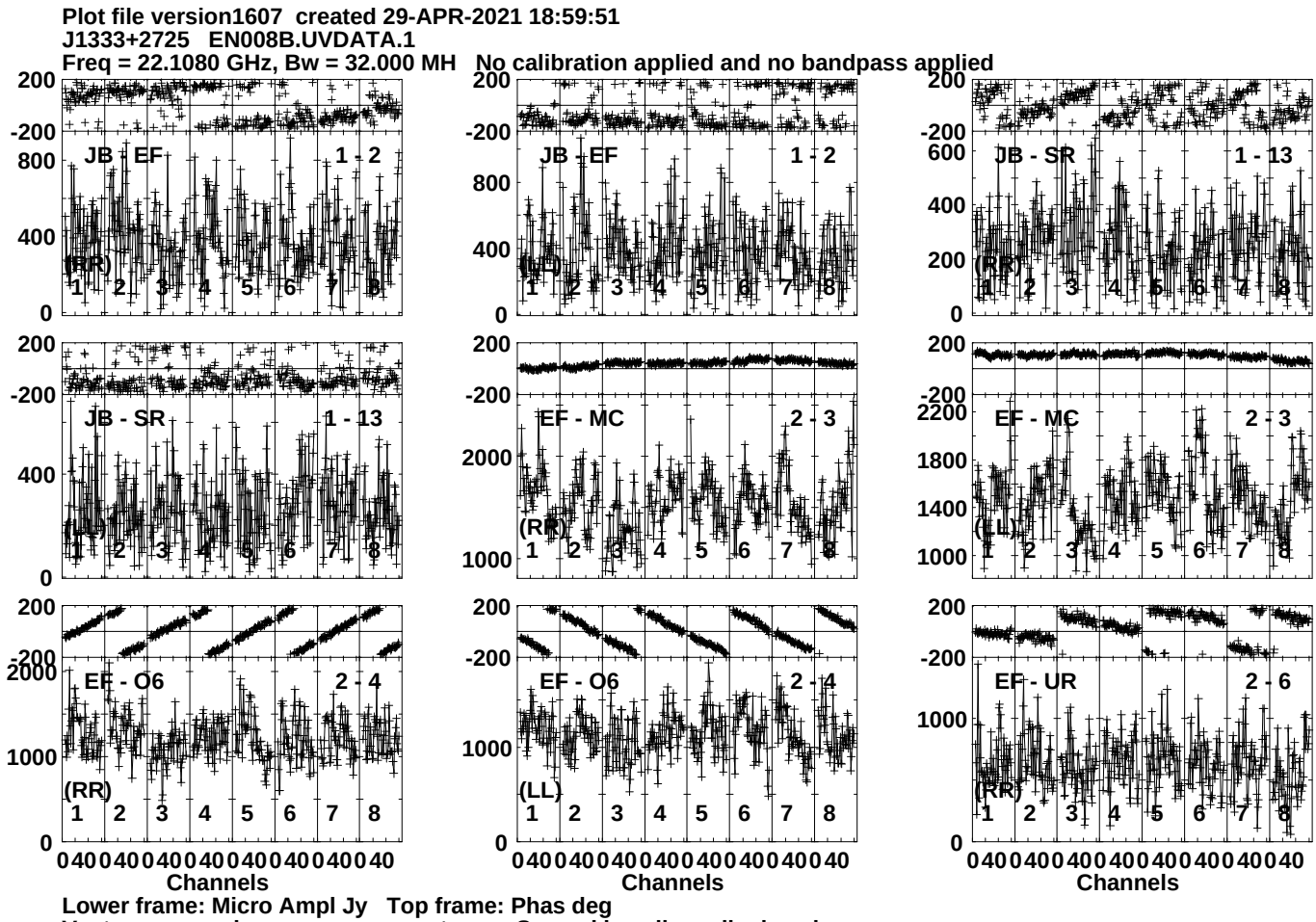
Plot file version1607 created 29-APR-2021 18:59:51
J1333+2725 EN008B.UVDATA.1
Freq = 22.1080 GHz, Bw = 32.000 MH No calibration applied and no bandpass applied
JB - EF 1 - 2
JB - SR 1 - 13
EF - MC 2 - 3
EF - O6 2 - 4
EF - UR 2 - 6
(RR)
(LL)
Channels
Lower frame: Micro Ampl Jy Top frame: Phas deg
Vector averaged cross-power spectrum Several baselines displayed
Timerange: 01/03:17:31 to 01/03:18:29

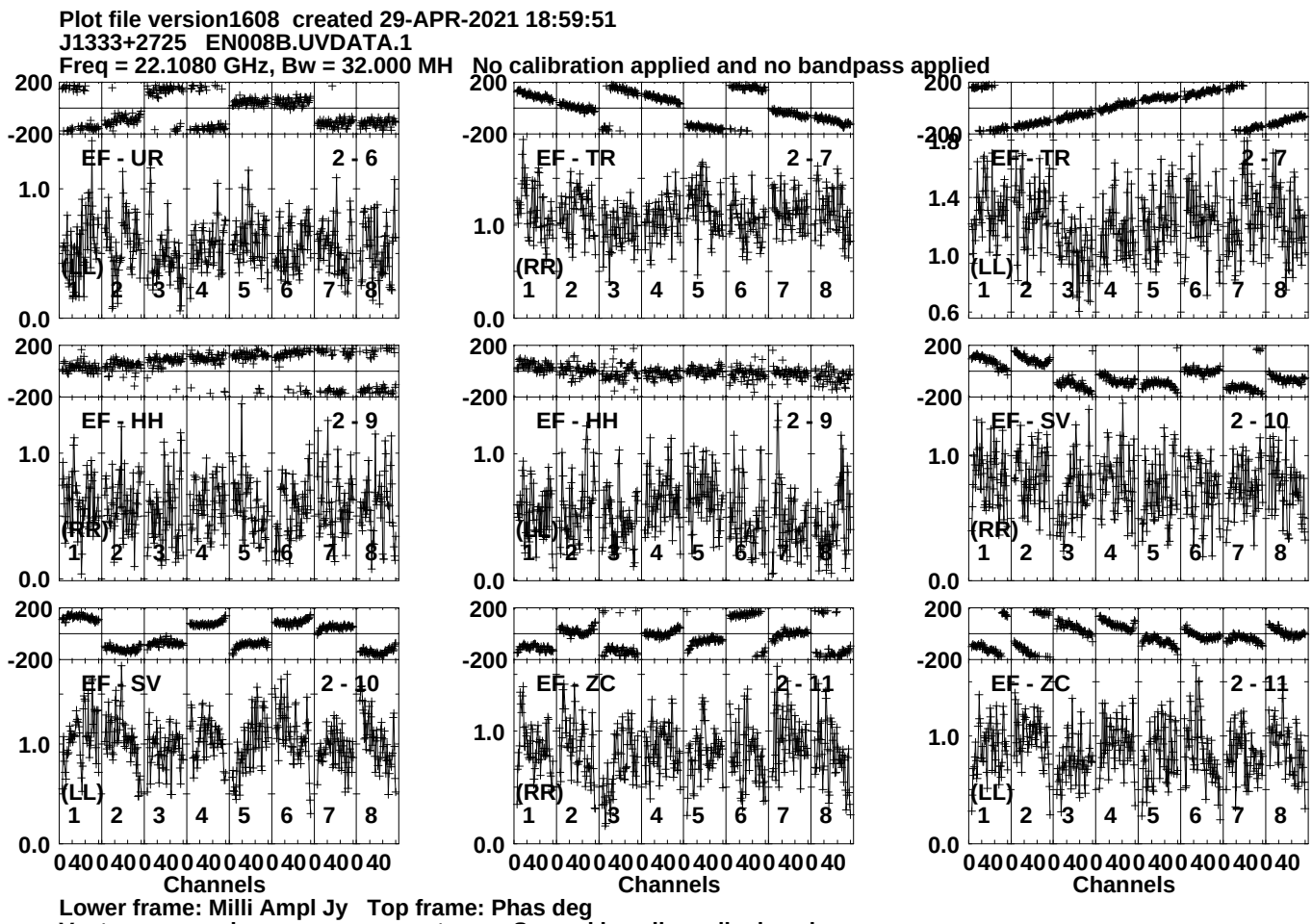
Plot file version1608 created 29-APR-2021 18:59:51
J1333+2725 EN008B.UVDATA.1
Freq = 22.1080 GHz, Bw = 32.000 MH No calibration applied and no bandpass applied
EF - UR 2 - 6
(LL)
EF - TR 2 - 7
(RR)
EF - TR 2 - 7
(LL)
EF - HH 2 - 9
(RR)
EF - HH 2 - 9
(LL)
EF - SV 2 - 10
(RR)
EF - SV 2 - 10
(LL)
EF - ZC 2 - 11
(RR)
EF - ZC 2 - 11
(LL)
Channels
Channels
Channels
Lower frame: Milli Ampl Jy Top frame: Phas deg
Vector averaged cross-power spectrum Several baselines displayed
Timerange: 01/03:17:31 to 01/03:18:29

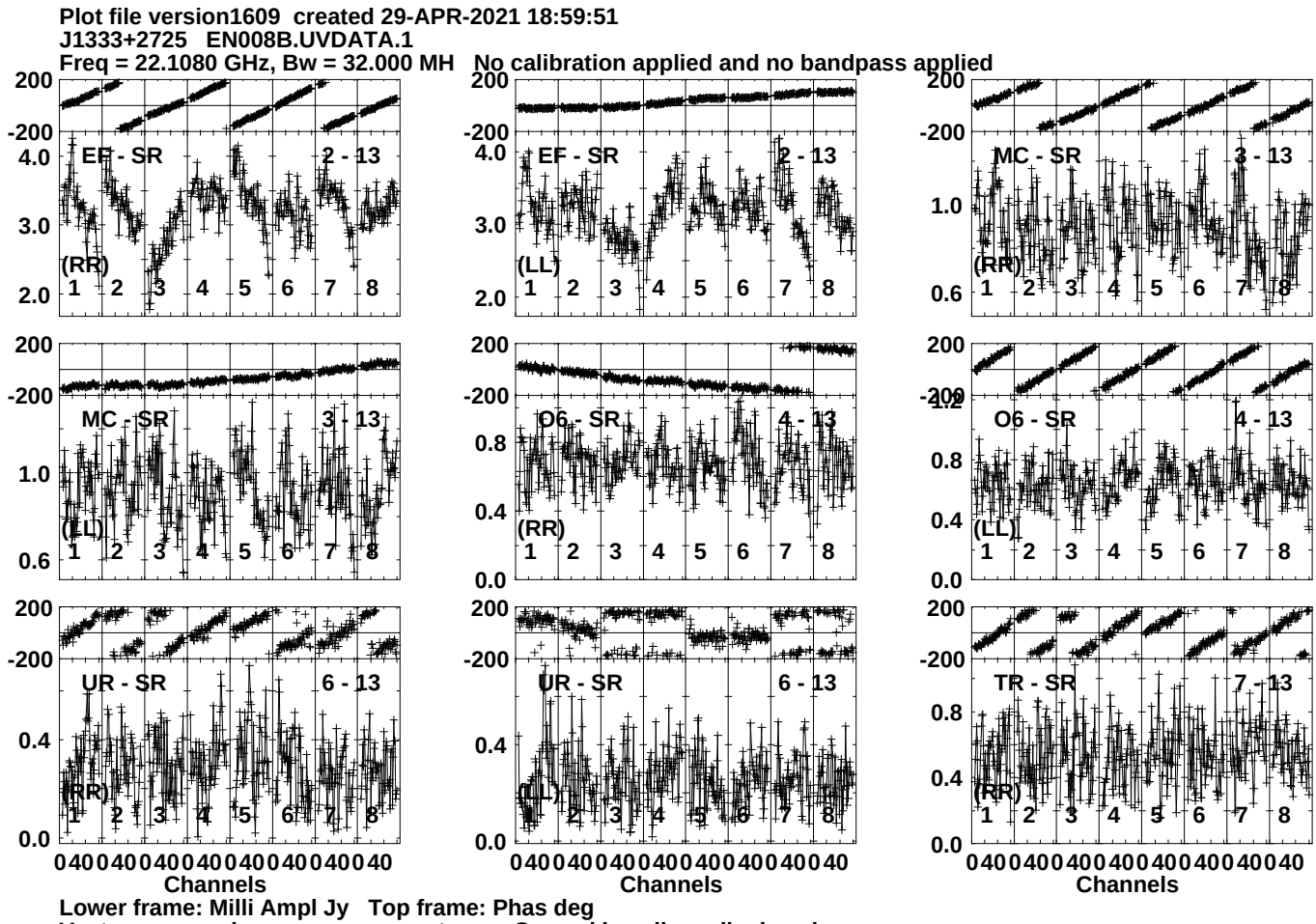
Plot file version1609 created 29-APR-2021 18:59:51
J1333+2725 EN008B.UVDATA.1
Freq = 22.1080 GHz, Bw = 32.000 MH No calibration applied and no bandpass applied
EF - SR 2 - 13
(RR)
EF - SR 2 - 13
(LL)
MC - SR 3 - 13
(RR)
MC - SR 3 - 13
(LL)
O6 - SR 4 - 13
(RR)
O6 - SR 4 - 13
(LL)
UR - SR 6 - 13
(RR)
UR - SR 6 - 13
(LL)
TR - SR 7 - 13
(RR)
Channels
Channels
Channels
Lower frame: Milli Ampl Jy Top frame: Phas deg
Vector averaged cross-power spectrum Several baselines displayed
Timerange: 01/03:17:31 to 01/03:18:29

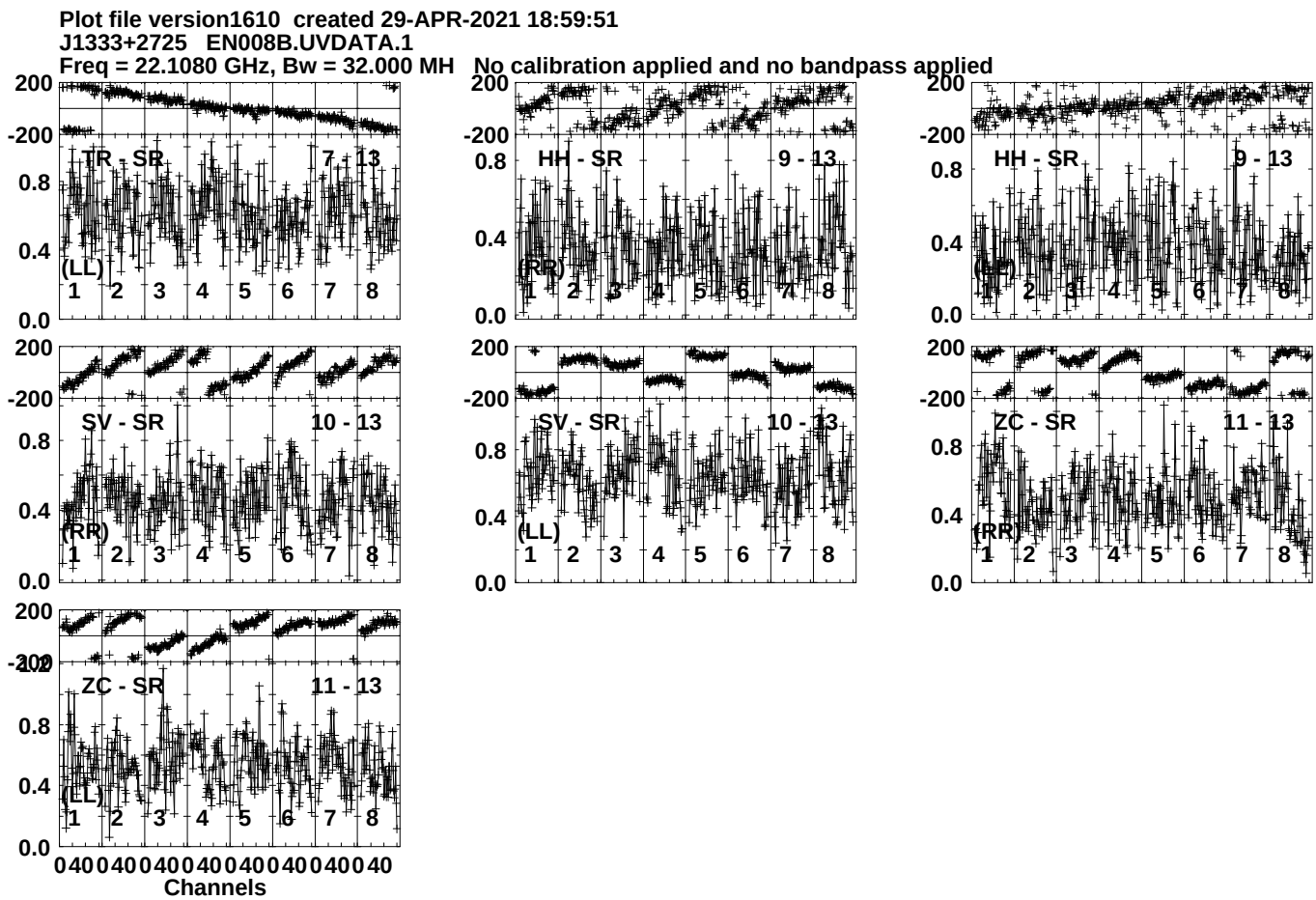
Plot file version1610 created 29-APR-2021 18:59:51
J1333+2725 EN008B.UVDATA.1
Freq = 22.1080 GHz, Bw = 32.000 MH No calibration applied and no bandpass applied
TR - SR
7 - 13
(LL)
HH - SR
9 - 13
(RR)
HH - SR
9 - 13
(LL)
SV - SR
10 - 13
(RR)
SV - SR
10 - 13
(LL)
ZC - SR
11 - 13
(RR)
ZC - SR
11 - 13
(LL)
200
-200
0.8
0.4
0.0
1 2 3 4 5 6 7 8
0 40 0 40 0 40 0 40 0 40 0 40 0 40
Channels
Lower frame: Milli Ampl Jy Top frame: Phas deg
Vector averaged cross-power spectrum Several baselines displayed
Timerange: 01/03:17:31 to 01/03:18:29

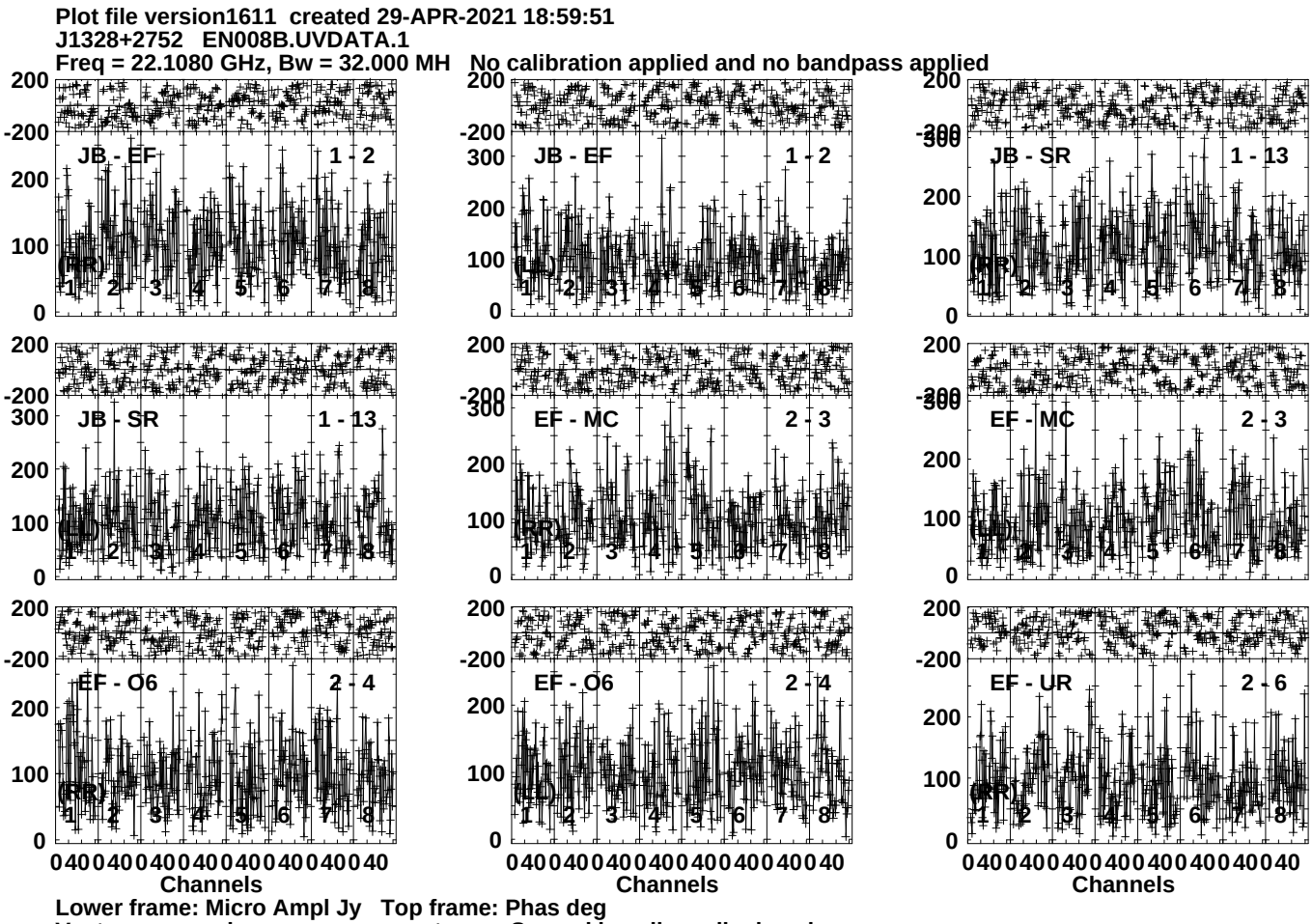
Plot file version1611 created 29-APR-2021 18:59:51
J1328+2752 EN008B.UVDATA.1
Freq = 22.1080 GHz, Bw = 32.000 MH No calibration applied and no bandpass applied
JB - EF 1 - 2
JB - EF 1 - 2
JB - SR 1 - 13
JB - SR 1 - 13
EF - MC 2 - 3
EF - MC 2 - 3
EF - O6 2 - 4
EF - O6 2 - 4
EF - UR 2 - 6
(RR)
(LL)
(RL)
(LR)
Channels
Lower frame: Micro Ampl Jy Top frame: Phas deg
Vector averaged cross-power spectrum Several baselines displayed
Timerange: 01/03:19:11 to 01/03:21:09

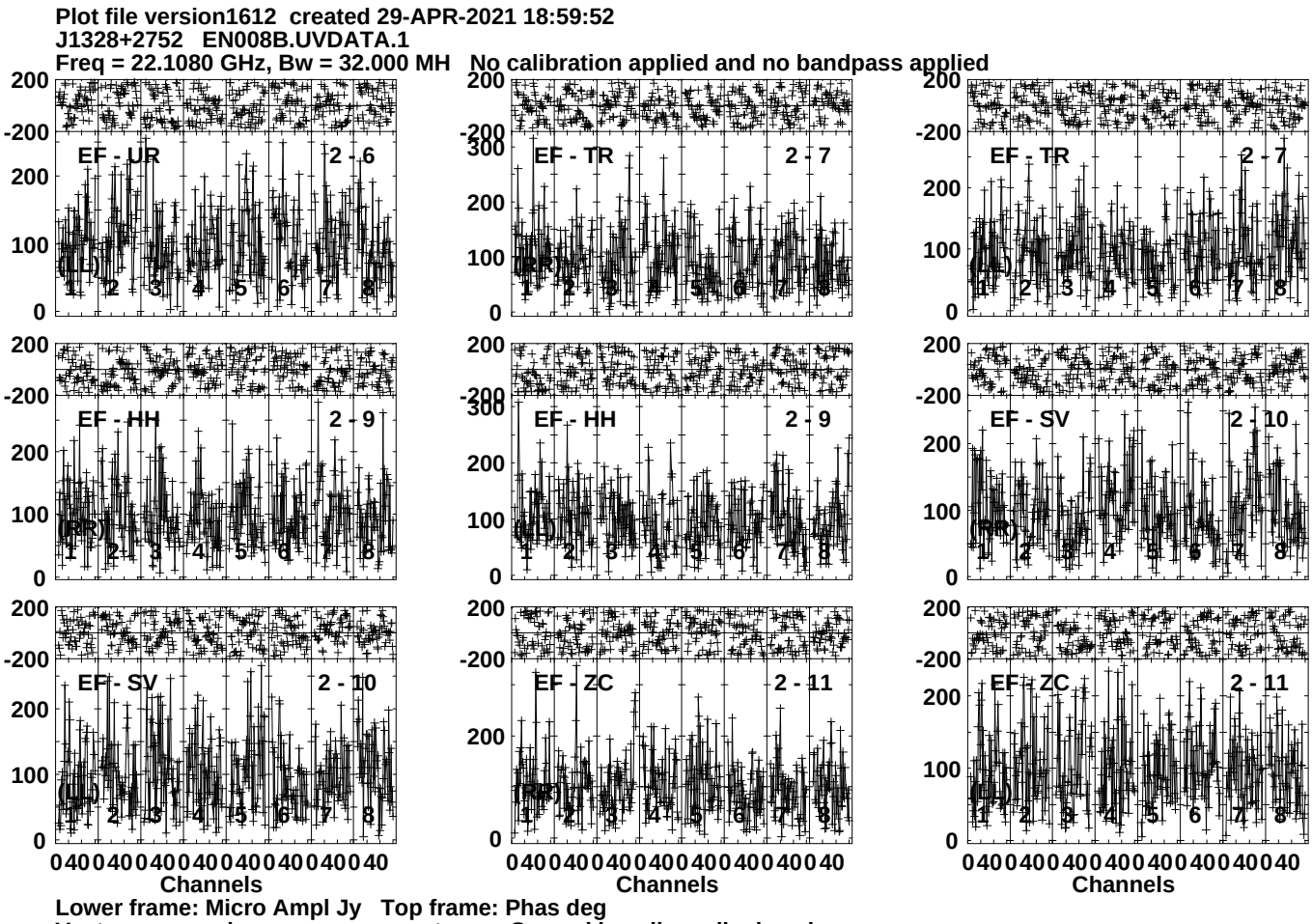
Plot file version1612 created 29-APR-2021 18:59:52
J1328+2752 EN008B.UVDATA.1
Freq = 22.1080 GHz, Bw = 32.000 MH No calibration applied and no bandpass applied
EF - UR 2 - 6
EF - TR 2 - 7
EF - TR 2 - 7
EF - HH 2 - 9
EF - HH 2 - 9
EF - SV 2 - 10
EF - SV 2 - 10
EF - ZC 2 - 11
EF - ZC 2 - 11
(LR)
(RR)
(LL)
(RL)
Channels
Lower frame: Micro Ampl Jy Top frame: Phas deg
Vector averaged cross-power spectrum Several baselines displayed
Timerange: 01/03:19:11 to 01/03:21:09

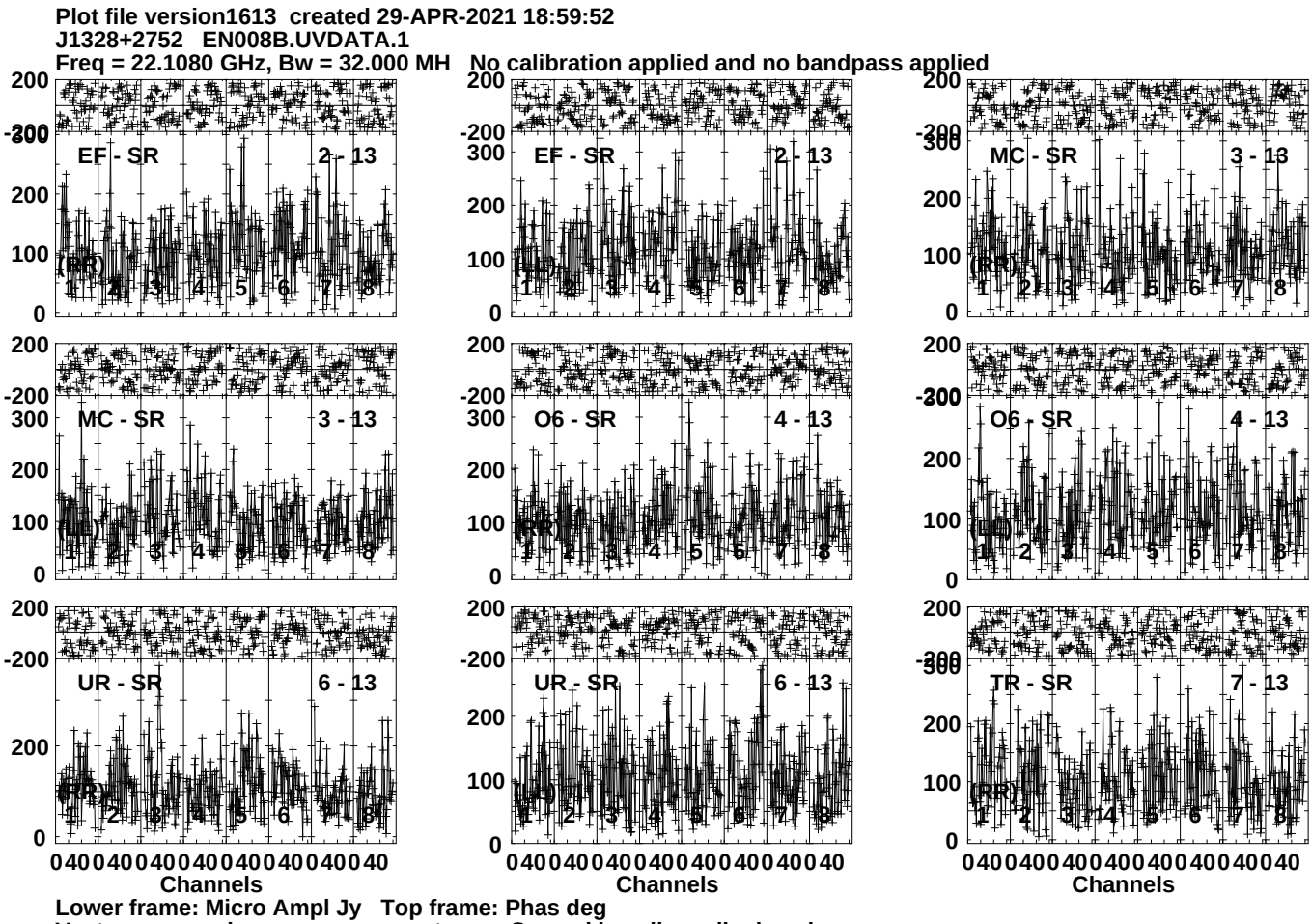
Plot file version1613 created 29-APR-2021 18:59:52
J1328+2752 EN008B.UVDATA.1
Freq = 22.1080 GHz, Bw = 32.000 MH No calibration applied and no bandpass applied
EF - SR 2 - 13
MC - SR 3 - 13
O6 - SR 4 - 13
UR - SR 6 - 13
TR - SR 7 - 13
(RR)
Channels
Lower frame: Micro Ampl Jy Top frame: Phas deg
Vector averaged cross-power spectrum Several baselines displayed
Timerange: 01/03:19:11 to 01/03:21:09

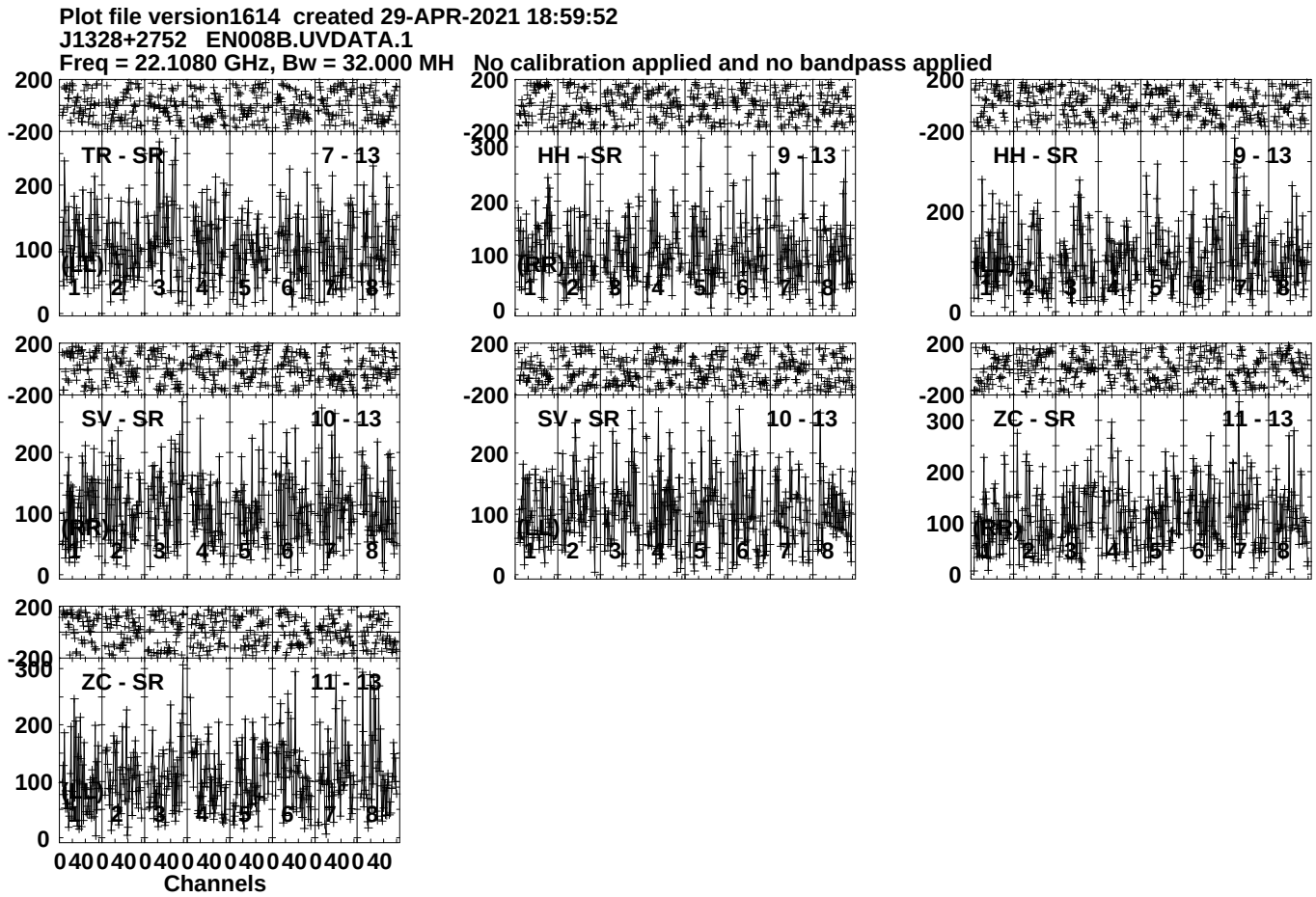
Plot file version1614 created 29-APR-2021 18:59:52
J1328+2752 EN008B.UVDATA.1
Freq = 22.1080 GHz, Bw = 32.000 MH No calibration applied and no bandpass applied
TR - SR
7 - 13
HH - SR
9 - 13
HH - SR
9 - 13
SV - SR
10 - 13
SV - SR
10 - 13
ZC - SR
11 - 13
ZC - SR
11 - 13
Channels
Lower frame: Micro Ampl Jy Top frame: Phas deg
Vector averaged cross-power spectrum Several baselines displayed
Timerange: 01/03:19:11 to 01/03:21:09

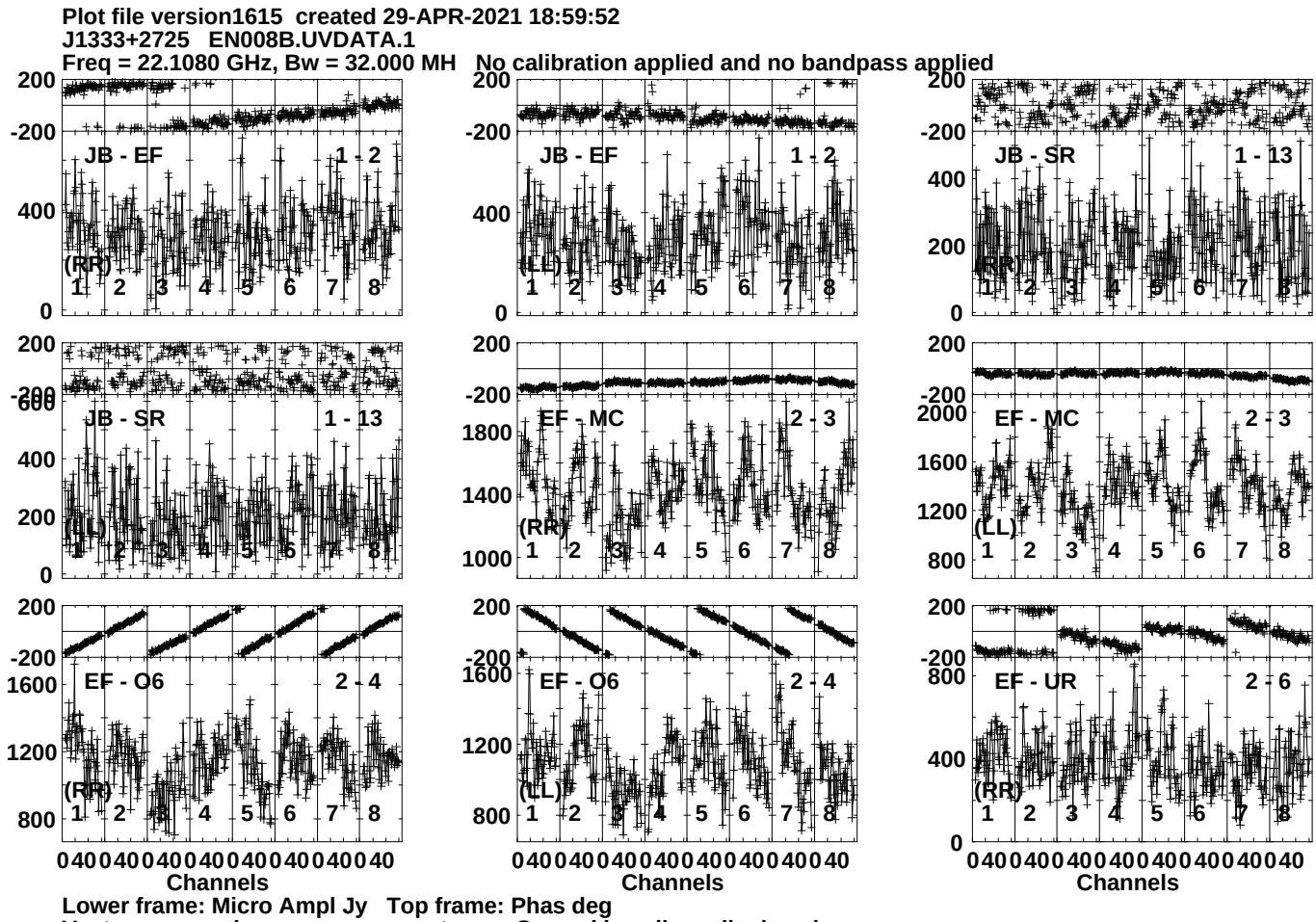

Lower frame: Micro Ampl Jy Top frame: Phas deg
Vector averaged cross-power spectrum Several baselines displayed
Timerange: 01/03:21:41 to 01/03:22:39

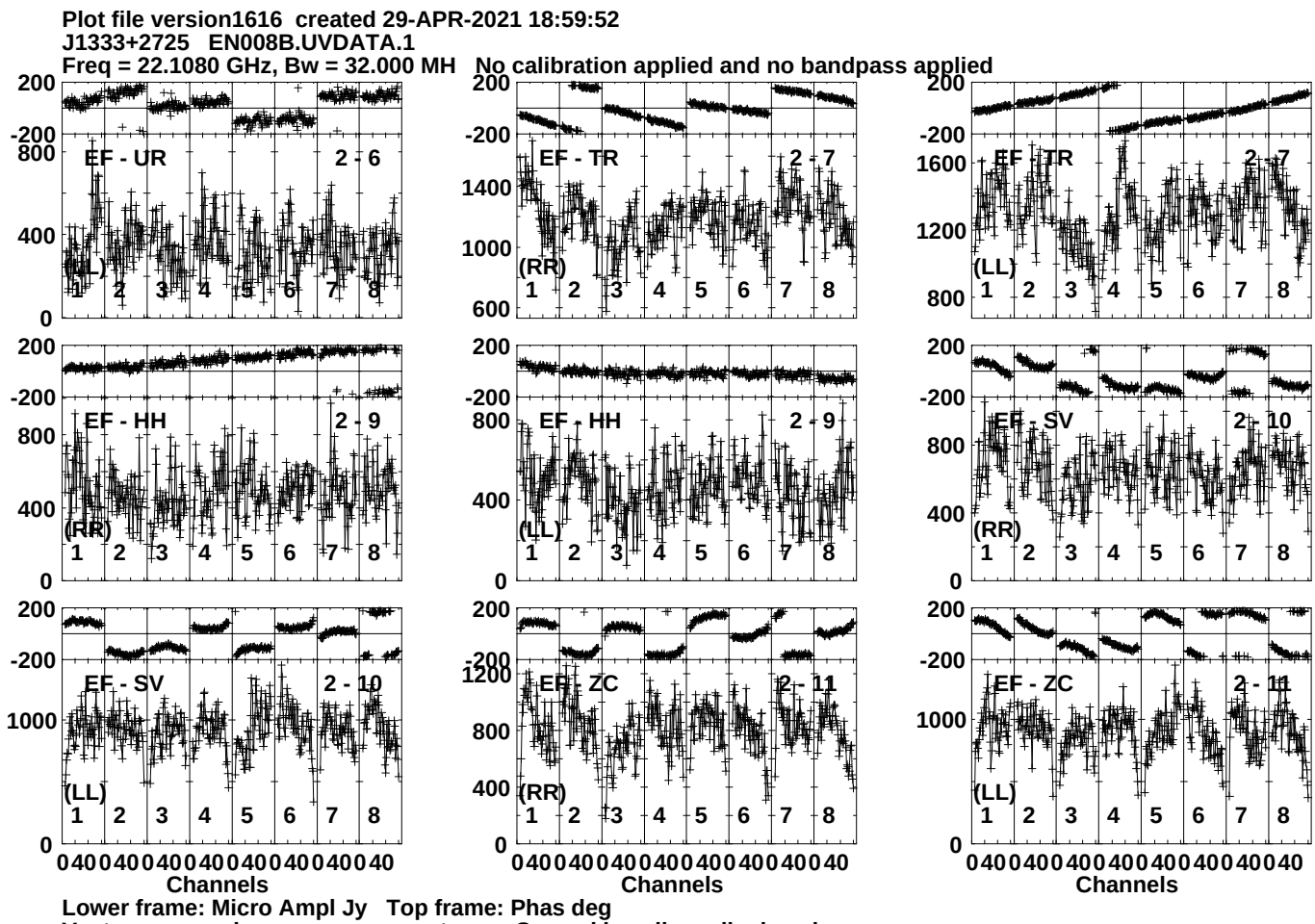
Plot file version1616 created 29-APR-2021 18:59:52
J1333+2725 EN008B.UVDATA.1
Freq = 22.1080 GHz, Bw = 32.000 MH No calibration applied and no bandpass applied
EF - UR 2 - 6
(LL)
EF - TR 2 - 7
(RR)
EF - TR 2 - 7
(LL)
EF - HH 2 - 9
(RR)
EF - HH 2 - 9
(LL)
EF - SV 2 - 10
(RR)
EF - SV 2 - 10
(LL)
EF - ZC 2 - 11
(RR)
EF - ZC 2 - 11
(LL)
Channels
Channels
Channels
Lower frame: Micro Ampl Jy Top frame: Phas deg
Vector averaged cross-power spectrum Several baselines displayed
Timerange: 01/03:21:41 to 01/03:22:39

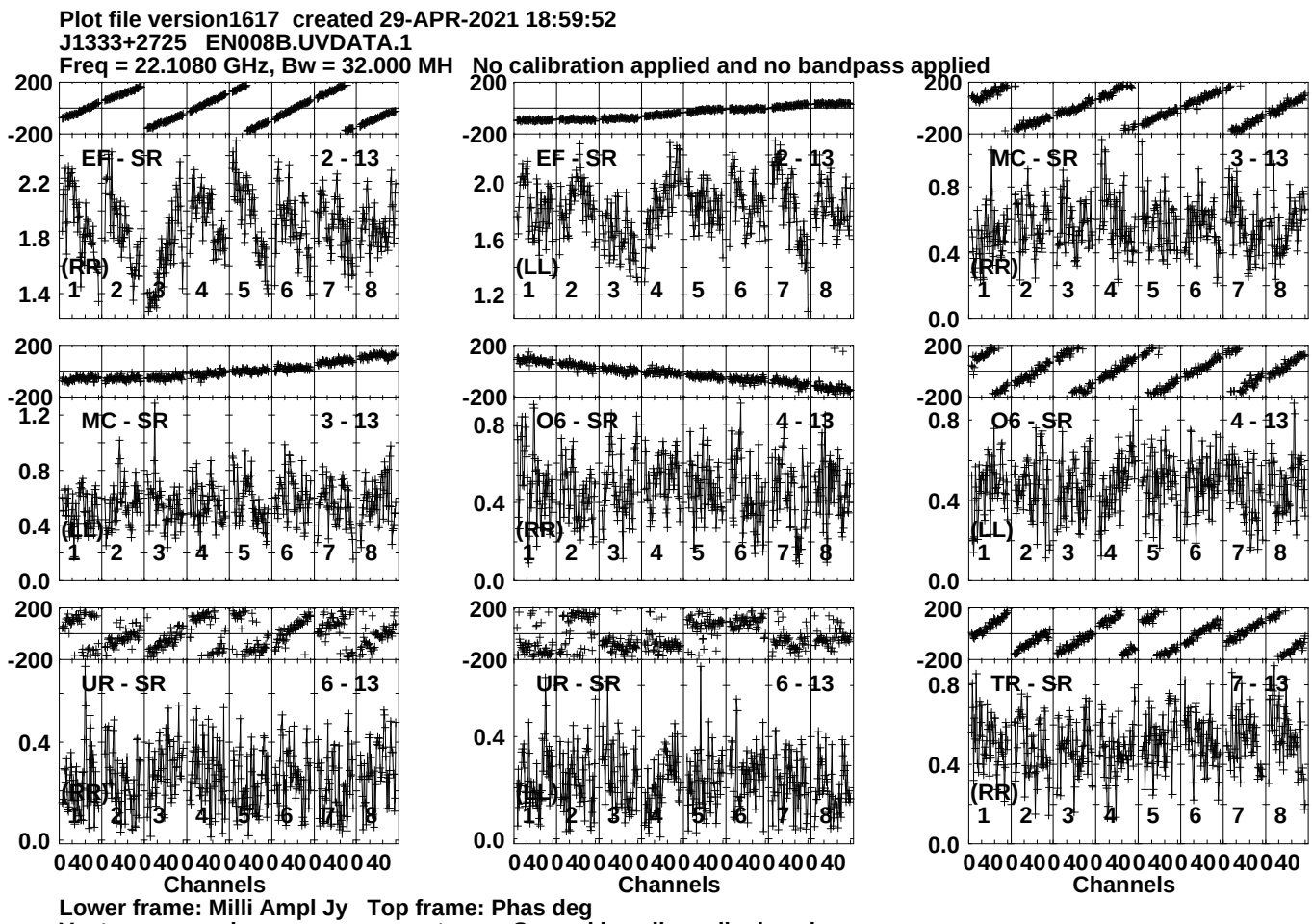
Plot file version1617 created 29-APR-2021 18:59:52
J1333+2725 EN008B.UVDATA.1
Freq = 22.1080 GHz, Bw = 32.000 MH No calibration applied and no bandpass applied
EF - SR 2 - 13
(RR)
EF - SR 2 - 13
(LL)
MC - SR 3 - 13
(RR)
MC - SR 3 - 13
(LL)
O6 - SR 4 - 13
(RR)
O6 - SR 4 - 13
(LL)
UR - SR 6 - 13
(RR)
UR - SR 6 - 13
(LL)
TR - SR 7 - 13
(RR)
Channels
Channels
Channels
Lower frame: Milli Ampl Jy Top frame: Phas deg
Vector averaged cross-power spectrum Several baselines displayed
Timerange: 01/03:21:41 to 01/03:22:39

Plot file version1618 created 29-APR-2021 18:59:52
J1333+2725 EN008B.UVDATA.1
Freq = 22.1080 GHz, Bw = 32.000 MH No calibration applied and no bandpass applied

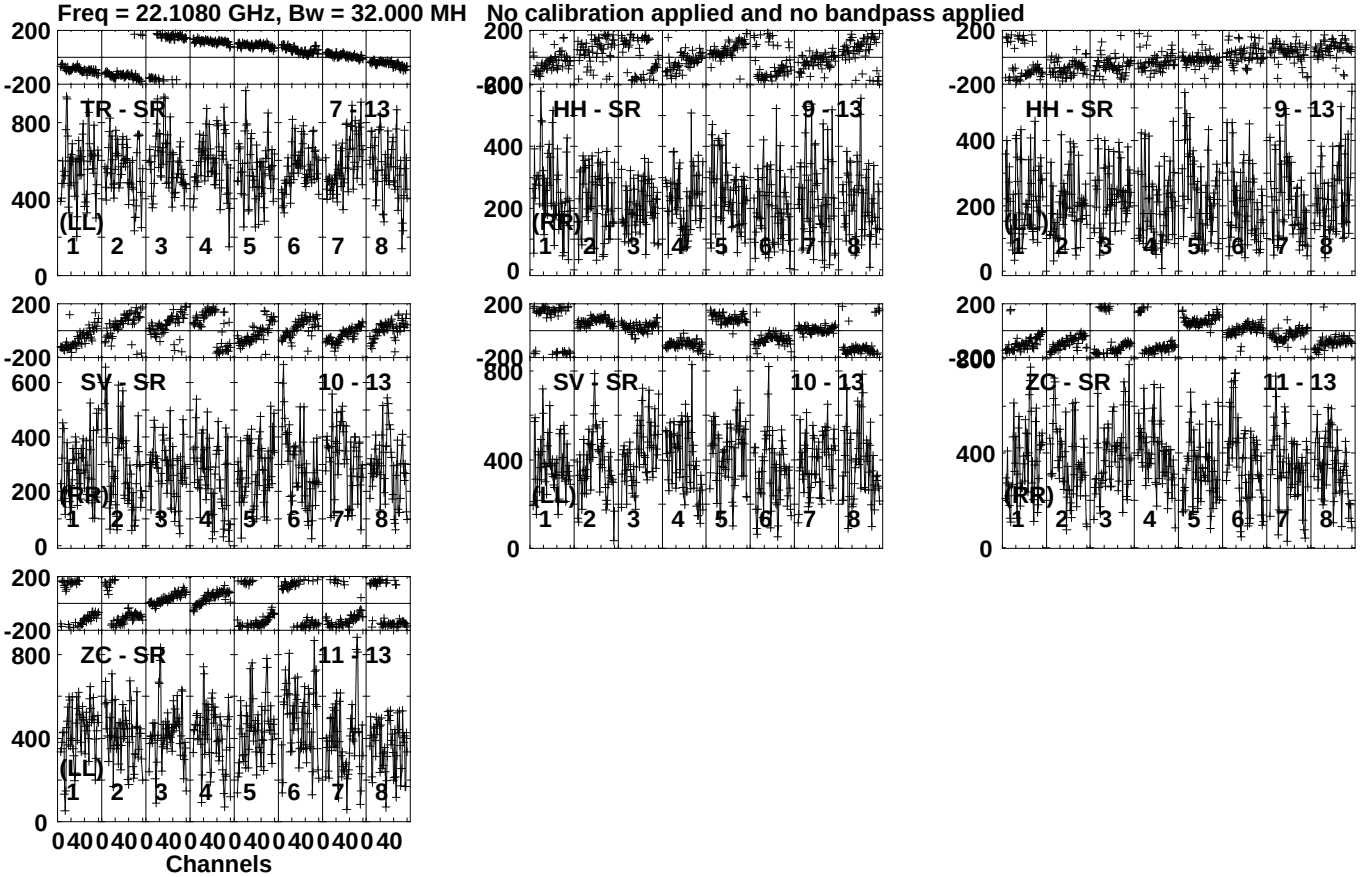

Lower frame: Micro Ampl Jy Top frame: Phas deg
Vector averaged cross-power spectrum Several baselines displayed
Timerange: 01/03:21:41 to 01/03:22:39

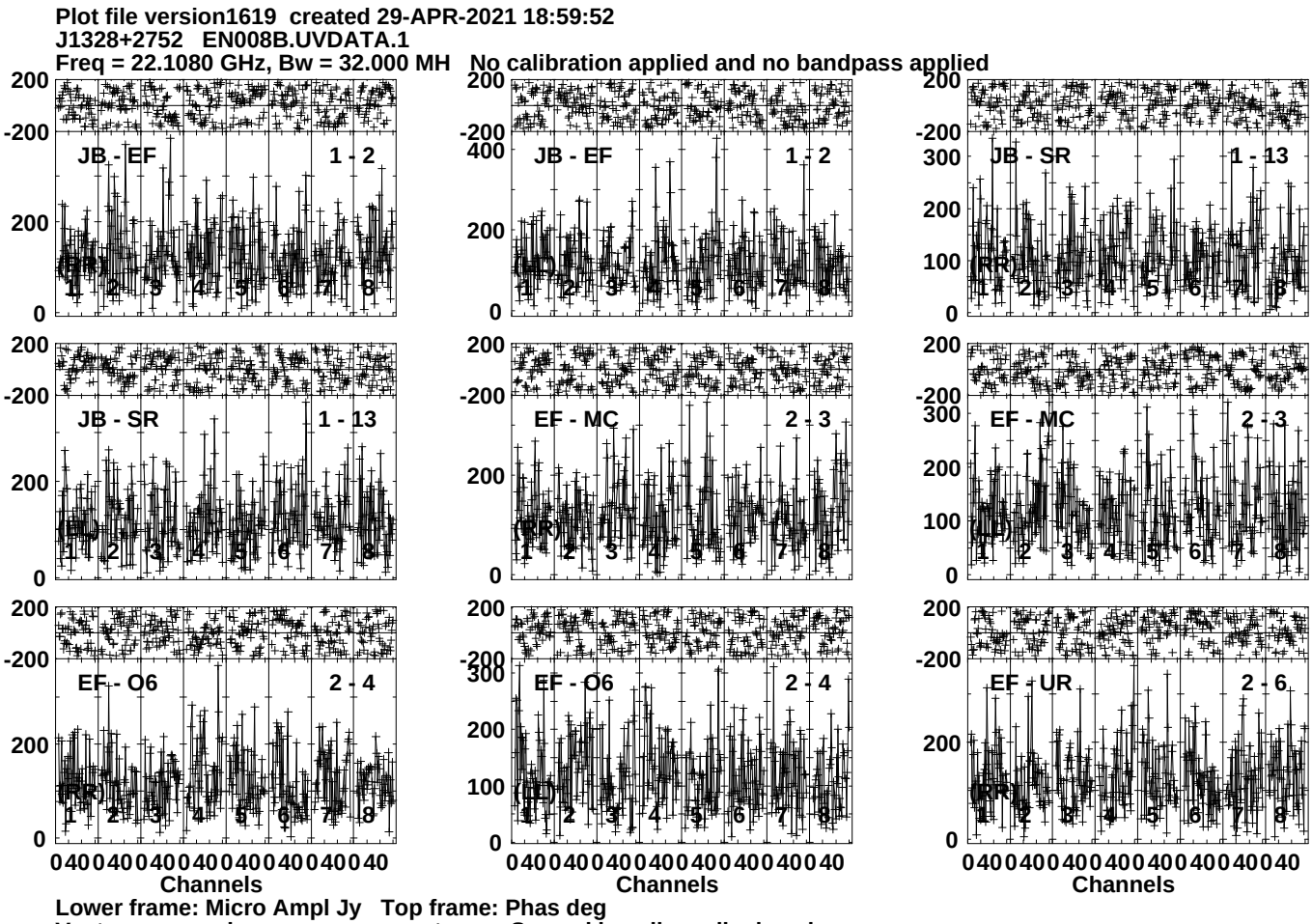
Plot file version1619 created 29-APR-2021 18:59:52
J1328+2752 EN008B.UVDATA.1
Freq = 22.1080 GHz, Bw = 32.000 MH No calibration applied and no bandpass applied
JB - EF 1 - 2
JB - EF 1 - 2
JB - SR 1 - 13
JB - SR 1 - 13
EF - MC 2 - 3
EF - MC 2 - 3
EF - O6 2 - 4
EF - O6 2 - 4
EF - UR 2 - 6
Channels
Channels
Channels
Lower frame: Micro Ampl Jy Top frame: Phas deg
Vector averaged cross-power spectrum Several baselines displayed
Timerange: 01/03:22:41 to 01/03:24:39

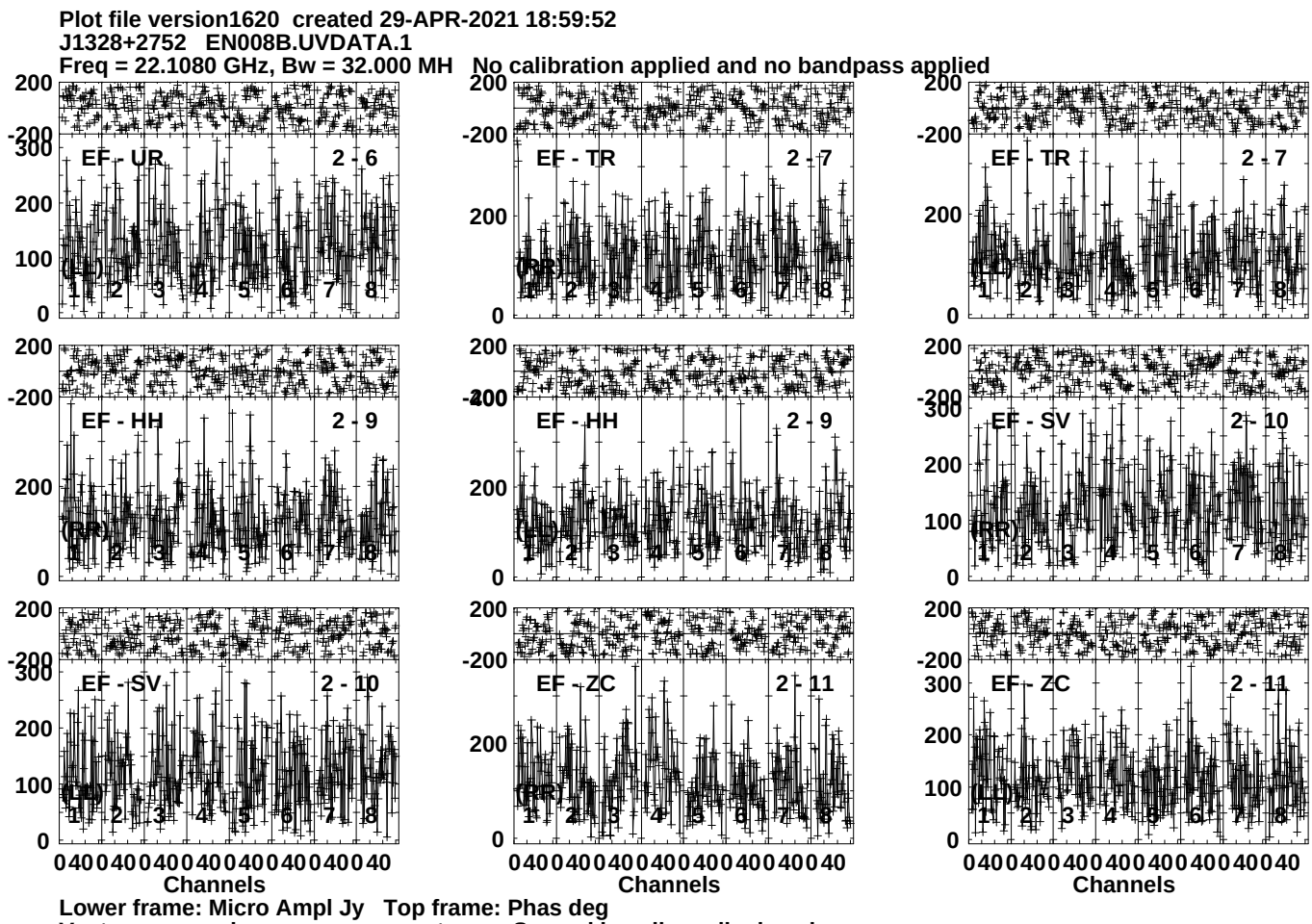
Plot file version1620 created 29-APR-2021 18:59:52
J1328+2752 EN008B.UVDATA.1
Freq = 22.1080 GHz, Bw = 32.000 MH No calibration applied and no bandpass applied
EF - UR 2 - 6
EF - TR 2 - 7
EF - TR 2 - 7
EF - HH 2 - 9
EF - HH 2 - 9
EF - SV 2 - 10
EF - SV 2 - 10
EF - ZC 2 - 11
EF - ZC 2 - 11
Channels
Channels
Channels
Lower frame: Micro Ampl Jy Top frame: Phas deg
Vector averaged cross-power spectrum Several baselines displayed
Timerange: 01/03:22:41 to 01/03:24:39

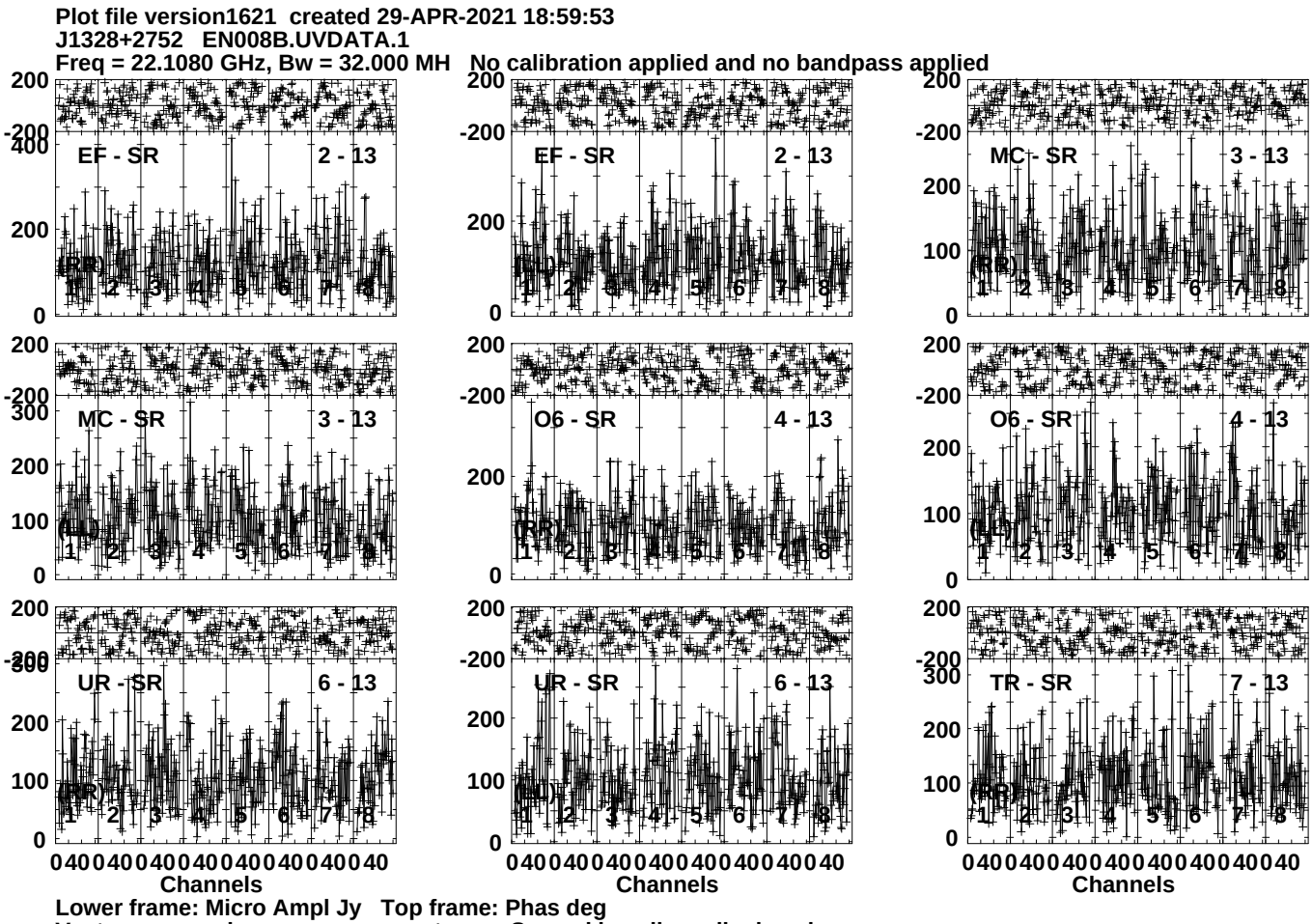
Plot file version1621 created 29-APR-2021 18:59:53
J1328+2752 EN008B.UVDATA.1
Freq = 22.1080 GHz, Bw = 32.000 MH No calibration applied and no bandpass applied
EF - SR 2 - 13
EF - SR 2 - 13
MC - SR 3 - 13
MC - SR 3 - 13
O6 - SR 4 - 13
O6 - SR 4 - 13
UR - SR 6 - 13
UR - SR 6 - 13
TR - SR 7 - 13
(RR)
(LL)
1 2 3 4 5 6 7 8
Channels
Lower frame: Micro Ampl Jy Top frame: Phas deg
Vector averaged cross-power spectrum Several baselines displayed
Timerange: 01/03:22:41 to 01/03:24:39

Plot file version1622 created 29-APR-2021 18:59:53
J1328+2752 EN008B.UVDATA.1
Freq = 22.1080 GHz, Bw = 32.000 MH No calibration applied and no bandpass applied

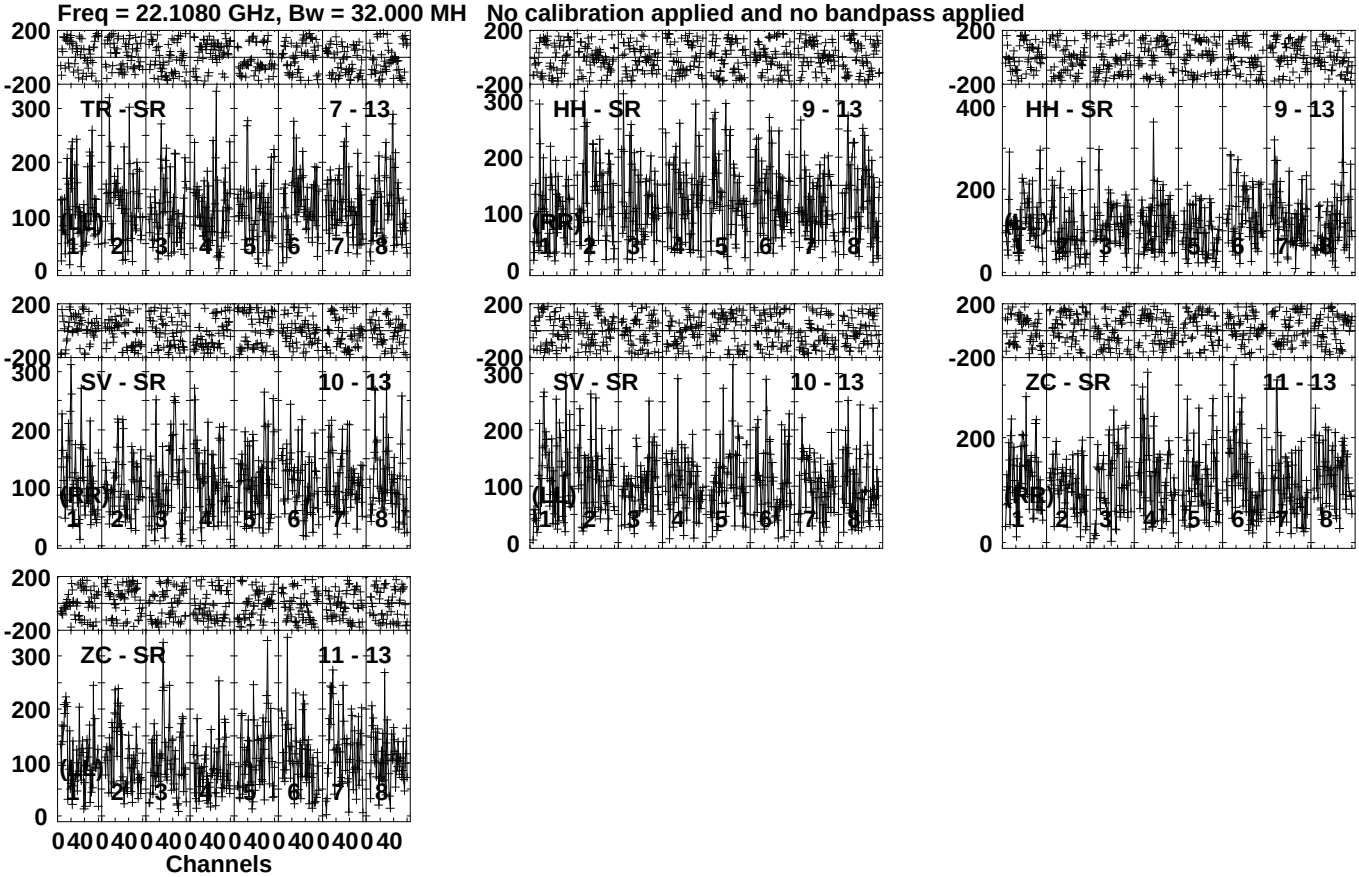

Lower frame: Micro Ampl Jy Top frame: Phas deg
Vector averaged cross-power spectrum Several baselines displayed
Timerange: 01/03:22:41 to 01/03:24:39

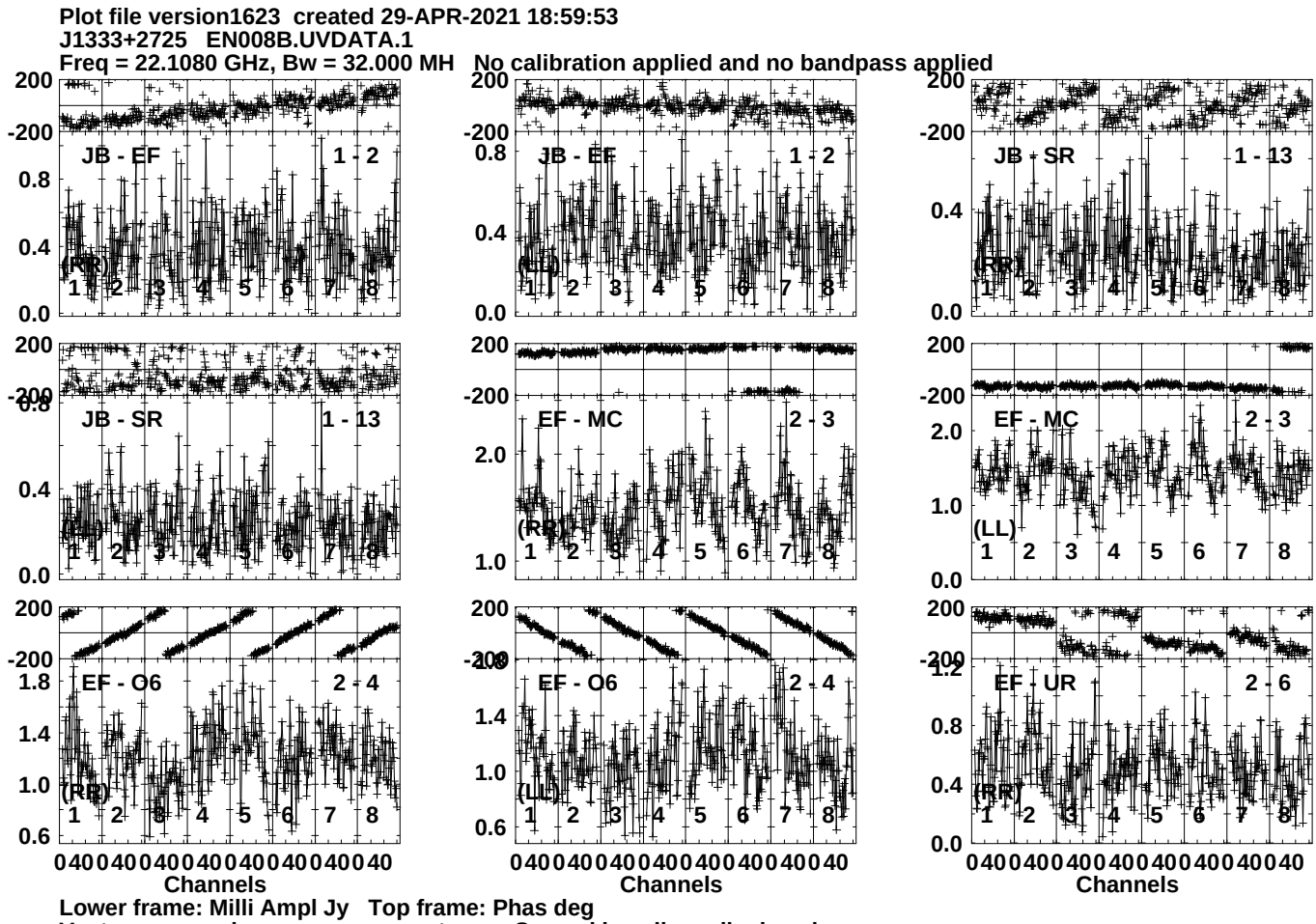
Plot file version1623 created 29-APR-2021 18:59:53
J1333+2725 EN008B.UVDATA.1
Freq = 22.1080 GHz, Bw = 32.000 MH No calibration applied and no bandpass applied
JB - EF 1 - 2
JB - SR 1 - 13
EF - MC 2 - 3
EF - O6 2 - 4
EF - UR 2 - 6
(RR)
(LL)
Channels
Lower frame: Milli Ampl Jy Top frame: Phas deg
Vector averaged cross-power spectrum Several baselines displayed
Timerange: 01/03:24:41 to 01/03:25:39

Plot file version1624 created 29-APR-2021 18:59:53
J1333+2725 EN008B.UVDATA.1
Freq = 22.1080 GHz, Bw = 32.000 MH No calibration applied and no bandpass applied

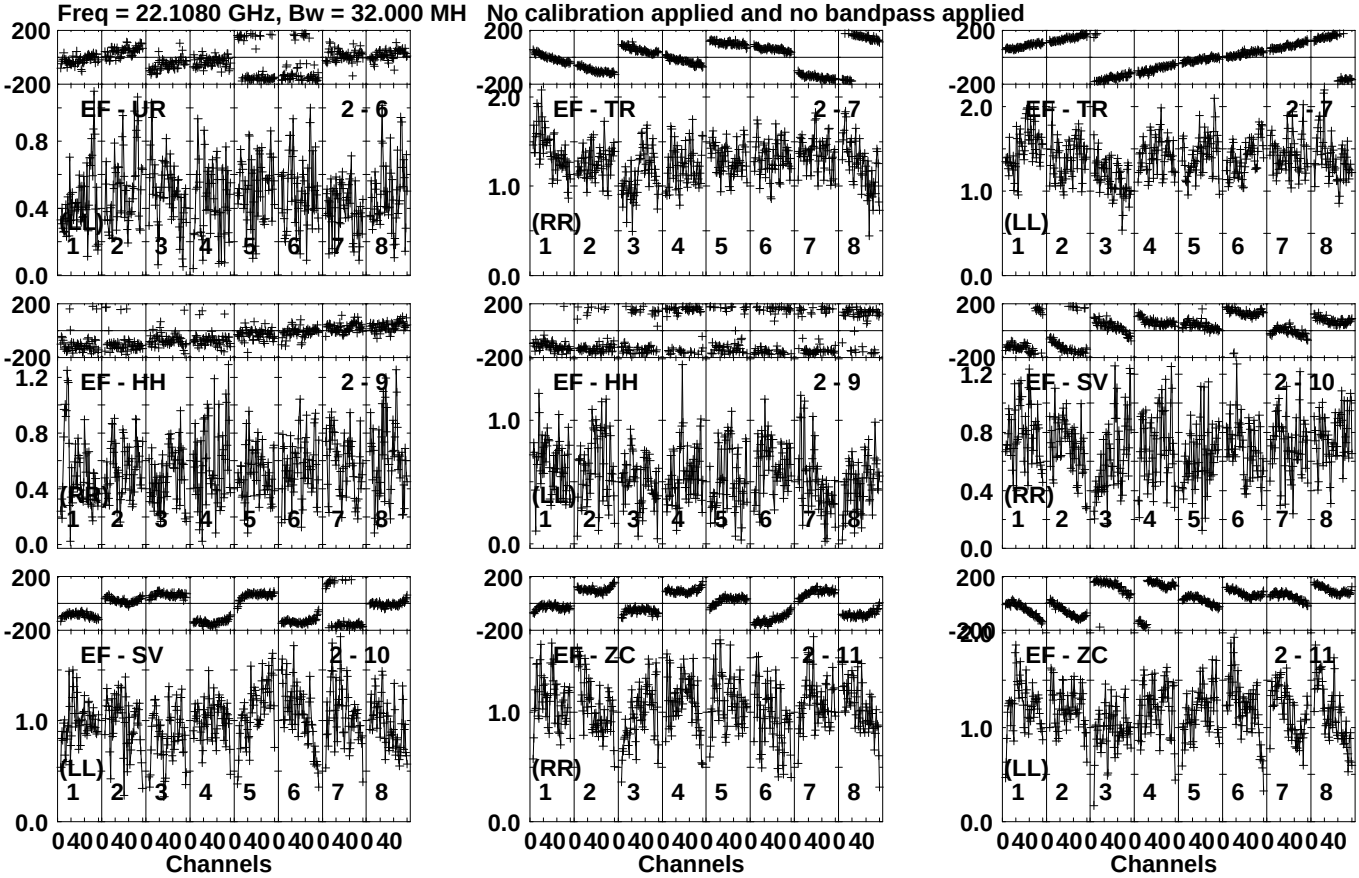

Lower frame: Milli Ampl Jy Top frame: Phas deg
Vector averaged cross-power spectrum Several baselines displayed
Timerange: 01/03:24:41 to 01/03:25:39

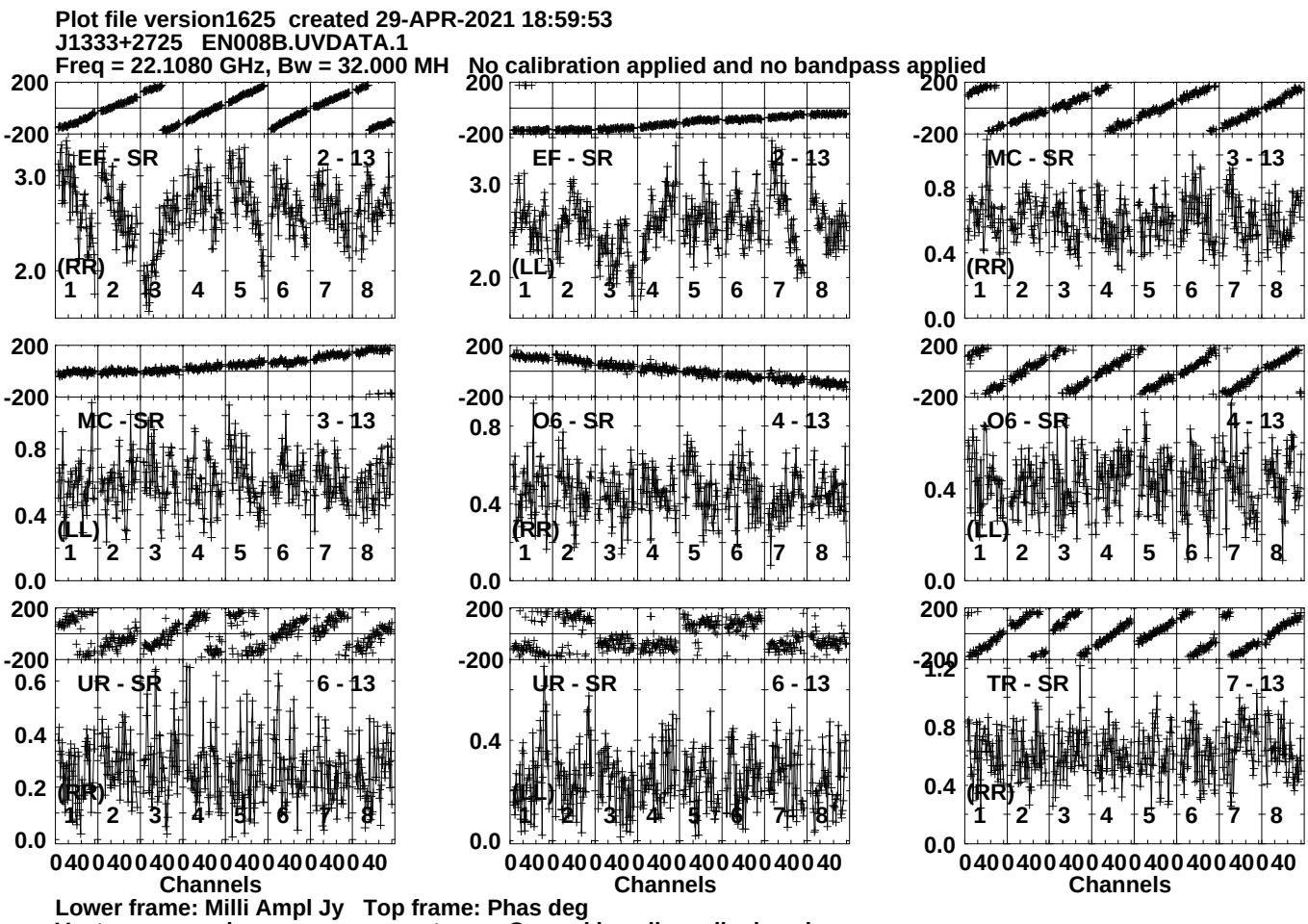
Plot file version1625 created 29-APR-2021 18:59:53
J1333+2725 EN008B.UVDATA.1
Freq = 22.1080 GHz, Bw = 32.000 MH No calibration applied and no bandpass applied
EF - SR 2 - 13
(RR)
EF - SR 2 - 13
(LL)
MC - SR 3 - 13
(RR)
MC - SR 3 - 13
(LL)
O6 - SR 4 - 13
(RR)
O6 - SR 4 - 13
(LL)
UR - SR 6 - 13
(RR)
UR - SR 6 - 13
(LL)
TR - SR 7 - 13
(RR)
Channels
Channels
Channels
Lower frame: Milli Ampl Jy Top frame: Phas deg
Vector averaged cross-power spectrum Several baselines displayed
Timerange: 01/03:24:41 to 01/03:25:39

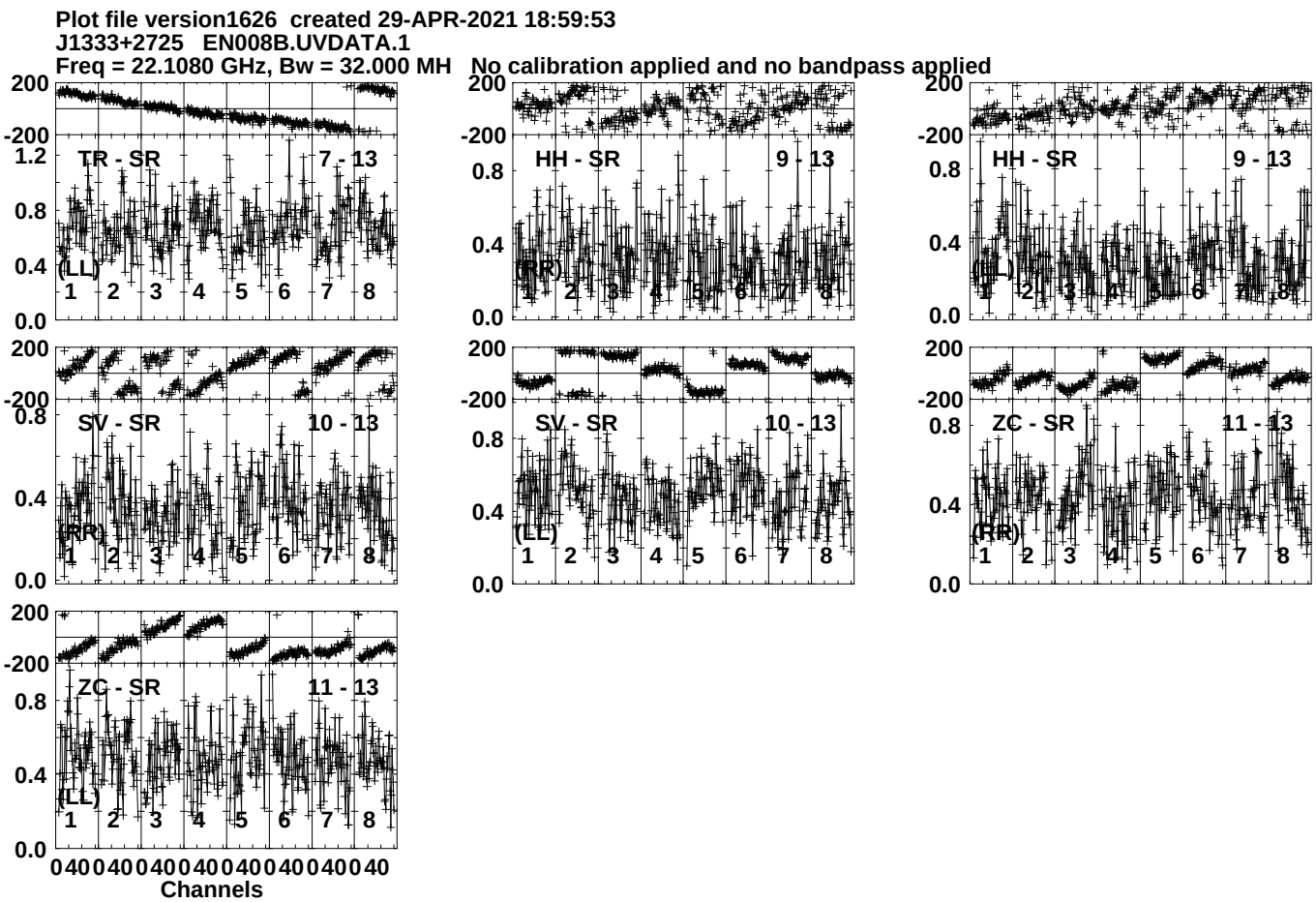
Plot file version1626 created 29-APR-2021 18:59:53
J1333+2725 EN008B.UVDATA.1
Freq = 22.1080 GHz, Bw = 32.000 MH No calibration applied and no bandpass applied
TR - SR
7 - 13
(LL)
HH - SR
9 - 13
(RR)
HH - SR
9 - 13
(LL)
SV - SR
10 - 13
(RR)
SV - SR
10 - 13
(LL)
ZC - SR
11 - 13
(RR)
ZC - SR
11 - 13
(LL)
200
-200
1.2
0.8
0.4
0.0
1 2 3 4 5 6 7 8
0 40 0 40 0 40 0 40 0 40 0 40 0 40 0 40
Channels
Lower frame: Milli Ampl Jy Top frame: Phas deg
Vector averaged cross-power spectrum Several baselines displayed
Timerange: 01/03:24:41 to 01/03:25:39

Plot file version1627 created 29-APR-2021 18:59:53
J1328+2752 EN008B.UVDATA.1
Freq = 22.1080 GHz, Bw = 32.000 MH No calibration applied and no bandpass applied

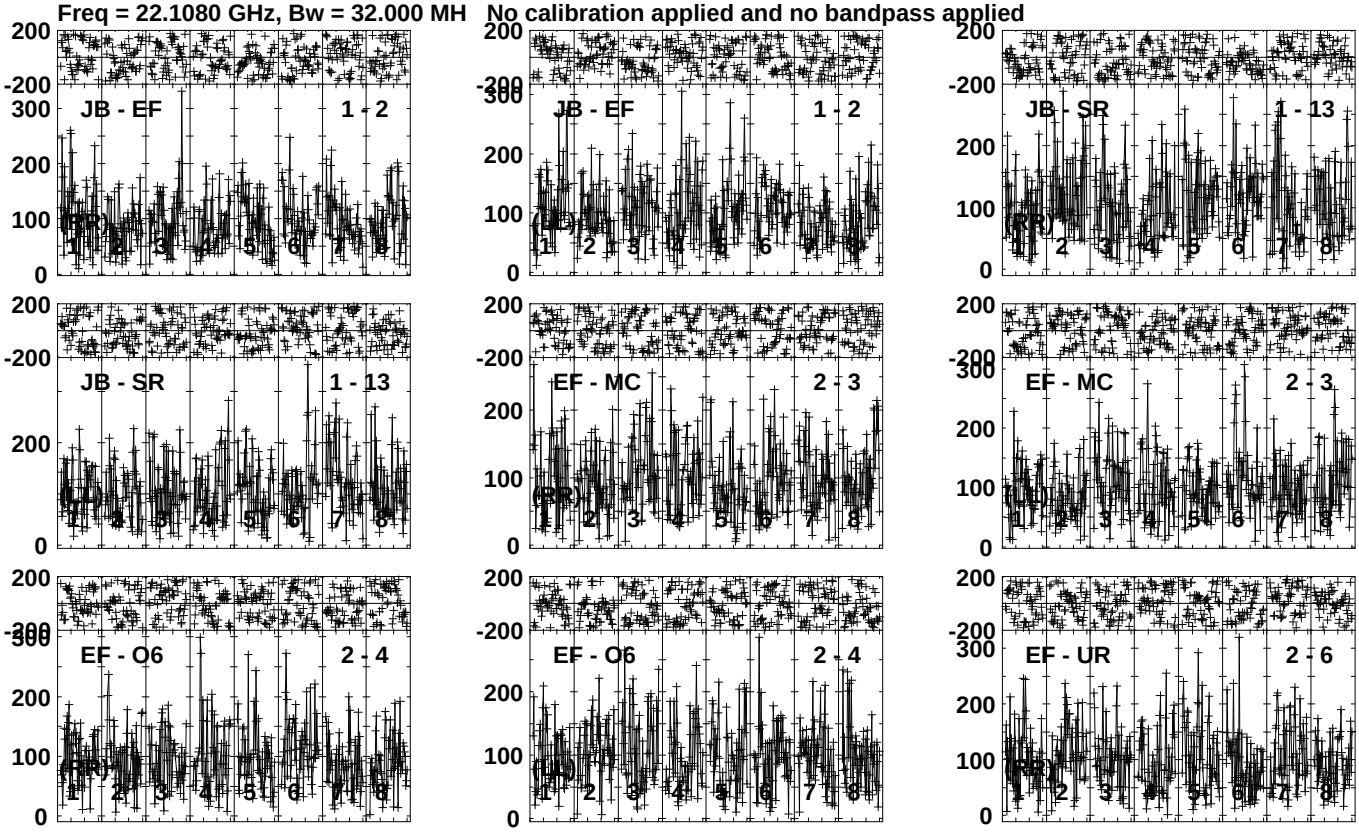

Lower frame: Micro Ampl Jy Top frame: Phas deg
Vector averaged cross-power spectrum Several baselines displayed
Timerange: 01/03:26:21 to 01/03:28:19

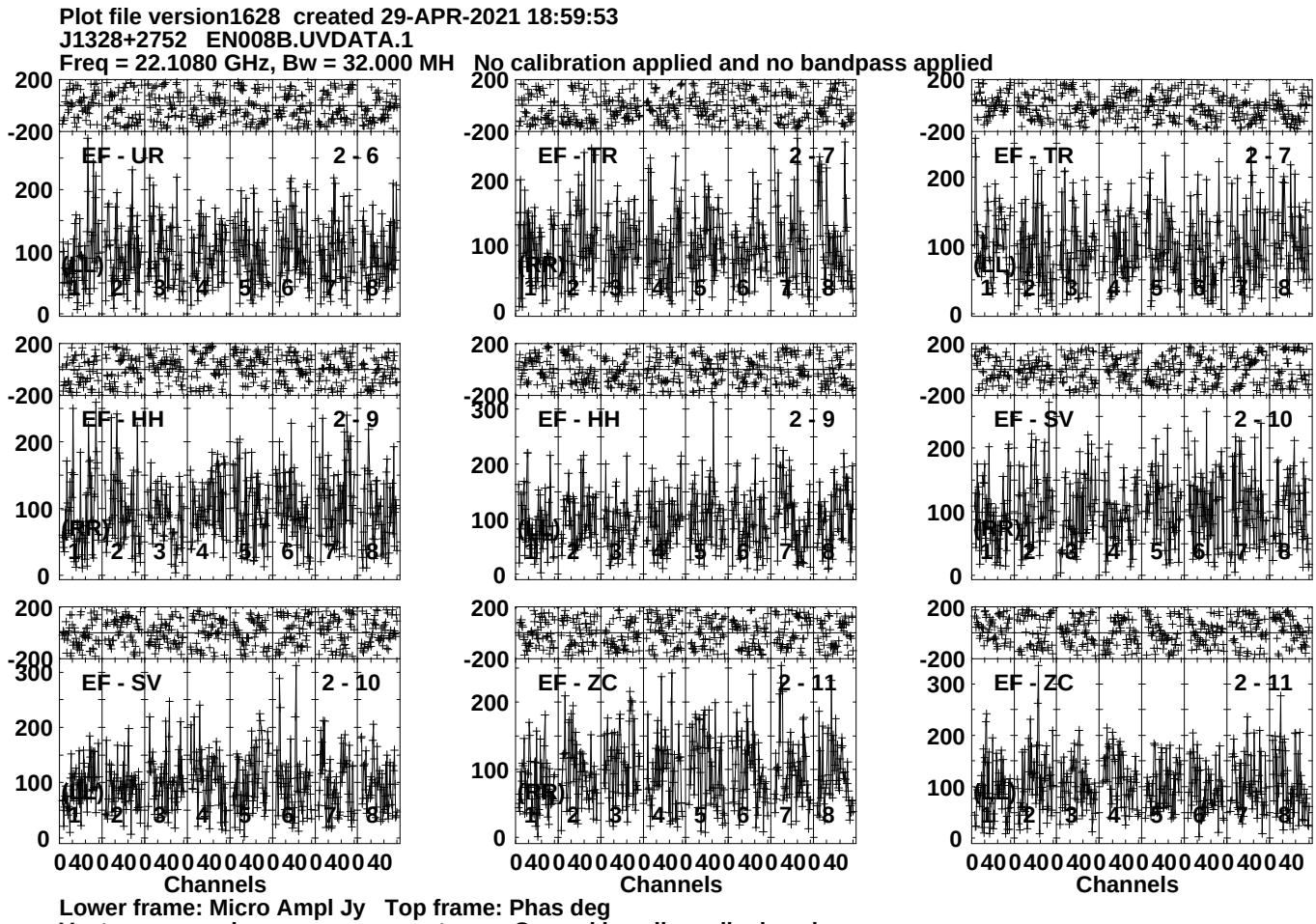
Plot file version1628 created 29-APR-2021 18:59:53
J1328+2752 EN008B.UVDATA.1
Freq = 22.1080 GHz, Bw = 32.000 MH No calibration applied and no bandpass applied
EF - UR 2 - 6
EF - TR 2 - 7
EF - TR 2 - 7
EF - HH 2 - 9
EF - HH 2 - 9
EF - SV 2 - 10
EF - SV 2 - 10
EF - ZC 2 - 11
EF - ZC 2 - 11
Channels
Channels
Channels
Lower frame: Micro Ampl Jy Top frame: Phas deg
Vector averaged cross-power spectrum Several baselines displayed
Timerange: 01/03:26:21 to 01/03:28:19

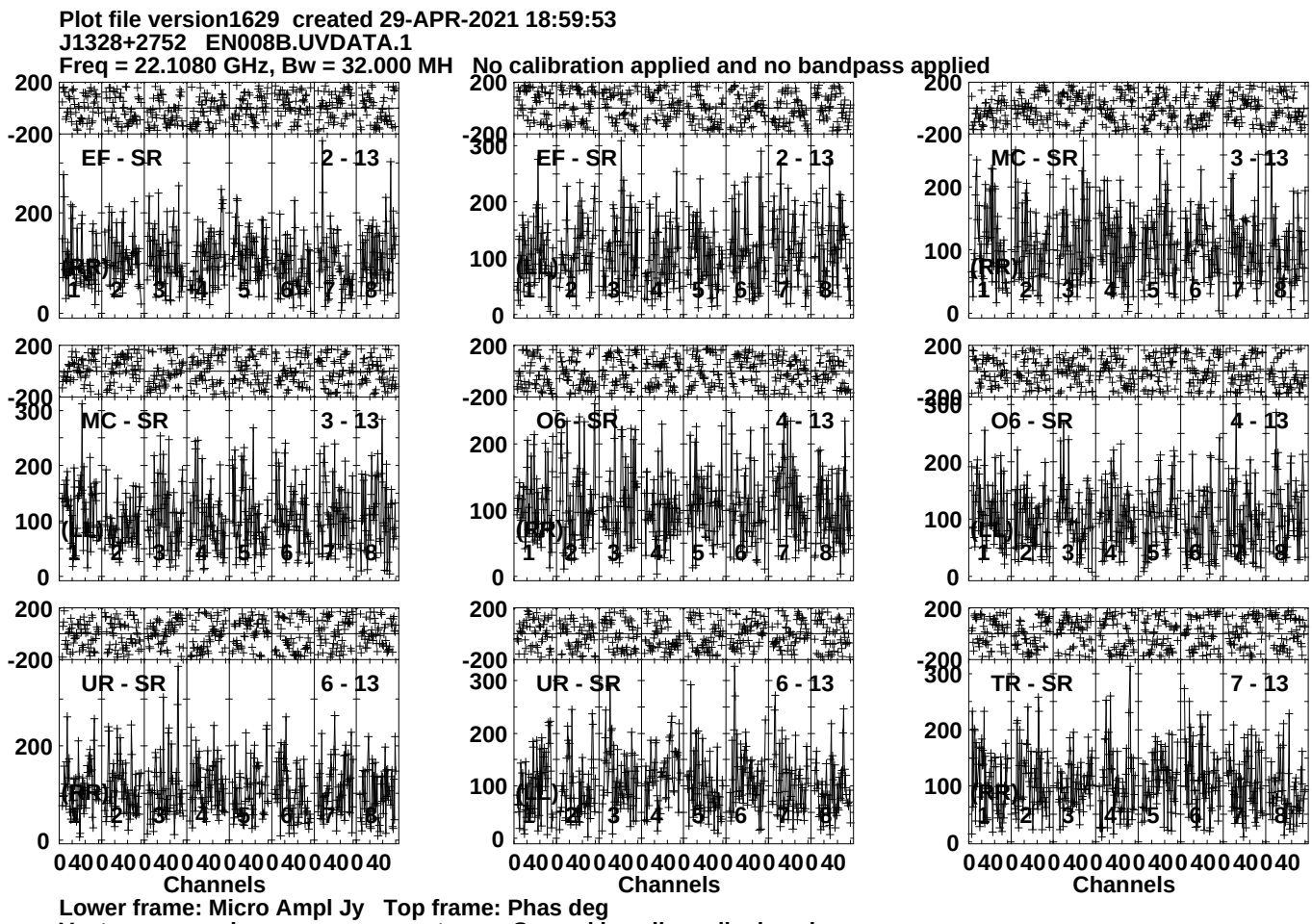
Plot file version1629 created 29-APR-2021 18:59:53
J1328+2752 EN008B.UVDATA.1
Freq = 22.1080 GHz, Bw = 32.000 MH No calibration applied and no bandpass applied
EF - SR 2 - 13
MC - SR 3 - 13
O6 - SR 4 - 13
UR - SR 6 - 13
TR - SR 7 - 13
(RR)
(LL)
Channels
Lower frame: Micro Ampl Jy Top frame: Phas deg
Vector averaged cross-power spectrum Several baselines displayed
Timerange: 01/03:26:21 to 01/03:28:19

Plot file version1630 created 29-APR-2021 18:59:54
J1328+2752 EN008B.UVDATA.1
Freq = 22.1080 GHz, Bw = 32.000 MH No calibration applied and no bandpass applied

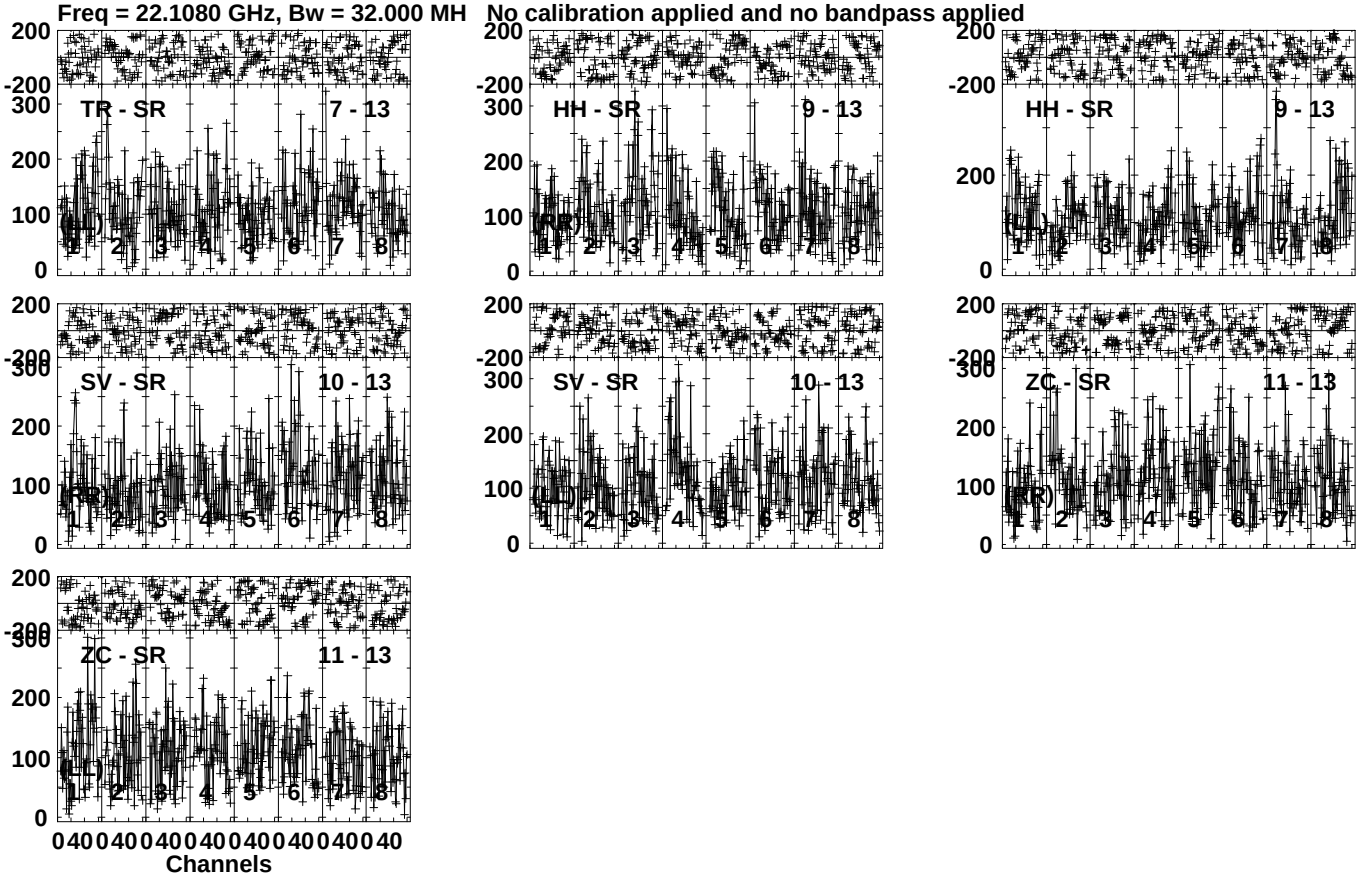

Lower frame: Micro Ampl Jy Top frame: Phas deg
Vector averaged cross-power spectrum Several baselines displayed
Timerange: 01/03:26:21 to 01/03:28:19

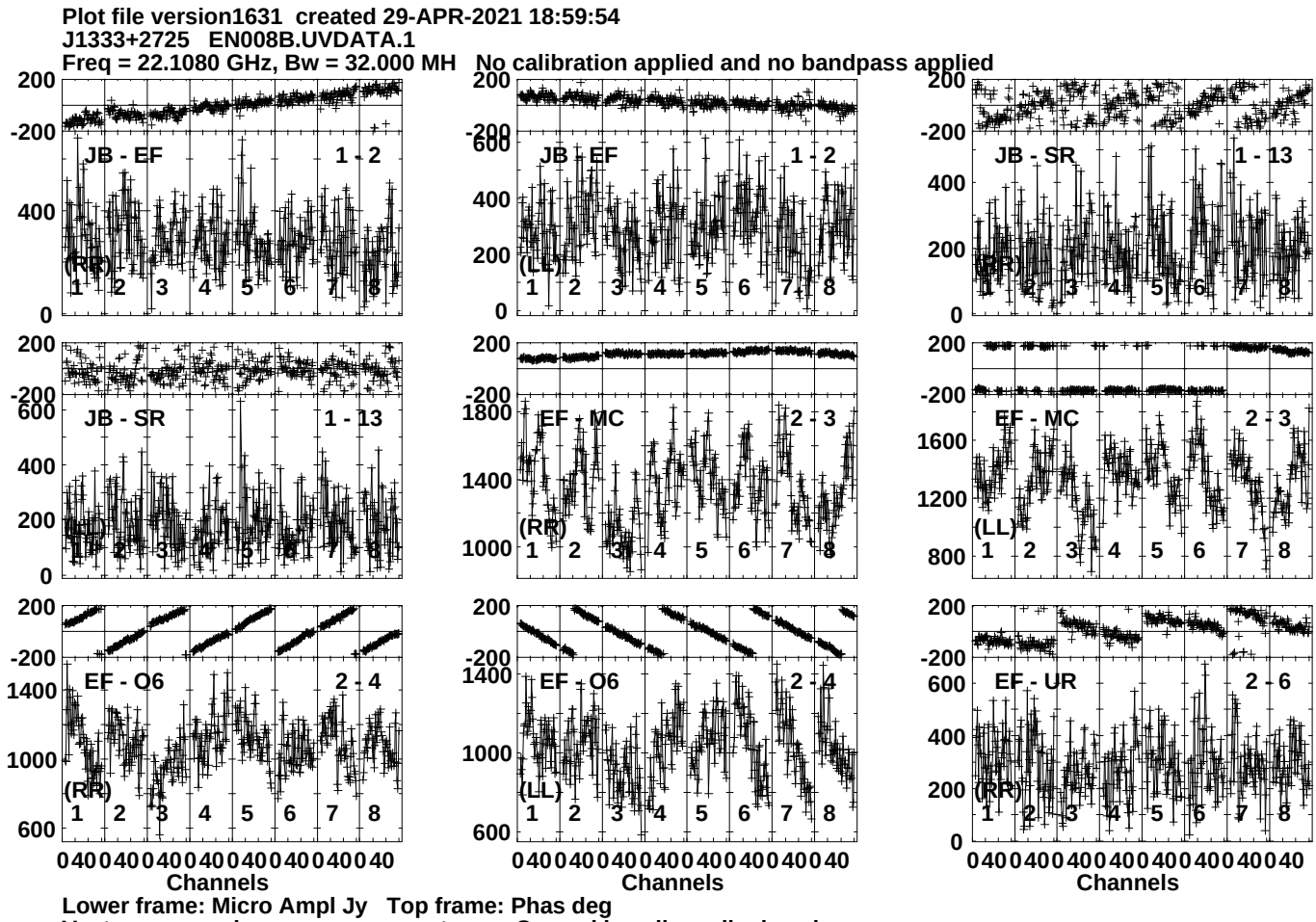
Plot file version1631 created 29-APR-2021 18:59:54
J1333+2725 EN008B.UVDATA.1
Freq = 22.1080 GHz, Bw = 32.000 MH No calibration applied and no bandpass applied
JB - EF 1 - 2
(RR)
JB - EF 1 - 2
(LL)
JB - SR 1 - 13
(RR)
JB - SR 1 - 13
(LL)
EF - MC 2 - 3
(RR)
EF - MC 2 - 3
(LL)
EF - O6 2 - 4
(RR)
EF - O6 2 - 4
(LL)
EF - UR 2 - 6
(RR)
Channels
Channels
Channels
Lower frame: Micro Ampl Jy Top frame: Phas deg
Vector averaged cross-power spectrum Several baselines displayed
Timerange: 01/03:28:51 to 01/03:29:49

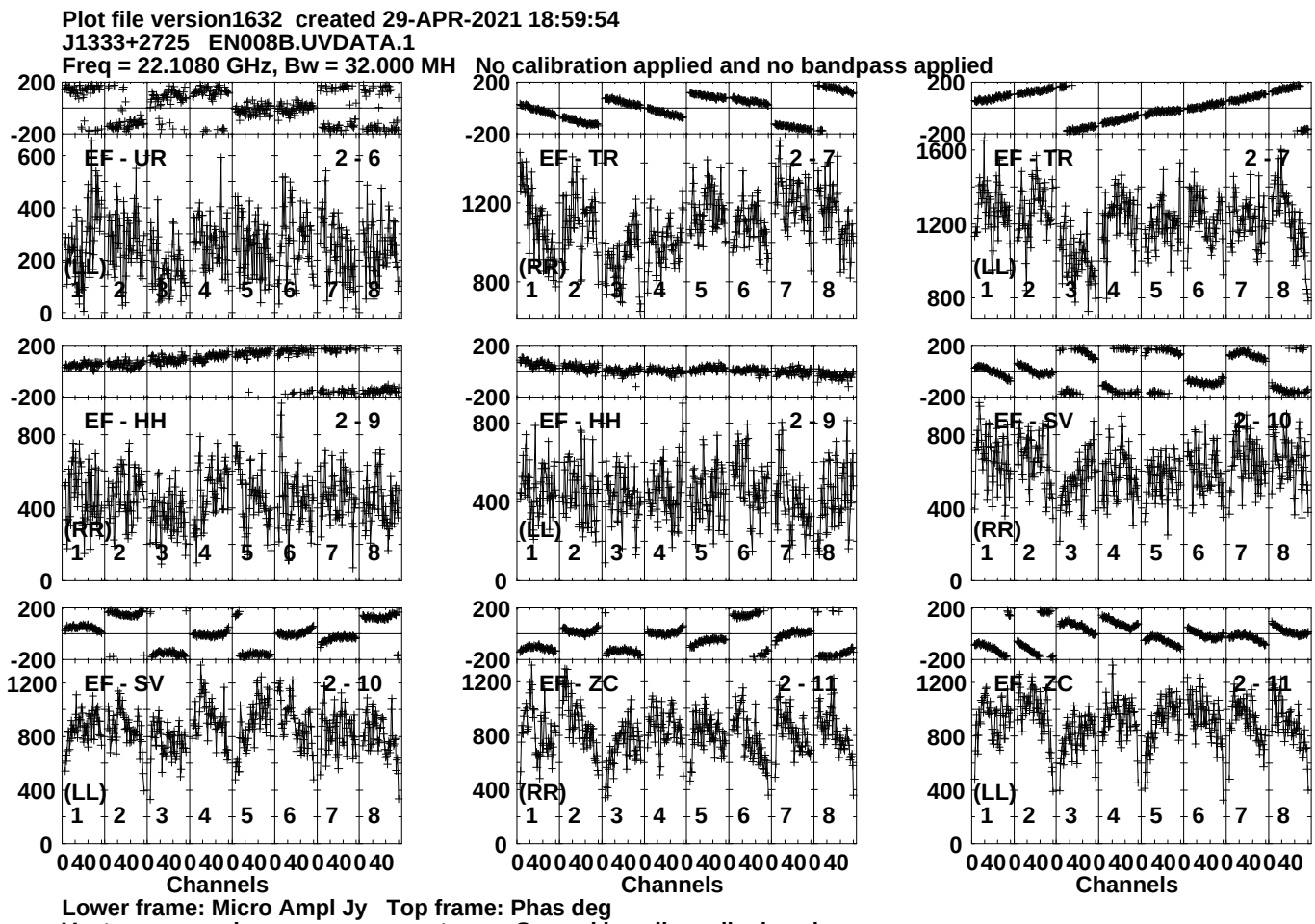
Plot file version1632 created 29-APR-2021 18:59:54
J1333+2725 EN008B.UVDATA.1
Freq = 22.1080 GHz, Bw = 32.000 MH No calibration applied and no bandpass applied
EF - UR 2 - 6
(LL)
EF - TR 2 - 7
(RR)
EF - TR 2 - 7
(LL)
EF - HH 2 - 9
(RR)
EF - HH 2 - 9
(LL)
EF - SV 2 - 10
(RR)
EF - SV 2 - 10
(LL)
EF - ZC 2 - 11
(RR)
EF - ZC 2 - 11
(LL)
Channels
Channels
Channels
Lower frame: Micro Ampl Jy Top frame: Phas deg
Vector averaged cross-power spectrum Several baselines displayed
Timerange: 01/03:28:51 to 01/03:29:49

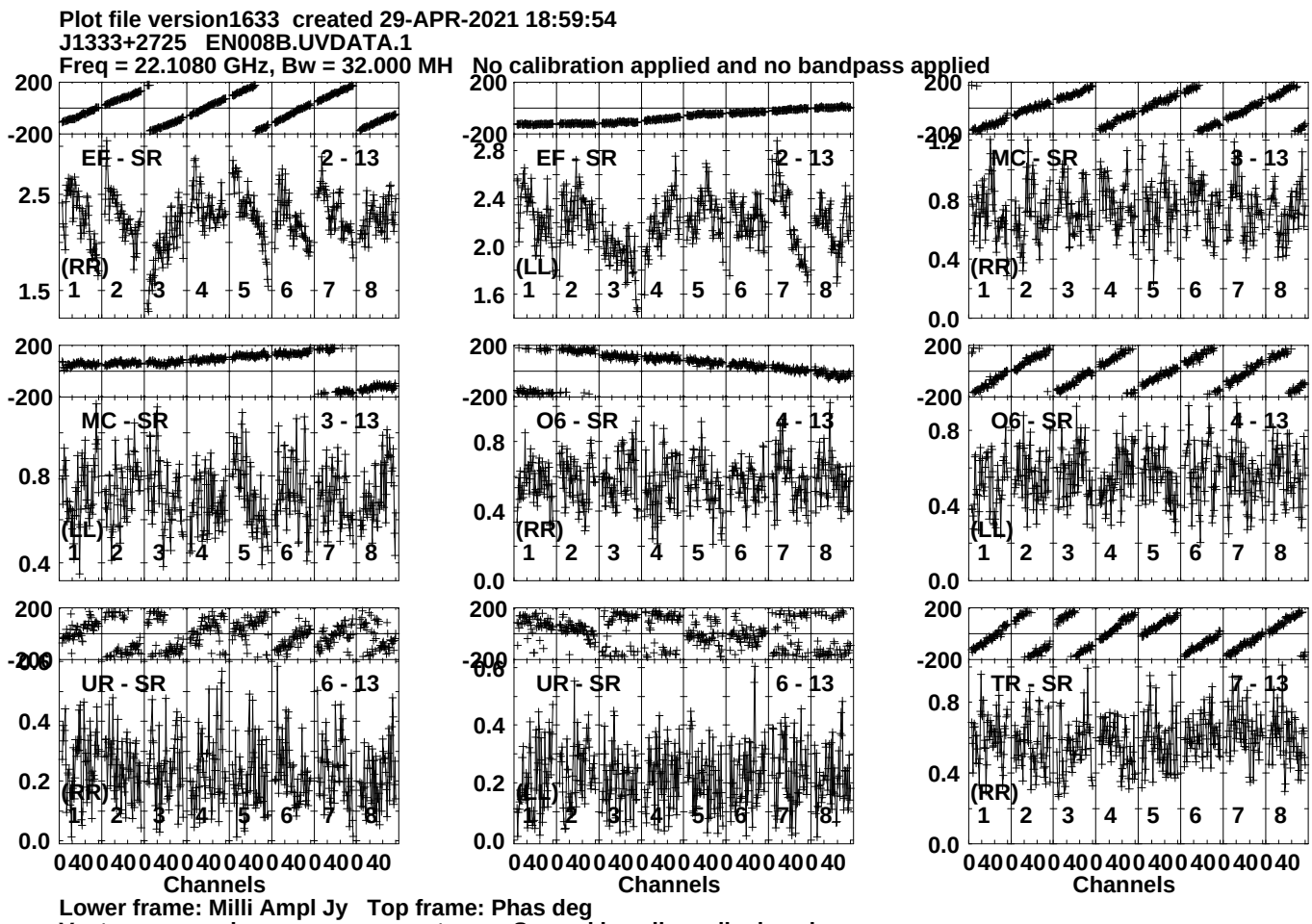
Plot file version1633 created 29-APR-2021 18:59:54
J1333+2725 EN008B.UVDATA.1
Freq = 22.1080 GHz, Bw = 32.000 MH No calibration applied and no bandpass applied
EF - SR 2 - 13
(RR)
EF - SR 2 - 13
(LL)
MC - SR 3 - 13
(RR)
MC - SR 3 - 13
(LL)
O6 - SR 4 - 13
(RR)
O6 - SR 4 - 13
(LL)
UR - SR 6 - 13
(RR)
UR - SR 6 - 13
(LL)
TR - SR 7 - 13
(RR)
Channels
Channels
Channels
Lower frame: Milli Ampl Jy Top frame: Phas deg
Vector averaged cross-power spectrum Several baselines displayed
Timerange: 01/03:28:51 to 01/03:29:49

Plot file version1634 created 29-APR-2021 18:59:54
J1333+2725 EN008B.UVDATA.1
Freq = 22.1080 GHz, Bw = 32.000 MH No calibration applied and no bandpass applied

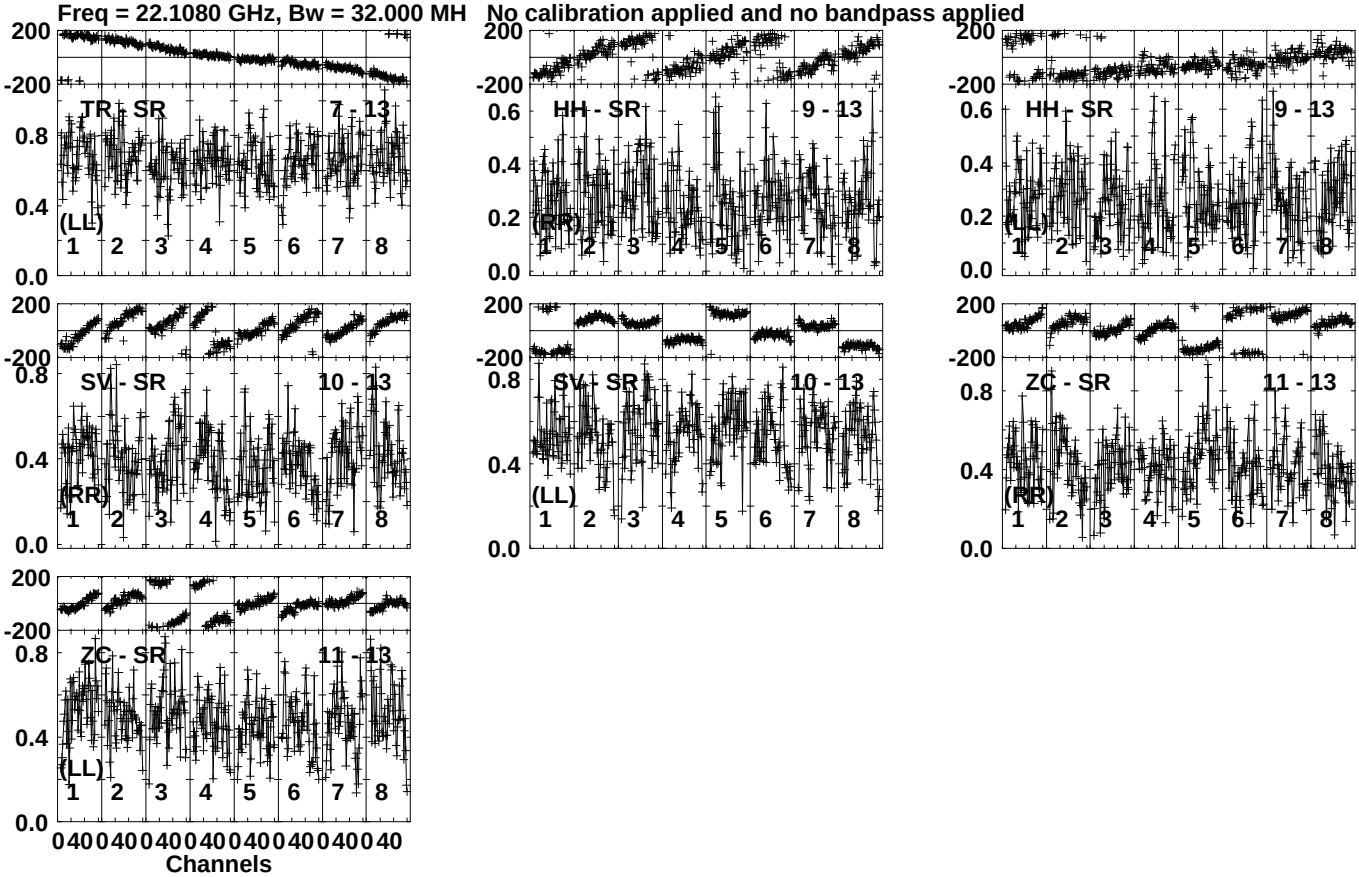

Lower frame: Milli Ampl Jy Top frame: Phas deg
Vector averaged cross-power spectrum Several baselines displayed
Timerange: 01/03:28:51 to 01/03:29:49