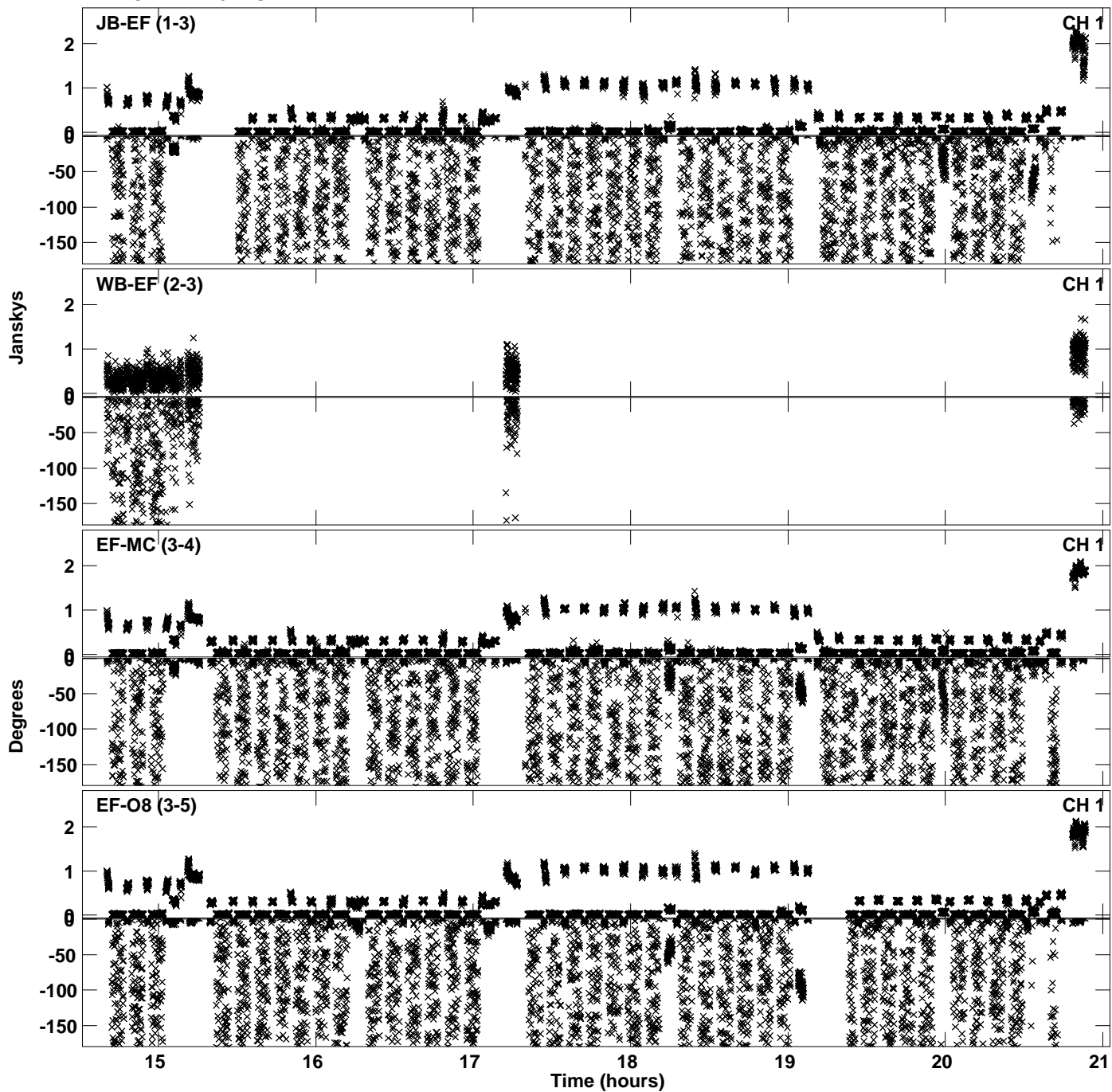
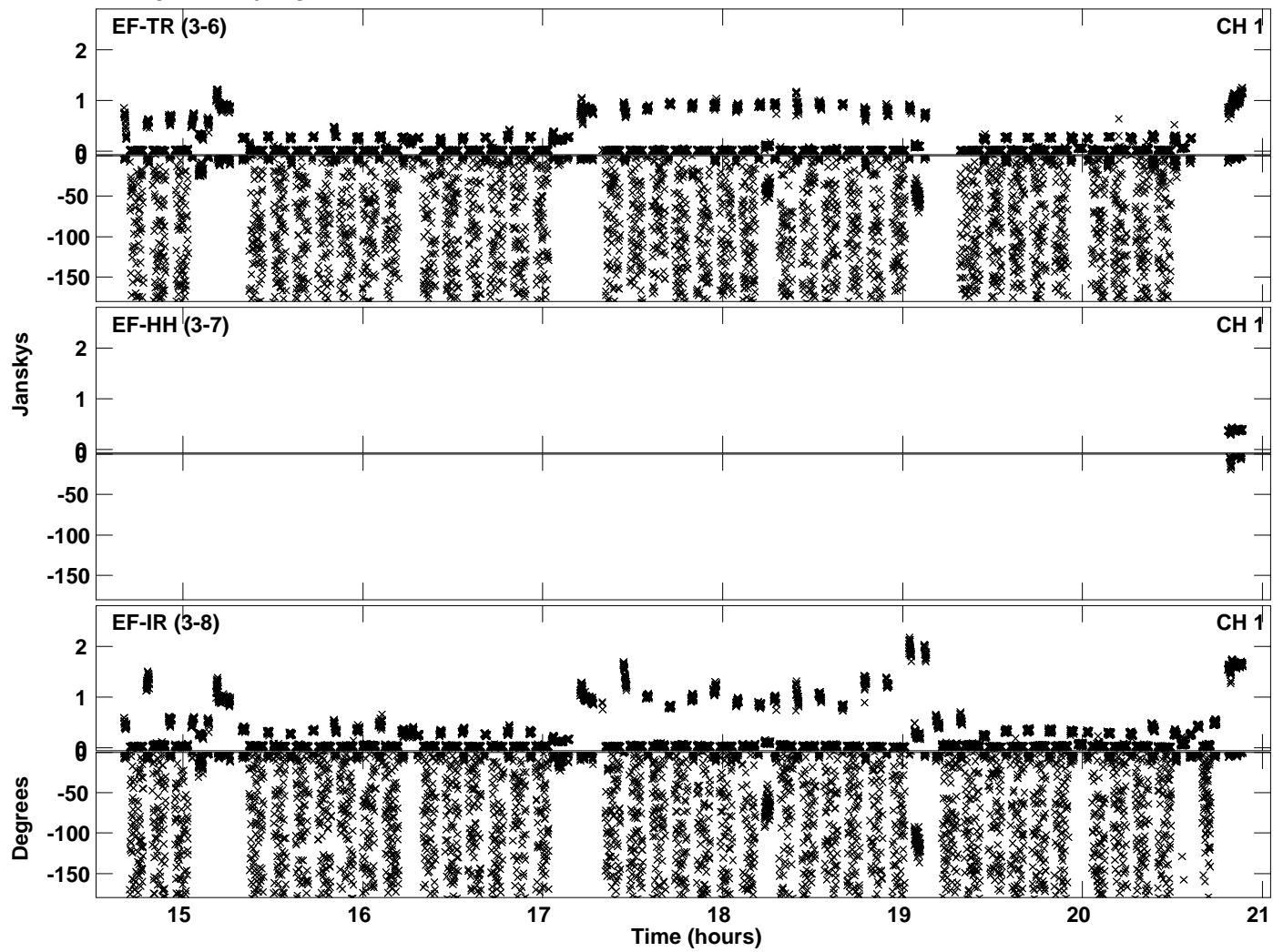



Plot file version 1 created 24-SEP-2021 10:05:22
Amplitude andPhase vs Time for EN010A.UVDATA.1 Vect aver. CL # 4
IF 1 CHAN 1 - 64 STK LL




Plot file version 2 created 24-SEP-2021 10:05:22
Amplitude andPhase vs Time for EN010A.UVDATA.1 Vect aver. CL # 4
IF 1 CHAN 1 - 64 STK LL




Plot file version 3 created 24-SEP-2021 10:05:35
Amplitude andPhase vs Time for EN010A.UVDATA.1 Vect aver. CL # 4
IF 2 CHAN 1 - 64 STK LL




Plot file version 4 created 24-SEP-2021 10:05:35
Amplitude andPhase vs Time for EN010A.UVDATA.1 Vect aver. CL # 4
IF 2 CHAN 1 - 64 STK LL




Plot file version 5 created 24-SEP-2021 10:05:35
Amplitude andPhase vs Time for EN010A.UVDATA.1 Vect aver. CL # 4
IF 2 CHAN 1 - 64 STK LL




Plot file version 6 created 24-SEP-2021 10:05:47
Amplitude and Phase vs Time for EN010A.UVDATA.1 Vect aver. CL # 4
IF 3 CHAN 1 - 64 STK LL



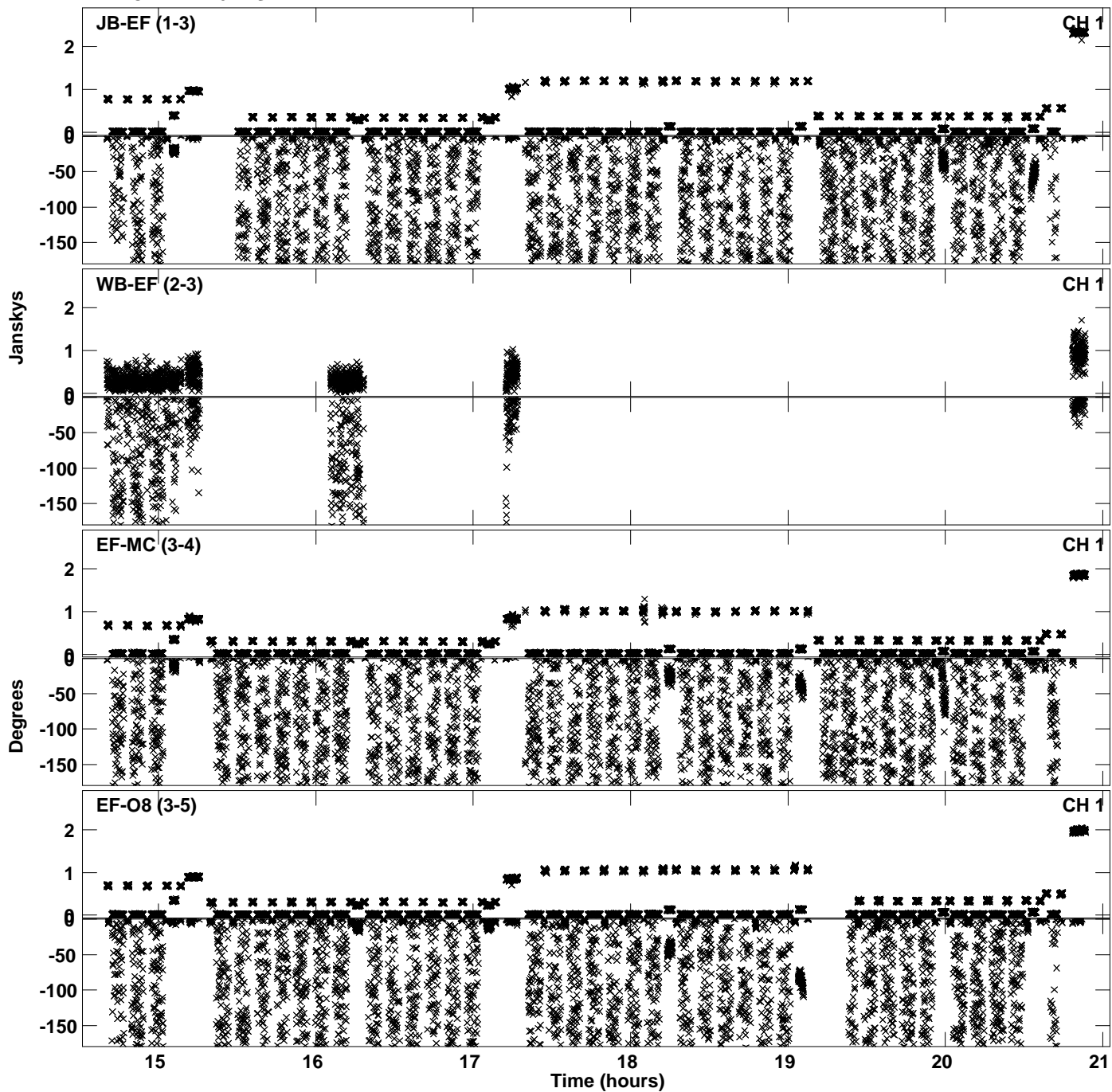
Plot file version 7 created 24-SEP-2021 10:05:47
Amplitude andPhase vs Time for EN010A.UVDATA.1 Vect aver. CL # 4
IF 3 CHAN 1 - 64 STK LL




Plot file version 8 created 24-SEP-2021 10:05:47
Amplitude and Phase vs Time for EN010A.UVDATA.1 Vect aver. CL # 4
IF 3 CHAN 1 - 64 STK LL



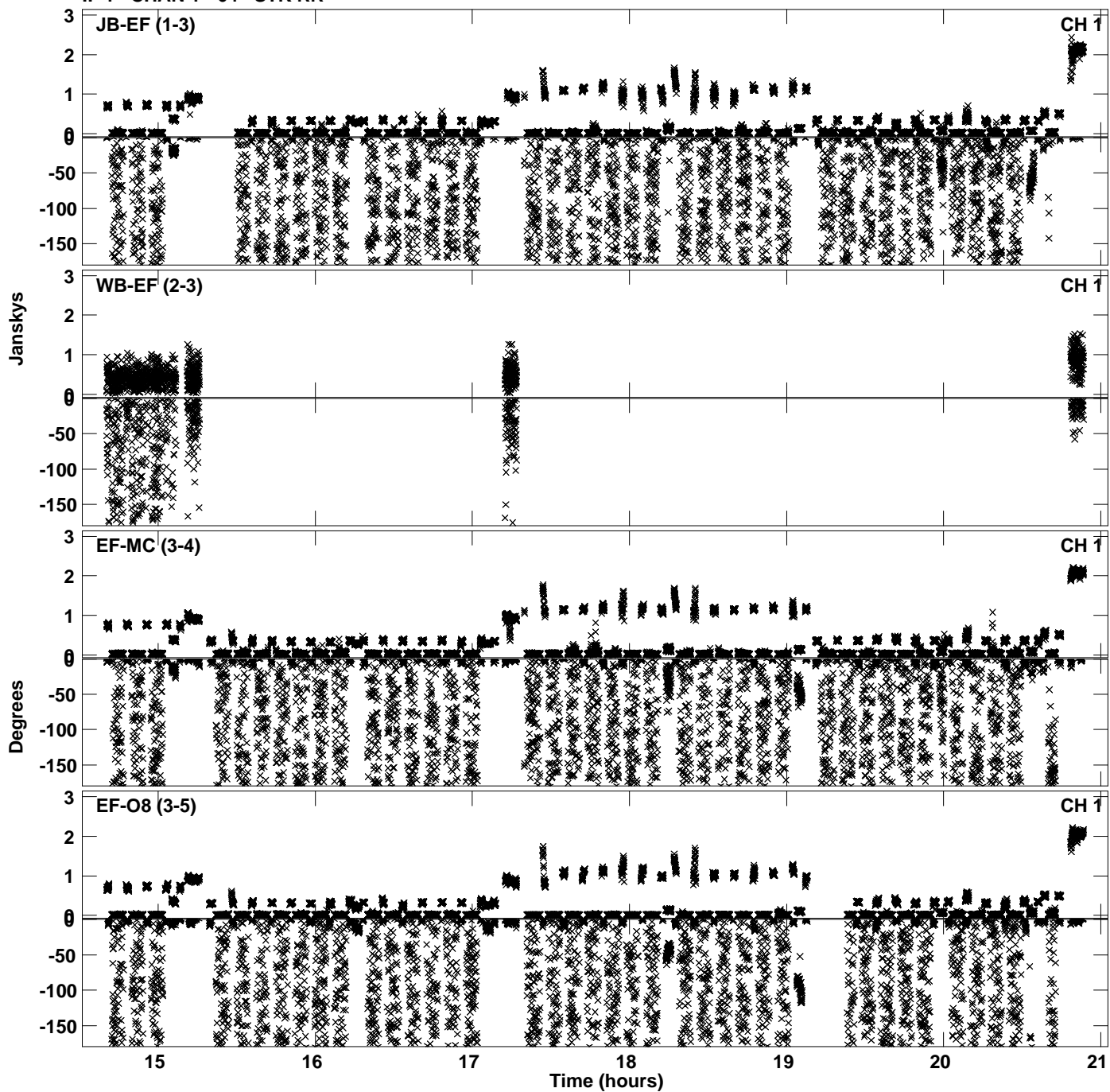
Plot file version 9 created 24-SEP-2021 10:05:56
Amplitude and Phase vs Time for EN010A.UVDATA.1 Vect aver. CL # 4
IF 4 CHAN 1 - 64 STK LL



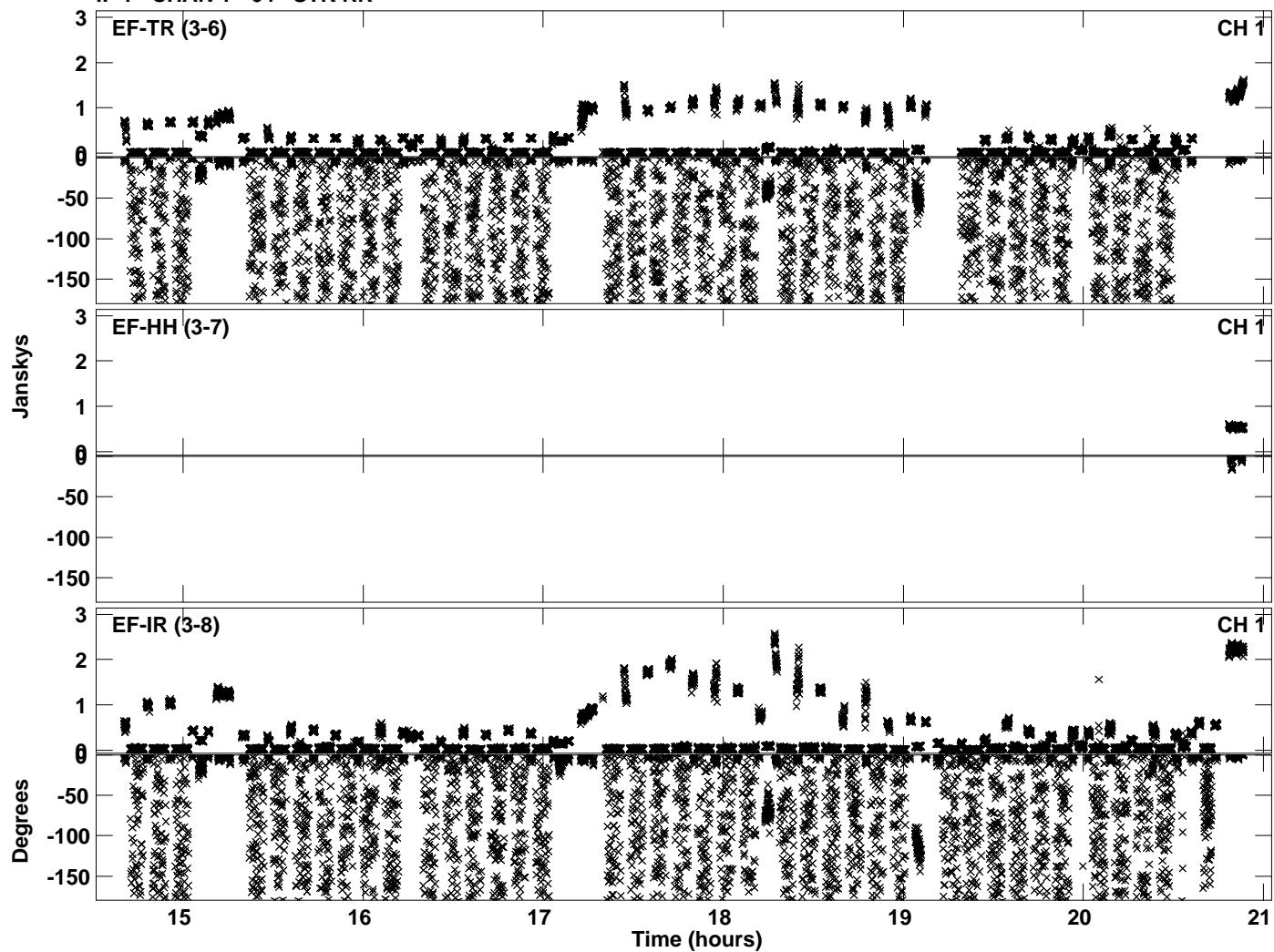
Plot file version 10 created 24-SEP-2021 10:05:56
Amplitude andPhase vs Time for EN010A.UVDATA.1 Vect aver. CL # 4
IF 4 CHAN 1 - 64 STK LL



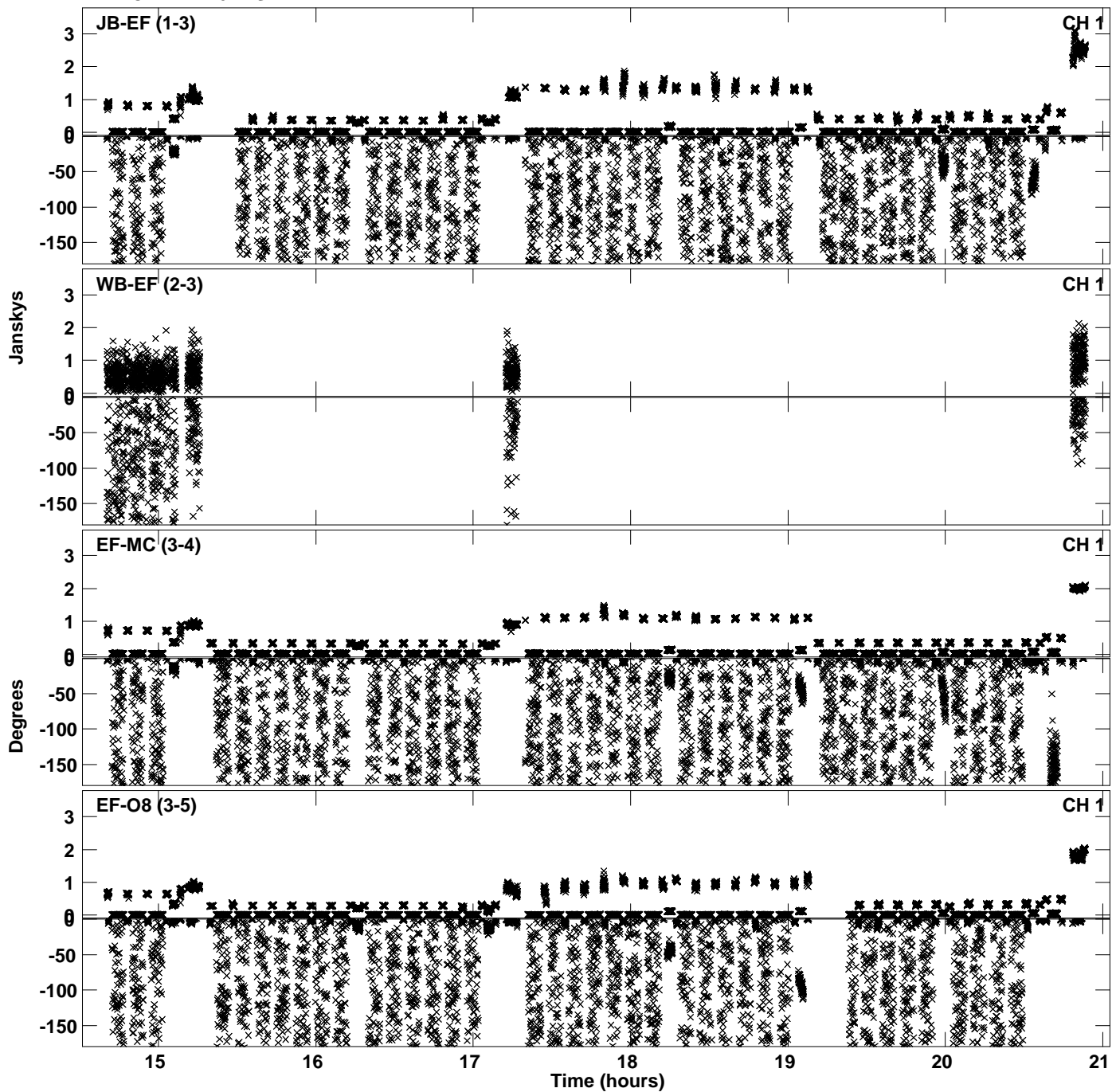
PLot file version 11 created 24-SEP-2021 10:06:03
Amplitude andPhase vs Time for EN010A.UVDATA.1 Vect aver. CL # 4
IF 1 CHAN 1 - 64 STK RR




PLot file version 12 created 24-SEP-2021 10:06:03
Amplitude andPhase vs Time for EN010A.UVDATA.1 Vect aver. CL # 4
IF 1 CHAN 1 - 64 STK RR




Plot file version 13 created 24-SEP-2021 10:06:14
Amplitude and Phase vs Time for EN010A.UVDATA.1 Vect aver. CL # 4
IF 2 CHAN 1 - 64 STK RR



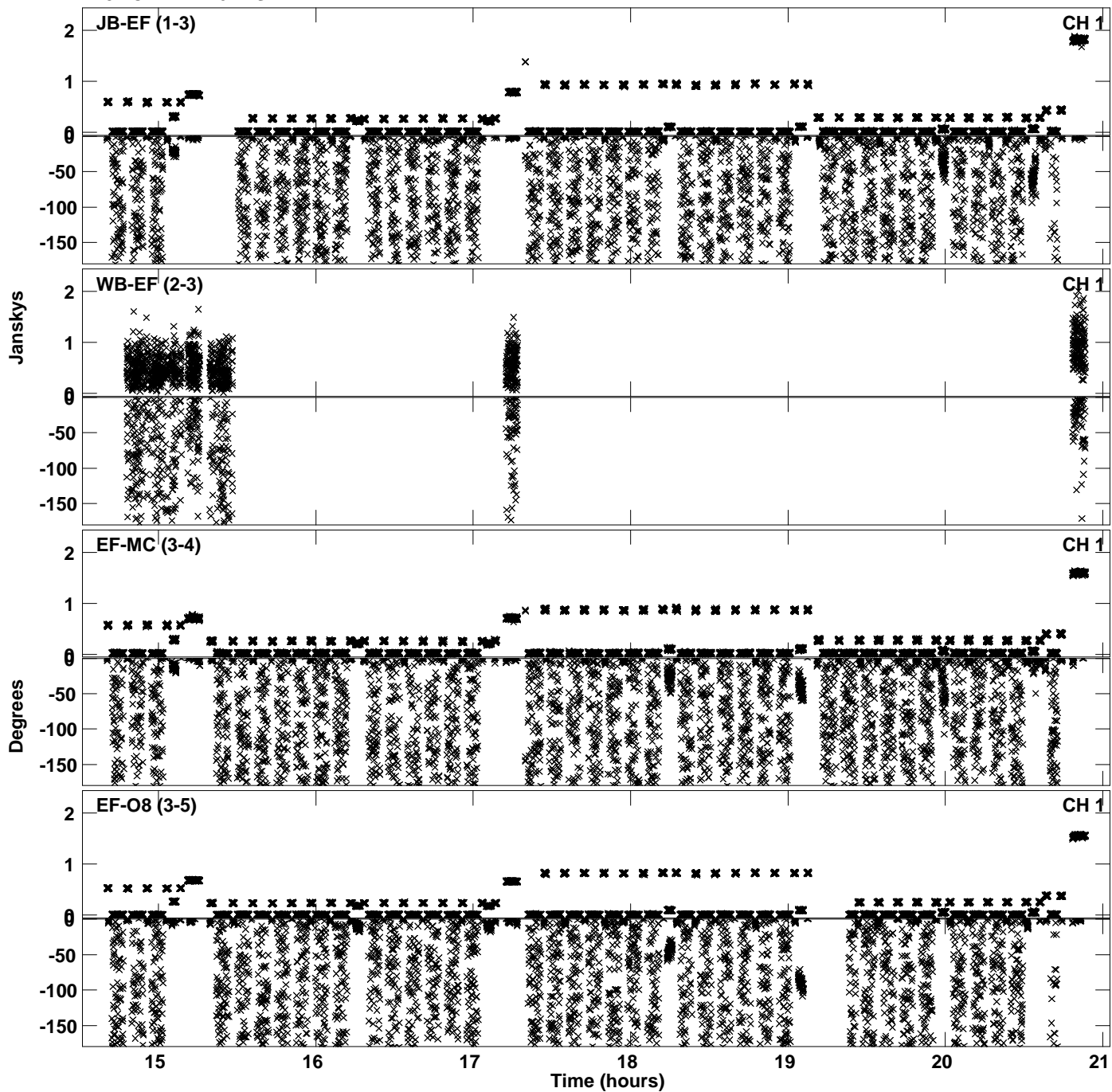
Plot file version 14 created 24-SEP-2021 10:06:14
Amplitude andPhase vs Time for EN010A.UVDATA.1 Vect aver. CL # 4
IF 2 CHAN 1 - 64 STK RR




Plot file version 15 created 24-SEP-2021 10:06:14
Amplitude and Phase vs Time for EN010A.UVDATA.1 Vect aver. CL # 4
IF 2 CHAN 1 - 64 STK RR




Plot file version 16 created 24-SEP-2021 10:06:25
Amplitude and Phase vs Time for EN010A.UVDATA.1 Vect aver. CL # 4
IF 3 CHAN 1 - 64 STK RR




Plot file version 17 created 24-SEP-2021 10:06:25
Amplitude andPhase vs Time for EN010A.UVDATA.1 Vect aver. CL # 4
IF 3 CHAN 1 - 64 STK RR



Plot file version 18 created 24-SEP-2021 10:06:25
Amplitude andPhase vs Time for EN010A.UVDATA.1 Vect aver. CL # 4
IF 3 CHAN 1 - 64 STK RR



PLot file version 19 created 24-SEP-2021 10:06:32
Amplitude andPhase vs Time for EN010A.UVDATA.1 Vect aver. CL # 4
IF 4 CHAN 1 - 64 STK RR



Plot file version 20 created 24-SEP-2021 10:06:32
Amplitude andPhase vs Time for EN010A.UVDATA.1 Vect aver. CL # 4
IF 4 CHAN 1 - 64 STK RR

