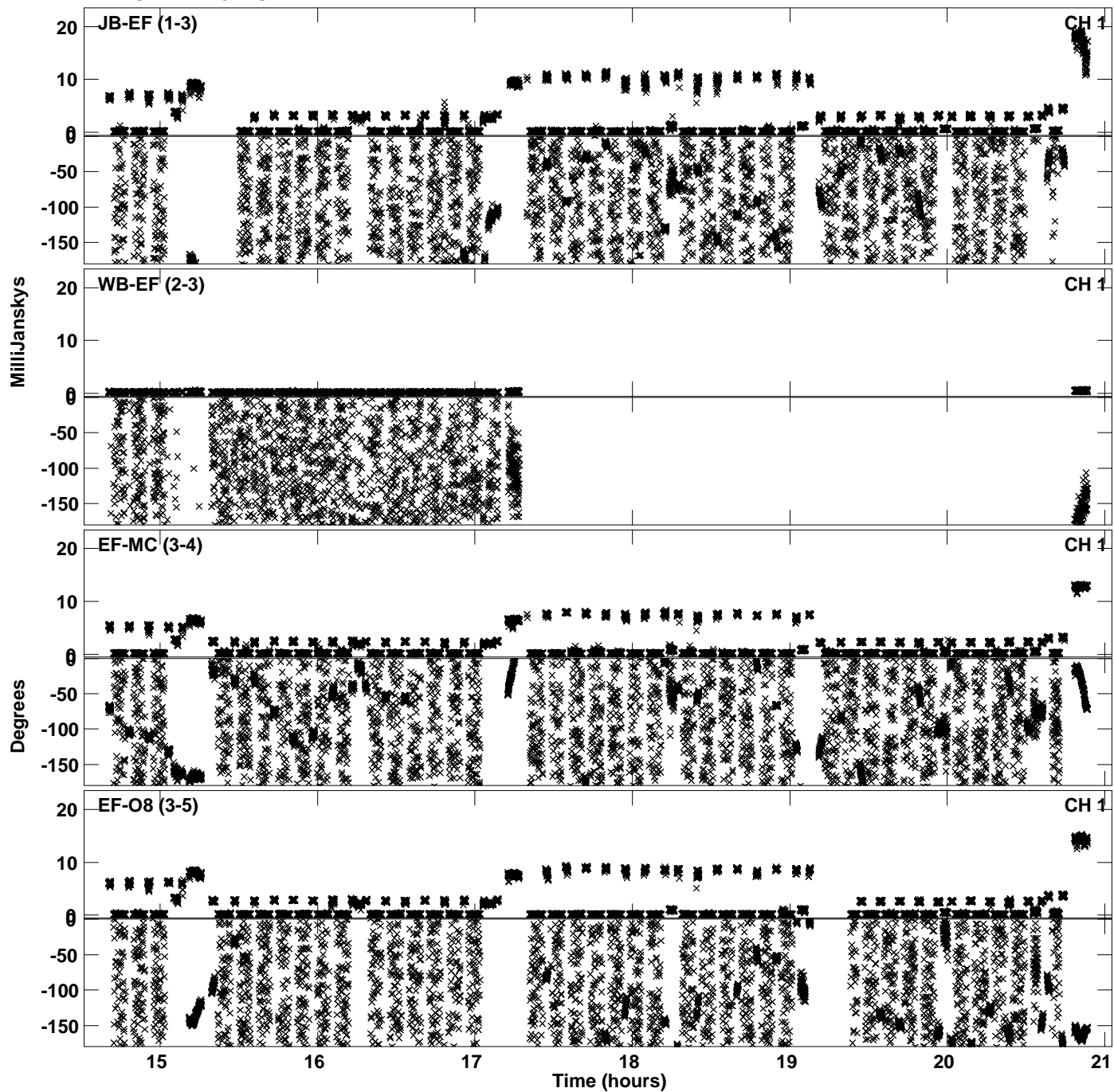




Plot file version 1 created 23-SEP-2021 12:23:59  
Amplitude andPhase vs Time for EN010A.UVDATA.1 Vect aver.  
IF 1 CHAN 1 - 64 STK LL




Plot file version 2 created 23-SEP-2021 12:23:59  
Amplitude andPhase vs Time for EN010A.UVDATA.1 Vect aver.  
IF 1 CHAN 1 - 64 STK LL



PLot file version 3 created 23-SEP-2021 12:24:07  
Amplitude andPhase vs Time for EN010A.UVDATA.1 Vect aver.  
IF 2 CHAN 1 - 64 STK LL




PLot file version 4 created 23-SEP-2021 12:24:07  
Amplitude andPhase vs Time for EN010A.UVDATA.1 Vect aver.  
IF 2 CHAN 1 - 64 STK LL







PLot file version 5 created 23-SEP-2021 12:24:07  
Amplitude andPhase vs Time for EN010A.UVDATA.1 Vect aver.  
IF 2 CHAN 1 - 64 STK LL



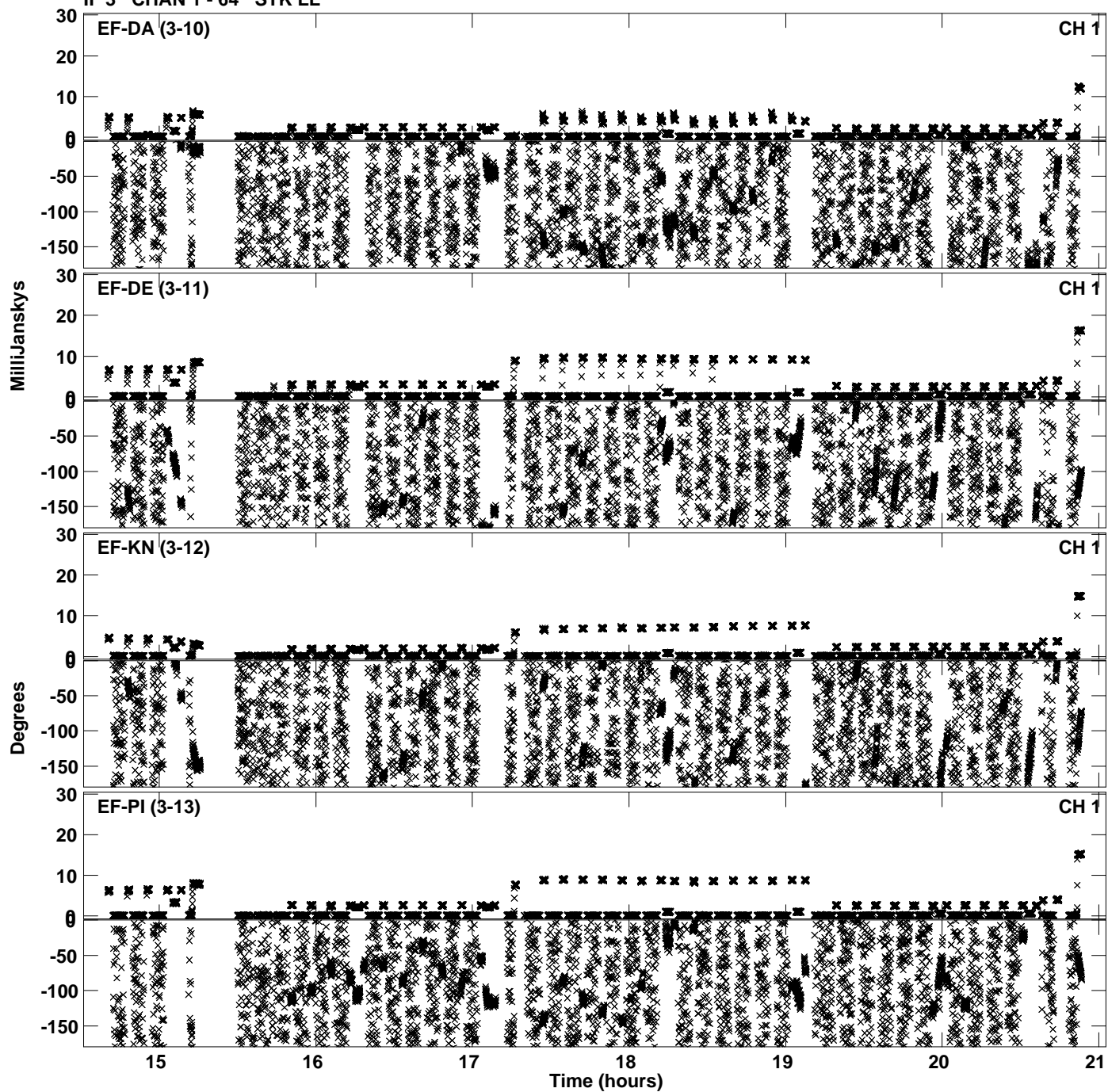
PLot file version 6 created 23-SEP-2021 12:24:16  
Amplitude andPhase vs Time for EN010A.UVDATA.1 Vect aver.  
IF 3 CHAN 1 - 64 STK LL




Plot file version 7 created 23-SEP-2021 12:24:16  
Amplitude andPhase vs Time for EN010A.UVDATA.1 Vect aver.  
IF 3 CHAN 1 - 64 STK LL




Plot file version 8 created 23-SEP-2021 12:24:16  
Amplitude andPhase vs Time for EN010A.UVDATA.1 Vect aver.  
IF 3 CHAN 1 - 64 STK LL




Plot file version 9 created 23-SEP-2021 12:24:23  
Amplitude andPhase vs Time for EN010A.UVDATA.1 Vect aver.  
IF 4 CHAN 1 - 64 STK LL



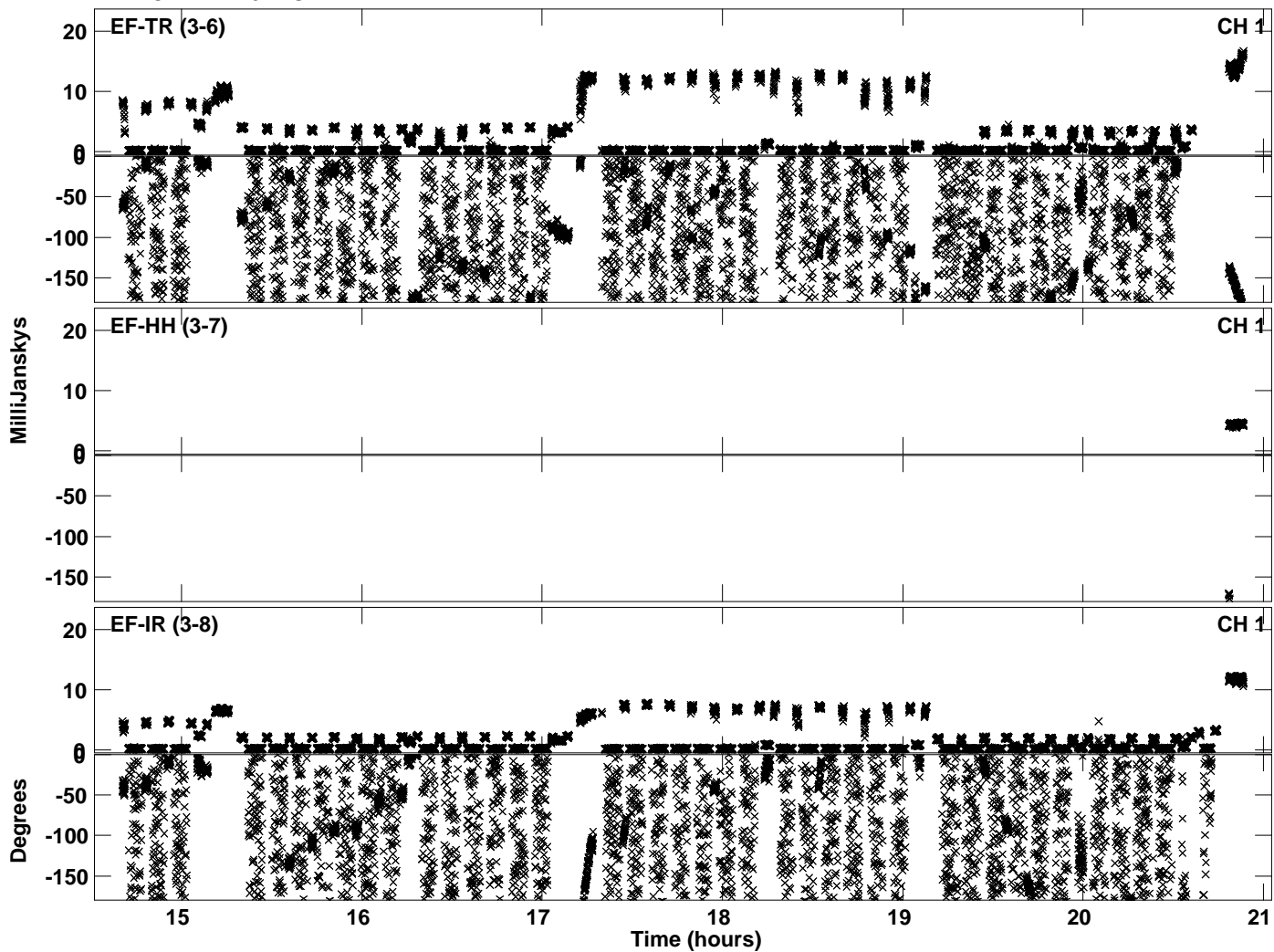
Plot file version 10 created 23-SEP-2021 12:24:23  
Amplitude andPhase vs Time for EN010A.UVDATA.1 Vect aver.  
IF 4 CHAN 1 - 64 STK LL



Plot file version 11 created 23-SEP-2021 12:24:30  
Amplitude andPhase vs Time for EN010A.UVDATA.1 Vect aver.  
IF 1 CHAN 1 - 64 STK RR




Plot file version 12 created 23-SEP-2021 12:24:30  
Amplitude andPhase vs Time for EN010A.UVDATA.1 Vect aver.  
IF 1 CHAN 1 - 64 STK RR







PLot file version 13 created 23-SEP-2021 12:24:38  
Amplitude andPhase vs Time for EN010A.UVDATA.1 Vect aver.  
IF 2 CHAN 1 - 64 STK RR




Plot file version 14 created 23-SEP-2021 12:24:38  
Amplitude andPhase vs Time for EN010A.UVDATA.1 Vect aver.  
IF 2 CHAN 1 - 64 STK RR



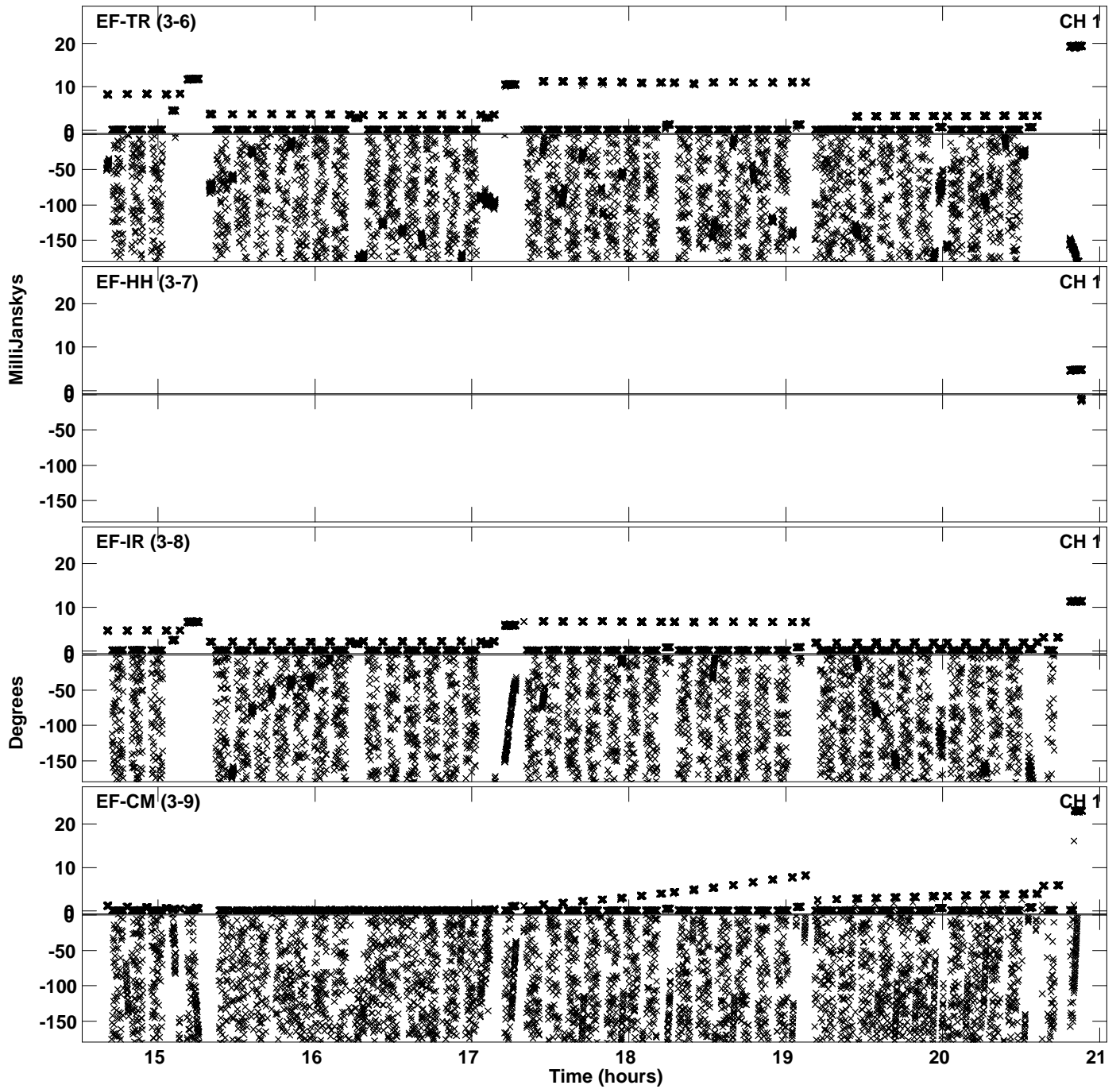
PLot file version 15 created 23-SEP-2021 12:24:38  
Amplitude andPhase vs Time for EN010A.UVDATA.1 Vect aver.  
IF 2 CHAN 1 - 64 STK RR




PLot file version 16 created 23-SEP-2021 12:24:47  
Amplitude andPhase vs Time for EN010A.UVDATA.1 Vect aver.  
IF 3 CHAN 1 - 64 STK RR




Plot file version 17 created 23-SEP-2021 12:24:47  
Amplitude andPhase vs Time for EN010A.UVDATA.1 Vect aver.  
IF 3 CHAN 1 - 64 STK RR



PLot file version 18 created 23-SEP-2021 12:24:47  
Amplitude andPhase vs Time for EN010A.UVDATA.1 Vect aver.  
IF 3 CHAN 1 - 64 STK RR



Plot file version 19 created 23-SEP-2021 12:24:54  
Amplitude andPhase vs Time for EN010A.UVDATA.1 Vect aver.  
IF 4 CHAN 1 - 64 STK RR



PLot file version 20 created 23-SEP-2021 12:24:54  
Amplitude andPhase vs Time for EN010A.UVDATA.1 Vect aver.  
IF 4 CHAN 1 - 64 STK RR

