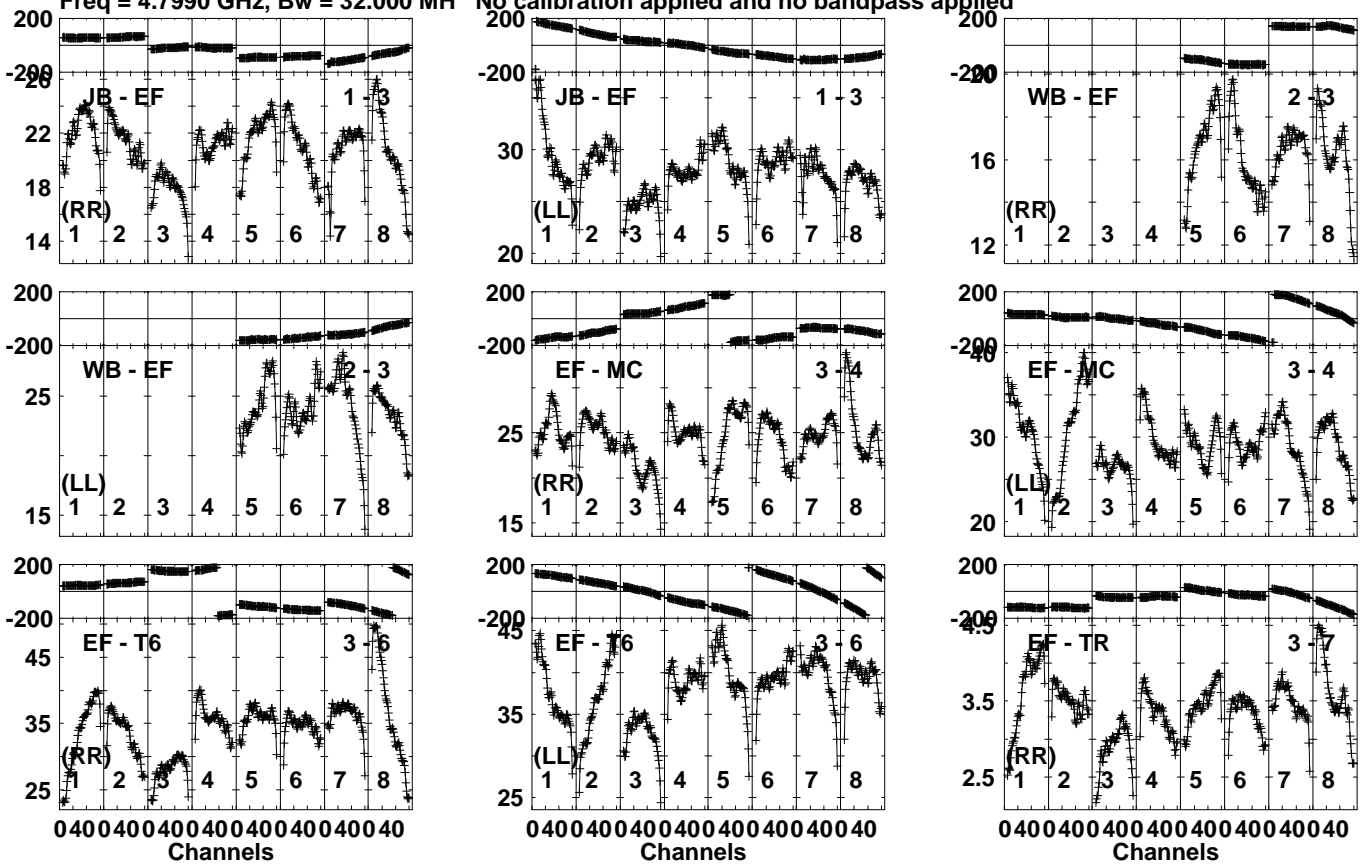


Plot file version 1 created 06-OCT-2023 15:47:43

1611+343 EN011E.UVDATA.1

Freq = 4.7990 GHz, Bw = 32.000 MH

No calibration applied and no bandpass applied

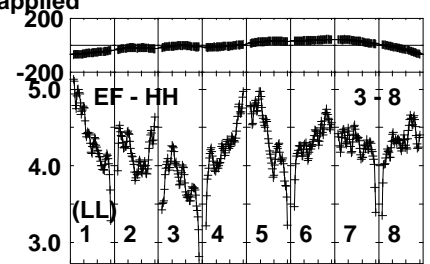
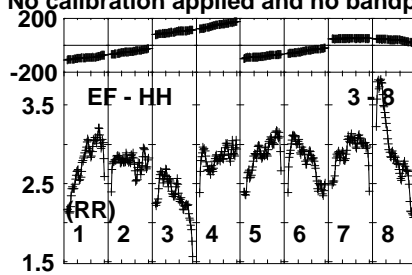
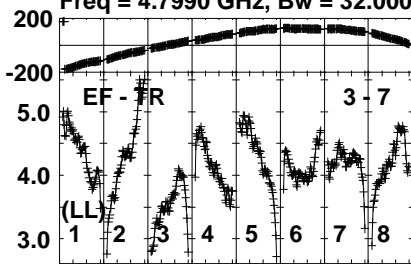


Lower frame: Milli Ampl Jy Top frame: Phas deg
Vector averaged cross-power spectrum Several baselines displayed
Timerange: 00/11:48:09 to 00/11:56:29

Plot file version 2 created 06-OCT-2023 15:47:44

1611+343 EN011E.UVDATA.1

Freq = 4.7990 GHz, Bw = 32.000 MH No calibration applied and no bandpass applied



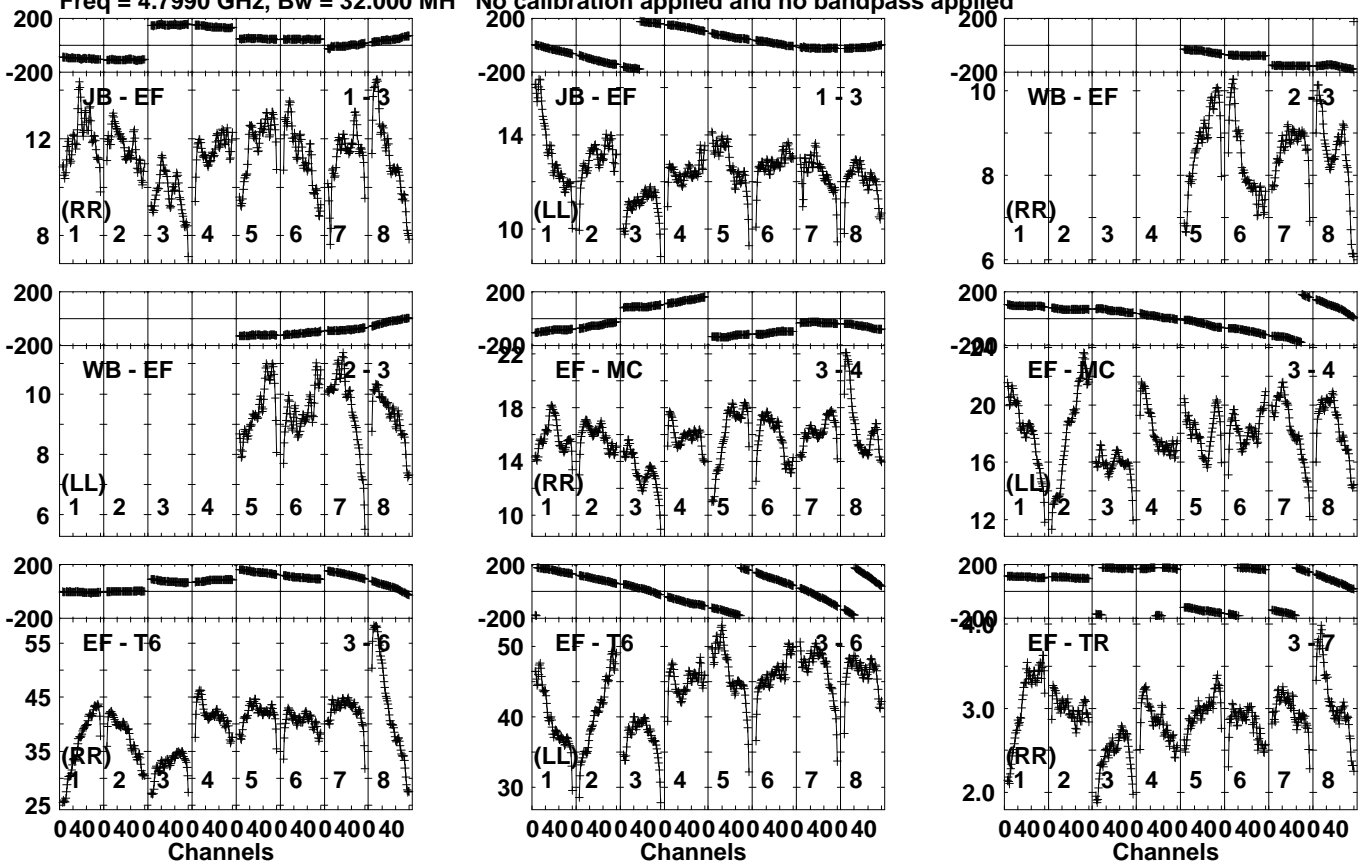
Lower frame: Milli Ampl Jy Top frame: Phas deg
Vector averaged cross-power spectrum Several baselines displayed
Timerange: 00/11:48:09 to 00/11:56:29

Plot file version 3 created 06-OCT-2023 15:47:45

PKS1741-03 EN011E.UVDATA.1

Freq = 4.7990 GHz, Bw = 32.000 MH

No calibration applied and no bandpass applied

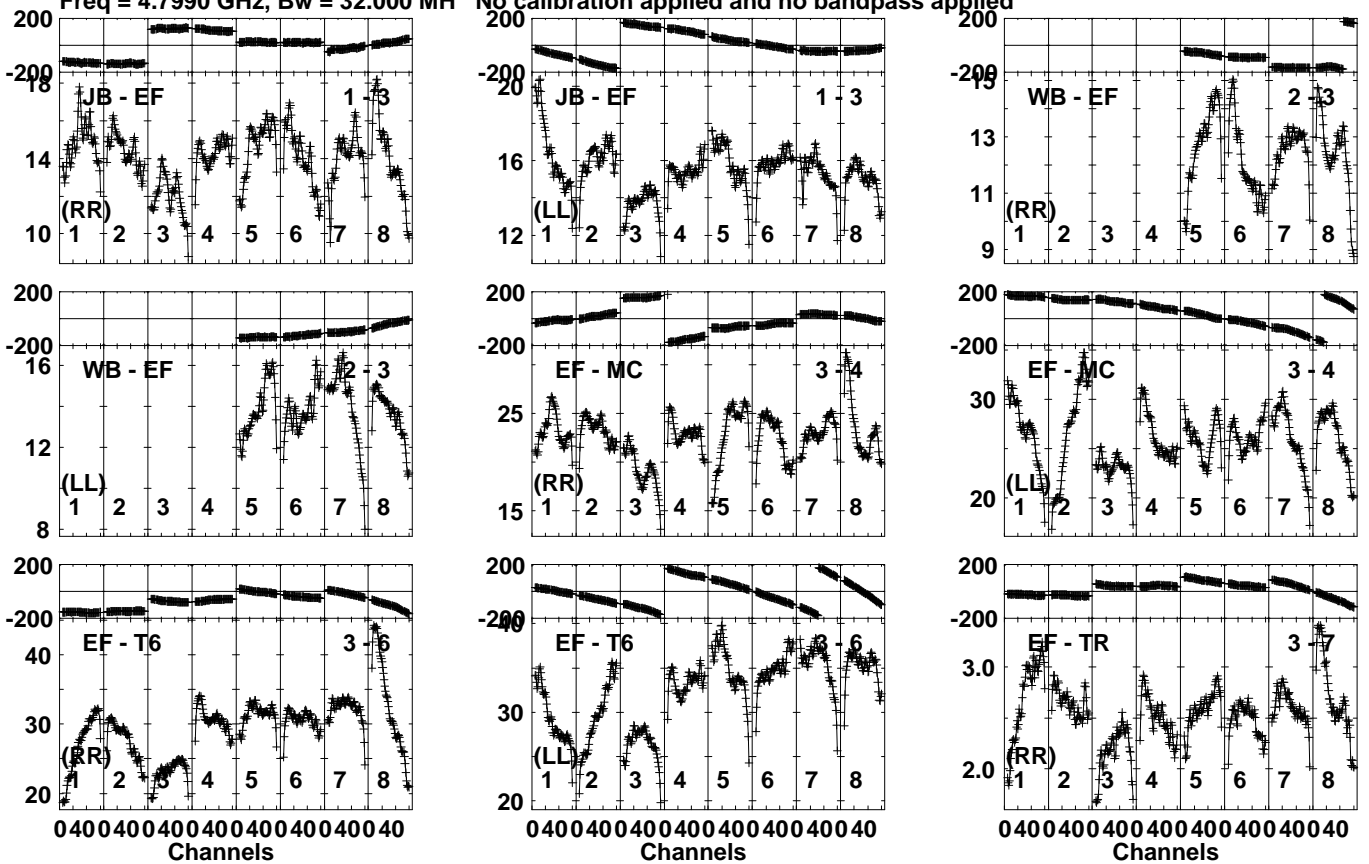


Lower frame: Milli Ampl Jy Top frame: Phas deg
Vector averaged cross-power spectrum Several baselines displayed
Timerange: 00/12:26:51 to 00/12:31:49

Plot file version 5 created 06-OCT-2023 15:47:45

PKS1741-03 EN011E.UVDATA.1

Freq = 4.7990 GHz, Bw = 32.000 MH No calibration applied and no bandpass applied



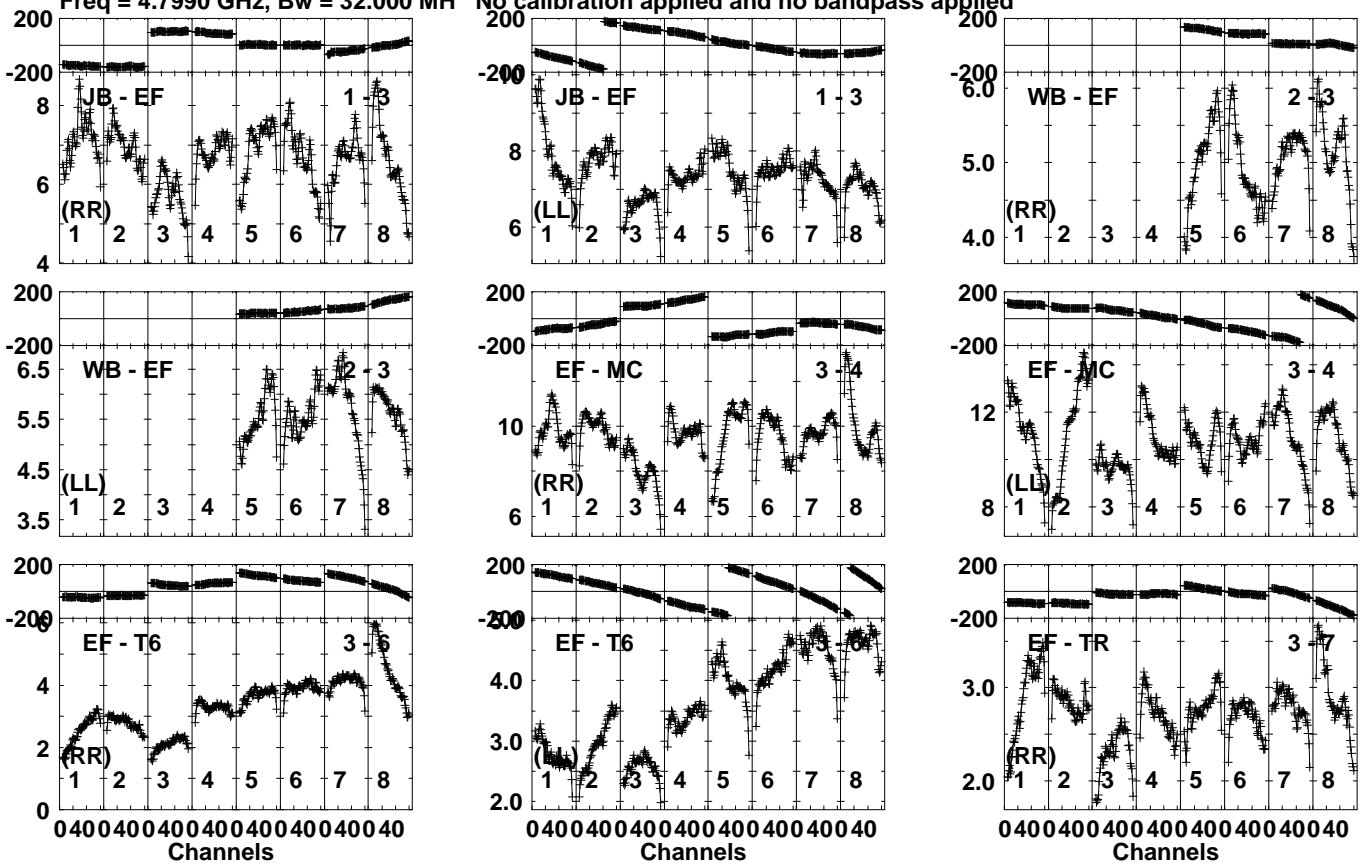
Lower frame: Milli Ampl Jy Top frame: Phas deg
Vector averaged cross-power spectrum Several baselines displayed
Timerange: 00/12:32:11 to 00/12:37:09

Plot file version 7 created 06-OCT-2023 15:47:45

PKS1741-03 EN011E.UVDATA.1

Freq = 4.7990 GHz, Bw = 32.000 MH

No calibration applied and no bandpass applied



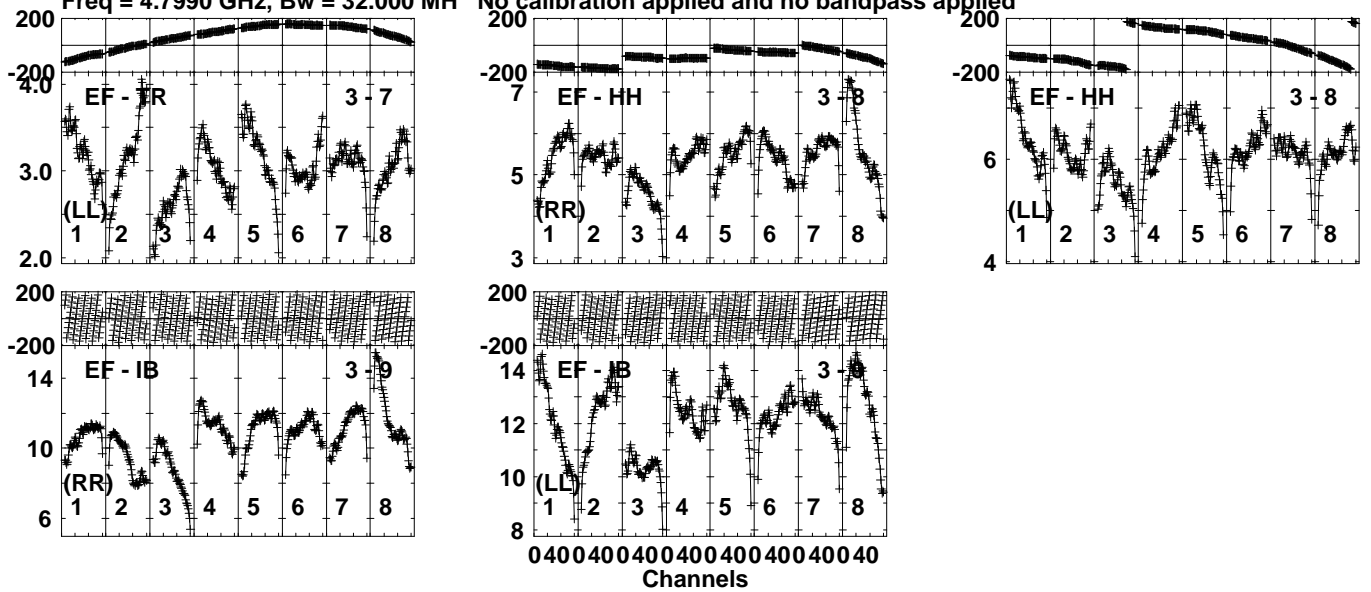
Lower frame: Milli Ampl Jy Top frame: Phas deg
Vector averaged cross-power spectrum Several baselines displayed
Timerange: 00/12:37:31 to 00/12:42:29

Plot file version 8 created 06-OCT-2023 15:47:46

PKS1741-03 EN011E.UVDATA.1

Freq = 4.7990 GHz, Bw = 32.000 MH

No calibration applied and no bandpass applied

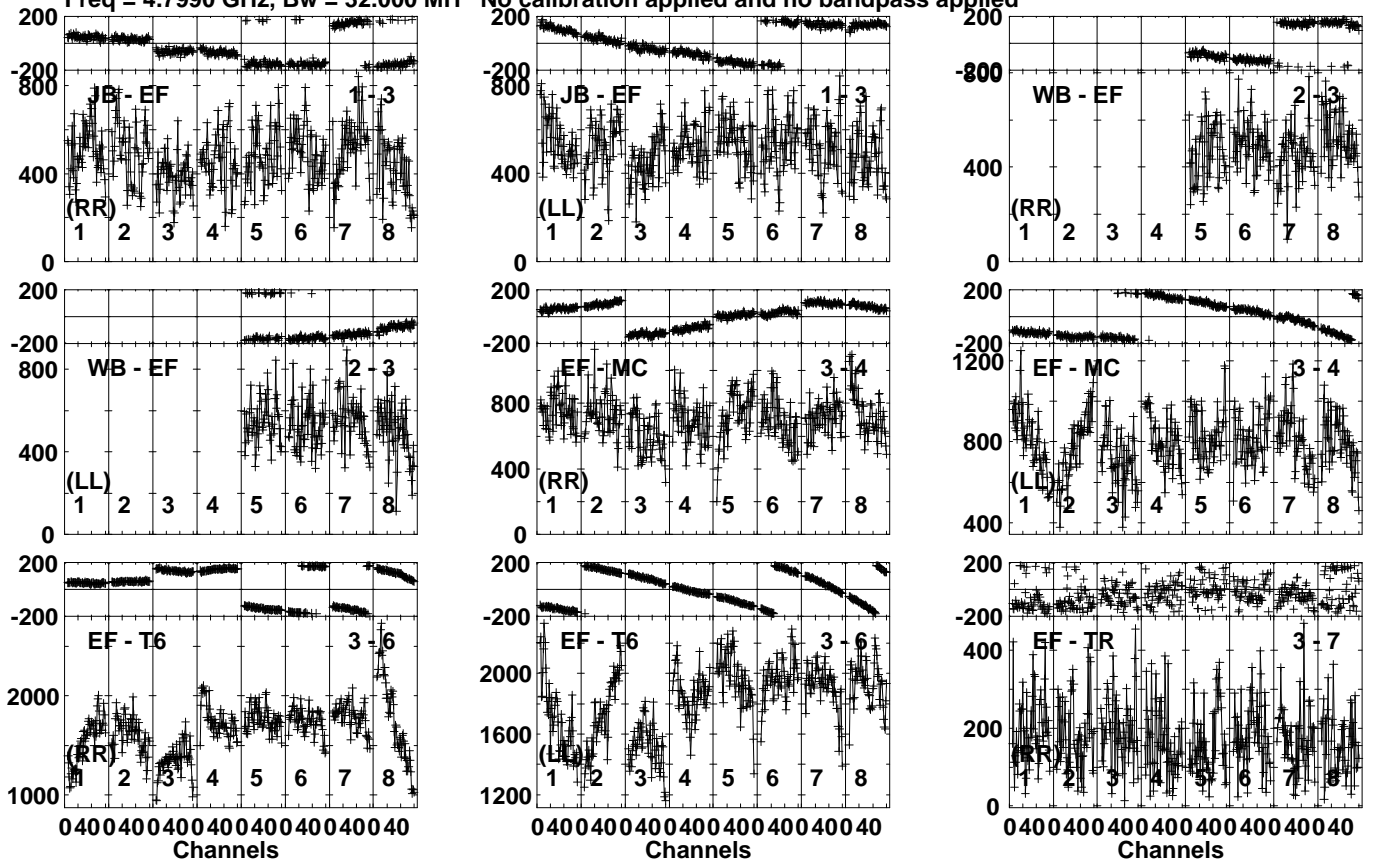


Lower frame: Milli Ampl Jy Top frame: Phas deg
Vector averaged cross-power spectrum Several baselines displayed
Timerange: 00/12:37:31 to 00/12:42:29

Plot file version 9 created 06-OCT-2023 15:47:46

1743-036 EN011E.UVDATA.1

Freq = 4.7990 GHz, Bw = 32.000 MH No calibration applied and no bandpass applied



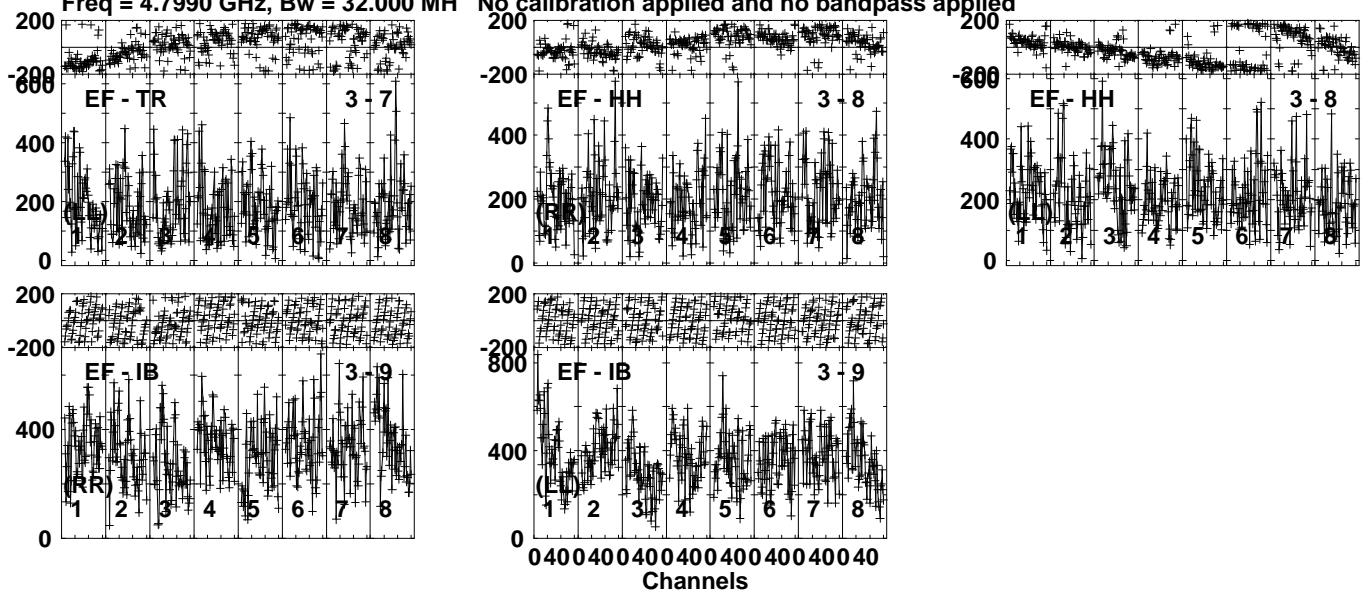
Lower frame: Micro Ampl Jy Top frame: Phas deg
Vector averaged cross-power spectrum Several baselines displayed
Timerange: 00/12:43:01 to 00/12:43:59

Plot file version 10 created 06-OCT-2023 15:47:46

1743-036 EN011E.UVDATA.1

Freq = 4.7990 GHz, Bw = 32.000 MH

No calibration applied and no bandpass applied

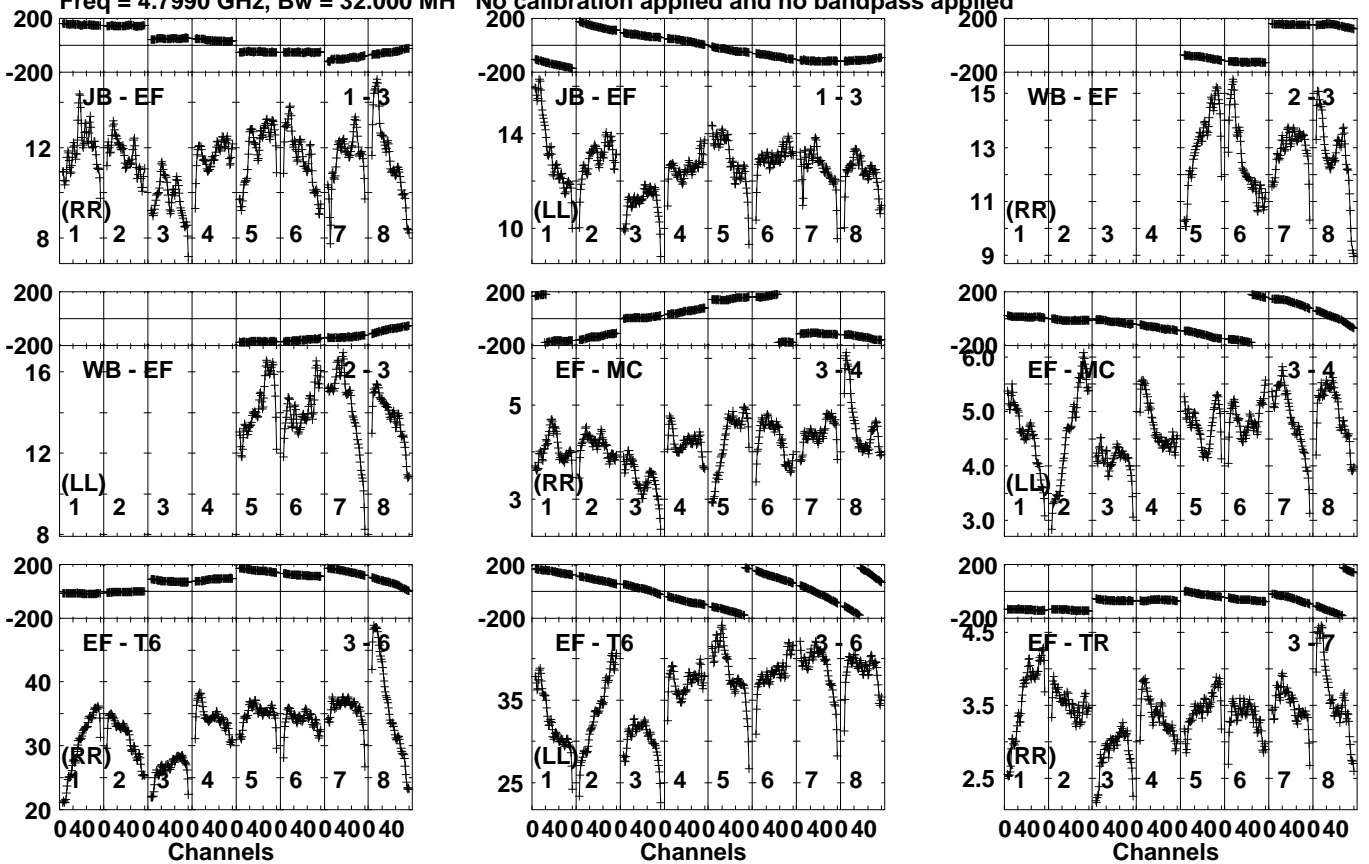


Lower frame: Micro Ampl Jy Top frame: Phas deg
Vector averaged cross-power spectrum Several baselines displayed
Timerange: 00/12:43:01 to 00/12:43:59

Plot file version 11 created 06-OCT-2023 15:47:46

PKS1741-03 EN011E.UVDATA.1

Freq = 4.7990 GHz, Bw = 32.000 MH No calibration applied and no bandpass applied



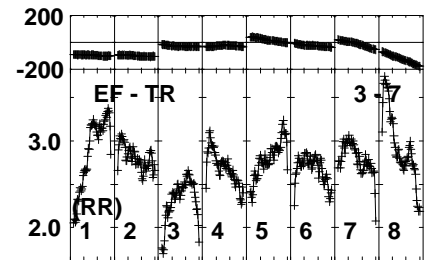
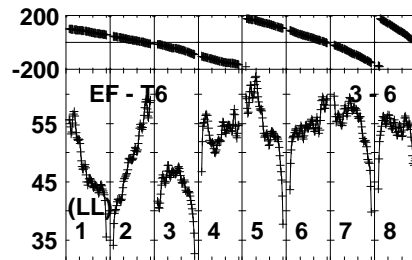
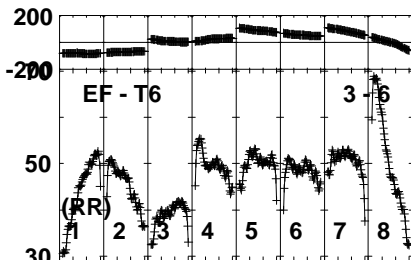
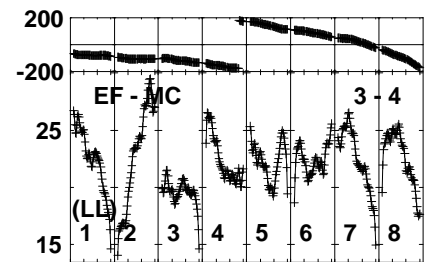
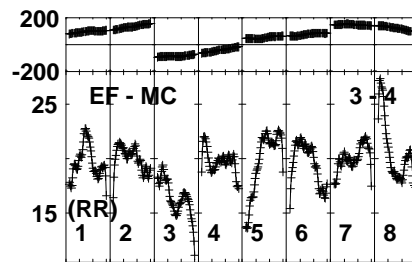
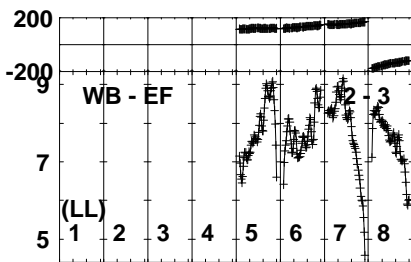
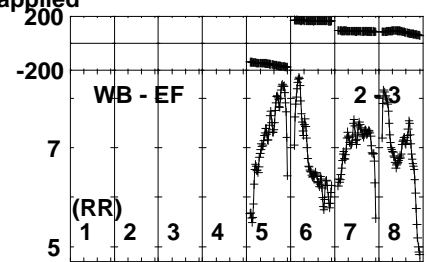
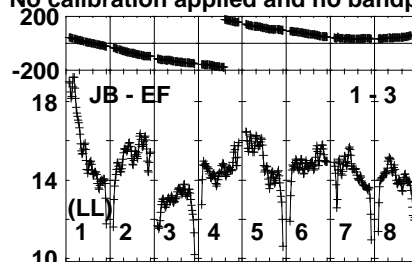
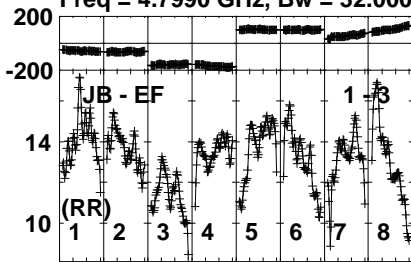
Lower frame: Milli Ampl Jy Top frame: Phas deg
Vector averaged cross-power spectrum Several baselines displayed
Timerange: 00/12:44:31 to 00/12:49:29

Plot file version 13 created 06-OCT-2023 15:47:46

PKS1741-03 EN011E.UVDATA.1

Freq = 4.7990 GHz, Bw = 32.000 MH

No calibration applied and no bandpass applied



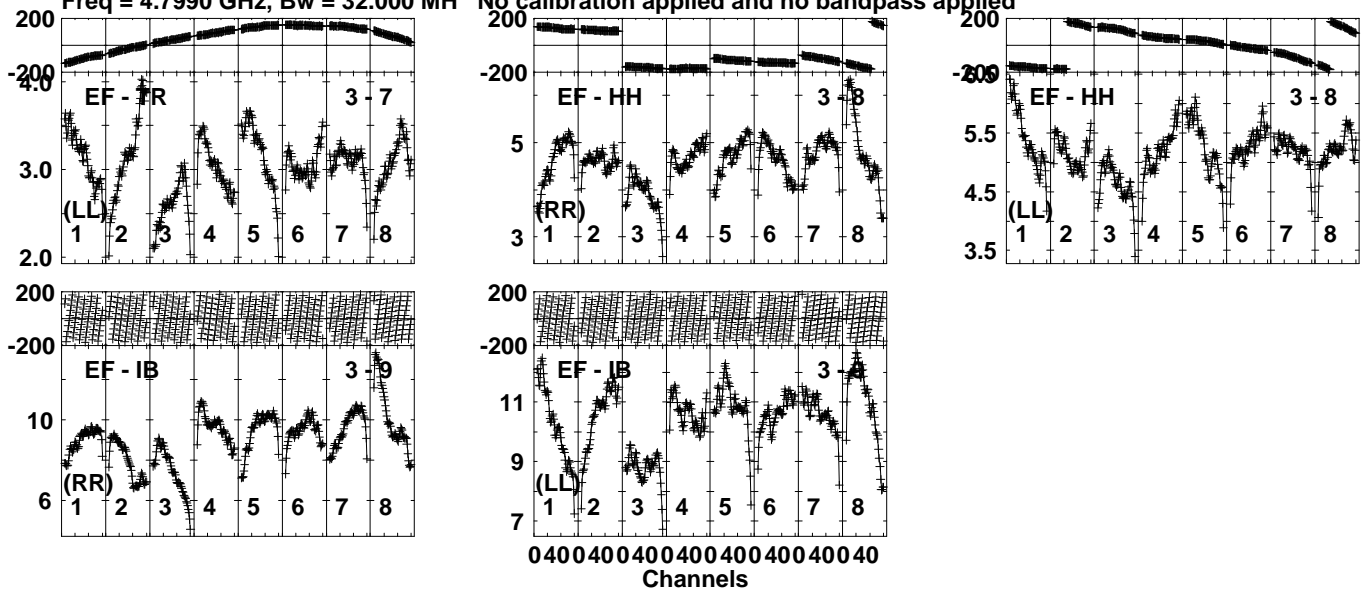
Lower frame: Milli Ampl Jy Top frame: Phas deg
Vector averaged cross-power spectrum Several baselines displayed
Timerange: 00/12:49:51 to 00/12:54:49

Plot file version 14 created 06-OCT-2023 15:47:46

PKS1741-03 EN011E.UVDATA.1

Freq = 4.7990 GHz, Bw = 32.000 MH

No calibration applied and no bandpass applied

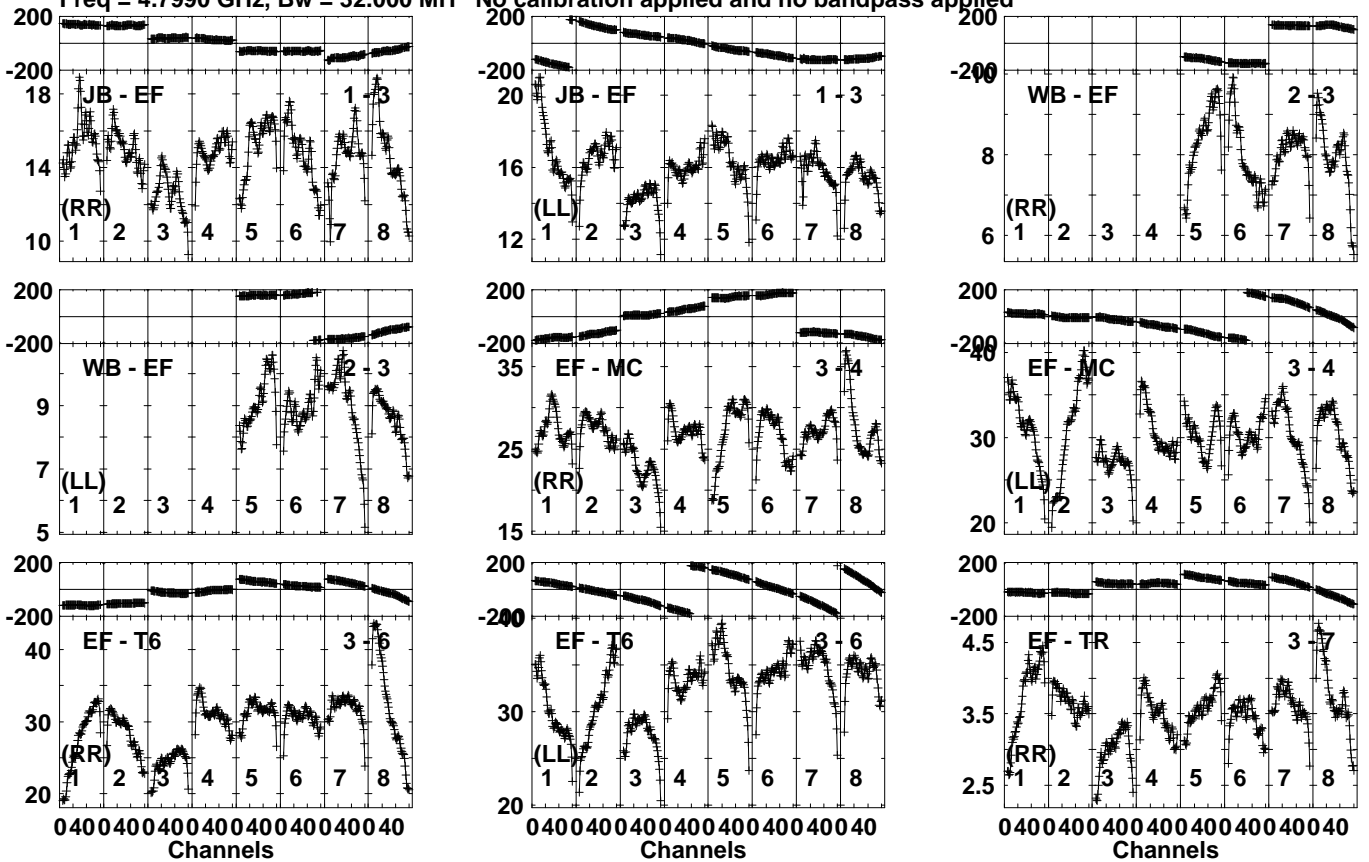


Lower frame: Milli Ampl Jy Top frame: Phas deg
Vector averaged cross-power spectrum Several baselines displayed
Timerange: 00/12:49:51 to 00/12:54:49

Plot file version 15 created 06-OCT-2023 15:47:47

PKS1741-03 EN011E.UVDATA.1

Freq = 4.7990 GHz, Bw = 32.000 MH No calibration applied and no bandpass applied



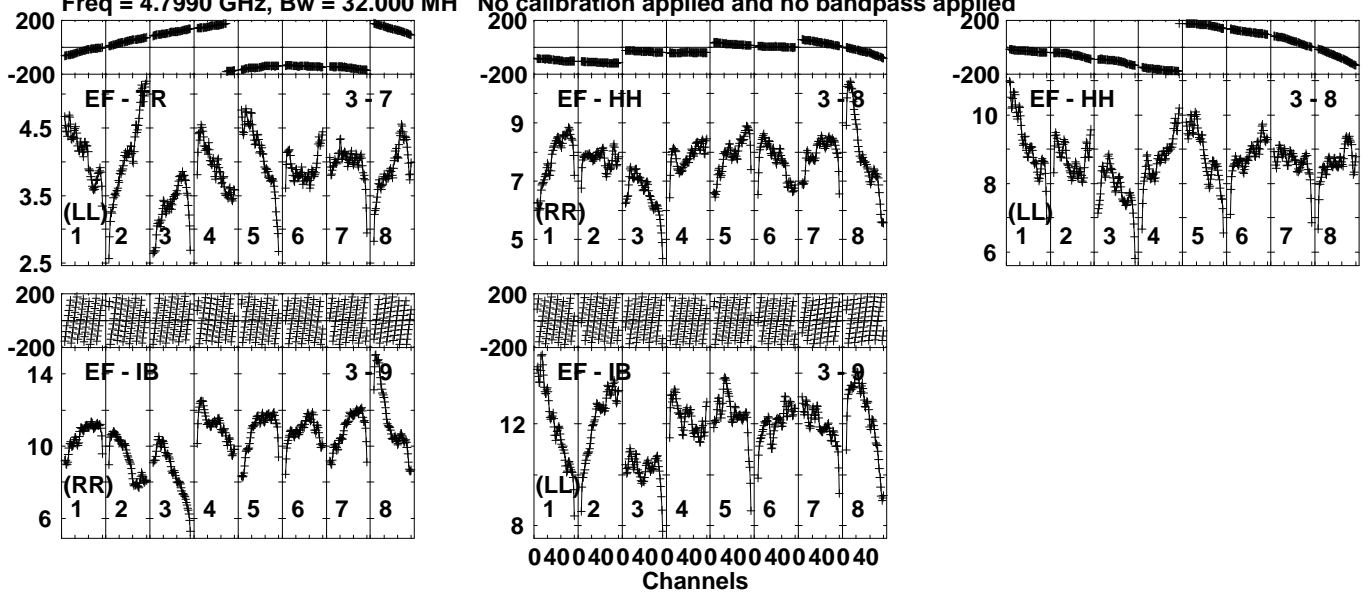
Lower frame: Milli Ampl Jy Top frame: Phas deg
Vector averaged cross-power spectrum Several baselines displayed
Timerange: 00/12:55:11 to 00/13:00:09

Plot file version 16 created 06-OCT-2023 15:47:47

PKS1741-03 EN011E.UVDATA.1

Freq = 4.7990 GHz, Bw = 32.000 MH

No calibration applied and no bandpass applied



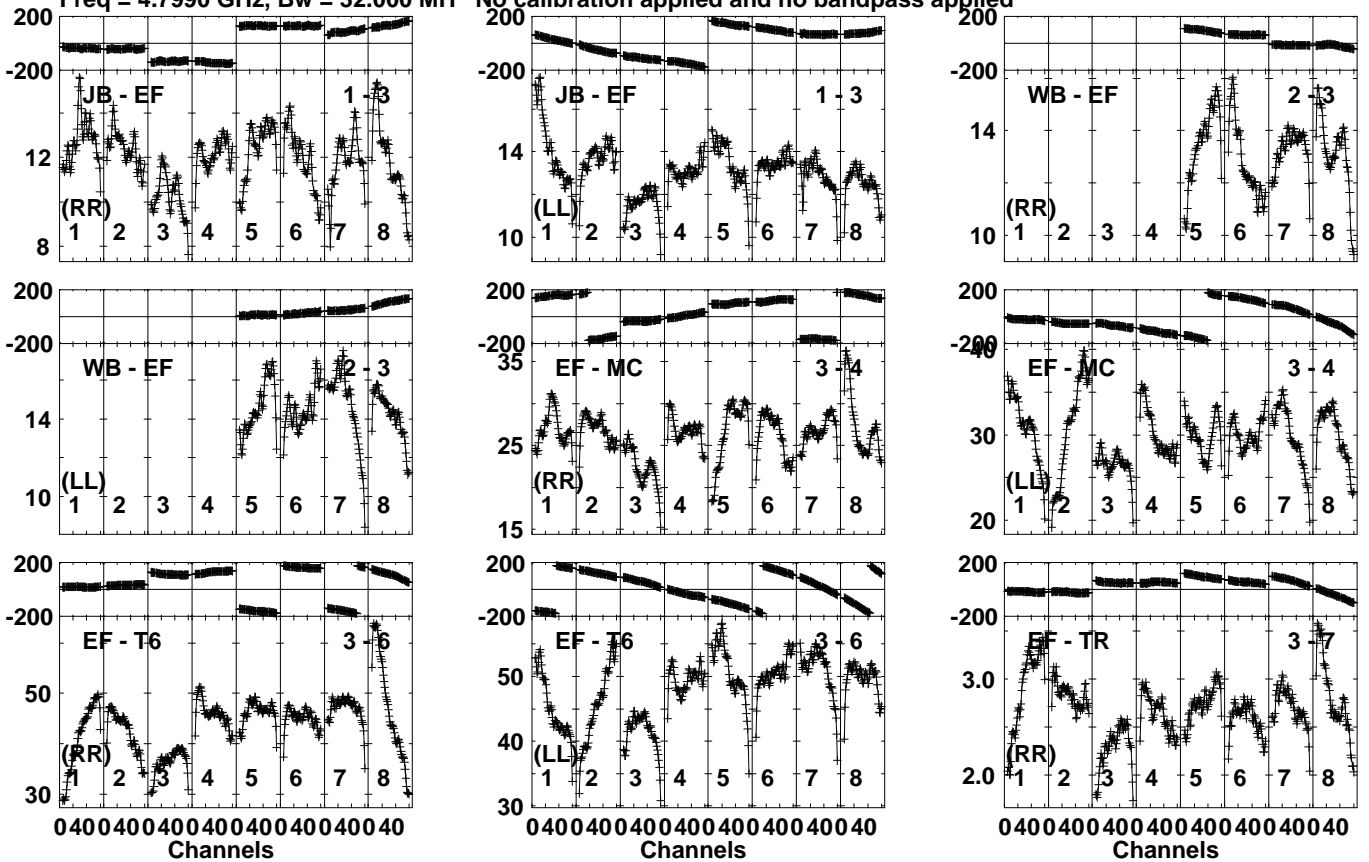
Lower frame: Milli Ampl Jy Top frame: Phas deg
Vector averaged cross-power spectrum Several baselines displayed
Timerange: 00/12:55:11 to 00/13:00:09

Plot file version 17 created 06-OCT-2023 15:47:47

PKS1741-03 EN011E.UVDATA.1

Freq = 4.7990 GHz, Bw = 32.000 MH

No calibration applied and no bandpass applied



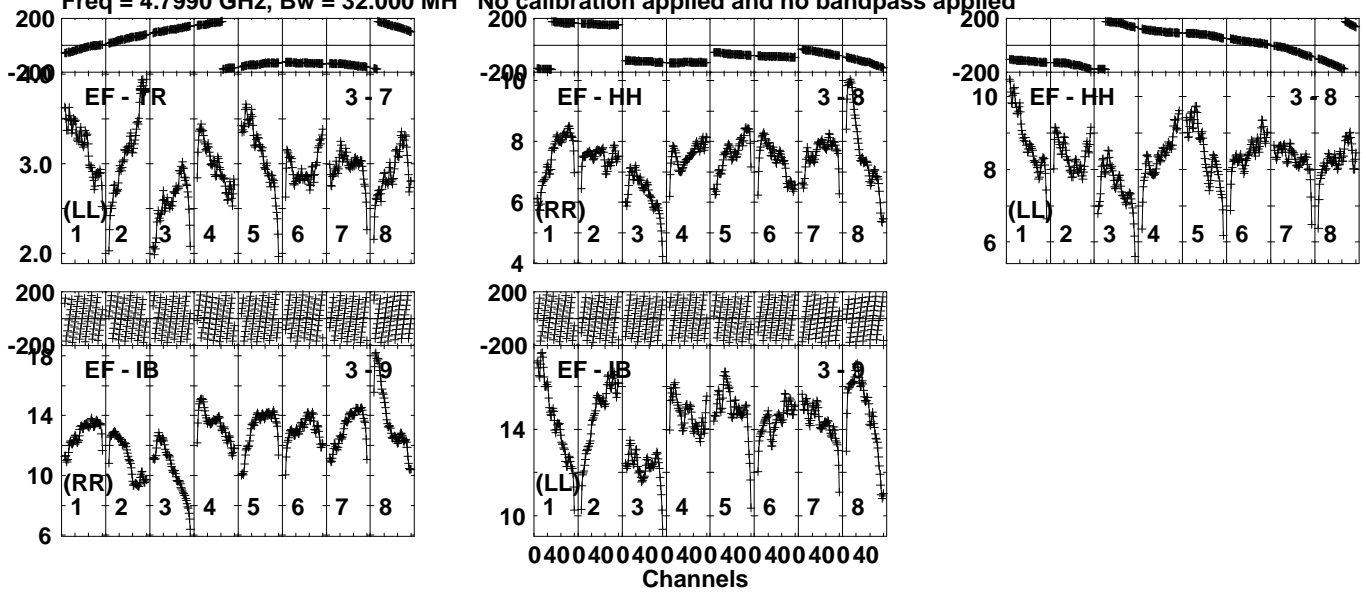
Lower frame: Milli Ampl Jy Top frame: Phas deg
Vector averaged cross-power spectrum Several baselines displayed
Timerange: 00/13:00:31 to 00/13:05:29

Plot file version 18 created 06-OCT-2023 15:47:47

PKS1741-03 EN011E.UVDATA.1

Freq = 4.7990 GHz, Bw = 32.000 MH

No calibration applied and no bandpass applied

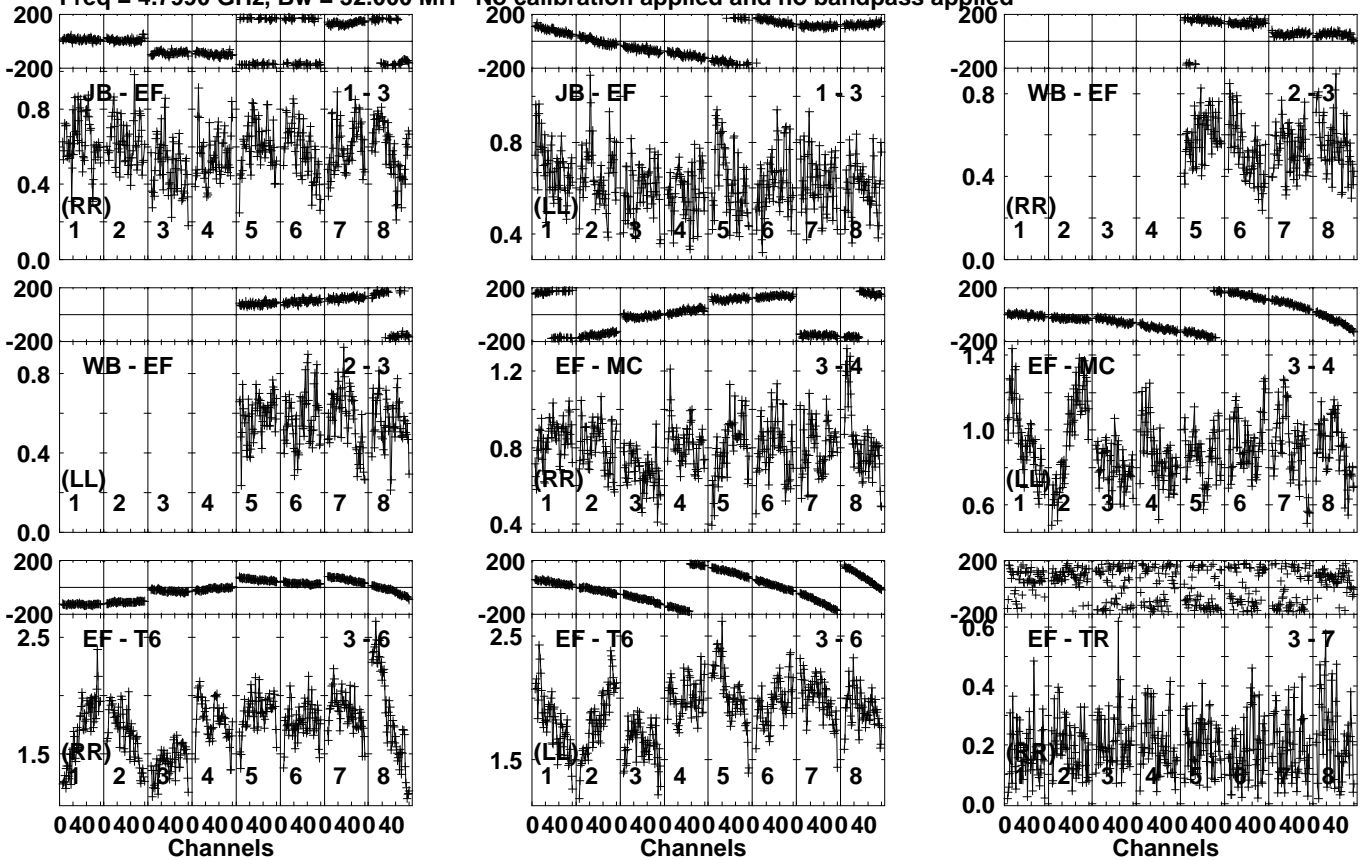


Lower frame: Milli Ampl Jy Top frame: Phas deg
Vector averaged cross-power spectrum Several baselines displayed
Timerange: 00/13:00:31 to 00/13:05:29

Plot file version 19 created 06-OCT-2023 15:47:47

1743-036 EN011E.UVDATA.1

Freq = 4.7990 GHz, Bw = 32.000 MH No calibration applied and no bandpass applied

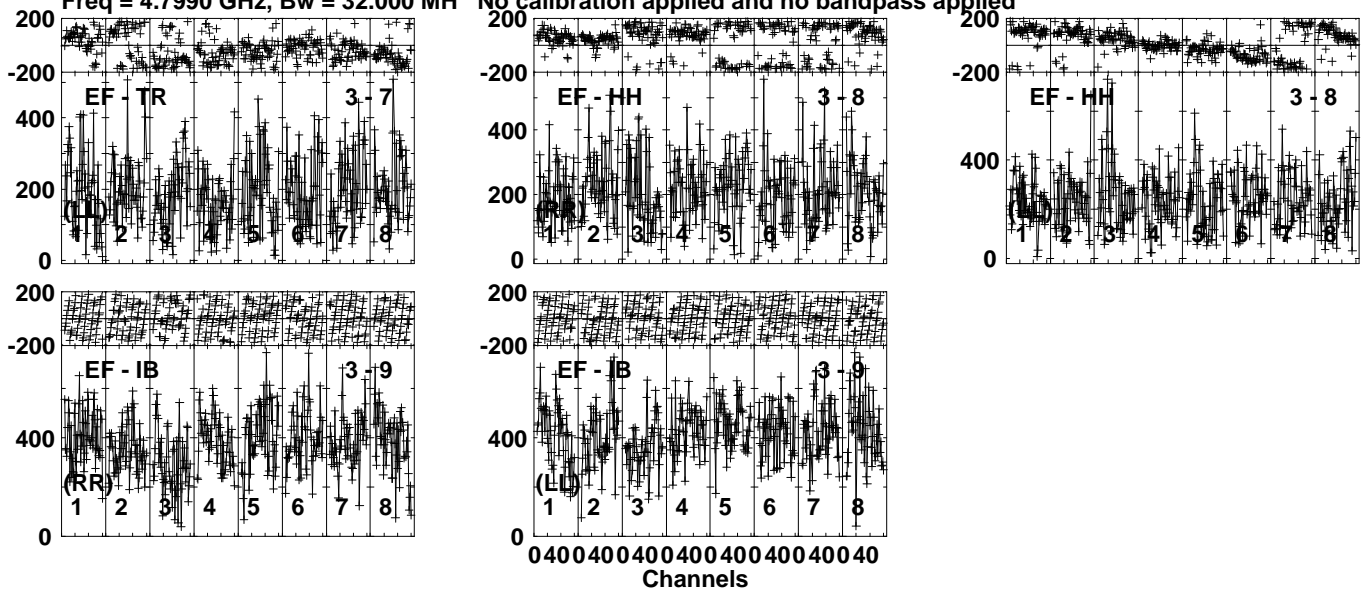


Lower frame: Milli Ampl Jy Top frame: Phas deg
Vector averaged cross-power spectrum Several baselines displayed
Timerange: 00/13:06:01 to 00/13:06:59

Plot file version 20 created 06-OCT-2023 15:47:47

1743-036 EN011E.UVDATA.1

Freq = 4.7990 GHz, Bw = 32.000 MH No calibration applied and no bandpass applied

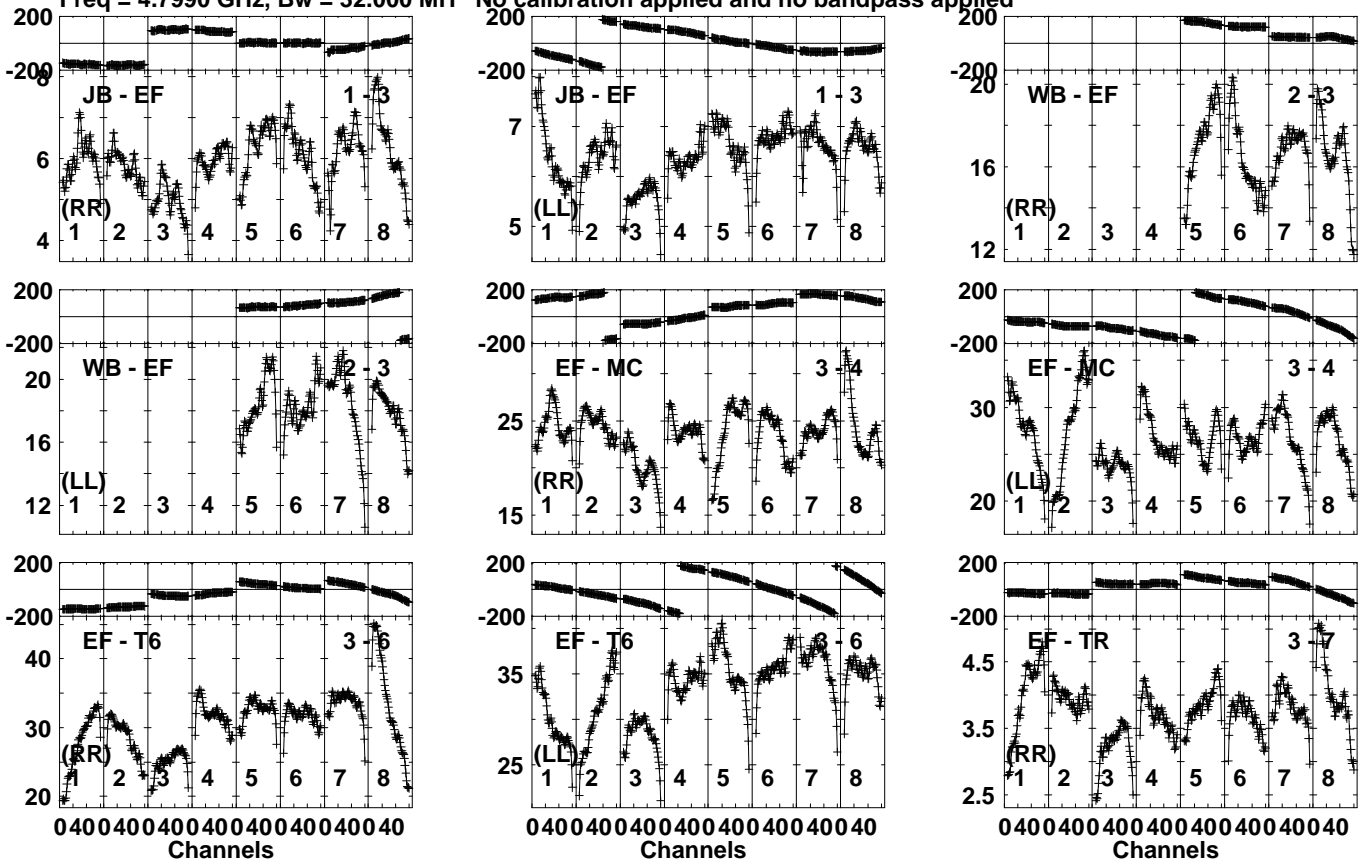


Lower frame: Micro Ampl Jy Top frame: Phas deg
Vector averaged cross-power spectrum Several baselines displayed
Timerange: 00/13:06:01 to 00/13:06:59

Plot file version 21 created 06-OCT-2023 15:47:47

PKS1741-03 EN011E.UVDATA.1

Freq = 4.7990 GHz, Bw = 32.000 MH No calibration applied and no bandpass applied



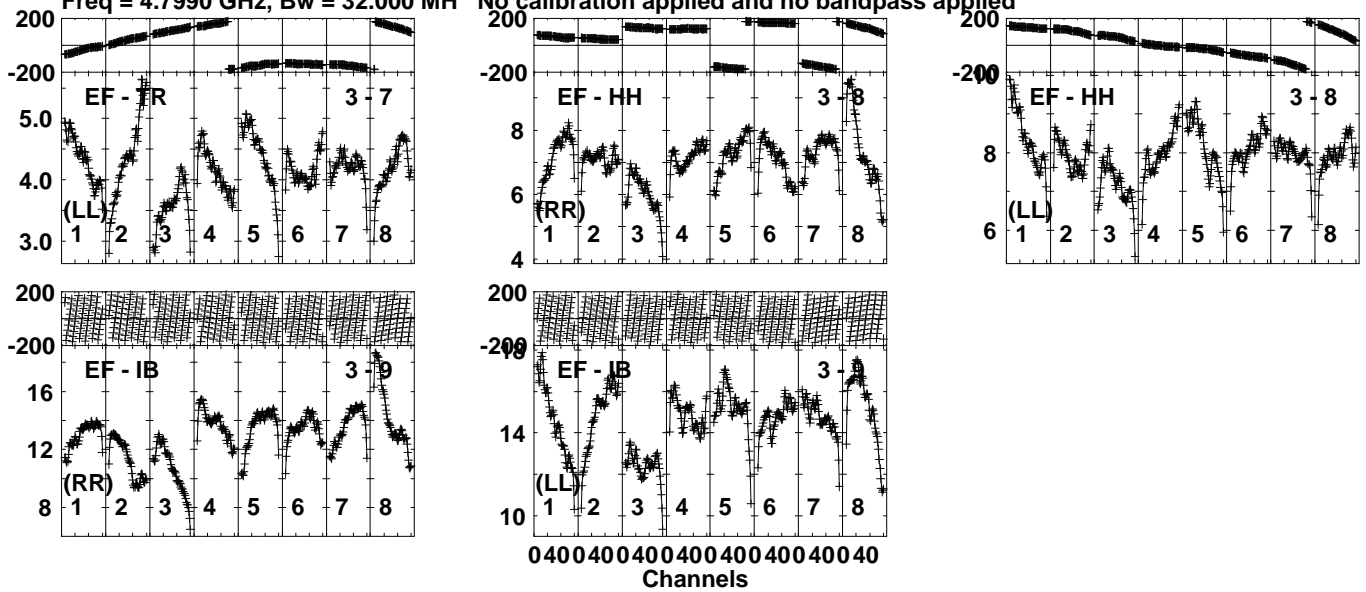
Lower frame: Milli Ampl Jy Top frame: Phas deg
Vector averaged cross-power spectrum Several baselines displayed
Timerange: 00/13:07:31 to 00/13:12:29

Plot file version 22 created 06-OCT-2023 15:47:48

PKS1741-03 EN011E.UVDATA.1

Freq = 4.7990 GHz, Bw = 32.000 MH

No calibration applied and no bandpass applied



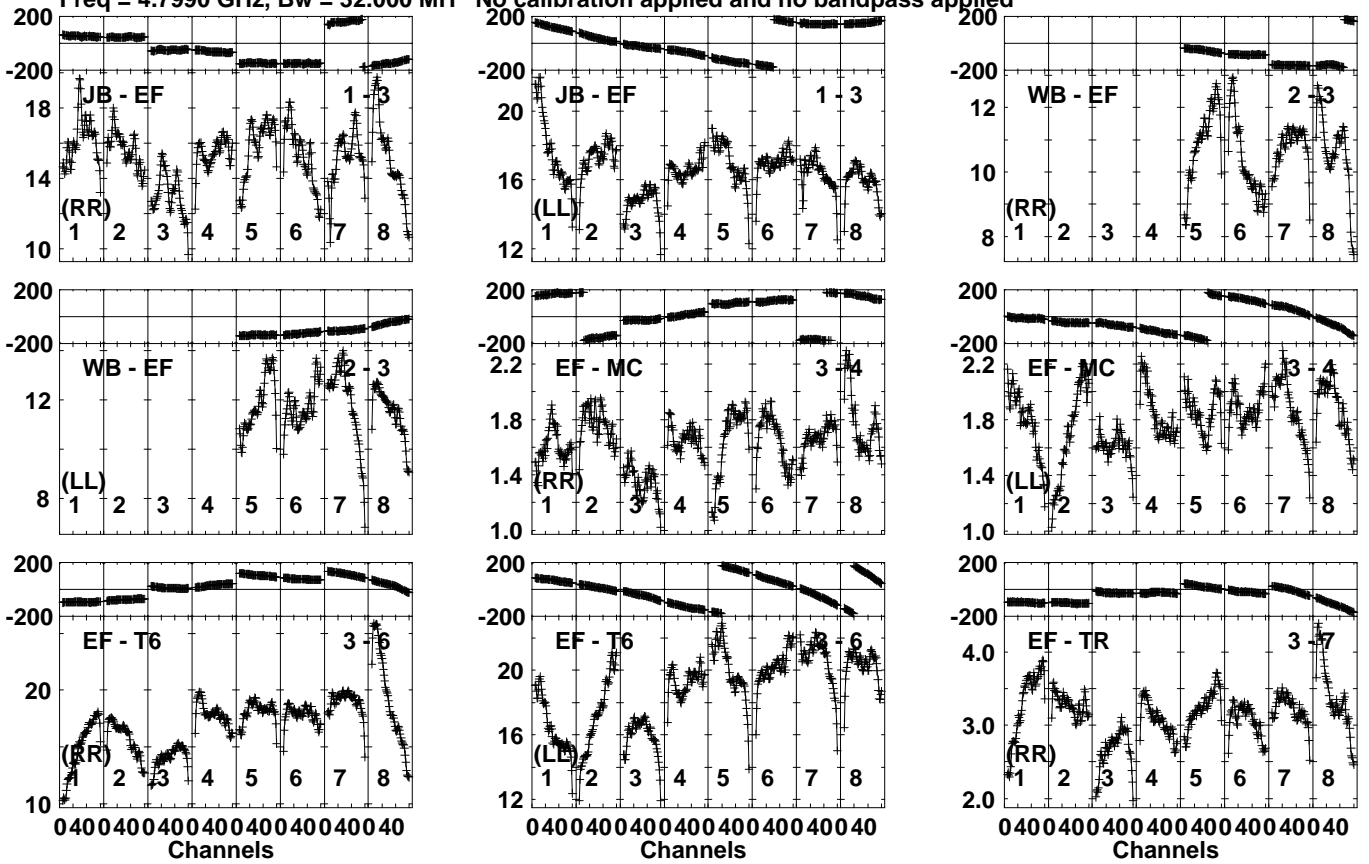
Lower frame: Milli Ampl Jy Top frame: Phas deg
Vector averaged cross-power spectrum Several baselines displayed
Timerange: 00/13:07:31 to 00/13:12:29

Plot file version 23 created 06-OCT-2023 15:47:48

PKS1741-03 EN011E.UVDATA.1

Freq = 4.7990 GHz, Bw = 32.000 MH

No calibration applied and no bandpass applied



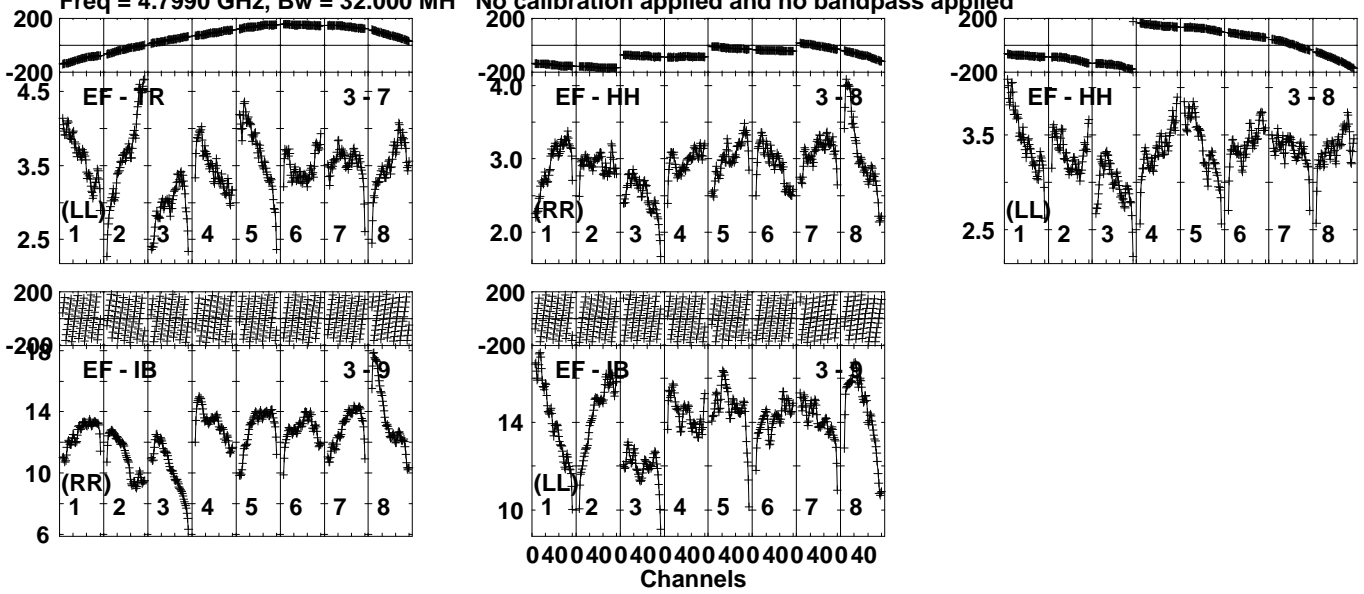
Lower frame: Milli Ampl Jy Top frame: Phas deg
Vector averaged cross-power spectrum Several baselines displayed
Timerange: 00/13:12:51 to 00/13:17:49

Plot file version 24 created 06-OCT-2023 15:47:48

PKS1741-03 EN011E.UVDATA.1

Freq = 4.7990 GHz, Bw = 32.000 MH

No calibration applied and no bandpass applied



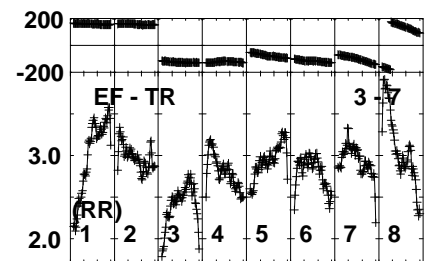
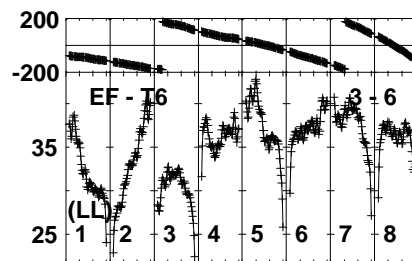
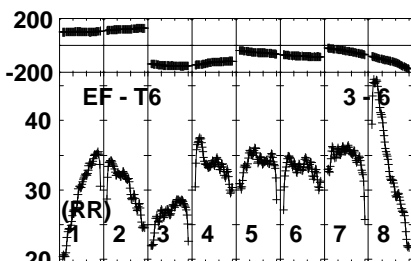
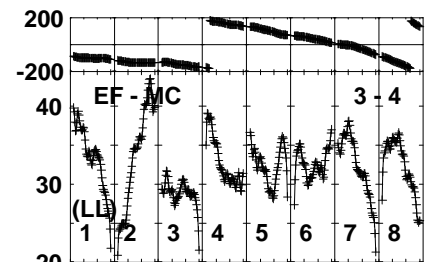
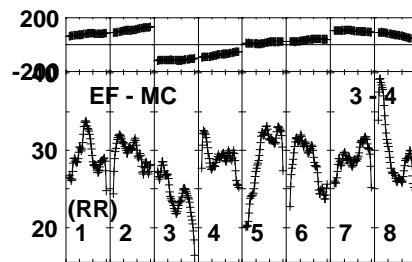
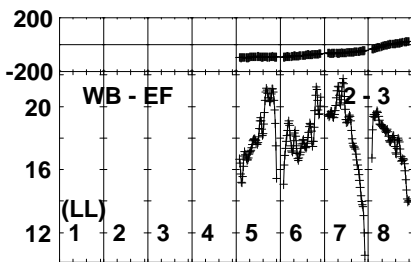
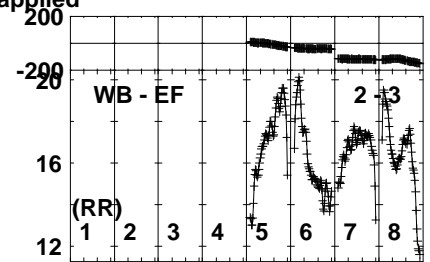
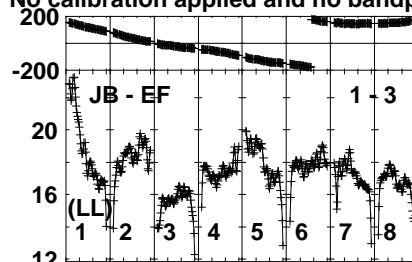
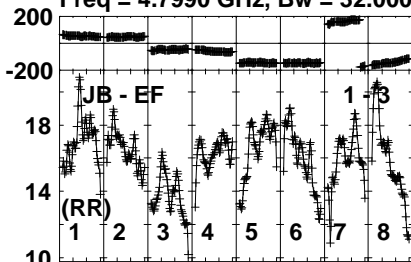
Lower frame: Milli Ampl Jy Top frame: Phas deg
Vector averaged cross-power spectrum Several baselines displayed
Timerange: 00/13:12:51 to 00/13:17:49

Plot file version 25 created 06-OCT-2023 15:47:48

PKS1741-03 EN011E.UVDATA.1

Freq = 4.7990 GHz, Bw = 32.000 MH

No calibration applied and no bandpass applied



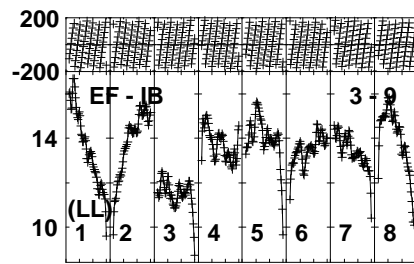
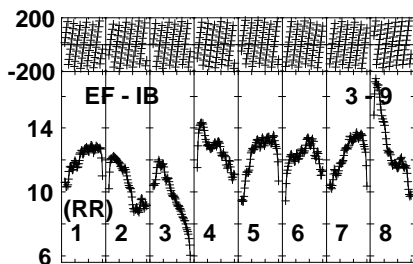
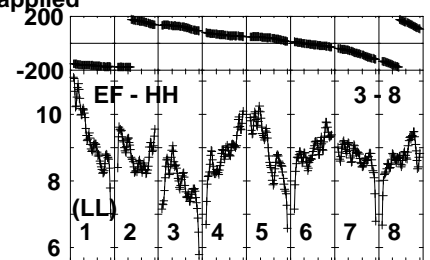
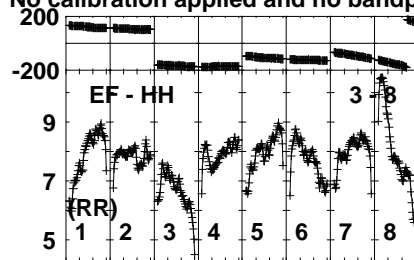
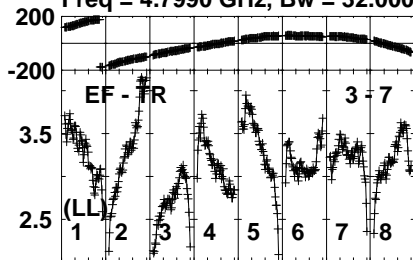
Lower frame: Milli Ampl Jy Top frame: Phas deg
Vector averaged cross-power spectrum Several baselines displayed
Timerange: 00/13:18:11 to 00/13:23:09

Plot file version 26 created 06-OCT-2023 15:47:48

PKS1741-03 EN011E.UVDATA.1

Freq = 4.7990 GHz, Bw = 32.000 MH

No calibration applied and no bandpass applied



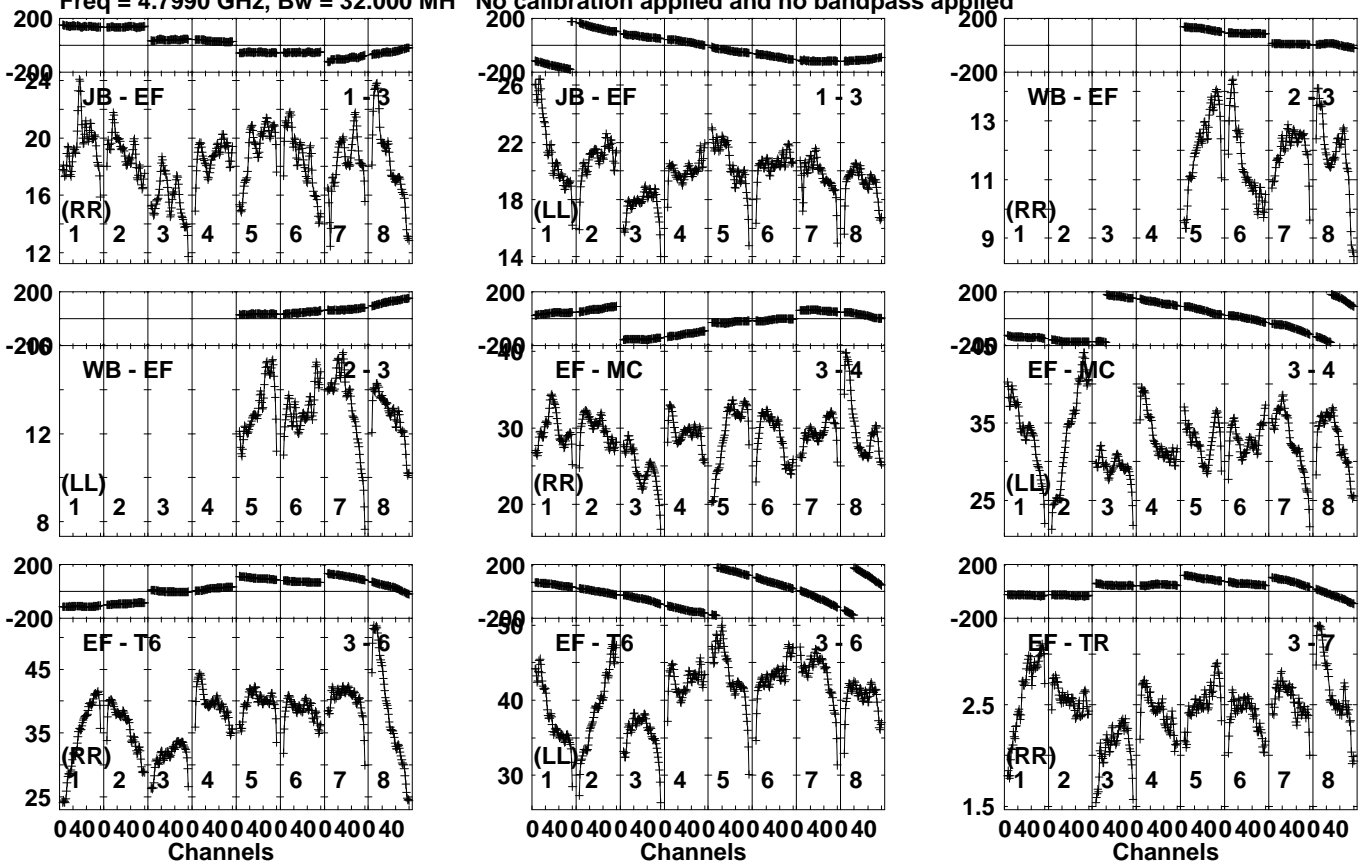
0400400400400400400400400400
Channels

Lower frame: Milli Ampl Jy Top frame: Phas deg
Vector averaged cross-power spectrum Several baselines displayed
Timerange: 00/13:18:11 to 00/13:23:09

Plot file version 27 created 06-OCT-2023 15:47:49

PKS1741-03 EN011E.UVDATA.1

Freq = 4.7990 GHz, Bw = 32.000 MH No calibration applied and no bandpass applied



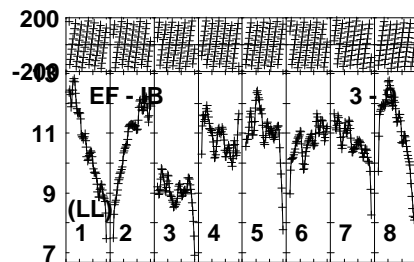
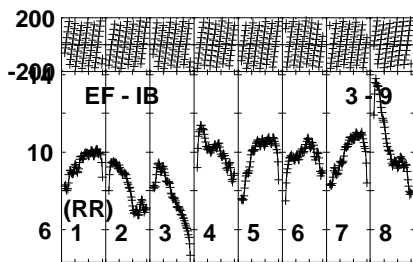
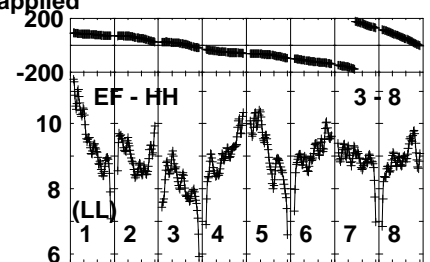
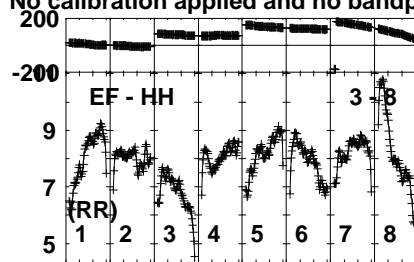
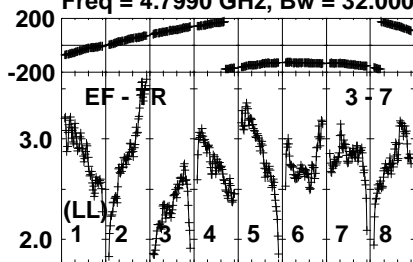
Lower frame: Milli Ampl Jy Top frame: Phas deg
Vector averaged cross-power spectrum Several baselines displayed
Timerange: 00/13:23:31 to 00/13:28:29

Plot file version 28 created 06-OCT-2023 15:47:49

PKS1741-03 EN011E.UVDATA.1

Freq = 4.7990 GHz, Bw = 32.000 MH

No calibration applied and no bandpass applied



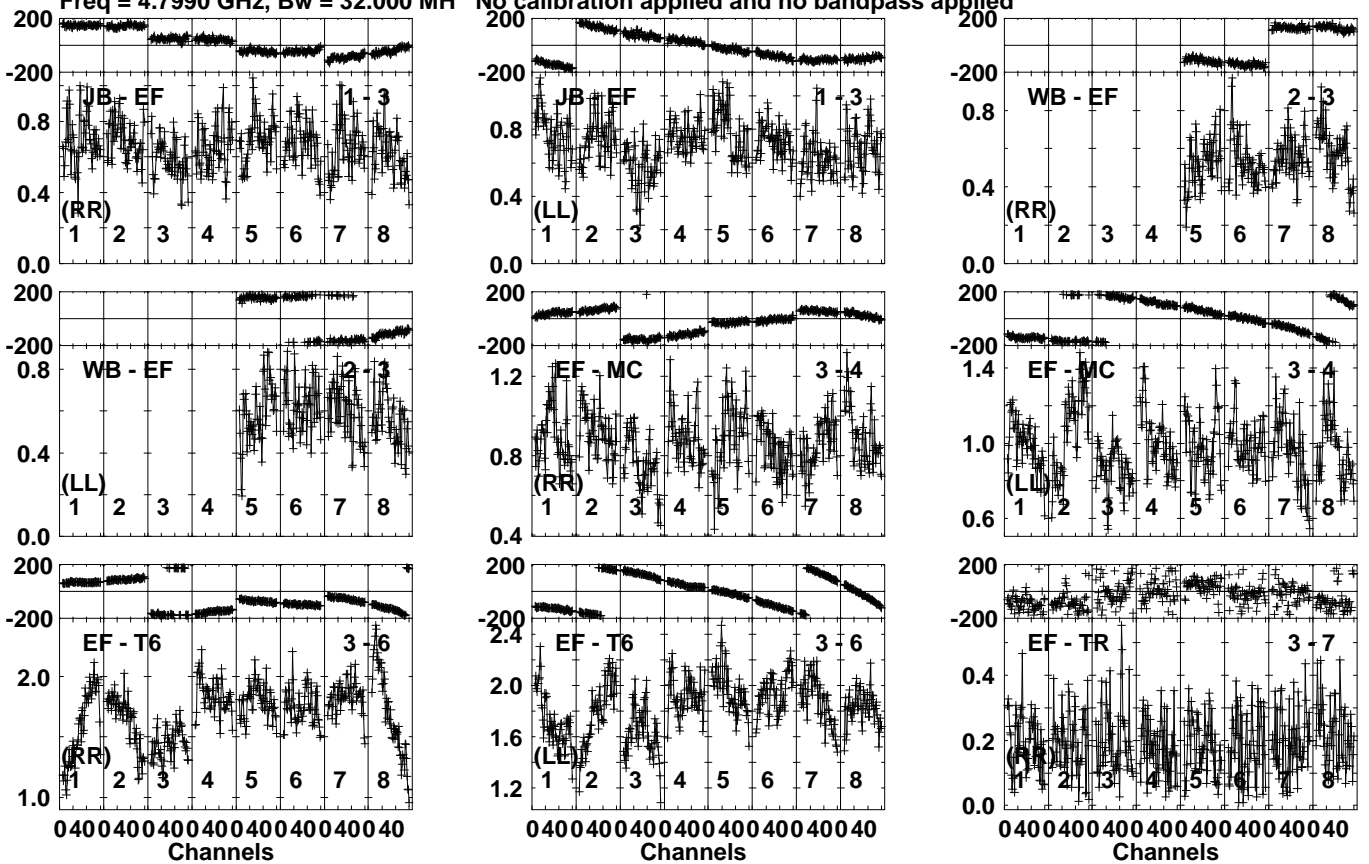
0400400400400400400400400400
Channels

Lower frame: Milli Ampl Jy Top frame: Phas deg
Vector averaged cross-power spectrum Several baselines displayed
Timerange: 00/13:23:31 to 00/13:28:29

Plot file version 29 created 06-OCT-2023 15:47:49

1743-036 EN011E.UVDATA.1

Freq = 4.7990 GHz, Bw = 32.000 MH No calibration applied and no bandpass applied

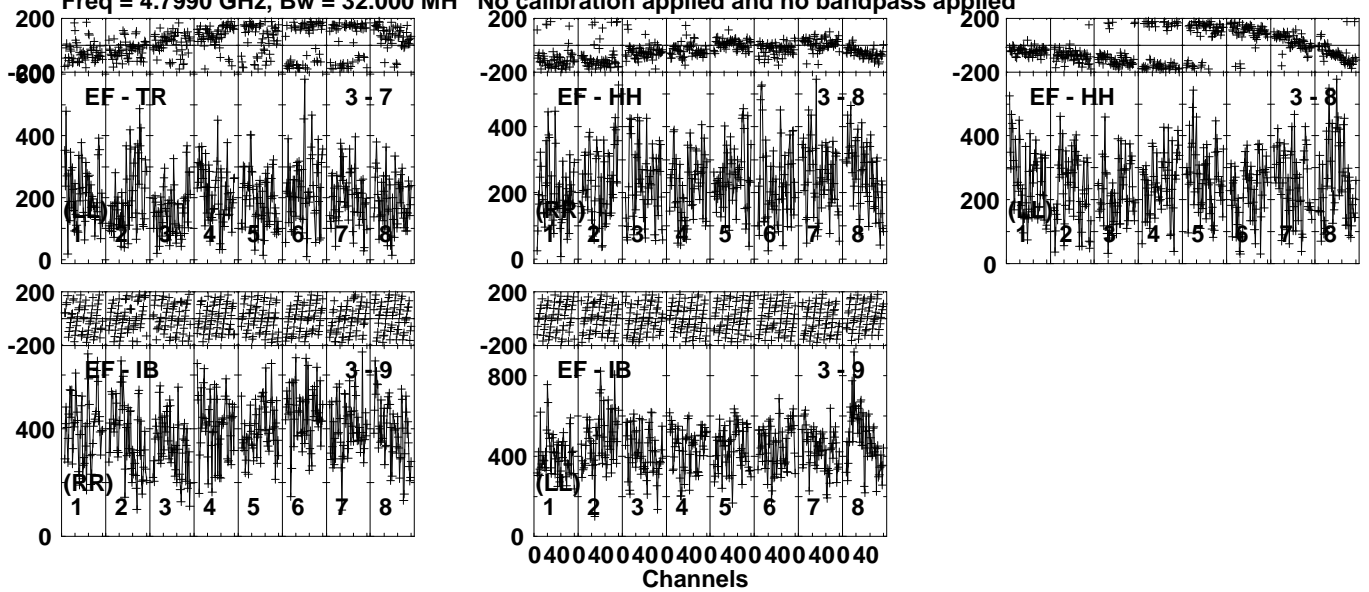


Lower frame: Milli Ampl Jy Top frame: Phas deg
Vector averaged cross-power spectrum Several baselines displayed
Timerange: 00/13:29:01 to 00/13:29:59

Plot file version 30 created 06-OCT-2023 15:47:49

1743-036 EN011E.UVDATA.1

Freq = 4.7990 GHz, Bw = 32.000 MH No calibration applied and no bandpass applied

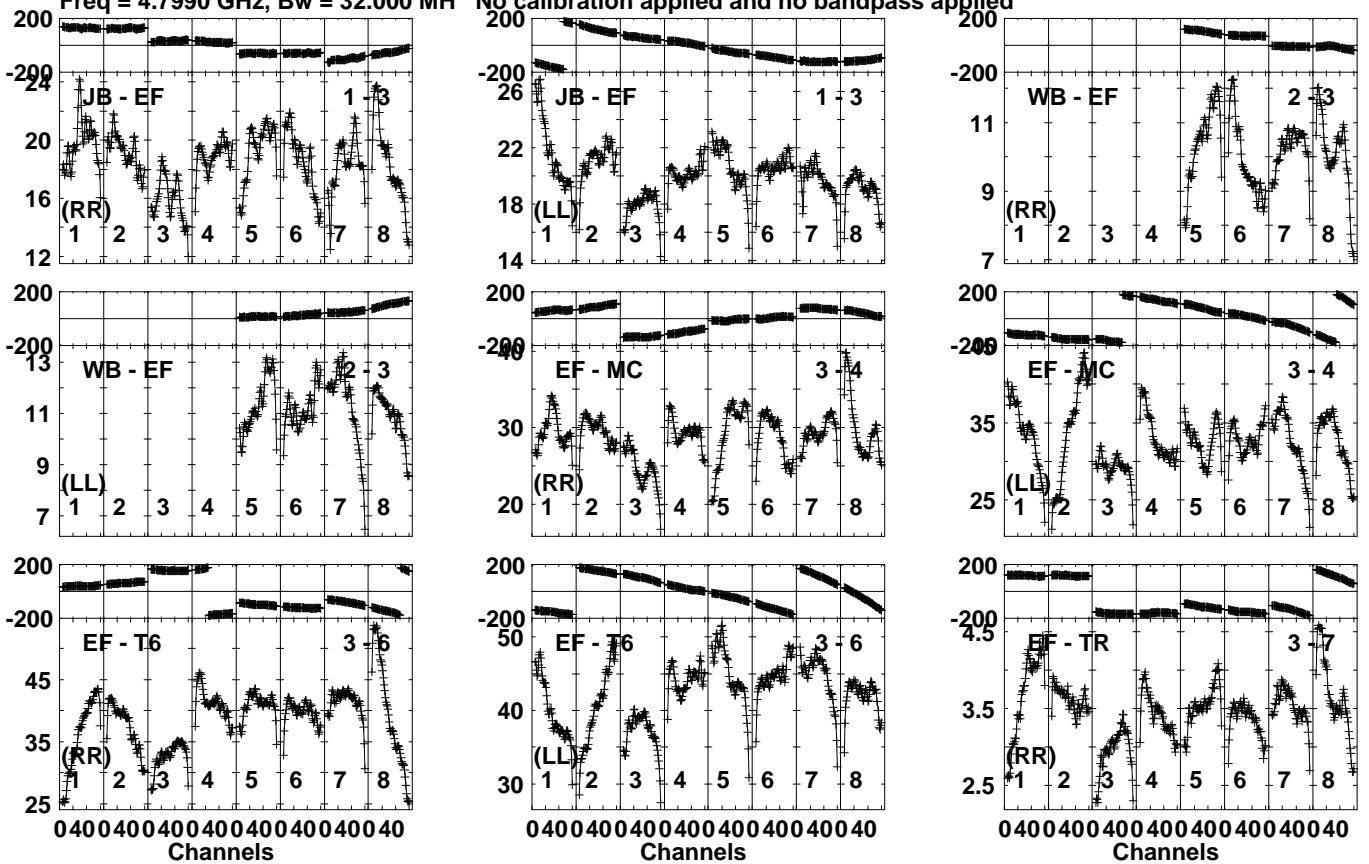


Lower frame: Micro Ampl Jy Top frame: Phas deg
Vector averaged cross-power spectrum Several baselines displayed
Timerange: 00/13:29:01 to 00/13:29:59

Plot file version 31 created 06-OCT-2023 15:47:49

PKS1741-03 EN011E.UVDATA.1

Freq = 4.7990 GHz, Bw = 32.000 MH No calibration applied and no bandpass applied



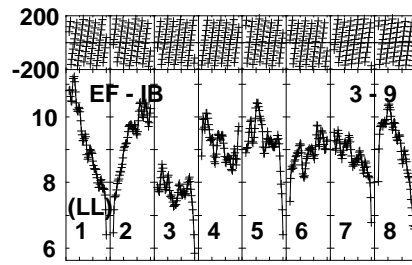
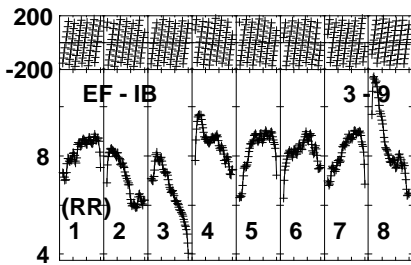
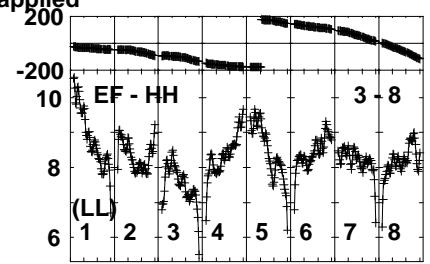
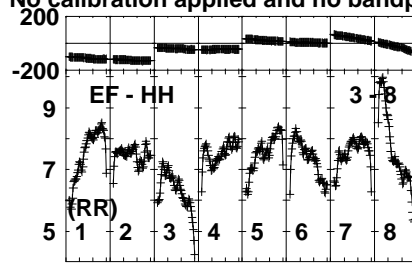
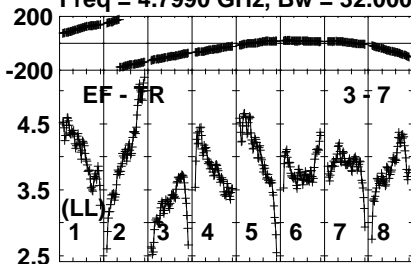
Lower frame: Milli Ampl Jy Top frame: Phas deg
Vector averaged cross-power spectrum Several baselines displayed
Timerange: 00/13:30:31 to 00/13:35:29

Plot file version 32 created 06-OCT-2023 15:47:49

PKS1741-03 EN011E.UVDATA.1

Freq = 4.7990 GHz, Bw = 32.000 MH

No calibration applied and no bandpass applied



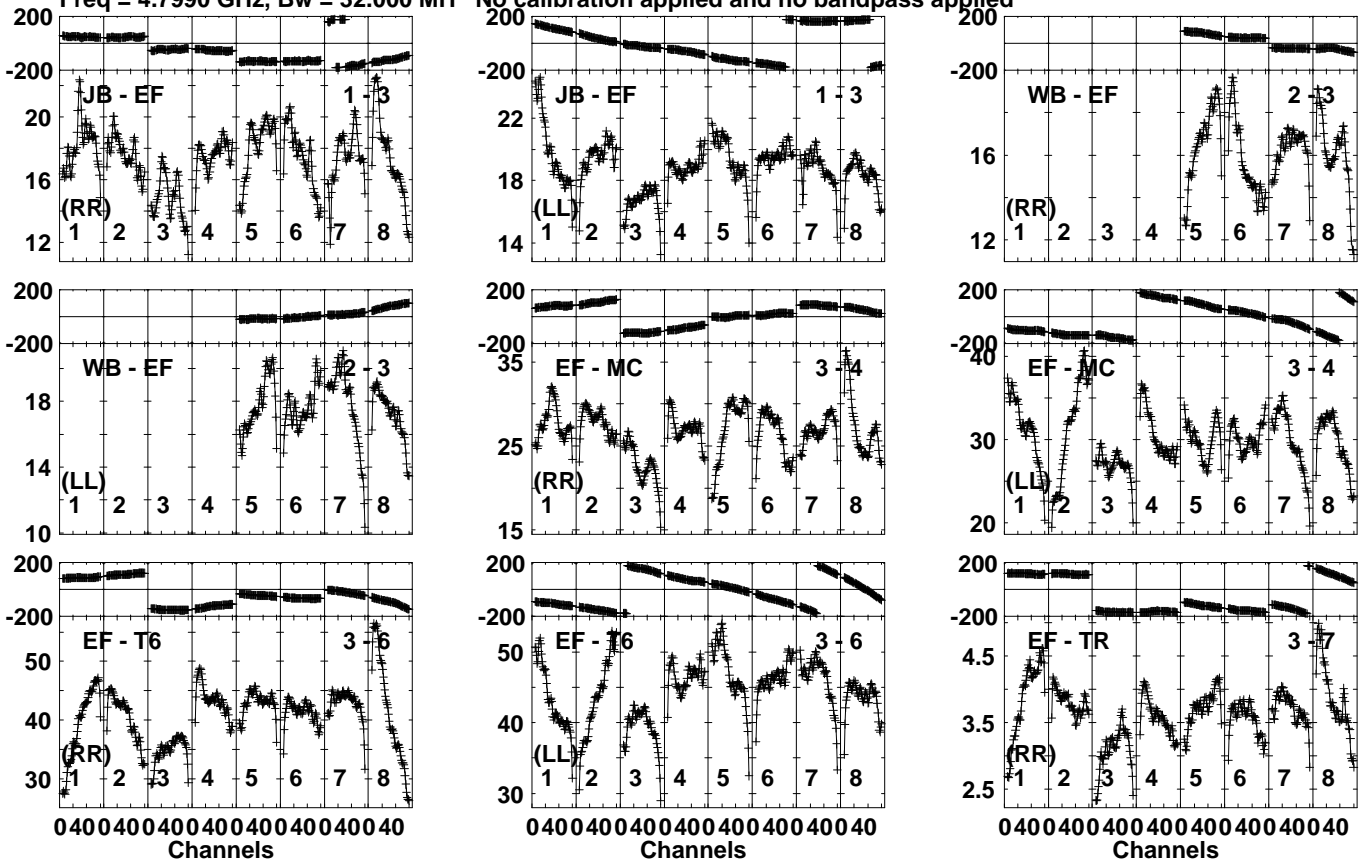
0400400400400400400400400400400400
Channels

Lower frame: Milli Ampl Jy Top frame: Phas deg
Vector averaged cross-power spectrum Several baselines displayed
Timerange: 00/13:30:31 to 00/13:35:29

Plot file version 33 created 06-OCT-2023 15:47:49

PKS1741-03 EN011E.UVDATA.1

Freq = 4.7990 GHz, Bw = 32.000 MH No calibration applied and no bandpass applied



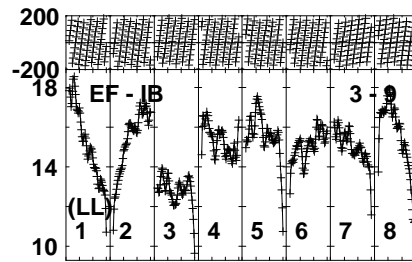
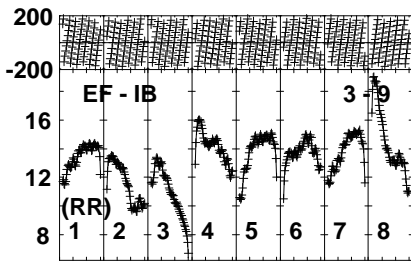
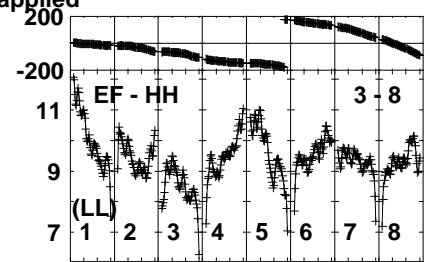
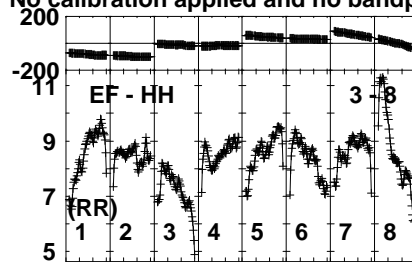
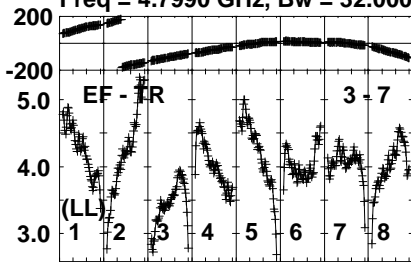
Lower frame: Milli Ampl Jy Top frame: Phas deg
Vector averaged cross-power spectrum Several baselines displayed
Timerange: 00/13:35:51 to 00/13:40:49

Plot file version 34 created 06-OCT-2023 15:47:50

PKS1741-03 EN011E.UVDATA.1

Freq = 4.7990 GHz, Bw = 32.000 MH

No calibration applied and no bandpass applied



0400400400400400400400400400400400
Channels

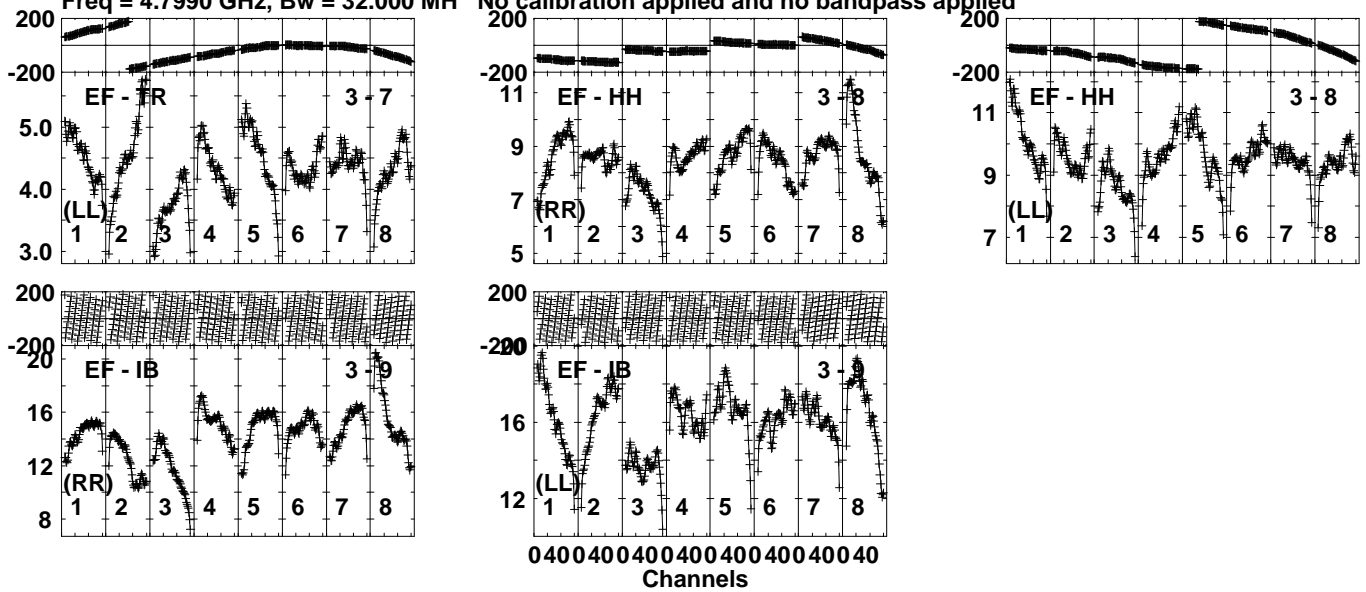
Lower frame: Milli Ampl Jy Top frame: Phas deg
Vector averaged cross-power spectrum Several baselines displayed
Timerange: 00/13:35:51 to 00/13:40:49

Plot file version 36 created 06-OCT-2023 15:47:50

PKS1741-03 EN011E.UVDATA.1

Freq = 4.7990 GHz, Bw = 32.000 MH

No calibration applied and no bandpass applied

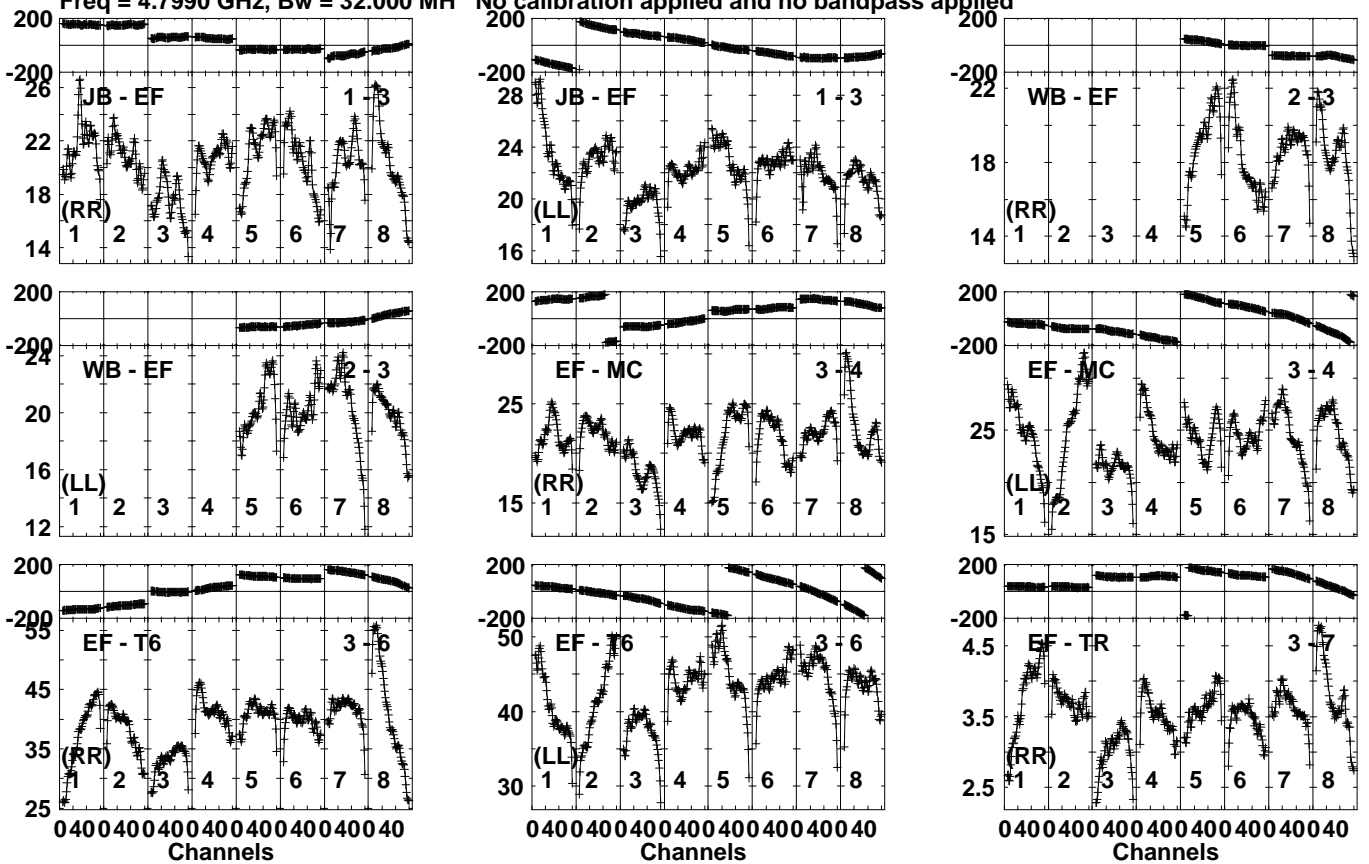


Lower frame: Milli Ampl Jy Top frame: Phas deg
Vector averaged cross-power spectrum Several baselines displayed
Timerange: 00/13:41:11 to 00/13:46:09

Plot file version 37 created 06-OCT-2023 15:47:50

PKS1741-03 EN011E.UVDATA.1

Freq = 4.7990 GHz, Bw = 32.000 MH No calibration applied and no bandpass applied



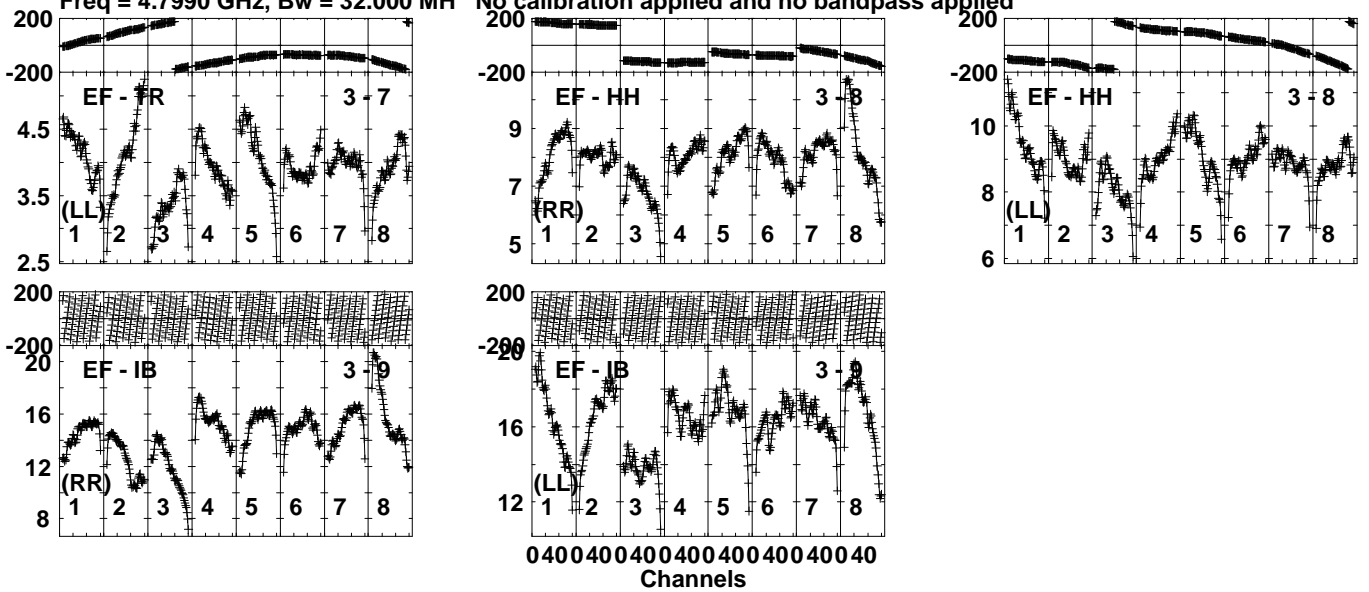
Lower frame: Milli Ampl Jy Top frame: Phas deg
Vector averaged cross-power spectrum Several baselines displayed
Timerange: 00/13:46:31 to 00/13:51:29

Plot file version 38 created 06-OCT-2023 15:47:50

PKS1741-03 EN011E.UVDATA.1

Freq = 4.7990 GHz, Bw = 32.000 MH

No calibration applied and no bandpass applied



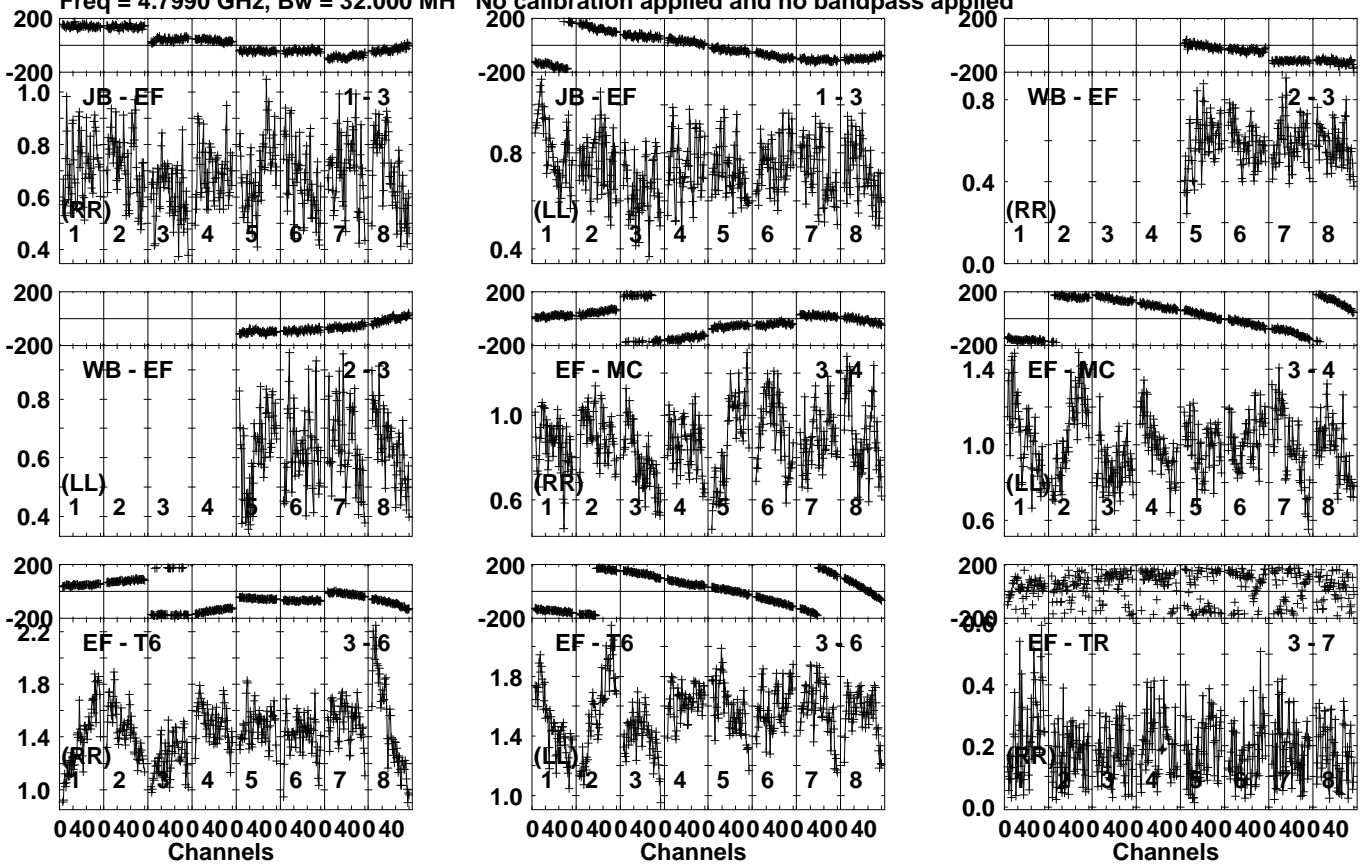
Lower frame: Milli Ampl Jy Top frame: Phas deg
Vector averaged cross-power spectrum Several baselines displayed
Timerange: 00/13:46:31 to 00/13:51:29

Plot file version 39 created 06-OCT-2023 15:47:50

1743-036 EN011E.UVDATA.1

Freq = 4.7990 GHz, Bw = 32.000 MH

No calibration applied and no bandpass applied

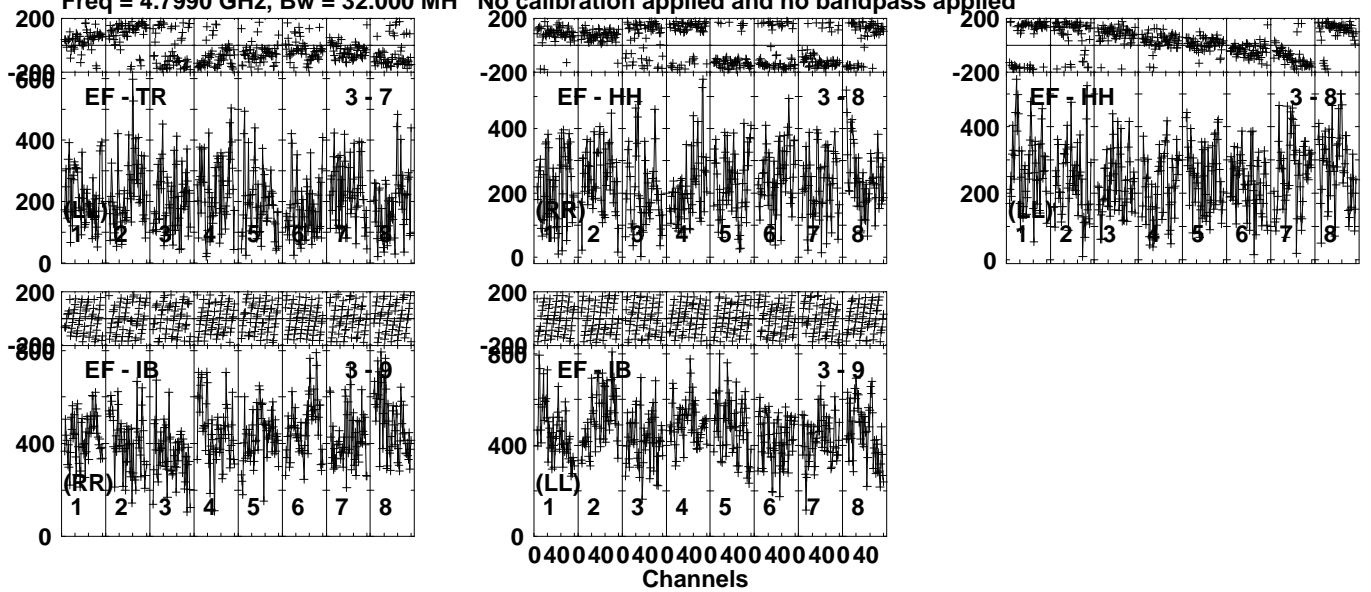


Lower frame: Milli Ampl Jy Top frame: Phas deg
Vector averaged cross-power spectrum Several baselines displayed
Timerange: 00/13:52:01 to 00/13:52:59

Plot file version 40 created 06-OCT-2023 15:47:51

1743-036 EN011E.UVDATA.1

Freq = 4.7990 GHz, Bw = 32.000 MH No calibration applied and no bandpass applied

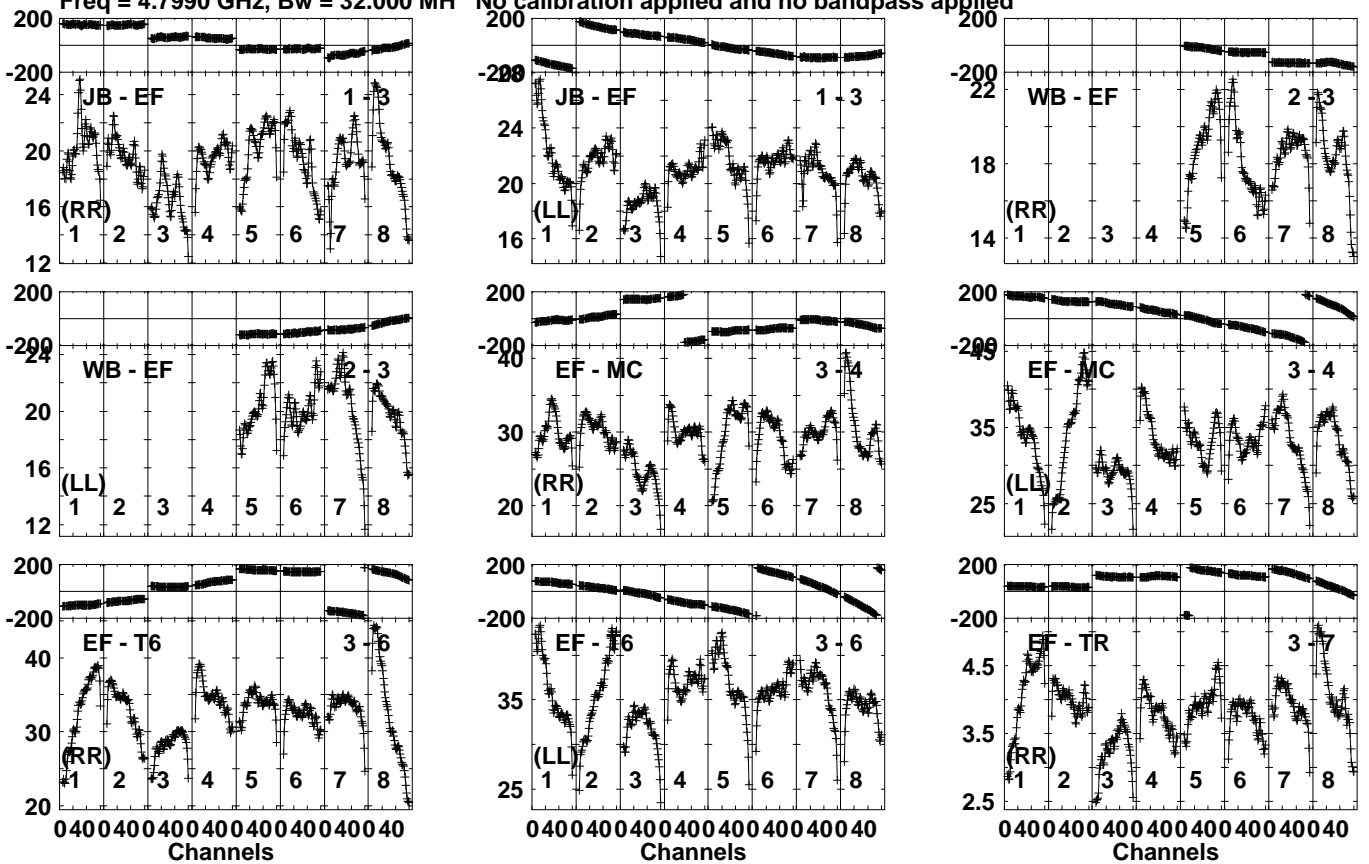


Lower frame: Micro Ampl Jy Top frame: Phas deg
Vector averaged cross-power spectrum Several baselines displayed
Timerange: 00/13:52:01 to 00/13:52:59

Plot file version 41 created 06-OCT-2023 15:47:51

PKS1741-03 EN011E.UVDATA.1

Freq = 4.7990 GHz, Bw = 32.000 MH No calibration applied and no bandpass applied

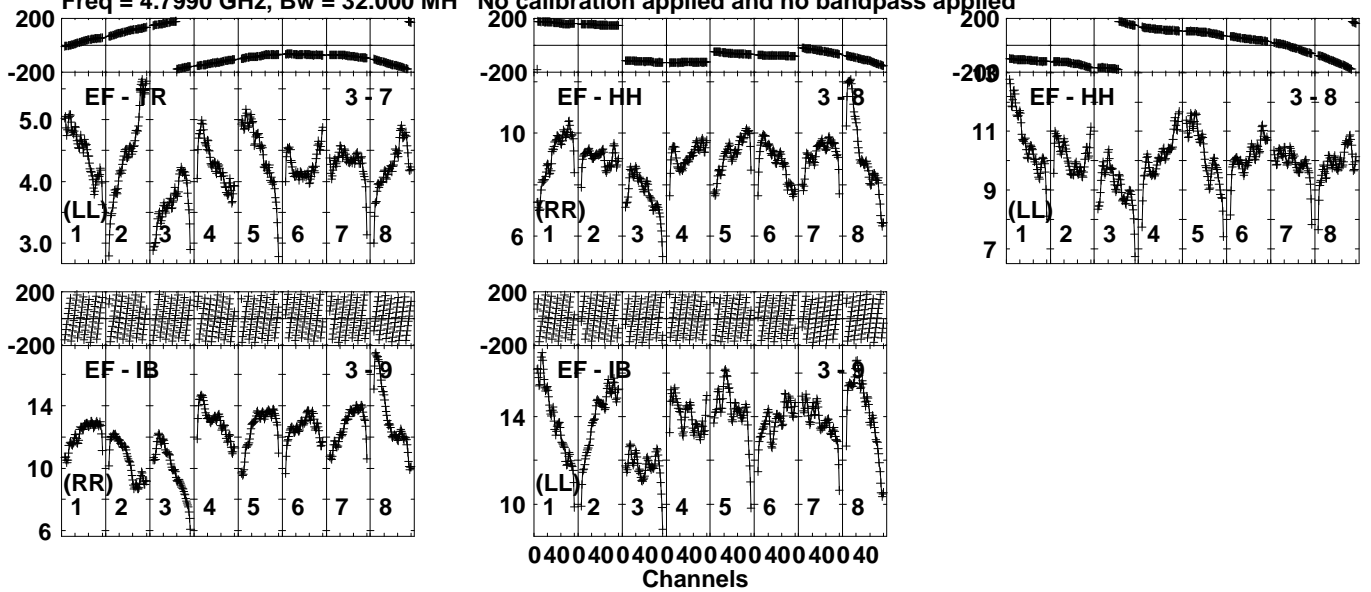


Lower frame: Milli Ampl Jy Top frame: Phas deg
Vector averaged cross-power spectrum Several baselines displayed
Timerange: 00/13:53:31 to 00/13:58:29

Plot file version 42 created 06-OCT-2023 15:47:51

PKS1741-03 EN011E.UVDATA.1

Freq = 4.7990 GHz, Bw = 32.000 MH No calibration applied and no bandpass applied



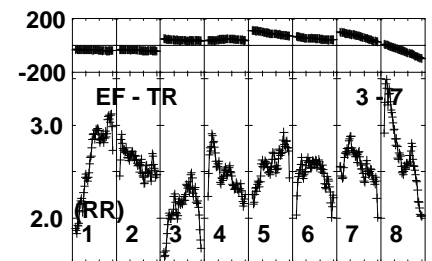
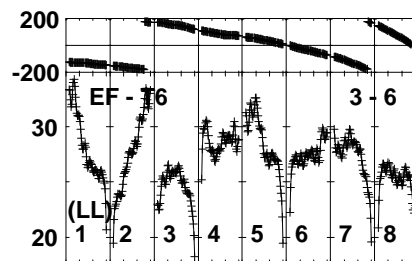
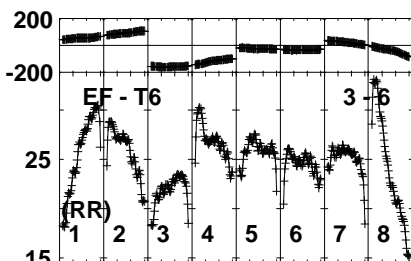
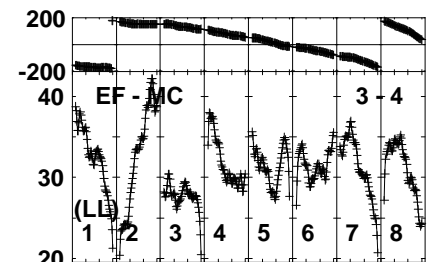
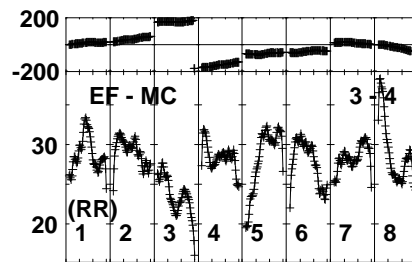
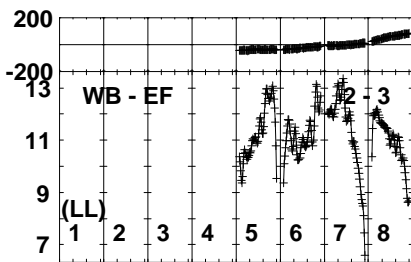
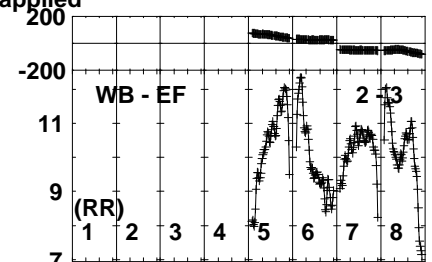
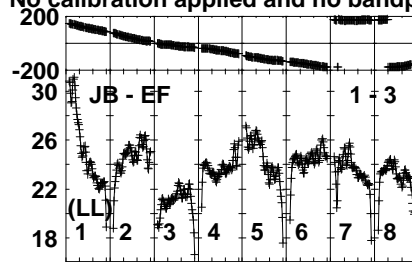
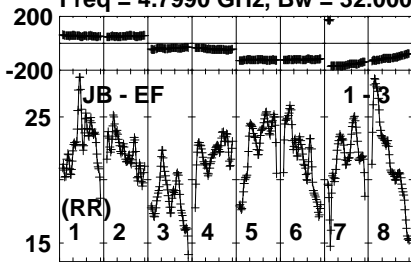
Lower frame: Milli Ampl Jy Top frame: Phas deg
Vector averaged cross-power spectrum Several baselines displayed
Timerange: 00/13:53:31 to 00/13:58:29

Plot file version 43 created 06-OCT-2023 15:47:51

PKS1741-03 EN011E.UVDATA.1

Freq = 4.7990 GHz, Bw = 32.000 MH

No calibration applied and no bandpass applied

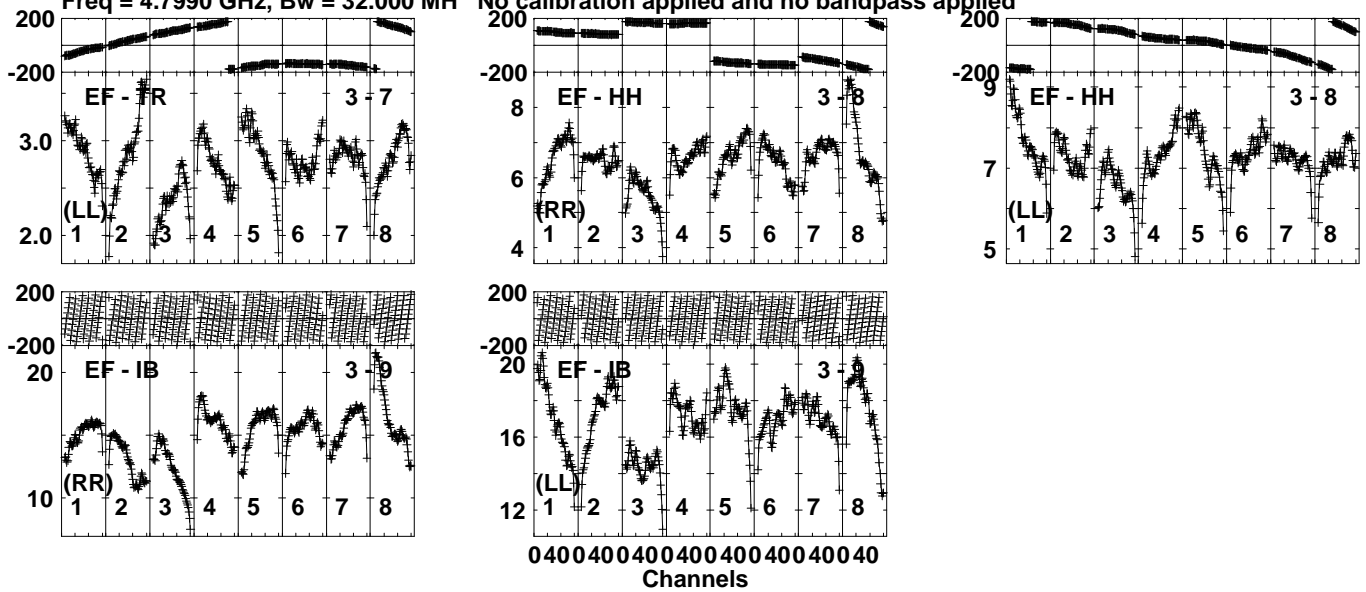


Lower frame: Milli Ampl Jy Top frame: Phas deg
Vector averaged cross-power spectrum Several baselines displayed
Timerange: 00/13:58:51 to 00/14:03:49

Plot file version 44 created 06-OCT-2023 15:47:51

PKS1741-03 EN011E.UVDATA.1

Freq = 4.7990 GHz, Bw = 32.000 MH No calibration applied and no bandpass applied



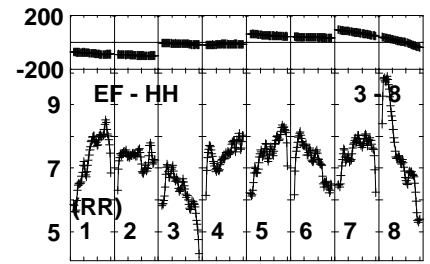
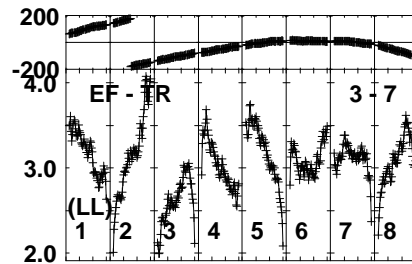
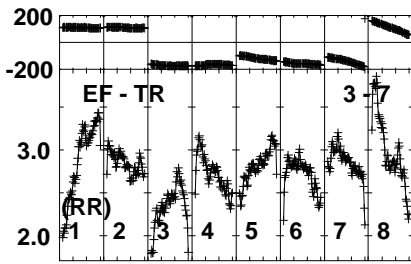
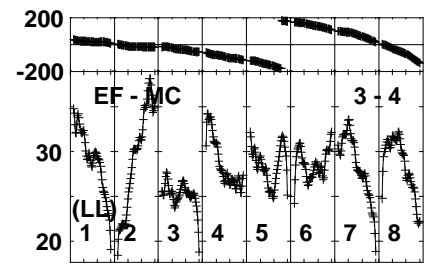
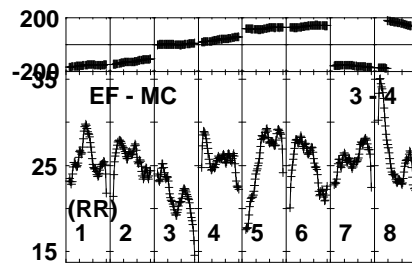
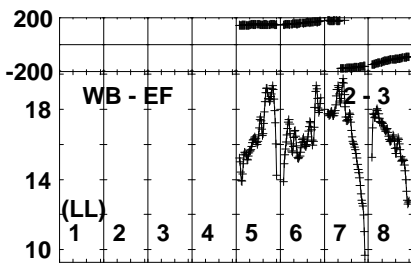
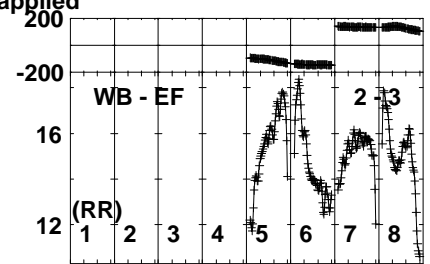
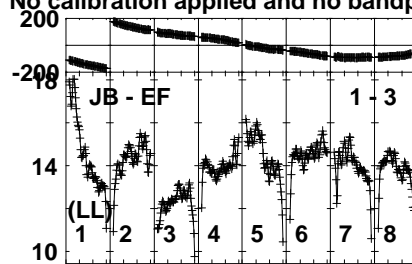
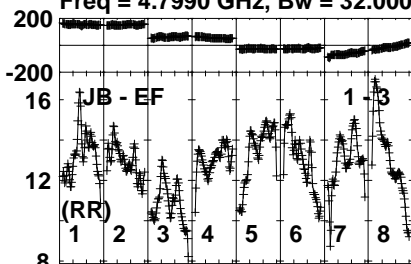
Lower frame: Milli Ampl Jy Top frame: Phas deg
Vector averaged cross-power spectrum Several baselines displayed
Timerange: 00/13:58:51 to 00/14:03:49

Plot file version 45 created 06-OCT-2023 15:47:51

PKS1741-03 EN011E.UVDATA.1

Freq = 4.7990 GHz, Bw = 32.000 MH

No calibration applied and no bandpass applied



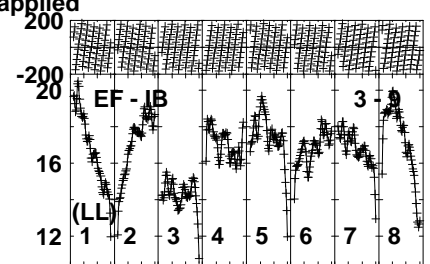
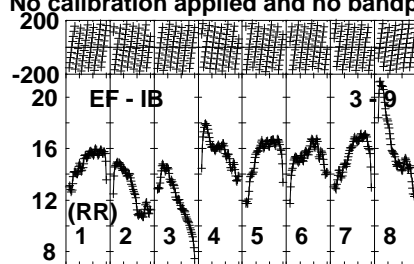
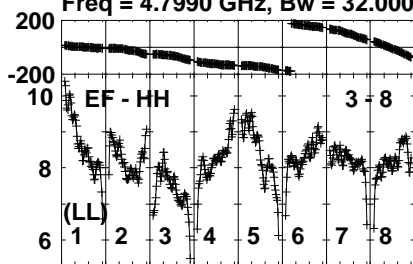
Lower frame: Milli Ampl Jy Top frame: Phas deg
Vector averaged cross-power spectrum Several baselines displayed
Timerange: 00/14:04:11 to 00/14:09:09

Plot file version 46 created 06-OCT-2023 15:47:52

PKS1741-03 EN011E.UVDATA.1

Freq = 4.7990 GHz, Bw = 32.000 MH

No calibration applied and no bandpass applied



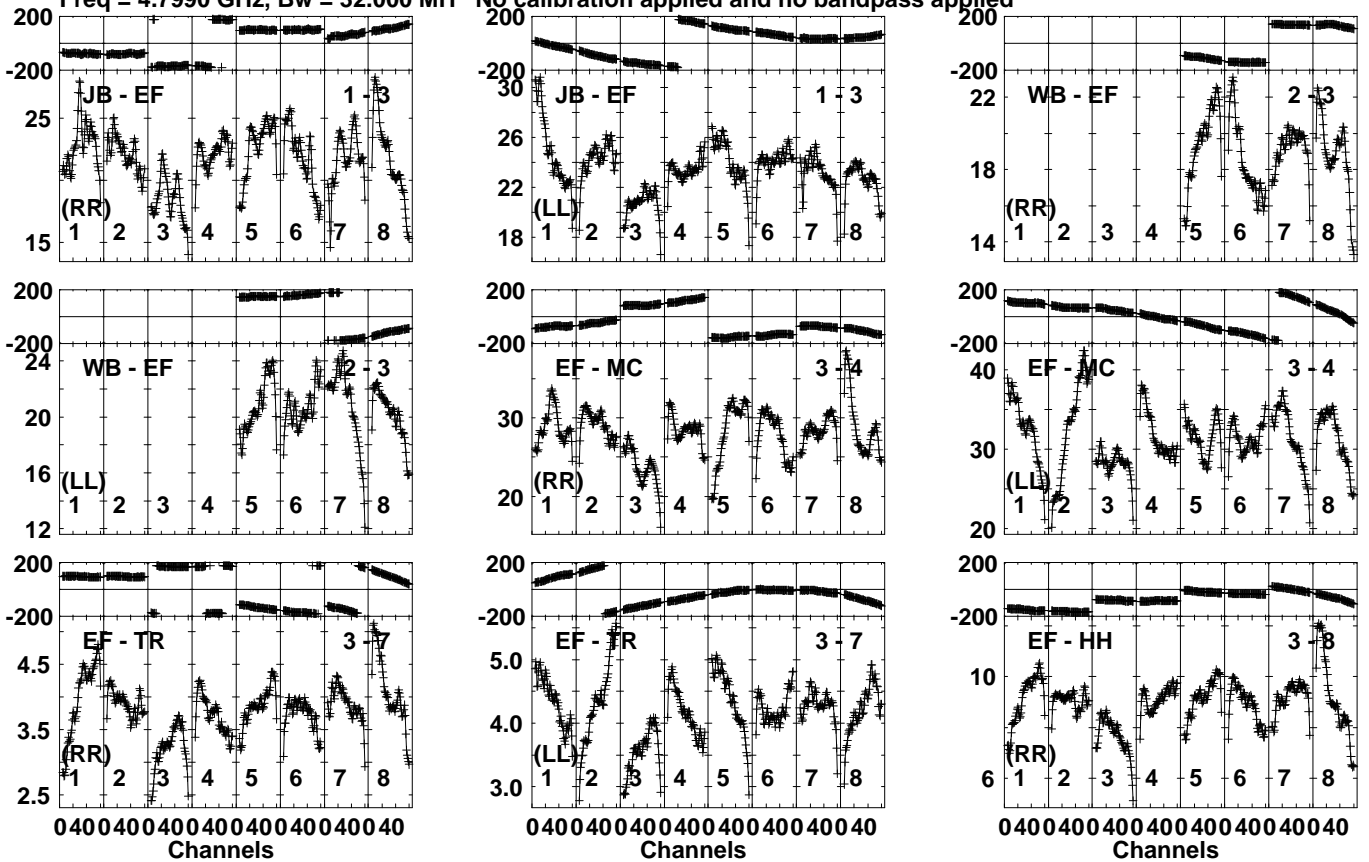
Lower frame: Milli Ampl Jy Top frame: Phas deg
Vector averaged cross-power spectrum Several baselines displayed
Timerange: 00/14:04:11 to 00/14:09:09

Plot file version 47 created 06-OCT-2023 15:47:52

PKS1741-03 EN011E.UVDATA.1

Freq = 4.7990 GHz, Bw = 32.000 MH

No calibration applied and no bandpass applied

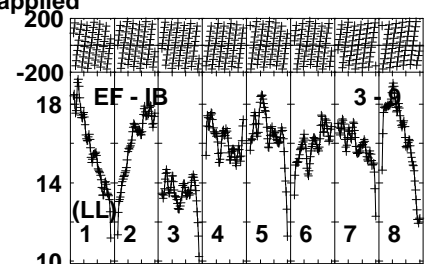
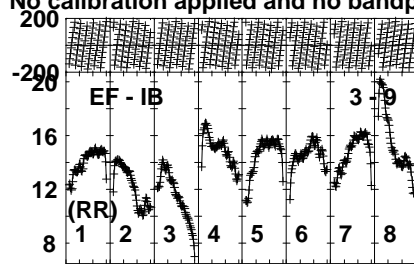
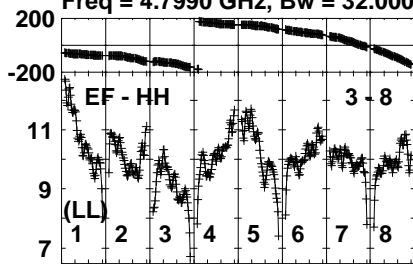


Lower frame: Milli Ampl Jy Top frame: Phas deg
Vector averaged cross-power spectrum Several baselines displayed
Timerange: 00/14:09:31 to 00/14:14:29

Plot file version 48 created 06-OCT-2023 15:47:52

PKS1741-03 EN011E.UVDATA.1

Freq = 4.7990 GHz, Bw = 32.000 MH No calibration applied and no bandpass applied



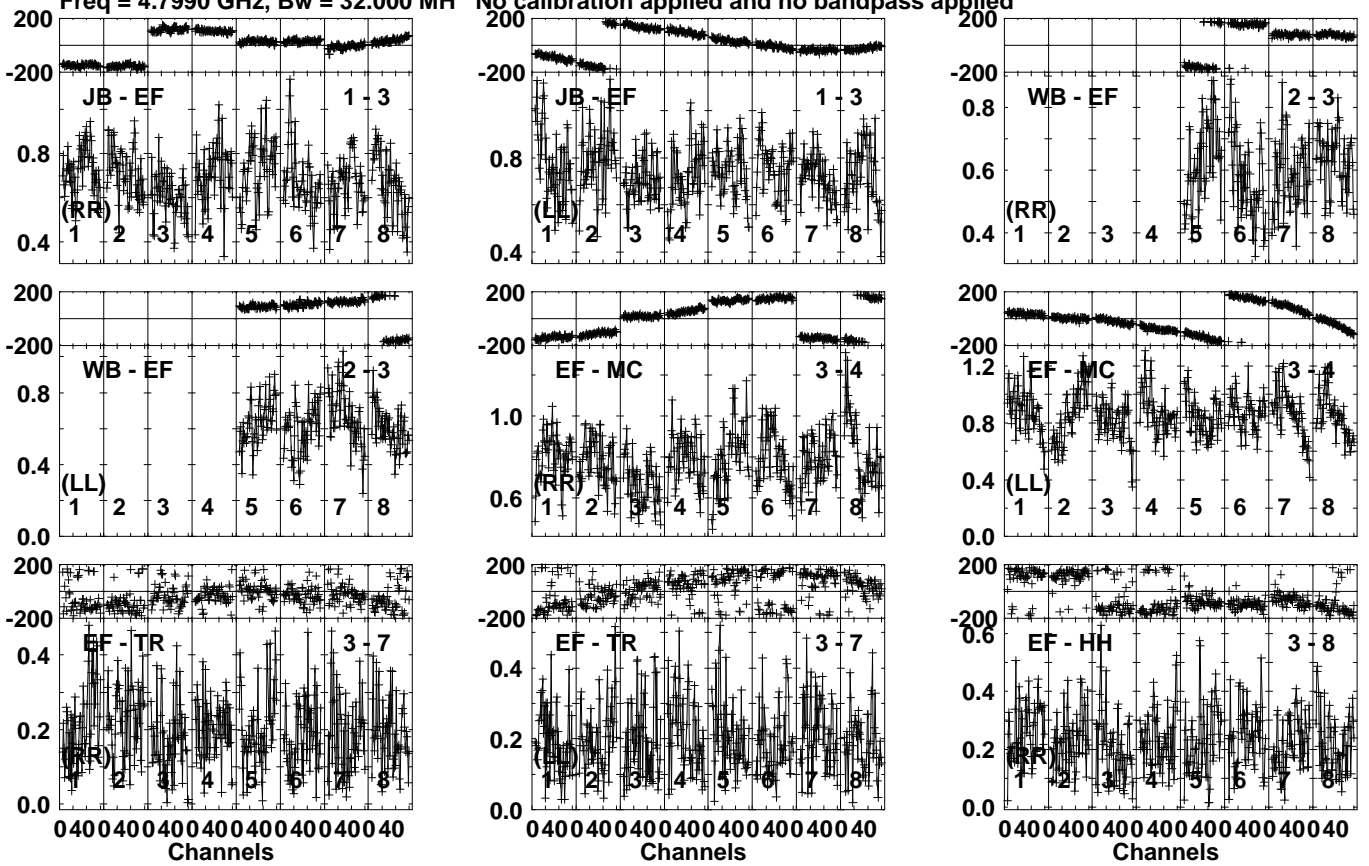
Lower frame: Milli Ampl Jy Top frame: Phas deg
Vector averaged cross-power spectrum Several baselines displayed
Timerange: 00/14:09:31 to 00/14:14:29

Plot file version 49 created 06-OCT-2023 15:47:52

1743-036 EN011E.UVDATA.1

Freq = 4.7990 GHz, Bw = 32.000 MH

No calibration applied and no bandpass applied

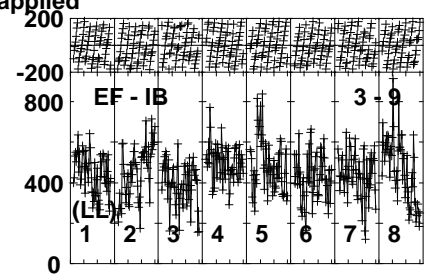
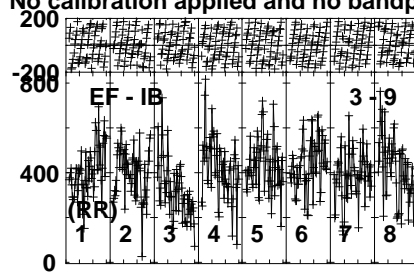
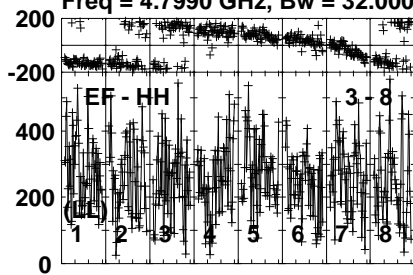


Lower frame: Milli Ampl Jy Top frame: Phas deg
Vector averaged cross-power spectrum Several baselines displayed
Timerange: 00/14:15:01 to 00/14:15:59

Plot file version 50 created 06-OCT-2023 15:47:52

1743-036 EN011E.UVDATA.1

Freq = 4.7990 GHz, Bw = 32.000 MH No calibration applied and no bandpass applied



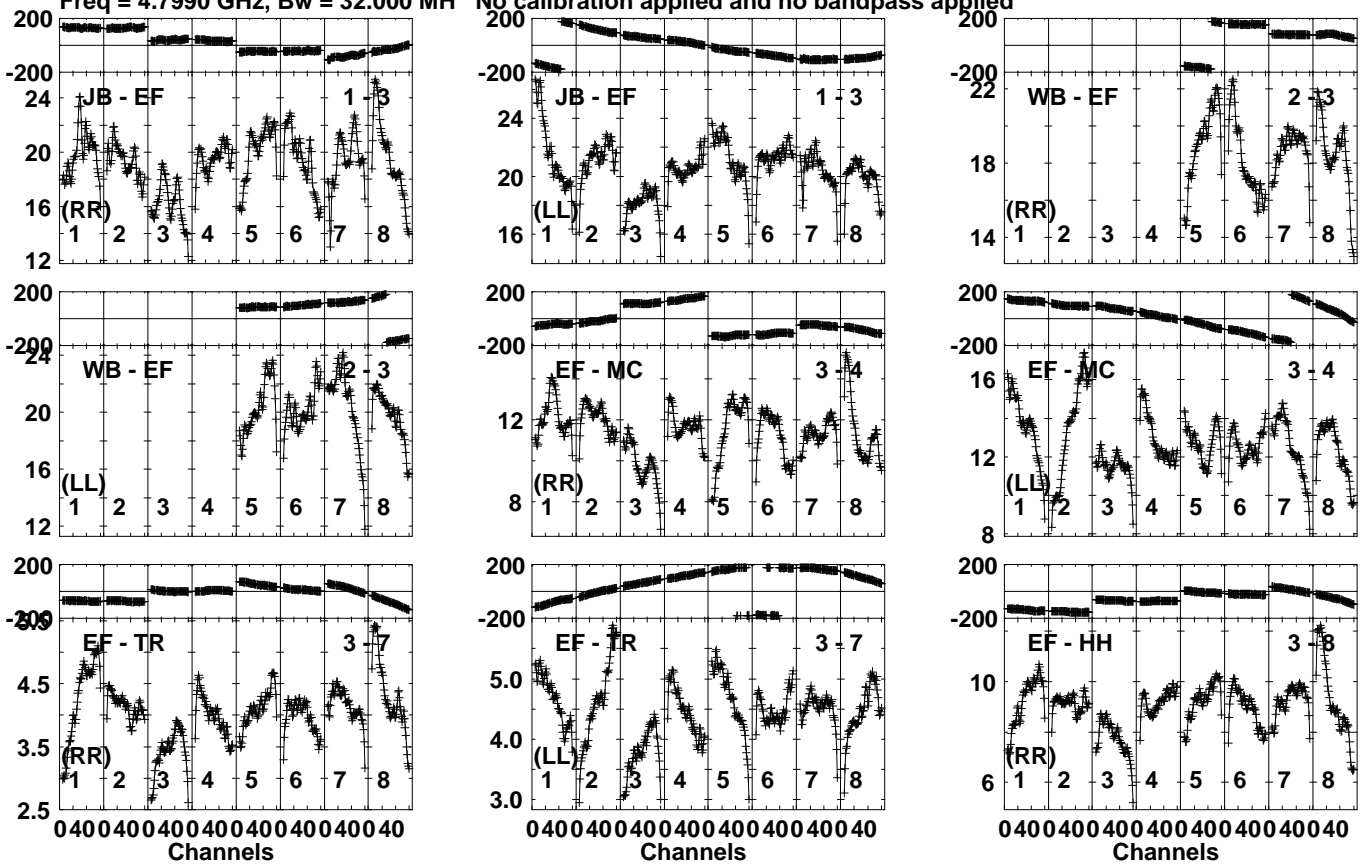
Lower frame: Micro Ampl Jy Top frame: Phas deg
Vector averaged cross-power spectrum Several baselines displayed
Timerange: 00/14:15:01 to 00/14:15:59

Plot file version 51 created 06-OCT-2023 15:47:52

PKS1741-03 EN011E.UVDATA.1

Freq = 4.7990 GHz, Bw = 32.000 MH

No calibration applied and no bandpass applied



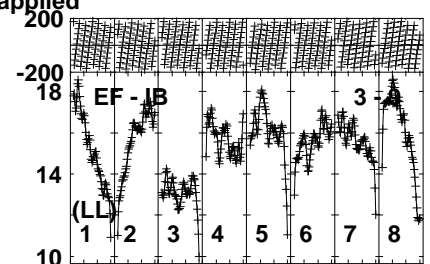
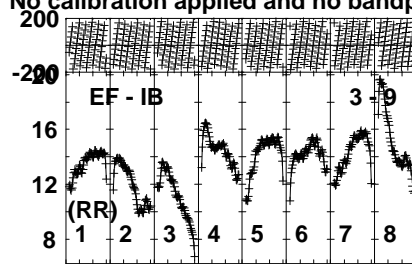
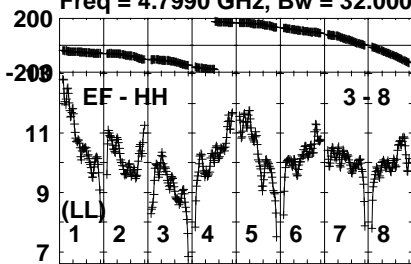
Lower frame: Milli Ampl Jy Top frame: Phas deg
 Vector averaged cross-power spectrum Several baselines displayed
 Timerange: 00/14:16:31 to 00/14:21:29

Plot file version 52 created 06-OCT-2023 15:47:52

PKS1741-03 EN011E.UVDATA.1

Freq = 4.7990 GHz, Bw = 32.000 MH

No calibration applied and no bandpass applied

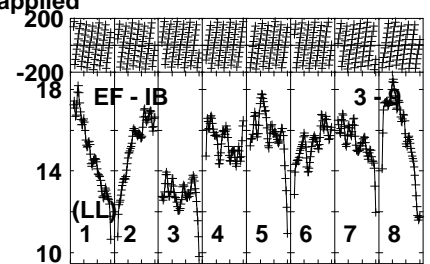
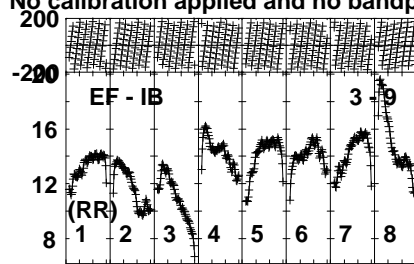
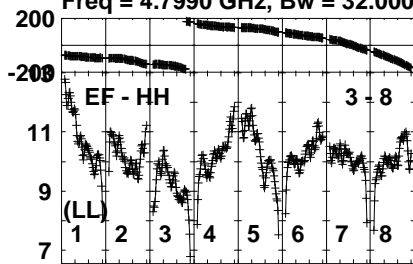


Lower frame: Milli Ampl Jy Top frame: Phas deg
Vector averaged cross-power spectrum Several baselines displayed
Timerange: 00/14:16:31 to 00/14:21:29

Plot file version 54 created 06-OCT-2023 15:47:53

PKS1741-03 EN011E.UVDATA.1

Freq = 4.7990 GHz, Bw = 32.000 MH No calibration applied and no bandpass applied

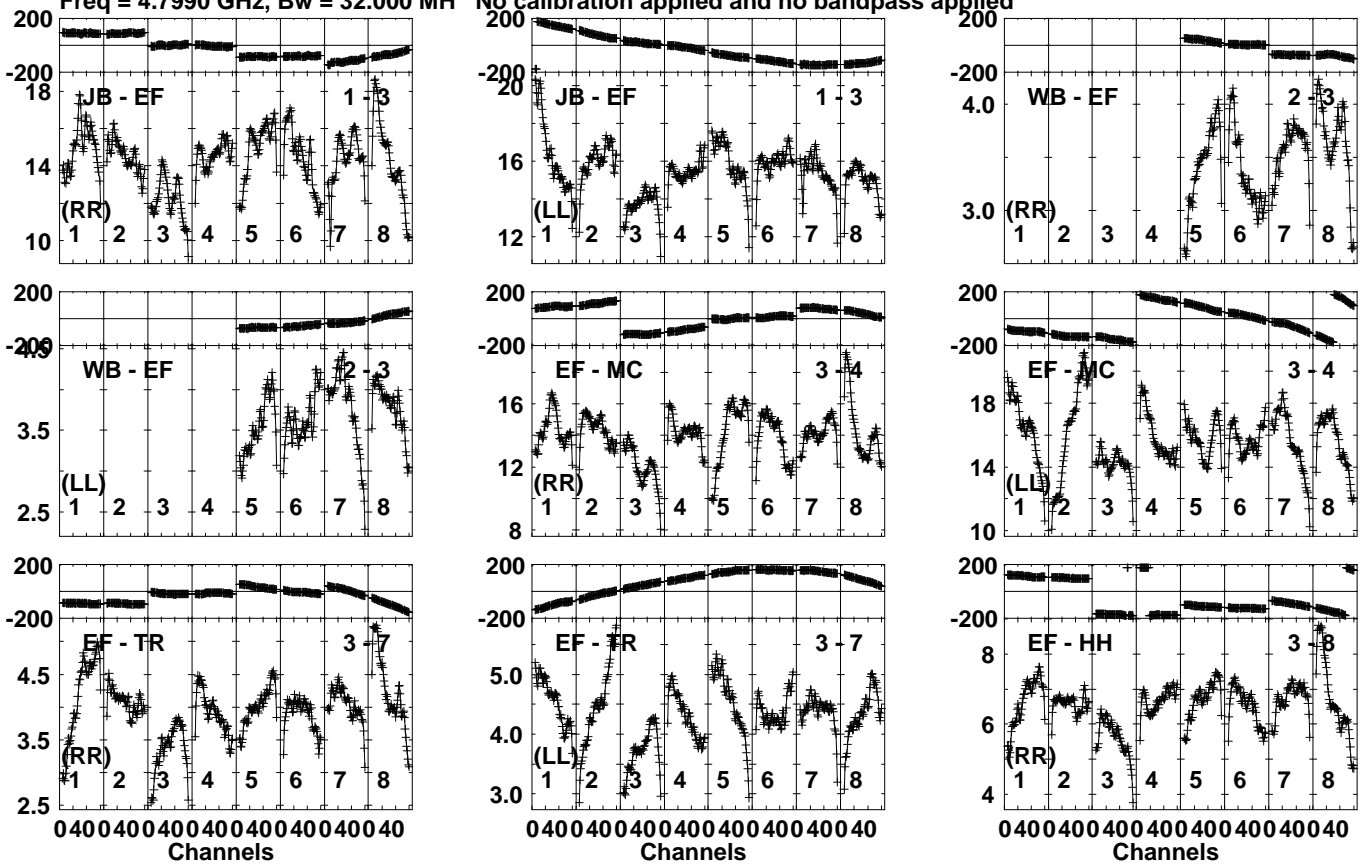


Lower frame: Milli Ampl Jy Top frame: Phas deg
Vector averaged cross-power spectrum Several baselines displayed
Timerange: 00/14:21:51 to 00/14:26:49

Plot file version 55 created 06-OCT-2023 15:47:53

PKS1741-03 EN011E.UVDATA.1

Freq = 4.7990 GHz, Bw = 32.000 MH No calibration applied and no bandpass applied



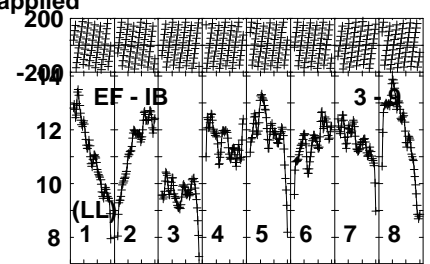
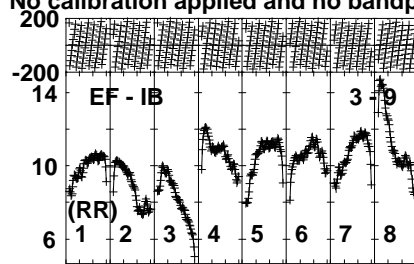
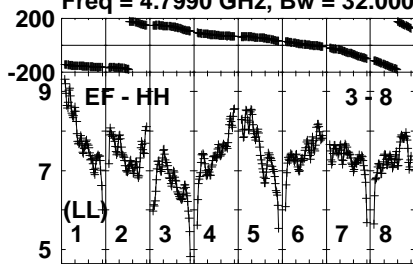
Lower frame: Milli Ampl Jy Top frame: Phas deg
 Vector averaged cross-power spectrum Several baselines displayed
 Timerange: 00/14:27:11 to 00/14:32:09

Plot file version 56 created 06-OCT-2023 15:47:53

PKS1741-03 EN011E.UVDATA.1

Freq = 4.7990 GHz, Bw = 32.000 MH

No calibration applied and no bandpass applied



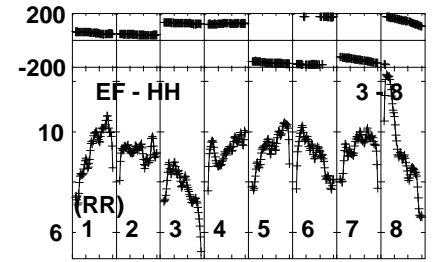
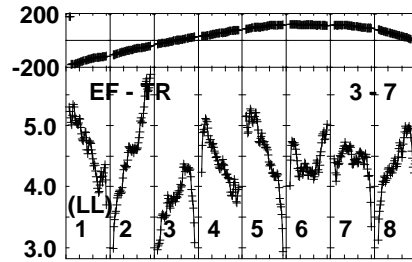
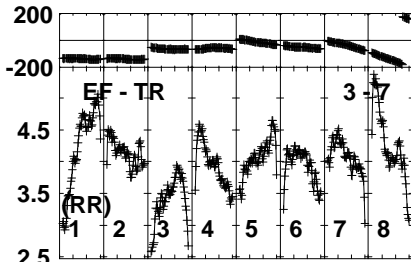
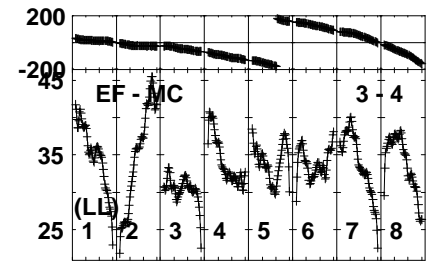
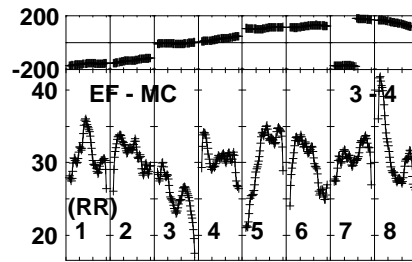
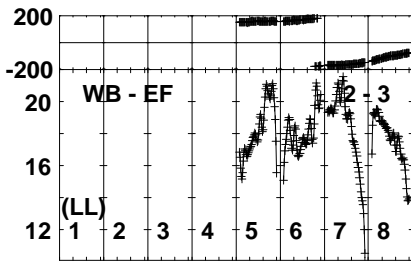
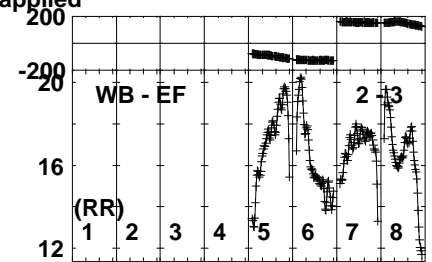
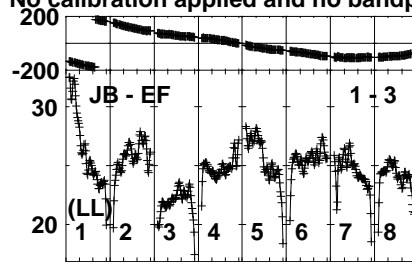
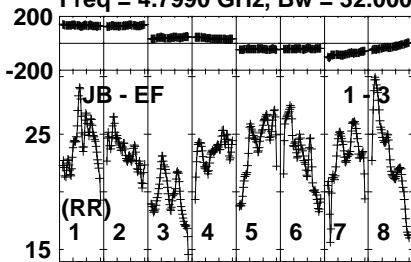
Lower frame: Milli Ampl Jy Top frame: Phas deg
Vector averaged cross-power spectrum Several baselines displayed
Timerange: 00/14:27:11 to 00/14:32:09

Plot file version 57 created 06-OCT-2023 15:47:53

PKS1741-03 EN011E.UVDATA.1

Freq = 4.7990 GHz, Bw = 32.000 MH

No calibration applied and no bandpass applied



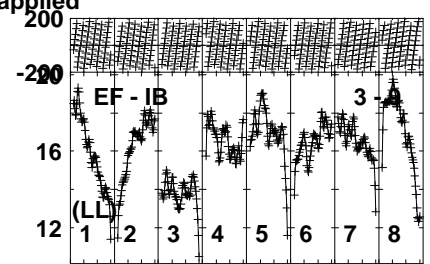
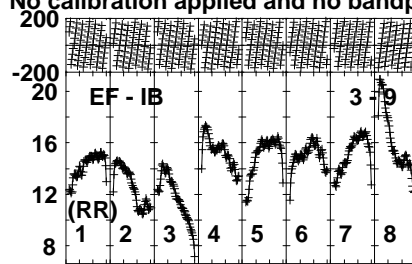
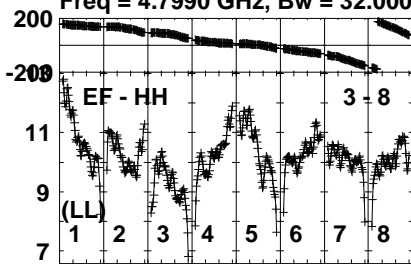
Lower frame: Milli Ampl Jy Top frame: Phas deg
Vector averaged cross-power spectrum Several baselines displayed
Timerange: 00/14:32:31 to 00/14:37:29

Plot file version 58 created 06-OCT-2023 15:47:53

PKS1741-03 EN011E.UVDATA.1

Freq = 4.7990 GHz, Bw = 32.000 MH

No calibration applied and no bandpass applied

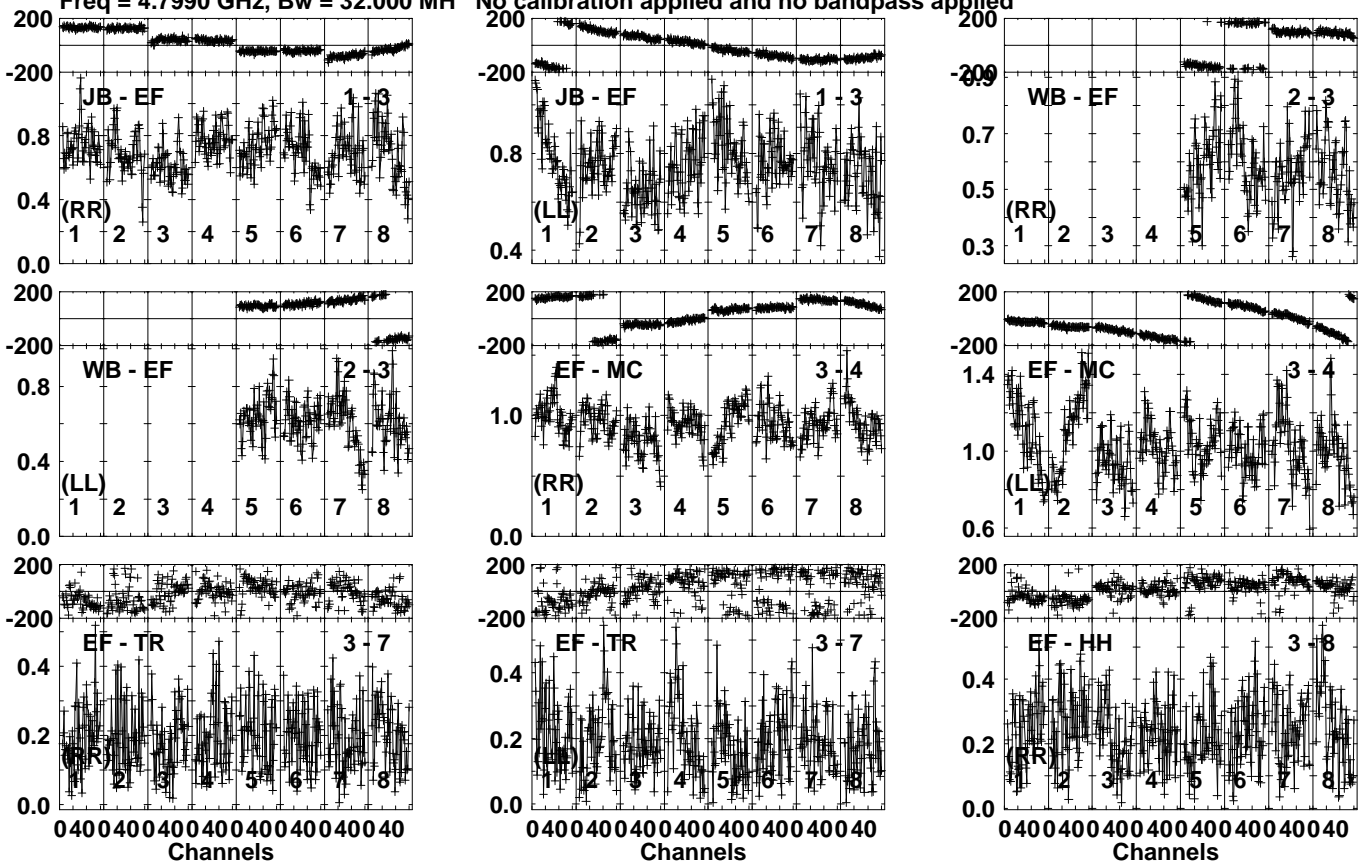


Lower frame: Milli Ampl Jy Top frame: Phas deg
Vector averaged cross-power spectrum Several baselines displayed
Timerange: 00/14:32:31 to 00/14:37:29

Plot file version 59 created 06-OCT-2023 15:47:53

1743-036 EN011E.UVDATA.1

Freq = 4.7990 GHz, Bw = 32.000 MH No calibration applied and no bandpass applied

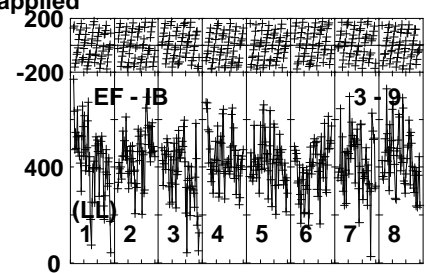
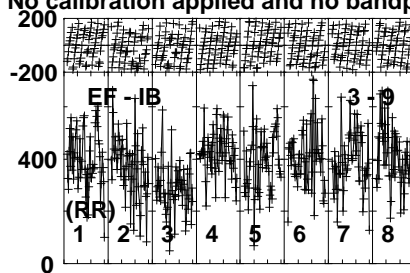
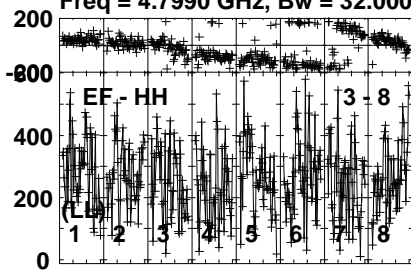


Lower frame: Milli Ampl Jy Top frame: Phas deg
Vector averaged cross-power spectrum Several baselines displayed
Timerange: 00/14:38:01 to 00/14:38:59

Plot file version 60 created 06-OCT-2023 15:47:53

1743-036 EN011E.UVDATA.1

Freq = 4.7990 GHz, Bw = 32.000 MH No calibration applied and no bandpass applied

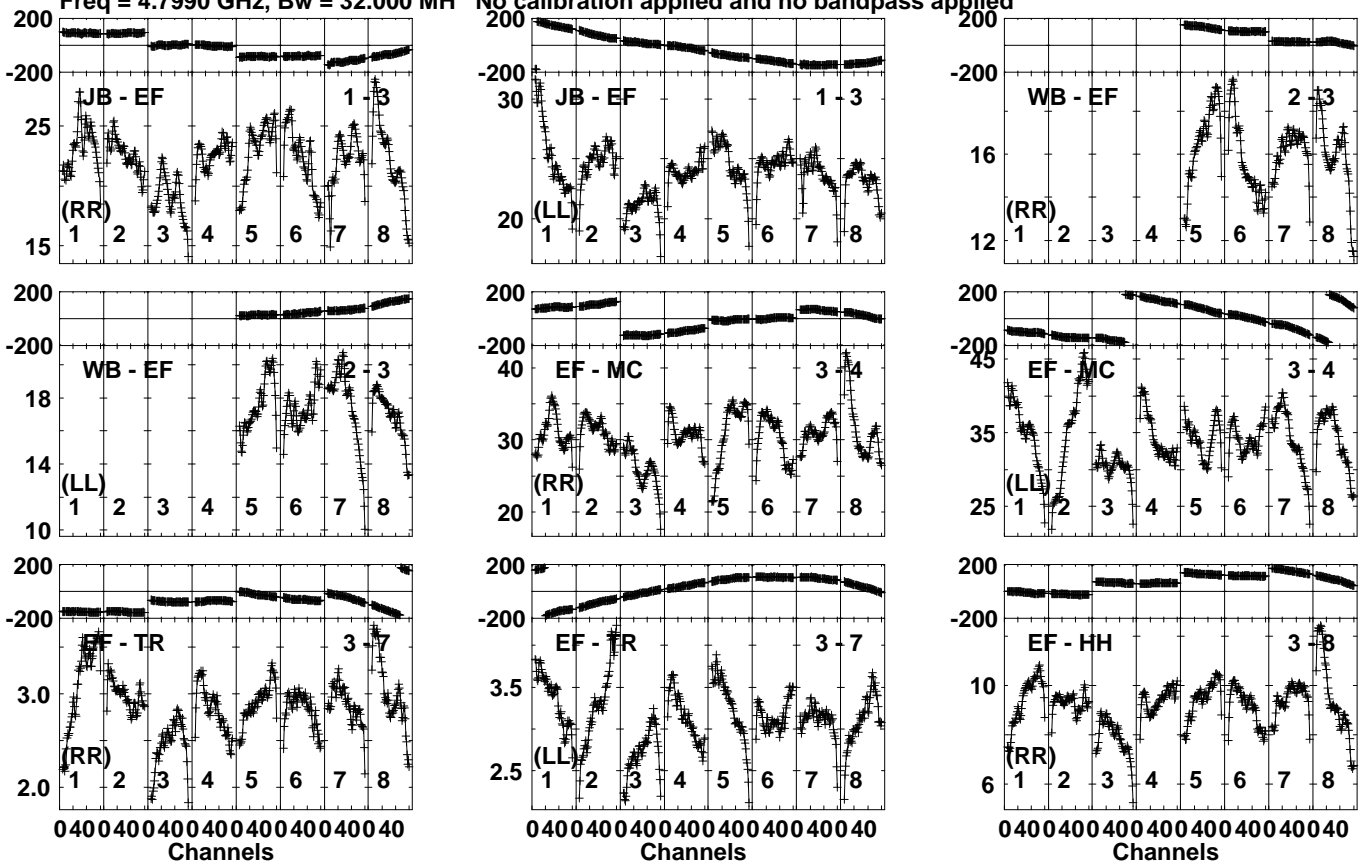


Lower frame: Micro Ampl Jy Top frame: Phas deg
Vector averaged cross-power spectrum Several baselines displayed
Timerange: 00/14:38:01 to 00/14:38:59

Plot file version 61 created 06-OCT-2023 15:47:53

PKS1741-03 EN011E.UVDATA.1

Freq = 4.7990 GHz, Bw = 32.000 MH No calibration applied and no bandpass applied

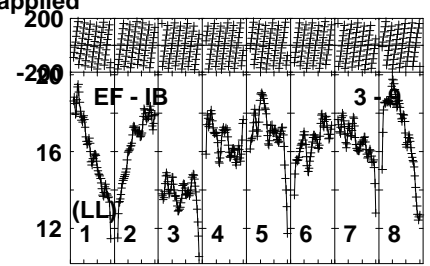
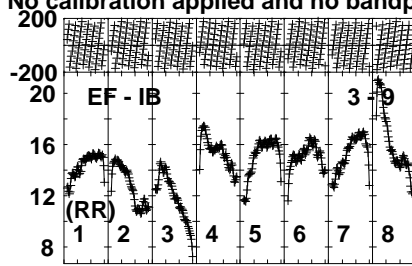
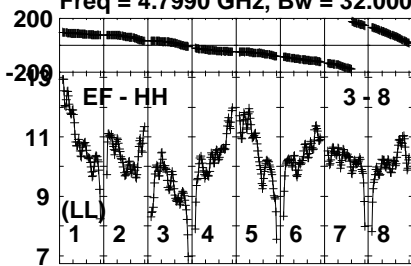


Lower frame: Milli Ampl Jy Top frame: Phas deg
Vector averaged cross-power spectrum Several baselines displayed
Timerange: 00/14:39:31 to 00/14:44:29

Plot file version 62 created 06-OCT-2023 15:47:54

PKS1741-03 EN011E.UVDATA.1

Freq = 4.7990 GHz, Bw = 32.000 MH No calibration applied and no bandpass applied



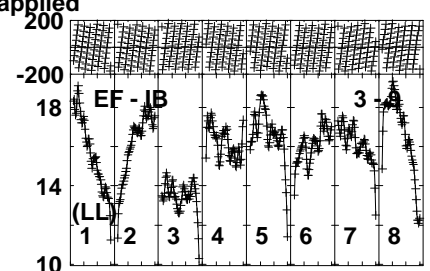
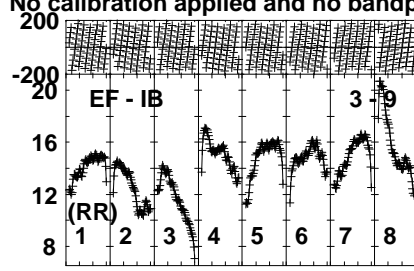
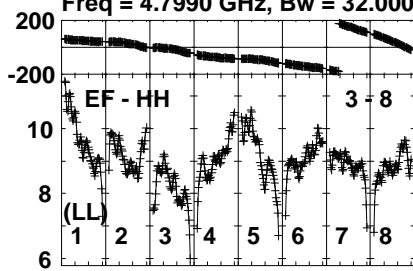
Lower frame: Milli Ampl Jy Top frame: Phas deg
Vector averaged cross-power spectrum Several baselines displayed
Timerange: 00/14:39:31 to 00/14:44:29

Plot file version 64 created 06-OCT-2023 15:47:54

PKS1741-03 EN011E.UVDATA.1

Freq = 4.7990 GHz, Bw = 32.000 MH

No calibration applied and no bandpass applied



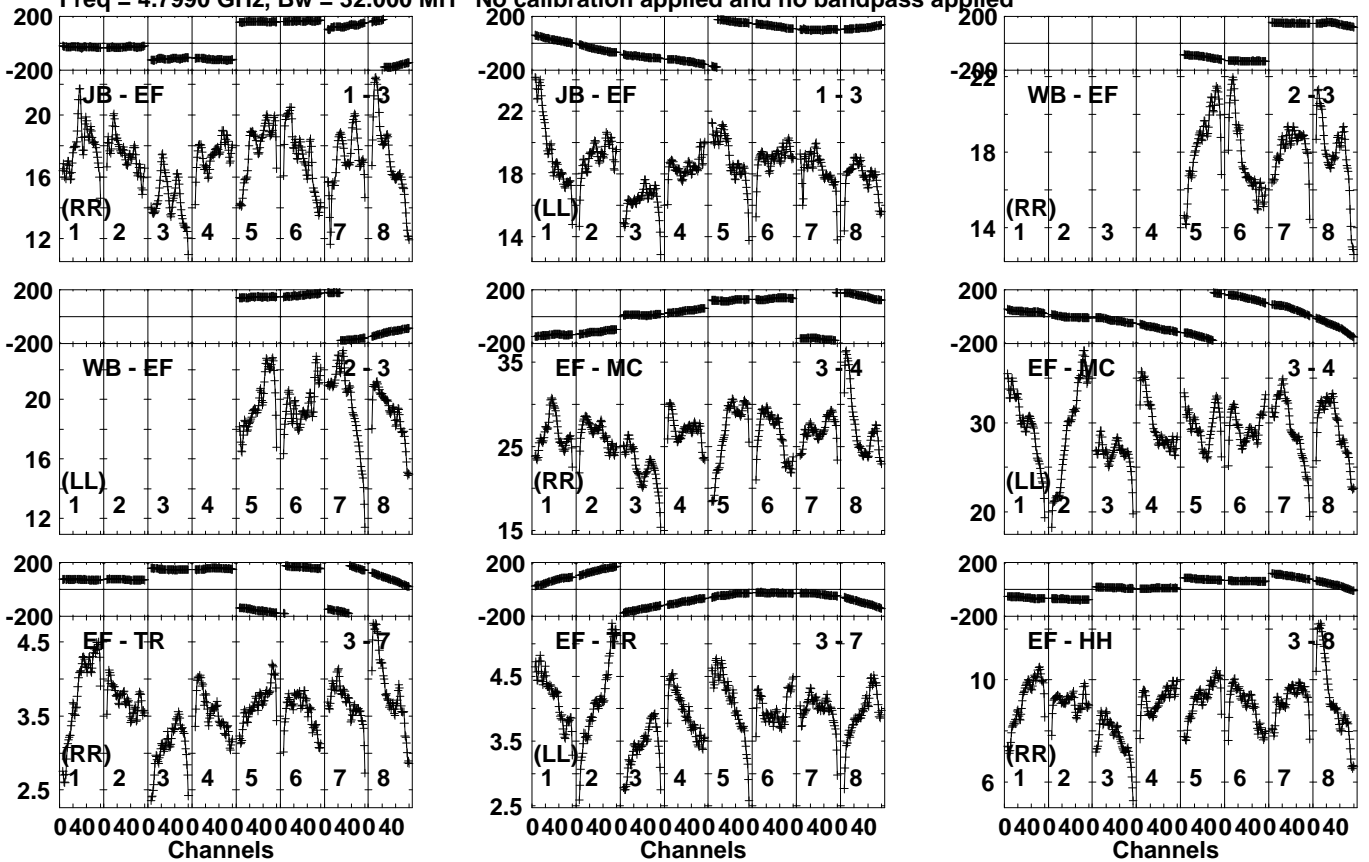
Lower frame: Milli Ampl Jy Top frame: Phas deg
Vector averaged cross-power spectrum Several baselines displayed
Timerange: 00/14:44:51 to 00/14:49:49

Plot file version 65 created 06-OCT-2023 15:47:54

PKS1741-03 EN011E.UVDATA.1

Freq = 4.7990 GHz, Bw = 32.000 MH

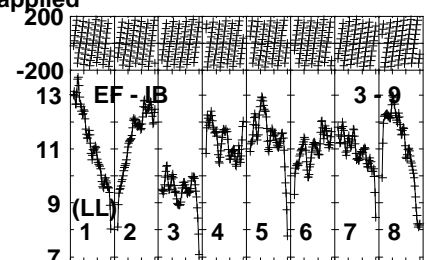
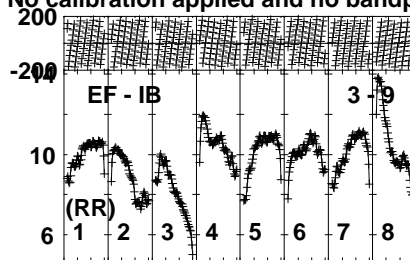
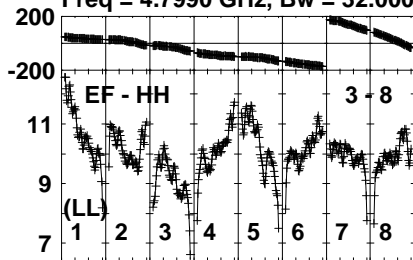
No calibration applied and no bandpass applied



Plot file version 66 created 06-OCT-2023 15:47:54

PKS1741-03 EN011E.UVDATA.1

Freq = 4.7990 GHz, Bw = 32.000 MH No calibration applied and no bandpass applied



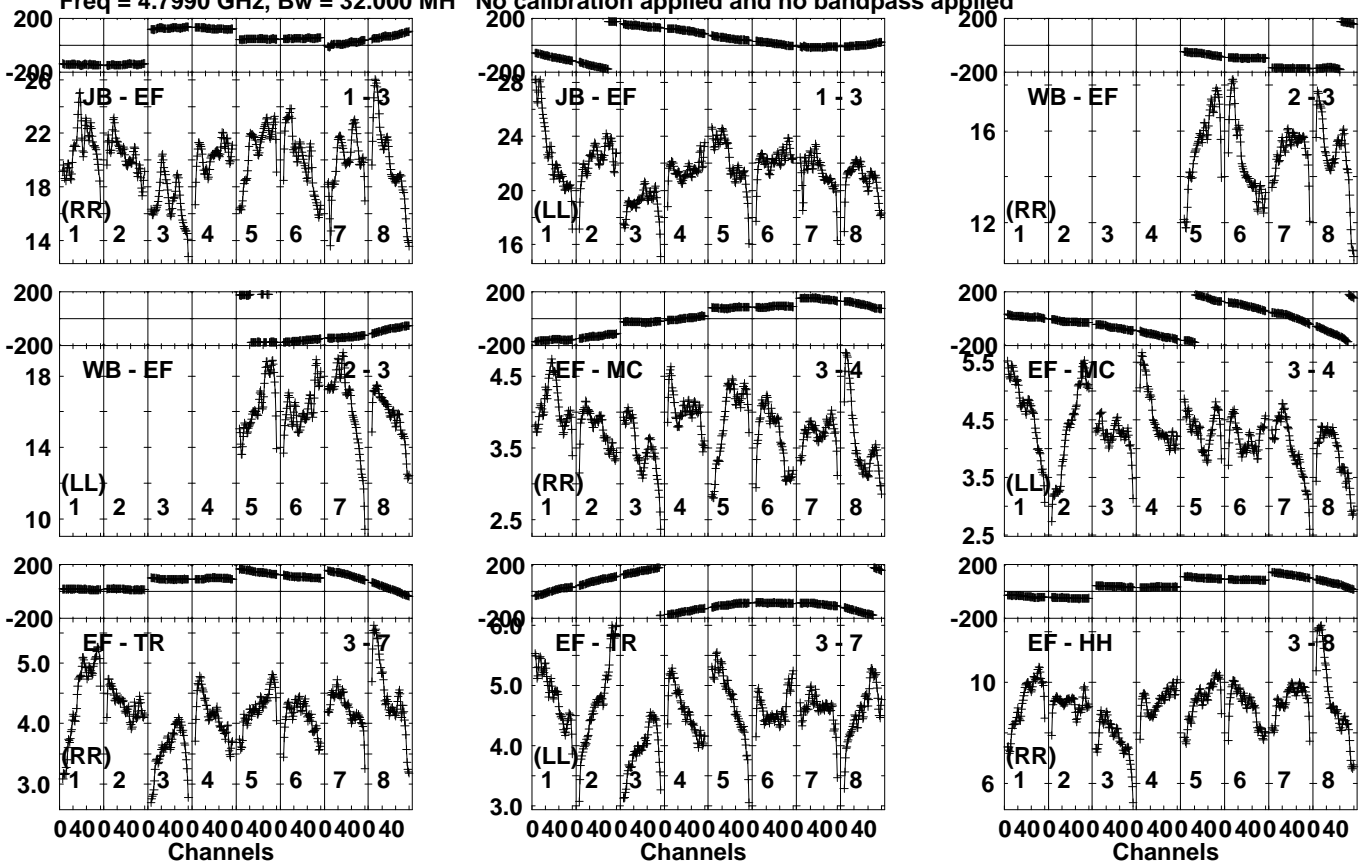
Lower frame: Milli Ampl Jy Top frame: Phas deg
Vector averaged cross-power spectrum Several baselines displayed
Timerange: 00/14:50:11 to 00/14:55:09

Plot file version 67 created 06-OCT-2023 15:47:54

PKS1741-03 EN011E.UVDATA.1

Freq = 4.7990 GHz, Bw = 32.000 MH

No calibration applied and no bandpass applied



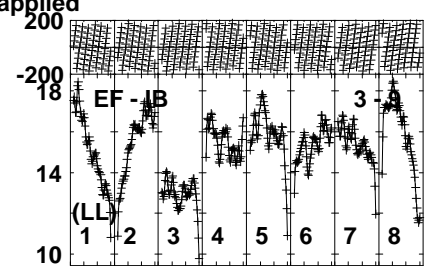
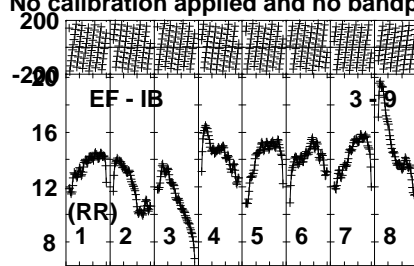
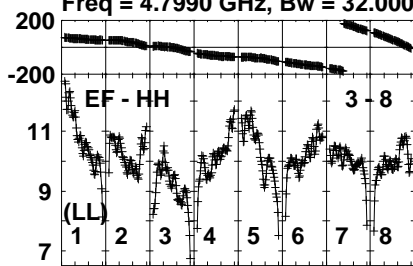
Lower frame: Milli Ampl Jy Top frame: Phas deg
Vector averaged cross-power spectrum Several baselines displayed
Timerange: 00/14:55:31 to 00/15:00:29

Plot file version 68 created 06-OCT-2023 15:47:54

PKS1741-03 EN011E.UVDATA.1

Freq = 4.7990 GHz, Bw = 32.000 MH

No calibration applied and no bandpass applied

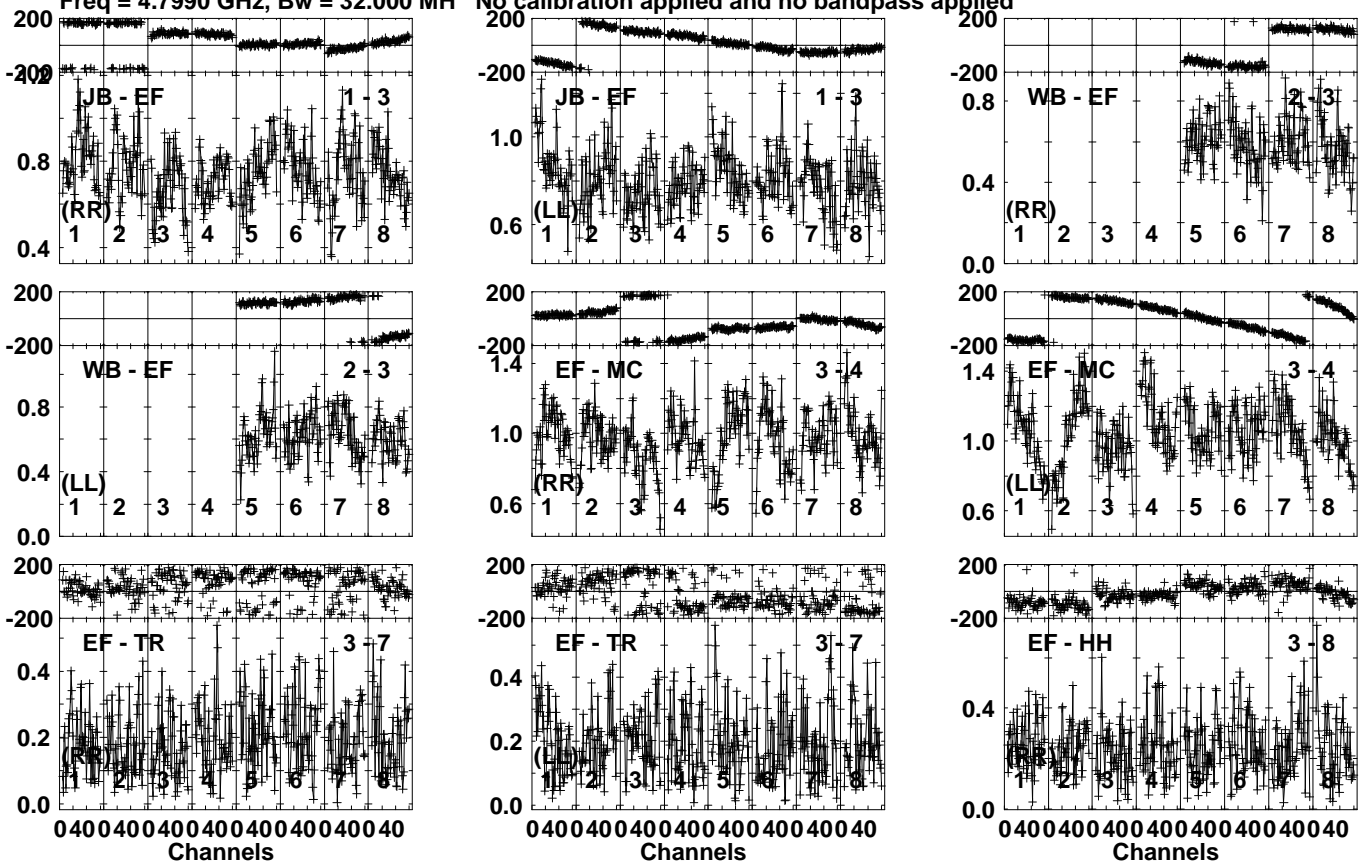


Lower frame: Milli Ampl Jy Top frame: Phas deg
Vector averaged cross-power spectrum Several baselines displayed
Timerange: 00/14:55:31 to 00/15:00:29

Plot file version 69 created 06-OCT-2023 15:47:55

1743-036 EN011E.UVDATA.1

Freq = 4.7990 GHz, Bw = 32.000 MH No calibration applied and no bandpass applied

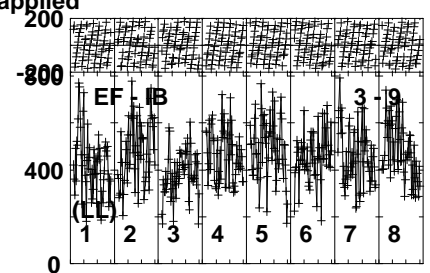
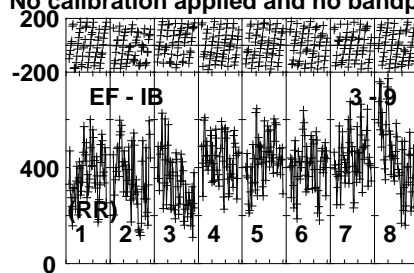
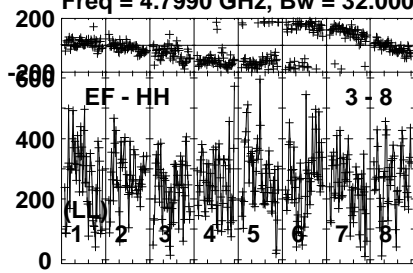


Lower frame: Milli Ampl Jy Top frame: Phas deg
Vector averaged cross-power spectrum Several baselines displayed
Timerange: 00/15:01:01 to 00/15:01:59

Plot file version 70 created 06-OCT-2023 15:47:55

1743-036 EN011E.UVDATA.1

Freq = 4.7990 GHz, Bw = 32.000 MH No calibration applied and no bandpass applied

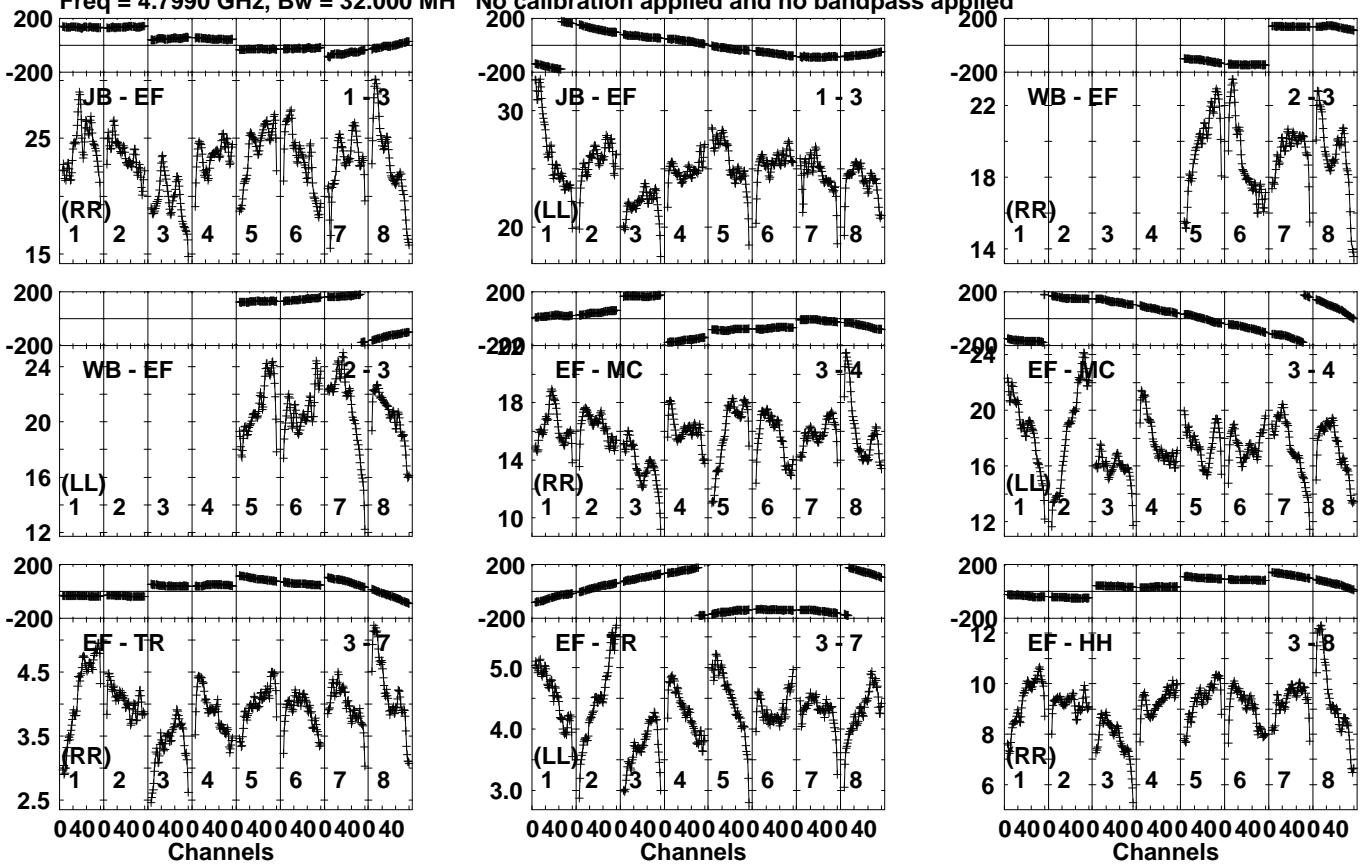


Lower frame: Micro Ampl Jy Top frame: Phas deg
Vector averaged cross-power spectrum Several baselines displayed
Timerange: 00/15:01:01 to 00/15:01:59

Plot file version 71 created 06-OCT-2023 15:47:55

PKS1741-03 EN011E.UVDATA.1

Freq = 4.7990 GHz, Bw = 32.000 MH No calibration applied and no bandpass applied

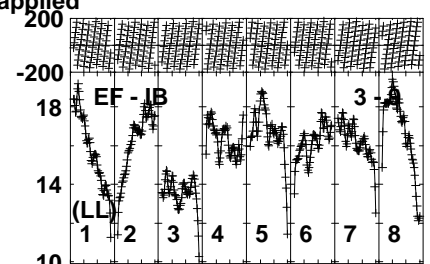
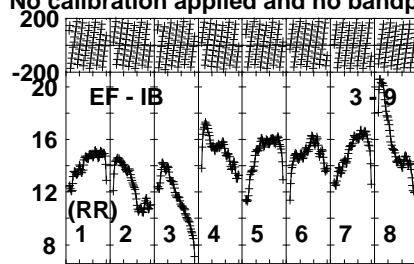
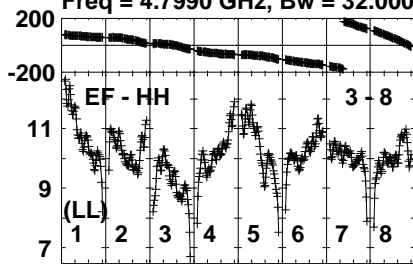


Lower frame: Milli Ampl Jy Top frame: Phas deg
Vector averaged cross-power spectrum Several baselines displayed
Timerange: 00/15:02:31 to 00/15:07:29

Plot file version 72 created 06-OCT-2023 15:47:55

PKS1741-03 EN011E.UVDATA.1

Freq = 4.7990 GHz, Bw = 32.000 MH No calibration applied and no bandpass applied

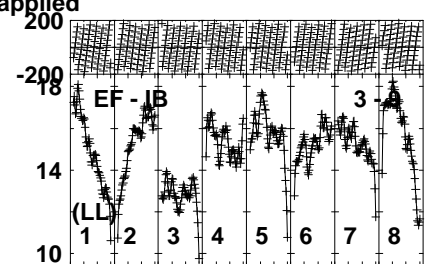
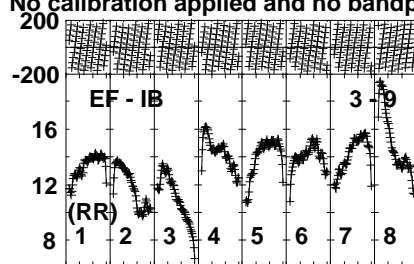
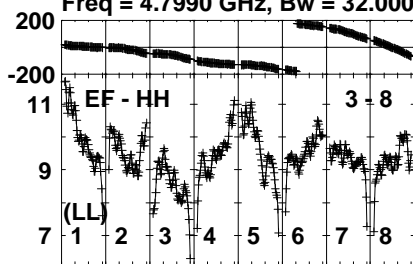


Lower frame: Milli Ampl Jy Top frame: Phas deg
Vector averaged cross-power spectrum Several baselines displayed
Timerange: 00/15:02:31 to 00/15:07:29

Plot file version 74 created 06-OCT-2023 15:47:55

PKS1741-03 EN011E.UVDATA.1

Freq = 4.7990 GHz, Bw = 32.000 MH No calibration applied and no bandpass applied

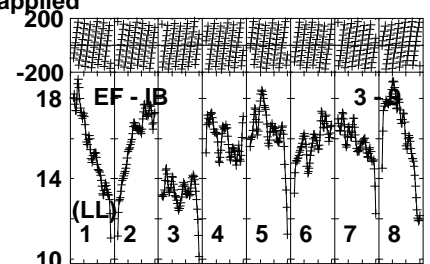
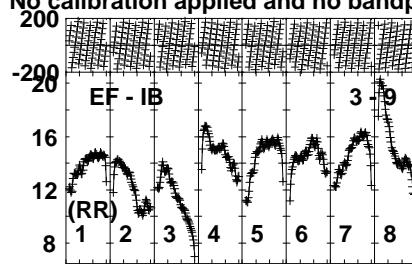
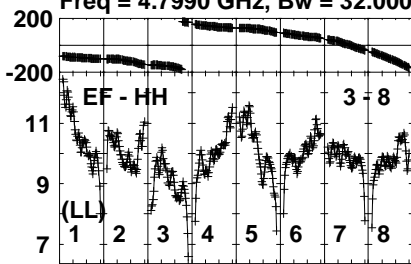


Lower frame: Milli Ampl Jy Top frame: Phas deg
Vector averaged cross-power spectrum Several baselines displayed
Timerange: 00/15:07:51 to 00/15:12:49

Plot file version 76 created 06-OCT-2023 15:47:56

PKS1741-03 EN011E.UVDATA.1

Freq = 4.7990 GHz, Bw = 32.000 MH No calibration applied and no bandpass applied

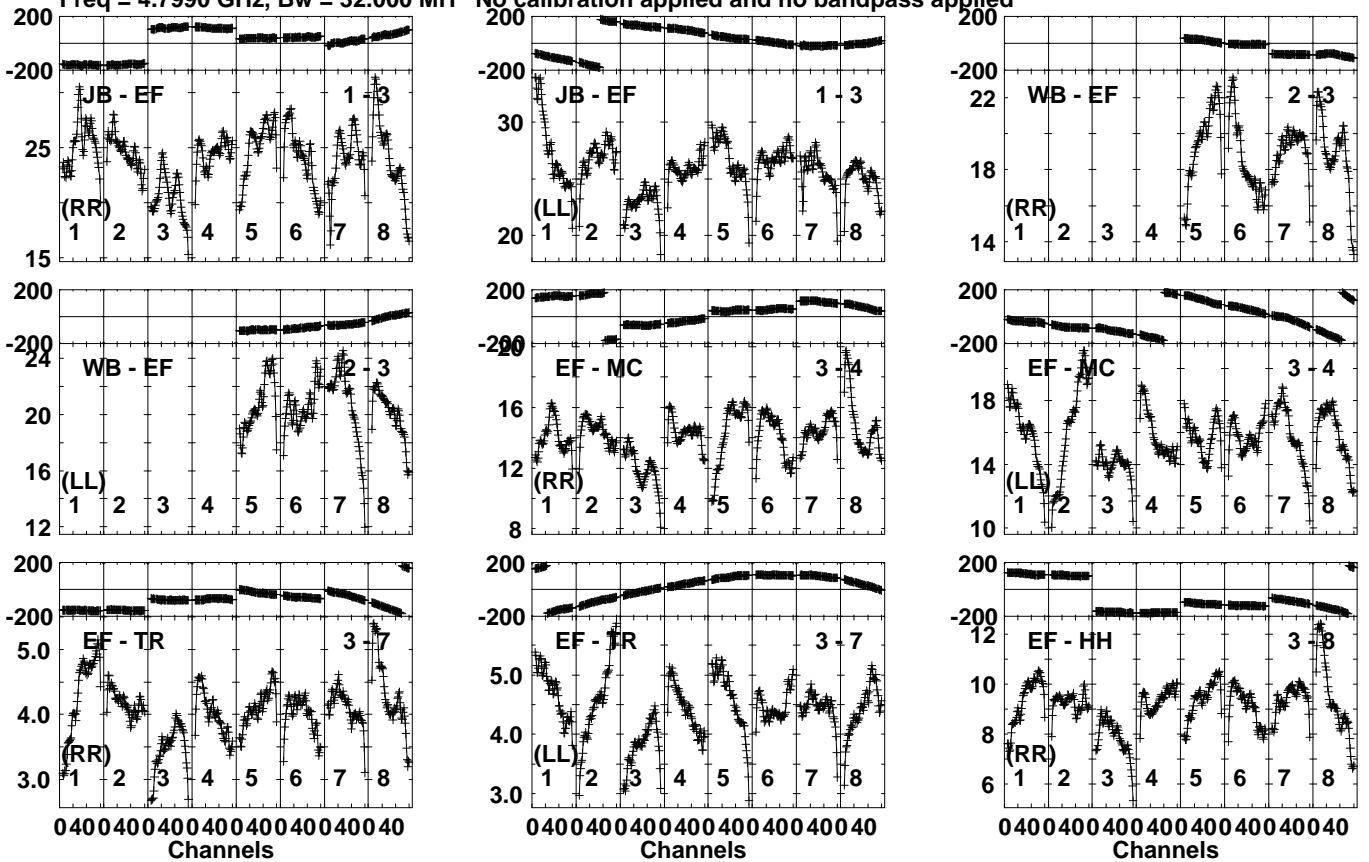


Lower frame: Milli Ampl Jy Top frame: Phas deg
Vector averaged cross-power spectrum Several baselines displayed
Timerange: 00/15:13:11 to 00/15:18:09

Plot file version 77 created 06-OCT-2023 15:47:56

PKS1741-03 EN011E.UVDATA.1

Freq = 4.7990 GHz, Bw = 32.000 MH No calibration applied and no bandpass applied



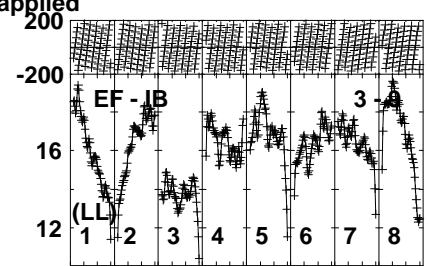
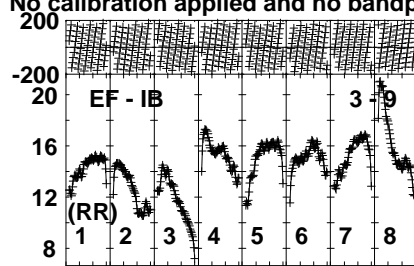
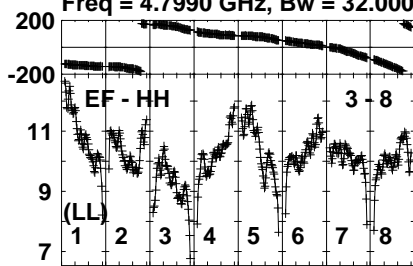
Lower frame: Milli Ampl Jy Top frame: Phas deg
Vector averaged cross-power spectrum Several baselines displayed
Timerange: 00/15:18:31 to 00/15:23:29

Plot file version 78 created 06-OCT-2023 15:47:56

PKS1741-03 EN011E.UVDATA.1

Freq = 4.7990 GHz, Bw = 32.000 MH

No calibration applied and no bandpass applied

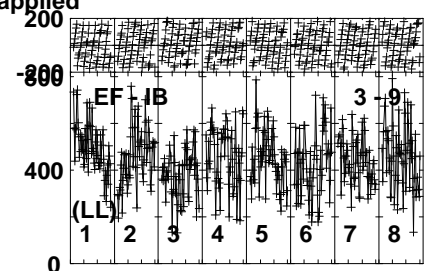
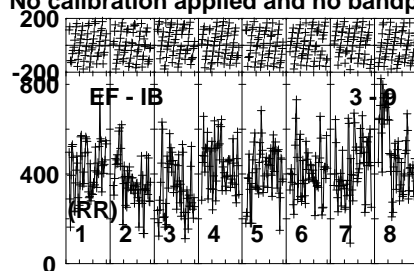
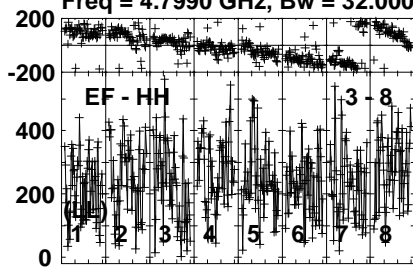


Lower frame: Milli Ampl Jy Top frame: Phas deg
Vector averaged cross-power spectrum Several baselines displayed
Timerange: 00/15:18:31 to 00/15:23:29

Plot file version 80 created 06-OCT-2023 15:47:56

1743-036 EN011E.UVDATA.1

Freq = 4.7990 GHz, Bw = 32.000 MH No calibration applied and no bandpass applied



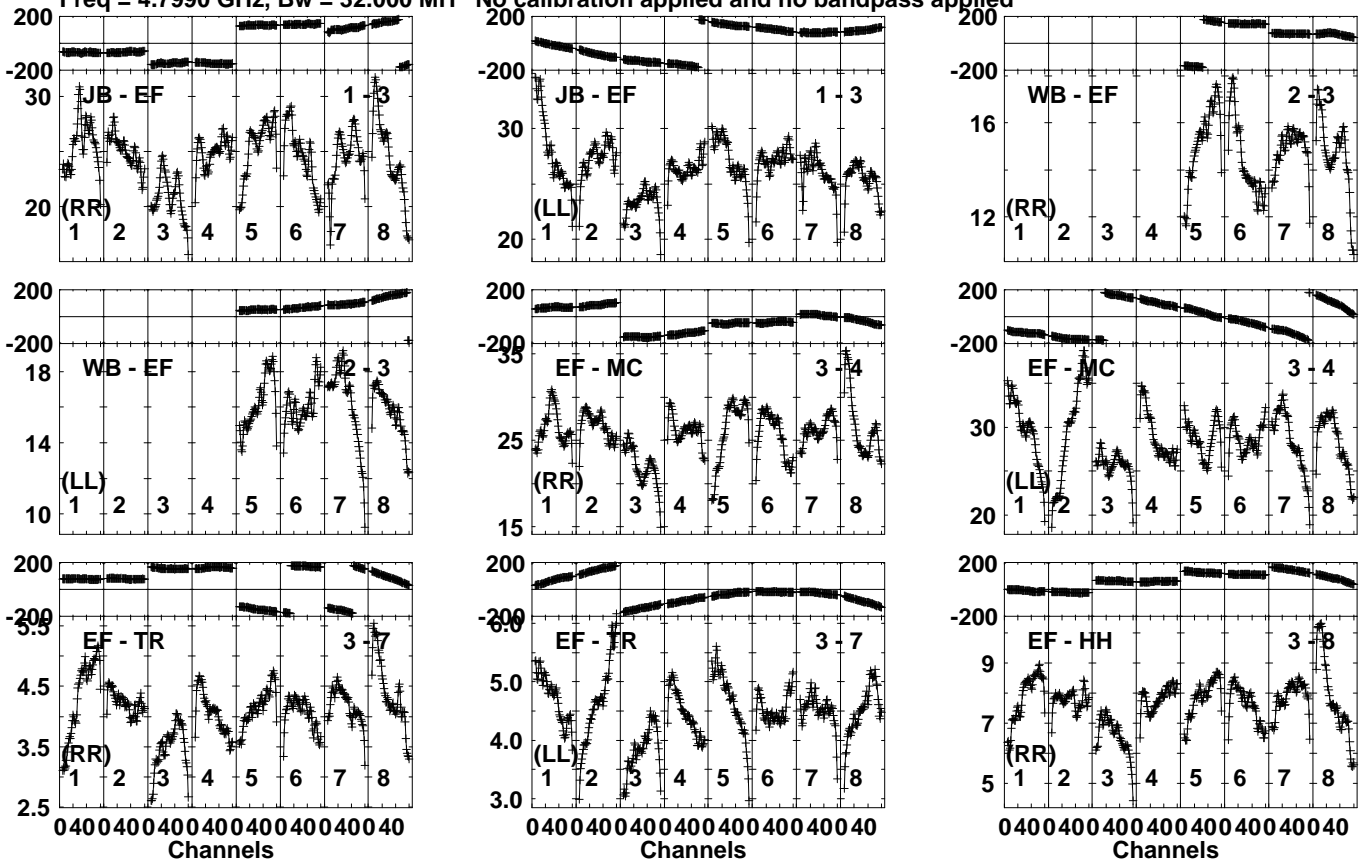
Lower frame: Micro Ampl Jy Top frame: Phas deg
Vector averaged cross-power spectrum Several baselines displayed
Timerange: 00/15:24:01 to 00/15:24:59

Plot file version 81 created 06-OCT-2023 15:47:56

PKS1741-03 EN011E.UVDATA.1

Freq = 4.7990 GHz, Bw = 32.000 MH

No calibration applied and no bandpass applied



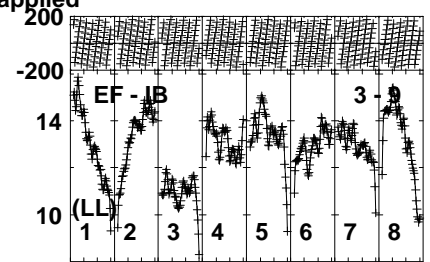
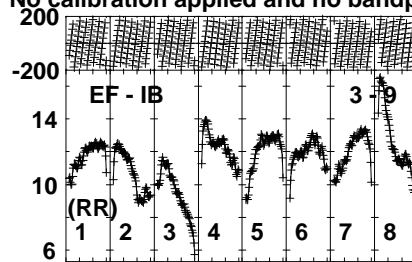
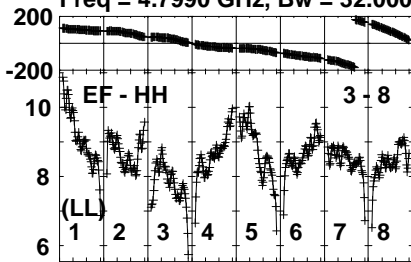
Lower frame: Milli Ampl Jy Top frame: Phas deg
 Vector averaged cross-power spectrum Several baselines displayed
 Timerange: 00/15:25:31 to 00/15:30:29

Plot file version 82 created 06-OCT-2023 15:47:56

PKS1741-03 EN011E.UVDATA.1

Freq = 4.7990 GHz, Bw = 32.000 MH

No calibration applied and no bandpass applied



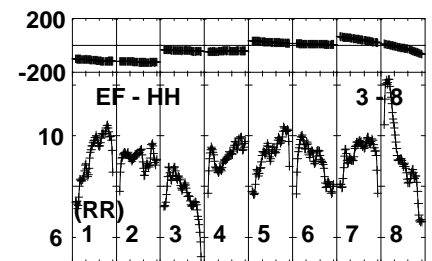
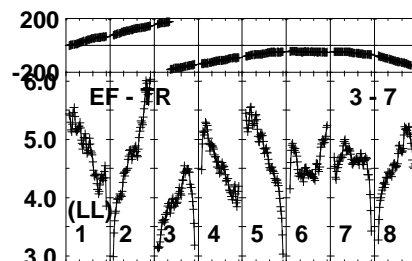
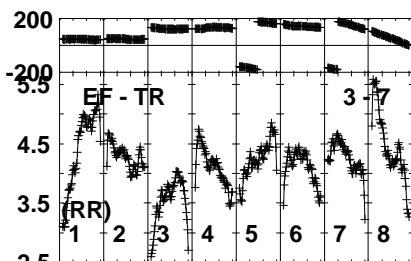
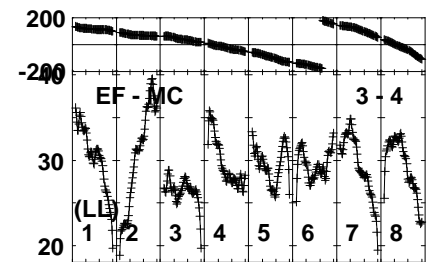
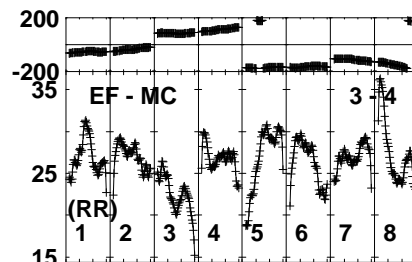
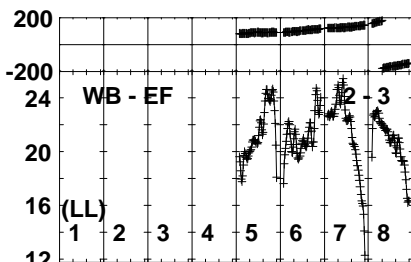
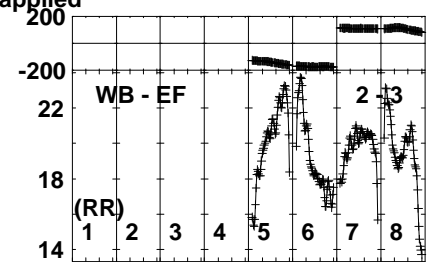
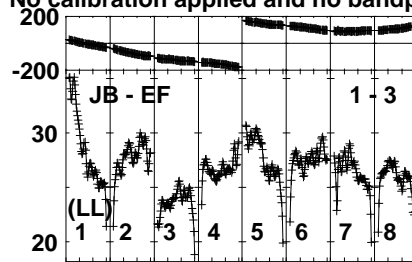
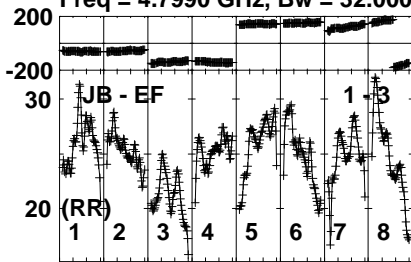
Lower frame: Milli Ampl Jy Top frame: Phas deg
Vector averaged cross-power spectrum Several baselines displayed
Timerange: 00/15:25:31 to 00/15:30:29

Plot file version 83 created 06-OCT-2023 15:47:56

PKS1741-03 EN011E.UVDATA.1

Freq = 4.7990 GHz, Bw = 32.000 MH

No calibration applied and no bandpass applied



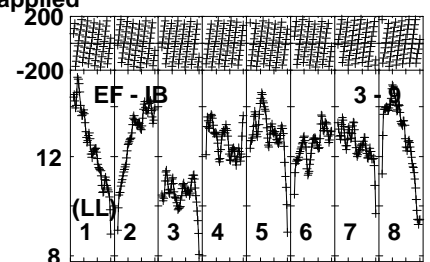
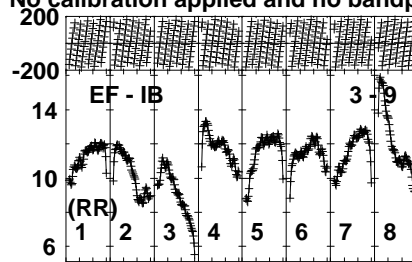
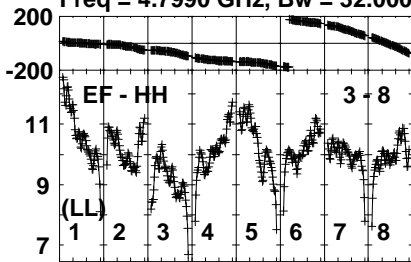
Lower frame: Milli Ampl Jy Top frame: Phas deg
Vector averaged cross-power spectrum Several baselines displayed
Timerange: 00/15:30:51 to 00/15:35:49

Plot file version 84 created 06-OCT-2023 15:47:57

PKS1741-03 EN011E.UVDATA.1

Freq = 4.7990 GHz, Bw = 32.000 MH

No calibration applied and no bandpass applied



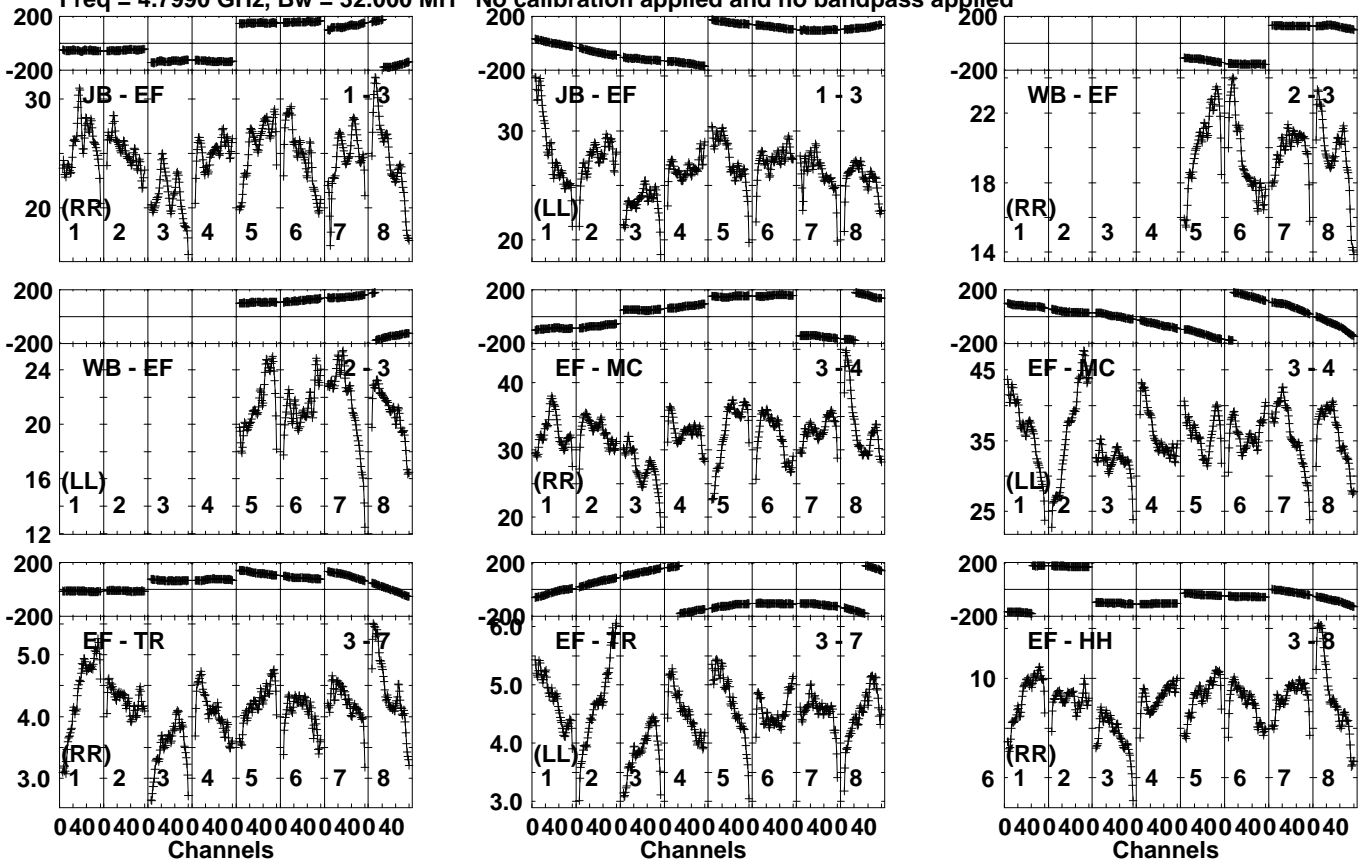
Lower frame: Milli Ampl Jy Top frame: Phas deg
Vector averaged cross-power spectrum Several baselines displayed
Timerange: 00/15:30:51 to 00/15:35:49

Plot file version 85 created 06-OCT-2023 15:47:57

PKS1741-03 EN011E.UVDATA.1

Freq = 4.7990 GHz, Bw = 32.000 MH

No calibration applied and no bandpass applied

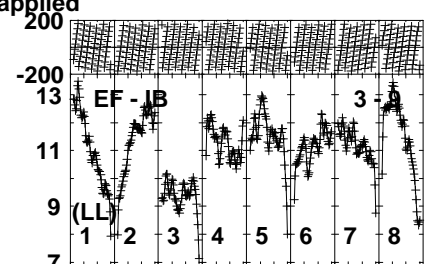
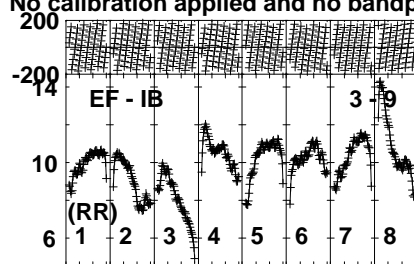
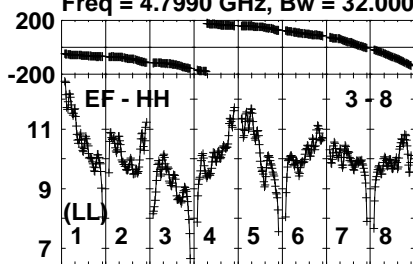


Lower frame: Milli Ampl Jy Top frame: Phas deg
Vector averaged cross-power spectrum Several baselines displayed
Timerange: 00/15:36:11 to 00/15:41:09

Plot file version 86 created 06-OCT-2023 15:47:57

PKS1741-03 EN011E.UVDATA.1

Freq = 4.7990 GHz, Bw = 32.000 MH No calibration applied and no bandpass applied



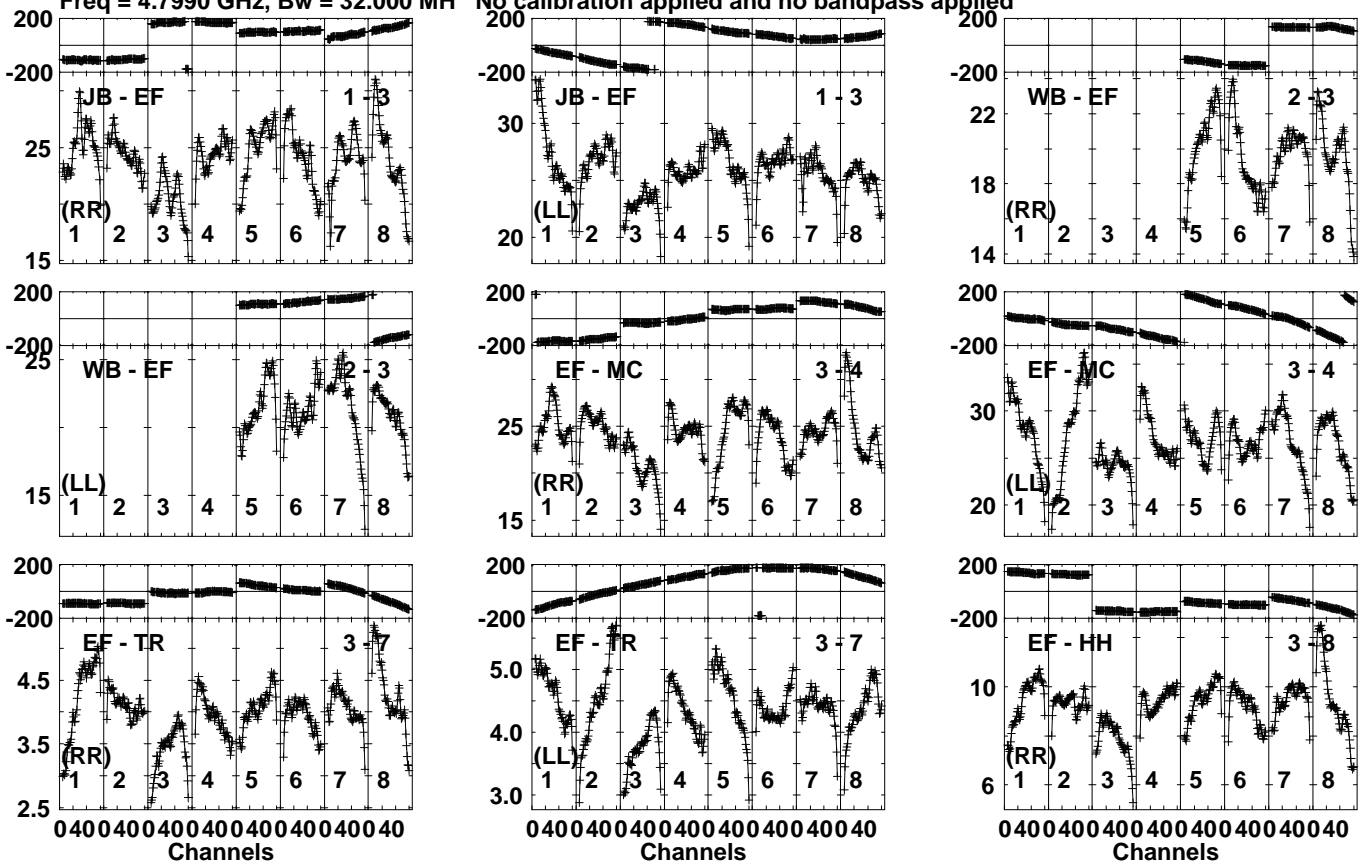
Lower frame: Milli Ampl Jy Top frame: Phas deg
Vector averaged cross-power spectrum Several baselines displayed
Timerange: 00/15:36:11 to 00/15:41:09

Plot file version 87 created 06-OCT-2023 15:47:57

PKS1741-03 EN011E.UVDATA.1

Freq = 4.7990 GHz, Bw = 32.000 MH

No calibration applied and no bandpass applied



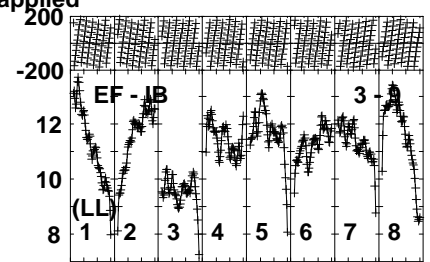
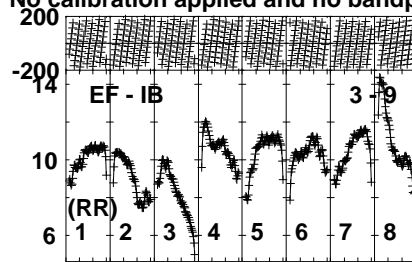
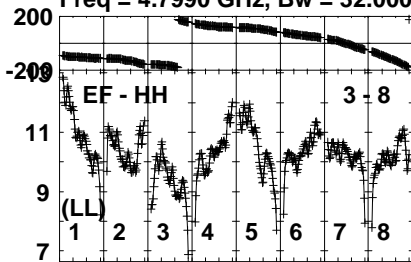
Lower frame: Milli Ampl Jy Top frame: Phas deg
Vector averaged cross-power spectrum Several baselines displayed
Timerange: 00/15:41:31 to 00/15:46:29

Plot file version 88 created 06-OCT-2023 15:47:57

PKS1741-03 EN011E.UVDATA.1

Freq = 4.7990 GHz, Bw = 32.000 MH

No calibration applied and no bandpass applied

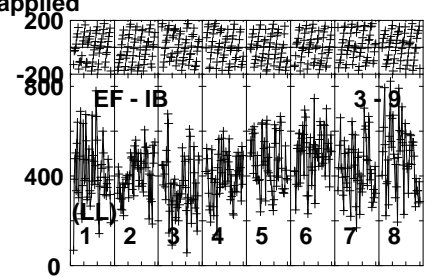
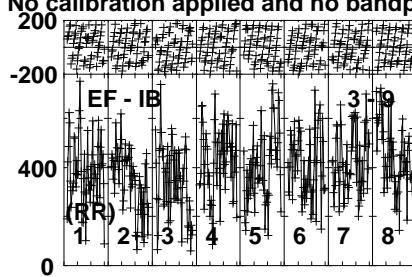
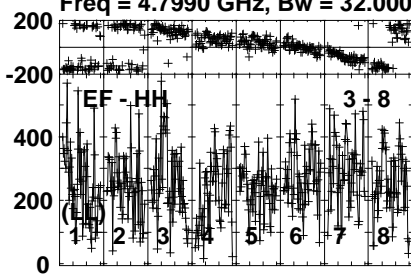


Lower frame: Milli Ampl Jy Top frame: Phas deg
Vector averaged cross-power spectrum Several baselines displayed
Timerange: 00/15:41:31 to 00/15:46:29

Plot file version 90 created 06-OCT-2023 15:47:57

1743-036 EN011E.UVDATA.1

Freq = 4.7990 GHz, Bw = 32.000 MH No calibration applied and no bandpass applied

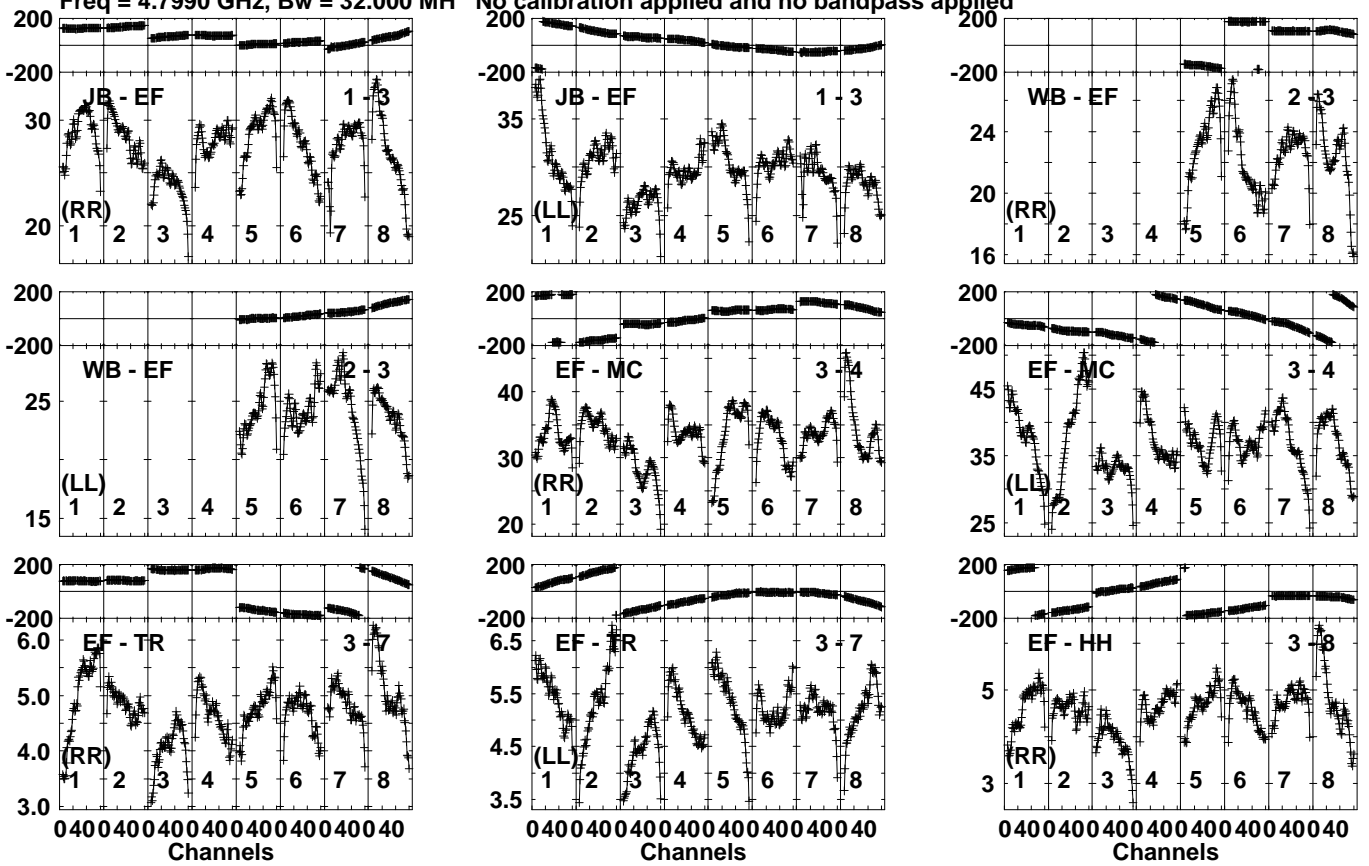


Lower frame: Micro Ampl Jy Top frame: Phas deg
Vector averaged cross-power spectrum Several baselines displayed
Timerange: 00/15:47:01 to 00/15:47:59

Plot file version 91 created 06-OCT-2023 15:47:57

1611+343 EN011E.UVDATA.1

Freq = 4.7990 GHz, Bw = 32.000 MH No calibration applied and no bandpass applied

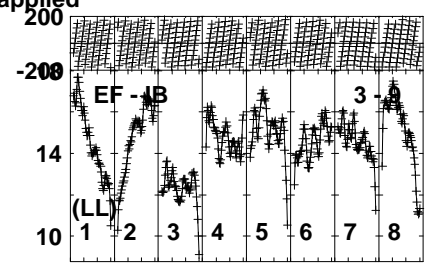
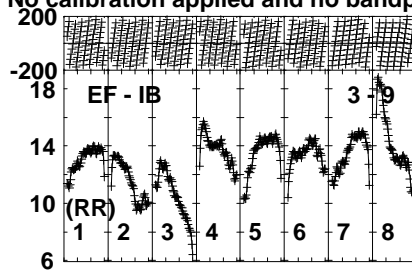
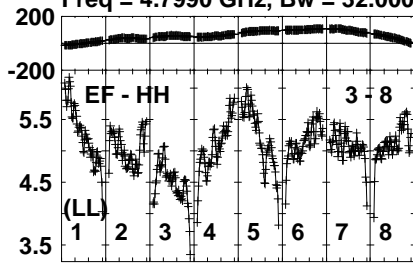


Lower frame: Milli Ampl Jy Top frame: Phas deg
Vector averaged cross-power spectrum Several baselines displayed
Timerange: 00/15:51:01 to 00/15:52:59

Plot file version 92 created 06-OCT-2023 15:47:57

1611+343 EN011E.UVDATA.1

Freq = 4.7990 GHz, Bw = 32.000 MH No calibration applied and no bandpass applied

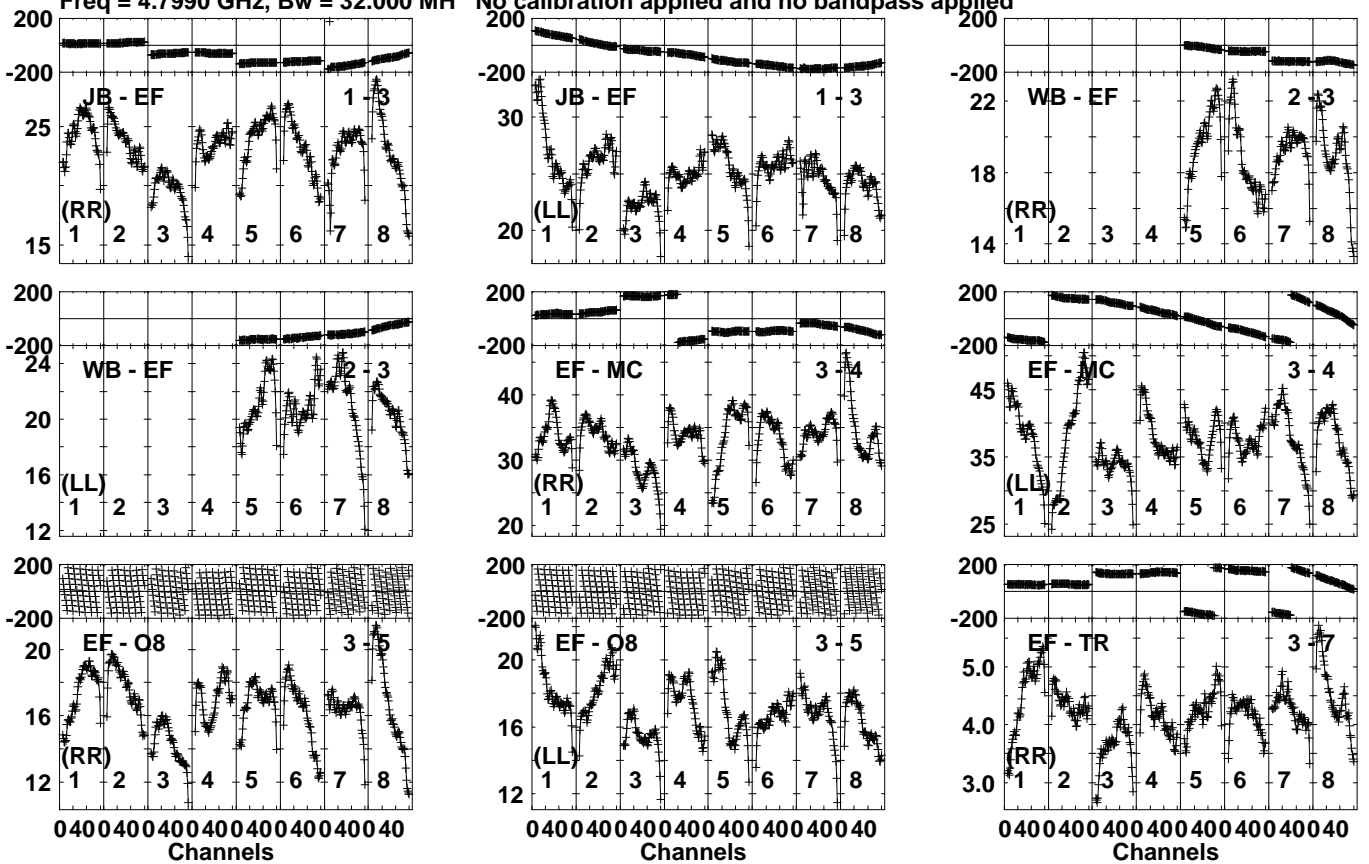


Lower frame: Milli Ampl Jy Top frame: Phas deg
Vector averaged cross-power spectrum Several baselines displayed
Timerange: 00/15:51:01 to 00/15:52:59

Plot file version 93 created 06-OCT-2023 15:47:58

PKS1741-03 EN011E.UVDATA.1

Freq = 4.7990 GHz, Bw = 32.000 MH No calibration applied and no bandpass applied



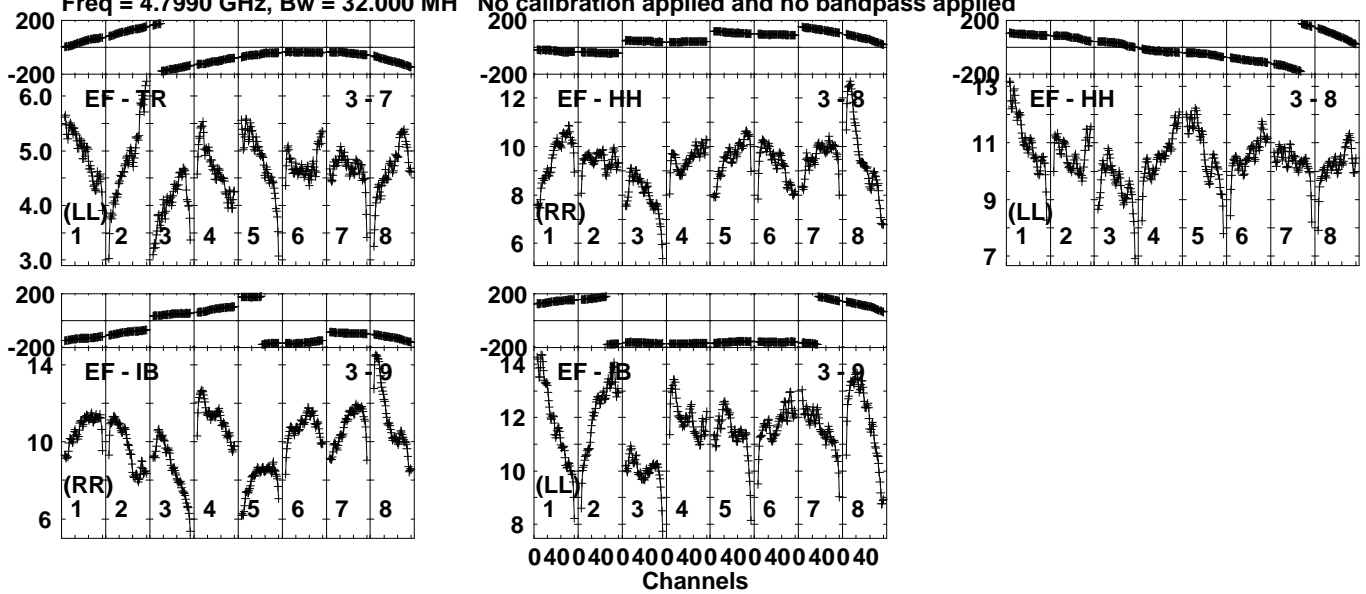
Lower frame: Milli Ampl Jy Top frame: Phas deg
Vector averaged cross-power spectrum Several baselines displayed
Timerange: 00/16:09:38 to 00/16:11:28

Plot file version 94 created 06-OCT-2023 15:47:58

PKS1741-03 EN011E.UVDATA.1

Freq = 4.7990 GHz, Bw = 32.000 MH

No calibration applied and no bandpass applied



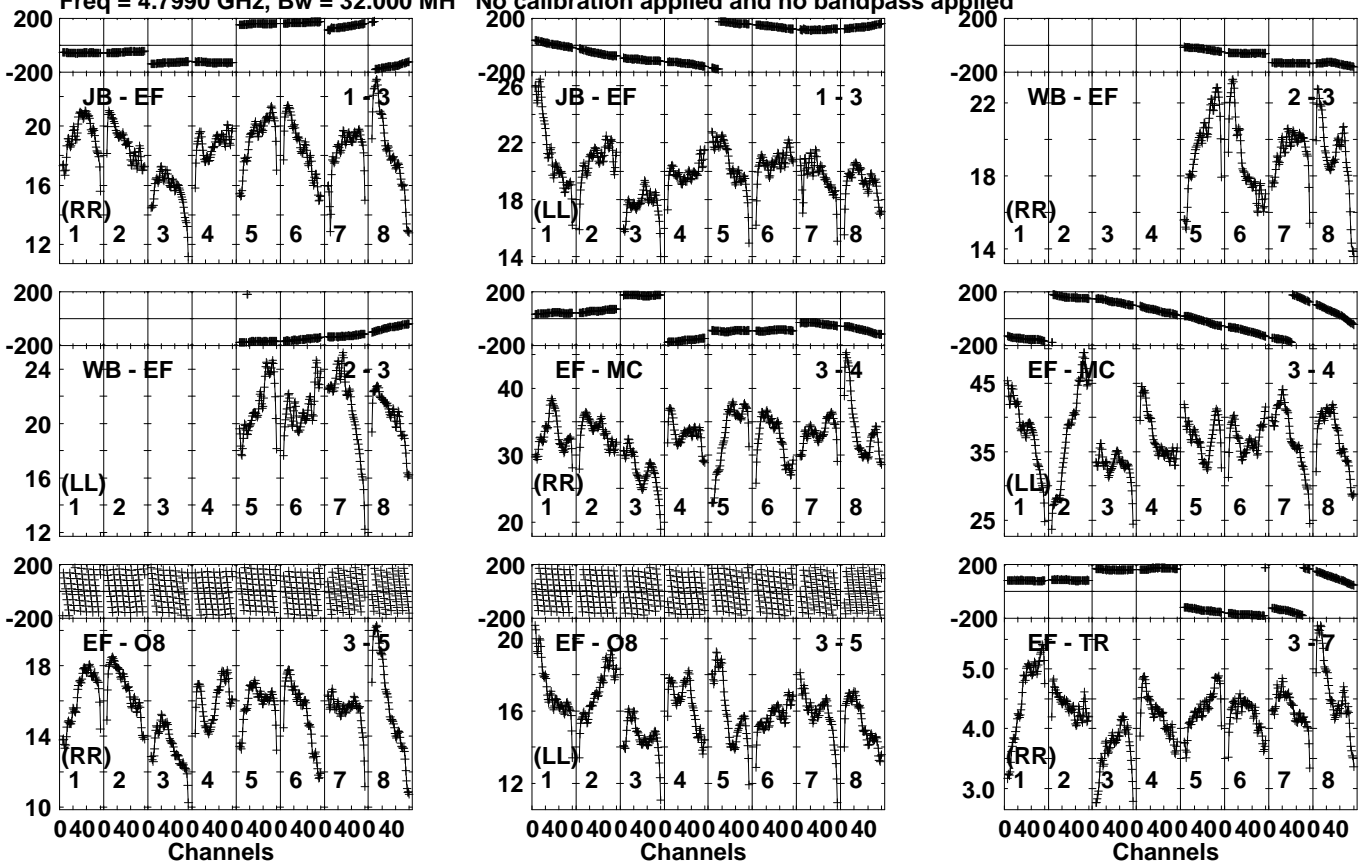
Lower frame: Milli Ampl Jy Top frame: Phas deg
Vector averaged cross-power spectrum Several baselines displayed
Timerange: 00/16:09:38 to 00/16:11:28

Plot file version 95 created 06-OCT-2023 15:47:58

PKS1741-03 EN011E.UVDATA.1

Freq = 4.7990 GHz, Bw = 32.000 MH

No calibration applied and no bandpass applied



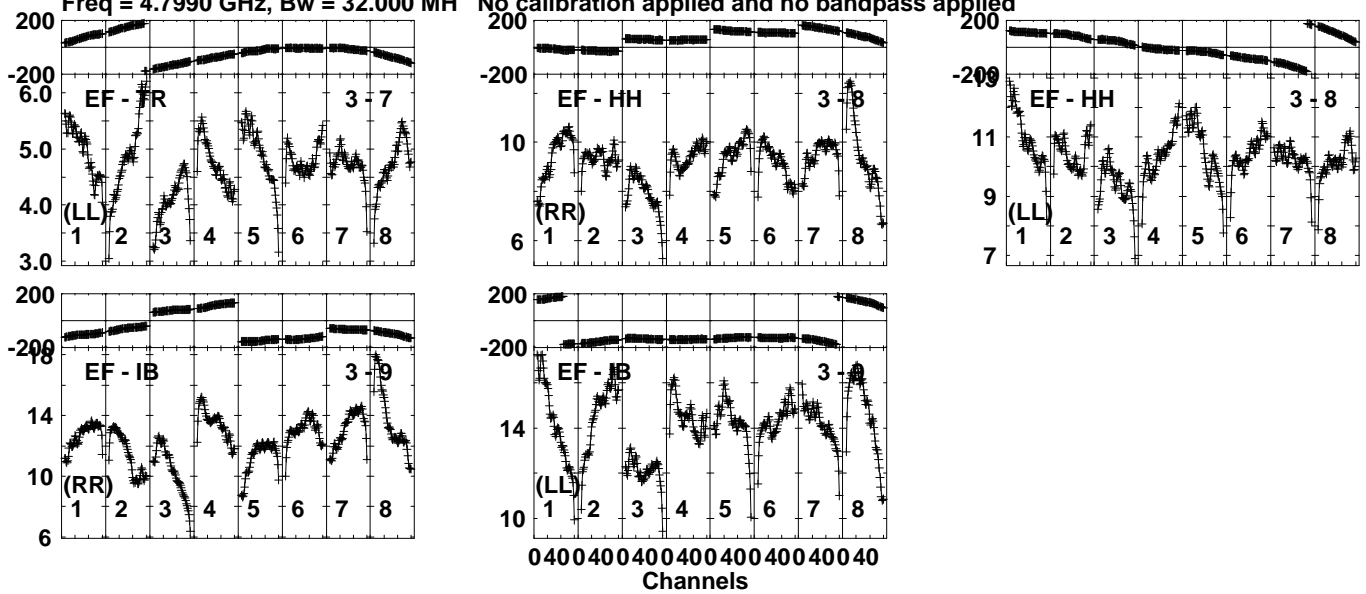
Lower frame: Milli Ampl Jy Top frame: Phas deg
Vector averaged cross-power spectrum Several baselines displayed
Timerange: 00/16:11:52 to 00/16:16:48

Plot file version 96 created 06-OCT-2023 15:47:58

PKS1741-03 EN011E.UVDATA.1

Freq = 4.7990 GHz, Bw = 32.000 MH

No calibration applied and no bandpass applied

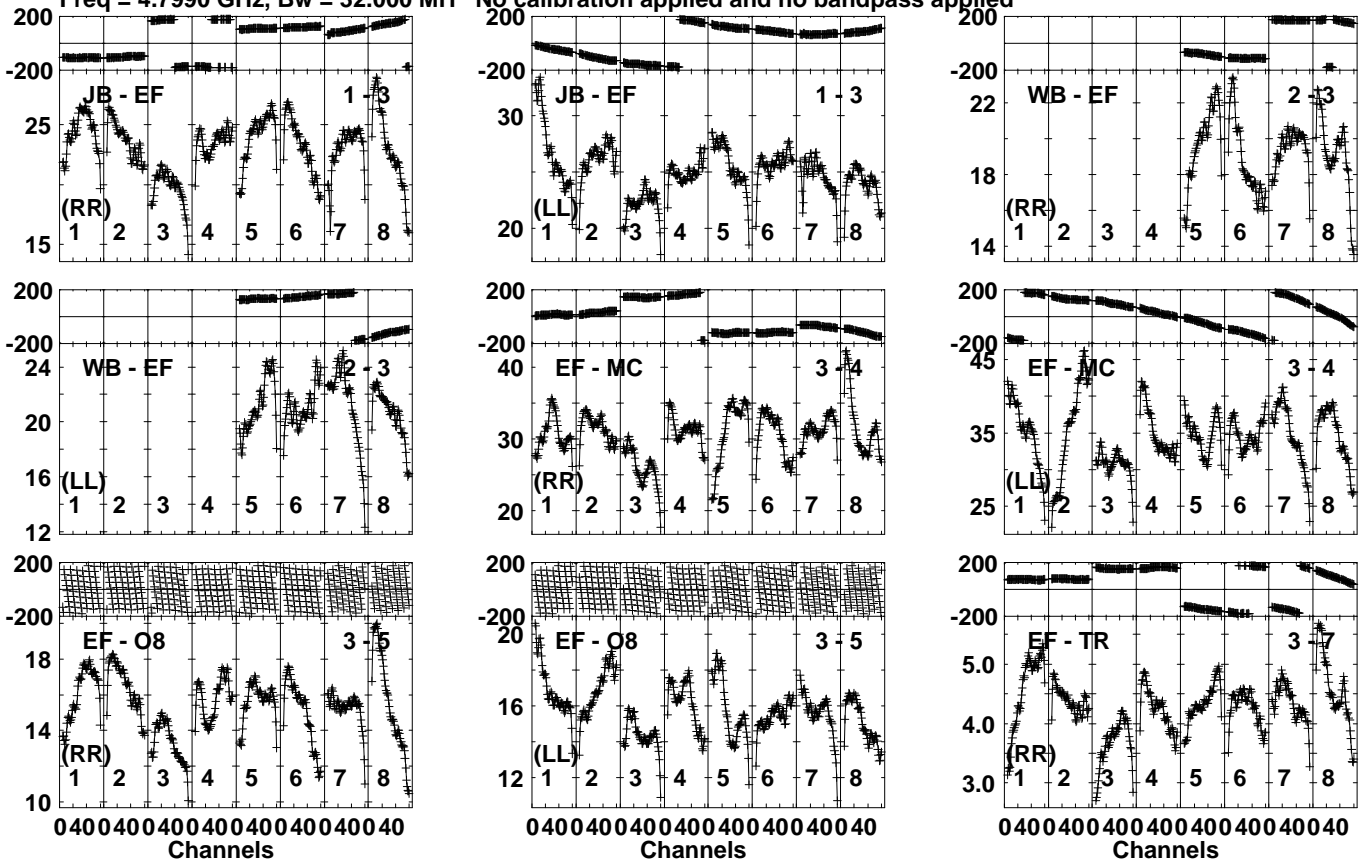


Lower frame: Milli Ampl Jy Top frame: Phas deg
Vector averaged cross-power spectrum Several baselines displayed
Timerange: 00/16:11:52 to 00/16:16:48

Plot file version 97 created 06-OCT-2023 15:47:58

PKS1741-03 EN011E.UVDATA.1

Freq = 4.7990 GHz, Bw = 32.000 MH No calibration applied and no bandpass applied



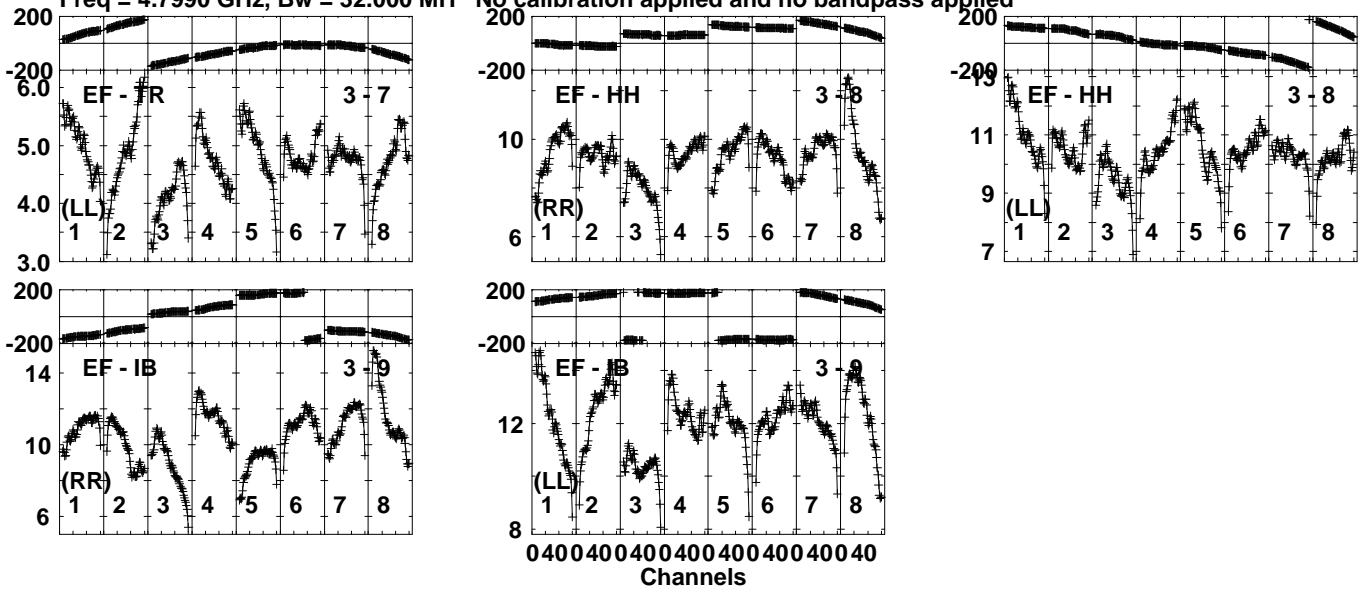
Lower frame: Milli Ampl Jy Top frame: Phas deg
 Vector averaged cross-power spectrum Several baselines displayed
 Timerange: 00/16:17:12 to 00/16:22:08

Plot file version 98 created 06-OCT-2023 15:47:58

PKS1741-03 EN011E.UVDATA.1

Freq = 4.7990 GHz, Bw = 32.000 MH

No calibration applied and no bandpass applied



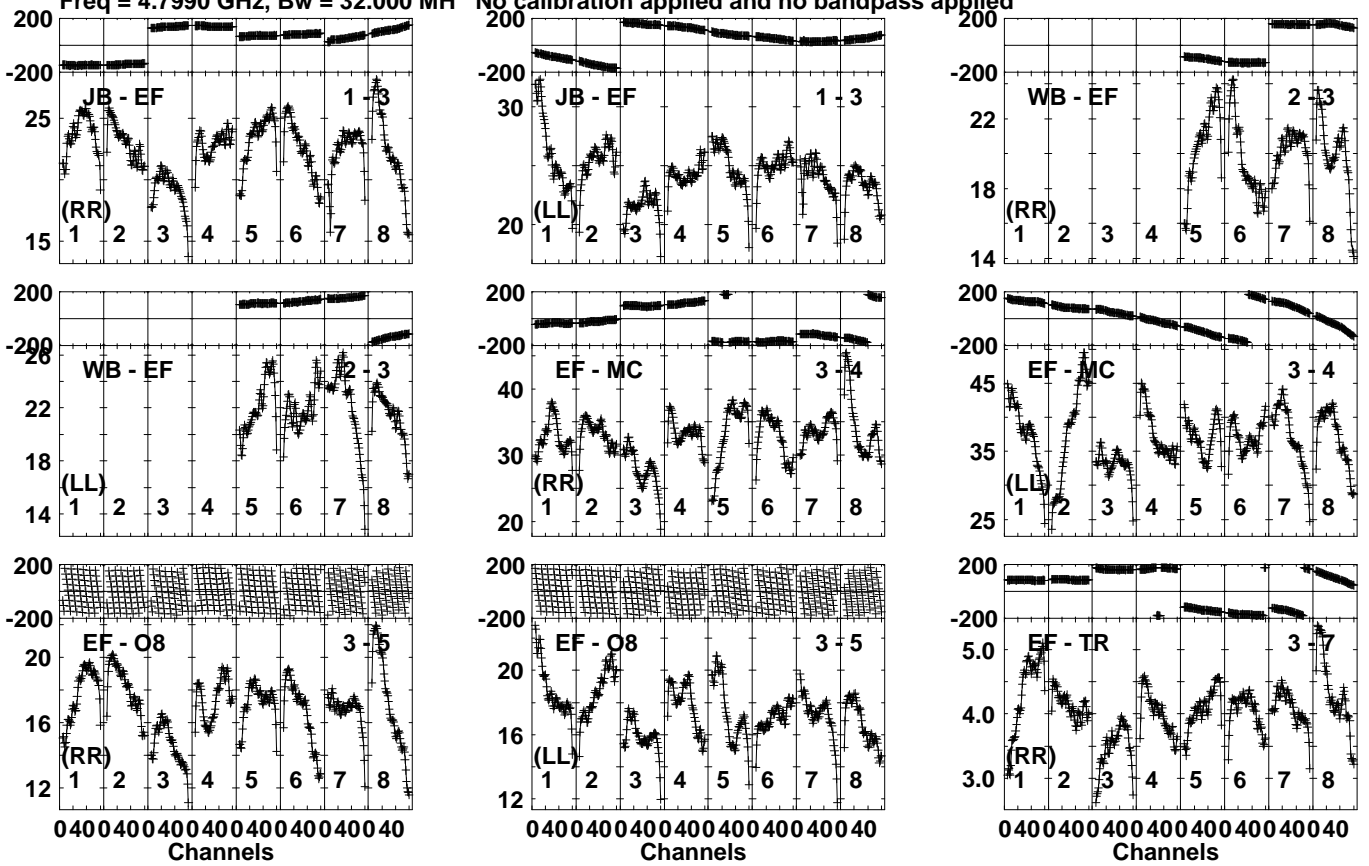
Lower frame: Milli Ampl Jy Top frame: Phas deg
Vector averaged cross-power spectrum Several baselines displayed
Timerange: 00/16:17:12 to 00/16:22:08

Plot file version 99 created 06-OCT-2023 15:47:58

PKS1741-03 EN011E.UVDATA.1

Freq = 4.7990 GHz, Bw = 32.000 MH

No calibration applied and no bandpass applied



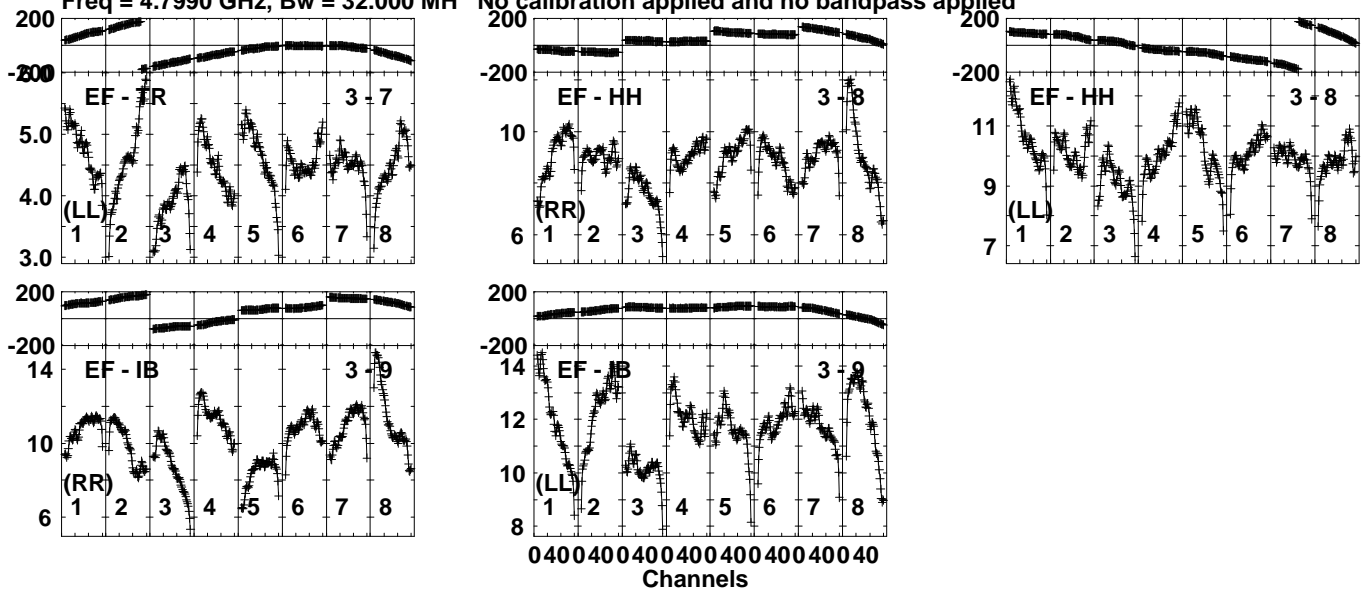
Lower frame: Milli Ampl Jy Top frame: Phas deg
Vector averaged cross-power spectrum Several baselines displayed
Timerange: 00/16:22:32 to 00/16:27:28

Plot file version 100 created 06-OCT-2023 15:47:59

PKS1741-03 EN011E.UVDATA.1

Freq = 4.7990 GHz, Bw = 32.000 MH

No calibration applied and no bandpass applied



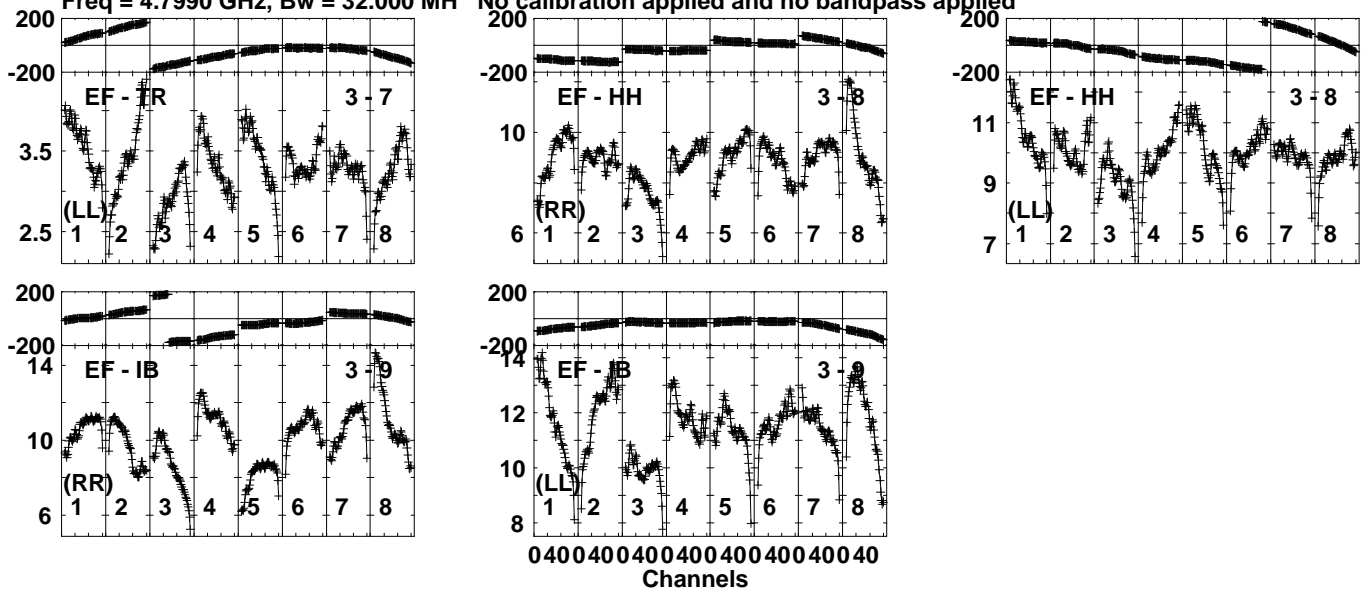
Lower frame: Milli Ampl Jy Top frame: Phas deg
Vector averaged cross-power spectrum Several baselines displayed
Timerange: 00/16:22:32 to 00/16:27:28

Plot file version 102 created 06-OCT-2023 15:47:59

PKS1741-03 EN011E.UVDATA.1

Freq = 4.7990 GHz, Bw = 32.000 MH

No calibration applied and no bandpass applied



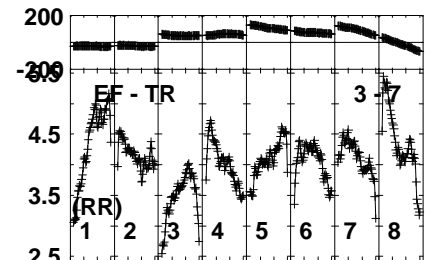
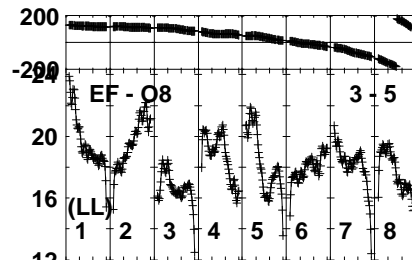
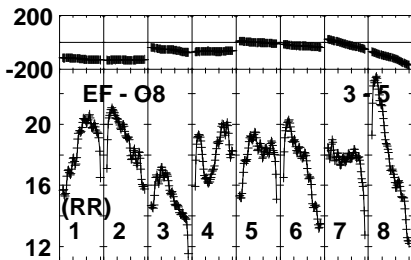
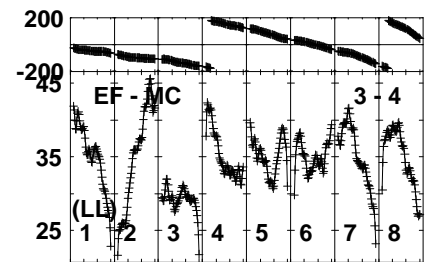
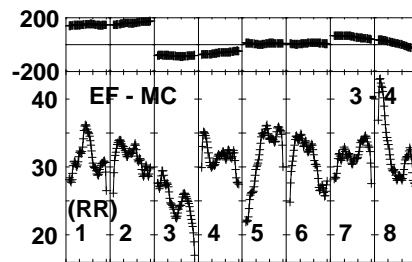
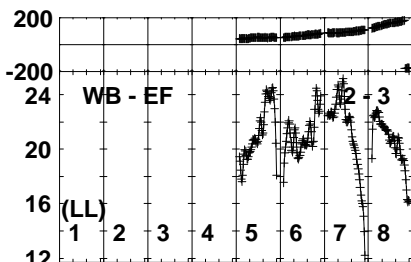
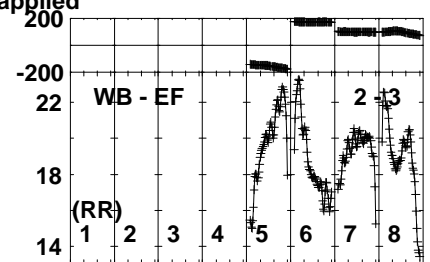
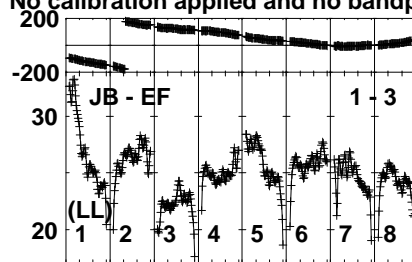
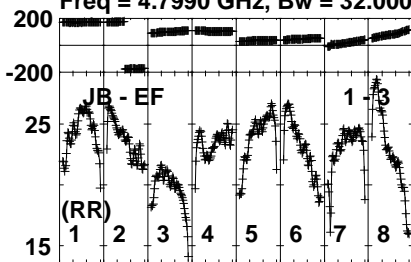
Lower frame: Milli Ampl Jy Top frame: Phas deg
Vector averaged cross-power spectrum Several baselines displayed
Timerange: 00/16:29:31 to 00/16:34:29

Plot file version 103 created 06-OCT-2023 15:47:59

PKS1741-03 EN011E.UVDATA.1

Freq = 4.7990 GHz, Bw = 32.000 MH

No calibration applied and no bandpass applied



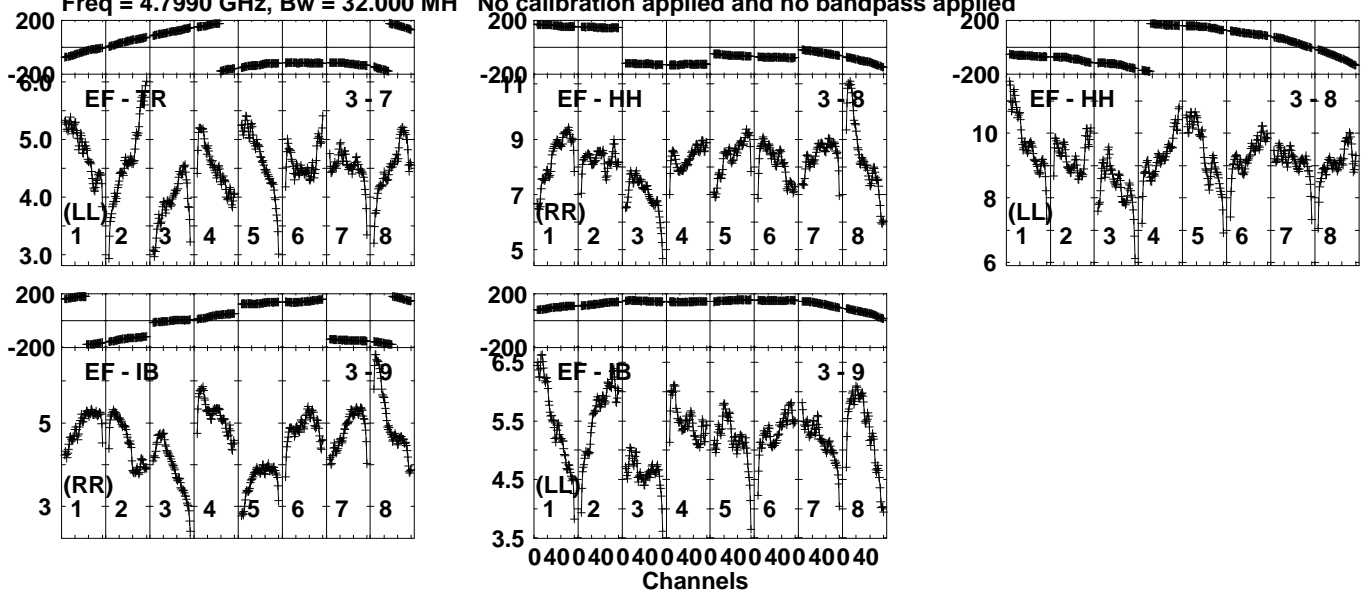
Lower frame: Milli Ampl Jy Top frame: Phas deg
Vector averaged cross-power spectrum Several baselines displayed
Timerange: 00/16:34:51 to 00/16:39:49

Plot file version 104 created 06-OCT-2023 15:47:59

PKS1741-03 EN011E.UVDATA.1

Freq = 4.7990 GHz, Bw = 32.000 MH

No calibration applied and no bandpass applied



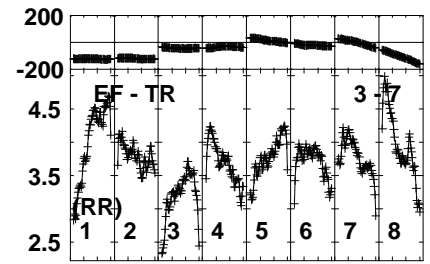
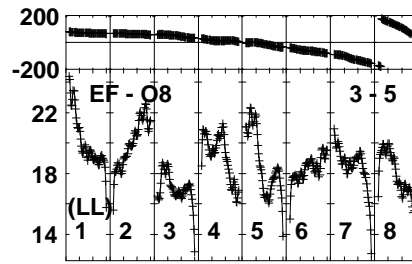
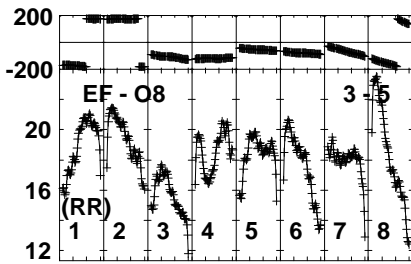
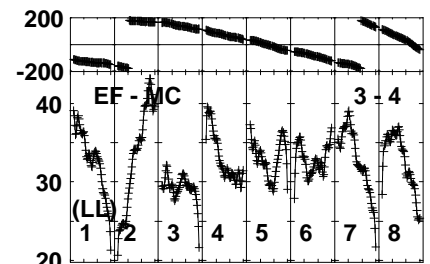
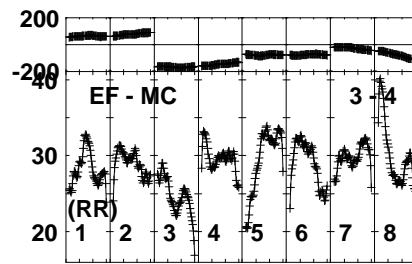
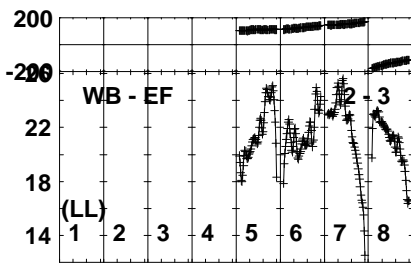
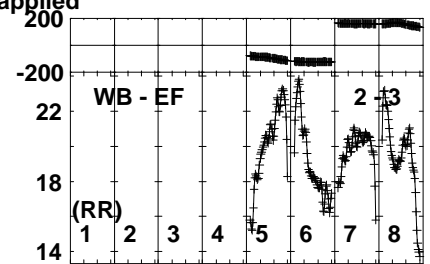
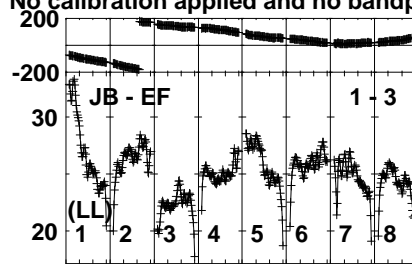
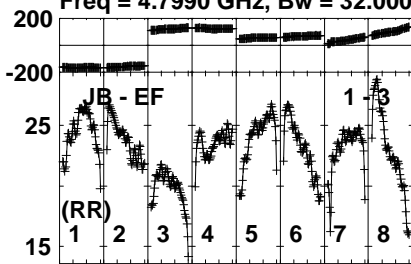
Lower frame: Milli Ampl Jy Top frame: Phas deg
Vector averaged cross-power spectrum Several baselines displayed
Timerange: 00/16:34:51 to 00/16:39:49

Plot file version 105 created 06-OCT-2023 15:47:59

PKS1741-03 EN011E.UVDATA.1

Freq = 4.7990 GHz, Bw = 32.000 MH

No calibration applied and no bandpass applied



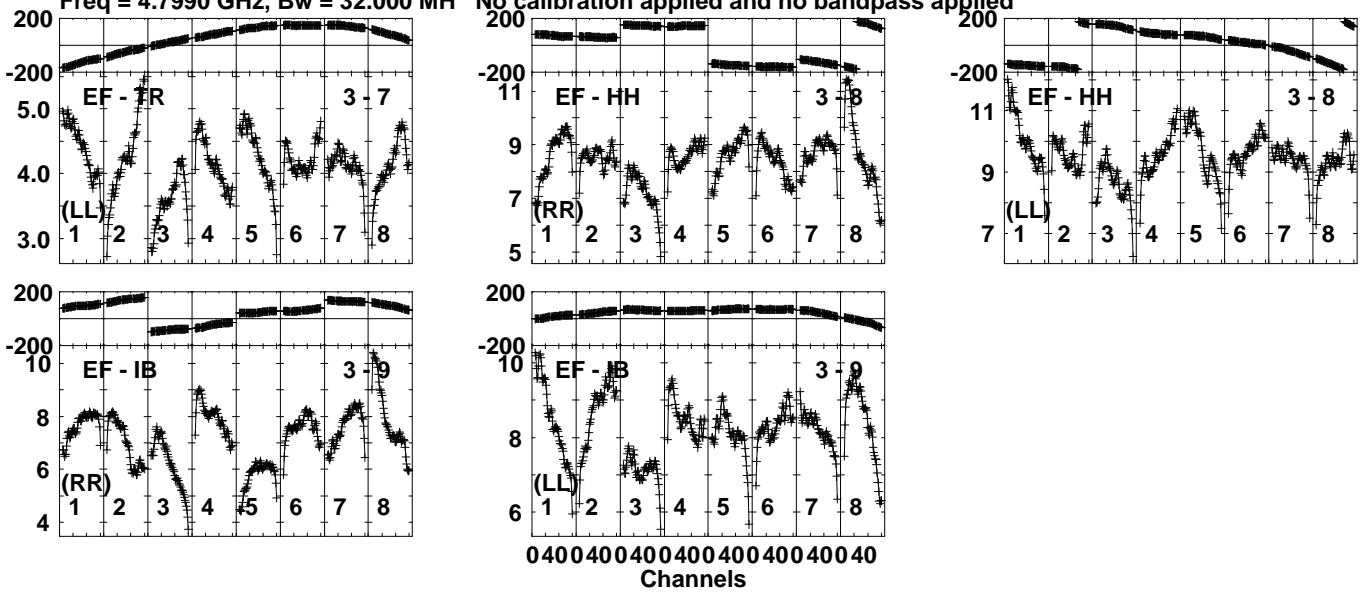
Lower frame: Milli Ampl Jy Top frame: Phas deg
Vector averaged cross-power spectrum Several baselines displayed
Timerange: 00/16:40:11 to 00/16:45:09

Plot file version 106 created 06-OCT-2023 15:48:00

PKS1741-03 EN011E.UVDATA.1

Freq = 4.7990 GHz, Bw = 32.000 MH

No calibration applied and no bandpass applied



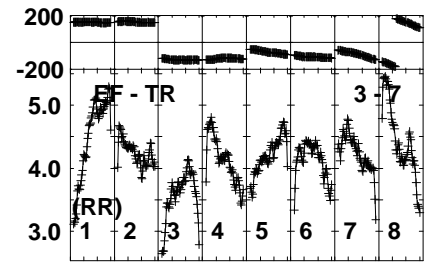
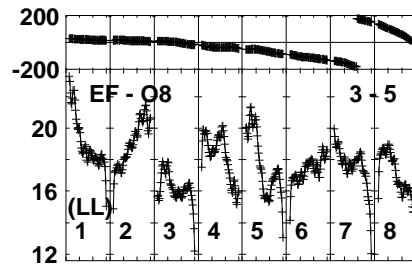
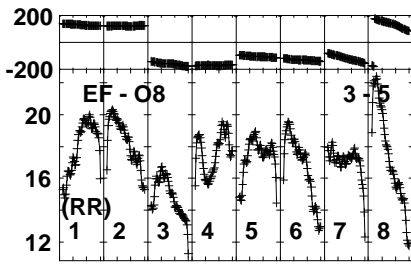
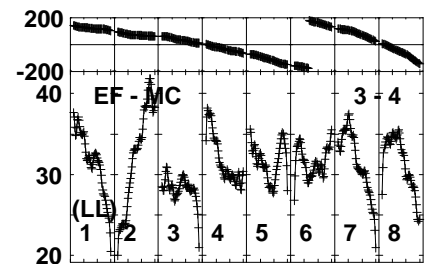
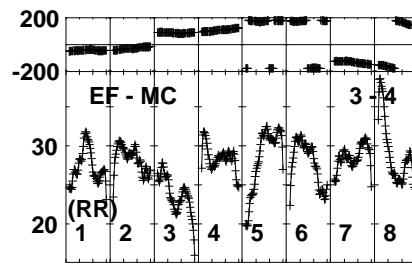
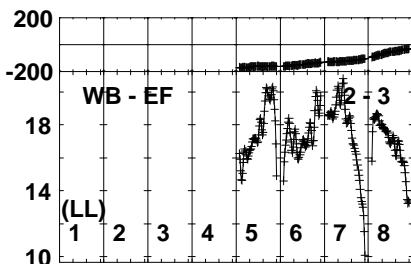
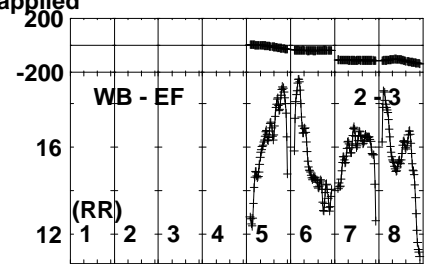
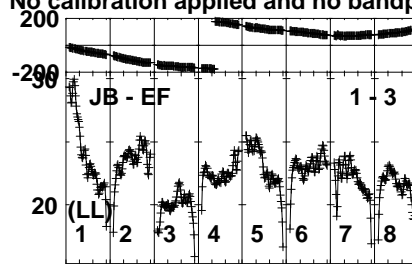
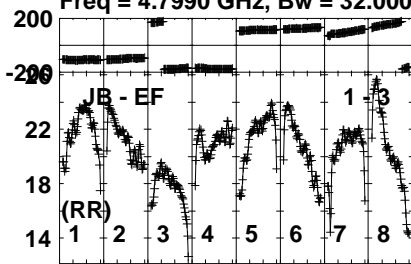
Lower frame: Milli Ampl Jy Top frame: Phas deg
Vector averaged cross-power spectrum Several baselines displayed
Timerange: 00/16:40:11 to 00/16:45:09

Plot file version 107 created 06-OCT-2023 15:48:00

PKS1741-03 EN011E.UVDATA.1

Freq = 4.7990 GHz, Bw = 32.000 MH

No calibration applied and no bandpass applied



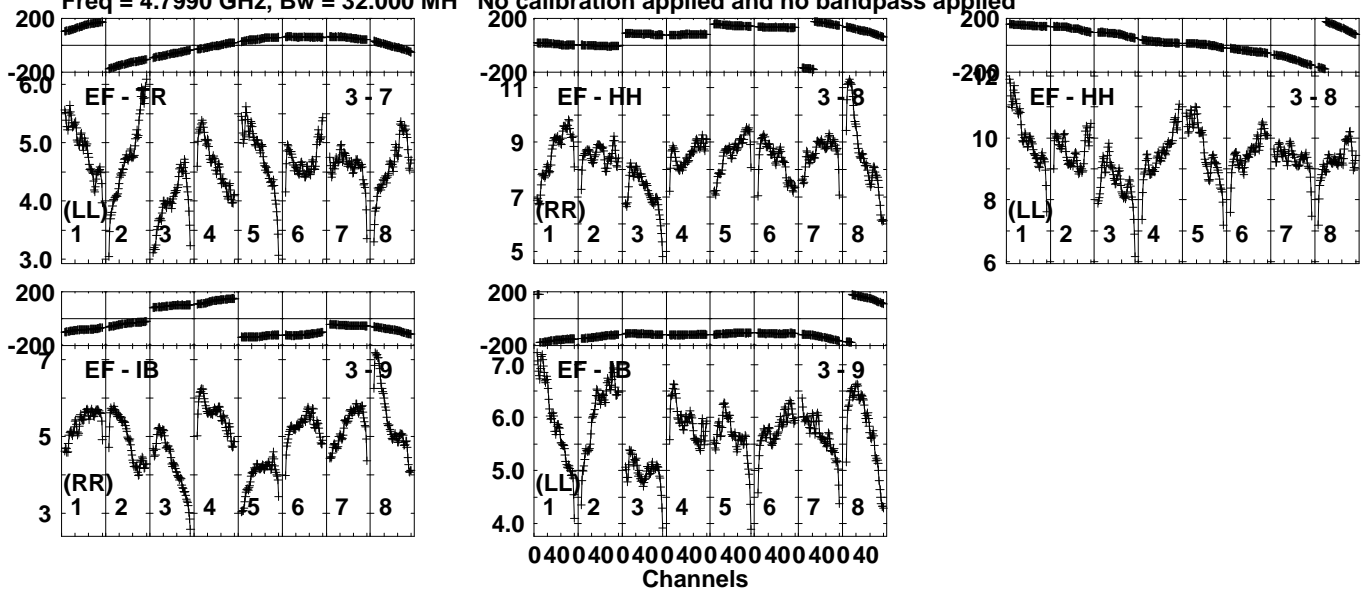
Lower frame: Milli Ampl Jy Top frame: Phas deg
Vector averaged cross-power spectrum Several baselines displayed
Timerange: 00:16:45:31 to 00:16:50:29

Plot file version 108 created 06-OCT-2023 15:48:00

PKS1741-03 EN011E.UVDATA.1

Freq = 4.7990 GHz, Bw = 32.000 MH

No calibration applied and no bandpass applied

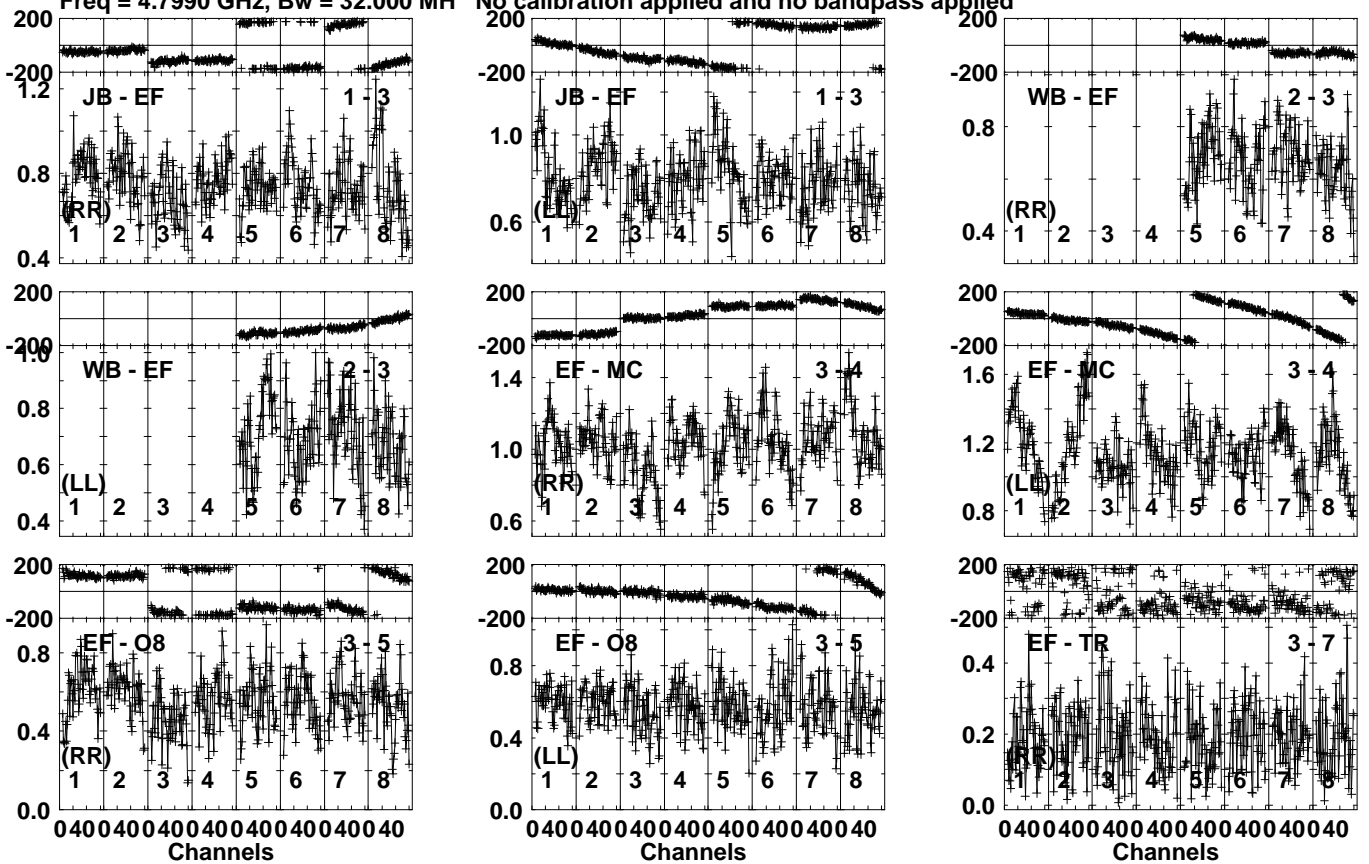


Lower frame: Milli Ampl Jy Top frame: Phas deg
Vector averaged cross-power spectrum Several baselines displayed
Timerange: 00/16:45:31 to 00/16:50:29

Plot file version 109 created 06-OCT-2023 15:48:00

1743-036 EN011E.UVDATA.1

Freq = 4.7990 GHz, Bw = 32.000 MH No calibration applied and no bandpass applied

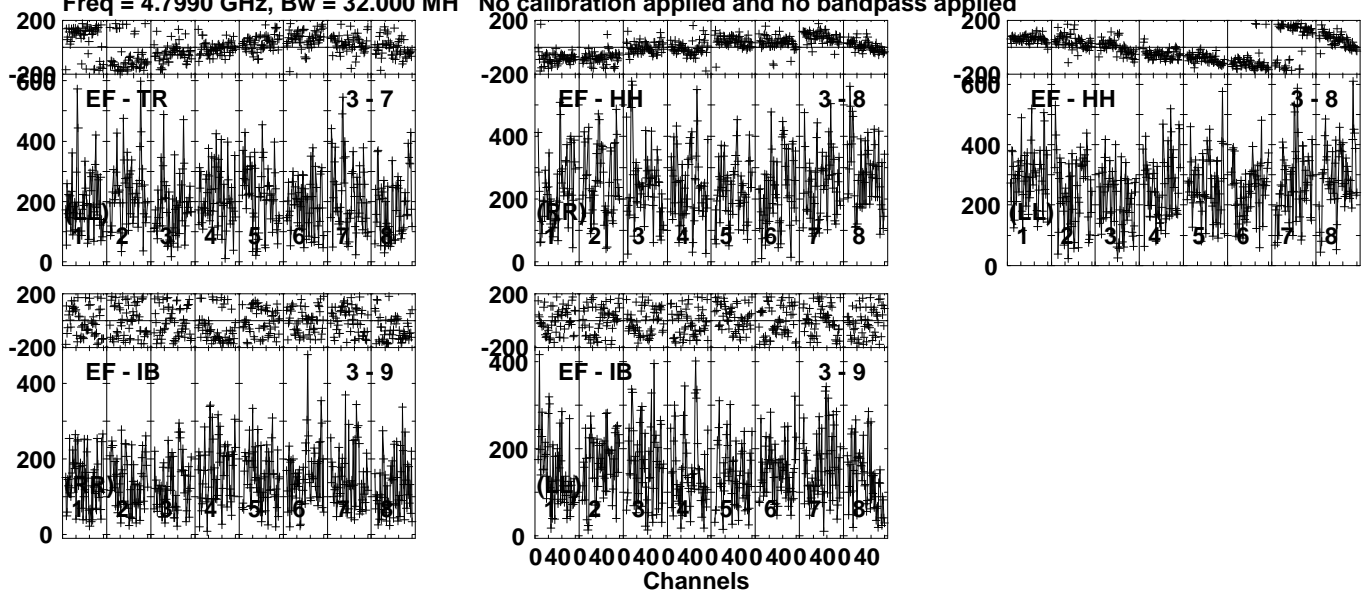


Lower frame: Milli Ampl Jy Top frame: Phas deg
Vector averaged cross-power spectrum Several baselines displayed
Timerange: 00/16:51:01 to 00/16:51:59

Plot file version 110 created 06-OCT-2023 15:48:00

1743-036 EN011E.UVDATA.1

Freq = 4.7990 GHz, Bw = 32.000 MH No calibration applied and no bandpass applied



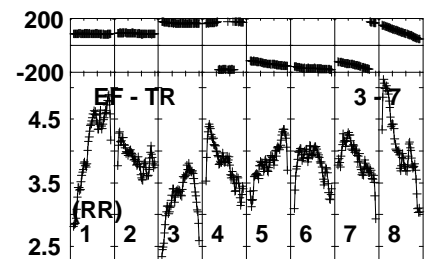
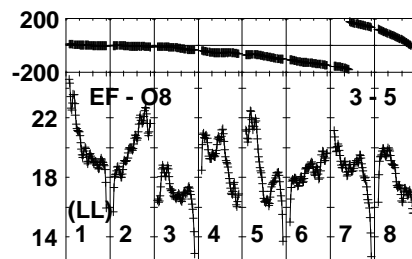
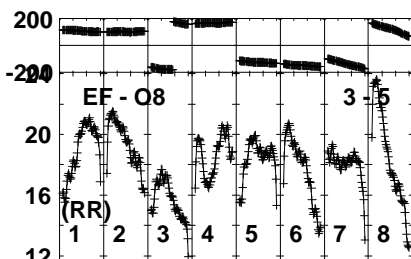
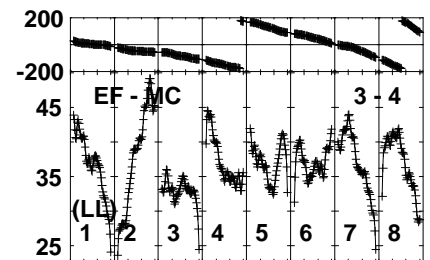
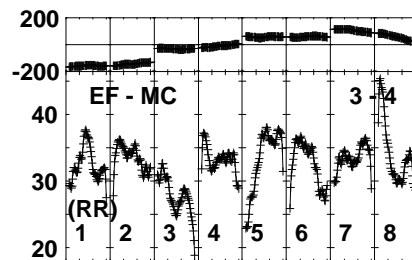
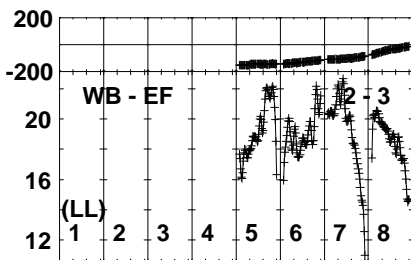
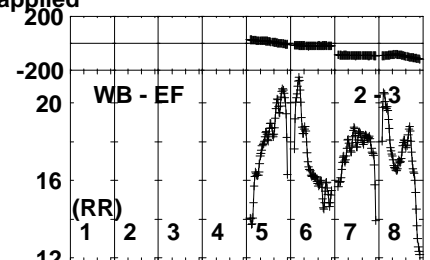
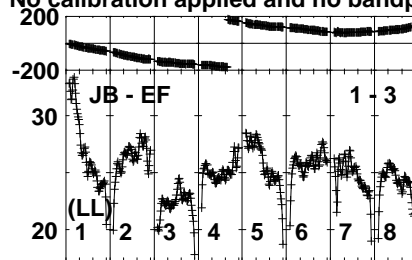
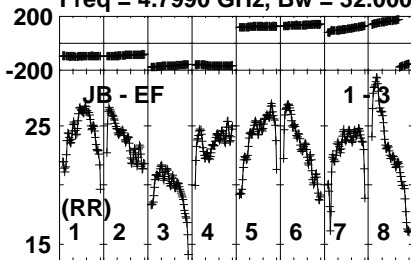
Lower frame: Micro Ampl Jy Top frame: Phas deg
Vector averaged cross-power spectrum Several baselines displayed
Timerange: 00/16:51:01 to 00/16:51:59

Plot file version 111 created 06-OCT-2023 15:48:00

PKS1741-03 EN011E.UVDATA.1

Freq = 4.7990 GHz, Bw = 32.000 MH

No calibration applied and no bandpass applied

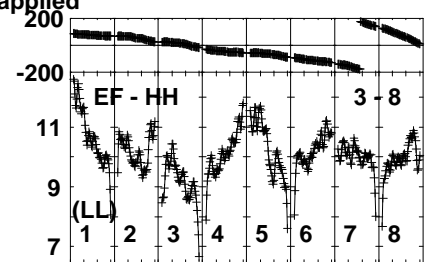
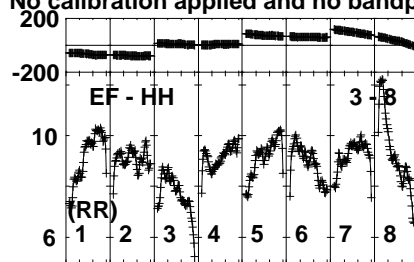
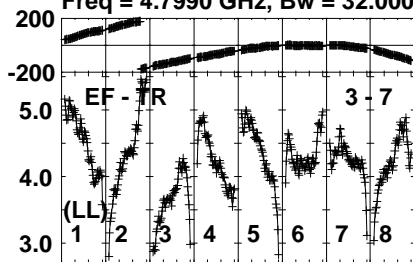


Lower frame: Milli Ampl Jy Top frame: Phas deg
Vector averaged cross-power spectrum Several baselines displayed
Timerange: 00/16:52:31 to 00/16:57:29

Plot file version 112 created 06-OCT-2023 15:48:00

PKS1741-03 EN011E.UVDATA.1

Freq = 4.7990 GHz, Bw = 32.000 MH No calibration applied and no bandpass applied



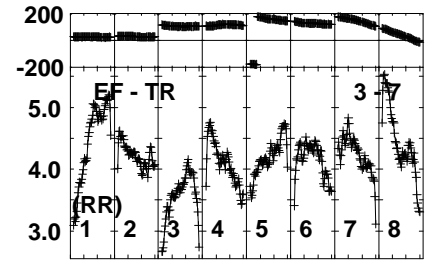
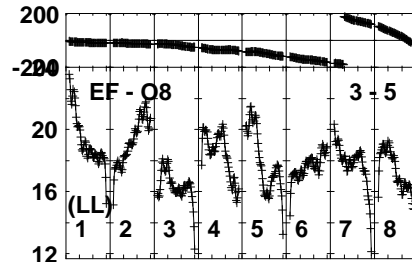
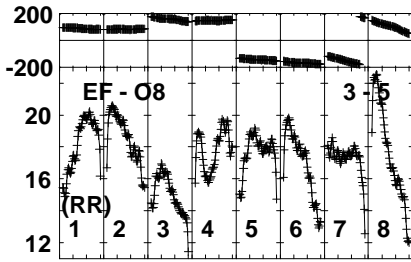
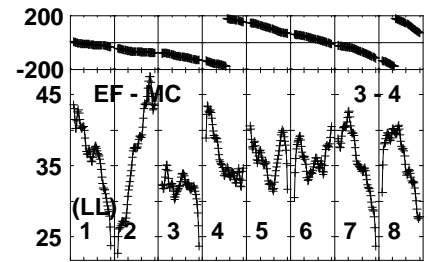
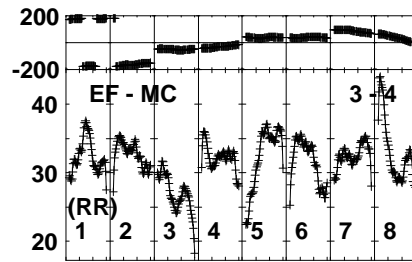
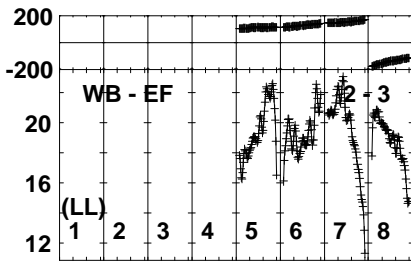
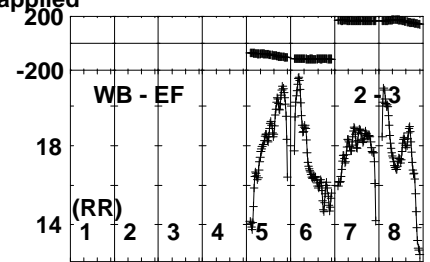
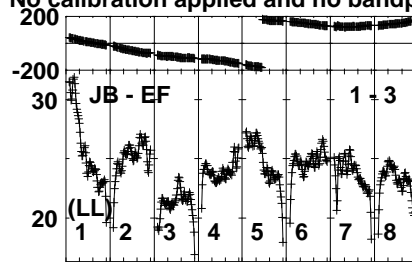
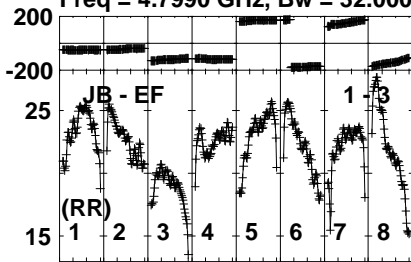
Lower frame: Milli Ampl Jy Top frame: Phas deg
Vector averaged cross-power spectrum Several baselines displayed
Timerange: 00/16:52:31 to 00/16:57:29

Plot file version 113 created 06-OCT-2023 15:48:00

PKS1741-03 EN011E.UVDATA.1

Freq = 4.7990 GHz, Bw = 32.000 MH

No calibration applied and no bandpass applied

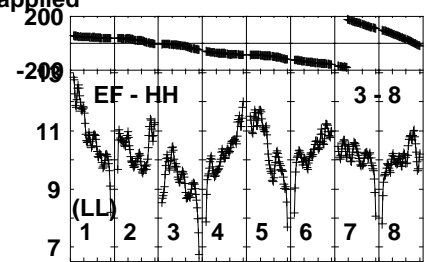
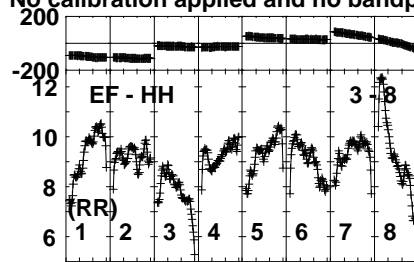
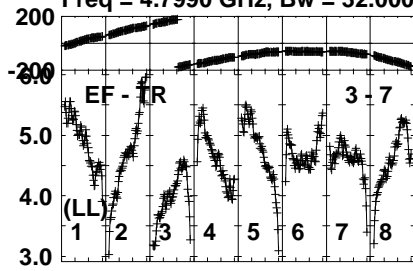


Lower frame: Milli Ampl Jy Top frame: Phas deg
Vector averaged cross-power spectrum Several baselines displayed
Timerange: 00/16:57:51 to 00/17:02:49

Plot file version 114 created 06-OCT-2023 15:48:00

PKS1741-03 EN011E.UVDATA.1

Freq = 4.7990 GHz, Bw = 32.000 MH No calibration applied and no bandpass applied

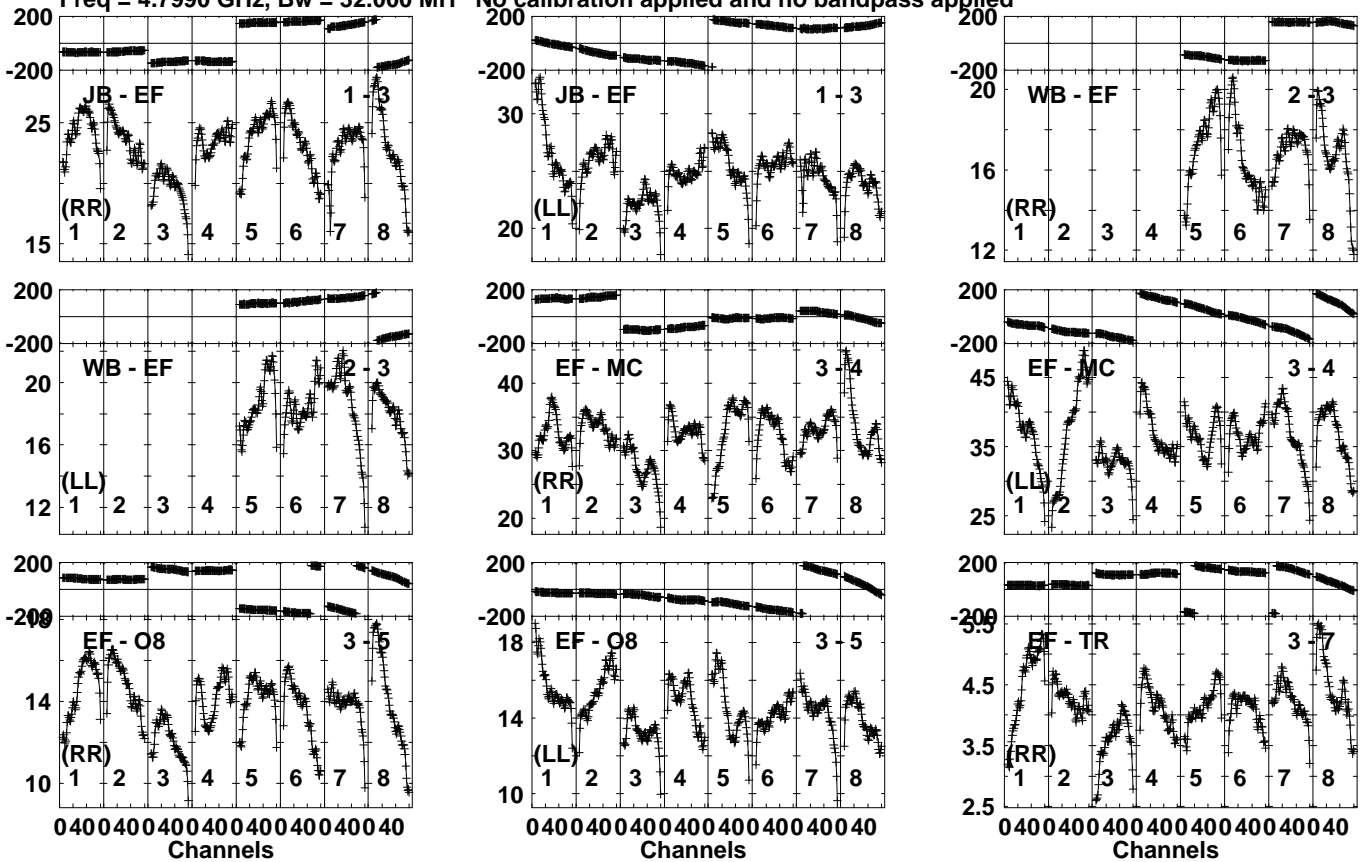


Lower frame: Milli Ampl Jy Top frame: Phas deg
Vector averaged cross-power spectrum Several baselines displayed
Timerange: 00/16:57:51 to 00/17:02:49

Plot file version 115 created 06-OCT-2023 15:48:01

PKS1741-03 EN011E.UVDATA.1

Freq = 4.7990 GHz, Bw = 32.000 MH No calibration applied and no bandpass applied

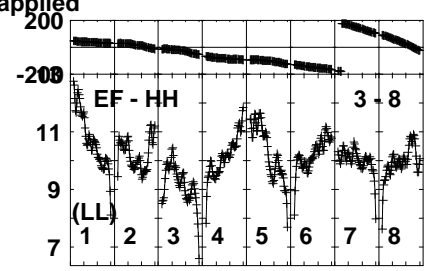
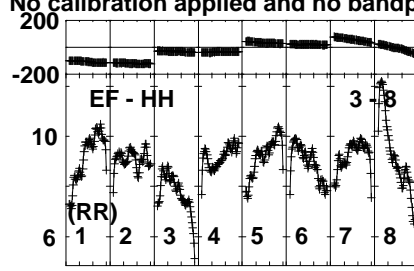
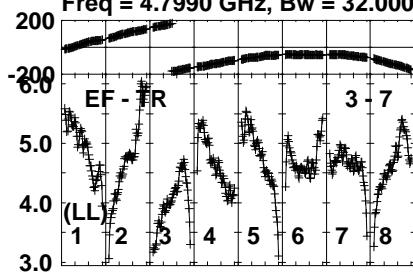


Lower frame: Milli Ampl Jy Top frame: Phas deg
Vector averaged cross-power spectrum Several baselines displayed
Timerange: 00/17:03:11 to 00/17:08:09

Plot file version 116 created 06-OCT-2023 15:48:01

PKS1741-03 EN011E.UVDATA.1

Freq = 4.7990 GHz, Bw = 32.000 MH No calibration applied and no bandpass applied



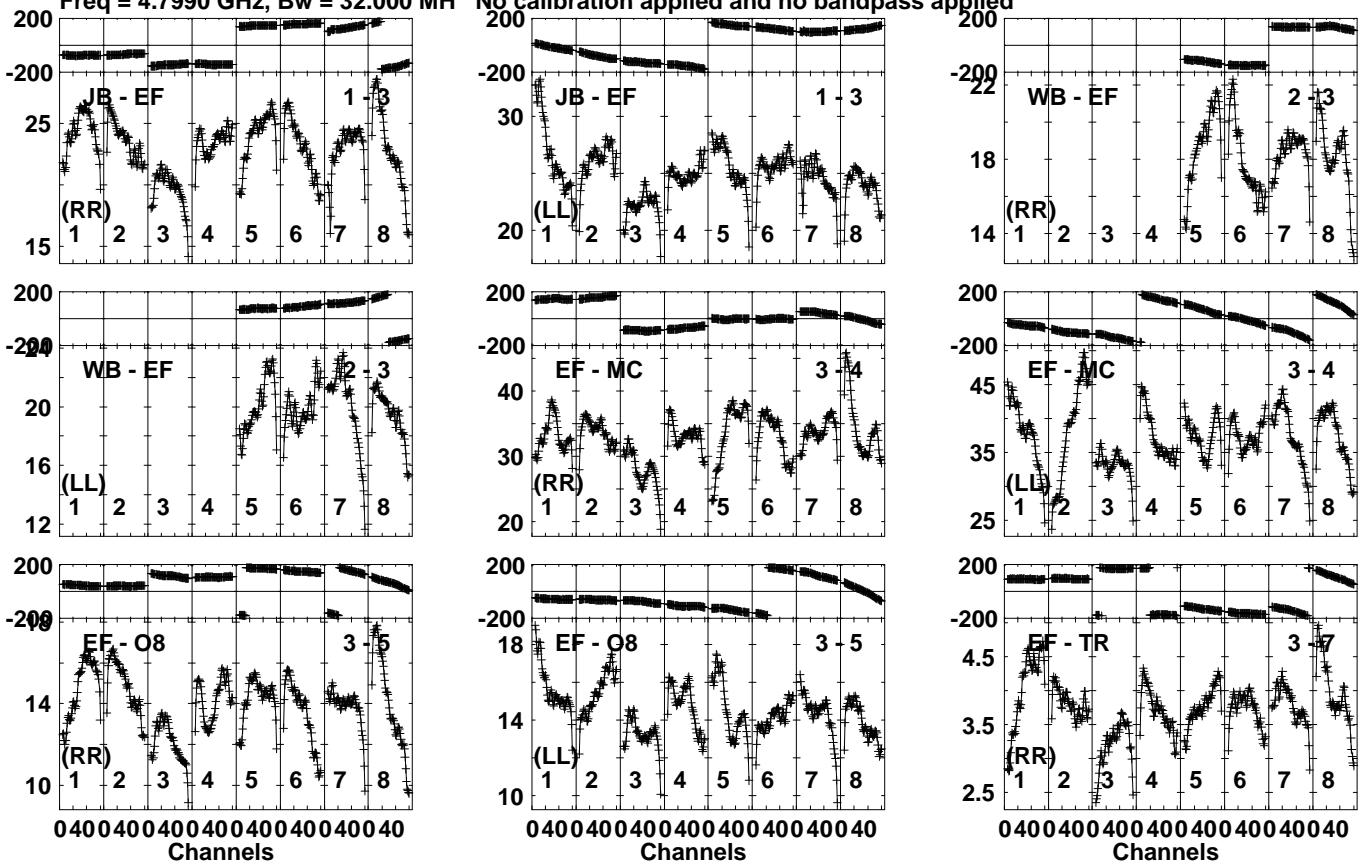
Lower frame: Milli Ampl Jy Top frame: Phas deg
Vector averaged cross-power spectrum Several baselines displayed
Timerange: 00/17:03:11 to 00/17:08:09

Plot file version 117 created 06-OCT-2023 15:48:01

PKS1741-03 EN011E.UVDATA.1

Freq = 4.7990 GHz, Bw = 32.000 MH

No calibration applied and no bandpass applied

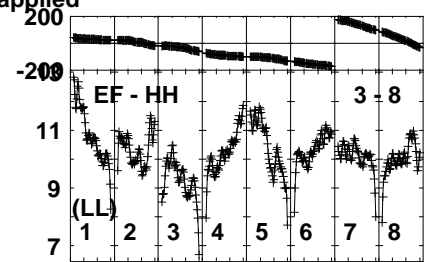
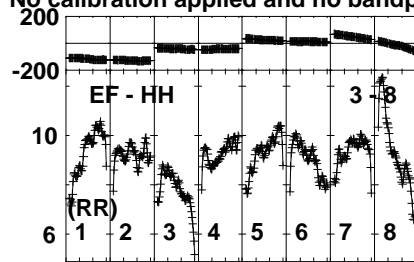
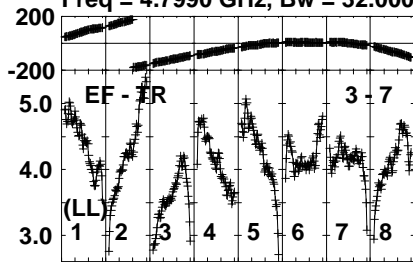


Lower frame: Milli Ampl Jy Top frame: Phas deg
Vector averaged cross-power spectrum Several baselines displayed
Timerange: 00/17:08:31 to 00/17:13:29

Plot file version 118 created 06-OCT-2023 15:48:01

PKS1741-03 EN011E.UVDATA.1

Freq = 4.7990 GHz, Bw = 32.000 MH No calibration applied and no bandpass applied

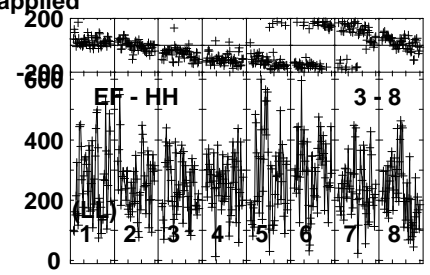
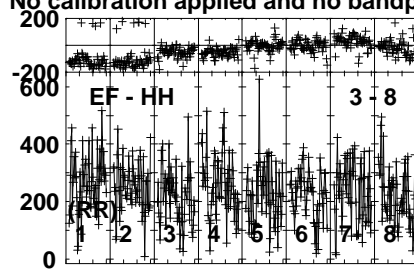
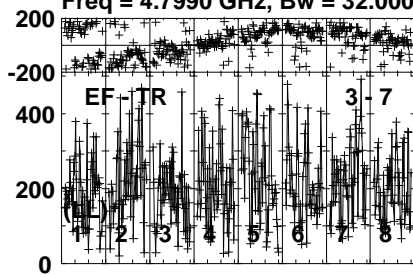


Lower frame: Milli Ampl Jy Top frame: Phas deg
Vector averaged cross-power spectrum Several baselines displayed
Timerange: 00/17:08:31 to 00/17:13:29

Plot file version 120 created 06-OCT-2023 15:48:01

1743-036 EN011E.UVDATA.1

Freq = 4.7990 GHz, Bw = 32.000 MH No calibration applied and no bandpass applied

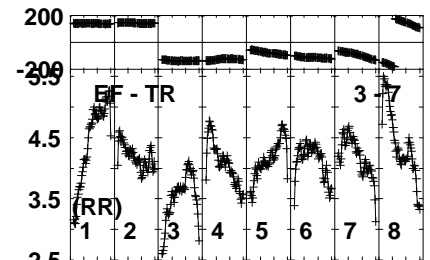
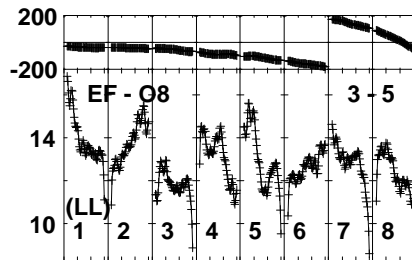
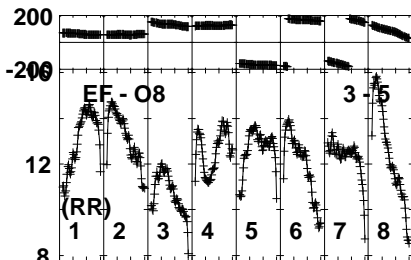
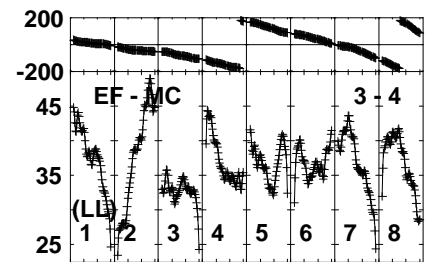
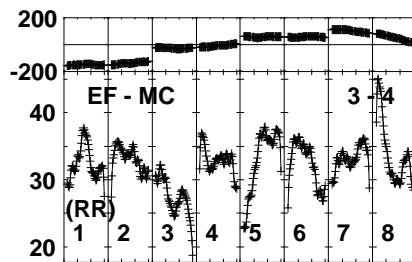
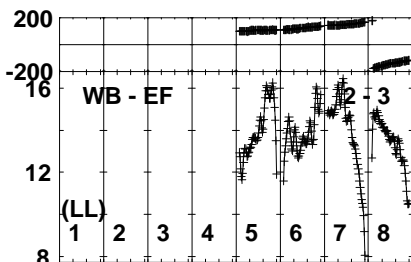
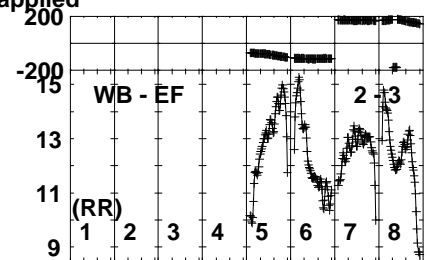
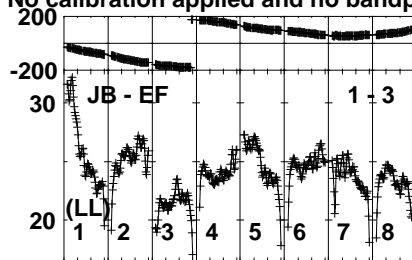
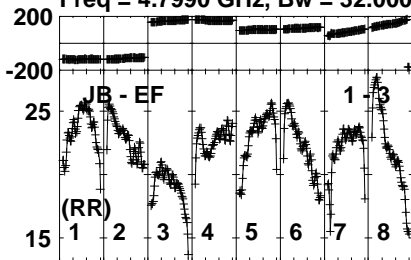


Lower frame: Micro Ampl Jy Top frame: Phas deg
Vector averaged cross-power spectrum Several baselines displayed
Timerange: 00/17:14:01 to 00/17:14:59

Plot file version 121 created 06-OCT-2023 15:48:01

PKS1741-03 EN011E.UVDATA.1

Freq = 4.7990 GHz, Bw = 32.000 MH No calibration applied and no bandpass applied

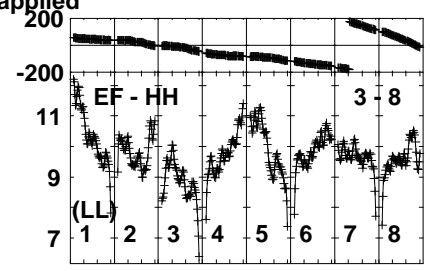
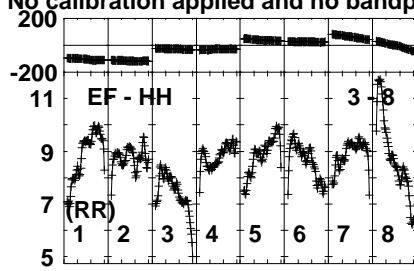
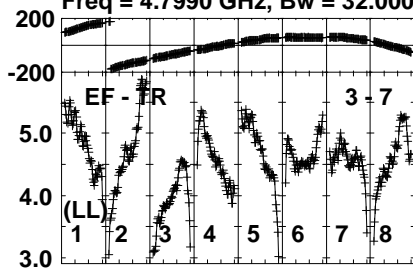


Lower frame: Milli Ampl Jy Top frame: Phas deg
Vector averaged cross-power spectrum Several baselines displayed
Timerange: 00/17:15:31 to 00/17:20:29

Plot file version 122 created 06-OCT-2023 15:48:01

PKS1741-03 EN011E.UVDATA.1

Freq = 4.7990 GHz, Bw = 32.000 MH No calibration applied and no bandpass applied



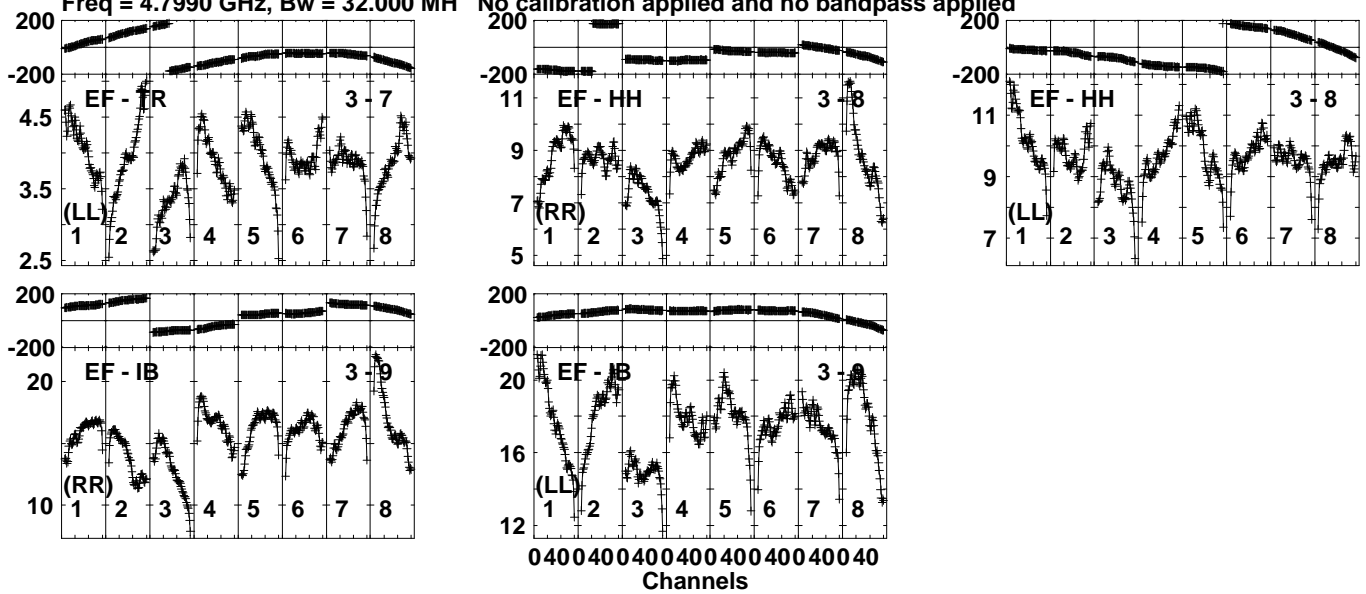
Lower frame: Milli Ampl Jy Top frame: Phas deg
Vector averaged cross-power spectrum Several baselines displayed
Timerange: 00/17:15:31 to 00/17:20:29

Plot file version 124 created 06-OCT-2023 15:48:01

PKS1741-03 EN011E.UVDATA.1

Freq = 4.7990 GHz, Bw = 32.000 MH

No calibration applied and no bandpass applied

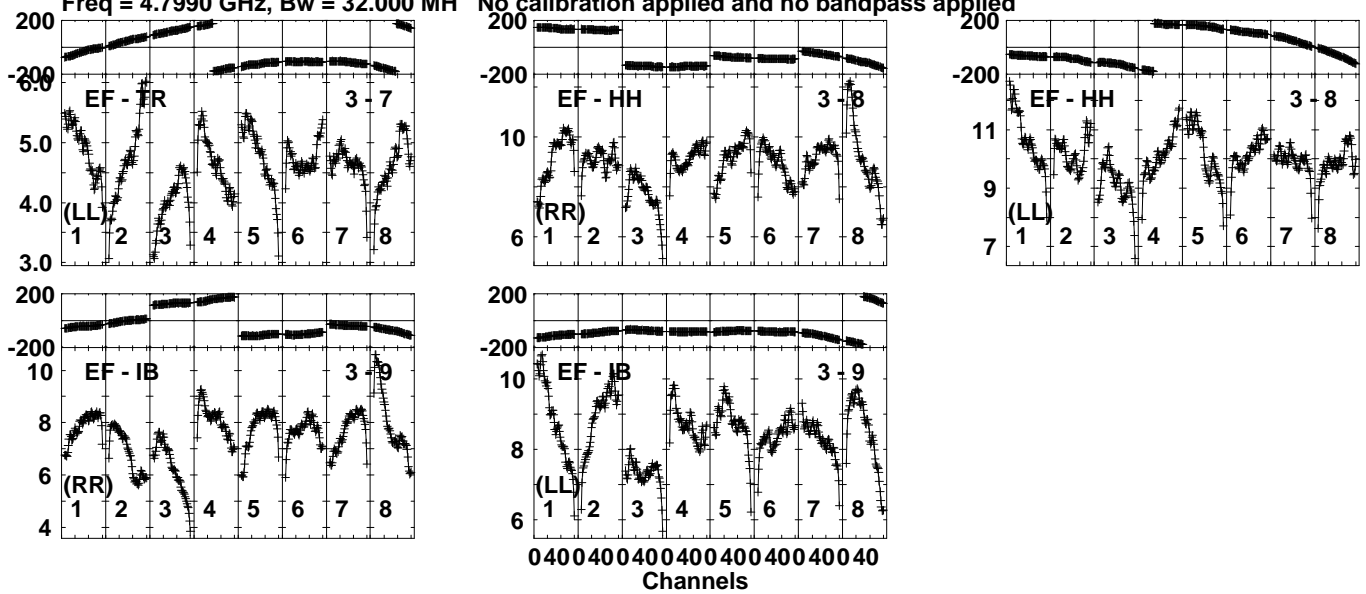


Lower frame: Milli Ampl Jy Top frame: Phas deg
 Vector averaged cross-power spectrum Several baselines displayed
 Timerange: 00/17:20:51 to 00/17:25:49

Plot file version 126 created 06-OCT-2023 15:48:02

PKS1741-03 EN011E.UVDATA.1

Freq = 4.7990 GHz, Bw = 32.000 MH No calibration applied and no bandpass applied

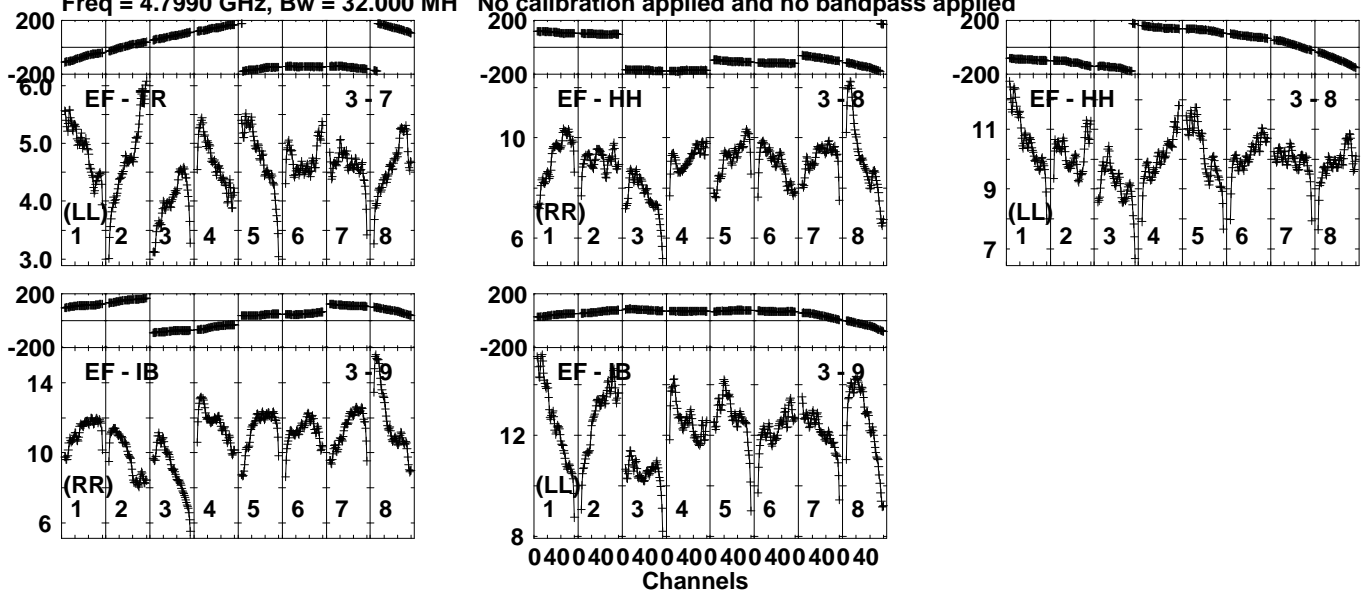


Lower frame: Milli Ampl Jy Top frame: Phas deg
Vector averaged cross-power spectrum Several baselines displayed
Timerange: 00/17:26:11 to 00/17:31:09

Plot file version 128 created 06-OCT-2023 15:48:02

PKS1741-03 EN011E.UVDATA.1

Freq = 4.7990 GHz, Bw = 32.000 MH No calibration applied and no bandpass applied



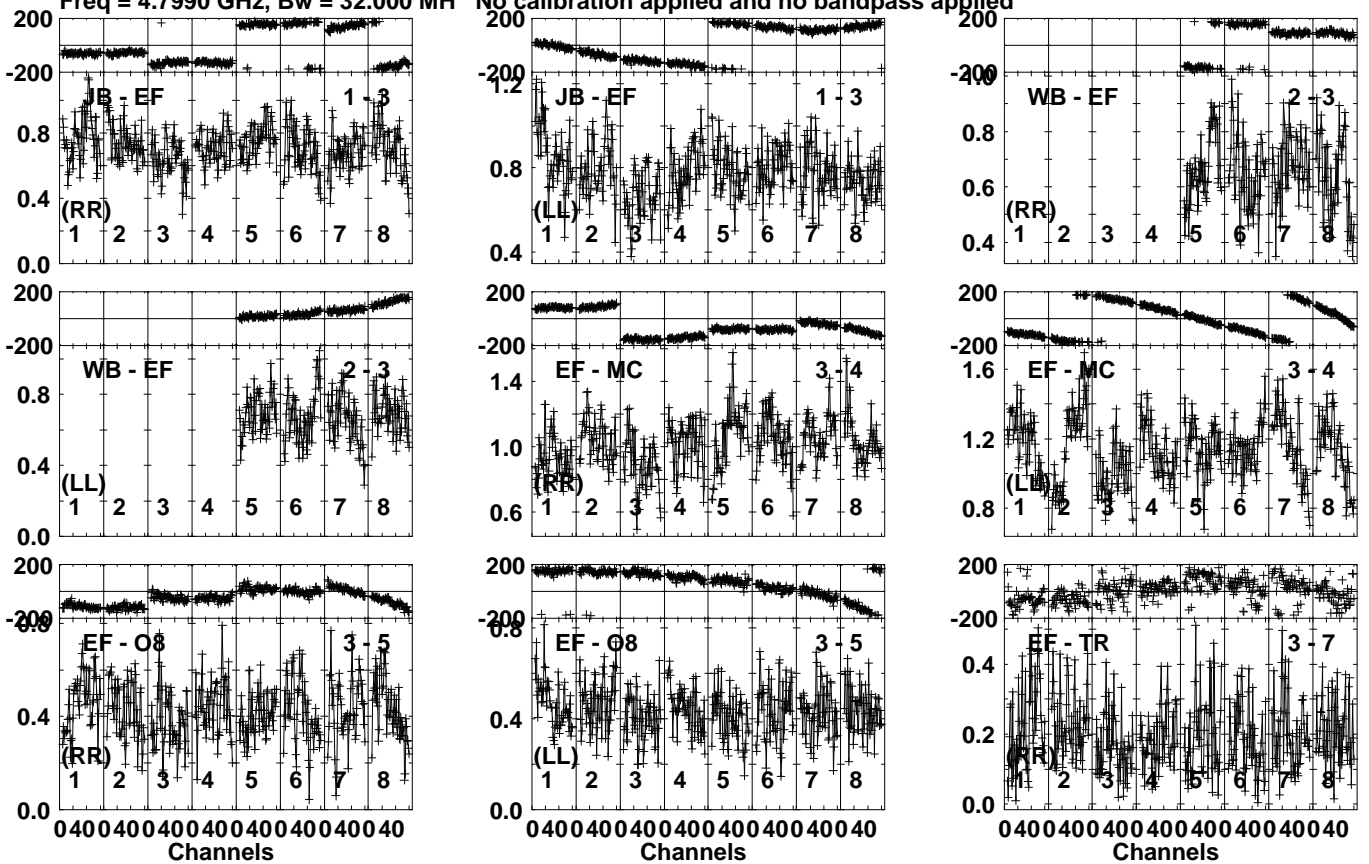
Lower frame: Milli Ampl Jy Top frame: Phas deg
Vector averaged cross-power spectrum Several baselines displayed
Timerange: 00/17:31:31 to 00/17:36:29

Plot file version 129 created 06-OCT-2023 15:48:02

1743-036 EN011E.UVDATA.1

Freq = 4.7990 GHz, Bw = 32.000 MH

No calibration applied and no bandpass applied

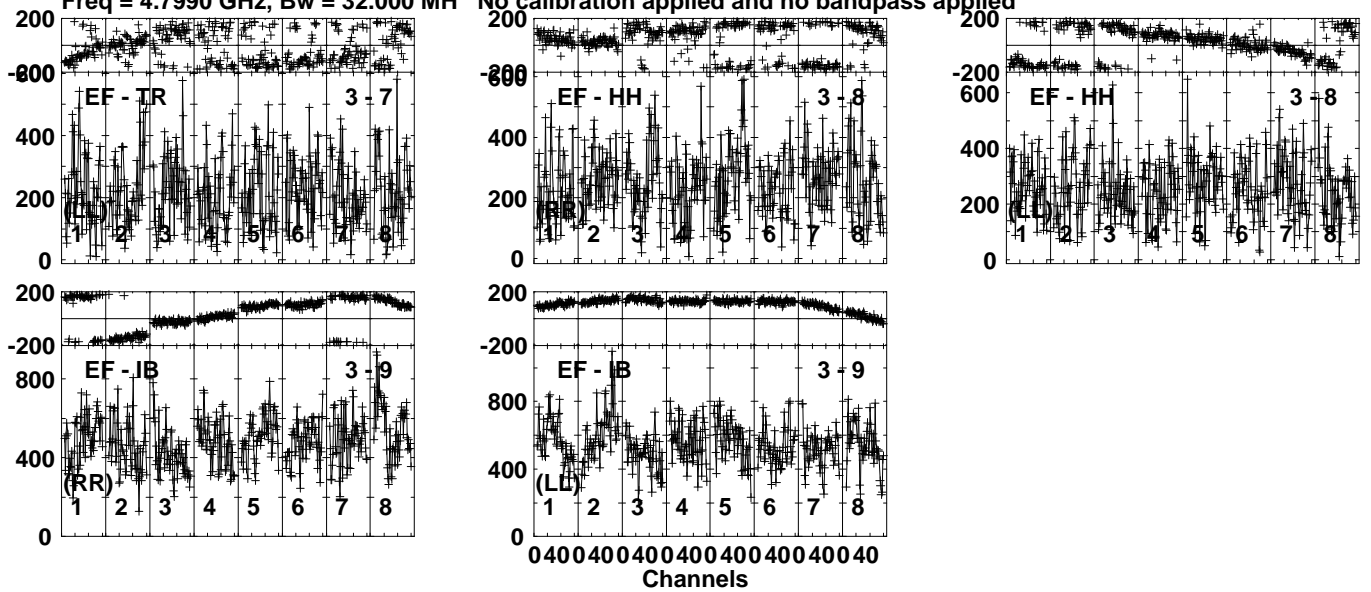


Lower frame: Milli Ampl Jy Top frame: Phas deg
Vector averaged cross-power spectrum Several baselines displayed
Timerange: 00/17:37:01 to 00/17:37:59

Plot file version 130 created 06-OCT-2023 15:48:02

1743-036 EN011E.UVDATA.1

Freq = 4.7990 GHz, Bw = 32.000 MH No calibration applied and no bandpass applied



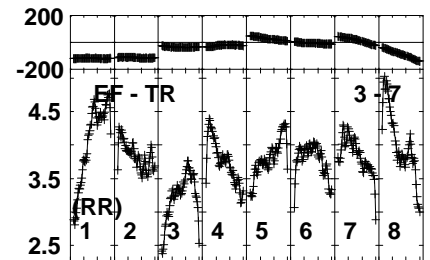
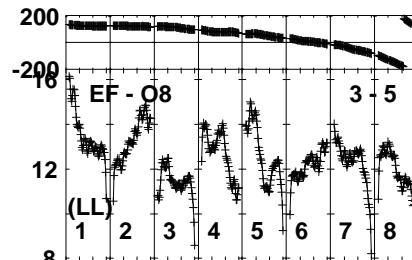
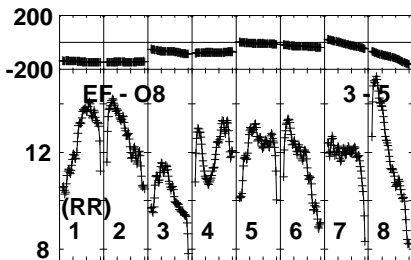
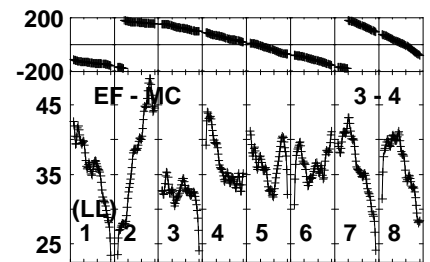
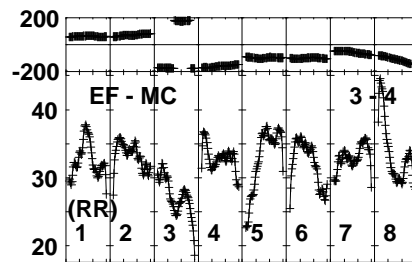
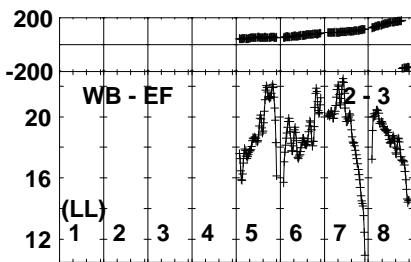
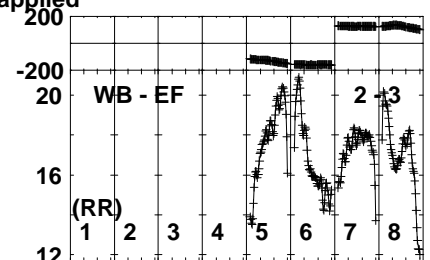
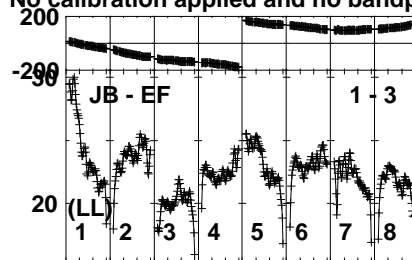
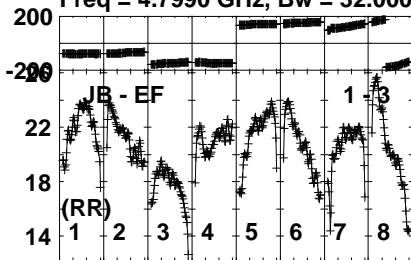
Lower frame: Micro Ampl Jy Top frame: Phas deg
Vector averaged cross-power spectrum Several baselines displayed
Timerange: 00/17:37:01 to 00/17:37:59

Plot file version 131 created 06-OCT-2023 15:48:02

PKS1741-03 EN011E.UVDATA.1

Freq = 4.7990 GHz, Bw = 32.000 MH

No calibration applied and no bandpass applied



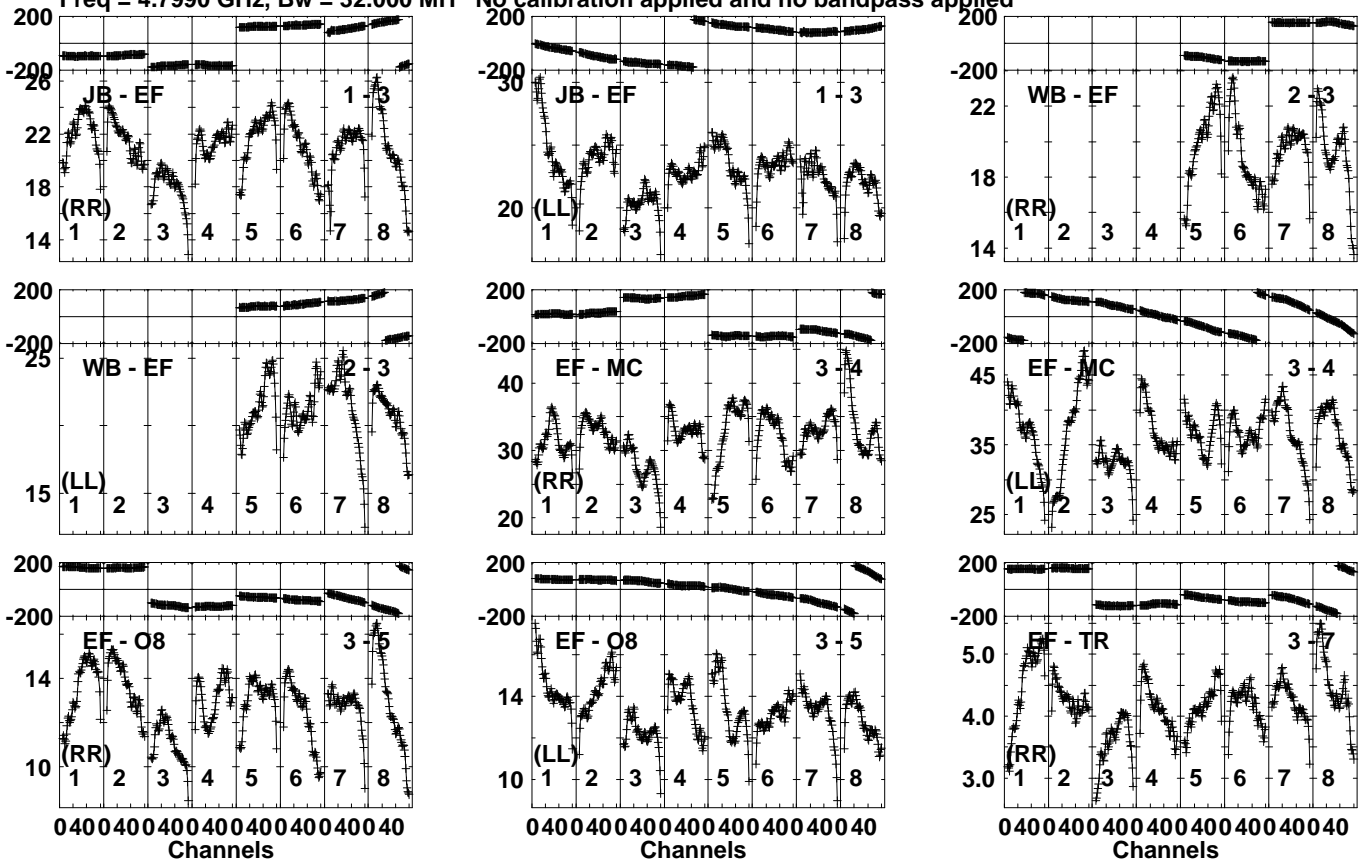
Lower frame: Milli Ampl Jy Top frame: Phas deg
Vector averaged cross-power spectrum Several baselines displayed
Timerange: 00/17:38:31 to 00/17:43:29

Plot file version 133 created 06-OCT-2023 15:48:03

PKS1741-03 EN011E.UVDATA.1

Freq = 4.7990 GHz, Bw = 32.000 MH

No calibration applied and no bandpass applied



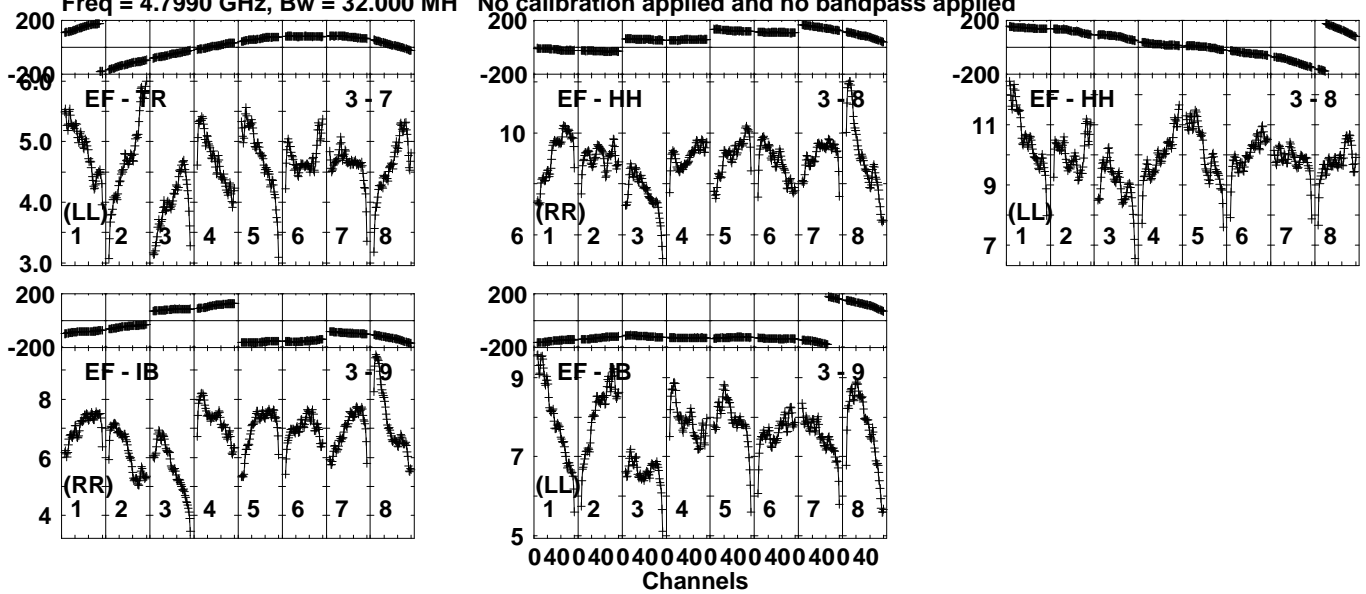
Lower frame: Milli Ampl Jy Top frame: Phas deg
Vector averaged cross-power spectrum Several baselines displayed
Timerange: 00/17:43:51 to 00/17:48:49

Plot file version 134 created 06-OCT-2023 15:48:03

PKS1741-03 EN011E.UVDATA.1

Freq = 4.7990 GHz, Bw = 32.000 MH

No calibration applied and no bandpass applied



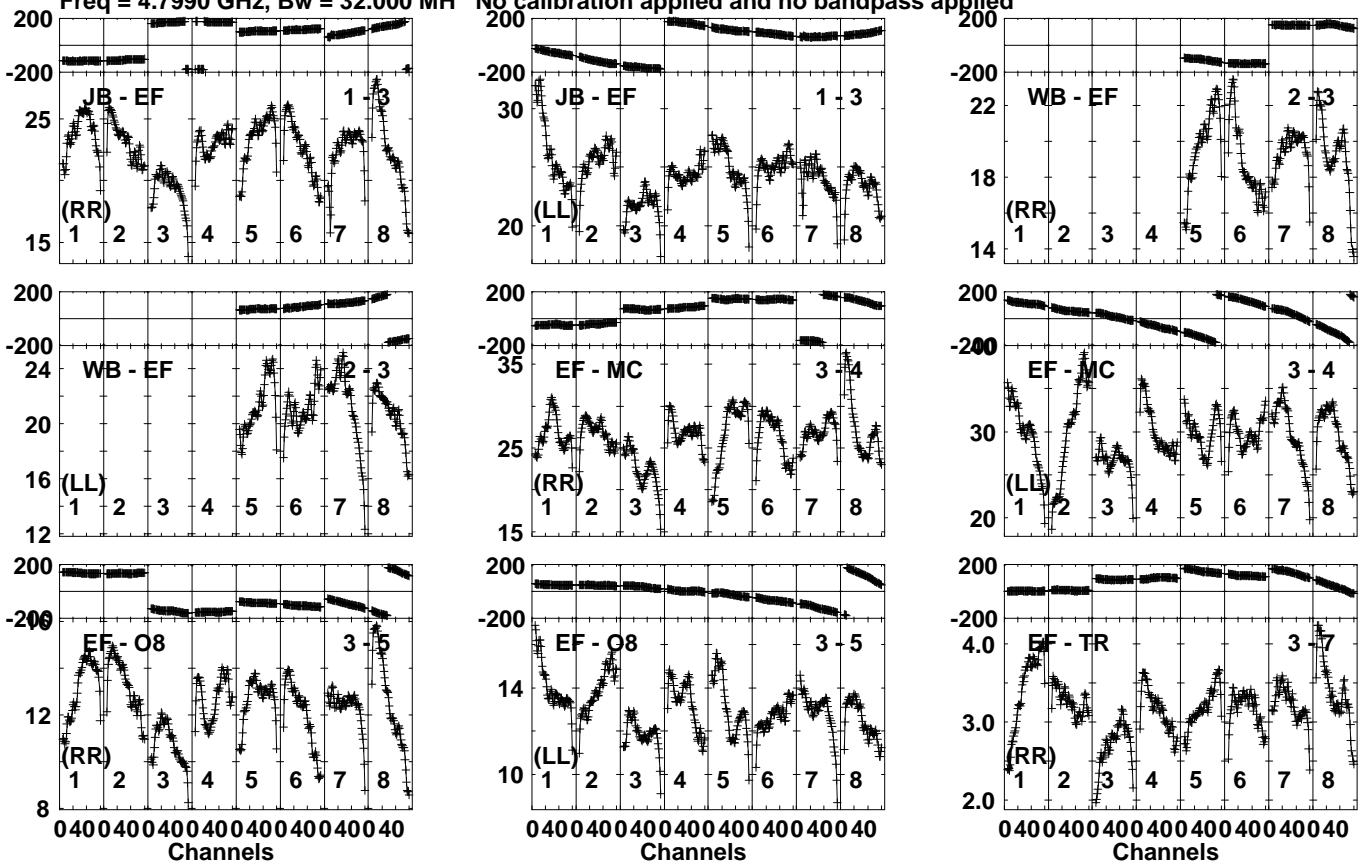
Lower frame: Milli Ampl Jy Top frame: Phas deg
Vector averaged cross-power spectrum Several baselines displayed
Timerange: 00/17:43:51 to 00/17:48:49

Plot file version 135 created 06-OCT-2023 15:48:03

PKS1741-03 EN011E.UVDATA.1

Freq = 4.7990 GHz, Bw = 32.000 MH

No calibration applied and no bandpass applied



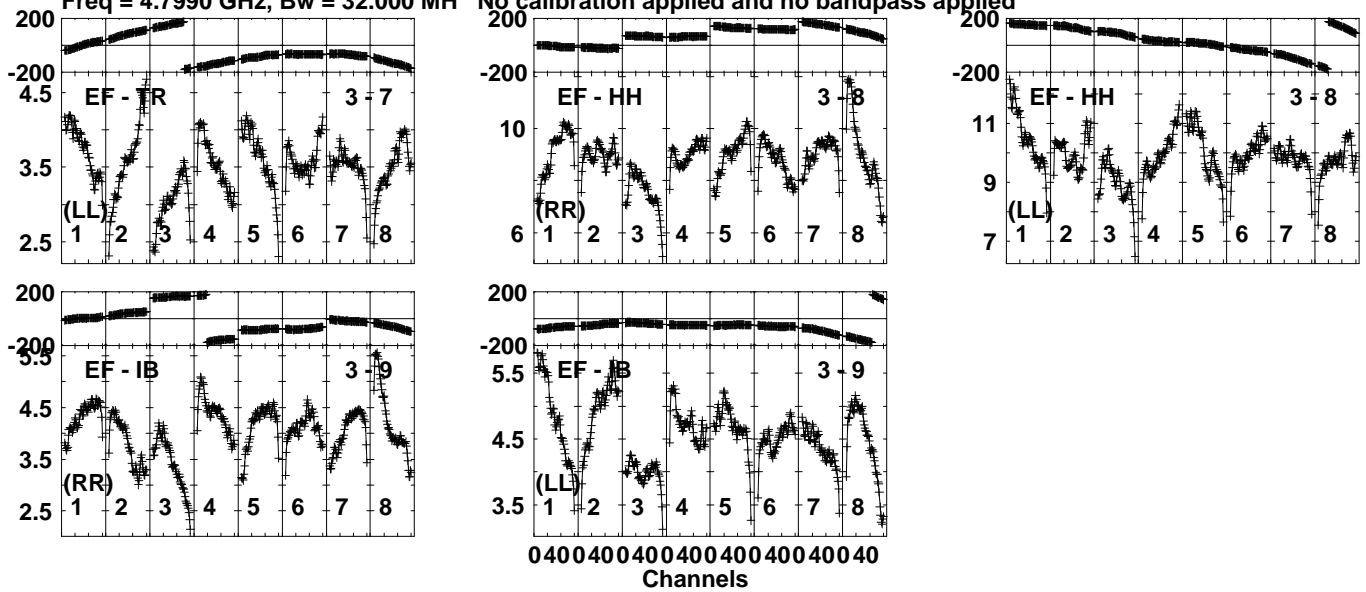
Lower frame: Milli Ampl Jy Top frame: Phas deg
Vector averaged cross-power spectrum Several baselines displayed
Timerange: 00/17:49:11 to 00/17:54:09

Plot file version 136 created 06-OCT-2023 15:48:03

PKS1741-03 EN011E.UVDATA.1

Freq = 4.7990 GHz, Bw = 32.000 MH

No calibration applied and no bandpass applied



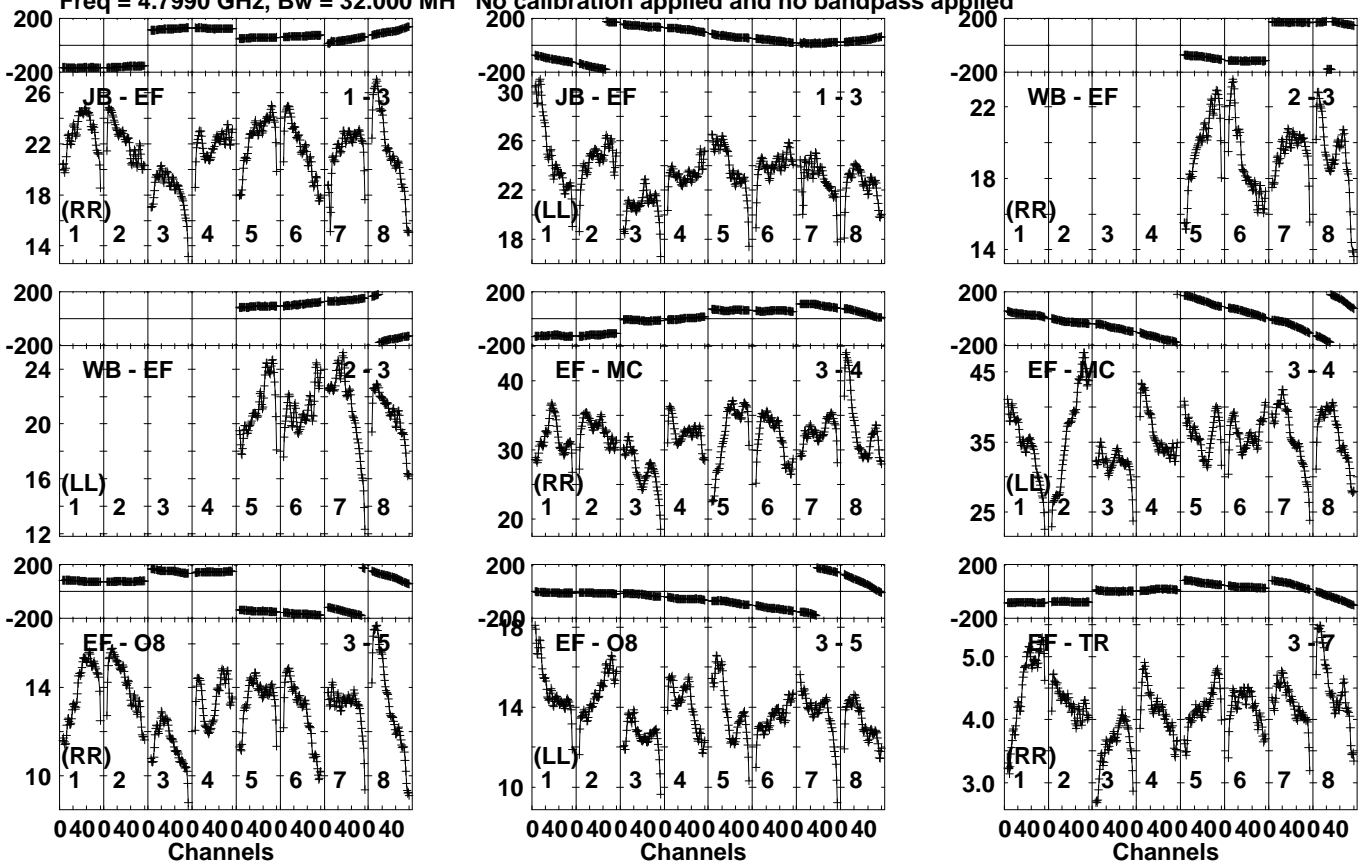
Lower frame: Milli Ampl Jy Top frame: Phas deg
Vector averaged cross-power spectrum Several baselines displayed
Timerange: 00/17:49:11 to 00/17:54:09

Plot file version 137 created 06-OCT-2023 15:48:03

PKS1741-03 EN011E.UVDATA.1

Freq = 4.7990 GHz, Bw = 32.000 MH

No calibration applied and no bandpass applied



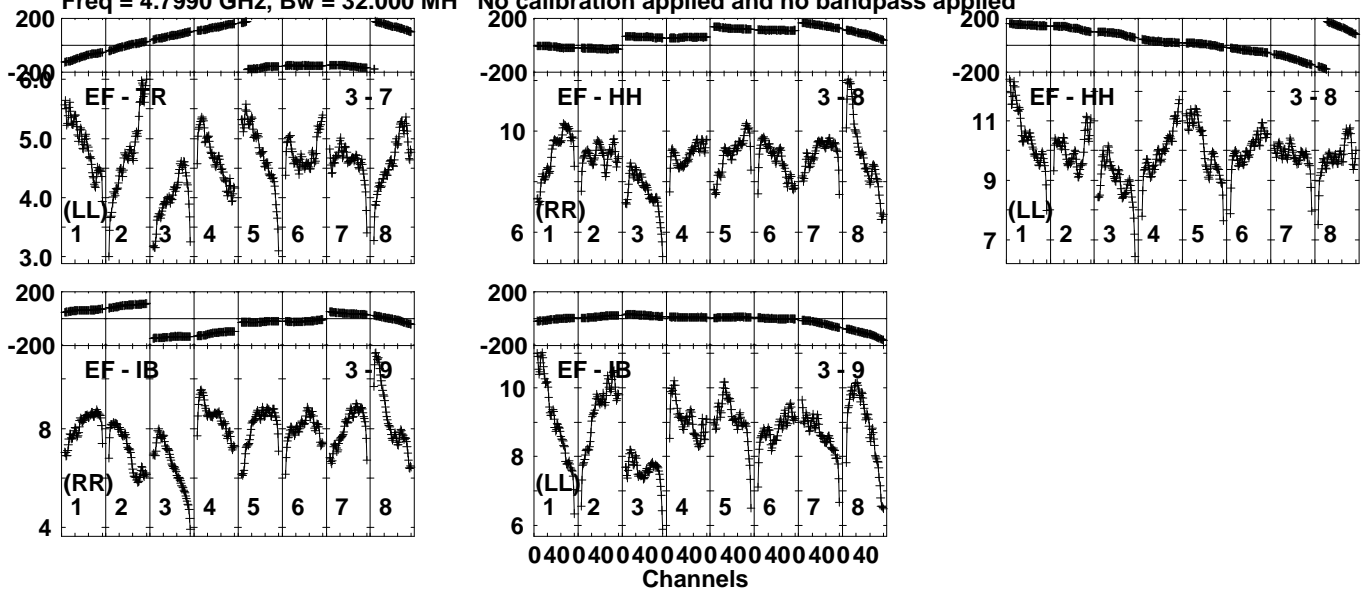
Lower frame: Milli Ampl Jy Top frame: Phas deg
Vector averaged cross-power spectrum Several baselines displayed
Timerange: 00/17:54:31 to 00/17:59:29

Plot file version 138 created 06-OCT-2023 15:48:03

PKS1741-03 EN011E.UVDATA.1

Freq = 4.7990 GHz, Bw = 32.000 MH

No calibration applied and no bandpass applied

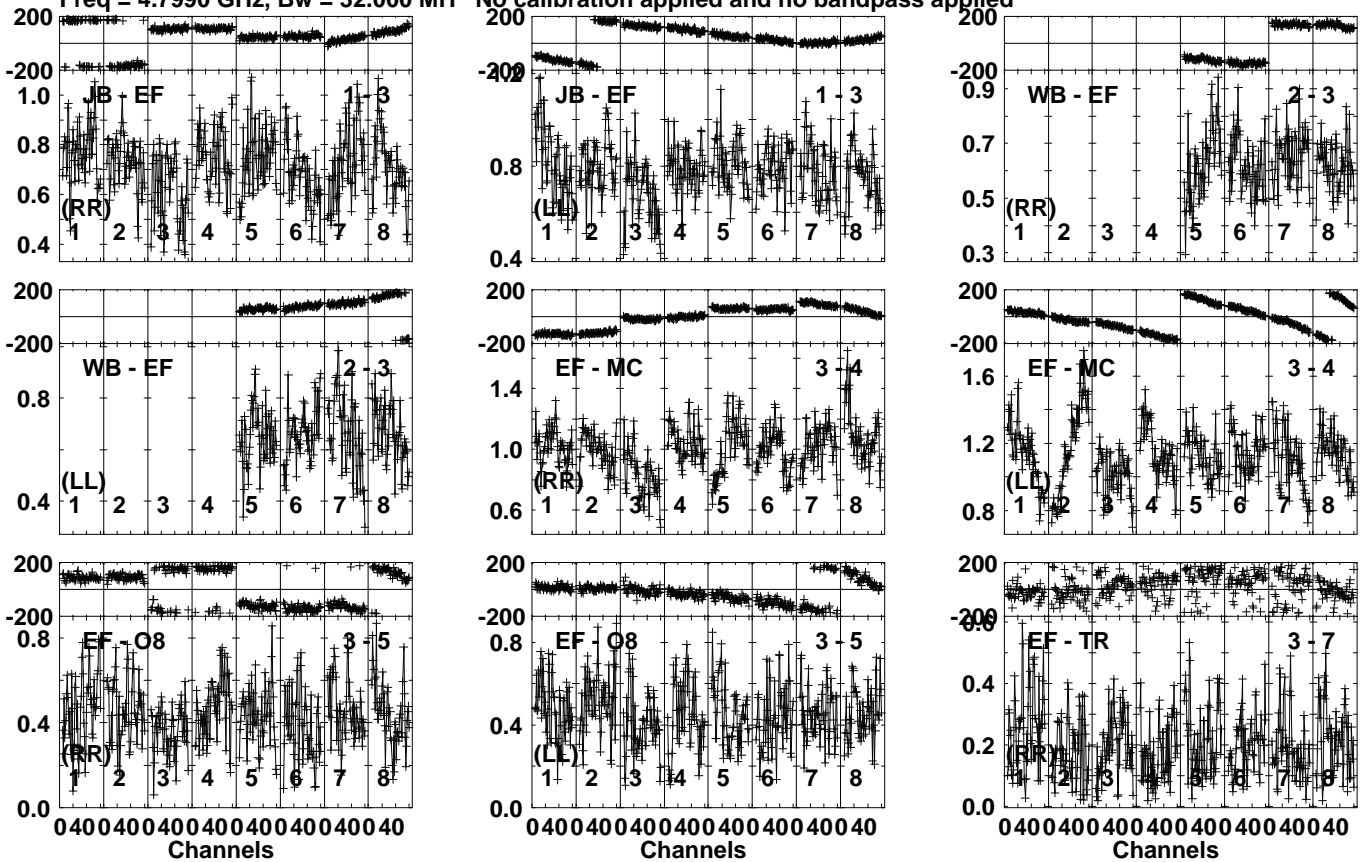


Lower frame: Milli Ampl Jy Top frame: Phas deg
Vector averaged cross-power spectrum Several baselines displayed
Timerange: 00/17:54:31 to 00/17:59:29

Plot file version 139 created 06-OCT-2023 15:48:03

1743-036 EN011E.UVDATA.1

Freq = 4.7990 GHz, Bw = 32.000 MH No calibration applied and no bandpass applied

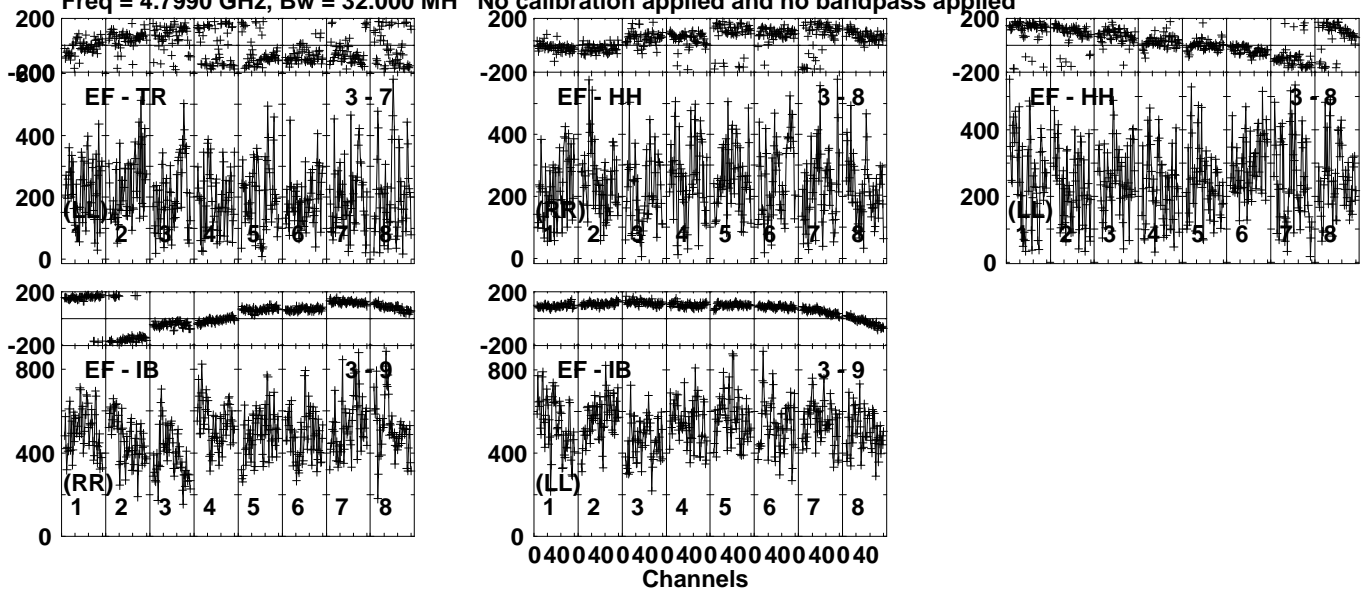


Lower frame: Milli Ampl Jy Top frame: Phas deg
Vector averaged cross-power spectrum Several baselines displayed
Timerange: 00/18:00:01 to 00/18:00:59

Plot file version 140 created 06-OCT-2023 15:48:03

1743-036 EN011E.UVDATA.1

Freq = 4.7990 GHz, Bw = 32.000 MH No calibration applied and no bandpass applied



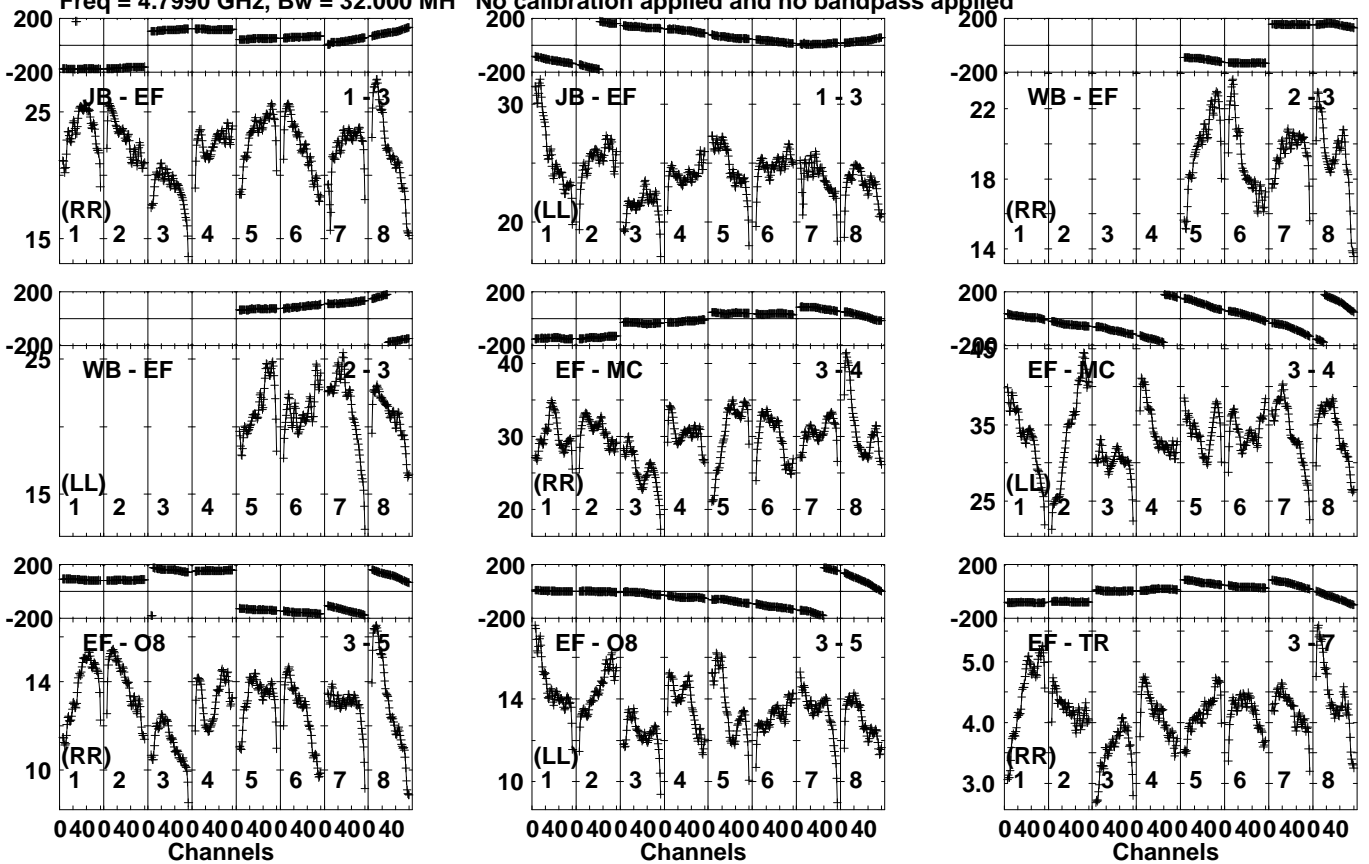
Lower frame: Micro Ampl Jy Top frame: Phas deg
Vector averaged cross-power spectrum Several baselines displayed
Timerange: 00/18:00:01 to 00/18:00:59

Plot file version 141 created 06-OCT-2023 15:48:04

PKS1741-03 EN011E.UVDATA.1

Freq = 4.7990 GHz, Bw = 32.000 MH

No calibration applied and no bandpass applied



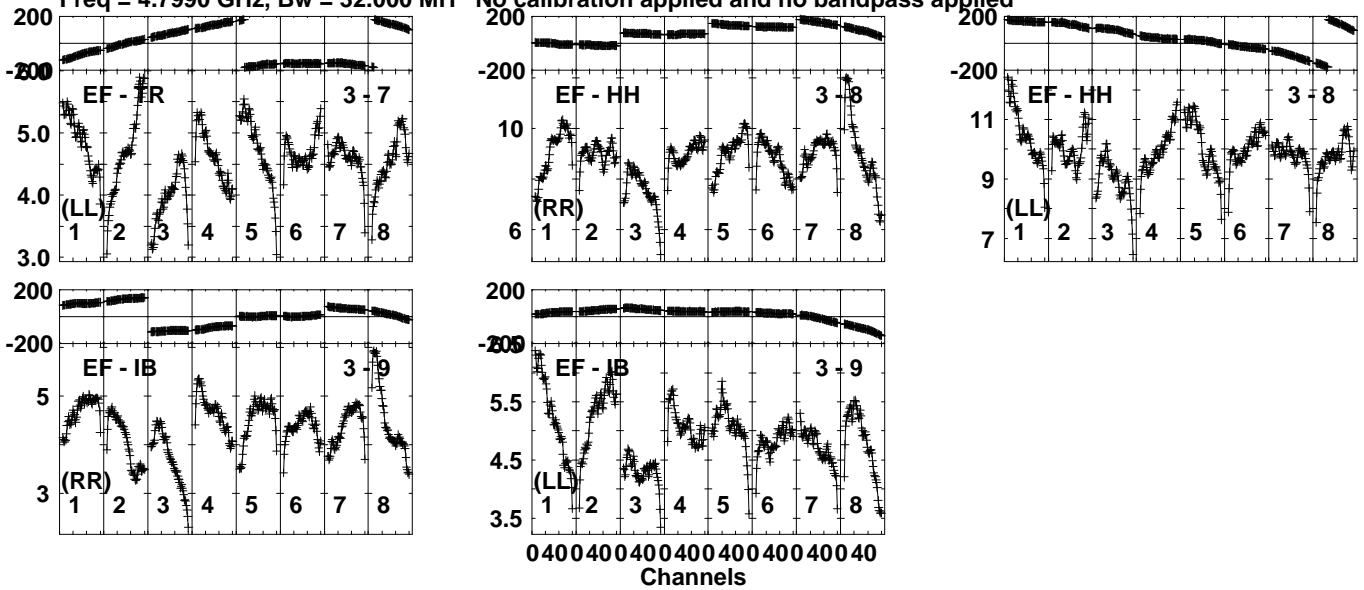
Lower frame: Milli Ampl Jy Top frame: Phas deg
Vector averaged cross-power spectrum Several baselines displayed
Timerange: 00/18:01:31 to 00/18:06:29

Plot file version 142 created 06-OCT-2023 15:48:04

PKS1741-03 EN011E.UVDATA.1

Freq = 4.7990 GHz, Bw = 32.000 MH

No calibration applied and no bandpass applied



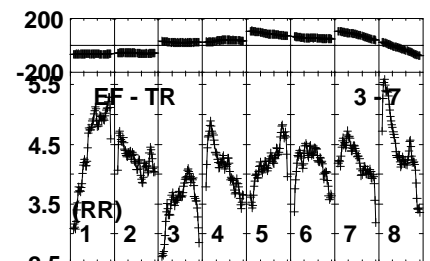
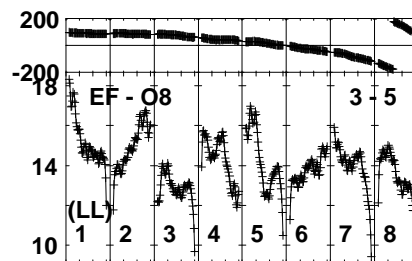
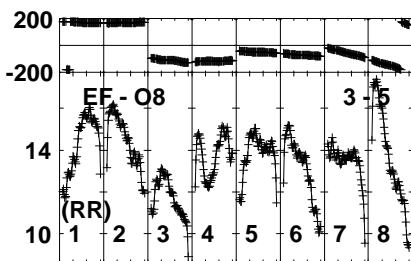
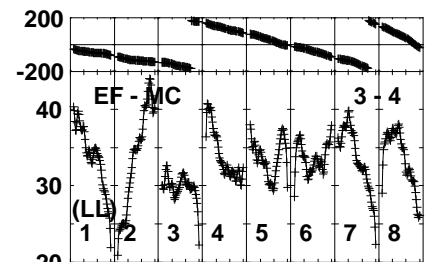
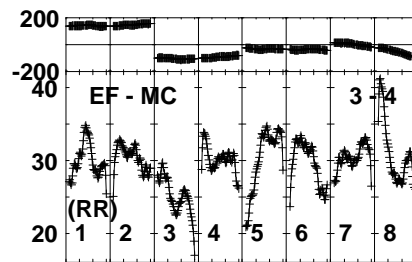
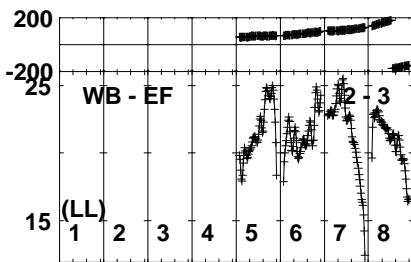
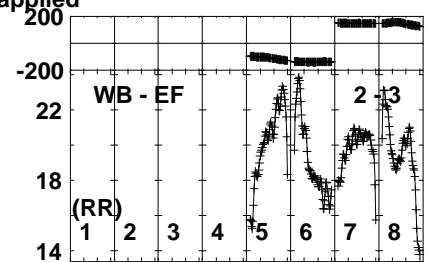
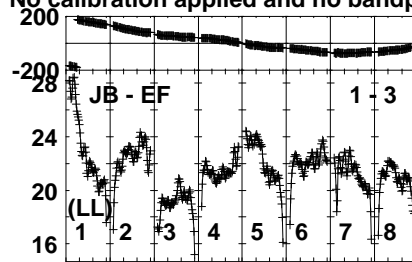
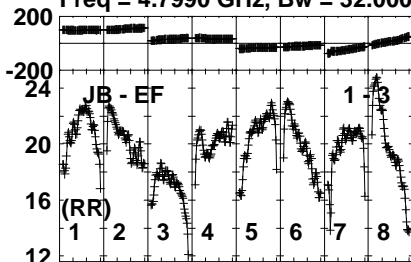
Lower frame: Milli Ampl Jy Top frame: Phas deg
Vector averaged cross-power spectrum Several baselines displayed
Timerange: 00/18:01:31 to 00/18:06:29

Plot file version 143 created 06-OCT-2023 15:48:04

PKS1741-03 EN011E.UVDATA.1

Freq = 4.7990 GHz, Bw = 32.000 MH

No calibration applied and no bandpass applied



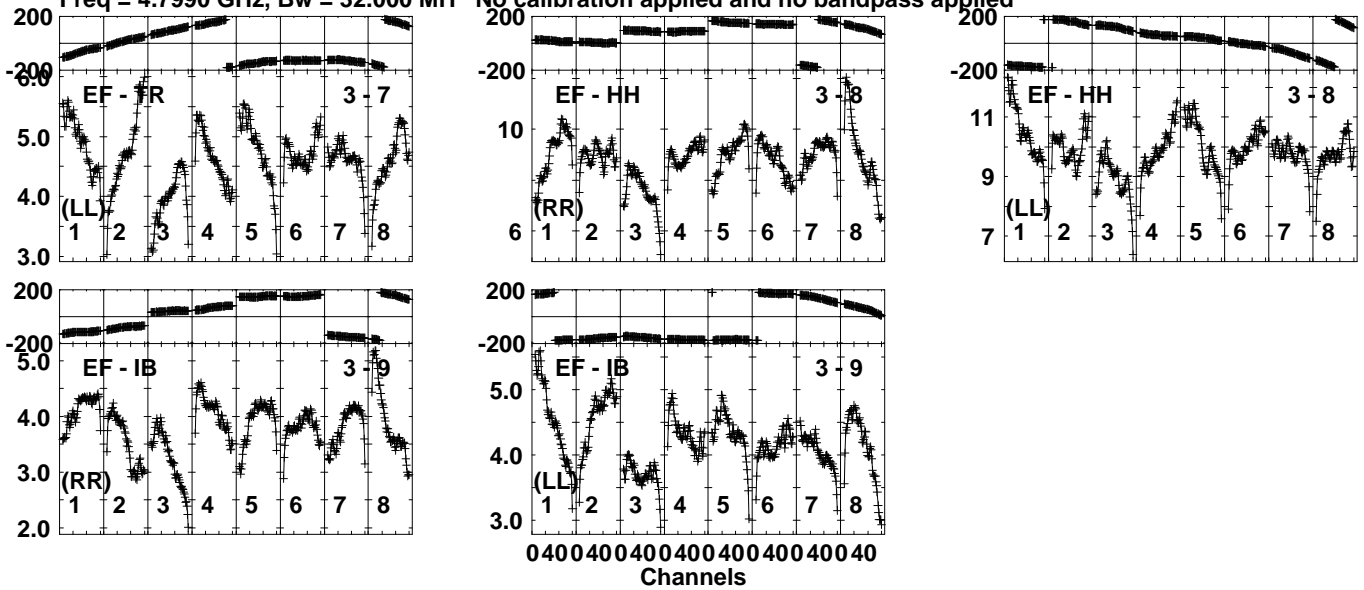
Lower frame: Milli Ampl Jy Top frame: Phas deg
Vector averaged cross-power spectrum Several baselines displayed
Timerange: 00/18:06:51 to 00/18:11:49

Plot file version 144 created 06-OCT-2023 15:48:04

PKS1741-03 EN011E.UVDATA.1

Freq = 4.7990 GHz, Bw = 32.000 MH

No calibration applied and no bandpass applied



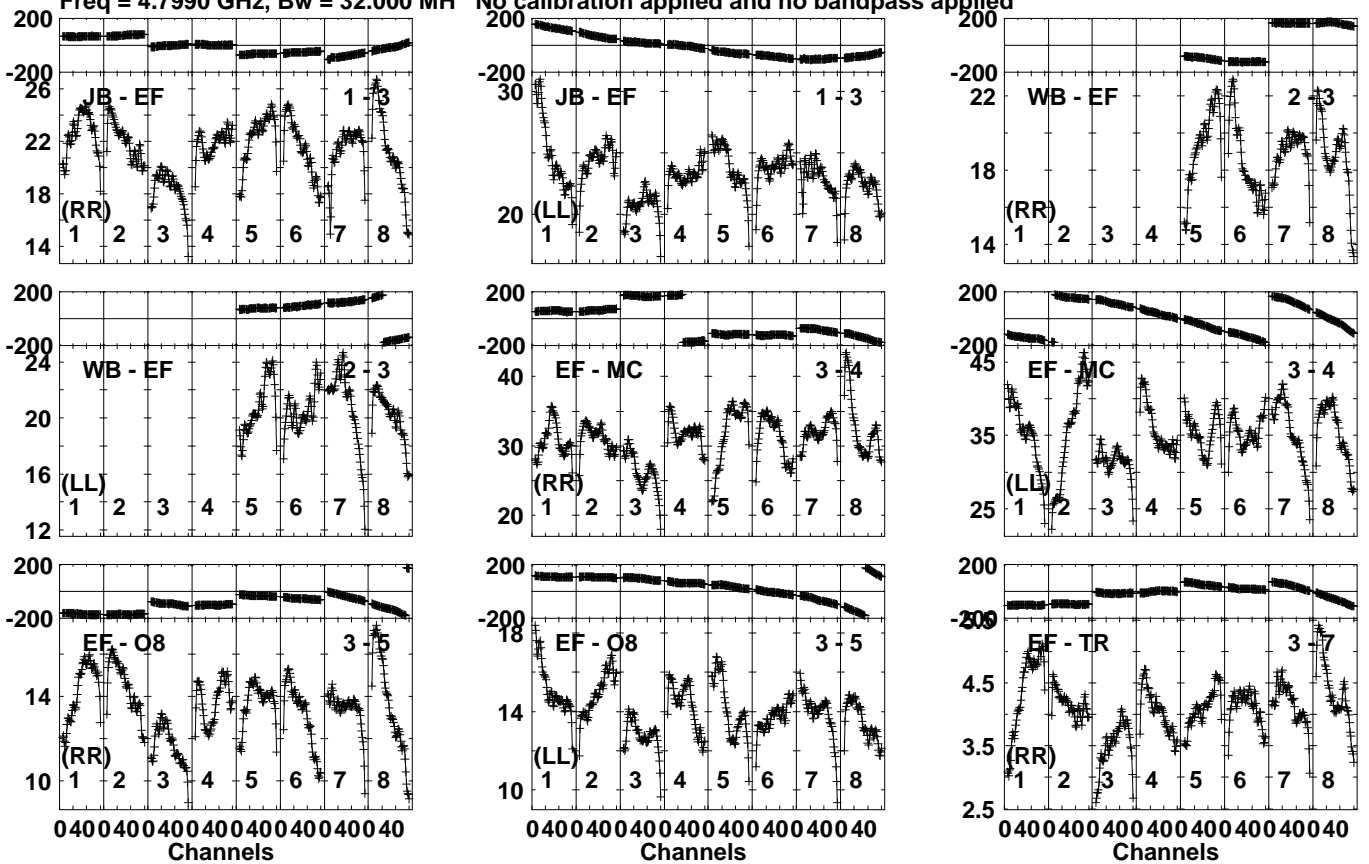
Lower frame: Milli Ampl Jy Top frame: Phas deg
Vector averaged cross-power spectrum Several baselines displayed
Timerange: 00/18:06:51 to 00/18:11:49

Plot file version 145 created 06-OCT-2023 15:48:04

PKS1741-03 EN011E.UVDATA.1

Freq = 4.7990 GHz, Bw = 32.000 MH

No calibration applied and no bandpass applied



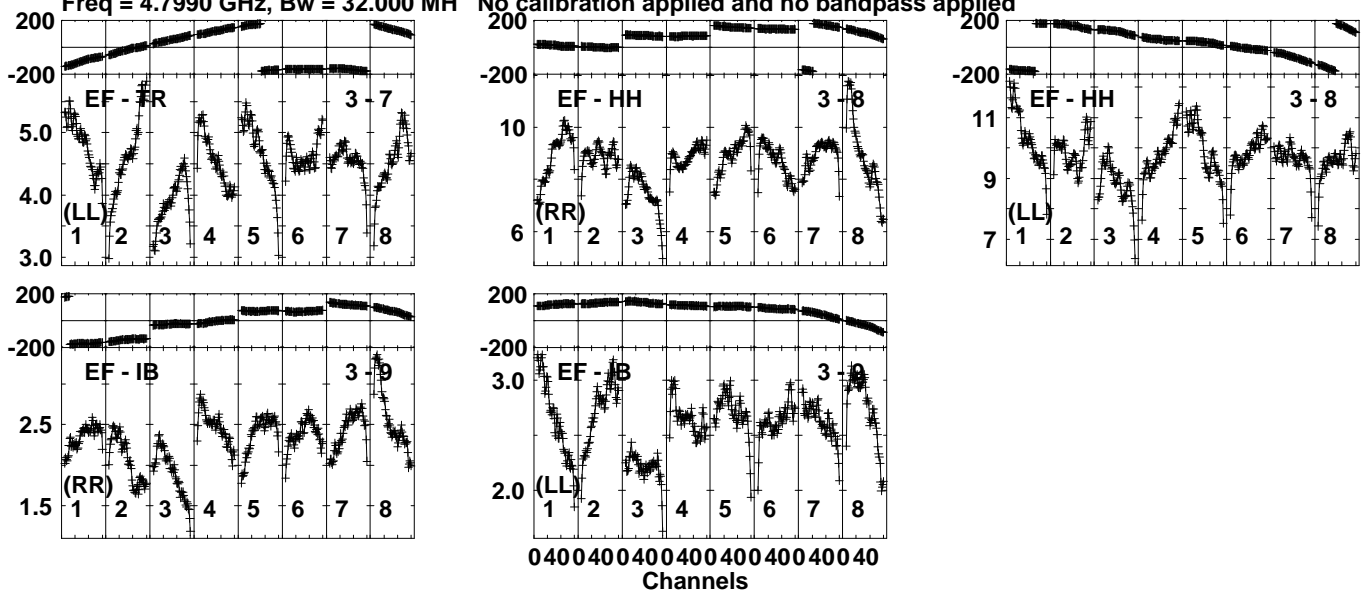
Lower frame: Milli Ampl Jy Top frame: Phas deg
Vector averaged cross-power spectrum Several baselines displayed
Timerange: 00/18:12:11 to 00/18:17:09

Plot file version 146 created 06-OCT-2023 15:48:04

PKS1741-03 EN011E.UVDATA.1

Freq = 4.7990 GHz, Bw = 32.000 MH

No calibration applied and no bandpass applied



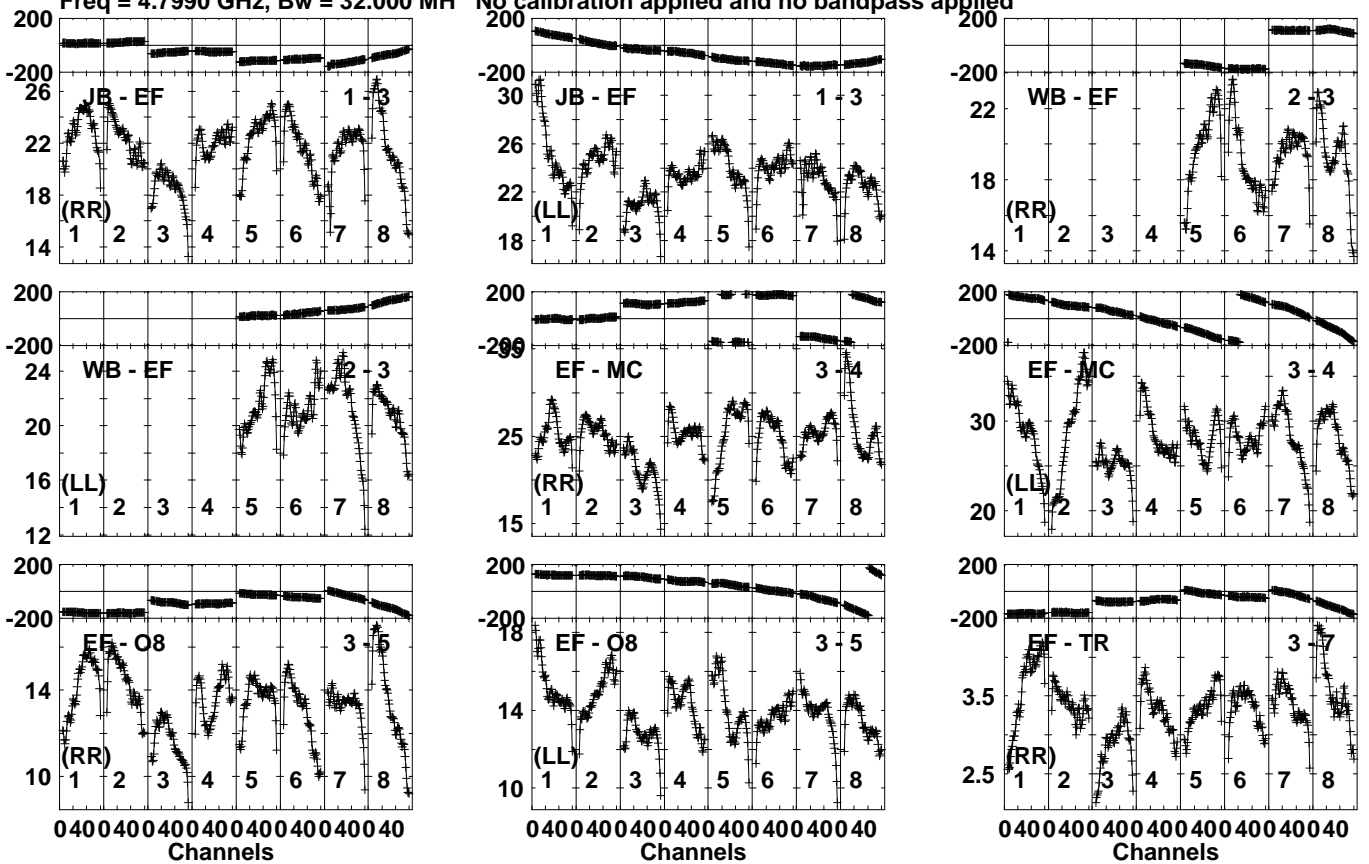
Lower frame: Milli Ampl Jy Top frame: Phas deg
Vector averaged cross-power spectrum Several baselines displayed
Timerange: 00/18:12:11 to 00/18:17:09

Plot file version 147 created 06-OCT-2023 15:48:05

PKS1741-03 EN011E.UVDATA.1

Freq = 4.7990 GHz, Bw = 32.000 MH

No calibration applied and no bandpass applied



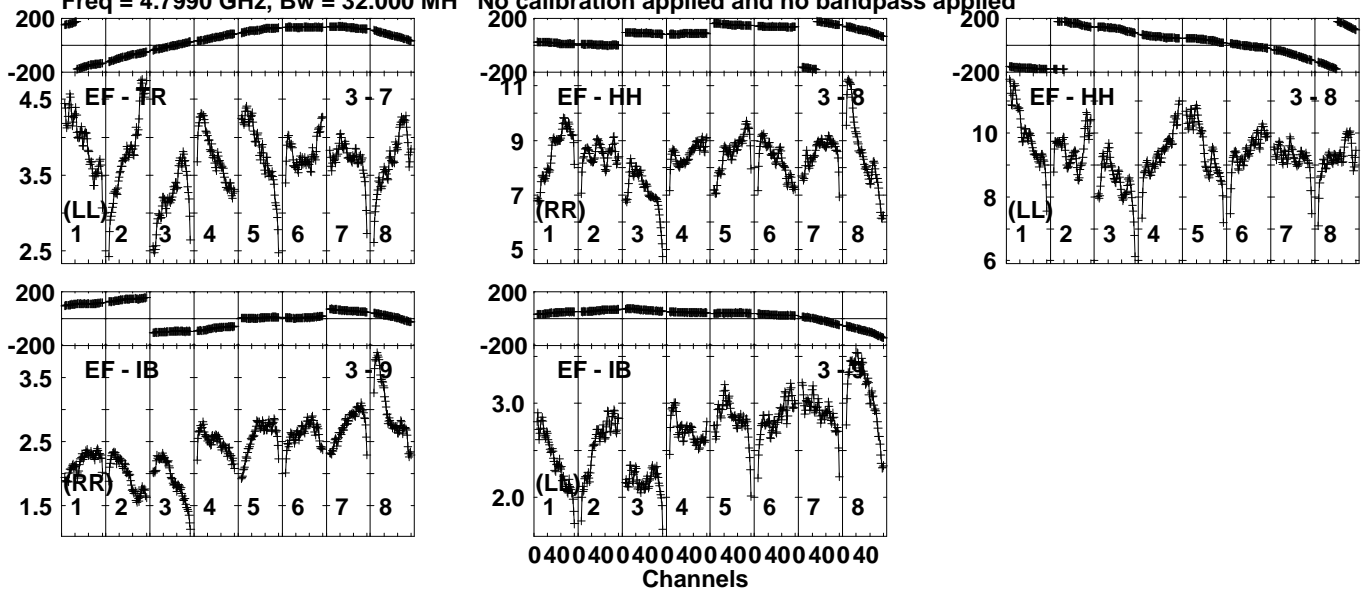
Lower frame: Milli Ampl Jy Top frame: Phas deg
Vector averaged cross-power spectrum Several baselines displayed
Timerange: 00/18:17:31 to 00/18:22:29

Plot file version 148 created 06-OCT-2023 15:48:05

PKS1741-03 EN011E.UVDATA.1

Freq = 4.7990 GHz, Bw = 32.000 MH

No calibration applied and no bandpass applied

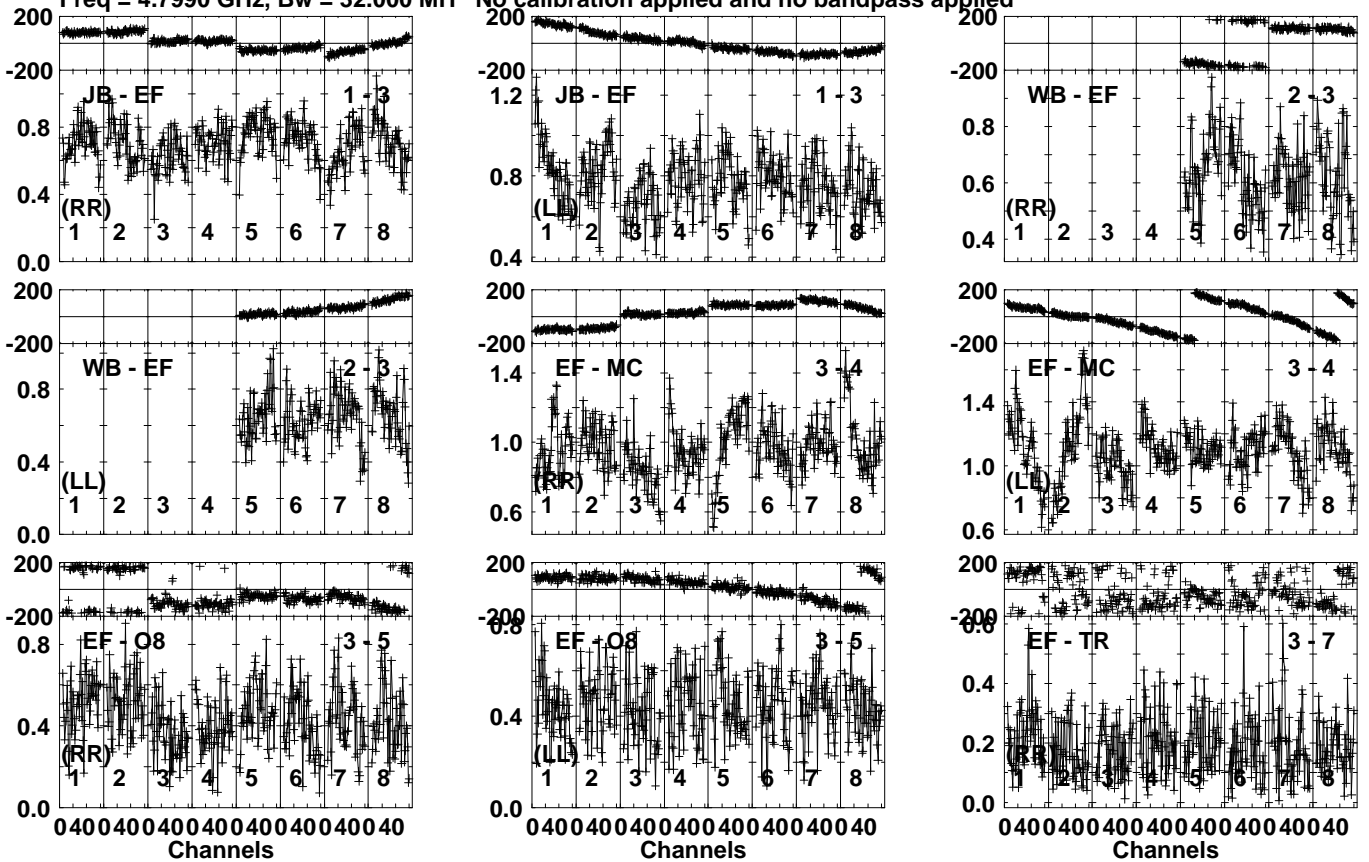


Lower frame: Milli Ampl Jy Top frame: Phas deg
Vector averaged cross-power spectrum Several baselines displayed
Timerange: 00/18:17:31 to 00/18:22:29

Plot file version 149 created 06-OCT-2023 15:48:05

1743-036 EN011E.UVDATA.1

Freq = 4.7990 GHz, Bw = 32.000 MH No calibration applied and no bandpass applied

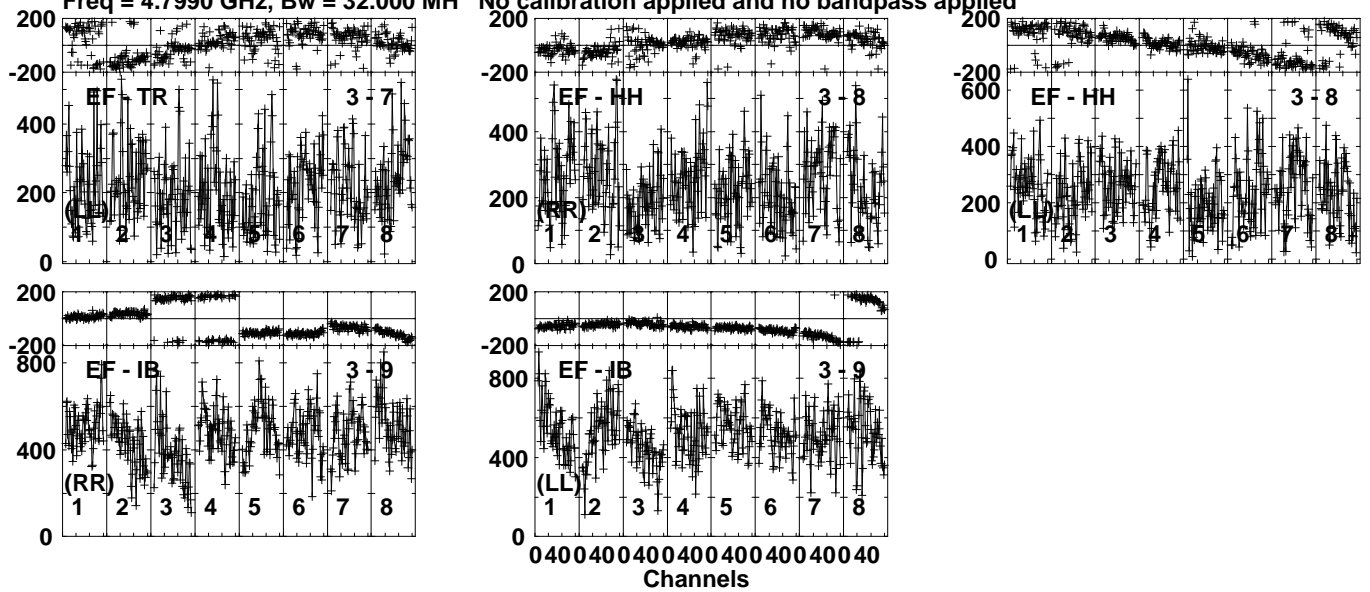


Lower frame: Milli Ampl Jy Top frame: Phas deg
Vector averaged cross-power spectrum Several baselines displayed
Timerange: 00/18:23:01 to 00/18:23:59

Plot file version 150 created 06-OCT-2023 15:48:05

1743-036 EN011E.UVDATA.1

Freq = 4.7990 GHz, Bw = 32.000 MH No calibration applied and no bandpass applied

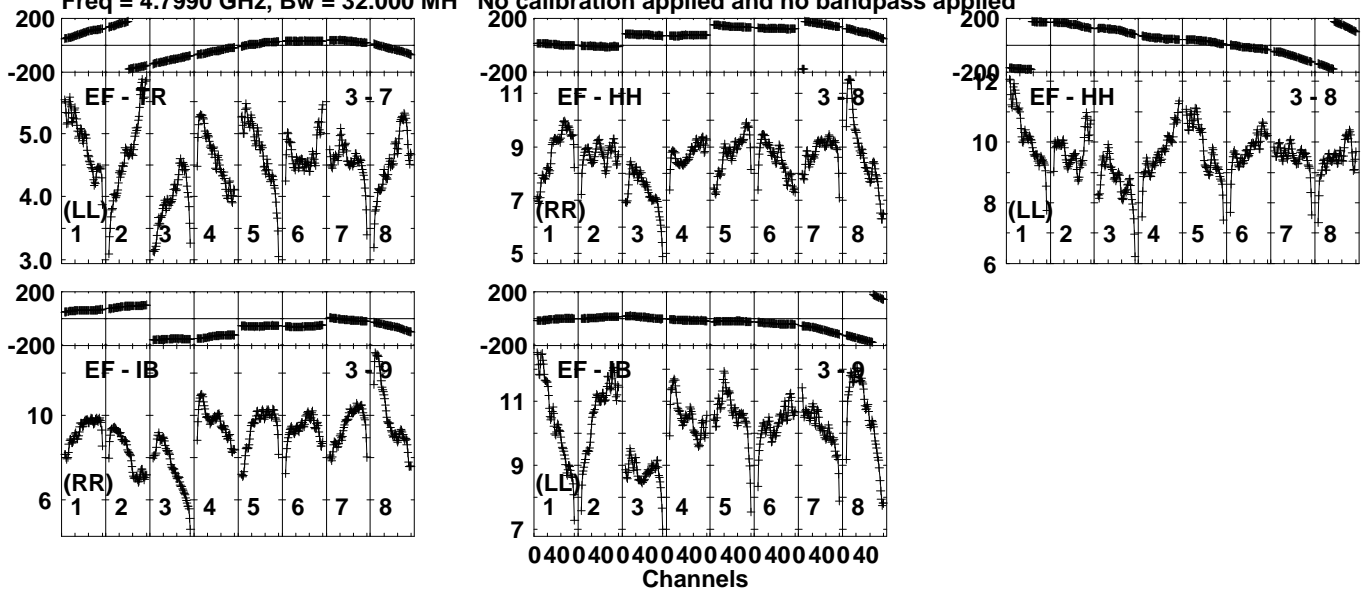


Lower frame: Micro Ampl Jy Top frame: Phas deg
Vector averaged cross-power spectrum Several baselines displayed
Timerange: 00/18:23:01 to 00/18:23:59

Plot file version 152 created 06-OCT-2023 15:48:05

PKS1741-03 EN011E.UVDATA.1

Freq = 4.7990 GHz, Bw = 32.000 MH No calibration applied and no bandpass applied



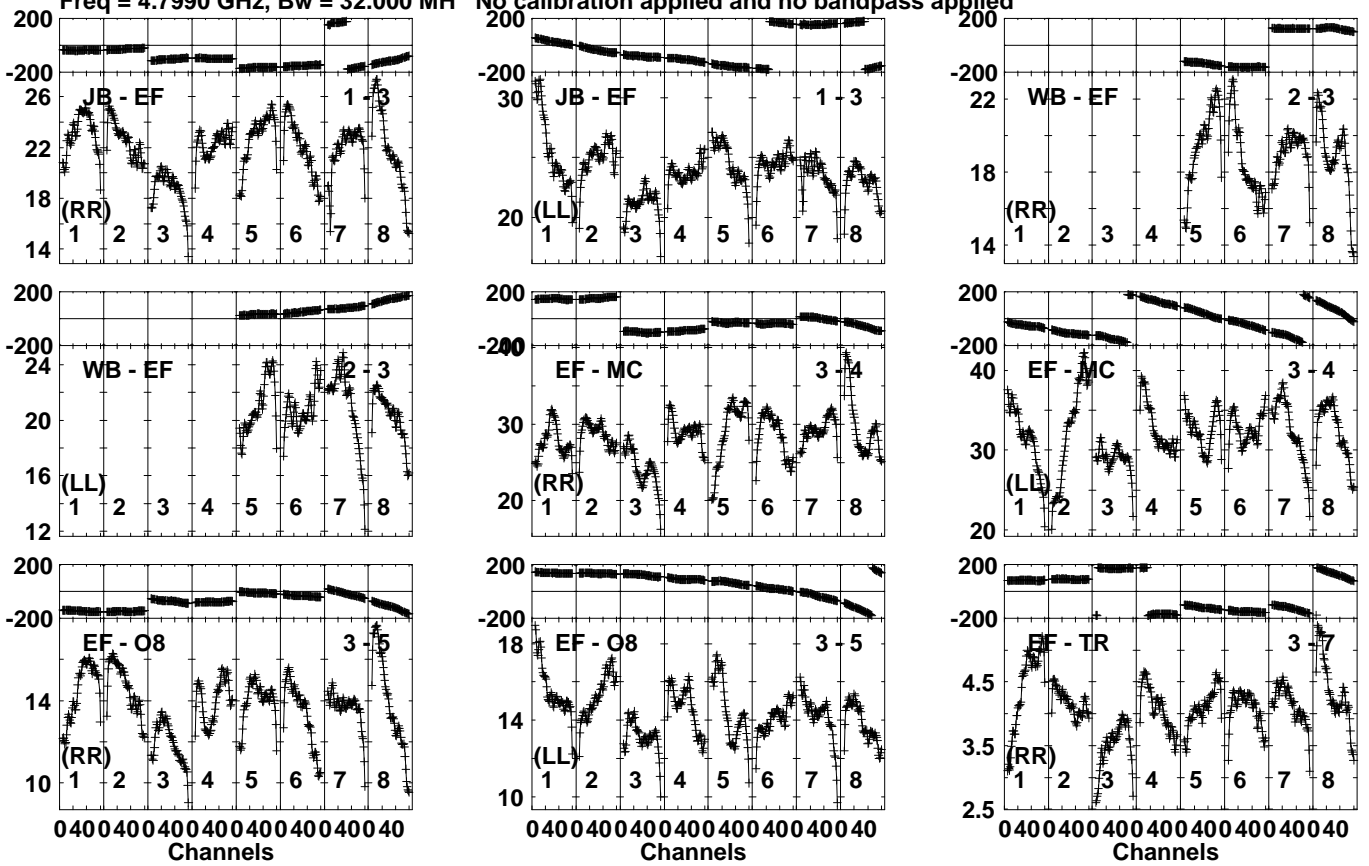
Lower frame: Milli Ampl Jy Top frame: Phas deg
Vector averaged cross-power spectrum Several baselines displayed
Timerange: 00/18:24:31 to 00/18:29:29

Plot file version 153 created 06-OCT-2023 15:48:05

PKS1741-03 EN011E.UVDATA.1

Freq = 4.7990 GHz, Bw = 32.000 MH

No calibration applied and no bandpass applied



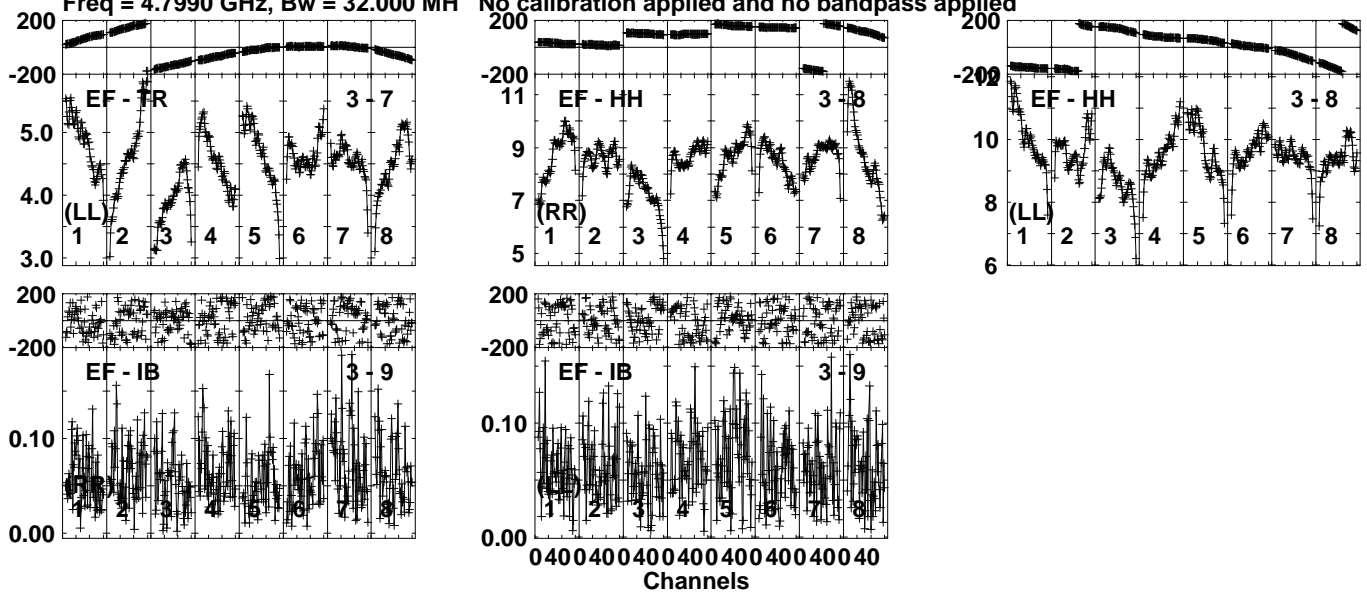
Lower frame: Milli Ampl Jy Top frame: Phas deg
Vector averaged cross-power spectrum Several baselines displayed
Timerange: 00/18:29:51 to 00/18:34:49

Plot file version 156 created 06-OCT-2023 15:48:06

PKS1741-03 EN011E.UVDATA.1

Freq = 4.7990 GHz, Bw = 32.000 MH

No calibration applied and no bandpass applied



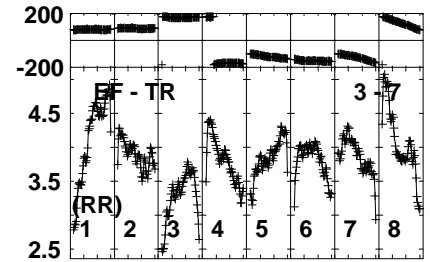
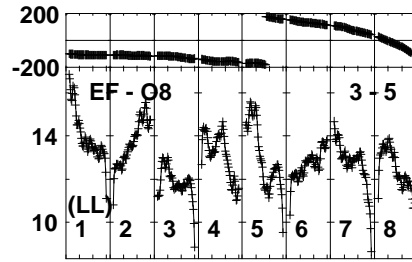
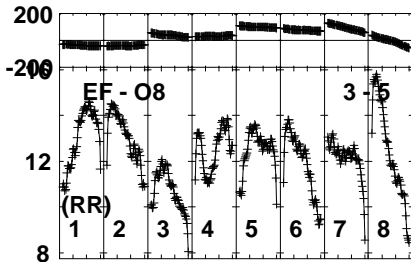
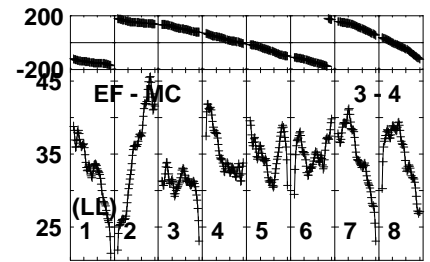
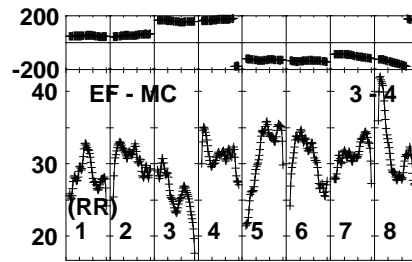
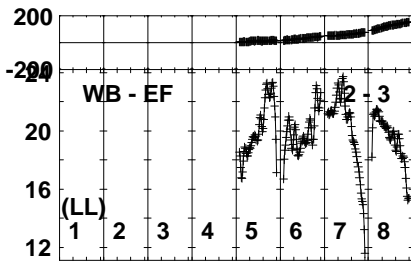
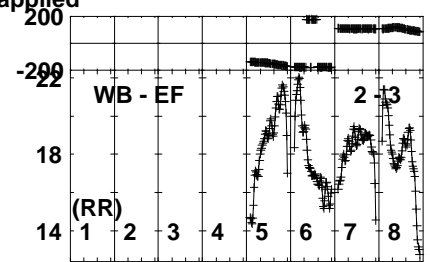
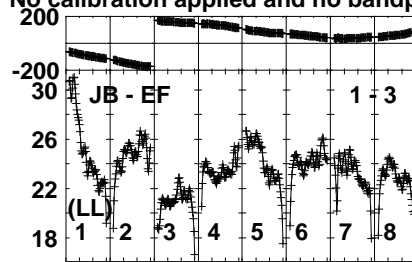
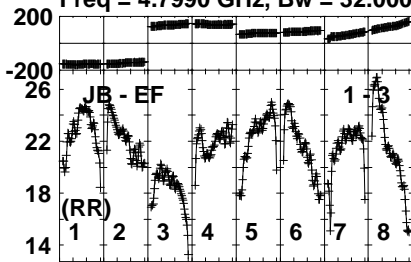
Lower frame: Milli Ampl Jy Top frame: Phas deg
Vector averaged cross-power spectrum Several baselines displayed
Timerange: 00/18:35:11 to 00/18:40:09

Plot file version 157 created 06-OCT-2023 15:48:06

PKS1741-03 EN011E.UVDATA.1

Freq = 4.7990 GHz, Bw = 32.000 MH

No calibration applied and no bandpass applied



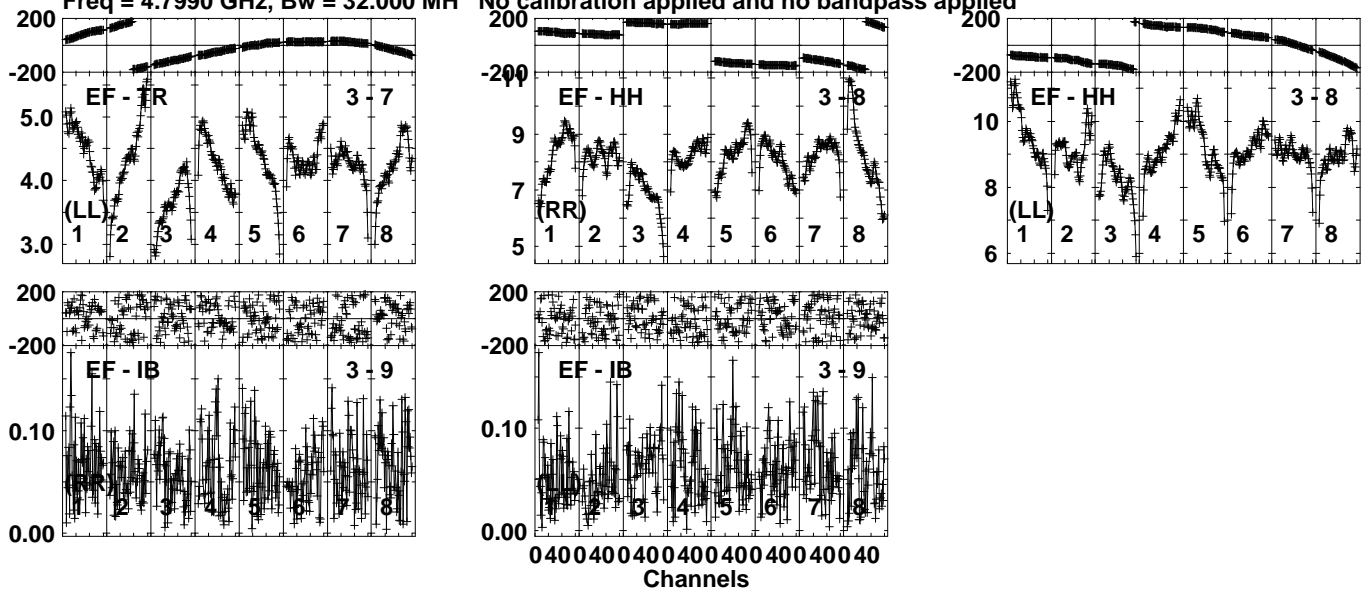
Lower frame: Milli Ampl Jy Top frame: Phas deg
Vector averaged cross-power spectrum Several baselines displayed
Timerange: 00:18:40:31 to 00:18:45:29

Plot file version 158 created 06-OCT-2023 15:48:06

PKS1741-03 EN011E.UVDATA.1

Freq = 4.7990 GHz, Bw = 32.000 MH

No calibration applied and no bandpass applied

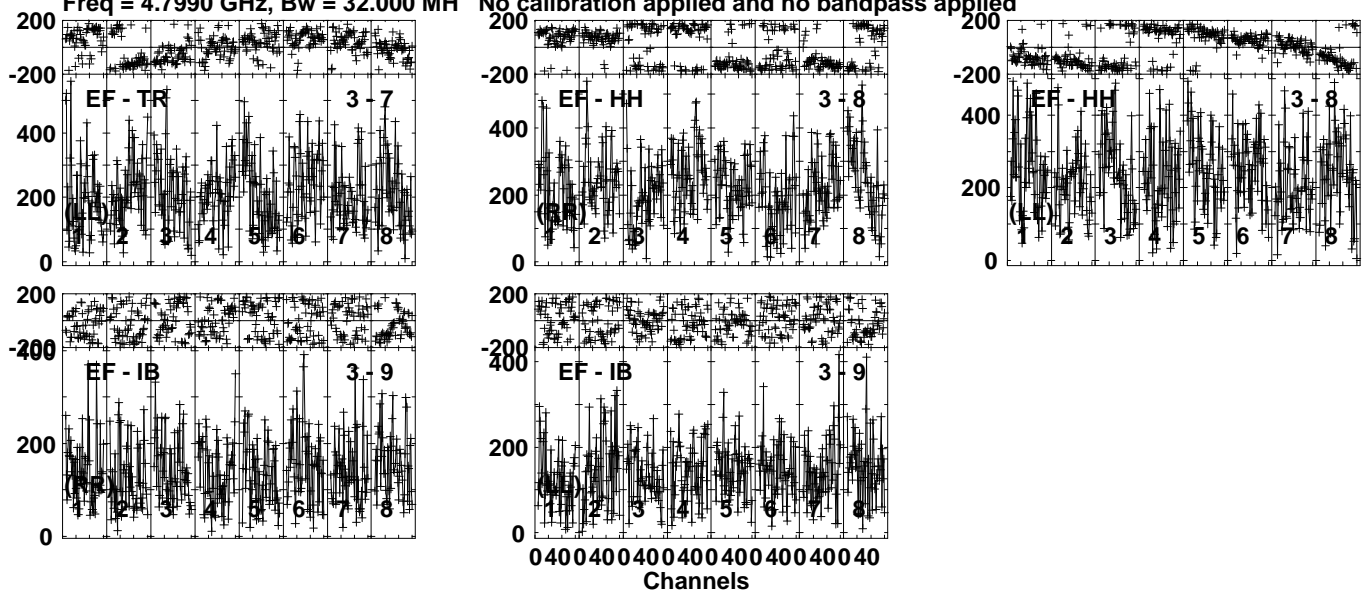


Lower frame: Milli Ampl Jy Top frame: Phas deg
Vector averaged cross-power spectrum Several baselines displayed
Timerange: 00/18:40:31 to 00/18:45:29

Plot file version 160 created 06-OCT-2023 15:48:06

1743-036 EN011E.UVDATA.1

Freq = 4.7990 GHz, Bw = 32.000 MH No calibration applied and no bandpass applied



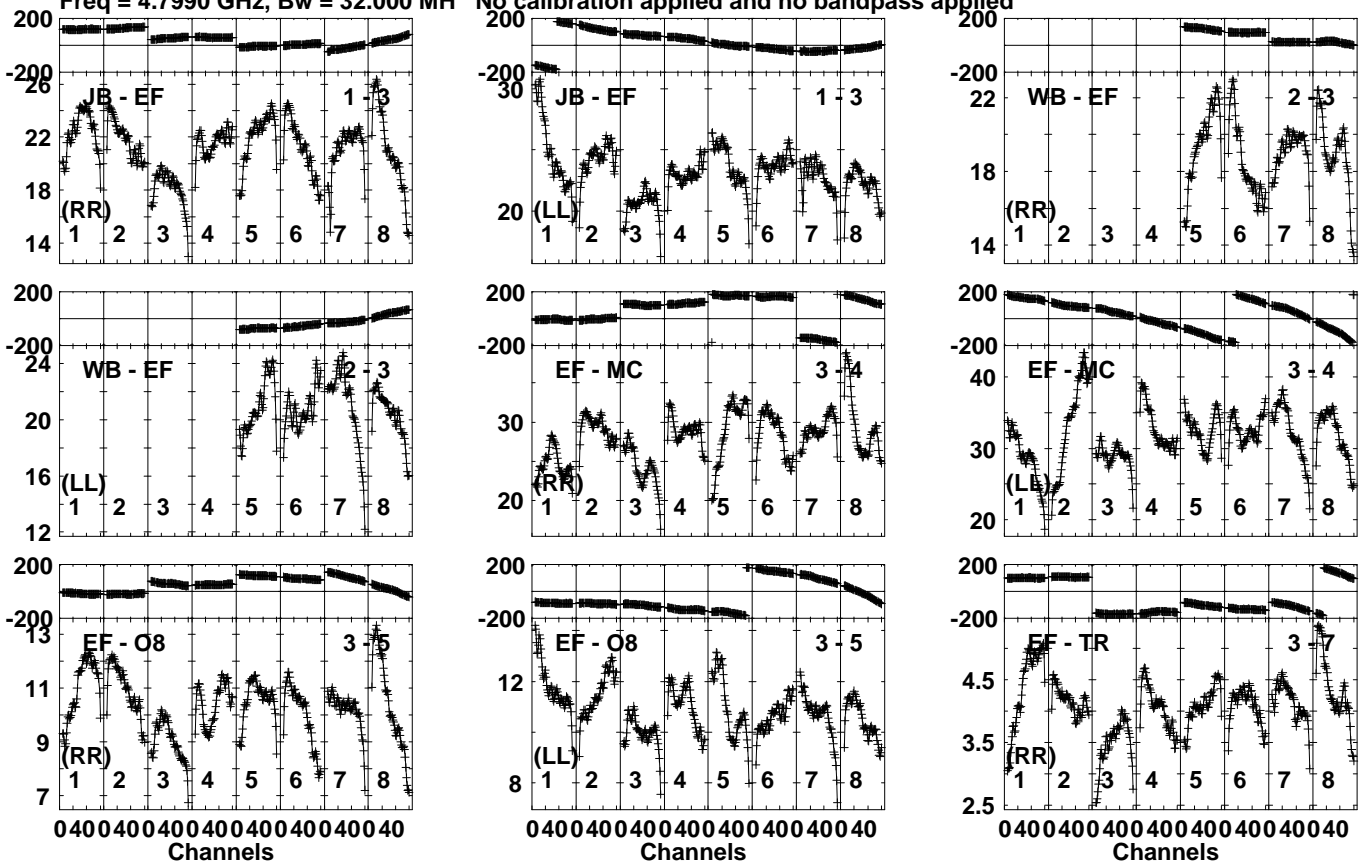
Lower frame: Micro Ampl Jy Top frame: Phas deg
Vector averaged cross-power spectrum Several baselines displayed
Timerange: 00/18:46:01 to 00/18:46:59

Plot file version 161 created 06-OCT-2023 15:48:06

PKS1741-03 EN011E.UVDATA.1

Freq = 4.7990 GHz, Bw = 32.000 MH

No calibration applied and no bandpass applied



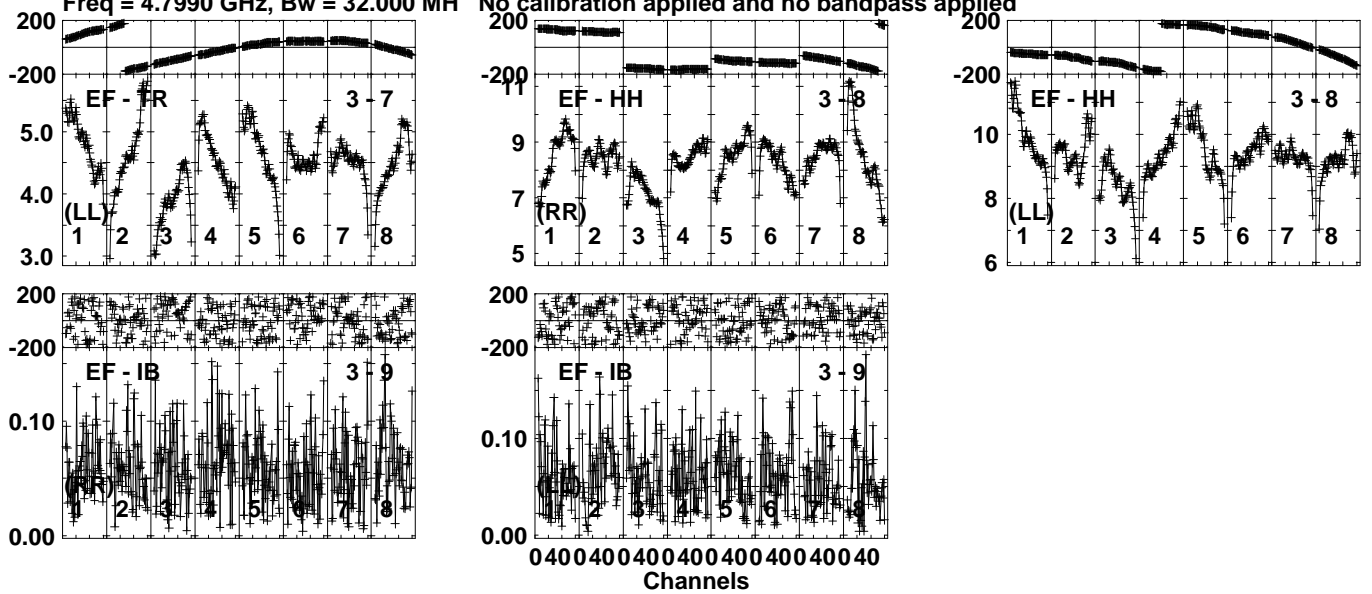
Lower frame: Milli Ampl Jy Top frame: Phas deg
Vector averaged cross-power spectrum Several baselines displayed
Timerange: 00/18:47:31 to 00/18:52:29

Plot file version 162 created 06-OCT-2023 15:48:07

PKS1741-03 EN011E.UVDATA.1

Freq = 4.7990 GHz, Bw = 32.000 MH

No calibration applied and no bandpass applied

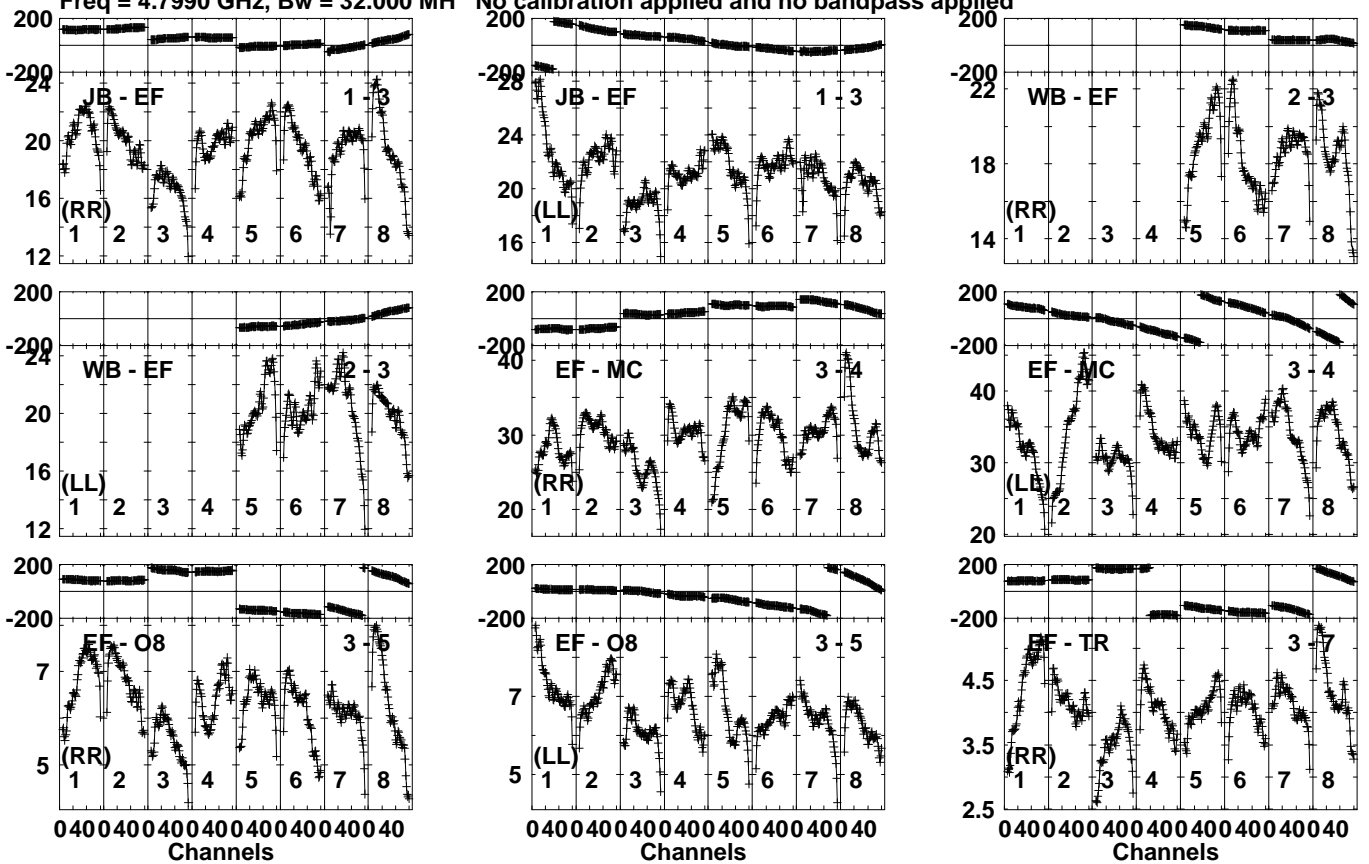


Lower frame: Milli Ampl Jy Top frame: Phas deg
Vector averaged cross-power spectrum Several baselines displayed
Timerange: 00/18:47:31 to 00/18:52:29

Plot file version 163 created 06-OCT-2023 15:48:07

PKS1741-03 EN011E.UVDATA.1

Freq = 4.7990 GHz, Bw = 32.000 MH No calibration applied and no bandpass applied



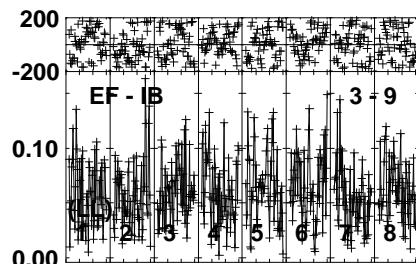
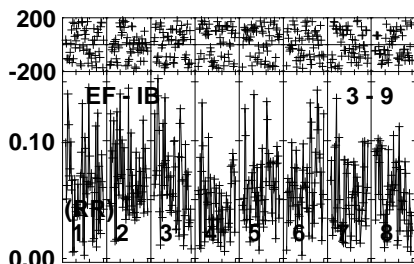
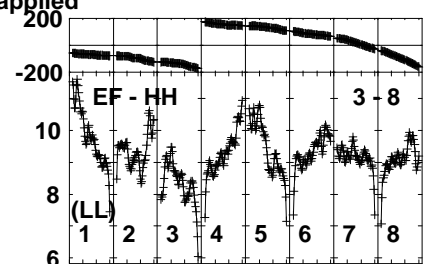
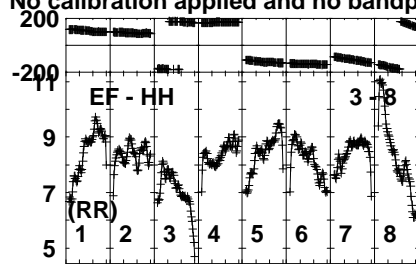
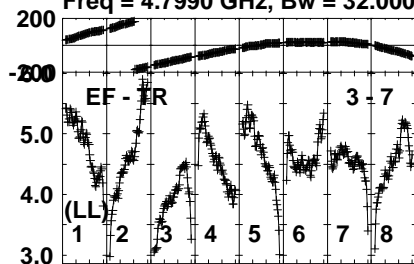
Lower frame: Milli Ampl Jy Top frame: Phas deg
Vector averaged cross-power spectrum Several baselines displayed
Timerange: 00/18:52:51 to 00/18:57:49

Plot file version 164 created 06-OCT-2023 15:48:07

PKS1741-03 EN011E.UVDATA.1

Freq = 4.7990 GHz, Bw = 32.000 MH

No calibration applied and no bandpass applied



0400400400400400400400400400400400
Channels

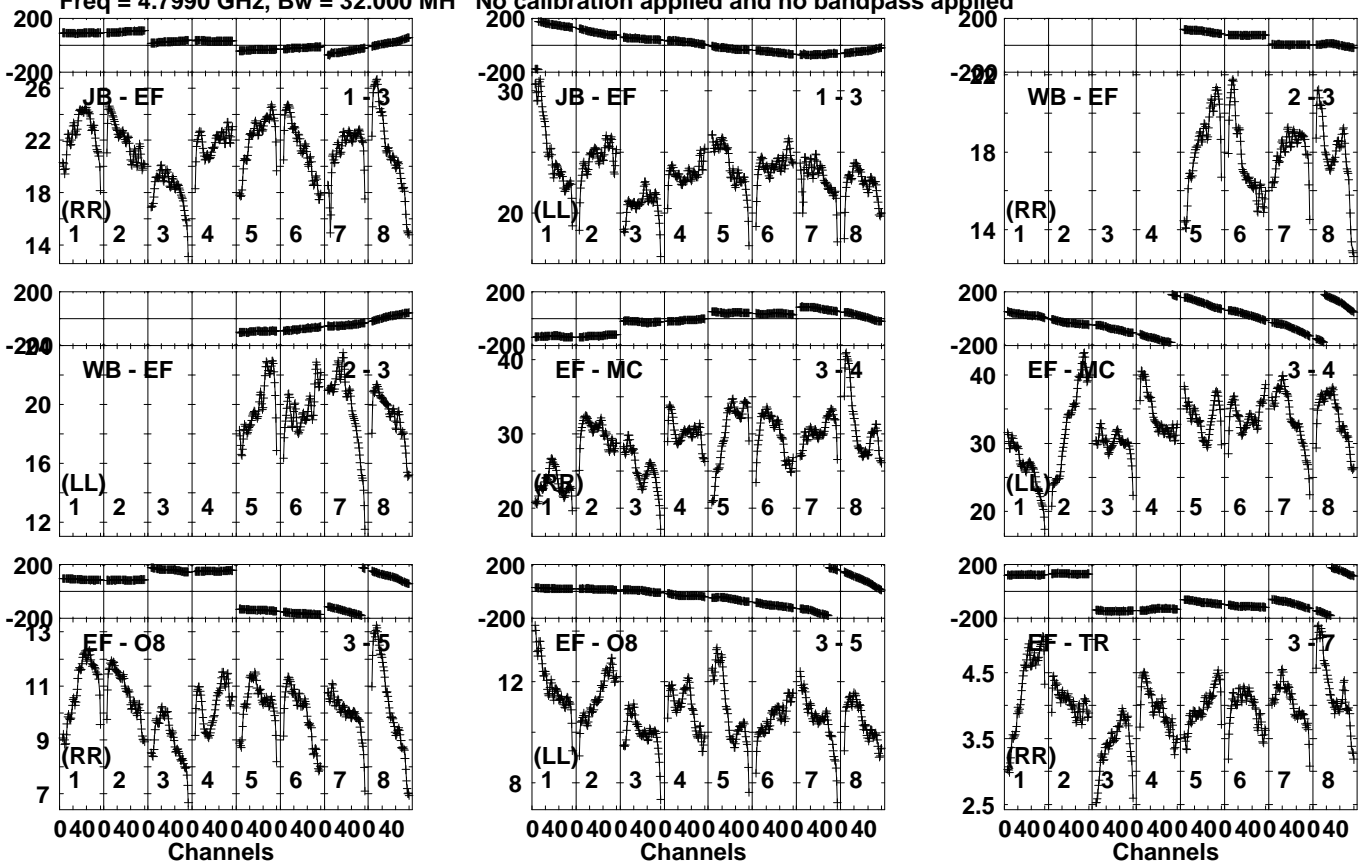
Lower frame: Milli Ampl Jy Top frame: Phas deg
Vector averaged cross-power spectrum Several baselines displayed
Timerange: 00/18:52:51 to 00/18:57:49

Plot file version 165 created 06-OCT-2023 15:48:07

PKS1741-03 EN011E.UVDATA.1

Freq = 4.7990 GHz, Bw = 32.000 MH

No calibration applied and no bandpass applied

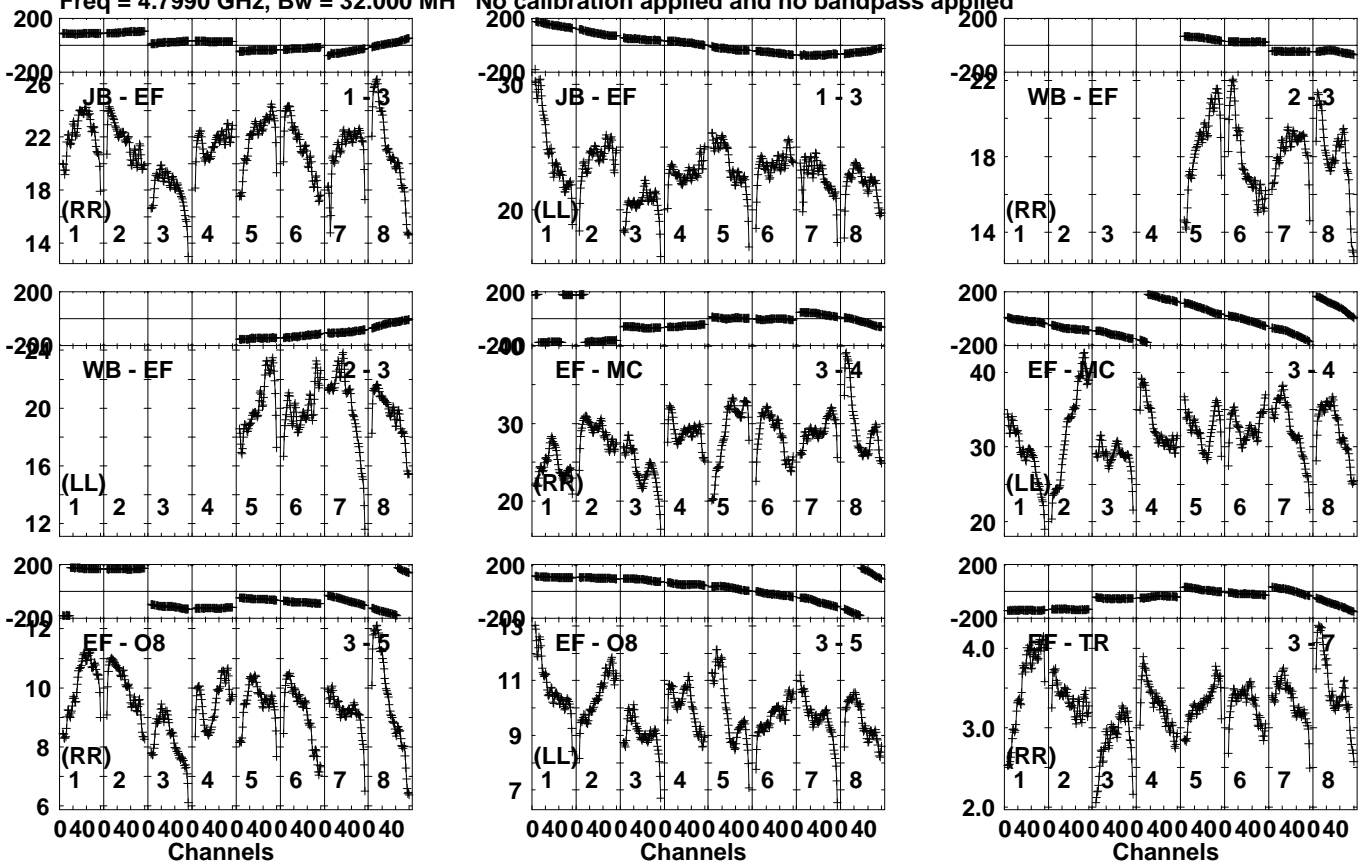


Lower frame: Milli Ampl Jy Top frame: Phas deg
Vector averaged cross-power spectrum Several baselines displayed
Timerange: 00/18:58:11 to 00/19:03:09

Plot file version 167 created 06-OCT-2023 15:48:07

PKS1741-03 EN011E.UVDATA.1

Freq = 4.7990 GHz, Bw = 32.000 MH No calibration applied and no bandpass applied



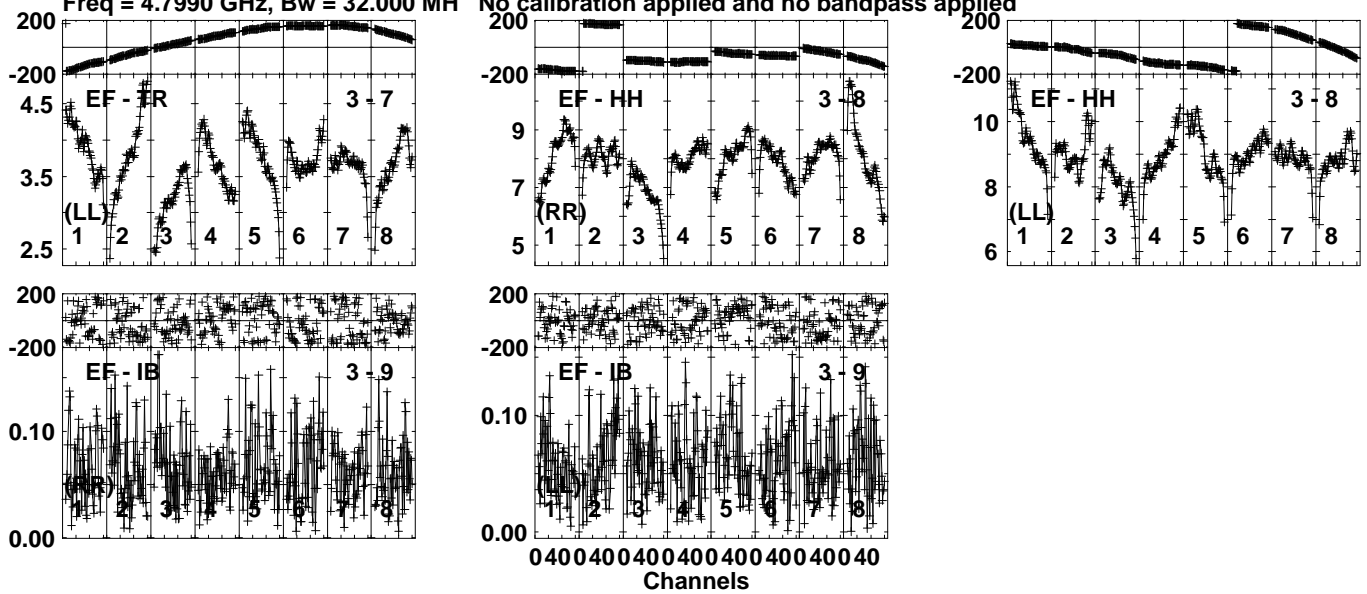
Lower frame: Milli Ampl Jy Top frame: Phas deg
Vector averaged cross-power spectrum Several baselines displayed
Timerange: 00/19:03:31 to 00/19:08:29

Plot file version 168 created 06-OCT-2023 15:48:07

PKS1741-03 EN011E.UVDATA.1

Freq = 4.7990 GHz, Bw = 32.000 MH

No calibration applied and no bandpass applied

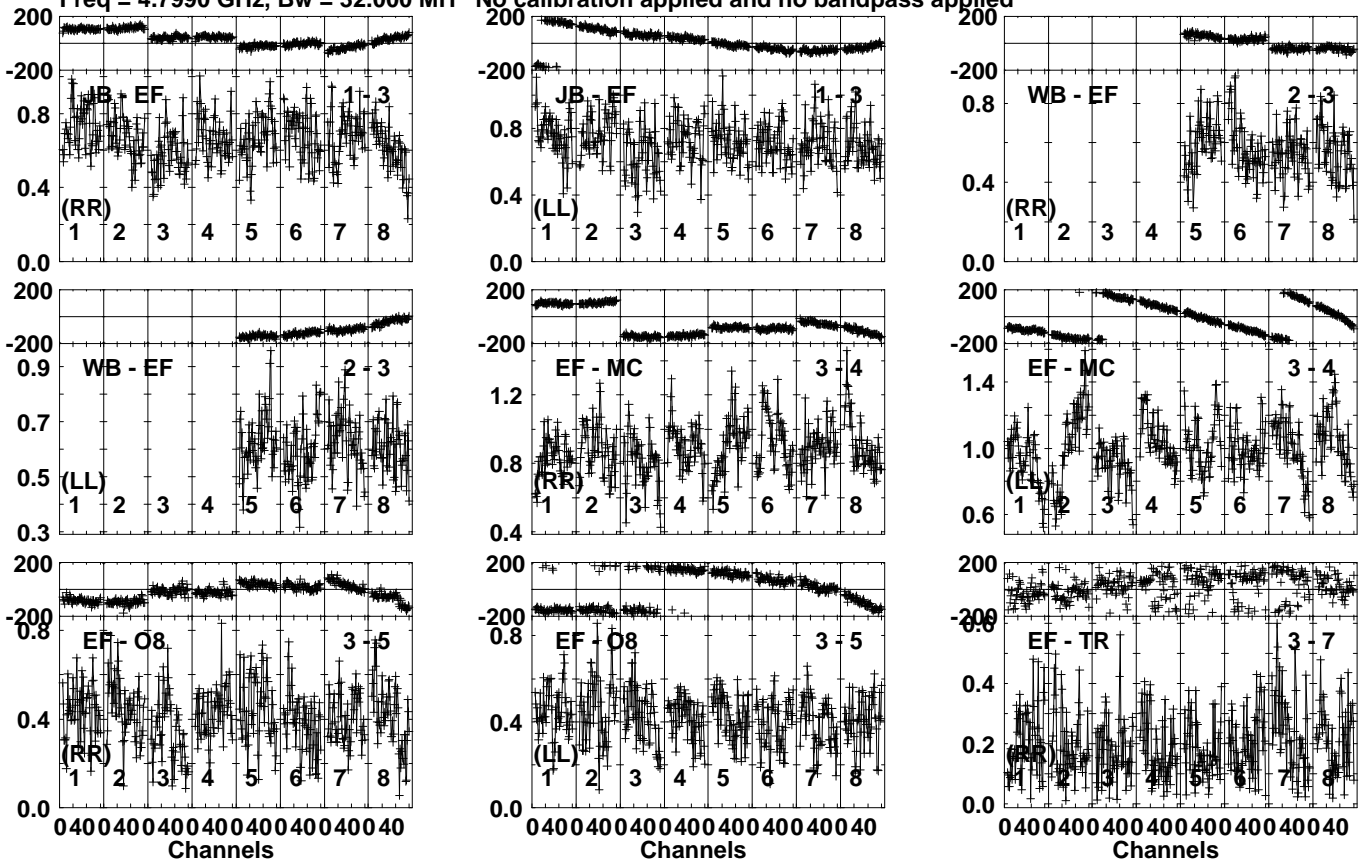


Lower frame: Milli Ampl Jy Top frame: Phas deg
Vector averaged cross-power spectrum Several baselines displayed
Timerange: 00/19:03:31 to 00/19:08:29

Plot file version 169 created 06-OCT-2023 15:48:07

1743-036 EN011E.UVDATA.1

Freq = 4.7990 GHz, Bw = 32.000 MH No calibration applied and no bandpass applied

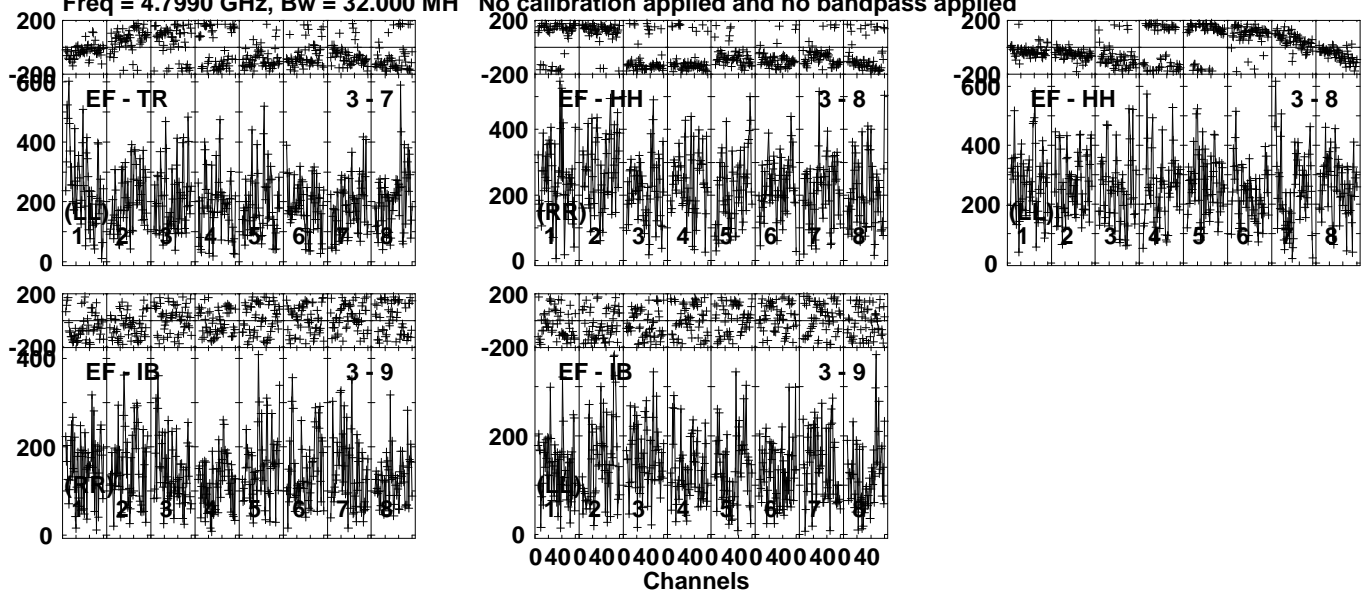


Lower frame: Milli Ampl Jy Top frame: Phas deg
Vector averaged cross-power spectrum Several baselines displayed
Timerange: 00/19:09:01 to 00/19:09:59

Plot file version 170 created 06-OCT-2023 15:48:08

1743-036 EN011E.UVDATA.1

Freq = 4.7990 GHz, Bw = 32.000 MH No calibration applied and no bandpass applied



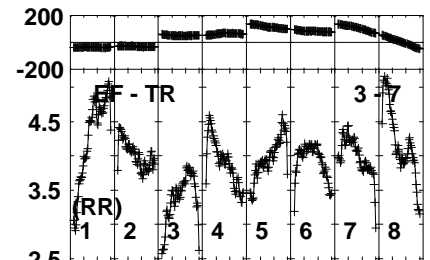
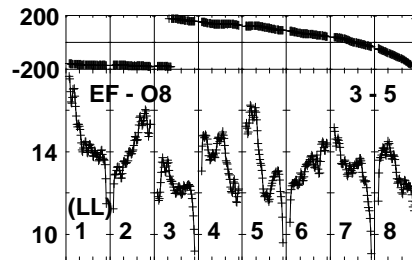
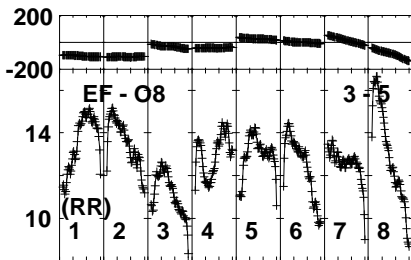
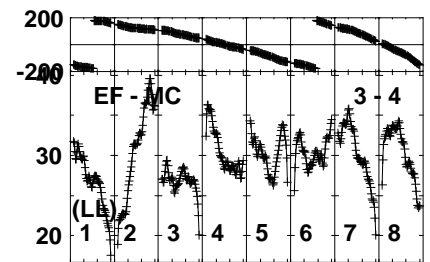
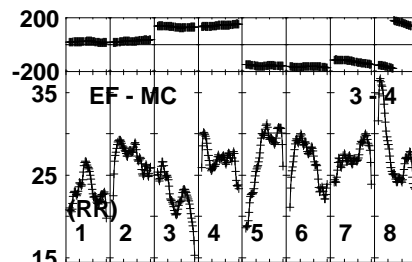
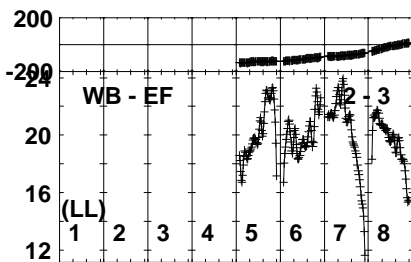
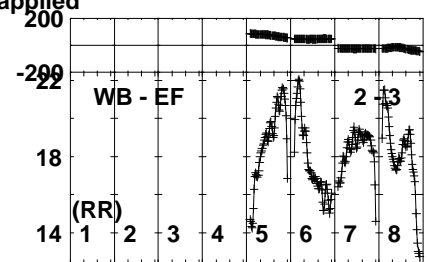
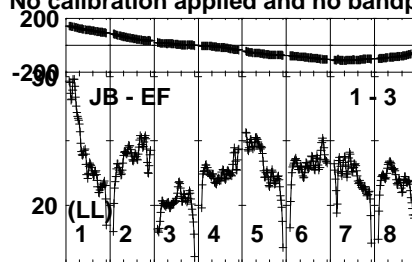
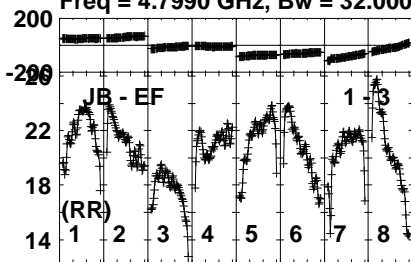
Lower frame: Micro Ampl Jy Top frame: Phas deg
Vector averaged cross-power spectrum Several baselines displayed
Timerange: 00/19:09:01 to 00/19:09:59

Plot file version 171 created 06-OCT-2023 15:48:08

PKS1741-03 EN011E.UVDATA.1

Freq = 4.7990 GHz, Bw = 32.000 MH

No calibration applied and no bandpass applied



0400400400400400400400400400
Channels

0400400400400400400400400400
Channels

0400400400400400400400400400
Channels

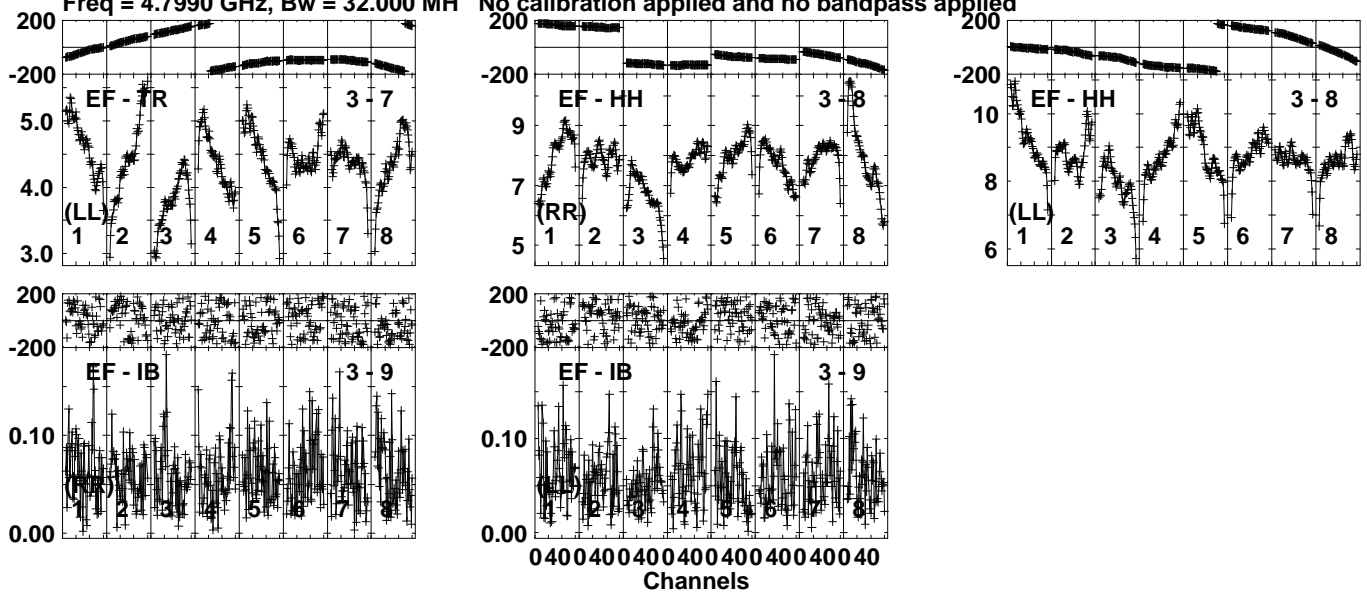
Lower frame: Milli Ampl Jy Top frame: Phas deg
Vector averaged cross-power spectrum Several baselines displayed
Timerange: 00/19:10:31 to 00/19:15:29

Plot file version 172 created 06-OCT-2023 15:48:08

PKS1741-03 EN011E.UVDATA.1

Freq = 4.7990 GHz, Bw = 32.000 MH

No calibration applied and no bandpass applied



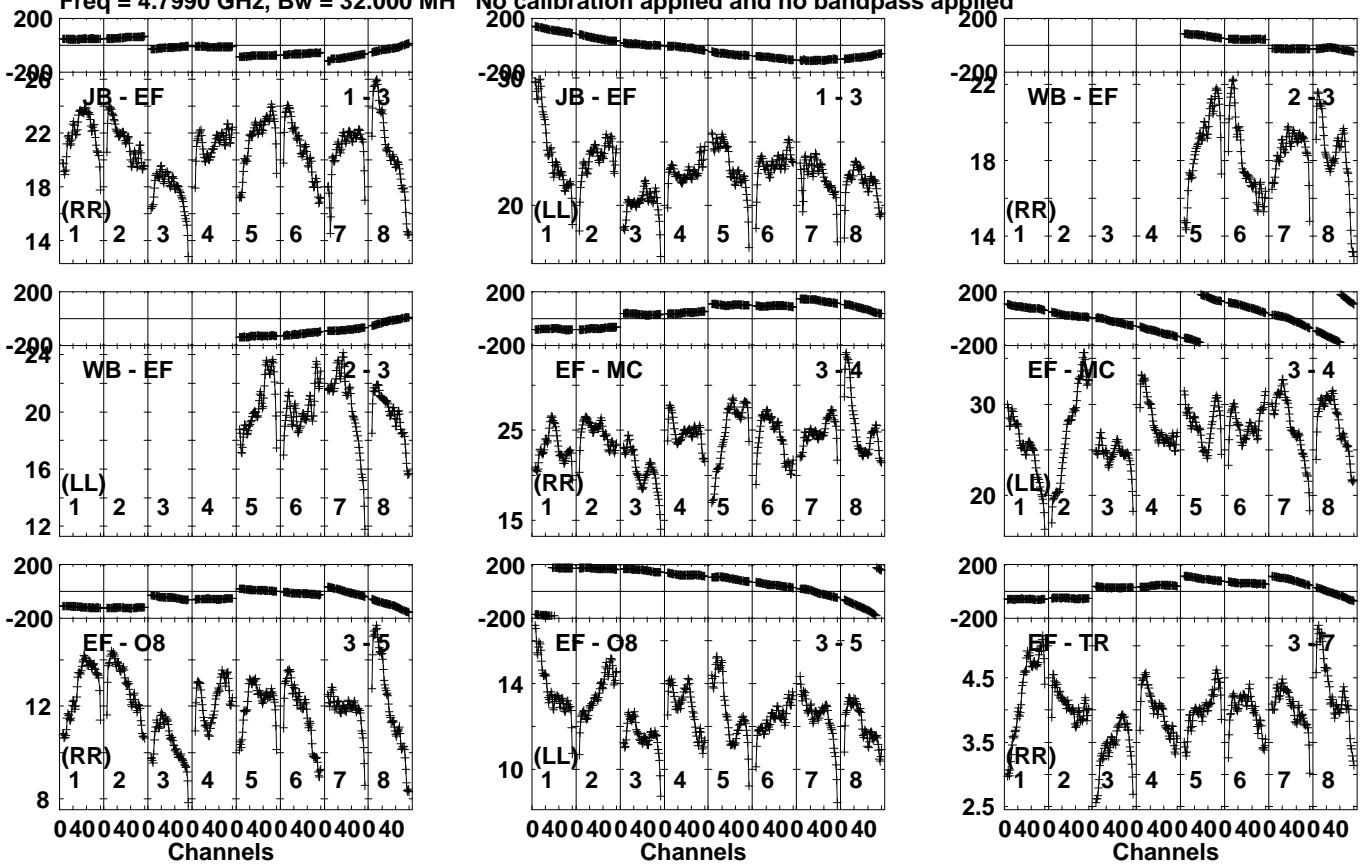
Lower frame: Milli Ampl Jy Top frame: Phas deg
Vector averaged cross-power spectrum Several baselines displayed
Timerange: 00/19:10:31 to 00/19:15:29

Plot file version 173 created 06-OCT-2023 15:48:08

PKS1741-03 EN011E.UVDATA.1

Freq = 4.7990 GHz, Bw = 32.000 MH

No calibration applied and no bandpass applied



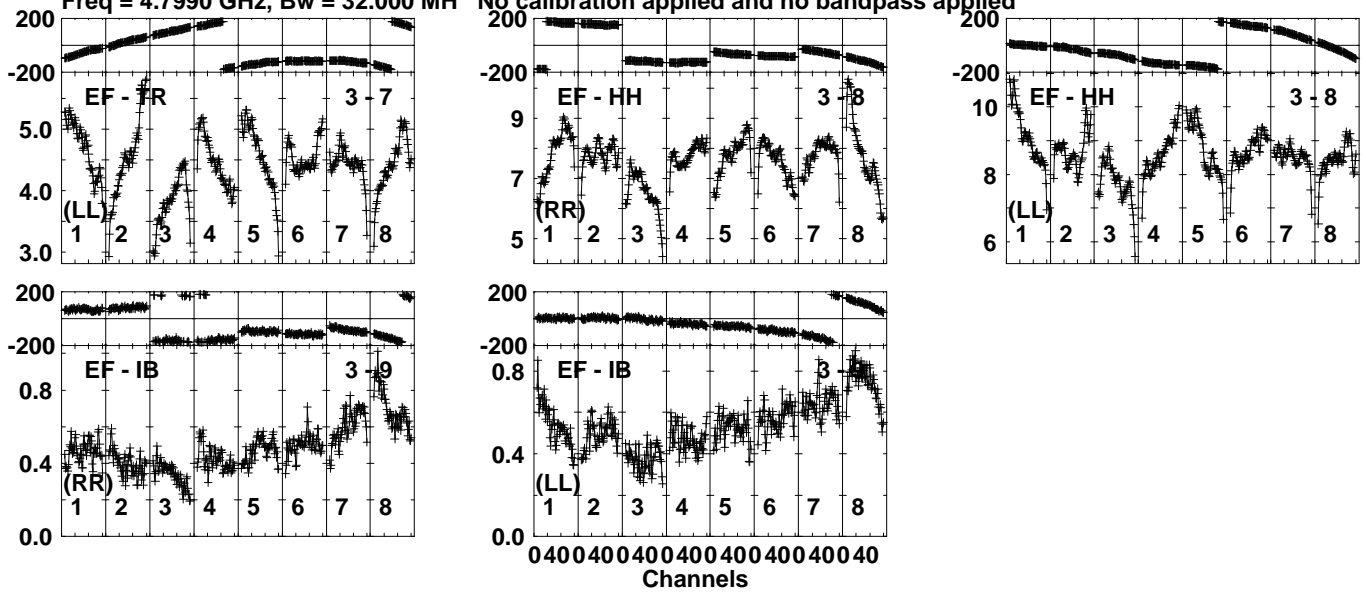
Lower frame: Milli Ampl Jy Top frame: Phas deg
Vector averaged cross-power spectrum Several baselines displayed
Timerange: 00/19:15:51 to 00/19:20:49

Plot file version 174 created 06-OCT-2023 15:48:08

PKS1741-03 EN011E.UVDATA.1

Freq = 4.7990 GHz, Bw = 32.000 MH

No calibration applied and no bandpass applied



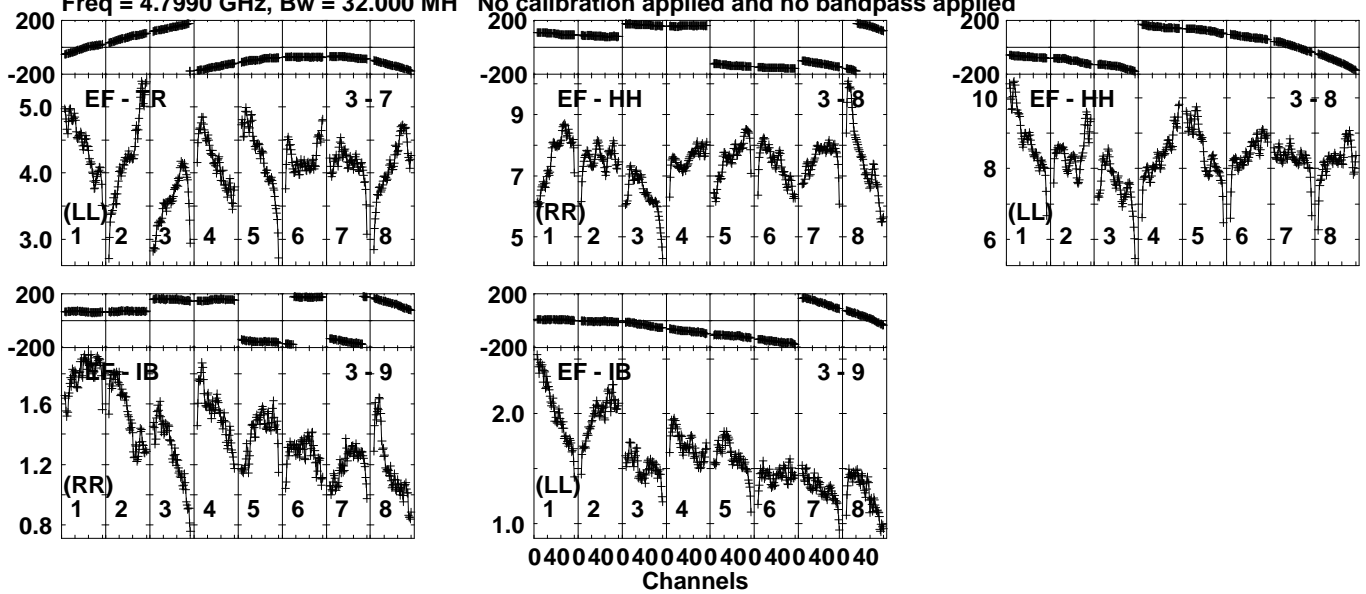
Lower frame: Milli Ampl Jy Top frame: Phas deg
Vector averaged cross-power spectrum Several baselines displayed
Timerange: 00/19:15:51 to 00/19:20:49

Plot file version 176 created 06-OCT-2023 15:48:08

PKS1741-03 EN011E.UVDATA.1

Freq = 4.7990 GHz, Bw = 32.000 MH

No calibration applied and no bandpass applied



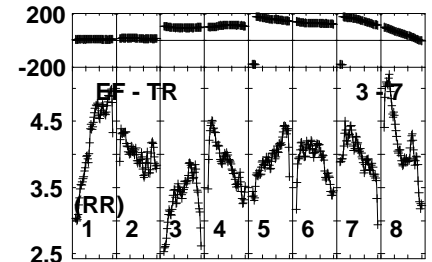
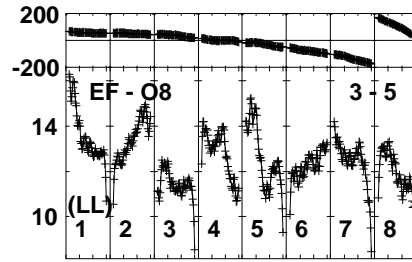
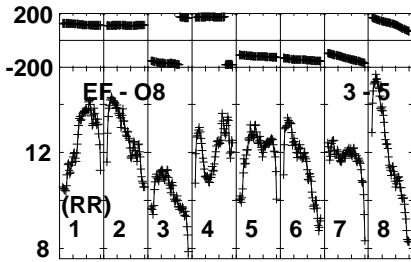
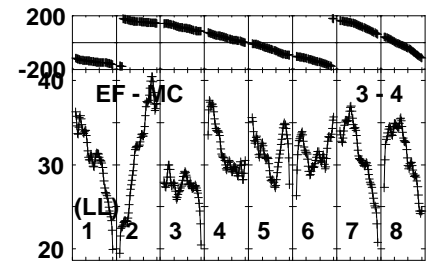
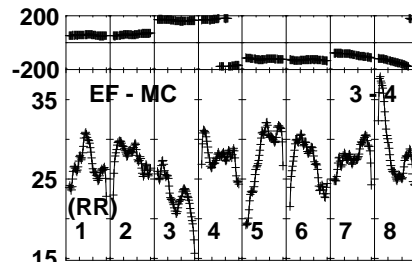
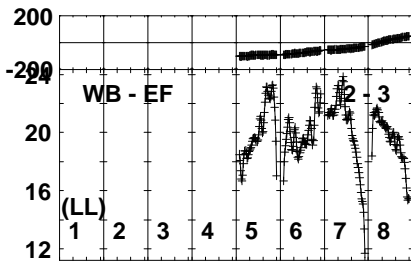
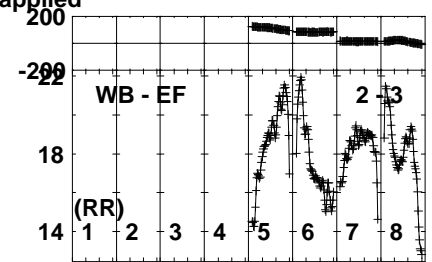
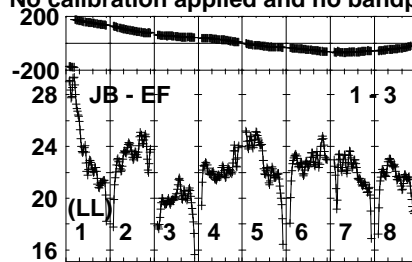
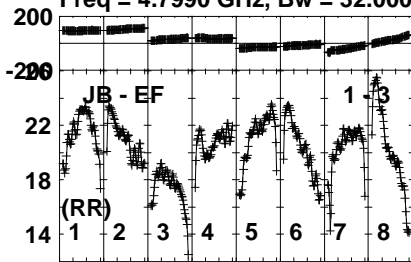
Lower frame: Milli Ampl Jy Top frame: Phas deg
Vector averaged cross-power spectrum Several baselines displayed
Timerange: 00/19:21:11 to 00/19:26:09

Plot file version 177 created 06-OCT-2023 15:48:09

PKS1741-03 EN011E.UVDATA.1

Freq = 4.7990 GHz, Bw = 32.000 MH

No calibration applied and no bandpass applied



Lower frame: Milli Ampl Jy Top frame: Phas deg

Vector averaged cross-power spectrum Several baselines displayed

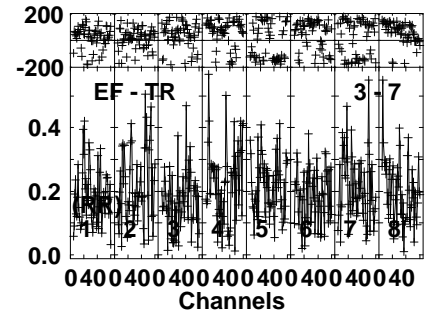
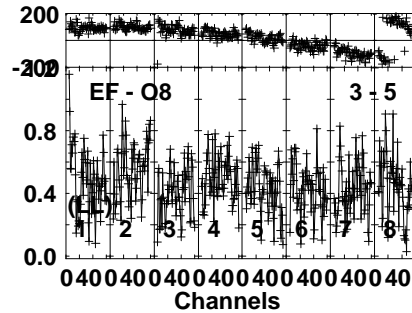
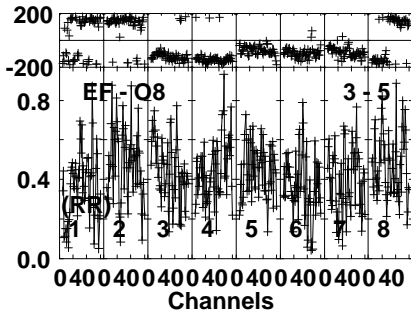
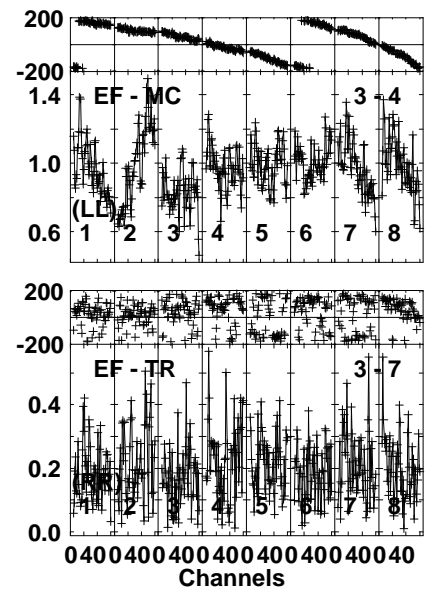
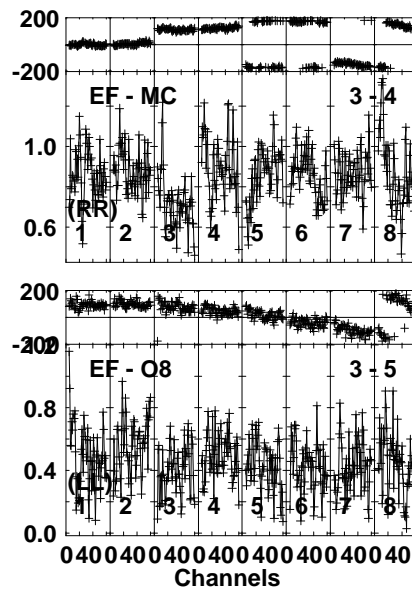
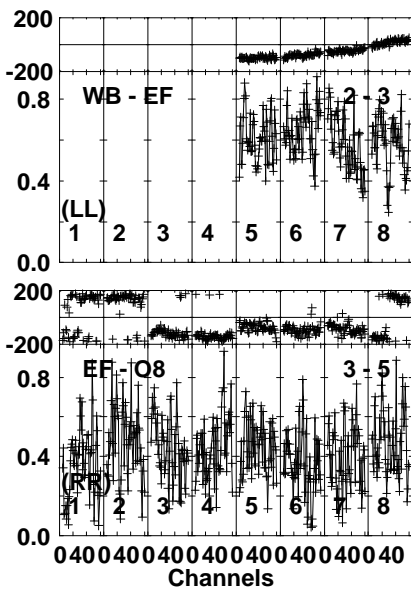
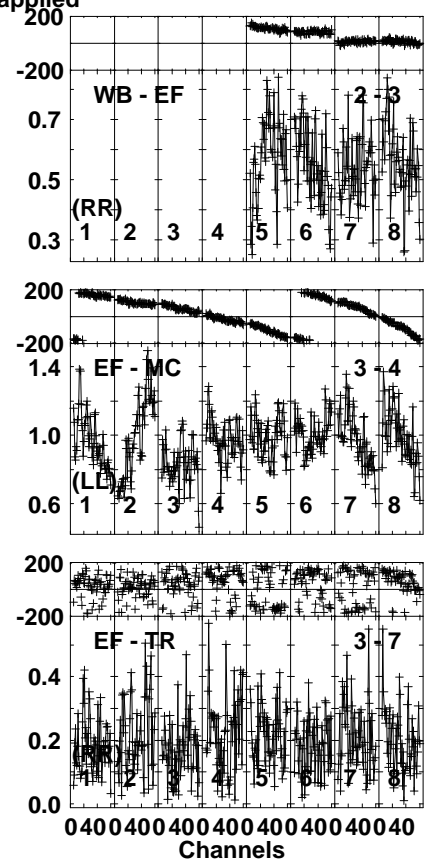
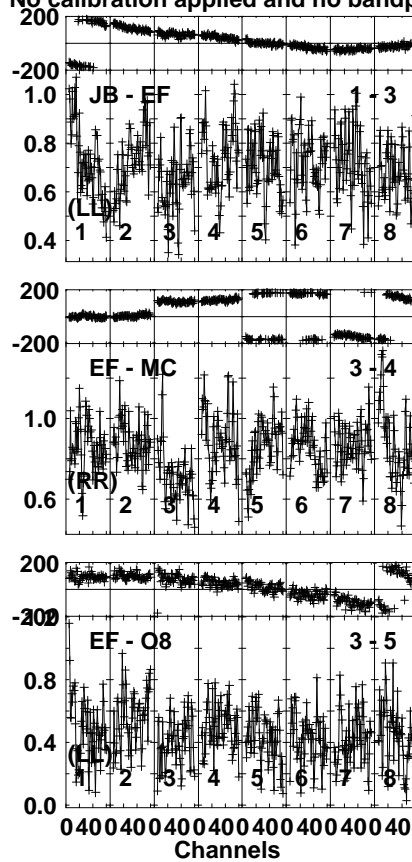
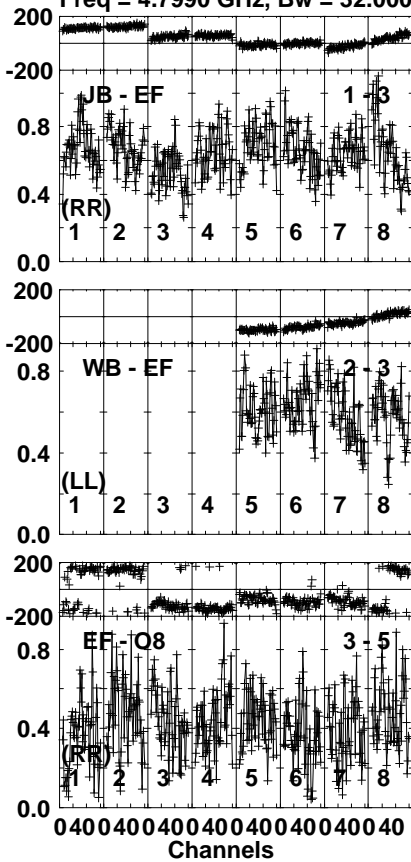
Timerange: 00/19:26:31 to 00/19:31:29

Plot file version 179 created 06-OCT-2023 15:48:09

1743-036 EN011E.UVDATA.1

Freq = 4.7990 GHz, Bw = 32.000 MH

No calibration applied and no bandpass applied

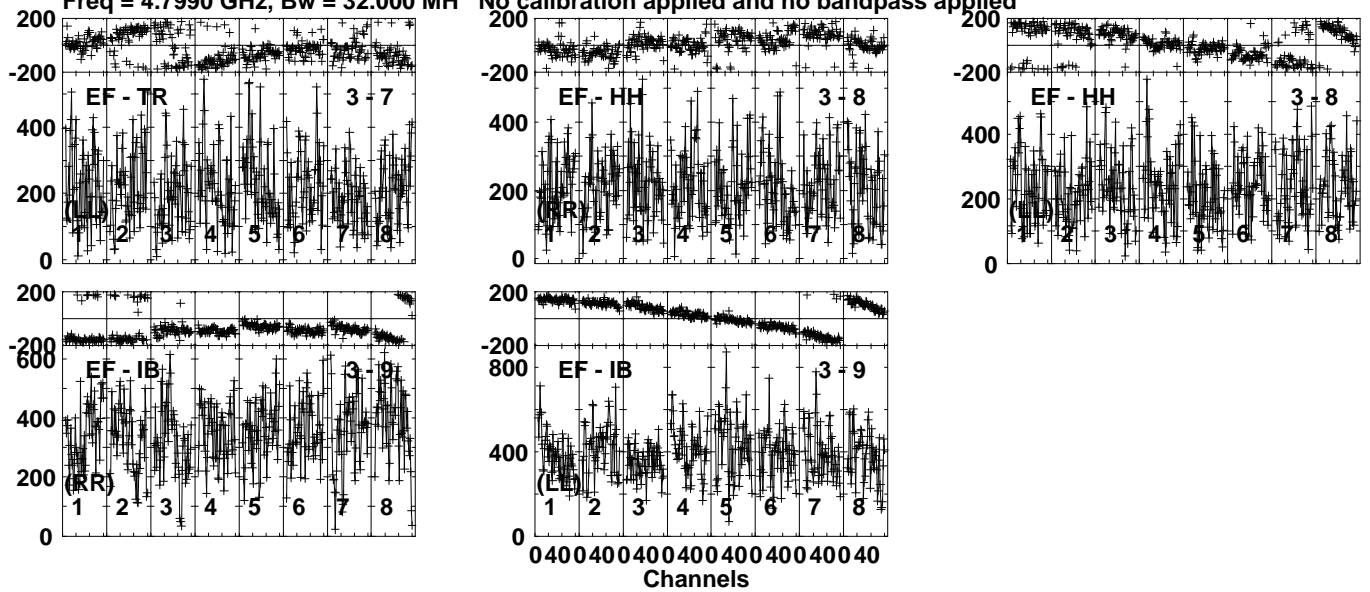


Lower frame: Milli Ampl Jy Top frame: Phas deg
Vector averaged cross-power spectrum Several baselines displayed
Timerange: 00/19:32:01 to 00/19:32:59

Plot file version 180 created 06-OCT-2023 15:48:09

1743-036 EN011E.UVDATA.1

Freq = 4.7990 GHz, Bw = 32.000 MH No calibration applied and no bandpass applied

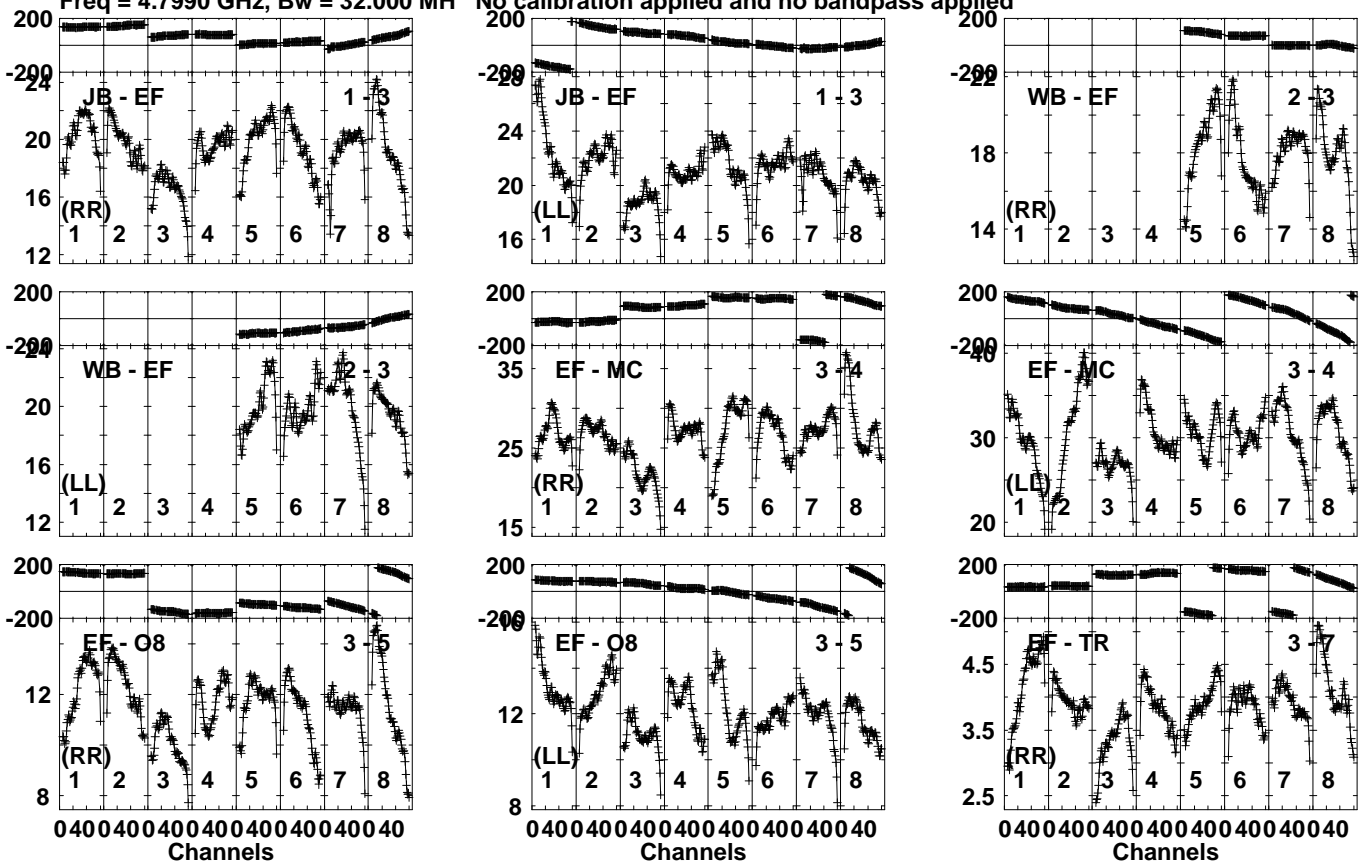


Lower frame: Micro Ampl Jy Top frame: Phas deg
Vector averaged cross-power spectrum Several baselines displayed
Timerange: 00/19:32:01 to 00/19:32:59

Plot file version 181 created 06-OCT-2023 15:48:09

PKS1741-03 EN011E.UVDATA.1

Freq = 4.7990 GHz, Bw = 32.000 MH No calibration applied and no bandpass applied



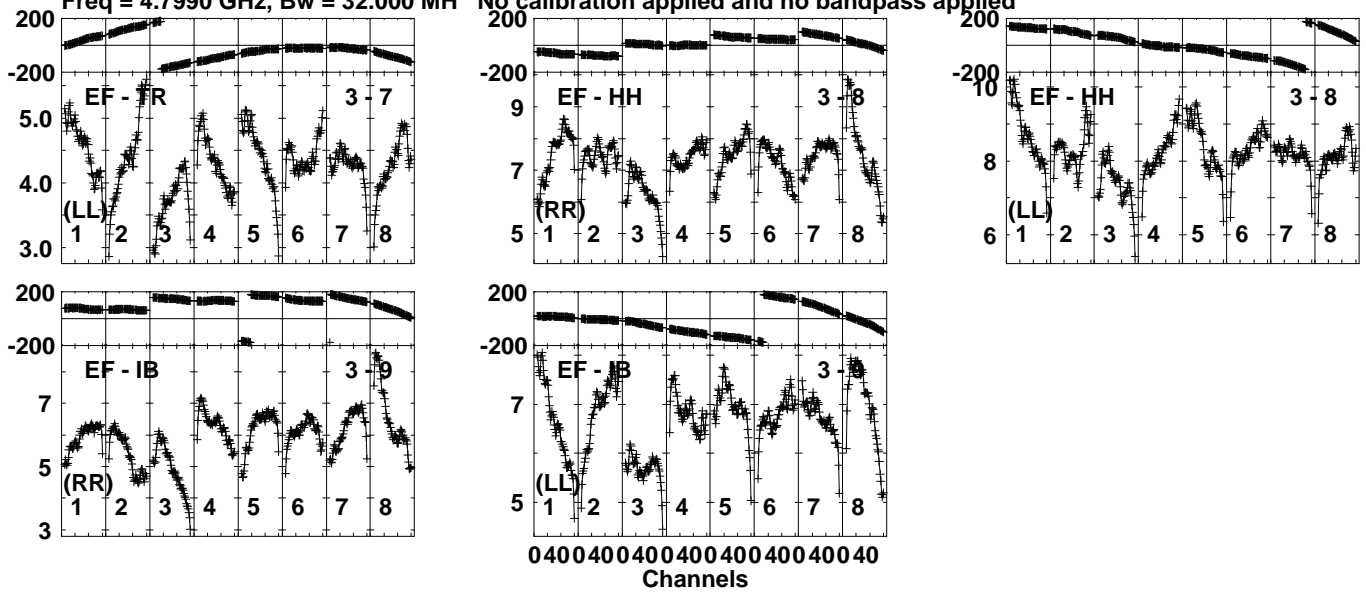
Lower frame: Milli Ampl Jy Top frame: Phas deg
Vector averaged cross-power spectrum Several baselines displayed
Timerange: 00/19:33:31 to 00/19:38:29

Plot file version 182 created 06-OCT-2023 15:48:09

PKS1741-03 EN011E.UVDATA.1

Freq = 4.7990 GHz, Bw = 32.000 MH

No calibration applied and no bandpass applied

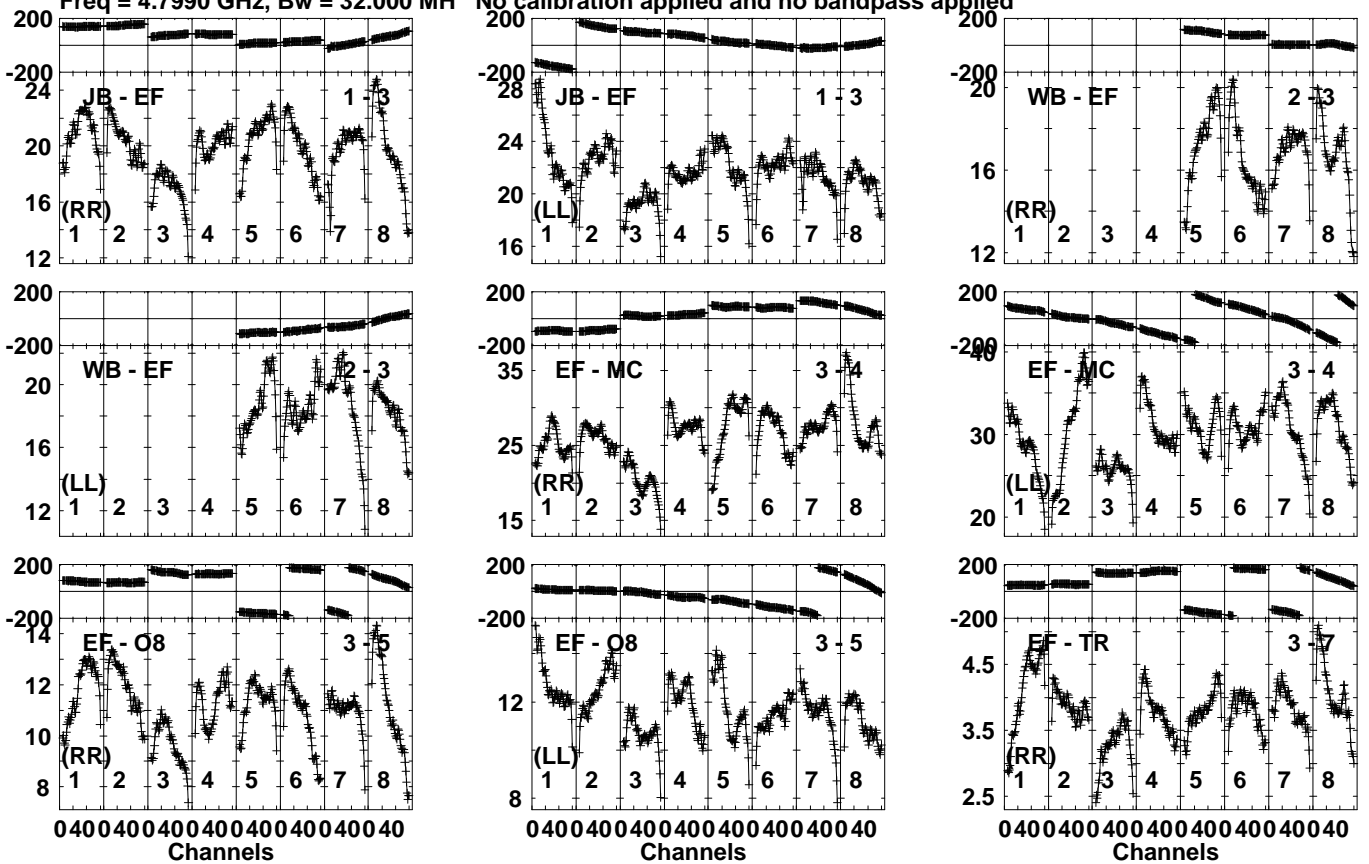


Lower frame: Milli Ampl Jy Top frame: Phas deg
Vector averaged cross-power spectrum Several baselines displayed
Timerange: 00/19:33:31 to 00/19:38:29

Plot file version 183 created 06-OCT-2023 15:48:09

PKS1741-03 EN011E.UVDATA.1

Freq = 4.7990 GHz, Bw = 32.000 MH No calibration applied and no bandpass applied



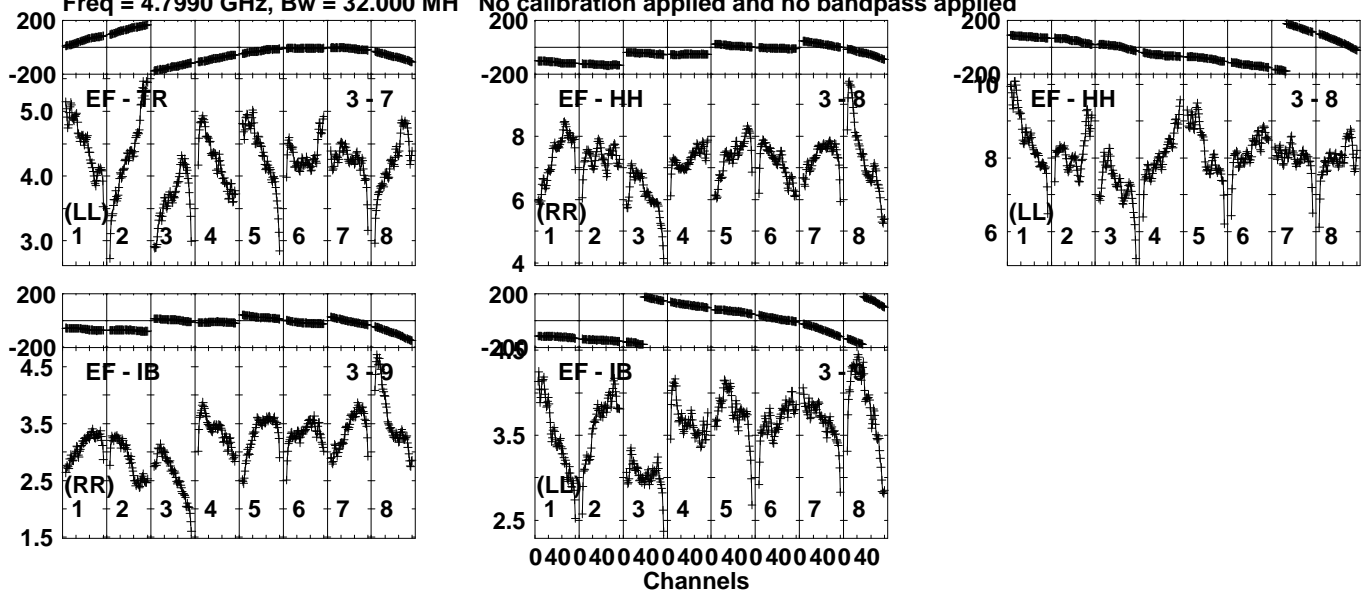
Lower frame: Milli Ampl Jy Top frame: Phas deg
Vector averaged cross-power spectrum Several baselines displayed
Timerange: 00/19:38:51 to 00/19:43:39

Plot file version 184 created 06-OCT-2023 15:48:09

PKS1741-03 EN011E.UVDATA.1

Freq = 4.7990 GHz, Bw = 32.000 MH

No calibration applied and no bandpass applied



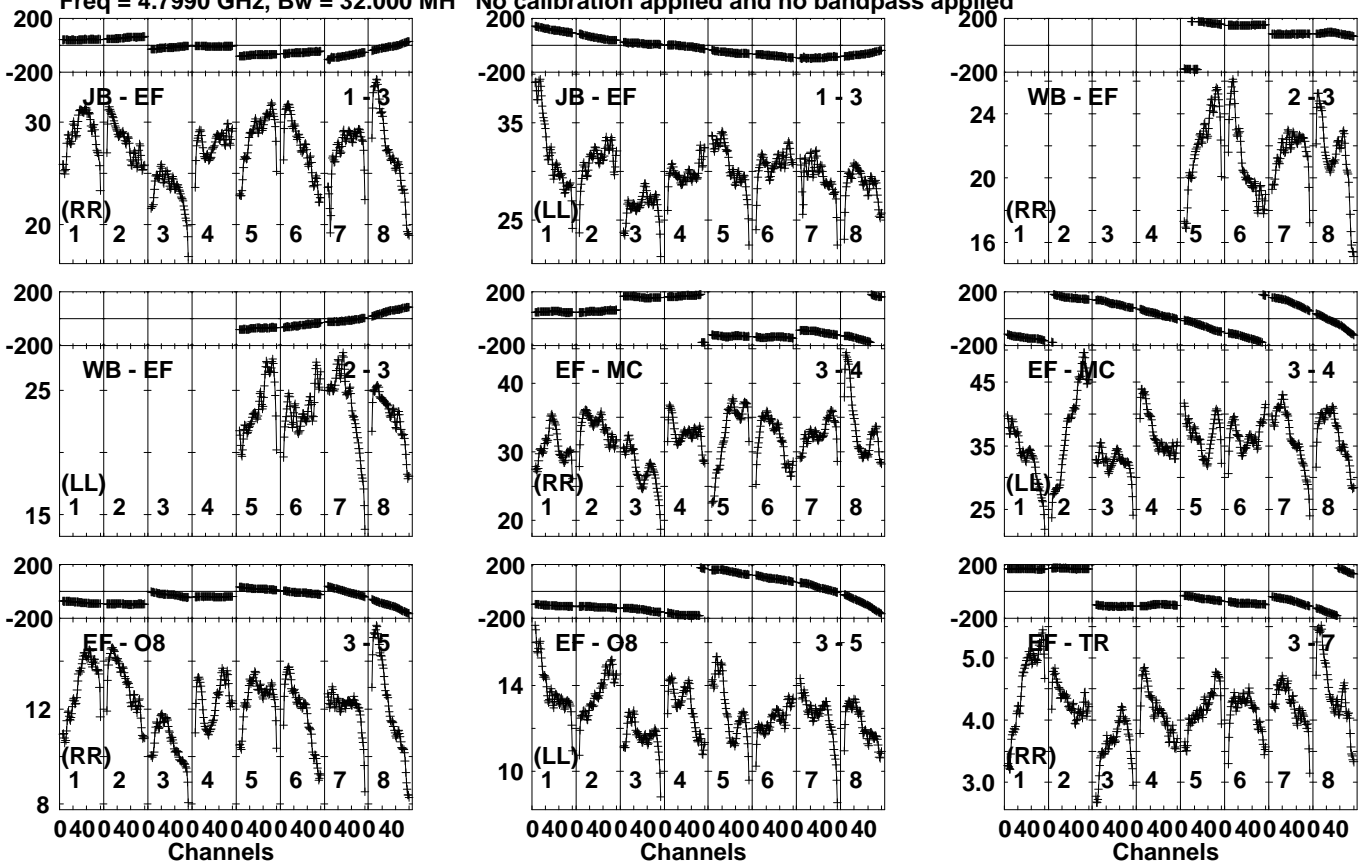
Lower frame: Milli Ampl Jy Top frame: Phas deg
Vector averaged cross-power spectrum Several baselines displayed
Timerange: 00/19:38:51 to 00/19:43:39

Plot file version 185 created 06-OCT-2023 15:48:10

1611+343 EN011E.UVDATA.1

Freq = 4.7990 GHz, Bw = 32.000 MH

No calibration applied and no bandpass applied



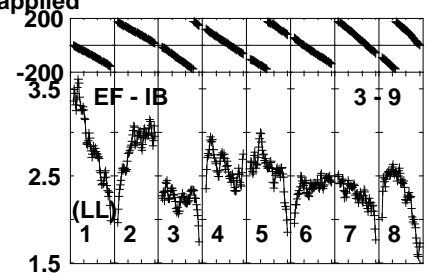
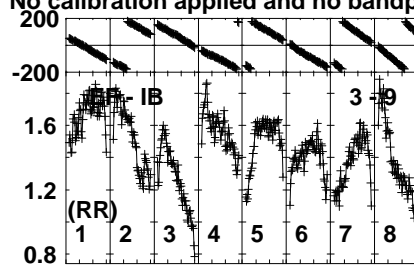
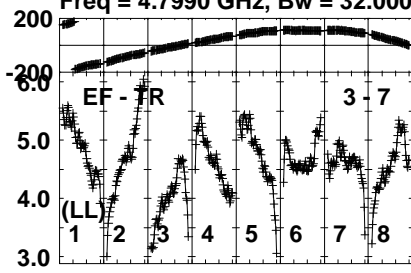
Lower frame: Milli Ampl Jy Top frame: Phas deg
Vector averaged cross-power spectrum Several baselines displayed
Timerange: 00/19:47:01 to 00/19:51:59

Plot file version 186 created 06-OCT-2023 15:48:10

1611+343 EN011E.UVDATA.1

Freq = 4.7990 GHz, Bw = 32.000 MH

No calibration applied and no bandpass applied



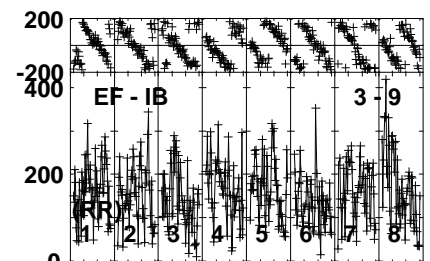
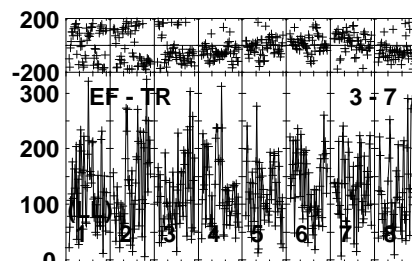
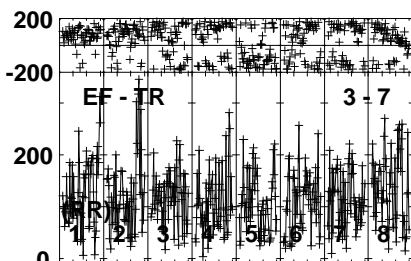
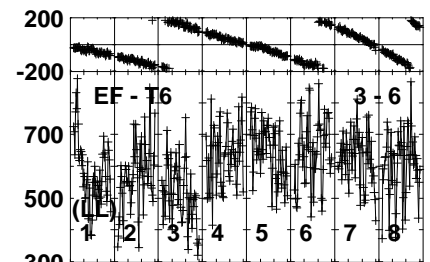
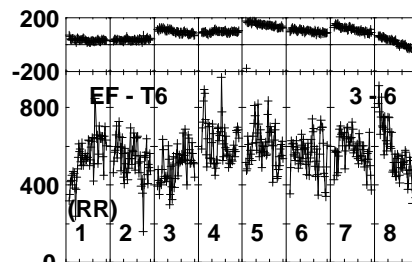
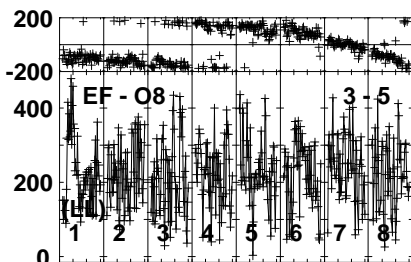
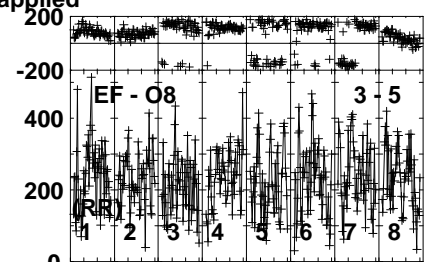
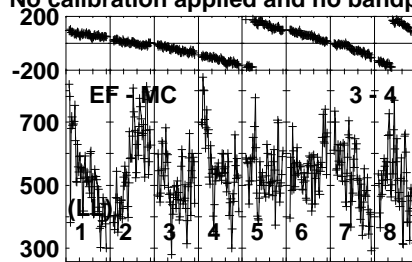
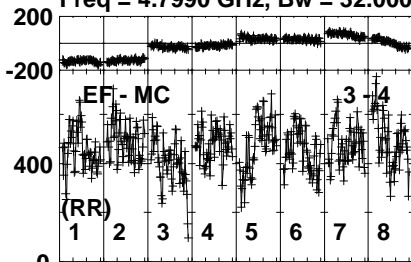
Lower frame: Milli Ampl Jy Top frame: Phas deg
Vector averaged cross-power spectrum Several baselines displayed
Timerange: 00/19:47:01 to 00/19:51:59

Plot file version 187 created 06-OCT-2023 15:48:10

J0442+5436 EN011E.UVDATA.1

Freq = 4.7990 GHz, Bw = 32.000 MH

No calibration applied and no bandpass applied

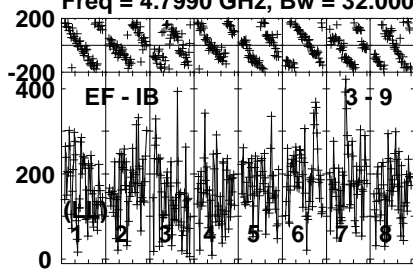


Lower frame: Micro Ampl Jy Top frame: Phas deg
Vector averaged cross-power spectrum Several baselines displayed
Timerange: 00/20:02:09 to 00/20:03:59

Plot file version 188 created 06-OCT-2023 15:48:10

J0442+5436 EN011E.UVDATA.1

Freq = 4.7990 GHz, Bw = 32.000 MH No calibration applied and no bandpass applied



Lower frame: Micro Ampl Jy Top frame: Phas deg
Vector averaged cross-power spectrum Several baselines displayed
Timerange: 00/20:02:09 to 00/20:03:59