




Plot file version 1 created 14-MAY-2010 16:51:32
Amplitude and Phase vs Time for J1027+4803.MULTI.1 CL # 3
IF 1 CHAN 1 STK LL of J1027+4803.ICL001.3




PLot file version 2 created 14-MAY-2010 16:51:34
Amplitude andPhase vs Time for J1027+4803.MULTI.1 CL # 3
IF 1 CHAN 1 STK LL of J1027+4803.ICL001.3




Plot file version 3 created 14-MAY-2010 16:51:39
Amplitude and Phase vs Time for J1027+4803.MULTI.1 CL # 3
IF 2 CHAN 1 STK LL of J1027+4803.ICL001.3



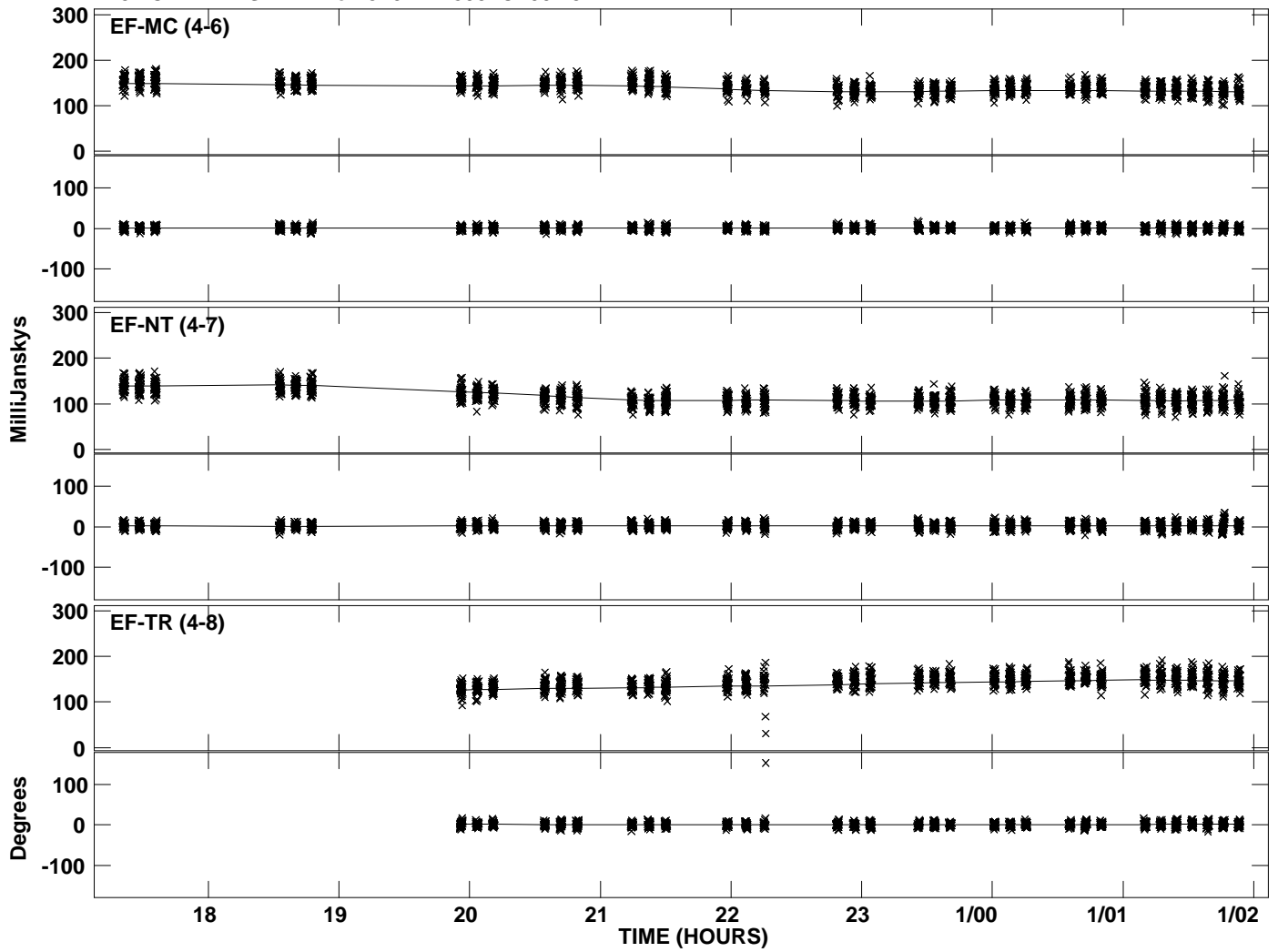
Plot file version 4 created 14-MAY-2010 16:51:40
Amplitude andPhase vs Time for J1027+4803.MULTI.1 CL # 3
IF 2 CHAN 1 STK LL of J1027+4803.ICL001.3




Plot file version 5 created 14-MAY-2010 16:51:41
Amplitude and Phase vs Time for J1027+4803.MULTI.1 CL # 3
IF 3 CHAN 1 STK LL of J1027+4803.ICL001.3



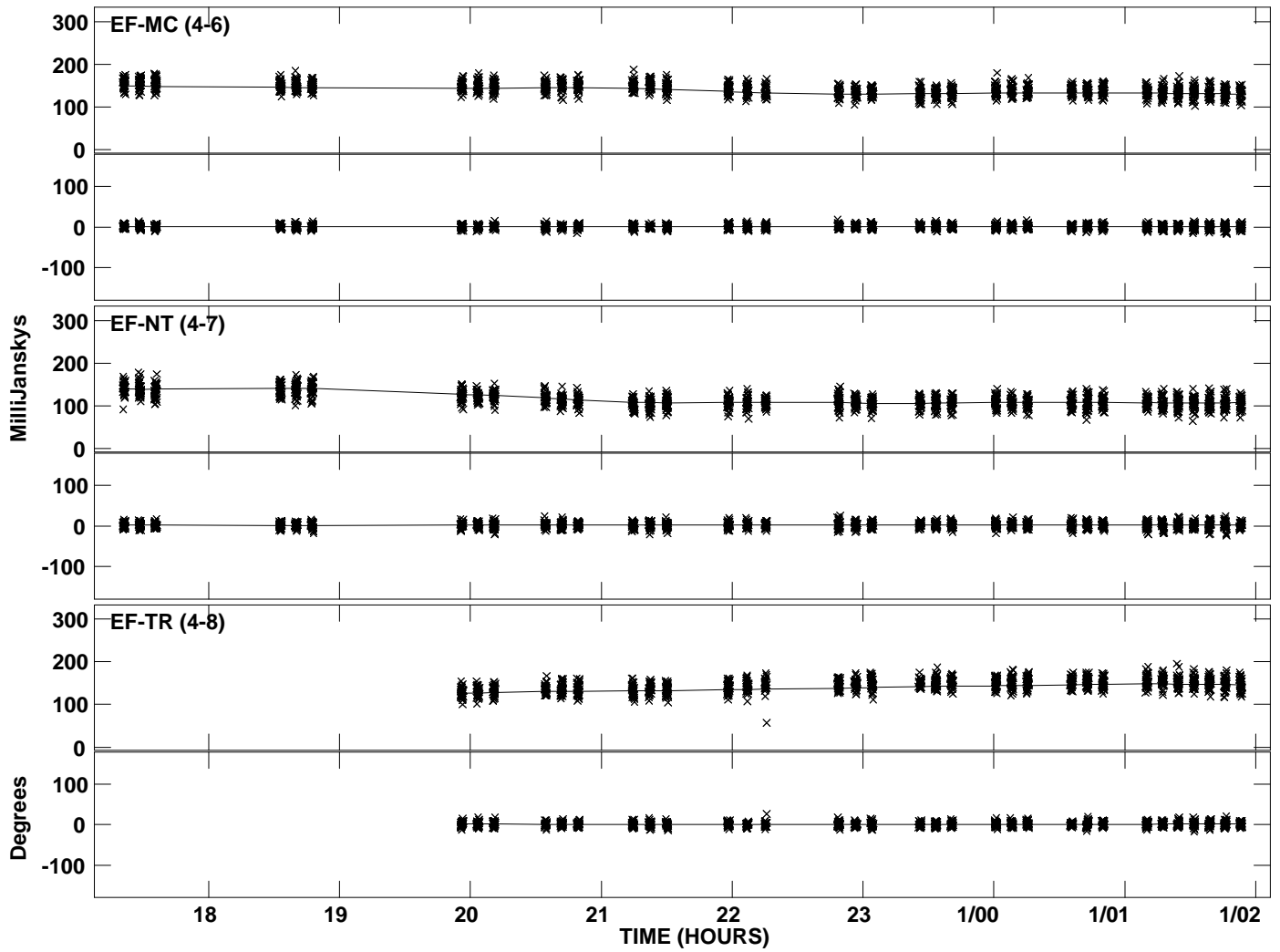
PLot file version 6 created 14-MAY-2010 16:51:41
Amplitude andPhase vs Time for J1027+4803.MULTI.1 CL # 3
IF 3 CHAN 1 STK LL of J1027+4803.ICL001.3




Plot file version 7 created 14-MAY-2010 16:51:41
Amplitude andPhase vs Time for J1027+4803.MULTI.1 CL # 3
IF 4 CHAN 1 STK LL of J1027+4803.ICL001.3



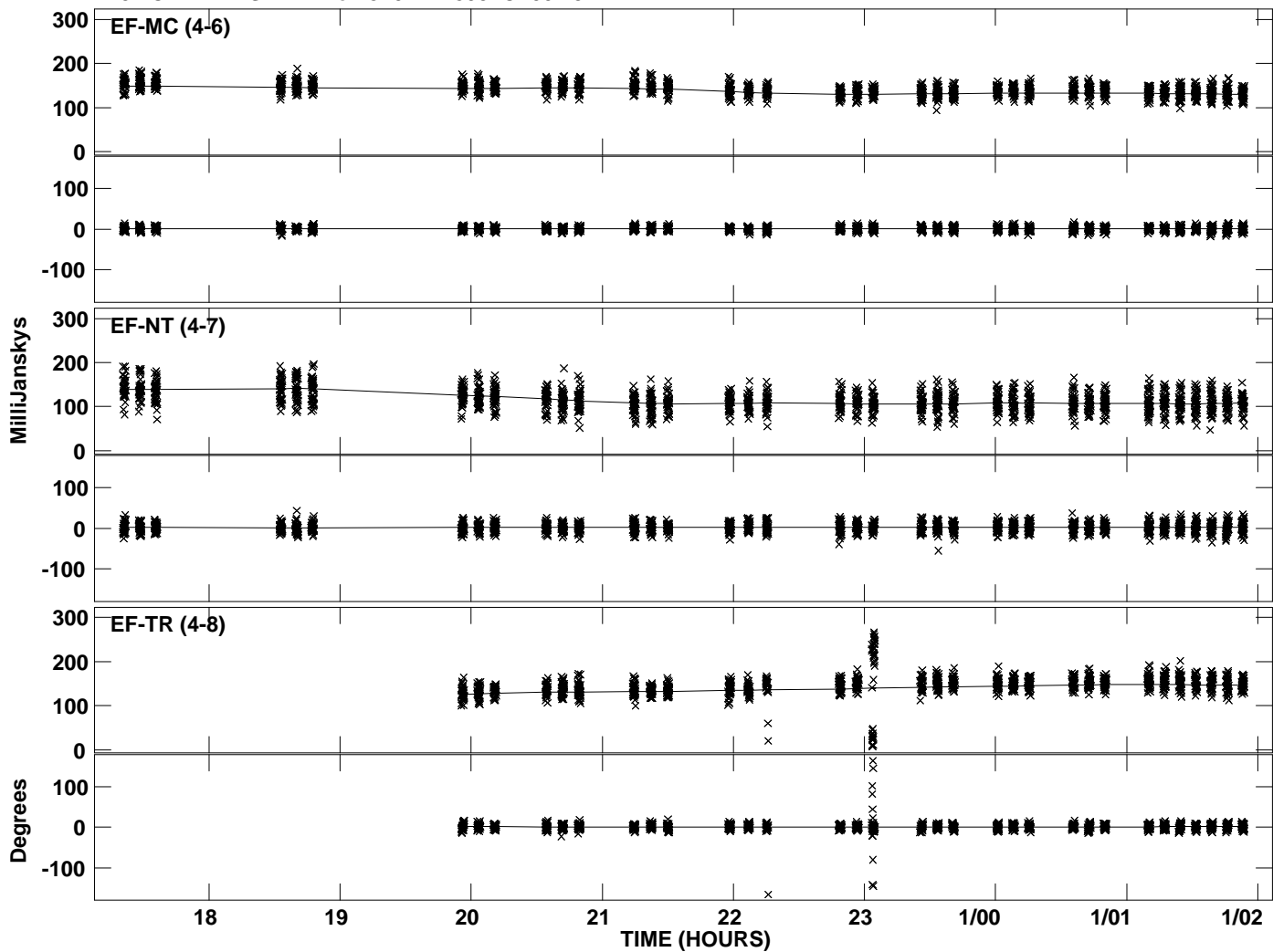
PLot file version 8 created 14-MAY-2010 16:51:41
Amplitude andPhase vs Time for J1027+4803.MULTI.1 CL # 3
IF 4 CHAN 1 STK LL of J1027+4803.ICL001.3




Plot file version 9 created 14-MAY-2010 16:51:41
Amplitude and Phase vs Time for J1027+4803.MULTI.1 CL # 3
IF 5 CHAN 1 STK LL of J1027+4803.ICL001.3



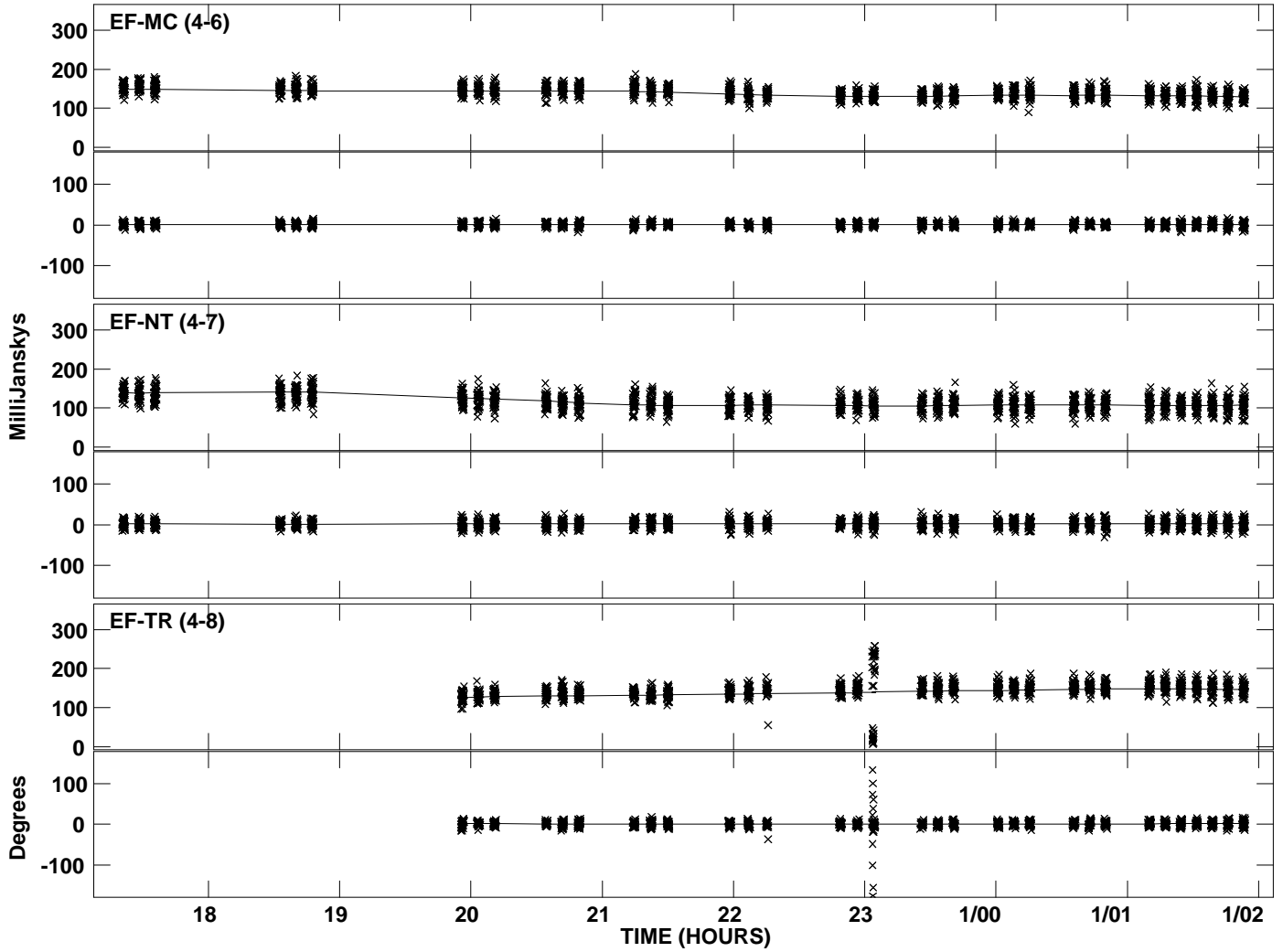
PLot file version 10 created 14-MAY-2010 16:51:41
Amplitude andPhase vs Time for J1027+4803.MULTI.1 CL # 3
IF 5 CHAN 1 STK LL of J1027+4803.ICL001.3




Plot file version 11 created 14-MAY-2010 16:51:42
Amplitude and Phase vs Time for J1027+4803.MULTI.1 CL # 3
IF 6 CHAN 1 STK LL of J1027+4803.ICL001.3



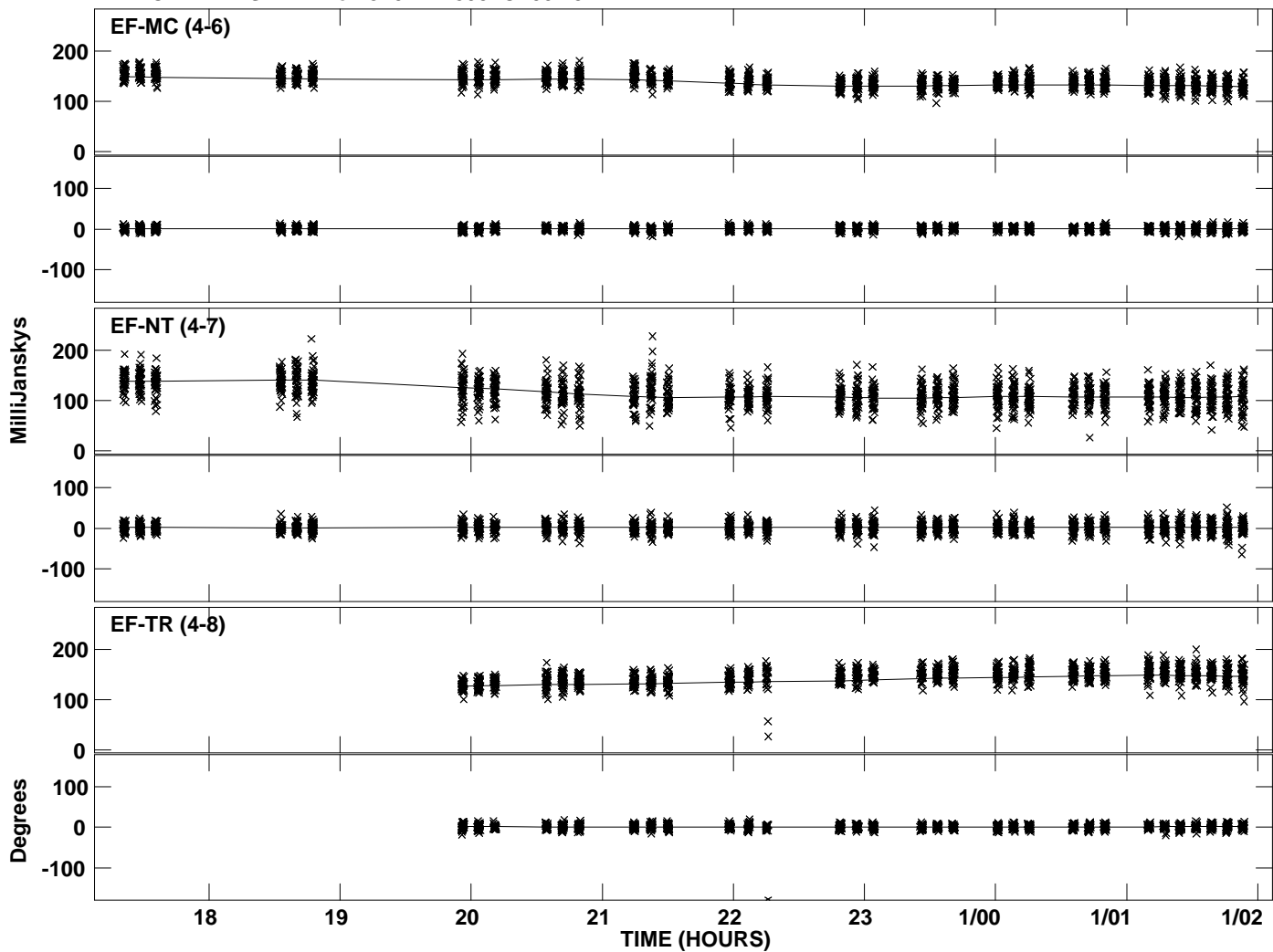
PLot file version 12 created 14-MAY-2010 16:51:42
Amplitude andPhase vs Time for J1027+4803.MULTI.1 CL # 3
IF 6 CHAN 1 STK LL of J1027+4803.ICL001.3




Plot file version 13 created 14-MAY-2010 16:51:42
Amplitude andPhase vs Time for J1027+4803.MULTI.1 CL # 3
IF 7 CHAN 1 STK LL of J1027+4803.ICL001.3



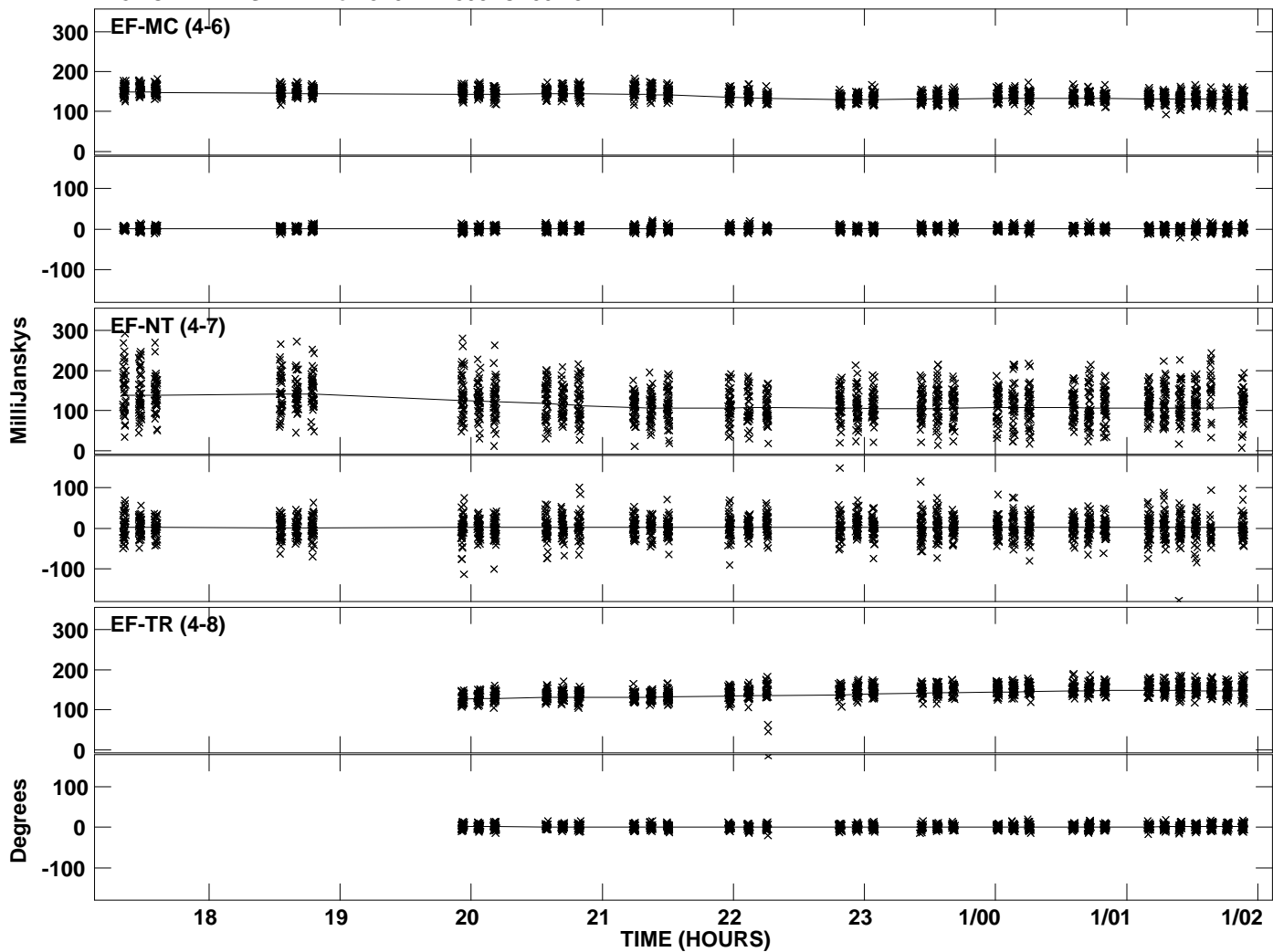
PLot file version 14 created 14-MAY-2010 16:51:42
Amplitude andPhase vs Time for J1027+4803.MULTI.1 CL # 3
IF 7 CHAN 1 STK LL of J1027+4803.ICL001.3



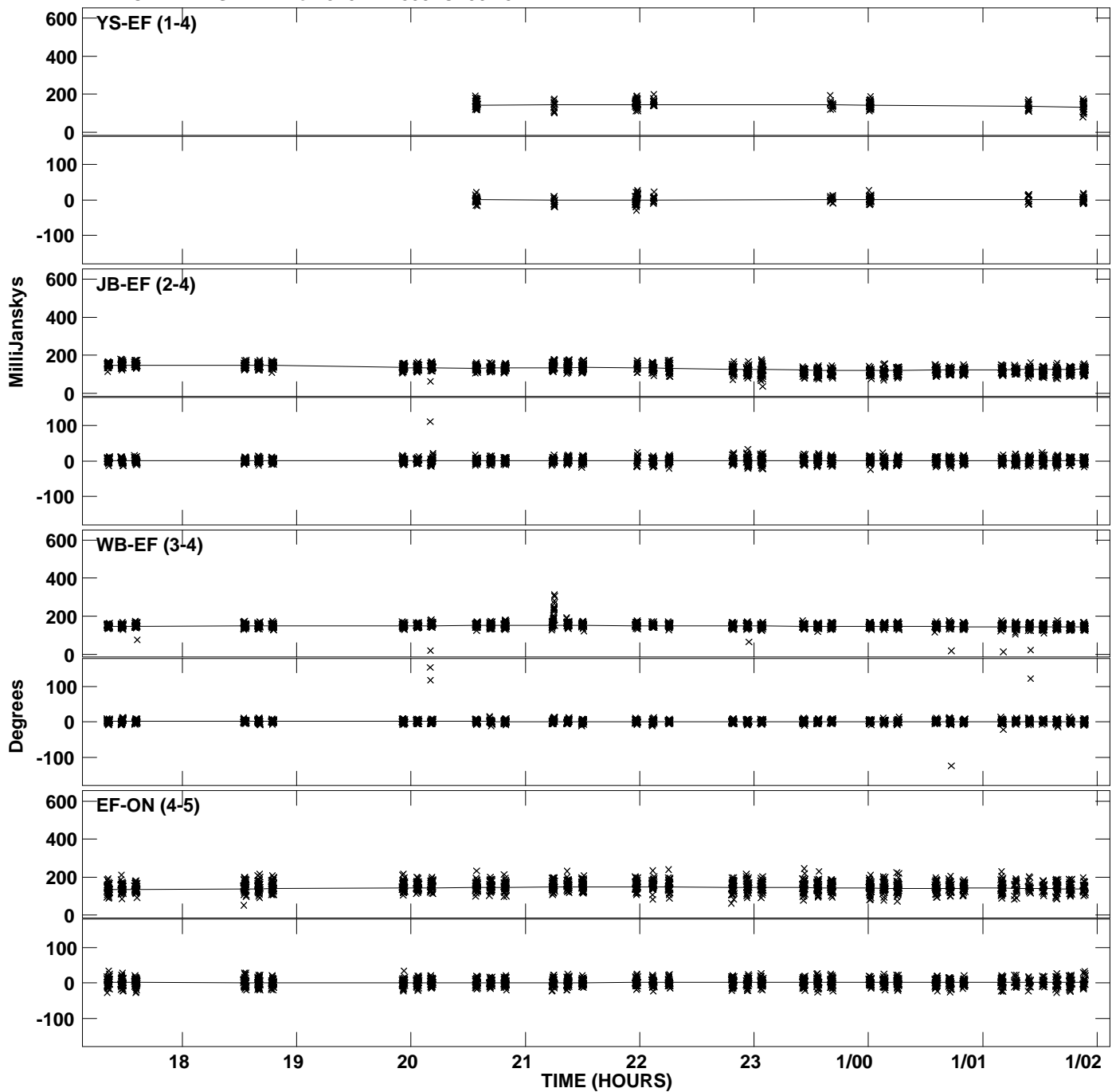
PLot file version 15 created 14-MAY-2010 16:51:42
Amplitude andPhase vs Time for J1027+4803.MULTI.1 CL # 3
IF 8 CHAN 1 STK LL of J1027+4803.ICL001.3



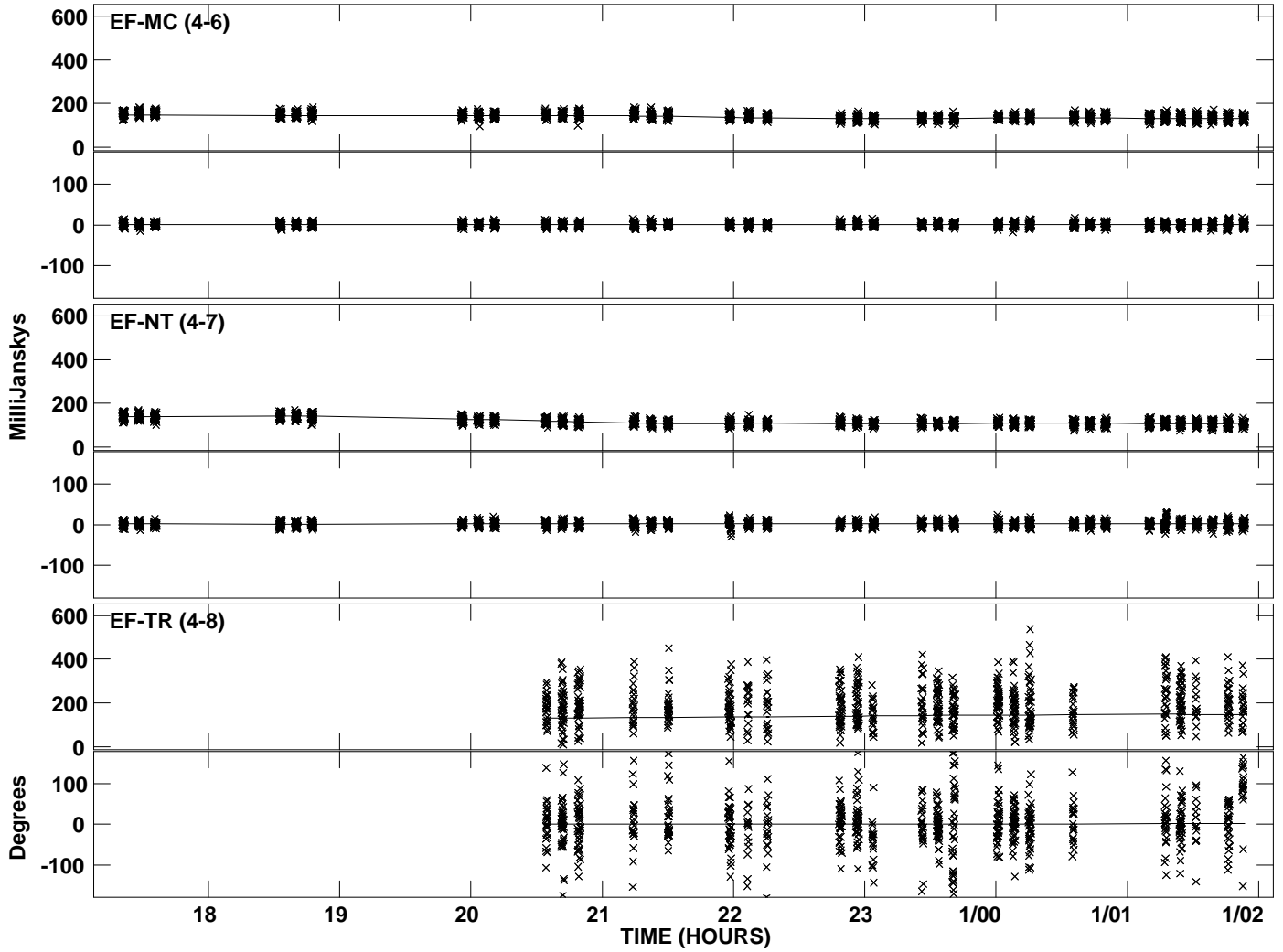
Plot file version 16 created 14-MAY-2010 16:51:42
Amplitude and Phase vs Time for J1027+4803.MULTI.1 CL # 3
IF 8 CHAN 1 STK LL of J1027+4803.ICL001.3




Plot file version 17 created 14-MAY-2010 16:51:42
Amplitude and Phase vs Time for J1027+4803.MULTI.1 CL # 3
IF 1 CHAN 1 STK RR of J1027+4803.ICL001.3



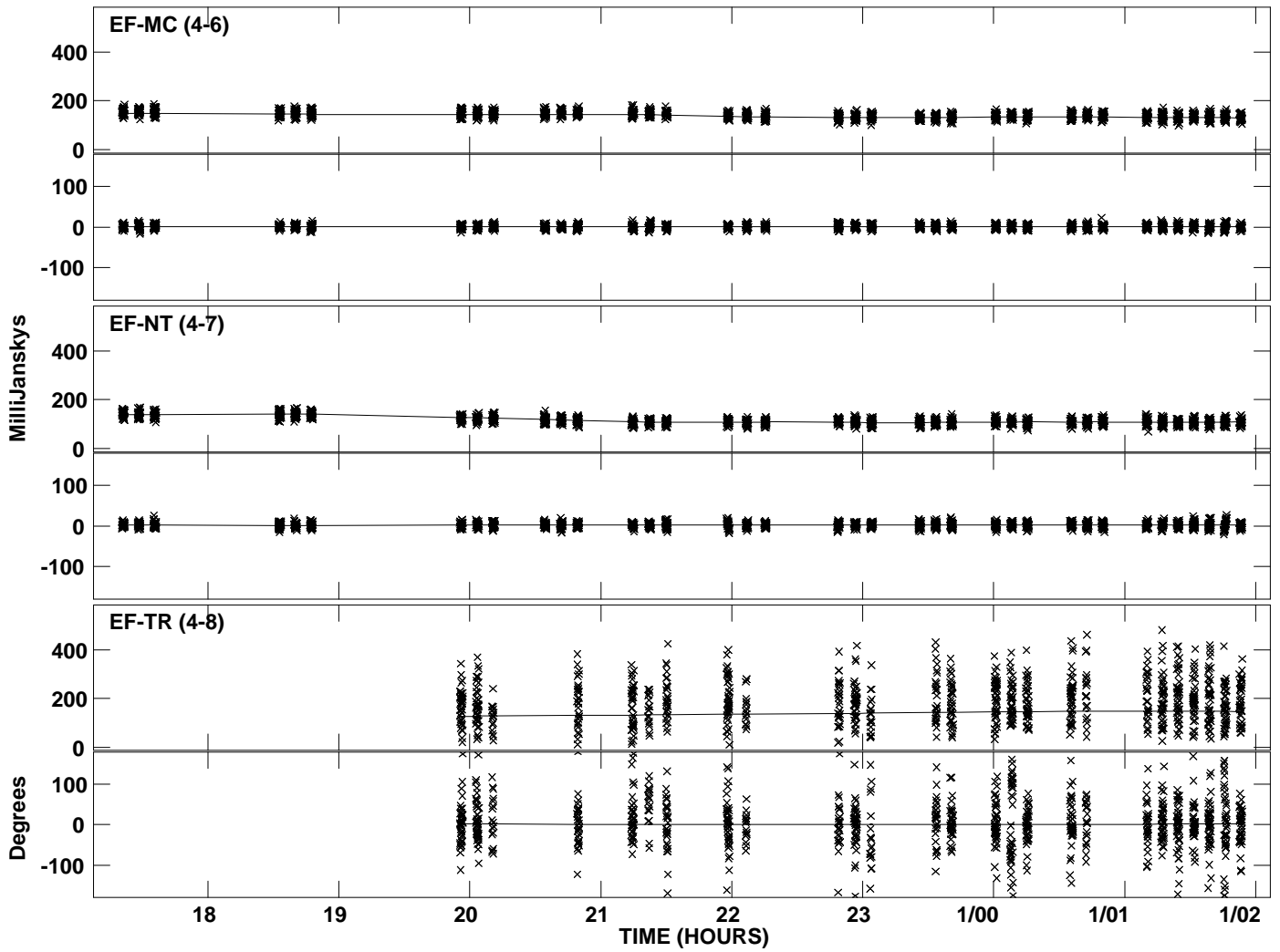
Plot file version 18 created 14-MAY-2010 16:51:43
Amplitude and Phase vs Time for J1027+4803.MULTI.1 CL # 3
IF 1 CHAN 1 STK RR of J1027+4803.ICL001.3




PLot file version 19 created 14-MAY-2010 16:51:43
Amplitude andPhase vs Time for J1027+4803.MULTI.1 CL # 3
IF 2 CHAN 1 STK RR of J1027+4803.ICL001.3



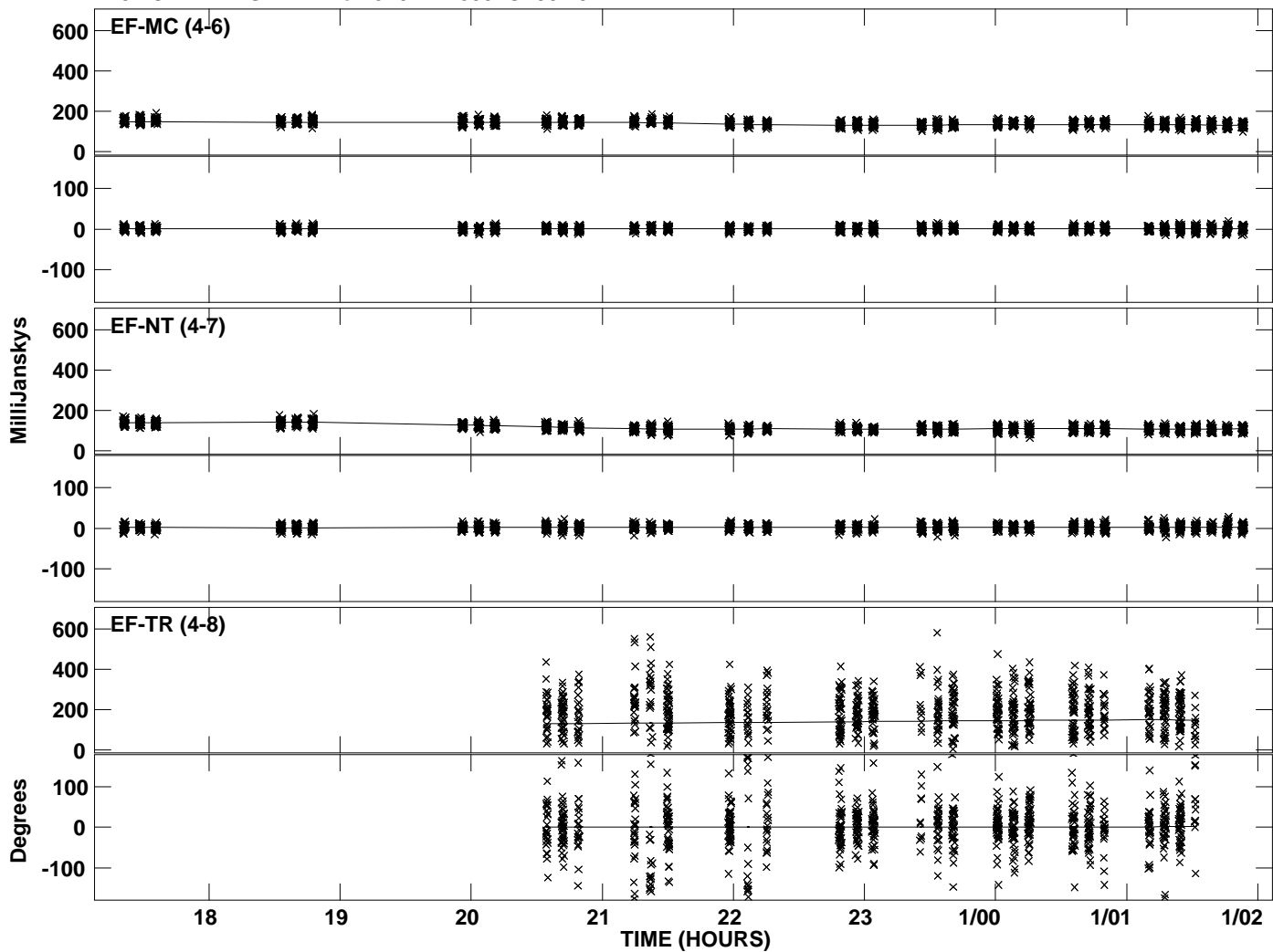
Plot file version 20 created 14-MAY-2010 16:51:43
Amplitude and Phase vs Time for J1027+4803.MULTI.1 CL # 3
IF 2 CHAN 1 STK RR of J1027+4803.ICL001.3




Plot file version 21 created 14-MAY-2010 16:51:43
Amplitude and Phase vs Time for J1027+4803.MULTI.1 CL # 3
IF 3 CHAN 1 STK RR of J1027+4803.ICL001.3



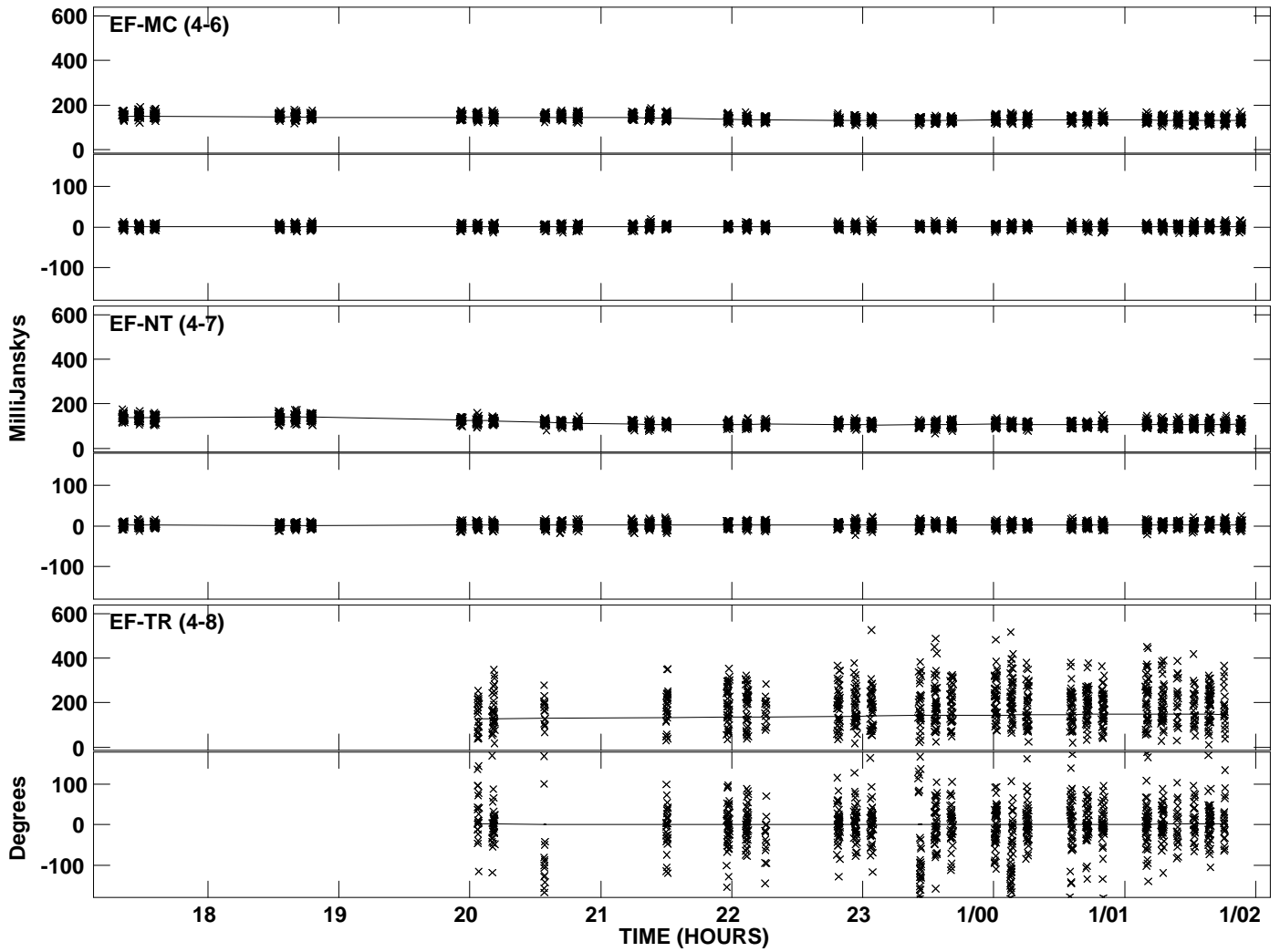
Plot file version 22 created 14-MAY-2010 16:51:43
Amplitude and Phase vs Time for J1027+4803.MULTI.1 CL # 3
IF 3 CHAN 1 STK RR of J1027+4803.ICL001.3




Plot file version 23 created 14-MAY-2010 16:51:47
Amplitude andPhase vs Time for J1027+4803.MULTI.1 CL # 3
IF 4 CHAN 1 STK RR of J1027+4803.ICL001.3



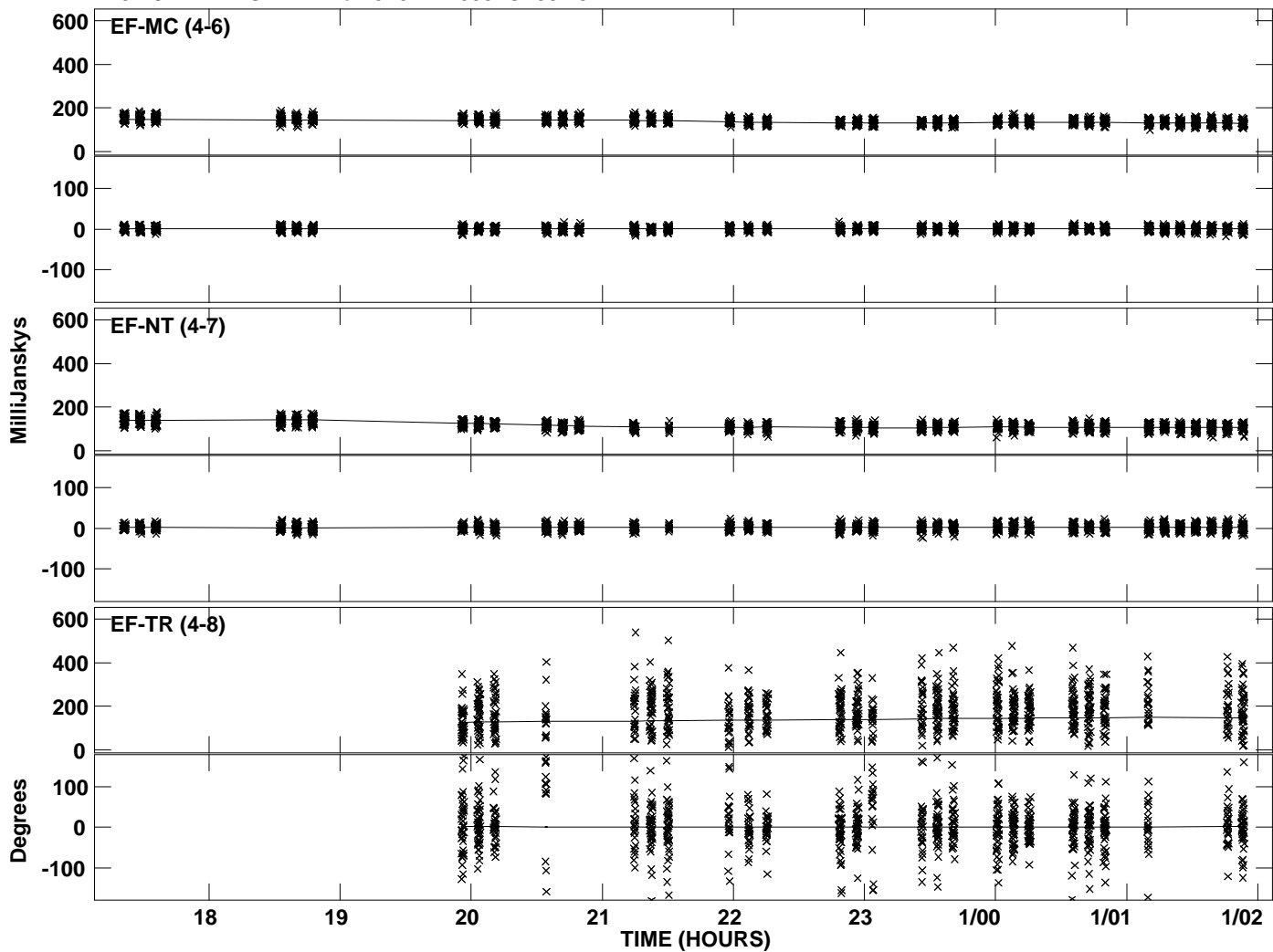
Plot file version 24 created 14-MAY-2010 16:51:47
Amplitude and Phase vs Time for J1027+4803.MULTI.1 CL # 3
IF 4 CHAN 1 STK RR of J1027+4803.ICL001.3




Plot file version 25 created 14-MAY-2010 16:51:47
Amplitude and Phase vs Time for J1027+4803.MULTI.1 CL # 3
IF 5 CHAN 1 STK RR of J1027+4803.ICL001.3



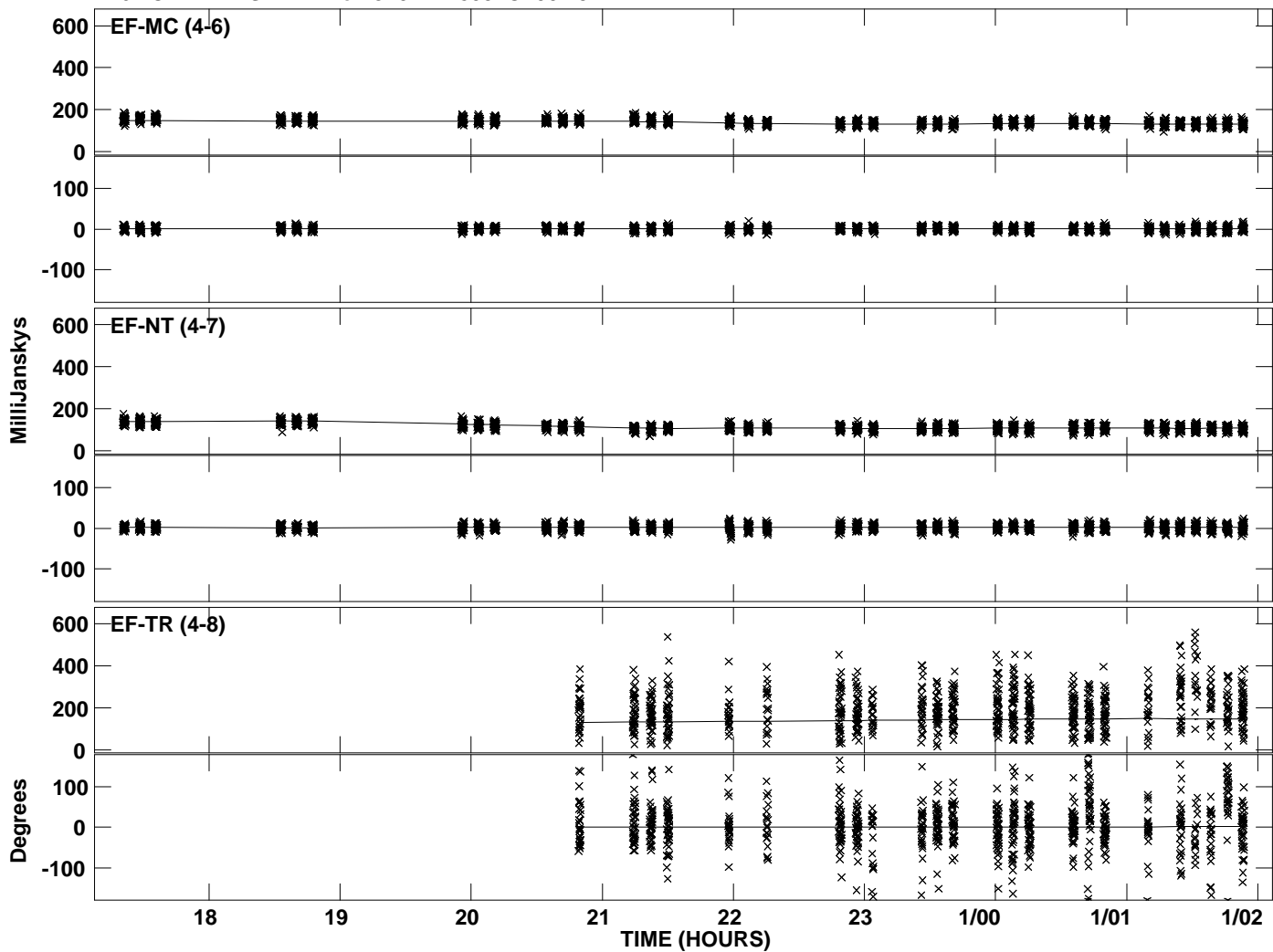
Plot file version 26 created 14-MAY-2010 16:51:47
Amplitude and Phase vs Time for J1027+4803.MULTI.1 CL # 3
IF 5 CHAN 1 STK RR of J1027+4803.ICL001.3




Plot file version 27 created 14-MAY-2010 16:51:47
Amplitude and Phase vs Time for J1027+4803.MULTI.1 CL # 3
IF 6 CHAN 1 STK RR of J1027+4803.ICL001.3



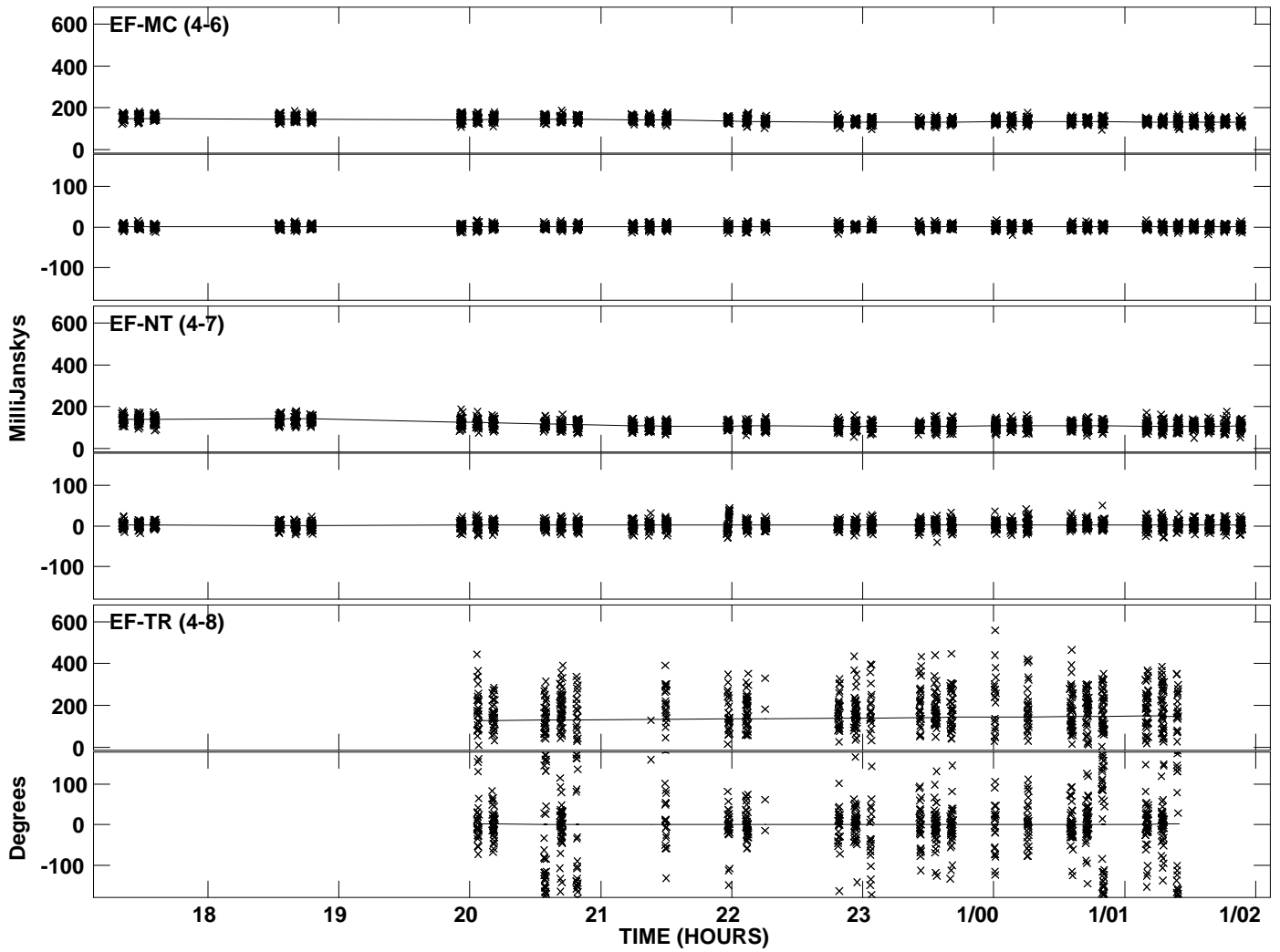
Plot file version 28 created 14-MAY-2010 16:51:47
Amplitude and Phase vs Time for J1027+4803.MULTI.1 CL # 3
IF 6 CHAN 1 STK RR of J1027+4803.ICL001.3




Plot file version 29 created 14-MAY-2010 16:51:48
Amplitude andPhase vs Time for J1027+4803.MULTI.1 CL # 3
IF 7 CHAN 1 STK RR of J1027+4803.ICL001.3



Plot file version 30 created 14-MAY-2010 16:51:48
Amplitude and Phase vs Time for J1027+4803.MULTI.1 CL # 3
IF 7 CHAN 1 STK RR of J1027+4803.ICL001.3



PLot file version 31 created 14-MAY-2010 16:51:48
Amplitude andPhase vs Time for J1027+4803.MULTI.1 CL # 3
IF 8 CHAN 1 STK RR of J1027+4803.ICL001.3



Plot file version 32 created 14-MAY-2010 16:51:48
Amplitude and Phase vs Time for J1027+4803.MULTI.1 CL # 3
IF 8 CHAN 1 STK RR of J1027+4803.ICL001.3

