
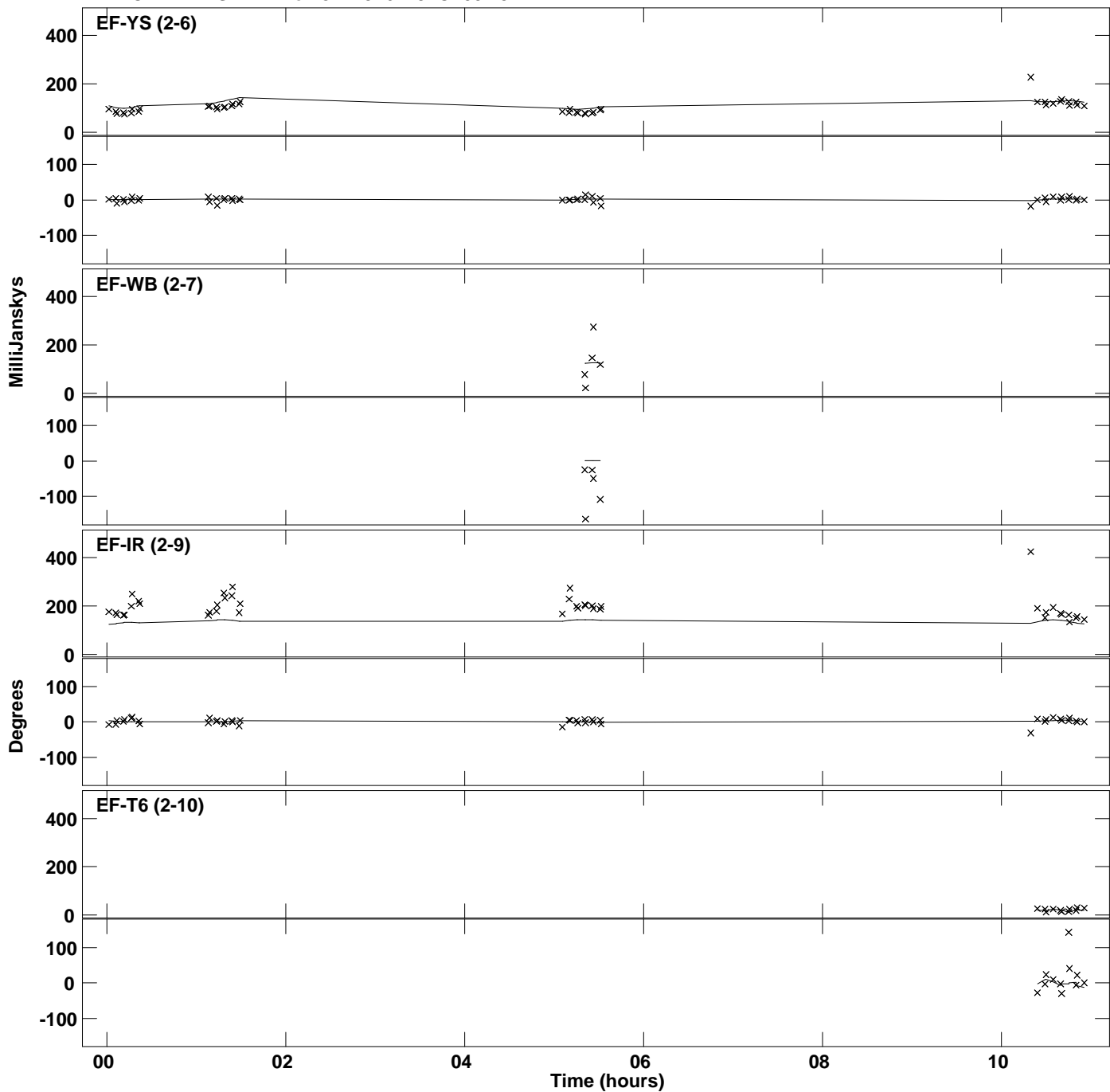


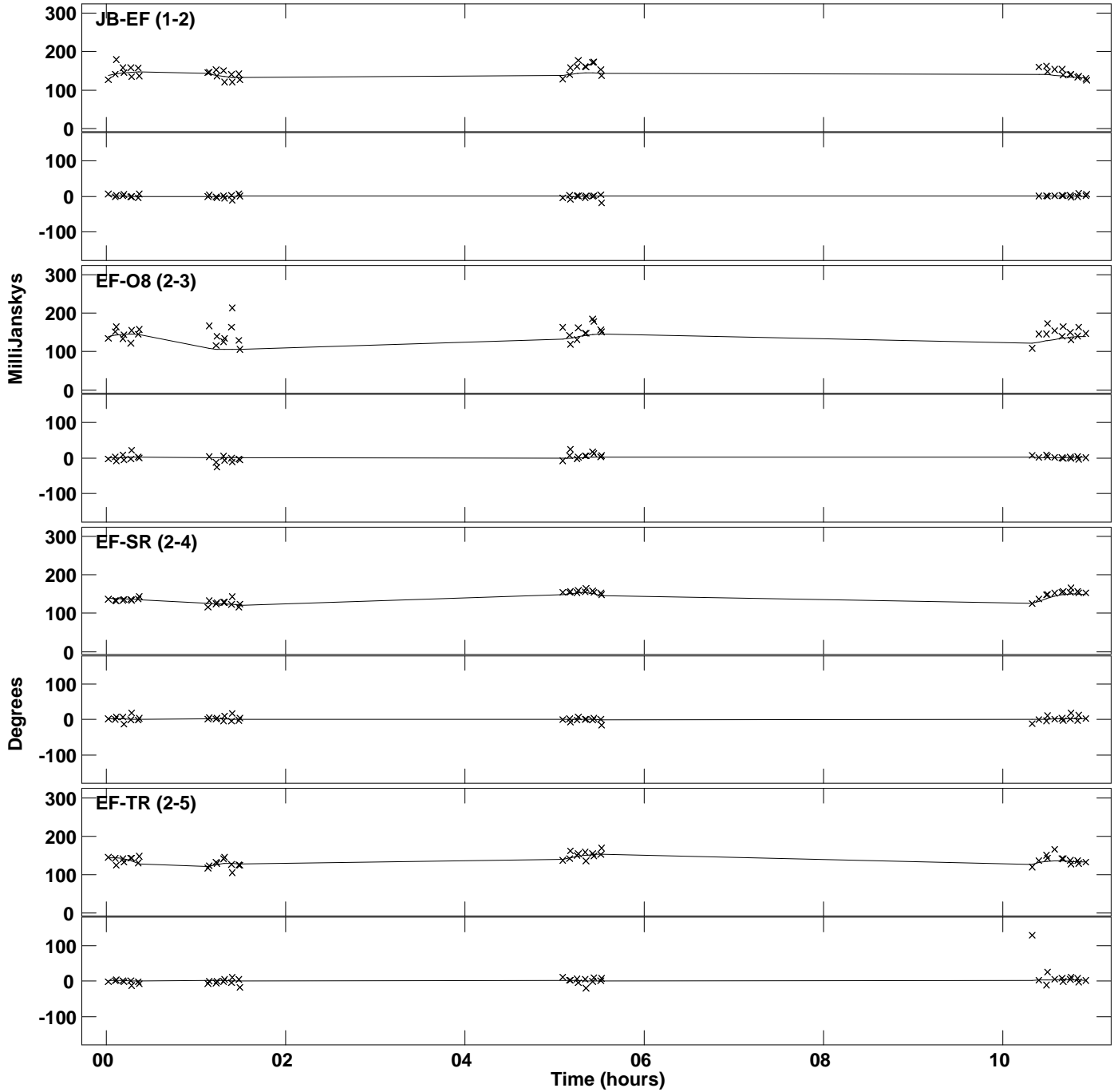
Plot file version 1 created 15-APR-2020 18:22:56
Amplitude and Phase vs Time for J2223+6249.MULTI.1 Vect aver. CL # 3
IF 1 CHAN 1 STK LL of J2223+6249.ICL001.3



Plot file version 2 created 15-APR-2020 18:22:56
Amplitude and Phase vs Time for J2223+6249.MULTI.1 Vect aver. CL # 3
IF 1 CHAN 1 STK LL of J2223+6249.ICL001.3



PLot file version 3 created 15-APR-2020 18:22:57
Amplitude andPhase vs Time for J2223+6249.MULTI.1 Vect aver. CL # 3
IF 1 CHAN 1 STK RR of J2223+6249.ICL001.3



Plot file version 4 created 15-APR-2020 18:22:57
Amplitude and Phase vs Time for J2223+6249.MULTI.1 Vect aver. CL # 3
IF 1 CHAN 1 STK RR of J2223+6249.ICL001.3

