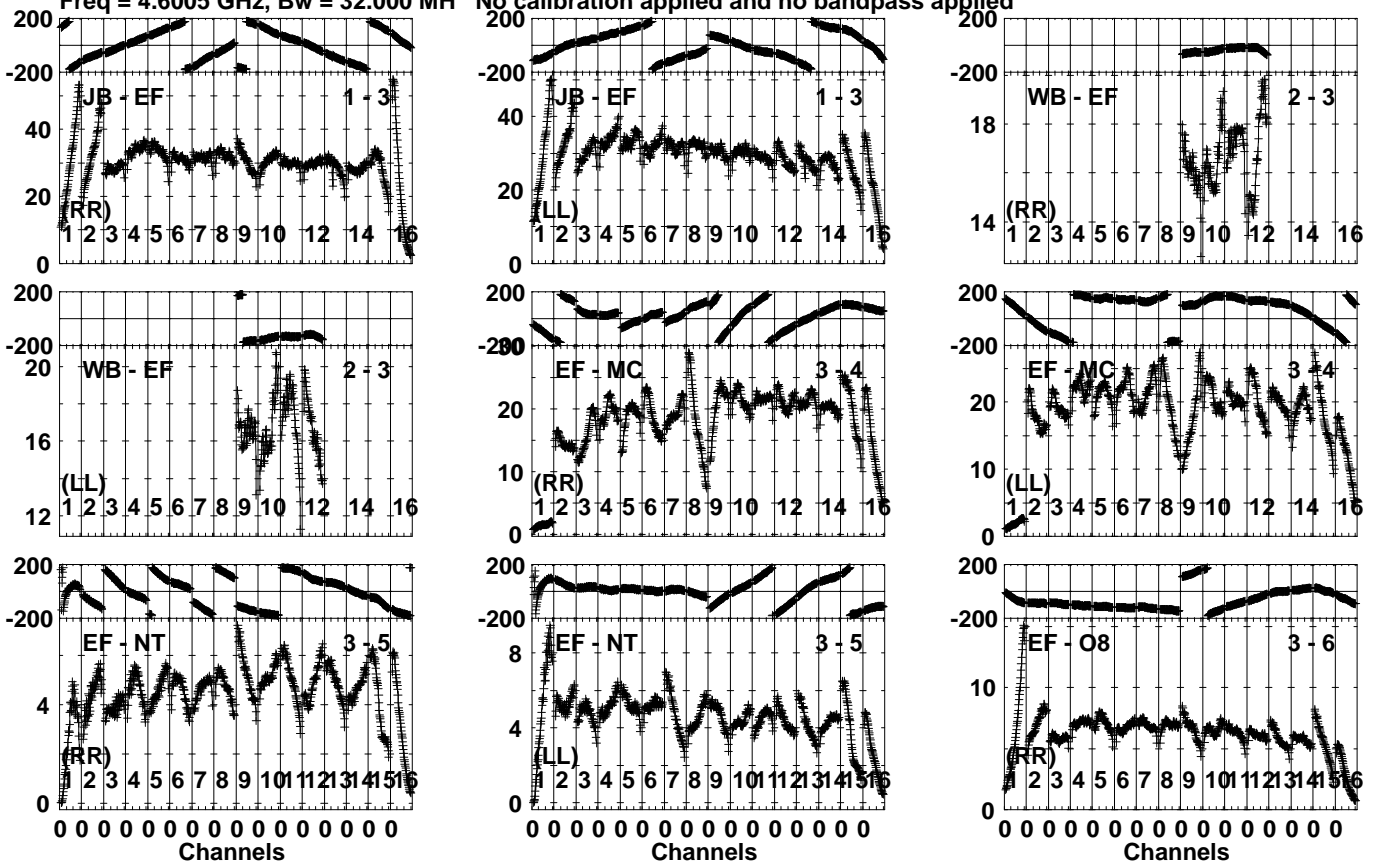


Plot file version 1 created 07-AUG-2023 16:10:29

3C286 EO019B.UVDATA.1

Freq = 4.6005 GHz, Bw = 32.000 MH No calibration applied and no bandpass applied

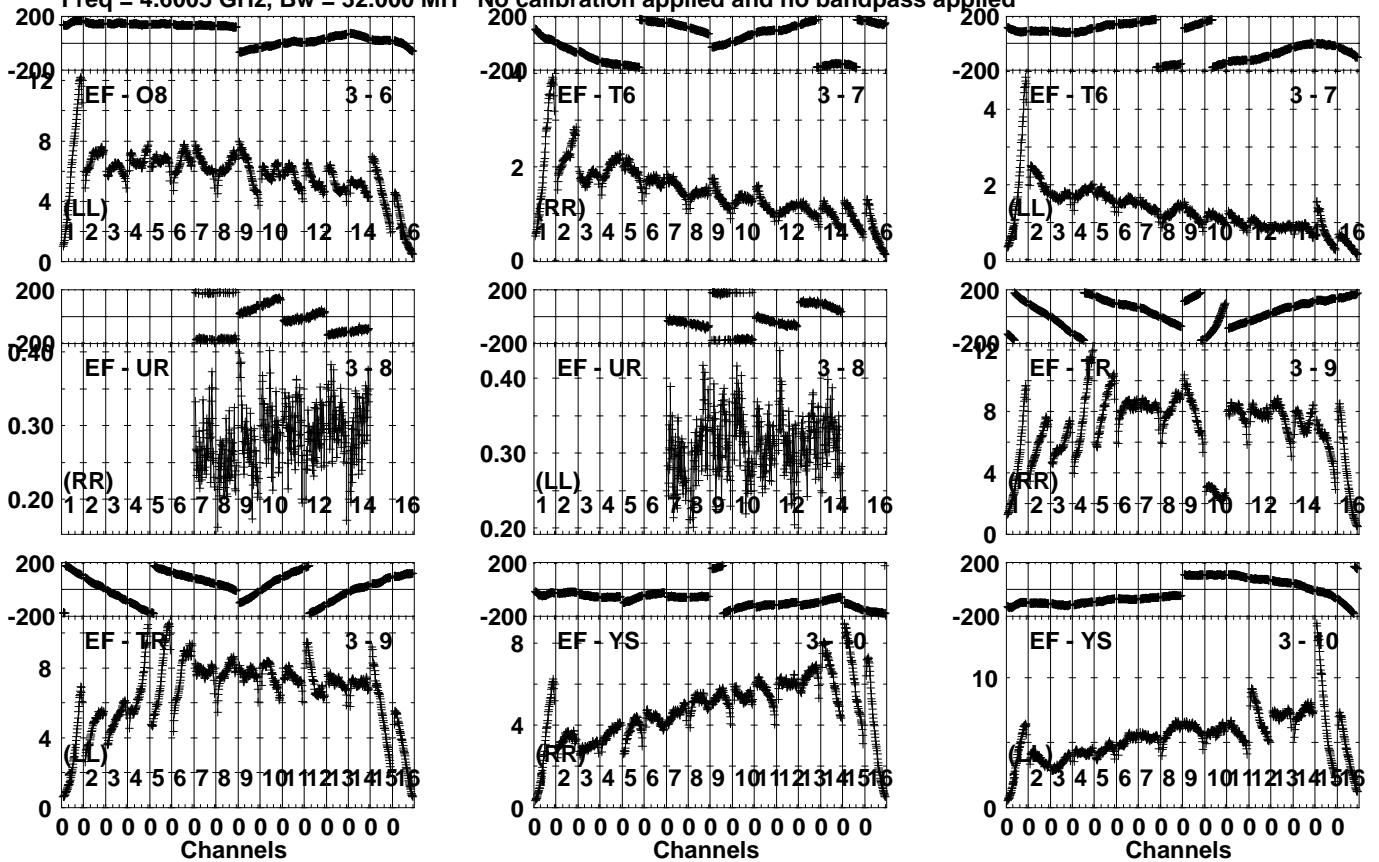


Lower frame: Milli Ampl Jy Top frame: Phas deg
Vector averaged cross-power spectrum Several baselines displayed
Timerange: 00/01:30:01 to 00/01:39:59

Plot file version 2 created 07-AUG-2023 16:10:29

3C286 EO19B.UVDATA.1

Freq = 4.6005 GHz, Bw = 32.000 MH No calibration applied and no bandpass applied

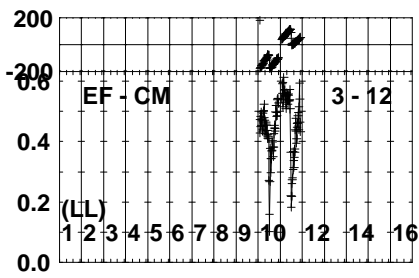
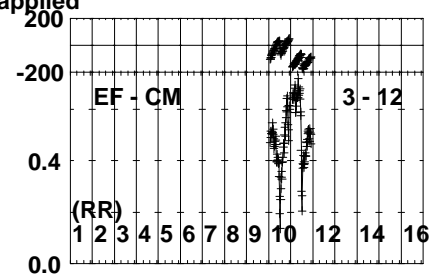
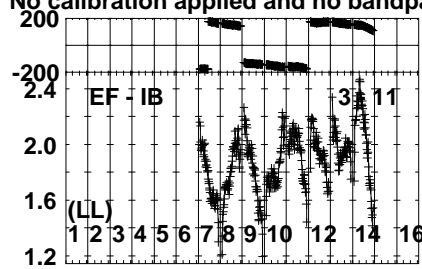
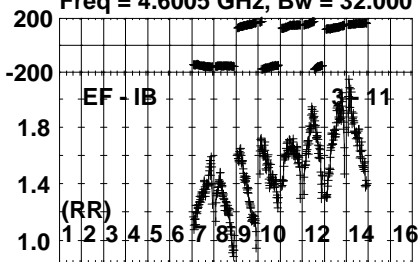


Lower frame: Milli Ampl Jy Top frame: Phas deg
Vector averaged cross-power spectrum Several baselines displayed
Timerange: 00/01:30:01 to 00/01:39:59

Plot file version 3 created 07-AUG-2023 16:10:30

3C286 EO019B.UVDATA.1

Freq = 4.6005 GHz, Bw = 32.000 MH No calibration applied and no bandpass applied

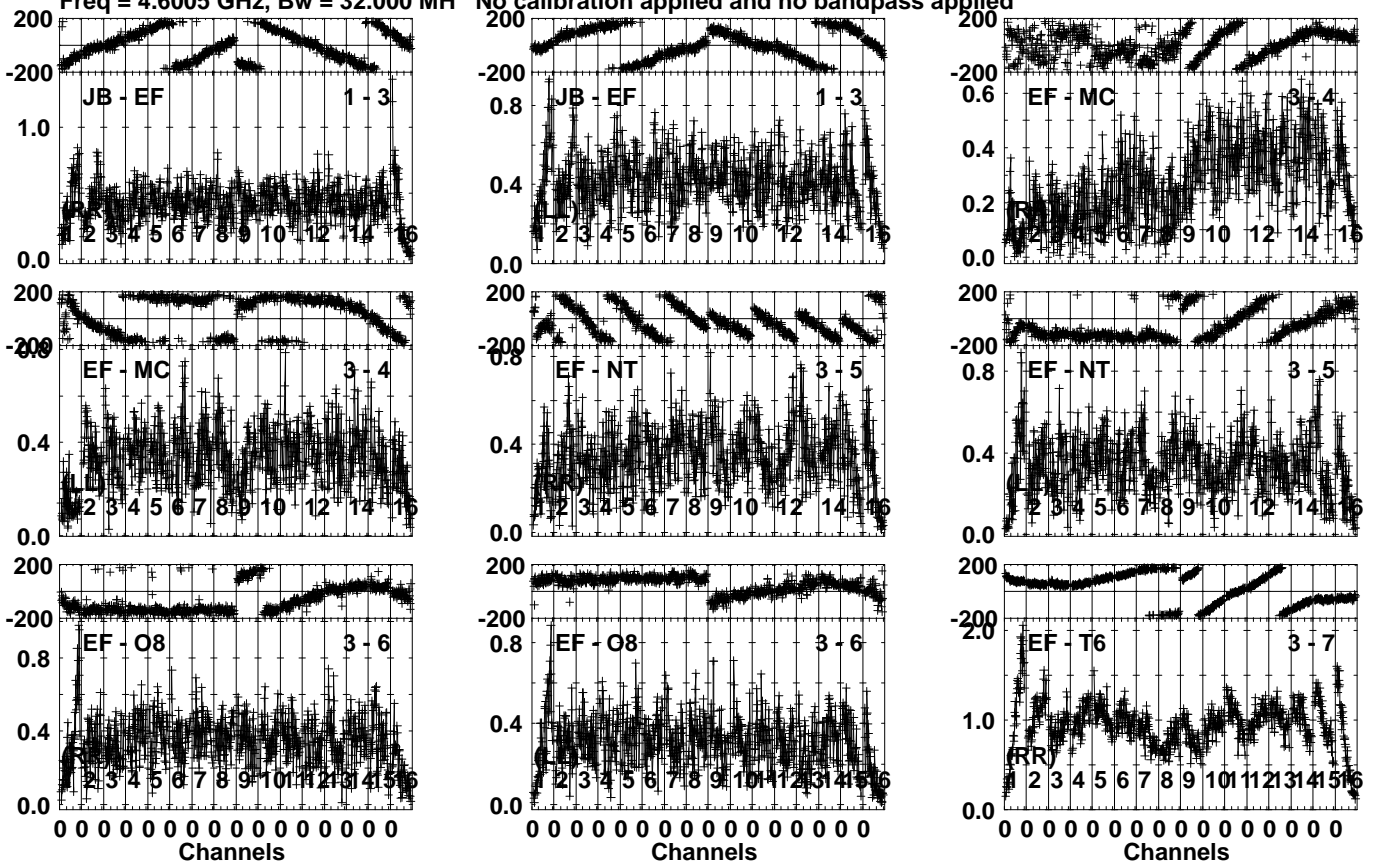


Lower frame: Milli Ampl Jy Top frame: Phas deg
Vector averaged cross-power spectrum Several baselines displayed
Timerange: 00/01:30:01 to 00/01:39:59

Plot file version 4 created 07-AUG-2023 16:10:43

2331+46 EO019B.UVDATA.1

Freq = 4.6005 GHz, Bw = 32.000 MH No calibration applied and no bandpass applied

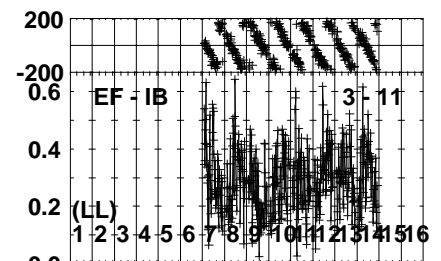
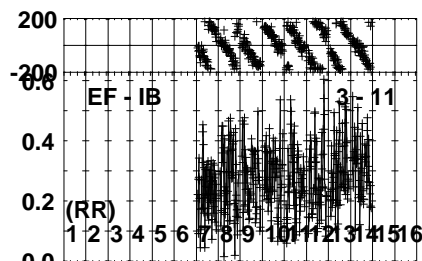
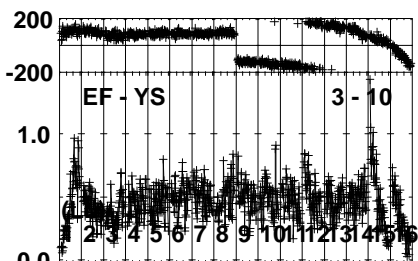
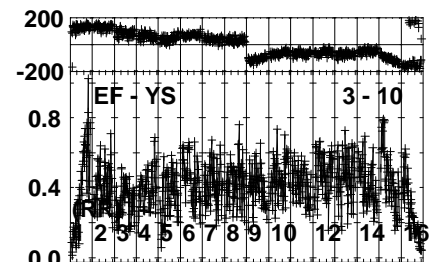
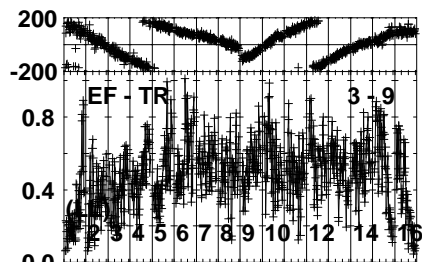
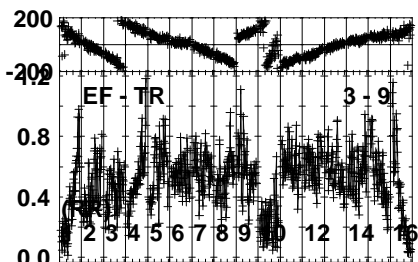
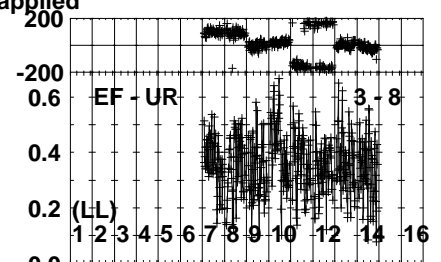
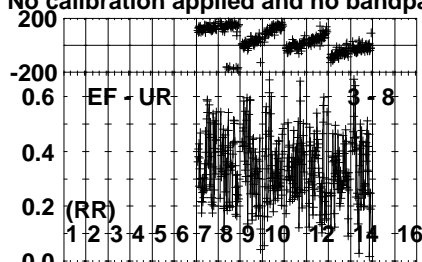
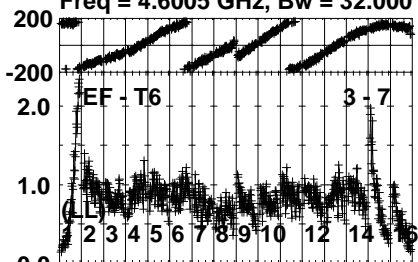


Lower frame: Milli Ampl Jy Top frame: Phas deg
Vector averaged cross-power spectrum Several baselines displayed
Timerange: 00/04:21:46 to 00/04:23:14

Plot file version 5 created 07-AUG-2023 16:10:43

2331+46 EO019B.UVDATA.1

Freq = 4.6005 GHz, Bw = 32.000 MH No calibration applied and no bandpass applied

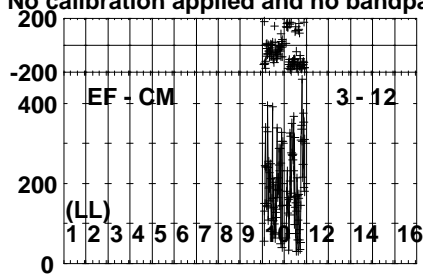
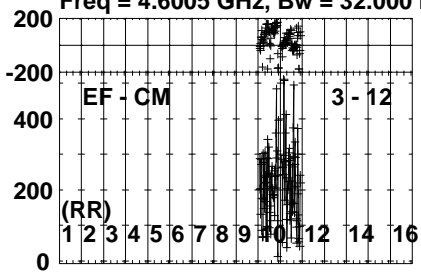


Lower frame: Milli Ampl Jy Top frame: Phas deg
Vector averaged cross-power spectrum Several baselines displayed
Timerange: 00/04:21:46 to 00/04:23:14

Plot file version 6 created 07-AUG-2023 16:10:43

2331+46 EO019B.UVDATA.1

Freq = 4.6005 GHz, Bw = 32.000 MH No calibration applied and no bandpass applied

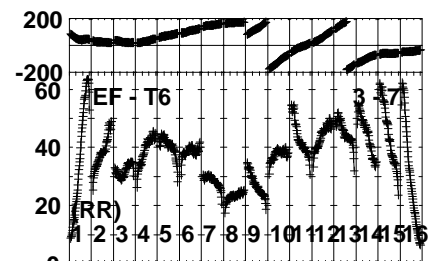
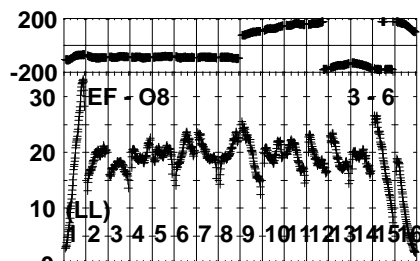
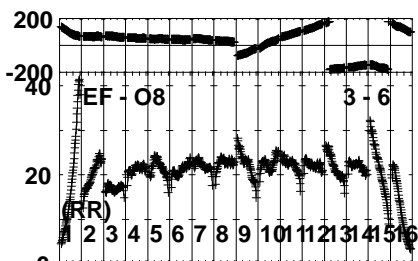
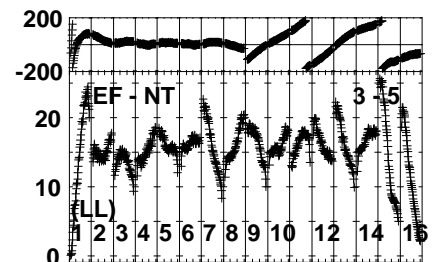
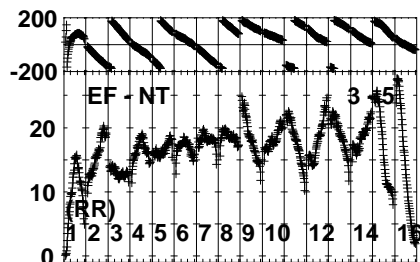
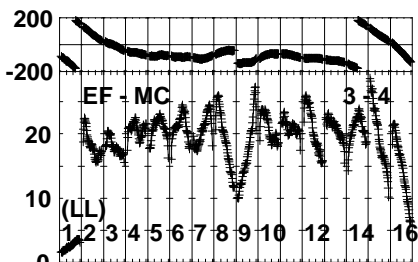
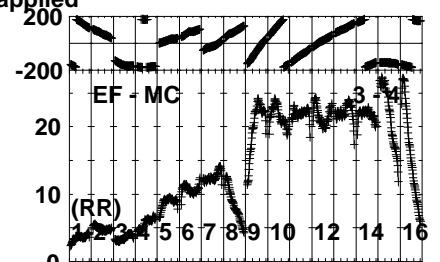
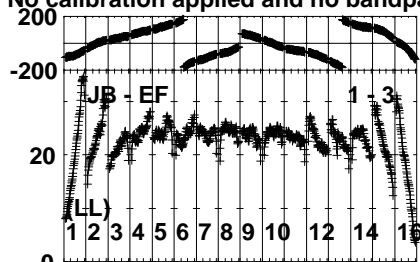
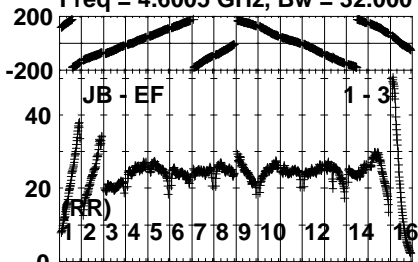


Lower frame: Micro Ampl Jy Top frame: Phas deg
Vector averaged cross-power spectrum Several baselines displayed
Timerange: 00/04:21:46 to 00/04:23:14

Plot file version 7 created 07-AUG-2023 16:10:43

BLLAC EO019B.UVDATA.1

Freq = 4.6005 GHz, Bw = 32.000 MH No calibration applied and no bandpass applied

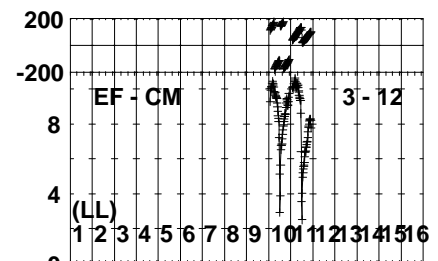
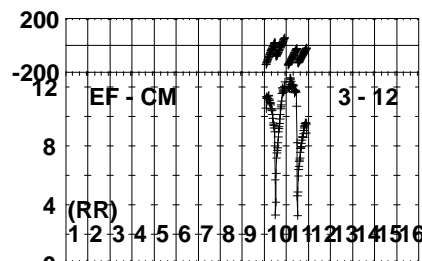
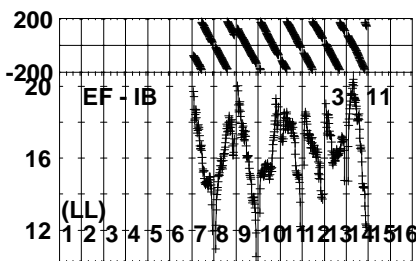
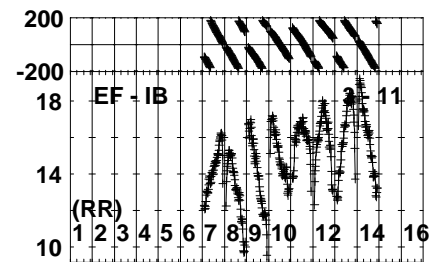
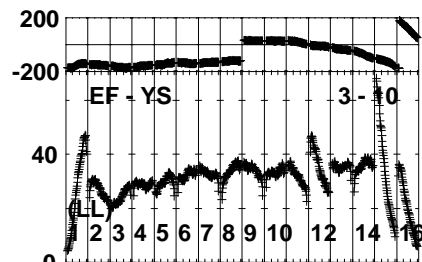
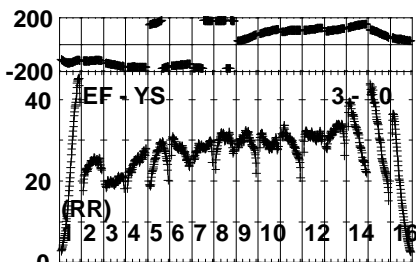
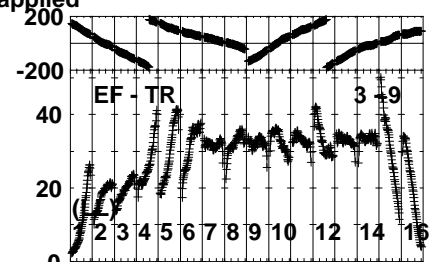
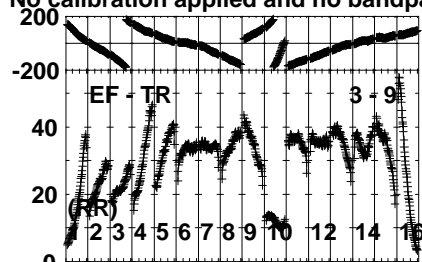
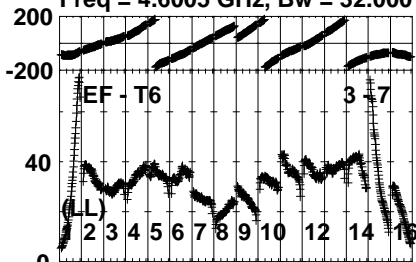


Lower frame: Milli Ampl Jy Top frame: Phas deg
Vector averaged cross-power spectrum Several baselines displayed
Timerange: 00/04:25:46 to 00/04:27:44

Plot file version 8 created 07-AUG-2023 16:10:45

BLLAC EO019B.UVDATA.1

Freq = 4.6005 GHz, Bw = 32.000 MH No calibration applied and no bandpass applied

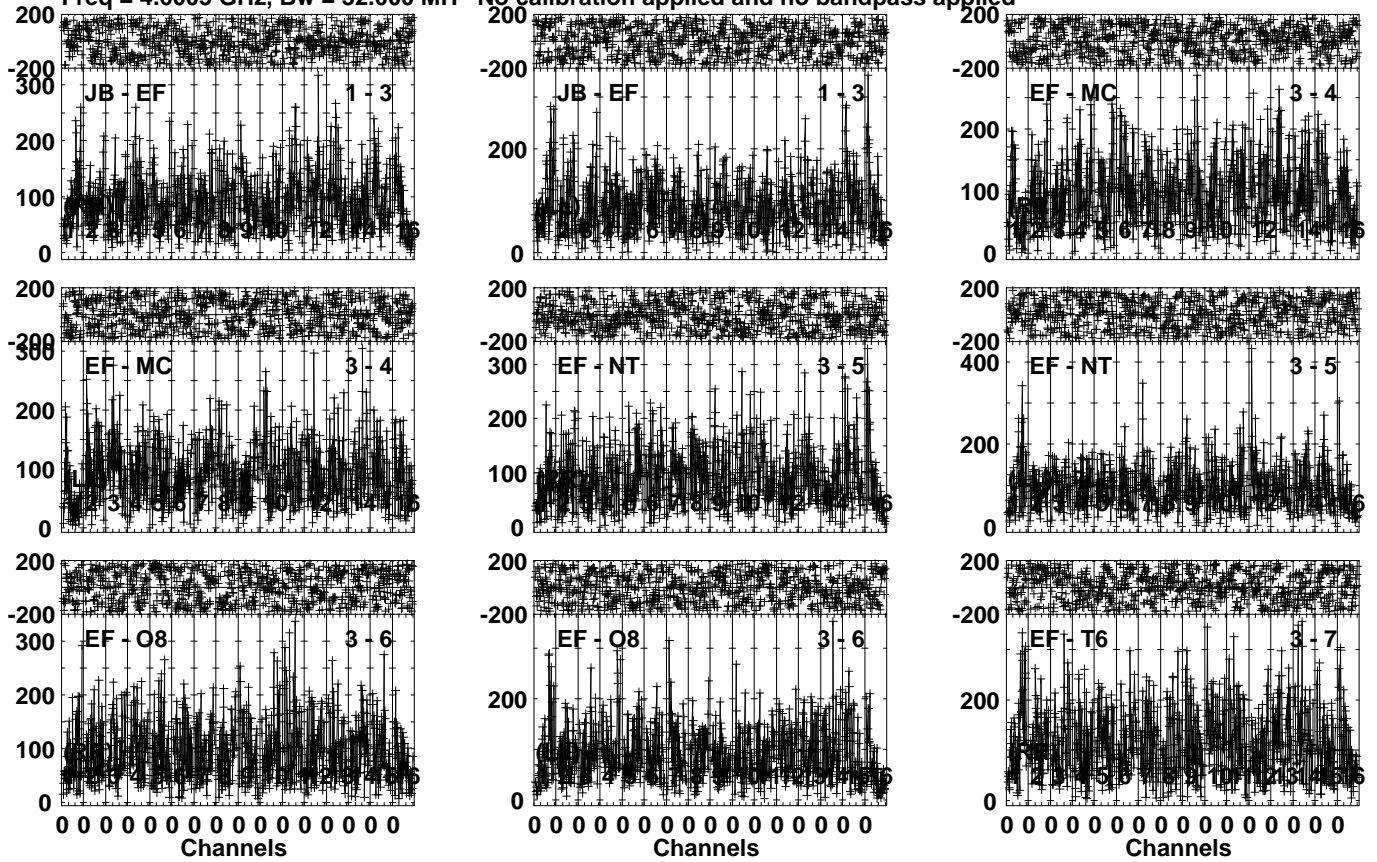


Lower frame: Milli Ampl Jy Top frame: Phas deg
 Vector averaged cross-power spectrum Several baselines displayed
 Timerange: 00/04:25:46 to 00/04:27:44

Plot file version 9 created 07-AUG-2023 16:10:46

LAND EO019B.UVDATA.1

Freq = 4.6005 GHz, Bw = 32.000 MH No calibration applied and no bandpass applied

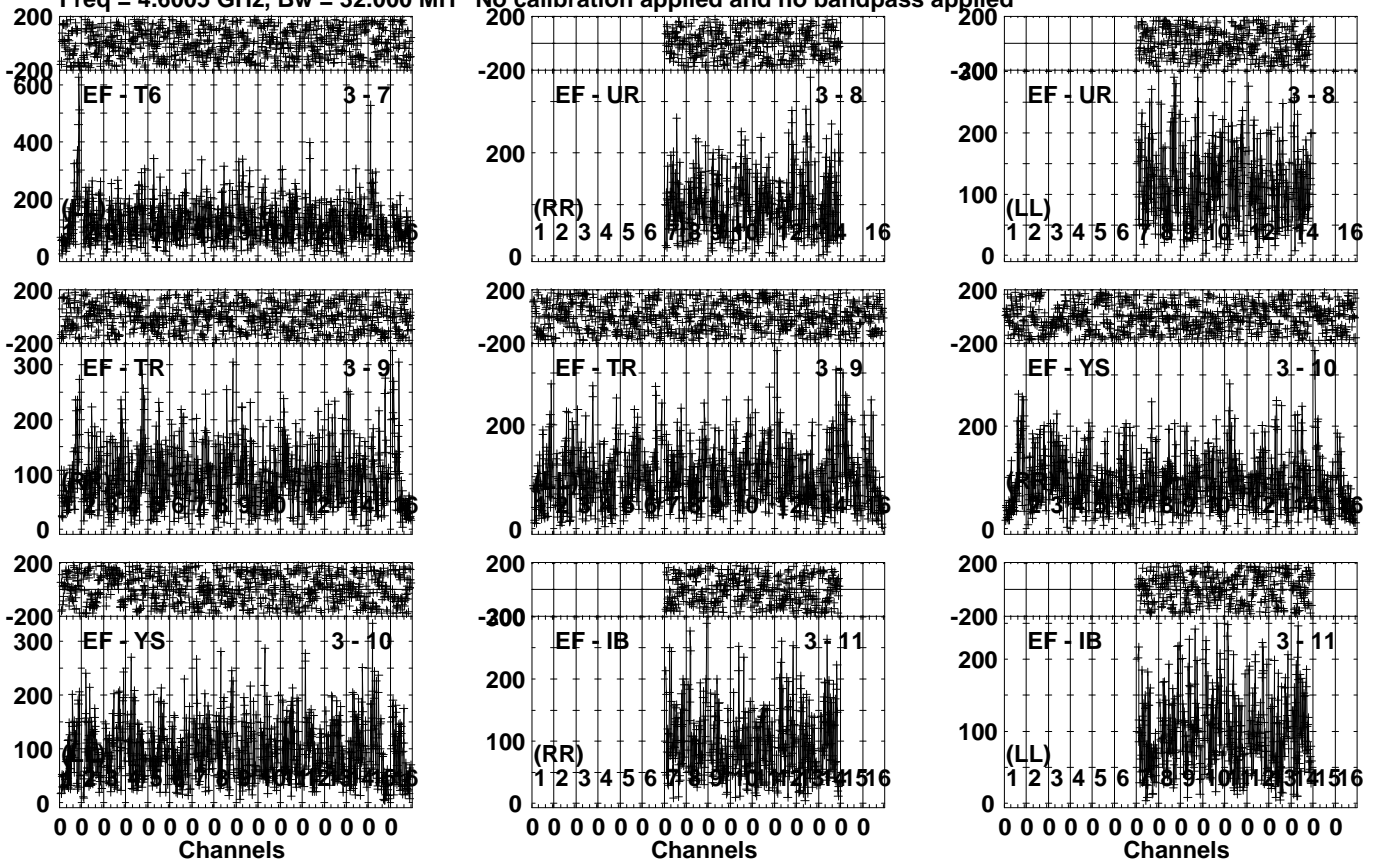


Lower frame: Micro Ampl Jy Top frame: Phas deg
Vector averaged cross-power spectrum Several baselines displayed
Timerange: 00/04:28:31 to 00/04:31:29

Plot file version 10 created 07-AUG-2023 16:10:46

LAND EO019B.UVDATA.1

Freq = 4.6005 GHz, Bw = 32.000 MH No calibration applied and no bandpass applied

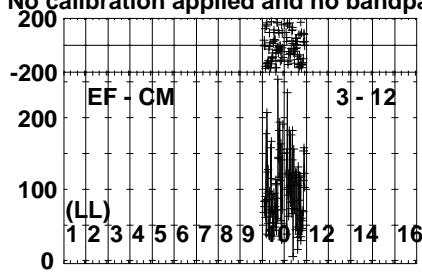
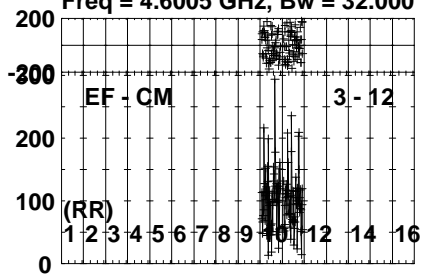


Lower frame: Micro Ampl Jy Top frame: Phas deg
Vector averaged cross-power spectrum Several baselines displayed
Timerange: 00/04:28:31 to 00/04:31:29

Plot file version 11 created 07-AUG-2023 16:10:46

LAND EO019B.UVDATA.1

Freq = 4.6005 GHz, Bw = 32.000 MH No calibration applied and no bandpass applied

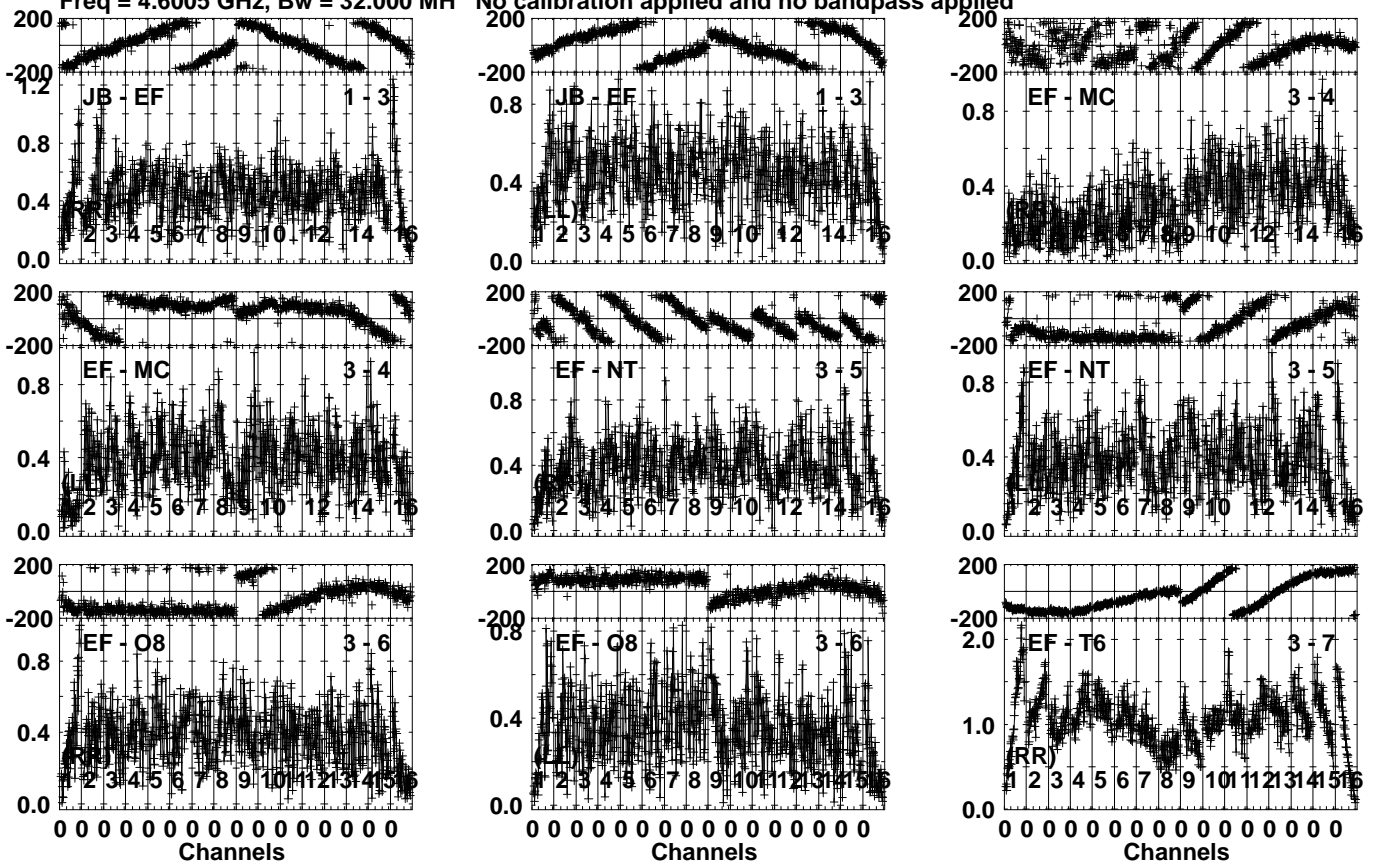


Lower frame: Micro Ampl Jy Top frame: Phas deg
Vector averaged cross-power spectrum Several baselines displayed
Timerange: 00/04:28:31 to 00/04:31:29

Plot file version 12 created 07-AUG-2023 16:10:48

2331+46 EO019B.UVDATA.1

Freq = 4.6005 GHz, Bw = 32.000 MH No calibration applied and no bandpass applied

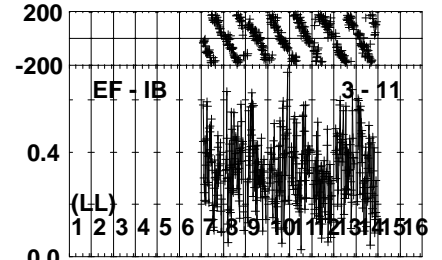
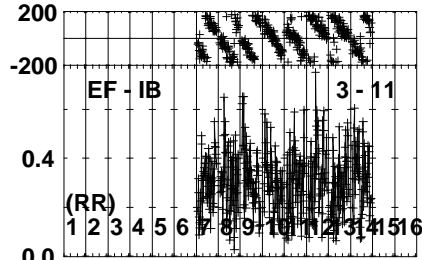
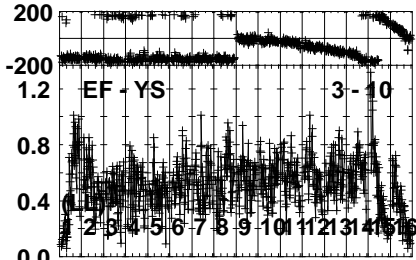
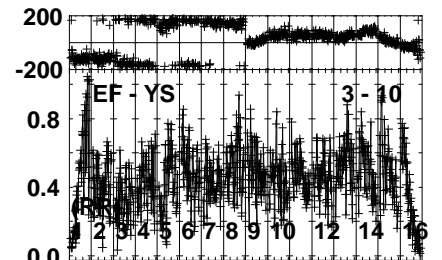
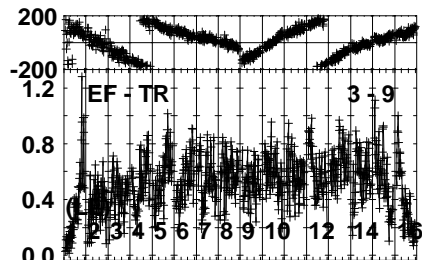
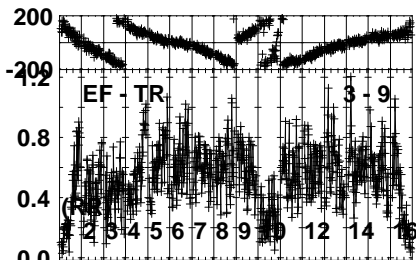
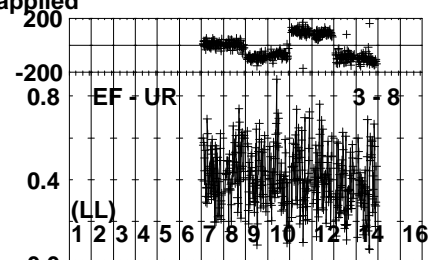
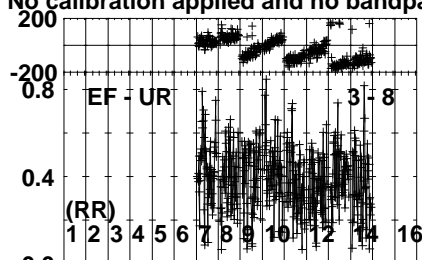
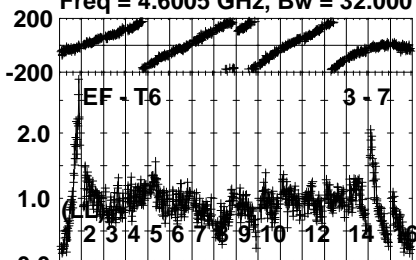


Lower frame: Milli Ampl Jy Top frame: Phas deg
Vector averaged cross-power spectrum Several baselines displayed
Timerange: 00/04:31:33 to 00/04:32:59

Plot file version 13 created 07-AUG-2023 16:10:48

2331+46 EO019B.UVDATA.1

Freq = 4.6005 GHz, Bw = 32.000 MH No calibration applied and no bandpass applied


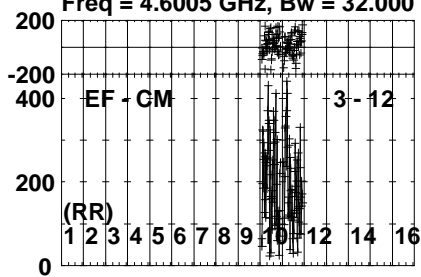


Lower frame: Milli Ampl Jy Top frame: Phas deg
Vector averaged cross-power spectrum Several baselines displayed
Timerange: 00/04:31:33 to 00/04:32:59

Plot file version 14 created 07-AUG-2023 16:10:49

2331+46 EO019B.UVDATA.1

Freq = 4.6005 GHz, Bw = 32.000 MH No calibration applied and no bandpass applied

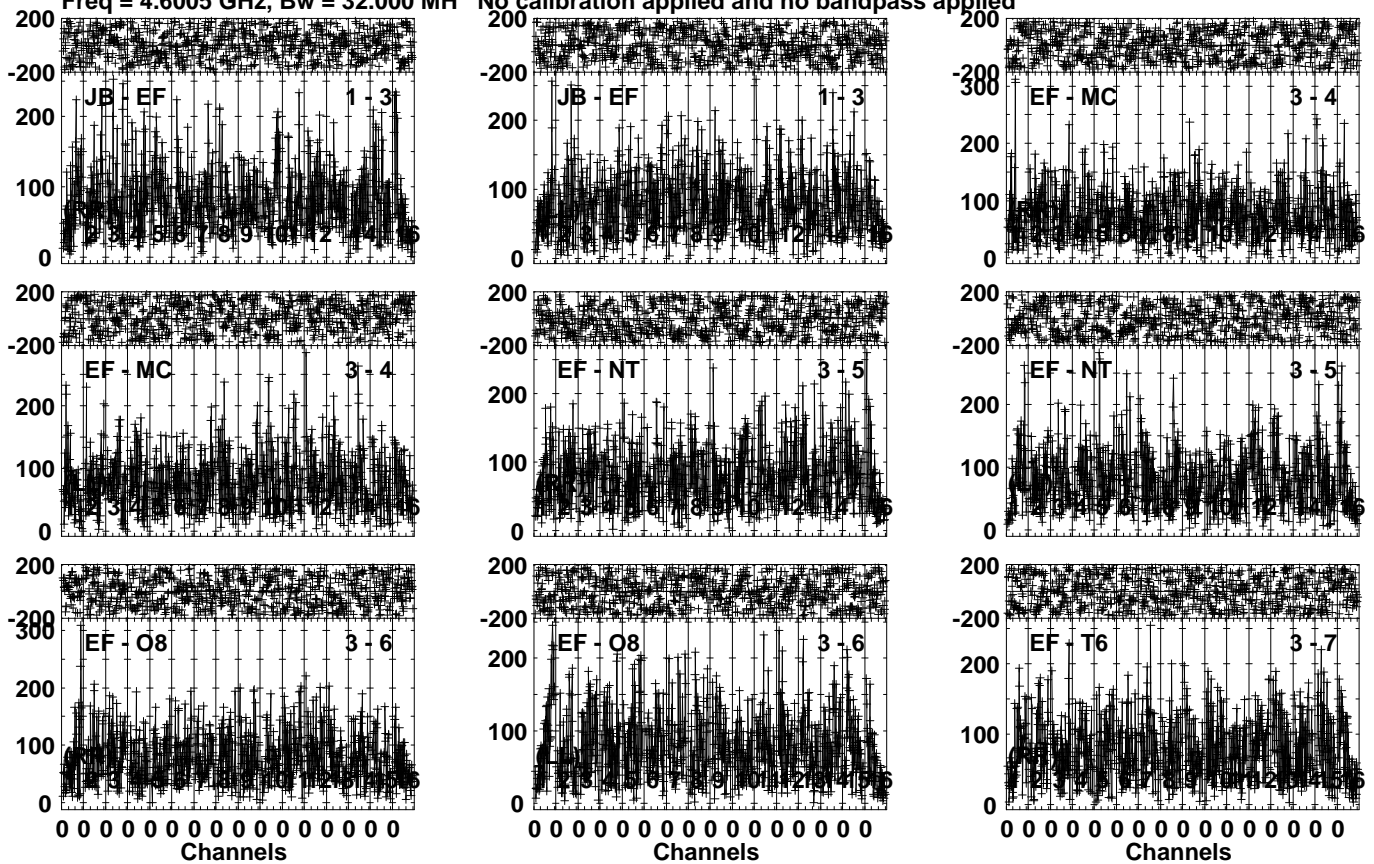


Lower frame: Micro Ampl Jy Top frame: Phas deg
Vector averaged cross-power spectrum Several baselines displayed
Timerange: 00/04:31:33 to 00/04:32:59

Plot file version 15 created 07-AUG-2023 16:10:49

LAND EO019B.UVDATA.1

Freq = 4.6005 GHz, Bw = 32.000 MH No calibration applied and no bandpass applied

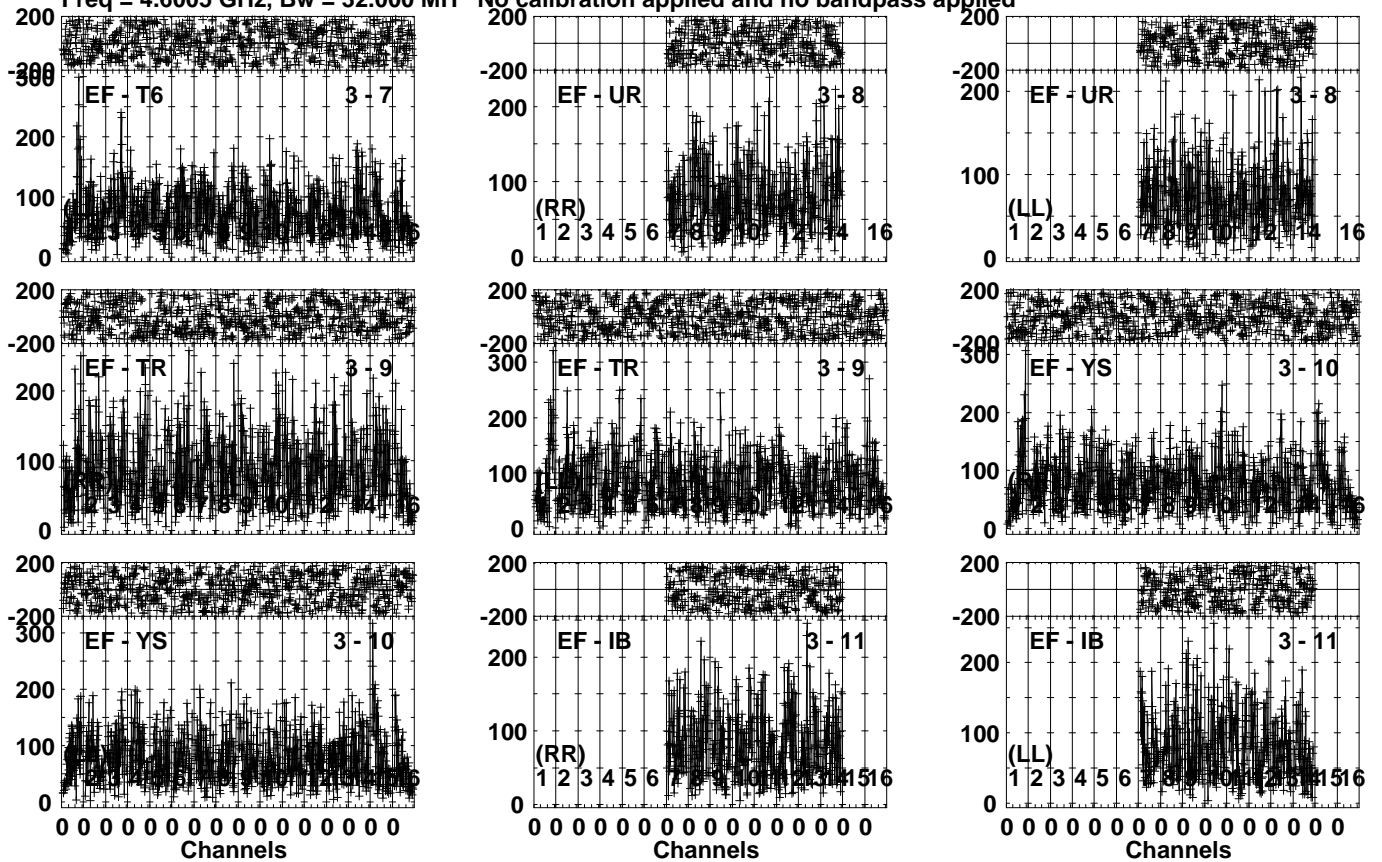


Lower frame: Micro Ampl Jy Top frame: Phas deg
Vector averaged cross-power spectrum Several baselines displayed
Timerange: 00/04:33:01 to 00/04:36:29

Plot file version 16 created 07-AUG-2023 16:10:49

LAND EO019B.UVDATA.1

Freq = 4.6005 GHz, Bw = 32.000 MH No calibration applied and no bandpass applied

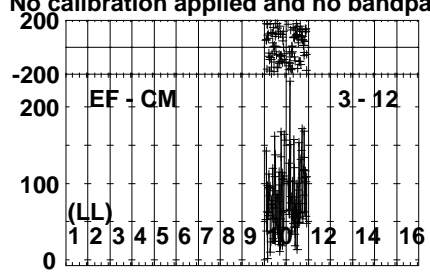
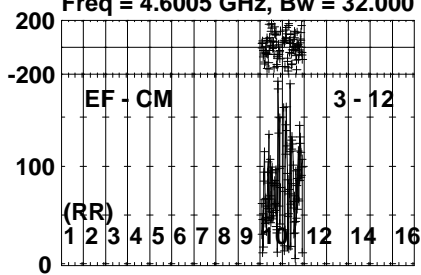


Lower frame: Micro Ampl Jy Top frame: Phas deg
Vector averaged cross-power spectrum Several baselines displayed
Timerange: 00/04:33:01 to 00/04:36:29

Plot file version 17 created 07-AUG-2023 16:10:50

LAND EO019B.UVDATA.1

Freq = 4.6005 GHz, Bw = 32.000 MH No calibration applied and no bandpass applied

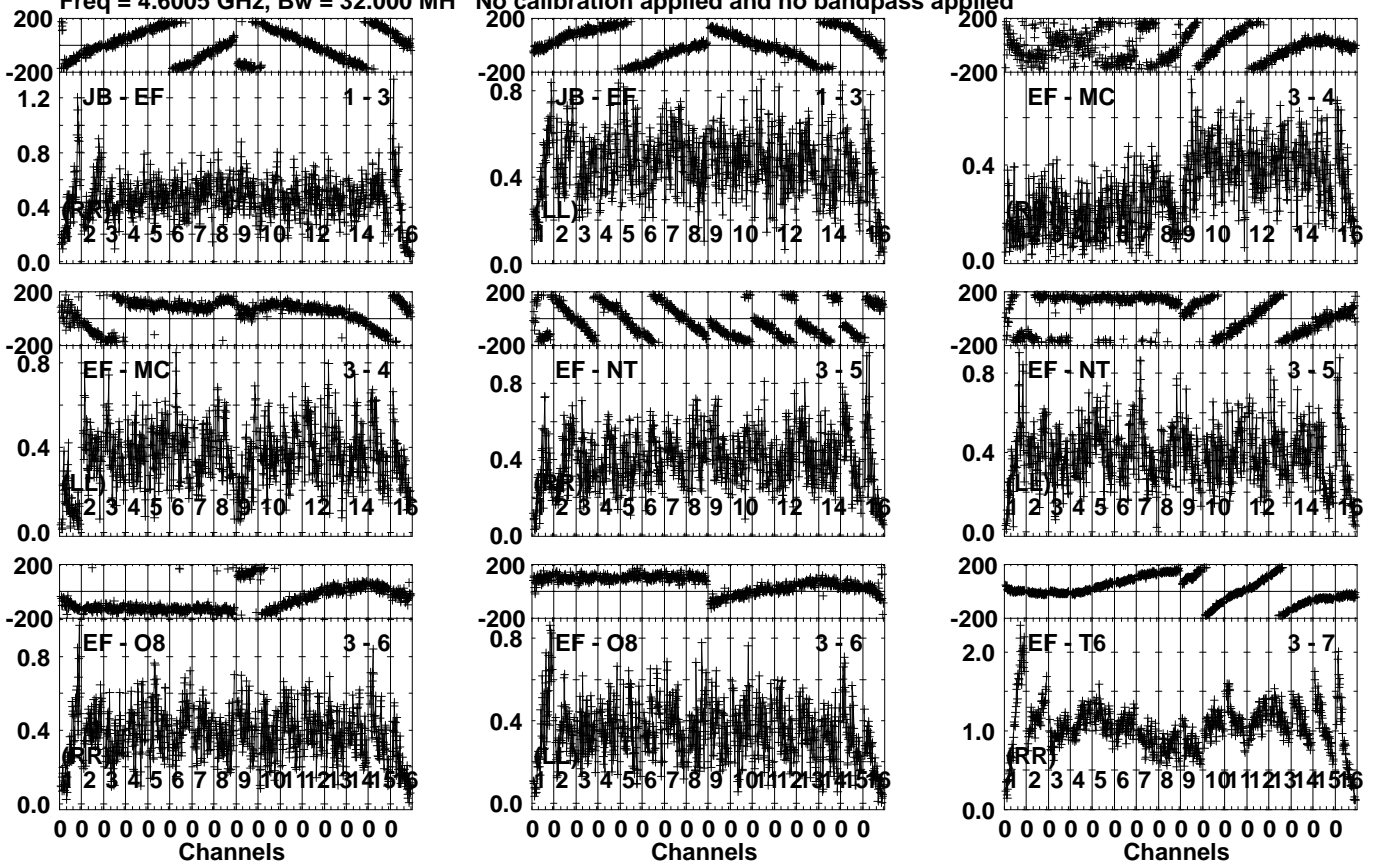


Lower frame: Micro Ampl Jy Top frame: Phas deg
Vector averaged cross-power spectrum Several baselines displayed
Timerange: 00/04:33:01 to 00/04:36:29

Plot file version 18 created 07-AUG-2023 16:10:50

2331+46 EO019B.UVDATA.1

Freq = 4.6005 GHz, Bw = 32.000 MH No calibration applied and no bandpass applied

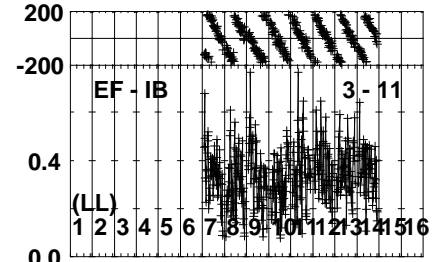
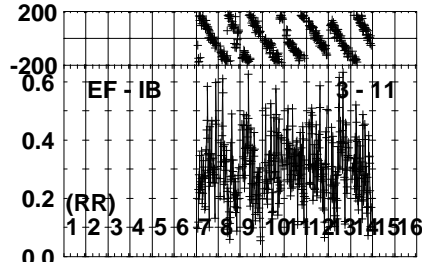
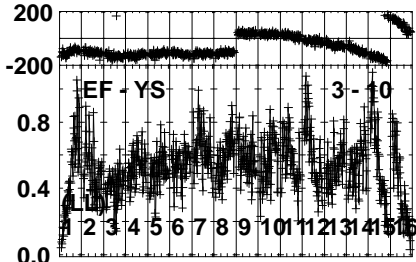
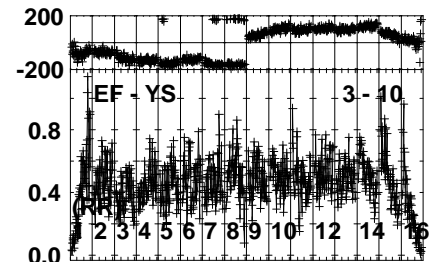
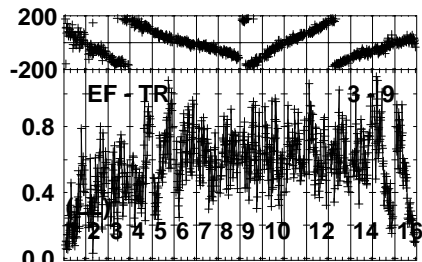
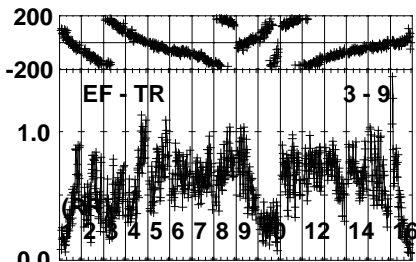
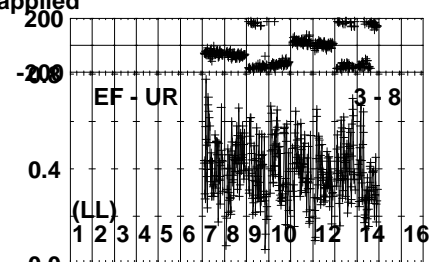
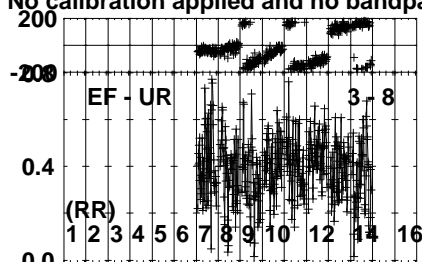
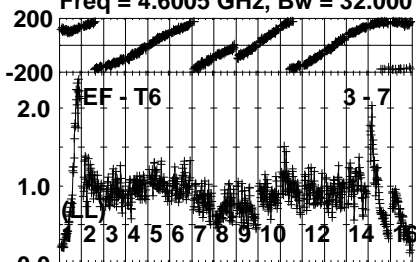


Lower frame: Milli Ampl Jy Top frame: Phas deg
Vector averaged cross-power spectrum Several baselines displayed
Timerange: 00/04:36:33 to 00/04:37:59

Plot file version 19 created 07-AUG-2023 16:10:50

2331+46 EO019B.UVDATA.1

Freq = 4.6005 GHz, Bw = 32.000 MH No calibration applied and no bandpass applied

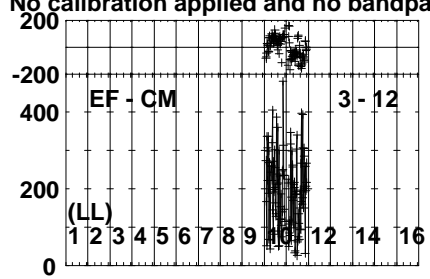
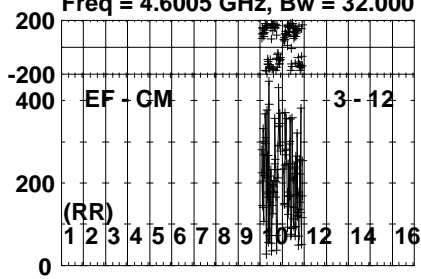


Lower frame: Milli Ampl Jy Top frame: Phas deg
Vector averaged cross-power spectrum Several baselines displayed
Timerange: 00/04:36:33 to 00/04:37:59

Plot file version 20 created 07-AUG-2023 16:10:50

2331+46 EO019B.UVDATA.1

Freq = 4.6005 GHz, Bw = 32.000 MH No calibration applied and no bandpass applied

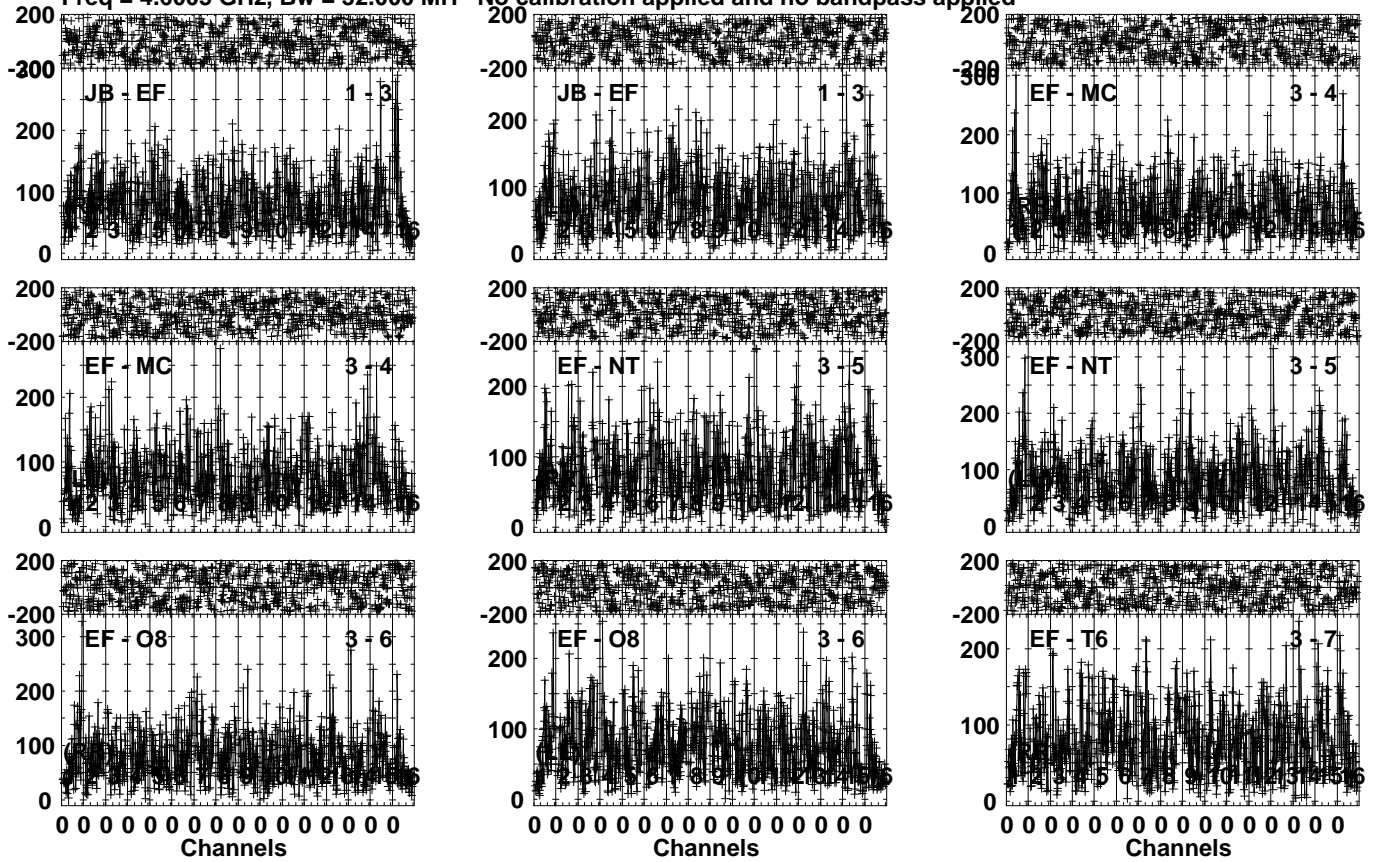


Lower frame: Micro Ampl Jy Top frame: Phas deg
Vector averaged cross-power spectrum Several baselines displayed
Timerange: 00/04:36:33 to 00/04:37:59

Plot file version 21 created 07-AUG-2023 16:10:50

LAND EO019B.UVDATA.1

Freq = 4.6005 GHz, Bw = 32.000 MH No calibration applied and no bandpass applied

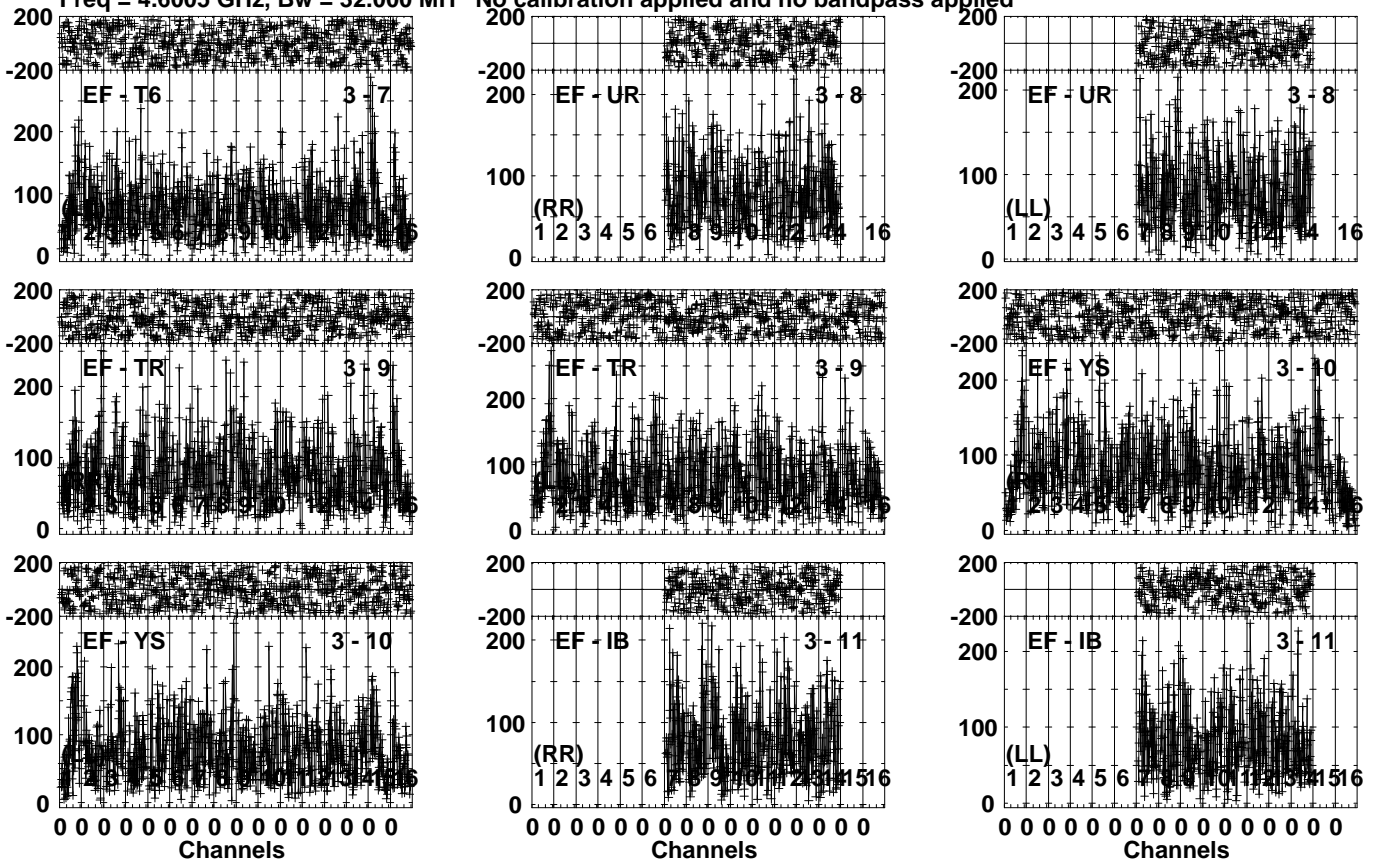


Lower frame: Micro Ampl Jy Top frame: Phas deg
Vector averaged cross-power spectrum Several baselines displayed
Timerange: 00/04:38:46 to 00/04:41:44

Plot file version 22 created 07-AUG-2023 16:10:50

LAND EO019B.UVDATA.1

Freq = 4.6005 GHz, Bw = 32.000 MH No calibration applied and no bandpass applied

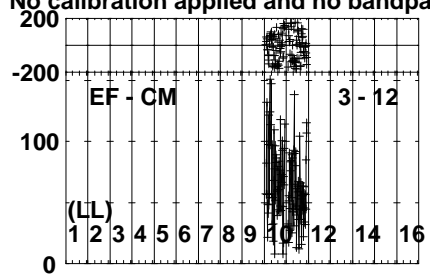
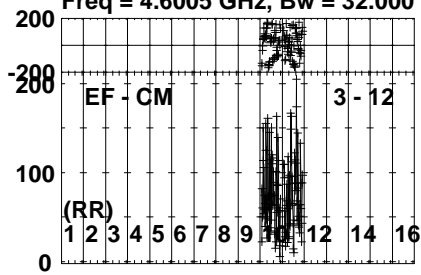


Lower frame: Micro Ampl Jy Top frame: Phas deg
Vector averaged cross-power spectrum Several baselines displayed
Timerange: 00/04:38:46 to 00/04:41:44

Plot file version 23 created 07-AUG-2023 16:10:50

LAND EO019B.UVDATA.1

Freq = 4.6005 GHz, Bw = 32.000 MH No calibration applied and no bandpass applied

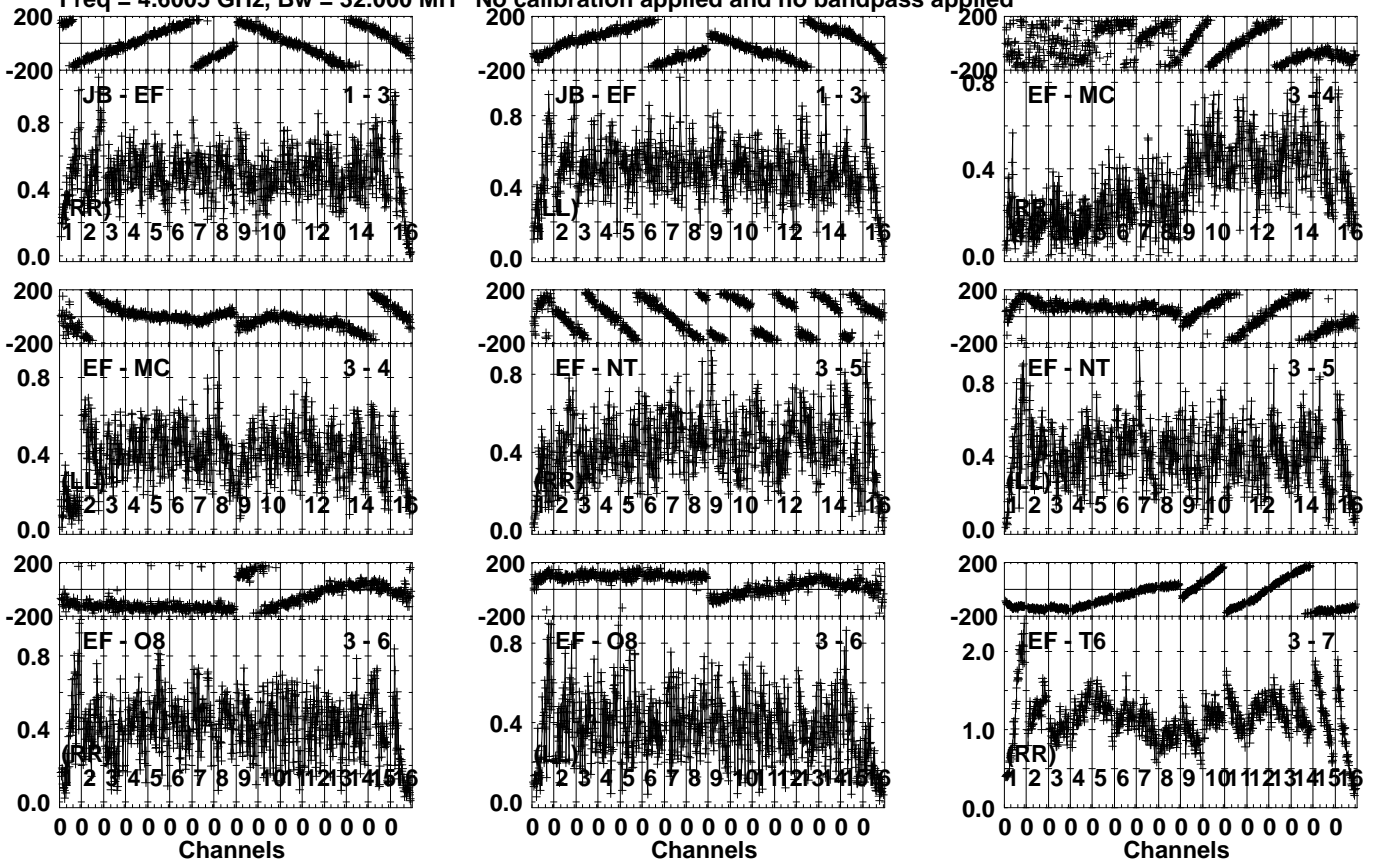


Lower frame: Micro Ampl Jy Top frame: Phas deg
Vector averaged cross-power spectrum Several baselines displayed
Timerange: 00/04:38:46 to 00/04:41:44

Plot file version 24 created 07-AUG-2023 16:10:51

2331+46 EO019B.UVDATA.1

Freq = 4.6005 GHz, Bw = 32.000 MH No calibration applied and no bandpass applied

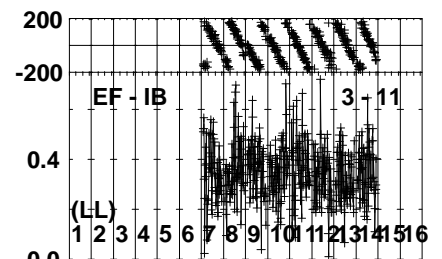
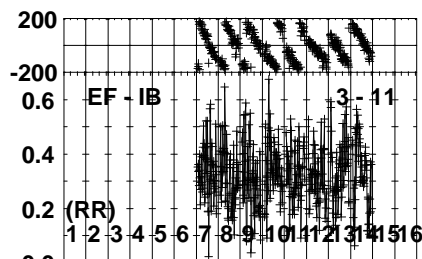
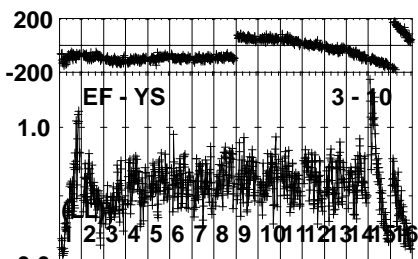
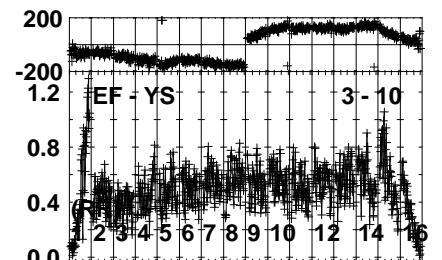
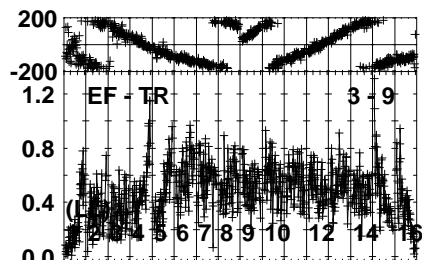
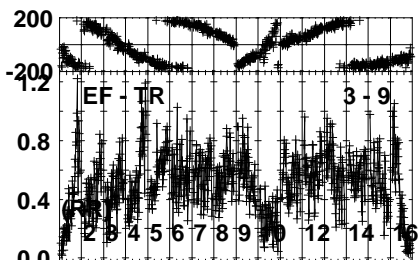
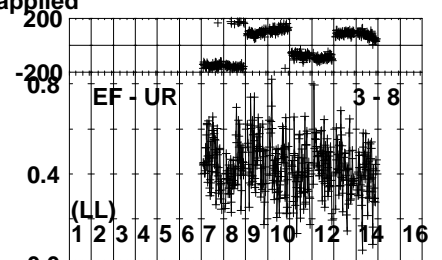
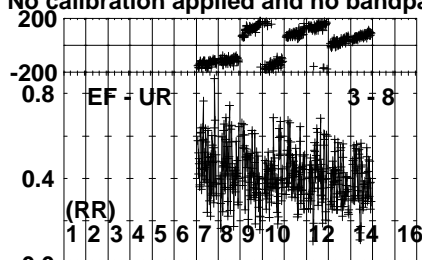
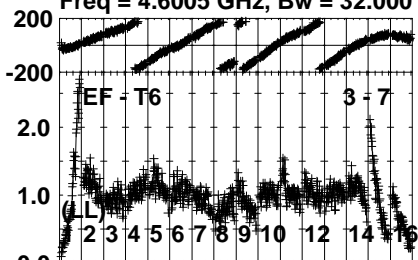


Lower frame: Milli Ampl Jy Top frame: Phas deg
Vector averaged cross-power spectrum Several baselines displayed
Timerange: 00/04:41:46 to 00/04:43:14

Plot file version 25 created 07-AUG-2023 16:10:51

2331+46 EO019B.UVDATA.1

Freq = 4.6005 GHz, Bw = 32.000 MH No calibration applied and no bandpass applied



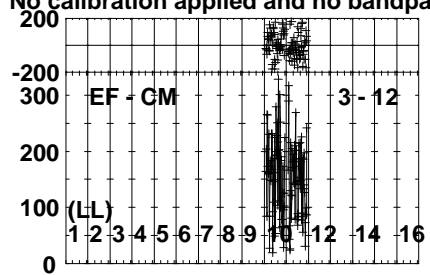
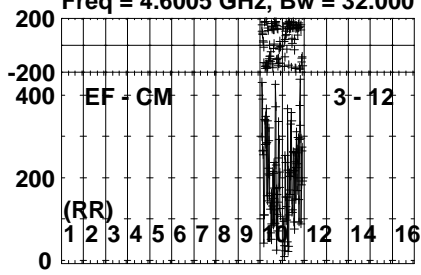
Lower frame: Milli Ampl Jy Top frame: Phas deg
Vector averaged cross-power spectrum Several baselines displayed
Timerange: 00/04:41:46 to 00/04:43:14

Plot file version 26 created 07-AUG-2023 16:10:51

2331+46 EO019B.UVDATA.1

Freq = 4.6005 GHz, Bw = 32.000 MH

No calibration applied and no bandpass applied

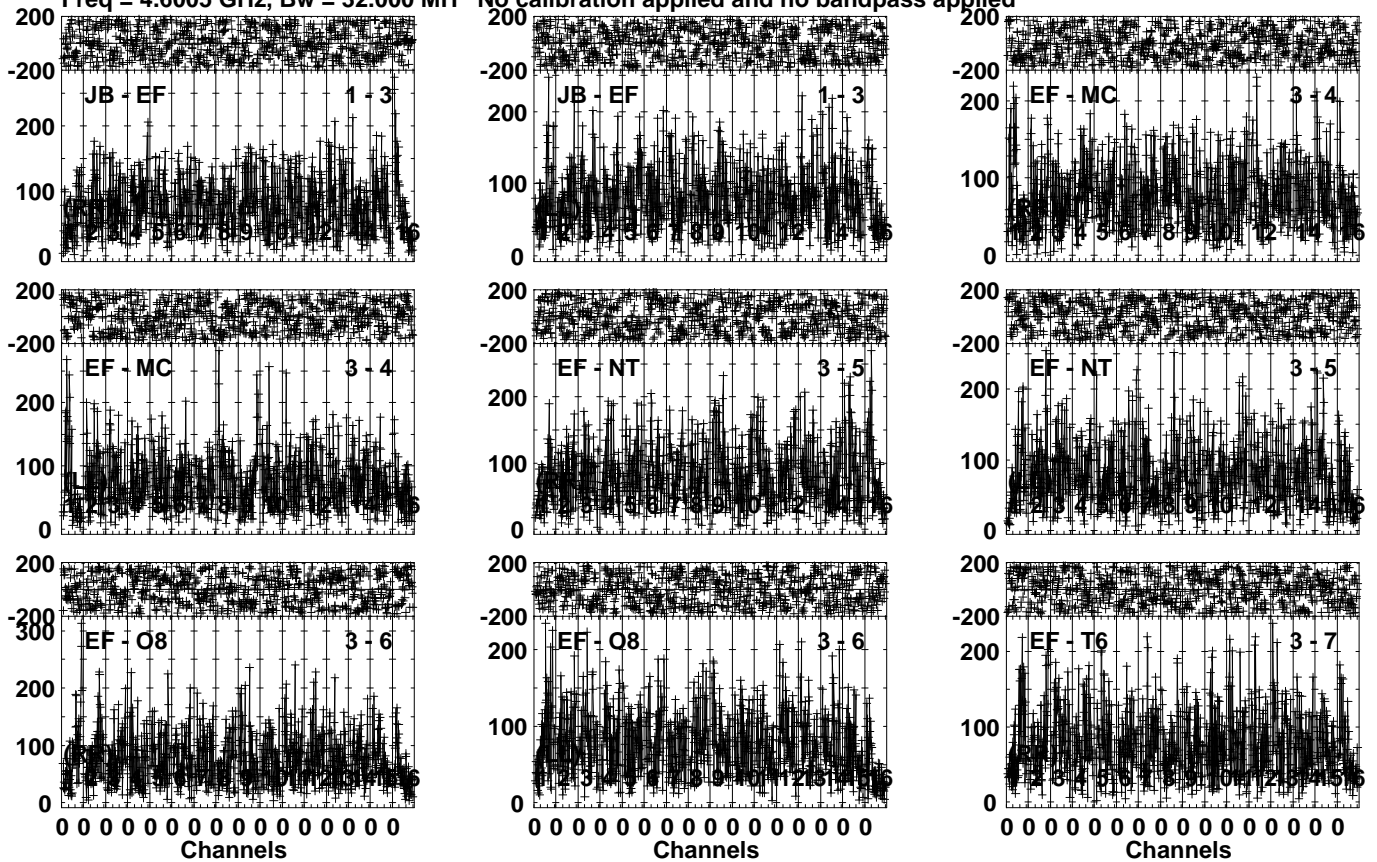


Lower frame: Micro Ampl Jy Top frame: Phas deg
Vector averaged cross-power spectrum Several baselines displayed
Timerange: 00/04:41:46 to 00/04:43:14

Plot file version 27 created 07-AUG-2023 16:10:51

LAND EO019B.UVDATA.1

Freq = 4.6005 GHz, Bw = 32.000 MH No calibration applied and no bandpass applied

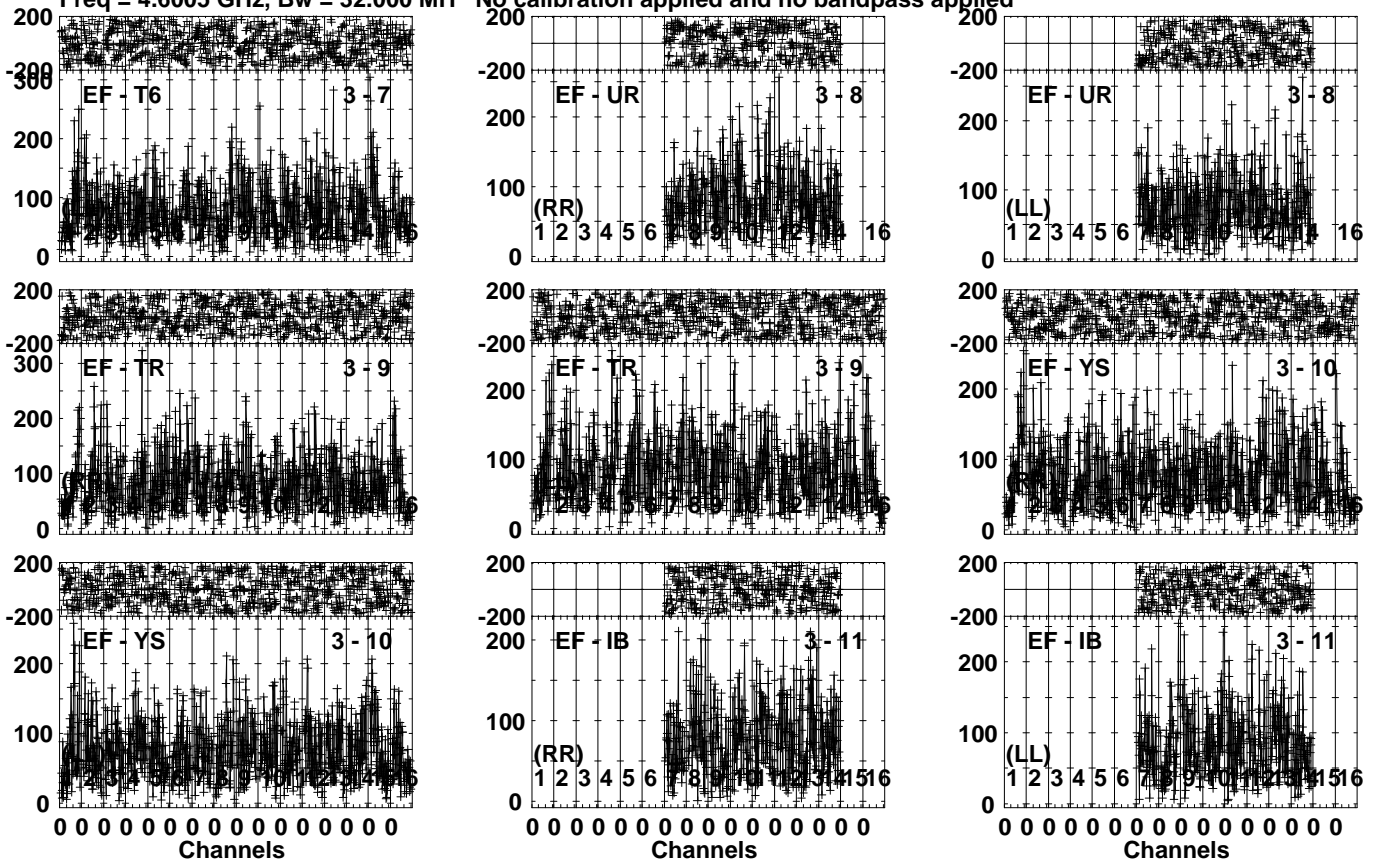


Lower frame: Micro Ampl Jy Top frame: Phas deg
Vector averaged cross-power spectrum Several baselines displayed
Timerange: 00/04:43:16 to 00/04:46:44

Plot file version 28 created 07-AUG-2023 16:10:51

LAND EO019B.UVDATA.1

Freq = 4.6005 GHz, Bw = 32.000 MH No calibration applied and no bandpass applied

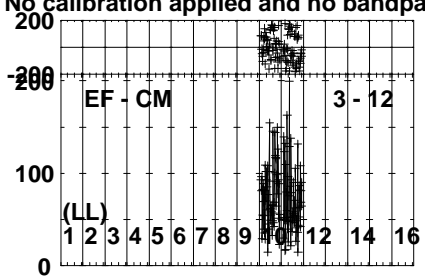
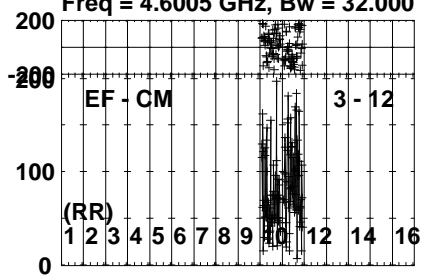


Lower frame: Micro Ampl Jy Top frame: Phas deg
Vector averaged cross-power spectrum Several baselines displayed
Timerange: 00/04:43:16 to 00/04:46:44

Plot file version 29 created 07-AUG-2023 16:10:52

LAND EO019B.UVDATA.1

Freq = 4.6005 GHz, Bw = 32.000 MH No calibration applied and no bandpass applied

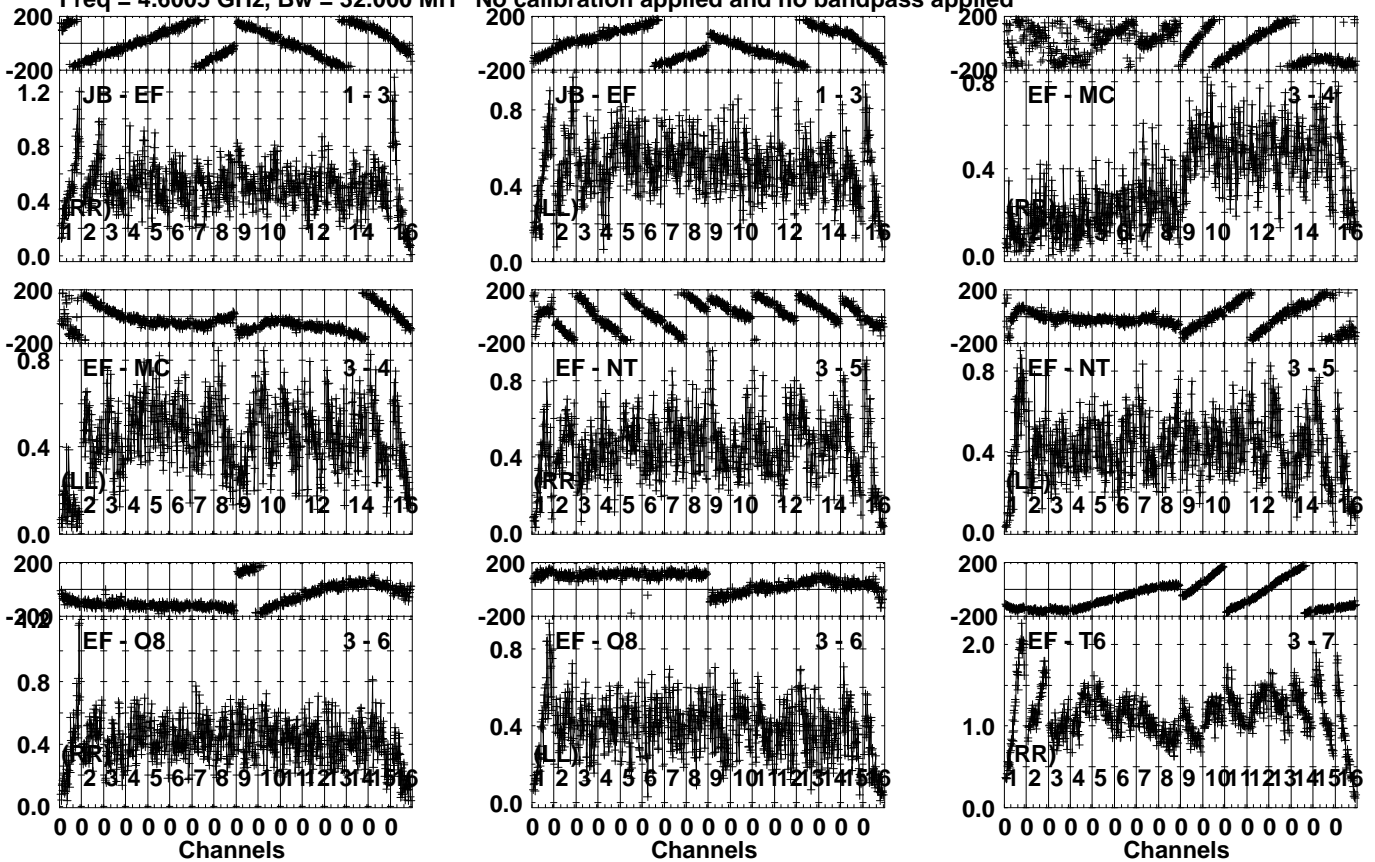


Lower frame: Micro Ampl Jy Top frame: Phas deg
Vector averaged cross-power spectrum Several baselines displayed
Timerange: 00/04:43:16 to 00/04:46:44

Plot file version 30 created 07-AUG-2023 16:10:52

2331+46 EO019B.UVDATA.1

Freq = 4.6005 GHz, Bw = 32.000 MH No calibration applied and no bandpass applied

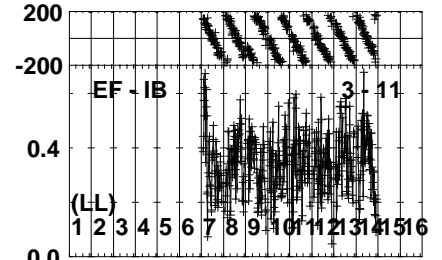
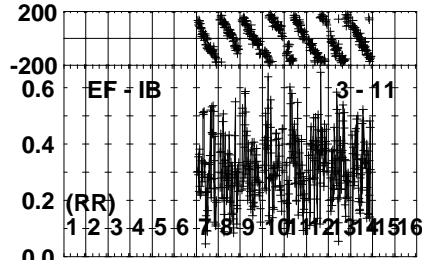
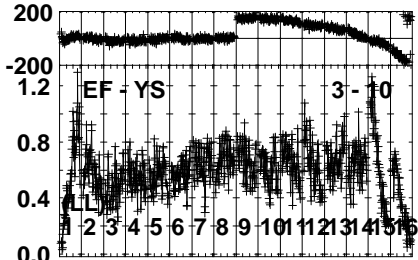
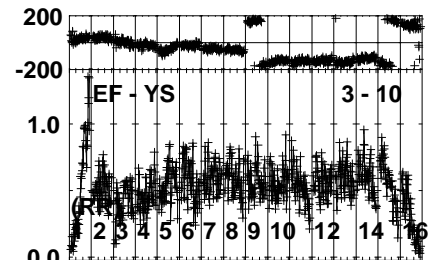
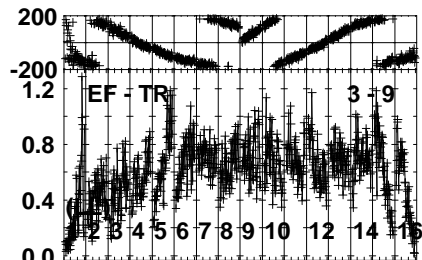
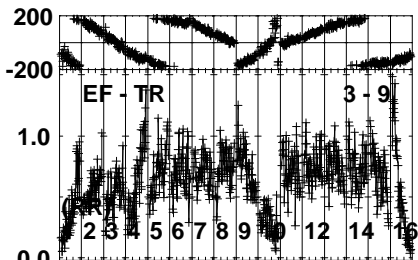
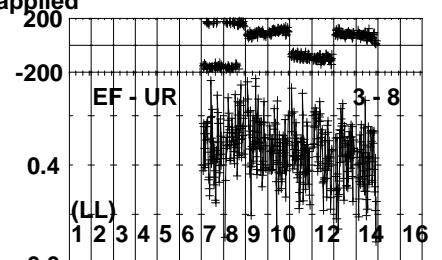
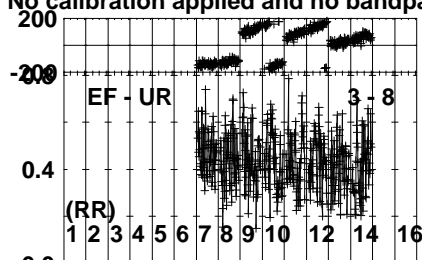
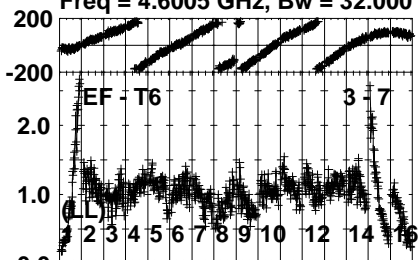


Lower frame: Milli Ampl Jy Top frame: Phas deg
Vector averaged cross-power spectrum Several baselines displayed
Timerange: 00/04:46:48 to 00/04:48:14

Plot file version 31 created 07-AUG-2023 16:10:52

2331+46 EO019B.UVDATA.1

Freq = 4.6005 GHz, Bw = 32.000 MH No calibration applied and no bandpass applied

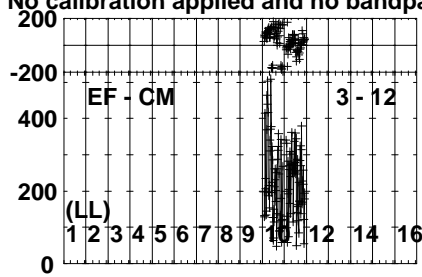
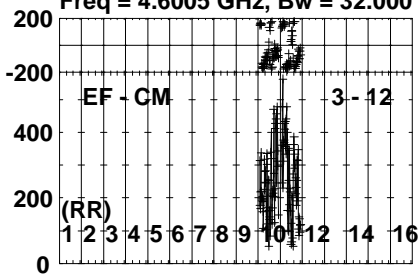


Lower frame: Milli Ampl Jy Top frame: Phas deg
Vector averaged cross-power spectrum Several baselines displayed
Timerange: 00/04:46:48 to 00/04:48:14

Plot file version 32 created 07-AUG-2023 16:10:52

2331+46 EO019B.UVDATA.1

Freq = 4.6005 GHz, Bw = 32.000 MH No calibration applied and no bandpass applied

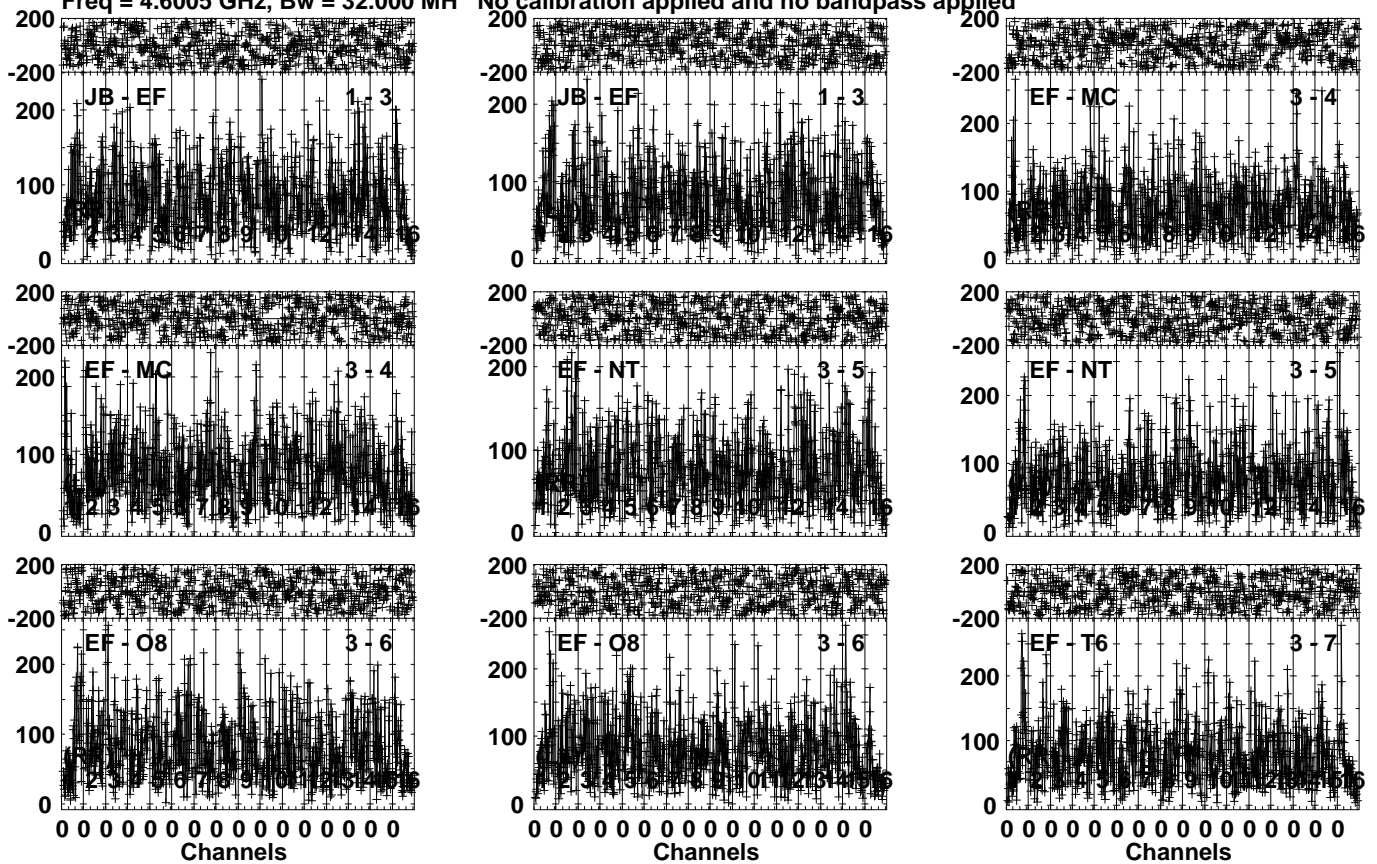


Lower frame: Micro Ampl Jy Top frame: Phas deg
Vector averaged cross-power spectrum Several baselines displayed
Timerange: 00/04:46:48 to 00/04:48:14

Plot file version 33 created 07-AUG-2023 16:10:52

LAND EO019B.UVDATA.1

Freq = 4.6005 GHz, Bw = 32.000 MH No calibration applied and no bandpass applied

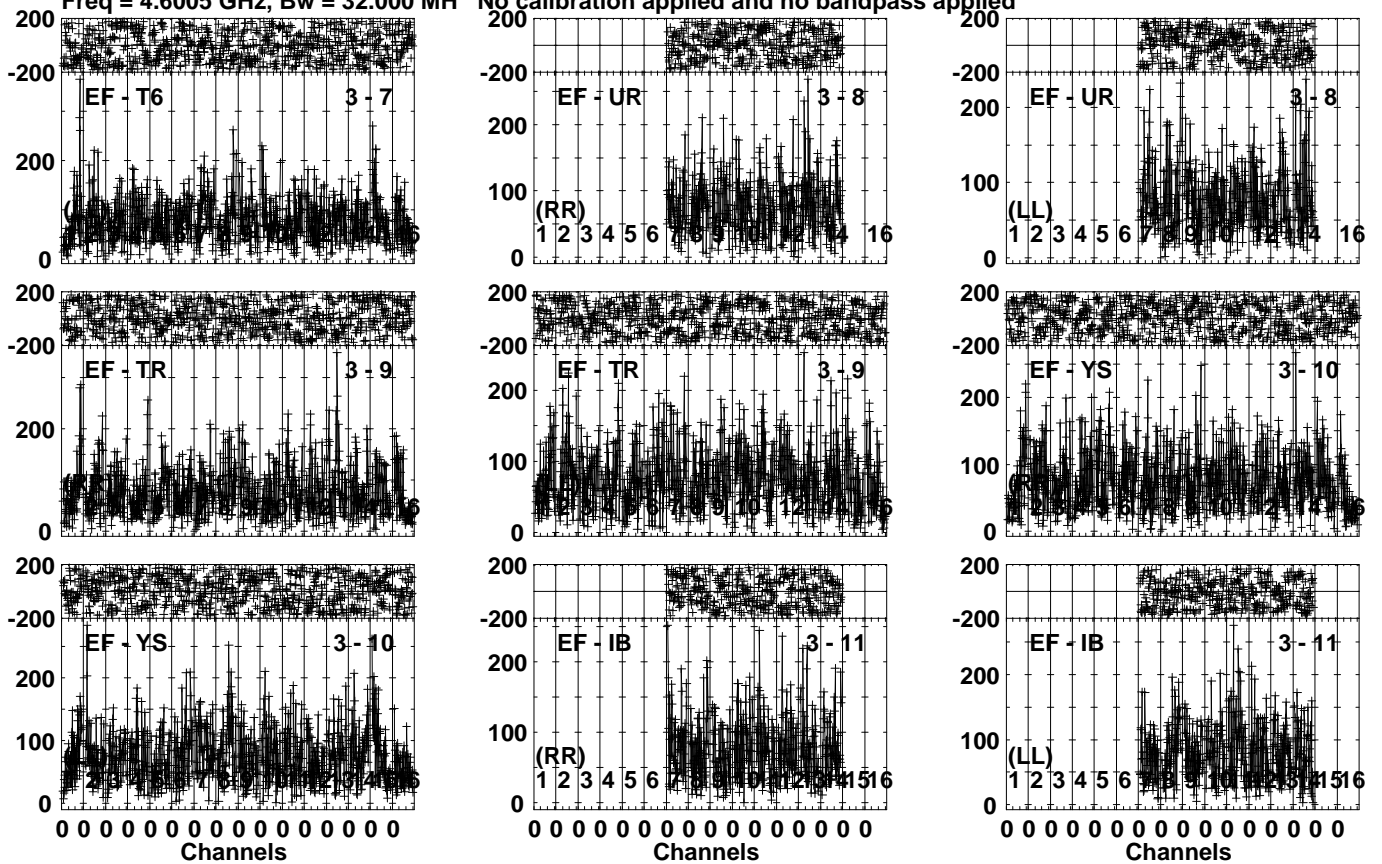


Lower frame: Micro Ampl Jy Top frame: Phas deg
Vector averaged cross-power spectrum Several baselines displayed
Timerange: 00/04:49:01 to 00/04:51:59

Plot file version 34 created 07-AUG-2023 16:10:53

LAND EO019B.UVDATA.1

Freq = 4.6005 GHz, Bw = 32.000 MH No calibration applied and no bandpass applied

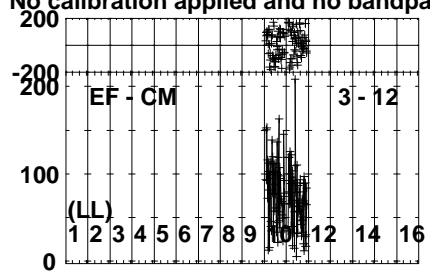
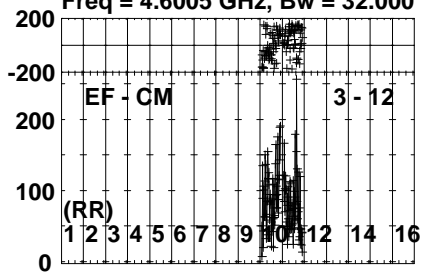


Lower frame: Micro Ampl Jy Top frame: Phas deg
Vector averaged cross-power spectrum Several baselines displayed
Timerange: 00/04:49:01 to 00/04:51:59

Plot file version 35 created 07-AUG-2023 16:10:53

LAND EO019B.UVDATA.1

Freq = 4.6005 GHz, Bw = 32.000 MH No calibration applied and no bandpass applied

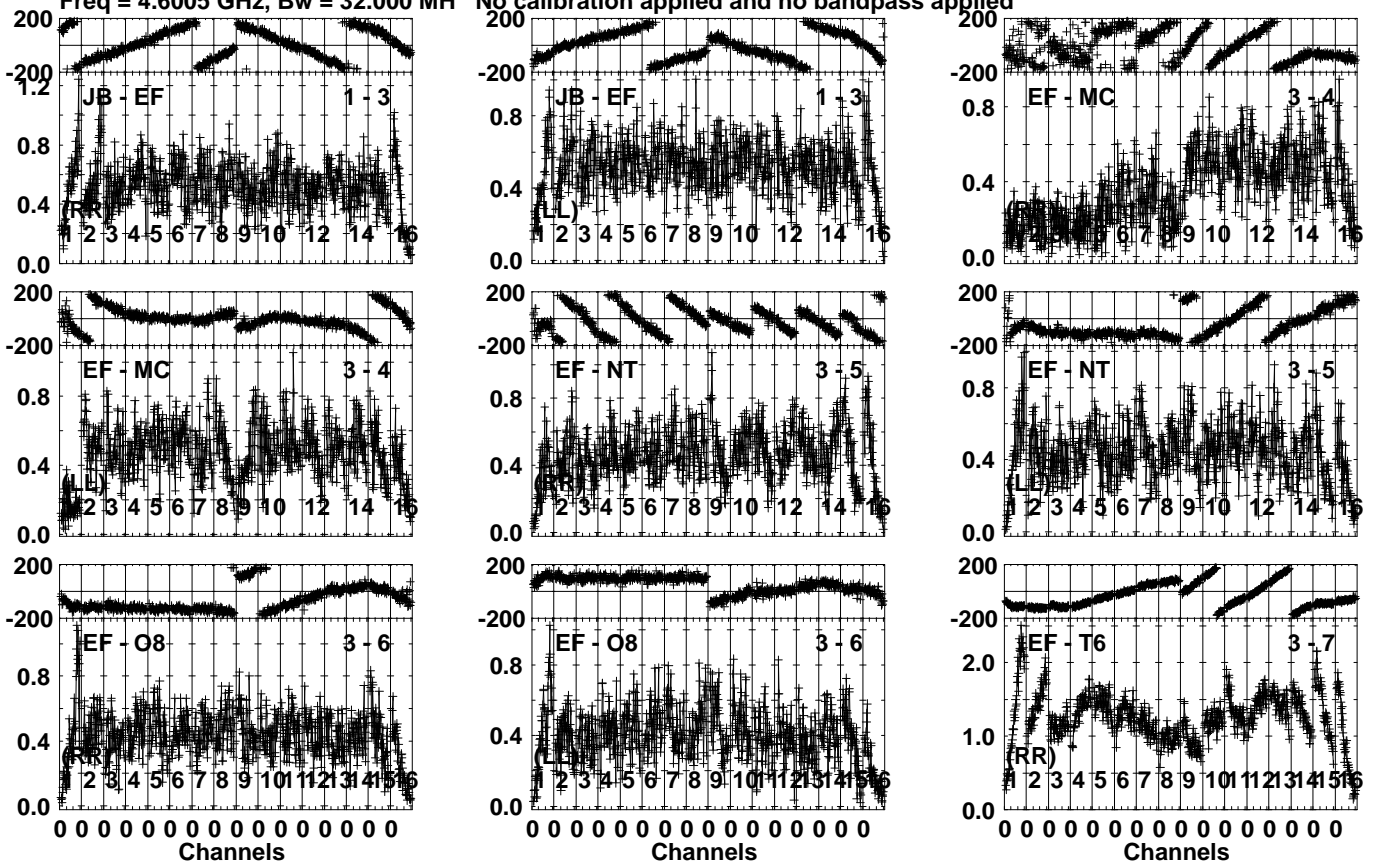


Lower frame: Micro Ampl Jy Top frame: Phas deg
Vector averaged cross-power spectrum Several baselines displayed
Timerange: 00/04:49:01 to 00/04:51:59

Plot file version 36 created 07-AUG-2023 16:10:53

2331+46 EO019B.UVDATA.1

Freq = 4.6005 GHz, Bw = 32.000 MH No calibration applied and no bandpass applied

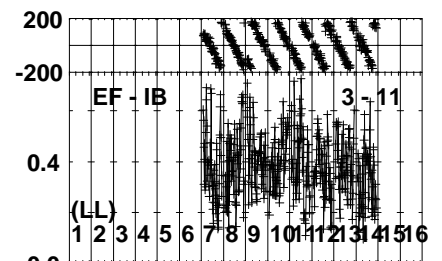
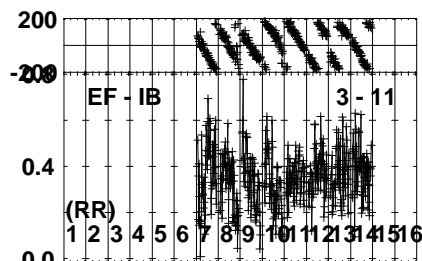
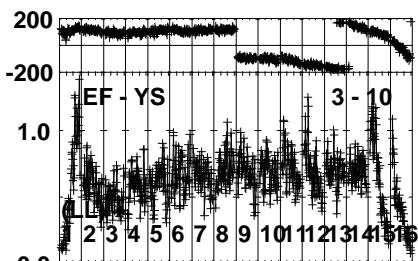
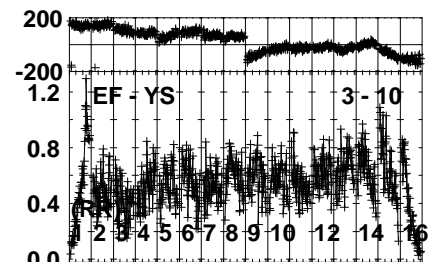
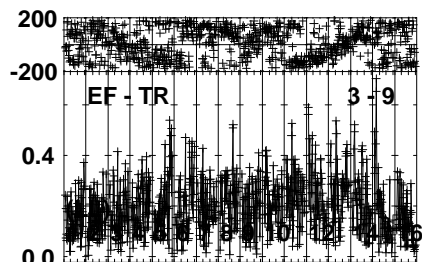
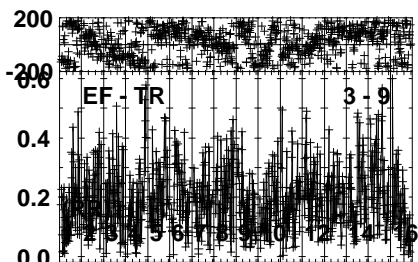
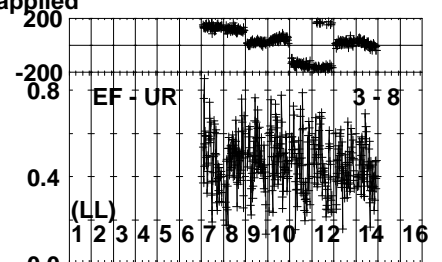
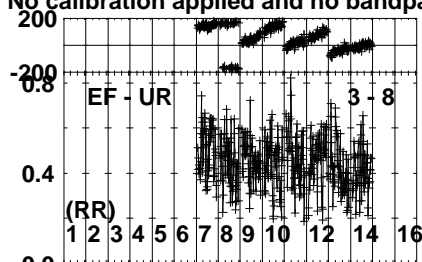
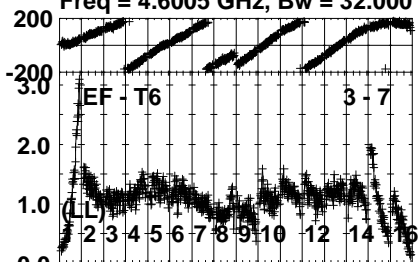


Lower frame: Milli Ampl Jy Top frame: Phas deg
Vector averaged cross-power spectrum Several baselines displayed
Timerange: 00/04:52:03 to 00/04:53:29

Plot file version 37 created 07-AUG-2023 16:10:53

2331+46 EO019B.UVDATA.1

Freq = 4.6005 GHz, Bw = 32.000 MH No calibration applied and no bandpass applied

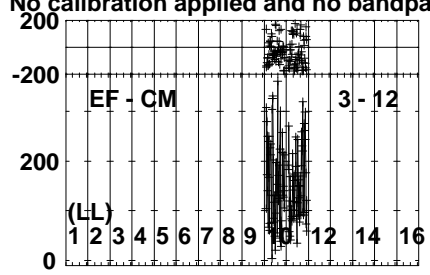
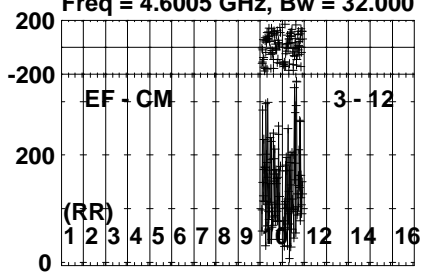


Lower frame: Milli Ampl Jy Top frame: Phas deg
Vector averaged cross-power spectrum Several baselines displayed
Timerange: 00/04:52:03 to 00/04:53:29

Plot file version 38 created 07-AUG-2023 16:10:53

2331+46 EO019B.UVDATA.1

Freq = 4.6005 GHz, Bw = 32.000 MH No calibration applied and no bandpass applied

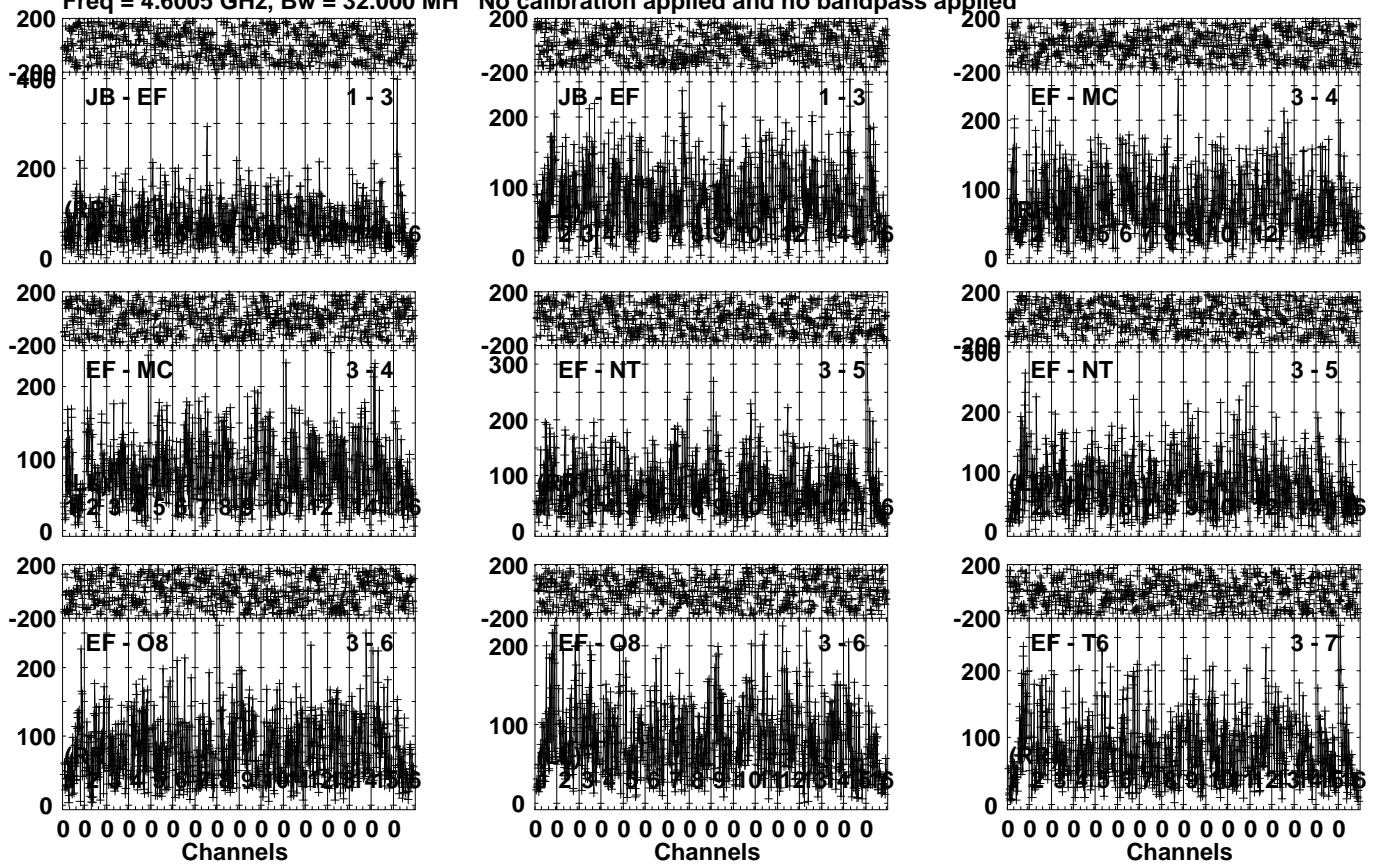


Lower frame: Micro Ampl Jy Top frame: Phas deg
Vector averaged cross-power spectrum Several baselines displayed
Timerange: 00/04:52:03 to 00/04:53:29

Plot file version 39 created 07-AUG-2023 16:10:54

LAND EO019B.UVDATA.1

Freq = 4.6005 GHz, Bw = 32.000 MH No calibration applied and no bandpass applied

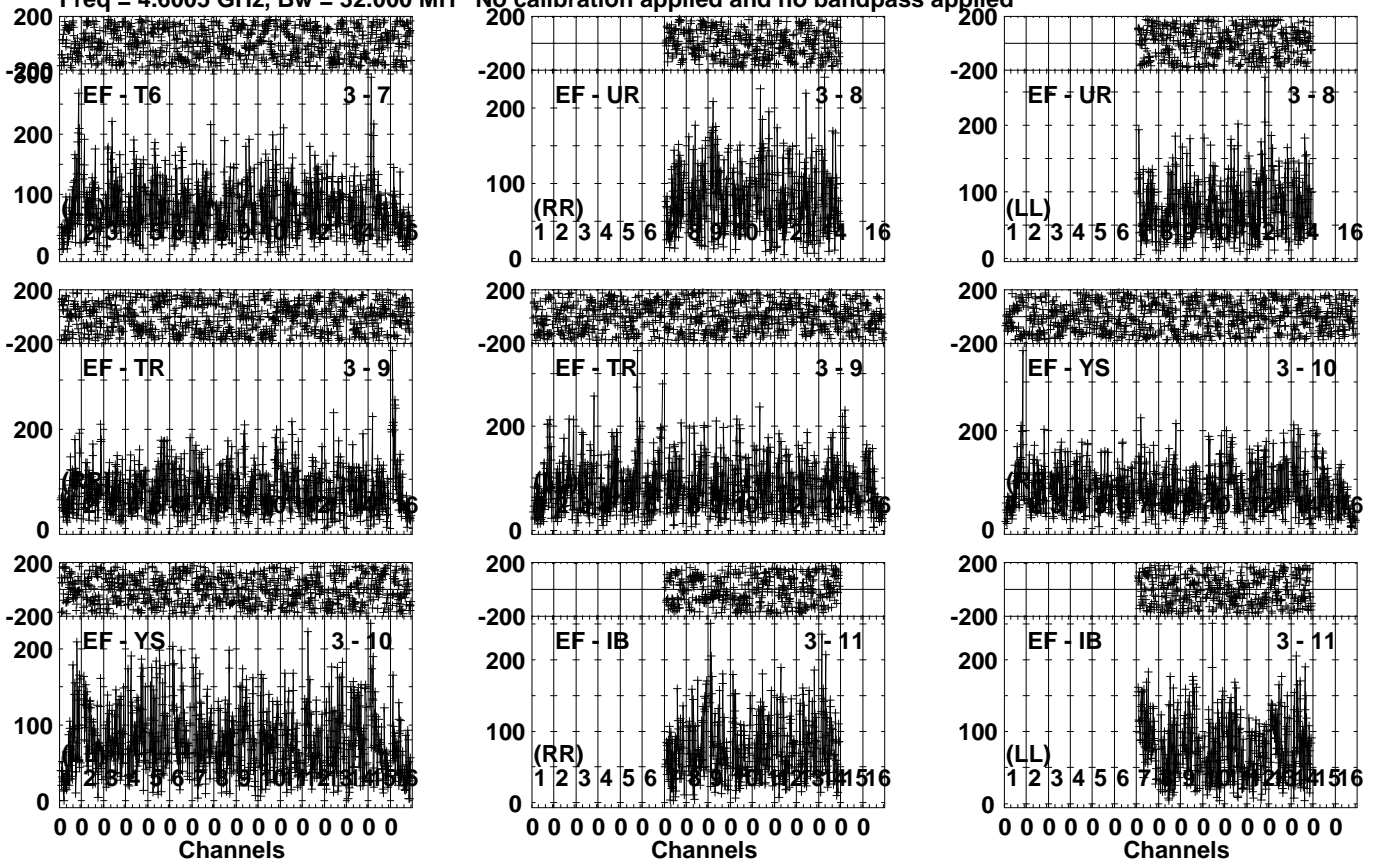


Lower frame: Micro Ampl Jy Top frame: Phas deg
Vector averaged cross-power spectrum Several baselines displayed
Timerange: 00/04:53:31 to 00/04:56:59

Plot file version 40 created 07-AUG-2023 16:10:54

LAND EO019B.UVDATA.1

Freq = 4.6005 GHz, Bw = 32.000 MH No calibration applied and no bandpass applied

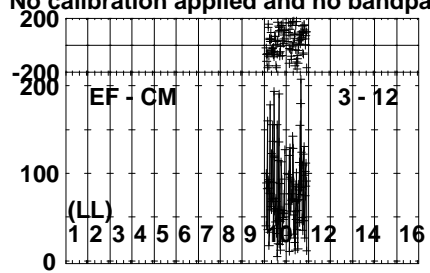
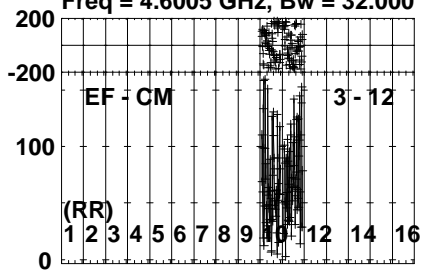


Lower frame: Micro Ampl Jy Top frame: Phas deg
Vector averaged cross-power spectrum Several baselines displayed
Timerange: 00/04:53:31 to 00/04:56:59

Plot file version 41 created 07-AUG-2023 16:10:54

LAND EO019B.UVDATA.1

Freq = 4.6005 GHz, Bw = 32.000 MH No calibration applied and no bandpass applied

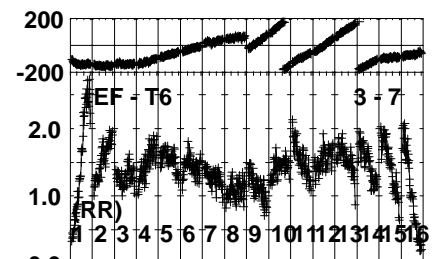
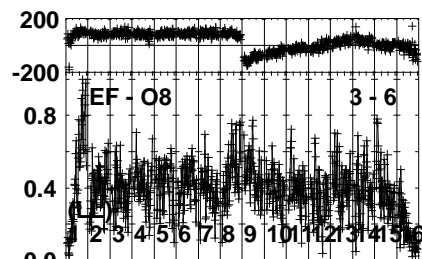
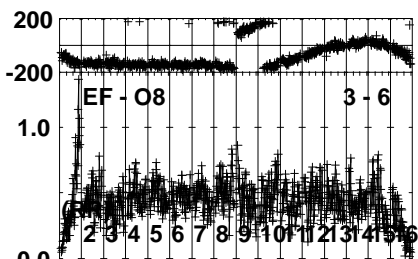
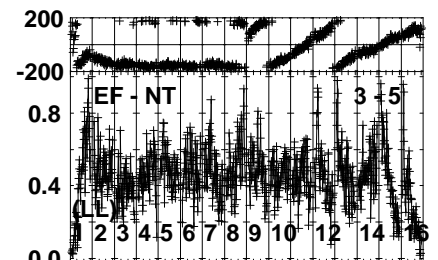
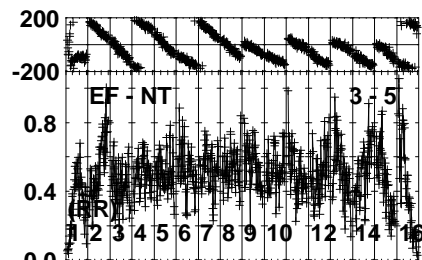
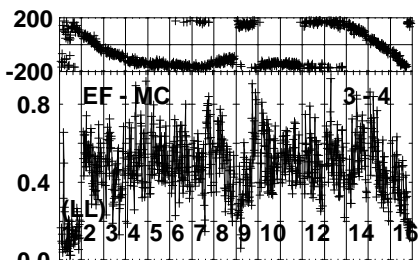
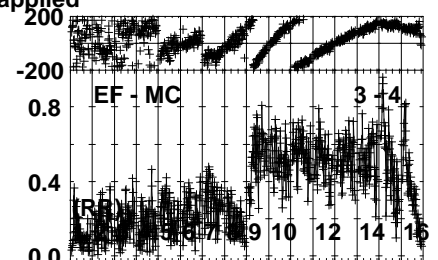
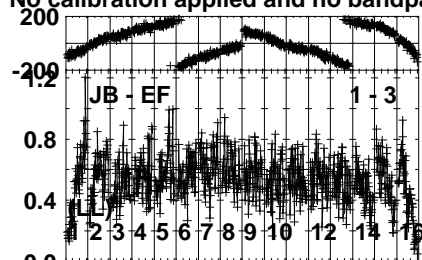
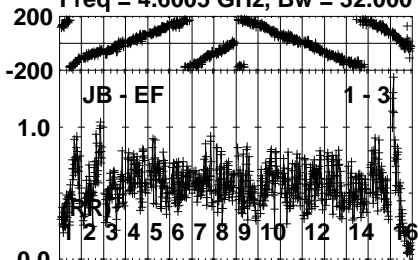


Lower frame: Micro Ampl Jy Top frame: Phas deg
Vector averaged cross-power spectrum Several baselines displayed
Timerange: 00/04:53:31 to 00/04:56:59

Plot file version 42 created 07-AUG-2023 16:10:54

2331+46 EO019B.UVDATA.1

Freq = 4.6005 GHz, Bw = 32.000 MH No calibration applied and no bandpass applied

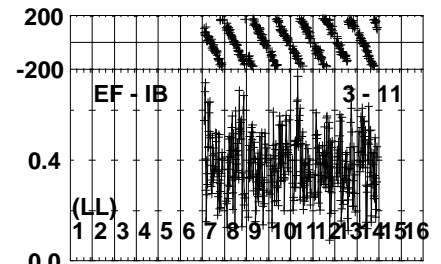
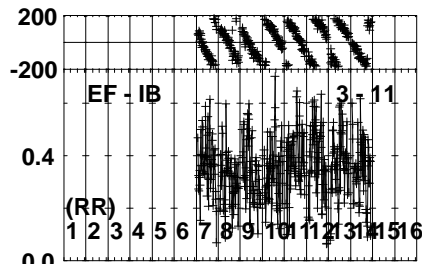
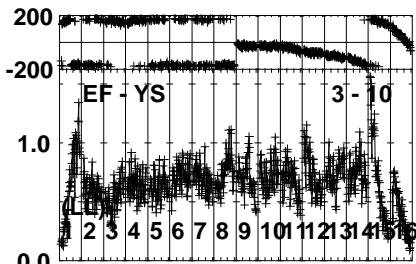
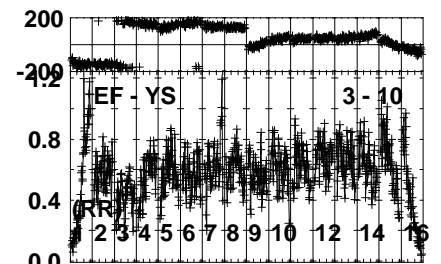
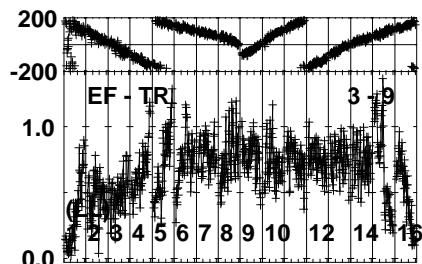
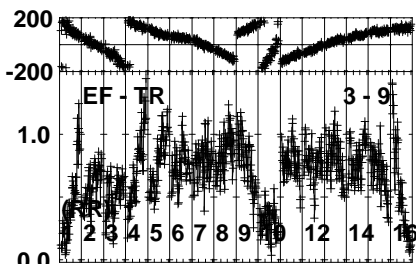
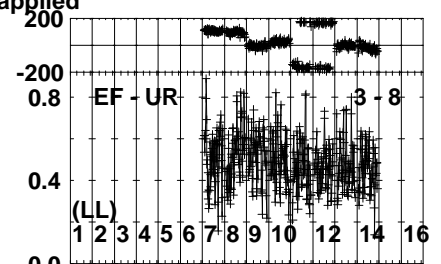
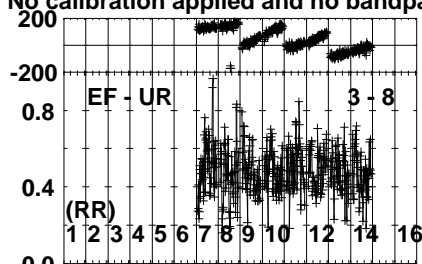
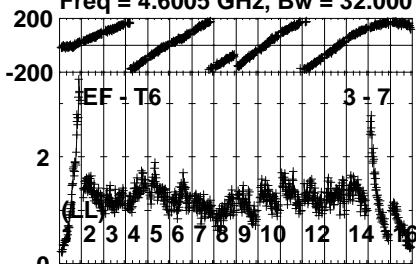


Lower frame: Milli Ampl Jy Top frame: Phas deg
Vector averaged cross-power spectrum Several baselines displayed
Timerange: 00/04:57:03 to 00/04:58:29

Plot file version 43 created 07-AUG-2023 16:10:54

2331+46 EO019B.UVDATA.1

Freq = 4.6005 GHz, Bw = 32.000 MH No calibration applied and no bandpass applied

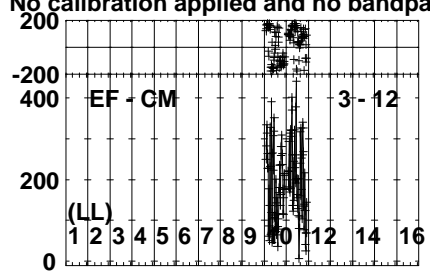
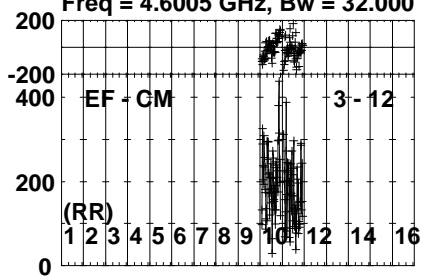


Lower frame: Milli Ampl Jy Top frame: Phas deg
Vector averaged cross-power spectrum Several baselines displayed
Timerange: 00/04:57:03 to 00/04:58:29

Plot file version 44 created 07-AUG-2023 16:10:57

2331+46 EO019B.UVDATA.1

Freq = 4.6005 GHz, Bw = 32.000 MH No calibration applied and no bandpass applied

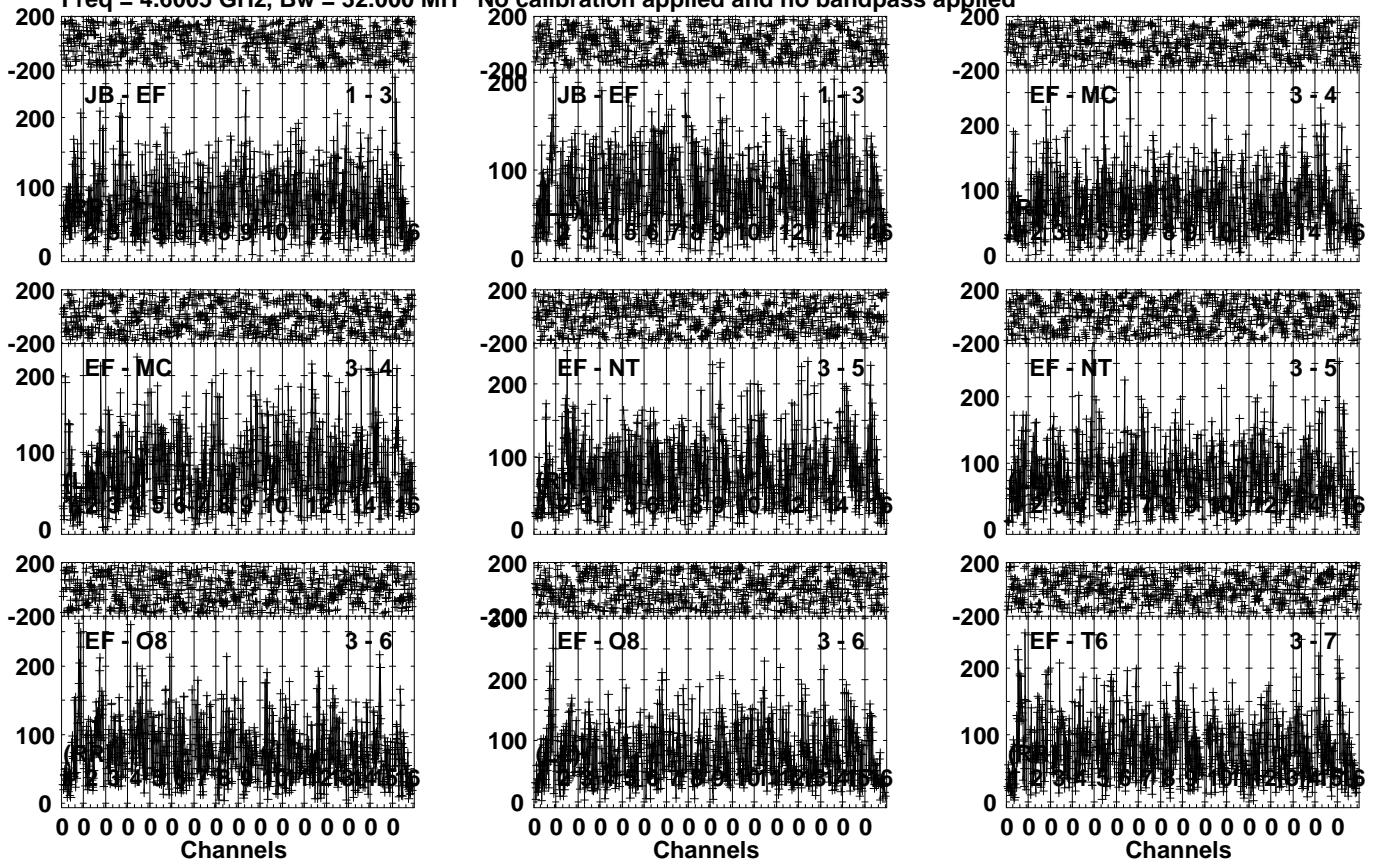


Lower frame: Micro Ampl Jy Top frame: Phas deg
Vector averaged cross-power spectrum Several baselines displayed
Timerange: 00/04:57:03 to 00/04:58:29

Plot file version 45 created 07-AUG-2023 16:10:57

LAND EO019B.UVDATA.1

Freq = 4.6005 GHz, Bw = 32.000 MH No calibration applied and no bandpass applied

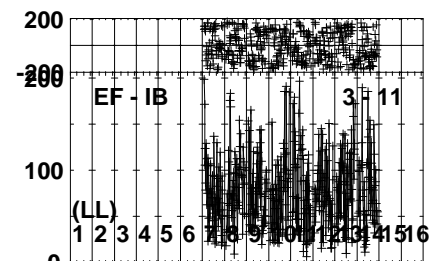
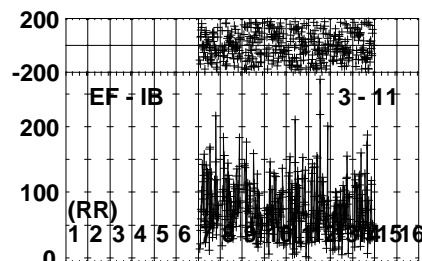
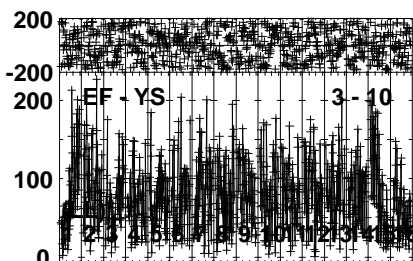
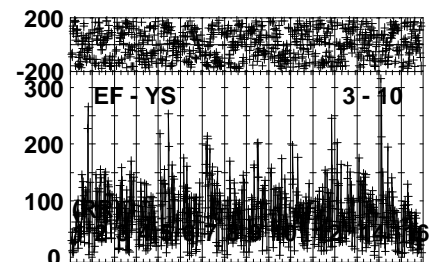
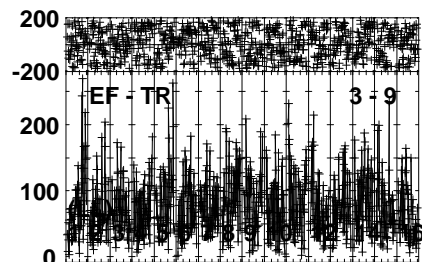
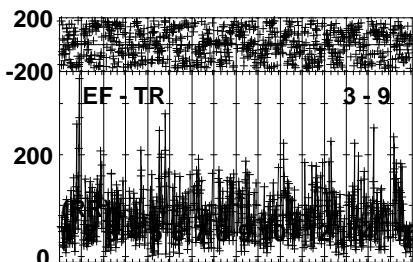
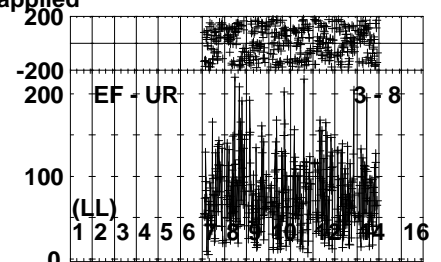
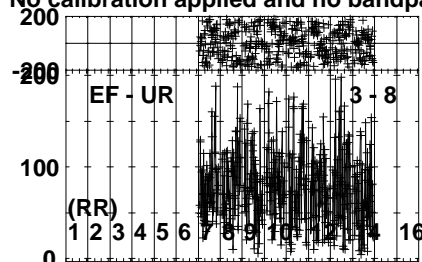
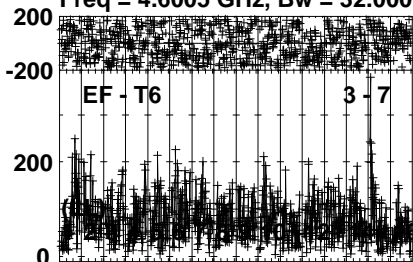


Lower frame: Micro Ampl Jy Top frame: Phas deg
Vector averaged cross-power spectrum Several baselines displayed
Timerange: 00/04:59:16 to 00/05:02:14

Plot file version 46 created 07-AUG-2023 16:10:57

LAND EO019B.UVDATA.1

Freq = 4.6005 GHz, Bw = 32.000 MH No calibration applied and no bandpass applied



0 0 0 0 0 0 0 0 0 0 0 0 0 0 0 0
Channels

0 0 0 0 0 0 0 0 0 0 0 0 0 0 0 0
Channels

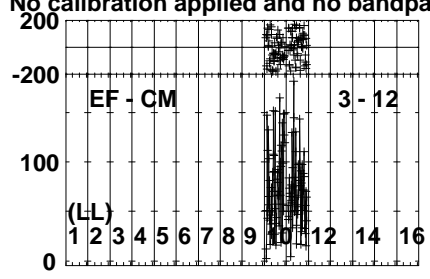
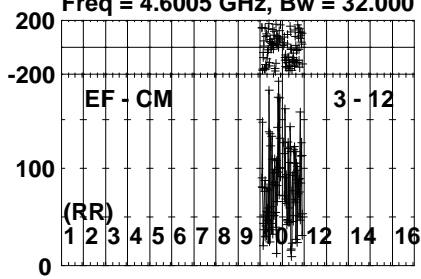
0 0 0 0 0 0 0 0 0 0 0 0 0 0 0 0
Channels

Lower frame: Micro Ampl Jy Top frame: Phas deg
Vector averaged cross-power spectrum Several baselines displayed
Timerange: 00/04:59:16 to 00/05:02:14

Plot file version 47 created 07-AUG-2023 16:10:57

LAND EO019B.UVDATA.1

Freq = 4.6005 GHz, Bw = 32.000 MH No calibration applied and no bandpass applied

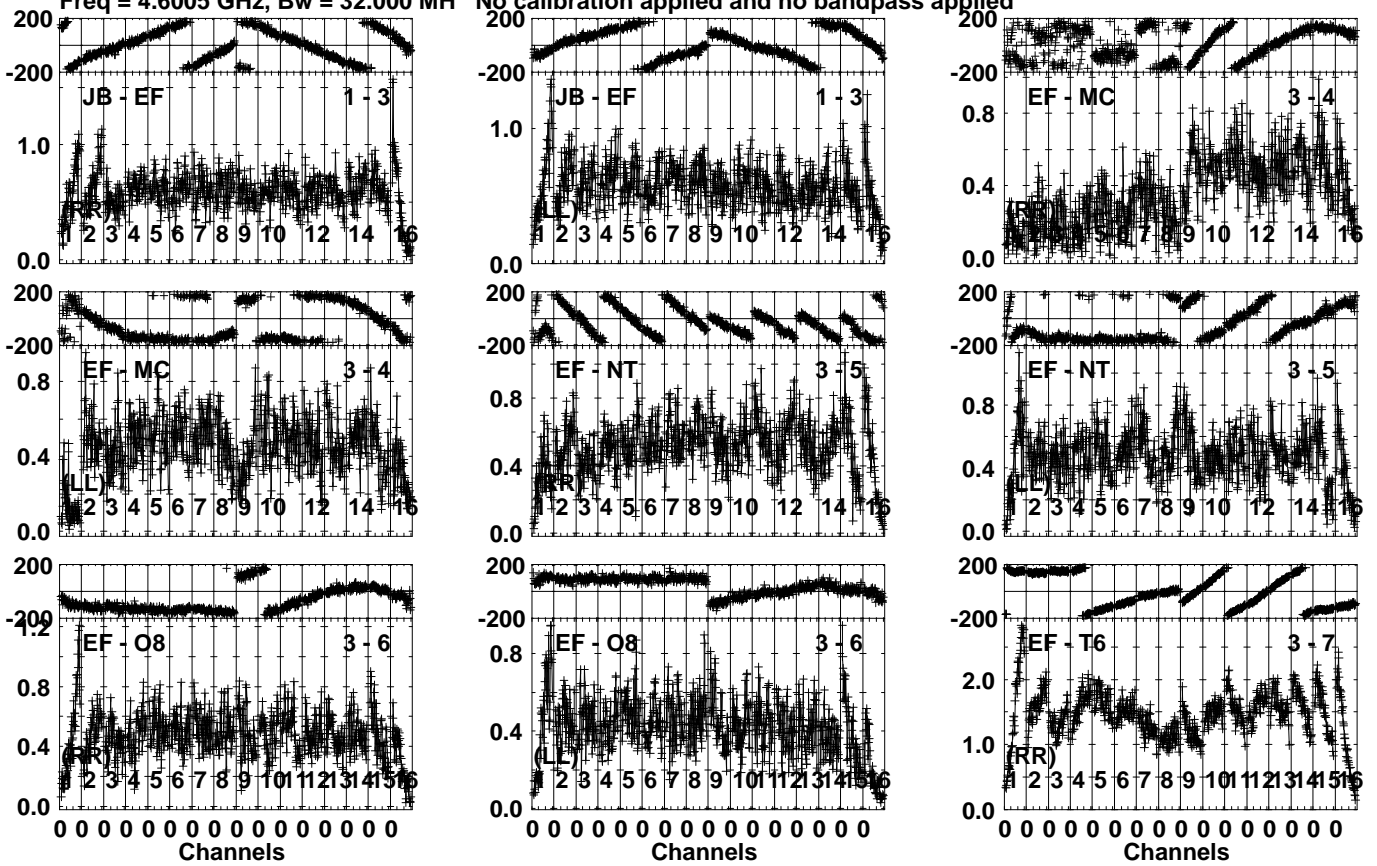


Lower frame: Micro Ampl Jy Top frame: Phas deg
Vector averaged cross-power spectrum Several baselines displayed
Timerange: 00/04:59:16 to 00/05:02:14

Plot file version 48 created 07-AUG-2023 16:10:57

2331+46 EO019B.UVDATA.1

Freq = 4.6005 GHz, Bw = 32.000 MH No calibration applied and no bandpass applied



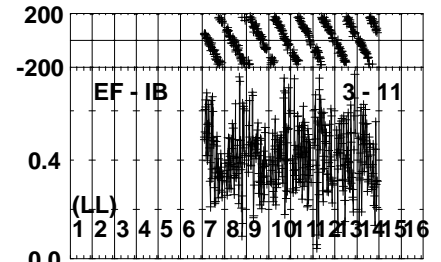
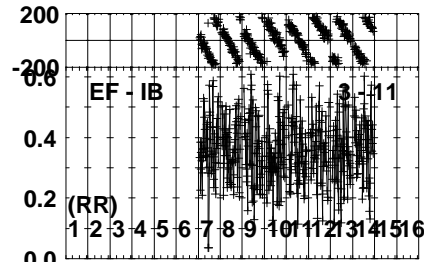
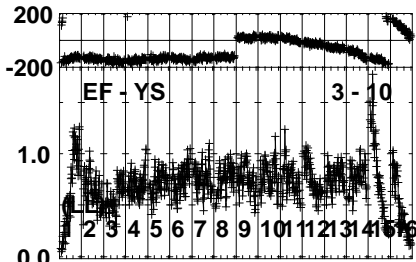
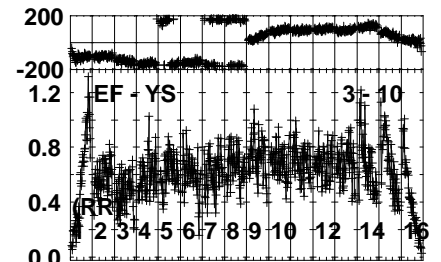
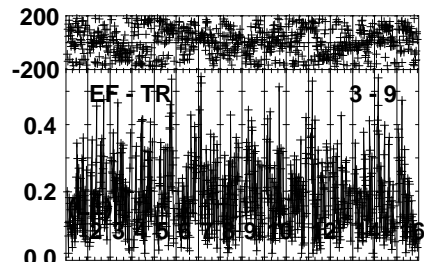
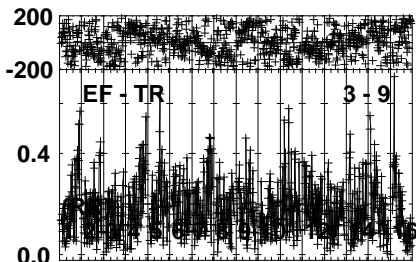
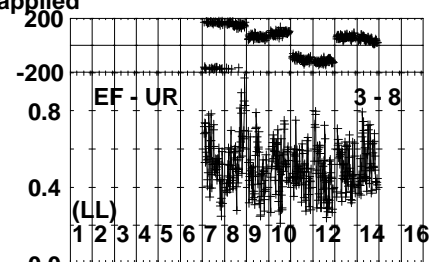
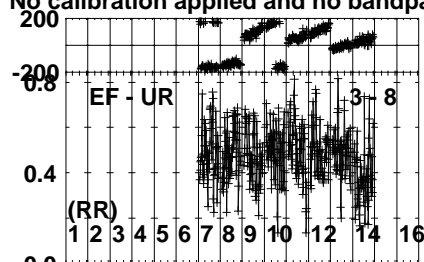
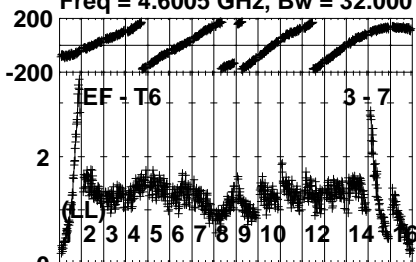
Lower frame: Milli Ampl Jy Top frame: Phas deg
Vector averaged cross-power spectrum Several baselines displayed
Timerange: 00/05:02:18 to 00/05:03:44

Plot file version 49 created 07-AUG-2023 16:10:57

2331+46 EO019B.UVDATA.1

Freq = 4.6005 GHz, Bw = 32.000 MH

No calibration applied and no bandpass applied

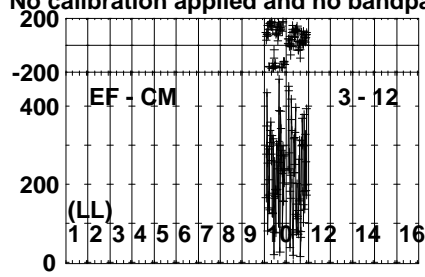
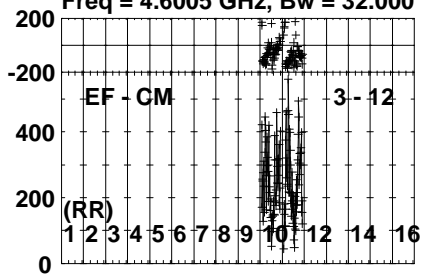


Lower frame: Milli Ampl Jy Top frame: Phas deg
Vector averaged cross-power spectrum Several baselines displayed
Timerange: 00/05:02:18 to 00/05:03:44

Plot file version 50 created 07-AUG-2023 16:10:57

2331+46 EO019B.UVDATA.1

Freq = 4.6005 GHz, Bw = 32.000 MH No calibration applied and no bandpass applied

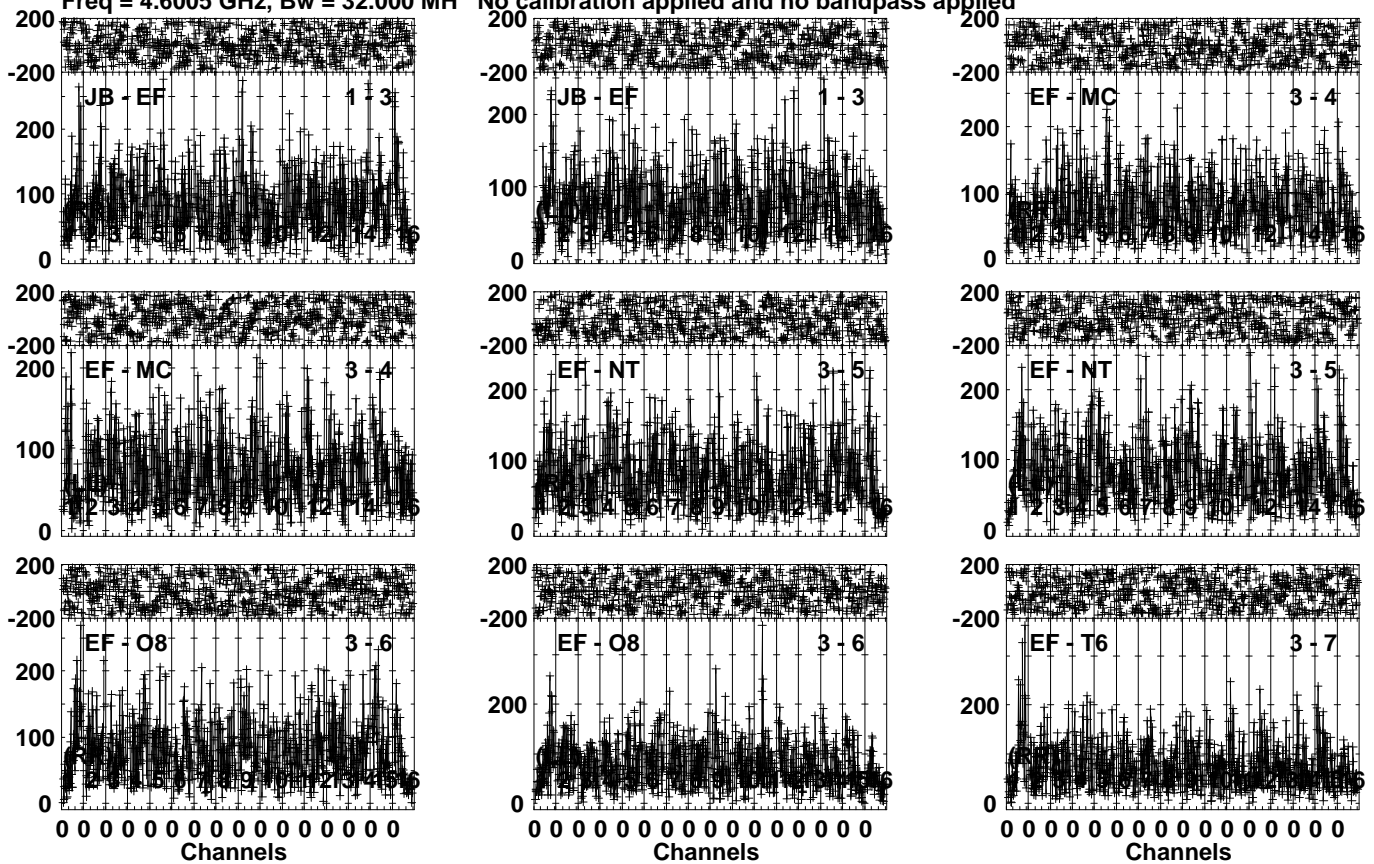


Lower frame: Micro Ampl Jy Top frame: Phas deg
Vector averaged cross-power spectrum Several baselines displayed
Timerange: 00/05:02:18 to 00/05:03:44

Plot file version 51 created 07-AUG-2023 16:10:58

LAND EO019B.UVDATA.1

Freq = 4.6005 GHz, Bw = 32.000 MH No calibration applied and no bandpass applied

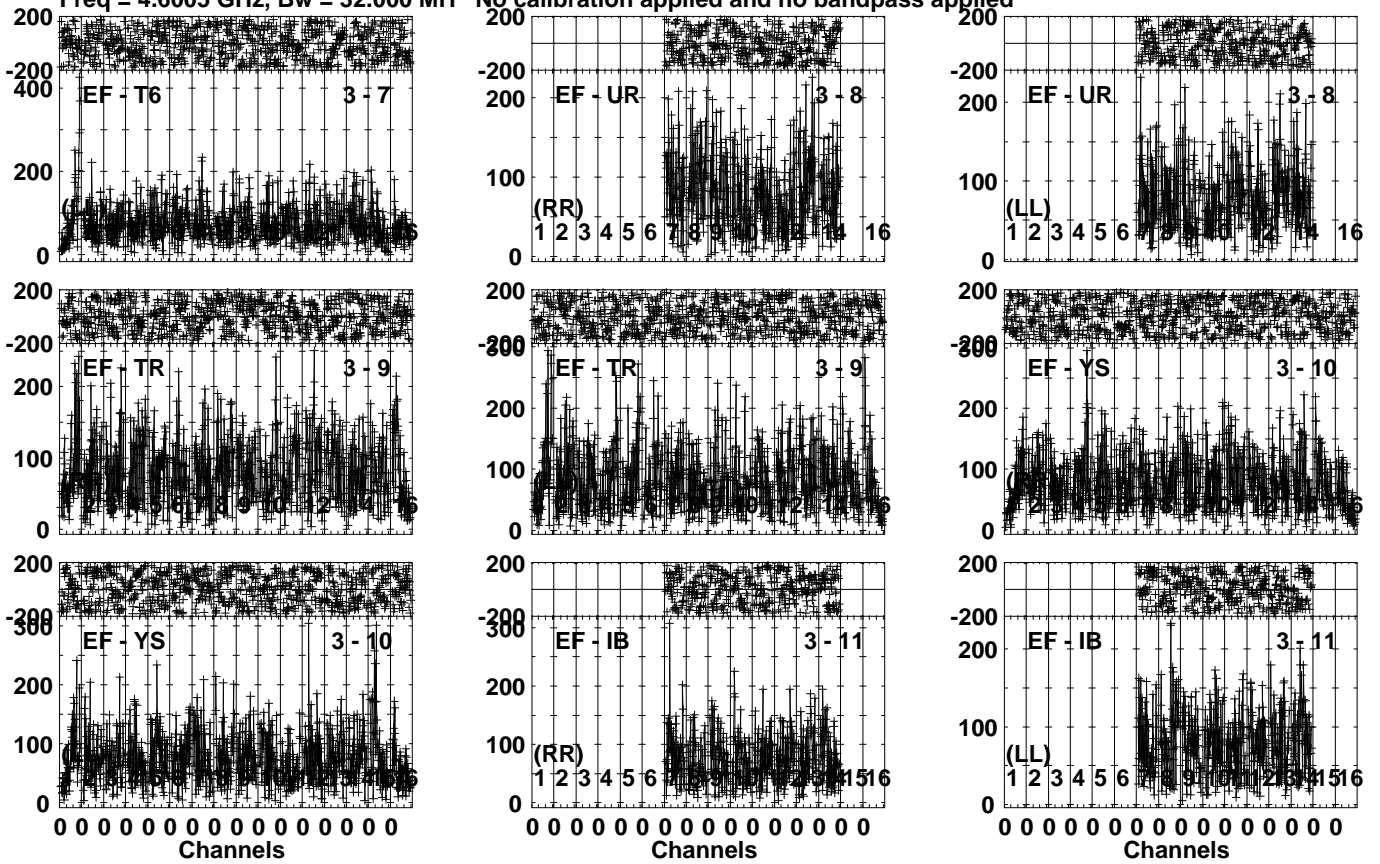


Lower frame: Micro Ampl Jy Top frame: Phas deg
Vector averaged cross-power spectrum Several baselines displayed
Timerange: 00/05:03:46 to 00/05:07:14

Plot file version 52 created 07-AUG-2023 16:10:58

LAND EO019B.UVDATA.1

Freq = 4.6005 GHz, Bw = 32.000 MH No calibration applied and no bandpass applied

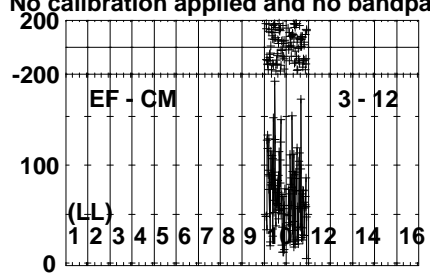
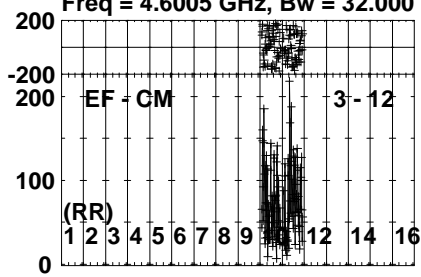


Lower frame: Micro Ampl Jy Top frame: Phas deg
Vector averaged cross-power spectrum Several baselines displayed
Timerange: 00/05:03:46 to 00/05:07:14

Plot file version 53 created 07-AUG-2023 16:10:58

LAND EO019B.UVDATA.1

Freq = 4.6005 GHz, Bw = 32.000 MH No calibration applied and no bandpass applied

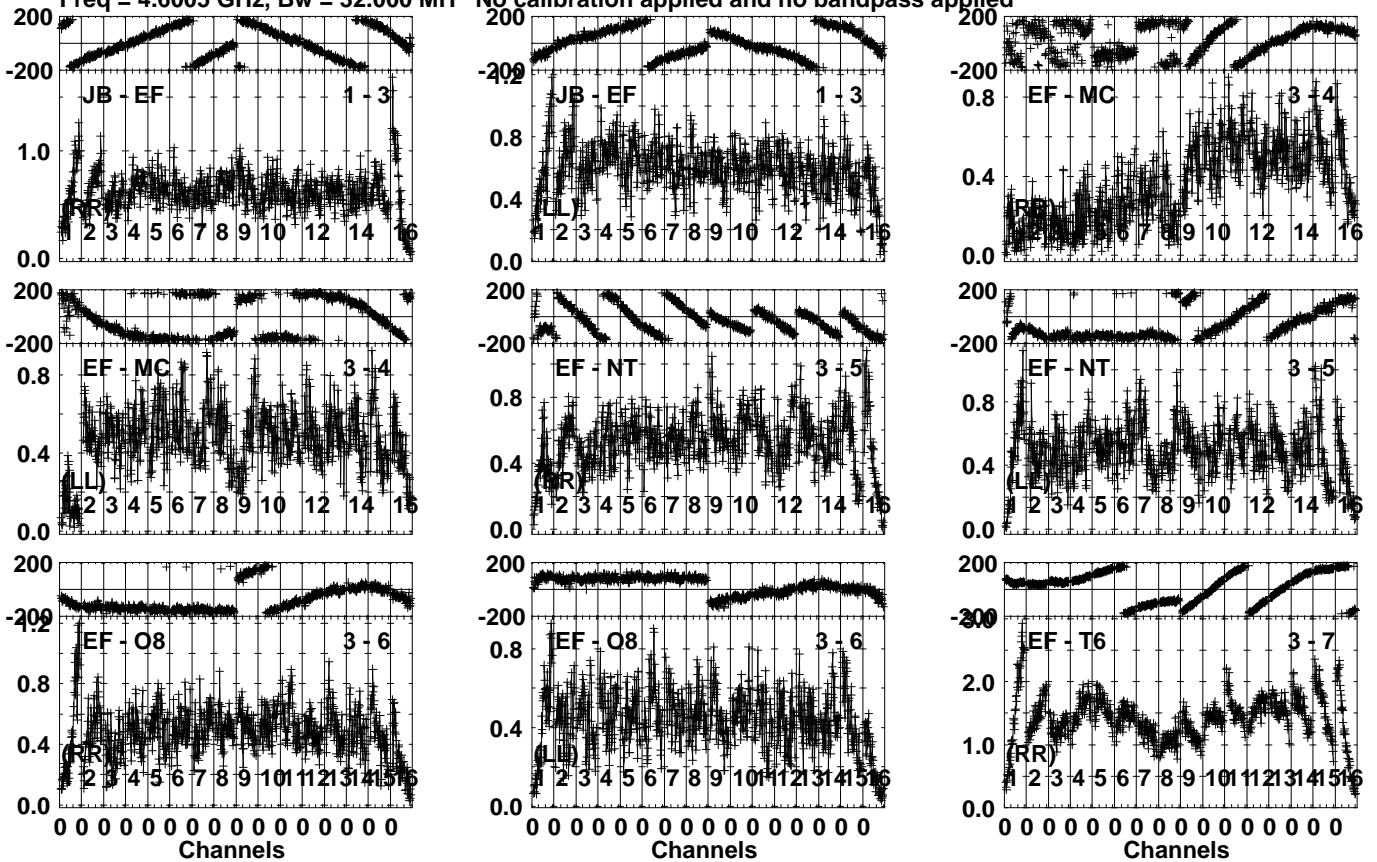


Lower frame: Micro Ampl Jy Top frame: Phas deg
Vector averaged cross-power spectrum Several baselines displayed
Timerange: 00/05:03:46 to 00/05:07:14

Plot file version 54 created 07-AUG-2023 16:11:00

2331+46 EO019B.UVDATA.1

Freq = 4.6005 GHz, Bw = 32.000 MH No calibration applied and no bandpass applied

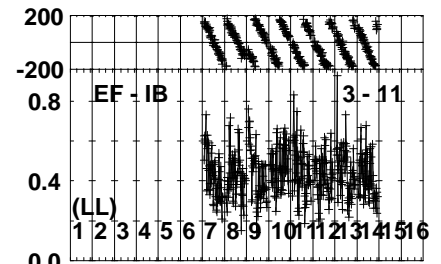
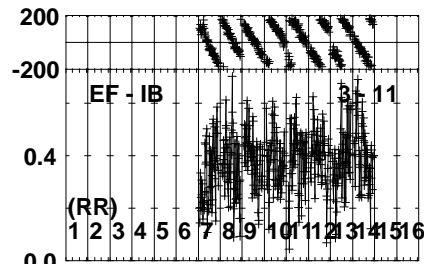
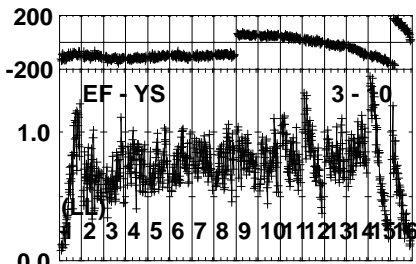
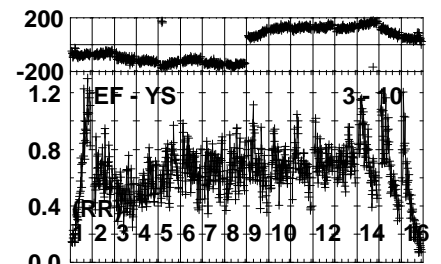
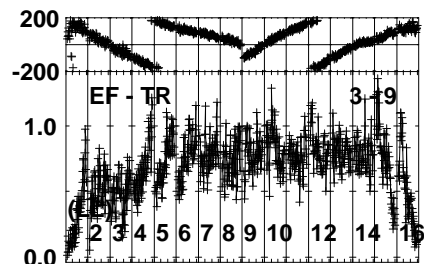
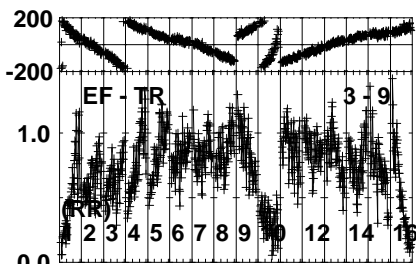
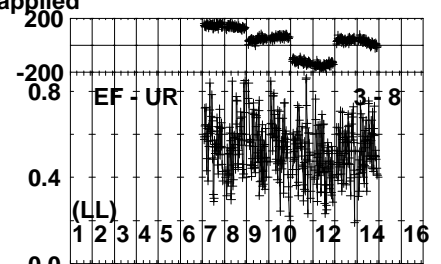
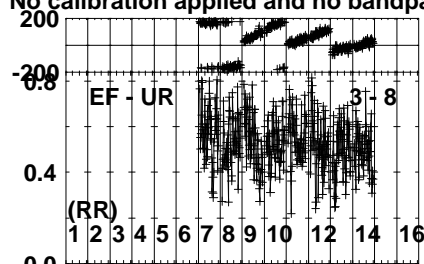
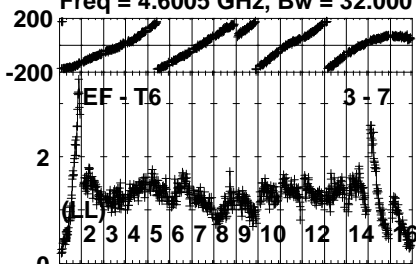


Lower frame: Milli Ampl Jy Top frame: Phas deg
Vector averaged cross-power spectrum Several baselines displayed
Timerange: 00/05:07:18 to 00/05:08:44

Plot file version 55 created 07-AUG-2023 16:11:00

2331+46 EO019B.UVDATA.1

Freq = 4.6005 GHz, Bw = 32.000 MH No calibration applied and no bandpass applied

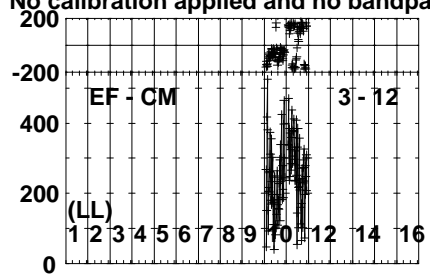
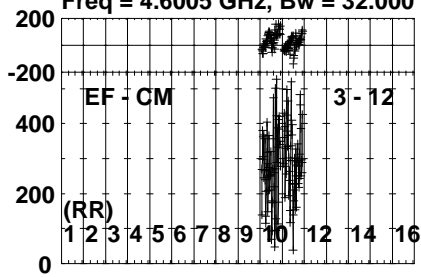


Lower frame: Milli Ampl Jy Top frame: Phas deg
Vector averaged cross-power spectrum Several baselines displayed
Timerange: 00/05:07:18 to 00/05:08:44

Plot file version 56 created 07-AUG-2023 16:11:00

2331+46 EO019B.UVDATA.1

Freq = 4.6005 GHz, Bw = 32.000 MH No calibration applied and no bandpass applied

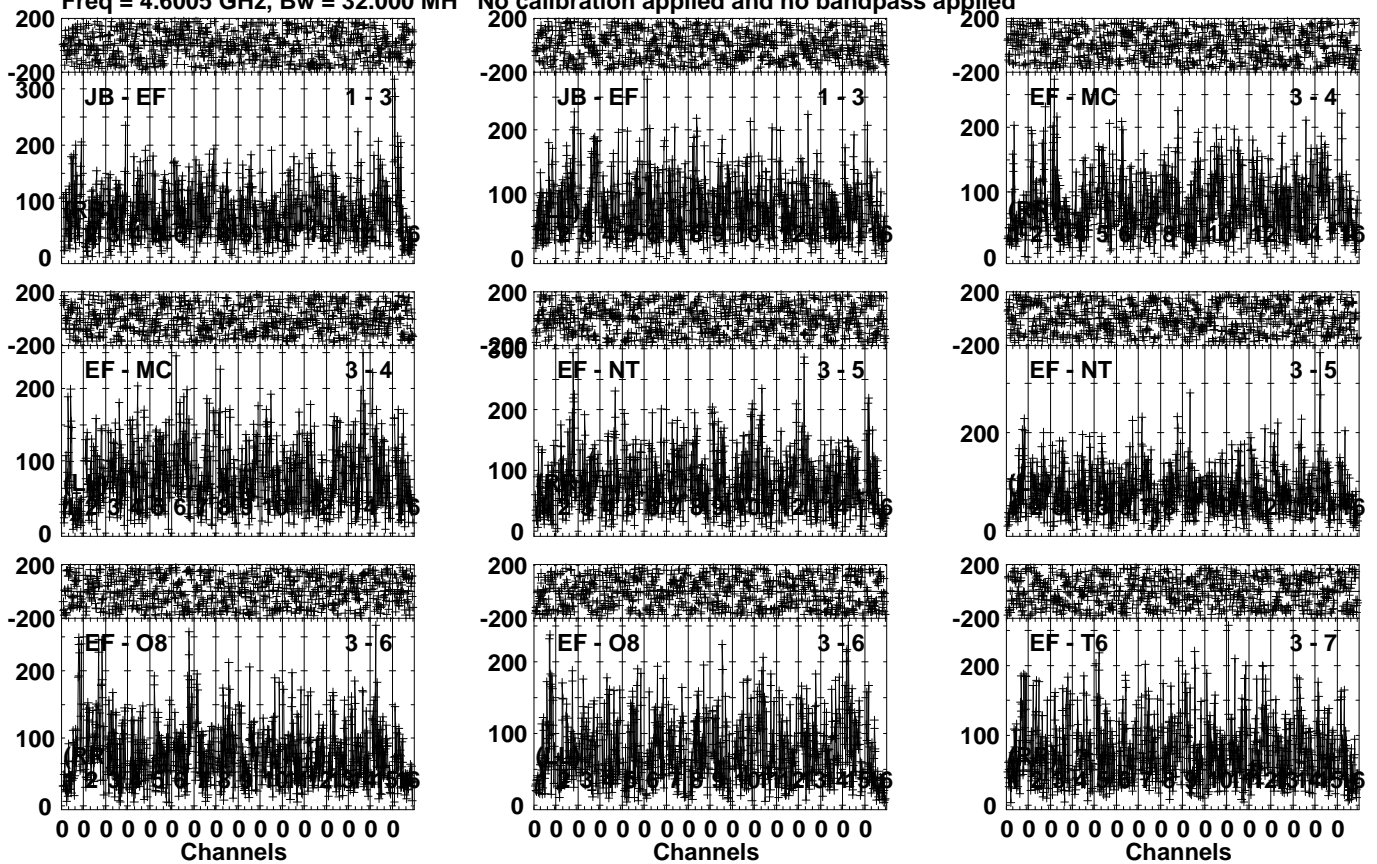


Lower frame: Micro Ampl Jy Top frame: Phas deg
Vector averaged cross-power spectrum Several baselines displayed
Timerange: 00/05:07:18 to 00/05:08:44

Plot file version 57 created 07-AUG-2023 16:11:01

LAND EO019B.UVDATA.1

Freq = 4.6005 GHz, Bw = 32.000 MH No calibration applied and no bandpass applied

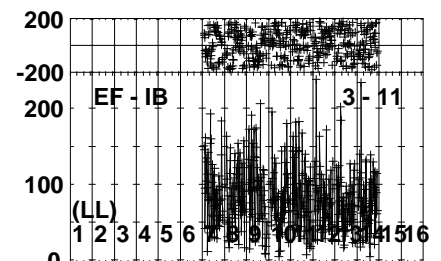
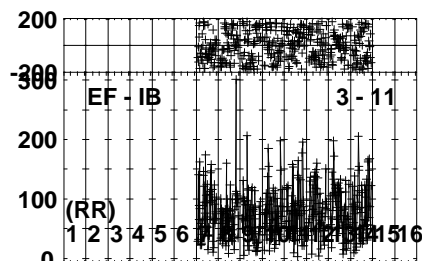
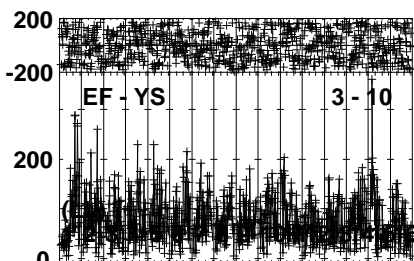
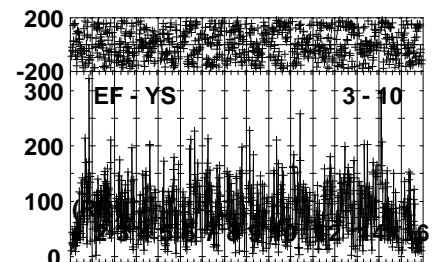
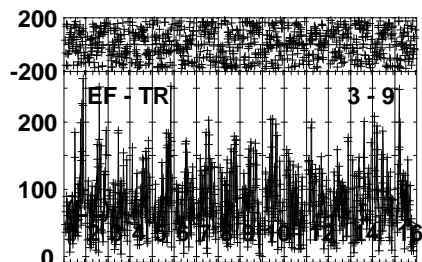
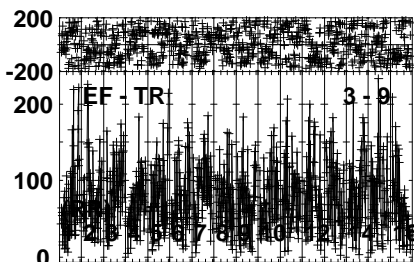
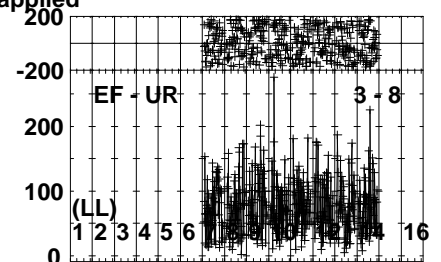
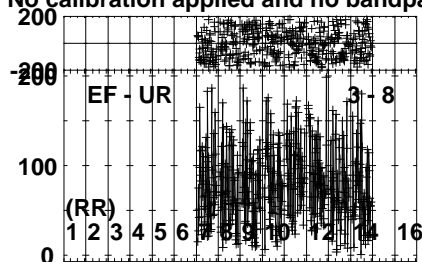
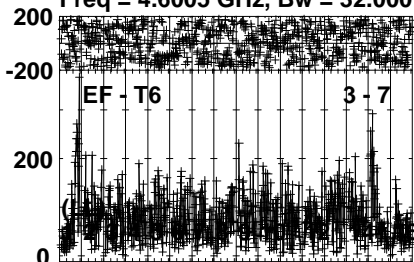


Lower frame: Micro Ampl Jy Top frame: Phas deg
Vector averaged cross-power spectrum Several baselines displayed
Timerange: 00/05:09:31 to 00/05:12:29

Plot file version 58 created 07-AUG-2023 16:11:03

LAND EO019B.UVDATA.1

Freq = 4.6005 GHz, Bw = 32.000 MH No calibration applied and no bandpass applied

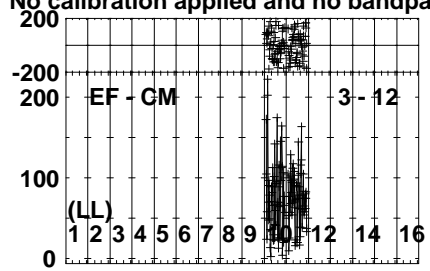
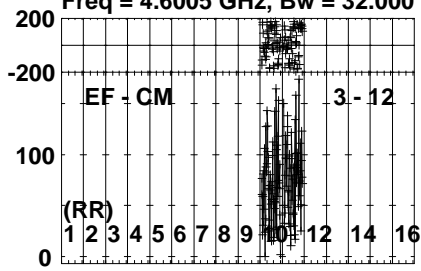


Lower frame: Micro Ampl Jy Top frame: Phas deg
Vector averaged cross-power spectrum Several baselines displayed
Timerange: 00/05:09:31 to 00/05:12:29

Plot file version 59 created 07-AUG-2023 16:11:03

LAND EO019B.UVDATA.1

Freq = 4.6005 GHz, Bw = 32.000 MH No calibration applied and no bandpass applied

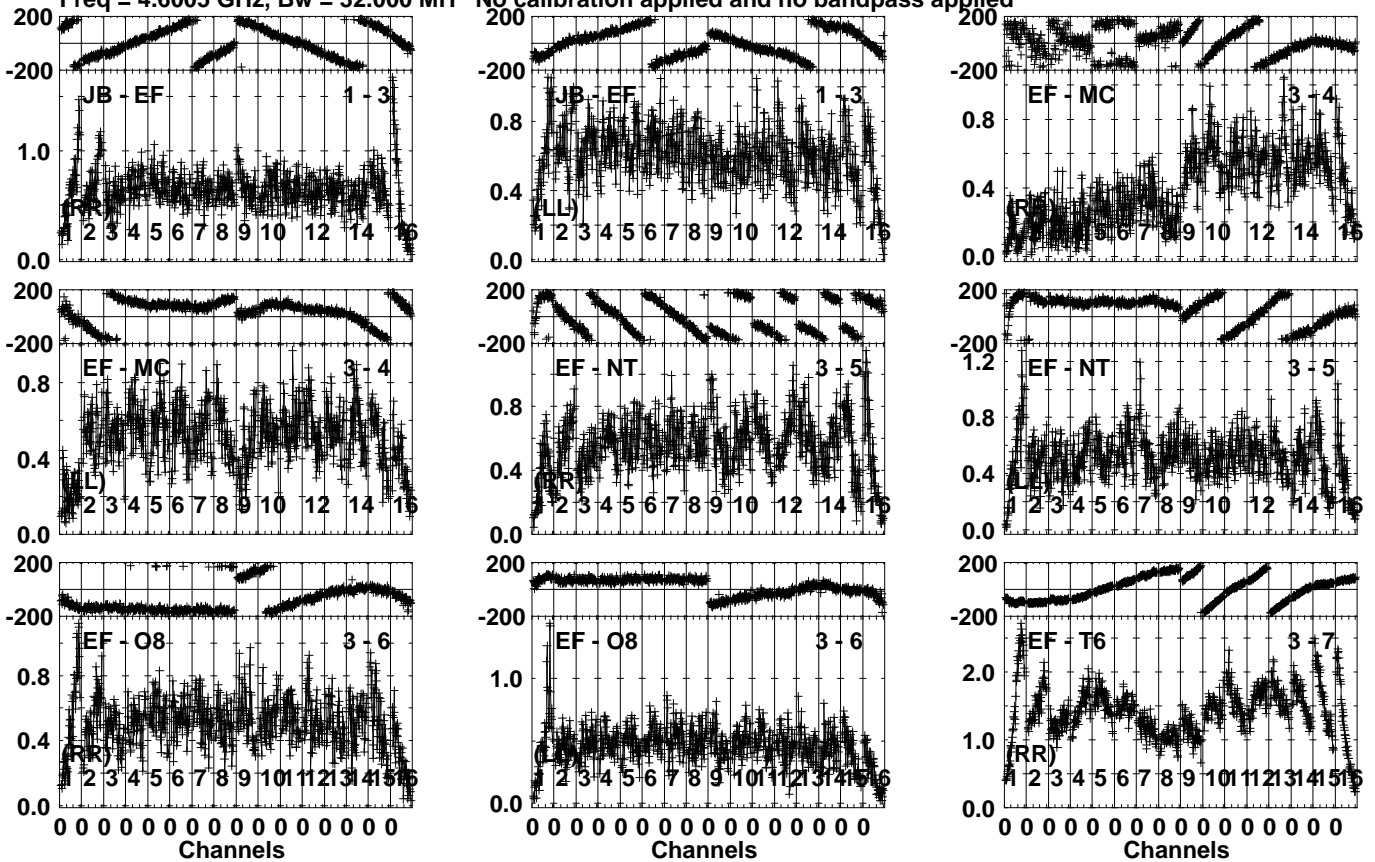


Lower frame: Micro Ampl Jy Top frame: Phas deg
Vector averaged cross-power spectrum Several baselines displayed
Timerange: 00/05:09:31 to 00/05:12:29

Plot file version 60 created 07-AUG-2023 16:11:03

2331+46 EO019B.UVDATA.1

Freq = 4.6005 GHz, Bw = 32.000 MH No calibration applied and no bandpass applied

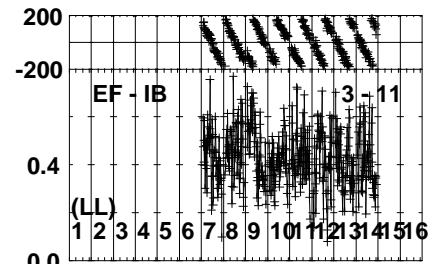
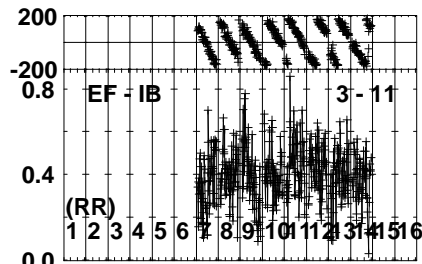
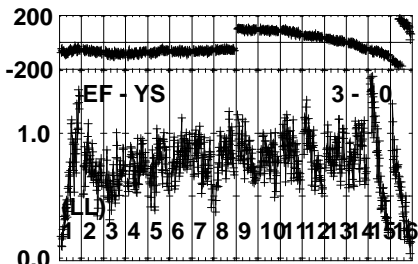
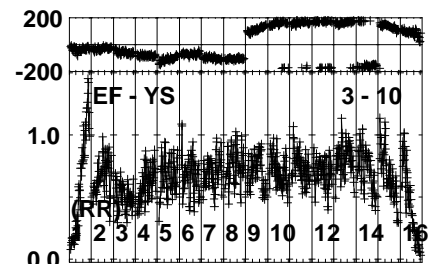
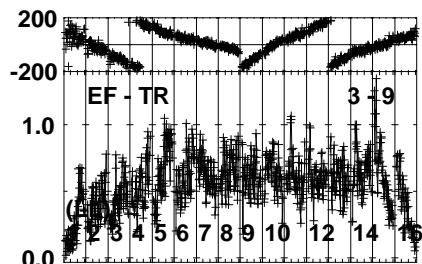
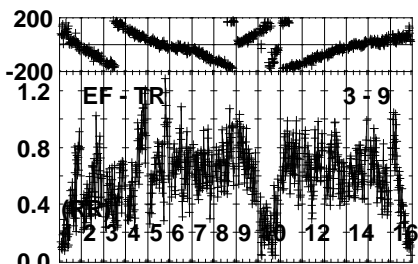
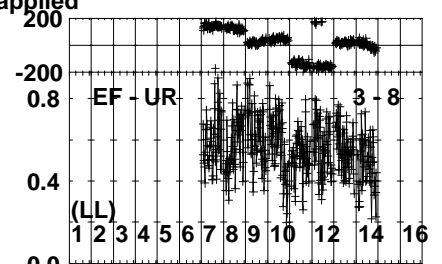
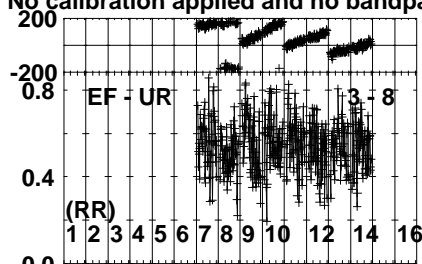
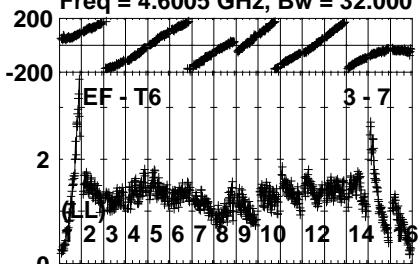


Lower frame: Milli Ampl Jy Top frame: Phas deg
Vector averaged cross-power spectrum Several baselines displayed
Timerange: 00/05:12:33 to 00/05:13:59

Plot file version 61 created 07-AUG-2023 16:11:03

2331+46 EO019B.UVDATA.1

Freq = 4.6005 GHz, Bw = 32.000 MH No calibration applied and no bandpass applied

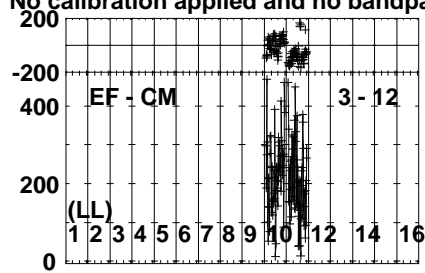
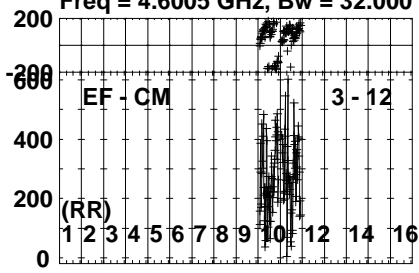


Lower frame: Milli Ampl Jy Top frame: Phas deg
Vector averaged cross-power spectrum Several baselines displayed
Timerange: 00/05:12:33 to 00/05:13:59

Plot file version 62 created 07-AUG-2023 16:11:03

2331+46 EO019B.UVDATA.1

Freq = 4.6005 GHz, Bw = 32.000 MH No calibration applied and no bandpass applied

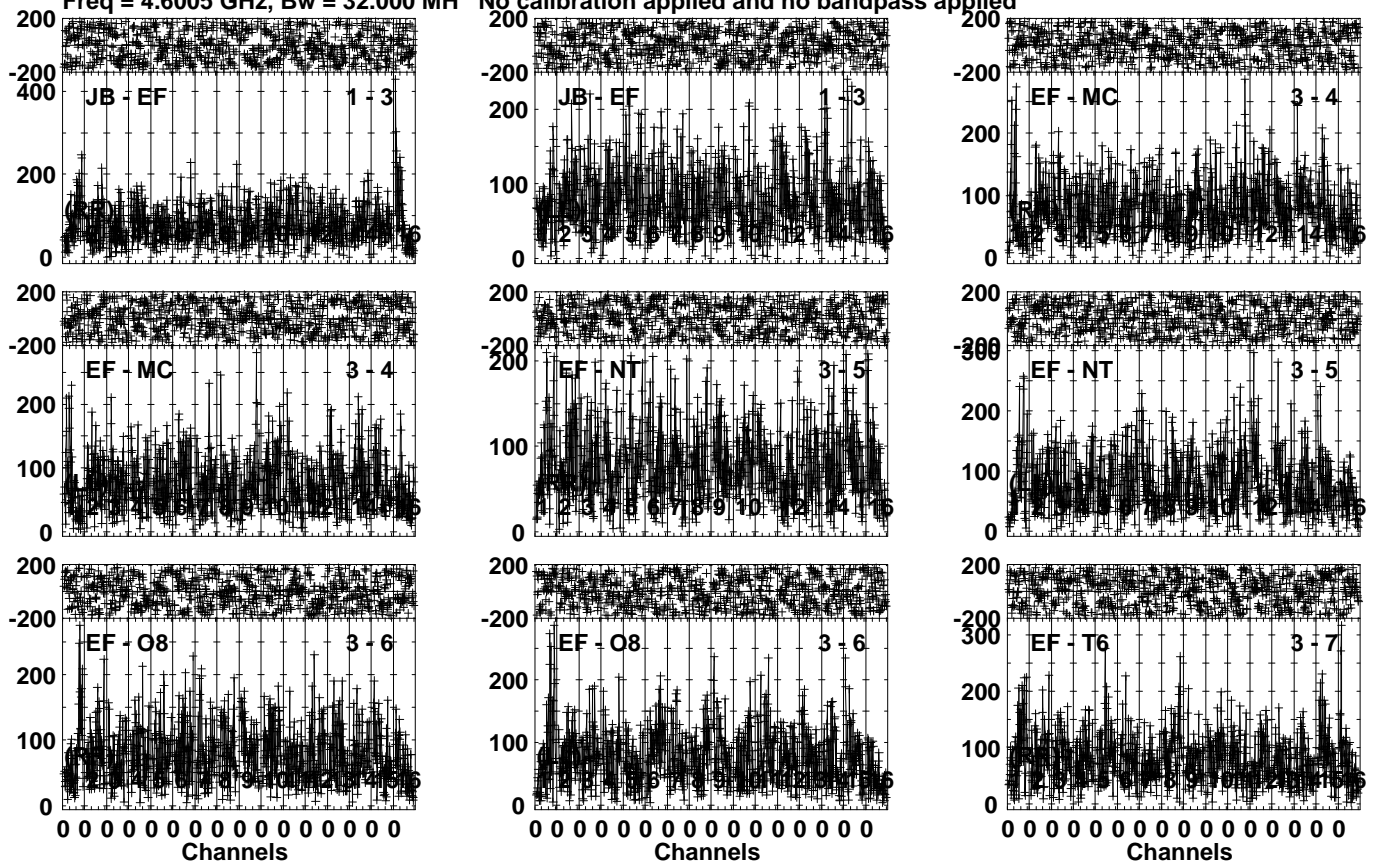


Lower frame: Micro Ampl Jy Top frame: Phas deg
Vector averaged cross-power spectrum Several baselines displayed
Timerange: 00/05:12:33 to 00/05:13:59

Plot file version 63 created 07-AUG-2023 16:11:04

LAND EO019B.UVDATA.1

Freq = 4.6005 GHz, Bw = 32.000 MH No calibration applied and no bandpass applied

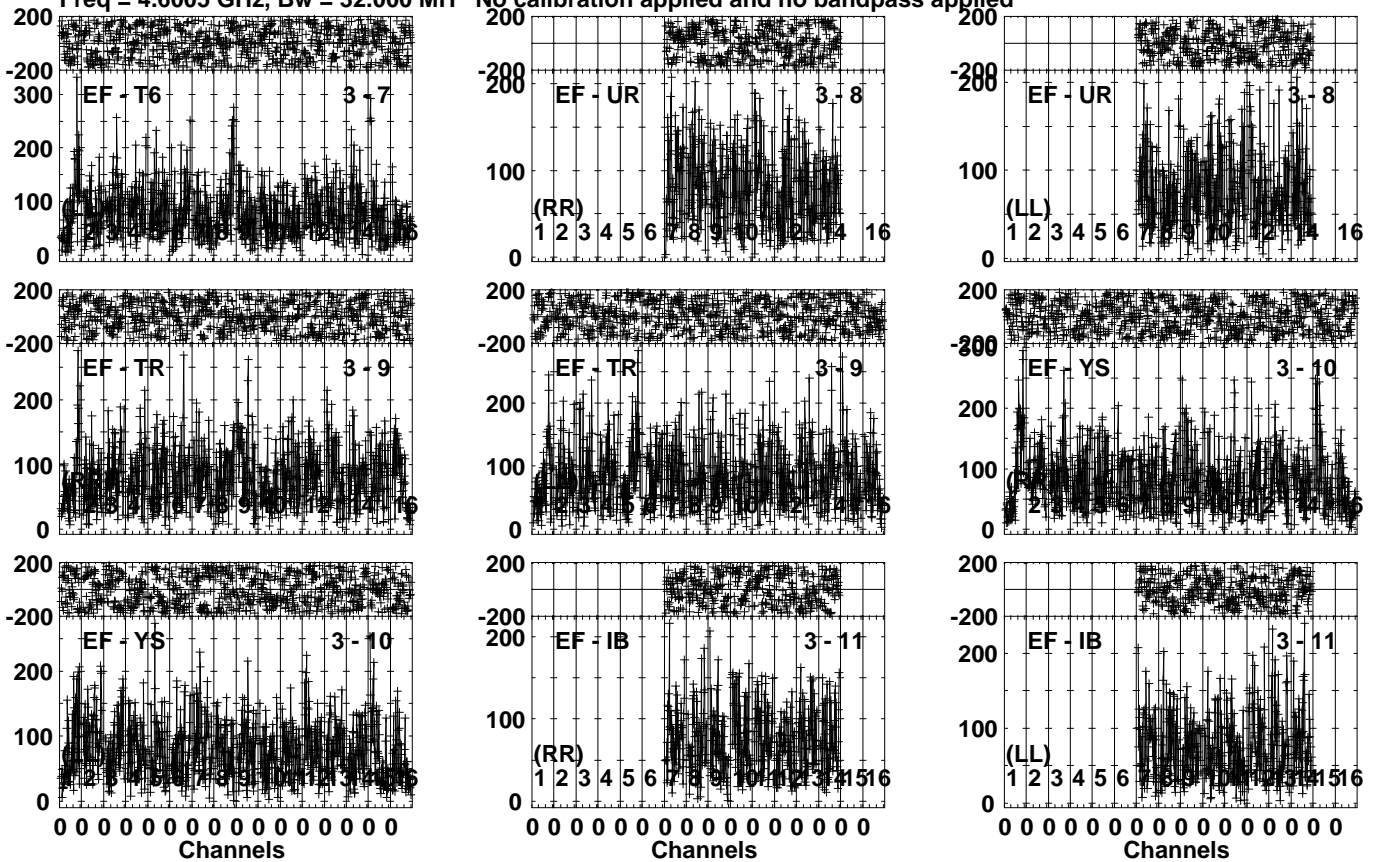


Lower frame: Micro Ampl Jy Top frame: Phas deg
Vector averaged cross-power spectrum Several baselines displayed
Timerange: 00/05:14:01 to 00/05:17:29

Plot file version 64 created 07-AUG-2023 16:11:06

LAND EO019B.UVDATA.1

Freq = 4.6005 GHz, Bw = 32.000 MH No calibration applied and no bandpass applied


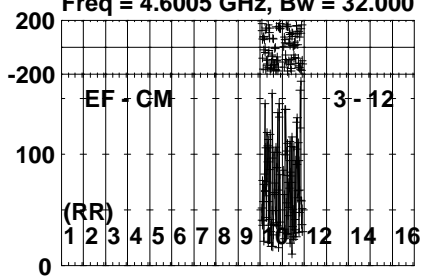


Lower frame: Micro Ampl Jy Top frame: Phas deg
Vector averaged cross-power spectrum Several baselines displayed
Timerange: 00/05:14:01 to 00/05:17:29

Plot file version 65 created 07-AUG-2023 16:11:06

LAND EO019B.UVDATA.1

Freq = 4.6005 GHz, Bw = 32.000 MH No calibration applied and no bandpass applied

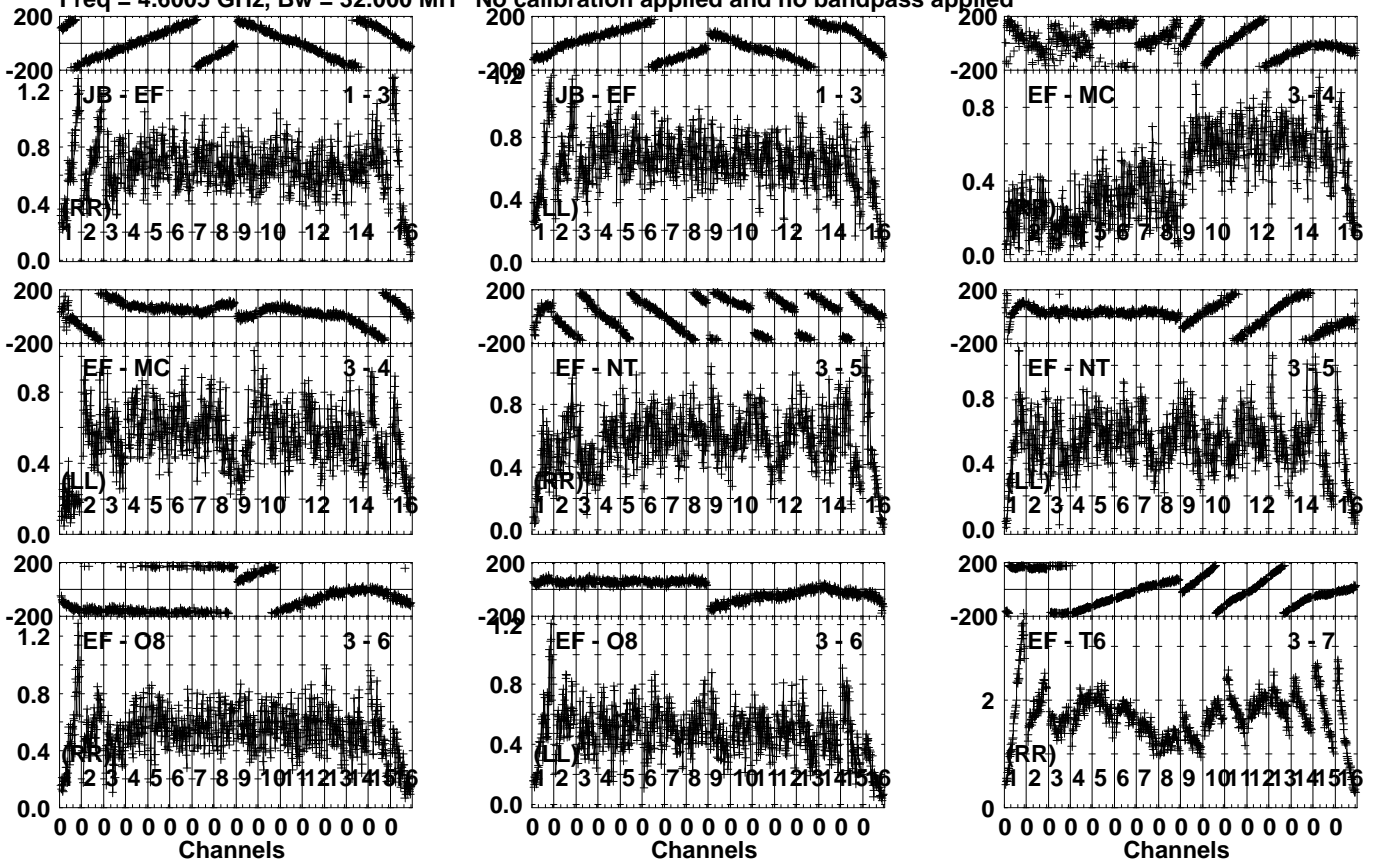


Lower frame: Micro Ampl Jy Top frame: Phas deg
Vector averaged cross-power spectrum Several baselines displayed
Timerange: 00/05:14:01 to 00/05:17:29

Plot file version 66 created 07-AUG-2023 16:11:06

2331+46 EO019B.UVDATA.1

Freq = 4.6005 GHz, Bw = 32.000 MH No calibration applied and no bandpass applied

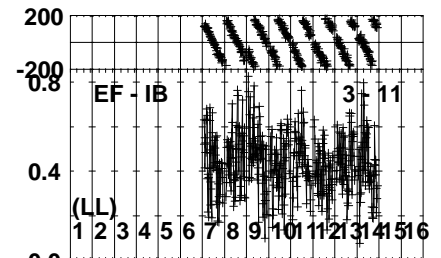
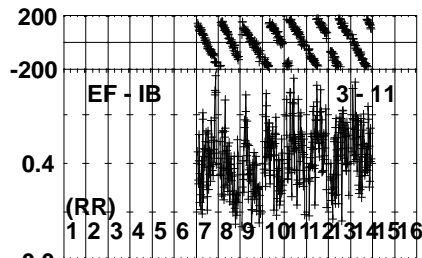
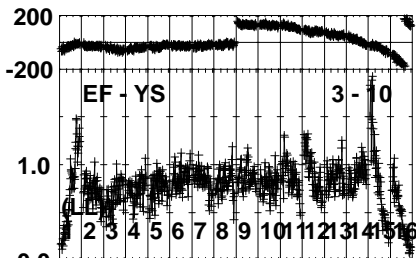
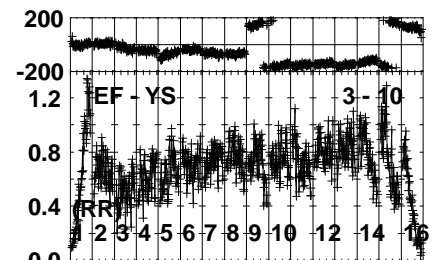
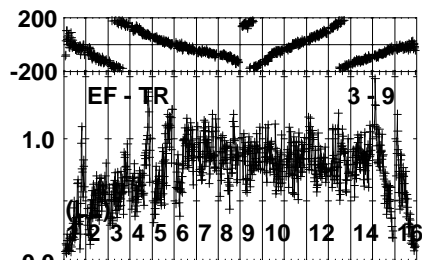
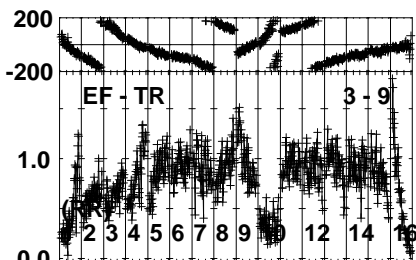
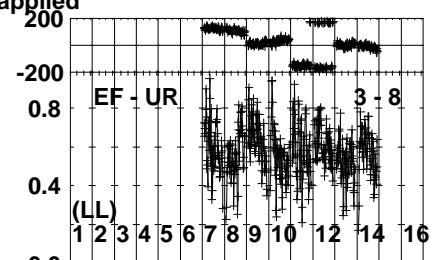
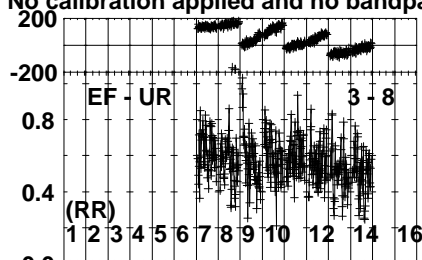
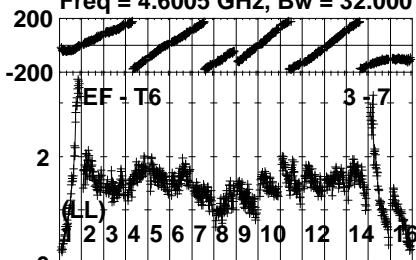


Lower frame: Milli Ampl Jy Top frame: Phas deg
Vector averaged cross-power spectrum Several baselines displayed
Timerange: 00/05:17:33 to 00/05:18:59

Plot file version 67 created 07-AUG-2023 16:11:06

2331+46 EO019B.UVDATA.1

Freq = 4.6005 GHz, Bw = 32.000 MH No calibration applied and no bandpass applied

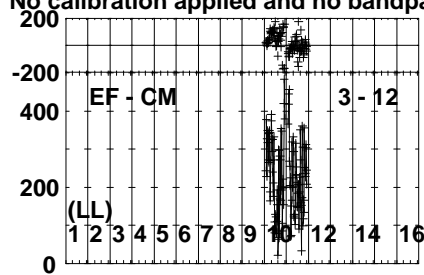
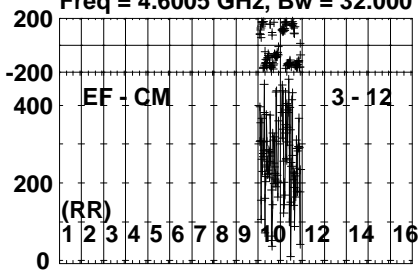


Lower frame: Milli Ampl Jy Top frame: Phas deg
Vector averaged cross-power spectrum Several baselines displayed
Timerange: 00/05:17:33 to 00/05:18:59

Plot file version 68 created 07-AUG-2023 16:11:07

2331+46 EO019B.UVDATA.1

Freq = 4.6005 GHz, Bw = 32.000 MH No calibration applied and no bandpass applied

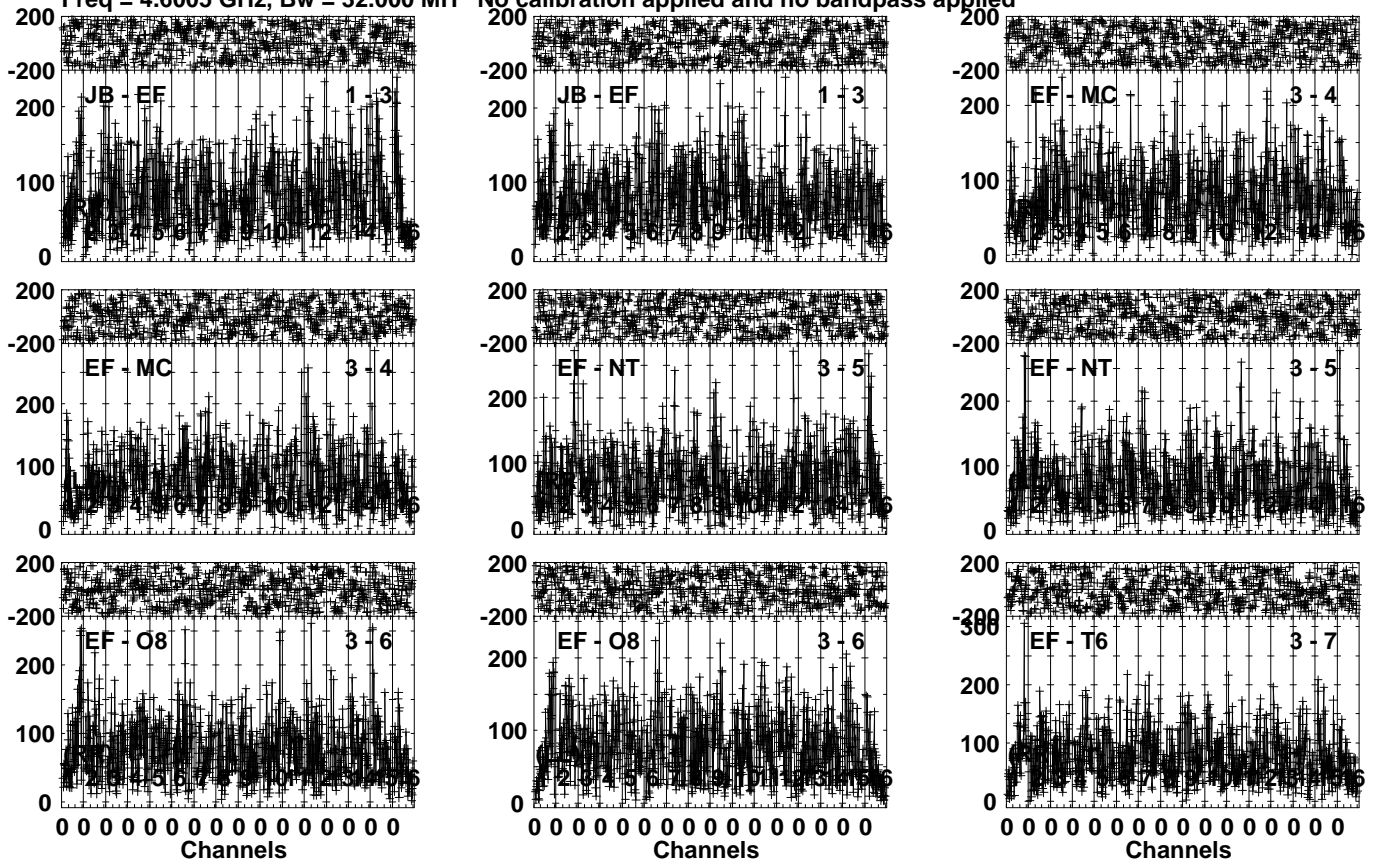


Lower frame: Micro Ampl Jy Top frame: Phas deg
Vector averaged cross-power spectrum Several baselines displayed
Timerange: 00/05:17:33 to 00/05:18:59

Plot file version 69 created 07-AUG-2023 16:11:07

LAND EO019B.UVDATA.1

Freq = 4.6005 GHz, Bw = 32.000 MH No calibration applied and no bandpass applied



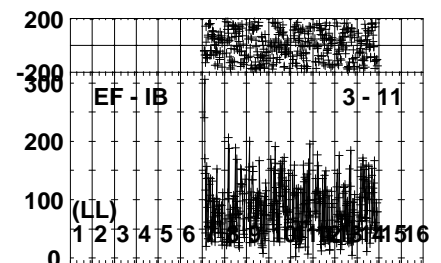
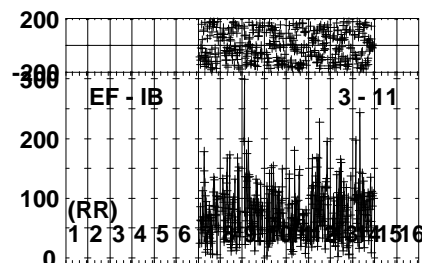
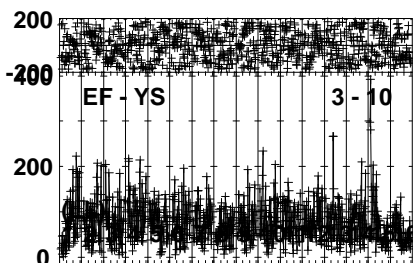
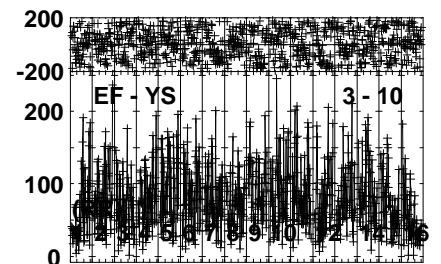
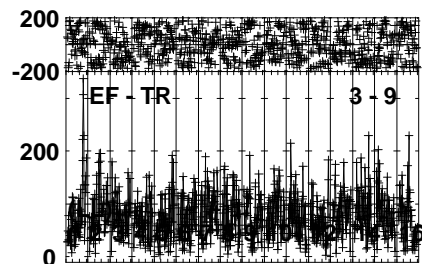
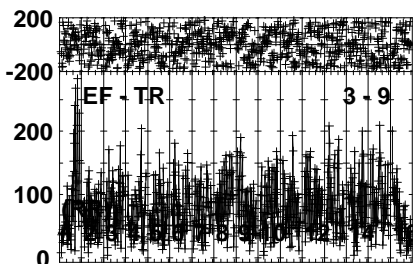
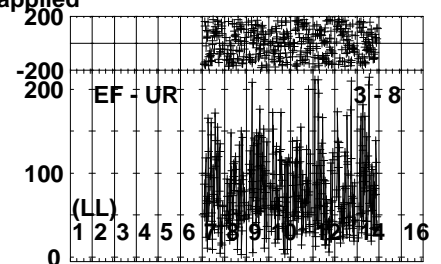
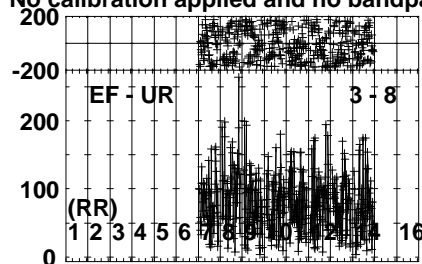
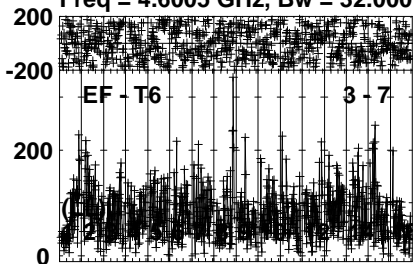
Lower frame: Micro Ampl Jy Top frame: Phas deg
Vector averaged cross-power spectrum Several baselines displayed
Timerange: 00/05:19:46 to 00/05:22:44

Plot file version 70 created 07-AUG-2023 16:11:07

LAND EO019B.UVDATA.1

Freq = 4.6005 GHz, Bw = 32.000 MH

No calibration applied and no bandpass applied


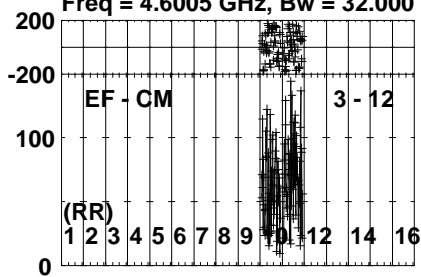


Lower frame: Micro Ampl Jy Top frame: Phas deg
Vector averaged cross-power spectrum Several baselines displayed
Timerange: 00/05:19:46 to 00/05:22:44

Plot file version 71 created 07-AUG-2023 16:11:07

LAND EO019B.UVDATA.1

Freq = 4.6005 GHz, Bw = 32.000 MH No calibration applied and no bandpass applied

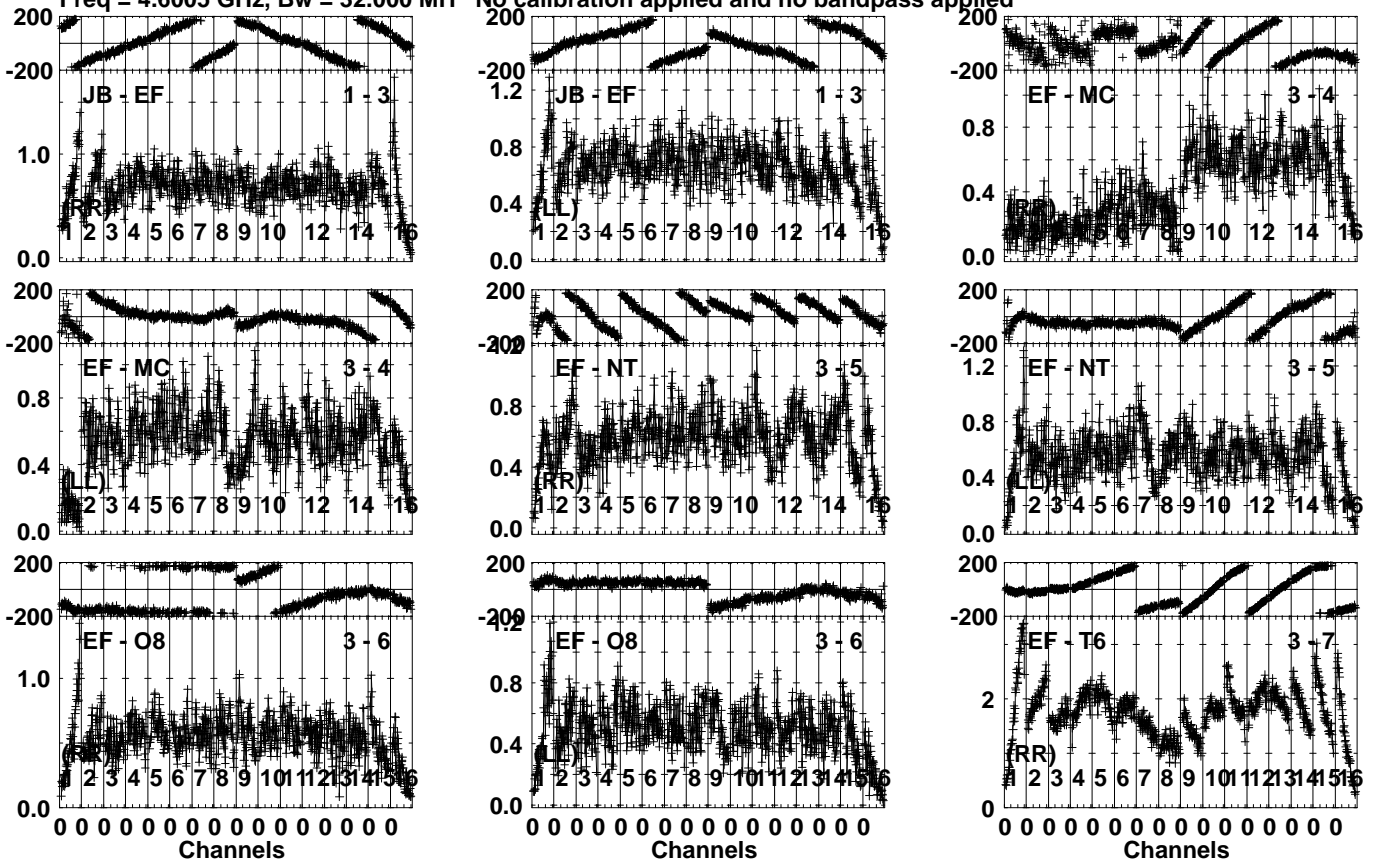


Lower frame: Micro Ampl Jy Top frame: Phas deg
Vector averaged cross-power spectrum Several baselines displayed
Timerange: 00/05:19:46 to 00/05:22:44

Plot file version 72 created 07-AUG-2023 16:11:07

2331+46 EO019B.UVDATA.1

Freq = 4.6005 GHz, Bw = 32.000 MH No calibration applied and no bandpass applied

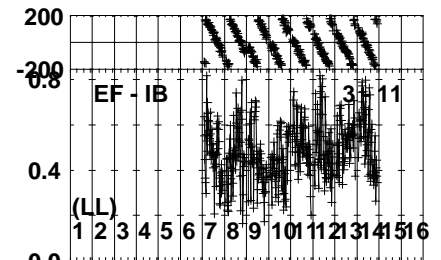
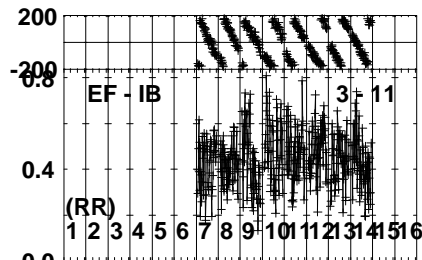
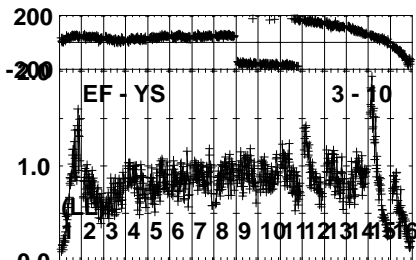
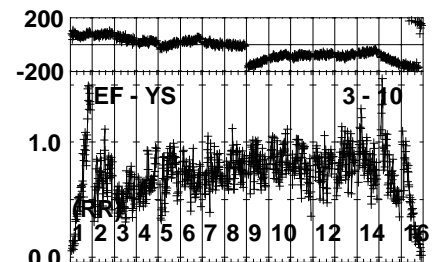
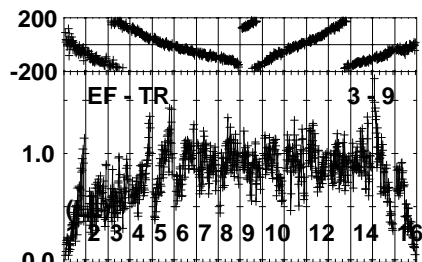
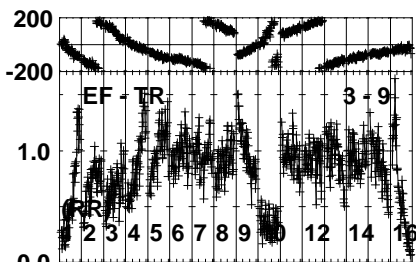
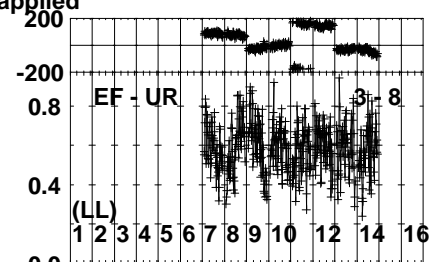
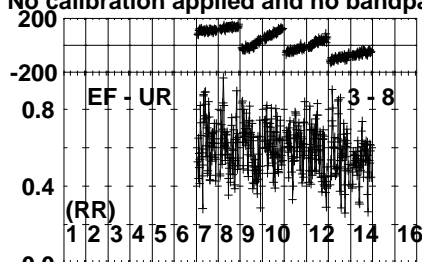
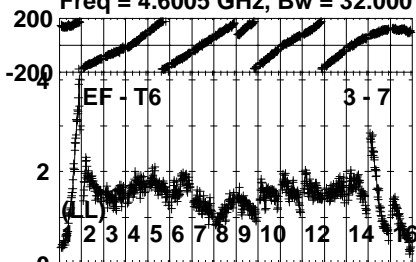


Lower frame: Milli Ampl Jy Top frame: Phas deg
Vector averaged cross-power spectrum Several baselines displayed
Timerange: 00/05:22:48 to 00/05:24:14

Plot file version 73 created 07-AUG-2023 16:11:07

2331+46 EO019B.UVDATA.1

Freq = 4.6005 GHz, Bw = 32.000 MH No calibration applied and no bandpass applied

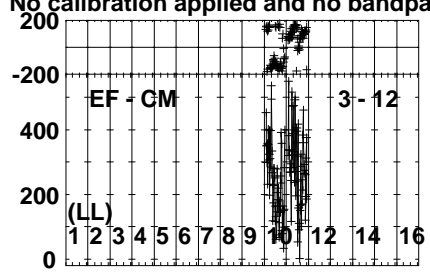
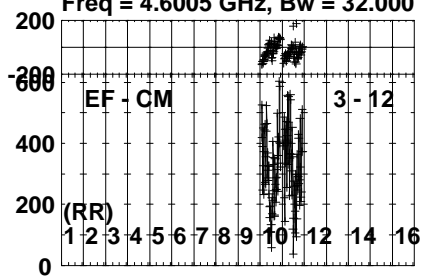


Lower frame: Milli Ampl Jy Top frame: Phas deg
Vector averaged cross-power spectrum Several baselines displayed
Timerange: 00/05:22:48 to 00/05:24:14

Plot file version 74 created 07-AUG-2023 16:11:08

2331+46 EO019B.UVDATA.1

Freq = 4.6005 GHz, Bw = 32.000 MH No calibration applied and no bandpass applied

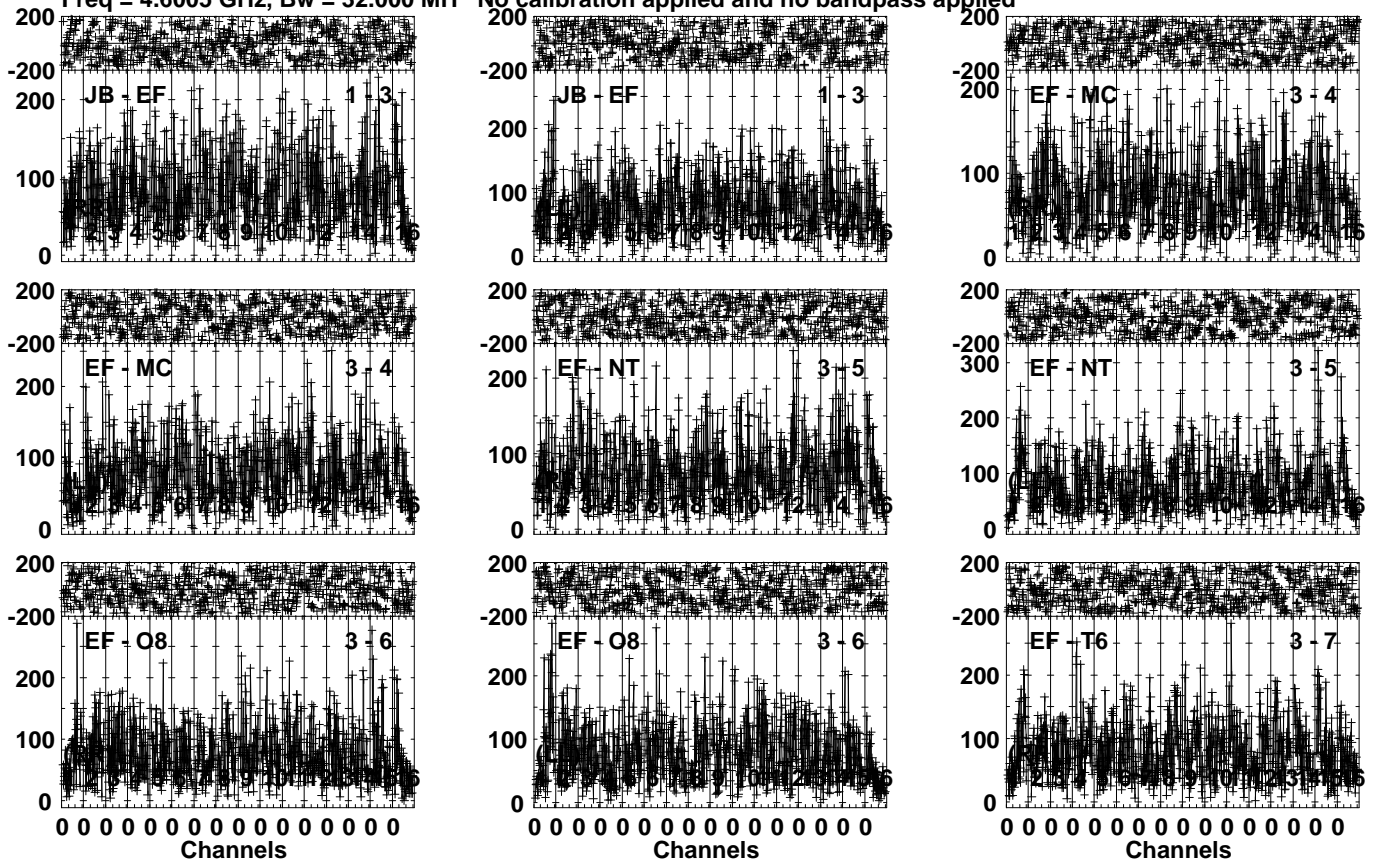


Lower frame: Micro Ampl Jy Top frame: Phas deg
Vector averaged cross-power spectrum Several baselines displayed
Timerange: 00/05:22:48 to 00/05:24:14

Plot file version 75 created 07-AUG-2023 16:11:08

LAND EO019B.UVDATA.1

Freq = 4.6005 GHz, Bw = 32.000 MH No calibration applied and no bandpass applied

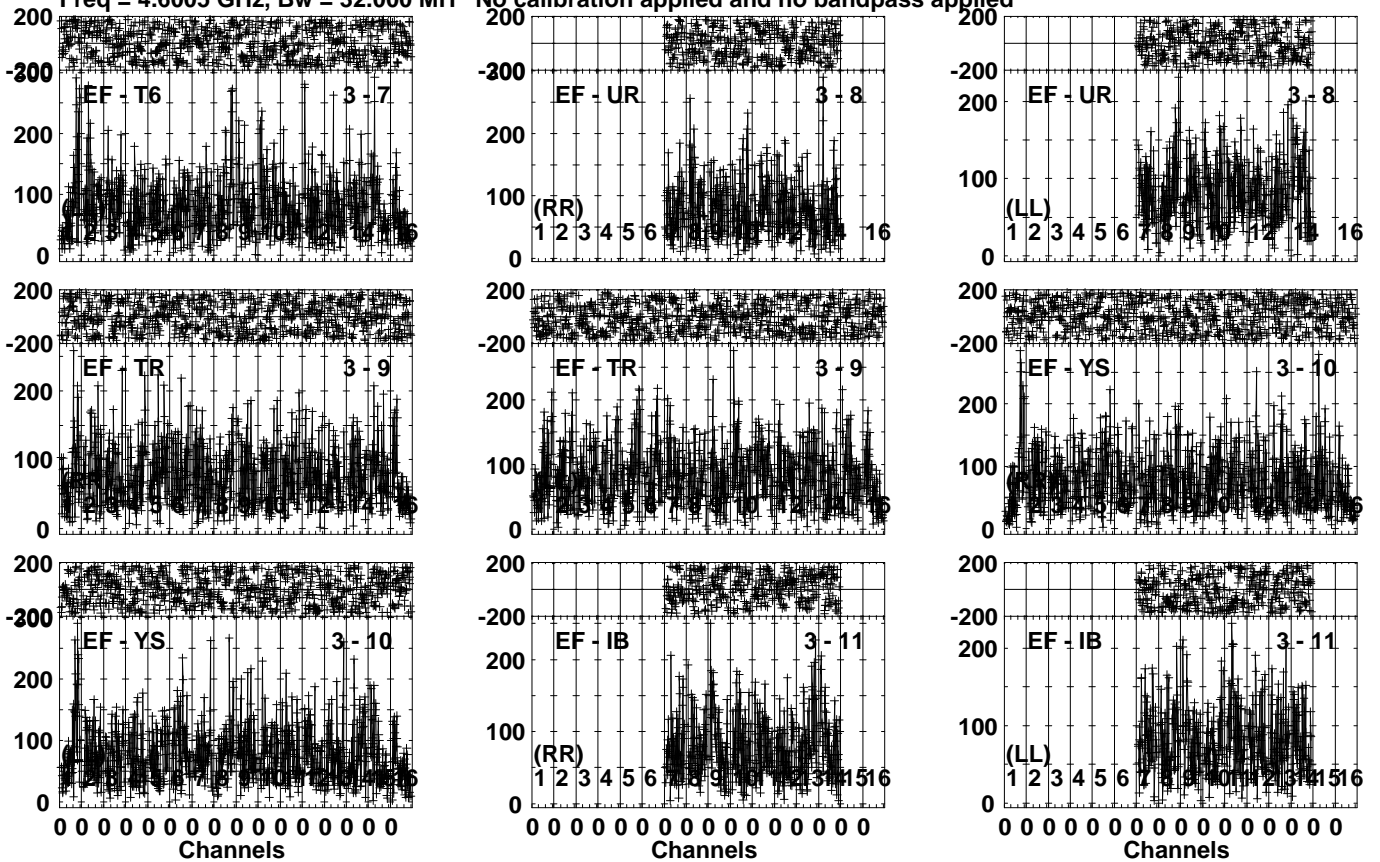


Lower frame: Micro Ampl Jy Top frame: Phas deg
Vector averaged cross-power spectrum Several baselines displayed
Timerange: 00/05:24:16 to 00/05:27:44

Plot file version 76 created 07-AUG-2023 16:11:10

LAND EO019B.UVDATA.1

Freq = 4.6005 GHz, Bw = 32.000 MH No calibration applied and no bandpass applied

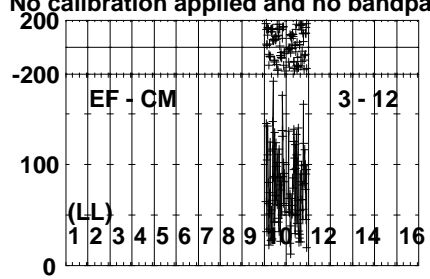
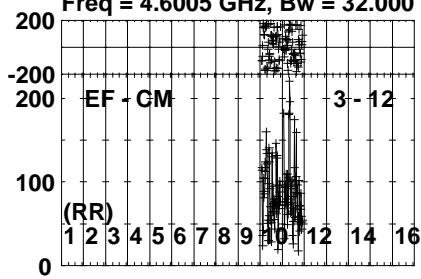


Lower frame: Micro Ampl Jy Top frame: Phas deg
Vector averaged cross-power spectrum Several baselines displayed
Timerange: 00/05:24:16 to 00/05:27:44

Plot file version 77 created 07-AUG-2023 16:11:10

LAND EO019B.UVDATA.1

Freq = 4.6005 GHz, Bw = 32.000 MH No calibration applied and no bandpass applied

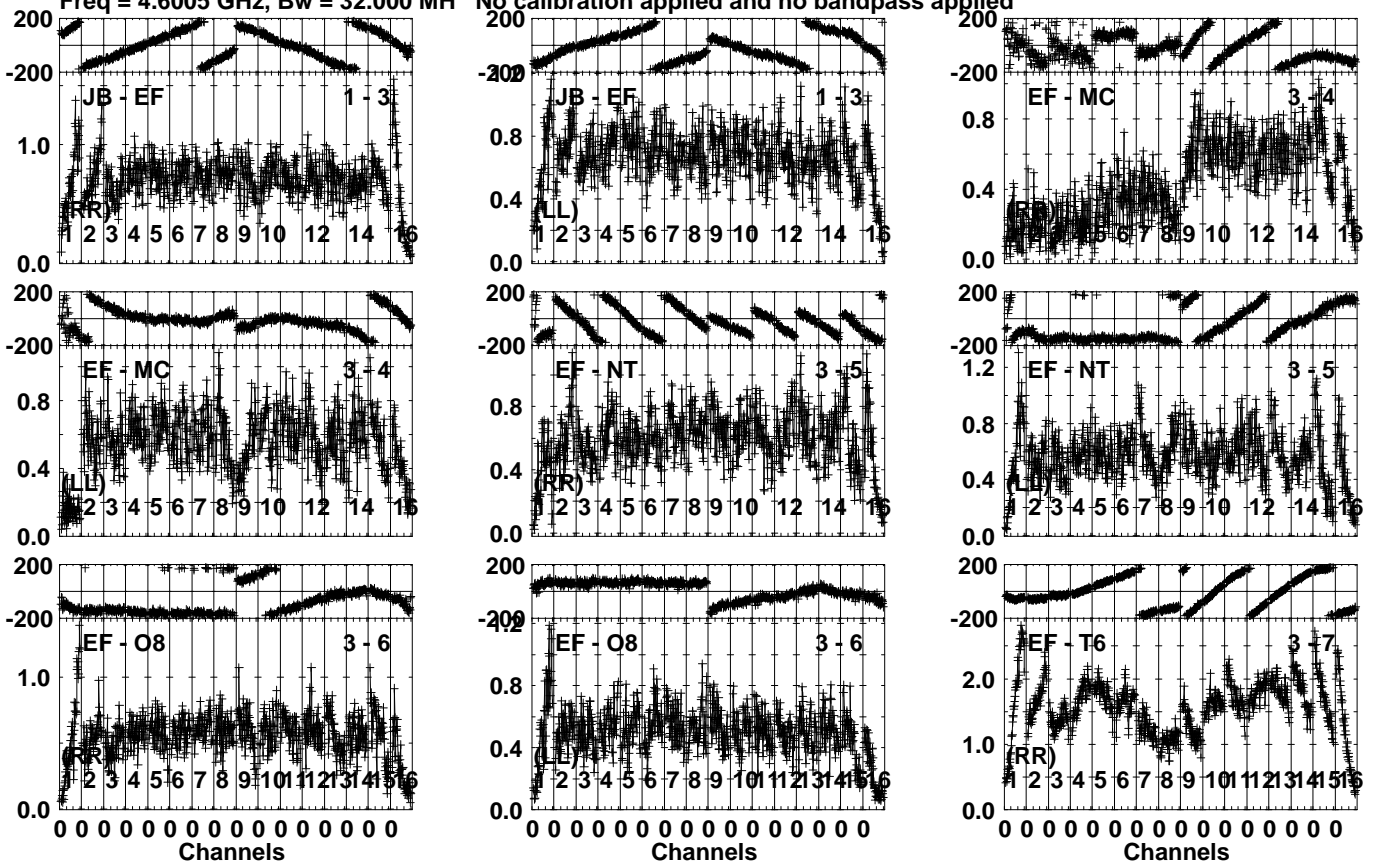


Lower frame: Micro Ampl Jy Top frame: Phas deg
Vector averaged cross-power spectrum Several baselines displayed
Timerange: 00/05:24:16 to 00/05:27:44

Plot file version 78 created 07-AUG-2023 16:11:10

2331+46 EO019B.UVDATA.1

Freq = 4.6005 GHz, Bw = 32.000 MH No calibration applied and no bandpass applied

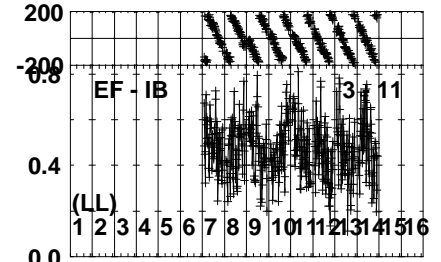
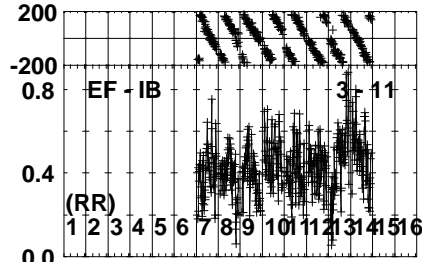
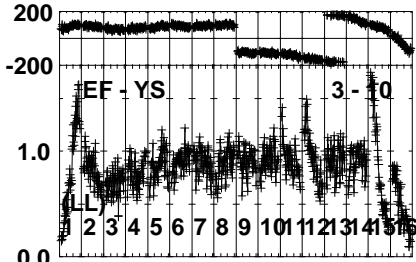
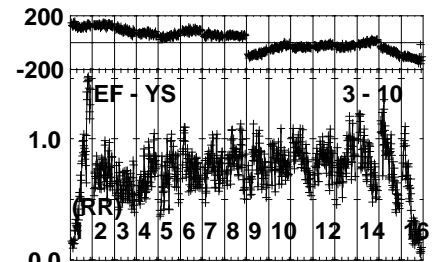
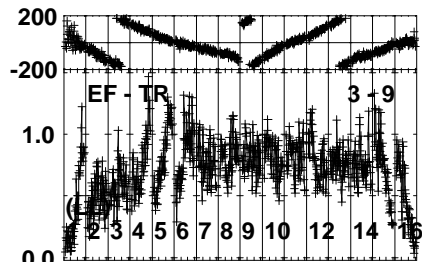
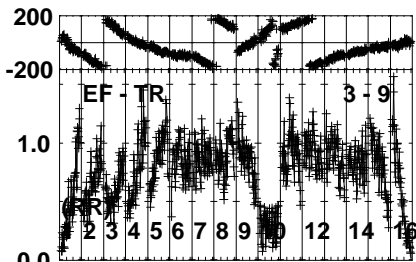
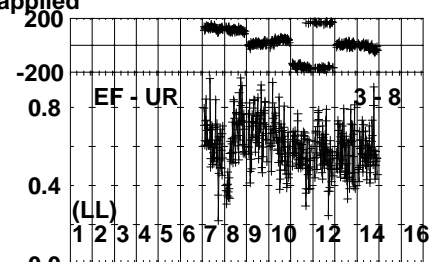
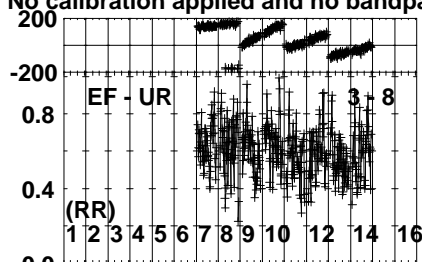
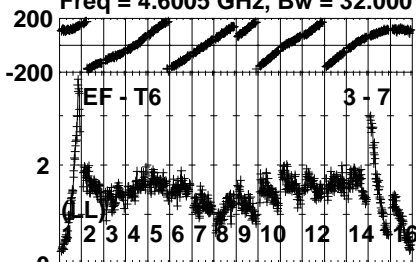


Lower frame: Milli Ampl Jy Top frame: Phas deg
Vector averaged cross-power spectrum Several baselines displayed
Timerange: 00/05:27:48 to 00/05:29:14

Plot file version 79 created 07-AUG-2023 16:11:10

2331+46 EO019B.UVDATA.1

Freq = 4.6005 GHz, Bw = 32.000 MH No calibration applied and no bandpass applied

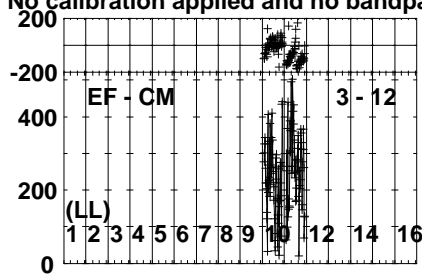
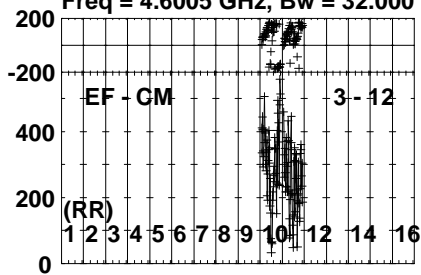


Lower frame: Milli Ampl Jy Top frame: Phas deg
Vector averaged cross-power spectrum Several baselines displayed
Timerange: 00/05:27:48 to 00/05:29:14

Plot file version 80 created 07-AUG-2023 16:11:11

2331+46 EO019B.UVDATA.1

Freq = 4.6005 GHz, Bw = 32.000 MH No calibration applied and no bandpass applied

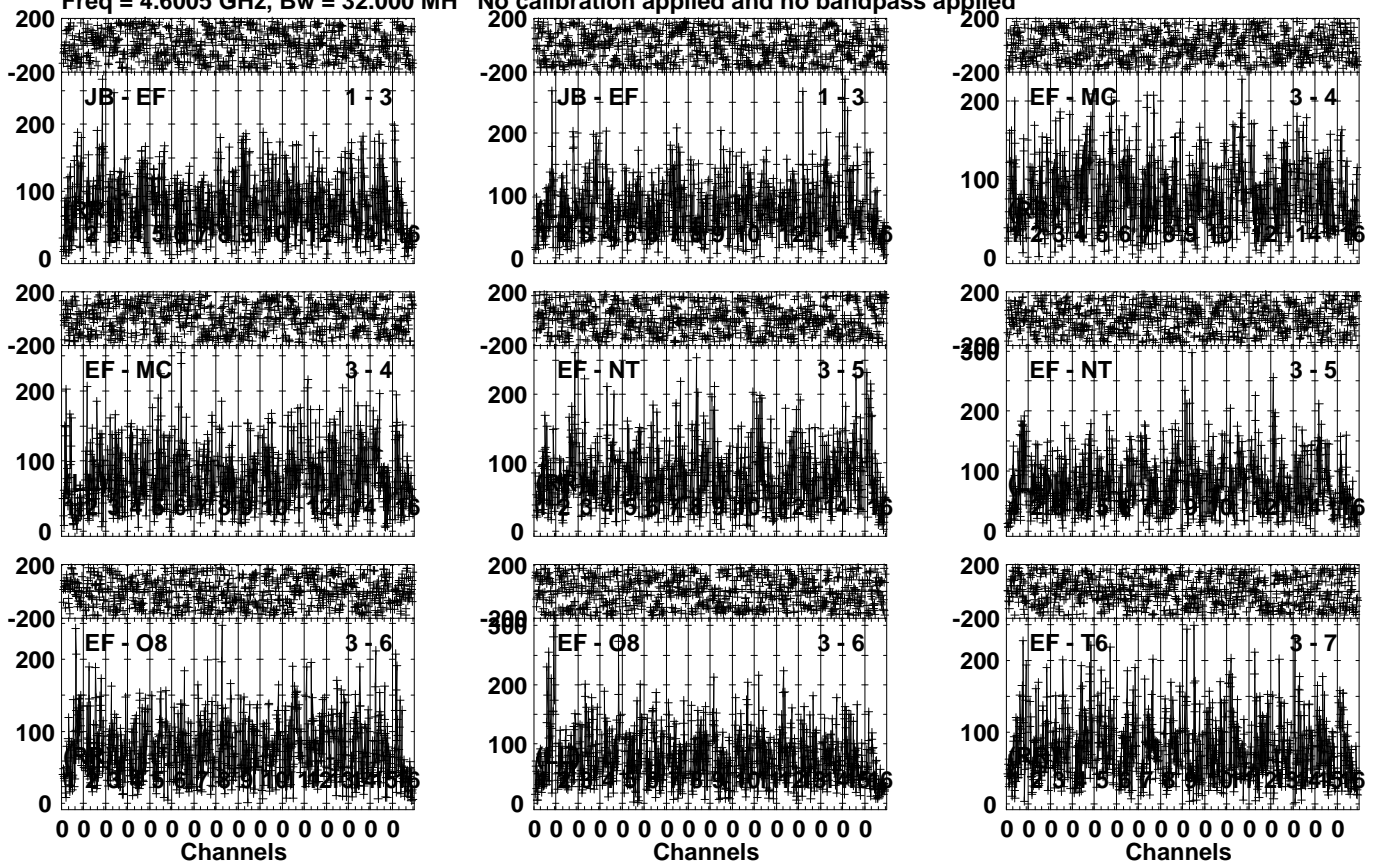


Lower frame: Micro Ampl Jy Top frame: Phas deg
Vector averaged cross-power spectrum Several baselines displayed
Timerange: 00/05:27:48 to 00/05:29:14

Plot file version 81 created 07-AUG-2023 16:11:11

LAND EO019B.UVDATA.1

Freq = 4.6005 GHz, Bw = 32.000 MH No calibration applied and no bandpass applied

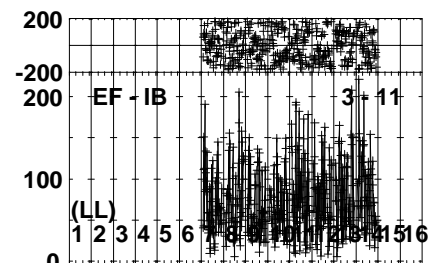
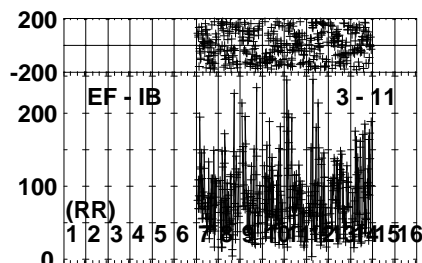
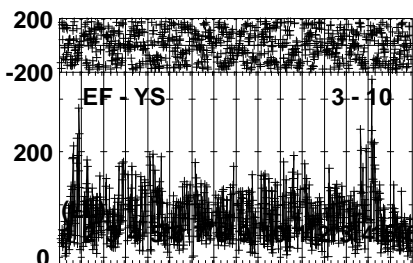
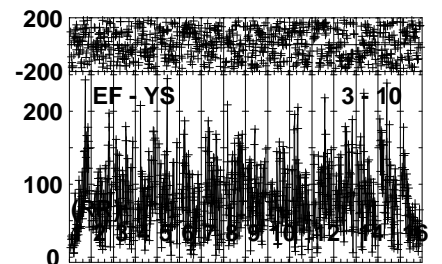
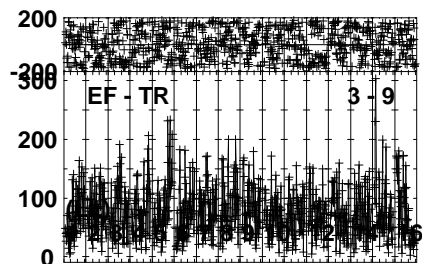
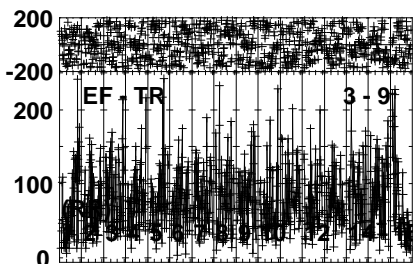
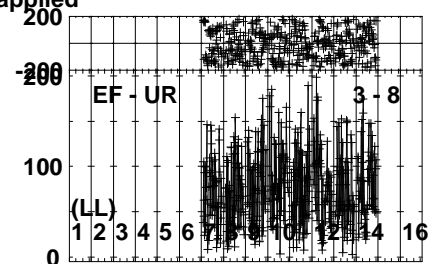
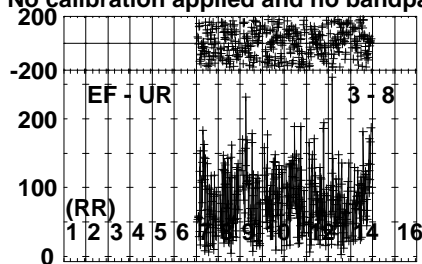
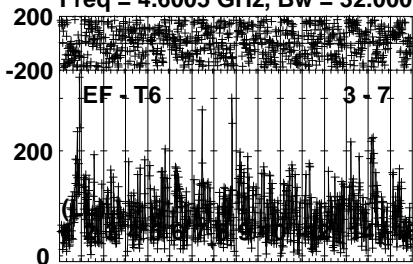


Lower frame: Micro Ampl Jy Top frame: Phas deg
Vector averaged cross-power spectrum Several baselines displayed
Timerange: 00/05:30:01 to 00/05:32:59

Plot file version 82 created 07-AUG-2023 16:11:11

LAND EO019B.UVDATA.1

Freq = 4.6005 GHz, Bw = 32.000 MH No calibration applied and no bandpass applied

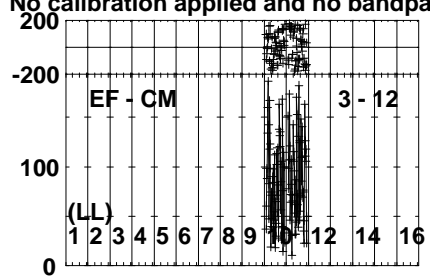
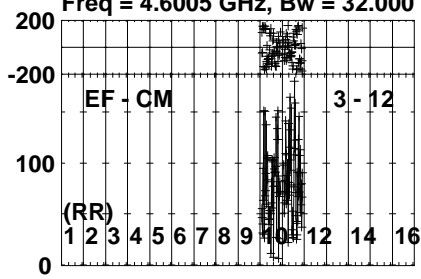


Lower frame: Micro Ampl Jy Top frame: Phas deg
Vector averaged cross-power spectrum Several baselines displayed
Timerange: 00/05:30:01 to 00/05:32:59

Plot file version 83 created 07-AUG-2023 16:11:11

LAND EO019B.UVDATA.1

Freq = 4.6005 GHz, Bw = 32.000 MH No calibration applied and no bandpass applied

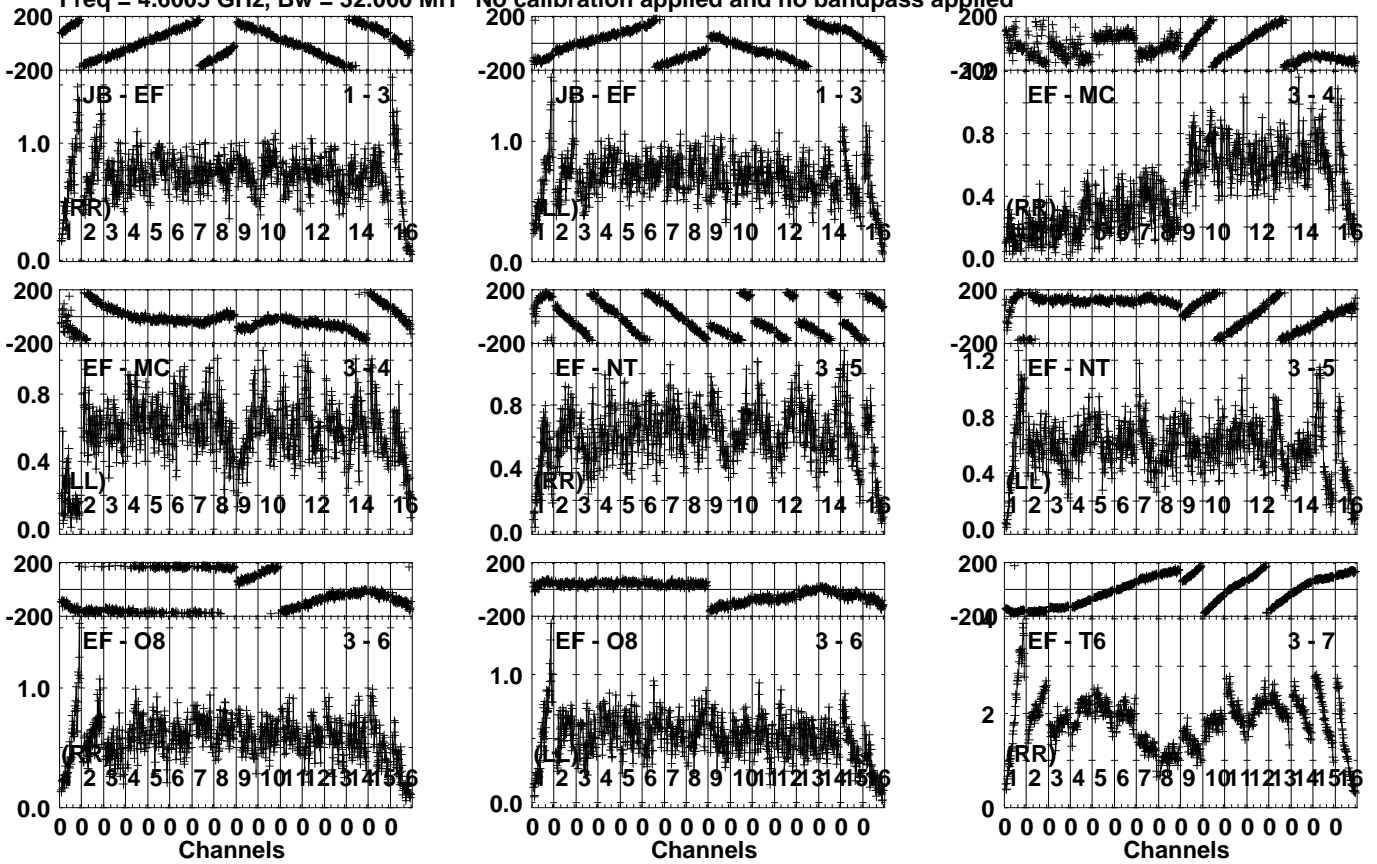


Lower frame: Micro Ampl Jy Top frame: Phas deg
Vector averaged cross-power spectrum Several baselines displayed
Timerange: 00/05:30:01 to 00/05:32:59

Plot file version 84 created 07-AUG-2023 16:11:11

2331+46 EO019B.UVDATA.1

Freq = 4.6005 GHz, Bw = 32.000 MH No calibration applied and no bandpass applied

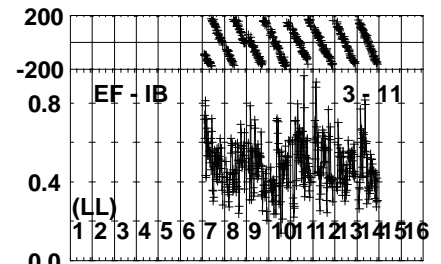
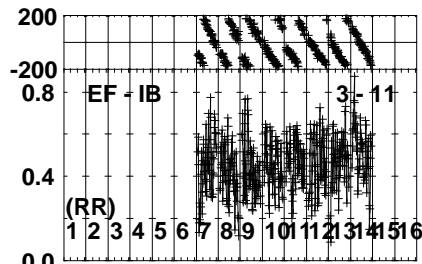
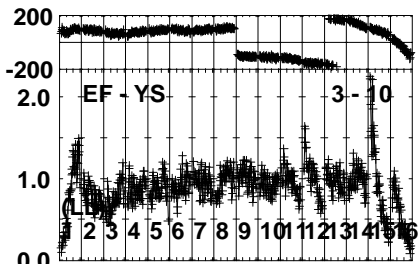
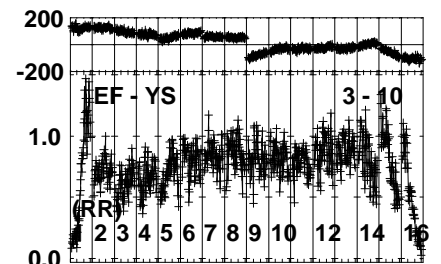
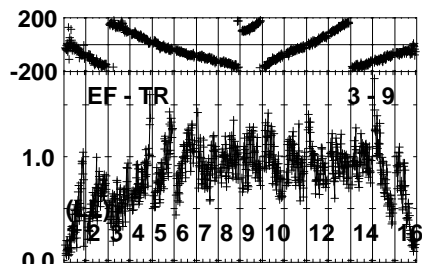
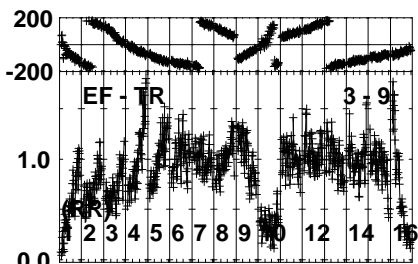
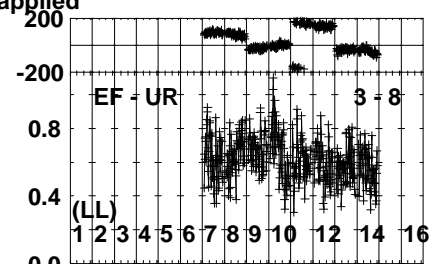
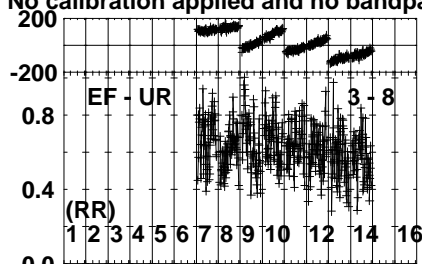
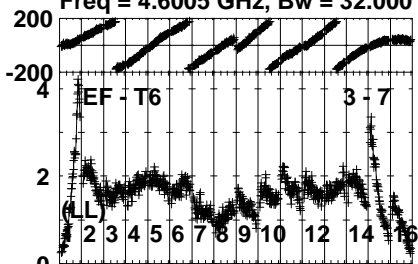


Lower frame: Milli Ampl Jy Top frame: Phas deg
Vector averaged cross-power spectrum Several baselines displayed
Timerange: 00/05:33:01 to 00/05:34:29

Plot file version 85 created 07-AUG-2023 16:11:11

2331+46 EO019B.UVDATA.1

Freq = 4.6005 GHz, Bw = 32.000 MH No calibration applied and no bandpass applied


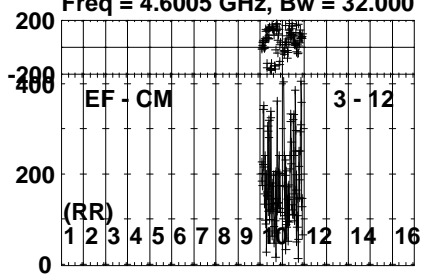


Lower frame: Milli Ampl Jy Top frame: Phas deg
Vector averaged cross-power spectrum Several baselines displayed
Timerange: 00/05:33:01 to 00/05:34:29

Plot file version 86 created 07-AUG-2023 16:11:12

2331+46 EO019B.UVDATA.1

Freq = 4.6005 GHz, Bw = 32.000 MH No calibration applied and no bandpass applied

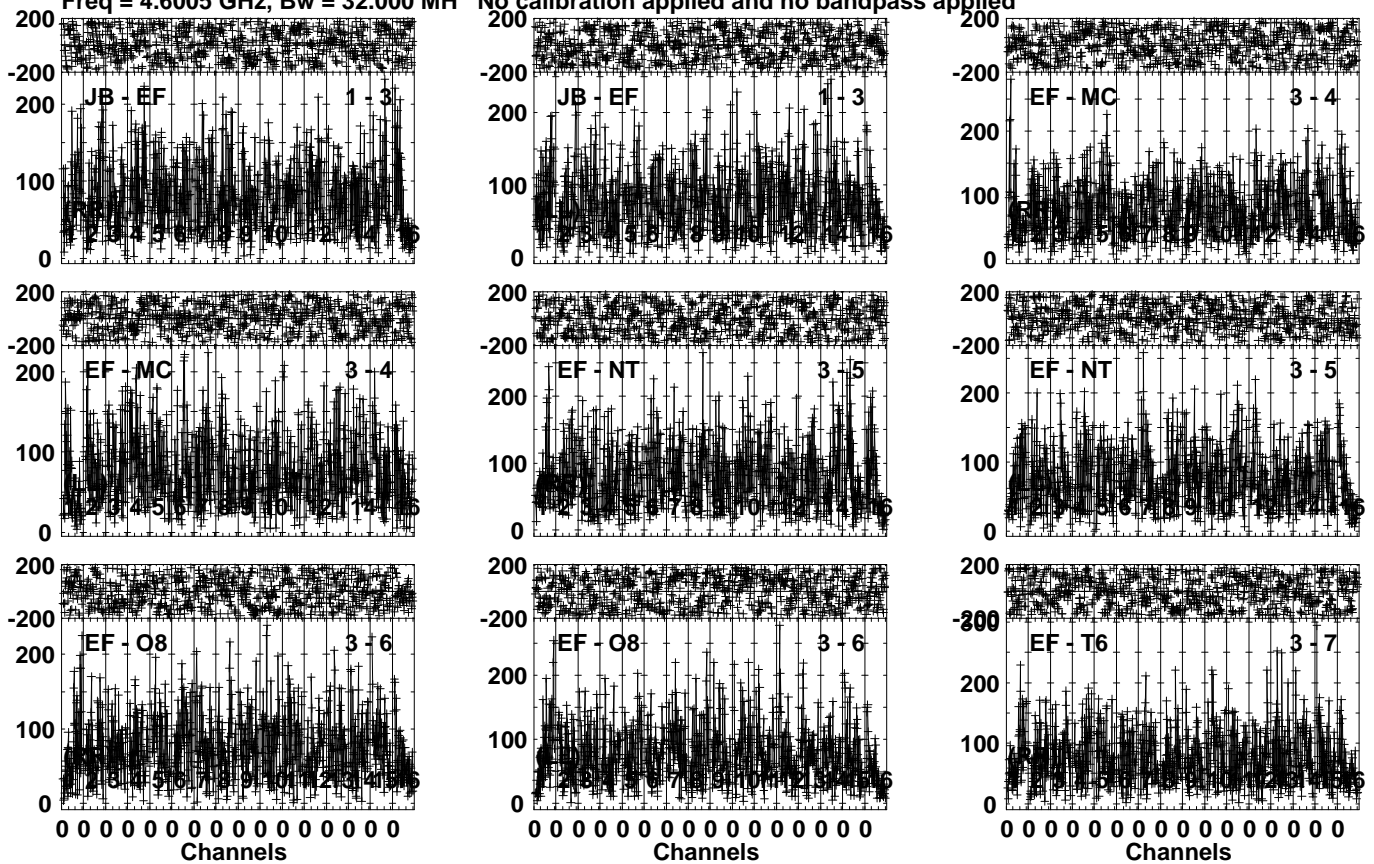


Lower frame: Micro Ampl Jy Top frame: Phas deg
Vector averaged cross-power spectrum Several baselines displayed
Timerange: 00/05:33:01 to 00/05:34:29

Plot file version 87 created 07-AUG-2023 16:11:12

LAND EO019B.UVDATA.1

Freq = 4.6005 GHz, Bw = 32.000 MH No calibration applied and no bandpass applied

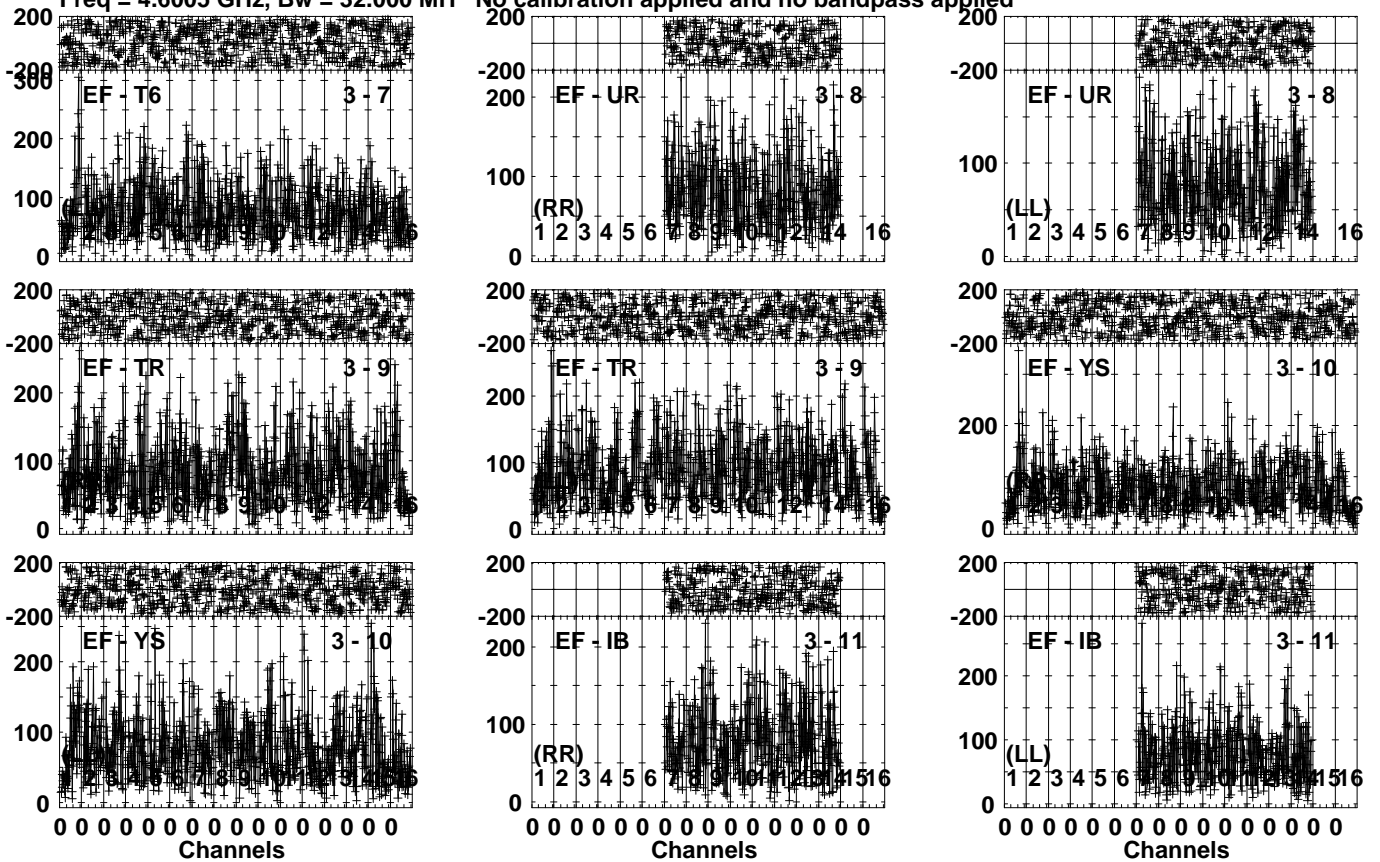


Lower frame: Micro Ampl Jy Top frame: Phas deg
Vector averaged cross-power spectrum Several baselines displayed
Timerange: 00/05:34:31 to 00/05:37:59

Plot file version 88 created 07-AUG-2023 16:11:12

LAND EO019B.UVDATA.1

Freq = 4.6005 GHz, Bw = 32.000 MH No calibration applied and no bandpass applied

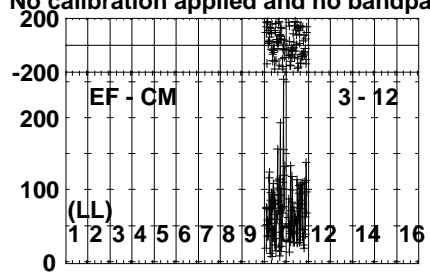
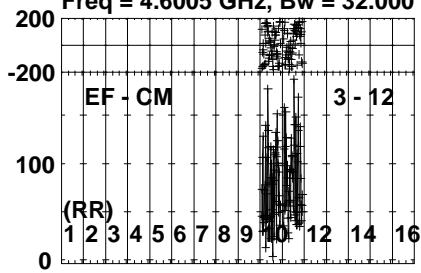


Lower frame: Micro Ampl Jy Top frame: Phas deg
Vector averaged cross-power spectrum Several baselines displayed
Timerange: 00/05:34:31 to 00/05:37:59

Plot file version 89 created 07-AUG-2023 16:11:12

LAND EO019B.UVDATA.1

Freq = 4.6005 GHz, Bw = 32.000 MH No calibration applied and no bandpass applied

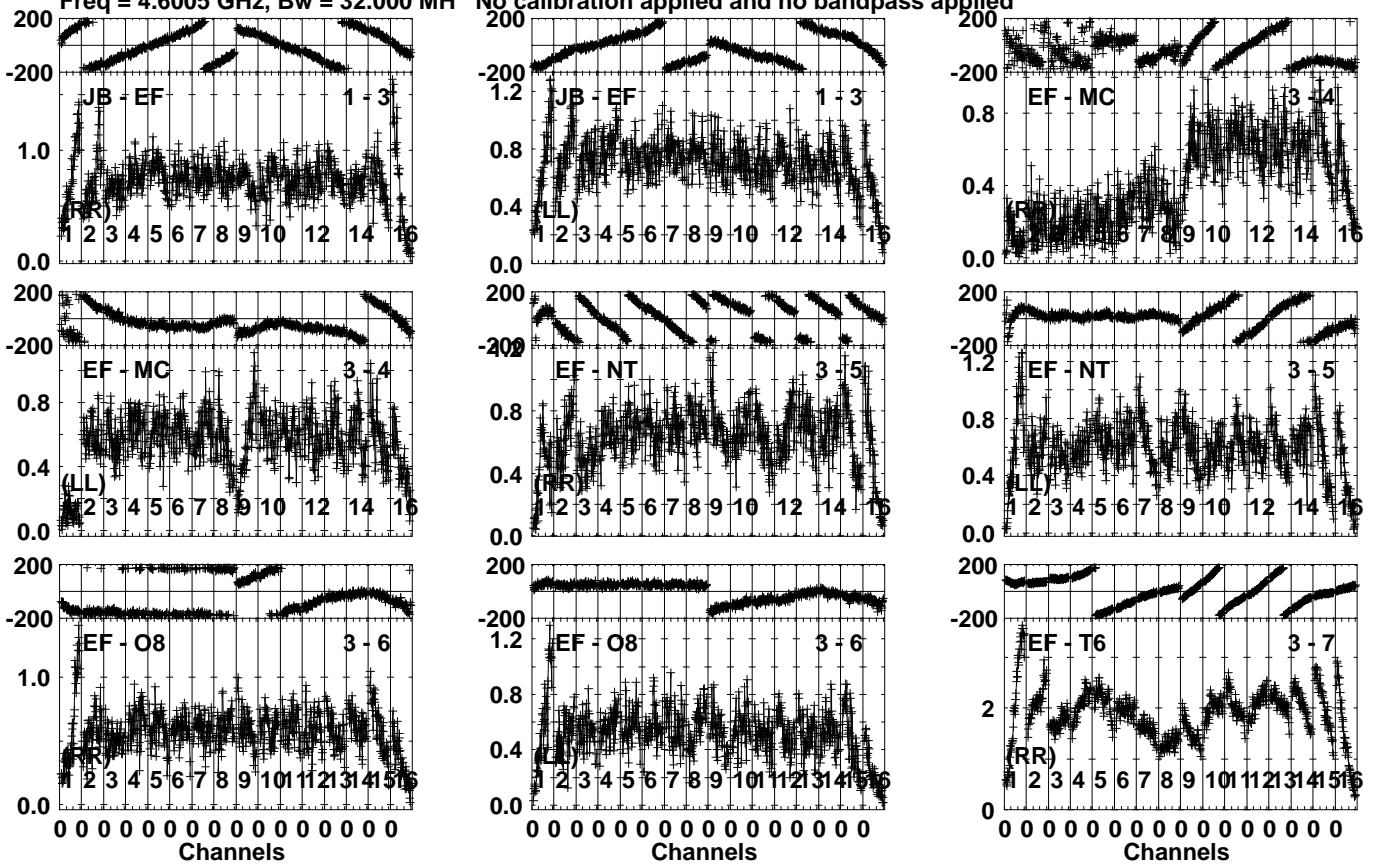


Lower frame: Micro Ampl Jy Top frame: Phas deg
Vector averaged cross-power spectrum Several baselines displayed
Timerange: 00/05:34:31 to 00/05:37:59

Plot file version 90 created 07-AUG-2023 16:11:12

2331+46 EO019B.UVDATA.1

Freq = 4.6005 GHz, Bw = 32.000 MH No calibration applied and no bandpass applied

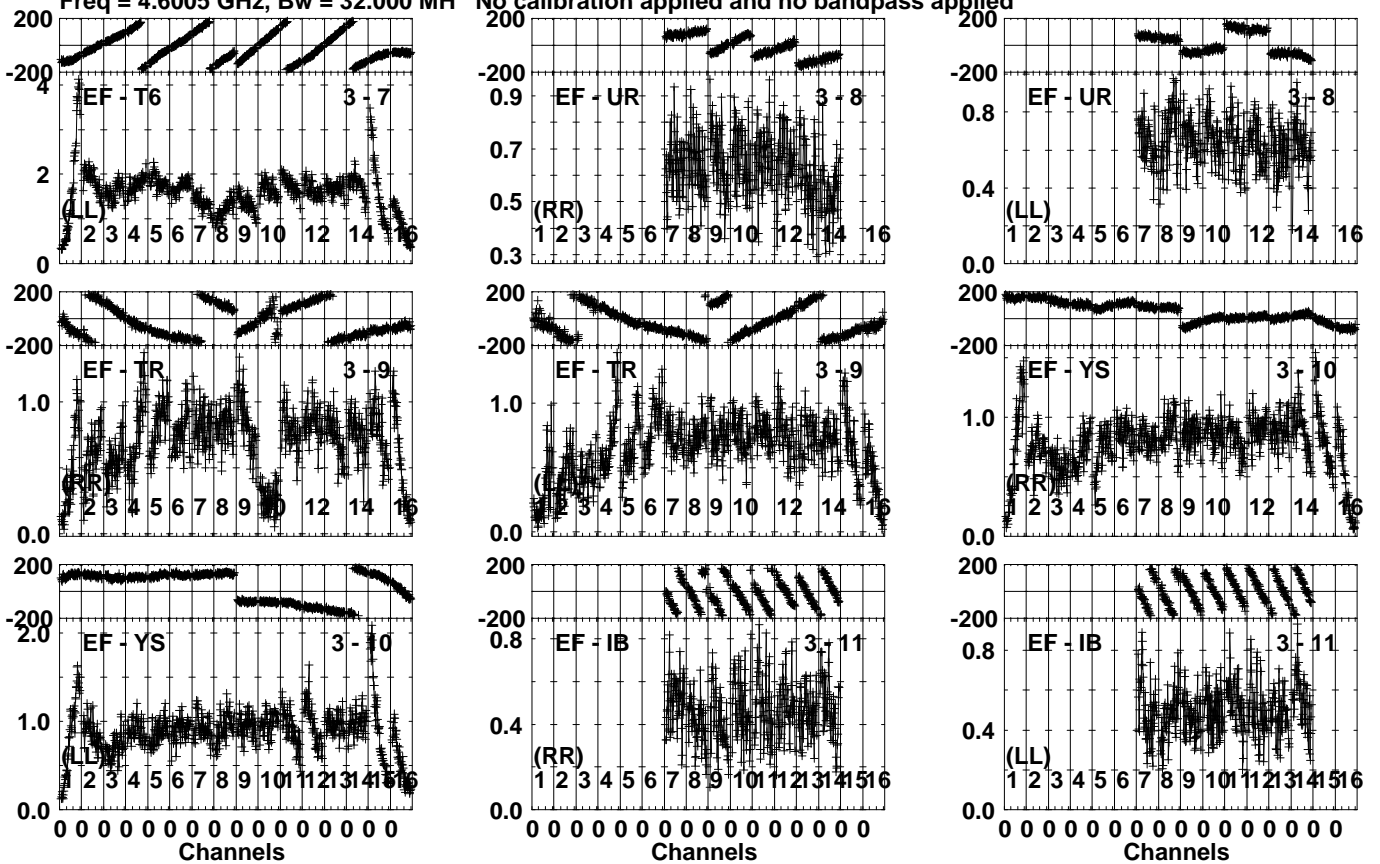


Lower frame: Milli Ampl Jy Top frame: Phas deg
Vector averaged cross-power spectrum Several baselines displayed
Timerange: 00/05:38:03 to 00/05:39:29

Plot file version 91 created 07-AUG-2023 16:11:13

2331+46 EO019B.UVDATA.1

Freq = 4.6005 GHz, Bw = 32.000 MH No calibration applied and no bandpass applied

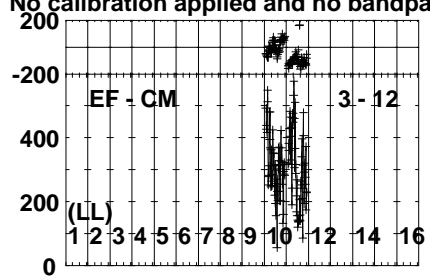
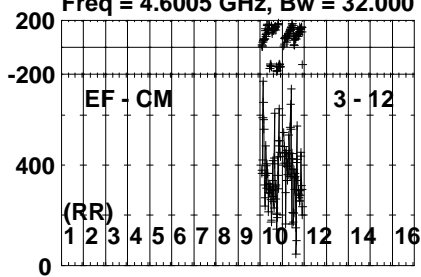


Lower frame: Milli Ampl Jy Top frame: Phas deg
Vector averaged cross-power spectrum Several baselines displayed
Timerange: 00/05:38:03 to 00/05:39:29

Plot file version 92 created 07-AUG-2023 16:11:13

2331+46 EO019B.UVDATA.1

Freq = 4.6005 GHz, Bw = 32.000 MH No calibration applied and no bandpass applied

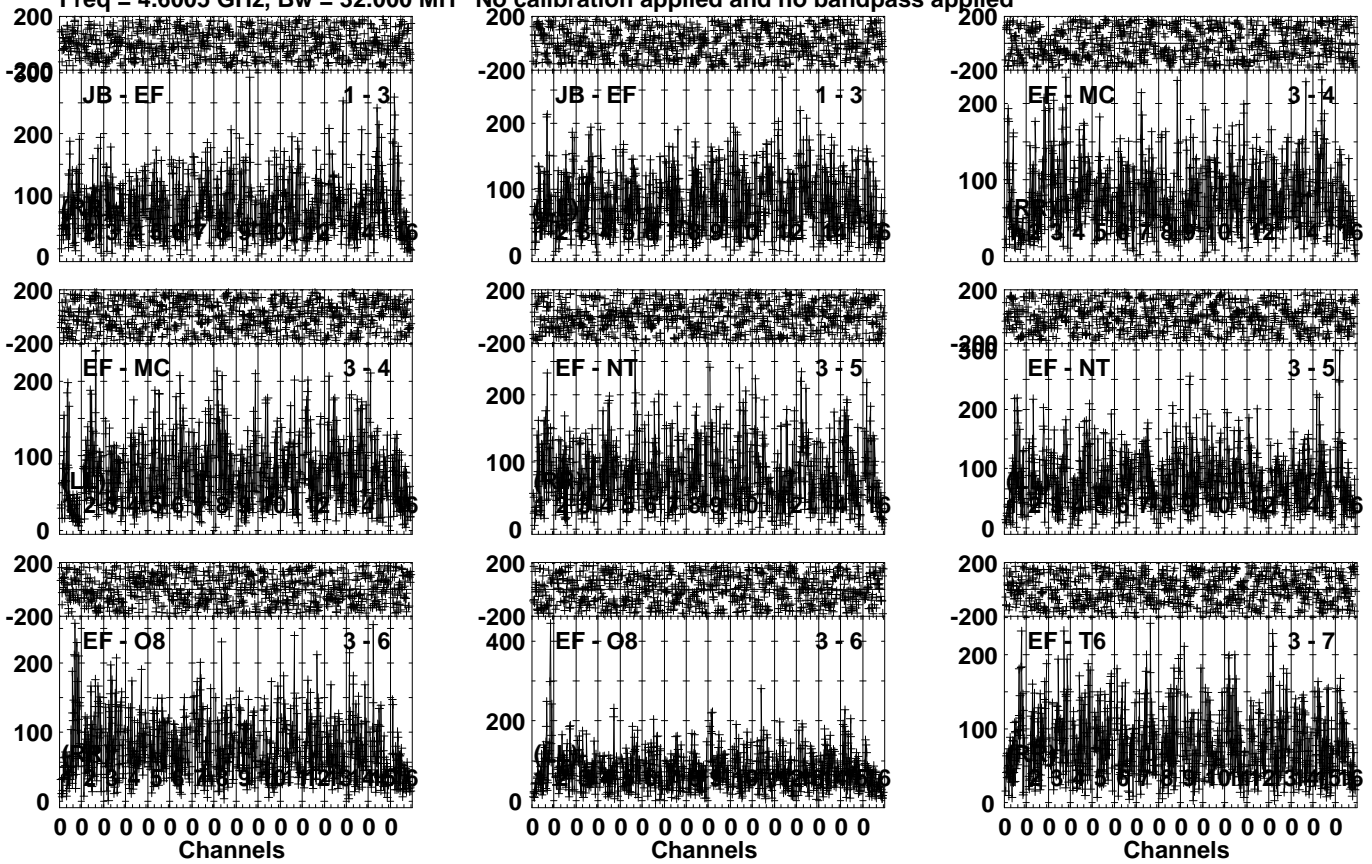


Lower frame: Micro Ampl Jy Top frame: Phas deg
Vector averaged cross-power spectrum Several baselines displayed
Timerange: 00/05:38:03 to 00/05:39:29

Plot file version 93 created 07-AUG-2023 16:11:13

LAND EO019B.UVDATA.1

Freq = 4.6005 GHz, Bw = 32.000 MH No calibration applied and no bandpass applied

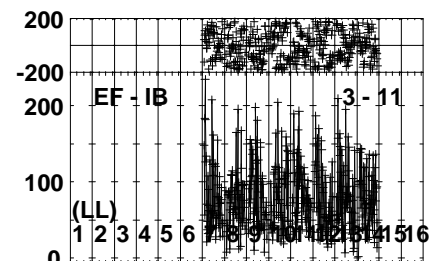
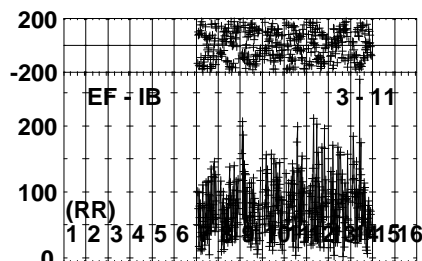
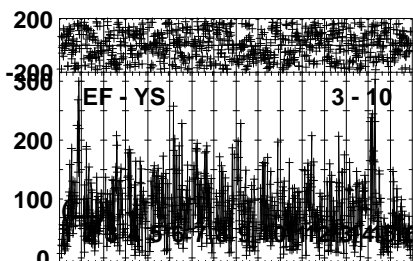
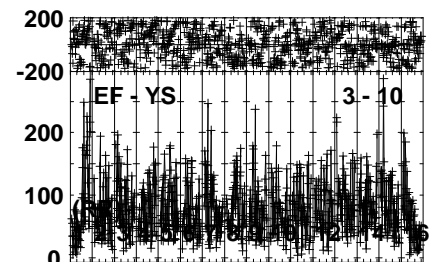
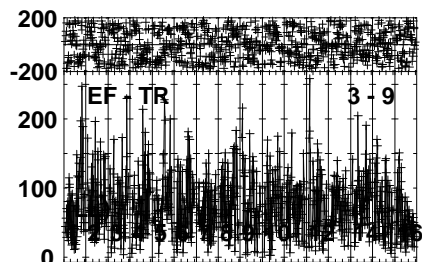
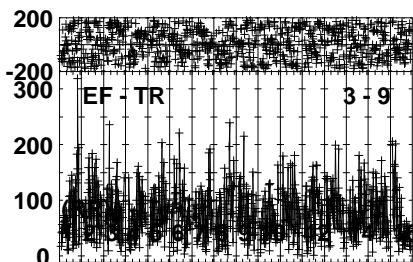
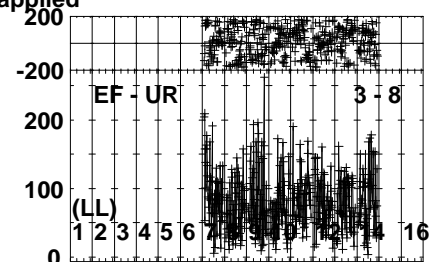
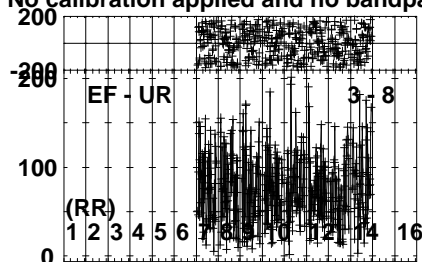
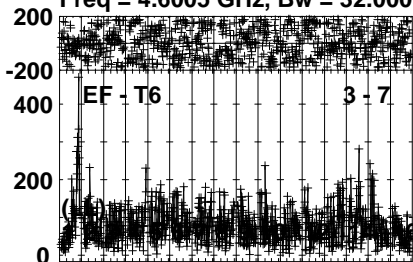


Lower frame: Micro Ampl Jy Top frame: Phas deg
Vector averaged cross-power spectrum Several baselines displayed
Timerange: 00/05:40:16 to 00/05:43:14

Plot file version 94 created 07-AUG-2023 16:11:13

LAND EO019B.UVDATA.1

Freq = 4.6005 GHz, Bw = 32.000 MH No calibration applied and no bandpass applied

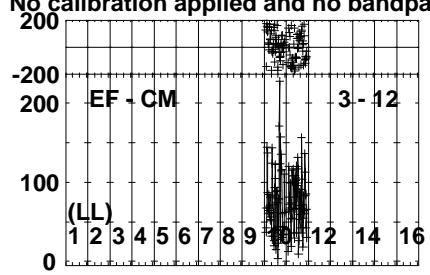
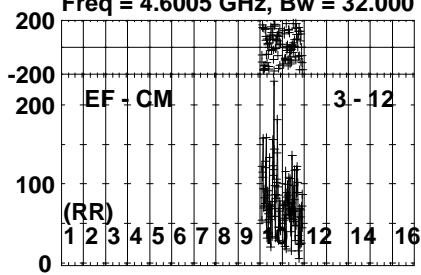


Lower frame: Micro Ampl Jy Top frame: Phas deg
Vector averaged cross-power spectrum Several baselines displayed
Timerange: 00/05:40:16 to 00/05:43:14

Plot file version 95 created 07-AUG-2023 16:11:13

LAND EO019B.UVDATA.1

Freq = 4.6005 GHz, Bw = 32.000 MH No calibration applied and no bandpass applied

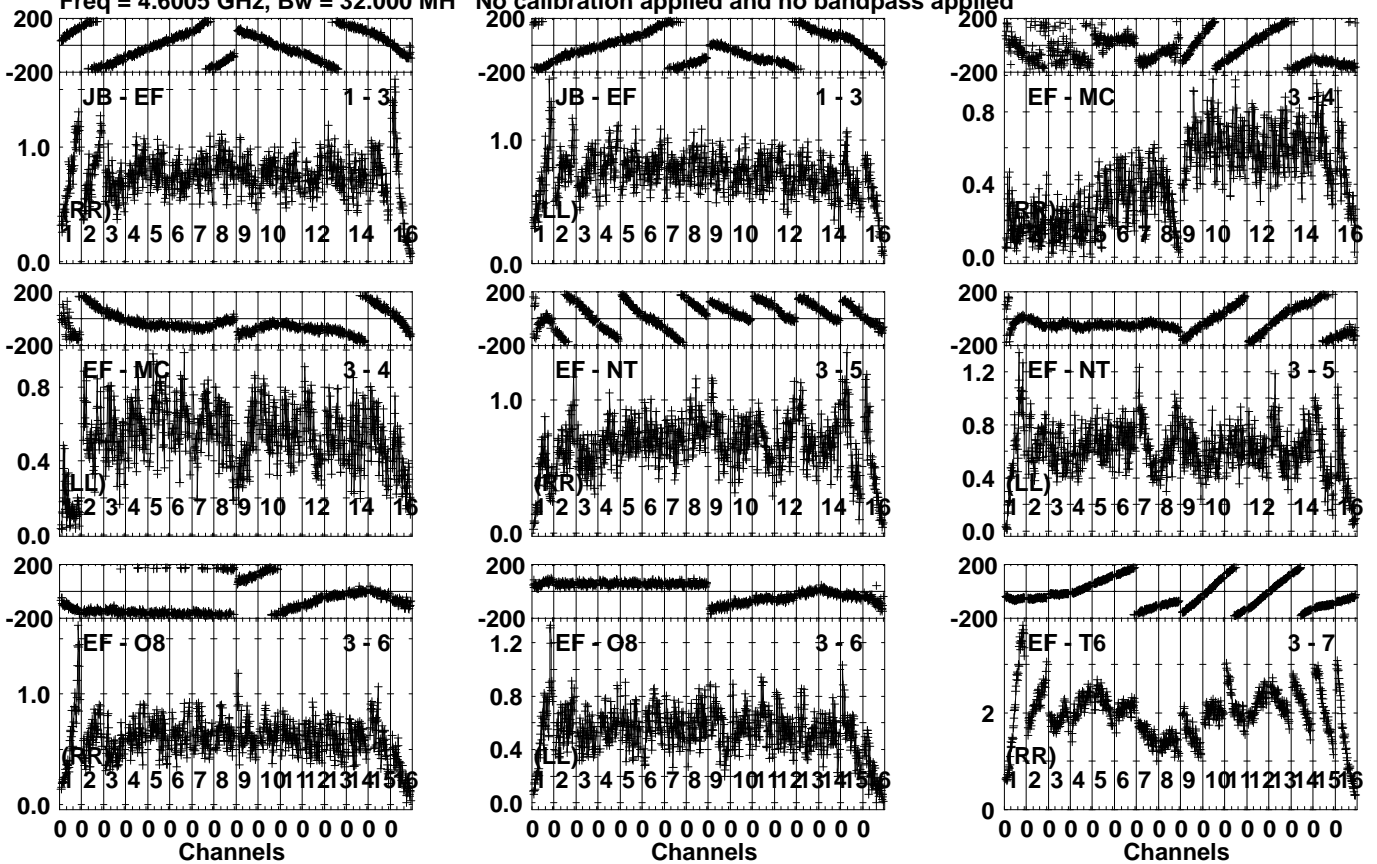


Lower frame: Micro Ampl Jy Top frame: Phas deg
Vector averaged cross-power spectrum Several baselines displayed
Timerange: 00/05:40:16 to 00/05:43:14

Plot file version 96 created 07-AUG-2023 16:11:14

2331+46 EO019B.UVDATA.1

Freq = 4.6005 GHz, Bw = 32.000 MH No calibration applied and no bandpass applied

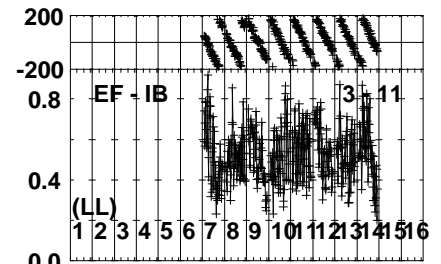
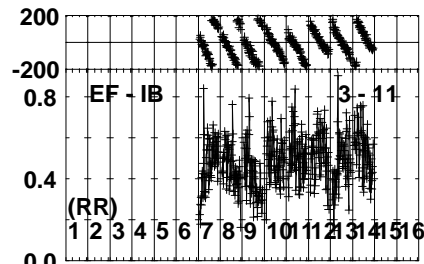
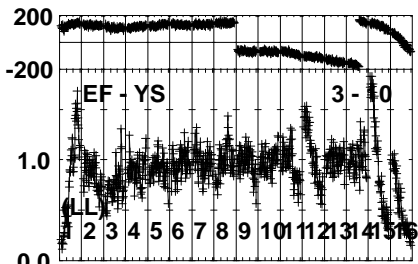
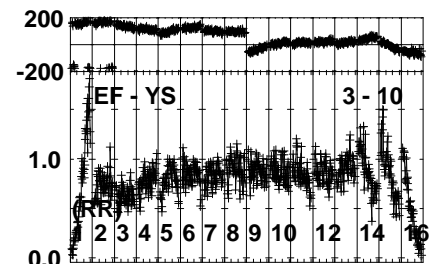
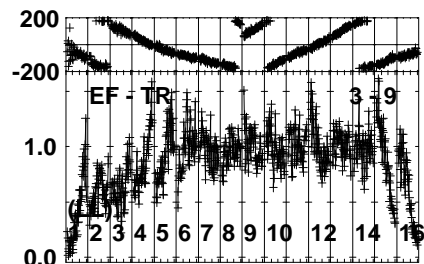
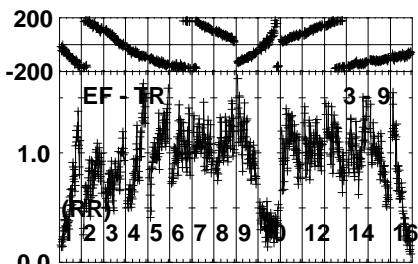
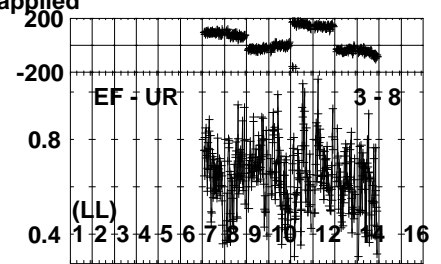
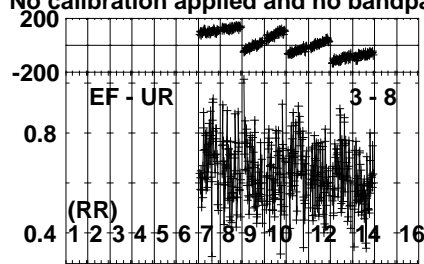
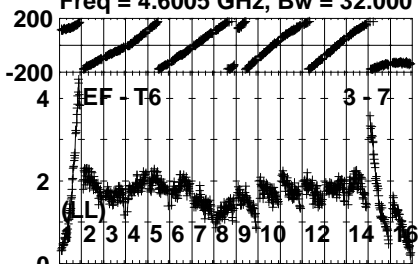


Lower frame: Milli Ampl Jy Top frame: Phas deg
Vector averaged cross-power spectrum Several baselines displayed
Timerange: 00/05:43:16 to 00/05:44:44

Plot file version 97 created 07-AUG-2023 16:11:14

2331+46 EO019B.UVDATA.1

Freq = 4.6005 GHz, Bw = 32.000 MH No calibration applied and no bandpass applied

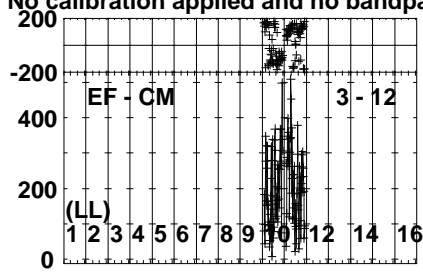
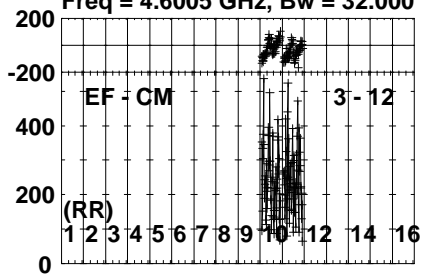


Lower frame: Milli Ampl Jy Top frame: Phas deg
Vector averaged cross-power spectrum Several baselines displayed
Timerange: 00/05:43:16 to 00/05:44:44

Plot file version 98 created 07-AUG-2023 16:11:14

2331+46 EO019B.UVDATA.1

Freq = 4.6005 GHz, Bw = 32.000 MH No calibration applied and no bandpass applied

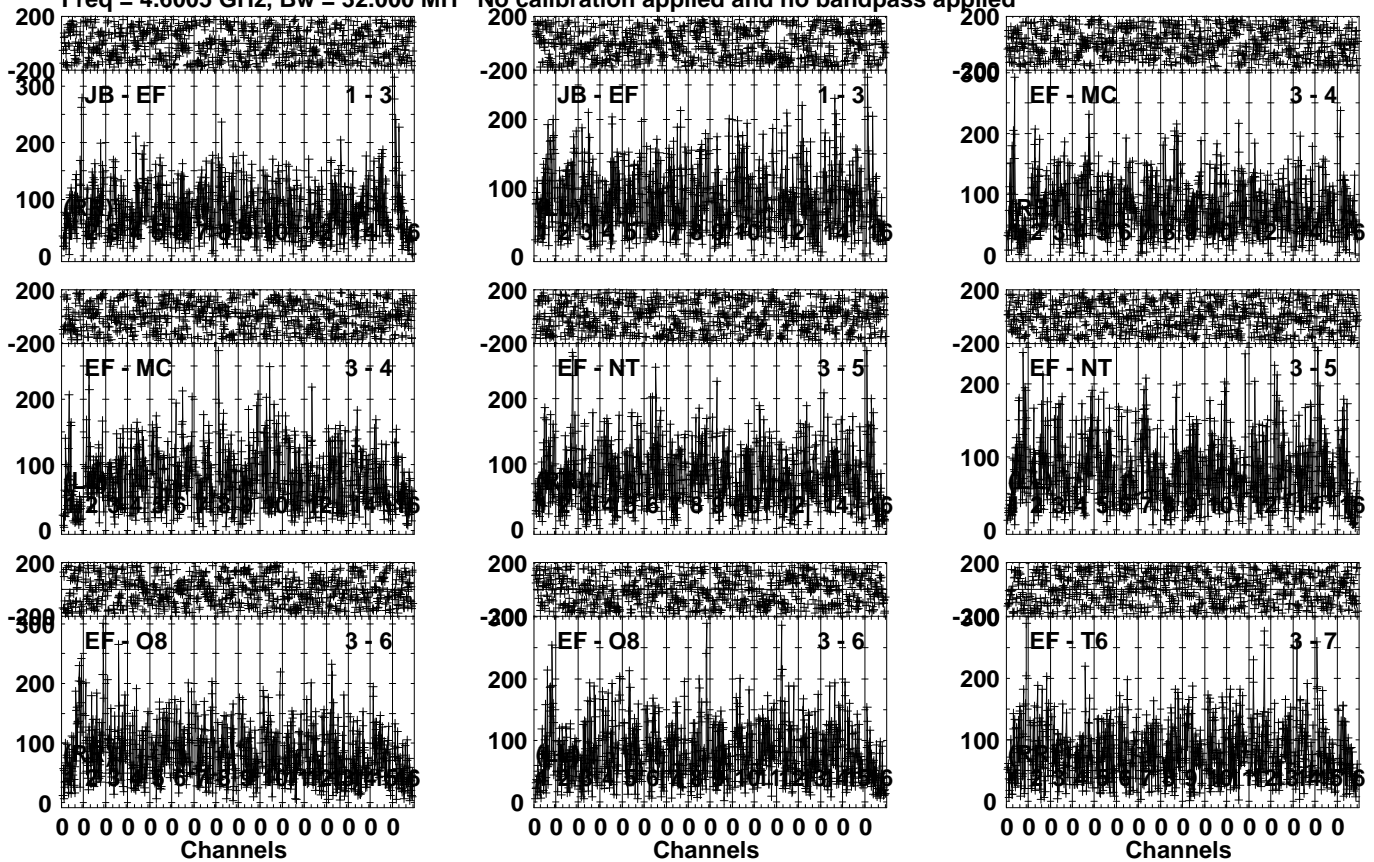


Lower frame: Micro Ampl Jy Top frame: Phas deg
Vector averaged cross-power spectrum Several baselines displayed
Timerange: 00/05:43:16 to 00/05:44:44

Plot file version 99 created 07-AUG-2023 16:11:14

LAND EO019B.UVDATA.1

Freq = 4.6005 GHz, Bw = 32.000 MH No calibration applied and no bandpass applied

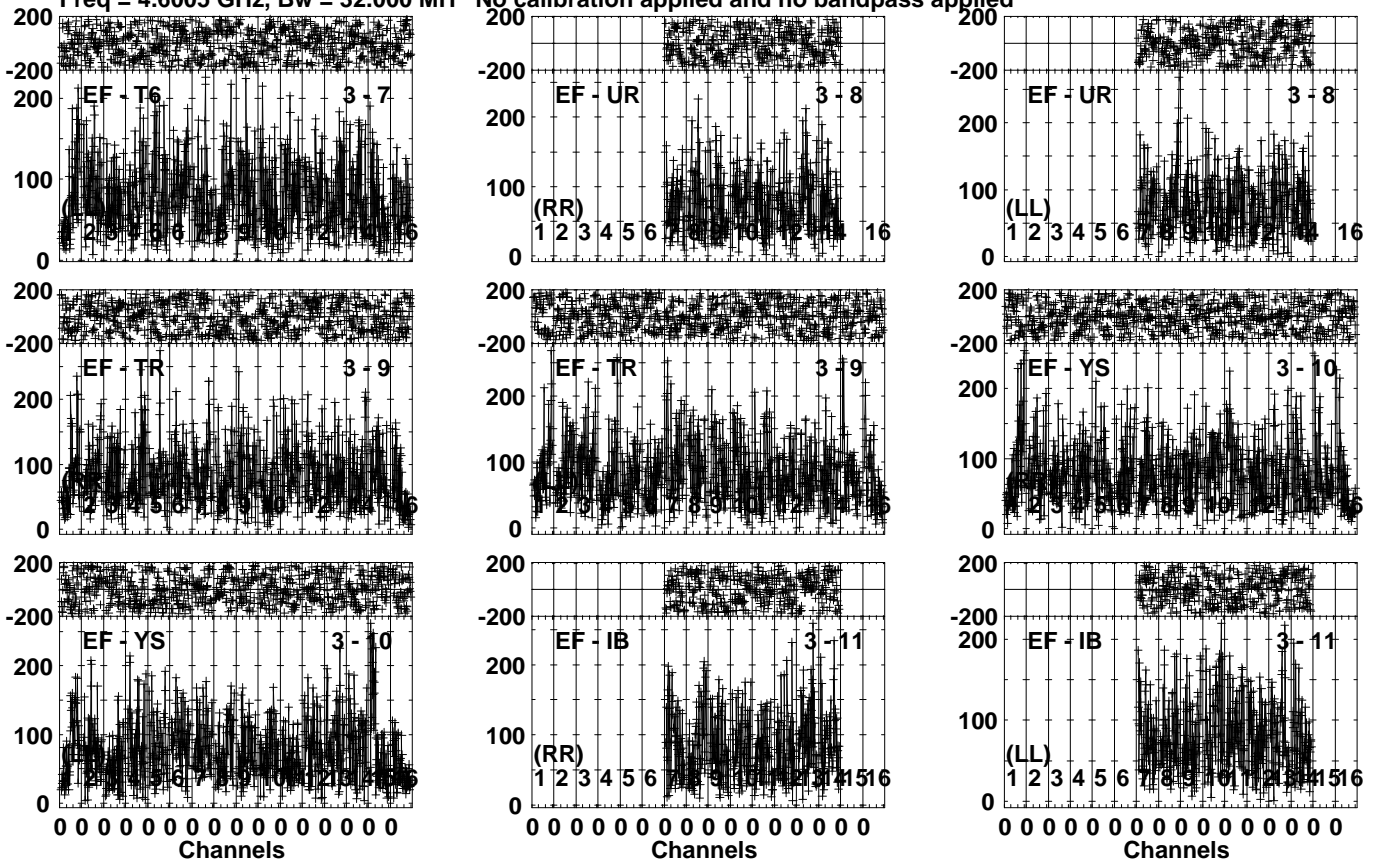


Lower frame: Micro Ampl Jy Top frame: Phas deg
Vector averaged cross-power spectrum Several baselines displayed
Timerange: 00/05:44:46 to 00/05:48:14

Plot file version 100 created 07-AUG-2023 16:11:14

LAND EO019B.UVDATA.1

Freq = 4.6005 GHz, Bw = 32.000 MH No calibration applied and no bandpass applied

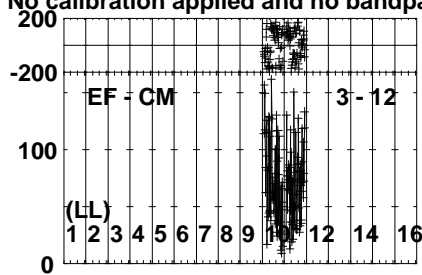
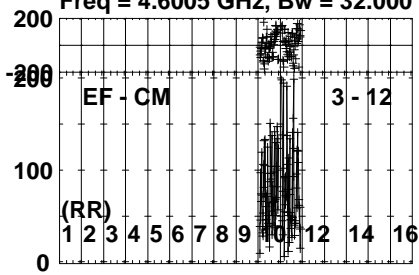


Lower frame: Micro Ampl Jy Top frame: Phas deg
Vector averaged cross-power spectrum Several baselines displayed
Timerange: 00/05:44:46 to 00/05:48:14

Plot file version 101 created 07-AUG-2023 16:11:15

LAND EO019B.UVDATA.1

Freq = 4.6005 GHz, Bw = 32.000 MH No calibration applied and no bandpass applied

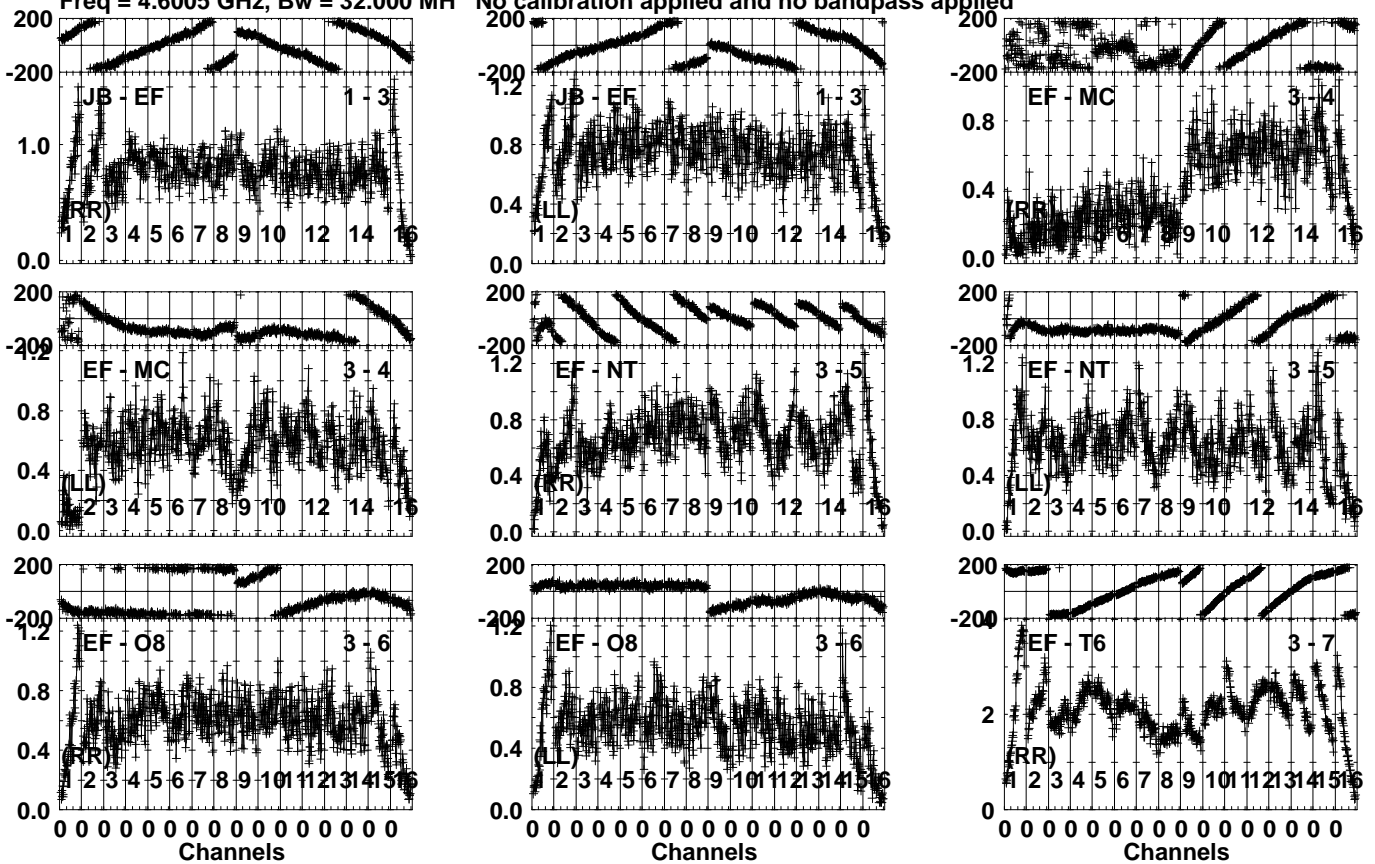


Lower frame: Micro Ampl Jy Top frame: Phas deg
Vector averaged cross-power spectrum Several baselines displayed
Timerange: 00/05:44:46 to 00/05:48:14

Plot file version 102 created 07-AUG-2023 16:11:15

2331+46 EO019B.UVDATA.1

Freq = 4.6005 GHz, Bw = 32.000 MH No calibration applied and no bandpass applied

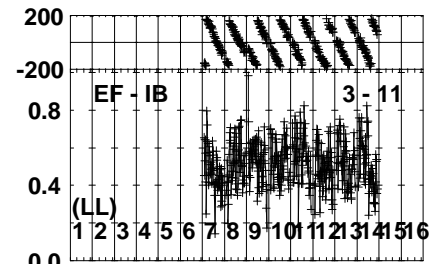
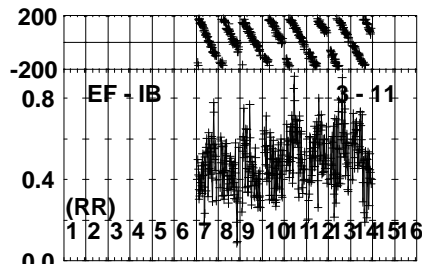
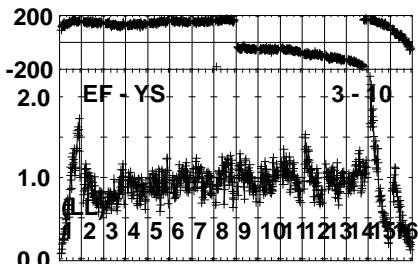
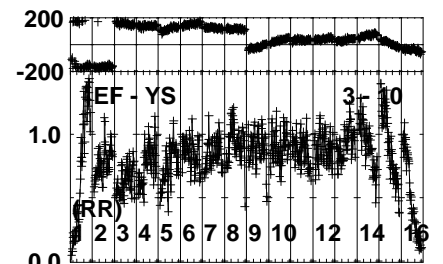
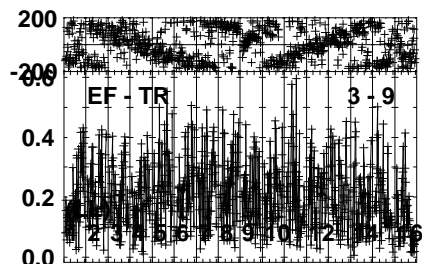
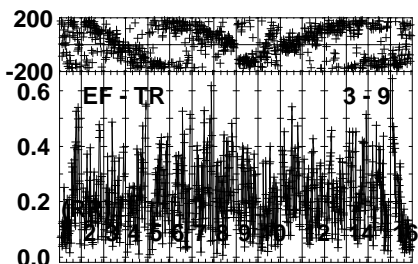
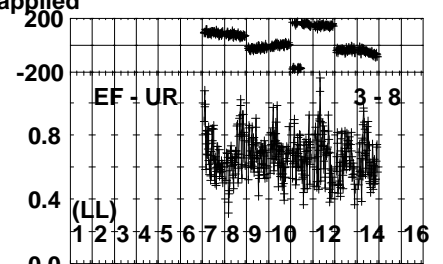
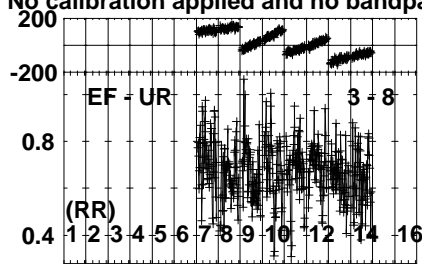
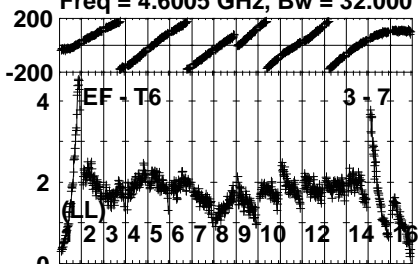


Lower frame: Milli Ampl Jy Top frame: Phas deg
Vector averaged cross-power spectrum Several baselines displayed
Timerange: 00/05:48:16 to 00/05:49:44

Plot file version 103 created 07-AUG-2023 16:11:15

2331+46 EO019B.UVDATA.1

Freq = 4.6005 GHz, Bw = 32.000 MH No calibration applied and no bandpass applied

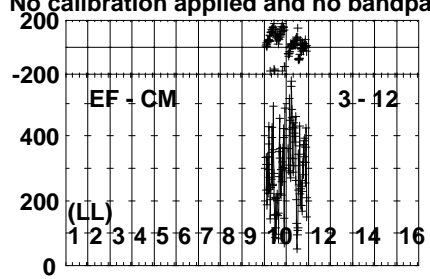
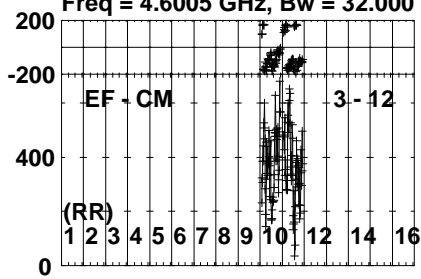


Lower frame: Milli Ampl Jy Top frame: Phas deg
Vector averaged cross-power spectrum Several baselines displayed
Timerange: 00/05:48:16 to 00/05:49:44

Plot file version 104 created 07-AUG-2023 16:11:15

2331+46 EO019B.UVDATA.1

Freq = 4.6005 GHz, Bw = 32.000 MH No calibration applied and no bandpass applied

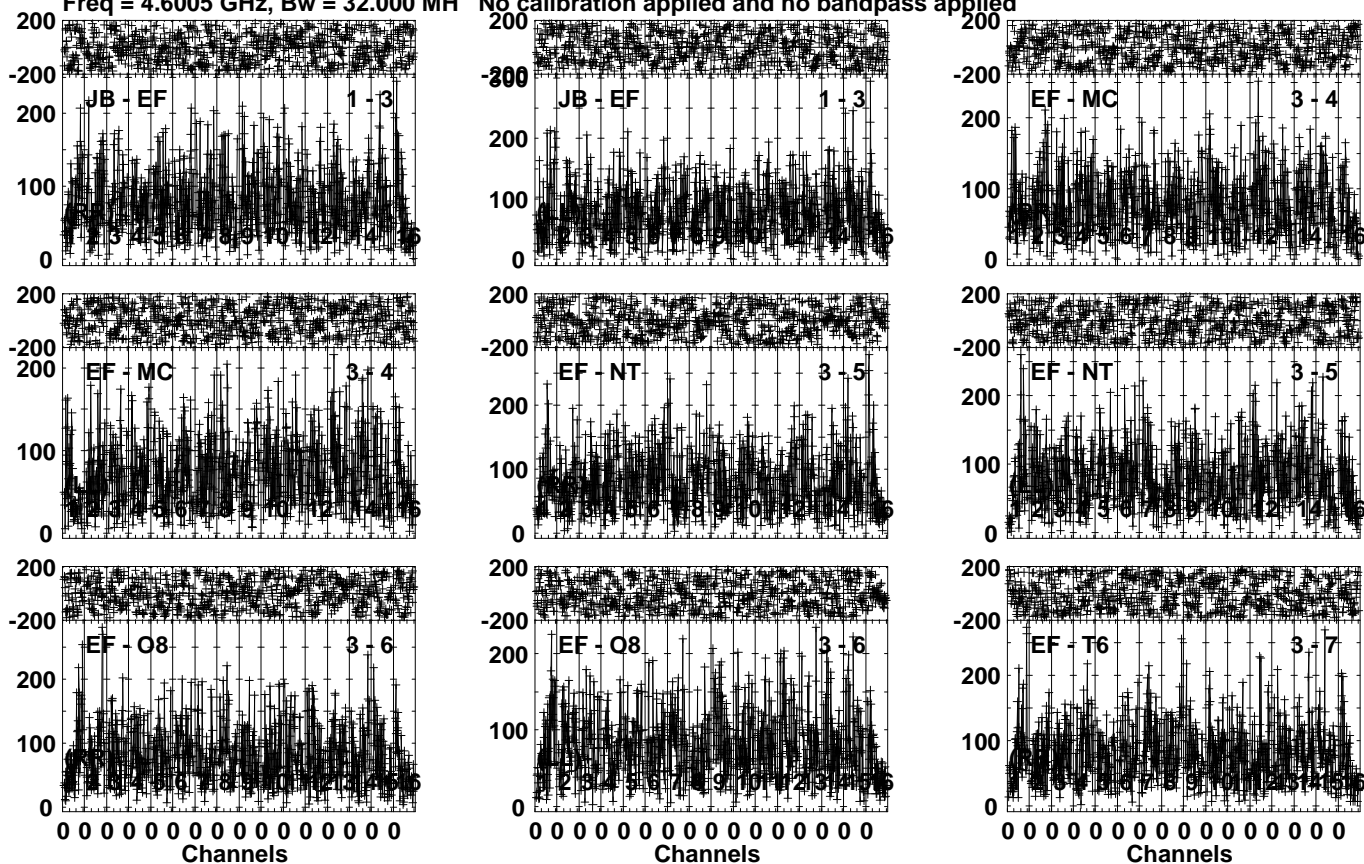


Lower frame: Micro Ampl Jy Top frame: Phas deg
Vector averaged cross-power spectrum Several baselines displayed
Timerange: 00/05:48:16 to 00/05:49:44

Plot file version 105 created 07-AUG-2023 16:11:15

LAND EO019B.UVDATA.1

Freq = 4.6005 GHz, Bw = 32.000 MH No calibration applied and no bandpass applied

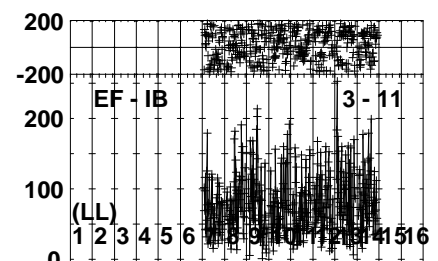
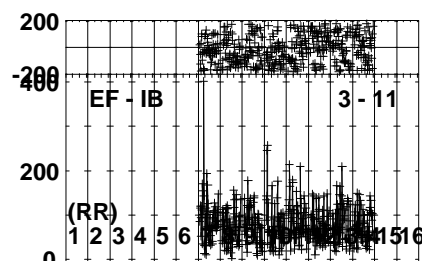
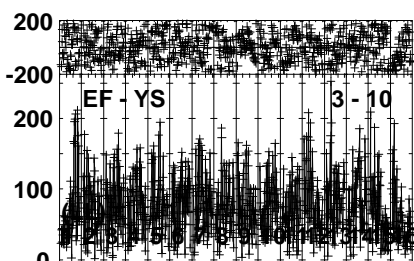
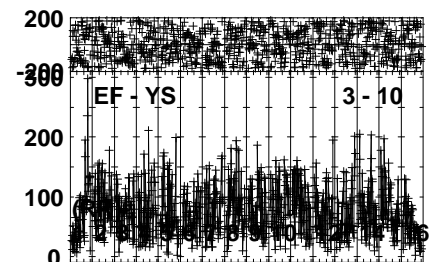
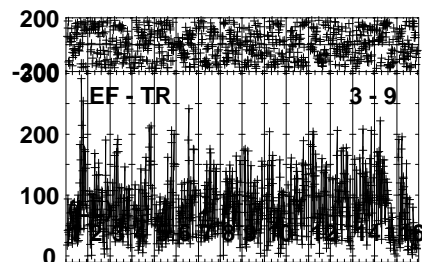
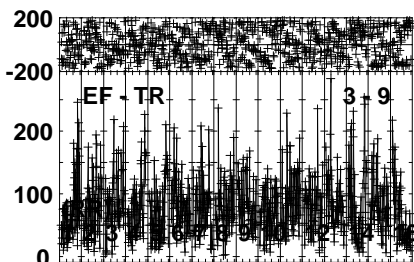
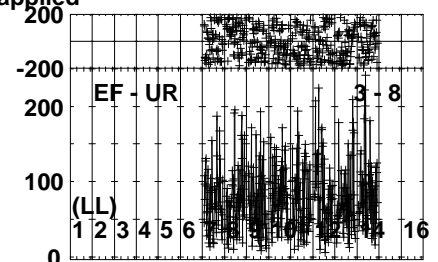
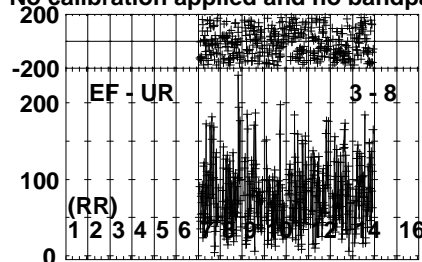
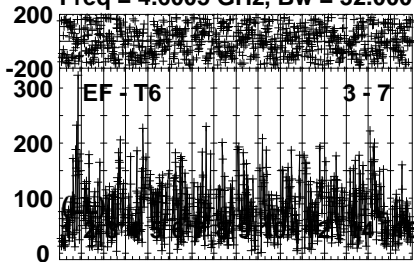


Lower frame: Micro Ampl Jy Top frame: Phas deg
Vector averaged cross-power spectrum Several baselines displayed
Timerange: 00/05:50:31 to 00/05:53:29

Plot file version 106 created 07-AUG-2023 16:11:16

LAND EO019B.UVDATA.1

Freq = 4.6005 GHz, Bw = 32.000 MH No calibration applied and no bandpass applied

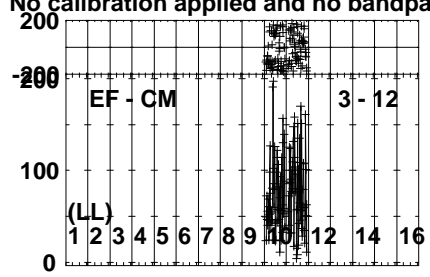
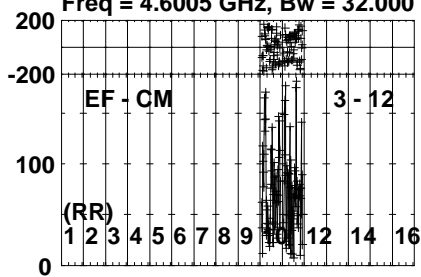


Lower frame: Micro Ampl Jy Top frame: Phas deg
Vector averaged cross-power spectrum Several baselines displayed
Timerange: 00/05:50:31 to 00/05:53:29

Plot file version 107 created 07-AUG-2023 16:11:16

LAND EO019B.UVDATA.1

Freq = 4.6005 GHz, Bw = 32.000 MH No calibration applied and no bandpass applied

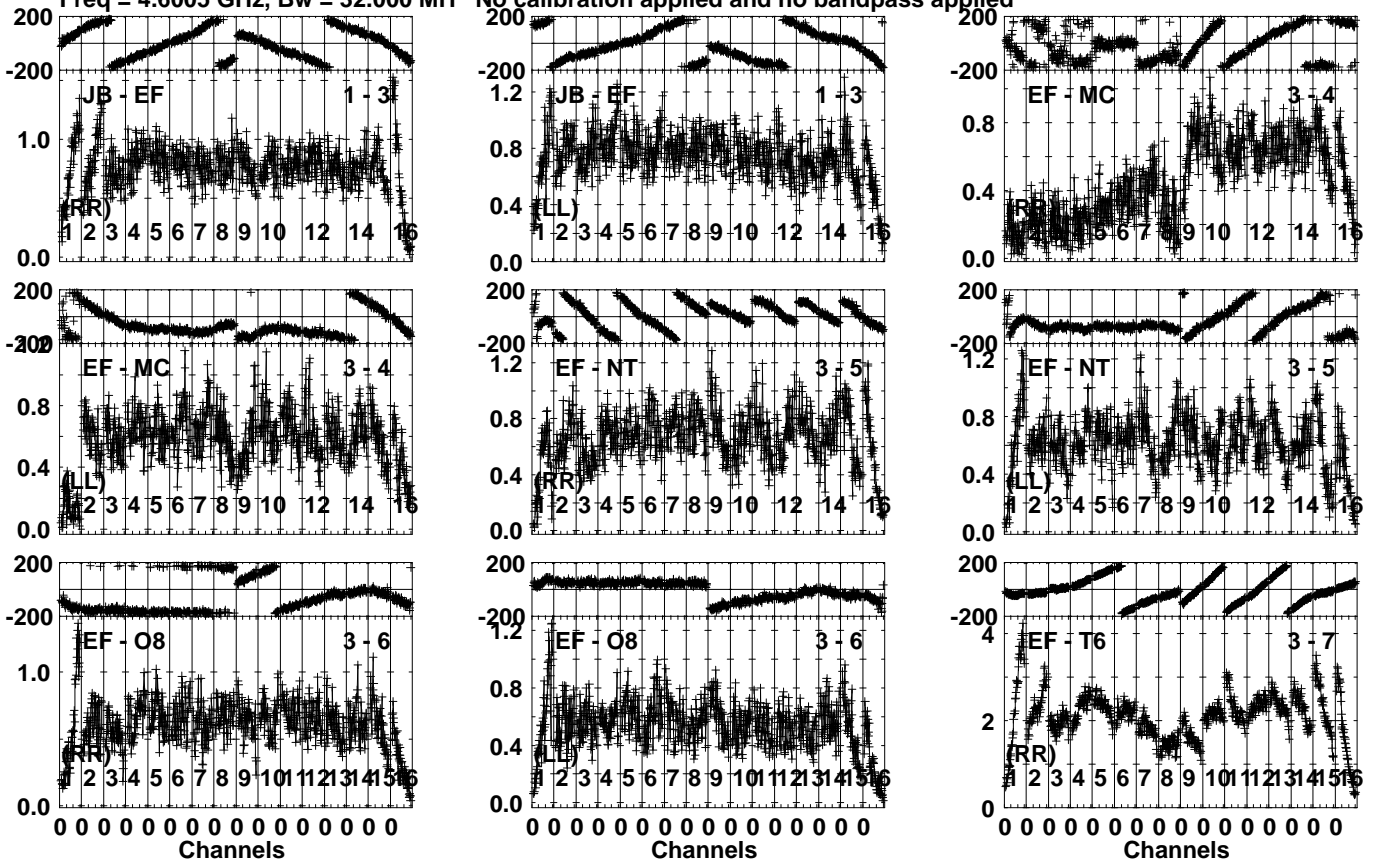


Lower frame: Micro Ampl Jy Top frame: Phas deg
Vector averaged cross-power spectrum Several baselines displayed
Timerange: 00/05:50:31 to 00/05:53:29

Plot file version 108 created 07-AUG-2023 16:11:16

2331+46 EO019B.UVDATA.1

Freq = 4.6005 GHz, Bw = 32.000 MH No calibration applied and no bandpass applied

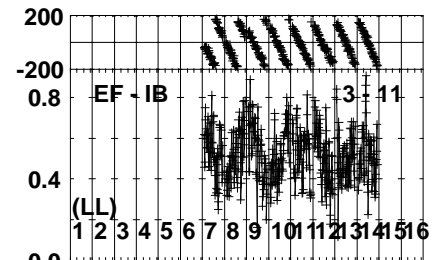
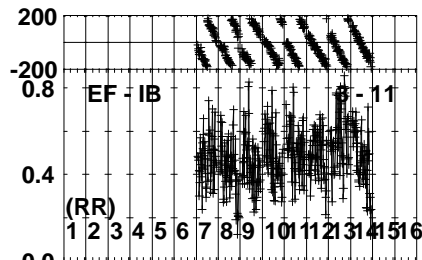
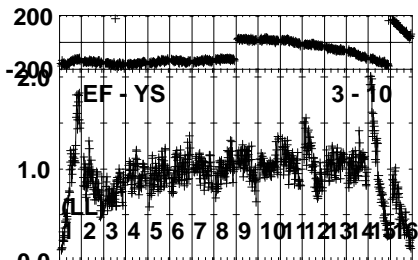
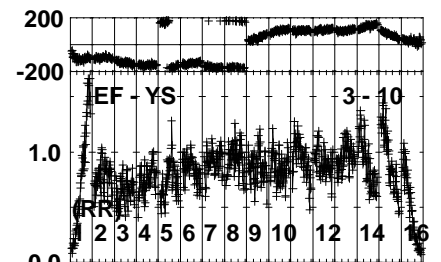
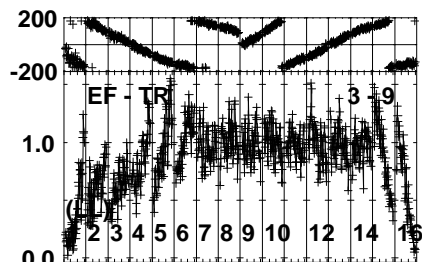
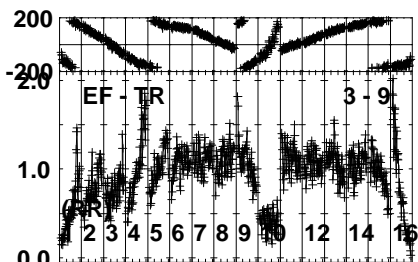
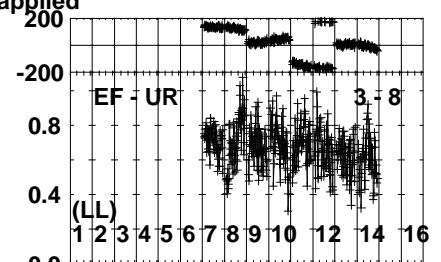
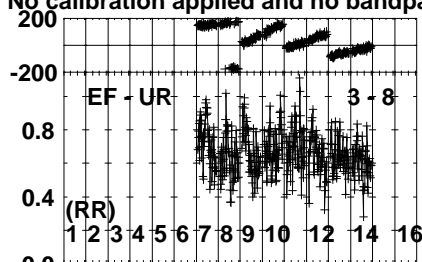
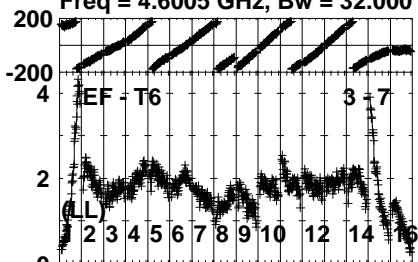


Lower frame: Milli Ampl Jy Top frame: Phas deg
Vector averaged cross-power spectrum Several baselines displayed
Timerange: 00/05:53:33 to 00/05:54:59

Plot file version 109 created 07-AUG-2023 16:11:16

2331+46 EO019B.UVDATA.1

Freq = 4.6005 GHz, Bw = 32.000 MH No calibration applied and no bandpass applied


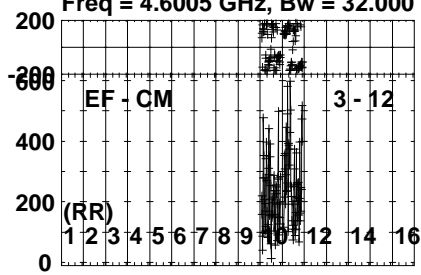


Lower frame: Milli Ampl Jy Top frame: Phas deg
Vector averaged cross-power spectrum Several baselines displayed
Timerange: 00/05:53:33 to 00/05:54:59

Plot file version 110 created 07-AUG-2023 16:11:16

2331+46 EO019B.UVDATA.1

Freq = 4.6005 GHz, Bw = 32.000 MH No calibration applied and no bandpass applied

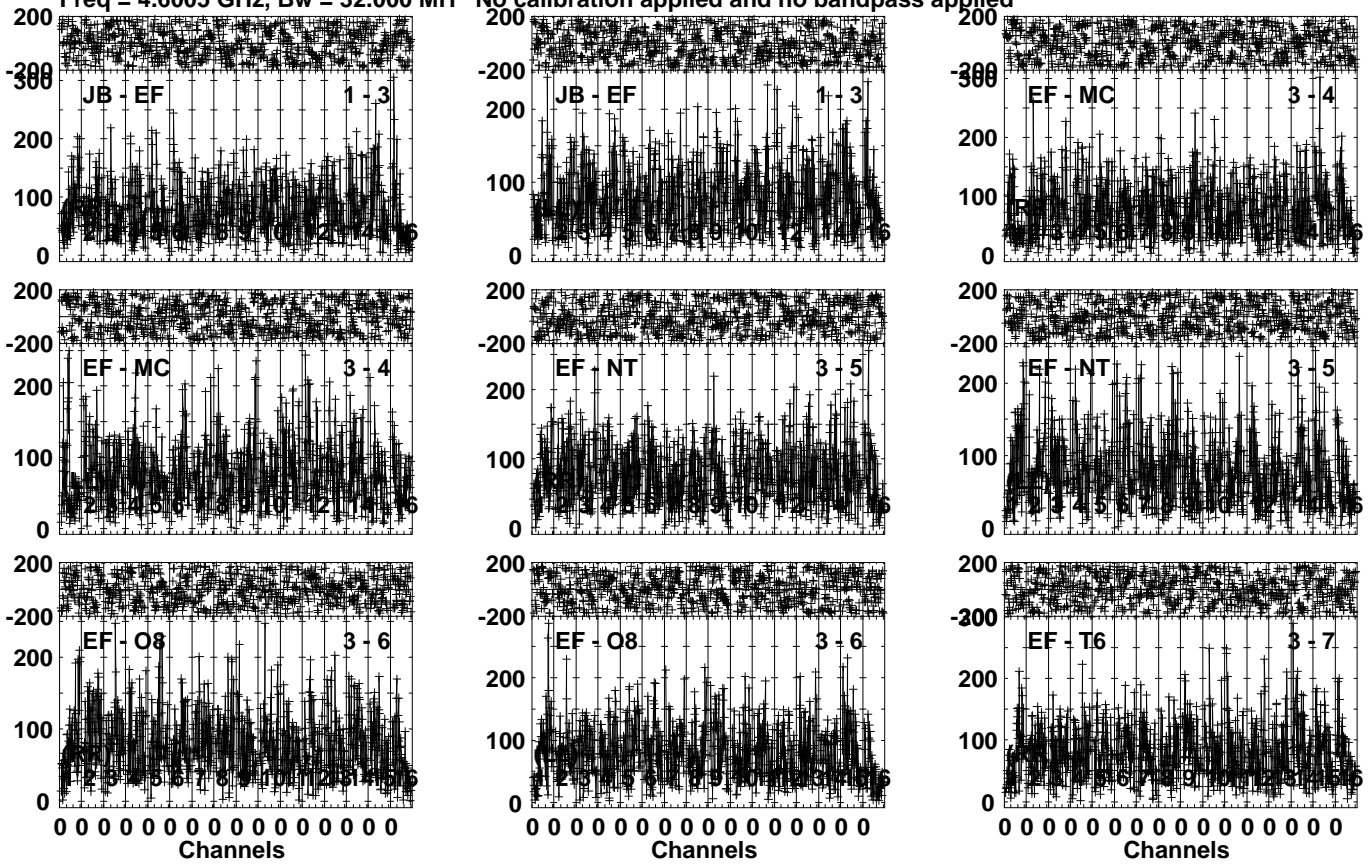


Lower frame: Micro Ampl Jy Top frame: Phas deg
Vector averaged cross-power spectrum Several baselines displayed
Timerange: 00/05:53:33 to 00/05:54:59

Plot file version 111 created 07-AUG-2023 16:11:16

LAND EO019B.UVDATA.1

Freq = 4.6005 GHz, Bw = 32.000 MH No calibration applied and no bandpass applied

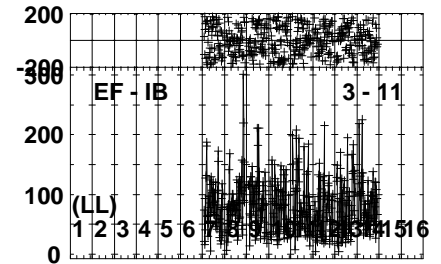
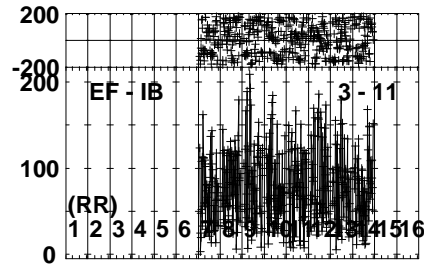
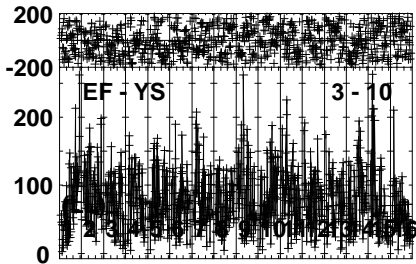
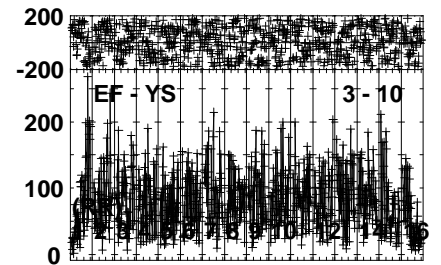
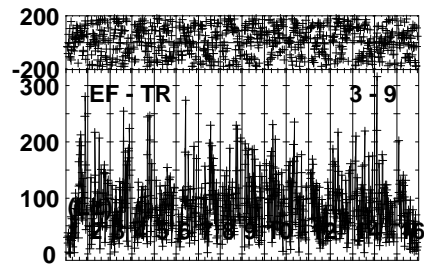
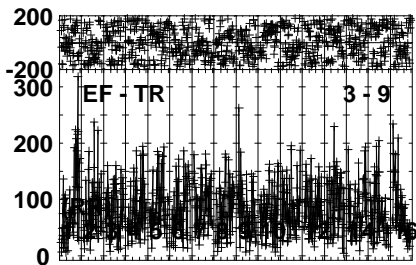
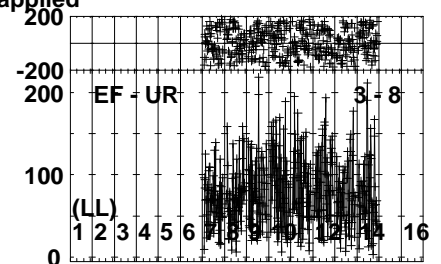
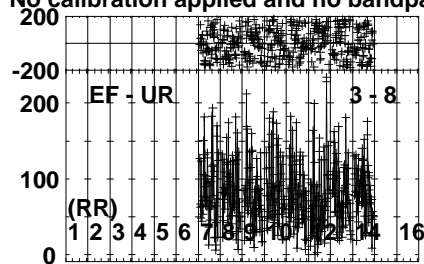
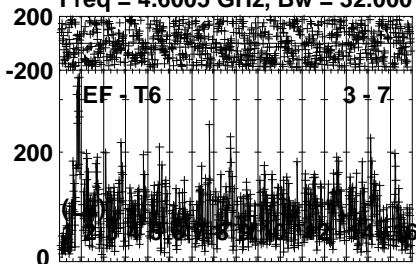


Lower frame: Micro Ampl Jy Top frame: Phas deg
Vector averaged cross-power spectrum Several baselines displayed
Timerange: 00/05:55:01 to 00/05:58:29

Plot file version 112 created 07-AUG-2023 16:11:16

LAND EO019B.UVDATA.1

Freq = 4.6005 GHz, Bw = 32.000 MH No calibration applied and no bandpass applied


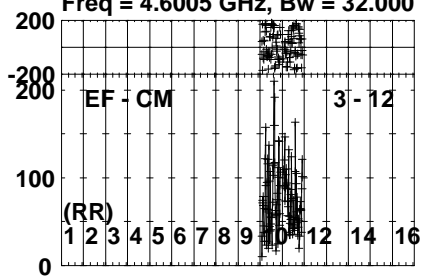


Lower frame: Micro Ampl Jy Top frame: Phas deg
Vector averaged cross-power spectrum Several baselines displayed
Timerange: 00/05:55:01 to 00/05:58:29

Plot file version 113 created 07-AUG-2023 16:11:17

LAND EO019B.UVDATA.1

Freq = 4.6005 GHz, Bw = 32.000 MH No calibration applied and no bandpass applied

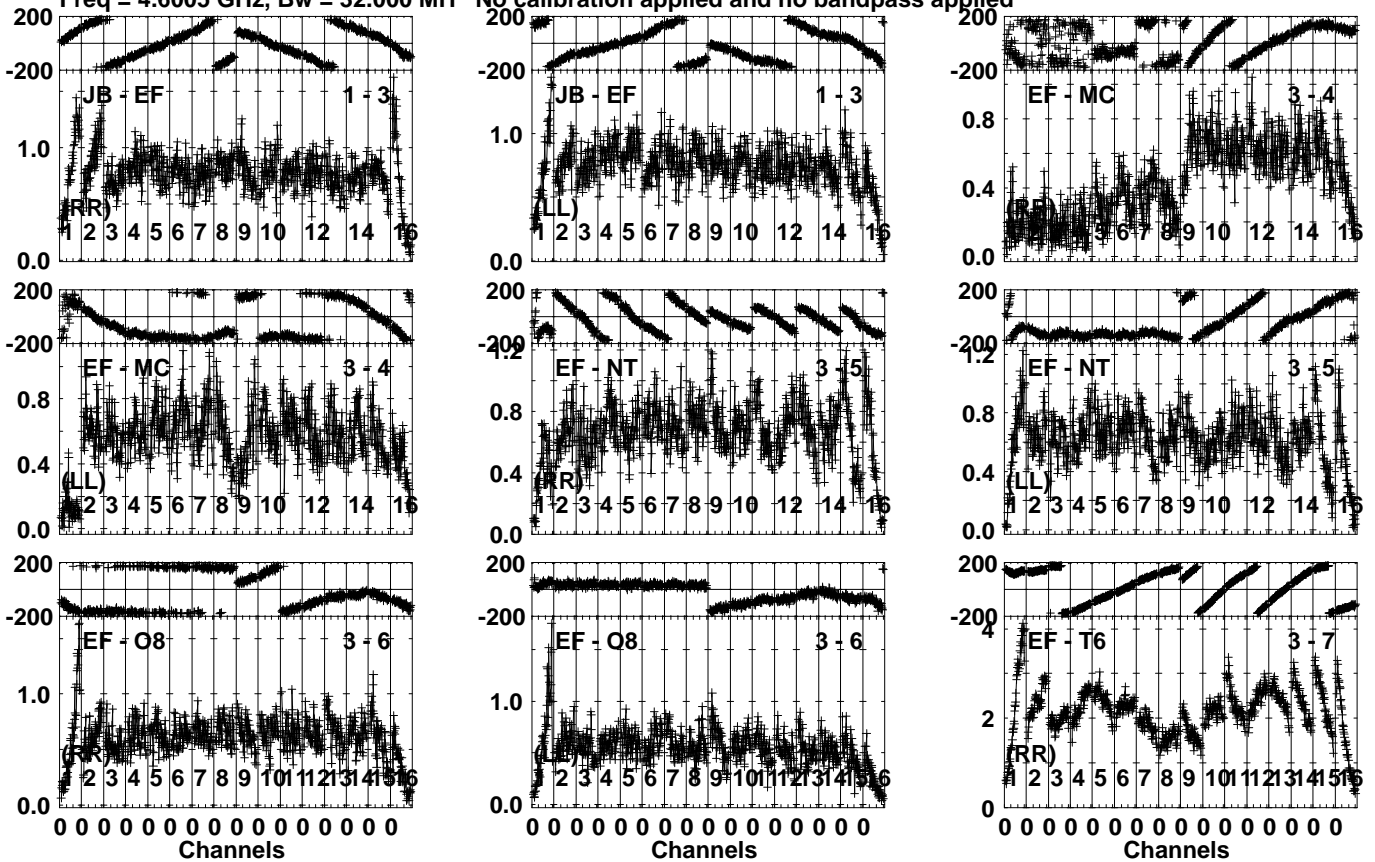


Lower frame: Micro Ampl Jy Top frame: Phas deg
Vector averaged cross-power spectrum Several baselines displayed
Timerange: 00/05:55:01 to 00/05:58:29

Plot file version 114 created 07-AUG-2023 16:11:17

2331+46 EO019B.UVDATA.1

Freq = 4.6005 GHz, Bw = 32.000 MH No calibration applied and no bandpass applied

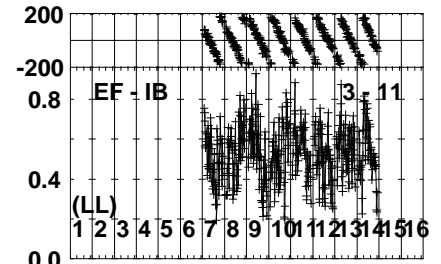
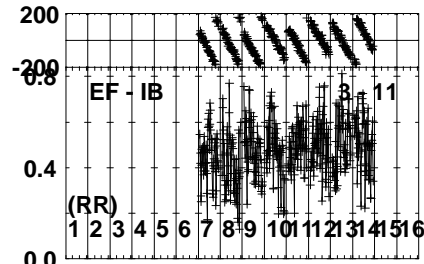
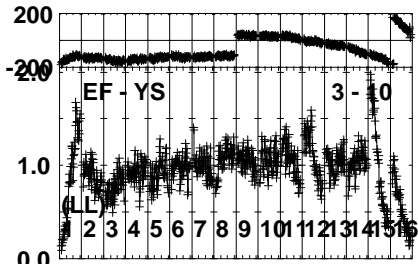
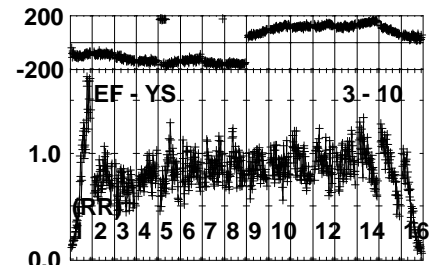
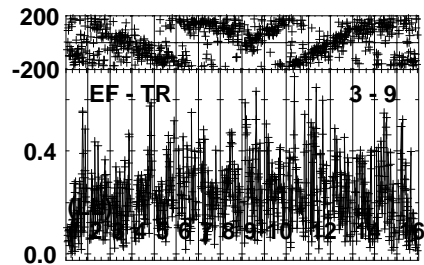
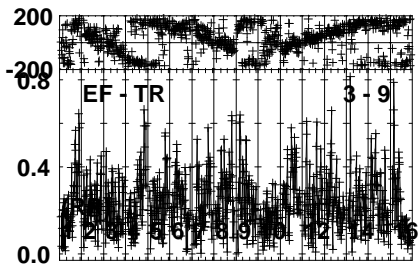
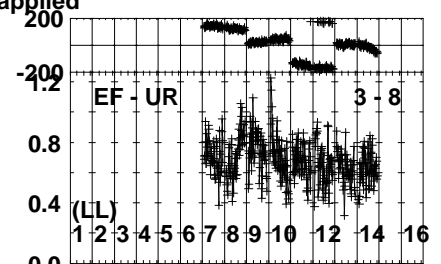
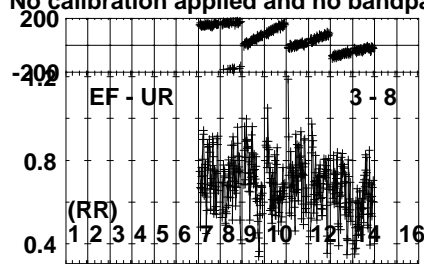
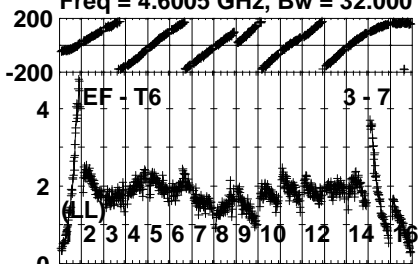


Lower frame: Milli Ampl Jy Top frame: Phas deg
Vector averaged cross-power spectrum Several baselines displayed
Timerange: 00/05:58:33 to 00/05:59:59

Plot file version 115 created 07-AUG-2023 16:11:17

2331+46 EO019B.UVDATA.1

Freq = 4.6005 GHz, Bw = 32.000 MH No calibration applied and no bandpass applied

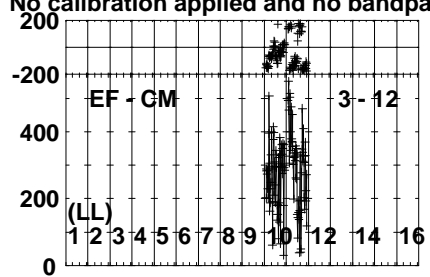
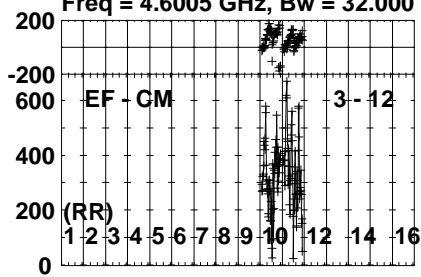


Lower frame: Milli Ampl Jy Top frame: Phas deg
Vector averaged cross-power spectrum Several baselines displayed
Timerange: 00/05:58:33 to 00/05:59:59

Plot file version 116 created 07-AUG-2023 16:11:17

2331+46 EO019B.UVDATA.1

Freq = 4.6005 GHz, Bw = 32.000 MH No calibration applied and no bandpass applied

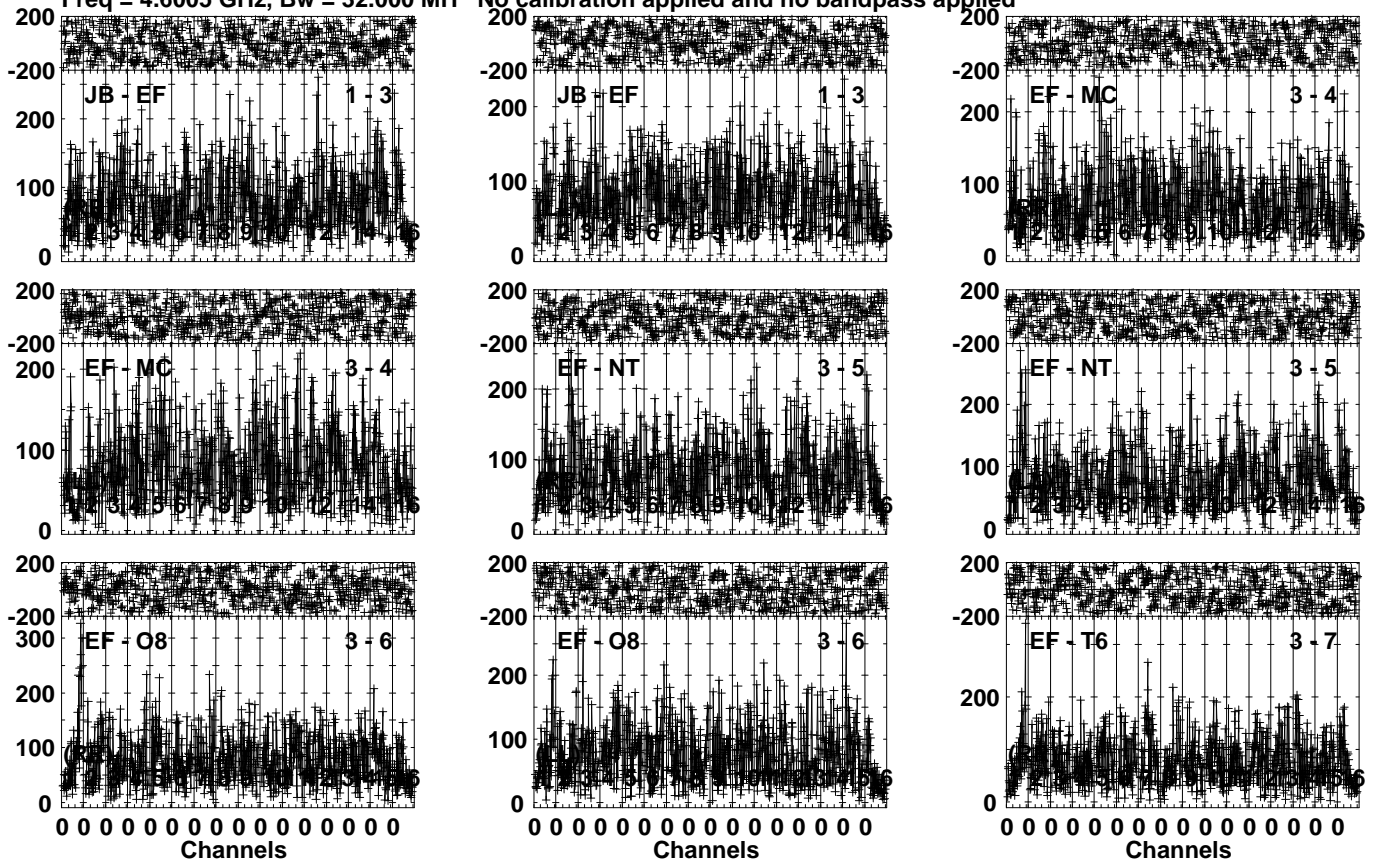


Lower frame: Micro Ampl Jy Top frame: Phas deg
Vector averaged cross-power spectrum Several baselines displayed
Timerange: 00/05:58:33 to 00/05:59:59

Plot file version 117 created 07-AUG-2023 16:11:17

LAND EO019B.UVDATA.1

Freq = 4.6005 GHz, Bw = 32.000 MH No calibration applied and no bandpass applied

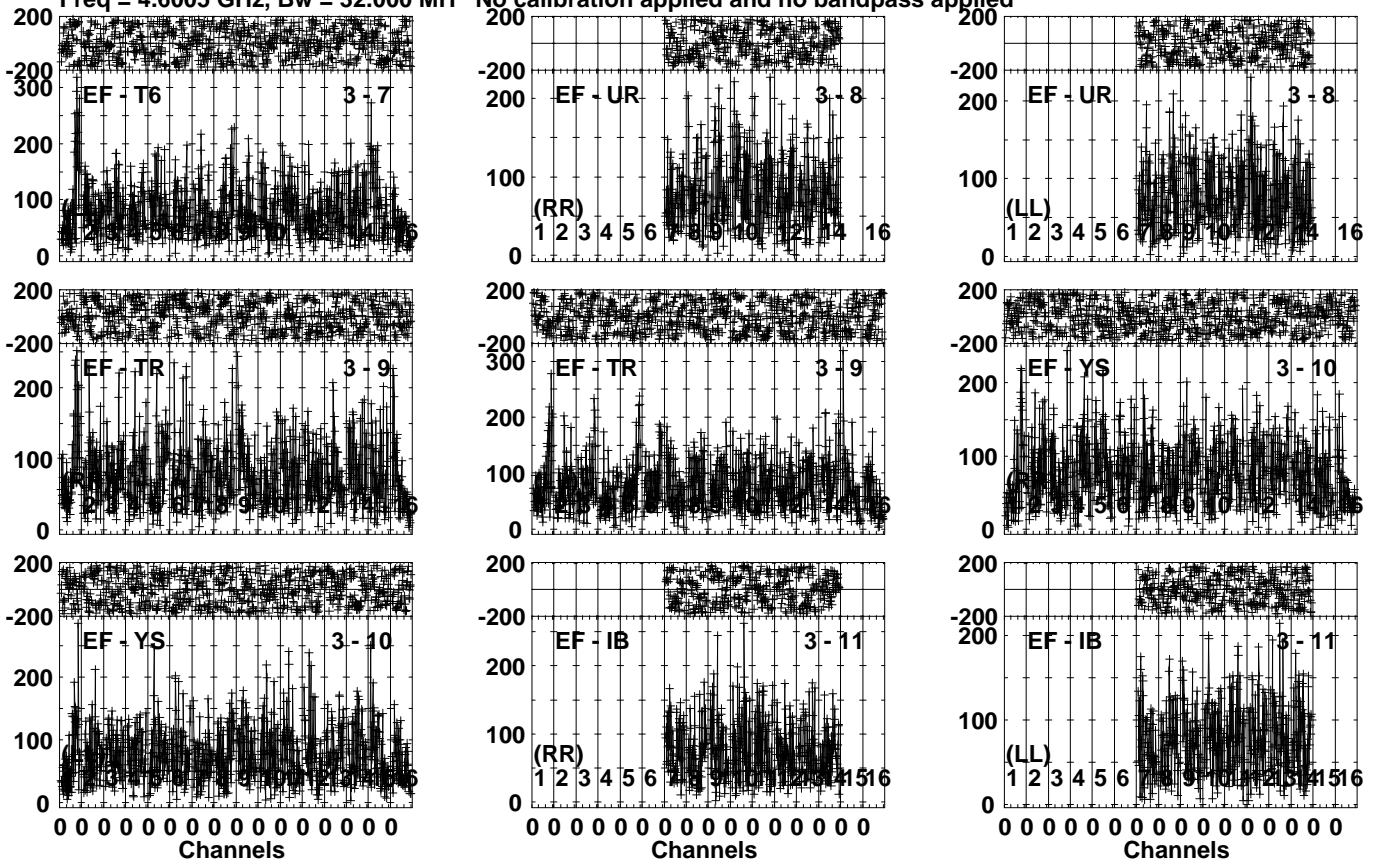


Lower frame: Micro Ampl Jy Top frame: Phas deg
Vector averaged cross-power spectrum Several baselines displayed
Timerange: 00/06:00:46 to 00/06:03:44

Plot file version 118 created 07-AUG-2023 16:11:18

LAND EO019B.UVDATA.1

Freq = 4.6005 GHz, Bw = 32.000 MH No calibration applied and no bandpass applied


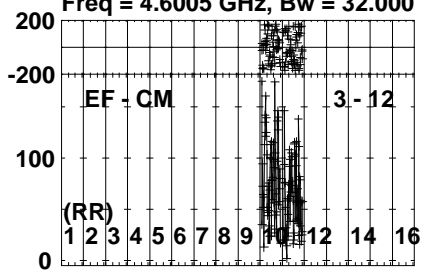


Lower frame: Micro Ampl Jy Top frame: Phas deg
Vector averaged cross-power spectrum Several baselines displayed
Timerange: 00/06:00:46 to 00/06:03:44

Plot file version 119 created 07-AUG-2023 16:11:18

LAND EO019B.UVDATA.1

Freq = 4.6005 GHz, Bw = 32.000 MH No calibration applied and no bandpass applied

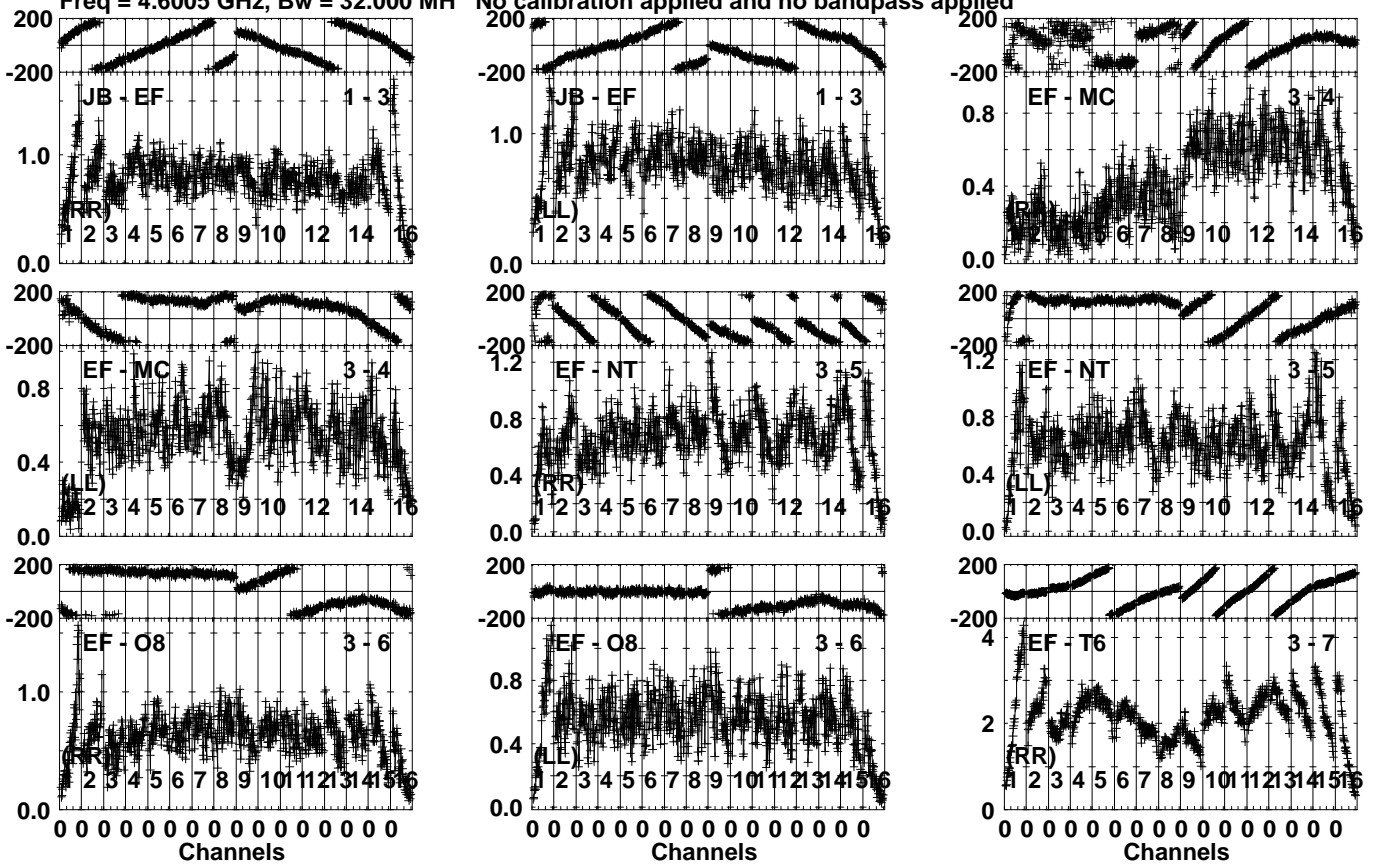


Lower frame: Micro Ampl Jy Top frame: Phas deg
Vector averaged cross-power spectrum Several baselines displayed
Timerange: 00/06:00:46 to 00/06:03:44

Plot file version 120 created 07-AUG-2023 16:11:18

2331+46 EO019B.UVDATA.1

Freq = 4.6005 GHz, Bw = 32.000 MH No calibration applied and no bandpass applied

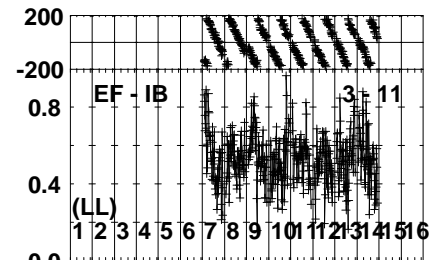
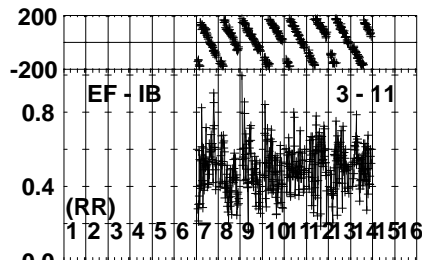
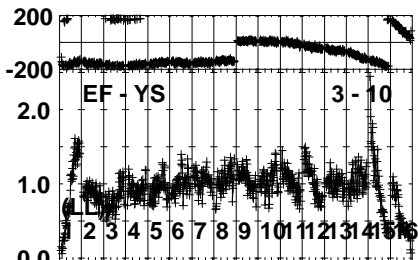
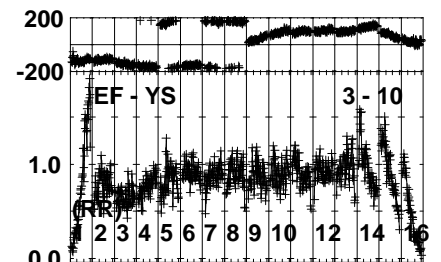
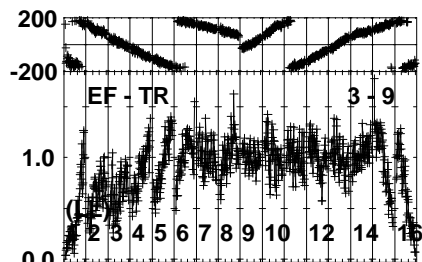
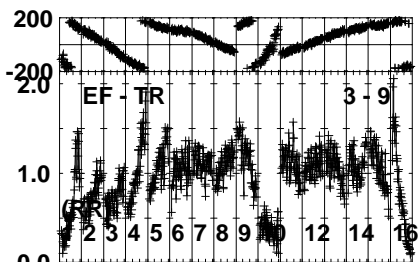
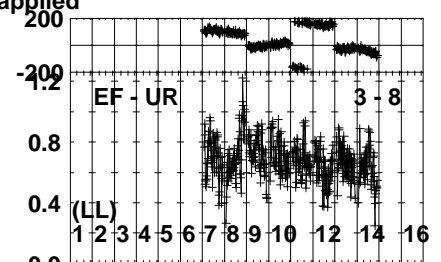
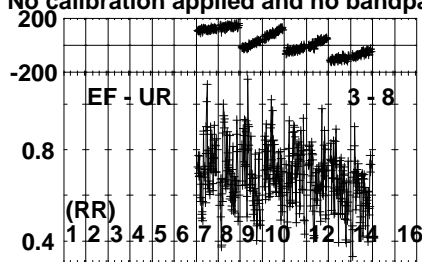
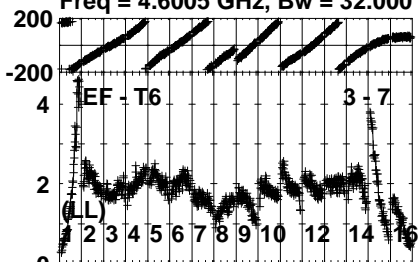


Lower frame: Milli Ampl Jy Top frame: Phas deg
Vector averaged cross-power spectrum Several baselines displayed
Timerange: 00/06:03:46 to 00/06:05:14

Plot file version 121 created 07-AUG-2023 16:11:18

2331+46 EO019B.UVDATA.1

Freq = 4.6005 GHz, Bw = 32.000 MH No calibration applied and no bandpass applied

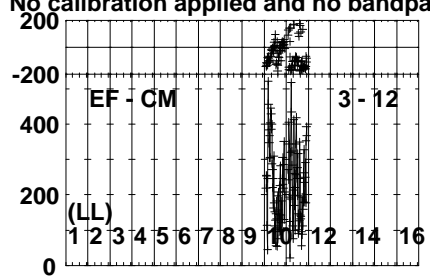
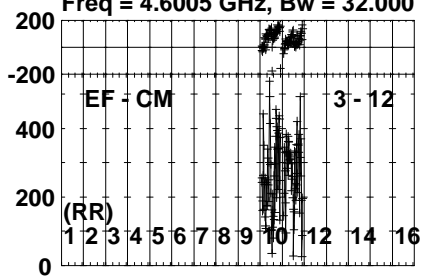


Lower frame: Milli Ampl Jy Top frame: Phas deg
Vector averaged cross-power spectrum Several baselines displayed
Timerange: 00/06:03:46 to 00/06:05:14

Plot file version 122 created 07-AUG-2023 16:11:18

2331+46 EO019B.UVDATA.1

Freq = 4.6005 GHz, Bw = 32.000 MH No calibration applied and no bandpass applied

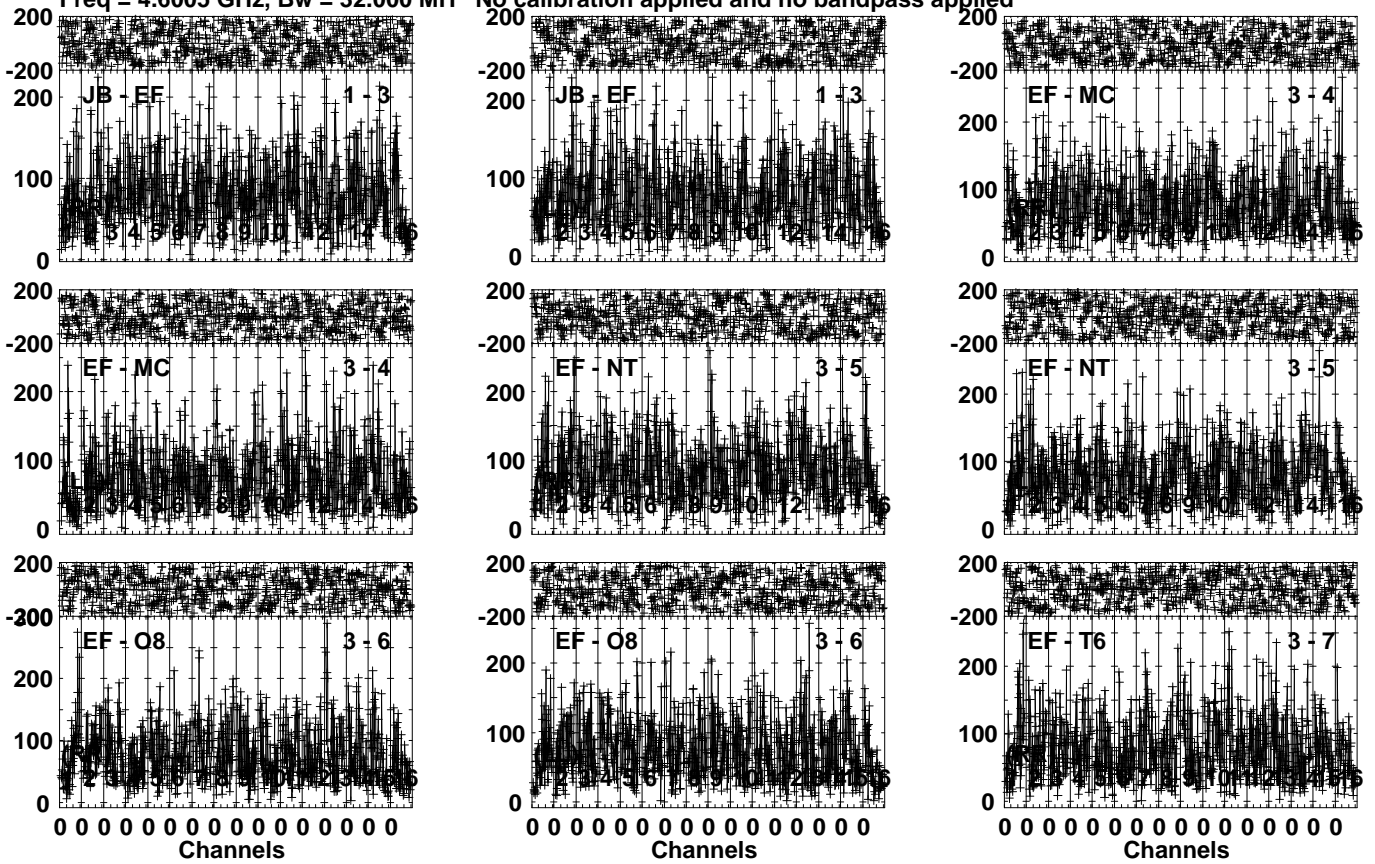


Lower frame: Micro Ampl Jy Top frame: Phas deg
Vector averaged cross-power spectrum Several baselines displayed
Timerange: 00/06:03:46 to 00/06:05:14

Plot file version 123 created 07-AUG-2023 16:11:18

LAND EO019B.UVDATA.1

Freq = 4.6005 GHz, Bw = 32.000 MH No calibration applied and no bandpass applied

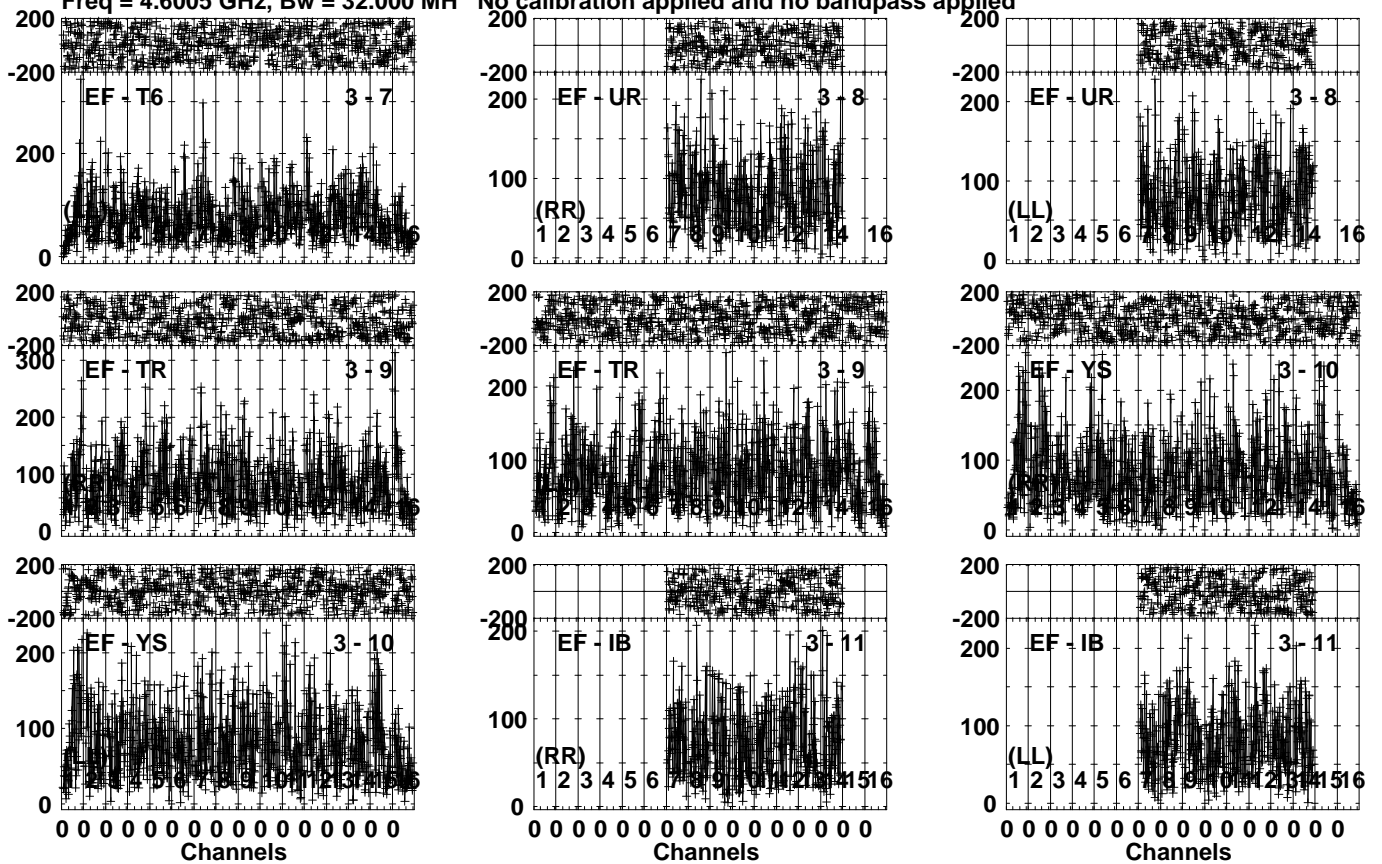


Lower frame: Micro Ampl Jy Top frame: Phas deg
Vector averaged cross-power spectrum Several baselines displayed
Timerange: 00/06:05:16 to 00/06:08:44

Plot file version 124 created 07-AUG-2023 16:11:19

LAND EO019B.UVDATA.1

Freq = 4.6005 GHz, Bw = 32.000 MH No calibration applied and no bandpass applied

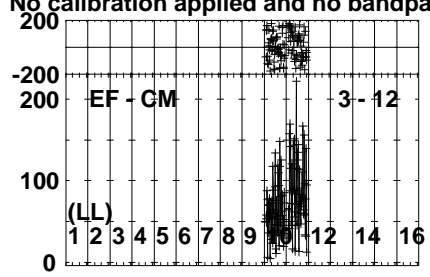
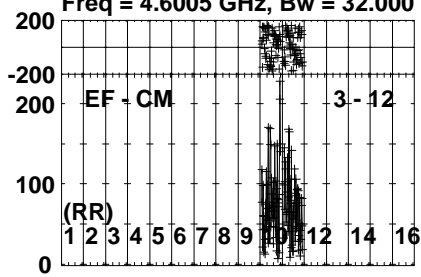


Lower frame: Micro Ampl Jy Top frame: Phas deg
Vector averaged cross-power spectrum Several baselines displayed
Timerange: 00/06:05:16 to 00/06:08:44

Plot file version 125 created 07-AUG-2023 16:11:19

LAND EO019B.UVDATA.1

Freq = 4.6005 GHz, Bw = 32.000 MH No calibration applied and no bandpass applied

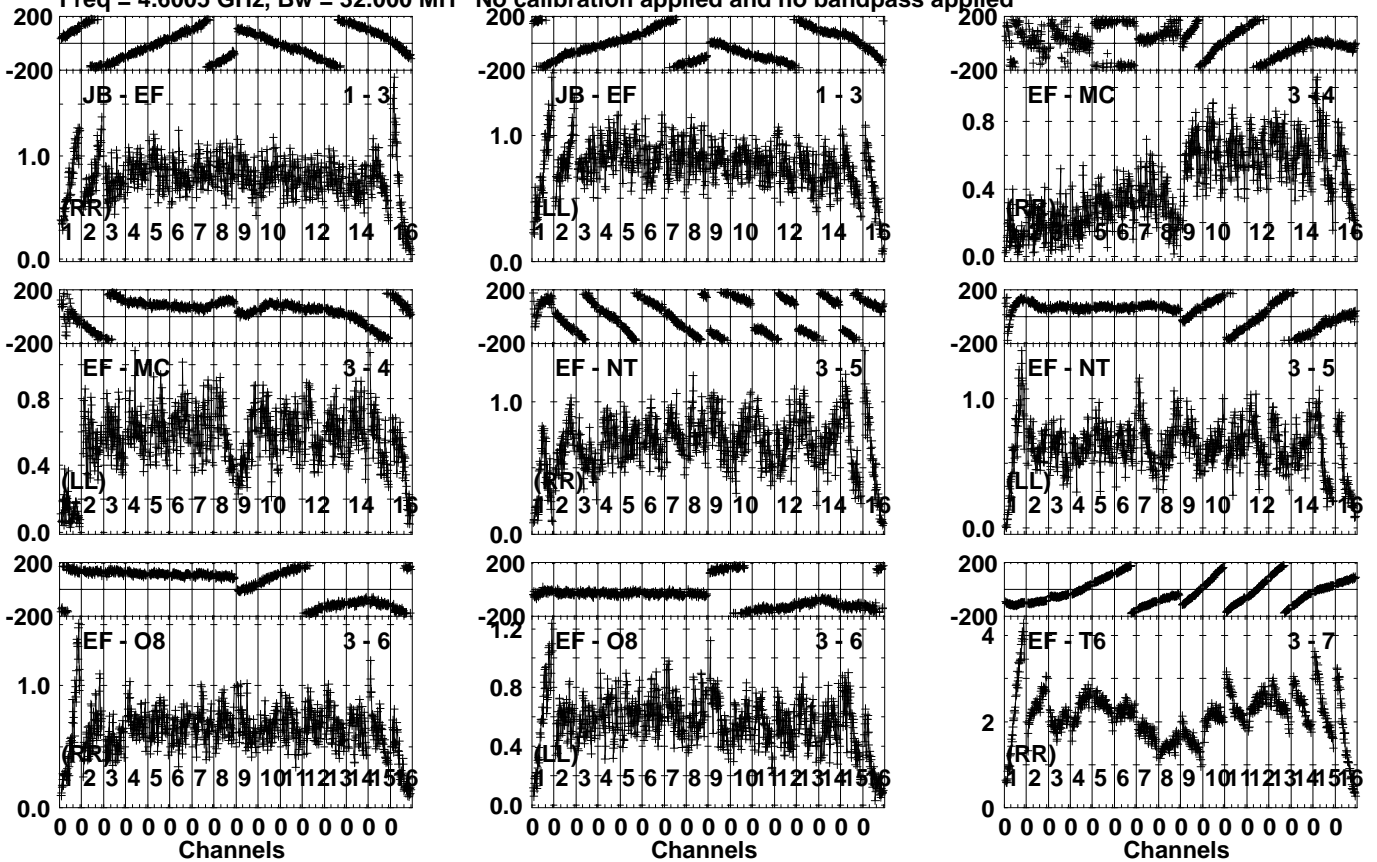


Lower frame: Micro Ampl Jy Top frame: Phas deg
Vector averaged cross-power spectrum Several baselines displayed
Timerange: 00/06:05:16 to 00/06:08:44

Plot file version 126 created 07-AUG-2023 16:11:19

2331+46 EO019B.UVDATA.1

Freq = 4.6005 GHz, Bw = 32.000 MH No calibration applied and no bandpass applied

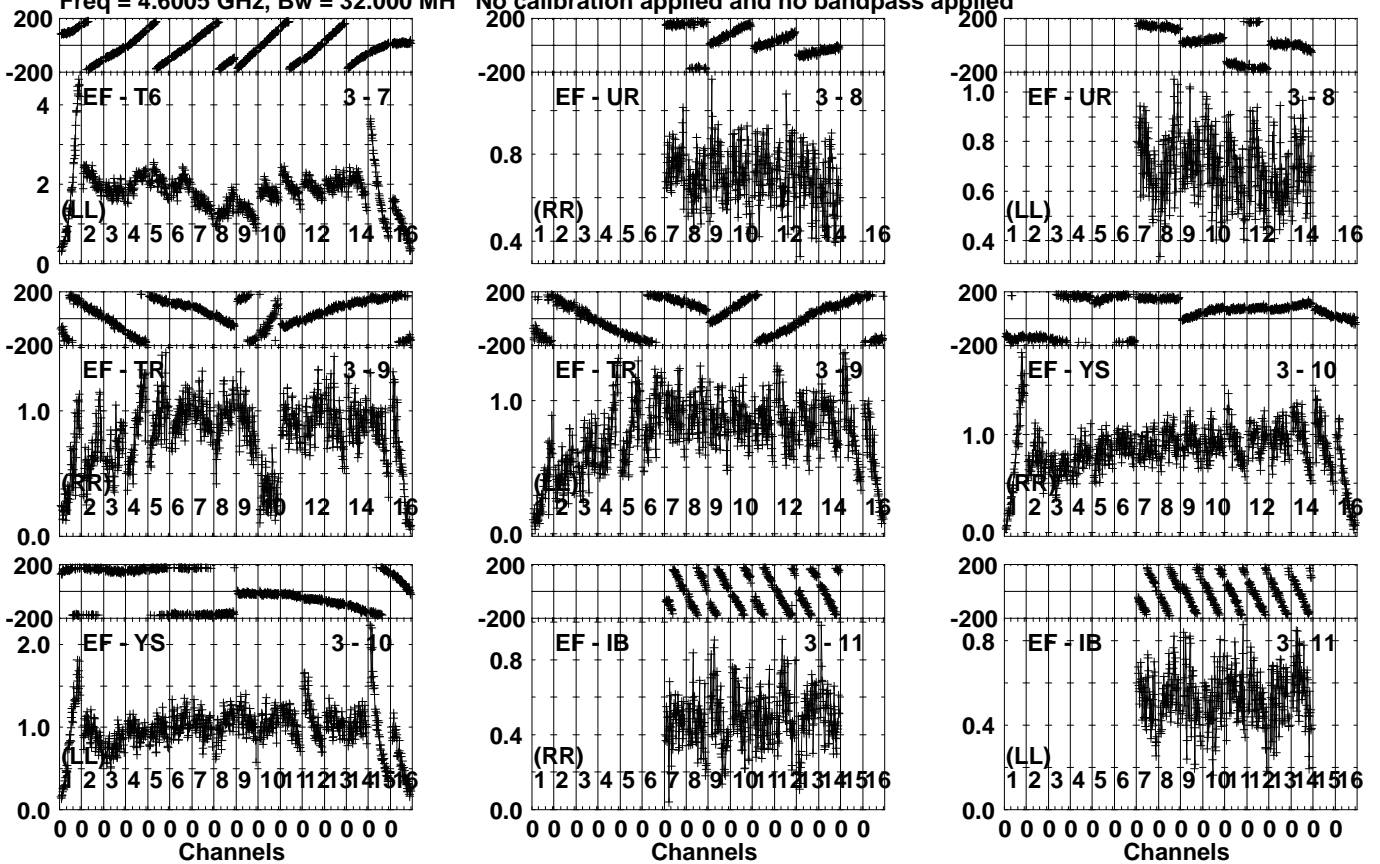


Lower frame: Milli Ampl Jy Top frame: Phas deg
Vector averaged cross-power spectrum Several baselines displayed
Timerange: 00/06:08:48 to 00/06:10:14

Plot file version 127 created 07-AUG-2023 16:11:19

2331+46 EO019B.UVDATA.1

Freq = 4.6005 GHz, Bw = 32.000 MH No calibration applied and no bandpass applied

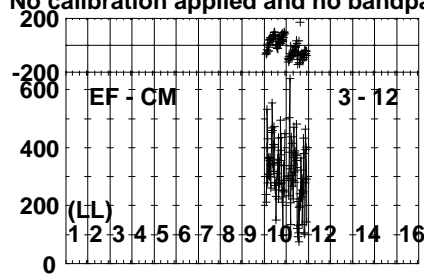
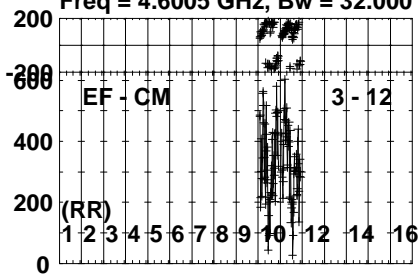


Lower frame: Milli Ampl Jy Top frame: Phas deg
Vector averaged cross-power spectrum Several baselines displayed
Timerange: 00/06:08:48 to 00/06:10:14

Plot file version 128 created 07-AUG-2023 16:11:19

2331+46 EO019B.UVDATA.1

Freq = 4.6005 GHz, Bw = 32.000 MH No calibration applied and no bandpass applied

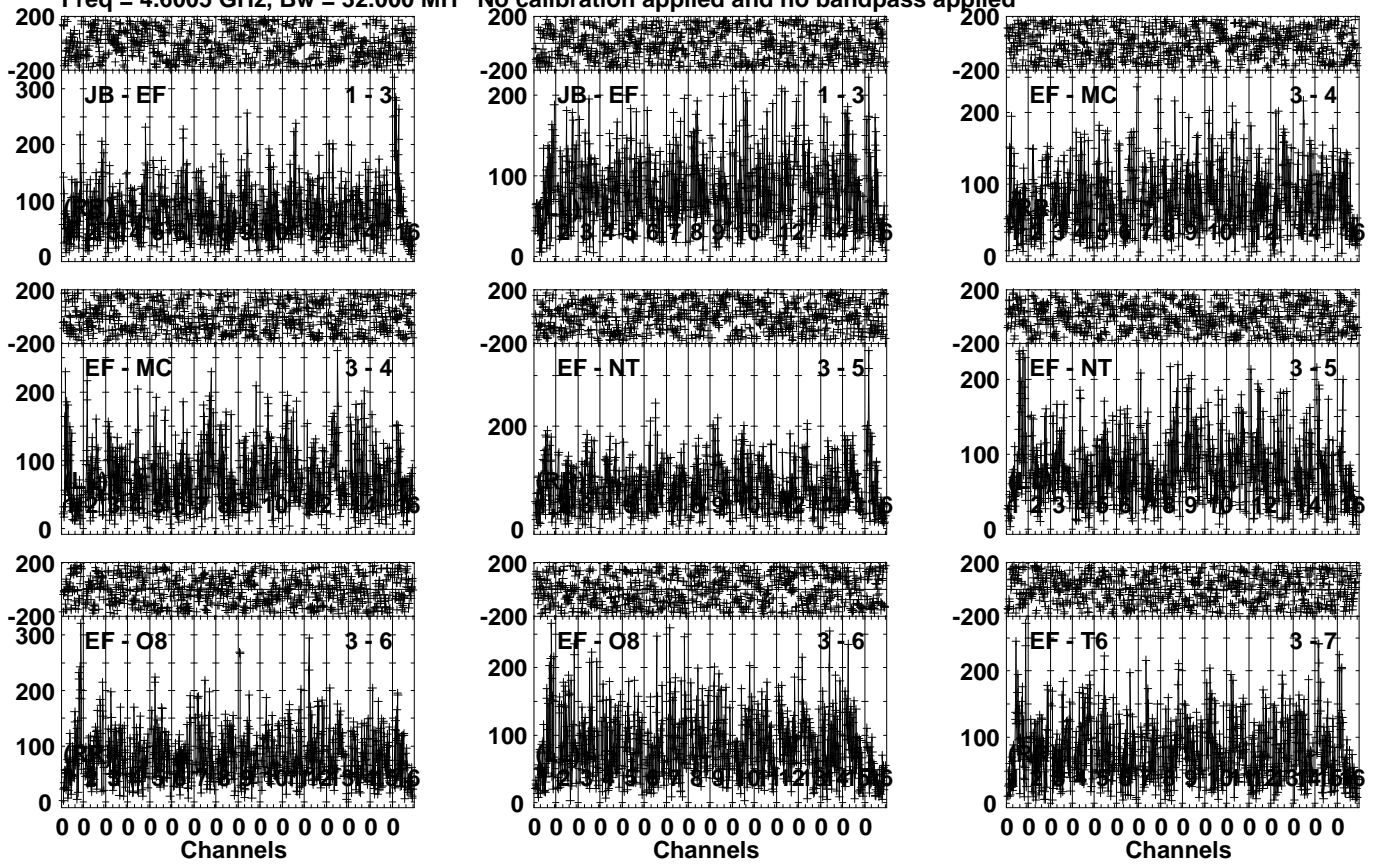


Lower frame: Micro Ampl Jy Top frame: Phas deg
Vector averaged cross-power spectrum Several baselines displayed
Timerange: 00/06:08:48 to 00/06:10:14

Plot file version 129 created 07-AUG-2023 16:11:19

LAND EO019B.UVDATA.1

Freq = 4.6005 GHz, Bw = 32.000 MH No calibration applied and no bandpass applied

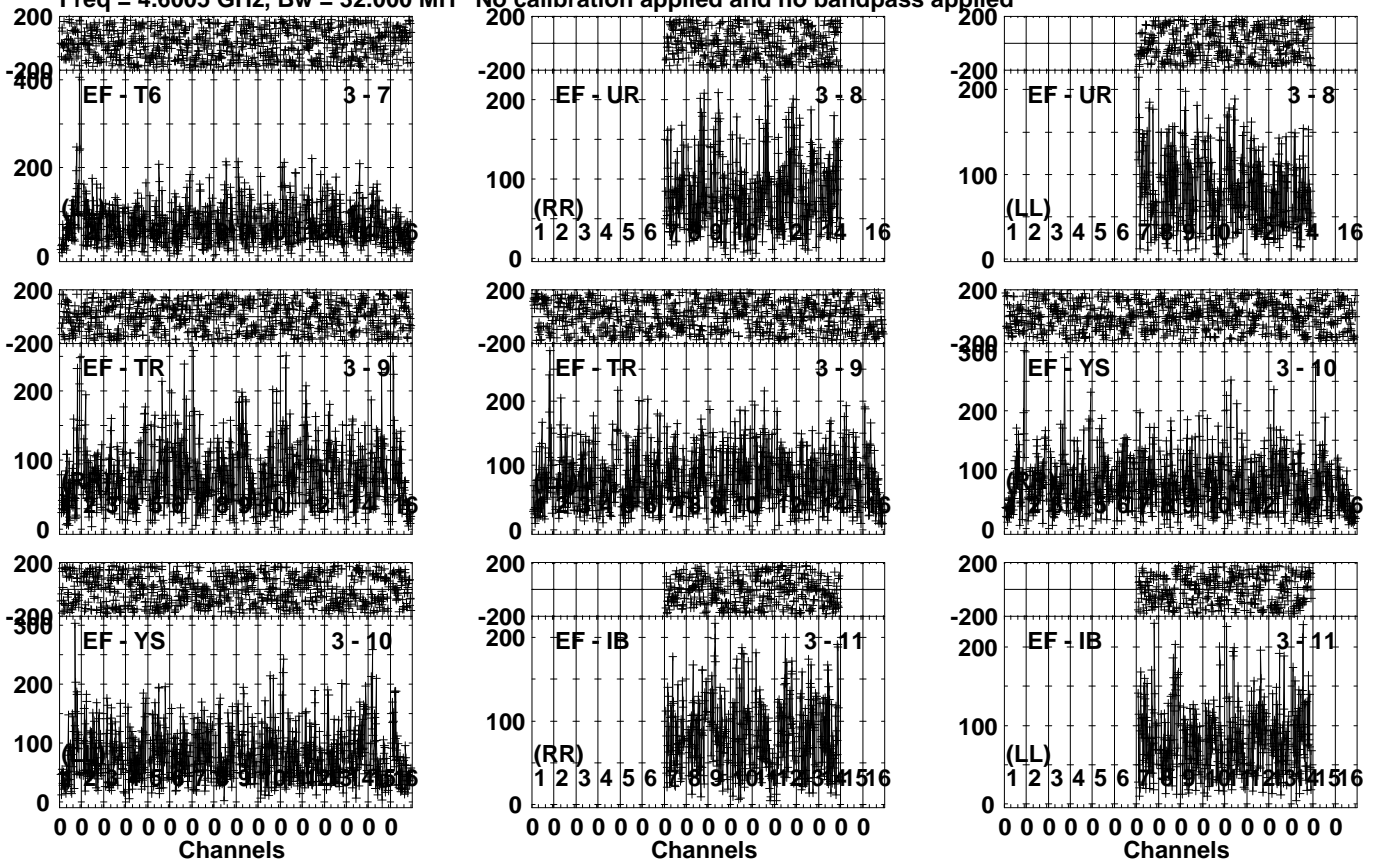


Lower frame: Micro Ampl Jy Top frame: Phas deg
Vector averaged cross-power spectrum Several baselines displayed
Timerange: 00/06:11:01 to 00/06:13:59

Plot file version 130 created 07-AUG-2023 16:11:20

LAND EO019B.UVDATA.1

Freq = 4.6005 GHz, Bw = 32.000 MH No calibration applied and no bandpass applied


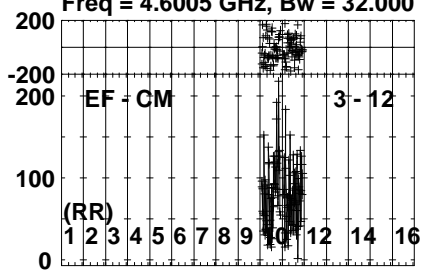


Lower frame: Micro Ampl Jy Top frame: Phas deg
Vector averaged cross-power spectrum Several baselines displayed
Timerange: 00/06:11:01 to 00/06:13:59

Plot file version 131 created 07-AUG-2023 16:11:20

LAND EO019B.UVDATA.1

Freq = 4.6005 GHz, Bw = 32.000 MH No calibration applied and no bandpass applied

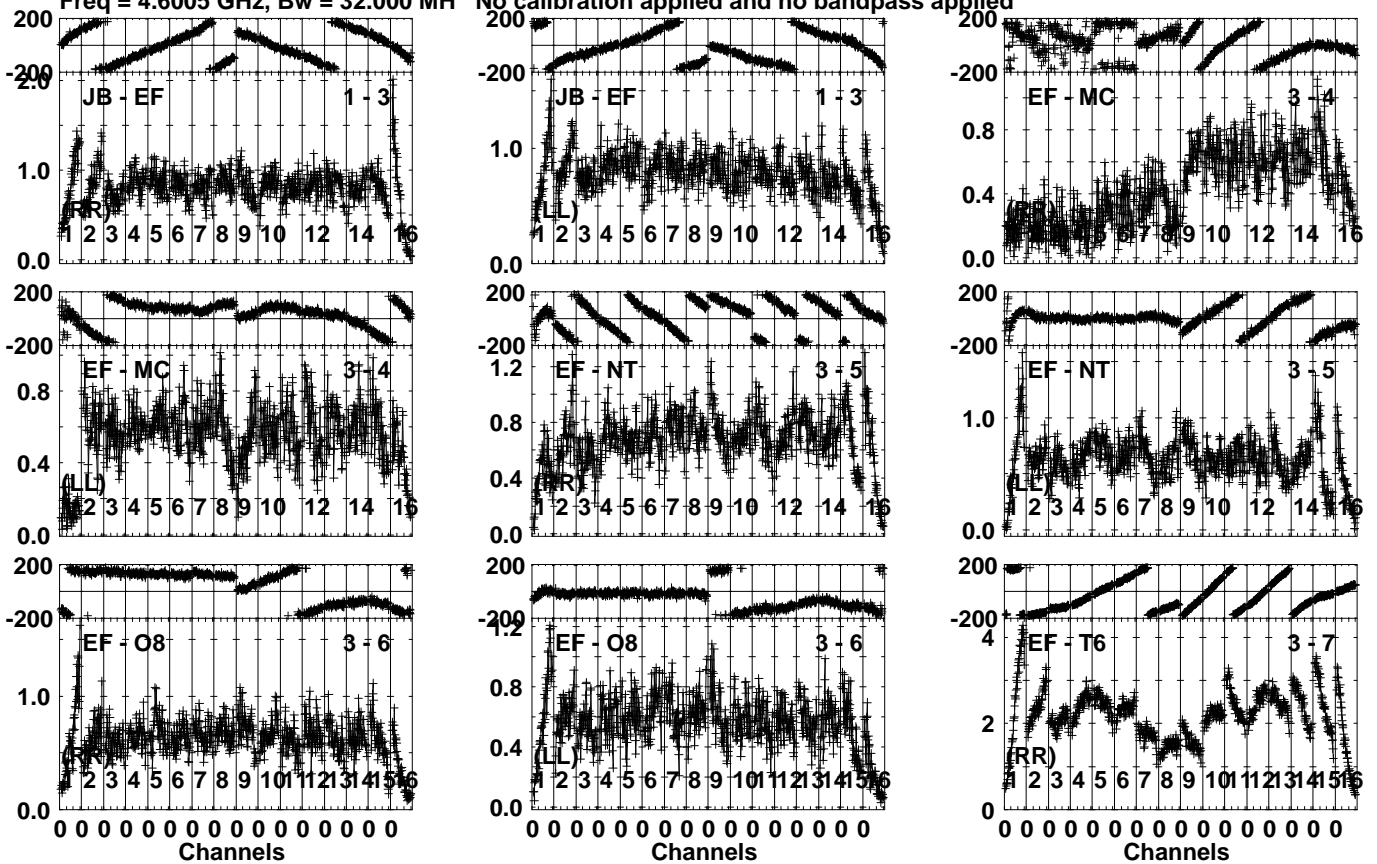


Lower frame: Micro Ampl Jy Top frame: Phas deg
Vector averaged cross-power spectrum Several baselines displayed
Timerange: 00/06:11:01 to 00/06:13:59

Plot file version 132 created 07-AUG-2023 16:11:20

2331+46 EO019B.UVDATA.1

Freq = 4.6005 GHz, Bw = 32.000 MH No calibration applied and no bandpass applied

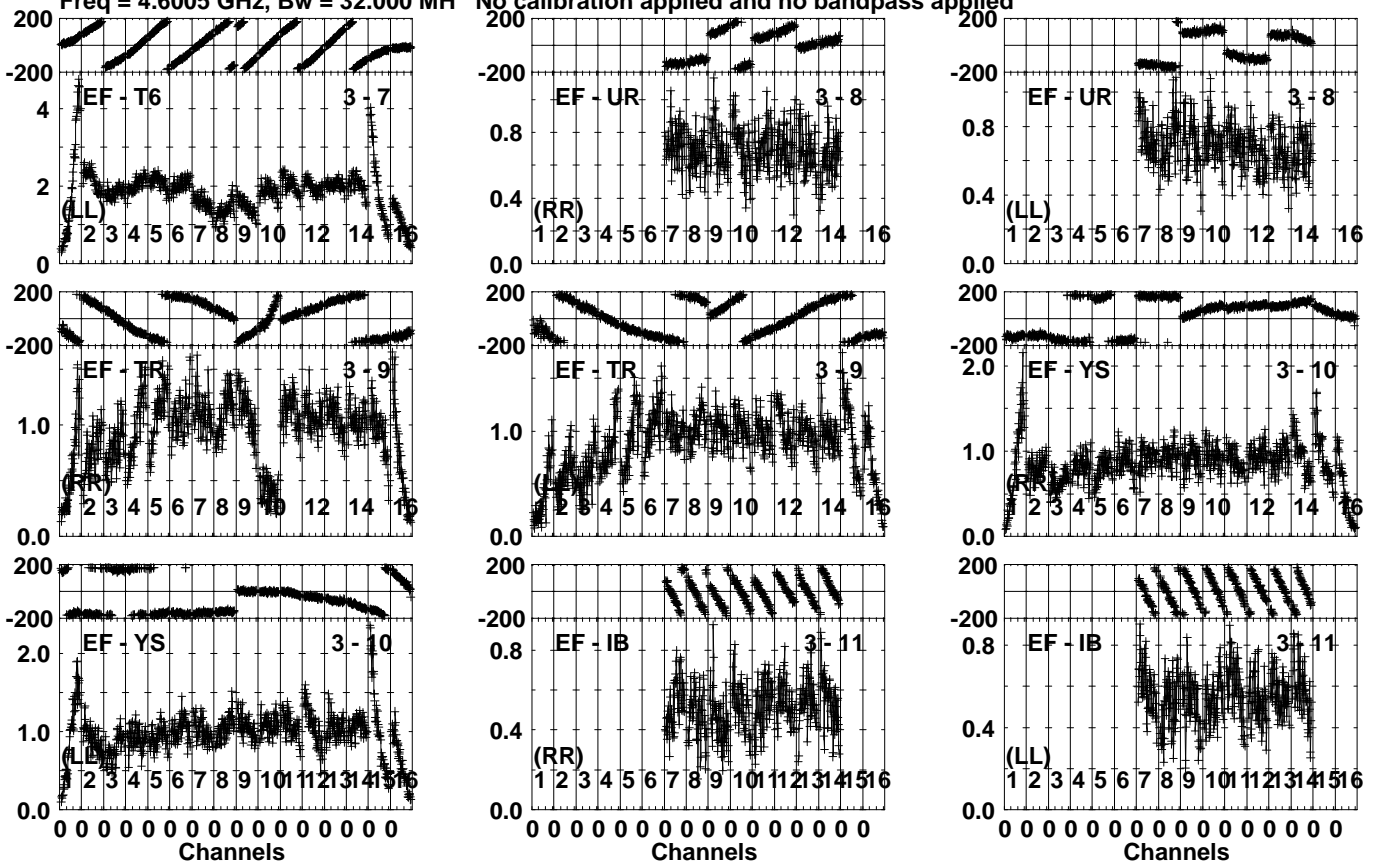


Lower frame: Milli Ampl Jy Top frame: Phas deg
Vector averaged cross-power spectrum Several baselines displayed
Timerange: 00/06:14:01 to 00/06:15:29

Plot file version 133 created 07-AUG-2023 16:11:20

2331+46 EO019B.UVDATA.1

Freq = 4.6005 GHz, Bw = 32.000 MH No calibration applied and no bandpass applied

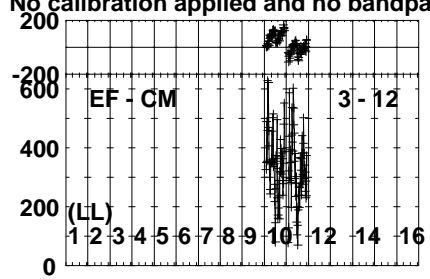
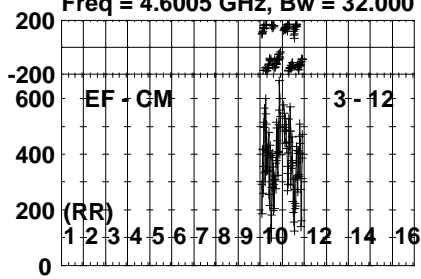


Lower frame: Milli Ampl Jy Top frame: Phas deg
Vector averaged cross-power spectrum Several baselines displayed
Timerange: 00/06:14:01 to 00/06:15:29

Plot file version 134 created 07-AUG-2023 16:11:20

2331+46 EO019B.UVDATA.1

Freq = 4.6005 GHz, Bw = 32.000 MH No calibration applied and no bandpass applied

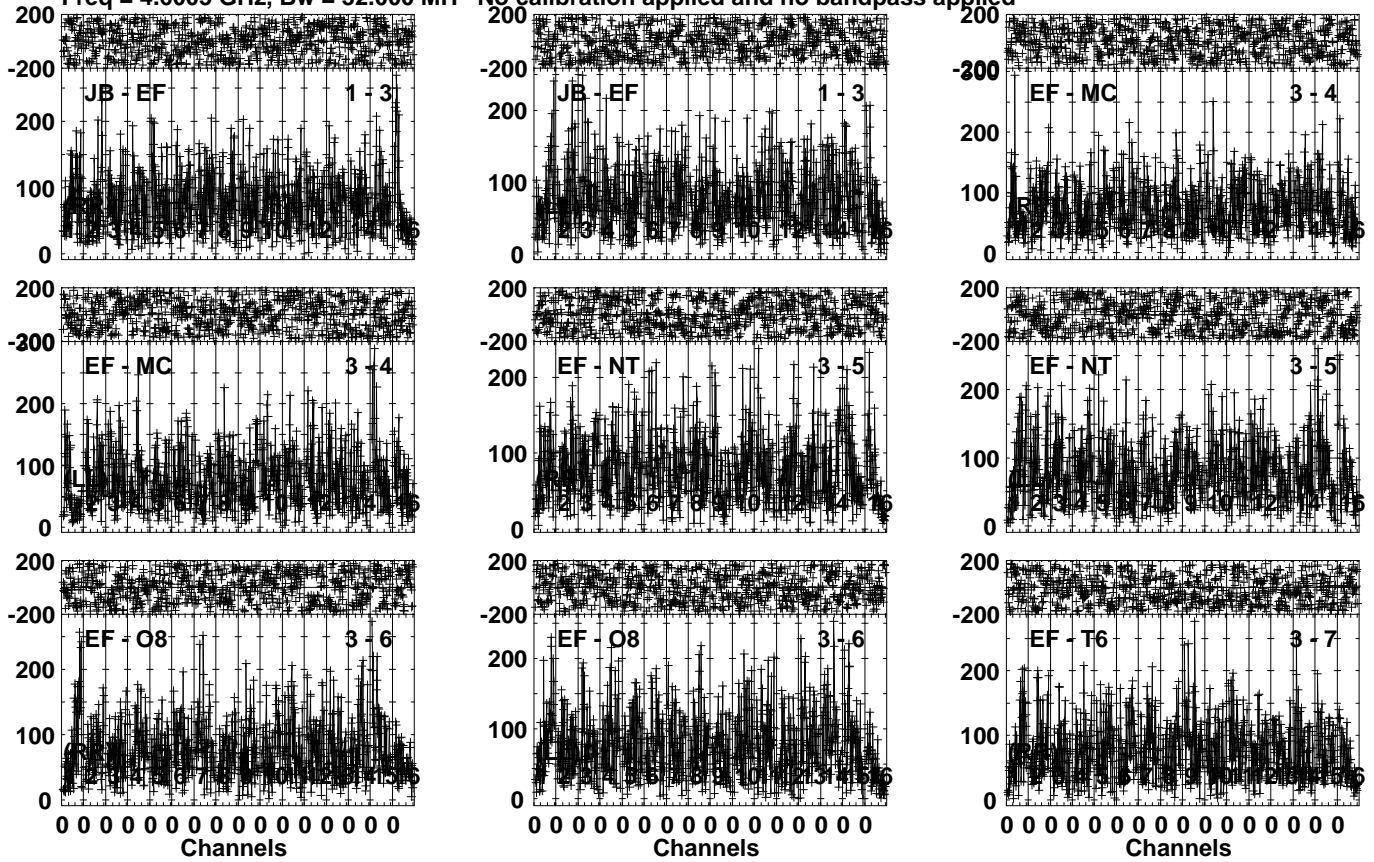


Lower frame: Micro Ampl Jy Top frame: Phas deg
Vector averaged cross-power spectrum Several baselines displayed
Timerange: 00/06:14:01 to 00/06:15:29

Plot file version 135 created 07-AUG-2023 16:11:20

LAND EO019B.UVDATA.1

Freq = 4.6005 GHz, Bw = 32.000 MH No calibration applied and no bandpass applied

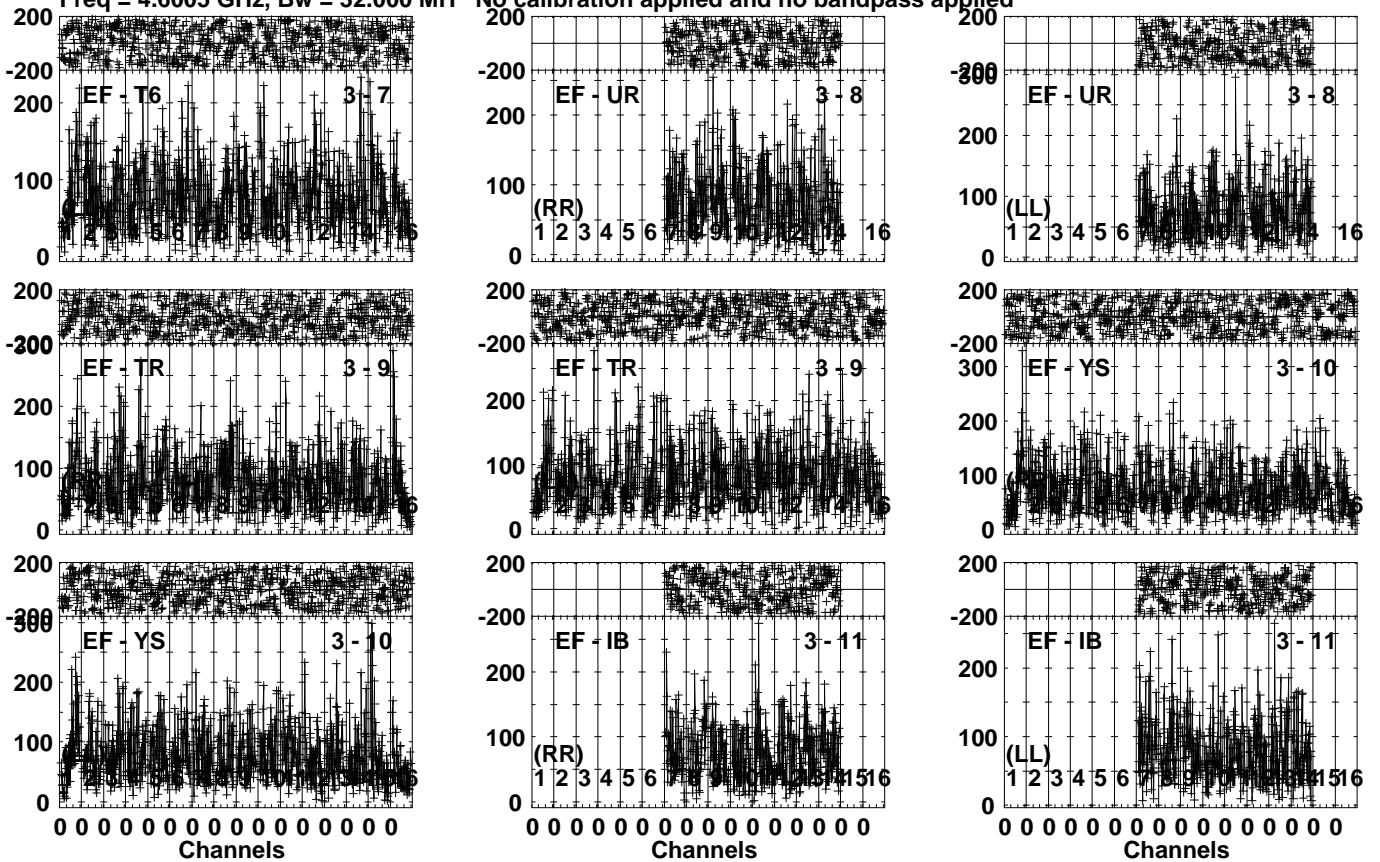


Lower frame: Micro Ampl Jy Top frame: Phas deg
Vector averaged cross-power spectrum Several baselines displayed
Timerange: 00/06:15:31 to 00/06:18:59

Plot file version 136 created 07-AUG-2023 16:11:20

LAND EO019B.UVDATA.1

Freq = 4.6005 GHz, Bw = 32.000 MH No calibration applied and no bandpass applied

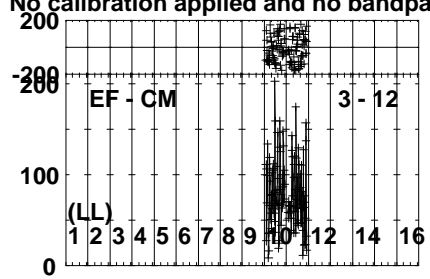
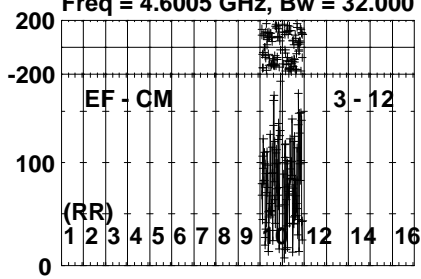


Lower frame: Micro Ampl Jy Top frame: Phas deg
Vector averaged cross-power spectrum Several baselines displayed
Timerange: 00/06:15:31 to 00/06:18:59

Plot file version 137 created 07-AUG-2023 16:11:21

LAND EO019B.UVDATA.1

Freq = 4.6005 GHz, Bw = 32.000 MH No calibration applied and no bandpass applied

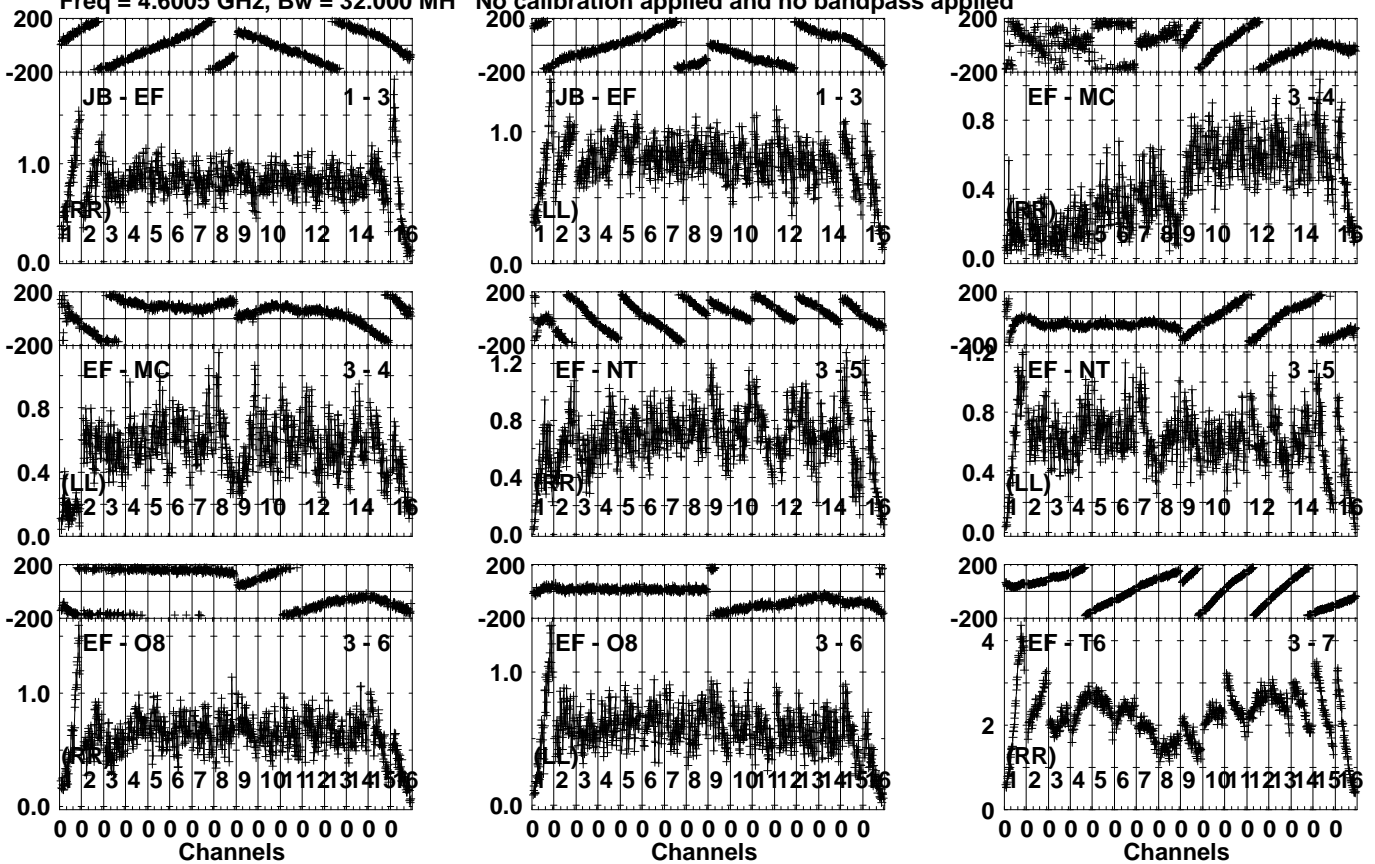


Lower frame: Micro Ampl Jy Top frame: Phas deg
Vector averaged cross-power spectrum Several baselines displayed
Timerange: 00/06:15:31 to 00/06:18:59

Plot file version 138 created 07-AUG-2023 16:11:21

2331+46 EO019B.UVDATA.1

Freq = 4.6005 GHz, Bw = 32.000 MH No calibration applied and no bandpass applied

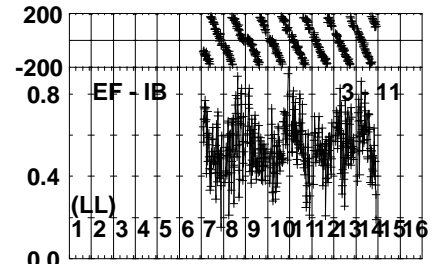
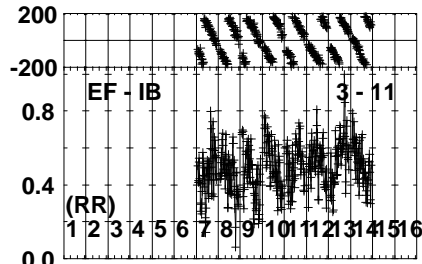
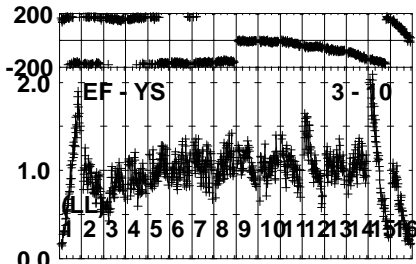
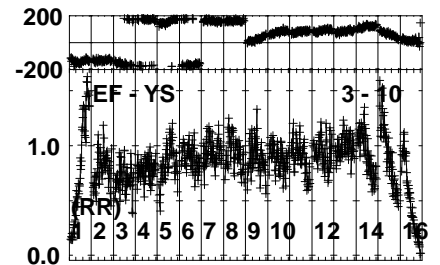
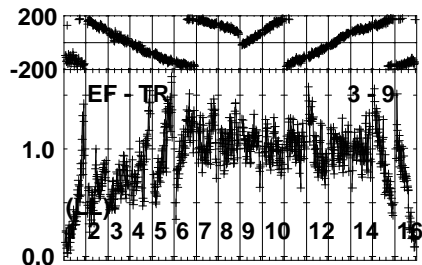
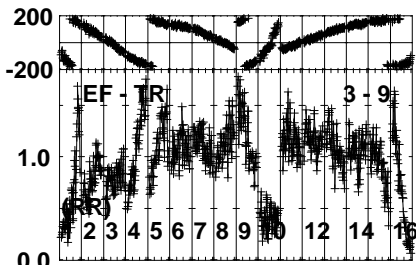
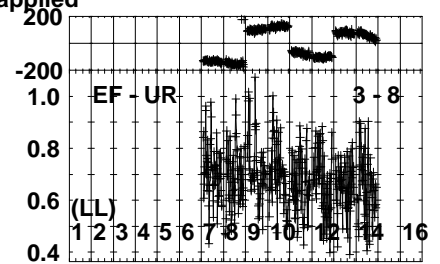
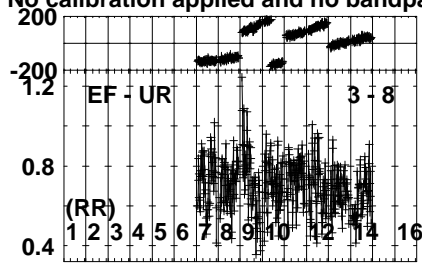
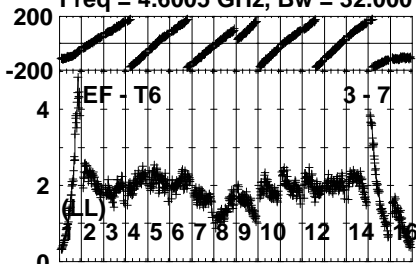


Lower frame: Milli Ampl Jy Top frame: Phas deg
Vector averaged cross-power spectrum Several baselines displayed
Timerange: 00/06:19:03 to 00/06:20:29

Plot file version 139 created 07-AUG-2023 16:11:21

2331+46 EO019B.UVDATA.1

Freq = 4.6005 GHz, Bw = 32.000 MH No calibration applied and no bandpass applied

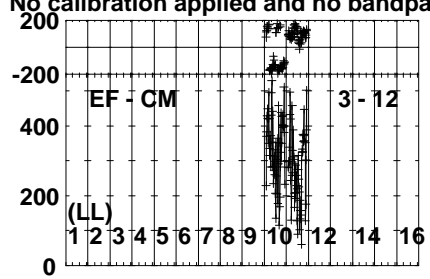
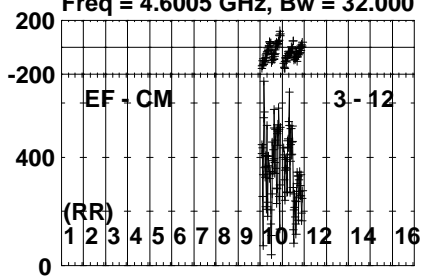


Lower frame: Milli Ampl Jy Top frame: Phas deg
Vector averaged cross-power spectrum Several baselines displayed
Timerange: 00/06:19:03 to 00/06:20:29

Plot file version 140 created 07-AUG-2023 16:11:21

2331+46 EO019B.UVDATA.1

Freq = 4.6005 GHz, Bw = 32.000 MH No calibration applied and no bandpass applied

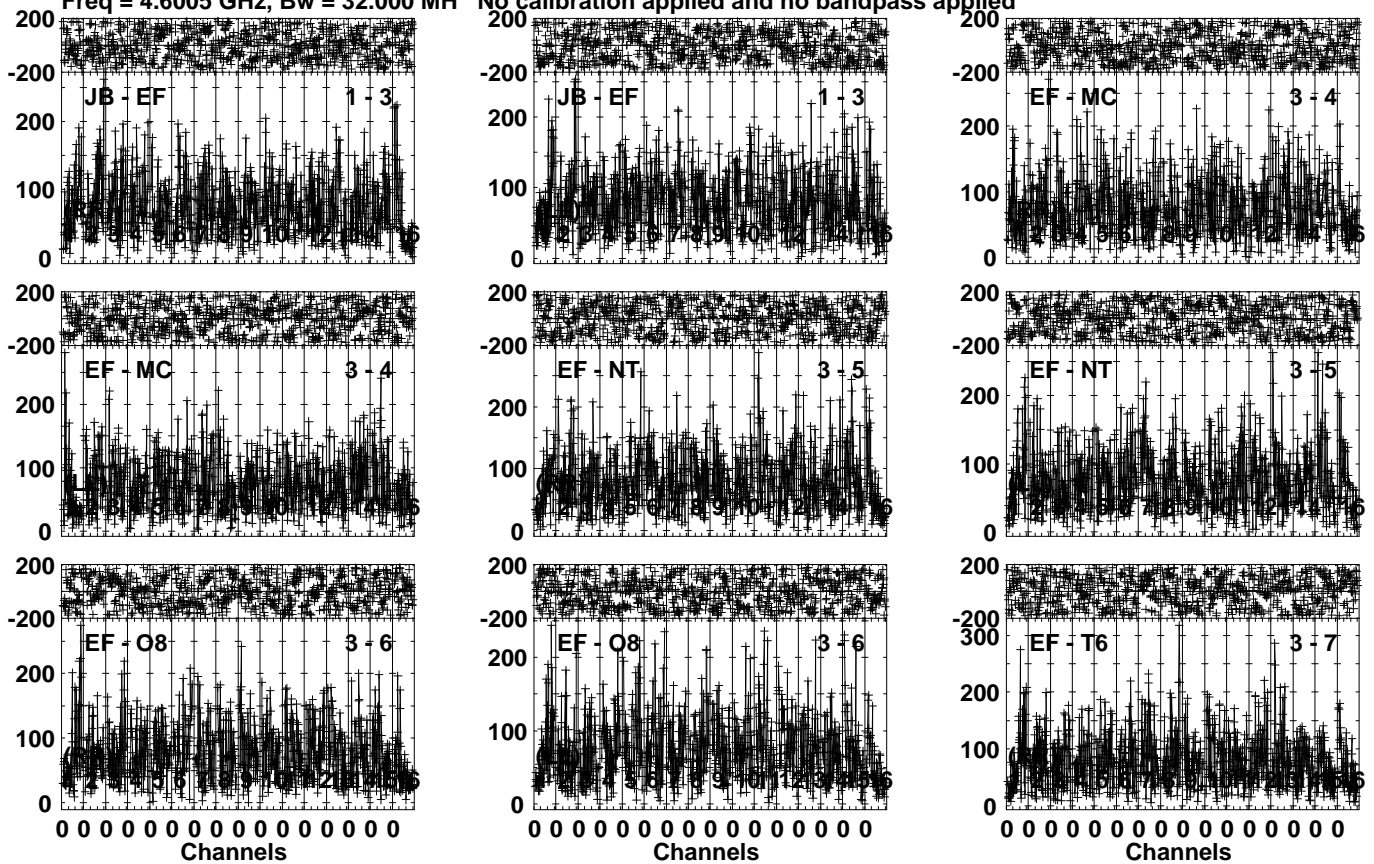


Lower frame: Micro Ampl Jy Top frame: Phas deg
Vector averaged cross-power spectrum Several baselines displayed
Timerange: 00/06:19:03 to 00/06:20:29

Plot file version 141 created 07-AUG-2023 16:11:21

LAND EO019B.UVDATA.1

Freq = 4.6005 GHz, Bw = 32.000 MH No calibration applied and no bandpass applied

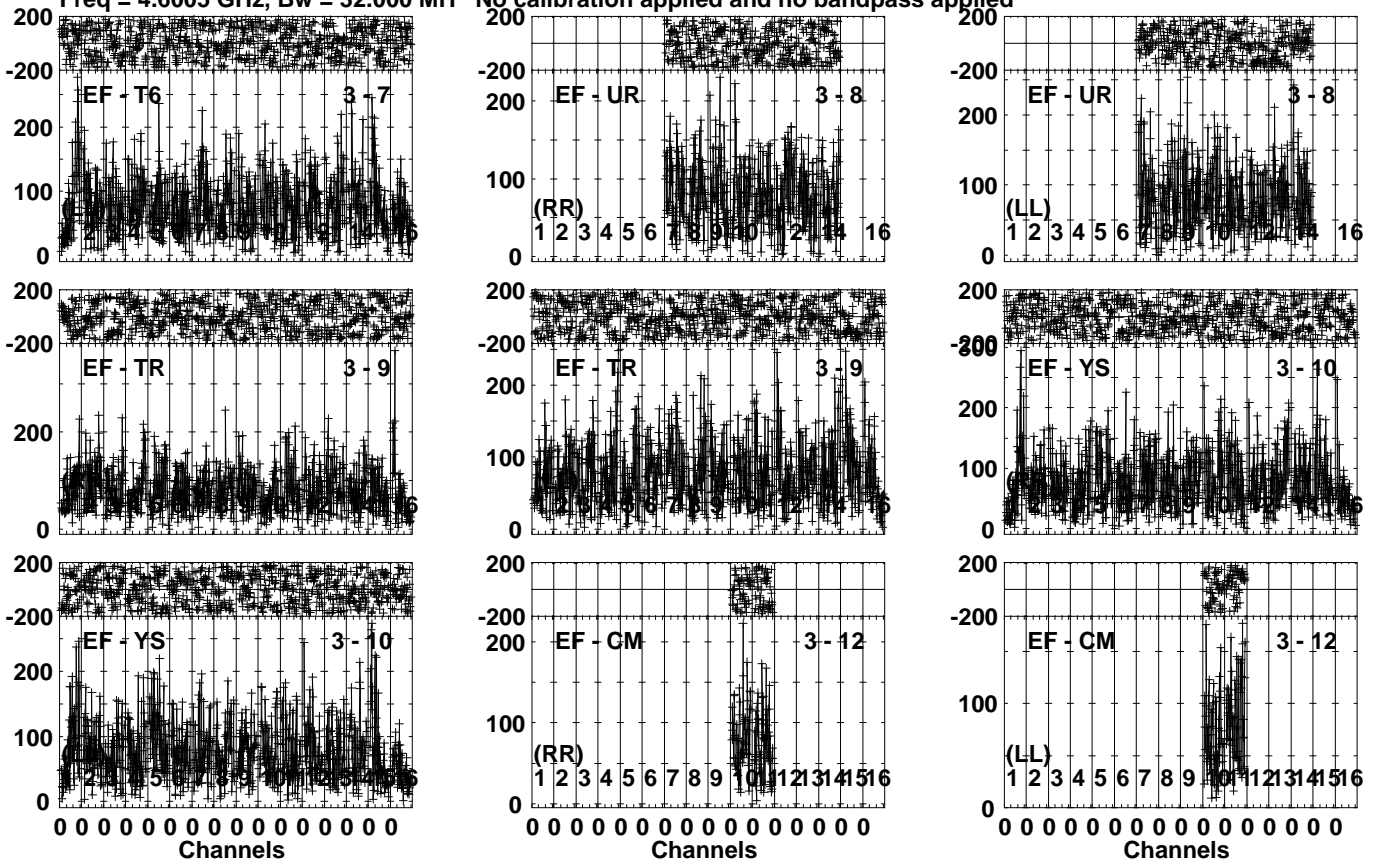


Lower frame: Micro Ampl Jy Top frame: Phas deg
Vector averaged cross-power spectrum Several baselines displayed
Timerange: 00/06:21:16 to 00/06:24:14

Plot file version 142 created 07-AUG-2023 16:11:22

LAND EO019B.UVDATA.1

Freq = 4.6005 GHz, Bw = 32.000 MH No calibration applied and no bandpass applied

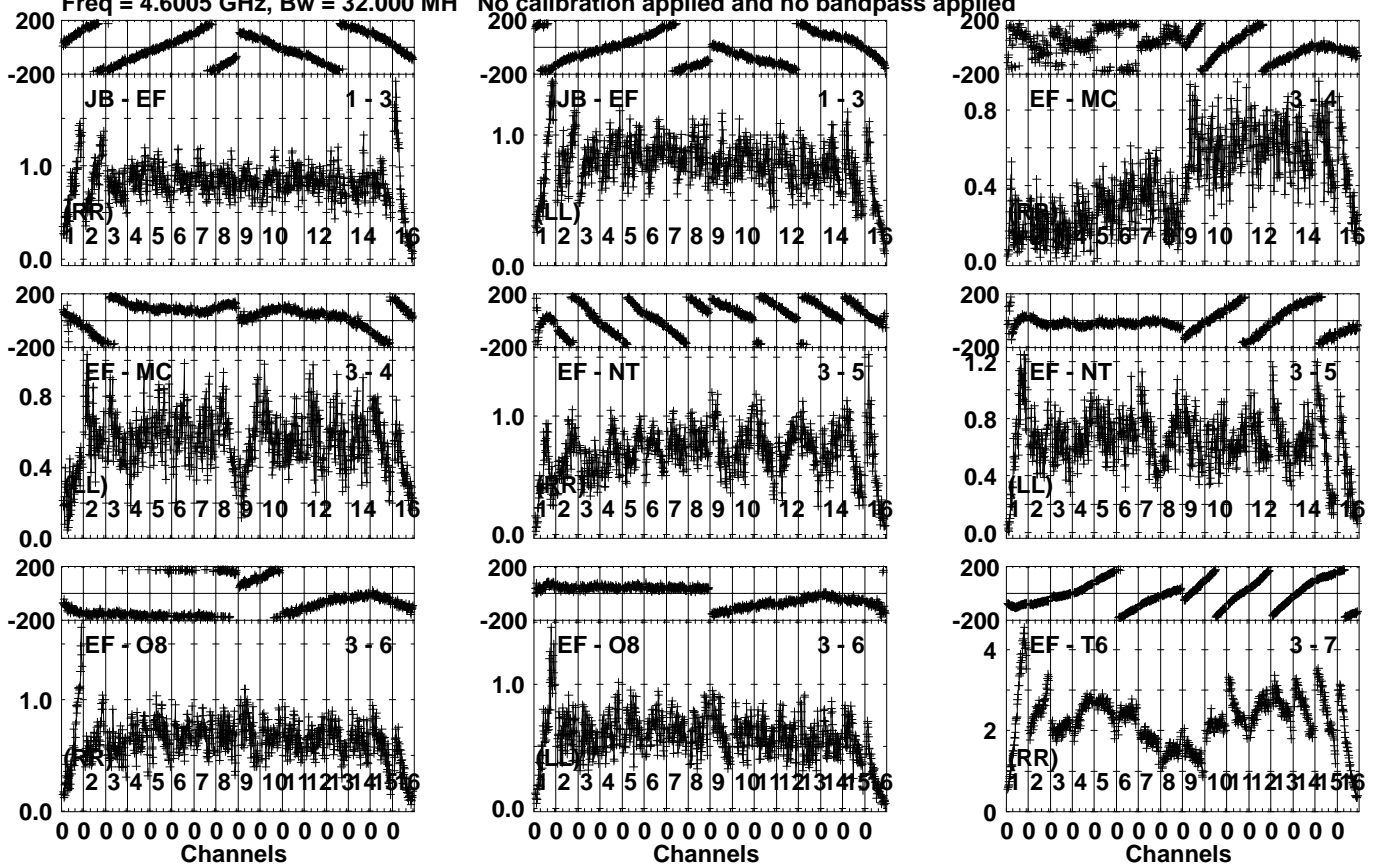


Lower frame: Micro Ampl Jy Top frame: Phas deg
Vector averaged cross-power spectrum Several baselines displayed
Timerange: 00/06:21:16 to 00/06:24:14

Plot file version 143 created 07-AUG-2023 16:11:22

2331+46 EO019B.UVDATA.1

Freq = 4.6005 GHz, Bw = 32.000 MH No calibration applied and no bandpass applied

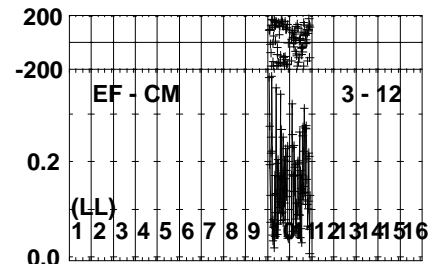
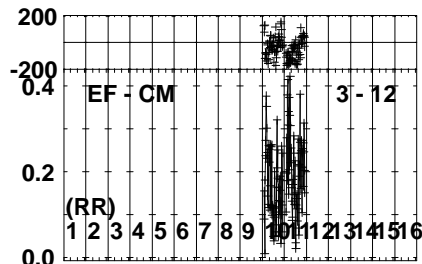
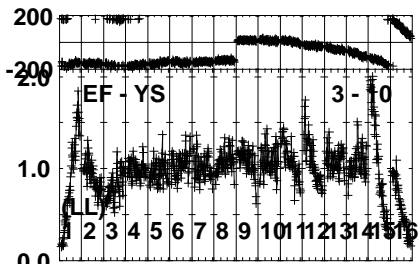
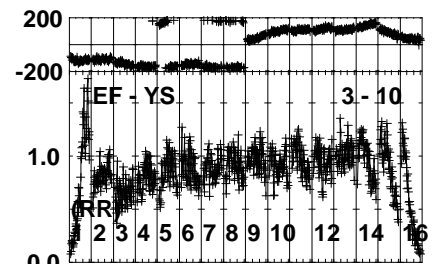
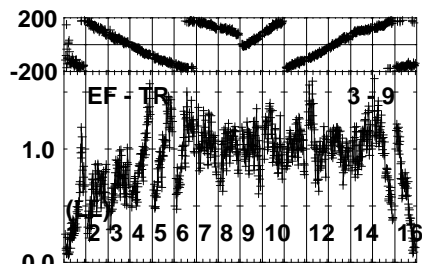
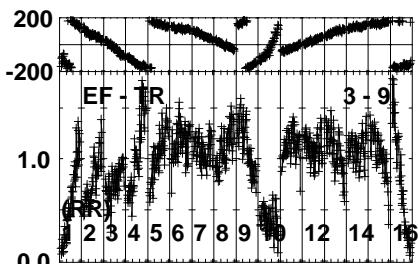
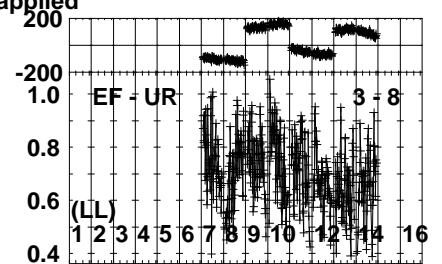
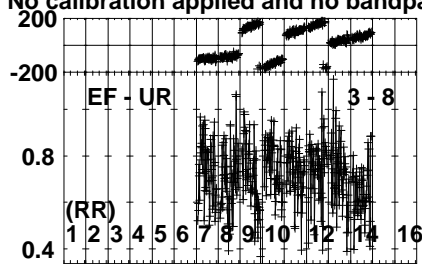
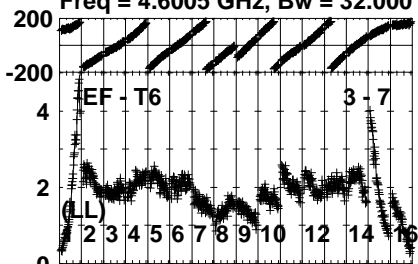


Lower frame: Milli Ampl Jy Top frame: Phas deg
Vector averaged cross-power spectrum Several baselines displayed
Timerange: 00/06:24:18 to 00/06:25:44

Plot file version 144 created 07-AUG-2023 16:11:22

2331+46 EO019B.UVDATA.1

Freq = 4.6005 GHz, Bw = 32.000 MH No calibration applied and no bandpass applied

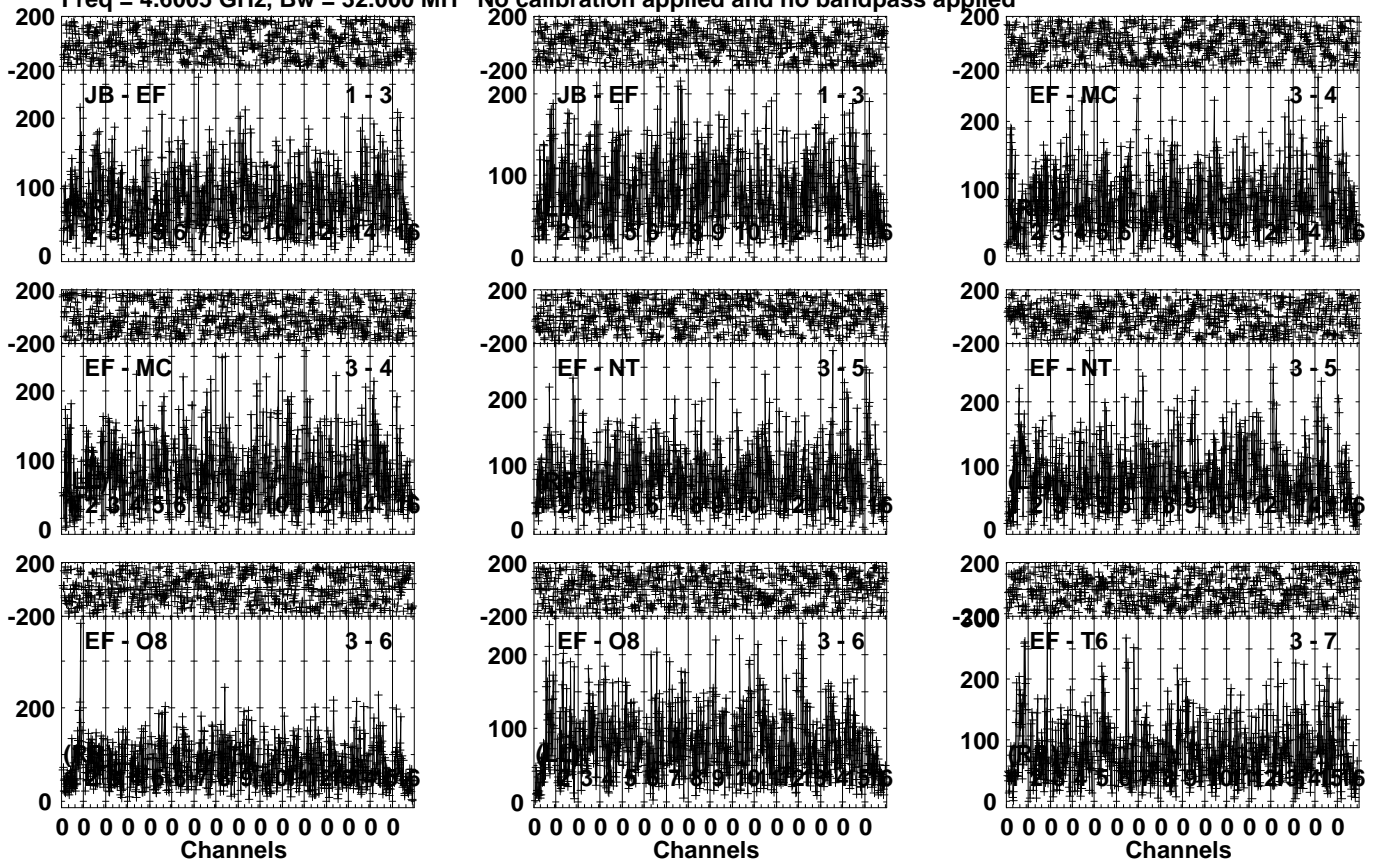


Lower frame: Milli Ampl Jy Top frame: Phas deg
Vector averaged cross-power spectrum Several baselines displayed
Timerange: 00/06:24:18 to 00/06:25:44

Plot file version 145 created 07-AUG-2023 16:11:22

LAND EO019B.UVDATA.1

Freq = 4.6005 GHz, Bw = 32.000 MH No calibration applied and no bandpass applied

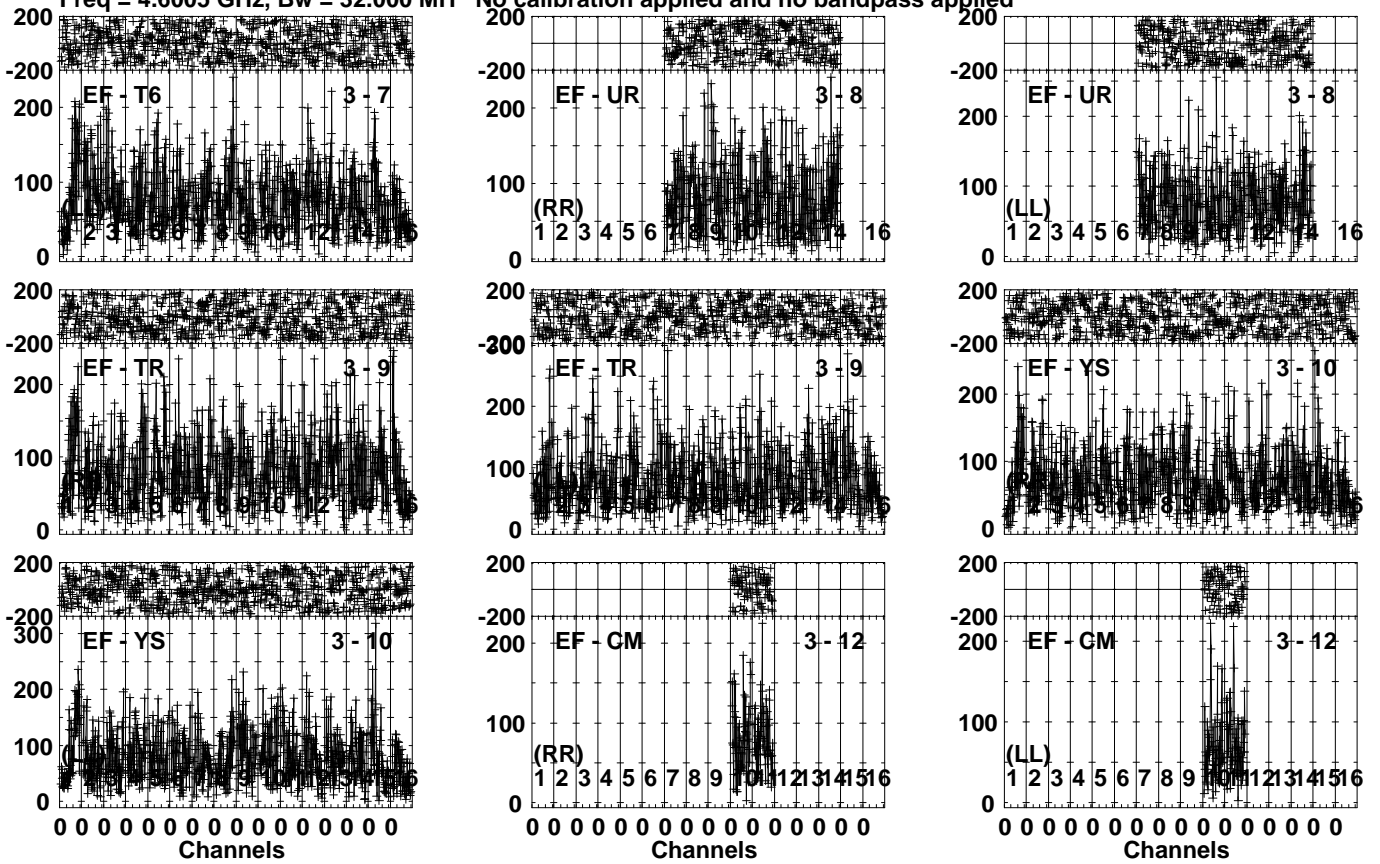


Lower frame: Micro Ampl Jy Top frame: Phas deg
Vector averaged cross-power spectrum Several baselines displayed
Timerange: 00/06:25:48 to 00/06:29:14

Plot file version 146 created 07-AUG-2023 16:11:22

LAND EO019B.UVDATA.1

Freq = 4.6005 GHz, Bw = 32.000 MH No calibration applied and no bandpass applied

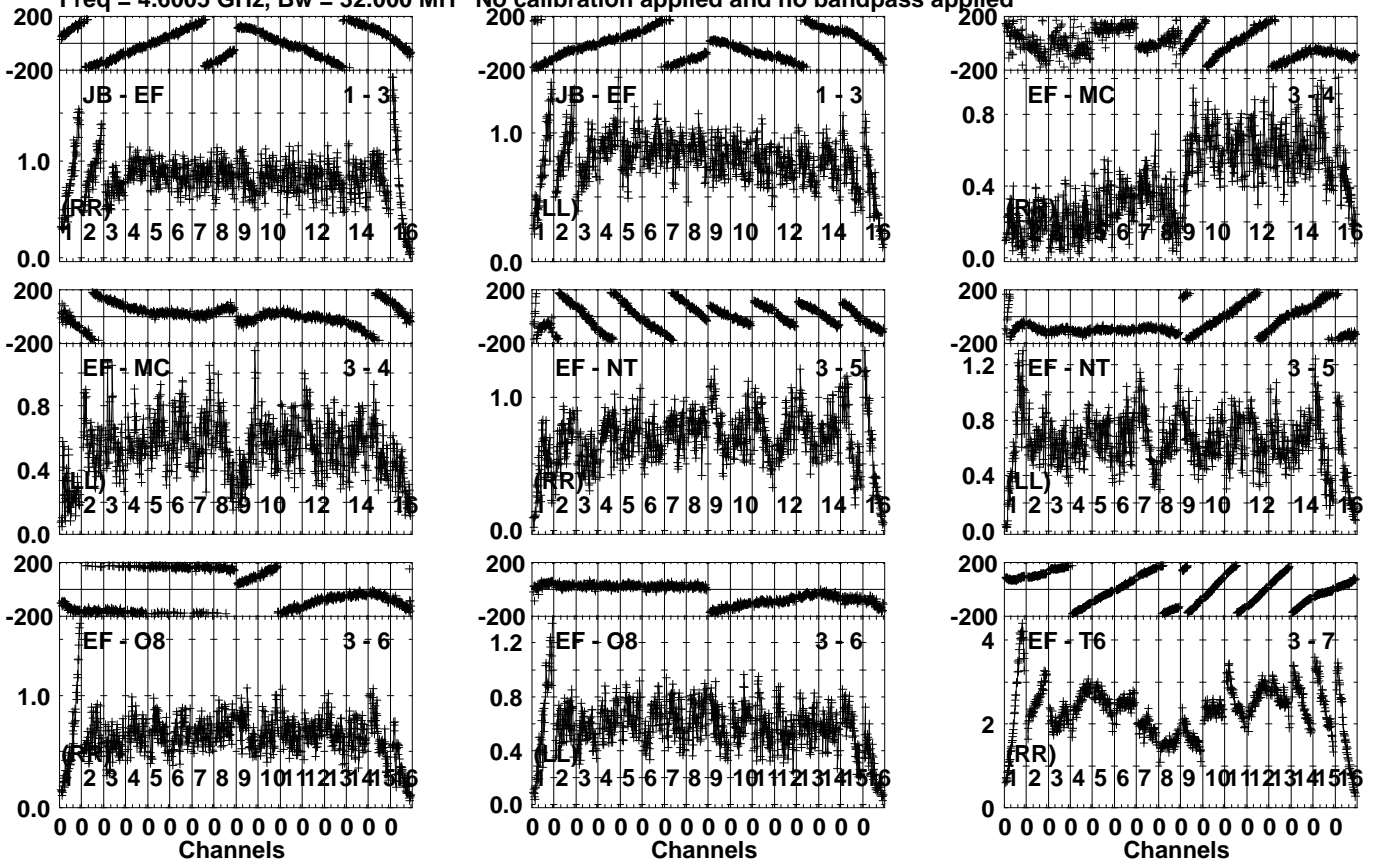


Lower frame: Micro Ampl Jy Top frame: Phas deg
Vector averaged cross-power spectrum Several baselines displayed
Timerange: 00/06:25:48 to 00/06:29:14

Plot file version 147 created 07-AUG-2023 16:11:23

2331+46 EO019B.UVDATA.1

Freq = 4.6005 GHz, Bw = 32.000 MH No calibration applied and no bandpass applied

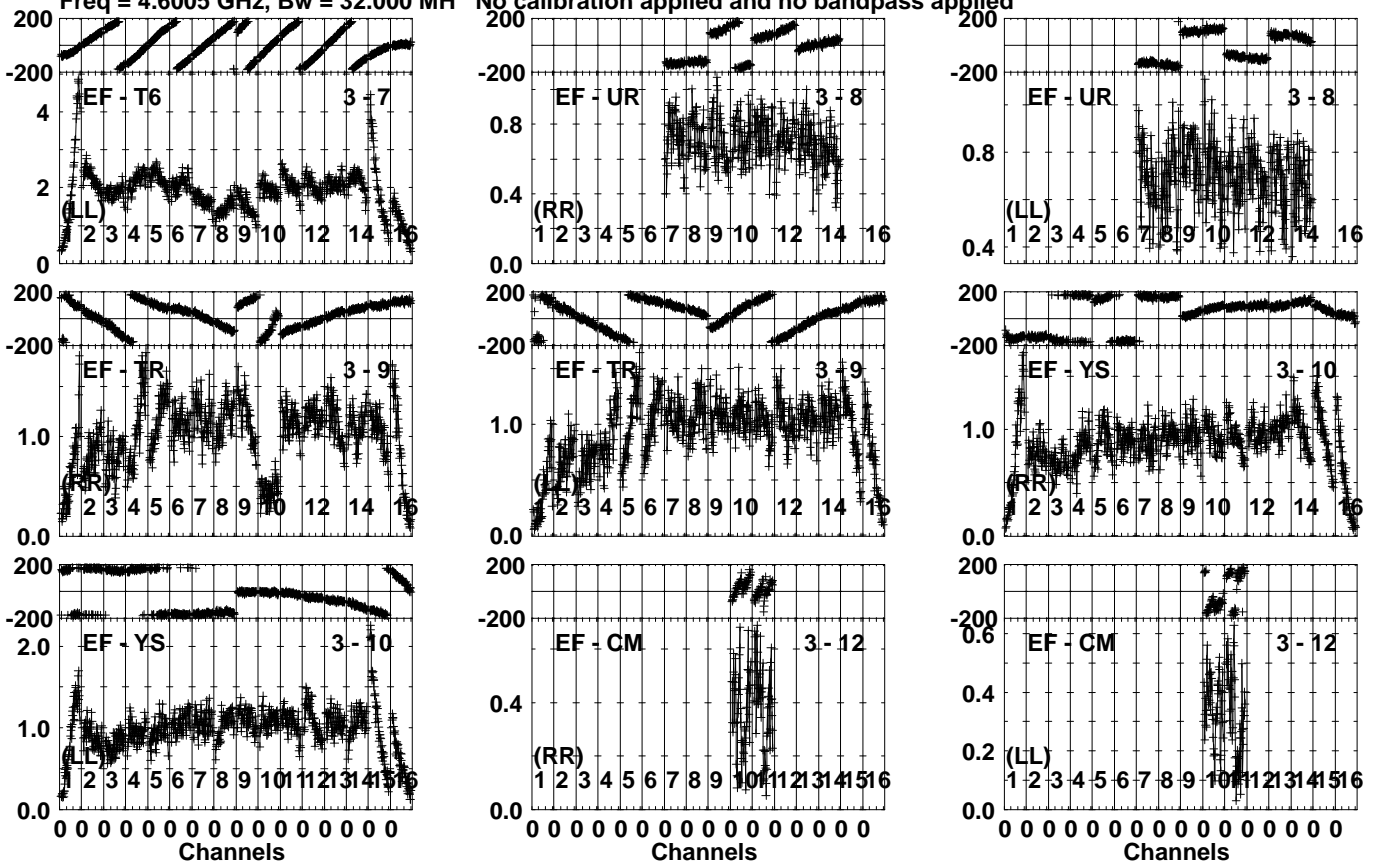


Lower frame: Milli Ampl Jy Top frame: Phas deg
Vector averaged cross-power spectrum Several baselines displayed
Timerange: 00/06:29:18 to 00/06:30:44

Plot file version 148 created 07-AUG-2023 16:11:23

2331+46 EO019B.UVDATA.1

Freq = 4.6005 GHz, Bw = 32.000 MH No calibration applied and no bandpass applied

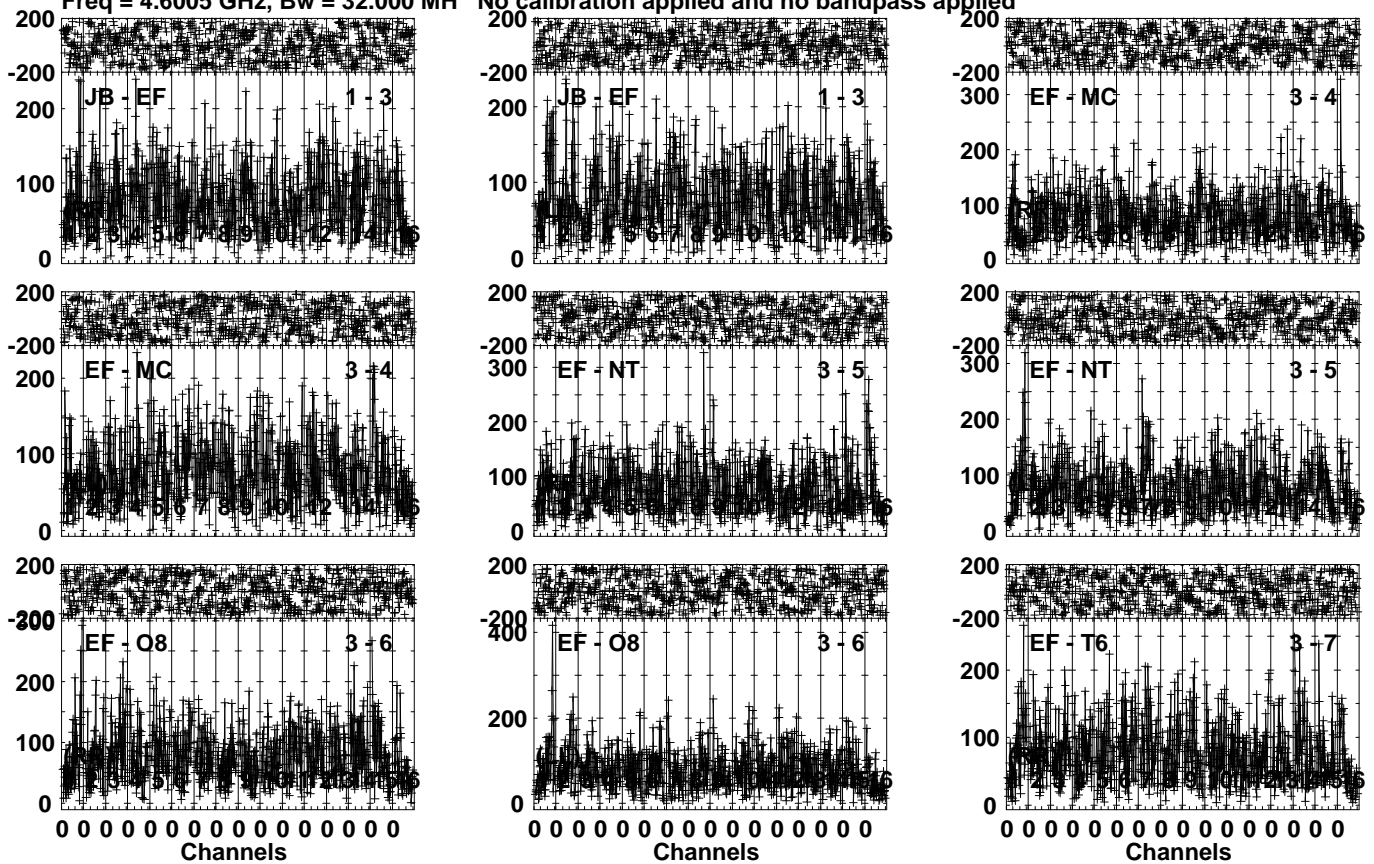


Lower frame: Milli Ampl Jy Top frame: Phas deg
Vector averaged cross-power spectrum Several baselines displayed
Timerange: 00/06:29:18 to 00/06:30:44

Plot file version 149 created 07-AUG-2023 16:11:25

LAND EO019B.UVDATA.1

Freq = 4.6005 GHz, Bw = 32.000 MH No calibration applied and no bandpass applied

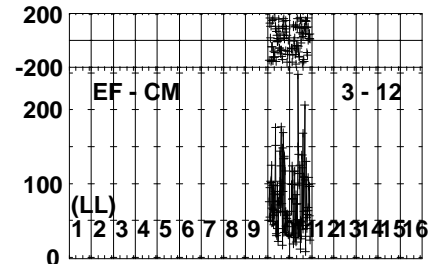
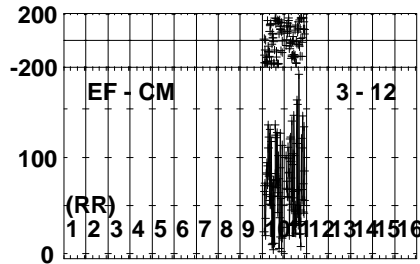
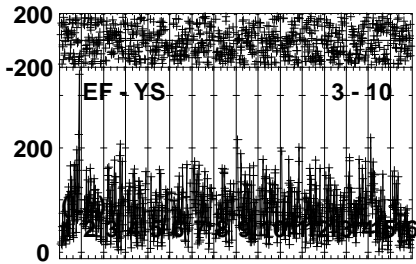
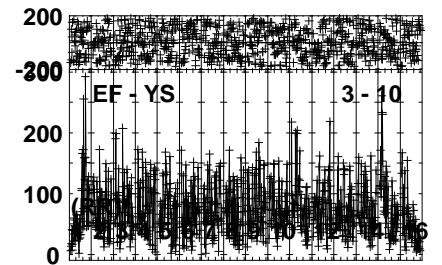
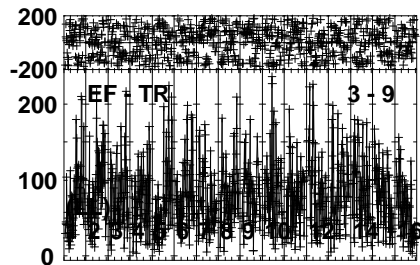
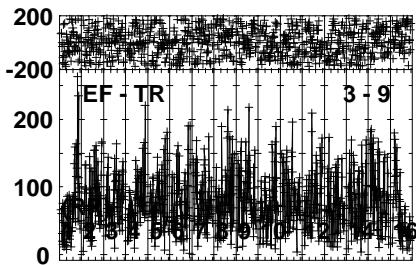
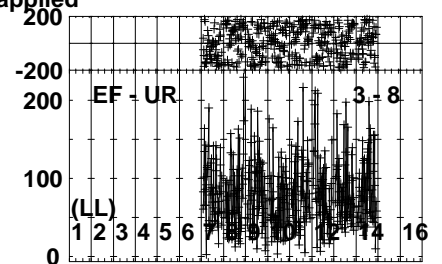
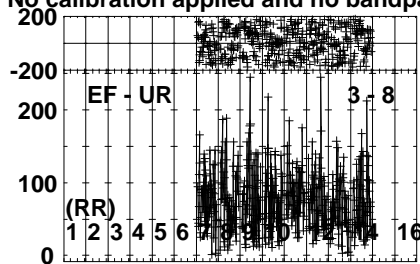
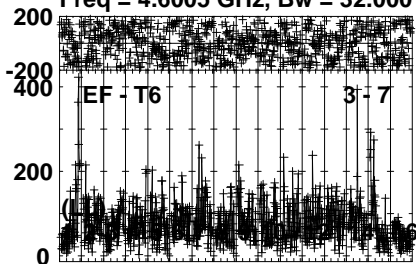


Lower frame: Micro Ampl Jy Top frame: Phas deg
Vector averaged cross-power spectrum Several baselines displayed
Timerange: 00/06:31:31 to 00/06:34:29

Plot file version 150 created 07-AUG-2023 16:11:25

LAND EO019B.UVDATA.1

Freq = 4.6005 GHz, Bw = 32.000 MH No calibration applied and no bandpass applied

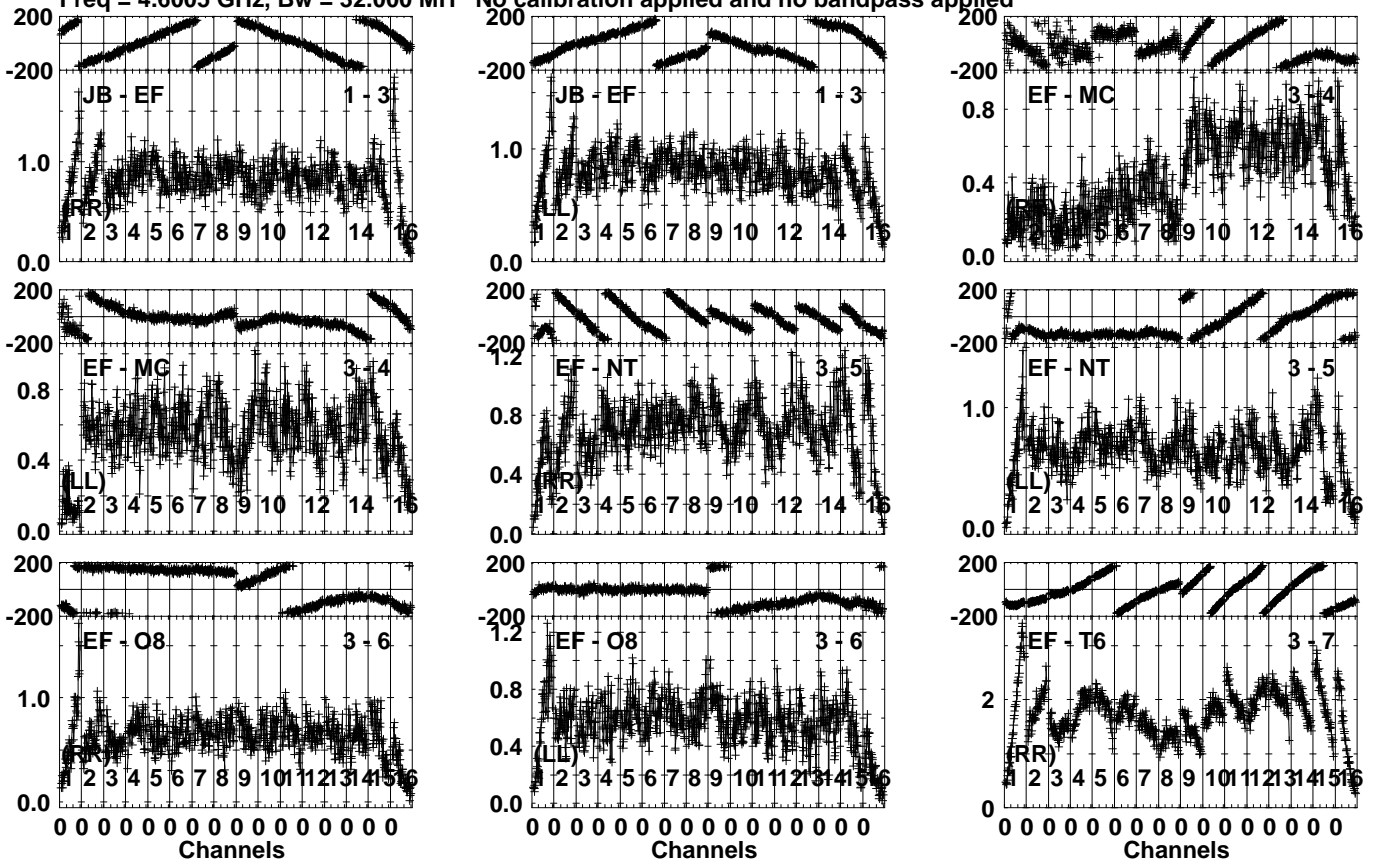


Lower frame: Micro Ampl Jy Top frame: Phas deg
Vector averaged cross-power spectrum Several baselines displayed
Timerange: 00/06:31:31 to 00/06:34:29

Plot file version 151 created 07-AUG-2023 16:11:26

2331+46 EO019B.UVDATA.1

Freq = 4.6005 GHz, Bw = 32.000 MH No calibration applied and no bandpass applied

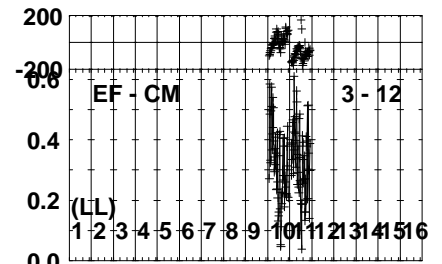
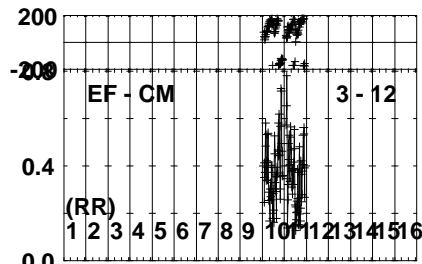
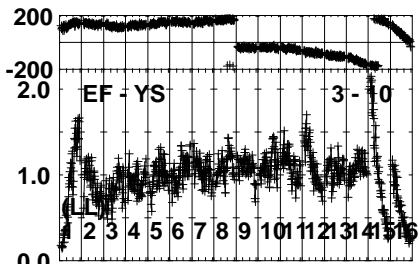
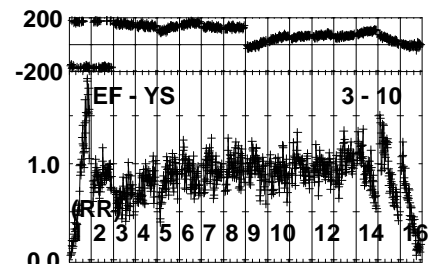
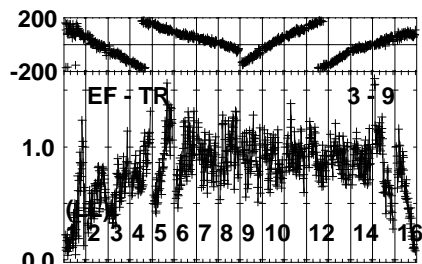
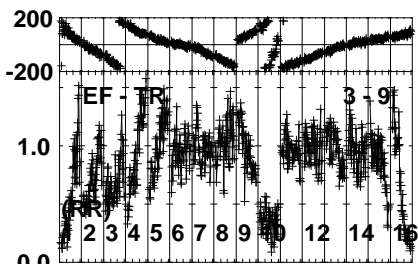
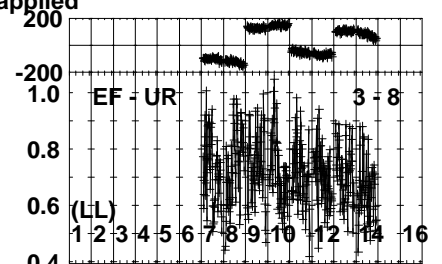
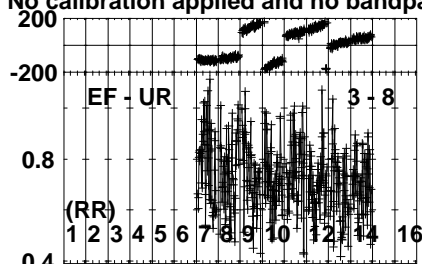
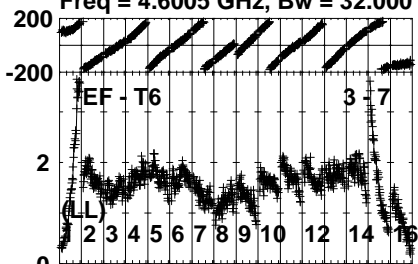


Lower frame: Milli Ampl Jy Top frame: Phas deg
Vector averaged cross-power spectrum Several baselines displayed
Timerange: 00/06:34:33 to 00/06:35:59

Plot file version 152 created 07-AUG-2023 16:11:26

2331+46 EO019B.UVDATA.1

Freq = 4.6005 GHz, Bw = 32.000 MH No calibration applied and no bandpass applied

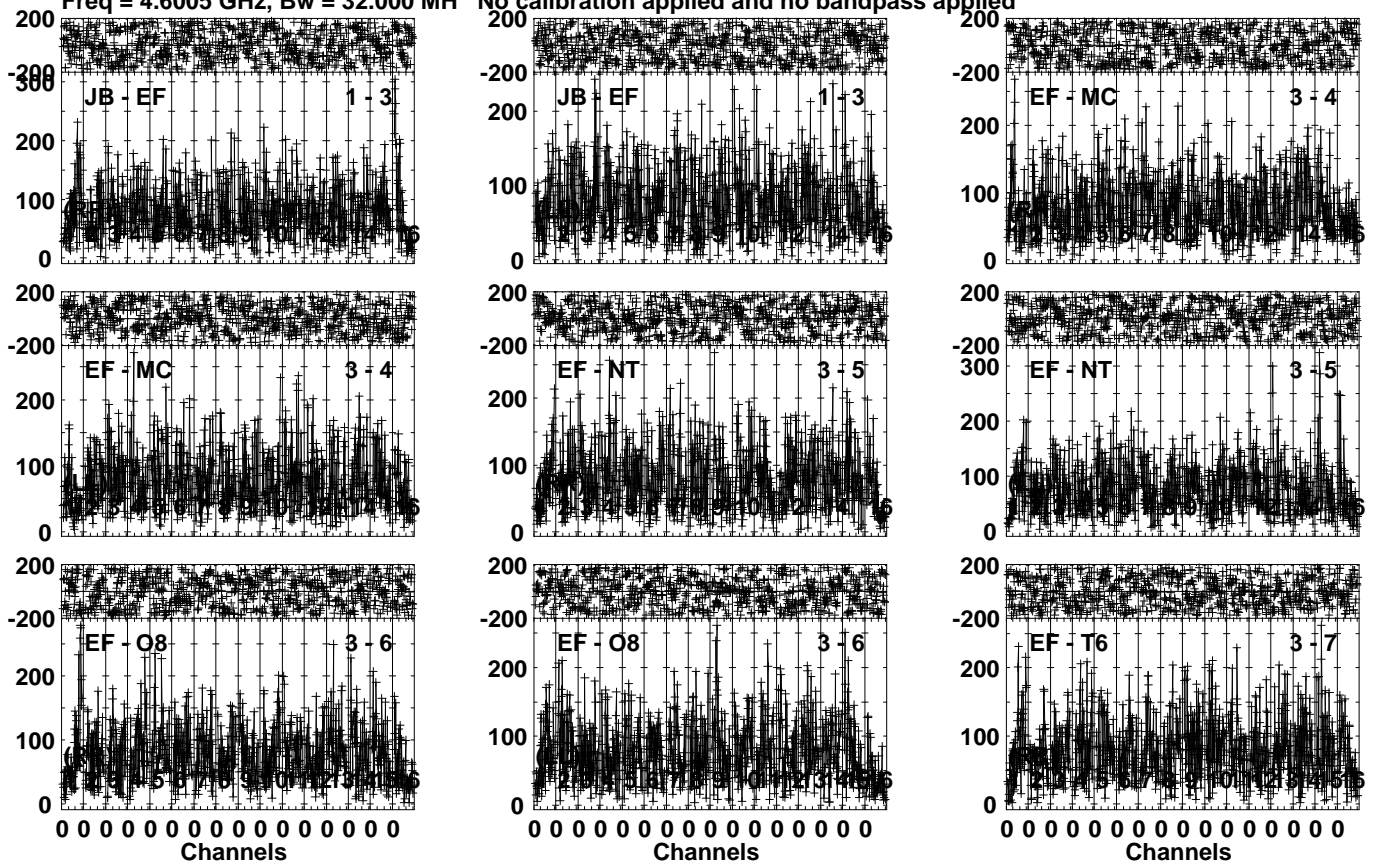


Lower frame: Milli Ampl Jy Top frame: Phas deg
Vector averaged cross-power spectrum Several baselines displayed
Timerange: 00/06:34:33 to 00/06:35:59

Plot file version 153 created 07-AUG-2023 16:11:26

LAND EO019B.UVDATA.1

Freq = 4.6005 GHz, Bw = 32.000 MH No calibration applied and no bandpass applied

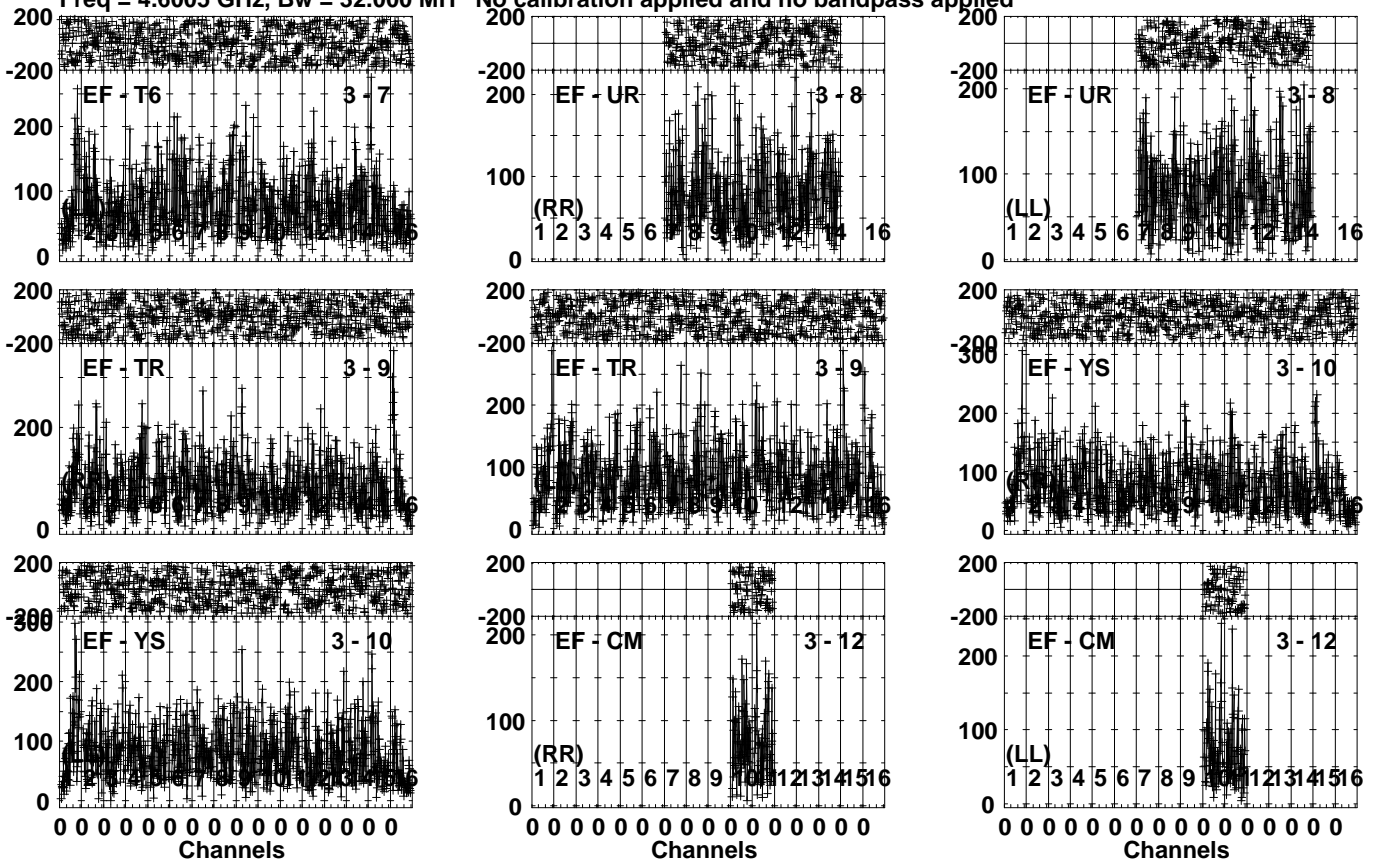


Lower frame: Micro Ampl Jy Top frame: Phas deg
Vector averaged cross-power spectrum Several baselines displayed
Timerange: 00/06:36:03 to 00/06:39:29

Plot file version 154 created 07-AUG-2023 16:11:27

LAND EO019B.UVDATA.1

Freq = 4.6005 GHz, Bw = 32.000 MH No calibration applied and no bandpass applied

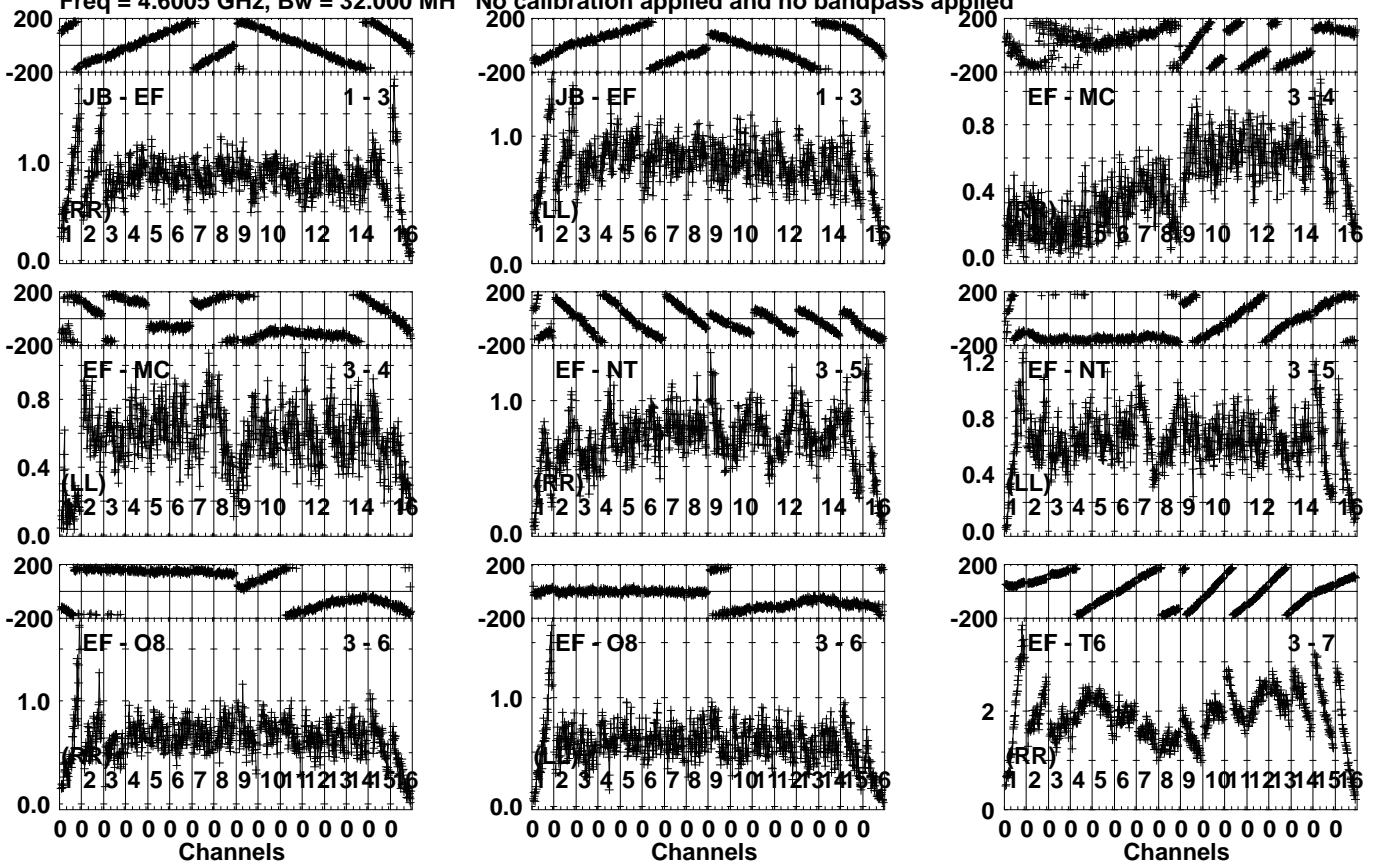


Lower frame: Micro Ampl Jy Top frame: Phas deg
Vector averaged cross-power spectrum Several baselines displayed
Timerange: 00/06:36:03 to 00/06:39:29

Plot file version 155 created 07-AUG-2023 16:11:27

2331+46 EO019B.UVDATA.1

Freq = 4.6005 GHz, Bw = 32.000 MH No calibration applied and no bandpass applied

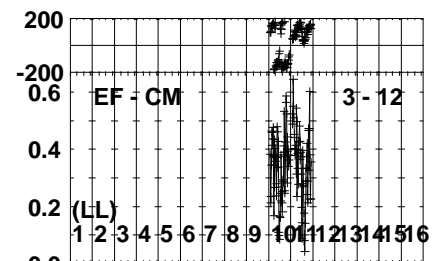
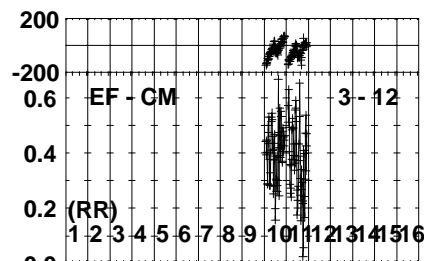
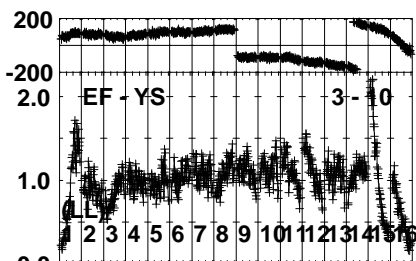
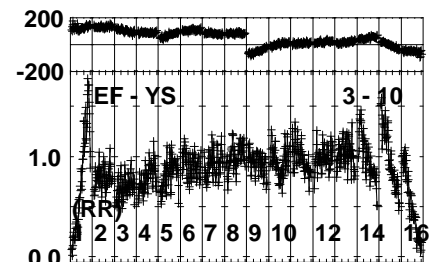
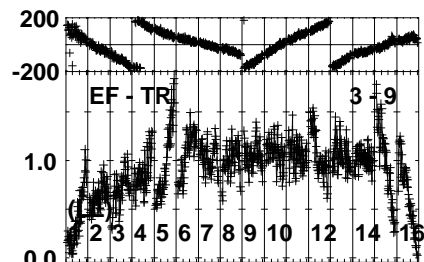
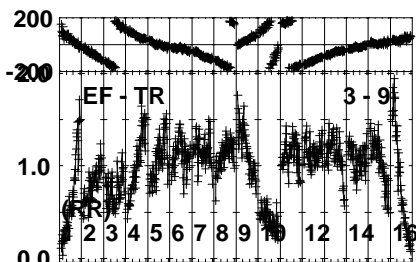
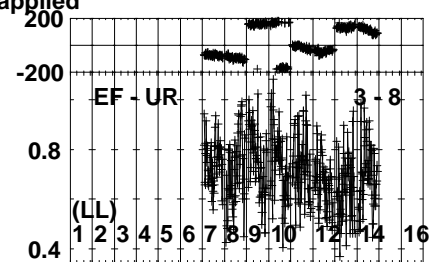
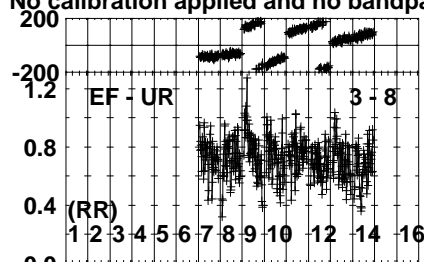
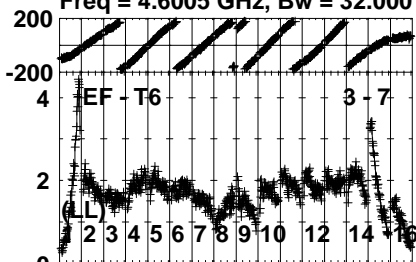


Lower frame: Milli Ampl Jy Top frame: Phas deg
Vector averaged cross-power spectrum Several baselines displayed
Timerange: 00/06:39:33 to 00/06:40:59

Plot file version 156 created 07-AUG-2023 16:11:27

2331+46 EO019B.UVDATA.1

Freq = 4.6005 GHz, Bw = 32.000 MH No calibration applied and no bandpass applied

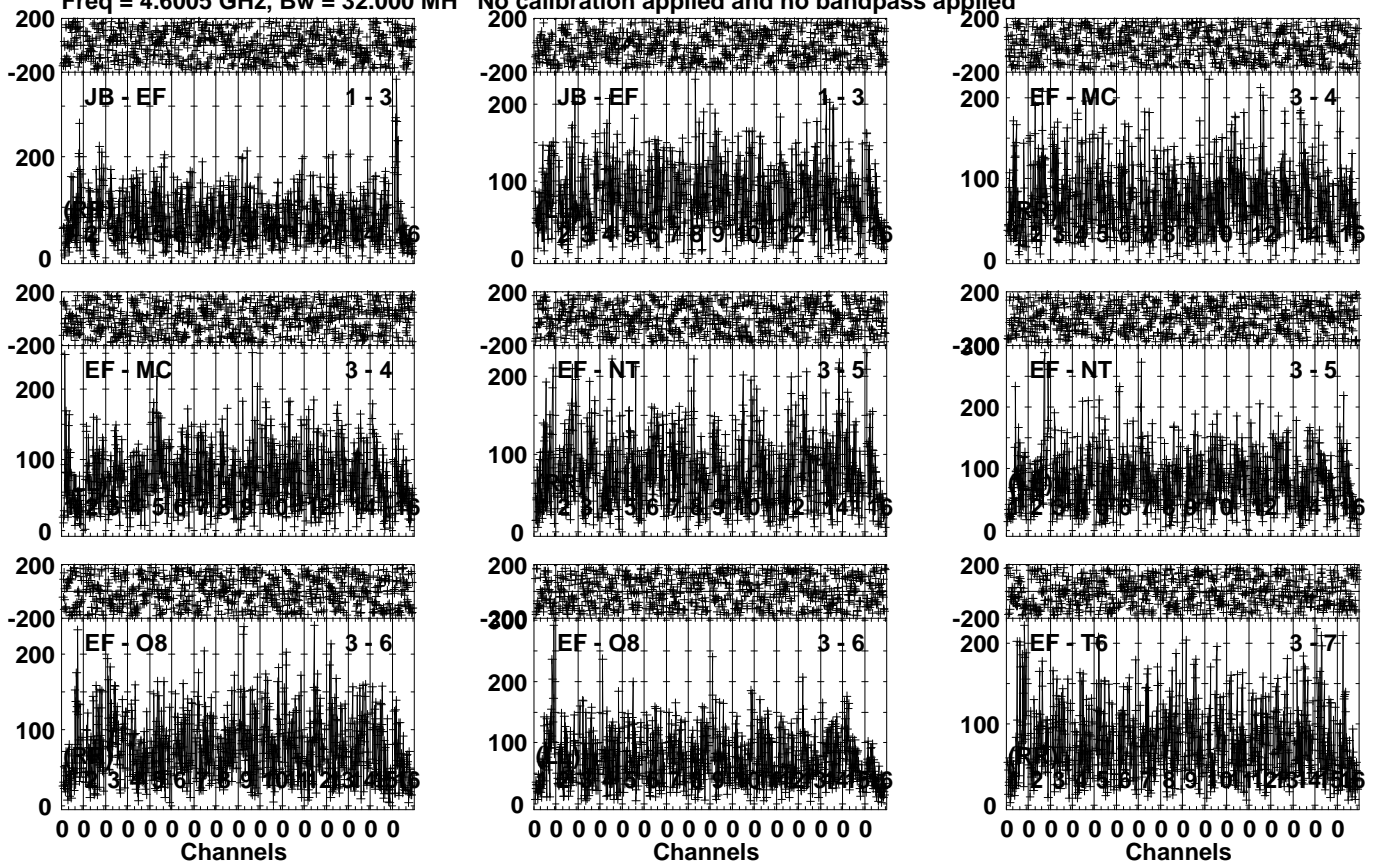


Lower frame: Milli Ampl Jy Top frame: Phas deg
Vector averaged cross-power spectrum Several baselines displayed
Timerange: 00/06:39:33 to 00/06:40:59

Plot file version 157 created 07-AUG-2023 16:11:27

LAND EO019B.UVDATA.1

Freq = 4.6005 GHz, Bw = 32.000 MH No calibration applied and no bandpass applied

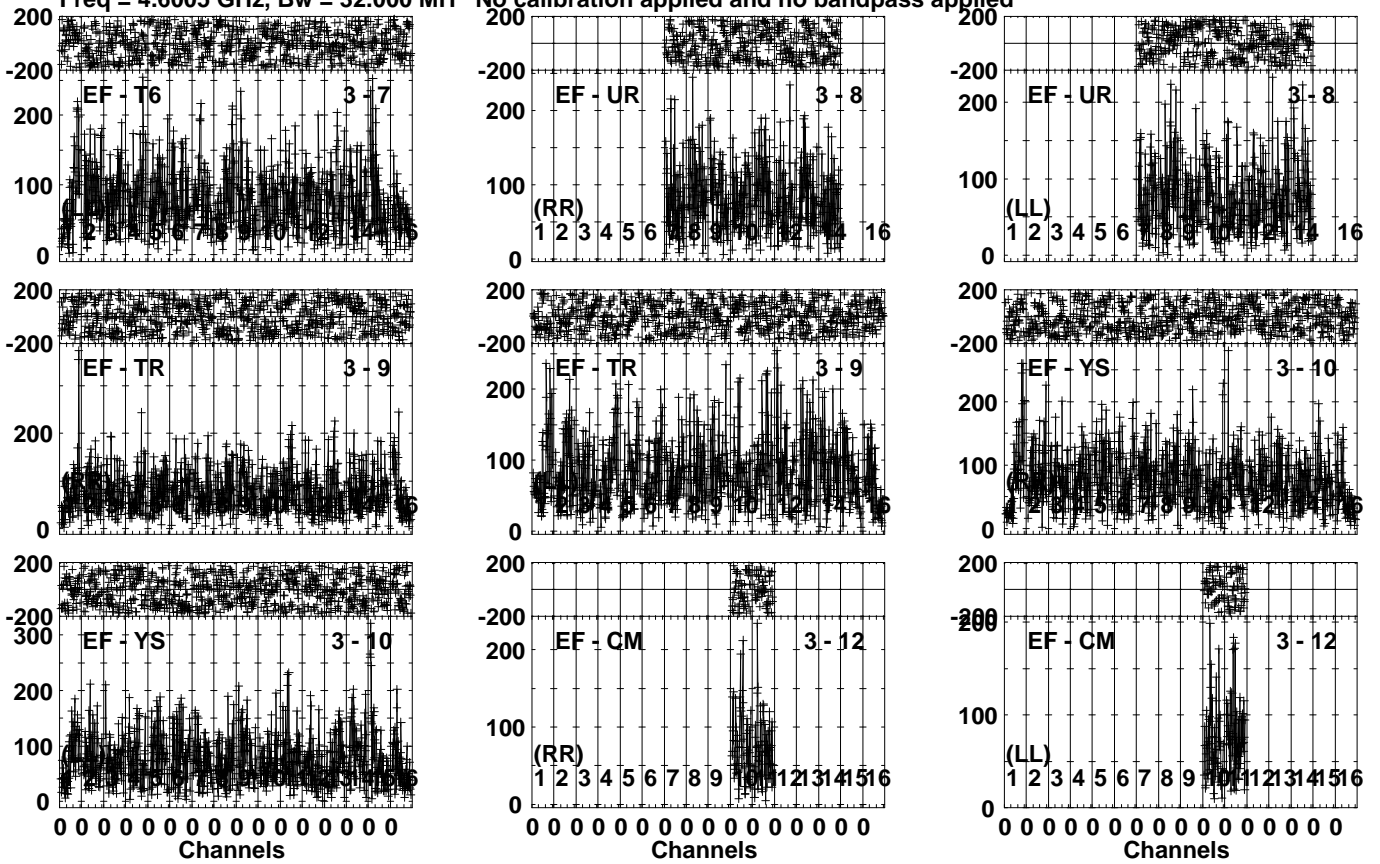


Lower frame: Micro Ampl Jy Top frame: Phas deg
Vector averaged cross-power spectrum Several baselines displayed
Timerange: 00/06:41:46 to 00/06:44:44

Plot file version 158 created 07-AUG-2023 16:11:27

LAND EO019B.UVDATA.1

Freq = 4.6005 GHz, Bw = 32.000 MH No calibration applied and no bandpass applied

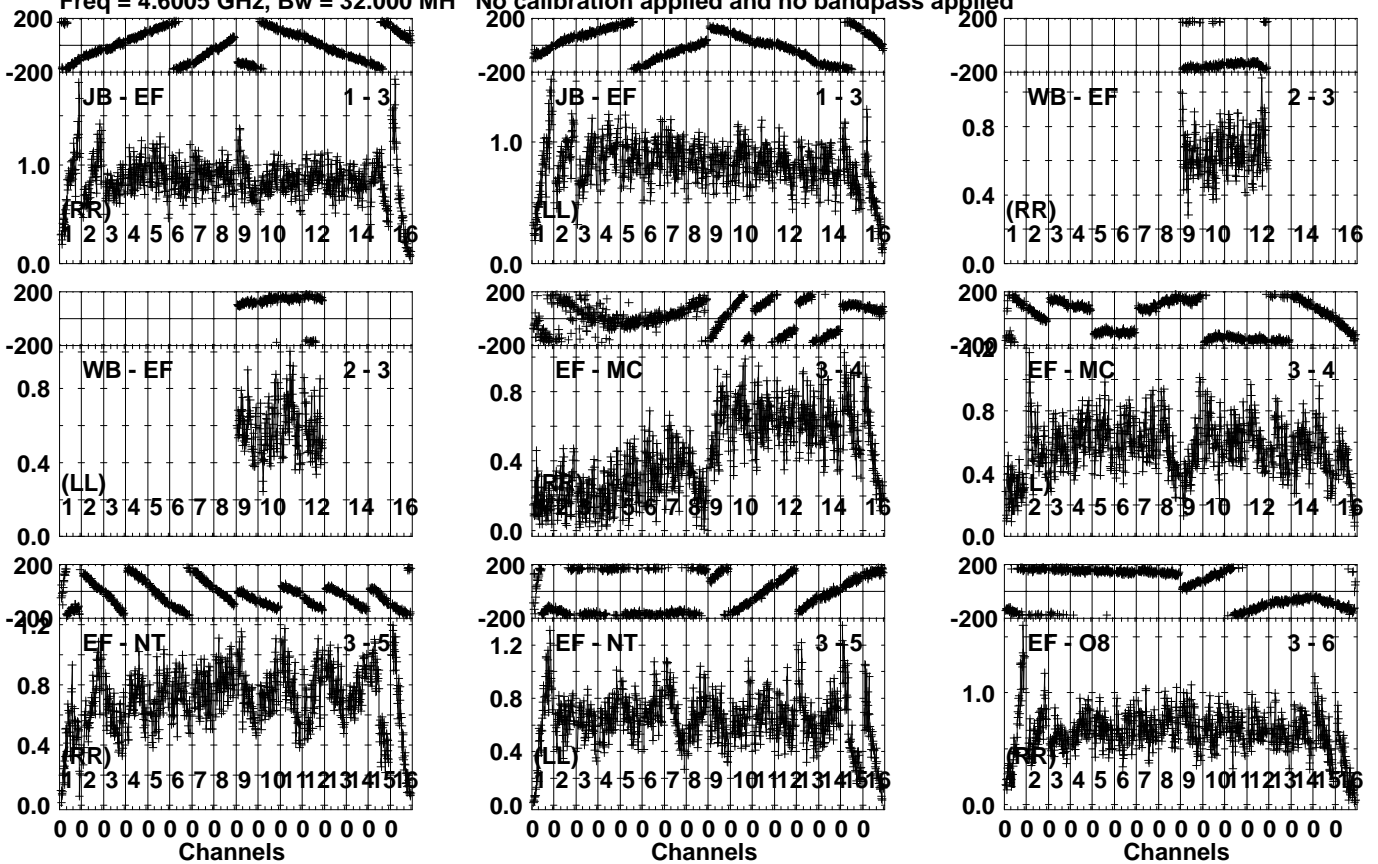


Lower frame: Micro Ampl Jy Top frame: Phas deg
Vector averaged cross-power spectrum Several baselines displayed
Timerange: 00/06:41:46 to 00/06:44:44

Plot file version 159 created 07-AUG-2023 16:11:28

2331+46 EO019B.UVDATA.1

Freq = 4.6005 GHz, Bw = 32.000 MH No calibration applied and no bandpass applied

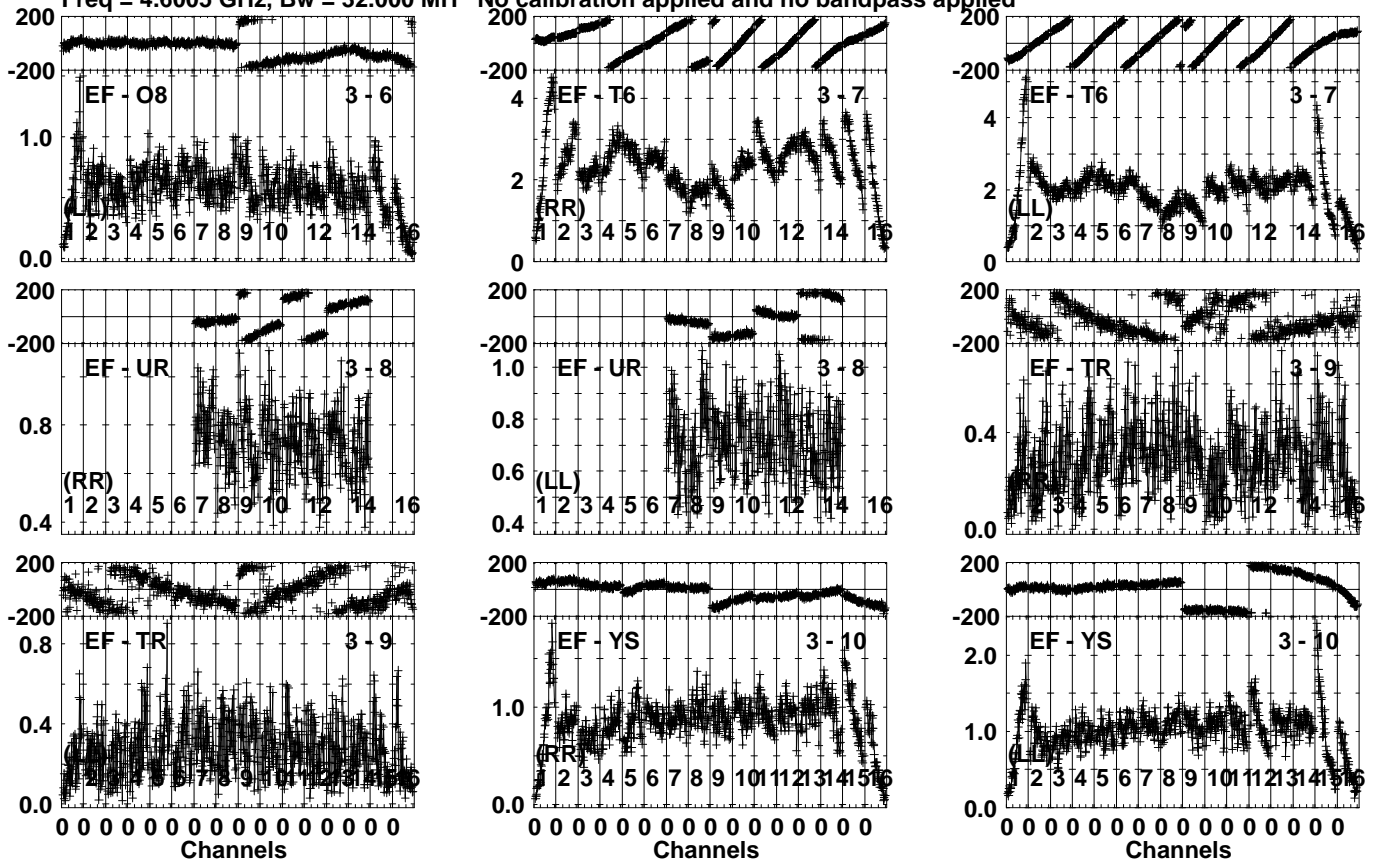


Lower frame: Milli Ampl Jy Top frame: Phas deg
Vector averaged cross-power spectrum Several baselines displayed
Timerange: 00/06:44:48 to 00/06:46:14

Plot file version 160 created 07-AUG-2023 16:11:28

2331+46 EO019B.UVDATA.1

Freq = 4.6005 GHz, Bw = 32.000 MH No calibration applied and no bandpass applied


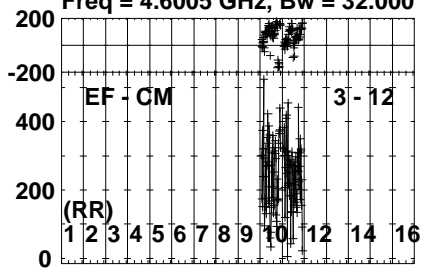


Lower frame: Milli Ampl Jy Top frame: Phas deg
 Vector averaged cross-power spectrum Several baselines displayed
 Timerange: 00/06:44:48 to 00/06:46:14

Plot file version 161 created 07-AUG-2023 16:11:28

2331+46 EO019B.UVDATA.1

Freq = 4.6005 GHz, Bw = 32.000 MH No calibration applied and no bandpass applied

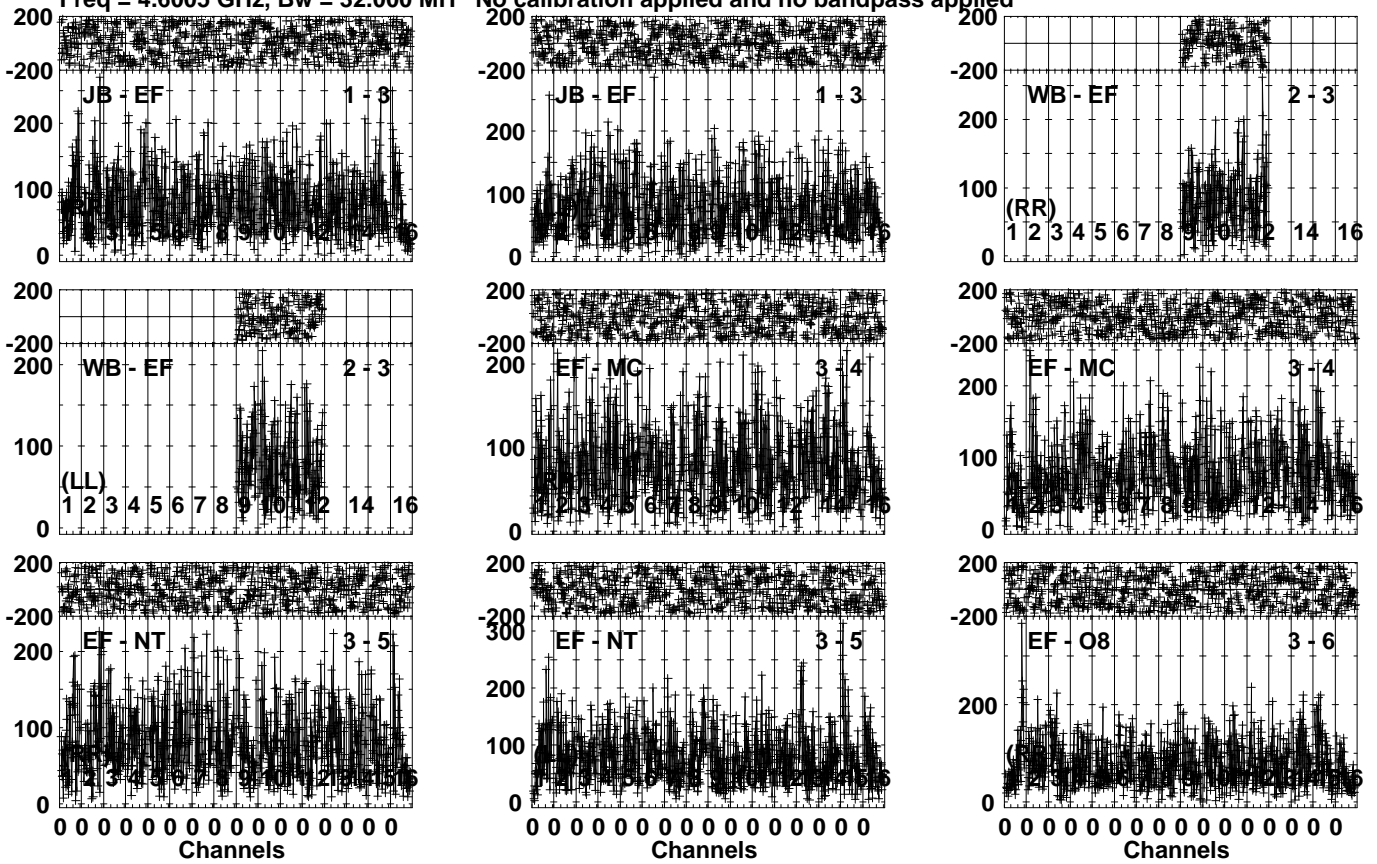


Lower frame: Micro Ampl Jy Top frame: Phas deg
Vector averaged cross-power spectrum Several baselines displayed
Timerange: 00/06:44:48 to 00/06:46:14

Plot file version 162 created 07-AUG-2023 16:11:28

LAND EO019B.UVDATA.1

Freq = 4.6005 GHz, Bw = 32.000 MH No calibration applied and no bandpass applied

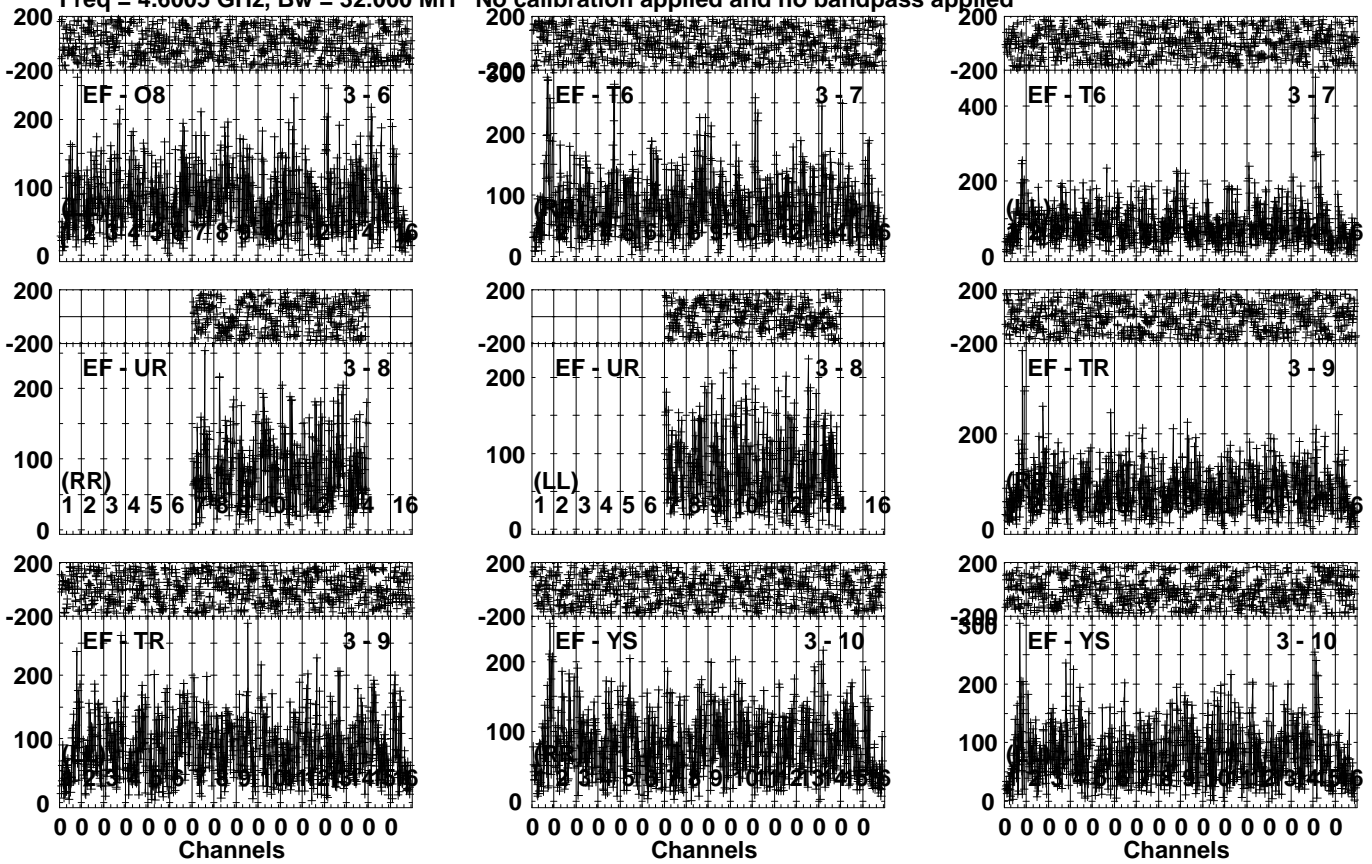


Lower frame: Micro Ampl Jy Top frame: Phas deg
Vector averaged cross-power spectrum Several baselines displayed
Timerange: 00/06:46:16 to 00/06:49:44

Plot file version 163 created 07-AUG-2023 16:11:28

LAND EO019B.UVDATA.1

Freq = 4.6005 GHz, Bw = 32.000 MH No calibration applied and no bandpass applied


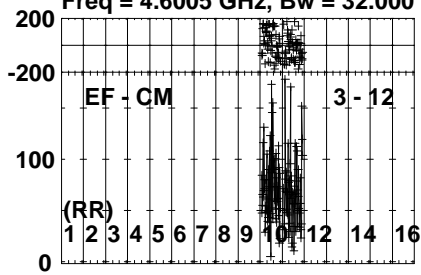


Lower frame: Micro Ampl Jy Top frame: Phas deg
Vector averaged cross-power spectrum Several baselines displayed
Timerange: 00/06:46:16 to 00/06:49:44

Plot file version 164 created 07-AUG-2023 16:11:29

LAND EO019B.UVDATA.1

Freq = 4.6005 GHz, Bw = 32.000 MH No calibration applied and no bandpass applied

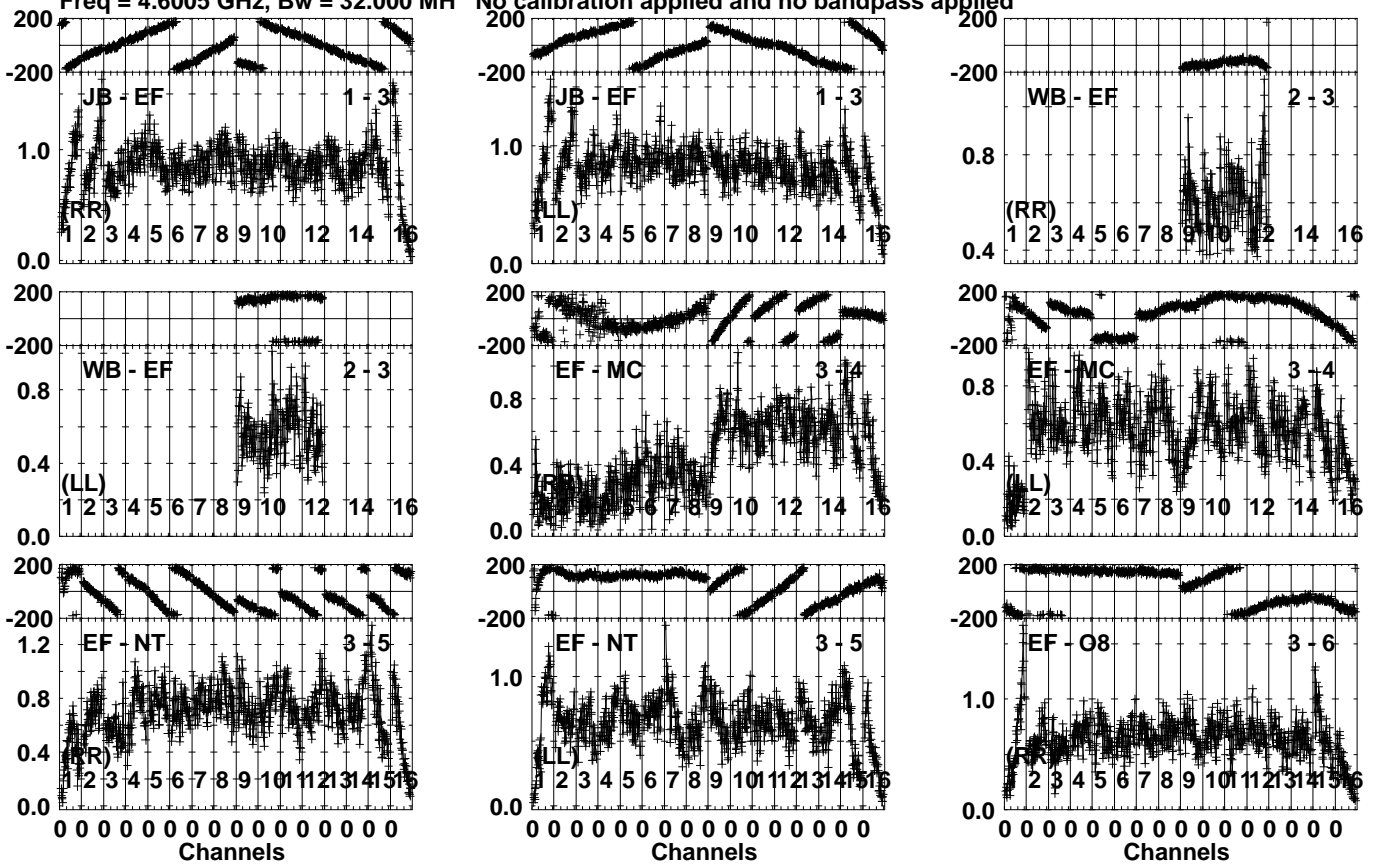


Lower frame: Micro Ampl Jy Top frame: Phas deg
Vector averaged cross-power spectrum Several baselines displayed
Timerange: 00/06:46:16 to 00/06:49:44

Plot file version 165 created 07-AUG-2023 16:11:29

2331+46 EO019B.UVDATA.1

Freq = 4.6005 GHz, Bw = 32.000 MH No calibration applied and no bandpass applied

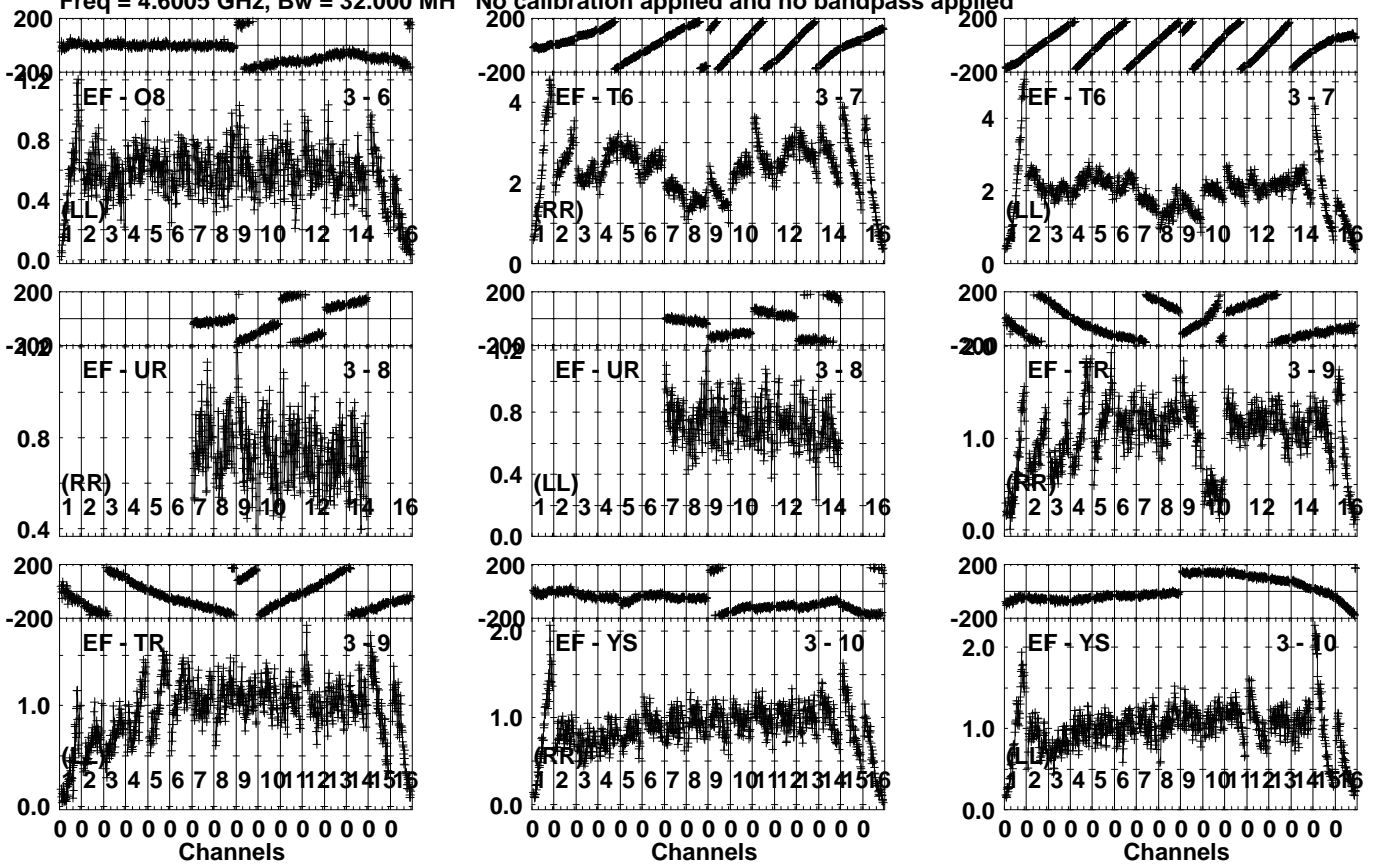


Lower frame: Milli Ampl Jy Top frame: Phas deg
Vector averaged cross-power spectrum Several baselines displayed
Timerange: 00/06:49:46 to 00/06:51:14

Plot file version 166 created 07-AUG-2023 16:11:29

2331+46 EO019B.UVDATA.1

Freq = 4.6005 GHz, Bw = 32.000 MH No calibration applied and no bandpass applied

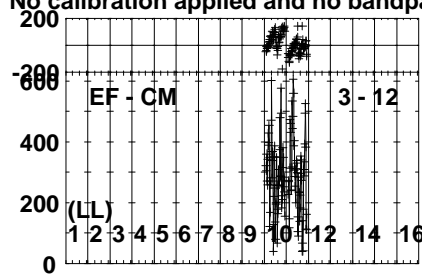
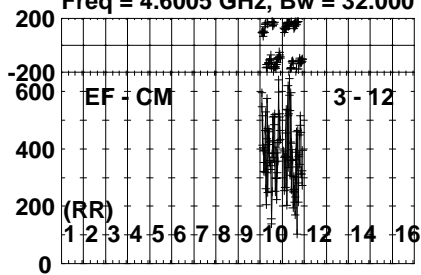


Lower frame: Milli Ampl Jy Top frame: Phas deg
Vector averaged cross-power spectrum Several baselines displayed
Timerange: 00/06:49:46 to 00/06:51:14

Plot file version 167 created 07-AUG-2023 16:11:29

2331+46 EO019B.UVDATA.1

Freq = 4.6005 GHz, Bw = 32.000 MH No calibration applied and no bandpass applied

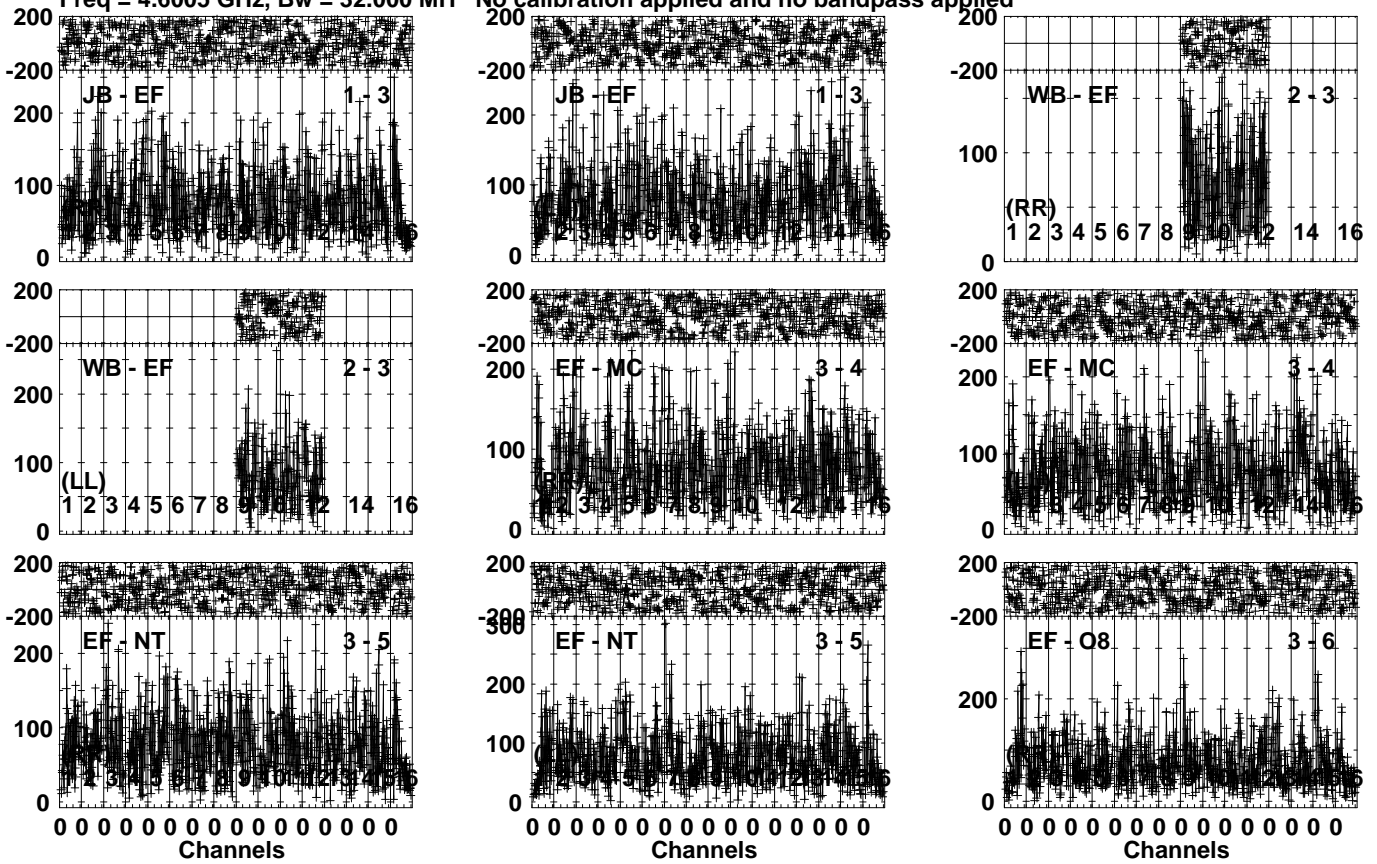


Lower frame: Micro Ampl Jy Top frame: Phas deg
Vector averaged cross-power spectrum Several baselines displayed
Timerange: 00/06:49:46 to 00/06:51:14

Plot file version 168 created 07-AUG-2023 16:11:29

LAND EO019B.UVDATA.1

Freq = 4.6005 GHz, Bw = 32.000 MH No calibration applied and no bandpass applied

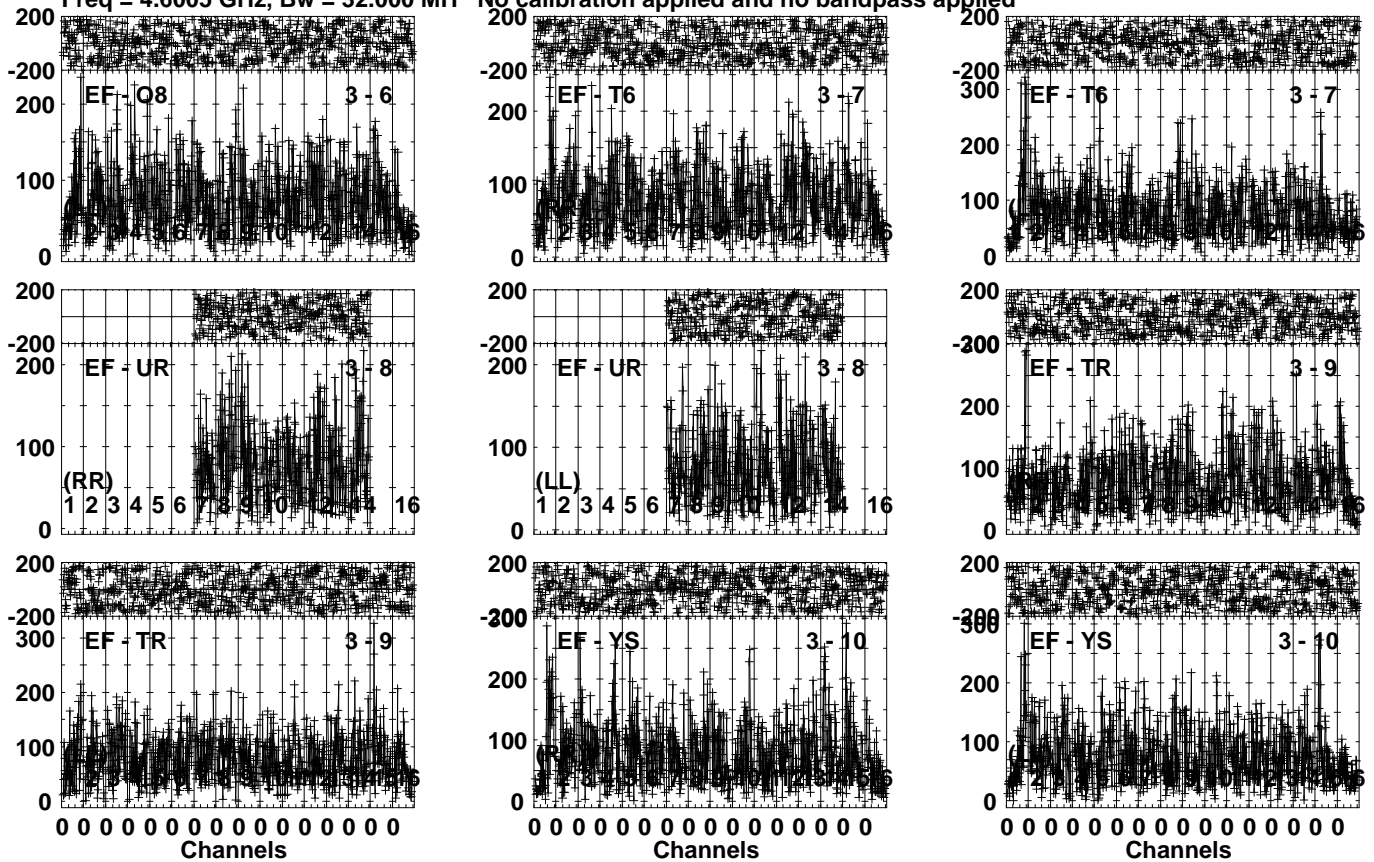


Lower frame: Micro Ampl Jy Top frame: Phas deg
Vector averaged cross-power spectrum Several baselines displayed
Timerange: 00/06:52:01 to 00/06:54:59

Plot file version 169 created 07-AUG-2023 16:11:29

LAND EO019B.UVDATA.1

Freq = 4.6005 GHz, Bw = 32.000 MH No calibration applied and no bandpass applied

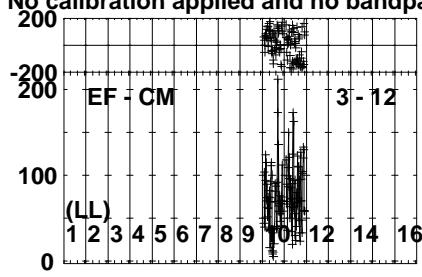
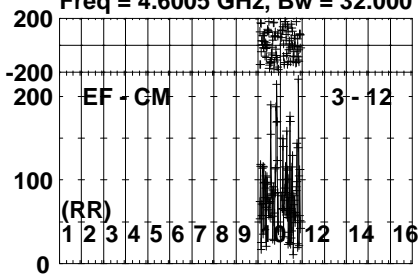


Lower frame: Micro Ampl Jy Top frame: Phas deg
Vector averaged cross-power spectrum Several baselines displayed
Timerange: 00/06:52:01 to 00/06:54:59

Plot file version 170 created 07-AUG-2023 16:11:30

LAND EO019B.UVDATA.1

Freq = 4.6005 GHz, Bw = 32.000 MH No calibration applied and no bandpass applied

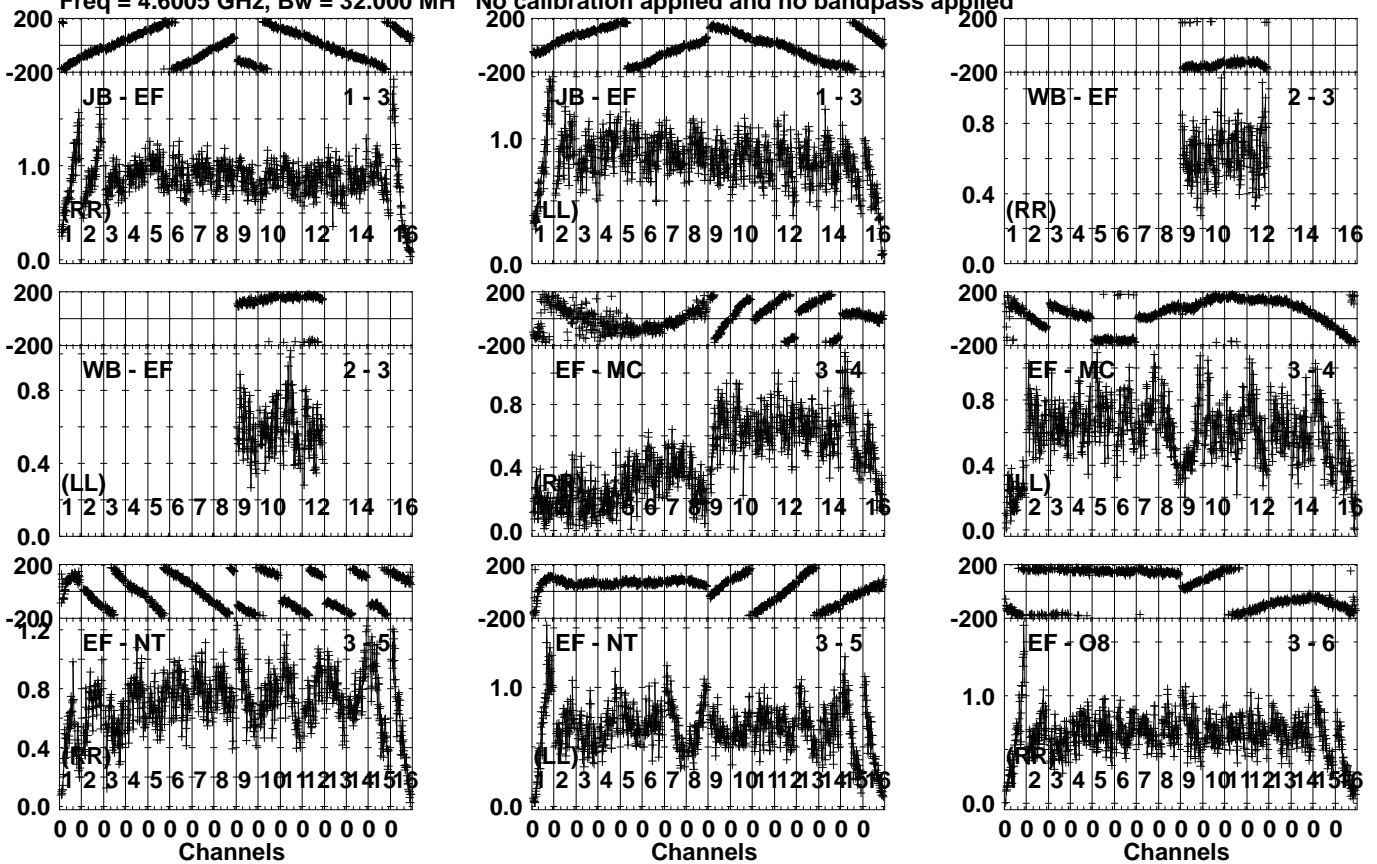


Lower frame: Micro Ampl Jy Top frame: Phas deg
Vector averaged cross-power spectrum Several baselines displayed
Timerange: 00/06:52:01 to 00/06:54:59

Plot file version 171 created 07-AUG-2023 16:11:30

2331+46 EO019B.UVDATA.1

Freq = 4.6005 GHz, Bw = 32.000 MH No calibration applied and no bandpass applied

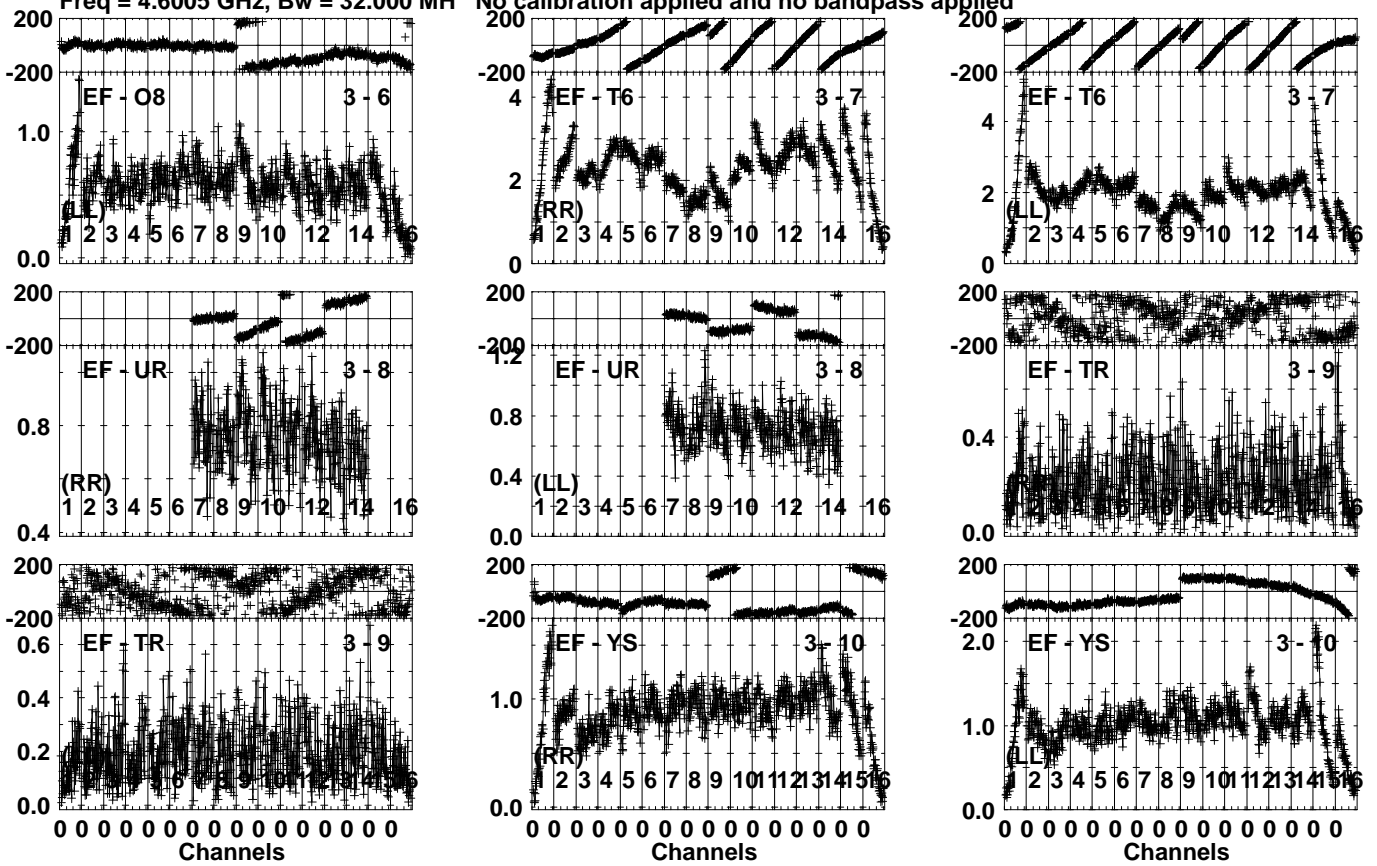


Lower frame: Milli Ampl Jy Top frame: Phas deg
Vector averaged cross-power spectrum Several baselines displayed
Timerange: 00/06:55:03 to 00/06:56:29

Plot file version 172 created 07-AUG-2023 16:11:30

2331+46 EO019B.UVDATA.1

Freq = 4.6005 GHz, Bw = 32.000 MH No calibration applied and no bandpass applied

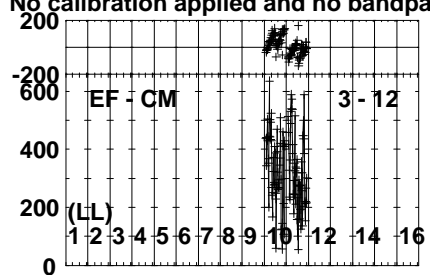
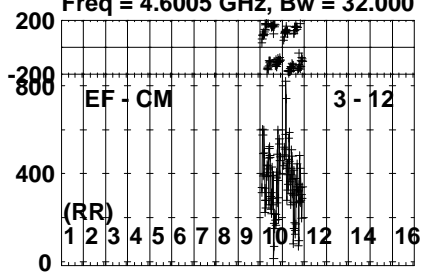


Lower frame: Milli Ampl Jy Top frame: Phas deg
Vector averaged cross-power spectrum Several baselines displayed
Timerange: 00/06:55:03 to 00/06:56:29

Plot file version 173 created 07-AUG-2023 16:11:30

2331+46 EO019B.UVDATA.1

Freq = 4.6005 GHz, Bw = 32.000 MH No calibration applied and no bandpass applied

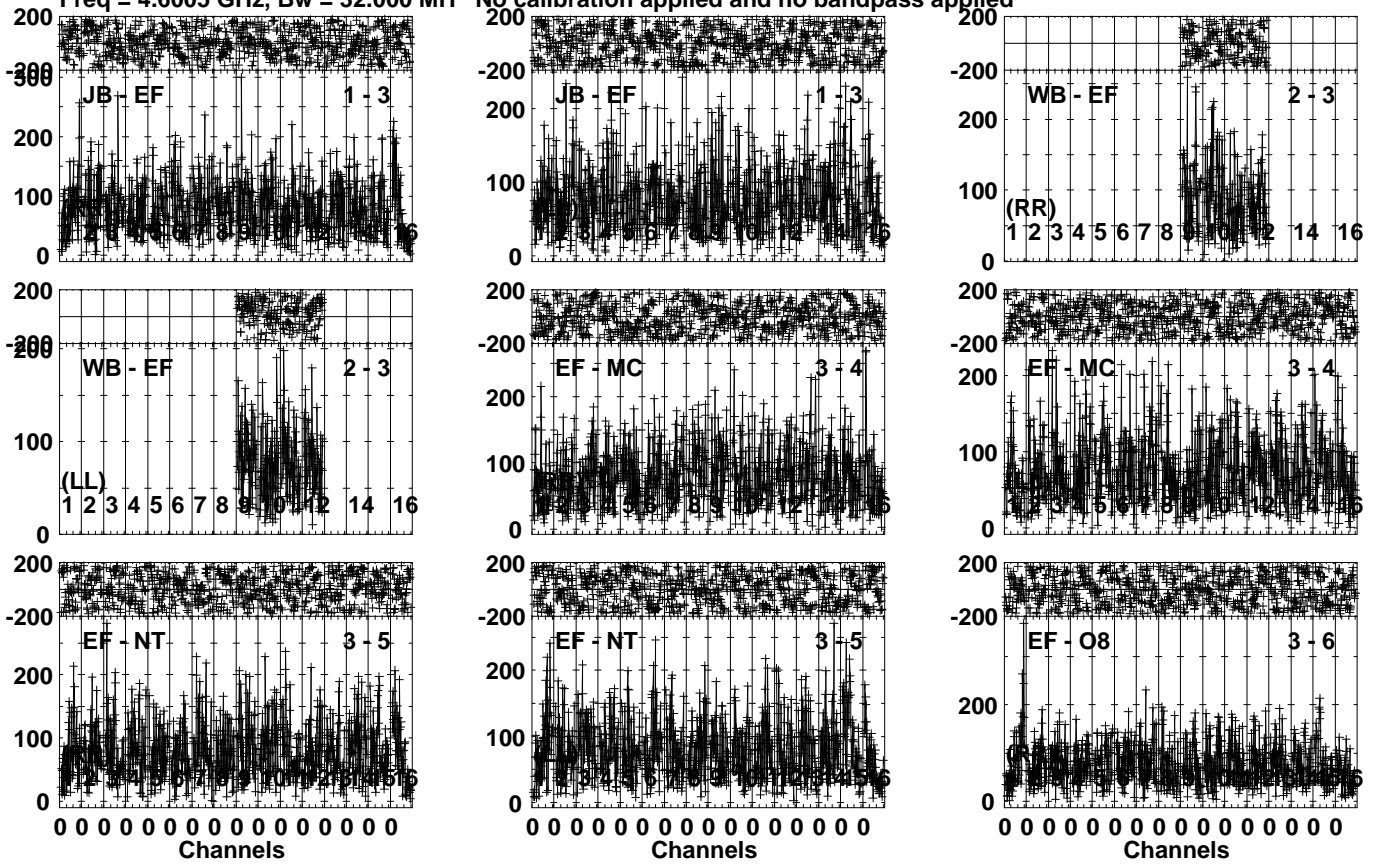


Lower frame: Micro Ampl Jy Top frame: Phas deg
Vector averaged cross-power spectrum Several baselines displayed
Timerange: 00/06:55:03 to 00/06:56:29

Plot file version 174 created 07-AUG-2023 16:11:30

LAND EO019B.UVDATA.1

Freq = 4.6005 GHz, Bw = 32.000 MH No calibration applied and no bandpass applied

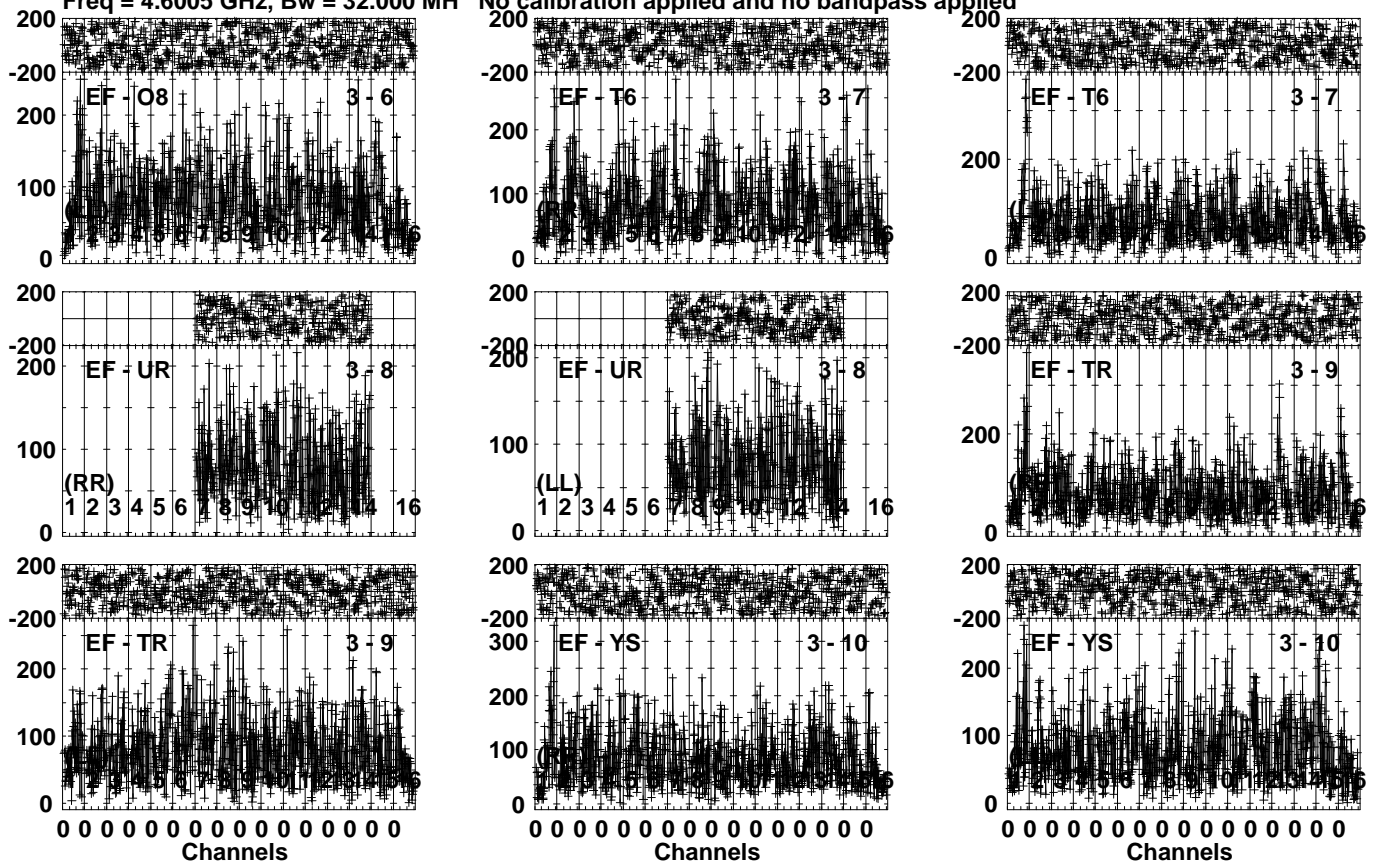


Lower frame: Micro Ampl Jy Top frame: Phas deg
Vector averaged cross-power spectrum Several baselines displayed
Timerange: 00/06:56:31 to 00/06:59:59

Plot file version 175 created 07-AUG-2023 16:11:30

LAND EO019B.UVDATA.1

Freq = 4.6005 GHz, Bw = 32.000 MH No calibration applied and no bandpass applied


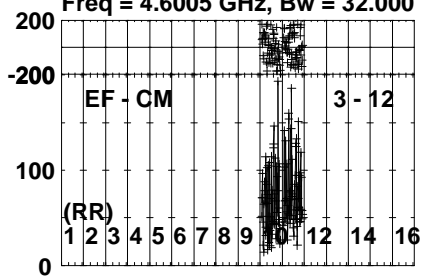


Lower frame: Micro Ampl Jy Top frame: Phas deg
Vector averaged cross-power spectrum Several baselines displayed
Timerange: 00/06:56:31 to 00/06:59:59

Plot file version 176 created 07-AUG-2023 16:11:31

LAND EO019B.UVDATA.1

Freq = 4.6005 GHz, Bw = 32.000 MH No calibration applied and no bandpass applied

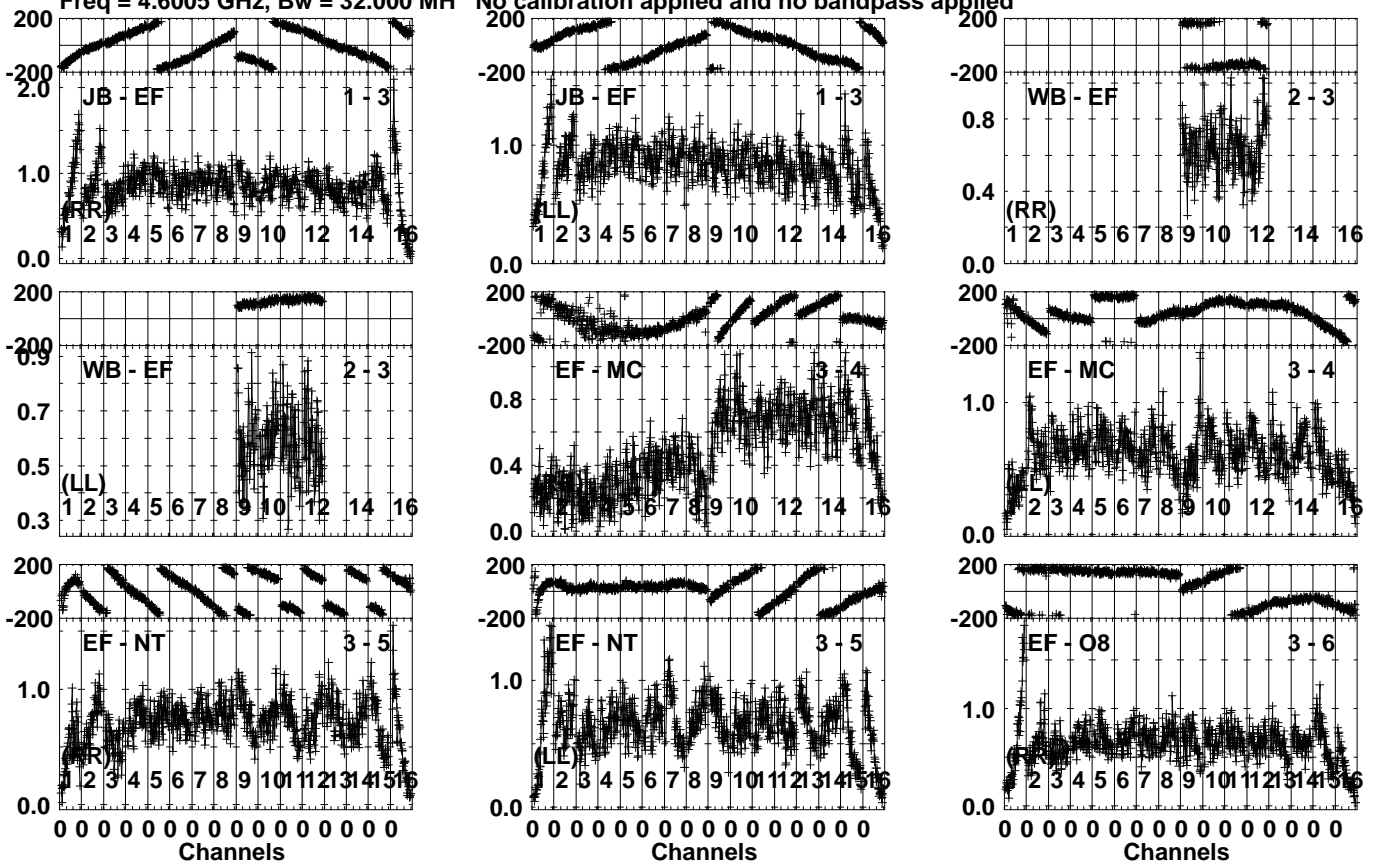


Lower frame: Micro Ampl Jy Top frame: Phas deg
Vector averaged cross-power spectrum Several baselines displayed
Timerange: 00/06:56:31 to 00/06:59:59

Plot file version 177 created 07-AUG-2023 16:11:31

2331+46 EO019B.UVDATA.1

Freq = 4.6005 GHz, Bw = 32.000 MH No calibration applied and no bandpass applied



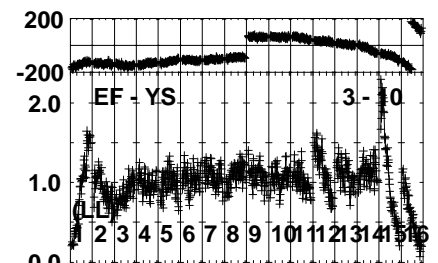
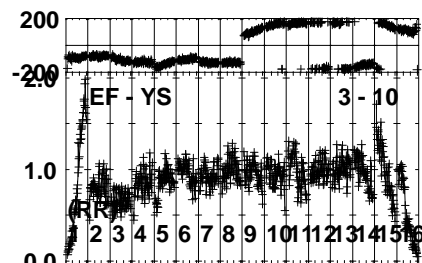
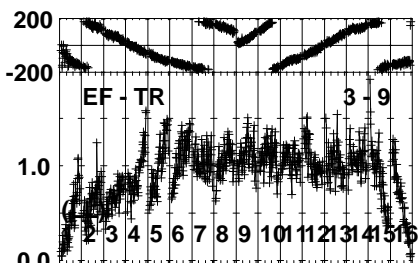
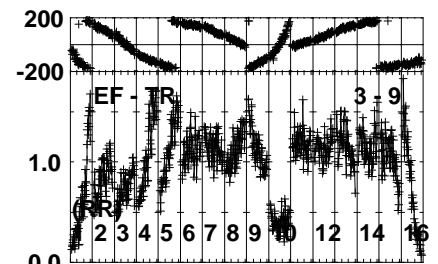
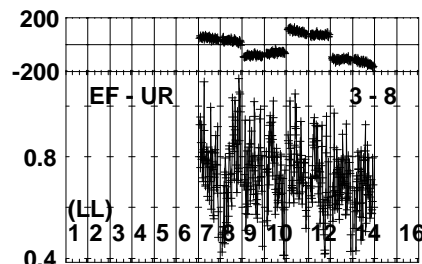
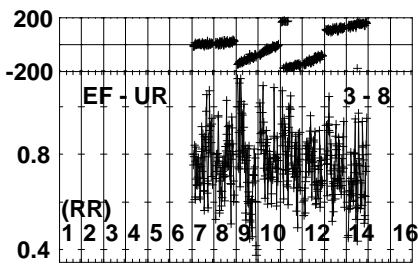
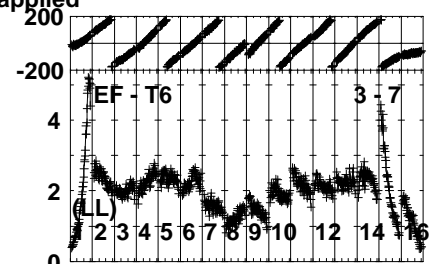
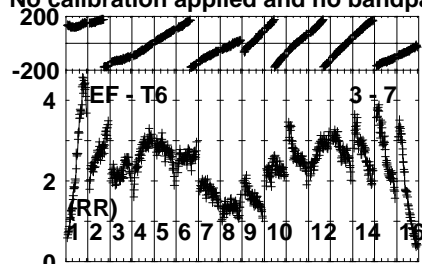
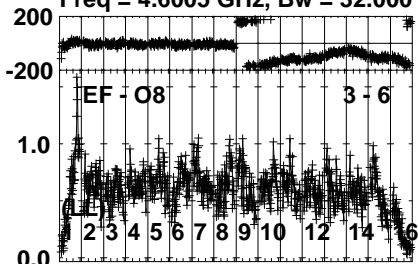
Lower frame: Milli Ampl Jy Top frame: Phas deg
Vector averaged cross-power spectrum Several baselines displayed
Timerange: 00/07:00:01 to 00/07:01:29

Plot file version 178 created 07-AUG-2023 16:11:31

2331+46 EO019B.UVDATA.1

Freq = 4.6005 GHz, Bw = 32.000 MH

No calibration applied and no bandpass applied

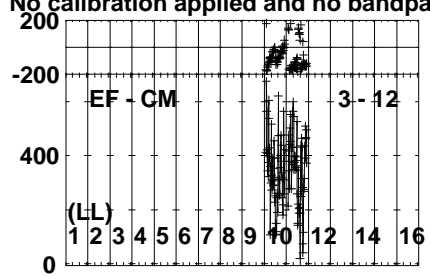
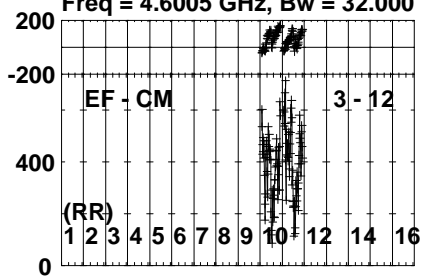


Lower frame: Milli Ampl Jy Top frame: Phas deg
Vector averaged cross-power spectrum Several baselines displayed
Timerange: 00/07:00:01 to 00/07:01:29

Plot file version 179 created 07-AUG-2023 16:11:31

2331+46 EO019B.UVDATA.1

Freq = 4.6005 GHz, Bw = 32.000 MH No calibration applied and no bandpass applied

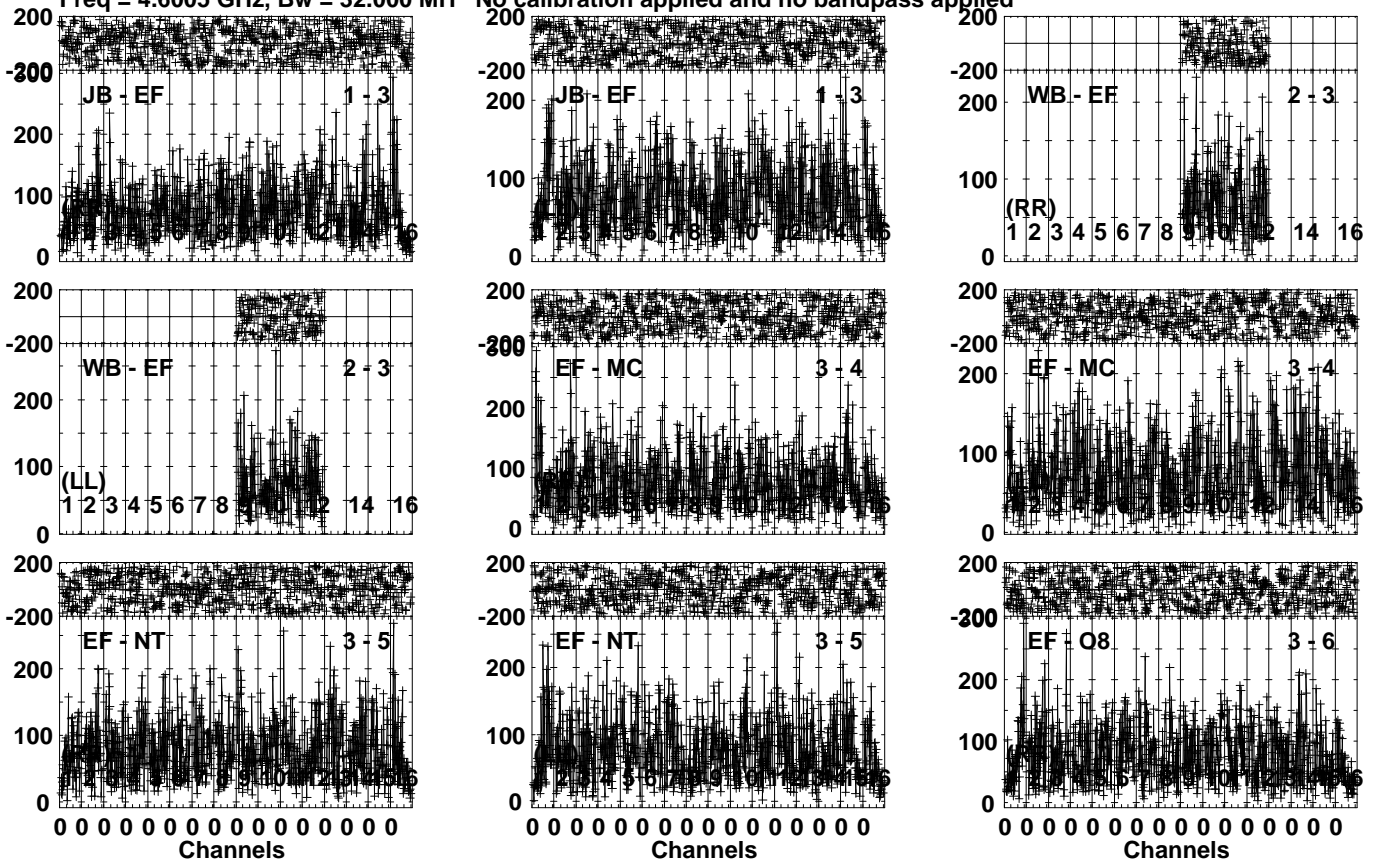


Lower frame: Micro Ampl Jy Top frame: Phas deg
Vector averaged cross-power spectrum Several baselines displayed
Timerange: 00/07:00:01 to 00/07:01:29

Plot file version 180 created 07-AUG-2023 16:11:33

LAND EO019B.UVDATA.1

Freq = 4.6005 GHz, Bw = 32.000 MH No calibration applied and no bandpass applied

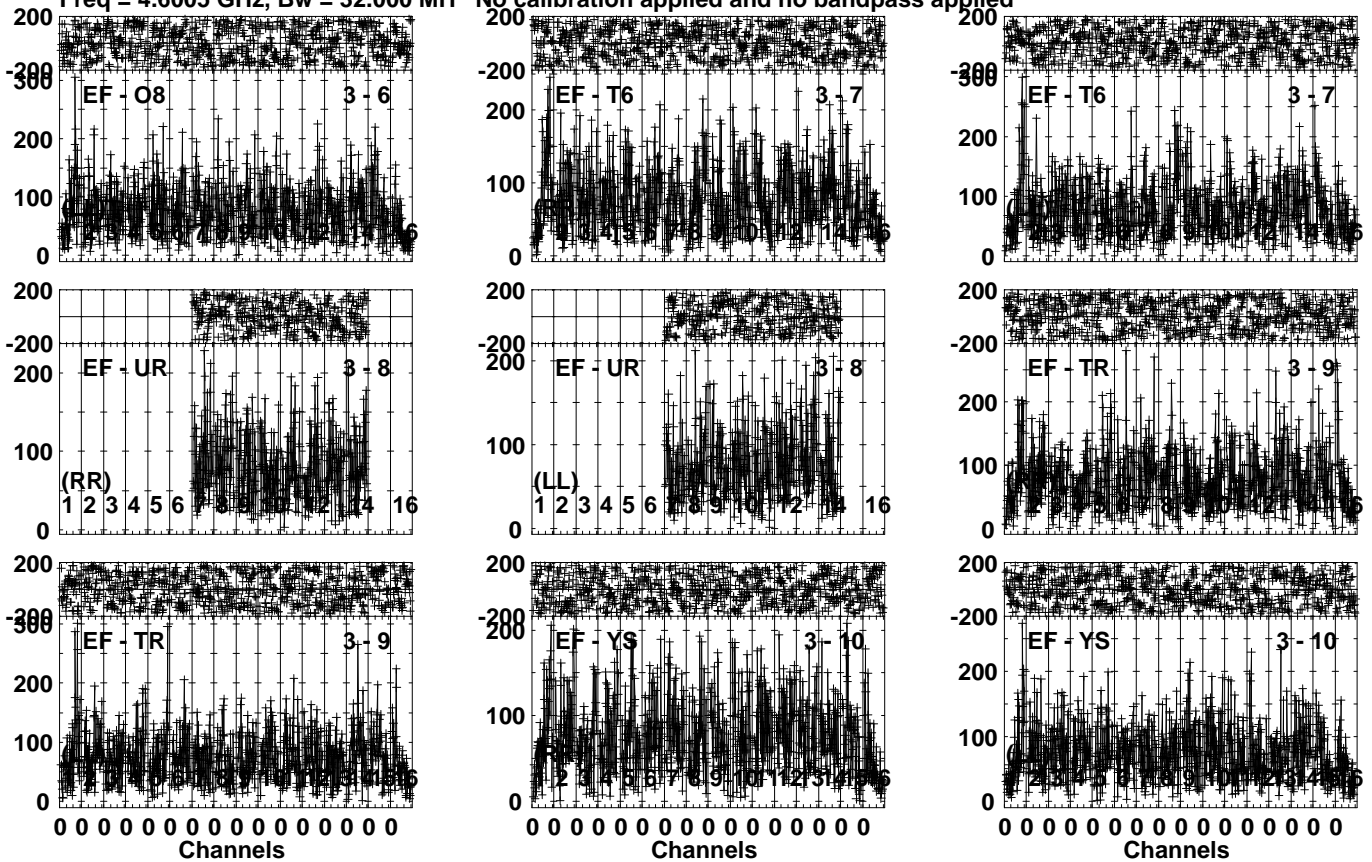


Lower frame: Micro Ampl Jy Top frame: Phas deg
Vector averaged cross-power spectrum Several baselines displayed
Timerange: 00/07:02:16 to 00/07:05:14

Plot file version 181 created 07-AUG-2023 16:11:33

LAND EO019B.UVDATA.1

Freq = 4.6005 GHz, Bw = 32.000 MH No calibration applied and no bandpass applied

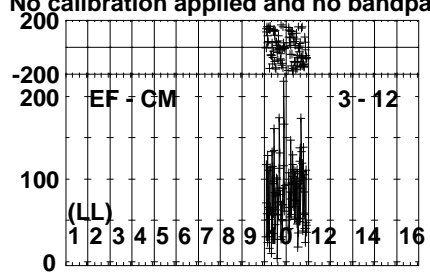
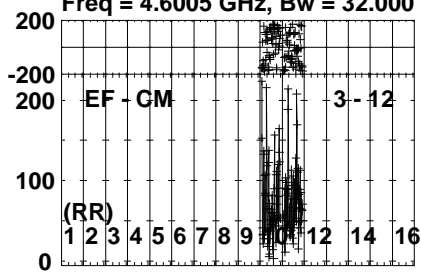


Lower frame: Micro Ampl Jy Top frame: Phas deg
Vector averaged cross-power spectrum Several baselines displayed
Timerange: 00/07:02:16 to 00/07:05:14

Plot file version 182 created 07-AUG-2023 16:11:34

LAND EO019B.UVDATA.1

Freq = 4.6005 GHz, Bw = 32.000 MH No calibration applied and no bandpass applied



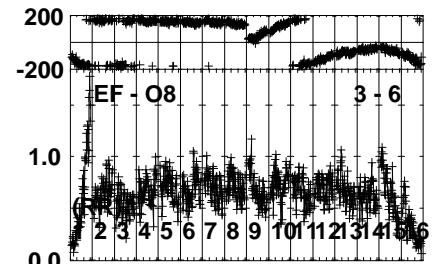
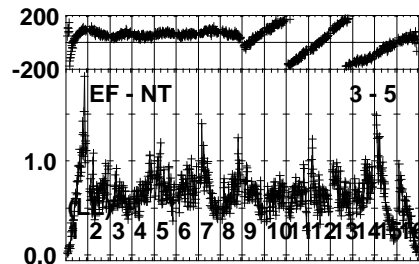
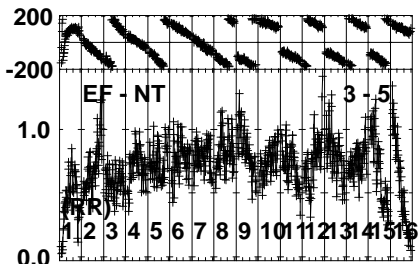
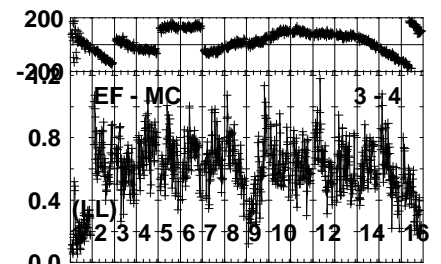
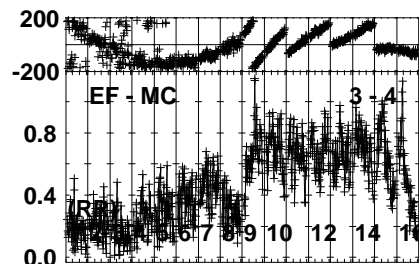
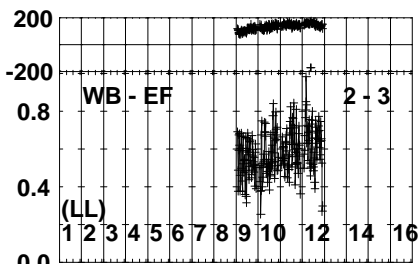
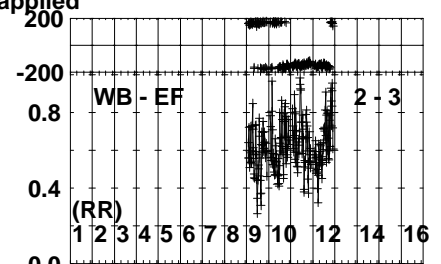
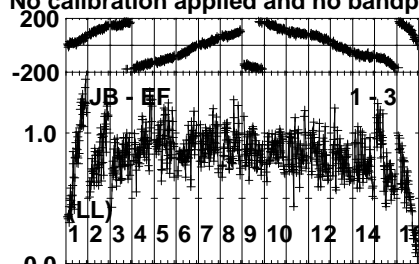
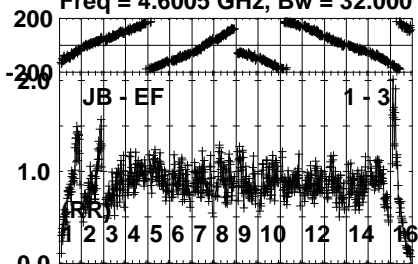
Lower frame: Micro Ampl Jy Top frame: Phas deg
Vector averaged cross-power spectrum Several baselines displayed
Timerange: 00/07:02:16 to 00/07:05:14

Plot file version 183 created 07-AUG-2023 16:11:34

2331+46 EO019B.UVDATA.1

Freq = 4.6005 GHz, Bw = 32.000 MH

No calibration applied and no bandpass applied

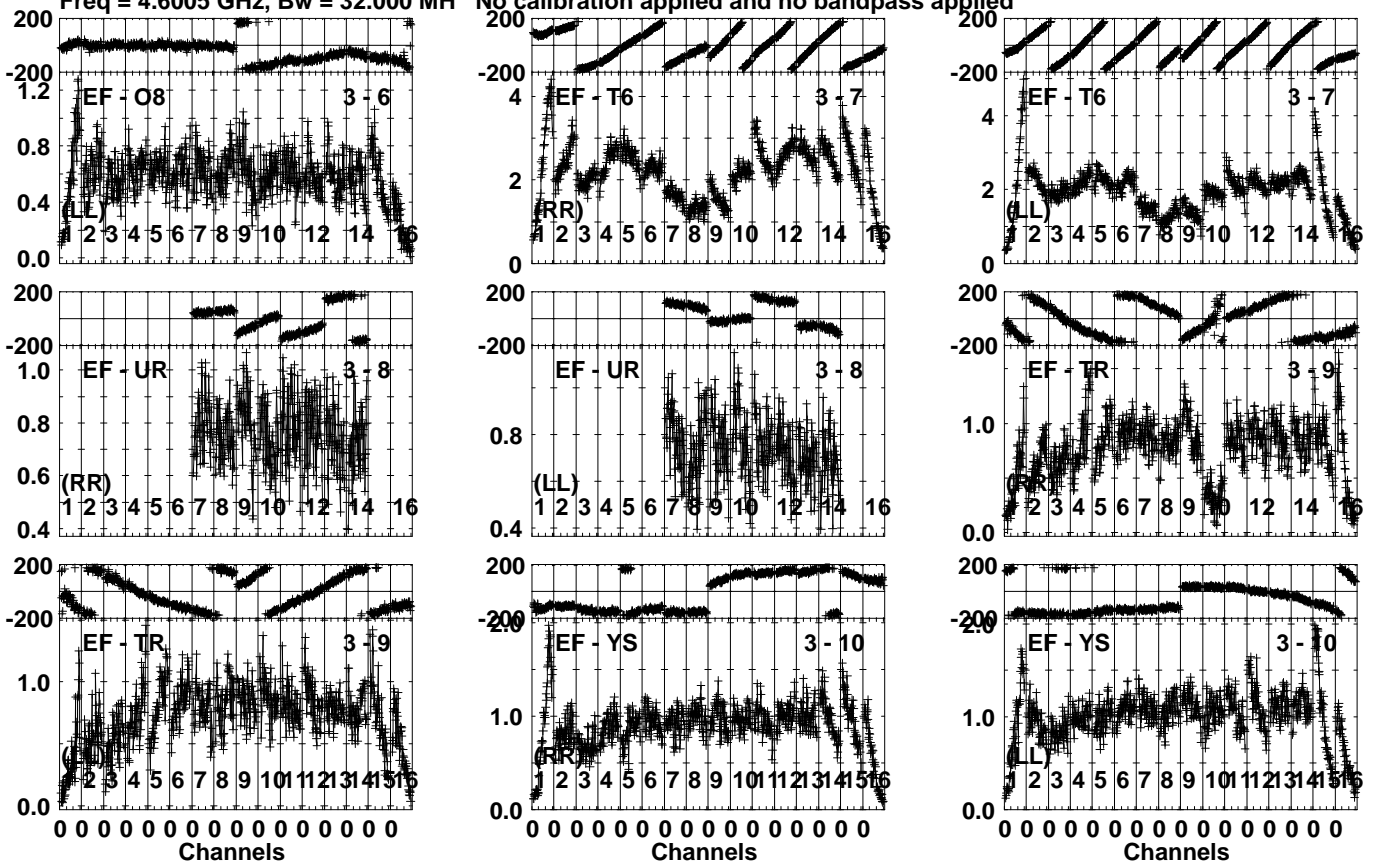


Lower frame: Milli Ampl Jy Top frame: Phas deg
Vector averaged cross-power spectrum Several baselines displayed
Timerange: 00/07:05:16 to 00/07:06:44

Plot file version 184 created 07-AUG-2023 16:11:34

2331+46 EO019B.UVDATA.1

Freq = 4.6005 GHz, Bw = 32.000 MH No calibration applied and no bandpass applied

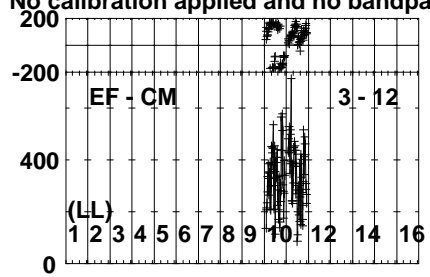
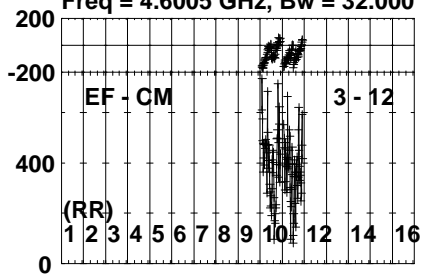


Lower frame: Milli Ampl Jy Top frame: Phas deg
Vector averaged cross-power spectrum Several baselines displayed
Timerange: 00/07:05:16 to 00/07:06:44

Plot file version 185 created 07-AUG-2023 16:11:34

2331+46 EO019B.UVDATA.1

Freq = 4.6005 GHz, Bw = 32.000 MH No calibration applied and no bandpass applied

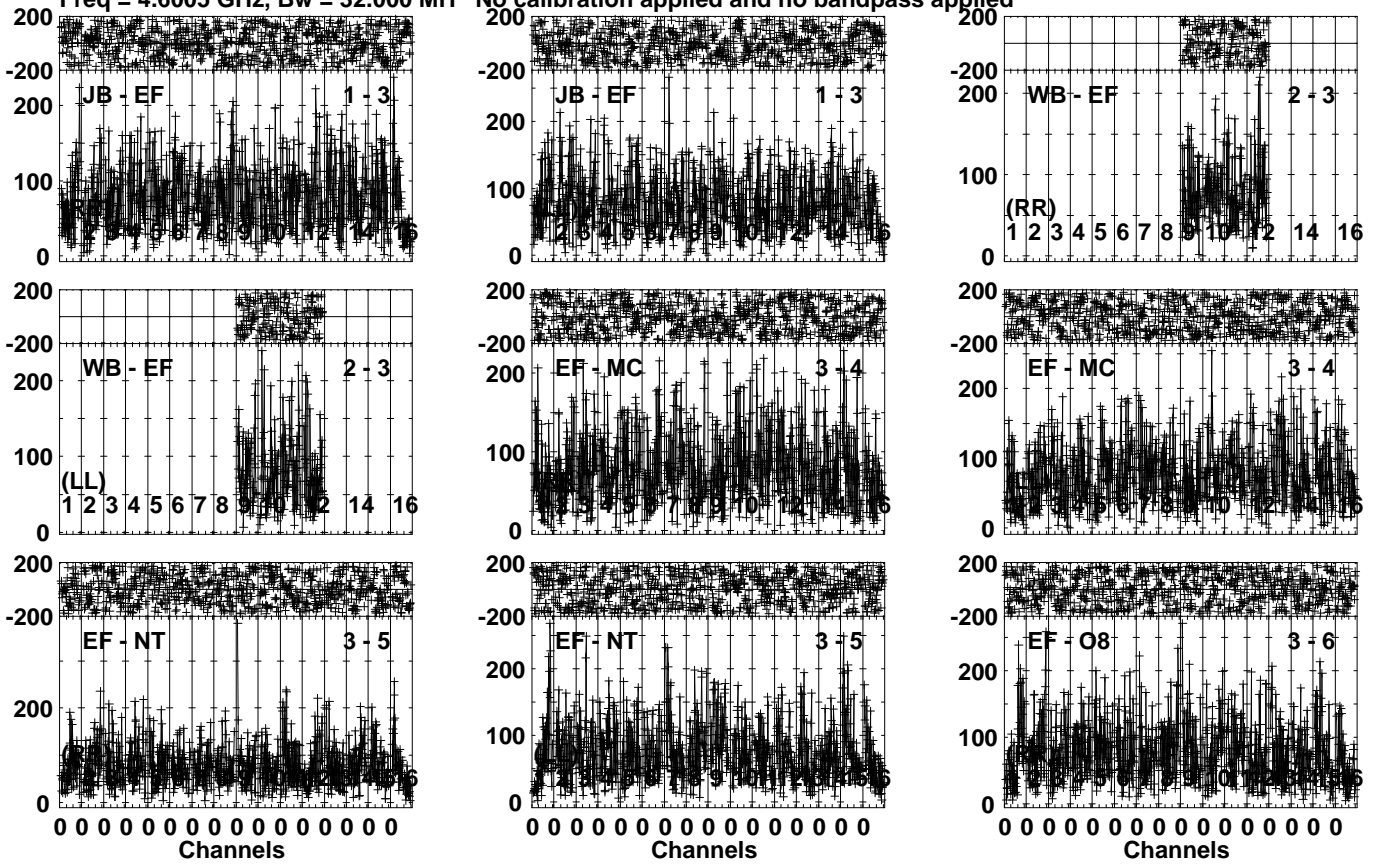


Lower frame: Micro Ampl Jy Top frame: Phas deg
Vector averaged cross-power spectrum Several baselines displayed
Timerange: 00/07:05:16 to 00/07:06:44

Plot file version 186 created 07-AUG-2023 16:11:34

LAND EO019B.UVDATA.1

Freq = 4.6005 GHz, Bw = 32.000 MH No calibration applied and no bandpass applied

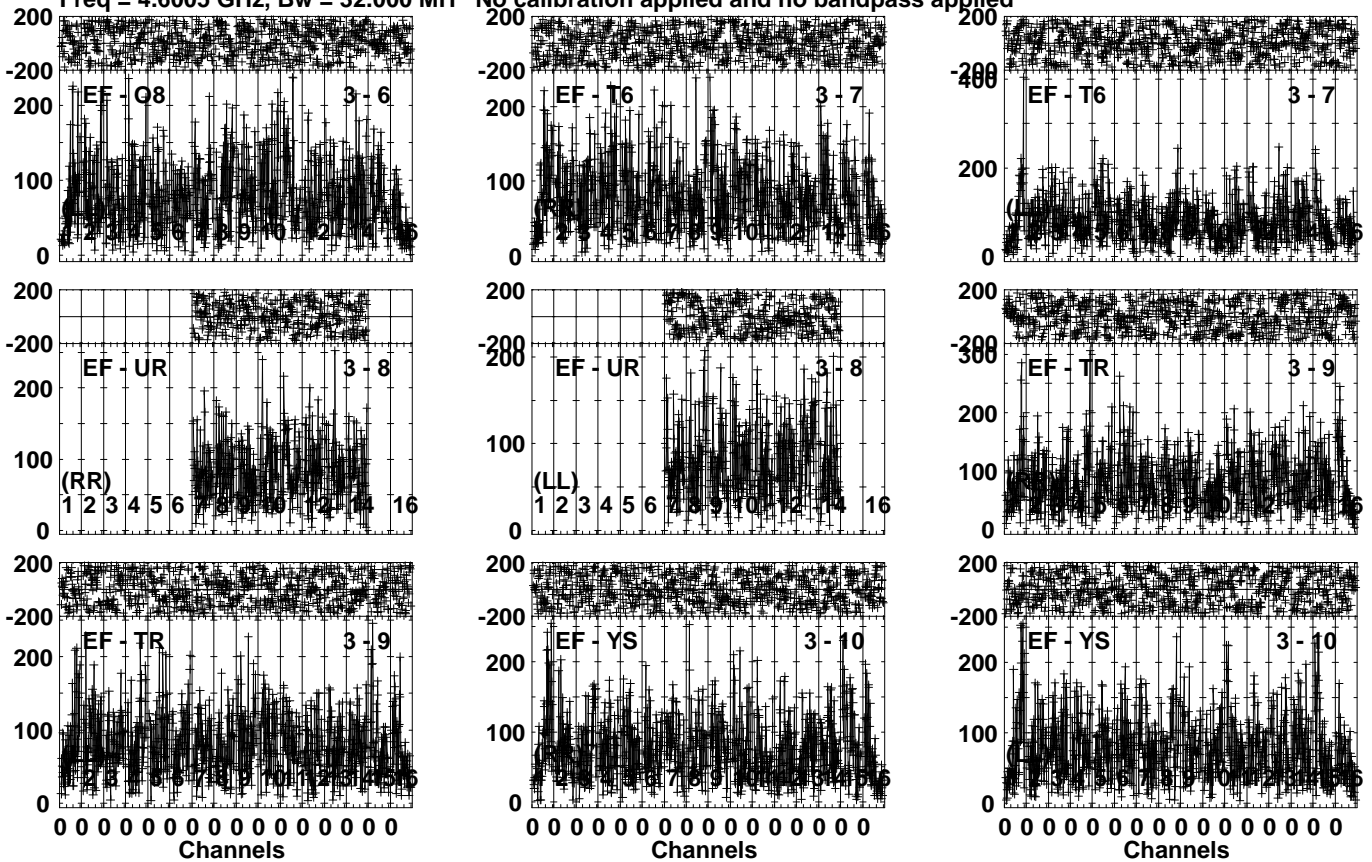


Lower frame: Micro Ampl Jy Top frame: Phas deg
Vector averaged cross-power spectrum Several baselines displayed
Timerange: 00/07:06:46 to 00/07:10:14

Plot file version 187 created 07-AUG-2023 16:11:34

LAND EO019B.UVDATA.1

Freq = 4.6005 GHz, Bw = 32.000 MH No calibration applied and no bandpass applied

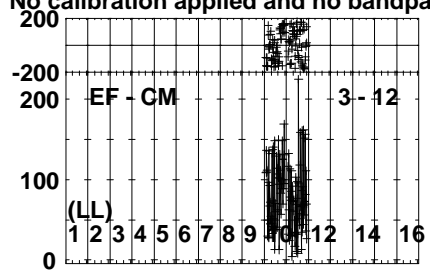
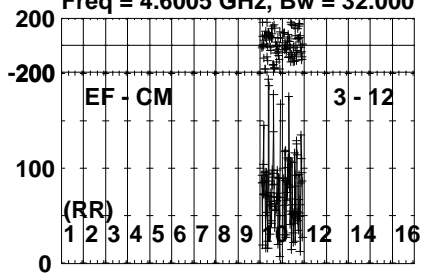


Lower frame: Micro Ampl Jy Top frame: Phas deg
Vector averaged cross-power spectrum Several baselines displayed
Timerange: 00/07:06:46 to 00/07:10:14

Plot file version 188 created 07-AUG-2023 16:11:35

LAND EO019B.UVDATA.1

Freq = 4.6005 GHz, Bw = 32.000 MH No calibration applied and no bandpass applied

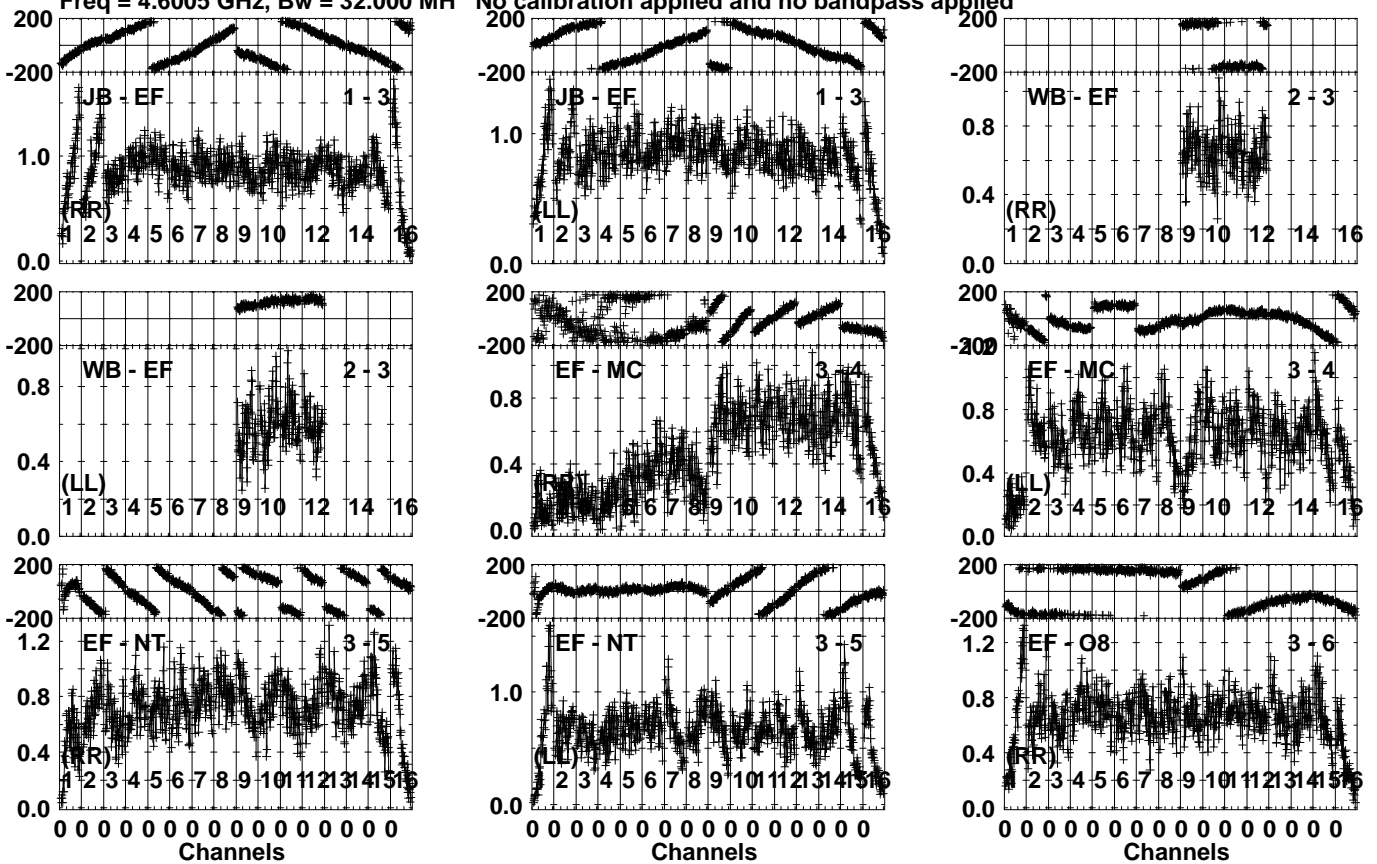


Lower frame: Micro Ampl Jy Top frame: Phas deg
Vector averaged cross-power spectrum Several baselines displayed
Timerange: 00/07:06:46 to 00/07:10:14

Plot file version 189 created 07-AUG-2023 16:11:35

2331+46 EO019B.UVDATA.1

Freq = 4.6005 GHz, Bw = 32.000 MH No calibration applied and no bandpass applied

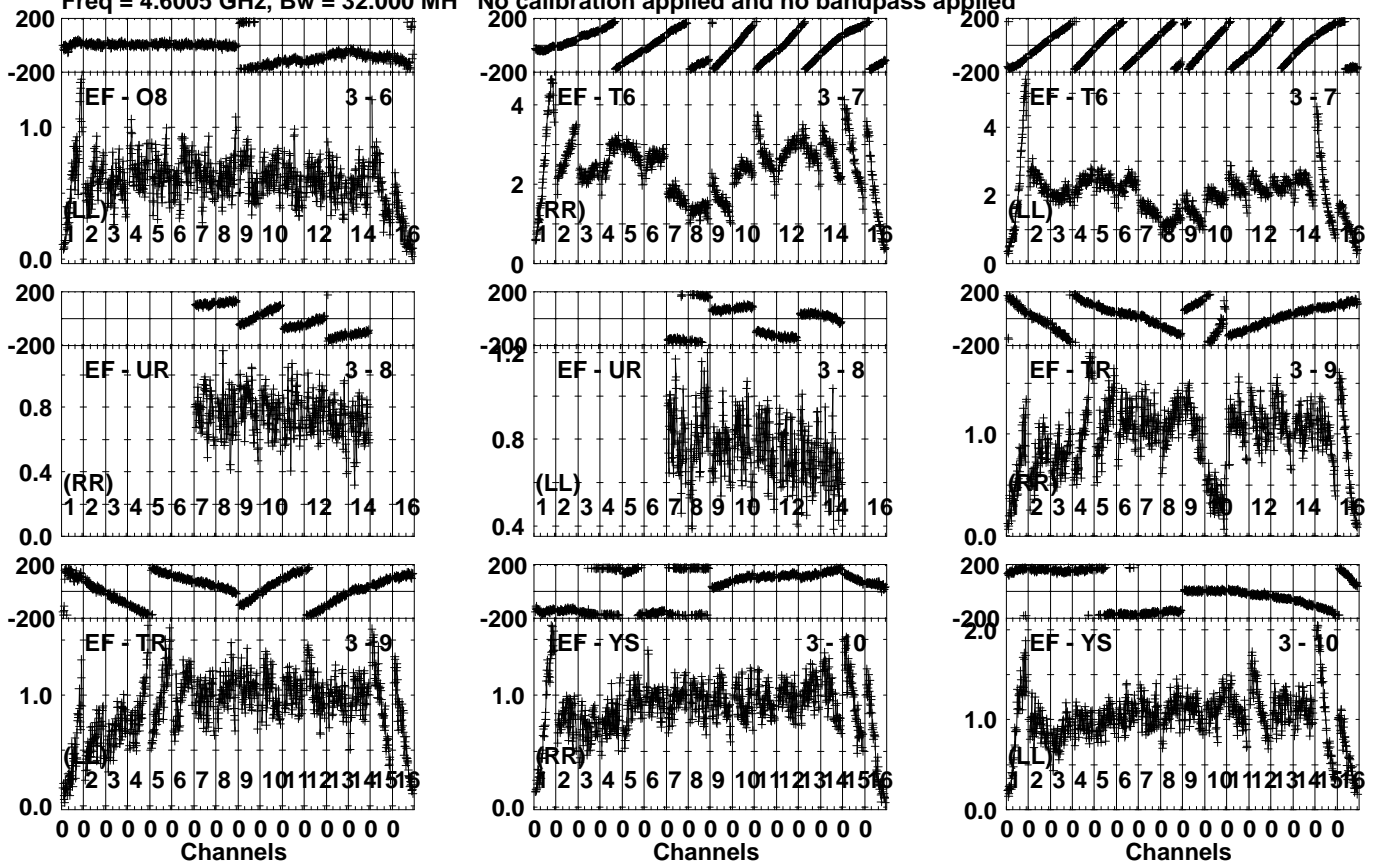


Lower frame: Milli Ampl Jy Top frame: Phas deg
Vector averaged cross-power spectrum Several baselines displayed
Timerange: 00/07:10:16 to 00/07:11:44

Plot file version 190 created 07-AUG-2023 16:11:37

2331+46 EO019B.UVDATA.1

Freq = 4.6005 GHz, Bw = 32.000 MH No calibration applied and no bandpass applied


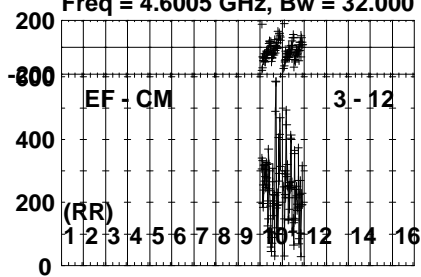


Lower frame: Milli Ampl Jy Top frame: Phas deg
Vector averaged cross-power spectrum Several baselines displayed
Timerange: 00/07:10:16 to 00/07:11:44

Plot file version 191 created 07-AUG-2023 16:11:37

2331+46 EO019B.UVDATA.1

Freq = 4.6005 GHz, Bw = 32.000 MH No calibration applied and no bandpass applied

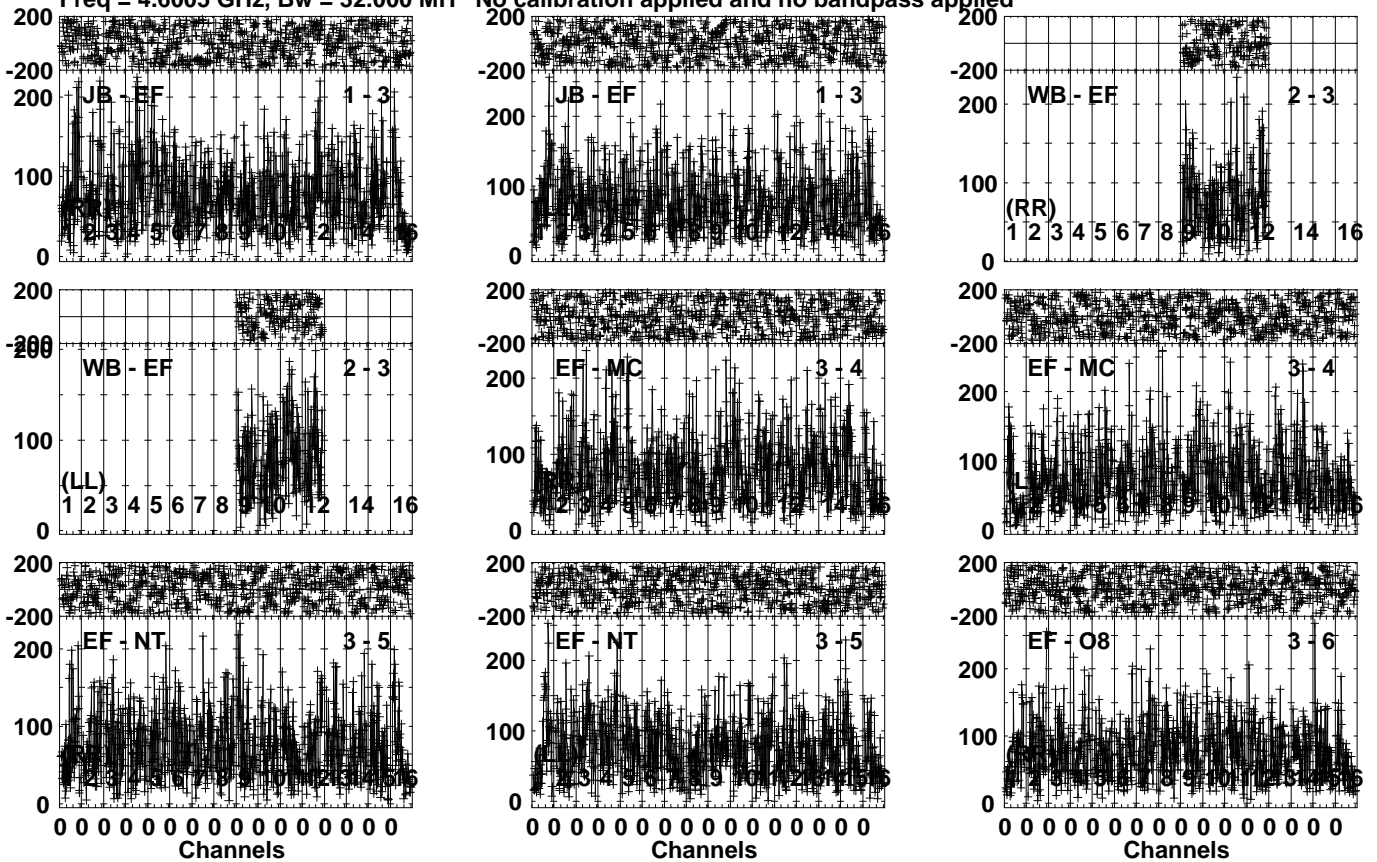


Lower frame: Micro Ampl Jy Top frame: Phas deg
Vector averaged cross-power spectrum Several baselines displayed
Timerange: 00/07:10:16 to 00/07:11:44

Plot file version 192 created 07-AUG-2023 16:11:37

LAND EO019B.UVDATA.1

Freq = 4.6005 GHz, Bw = 32.000 MH No calibration applied and no bandpass applied

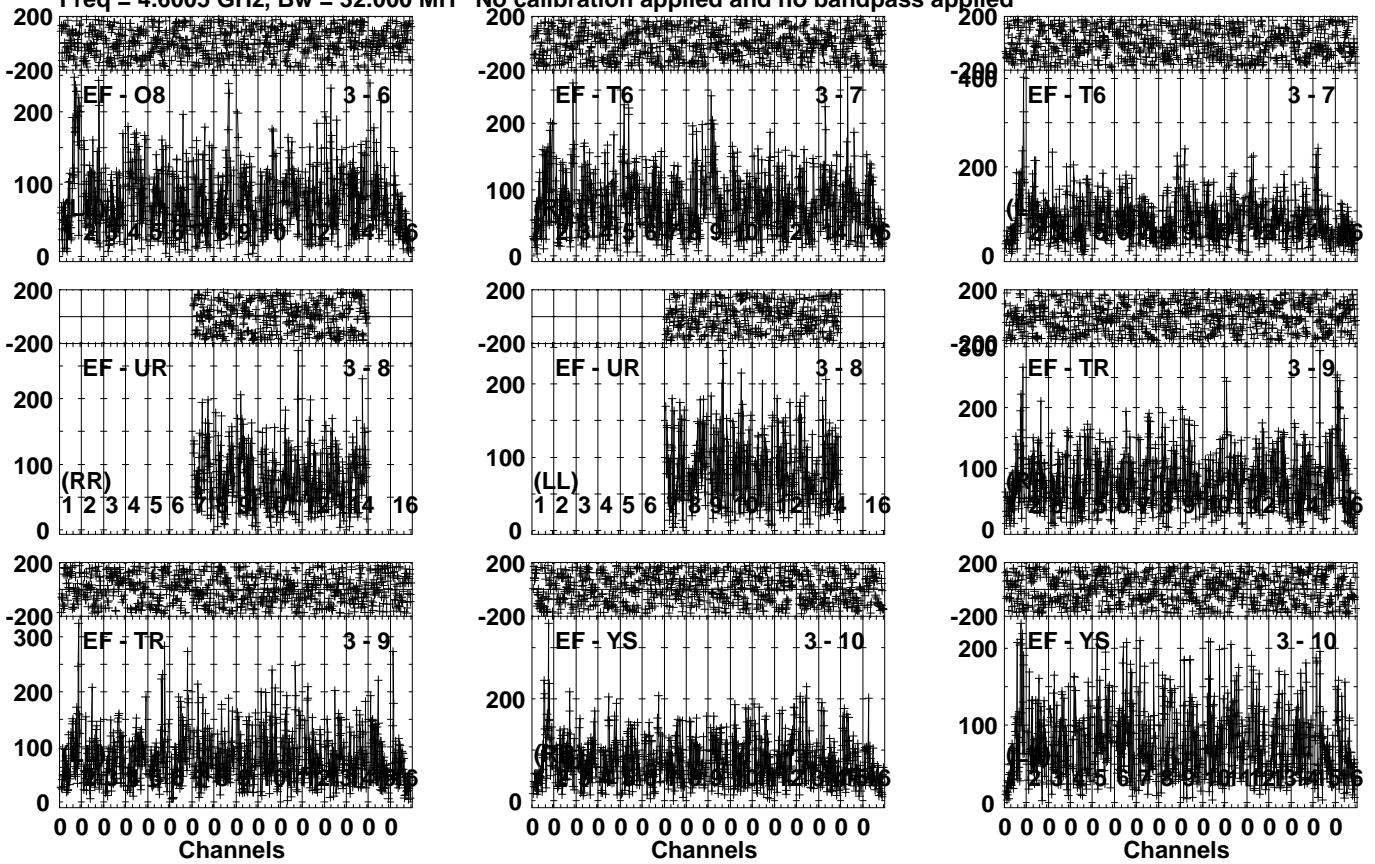


Lower frame: Micro Ampl Jy Top frame: Phas deg
Vector averaged cross-power spectrum Several baselines displayed
Timerange: 00/07:12:31 to 00/07:15:29

Plot file version 193 created 07-AUG-2023 16:11:37

LAND EO019B.UVDATA.1

Freq = 4.6005 GHz, Bw = 32.000 MH No calibration applied and no bandpass applied

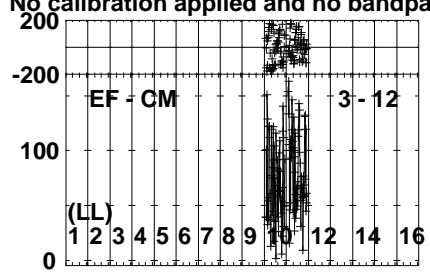
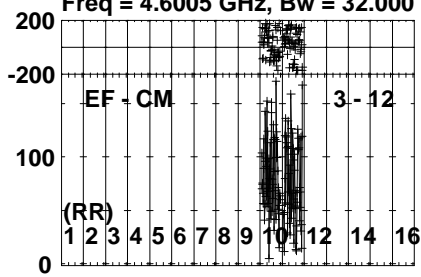


Lower frame: Micro Ampl Jy Top frame: Phas deg
Vector averaged cross-power spectrum Several baselines displayed
Timerange: 00/07:12:31 to 00/07:15:29

Plot file version 194 created 07-AUG-2023 16:11:38

LAND EO019B.UVDATA.1

Freq = 4.6005 GHz, Bw = 32.000 MH No calibration applied and no bandpass applied

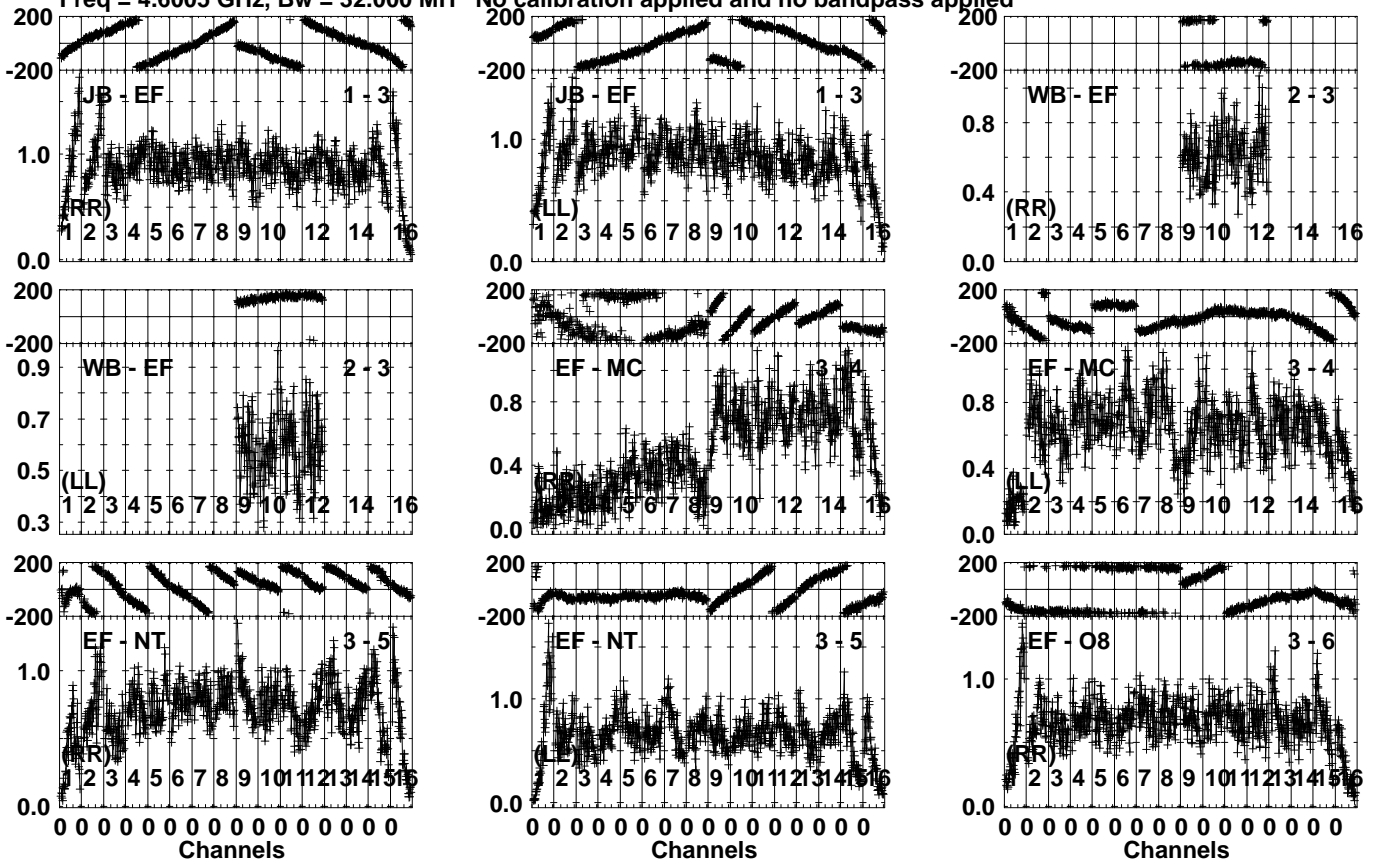


Lower frame: Micro Ampl Jy Top frame: Phas deg
Vector averaged cross-power spectrum Several baselines displayed
Timerange: 00/07:12:31 to 00/07:15:29

Plot file version 195 created 07-AUG-2023 16:11:38

2331+46 EO019B.UVDATA.1

Freq = 4.6005 GHz, Bw = 32.000 MH No calibration applied and no bandpass applied

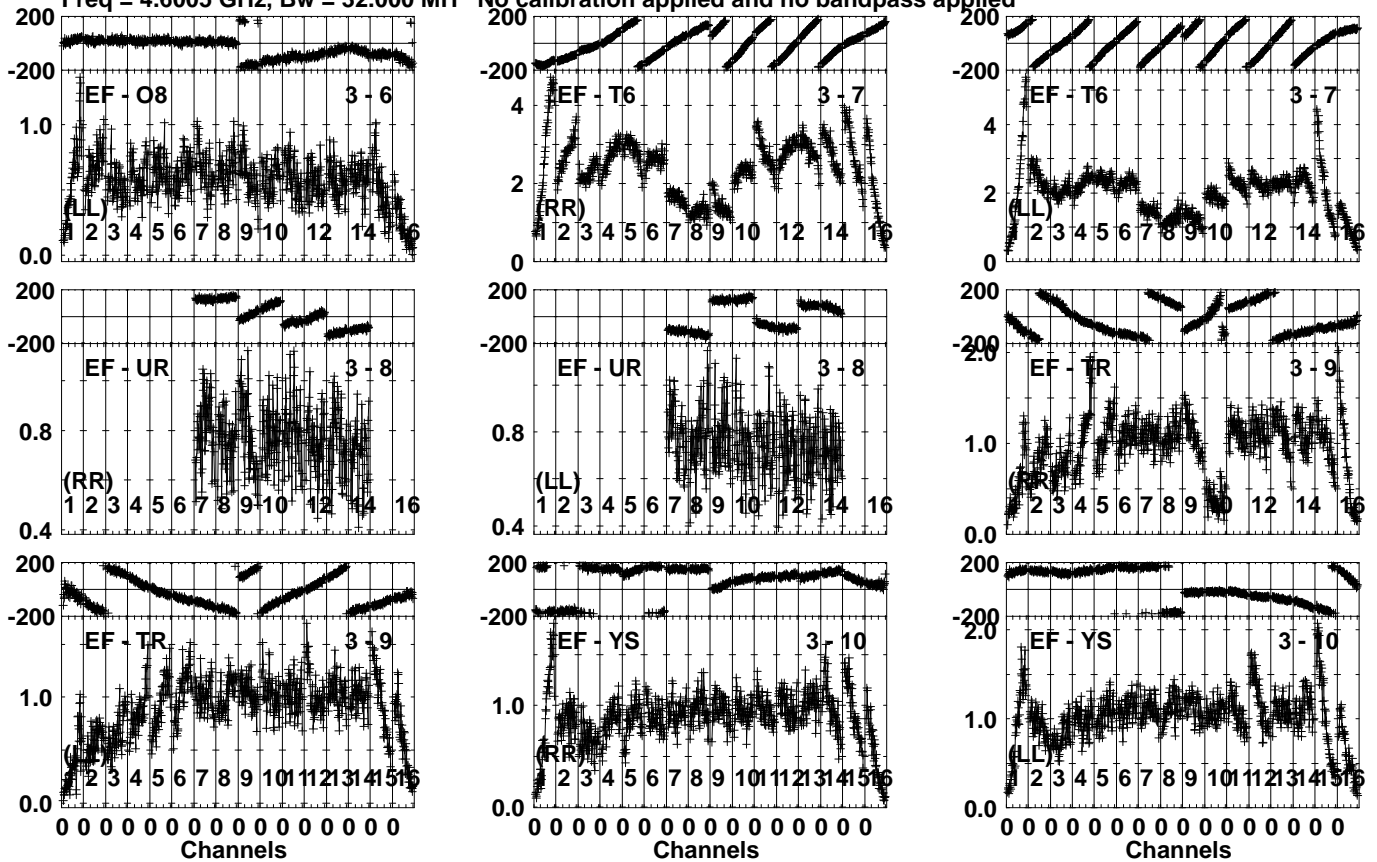


Lower frame: Milli Ampl Jy Top frame: Phas deg
Vector averaged cross-power spectrum Several baselines displayed
Timerange: 00/07:15:33 to 00/07:16:59

Plot file version 196 created 07-AUG-2023 16:11:38

2331+46 EO019B.UVDATA.1

Freq = 4.6005 GHz, Bw = 32.000 MH No calibration applied and no bandpass applied

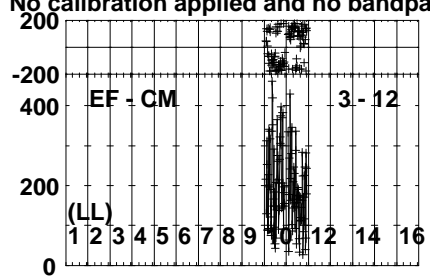
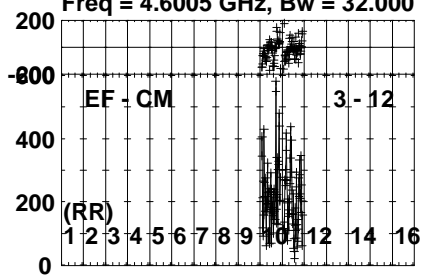


Lower frame: Milli Ampl Jy Top frame: Phas deg
Vector averaged cross-power spectrum Several baselines displayed
Timerange: 00/07:15:33 to 00/07:16:59

Plot file version 197 created 07-AUG-2023 16:11:38

2331+46 EO019B.UVDATA.1

Freq = 4.6005 GHz, Bw = 32.000 MH No calibration applied and no bandpass applied

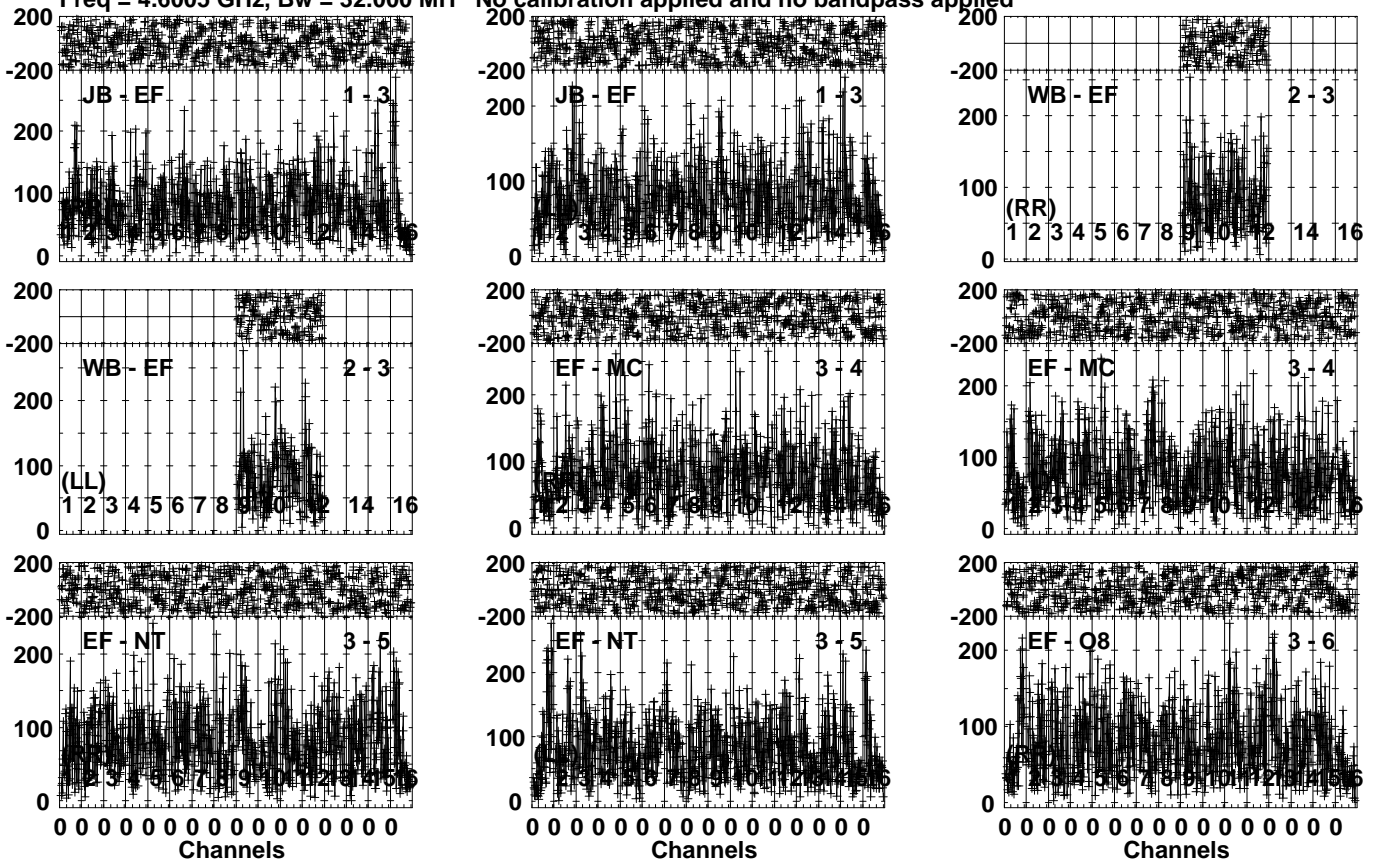


Lower frame: Micro Ampl Jy Top frame: Phas deg
Vector averaged cross-power spectrum Several baselines displayed
Timerange: 00/07:15:33 to 00/07:16:59

Plot file version 198 created 07-AUG-2023 16:11:39

LAND EO019B.UVDATA.1

Freq = 4.6005 GHz, Bw = 32.000 MH No calibration applied and no bandpass applied

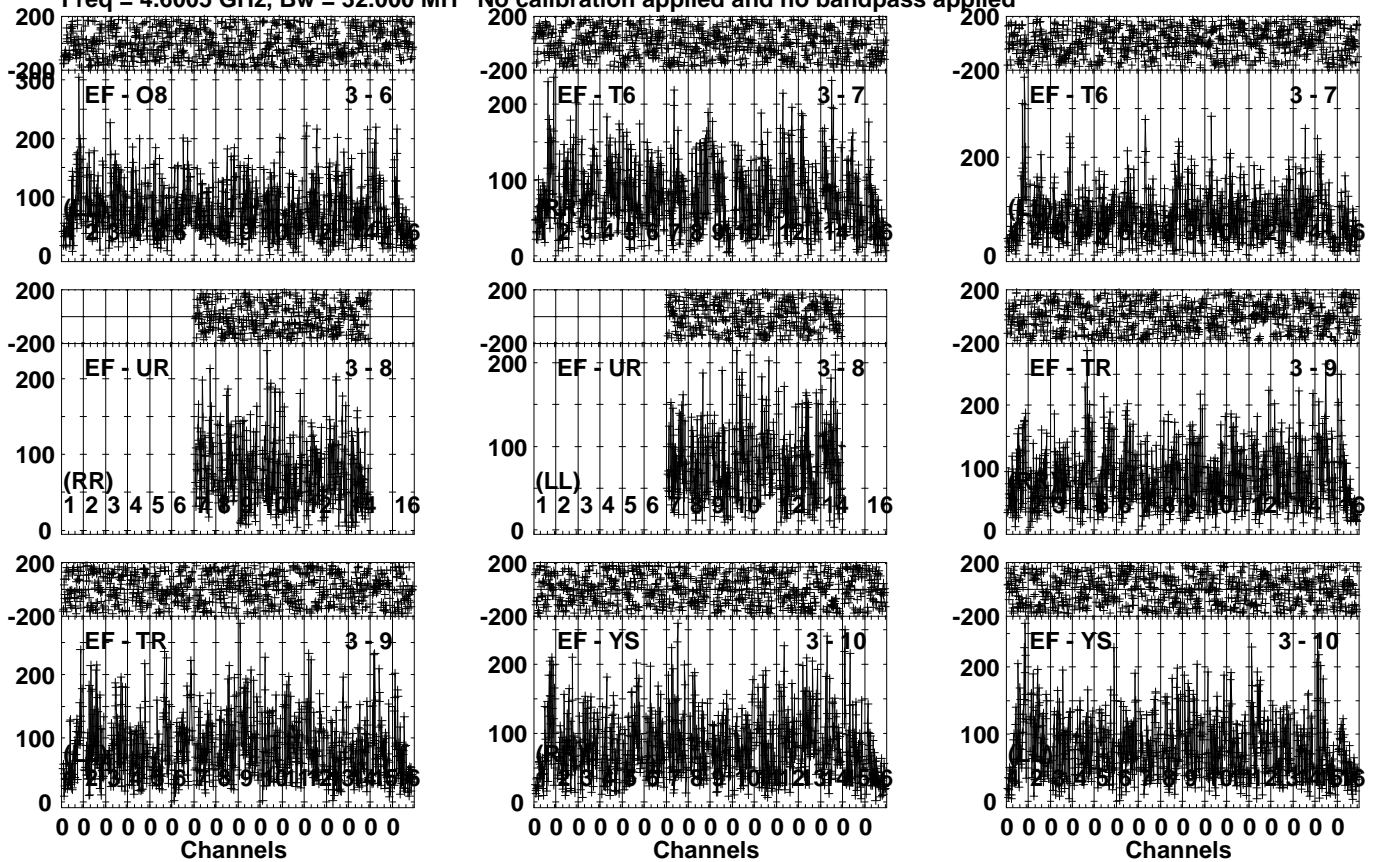


Lower frame: Micro Ampl Jy Top frame: Phas deg
Vector averaged cross-power spectrum Several baselines displayed
Timerange: 00/07:17:03 to 00/07:20:29

Plot file version 199 created 07-AUG-2023 16:11:39

LAND EO019B.UVDATA.1

Freq = 4.6005 GHz, Bw = 32.000 MH No calibration applied and no bandpass applied

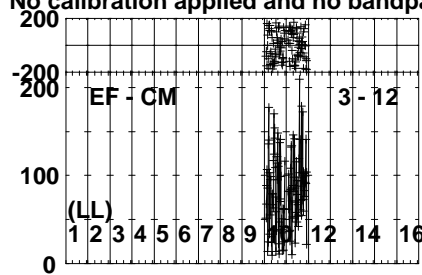
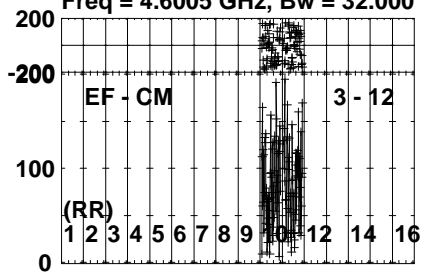


Lower frame: Micro Ampl Jy Top frame: Phas deg
Vector averaged cross-power spectrum Several baselines displayed
Timerange: 00/07:17:03 to 00/07:20:29

Plot file version 200 created 07-AUG-2023 16:11:39

LAND EO019B.UVDATA.1

Freq = 4.6005 GHz, Bw = 32.000 MH No calibration applied and no bandpass applied

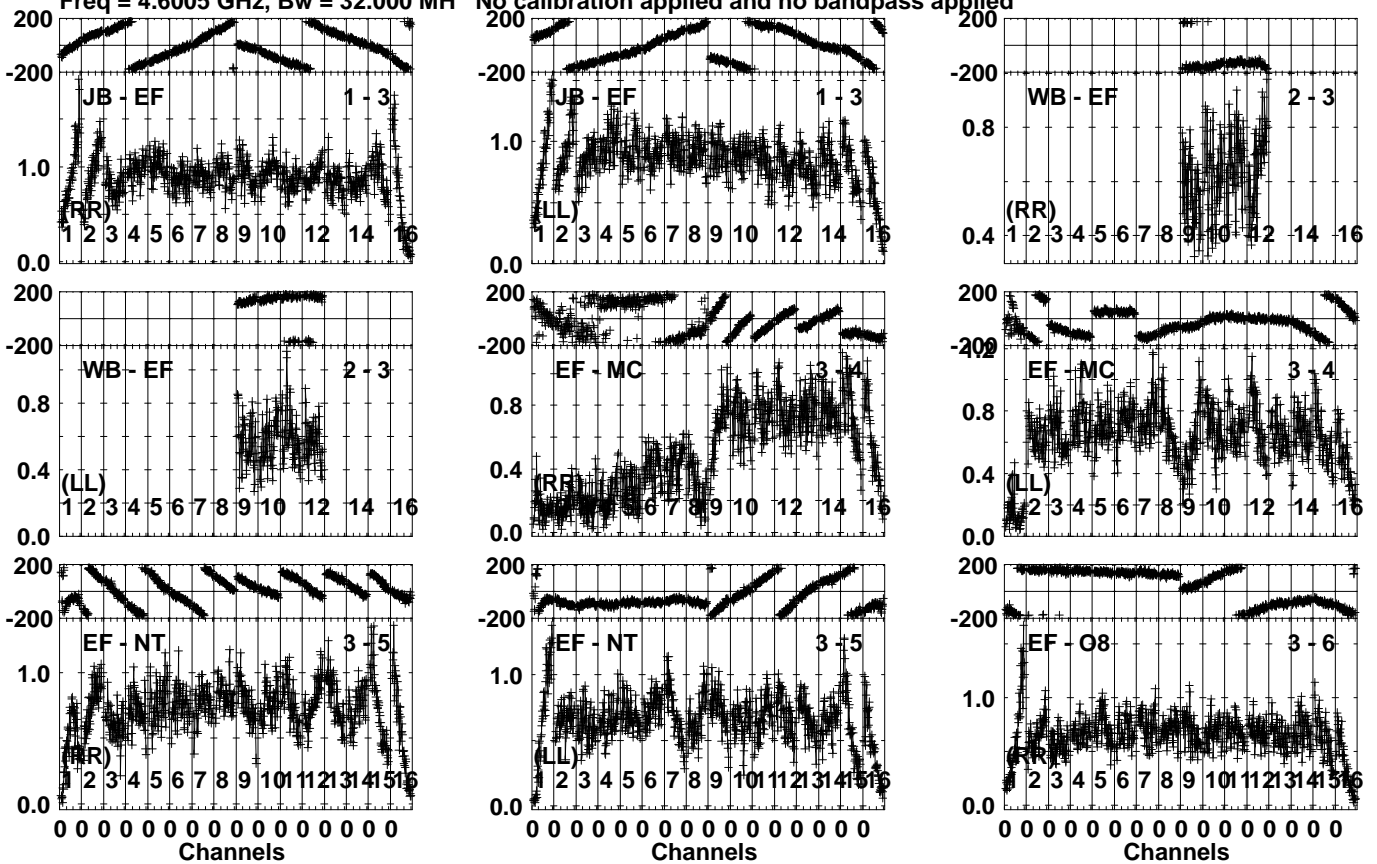


Lower frame: Micro Ampl Jy Top frame: Phas deg
Vector averaged cross-power spectrum Several baselines displayed
Timerange: 00/07:17:03 to 00/07:20:29

Plot file version 201 created 07-AUG-2023 16:11:39

2331+46 EO019B.UVDATA.1

Freq = 4.6005 GHz, Bw = 32.000 MH No calibration applied and no bandpass applied

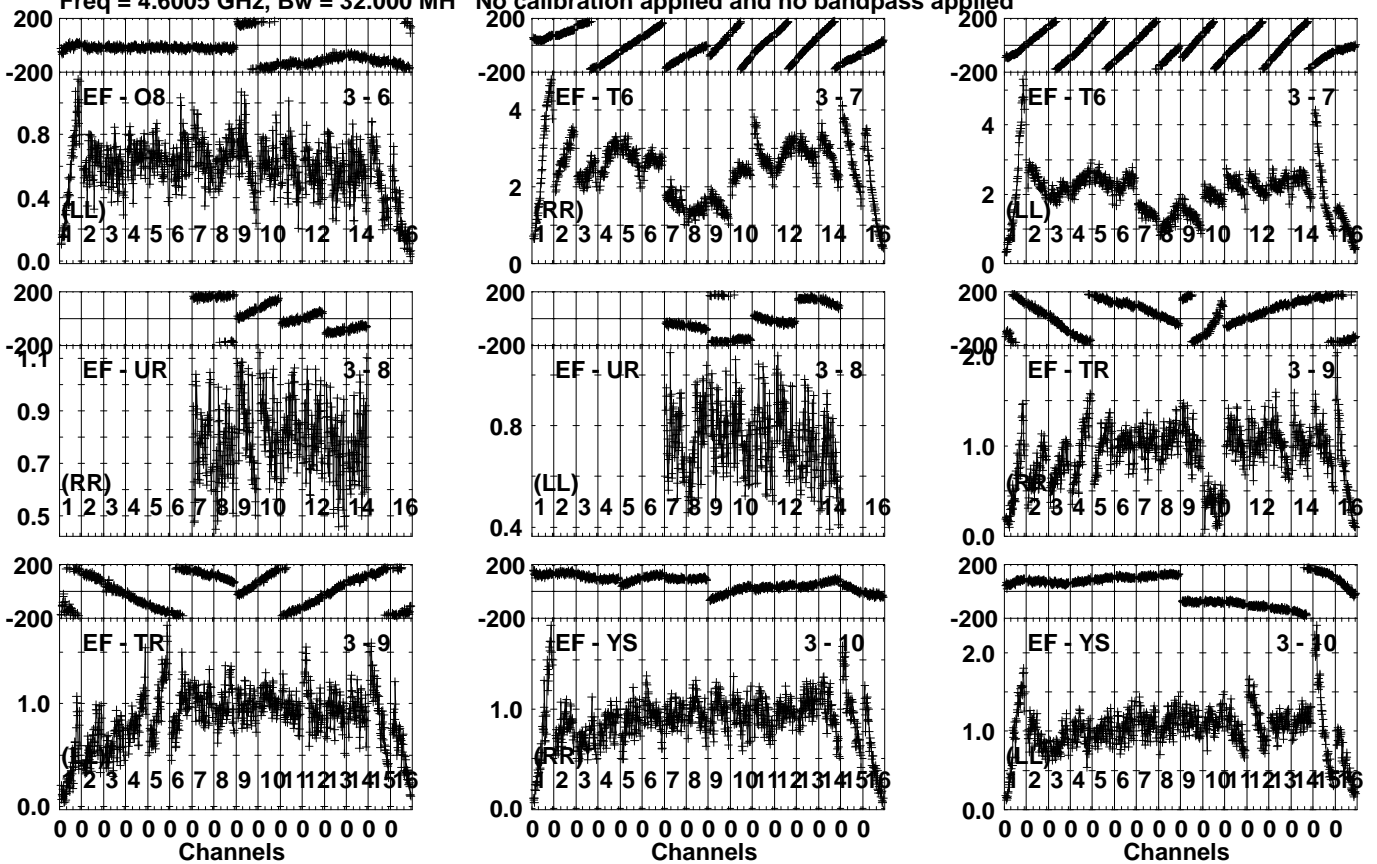


Lower frame: Milli Ampl Jy Top frame: Phas deg
Vector averaged cross-power spectrum Several baselines displayed
Timerange: 00/07:20:31 to 00/07:21:59

Plot file version 202 created 07-AUG-2023 16:11:39

2331+46 EO019B.UVDATA.1

Freq = 4.6005 GHz, Bw = 32.000 MH No calibration applied and no bandpass applied

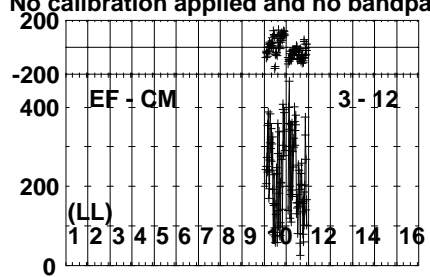
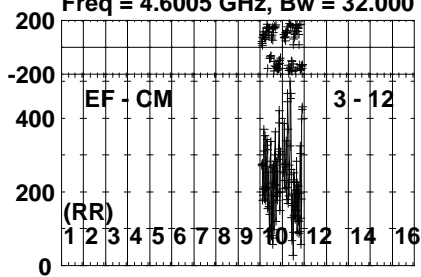


Lower frame: Milli Ampl Jy Top frame: Phas deg
Vector averaged cross-power spectrum Several baselines displayed
Timerange: 00/07:20:31 to 00/07:21:59

Plot file version 203 created 07-AUG-2023 16:11:39

2331+46 EO019B.UVDATA.1

Freq = 4.6005 GHz, Bw = 32.000 MH No calibration applied and no bandpass applied

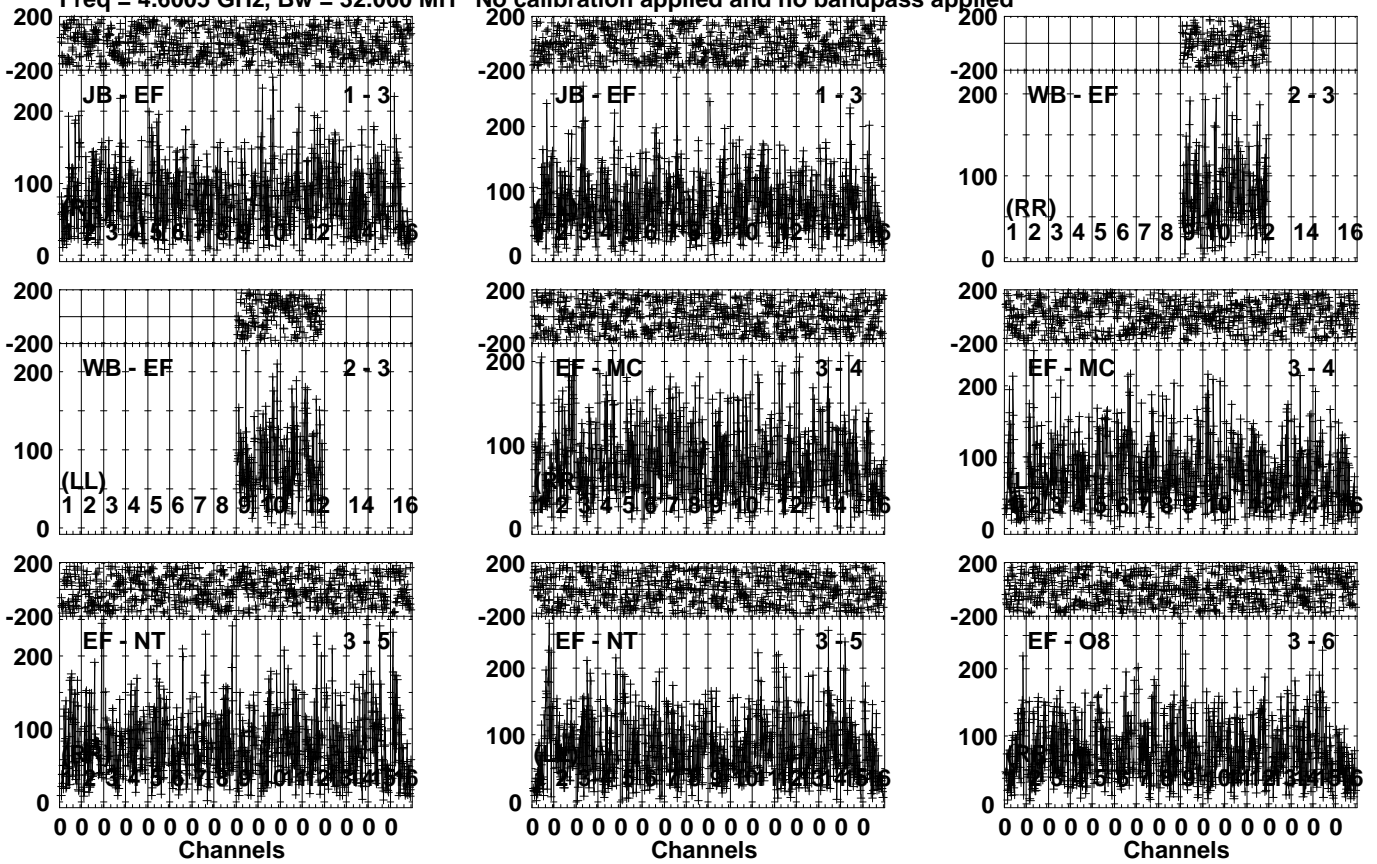


Lower frame: Micro Ampl Jy Top frame: Phas deg
Vector averaged cross-power spectrum Several baselines displayed
Timerange: 00/07:20:31 to 00/07:21:59

Plot file version 204 created 07-AUG-2023 16:11:39

LAND EO019B.UVDATA.1

Freq = 4.6005 GHz, Bw = 32.000 MH No calibration applied and no bandpass applied

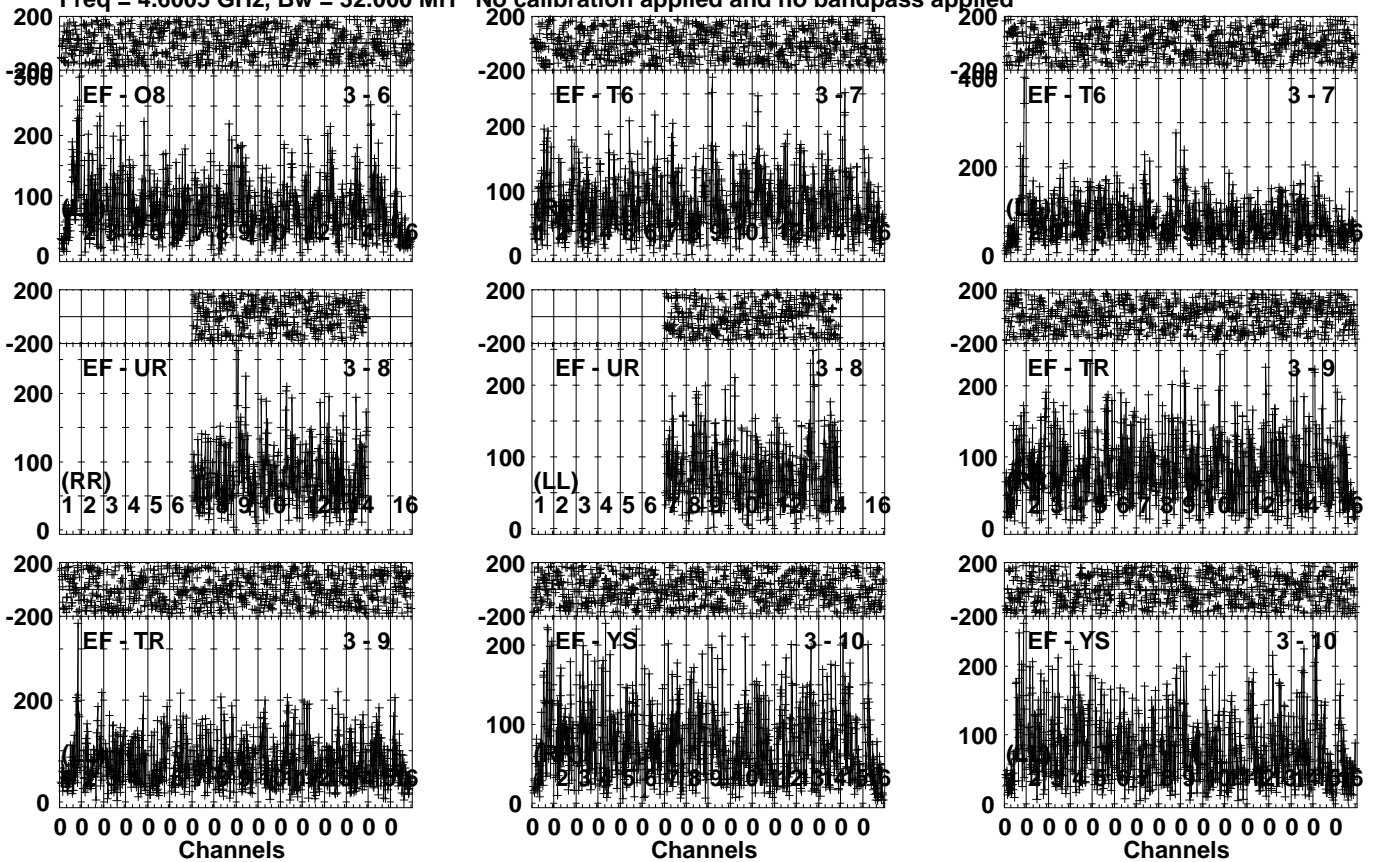


Lower frame: Micro Ampl Jy Top frame: Phas deg
Vector averaged cross-power spectrum Several baselines displayed
Timerange: 00/07:22:46 to 00/07:25:44

Plot file version 205 created 07-AUG-2023 16:11:40

LAND EO019B.UVDATA.1

Freq = 4.6005 GHz, Bw = 32.000 MH No calibration applied and no bandpass applied

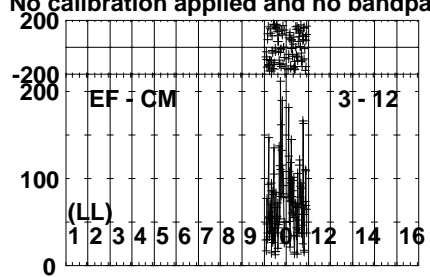



Lower frame: Micro Ampl Jy Top frame: Phas deg
Vector averaged cross-power spectrum Several baselines displayed
Timerange: 00/07:22:46 to 00/07:25:44

Plot file version 206 created 07-AUG-2023 16:11:40

LAND EO019B.UVDATA.1

Freq = 4.6005 GHz, Bw = 32.000 MH No calibration applied and no bandpass applied



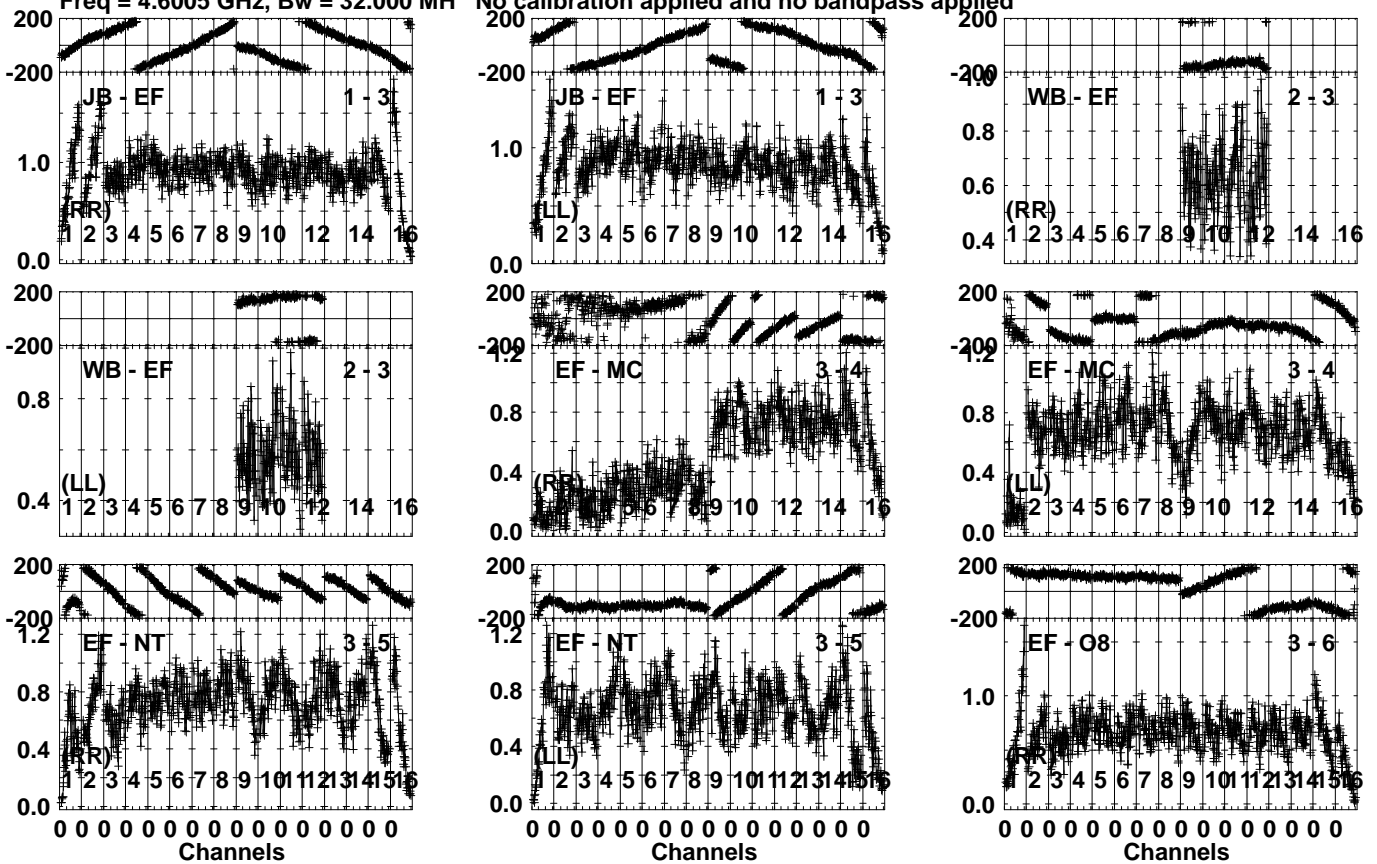
Lower frame: Micro Ampl Jy Top frame: Phas deg
Vector averaged cross-power spectrum Several baselines displayed
Timerange: 00/07:22:46 to 00/07:25:44

Plot file version 207 created 07-AUG-2023 16:11:40

2331+46 EO019B.UVDATA.1

Freq = 4.6005 GHz, Bw = 32.000 MH

No calibration applied and no bandpass applied

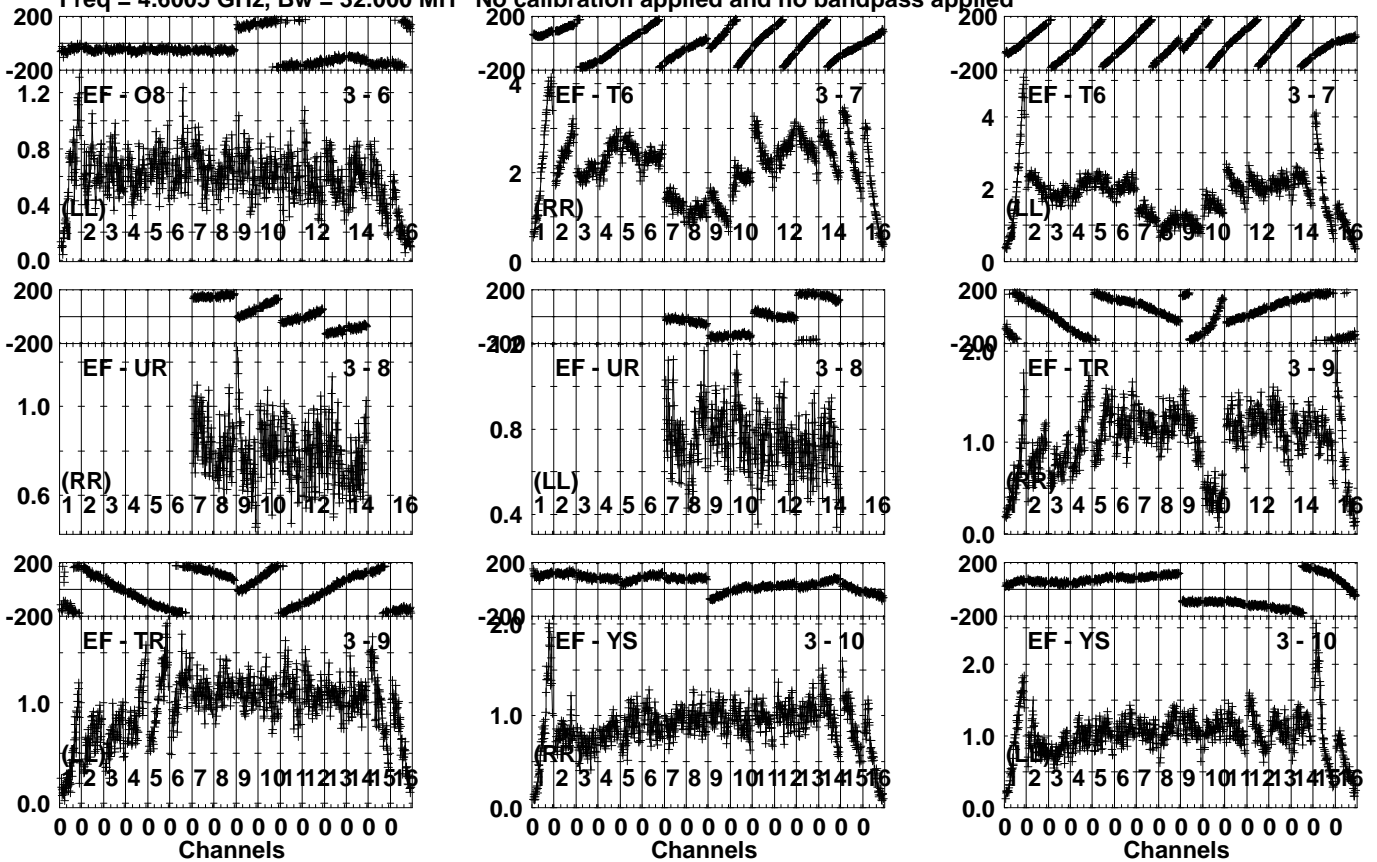


Lower frame: Milli Ampl Jy Top frame: Phas deg
Vector averaged cross-power spectrum Several baselines displayed
Timerange: 00/07:25:48 to 00/07:27:14

Plot file version 208 created 07-AUG-2023 16:11:40

2331+46 EO019B.UVDATA.1

Freq = 4.6005 GHz, Bw = 32.000 MH No calibration applied and no bandpass applied

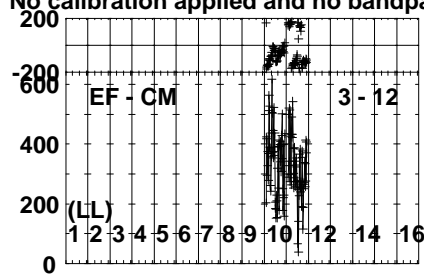
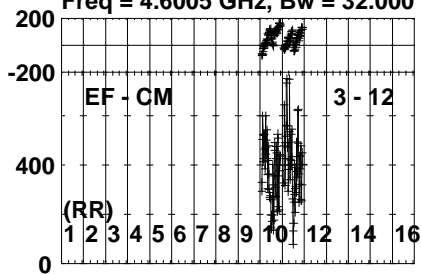


Lower frame: Milli Ampl Jy Top frame: Phas deg
Vector averaged cross-power spectrum Several baselines displayed
Timerange: 00/07:25:48 to 00/07:27:14

Plot file version 209 created 07-AUG-2023 16:11:40

2331+46 EO019B.UVDATA.1

Freq = 4.6005 GHz, Bw = 32.000 MH No calibration applied and no bandpass applied

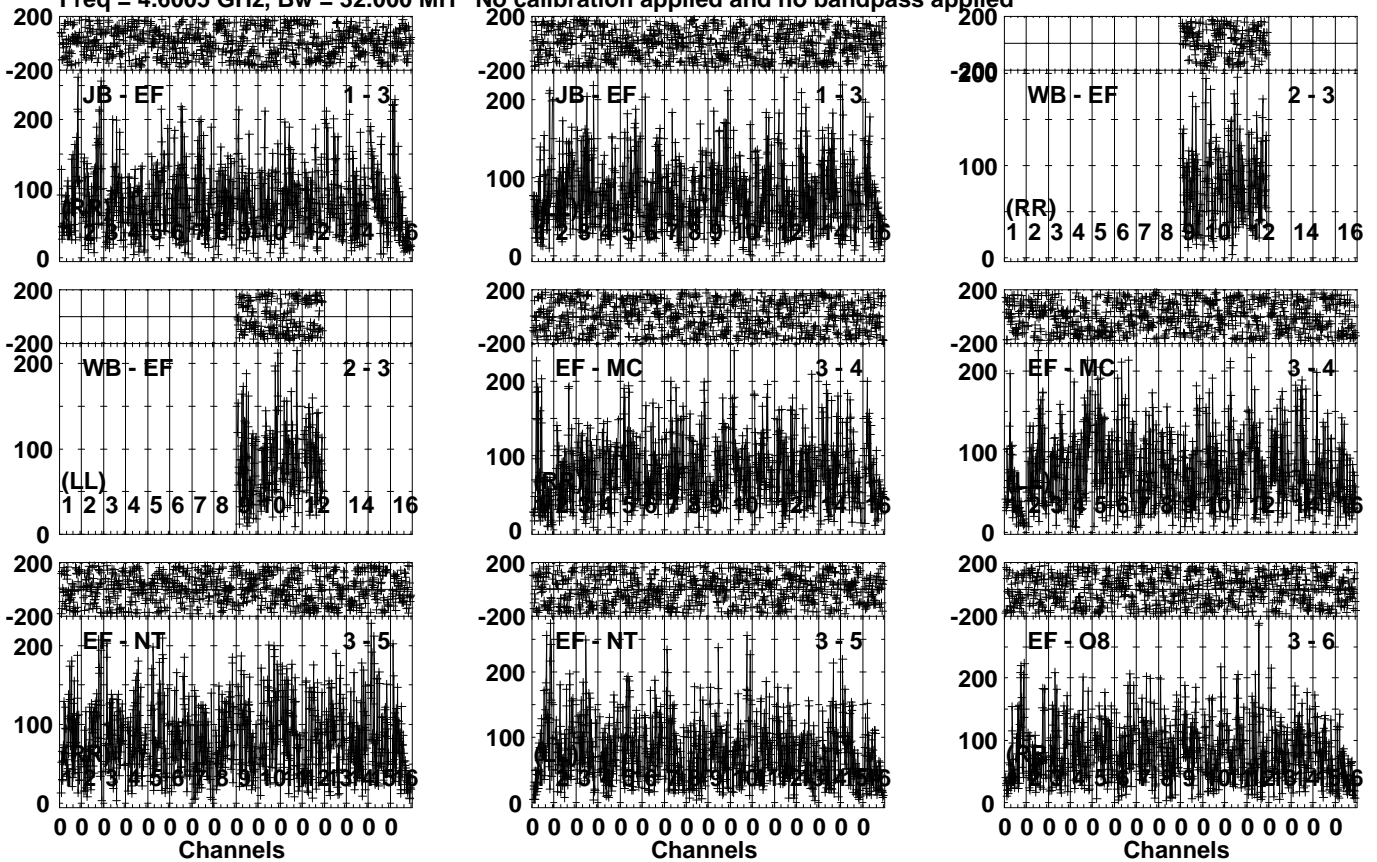


Lower frame: Micro Ampl Jy Top frame: Phas deg
Vector averaged cross-power spectrum Several baselines displayed
Timerange: 00/07:25:48 to 00/07:27:14

Plot file version 210 created 07-AUG-2023 16:11:41

LAND EO019B.UVDATA.1

Freq = 4.6005 GHz, Bw = 32.000 MH No calibration applied and no bandpass applied

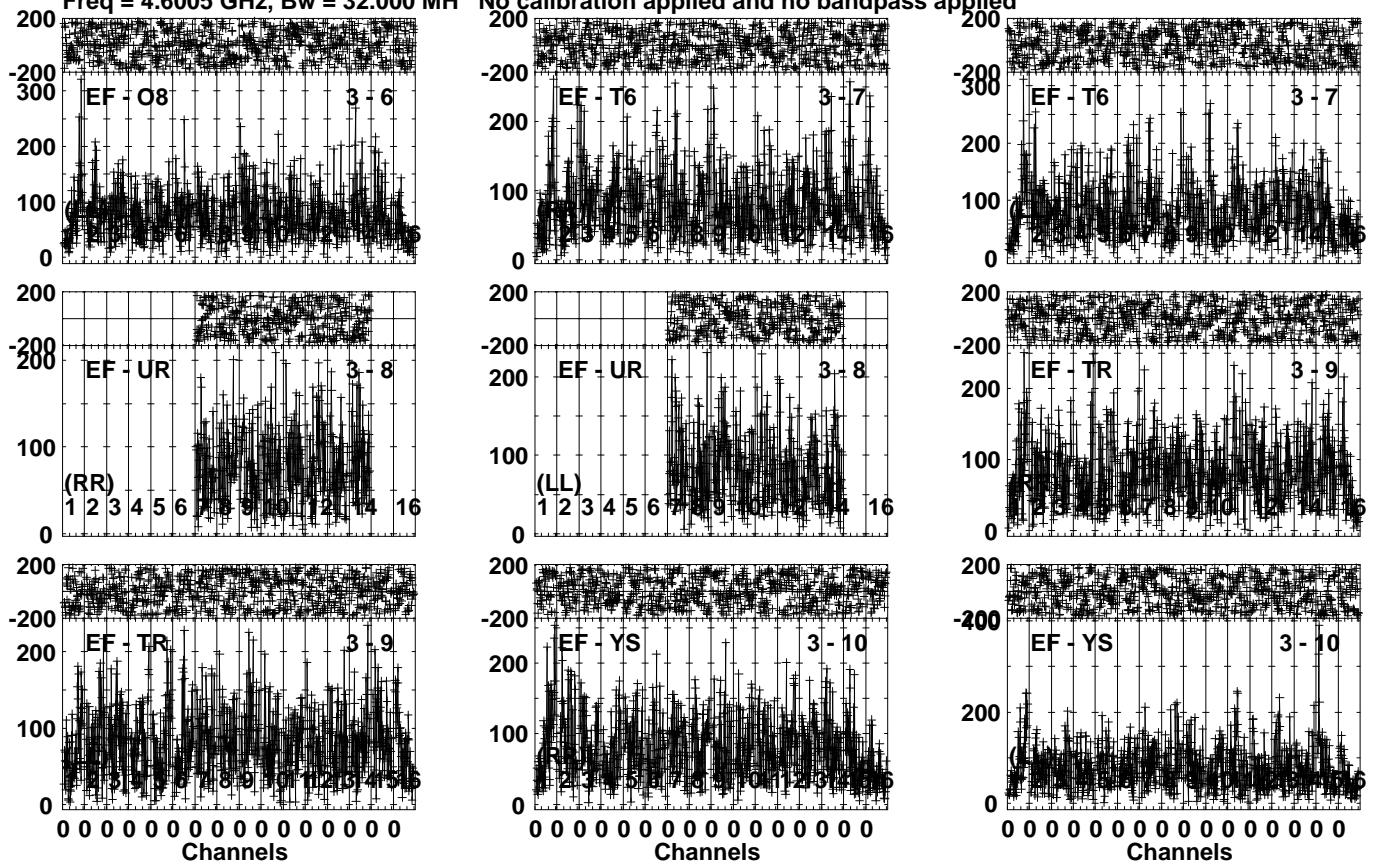


Lower frame: Micro Ampl Jy Top frame: Phas deg
Vector averaged cross-power spectrum Several baselines displayed
Timerange: 00/07:27:16 to 00/07:30:44

Plot file version 211 created 07-AUG-2023 16:11:41

LAND EO019B.UVDATA.1

Freq = 4.6005 GHz, Bw = 32.000 MH No calibration applied and no bandpass applied

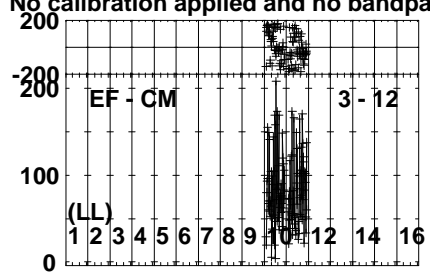
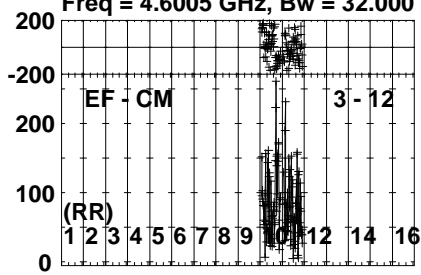


Lower frame: Micro Ampl Jy Top frame: Phas deg
Vector averaged cross-power spectrum Several baselines displayed
Timerange: 00/07:27:16 to 00/07:30:44

Plot file version 212 created 07-AUG-2023 16:11:41

LAND EO019B.UVDATA.1

Freq = 4.6005 GHz, Bw = 32.000 MH No calibration applied and no bandpass applied

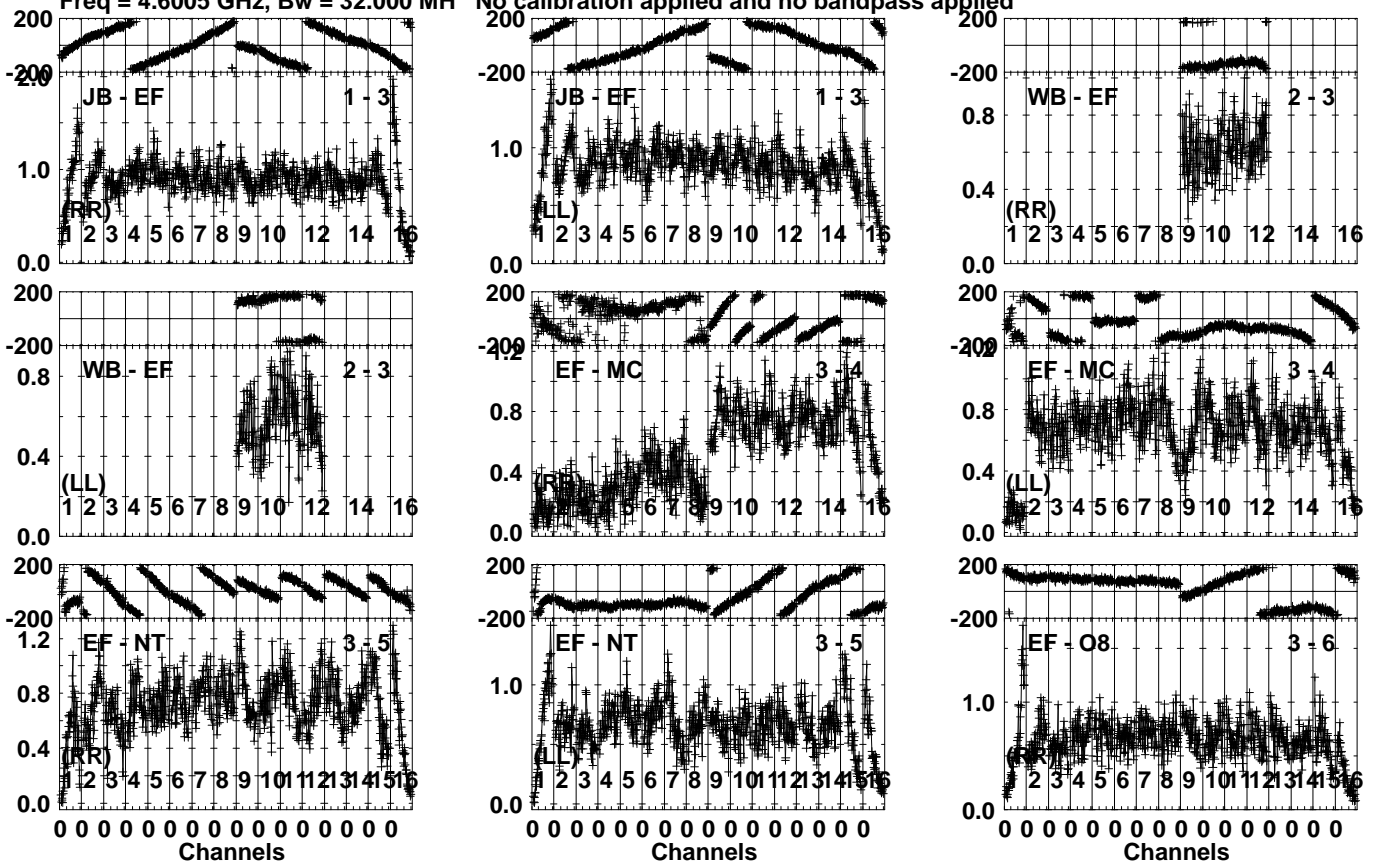


Lower frame: Micro Ampl Jy Top frame: Phas deg
Vector averaged cross-power spectrum Several baselines displayed
Timerange: 00/07:27:16 to 00/07:30:44

Plot file version 213 created 07-AUG-2023 16:11:41

2331+46 EO019B.UVDATA.1

Freq = 4.6005 GHz, Bw = 32.000 MH No calibration applied and no bandpass applied

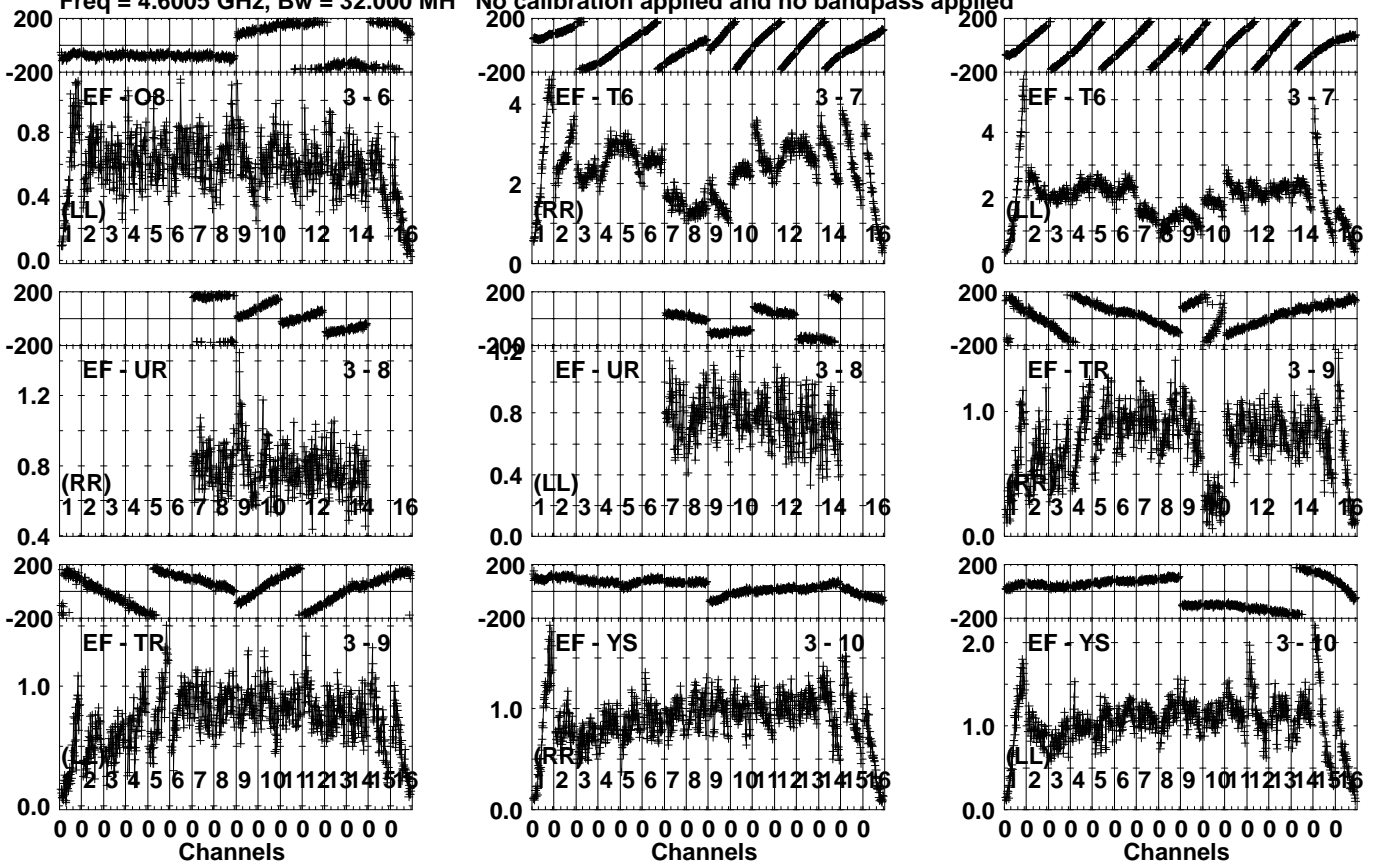


Lower frame: Milli Ampl Jy Top frame: Phas deg
Vector averaged cross-power spectrum Several baselines displayed
Timerange: 00/07:30:46 to 00/07:32:14

Plot file version 214 created 07-AUG-2023 16:11:41

2331+46 EO019B.UVDATA.1

Freq = 4.6005 GHz, Bw = 32.000 MH No calibration applied and no bandpass applied

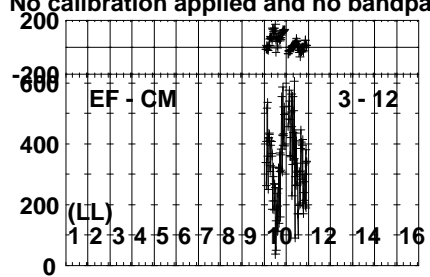
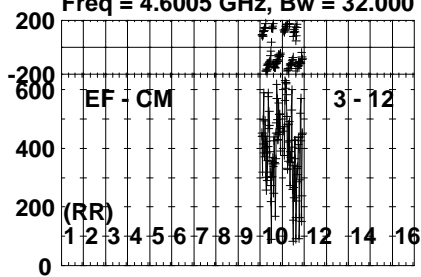


Lower frame: Milli Ampl Jy Top frame: Phas deg
Vector averaged cross-power spectrum Several baselines displayed
Timerange: 00/07:30:46 to 00/07:32:14

Plot file version 215 created 07-AUG-2023 16:11:41

2331+46 EO019B.UVDATA.1

Freq = 4.6005 GHz, Bw = 32.000 MH No calibration applied and no bandpass applied

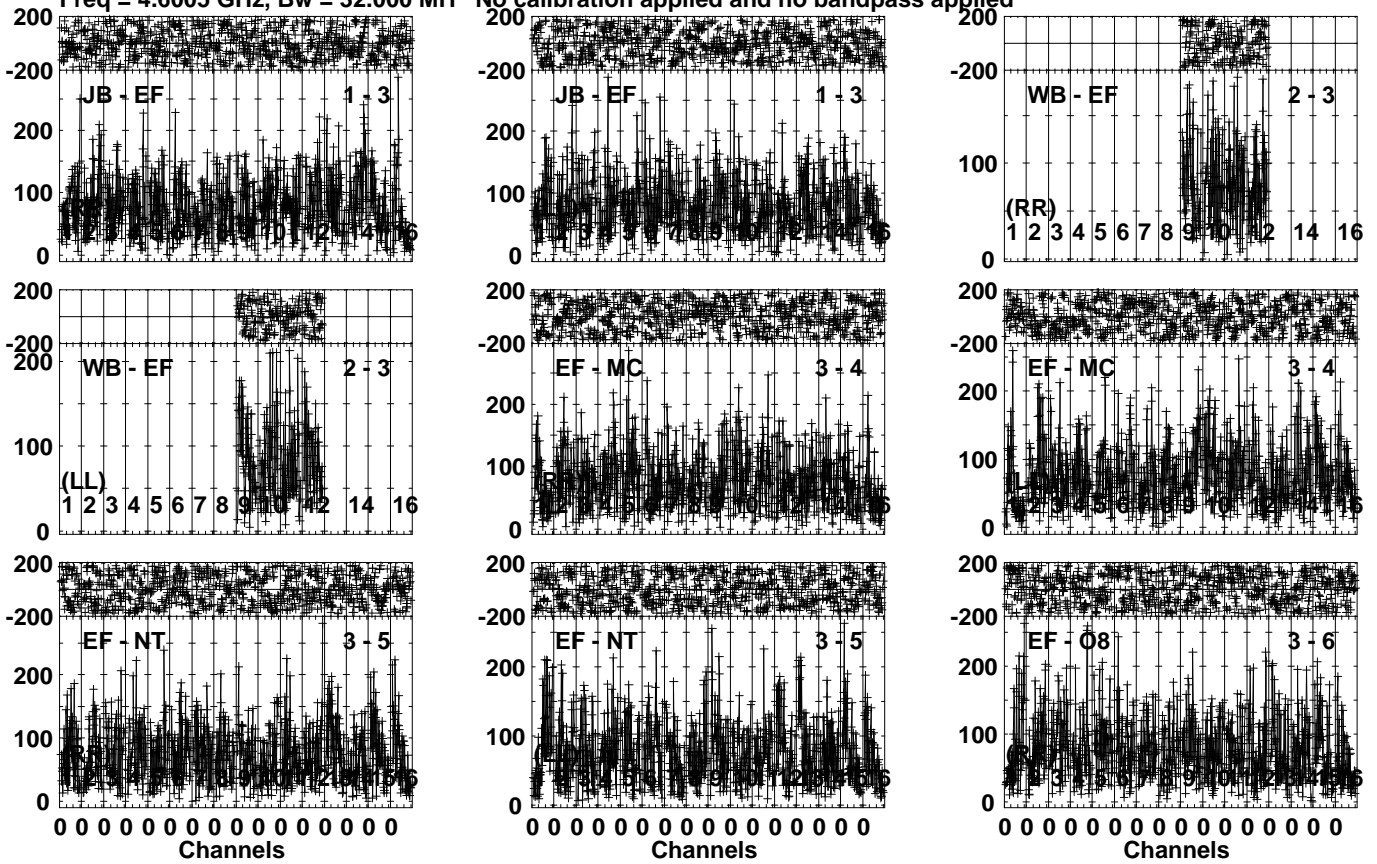


Lower frame: Micro Ampl Jy Top frame: Phas deg
Vector averaged cross-power spectrum Several baselines displayed
Timerange: 00/07:30:46 to 00/07:32:14

Plot file version 216 created 07-AUG-2023 16:11:42

LAND EO019B.UVDATA.1

Freq = 4.6005 GHz, Bw = 32.000 MH No calibration applied and no bandpass applied

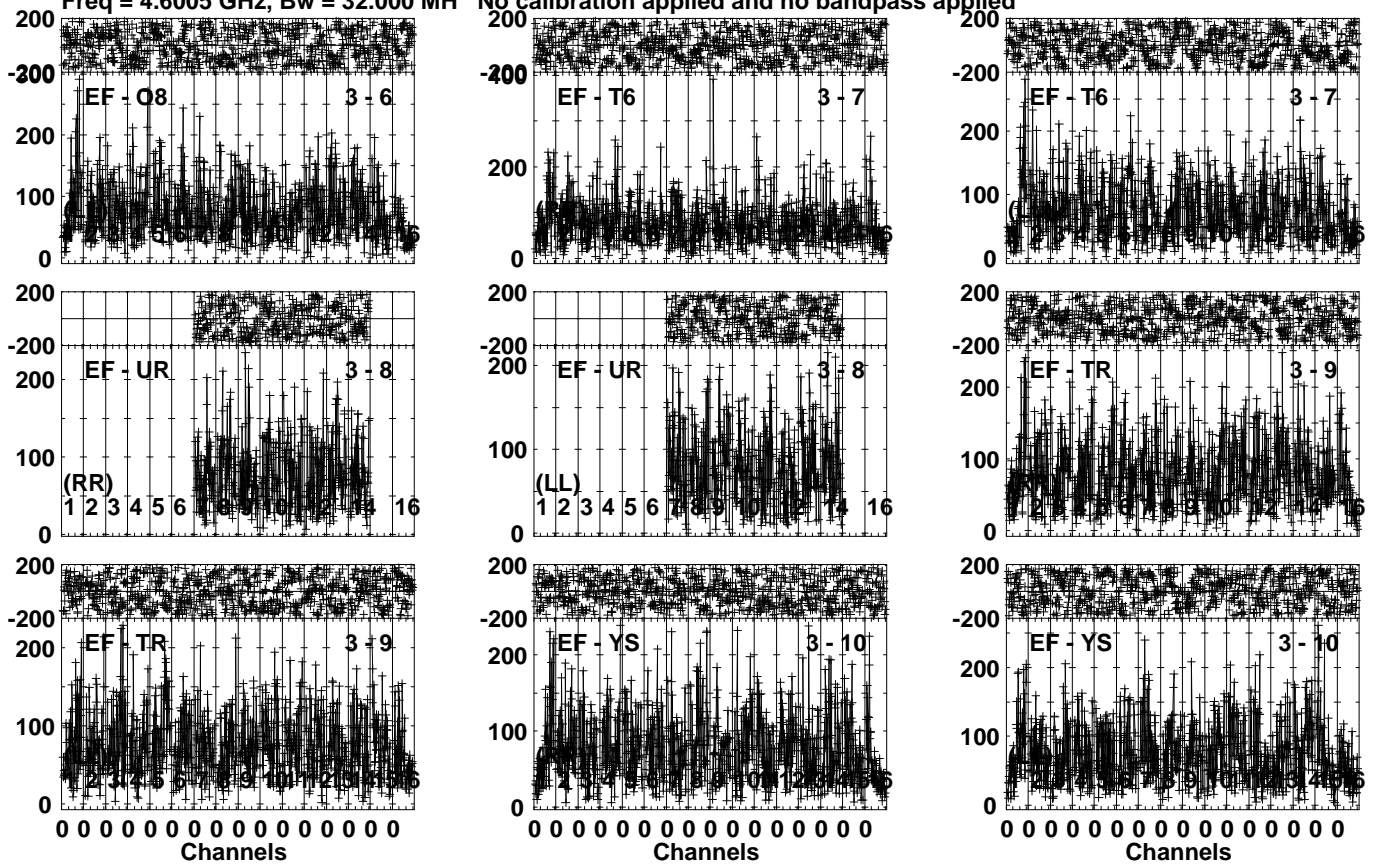


Lower frame: Micro Ampl Jy Top frame: Phas deg
Vector averaged cross-power spectrum Several baselines displayed
Timerange: 00/07:33:01 to 00/07:35:59

Plot file version 217 created 07-AUG-2023 16:11:42

LAND EO019B.UVDATA.1

Freq = 4.6005 GHz, Bw = 32.000 MH No calibration applied and no bandpass applied

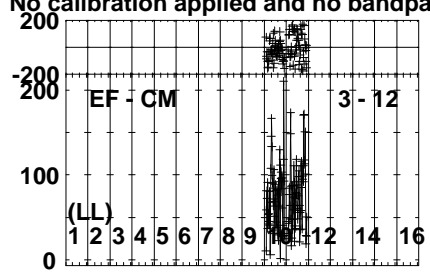
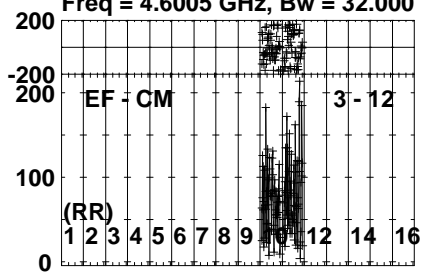


Lower frame: Micro Ampl Jy Top frame: Phas deg
Vector averaged cross-power spectrum Several baselines displayed
Timerange: 00/07:33:01 to 00/07:35:59

Plot file version 218 created 07-AUG-2023 16:11:42

LAND EO019B.UVDATA.1

Freq = 4.6005 GHz, Bw = 32.000 MH No calibration applied and no bandpass applied



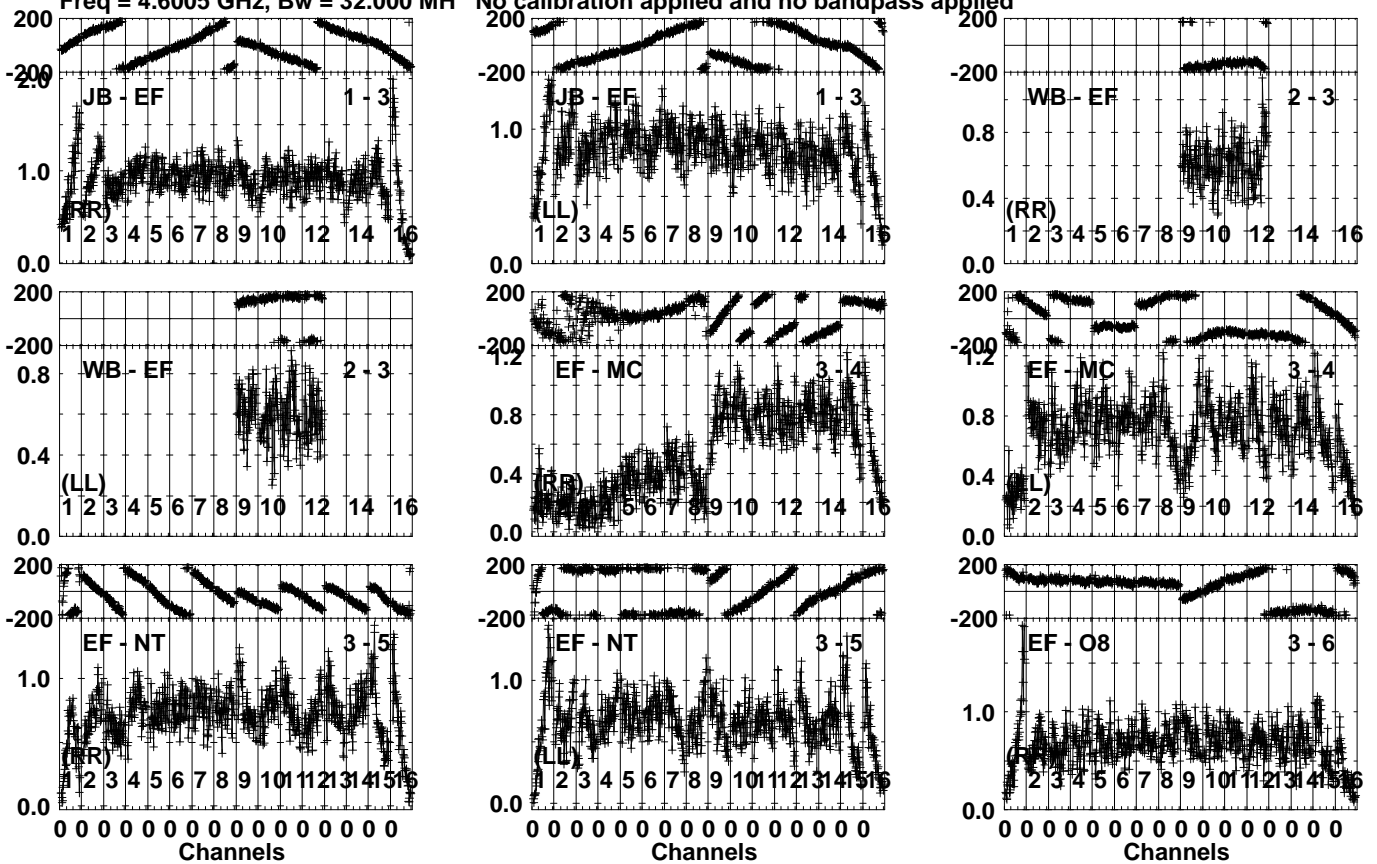
Lower frame: Micro Ampl Jy Top frame: Phas deg
Vector averaged cross-power spectrum Several baselines displayed
Timerange: 00/07:33:01 to 00/07:35:59

Plot file version 219 created 07-AUG-2023 16:11:42

2331+46 EO019B.UVDATA.1

Freq = 4.6005 GHz, Bw = 32.000 MH

No calibration applied and no bandpass applied

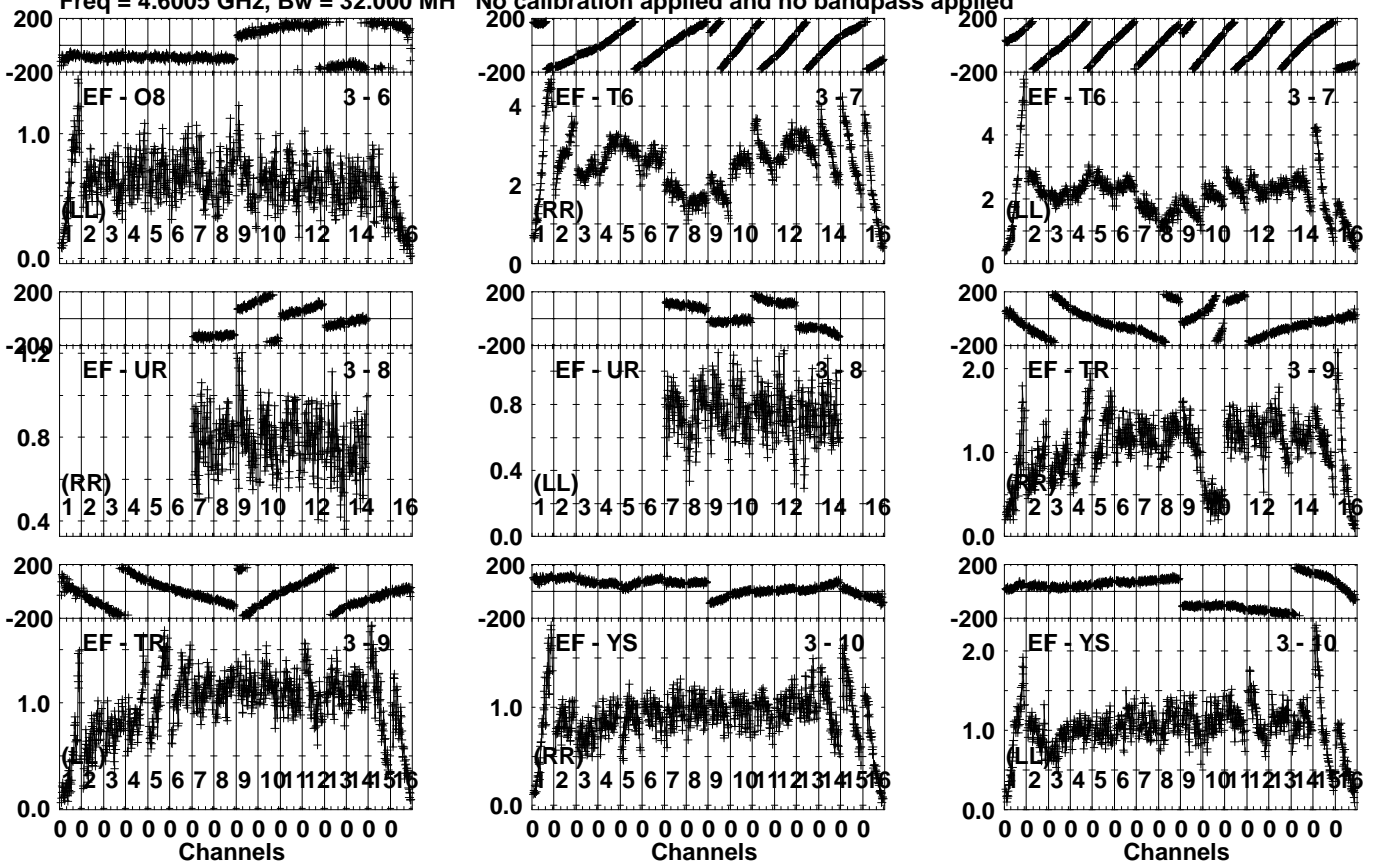


Lower frame: Milli Ampl Jy Top frame: Phas deg
Vector averaged cross-power spectrum Several baselines displayed
Timerange: 00/07:36:03 to 00/07:37:29

Plot file version 220 created 07-AUG-2023 16:11:42

2331+46 EO019B.UVDATA.1

Freq = 4.6005 GHz, Bw = 32.000 MH No calibration applied and no bandpass applied

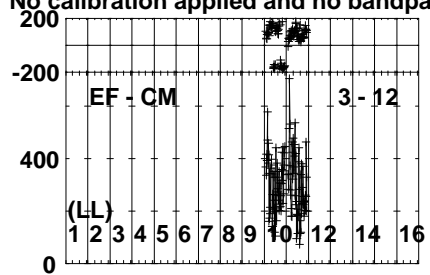



Lower frame: Milli Ampl Jy Top frame: Phas deg
Vector averaged cross-power spectrum Several baselines displayed
Timerange: 00/07:36:03 to 00/07:37:29

Plot file version 221 created 07-AUG-2023 16:11:42

2331+46 EO019B.UVDATA.1

Freq = 4.6005 GHz, Bw = 32.000 MH No calibration applied and no bandpass applied

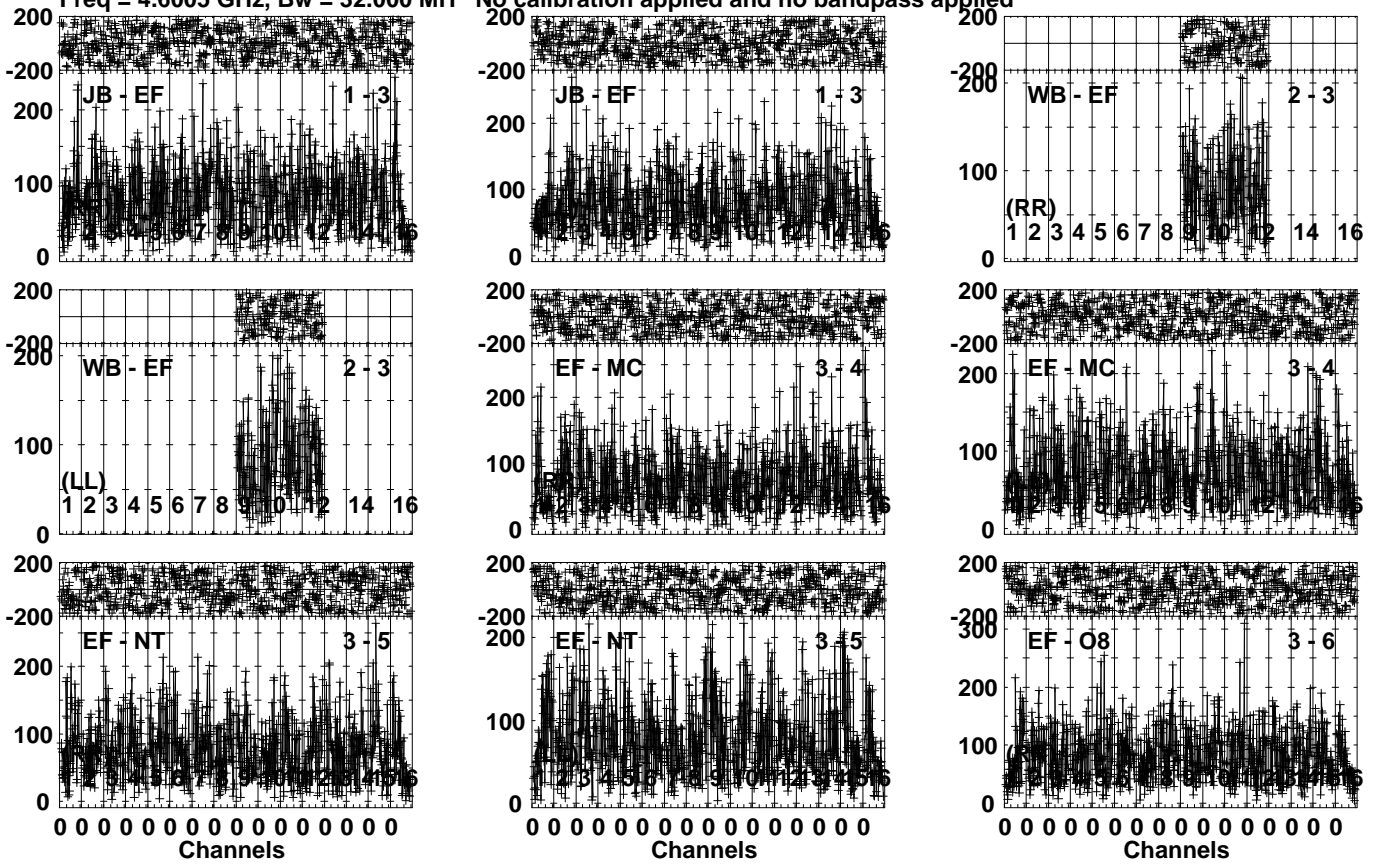


Lower frame: Micro Ampl Jy Top frame: Phas deg
Vector averaged cross-power spectrum Several baselines displayed
Timerange: 00/07:36:03 to 00/07:37:29

Plot file version 222 created 07-AUG-2023 16:11:43

LAND EO019B.UVDATA.1

Freq = 4.6005 GHz, Bw = 32.000 MH No calibration applied and no bandpass applied

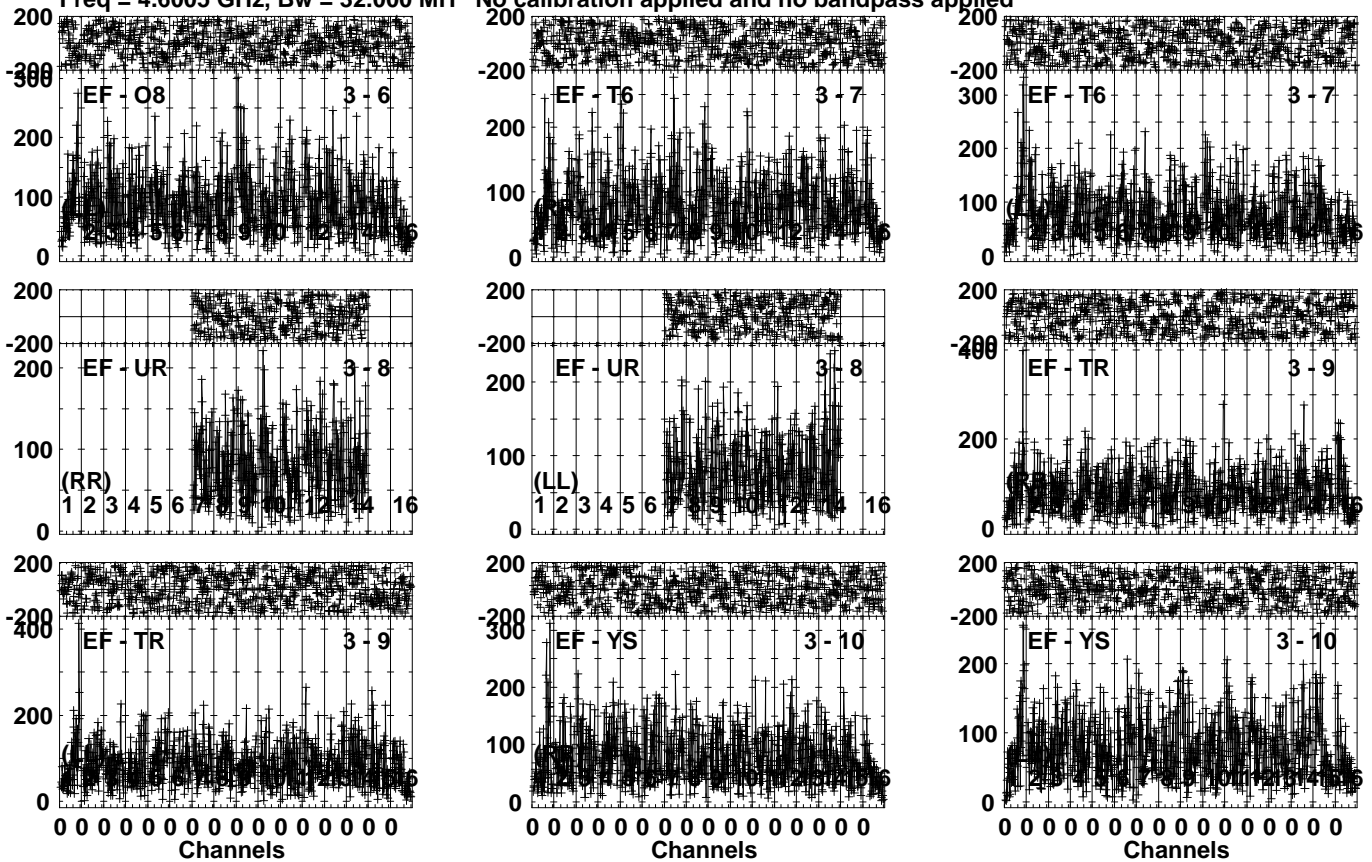


Lower frame: Micro Ampl Jy Top frame: Phas deg
Vector averaged cross-power spectrum Several baselines displayed
Timerange: 00/07:37:31 to 00/07:40:59

Plot file version 223 created 07-AUG-2023 16:11:43

LAND EO019B.UVDATA.1

Freq = 4.6005 GHz, Bw = 32.000 MH No calibration applied and no bandpass applied

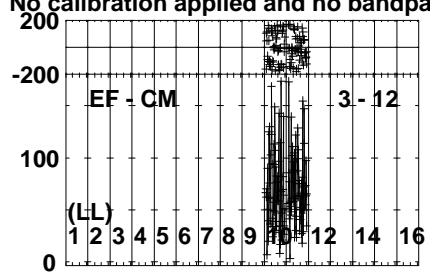
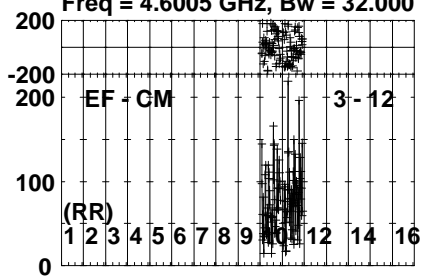


Lower frame: Micro Ampl Jy Top frame: Phas deg
Vector averaged cross-power spectrum Several baselines displayed
Timerange: 00/07:37:31 to 00/07:40:59

Plot file version 224 created 07-AUG-2023 16:11:43

LAND EO019B.UVDATA.1

Freq = 4.6005 GHz, Bw = 32.000 MH No calibration applied and no bandpass applied

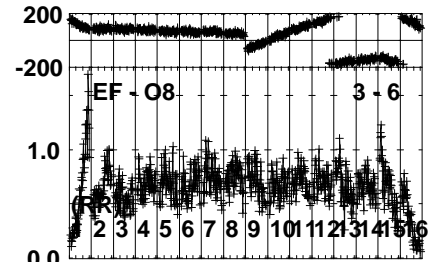
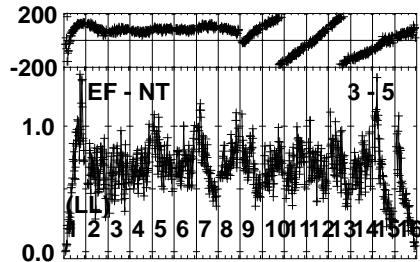
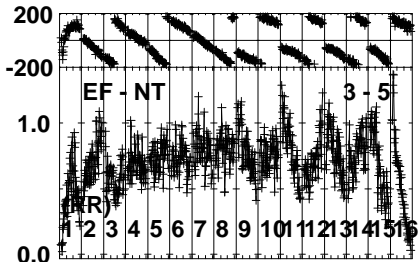
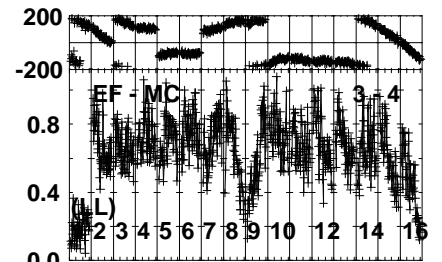
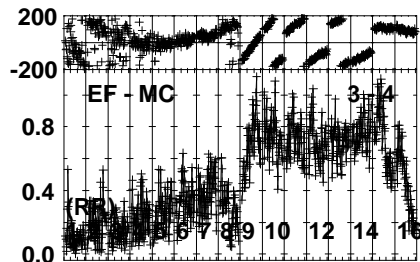
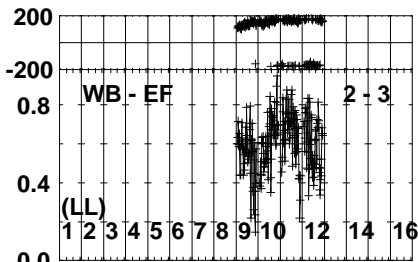
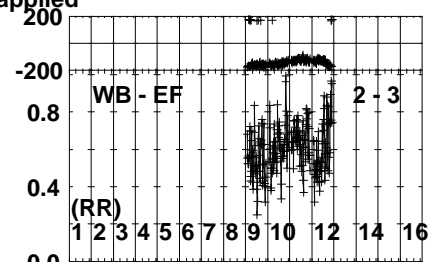
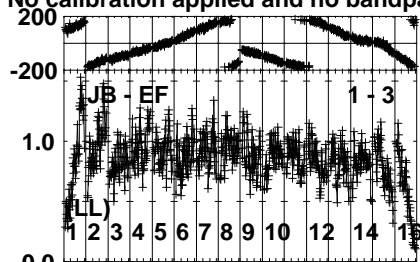
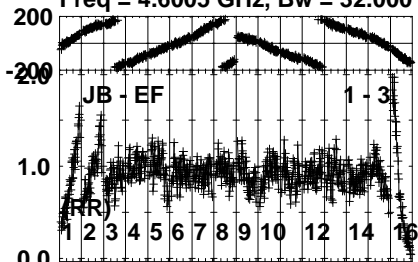


Lower frame: Micro Ampl Jy Top frame: Phas deg
Vector averaged cross-power spectrum Several baselines displayed
Timerange: 00/07:37:31 to 00/07:40:59

Plot file version 225 created 07-AUG-2023 16:11:43

2331+46 EO019B.UVDATA.1

Freq = 4.6005 GHz, Bw = 32.000 MH No calibration applied and no bandpass applied

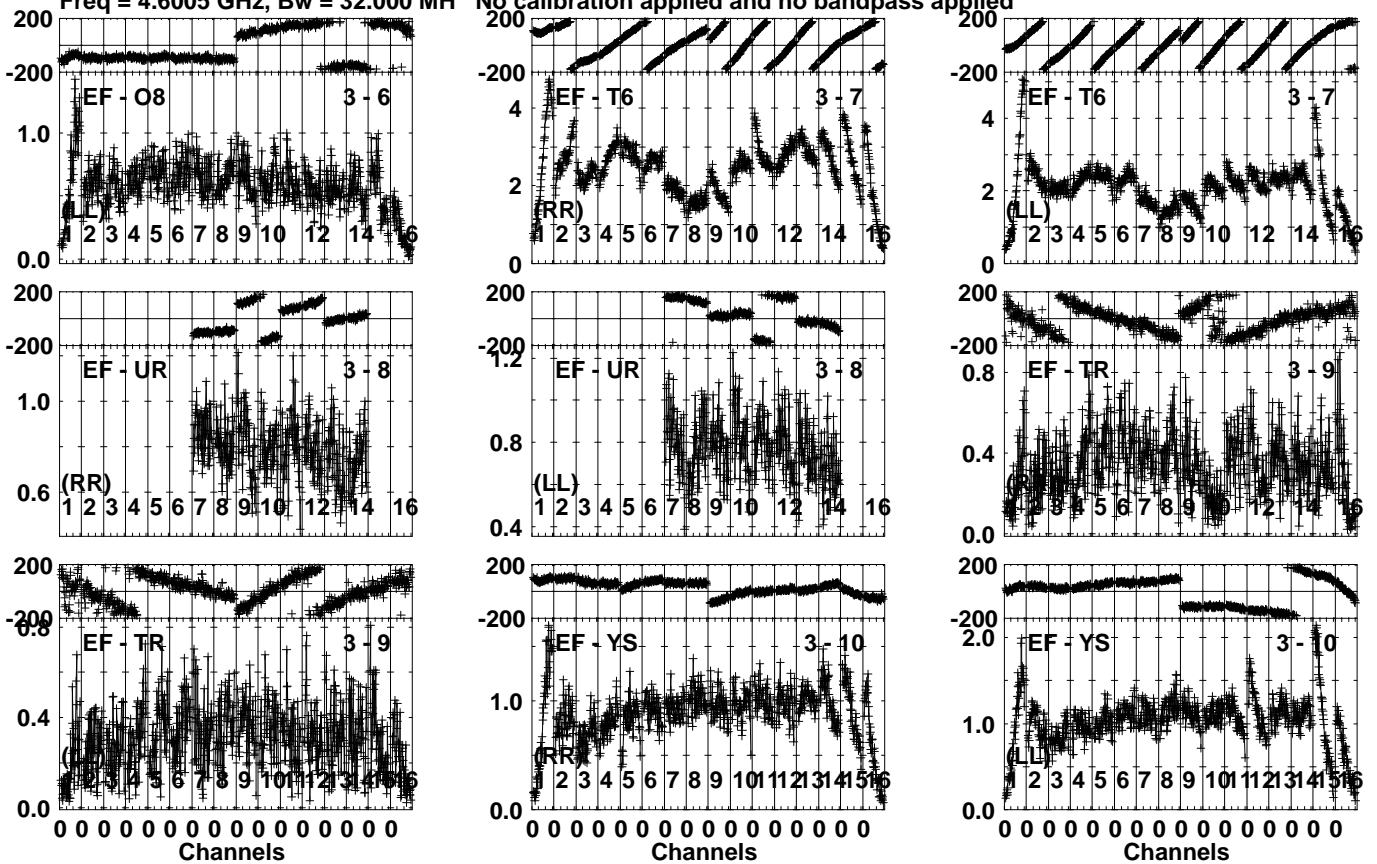


Lower frame: Milli Ampl Jy Top frame: Phas deg
Vector averaged cross-power spectrum Several baselines displayed
Timerange: 00/07:41:03 to 00/07:42:29

Plot file version 226 created 07-AUG-2023 16:11:43

2331+46 EO019B.UVDATA.1

Freq = 4.6005 GHz, Bw = 32.000 MH No calibration applied and no bandpass applied

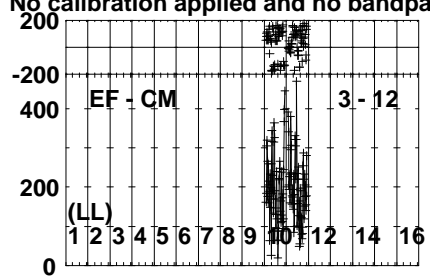
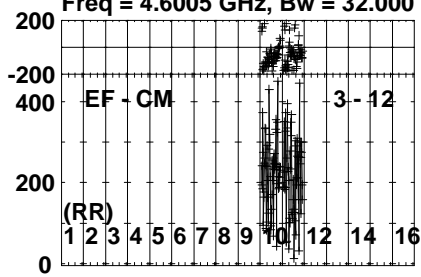


Lower frame: Milli Ampl Jy Top frame: Phas deg
Vector averaged cross-power spectrum Several baselines displayed
Timerange: 00/07:41:03 to 00/07:42:29

Plot file version 227 created 07-AUG-2023 16:11:44

2331+46 EO019B.UVDATA.1

Freq = 4.6005 GHz, Bw = 32.000 MH No calibration applied and no bandpass applied

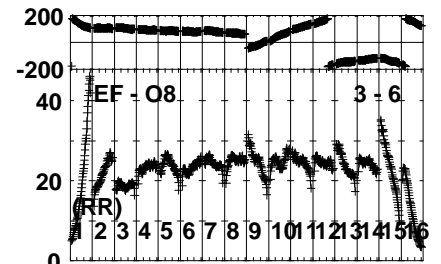
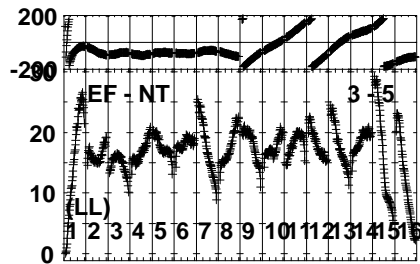
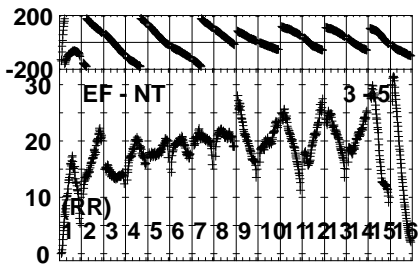
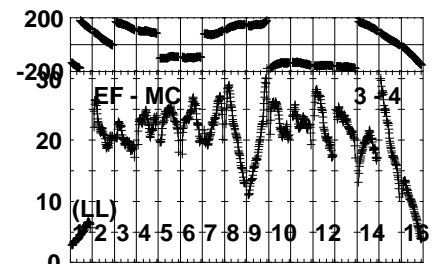
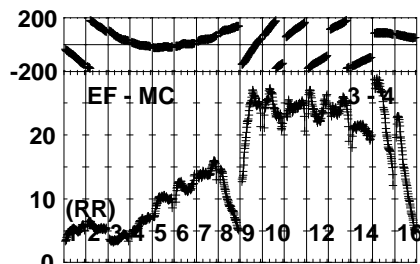
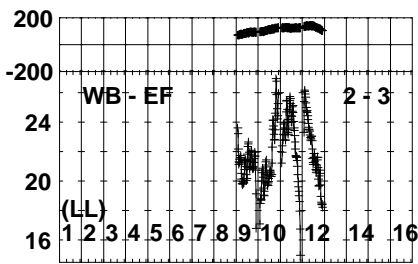
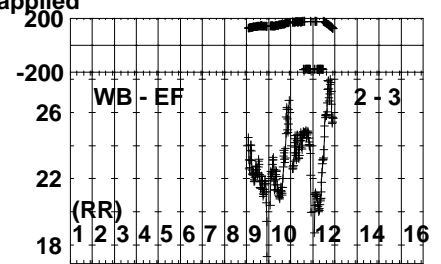
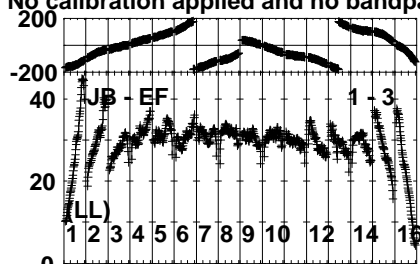
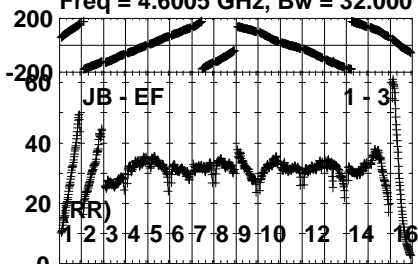


Lower frame: Micro Ampl Jy Top frame: Phas deg
Vector averaged cross-power spectrum Several baselines displayed
Timerange: 00/07:41:03 to 00/07:42:29

Plot file version 228 created 07-AUG-2023 16:11:44

BLLAC EO019B.UVDATA.1

Freq = 4.6005 GHz, Bw = 32.000 MH No calibration applied and no bandpass applied

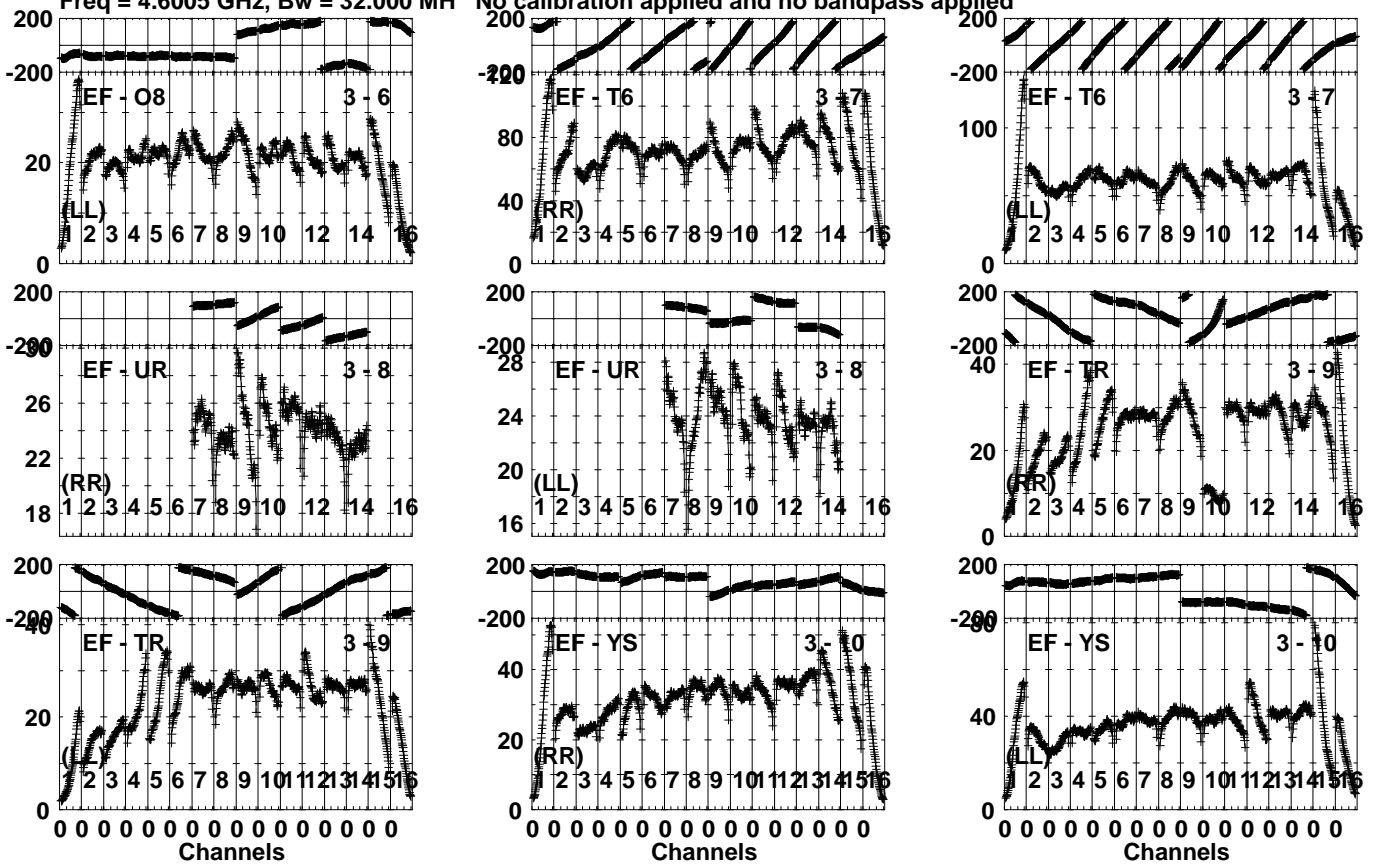


Lower frame: Milli Ampl Jy Top frame: Phas deg
Vector averaged cross-power spectrum Several baselines displayed
Timerange: 00/07:44:01 to 00/07:46:59

Plot file version 229 created 07-AUG-2023 16:11:44

BLLAC EO019B.UVDATA.1

Freq = 4.6005 GHz, Bw = 32.000 MH No calibration applied and no bandpass applied

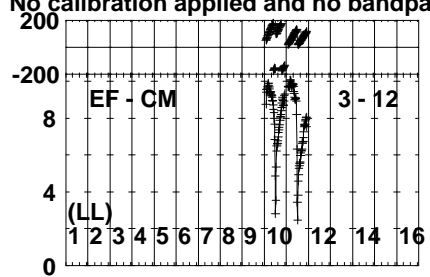
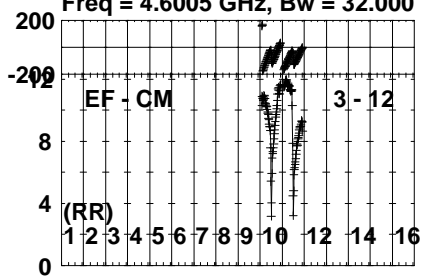


Lower frame: Milli Ampl Jy Top frame: Phas deg
Vector averaged cross-power spectrum Several baselines displayed
Timerange: 00/07:44:01 to 00/07:46:59

Plot file version 230 created 07-AUG-2023 16:11:44

BLLAC EO019B.UVDATA.1

Freq = 4.6005 GHz, Bw = 32.000 MH No calibration applied and no bandpass applied

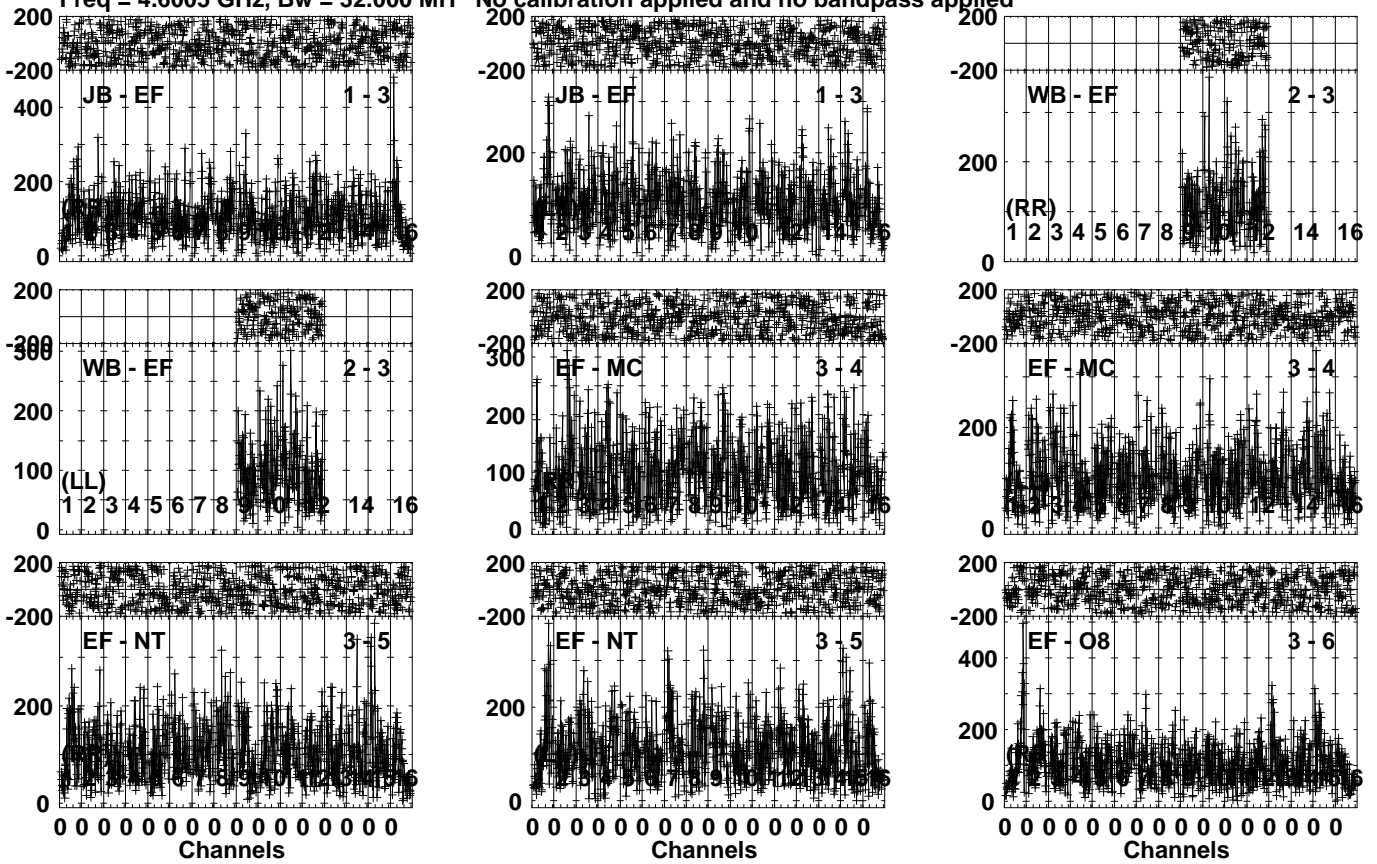


Lower frame: Milli Ampl Jy Top frame: Phas deg
Vector averaged cross-power spectrum Several baselines displayed
Timerange: 00/07:44:01 to 00/07:46:59

Plot file version 231 created 07-AUG-2023 16:11:44

LAND EO019B.UVDATA.1

Freq = 4.6005 GHz, Bw = 32.000 MH No calibration applied and no bandpass applied

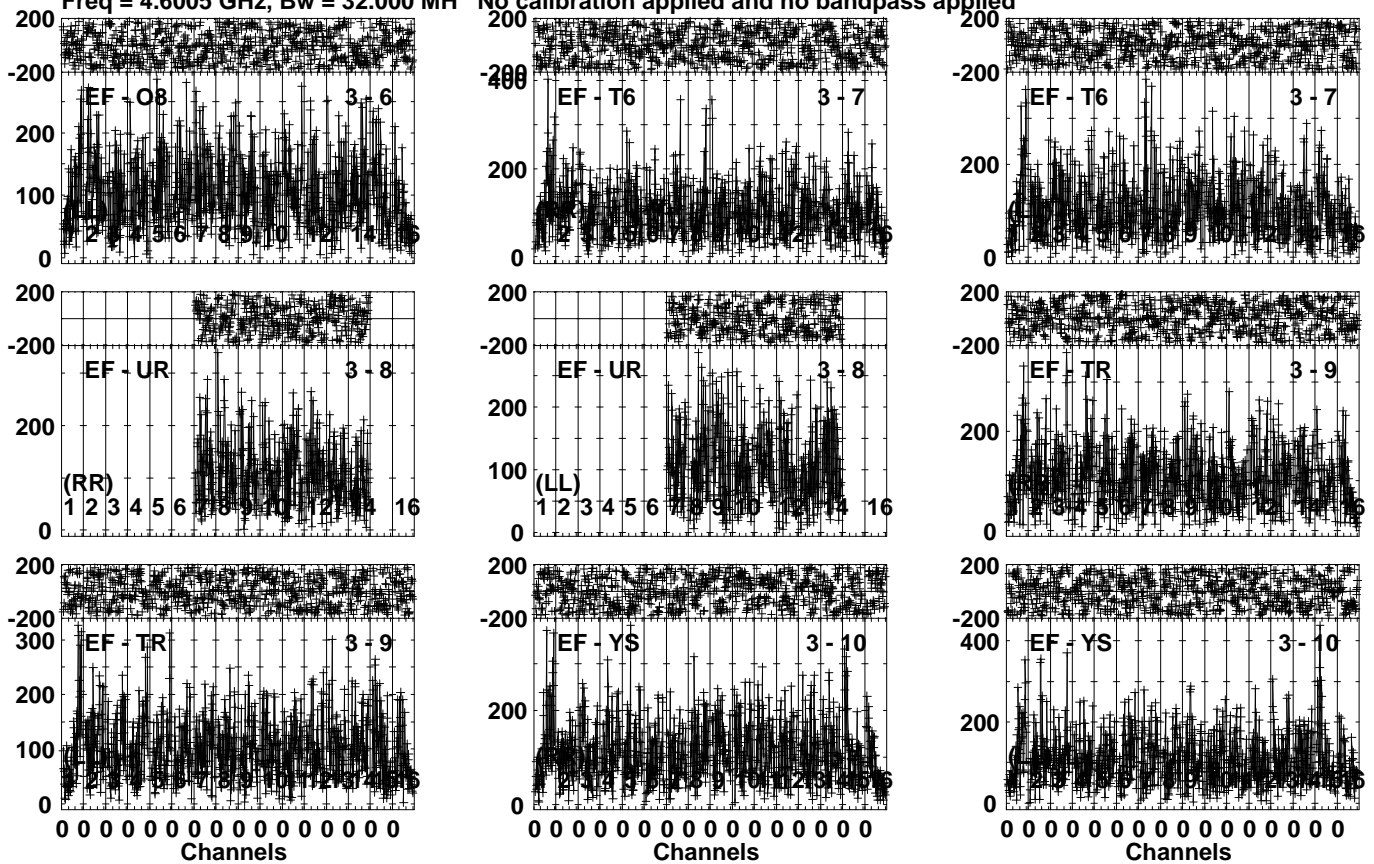


Lower frame: Micro Ampl Jy Top frame: Phas deg
Vector averaged cross-power spectrum Several baselines displayed
Timerange: 00/07:47:46 to 00/07:50:44

Plot file version 232 created 07-AUG-2023 16:11:45

LAND EO019B.UVDATA.1

Freq = 4.6005 GHz, Bw = 32.000 MH No calibration applied and no bandpass applied

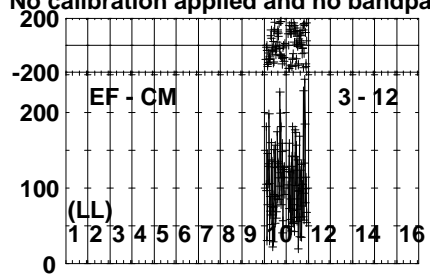
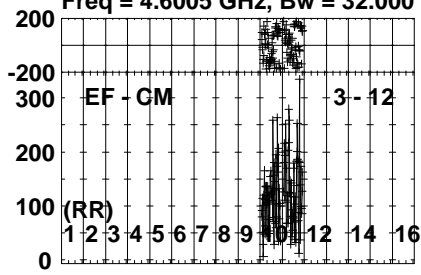


Lower frame: Micro Ampl Jy Top frame: Phas deg
Vector averaged cross-power spectrum Several baselines displayed
Timerange: 00/07:47:46 to 00/07:50:44

Plot file version 233 created 07-AUG-2023 16:11:45

LAND EO019B.UVDATA.1

Freq = 4.6005 GHz, Bw = 32.000 MH No calibration applied and no bandpass applied

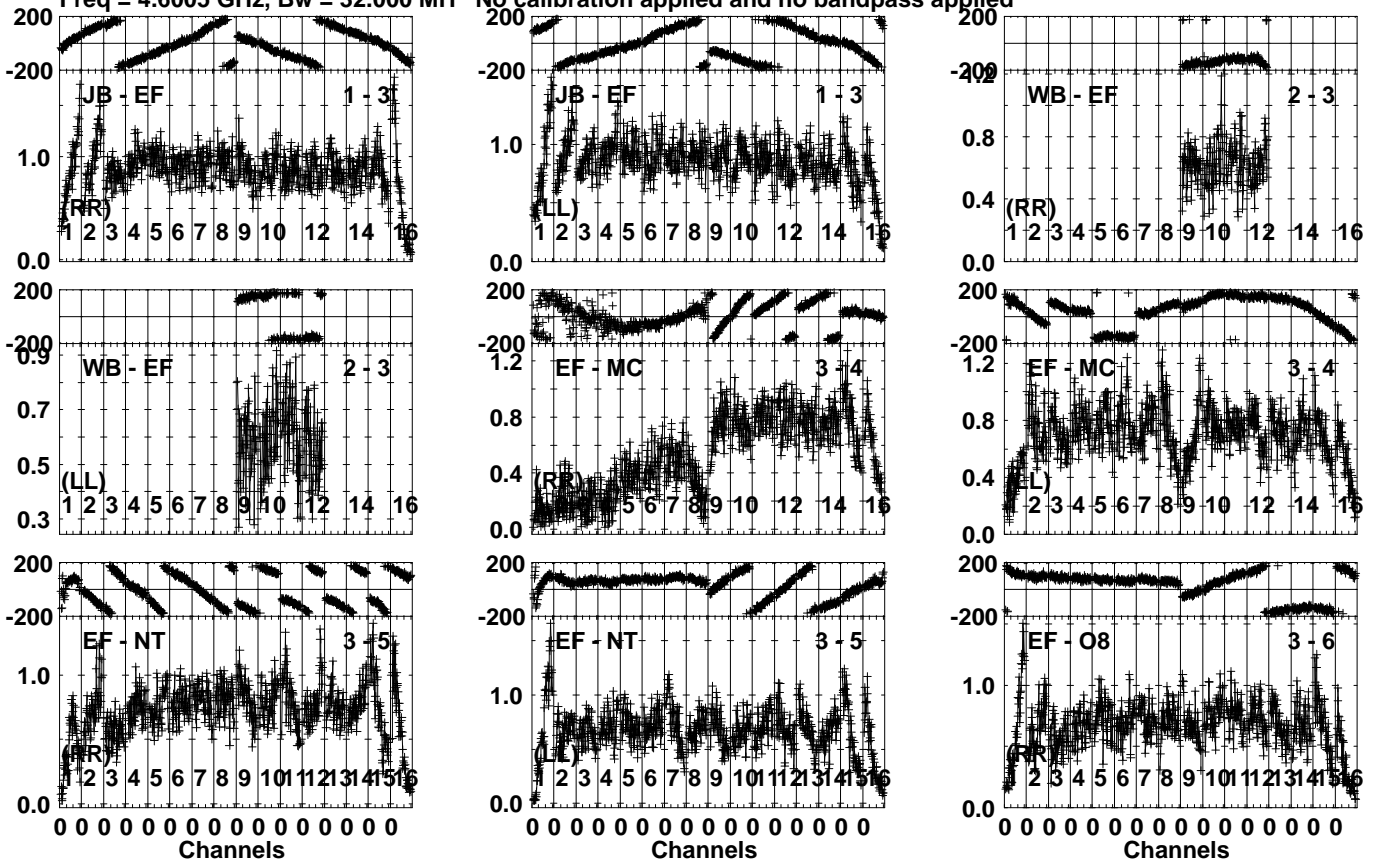


Lower frame: Micro Ampl Jy Top frame: Phas deg
Vector averaged cross-power spectrum Several baselines displayed
Timerange: 00/07:47:46 to 00/07:50:44

Plot file version 234 created 07-AUG-2023 16:11:45

2331+46 EO019B.UVDATA.1

Freq = 4.6005 GHz, Bw = 32.000 MH No calibration applied and no bandpass applied

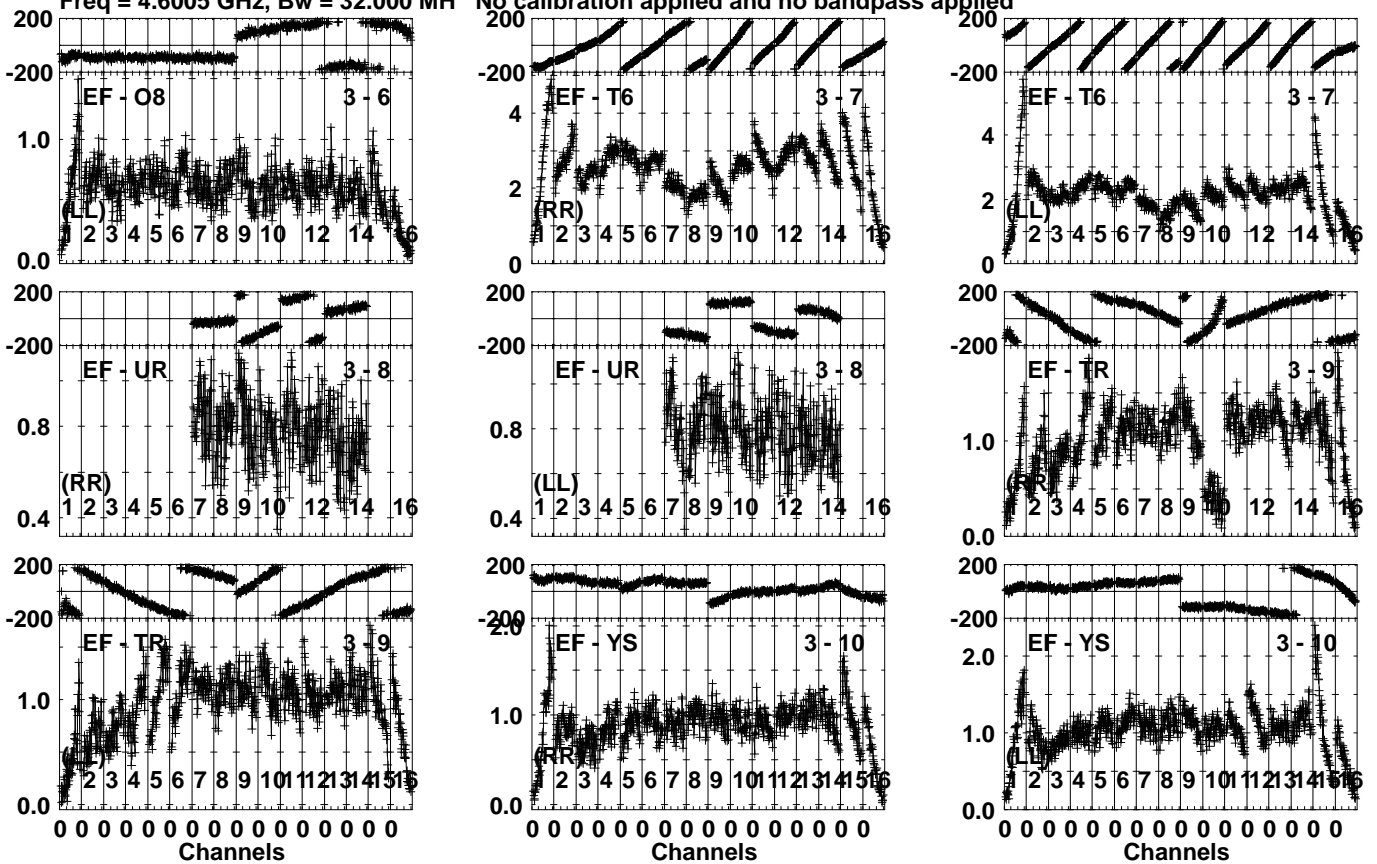


Lower frame: Milli Ampl Jy Top frame: Phas deg
Vector averaged cross-power spectrum Several baselines displayed
Timerange: 00/07:50:46 to 00/07:52:14

Plot file version 235 created 07-AUG-2023 16:11:45

2331+46 EO019B.UVDATA.1

Freq = 4.6005 GHz, Bw = 32.000 MH No calibration applied and no bandpass applied

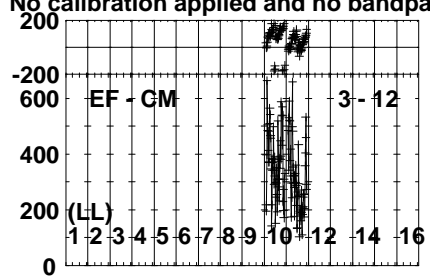
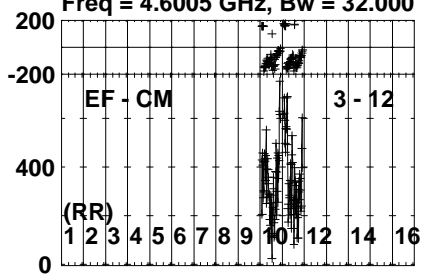


Lower frame: Milli Ampl Jy Top frame: Phas deg
Vector averaged cross-power spectrum Several baselines displayed
Timerange: 00/07:50:46 to 00/07:52:14

Plot file version 236 created 07-AUG-2023 16:11:45

2331+46 EO019B.UVDATA.1

Freq = 4.6005 GHz, Bw = 32.000 MH No calibration applied and no bandpass applied

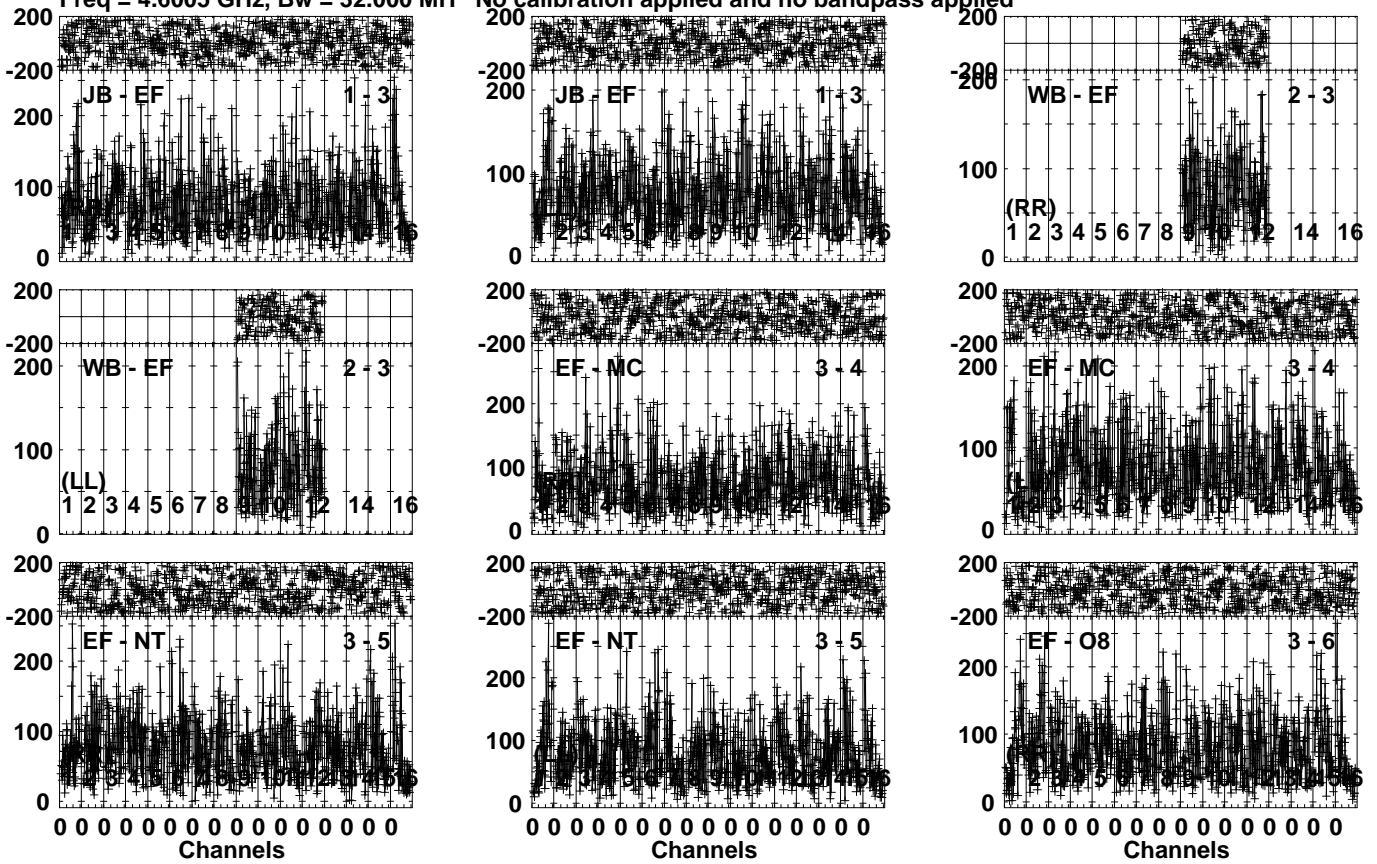


Lower frame: Micro Ampl Jy Top frame: Phas deg
Vector averaged cross-power spectrum Several baselines displayed
Timerange: 00/07:50:46 to 00/07:52:14

Plot file version 237 created 07-AUG-2023 16:11:45

LAND EO019B.UVDATA.1

Freq = 4.6005 GHz, Bw = 32.000 MH No calibration applied and no bandpass applied

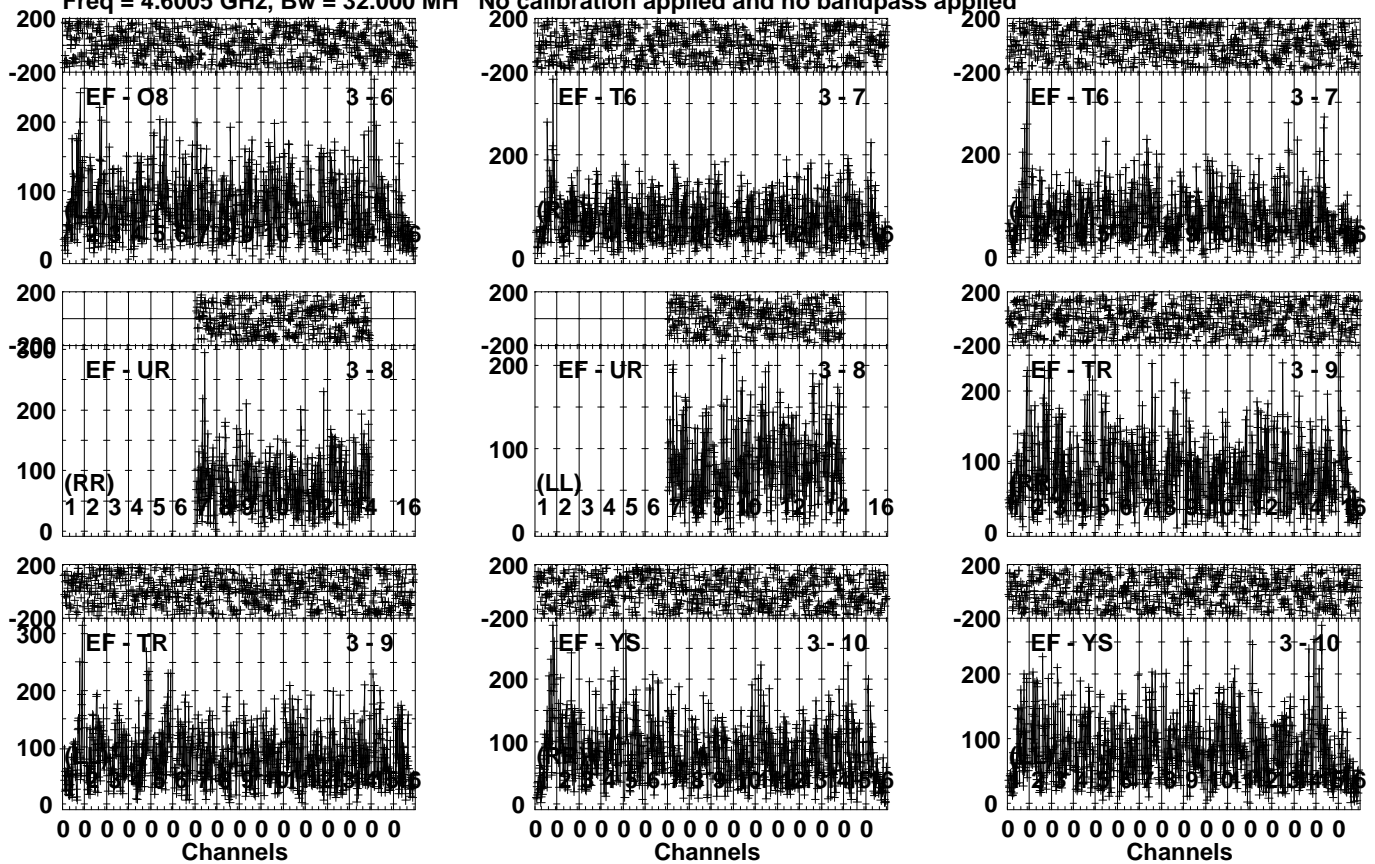


Lower frame: Micro Ampl Jy Top frame: Phas deg
Vector averaged cross-power spectrum Several baselines displayed
Timerange: 00/07:52:16 to 00/07:55:44

Plot file version 238 created 07-AUG-2023 16:11:45

LAND EO019B.UVDATA.1

Freq = 4.6005 GHz, Bw = 32.000 MH No calibration applied and no bandpass applied


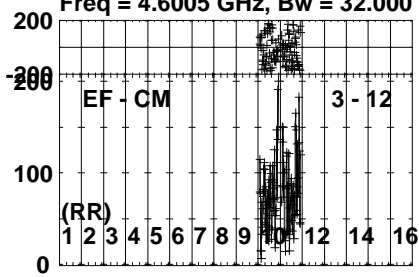


Lower frame: Micro Ampl Jy Top frame: Phas deg
Vector averaged cross-power spectrum Several baselines displayed
Timerange: 00/07:52:16 to 00/07:55:44

Plot file version 239 created 07-AUG-2023 16:11:46

LAND EO019B.UVDATA.1

Freq = 4.6005 GHz, Bw = 32.000 MH No calibration applied and no bandpass applied



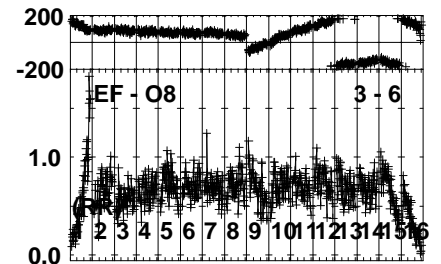
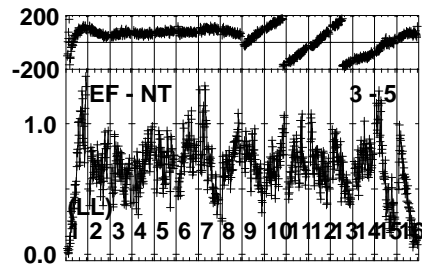
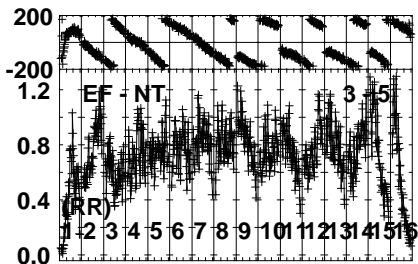
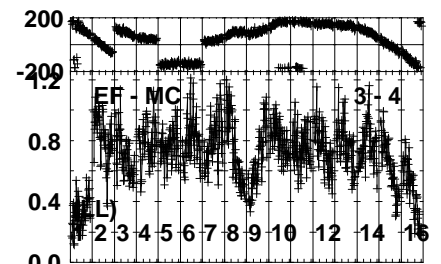
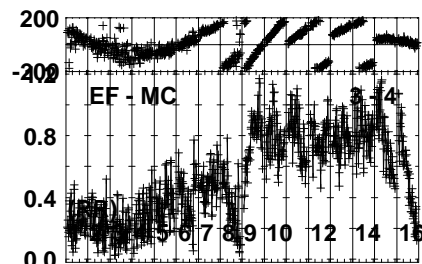
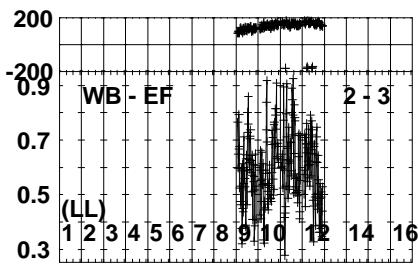
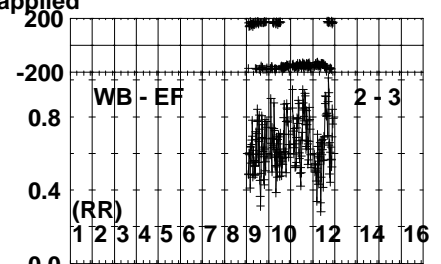
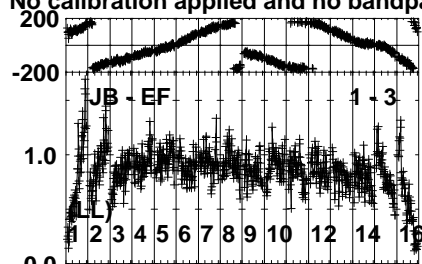
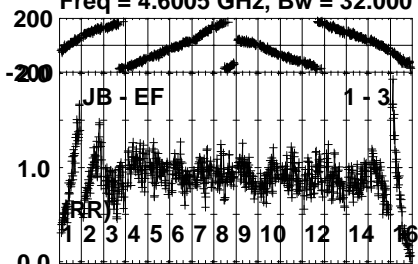
Lower frame: Micro Ampl Jy Top frame: Phas deg
Vector averaged cross-power spectrum Several baselines displayed
Timerange: 00/07:52:16 to 00/07:55:44

Plot file version 240 created 07-AUG-2023 16:11:46

2331+46 EO019B.UVDATA.1

Freq = 4.6005 GHz, Bw = 32.000 MH

No calibration applied and no bandpass applied

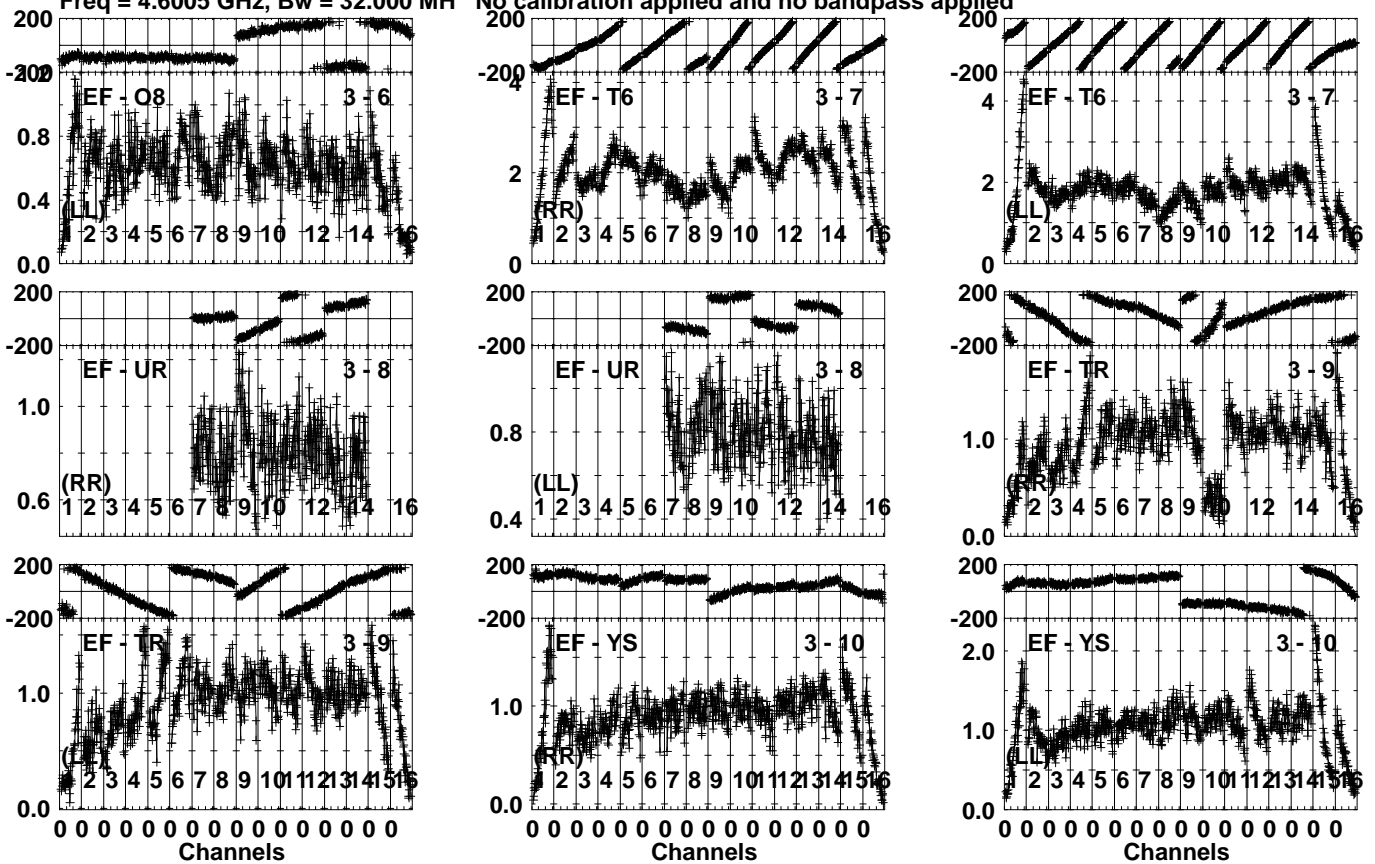


Lower frame: Milli Ampl Jy Top frame: Phas deg
Vector averaged cross-power spectrum Several baselines displayed
Timerange: 00/07:55:46 to 00/07:57:14

Plot file version 241 created 07-AUG-2023 16:11:46

2331+46 EO019B.UVDATA.1

Freq = 4.6005 GHz, Bw = 32.000 MH No calibration applied and no bandpass applied

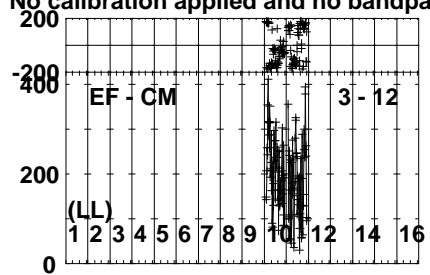
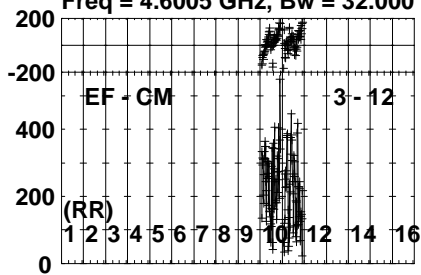


Lower frame: Milli Ampl Jy Top frame: Phas deg
Vector averaged cross-power spectrum Several baselines displayed
Timerange: 00/07:55:46 to 00/07:57:14

Plot file version 242 created 07-AUG-2023 16:11:46

2331+46 EO019B.UVDATA.1

Freq = 4.6005 GHz, Bw = 32.000 MH No calibration applied and no bandpass applied

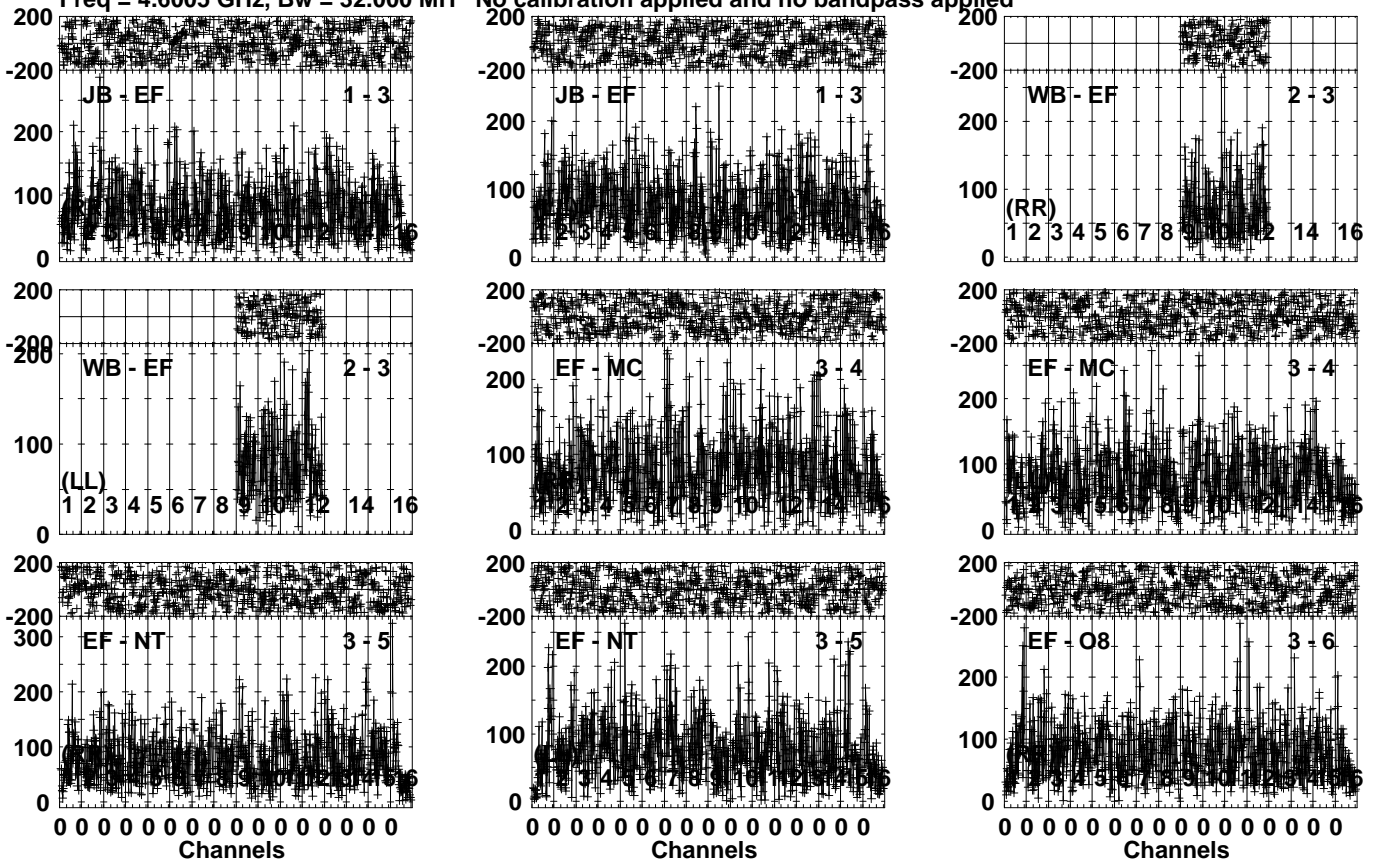


Lower frame: Micro Ampl Jy Top frame: Phas deg
Vector averaged cross-power spectrum Several baselines displayed
Timerange: 00/07:55:46 to 00/07:57:14

Plot file version 243 created 07-AUG-2023 16:11:46

LAND EO019B.UVDATA.1

Freq = 4.6005 GHz, Bw = 32.000 MH No calibration applied and no bandpass applied

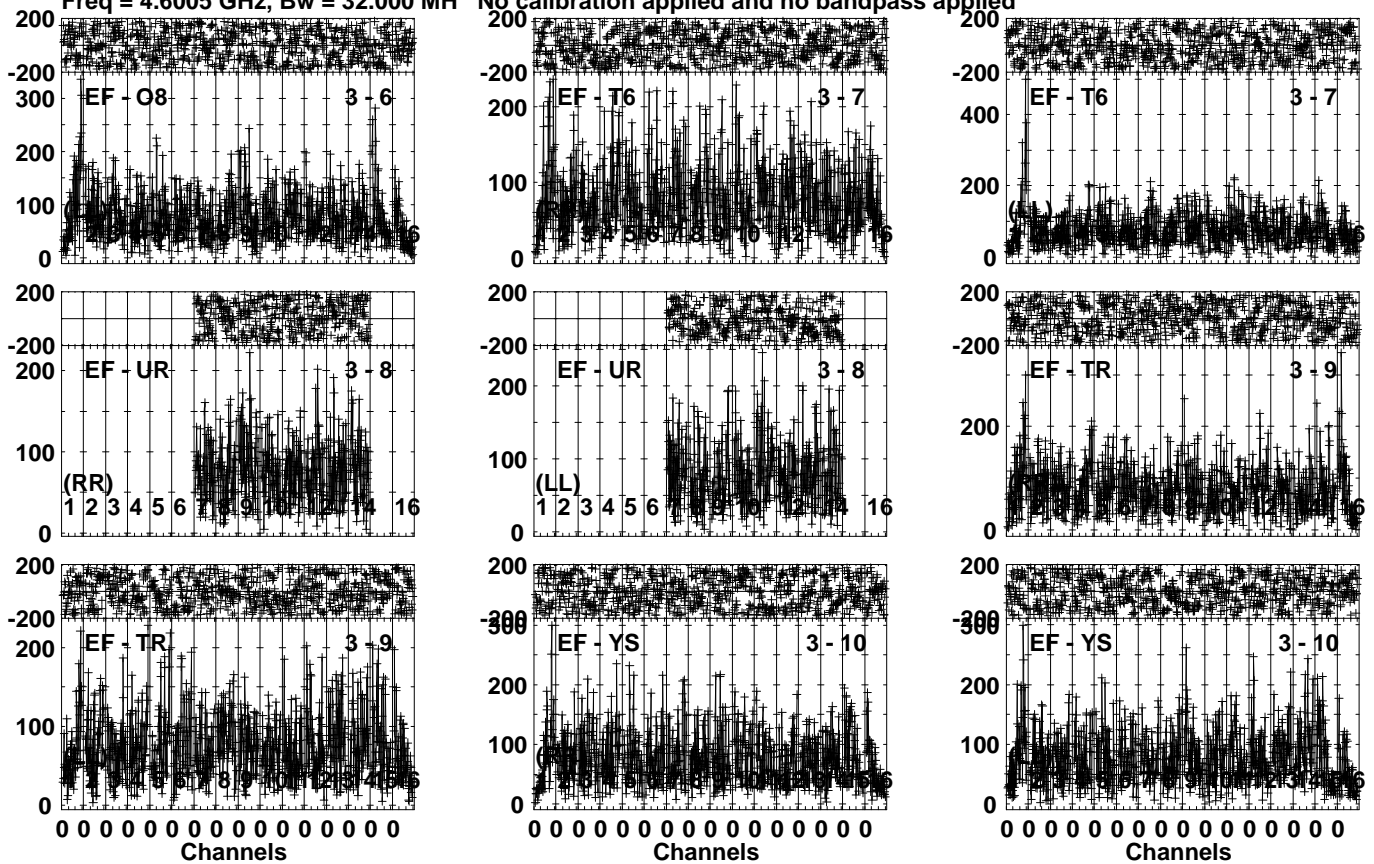


Lower frame: Micro Ampl Jy Top frame: Phas deg
Vector averaged cross-power spectrum Several baselines displayed
Timerange: 00/07:58:01 to 00/08:00:59

Plot file version 244 created 07-AUG-2023 16:11:47

LAND EO019B.UVDATA.1

Freq = 4.6005 GHz, Bw = 32.000 MH No calibration applied and no bandpass applied

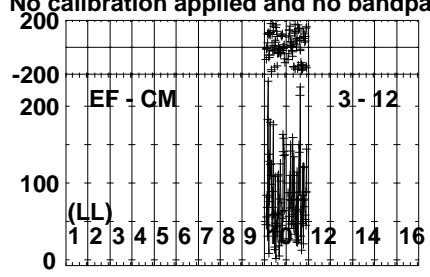
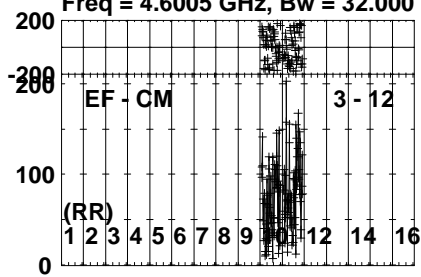


Lower frame: Micro Ampl Jy Top frame: Phas deg
Vector averaged cross-power spectrum Several baselines displayed
Timerange: 00/07:58:01 to 00/08:00:59

Plot file version 245 created 07-AUG-2023 16:11:47

LAND EO019B.UVDATA.1

Freq = 4.6005 GHz, Bw = 32.000 MH No calibration applied and no bandpass applied



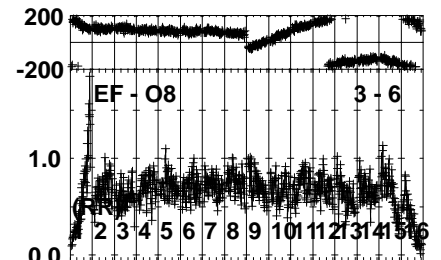
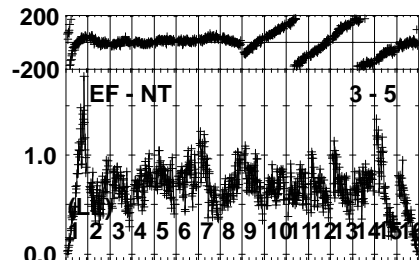
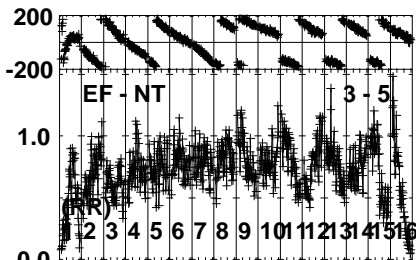
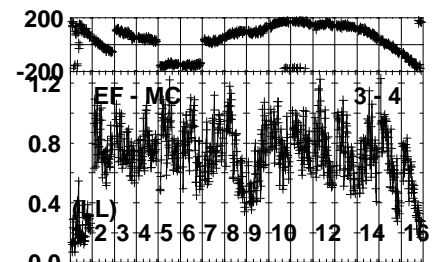
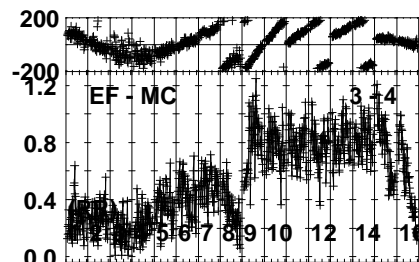
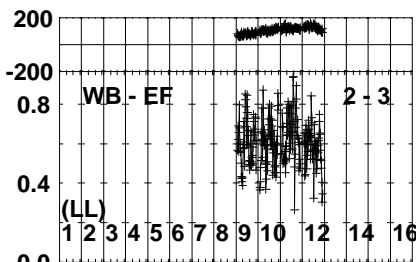
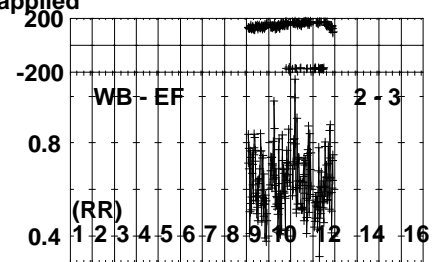
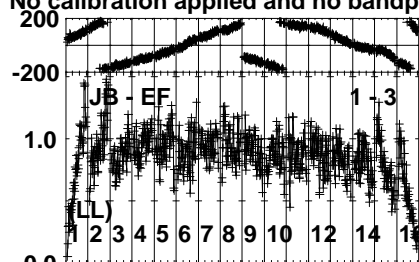
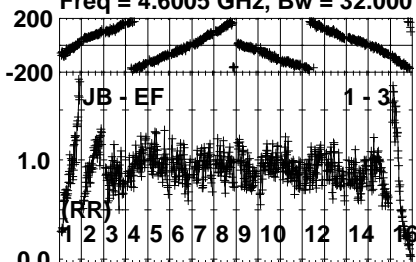
Lower frame: Micro Ampl Jy Top frame: Phas deg
Vector averaged cross-power spectrum Several baselines displayed
Timerange: 00/07:58:01 to 00/08:00:59

Plot file version 246 created 07-AUG-2023 16:11:47

2331+46 EO019B.UVDATA.1

Freq = 4.6005 GHz, Bw = 32.000 MH

No calibration applied and no bandpass applied

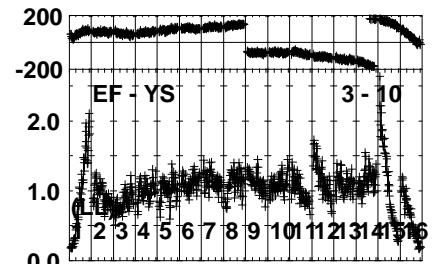
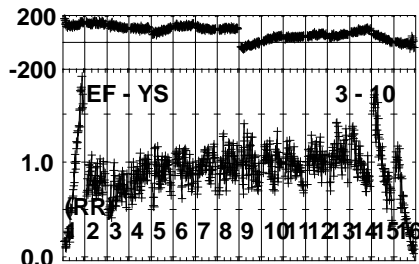
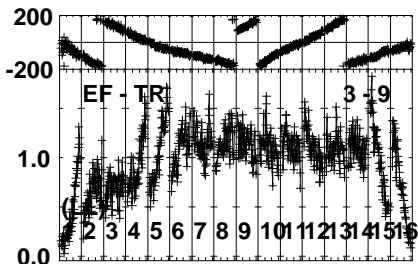
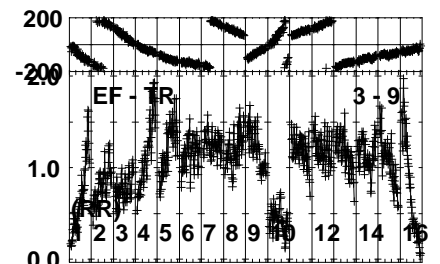
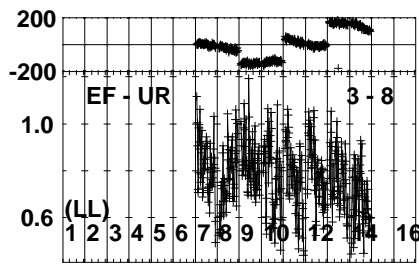
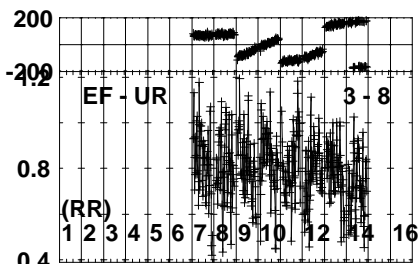
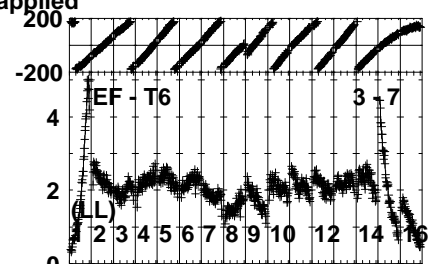
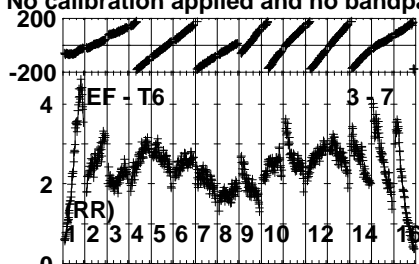
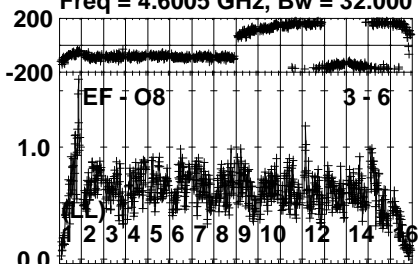


Lower frame: Milli Ampl Jy Top frame: Phas deg
Vector averaged cross-power spectrum Several baselines displayed
Timerange: 00/08:01:01 to 00/08:02:29

Plot file version 247 created 07-AUG-2023 16:11:47

2331+46 EO019B.UVDATA.1

Freq = 4.6005 GHz, Bw = 32.000 MH No calibration applied and no bandpass applied

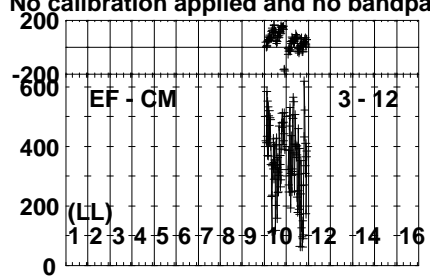
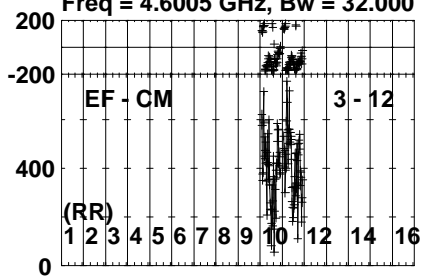


Lower frame: Milli Ampl Jy Top frame: Phas deg
Vector averaged cross-power spectrum Several baselines displayed
Timerange: 00/08:01:01 to 00/08:02:29

Plot file version 248 created 07-AUG-2023 16:11:47

2331+46 EO019B.UVDATA.1

Freq = 4.6005 GHz, Bw = 32.000 MH No calibration applied and no bandpass applied

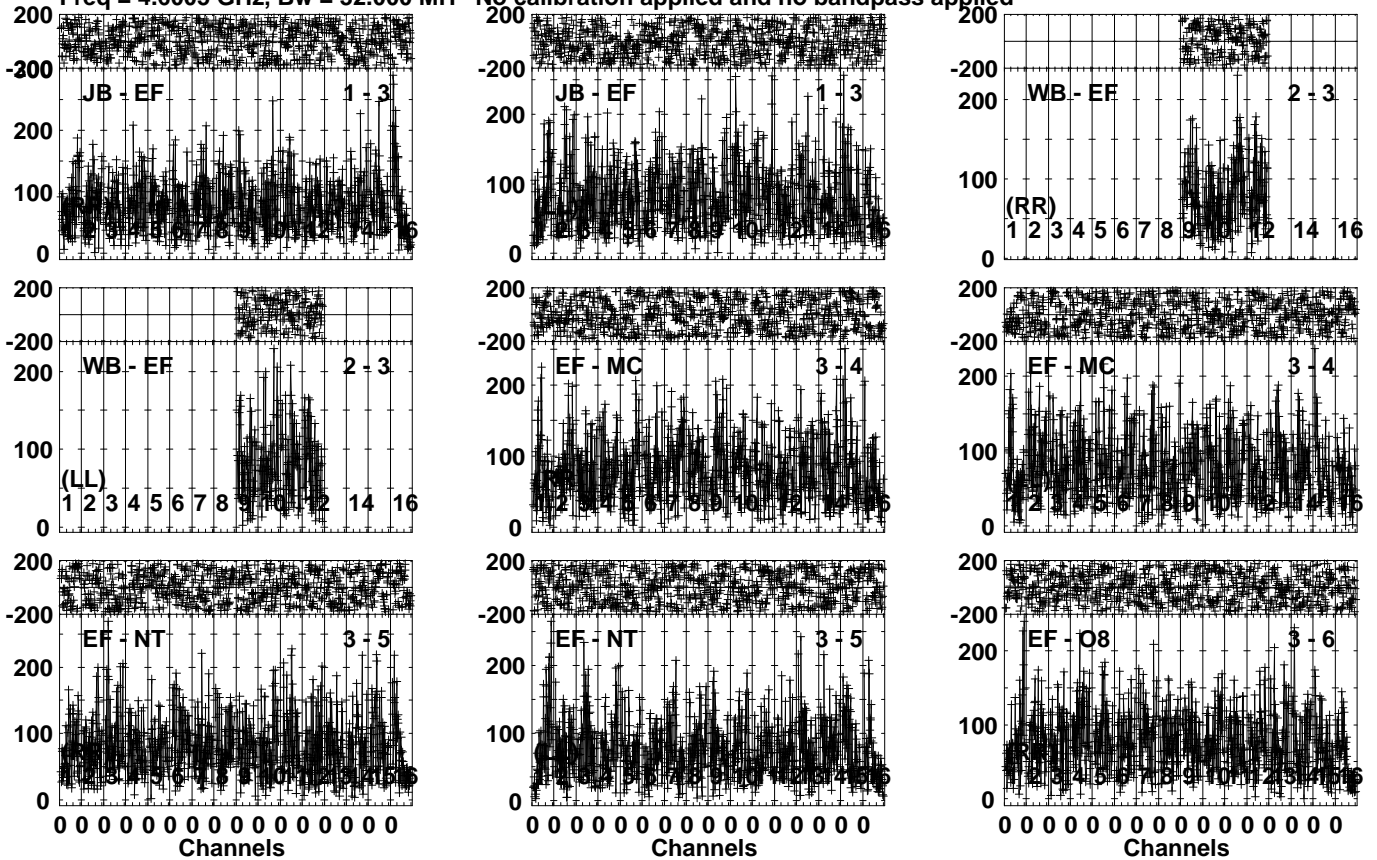


Lower frame: Micro Ampl Jy Top frame: Phas deg
Vector averaged cross-power spectrum Several baselines displayed
Timerange: 00/08:01:01 to 00/08:02:29

Plot file version 249 created 07-AUG-2023 16:11:47

LAND EO019B.UVDATA.1

Freq = 4.6005 GHz, Bw = 32.000 MH No calibration applied and no bandpass applied

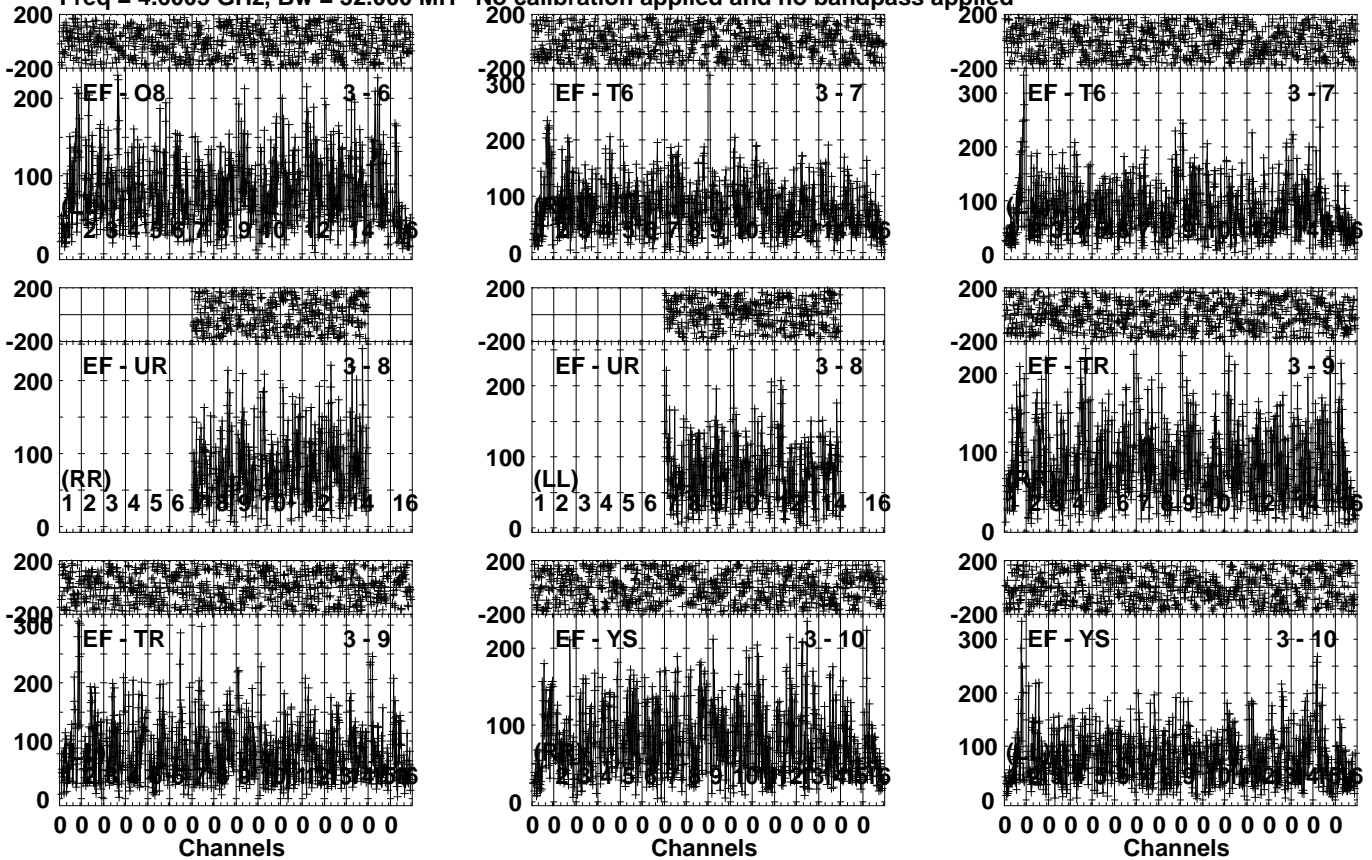


Lower frame: Micro Ampl Jy Top frame: Phas deg
Vector averaged cross-power spectrum Several baselines displayed
Timerange: 00/08:02:31 to 00/08:05:59

Plot file version 250 created 07-AUG-2023 16:11:48

LAND EO019B.UVDATA.1

Freq = 4.6005 GHz, Bw = 32.000 MH No calibration applied and no bandpass applied

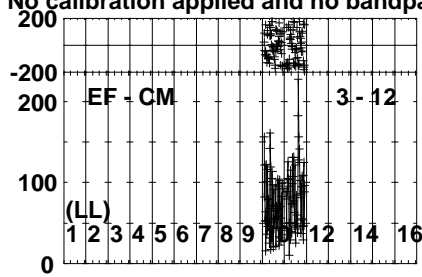
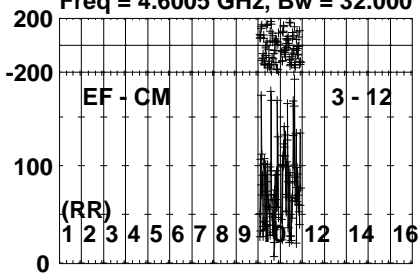


Lower frame: Micro Ampl Jy Top frame: Phas deg
Vector averaged cross-power spectrum Several baselines displayed
Timerange: 00/08:02:31 to 00/08:05:59

Plot file version 251 created 07-AUG-2023 16:11:48

LAND EO019B.UVDATA.1

Freq = 4.6005 GHz, Bw = 32.000 MH No calibration applied and no bandpass applied



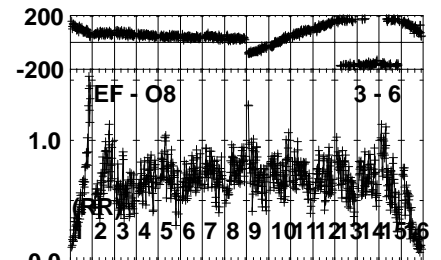
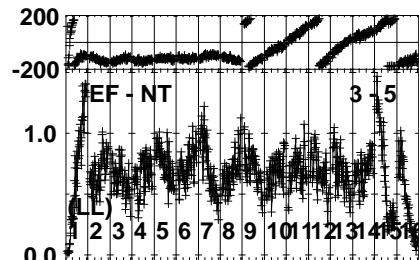
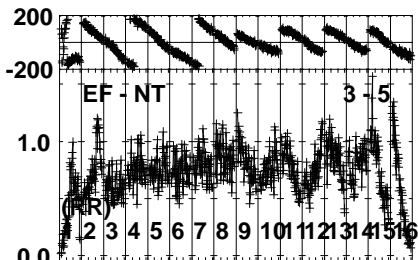
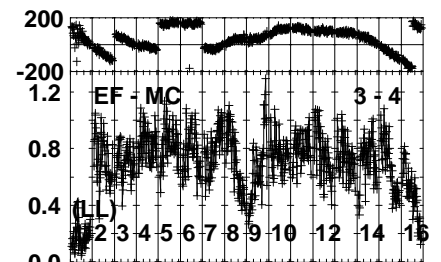
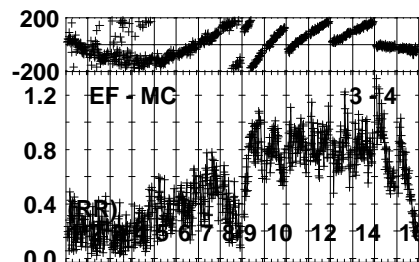
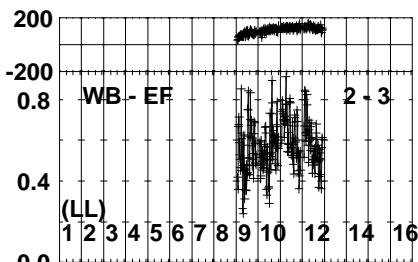
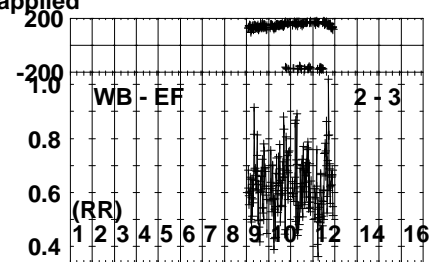
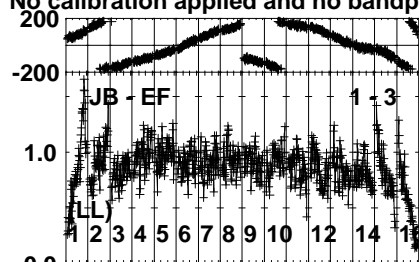
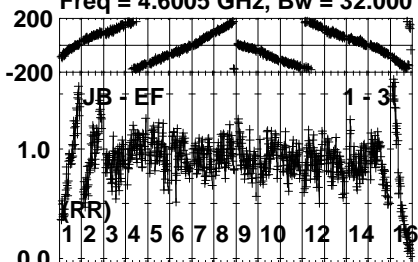
Lower frame: Micro Ampl Jy Top frame: Phas deg
Vector averaged cross-power spectrum Several baselines displayed
Timerange: 00/08:02:31 to 00/08:05:59

Plot file version 252 created 07-AUG-2023 16:11:48

2331+46 EO019B.UVDATA.1

Freq = 4.6005 GHz, Bw = 32.000 MH

No calibration applied and no bandpass applied

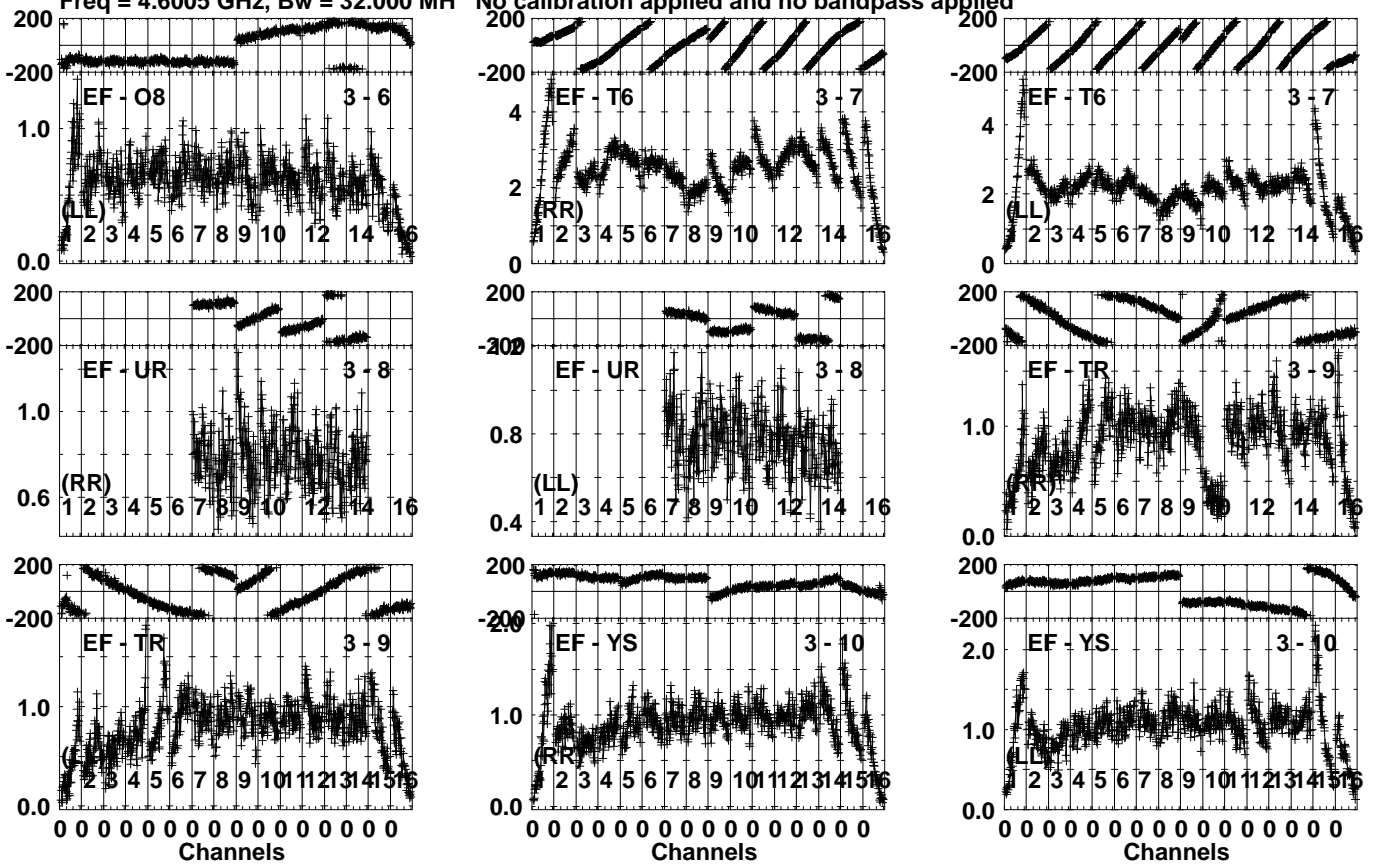


Lower frame: Milli Ampl Jy Top frame: Phas deg
Vector averaged cross-power spectrum Several baselines displayed
Timerange: 00/08:06:01 to 00/08:07:29

Plot file version 253 created 07-AUG-2023 16:11:48

2331+46 EO019B.UVDATA.1

Freq = 4.6005 GHz, Bw = 32.000 MH No calibration applied and no bandpass applied

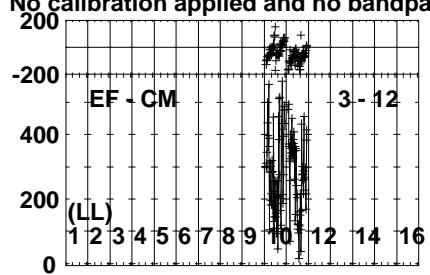
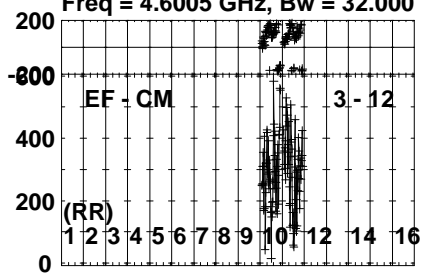


Lower frame: Milli Ampl Jy Top frame: Phas deg
Vector averaged cross-power spectrum Several baselines displayed
Timerange: 00/08:06:01 to 00/08:07:29

Plot file version 254 created 07-AUG-2023 16:11:48

2331+46 EO019B.UVDATA.1

Freq = 4.6005 GHz, Bw = 32.000 MH No calibration applied and no bandpass applied

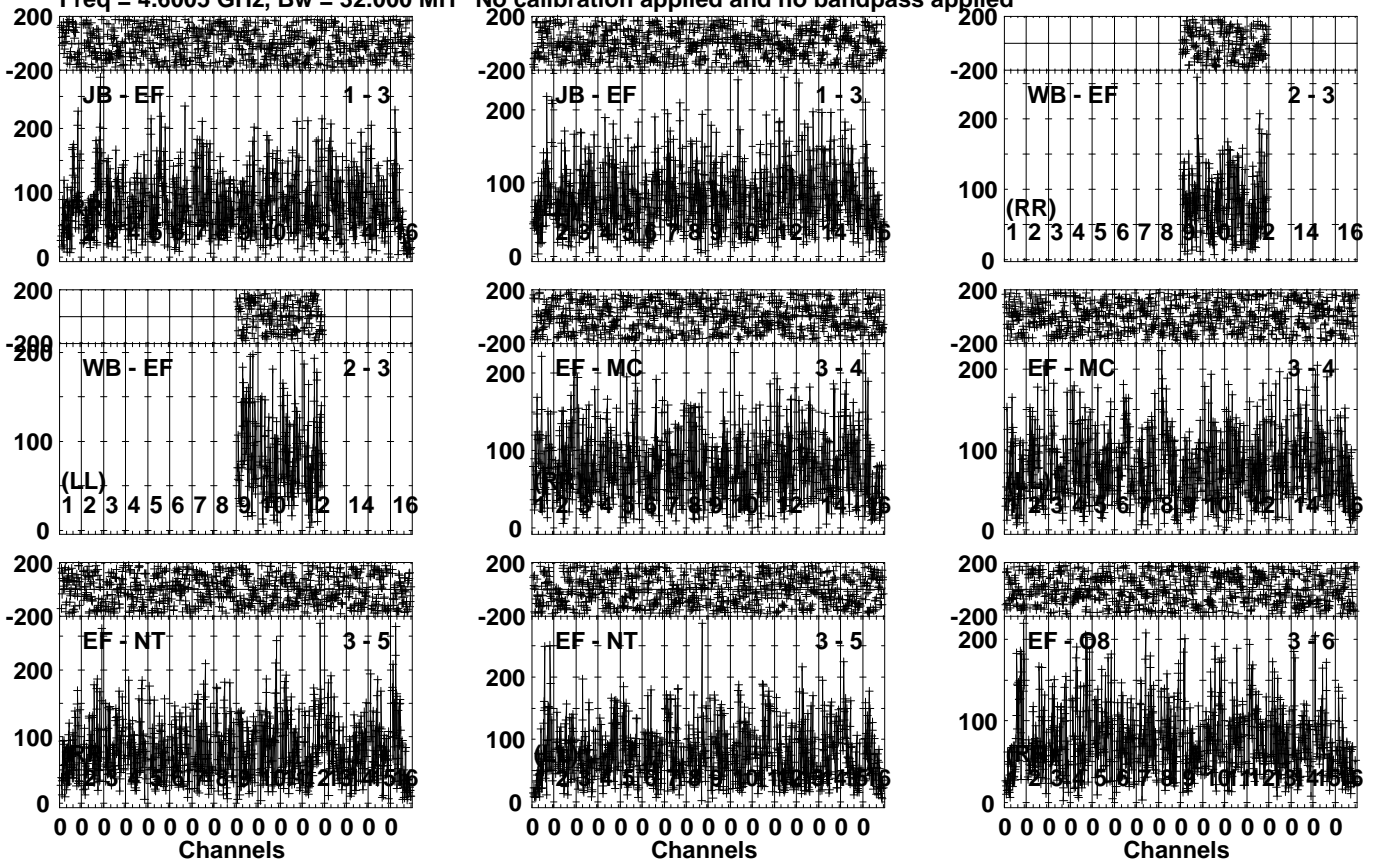


Lower frame: Micro Ampl Jy Top frame: Phas deg
Vector averaged cross-power spectrum Several baselines displayed
Timerange: 00/08:06:01 to 00/08:07:29

Plot file version 255 created 07-AUG-2023 16:11:48

LAND EO019B.UVDATA.1

Freq = 4.6005 GHz, Bw = 32.000 MH No calibration applied and no bandpass applied

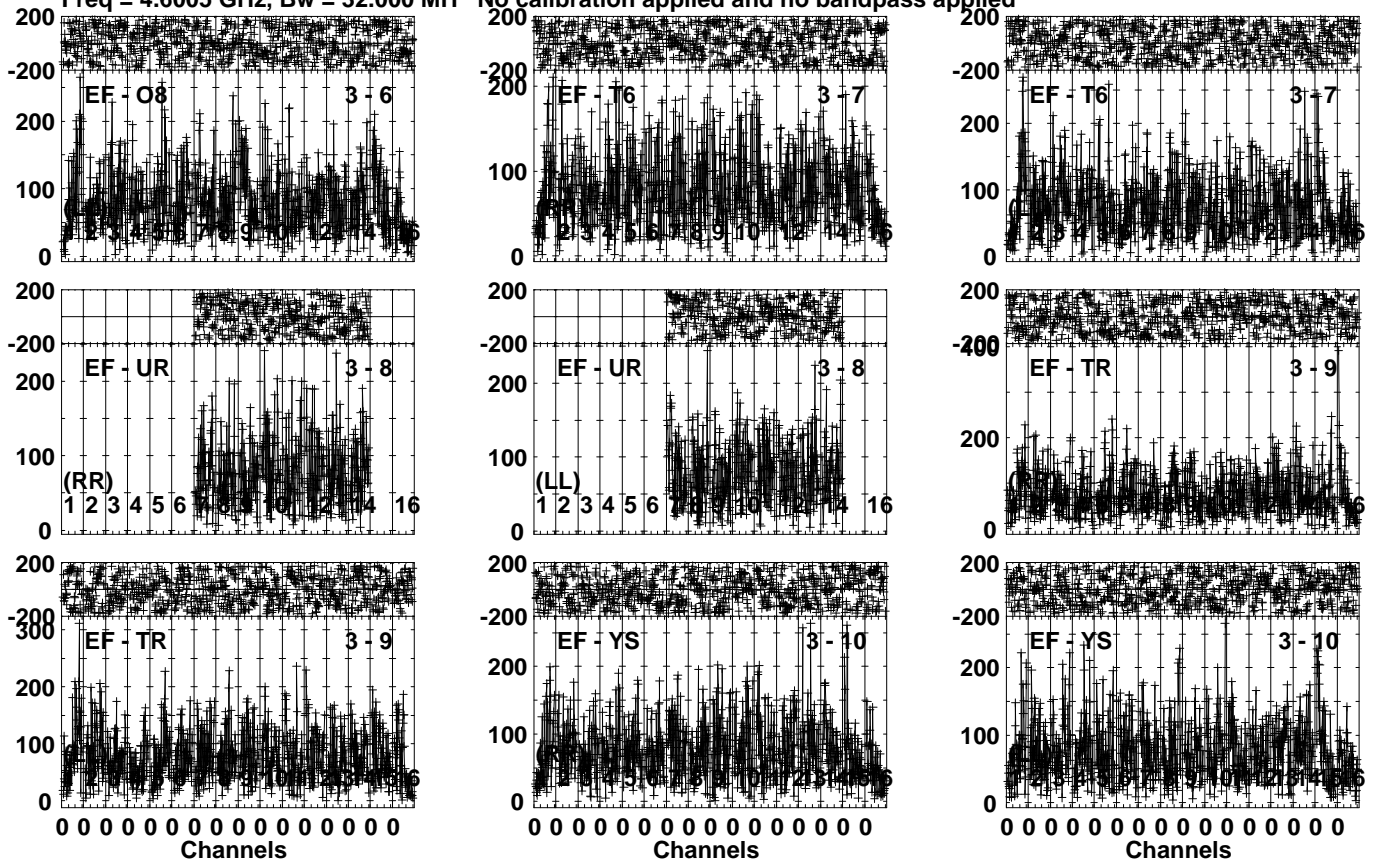


Lower frame: Micro Ampl Jy Top frame: Phas deg
Vector averaged cross-power spectrum Several baselines displayed
Timerange: 00/08:08:16 to 00/08:11:14

Plot file version 256 created 07-AUG-2023 16:11:49

LAND EO019B.UVDATA.1

Freq = 4.6005 GHz, Bw = 32.000 MH No calibration applied and no bandpass applied

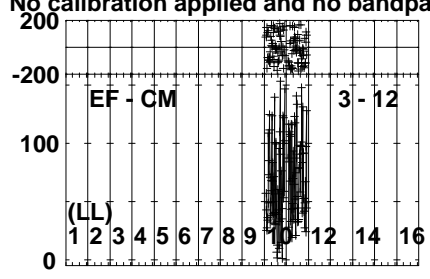
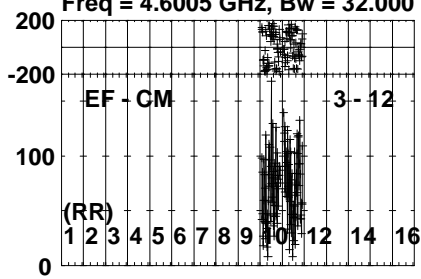


Lower frame: Micro Ampl Jy Top frame: Phas deg
Vector averaged cross-power spectrum Several baselines displayed
Timerange: 00/08:08:16 to 00/08:11:14

Plot file version 257 created 07-AUG-2023 16:11:49

LAND EO019B.UVDATA.1

Freq = 4.6005 GHz, Bw = 32.000 MH No calibration applied and no bandpass applied

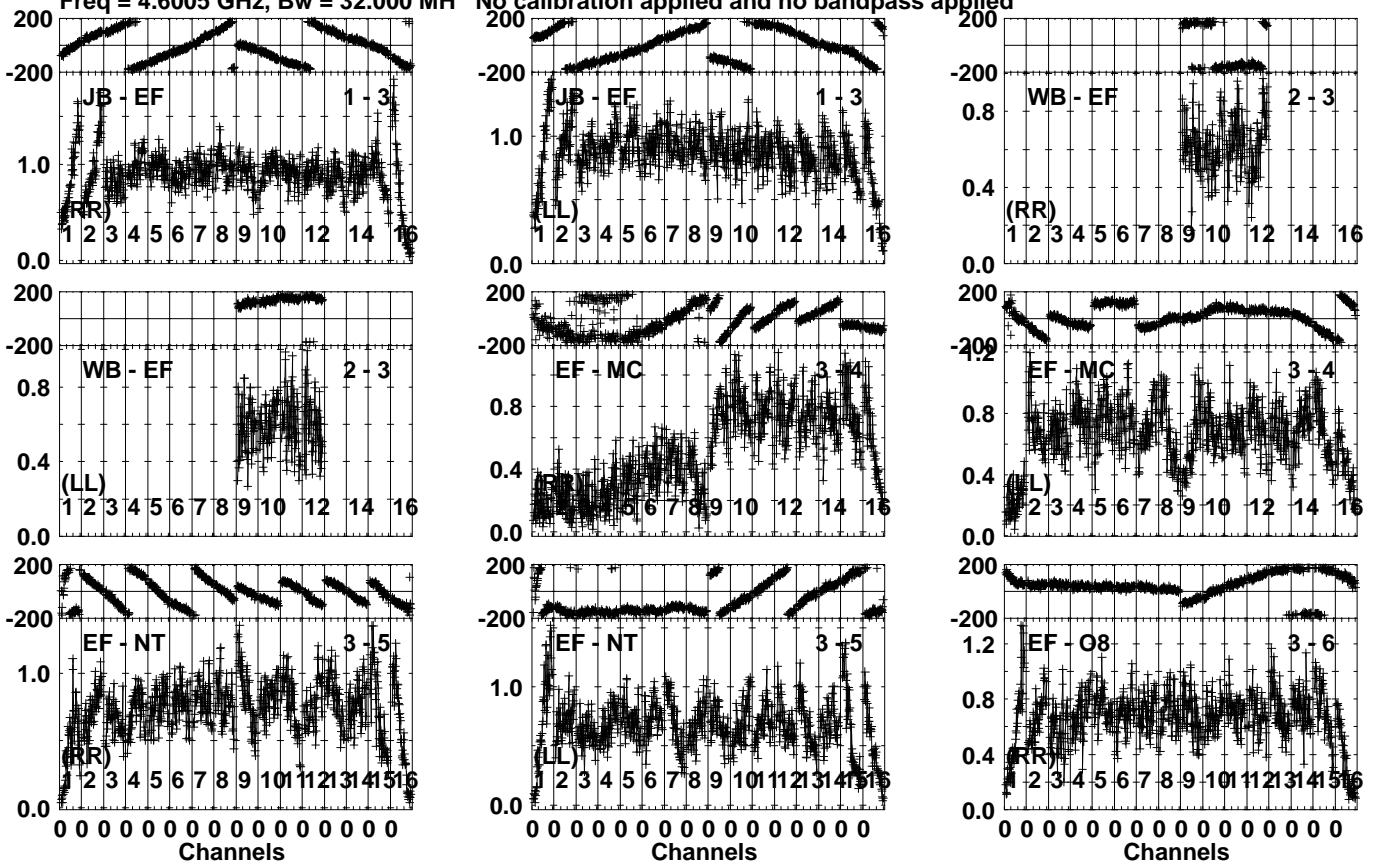


Lower frame: Micro Ampl Jy Top frame: Phas deg
Vector averaged cross-power spectrum Several baselines displayed
Timerange: 00/08:08:16 to 00/08:11:14

Plot file version 258 created 07-AUG-2023 16:11:49

2331+46 EO019B.UVDATA.1

Freq = 4.6005 GHz, Bw = 32.000 MH No calibration applied and no bandpass applied

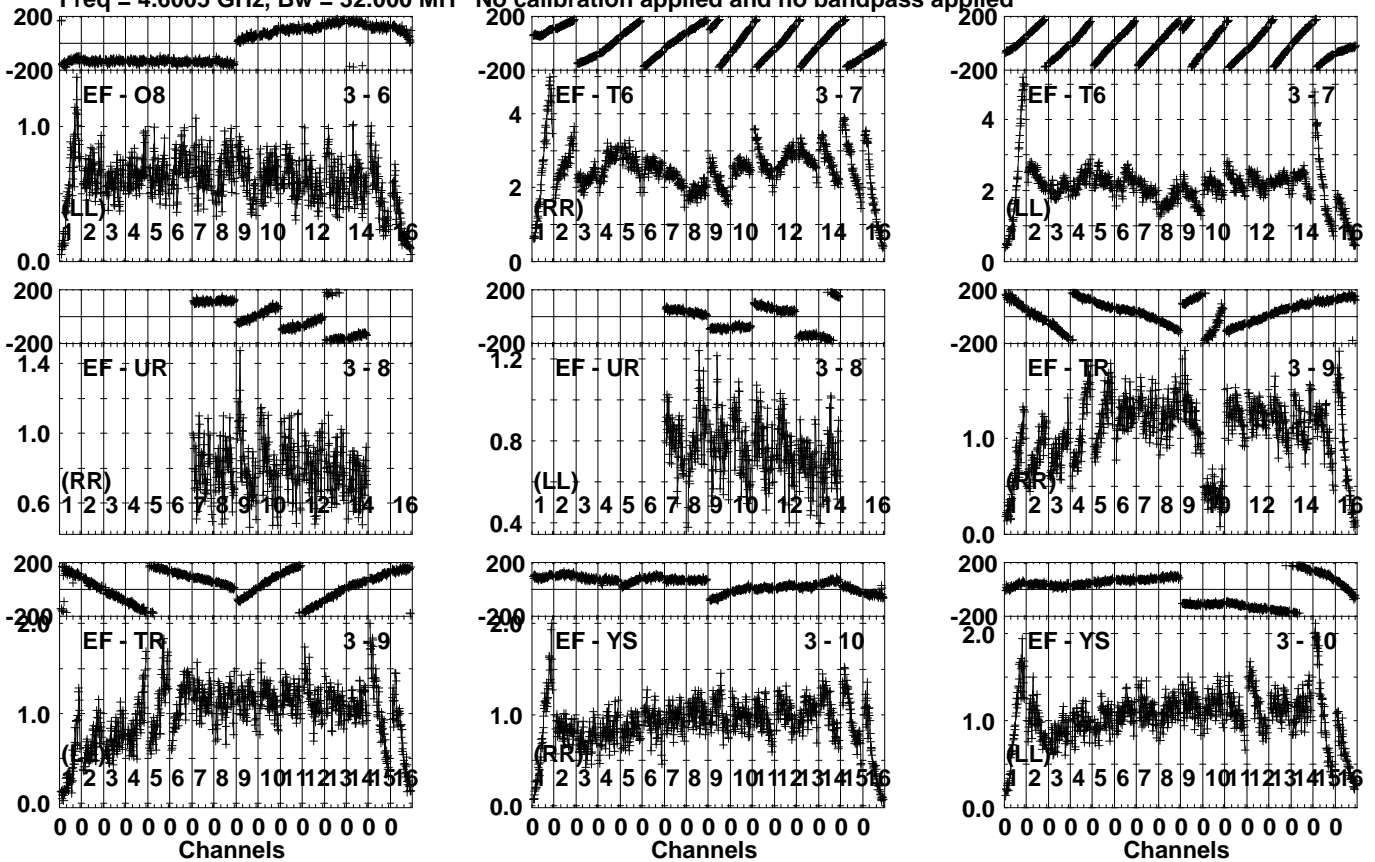


Lower frame: Milli Ampl Jy Top frame: Phas deg
Vector averaged cross-power spectrum Several baselines displayed
Timerange: 00/08:11:16 to 00/08:12:44

Plot file version 259 created 07-AUG-2023 16:11:49

2331+46 EO019B.UVDATA.1

Freq = 4.6005 GHz, Bw = 32.000 MH No calibration applied and no bandpass applied

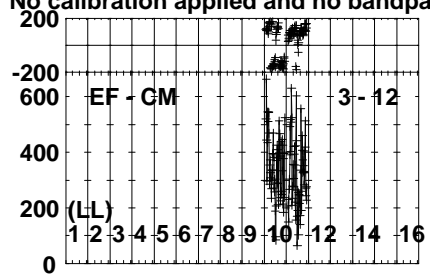
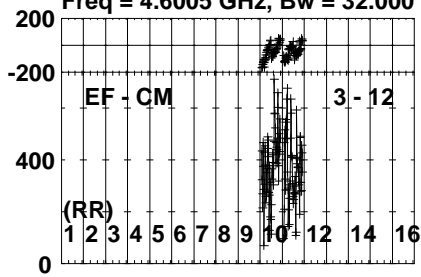


Lower frame: Milli Ampl Jy Top frame: Phas deg
Vector averaged cross-power spectrum Several baselines displayed
Timerange: 00/08:11:16 to 00/08:12:44

Plot file version 260 created 07-AUG-2023 16:11:49

2331+46 EO019B.UVDATA.1

Freq = 4.6005 GHz, Bw = 32.000 MH No calibration applied and no bandpass applied

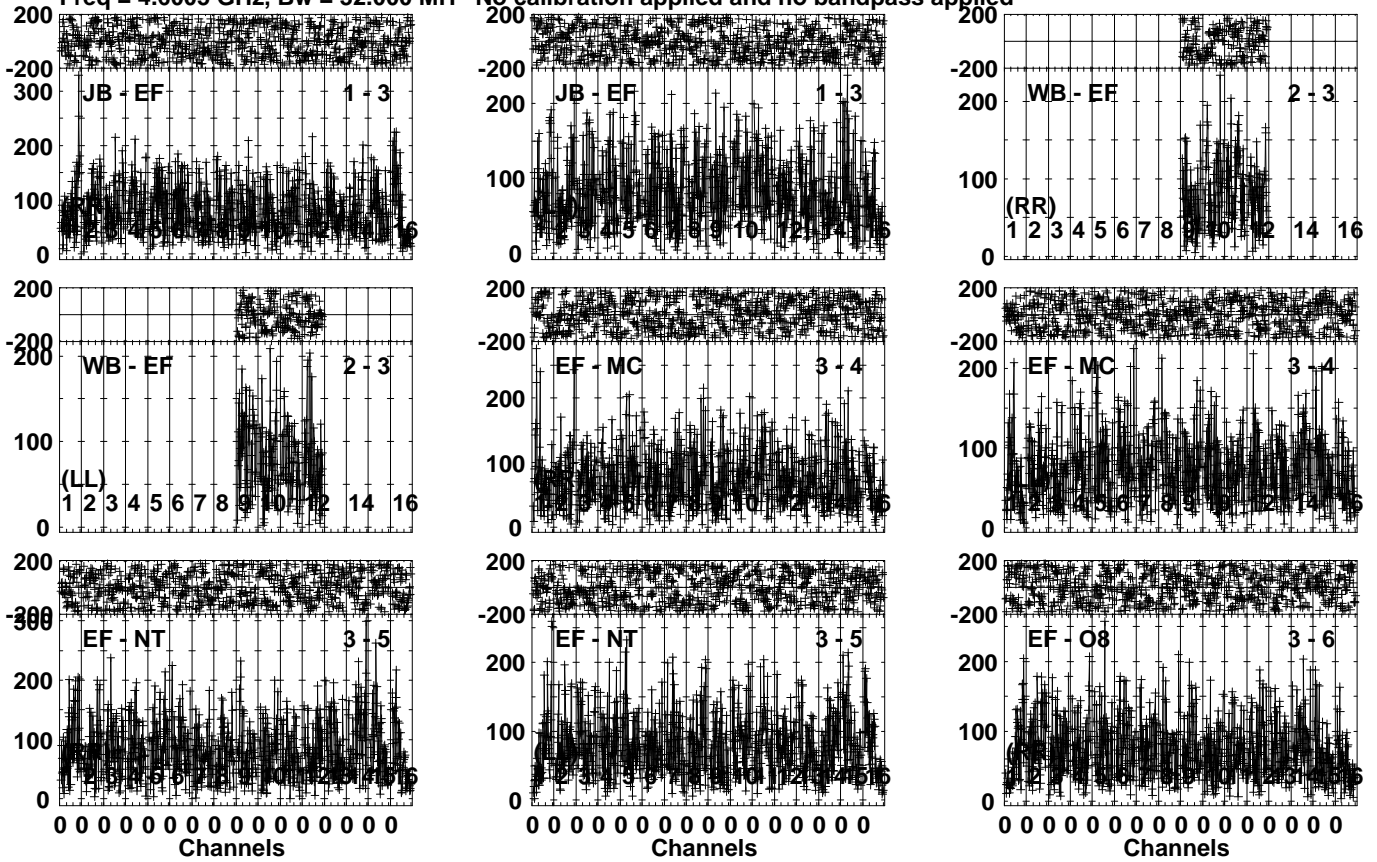


Lower frame: Micro Ampl Jy Top frame: Phas deg
Vector averaged cross-power spectrum Several baselines displayed
Timerange: 00/08:11:16 to 00/08:12:44

Plot file version 261 created 07-AUG-2023 16:11:50

LAND EO019B.UVDATA.1

Freq = 4.6005 GHz, Bw = 32.000 MH No calibration applied and no bandpass applied

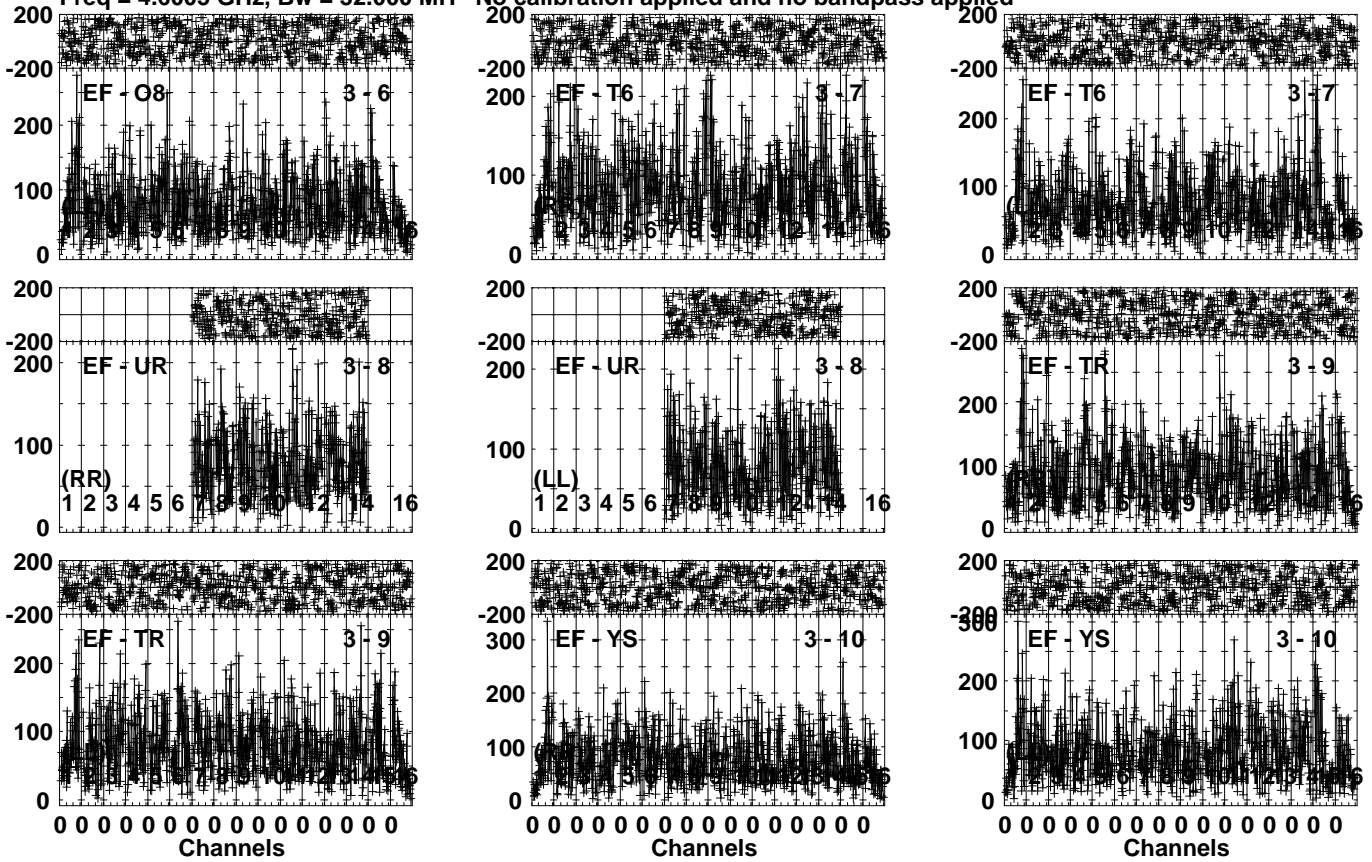


Lower frame: Micro Ampl Jy Top frame: Phas deg
Vector averaged cross-power spectrum Several baselines displayed
Timerange: 00/08:12:46 to 00/08:16:14

Plot file version 262 created 07-AUG-2023 16:11:50

LAND EO019B.UVDATA.1

Freq = 4.6005 GHz, Bw = 32.000 MH No calibration applied and no bandpass applied

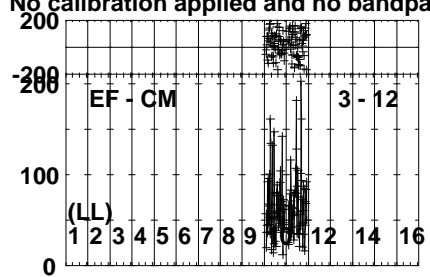
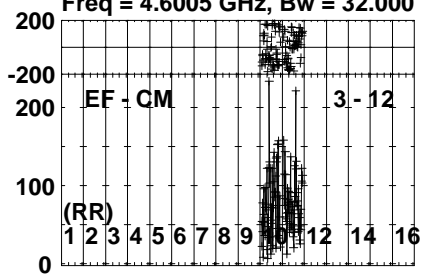


Lower frame: Micro Ampl Jy Top frame: Phas deg
Vector averaged cross-power spectrum Several baselines displayed
Timerange: 00/08:12:46 to 00/08:16:14

Plot file version 263 created 07-AUG-2023 16:11:50

LAND EO019B.UVDATA.1

Freq = 4.6005 GHz, Bw = 32.000 MH No calibration applied and no bandpass applied

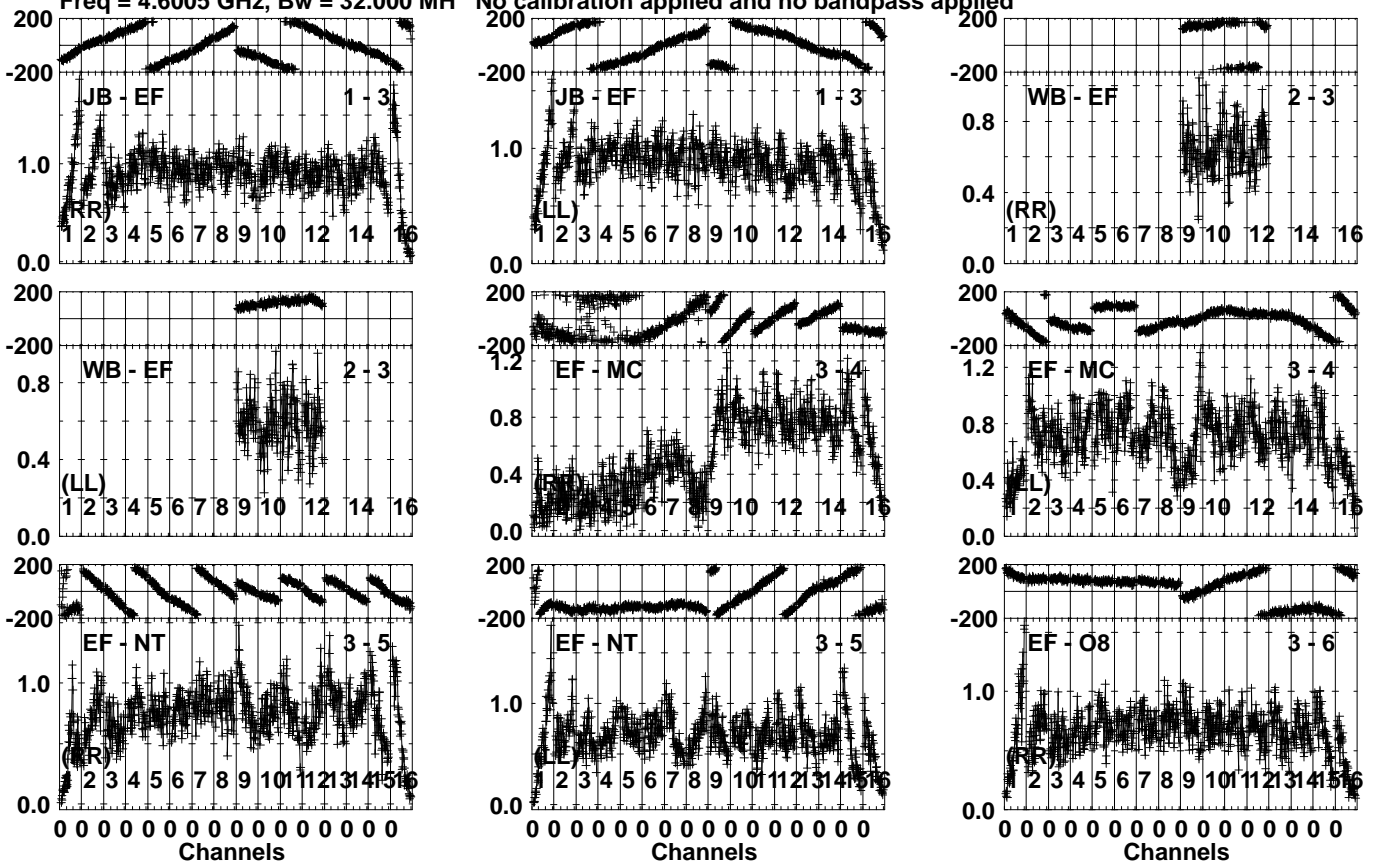


Lower frame: Micro Ampl Jy Top frame: Phas deg
Vector averaged cross-power spectrum Several baselines displayed
Timerange: 00/08:12:46 to 00/08:16:14

Plot file version 264 created 07-AUG-2023 16:11:50

2331+46 EO019B.UVDATA.1

Freq = 4.6005 GHz, Bw = 32.000 MH No calibration applied and no bandpass applied

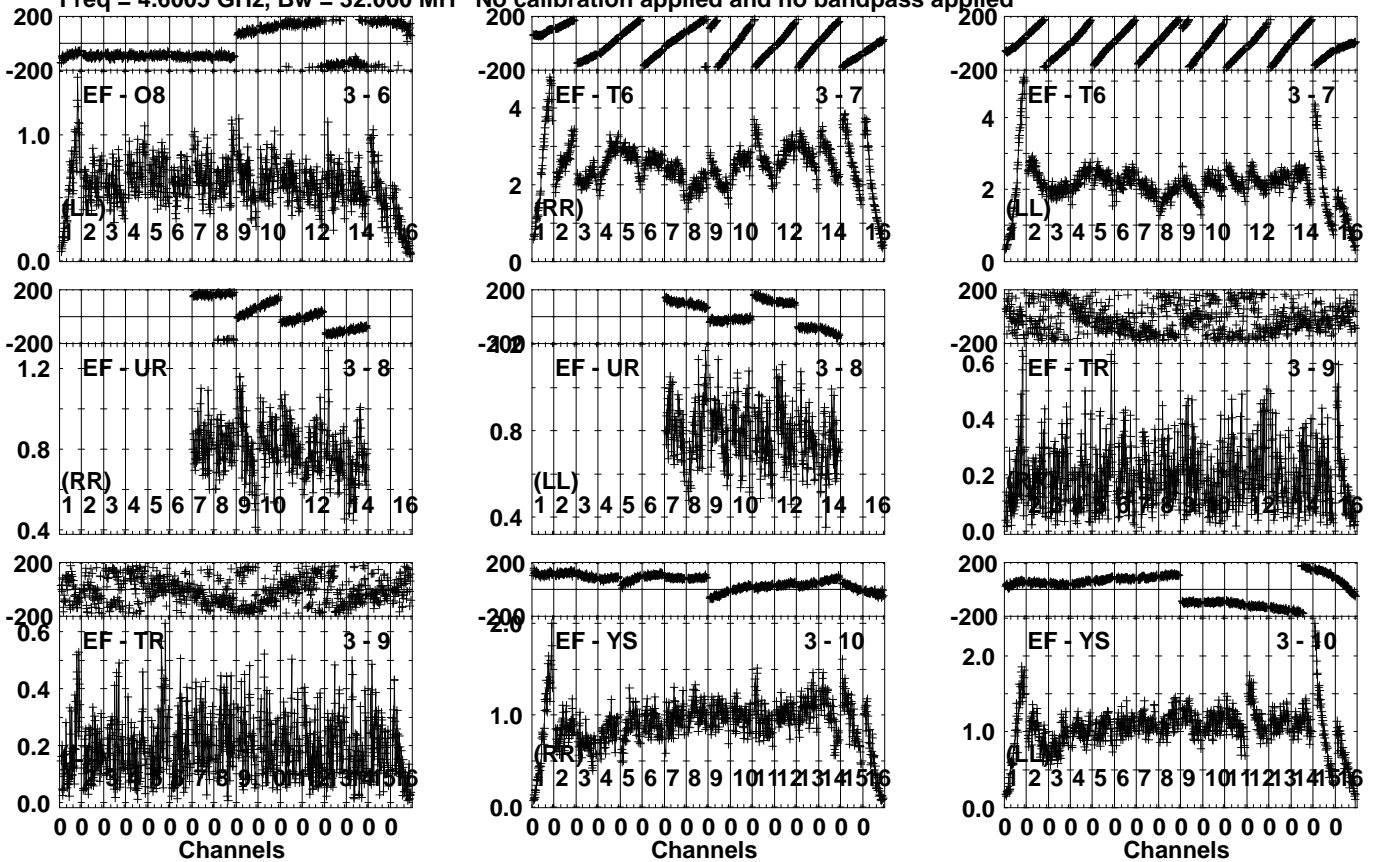


Lower frame: Milli Ampl Jy Top frame: Phas deg
Vector averaged cross-power spectrum Several baselines displayed
Timerange: 00/08:16:16 to 00/08:17:44

Plot file version 265 created 07-AUG-2023 16:11:50

2331+46 EO019B.UVDATA.1

Freq = 4.6005 GHz, Bw = 32.000 MH No calibration applied and no bandpass applied

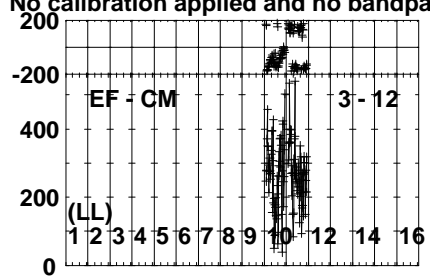
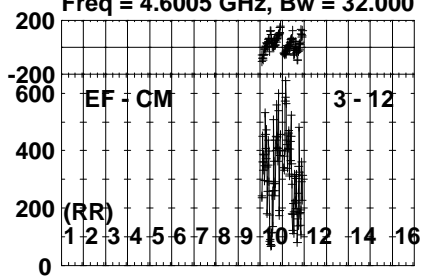


Lower frame: Milli Ampl Jy Top frame: Phas deg
Vector averaged cross-power spectrum Several baselines displayed
Timerange: 00/08:16:16 to 00/08:17:44

Plot file version 266 created 07-AUG-2023 16:11:51

2331+46 EO019B.UVDATA.1

Freq = 4.6005 GHz, Bw = 32.000 MH No calibration applied and no bandpass applied

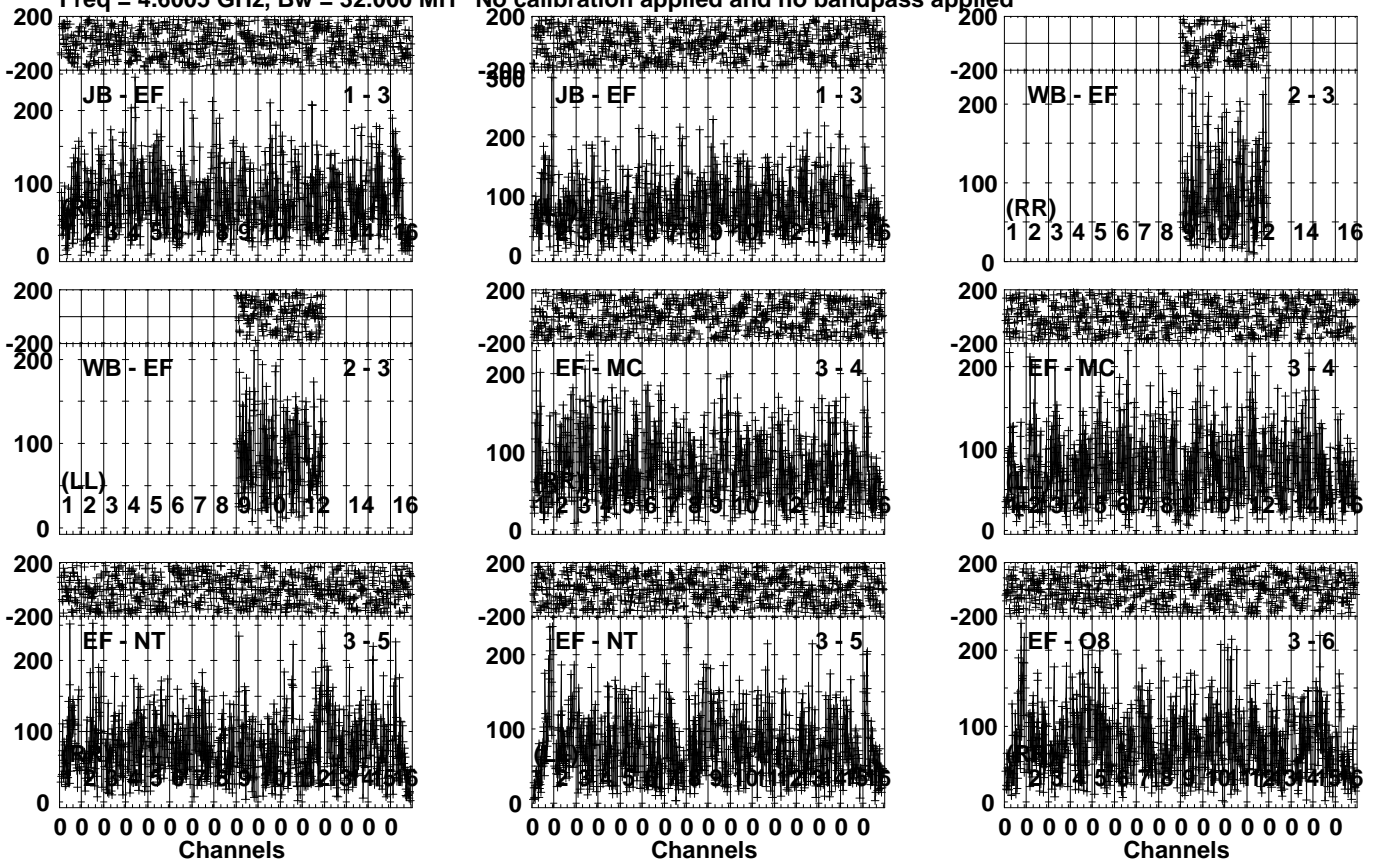


Lower frame: Micro Ampl Jy Top frame: Phas deg
Vector averaged cross-power spectrum Several baselines displayed
Timerange: 00/08:16:16 to 00/08:17:44

Plot file version 267 created 07-AUG-2023 16:11:51

LAND EO019B.UVDATA.1

Freq = 4.6005 GHz, Bw = 32.000 MH No calibration applied and no bandpass applied

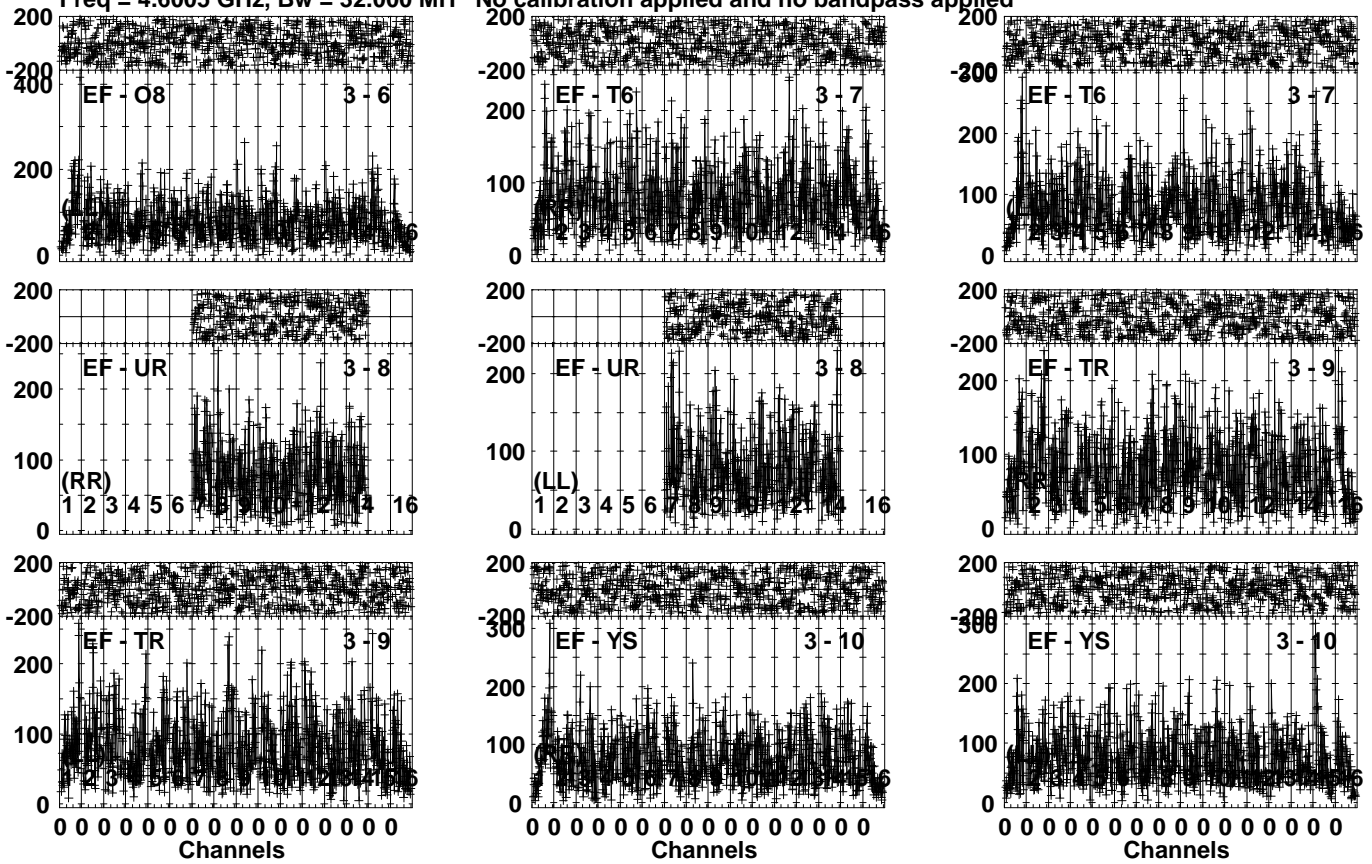


Lower frame: Micro Ampl Jy Top frame: Phas deg
Vector averaged cross-power spectrum Several baselines displayed
Timerange: 00/08:18:31 to 00/08:21:29

Plot file version 268 created 07-AUG-2023 16:11:51

LAND EO019B.UVDATA.1

Freq = 4.6005 GHz, Bw = 32.000 MH No calibration applied and no bandpass applied

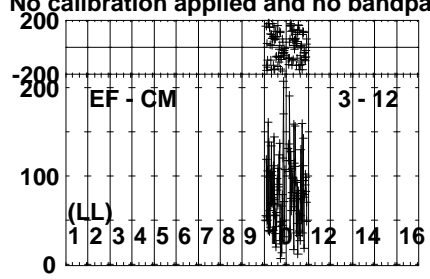
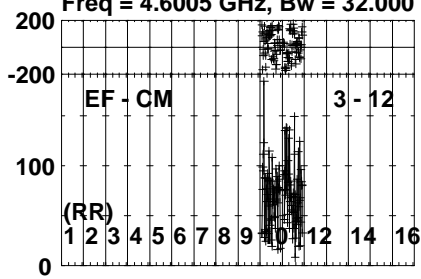


Lower frame: Micro Ampl Jy Top frame: Phas deg
Vector averaged cross-power spectrum Several baselines displayed
Timerange: 00/08:18:31 to 00/08:21:29

Plot file version 269 created 07-AUG-2023 16:11:51

LAND EO019B.UVDATA.1

Freq = 4.6005 GHz, Bw = 32.000 MH No calibration applied and no bandpass applied

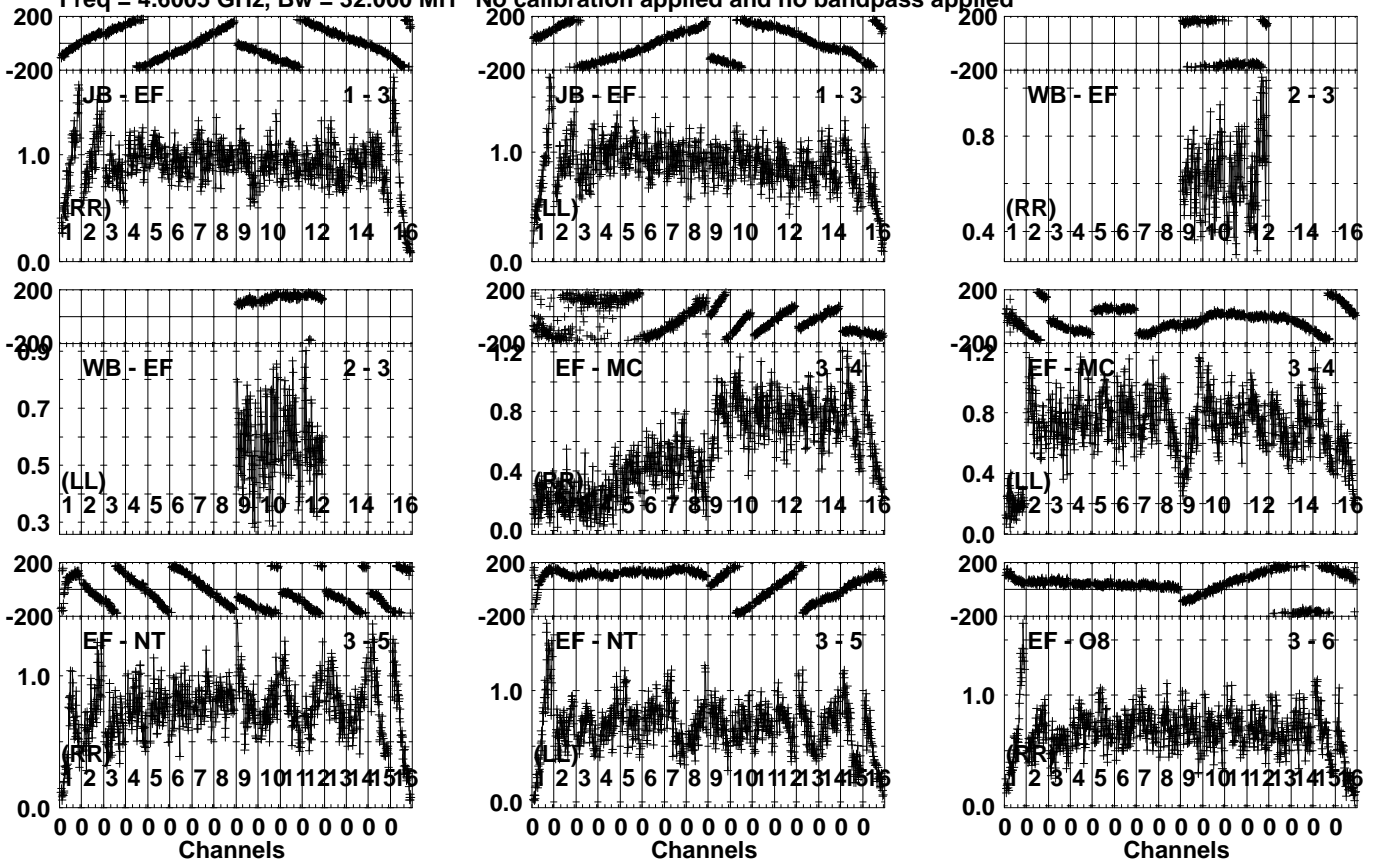


Lower frame: Micro Ampl Jy Top frame: Phas deg
Vector averaged cross-power spectrum Several baselines displayed
Timerange: 00/08:18:31 to 00/08:21:29

Plot file version 270 created 07-AUG-2023 16:11:51

2331+46 EO019B.UVDATA.1

Freq = 4.6005 GHz, Bw = 32.000 MH No calibration applied and no bandpass applied

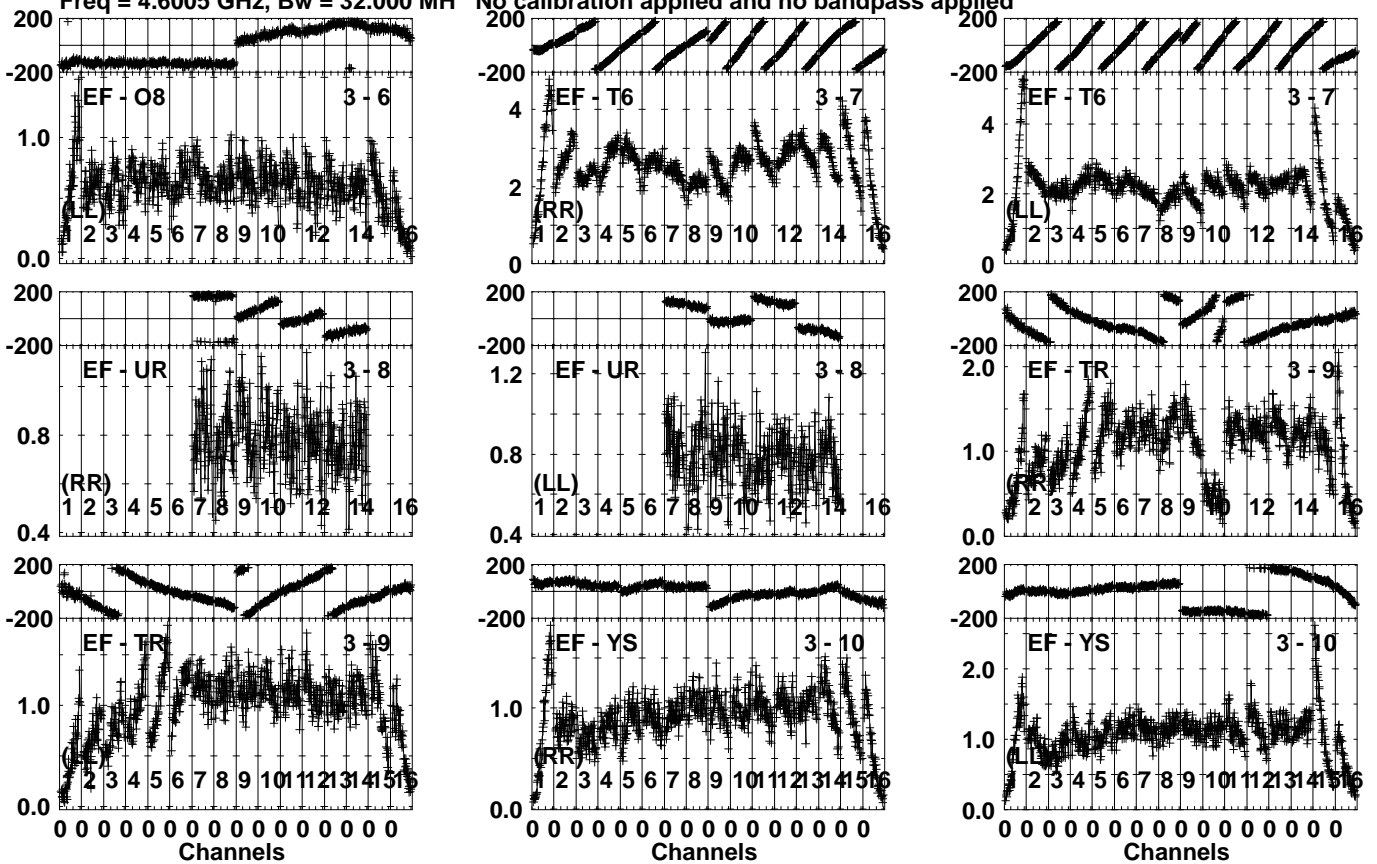


Lower frame: Milli Ampl Jy Top frame: Phas deg
Vector averaged cross-power spectrum Several baselines displayed
Timerange: 00/08:21:33 to 00/08:22:59

Plot file version 271 created 07-AUG-2023 16:11:51

2331+46 EO019B.UVDATA.1

Freq = 4.6005 GHz, Bw = 32.000 MH No calibration applied and no bandpass applied

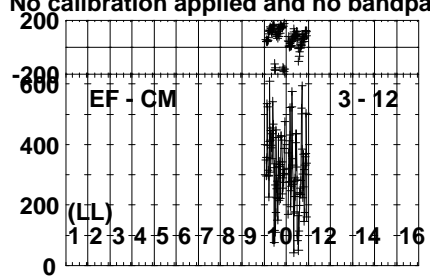
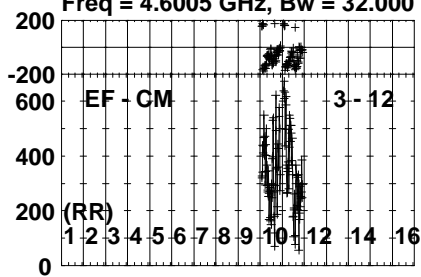


Lower frame: Milli Ampl Jy Top frame: Phas deg
Vector averaged cross-power spectrum Several baselines displayed
Timerange: 00/08:21:33 to 00/08:22:59

Plot file version 272 created 07-AUG-2023 16:11:51

2331+46 EO019B.UVDATA.1

Freq = 4.6005 GHz, Bw = 32.000 MH No calibration applied and no bandpass applied

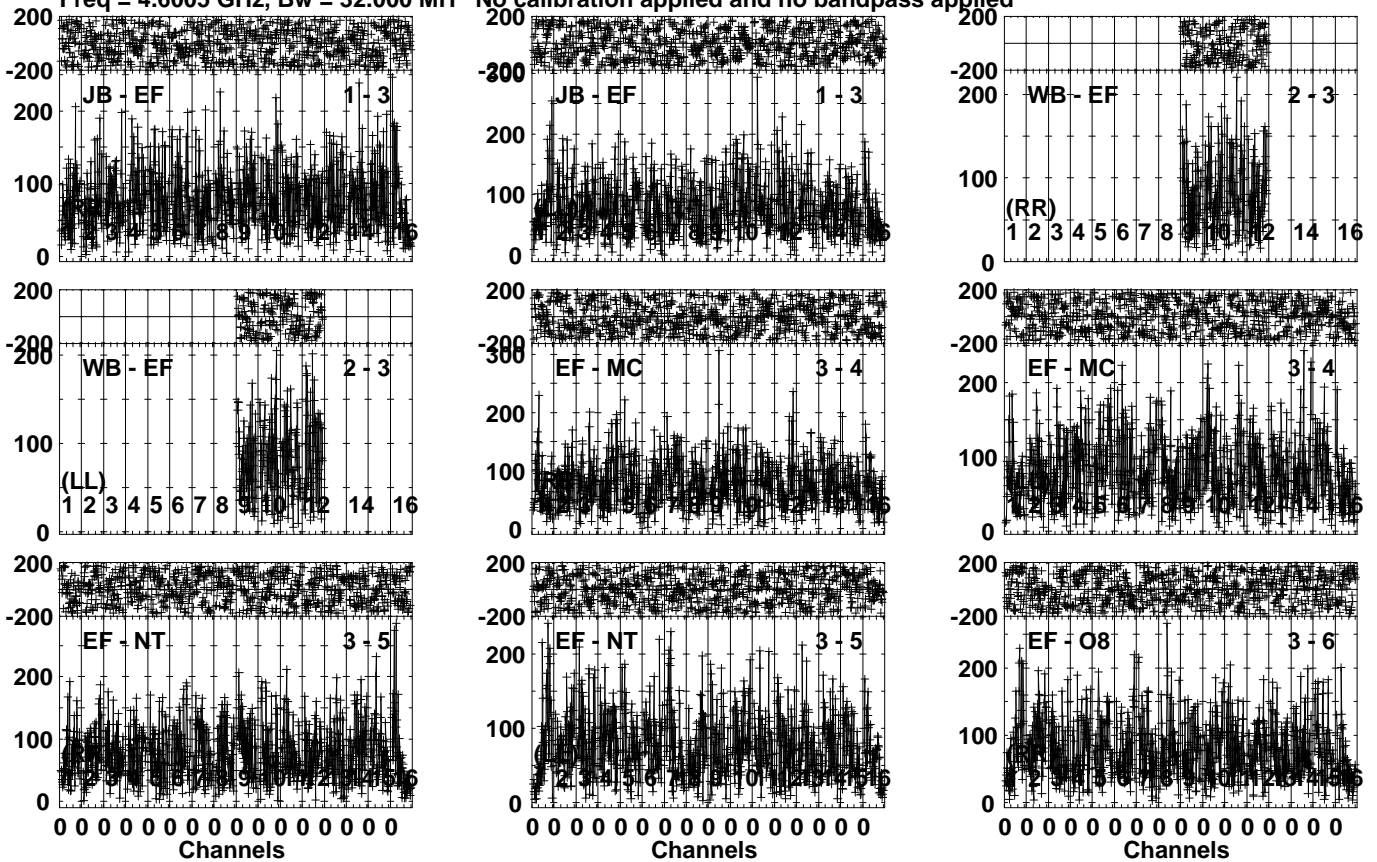


Lower frame: Micro Ampl Jy Top frame: Phas deg
Vector averaged cross-power spectrum Several baselines displayed
Timerange: 00/08:21:33 to 00/08:22:59

Plot file version 273 created 07-AUG-2023 16:11:52

LAND EO019B.UVDATA.1

Freq = 4.6005 GHz, Bw = 32.000 MH No calibration applied and no bandpass applied

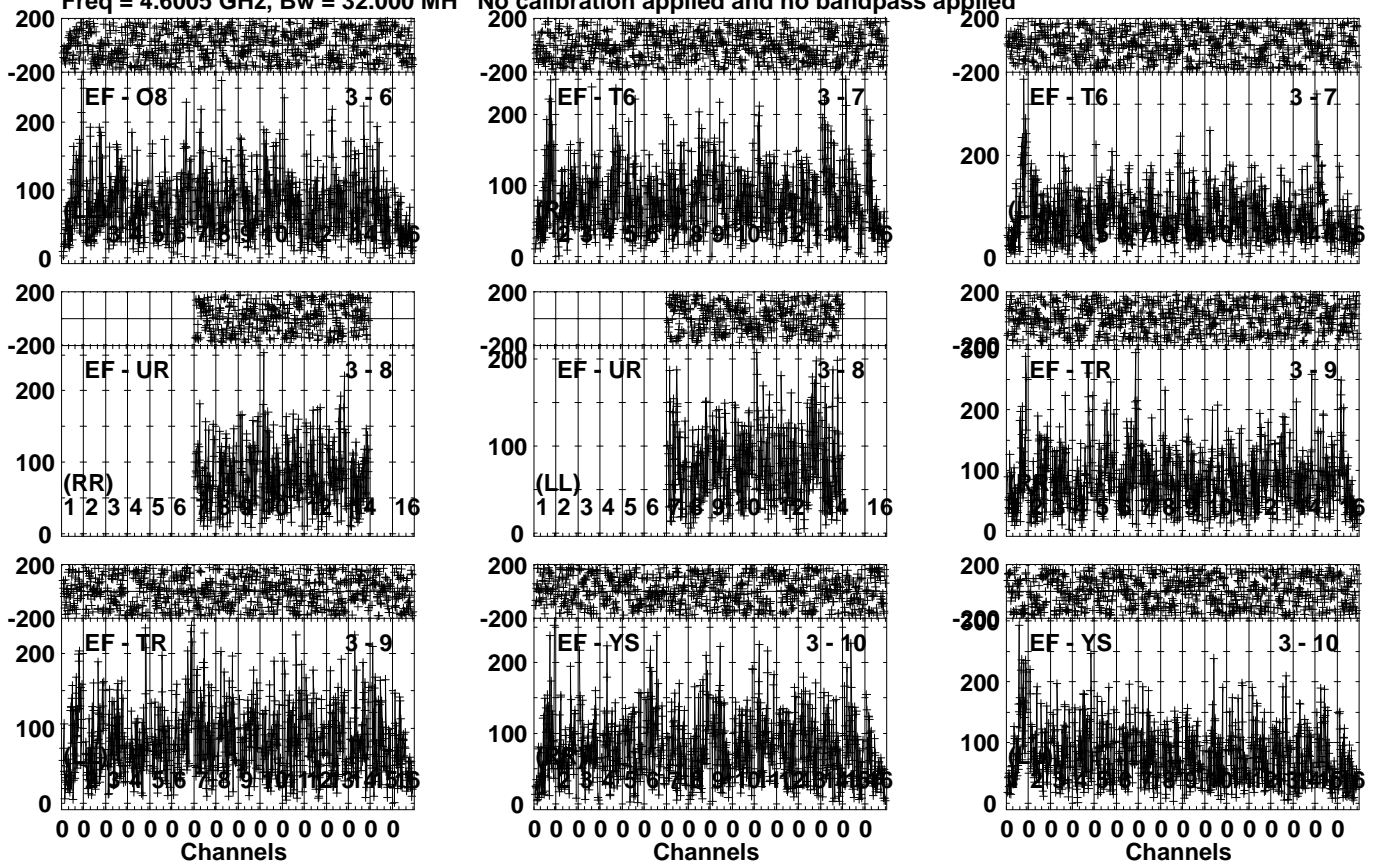


Lower frame: Micro Ampl Jy Top frame: Phas deg
Vector averaged cross-power spectrum Several baselines displayed
Timerange: 00/08:23:01 to 00/08:26:29

Plot file version 274 created 07-AUG-2023 16:11:52

LAND EO019B.UVDATA.1

Freq = 4.6005 GHz, Bw = 32.000 MH No calibration applied and no bandpass applied

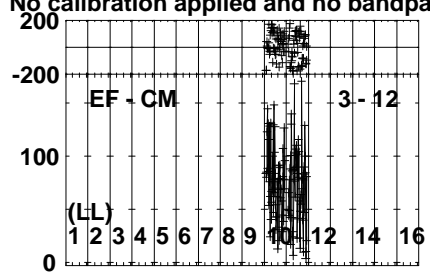
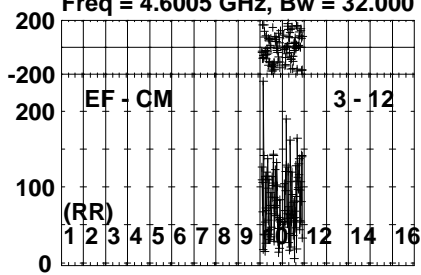


Lower frame: Micro Ampl Jy Top frame: Phas deg
Vector averaged cross-power spectrum Several baselines displayed
Timerange: 00/08:23:01 to 00/08:26:29

Plot file version 275 created 07-AUG-2023 16:11:52

LAND EO019B.UVDATA.1

Freq = 4.6005 GHz, Bw = 32.000 MH No calibration applied and no bandpass applied

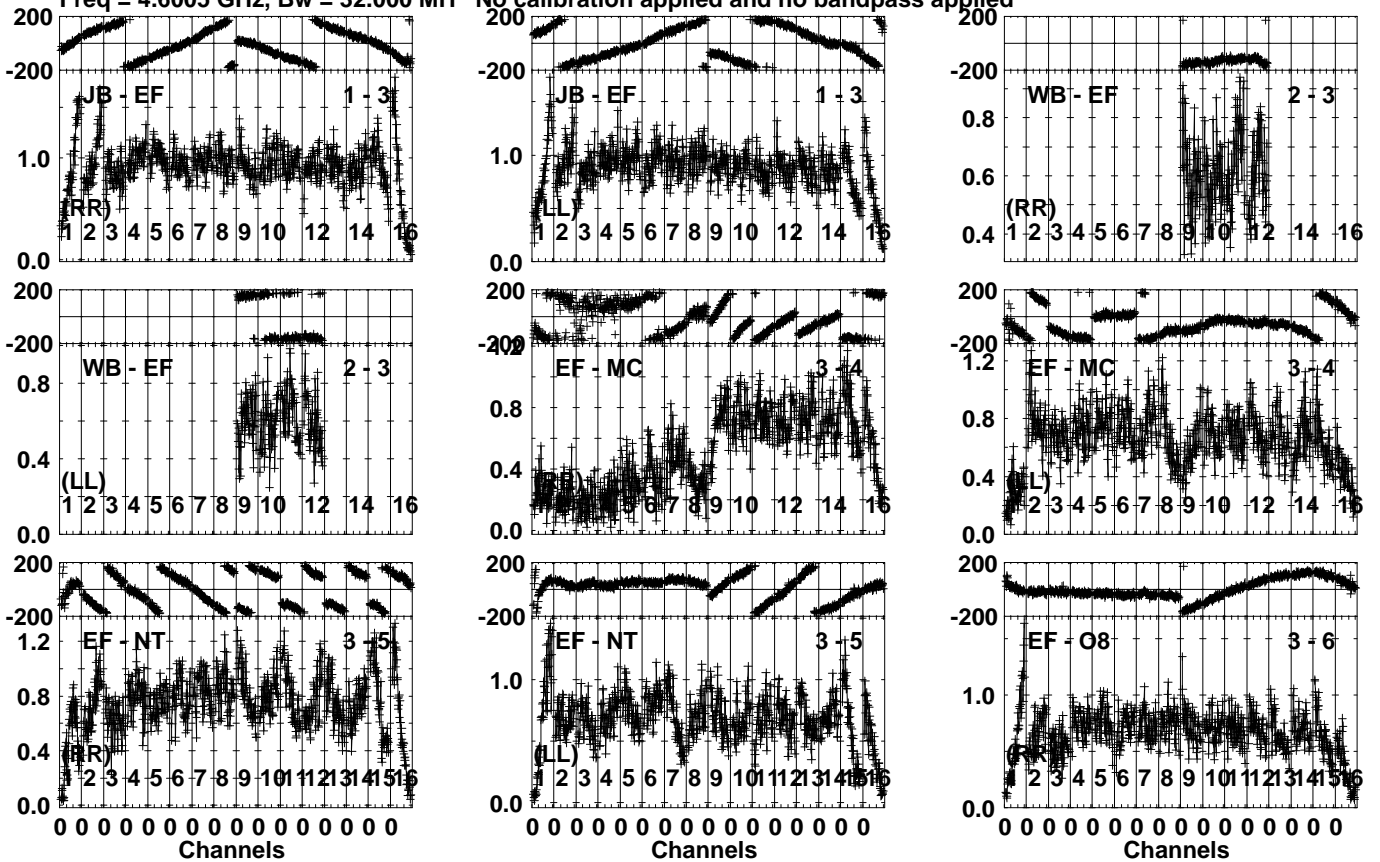


Lower frame: Micro Ampl Jy Top frame: Phas deg
Vector averaged cross-power spectrum Several baselines displayed
Timerange: 00/08:23:01 to 00/08:26:29

Plot file version 276 created 07-AUG-2023 16:11:52

2331+46 EO019B.UVDATA.1

Freq = 4.6005 GHz, Bw = 32.000 MH No calibration applied and no bandpass applied

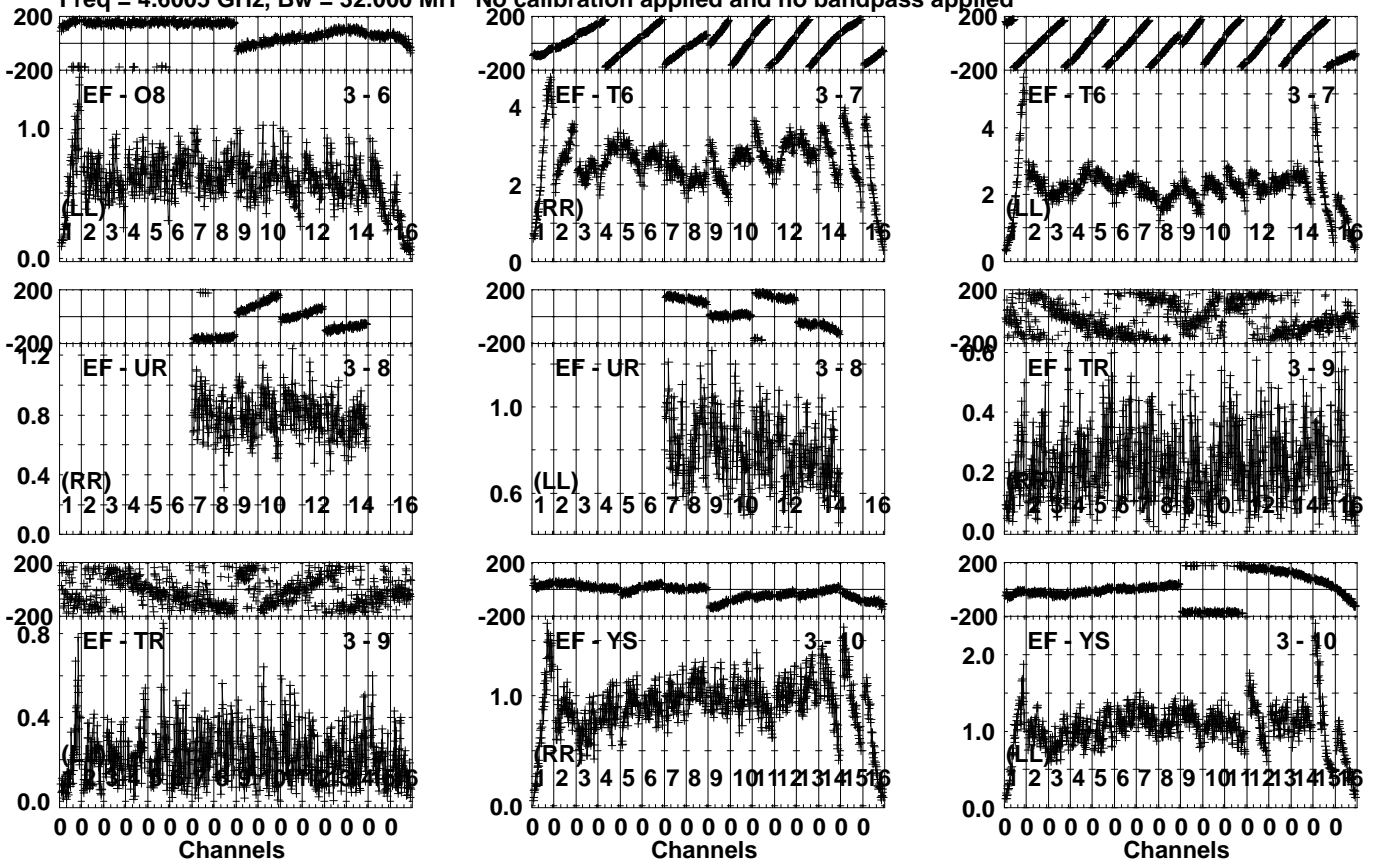


Lower frame: Milli Ampl Jy Top frame: Phas deg
Vector averaged cross-power spectrum Several baselines displayed
Timerange: 00/08:26:31 to 00/08:27:59

Plot file version 277 created 07-AUG-2023 16:11:52

2331+46 EO019B.UVDATA.1

Freq = 4.6005 GHz, Bw = 32.000 MH No calibration applied and no bandpass applied

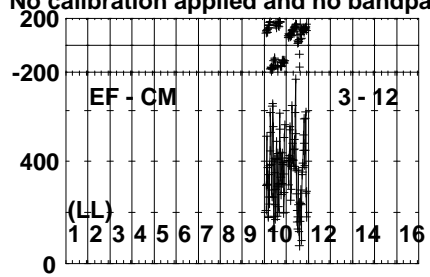
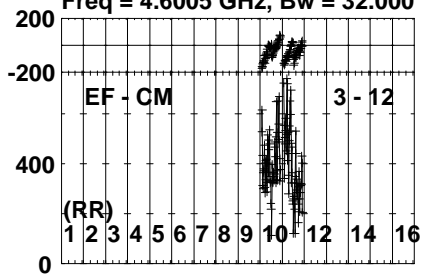


Lower frame: Milli Ampl Jy Top frame: Phas deg
Vector averaged cross-power spectrum Several baselines displayed
Timerange: 00/08:26:31 to 00/08:27:59

Plot file version 278 created 07-AUG-2023 16:11:53

2331+46 EO019B.UVDATA.1

Freq = 4.6005 GHz, Bw = 32.000 MH No calibration applied and no bandpass applied

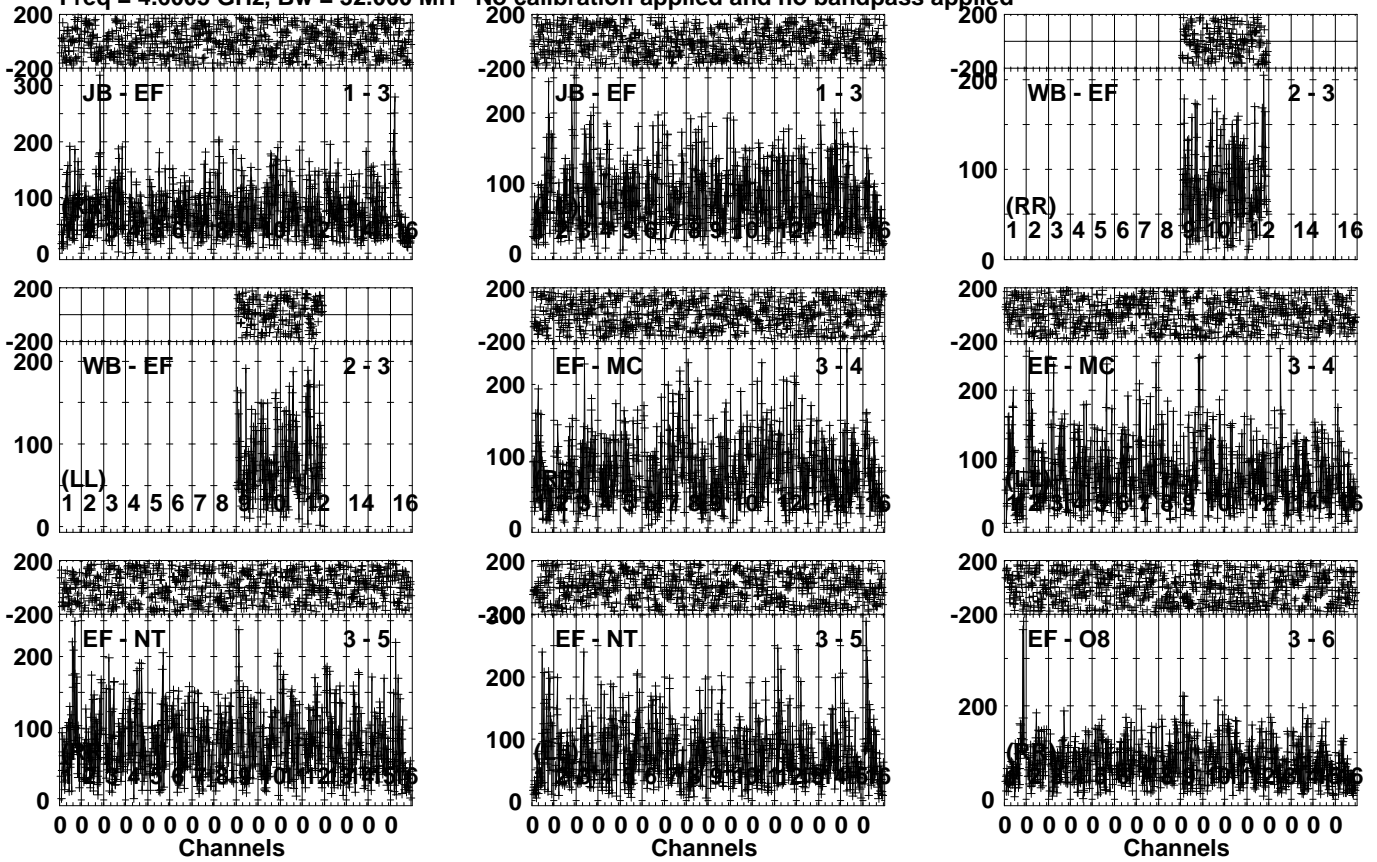


Lower frame: Micro Ampl Jy Top frame: Phas deg
Vector averaged cross-power spectrum Several baselines displayed
Timerange: 00/08:26:31 to 00/08:27:59

Plot file version 279 created 07-AUG-2023 16:11:53

LAND EO019B.UVDATA.1

Freq = 4.6005 GHz, Bw = 32.000 MH No calibration applied and no bandpass applied

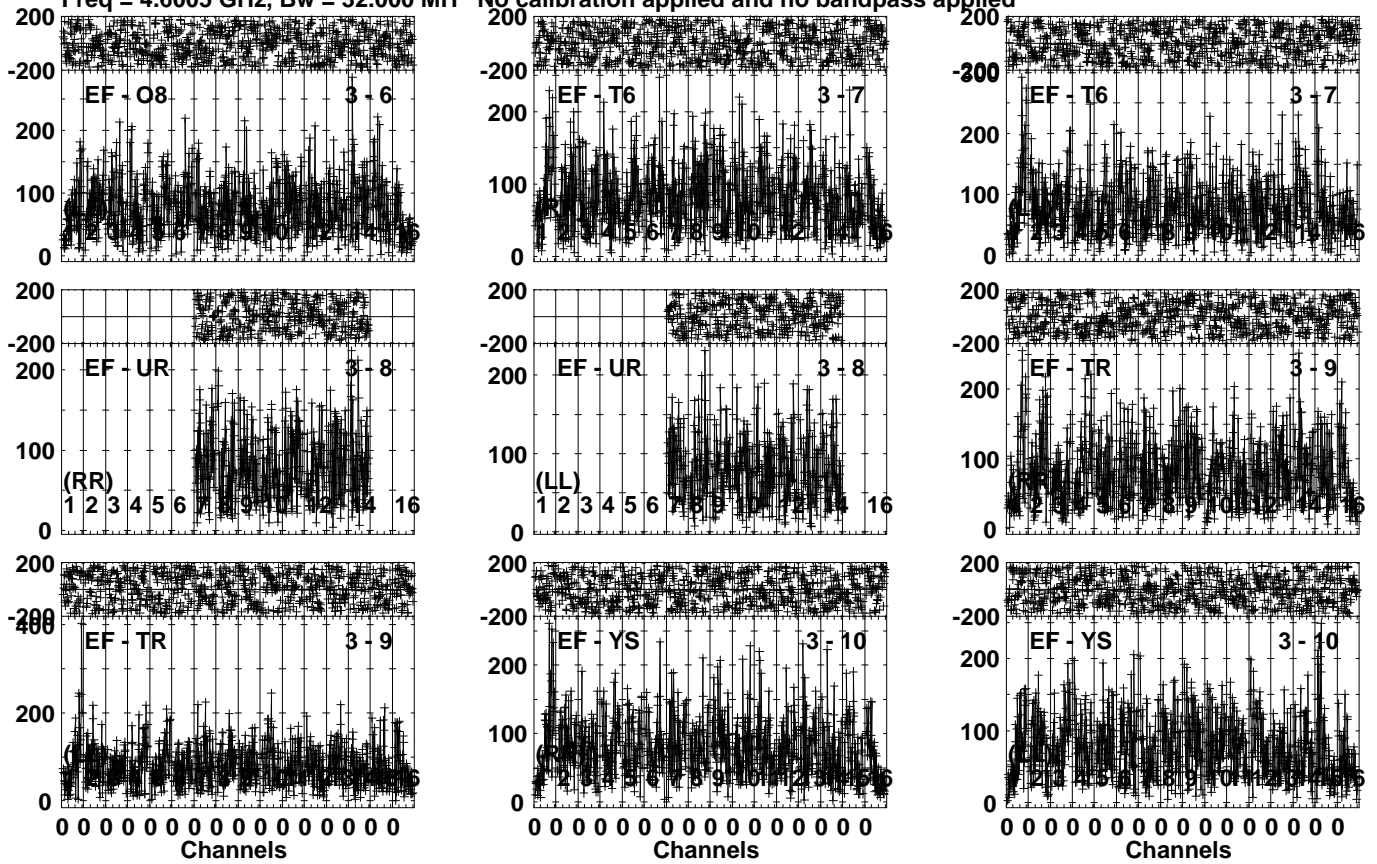


Lower frame: Micro Ampl Jy Top frame: Phas deg
Vector averaged cross-power spectrum Several baselines displayed
Timerange: 00/08:28:46 to 00/08:31:44

Plot file version 280 created 07-AUG-2023 16:11:53

LAND EO019B.UVDATA.1

Freq = 4.6005 GHz, Bw = 32.000 MH No calibration applied and no bandpass applied

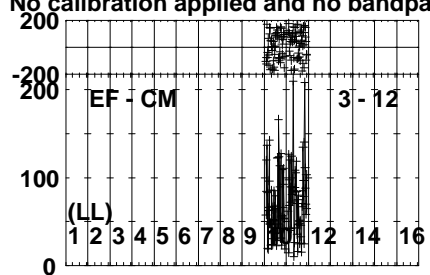
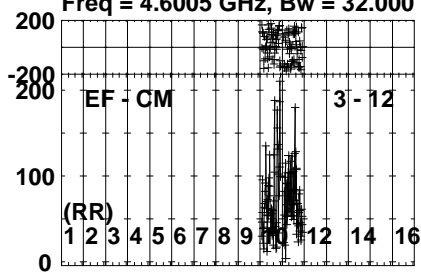


Lower frame: Micro Ampl Jy Top frame: Phas deg
Vector averaged cross-power spectrum Several baselines displayed
Timerange: 00/08:28:46 to 00/08:31:44

Plot file version 281 created 07-AUG-2023 16:11:53

LAND EO019B.UVDATA.1

Freq = 4.6005 GHz, Bw = 32.000 MH No calibration applied and no bandpass applied

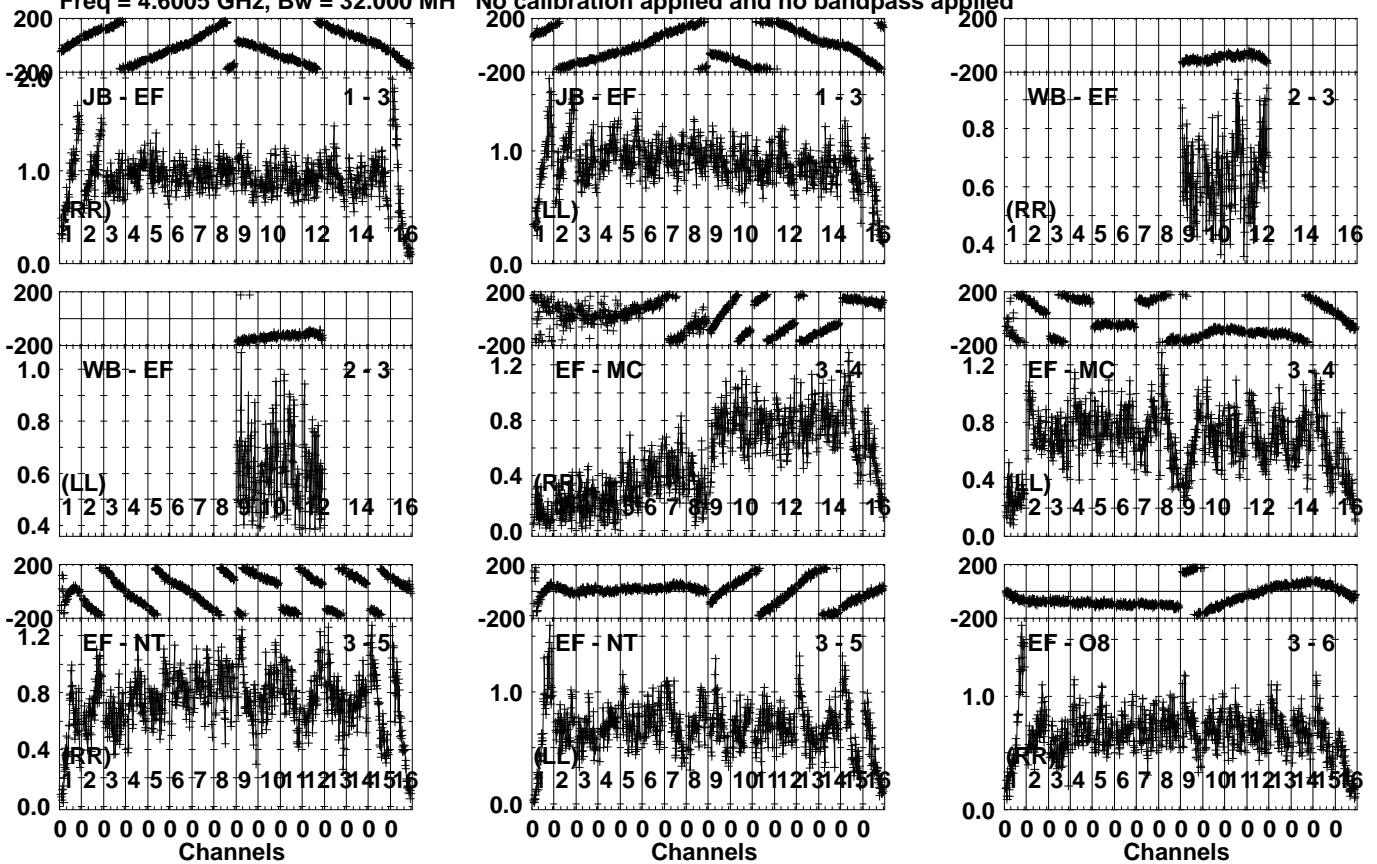


Lower frame: Micro Ampl Jy Top frame: Phas deg
Vector averaged cross-power spectrum Several baselines displayed
Timerange: 00/08:28:46 to 00/08:31:44

Plot file version 282 created 07-AUG-2023 16:11:53

2331+46 EO019B.UVDATA.1

Freq = 4.6005 GHz, Bw = 32.000 MH No calibration applied and no bandpass applied

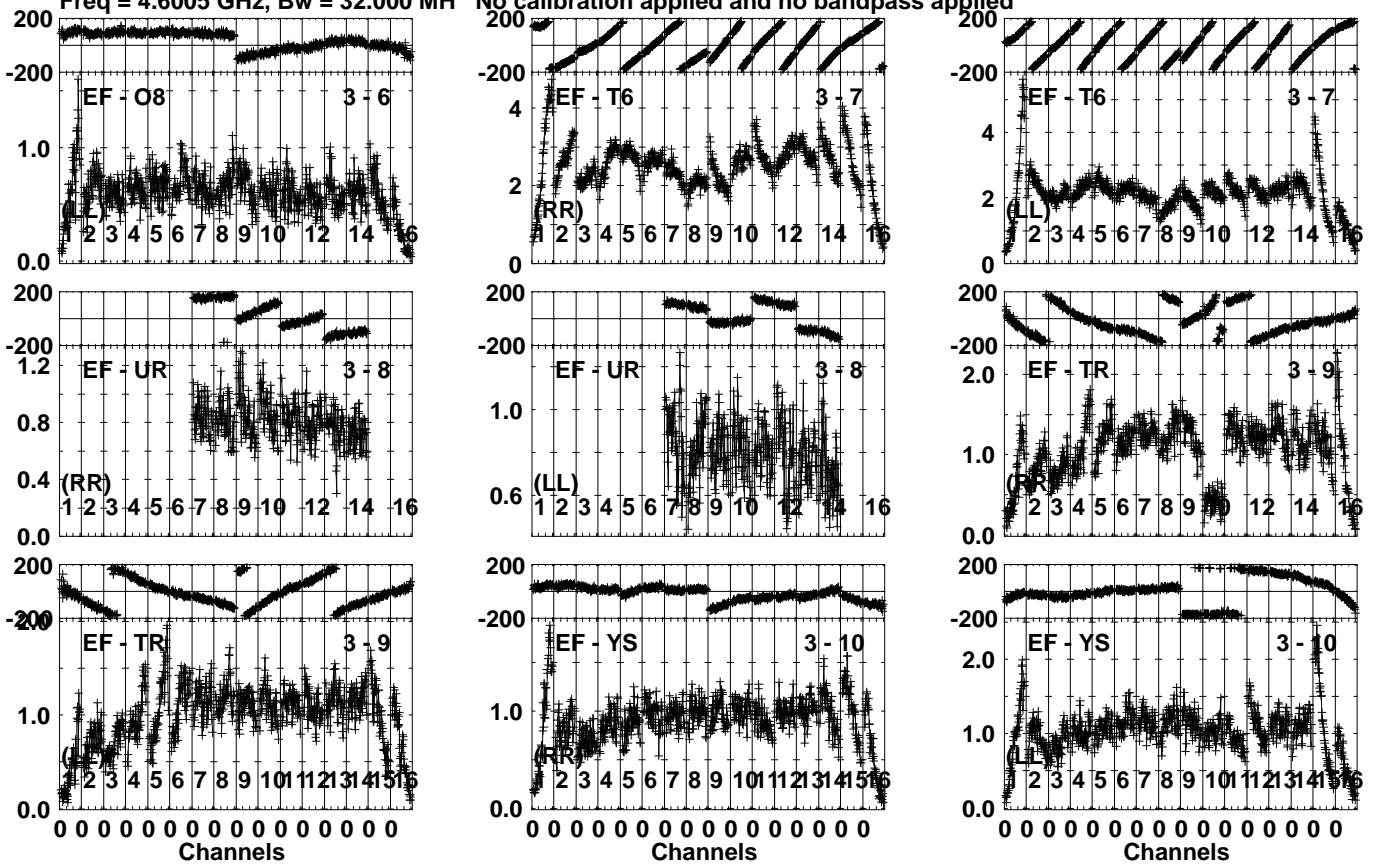


Lower frame: Milli Ampl Jy Top frame: Phas deg
Vector averaged cross-power spectrum Several baselines displayed
Timerange: 00/08:31:48 to 00/08:33:14

Plot file version 283 created 07-AUG-2023 16:11:54

2331+46 EO019B.UVDATA.1

Freq = 4.6005 GHz, Bw = 32.000 MH No calibration applied and no bandpass applied

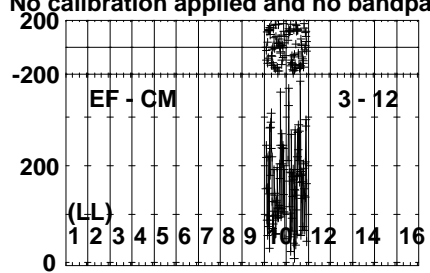
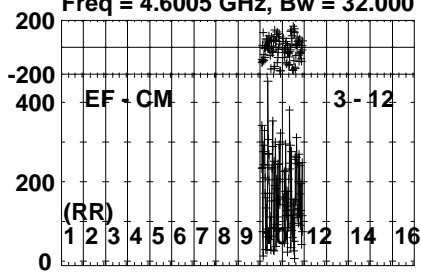


Lower frame: Milli Ampl Jy Top frame: Phas deg
Vector averaged cross-power spectrum Several baselines displayed
Timerange: 00/08:31:48 to 00/08:33:14

Plot file version 284 created 07-AUG-2023 16:11:54

2331+46 EO019B.UVDATA.1

Freq = 4.6005 GHz, Bw = 32.000 MH No calibration applied and no bandpass applied

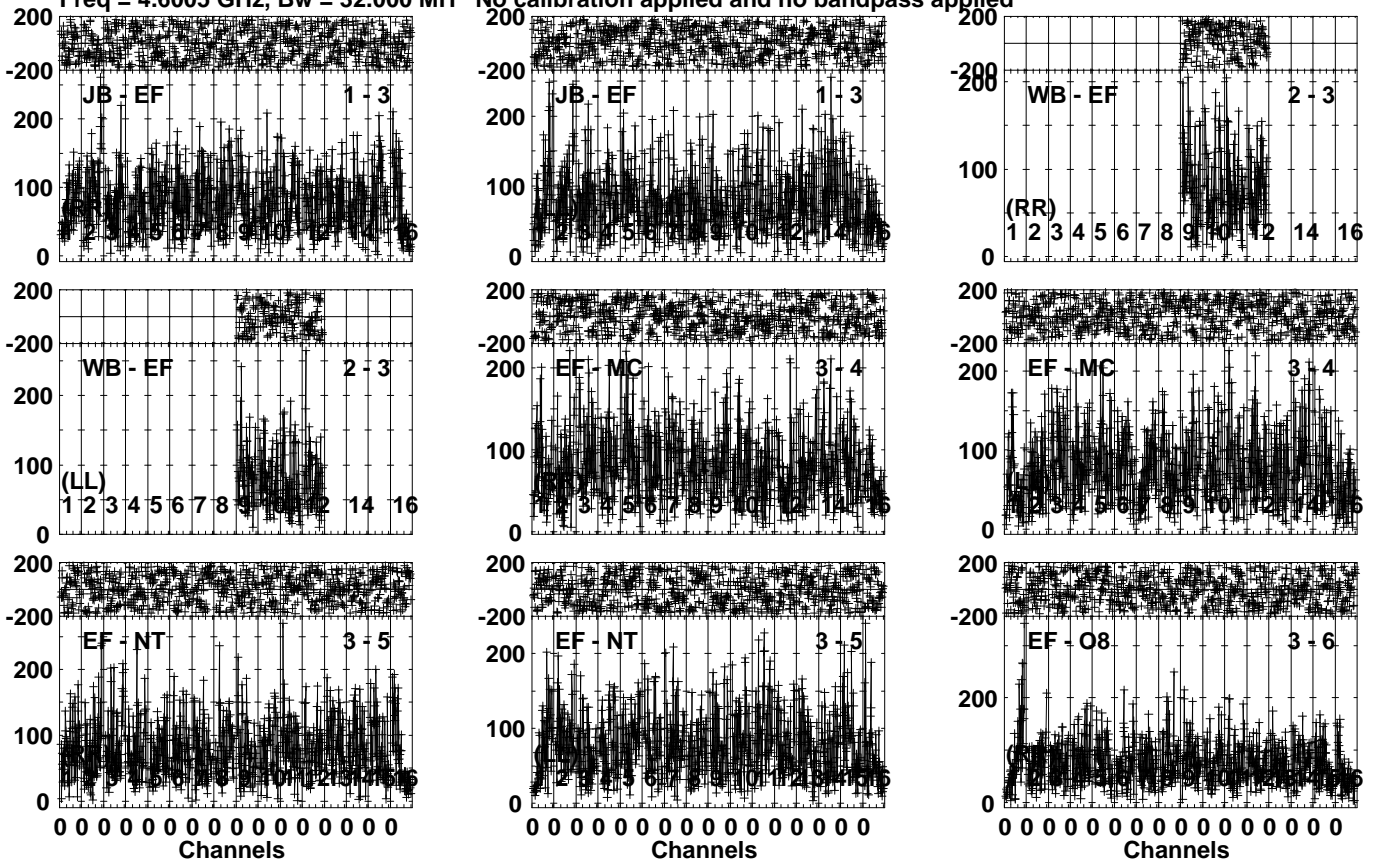


Lower frame: Micro Ampl Jy Top frame: Phas deg
Vector averaged cross-power spectrum Several baselines displayed
Timerange: 00/08:31:48 to 00/08:33:14

Plot file version 285 created 07-AUG-2023 16:11:54

LAND EO019B.UVDATA.1

Freq = 4.6005 GHz, Bw = 32.000 MH No calibration applied and no bandpass applied

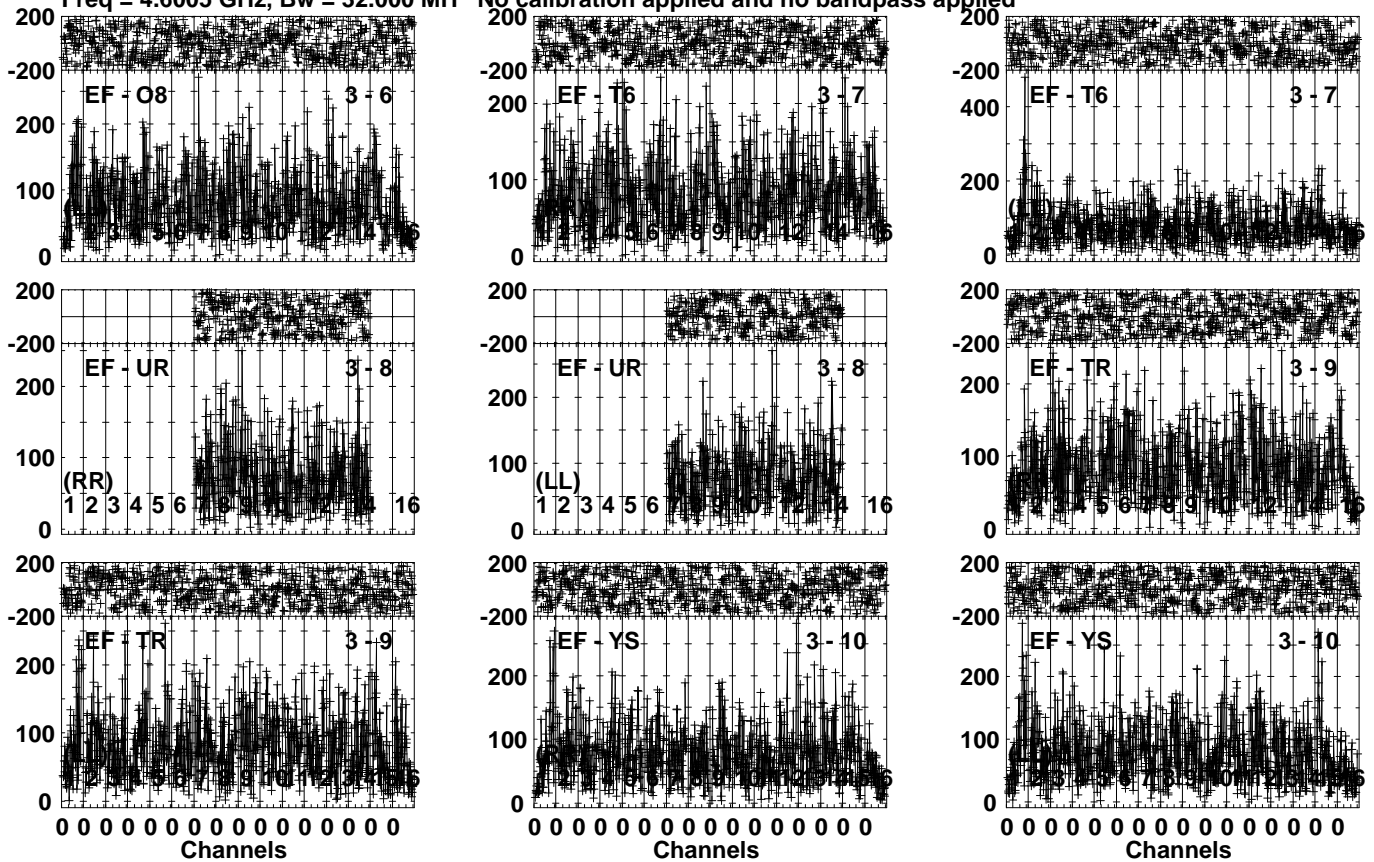


Lower frame: Micro Ampl Jy Top frame: Phas deg
Vector averaged cross-power spectrum Several baselines displayed
Timerange: 00/08:33:16 to 00/08:36:44

Plot file version 286 created 07-AUG-2023 16:11:54

LAND EO019B.UVDATA.1

Freq = 4.6005 GHz, Bw = 32.000 MH No calibration applied and no bandpass applied

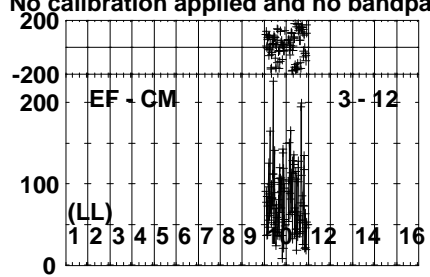
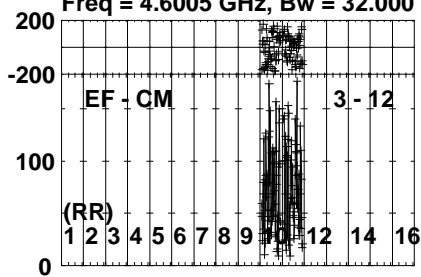


Lower frame: Micro Ampl Jy Top frame: Phas deg
Vector averaged cross-power spectrum Several baselines displayed
Timerange: 00/08:33:16 to 00/08:36:44

Plot file version 287 created 07-AUG-2023 16:11:54

LAND EO019B.UVDATA.1

Freq = 4.6005 GHz, Bw = 32.000 MH No calibration applied and no bandpass applied



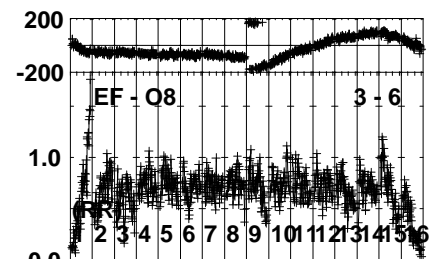
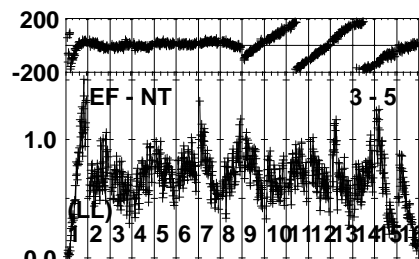
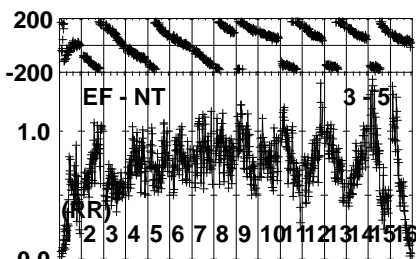
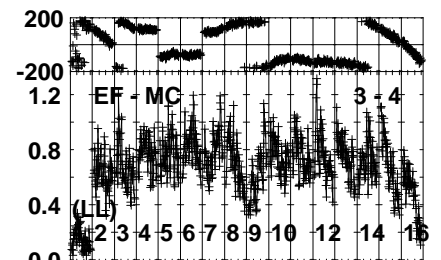
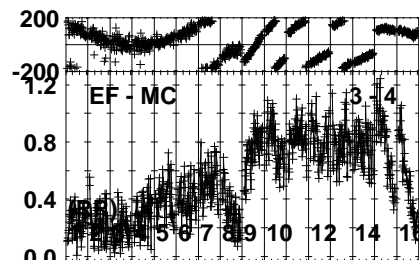
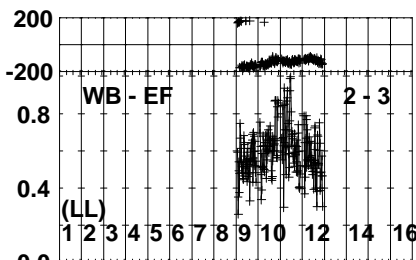
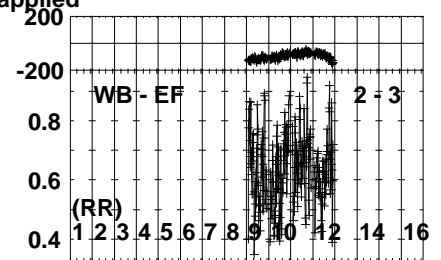
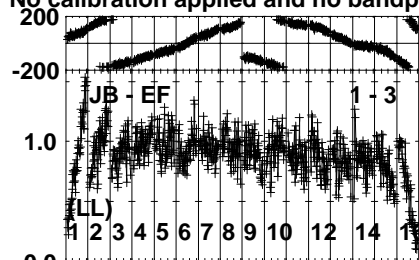
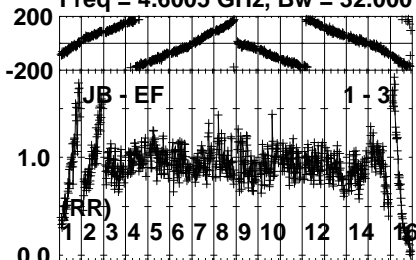
Lower frame: Micro Ampl Jy Top frame: Phas deg
Vector averaged cross-power spectrum Several baselines displayed
Timerange: 00/08:33:16 to 00/08:36:44

Plot file version 288 created 07-AUG-2023 16:11:55

2331+46 EO019B.UVDATA.1

Freq = 4.6005 GHz, Bw = 32.000 MH

No calibration applied and no bandpass applied



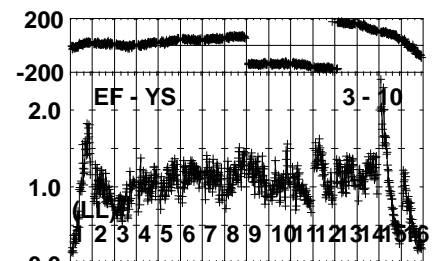
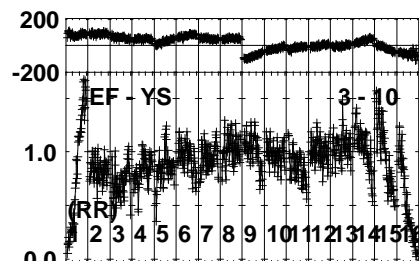
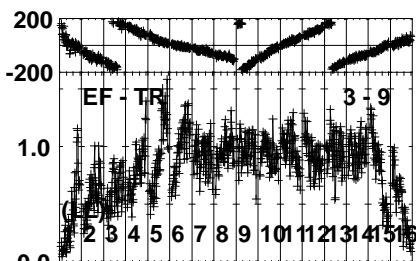
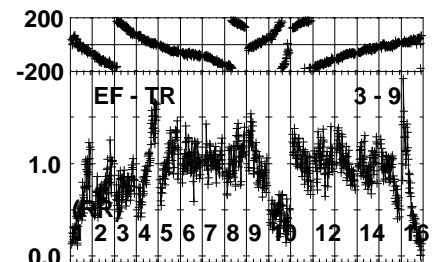
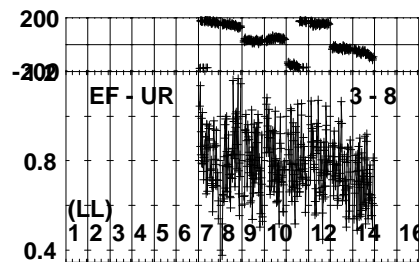
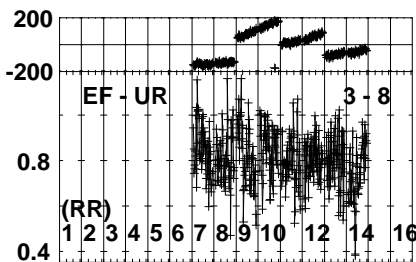
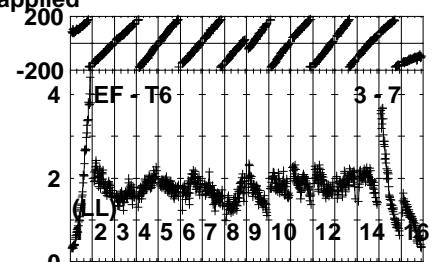
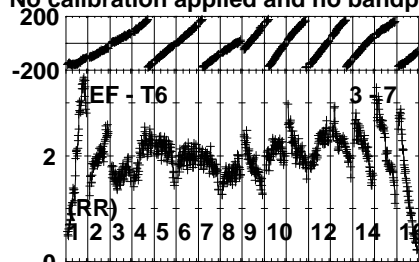
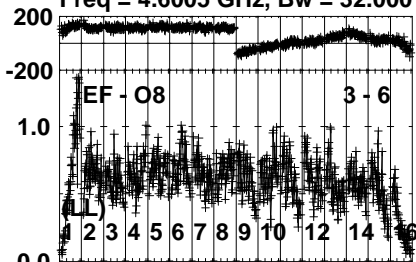
Lower frame: Milli Ampl Jy Top frame: Phas deg
Vector averaged cross-power spectrum Several baselines displayed
Timerange: 00/08:36:46 to 00/08:38:14

Plot file version 289 created 07-AUG-2023 16:11:55

2331+46 EO019B.UVDATA.1

Freq = 4.6005 GHz, Bw = 32.000 MH

No calibration applied and no bandpass applied

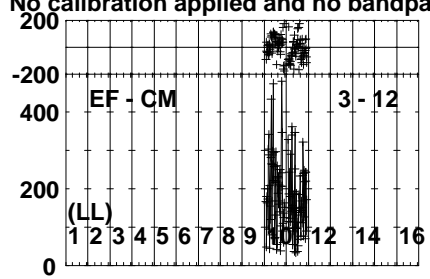
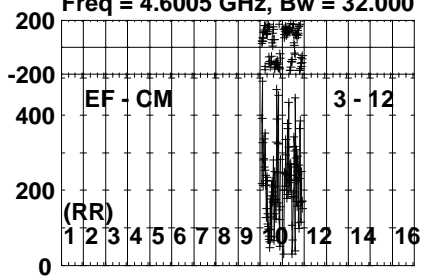


Lower frame: Milli Ampl Jy Top frame: Phas deg
Vector averaged cross-power spectrum Several baselines displayed
Timerange: 00/08:36:46 to 00/08:38:14

Plot file version 290 created 07-AUG-2023 16:11:55

2331+46 EO019B.UVDATA.1

Freq = 4.6005 GHz, Bw = 32.000 MH No calibration applied and no bandpass applied

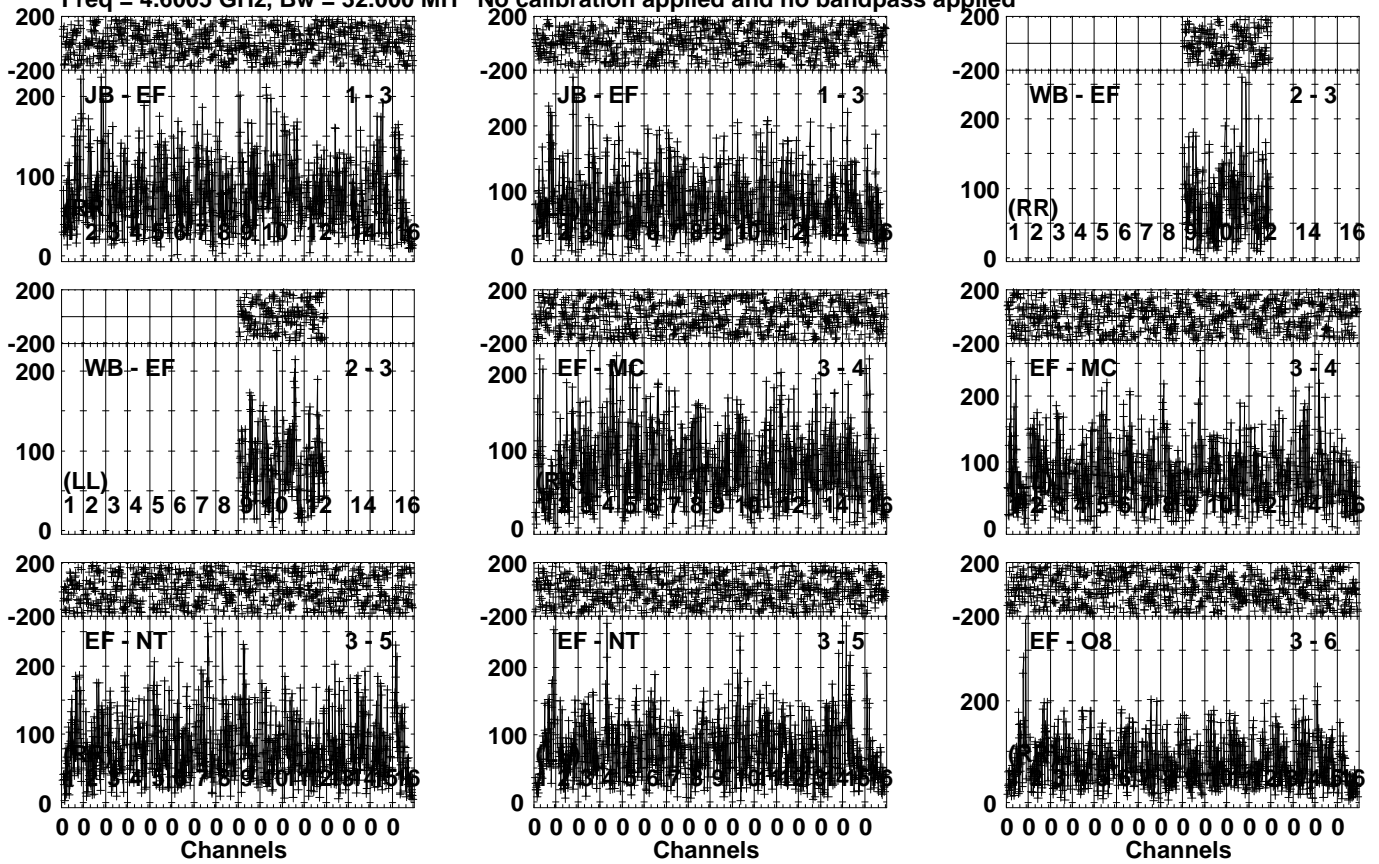


Lower frame: Micro Ampl Jy Top frame: Phas deg
Vector averaged cross-power spectrum Several baselines displayed
Timerange: 00/08:36:46 to 00/08:38:14

Plot file version 291 created 07-AUG-2023 16:11:55

LAND EO019B.UVDATA.1

Freq = 4.6005 GHz, Bw = 32.000 MH No calibration applied and no bandpass applied

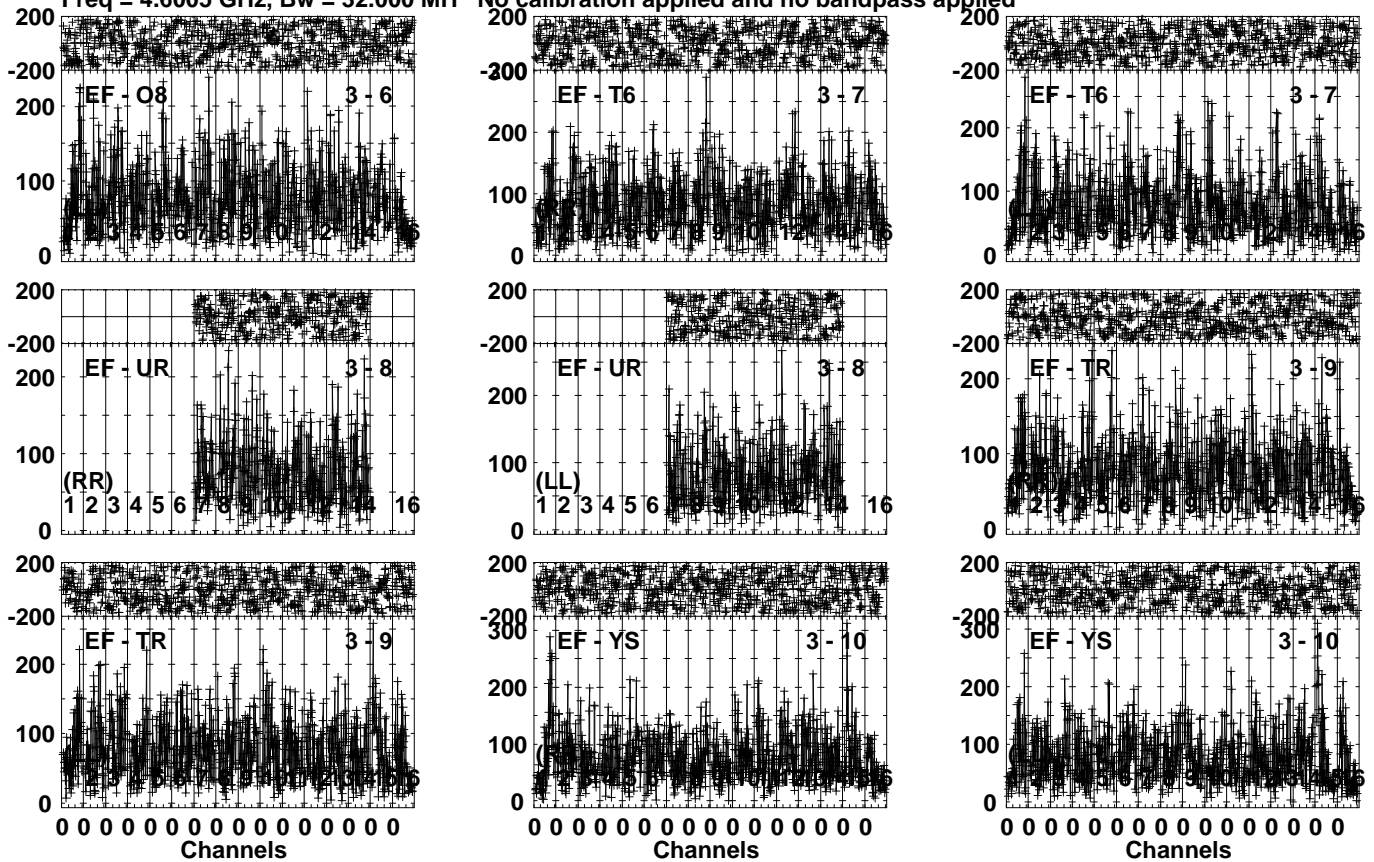


Lower frame: Micro Ampl Jy Top frame: Phas deg
Vector averaged cross-power spectrum Several baselines displayed
Timerange: 00/08:39:01 to 00/08:41:59

Plot file version 292 created 07-AUG-2023 16:11:55

LAND EO019B.UVDATA.1

Freq = 4.6005 GHz, Bw = 32.000 MH No calibration applied and no bandpass applied

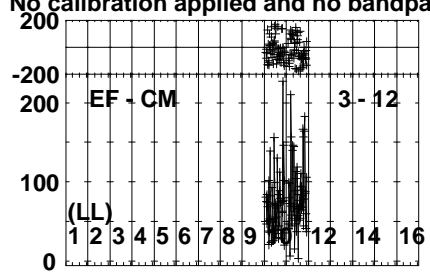
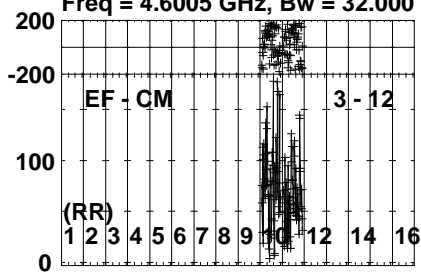


Lower frame: Micro Ampl Jy Top frame: Phas deg
Vector averaged cross-power spectrum Several baselines displayed
Timerange: 00/08:39:01 to 00/08:41:59

Plot file version 293 created 07-AUG-2023 16:11:55

LAND EO019B.UVDATA.1

Freq = 4.6005 GHz, Bw = 32.000 MH No calibration applied and no bandpass applied

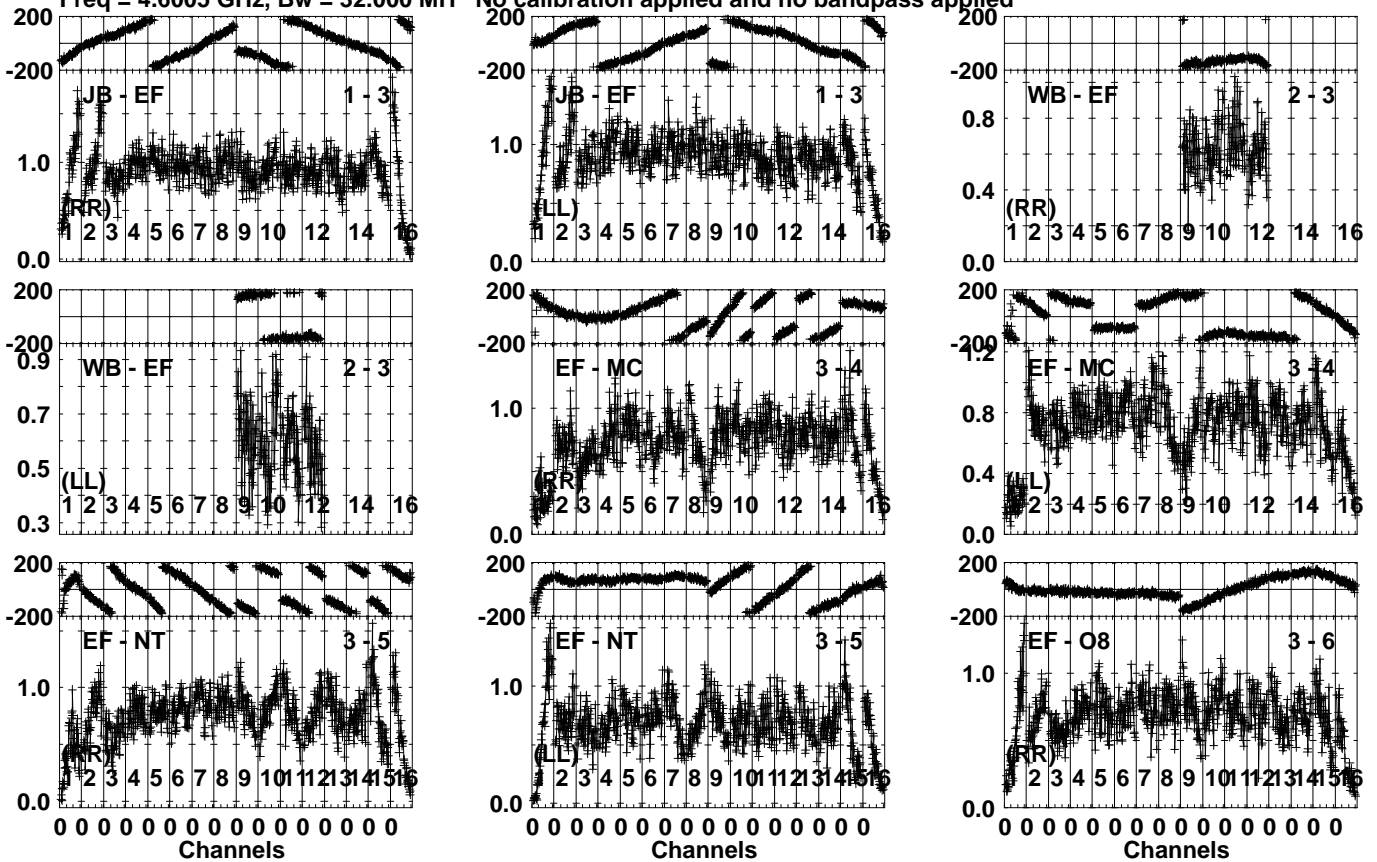


Lower frame: Micro Ampl Jy Top frame: Phas deg
Vector averaged cross-power spectrum Several baselines displayed
Timerange: 00/08:39:01 to 00/08:41:59

Plot file version 294 created 07-AUG-2023 16:11:56

2331+46 EO019B.UVDATA.1

Freq = 4.6005 GHz, Bw = 32.000 MH No calibration applied and no bandpass applied

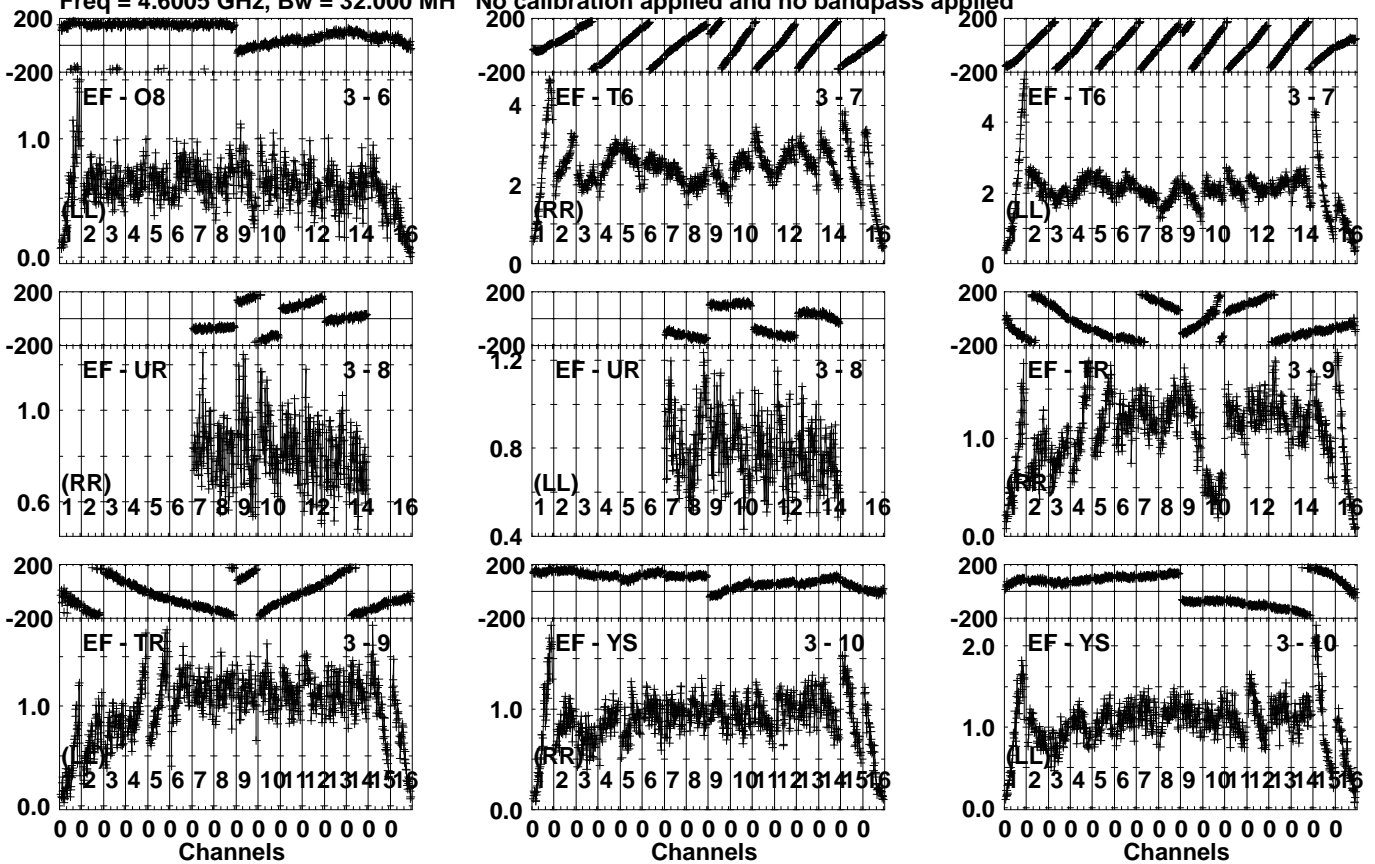


Lower frame: Milli Ampl Jy Top frame: Phas deg
Vector averaged cross-power spectrum Several baselines displayed
Timerange: 00/08:42:03 to 00/08:43:29

Plot file version 295 created 07-AUG-2023 16:11:56

2331+46 EO019B.UVDATA.1

Freq = 4.6005 GHz, Bw = 32.000 MH No calibration applied and no bandpass applied

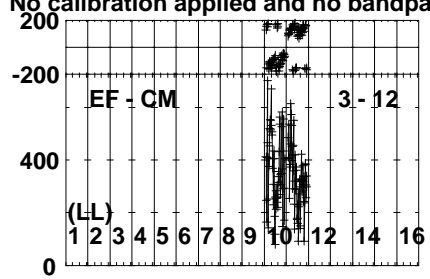
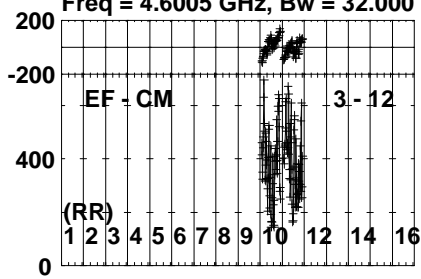


Lower frame: Milli Ampl Jy Top frame: Phas deg
Vector averaged cross-power spectrum Several baselines displayed
Timerange: 00/08:42:03 to 00/08:43:29

Plot file version 296 created 07-AUG-2023 16:11:56

2331+46 EO019B.UVDATA.1

Freq = 4.6005 GHz, Bw = 32.000 MH No calibration applied and no bandpass applied

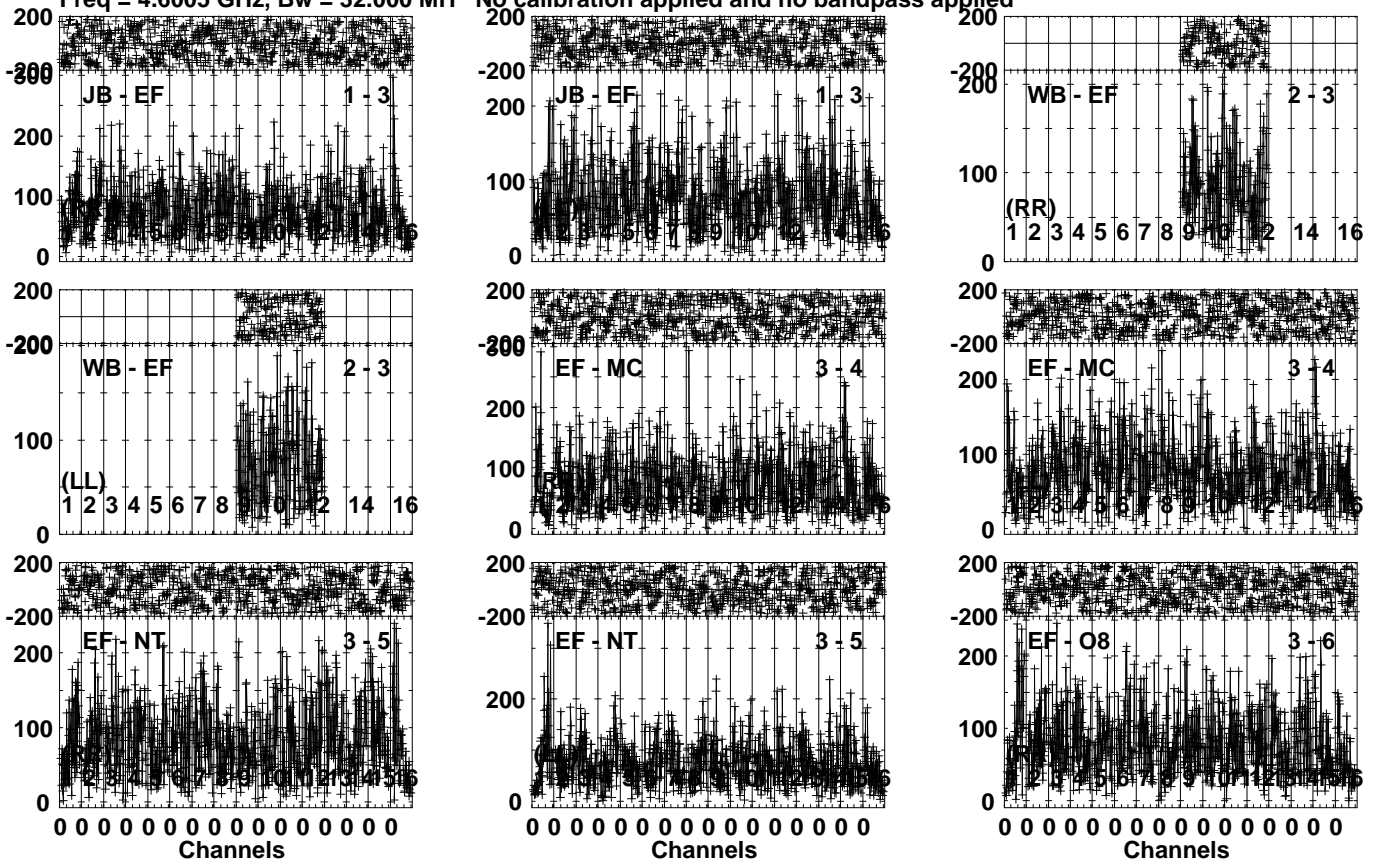


Lower frame: Micro Ampl Jy Top frame: Phas deg
Vector averaged cross-power spectrum Several baselines displayed
Timerange: 00/08:42:03 to 00/08:43:29

Plot file version 297 created 07-AUG-2023 16:11:56

LAND EO019B.UVDATA.1

Freq = 4.6005 GHz, Bw = 32.000 MH No calibration applied and no bandpass applied

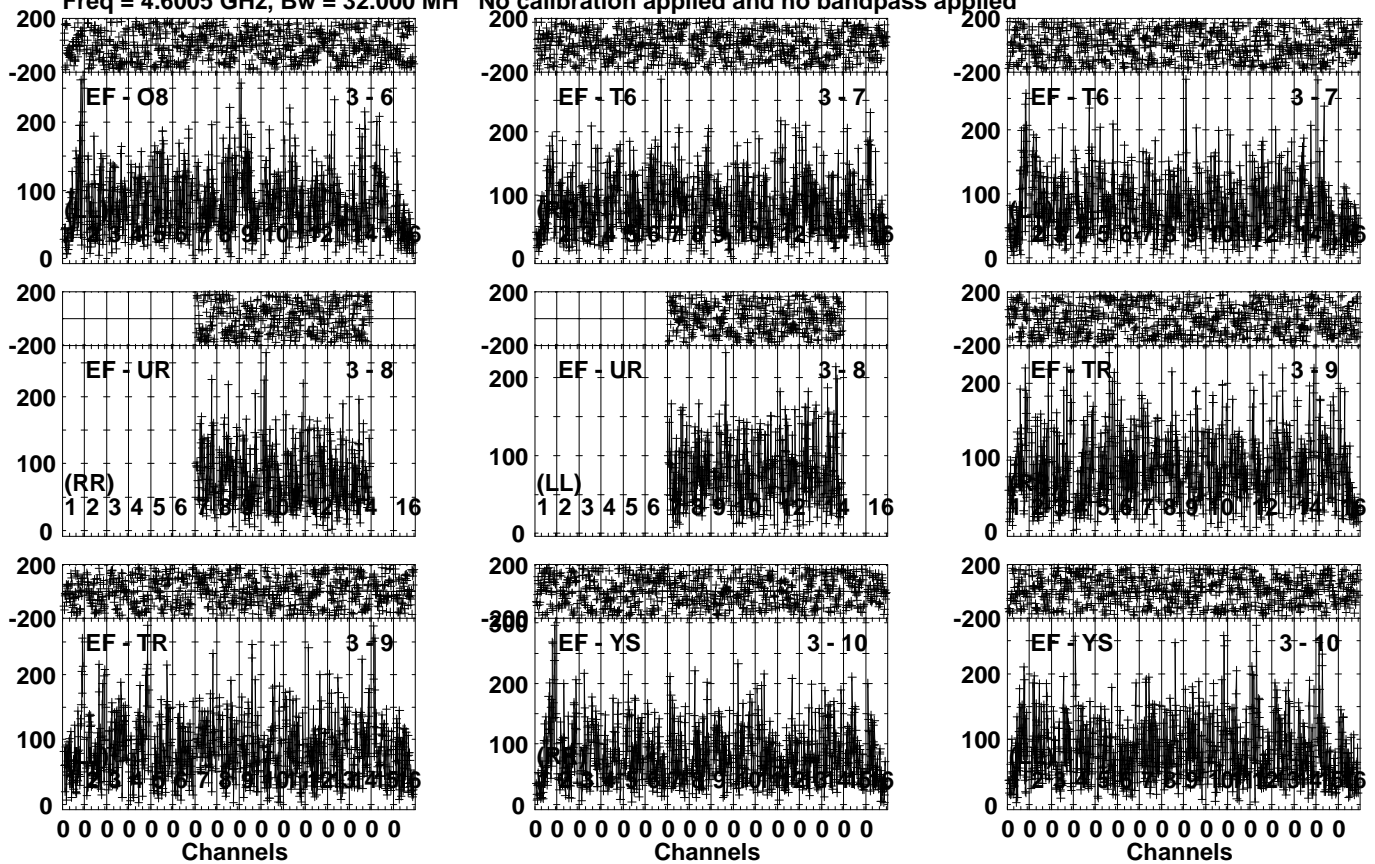


Lower frame: Micro Ampl Jy Top frame: Phas deg
Vector averaged cross-power spectrum Several baselines displayed
Timerange: 00/08:43:31 to 00/08:46:59

Plot file version 298 created 07-AUG-2023 16:11:56

LAND EO019B.UVDATA.1

Freq = 4.6005 GHz, Bw = 32.000 MH No calibration applied and no bandpass applied

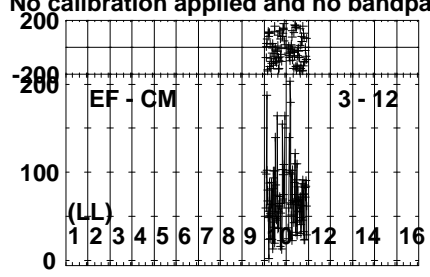
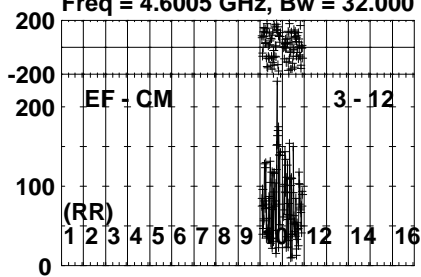


Lower frame: Micro Ampl Jy Top frame: Phas deg
Vector averaged cross-power spectrum Several baselines displayed
Timerange: 00/08:43:31 to 00/08:46:59

Plot file version 299 created 07-AUG-2023 16:11:56

LAND EO019B.UVDATA.1

Freq = 4.6005 GHz, Bw = 32.000 MH No calibration applied and no bandpass applied

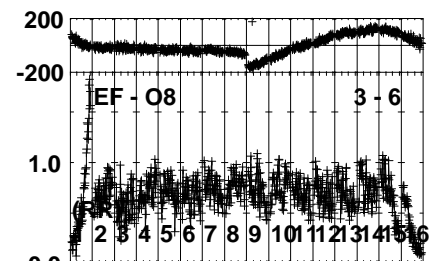
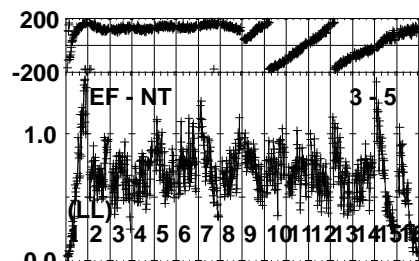
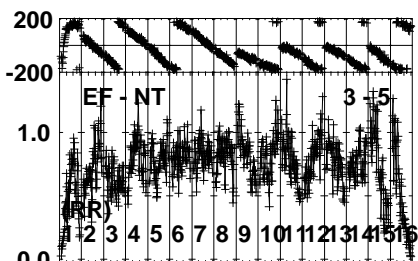
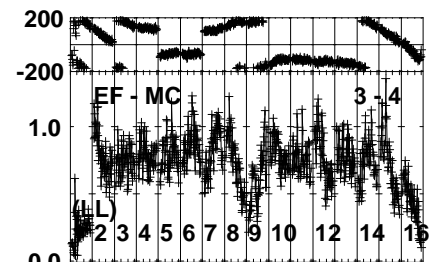
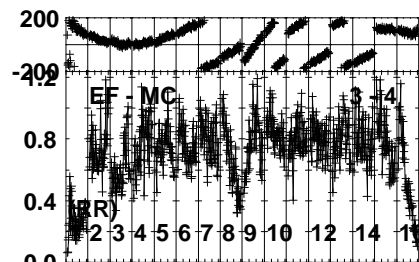
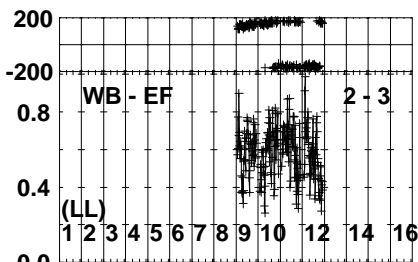
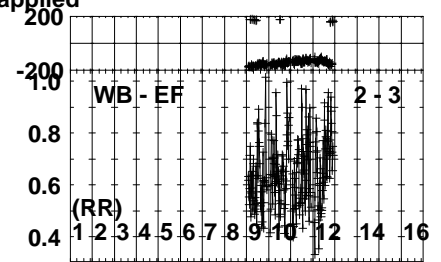
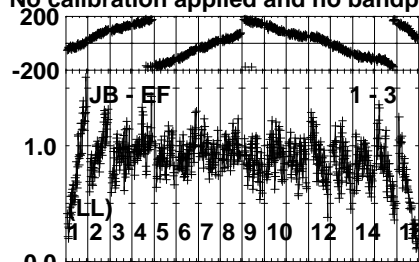
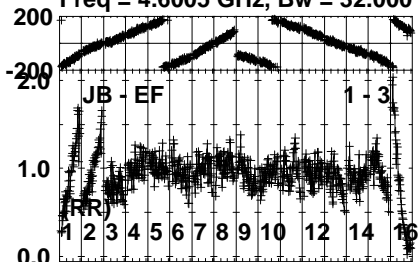


Lower frame: Micro Ampl Jy Top frame: Phas deg
Vector averaged cross-power spectrum Several baselines displayed
Timerange: 00/08:43:31 to 00/08:46:59

Plot file version 300 created 07-AUG-2023 16:11:57

2331+46 EO019B.UVDATA.1

Freq = 4.6005 GHz, Bw = 32.000 MH No calibration applied and no bandpass applied

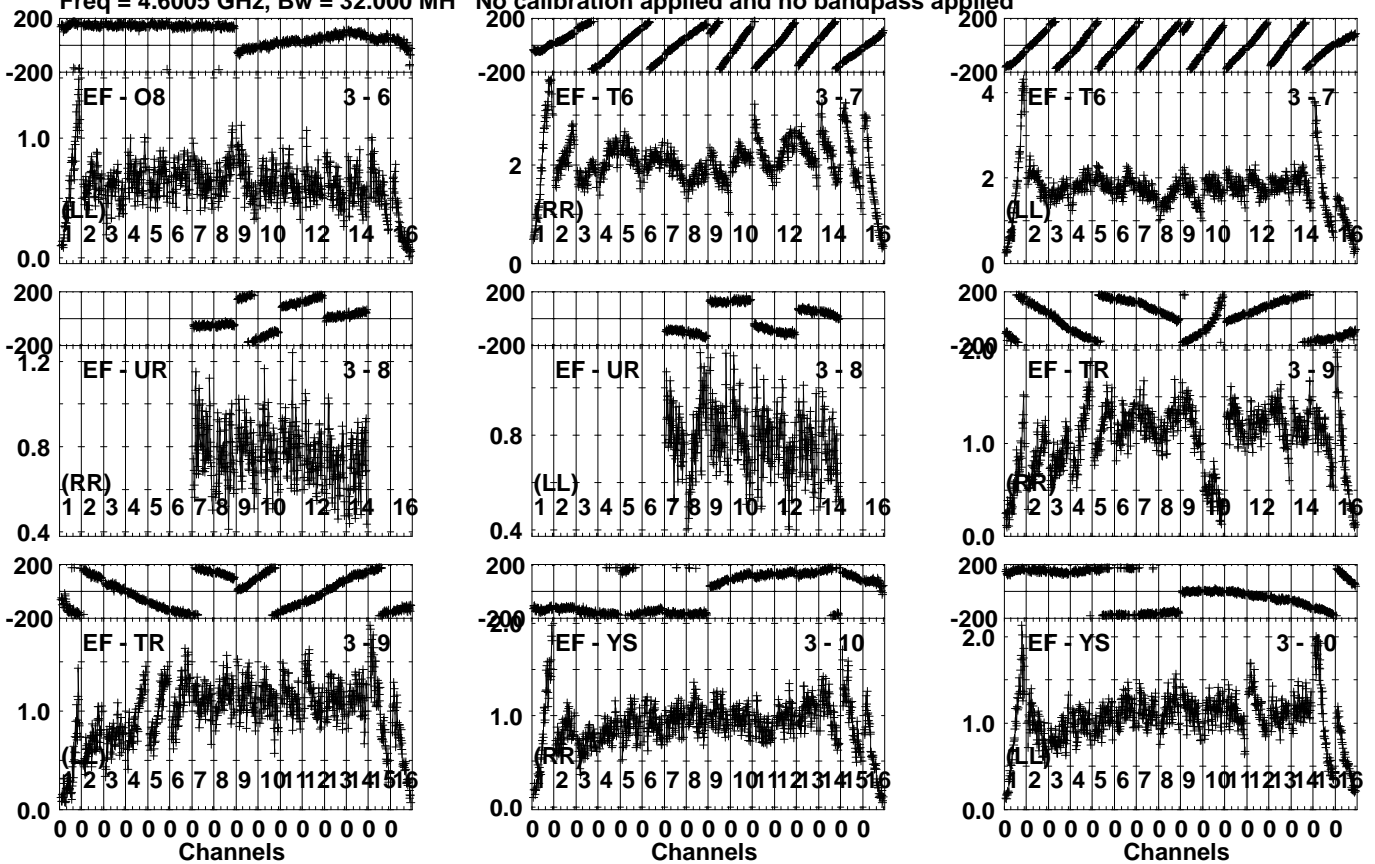


Lower frame: Milli Ampl Jy Top frame: Phas deg
Vector averaged cross-power spectrum Several baselines displayed
Timerange: 00/08:47:01 to 00/08:48:29

Plot file version 301 created 07-AUG-2023 16:11:57

2331+46 EO019B.UVDATA.1

Freq = 4.6005 GHz, Bw = 32.000 MH No calibration applied and no bandpass applied

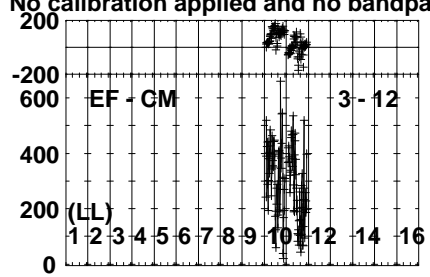
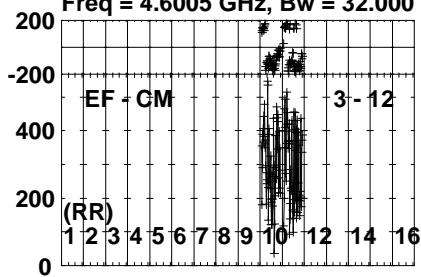


Lower frame: Milli Ampl Jy Top frame: Phas deg
Vector averaged cross-power spectrum Several baselines displayed
Timerange: 00/08:47:01 to 00/08:48:29

Plot file version 302 created 07-AUG-2023 16:11:57

2331+46 EO019B.UVDATA.1

Freq = 4.6005 GHz, Bw = 32.000 MH No calibration applied and no bandpass applied

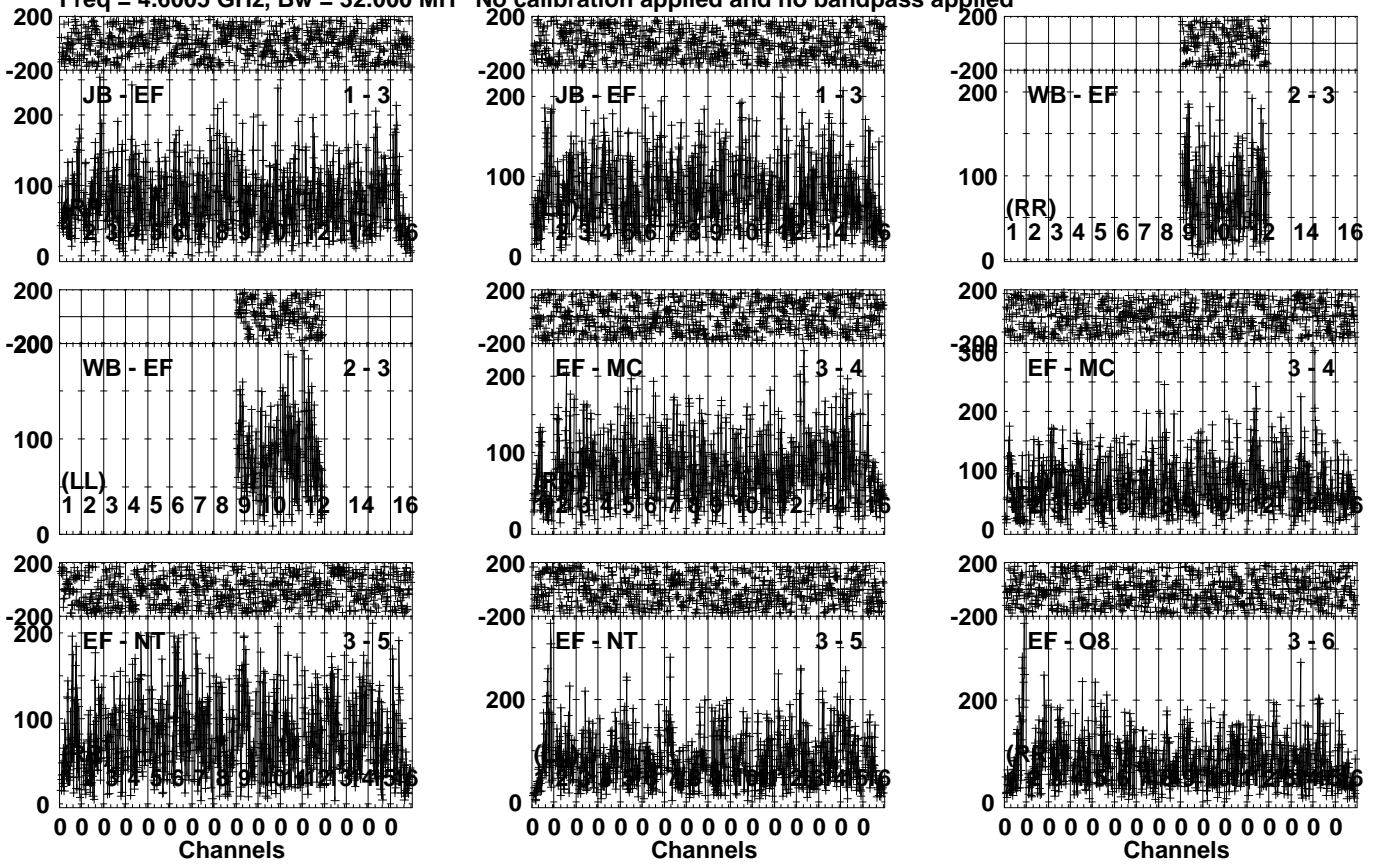


Lower frame: Micro Ampl Jy Top frame: Phas deg
Vector averaged cross-power spectrum Several baselines displayed
Timerange: 00/08:47:01 to 00/08:48:29

Plot file version 303 created 07-AUG-2023 16:11:57

LAND EO019B.UVDATA.1

Freq = 4.6005 GHz, Bw = 32.000 MH No calibration applied and no bandpass applied

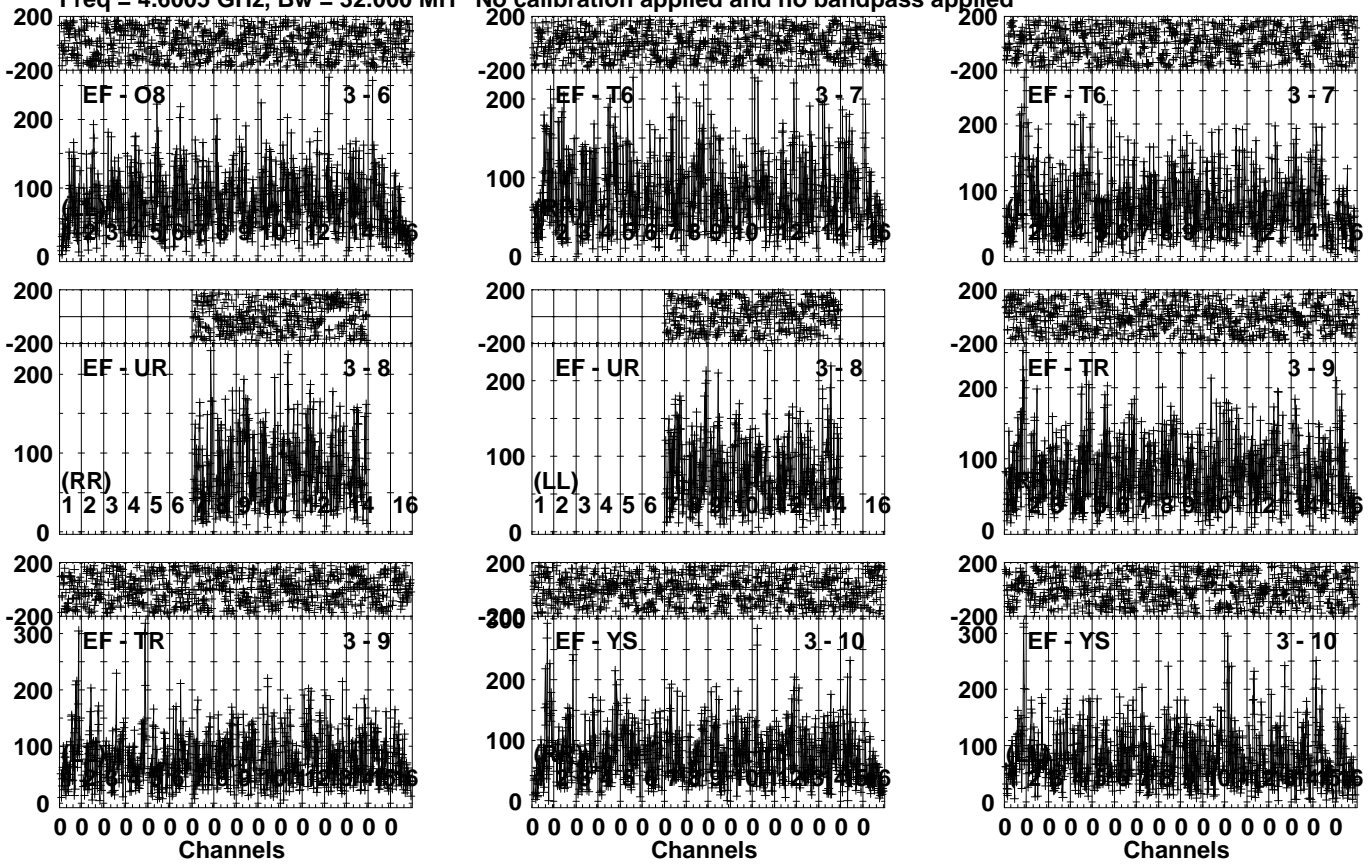


Lower frame: Micro Ampl Jy Top frame: Phas deg
Vector averaged cross-power spectrum Several baselines displayed
Timerange: 00/08:49:16 to 00/08:52:14

Plot file version 304 created 07-AUG-2023 16:11:57

LAND EO019B.UVDATA.1

Freq = 4.6005 GHz, Bw = 32.000 MH No calibration applied and no bandpass applied


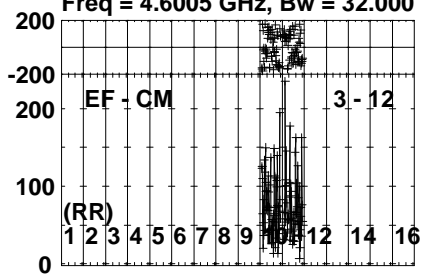


Lower frame: Micro Ampl Jy Top frame: Phas deg
Vector averaged cross-power spectrum Several baselines displayed
Timerange: 00/08:49:16 to 00/08:52:14

Plot file version 305 created 07-AUG-2023 16:11:57

LAND EO019B.UVDATA.1

Freq = 4.6005 GHz, Bw = 32.000 MH No calibration applied and no bandpass applied

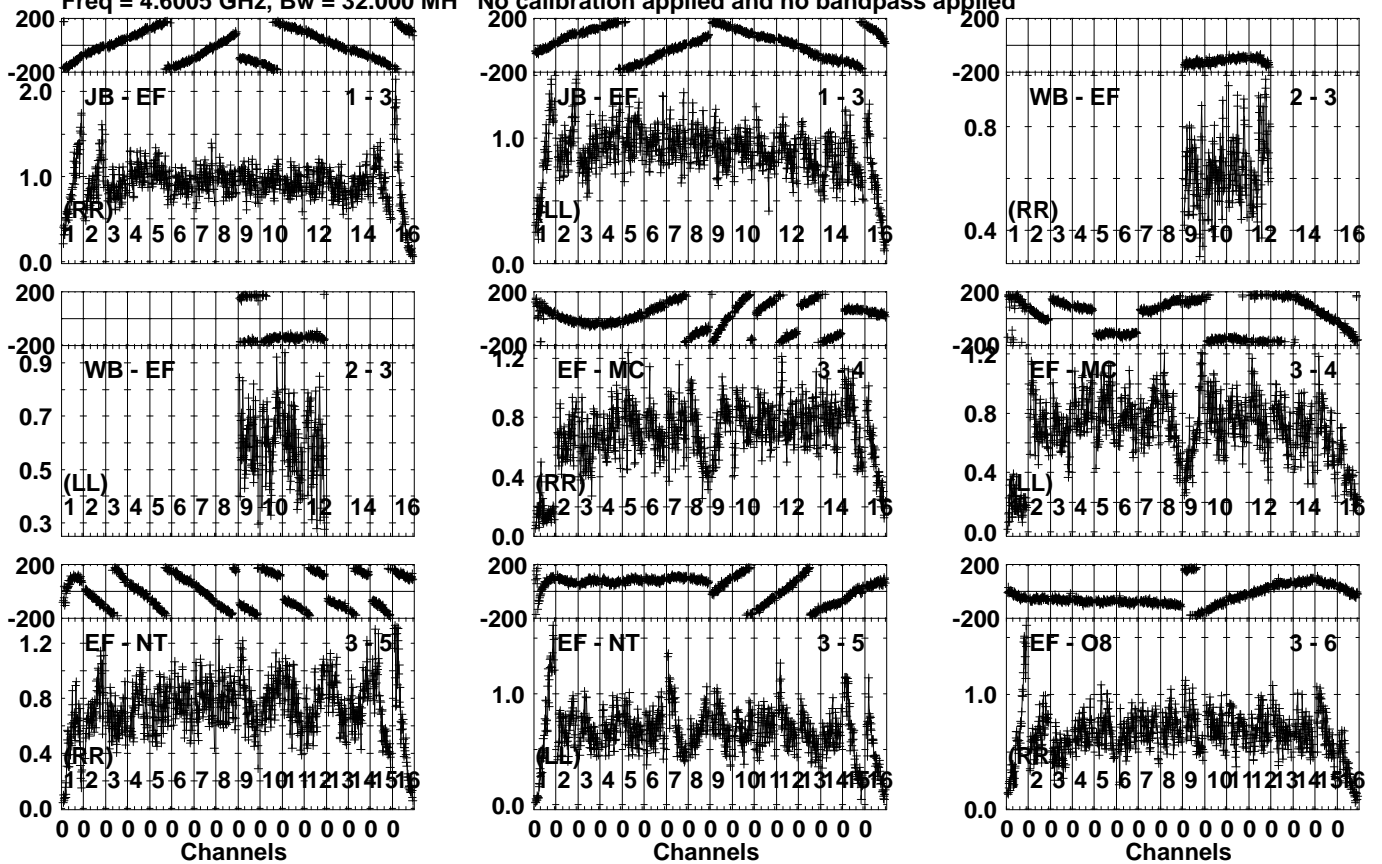


Lower frame: Micro Ampl Jy Top frame: Phas deg
Vector averaged cross-power spectrum Several baselines displayed
Timerange: 00/08:49:16 to 00/08:52:14

Plot file version 306 created 07-AUG-2023 16:11:58

2331+46 EO019B.UVDATA.1

Freq = 4.6005 GHz, Bw = 32.000 MH No calibration applied and no bandpass applied

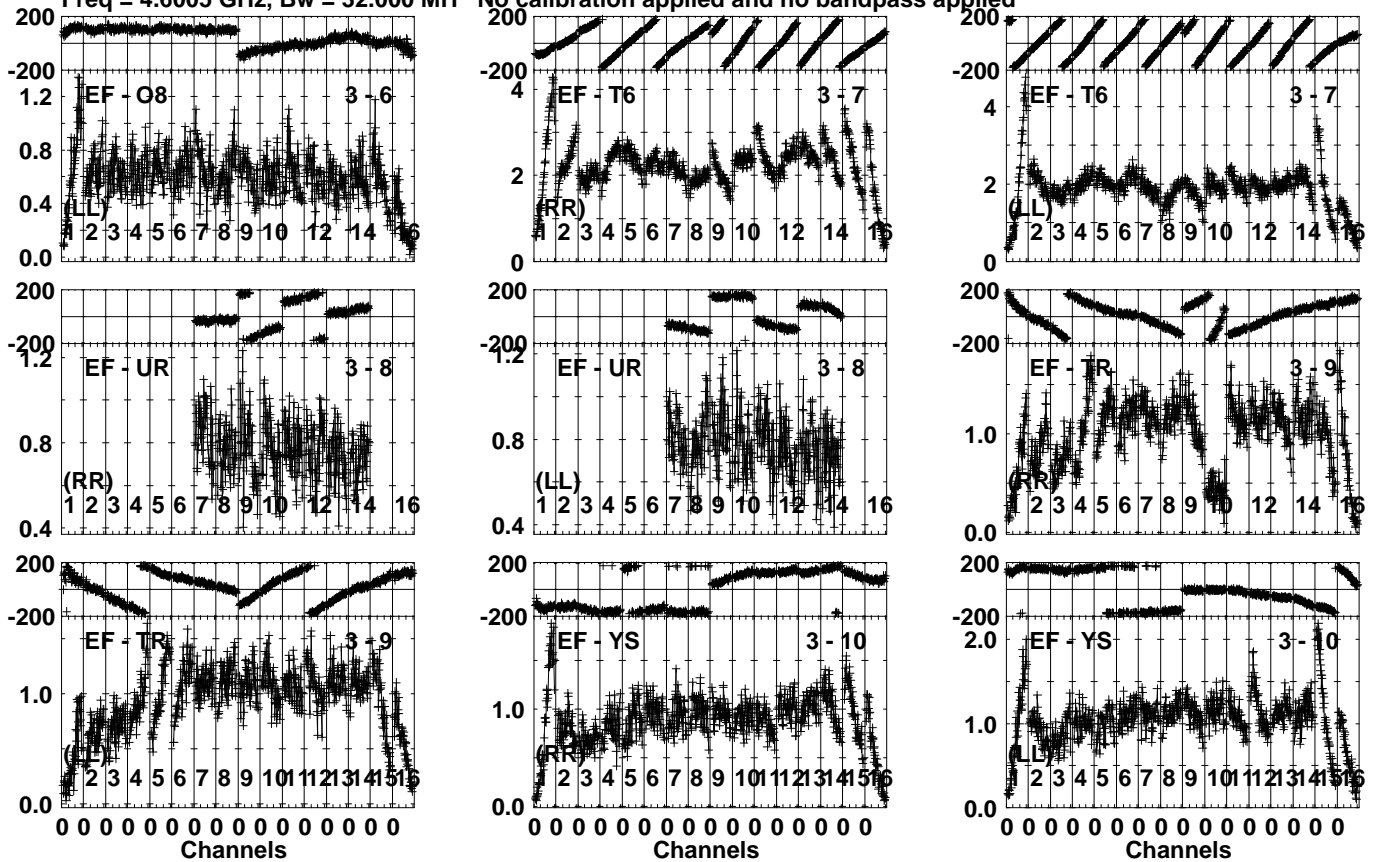


Lower frame: Milli Ampl Jy Top frame: Phas deg
Vector averaged cross-power spectrum Several baselines displayed
Timerange: 00/08:52:18 to 00/08:53:44

Plot file version 307 created 07-AUG-2023 16:11:58

2331+46 EO019B.UVDATA.1

Freq = 4.6005 GHz, Bw = 32.000 MH No calibration applied and no bandpass applied

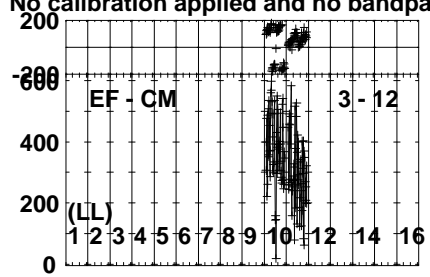
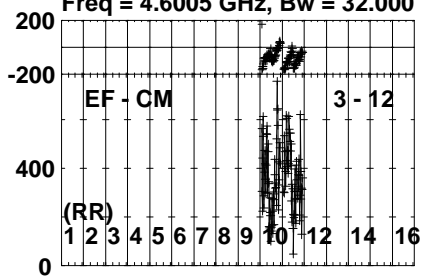


Lower frame: Milli Ampl Jy Top frame: Phas deg
Vector averaged cross-power spectrum Several baselines displayed
Timerange: 00/08:52:18 to 00/08:53:44

Plot file version 308 created 07-AUG-2023 16:11:58

2331+46 EO019B.UVDATA.1

Freq = 4.6005 GHz, Bw = 32.000 MH No calibration applied and no bandpass applied

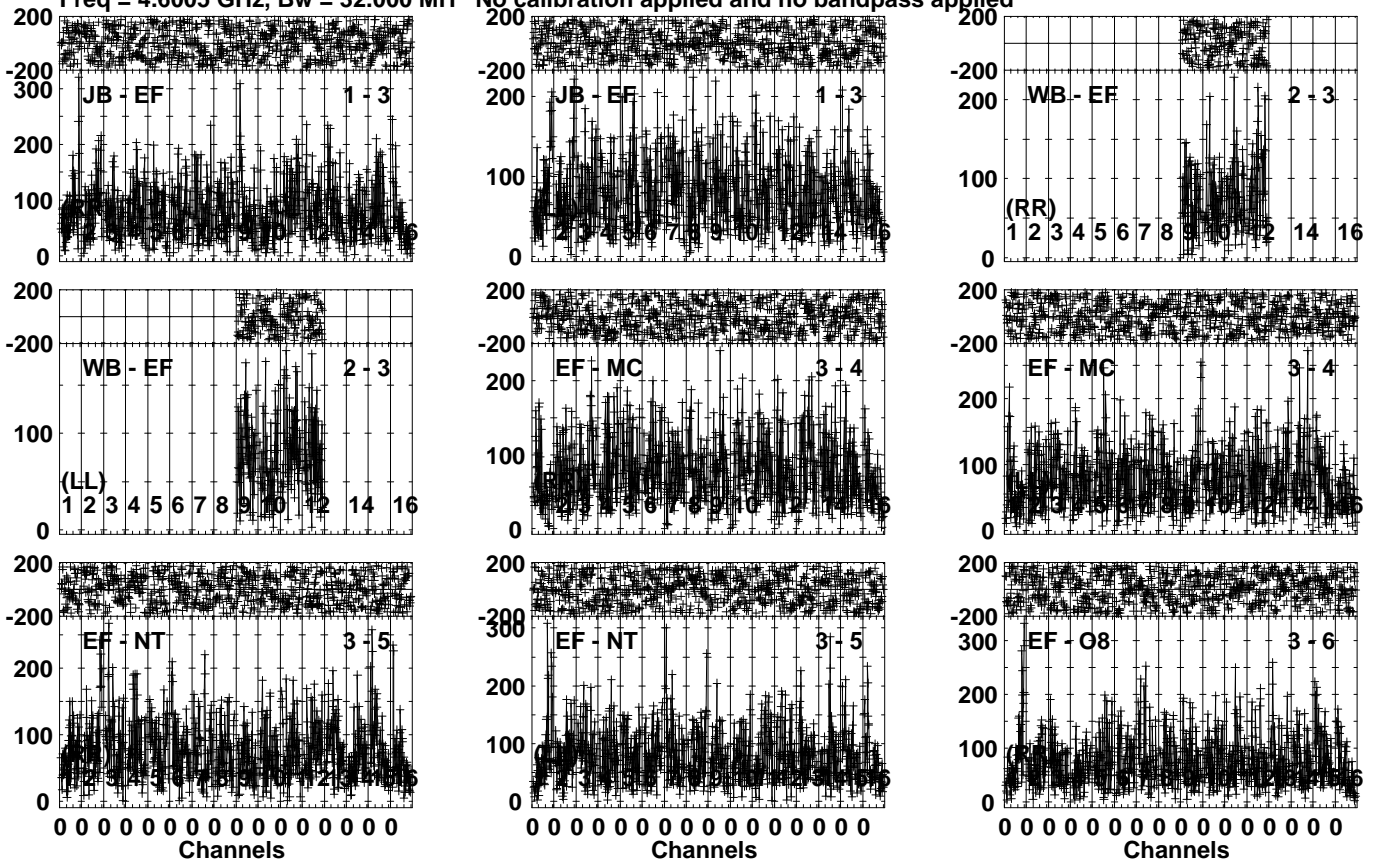


Lower frame: Micro Ampl Jy Top frame: Phas deg
Vector averaged cross-power spectrum Several baselines displayed
Timerange: 00/08:52:18 to 00/08:53:44

Plot file version 309 created 07-AUG-2023 16:11:58

LAND EO019B.UVDATA.1

Freq = 4.6005 GHz, Bw = 32.000 MH No calibration applied and no bandpass applied

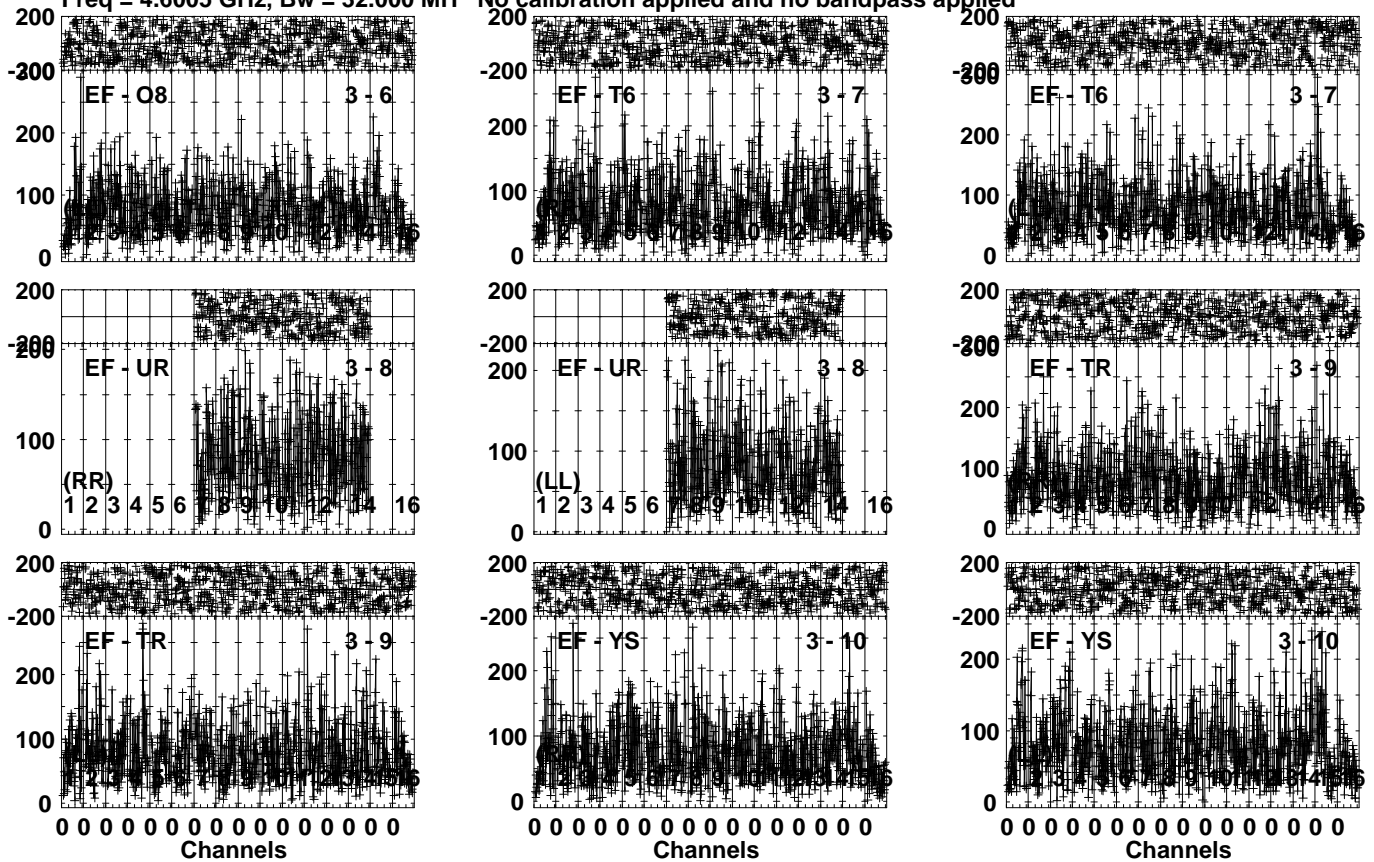


Lower frame: Micro Ampl Jy Top frame: Phas deg
Vector averaged cross-power spectrum Several baselines displayed
Timerange: 00/08:53:46 to 00/08:57:14

Plot file version 310 created 07-AUG-2023 16:11:58

LAND EO019B.UVDATA.1

Freq = 4.6005 GHz, Bw = 32.000 MH No calibration applied and no bandpass applied


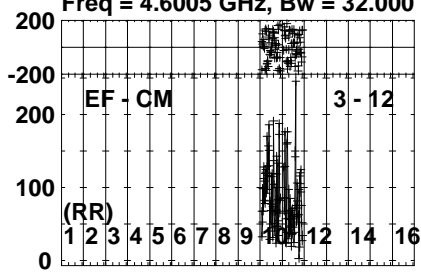


Lower frame: Micro Ampl Jy Top frame: Phas deg
Vector averaged cross-power spectrum Several baselines displayed
Timerange: 00/08:53:46 to 00/08:57:14

Plot file version 311 created 07-AUG-2023 16:11:59

LAND EO019B.UVDATA.1

Freq = 4.6005 GHz, Bw = 32.000 MH No calibration applied and no bandpass applied

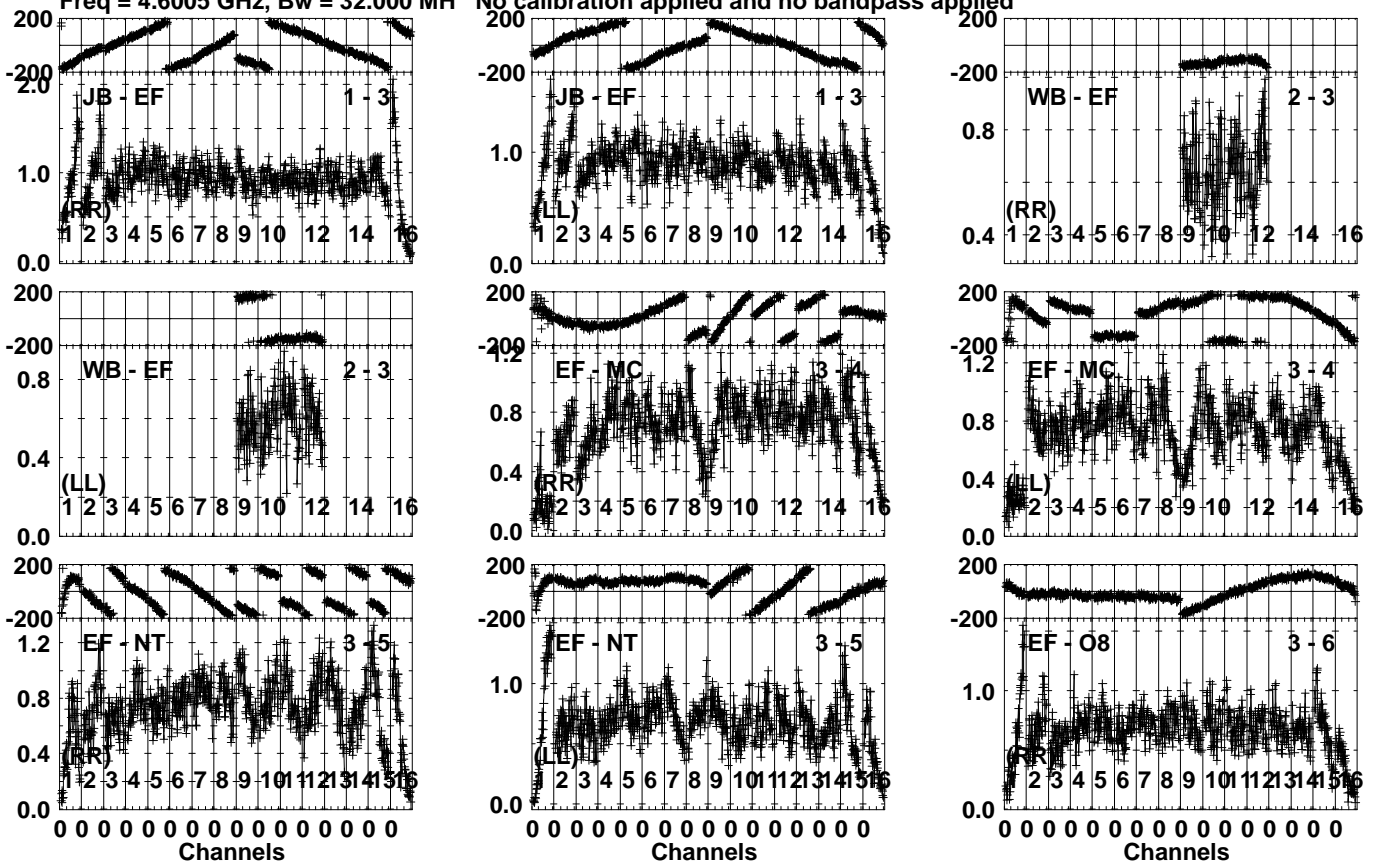


Lower frame: Micro Ampl Jy Top frame: Phas deg
Vector averaged cross-power spectrum Several baselines displayed
Timerange: 00/08:53:46 to 00/08:57:14

Plot file version 312 created 07-AUG-2023 16:11:59

2331+46 EO019B.UVDATA.1

Freq = 4.6005 GHz, Bw = 32.000 MH No calibration applied and no bandpass applied



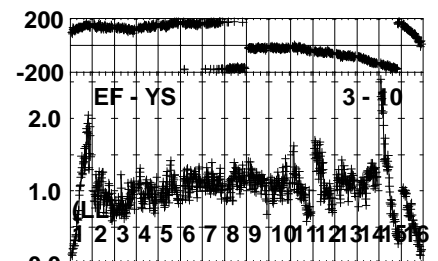
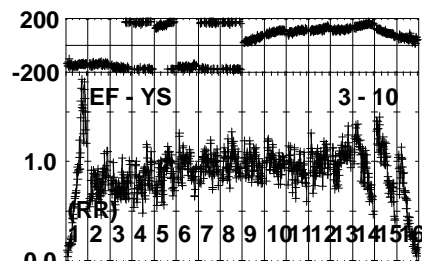
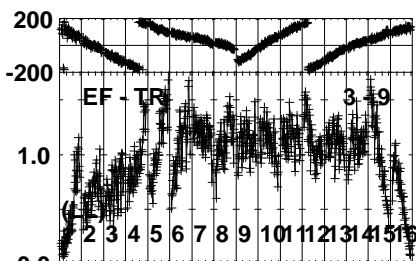
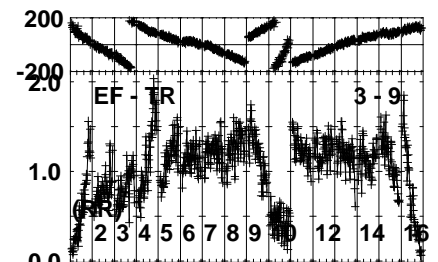
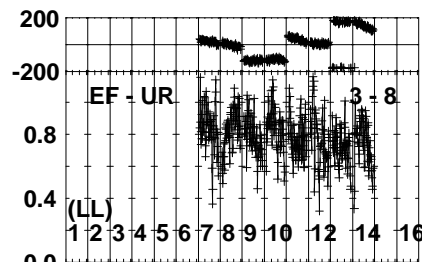
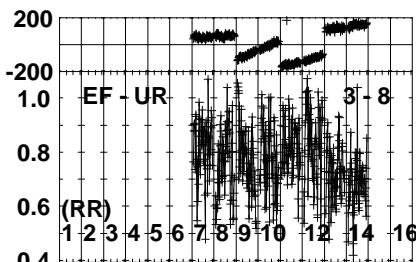
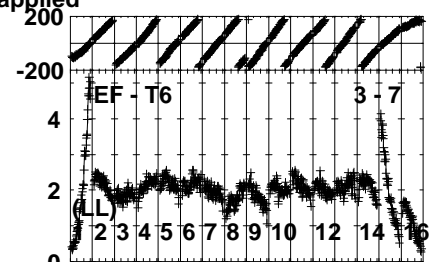
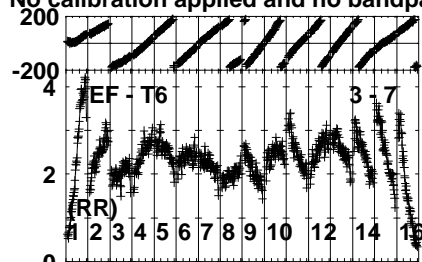
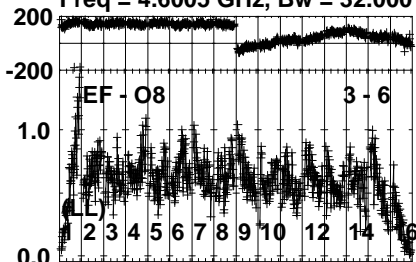
Lower frame: Milli Ampl Jy Top frame: Phas deg
Vector averaged cross-power spectrum Several baselines displayed
Timerange: 00/08:57:16 to 00/08:58:44

Plot file version 313 created 07-AUG-2023 16:11:59

2331+46 EO019B.UVDATA.1

Freq = 4.6005 GHz, Bw = 32.000 MH

No calibration applied and no bandpass applied

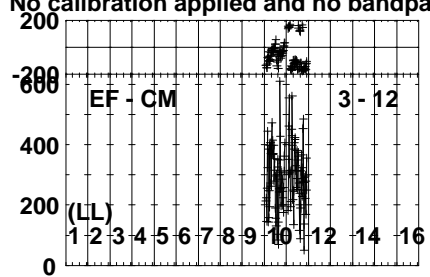
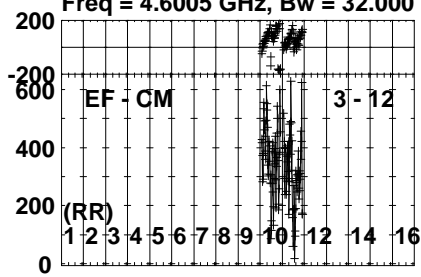


Lower frame: Milli Ampl Jy Top frame: Phas deg
Vector averaged cross-power spectrum Several baselines displayed
Timerange: 00/08:57:16 to 00/08:58:44

Plot file version 314 created 07-AUG-2023 16:11:59

2331+46 EO019B.UVDATA.1

Freq = 4.6005 GHz, Bw = 32.000 MH No calibration applied and no bandpass applied

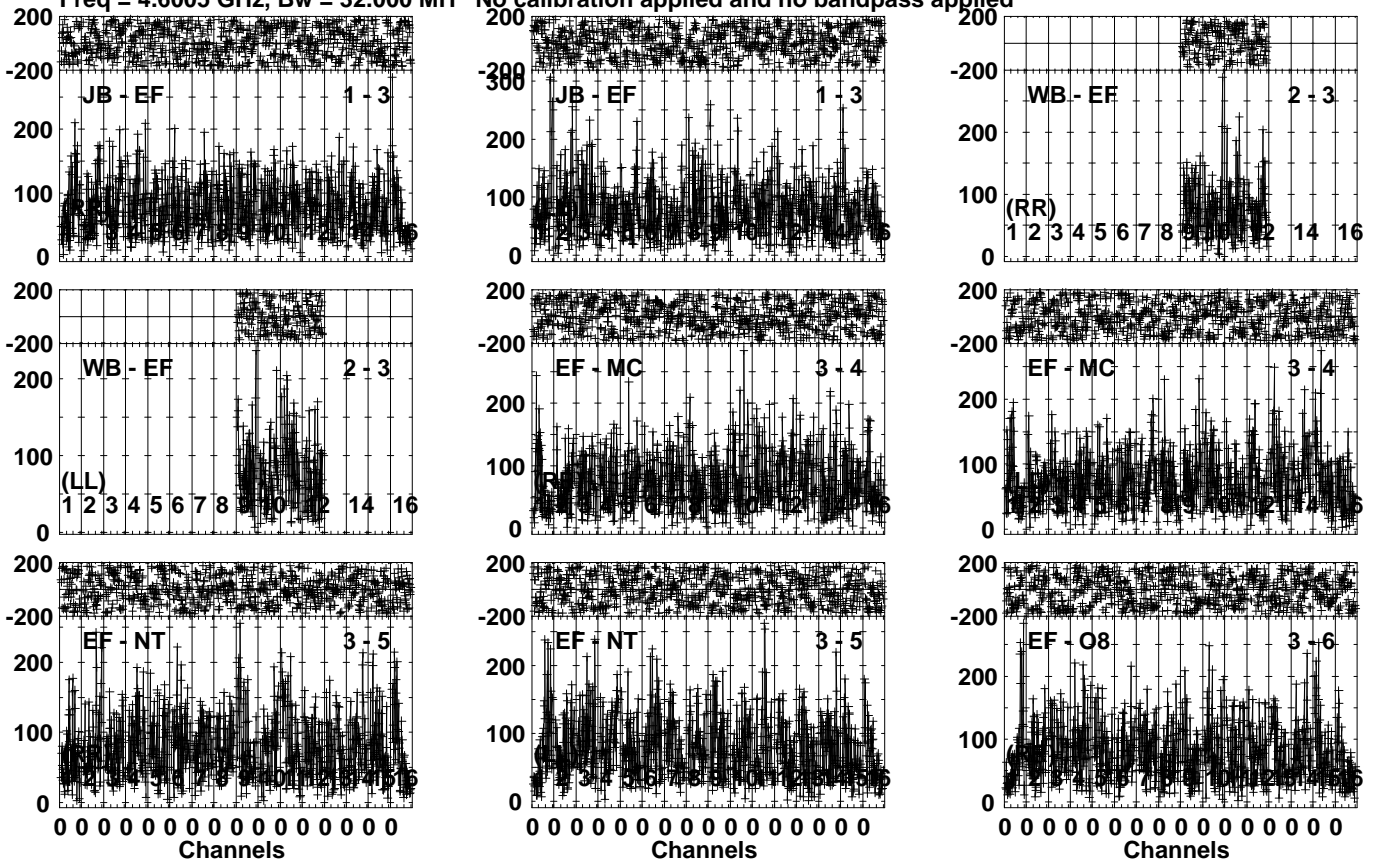


Lower frame: Micro Ampl Jy Top frame: Phas deg
Vector averaged cross-power spectrum Several baselines displayed
Timerange: 00/08:57:16 to 00/08:58:44

Plot file version 315 created 07-AUG-2023 16:11:59

LAND EO019B.UVDATA.1

Freq = 4.6005 GHz, Bw = 32.000 MH No calibration applied and no bandpass applied

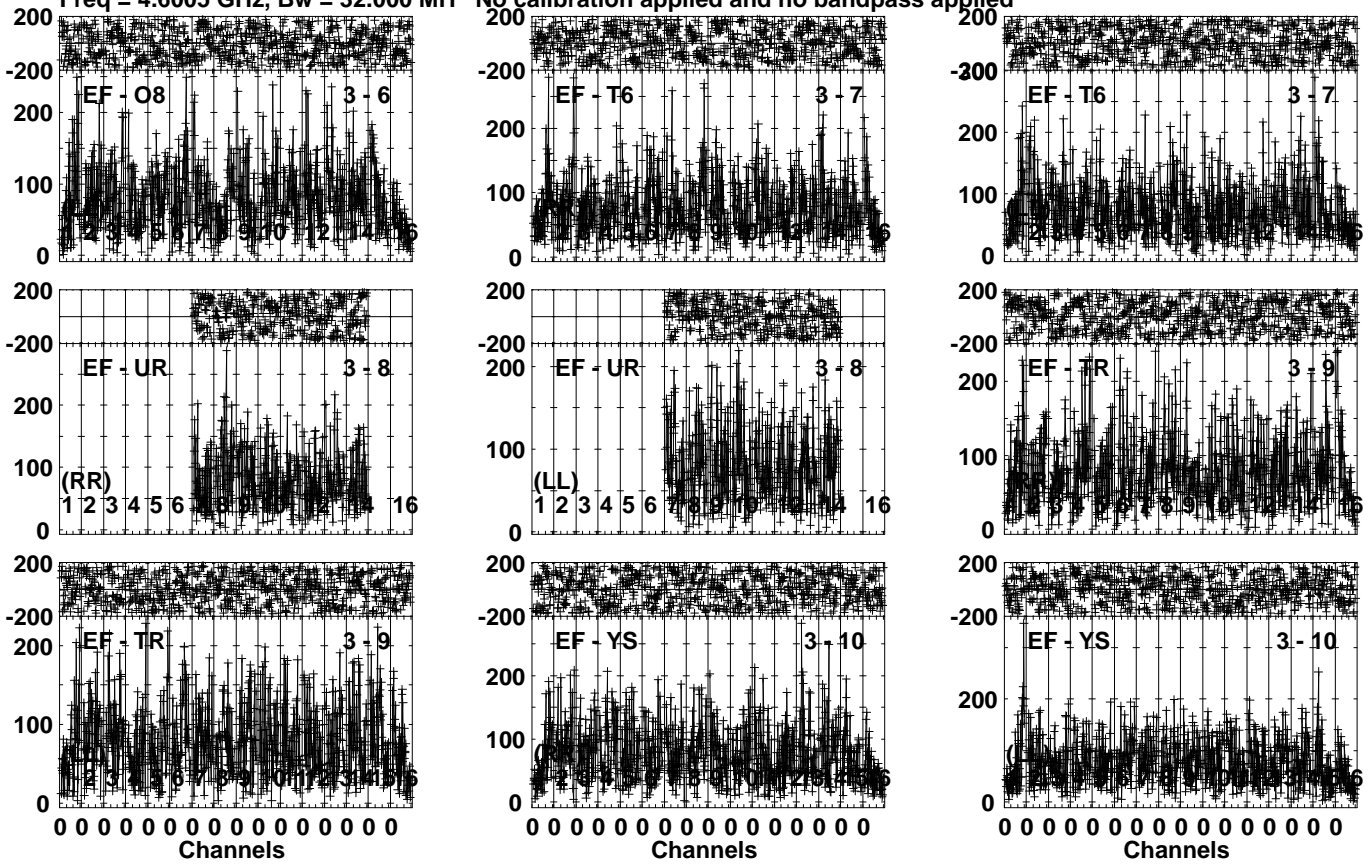


Lower frame: Micro Ampl Jy Top frame: Phas deg
Vector averaged cross-power spectrum Several baselines displayed
Timerange: 00/08:59:31 to 00/09:02:29

Plot file version 316 created 07-AUG-2023 16:11:59

LAND EO019B.UVDATA.1

Freq = 4.6005 GHz, Bw = 32.000 MH No calibration applied and no bandpass applied

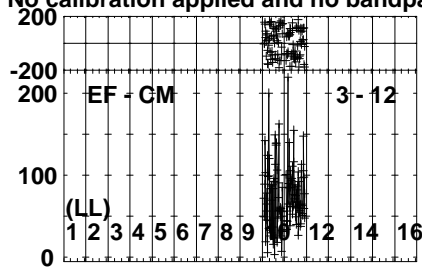
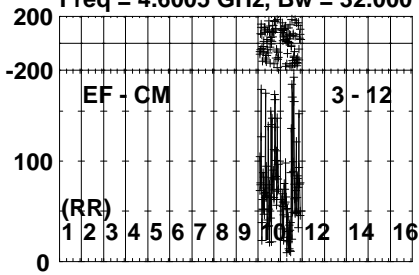


Lower frame: Micro Ampl Jy Top frame: Phas deg
Vector averaged cross-power spectrum Several baselines displayed
Timerange: 00/08:59:31 to 00/09:02:29

Plot file version 317 created 07-AUG-2023 16:12:00

LAND EO019B.UVDATA.1

Freq = 4.6005 GHz, Bw = 32.000 MH No calibration applied and no bandpass applied

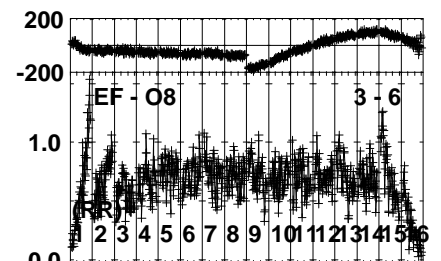
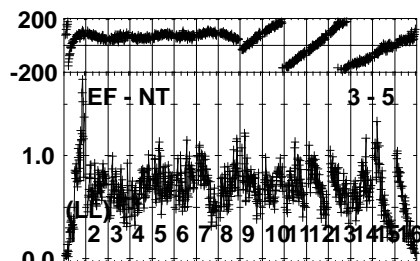
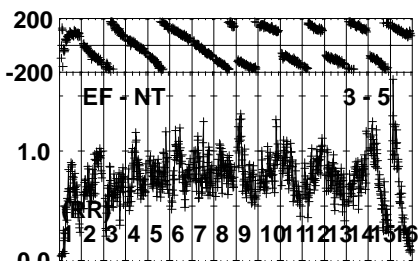
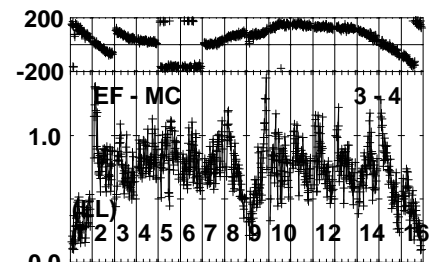
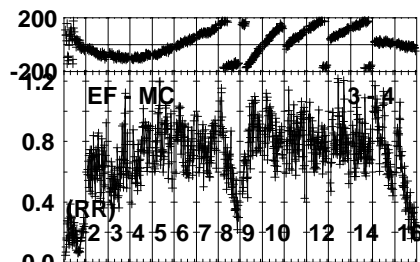
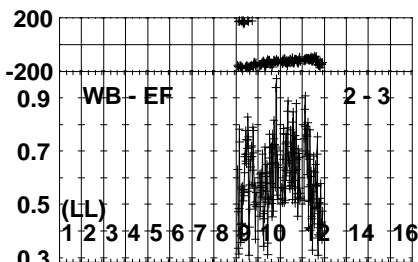
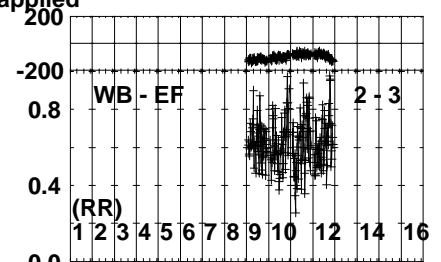
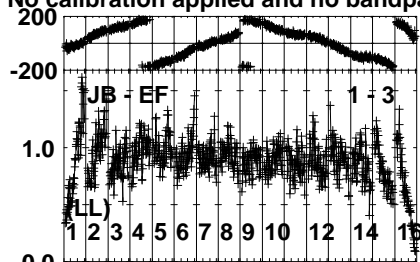
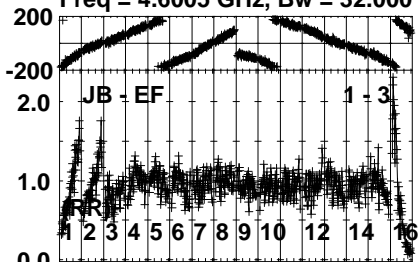


Lower frame: Micro Ampl Jy Top frame: Phas deg
Vector averaged cross-power spectrum Several baselines displayed
Timerange: 00/08:59:31 to 00/09:02:29

Plot file version 318 created 07-AUG-2023 16:12:00

2331+46 EO019B.UVDATA.1

Freq = 4.6005 GHz, Bw = 32.000 MH No calibration applied and no bandpass applied

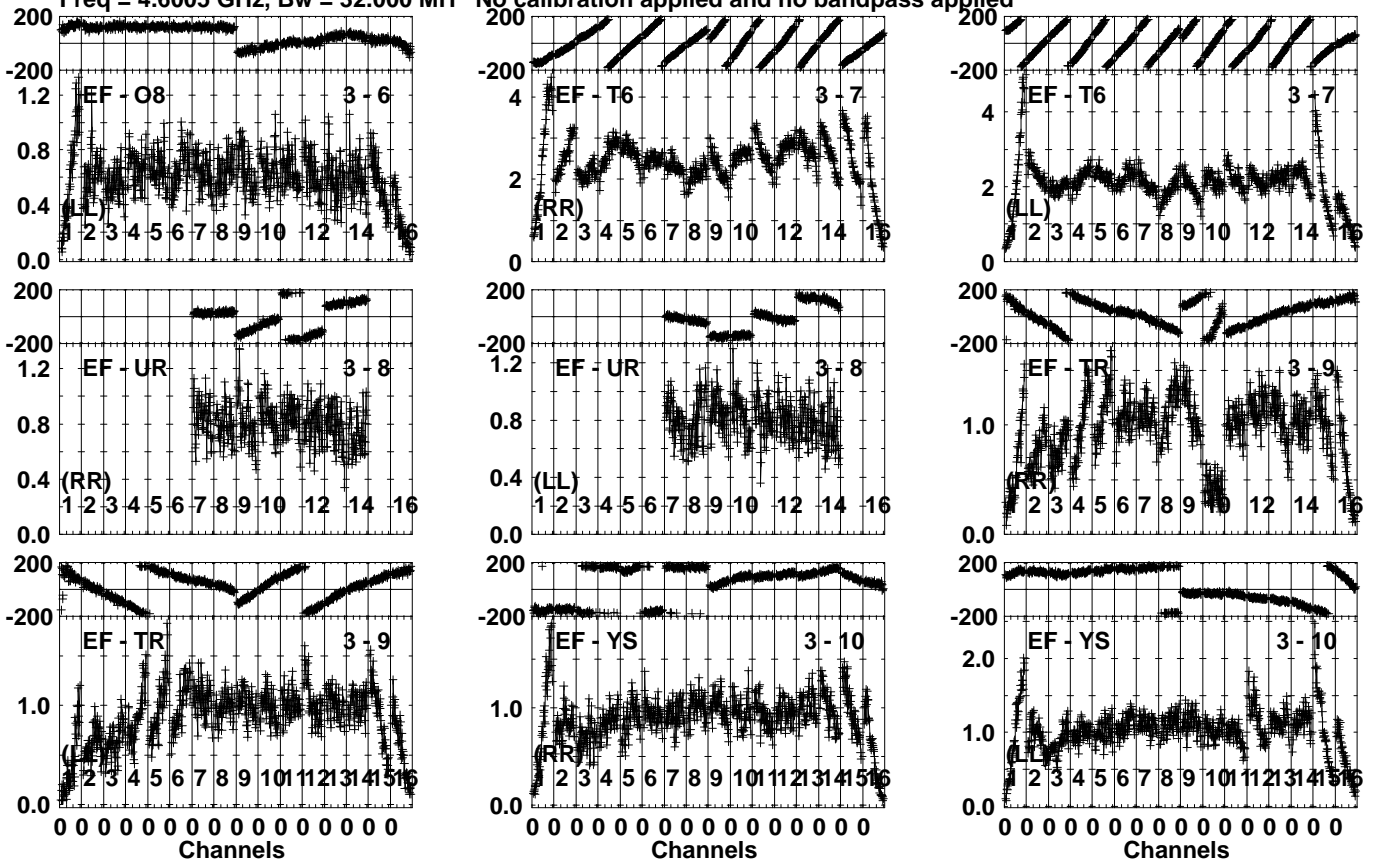


Lower frame: Milli Ampl Jy Top frame: Phas deg
Vector averaged cross-power spectrum Several baselines displayed
Timerange: 00/09:02:33 to 00/09:03:59

Plot file version 319 created 07-AUG-2023 16:12:00

2331+46 EO019B.UVDATA.1

Freq = 4.6005 GHz, Bw = 32.000 MH No calibration applied and no bandpass applied

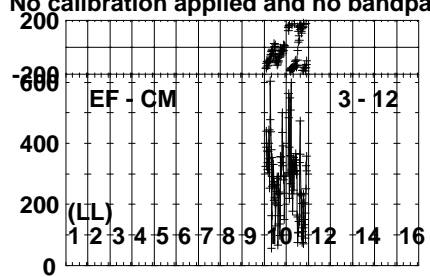
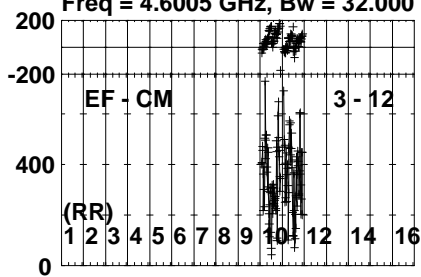


Lower frame: Milli Ampl Jy Top frame: Phas deg
Vector averaged cross-power spectrum Several baselines displayed
Timerange: 00/09:02:33 to 00/09:03:59

Plot file version 320 created 07-AUG-2023 16:12:00

2331+46 EO019B.UVDATA.1

Freq = 4.6005 GHz, Bw = 32.000 MH No calibration applied and no bandpass applied

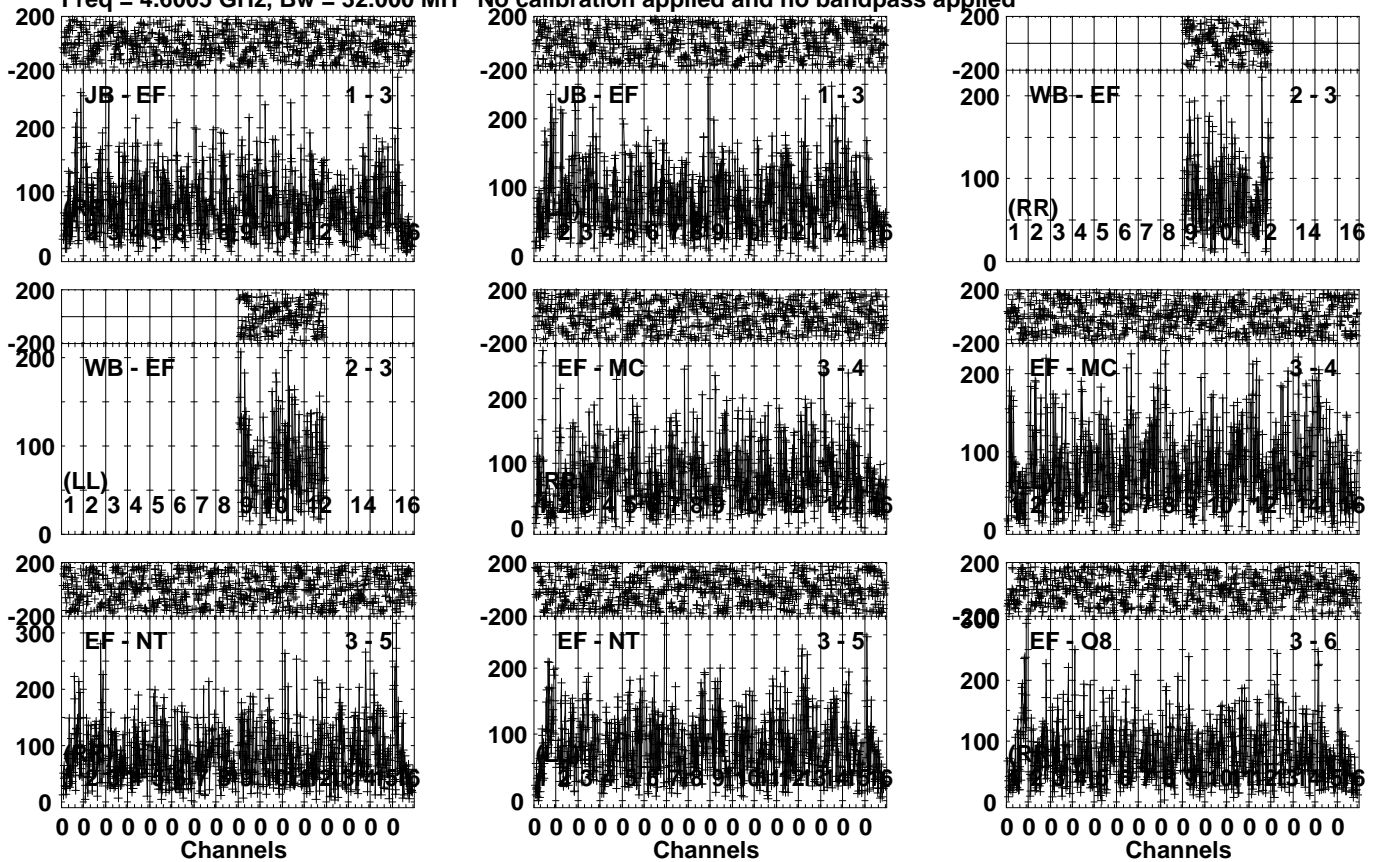


Lower frame: Micro Ampl Jy Top frame: Phas deg
Vector averaged cross-power spectrum Several baselines displayed
Timerange: 00/09:02:33 to 00/09:03:59

Plot file version 321 created 07-AUG-2023 16:12:01

LAND EO019B.UVDATA.1

Freq = 4.6005 GHz, Bw = 32.000 MH No calibration applied and no bandpass applied

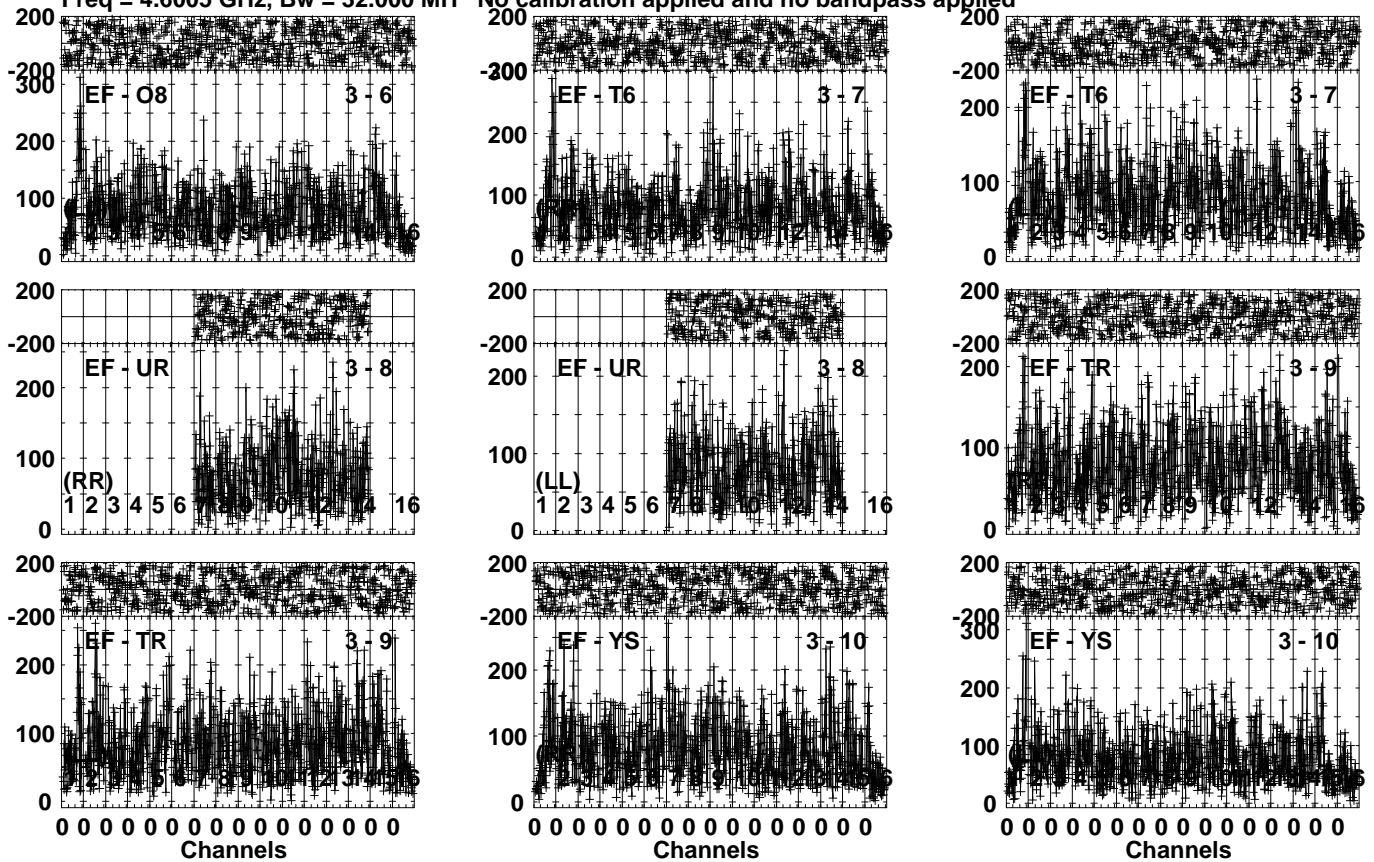


Lower frame: Micro Ampl Jy Top frame: Phas deg
Vector averaged cross-power spectrum Several baselines displayed
Timerange: 00/09:04:01 to 00/09:07:29

Plot file version 322 created 07-AUG-2023 16:12:01

LAND EO019B.UVDATA.1

Freq = 4.6005 GHz, Bw = 32.000 MH No calibration applied and no bandpass applied

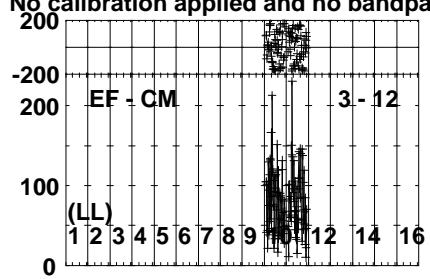
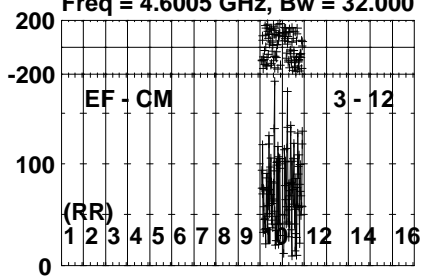


Lower frame: Micro Ampl Jy Top frame: Phas deg
Vector averaged cross-power spectrum Several baselines displayed
Timerange: 00/09:04:01 to 00/09:07:29

Plot file version 323 created 07-AUG-2023 16:12:01

LAND EO019B.UVDATA.1

Freq = 4.6005 GHz, Bw = 32.000 MH No calibration applied and no bandpass applied

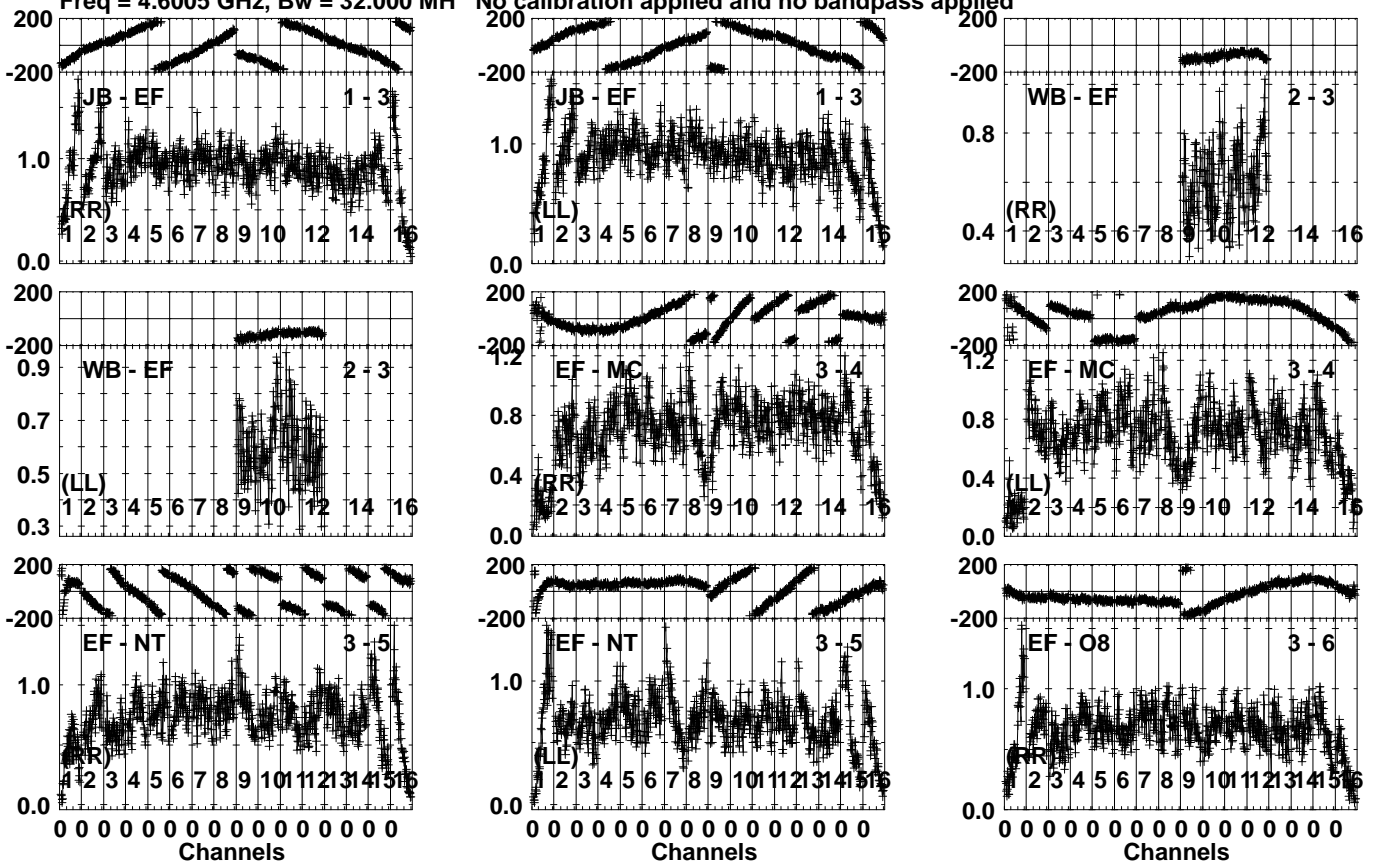


Lower frame: Micro Ampl Jy Top frame: Phas deg
Vector averaged cross-power spectrum Several baselines displayed
Timerange: 00/09:04:01 to 00/09:07:29

Plot file version 324 created 07-AUG-2023 16:12:01

2331+46 EO019B.UVDATA.1

Freq = 4.6005 GHz, Bw = 32.000 MH No calibration applied and no bandpass applied

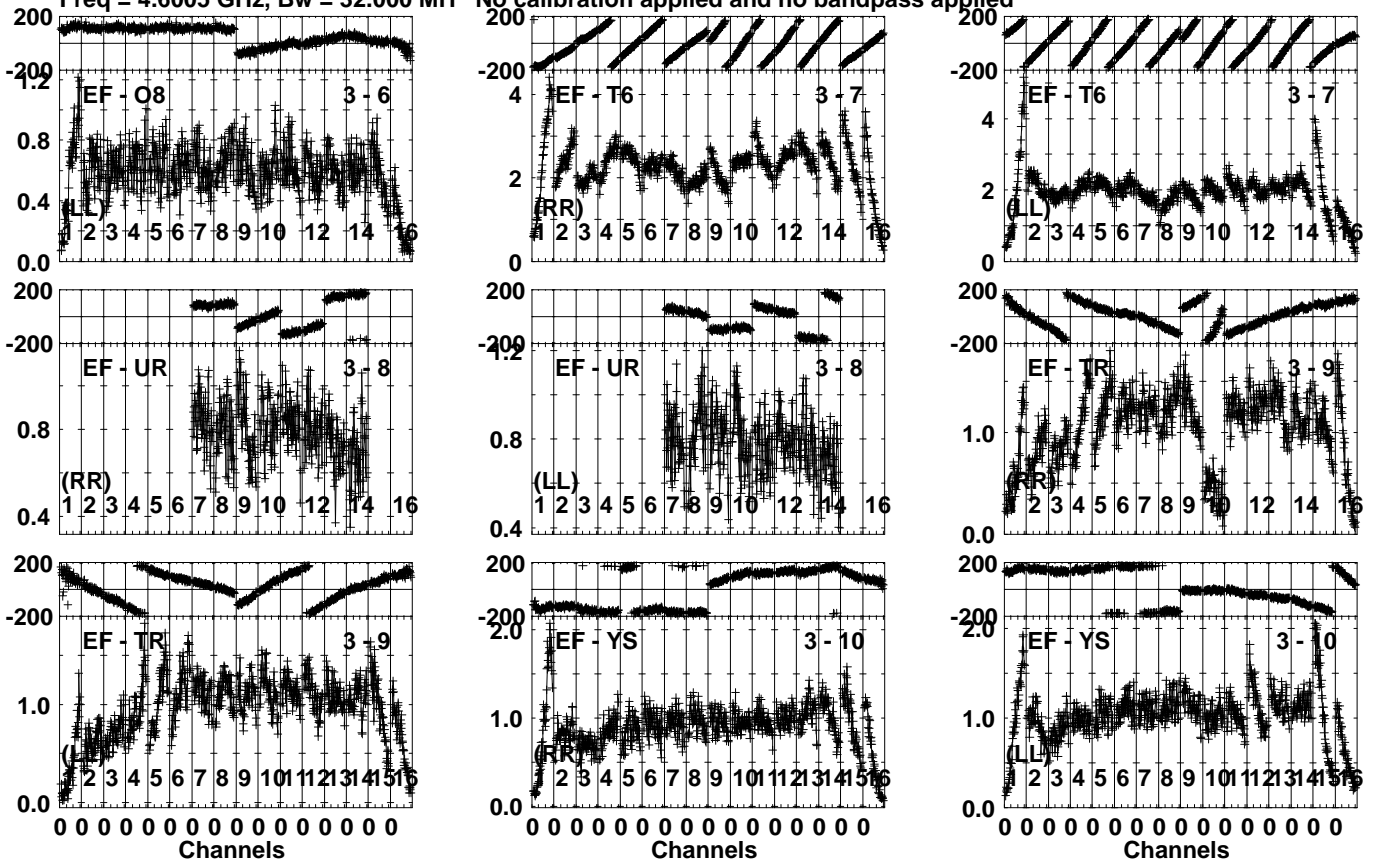


Lower frame: Milli Ampl Jy Top frame: Phas deg
Vector averaged cross-power spectrum Several baselines displayed
Timerange: 00/09:07:31 to 00/09:08:59

Plot file version 325 created 07-AUG-2023 16:12:01

2331+46 EO019B.UVDATA.1

Freq = 4.6005 GHz, Bw = 32.000 MH No calibration applied and no bandpass applied

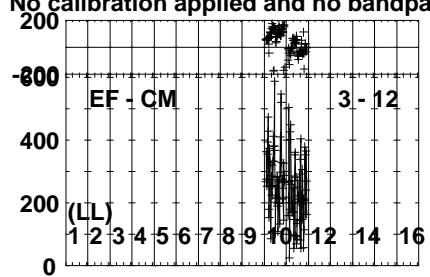
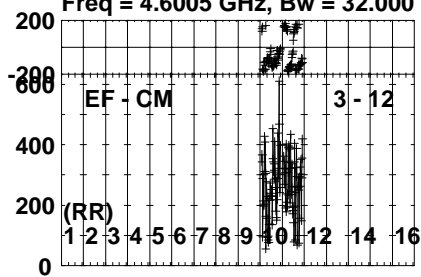


Lower frame: Milli Ampl Jy Top frame: Phas deg
Vector averaged cross-power spectrum Several baselines displayed
Timerange: 00/09:07:31 to 00/09:08:59

Plot file version 326 created 07-AUG-2023 16:12:04

2331+46 EO019B.UVDATA.1

Freq = 4.6005 GHz, Bw = 32.000 MH No calibration applied and no bandpass applied

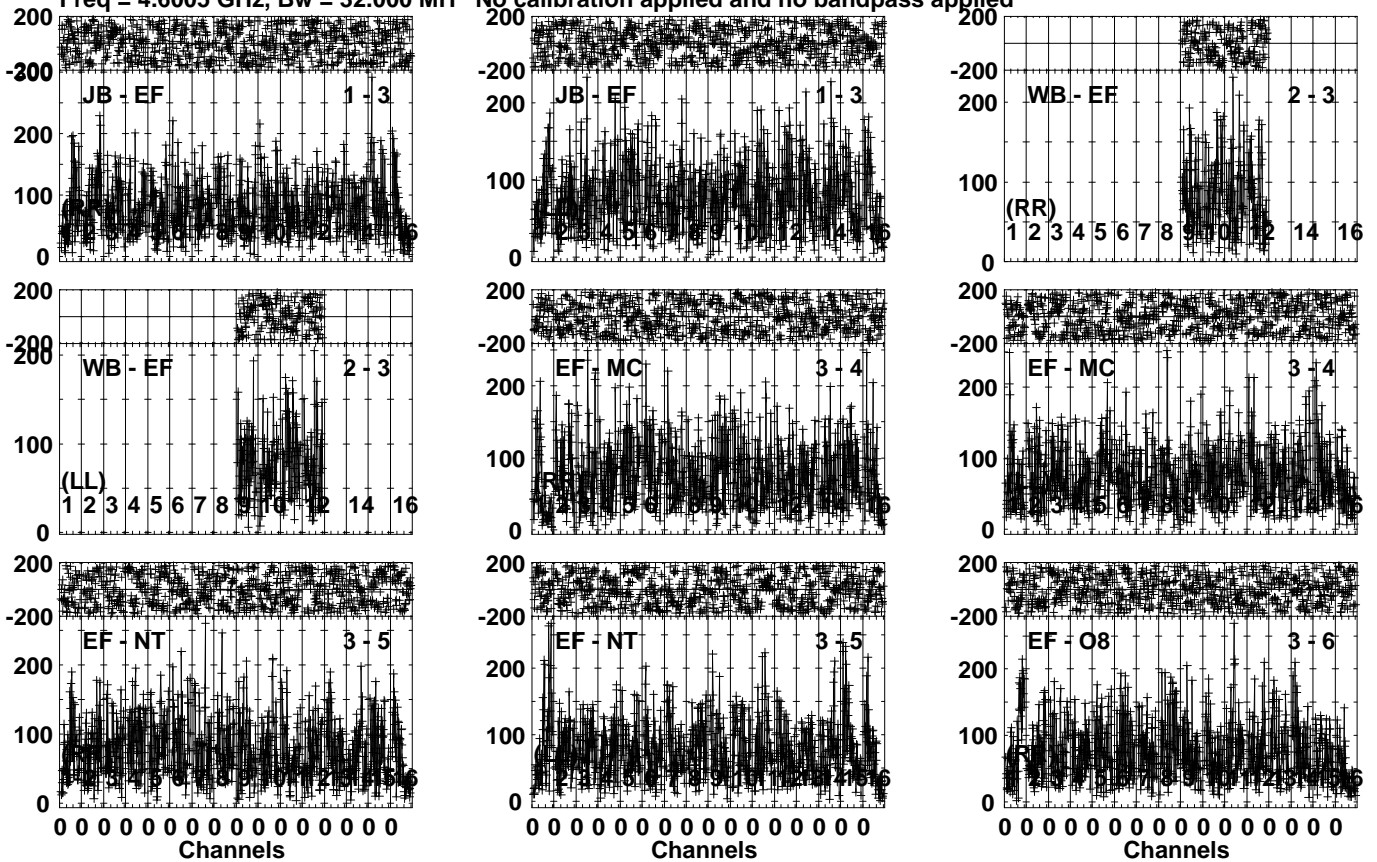


Lower frame: Micro Ampl Jy Top frame: Phas deg
Vector averaged cross-power spectrum Several baselines displayed
Timerange: 00/09:07:31 to 00/09:08:59

Plot file version 327 created 07-AUG-2023 16:12:04

LAND EO019B.UVDATA.1

Freq = 4.6005 GHz, Bw = 32.000 MH No calibration applied and no bandpass applied

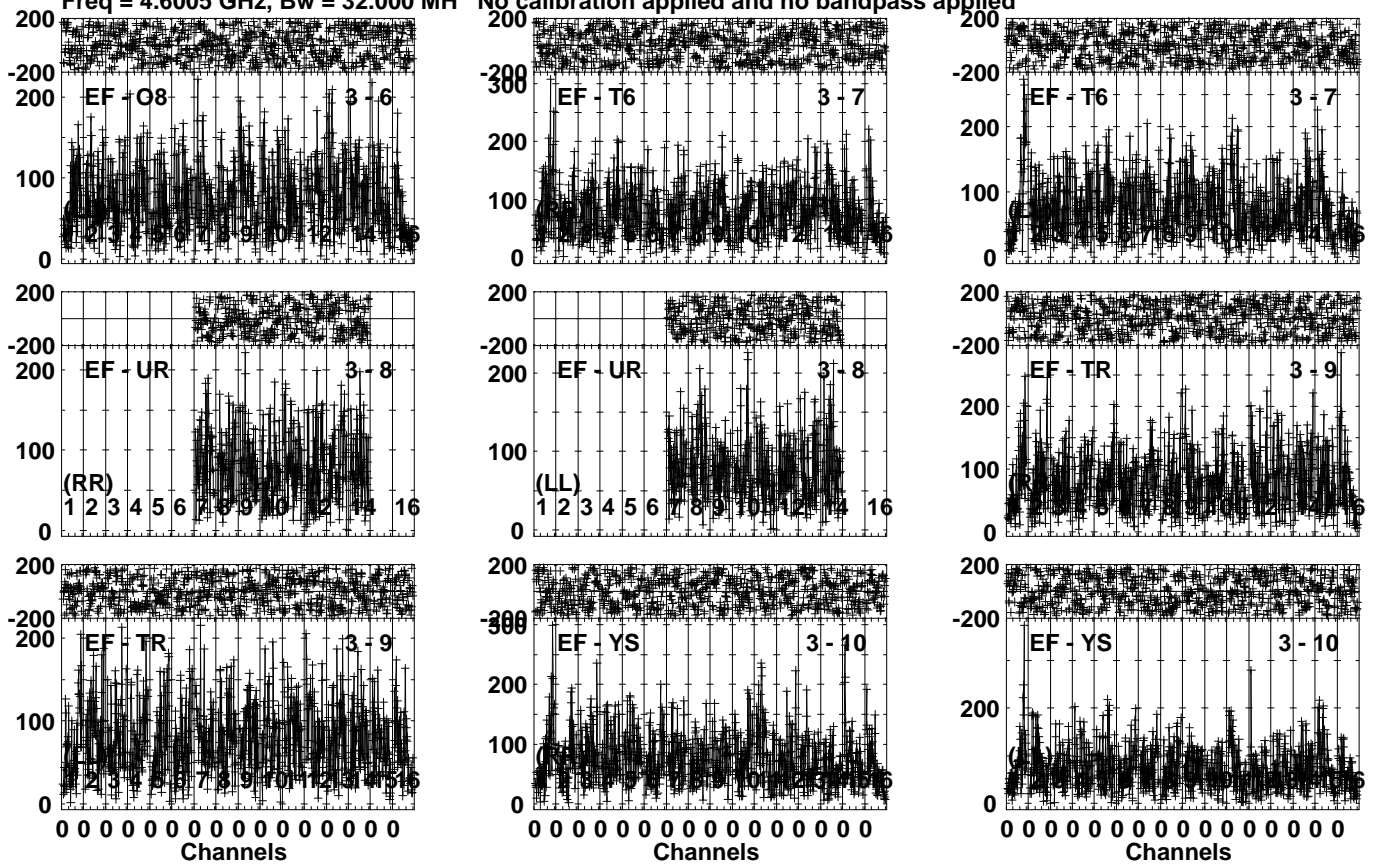


Lower frame: Micro Ampl Jy Top frame: Phas deg
Vector averaged cross-power spectrum Several baselines displayed
Timerange: 00/09:09:46 to 00/09:12:44

Plot file version 328 created 07-AUG-2023 16:12:04

LAND EO019B.UVDATA.1

Freq = 4.6005 GHz, Bw = 32.000 MH No calibration applied and no bandpass applied


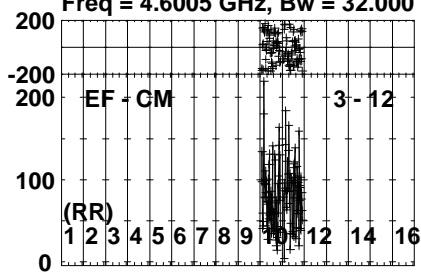


Lower frame: Micro Ampl Jy Top frame: Phas deg
Vector averaged cross-power spectrum Several baselines displayed
Timerange: 00/09:09:46 to 00/09:12:44

Plot file version 329 created 07-AUG-2023 16:12:04

LAND EO019B.UVDATA.1

Freq = 4.6005 GHz, Bw = 32.000 MH No calibration applied and no bandpass applied

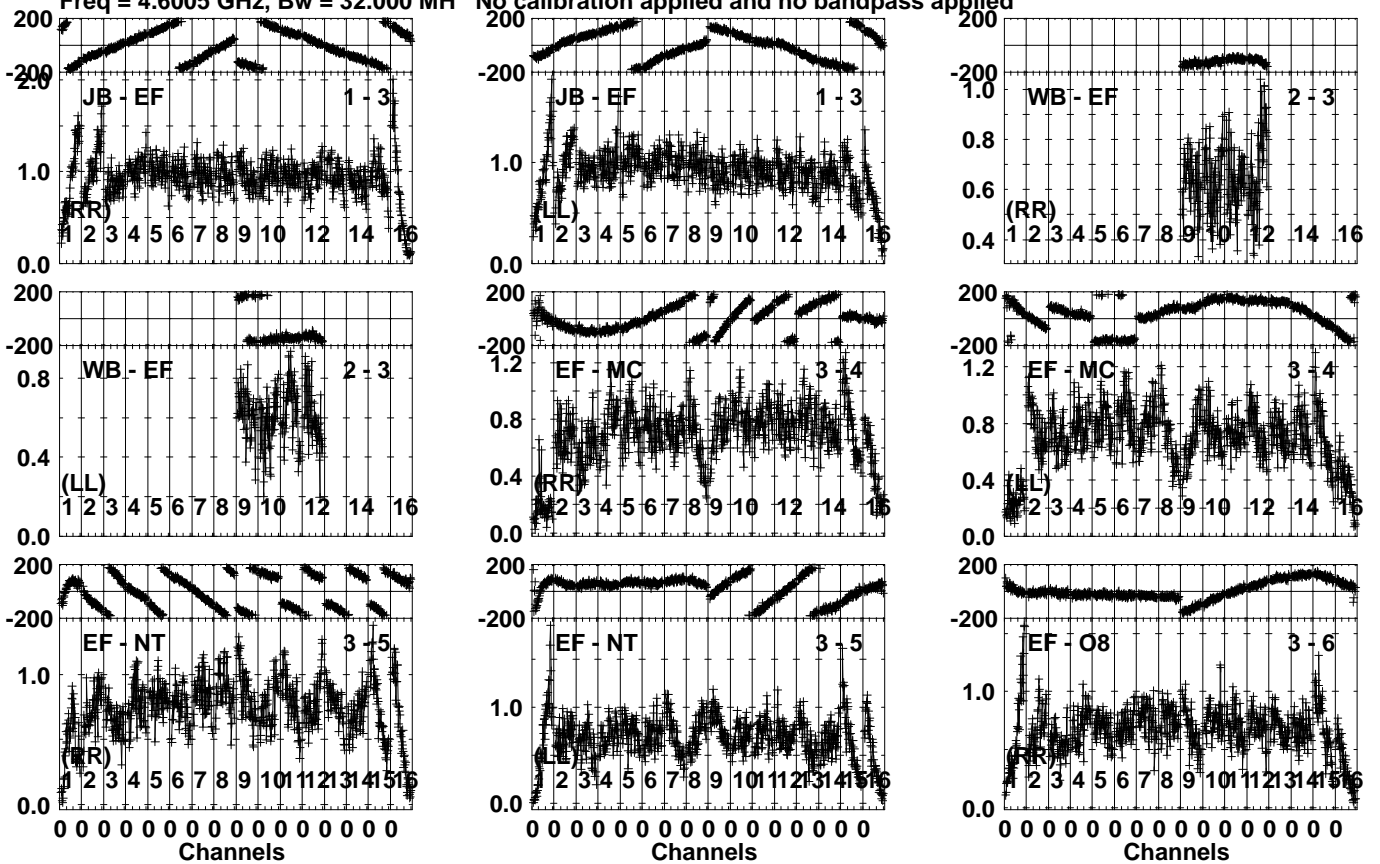


Lower frame: Micro Ampl Jy Top frame: Phas deg
Vector averaged cross-power spectrum Several baselines displayed
Timerange: 00/09:09:46 to 00/09:12:44

Plot file version 330 created 07-AUG-2023 16:12:04

2331+46 EO019B.UVDATA.1

Freq = 4.6005 GHz, Bw = 32.000 MH No calibration applied and no bandpass applied

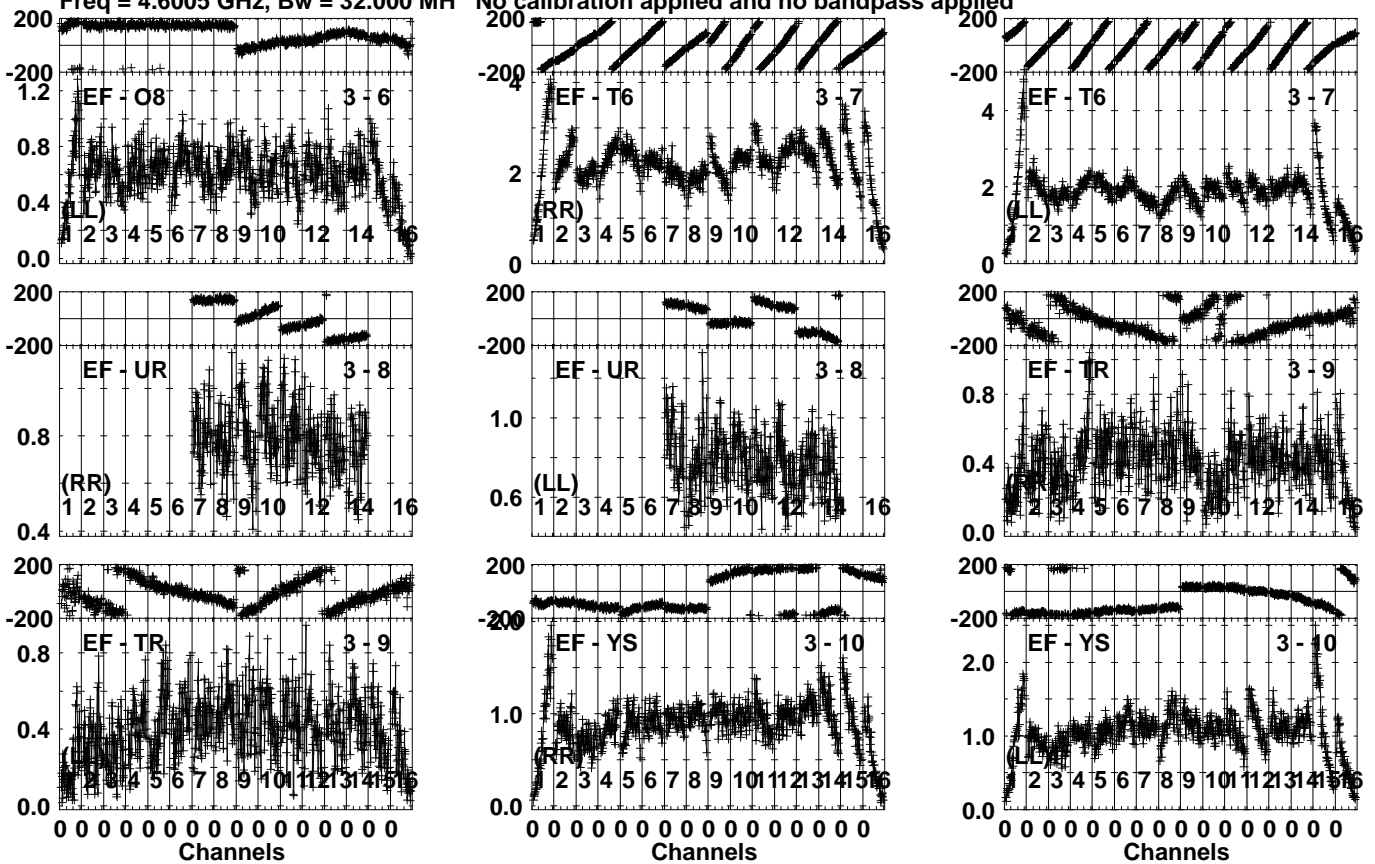


Lower frame: Milli Ampl Jy Top frame: Phas deg
Vector averaged cross-power spectrum Several baselines displayed
Timerange: 00/09:12:48 to 00/09:14:14

Plot file version 331 created 07-AUG-2023 16:12:04

2331+46 EO019B.UVDATA.1

Freq = 4.6005 GHz, Bw = 32.000 MH No calibration applied and no bandpass applied

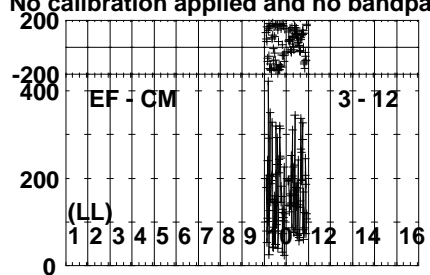
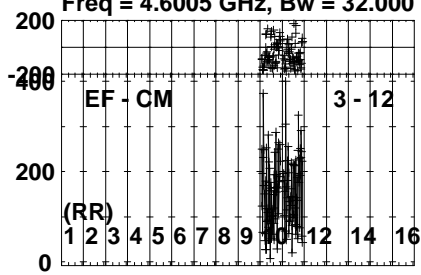


Lower frame: Milli Ampl Jy Top frame: Phas deg
Vector averaged cross-power spectrum Several baselines displayed
Timerange: 00/09:12:48 to 00/09:14:14

Plot file version 332 created 07-AUG-2023 16:12:05

2331+46 EO019B.UVDATA.1

Freq = 4.6005 GHz, Bw = 32.000 MH No calibration applied and no bandpass applied

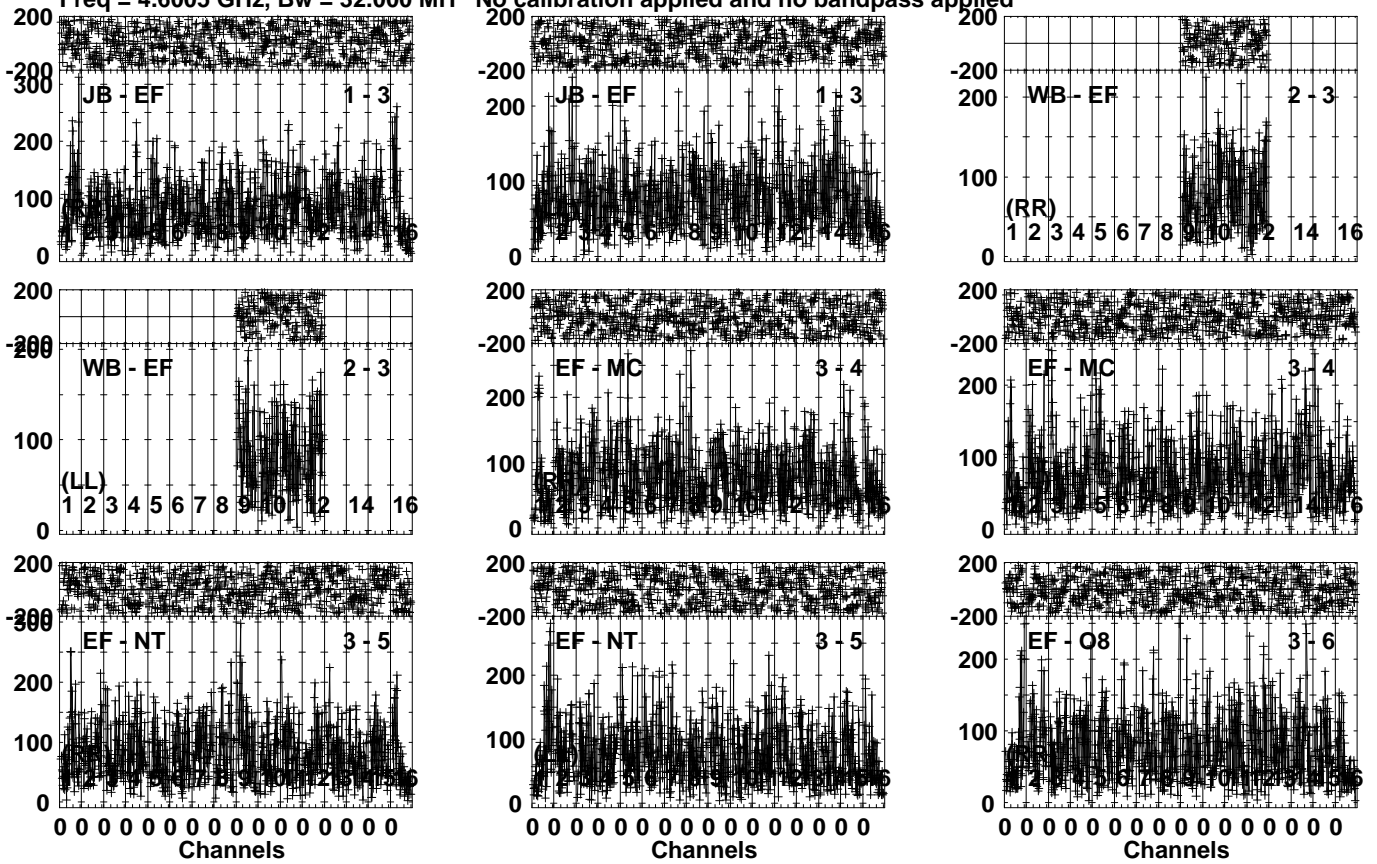


Lower frame: Micro Ampl Jy Top frame: Phas deg
Vector averaged cross-power spectrum Several baselines displayed
Timerange: 00/09:12:48 to 00/09:14:14

Plot file version 333 created 07-AUG-2023 16:12:05

LAND EO019B.UVDATA.1

Freq = 4.6005 GHz, Bw = 32.000 MH No calibration applied and no bandpass applied

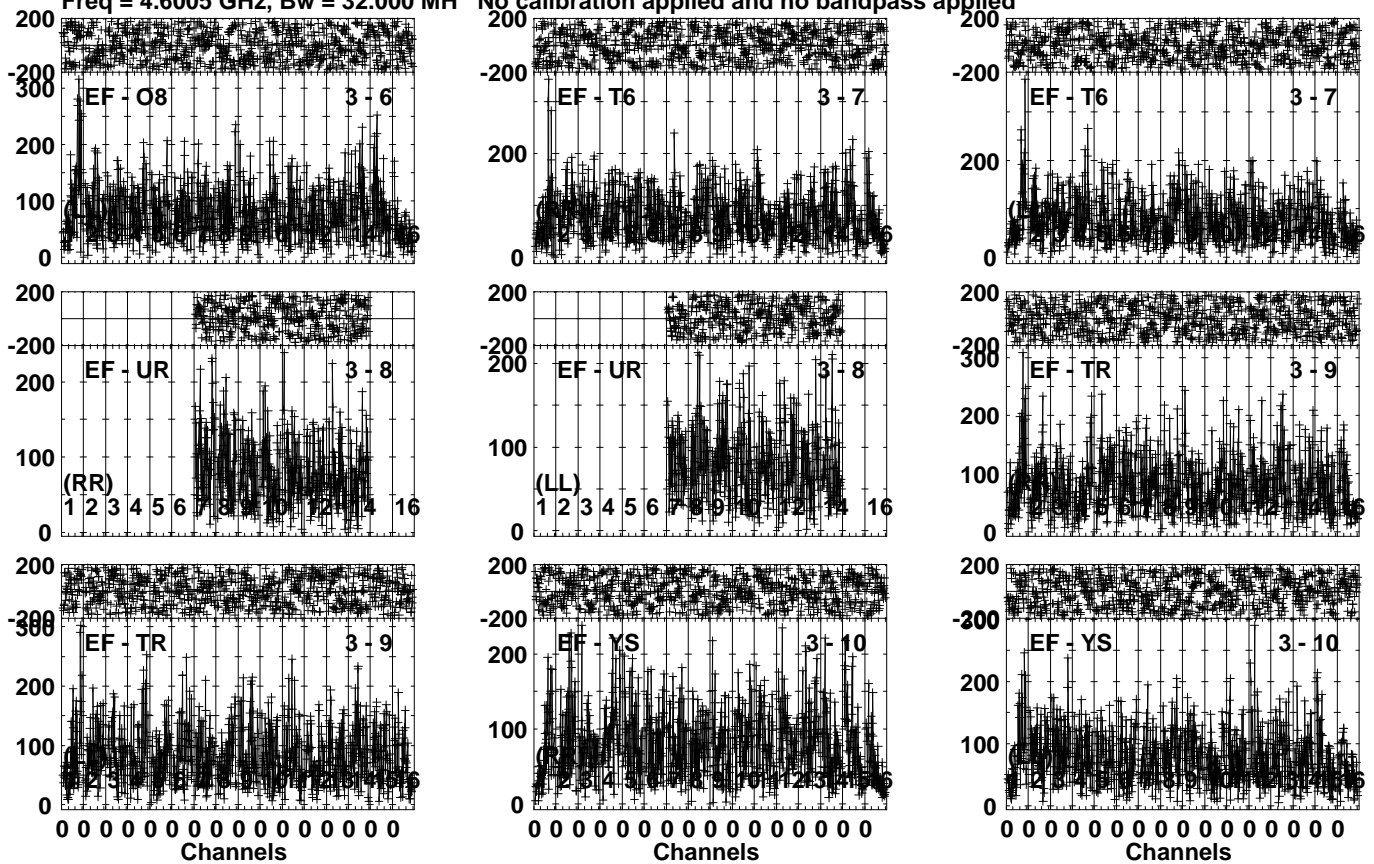


Lower frame: Micro Ampl Jy Top frame: Phas deg
Vector averaged cross-power spectrum Several baselines displayed
Timerange: 00/09:14:16 to 00/09:17:44

Plot file version 334 created 07-AUG-2023 16:12:05

LAND EO019B.UVDATA.1

Freq = 4.6005 GHz, Bw = 32.000 MH No calibration applied and no bandpass applied

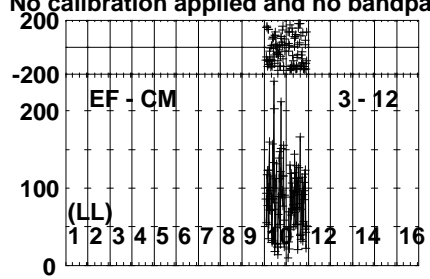
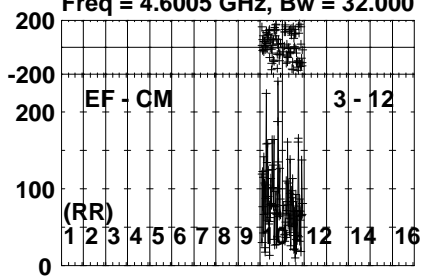


Lower frame: Micro Ampl Jy Top frame: Phas deg
Vector averaged cross-power spectrum Several baselines displayed
Timerange: 00/09:14:16 to 00/09:17:44

Plot file version 335 created 07-AUG-2023 16:12:07

LAND EO019B.UVDATA.1

Freq = 4.6005 GHz, Bw = 32.000 MH No calibration applied and no bandpass applied

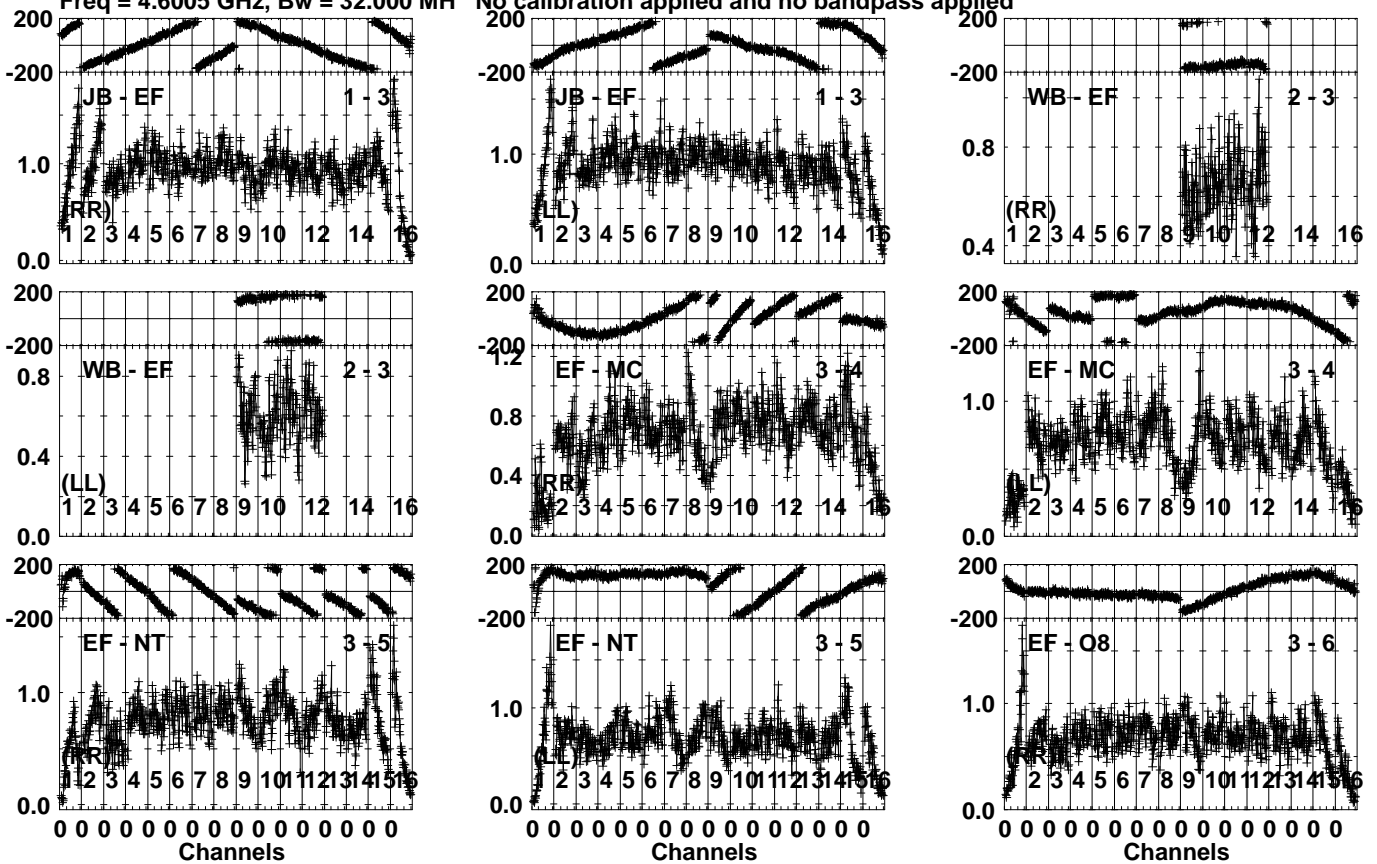


Lower frame: Micro Ampl Jy Top frame: Phas deg
Vector averaged cross-power spectrum Several baselines displayed
Timerange: 00/09:14:16 to 00/09:17:44

Plot file version 336 created 07-AUG-2023 16:12:07

2331+46 EO019B.UVDATA.1

Freq = 4.6005 GHz, Bw = 32.000 MH No calibration applied and no bandpass applied



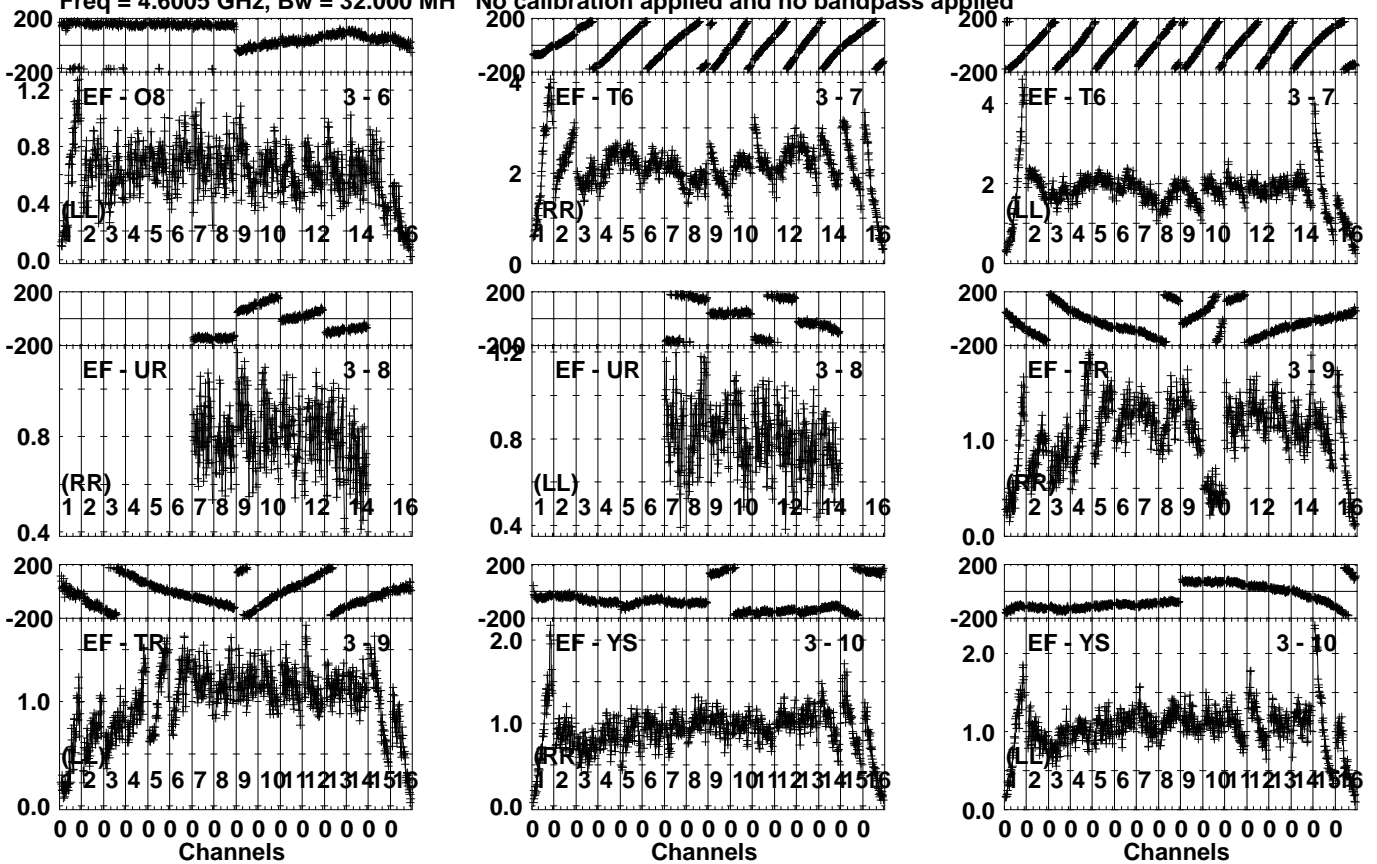
Lower frame: Milli Ampl Jy Top frame: Phas deg
Vector averaged cross-power spectrum Several baselines displayed
Timerange: 00/09:17:46 to 00/09:19:14

Plot file version 337 created 07-AUG-2023 16:12:07

2331+46 EO019B.UVDATA.1

Freq = 4.6005 GHz, Bw = 32.000 MH

No calibration applied and no bandpass applied

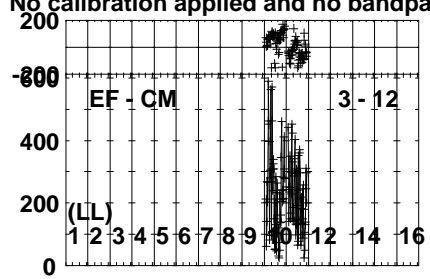
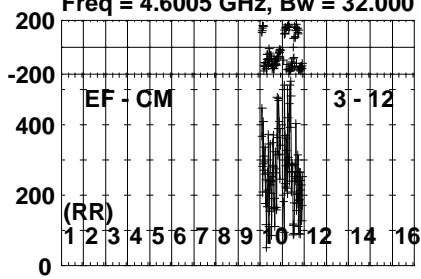


Lower frame: Milli Ampl Jy Top frame: Phas deg
Vector averaged cross-power spectrum Several baselines displayed
Timerange: 00/09:17:46 to 00/09:19:14

Plot file version 338 created 07-AUG-2023 16:12:08

2331+46 EO019B.UVDATA.1

Freq = 4.6005 GHz, Bw = 32.000 MH No calibration applied and no bandpass applied

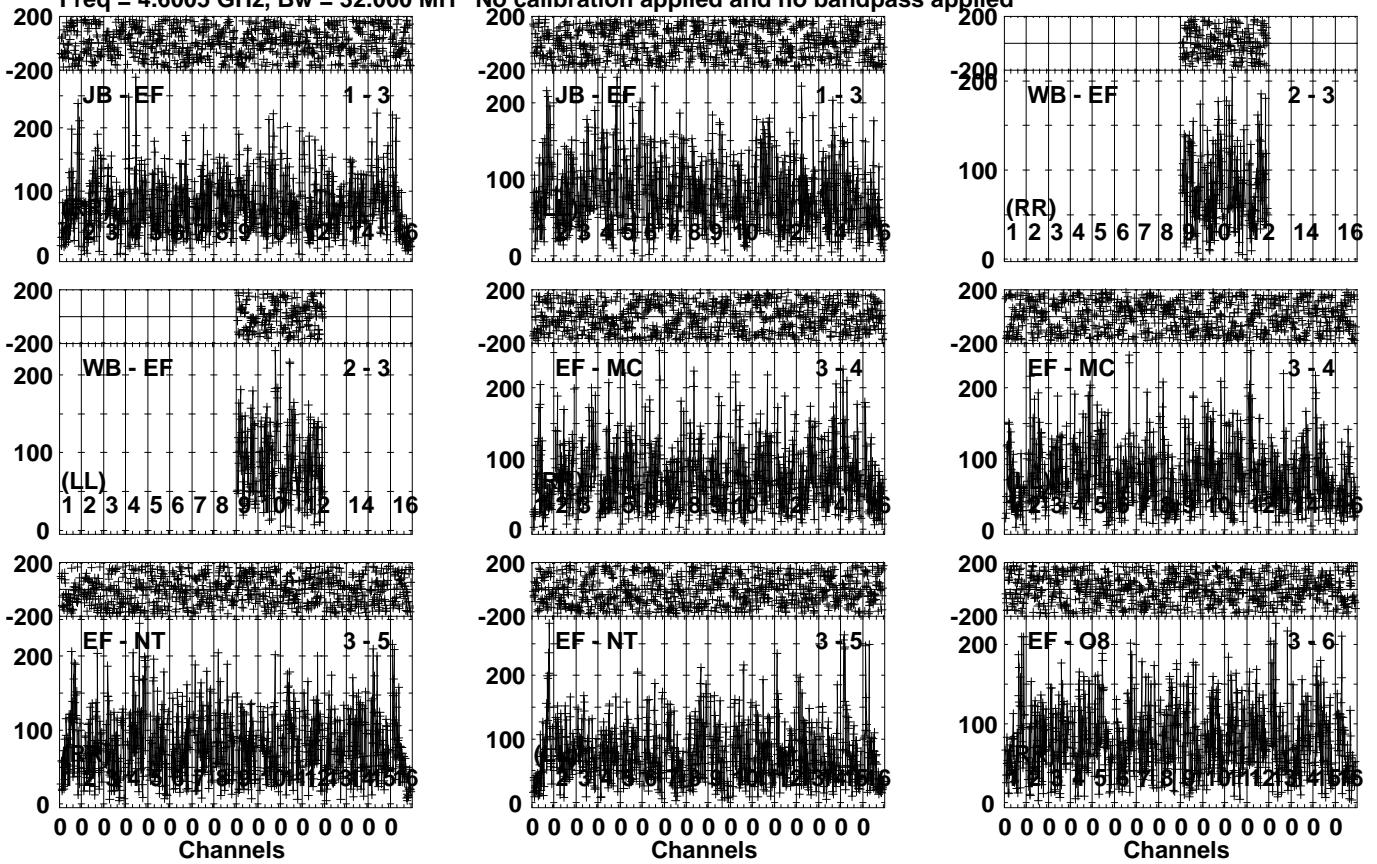


Lower frame: Micro Ampl Jy Top frame: Phas deg
Vector averaged cross-power spectrum Several baselines displayed
Timerange: 00/09:17:46 to 00/09:19:14

Plot file version 339 created 07-AUG-2023 16:12:08

LAND EO019B.UVDATA.1

Freq = 4.6005 GHz, Bw = 32.000 MH No calibration applied and no bandpass applied

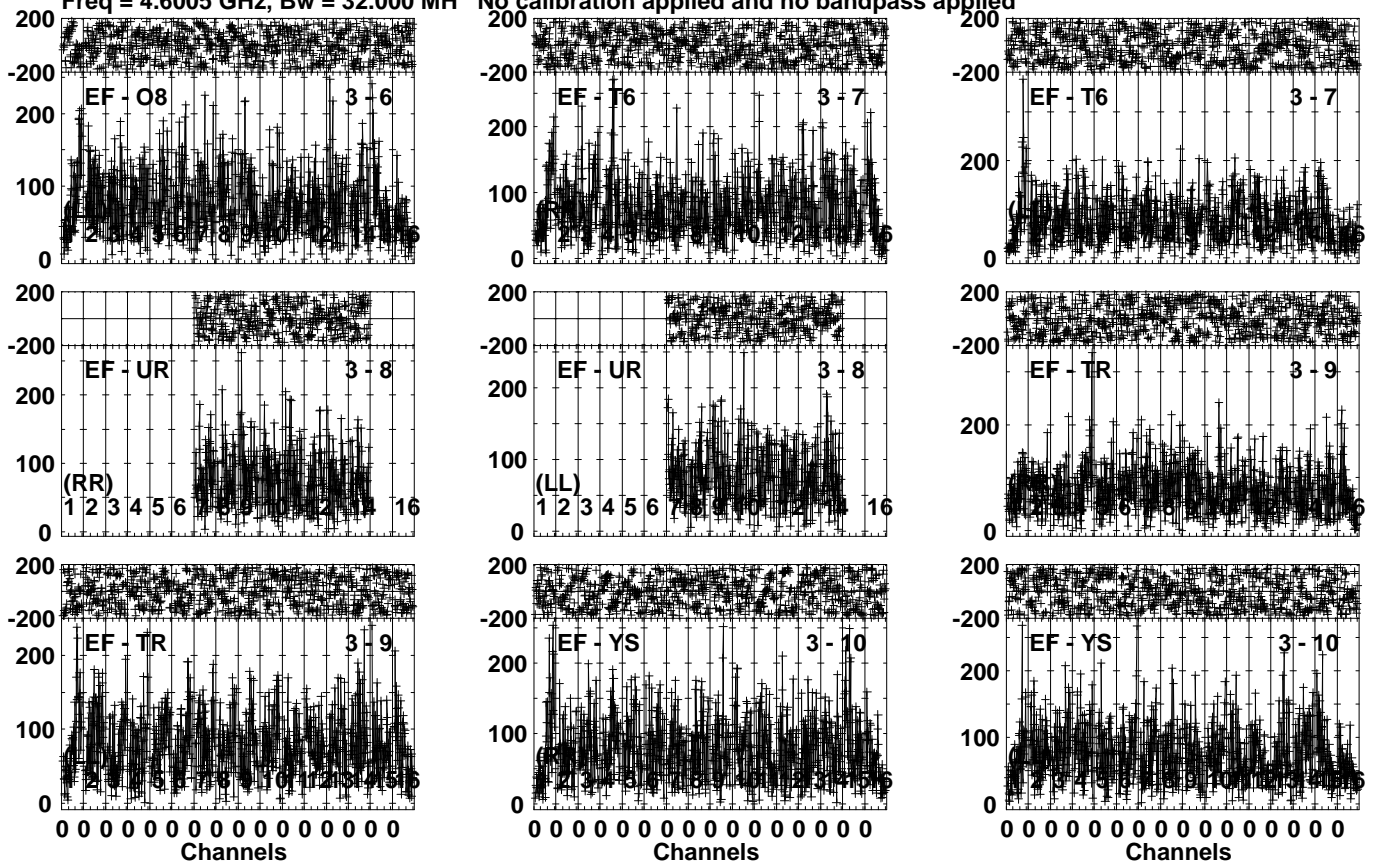


Lower frame: Micro Ampl Jy Top frame: Phas deg
Vector averaged cross-power spectrum Several baselines displayed
Timerange: 00/09:20:01 to 00/09:22:59

Plot file version 340 created 07-AUG-2023 16:12:08

LAND EO019B.UVDATA.1

Freq = 4.6005 GHz, Bw = 32.000 MH No calibration applied and no bandpass applied

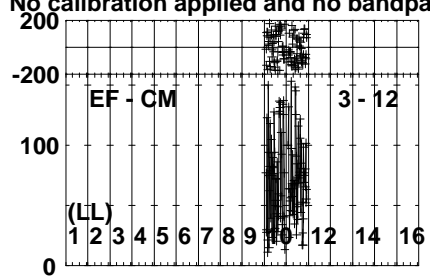
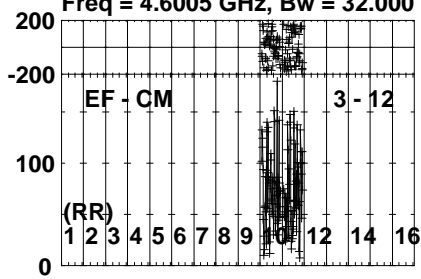


Lower frame: Micro Ampl Jy Top frame: Phas deg
Vector averaged cross-power spectrum Several baselines displayed
Timerange: 00/09:20:01 to 00/09:22:59

Plot file version 341 created 07-AUG-2023 16:12:08

LAND EO019B.UVDATA.1

Freq = 4.6005 GHz, Bw = 32.000 MH No calibration applied and no bandpass applied

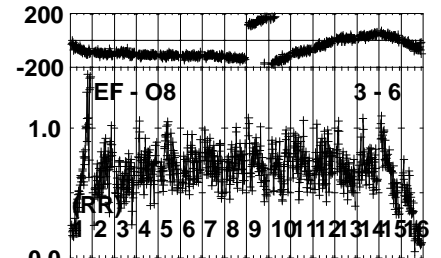
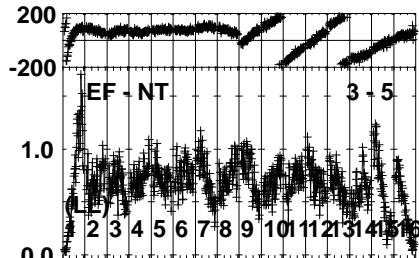
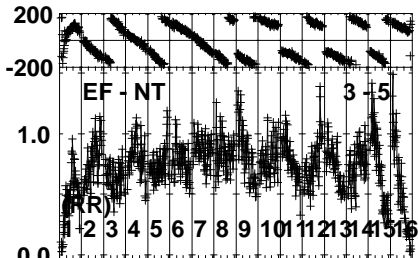
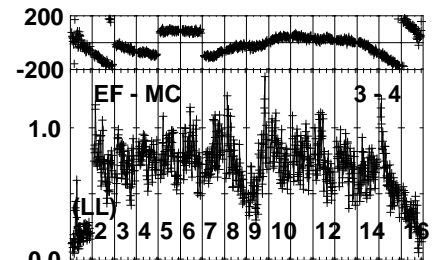
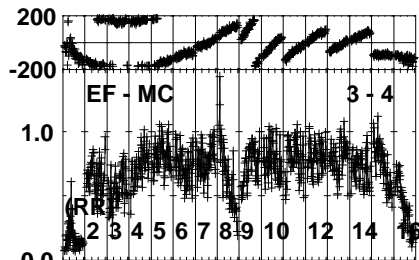
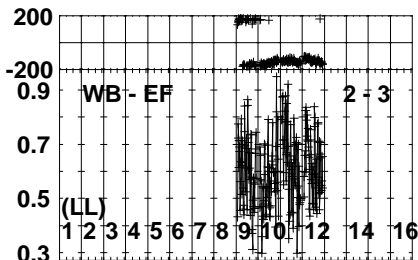
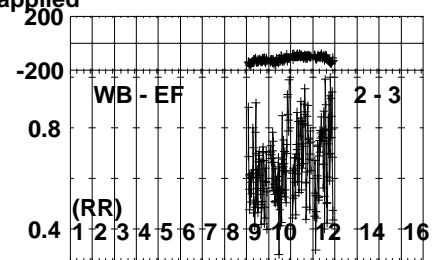
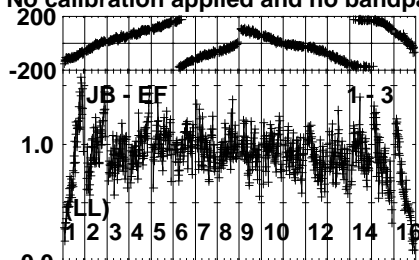
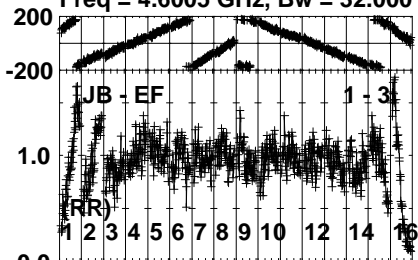


Lower frame: Micro Ampl Jy Top frame: Phas deg
Vector averaged cross-power spectrum Several baselines displayed
Timerange: 00/09:20:01 to 00/09:22:59

Plot file version 342 created 07-AUG-2023 16:12:08

2331+46 EO019B.UVDATA.1

Freq = 4.6005 GHz, Bw = 32.000 MH No calibration applied and no bandpass applied



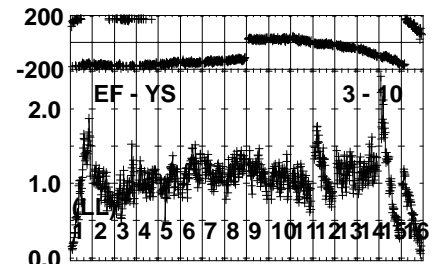
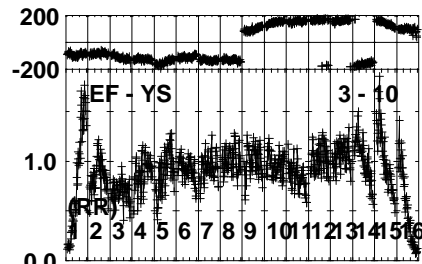
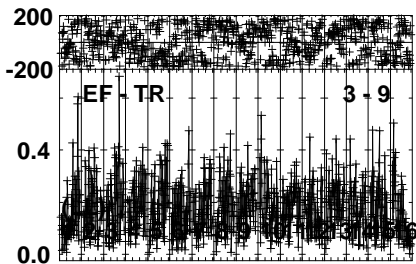
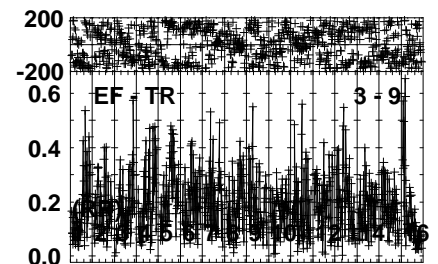
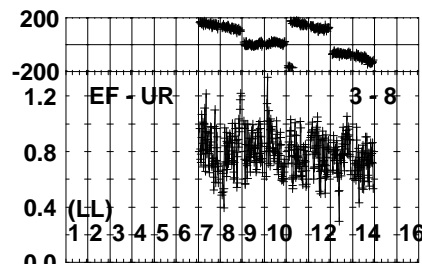
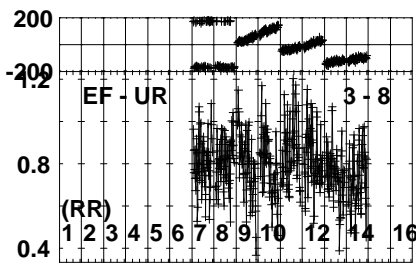
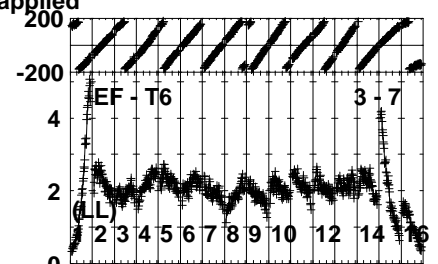
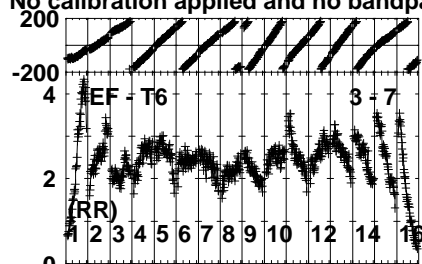
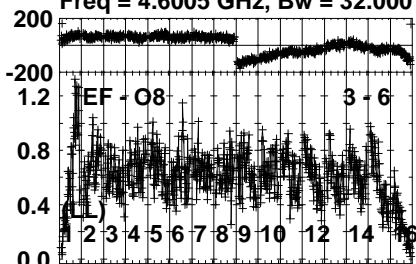
Lower frame: Milli Ampl Jy Top frame: Phas deg
Vector averaged cross-power spectrum Several baselines displayed
Timerange: 00/09:23:03 to 00/09:24:29

Plot file version 343 created 07-AUG-2023 16:12:08

2331+46 EO019B.UVDATA.1

Freq = 4.6005 GHz, Bw = 32.000 MH

No calibration applied and no bandpass applied

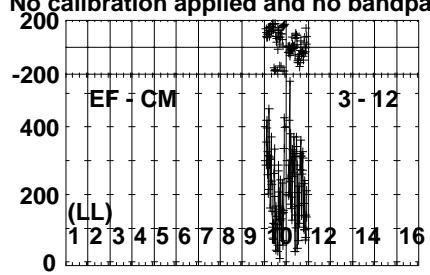
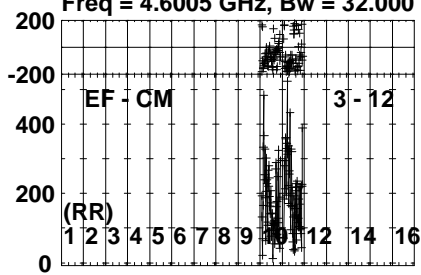


Lower frame: Milli Ampl Jy Top frame: Phas deg
Vector averaged cross-power spectrum Several baselines displayed
Timerange: 00/09:23:03 to 00/09:24:29

Plot file version 344 created 07-AUG-2023 16:12:09

2331+46 EO019B.UVDATA.1

Freq = 4.6005 GHz, Bw = 32.000 MH No calibration applied and no bandpass applied

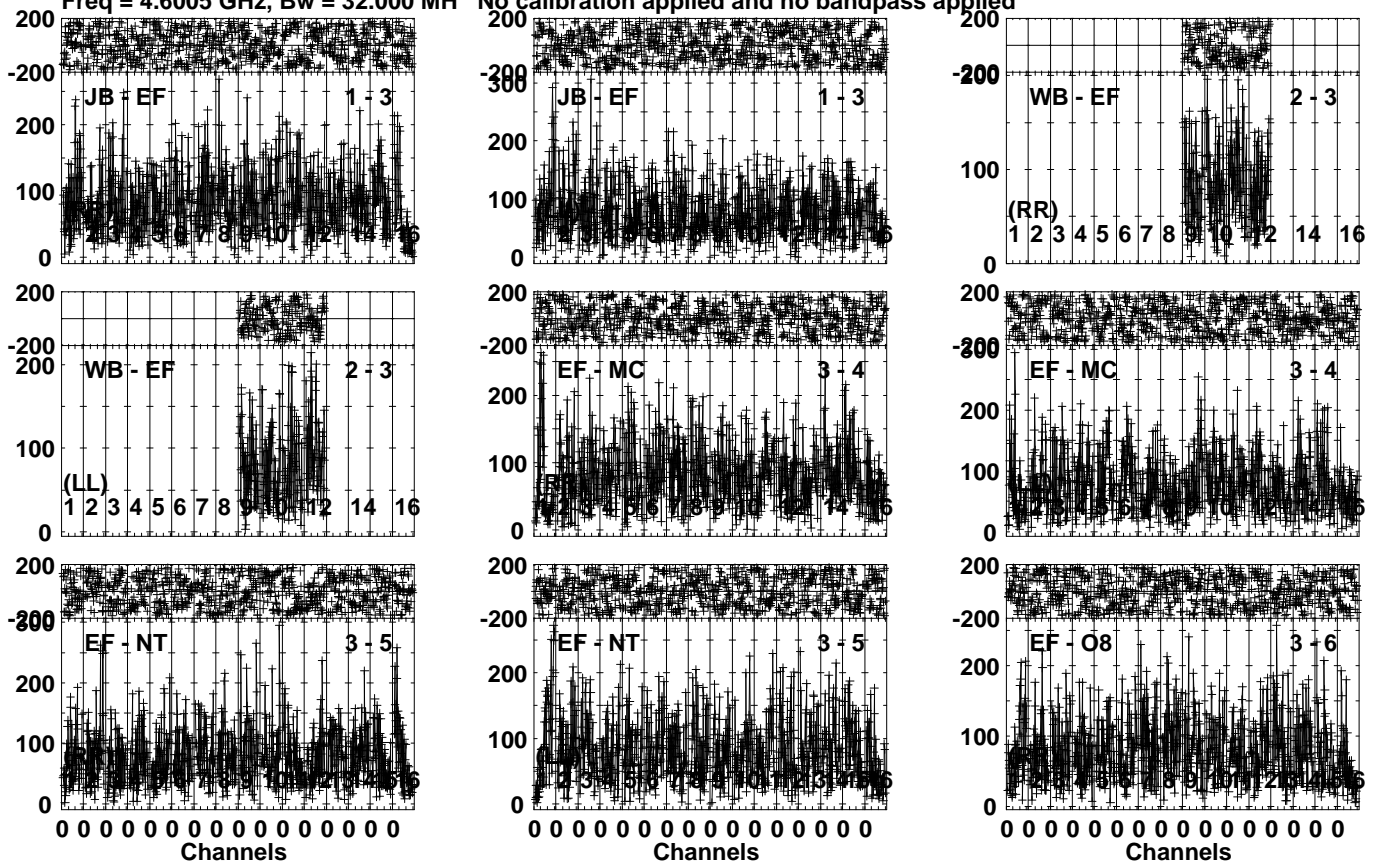


Lower frame: Micro Ampl Jy Top frame: Phas deg
Vector averaged cross-power spectrum Several baselines displayed
Timerange: 00/09:23:03 to 00/09:24:29

Plot file version 345 created 07-AUG-2023 16:12:09

LAND EO019B.UVDATA.1

Freq = 4.6005 GHz, Bw = 32.000 MH No calibration applied and no bandpass applied

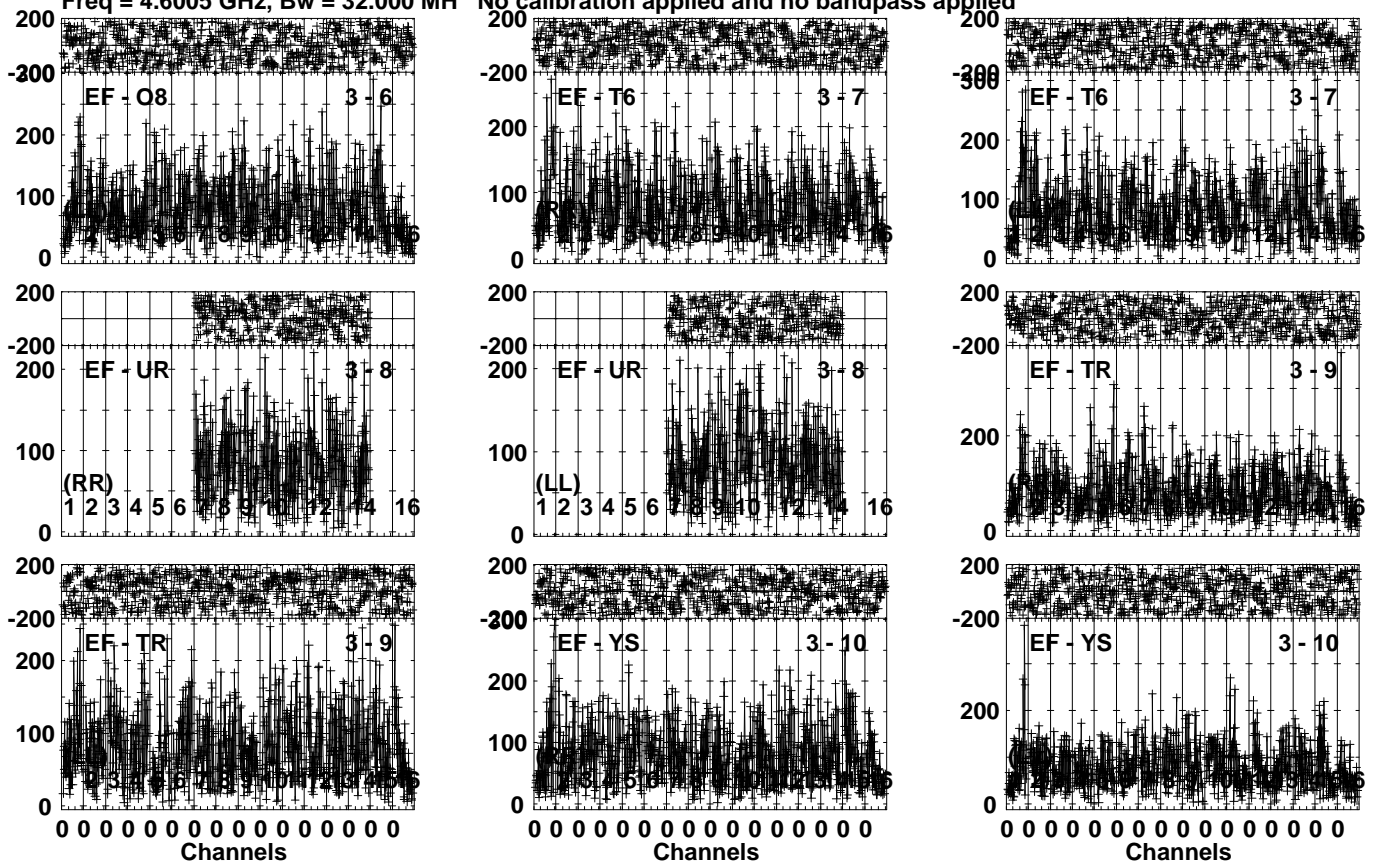


Lower frame: Micro Ampl Jy Top frame: Phas deg
Vector averaged cross-power spectrum Several baselines displayed
Timerange: 00/09:24:31 to 00/09:27:59

Plot file version 346 created 07-AUG-2023 16:12:09

LAND EO019B.UVDATA.1

Freq = 4.6005 GHz, Bw = 32.000 MH No calibration applied and no bandpass applied

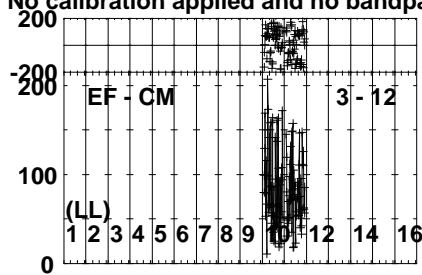
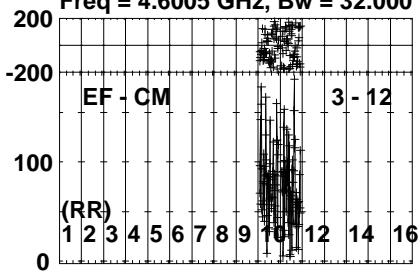


Lower frame: Micro Ampl Jy Top frame: Phas deg
Vector averaged cross-power spectrum Several baselines displayed
Timerange: 00/09:24:31 to 00/09:27:59

Plot file version 347 created 07-AUG-2023 16:12:09

LAND EO019B.UVDATA.1

Freq = 4.6005 GHz, Bw = 32.000 MH No calibration applied and no bandpass applied

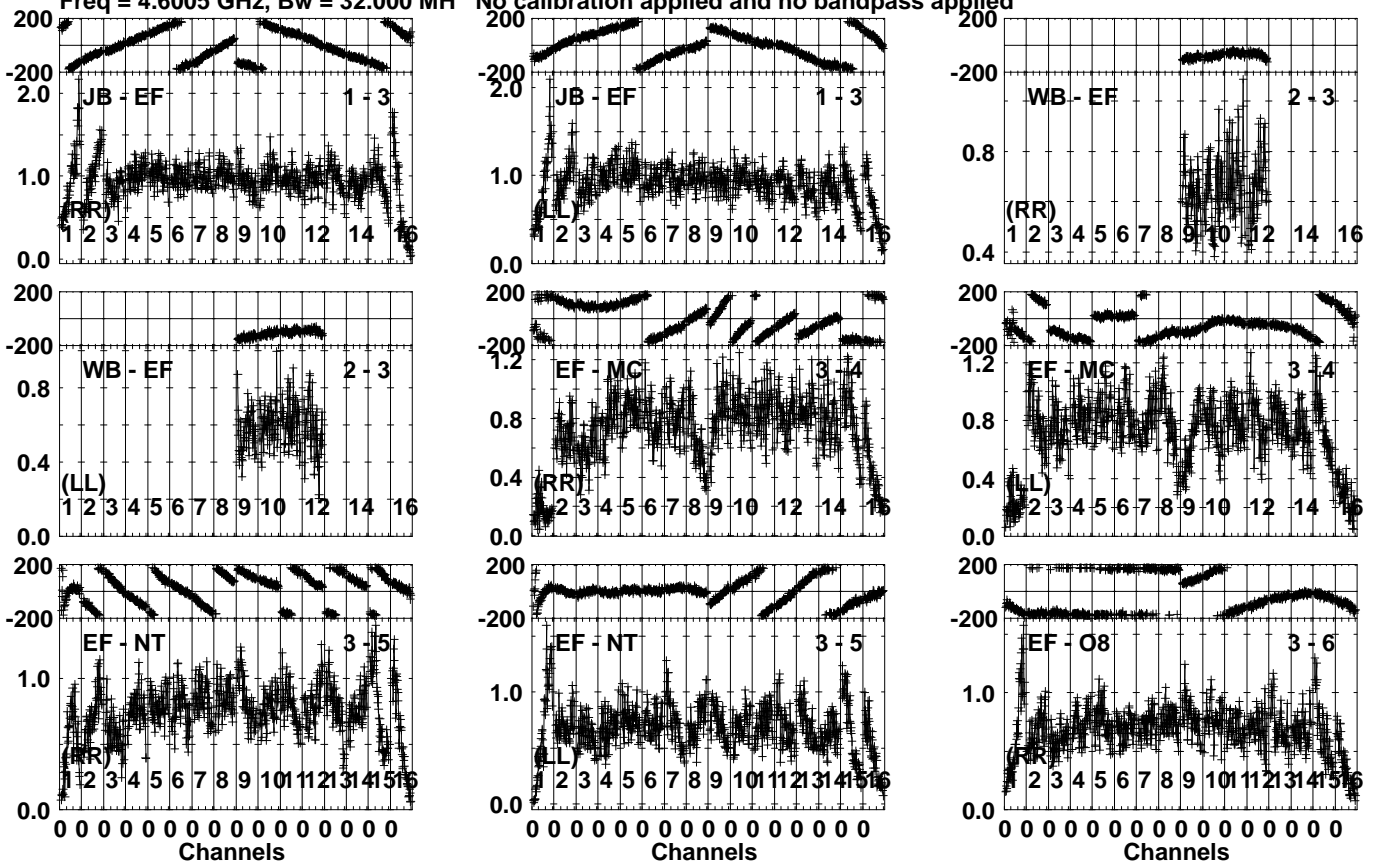


Lower frame: Micro Ampl Jy Top frame: Phas deg
Vector averaged cross-power spectrum Several baselines displayed
Timerange: 00/09:24:31 to 00/09:27:59

Plot file version 348 created 07-AUG-2023 16:12:09

2331+46 EO019B.UVDATA.1

Freq = 4.6005 GHz, Bw = 32.000 MH No calibration applied and no bandpass applied

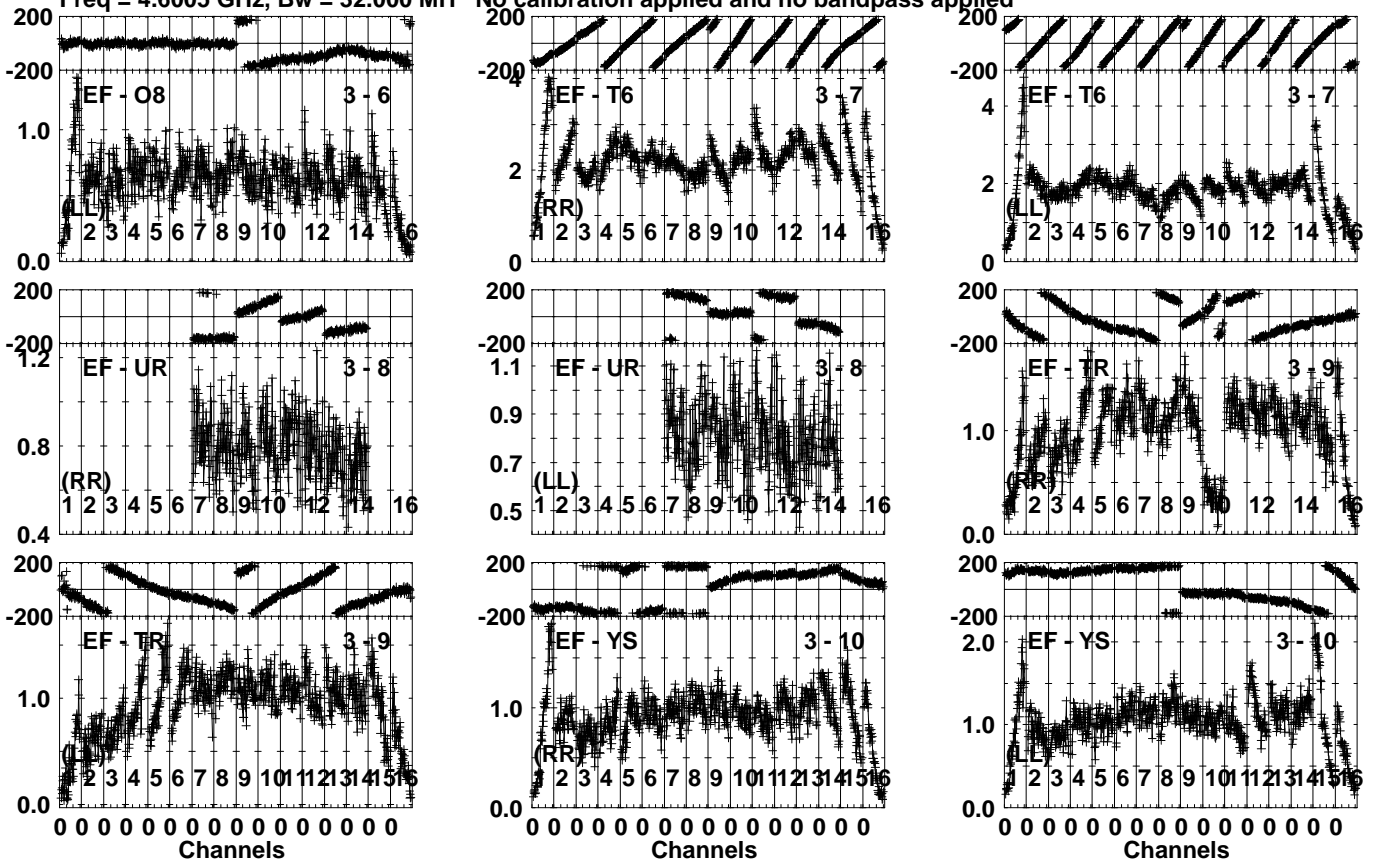


Lower frame: Milli Ampl Jy Top frame: Phas deg
Vector averaged cross-power spectrum Several baselines displayed
Timerange: 00/09:28:01 to 00/09:29:29

Plot file version 349 created 07-AUG-2023 16:12:09

2331+46 EO019B.UVDATA.1

Freq = 4.6005 GHz, Bw = 32.000 MH No calibration applied and no bandpass applied

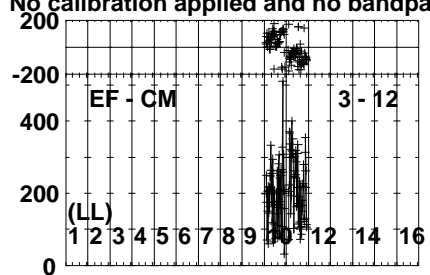
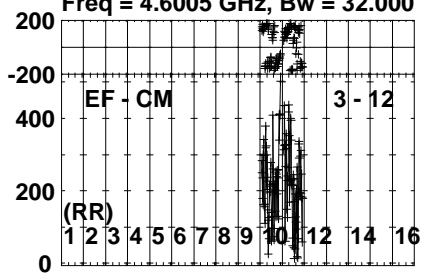


Lower frame: Milli Ampl Jy Top frame: Phas deg
Vector averaged cross-power spectrum Several baselines displayed
Timerange: 00/09:28:01 to 00/09:29:29

Plot file version 350 created 07-AUG-2023 16:12:10

2331+46 EO019B.UVDATA.1

Freq = 4.6005 GHz, Bw = 32.000 MH No calibration applied and no bandpass applied

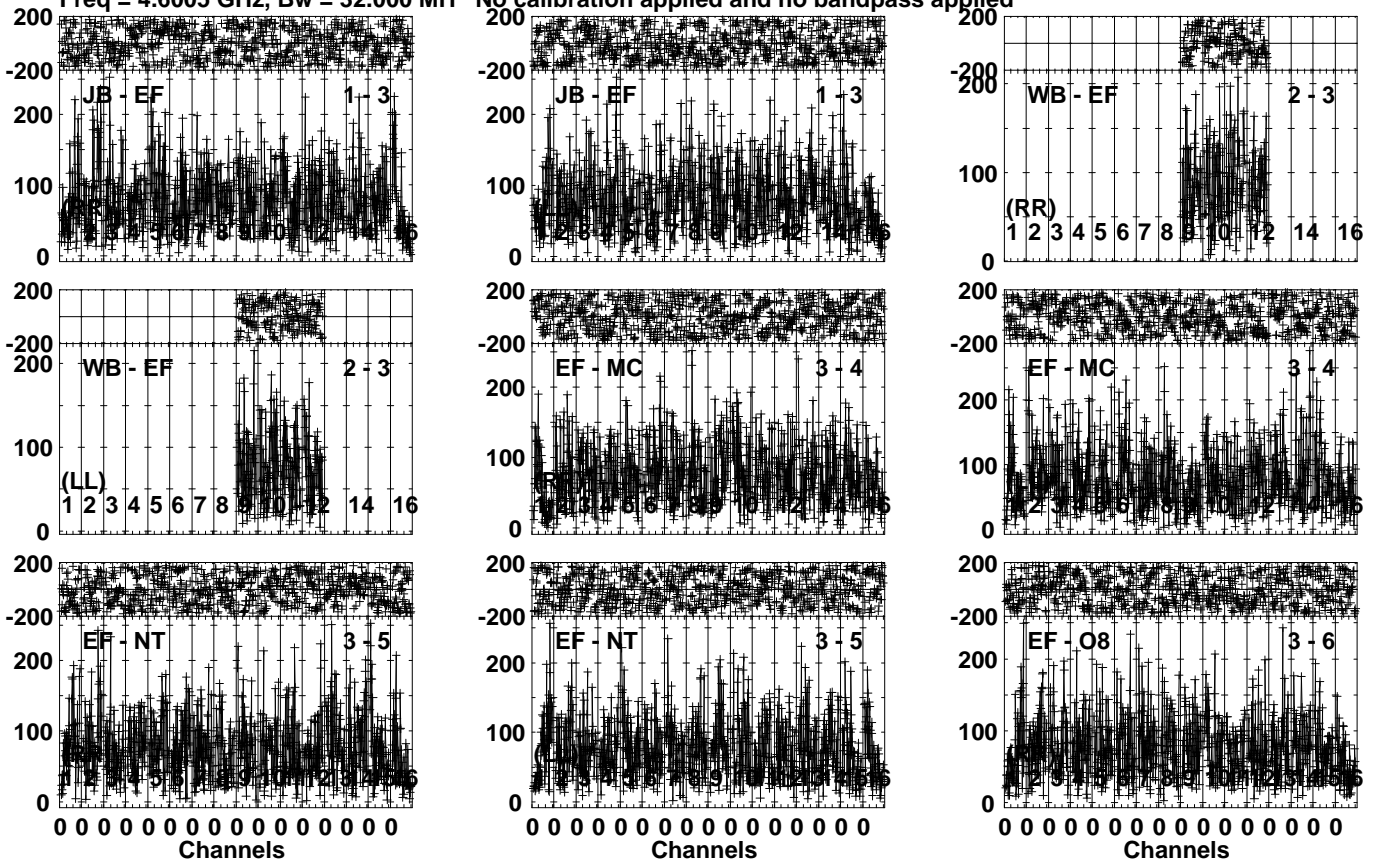


Lower frame: Micro Ampl Jy Top frame: Phas deg
Vector averaged cross-power spectrum Several baselines displayed
Timerange: 00/09:28:01 to 00/09:29:29

Plot file version 351 created 07-AUG-2023 16:12:10

LAND EO019B.UVDATA.1

Freq = 4.6005 GHz, Bw = 32.000 MH No calibration applied and no bandpass applied

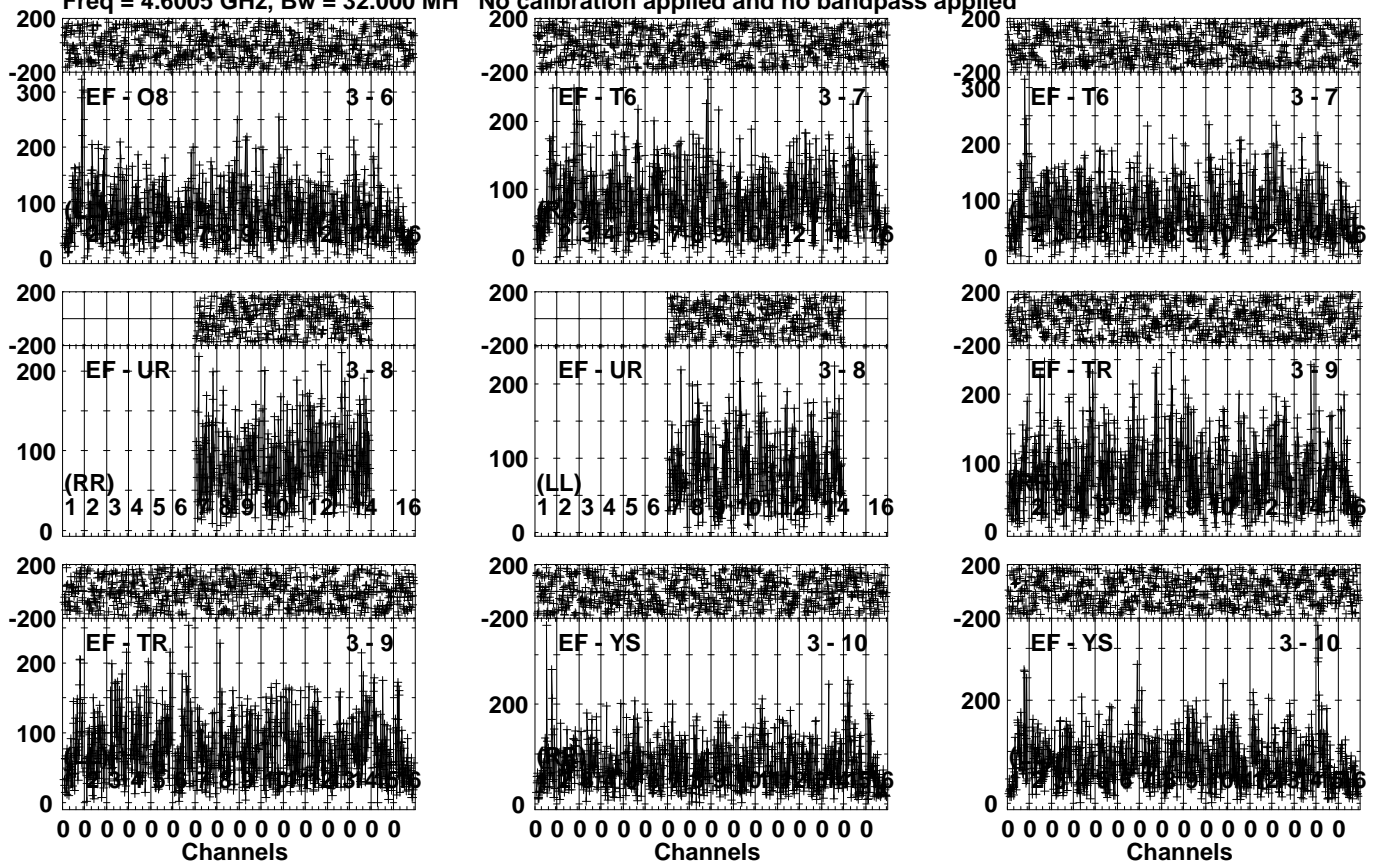


Lower frame: Micro Ampl Jy Top frame: Phas deg
Vector averaged cross-power spectrum Several baselines displayed
Timerange: 00/09:30:16 to 00/09:33:14

Plot file version 352 created 07-AUG-2023 16:12:10

LAND EO019B.UVDATA.1

Freq = 4.6005 GHz, Bw = 32.000 MH No calibration applied and no bandpass applied


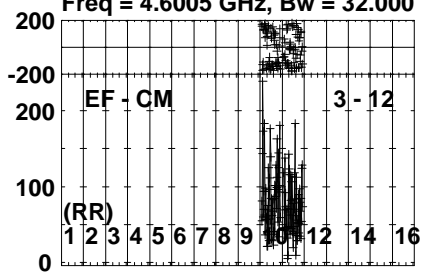


Lower frame: Micro Ampl Jy Top frame: Phas deg
Vector averaged cross-power spectrum Several baselines displayed
Timerange: 00/09:30:16 to 00/09:33:14

Plot file version 353 created 07-AUG-2023 16:12:10

LAND EO019B.UVDATA.1

Freq = 4.6005 GHz, Bw = 32.000 MH No calibration applied and no bandpass applied

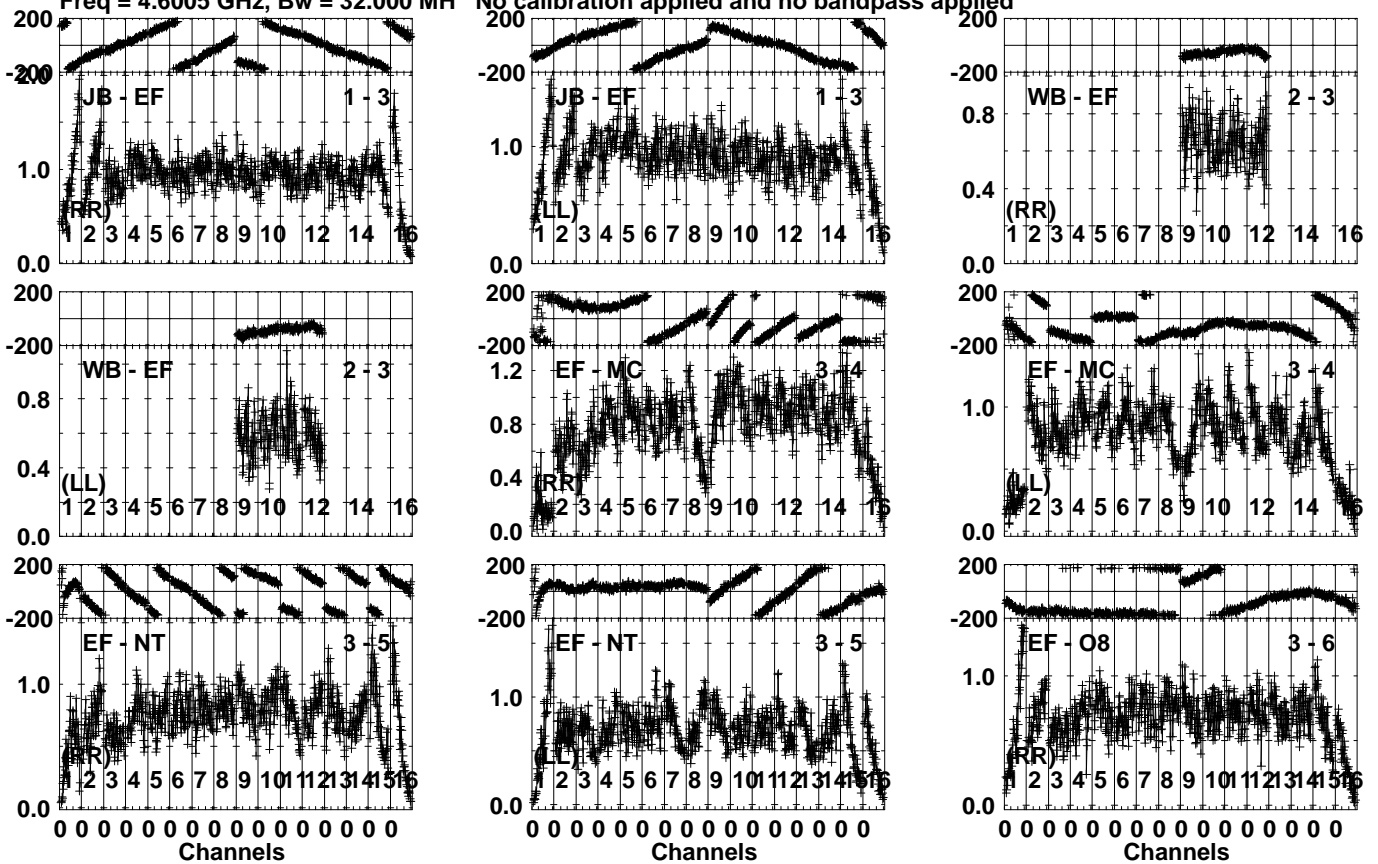


Lower frame: Micro Ampl Jy Top frame: Phas deg
Vector averaged cross-power spectrum Several baselines displayed
Timerange: 00/09:30:16 to 00/09:33:14

Plot file version 354 created 07-AUG-2023 16:12:10

2331+46 EO019B.UVDATA.1

Freq = 4.6005 GHz, Bw = 32.000 MH No calibration applied and no bandpass applied

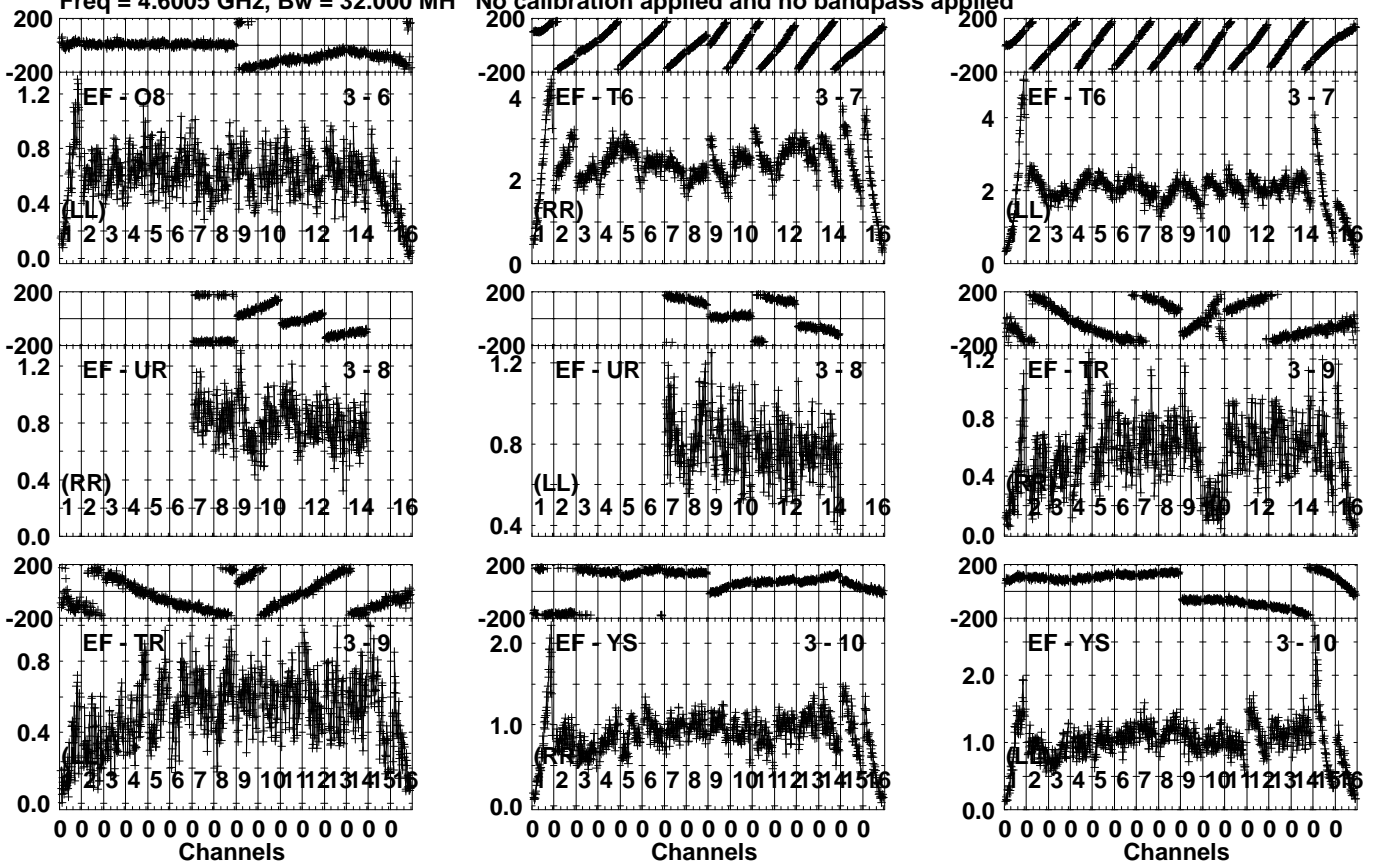


Lower frame: Milli Ampl Jy Top frame: Phas deg
Vector averaged cross-power spectrum Several baselines displayed
Timerange: 00/09:33:18 to 00/09:34:44

Plot file version 355 created 07-AUG-2023 16:12:10

2331+46 EO019B.UVDATA.1

Freq = 4.6005 GHz, Bw = 32.000 MH No calibration applied and no bandpass applied


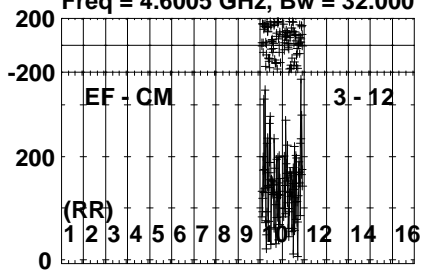


Lower frame: Milli Ampl Jy Top frame: Phas deg
Vector averaged cross-power spectrum Several baselines displayed
Timerange: 00/09:33:18 to 00/09:34:44

Plot file version 356 created 07-AUG-2023 16:12:11

2331+46 EO019B.UVDATA.1

Freq = 4.6005 GHz, Bw = 32.000 MH No calibration applied and no bandpass applied

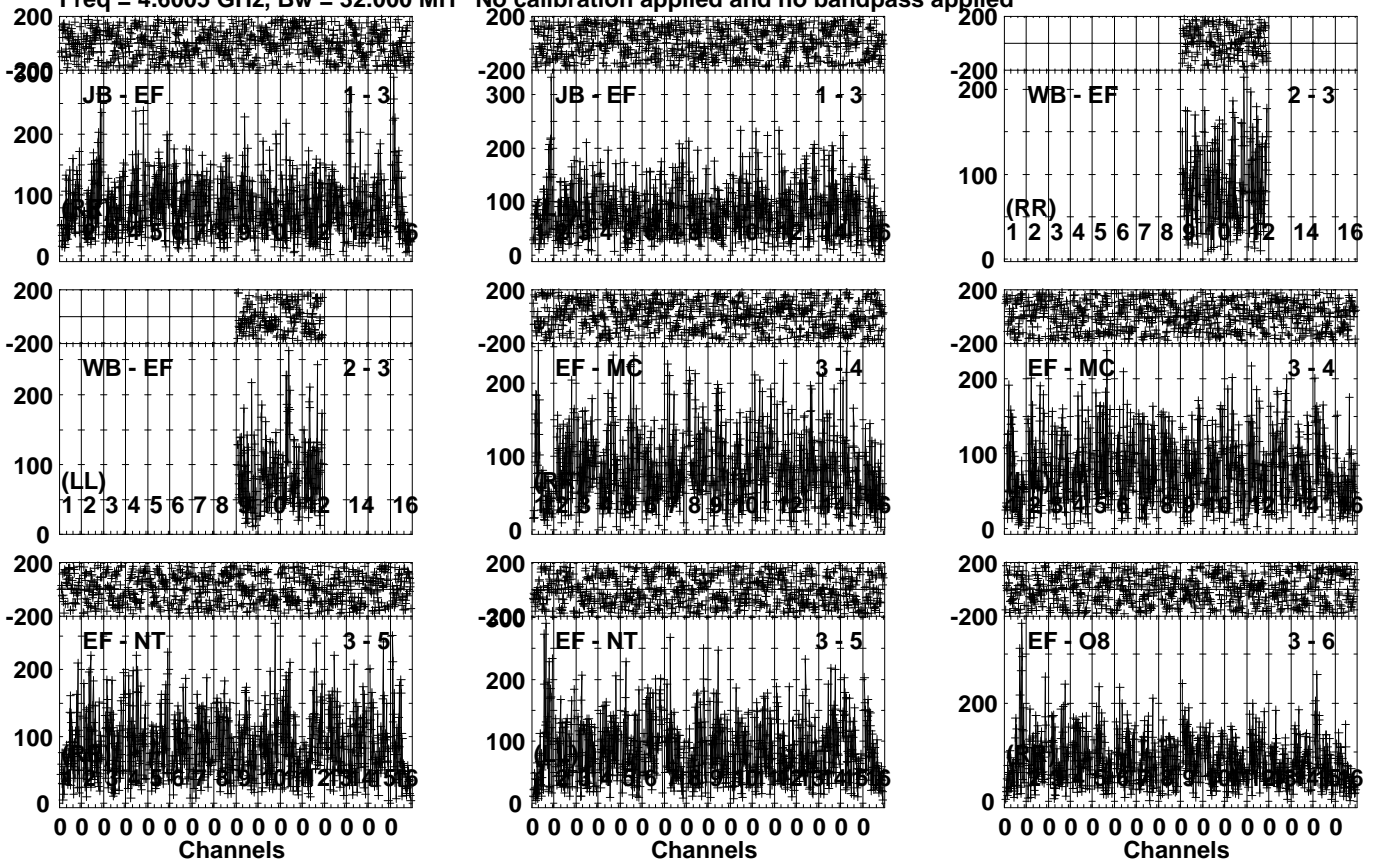


Lower frame: Micro Ampl Jy Top frame: Phas deg
Vector averaged cross-power spectrum Several baselines displayed
Timerange: 00/09:33:18 to 00/09:34:44

Plot file version 357 created 07-AUG-2023 16:12:11

LAND EO019B.UVDATA.1

Freq = 4.6005 GHz, Bw = 32.000 MH No calibration applied and no bandpass applied

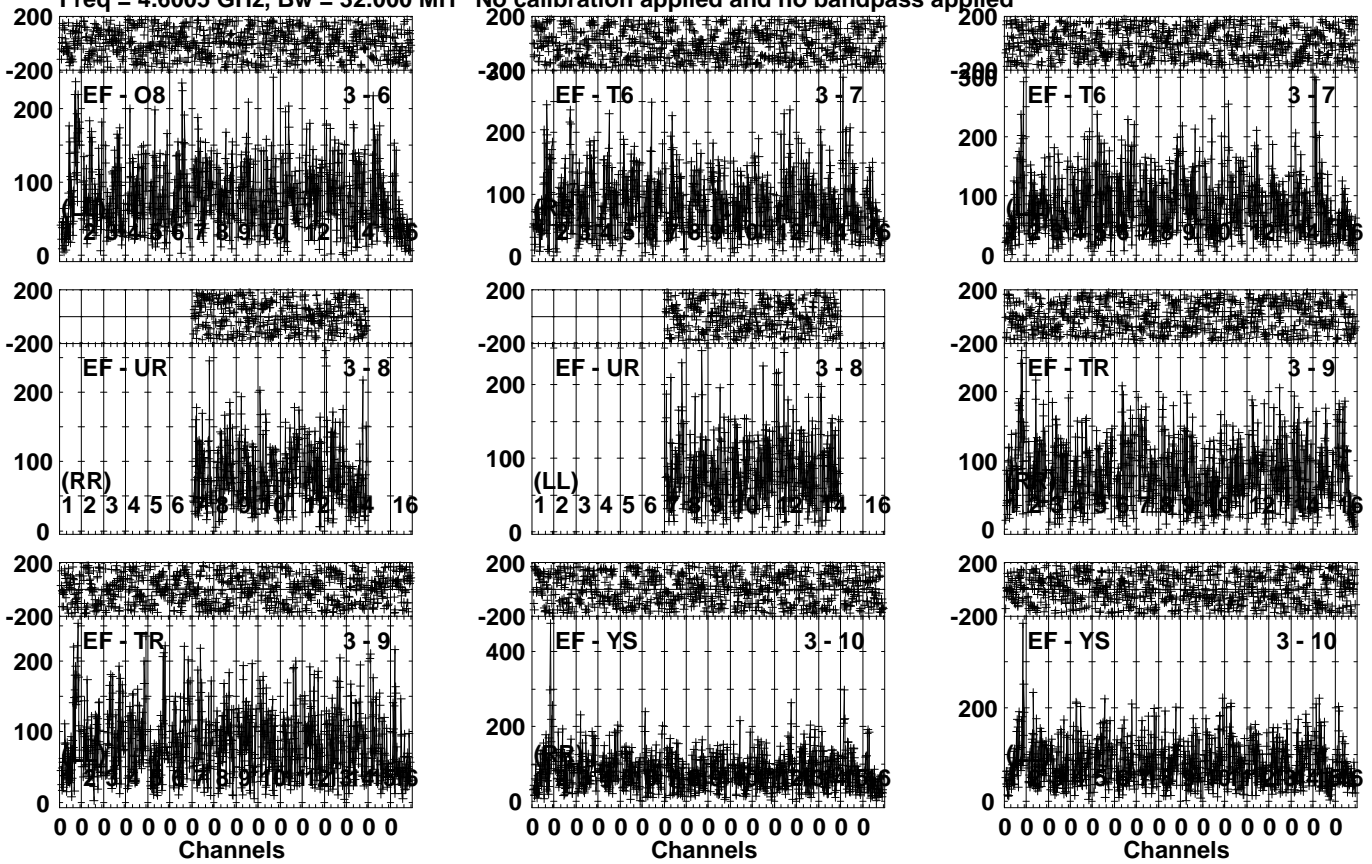


Lower frame: Micro Ampl Jy Top frame: Phas deg
Vector averaged cross-power spectrum Several baselines displayed
Timerange: 00/09:34:46 to 00/09:38:14

Plot file version 358 created 07-AUG-2023 16:12:11

LAND EO019B.UVDATA.1

Freq = 4.6005 GHz, Bw = 32.000 MH No calibration applied and no bandpass applied

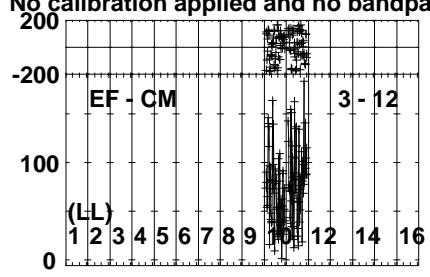
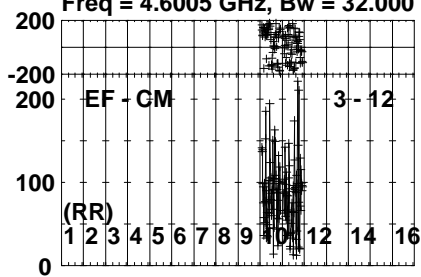


Lower frame: Micro Ampl Jy Top frame: Phas deg
Vector averaged cross-power spectrum Several baselines displayed
Timerange: 00/09:34:46 to 00/09:38:14

Plot file version 359 created 07-AUG-2023 16:12:11

LAND EO019B.UVDATA.1

Freq = 4.6005 GHz, Bw = 32.000 MH No calibration applied and no bandpass applied

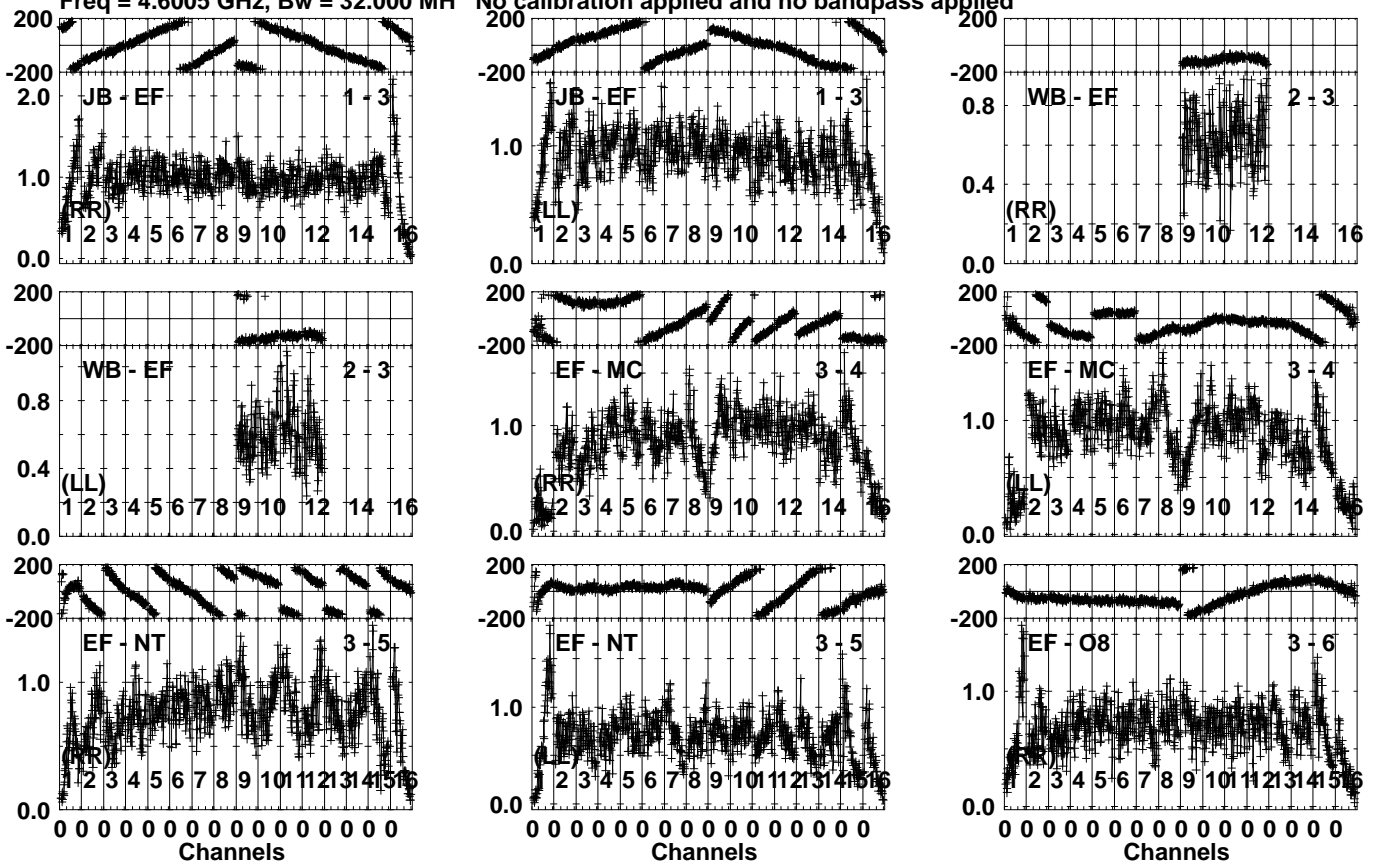


Lower frame: Micro Ampl Jy Top frame: Phas deg
Vector averaged cross-power spectrum Several baselines displayed
Timerange: 00/09:34:46 to 00/09:38:14

Plot file version 360 created 07-AUG-2023 16:12:11

2331+46 EO019B.UVDATA.1

Freq = 4.6005 GHz, Bw = 32.000 MH No calibration applied and no bandpass applied



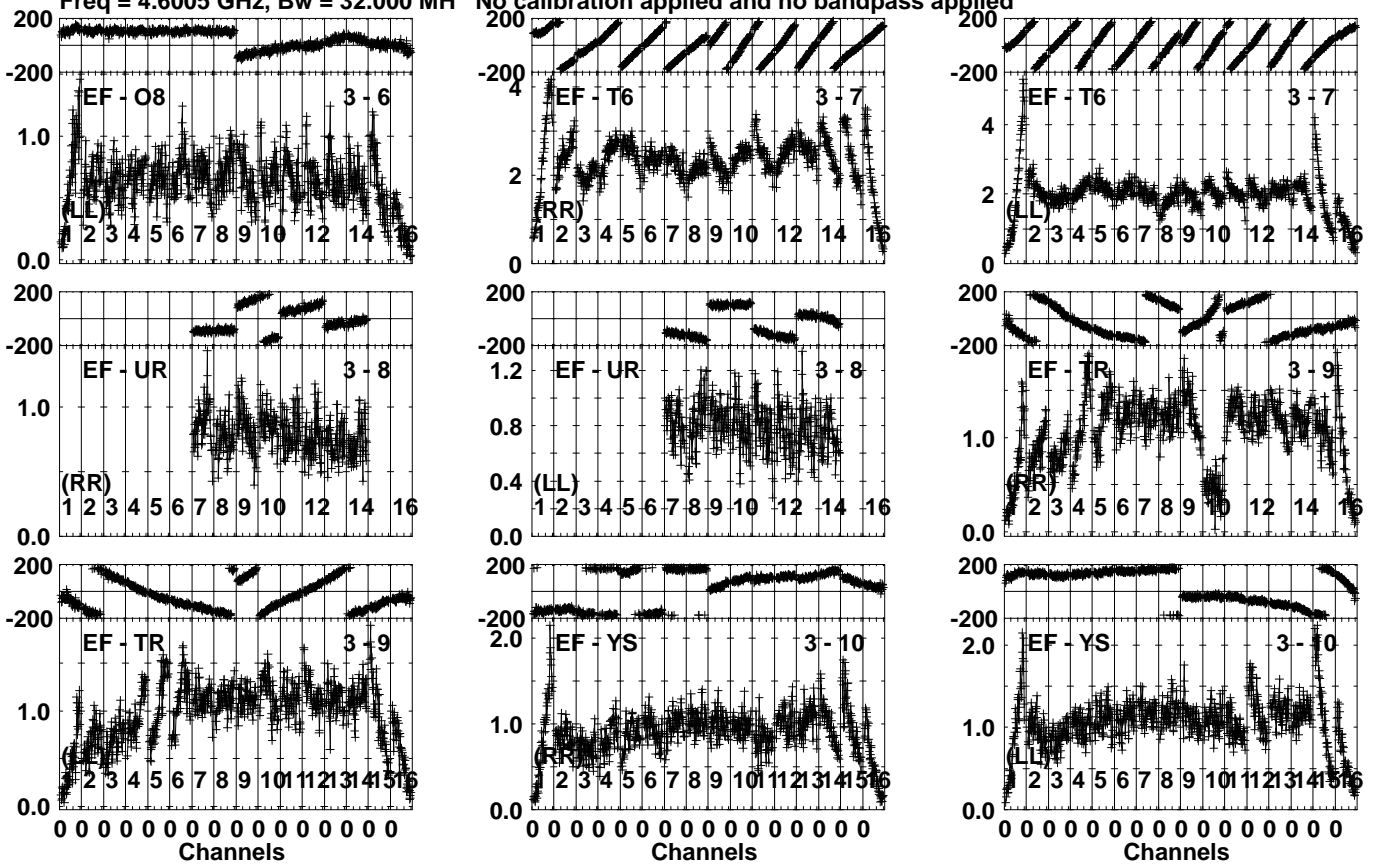
Lower frame: Milli Ampl Jy Top frame: Phas deg
Vector averaged cross-power spectrum Several baselines displayed
Timerange: 00/09:38:16 to 00/09:39:44

Plot file version 361 created 07-AUG-2023 16:12:11

2331+46 EO019B.UVDATA.1

Freq = 4.6005 GHz, Bw = 32.000 MH

No calibration applied and no bandpass applied

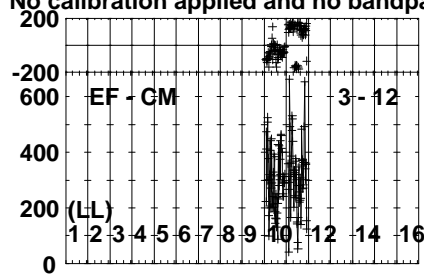
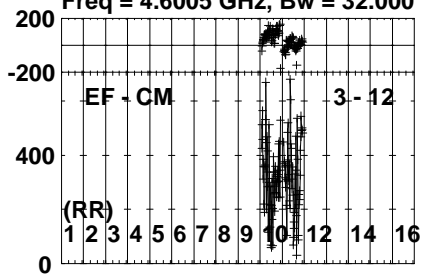


Lower frame: Milli Ampl Jy Top frame: Phas deg
Vector averaged cross-power spectrum Several baselines displayed
Timerange: 00/09:38:16 to 00/09:39:44

Plot file version 362 created 07-AUG-2023 16:12:12

2331+46 EO019B.UVDATA.1

Freq = 4.6005 GHz, Bw = 32.000 MH No calibration applied and no bandpass applied

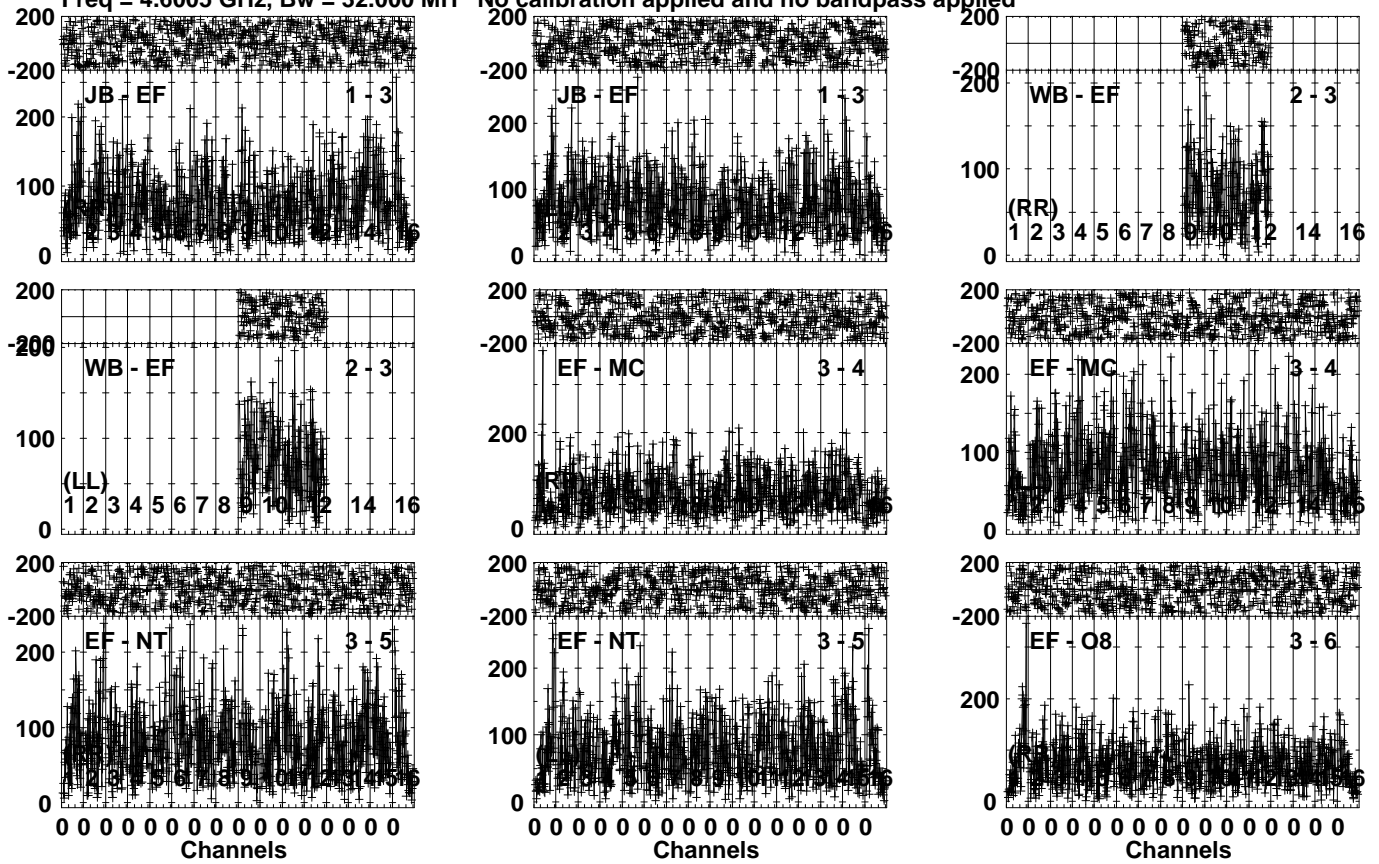


Lower frame: Micro Ampl Jy Top frame: Phas deg
Vector averaged cross-power spectrum Several baselines displayed
Timerange: 00/09:38:16 to 00/09:39:44

Plot file version 363 created 07-AUG-2023 16:12:12

LAND EO019B.UVDATA.1

Freq = 4.6005 GHz, Bw = 32.000 MH No calibration applied and no bandpass applied

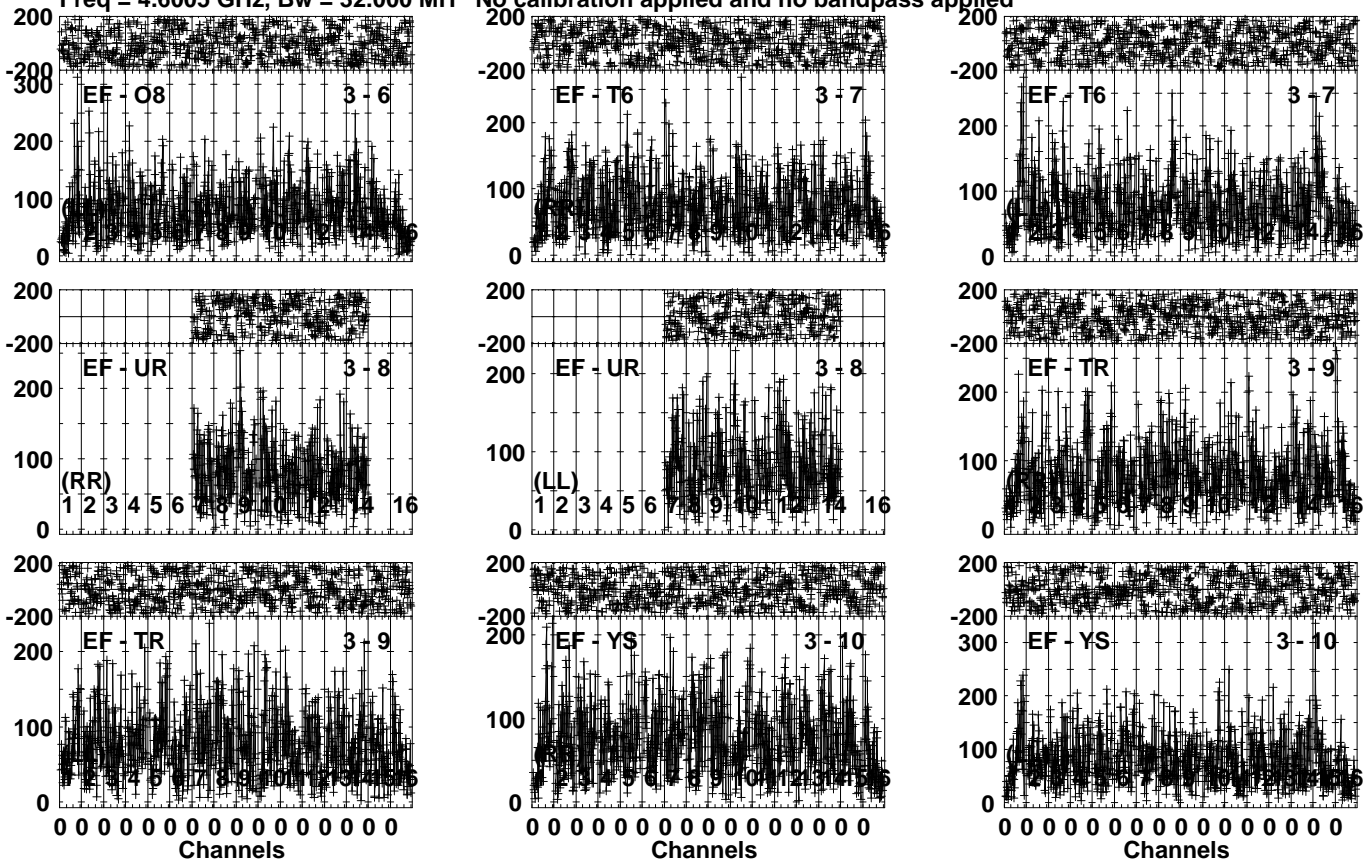


Lower frame: Micro Ampl Jy Top frame: Phas deg
Vector averaged cross-power spectrum Several baselines displayed
Timerange: 00/09:40:31 to 00/09:43:29

Plot file version 364 created 07-AUG-2023 16:12:12

LAND EO019B.UVDATA.1

Freq = 4.6005 GHz, Bw = 32.000 MH No calibration applied and no bandpass applied

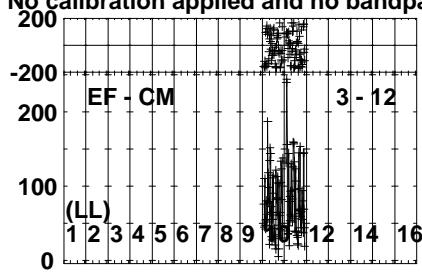
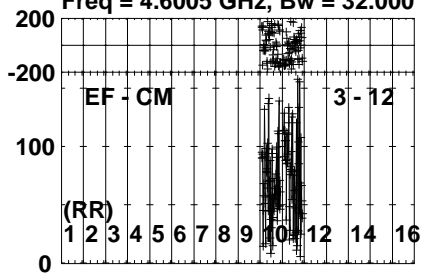


Lower frame: Micro Ampl Jy Top frame: Phas deg
Vector averaged cross-power spectrum Several baselines displayed
Timerange: 00/09:40:31 to 00/09:43:29

Plot file version 365 created 07-AUG-2023 16:12:12

LAND EO019B.UVDATA.1

Freq = 4.6005 GHz, Bw = 32.000 MH No calibration applied and no bandpass applied

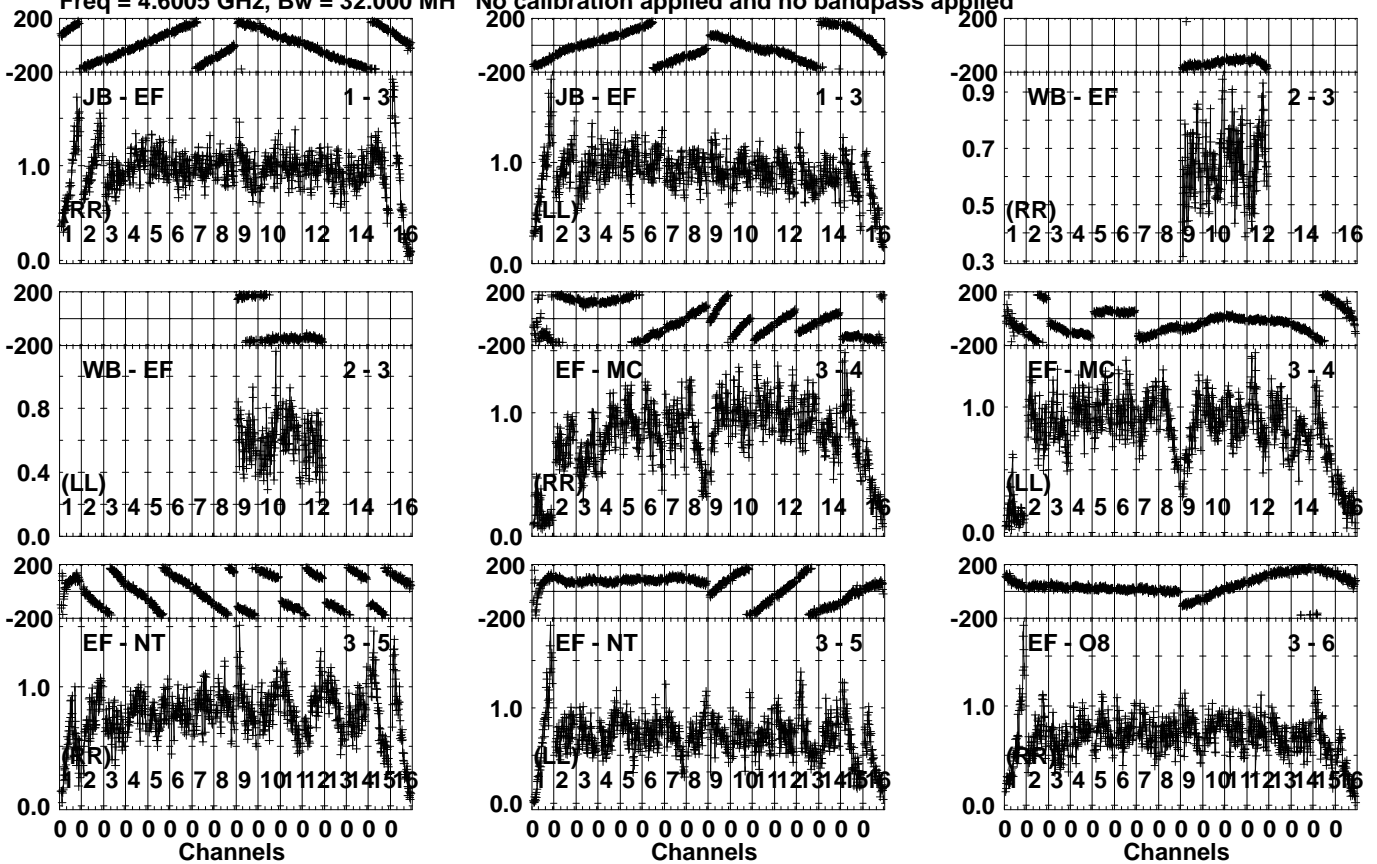


Lower frame: Micro Ampl Jy Top frame: Phas deg
Vector averaged cross-power spectrum Several baselines displayed
Timerange: 00/09:40:31 to 00/09:43:29

Plot file version 366 created 07-AUG-2023 16:12:12

2331+46 EO019B.UVDATA.1

Freq = 4.6005 GHz, Bw = 32.000 MH No calibration applied and no bandpass applied

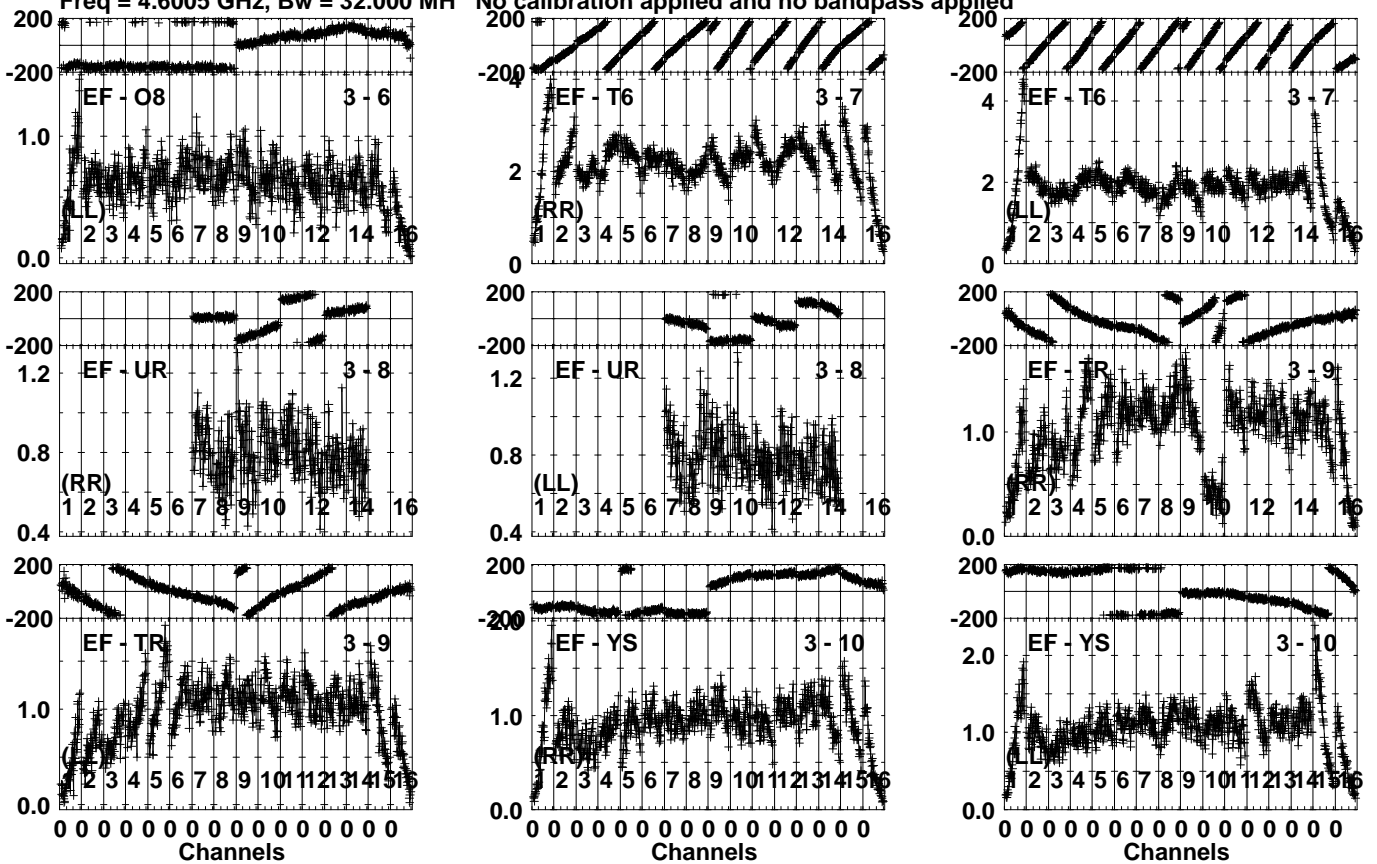


Lower frame: Milli Ampl Jy Top frame: Phas deg
Vector averaged cross-power spectrum Several baselines displayed
Timerange: 00/09:43:33 to 00/09:44:59

Plot file version 367 created 07-AUG-2023 16:12:12

2331+46 EO019B.UVDATA.1

Freq = 4.6005 GHz, Bw = 32.000 MH No calibration applied and no bandpass applied

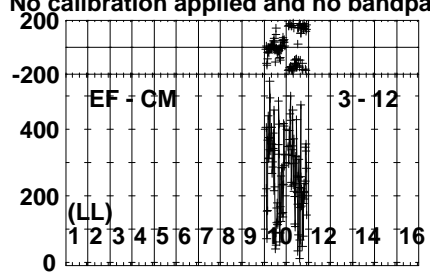



Lower frame: Milli Ampl Jy Top frame: Phas deg
Vector averaged cross-power spectrum Several baselines displayed
Timerange: 00/09:43:33 to 00/09:44:59

Plot file version 368 created 07-AUG-2023 16:12:13

2331+46 EO019B.UVDATA.1

Freq = 4.6005 GHz, Bw = 32.000 MH No calibration applied and no bandpass applied

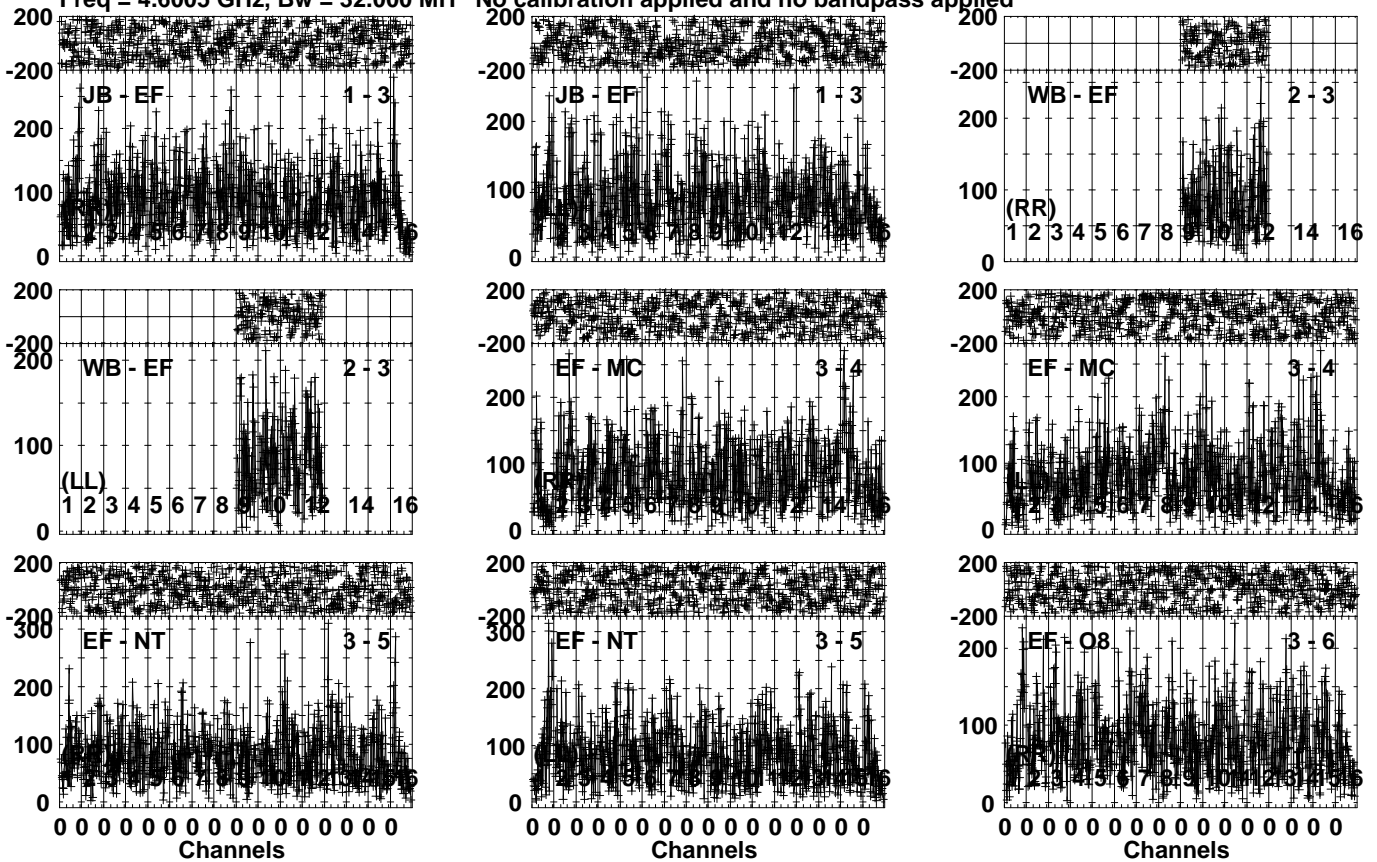


Lower frame: Micro Ampl Jy Top frame: Phas deg
Vector averaged cross-power spectrum Several baselines displayed
Timerange: 00/09:43:33 to 00/09:44:59

Plot file version 369 created 07-AUG-2023 16:12:13

LAND EO019B.UVDATA.1

Freq = 4.6005 GHz, Bw = 32.000 MH No calibration applied and no bandpass applied

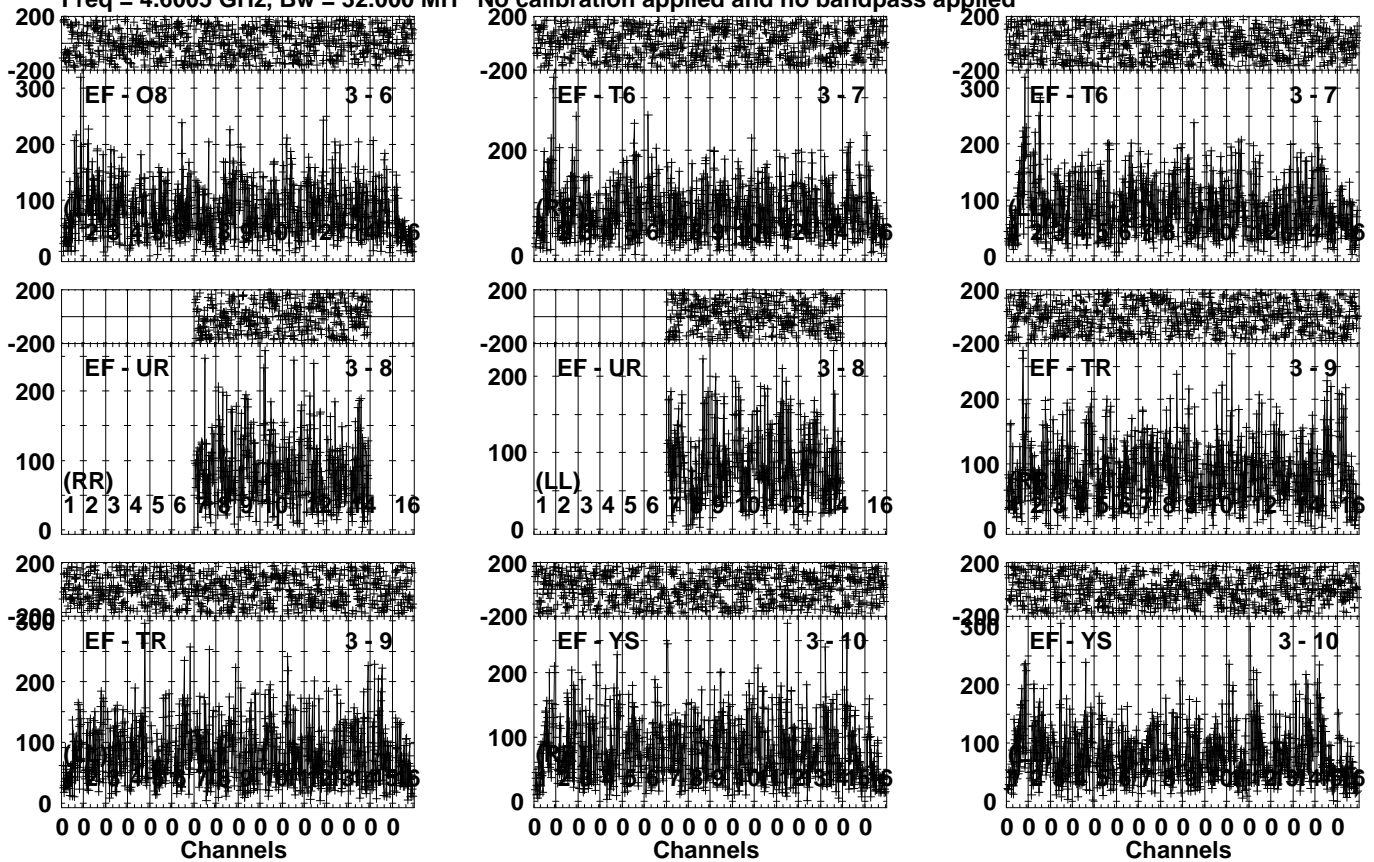


Lower frame: Micro Ampl Jy Top frame: Phas deg
Vector averaged cross-power spectrum Several baselines displayed
Timerange: 00/09:45:01 to 00/09:48:29

Plot file version 370 created 07-AUG-2023 16:12:13

LAND EO019B.UVDATA.1

Freq = 4.6005 GHz, Bw = 32.000 MH No calibration applied and no bandpass applied

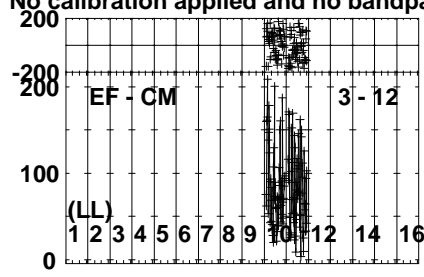
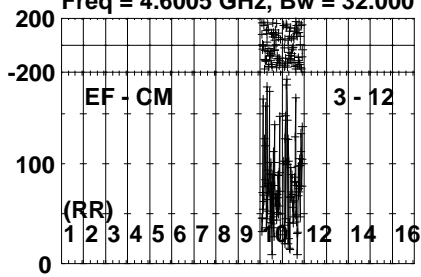


Lower frame: Micro Ampl Jy Top frame: Phas deg
Vector averaged cross-power spectrum Several baselines displayed
Timerange: 00/09:45:01 to 00/09:48:29

Plot file version 371 created 07-AUG-2023 16:12:13

LAND EO019B.UVDATA.1

Freq = 4.6005 GHz, Bw = 32.000 MH No calibration applied and no bandpass applied

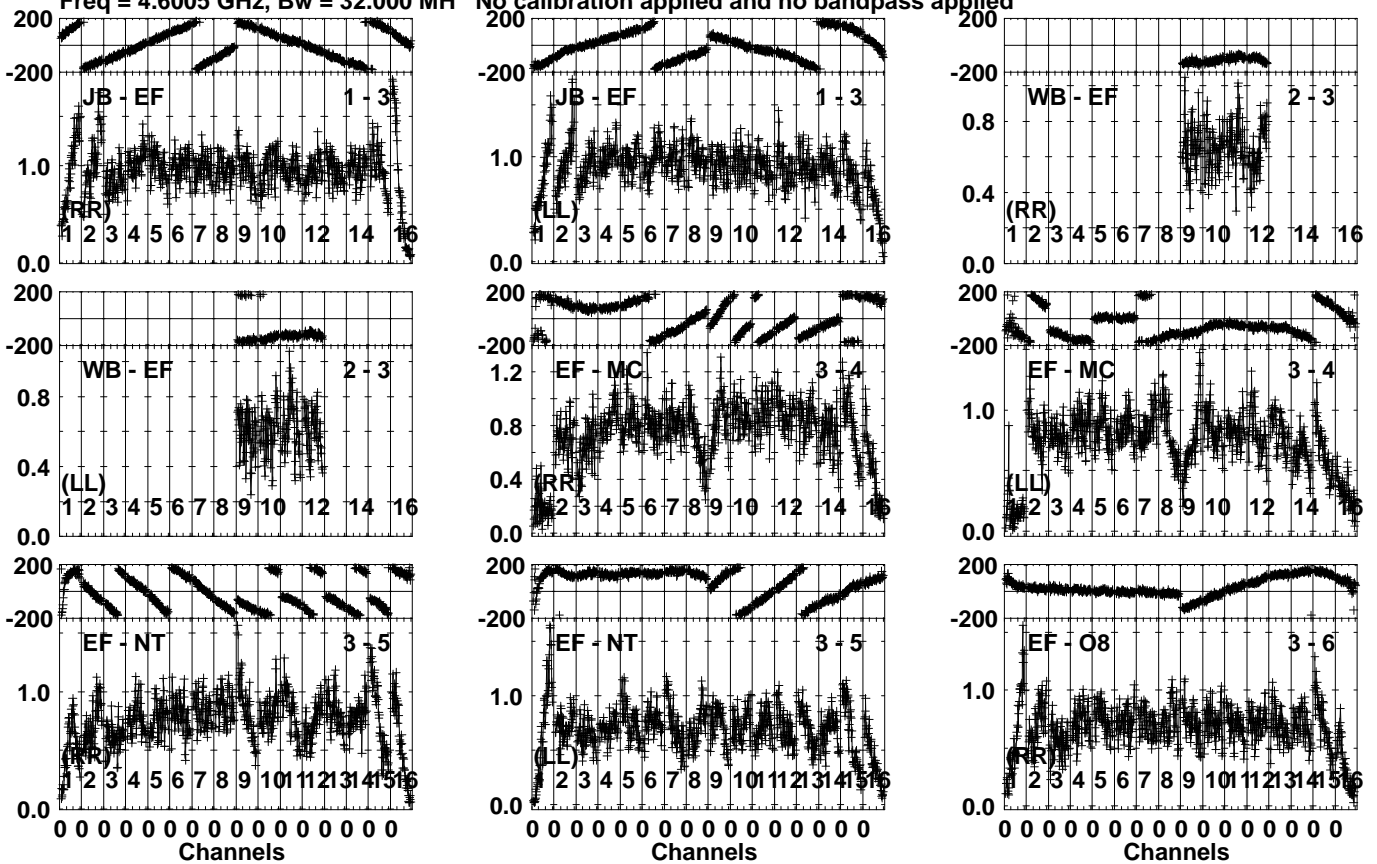


Lower frame: Micro Ampl Jy Top frame: Phas deg
Vector averaged cross-power spectrum Several baselines displayed
Timerange: 00/09:45:01 to 00/09:48:29

Plot file version 372 created 07-AUG-2023 16:12:13

2331+46 EO019B.UVDATA.1

Freq = 4.6005 GHz, Bw = 32.000 MH No calibration applied and no bandpass applied

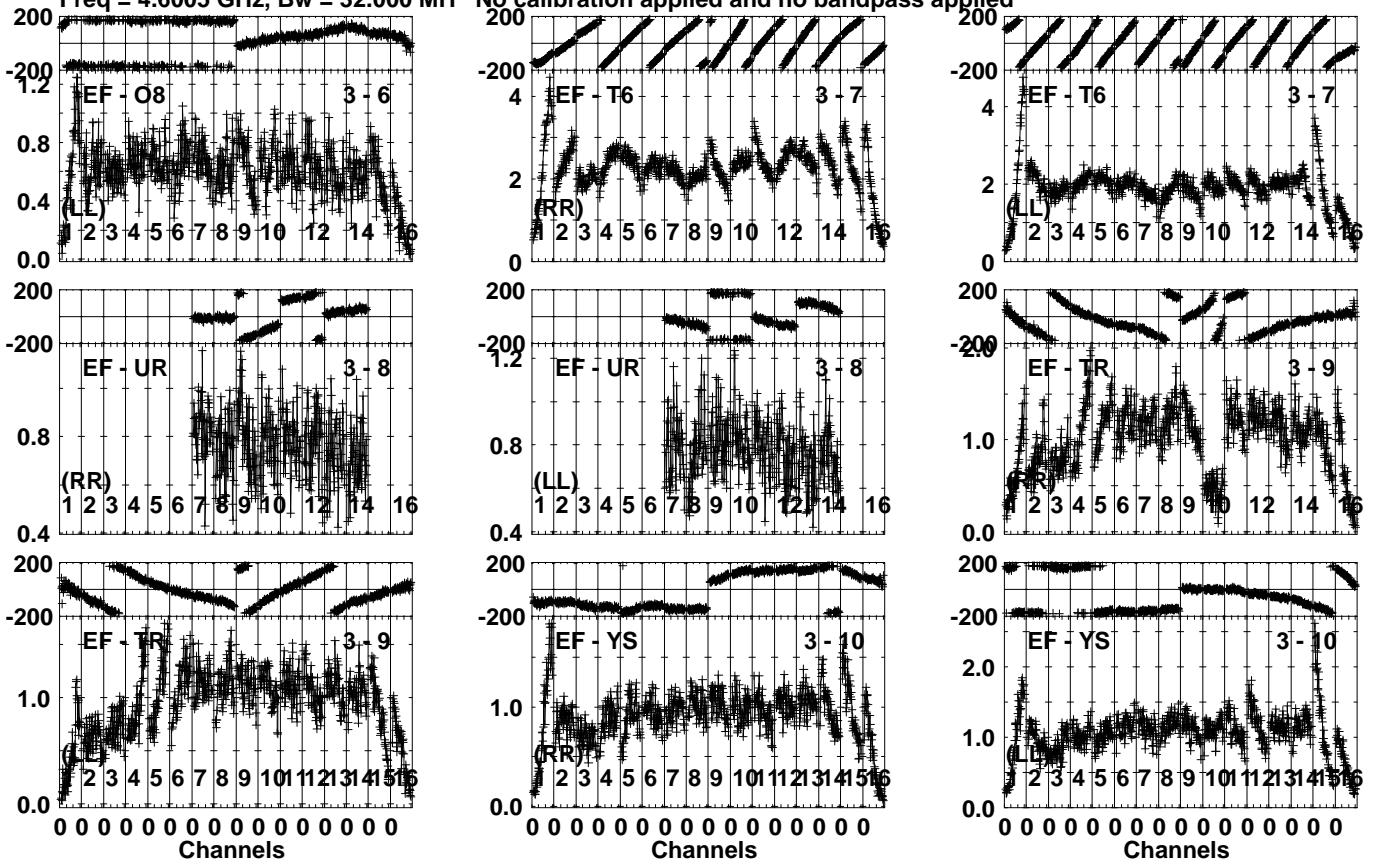


Lower frame: Milli Ampl Jy Top frame: Phas deg
Vector averaged cross-power spectrum Several baselines displayed
Timerange: 00/09:48:31 to 00/09:49:59

Plot file version 373 created 07-AUG-2023 16:12:13

2331+46 EO019B.UVDATA.1

Freq = 4.6005 GHz, Bw = 32.000 MH No calibration applied and no bandpass applied

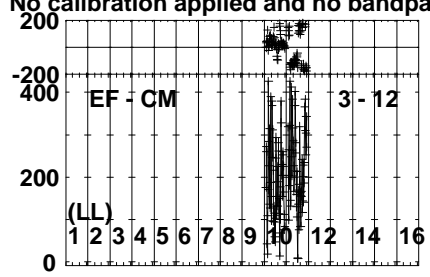
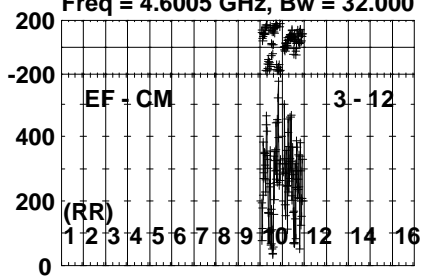


Lower frame: Milli Ampl Jy Top frame: Phas deg
Vector averaged cross-power spectrum Several baselines displayed
Timerange: 00/09:48:31 to 00/09:49:59

Plot file version 374 created 07-AUG-2023 16:12:14

2331+46 EO019B.UVDATA.1

Freq = 4.6005 GHz, Bw = 32.000 MH No calibration applied and no bandpass applied

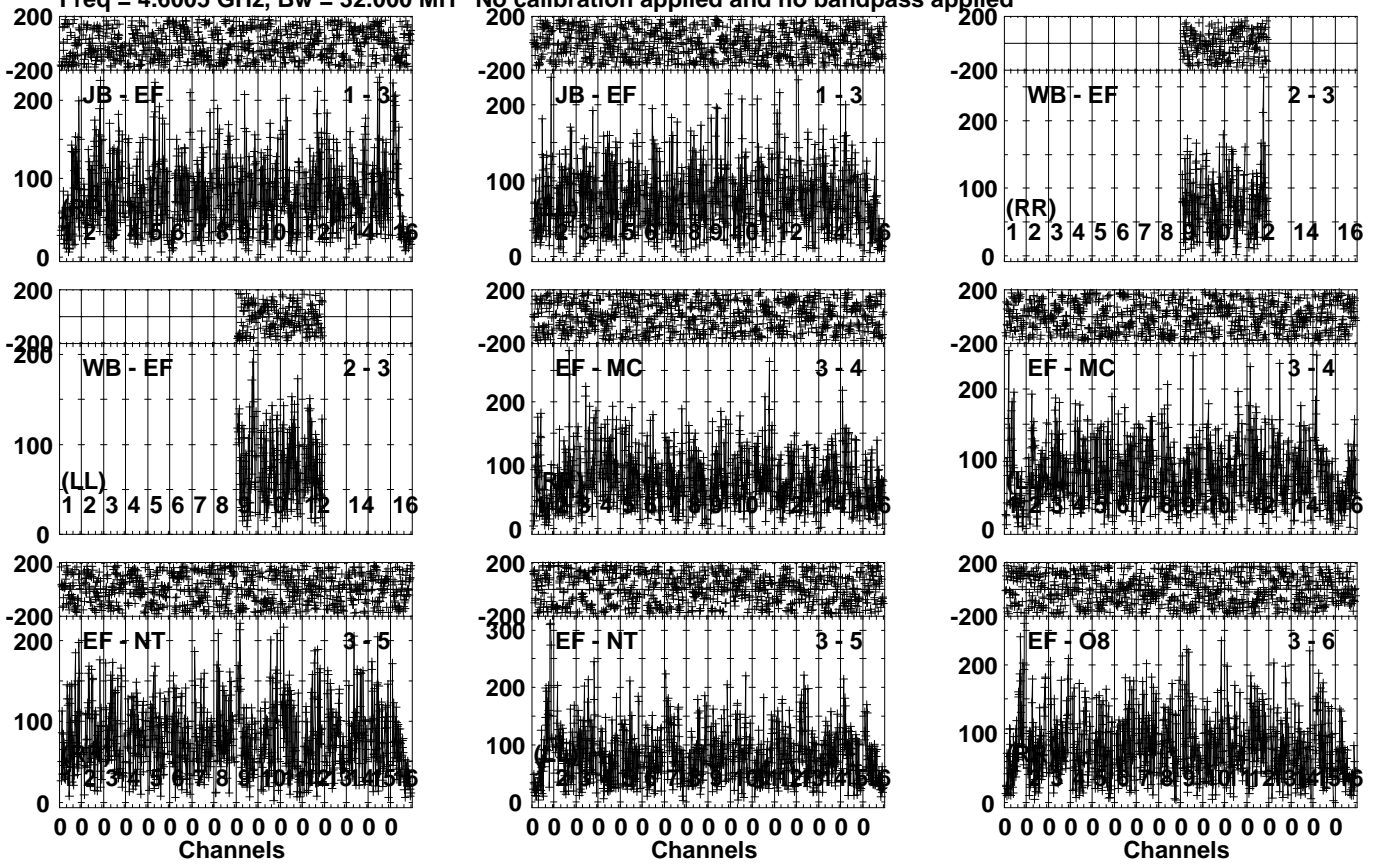


Lower frame: Micro Ampl Jy Top frame: Phas deg
Vector averaged cross-power spectrum Several baselines displayed
Timerange: 00/09:48:31 to 00/09:49:59

Plot file version 375 created 07-AUG-2023 16:12:14

LAND EO019B.UVDATA.1

Freq = 4.6005 GHz, Bw = 32.000 MH No calibration applied and no bandpass applied

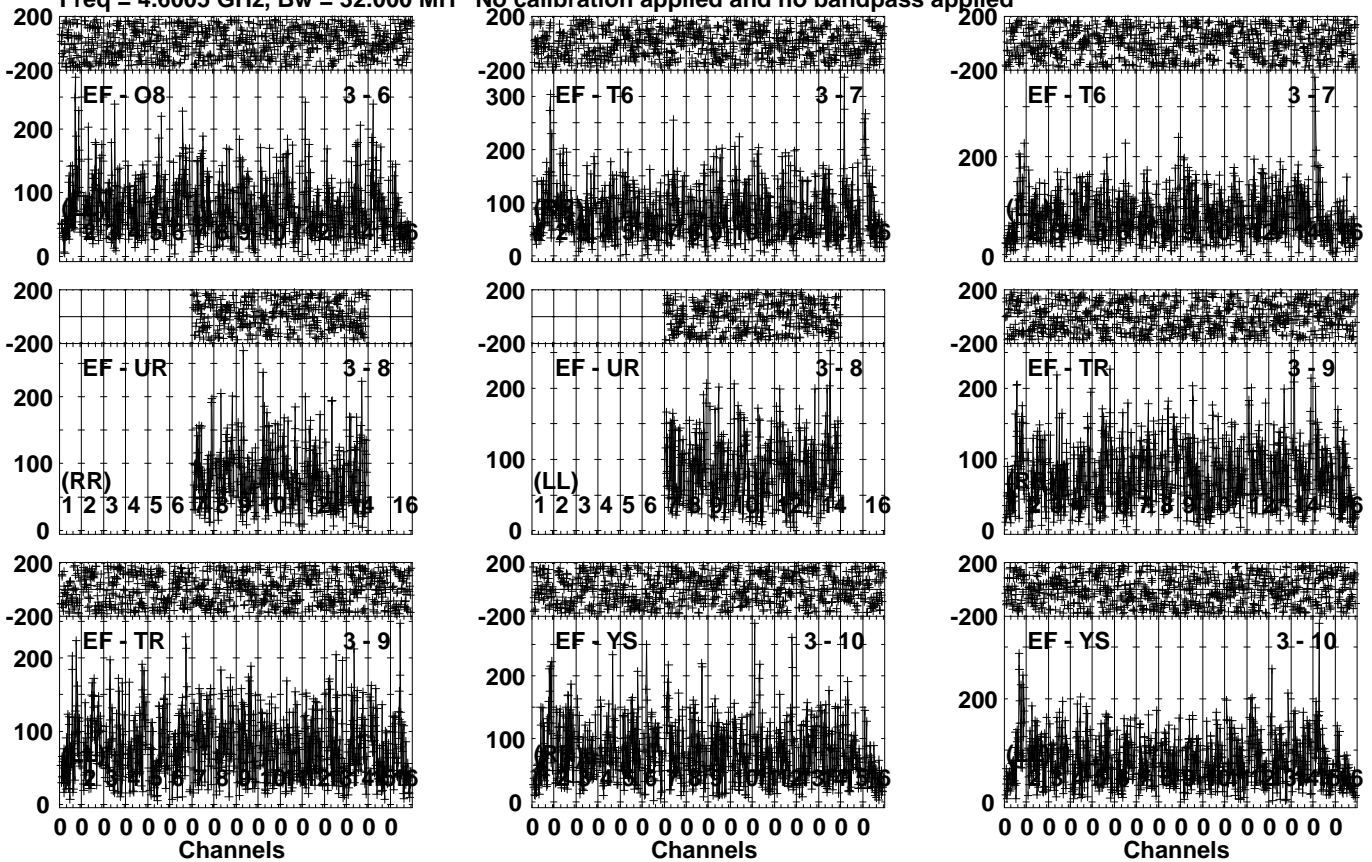


Lower frame: Micro Ampl Jy Top frame: Phas deg
Vector averaged cross-power spectrum Several baselines displayed
Timerange: 00/09:50:46 to 00/09:53:44

Plot file version 376 created 07-AUG-2023 16:12:14

LAND EO019B.UVDATA.1

Freq = 4.6005 GHz, Bw = 32.000 MH No calibration applied and no bandpass applied

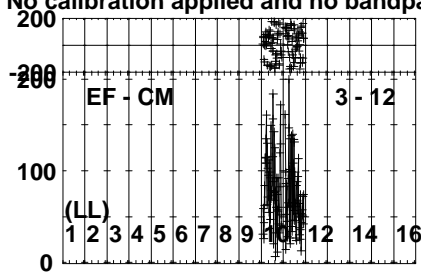
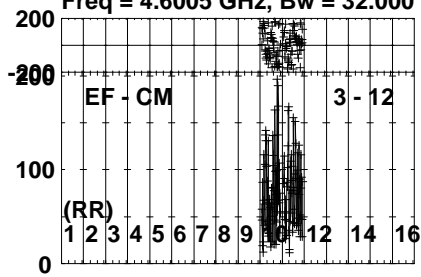


Lower frame: Micro Ampl Jy Top frame: Phas deg
Vector averaged cross-power spectrum Several baselines displayed
Timerange: 00/09:50:46 to 00/09:53:44

Plot file version 377 created 07-AUG-2023 16:12:14

LAND EO019B.UVDATA.1

Freq = 4.6005 GHz, Bw = 32.000 MH No calibration applied and no bandpass applied

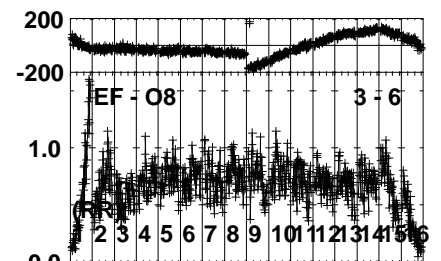
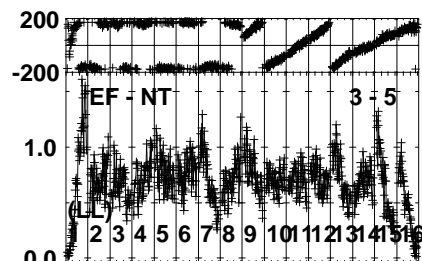
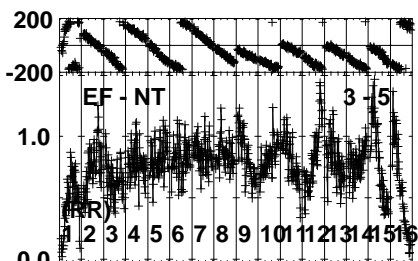
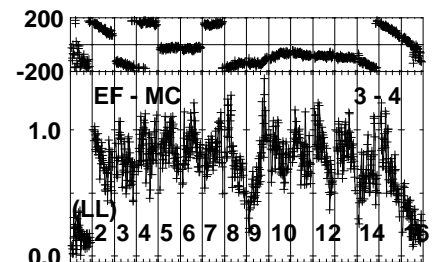
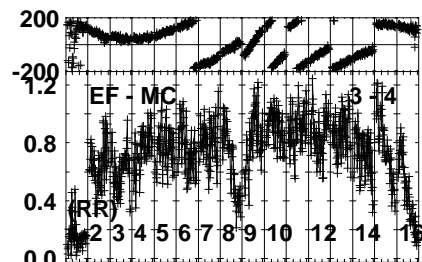
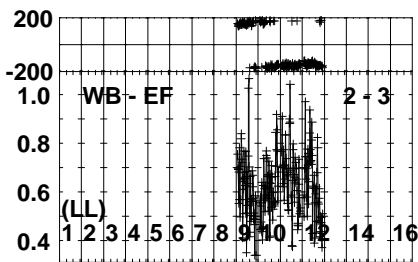
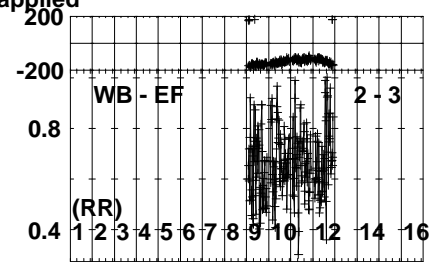
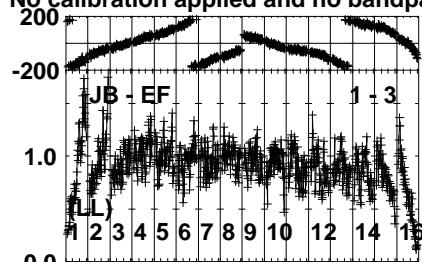
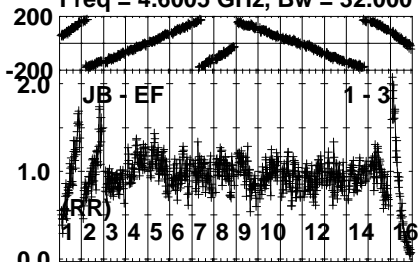


Lower frame: Micro Ampl Jy Top frame: Phas deg
Vector averaged cross-power spectrum Several baselines displayed
Timerange: 00/09:50:46 to 00/09:53:44

Plot file version 378 created 07-AUG-2023 16:12:14

2331+46 EO019B.UVDATA.1

Freq = 4.6005 GHz, Bw = 32.000 MH No calibration applied and no bandpass applied



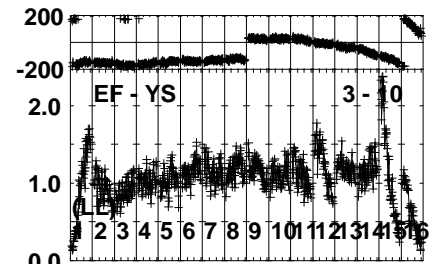
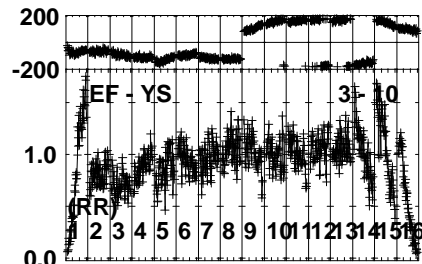
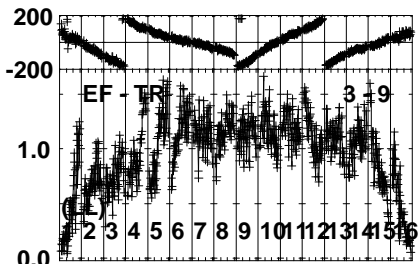
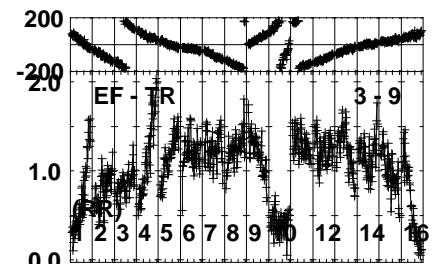
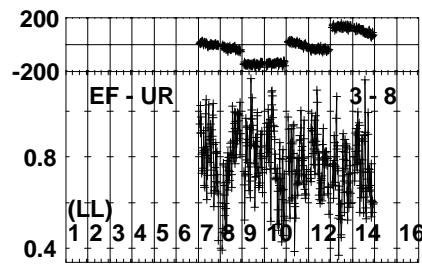
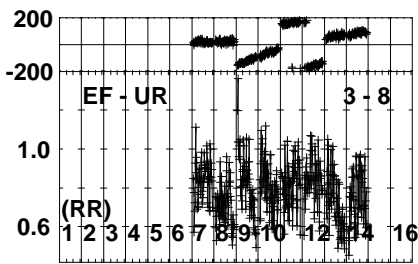
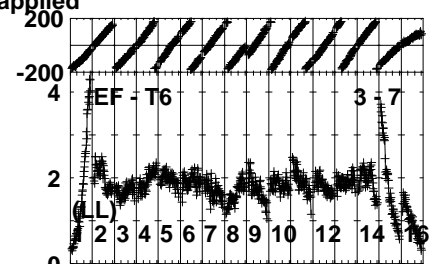
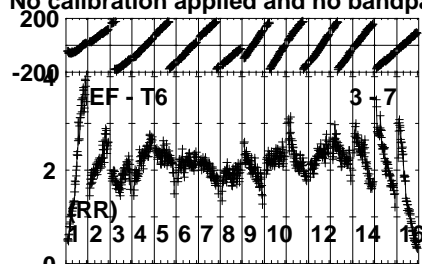
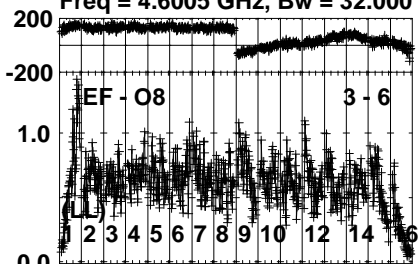
Lower frame: Milli Ampl Jy Top frame: Phas deg
Vector averaged cross-power spectrum Several baselines displayed
Timerange: 00/09:53:48 to 00/09:55:14

Plot file version 379 created 07-AUG-2023 16:12:15

2331+46 EO019B.UVDATA.1

Freq = 4.6005 GHz, Bw = 32.000 MH

No calibration applied and no bandpass applied

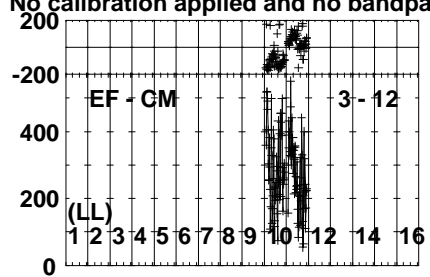
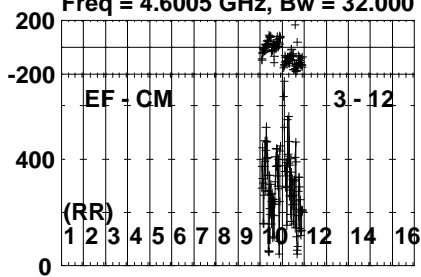


Lower frame: Milli Ampl Jy Top frame: Phas deg
Vector averaged cross-power spectrum Several baselines displayed
Timerange: 00/09:53:48 to 00/09:55:14

Plot file version 380 created 07-AUG-2023 16:12:15

2331+46 EO019B.UVDATA.1

Freq = 4.6005 GHz, Bw = 32.000 MH No calibration applied and no bandpass applied

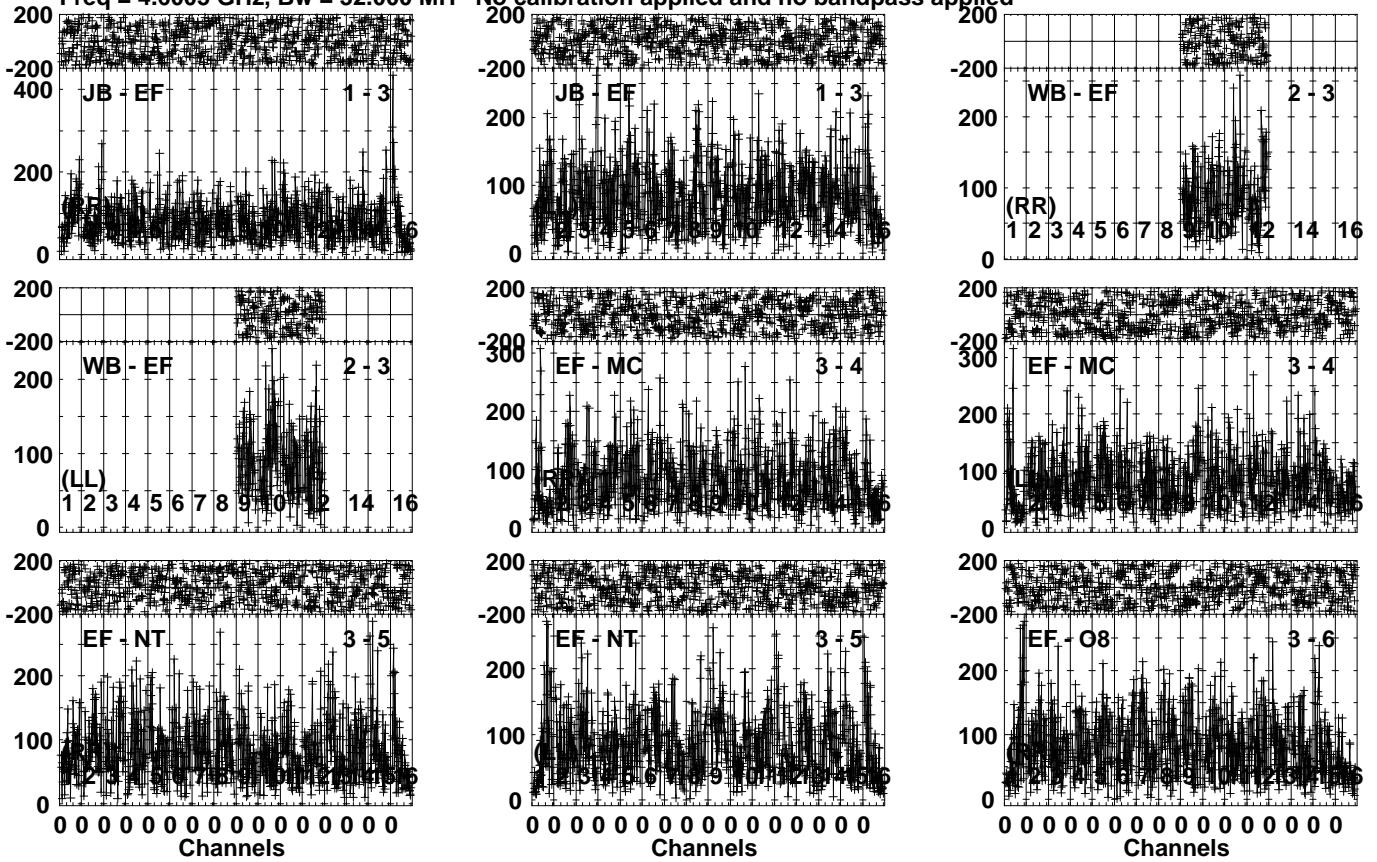


Lower frame: Micro Ampl Jy Top frame: Phas deg
Vector averaged cross-power spectrum Several baselines displayed
Timerange: 00/09:53:48 to 00/09:55:14

Plot file version 381 created 07-AUG-2023 16:12:15

LAND EO019B.UVDATA.1

Freq = 4.6005 GHz, Bw = 32.000 MH No calibration applied and no bandpass applied

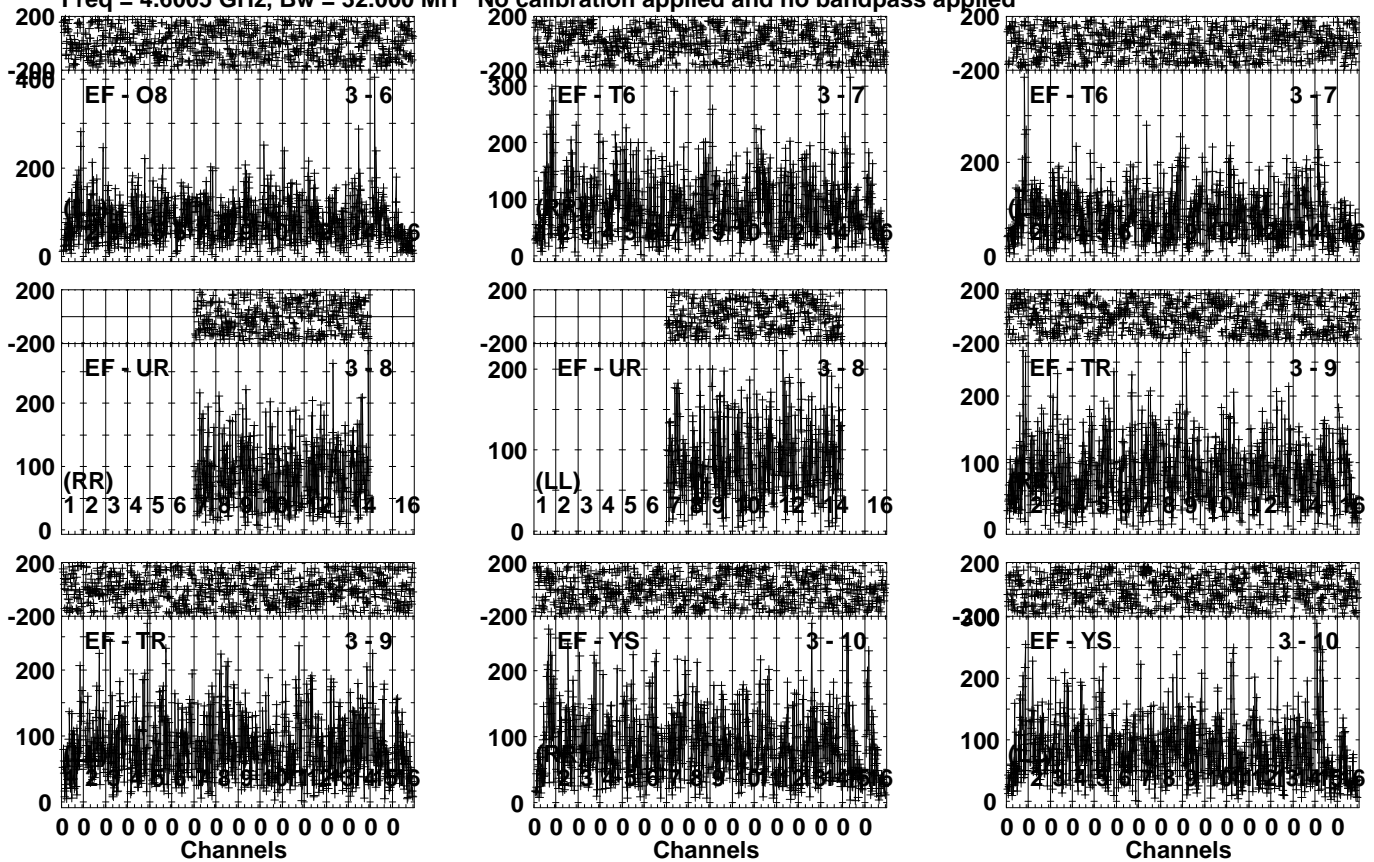


Lower frame: Micro Ampl Jy Top frame: Phas deg
Vector averaged cross-power spectrum Several baselines displayed
Timerange: 00/09:55:16 to 00/09:58:44

Plot file version 382 created 07-AUG-2023 16:12:15

LAND EO019B.UVDATA.1

Freq = 4.6005 GHz, Bw = 32.000 MH No calibration applied and no bandpass applied

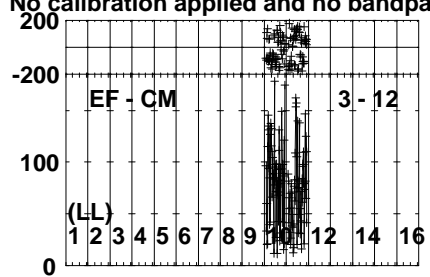
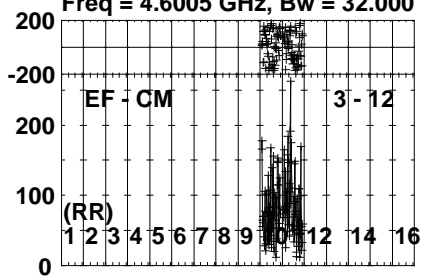


Lower frame: Micro Ampl Jy Top frame: Phas deg
Vector averaged cross-power spectrum Several baselines displayed
Timerange: 00/09:55:16 to 00/09:58:44

Plot file version 383 created 07-AUG-2023 16:12:15

LAND EO019B.UVDATA.1

Freq = 4.6005 GHz, Bw = 32.000 MH No calibration applied and no bandpass applied

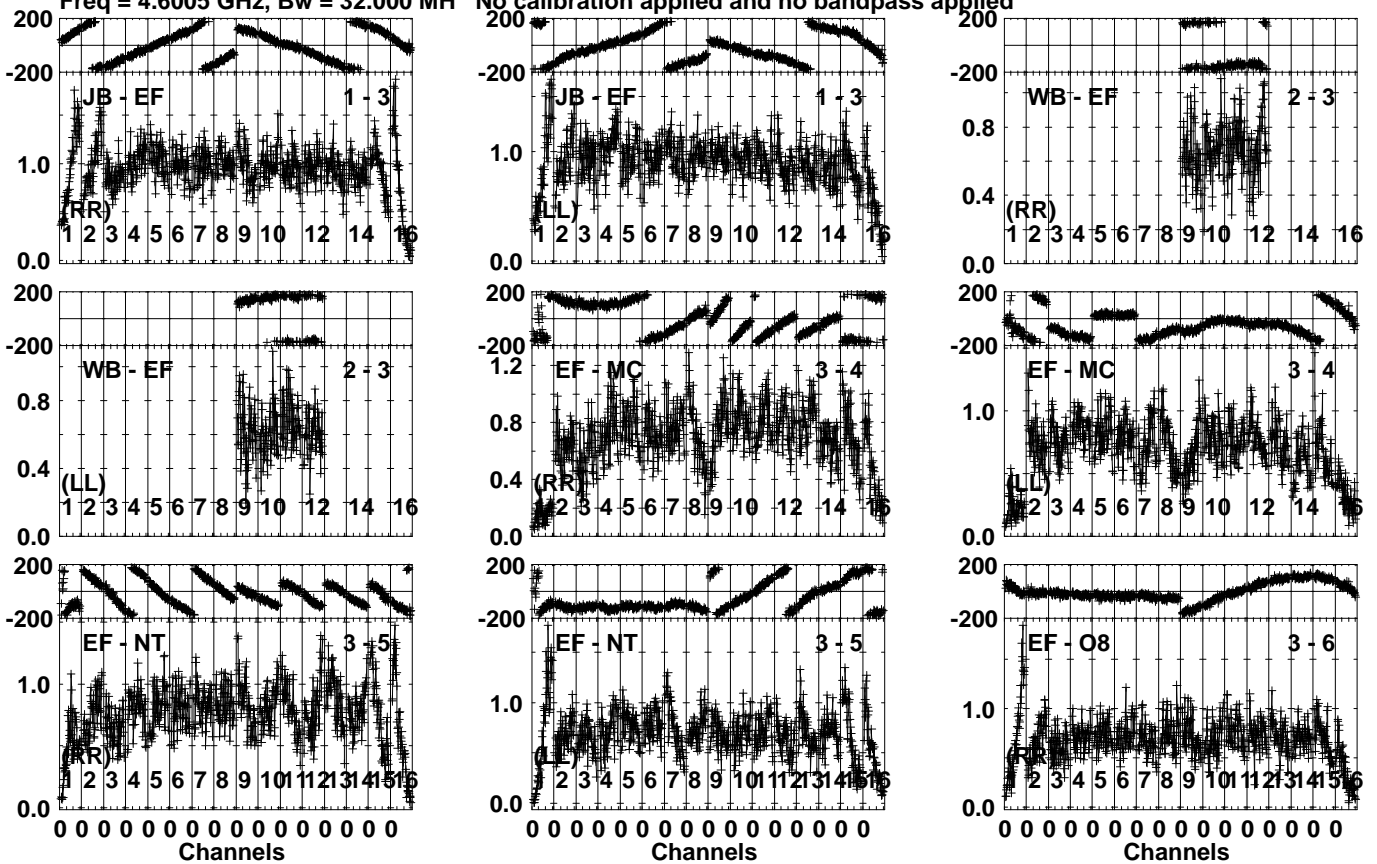


Lower frame: Micro Ampl Jy Top frame: Phas deg
Vector averaged cross-power spectrum Several baselines displayed
Timerange: 00/09:55:16 to 00/09:58:44

Plot file version 384 created 07-AUG-2023 16:12:15

2331+46 EO019B.UVDATA.1

Freq = 4.6005 GHz, Bw = 32.000 MH No calibration applied and no bandpass applied

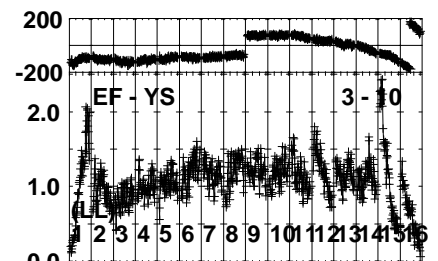
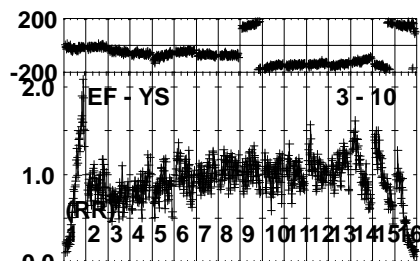
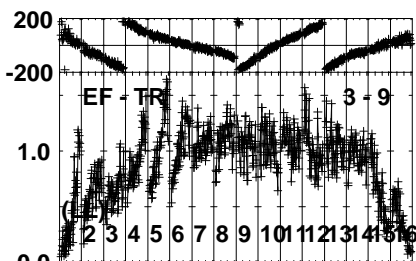
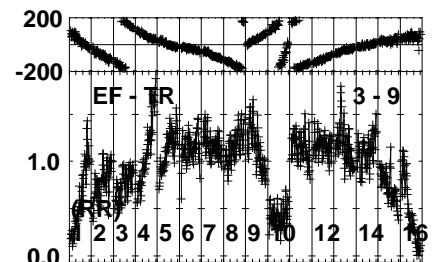
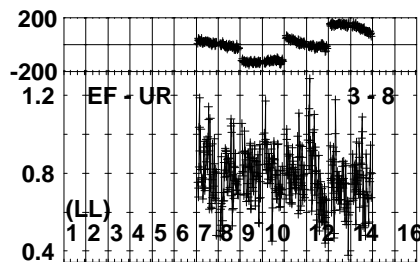
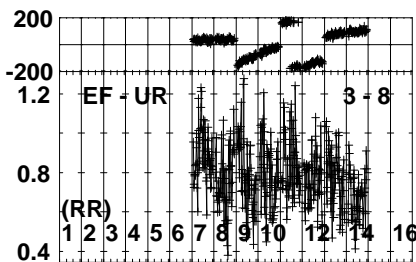
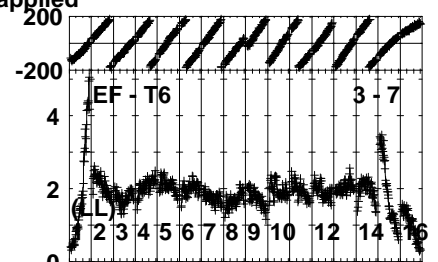
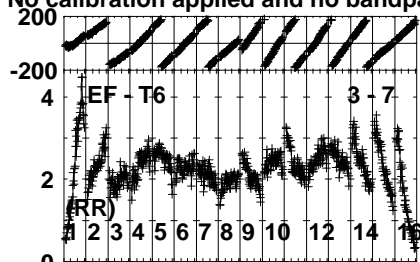
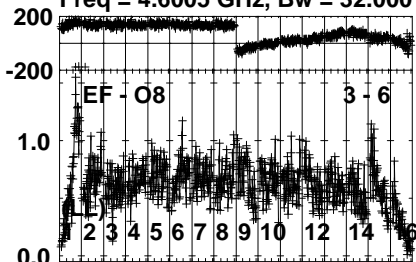


Lower frame: Milli Ampl Jy Top frame: Phas deg
Vector averaged cross-power spectrum Several baselines displayed
Timerange: 00/09:58:46 to 00/10:00:14

Plot file version 385 created 07-AUG-2023 16:12:16

2331+46 EO019B.UVDATA.1

Freq = 4.6005 GHz, Bw = 32.000 MH No calibration applied and no bandpass applied

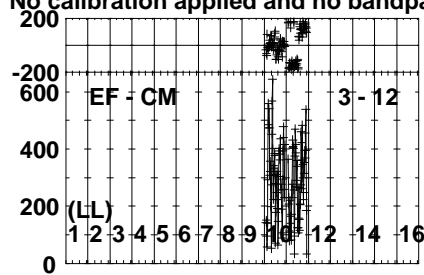
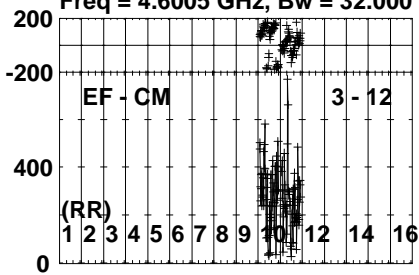


Lower frame: Milli Ampl Jy Top frame: Phas deg
Vector averaged cross-power spectrum Several baselines displayed
Timerange: 00/09:58:46 to 00/10:00:14

Plot file version 386 created 07-AUG-2023 16:12:16

2331+46 EO019B.UVDATA.1

Freq = 4.6005 GHz, Bw = 32.000 MH No calibration applied and no bandpass applied

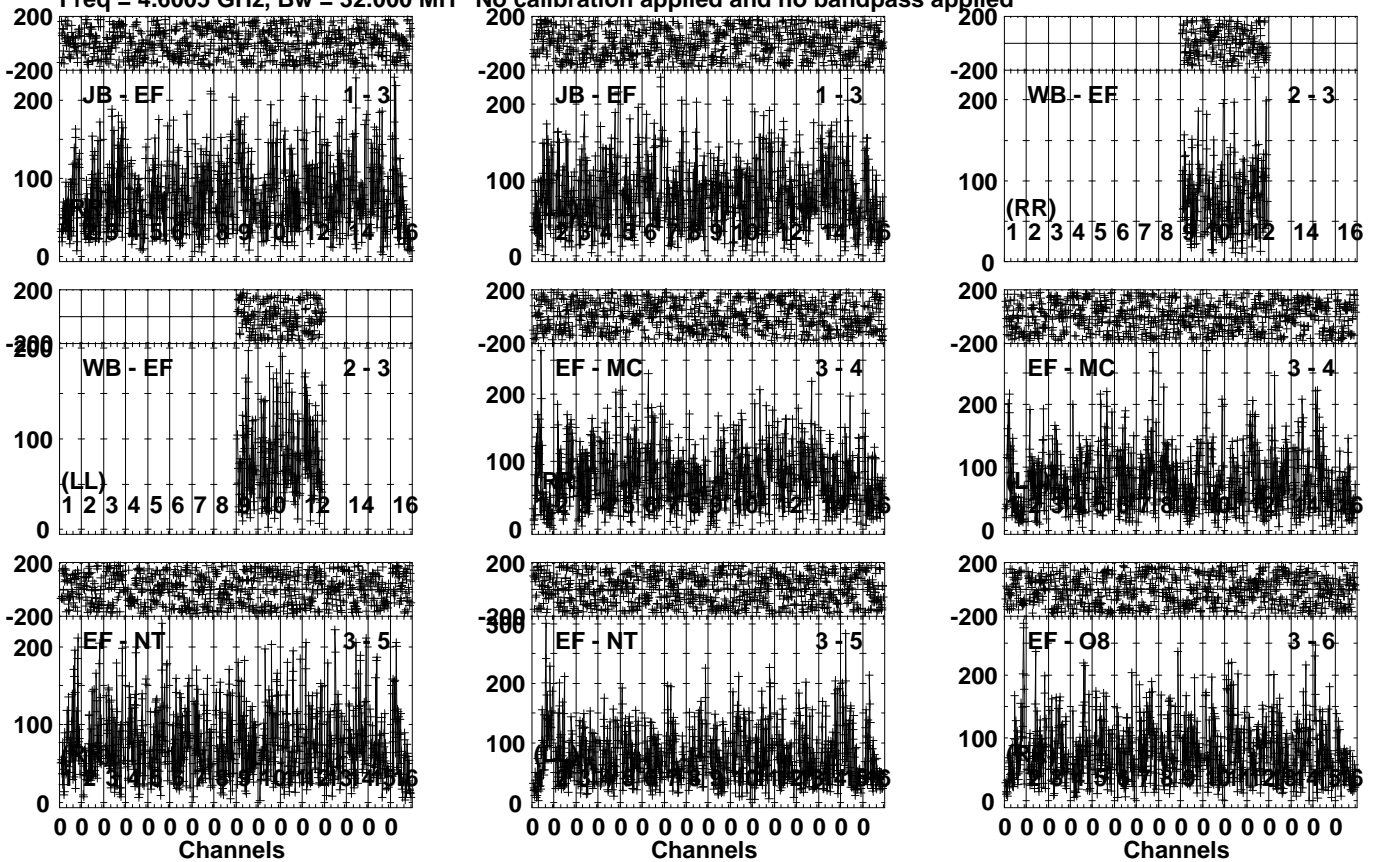


Lower frame: Micro Ampl Jy Top frame: Phas deg
Vector averaged cross-power spectrum Several baselines displayed
Timerange: 00/09:58:46 to 00/10:00:14

Plot file version 387 created 07-AUG-2023 16:12:16

LAND EO019B.UVDATA.1

Freq = 4.6005 GHz, Bw = 32.000 MH No calibration applied and no bandpass applied

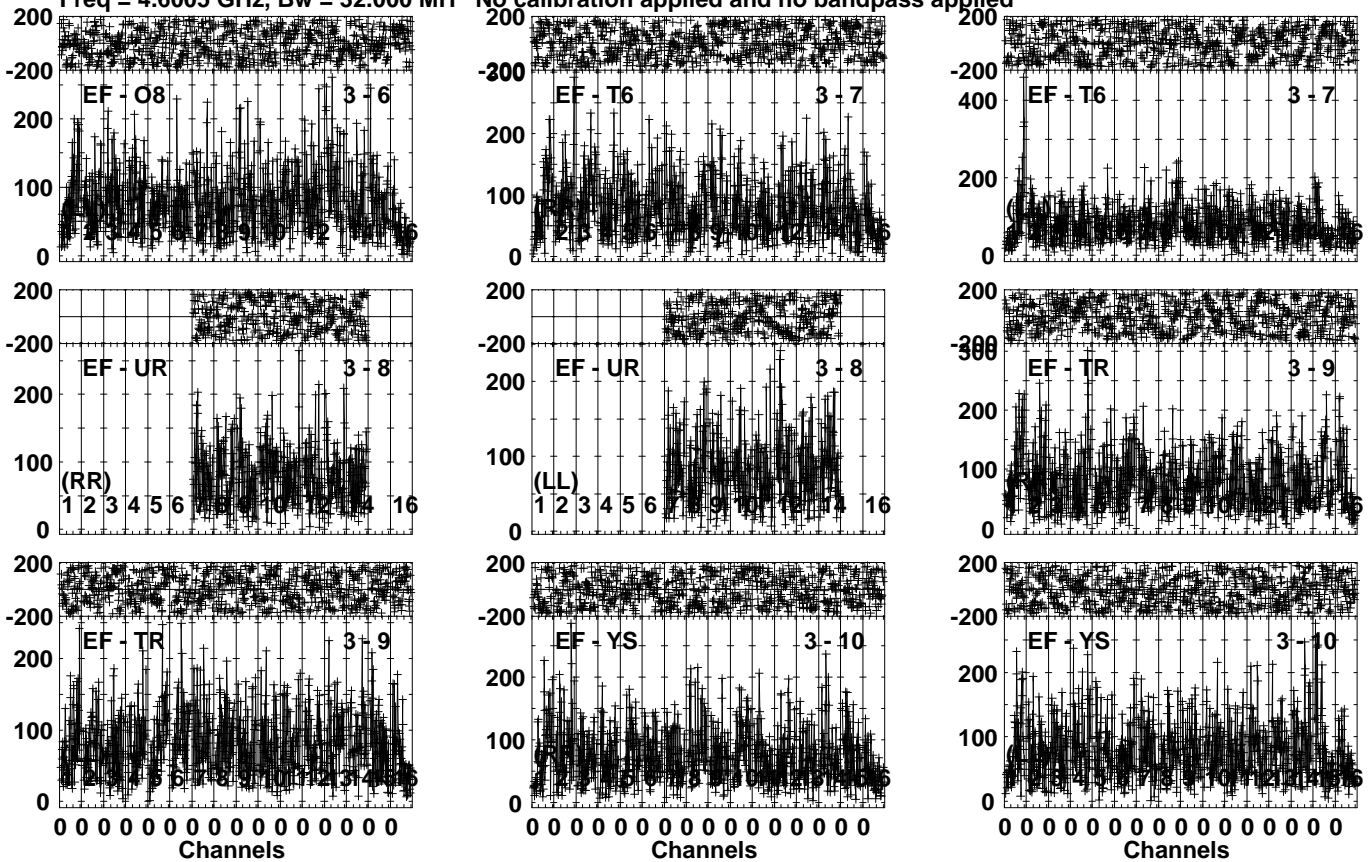


Lower frame: Micro Ampl Jy Top frame: Phas deg
Vector averaged cross-power spectrum Several baselines displayed
Timerange: 00/10:01:01 to 00/10:03:59

Plot file version 388 created 07-AUG-2023 16:12:16

LAND EO019B.UVDATA.1

Freq = 4.6005 GHz, Bw = 32.000 MH No calibration applied and no bandpass applied

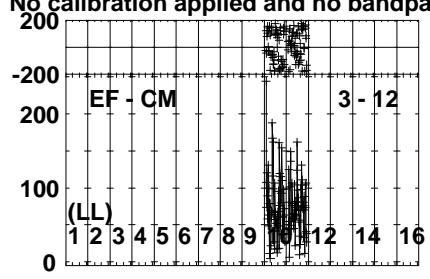
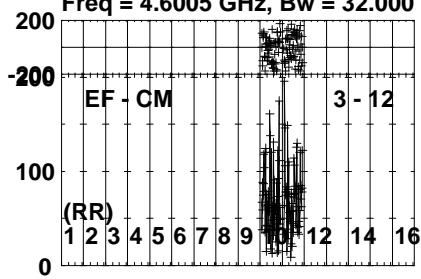


Lower frame: Micro Ampl Jy Top frame: Phas deg
Vector averaged cross-power spectrum Several baselines displayed
Timerange: 00/10:01:01 to 00/10:03:59

Plot file version 389 created 07-AUG-2023 16:12:16

LAND EO019B.UVDATA.1

Freq = 4.6005 GHz, Bw = 32.000 MH No calibration applied and no bandpass applied

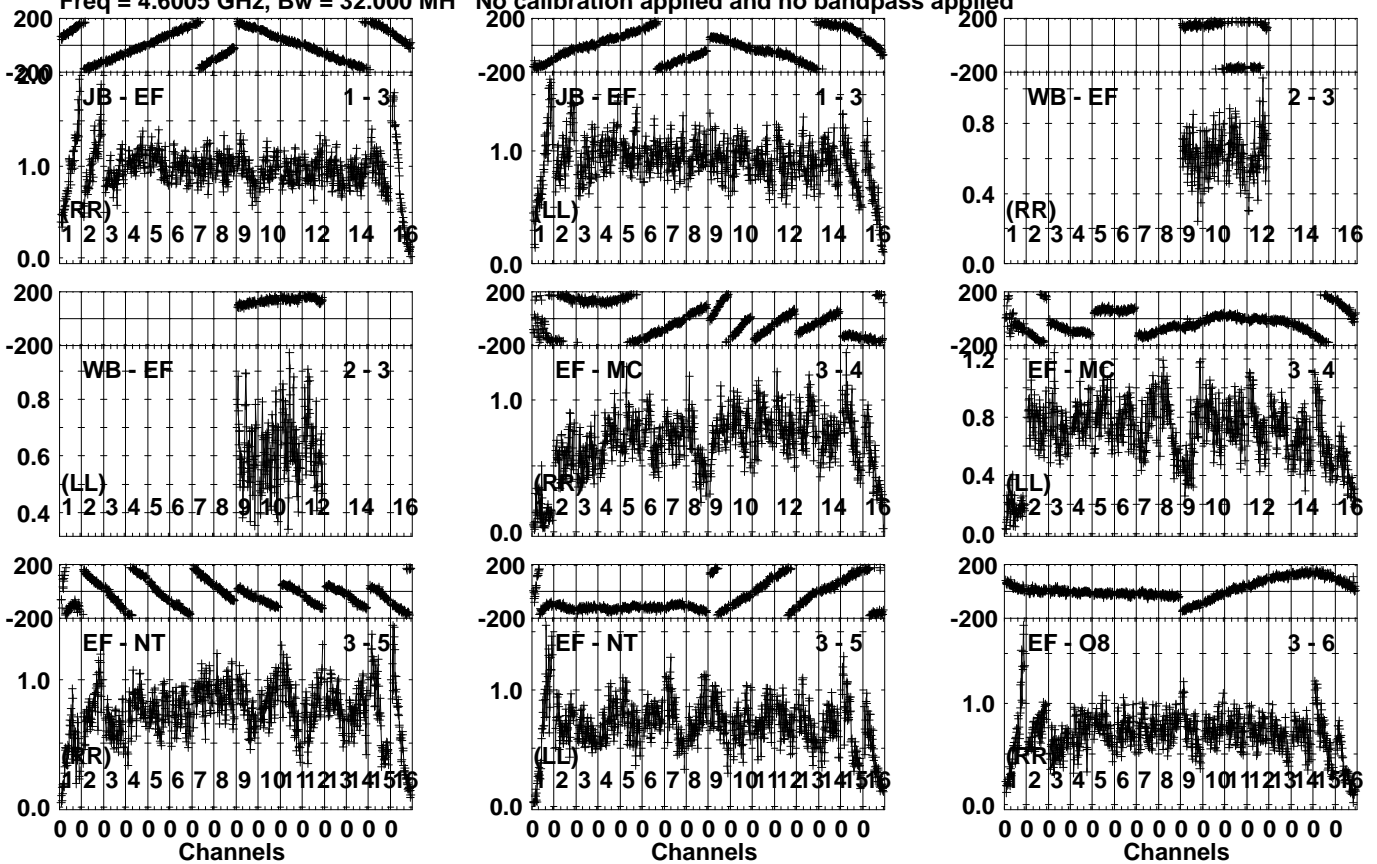


Lower frame: Micro Ampl Jy Top frame: Phas deg
Vector averaged cross-power spectrum Several baselines displayed
Timerange: 00/10:01:01 to 00/10:03:59

Plot file version 390 created 07-AUG-2023 16:12:16

2331+46 EO019B.UVDATA.1

Freq = 4.6005 GHz, Bw = 32.000 MH No calibration applied and no bandpass applied



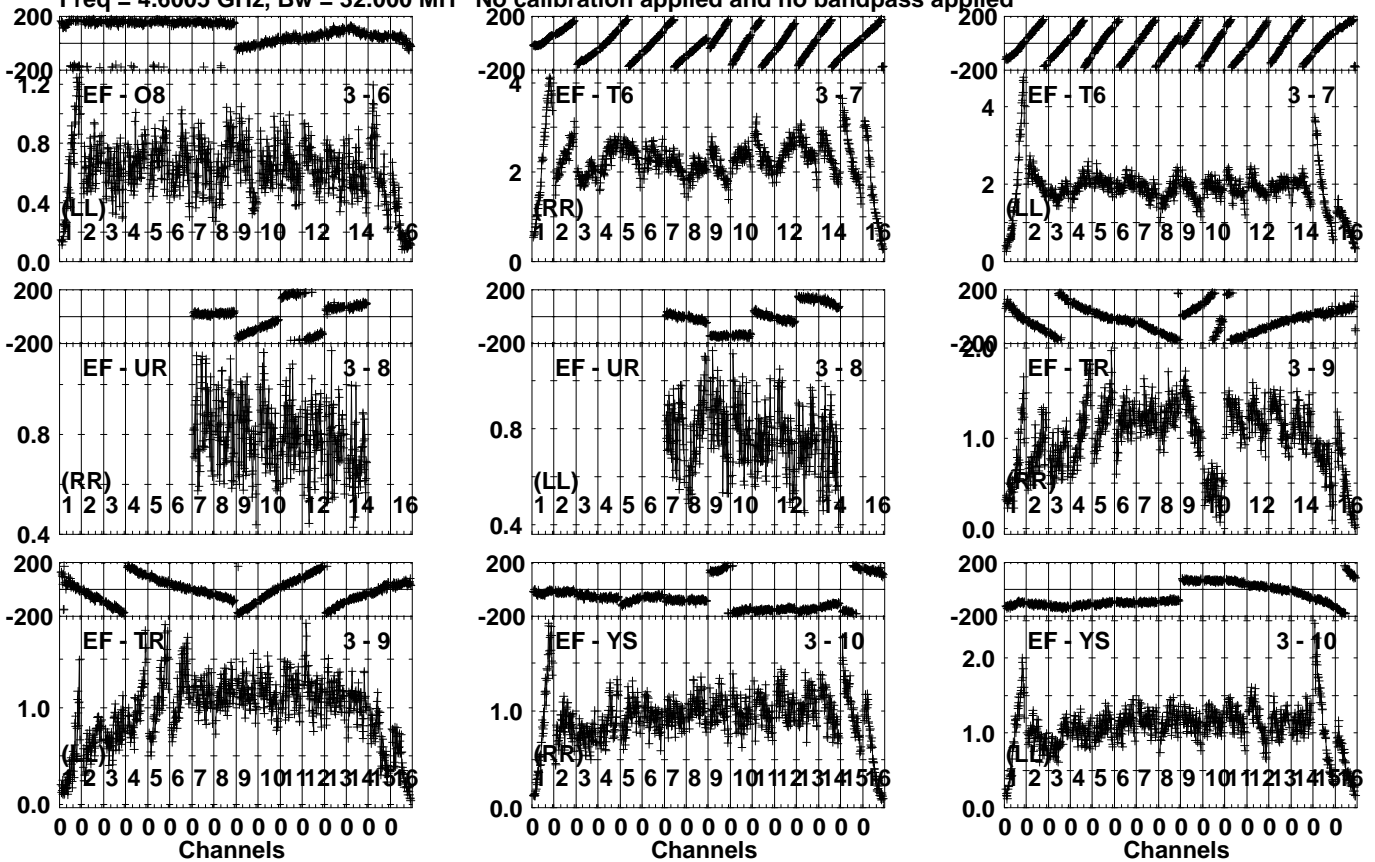
Lower frame: Milli Ampl Jy Top frame: Phas deg
Vector averaged cross-power spectrum Several baselines displayed
Timerange: 00/10:04:03 to 00/10:05:29

Plot file version 391 created 07-AUG-2023 16:12:17

2331+46 EO019B.UVDATA.1

Freq = 4.6005 GHz, Bw = 32.000 MH

No calibration applied and no bandpass applied

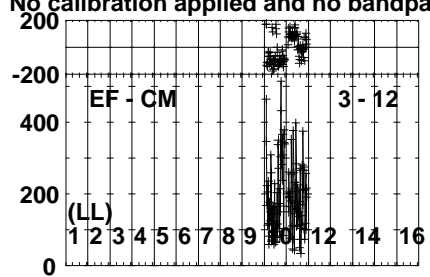
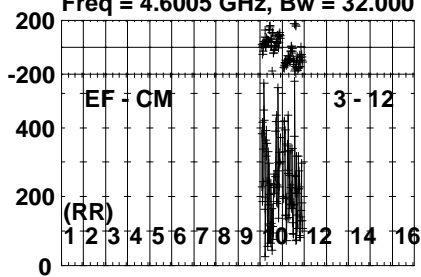


Lower frame: Milli Ampl Jy Top frame: Phas deg
Vector averaged cross-power spectrum Several baselines displayed
Timerange: 00/10:04:03 to 00/10:05:29

Plot file version 392 created 07-AUG-2023 16:12:17

2331+46 EO019B.UVDATA.1

Freq = 4.6005 GHz, Bw = 32.000 MH No calibration applied and no bandpass applied

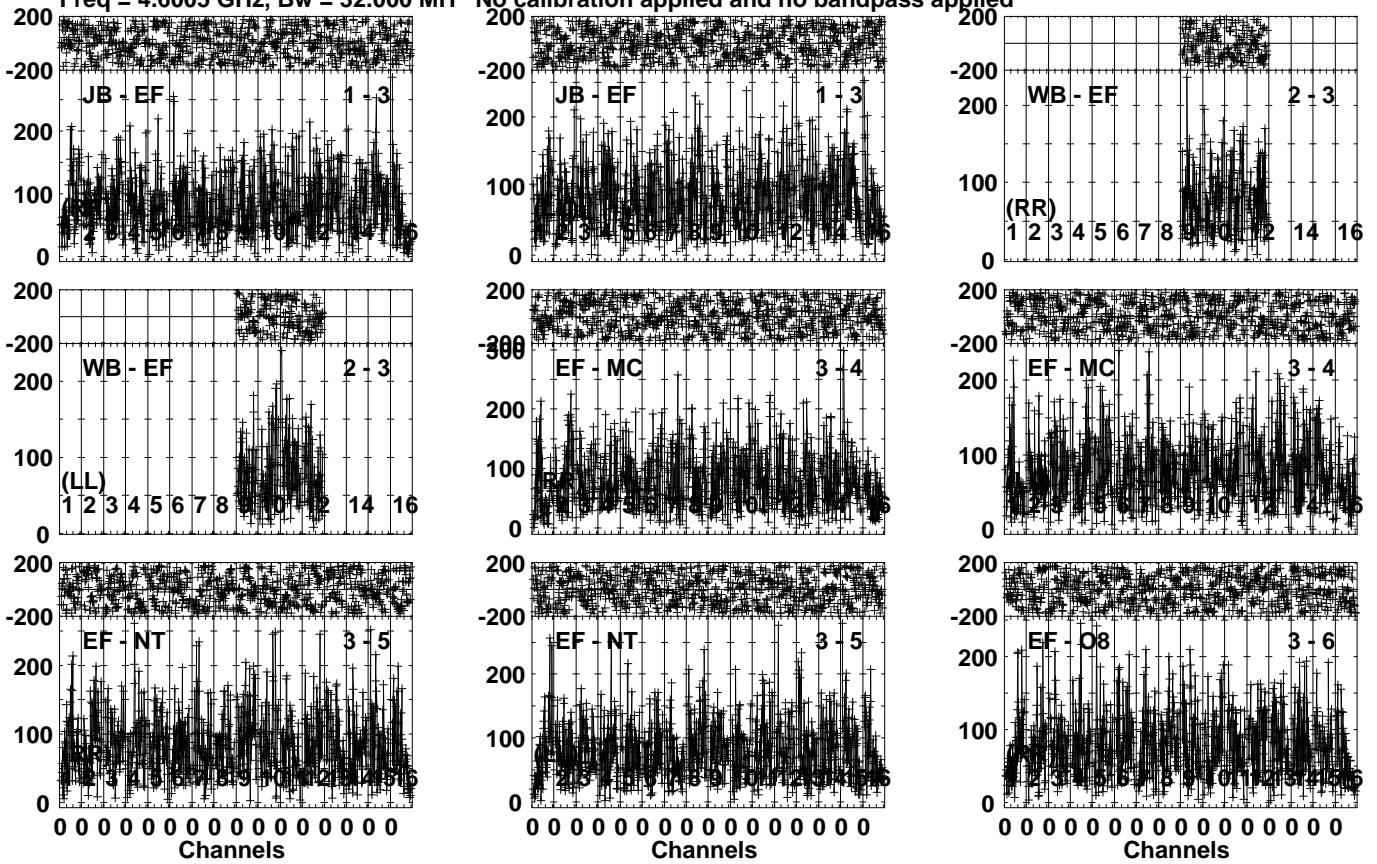


Lower frame: Micro Ampl Jy Top frame: Phas deg
Vector averaged cross-power spectrum Several baselines displayed
Timerange: 00/10:04:03 to 00/10:05:29

Plot file version 393 created 07-AUG-2023 16:12:17

LAND EO019B.UVDATA.1

Freq = 4.6005 GHz, Bw = 32.000 MH No calibration applied and no bandpass applied

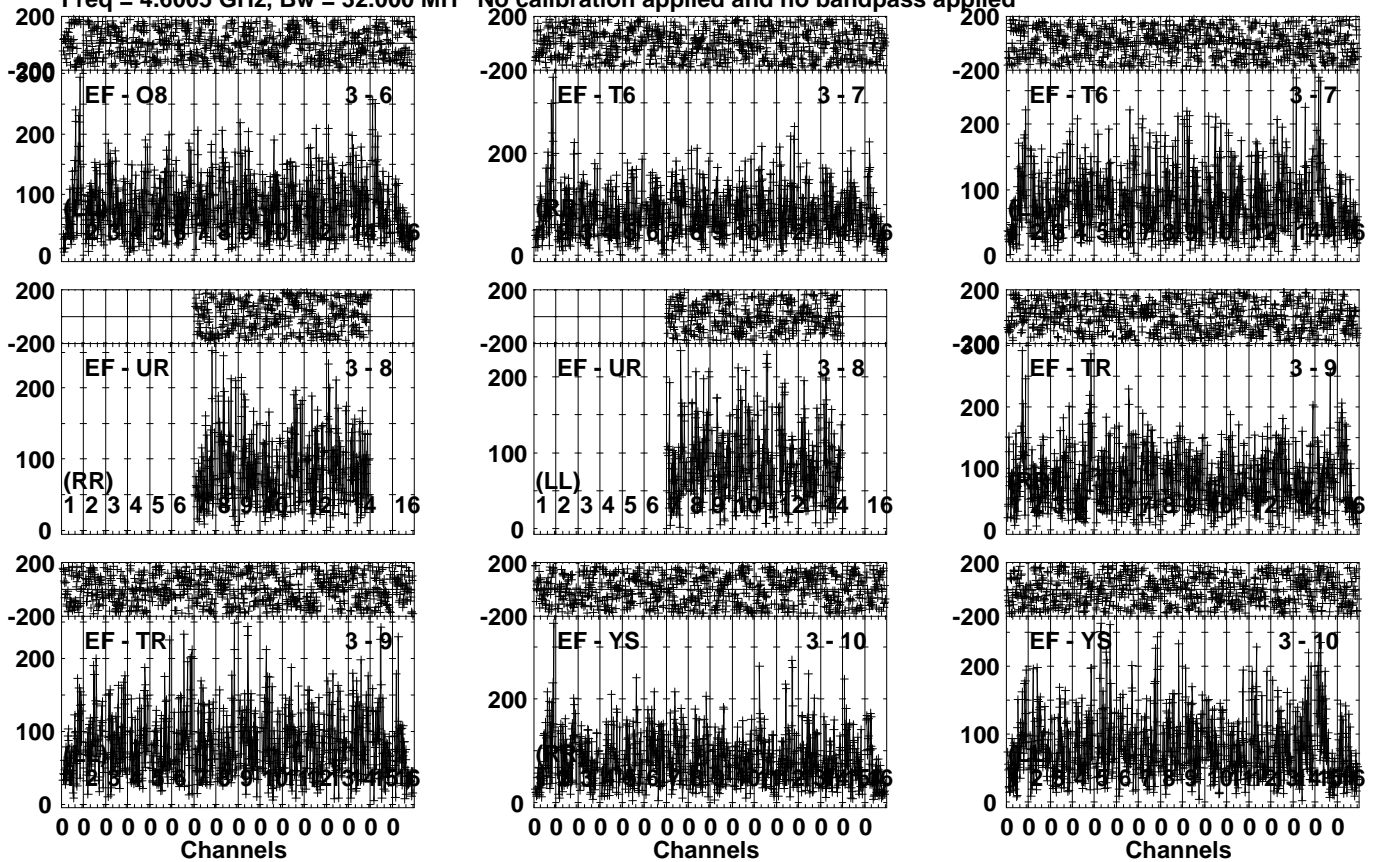


Lower frame: Micro Ampl Jy Top frame: Phas deg
Vector averaged cross-power spectrum Several baselines displayed
Timerange: 00/10:05:31 to 00/10:08:59

Plot file version 394 created 07-AUG-2023 16:12:17

LAND EO019B.UVDATA.1

Freq = 4.6005 GHz, Bw = 32.000 MH No calibration applied and no bandpass applied

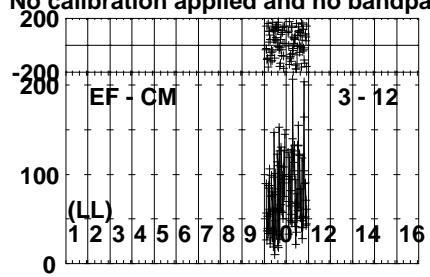
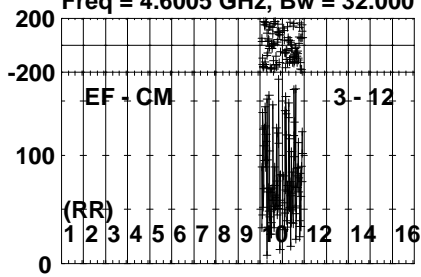


Lower frame: Micro Ampl Jy Top frame: Phas deg
Vector averaged cross-power spectrum Several baselines displayed
Timerange: 00/10:05:31 to 00/10:08:59

Plot file version 395 created 07-AUG-2023 16:12:17

LAND EO019B.UVDATA.1

Freq = 4.6005 GHz, Bw = 32.000 MH No calibration applied and no bandpass applied

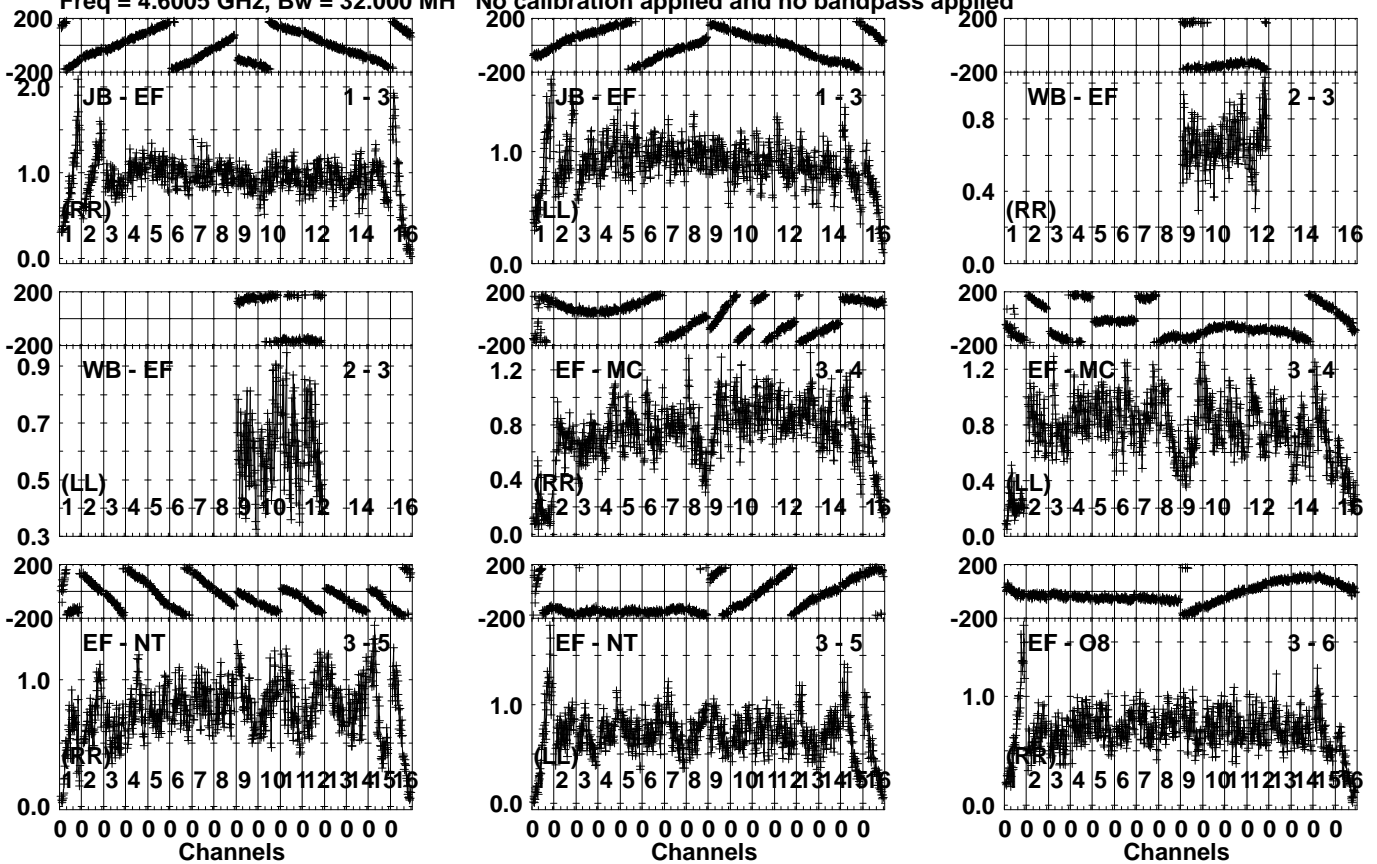


Lower frame: Micro Ampl Jy Top frame: Phas deg
Vector averaged cross-power spectrum Several baselines displayed
Timerange: 00/10:05:31 to 00/10:08:59

Plot file version 396 created 07-AUG-2023 16:12:17

2331+46 EO019B.UVDATA.1

Freq = 4.6005 GHz, Bw = 32.000 MH No calibration applied and no bandpass applied

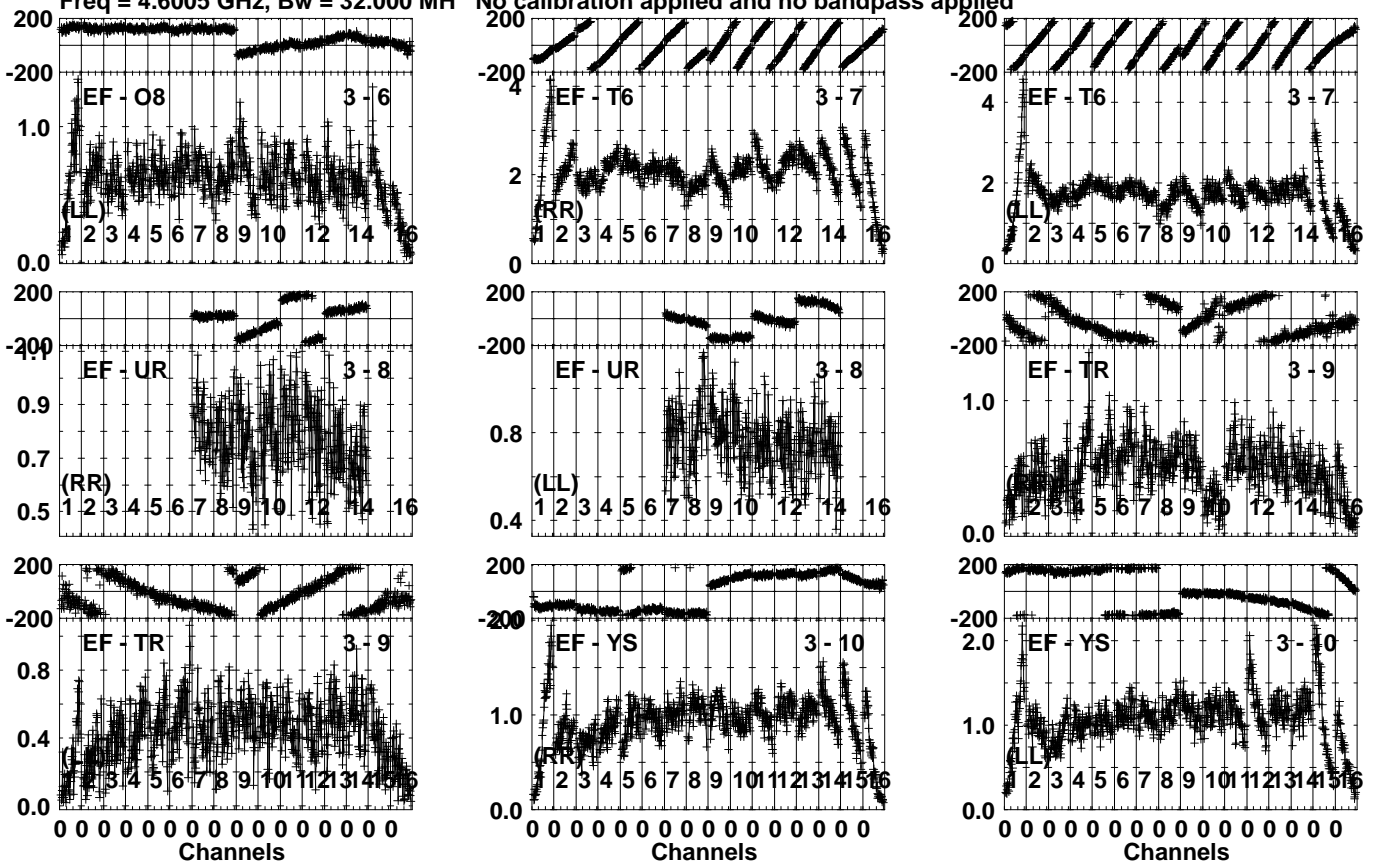


Lower frame: Milli Ampl Jy Top frame: Phas deg
Vector averaged cross-power spectrum Several baselines displayed
Timerange: 00/10:09:01 to 00/10:10:29

Plot file version 397 created 07-AUG-2023 16:12:18

2331+46 EO019B.UVDATA.1

Freq = 4.6005 GHz, Bw = 32.000 MH No calibration applied and no bandpass applied

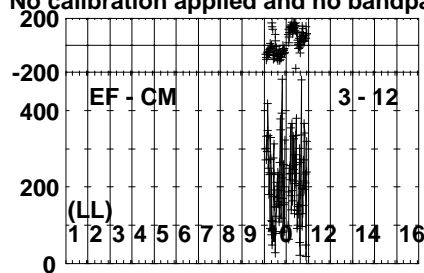
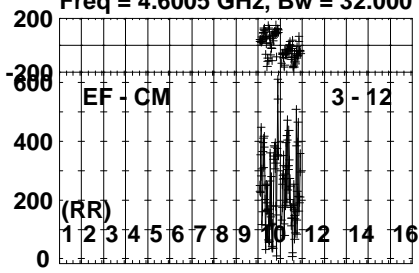


Lower frame: Milli Ampl Jy Top frame: Phas deg
Vector averaged cross-power spectrum Several baselines displayed
Timerange: 00/10:09:01 to 00/10:10:29

Plot file version 398 created 07-AUG-2023 16:12:18

2331+46 EO019B.UVDATA.1

Freq = 4.6005 GHz, Bw = 32.000 MH No calibration applied and no bandpass applied

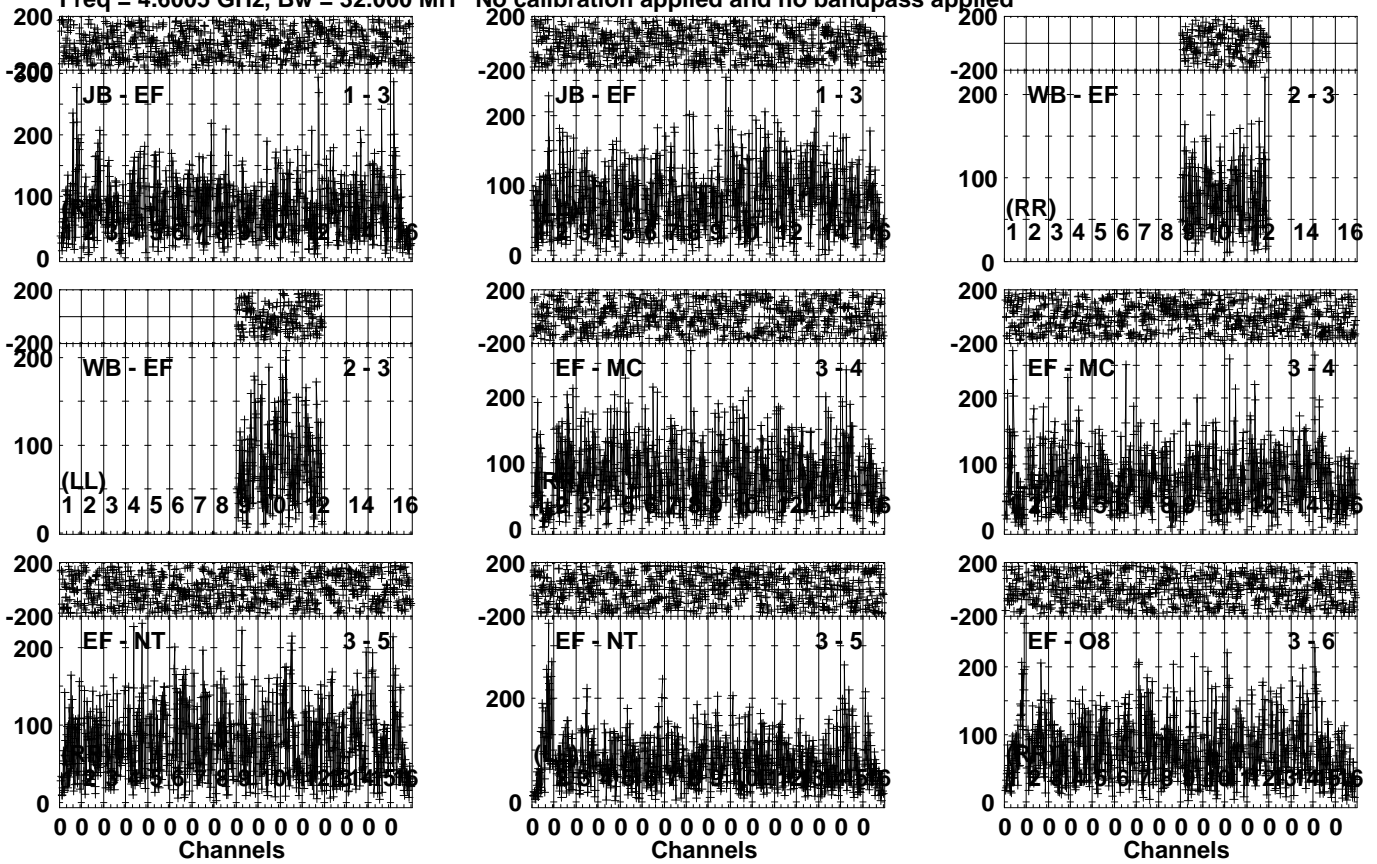


Lower frame: Micro Ampl Jy Top frame: Phas deg
Vector averaged cross-power spectrum Several baselines displayed
Timerange: 00/10:09:01 to 00/10:10:29

Plot file version 399 created 07-AUG-2023 16:12:18

LAND EO019B.UVDATA.1

Freq = 4.6005 GHz, Bw = 32.000 MH No calibration applied and no bandpass applied

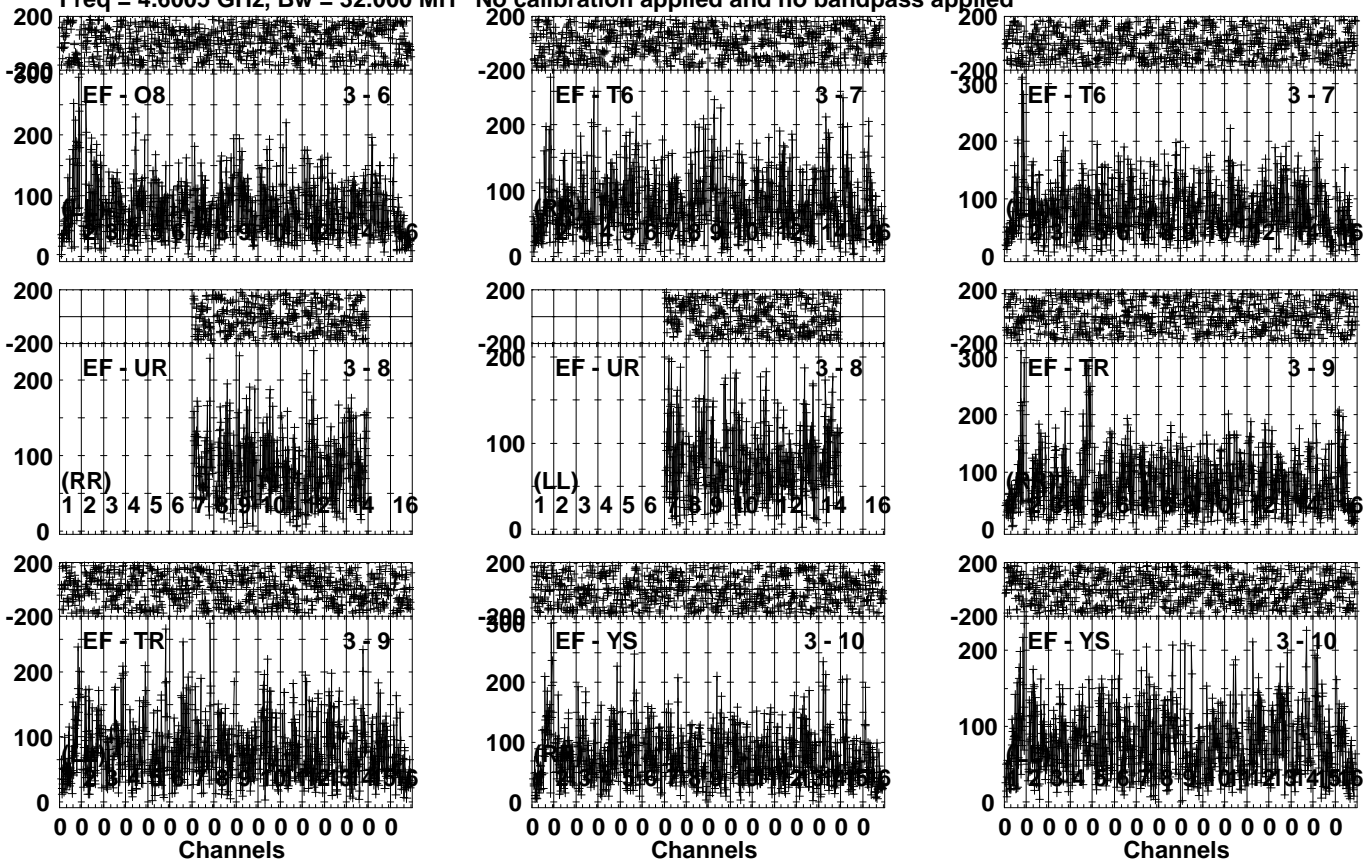


Lower frame: Micro Ampl Jy Top frame: Phas deg
Vector averaged cross-power spectrum Several baselines displayed
Timerange: 00/10:11:16 to 00/10:14:14

Plot file version 400 created 07-AUG-2023 16:12:18

LAND EO019B.UVDATA.1

Freq = 4.6005 GHz, Bw = 32.000 MH No calibration applied and no bandpass applied

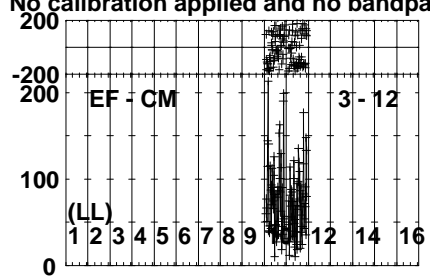
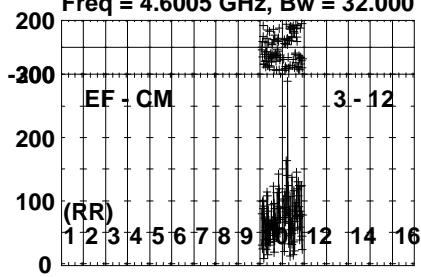


Lower frame: Micro Ampl Jy Top frame: Phas deg
Vector averaged cross-power spectrum Several baselines displayed
Timerange: 00/10:11:16 to 00/10:14:14

Plot file version 401 created 07-AUG-2023 16:12:18

LAND EO019B.UVDATA.1

Freq = 4.6005 GHz, Bw = 32.000 MH No calibration applied and no bandpass applied

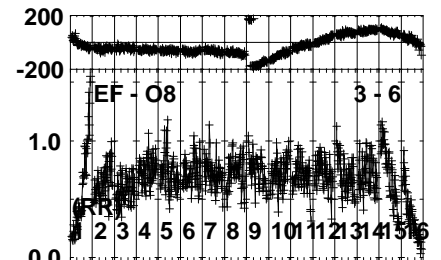
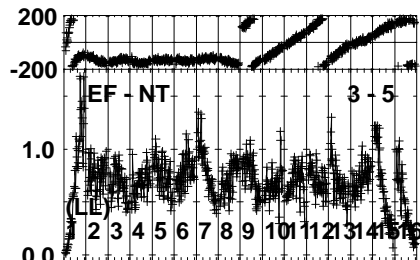
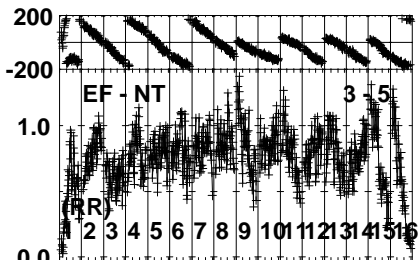
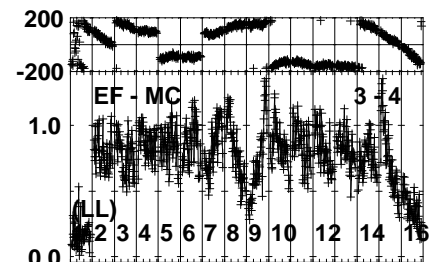
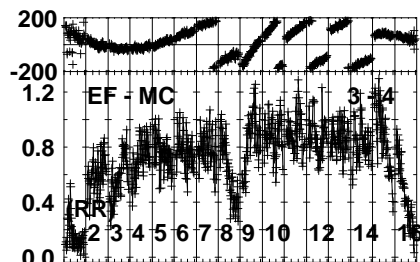
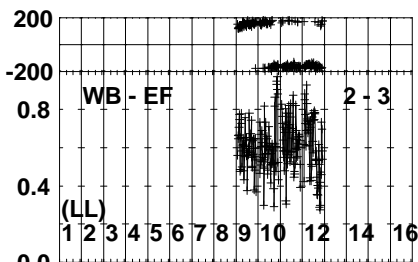
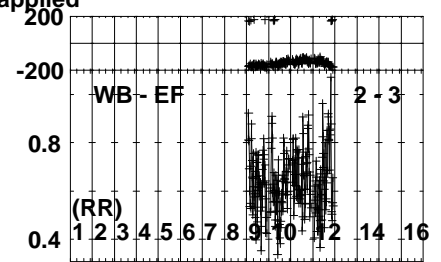
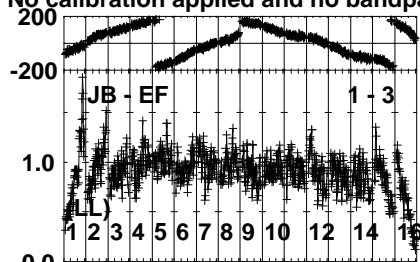
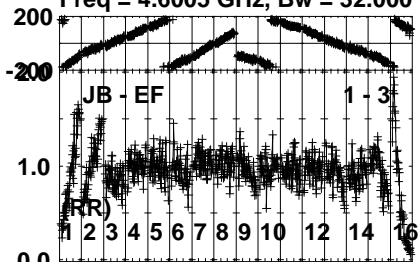


Lower frame: Micro Ampl Jy Top frame: Phas deg
Vector averaged cross-power spectrum Several baselines displayed
Timerange: 00/10:11:16 to 00/10:14:14

Plot file version 402 created 07-AUG-2023 16:12:19

2331+46 EO019B.UVDATA.1

Freq = 4.6005 GHz, Bw = 32.000 MH No calibration applied and no bandpass applied

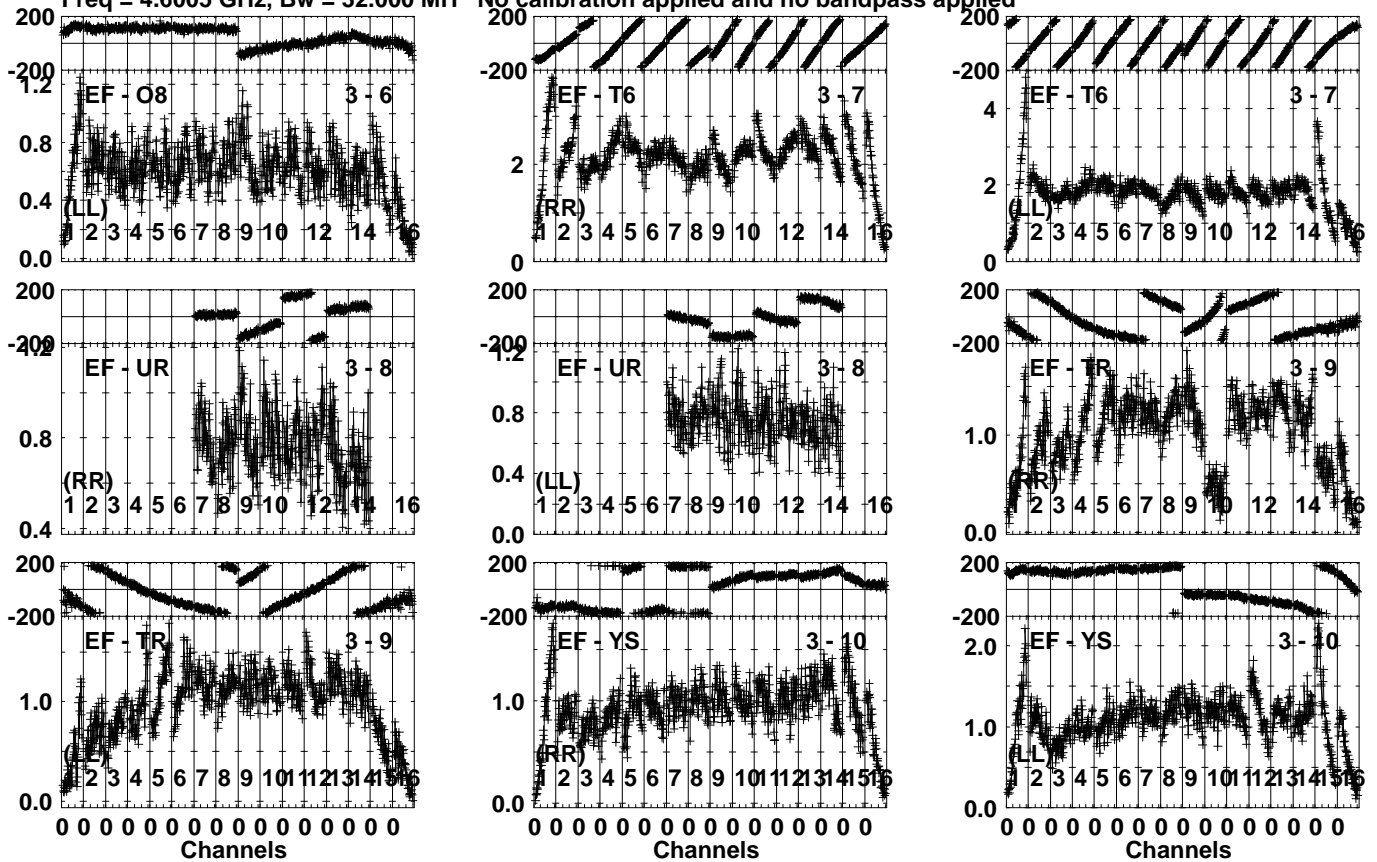


Lower frame: Milli Ampl Jy Top frame: Phas deg
Vector averaged cross-power spectrum Several baselines displayed
Timerange: 00/10:14:18 to 00/10:15:44

Plot file version 403 created 07-AUG-2023 16:12:19

2331+46 EO019B.UVDATA.1

Freq = 4.6005 GHz, Bw = 32.000 MH No calibration applied and no bandpass applied

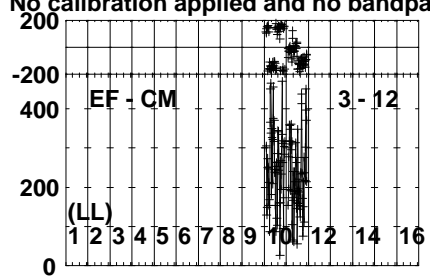
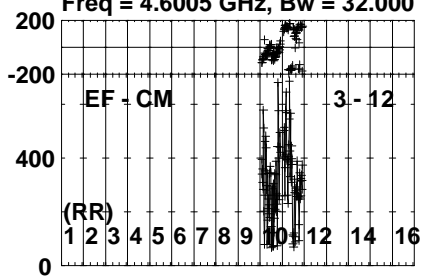


Lower frame: Milli Ampl Jy Top frame: Phas deg
Vector averaged cross-power spectrum Several baselines displayed
Timerange: 00/10:14:18 to 00/10:15:44

Plot file version 404 created 07-AUG-2023 16:12:19

2331+46 EO019B.UVDATA.1

Freq = 4.6005 GHz, Bw = 32.000 MH No calibration applied and no bandpass applied

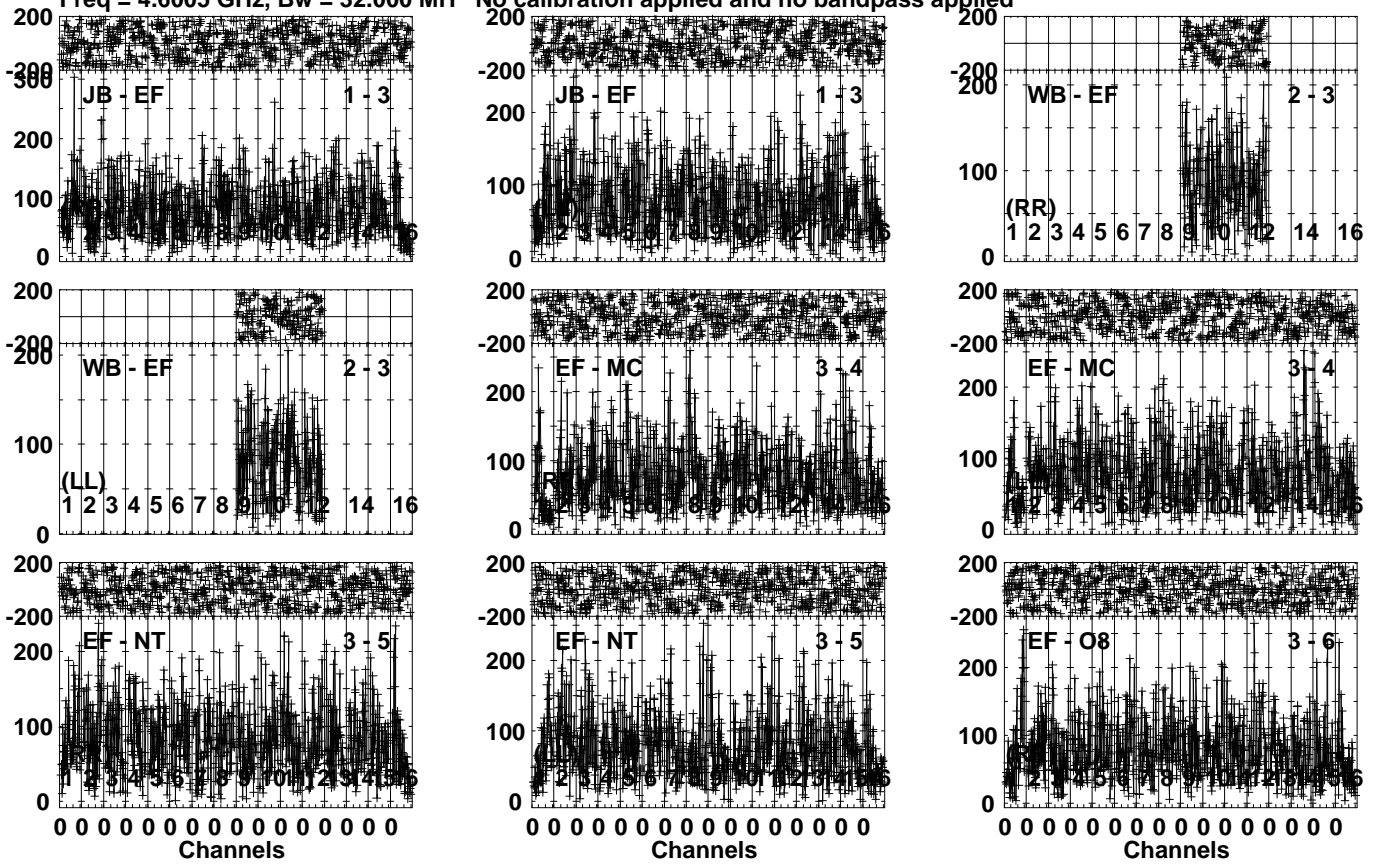


Lower frame: Micro Ampl Jy Top frame: Phas deg
Vector averaged cross-power spectrum Several baselines displayed
Timerange: 00/10:14:18 to 00/10:15:44

Plot file version 405 created 07-AUG-2023 16:12:19

LAND EO019B.UVDATA.1

Freq = 4.6005 GHz, Bw = 32.000 MH No calibration applied and no bandpass applied

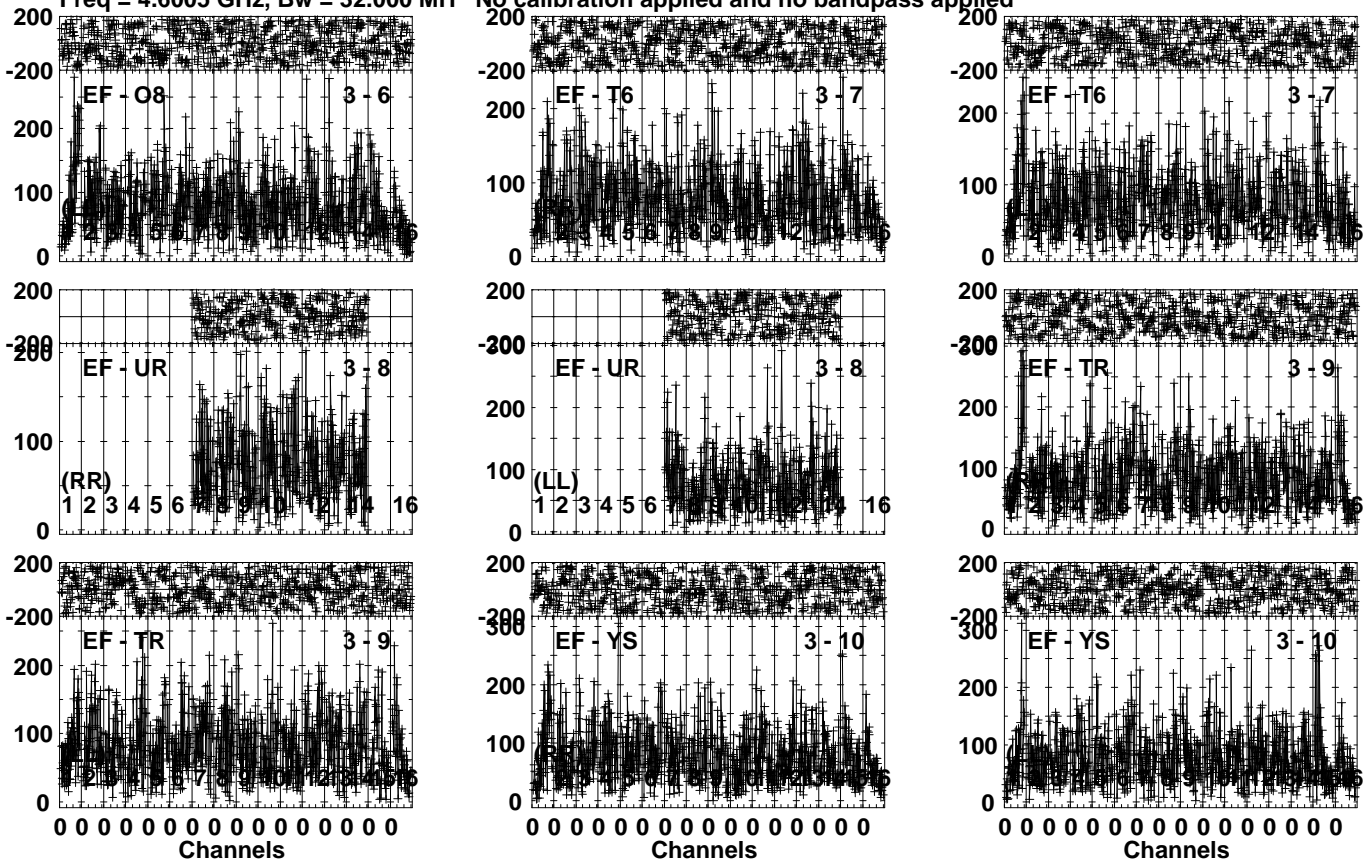


Lower frame: Micro Ampl Jy Top frame: Phas deg
Vector averaged cross-power spectrum Several baselines displayed
Timerange: 00/10:15:46 to 00/10:19:14

Plot file version 406 created 07-AUG-2023 16:12:19

LAND EO019B.UVDATA.1

Freq = 4.6005 GHz, Bw = 32.000 MH No calibration applied and no bandpass applied

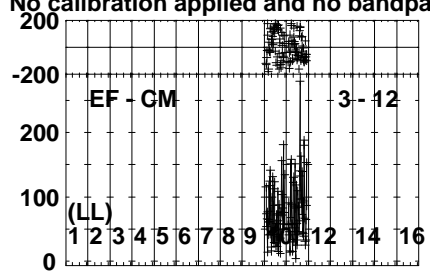
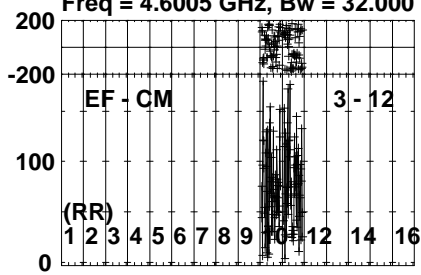


Lower frame: Micro Ampl Jy Top frame: Phas deg
Vector averaged cross-power spectrum Several baselines displayed
Timerange: 00/10:15:46 to 00/10:19:14

Plot file version 407 created 07-AUG-2023 16:12:20

LAND EO019B.UVDATA.1

Freq = 4.6005 GHz, Bw = 32.000 MH No calibration applied and no bandpass applied

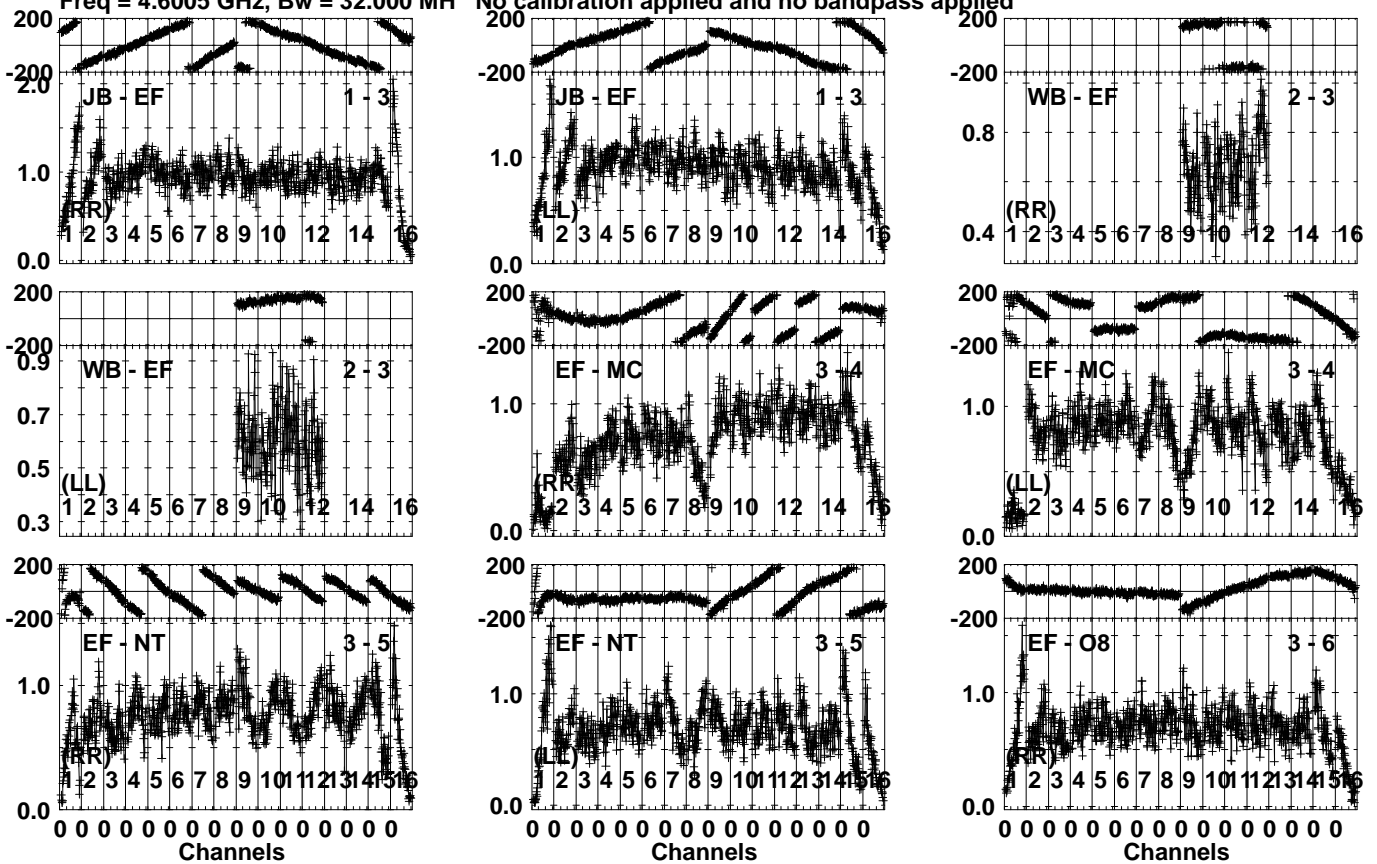


Lower frame: Micro Ampl Jy Top frame: Phas deg
Vector averaged cross-power spectrum Several baselines displayed
Timerange: 00/10:15:46 to 00/10:19:14

Plot file version 408 created 07-AUG-2023 16:12:20

2331+46 EO019B.UVDATA.1

Freq = 4.6005 GHz, Bw = 32.000 MH No calibration applied and no bandpass applied

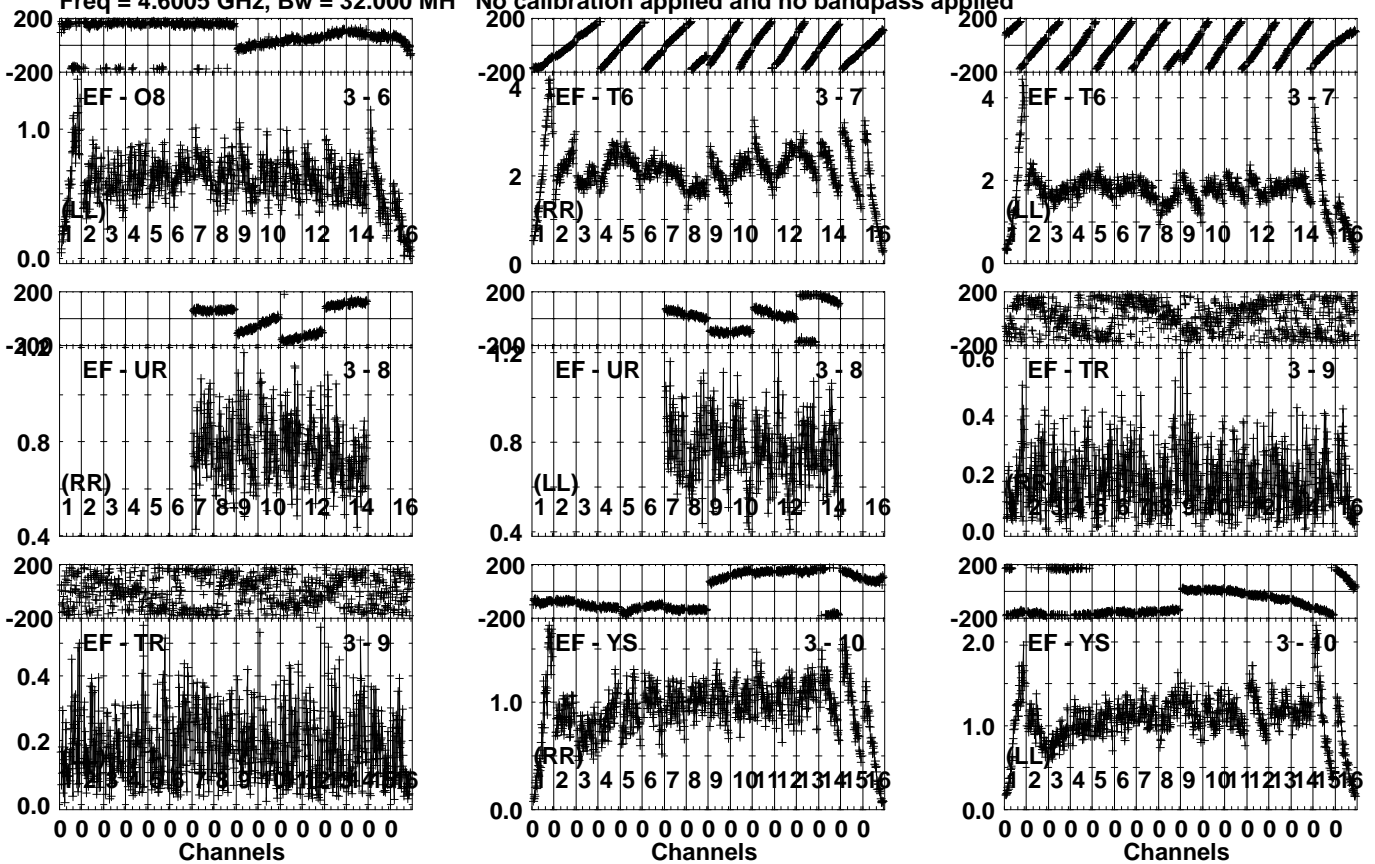


Lower frame: Milli Ampl Jy Top frame: Phas deg
Vector averaged cross-power spectrum Several baselines displayed
Timerange: 00/10:19:16 to 00/10:20:44

Plot file version 409 created 07-AUG-2023 16:12:20

2331+46 EO019B.UVDATA.1

Freq = 4.6005 GHz, Bw = 32.000 MH No calibration applied and no bandpass applied

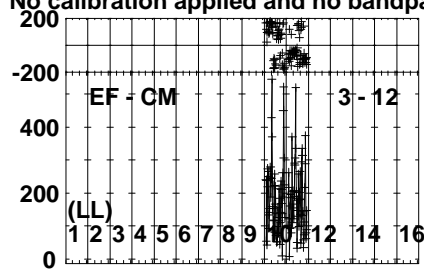
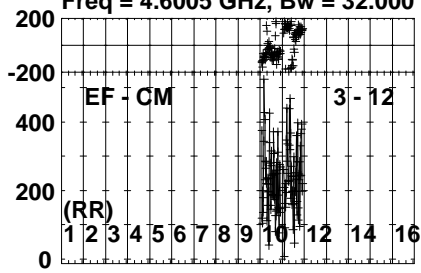


Lower frame: Milli Ampl Jy Top frame: Phas deg
Vector averaged cross-power spectrum Several baselines displayed
Timerange: 00/10:19:16 to 00/10:20:44

Plot file version 410 created 07-AUG-2023 16:12:20

2331+46 EO019B.UVDATA.1

Freq = 4.6005 GHz, Bw = 32.000 MH No calibration applied and no bandpass applied

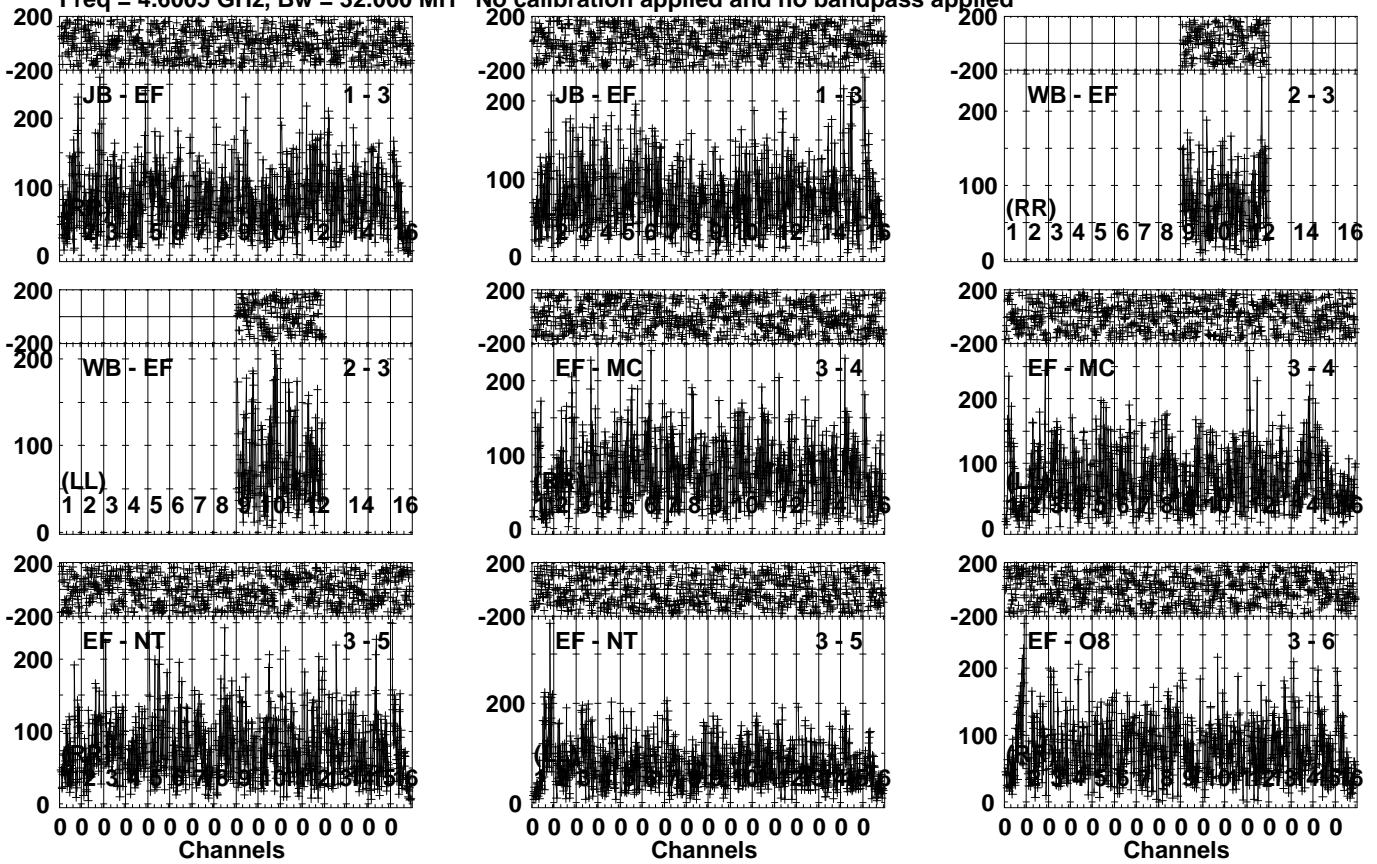


Lower frame: Micro Ampl Jy Top frame: Phas deg
Vector averaged cross-power spectrum Several baselines displayed
Timerange: 00/10:19:16 to 00/10:20:44

Plot file version 411 created 07-AUG-2023 16:12:20

LAND EO019B.UVDATA.1

Freq = 4.6005 GHz, Bw = 32.000 MH No calibration applied and no bandpass applied

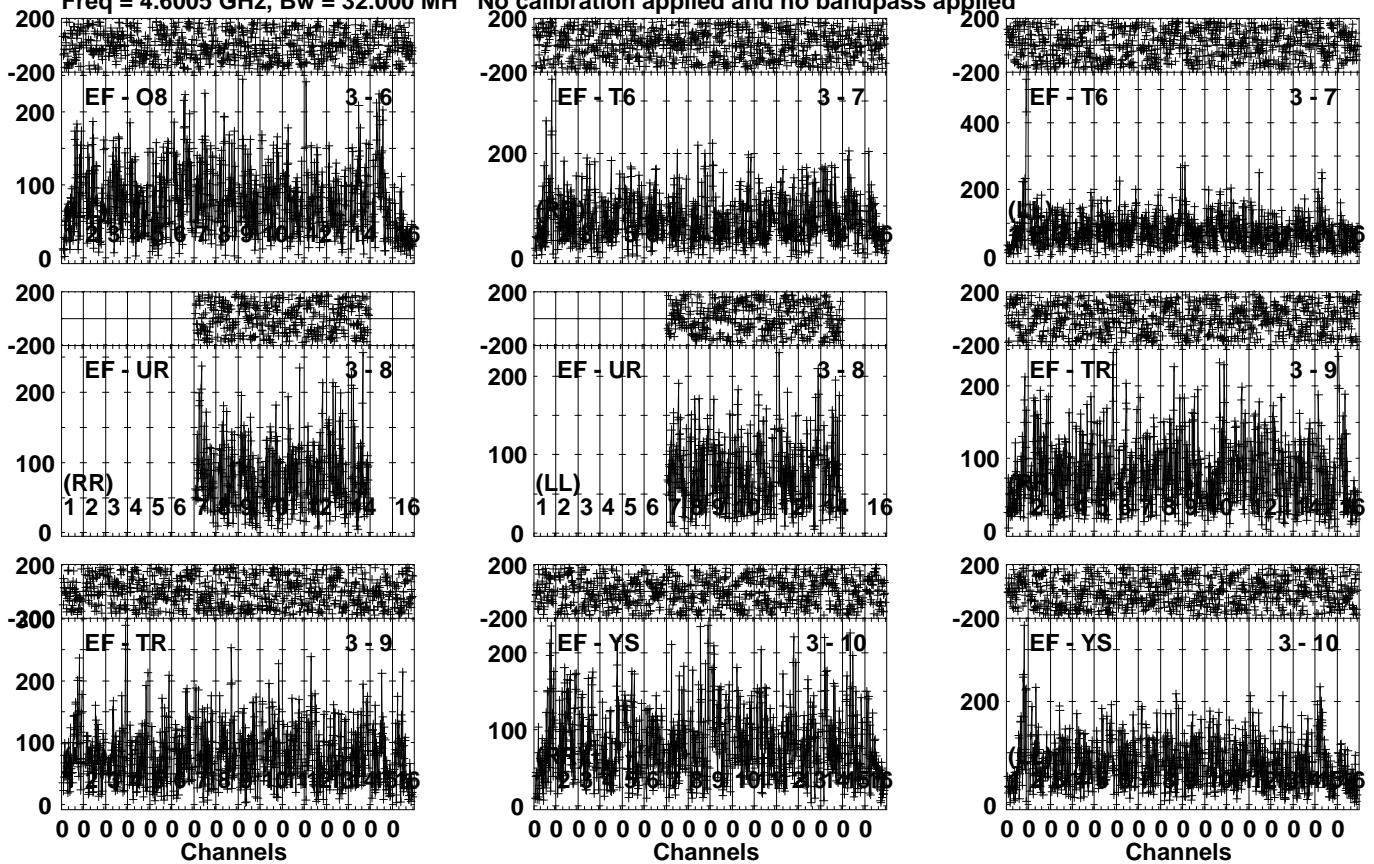


Lower frame: Micro Ampl Jy Top frame: Phas deg
Vector averaged cross-power spectrum Several baselines displayed
Timerange: 00/10:21:31 to 00/10:24:29

Plot file version 412 created 07-AUG-2023 16:12:20

LAND EO019B.UVDATA.1

Freq = 4.6005 GHz, Bw = 32.000 MH No calibration applied and no bandpass applied

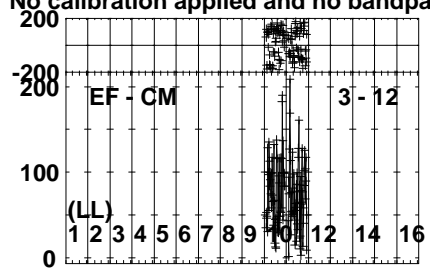
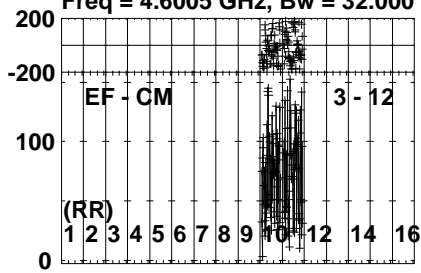


Lower frame: Micro Ampl Jy Top frame: Phas deg
Vector averaged cross-power spectrum Several baselines displayed
Timerange: 00/10:21:31 to 00/10:24:29

Plot file version 413 created 07-AUG-2023 16:12:21

LAND EO019B.UVDATA.1

Freq = 4.6005 GHz, Bw = 32.000 MH No calibration applied and no bandpass applied



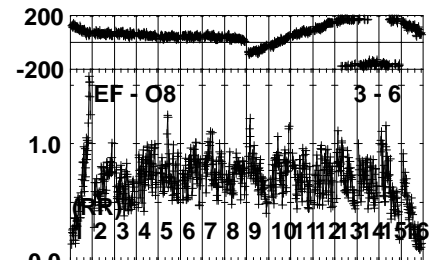
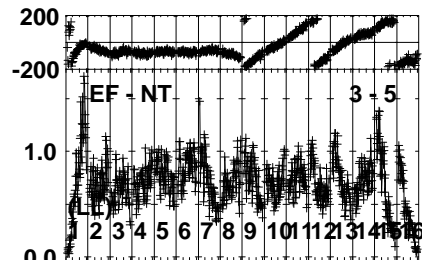
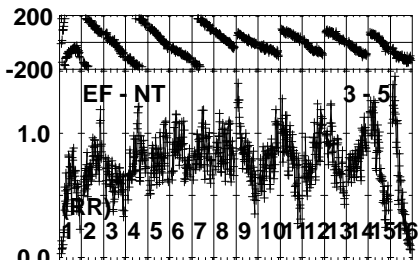
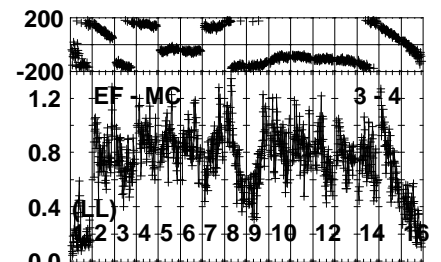
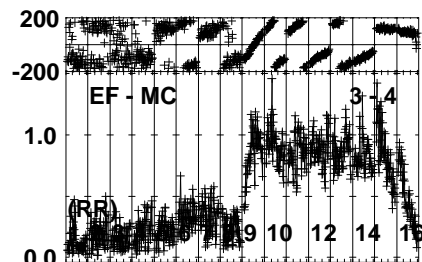
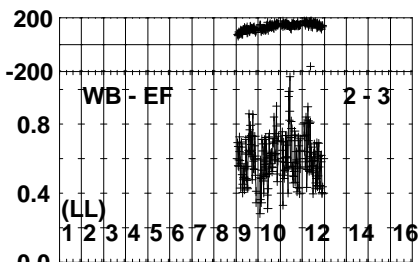
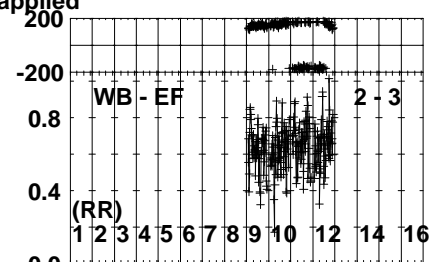
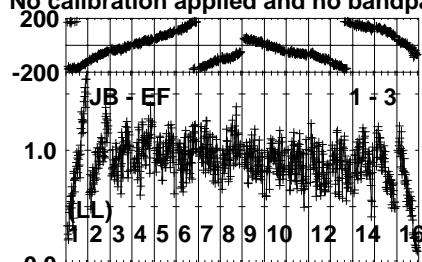
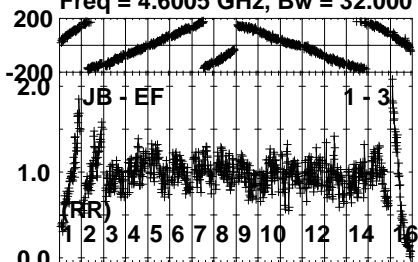
Lower frame: Micro Ampl Jy Top frame: Phas deg
Vector averaged cross-power spectrum Several baselines displayed
Timerange: 00/10:21:31 to 00/10:24:29

Plot file version 414 created 07-AUG-2023 16:12:21

2331+46 EO019B.UVDATA.1

Freq = 4.6005 GHz, Bw = 32.000 MH

No calibration applied and no bandpass applied

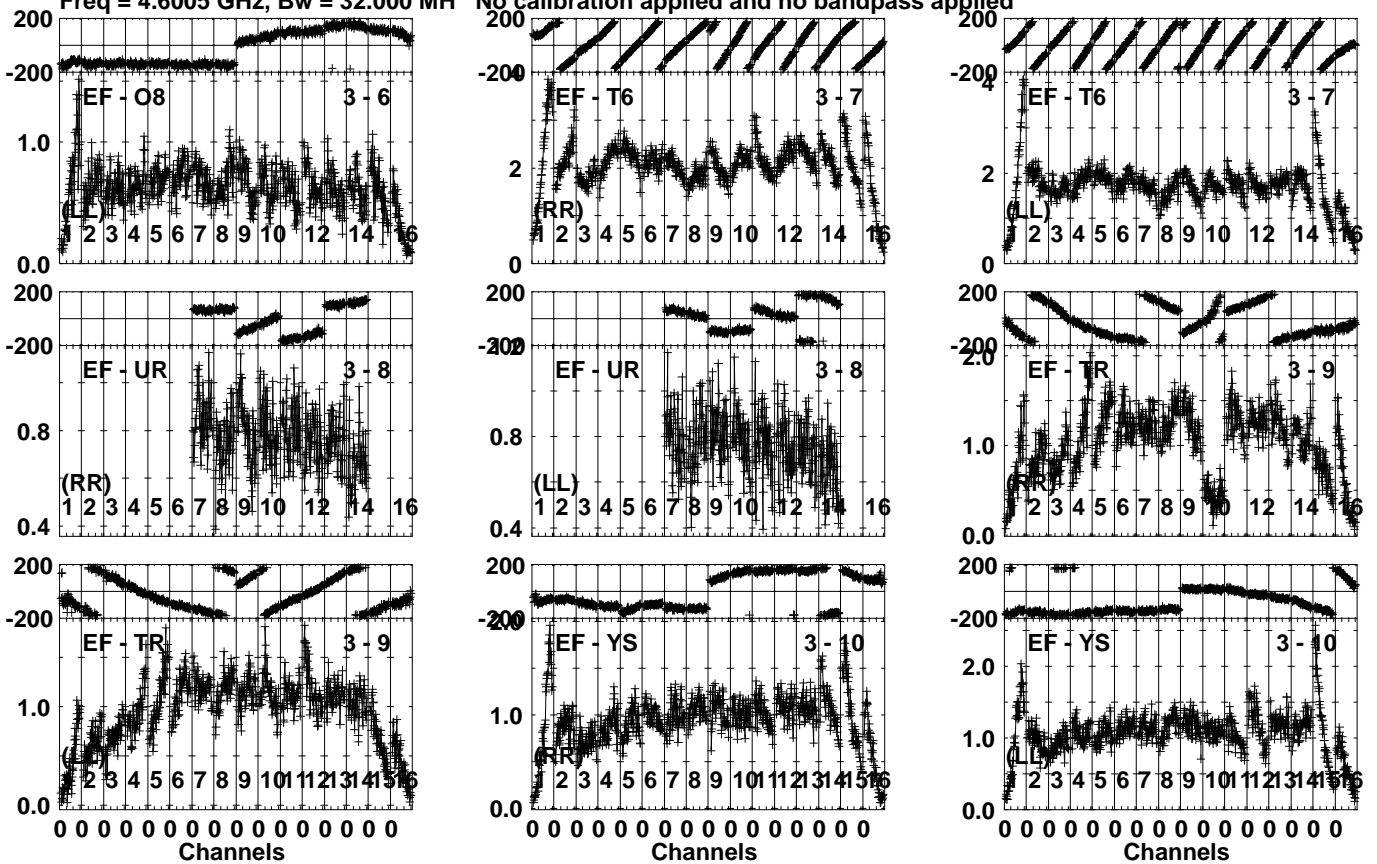


Lower frame: Milli Ampl Jy Top frame: Phas deg
Vector averaged cross-power spectrum Several baselines displayed
Timerange: 00/10:24:33 to 00/10:25:59

Plot file version 415 created 07-AUG-2023 16:12:21

2331+46 EO019B.UVDATA.1

Freq = 4.6005 GHz, Bw = 32.000 MH No calibration applied and no bandpass applied

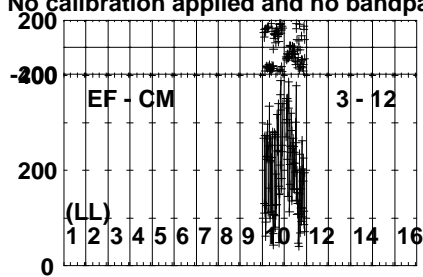
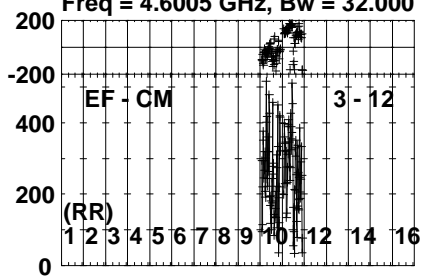


Lower frame: Milli Ampl Jy Top frame: Phas deg
Vector averaged cross-power spectrum Several baselines displayed
Timerange: 00/10:24:33 to 00/10:25:59

Plot file version 416 created 07-AUG-2023 16:12:21

2331+46 EO019B.UVDATA.1

Freq = 4.6005 GHz, Bw = 32.000 MH No calibration applied and no bandpass applied

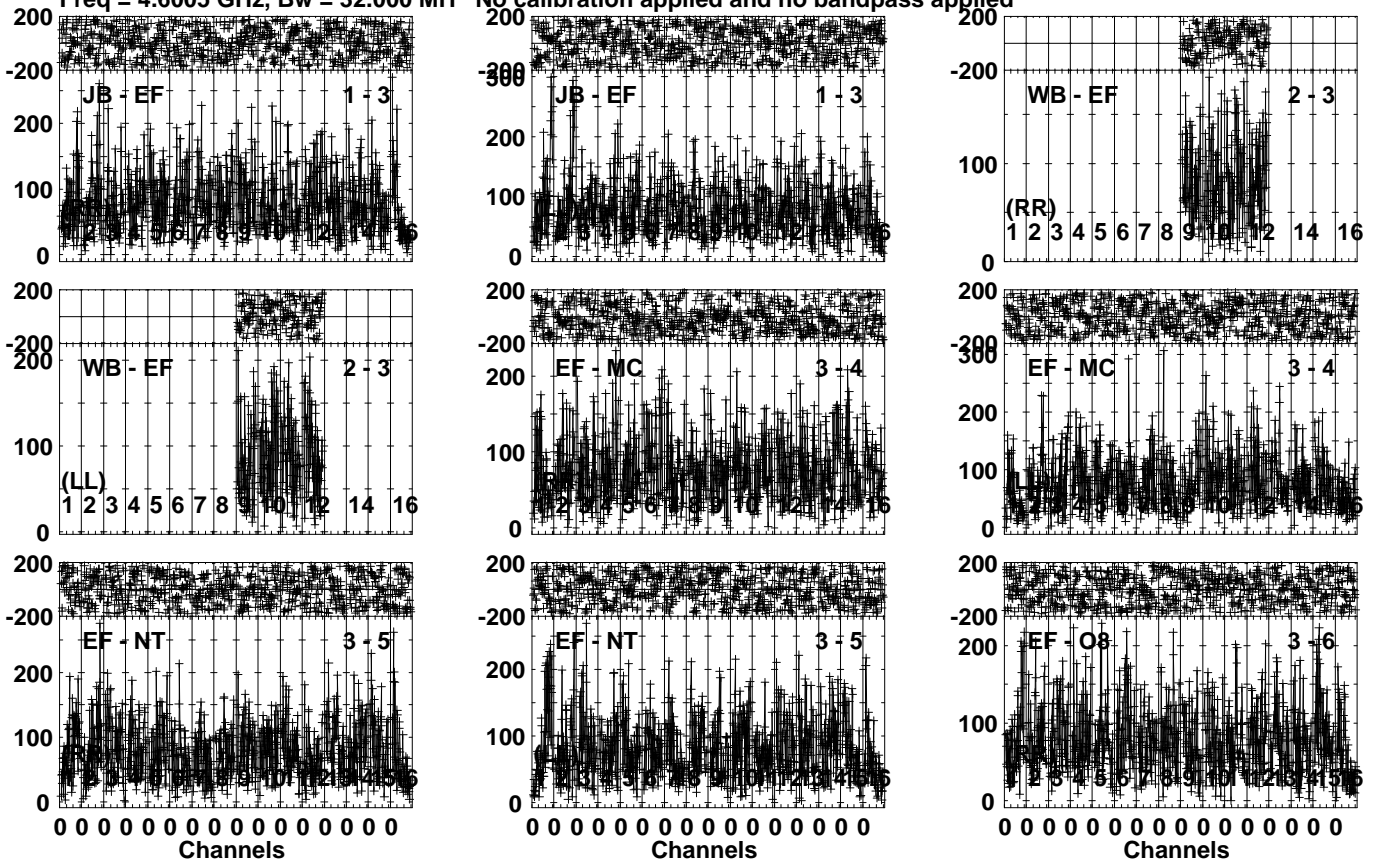


Lower frame: Micro Ampl Jy Top frame: Phas deg
Vector averaged cross-power spectrum Several baselines displayed
Timerange: 00/10:24:33 to 00/10:25:59

Plot file version 417 created 07-AUG-2023 16:12:21

LAND EO019B.UVDATA.1

Freq = 4.6005 GHz, Bw = 32.000 MH No calibration applied and no bandpass applied

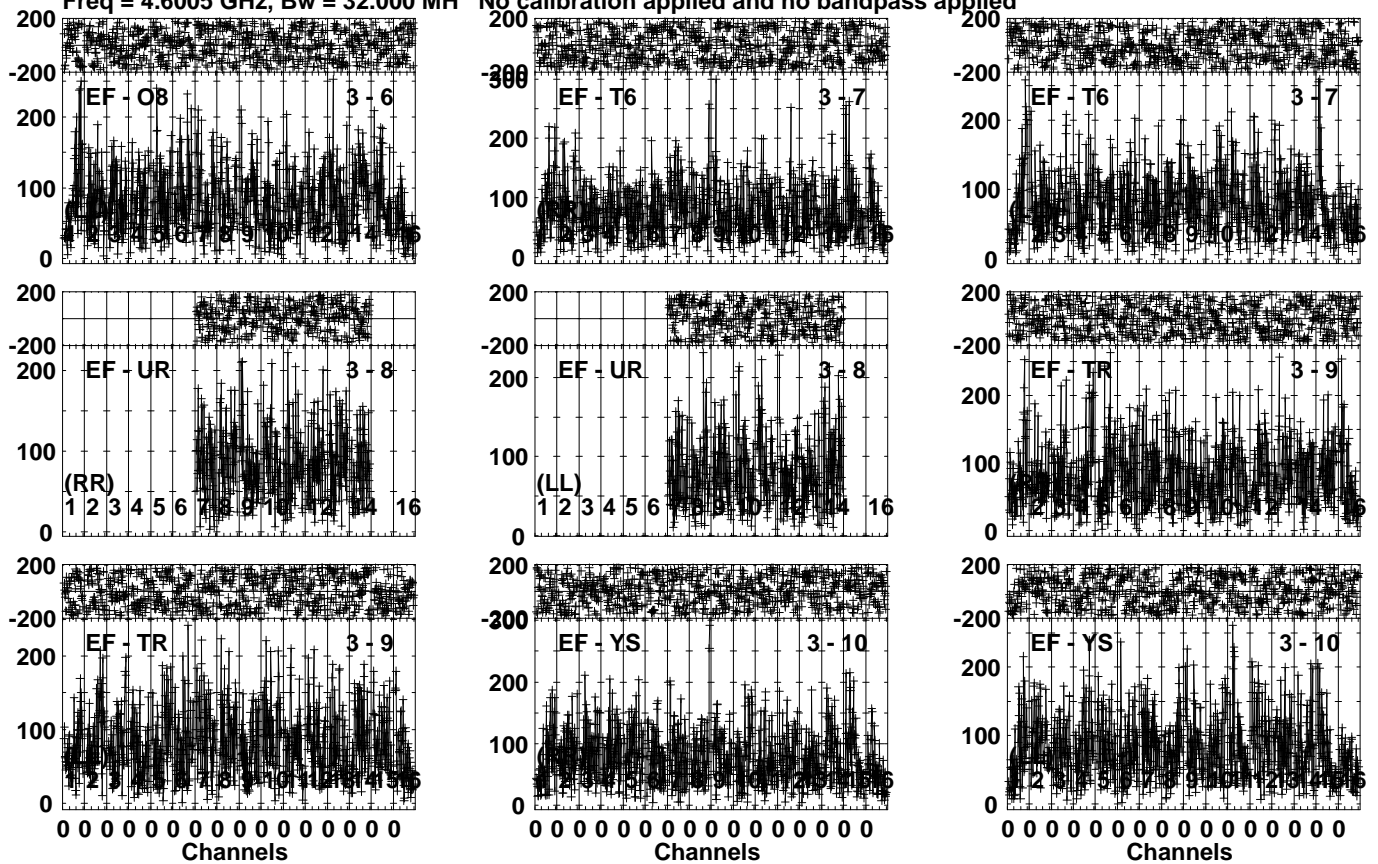


Lower frame: Micro Ampl Jy Top frame: Phas deg
Vector averaged cross-power spectrum Several baselines displayed
Timerange: 00/10:26:01 to 00/10:29:29

Plot file version 418 created 07-AUG-2023 16:12:22

LAND EO019B.UVDATA.1

Freq = 4.6005 GHz, Bw = 32.000 MH No calibration applied and no bandpass applied


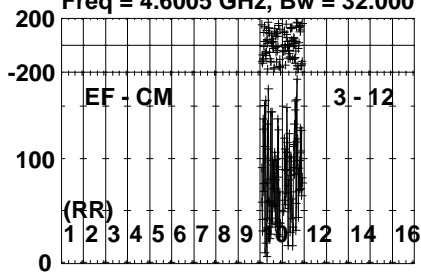


Lower frame: Micro Ampl Jy Top frame: Phas deg
Vector averaged cross-power spectrum Several baselines displayed
Timerange: 00/10:26:01 to 00/10:29:29

Plot file version 419 created 07-AUG-2023 16:12:22

LAND EO019B.UVDATA.1

Freq = 4.6005 GHz, Bw = 32.000 MH No calibration applied and no bandpass applied



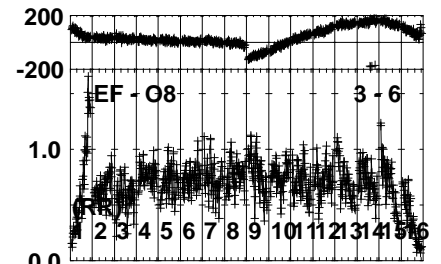
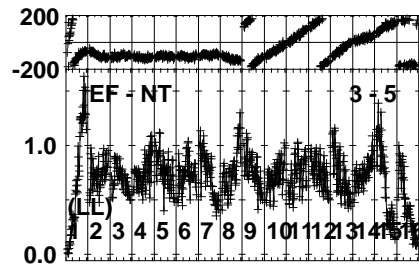
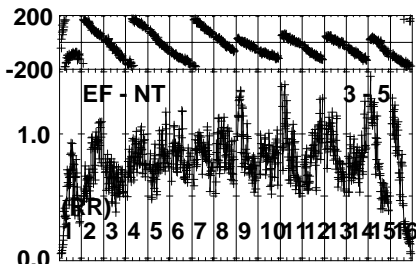
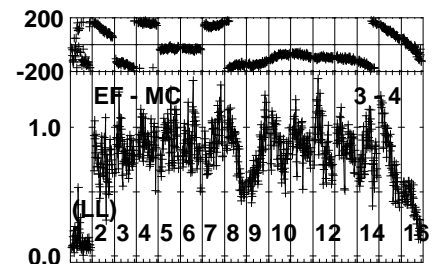
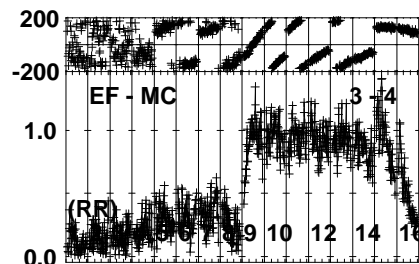
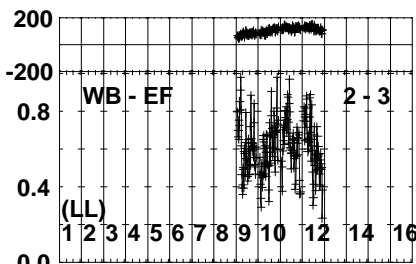
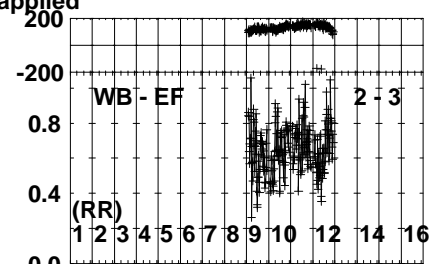
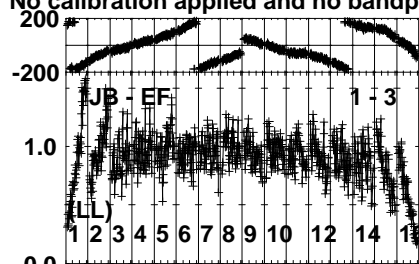
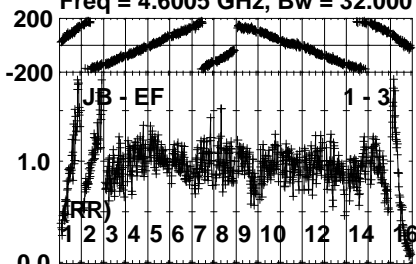
Lower frame: Micro Ampl Jy Top frame: Phas deg
Vector averaged cross-power spectrum Several baselines displayed
Timerange: 00/10:26:01 to 00/10:29:29

Plot file version 420 created 07-AUG-2023 16:12:22

2331+46 EO019B.UVDATA.1

Freq = 4.6005 GHz, Bw = 32.000 MH

No calibration applied and no bandpass applied

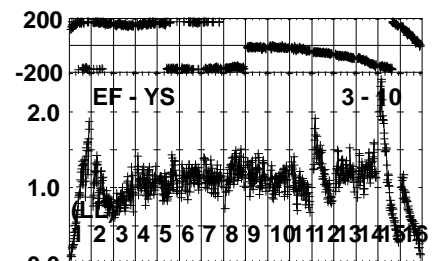
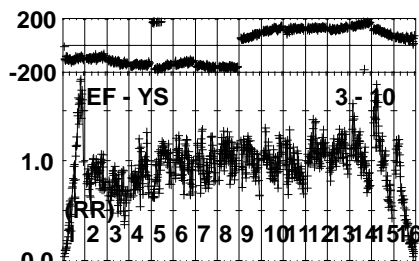
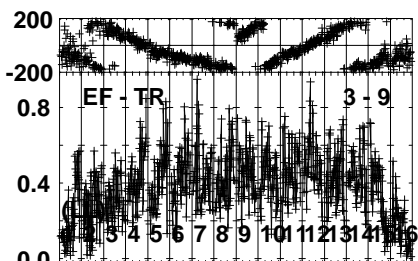
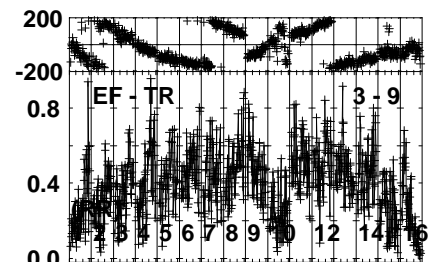
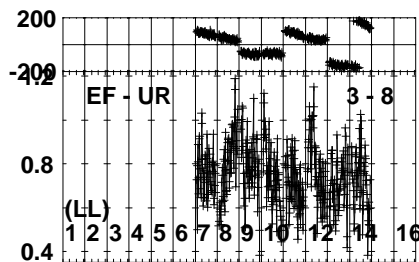
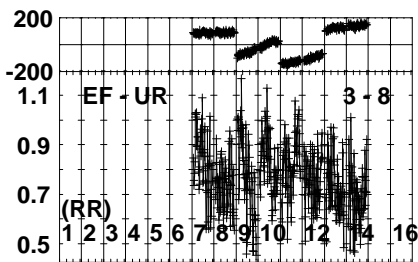
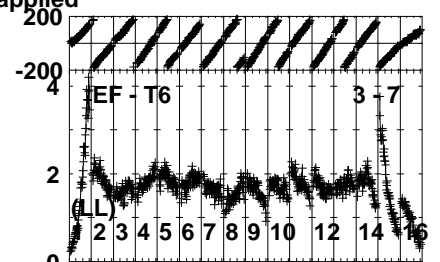
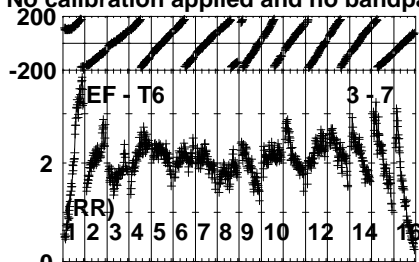
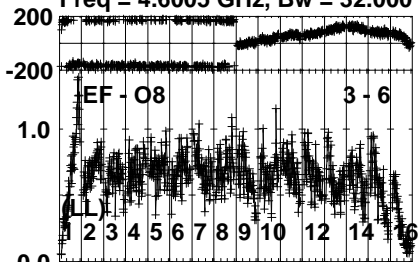


Lower frame: Milli Ampl Jy Top frame: Phas deg
Vector averaged cross-power spectrum Several baselines displayed
Timerange: 00/10:29:31 to 00/10:30:59

Plot file version 421 created 07-AUG-2023 16:12:22

2331+46 EO019B.UVDATA.1

Freq = 4.6005 GHz, Bw = 32.000 MH No calibration applied and no bandpass applied


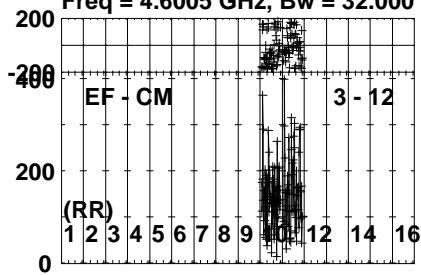


Lower frame: Milli Ampl Jy Top frame: Phas deg
Vector averaged cross-power spectrum Several baselines displayed
Timerange: 00/10:29:31 to 00/10:30:59

Plot file version 422 created 07-AUG-2023 16:12:22

2331+46 EO019B.UVDATA.1

Freq = 4.6005 GHz, Bw = 32.000 MH No calibration applied and no bandpass applied

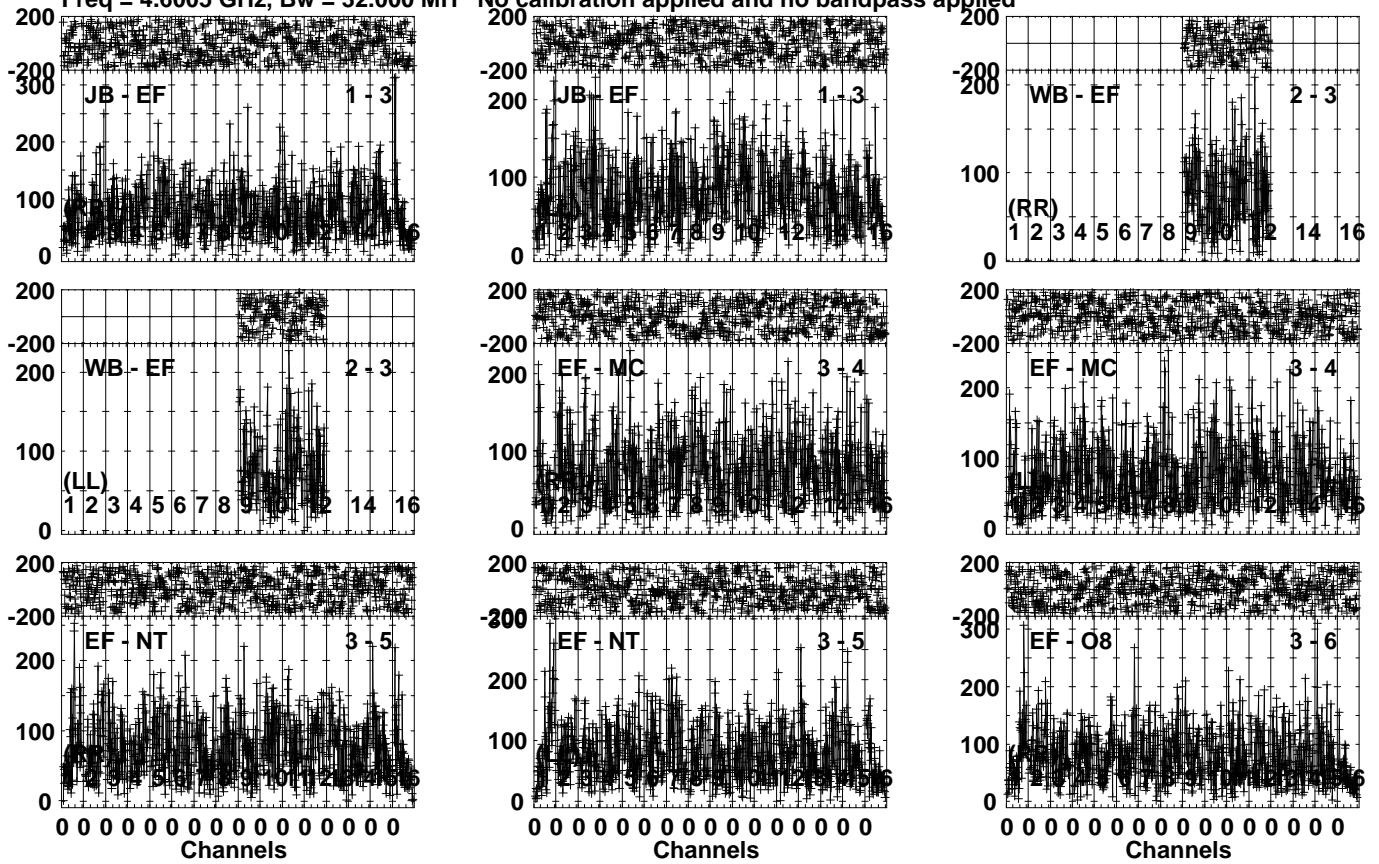


Lower frame: Micro Ampl Jy Top frame: Phas deg
Vector averaged cross-power spectrum Several baselines displayed
Timerange: 00/10:29:31 to 00/10:30:59

Plot file version 423 created 07-AUG-2023 16:12:22

LAND EO019B.UVDATA.1

Freq = 4.6005 GHz, Bw = 32.000 MH No calibration applied and no bandpass applied

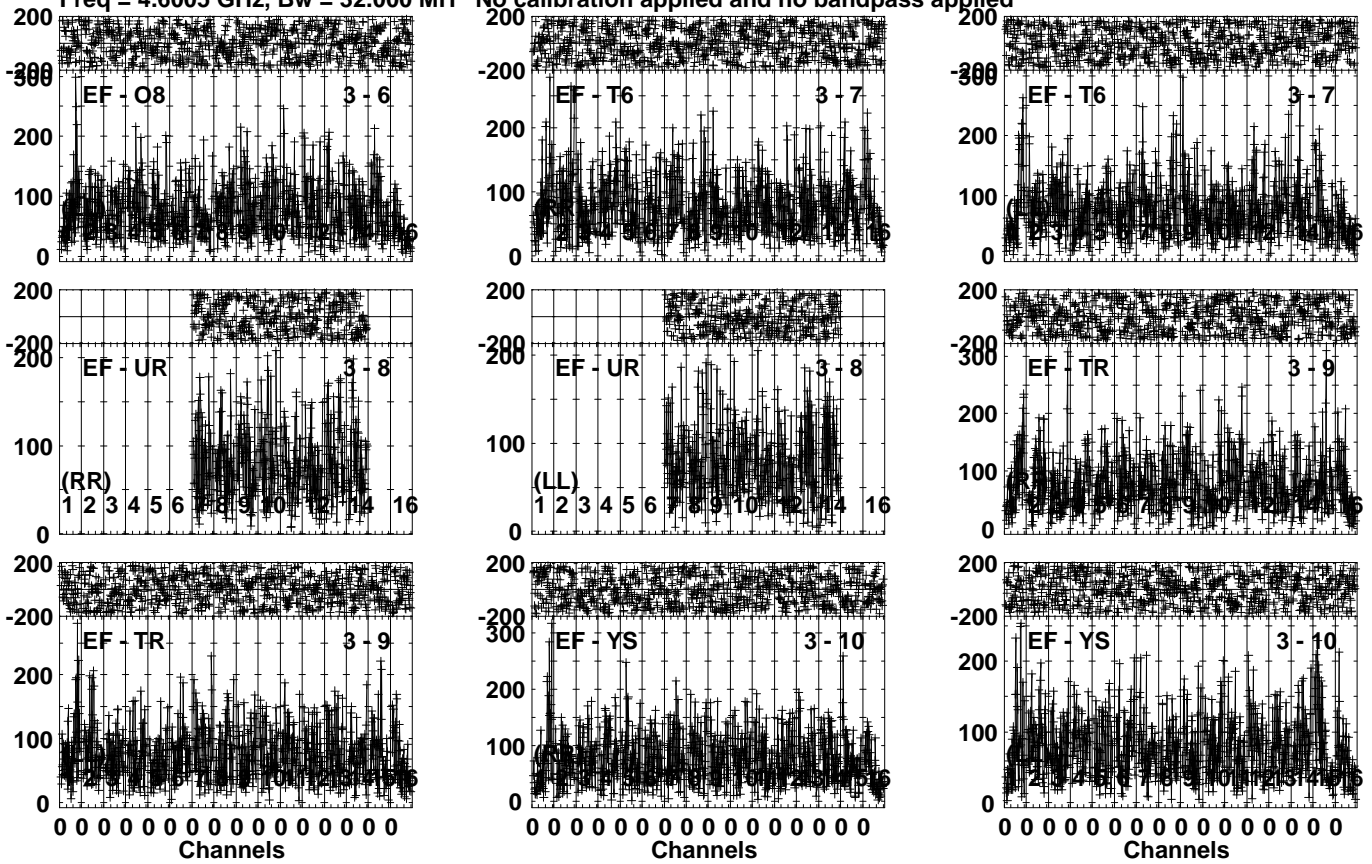


Lower frame: Micro Ampl Jy Top frame: Phas deg
Vector averaged cross-power spectrum Several baselines displayed
Timerange: 00/10:31:46 to 00/10:34:44

Plot file version 424 created 07-AUG-2023 16:12:23

LAND EO019B.UVDATA.1

Freq = 4.6005 GHz, Bw = 32.000 MH No calibration applied and no bandpass applied

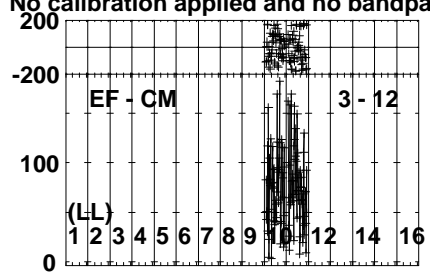
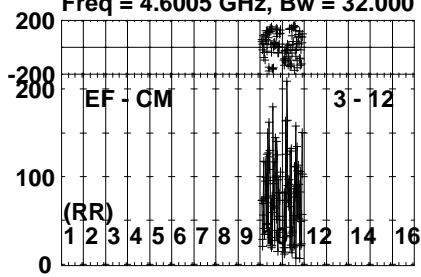


Lower frame: Micro Ampl Jy Top frame: Phas deg
Vector averaged cross-power spectrum Several baselines displayed
Timerange: 00/10:31:46 to 00/10:34:44

Plot file version 425 created 07-AUG-2023 16:12:23

LAND EO019B.UVDATA.1

Freq = 4.6005 GHz, Bw = 32.000 MH No calibration applied and no bandpass applied

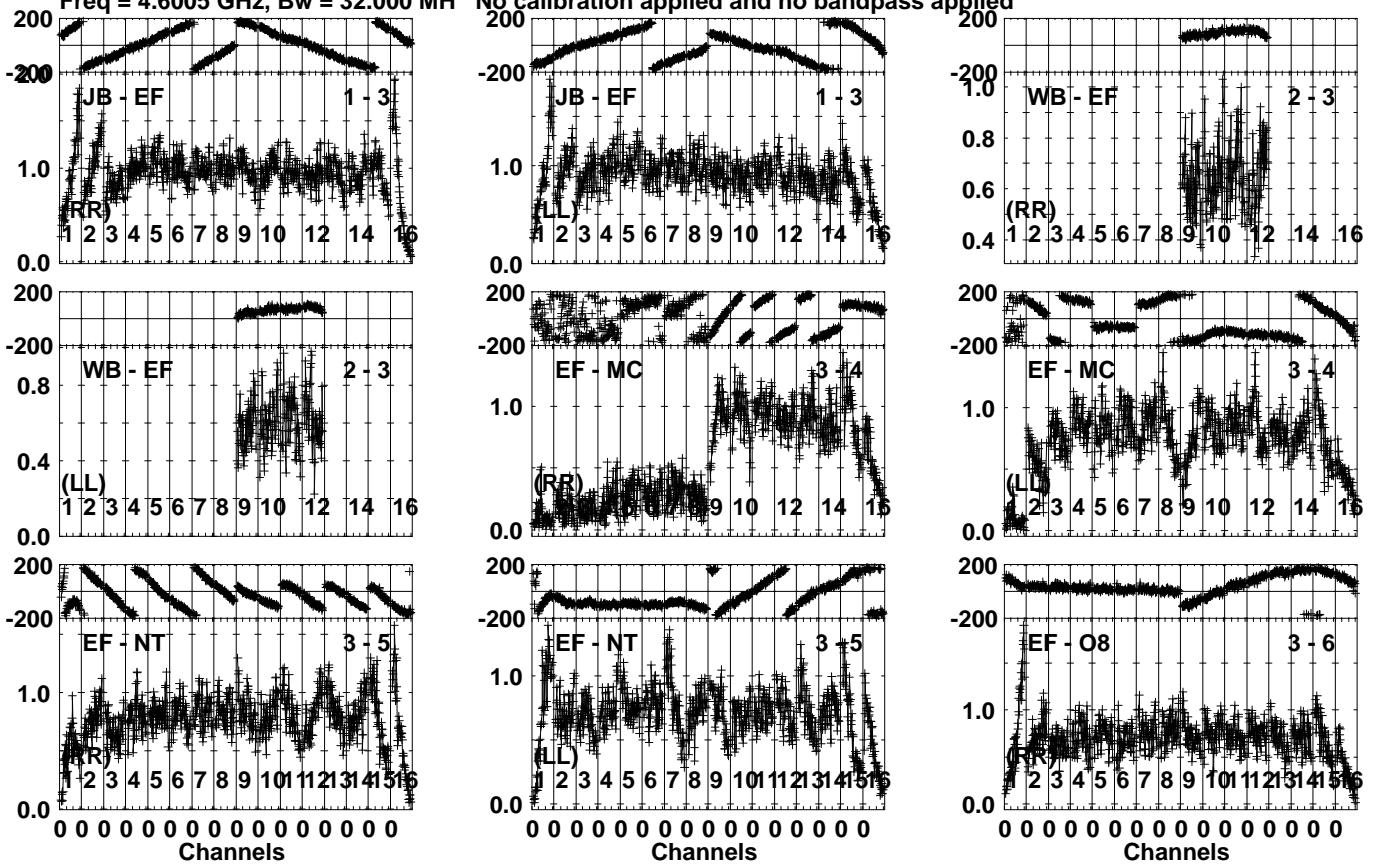


Lower frame: Micro Ampl Jy Top frame: Phas deg
Vector averaged cross-power spectrum Several baselines displayed
Timerange: 00/10:31:46 to 00/10:34:44

Plot file version 426 created 07-AUG-2023 16:12:23

2331+46 EO019B.UVDATA.1

Freq = 4.6005 GHz, Bw = 32.000 MH No calibration applied and no bandpass applied



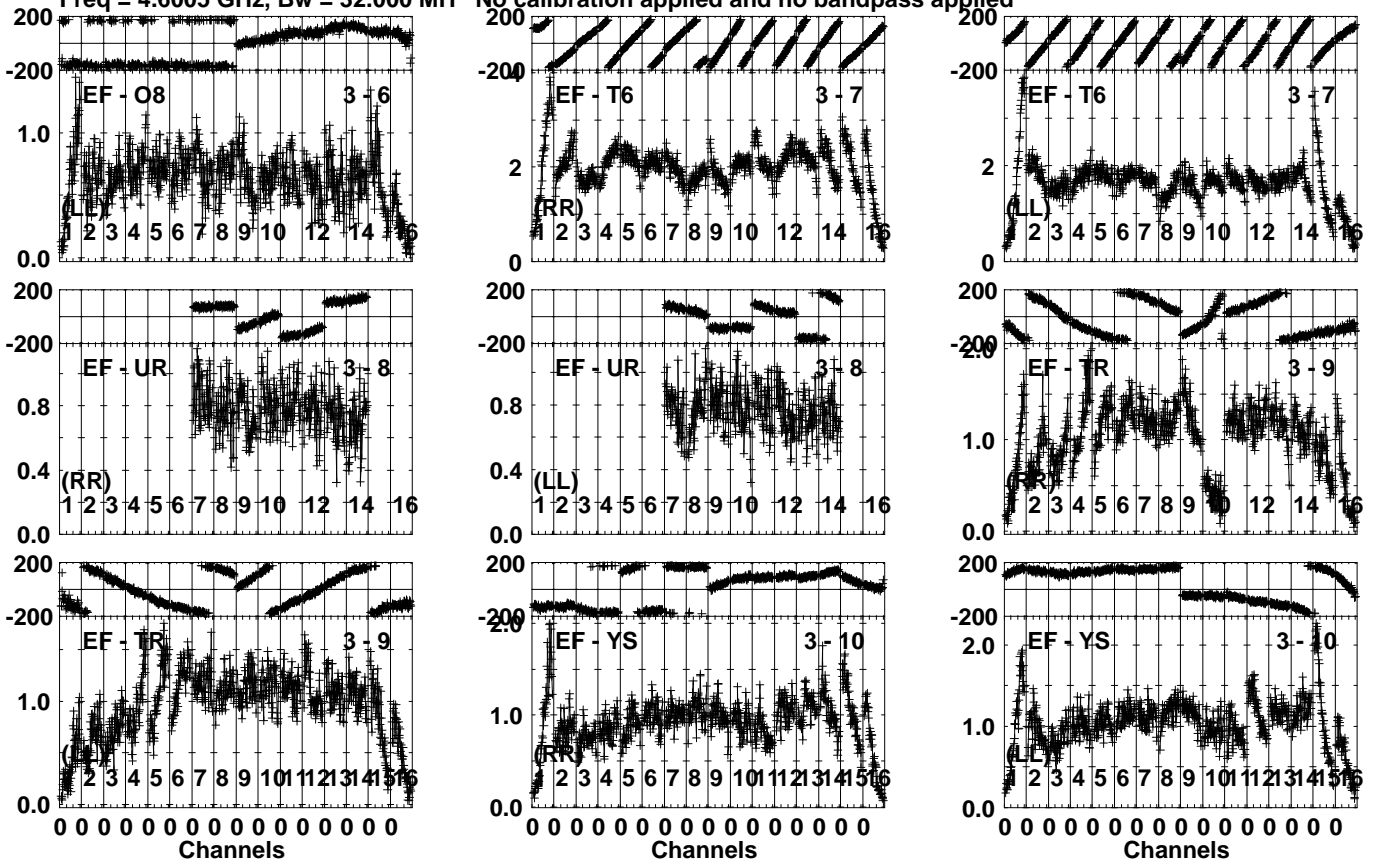
Lower frame: Milli Ampl Jy Top frame: Phas deg
Vector averaged cross-power spectrum Several baselines displayed
Timerange: 00/10:34:48 to 00/10:36:14

Plot file version 427 created 07-AUG-2023 16:12:23

2331+46 EO019B.UVDATA.1

Freq = 4.6005 GHz, Bw = 32.000 MH

No calibration applied and no bandpass applied

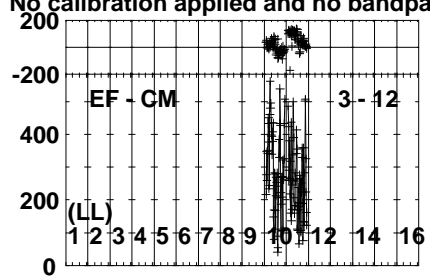
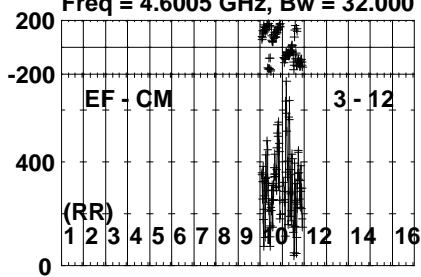


Lower frame: Milli Ampl Jy Top frame: Phas deg
Vector averaged cross-power spectrum Several baselines displayed
Timerange: 00/10:34:48 to 00/10:36:14

Plot file version 428 created 07-AUG-2023 16:12:23

2331+46 EO019B.UVDATA.1

Freq = 4.6005 GHz, Bw = 32.000 MH No calibration applied and no bandpass applied

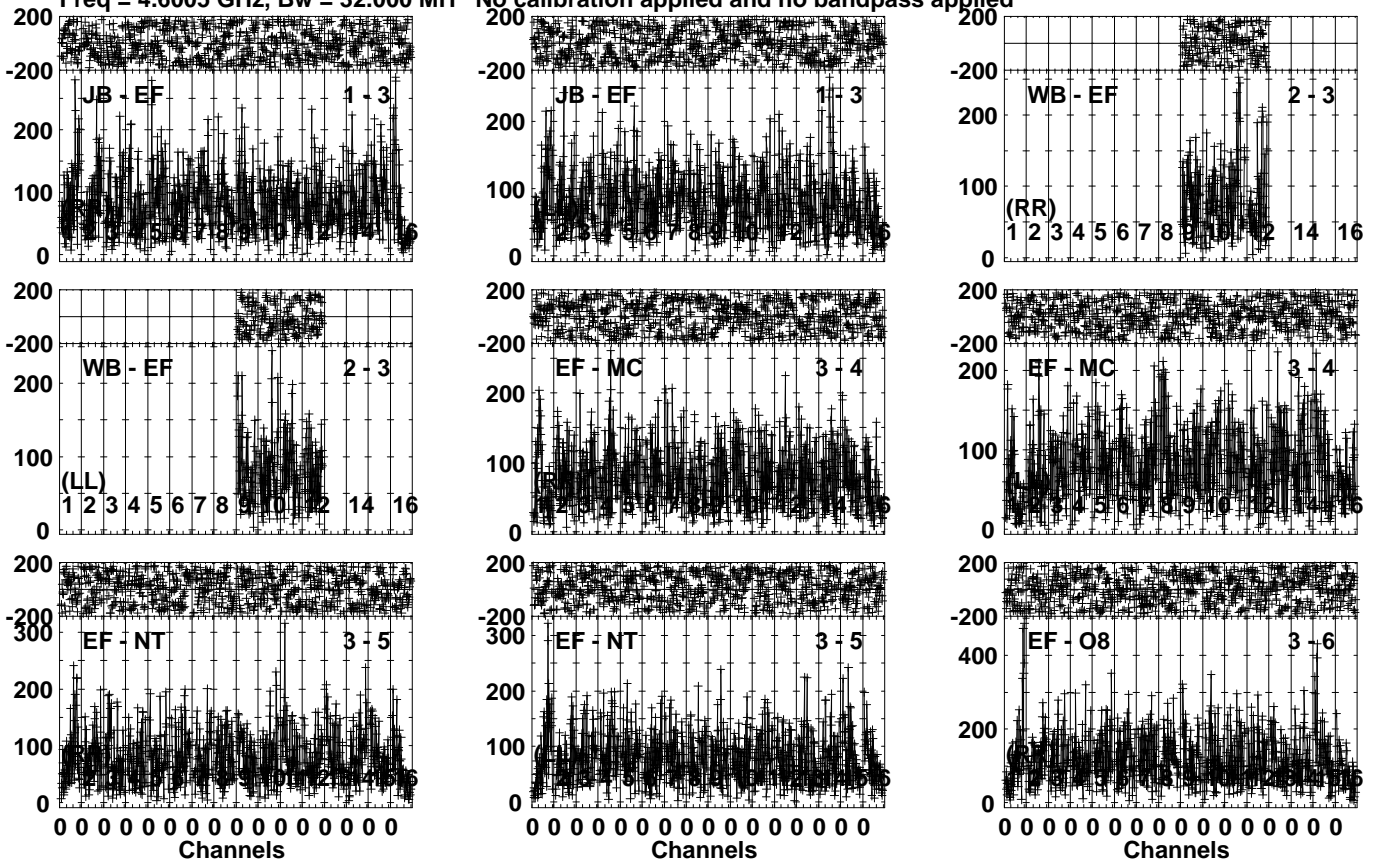


Lower frame: Micro Ampl Jy Top frame: Phas deg
Vector averaged cross-power spectrum Several baselines displayed
Timerange: 00/10:34:48 to 00/10:36:14

Plot file version 429 created 07-AUG-2023 16:12:23

LAND EO019B.UVDATA.1

Freq = 4.6005 GHz, Bw = 32.000 MH No calibration applied and no bandpass applied

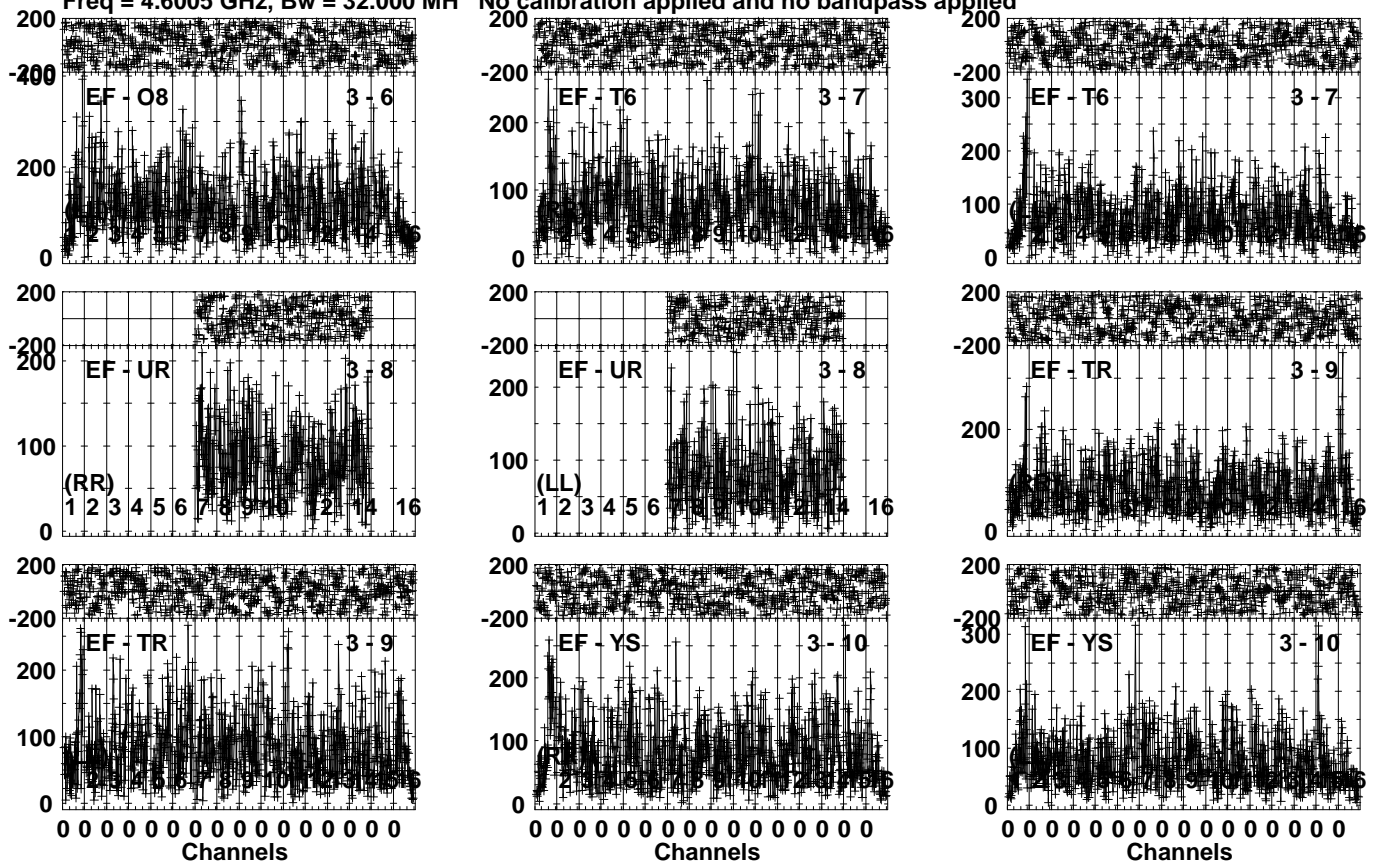


Lower frame: Micro Ampl Jy Top frame: Phas deg
Vector averaged cross-power spectrum Several baselines displayed
Timerange: 00/10:36:16 to 00/10:39:44

Plot file version 430 created 07-AUG-2023 16:12:24

LAND EO019B.UVDATA.1

Freq = 4.6005 GHz, Bw = 32.000 MH No calibration applied and no bandpass applied

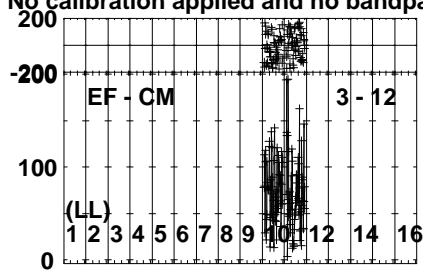
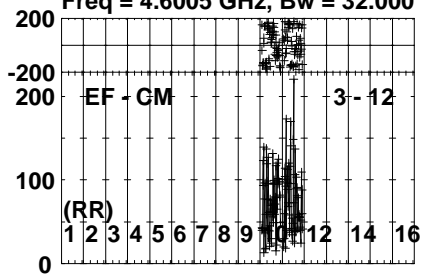


Lower frame: Micro Ampl Jy Top frame: Phas deg
Vector averaged cross-power spectrum Several baselines displayed
Timerange: 00/10:36:16 to 00/10:39:44

Plot file version 431 created 07-AUG-2023 16:12:24

LAND EO019B.UVDATA.1

Freq = 4.6005 GHz, Bw = 32.000 MH No calibration applied and no bandpass applied

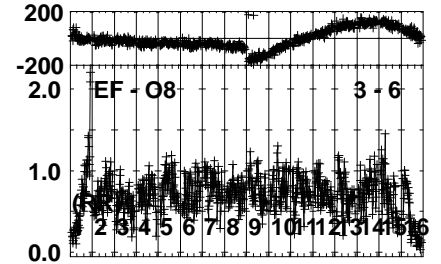
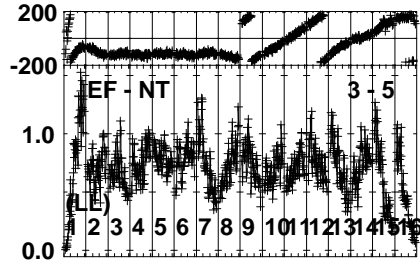
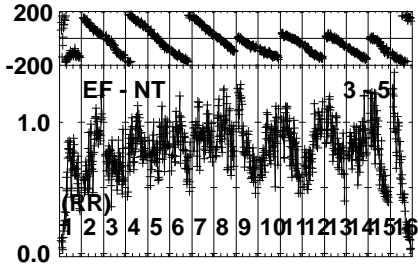
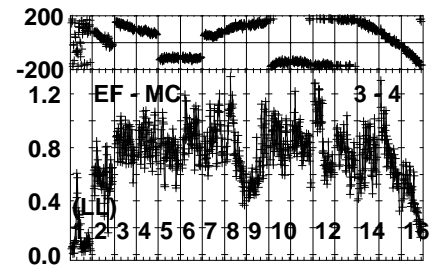
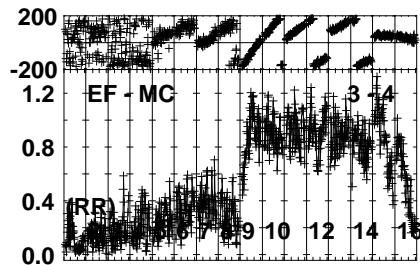
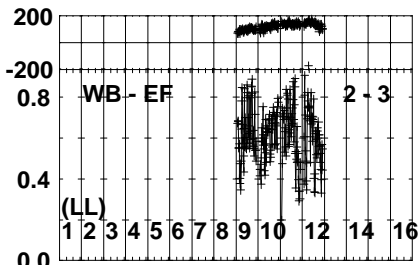
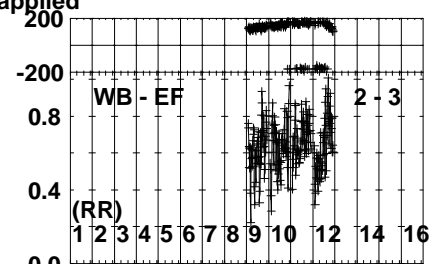
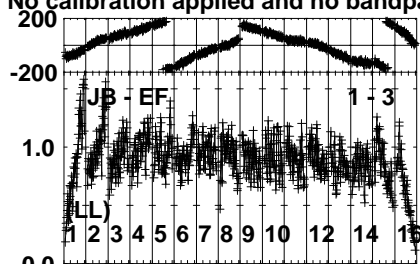
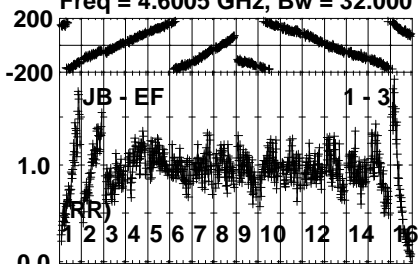


Lower frame: Micro Ampl Jy Top frame: Phas deg
Vector averaged cross-power spectrum Several baselines displayed
Timerange: 00/10:36:16 to 00/10:39:44

Plot file version 432 created 07-AUG-2023 16:12:24

2331+46 EO019B.UVDATA.1

Freq = 4.6005 GHz, Bw = 32.000 MH No calibration applied and no bandpass applied



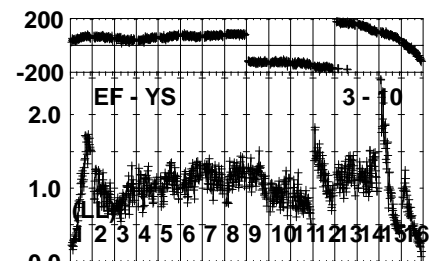
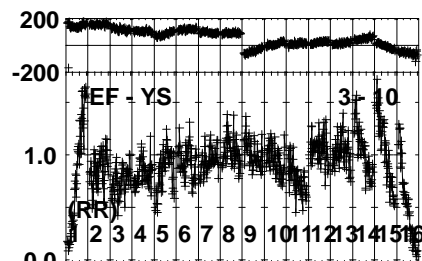
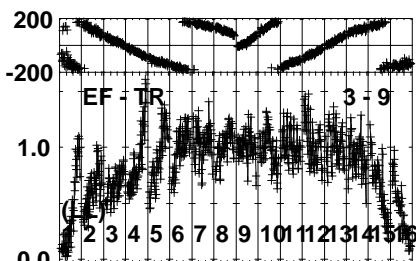
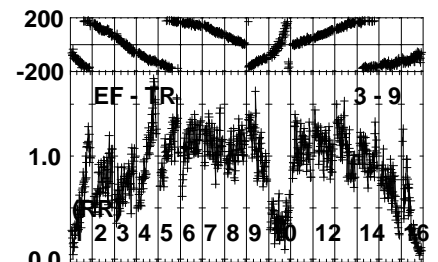
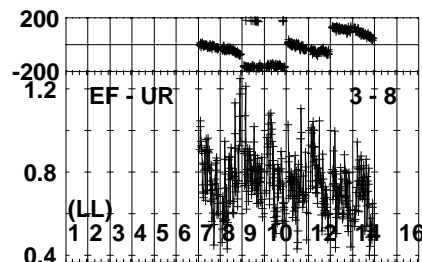
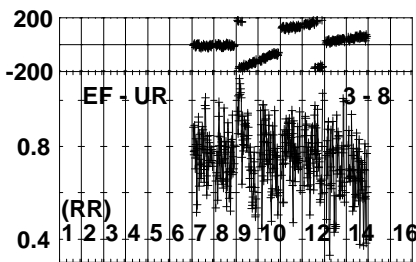
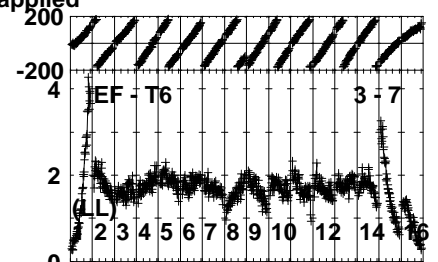
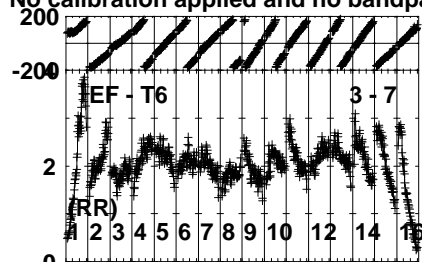
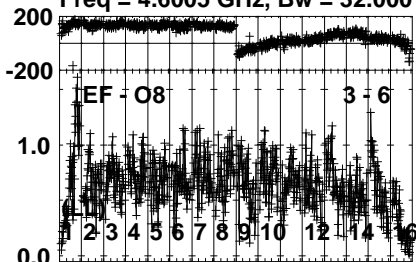
Lower frame: Milli Ampl Jy Top frame: Phas deg
Vector averaged cross-power spectrum Several baselines displayed
Timerange: 00/10:39:46 to 00/10:41:14

Plot file version 433 created 07-AUG-2023 16:12:24

2331+46 EO019B.UVDATA.1

Freq = 4.6005 GHz, Bw = 32.000 MH

No calibration applied and no bandpass applied

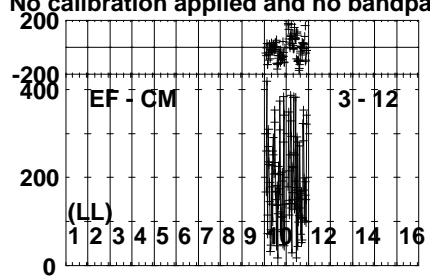
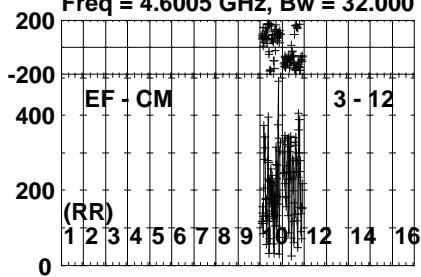


Lower frame: Milli Ampl Jy Top frame: Phas deg
Vector averaged cross-power spectrum Several baselines displayed
Timerange: 00/10:39:46 to 00/10:41:14

Plot file version 434 created 07-AUG-2023 16:12:24

2331+46 EO019B.UVDATA.1

Freq = 4.6005 GHz, Bw = 32.000 MH No calibration applied and no bandpass applied

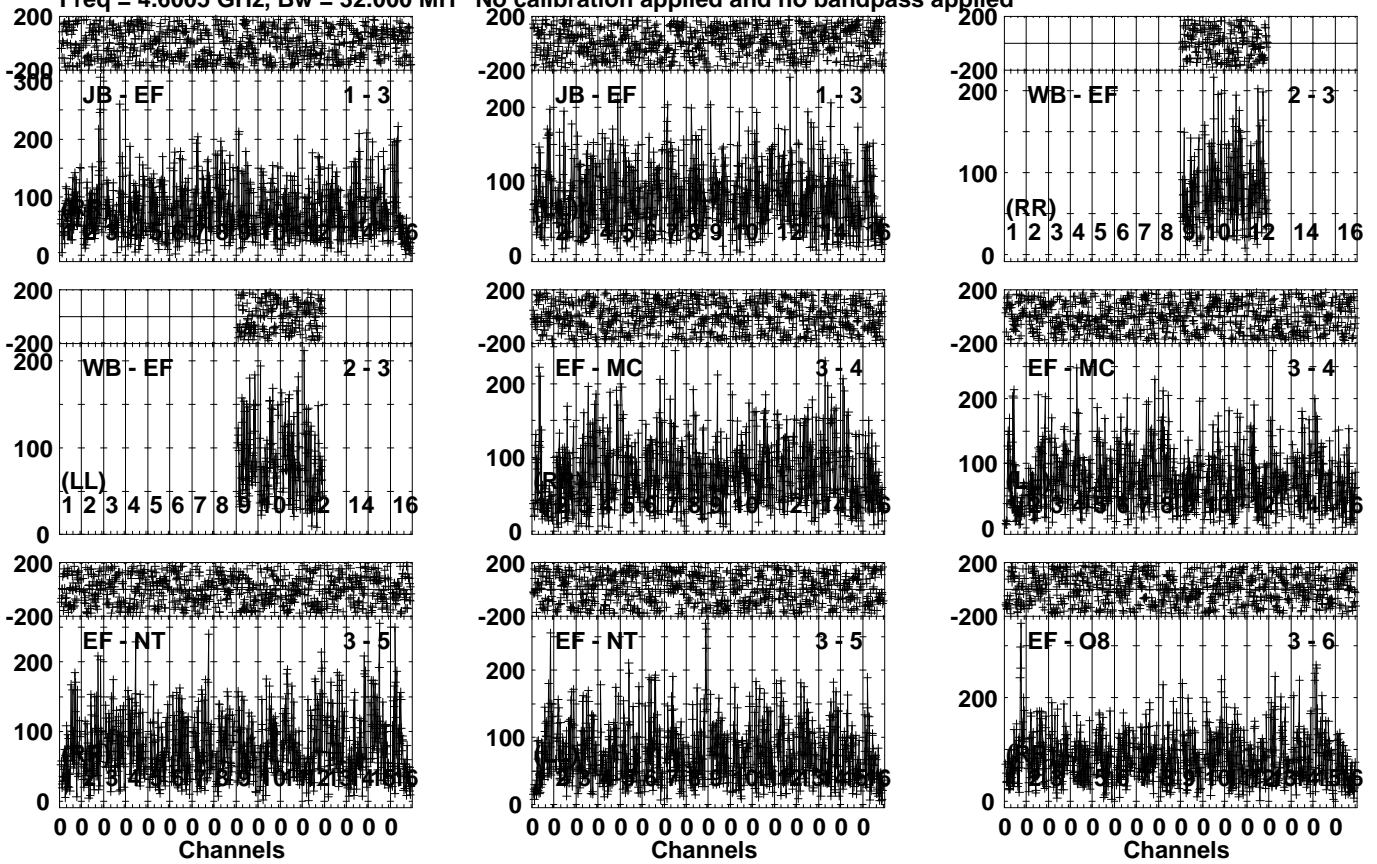


Lower frame: Micro Ampl Jy Top frame: Phas deg
Vector averaged cross-power spectrum Several baselines displayed
Timerange: 00/10:39:46 to 00/10:41:14

Plot file version 435 created 07-AUG-2023 16:12:24

LAND EO019B.UVDATA.1

Freq = 4.6005 GHz, Bw = 32.000 MH No calibration applied and no bandpass applied

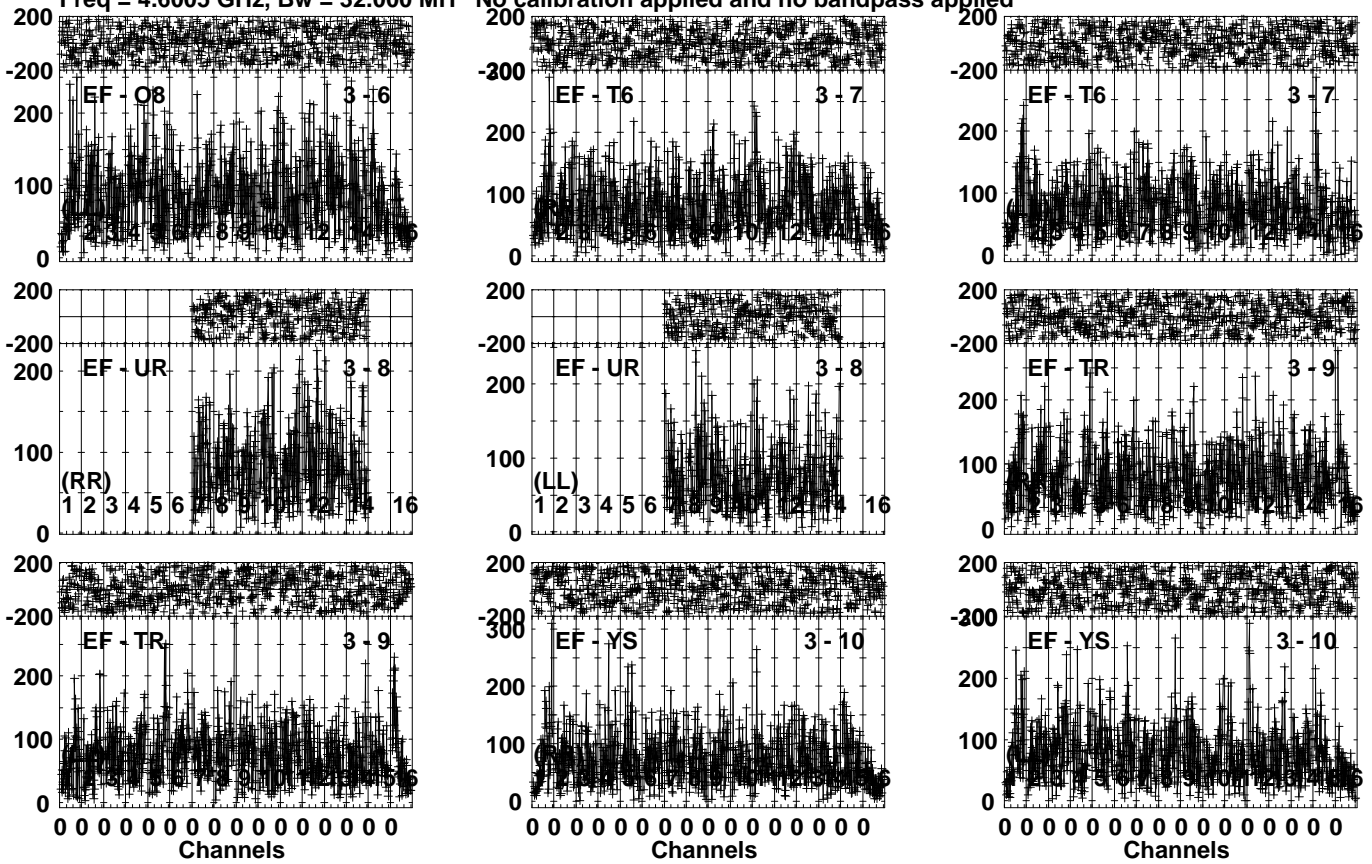


Lower frame: Micro Ampl Jy Top frame: Phas deg
Vector averaged cross-power spectrum Several baselines displayed
Timerange: 00/10:42:01 to 00/10:44:59

Plot file version 436 created 07-AUG-2023 16:12:24

LAND EO019B.UVDATA.1

Freq = 4.6005 GHz, Bw = 32.000 MH No calibration applied and no bandpass applied

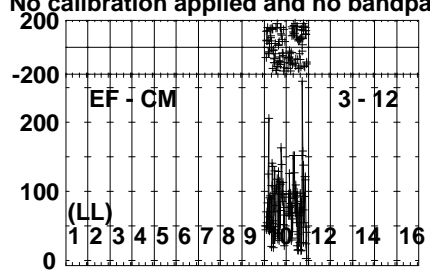
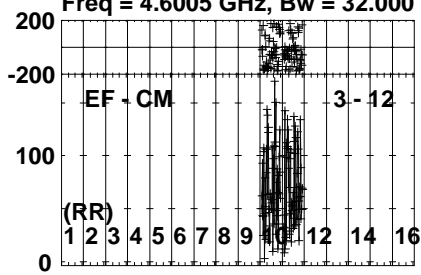


Lower frame: Micro Ampl Jy Top frame: Phas deg
Vector averaged cross-power spectrum Several baselines displayed
Timerange: 00/10:42:01 to 00/10:44:59

Plot file version 437 created 07-AUG-2023 16:12:25

LAND EO019B.UVDATA.1

Freq = 4.6005 GHz, Bw = 32.000 MH No calibration applied and no bandpass applied

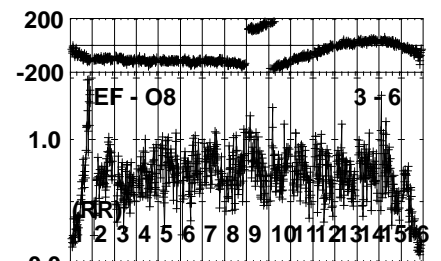
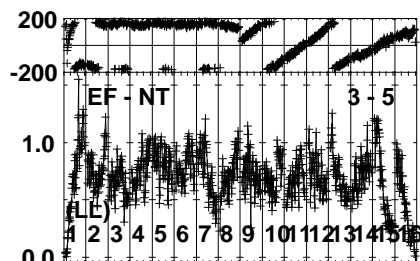
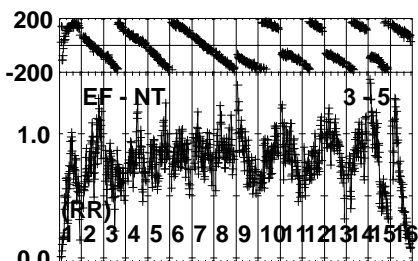
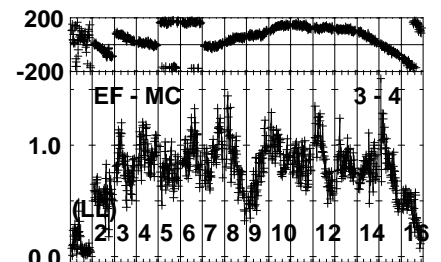
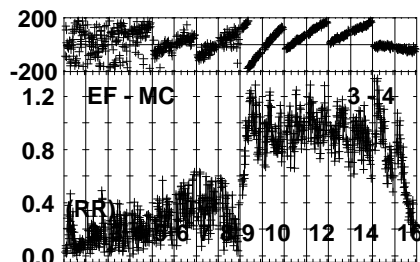
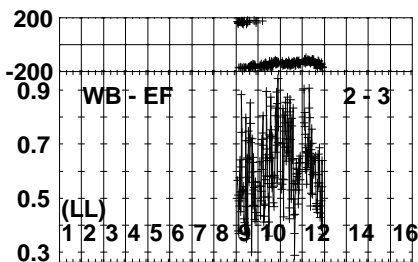
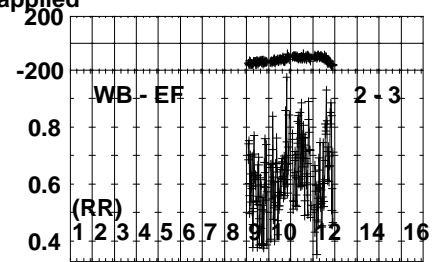
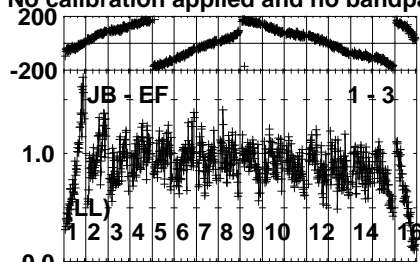
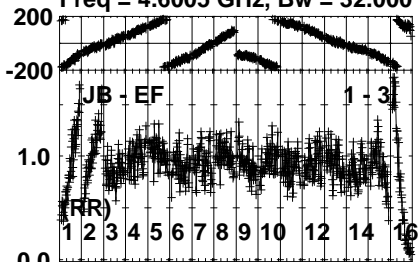


Lower frame: Micro Ampl Jy Top frame: Phas deg
Vector averaged cross-power spectrum Several baselines displayed
Timerange: 00/10:42:01 to 00/10:44:59

Plot file version 438 created 07-AUG-2023 16:12:25

2331+46 EO019B.UVDATA.1

Freq = 4.6005 GHz, Bw = 32.000 MH No calibration applied and no bandpass applied

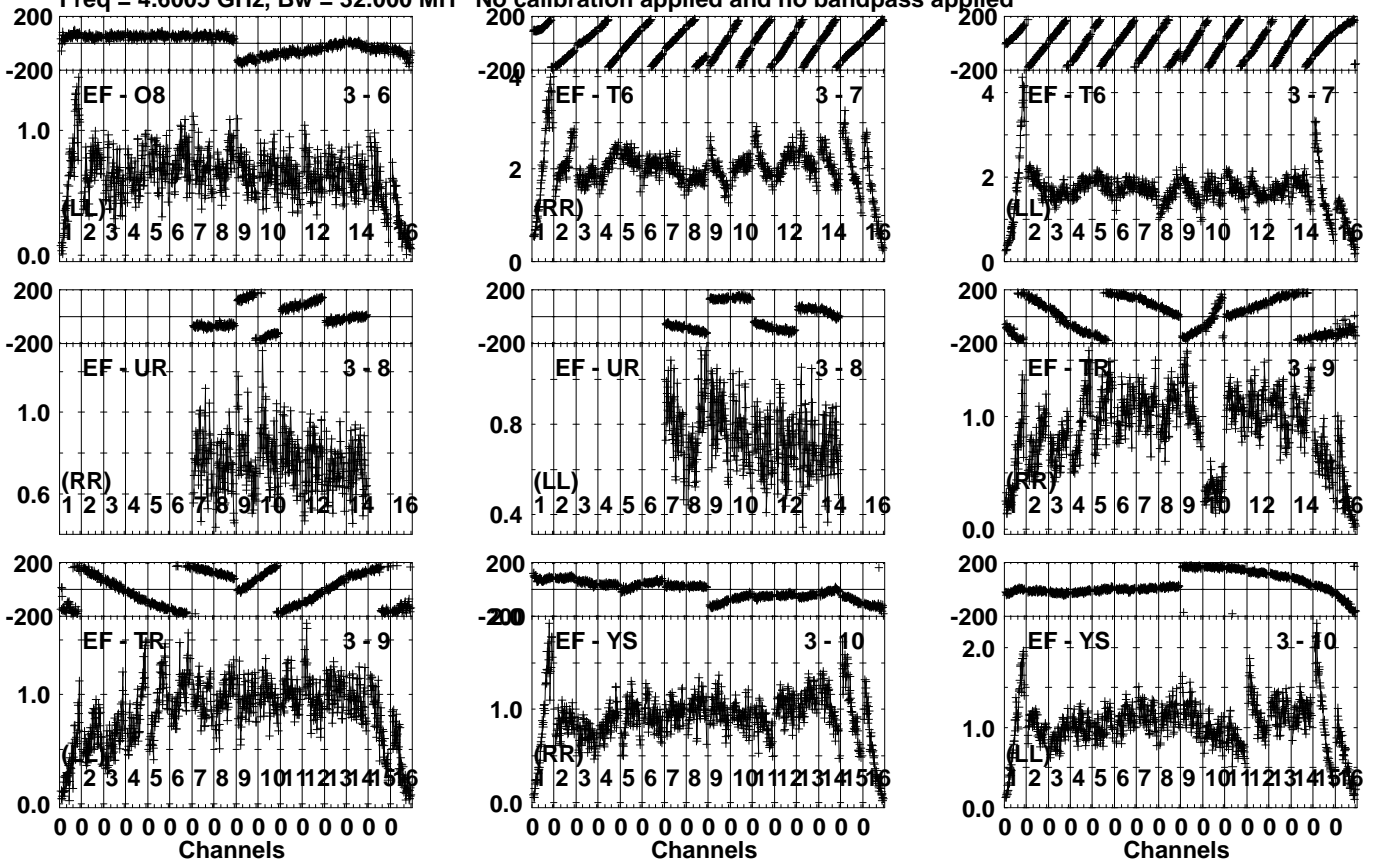


Lower frame: Milli Ampl Jy Top frame: Phas deg
Vector averaged cross-power spectrum Several baselines displayed
Timerange: 00/10:45:01 to 00/10:46:29

Plot file version 439 created 07-AUG-2023 16:12:25

2331+46 EO019B.UVDATA.1

Freq = 4.6005 GHz, Bw = 32.000 MH No calibration applied and no bandpass applied

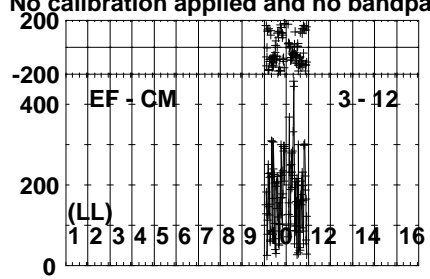
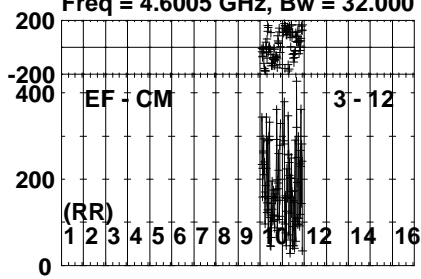


Lower frame: Milli Ampl Jy Top frame: Phas deg
Vector averaged cross-power spectrum Several baselines displayed
Timerange: 00/10:45:01 to 00/10:46:29

Plot file version 440 created 07-AUG-2023 16:12:25

2331+46 EO019B.UVDATA.1

Freq = 4.6005 GHz, Bw = 32.000 MH No calibration applied and no bandpass applied

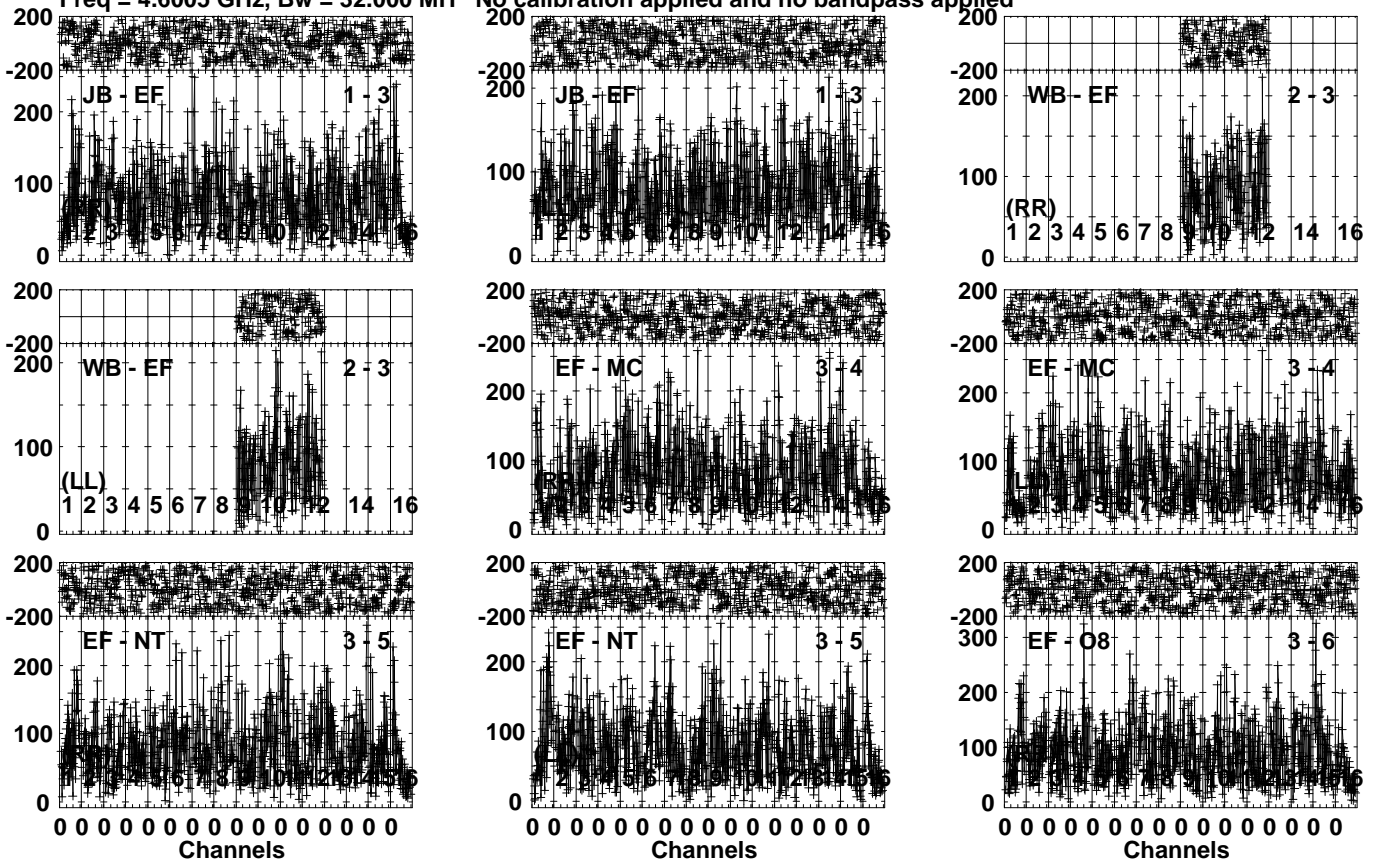


Lower frame: Micro Ampl Jy Top frame: Phas deg
Vector averaged cross-power spectrum Several baselines displayed
Timerange: 00/10:45:01 to 00/10:46:29

Plot file version 441 created 07-AUG-2023 16:12:25

LAND EO019B.UVDATA.1

Freq = 4.6005 GHz, Bw = 32.000 MH No calibration applied and no bandpass applied

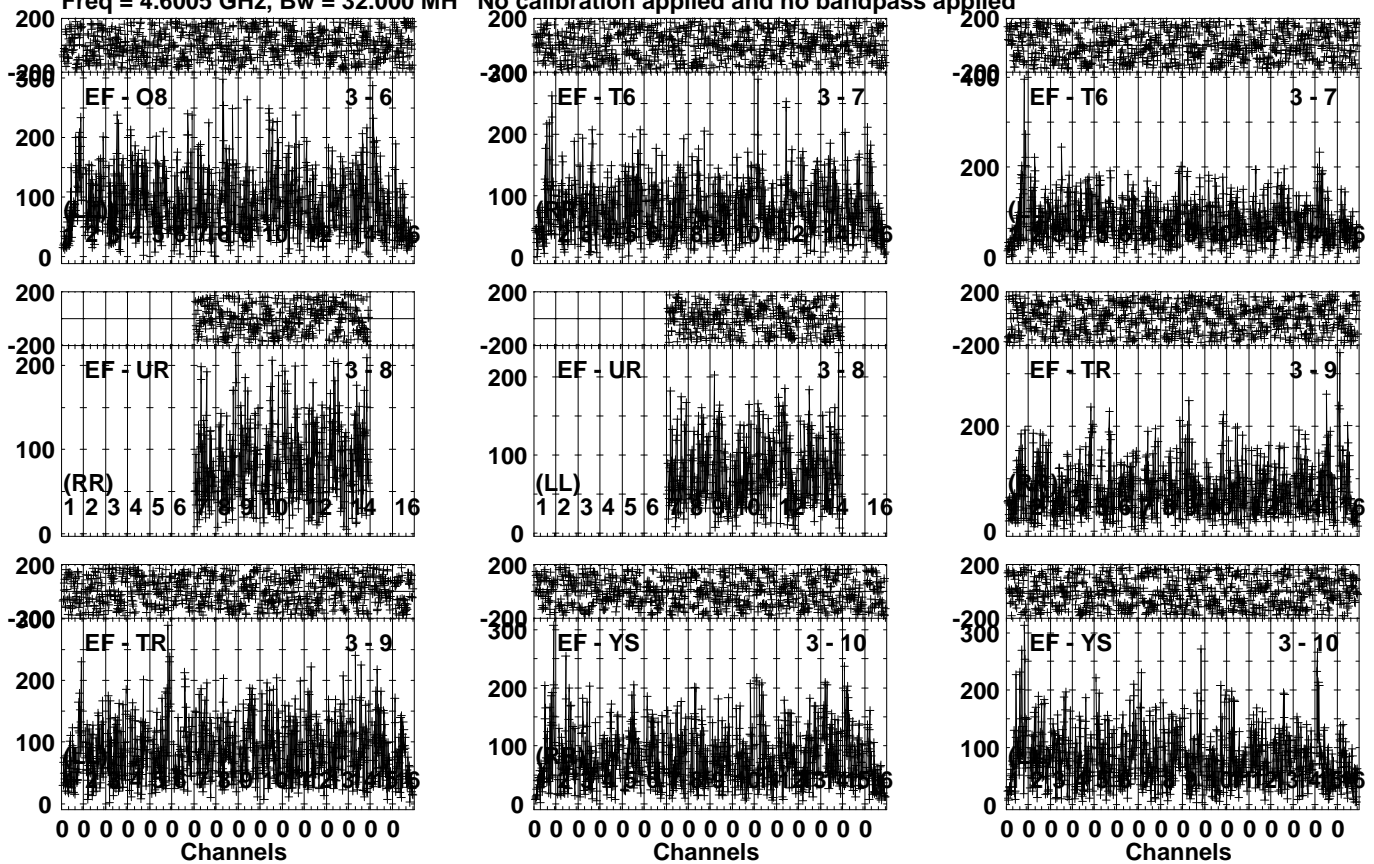


Lower frame: Micro Ampl Jy Top frame: Phas deg
Vector averaged cross-power spectrum Several baselines displayed
Timerange: 00/10:46:31 to 00/10:49:59

Plot file version 442 created 07-AUG-2023 16:12:25

LAND EO019B.UVDATA.1

Freq = 4.6005 GHz, Bw = 32.000 MH No calibration applied and no bandpass applied

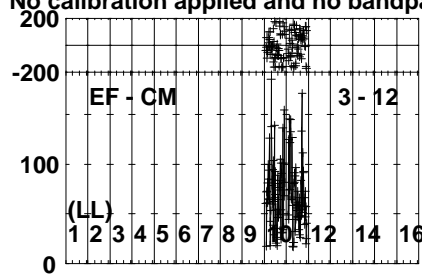
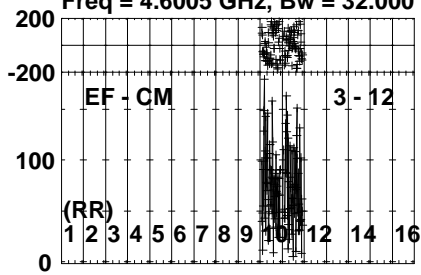


Lower frame: Micro Ampl Jy Top frame: Phas deg
Vector averaged cross-power spectrum Several baselines displayed
Timerange: 00/10:46:31 to 00/10:49:59

Plot file version 443 created 07-AUG-2023 16:12:26

LAND EO019B.UVDATA.1

Freq = 4.6005 GHz, Bw = 32.000 MH No calibration applied and no bandpass applied

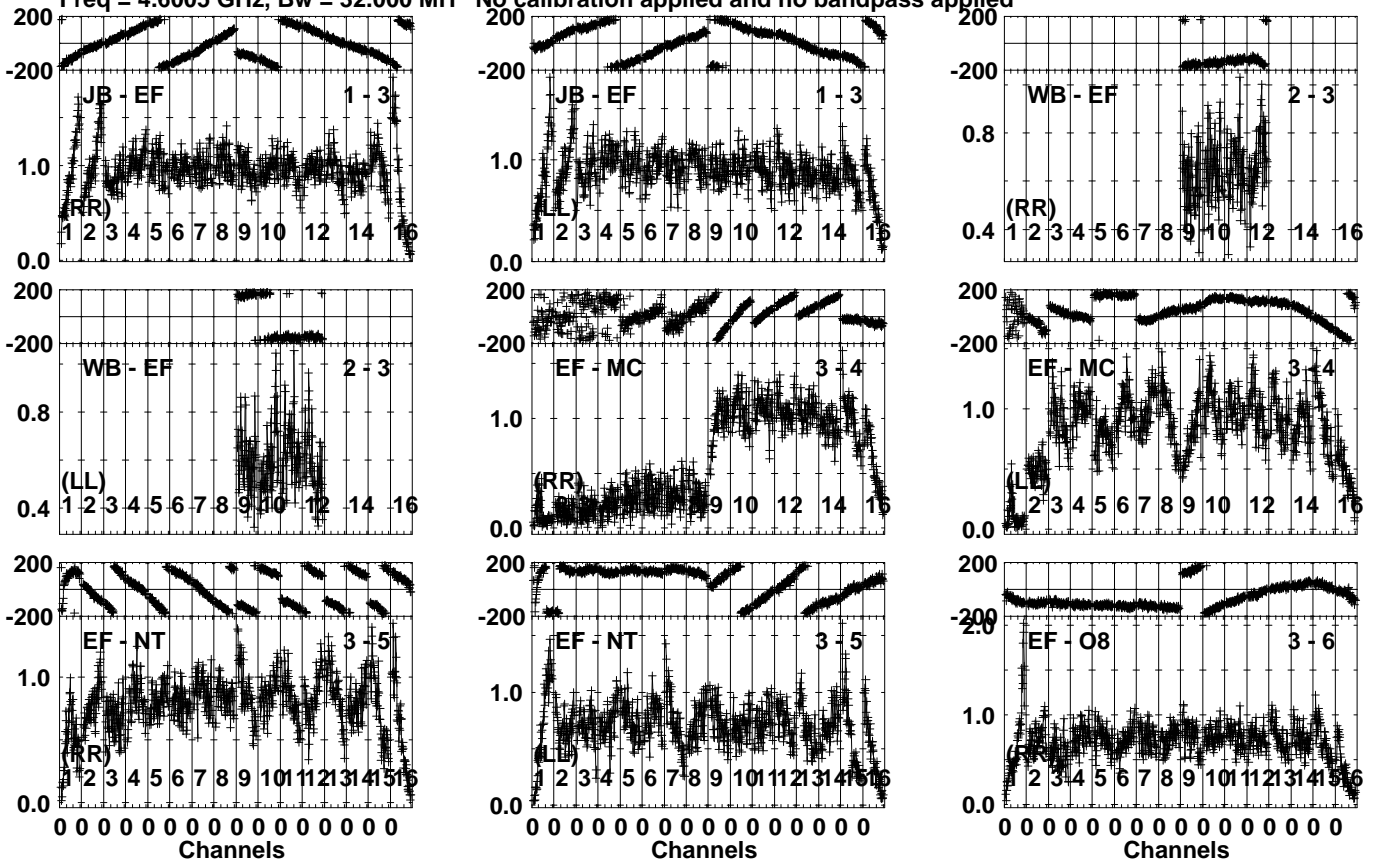


Lower frame: Micro Ampl Jy Top frame: Phas deg
Vector averaged cross-power spectrum Several baselines displayed
Timerange: 00/10:46:31 to 00/10:49:59

Plot file version 444 created 07-AUG-2023 16:12:26

2331+46 EO019B.UVDATA.1

Freq = 4.6005 GHz, Bw = 32.000 MH No calibration applied and no bandpass applied

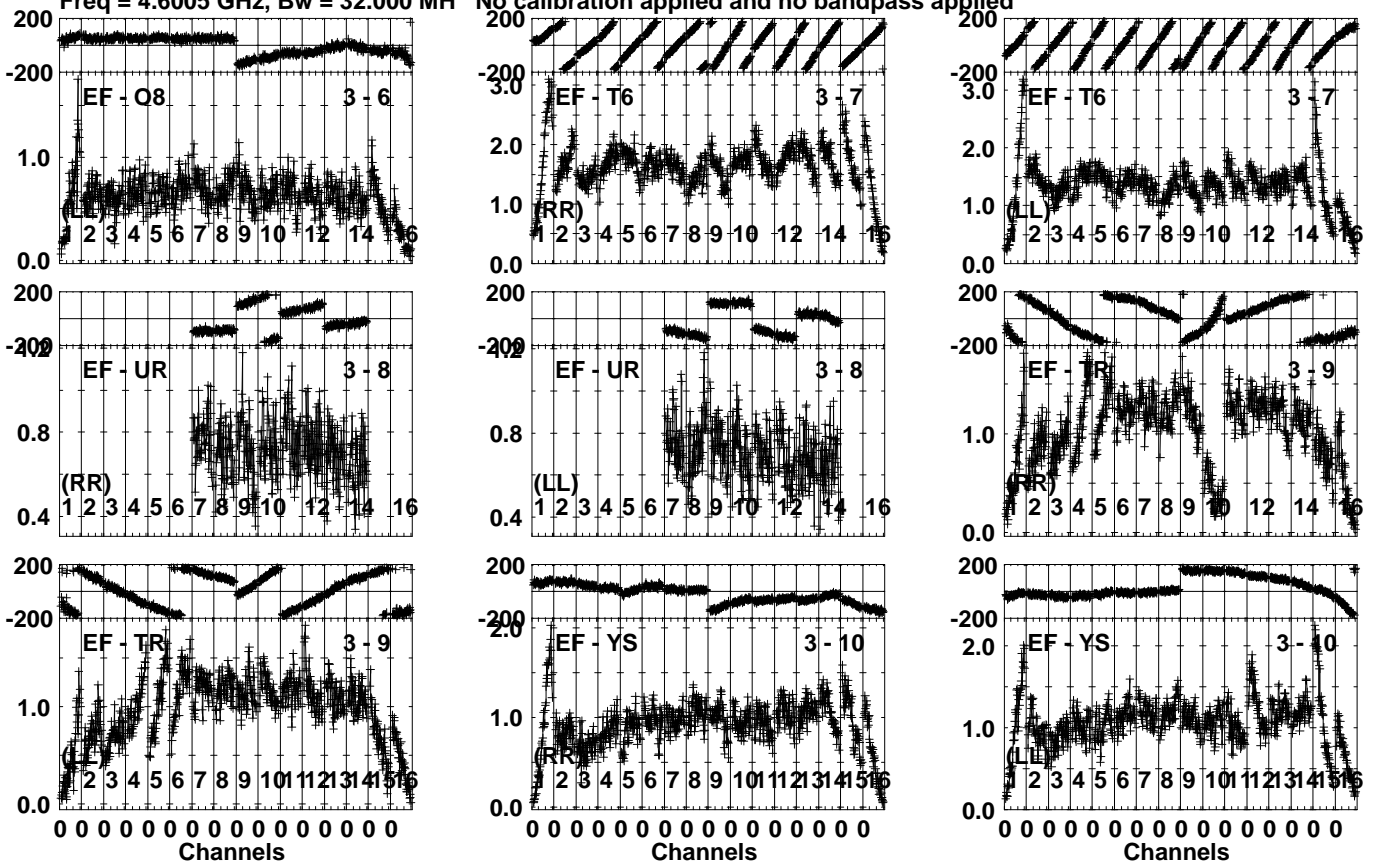


Lower frame: Milli Ampl Jy Top frame: Phas deg
Vector averaged cross-power spectrum Several baselines displayed
Timerange: 00/10:50:01 to 00/10:51:29

Plot file version 445 created 07-AUG-2023 16:12:26

2331+46 EO019B.UVDATA.1

Freq = 4.6005 GHz, Bw = 32.000 MH No calibration applied and no bandpass applied

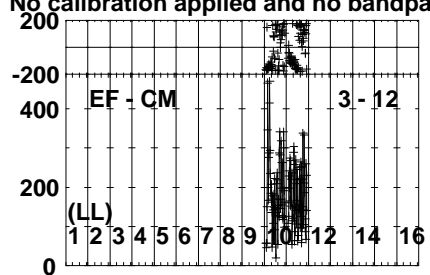
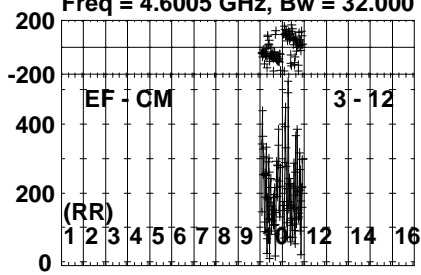


Lower frame: Milli Ampl Jy Top frame: Phas deg
Vector averaged cross-power spectrum Several baselines displayed
Timerange: 00/10:50:01 to 00/10:51:29

Plot file version 446 created 07-AUG-2023 16:12:26

2331+46 EO019B.UVDATA.1

Freq = 4.6005 GHz, Bw = 32.000 MH No calibration applied and no bandpass applied

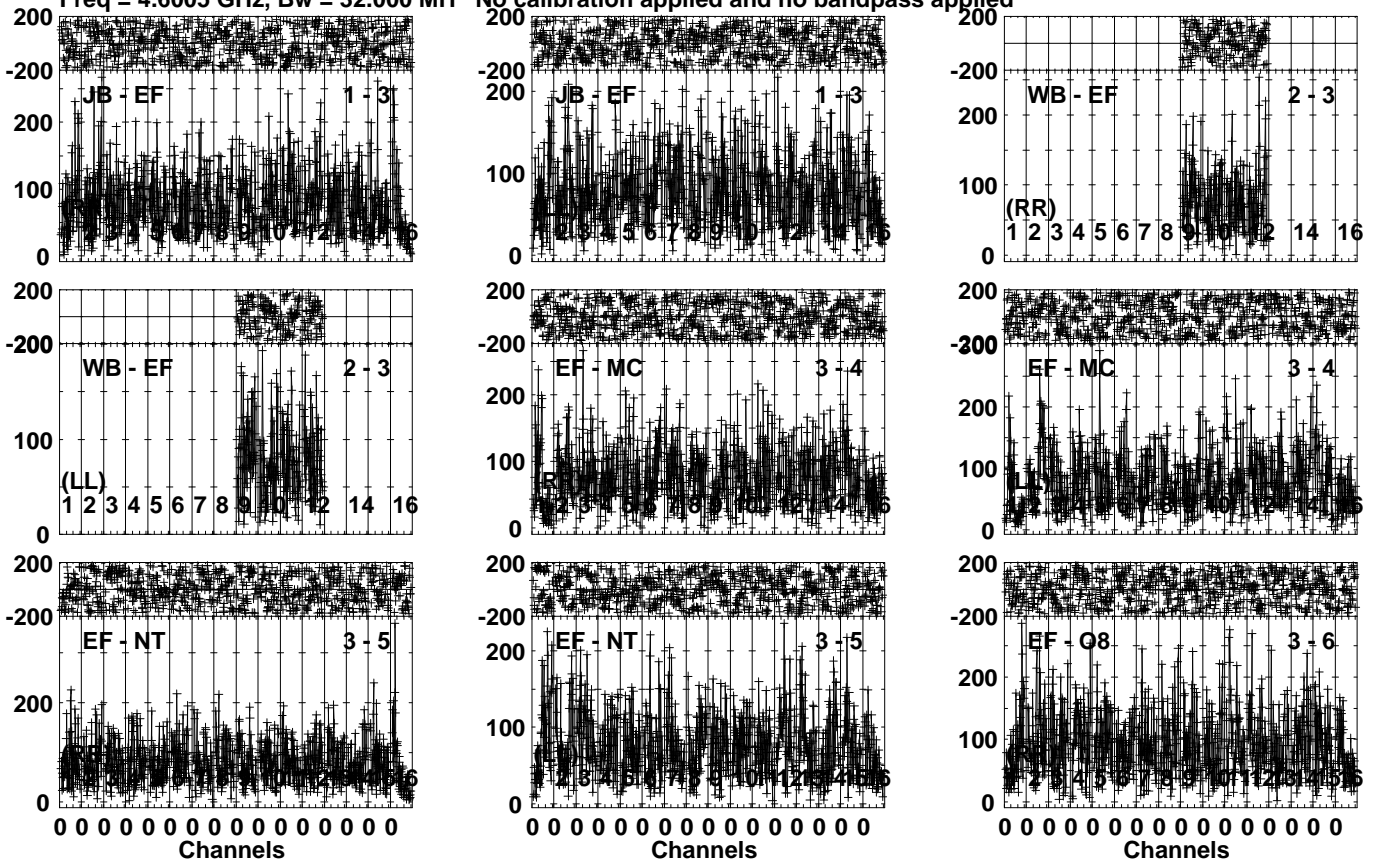


Lower frame: Micro Ampl Jy Top frame: Phas deg
Vector averaged cross-power spectrum Several baselines displayed
Timerange: 00/10:50:01 to 00/10:51:29

Plot file version 447 created 07-AUG-2023 16:12:26

LAND EO019B.UVDATA.1

Freq = 4.6005 GHz, Bw = 32.000 MH No calibration applied and no bandpass applied

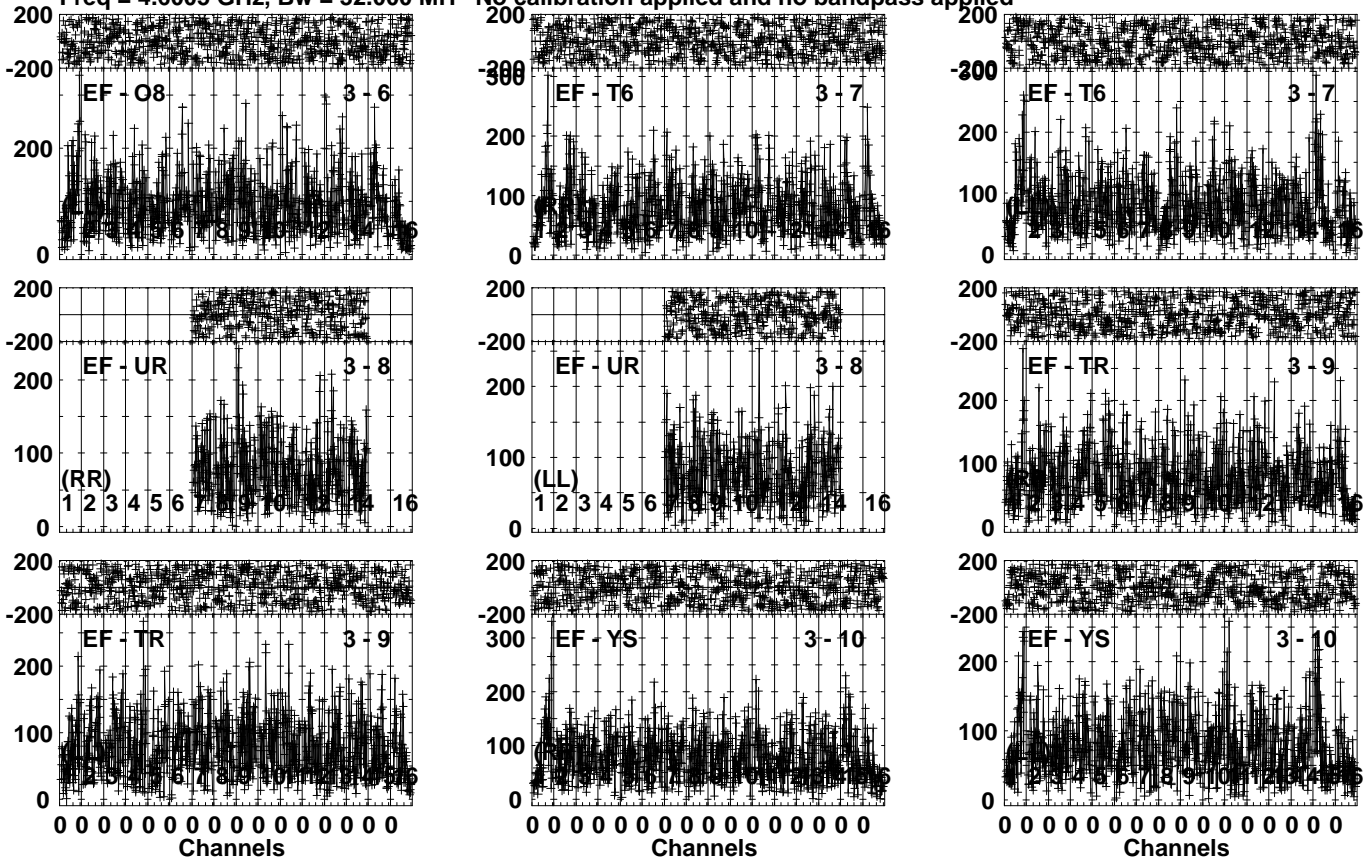


Lower frame: Micro Ampl Jy Top frame: Phas deg
Vector averaged cross-power spectrum Several baselines displayed
Timerange: 00/10:52:16 to 00/10:55:14

Plot file version 448 created 07-AUG-2023 16:12:26

LAND EO019B.UVDATA.1

Freq = 4.6005 GHz, Bw = 32.000 MH No calibration applied and no bandpass applied

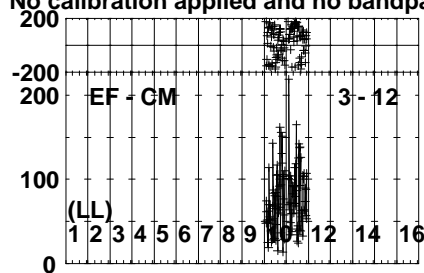
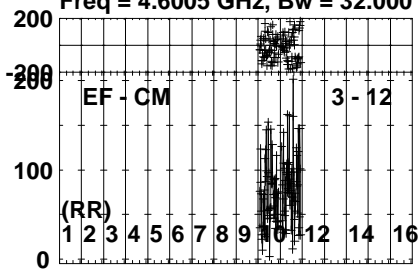


Lower frame: Micro Ampl Jy Top frame: Phas deg
Vector averaged cross-power spectrum Several baselines displayed
Timerange: 00/10:52:16 to 00/10:55:14

Plot file version 449 created 07-AUG-2023 16:12:27

LAND EO019B.UVDATA.1

Freq = 4.6005 GHz, Bw = 32.000 MH No calibration applied and no bandpass applied

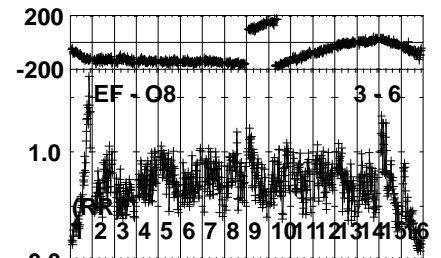
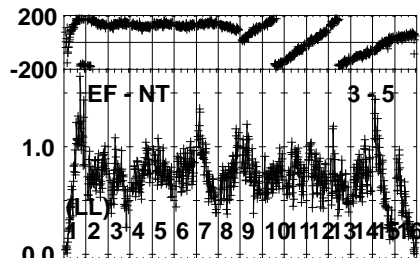
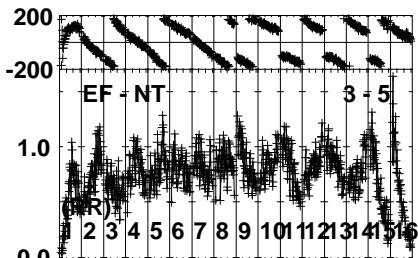
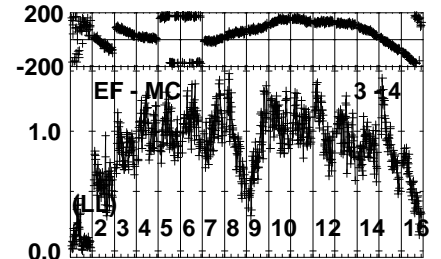
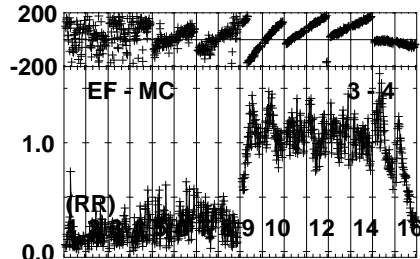
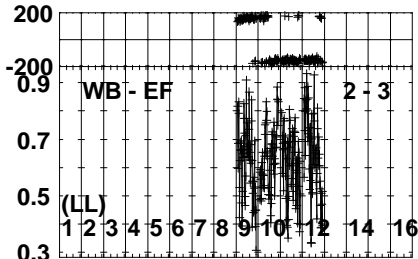
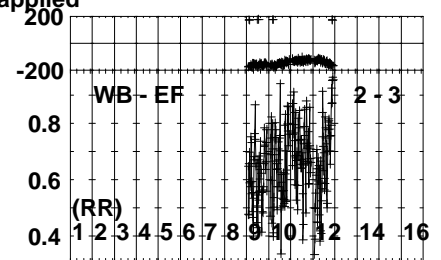
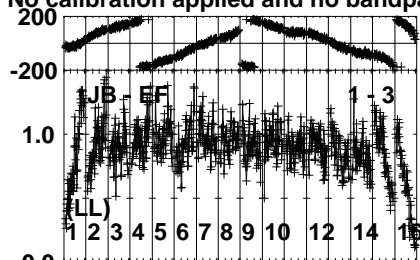
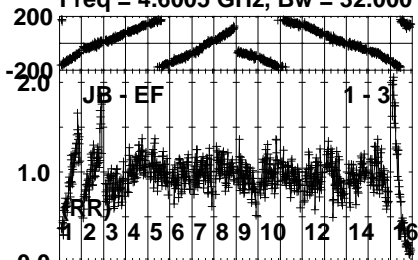


Lower frame: Micro Ampl Jy Top frame: Phas deg
Vector averaged cross-power spectrum Several baselines displayed
Timerange: 00/10:52:16 to 00/10:55:14

Plot file version 450 created 07-AUG-2023 16:12:27

2331+46 EO019B.UVDATA.1

Freq = 4.6005 GHz, Bw = 32.000 MH No calibration applied and no bandpass applied

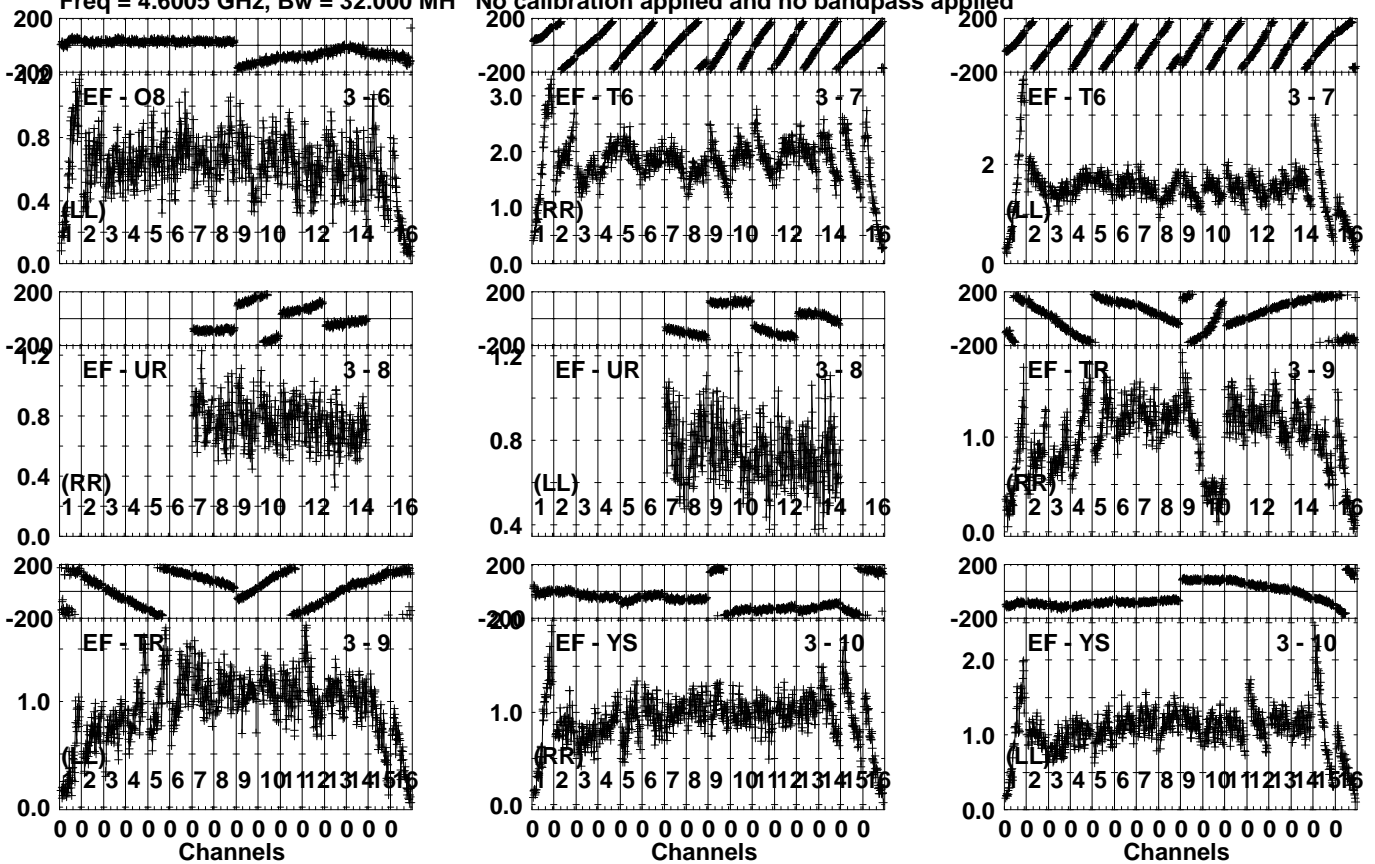


Lower frame: Milli Ampl Jy Top frame: Phas deg
Vector averaged cross-power spectrum Several baselines displayed
Timerange: 00/10:55:16 to 00/10:56:44

Plot file version 451 created 07-AUG-2023 16:12:27

2331+46 EO019B.UVDATA.1

Freq = 4.6005 GHz, Bw = 32.000 MH No calibration applied and no bandpass applied

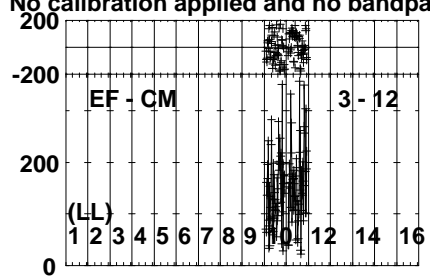
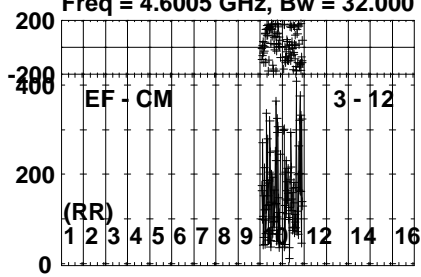


Lower frame: Milli Ampl Jy Top frame: Phas deg
Vector averaged cross-power spectrum Several baselines displayed
Timerange: 00/10:55:16 to 00/10:56:44

Plot file version 452 created 07-AUG-2023 16:12:27

2331+46 EO019B.UVDATA.1

Freq = 4.6005 GHz, Bw = 32.000 MH No calibration applied and no bandpass applied

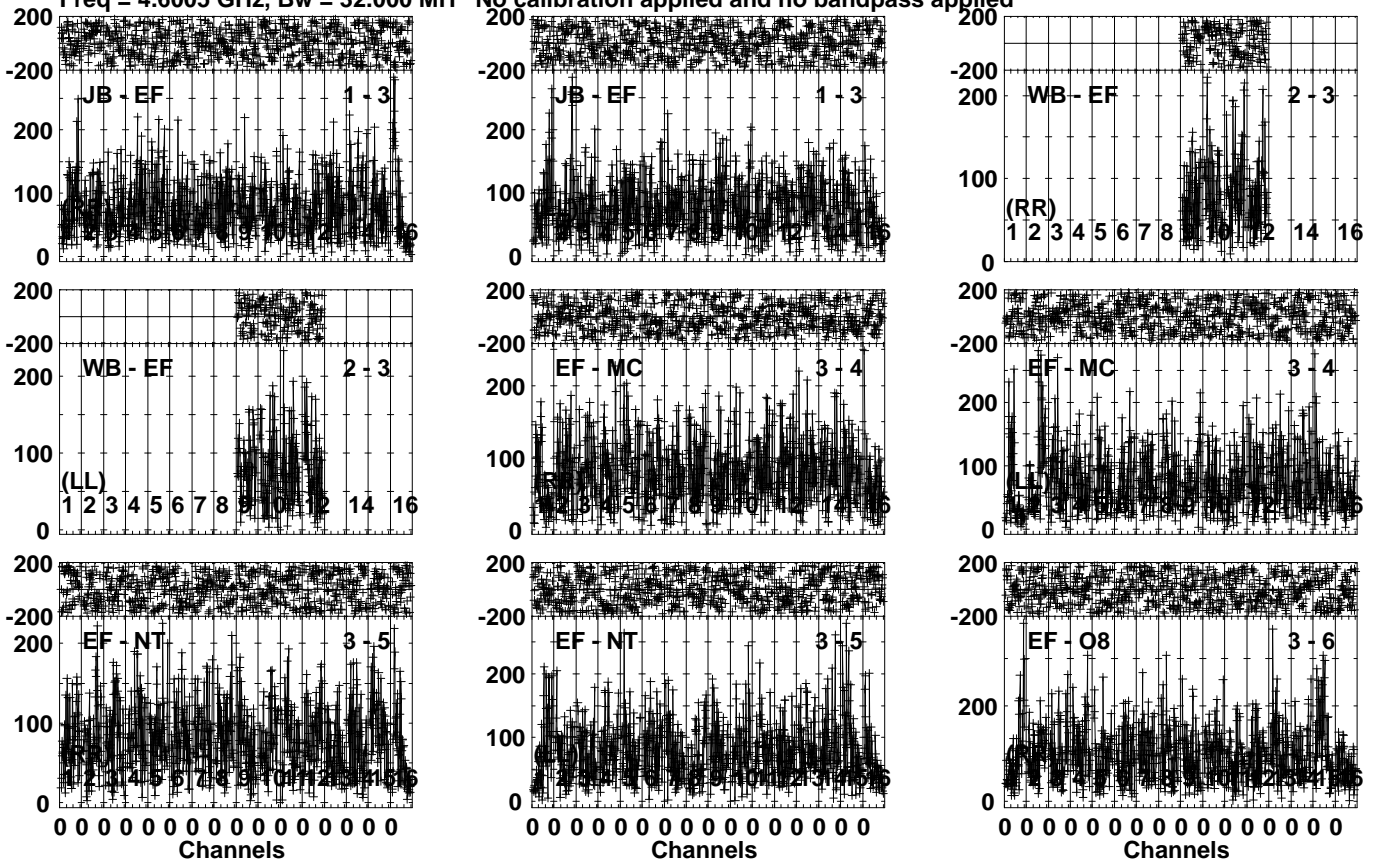


Lower frame: Micro Ampl Jy Top frame: Phas deg
Vector averaged cross-power spectrum Several baselines displayed
Timerange: 00/10:55:16 to 00/10:56:44

Plot file version 453 created 07-AUG-2023 16:12:27

LAND EO019B.UVDATA.1

Freq = 4.6005 GHz, Bw = 32.000 MH No calibration applied and no bandpass applied

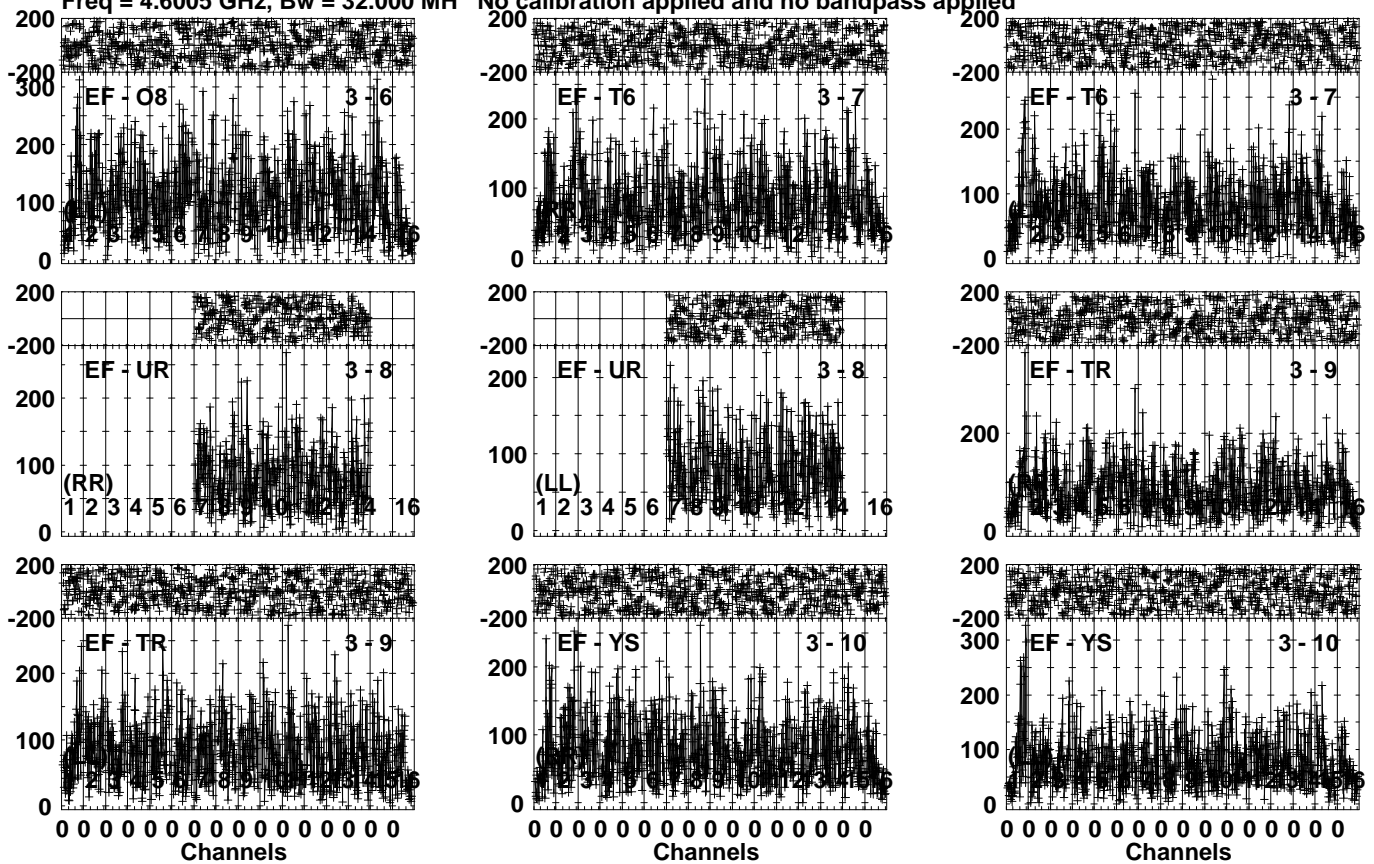


Lower frame: Micro Ampl Jy Top frame: Phas deg
Vector averaged cross-power spectrum Several baselines displayed
Timerange: 00/10:56:46 to 00/11:00:14

Plot file version 454 created 07-AUG-2023 16:12:27

LAND EO019B.UVDATA.1

Freq = 4.6005 GHz, Bw = 32.000 MH No calibration applied and no bandpass applied

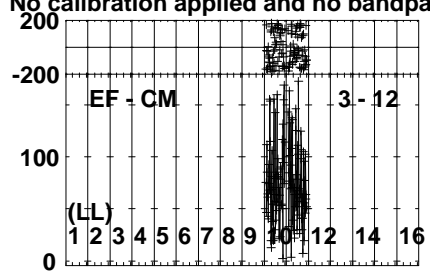
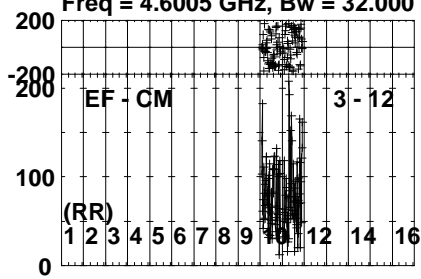


Lower frame: Micro Ampl Jy Top frame: Phas deg
Vector averaged cross-power spectrum Several baselines displayed
Timerange: 00/10:56:46 to 00/11:00:14

Plot file version 455 created 07-AUG-2023 16:12:28

LAND EO019B.UVDATA.1

Freq = 4.6005 GHz, Bw = 32.000 MH No calibration applied and no bandpass applied

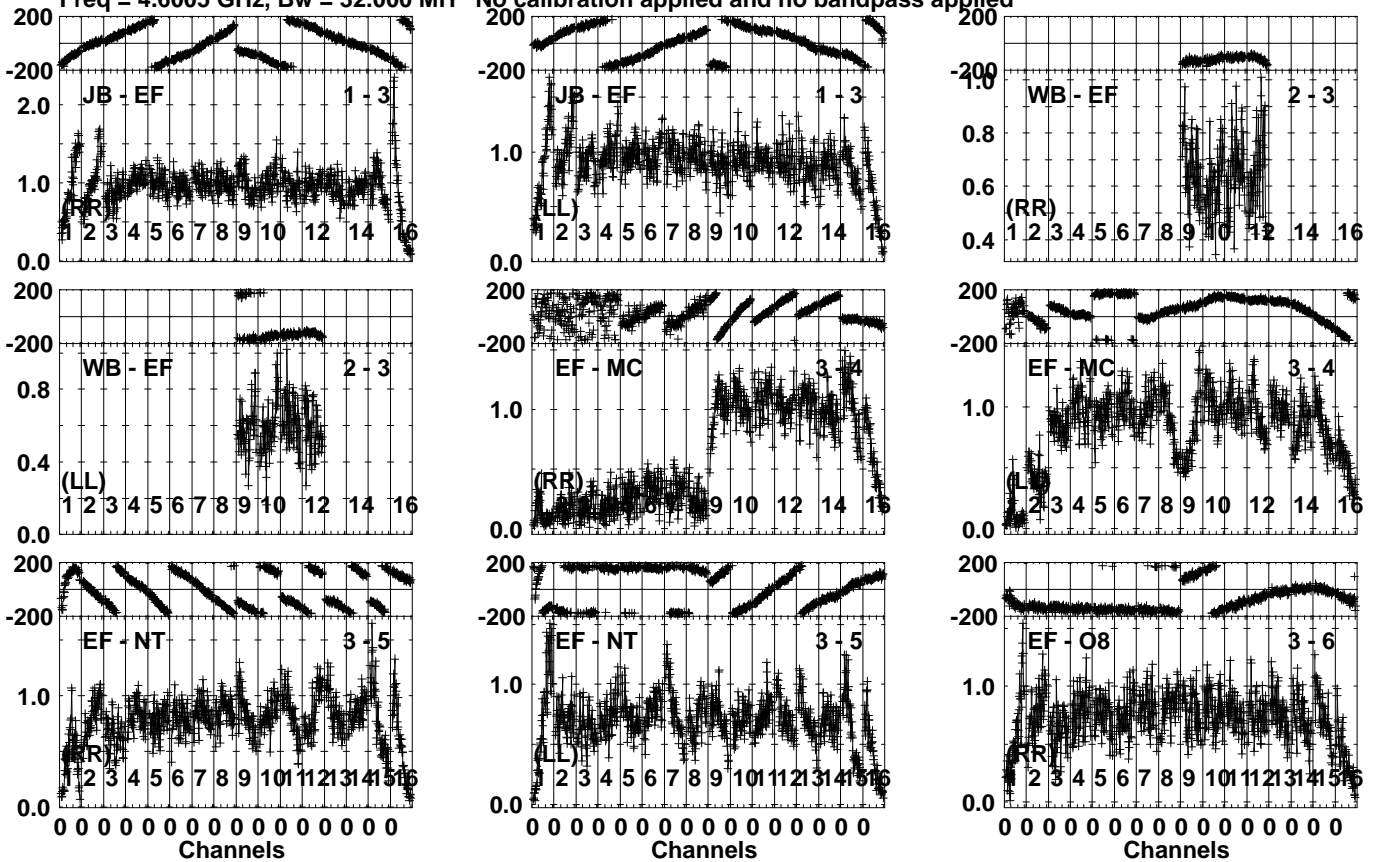


Lower frame: Micro Ampl Jy Top frame: Phas deg
Vector averaged cross-power spectrum Several baselines displayed
Timerange: 00/10:56:46 to 00/11:00:14

Plot file version 456 created 07-AUG-2023 16:12:28

2331+46 EO019B.UVDATA.1

Freq = 4.6005 GHz, Bw = 32.000 MH No calibration applied and no bandpass applied



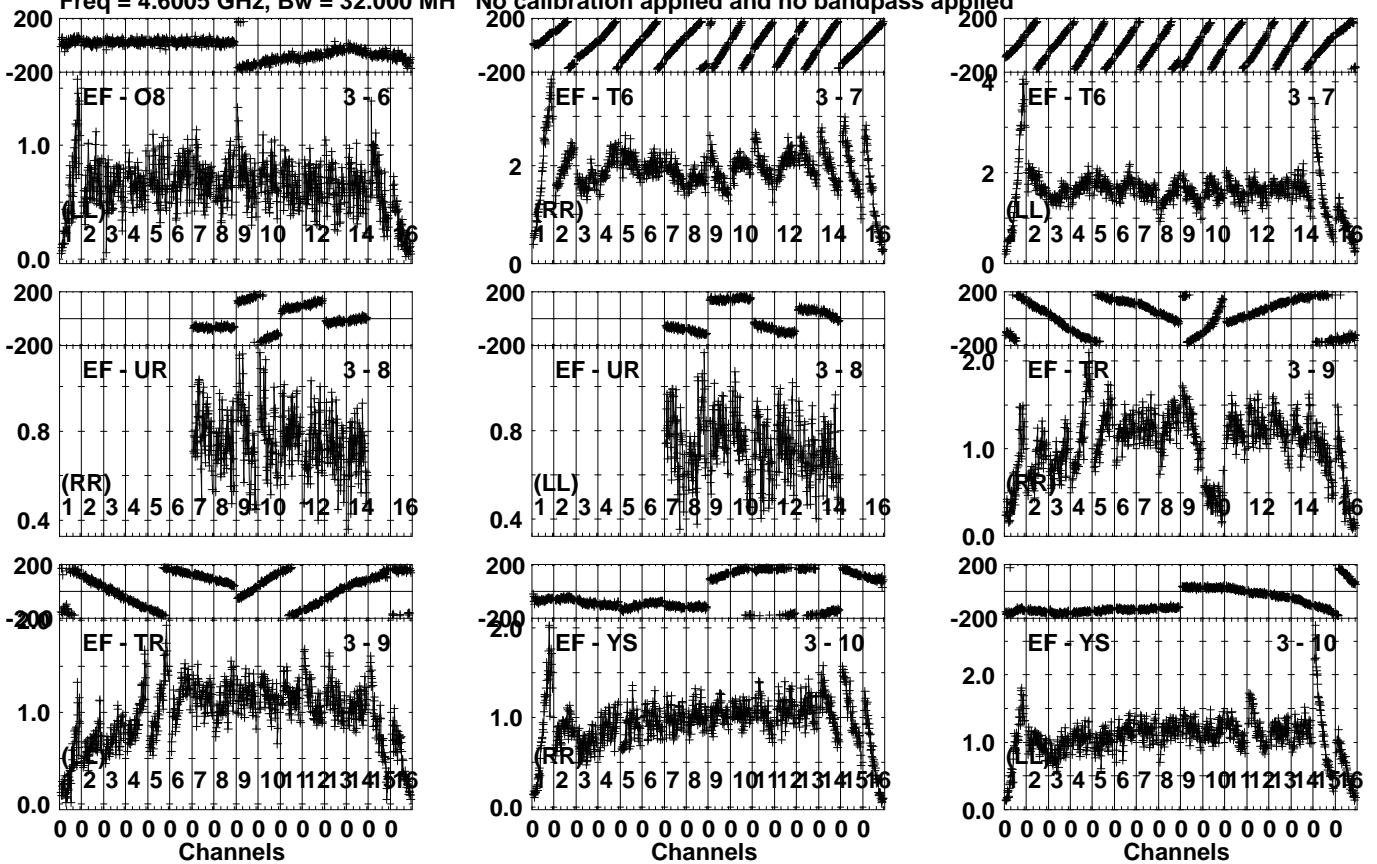
Lower frame: Milli Ampl Jy Top frame: Phas deg
Vector averaged cross-power spectrum Several baselines displayed
Timerange: 00/11:00:16 to 00/11:01:44

Plot file version 457 created 07-AUG-2023 16:12:28

2331+46 EO019B.UVDATA.1

Freq = 4.6005 GHz, Bw = 32.000 MH

No calibration applied and no bandpass applied

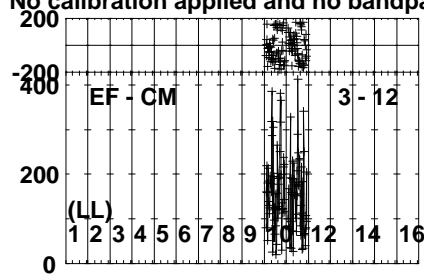
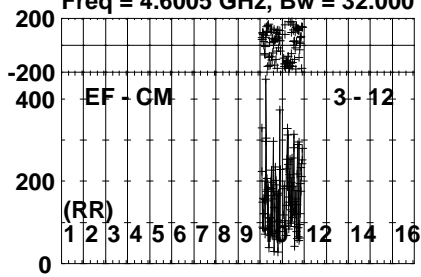


Lower frame: Milli Ampl Jy Top frame: Phas deg
Vector averaged cross-power spectrum Several baselines displayed
Timerange: 00/11:00:16 to 00/11:01:44

Plot file version 458 created 07-AUG-2023 16:12:28

2331+46 EO019B.UVDATA.1

Freq = 4.6005 GHz, Bw = 32.000 MH No calibration applied and no bandpass applied

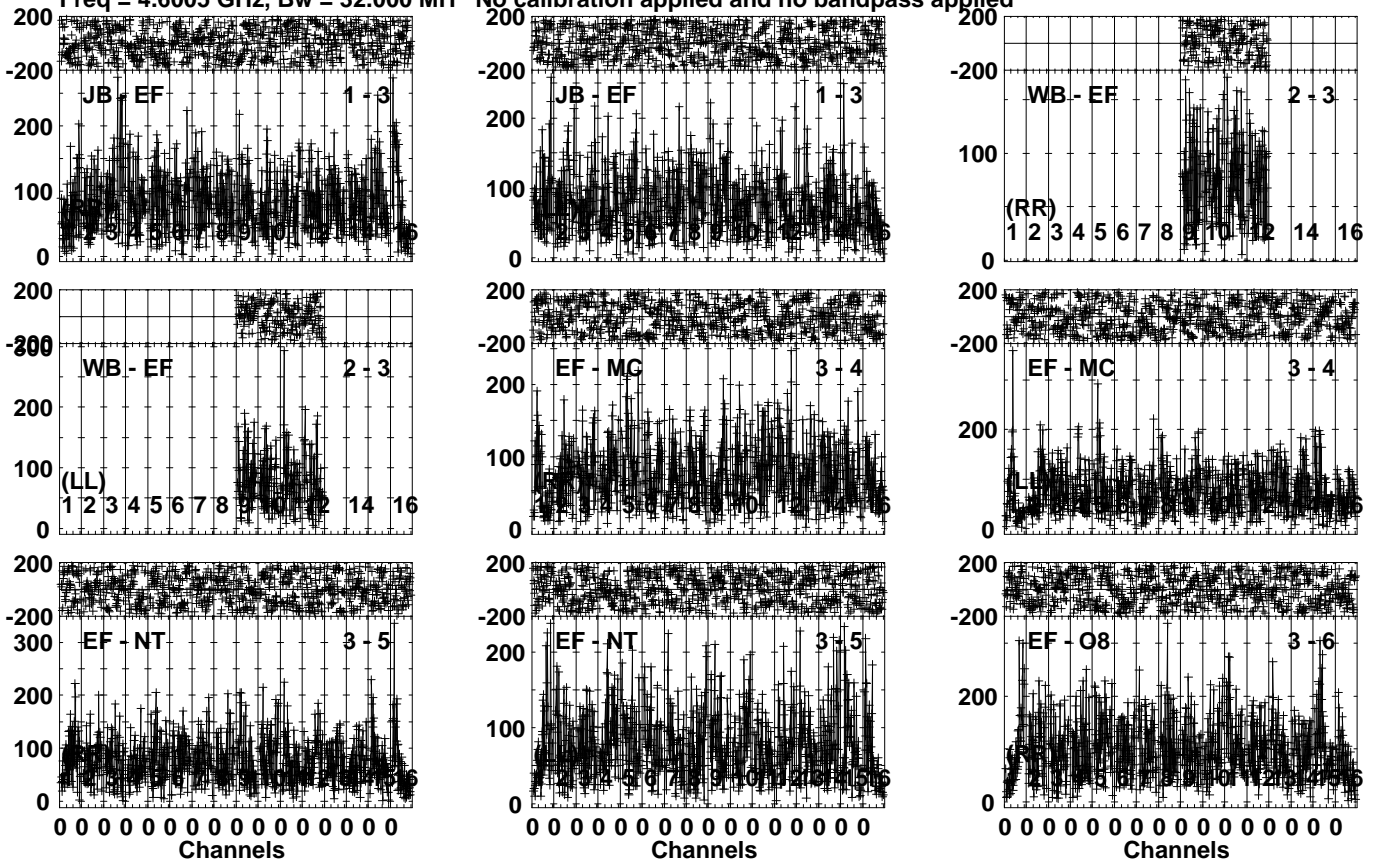


Lower frame: Micro Ampl Jy Top frame: Phas deg
Vector averaged cross-power spectrum Several baselines displayed
Timerange: 00/11:00:16 to 00/11:01:44

Plot file version 459 created 07-AUG-2023 16:12:28

LAND EO019B.UVDATA.1

Freq = 4.6005 GHz, Bw = 32.000 MH No calibration applied and no bandpass applied

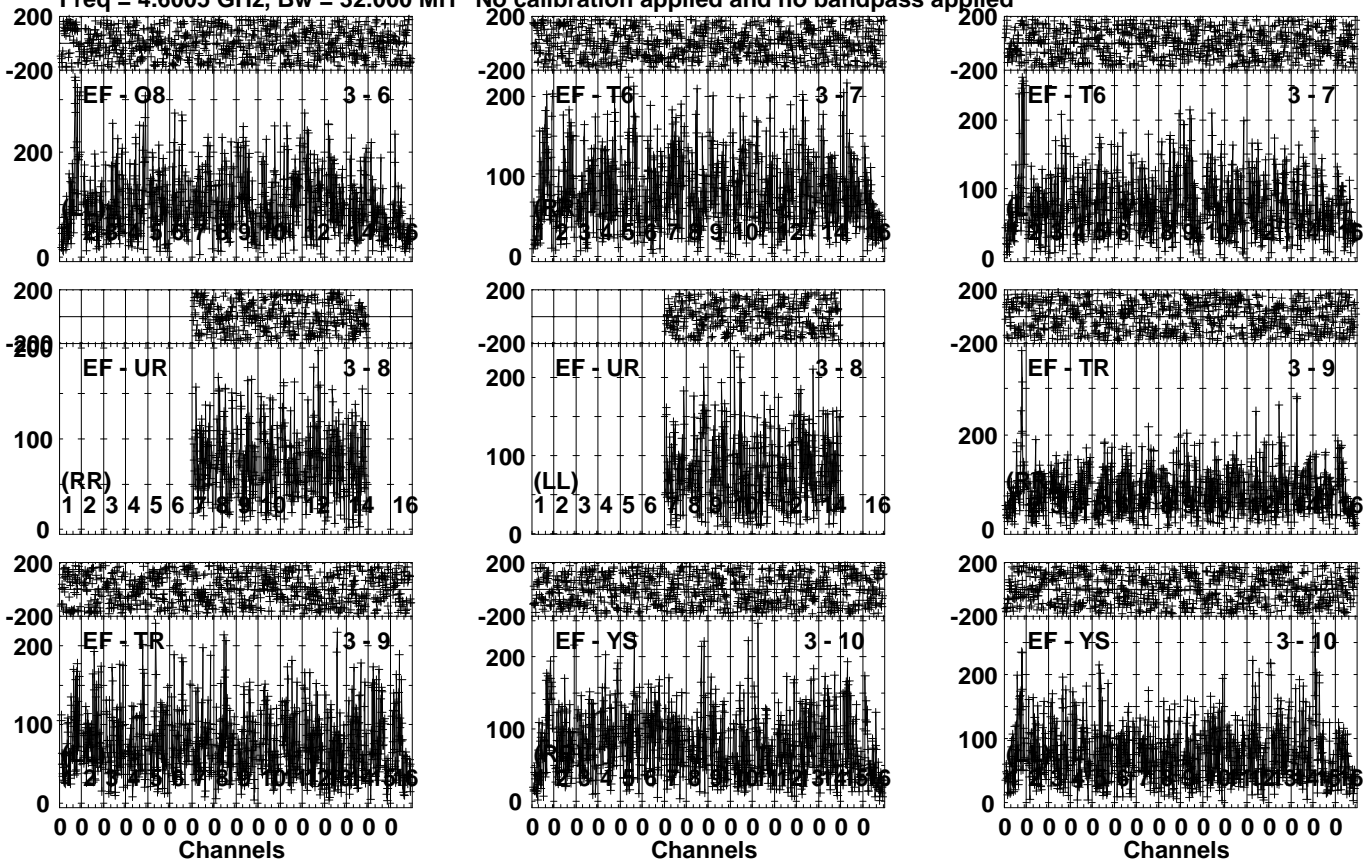


Lower frame: Micro Ampl Jy Top frame: Phas deg
Vector averaged cross-power spectrum Several baselines displayed
Timerange: 00/11:02:31 to 00/11:05:29

Plot file version 460 created 07-AUG-2023 16:12:28

LAND EO019B.UVDATA.1

Freq = 4.6005 GHz, Bw = 32.000 MH No calibration applied and no bandpass applied

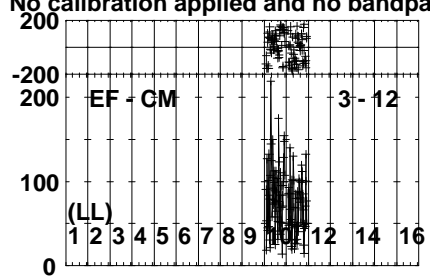
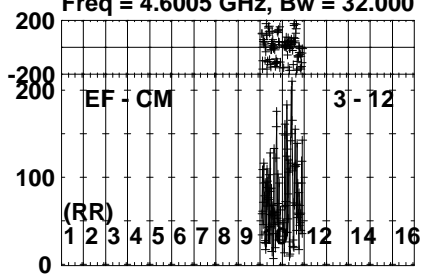


Lower frame: Micro Ampl Jy Top frame: Phas deg
Vector averaged cross-power spectrum Several baselines displayed
Timerange: 00/11:02:31 to 00/11:05:29

Plot file version 461 created 07-AUG-2023 16:12:28

LAND EO019B.UVDATA.1

Freq = 4.6005 GHz, Bw = 32.000 MH No calibration applied and no bandpass applied

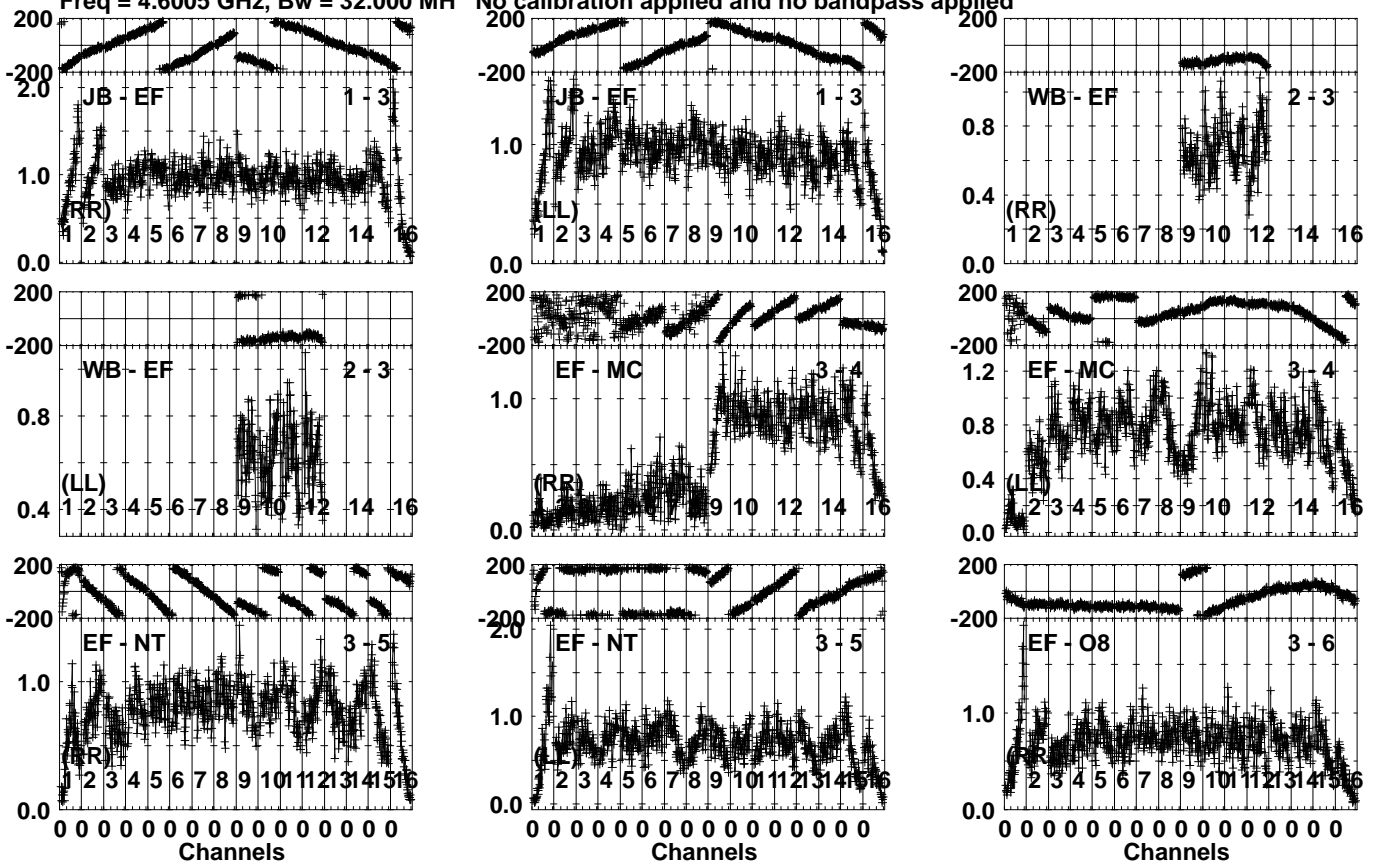


Lower frame: Micro Ampl Jy Top frame: Phas deg
Vector averaged cross-power spectrum Several baselines displayed
Timerange: 00/11:02:31 to 00/11:05:29

Plot file version 462 created 07-AUG-2023 16:12:29

2331+46 EO019B.UVDATA.1

Freq = 4.6005 GHz, Bw = 32.000 MH No calibration applied and no bandpass applied

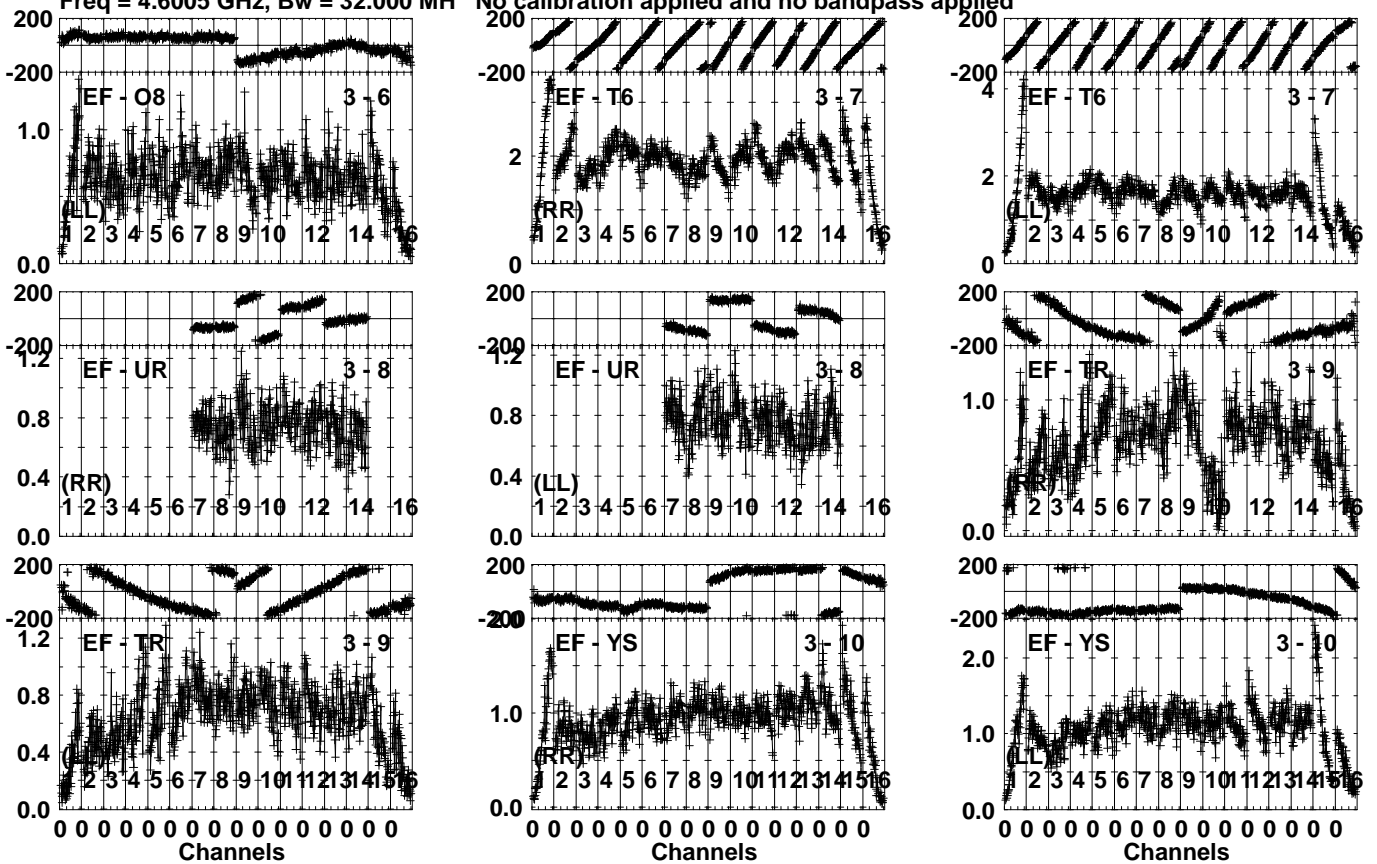


Lower frame: Milli Ampl Jy Top frame: Phas deg
Vector averaged cross-power spectrum Several baselines displayed
Timerange: 00/11:05:33 to 00/11:06:59

Plot file version 463 created 07-AUG-2023 16:12:29

2331+46 EO019B.UVDATA.1

Freq = 4.6005 GHz, Bw = 32.000 MH No calibration applied and no bandpass applied

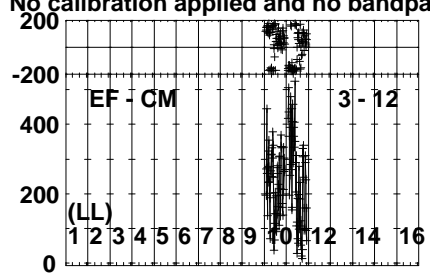
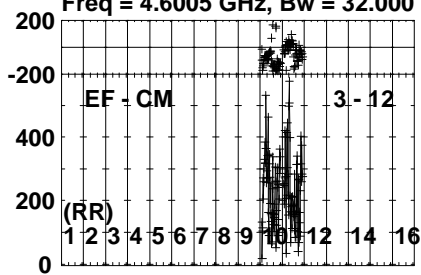


Lower frame: Milli Ampl Jy Top frame: Phas deg
Vector averaged cross-power spectrum Several baselines displayed
Timerange: 00/11:05:33 to 00/11:06:59

Plot file version 464 created 07-AUG-2023 16:12:29

2331+46 EO019B.UVDATA.1

Freq = 4.6005 GHz, Bw = 32.000 MH No calibration applied and no bandpass applied

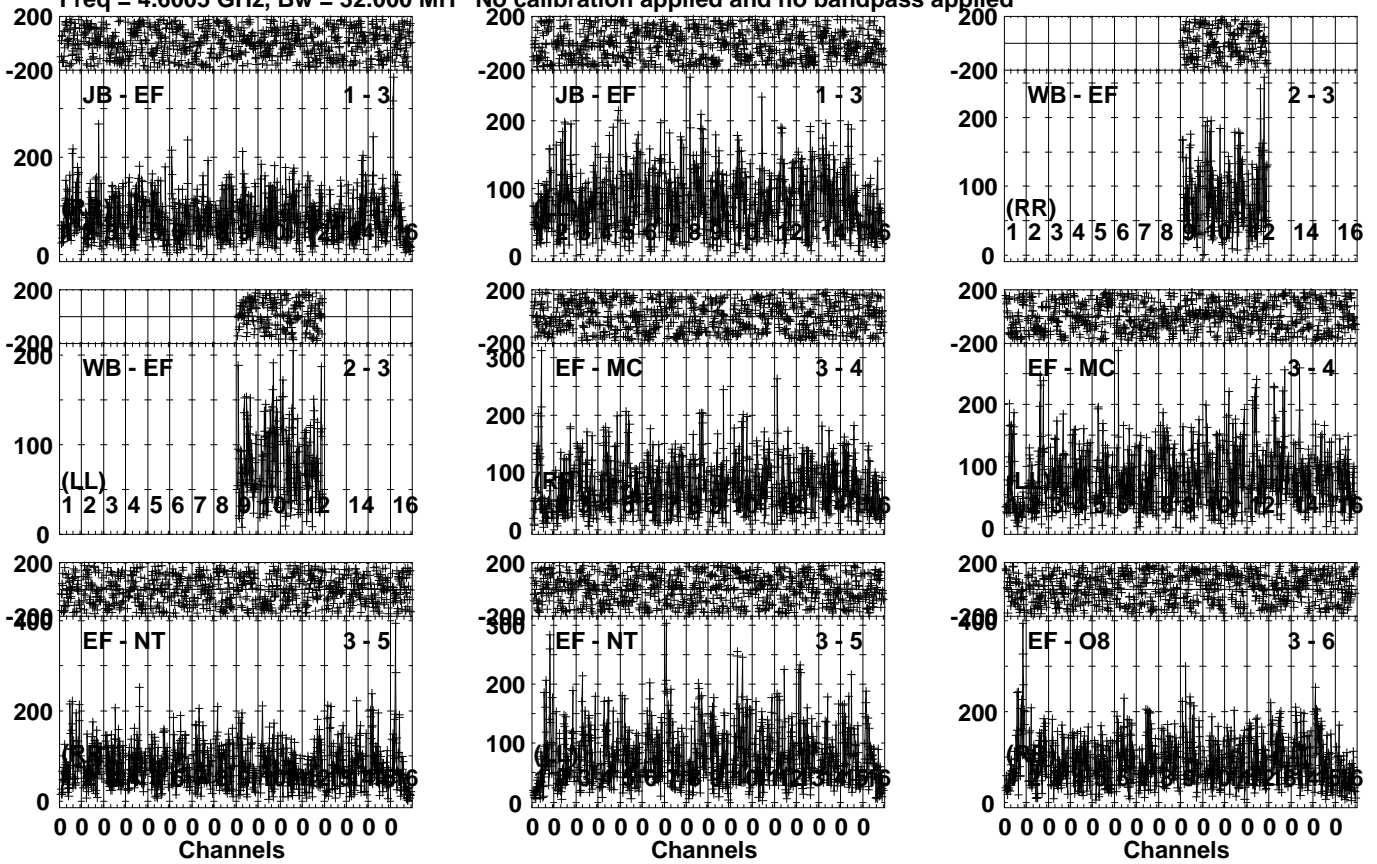


Lower frame: Micro Ampl Jy Top frame: Phas deg
Vector averaged cross-power spectrum Several baselines displayed
Timerange: 00/11:05:33 to 00/11:06:59

Plot file version 465 created 07-AUG-2023 16:12:29

LAND EO019B.UVDATA.1

Freq = 4.6005 GHz, Bw = 32.000 MH No calibration applied and no bandpass applied

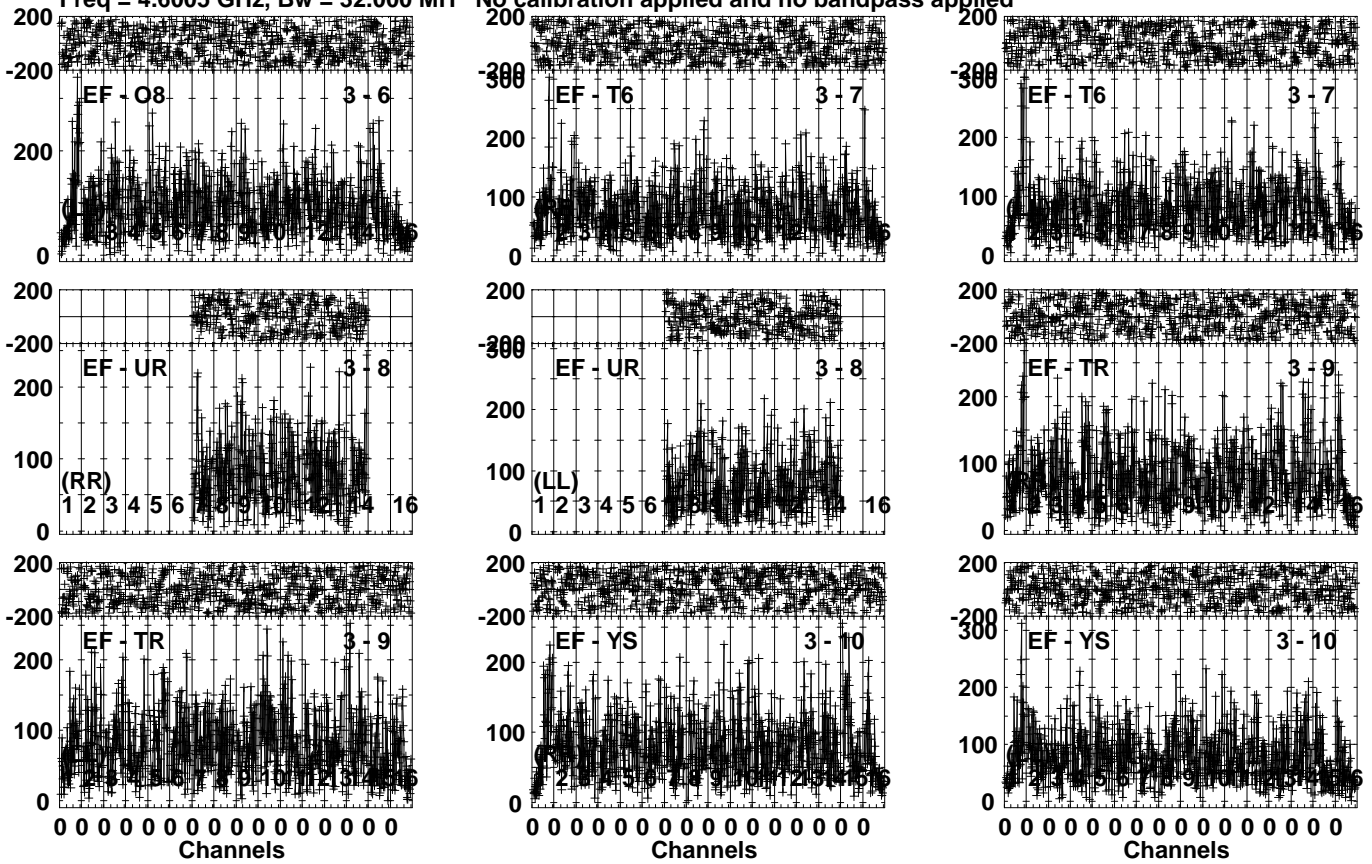


Lower frame: Micro Ampl Jy Top frame: Phas deg
Vector averaged cross-power spectrum Several baselines displayed
Timerange: 00/11:07:01 to 00/11:10:29

Plot file version 466 created 07-AUG-2023 16:12:29

LAND EO019B.UVDATA.1

Freq = 4.6005 GHz, Bw = 32.000 MH No calibration applied and no bandpass applied

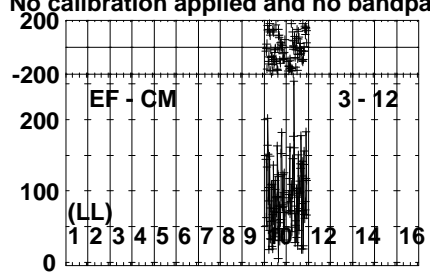
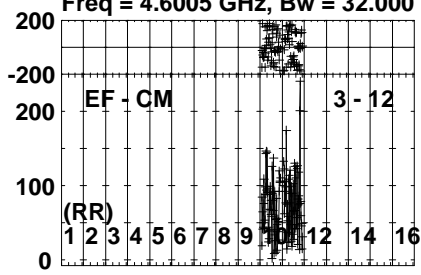


Lower frame: Micro Ampl Jy Top frame: Phas deg
Vector averaged cross-power spectrum Several baselines displayed
Timerange: 00/11:07:01 to 00/11:10:29

Plot file version 467 created 07-AUG-2023 16:12:29

LAND EO019B.UVDATA.1

Freq = 4.6005 GHz, Bw = 32.000 MH No calibration applied and no bandpass applied

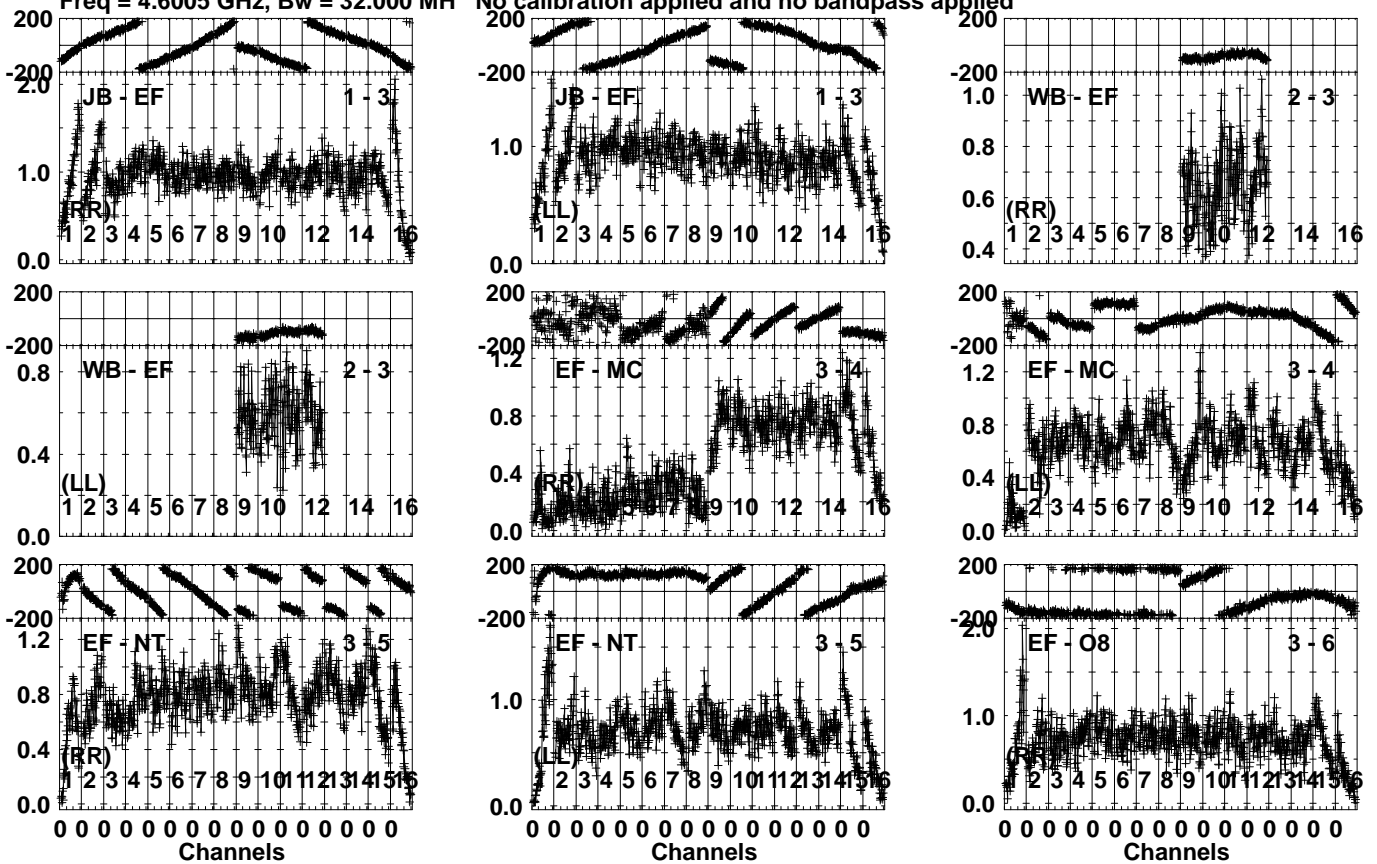


Lower frame: Micro Ampl Jy Top frame: Phas deg
Vector averaged cross-power spectrum Several baselines displayed
Timerange: 00/11:07:01 to 00/11:10:29

Plot file version 468 created 07-AUG-2023 16:12:30

2331+46 EO019B.UVDATA.1

Freq = 4.6005 GHz, Bw = 32.000 MH No calibration applied and no bandpass applied

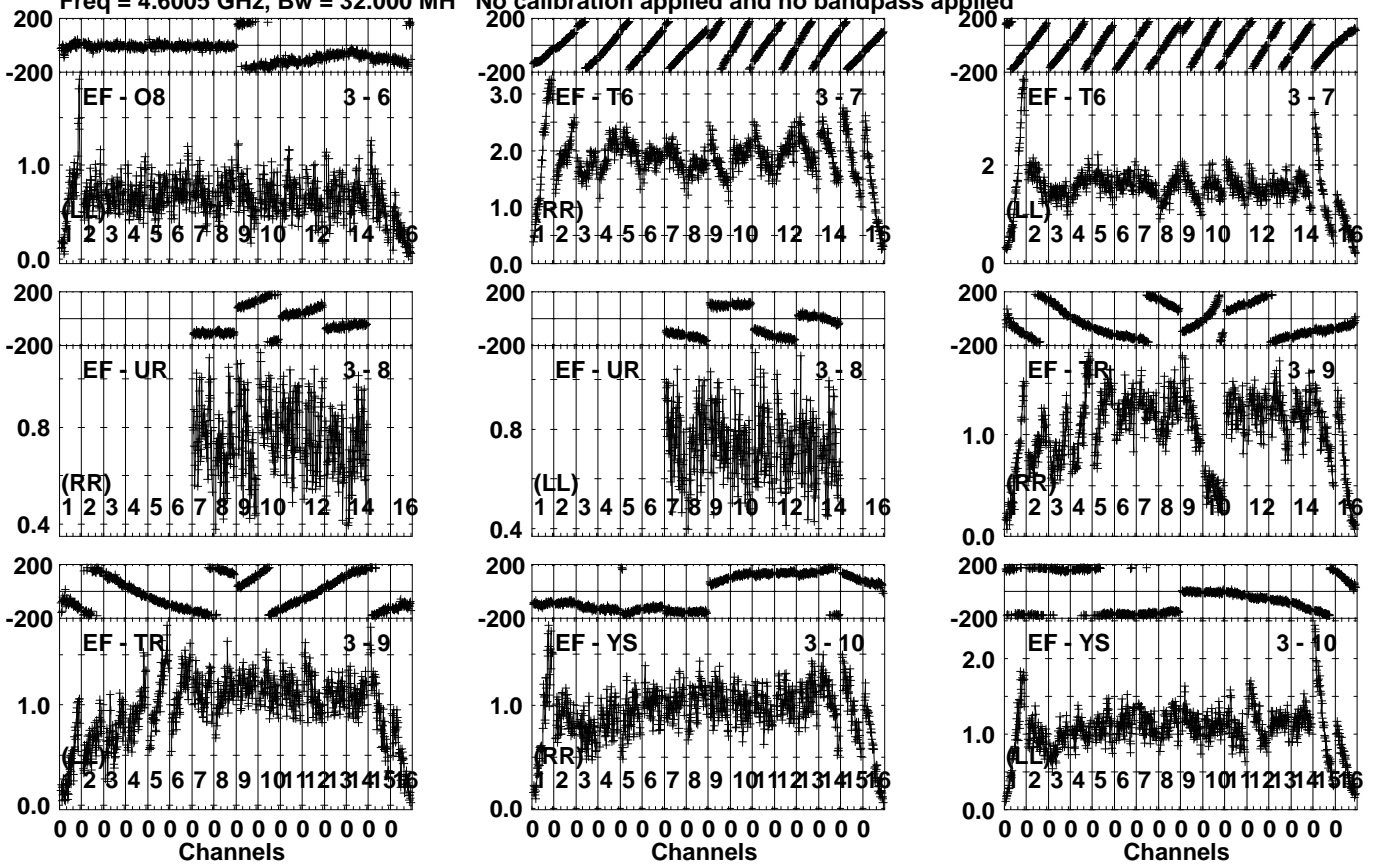


Lower frame: Milli Ampl Jy Top frame: Phas deg
Vector averaged cross-power spectrum Several baselines displayed
Timerange: 00/11:10:31 to 00/11:11:59

Plot file version 469 created 07-AUG-2023 16:12:30

2331+46 EO019B.UVDATA.1

Freq = 4.6005 GHz, Bw = 32.000 MH No calibration applied and no bandpass applied

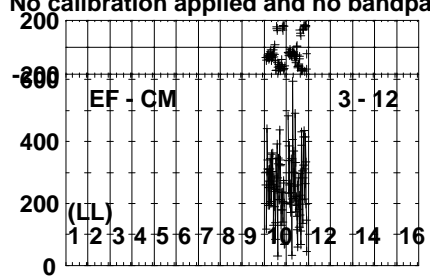
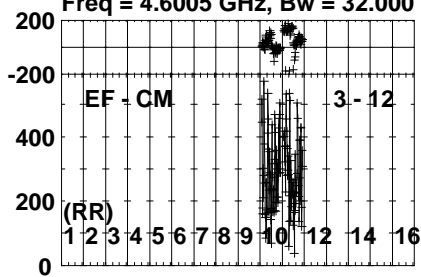


Lower frame: Milli Ampl Jy Top frame: Phas deg
Vector averaged cross-power spectrum Several baselines displayed
Timerange: 00/11:10:31 to 00/11:11:59

Plot file version 470 created 07-AUG-2023 16:12:30

2331+46 EO019B.UVDATA.1

Freq = 4.6005 GHz, Bw = 32.000 MH No calibration applied and no bandpass applied

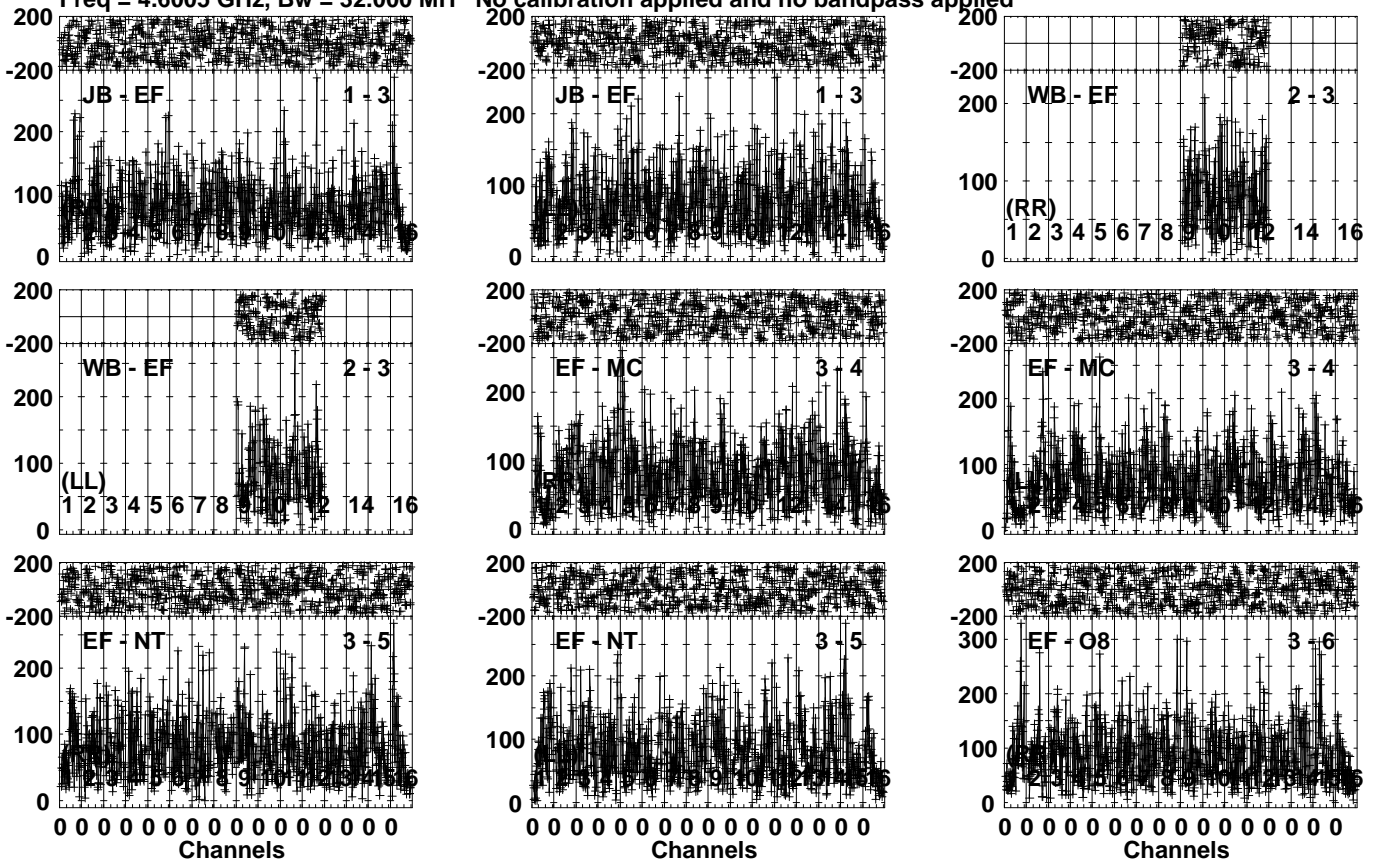


Lower frame: Micro Ampl Jy Top frame: Phas deg
Vector averaged cross-power spectrum Several baselines displayed
Timerange: 00/11:10:31 to 00/11:11:59

Plot file version 471 created 07-AUG-2023 16:12:30

LAND EO019B.UVDATA.1

Freq = 4.6005 GHz, Bw = 32.000 MH No calibration applied and no bandpass applied

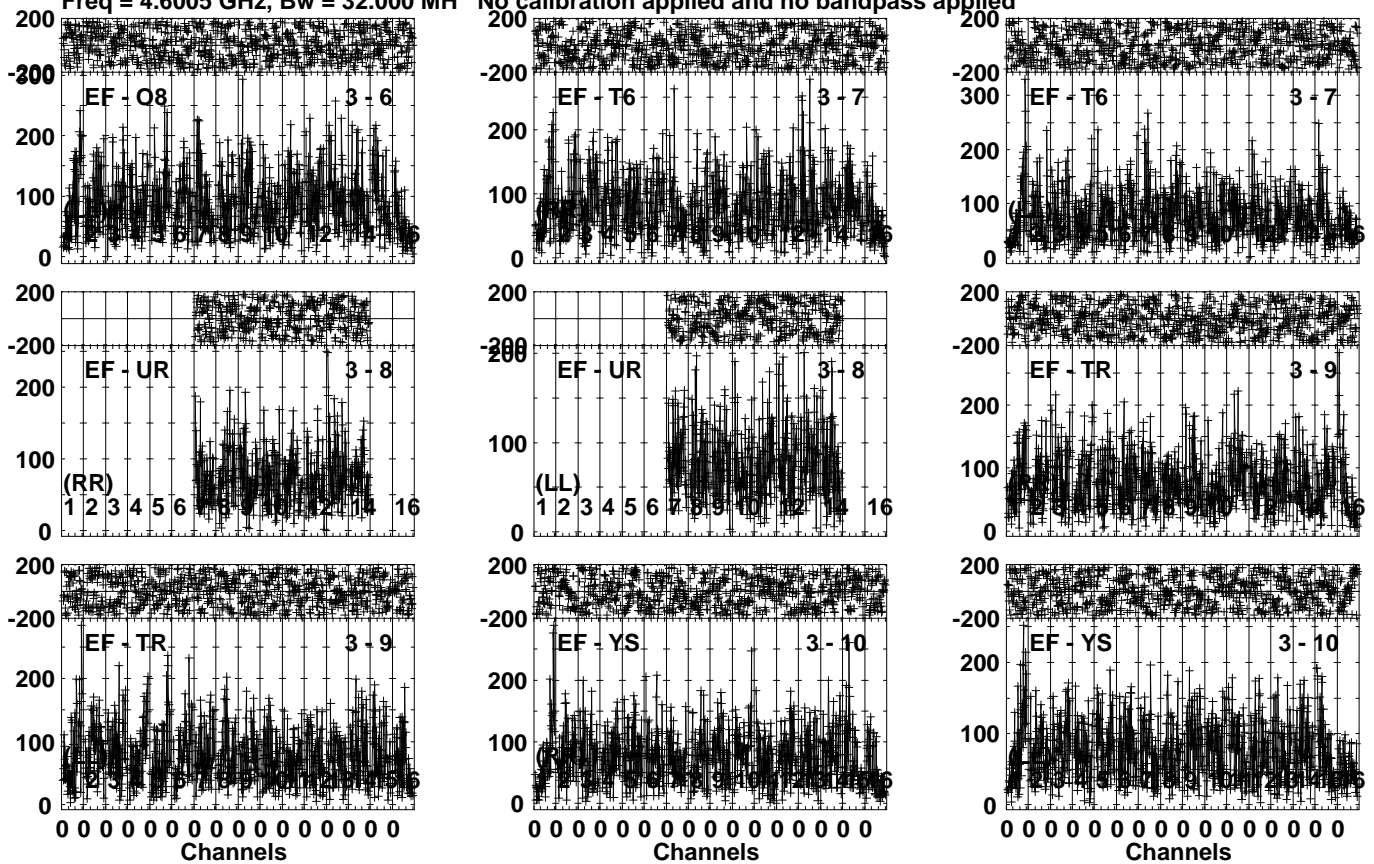


Lower frame: Micro Ampl Jy Top frame: Phas deg
Vector averaged cross-power spectrum Several baselines displayed
Timerange: 00/11:12:46 to 00/11:15:44

Plot file version 472 created 07-AUG-2023 16:12:30

LAND EO019B.UVDATA.1

Freq = 4.6005 GHz, Bw = 32.000 MH No calibration applied and no bandpass applied

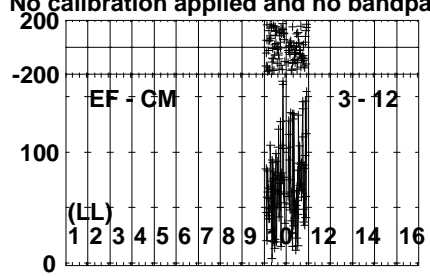
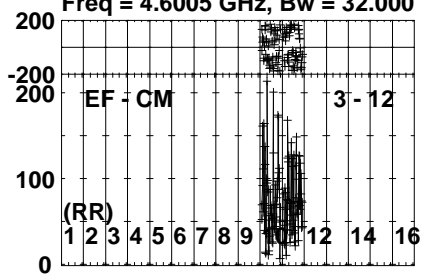


Lower frame: Micro Ampl Jy Top frame: Phas deg
Vector averaged cross-power spectrum Several baselines displayed
Timerange: 00/11:12:46 to 00/11:15:44

Plot file version 473 created 07-AUG-2023 16:12:30

LAND EO019B.UVDATA.1

Freq = 4.6005 GHz, Bw = 32.000 MH No calibration applied and no bandpass applied

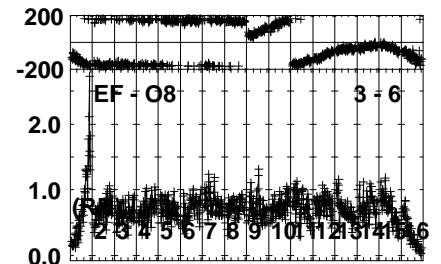
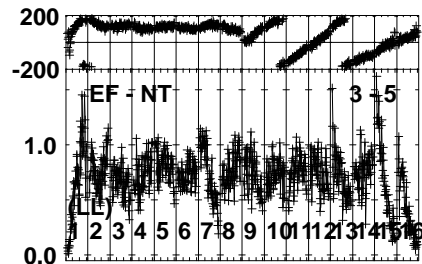
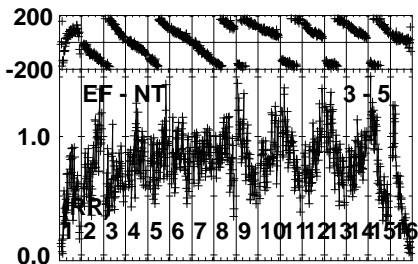
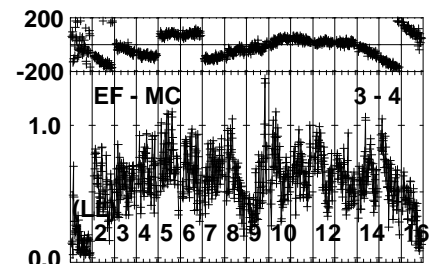
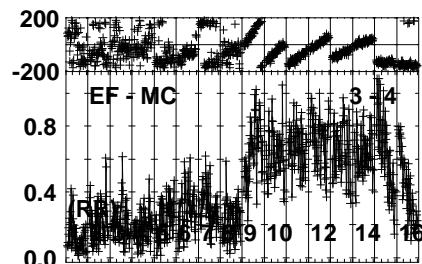
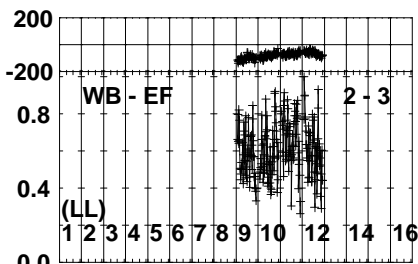
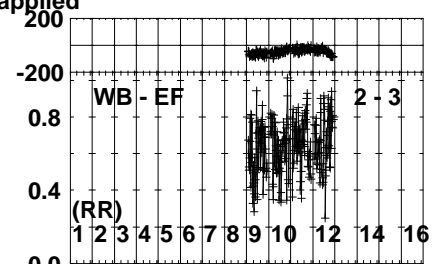
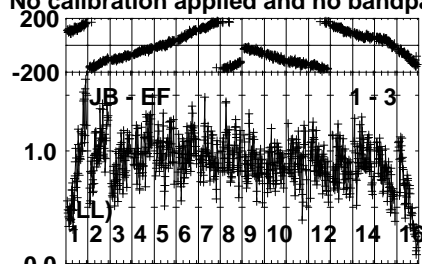
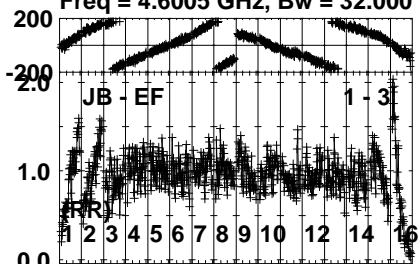


Lower frame: Micro Ampl Jy Top frame: Phas deg
Vector averaged cross-power spectrum Several baselines displayed
Timerange: 00/11:12:46 to 00/11:15:44

Plot file version 474 created 07-AUG-2023 16:12:31

2331+46 EO019B.UVDATA.1

Freq = 4.6005 GHz, Bw = 32.000 MH No calibration applied and no bandpass applied



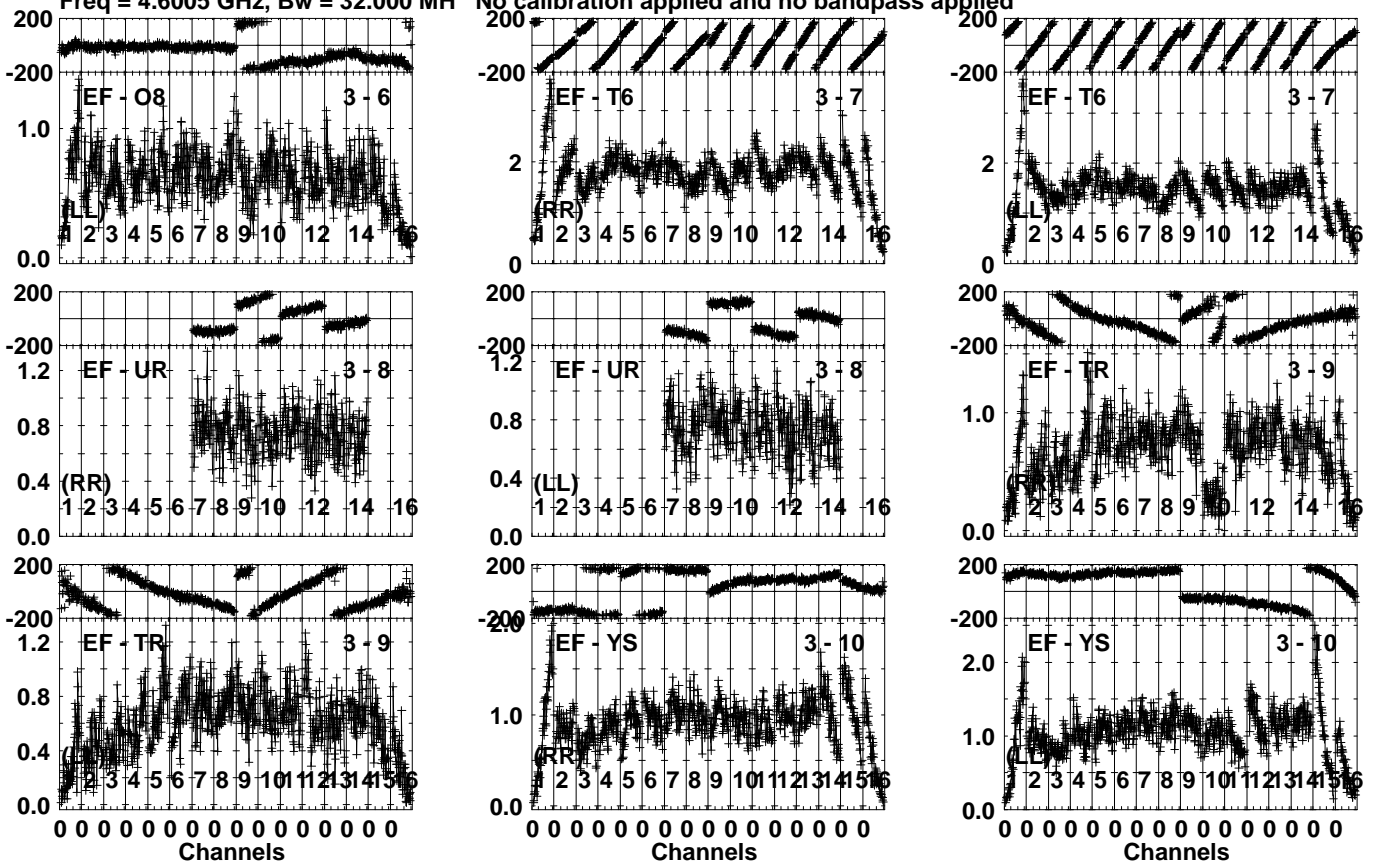
Lower frame: Milli Ampl Jy Top frame: Phas deg
Vector averaged cross-power spectrum Several baselines displayed
Timerange: 00/11:15:46 to 00/11:17:14

Plot file version 475 created 07-AUG-2023 16:12:31

2331+46 EO019B.UVDATA.1

Freq = 4.6005 GHz, Bw = 32.000 MH

No calibration applied and no bandpass applied

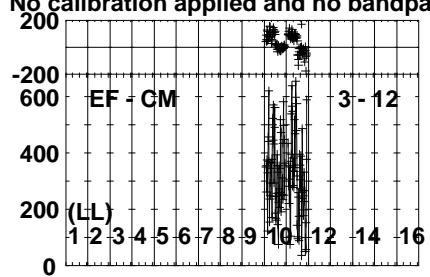
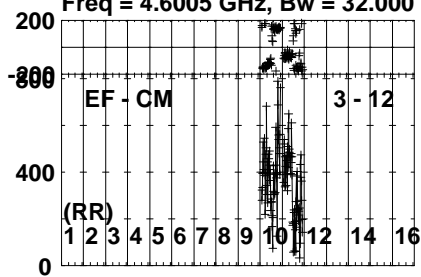


Lower frame: Milli Ampl Jy Top frame: Phas deg
Vector averaged cross-power spectrum Several baselines displayed
Timerange: 00/11:15:46 to 00/11:17:14

Plot file version 476 created 07-AUG-2023 16:12:31

2331+46 EO019B.UVDATA.1

Freq = 4.6005 GHz, Bw = 32.000 MH No calibration applied and no bandpass applied

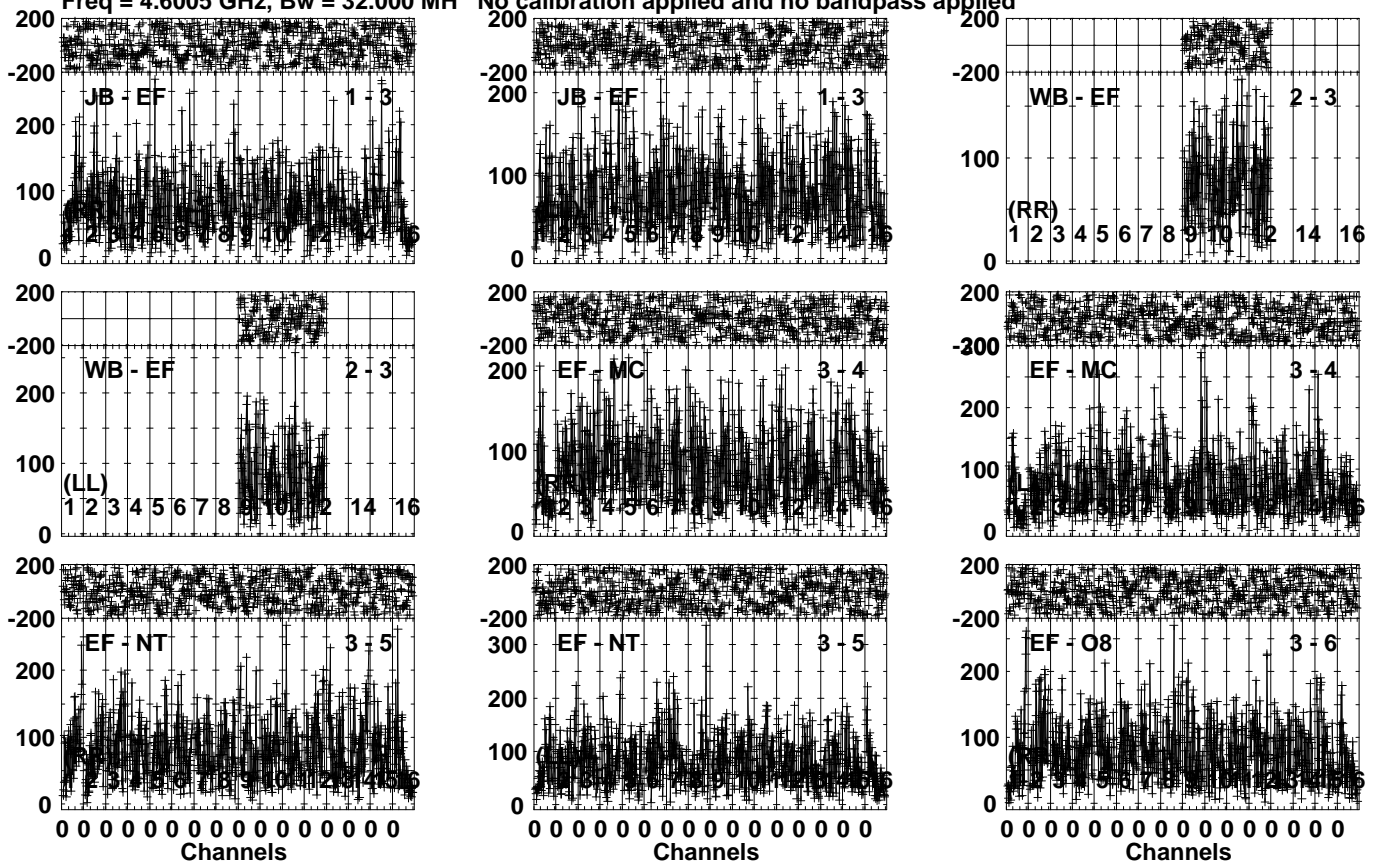


Lower frame: Micro Ampl Jy Top frame: Phas deg
Vector averaged cross-power spectrum Several baselines displayed
Timerange: 00/11:15:46 to 00/11:17:14

Plot file version 477 created 07-AUG-2023 16:12:31

LAND EO019B.UVDATA.1

Freq = 4.6005 GHz, Bw = 32.000 MH No calibration applied and no bandpass applied

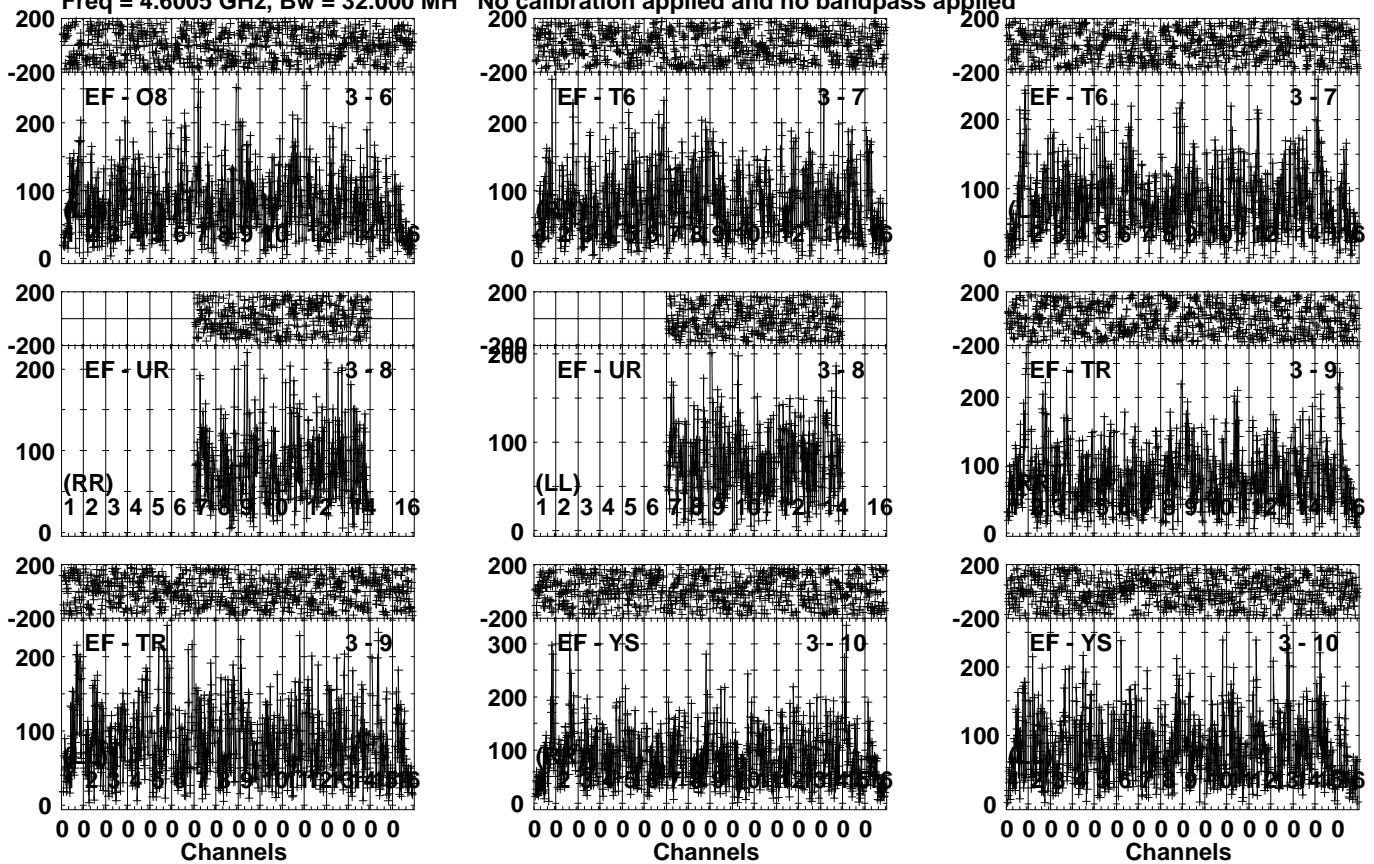


Lower frame: Micro Ampl Jy Top frame: Phas deg
Vector averaged cross-power spectrum Several baselines displayed
Timerange: 00/11:17:16 to 00/11:20:44

Plot file version 478 created 07-AUG-2023 16:12:31

LAND EO019B.UVDATA.1

Freq = 4.6005 GHz, Bw = 32.000 MH No calibration applied and no bandpass applied

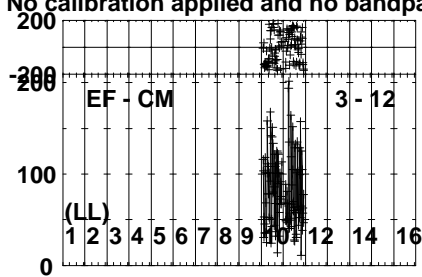
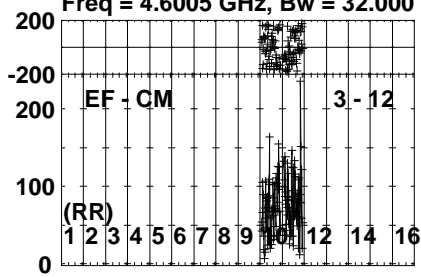


Lower frame: Micro Ampl Jy Top frame: Phas deg
Vector averaged cross-power spectrum Several baselines displayed
Timerange: 00/11:17:16 to 00/11:20:44

Plot file version 479 created 07-AUG-2023 16:12:31

LAND EO019B.UVDATA.1

Freq = 4.6005 GHz, Bw = 32.000 MH No calibration applied and no bandpass applied



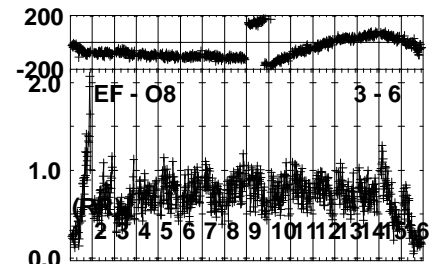
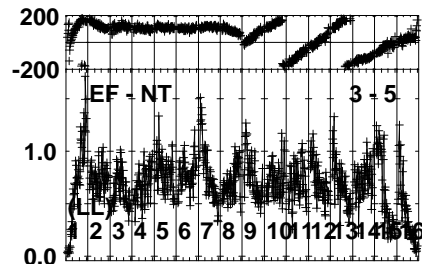
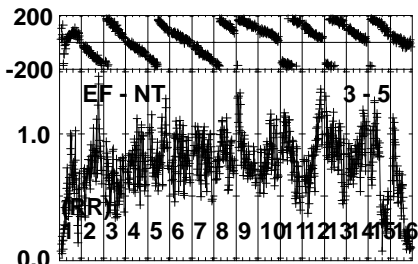
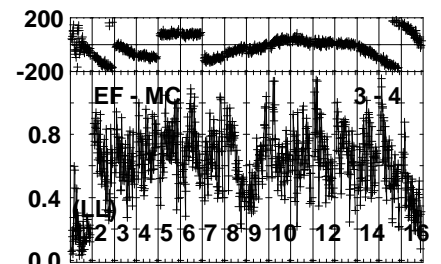
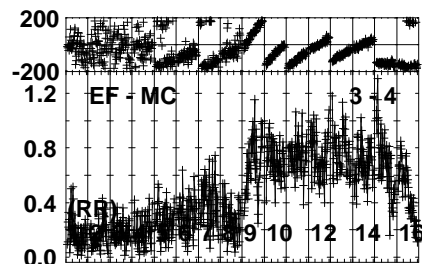
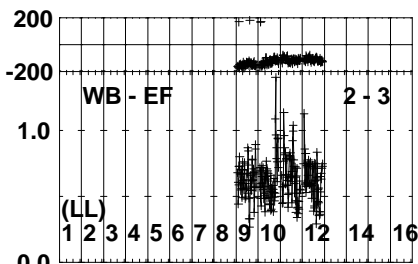
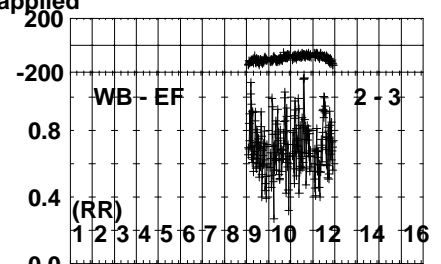
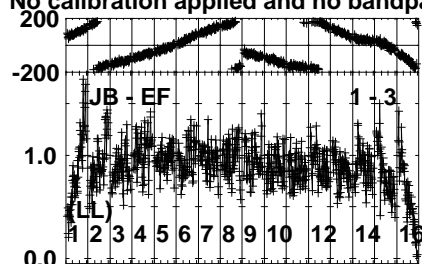
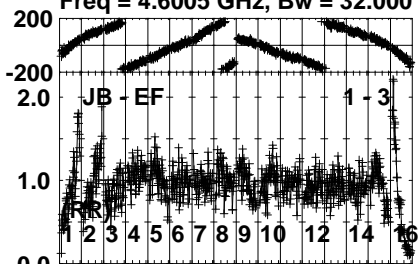
Lower frame: Micro Ampl Jy Top frame: Phas deg
Vector averaged cross-power spectrum Several baselines displayed
Timerange: 00/11:17:16 to 00/11:20:44

Plot file version 480 created 07-AUG-2023 16:12:32

2331+46 EO019B.UVDATA.1

Freq = 4.6005 GHz, Bw = 32.000 MH

No calibration applied and no bandpass applied

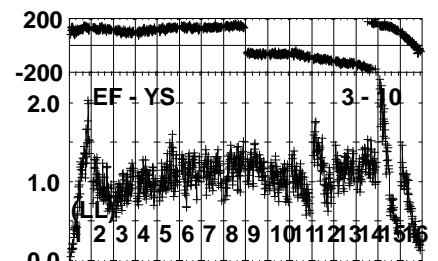
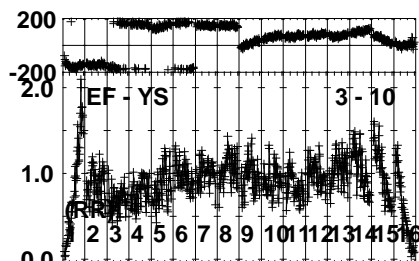
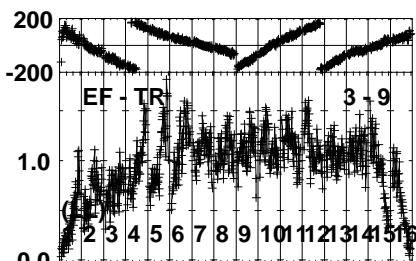
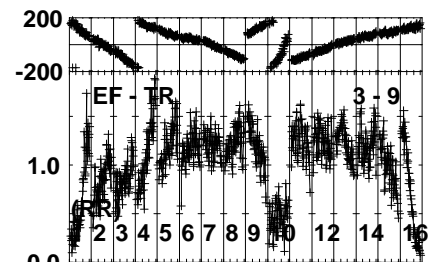
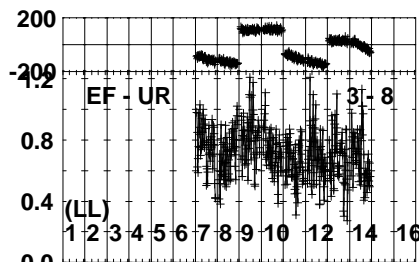
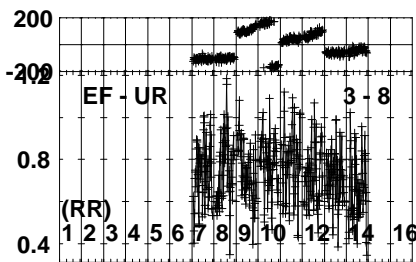
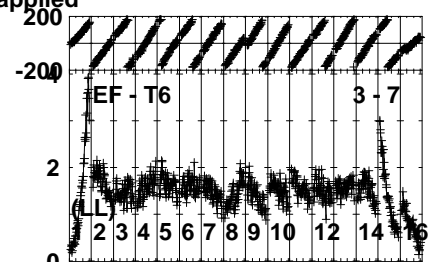
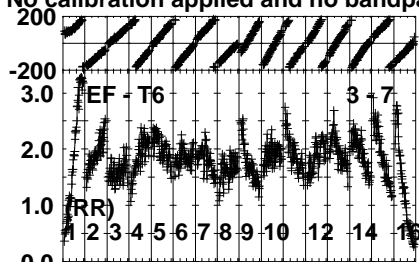
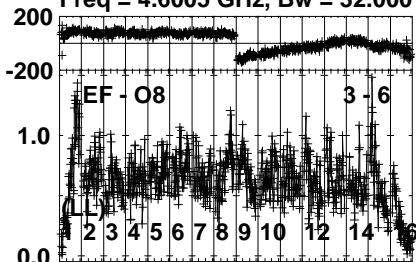


Lower frame: Milli Ampl Jy Top frame: Phas deg
Vector averaged cross-power spectrum Several baselines displayed
Timerange: 00/11:20:46 to 00/11:22:14

Plot file version 481 created 07-AUG-2023 16:12:32

2331+46 EO019B.UVDATA.1

Freq = 4.6005 GHz, Bw = 32.000 MH No calibration applied and no bandpass applied

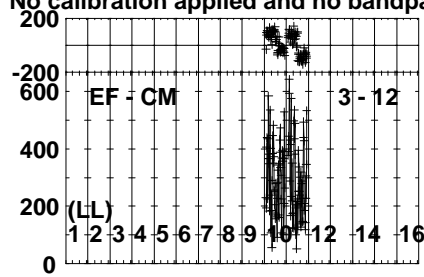
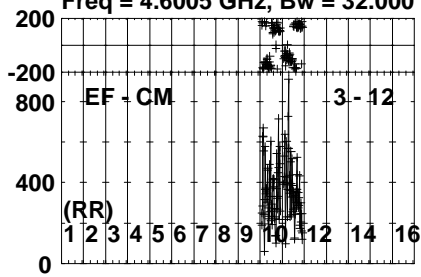


Lower frame: Milli Ampl Jy Top frame: Phas deg
Vector averaged cross-power spectrum Several baselines displayed
Timerange: 00/11:20:46 to 00/11:22:14

Plot file version 482 created 07-AUG-2023 16:12:32

2331+46 EO019B.UVDATA.1

Freq = 4.6005 GHz, Bw = 32.000 MH No calibration applied and no bandpass applied

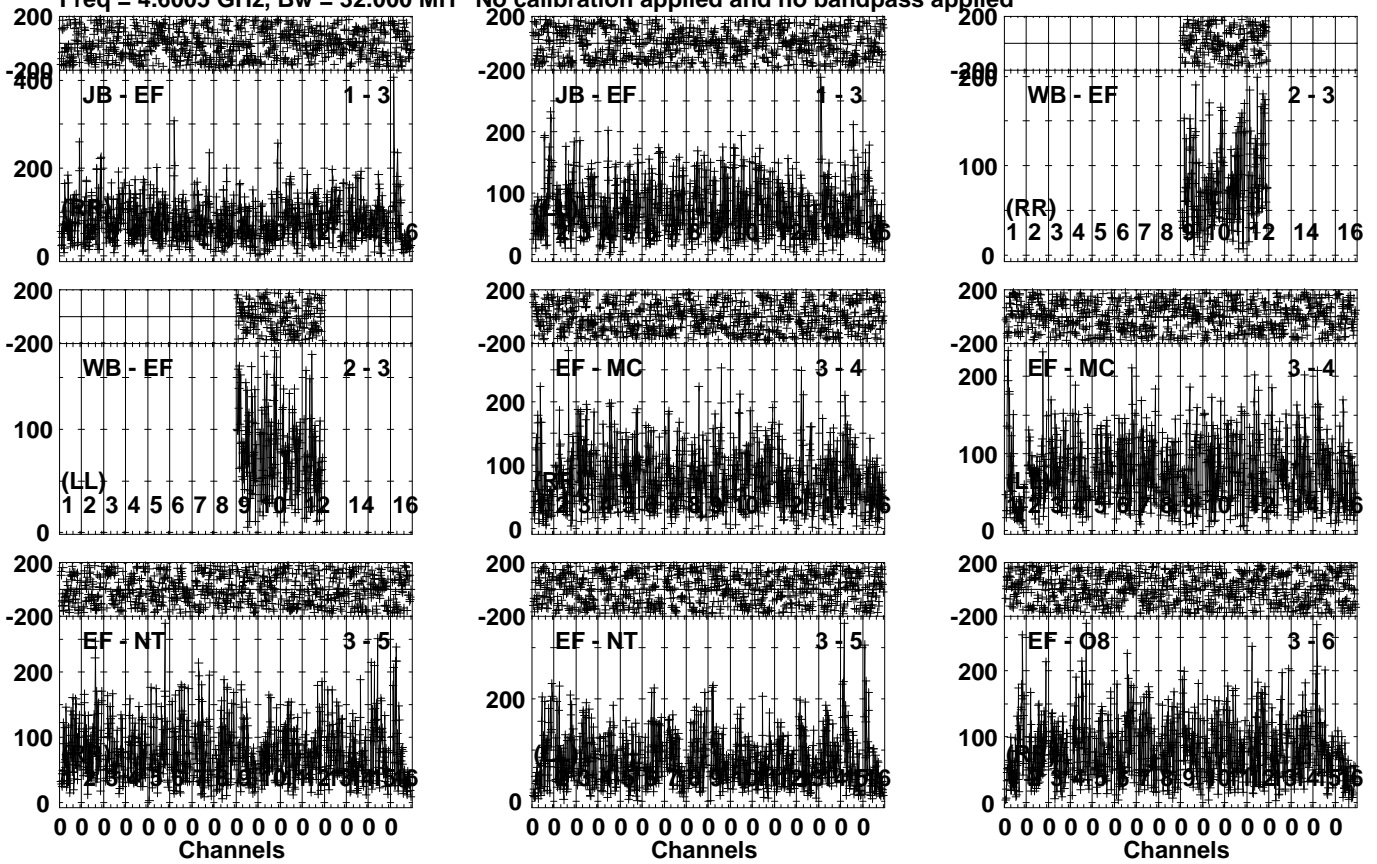


Lower frame: Micro Ampl Jy Top frame: Phas deg
Vector averaged cross-power spectrum Several baselines displayed
Timerange: 00/11:20:46 to 00/11:22:14

Plot file version 483 created 07-AUG-2023 16:12:32

LAND EO019B.UVDATA.1

Freq = 4.6005 GHz, Bw = 32.000 MH No calibration applied and no bandpass applied

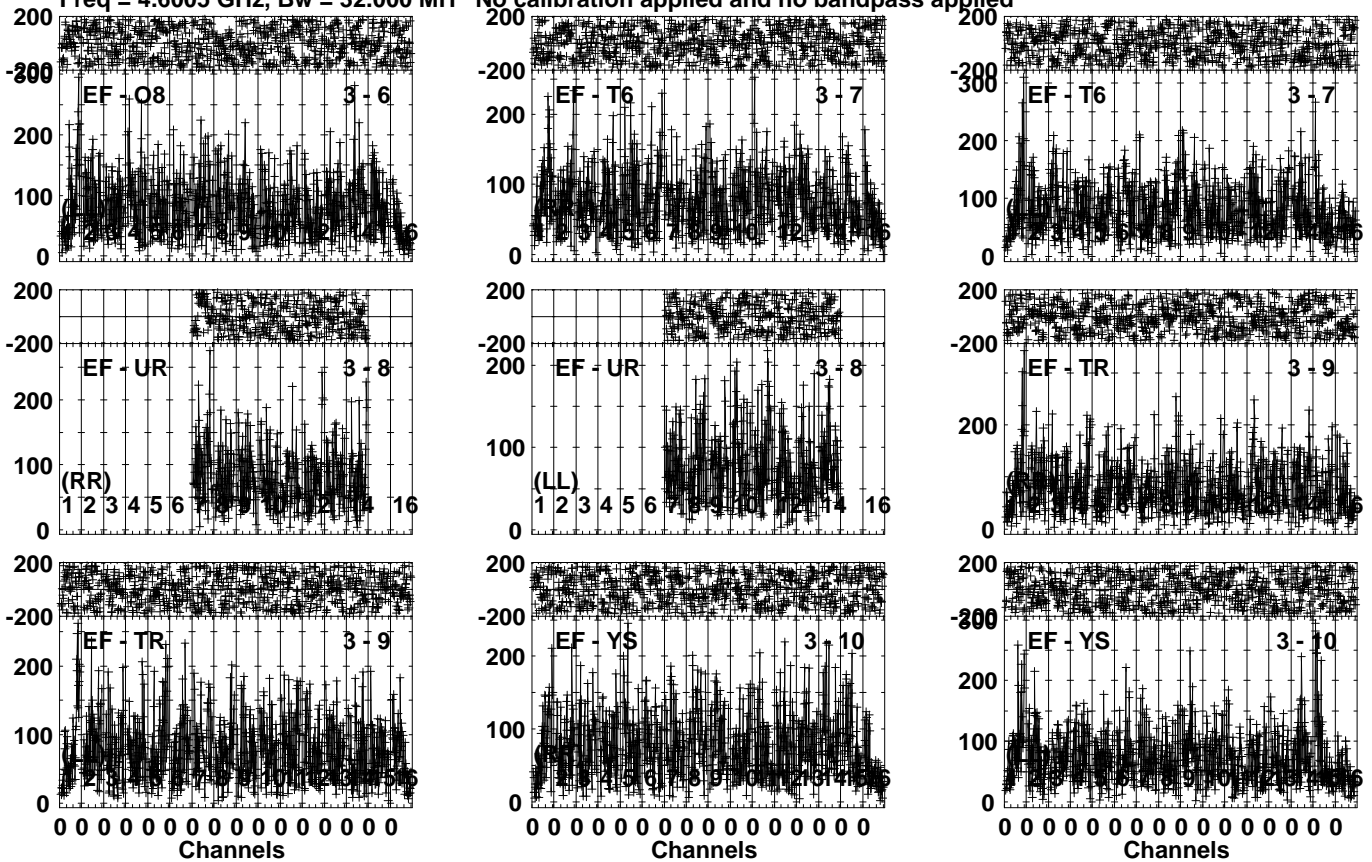


Lower frame: Micro Ampl Jy Top frame: Phas deg
Vector averaged cross-power spectrum Several baselines displayed
Timerange: 00/11:23:01 to 00/11:25:59

Plot file version 484 created 07-AUG-2023 16:12:32

LAND EO019B.UVDATA.1

Freq = 4.6005 GHz, Bw = 32.000 MH No calibration applied and no bandpass applied

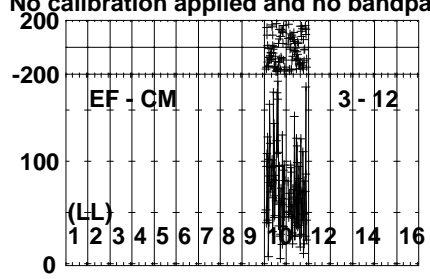
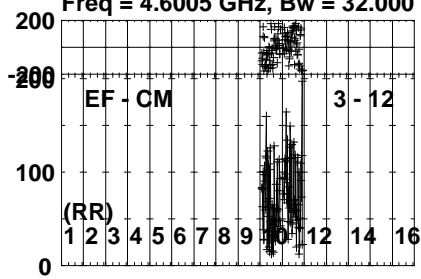


Lower frame: Micro Ampl Jy Top frame: Phas deg
Vector averaged cross-power spectrum Several baselines displayed
Timerange: 00/11:23:01 to 00/11:25:59

Plot file version 485 created 07-AUG-2023 16:12:32

LAND EO019B.UVDATA.1

Freq = 4.6005 GHz, Bw = 32.000 MH No calibration applied and no bandpass applied

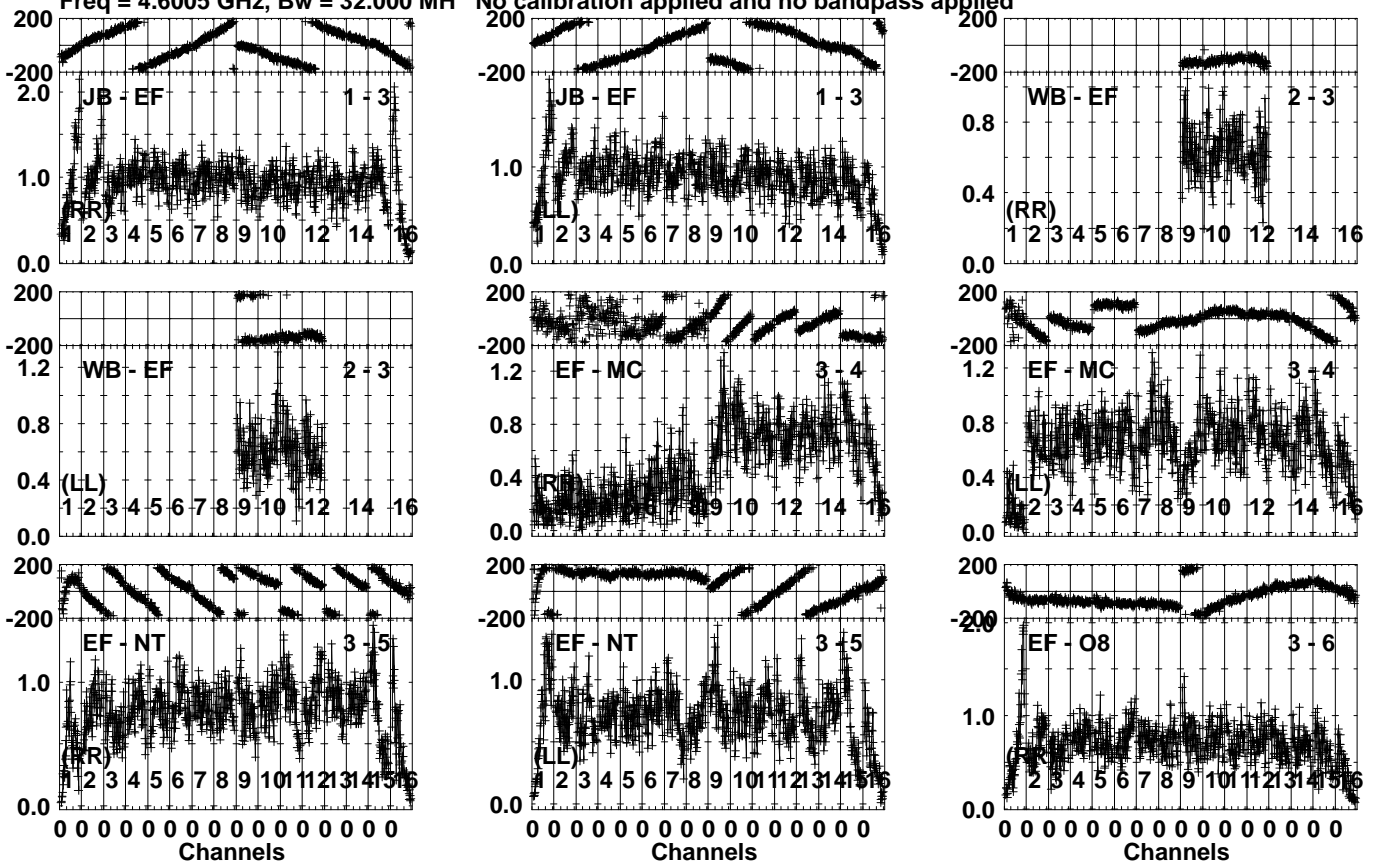


Lower frame: Micro Ampl Jy Top frame: Phas deg
Vector averaged cross-power spectrum Several baselines displayed
Timerange: 00/11:23:01 to 00/11:25:59

Plot file version 486 created 07-AUG-2023 16:12:33

2331+46 EO019B.UVDATA.1

Freq = 4.6005 GHz, Bw = 32.000 MH No calibration applied and no bandpass applied

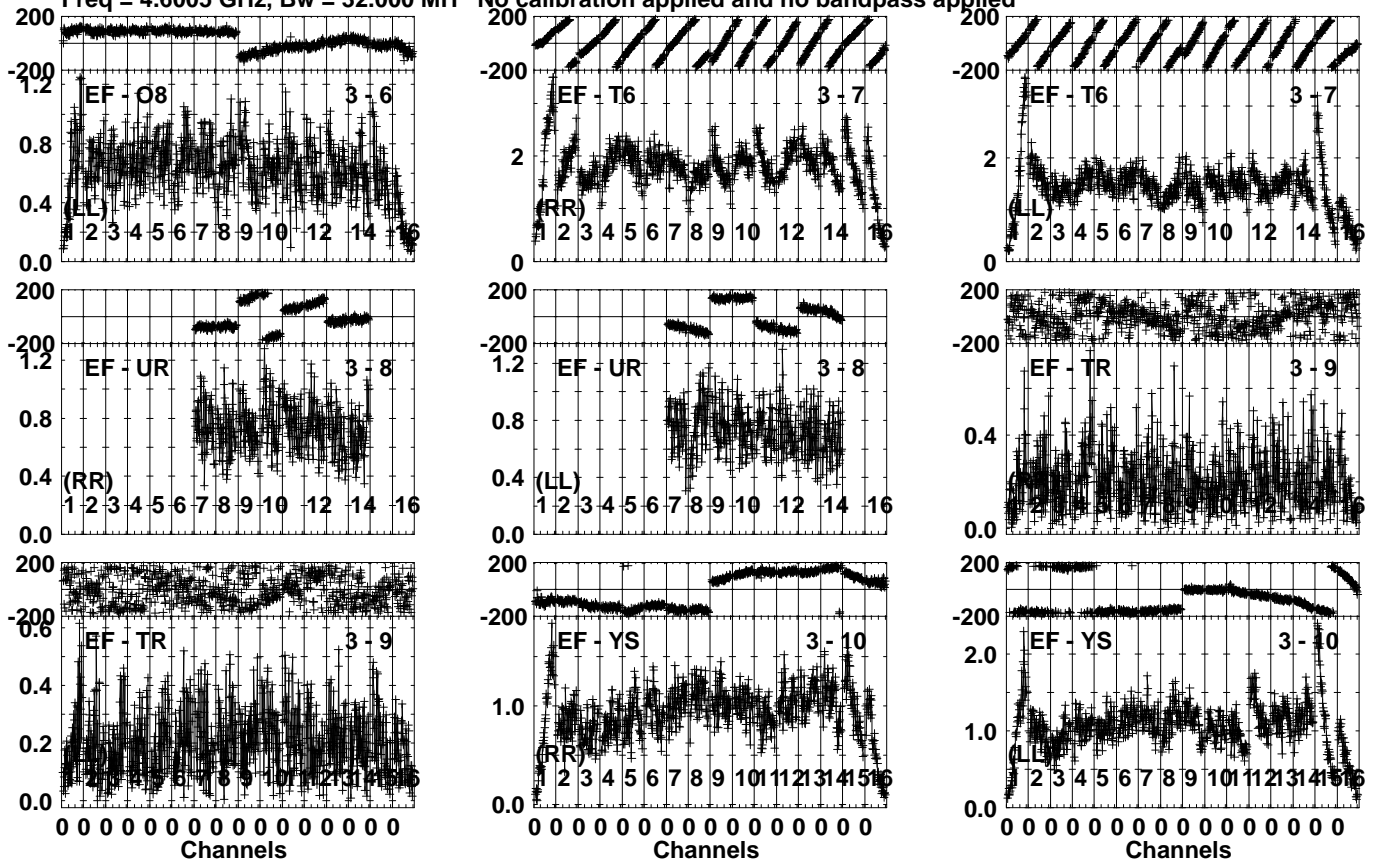


Lower frame: Milli Ampl Jy Top frame: Phas deg
Vector averaged cross-power spectrum Several baselines displayed
Timerange: 00/11:26:03 to 00/11:27:29

Plot file version 487 created 07-AUG-2023 16:12:33

2331+46 EO019B.UVDATA.1

Freq = 4.6005 GHz, Bw = 32.000 MH No calibration applied and no bandpass applied

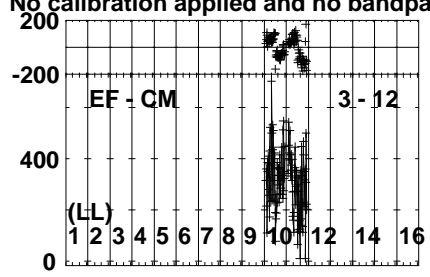
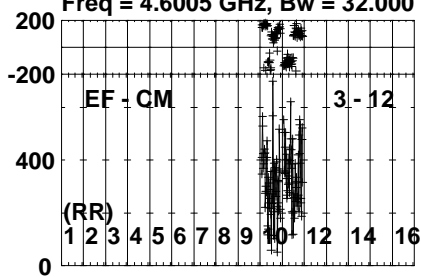


Lower frame: Milli Ampl Jy Top frame: Phas deg
Vector averaged cross-power spectrum Several baselines displayed
Timerange: 00/11:26:03 to 00/11:27:29

Plot file version 488 created 07-AUG-2023 16:12:33

2331+46 EO019B.UVDATA.1

Freq = 4.6005 GHz, Bw = 32.000 MH No calibration applied and no bandpass applied

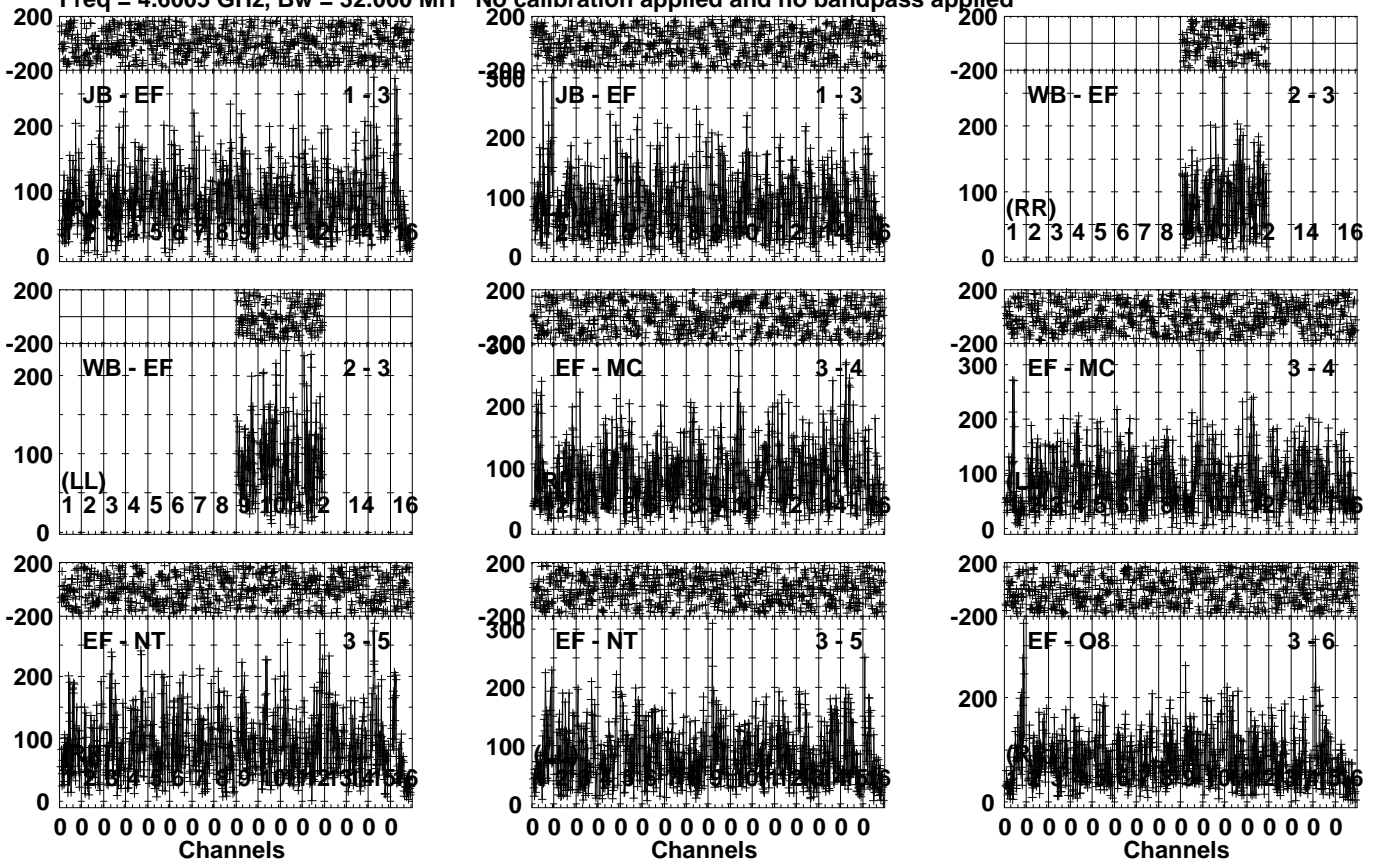


Lower frame: Micro Ampl Jy Top frame: Phas deg
Vector averaged cross-power spectrum Several baselines displayed
Timerange: 00/11:26:03 to 00/11:27:29

Plot file version 489 created 07-AUG-2023 16:12:33

LAND EO019B.UVDATA.1

Freq = 4.6005 GHz, Bw = 32.000 MH No calibration applied and no bandpass applied

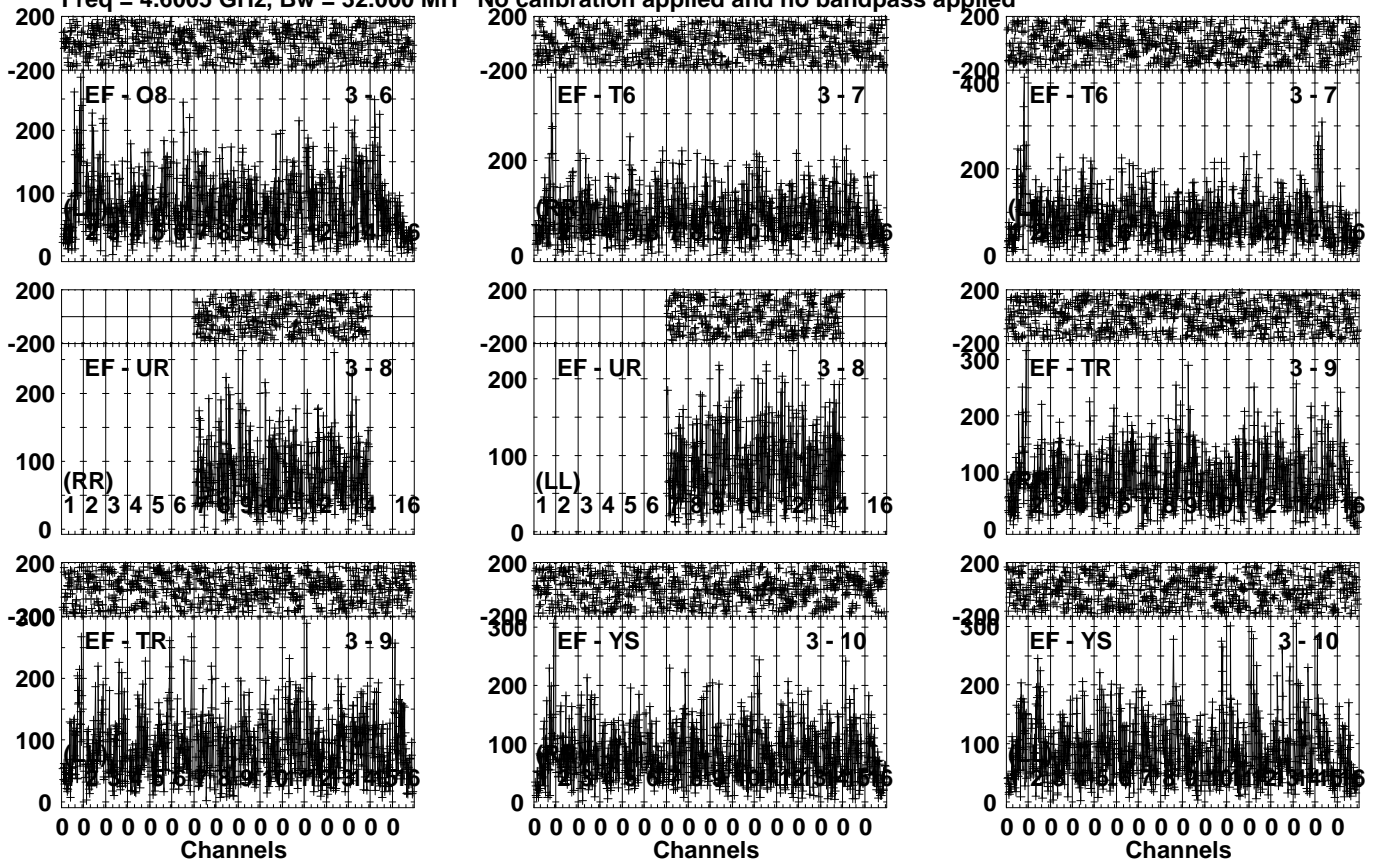


Lower frame: Micro Ampl Jy Top frame: Phas deg
Vector averaged cross-power spectrum Several baselines displayed
Timerange: 00/11:27:31 to 00/11:30:59

Plot file version 490 created 07-AUG-2023 16:12:33

LAND EO019B.UVDATA.1

Freq = 4.6005 GHz, Bw = 32.000 MH No calibration applied and no bandpass applied

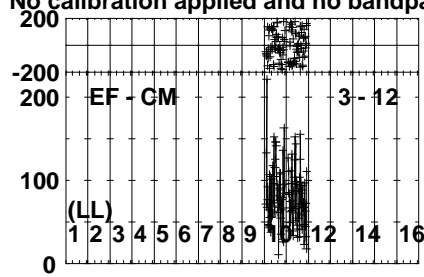
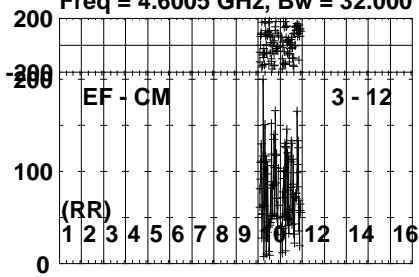


Lower frame: Micro Ampl Jy Top frame: Phas deg
Vector averaged cross-power spectrum Several baselines displayed
Timerange: 00/11:27:31 to 00/11:30:59

Plot file version 491 created 07-AUG-2023 16:12:33

LAND EO019B.UVDATA.1

Freq = 4.6005 GHz, Bw = 32.000 MH No calibration applied and no bandpass applied

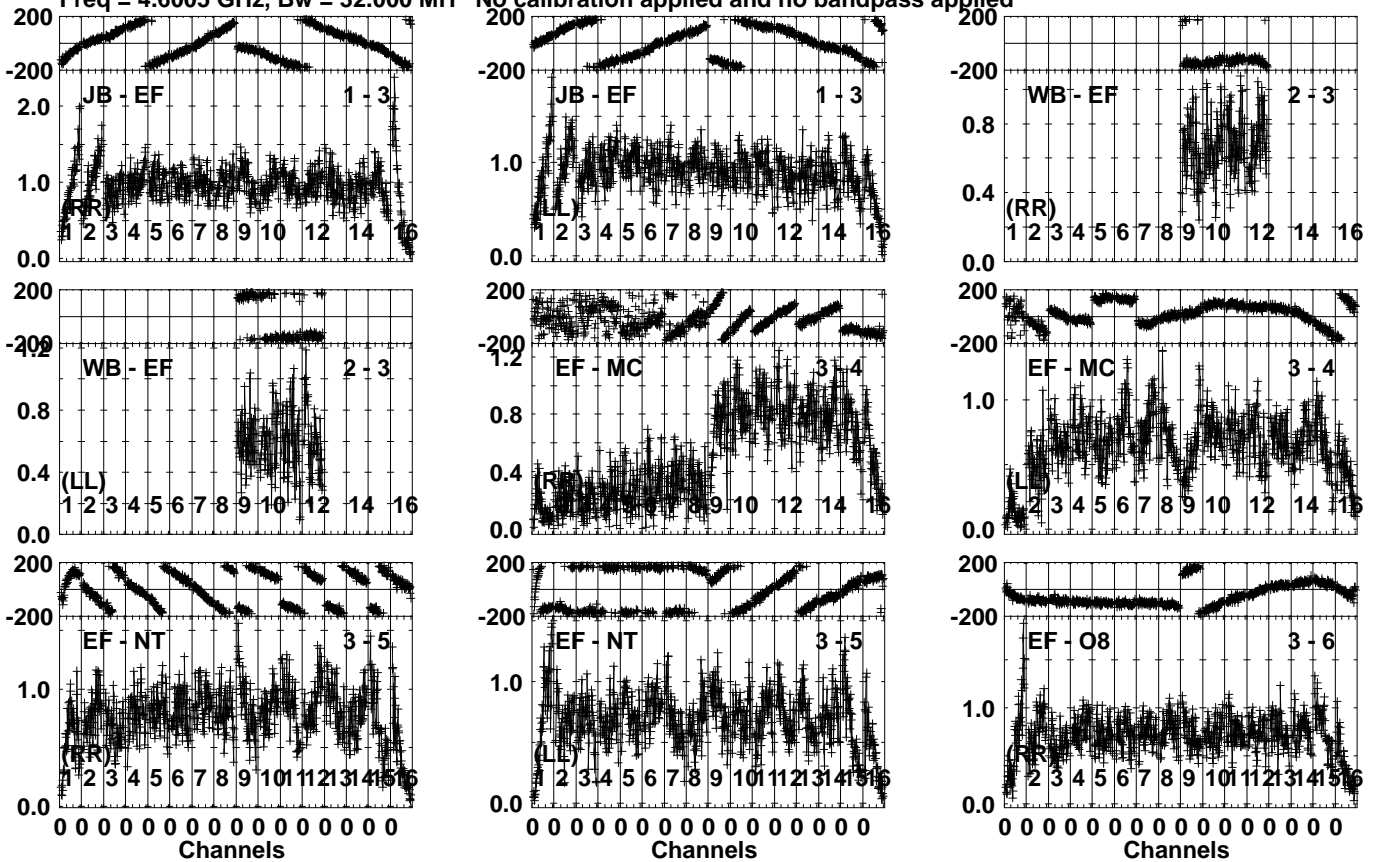


Lower frame: Micro Ampl Jy Top frame: Phas deg
Vector averaged cross-power spectrum Several baselines displayed
Timerange: 00/11:27:31 to 00/11:30:59

Plot file version 492 created 07-AUG-2023 16:12:34

2331+46 EO019B.UVDATA.1

Freq = 4.6005 GHz, Bw = 32.000 MH No calibration applied and no bandpass applied



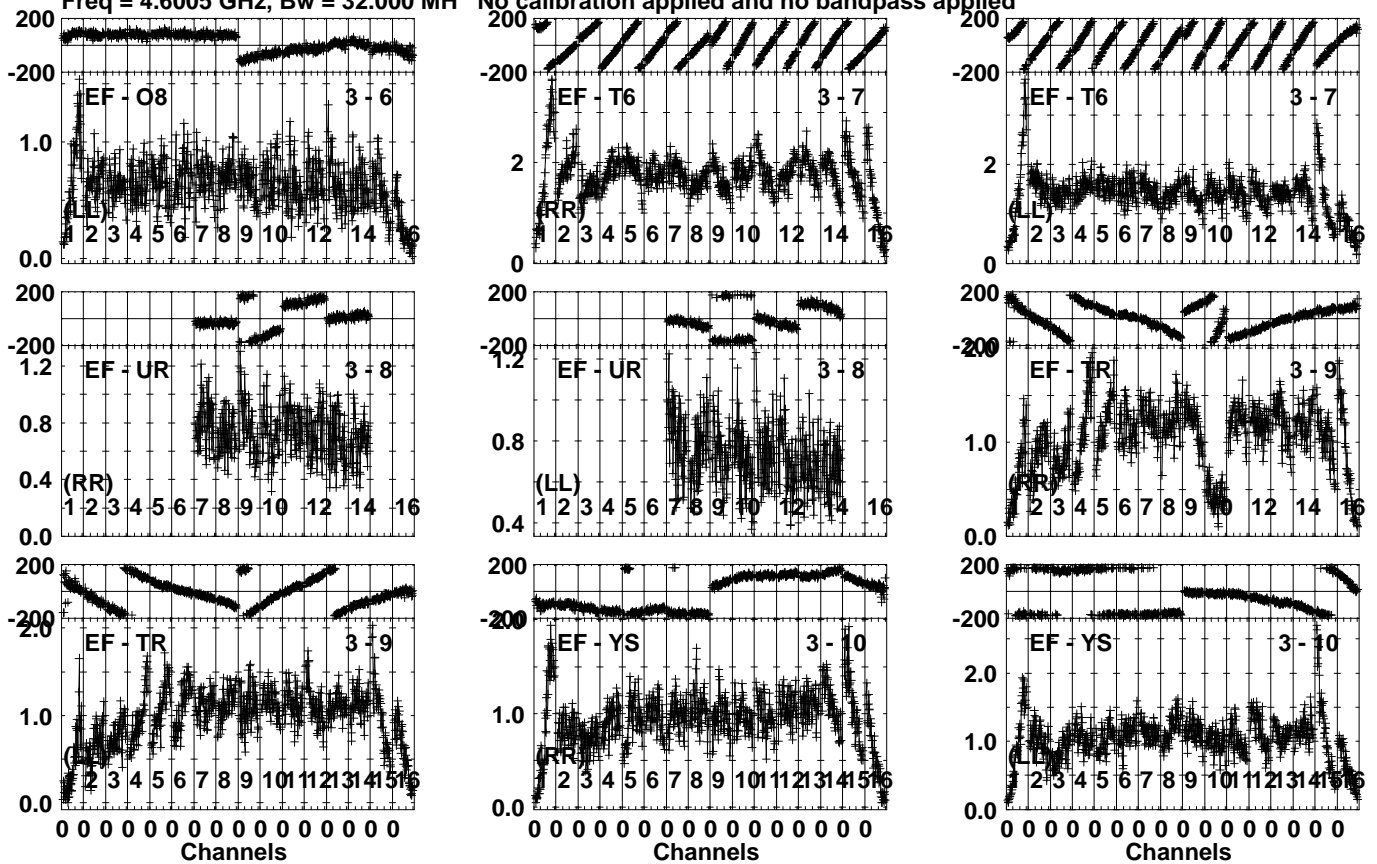
Lower frame: Milli Ampl Jy Top frame: Phas deg
Vector averaged cross-power spectrum Several baselines displayed
Timerange: 00/11:31:01 to 00/11:32:29

Plot file version 493 created 07-AUG-2023 16:12:34

2331+46 EO019B.UVDATA.1

Freq = 4.6005 GHz, Bw = 32.000 MH

No calibration applied and no bandpass applied

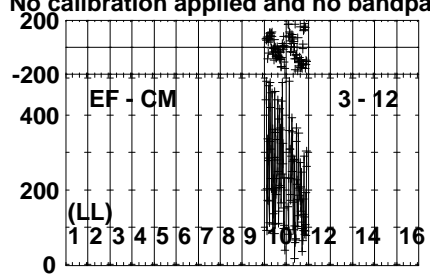
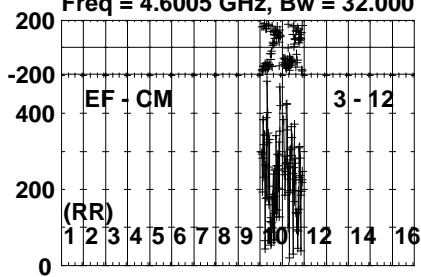


Lower frame: Milli Ampl Jy Top frame: Phas deg
Vector averaged cross-power spectrum Several baselines displayed
Timerange: 00/11:31:01 to 00/11:32:29

Plot file version 494 created 07-AUG-2023 16:12:34

2331+46 EO019B.UVDATA.1

Freq = 4.6005 GHz, Bw = 32.000 MH No calibration applied and no bandpass applied

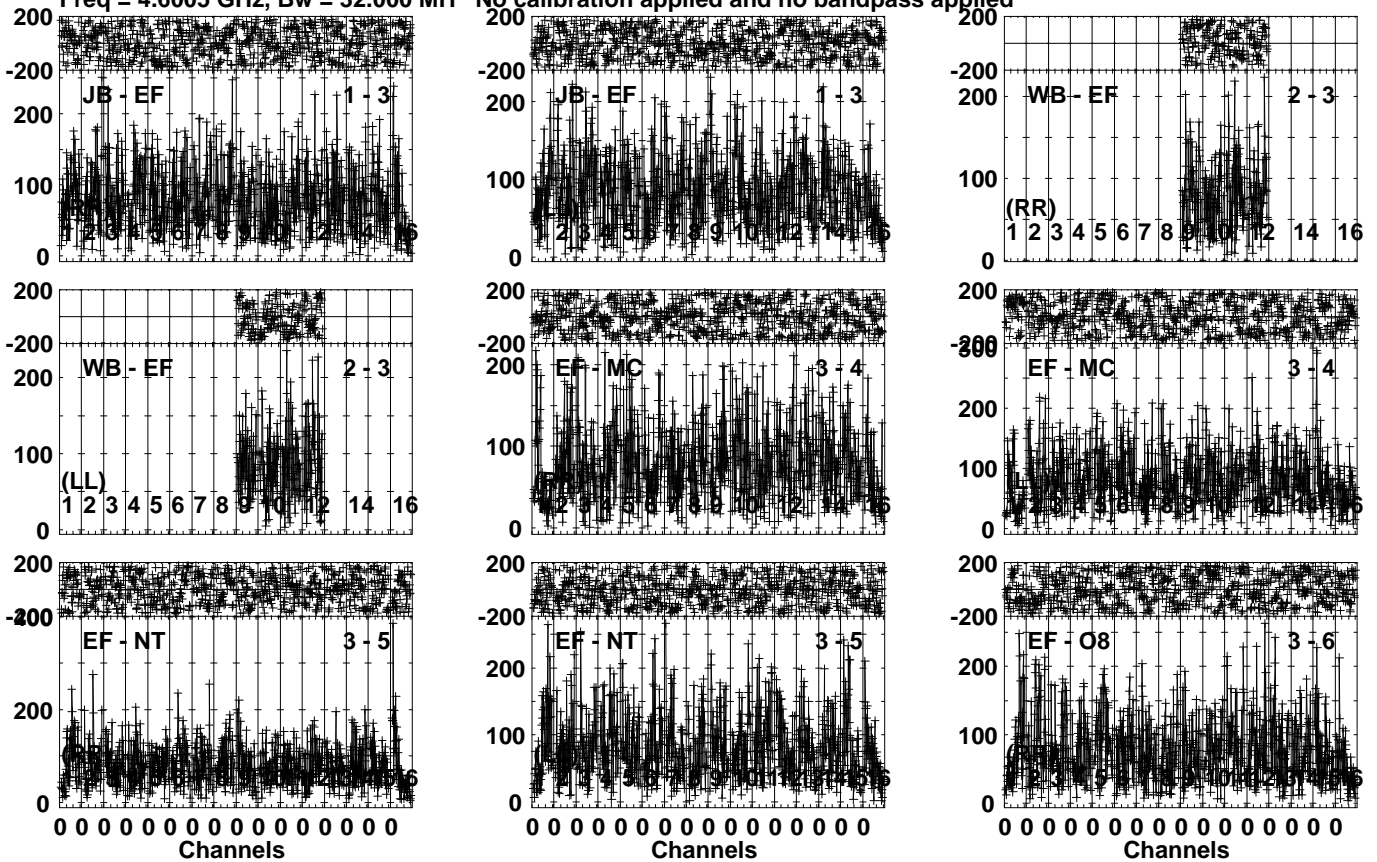


Lower frame: Micro Ampl Jy Top frame: Phas deg
Vector averaged cross-power spectrum Several baselines displayed
Timerange: 00/11:31:01 to 00/11:32:29

Plot file version 495 created 07-AUG-2023 16:12:34

LAND EO019B.UVDATA.1

Freq = 4.6005 GHz, Bw = 32.000 MH No calibration applied and no bandpass applied

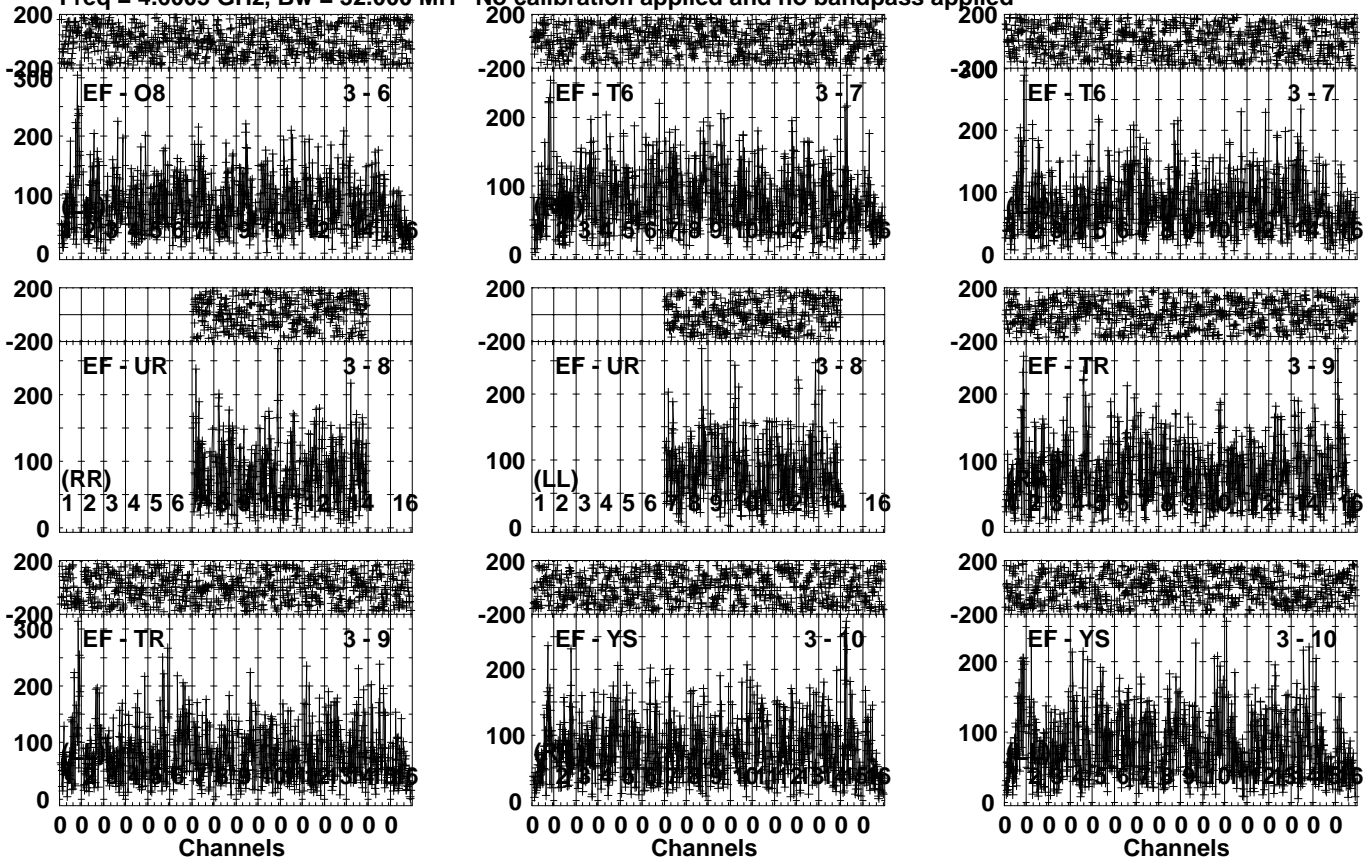


Lower frame: Micro Ampl Jy Top frame: Phas deg
Vector averaged cross-power spectrum Several baselines displayed
Timerange: 00/11:33:16 to 00/11:36:14

Plot file version 496 created 07-AUG-2023 16:12:34

LAND EO019B.UVDATA.1

Freq = 4.6005 GHz, Bw = 32.000 MH No calibration applied and no bandpass applied

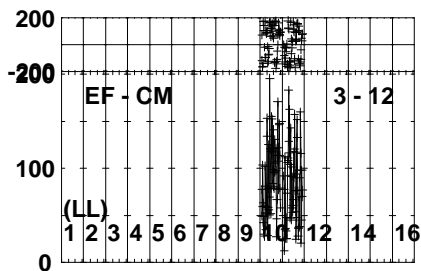
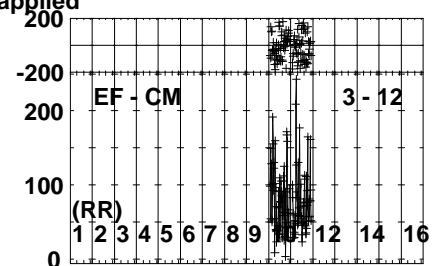
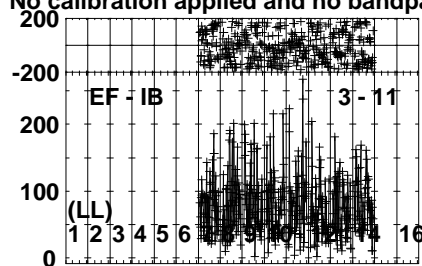
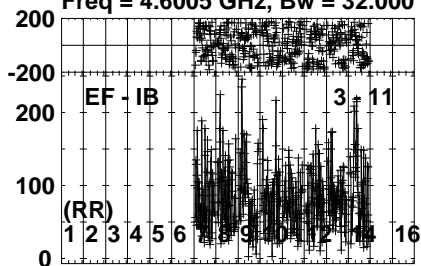


Lower frame: Micro Ampl Jy Top frame: Phas deg
Vector averaged cross-power spectrum Several baselines displayed
Timerange: 00/11:33:16 to 00/11:36:14

Plot file version 497 created 07-AUG-2023 16:12:35

LAND EO019B.UVDATA.1

Freq = 4.6005 GHz, Bw = 32.000 MH No calibration applied and no bandpass applied

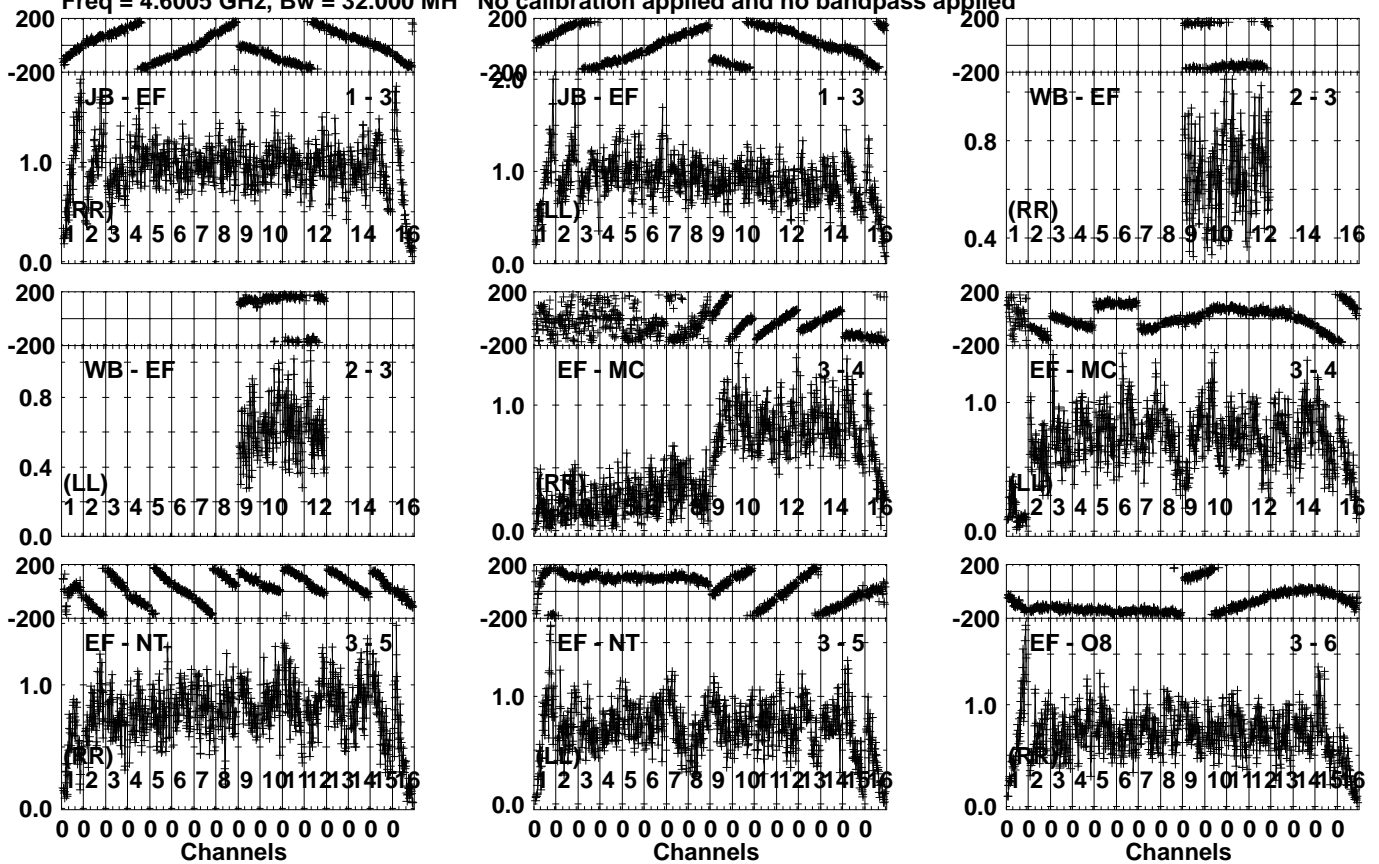


Lower frame: Micro Ampl Jy Top frame: Phas deg
Vector averaged cross-power spectrum Several baselines displayed
Timerange: 00/11:33:16 to 00/11:36:14

Plot file version 498 created 07-AUG-2023 16:12:35

2331+46 EO019B.UVDATA.1

Freq = 4.6005 GHz, Bw = 32.000 MH No calibration applied and no bandpass applied



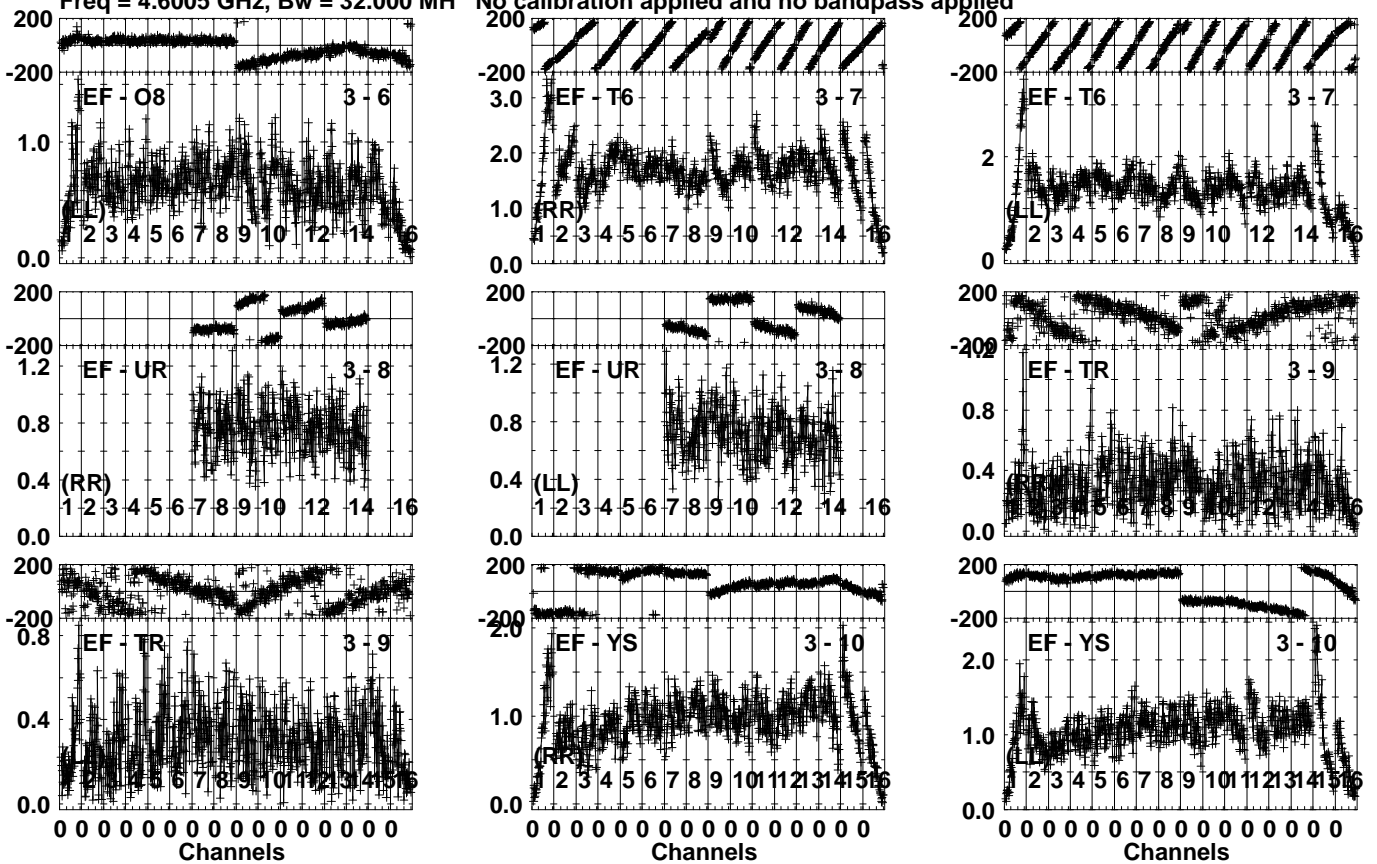
Lower frame: Milli Ampl Jy Top frame: Phas deg
Vector averaged cross-power spectrum Several baselines displayed
Timerange: 00/11:36:18 to 00/11:37:44

Plot file version 499 created 07-AUG-2023 16:12:35

2331+46 EO019B.UVDATA.1

Freq = 4.6005 GHz, Bw = 32.000 MH

No calibration applied and no bandpass applied

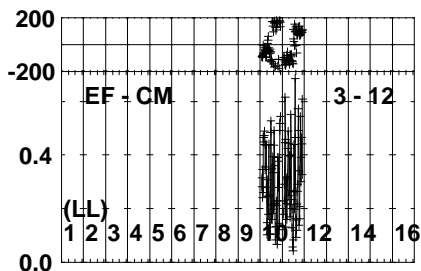
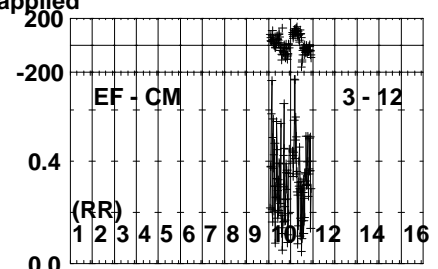
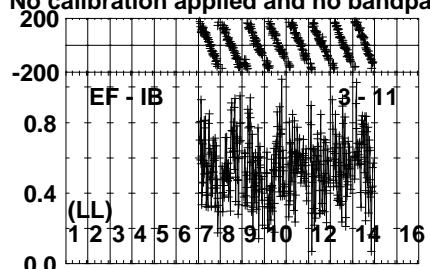
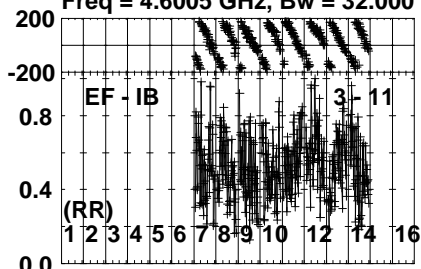


Lower frame: Milli Ampl Jy Top frame: Phas deg
Vector averaged cross-power spectrum Several baselines displayed
Timerange: 00/11:36:18 to 00/11:37:44

Plot file version 500 created 07-AUG-2023 16:12:35

2331+46 EO019B.UVDATA.1

Freq = 4.6005 GHz, Bw = 32.000 MH No calibration applied and no bandpass applied

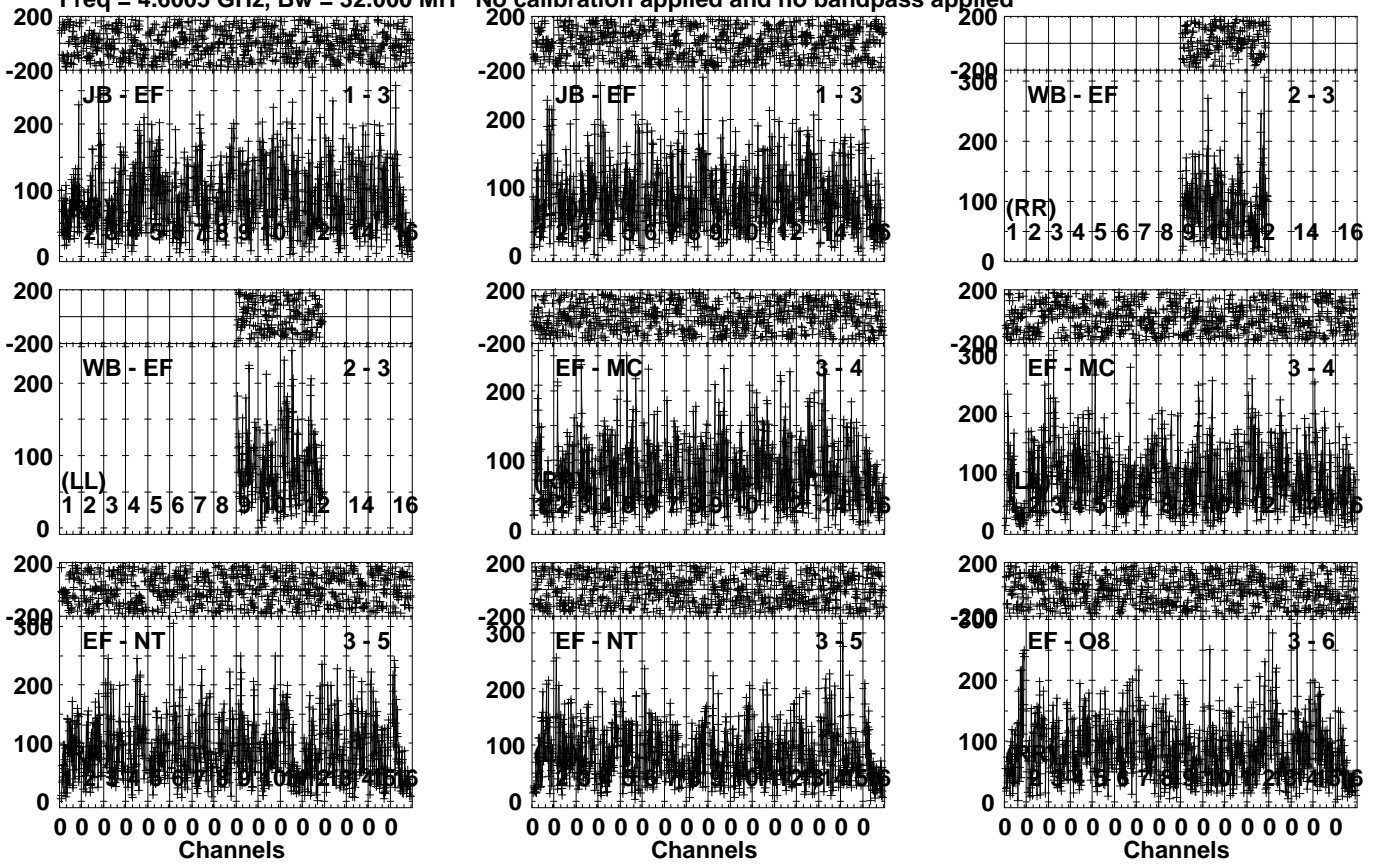


Lower frame: Milli Ampl Jy Top frame: Phas deg
Vector averaged cross-power spectrum Several baselines displayed
Timerange: 00/11:36:18 to 00/11:37:44

Plot file version 501 created 07-AUG-2023 16:12:36

LAND EO019B.UVDATA.1

Freq = 4.6005 GHz, Bw = 32.000 MH No calibration applied and no bandpass applied

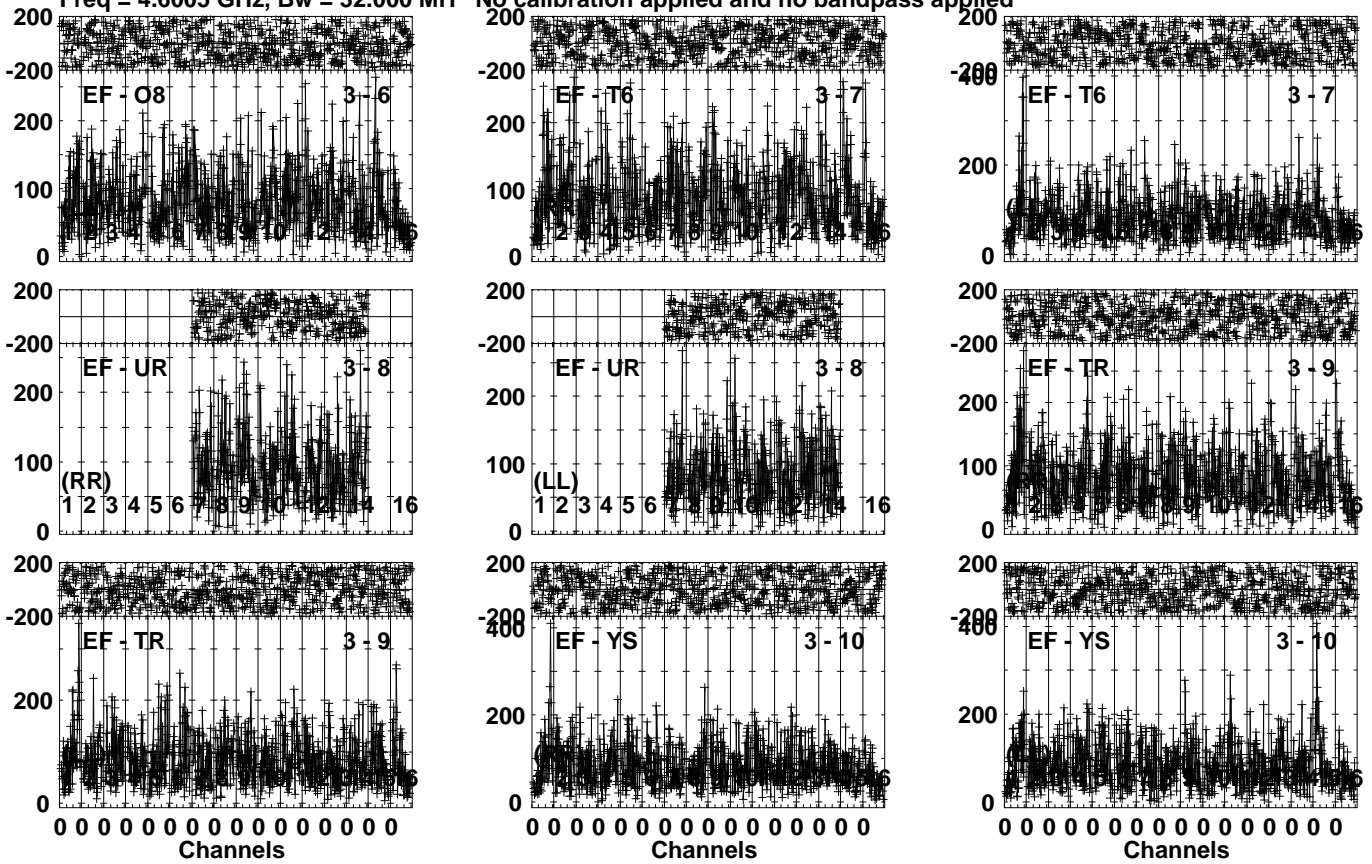


Lower frame: Micro Ampl Jy Top frame: Phas deg
Vector averaged cross-power spectrum Several baselines displayed
Timerange: 00/11:37:46 to 00/11:41:14

Plot file version 502 created 07-AUG-2023 16:12:36

LAND EO019B.UVDATA.1

Freq = 4.6005 GHz, Bw = 32.000 MH No calibration applied and no bandpass applied

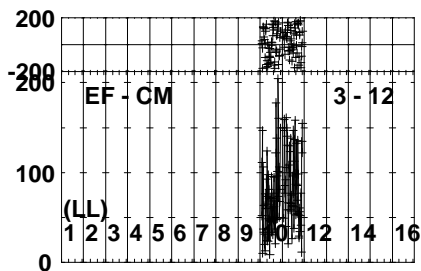
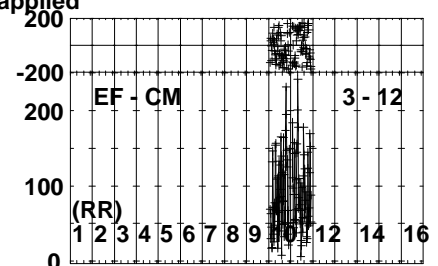
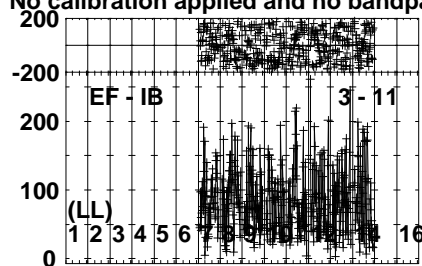
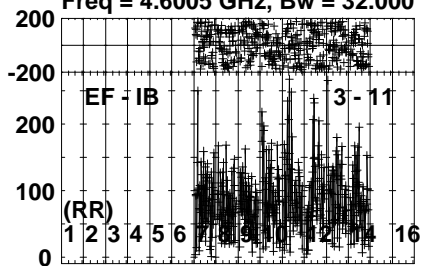


Lower frame: Micro Ampl Jy Top frame: Phas deg
Vector averaged cross-power spectrum Several baselines displayed
Timerange: 00/11:37:46 to 00/11:41:14

Plot file version 503 created 07-AUG-2023 16:12:36

LAND EO019B.UVDATA.1

Freq = 4.6005 GHz, Bw = 32.000 MH No calibration applied and no bandpass applied

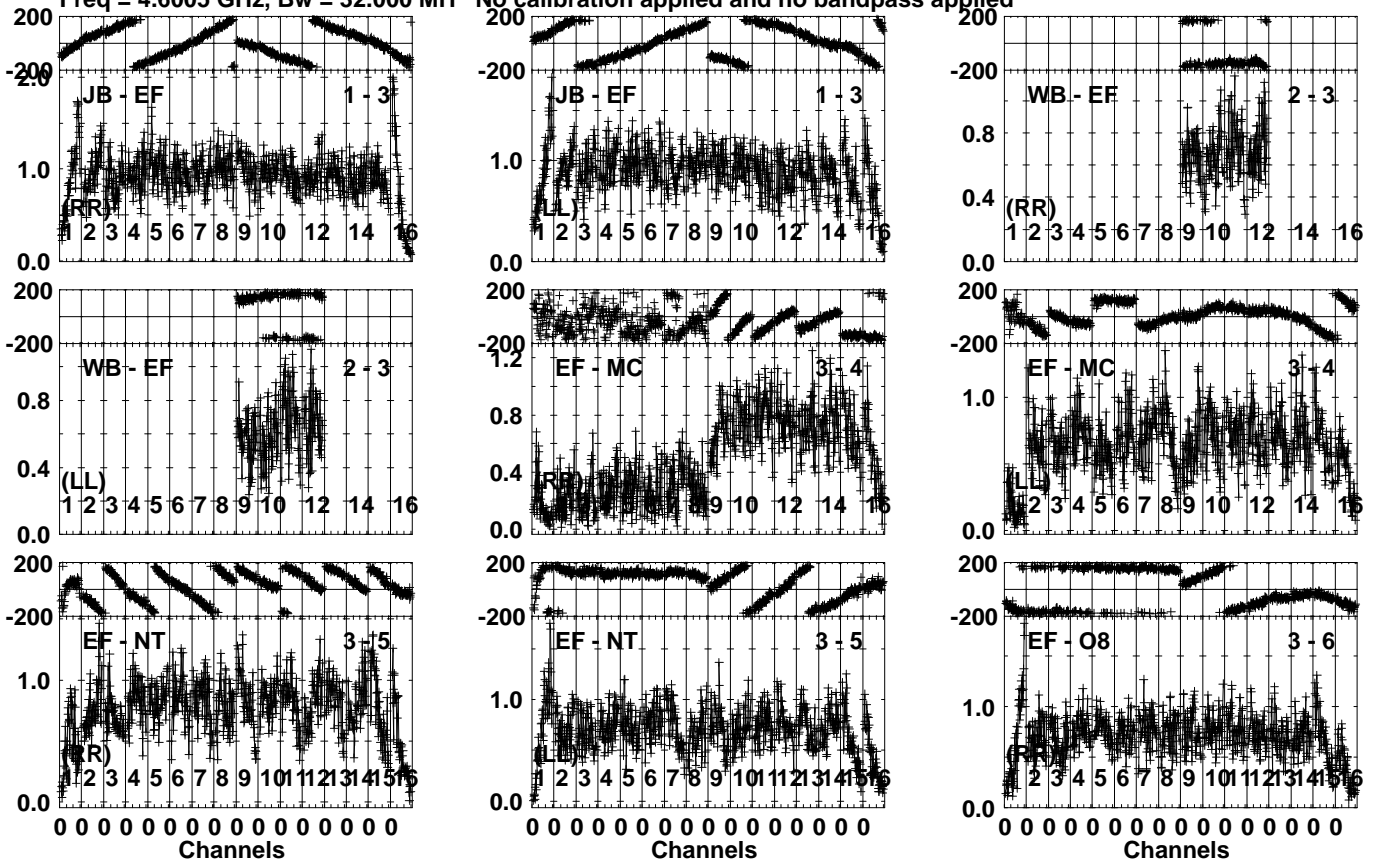


Lower frame: Micro Ampl Jy Top frame: Phas deg
Vector averaged cross-power spectrum Several baselines displayed
Timerange: 00/11:37:46 to 00/11:41:14

Plot file version 504 created 07-AUG-2023 16:12:36

2331+46 EO019B.UVDATA.1

Freq = 4.6005 GHz, Bw = 32.000 MH No calibration applied and no bandpass applied

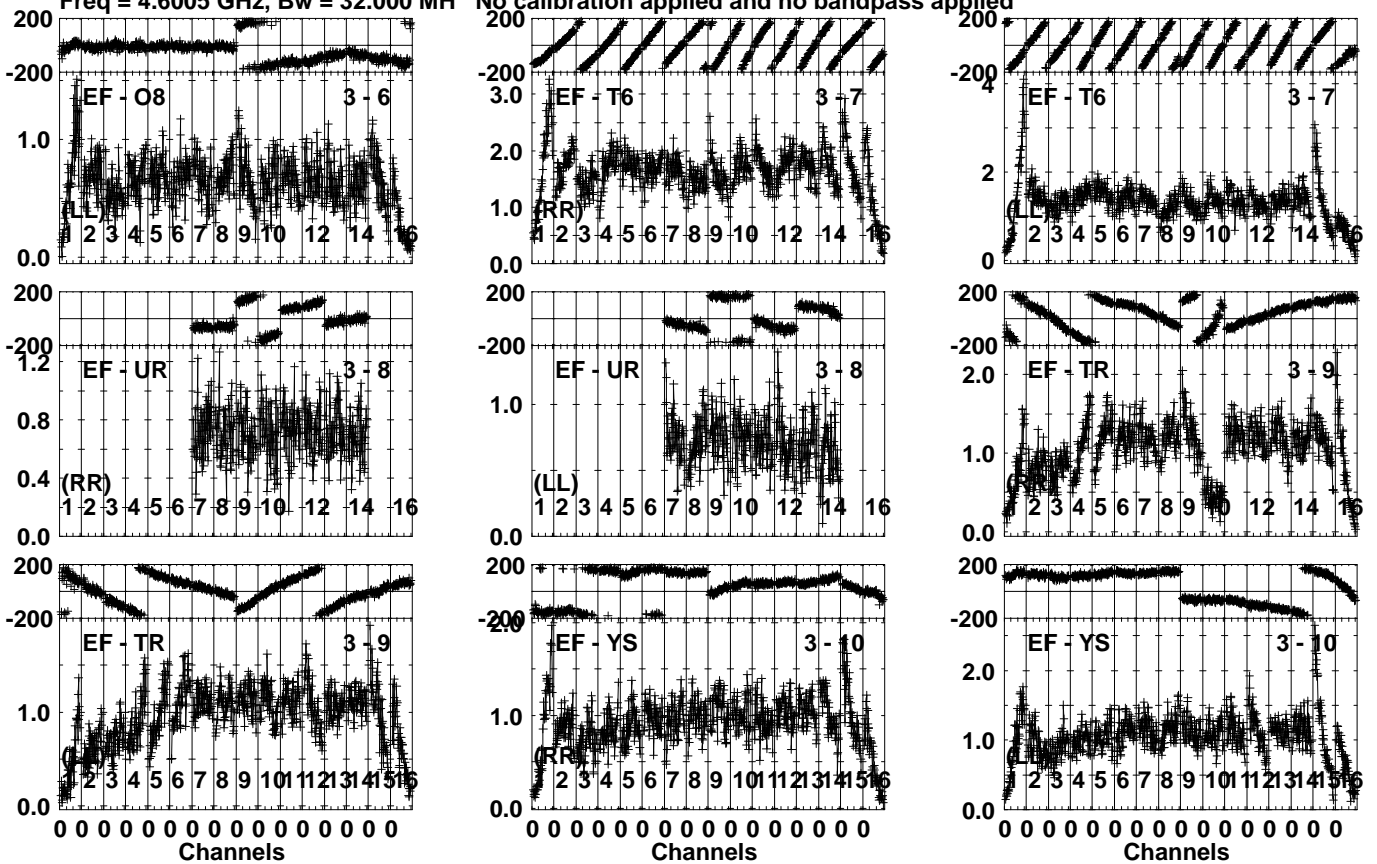


Lower frame: Milli Ampl Jy Top frame: Phas deg
Vector averaged cross-power spectrum Several baselines displayed
Timerange: 00/11:41:16 to 00/11:42:44

Plot file version 505 created 07-AUG-2023 16:12:36

2331+46 EO019B.UVDATA.1

Freq = 4.6005 GHz, Bw = 32.000 MH No calibration applied and no bandpass applied

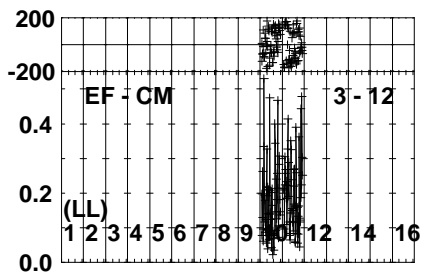
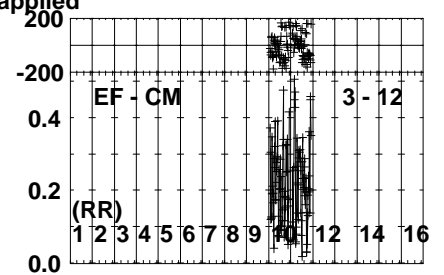
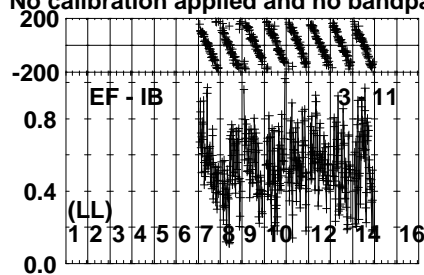
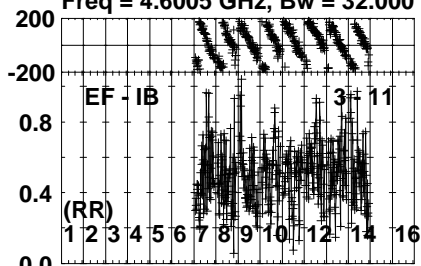


Lower frame: Milli Ampl Jy Top frame: Phas deg
Vector averaged cross-power spectrum Several baselines displayed
Timerange: 00/11:41:16 to 00/11:42:44

Plot file version 506 created 07-AUG-2023 16:12:37

2331+46 EO019B.UVDATA.1

Freq = 4.6005 GHz, Bw = 32.000 MH No calibration applied and no bandpass applied

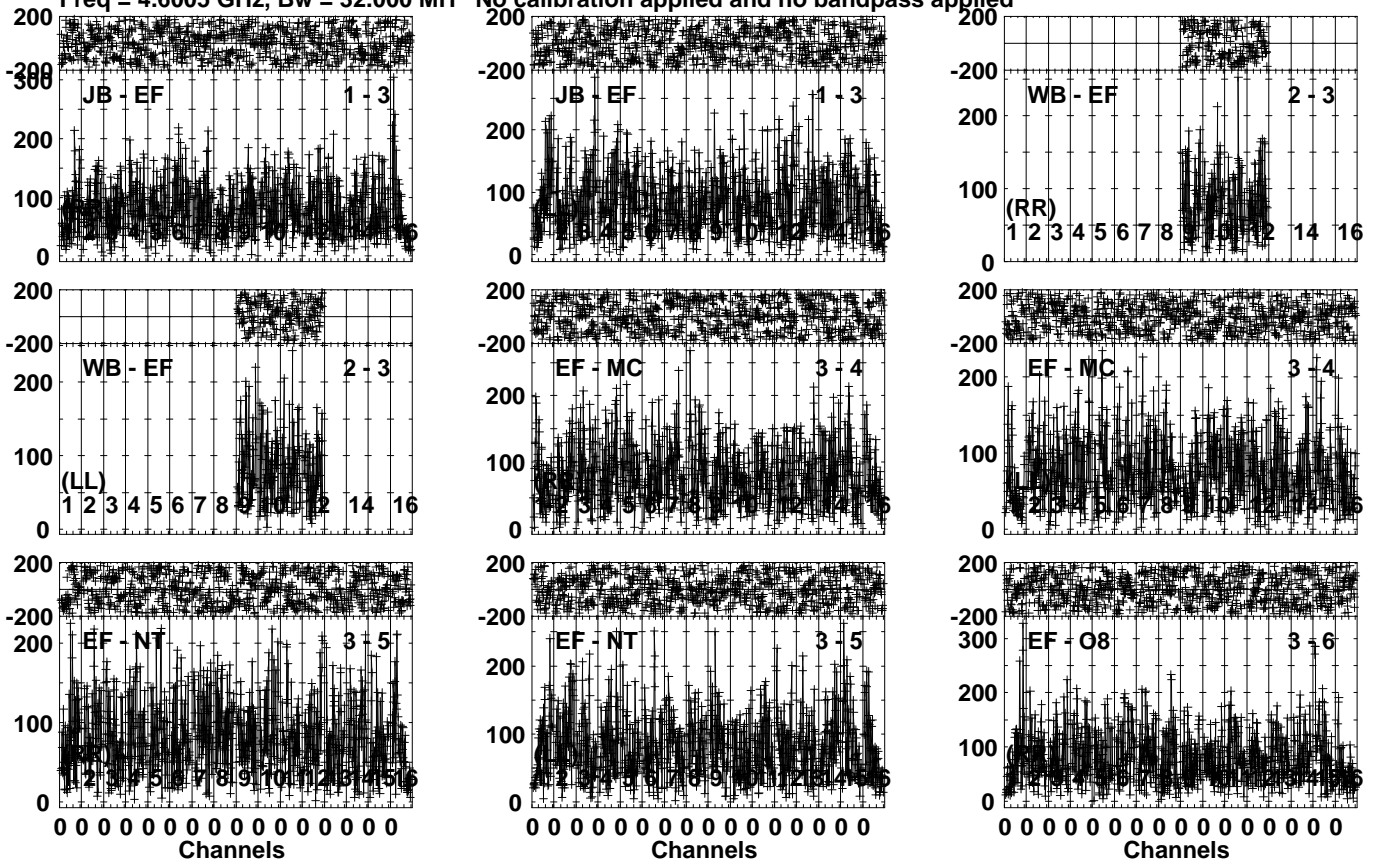


Lower frame: Milli Ampl Jy Top frame: Phas deg
Vector averaged cross-power spectrum Several baselines displayed
Timerange: 00/11:41:16 to 00/11:42:44

Plot file version 507 created 07-AUG-2023 16:12:37

LAND EO019B.UVDATA.1

Freq = 4.6005 GHz, Bw = 32.000 MH No calibration applied and no bandpass applied

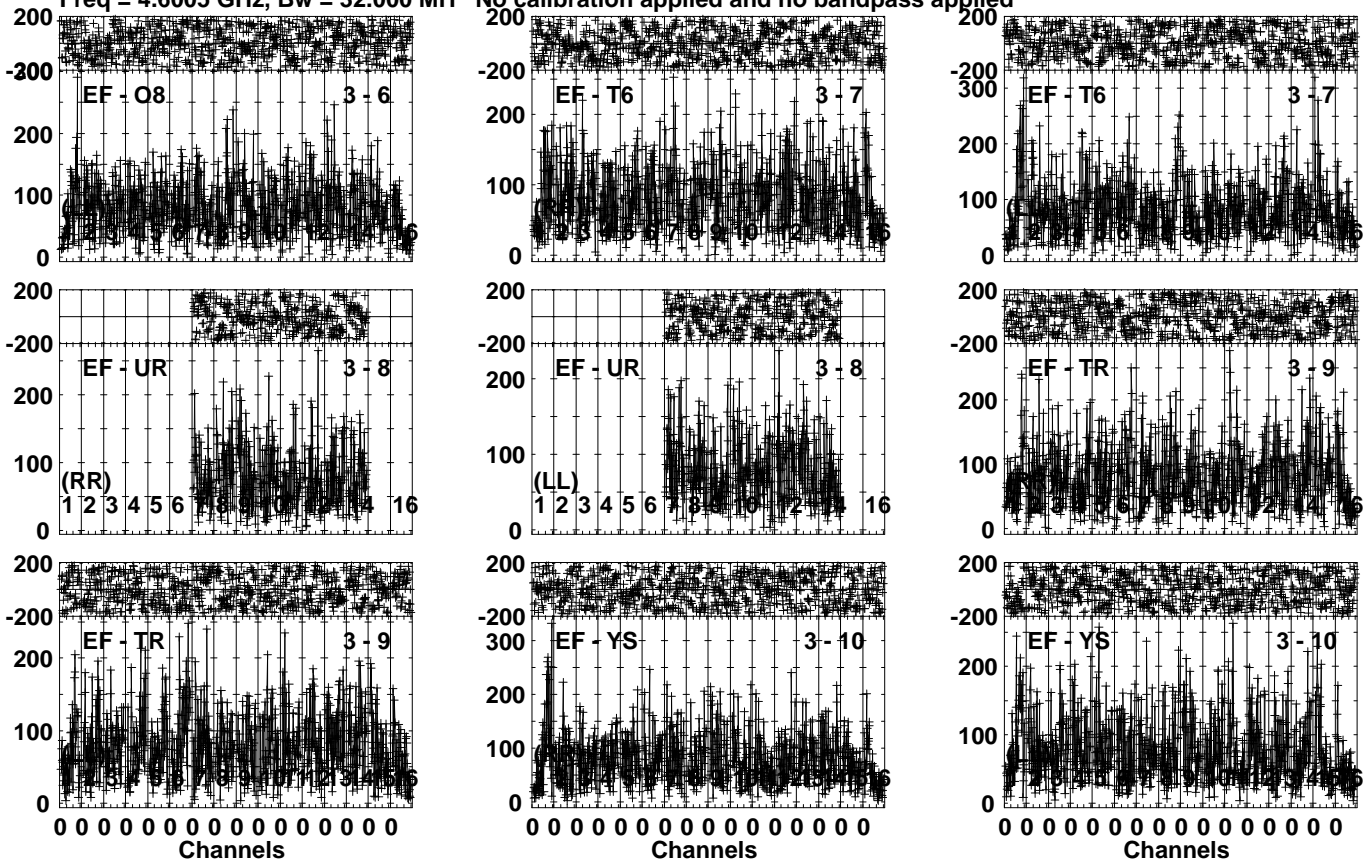


Lower frame: Micro Ampl Jy Top frame: Phas deg
Vector averaged cross-power spectrum Several baselines displayed
Timerange: 00/11:43:31 to 00/11:46:29

Plot file version 508 created 07-AUG-2023 16:12:37

LAND EO019B.UVDATA.1

Freq = 4.6005 GHz, Bw = 32.000 MH No calibration applied and no bandpass applied

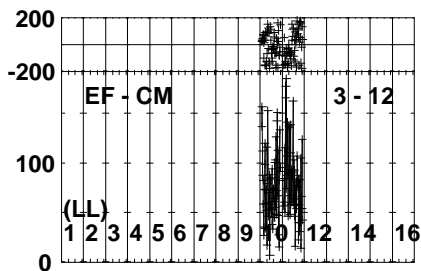
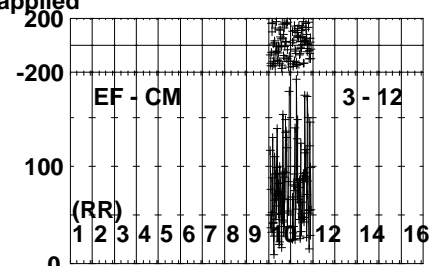
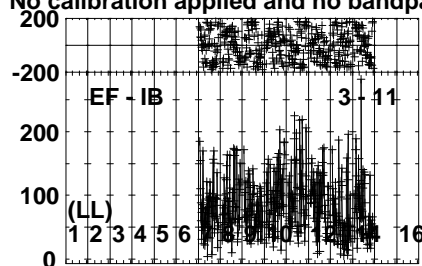
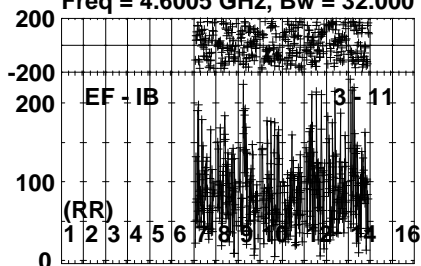


Lower frame: Micro Ampl Jy Top frame: Phas deg
Vector averaged cross-power spectrum Several baselines displayed
Timerange: 00/11:43:31 to 00/11:46:29

Plot file version 509 created 07-AUG-2023 16:12:37

LAND EO019B.UVDATA.1

Freq = 4.6005 GHz, Bw = 32.000 MH No calibration applied and no bandpass applied

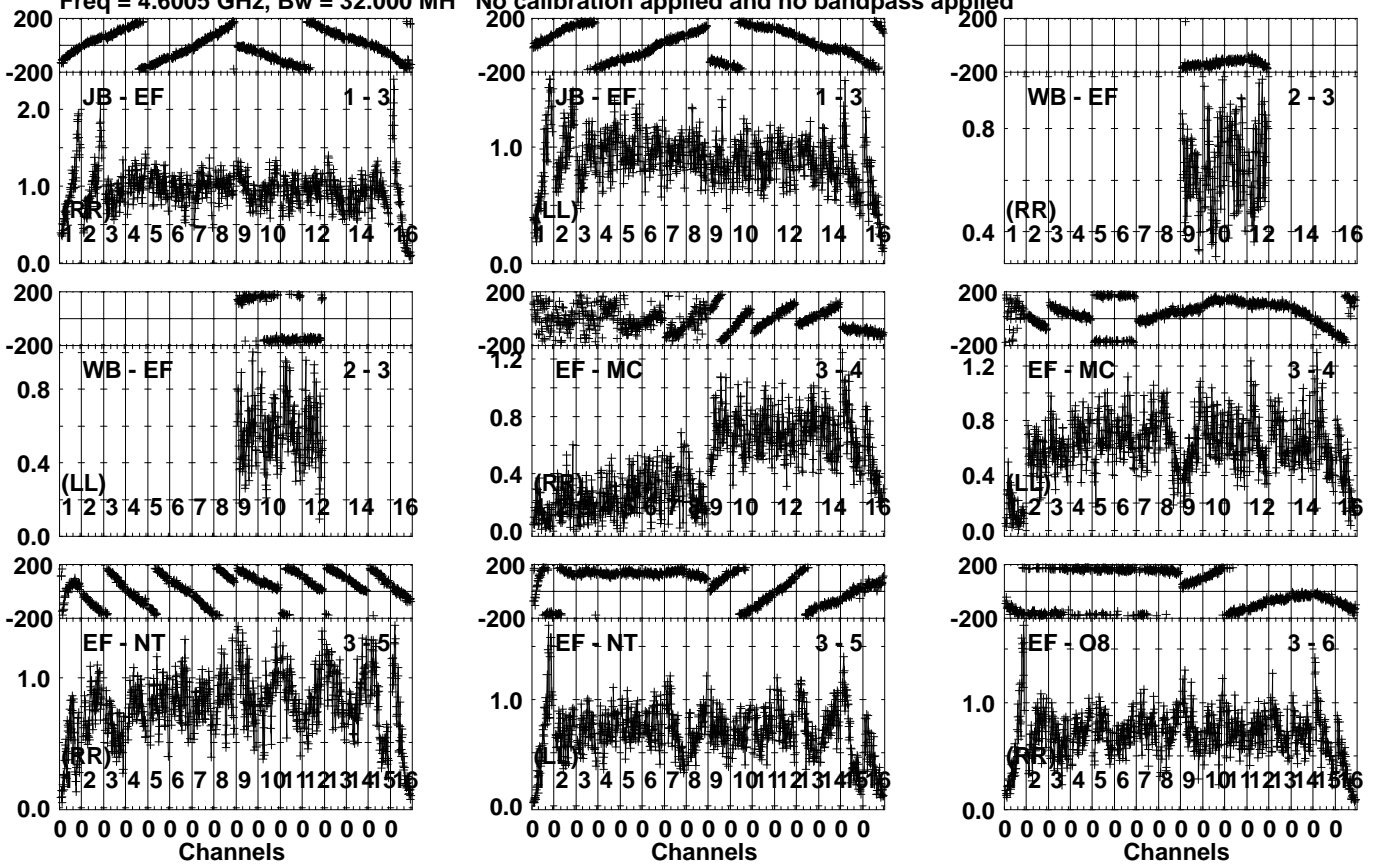


Lower frame: Micro Ampl Jy Top frame: Phas deg
Vector averaged cross-power spectrum Several baselines displayed
Timerange: 00/11:43:31 to 00/11:46:29

Plot file version 510 created 07-AUG-2023 16:12:37

2331+46 EO019B.UVDATA.1

Freq = 4.6005 GHz, Bw = 32.000 MH No calibration applied and no bandpass applied



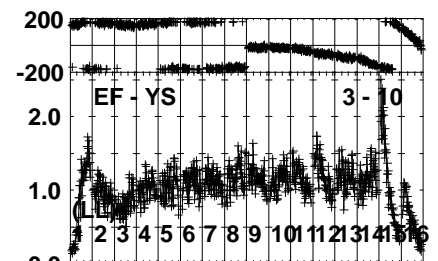
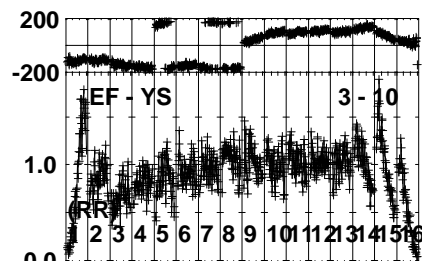
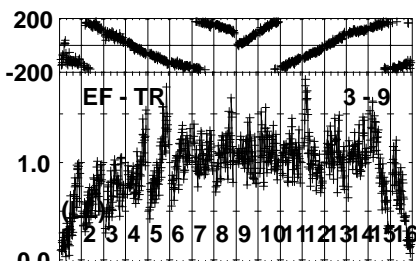
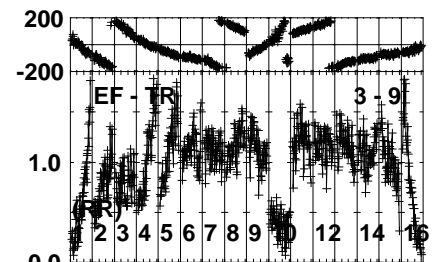
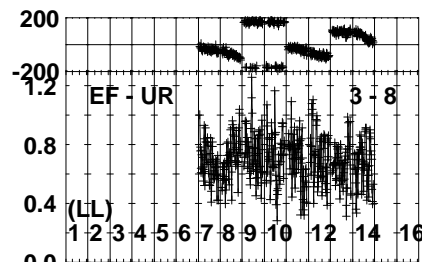
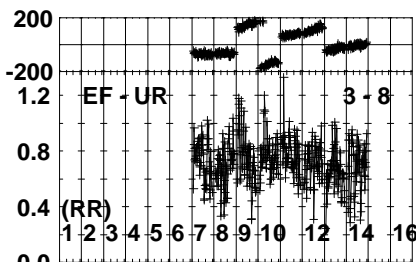
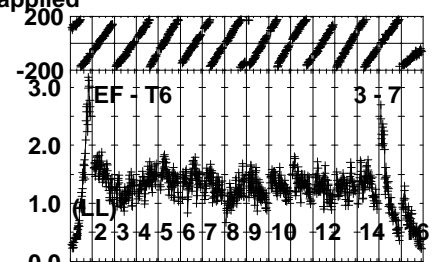
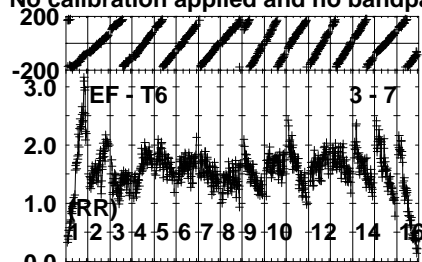
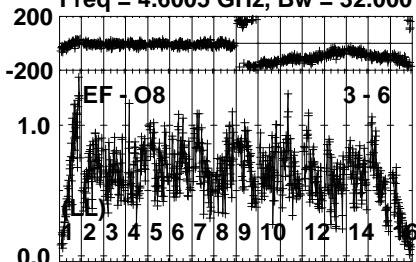
Lower frame: Milli Ampl Jy Top frame: Phas deg
Vector averaged cross-power spectrum Several baselines displayed
Timerange: 00/11:46:33 to 00/11:47:59

Plot file version 511 created 07-AUG-2023 16:12:37

2331+46 EO019B.UVDATA.1

Freq = 4.6005 GHz, Bw = 32.000 MH

No calibration applied and no bandpass applied

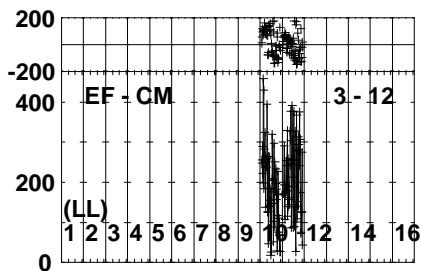
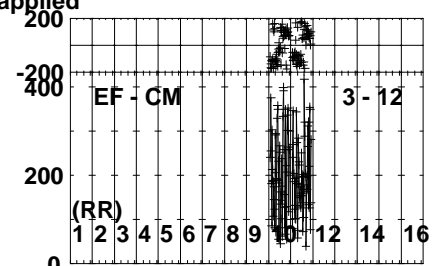
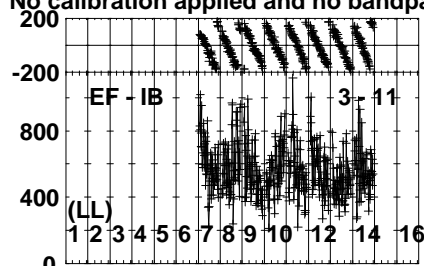
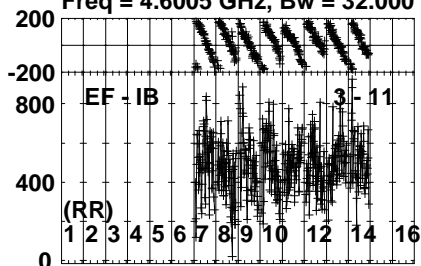


Lower frame: Milli Ampl Jy Top frame: Phas deg
Vector averaged cross-power spectrum Several baselines displayed
Timerange: 00/11:46:33 to 00/11:47:59

Plot file version 512 created 07-AUG-2023 16:12:38

2331+46 EO019B.UVDATA.1

Freq = 4.6005 GHz, Bw = 32.000 MH No calibration applied and no bandpass applied

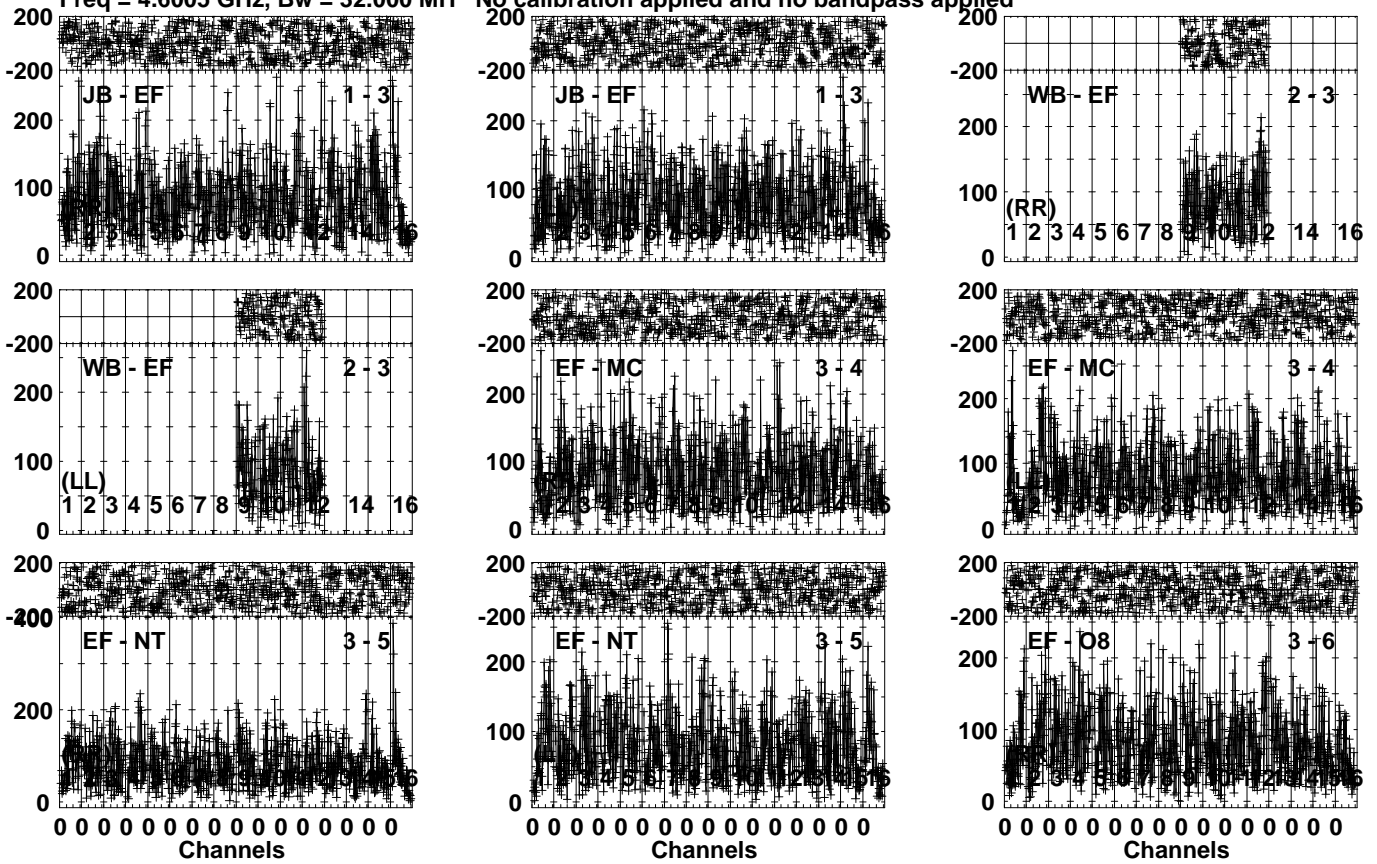


Lower frame: Micro Ampl Jy Top frame: Phas deg
Vector averaged cross-power spectrum Several baselines displayed
Timerange: 00/11:46:33 to 00/11:47:59

Plot file version 513 created 07-AUG-2023 16:12:38

LAND EO019B.UVDATA.1

Freq = 4.6005 GHz, Bw = 32.000 MH No calibration applied and no bandpass applied

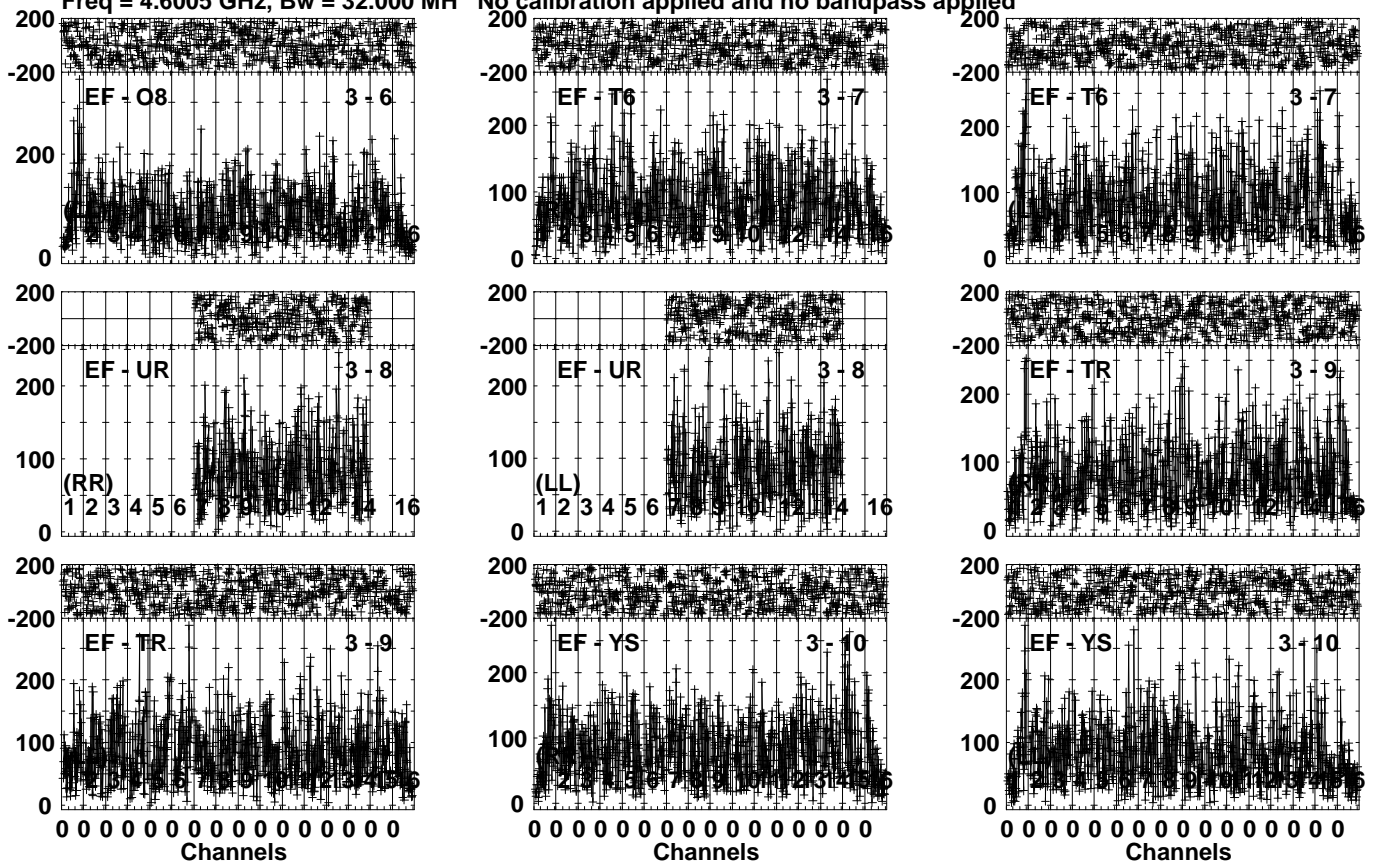


Lower frame: Micro Ampl Jy Top frame: Phas deg
Vector averaged cross-power spectrum Several baselines displayed
Timerange: 00/11:48:01 to 00/11:51:29

Plot file version 514 created 07-AUG-2023 16:12:38

LAND EO019B.UVDATA.1

Freq = 4.6005 GHz, Bw = 32.000 MH No calibration applied and no bandpass applied

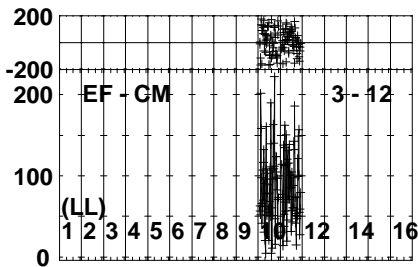
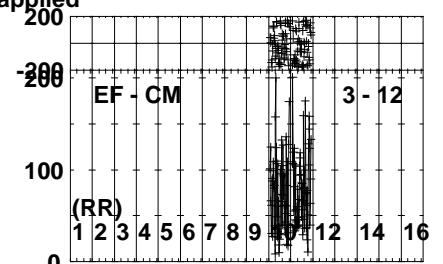
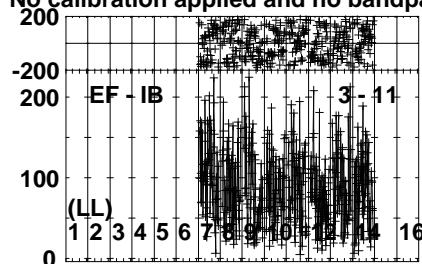
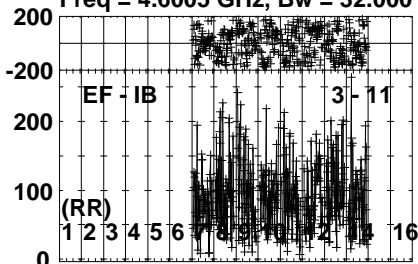


Lower frame: Micro Ampl Jy Top frame: Phas deg
Vector averaged cross-power spectrum Several baselines displayed
Timerange: 00/11:48:01 to 00/11:51:29

Plot file version 515 created 07-AUG-2023 16:12:38

LAND EO019B.UVDATA.1

Freq = 4.6005 GHz, Bw = 32.000 MH No calibration applied and no bandpass applied

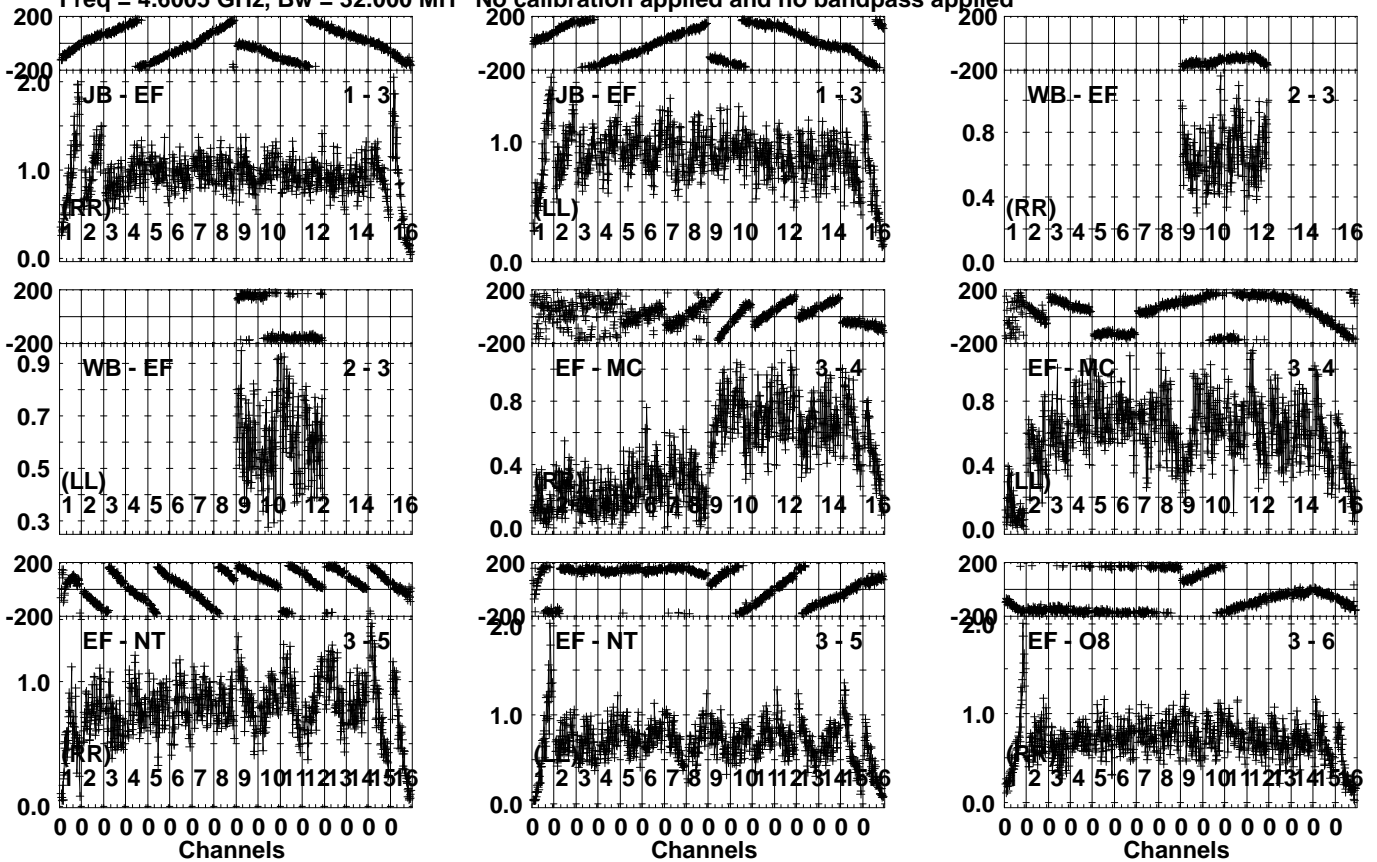


Lower frame: Micro Ampl Jy Top frame: Phas deg
Vector averaged cross-power spectrum Several baselines displayed
Timerange: 00/11:48:01 to 00/11:51:29

Plot file version 516 created 07-AUG-2023 16:12:39

2331+46 EO019B.UVDATA.1

Freq = 4.6005 GHz, Bw = 32.000 MH No calibration applied and no bandpass applied

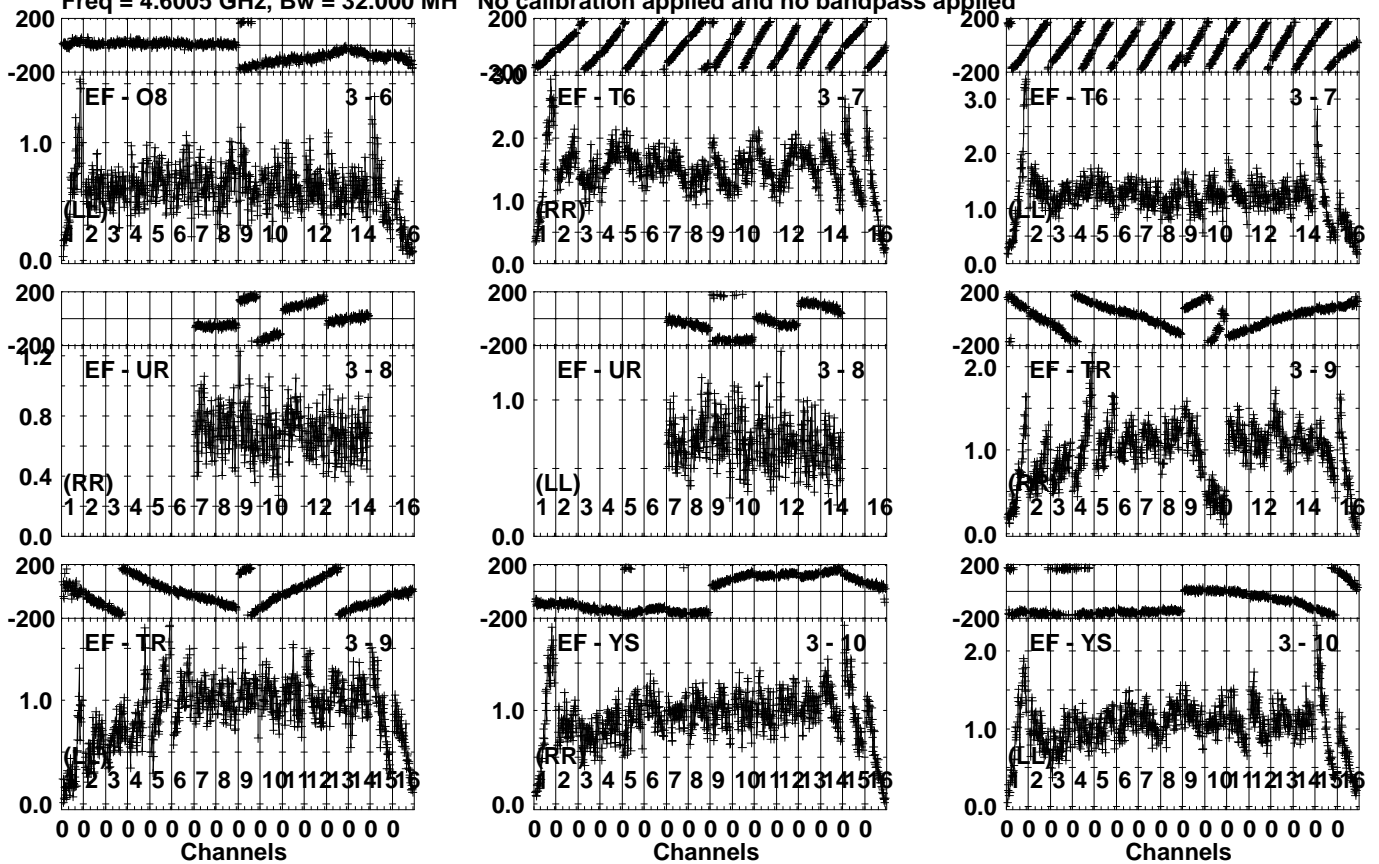


Lower frame: Milli Ampl Jy Top frame: Phas deg
Vector averaged cross-power spectrum Several baselines displayed
Timerange: 00/11:51:31 to 00/11:52:59

Plot file version 517 created 07-AUG-2023 16:12:39

2331+46 EO019B.UVDATA.1

Freq = 4.6005 GHz, Bw = 32.000 MH No calibration applied and no bandpass applied

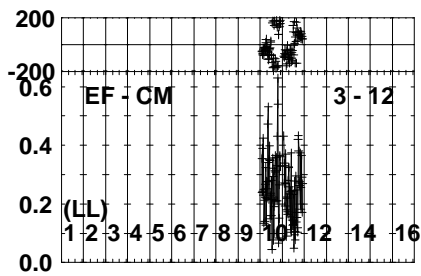
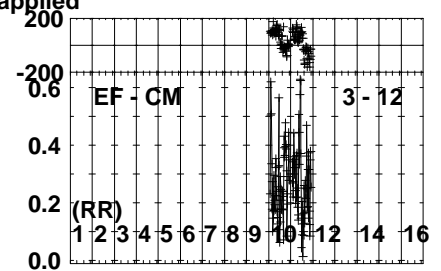
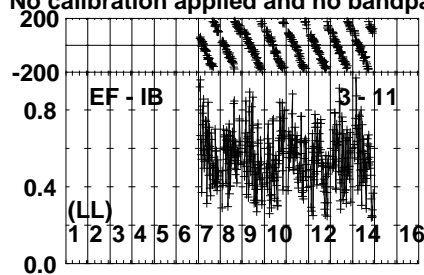
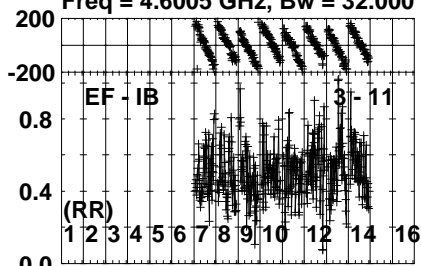


Lower frame: Milli Ampl Jy Top frame: Phas deg
Vector averaged cross-power spectrum Several baselines displayed
Timerange: 00/11:51:31 to 00/11:52:59

Plot file version 518 created 07-AUG-2023 16:12:39

2331+46 EO019B.UVDATA.1

Freq = 4.6005 GHz, Bw = 32.000 MH No calibration applied and no bandpass applied

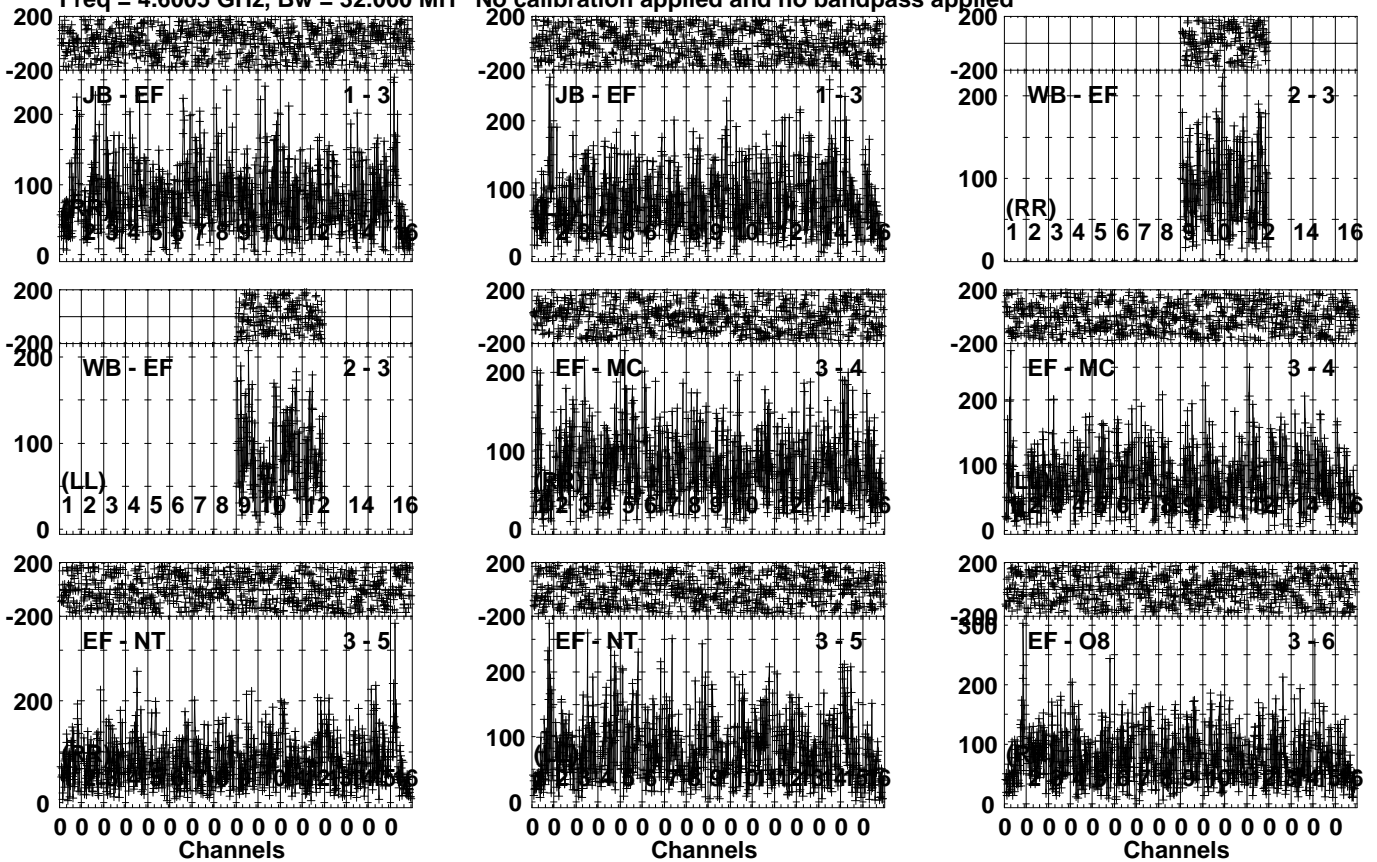


Lower frame: Milli Ampl Jy Top frame: Phas deg
Vector averaged cross-power spectrum Several baselines displayed
Timerange: 00/11:51:31 to 00/11:52:59

Plot file version 519 created 07-AUG-2023 16:12:39

LAND EO019B.UVDATA.1

Freq = 4.6005 GHz, Bw = 32.000 MH No calibration applied and no bandpass applied

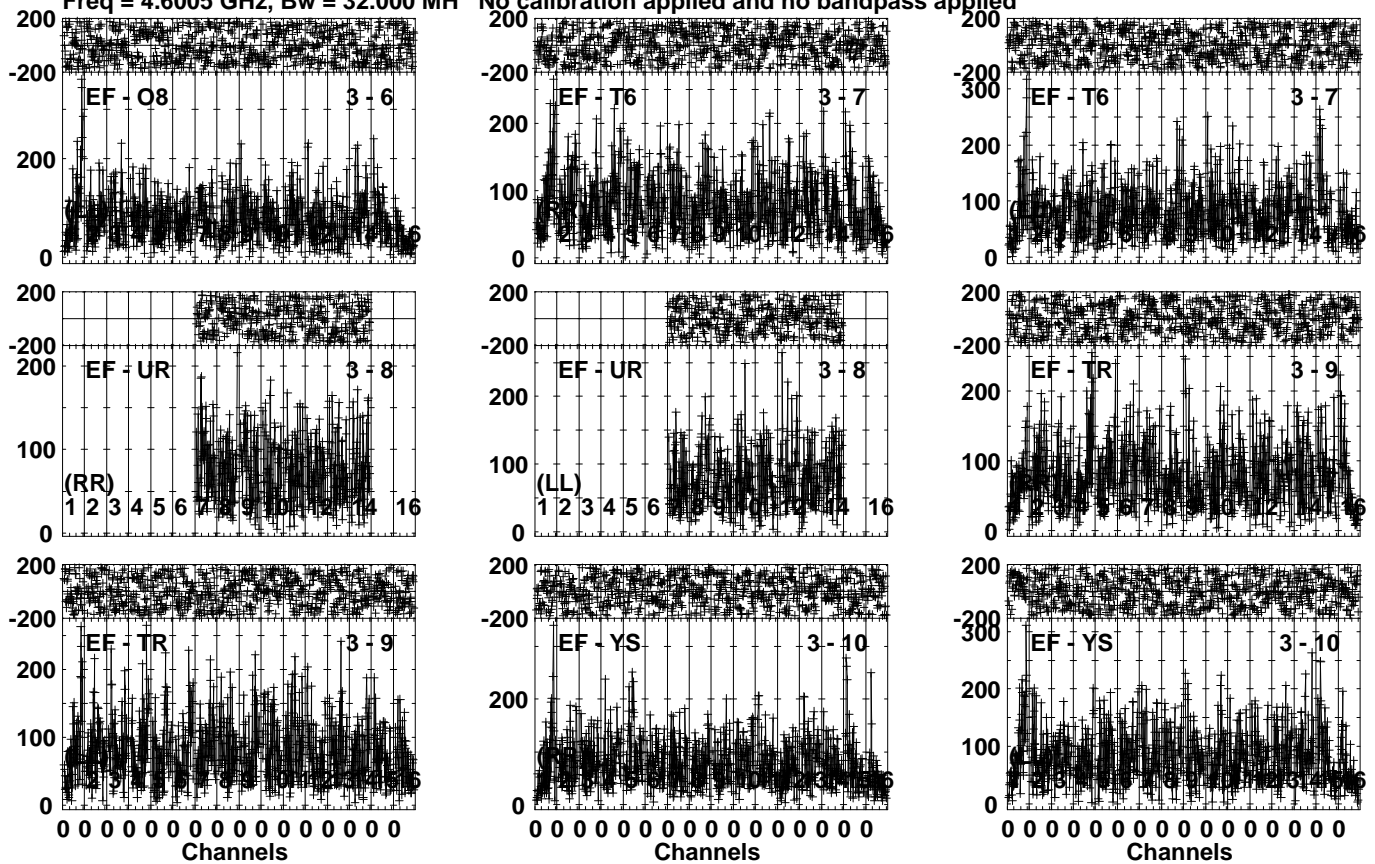


Lower frame: Micro Ampl Jy Top frame: Phas deg
Vector averaged cross-power spectrum Several baselines displayed
Timerange: 00/11:53:46 to 00/11:56:44

Plot file version 520 created 07-AUG-2023 16:12:39

LAND EO019B.UVDATA.1

Freq = 4.6005 GHz, Bw = 32.000 MH No calibration applied and no bandpass applied

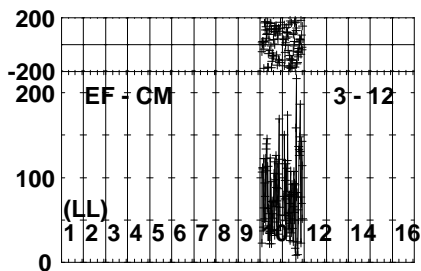
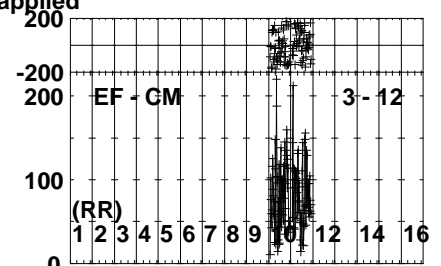
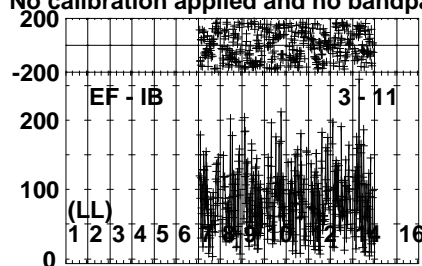
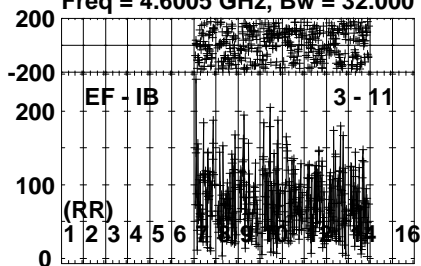


Lower frame: Micro Ampl Jy Top frame: Phas deg
Vector averaged cross-power spectrum Several baselines displayed
Timerange: 00/11:53:46 to 00/11:56:44

Plot file version 521 created 07-AUG-2023 16:12:40

LAND EO019B.UVDATA.1

Freq = 4.6005 GHz, Bw = 32.000 MH No calibration applied and no bandpass applied



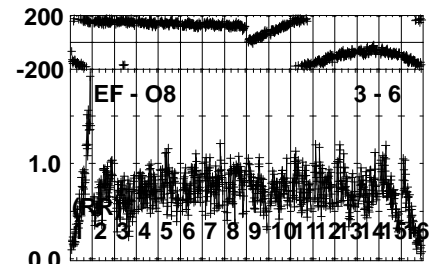
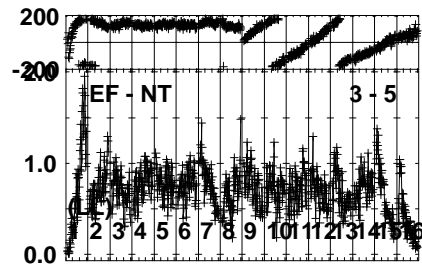
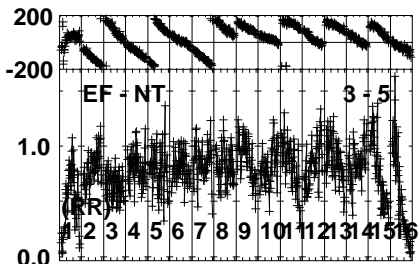
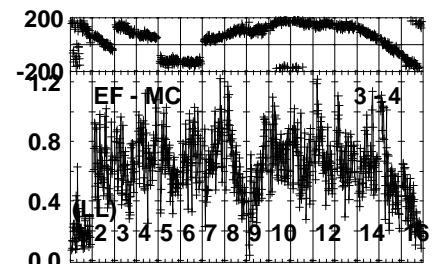
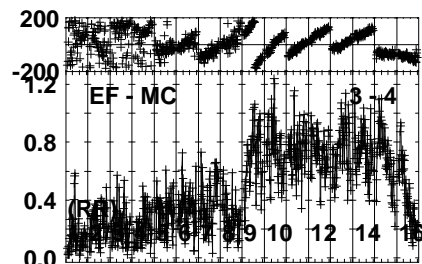
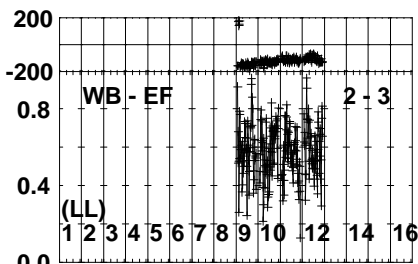
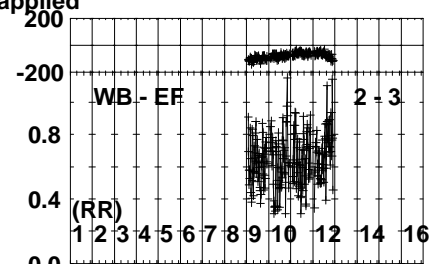
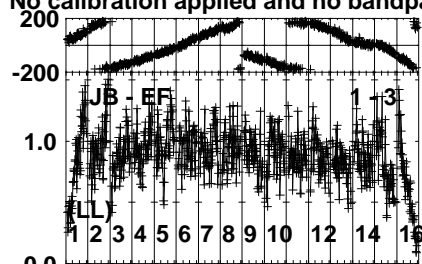
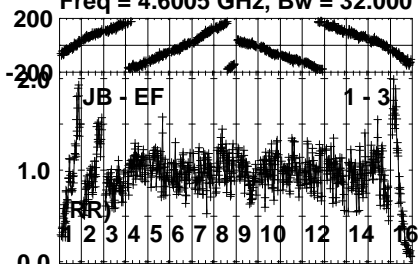
Lower frame: Micro Ampl Jy Top frame: Phas deg
Vector averaged cross-power spectrum Several baselines displayed
Timerange: 00/11:53:46 to 00/11:56:44

Plot file version 522 created 07-AUG-2023 16:12:40

2331+46 EO019B.UVDATA.1

Freq = 4.6005 GHz, Bw = 32.000 MH

No calibration applied and no bandpass applied

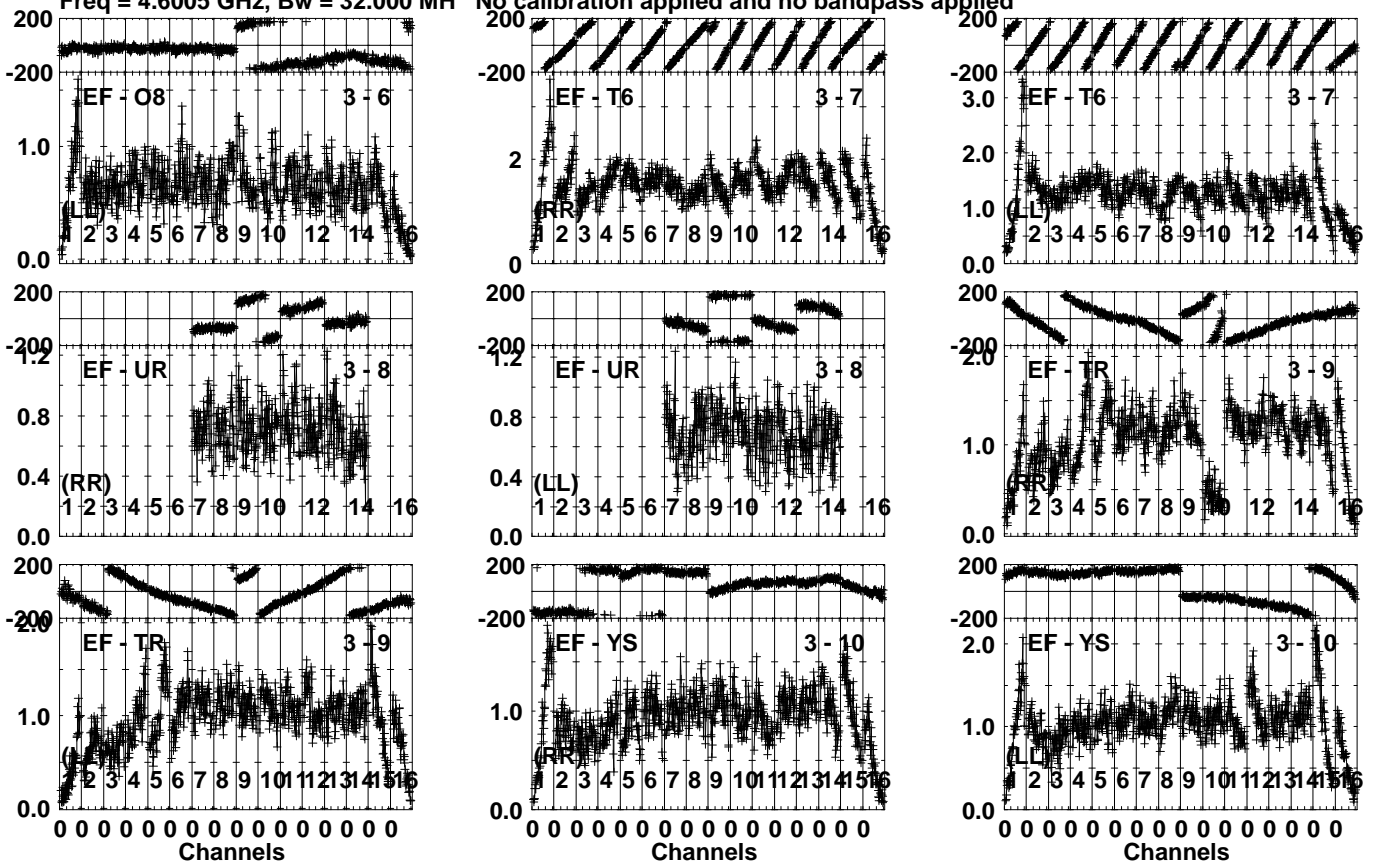


Lower frame: Milli Ampl Jy Top frame: Phas deg
Vector averaged cross-power spectrum Several baselines displayed
Timerange: 00/11:56:48 to 00/11:58:14

Plot file version 523 created 07-AUG-2023 16:12:40

2331+46 EO019B.UVDATA.1

Freq = 4.6005 GHz, Bw = 32.000 MH No calibration applied and no bandpass applied

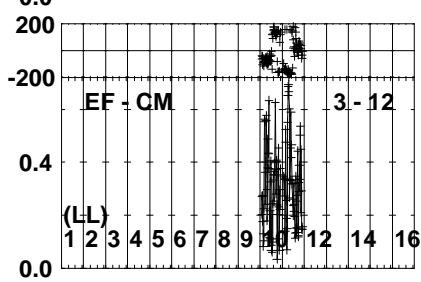
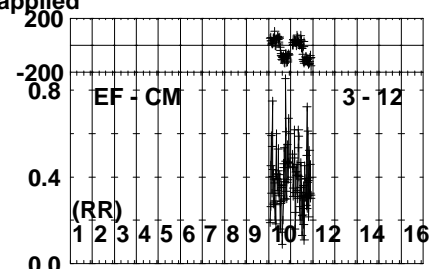
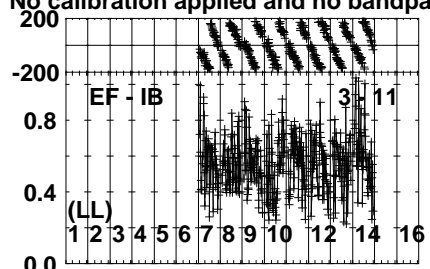
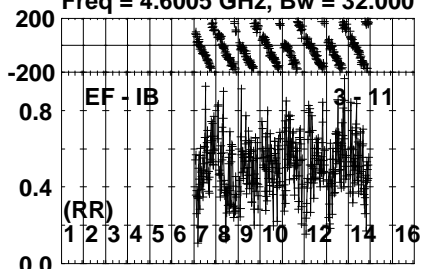


Lower frame: Milli Ampl Jy Top frame: Phas deg
Vector averaged cross-power spectrum Several baselines displayed
Timerange: 00/11:56:48 to 00/11:58:14

Plot file version 524 created 07-AUG-2023 16:12:40

2331+46 EO019B.UVDATA.1

Freq = 4.6005 GHz, Bw = 32.000 MH No calibration applied and no bandpass applied

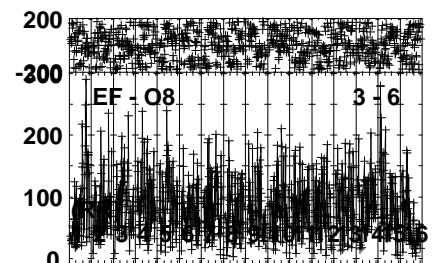
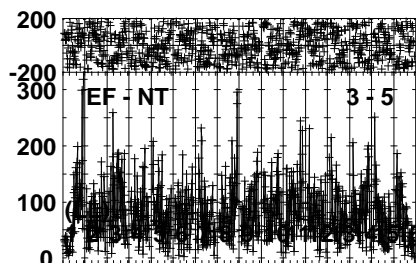
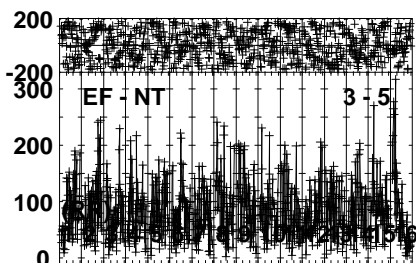
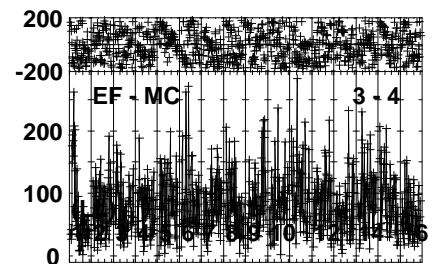
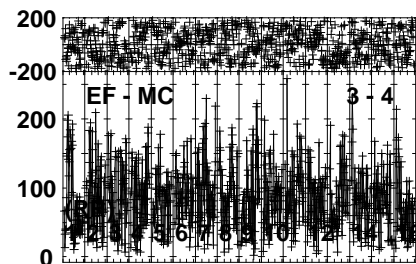
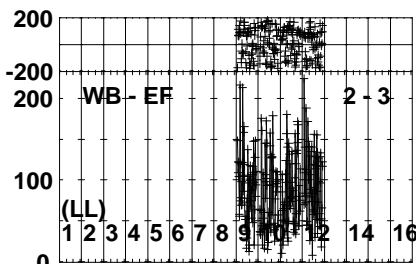
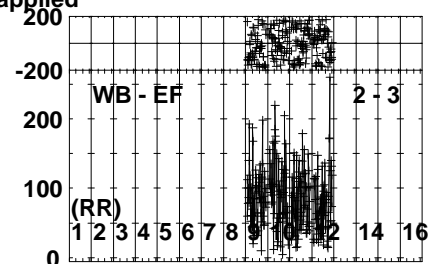
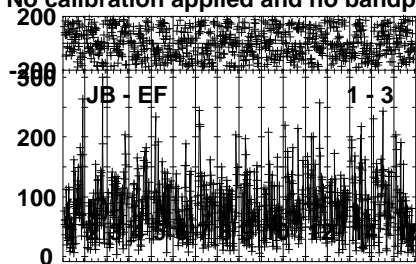
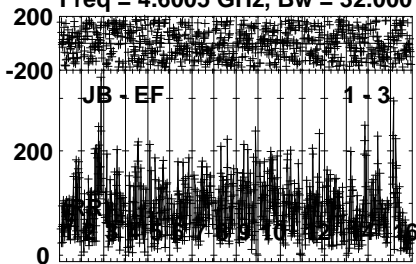


Lower frame: Milli Ampl Jy Top frame: Phas deg
Vector averaged cross-power spectrum Several baselines displayed
Timerange: 00/11:56:48 to 00/11:58:14

Plot file version 525 created 07-AUG-2023 16:12:41

LAND EO019B.UVDATA.1

Freq = 4.6005 GHz, Bw = 32.000 MH No calibration applied and no bandpass applied

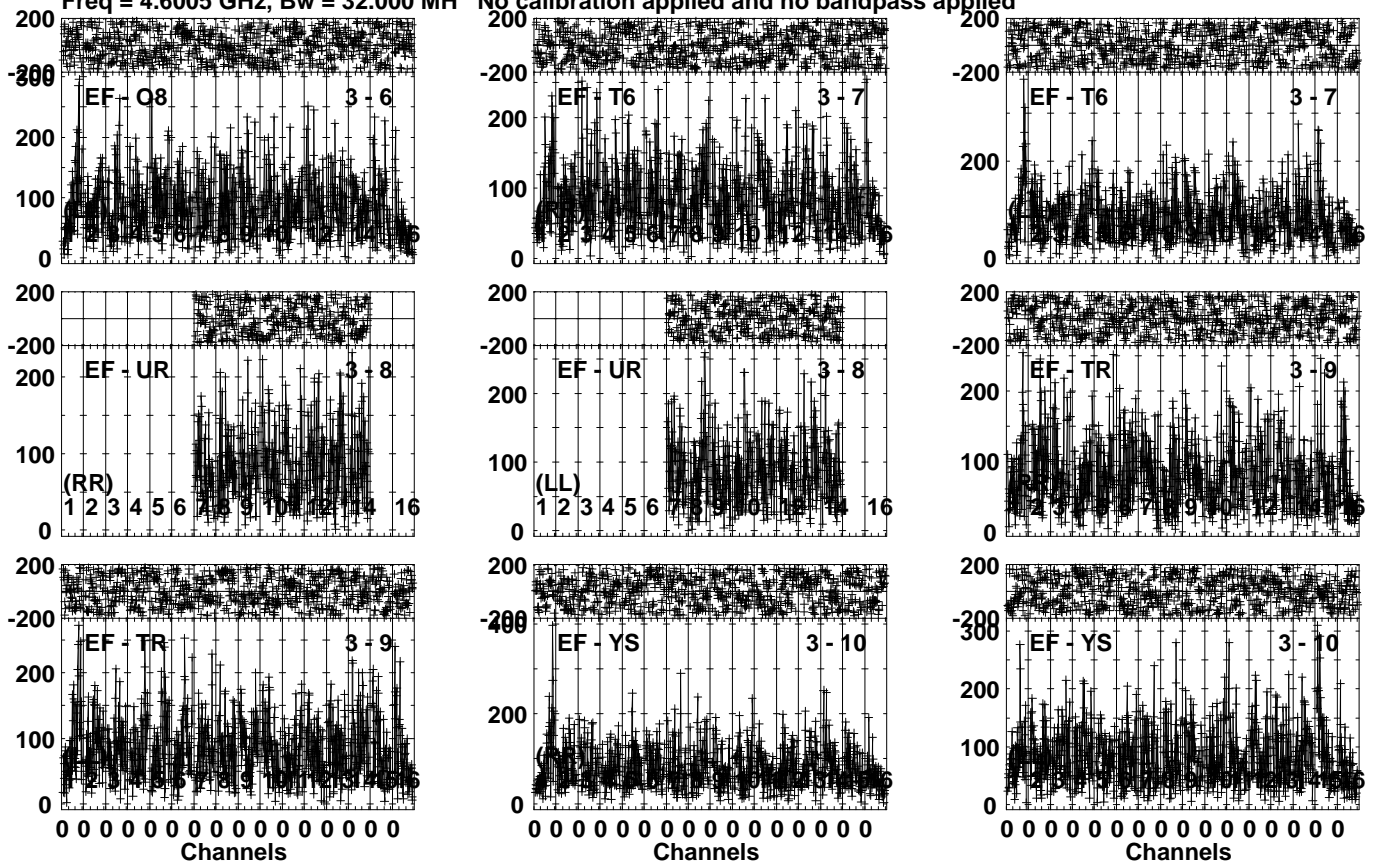


Lower frame: Micro Ampl Jy Top frame: Phas deg
Vector averaged cross-power spectrum Several baselines displayed
Timerange: 00/11:58:16 to 00/12:01:44

Plot file version 526 created 07-AUG-2023 16:12:41

LAND EO019B.UVDATA.1

Freq = 4.6005 GHz, Bw = 32.000 MH No calibration applied and no bandpass applied

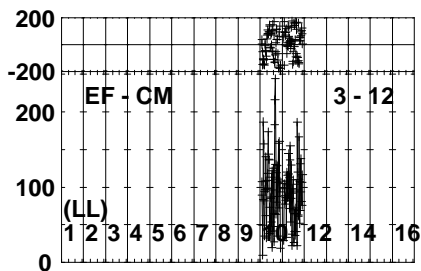
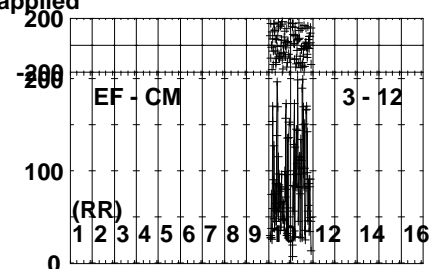
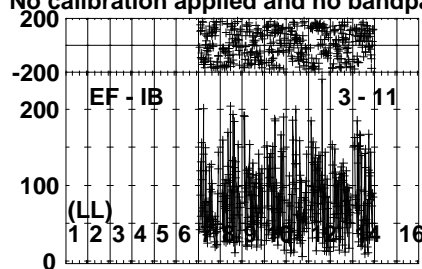
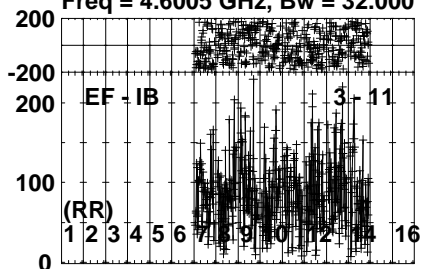


Lower frame: Micro Ampl Jy Top frame: Phas deg
Vector averaged cross-power spectrum Several baselines displayed
Timerange: 00/11:58:16 to 00/12:01:44

Plot file version 527 created 07-AUG-2023 16:12:41

LAND EO019B.UVDATA.1

Freq = 4.6005 GHz, Bw = 32.000 MH No calibration applied and no bandpass applied

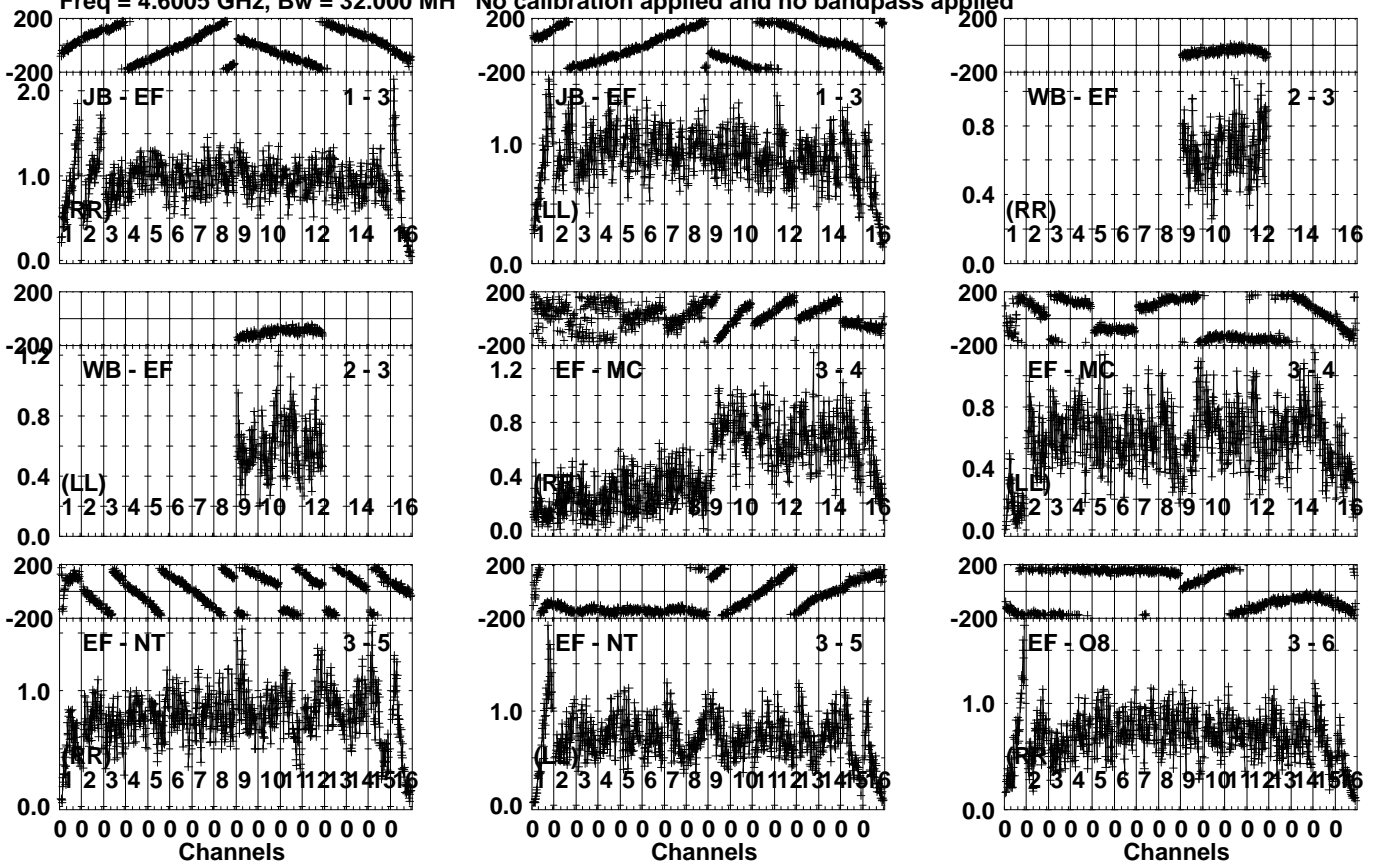


Lower frame: Micro Ampl Jy Top frame: Phas deg
Vector averaged cross-power spectrum Several baselines displayed
Timerange: 00/11:58:16 to 00/12:01:44

Plot file version 528 created 07-AUG-2023 16:12:41

2331+46 EO019B.UVDATA.1

Freq = 4.6005 GHz, Bw = 32.000 MH No calibration applied and no bandpass applied



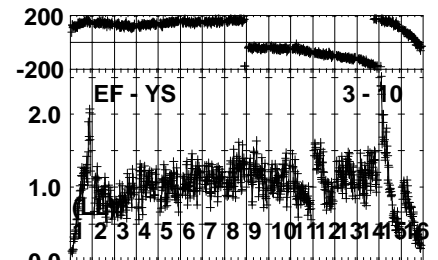
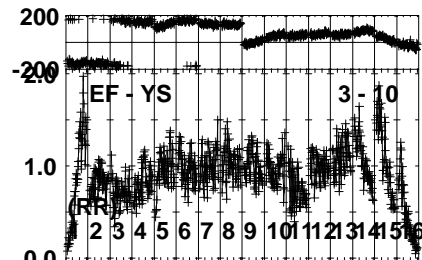
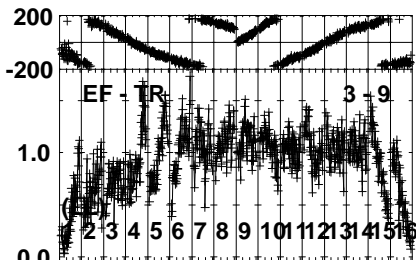
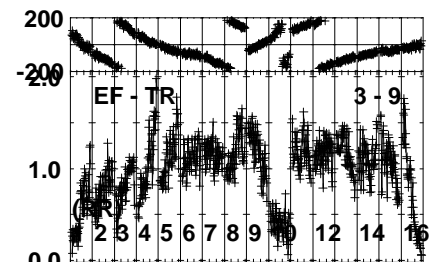
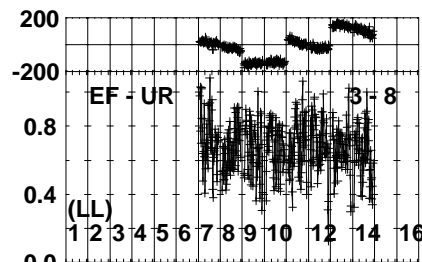
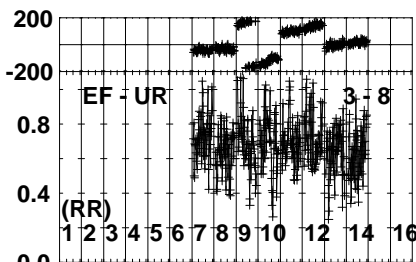
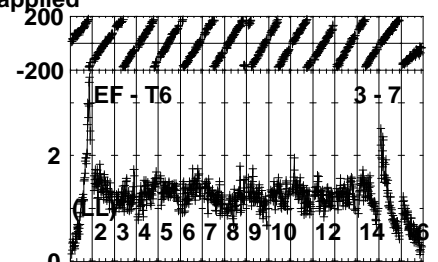
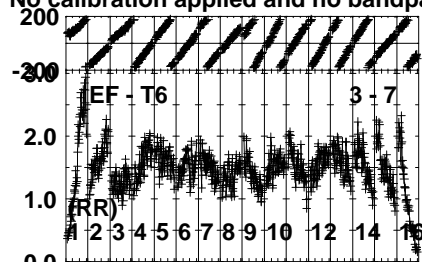
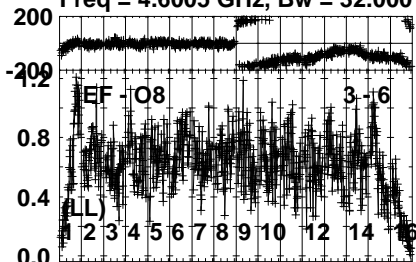
Lower frame: Milli Ampl Jy Top frame: Phas deg
Vector averaged cross-power spectrum Several baselines displayed
Timerange: 00/12:01:46 to 00/12:03:14

Plot file version 529 created 07-AUG-2023 16:12:41

2331+46 EO019B.UVDATA.1

Freq = 4.6005 GHz, Bw = 32.000 MH

No calibration applied and no bandpass applied

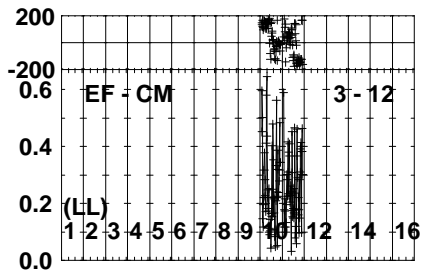
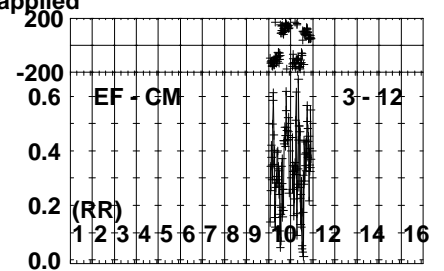
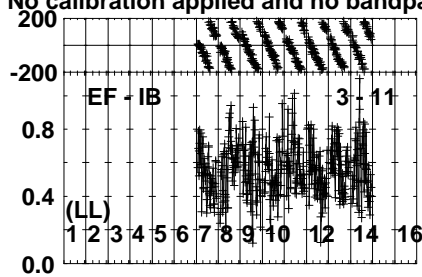
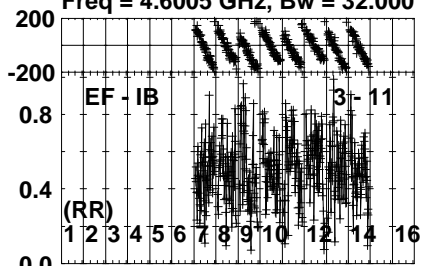


Lower frame: Milli Ampl Jy Top frame: Phas deg
Vector averaged cross-power spectrum Several baselines displayed
Timerange: 00/12:01:46 to 00/12:03:14

Plot file version 530 created 07-AUG-2023 16:12:42

2331+46 EO019B.UVDATA.1

Freq = 4.6005 GHz, Bw = 32.000 MH No calibration applied and no bandpass applied

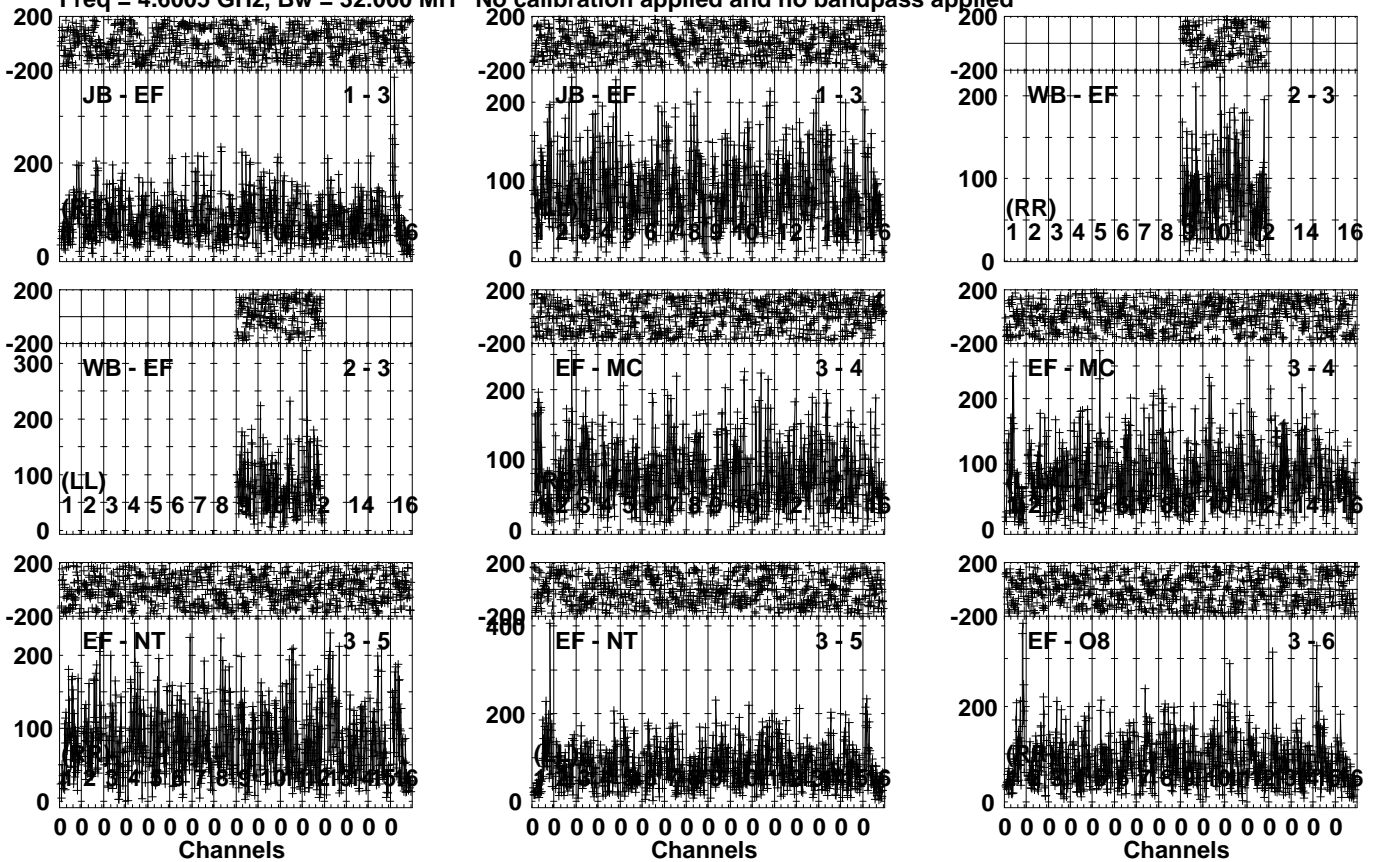


Lower frame: Milli Ampl Jy Top frame: Phas deg
Vector averaged cross-power spectrum Several baselines displayed
Timerange: 00/12:01:46 to 00/12:03:14

Plot file version 531 created 07-AUG-2023 16:12:42

LAND EO019B.UVDATA.1

Freq = 4.6005 GHz, Bw = 32.000 MH No calibration applied and no bandpass applied

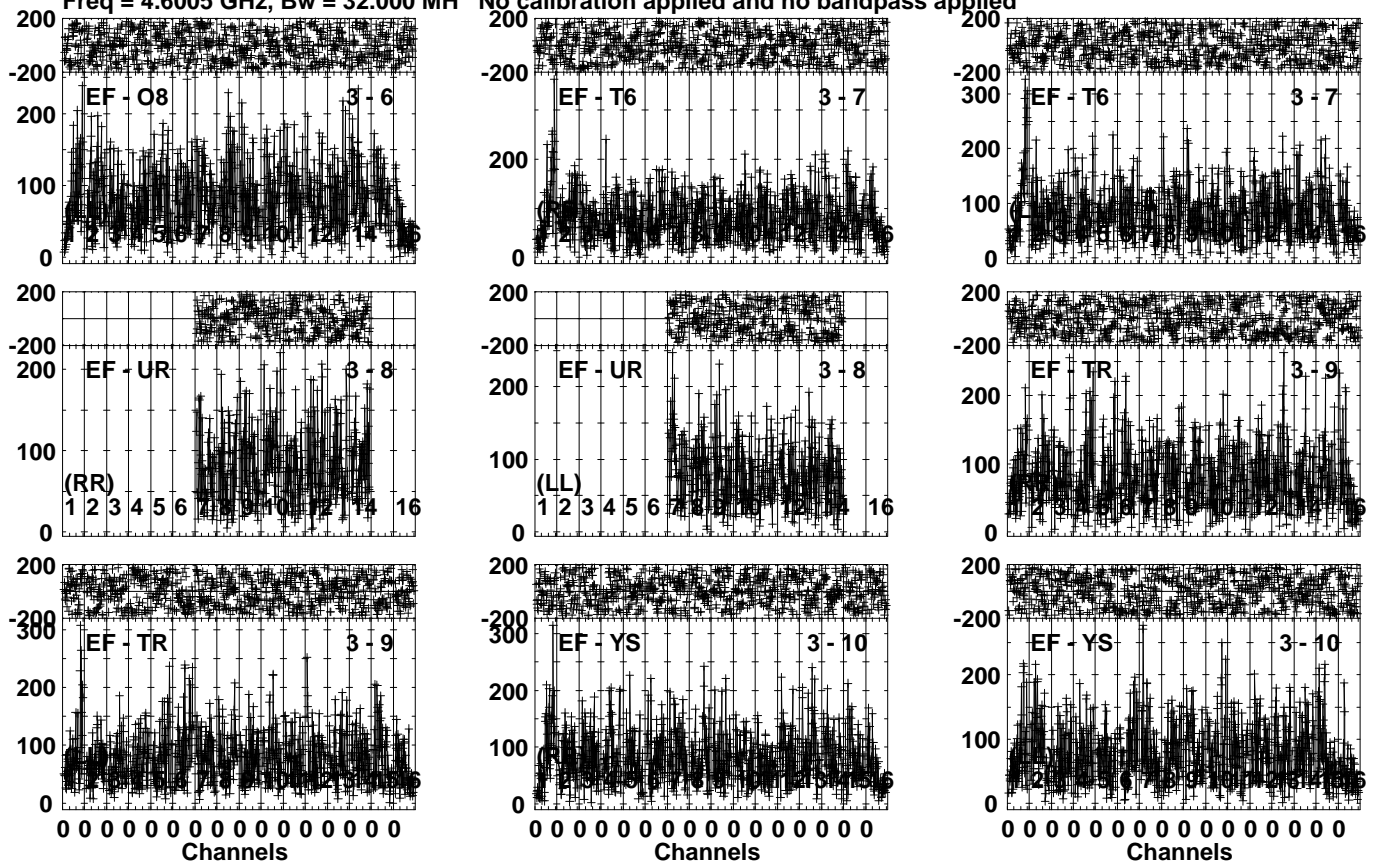


Lower frame: Micro Ampl Jy Top frame: Phas deg
Vector averaged cross-power spectrum Several baselines displayed
Timerange: 00/12:04:01 to 00/12:06:59

Plot file version 532 created 07-AUG-2023 16:12:42

LAND EO019B.UVDATA.1

Freq = 4.6005 GHz, Bw = 32.000 MH No calibration applied and no bandpass applied

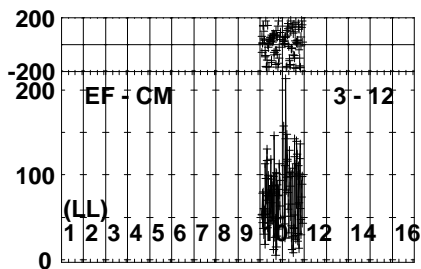
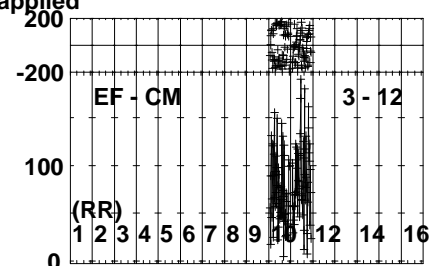
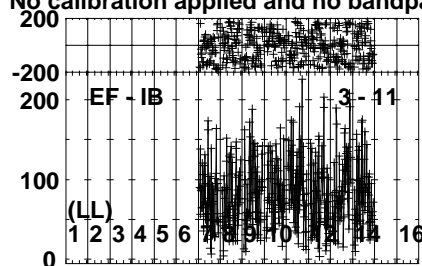
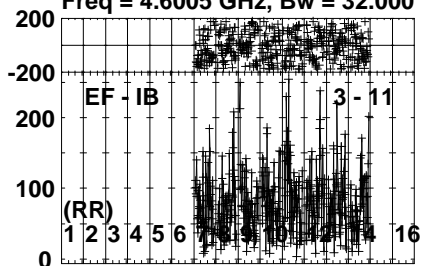


Lower frame: Micro Ampl Jy Top frame: Phas deg
Vector averaged cross-power spectrum Several baselines displayed
Timerange: 00/12:04:01 to 00/12:06:59

Plot file version 533 created 07-AUG-2023 16:12:42

LAND EO019B.UVDATA.1

Freq = 4.6005 GHz, Bw = 32.000 MH No calibration applied and no bandpass applied

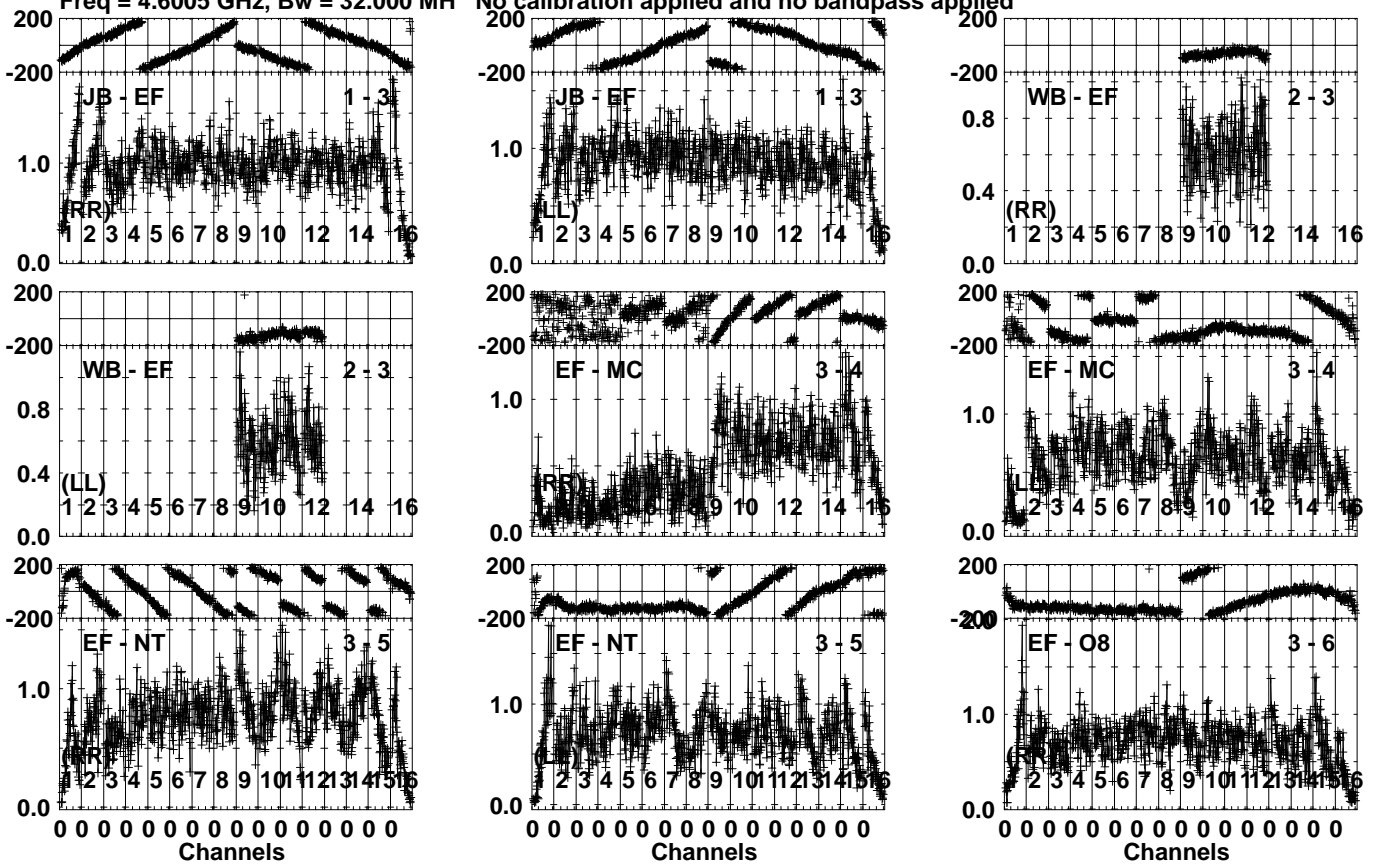


Lower frame: Micro Ampl Jy Top frame: Phas deg
Vector averaged cross-power spectrum Several baselines displayed
Timerange: 00/12:04:01 to 00/12:06:59

Plot file version 534 created 07-AUG-2023 16:12:42

2331+46 EO019B.UVDATA.1

Freq = 4.6005 GHz, Bw = 32.000 MH No calibration applied and no bandpass applied



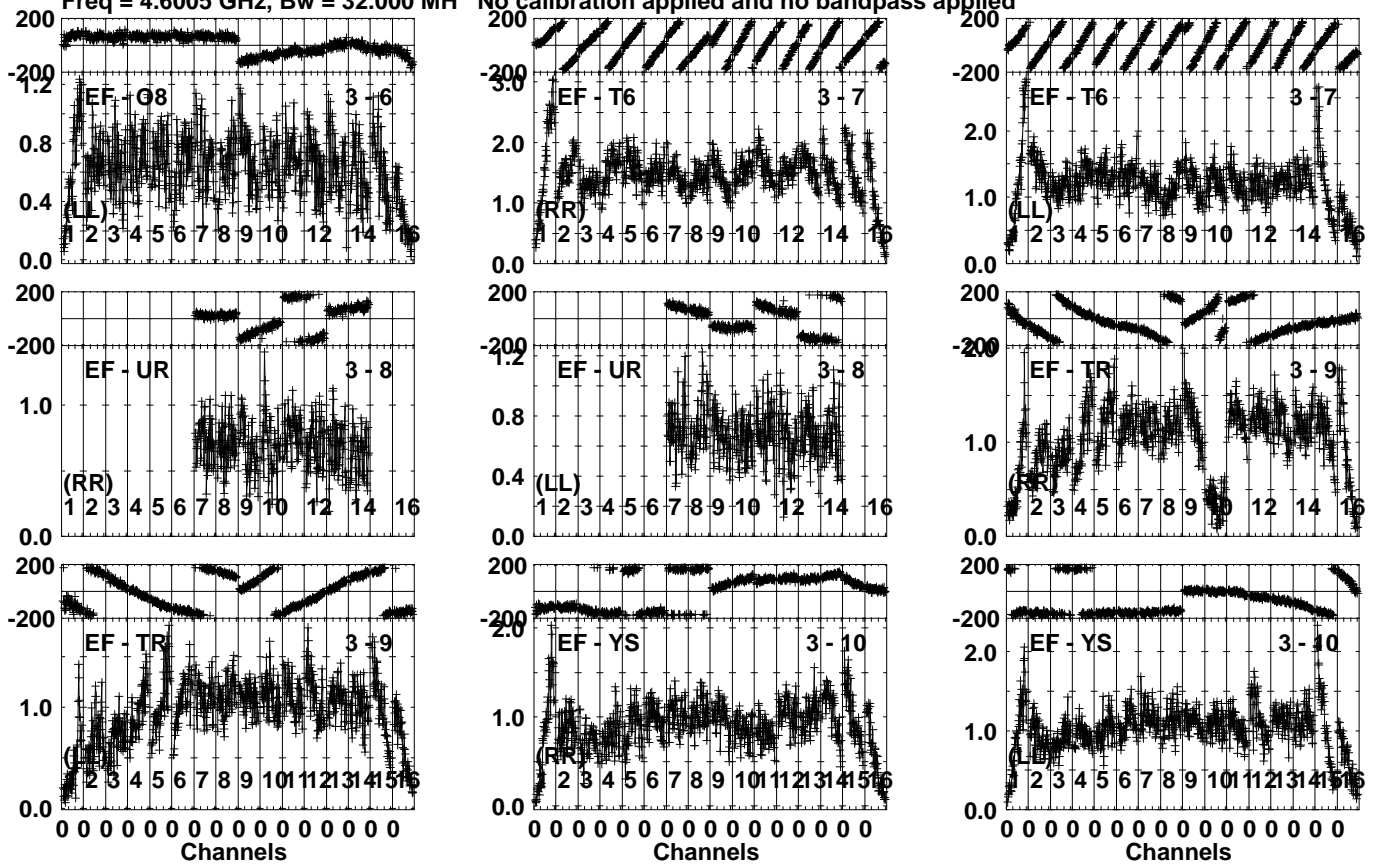
Lower frame: Milli Ampl Jy Top frame: Phas deg
Vector averaged cross-power spectrum Several baselines displayed
Timerange: 00/12:07:03 to 00/12:08:29

Plot file version 535 created 07-AUG-2023 16:12:43

2331+46 EO019B.UVDATA.1

Freq = 4.6005 GHz, Bw = 32.000 MH

No calibration applied and no bandpass applied

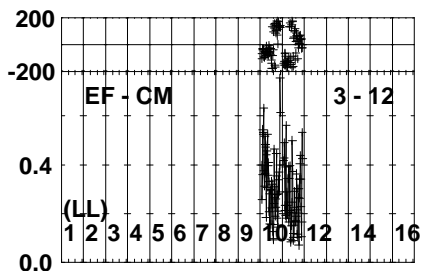
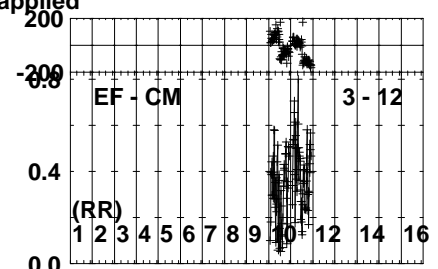
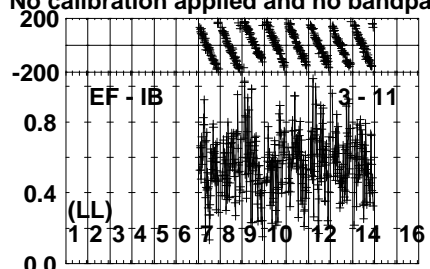
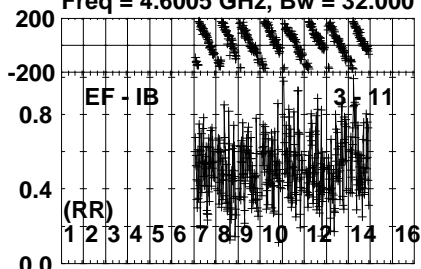


Lower frame: Milli Ampl Jy Top frame: Phas deg
Vector averaged cross-power spectrum Several baselines displayed
Timerange: 00/12:07:03 to 00/12:08:29

Plot file version 536 created 07-AUG-2023 16:12:43

2331+46 EO019B.UVDATA.1

Freq = 4.6005 GHz, Bw = 32.000 MH No calibration applied and no bandpass applied

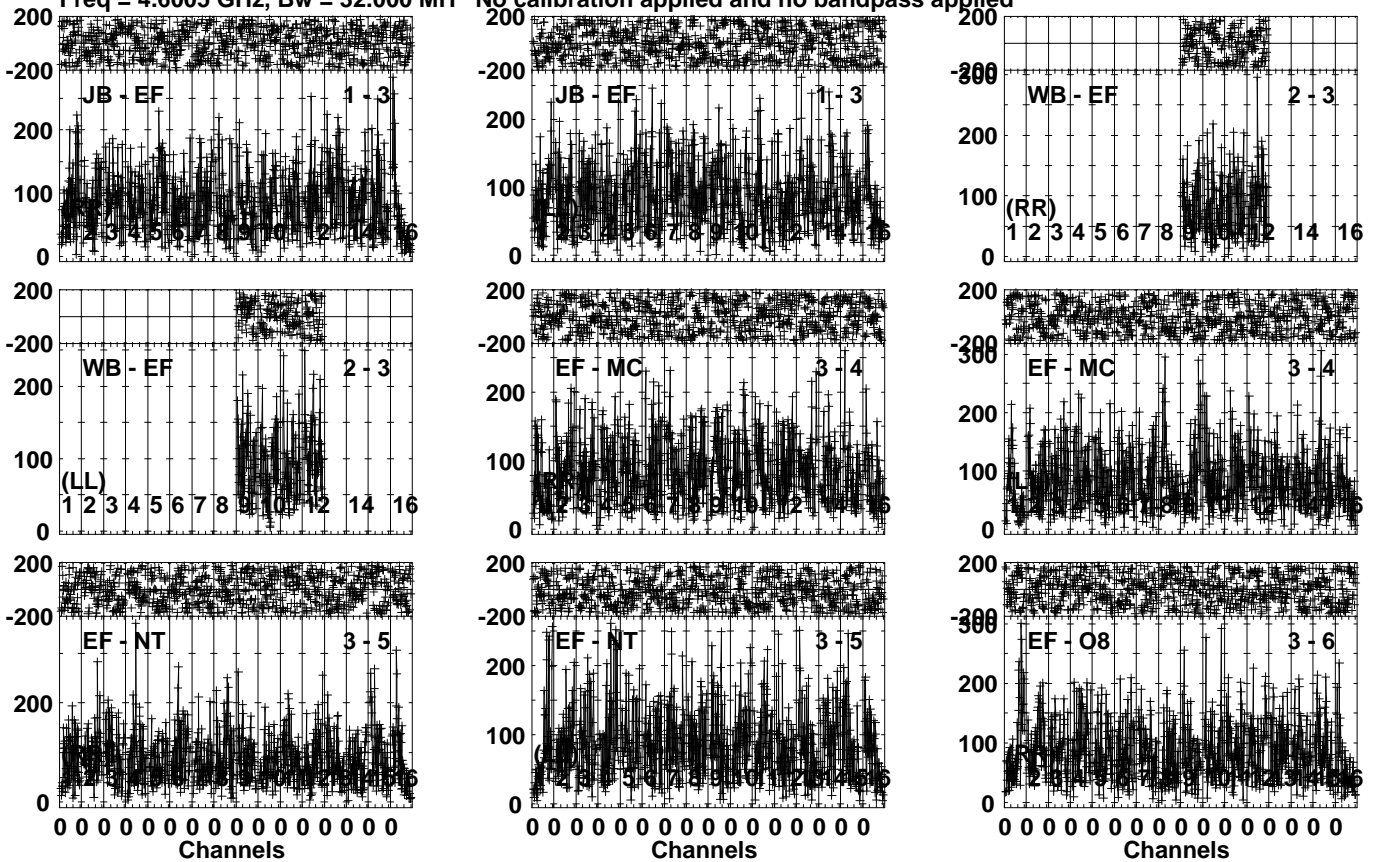


Lower frame: Milli Ampl Jy Top frame: Phas deg
Vector averaged cross-power spectrum Several baselines displayed
Timerange: 00/12:07:03 to 00/12:08:29

Plot file version 537 created 07-AUG-2023 16:12:43

LAND EO019B.UVDATA.1

Freq = 4.6005 GHz, Bw = 32.000 MH No calibration applied and no bandpass applied

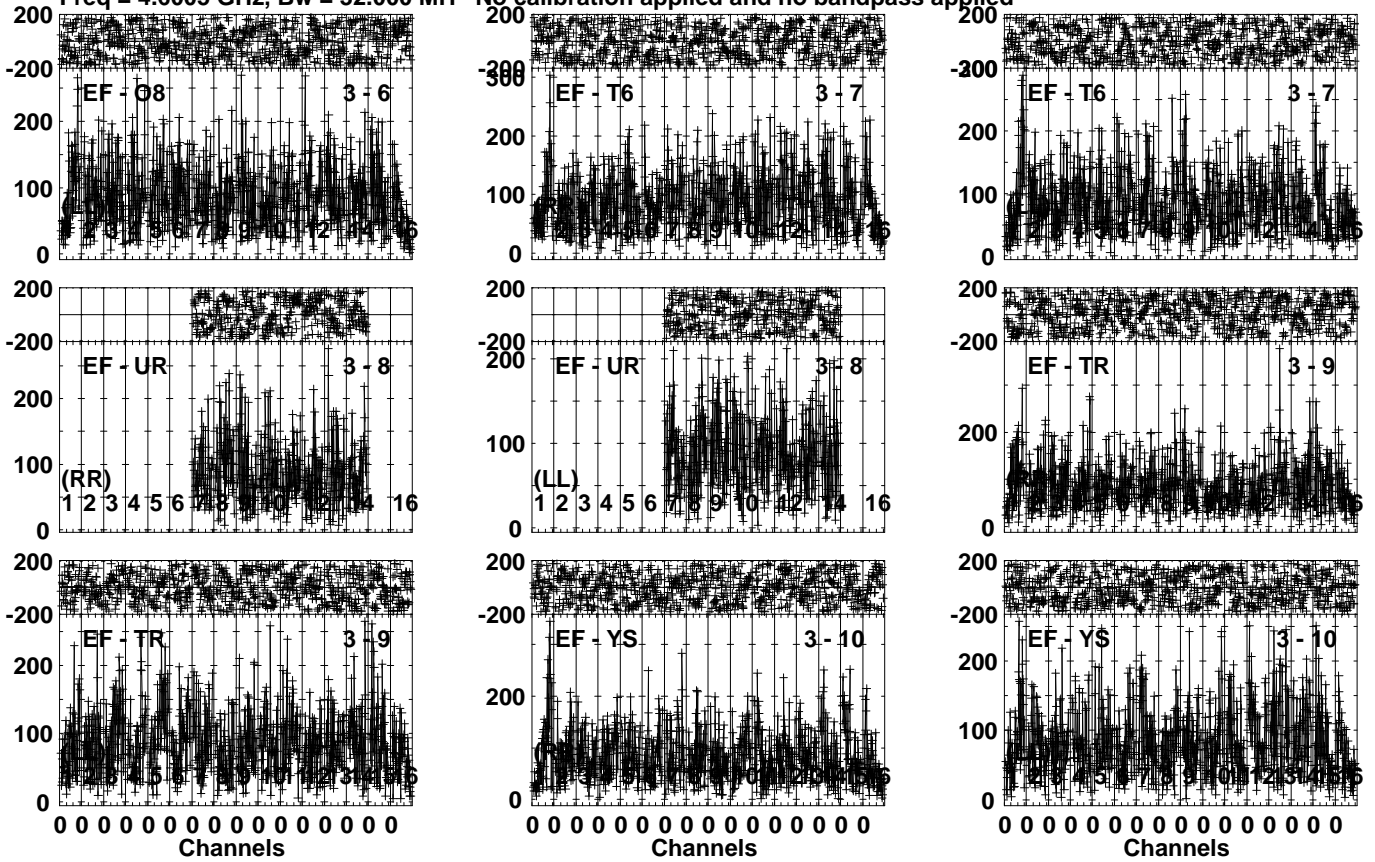


Lower frame: Micro Ampl Jy Top frame: Phas deg
Vector averaged cross-power spectrum Several baselines displayed
Timerange: 00/12:08:31 to 00/12:11:59

Plot file version 538 created 07-AUG-2023 16:12:43

LAND EO019B.UVDATA.1

Freq = 4.6005 GHz, Bw = 32.000 MH No calibration applied and no bandpass applied

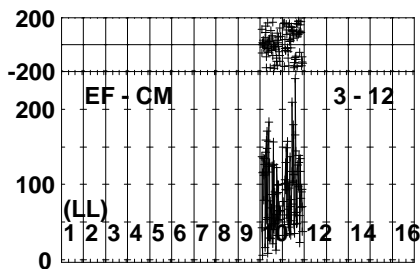
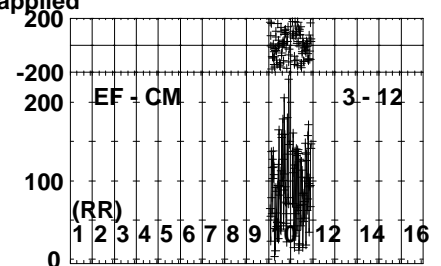
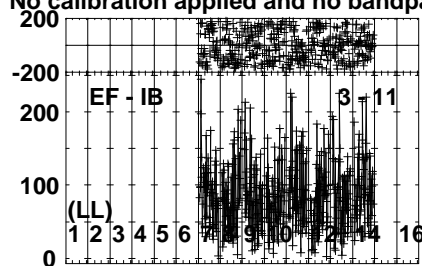
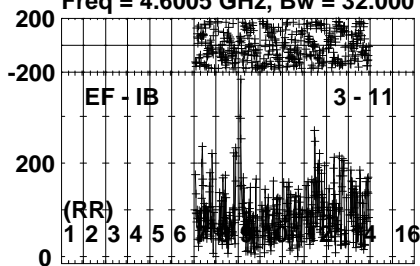


Lower frame: Micro Ampl Jy Top frame: Phas deg
Vector averaged cross-power spectrum Several baselines displayed
Timerange: 00/12:08:31 to 00/12:11:59

Plot file version 539 created 07-AUG-2023 16:12:43

LAND EO019B.UVDATA.1

Freq = 4.6005 GHz, Bw = 32.000 MH No calibration applied and no bandpass applied

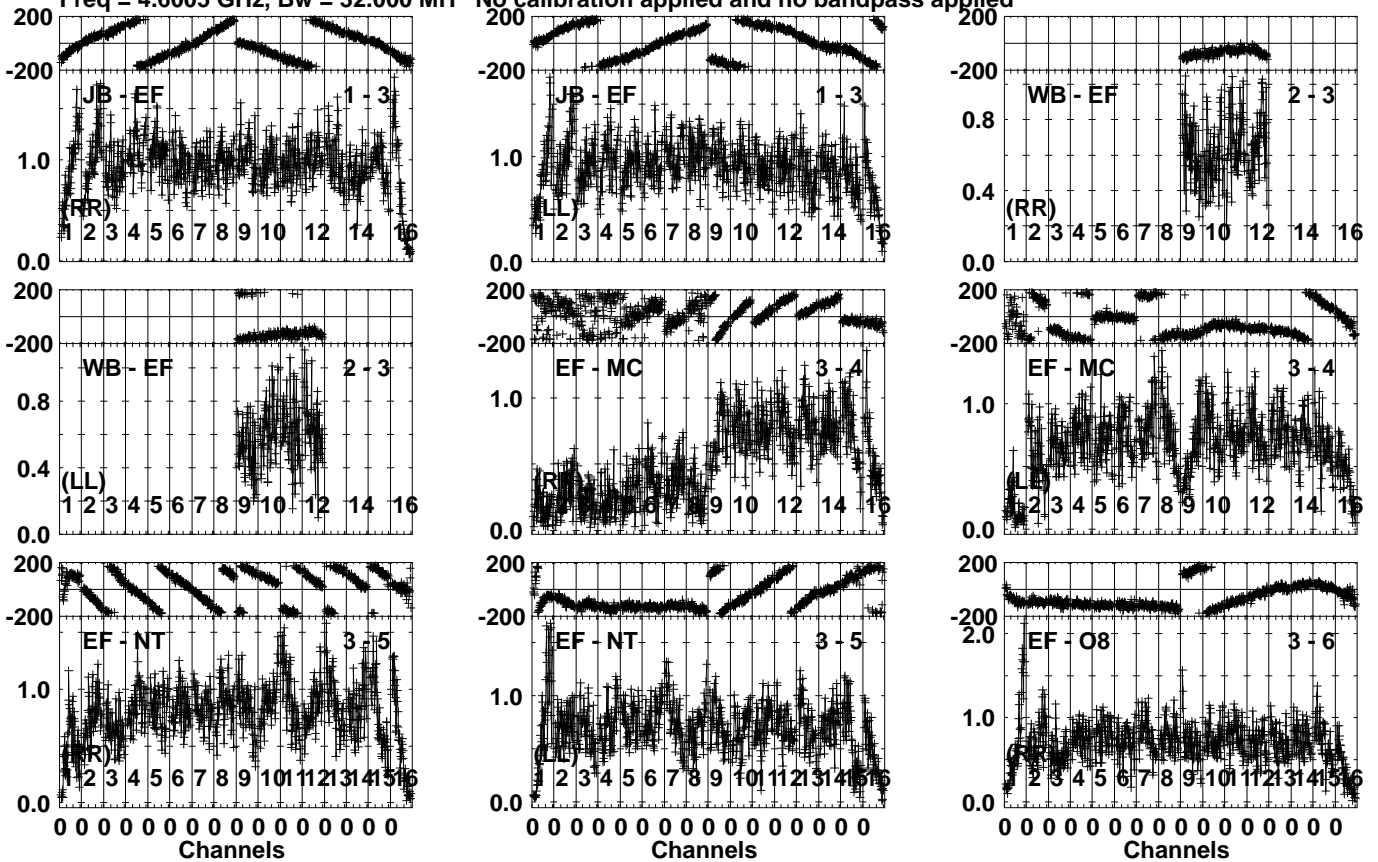


Lower frame: Micro Ampl Jy Top frame: Phas deg
Vector averaged cross-power spectrum Several baselines displayed
Timerange: 00/12:08:31 to 00/12:11:59

Plot file version 540 created 07-AUG-2023 16:12:44

2331+46 EO019B.UVDATA.1

Freq = 4.6005 GHz, Bw = 32.000 MH No calibration applied and no bandpass applied

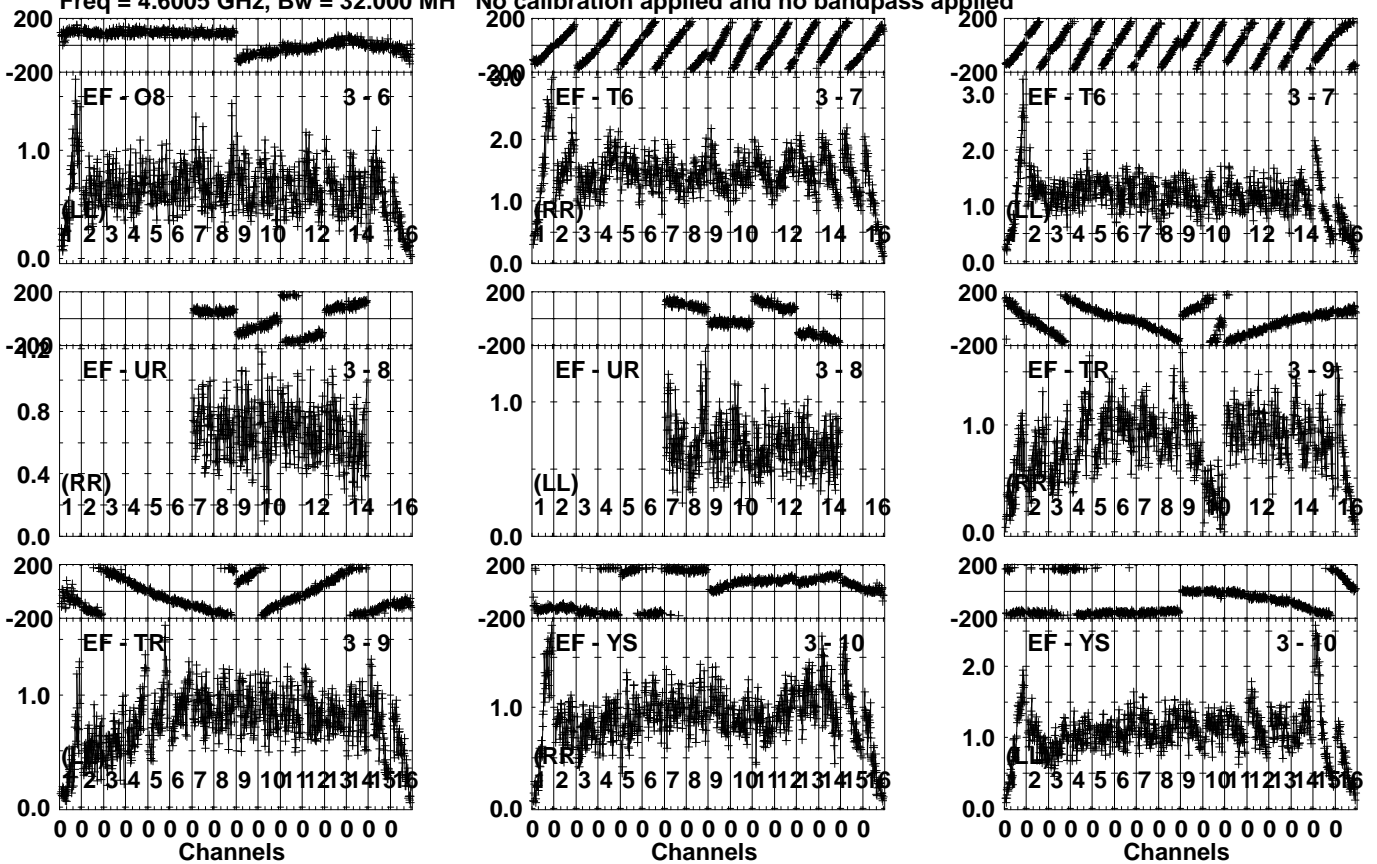


Lower frame: Milli Ampl Jy Top frame: Phas deg
Vector averaged cross-power spectrum Several baselines displayed
Timerange: 00/12:12:01 to 00/12:13:29

Plot file version 541 created 07-AUG-2023 16:12:44

2331+46 EO019B.UVDATA.1

Freq = 4.6005 GHz, Bw = 32.000 MH No calibration applied and no bandpass applied

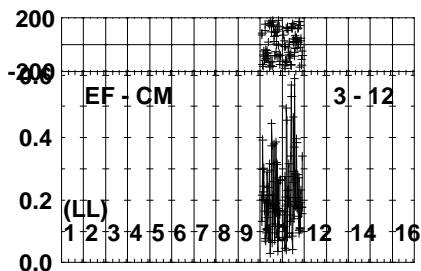
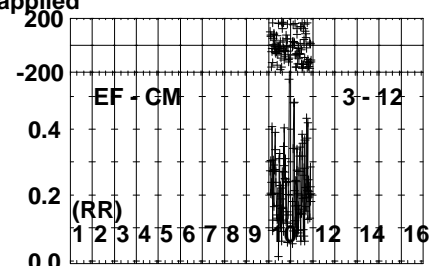
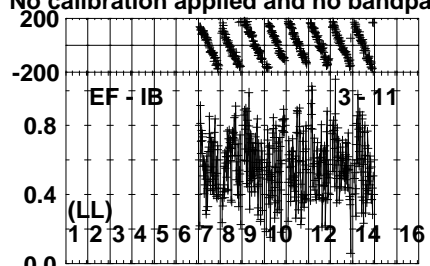
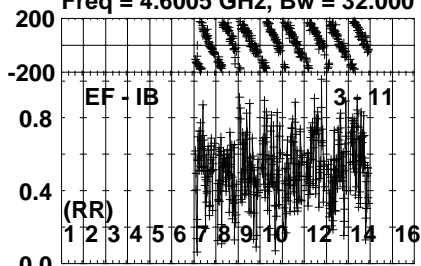


Lower frame: Milli Ampl Jy Top frame: Phas deg
Vector averaged cross-power spectrum Several baselines displayed
Timerange: 00/12:12:01 to 00/12:13:29

Plot file version 542 created 07-AUG-2023 16:12:44

2331+46 EO019B.UVDATA.1

Freq = 4.6005 GHz, Bw = 32.000 MH No calibration applied and no bandpass applied

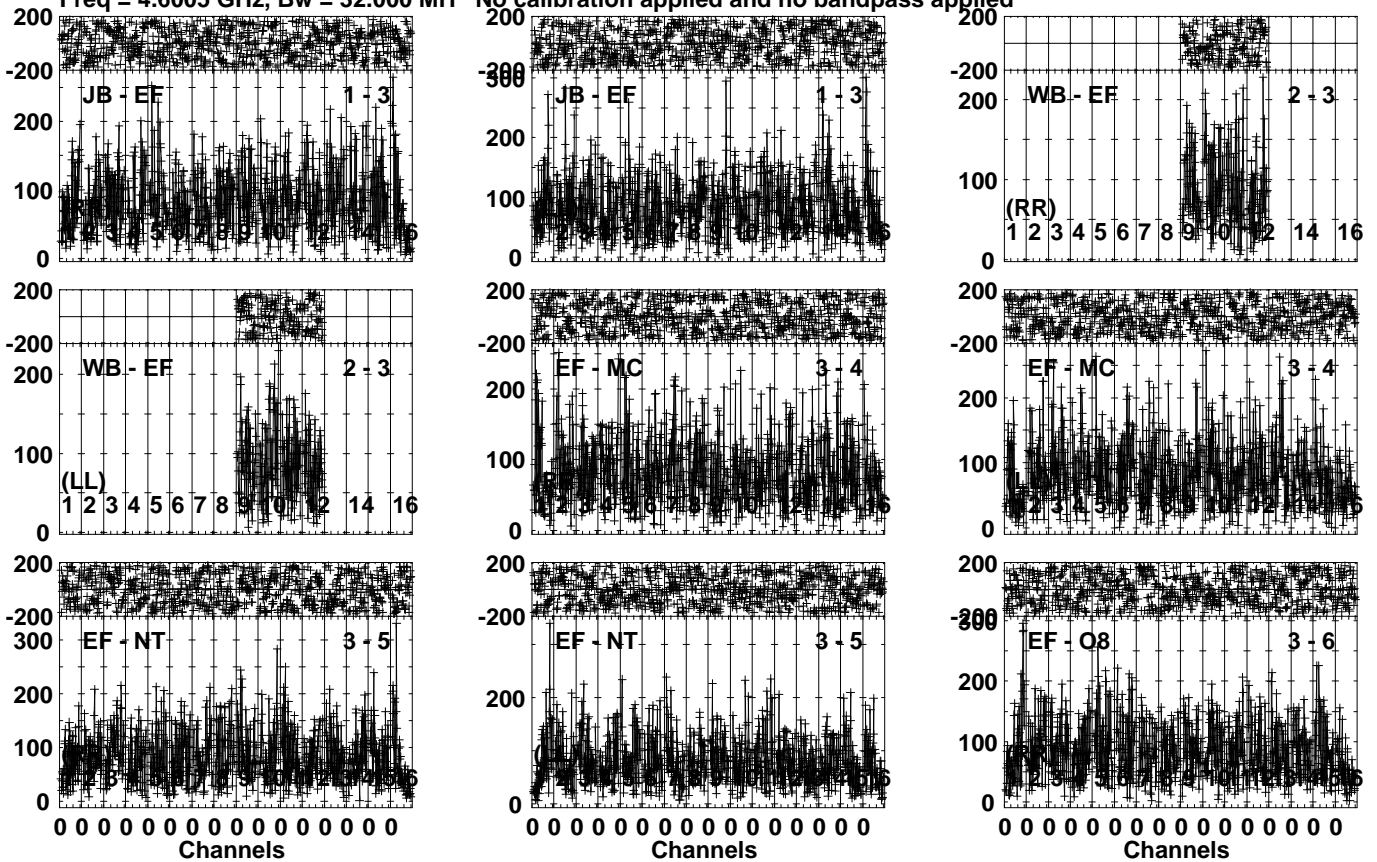


Lower frame: Milli Ampl Jy Top frame: Phas deg
Vector averaged cross-power spectrum Several baselines displayed
Timerange: 00/12:12:01 to 00/12:13:29

Plot file version 543 created 07-AUG-2023 16:12:44

LAND EO019B.UVDATA.1

Freq = 4.6005 GHz, Bw = 32.000 MH No calibration applied and no bandpass applied

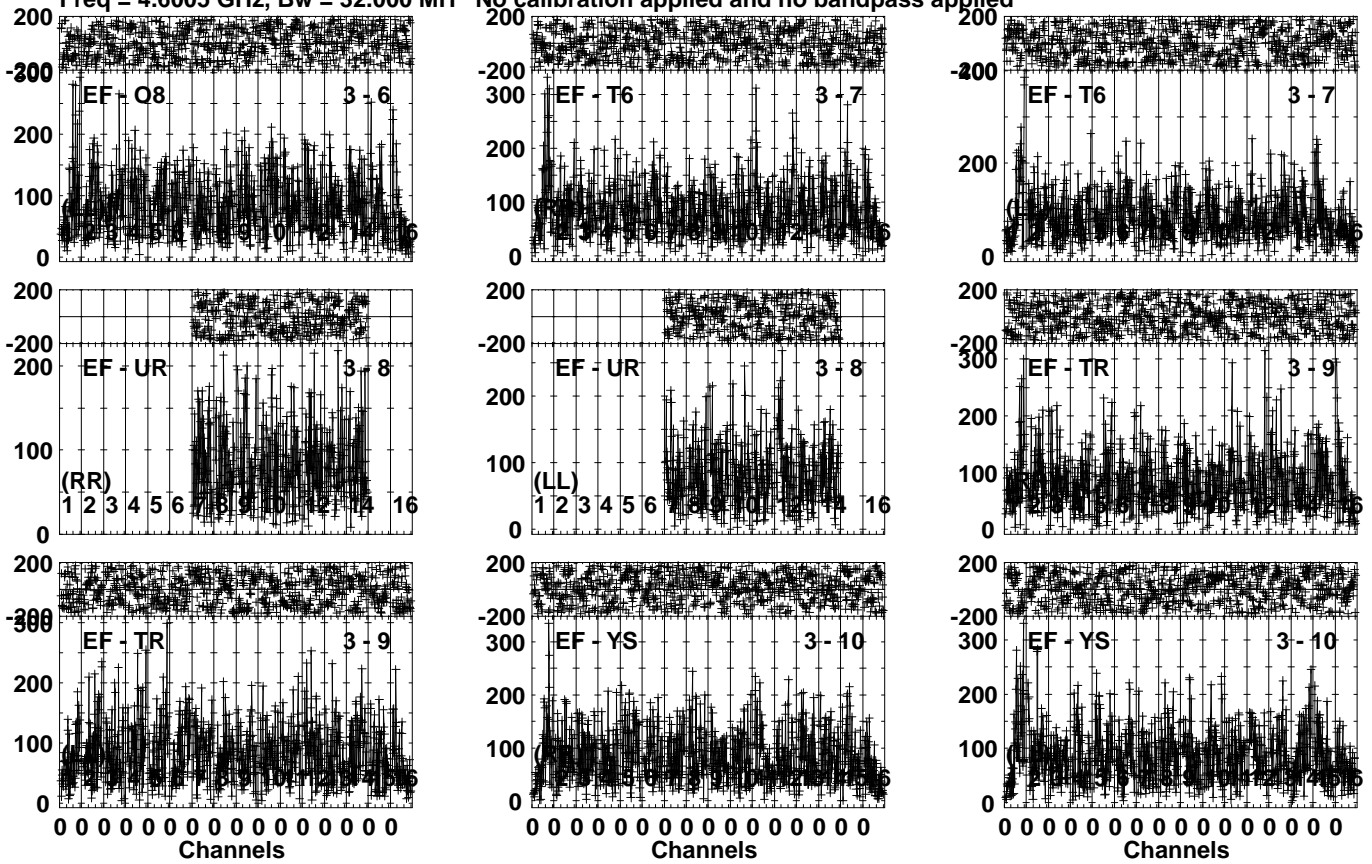


Lower frame: Micro Ampl Jy Top frame: Phas deg
Vector averaged cross-power spectrum Several baselines displayed
Timerange: 00/12:14:16 to 00/12:17:14

Plot file version 544 created 07-AUG-2023 16:12:44

LAND EO019B.UVDATA.1

Freq = 4.6005 GHz, Bw = 32.000 MH No calibration applied and no bandpass applied

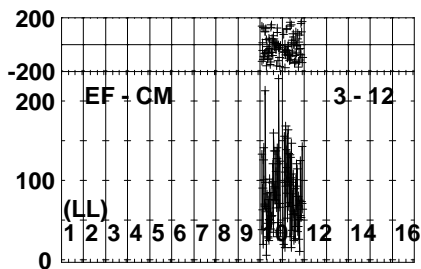
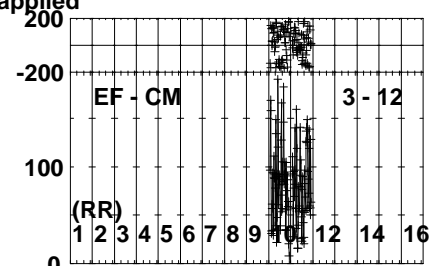
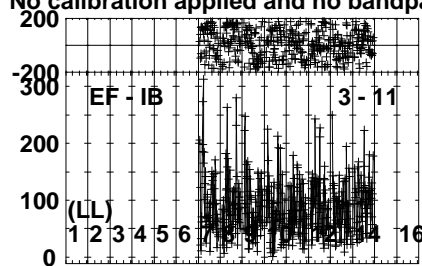
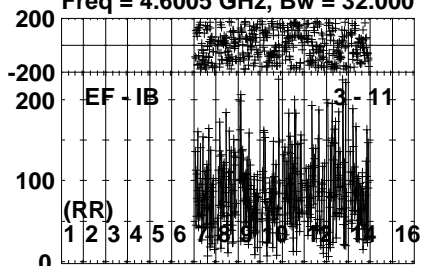


Lower frame: Micro Ampl Jy Top frame: Phas deg
Vector averaged cross-power spectrum Several baselines displayed
Timerange: 00/12:14:16 to 00/12:17:14

Plot file version 545 created 07-AUG-2023 16:12:45

LAND EO019B.UVDATA.1

Freq = 4.6005 GHz, Bw = 32.000 MH No calibration applied and no bandpass applied

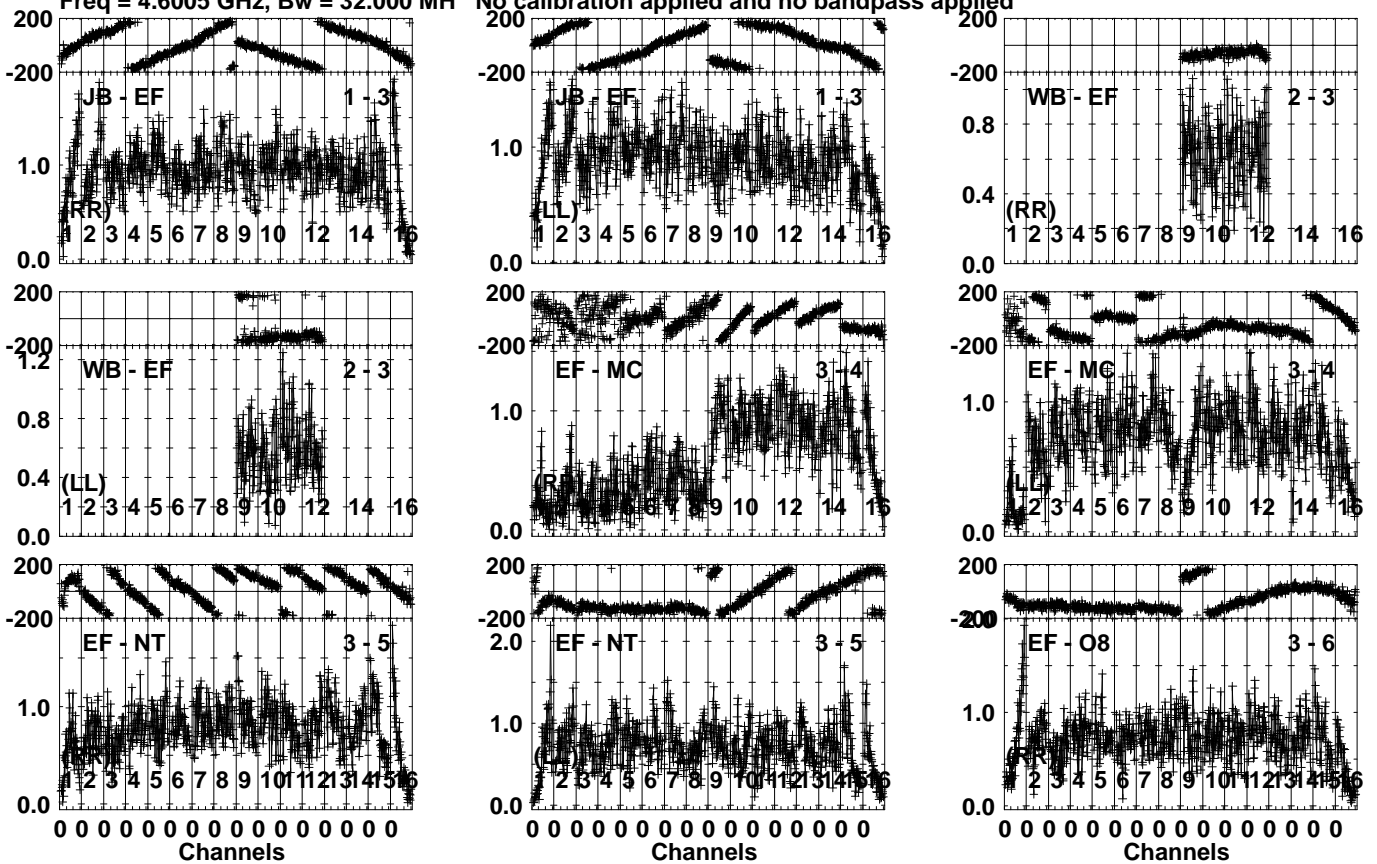


Lower frame: Micro Ampl Jy Top frame: Phas deg
Vector averaged cross-power spectrum Several baselines displayed
Timerange: 00/12:14:16 to 00/12:17:14

Plot file version 546 created 07-AUG-2023 16:12:45

2331+46 EO019B.UVDATA.1

Freq = 4.6005 GHz, Bw = 32.000 MH No calibration applied and no bandpass applied

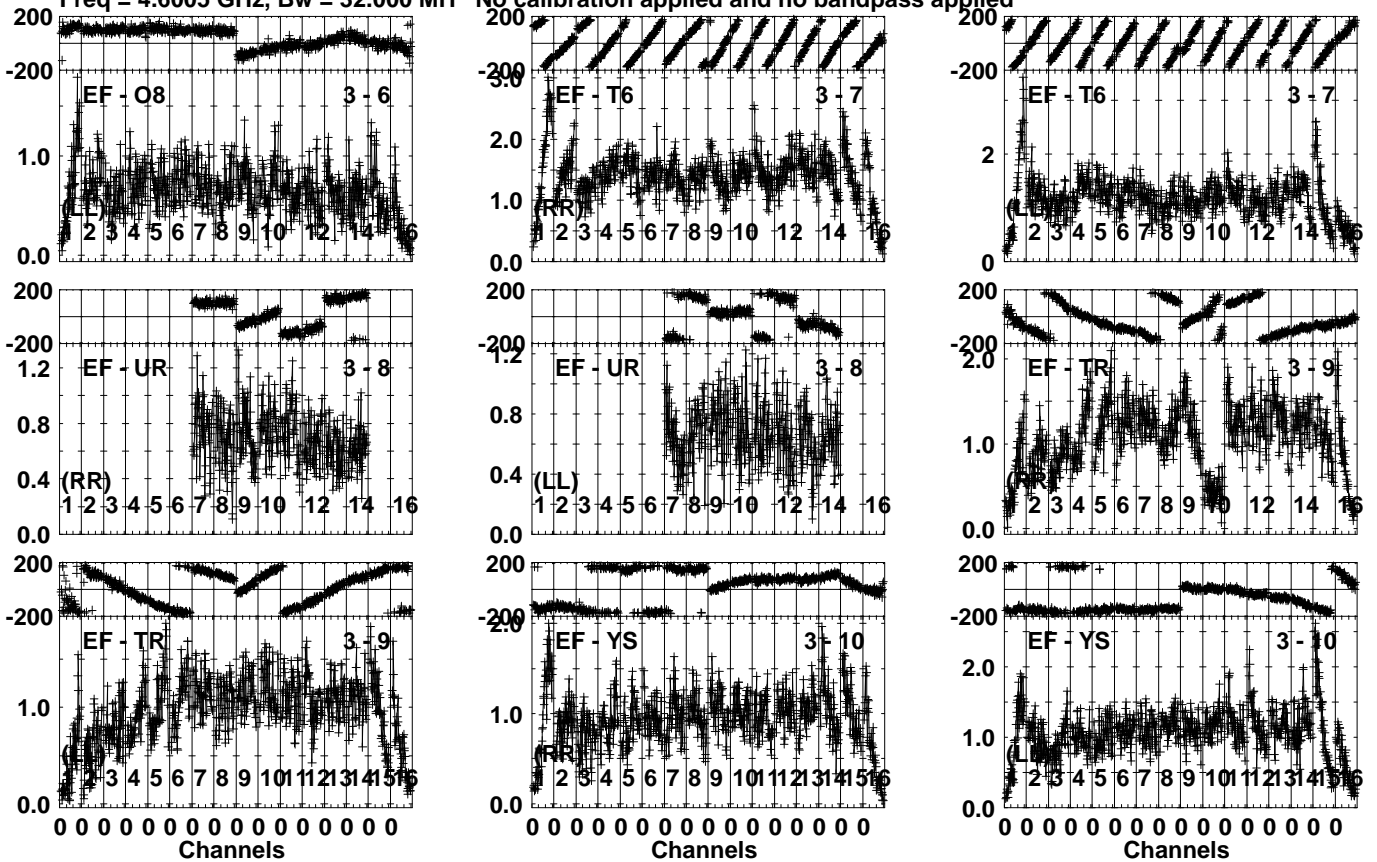


Lower frame: Milli Ampl Jy Top frame: Phas deg
Vector averaged cross-power spectrum Several baselines displayed
Timerange: 00/12:17:16 to 00/12:18:44

Plot file version 547 created 07-AUG-2023 16:12:45

2331+46 EO019B.UVDATA.1

Freq = 4.6005 GHz, Bw = 32.000 MH No calibration applied and no bandpass applied

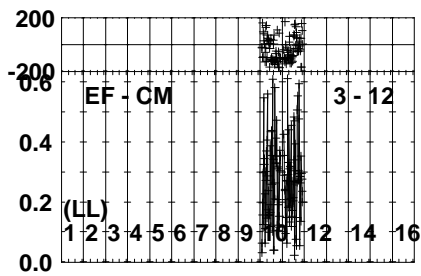
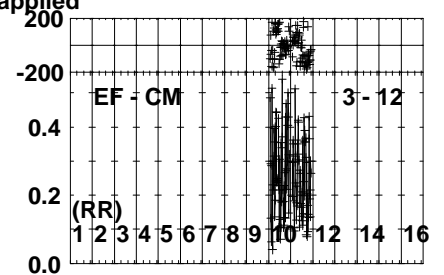
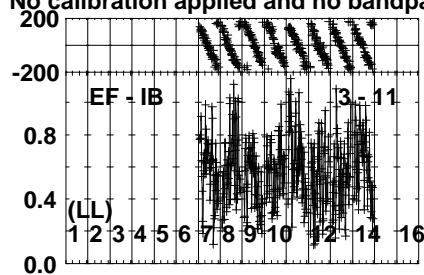
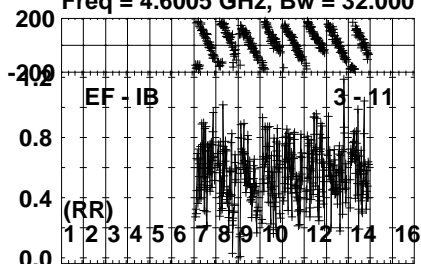


Lower frame: Milli Ampl Jy Top frame: Phas deg
Vector averaged cross-power spectrum Several baselines displayed
Timerange: 00/12:17:16 to 00/12:18:44

Plot file version 548 created 07-AUG-2023 16:12:45

2331+46 EO019B.UVDATA.1

Freq = 4.6005 GHz, Bw = 32.000 MH No calibration applied and no bandpass applied

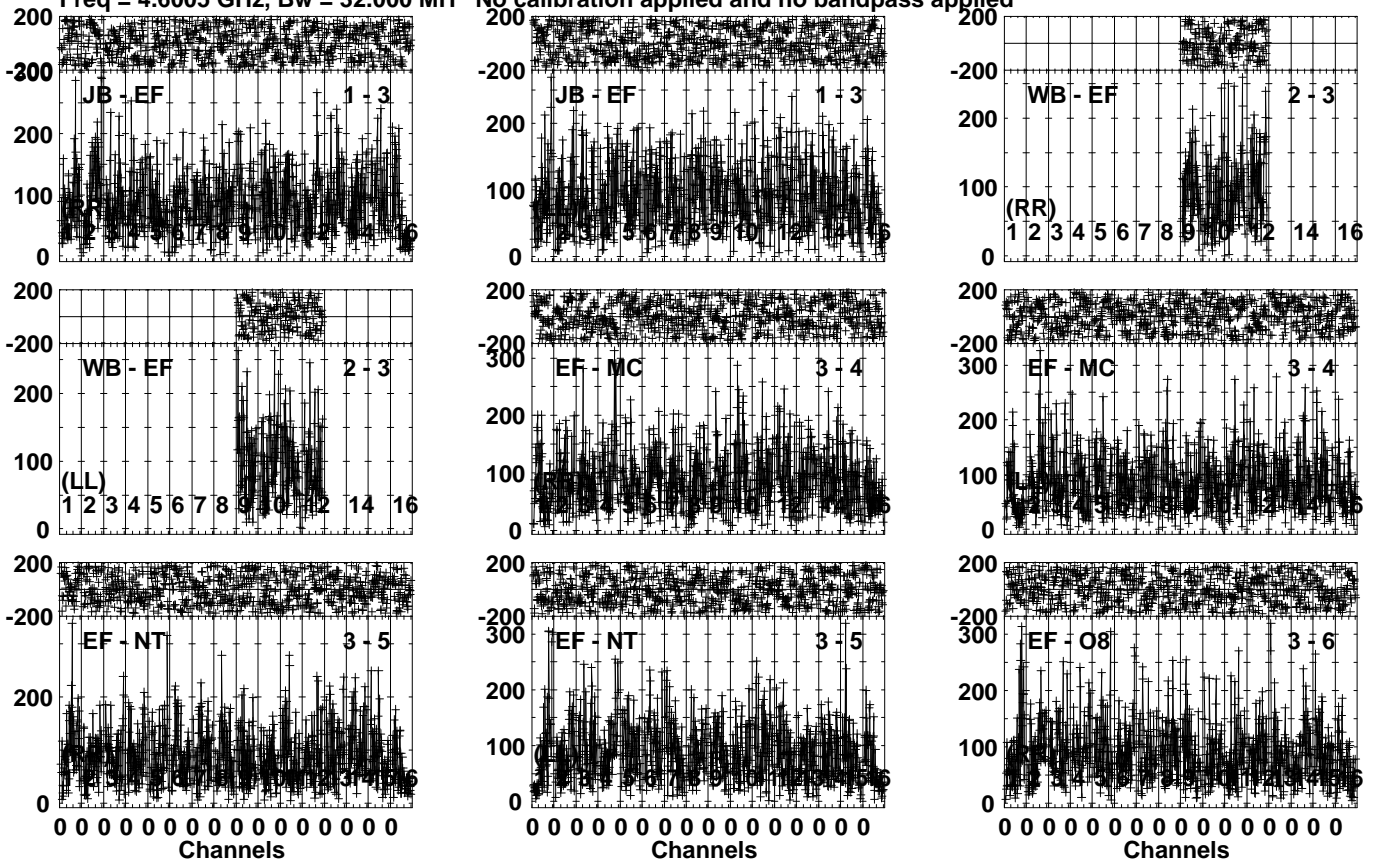


Lower frame: Milli Ampl Jy Top frame: Phas deg
Vector averaged cross-power spectrum Several baselines displayed
Timerange: 00/12:17:16 to 00/12:18:44

Plot file version 549 created 07-AUG-2023 16:12:45

LAND EO019B.UVDATA.1

Freq = 4.6005 GHz, Bw = 32.000 MH No calibration applied and no bandpass applied

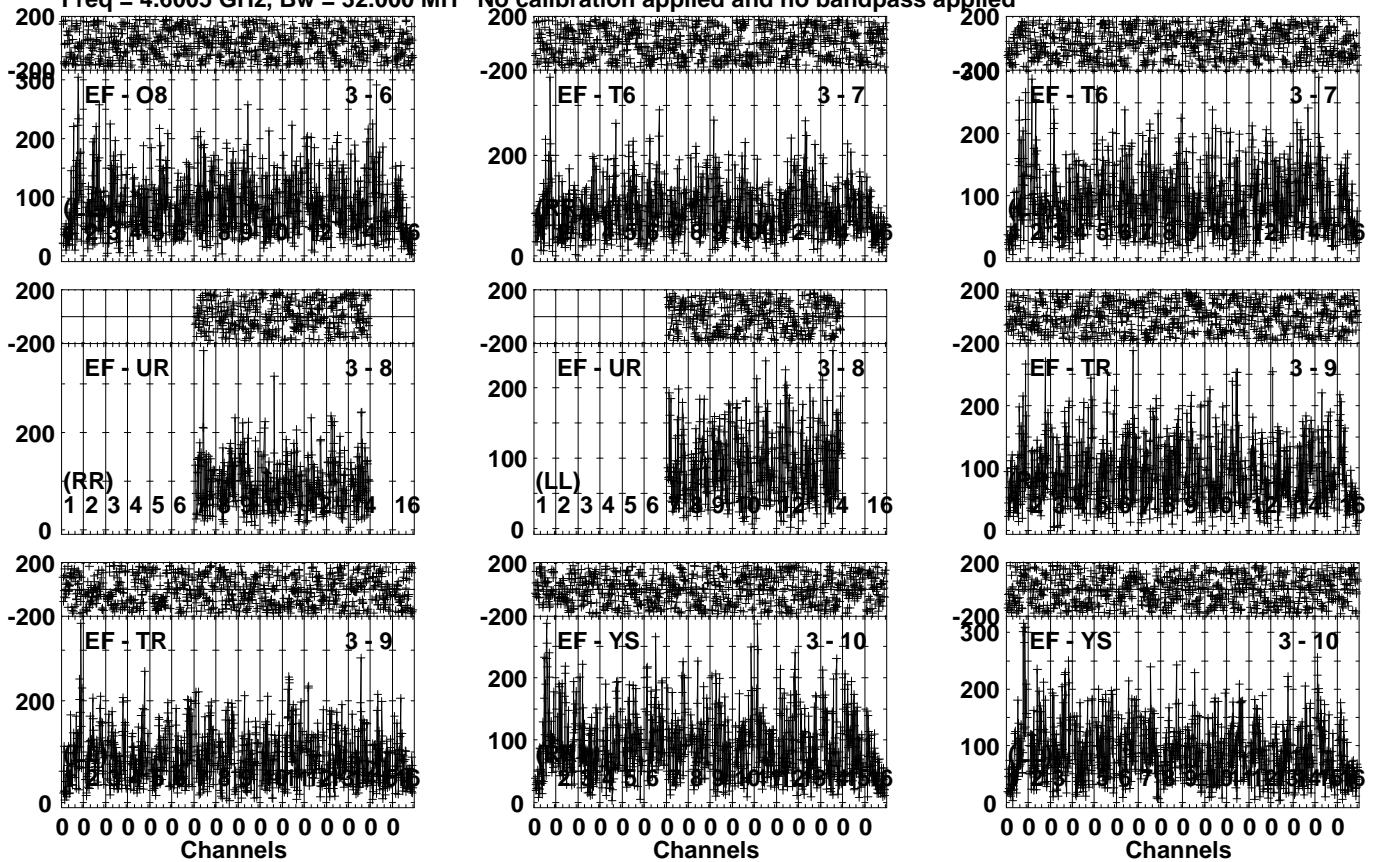


Lower frame: Micro Ampl Jy Top frame: Phas deg
Vector averaged cross-power spectrum Several baselines displayed
Timerange: 00/12:18:46 to 00/12:22:14

Plot file version 550 created 07-AUG-2023 16:12:46

LAND EO019B.UVDATA.1

Freq = 4.6005 GHz, Bw = 32.000 MH No calibration applied and no bandpass applied

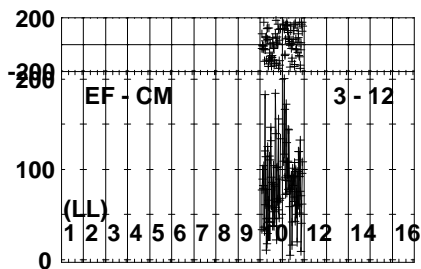
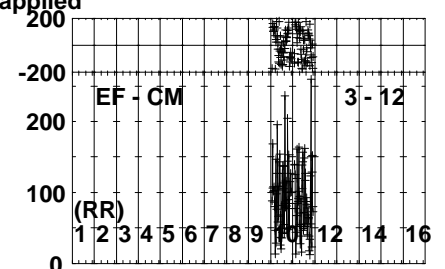
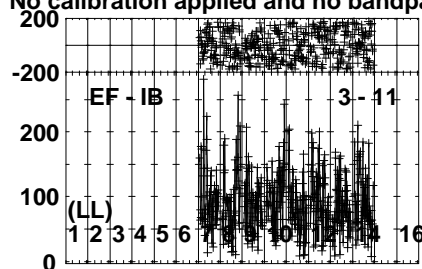
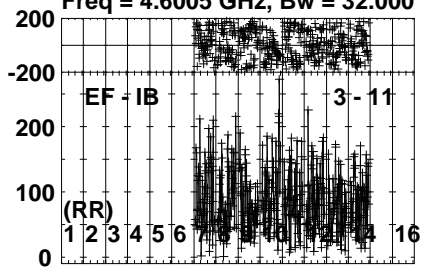


Lower frame: Micro Ampl Jy Top frame: Phas deg
Vector averaged cross-power spectrum Several baselines displayed
Timerange: 00/12:18:46 to 00/12:22:14

Plot file version 551 created 07-AUG-2023 16:12:46

LAND EO019B.UVDATA.1

Freq = 4.6005 GHz, Bw = 32.000 MH No calibration applied and no bandpass applied

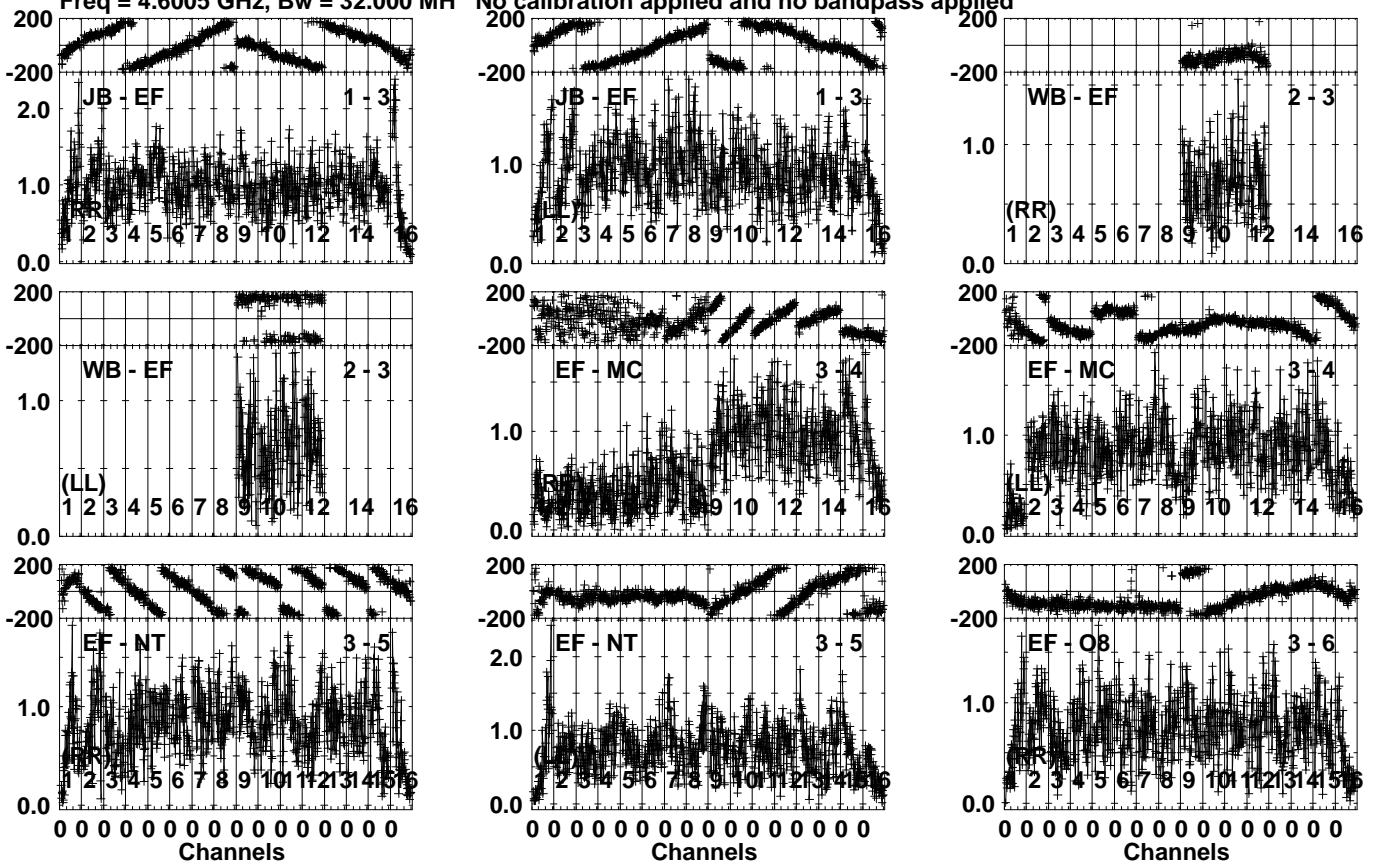


Lower frame: Micro Ampl Jy Top frame: Phas deg
Vector averaged cross-power spectrum Several baselines displayed
Timerange: 00/12:18:46 to 00/12:22:14

Plot file version 552 created 07-AUG-2023 16:12:46

2331+46 EO019B.UVDATA.1

Freq = 4.6005 GHz, Bw = 32.000 MH No calibration applied and no bandpass applied

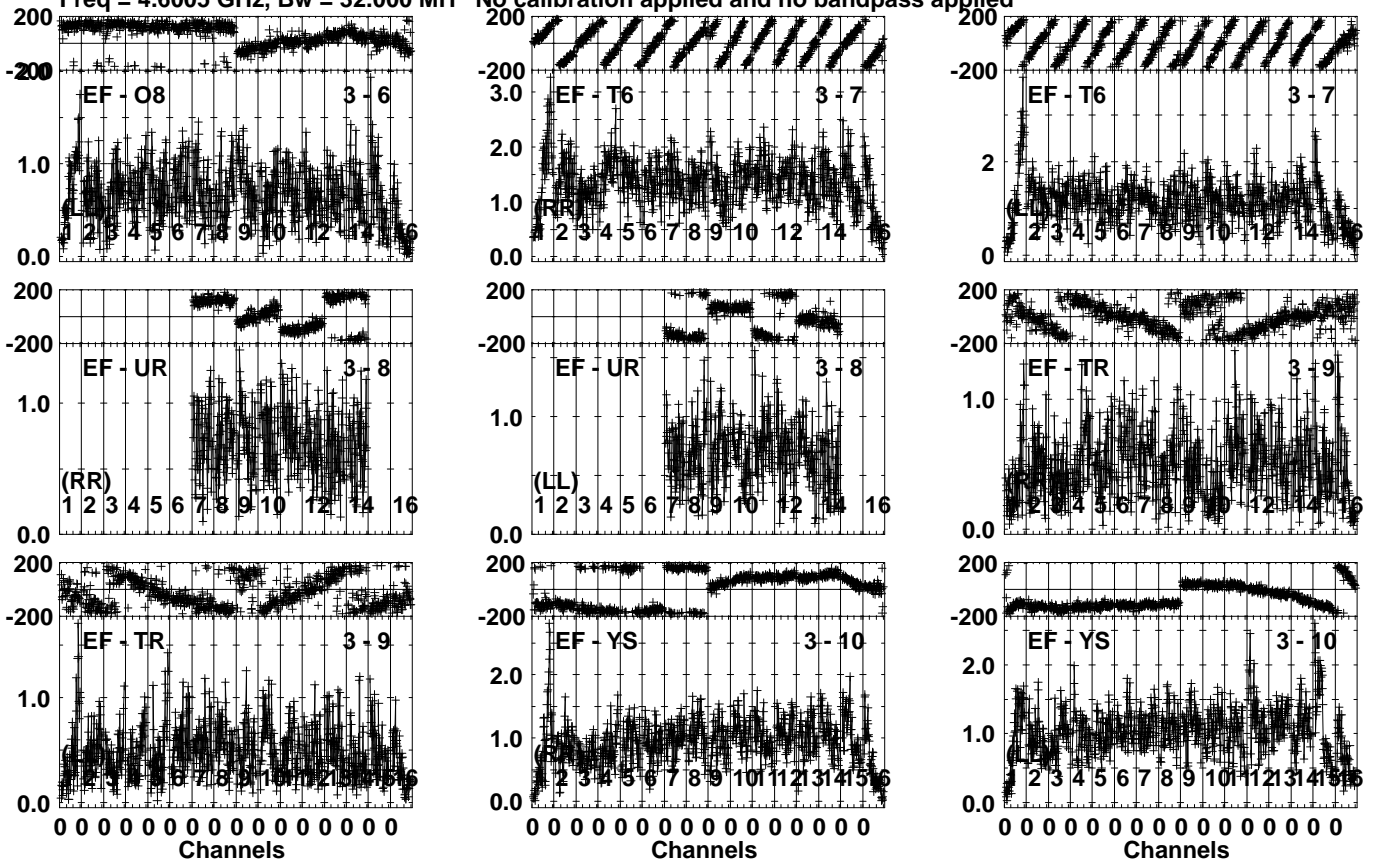


Lower frame: Milli Ampl Jy Top frame: Phas deg
Vector averaged cross-power spectrum Several baselines displayed
Timerange: 00/12:22:16 to 00/12:23:44

Plot file version 553 created 07-AUG-2023 16:12:46

2331+46 EO019B.UVDATA.1

Freq = 4.6005 GHz, Bw = 32.000 MH No calibration applied and no bandpass applied

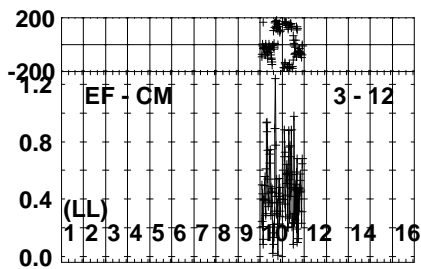
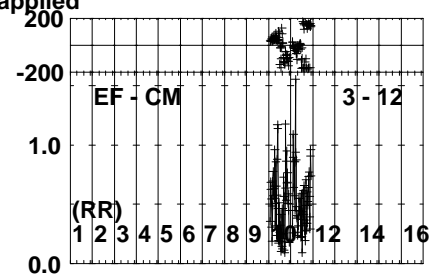
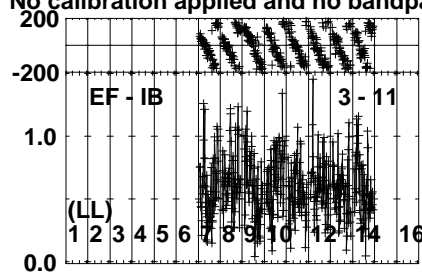
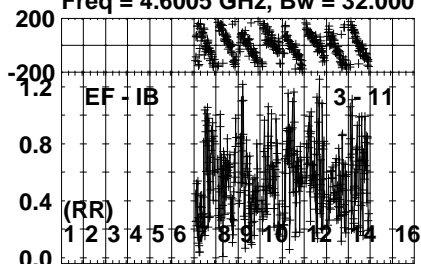


Lower frame: Milli Ampl Jy Top frame: Phas deg
Vector averaged cross-power spectrum Several baselines displayed
Timerange: 00/12:22:16 to 00/12:23:44

Plot file version 554 created 07-AUG-2023 16:12:46

2331+46 EO019B.UVDATA.1

Freq = 4.6005 GHz, Bw = 32.000 MH No calibration applied and no bandpass applied

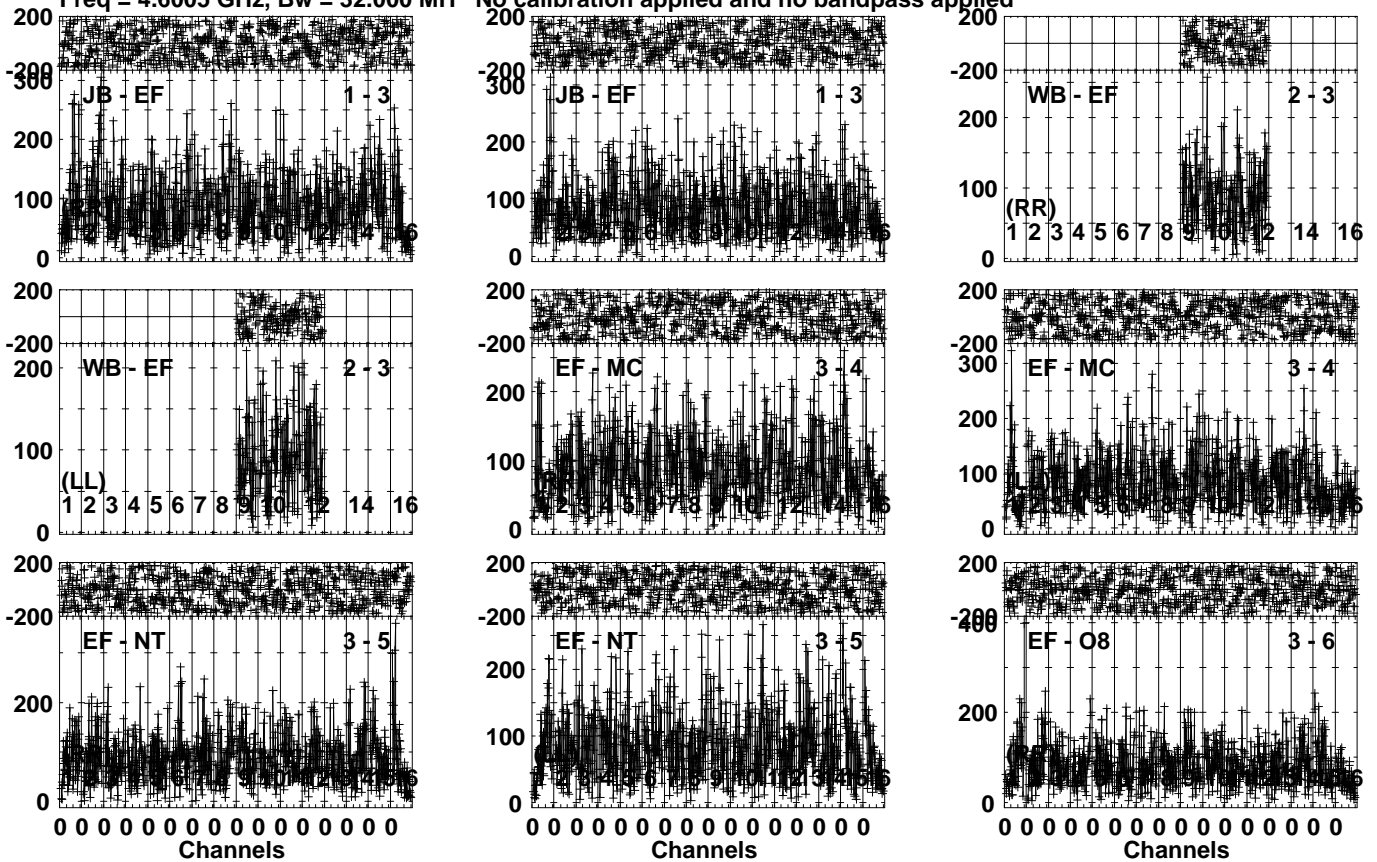


Lower frame: Milli Ampl Jy Top frame: Phas deg
Vector averaged cross-power spectrum Several baselines displayed
Timerange: 00/12:22:16 to 00/12:23:44

Plot file version 555 created 07-AUG-2023 16:12:47

LAND EO019B.UVDATA.1

Freq = 4.6005 GHz, Bw = 32.000 MH No calibration applied and no bandpass applied

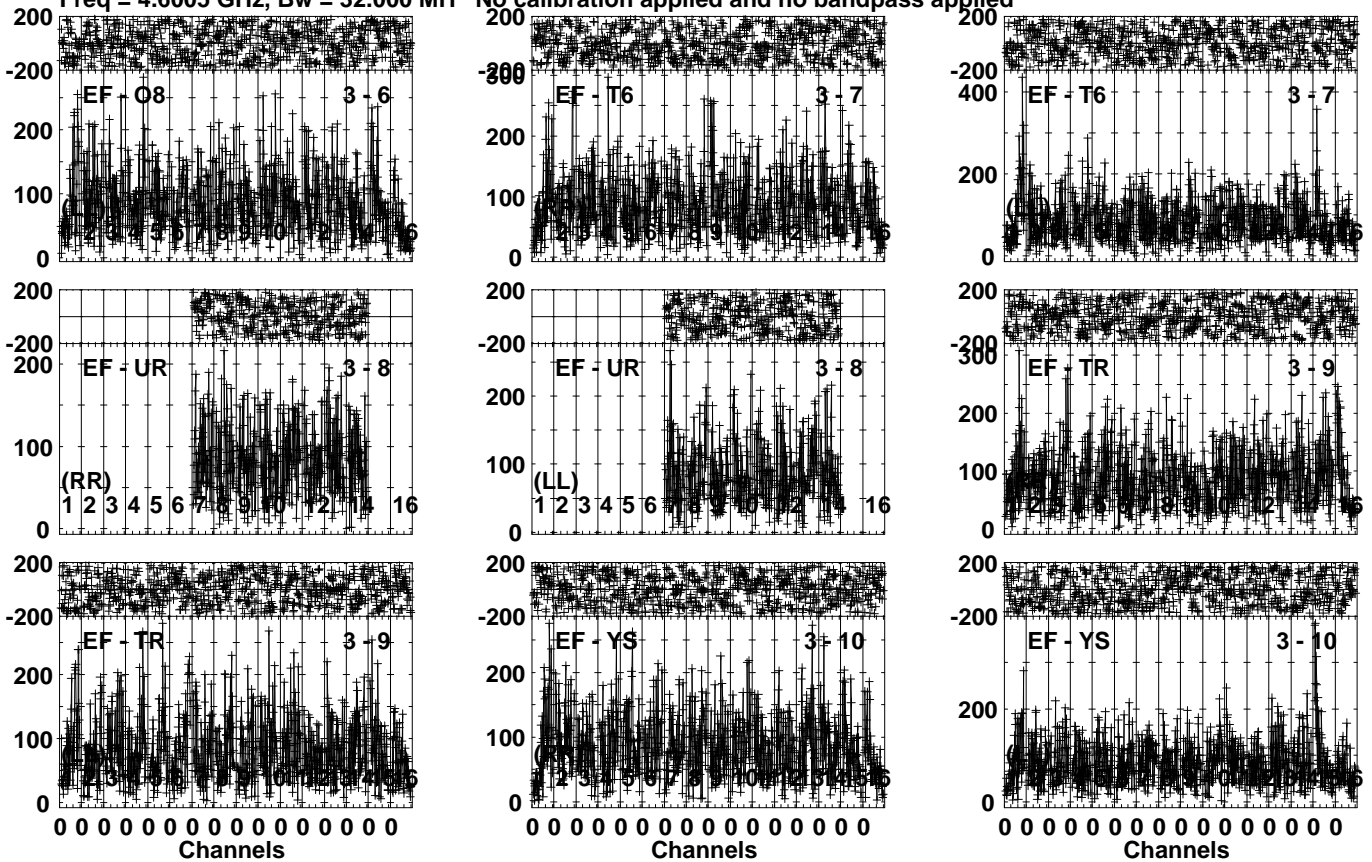


Lower frame: Micro Ampl Jy Top frame: Phas deg
Vector averaged cross-power spectrum Several baselines displayed
Timerange: 00/12:24:31 to 00/12:27:29

Plot file version 556 created 07-AUG-2023 16:12:47

LAND EO019B.UVDATA.1

Freq = 4.6005 GHz, Bw = 32.000 MH No calibration applied and no bandpass applied

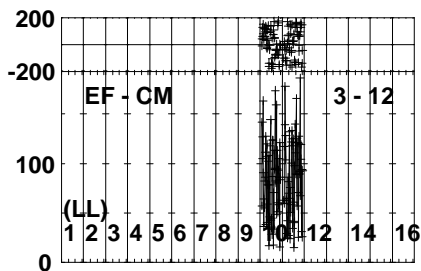
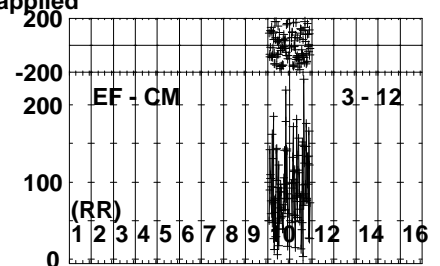
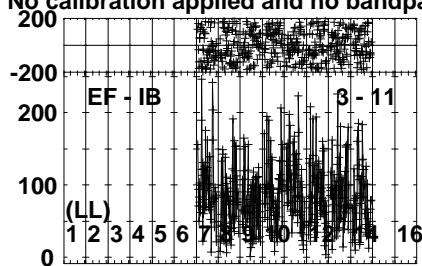
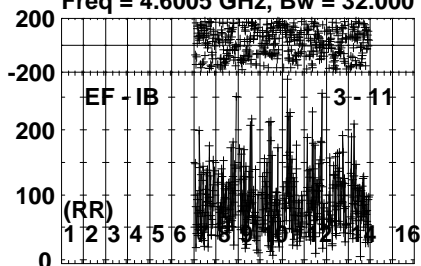


Lower frame: Micro Ampl Jy Top frame: Phas deg
Vector averaged cross-power spectrum Several baselines displayed
Timerange: 00/12:24:31 to 00/12:27:29

Plot file version 557 created 07-AUG-2023 16:12:47

LAND EO019B.UVDATA.1

Freq = 4.6005 GHz, Bw = 32.000 MH No calibration applied and no bandpass applied

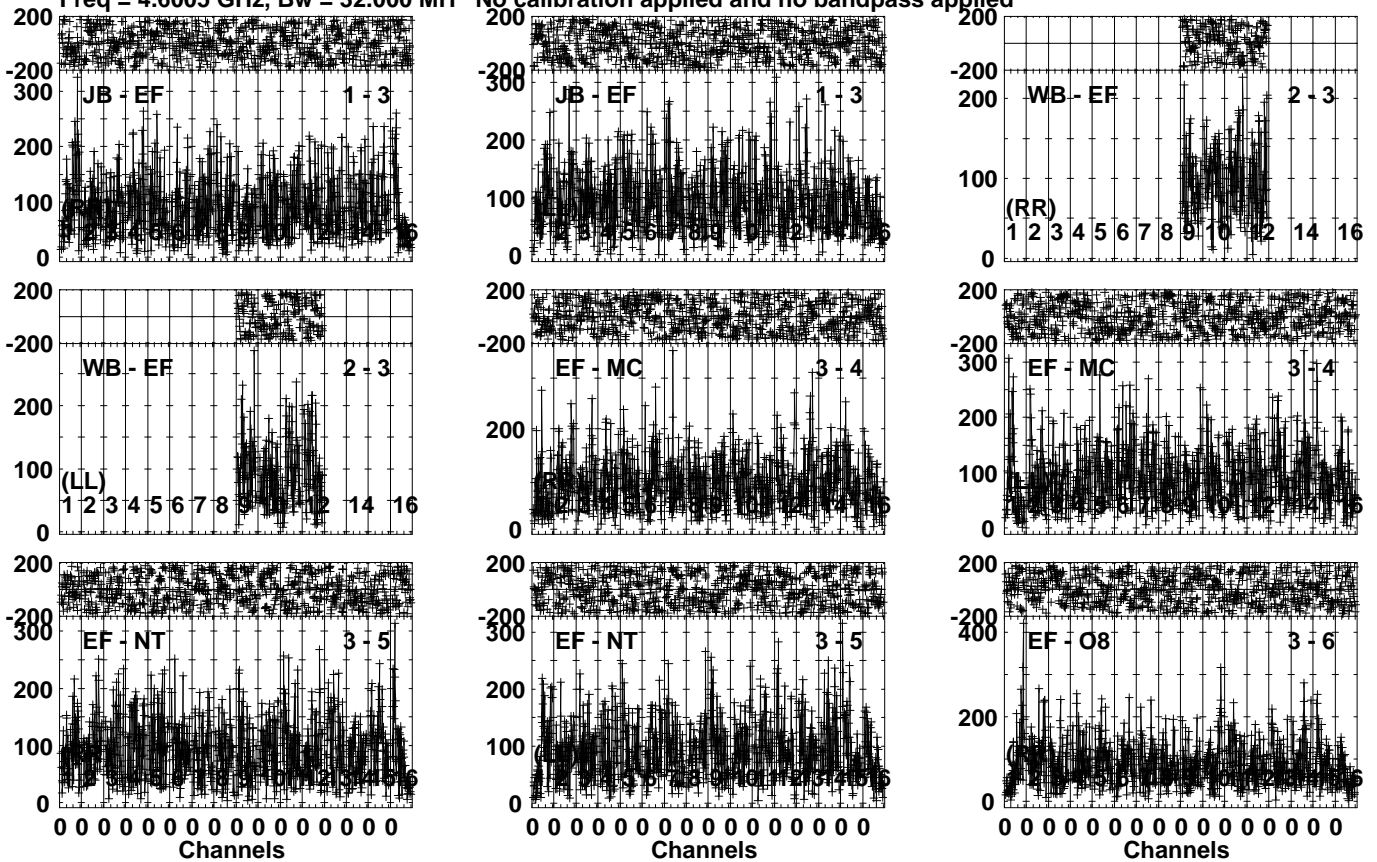


Lower frame: Micro Ampl Jy Top frame: Phas deg
Vector averaged cross-power spectrum Several baselines displayed
Timerange: 00/12:24:31 to 00/12:27:29

Plot file version 558 created 07-AUG-2023 16:12:48

LAND EO019B.UVDATA.1

Freq = 4.6005 GHz, Bw = 32.000 MH No calibration applied and no bandpass applied

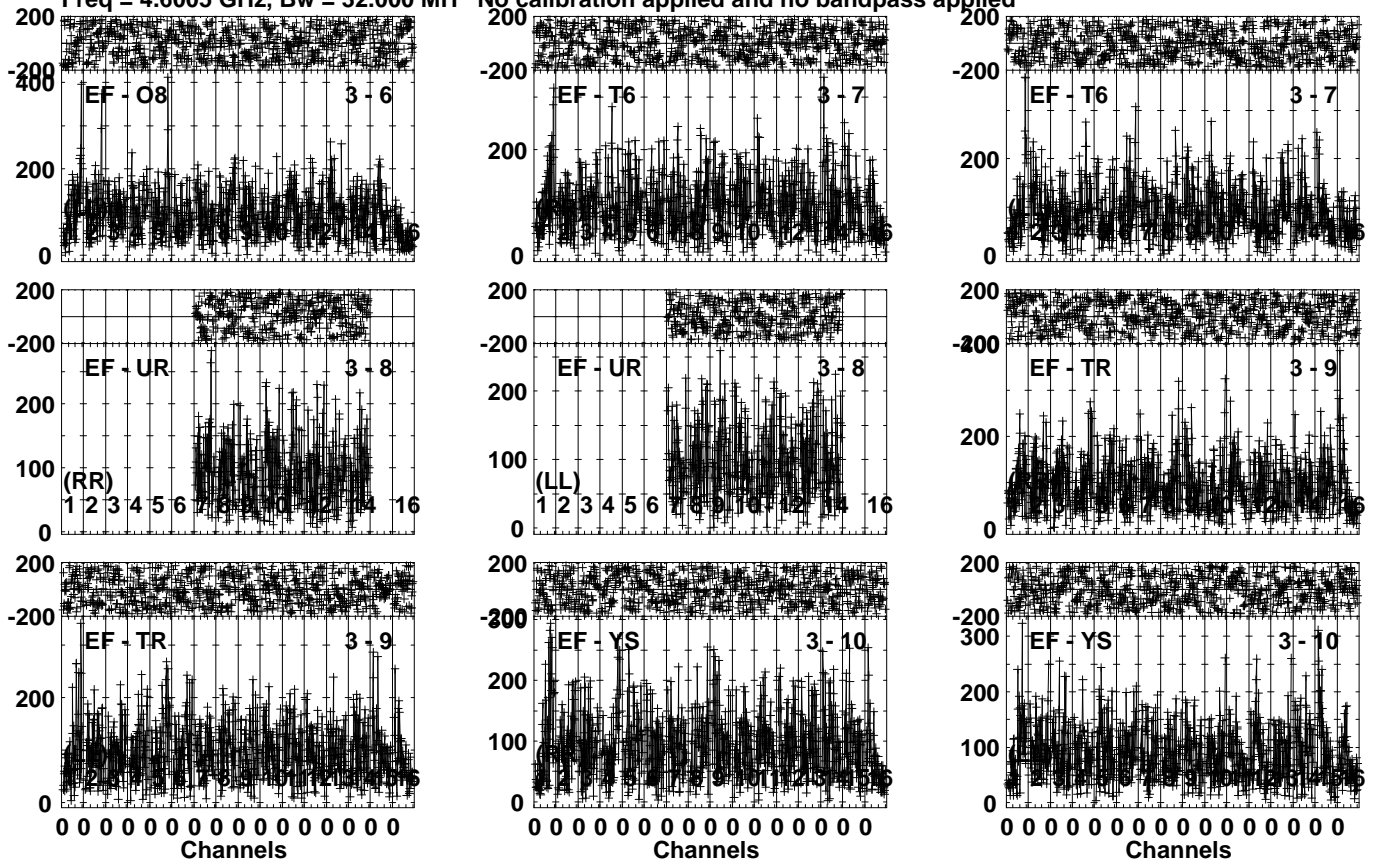


Lower frame: Micro Ampl Jy Top frame: Phas deg
Vector averaged cross-power spectrum Several baselines displayed
Timerange: 00/12:29:01 to 00/12:32:29

Plot file version 559 created 07-AUG-2023 16:12:48

LAND EO019B.UVDATA.1

Freq = 4.6005 GHz, Bw = 32.000 MH No calibration applied and no bandpass applied

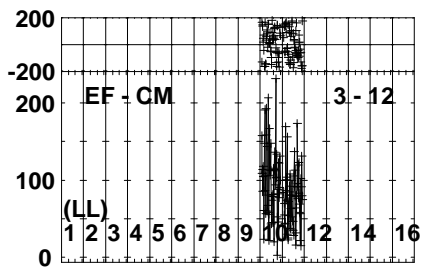
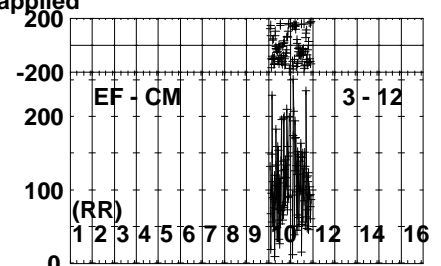
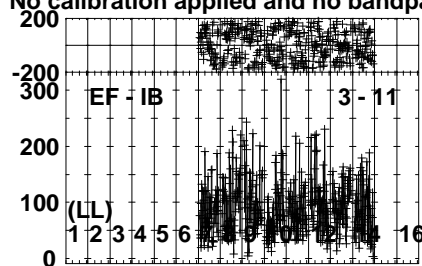
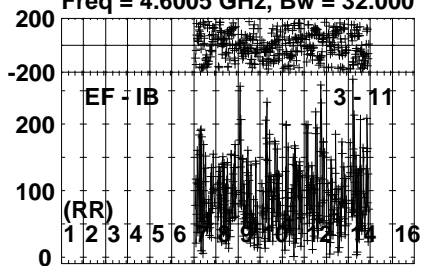


Lower frame: Micro Ampl Jy Top frame: Phas deg
Vector averaged cross-power spectrum Several baselines displayed
Timerange: 00/12:29:01 to 00/12:32:29

Plot file version 560 created 07-AUG-2023 16:12:48

LAND EO019B.UVDATA.1

Freq = 4.6005 GHz, Bw = 32.000 MH No calibration applied and no bandpass applied

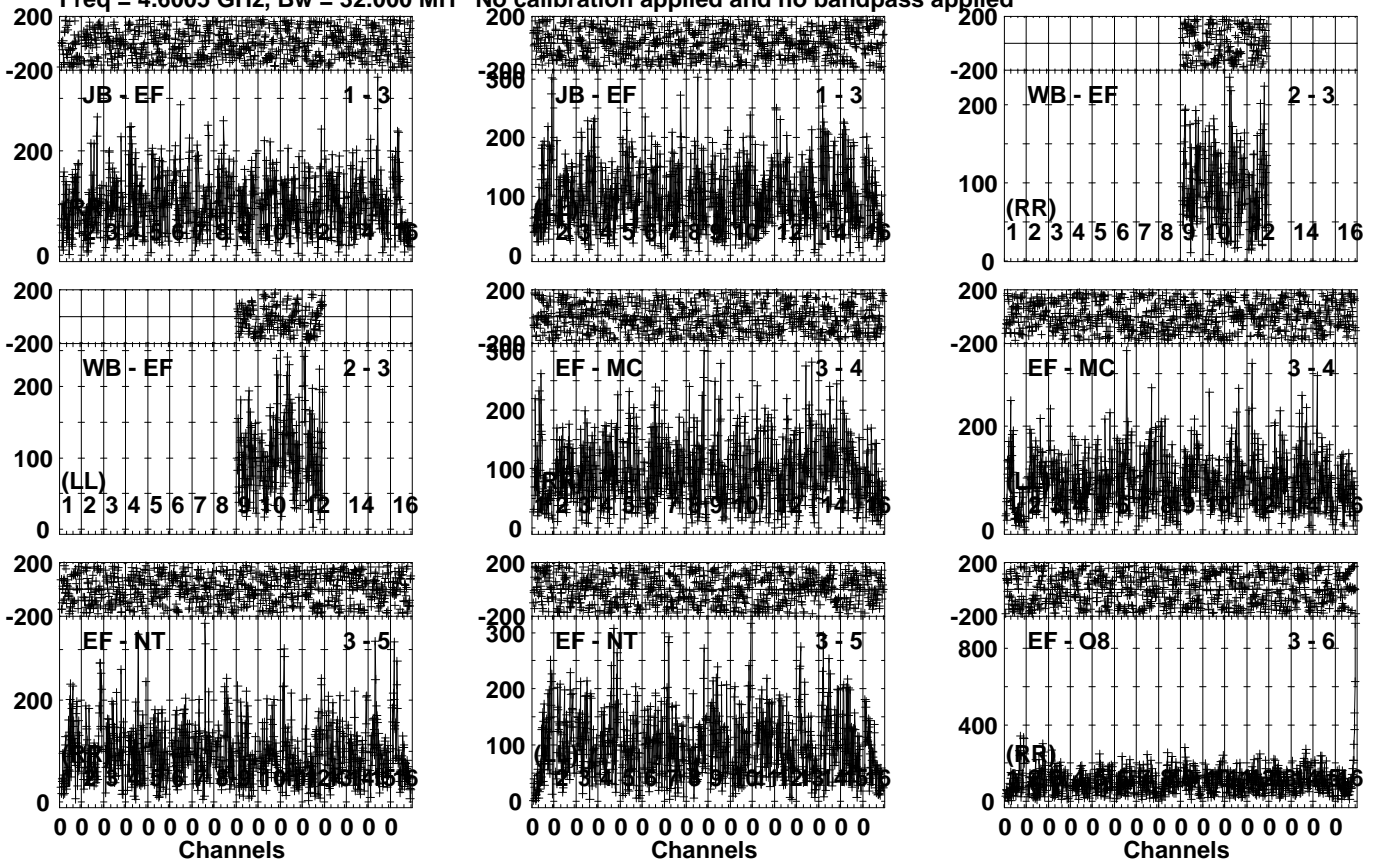


Lower frame: Micro Ampl Jy Top frame: Phas deg
Vector averaged cross-power spectrum Several baselines displayed
Timerange: 00/12:29:01 to 00/12:32:29

Plot file version 561 created 07-AUG-2023 16:12:49

LAND EO019B.UVDATA.1

Freq = 4.6005 GHz, Bw = 32.000 MH No calibration applied and no bandpass applied

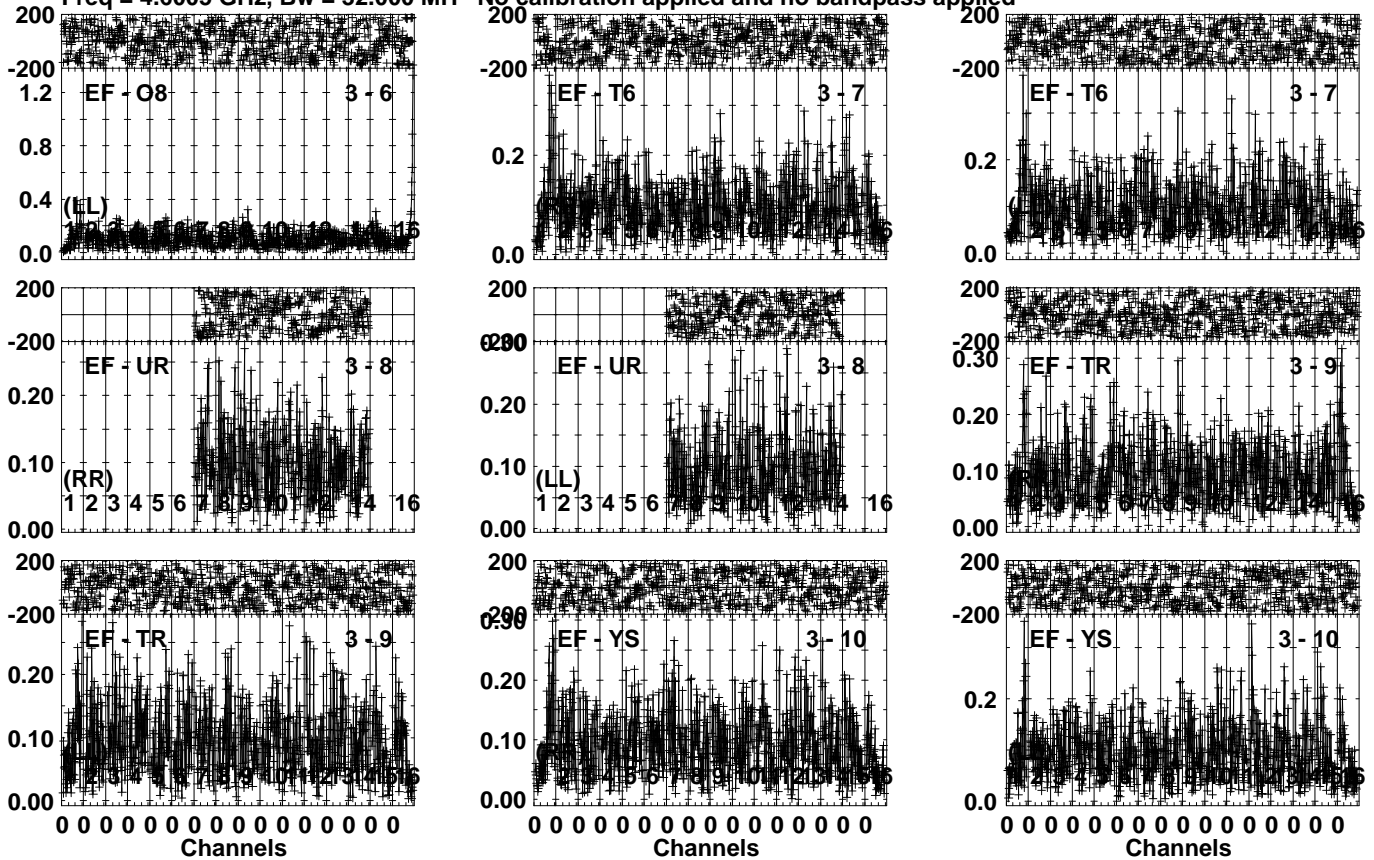


Lower frame: Micro Ampl Jy Top frame: Phas deg
Vector averaged cross-power spectrum Several baselines displayed
Timerange: 00/12:34:46 to 00/12:37:44

Plot file version 562 created 07-AUG-2023 16:12:49

LAND EO019B.UVDATA.1

Freq = 4.6005 GHz, Bw = 32.000 MH No calibration applied and no bandpass applied

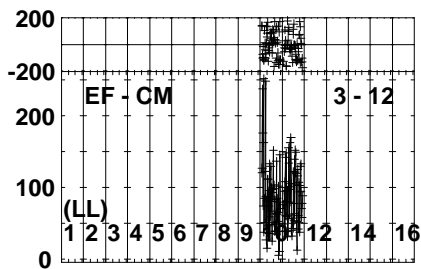
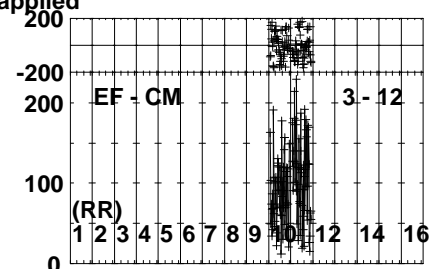
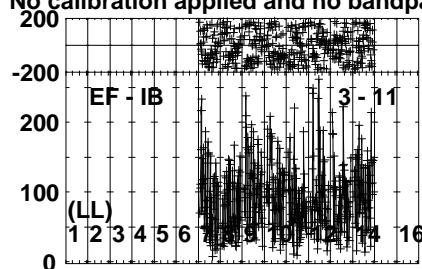
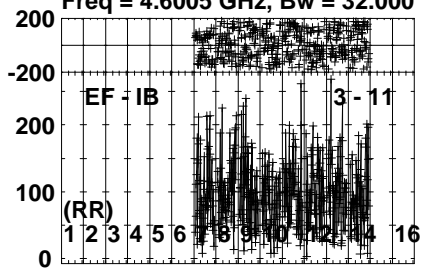


Lower frame: Milli Ampl Jy Top frame: Phas deg
Vector averaged cross-power spectrum Several baselines displayed
Timerange: 00/12:34:46 to 00/12:37:44

Plot file version 563 created 07-AUG-2023 16:12:49

LAND EO019B.UVDATA.1

Freq = 4.6005 GHz, Bw = 32.000 MH No calibration applied and no bandpass applied

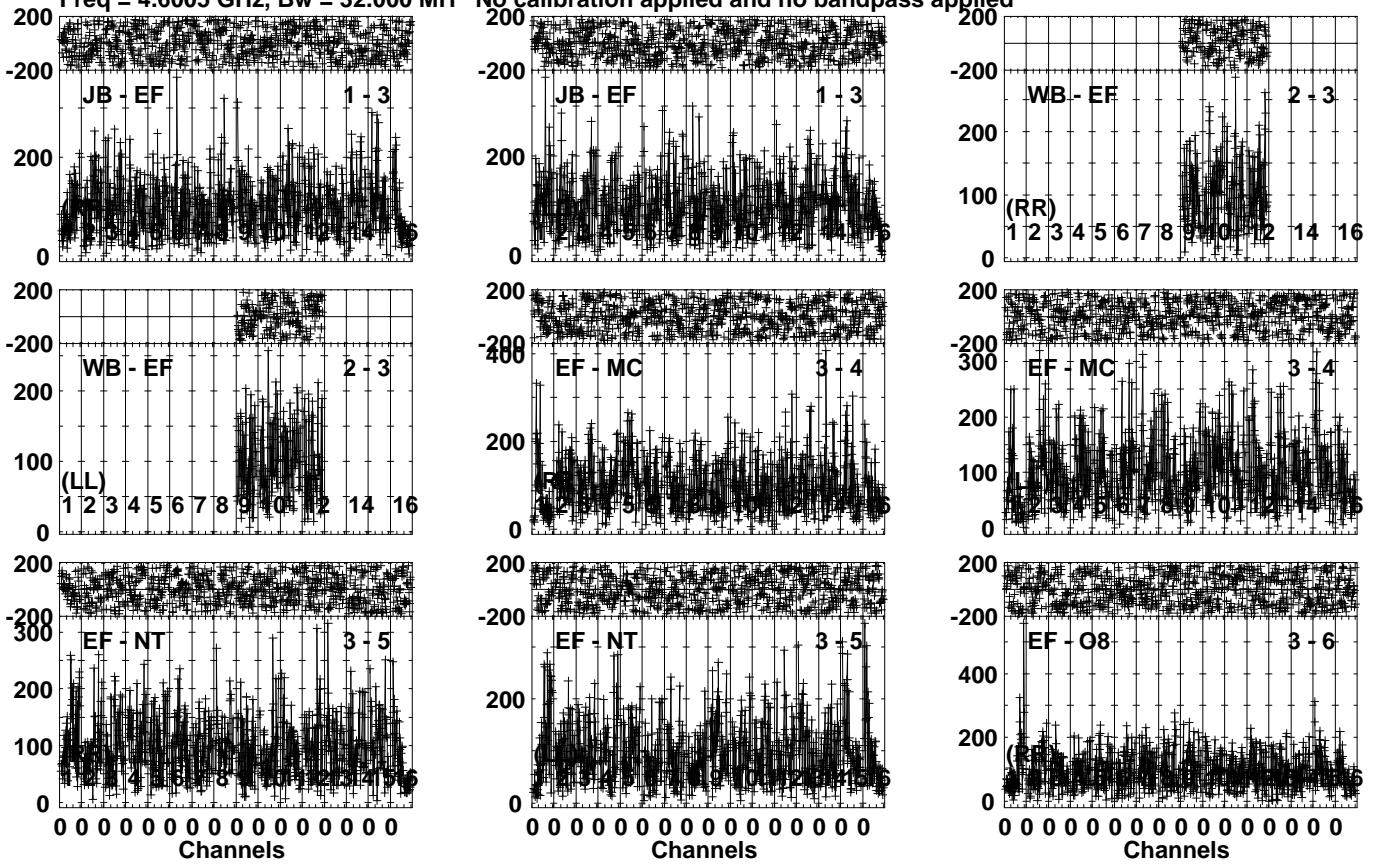


Lower frame: Micro Ampl Jy Top frame: Phas deg
Vector averaged cross-power spectrum Several baselines displayed
Timerange: 00/12:34:46 to 00/12:37:44

Plot file version 564 created 07-AUG-2023 16:12:50

LAND EO019B.UVDATA.1

Freq = 4.6005 GHz, Bw = 32.000 MH No calibration applied and no bandpass applied

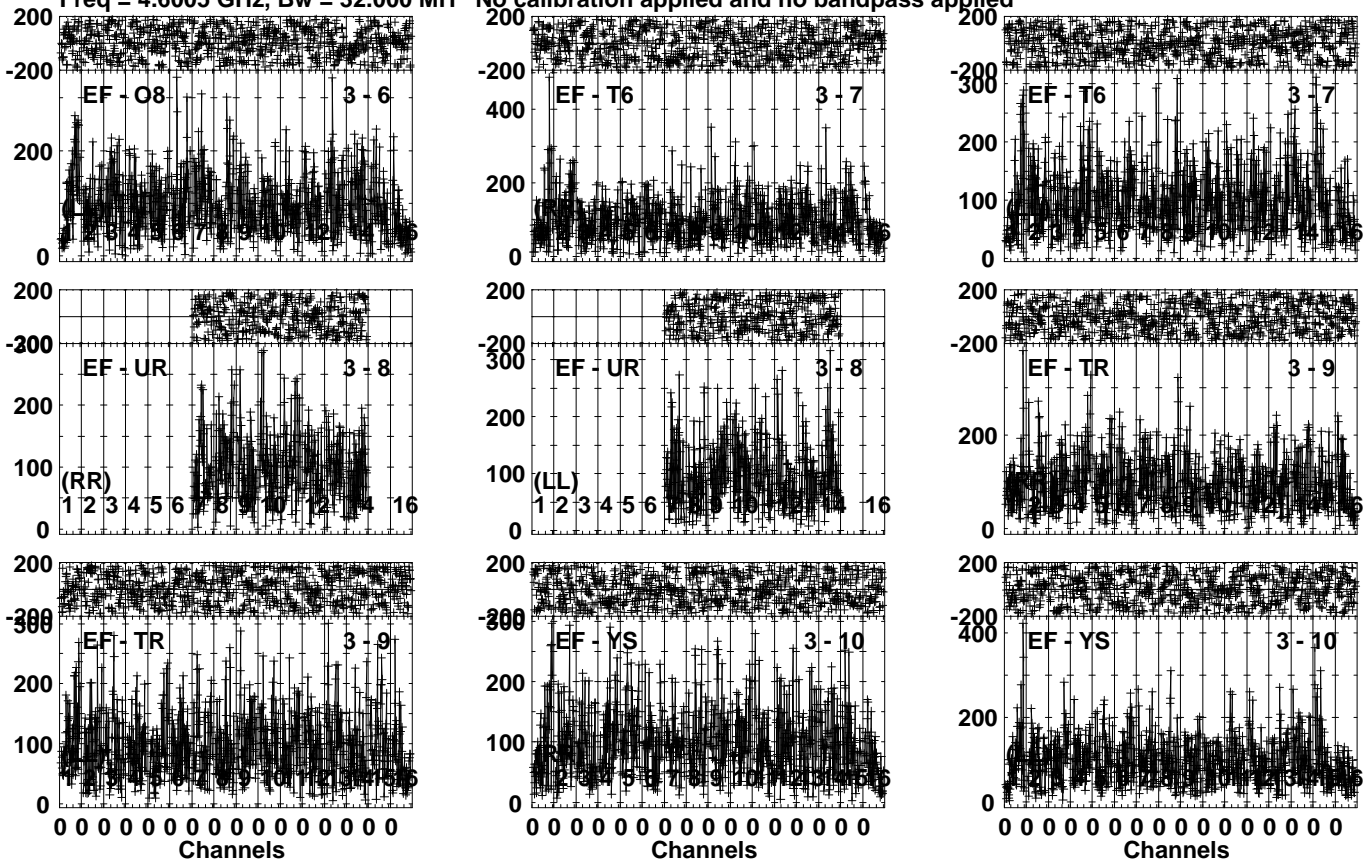


Lower frame: Micro Ampl Jy Top frame: Phas deg
Vector averaged cross-power spectrum Several baselines displayed
Timerange: 00/12:39:16 to 00/12:42:44

Plot file version 565 created 07-AUG-2023 16:12:50

LAND EO019B.UVDATA.1

Freq = 4.6005 GHz, Bw = 32.000 MH No calibration applied and no bandpass applied

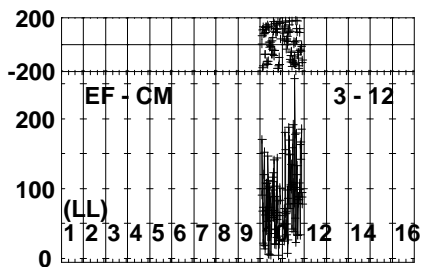
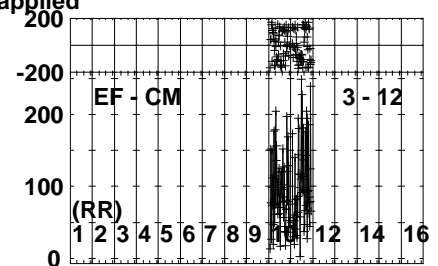
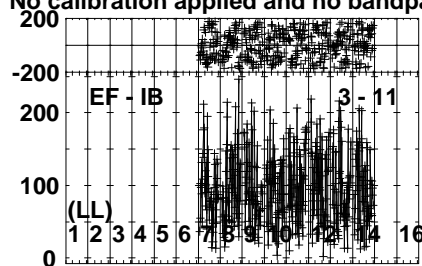
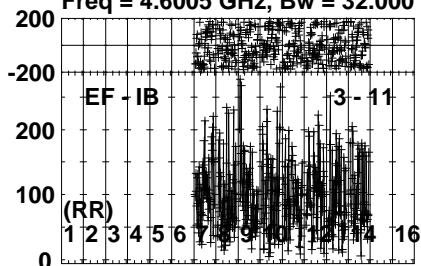


Lower frame: Micro Ampl Jy Top frame: Phas deg
Vector averaged cross-power spectrum Several baselines displayed
Timerange: 00/12:39:16 to 00/12:42:44

Plot file version 566 created 07-AUG-2023 16:12:50

LAND EO019B.UVDATA.1

Freq = 4.6005 GHz, Bw = 32.000 MH No calibration applied and no bandpass applied

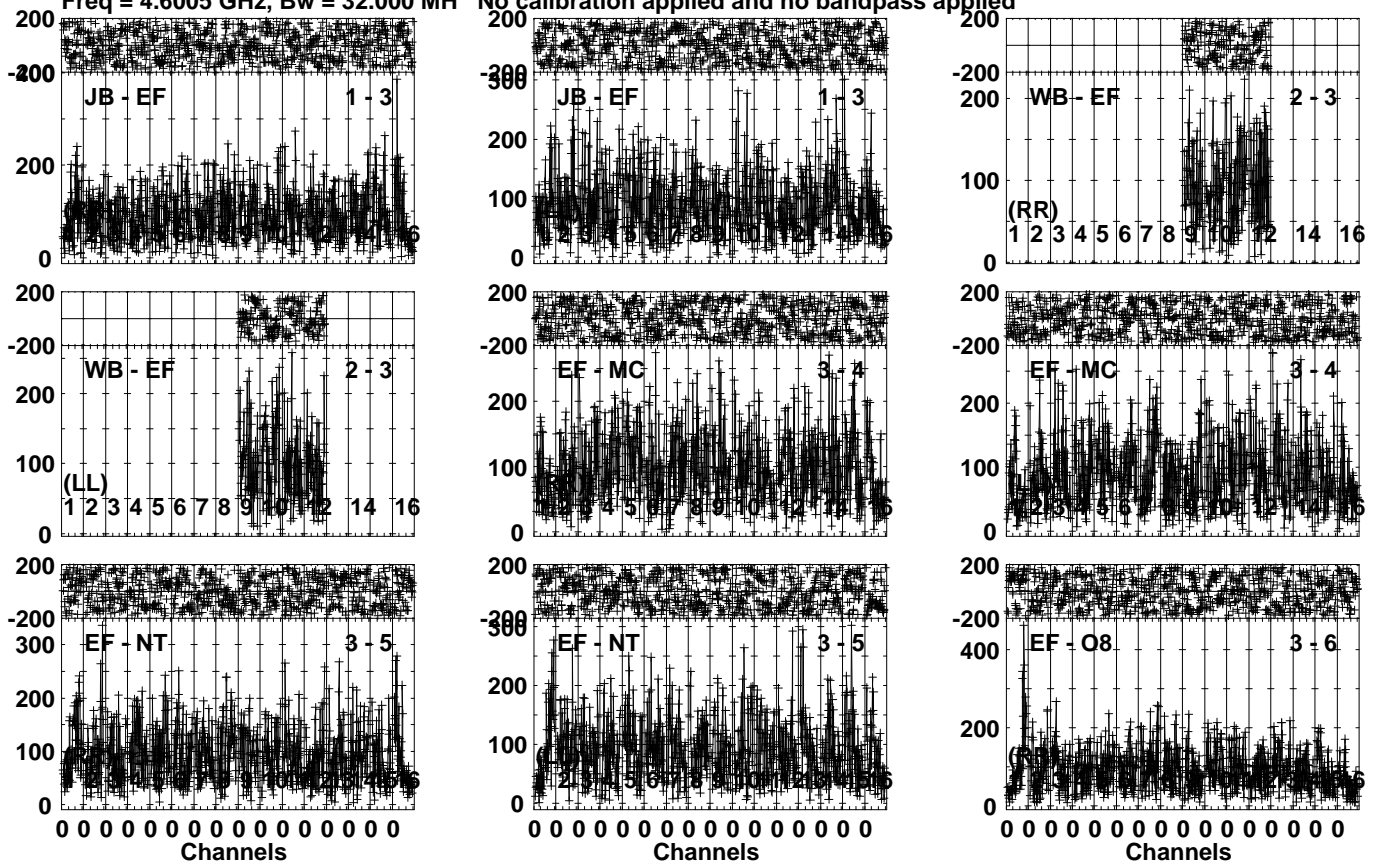


Lower frame: Micro Ampl Jy Top frame: Phas deg
Vector averaged cross-power spectrum Several baselines displayed
Timerange: 00/12:39:16 to 00/12:42:44

Plot file version 567 created 07-AUG-2023 16:12:51

LAND EO019B.UVDATA.1

Freq = 4.6005 GHz, Bw = 32.000 MH No calibration applied and no bandpass applied

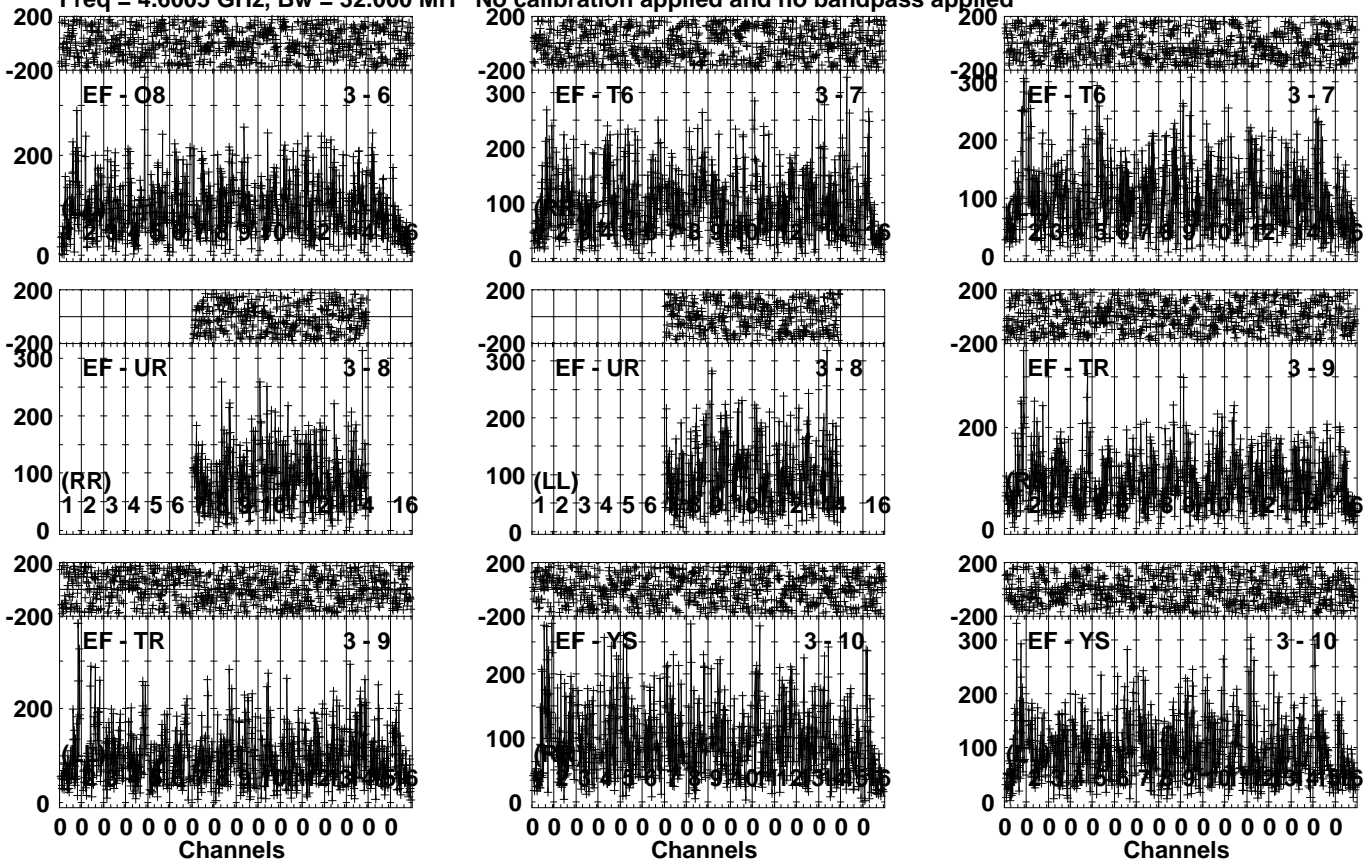


Lower frame: Micro Ampl Jy Top frame: Phas deg
Vector averaged cross-power spectrum Several baselines displayed
Timerange: 00/12:45:01 to 00/12:47:59

Plot file version 568 created 07-AUG-2023 16:12:51

LAND EO019B.UVDATA.1

Freq = 4.6005 GHz, Bw = 32.000 MH No calibration applied and no bandpass applied

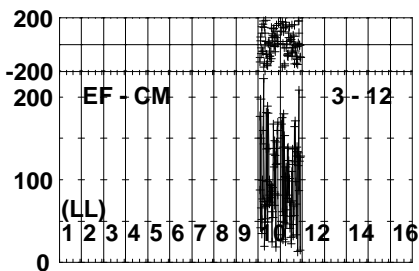
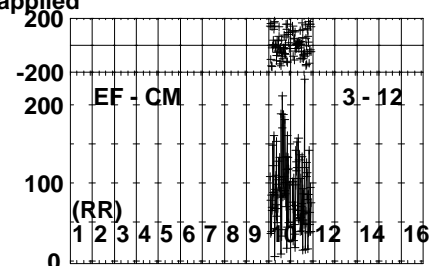
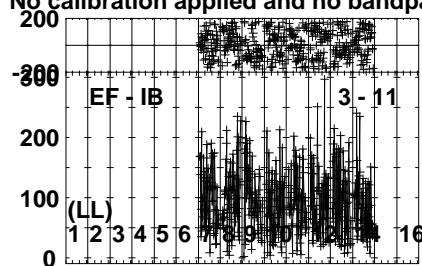
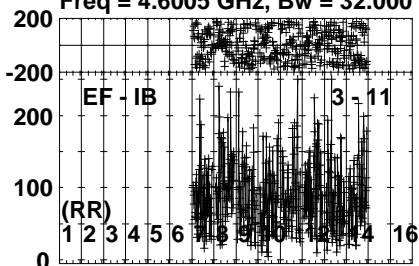


Lower frame: Micro Ampl Jy Top frame: Phas deg
Vector averaged cross-power spectrum Several baselines displayed
Timerange: 00/12:45:01 to 00/12:47:59

Plot file version 569 created 07-AUG-2023 16:12:52

LAND EO019B.UVDATA.1

Freq = 4.6005 GHz, Bw = 32.000 MH No calibration applied and no bandpass applied

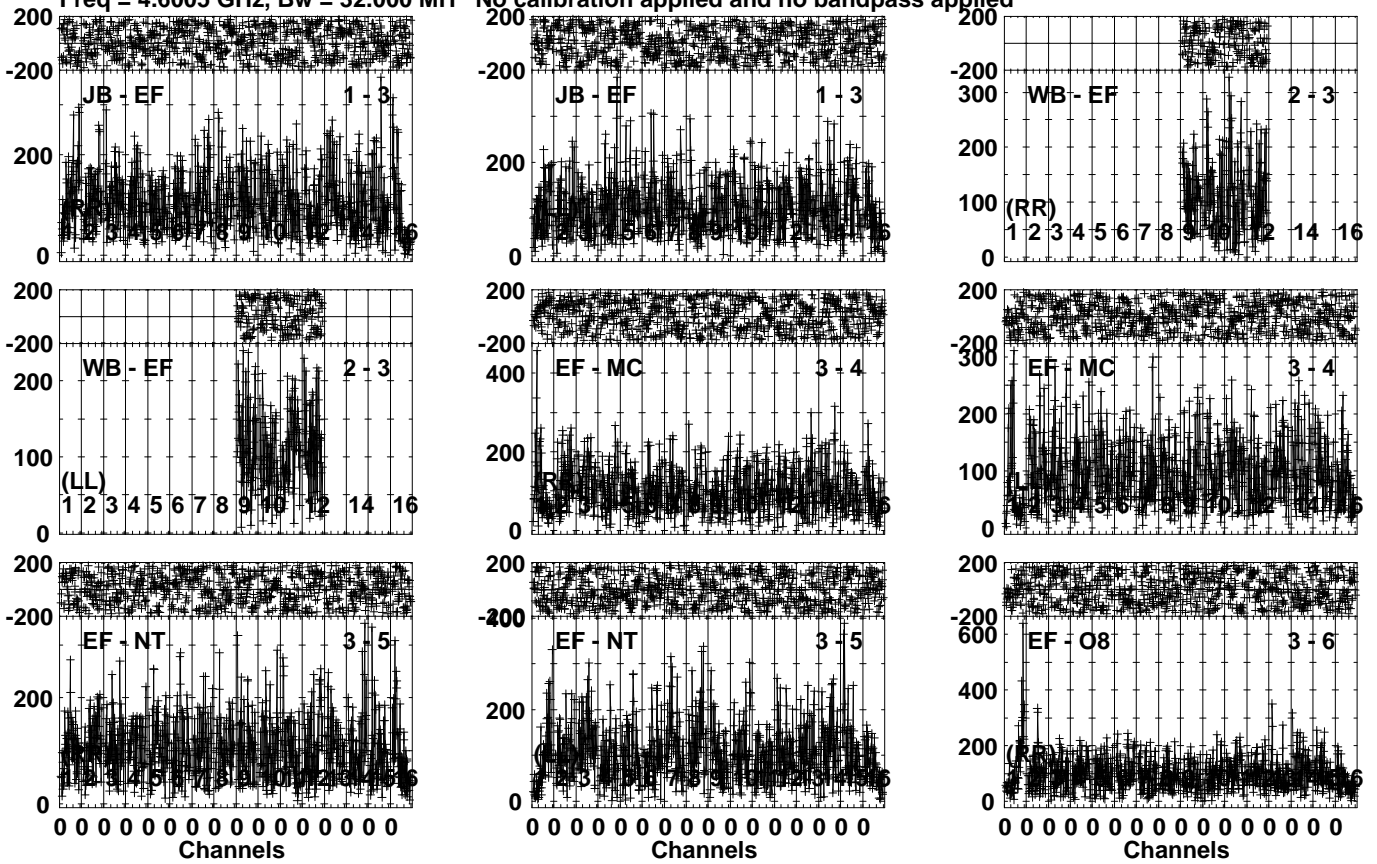


Lower frame: Micro Ampl Jy Top frame: Phas deg
Vector averaged cross-power spectrum Several baselines displayed
Timerange: 00/12:45:01 to 00/12:47:59

Plot file version 570 created 07-AUG-2023 16:12:52

LAND EO019B.UVDATA.1

Freq = 4.6005 GHz, Bw = 32.000 MH No calibration applied and no bandpass applied

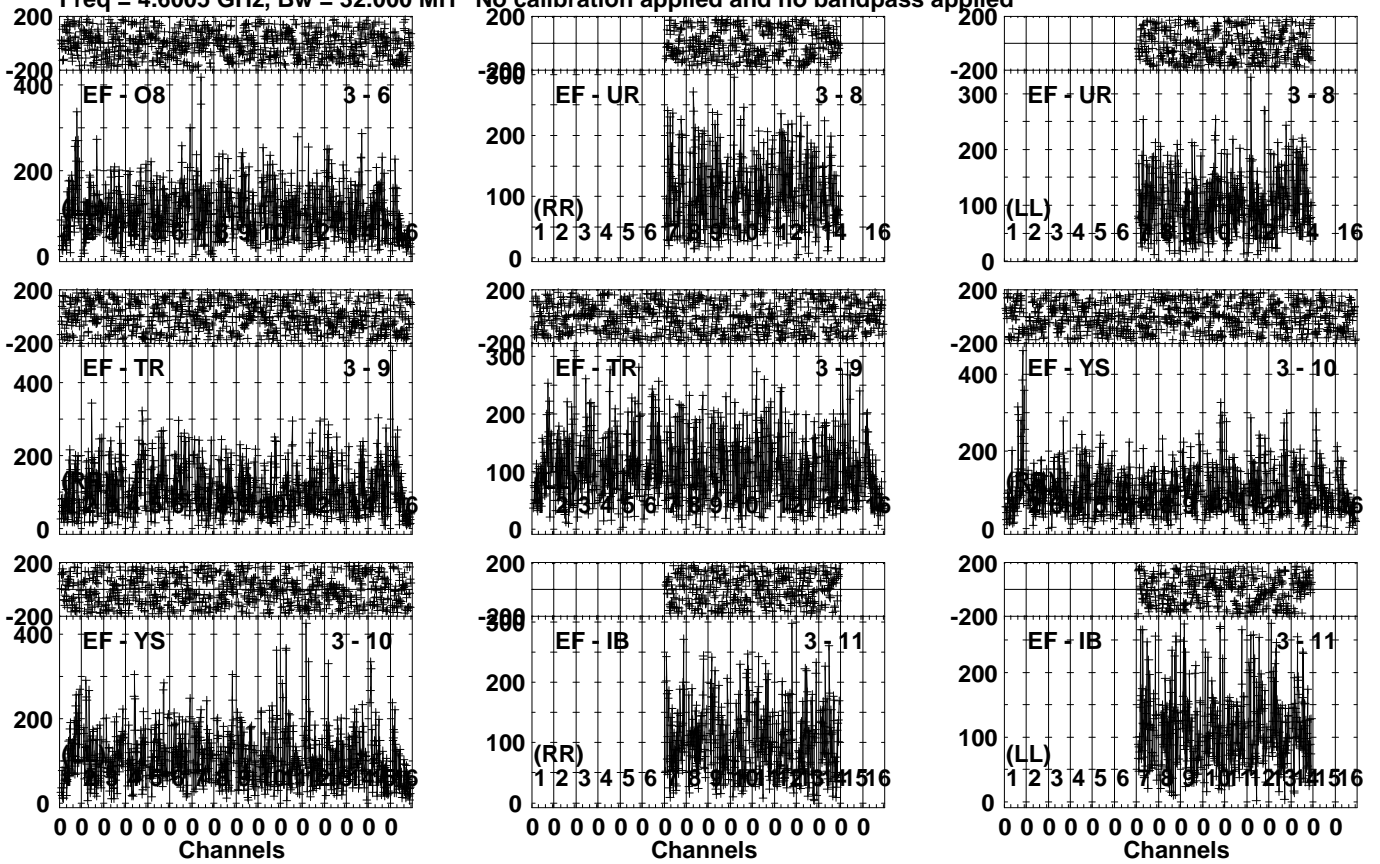


Lower frame: Micro Ampl Jy Top frame: Phas deg
Vector averaged cross-power spectrum Several baselines displayed
Timerange: 00/12:49:31 to 00/12:52:59

Plot file version 571 created 07-AUG-2023 16:12:53

LAND EO019B.UVDATA.1

Freq = 4.6005 GHz, Bw = 32.000 MH No calibration applied and no bandpass applied

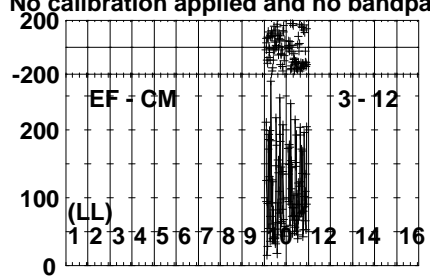
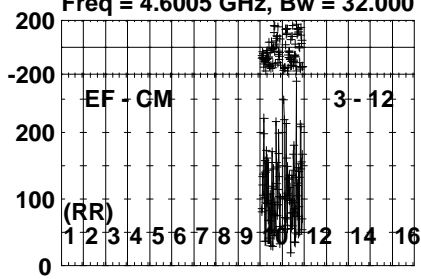


Lower frame: Micro Ampl Jy Top frame: Phas deg
Vector averaged cross-power spectrum Several baselines displayed
Timerange: 00/12:49:31 to 00/12:52:59

Plot file version 572 created 07-AUG-2023 16:12:53

LAND EO019B.UVDATA.1

Freq = 4.6005 GHz, Bw = 32.000 MH No calibration applied and no bandpass applied

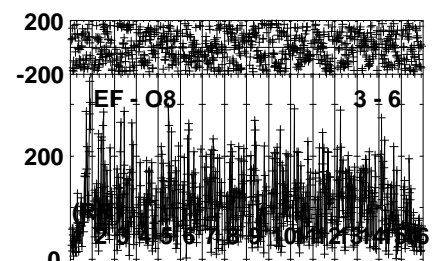
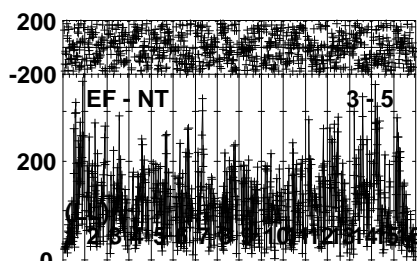
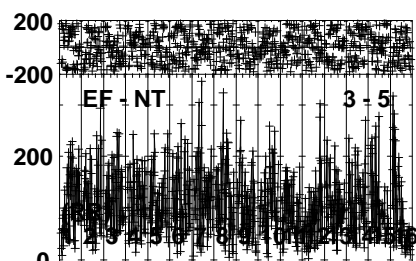
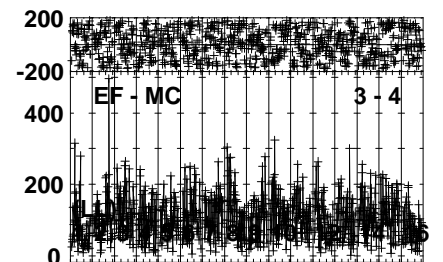
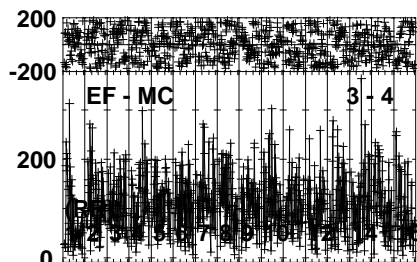
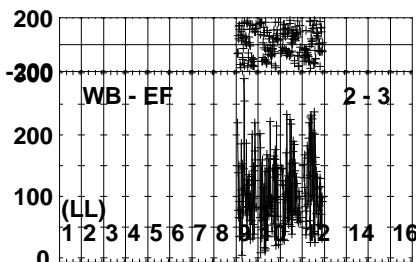
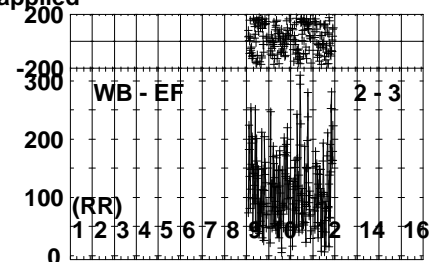
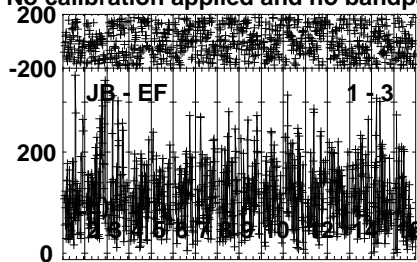
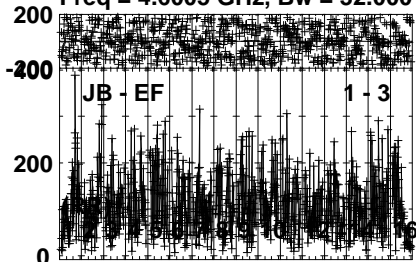


Lower frame: Micro Ampl Jy Top frame: Phas deg
Vector averaged cross-power spectrum Several baselines displayed
Timerange: 00/12:49:31 to 00/12:52:59

Plot file version 573 created 07-AUG-2023 16:12:53

LAND EO019B.UVDATA.1

Freq = 4.6005 GHz, Bw = 32.000 MH No calibration applied and no bandpass applied

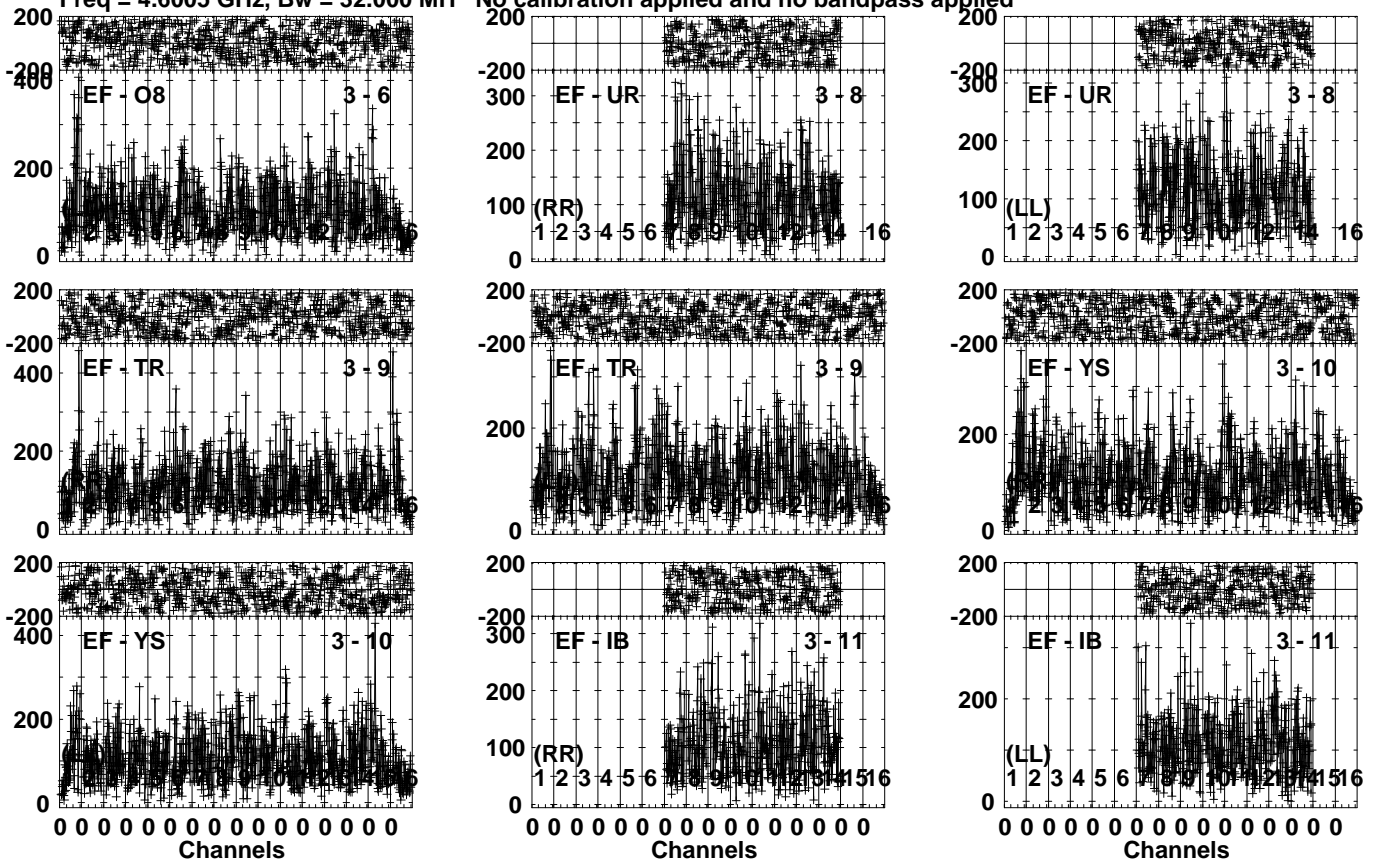


Lower frame: Micro Ampl Jy Top frame: Phas deg
Vector averaged cross-power spectrum Several baselines displayed
Timerange: 00/12:55:16 to 00/12:58:14

Plot file version 574 created 07-AUG-2023 16:12:54

LAND EO019B.UVDATA.1

Freq = 4.6005 GHz, Bw = 32.000 MH No calibration applied and no bandpass applied


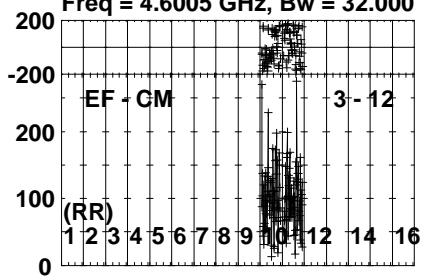


Lower frame: Micro Ampl Jy Top frame: Phas deg
Vector averaged cross-power spectrum Several baselines displayed
Timerange: 00/12:55:16 to 00/12:58:14

Plot file version 575 created 07-AUG-2023 16:12:54

LAND EO019B.UVDATA.1

Freq = 4.6005 GHz, Bw = 32.000 MH No calibration applied and no bandpass applied

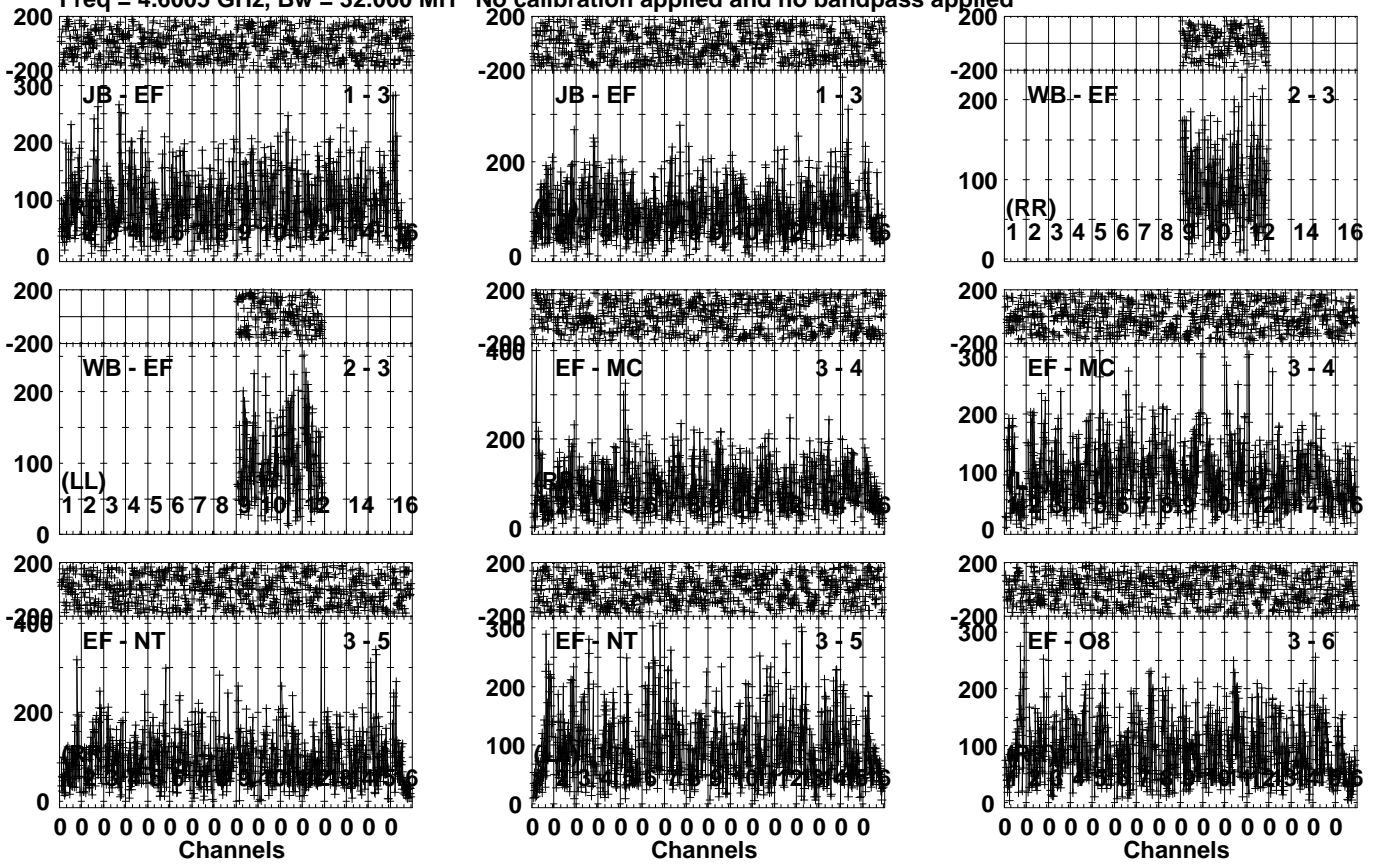


Lower frame: Micro Ampl Jy Top frame: Phas deg
Vector averaged cross-power spectrum Several baselines displayed
Timerange: 00/12:55:16 to 00/12:58:14

Plot file version 576 created 07-AUG-2023 16:12:54

LAND EO019B.UVDATA.1

Freq = 4.6005 GHz, Bw = 32.000 MH No calibration applied and no bandpass applied

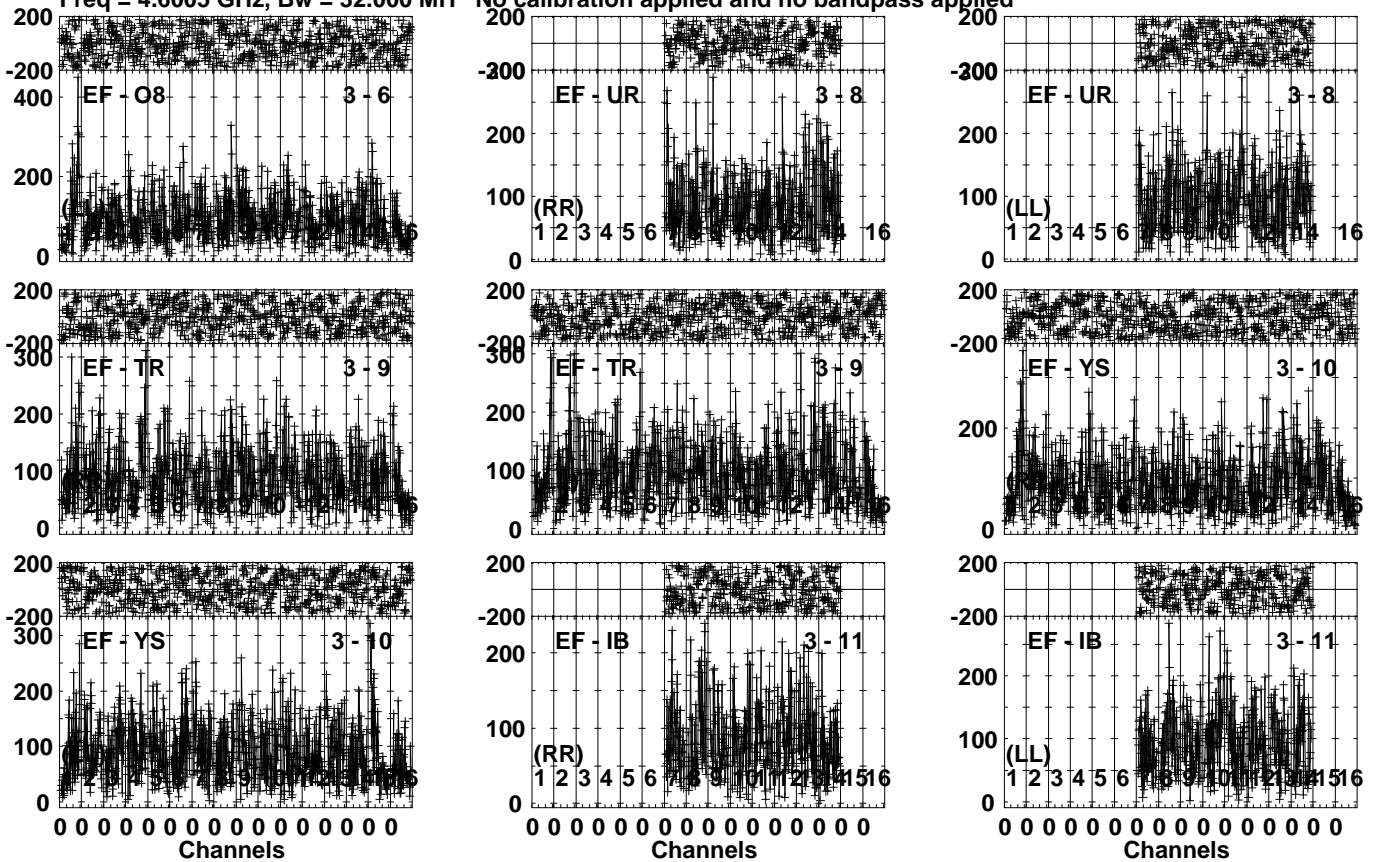


Lower frame: Micro Ampl Jy Top frame: Phas deg
Vector averaged cross-power spectrum Several baselines displayed
Timerange: 00/12:59:46 to 00/13:03:14

Plot file version 577 created 07-AUG-2023 16:12:55

LAND EO019B.UVDATA.1

Freq = 4.6005 GHz, Bw = 32.000 MH No calibration applied and no bandpass applied


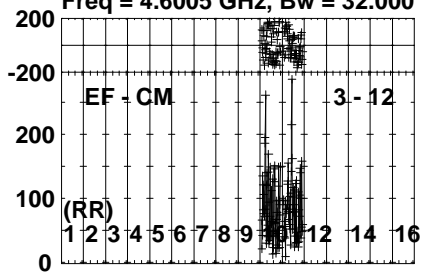


Lower frame: Micro Ampl Jy Top frame: Phas deg
Vector averaged cross-power spectrum Several baselines displayed
Timerange: 00/12:59:46 to 00/13:03:14

Plot file version 578 created 07-AUG-2023 16:12:55

LAND EO019B.UVDATA.1

Freq = 4.6005 GHz, Bw = 32.000 MH No calibration applied and no bandpass applied

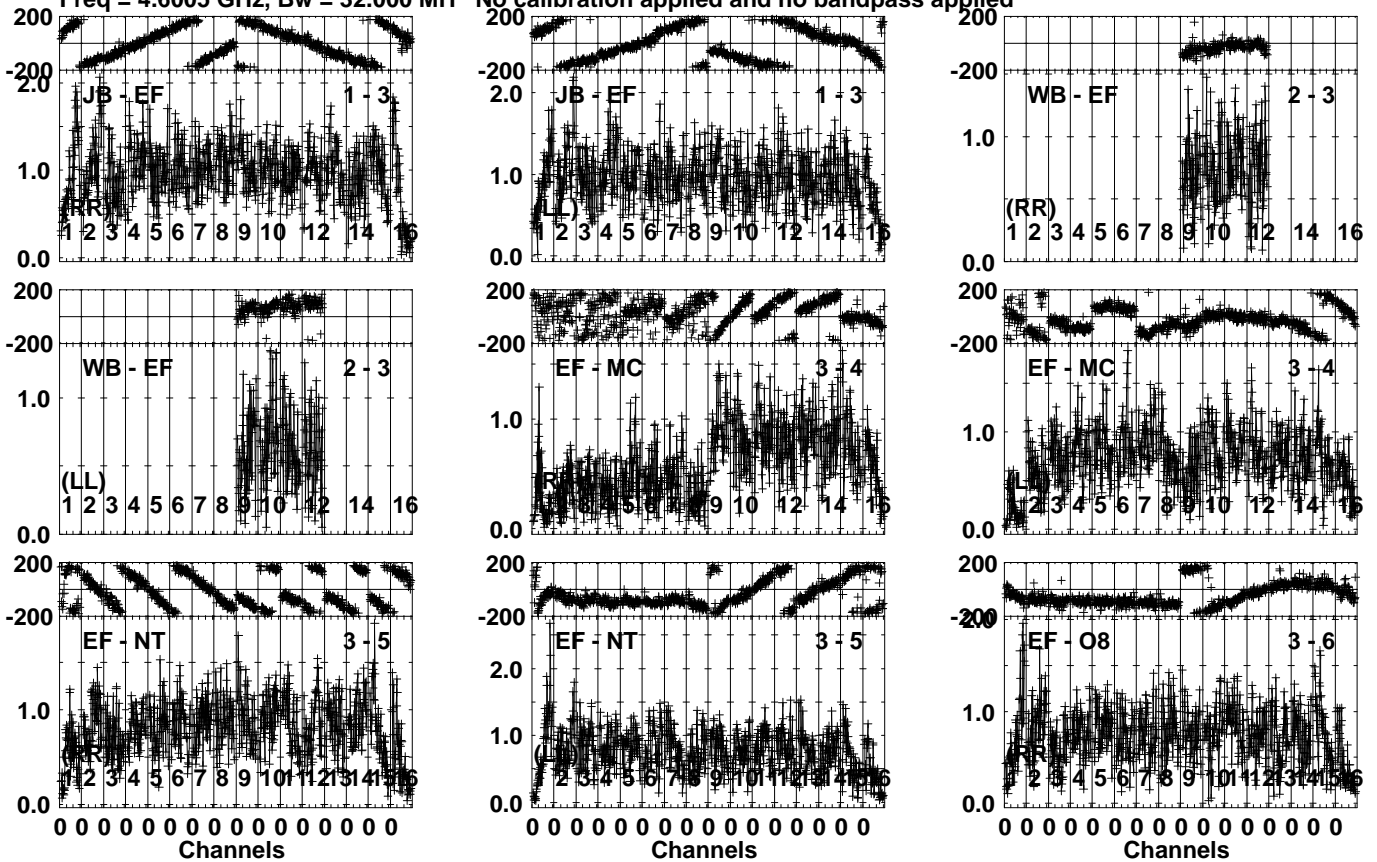


Lower frame: Micro Ampl Jy Top frame: Phas deg
Vector averaged cross-power spectrum Several baselines displayed
Timerange: 00/12:59:46 to 00/13:03:14

Plot file version 579 created 07-AUG-2023 16:12:55

2331+46 EO019B.UVDATA.1

Freq = 4.6005 GHz, Bw = 32.000 MH No calibration applied and no bandpass applied

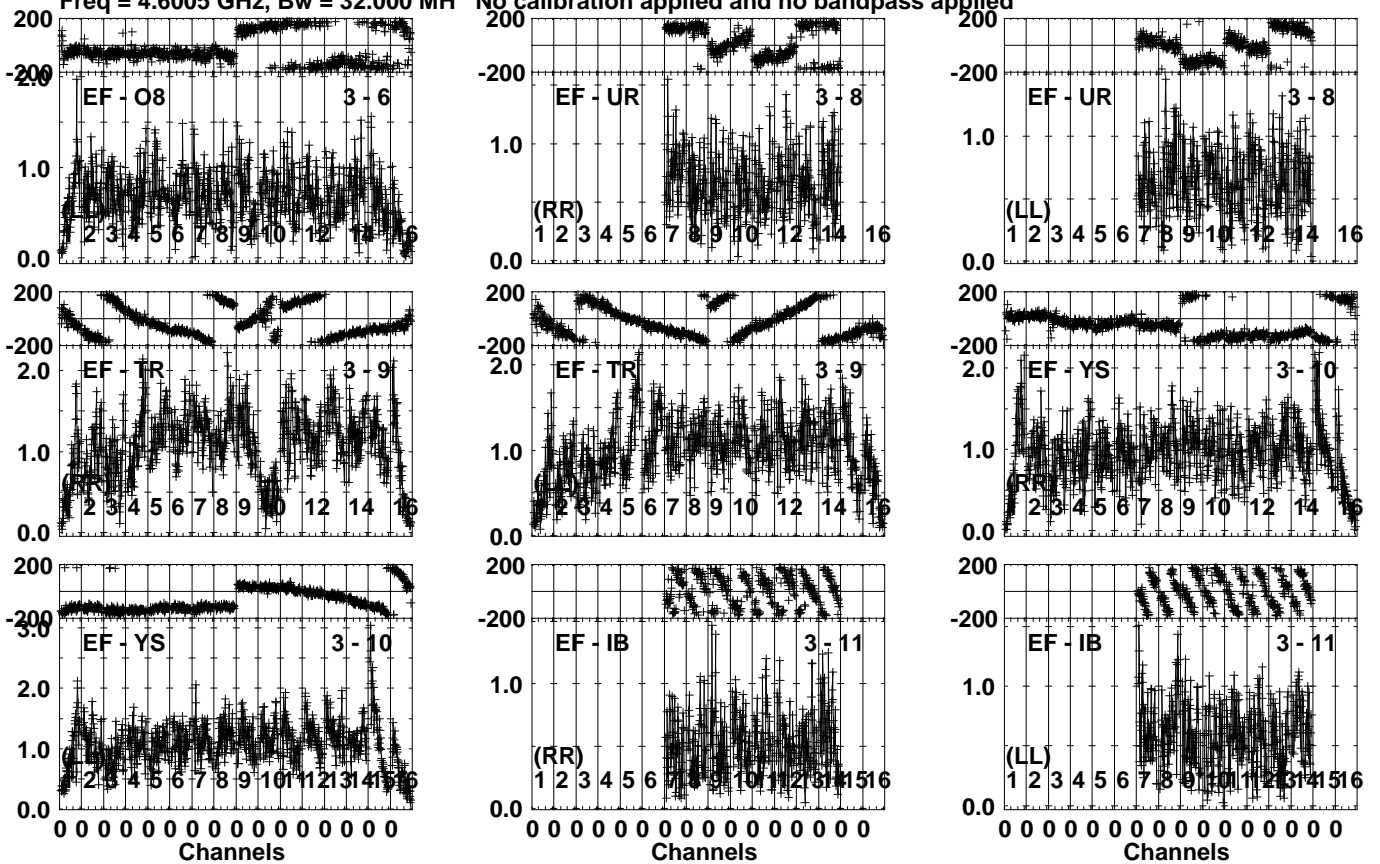


Lower frame: Milli Ampl Jy Top frame: Phas deg
Vector averaged cross-power spectrum Several baselines displayed
Timerange: 00/13:03:16 to 00/13:04:44

Plot file version 580 created 07-AUG-2023 16:12:55

2331+46 EO019B.UVDATA.1

Freq = 4.6005 GHz, Bw = 32.000 MH No calibration applied and no bandpass applied

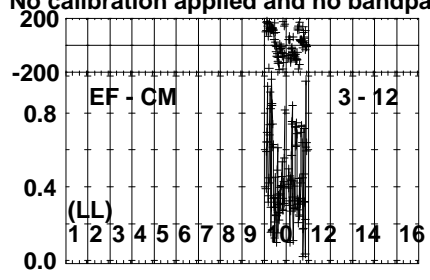
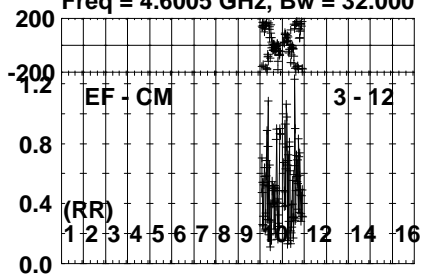


Lower frame: Milli Ampl Jy Top frame: Phas deg
Vector averaged cross-power spectrum Several baselines displayed
Timerange: 00/13:03:16 to 00/13:04:44

Plot file version 581 created 07-AUG-2023 16:12:55

2331+46 EO019B.UVDATA.1

Freq = 4.6005 GHz, Bw = 32.000 MH No calibration applied and no bandpass applied

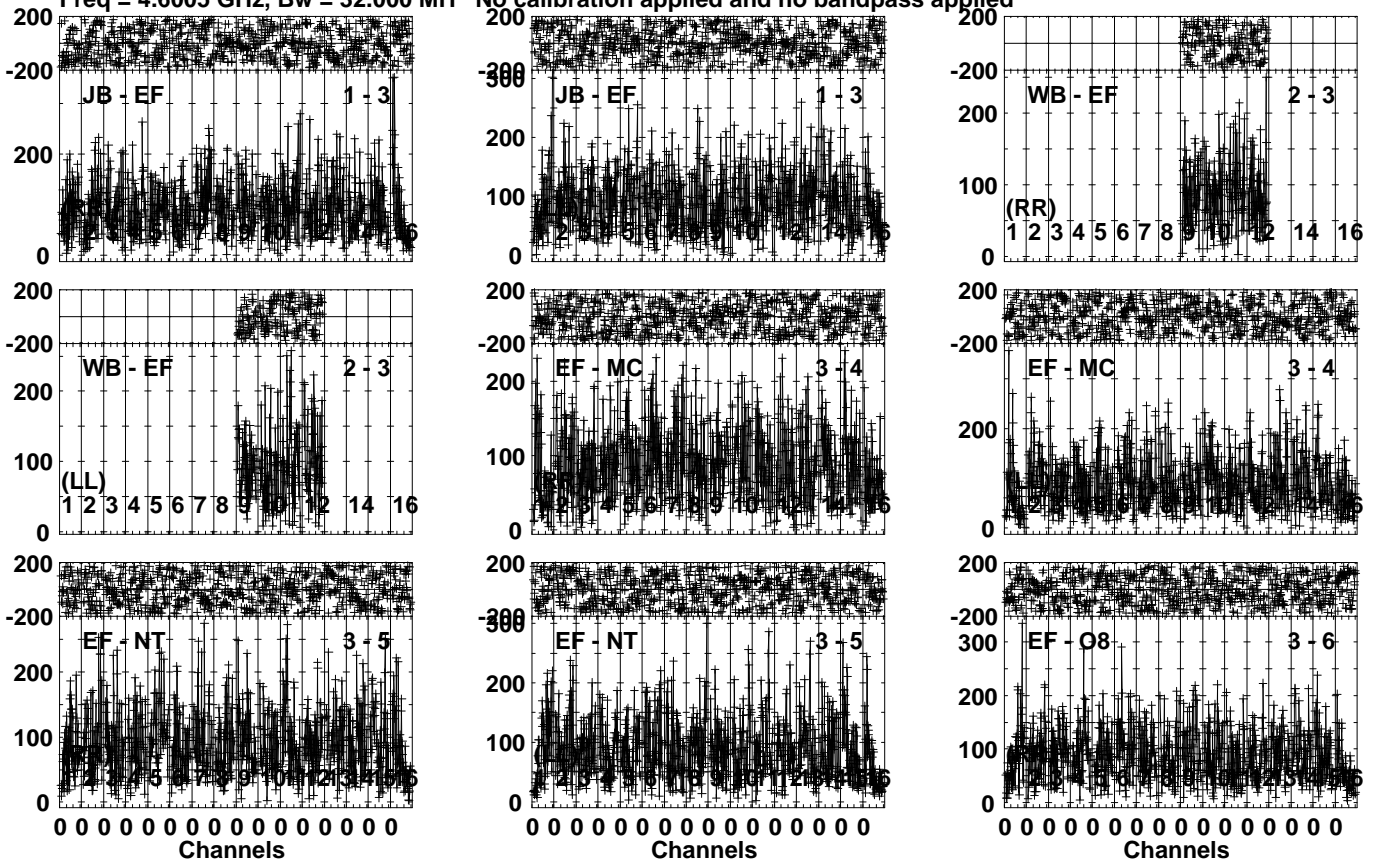


Lower frame: Milli Ampl Jy Top frame: Phas deg
Vector averaged cross-power spectrum Several baselines displayed
Timerange: 00/13:03:16 to 00/13:04:44

Plot file version 582 created 07-AUG-2023 16:12:55

LAND EO019B.UVDATA.1

Freq = 4.6005 GHz, Bw = 32.000 MH No calibration applied and no bandpass applied

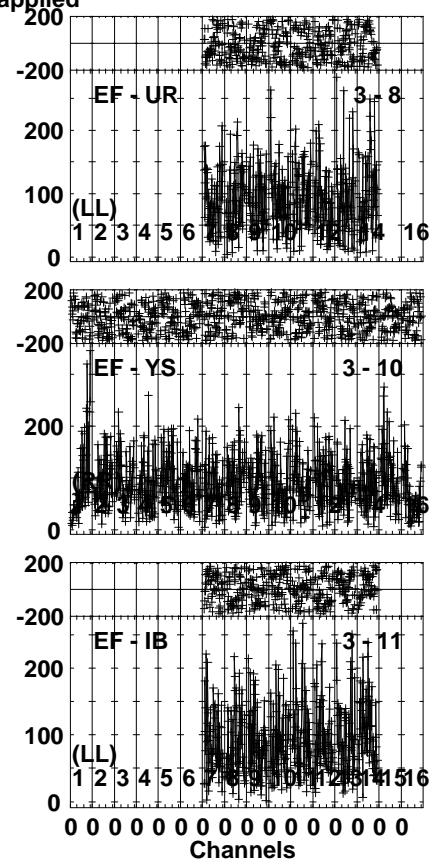
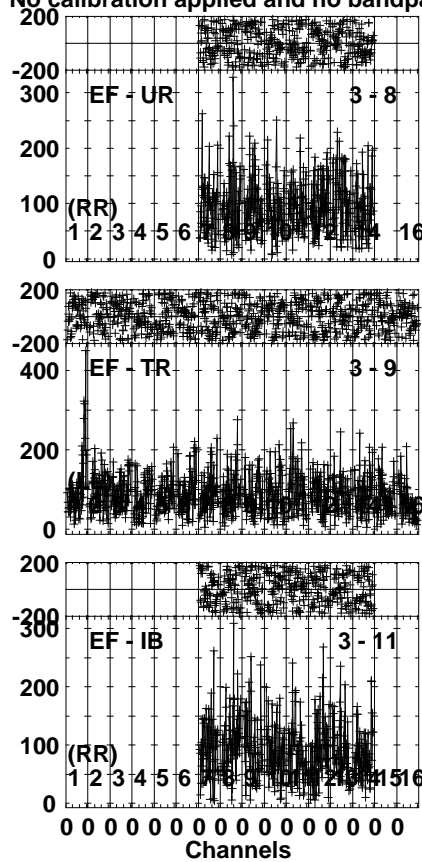
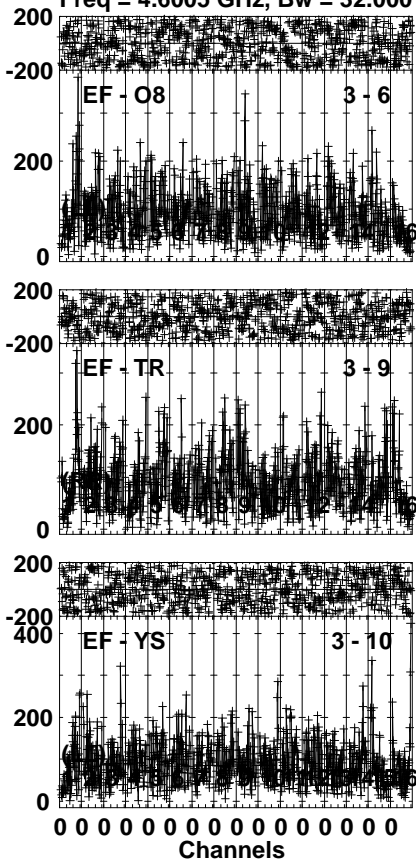


Lower frame: Micro Ampl Jy Top frame: Phas deg
Vector averaged cross-power spectrum Several baselines displayed
Timerange: 00/13:05:31 to 00/13:08:29

Plot file version 583 created 07-AUG-2023 16:12:55

LAND EO019B.UVDATA.1

Freq = 4.6005 GHz, Bw = 32.000 MH No calibration applied and no bandpass applied


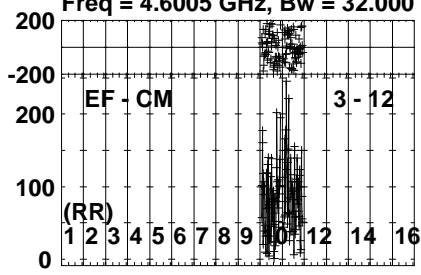


Lower frame: Micro Ampl Jy Top frame: Phas deg
 Vector averaged cross-power spectrum Several baselines displayed
 Timerange: 00/13:05:31 to 00/13:08:29

Plot file version 584 created 07-AUG-2023 16:12:56

LAND EO019B.UVDATA.1

Freq = 4.6005 GHz, Bw = 32.000 MH No calibration applied and no bandpass applied

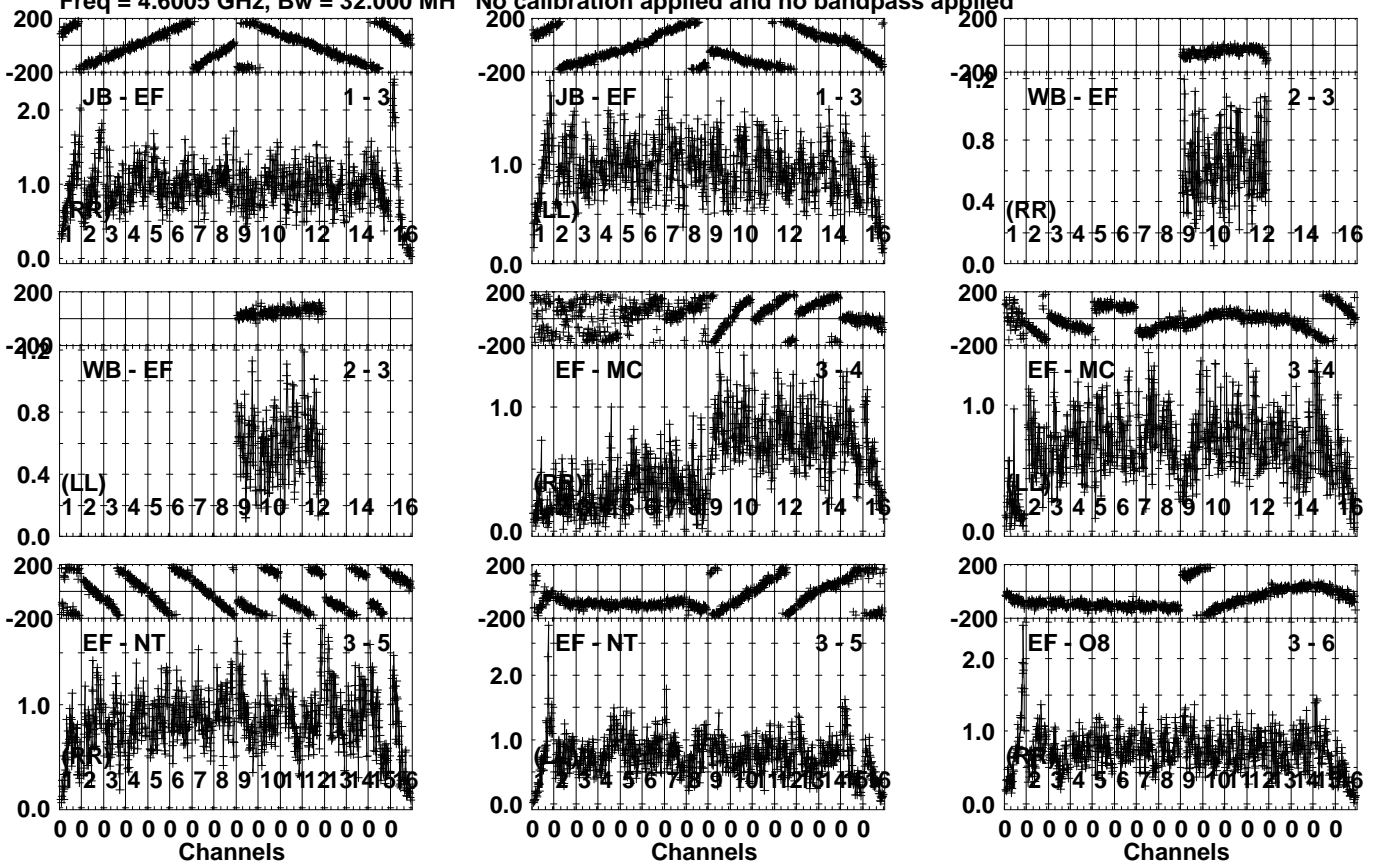


Lower frame: Micro Ampl Jy Top frame: Phas deg
Vector averaged cross-power spectrum Several baselines displayed
Timerange: 00/13:05:31 to 00/13:08:29

Plot file version 585 created 07-AUG-2023 16:12:56

2331+46 EO019B.UVDATA.1

Freq = 4.6005 GHz, Bw = 32.000 MH No calibration applied and no bandpass applied

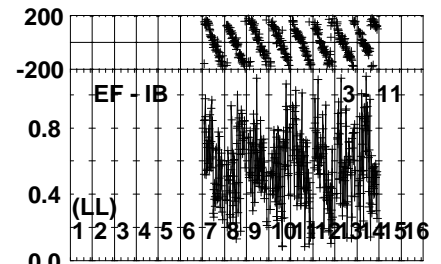
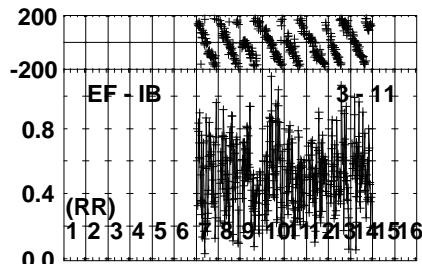
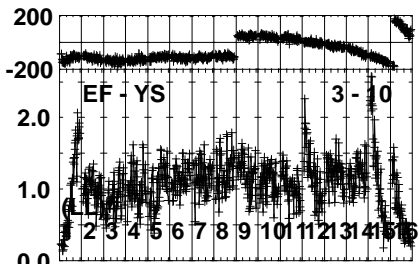
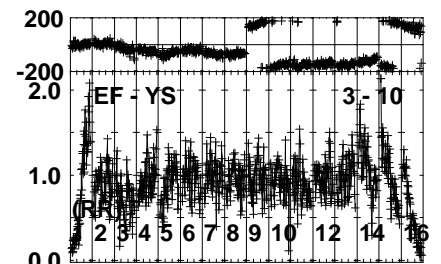
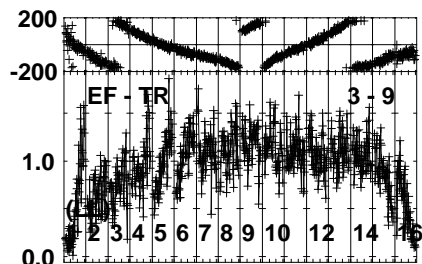
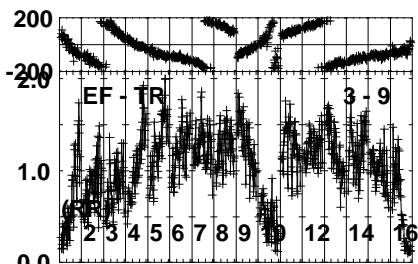
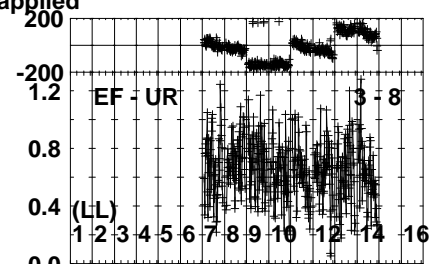
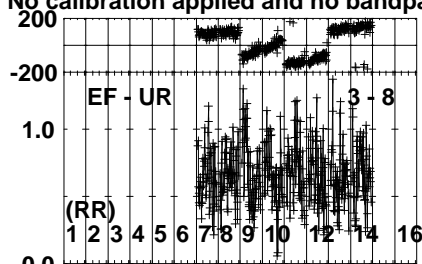
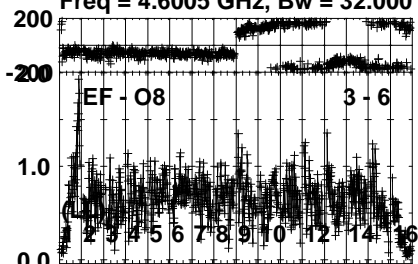


Lower frame: Milli Ampl Jy Top frame: Phas deg
Vector averaged cross-power spectrum Several baselines displayed
Timerange: 00/13:08:33 to 00/13:09:59

Plot file version 586 created 07-AUG-2023 16:12:56

2331+46 EO019B.UVDATA.1

Freq = 4.6005 GHz, Bw = 32.000 MH No calibration applied and no bandpass applied

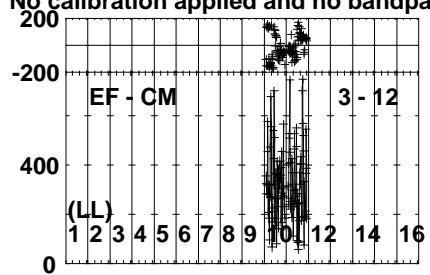
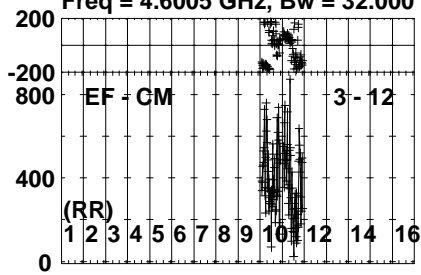


Lower frame: Milli Ampl Jy Top frame: Phas deg
Vector averaged cross-power spectrum Several baselines displayed
Timerange: 00/13:08:33 to 00/13:09:59

Plot file version 587 created 07-AUG-2023 16:12:56

2331+46 EO019B.UVDATA.1

Freq = 4.6005 GHz, Bw = 32.000 MH No calibration applied and no bandpass applied

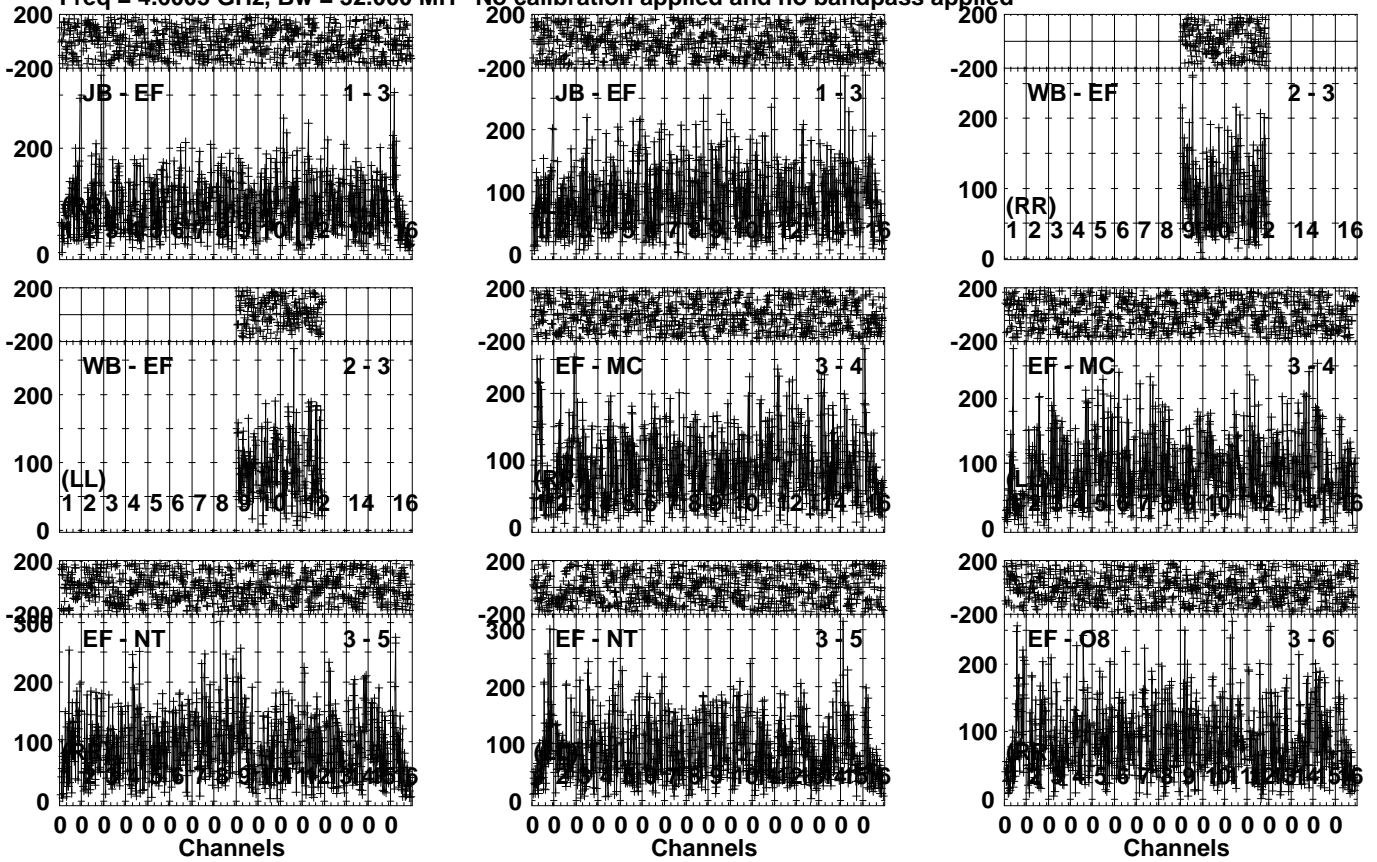


Lower frame: Micro Ampl Jy Top frame: Phas deg
Vector averaged cross-power spectrum Several baselines displayed
Timerange: 00/13:08:33 to 00/13:09:59

Plot file version 588 created 07-AUG-2023 16:12:56

LAND EO019B.UVDATA.1

Freq = 4.6005 GHz, Bw = 32.000 MH No calibration applied and no bandpass applied

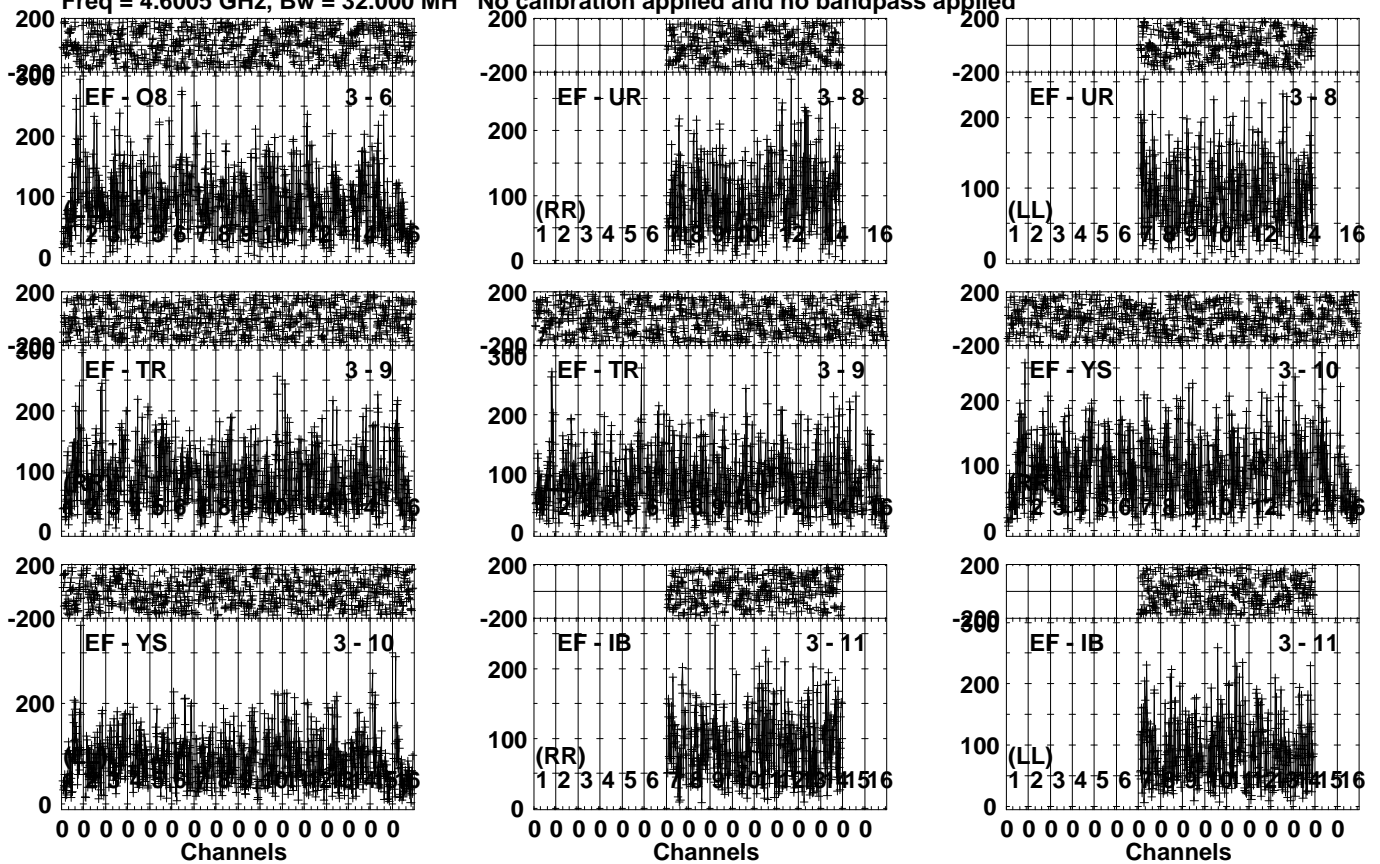


Lower frame: Micro Ampl Jy Top frame: Phas deg
Vector averaged cross-power spectrum Several baselines displayed
Timerange: 00/13:10:01 to 00/13:13:29

Plot file version 589 created 07-AUG-2023 16:12:57

LAND EO019B.UVDATA.1

Freq = 4.6005 GHz, Bw = 32.000 MH No calibration applied and no bandpass applied


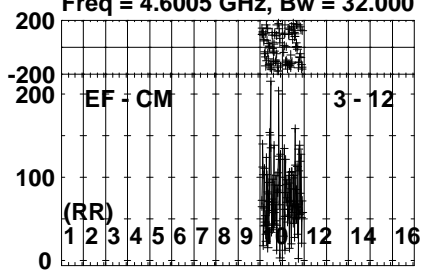


Lower frame: Micro Ampl Jy Top frame: Phas deg
Vector averaged cross-power spectrum Several baselines displayed
Timerange: 00/13:10:01 to 00/13:13:29

Plot file version 590 created 07-AUG-2023 16:12:57

LAND EO019B.UVDATA.1

Freq = 4.6005 GHz, Bw = 32.000 MH No calibration applied and no bandpass applied

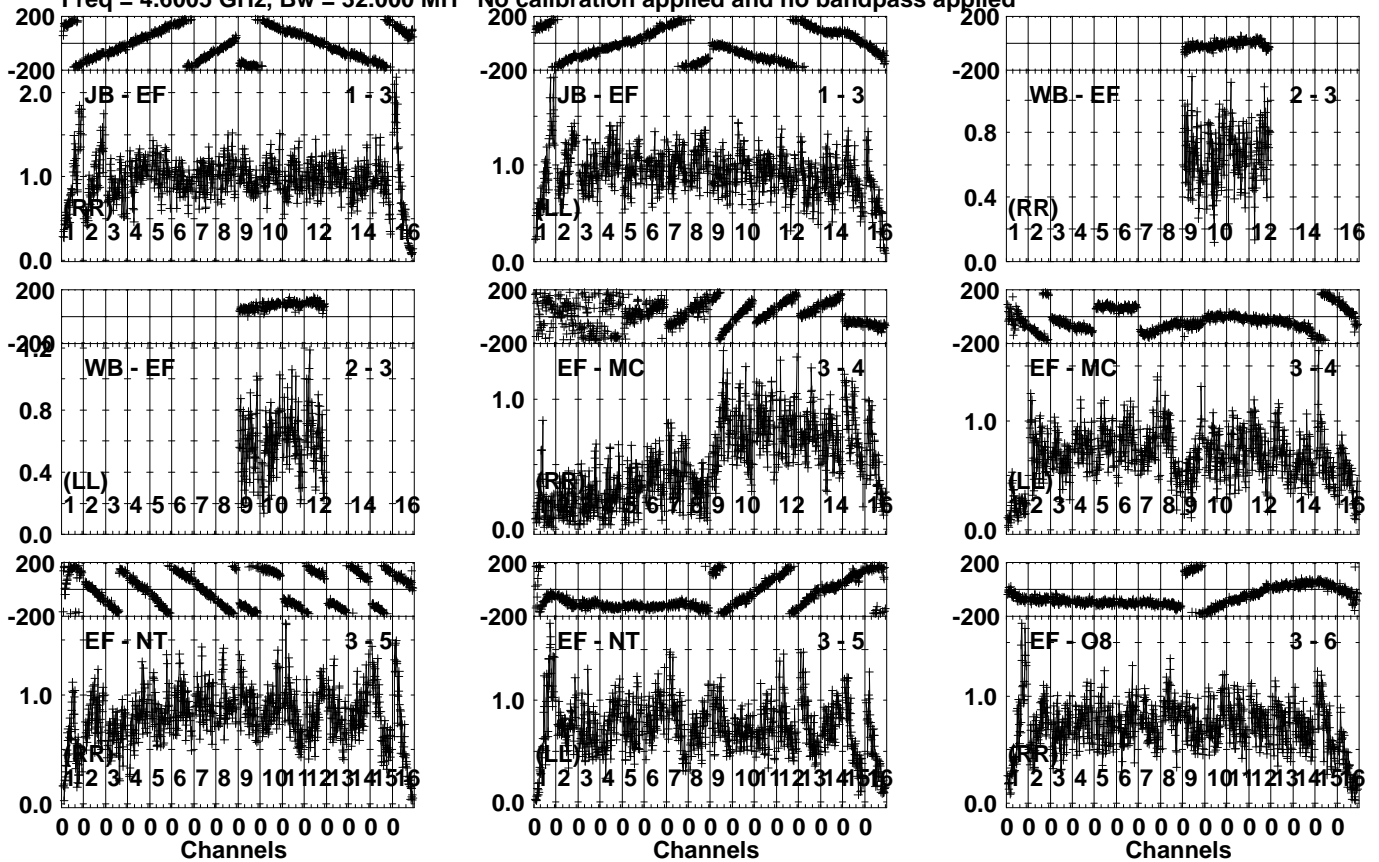


Lower frame: Micro Ampl Jy Top frame: Phas deg
Vector averaged cross-power spectrum Several baselines displayed
Timerange: 00/13:10:01 to 00/13:13:29

Plot file version 591 created 07-AUG-2023 16:12:57

2331+46 EO019B.UVDATA.1

Freq = 4.6005 GHz, Bw = 32.000 MH No calibration applied and no bandpass applied

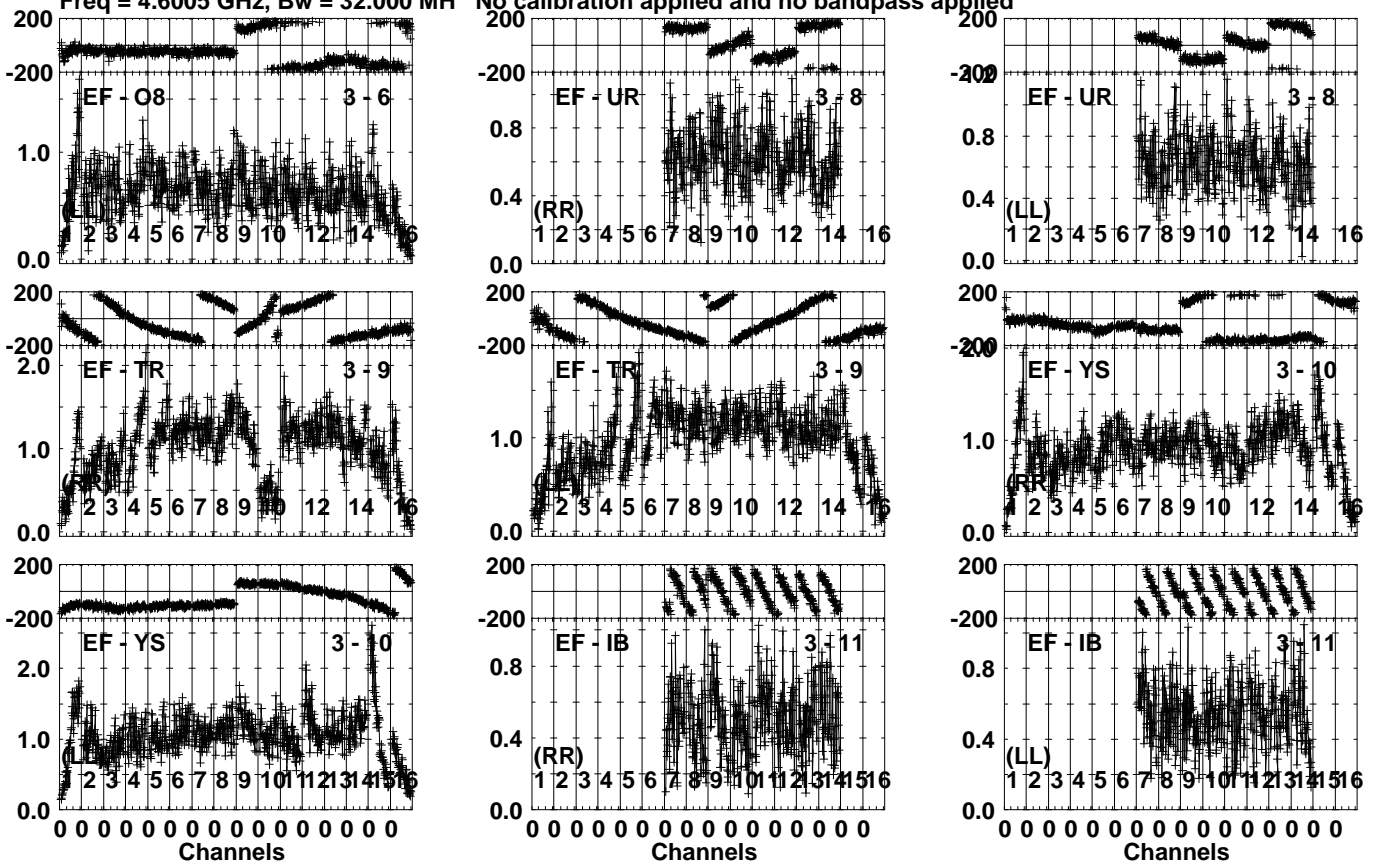


Lower frame: Milli Ampl Jy Top frame: Phas deg
Vector averaged cross-power spectrum Several baselines displayed
Timerange: 00/13:13:31 to 00/13:14:59

Plot file version 592 created 07-AUG-2023 16:12:57

2331+46 EO019B.UVDATA.1

Freq = 4.6005 GHz, Bw = 32.000 MH No calibration applied and no bandpass applied


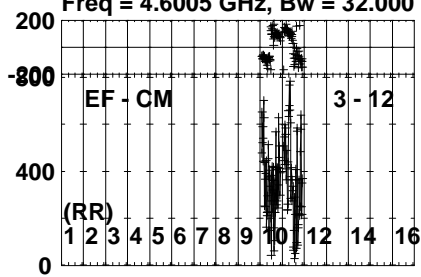


Lower frame: Milli Ampl Jy Top frame: Phas deg
Vector averaged cross-power spectrum Several baselines displayed
Timerange: 00/13:13:31 to 00/13:14:59

Plot file version 593 created 07-AUG-2023 16:12:57

2331+46 EO019B.UVDATA.1

Freq = 4.6005 GHz, Bw = 32.000 MH No calibration applied and no bandpass applied

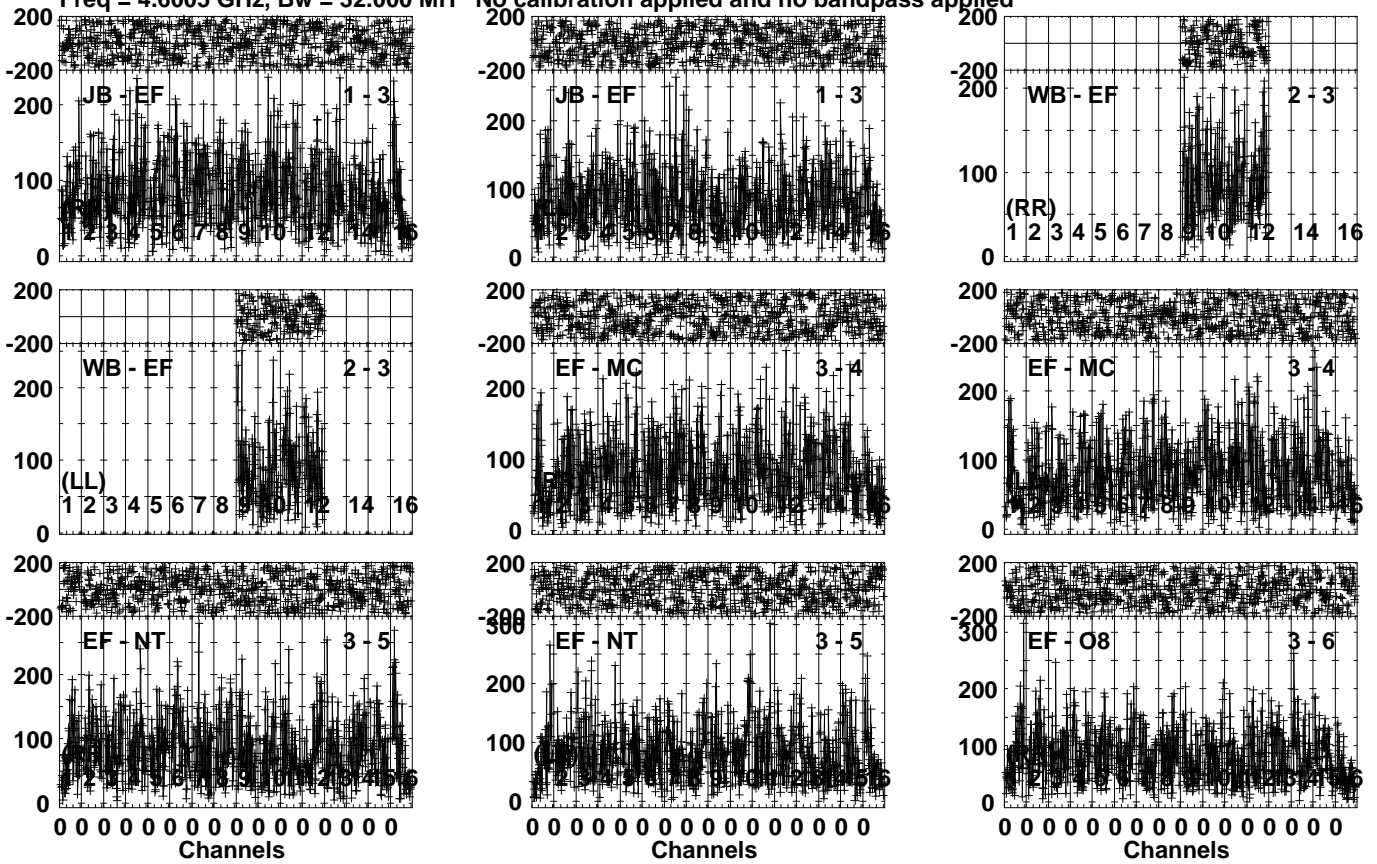


Lower frame: Micro Ampl Jy Top frame: Phas deg
Vector averaged cross-power spectrum Several baselines displayed
Timerange: 00/13:13:31 to 00/13:14:59

Plot file version 594 created 07-AUG-2023 16:12:58

LAND EO019B.UVDATA.1

Freq = 4.6005 GHz, Bw = 32.000 MH No calibration applied and no bandpass applied

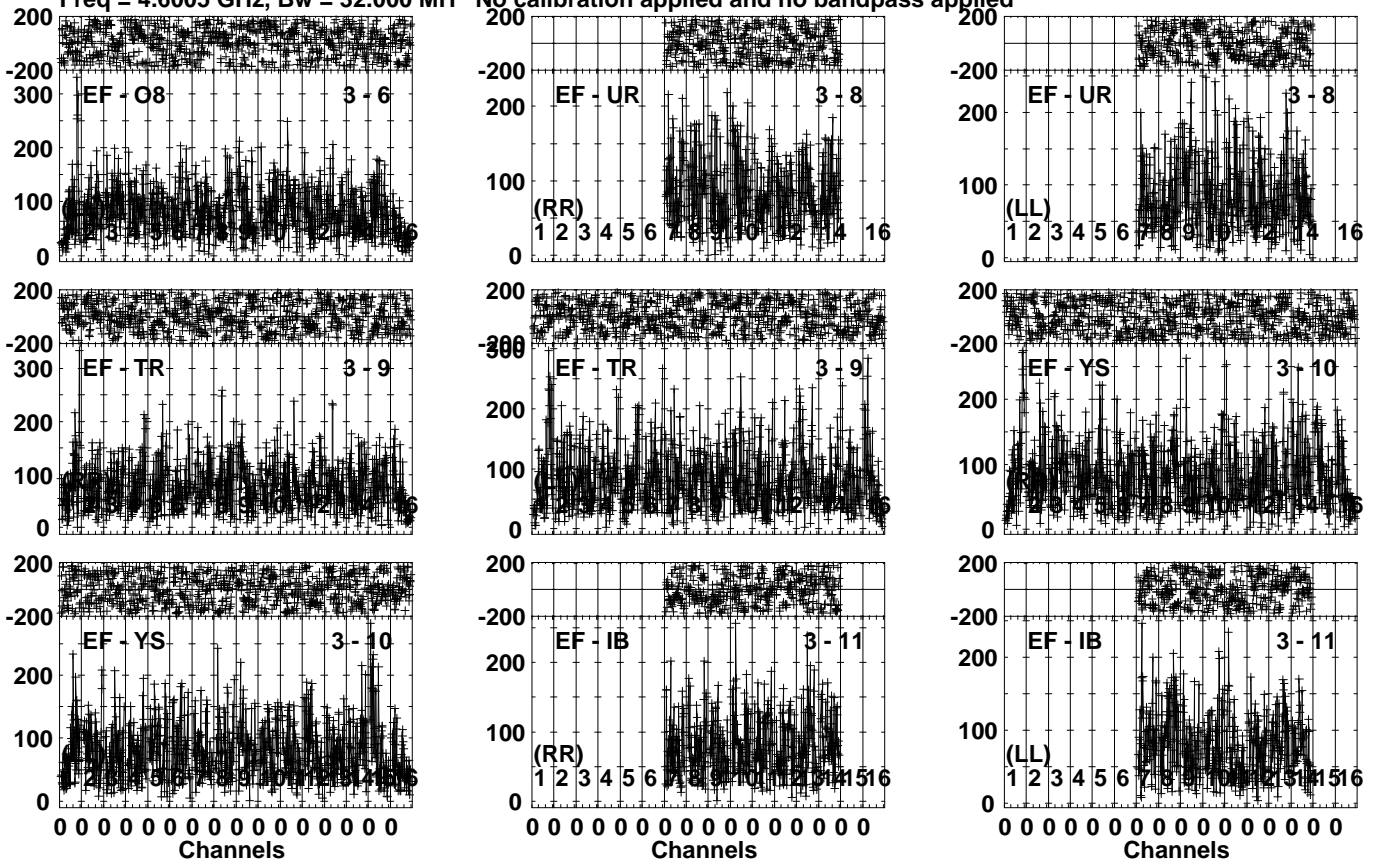


Lower frame: Micro Ampl Jy Top frame: Phas deg
Vector averaged cross-power spectrum Several baselines displayed
Timerange: 00/13:15:46 to 00/13:18:44

Plot file version 595 created 07-AUG-2023 16:12:58

LAND EO019B.UVDATA.1

Freq = 4.6005 GHz, Bw = 32.000 MH No calibration applied and no bandpass applied

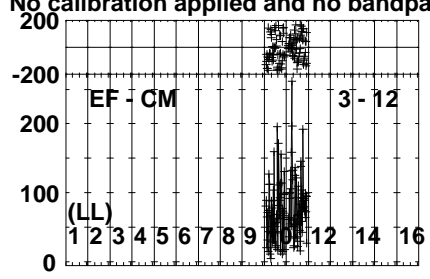
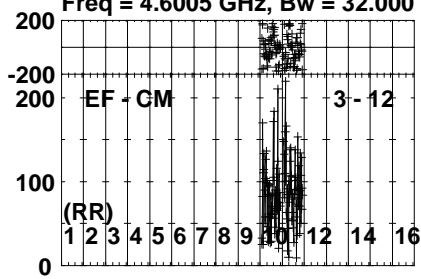


Lower frame: Micro Ampl Jy Top frame: Phas deg
Vector averaged cross-power spectrum Several baselines displayed
Timerange: 00/13:15:46 to 00/13:18:44

Plot file version 596 created 07-AUG-2023 16:12:58

LAND EO019B.UVDATA.1

Freq = 4.6005 GHz, Bw = 32.000 MH No calibration applied and no bandpass applied

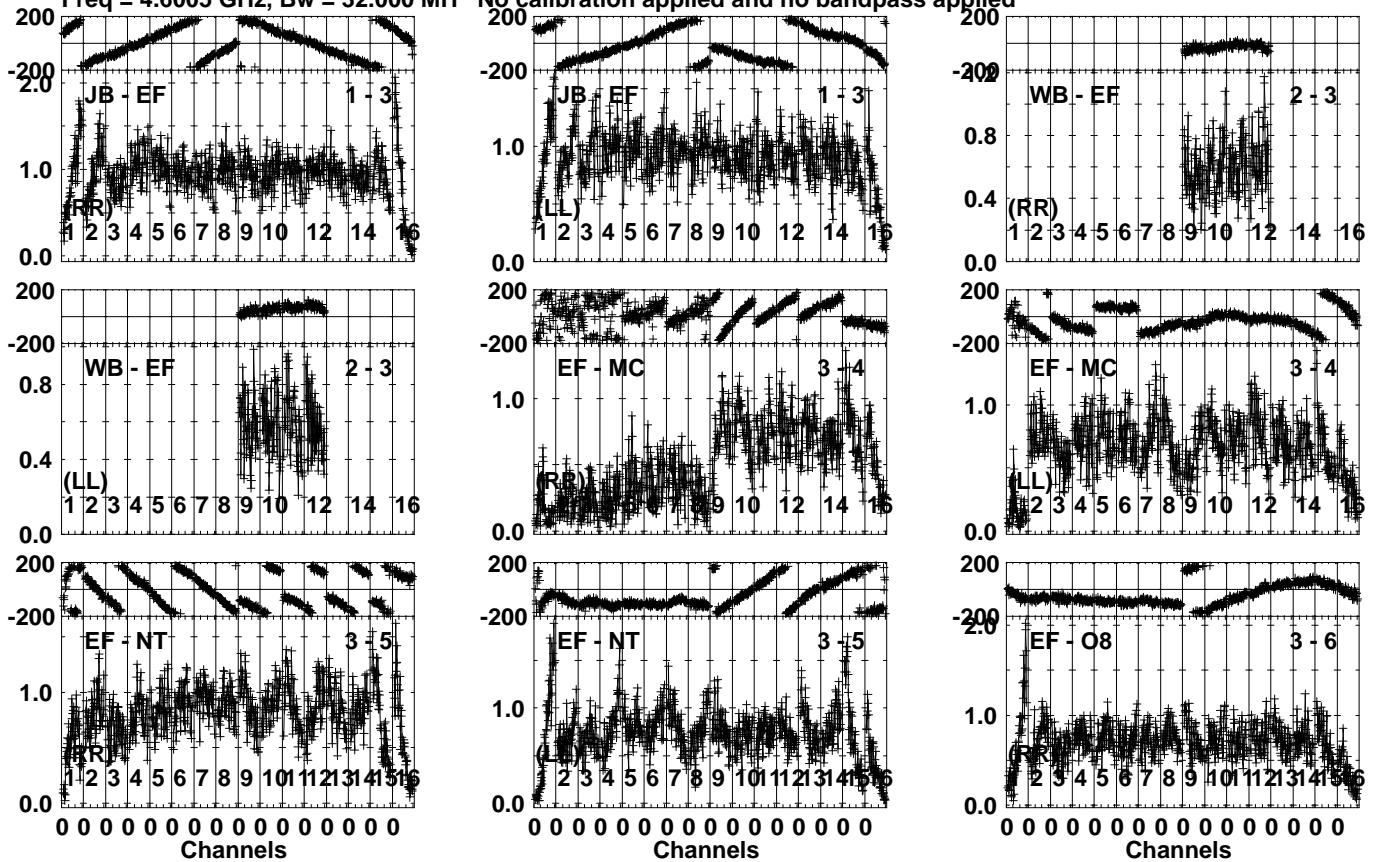


Lower frame: Micro Ampl Jy Top frame: Phas deg
Vector averaged cross-power spectrum Several baselines displayed
Timerange: 00/13:15:46 to 00/13:18:44

Plot file version 597 created 07-AUG-2023 16:12:58

2331+46 EO019B.UVDATA.1

Freq = 4.6005 GHz, Bw = 32.000 MH No calibration applied and no bandpass applied

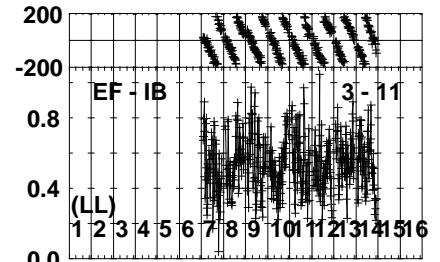
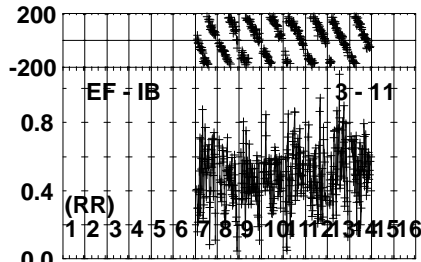
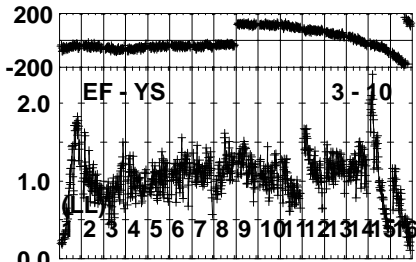
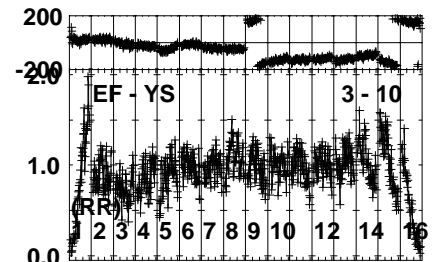
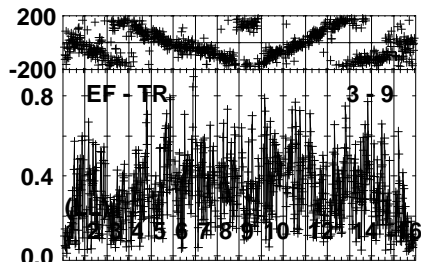
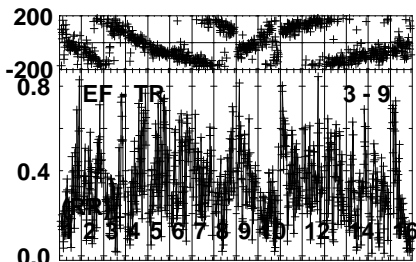
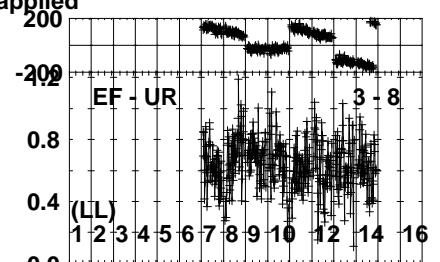
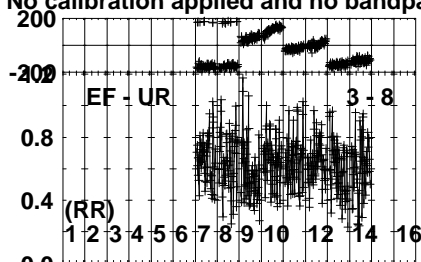
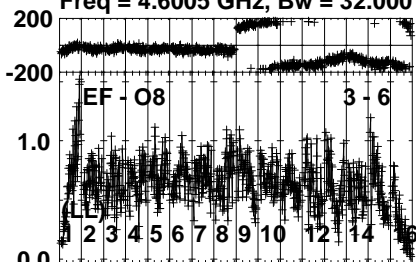


Lower frame: Milli Ampl Jy Top frame: Phas deg
Vector averaged cross-power spectrum Several baselines displayed
Timerange: 00/13:18:46 to 00/13:20:14

Plot file version 598 created 07-AUG-2023 16:12:58

2331+46 EO019B.UVDATA.1

Freq = 4.6005 GHz, Bw = 32.000 MH No calibration applied and no bandpass applied

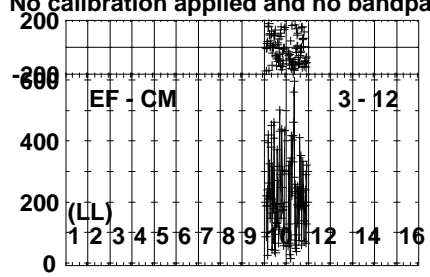
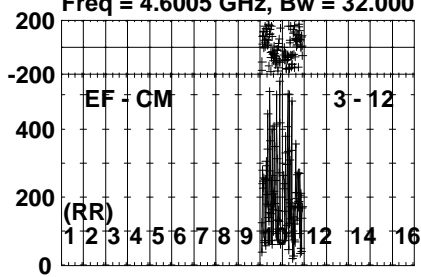


Lower frame: Milli Ampl Jy Top frame: Phas deg
Vector averaged cross-power spectrum Several baselines displayed
Timerange: 00/13:18:46 to 00/13:20:14

Plot file version 599 created 07-AUG-2023 16:12:58

2331+46 EO019B.UVDATA.1

Freq = 4.6005 GHz, Bw = 32.000 MH No calibration applied and no bandpass applied

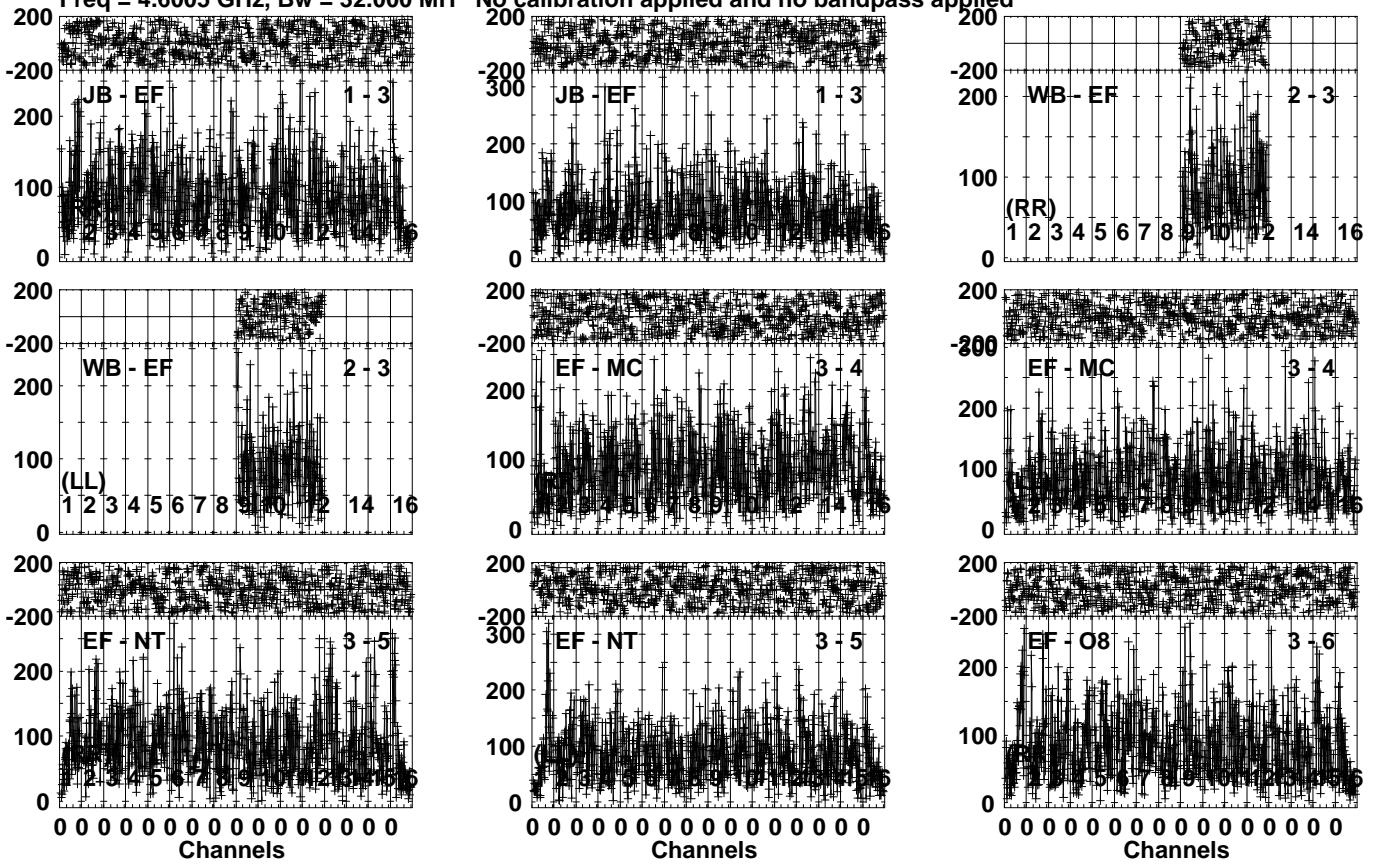


Lower frame: Micro Ampl Jy Top frame: Phas deg
Vector averaged cross-power spectrum Several baselines displayed
Timerange: 00/13:18:46 to 00/13:20:14

Plot file version 600 created 07-AUG-2023 16:12:59

LAND EO019B.UVDATA.1

Freq = 4.6005 GHz, Bw = 32.000 MH No calibration applied and no bandpass applied

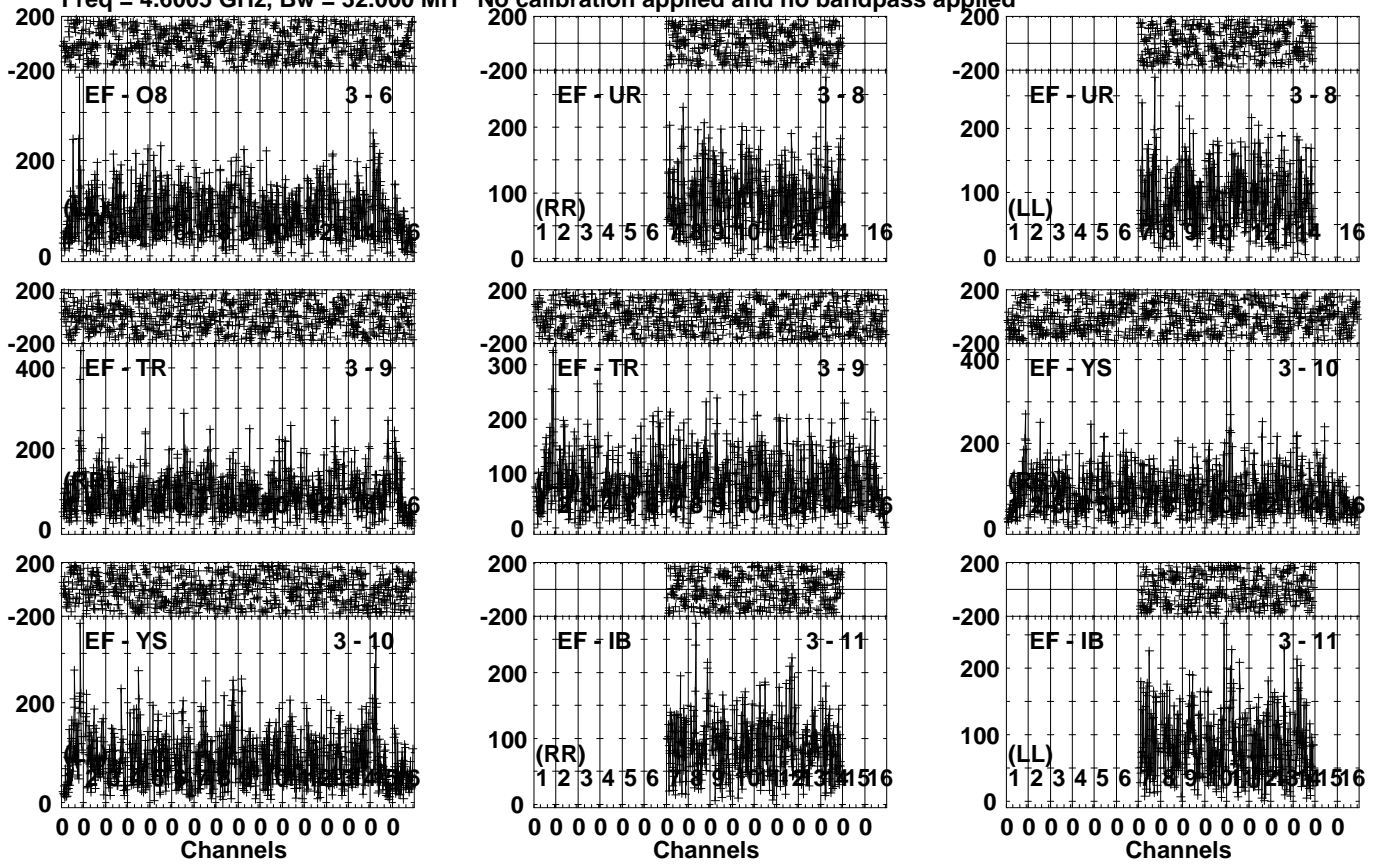


Lower frame: Micro Ampl Jy Top frame: Phas deg
Vector averaged cross-power spectrum Several baselines displayed
Timerange: 00/13:20:16 to 00/13:23:44

Plot file version 601 created 07-AUG-2023 16:12:59

LAND EO019B.UVDATA.1

Freq = 4.6005 GHz, Bw = 32.000 MH No calibration applied and no bandpass applied

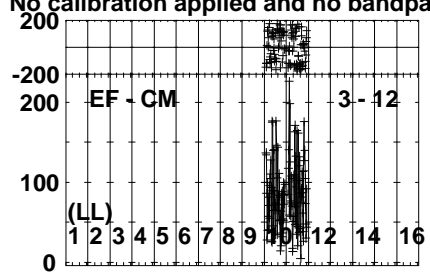
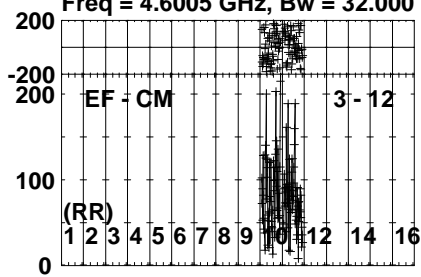


Lower frame: Micro Ampl Jy Top frame: Phas deg
Vector averaged cross-power spectrum Several baselines displayed
Timerange: 00/13:20:16 to 00/13:23:44

Plot file version 602 created 07-AUG-2023 16:12:59

LAND EO019B.UVDATA.1

Freq = 4.6005 GHz, Bw = 32.000 MH No calibration applied and no bandpass applied

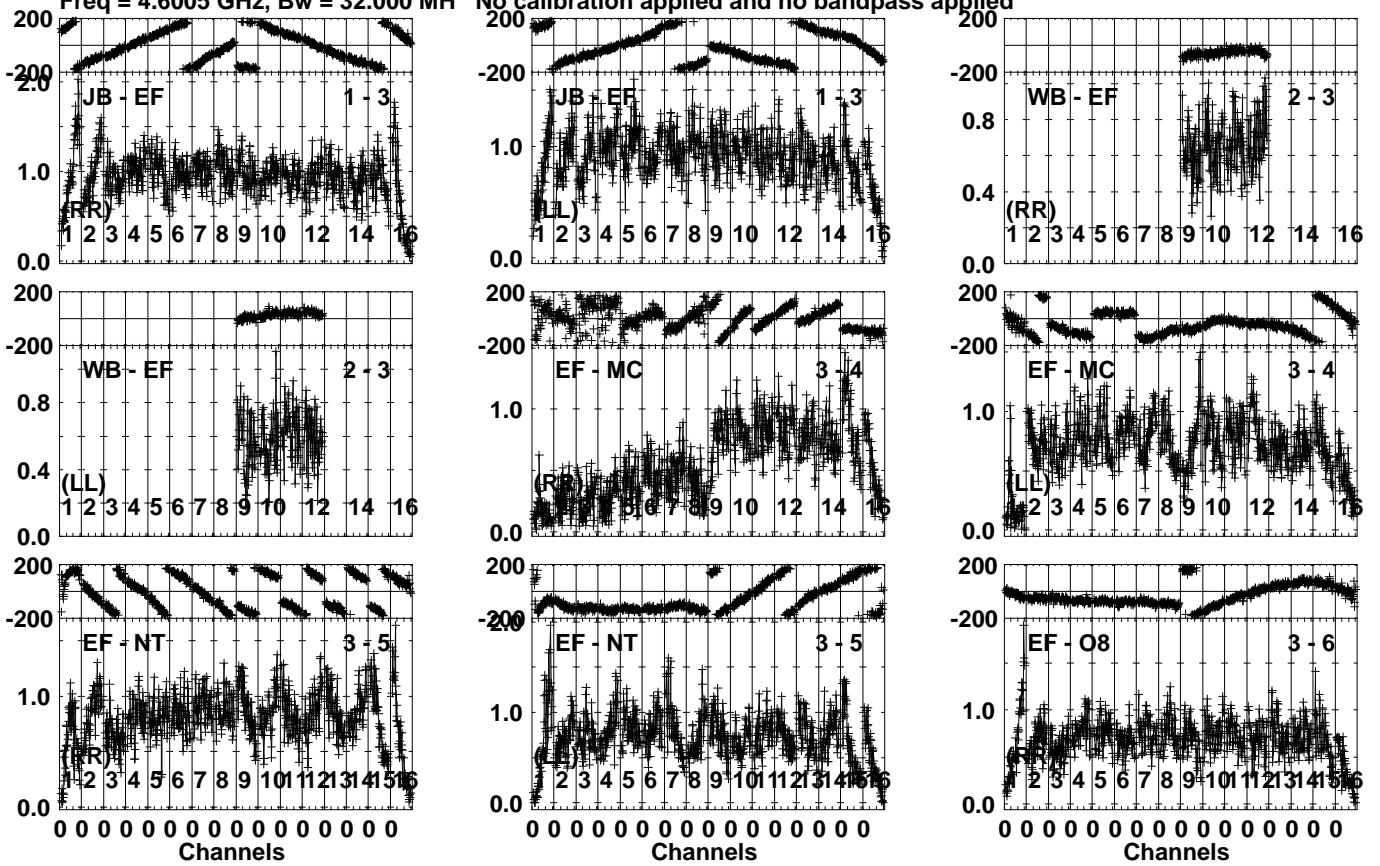


Lower frame: Micro Ampl Jy Top frame: Phas deg
Vector averaged cross-power spectrum Several baselines displayed
Timerange: 00/13:20:16 to 00/13:23:44

Plot file version 603 created 07-AUG-2023 16:12:59

2331+46 EO019B.UVDATA.1

Freq = 4.6005 GHz, Bw = 32.000 MH No calibration applied and no bandpass applied

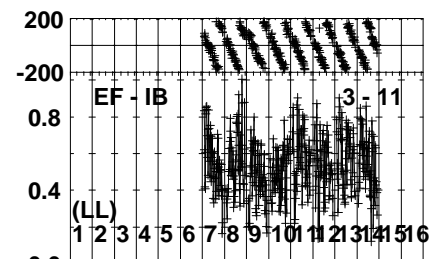
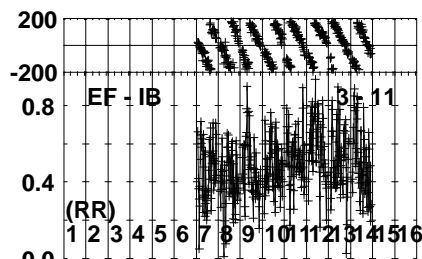
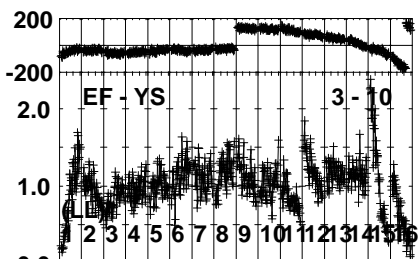
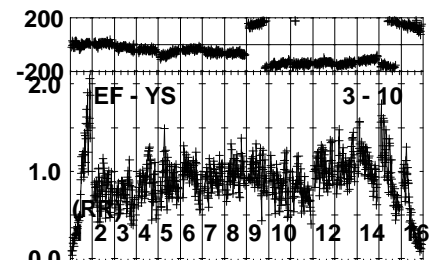
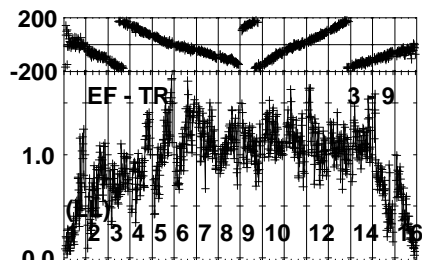
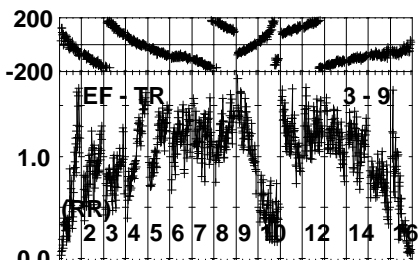
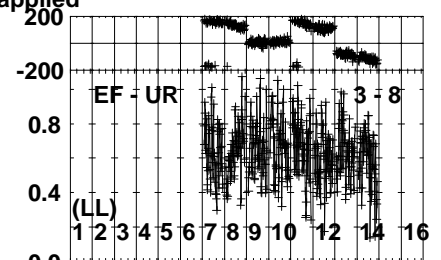
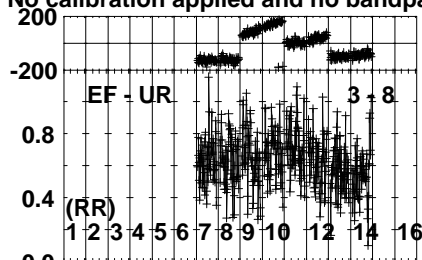
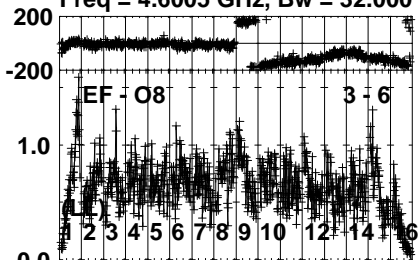


Lower frame: Milli Ampl Jy Top frame: Phas deg
Vector averaged cross-power spectrum Several baselines displayed
Timerange: 00/13:23:46 to 00/13:25:14

Plot file version 604 created 07-AUG-2023 16:12:59

2331+46 EO019B.UVDATA.1

Freq = 4.6005 GHz, Bw = 32.000 MH No calibration applied and no bandpass applied

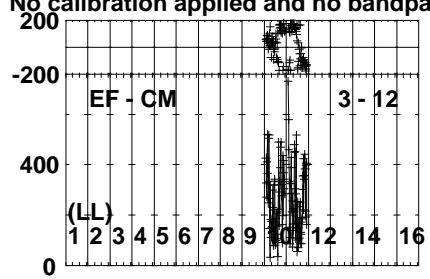
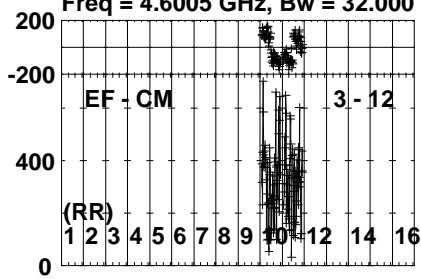


Lower frame: Milli Ampl Jy Top frame: Phas deg
Vector averaged cross-power spectrum Several baselines displayed
Timerange: 00/13:23:46 to 00/13:25:14

Plot file version 605 created 07-AUG-2023 16:12:59

2331+46 EO019B.UVDATA.1

Freq = 4.6005 GHz, Bw = 32.000 MH No calibration applied and no bandpass applied

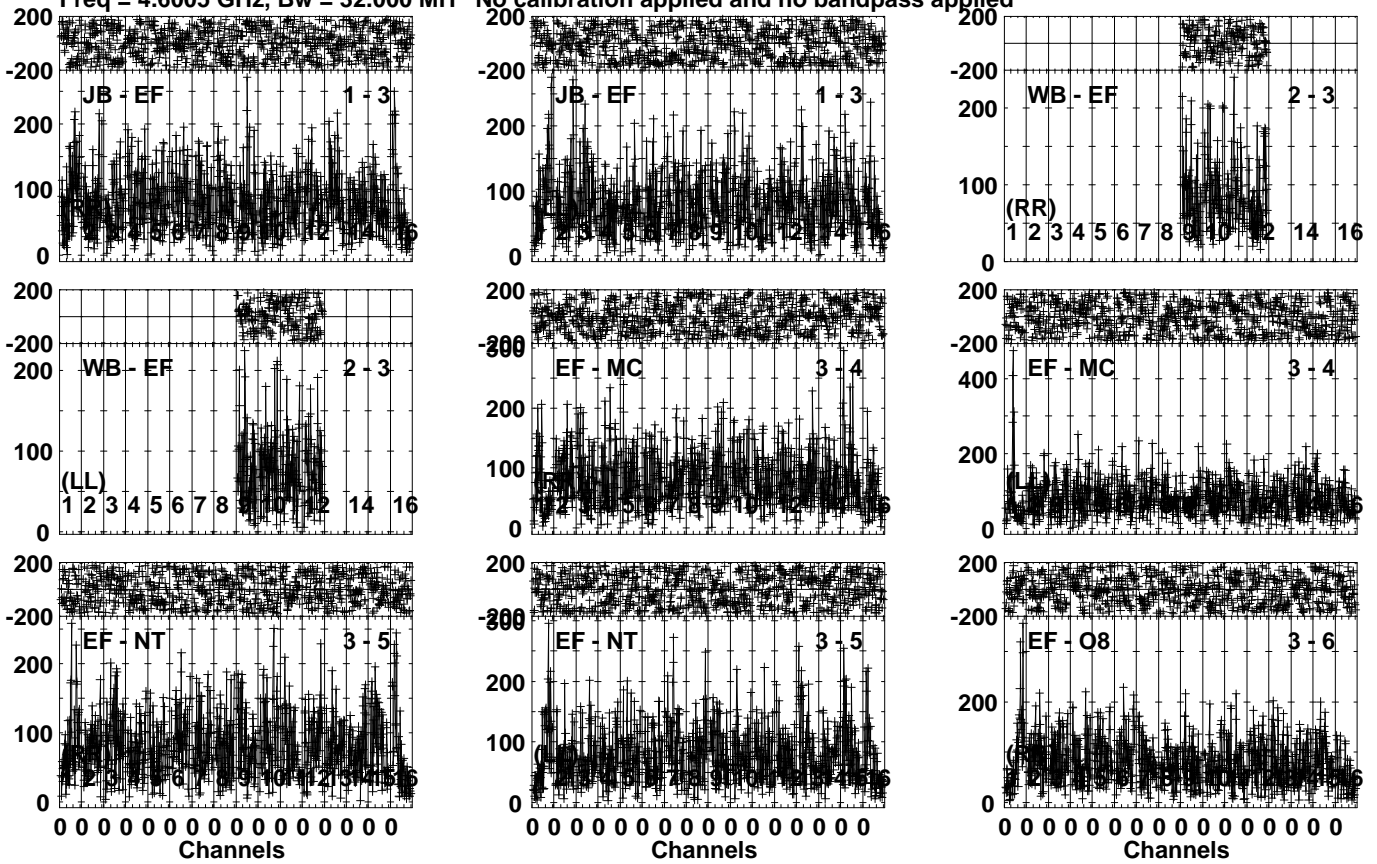


Lower frame: Micro Ampl Jy Top frame: Phas deg
Vector averaged cross-power spectrum Several baselines displayed
Timerange: 00/13:23:46 to 00/13:25:14

Plot file version 606 created 07-AUG-2023 16:13:00

LAND EO019B.UVDATA.1

Freq = 4.6005 GHz, Bw = 32.000 MH No calibration applied and no bandpass applied

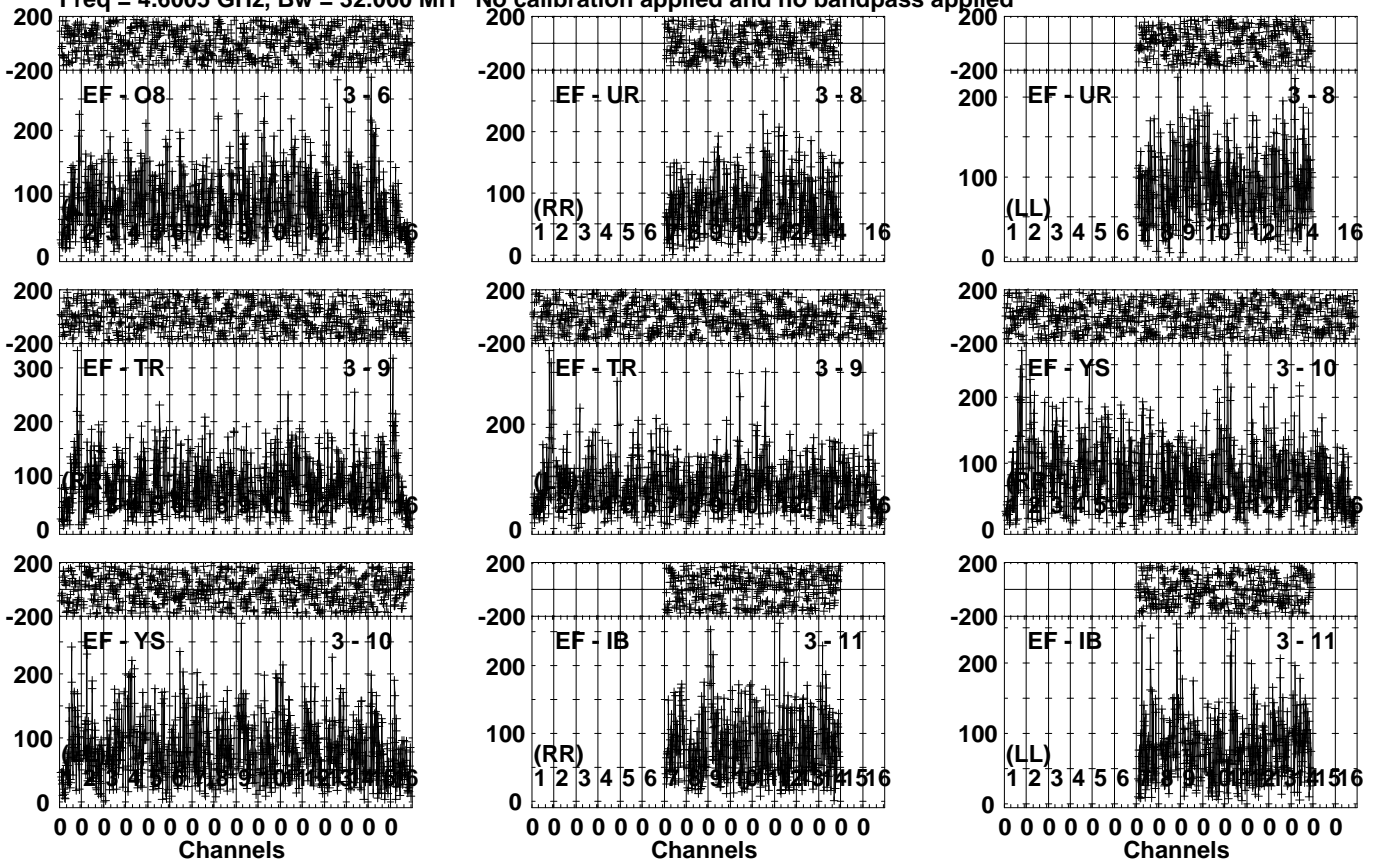


Lower frame: Micro Ampl Jy Top frame: Phas deg
Vector averaged cross-power spectrum Several baselines displayed
Timerange: 00/13:26:01 to 00/13:28:59

Plot file version 607 created 07-AUG-2023 16:13:00

LAND EO019B.UVDATA.1

Freq = 4.6005 GHz, Bw = 32.000 MH No calibration applied and no bandpass applied

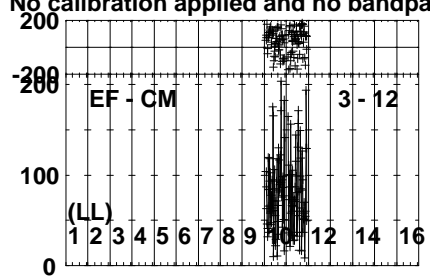
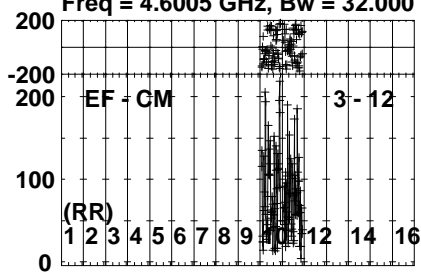


Lower frame: Micro Ampl Jy Top frame: Phas deg
Vector averaged cross-power spectrum Several baselines displayed
Timerange: 00/13:26:01 to 00/13:28:59

Plot file version 608 created 07-AUG-2023 16:13:00

LAND EO019B.UVDATA.1

Freq = 4.6005 GHz, Bw = 32.000 MH No calibration applied and no bandpass applied

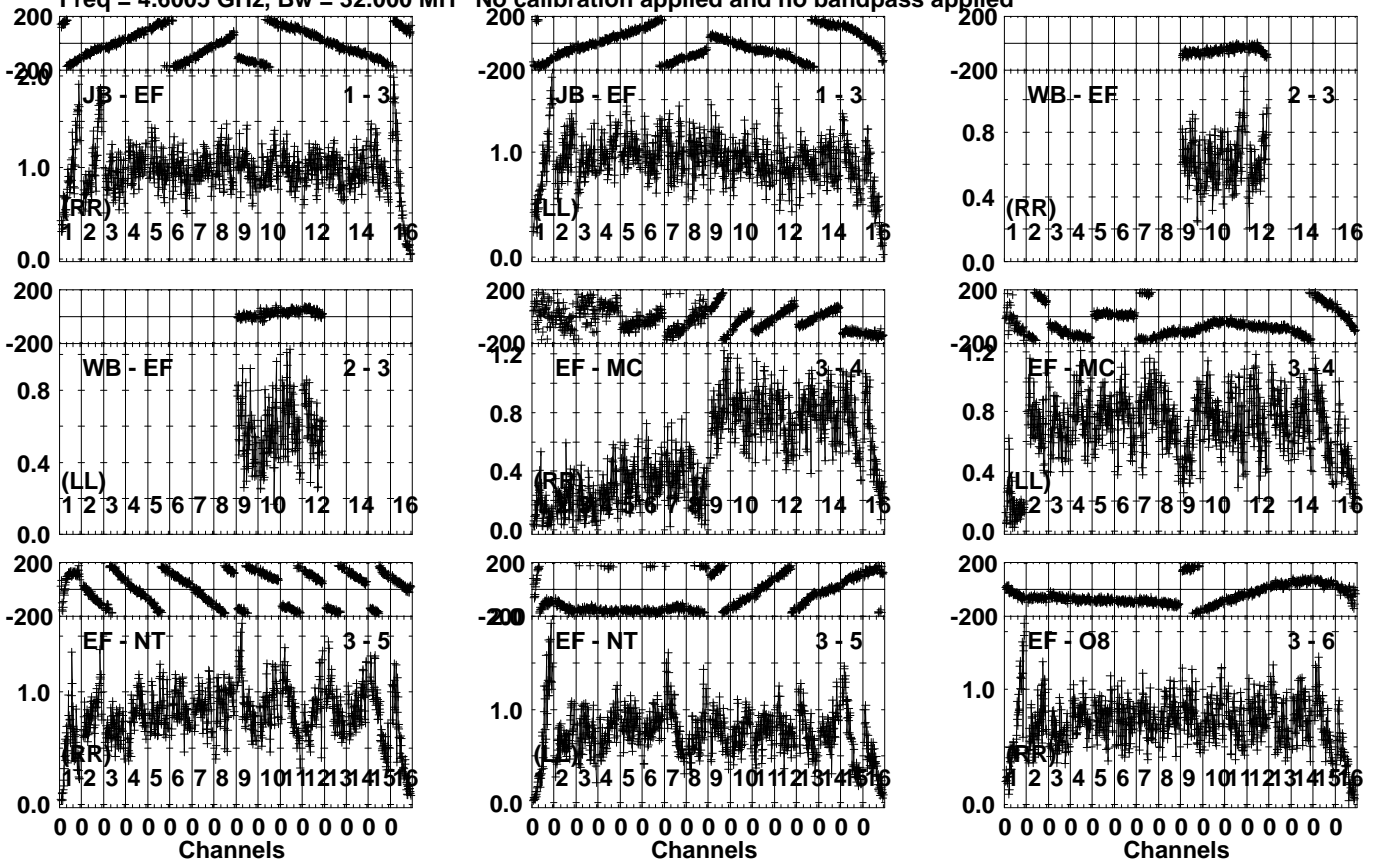


Lower frame: Micro Ampl Jy Top frame: Phas deg
Vector averaged cross-power spectrum Several baselines displayed
Timerange: 00/13:26:01 to 00/13:28:59

Plot file version 609 created 07-AUG-2023 16:13:00

2331+46 EO019B.UVDATA.1

Freq = 4.6005 GHz, Bw = 32.000 MH No calibration applied and no bandpass applied

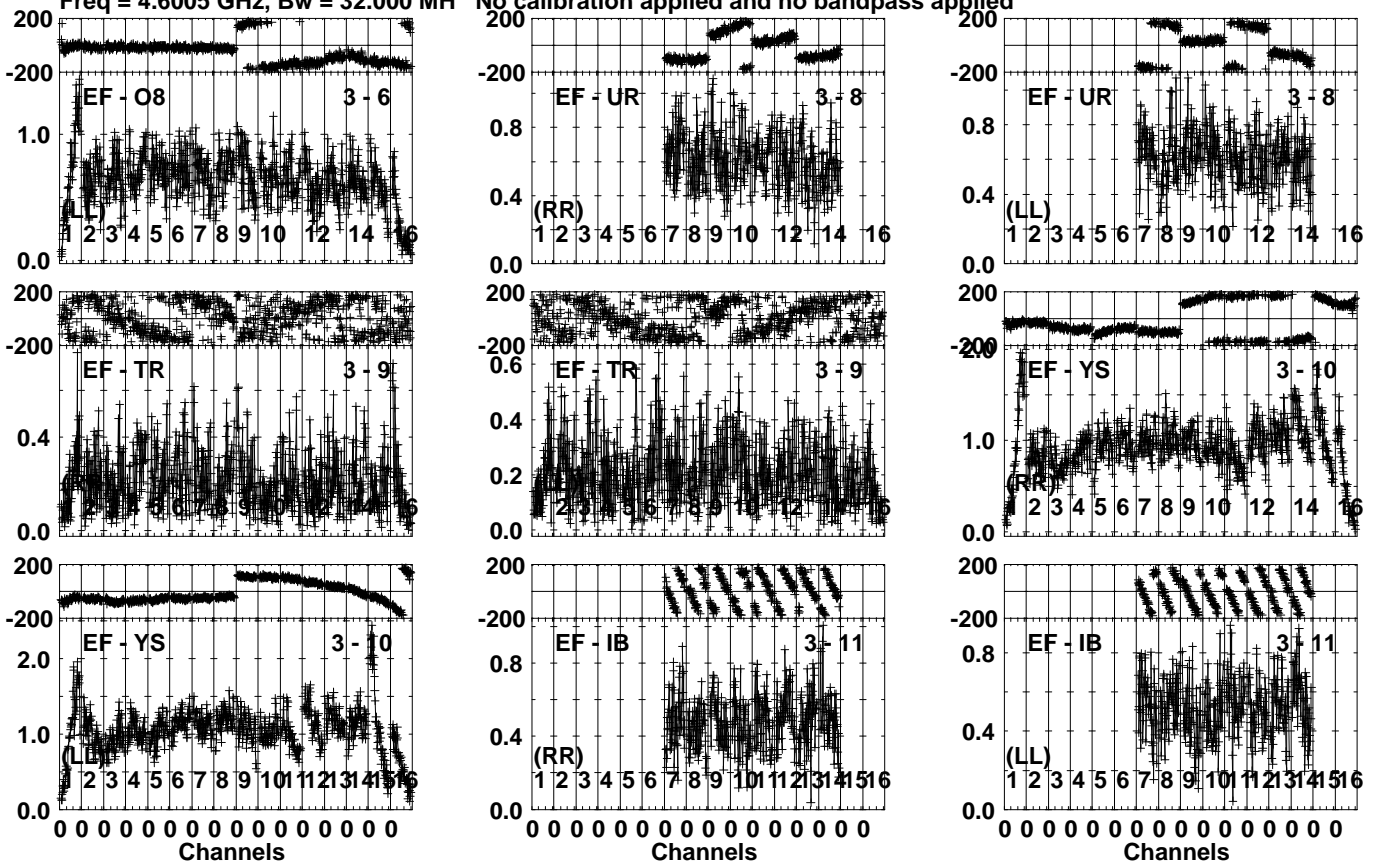


Lower frame: Milli Ampl Jy Top frame: Phas deg
Vector averaged cross-power spectrum Several baselines displayed
Timerange: 00/13:29:03 to 00/13:30:29

Plot file version 610 created 07-AUG-2023 16:13:00

2331+46 EO019B.UVDATA.1

Freq = 4.6005 GHz, Bw = 32.000 MH No calibration applied and no bandpass applied

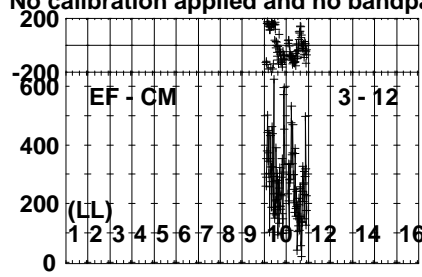
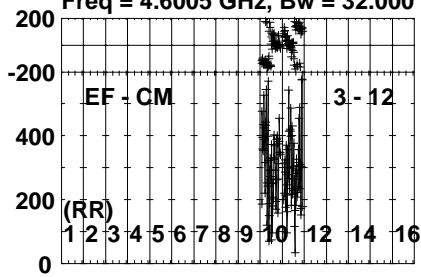


Lower frame: Milli Ampl Jy Top frame: Phas deg
Vector averaged cross-power spectrum Several baselines displayed
Timerange: 00/13:29:03 to 00/13:30:29

Plot file version 611 created 07-AUG-2023 16:13:01

2331+46 EO019B.UVDATA.1

Freq = 4.6005 GHz, Bw = 32.000 MH No calibration applied and no bandpass applied

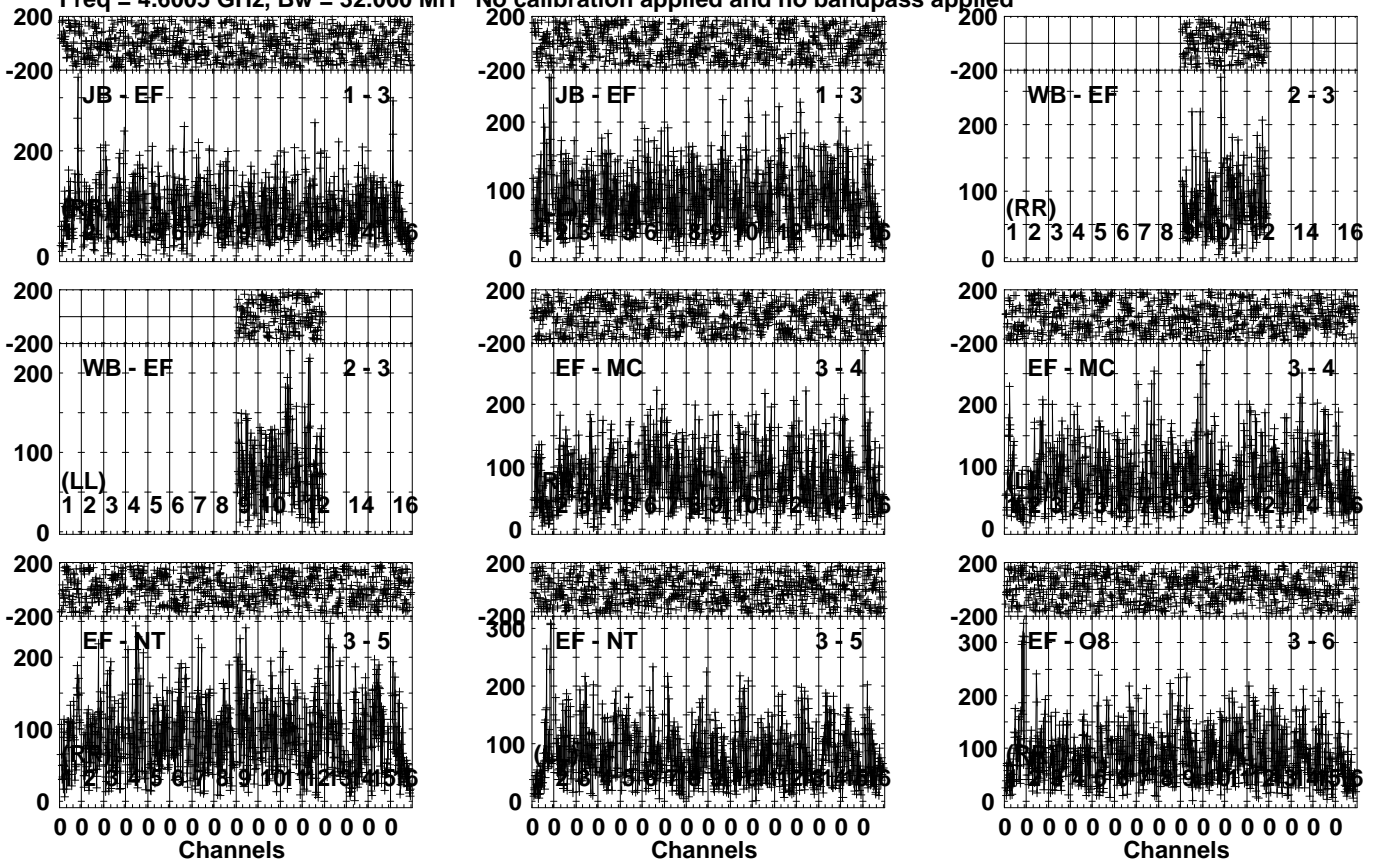


Lower frame: Micro Ampl Jy Top frame: Phas deg
Vector averaged cross-power spectrum Several baselines displayed
Timerange: 00/13:29:03 to 00/13:30:29

Plot file version 612 created 07-AUG-2023 16:13:01

LAND EO019B.UVDATA.1

Freq = 4.6005 GHz, Bw = 32.000 MH No calibration applied and no bandpass applied

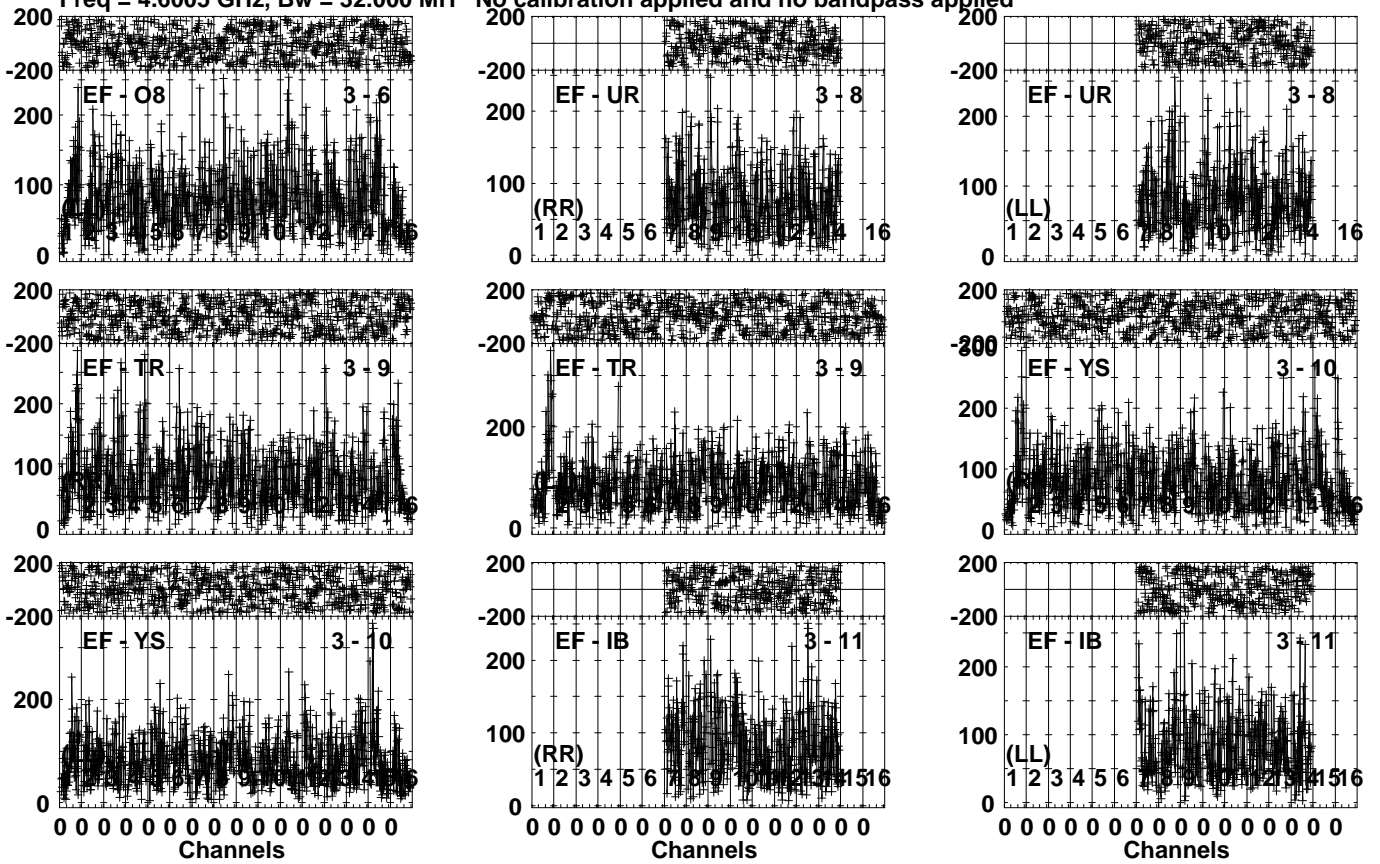


Lower frame: Micro Ampl Jy Top frame: Phas deg
Vector averaged cross-power spectrum Several baselines displayed
Timerange: 00/13:30:31 to 00/13:33:59

Plot file version 613 created 07-AUG-2023 16:13:01

LAND EO019B.UVDATA.1

Freq = 4.6005 GHz, Bw = 32.000 MH No calibration applied and no bandpass applied

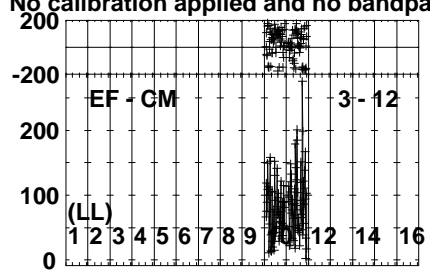
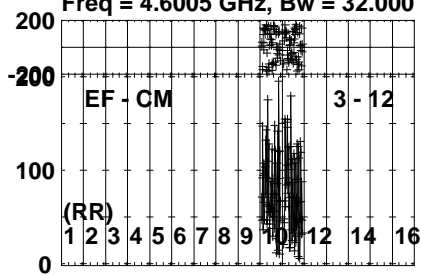


Lower frame: Micro Ampl Jy Top frame: Phas deg
Vector averaged cross-power spectrum Several baselines displayed
Timerange: 00/13:30:31 to 00/13:33:59

Plot file version 614 created 07-AUG-2023 16:13:01

LAND EO019B.UVDATA.1

Freq = 4.6005 GHz, Bw = 32.000 MH No calibration applied and no bandpass applied

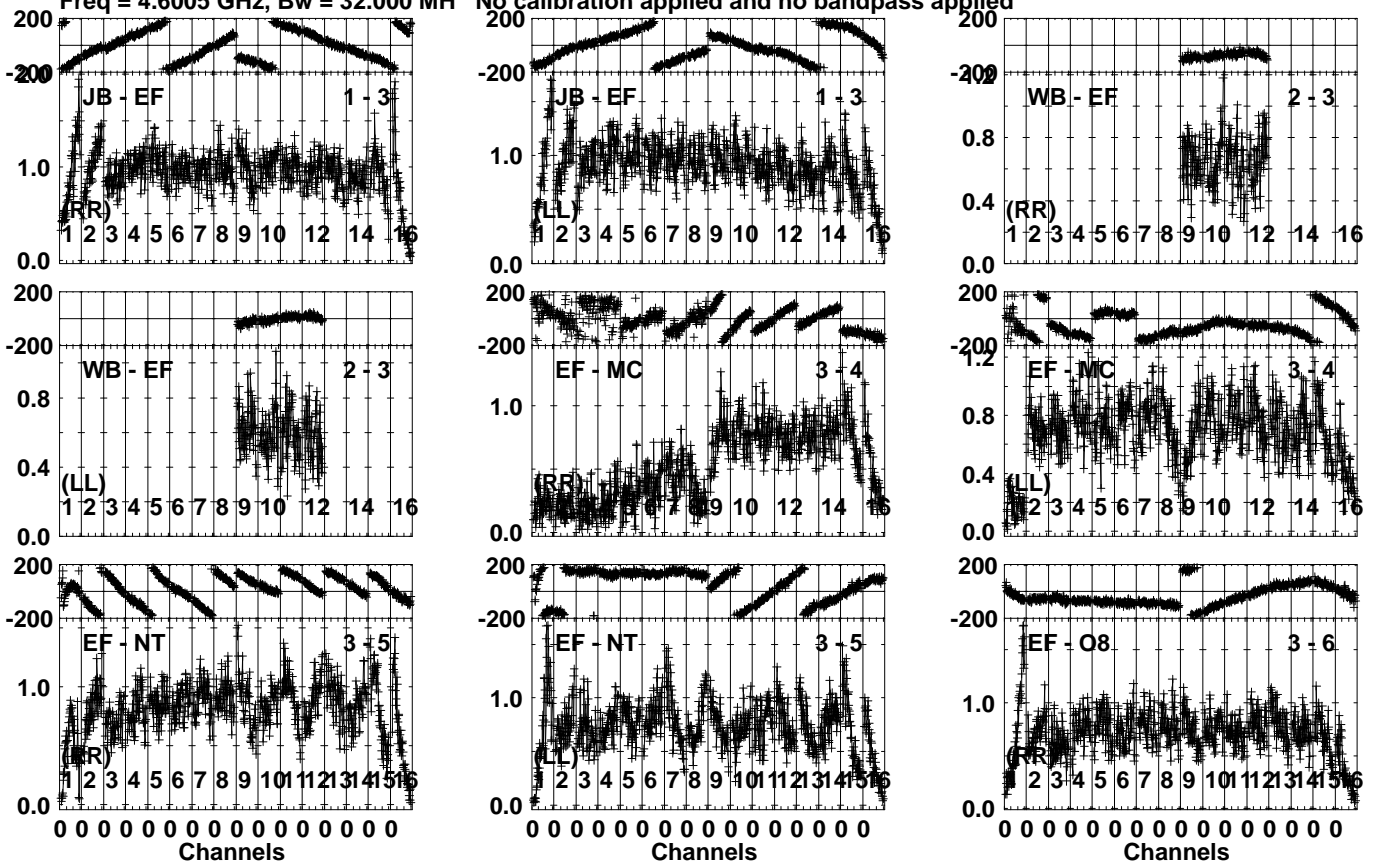


Lower frame: Micro Ampl Jy Top frame: Phas deg
Vector averaged cross-power spectrum Several baselines displayed
Timerange: 00/13:30:31 to 00/13:33:59

Plot file version 615 created 07-AUG-2023 16:13:01

2331+46 EO019B.UVDATA.1

Freq = 4.6005 GHz, Bw = 32.000 MH No calibration applied and no bandpass applied

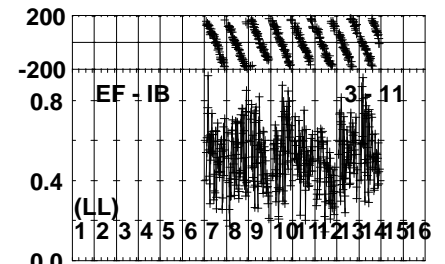
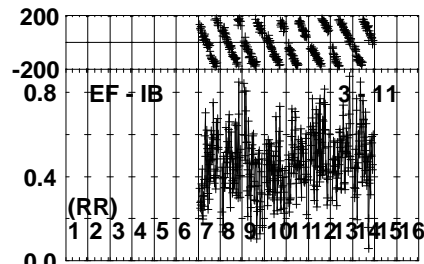
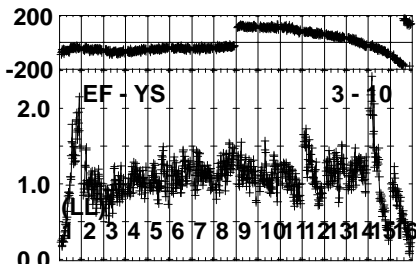
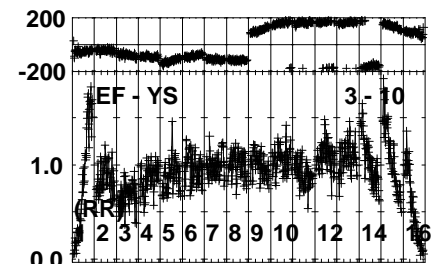
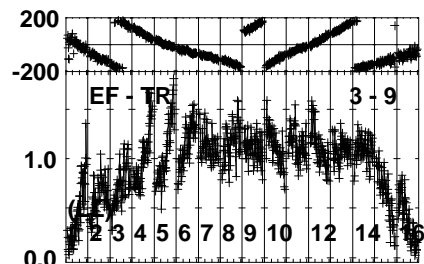
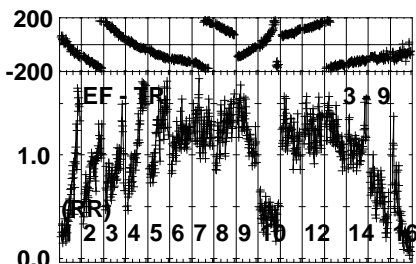
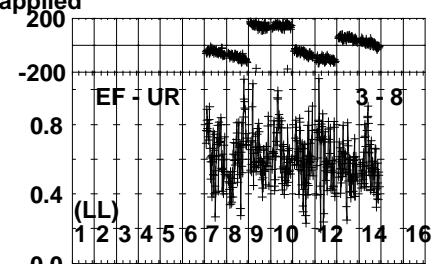
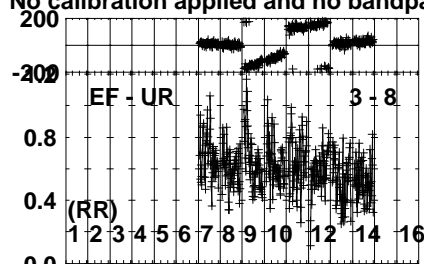
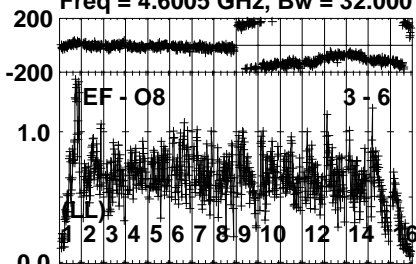


Lower frame: Milli Ampl Jy Top frame: Phas deg
Vector averaged cross-power spectrum Several baselines displayed
Timerange: 00/13:34:01 to 00/13:35:29

Plot file version 616 created 07-AUG-2023 16:13:01

2331+46 EO019B.UVDATA.1

Freq = 4.6005 GHz, Bw = 32.000 MH No calibration applied and no bandpass applied

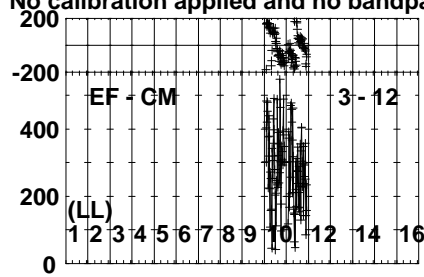
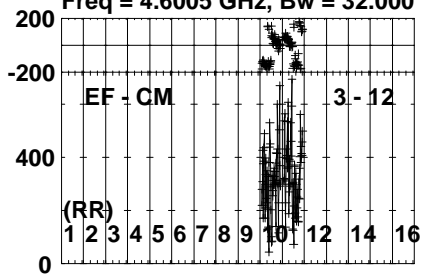


Lower frame: Milli Ampl Jy Top frame: Phas deg
Vector averaged cross-power spectrum Several baselines displayed
Timerange: 00/13:34:01 to 00/13:35:29

Plot file version 617 created 07-AUG-2023 16:13:02

2331+46 EO019B.UVDATA.1

Freq = 4.6005 GHz, Bw = 32.000 MH No calibration applied and no bandpass applied

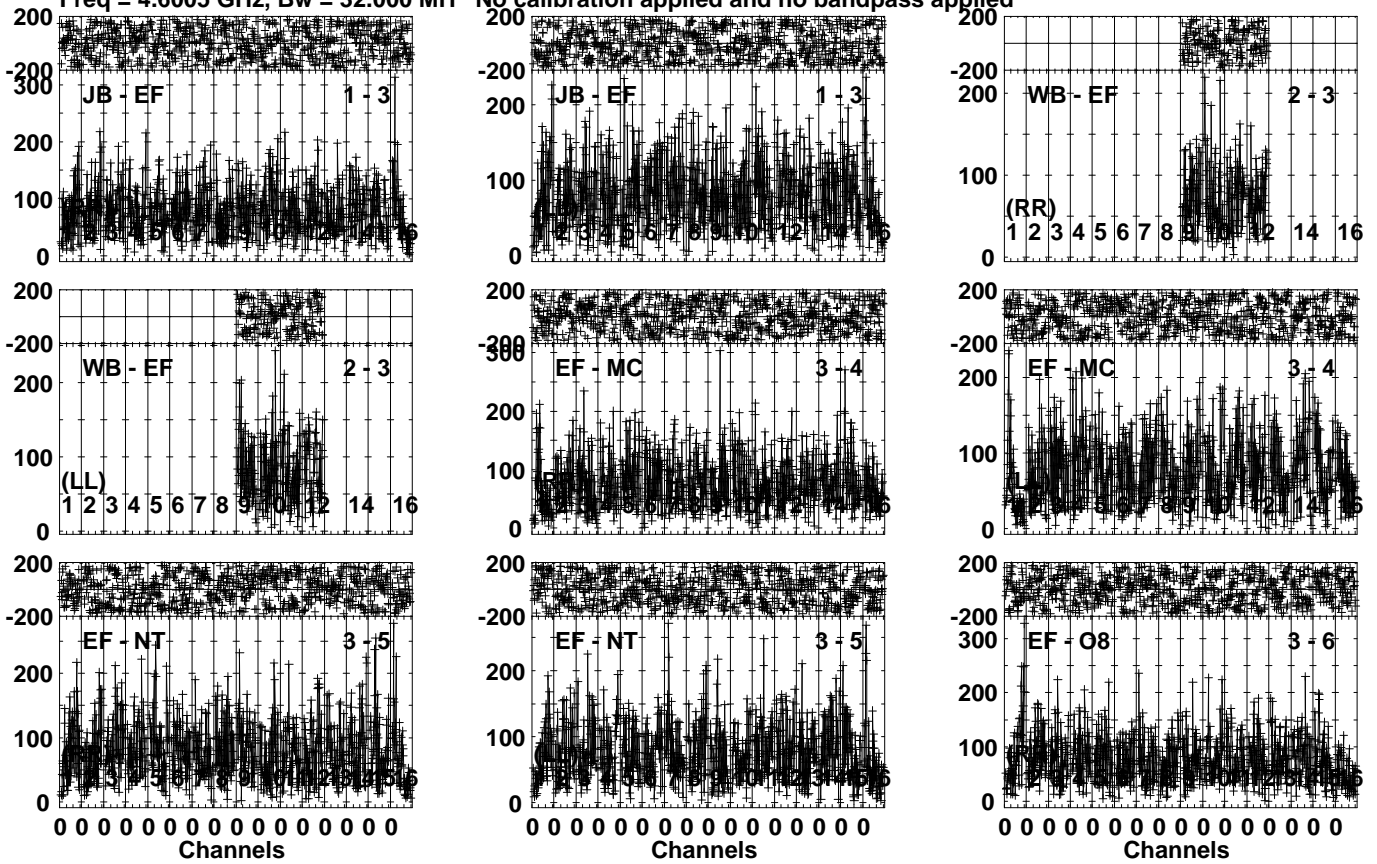


Lower frame: Micro Ampl Jy Top frame: Phas deg
Vector averaged cross-power spectrum Several baselines displayed
Timerange: 00/13:34:01 to 00/13:35:29

Plot file version 618 created 07-AUG-2023 16:13:02

LAND EO019B.UVDATA.1

Freq = 4.6005 GHz, Bw = 32.000 MH No calibration applied and no bandpass applied

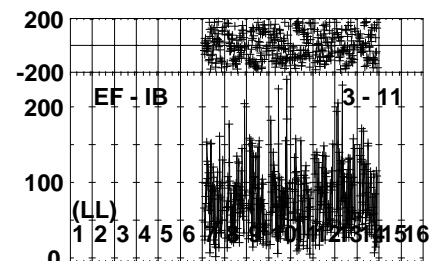
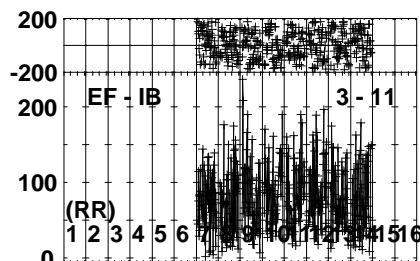
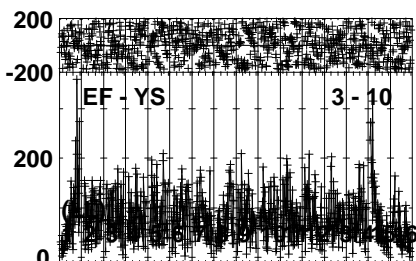
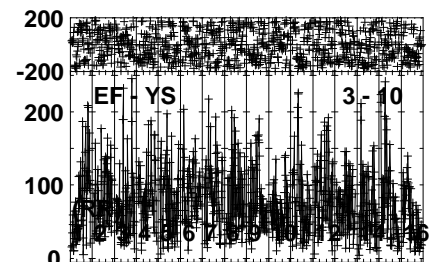
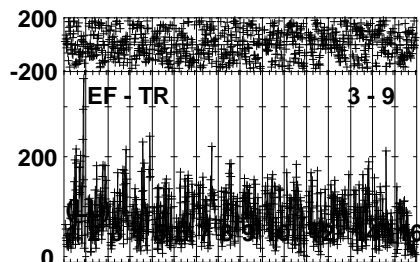
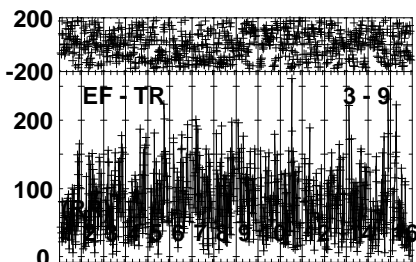
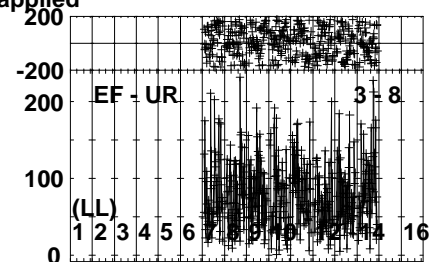
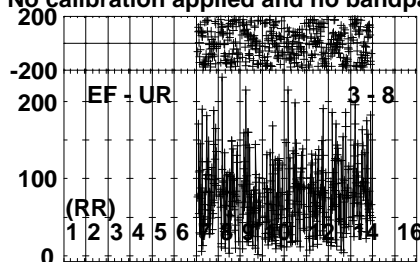
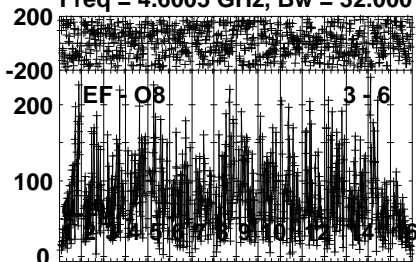


Lower frame: Micro Ampl Jy Top frame: Phas deg
Vector averaged cross-power spectrum Several baselines displayed
Timerange: 00/13:36:16 to 00/13:39:14

Plot file version 619 created 07-AUG-2023 16:13:02

LAND EO019B.UVDATA.1

Freq = 4.6005 GHz, Bw = 32.000 MH No calibration applied and no bandpass applied

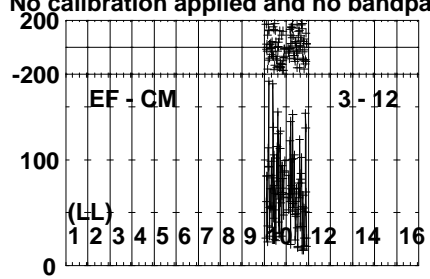
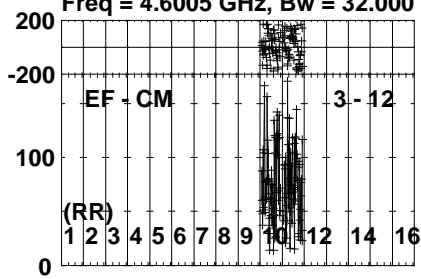


Lower frame: Micro Ampl Jy Top frame: Phas deg
Vector averaged cross-power spectrum Several baselines displayed
Timerange: 00/13:36:16 to 00/13:39:14

Plot file version 620 created 07-AUG-2023 16:13:02

LAND EO019B.UVDATA.1

Freq = 4.6005 GHz, Bw = 32.000 MH No calibration applied and no bandpass applied

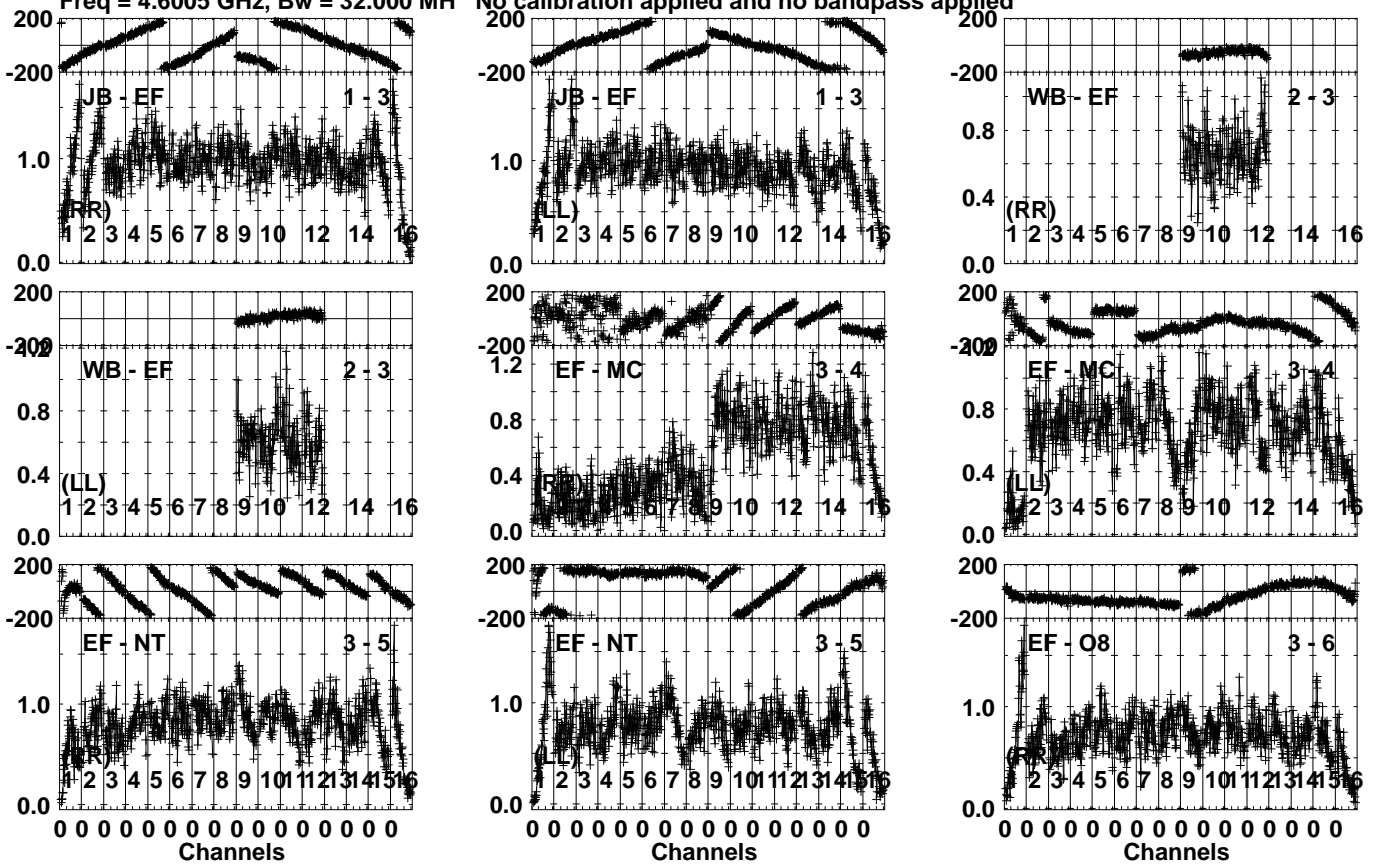


Lower frame: Micro Ampl Jy Top frame: Phas deg
Vector averaged cross-power spectrum Several baselines displayed
Timerange: 00/13:36:16 to 00/13:39:14

Plot file version 621 created 07-AUG-2023 16:13:02

2331+46 EO019B.UVDATA.1

Freq = 4.6005 GHz, Bw = 32.000 MH No calibration applied and no bandpass applied

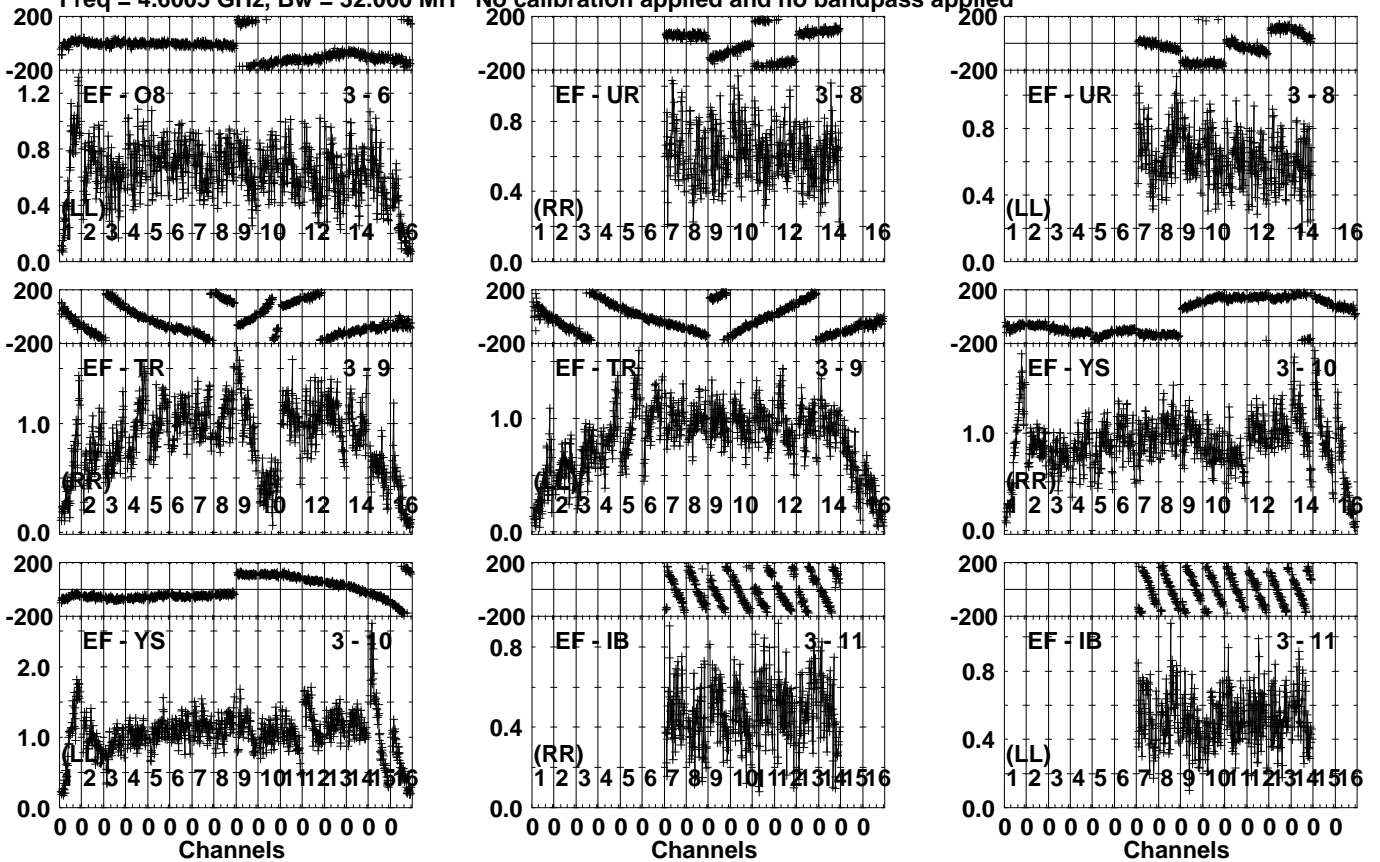


Lower frame: Milli Ampl Jy Top frame: Phas deg
Vector averaged cross-power spectrum Several baselines displayed
Timerange: 00/13:39:18 to 00/13:40:44

Plot file version 622 created 07-AUG-2023 16:13:03

2331+46 EO019B.UVDATA.1

Freq = 4.6005 GHz, Bw = 32.000 MH No calibration applied and no bandpass applied

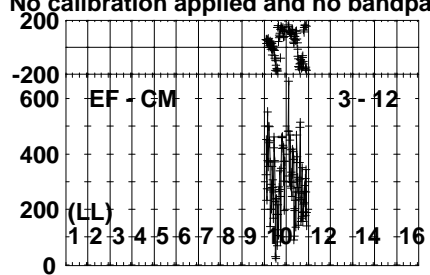
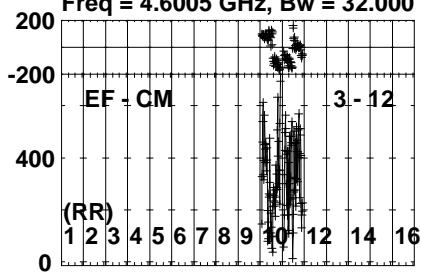


Lower frame: Milli Ampl Jy Top frame: Phas deg
Vector averaged cross-power spectrum Several baselines displayed
Timerange: 00/13:39:18 to 00/13:40:44

Plot file version 623 created 07-AUG-2023 16:13:03

2331+46 EO019B.UVDATA.1

Freq = 4.6005 GHz, Bw = 32.000 MH No calibration applied and no bandpass applied

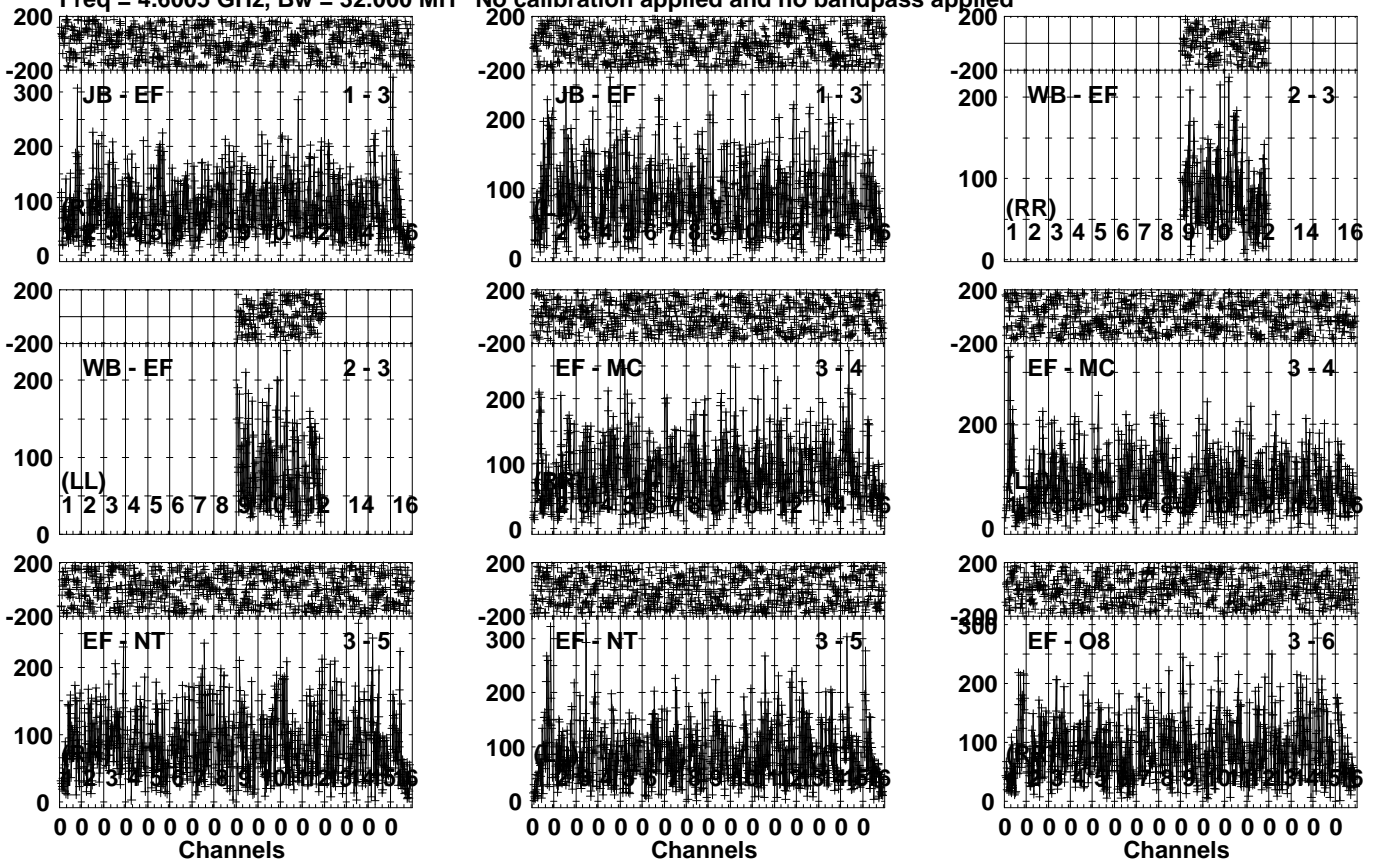


Lower frame: Micro Ampl Jy Top frame: Phas deg
Vector averaged cross-power spectrum Several baselines displayed
Timerange: 00/13:39:18 to 00/13:40:44

Plot file version 624 created 07-AUG-2023 16:13:03

LAND EO019B.UVDATA.1

Freq = 4.6005 GHz, Bw = 32.000 MH No calibration applied and no bandpass applied

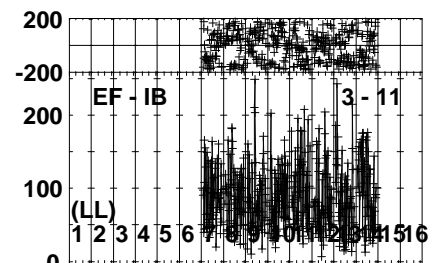
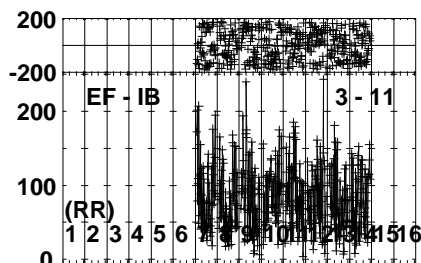
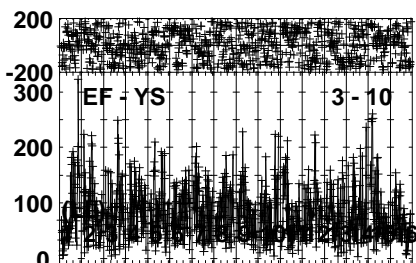
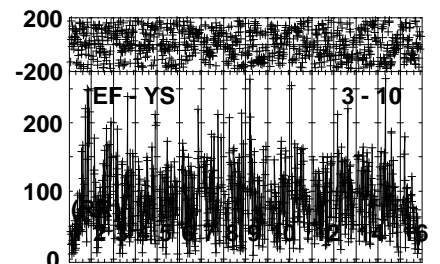
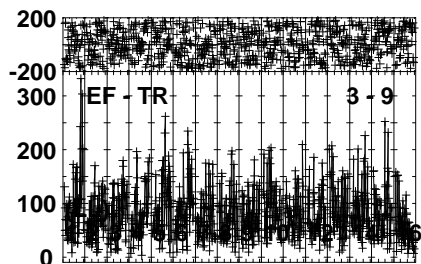
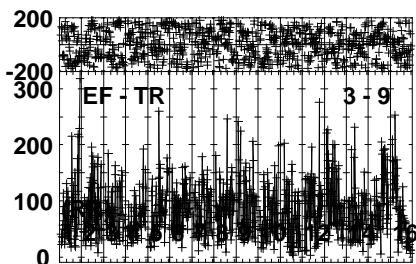
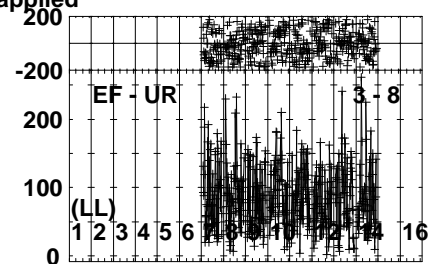
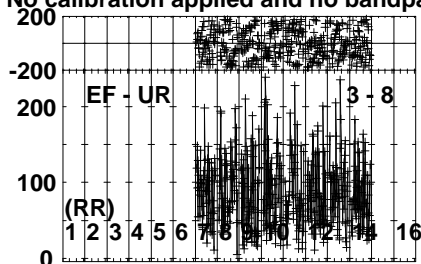
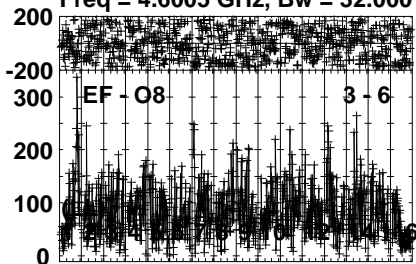


Lower frame: Micro Ampl Jy Top frame: Phas deg
Vector averaged cross-power spectrum Several baselines displayed
Timerange: 00/13:40:46 to 00/13:44:14

Plot file version 625 created 07-AUG-2023 16:13:03

LAND EO019B.UVDATA.1

Freq = 4.6005 GHz, Bw = 32.000 MH No calibration applied and no bandpass applied

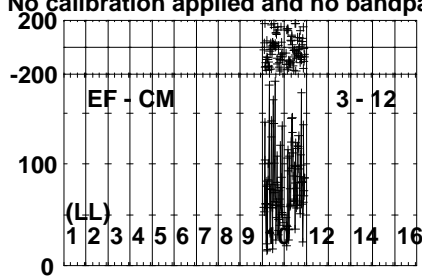
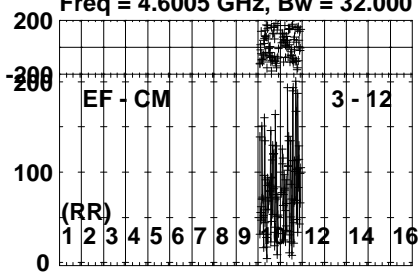


Lower frame: Micro Ampl Jy Top frame: Phas deg
Vector averaged cross-power spectrum Several baselines displayed
Timerange: 00/13:40:46 to 00/13:44:14

Plot file version 626 created 07-AUG-2023 16:13:05

LAND EO019B.UVDATA.1

Freq = 4.6005 GHz, Bw = 32.000 MH No calibration applied and no bandpass applied

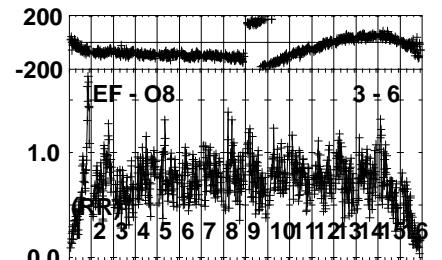
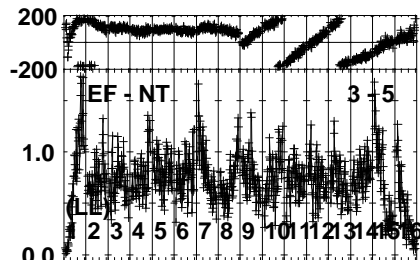
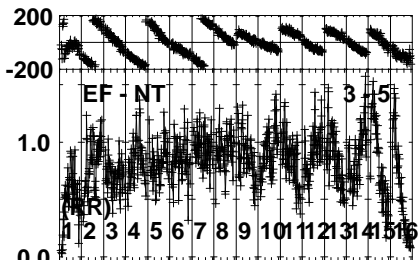
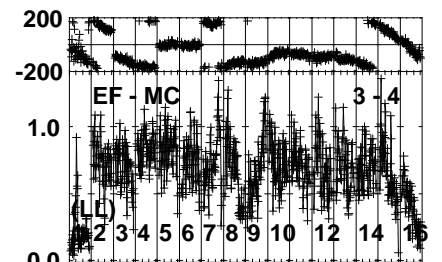
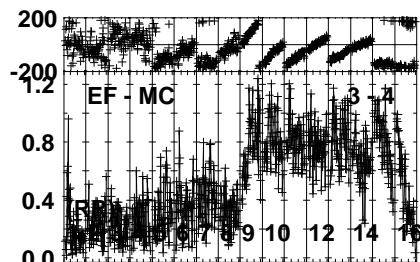
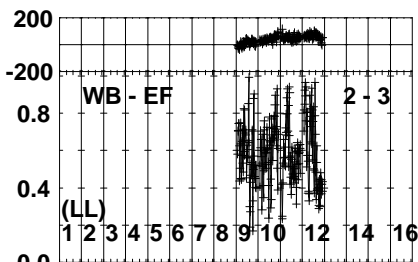
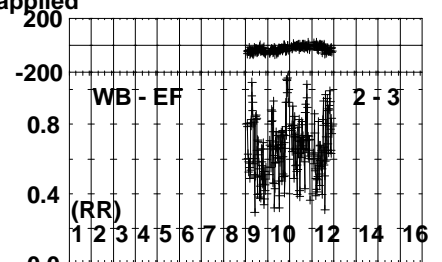
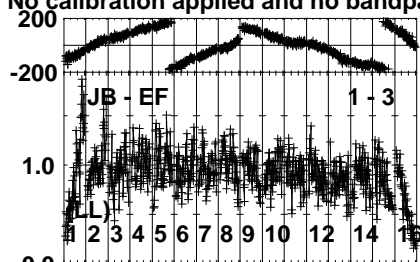
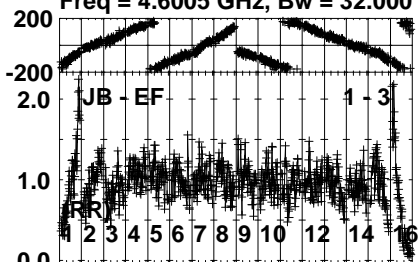


Lower frame: Micro Ampl Jy Top frame: Phas deg
Vector averaged cross-power spectrum Several baselines displayed
Timerange: 00/13:40:46 to 00/13:44:14

Plot file version 627 created 07-AUG-2023 16:13:06

2331+46 EO019B.UVDATA.1

Freq = 4.6005 GHz, Bw = 32.000 MH No calibration applied and no bandpass applied

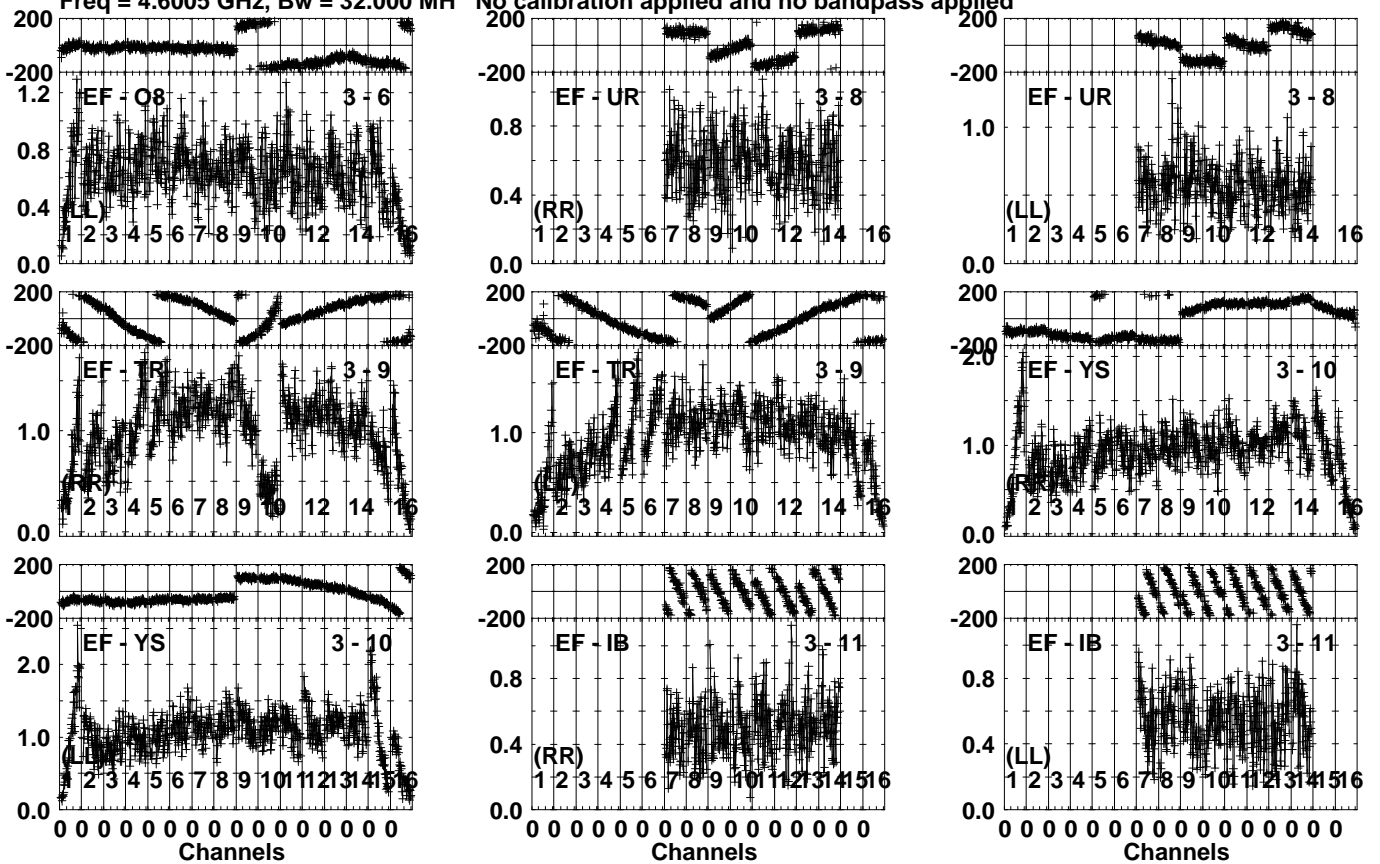


Lower frame: Milli Ampl Jy Top frame: Phas deg
Vector averaged cross-power spectrum Several baselines displayed
Timerange: 00/13:44:16 to 00/13:45:44

Plot file version 628 created 07-AUG-2023 16:13:06

2331+46 EO019B.UVDATA.1

Freq = 4.6005 GHz, Bw = 32.000 MH No calibration applied and no bandpass applied


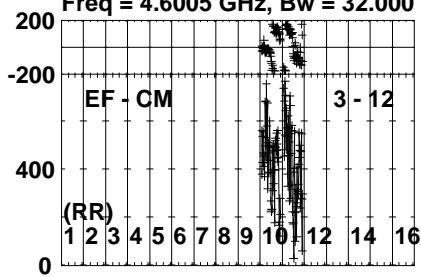


Lower frame: Milli Ampl Jy Top frame: Phas deg
Vector averaged cross-power spectrum Several baselines displayed
Timerange: 00/13:44:16 to 00/13:45:44

Plot file version 629 created 07-AUG-2023 16:13:06

2331+46 EO019B.UVDATA.1

Freq = 4.6005 GHz, Bw = 32.000 MH No calibration applied and no bandpass applied

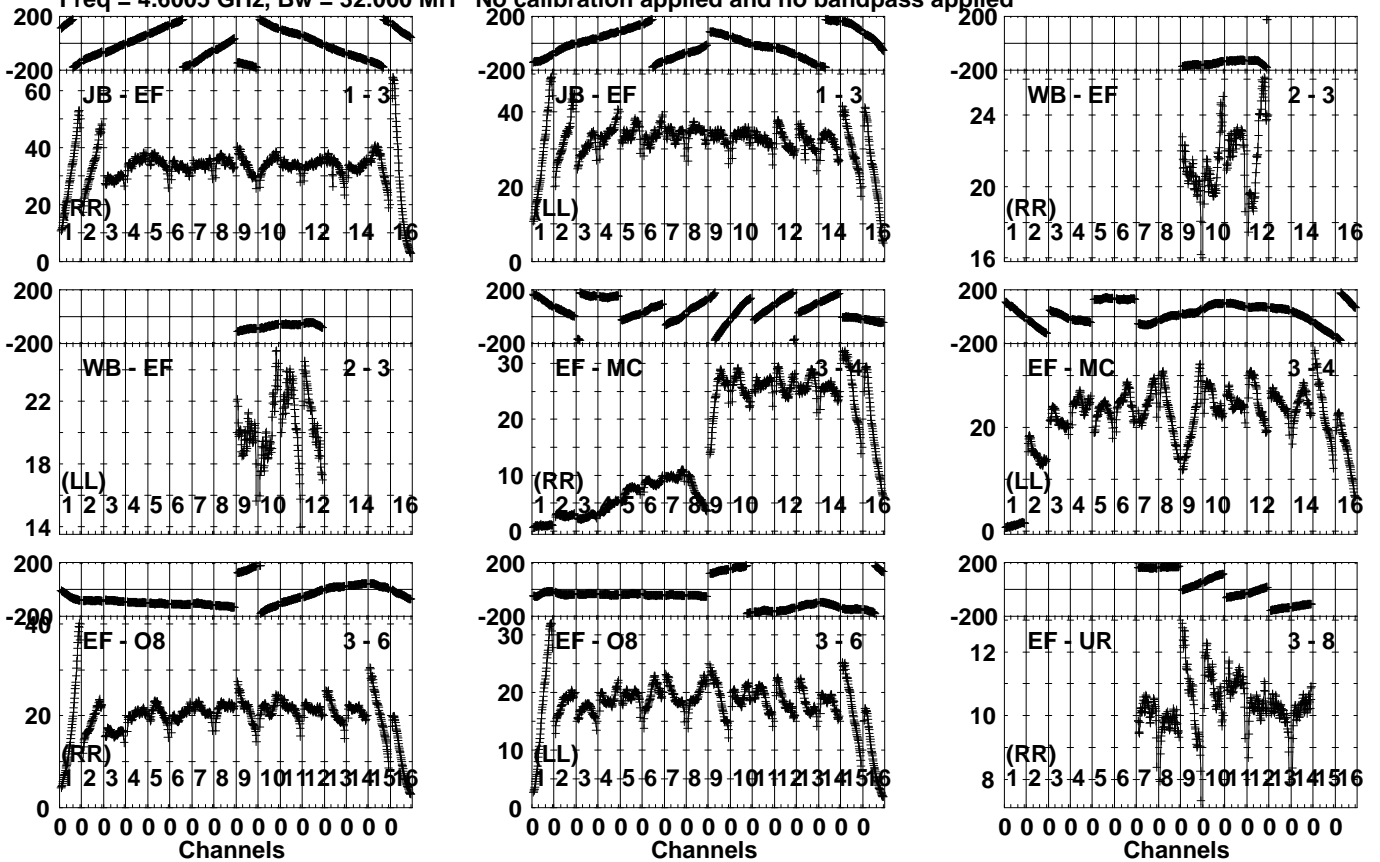


Lower frame: Micro Ampl Jy Top frame: Phas deg
Vector averaged cross-power spectrum Several baselines displayed
Timerange: 00/13:44:16 to 00/13:45:44

Plot file version 630 created 07-AUG-2023 16:13:06

BLLAC EO019B.UVDATA.1

Freq = 4.6005 GHz, Bw = 32.000 MH No calibration applied and no bandpass applied

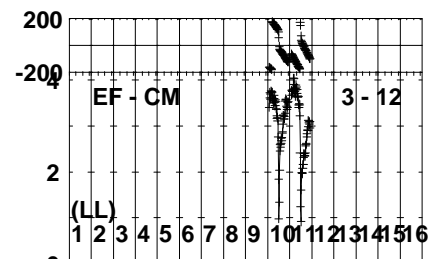
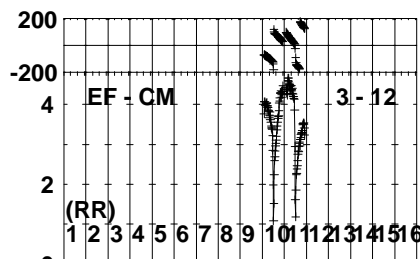
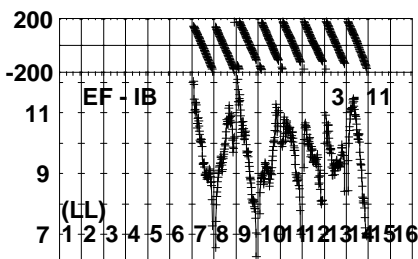
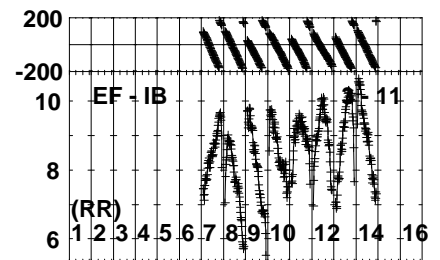
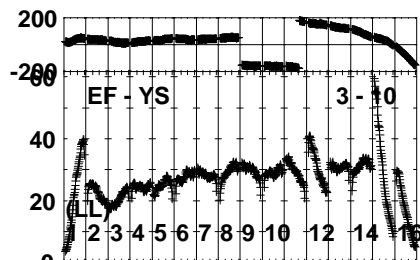
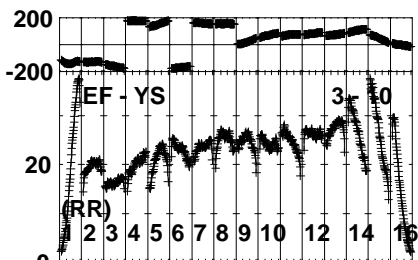
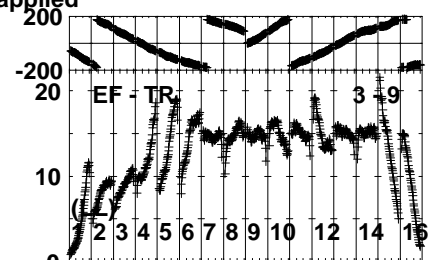
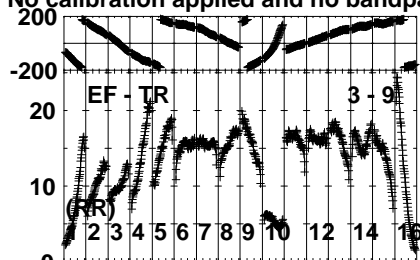
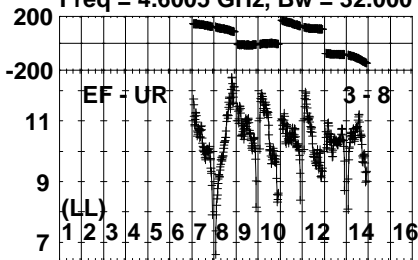


Lower frame: Milli Ampl Jy Top frame: Phas deg
Vector averaged cross-power spectrum Several baselines displayed
Timerange: 00/13:51:46 to 00/13:54:44

Plot file version 631 created 07-AUG-2023 16:13:06

BLLAC EO019B.UVDATA.1

Freq = 4.6005 GHz, Bw = 32.000 MH No calibration applied and no bandpass applied

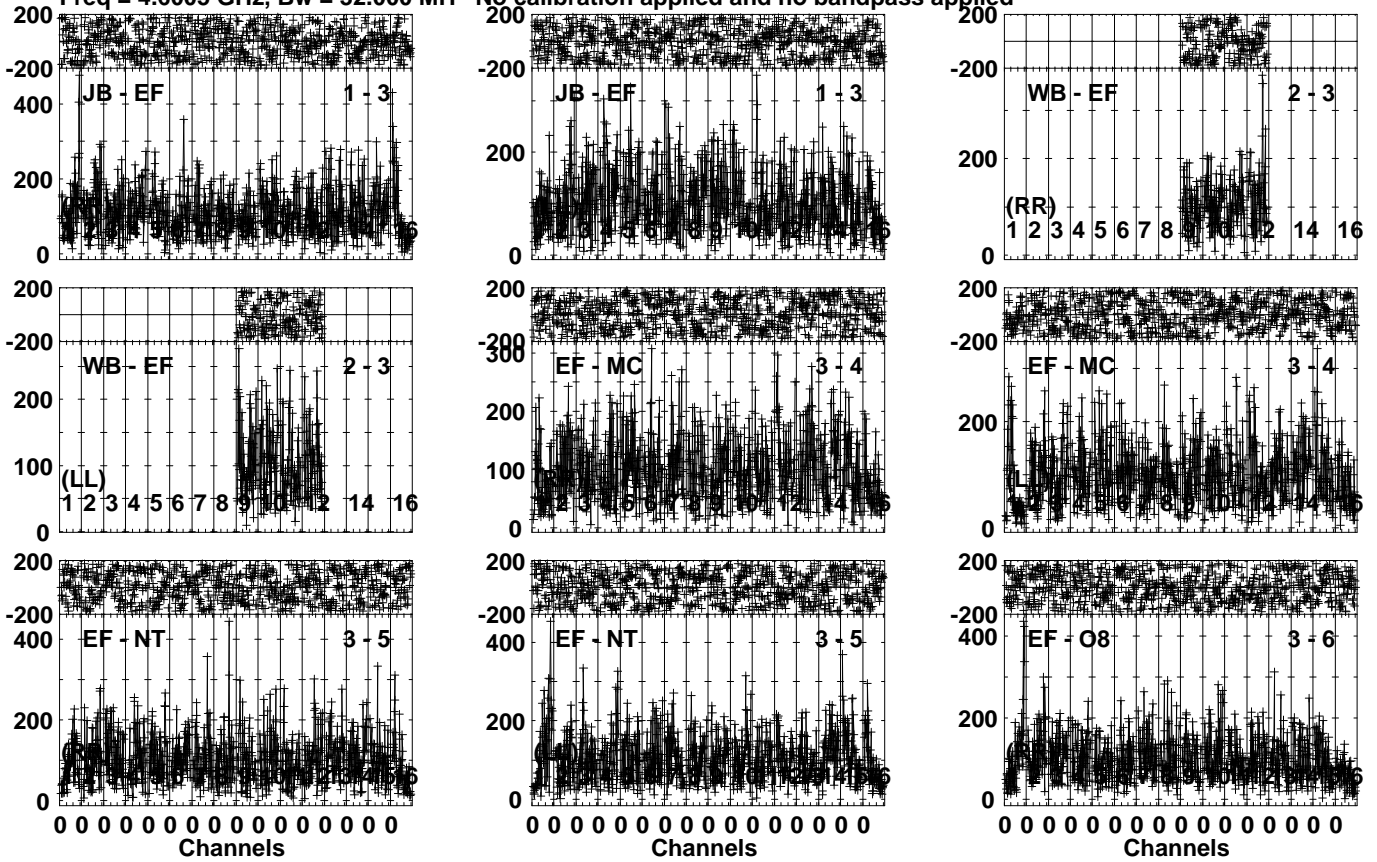


Lower frame: Milli Ampl Jy Top frame: Phas deg
Vector averaged cross-power spectrum Several baselines displayed
Timerange: 00/13:51:46 to 00/13:54:44

Plot file version 632 created 07-AUG-2023 16:13:07

LAND EO019B.UVDATA.1

Freq = 4.6005 GHz, Bw = 32.000 MH No calibration applied and no bandpass applied

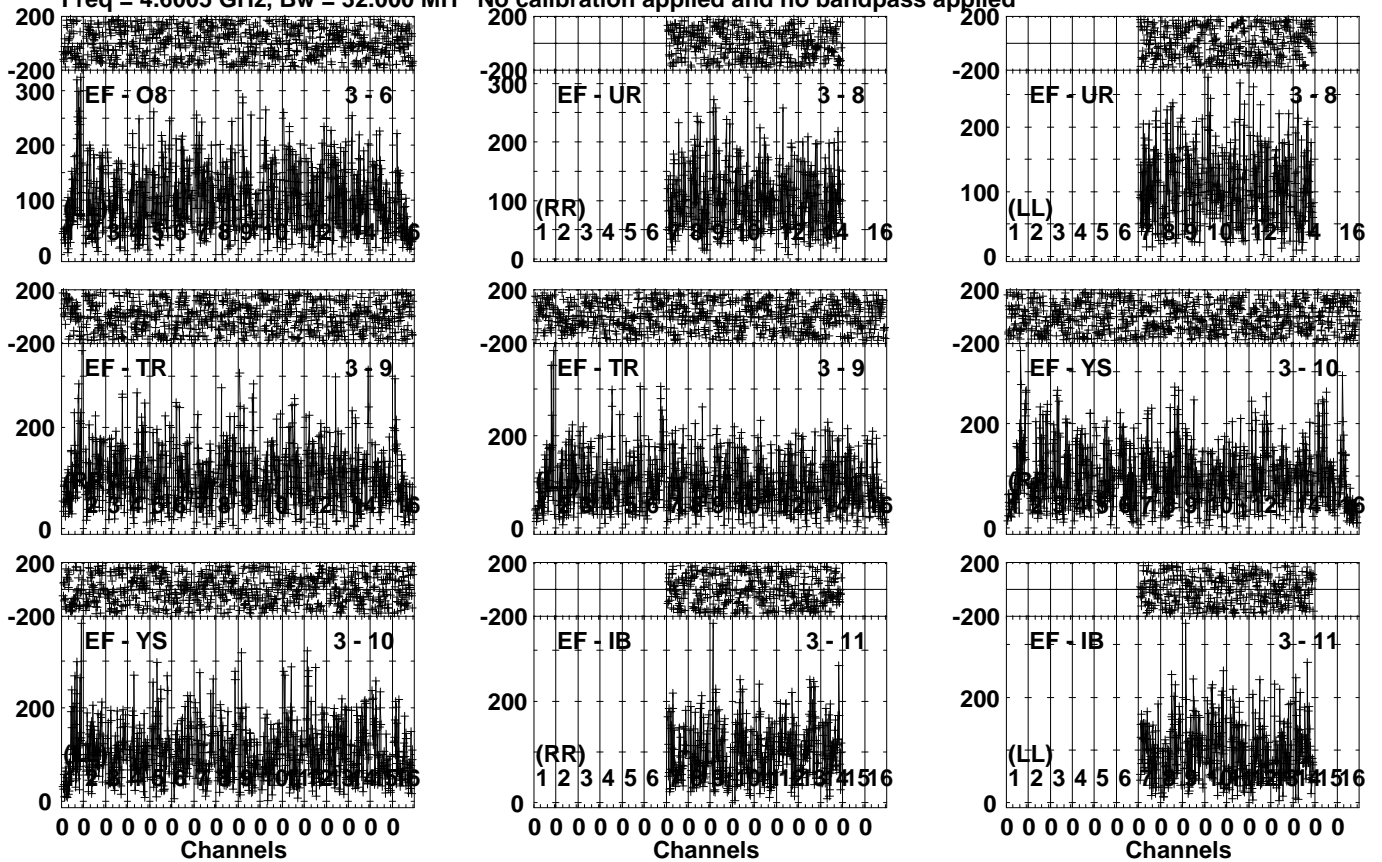


Lower frame: Micro Ampl Jy Top frame: Phas deg
Vector averaged cross-power spectrum Several baselines displayed
Timerange: 00/13:55:31 to 00/13:58:29

Plot file version 633 created 07-AUG-2023 16:13:07

LAND EO019B.UVDATA.1

Freq = 4.6005 GHz, Bw = 32.000 MH No calibration applied and no bandpass applied

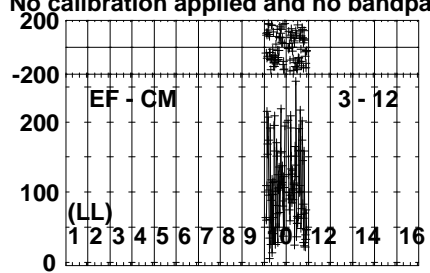
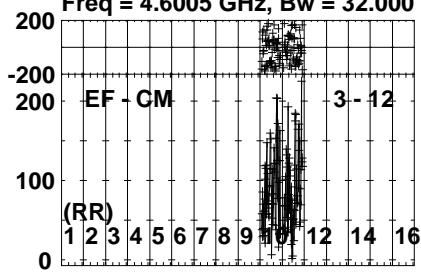


Lower frame: Micro Ampl Jy Top frame: Phas deg
Vector averaged cross-power spectrum Several baselines displayed
Timerange: 00/13:55:31 to 00/13:58:29

Plot file version 634 created 07-AUG-2023 16:13:07

LAND EO019B.UVDATA.1

Freq = 4.6005 GHz, Bw = 32.000 MH No calibration applied and no bandpass applied

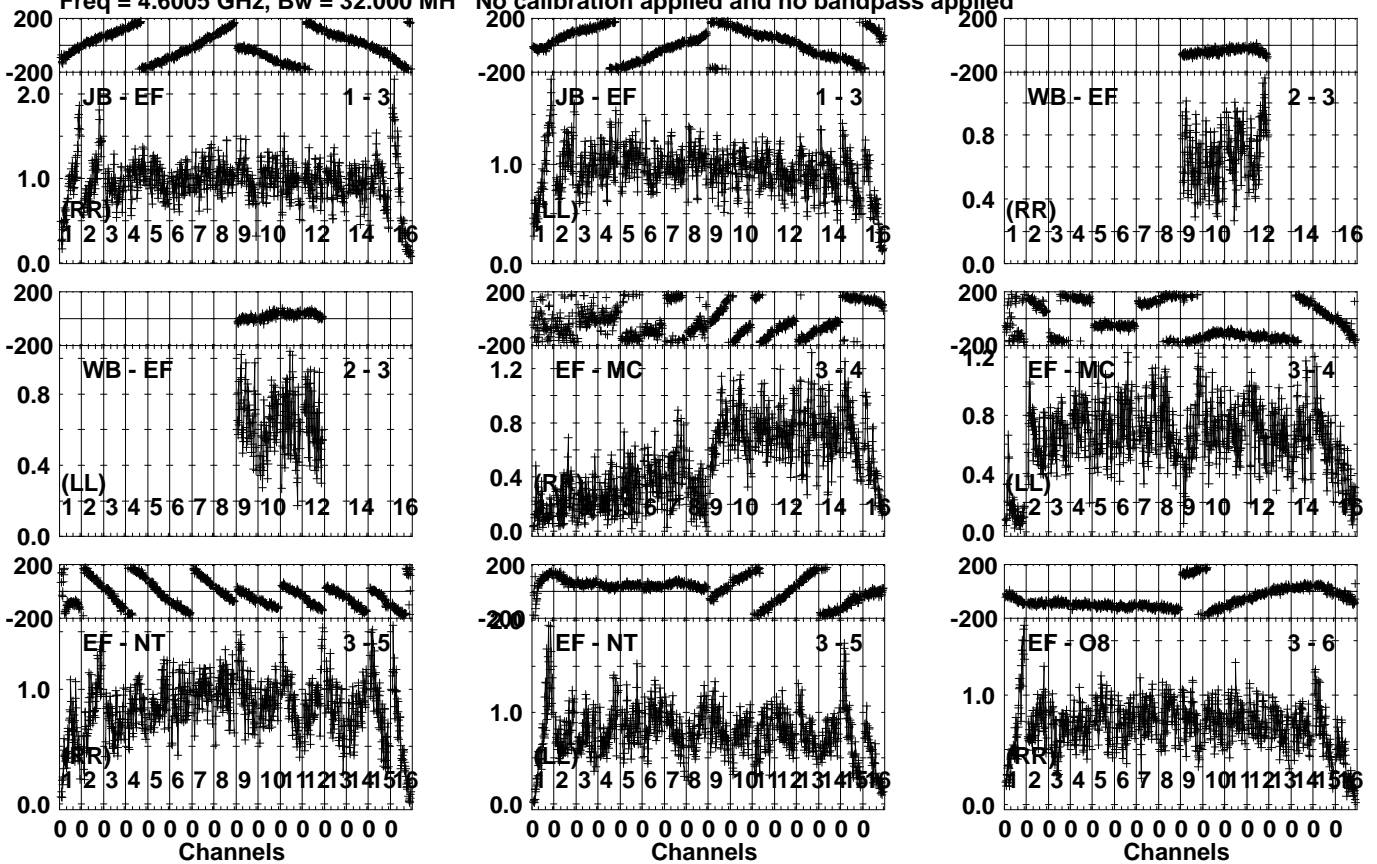


Lower frame: Micro Ampl Jy Top frame: Phas deg
Vector averaged cross-power spectrum Several baselines displayed
Timerange: 00/13:55:31 to 00/13:58:29

Plot file version 635 created 07-AUG-2023 16:13:07

2331+46 EO019B.UVDATA.1

Freq = 4.6005 GHz, Bw = 32.000 MH No calibration applied and no bandpass applied

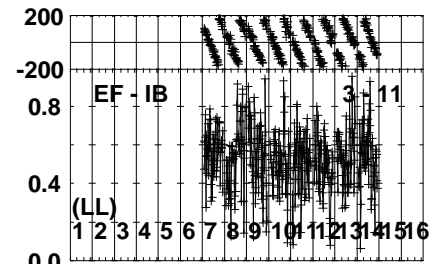
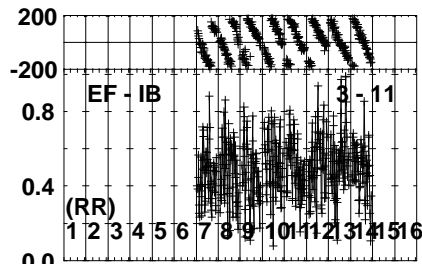
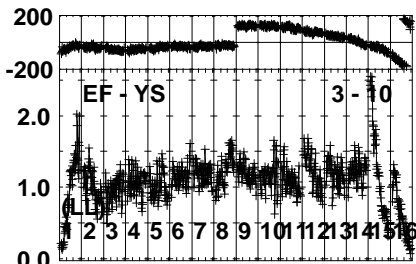
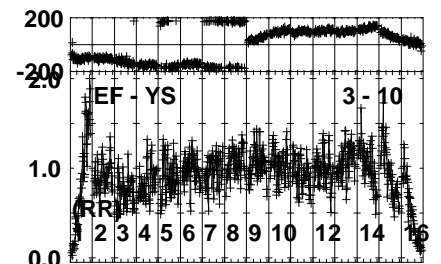
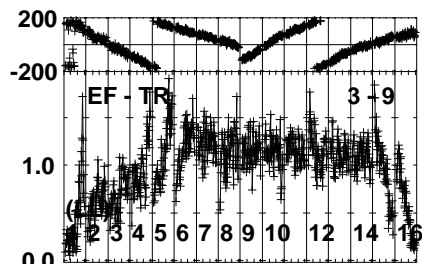
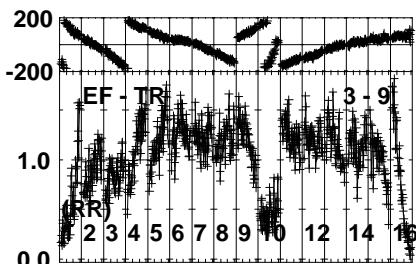
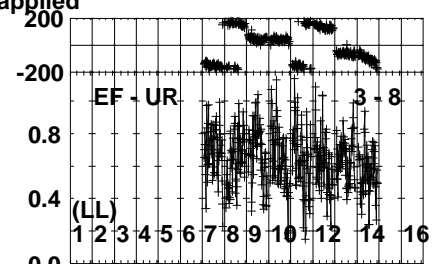
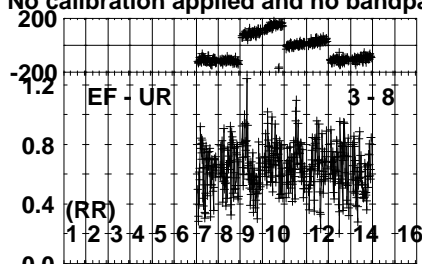
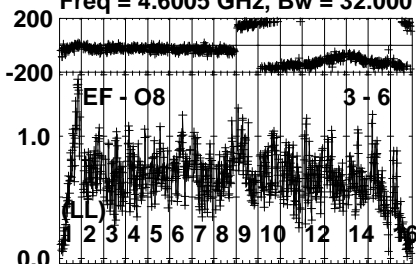


Lower frame: Milli Ampl Jy Top frame: Phas deg
Vector averaged cross-power spectrum Several baselines displayed
Timerange: 00/13:58:33 to 00/13:59:59

Plot file version 636 created 07-AUG-2023 16:13:07

2331+46 EO019B.UVDATA.1

Freq = 4.6005 GHz, Bw = 32.000 MH No calibration applied and no bandpass applied

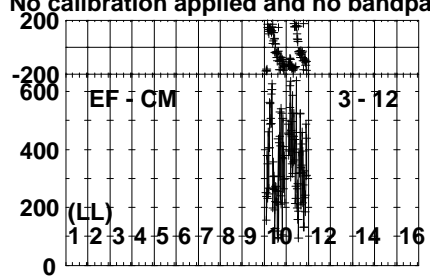
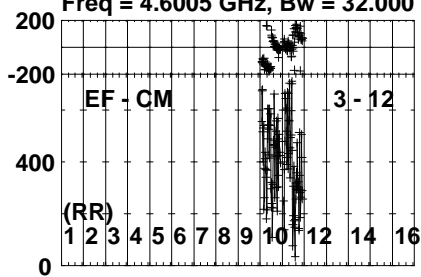


Lower frame: Milli Ampl Jy Top frame: Phas deg
Vector averaged cross-power spectrum Several baselines displayed
Timerange: 00/13:58:33 to 00/13:59:59

Plot file version 637 created 07-AUG-2023 16:13:07

2331+46 EO019B.UVDATA.1

Freq = 4.6005 GHz, Bw = 32.000 MH No calibration applied and no bandpass applied

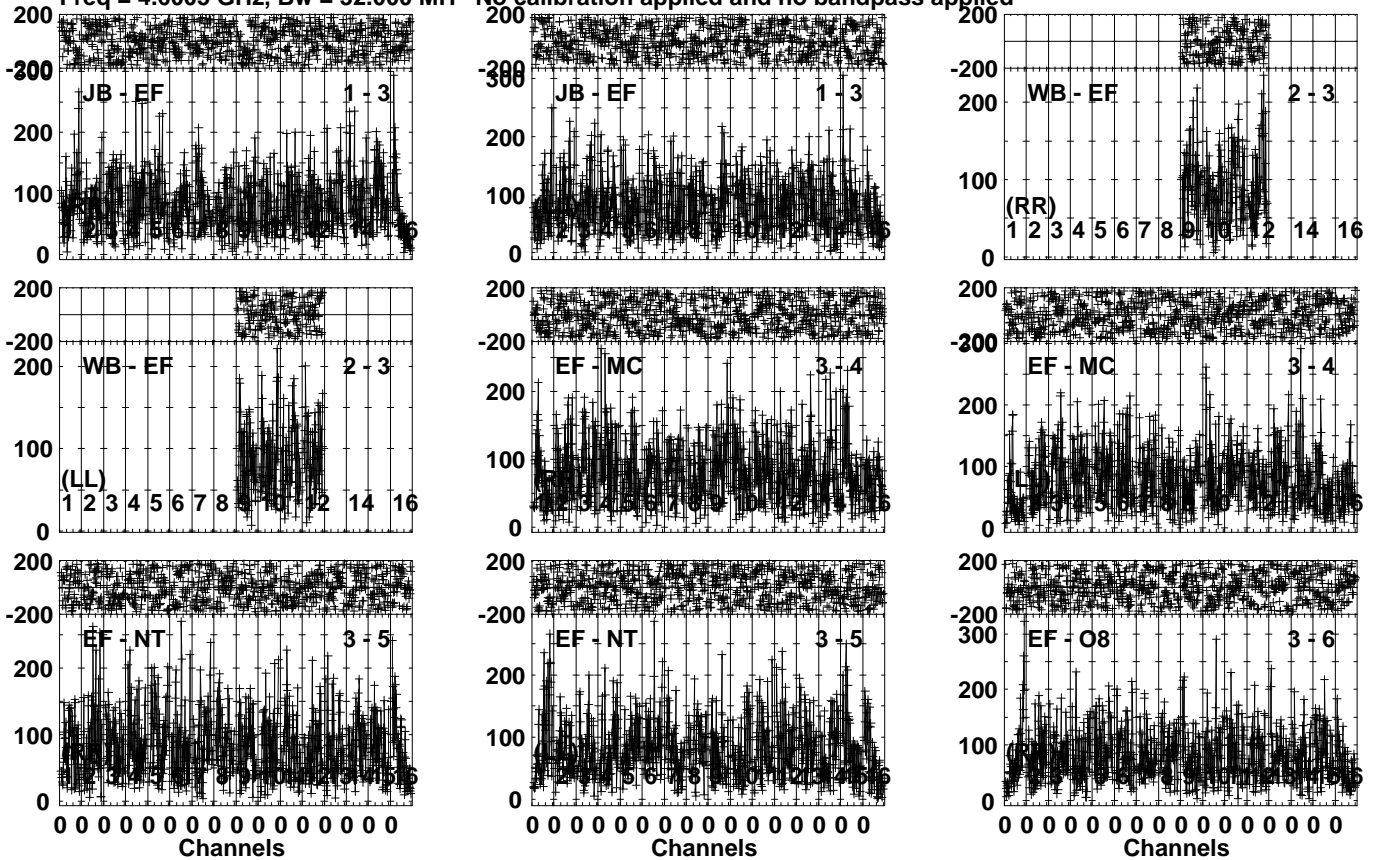


Lower frame: Micro Ampl Jy Top frame: Phas deg
Vector averaged cross-power spectrum Several baselines displayed
Timerange: 00/13:58:33 to 00/13:59:59

Plot file version 638 created 07-AUG-2023 16:13:08

LAND EO019B.UVDATA.1

Freq = 4.6005 GHz, Bw = 32.000 MH No calibration applied and no bandpass applied

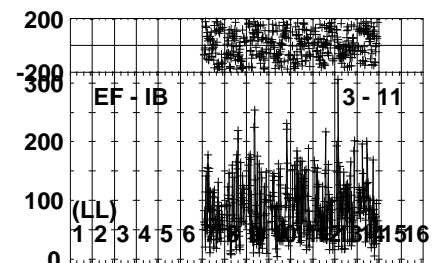
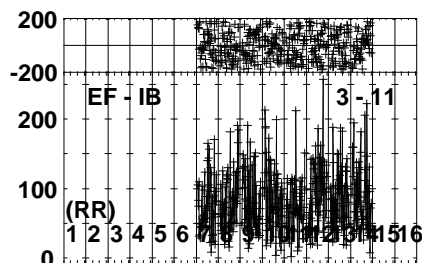
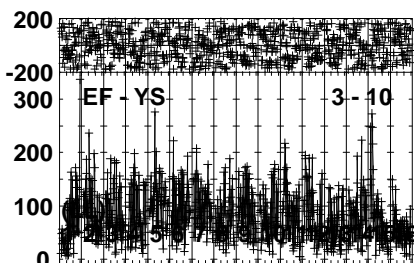
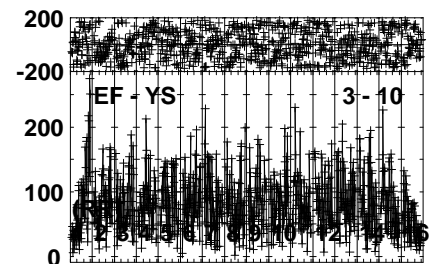
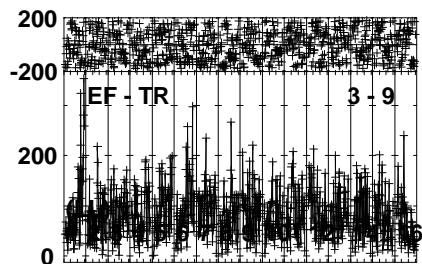
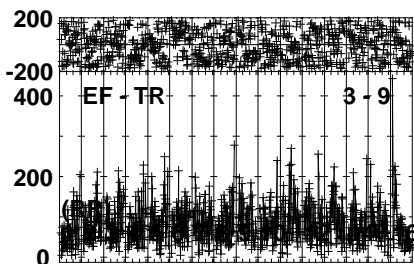
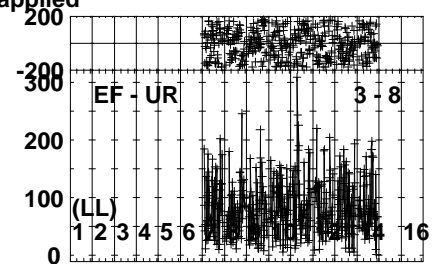
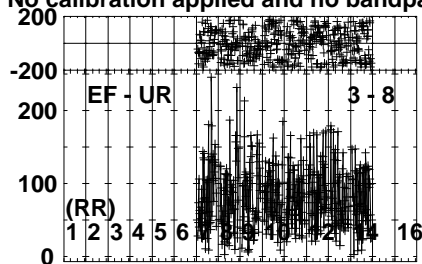
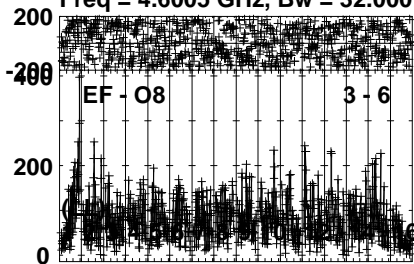


Lower frame: Micro Ampl Jy Top frame: Phas deg
Vector averaged cross-power spectrum Several baselines displayed
Timerange: 00/14:00:01 to 00/14:03:29

Plot file version 639 created 07-AUG-2023 16:13:08

LAND EO019B.UVDATA.1

Freq = 4.6005 GHz, Bw = 32.000 MH No calibration applied and no bandpass applied


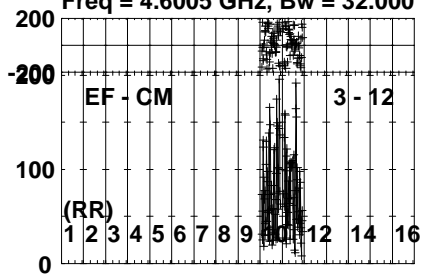


Lower frame: Micro Ampl Jy Top frame: Phas deg
Vector averaged cross-power spectrum Several baselines displayed
Timerange: 00/14:00:01 to 00/14:03:29

Plot file version 640 created 07-AUG-2023 16:13:08

LAND EO019B.UVDATA.1

Freq = 4.6005 GHz, Bw = 32.000 MH No calibration applied and no bandpass applied

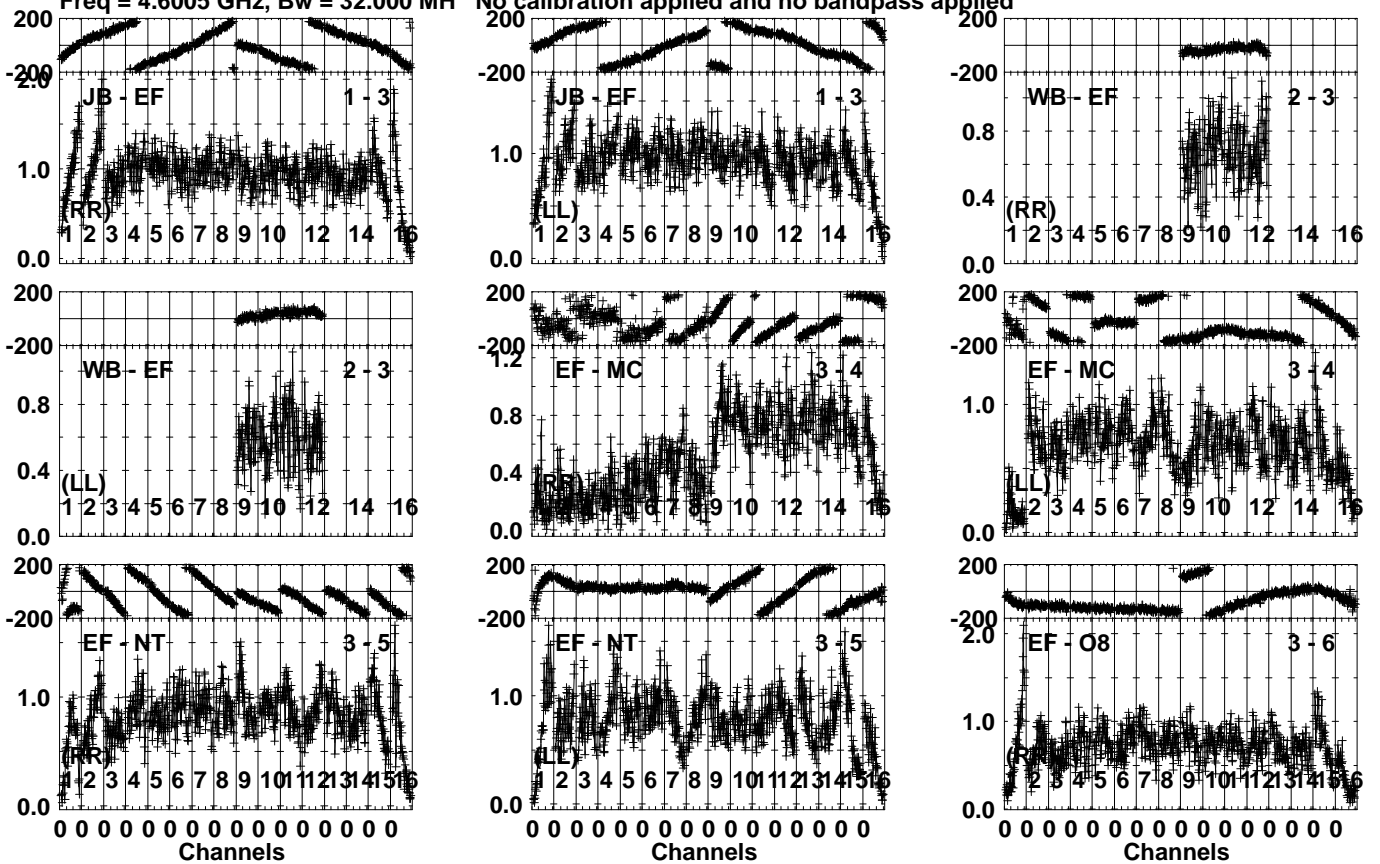


Lower frame: Micro Ampl Jy Top frame: Phas deg
Vector averaged cross-power spectrum Several baselines displayed
Timerange: 00/14:00:01 to 00/14:03:29

Plot file version 641 created 07-AUG-2023 16:13:08

2331+46 EO019B.UVDATA.1

Freq = 4.6005 GHz, Bw = 32.000 MH No calibration applied and no bandpass applied

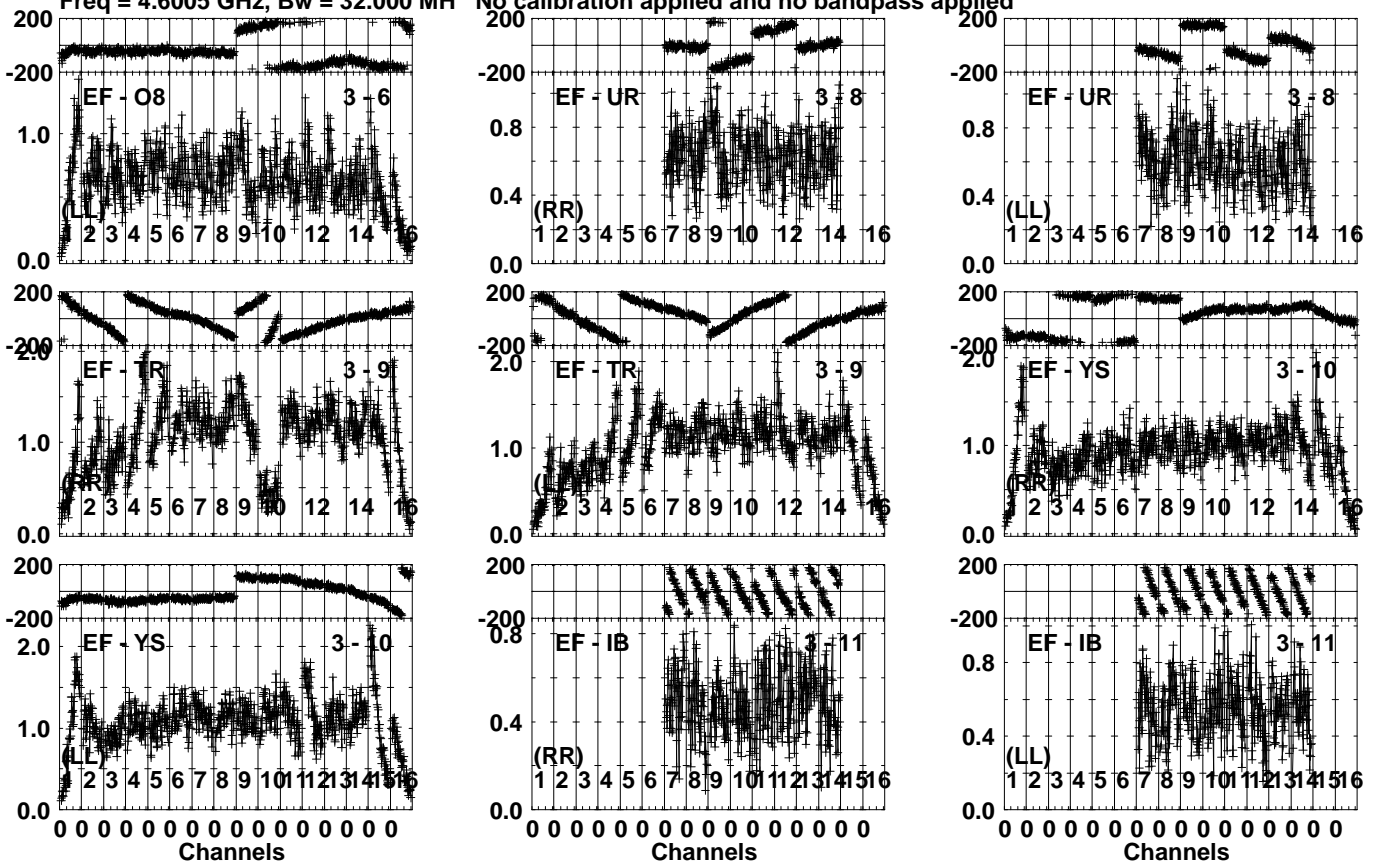


Lower frame: Milli Ampl Jy Top frame: Phas deg
Vector averaged cross-power spectrum Several baselines displayed
Timerange: 00/14:03:31 to 00/14:04:59

Plot file version 642 created 07-AUG-2023 16:13:08

2331+46 EO019B.UVDATA.1

Freq = 4.6005 GHz, Bw = 32.000 MH No calibration applied and no bandpass applied


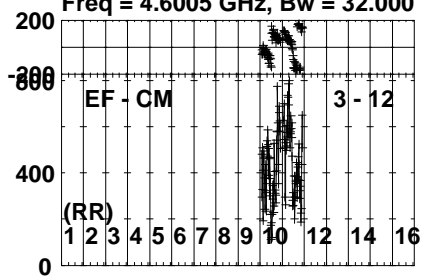


Lower frame: Milli Ampl Jy Top frame: Phas deg
Vector averaged cross-power spectrum Several baselines displayed
Timerange: 00/14:03:31 to 00/14:04:59

Plot file version 643 created 07-AUG-2023 16:13:08

2331+46 EO019B.UVDATA.1

Freq = 4.6005 GHz, Bw = 32.000 MH No calibration applied and no bandpass applied

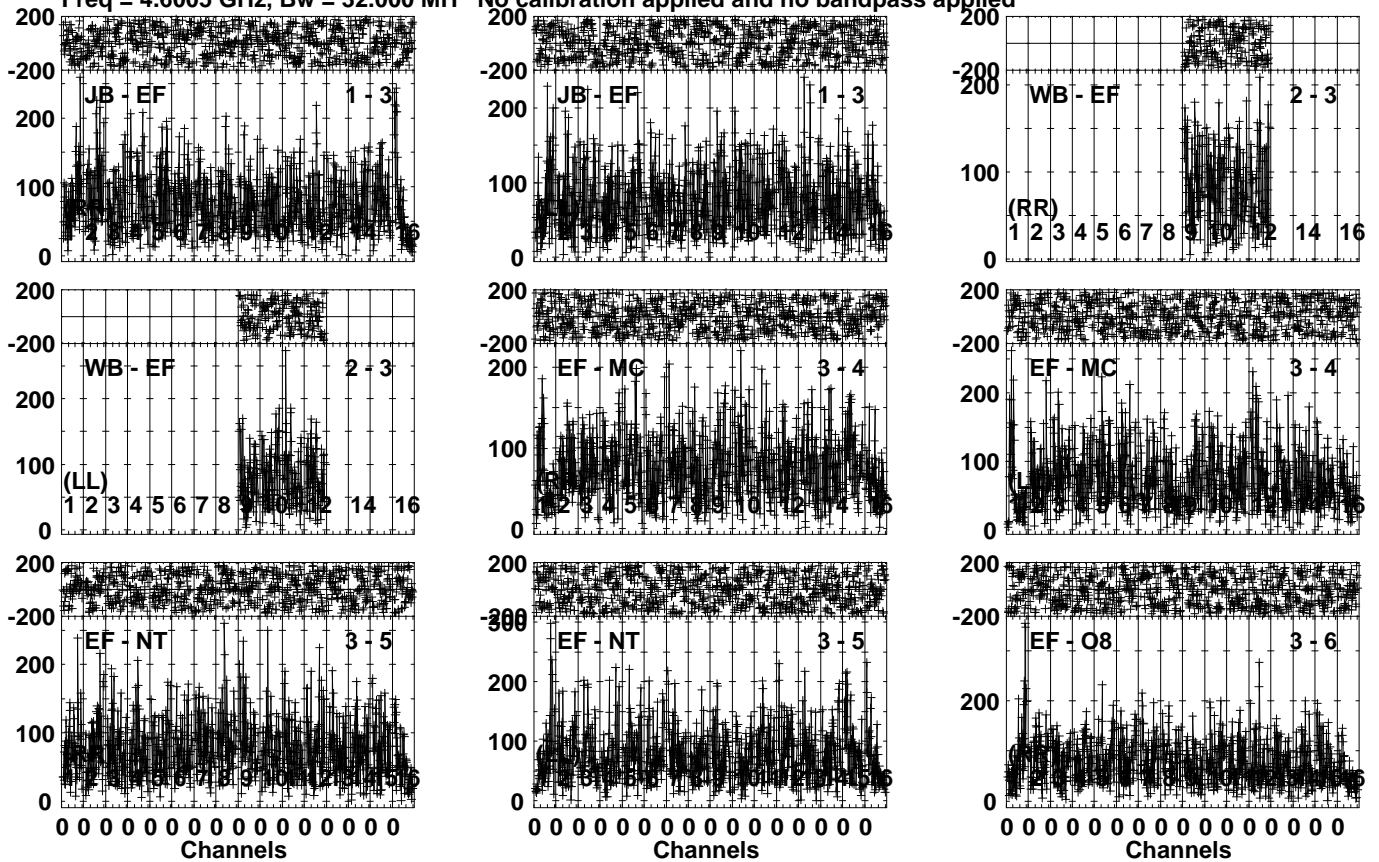


Lower frame: Micro Ampl Jy Top frame: Phas deg
Vector averaged cross-power spectrum Several baselines displayed
Timerange: 00/14:03:31 to 00/14:04:59

Plot file version 644 created 07-AUG-2023 16:13:09

LAND EO019B.UVDATA.1

Freq = 4.6005 GHz, Bw = 32.000 MH No calibration applied and no bandpass applied

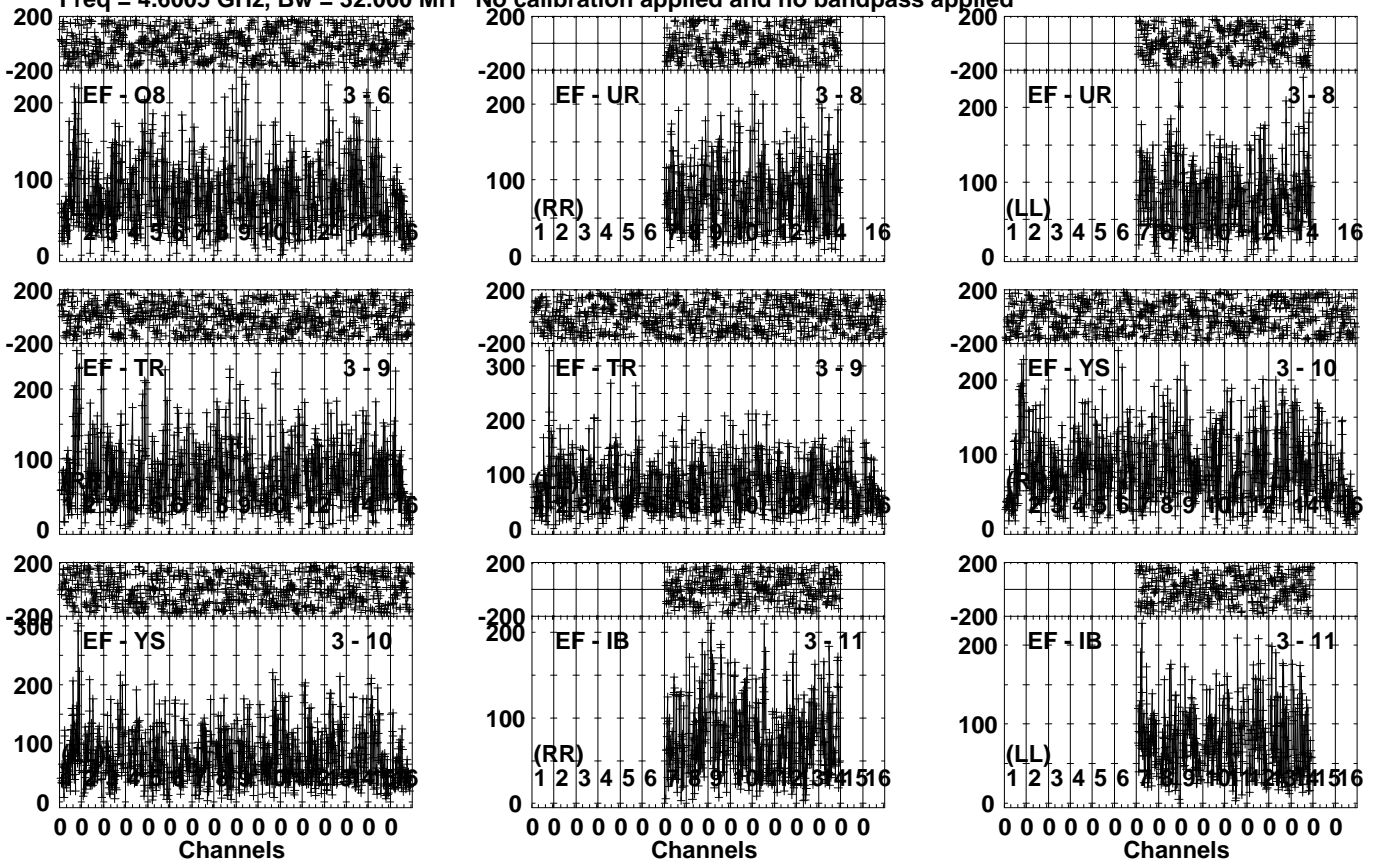


Lower frame: Micro Ampl Jy Top frame: Phas deg
Vector averaged cross-power spectrum Several baselines displayed
Timerange: 00/14:05:46 to 00/14:08:44

Plot file version 645 created 07-AUG-2023 16:13:09

LAND EO019B.UVDATA.1

Freq = 4.6005 GHz, Bw = 32.000 MH No calibration applied and no bandpass applied

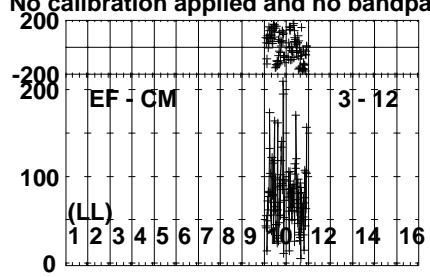
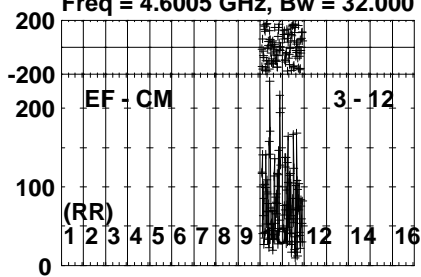


Lower frame: Micro Ampl Jy Top frame: Phas deg
Vector averaged cross-power spectrum Several baselines displayed
Timerange: 00/14:05:46 to 00/14:08:44

Plot file version 646 created 07-AUG-2023 16:13:09

LAND EO019B.UVDATA.1

Freq = 4.6005 GHz, Bw = 32.000 MH No calibration applied and no bandpass applied

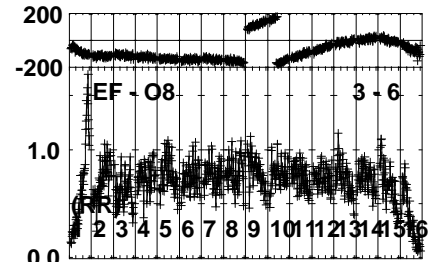
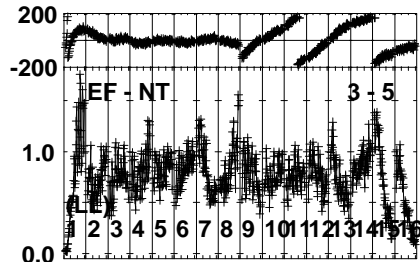
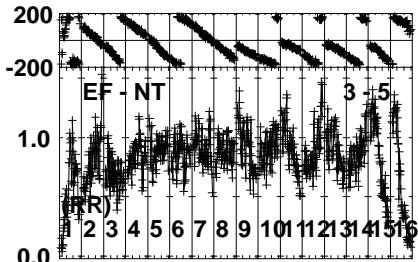
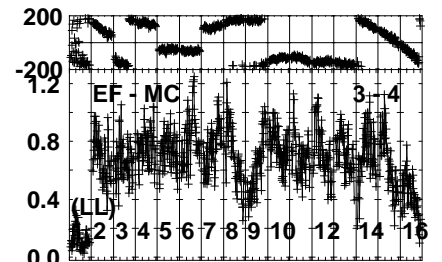
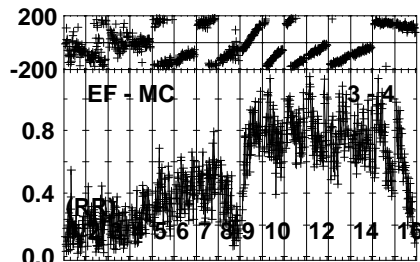
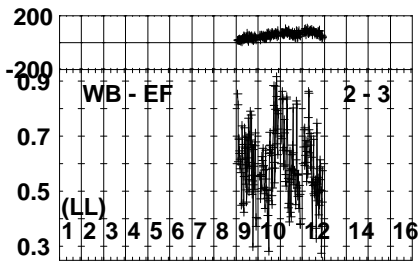
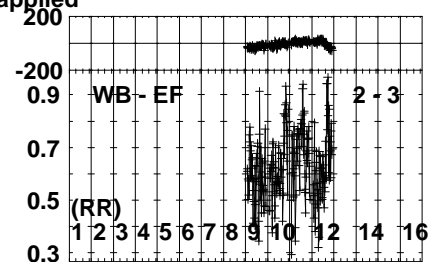
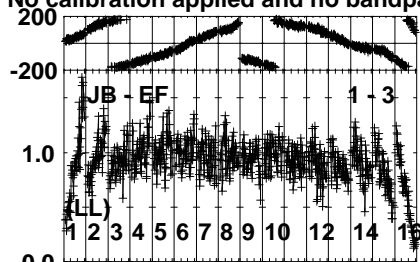
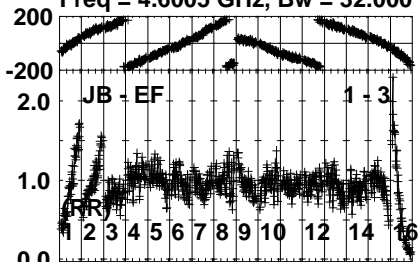


Lower frame: Micro Ampl Jy Top frame: Phas deg
Vector averaged cross-power spectrum Several baselines displayed
Timerange: 00/14:05:46 to 00/14:08:44

Plot file version 647 created 07-AUG-2023 16:13:09

2331+46 EO019B.UVDATA.1

Freq = 4.6005 GHz, Bw = 32.000 MH No calibration applied and no bandpass applied

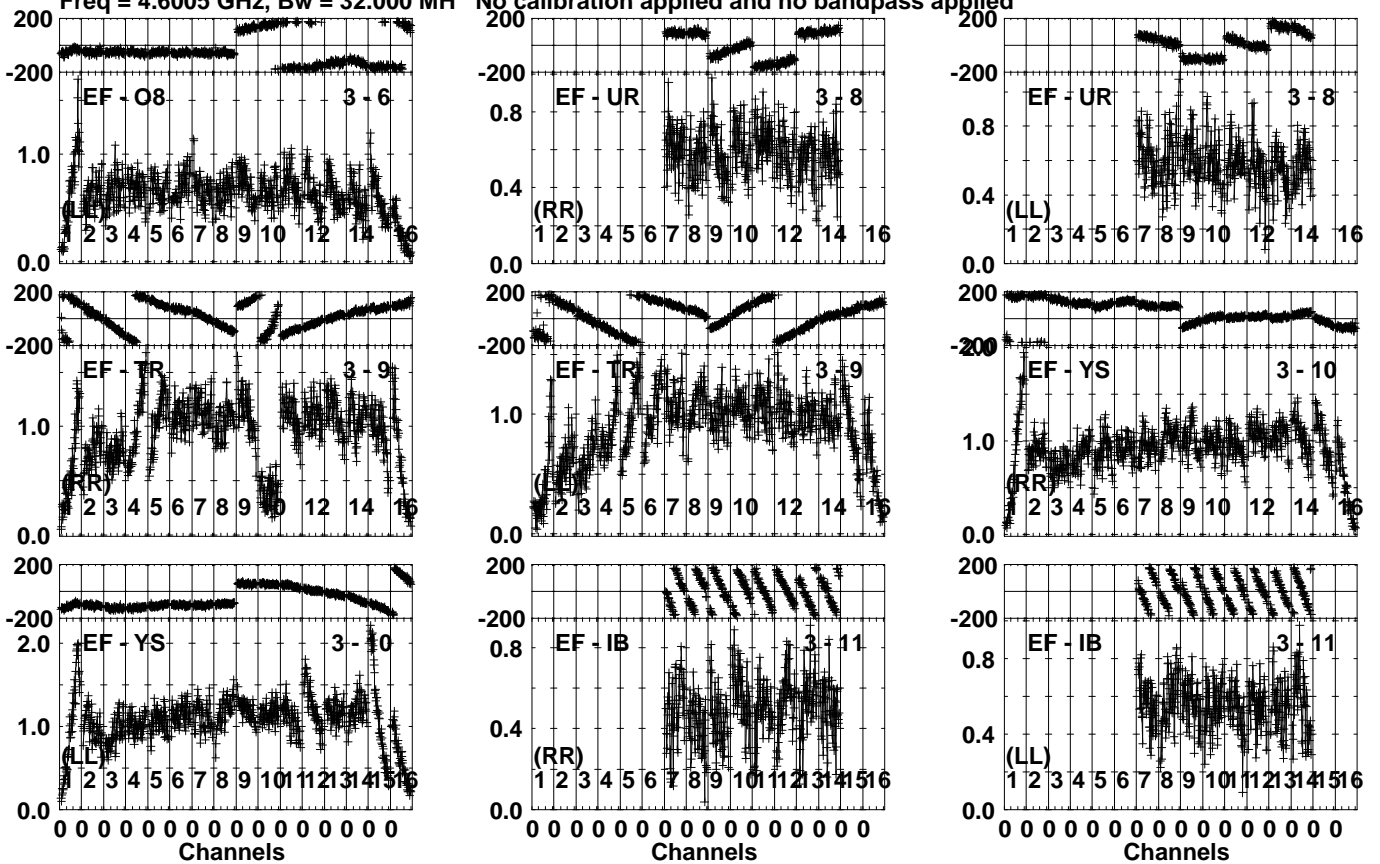


Lower frame: Milli Ampl Jy Top frame: Phas deg
Vector averaged cross-power spectrum Several baselines displayed
Timerange: 00/14:08:48 to 00/14:10:14

Plot file version 648 created 07-AUG-2023 16:13:09

2331+46 EO019B.UVDATA.1

Freq = 4.6005 GHz, Bw = 32.000 MH No calibration applied and no bandpass applied

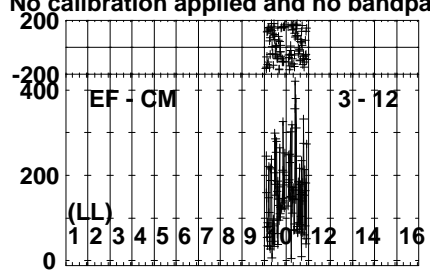
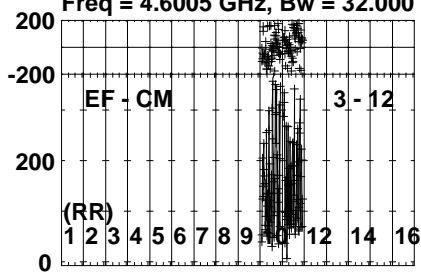


Lower frame: Milli Ampl Jy Top frame: Phas deg
Vector averaged cross-power spectrum Several baselines displayed
Timerange: 00/14:08:48 to 00/14:10:14

Plot file version 649 created 07-AUG-2023 16:13:10

2331+46 EO019B.UVDATA.1

Freq = 4.6005 GHz, Bw = 32.000 MH No calibration applied and no bandpass applied

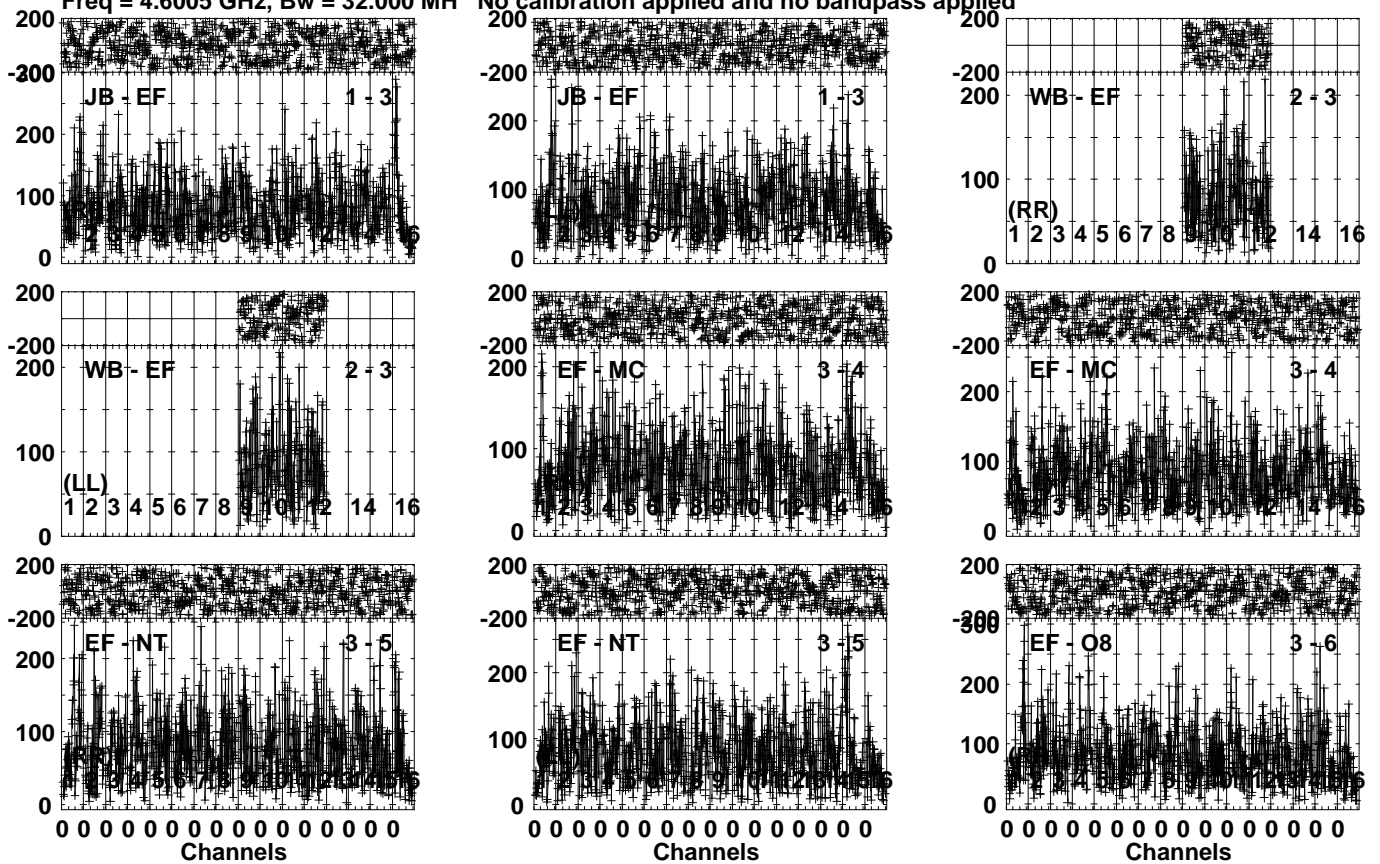


Lower frame: Micro Ampl Jy Top frame: Phas deg
Vector averaged cross-power spectrum Several baselines displayed
Timerange: 00/14:08:48 to 00/14:10:14

Plot file version 650 created 07-AUG-2023 16:13:10

LAND EO019B.UVDATA.1

Freq = 4.6005 GHz, Bw = 32.000 MH No calibration applied and no bandpass applied

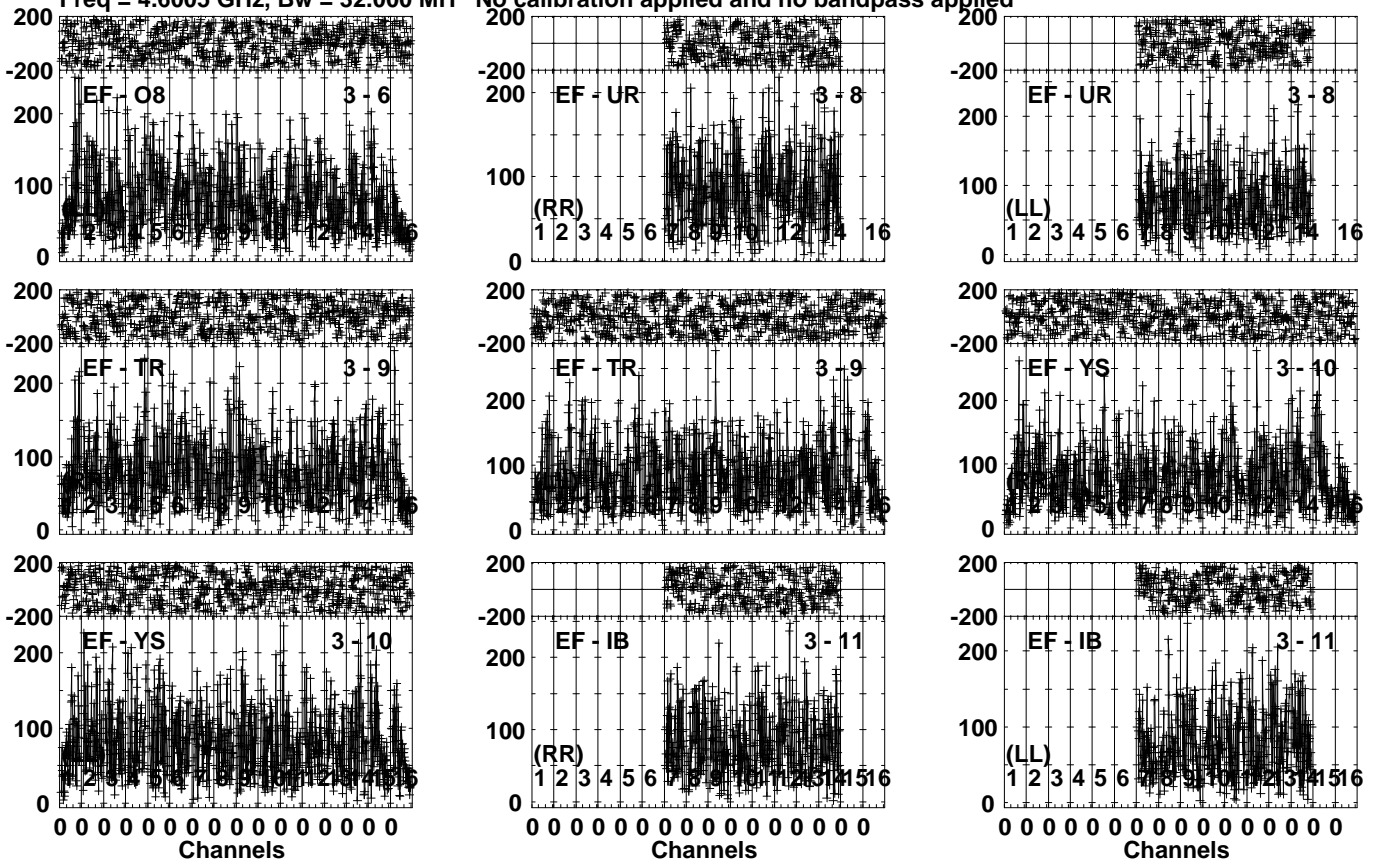


Lower frame: Micro Ampl Jy Top frame: Phas deg
Vector averaged cross-power spectrum Several baselines displayed
Timerange: 00/14:10:16 to 00/14:13:44

Plot file version 651 created 07-AUG-2023 16:13:10

LAND EO019B.UVDATA.1

Freq = 4.6005 GHz, Bw = 32.000 MH No calibration applied and no bandpass applied





Lower frame: Micro Ampl Jy Top frame: Phas deg
Vector averaged cross-power spectrum Several baselines displayed
Timerange: 00/14:10:16 to 00/14:13:44

Plot file version 652 created 07-AUG-2023 16:13:10

LAND EO019B.UVDATA.1

Freq = 4.6005 GHz, Bw = 32.000 MH No calibration applied and no bandpass applied



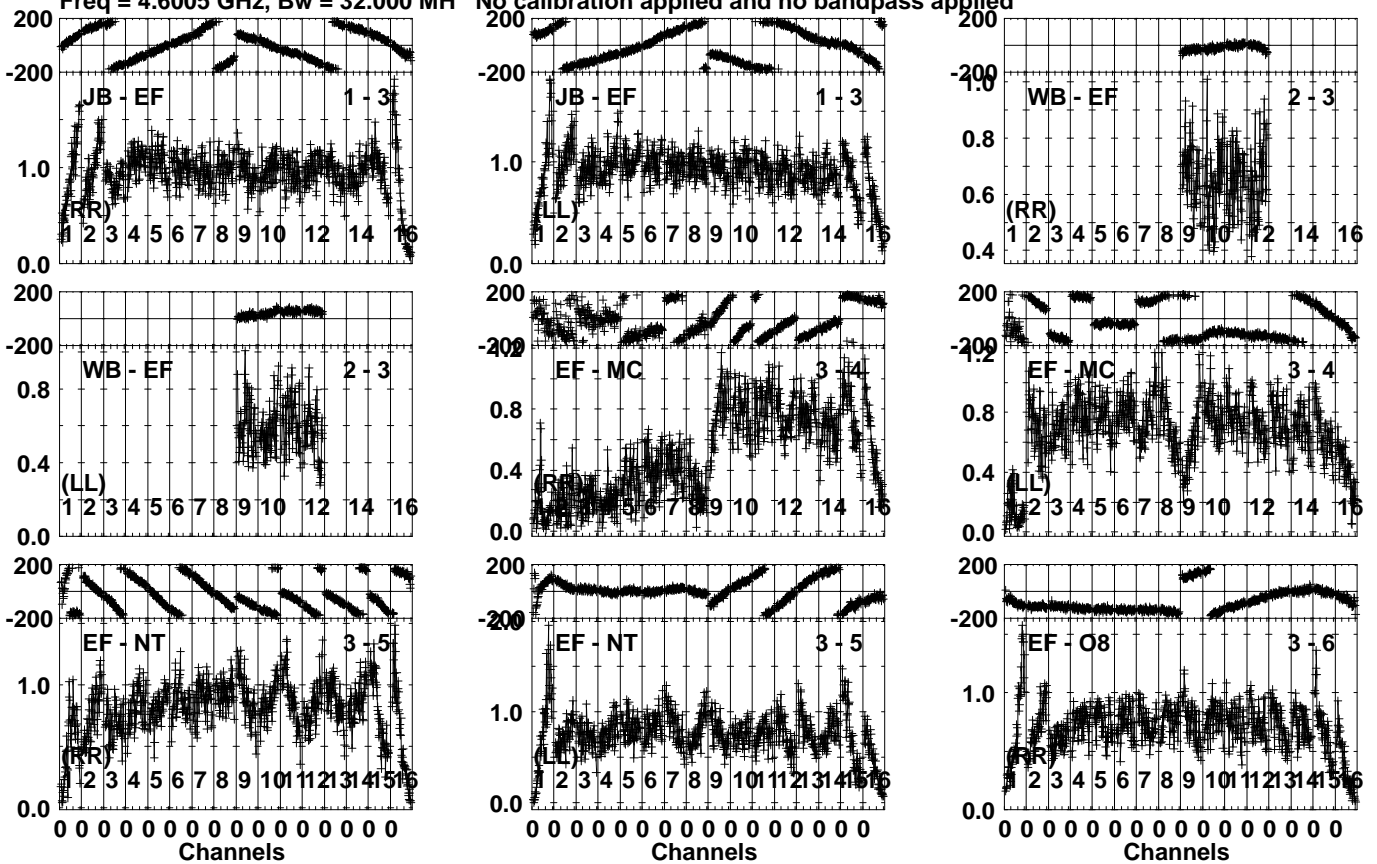
Lower frame: Micro Ampl Jy Top frame: Phas deg
Vector averaged cross-power spectrum Several baselines displayed
Timerange: 00/14:10:16 to 00/14:13:44

Plot file version 653 created 07-AUG-2023 16:13:10

2331+46 EO019B.UVDATA.1

Freq = 4.6005 GHz, Bw = 32.000 MH

No calibration applied and no bandpass applied

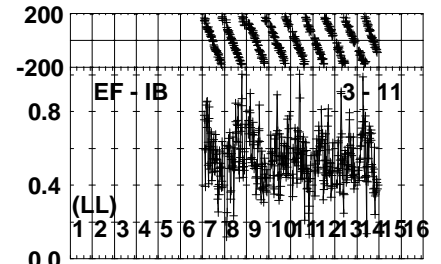
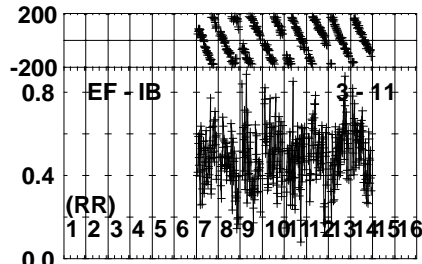
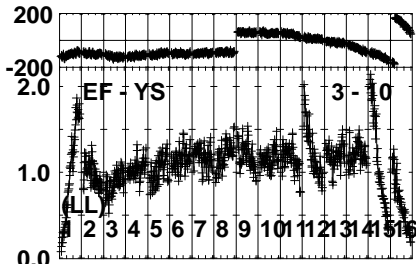
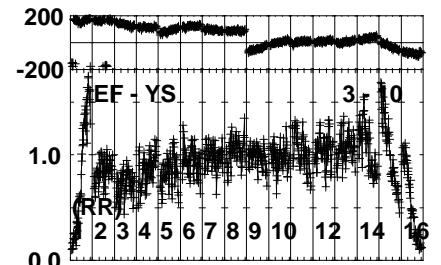
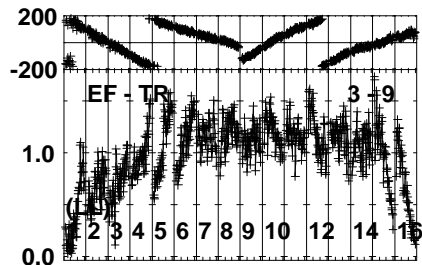
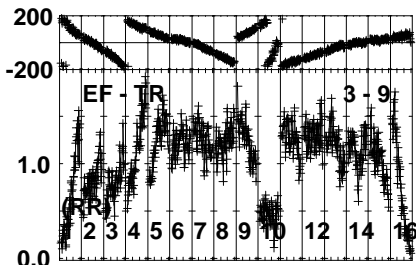
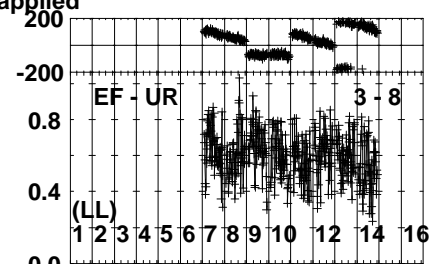
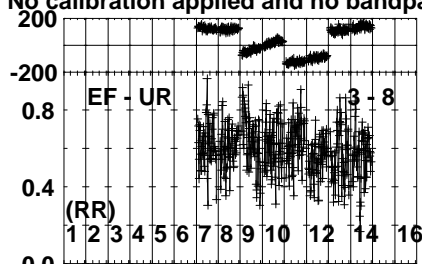
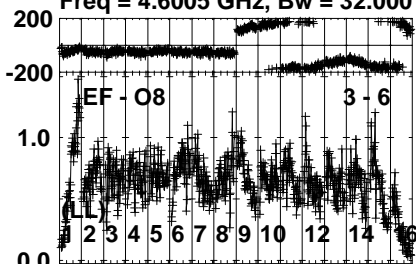


Lower frame: Milli Ampl Jy Top frame: Phas deg
Vector averaged cross-power spectrum Several baselines displayed
Timerange: 00/14:13:48 to 00/14:15:14

Plot file version 654 created 07-AUG-2023 16:13:10

2331+46 EO019B.UVDATA.1

Freq = 4.6005 GHz, Bw = 32.000 MH No calibration applied and no bandpass applied

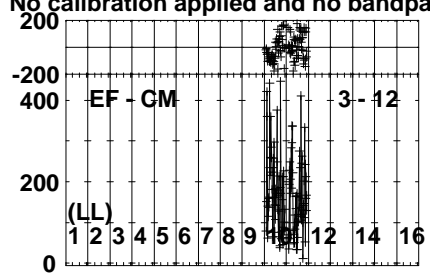
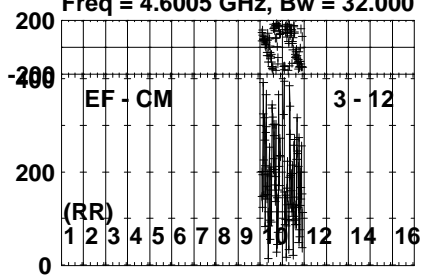


Lower frame: Milli Ampl Jy Top frame: Phas deg
Vector averaged cross-power spectrum Several baselines displayed
Timerange: 00/14:13:48 to 00/14:15:14

Plot file version 655 created 07-AUG-2023 16:13:11

2331+46 EO019B.UVDATA.1

Freq = 4.6005 GHz, Bw = 32.000 MH No calibration applied and no bandpass applied

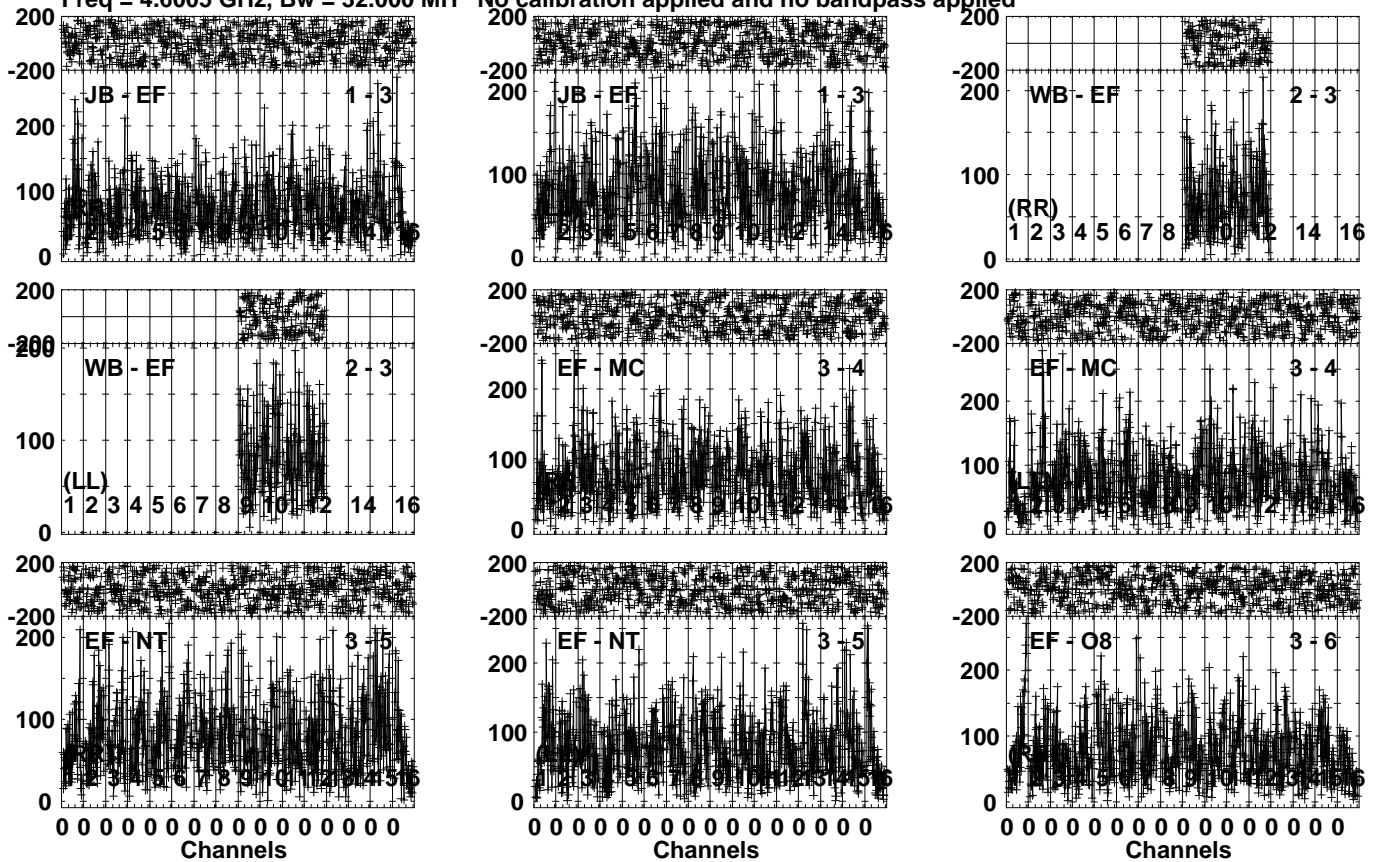


Lower frame: Micro Ampl Jy Top frame: Phas deg
Vector averaged cross-power spectrum Several baselines displayed
Timerange: 00/14:13:48 to 00/14:15:14

Plot file version 656 created 07-AUG-2023 16:13:11

LAND EO019B.UVDATA.1

Freq = 4.6005 GHz, Bw = 32.000 MH No calibration applied and no bandpass applied

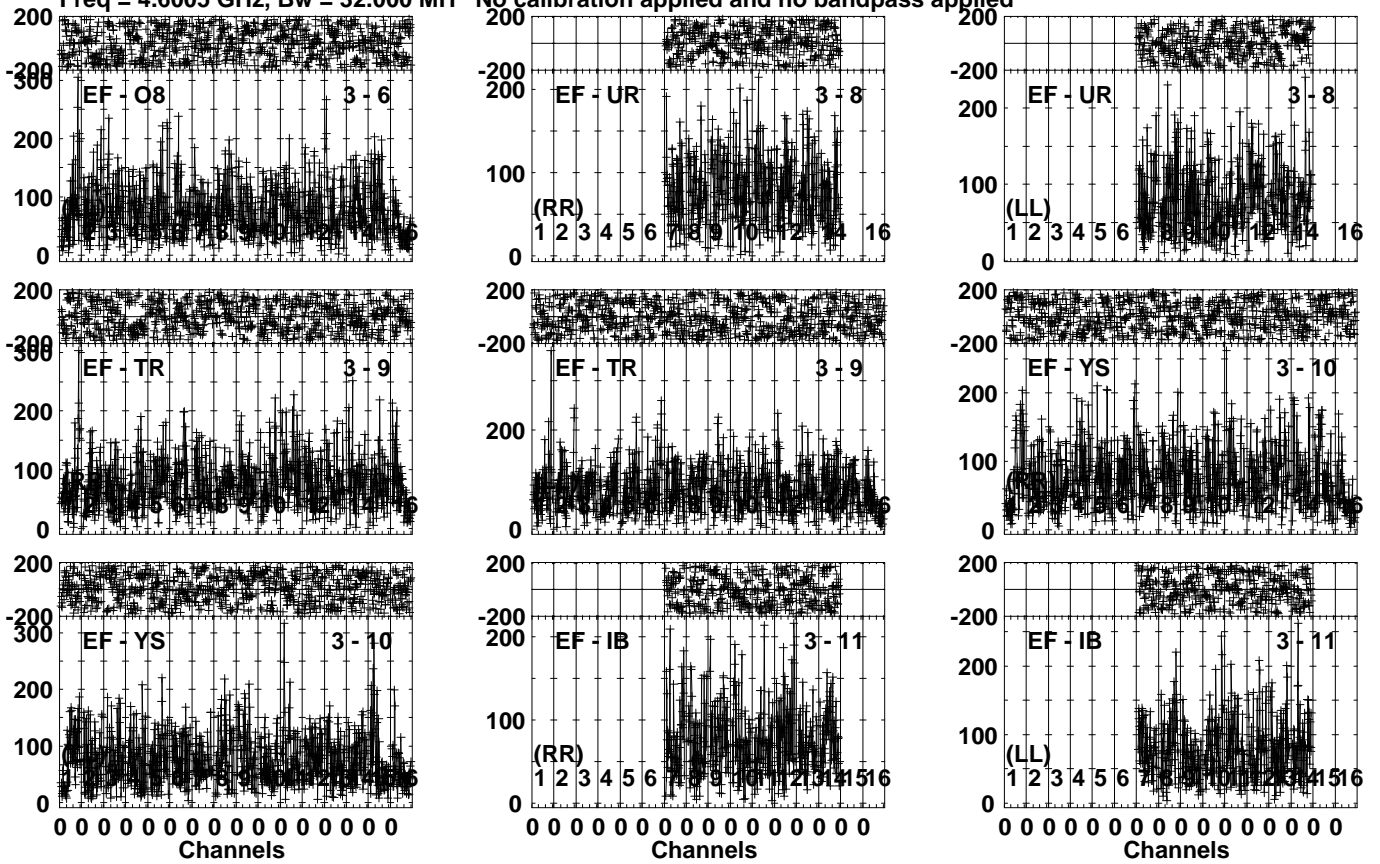


Lower frame: Micro Ampl Jy Top frame: Phas deg
Vector averaged cross-power spectrum Several baselines displayed
Timerange: 00/14:16:01 to 00/14:18:59

Plot file version 657 created 07-AUG-2023 16:13:13

LAND EO019B.UVDATA.1

Freq = 4.6005 GHz, Bw = 32.000 MH No calibration applied and no bandpass applied

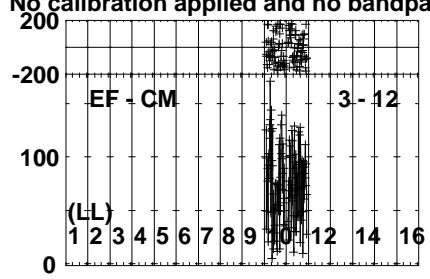
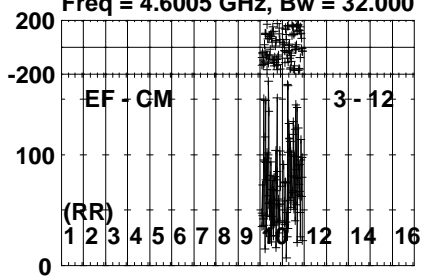


Lower frame: Micro Ampl Jy Top frame: Phas deg
Vector averaged cross-power spectrum Several baselines displayed
Timerange: 00/14:16:01 to 00/14:18:59

Plot file version 658 created 07-AUG-2023 16:13:13

LAND EO019B.UVDATA.1

Freq = 4.6005 GHz, Bw = 32.000 MH No calibration applied and no bandpass applied

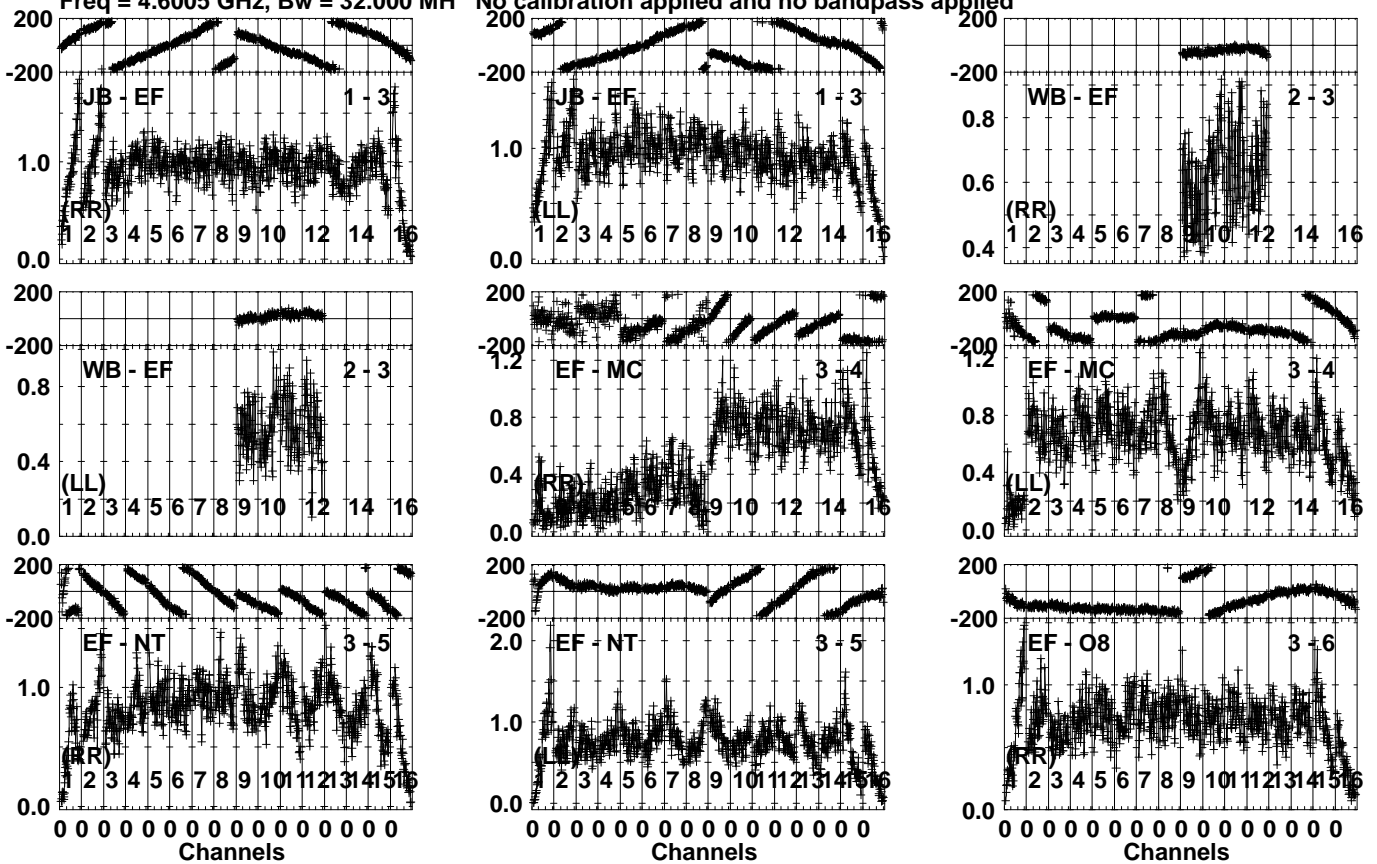


Lower frame: Micro Ampl Jy Top frame: Phas deg
Vector averaged cross-power spectrum Several baselines displayed
Timerange: 00/14:16:01 to 00/14:18:59

Plot file version 659 created 07-AUG-2023 16:13:13

2331+46 EO019B.UVDATA.1

Freq = 4.6005 GHz, Bw = 32.000 MH No calibration applied and no bandpass applied

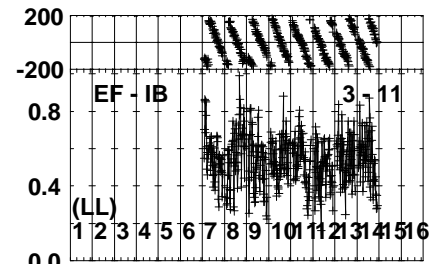
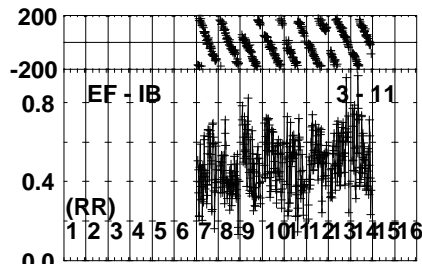
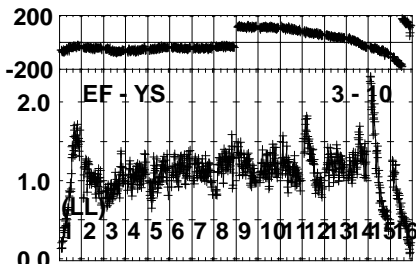
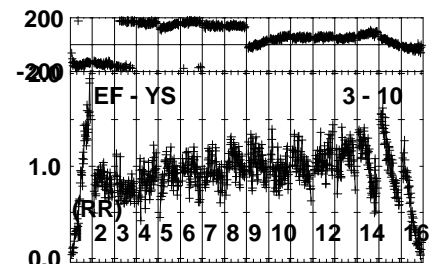
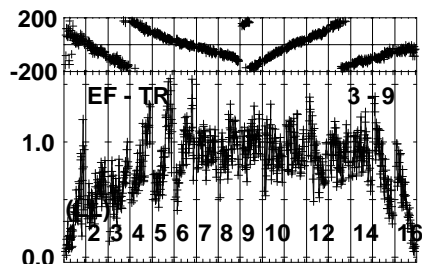
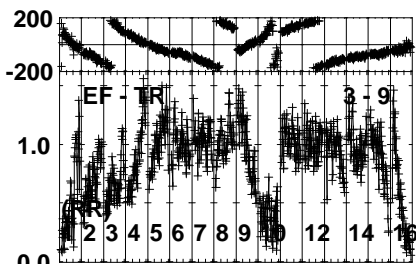
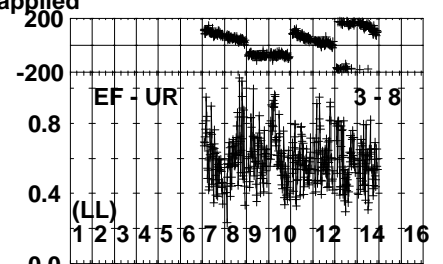
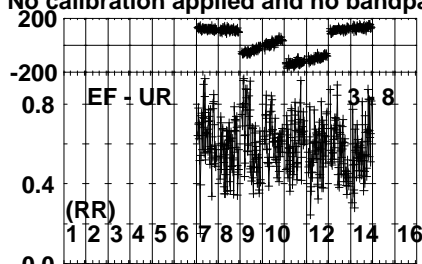
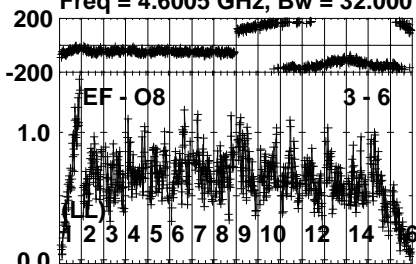


Lower frame: Milli Ampl Jy Top frame: Phas deg
Vector averaged cross-power spectrum Several baselines displayed
Timerange: 00/14:19:01 to 00/14:20:29

Plot file version 660 created 07-AUG-2023 16:13:13

2331+46 EO019B.UVDATA.1

Freq = 4.6005 GHz, Bw = 32.000 MH No calibration applied and no bandpass applied

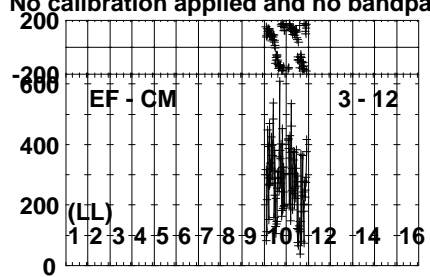
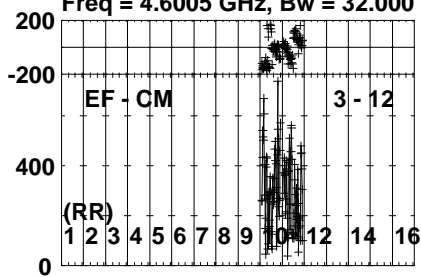


Lower frame: Milli Ampl Jy Top frame: Phas deg
Vector averaged cross-power spectrum Several baselines displayed
Timerange: 00/14:19:01 to 00/14:20:29

Plot file version 661 created 07-AUG-2023 16:13:14

2331+46 EO019B.UVDATA.1

Freq = 4.6005 GHz, Bw = 32.000 MH No calibration applied and no bandpass applied

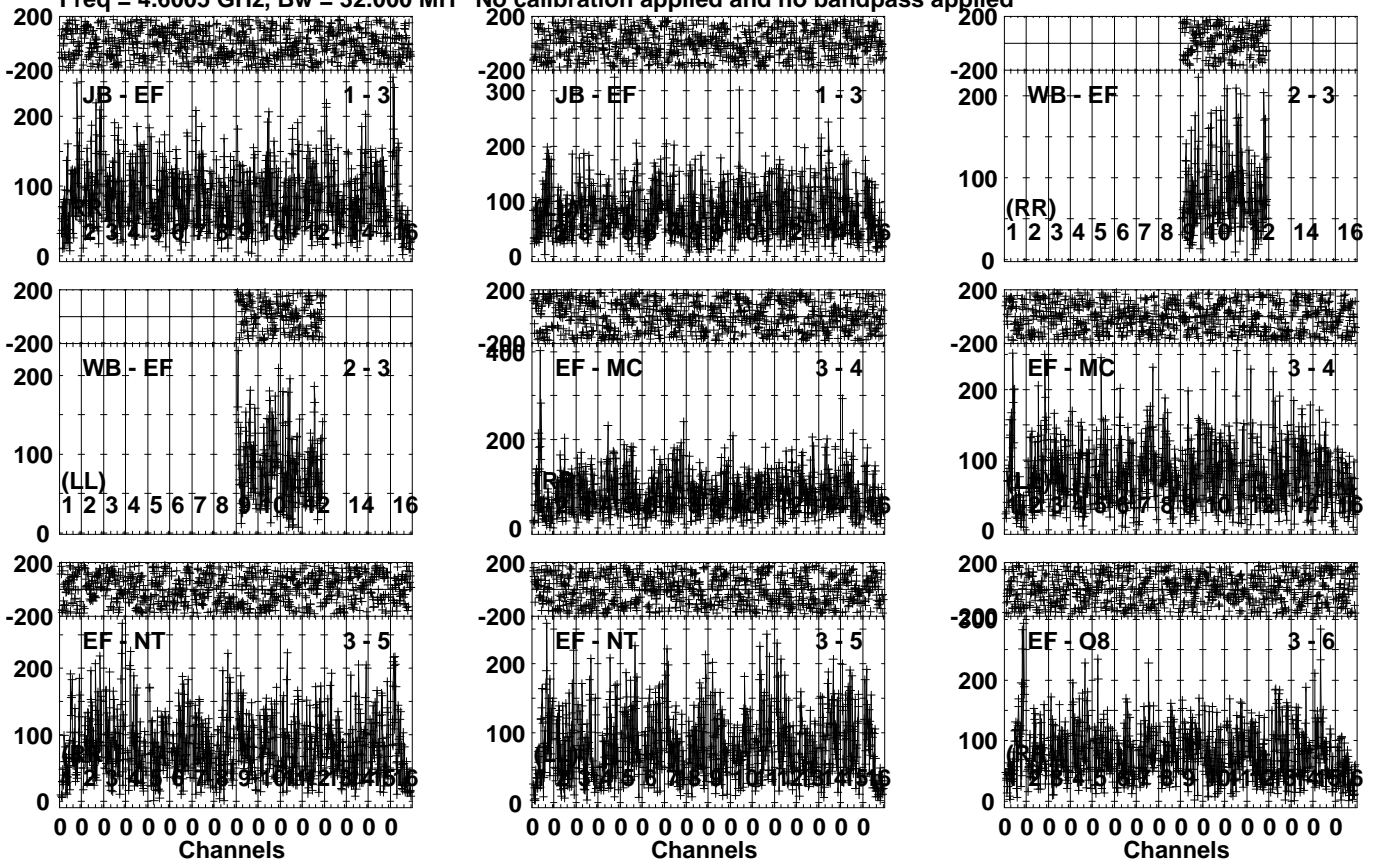


Lower frame: Micro Ampl Jy Top frame: Phas deg
Vector averaged cross-power spectrum Several baselines displayed
Timerange: 00/14:19:01 to 00/14:20:29

Plot file version 662 created 07-AUG-2023 16:13:14

LAND EO019B.UVDATA.1

Freq = 4.6005 GHz, Bw = 32.000 MH No calibration applied and no bandpass applied

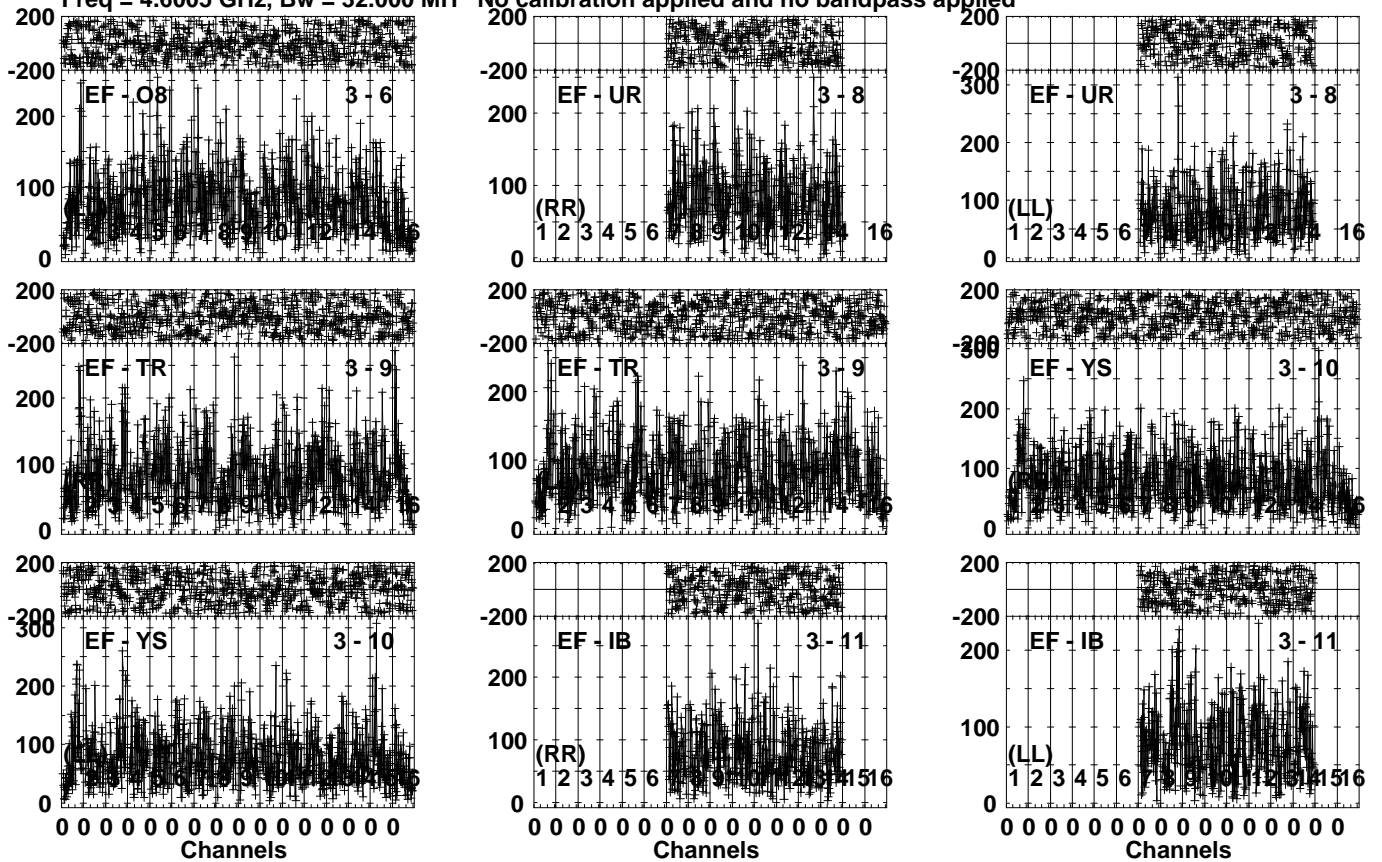


Lower frame: Micro Ampl Jy Top frame: Phas deg
Vector averaged cross-power spectrum Several baselines displayed
Timerange: 00/14:20:31 to 00/14:23:59

Plot file version 663 created 07-AUG-2023 16:13:14

LAND EO019B.UVDATA.1

Freq = 4.6005 GHz, Bw = 32.000 MH No calibration applied and no bandpass applied

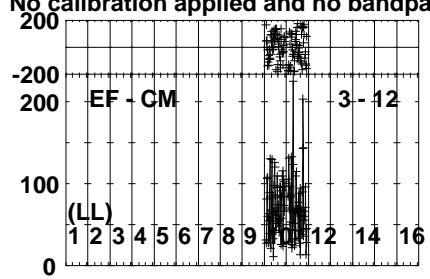
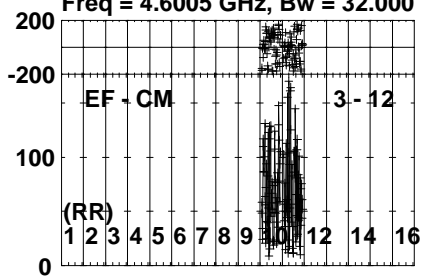


Lower frame: Micro Ampl Jy Top frame: Phas deg
Vector averaged cross-power spectrum Several baselines displayed
Timerange: 00/14:20:31 to 00/14:23:59

Plot file version 664 created 07-AUG-2023 16:13:14

LAND EO019B.UVDATA.1

Freq = 4.6005 GHz, Bw = 32.000 MH No calibration applied and no bandpass applied

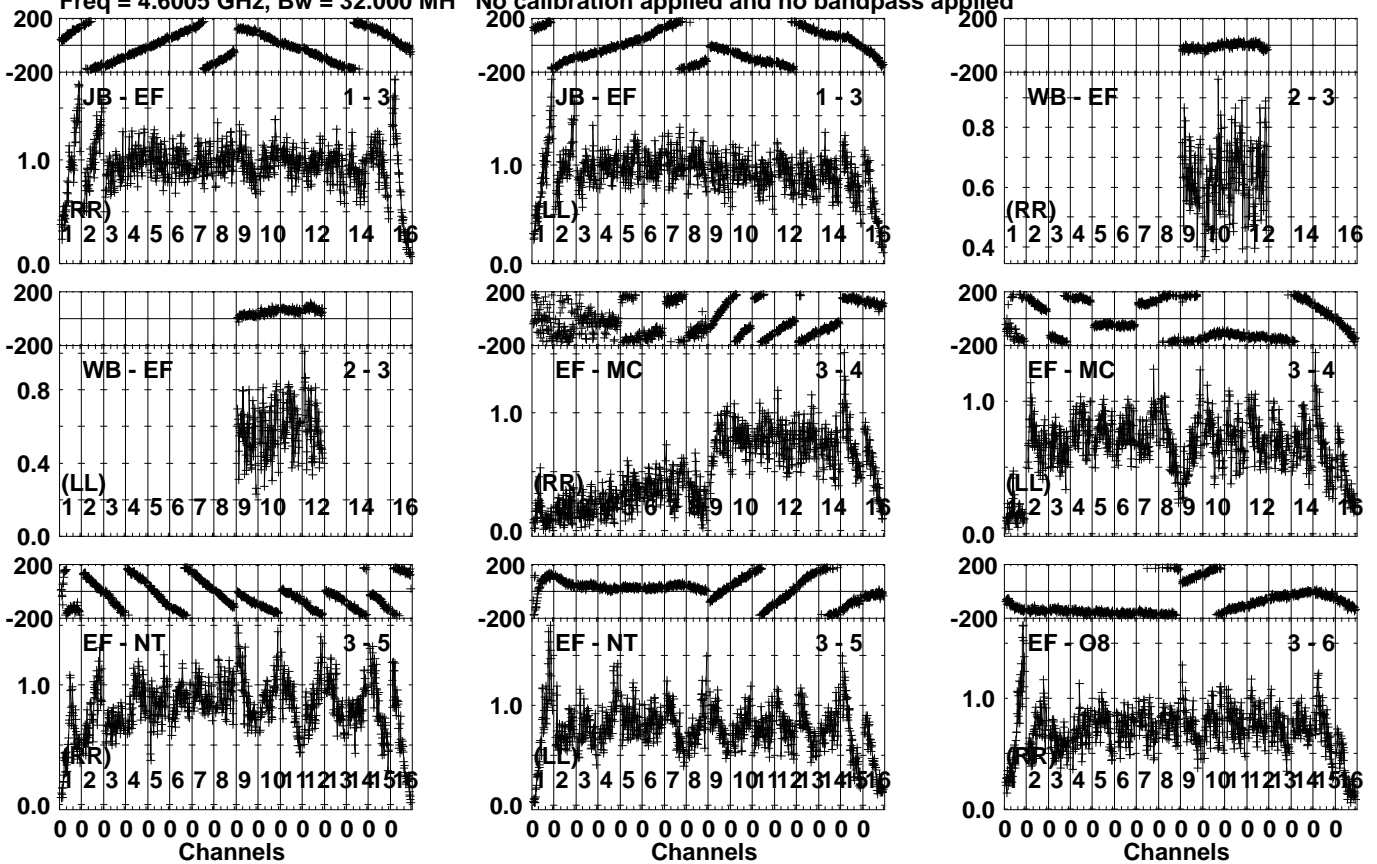


Lower frame: Micro Ampl Jy Top frame: Phas deg
Vector averaged cross-power spectrum Several baselines displayed
Timerange: 00/14:20:31 to 00/14:23:59

Plot file version 665 created 07-AUG-2023 16:13:14

2331+46 EO019B.UVDATA.1

Freq = 4.6005 GHz, Bw = 32.000 MH No calibration applied and no bandpass applied

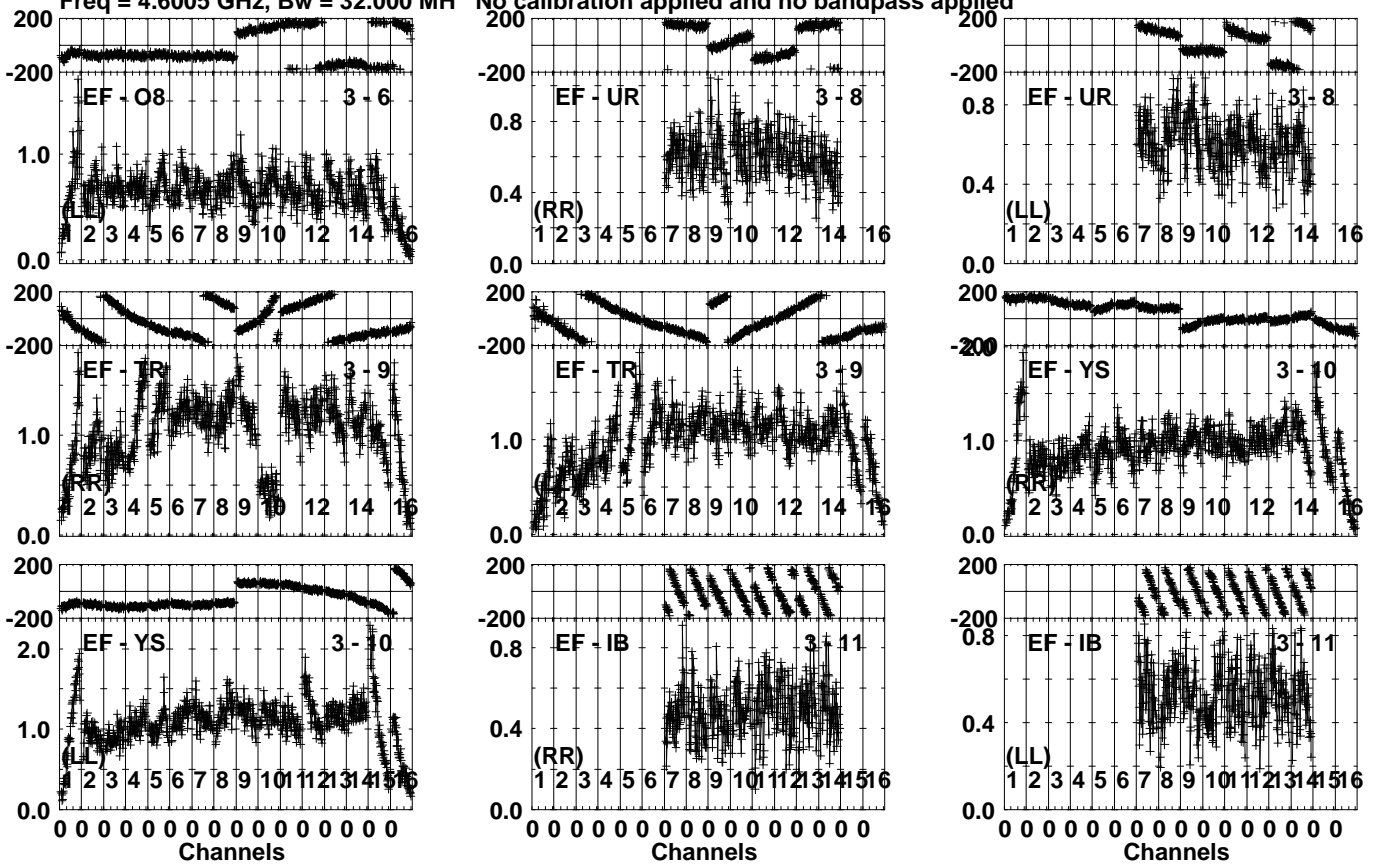


Lower frame: Milli Ampl Jy Top frame: Phas deg
Vector averaged cross-power spectrum Several baselines displayed
Timerange: 00/14:24:03 to 00/14:25:29

Plot file version 666 created 07-AUG-2023 16:13:15

2331+46 EO019B.UVDATA.1

Freq = 4.6005 GHz, Bw = 32.000 MH No calibration applied and no bandpass applied

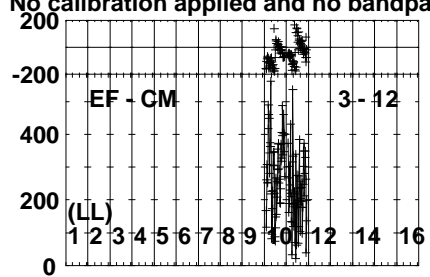
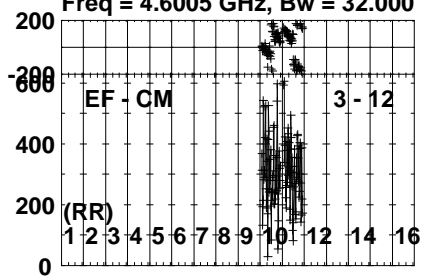


Lower frame: Milli Ampl Jy Top frame: Phas deg
Vector averaged cross-power spectrum Several baselines displayed
Timerange: 00/14:24:03 to 00/14:25:29

Plot file version 667 created 07-AUG-2023 16:13:15

2331+46 EO019B.UVDATA.1

Freq = 4.6005 GHz, Bw = 32.000 MH No calibration applied and no bandpass applied

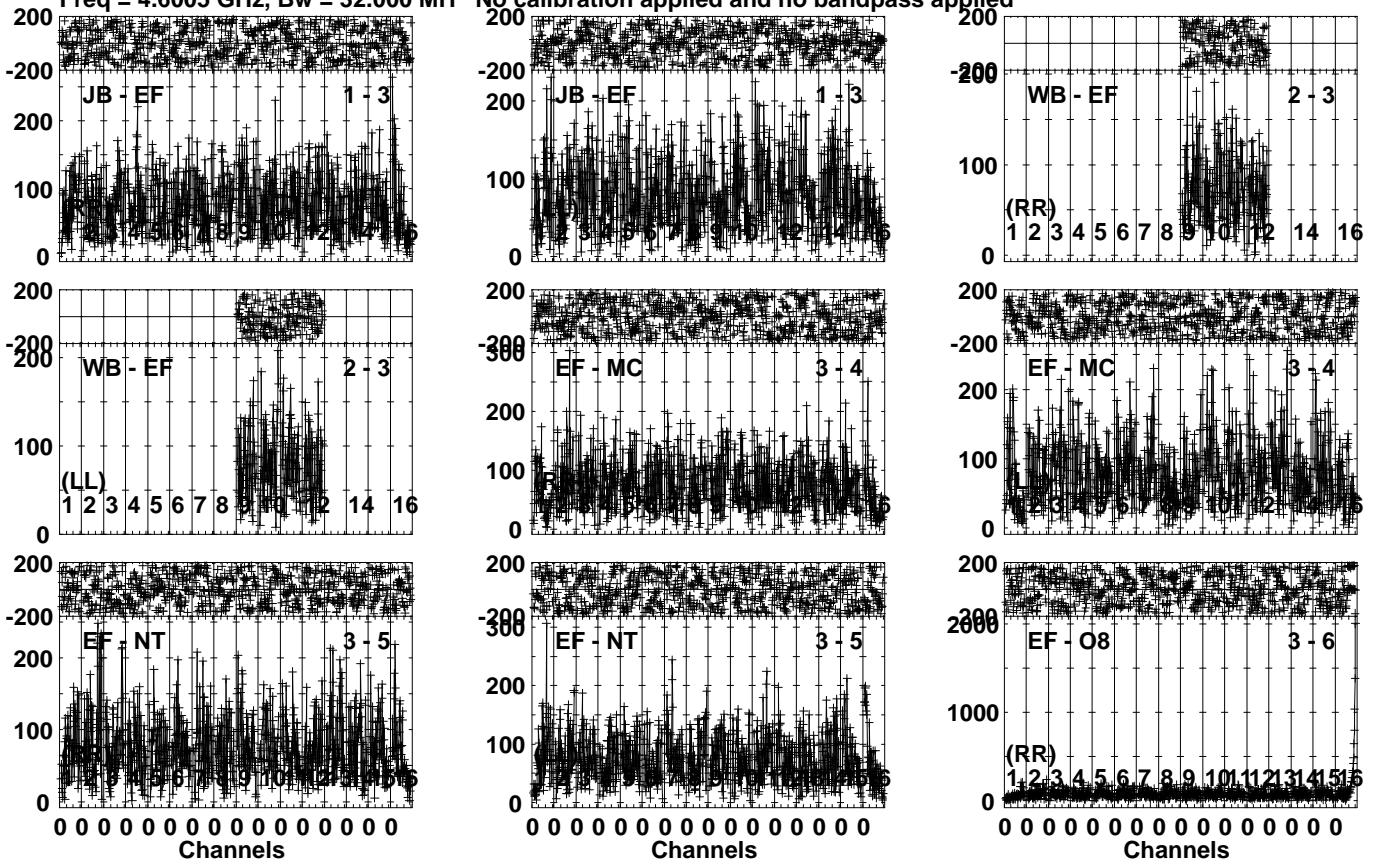


Lower frame: Micro Ampl Jy Top frame: Phas deg
Vector averaged cross-power spectrum Several baselines displayed
Timerange: 00/14:24:03 to 00/14:25:29

Plot file version 668 created 07-AUG-2023 16:13:15

LAND EO019B.UVDATA.1

Freq = 4.6005 GHz, Bw = 32.000 MH No calibration applied and no bandpass applied

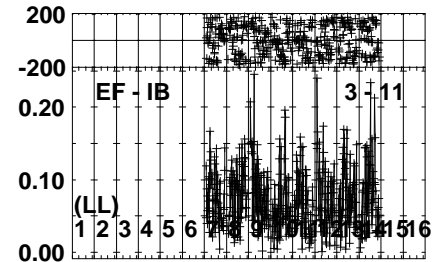
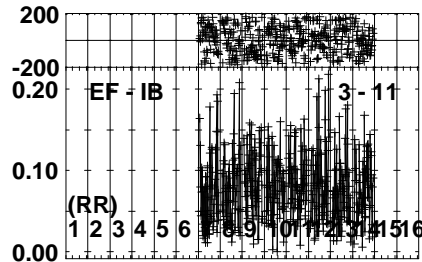
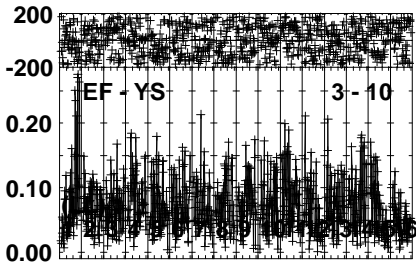
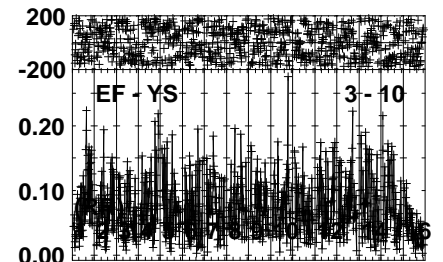
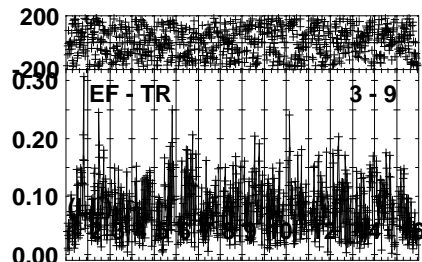
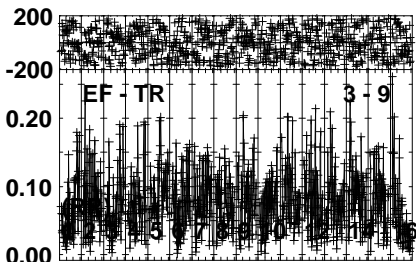
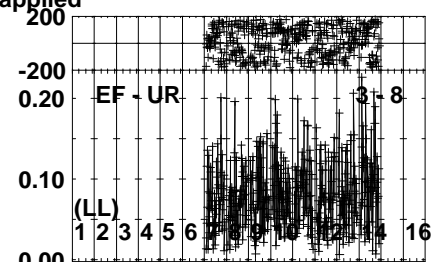
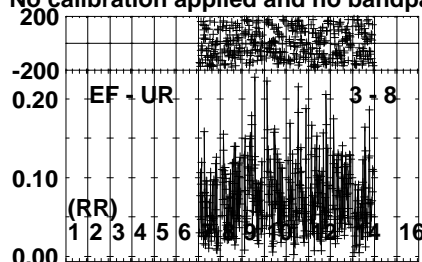
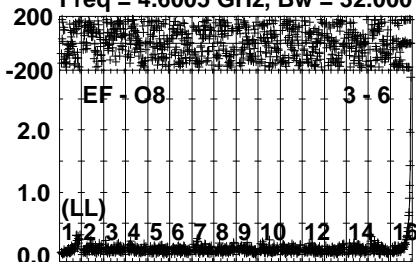


Lower frame: Micro Ampl Jy Top frame: Phas deg
Vector averaged cross-power spectrum Several baselines displayed
Timerange: 00/14:26:16 to 00/14:29:14

Plot file version 669 created 07-AUG-2023 16:13:15

LAND EO019B.UVDATA.1

Freq = 4.6005 GHz, Bw = 32.000 MH No calibration applied and no bandpass applied

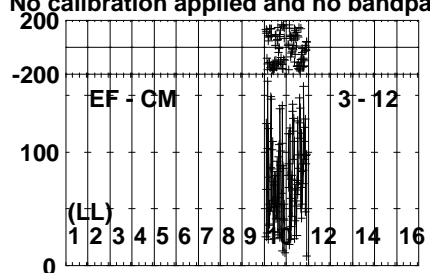
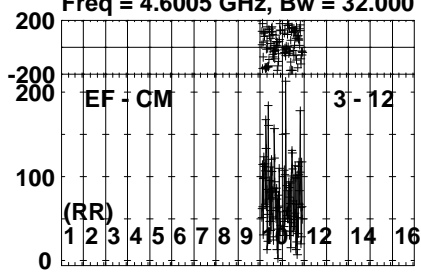


Lower frame: Milli Ampl Jy Top frame: Phas deg
Vector averaged cross-power spectrum Several baselines displayed
Timerange: 00/14:26:16 to 00/14:29:14

Plot file version 670 created 07-AUG-2023 16:13:15

LAND EO019B.UVDATA.1

Freq = 4.6005 GHz, Bw = 32.000 MH No calibration applied and no bandpass applied

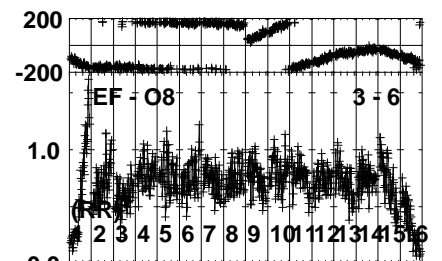
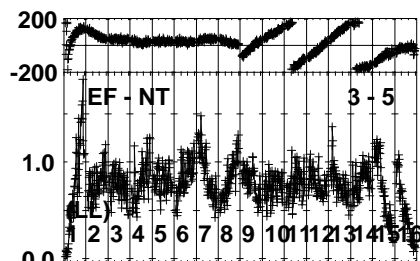
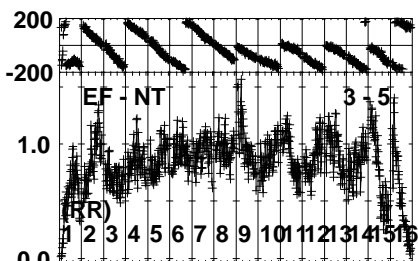
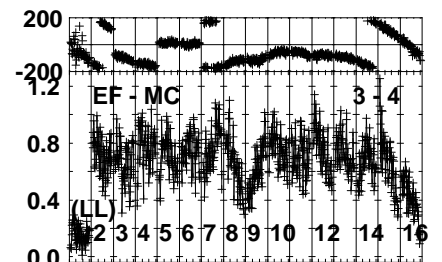
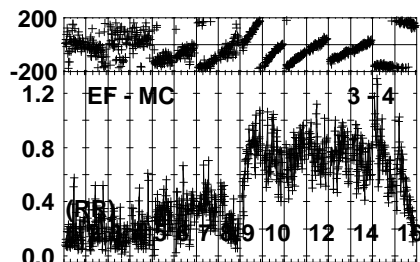
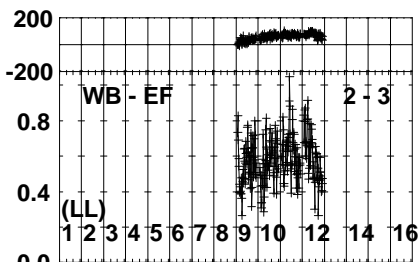
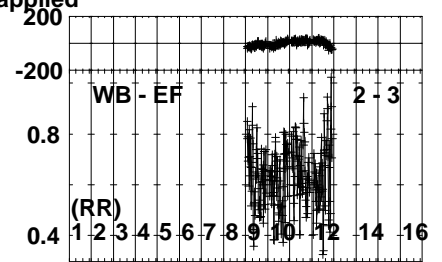
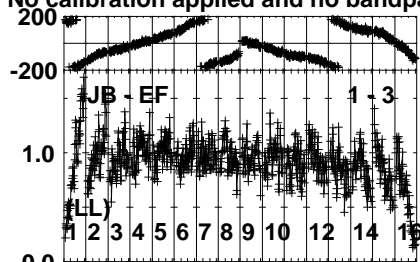
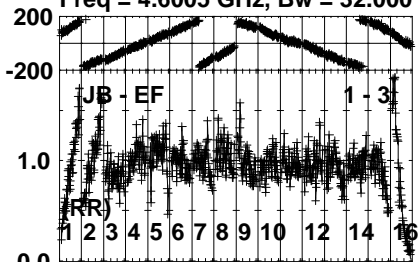


Lower frame: Micro Ampl Jy Top frame: Phas deg
Vector averaged cross-power spectrum Several baselines displayed
Timerange: 00/14:26:16 to 00/14:29:14

Plot file version 671 created 07-AUG-2023 16:13:15

2331+46 EO019B.UVDATA.1

Freq = 4.6005 GHz, Bw = 32.000 MH No calibration applied and no bandpass applied

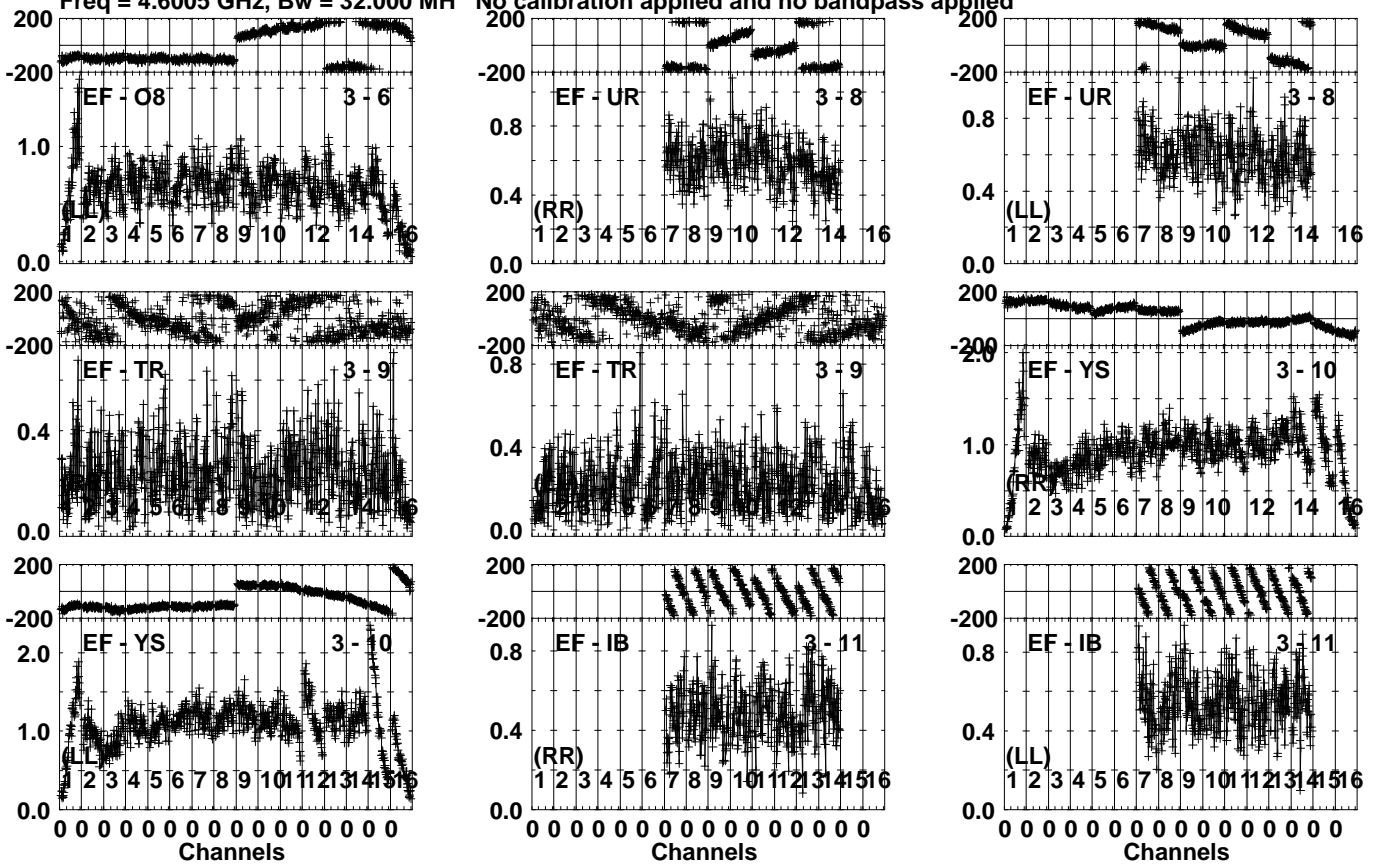


Lower frame: Milli Ampl Jy Top frame: Phas deg
Vector averaged cross-power spectrum Several baselines displayed
Timerange: 00/14:29:18 to 00/14:30:44

Plot file version 672 created 07-AUG-2023 16:13:16

2331+46 EO019B.UVDATA.1

Freq = 4.6005 GHz, Bw = 32.000 MH No calibration applied and no bandpass applied

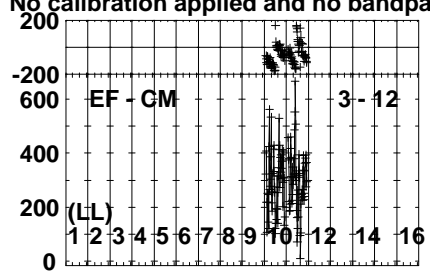
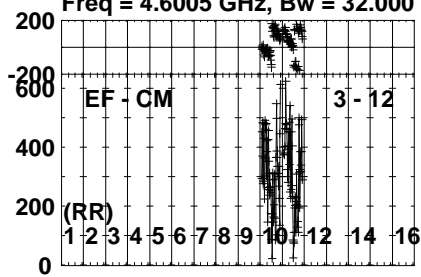


Lower frame: Milli Ampl Jy Top frame: Phas deg
Vector averaged cross-power spectrum Several baselines displayed
Timerange: 00/14:29:18 to 00/14:30:44

Plot file version 673 created 07-AUG-2023 16:13:16

2331+46 EO019B.UVDATA.1

Freq = 4.6005 GHz, Bw = 32.000 MH No calibration applied and no bandpass applied

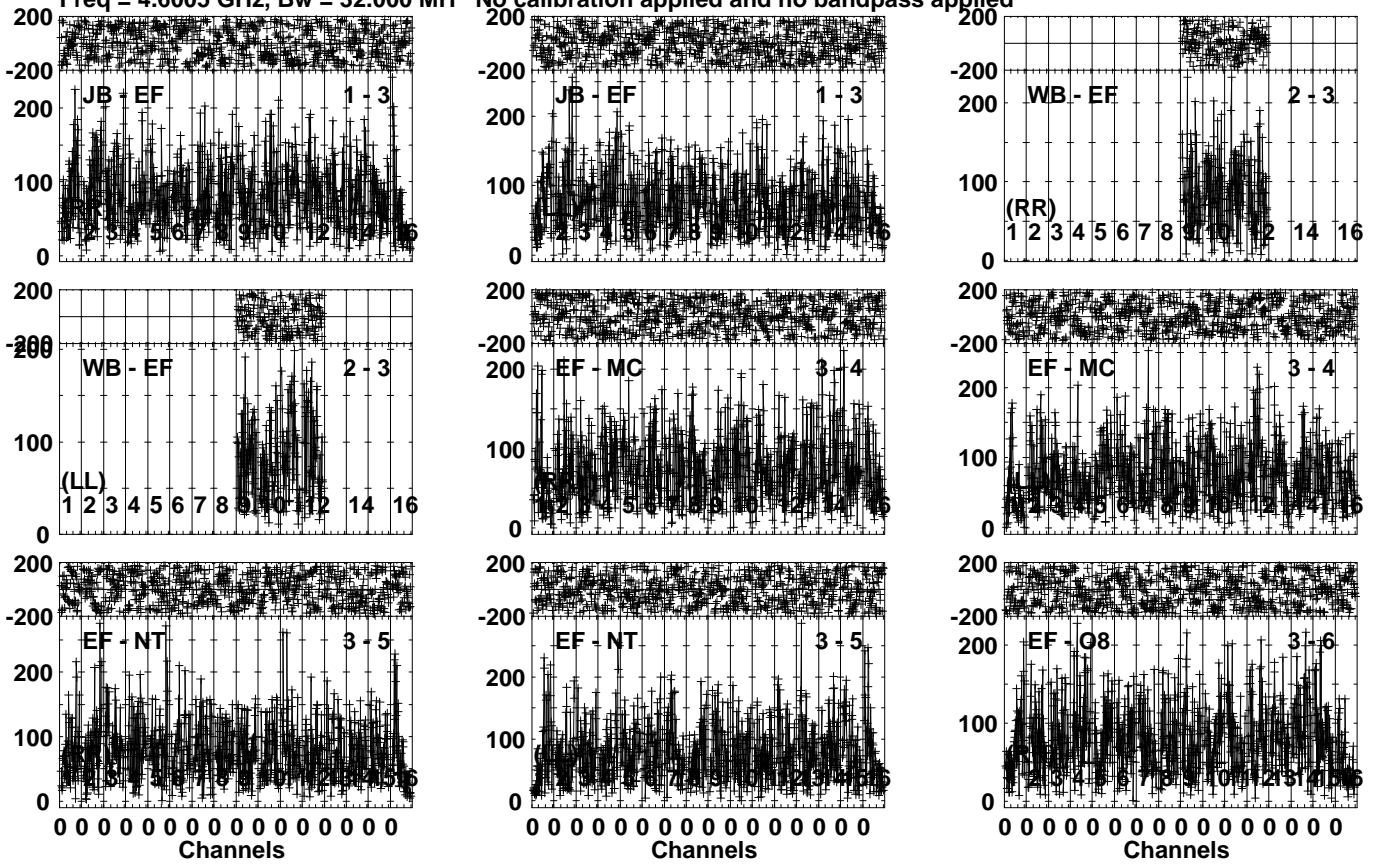


Lower frame: Micro Ampl Jy Top frame: Phas deg
Vector averaged cross-power spectrum Several baselines displayed
Timerange: 00/14:29:18 to 00/14:30:44

Plot file version 674 created 07-AUG-2023 16:13:16

LAND EO019B.UVDATA.1

Freq = 4.6005 GHz, Bw = 32.000 MH No calibration applied and no bandpass applied

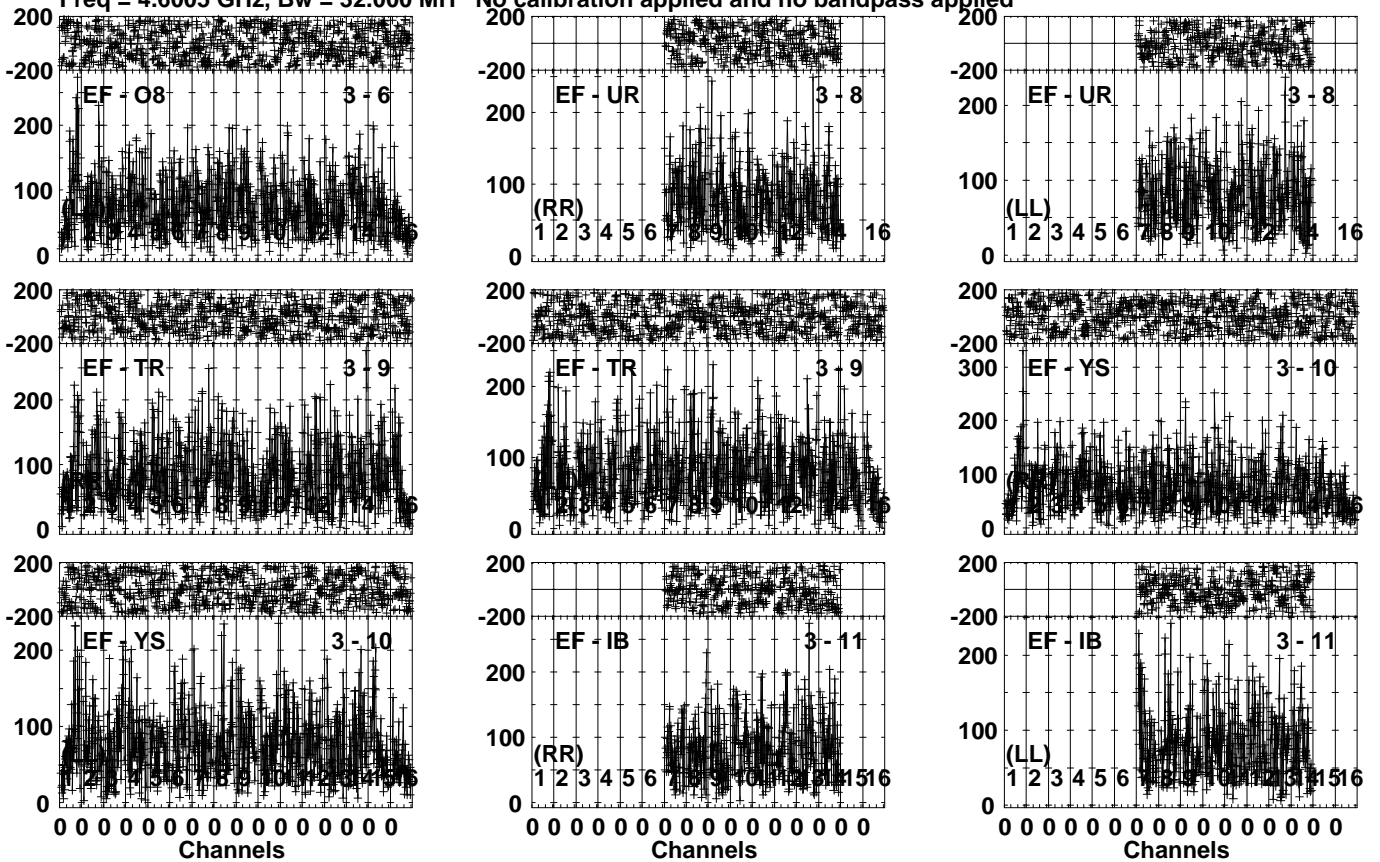


Lower frame: Micro Ampl Jy Top frame: Phas deg
Vector averaged cross-power spectrum Several baselines displayed
Timerange: 00/14:30:46 to 00/14:34:14

Plot file version 675 created 07-AUG-2023 16:13:16

LAND EO019B.UVDATA.1

Freq = 4.6005 GHz, Bw = 32.000 MH No calibration applied and no bandpass applied

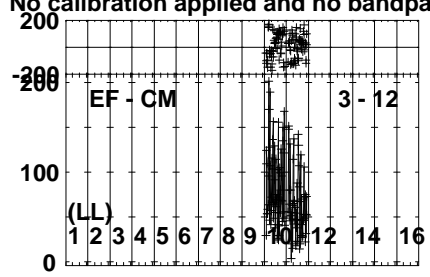
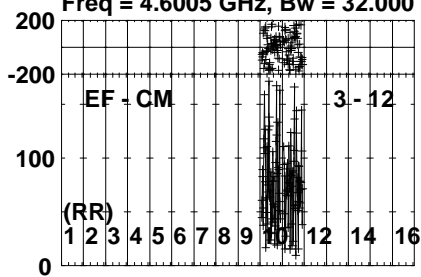


Lower frame: Micro Ampl Jy Top frame: Phas deg
Vector averaged cross-power spectrum Several baselines displayed
Timerange: 00/14:30:46 to 00/14:34:14

Plot file version 676 created 07-AUG-2023 16:13:16

LAND EO019B.UVDATA.1

Freq = 4.6005 GHz, Bw = 32.000 MH No calibration applied and no bandpass applied



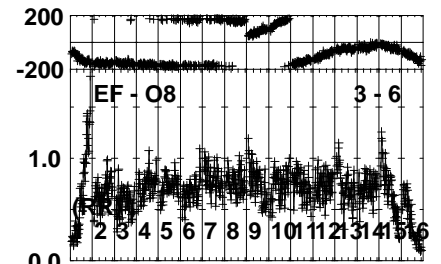
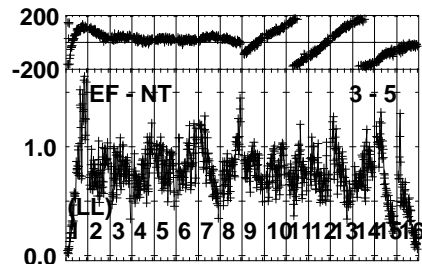
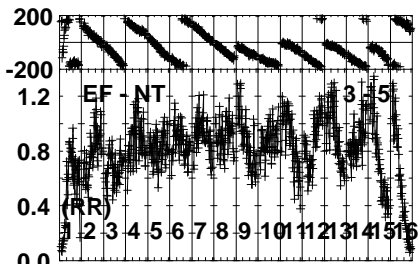
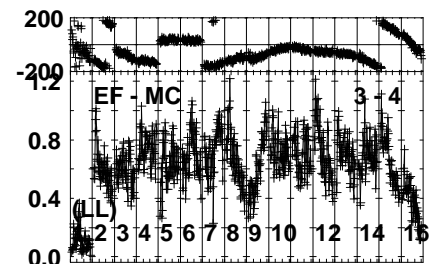
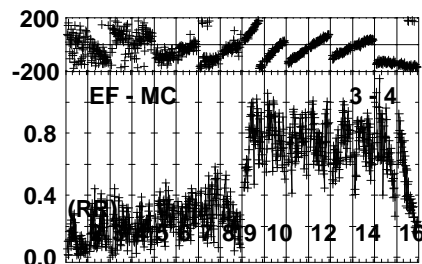
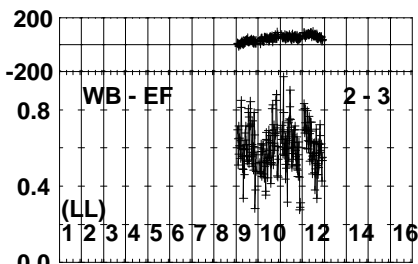
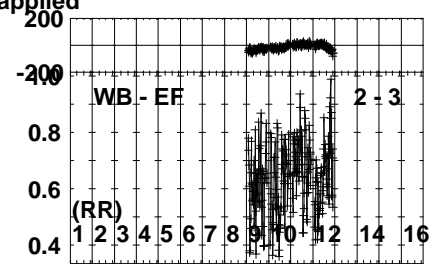
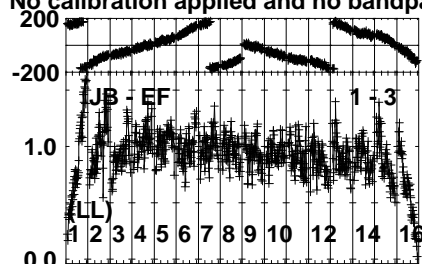
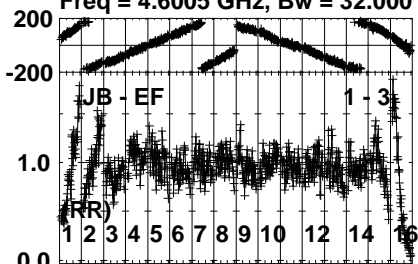
Lower frame: Micro Ampl Jy Top frame: Phas deg
Vector averaged cross-power spectrum Several baselines displayed
Timerange: 00/14:30:46 to 00/14:34:14

Plot file version 677 created 07-AUG-2023 16:13:16

2331+46 EO019B.UVDATA.1

Freq = 4.6005 GHz, Bw = 32.000 MH

No calibration applied and no bandpass applied

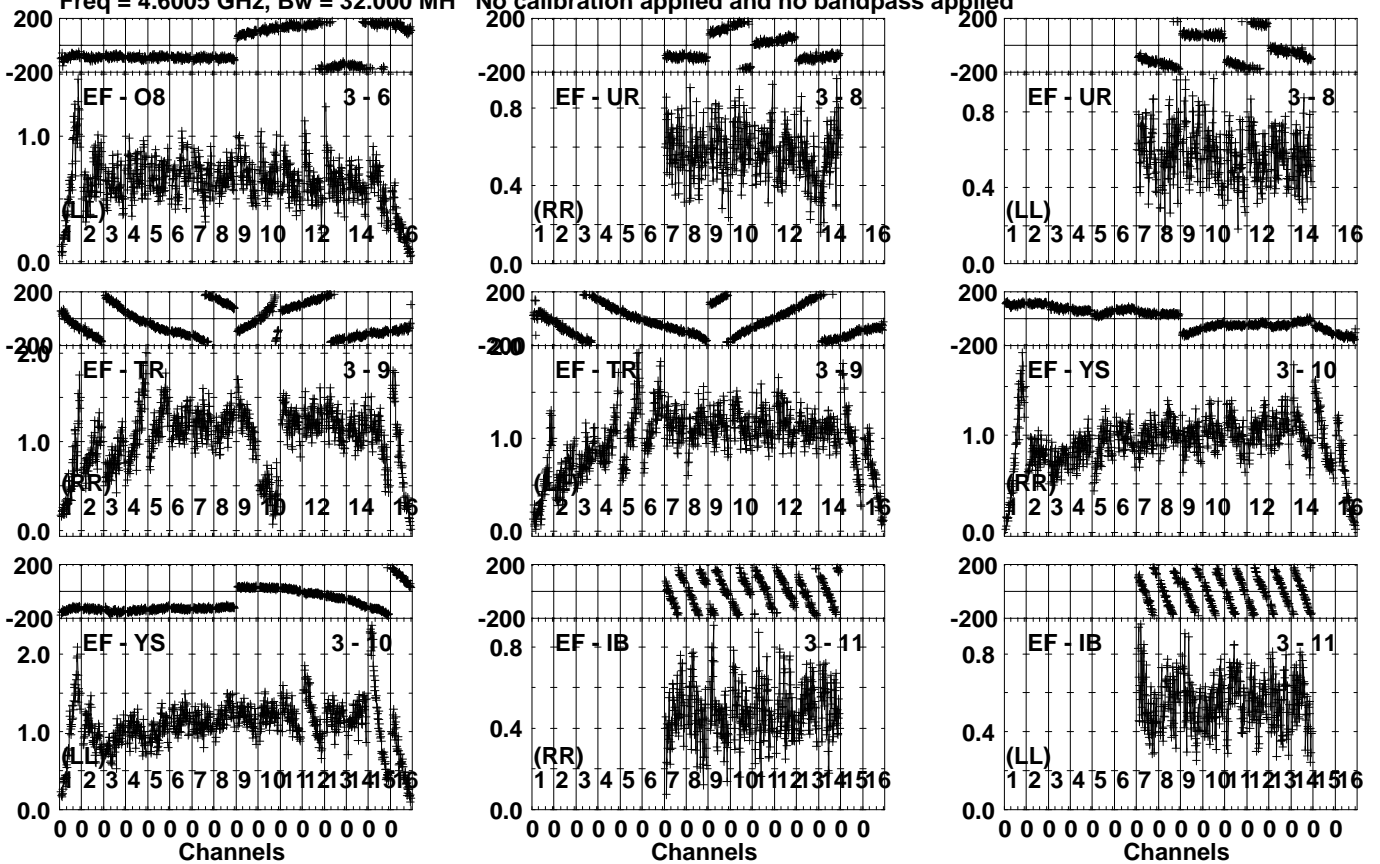


Lower frame: Milli Ampl Jy Top frame: Phas deg
Vector averaged cross-power spectrum Several baselines displayed
Timerange: 00/14:34:16 to 00/14:35:44

Plot file version 678 created 07-AUG-2023 16:13:17

2331+46 EO019B.UVDATA.1

Freq = 4.6005 GHz, Bw = 32.000 MH No calibration applied and no bandpass applied

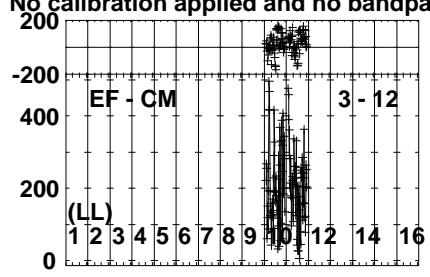
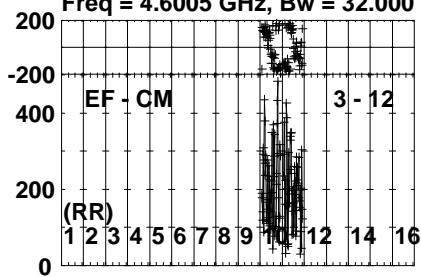


Lower frame: Milli Ampl Jy Top frame: Phas deg
Vector averaged cross-power spectrum Several baselines displayed
Timerange: 00/14:34:16 to 00/14:35:44

Plot file version 679 created 07-AUG-2023 16:13:17

2331+46 EO019B.UVDATA.1

Freq = 4.6005 GHz, Bw = 32.000 MH No calibration applied and no bandpass applied

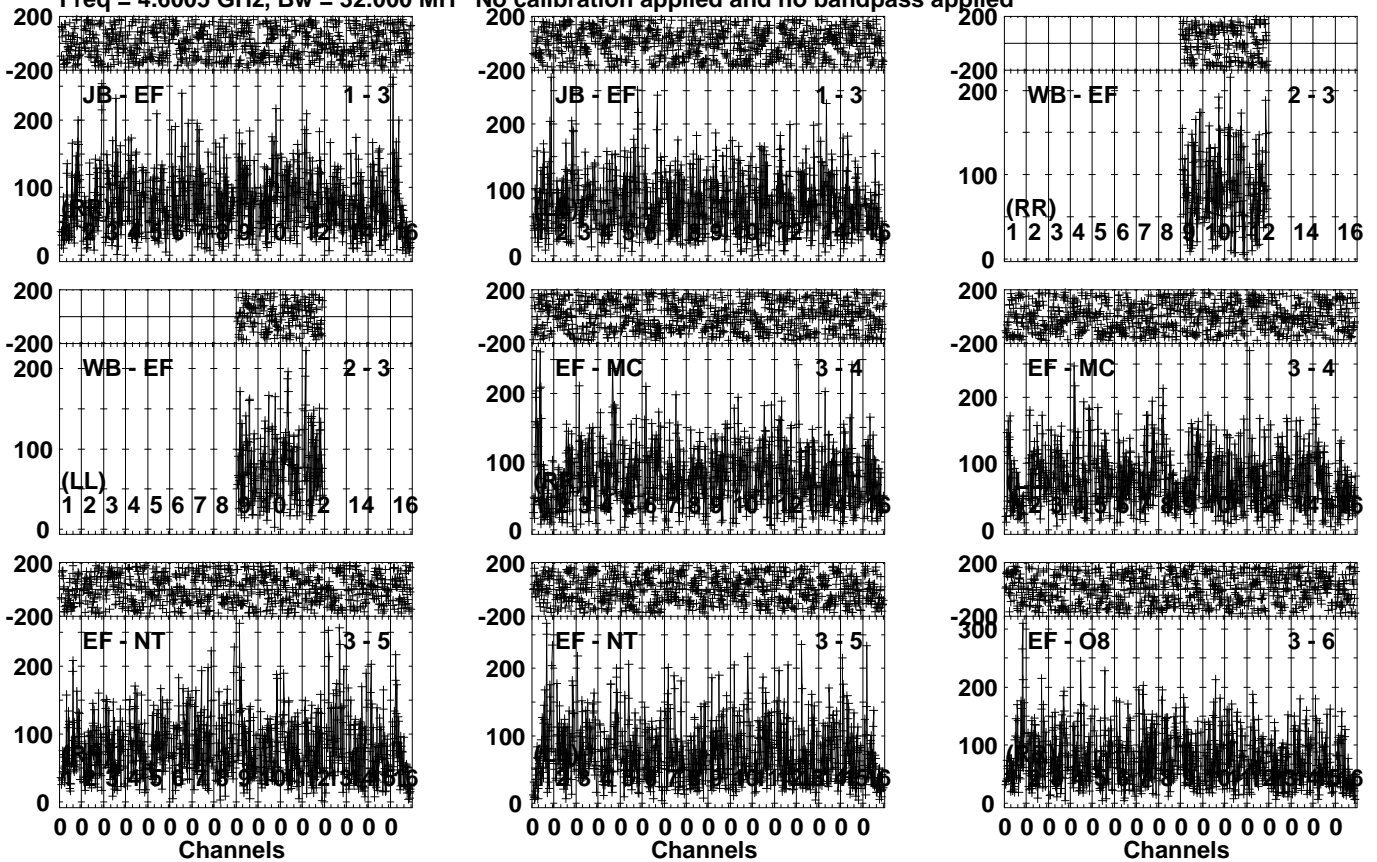


Lower frame: Micro Ampl Jy Top frame: Phas deg
Vector averaged cross-power spectrum Several baselines displayed
Timerange: 00/14:34:16 to 00/14:35:44

Plot file version 680 created 07-AUG-2023 16:13:17

LAND EO019B.UVDATA.1

Freq = 4.6005 GHz, Bw = 32.000 MH No calibration applied and no bandpass applied

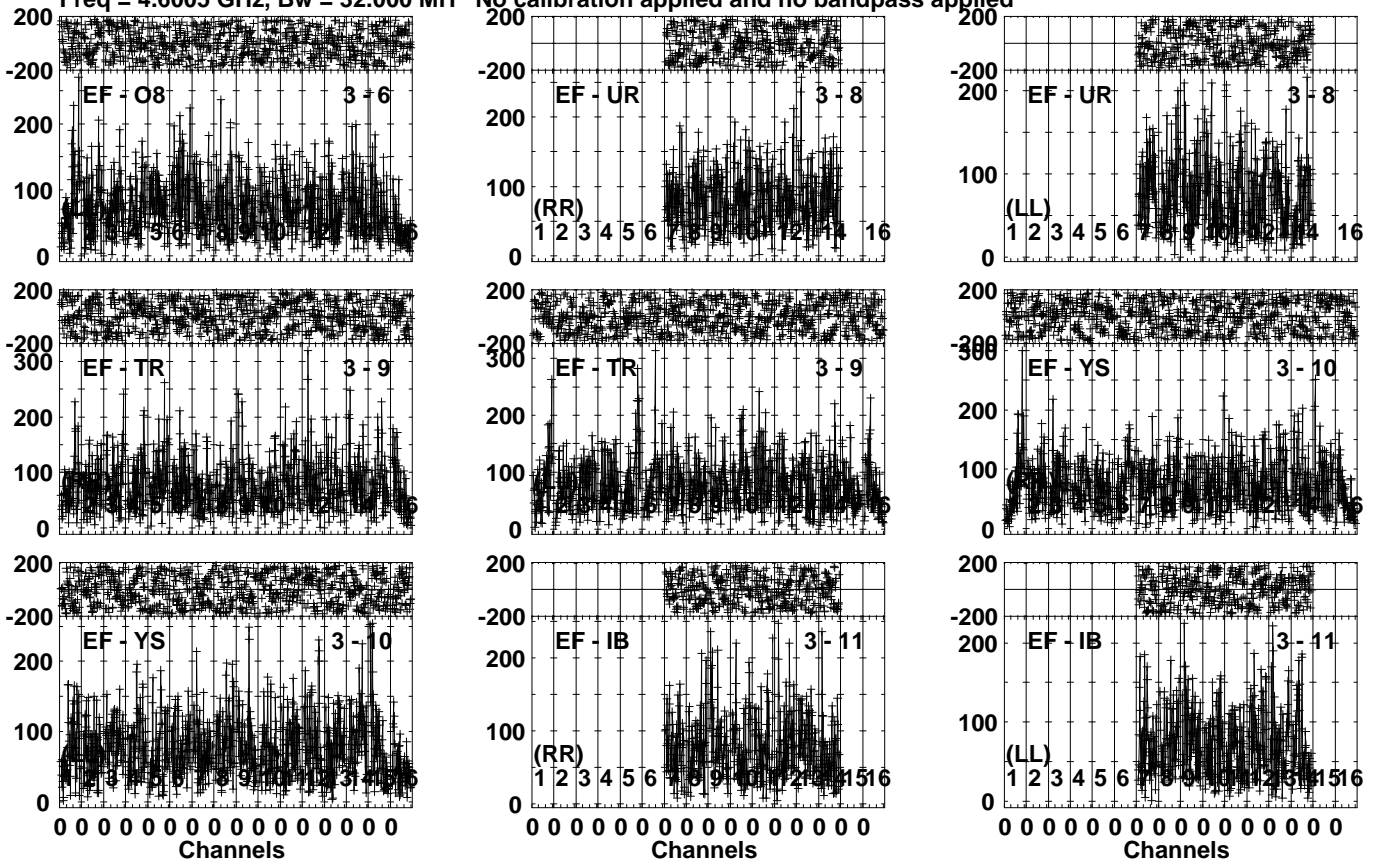


Lower frame: Micro Ampl Jy Top frame: Phas deg
Vector averaged cross-power spectrum Several baselines displayed
Timerange: 00/14:36:31 to 00/14:39:29

Plot file version 681 created 07-AUG-2023 16:13:17

LAND EO019B.UVDATA.1

Freq = 4.6005 GHz, Bw = 32.000 MH No calibration applied and no bandpass applied


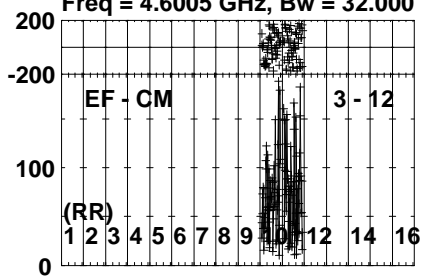


Lower frame: Micro Ampl Jy Top frame: Phas deg
Vector averaged cross-power spectrum Several baselines displayed
Timerange: 00/14:36:31 to 00/14:39:29

Plot file version 682 created 07-AUG-2023 16:13:17

LAND EO019B.UVDATA.1

Freq = 4.6005 GHz, Bw = 32.000 MH No calibration applied and no bandpass applied



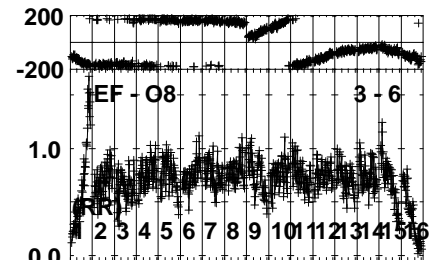
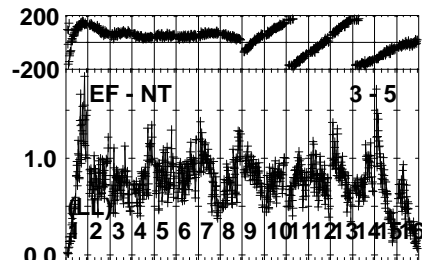
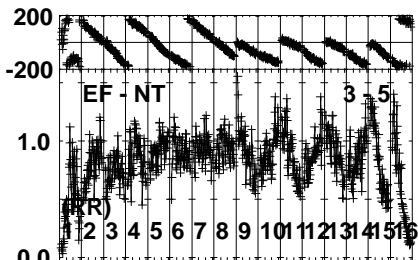
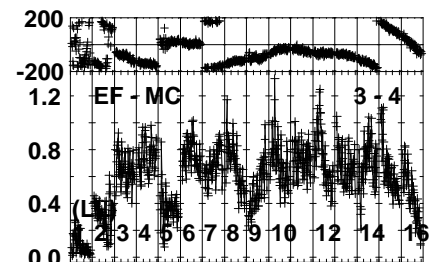
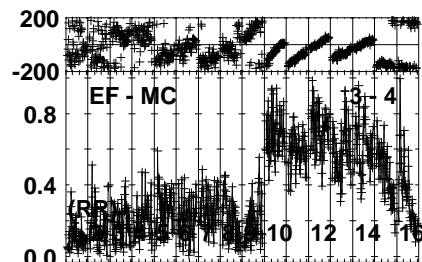
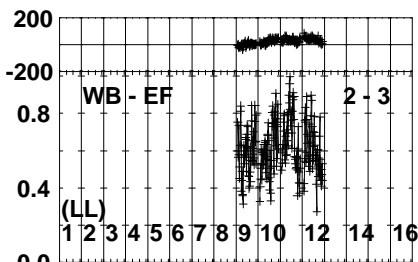
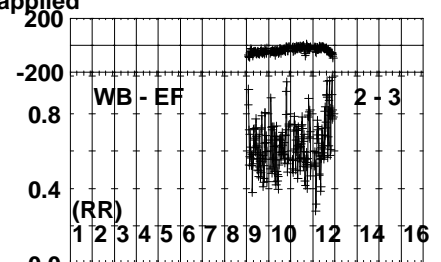
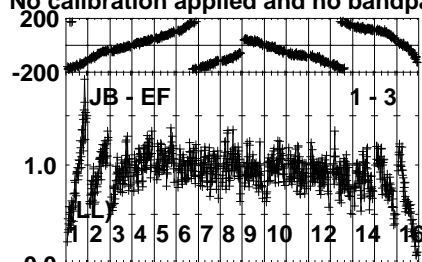
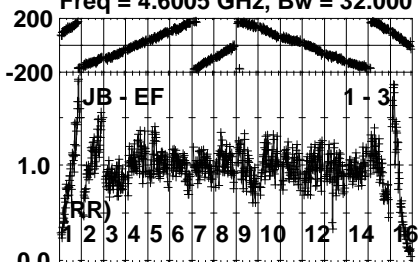
Lower frame: Micro Ampl Jy Top frame: Phas deg
Vector averaged cross-power spectrum Several baselines displayed
Timerange: 00/14:36:31 to 00/14:39:29

Plot file version 683 created 07-AUG-2023 16:13:17

2331+46 EO019B.UVDATA.1

Freq = 4.6005 GHz, Bw = 32.000 MH

No calibration applied and no bandpass applied

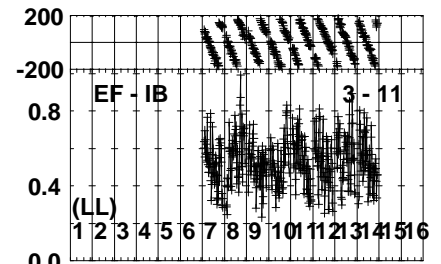
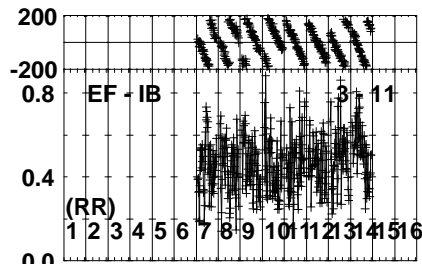
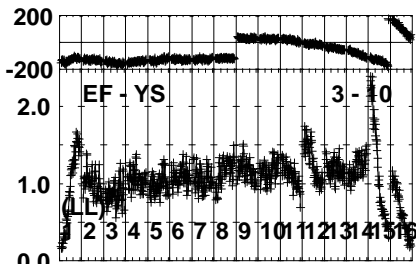
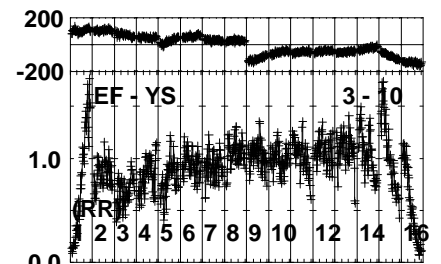
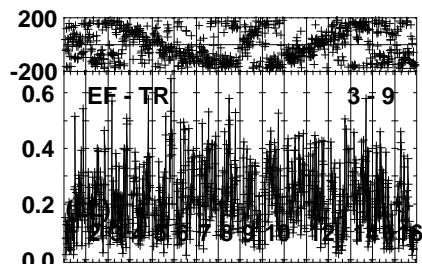
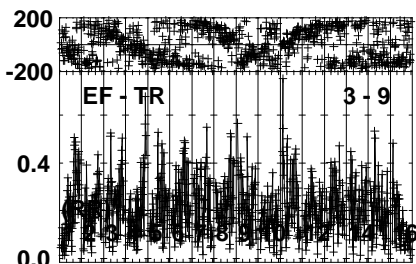
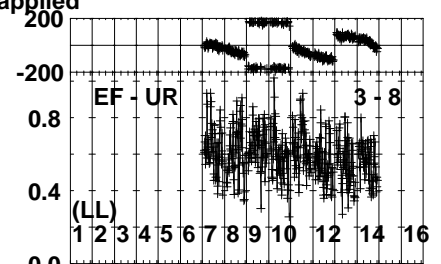
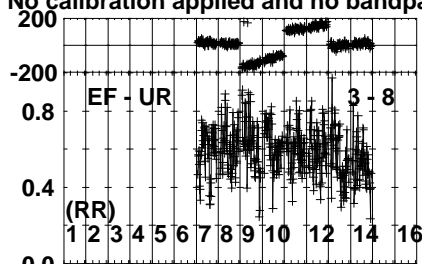
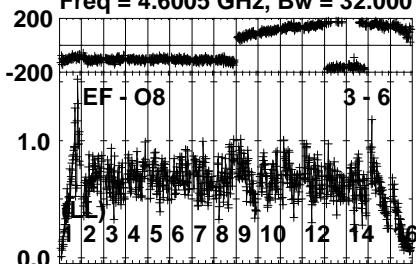


Lower frame: Milli Ampl Jy Top frame: Phas deg
Vector averaged cross-power spectrum Several baselines displayed
Timerange: 00/14:39:33 to 00/14:40:59

Plot file version 684 created 07-AUG-2023 16:13:18

2331+46 EO019B.UVDATA.1

Freq = 4.6005 GHz, Bw = 32.000 MH No calibration applied and no bandpass applied

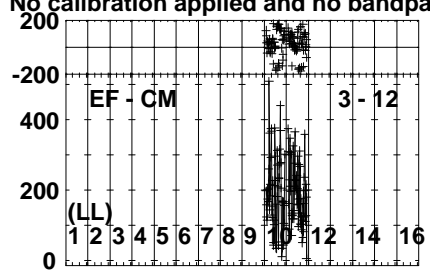
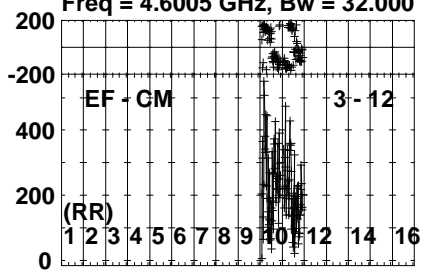


Lower frame: Milli Ampl Jy Top frame: Phas deg
Vector averaged cross-power spectrum Several baselines displayed
Timerange: 00/14:39:33 to 00/14:40:59

Plot file version 685 created 07-AUG-2023 16:13:18

2331+46 EO019B.UVDATA.1

Freq = 4.6005 GHz, Bw = 32.000 MH No calibration applied and no bandpass applied

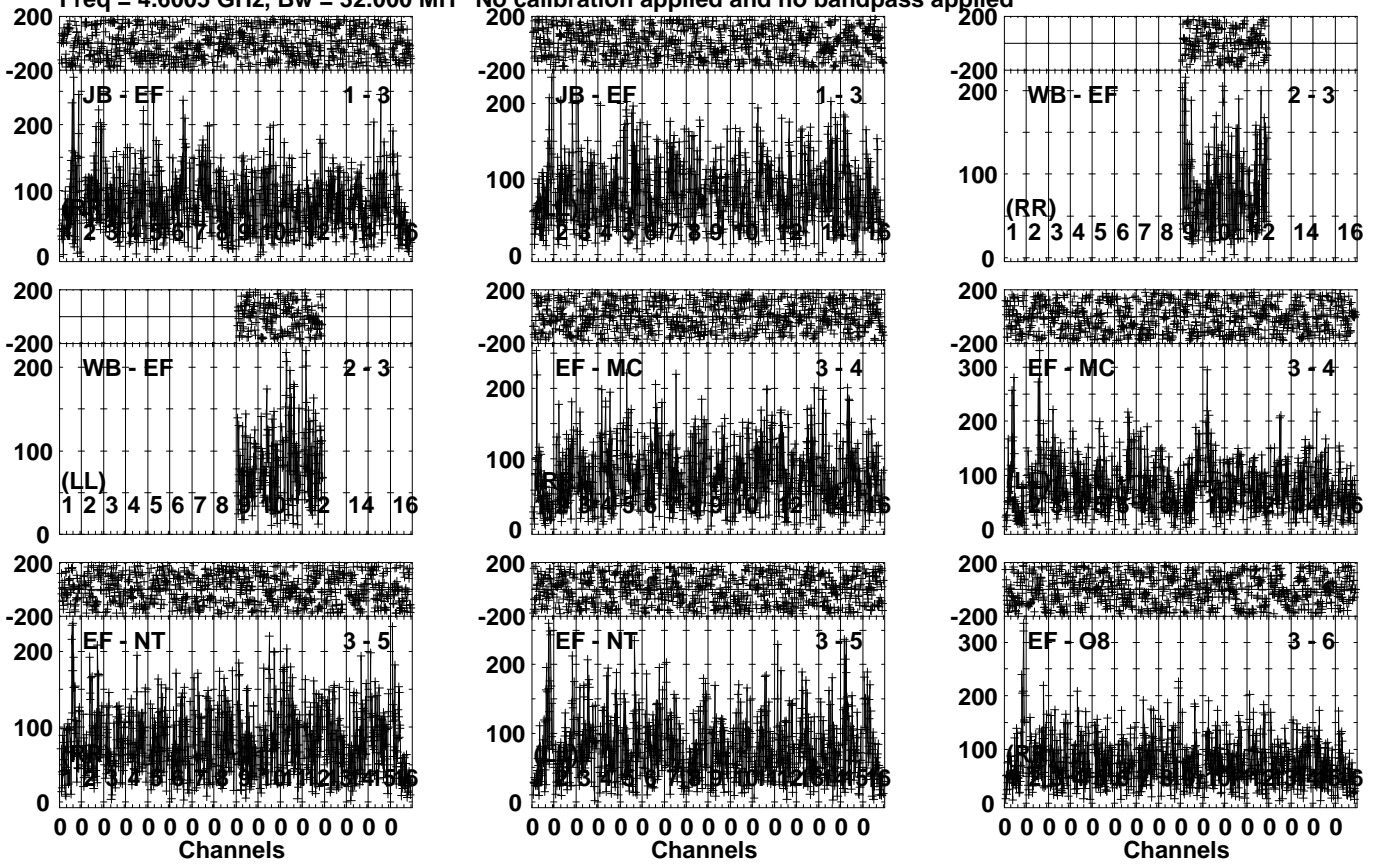


Lower frame: Micro Ampl Jy Top frame: Phas deg
Vector averaged cross-power spectrum Several baselines displayed
Timerange: 00/14:39:33 to 00/14:40:59

Plot file version 686 created 07-AUG-2023 16:13:18

LAND EO019B.UVDATA.1

Freq = 4.6005 GHz, Bw = 32.000 MH No calibration applied and no bandpass applied

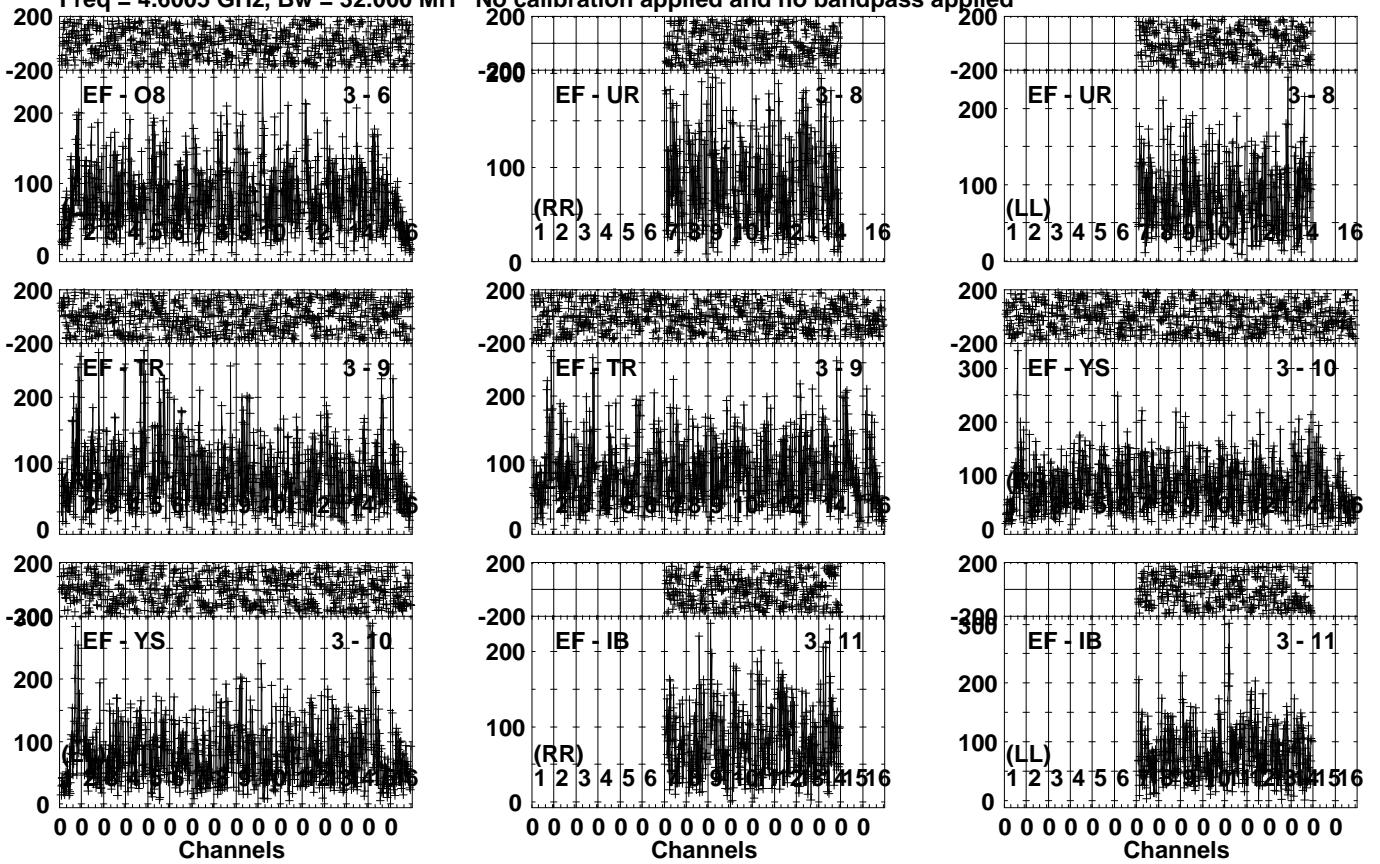


Lower frame: Micro Ampl Jy Top frame: Phas deg
Vector averaged cross-power spectrum Several baselines displayed
Timerange: 00/14:41:01 to 00/14:44:29

Plot file version 687 created 07-AUG-2023 16:13:18

LAND EO019B.UVDATA.1

Freq = 4.6005 GHz, Bw = 32.000 MH No calibration applied and no bandpass applied

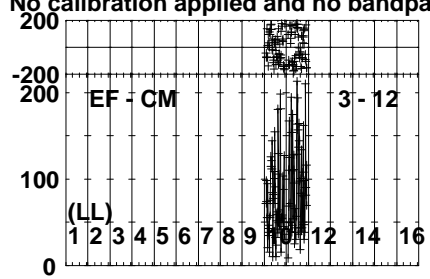
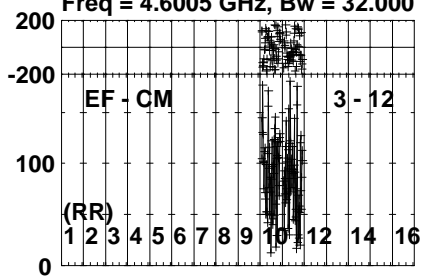


Lower frame: Micro Ampl Jy Top frame: Phas deg
Vector averaged cross-power spectrum Several baselines displayed
Timerange: 00/14:41:01 to 00/14:44:29

Plot file version 688 created 07-AUG-2023 16:13:18

LAND EO019B.UVDATA.1

Freq = 4.6005 GHz, Bw = 32.000 MH No calibration applied and no bandpass applied



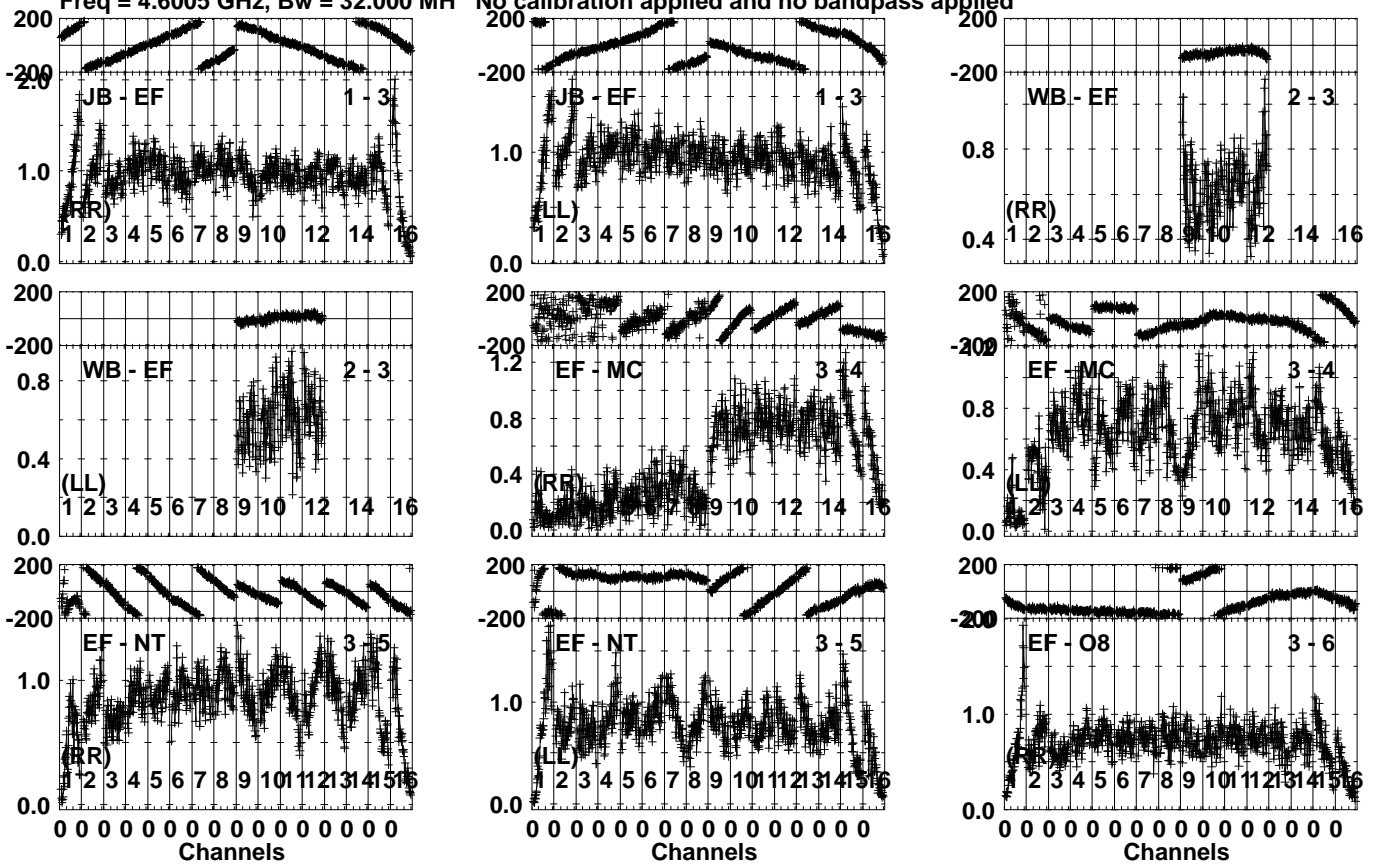
Lower frame: Micro Ampl Jy Top frame: Phas deg
Vector averaged cross-power spectrum Several baselines displayed
Timerange: 00/14:41:01 to 00/14:44:29

Plot file version 689 created 07-AUG-2023 16:13:19

2331+46 EO019B.UVDATA.1

Freq = 4.6005 GHz, Bw = 32.000 MH

No calibration applied and no bandpass applied

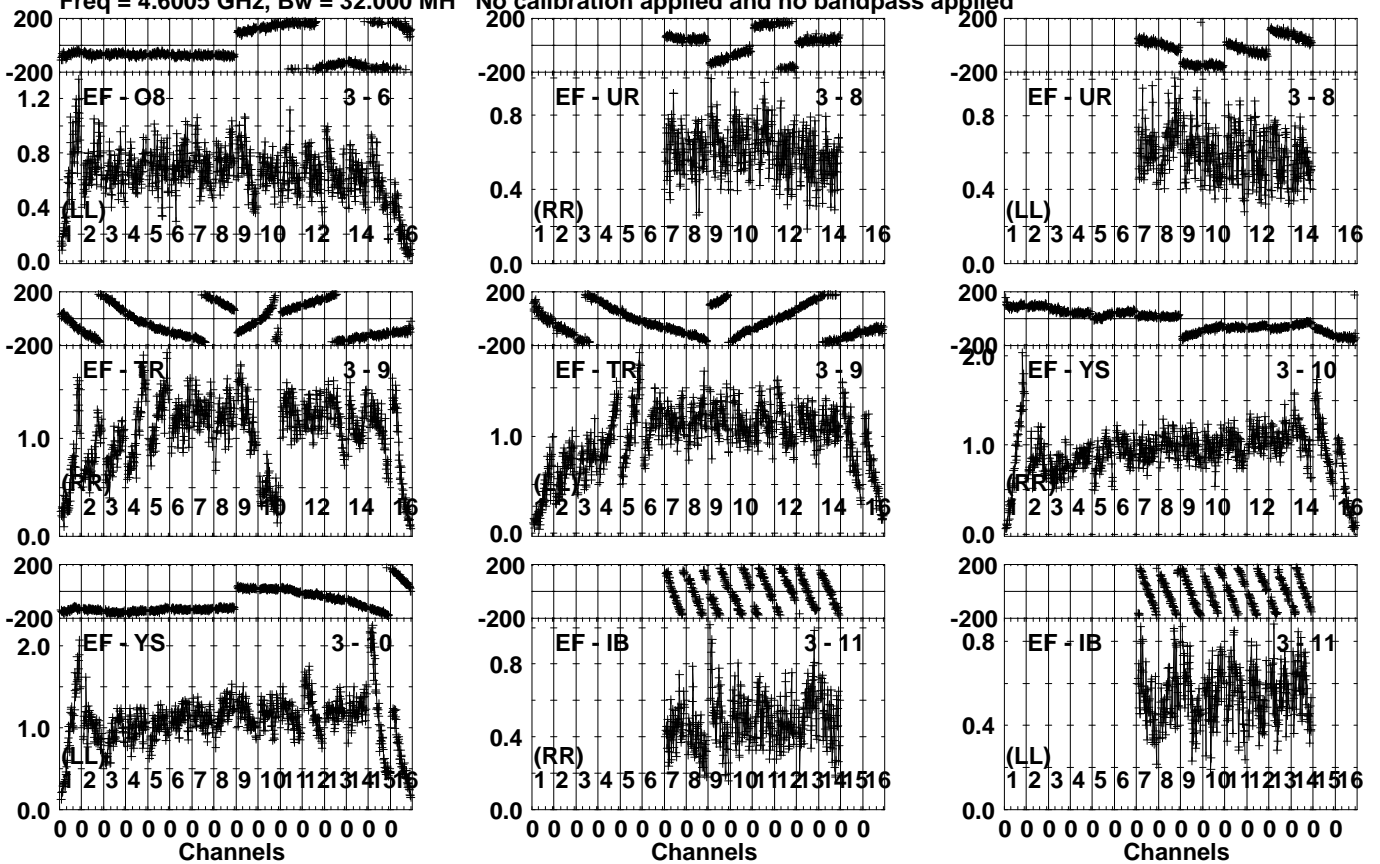


Lower frame: Milli Ampl Jy Top frame: Phas deg
Vector averaged cross-power spectrum Several baselines displayed
Timerange: 00/14:44:31 to 00/14:45:59

Plot file version 690 created 07-AUG-2023 16:13:19

2331+46 EO019B.UVDATA.1

Freq = 4.6005 GHz, Bw = 32.000 MH No calibration applied and no bandpass applied

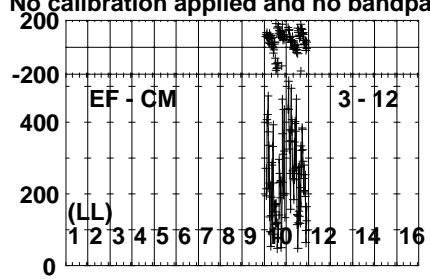
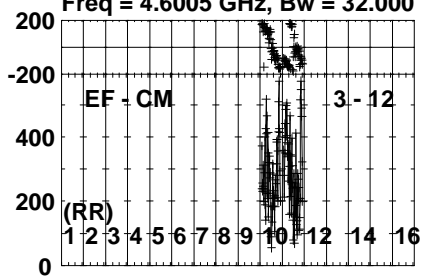


Lower frame: Milli Ampl Jy Top frame: Phas deg
Vector averaged cross-power spectrum Several baselines displayed
Timerange: 00/14:44:31 to 00/14:45:59

Plot file version 691 created 07-AUG-2023 16:13:19

2331+46 EO019B.UVDATA.1

Freq = 4.6005 GHz, Bw = 32.000 MH No calibration applied and no bandpass applied

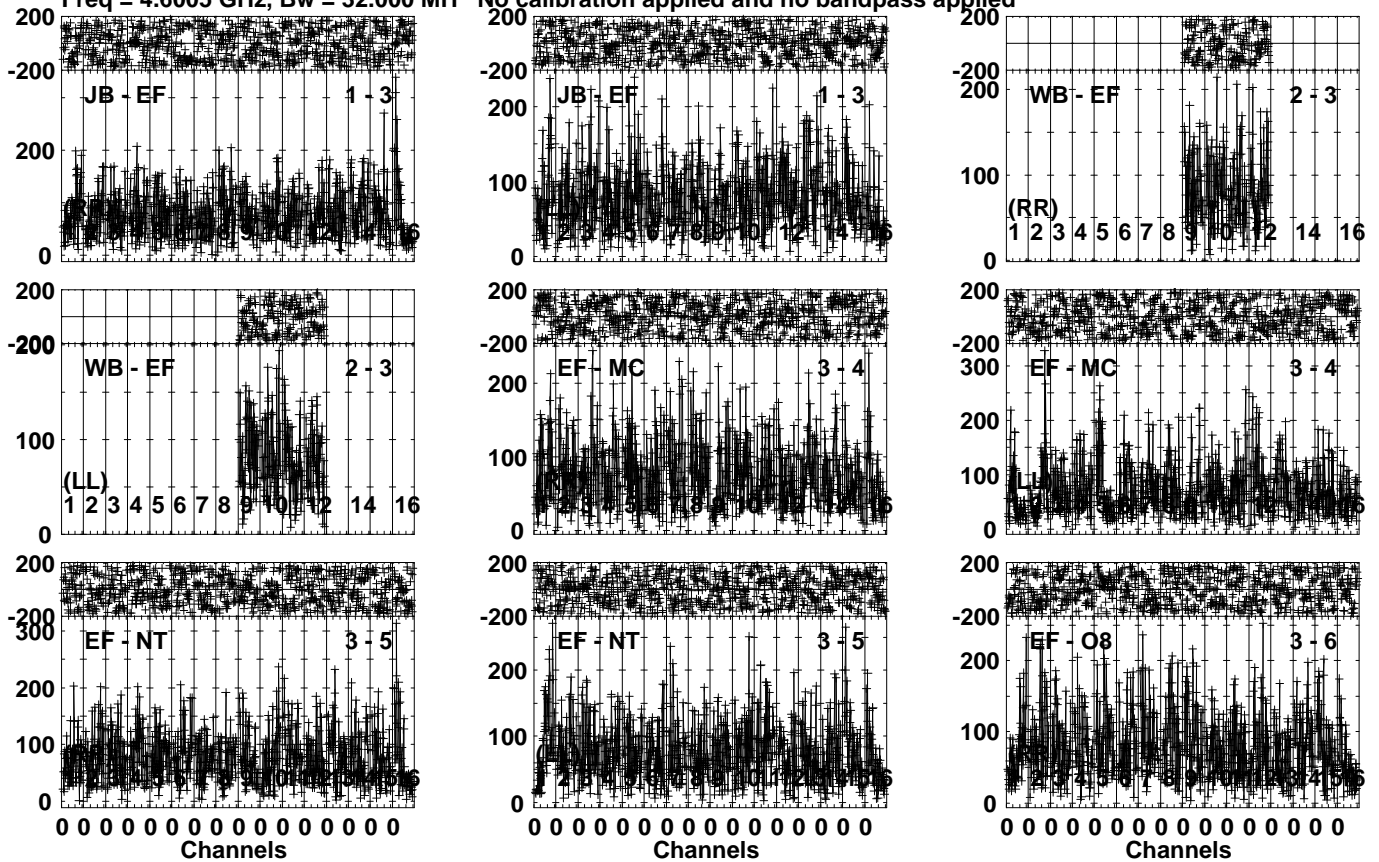


Lower frame: Micro Ampl Jy Top frame: Phas deg
Vector averaged cross-power spectrum Several baselines displayed
Timerange: 00/14:44:31 to 00/14:45:59

Plot file version 692 created 07-AUG-2023 16:13:19

LAND EO019B.UVDATA.1

Freq = 4.6005 GHz, Bw = 32.000 MH No calibration applied and no bandpass applied

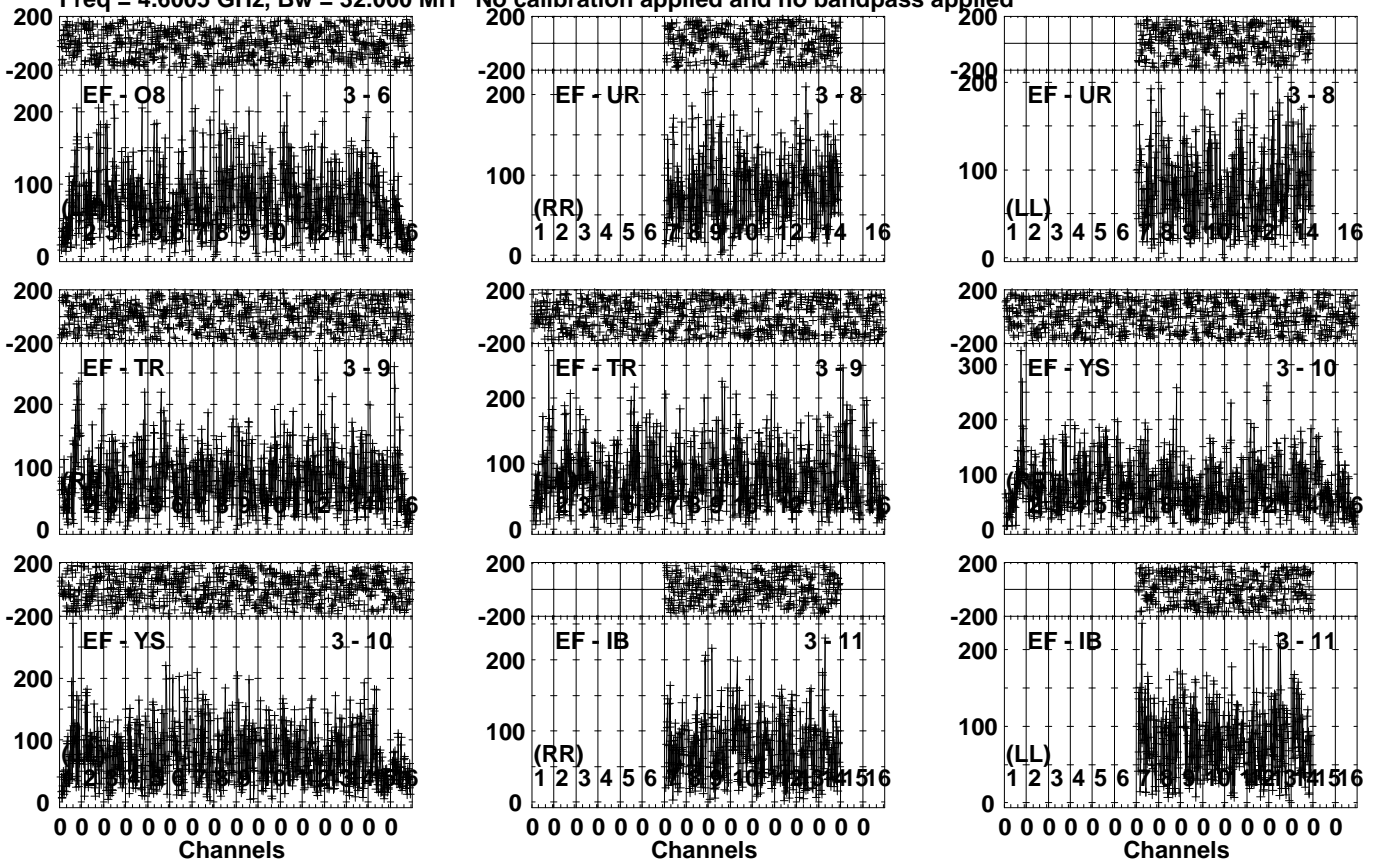


Lower frame: Micro Ampl Jy Top frame: Phas deg
Vector averaged cross-power spectrum Several baselines displayed
Timerange: 00/14:46:46 to 00/14:49:44

Plot file version 693 created 07-AUG-2023 16:13:19

LAND EO019B.UVDATA.1

Freq = 4.6005 GHz, Bw = 32.000 MH No calibration applied and no bandpass applied

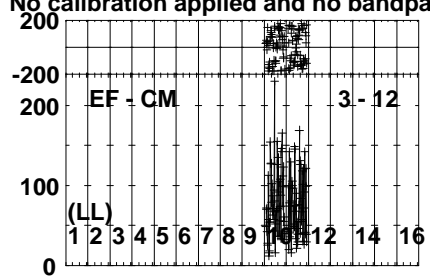
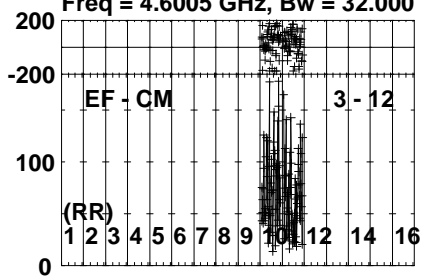


Lower frame: Micro Ampl Jy Top frame: Phas deg
Vector averaged cross-power spectrum Several baselines displayed
Timerange: 00/14:46:46 to 00/14:49:44

Plot file version 694 created 07-AUG-2023 16:13:19

LAND EO019B.UVDATA.1

Freq = 4.6005 GHz, Bw = 32.000 MH No calibration applied and no bandpass applied

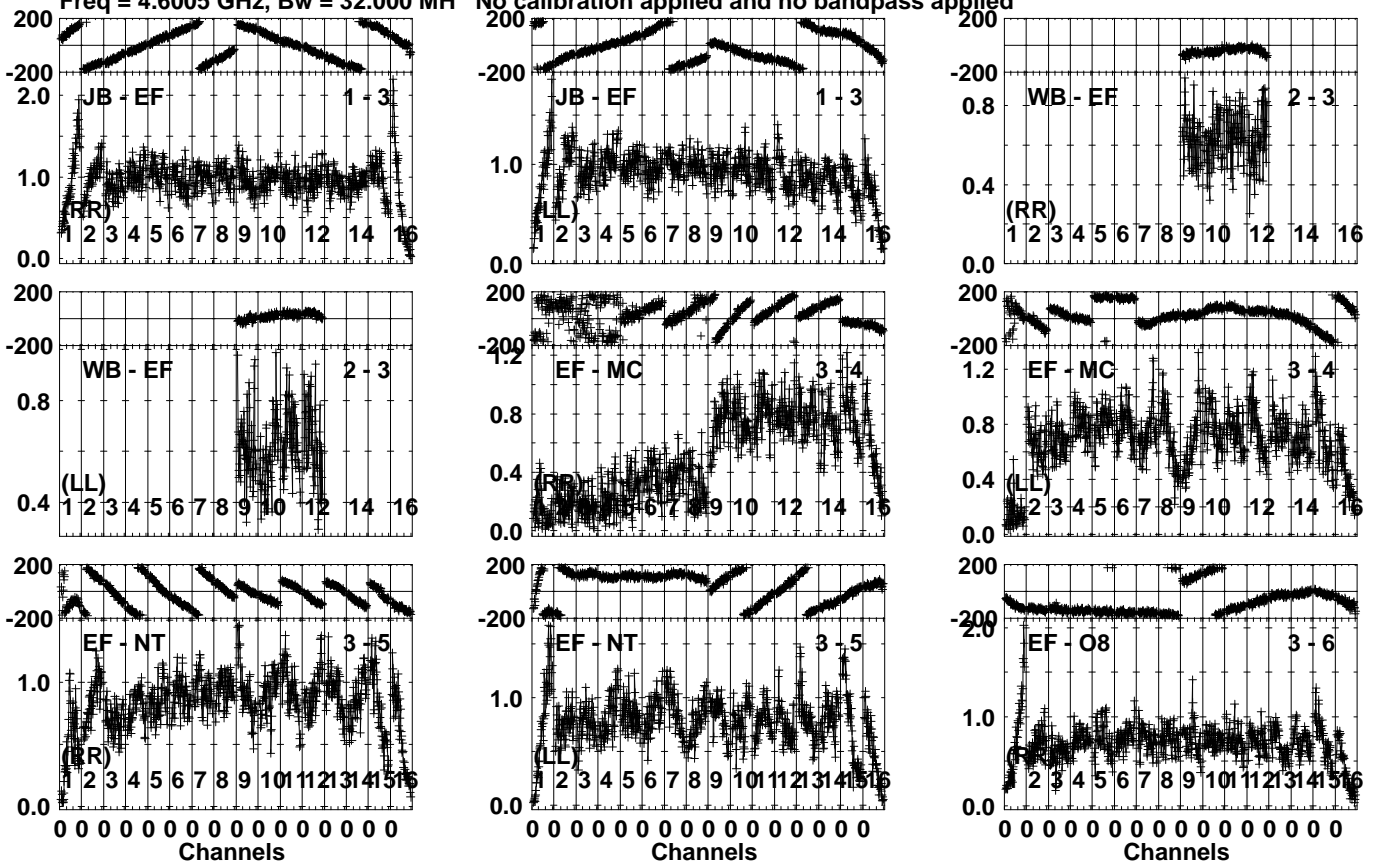


Lower frame: Micro Ampl Jy Top frame: Phas deg
Vector averaged cross-power spectrum Several baselines displayed
Timerange: 00/14:46:46 to 00/14:49:44

Plot file version 695 created 07-AUG-2023 16:13:20

2331+46 EO019B.UVDATA.1

Freq = 4.6005 GHz, Bw = 32.000 MH No calibration applied and no bandpass applied

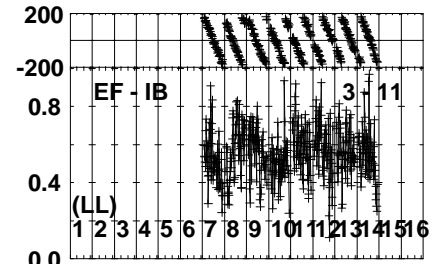
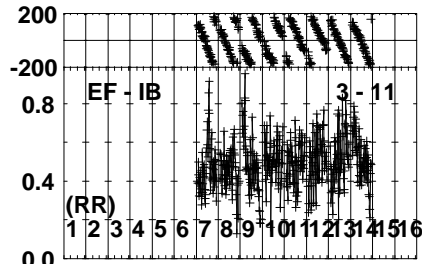
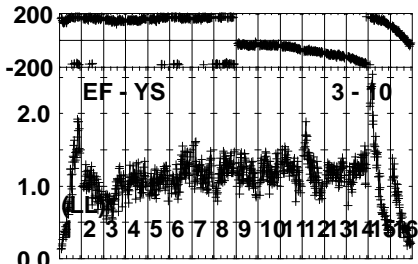
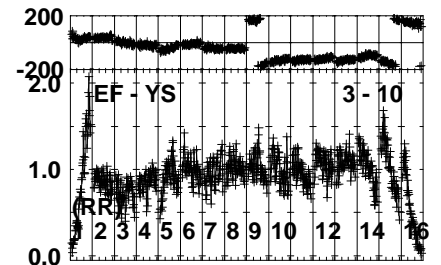
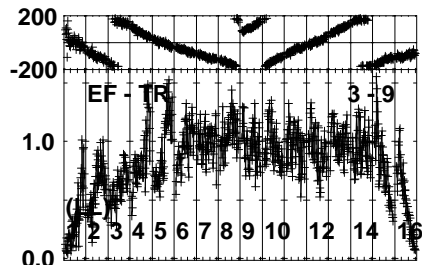
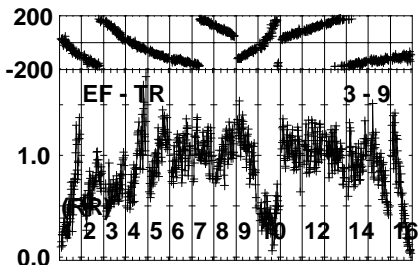
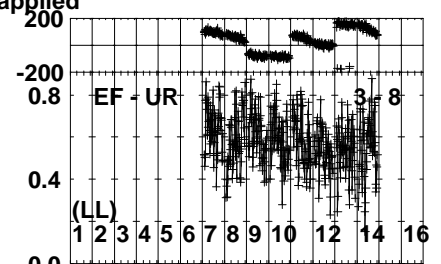
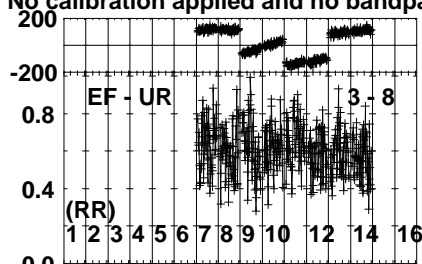
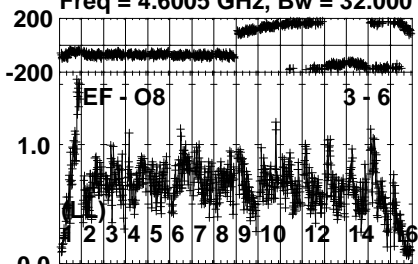


Lower frame: Milli Ampl Jy Top frame: Phas deg
Vector averaged cross-power spectrum Several baselines displayed
Timerange: 00/14:49:46 to 00/14:51:14

Plot file version 696 created 07-AUG-2023 16:13:20

2331+46 EO019B.UVDATA.1

Freq = 4.6005 GHz, Bw = 32.000 MH No calibration applied and no bandpass applied

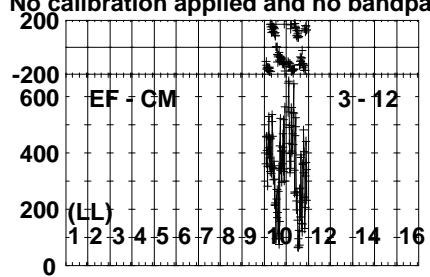
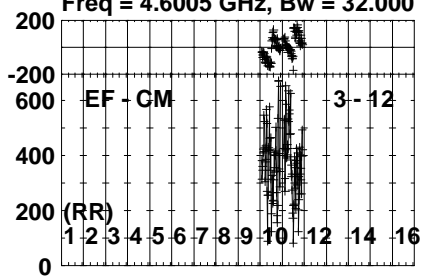


Lower frame: Milli Ampl Jy Top frame: Phas deg
Vector averaged cross-power spectrum Several baselines displayed
Timerange: 00/14:49:46 to 00/14:51:14

Plot file version 697 created 07-AUG-2023 16:13:20

2331+46 EO019B.UVDATA.1

Freq = 4.6005 GHz, Bw = 32.000 MH No calibration applied and no bandpass applied

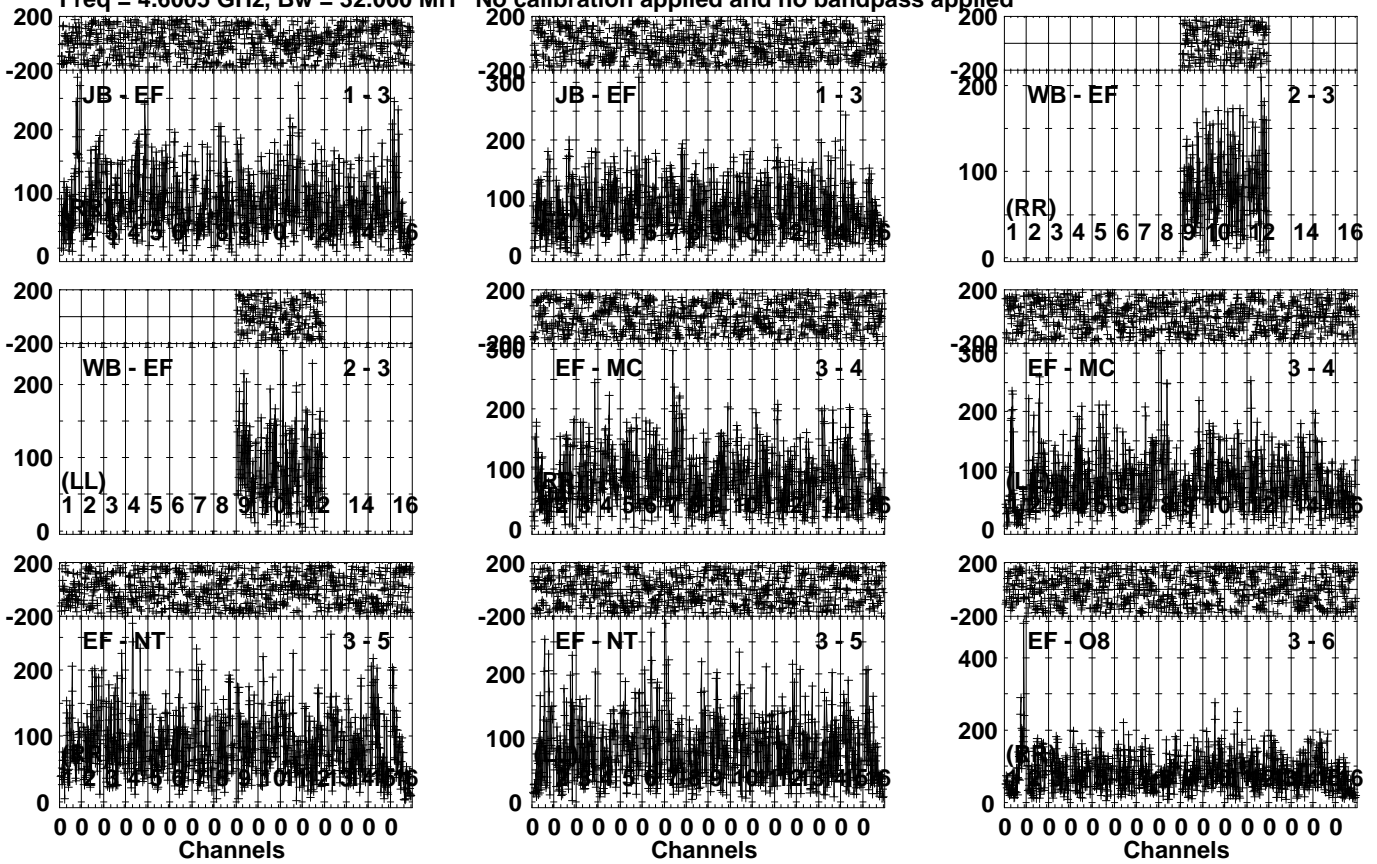


Lower frame: Micro Ampl Jy Top frame: Phas deg
Vector averaged cross-power spectrum Several baselines displayed
Timerange: 00/14:49:46 to 00/14:51:14

Plot file version 698 created 07-AUG-2023 16:13:20

LAND EO019B.UVDATA.1

Freq = 4.6005 GHz, Bw = 32.000 MH No calibration applied and no bandpass applied

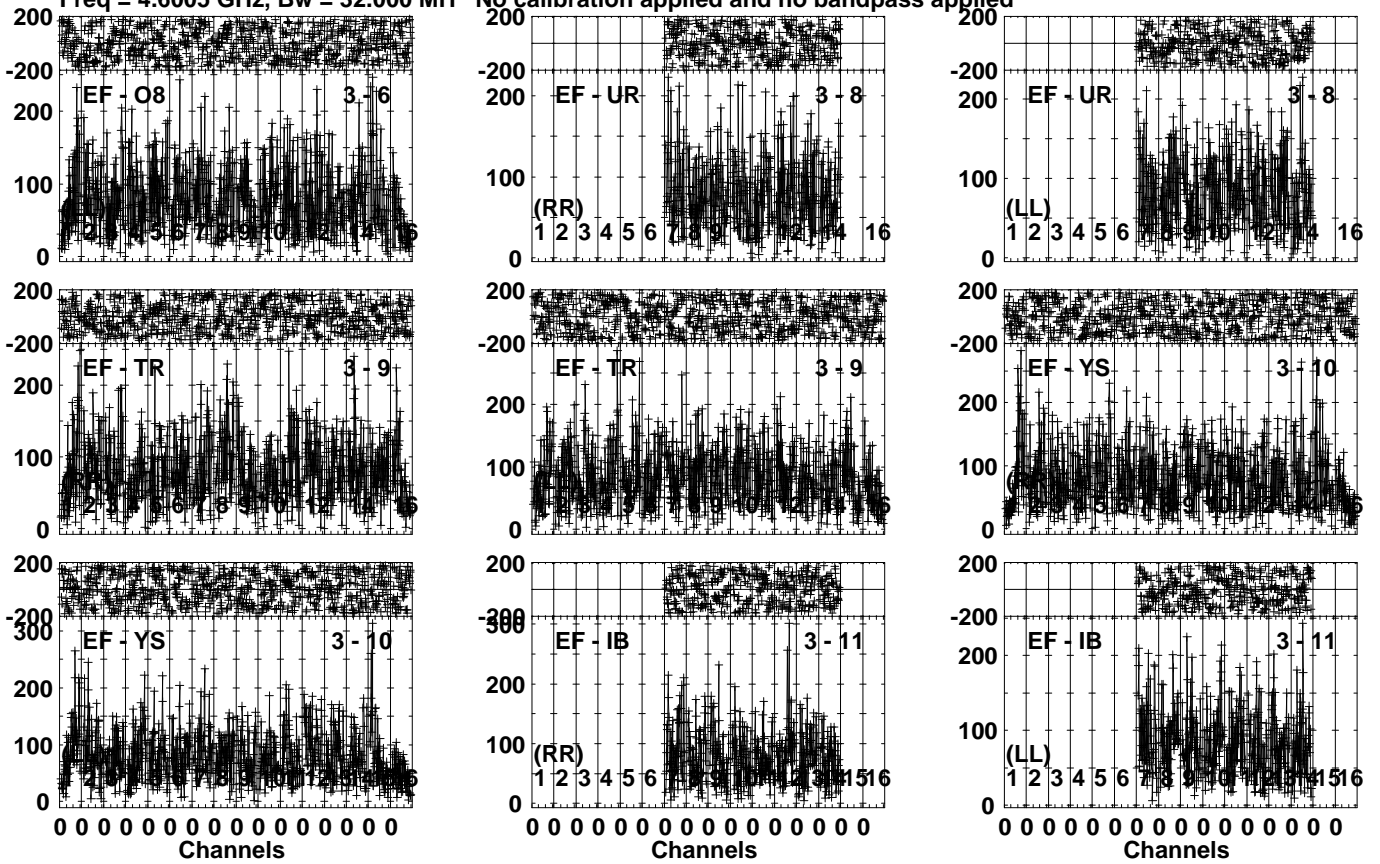


Lower frame: Micro Ampl Jy Top frame: Phas deg
Vector averaged cross-power spectrum Several baselines displayed
Timerange: 00/14:51:16 to 00/14:54:44

Plot file version 699 created 07-AUG-2023 16:13:20

LAND EO019B.UVDATA.1

Freq = 4.6005 GHz, Bw = 32.000 MH No calibration applied and no bandpass applied

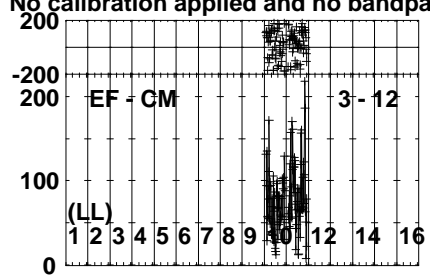
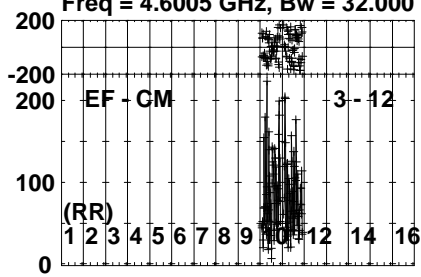


Lower frame: Micro Ampl Jy Top frame: Phas deg
Vector averaged cross-power spectrum Several baselines displayed
Timerange: 00/14:51:16 to 00/14:54:44

Plot file version 700 created 07-AUG-2023 16:13:21

LAND EO019B.UVDATA.1

Freq = 4.6005 GHz, Bw = 32.000 MH No calibration applied and no bandpass applied



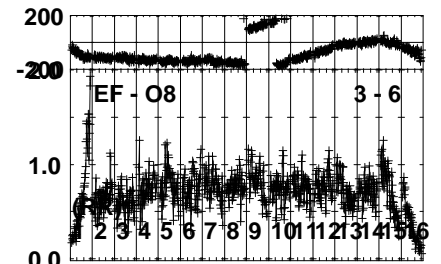
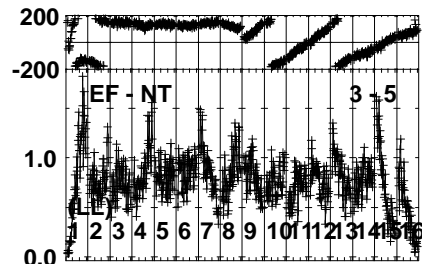
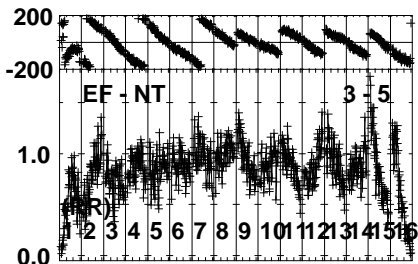
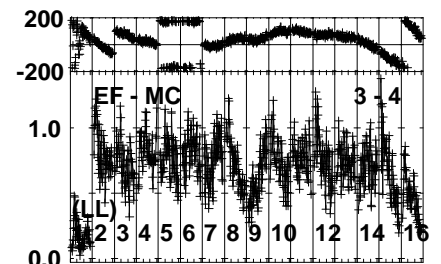
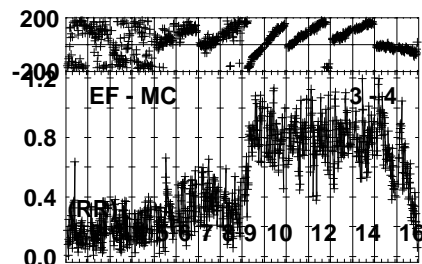
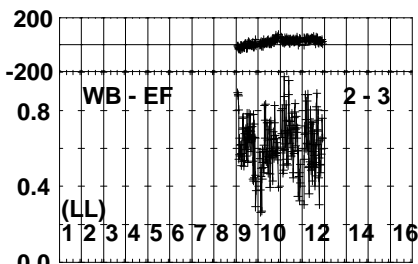
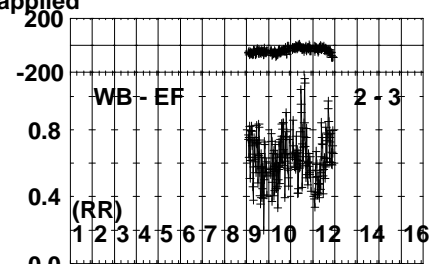
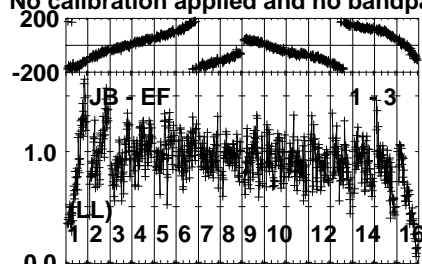
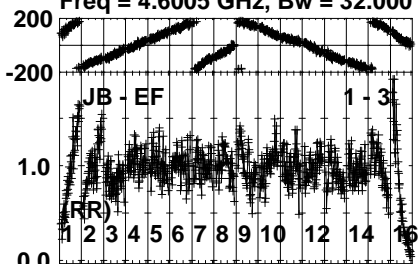
Lower frame: Micro Ampl Jy Top frame: Phas deg
Vector averaged cross-power spectrum Several baselines displayed
Timerange: 00/14:51:16 to 00/14:54:44

Plot file version 701 created 07-AUG-2023 16:13:21

2331+46 EO019B.UVDATA.1

Freq = 4.6005 GHz, Bw = 32.000 MH

No calibration applied and no bandpass applied

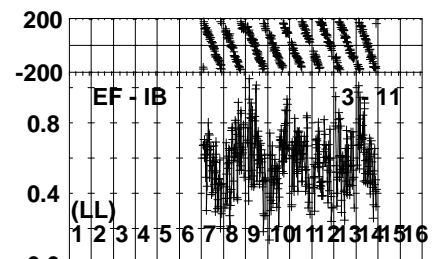
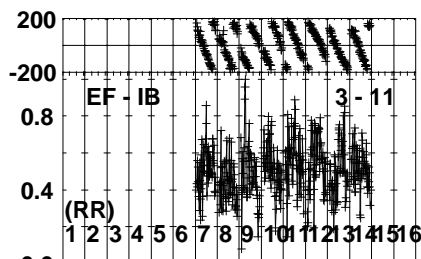
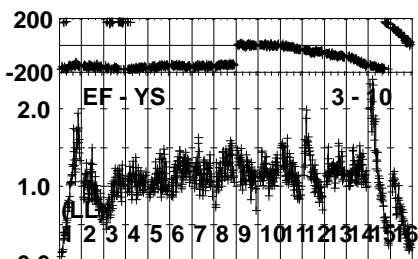
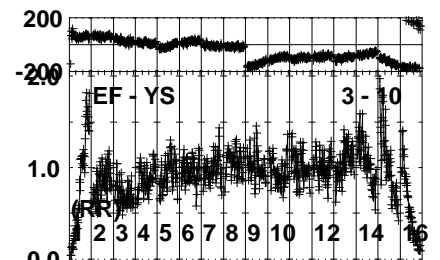
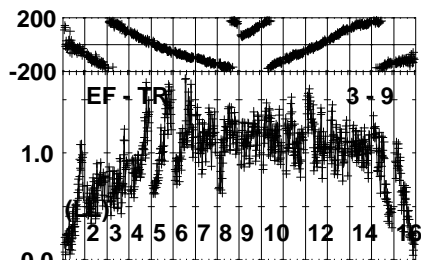
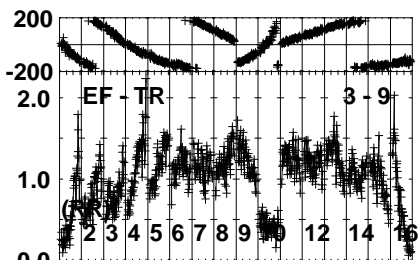
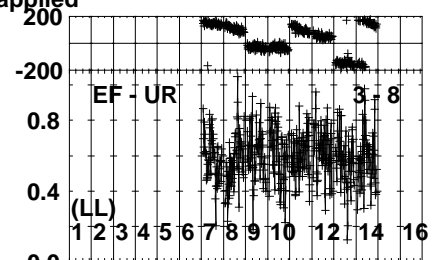
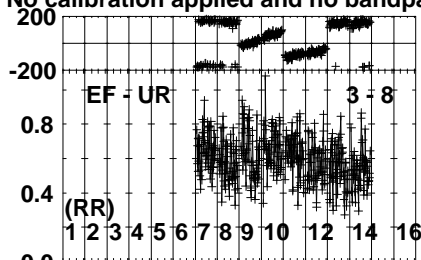
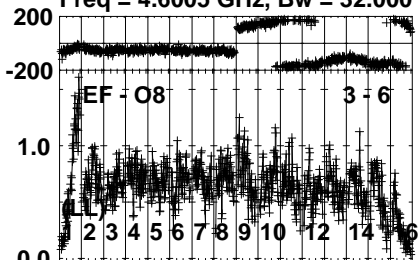


Lower frame: Milli Ampl Jy Top frame: Phas deg
Vector averaged cross-power spectrum Several baselines displayed
Timerange: 00/14:54:46 to 00/14:56:14

Plot file version 702 created 07-AUG-2023 16:13:21

2331+46 EO019B.UVDATA.1

Freq = 4.6005 GHz, Bw = 32.000 MH No calibration applied and no bandpass applied

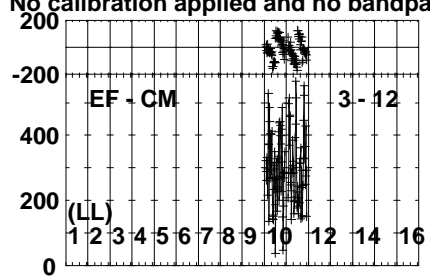
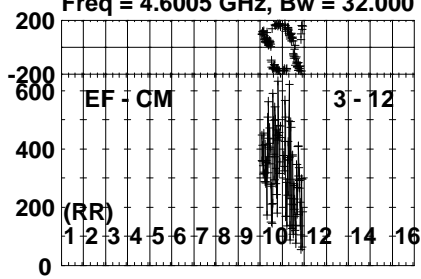


Lower frame: Milli Ampl Jy Top frame: Phas deg
Vector averaged cross-power spectrum Several baselines displayed
Timerange: 00/14:54:46 to 00/14:56:14

Plot file version 703 created 07-AUG-2023 16:13:21

2331+46 EO019B.UVDATA.1

Freq = 4.6005 GHz, Bw = 32.000 MH No calibration applied and no bandpass applied

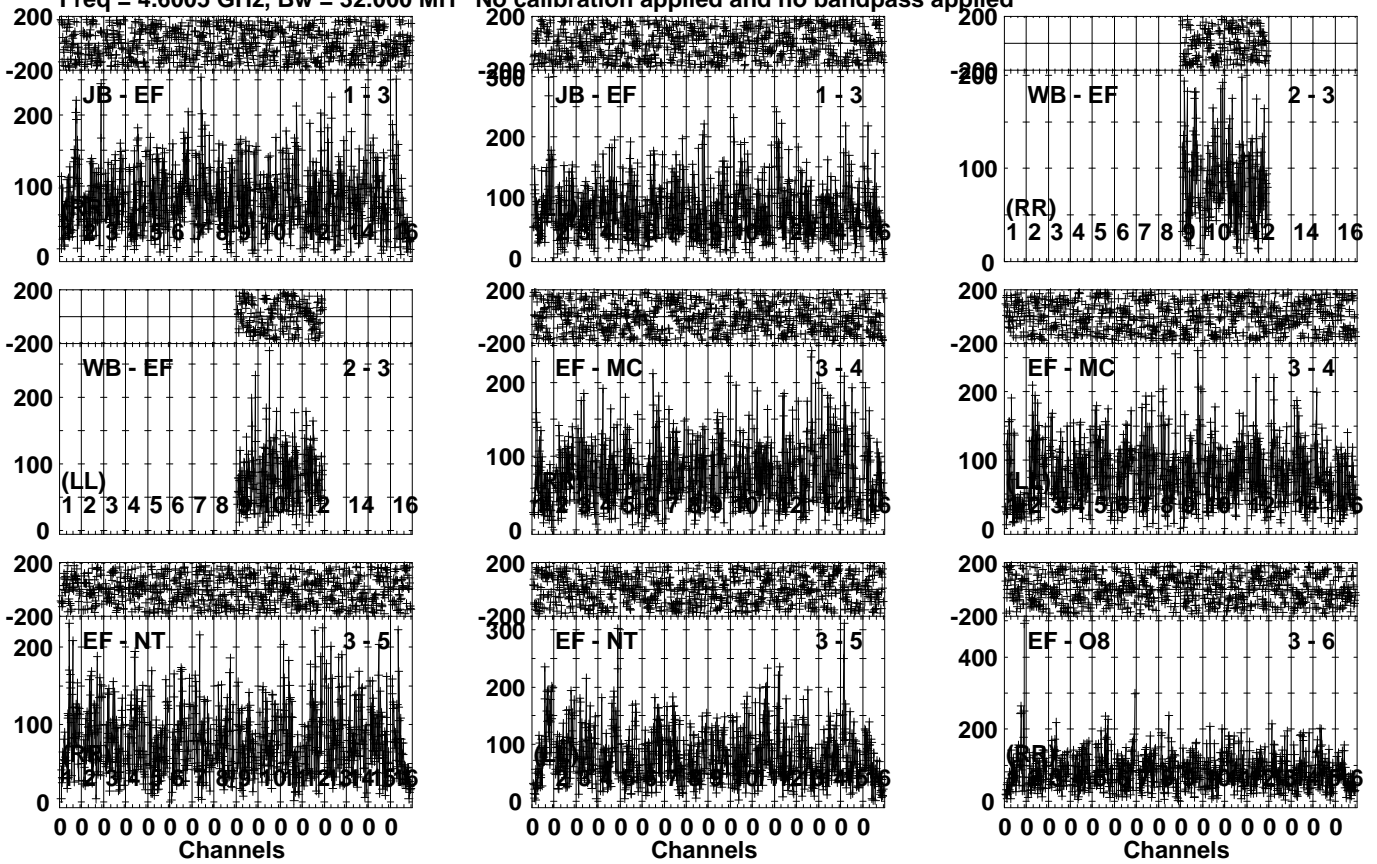


Lower frame: Micro Ampl Jy Top frame: Phas deg
Vector averaged cross-power spectrum Several baselines displayed
Timerange: 00/14:54:46 to 00/14:56:14

Plot file version 704 created 07-AUG-2023 16:13:21

LAND EO019B.UVDATA.1

Freq = 4.6005 GHz, Bw = 32.000 MH No calibration applied and no bandpass applied

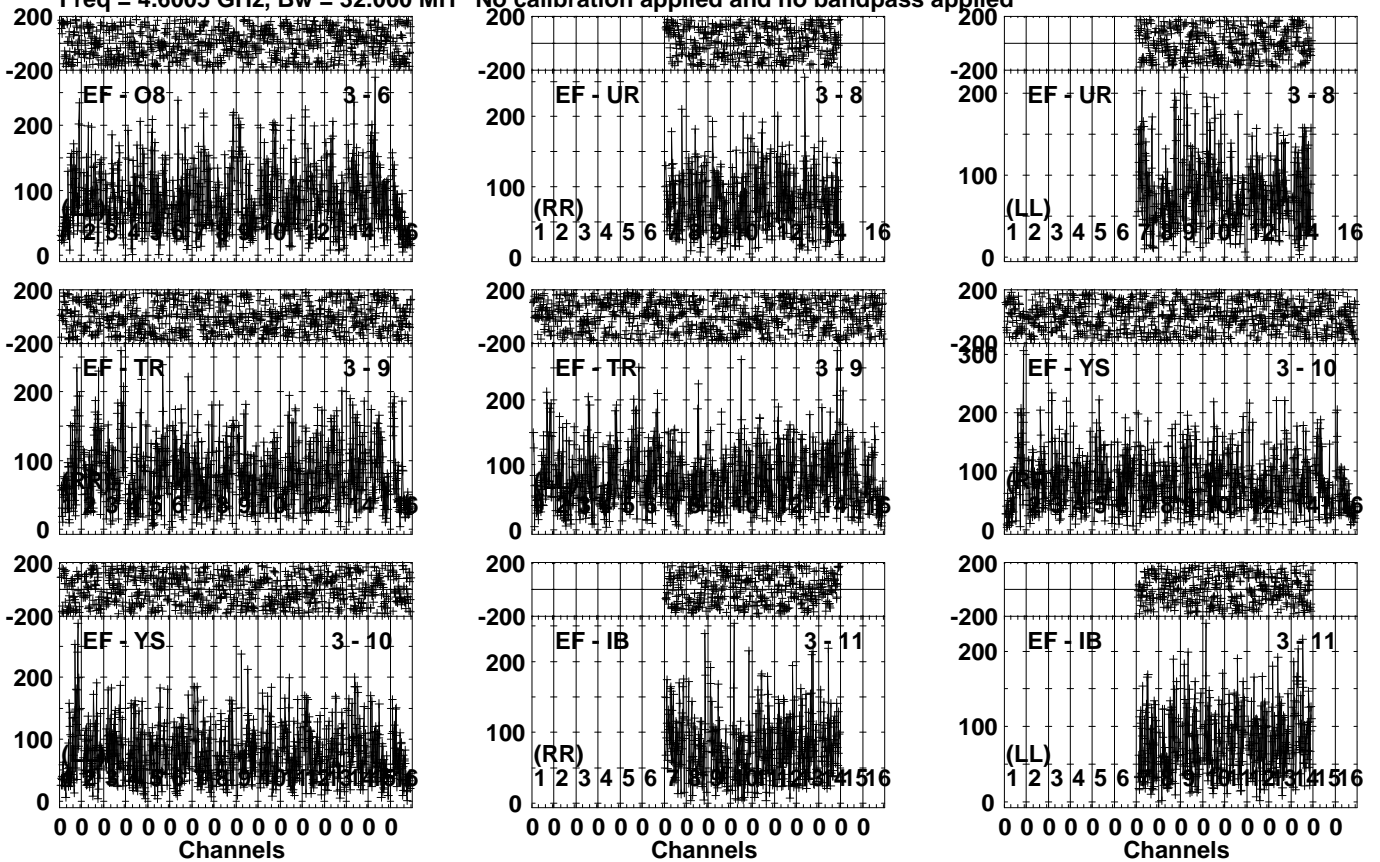


Lower frame: Micro Ampl Jy Top frame: Phas deg
Vector averaged cross-power spectrum Several baselines displayed
Timerange: 00/14:57:01 to 00/14:59:59

Plot file version 705 created 07-AUG-2023 16:13:22

LAND EO019B.UVDATA.1

Freq = 4.6005 GHz, Bw = 32.000 MH No calibration applied and no bandpass applied


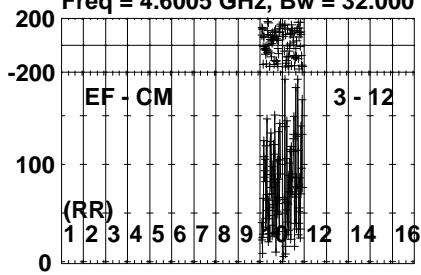


Lower frame: Micro Ampl Jy Top frame: Phas deg
Vector averaged cross-power spectrum Several baselines displayed
Timerange: 00/14:57:01 to 00/14:59:59

Plot file version 706 created 07-AUG-2023 16:13:22

LAND EO019B.UVDATA.1

Freq = 4.6005 GHz, Bw = 32.000 MH No calibration applied and no bandpass applied

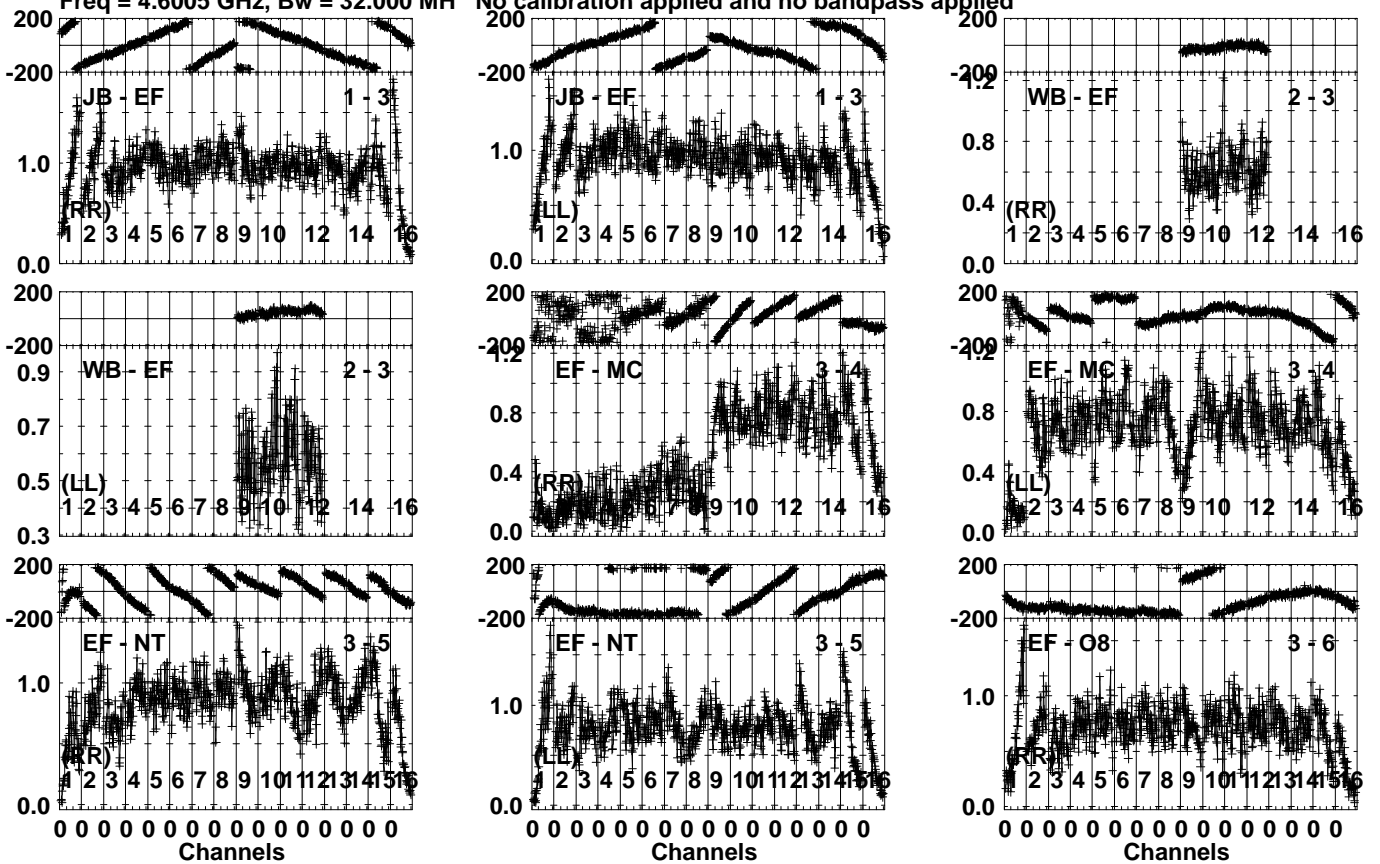


Lower frame: Micro Ampl Jy Top frame: Phas deg
Vector averaged cross-power spectrum Several baselines displayed
Timerange: 00/14:57:01 to 00/14:59:59

Plot file version 707 created 07-AUG-2023 16:13:24

2331+46 EO019B.UVDATA.1

Freq = 4.6005 GHz, Bw = 32.000 MH No calibration applied and no bandpass applied

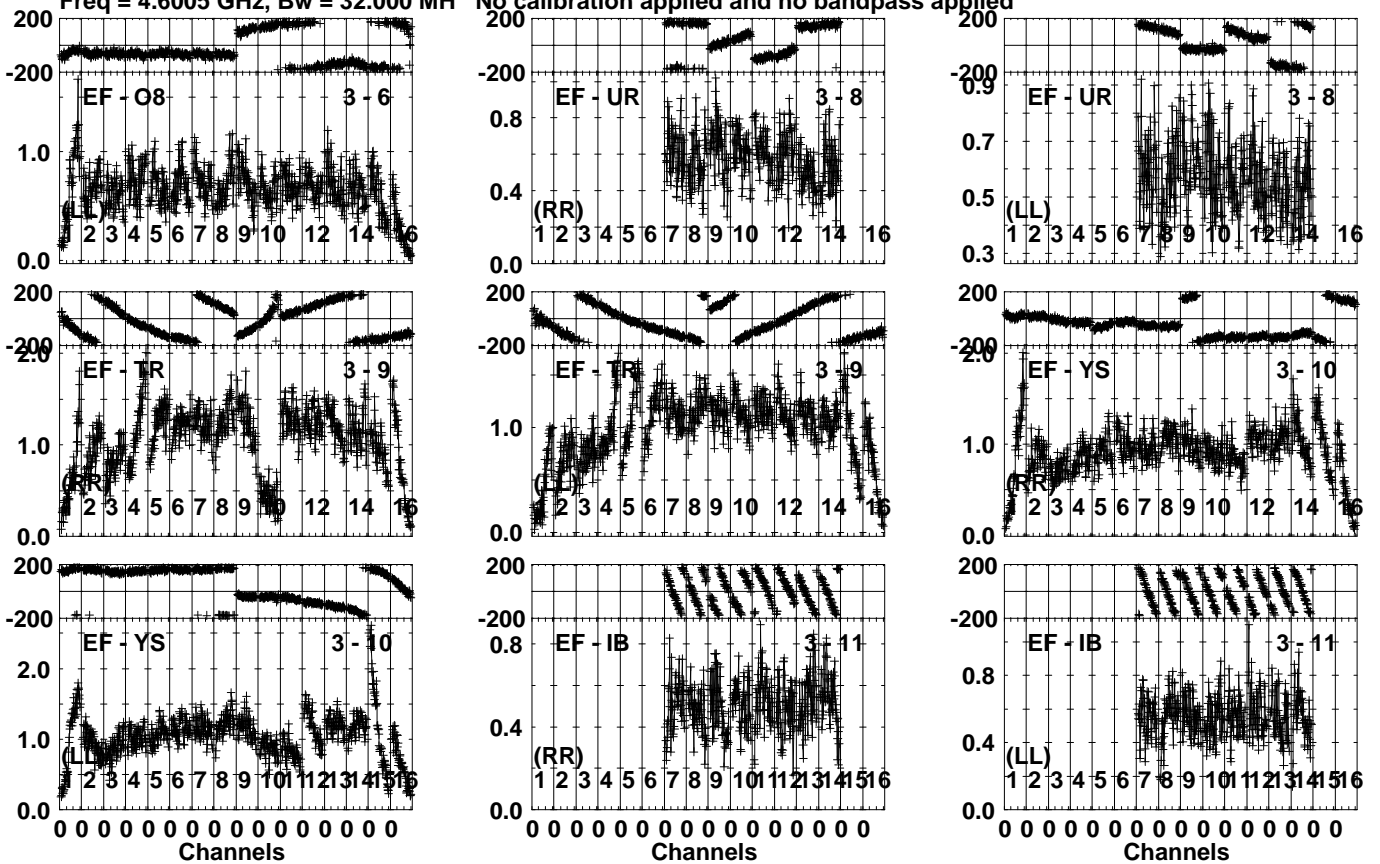


Lower frame: Milli Ampl Jy Top frame: Phas deg
Vector averaged cross-power spectrum Several baselines displayed
Timerange: 00/15:00:03 to 00/15:01:29

Plot file version 708 created 07-AUG-2023 16:13:24

2331+46 EO019B.UVDATA.1

Freq = 4.6005 GHz, Bw = 32.000 MH No calibration applied and no bandpass applied

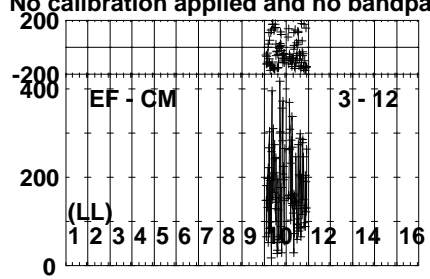
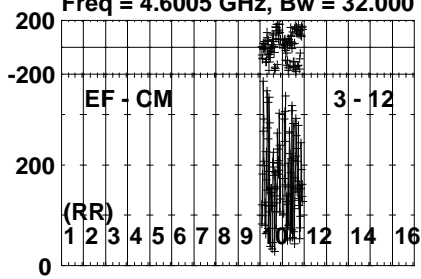


Lower frame: Milli Ampl Jy Top frame: Phas deg
Vector averaged cross-power spectrum Several baselines displayed
Timerange: 00/15:00:03 to 00/15:01:29

Plot file version 709 created 07-AUG-2023 16:13:24

2331+46 EO019B.UVDATA.1

Freq = 4.6005 GHz, Bw = 32.000 MH No calibration applied and no bandpass applied

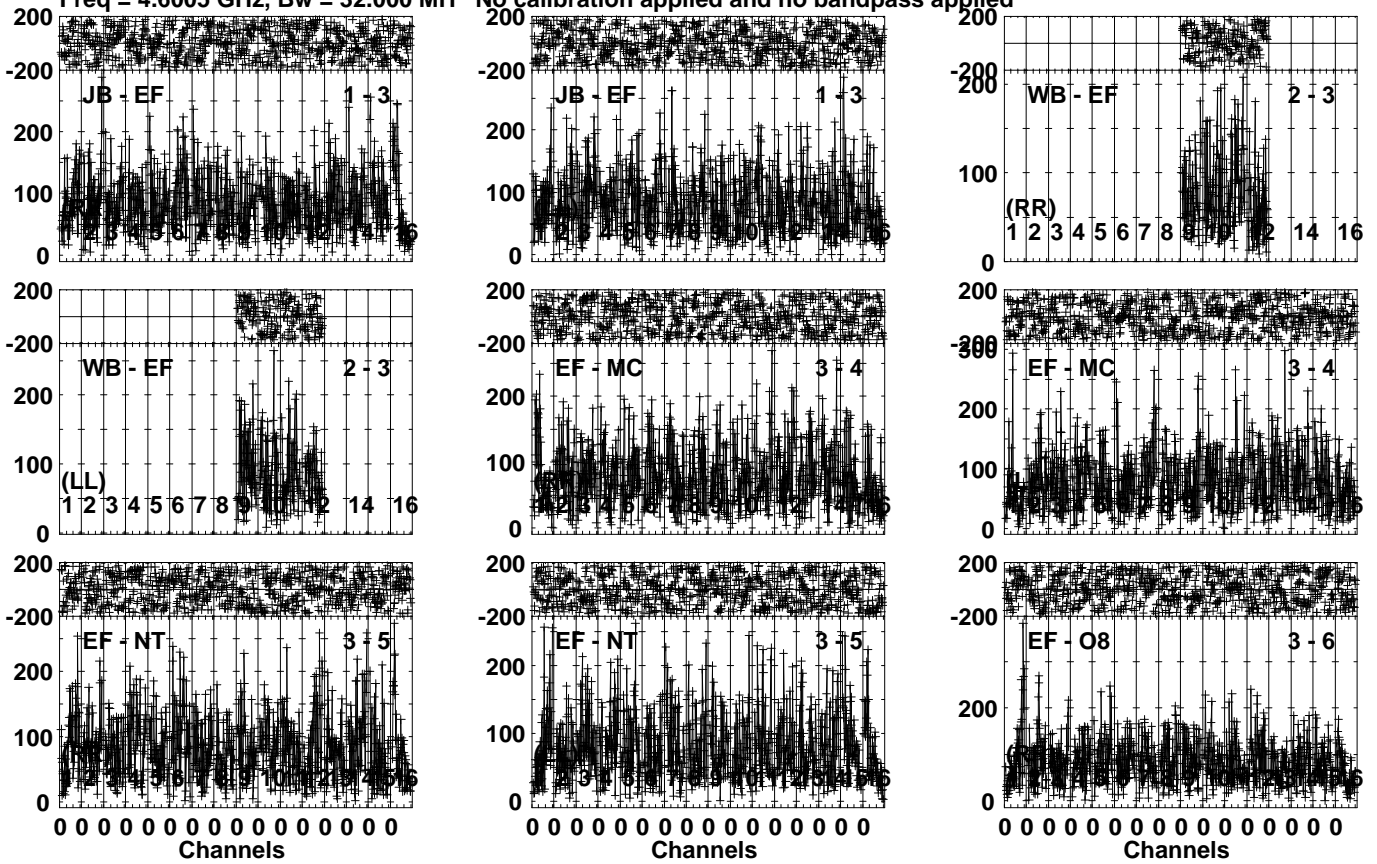


Lower frame: Micro Ampl Jy Top frame: Phas deg
Vector averaged cross-power spectrum Several baselines displayed
Timerange: 00/15:00:03 to 00/15:01:29

Plot file version 710 created 07-AUG-2023 16:13:24

LAND EO019B.UVDATA.1

Freq = 4.6005 GHz, Bw = 32.000 MH No calibration applied and no bandpass applied

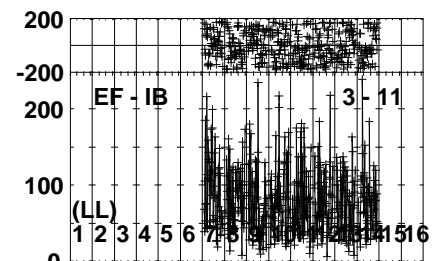
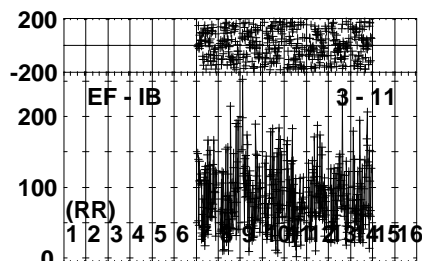
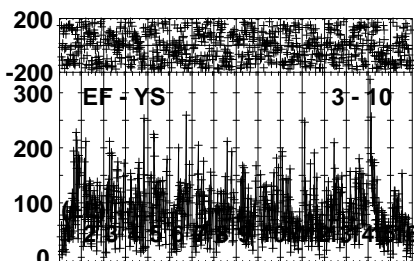
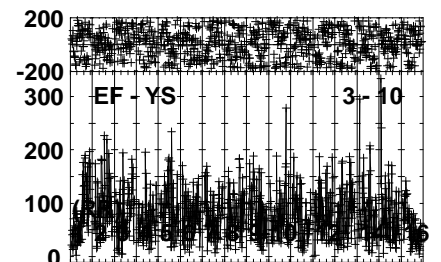
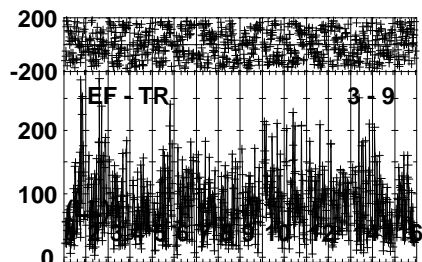
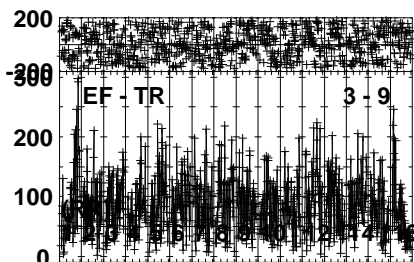
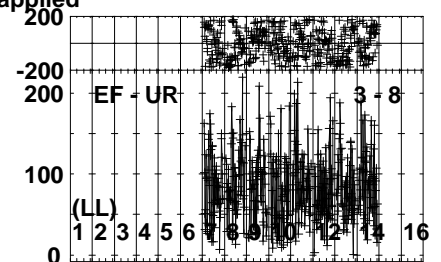
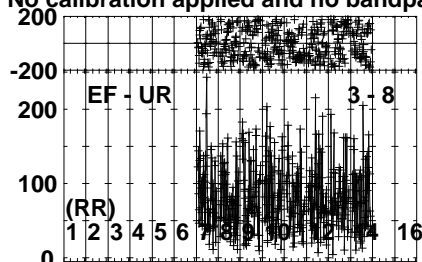
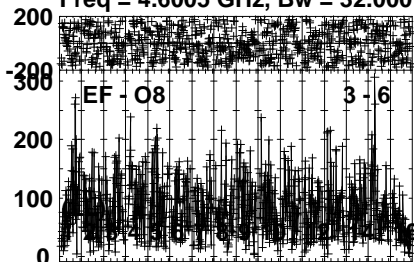


Lower frame: Micro Ampl Jy Top frame: Phas deg
Vector averaged cross-power spectrum Several baselines displayed
Timerange: 00/15:01:31 to 00/15:04:59

Plot file version 711 created 07-AUG-2023 16:13:25

LAND EO019B.UVDATA.1

Freq = 4.6005 GHz, Bw = 32.000 MH No calibration applied and no bandpass applied

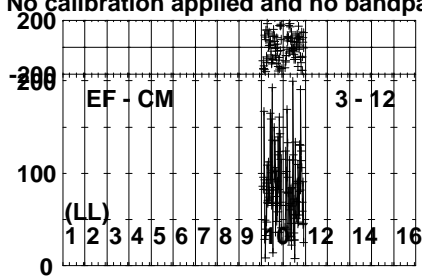
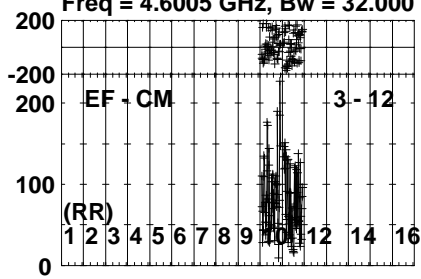


Lower frame: Micro Ampl Jy Top frame: Phas deg
Vector averaged cross-power spectrum Several baselines displayed
Timerange: 00/15:01:31 to 00/15:04:59

Plot file version 712 created 07-AUG-2023 16:13:25

LAND EO019B.UVDATA.1

Freq = 4.6005 GHz, Bw = 32.000 MH No calibration applied and no bandpass applied



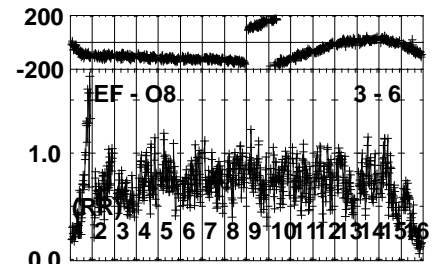
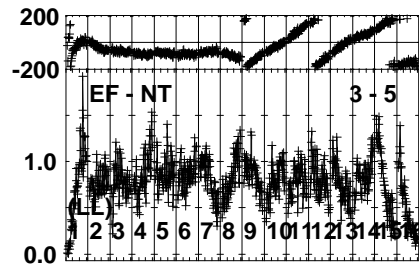
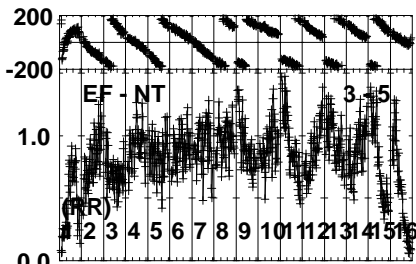
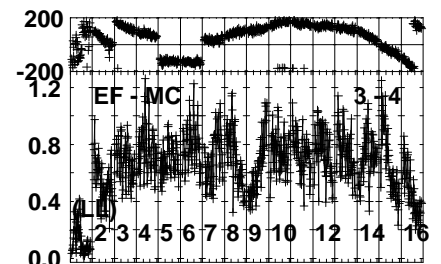
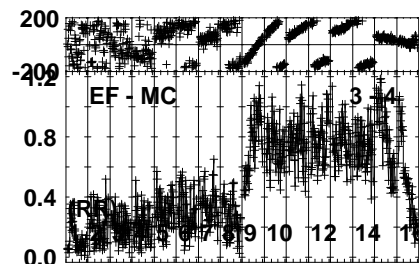
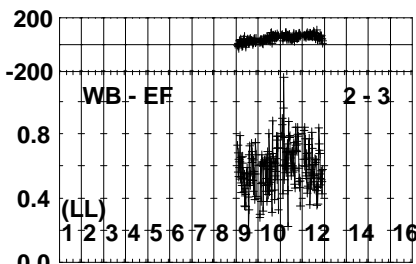
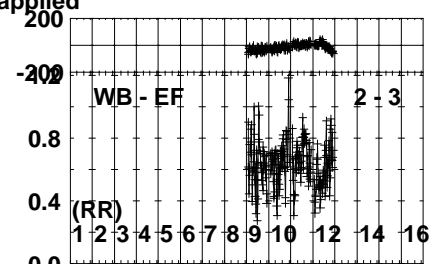
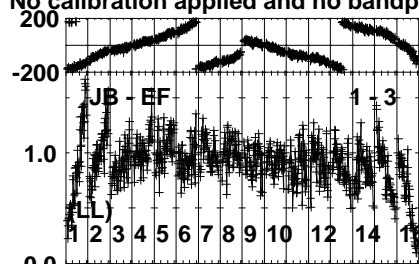
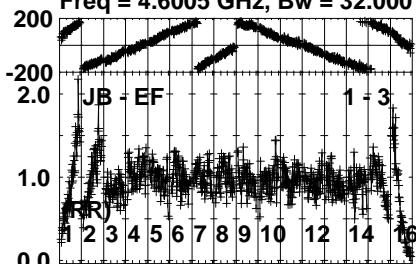
Lower frame: Micro Ampl Jy Top frame: Phas deg
Vector averaged cross-power spectrum Several baselines displayed
Timerange: 00/15:01:31 to 00/15:04:59

Plot file version 713 created 07-AUG-2023 16:13:25

2331+46 EO019B.UVDATA.1

Freq = 4.6005 GHz, Bw = 32.000 MH

No calibration applied and no bandpass applied

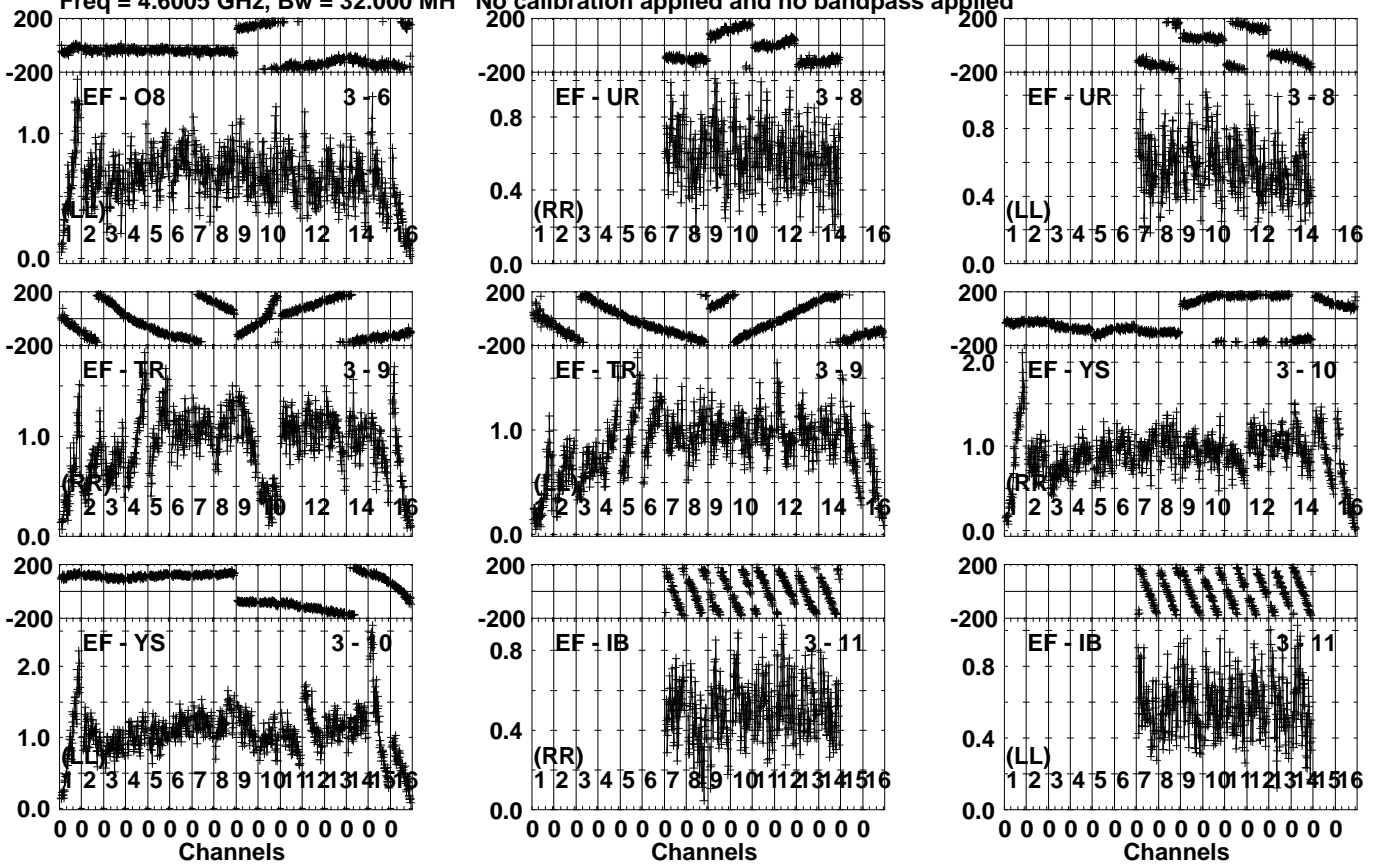


Lower frame: Milli Ampl Jy Top frame: Phas deg
Vector averaged cross-power spectrum Several baselines displayed
Timerange: 00/15:05:01 to 00/15:06:29

Plot file version 714 created 07-AUG-2023 16:13:25

2331+46 EO019B.UVDATA.1

Freq = 4.6005 GHz, Bw = 32.000 MH No calibration applied and no bandpass applied

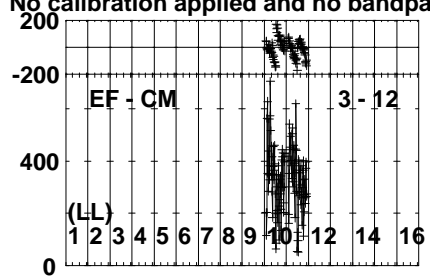
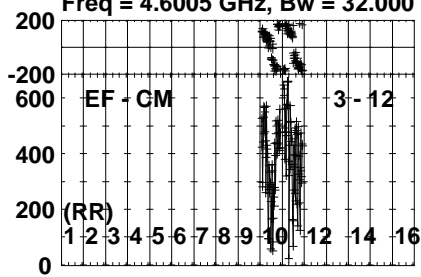


Lower frame: Milli Ampl Jy Top frame: Phas deg
Vector averaged cross-power spectrum Several baselines displayed
Timerange: 00/15:05:01 to 00/15:06:29

Plot file version 715 created 07-AUG-2023 16:13:25

2331+46 EO019B.UVDATA.1

Freq = 4.6005 GHz, Bw = 32.000 MH No calibration applied and no bandpass applied

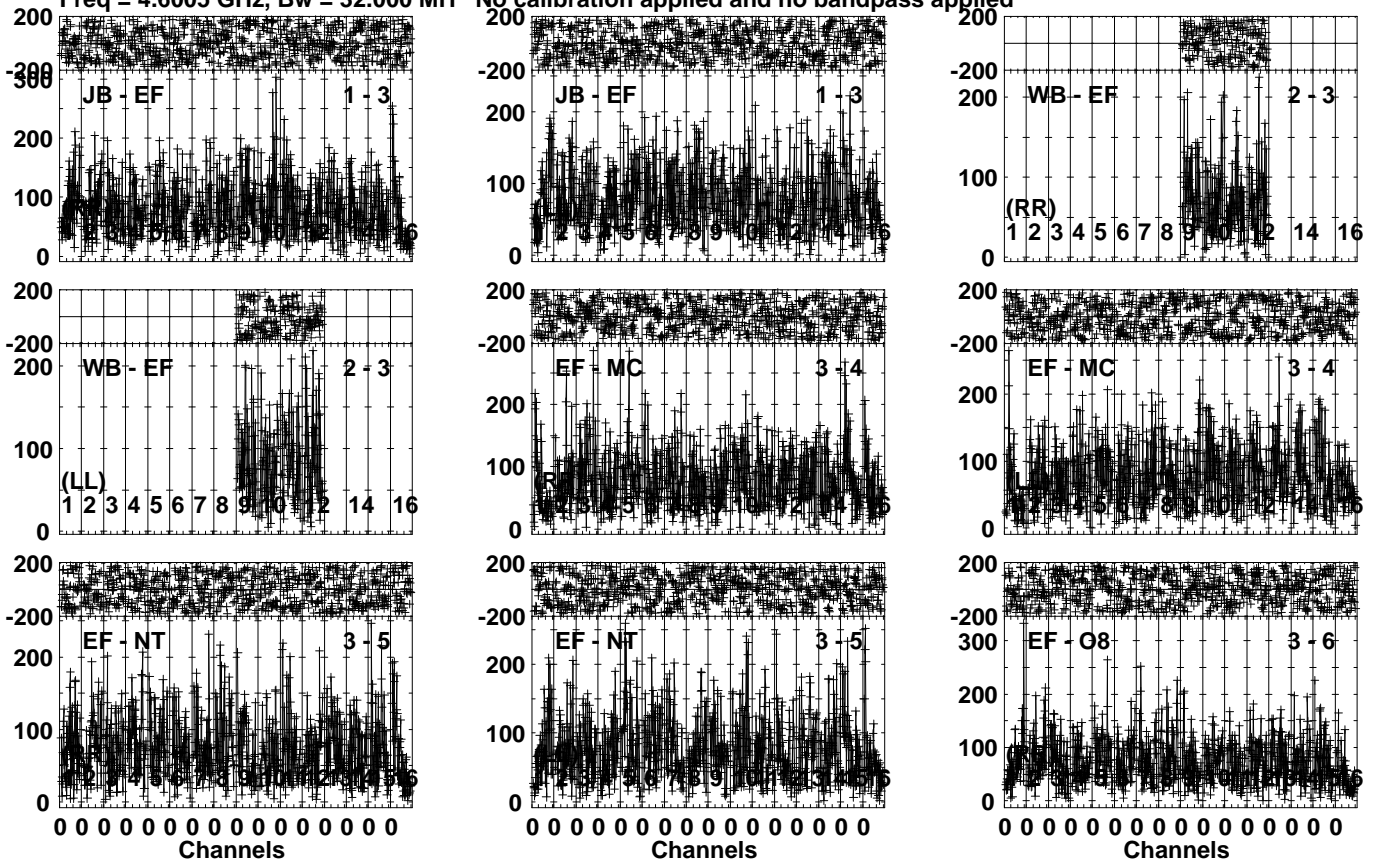


Lower frame: Micro Ampl Jy Top frame: Phas deg
Vector averaged cross-power spectrum Several baselines displayed
Timerange: 00/15:05:01 to 00/15:06:29

Plot file version 716 created 07-AUG-2023 16:13:26

LAND EO019B.UVDATA.1

Freq = 4.6005 GHz, Bw = 32.000 MH No calibration applied and no bandpass applied

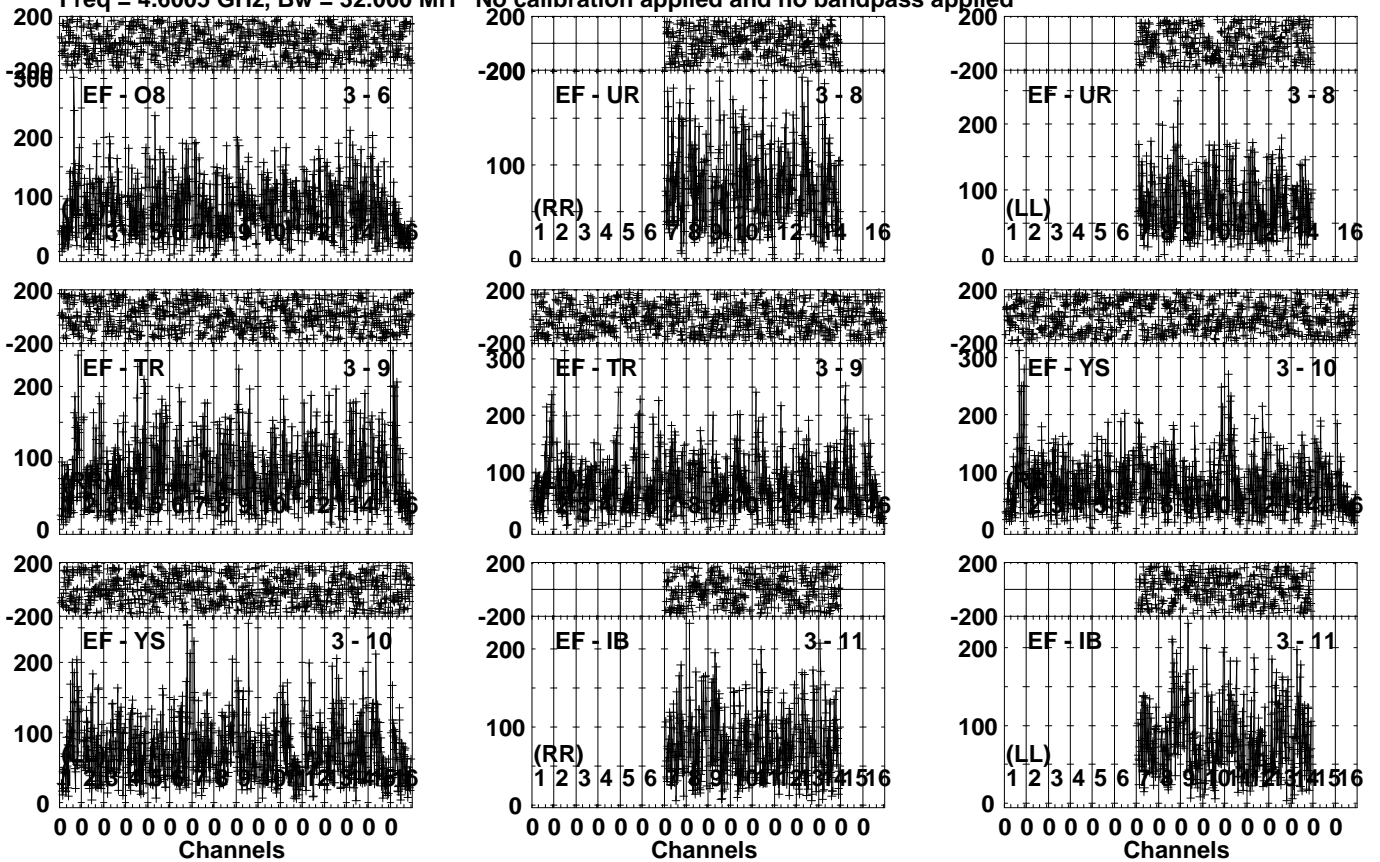


Lower frame: Micro Ampl Jy Top frame: Phas deg
Vector averaged cross-power spectrum Several baselines displayed
Timerange: 00/15:07:16 to 00/15:10:14

Plot file version 717 created 07-AUG-2023 16:13:26

LAND EO019B.UVDATA.1

Freq = 4.6005 GHz, Bw = 32.000 MH No calibration applied and no bandpass applied

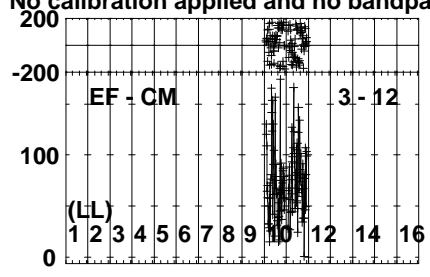
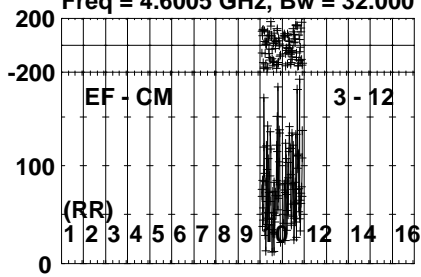


Lower frame: Micro Ampl Jy Top frame: Phas deg
Vector averaged cross-power spectrum Several baselines displayed
Timerange: 00/15:07:16 to 00/15:10:14

Plot file version 718 created 07-AUG-2023 16:13:26

LAND EO019B.UVDATA.1

Freq = 4.6005 GHz, Bw = 32.000 MH No calibration applied and no bandpass applied

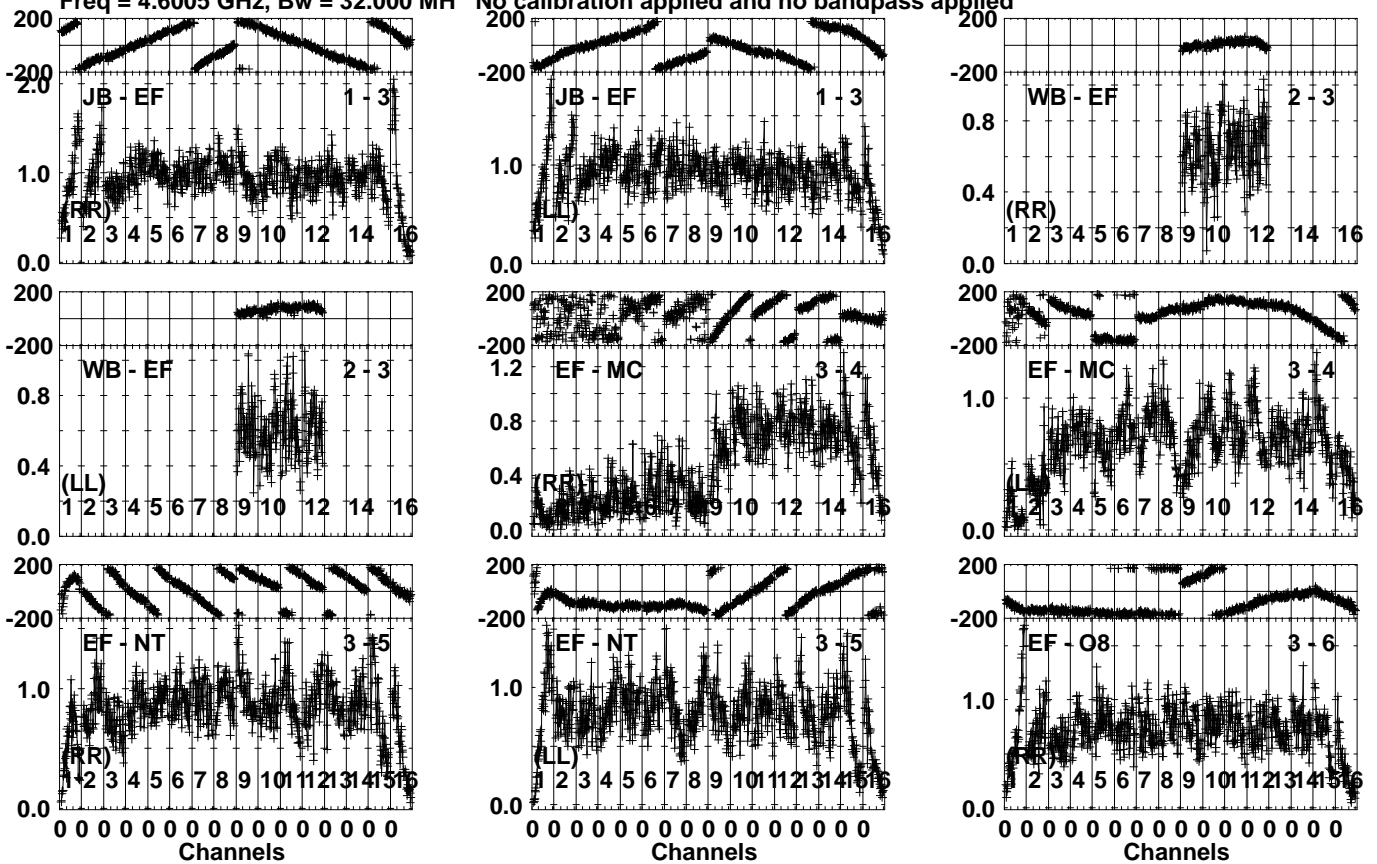


Lower frame: Micro Ampl Jy Top frame: Phas deg
Vector averaged cross-power spectrum Several baselines displayed
Timerange: 00/15:07:16 to 00/15:10:14

Plot file version 719 created 07-AUG-2023 16:13:26

2331+46 EO019B.UVDATA.1

Freq = 4.6005 GHz, Bw = 32.000 MH No calibration applied and no bandpass applied

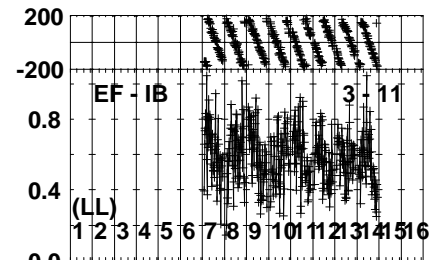
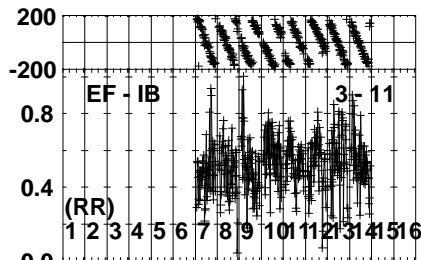
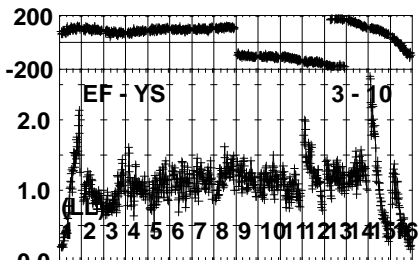
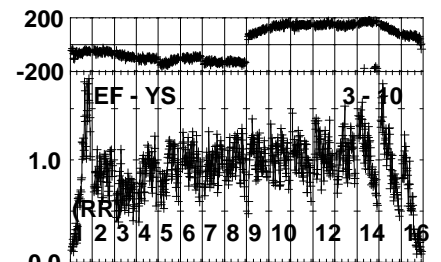
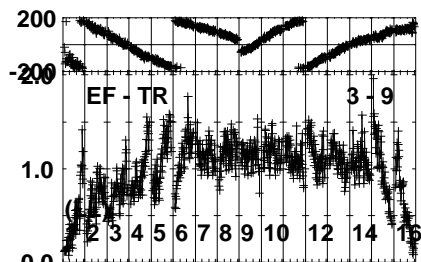
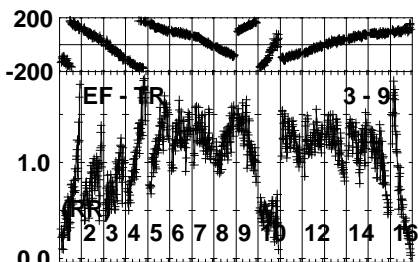
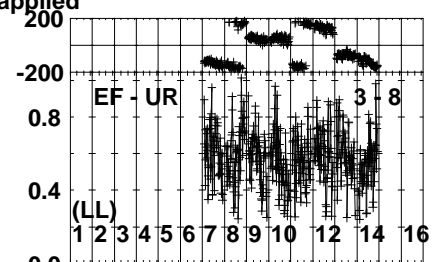
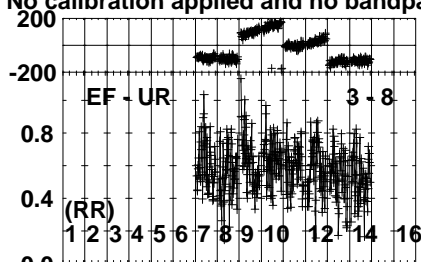
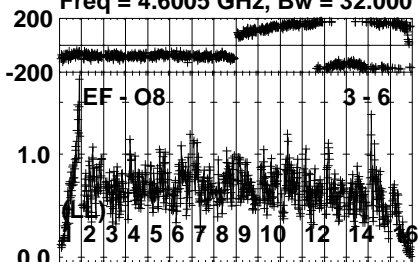


Lower frame: Milli Ampl Jy Top frame: Phas deg
Vector averaged cross-power spectrum Several baselines displayed
Timerange: 00/15:10:18 to 00/15:11:44

Plot file version 720 created 07-AUG-2023 16:13:26

2331+46 EO019B.UVDATA.1

Freq = 4.6005 GHz, Bw = 32.000 MH No calibration applied and no bandpass applied


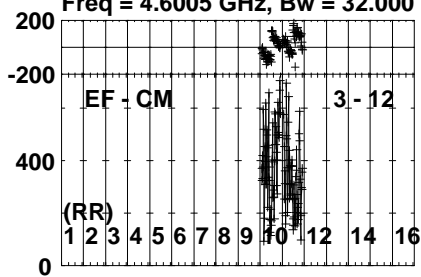


Lower frame: Milli Ampl Jy Top frame: Phas deg
Vector averaged cross-power spectrum Several baselines displayed
Timerange: 00/15:10:18 to 00/15:11:44

Plot file version 721 created 07-AUG-2023 16:13:27

2331+46 EO019B.UVDATA.1

Freq = 4.6005 GHz, Bw = 32.000 MH No calibration applied and no bandpass applied

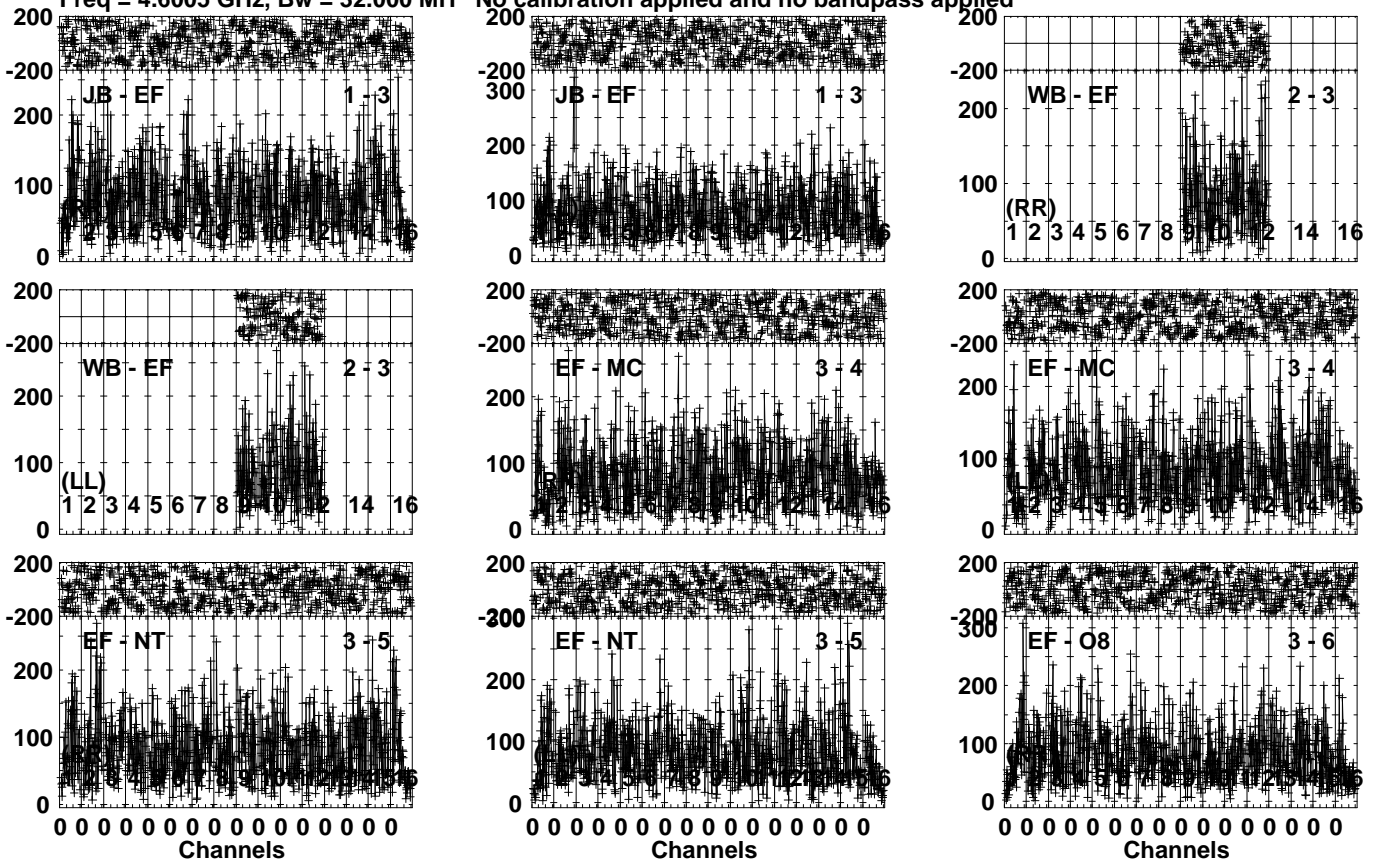


Lower frame: Micro Ampl Jy Top frame: Phas deg
Vector averaged cross-power spectrum Several baselines displayed
Timerange: 00/15:10:18 to 00/15:11:44

Plot file version 722 created 07-AUG-2023 16:13:27

LAND EO019B.UVDATA.1

Freq = 4.6005 GHz, Bw = 32.000 MH No calibration applied and no bandpass applied

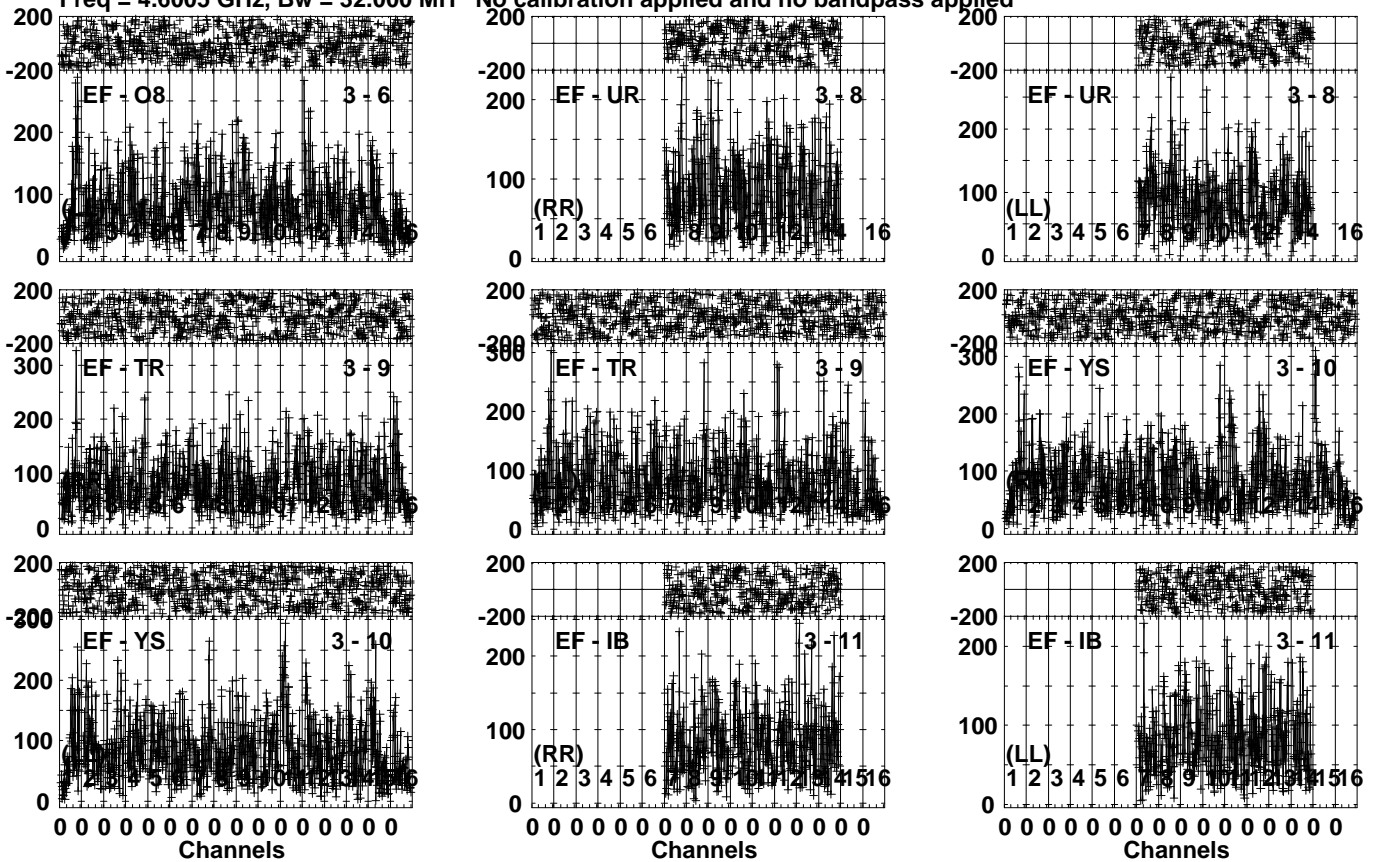


Lower frame: Micro Ampl Jy Top frame: Phas deg
Vector averaged cross-power spectrum Several baselines displayed
Timerange: 00/15:11:46 to 00/15:15:14

Plot file version 723 created 07-AUG-2023 16:13:27

LAND EO019B.UVDATA.1

Freq = 4.6005 GHz, Bw = 32.000 MH No calibration applied and no bandpass applied

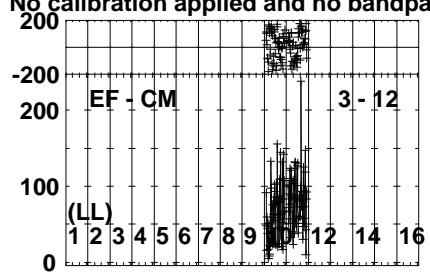
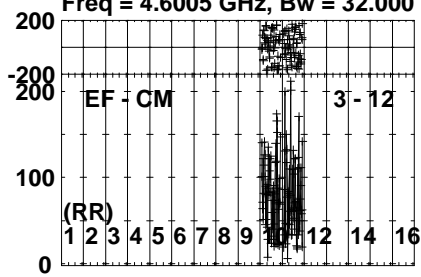


Lower frame: Micro Ampl Jy Top frame: Phas deg
Vector averaged cross-power spectrum Several baselines displayed
Timerange: 00/15:11:46 to 00/15:15:14

Plot file version 724 created 07-AUG-2023 16:13:27

LAND EO019B.UVDATA.1

Freq = 4.6005 GHz, Bw = 32.000 MH No calibration applied and no bandpass applied

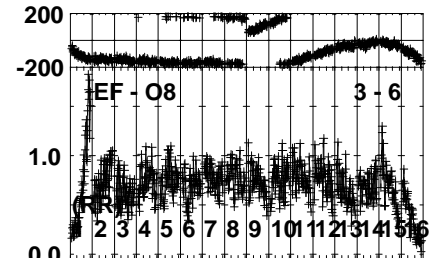
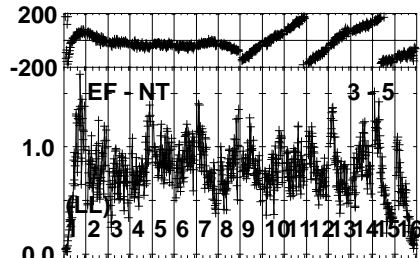
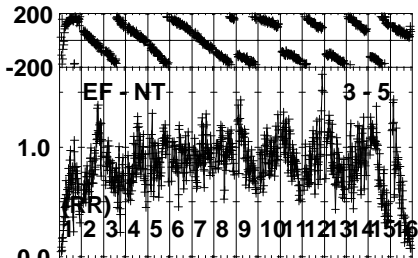
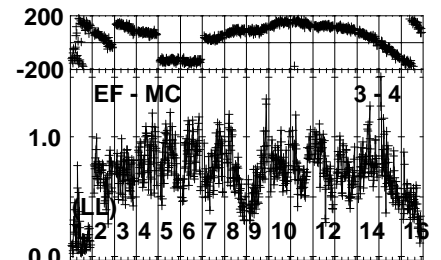
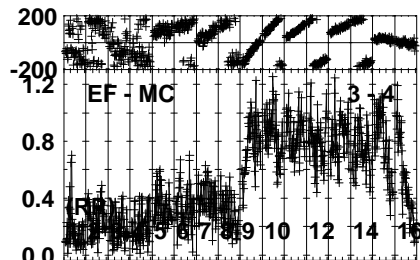
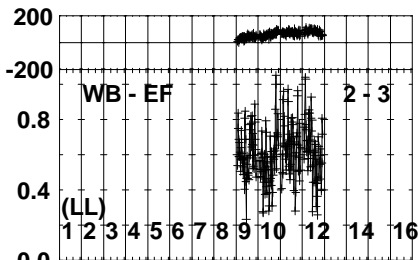
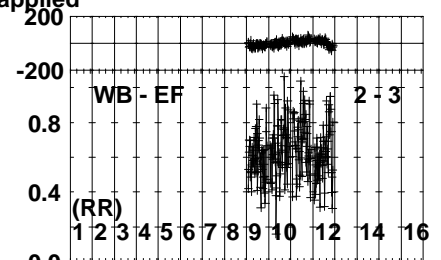
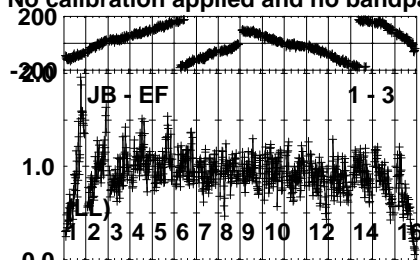
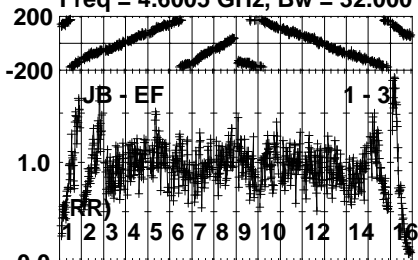


Lower frame: Micro Ampl Jy Top frame: Phas deg
Vector averaged cross-power spectrum Several baselines displayed
Timerange: 00/15:11:46 to 00/15:15:14

Plot file version 725 created 07-AUG-2023 16:13:27

2331+46 EO019B.UVDATA.1

Freq = 4.6005 GHz, Bw = 32.000 MH No calibration applied and no bandpass applied

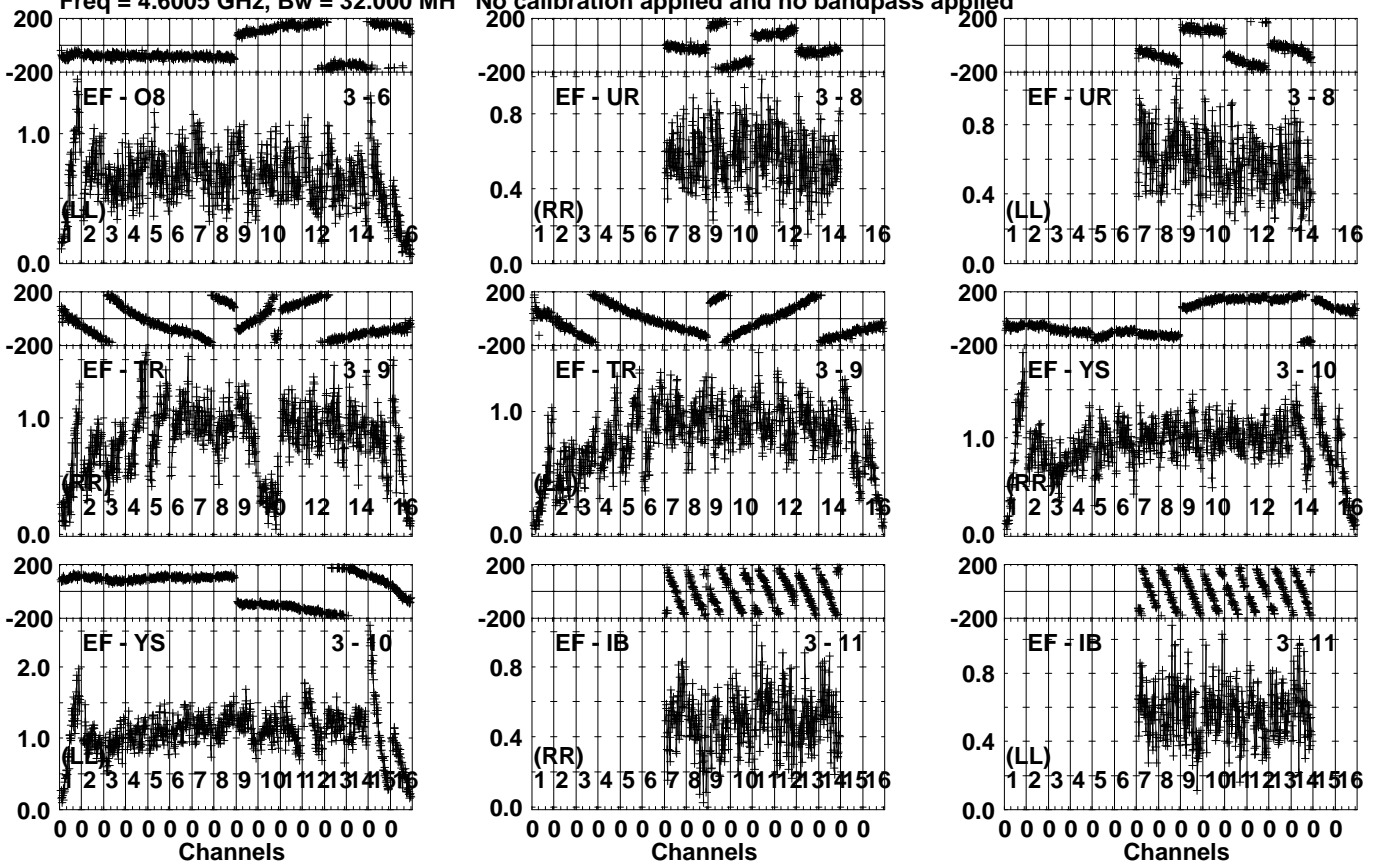


Lower frame: Milli Ampl Jy Top frame: Phas deg
Vector averaged cross-power spectrum Several baselines displayed
Timerange: 00/15:15:18 to 00/15:16:44

Plot file version 726 created 07-AUG-2023 16:13:28

2331+46 EO019B.UVDATA.1

Freq = 4.6005 GHz, Bw = 32.000 MH No calibration applied and no bandpass applied

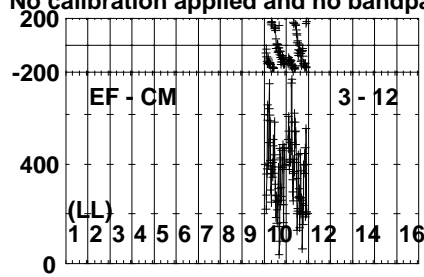
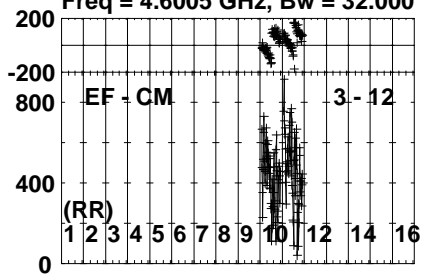


Lower frame: Milli Ampl Jy Top frame: Phas deg
Vector averaged cross-power spectrum Several baselines displayed
Timerange: 00/15:15:18 to 00/15:16:44

Plot file version 727 created 07-AUG-2023 16:13:28

2331+46 EO019B.UVDATA.1

Freq = 4.6005 GHz, Bw = 32.000 MH No calibration applied and no bandpass applied

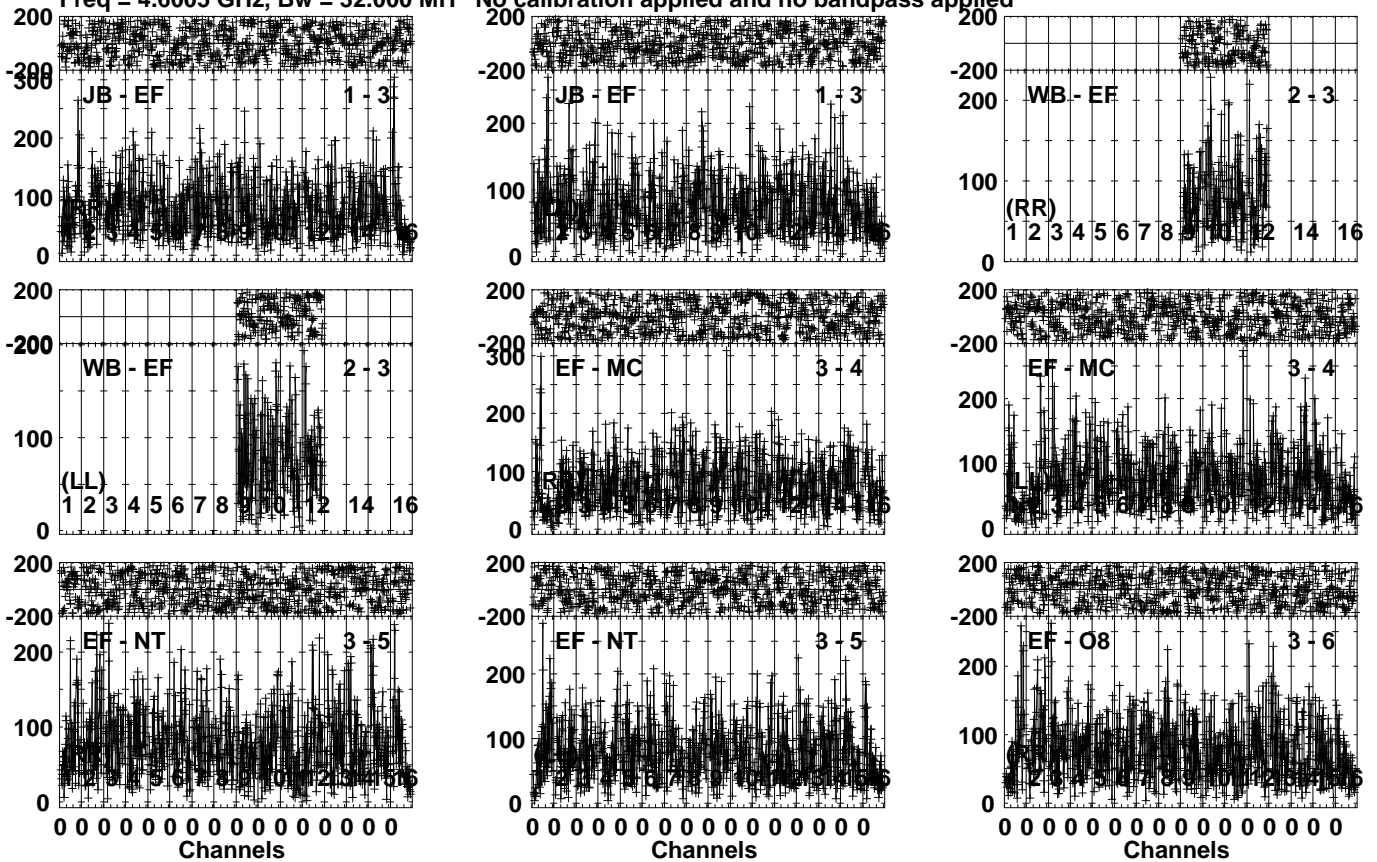


Lower frame: Micro Ampl Jy Top frame: Phas deg
Vector averaged cross-power spectrum Several baselines displayed
Timerange: 00/15:15:18 to 00/15:16:44

Plot file version 728 created 07-AUG-2023 16:13:28

LAND EO019B.UVDATA.1

Freq = 4.6005 GHz, Bw = 32.000 MH No calibration applied and no bandpass applied

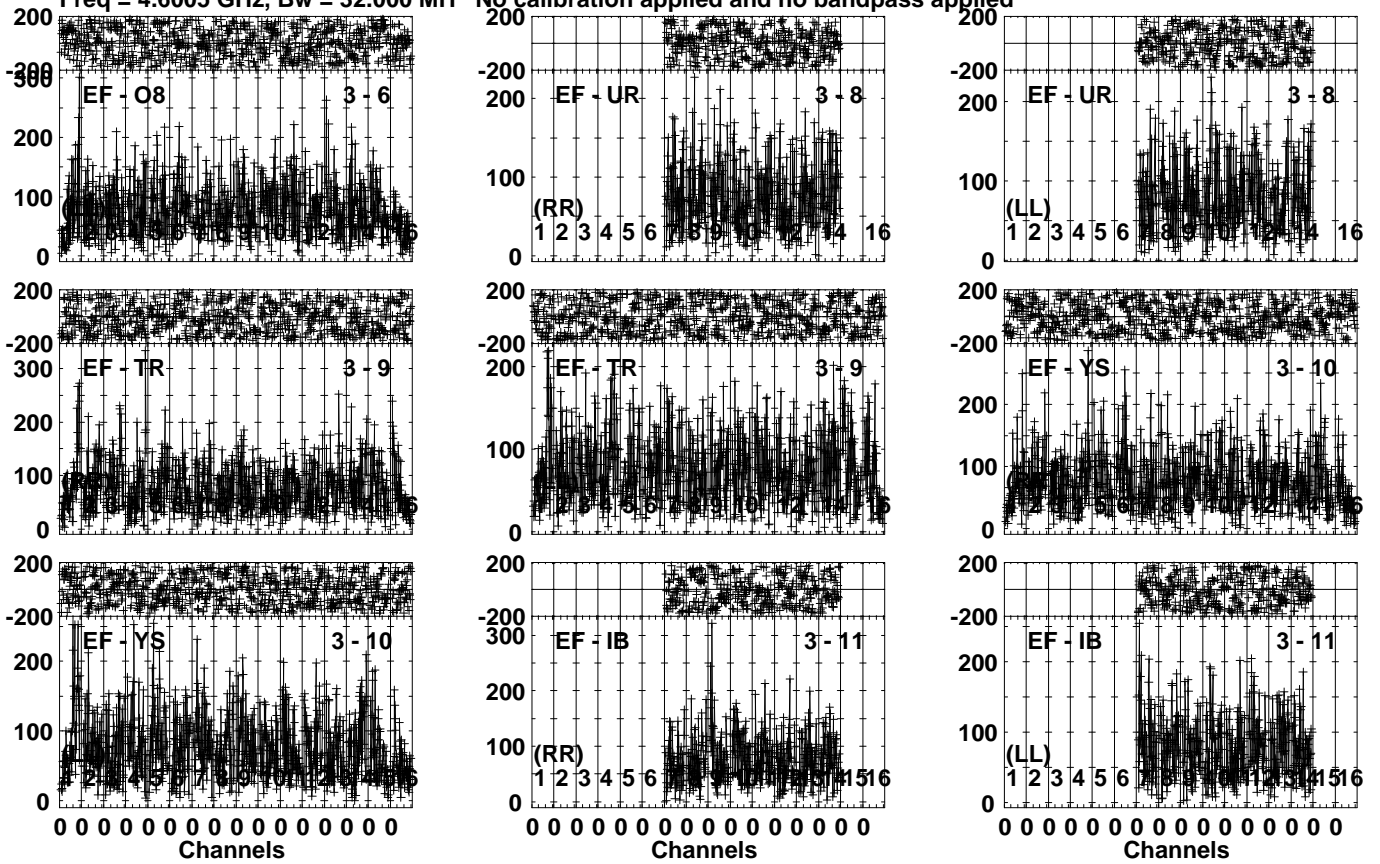


Lower frame: Micro Ampl Jy Top frame: Phas deg
Vector averaged cross-power spectrum Several baselines displayed
Timerange: 00/15:17:31 to 00/15:20:29

Plot file version 729 created 07-AUG-2023 16:13:28

LAND EO019B.UVDATA.1

Freq = 4.6005 GHz, Bw = 32.000 MH No calibration applied and no bandpass applied


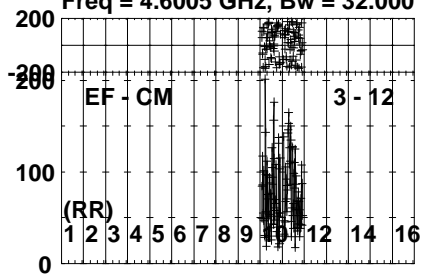


Lower frame: Micro Ampl Jy Top frame: Phas deg
Vector averaged cross-power spectrum Several baselines displayed
Timerange: 00/15:17:31 to 00/15:20:29

Plot file version 730 created 07-AUG-2023 16:13:28

LAND EO019B.UVDATA.1

Freq = 4.6005 GHz, Bw = 32.000 MH No calibration applied and no bandpass applied

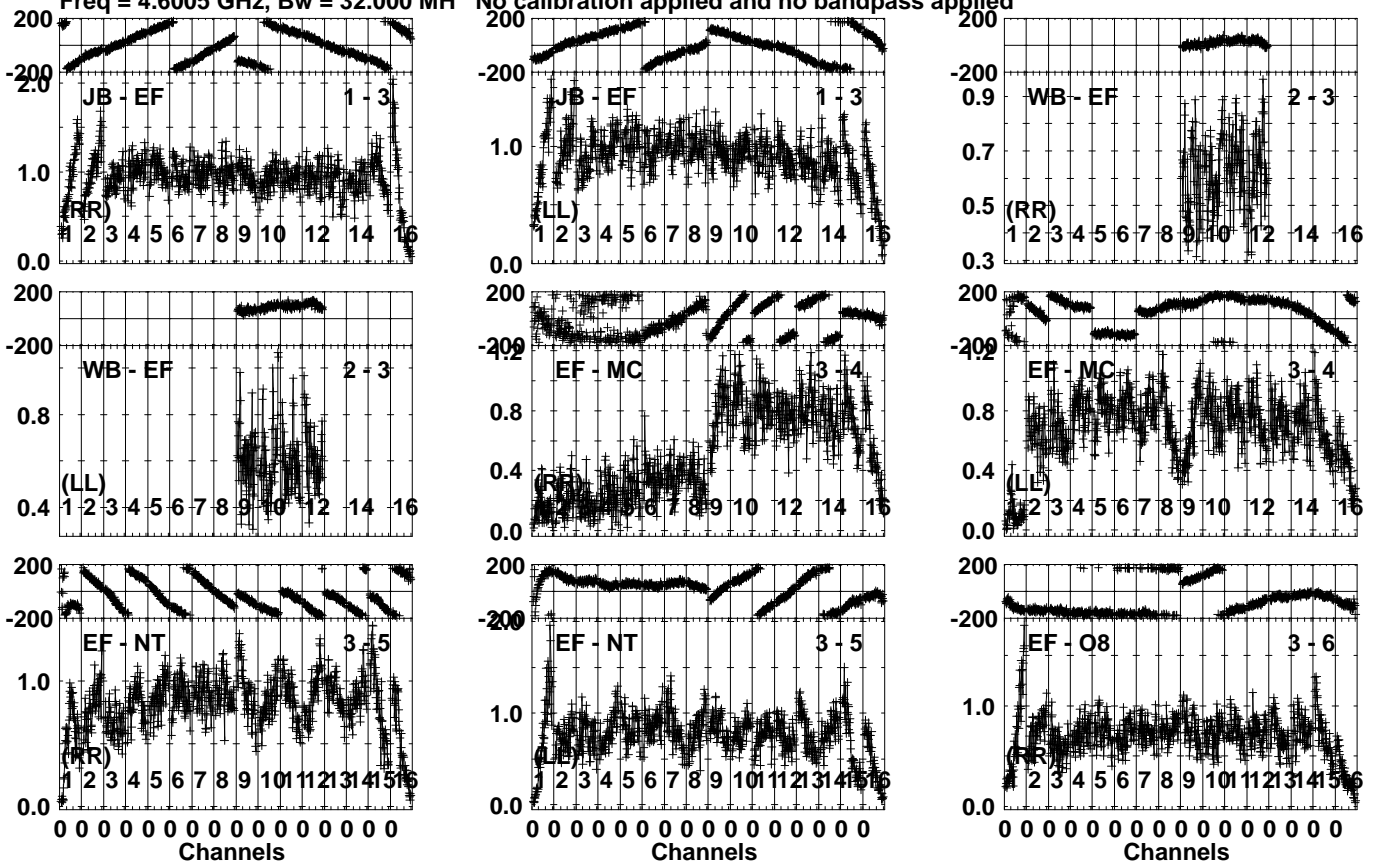


Lower frame: Micro Ampl Jy Top frame: Phas deg
Vector averaged cross-power spectrum Several baselines displayed
Timerange: 00/15:17:31 to 00/15:20:29

Plot file version 731 created 07-AUG-2023 16:13:29

2331+46 EO019B.UVDATA.1

Freq = 4.6005 GHz, Bw = 32.000 MH No calibration applied and no bandpass applied

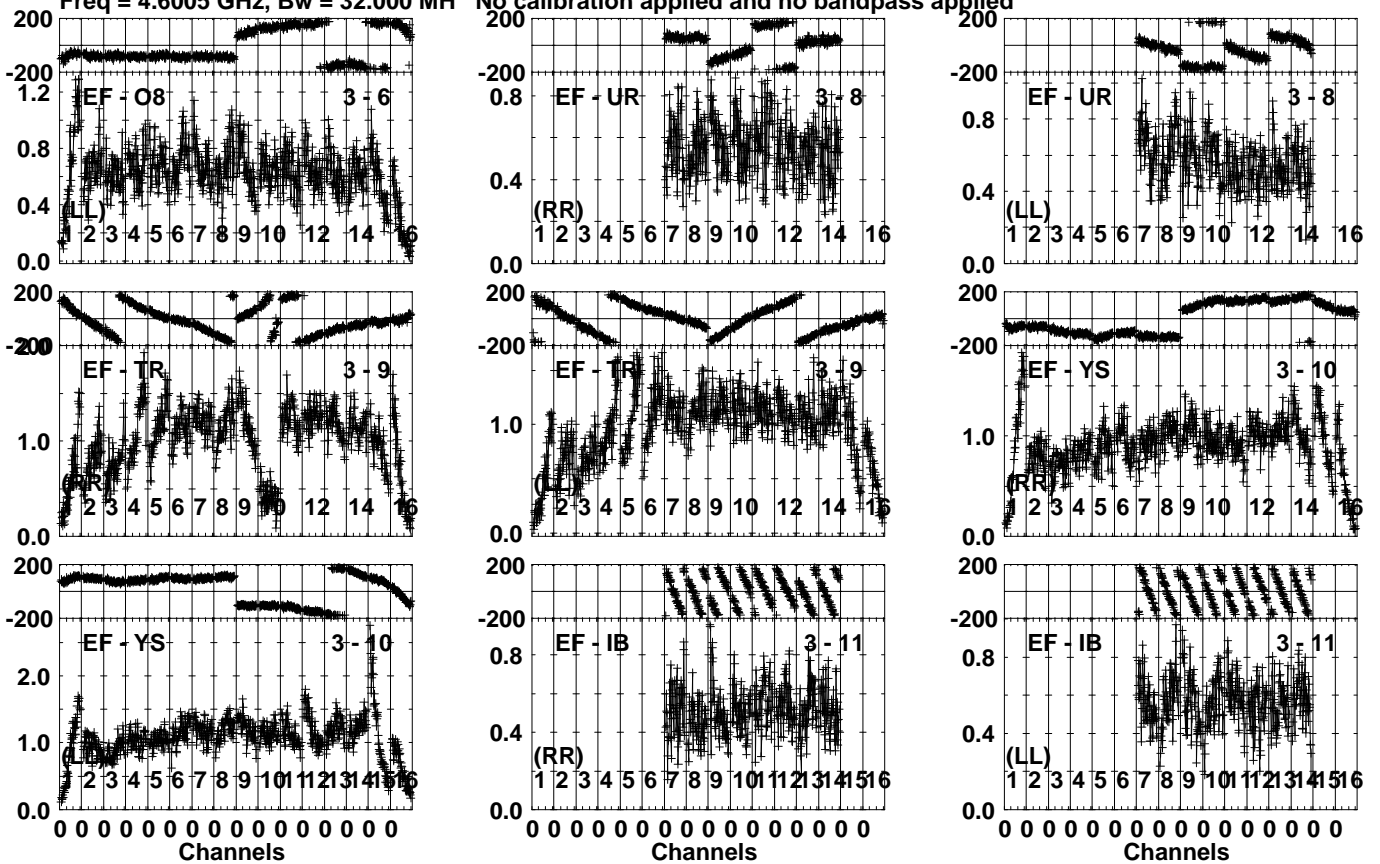


Lower frame: Milli Ampl Jy Top frame: Phas deg
Vector averaged cross-power spectrum Several baselines displayed
Timerange: 00/15:20:33 to 00/15:21:59

Plot file version 732 created 07-AUG-2023 16:13:29

2331+46 EO019B.UVDATA.1

Freq = 4.6005 GHz, Bw = 32.000 MH No calibration applied and no bandpass applied

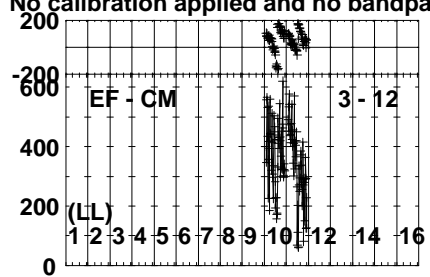
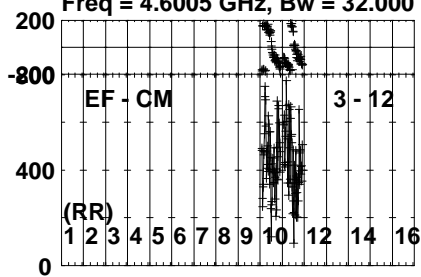


Lower frame: Milli Ampl Jy Top frame: Phas deg
Vector averaged cross-power spectrum Several baselines displayed
Timerange: 00/15:20:33 to 00/15:21:59

Plot file version 733 created 07-AUG-2023 16:13:29

2331+46 EO019B.UVDATA.1

Freq = 4.6005 GHz, Bw = 32.000 MH No calibration applied and no bandpass applied

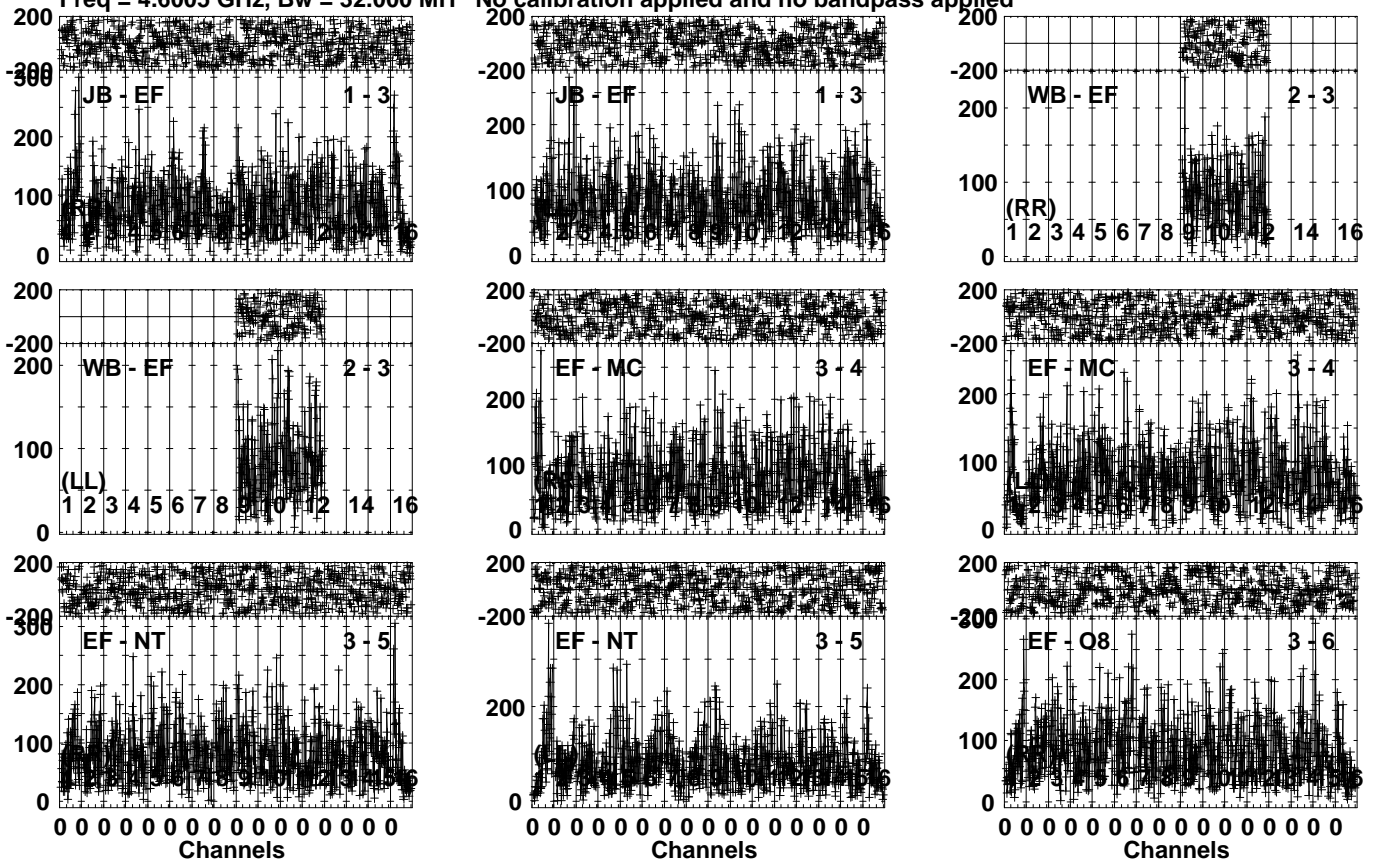


Lower frame: Micro Ampl Jy Top frame: Phas deg
Vector averaged cross-power spectrum Several baselines displayed
Timerange: 00/15:20:33 to 00/15:21:59

Plot file version 734 created 07-AUG-2023 16:13:29

LAND EO019B.UVDATA.1

Freq = 4.6005 GHz, Bw = 32.000 MH No calibration applied and no bandpass applied

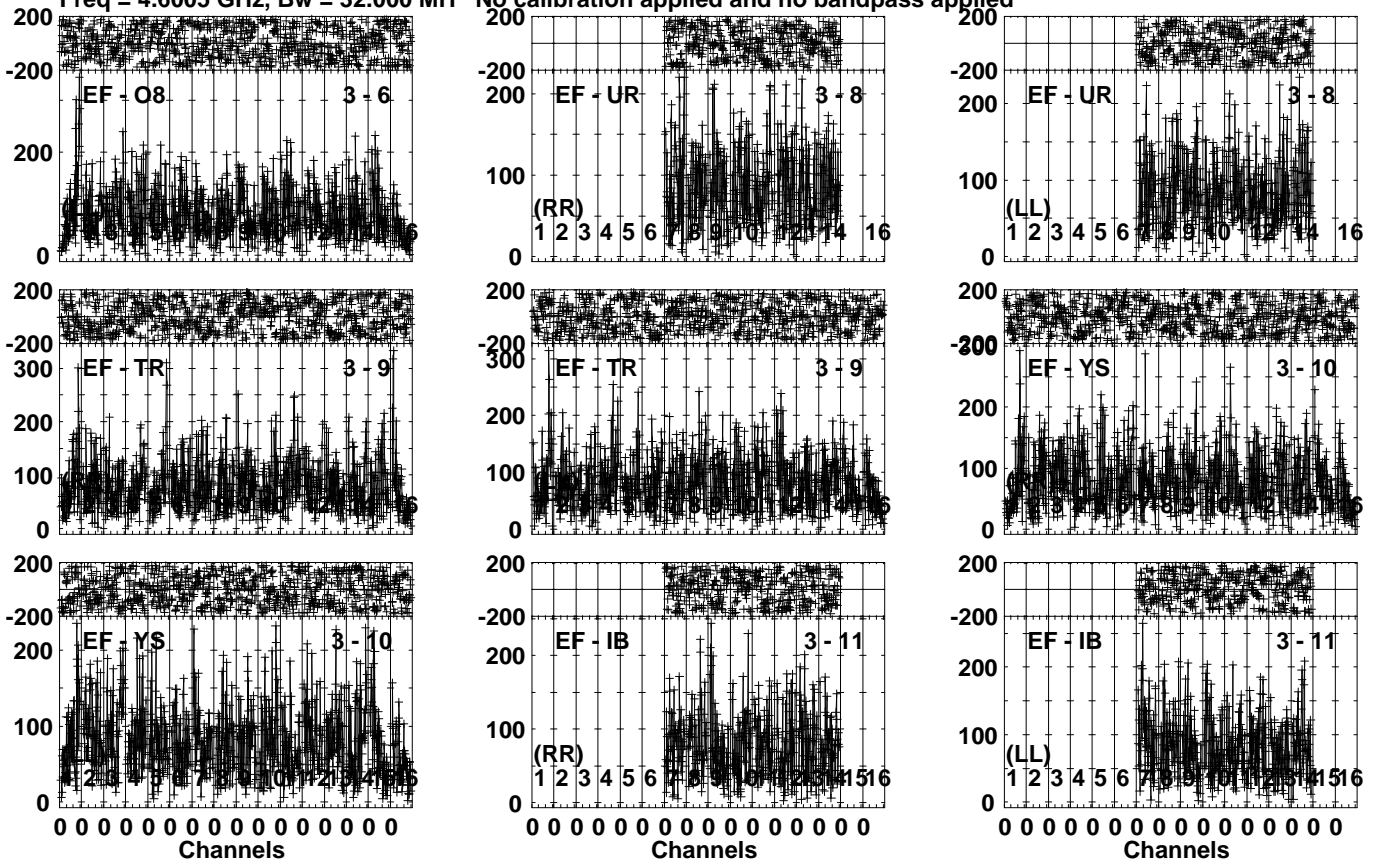


Lower frame: Micro Ampl Jy Top frame: Phas deg
Vector averaged cross-power spectrum Several baselines displayed
Timerange: 00/15:22:01 to 00/15:25:29

Plot file version 735 created 07-AUG-2023 16:13:29

LAND EO019B.UVDATA.1

Freq = 4.6005 GHz, Bw = 32.000 MH No calibration applied and no bandpass applied

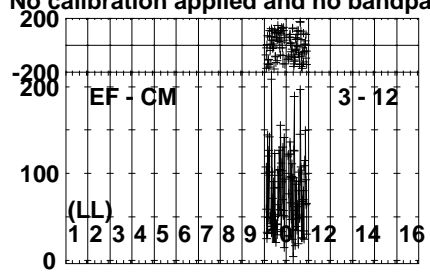
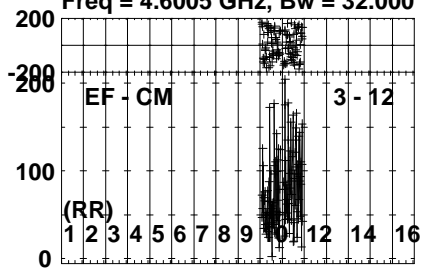


Lower frame: Micro Ampl Jy Top frame: Phas deg
Vector averaged cross-power spectrum Several baselines displayed
Timerange: 00/15:22:01 to 00/15:25:29

Plot file version 736 created 07-AUG-2023 16:13:29

LAND EO019B.UVDATA.1

Freq = 4.6005 GHz, Bw = 32.000 MH No calibration applied and no bandpass applied

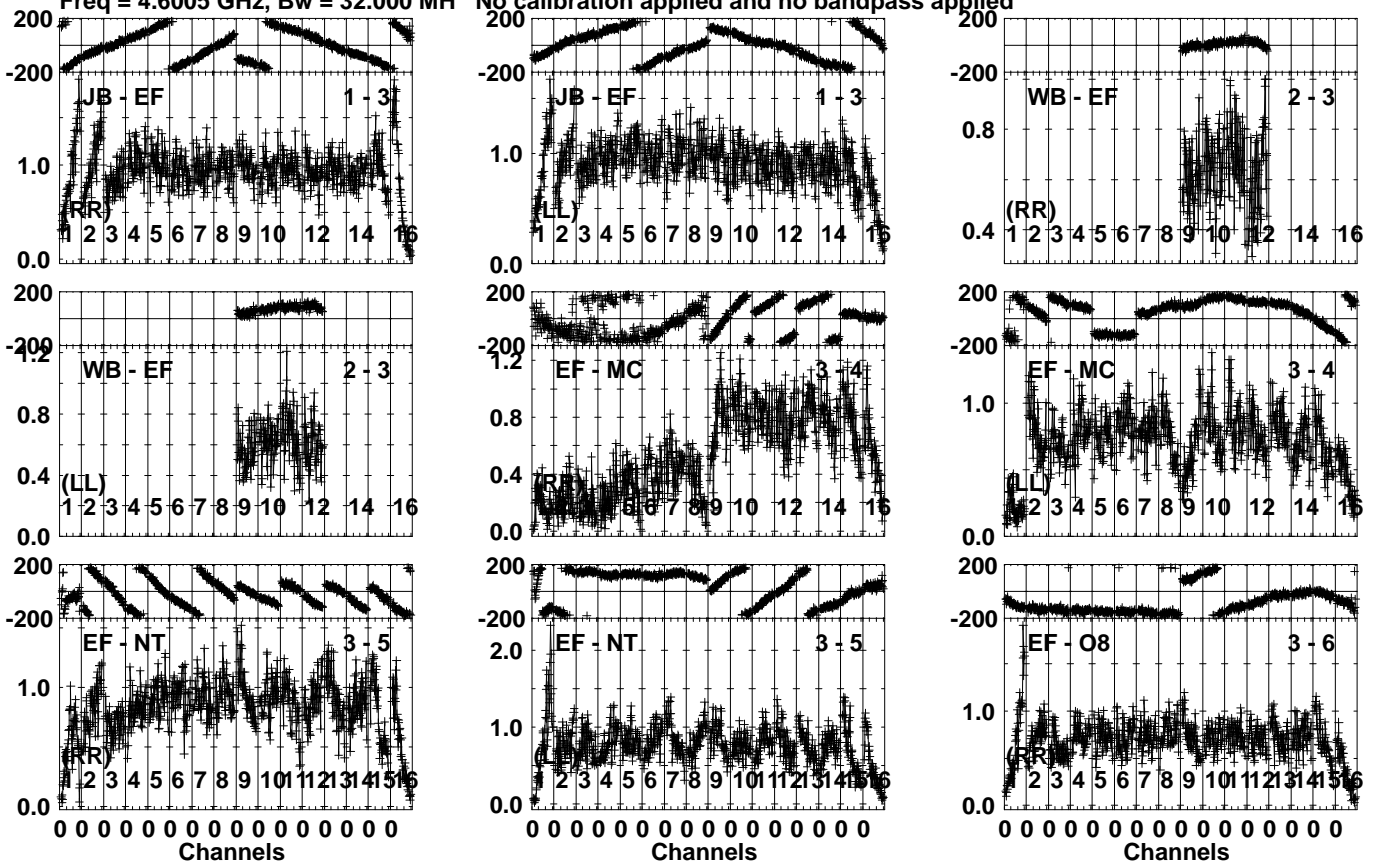


Lower frame: Micro Ampl Jy Top frame: Phas deg
Vector averaged cross-power spectrum Several baselines displayed
Timerange: 00/15:22:01 to 00/15:25:29

Plot file version 737 created 07-AUG-2023 16:13:30

2331+46 EO019B.UVDATA.1

Freq = 4.6005 GHz, Bw = 32.000 MH No calibration applied and no bandpass applied

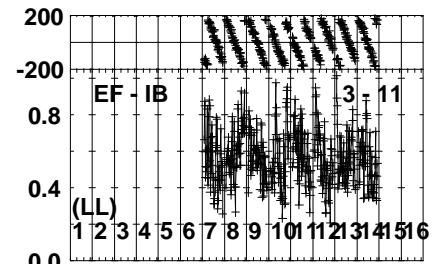
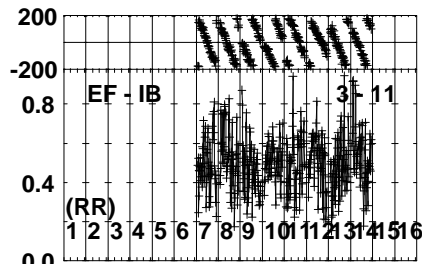
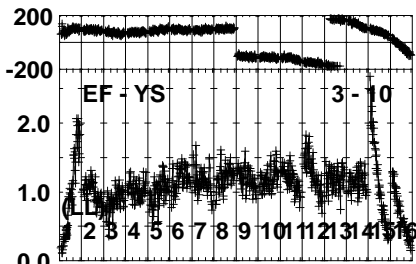
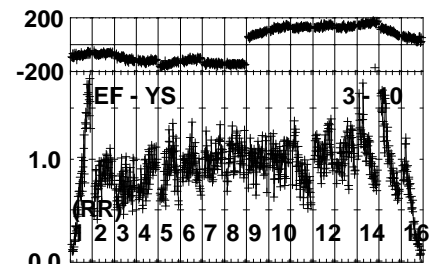
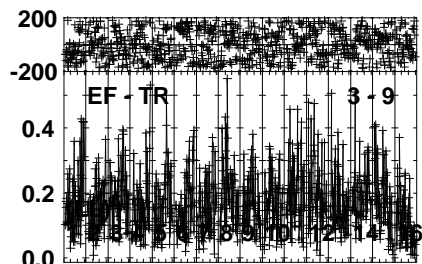
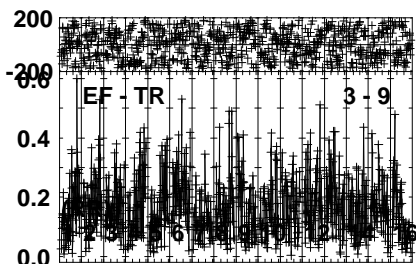
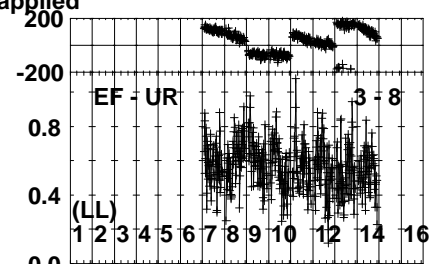
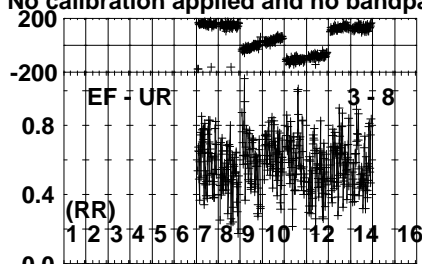
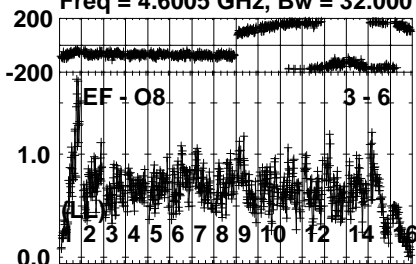


Lower frame: Milli Ampl Jy Top frame: Phas deg
Vector averaged cross-power spectrum Several baselines displayed
Timerange: 00/15:25:31 to 00/15:26:59

Plot file version 738 created 07-AUG-2023 16:13:32

2331+46 EO019B.UVDATA.1

Freq = 4.6005 GHz, Bw = 32.000 MH No calibration applied and no bandpass applied

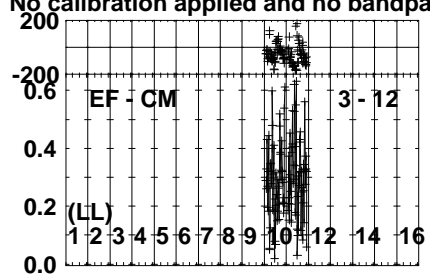
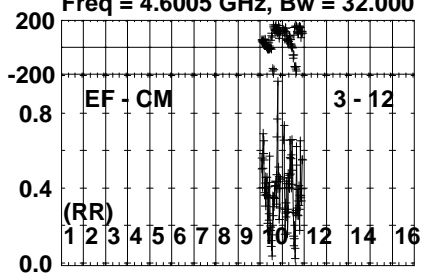


Lower frame: Milli Ampl Jy Top frame: Phas deg
Vector averaged cross-power spectrum Several baselines displayed
Timerange: 00/15:25:31 to 00/15:26:59

Plot file version 739 created 07-AUG-2023 16:13:32

2331+46 EO019B.UVDATA.1

Freq = 4.6005 GHz, Bw = 32.000 MH No calibration applied and no bandpass applied

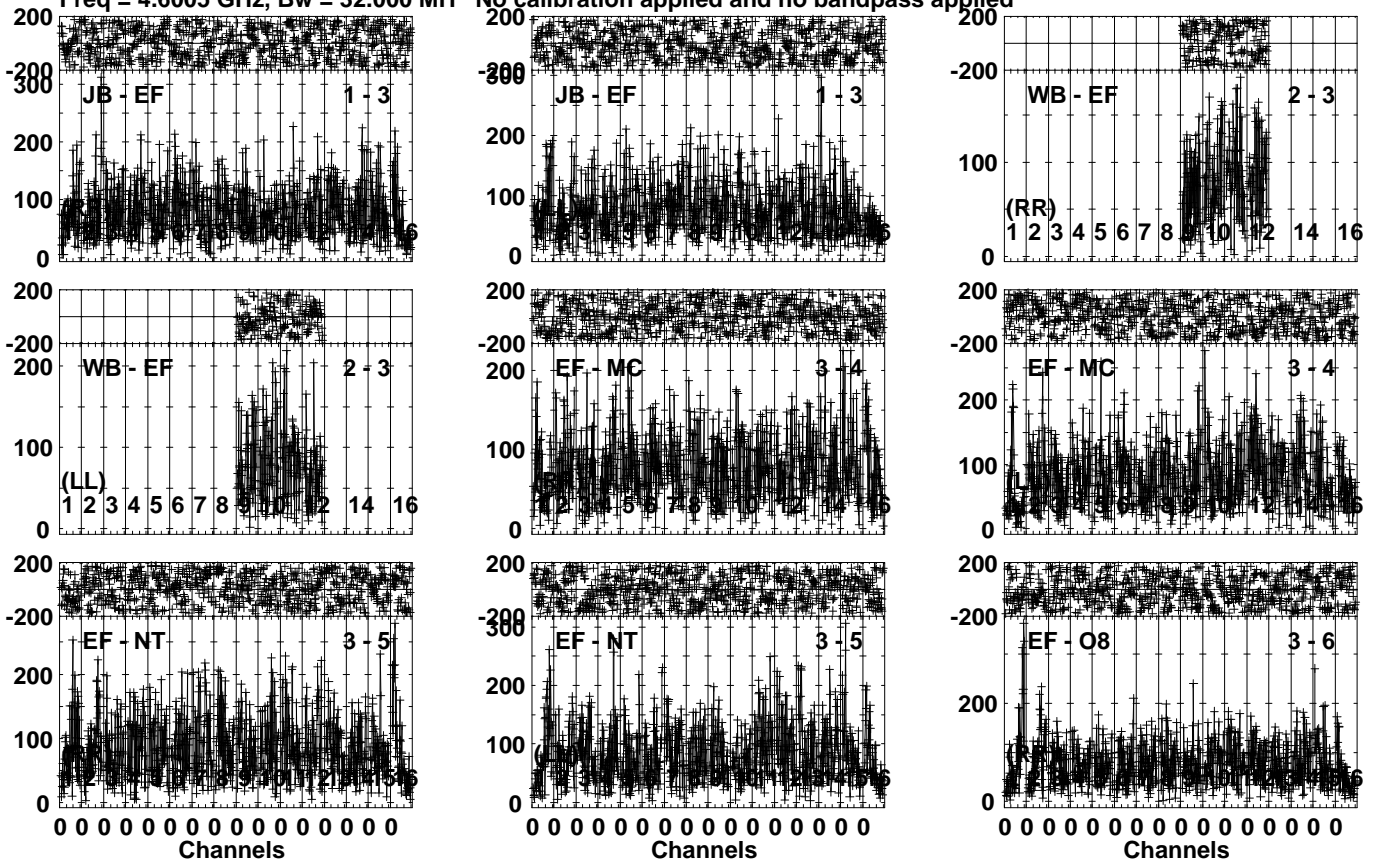


Lower frame: Milli Ampl Jy Top frame: Phas deg
Vector averaged cross-power spectrum Several baselines displayed
Timerange: 00/15:25:31 to 00/15:26:59

Plot file version 740 created 07-AUG-2023 16:13:32

LAND EO019B.UVDATA.1

Freq = 4.6005 GHz, Bw = 32.000 MH No calibration applied and no bandpass applied

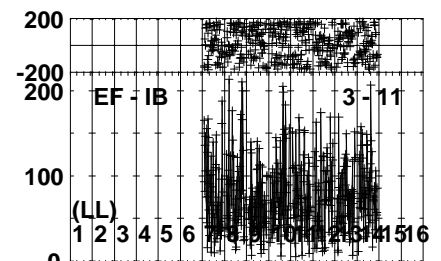
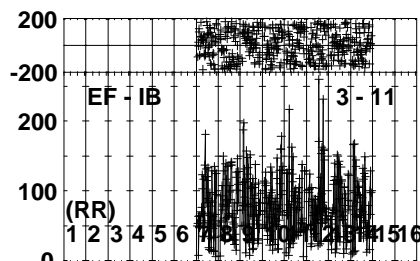
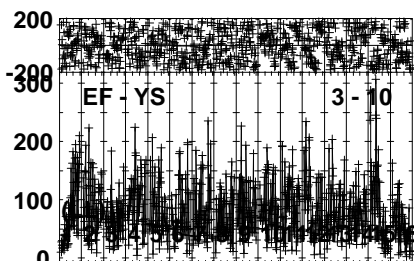
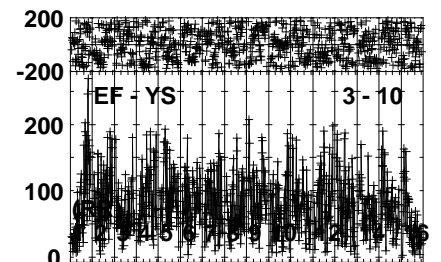
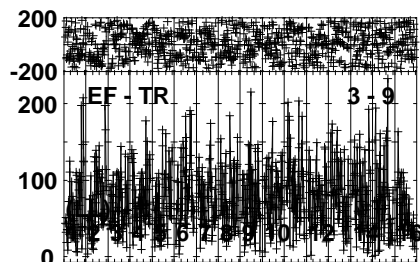
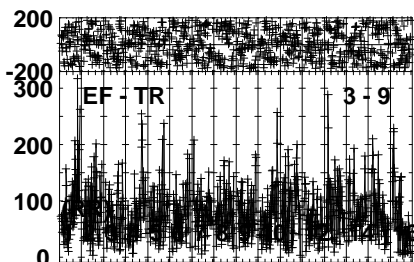
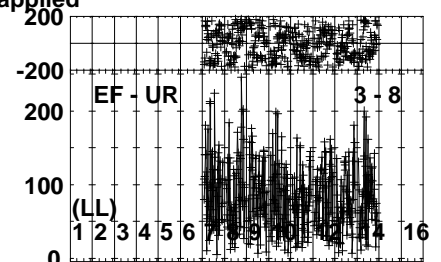
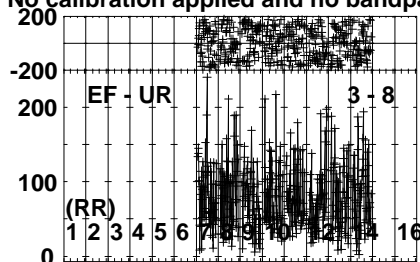
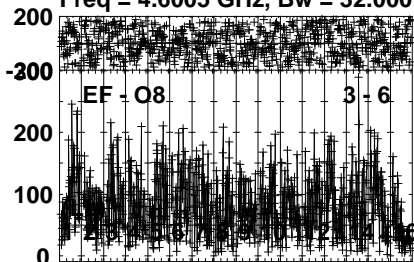


Lower frame: Micro Ampl Jy Top frame: Phas deg
Vector averaged cross-power spectrum Several baselines displayed
Timerange: 00/15:27:46 to 00/15:30:44

Plot file version 741 created 07-AUG-2023 16:13:32

LAND EO019B.UVDATA.1

Freq = 4.6005 GHz, Bw = 32.000 MH No calibration applied and no bandpass applied

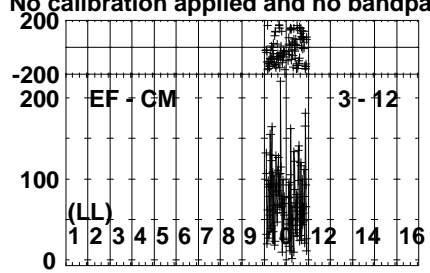



Lower frame: Micro Ampl Jy Top frame: Phas deg
Vector averaged cross-power spectrum Several baselines displayed
Timerange: 00/15:27:46 to 00/15:30:44

Plot file version 742 created 07-AUG-2023 16:13:32

LAND EO019B.UVDATA.1

Freq = 4.6005 GHz, Bw = 32.000 MH No calibration applied and no bandpass applied

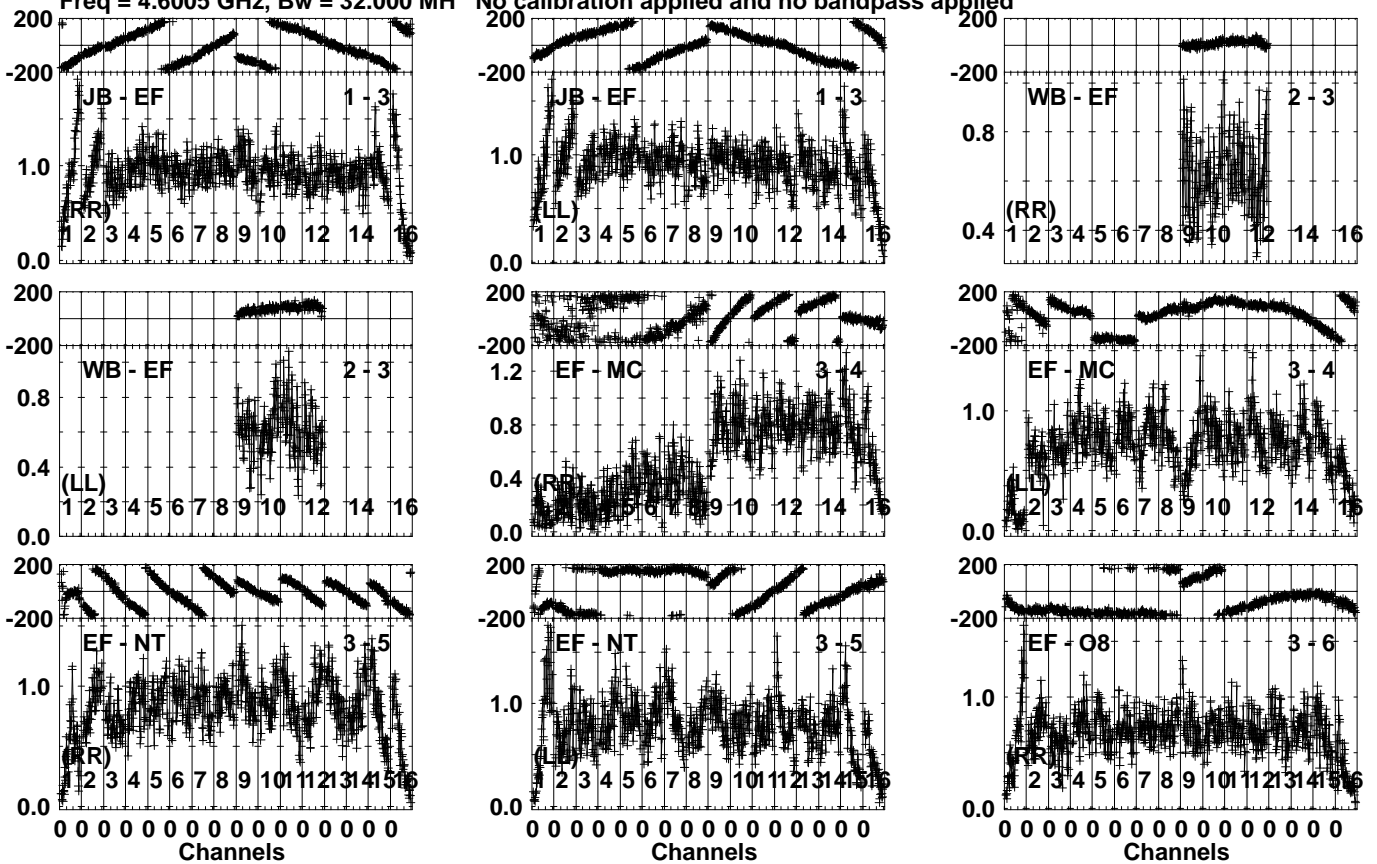


Lower frame: Micro Ampl Jy Top frame: Phas deg
Vector averaged cross-power spectrum Several baselines displayed
Timerange: 00/15:27:46 to 00/15:30:44

Plot file version 743 created 07-AUG-2023 16:13:33

2331+46 EO019B.UVDATA.1

Freq = 4.6005 GHz, Bw = 32.000 MH No calibration applied and no bandpass applied

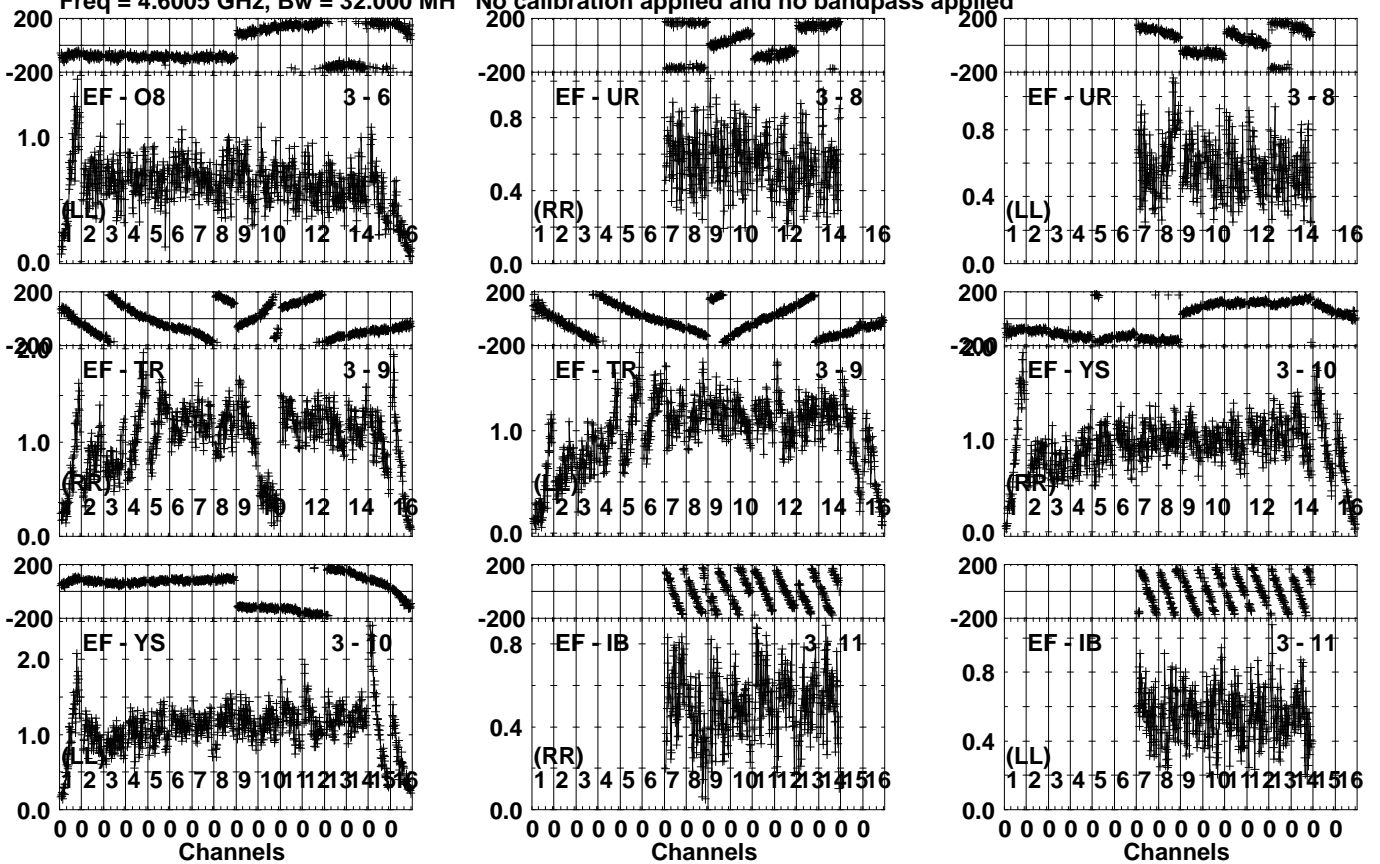


Lower frame: Milli Ampl Jy Top frame: Phas deg
Vector averaged cross-power spectrum Several baselines displayed
Timerange: 00/15:30:48 to 00/15:32:14

Plot file version 744 created 07-AUG-2023 16:13:33

2331+46 EO019B.UVDATA.1

Freq = 4.6005 GHz, Bw = 32.000 MH No calibration applied and no bandpass applied


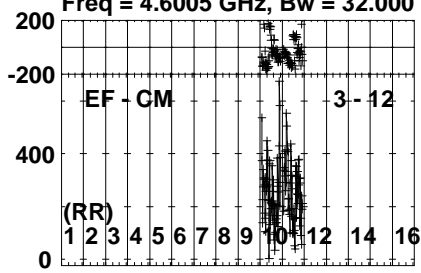


Lower frame: Milli Ampl Jy Top frame: Phas deg
Vector averaged cross-power spectrum Several baselines displayed
Timerange: 00/15:30:48 to 00/15:32:14

Plot file version 745 created 07-AUG-2023 16:13:33

2331+46 EO019B.UVDATA.1

Freq = 4.6005 GHz, Bw = 32.000 MH No calibration applied and no bandpass applied

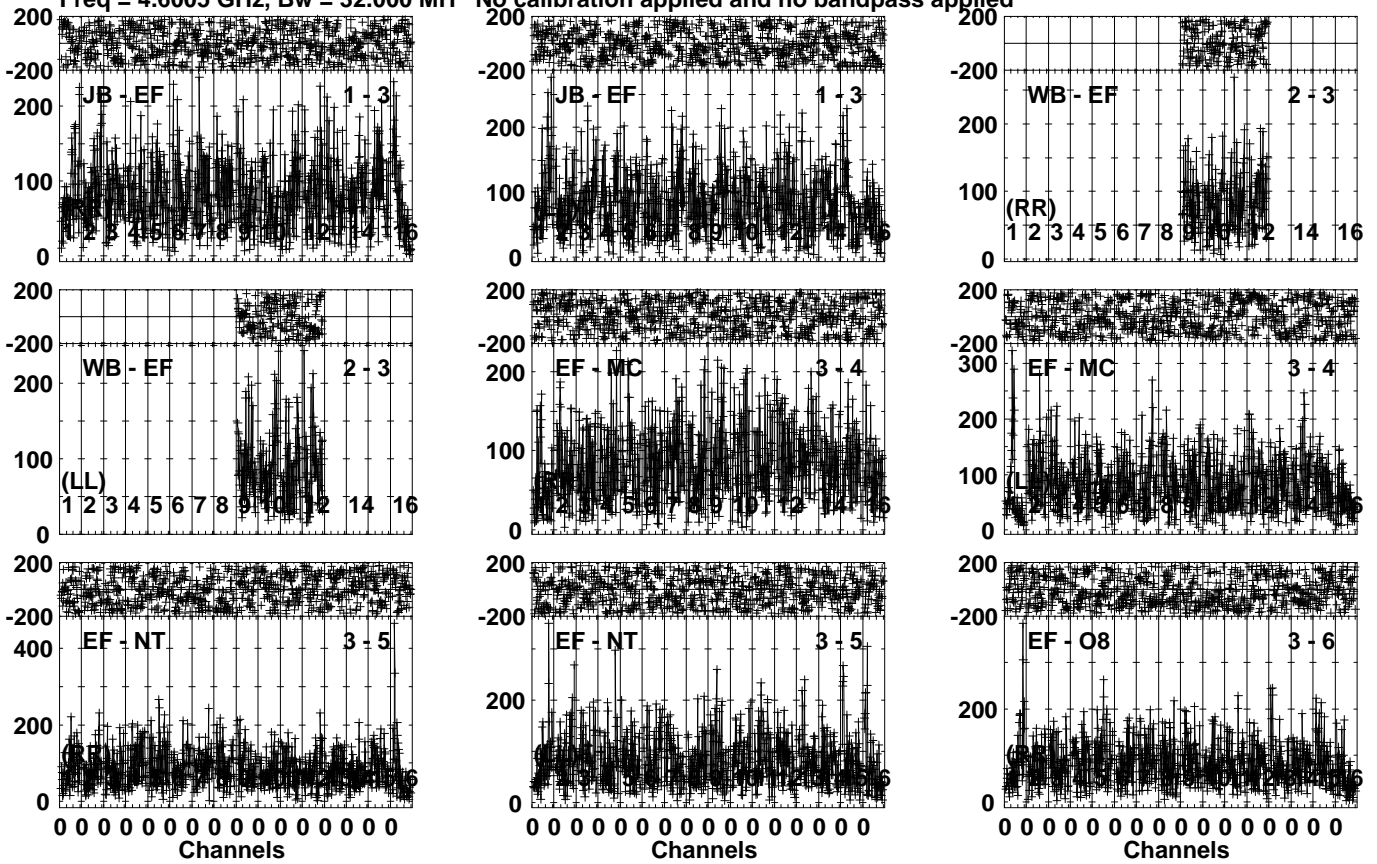


Lower frame: Micro Ampl Jy Top frame: Phas deg
Vector averaged cross-power spectrum Several baselines displayed
Timerange: 00/15:30:48 to 00/15:32:14

Plot file version 746 created 07-AUG-2023 16:13:33

LAND EO019B.UVDATA.1

Freq = 4.6005 GHz, Bw = 32.000 MH No calibration applied and no bandpass applied

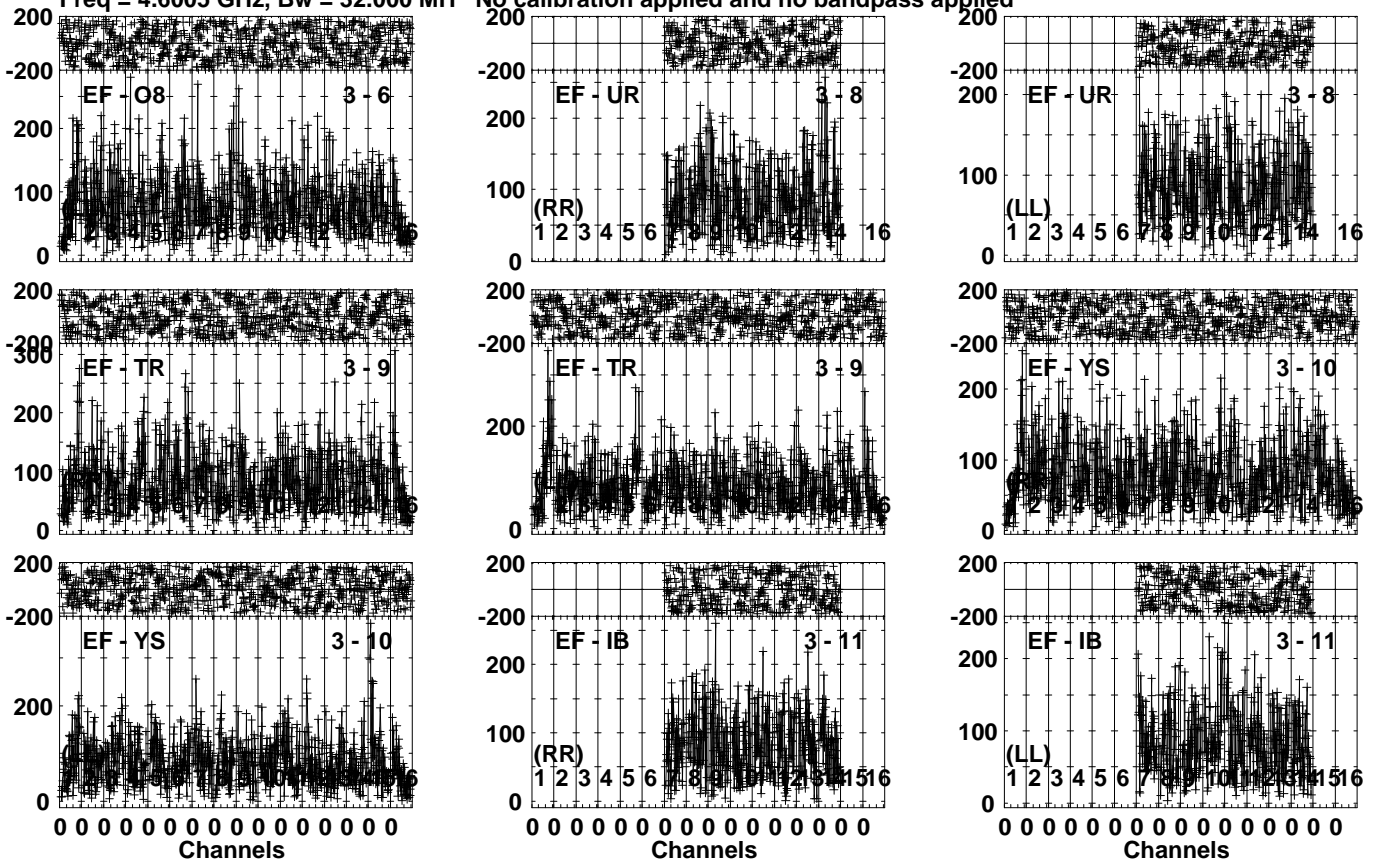


Lower frame: Micro Ampl Jy Top frame: Phas deg
Vector averaged cross-power spectrum Several baselines displayed
Timerange: 00/15:32:16 to 00/15:35:44

Plot file version 747 created 07-AUG-2023 16:13:33

LAND EO019B.UVDATA.1

Freq = 4.6005 GHz, Bw = 32.000 MH No calibration applied and no bandpass applied


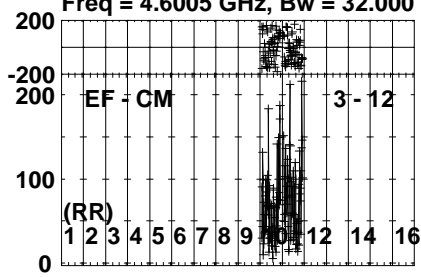


Lower frame: Micro Ampl Jy Top frame: Phas deg
Vector averaged cross-power spectrum Several baselines displayed
Timerange: 00/15:32:16 to 00/15:35:44

Plot file version 748 created 07-AUG-2023 16:13:34

LAND EO019B.UVDATA.1

Freq = 4.6005 GHz, Bw = 32.000 MH No calibration applied and no bandpass applied

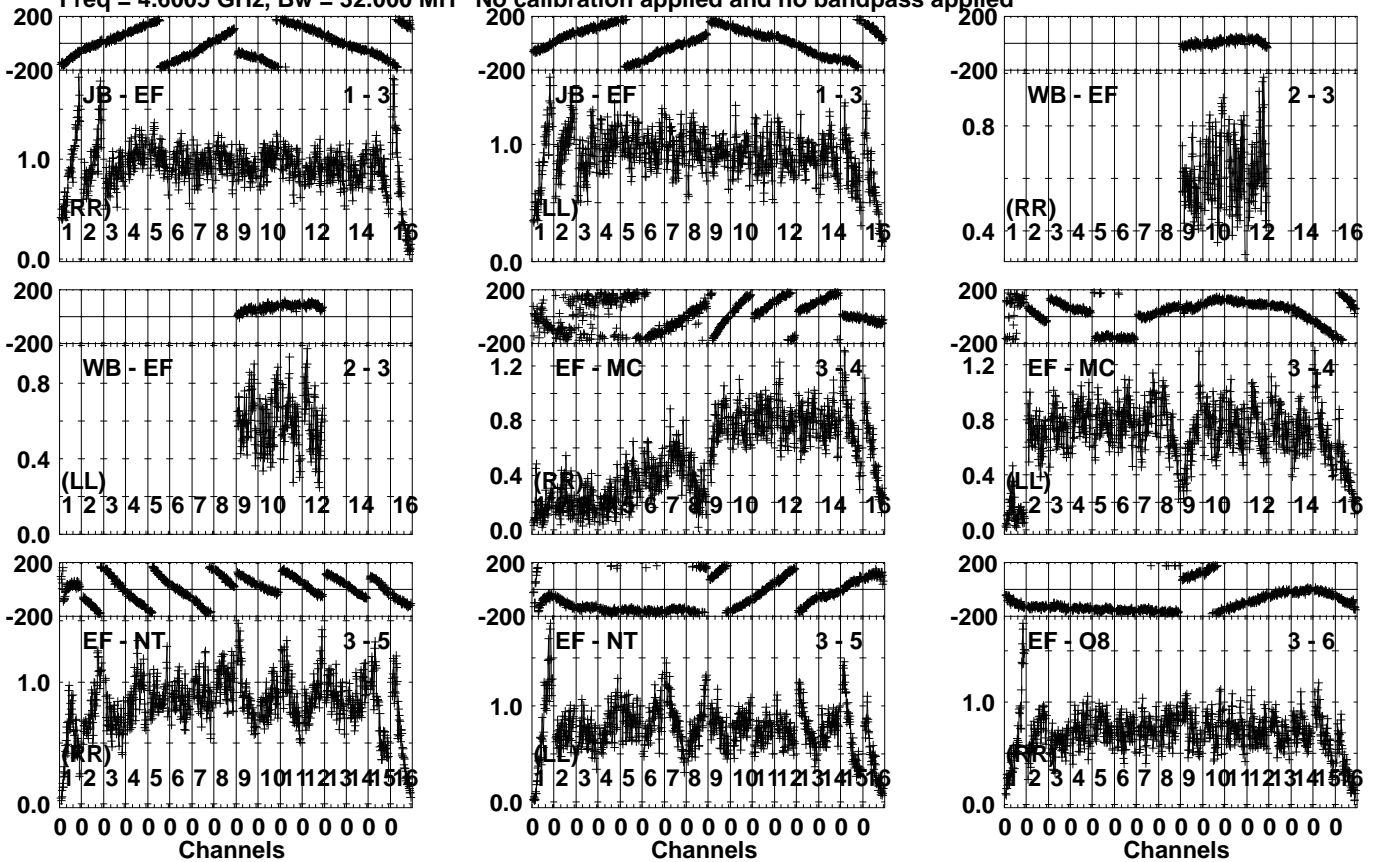


Lower frame: Micro Ampl Jy Top frame: Phas deg
Vector averaged cross-power spectrum Several baselines displayed
Timerange: 00/15:32:16 to 00/15:35:44

Plot file version 749 created 07-AUG-2023 16:13:34

2331+46 EO019B.UVDATA.1

Freq = 4.6005 GHz, Bw = 32.000 MH No calibration applied and no bandpass applied

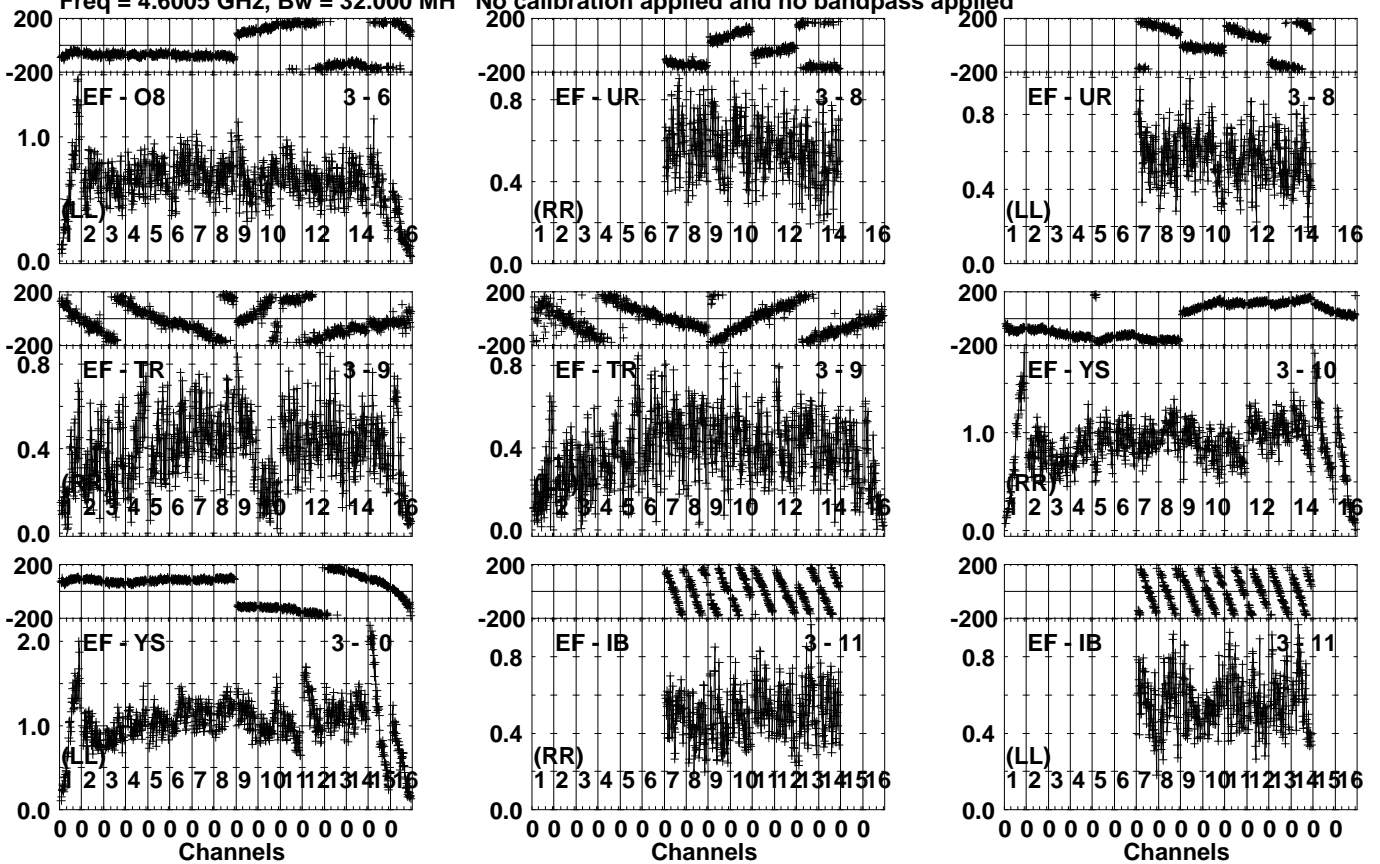


Lower frame: Milli Ampl Jy Top frame: Phas deg
Vector averaged cross-power spectrum Several baselines displayed
Timerange: 00/15:35:46 to 00/15:37:14

Plot file version 750 created 07-AUG-2023 16:13:34

2331+46 EO019B.UVDATA.1

Freq = 4.6005 GHz, Bw = 32.000 MH No calibration applied and no bandpass applied

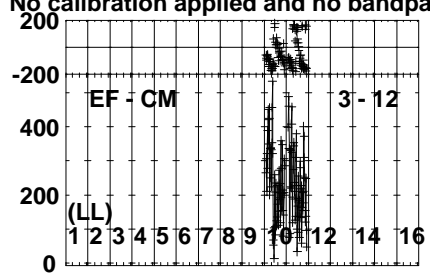
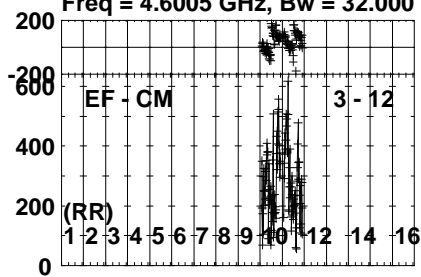


Lower frame: Milli Ampl Jy Top frame: Phas deg
Vector averaged cross-power spectrum Several baselines displayed
Timerange: 00/15:35:46 to 00/15:37:14

Plot file version 751 created 07-AUG-2023 16:13:34

2331+46 EO019B.UVDATA.1

Freq = 4.6005 GHz, Bw = 32.000 MH No calibration applied and no bandpass applied

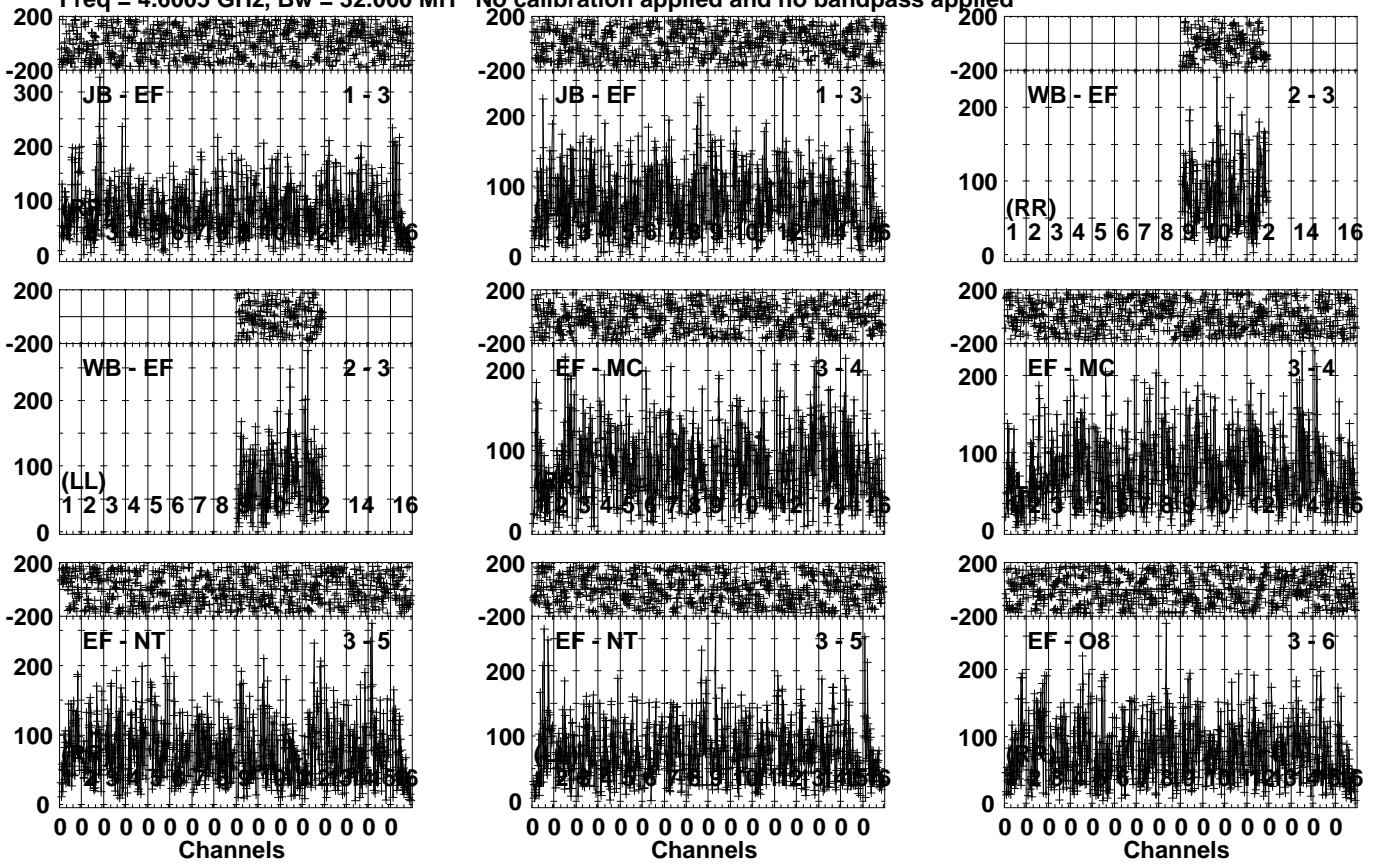


Lower frame: Micro Ampl Jy Top frame: Phas deg
Vector averaged cross-power spectrum Several baselines displayed
Timerange: 00/15:35:46 to 00/15:37:14

Plot file version 752 created 07-AUG-2023 16:13:34

LAND EO019B.UVDATA.1

Freq = 4.6005 GHz, Bw = 32.000 MH No calibration applied and no bandpass applied

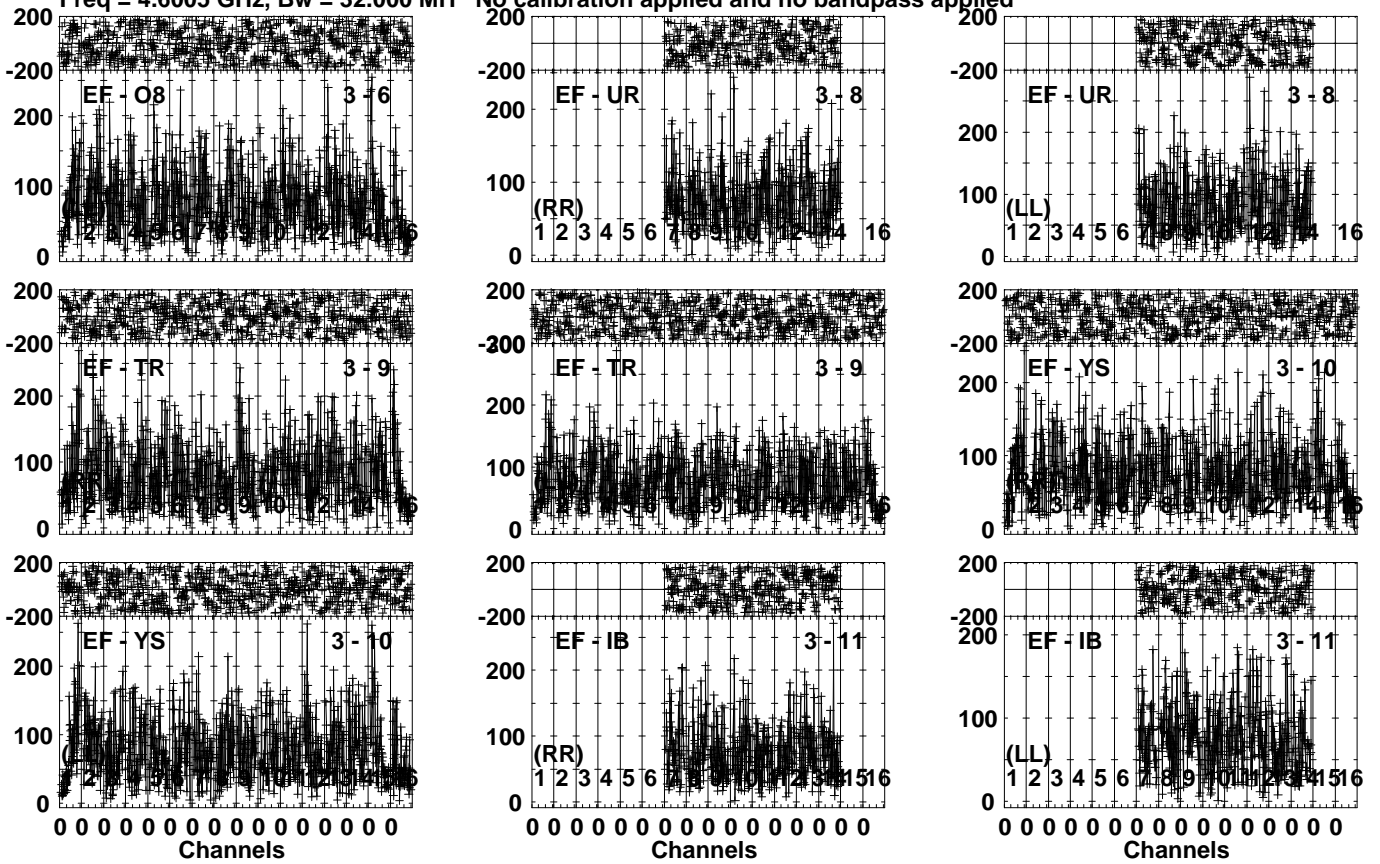


Lower frame: Micro Ampl Jy Top frame: Phas deg
Vector averaged cross-power spectrum Several baselines displayed
Timerange: 00/15:38:01 to 00/15:40:59

Plot file version 753 created 07-AUG-2023 16:13:34

LAND EO019B.UVDATA.1

Freq = 4.6005 GHz, Bw = 32.000 MH No calibration applied and no bandpass applied

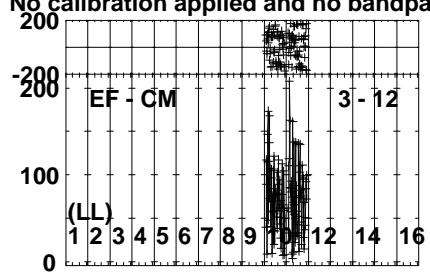
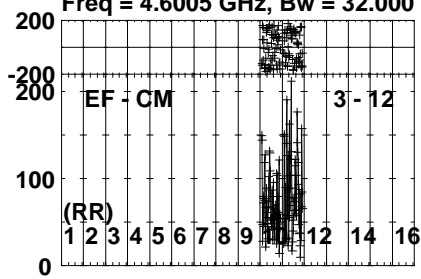


Lower frame: Micro Ampl Jy Top frame: Phas deg
Vector averaged cross-power spectrum Several baselines displayed
Timerange: 00/15:38:01 to 00/15:40:59

Plot file version 754 created 07-AUG-2023 16:13:35

LAND EO019B.UVDATA.1

Freq = 4.6005 GHz, Bw = 32.000 MH No calibration applied and no bandpass applied

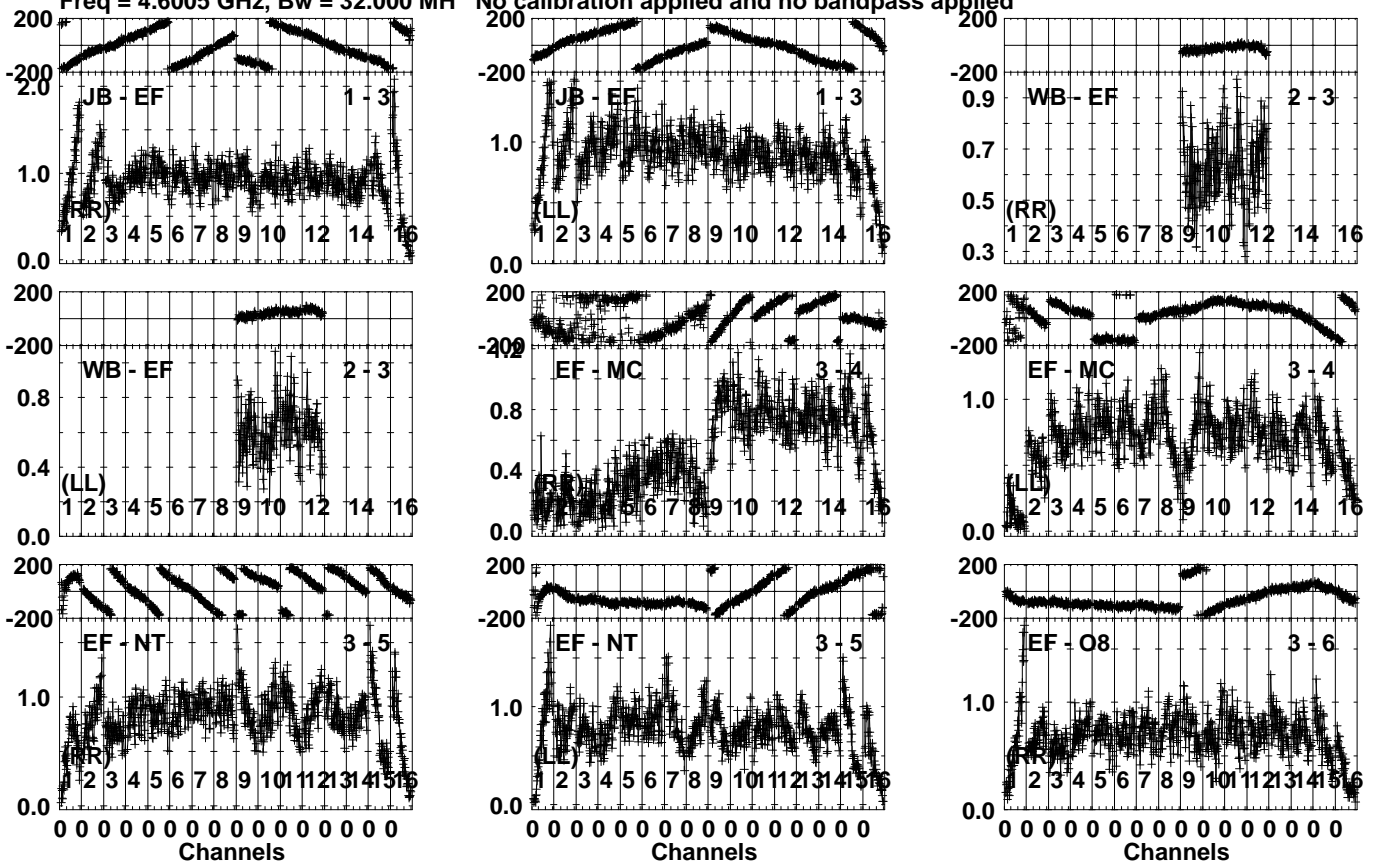


Lower frame: Micro Ampl Jy Top frame: Phas deg
Vector averaged cross-power spectrum Several baselines displayed
Timerange: 00/15:38:01 to 00/15:40:59

Plot file version 755 created 07-AUG-2023 16:13:35

2331+46 EO019B.UVDATA.1

Freq = 4.6005 GHz, Bw = 32.000 MH No calibration applied and no bandpass applied

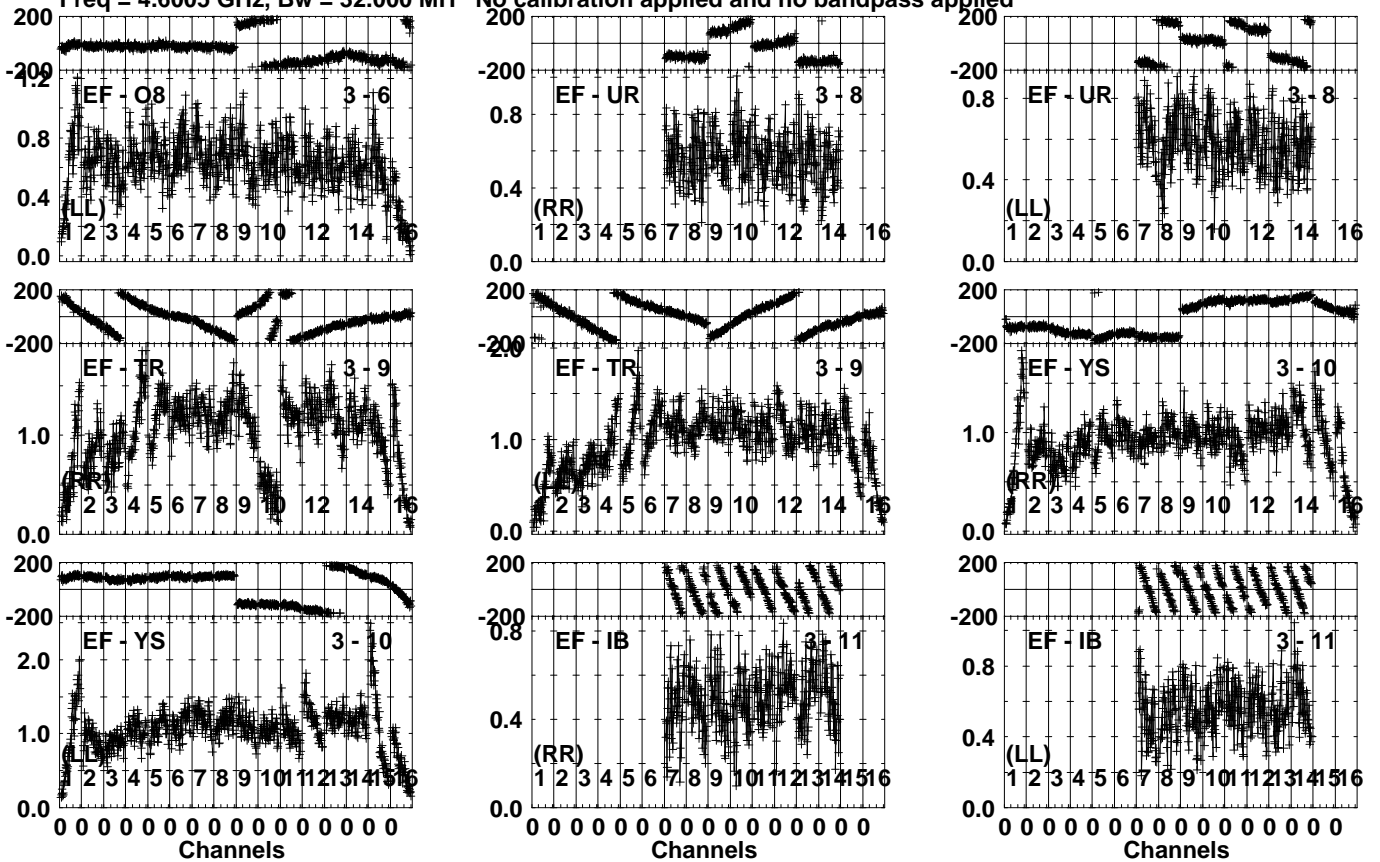


Lower frame: Milli Ampl Jy Top frame: Phas deg
Vector averaged cross-power spectrum Several baselines displayed
Timerange: 00/15:41:03 to 00/15:42:29

Plot file version 756 created 07-AUG-2023 16:13:35

2331+46 EO019B.UVDATA.1

Freq = 4.6005 GHz, Bw = 32.000 MH No calibration applied and no bandpass applied

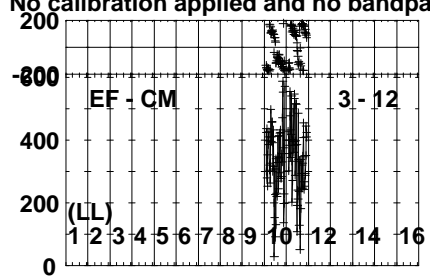
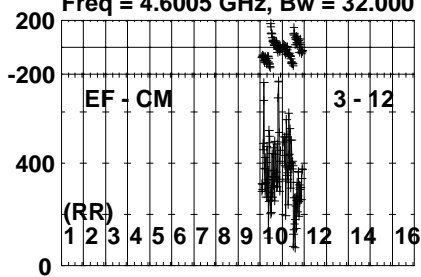


Lower frame: Milli Ampl Jy Top frame: Phas deg
Vector averaged cross-power spectrum Several baselines displayed
Timerange: 00/15:41:03 to 00/15:42:29

Plot file version 757 created 07-AUG-2023 16:13:35

2331+46 EO019B.UVDATA.1

Freq = 4.6005 GHz, Bw = 32.000 MH No calibration applied and no bandpass applied

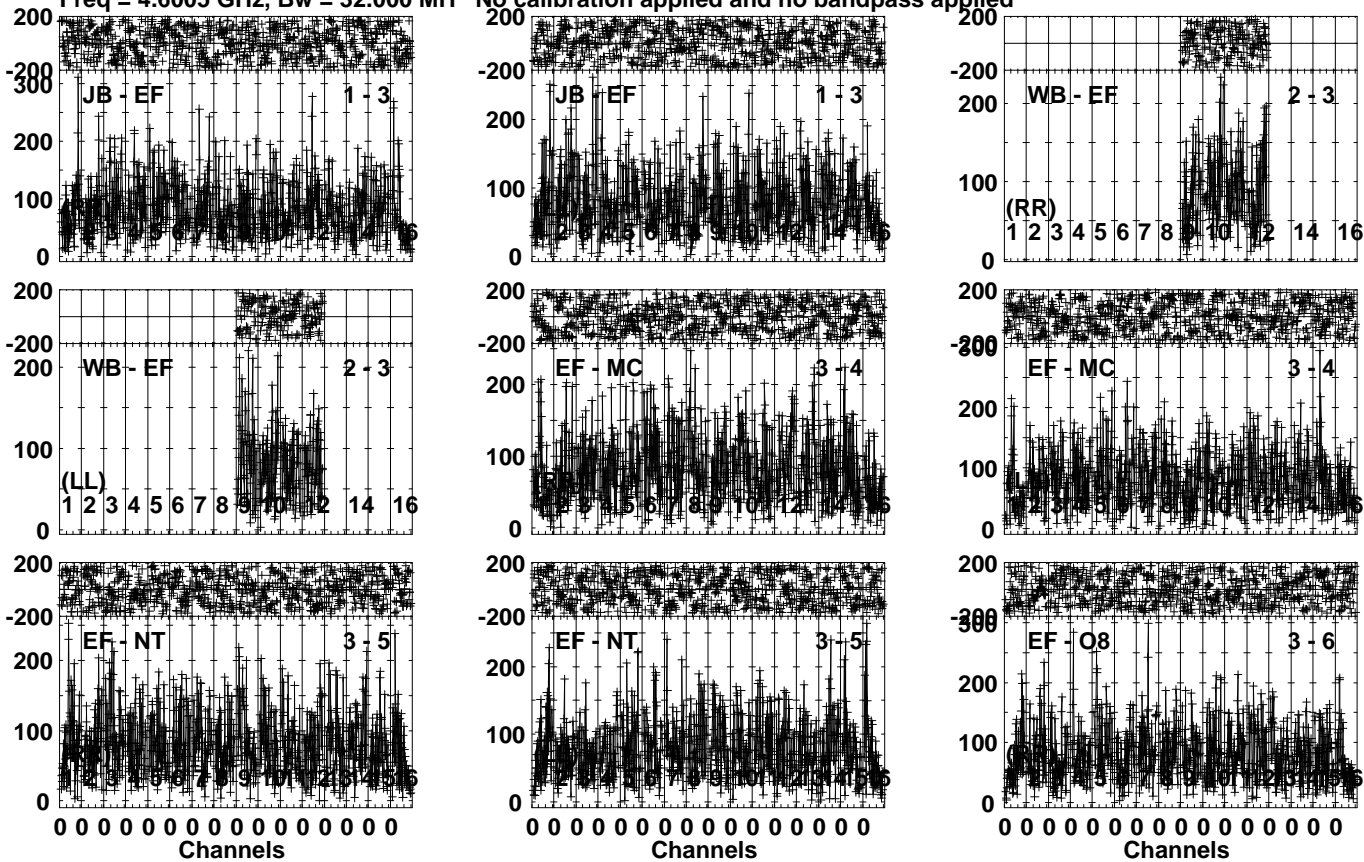


Lower frame: Micro Ampl Jy Top frame: Phas deg
Vector averaged cross-power spectrum Several baselines displayed
Timerange: 00/15:41:03 to 00/15:42:29

Plot file version 758 created 07-AUG-2023 16:13:35

LAND EO019B.UVDATA.1

Freq = 4.6005 GHz, Bw = 32.000 MH No calibration applied and no bandpass applied

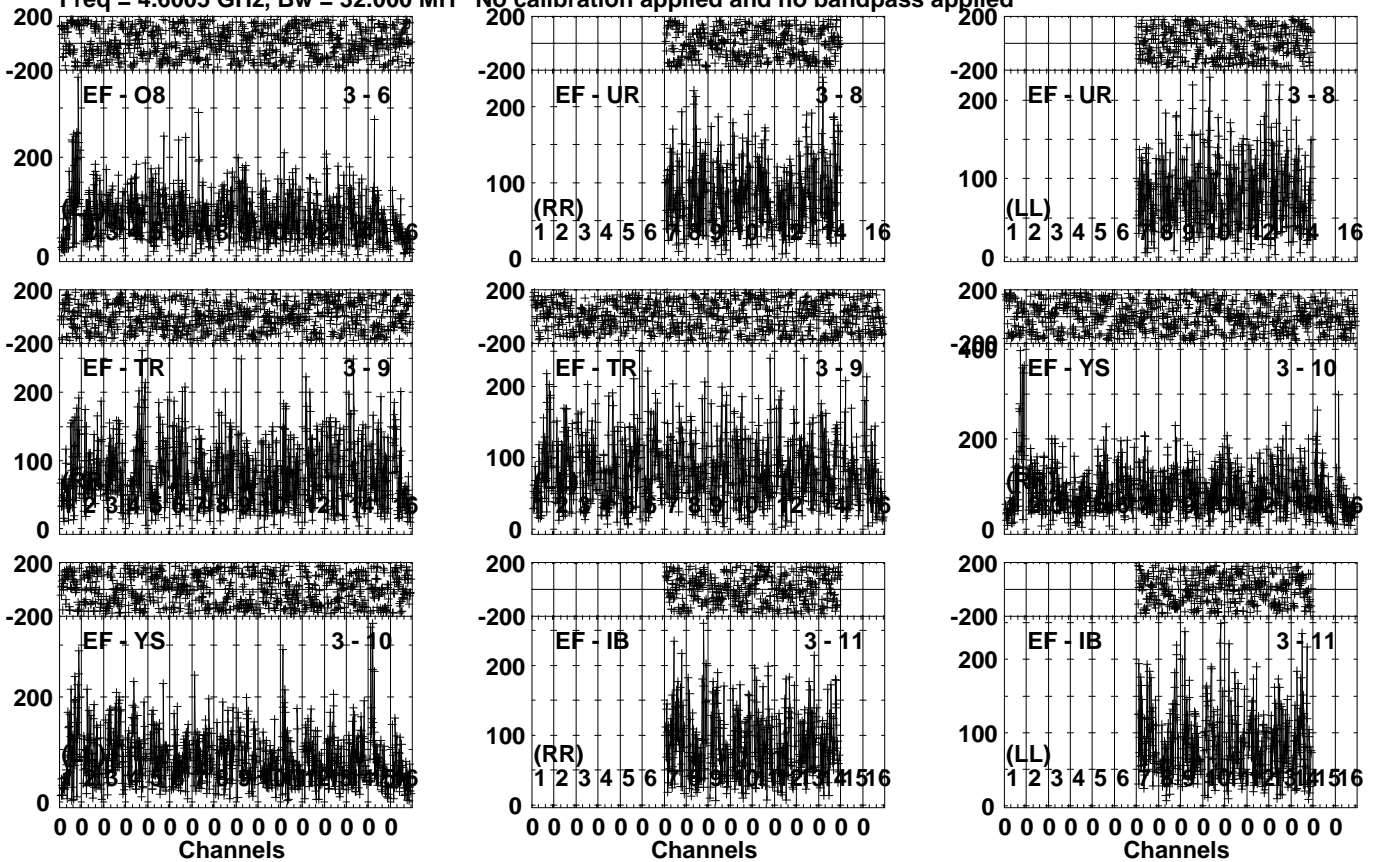


Lower frame: Micro Ampl Jy Top frame: Phas deg
Vector averaged cross-power spectrum Several baselines displayed
Timerange: 00/15:42:31 to 00/15:45:59

Plot file version 759 created 07-AUG-2023 16:13:35

LAND EO019B.UVDATA.1

Freq = 4.6005 GHz, Bw = 32.000 MH No calibration applied and no bandpass applied

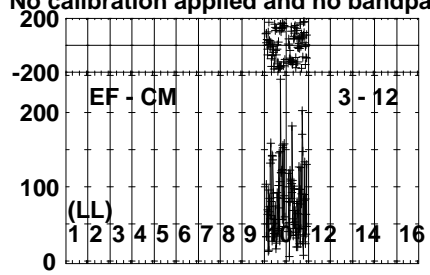
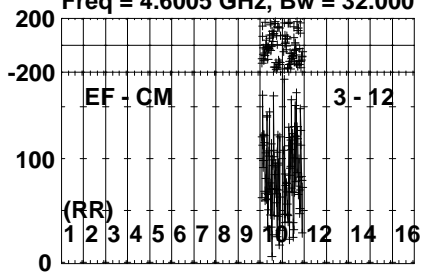


Lower frame: Micro Ampl Jy Top frame: Phas deg
Vector averaged cross-power spectrum Several baselines displayed
Timerange: 00/15:42:31 to 00/15:45:59

Plot file version 760 created 07-AUG-2023 16:13:36

LAND EO019B.UVDATA.1

Freq = 4.6005 GHz, Bw = 32.000 MH No calibration applied and no bandpass applied

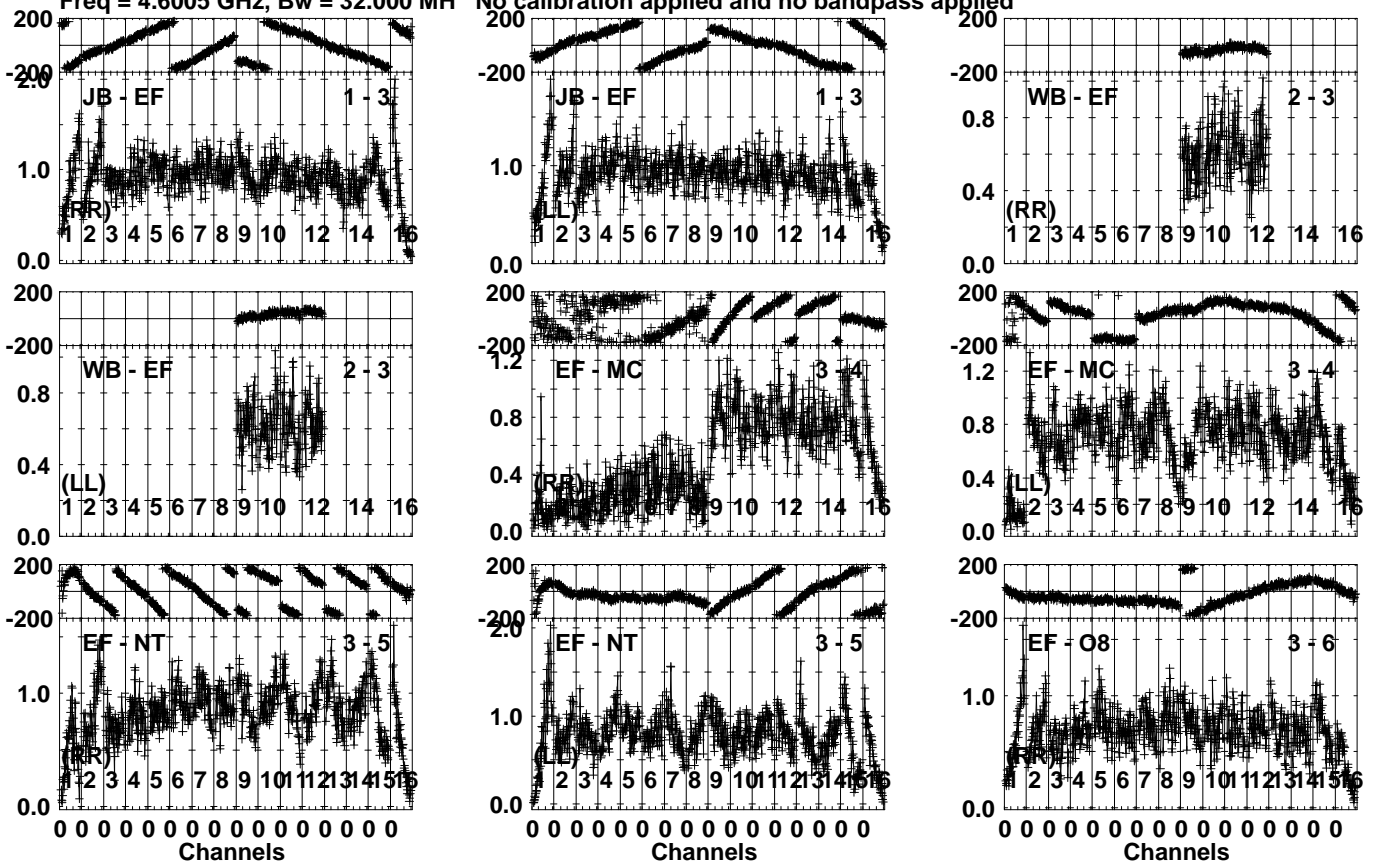


Lower frame: Micro Ampl Jy Top frame: Phas deg
Vector averaged cross-power spectrum Several baselines displayed
Timerange: 00/15:42:31 to 00/15:45:59

Plot file version 761 created 07-AUG-2023 16:13:36

2331+46 EO019B.UVDATA.1

Freq = 4.6005 GHz, Bw = 32.000 MH No calibration applied and no bandpass applied

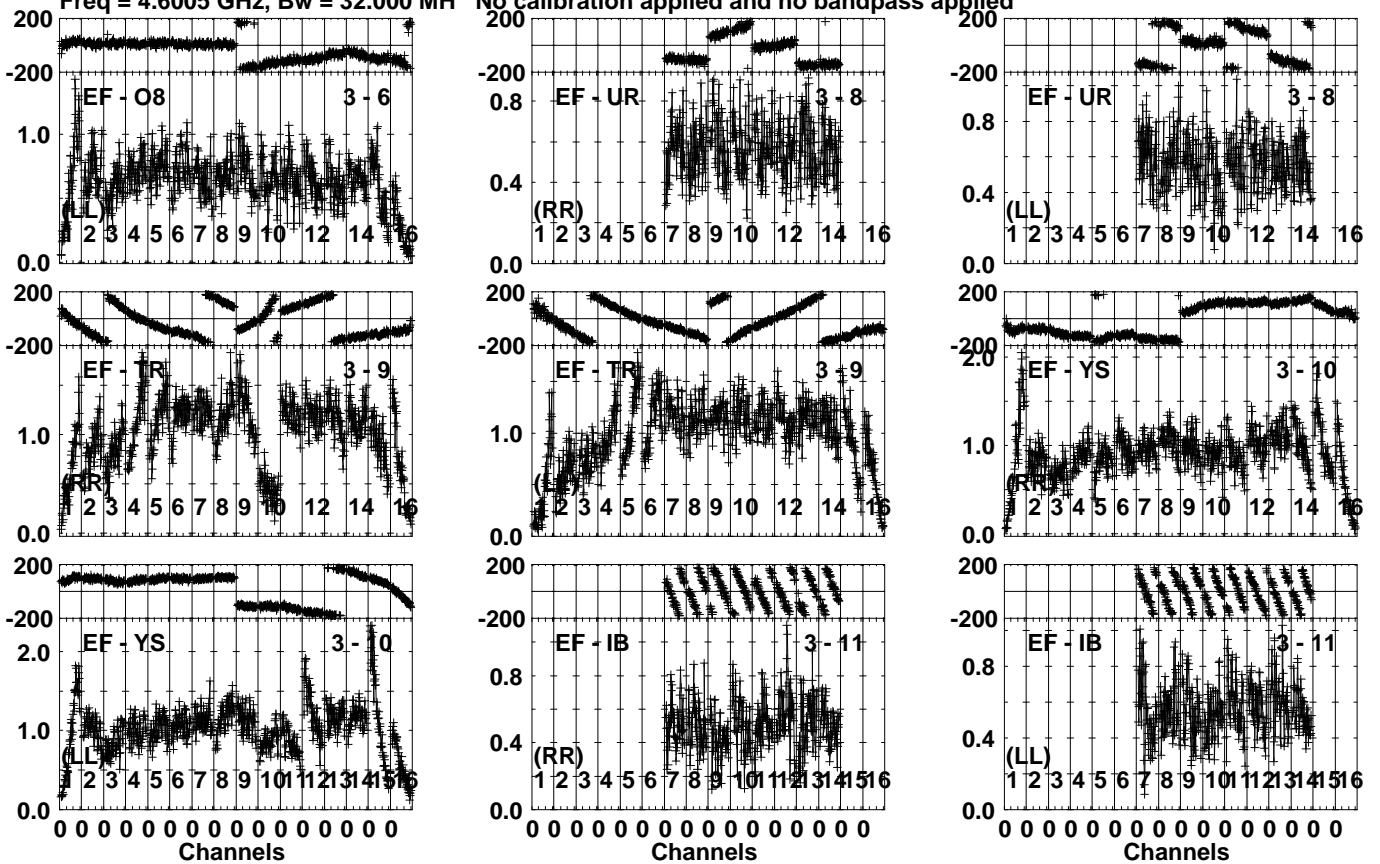


Lower frame: Milli Ampl Jy Top frame: Phas deg
Vector averaged cross-power spectrum Several baselines displayed
Timerange: 00/15:46:01 to 00/15:47:29

Plot file version 762 created 07-AUG-2023 16:13:36

2331+46 EO019B.UVDATA.1

Freq = 4.6005 GHz, Bw = 32.000 MH No calibration applied and no bandpass applied

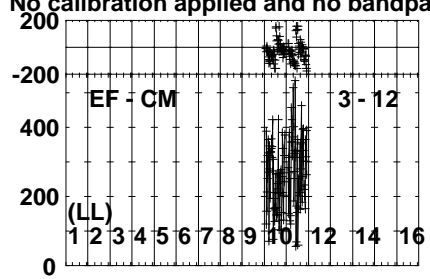
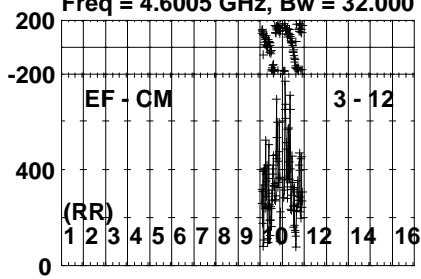


Lower frame: Milli Ampl Jy Top frame: Phas deg
Vector averaged cross-power spectrum Several baselines displayed
Timerange: 00/15:46:01 to 00/15:47:29

Plot file version 763 created 07-AUG-2023 16:13:36

2331+46 EO019B.UVDATA.1

Freq = 4.6005 GHz, Bw = 32.000 MH No calibration applied and no bandpass applied

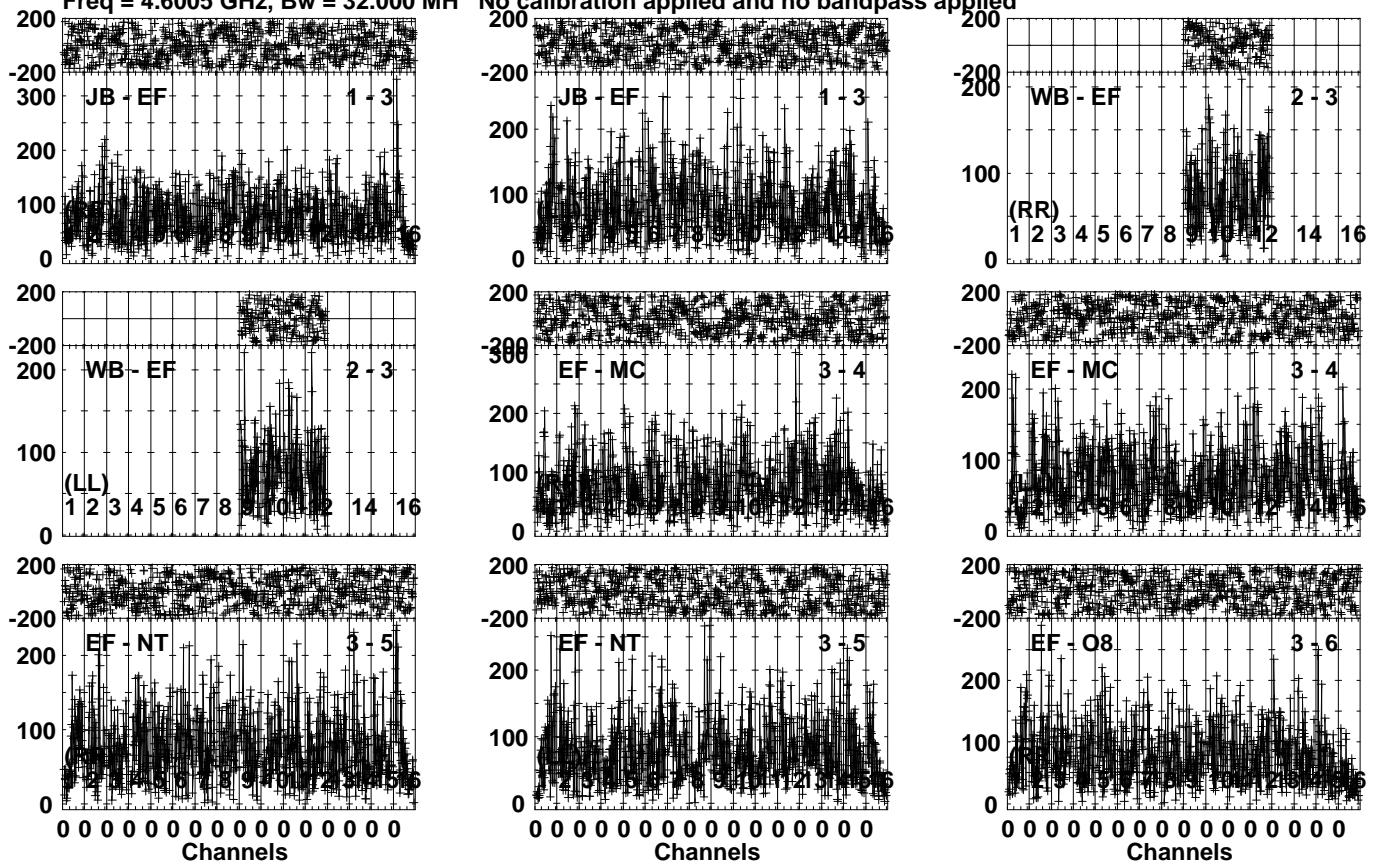


Lower frame: Micro Ampl Jy Top frame: Phas deg
Vector averaged cross-power spectrum Several baselines displayed
Timerange: 00/15:46:01 to 00/15:47:29

Plot file version 764 created 07-AUG-2023 16:13:36

LAND EO019B.UVDATA.1

Freq = 4.6005 GHz, Bw = 32.000 MH No calibration applied and no bandpass applied

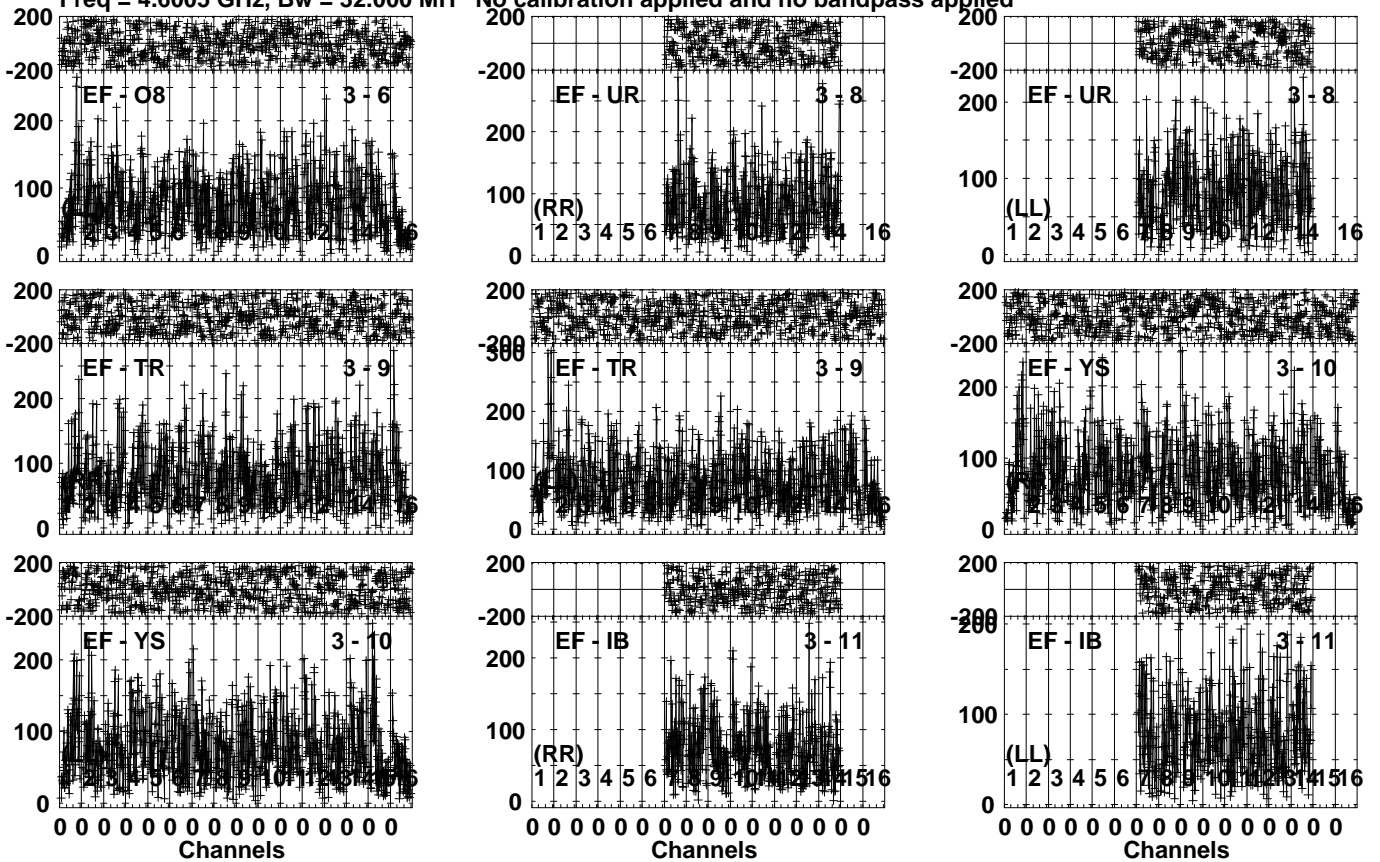


Lower frame: Micro Ampl Jy Top frame: Phas deg
Vector averaged cross-power spectrum Several baselines displayed
Timerange: 00/15:48:16 to 00/15:51:14

Plot file version 765 created 07-AUG-2023 16:13:36

LAND EO019B.UVDATA.1

Freq = 4.6005 GHz, Bw = 32.000 MH No calibration applied and no bandpass applied

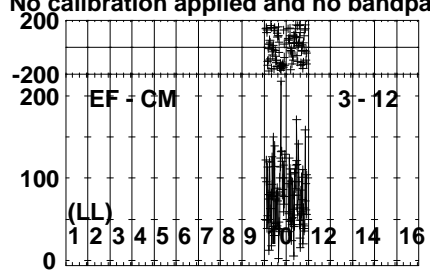
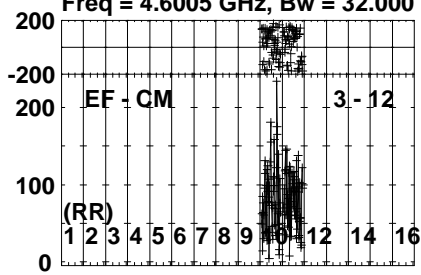


Lower frame: Micro Ampl Jy Top frame: Phas deg
Vector averaged cross-power spectrum Several baselines displayed
Timerange: 00/15:48:16 to 00/15:51:14

Plot file version 766 created 07-AUG-2023 16:13:37

LAND EO019B.UVDATA.1

Freq = 4.6005 GHz, Bw = 32.000 MH No calibration applied and no bandpass applied

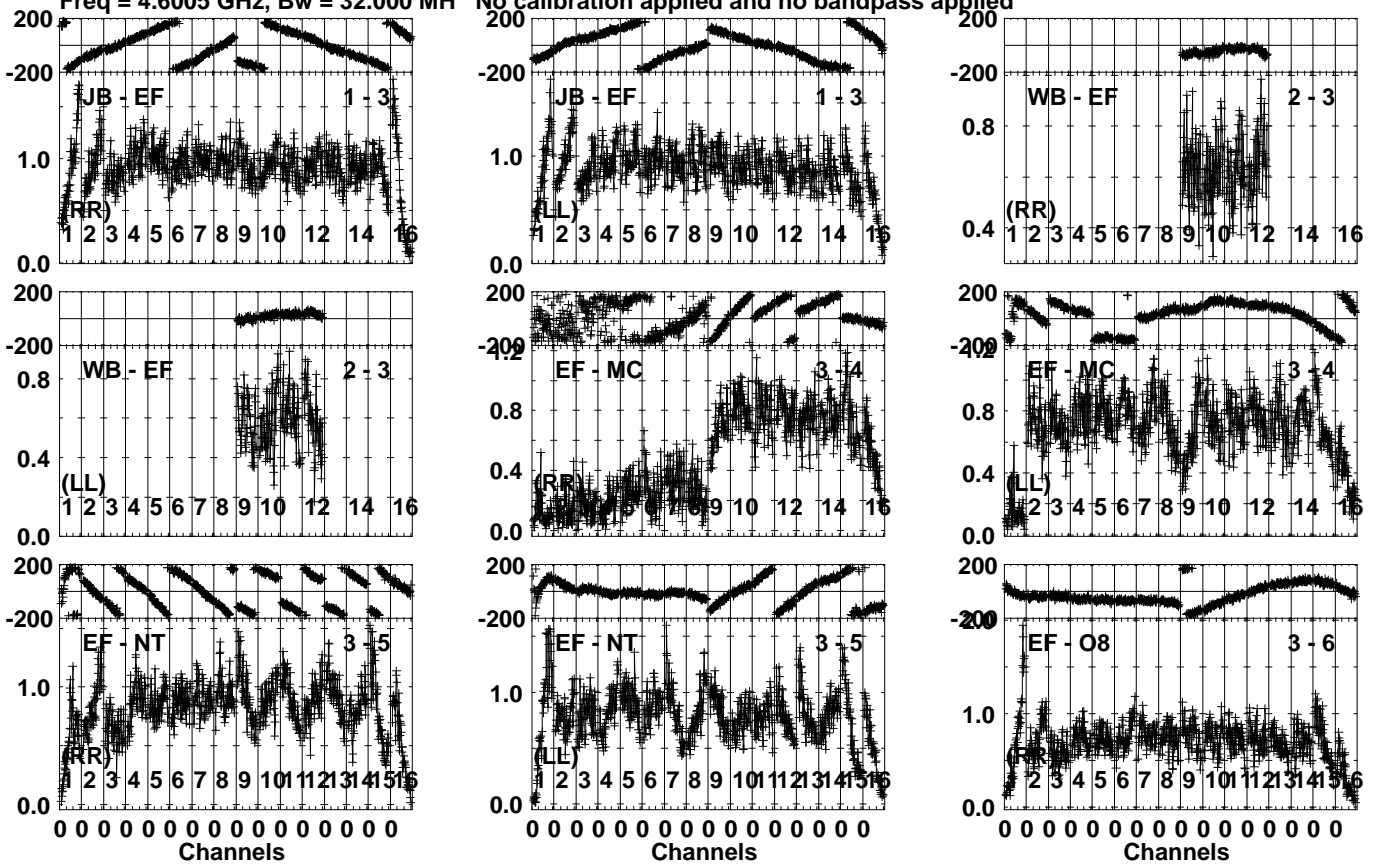


Lower frame: Micro Ampl Jy Top frame: Phas deg
Vector averaged cross-power spectrum Several baselines displayed
Timerange: 00/15:48:16 to 00/15:51:14

Plot file version 767 created 07-AUG-2023 16:13:37

2331+46 EO019B.UVDATA.1

Freq = 4.6005 GHz, Bw = 32.000 MH No calibration applied and no bandpass applied

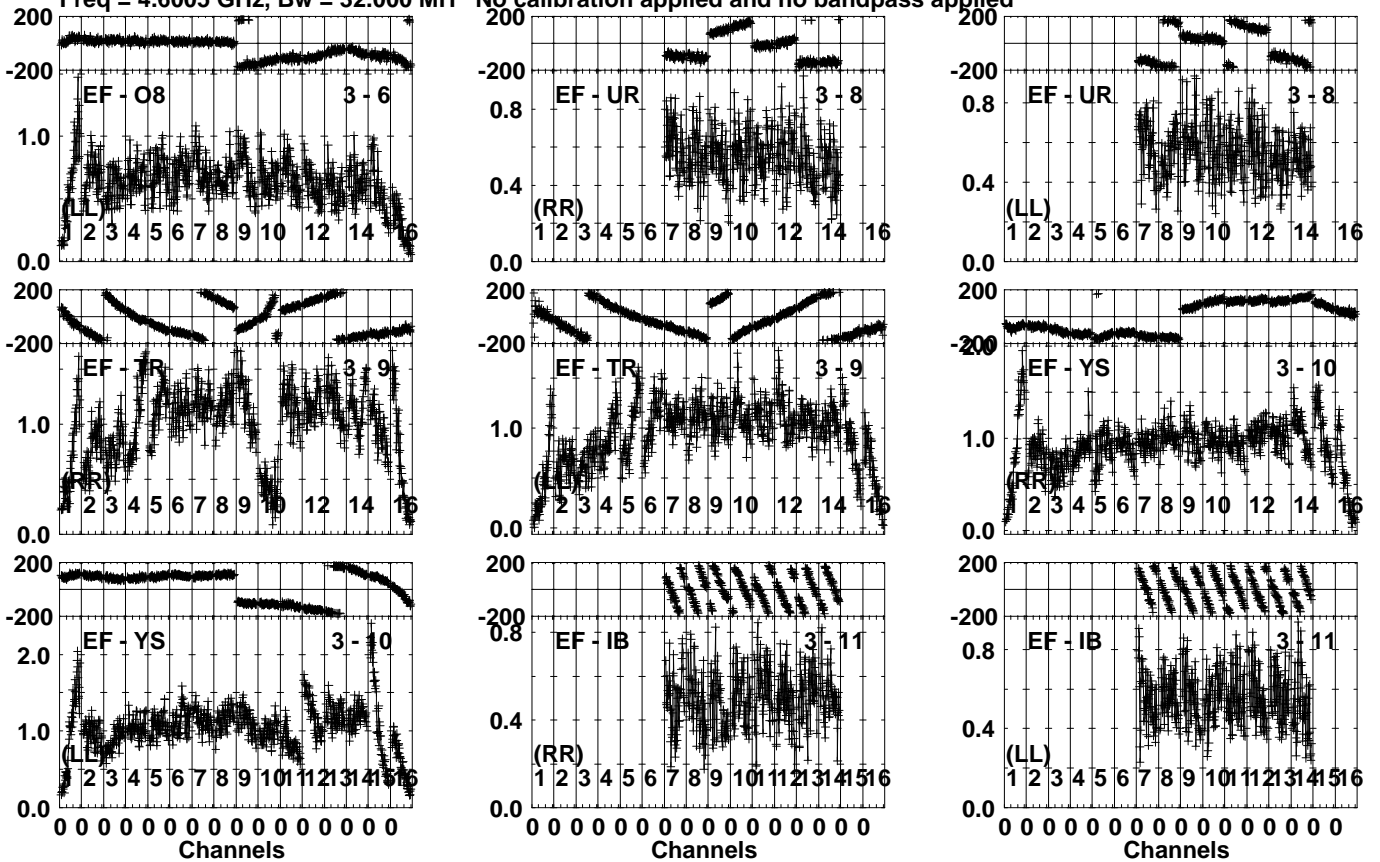


Lower frame: Milli Ampl Jy Top frame: Phas deg
Vector averaged cross-power spectrum Several baselines displayed
Timerange: 00/15:51:16 to 00/15:52:44

Plot file version 768 created 07-AUG-2023 16:13:37

2331+46 EO019B.UVDATA.1

Freq = 4.6005 GHz, Bw = 32.000 MH No calibration applied and no bandpass applied

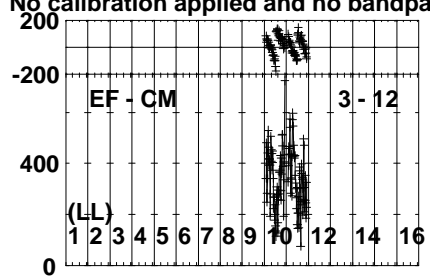
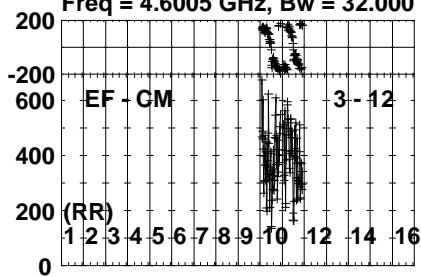


Lower frame: Milli Ampl Jy Top frame: Phas deg
Vector averaged cross-power spectrum Several baselines displayed
Timerange: 00/15:51:16 to 00/15:52:44

Plot file version 769 created 07-AUG-2023 16:13:37

2331+46 EO019B.UVDATA.1

Freq = 4.6005 GHz, Bw = 32.000 MH No calibration applied and no bandpass applied

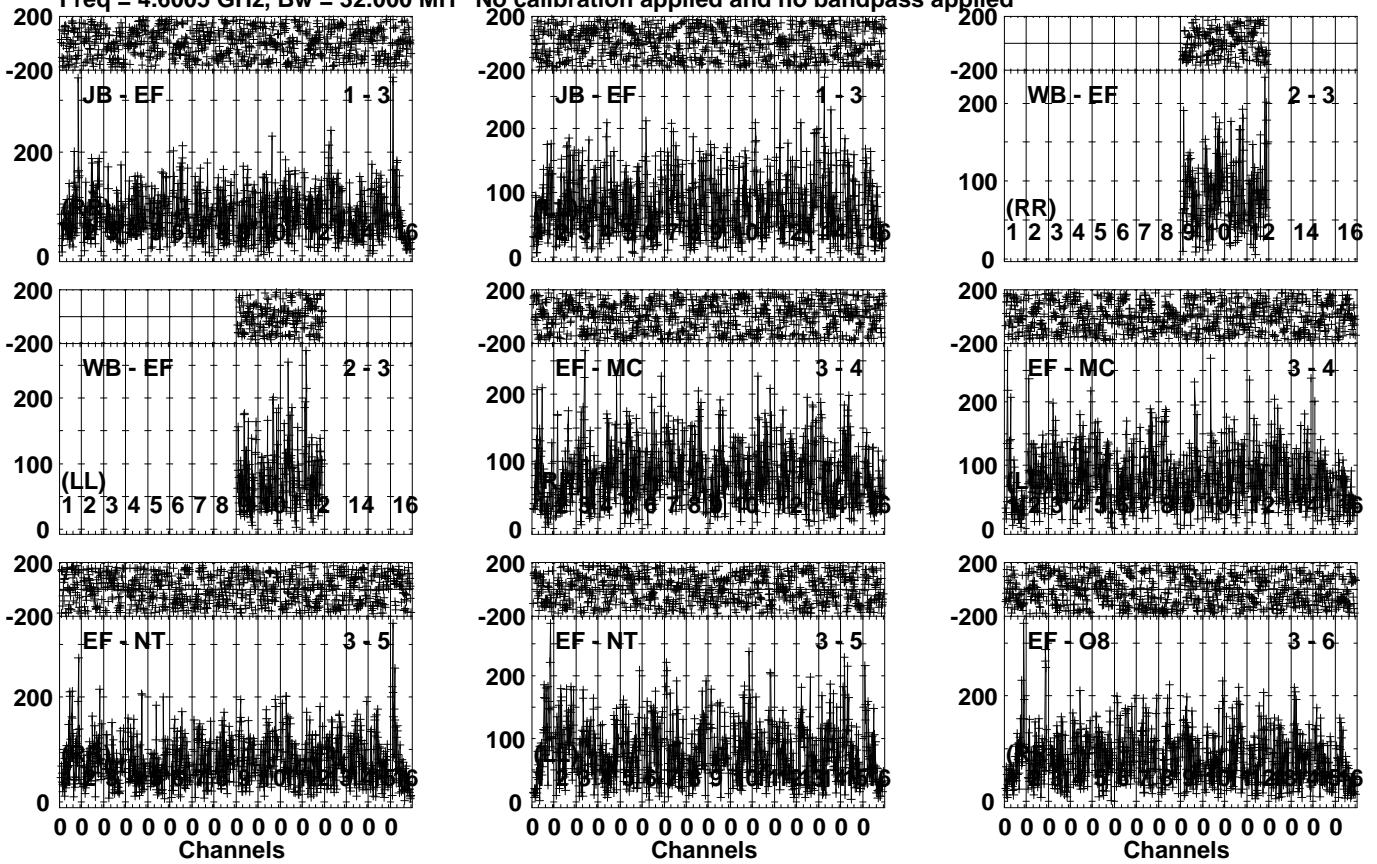


Lower frame: Micro Ampl Jy Top frame: Phas deg
Vector averaged cross-power spectrum Several baselines displayed
Timerange: 00/15:51:16 to 00/15:52:44

Plot file version 770 created 07-AUG-2023 16:13:37

LAND EO019B.UVDATA.1

Freq = 4.6005 GHz, Bw = 32.000 MH No calibration applied and no bandpass applied

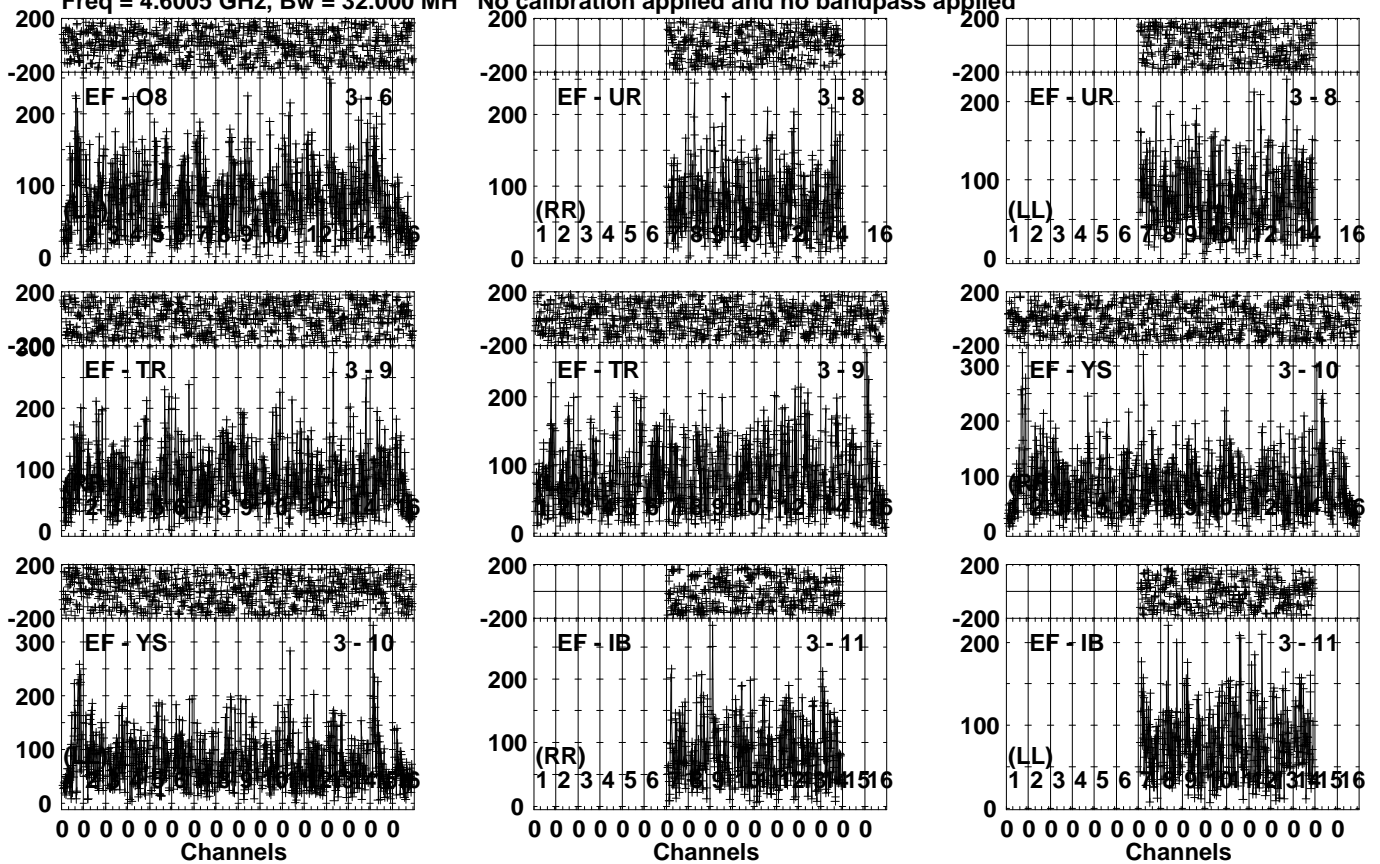


Lower frame: Micro Ampl Jy Top frame: Phas deg
Vector averaged cross-power spectrum Several baselines displayed
Timerange: 00/15:52:46 to 00/15:56:14

Plot file version 771 created 07-AUG-2023 16:13:37

LAND EO019B.UVDATA.1

Freq = 4.6005 GHz, Bw = 32.000 MH No calibration applied and no bandpass applied

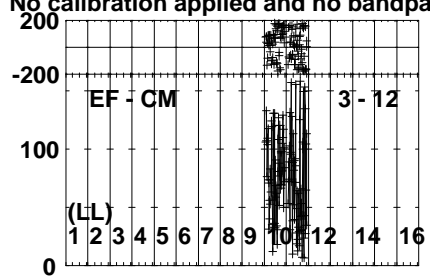
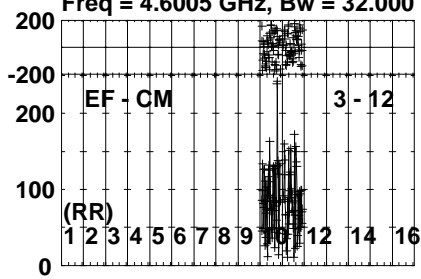


Lower frame: Micro Ampl Jy Top frame: Phas deg
Vector averaged cross-power spectrum Several baselines displayed
Timerange: 00/15:52:46 to 00/15:56:14

Plot file version 772 created 07-AUG-2023 16:13:38

LAND EO019B.UVDATA.1

Freq = 4.6005 GHz, Bw = 32.000 MH No calibration applied and no bandpass applied

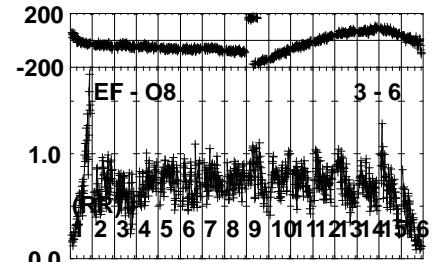
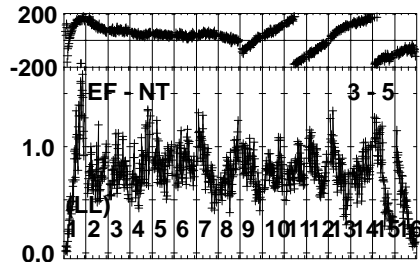
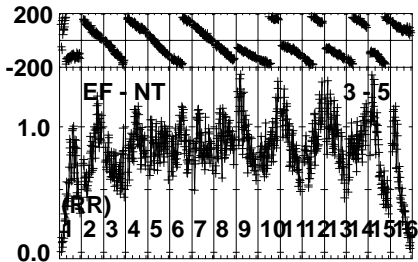
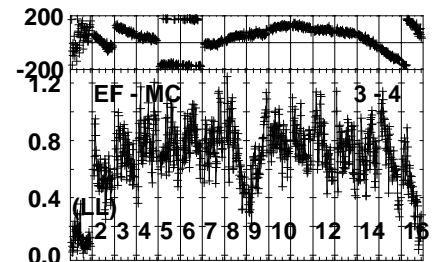
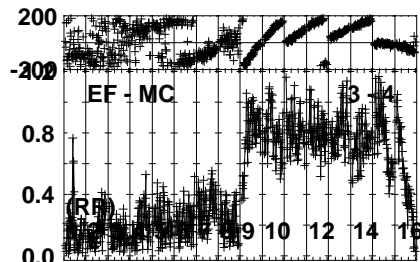
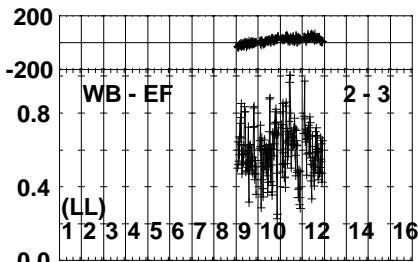
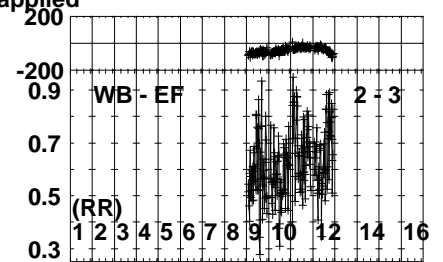
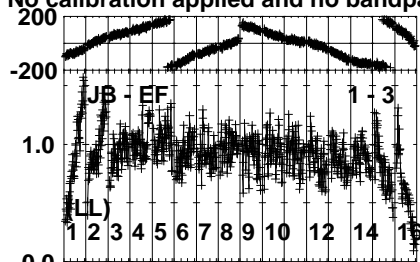
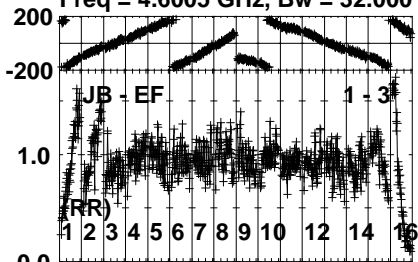


Lower frame: Micro Ampl Jy Top frame: Phas deg
Vector averaged cross-power spectrum Several baselines displayed
Timerange: 00/15:52:46 to 00/15:56:14

Plot file version 773 created 07-AUG-2023 16:13:38

2331+46 EO019B.UVDATA.1

Freq = 4.6005 GHz, Bw = 32.000 MH No calibration applied and no bandpass applied

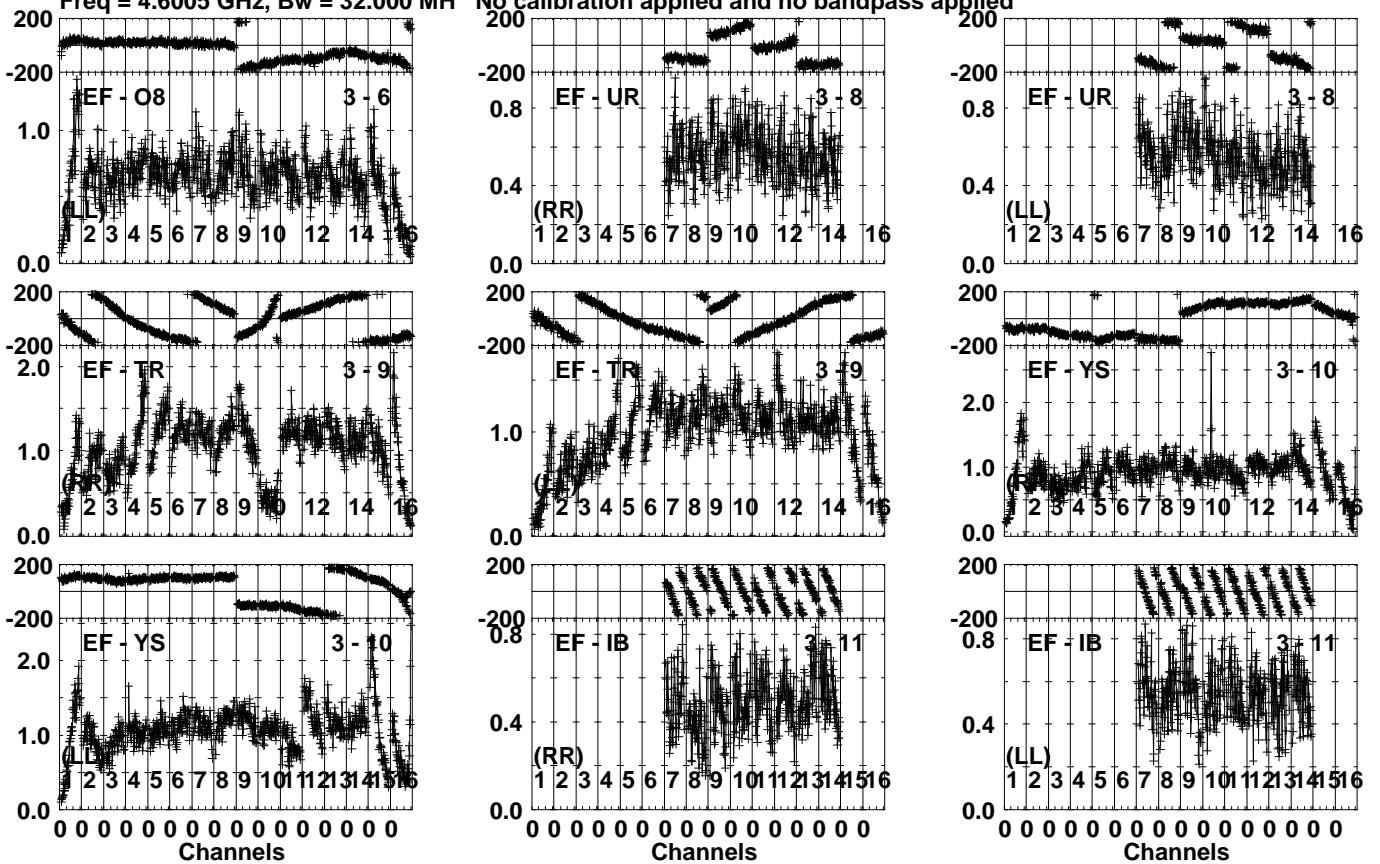


Lower frame: Milli Ampl Jy Top frame: Phas deg
Vector averaged cross-power spectrum Several baselines displayed
Timerange: 00/15:56:16 to 00/15:57:44

Plot file version 774 created 07-AUG-2023 16:13:38

2331+46 EO019B.UVDATA.1

Freq = 4.6005 GHz, Bw = 32.000 MH No calibration applied and no bandpass applied


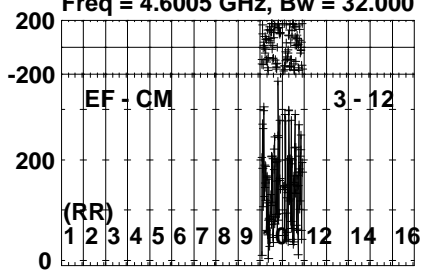


Lower frame: Milli Ampl Jy Top frame: Phas deg
Vector averaged cross-power spectrum Several baselines displayed
Timerange: 00/15:56:16 to 00/15:57:44

Plot file version 775 created 07-AUG-2023 16:13:38

2331+46 EO019B.UVDATA.1

Freq = 4.6005 GHz, Bw = 32.000 MH No calibration applied and no bandpass applied

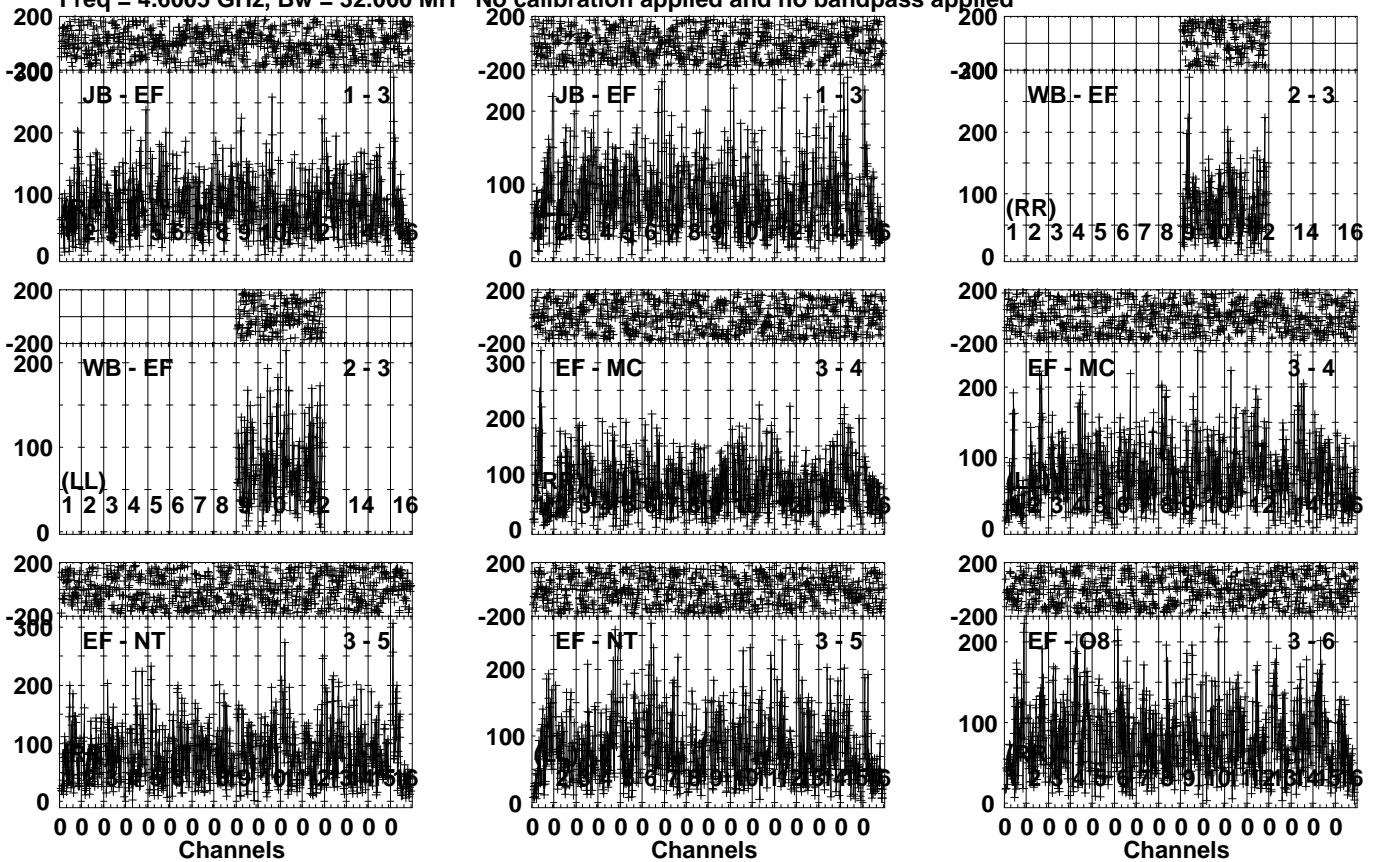


Lower frame: Micro Ampl Jy Top frame: Phas deg
Vector averaged cross-power spectrum Several baselines displayed
Timerange: 00/15:56:16 to 00/15:57:44

Plot file version 776 created 07-AUG-2023 16:13:38

LAND EO019B.UVDATA.1

Freq = 4.6005 GHz, Bw = 32.000 MH No calibration applied and no bandpass applied

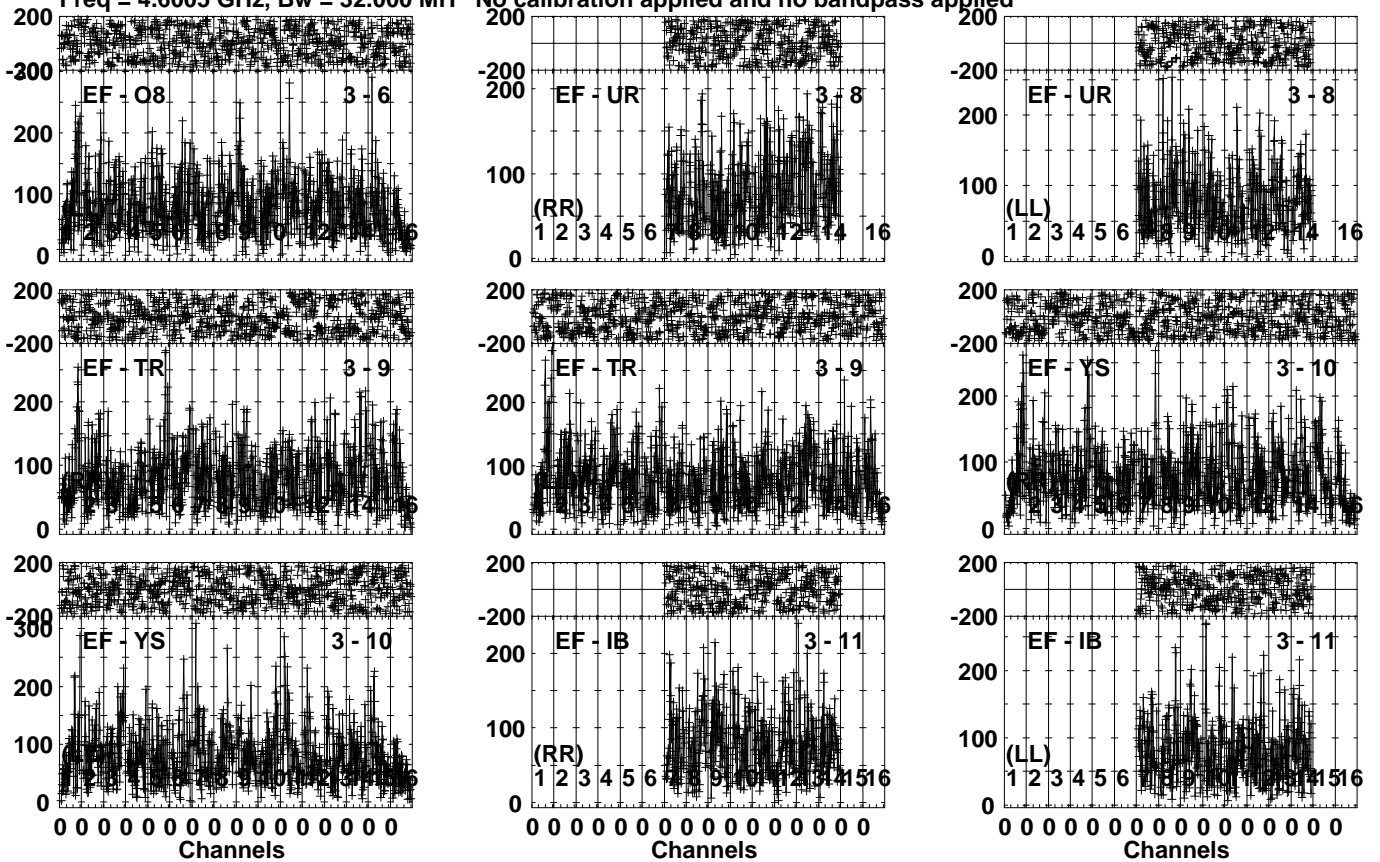


Lower frame: Micro Ampl Jy Top frame: Phas deg
Vector averaged cross-power spectrum Several baselines displayed
Timerange: 00/15:58:31 to 00/16:01:29

Plot file version 777 created 07-AUG-2023 16:13:38

LAND EO019B.UVDATA.1

Freq = 4.6005 GHz, Bw = 32.000 MH No calibration applied and no bandpass applied

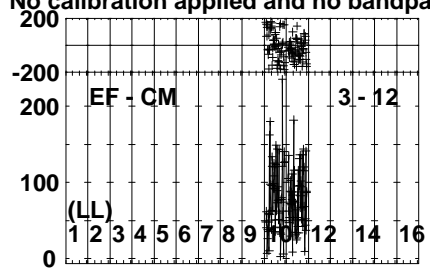
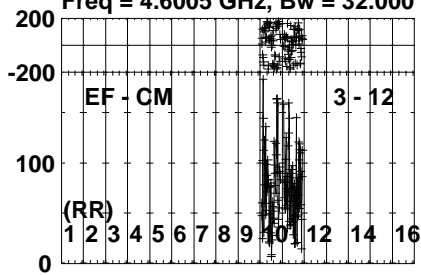


Lower frame: Micro Ampl Jy Top frame: Phas deg
Vector averaged cross-power spectrum Several baselines displayed
Timerange: 00/15:58:31 to 00/16:01:29

Plot file version 778 created 07-AUG-2023 16:13:38

LAND EO019B.UVDATA.1

Freq = 4.6005 GHz, Bw = 32.000 MH No calibration applied and no bandpass applied

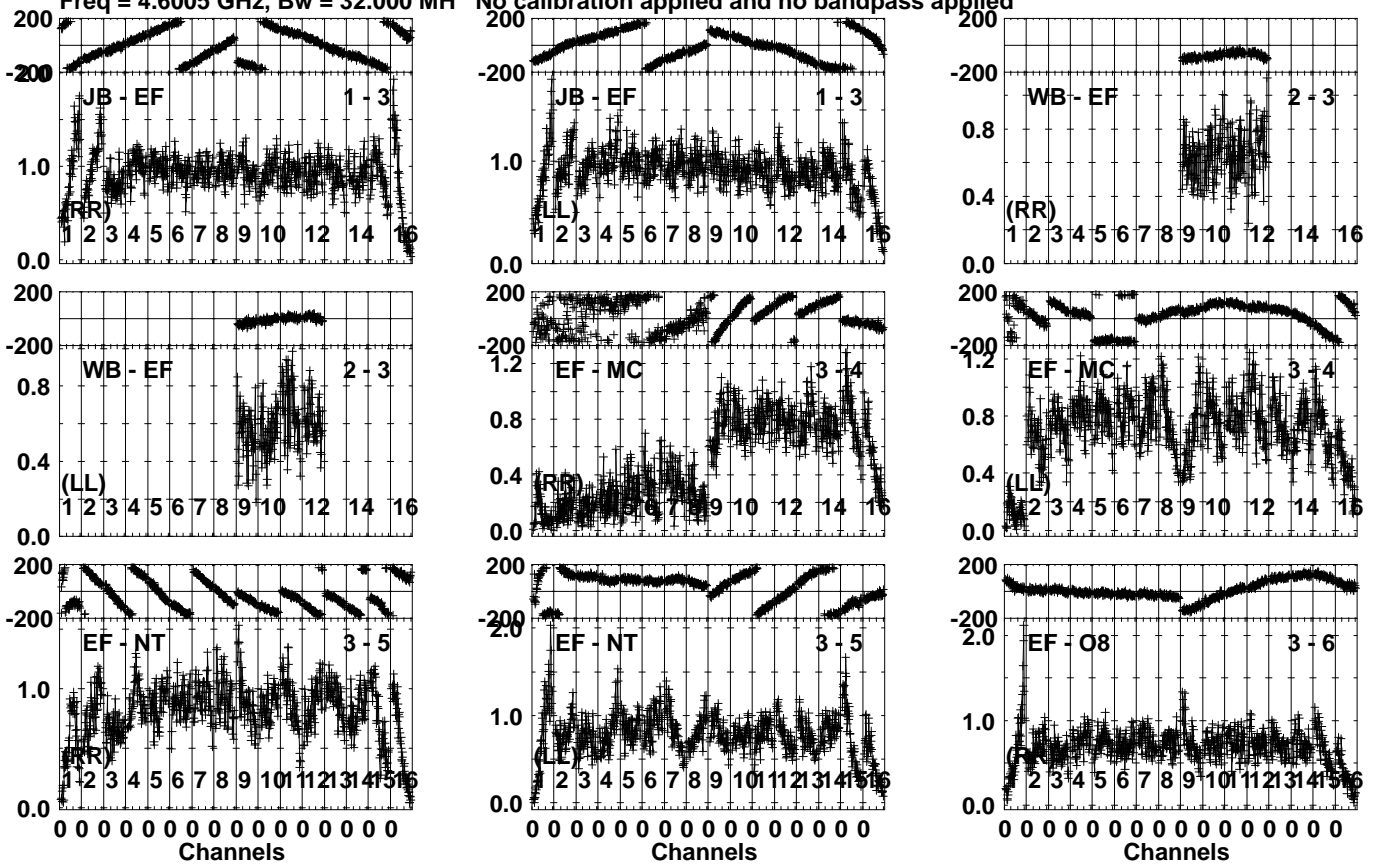


Lower frame: Micro Ampl Jy Top frame: Phas deg
Vector averaged cross-power spectrum Several baselines displayed
Timerange: 00/15:58:31 to 00/16:01:29

Plot file version 779 created 07-AUG-2023 16:13:39

2331+46 EO019B.UVDATA.1

Freq = 4.6005 GHz, Bw = 32.000 MH No calibration applied and no bandpass applied

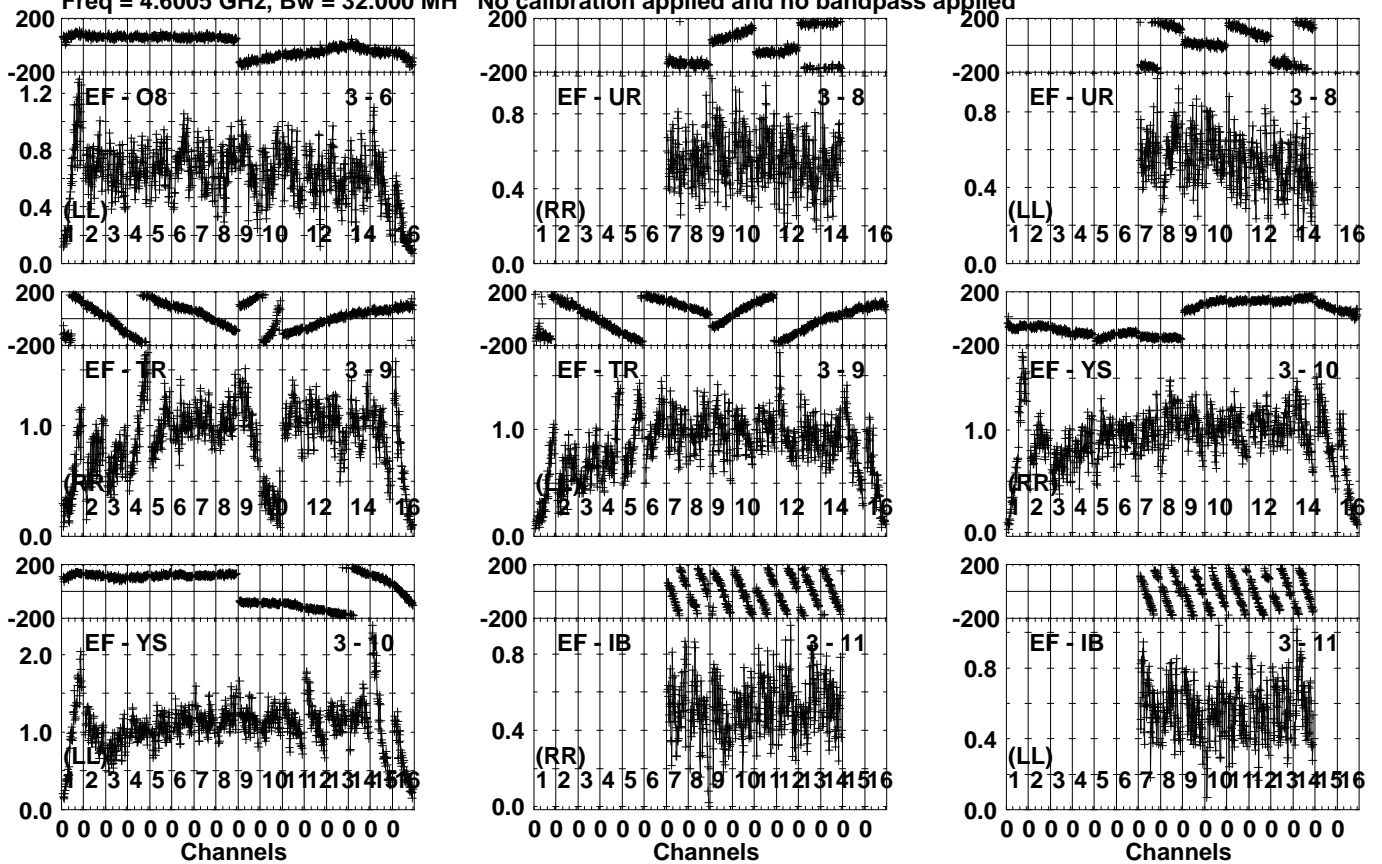


Lower frame: Milli Ampl Jy Top frame: Phas deg
Vector averaged cross-power spectrum Several baselines displayed
Timerange: 00/16:01:33 to 00/16:02:59

Plot file version 780 created 07-AUG-2023 16:13:39

2331+46 EO019B.UVDATA.1

Freq = 4.6005 GHz, Bw = 32.000 MH No calibration applied and no bandpass applied

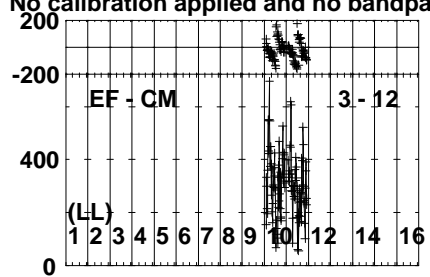
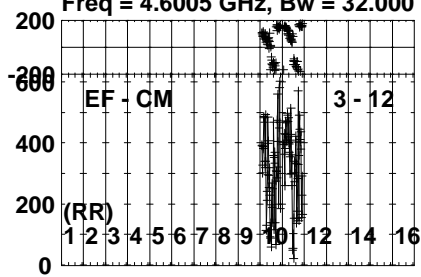


Lower frame: Milli Ampl Jy Top frame: Phas deg
Vector averaged cross-power spectrum Several baselines displayed
Timerange: 00/16:01:33 to 00/16:02:59

Plot file version 781 created 07-AUG-2023 16:13:39

2331+46 EO019B.UVDATA.1

Freq = 4.6005 GHz, Bw = 32.000 MH No calibration applied and no bandpass applied

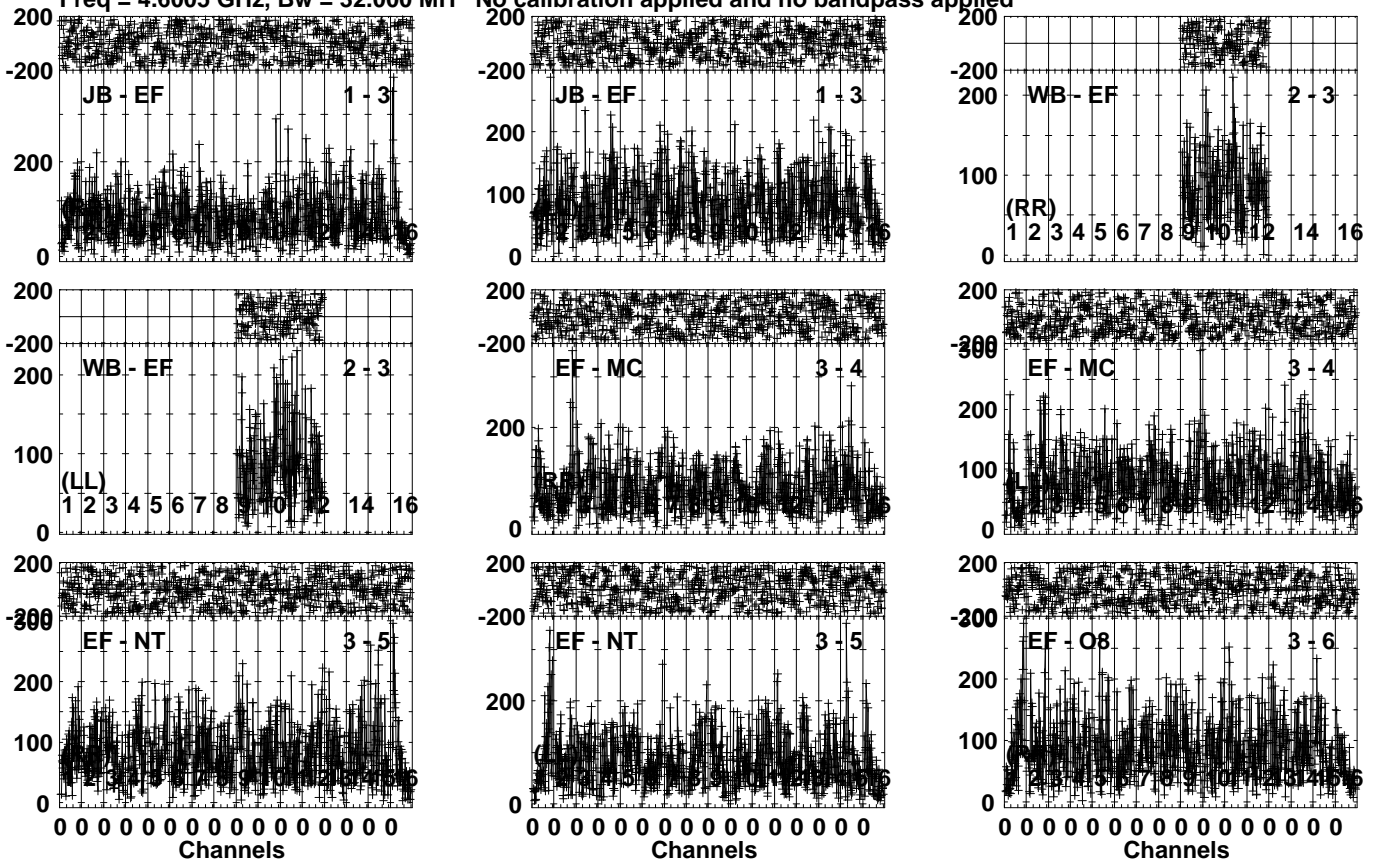


Lower frame: Micro Ampl Jy Top frame: Phas deg
Vector averaged cross-power spectrum Several baselines displayed
Timerange: 00/16:01:33 to 00/16:02:59

Plot file version 782 created 07-AUG-2023 16:13:39

LAND EO019B.UVDATA.1

Freq = 4.6005 GHz, Bw = 32.000 MH No calibration applied and no bandpass applied

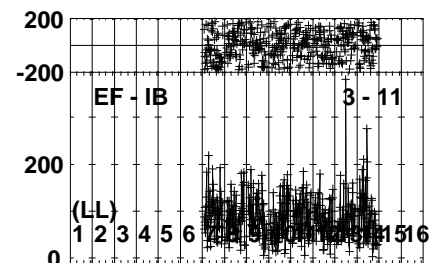
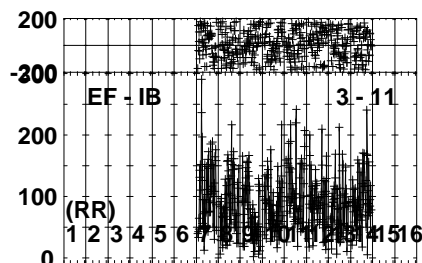
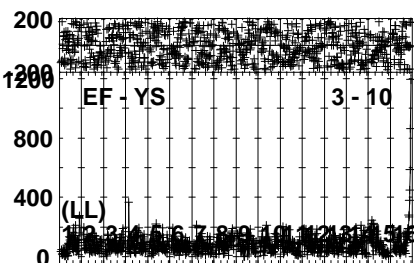
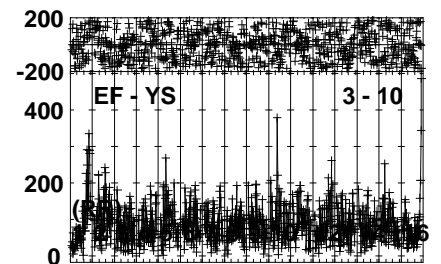
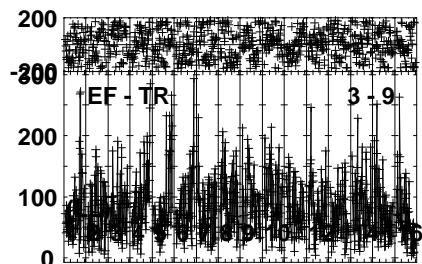
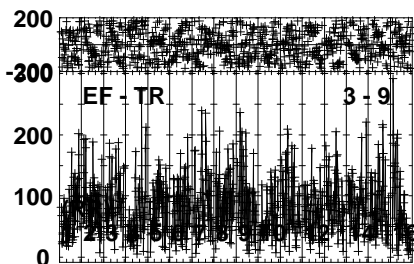
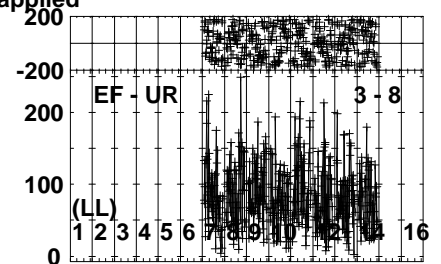
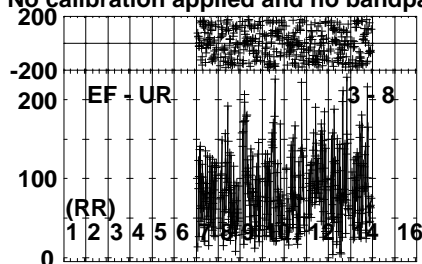
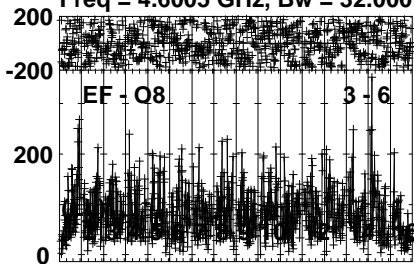


Lower frame: Micro Ampl Jy Top frame: Phas deg
Vector averaged cross-power spectrum Several baselines displayed
Timerange: 00/16:03:01 to 00/16:06:29

Plot file version 783 created 07-AUG-2023 16:13:39

LAND EO019B.UVDATA.1

Freq = 4.6005 GHz, Bw = 32.000 MH No calibration applied and no bandpass applied

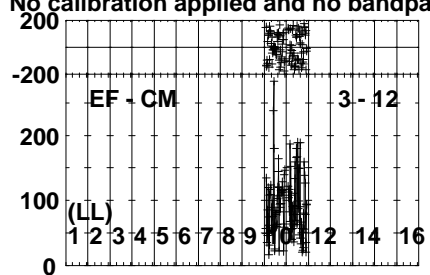
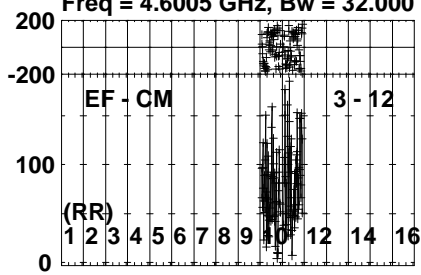


Lower frame: Micro Ampl Jy Top frame: Phas deg
Vector averaged cross-power spectrum Several baselines displayed
Timerange: 00/16:03:01 to 00/16:06:29

Plot file version 784 created 07-AUG-2023 16:13:39

LAND EO019B.UVDATA.1

Freq = 4.6005 GHz, Bw = 32.000 MH No calibration applied and no bandpass applied

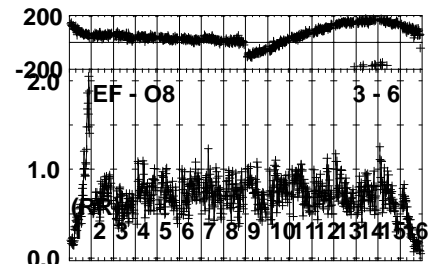
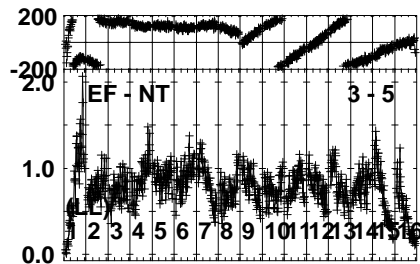
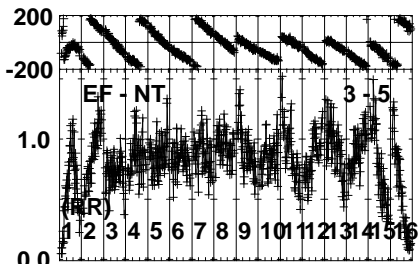
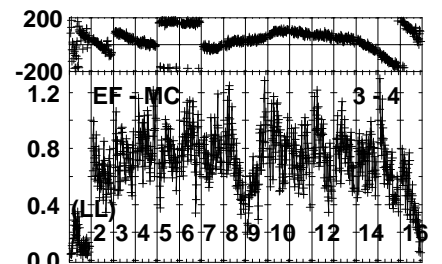
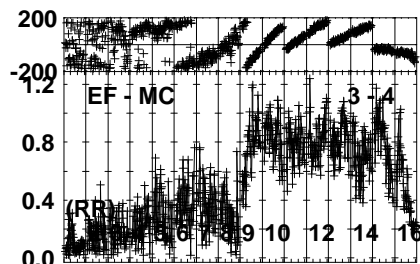
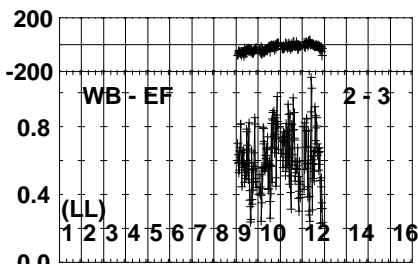
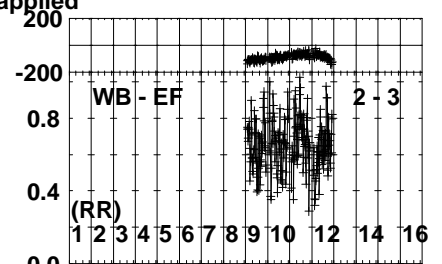
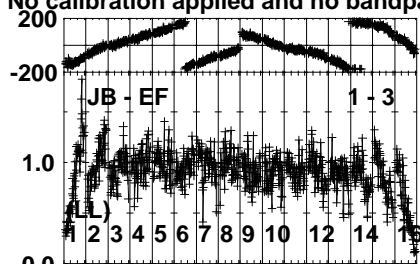
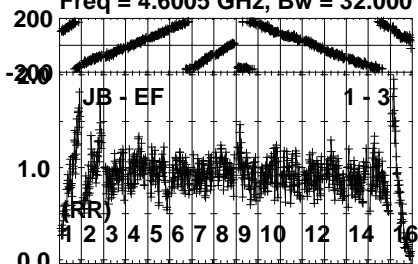


Lower frame: Micro Ampl Jy Top frame: Phas deg
Vector averaged cross-power spectrum Several baselines displayed
Timerange: 00/16:03:01 to 00/16:06:29

Plot file version 785 created 07-AUG-2023 16:13:40

2331+46 EO019B.UVDATA.1

Freq = 4.6005 GHz, Bw = 32.000 MH No calibration applied and no bandpass applied

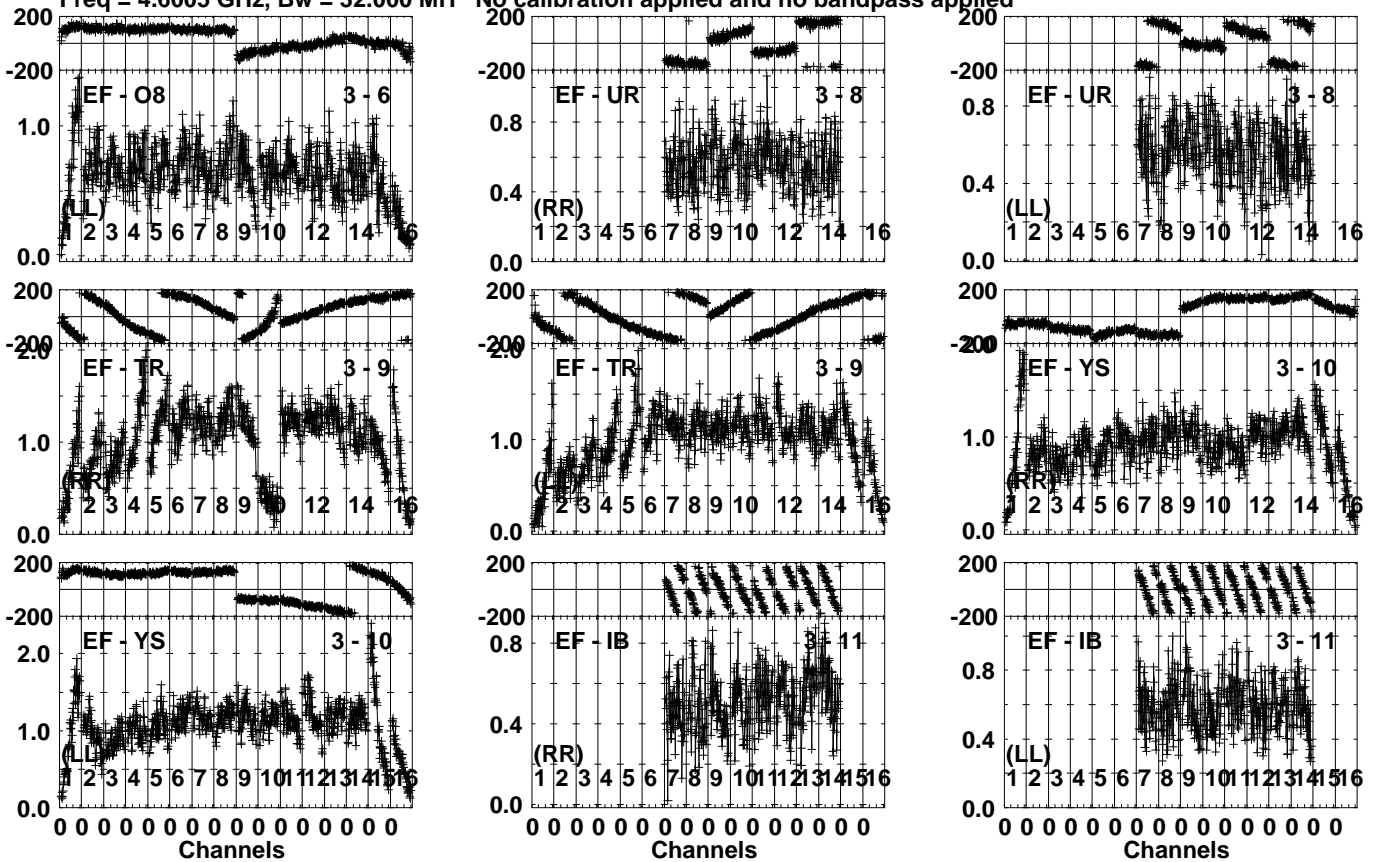


Lower frame: Milli Ampl Jy Top frame: Phas deg
Vector averaged cross-power spectrum Several baselines displayed
Timerange: 00/16:06:31 to 00/16:07:59

Plot file version 786 created 07-AUG-2023 16:13:40

2331+46 EO019B.UVDATA.1

Freq = 4.6005 GHz, Bw = 32.000 MH No calibration applied and no bandpass applied

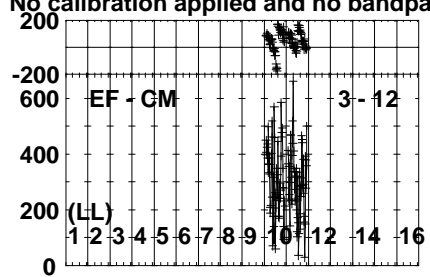
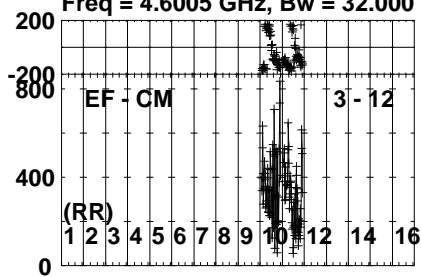


Lower frame: Milli Ampl Jy Top frame: Phas deg
Vector averaged cross-power spectrum Several baselines displayed
Timerange: 00/16:06:31 to 00/16:07:59

Plot file version 787 created 07-AUG-2023 16:13:40

2331+46 EO019B.UVDATA.1

Freq = 4.6005 GHz, Bw = 32.000 MH No calibration applied and no bandpass applied

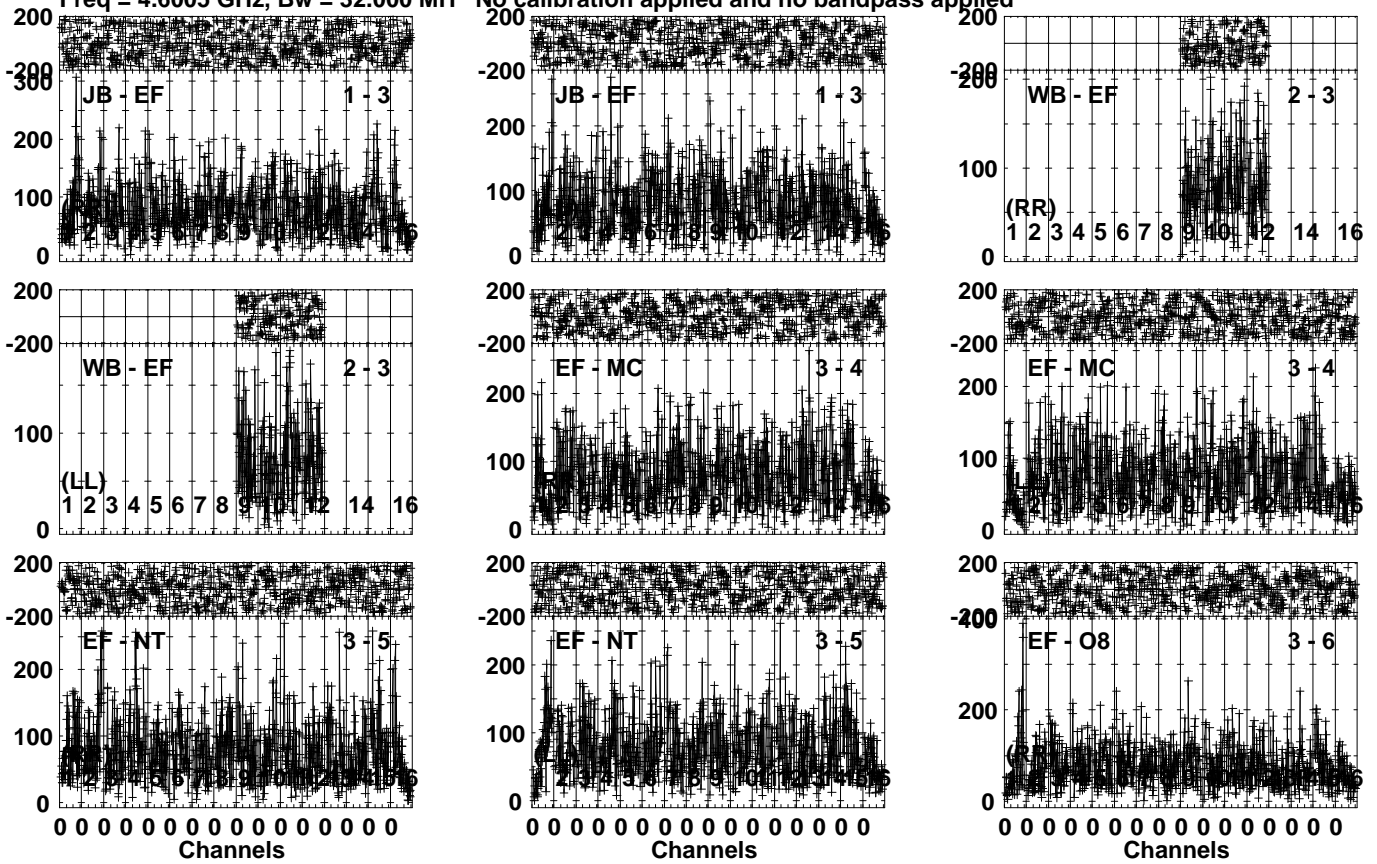


Lower frame: Micro Ampl Jy Top frame: Phas deg
Vector averaged cross-power spectrum Several baselines displayed
Timerange: 00/16:06:31 to 00/16:07:59

Plot file version 788 created 07-AUG-2023 16:13:40

LAND EO019B.UVDATA.1

Freq = 4.6005 GHz, Bw = 32.000 MH No calibration applied and no bandpass applied

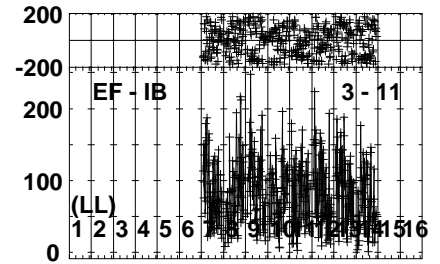
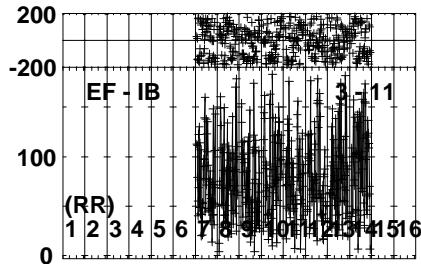
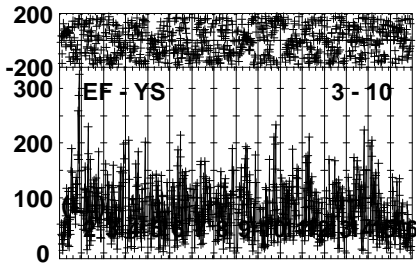
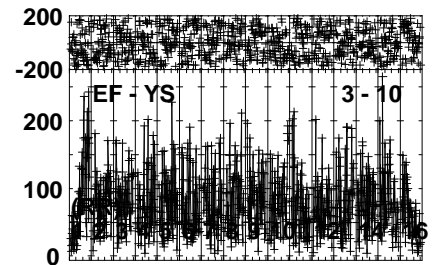
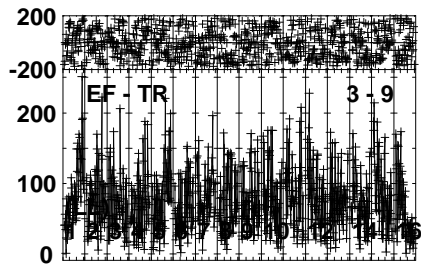
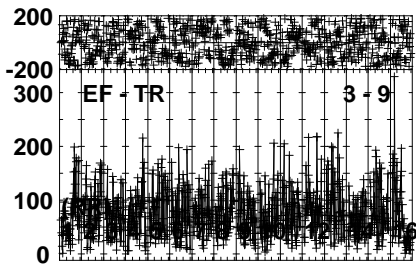
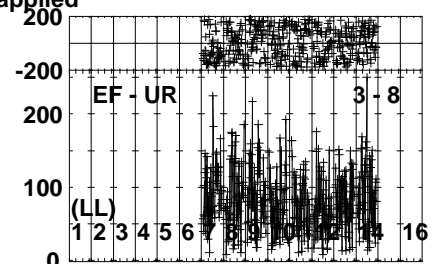
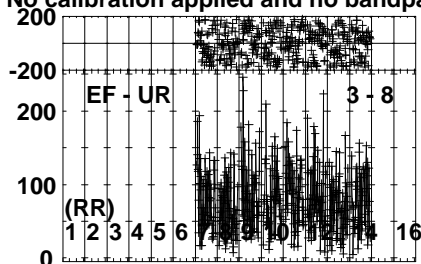
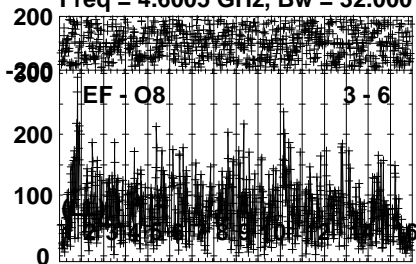


Lower frame: Micro Ampl Jy Top frame: Phas deg
Vector averaged cross-power spectrum Several baselines displayed
Timerange: 00/16:08:46 to 00/16:11:44

Plot file version 789 created 07-AUG-2023 16:13:40

LAND EO019B.UVDATA.1

Freq = 4.6005 GHz, Bw = 32.000 MH No calibration applied and no bandpass applied

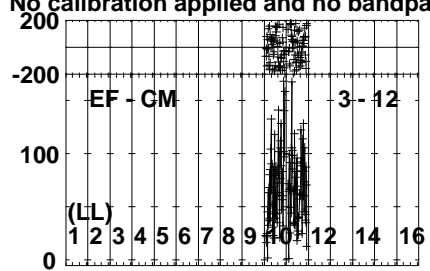
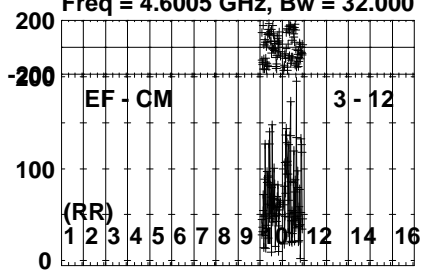


Lower frame: Micro Ampl Jy Top frame: Phas deg
Vector averaged cross-power spectrum Several baselines displayed
Timerange: 00/16:08:46 to 00/16:11:44

Plot file version 790 created 07-AUG-2023 16:13:40

LAND EO019B.UVDATA.1

Freq = 4.6005 GHz, Bw = 32.000 MH No calibration applied and no bandpass applied

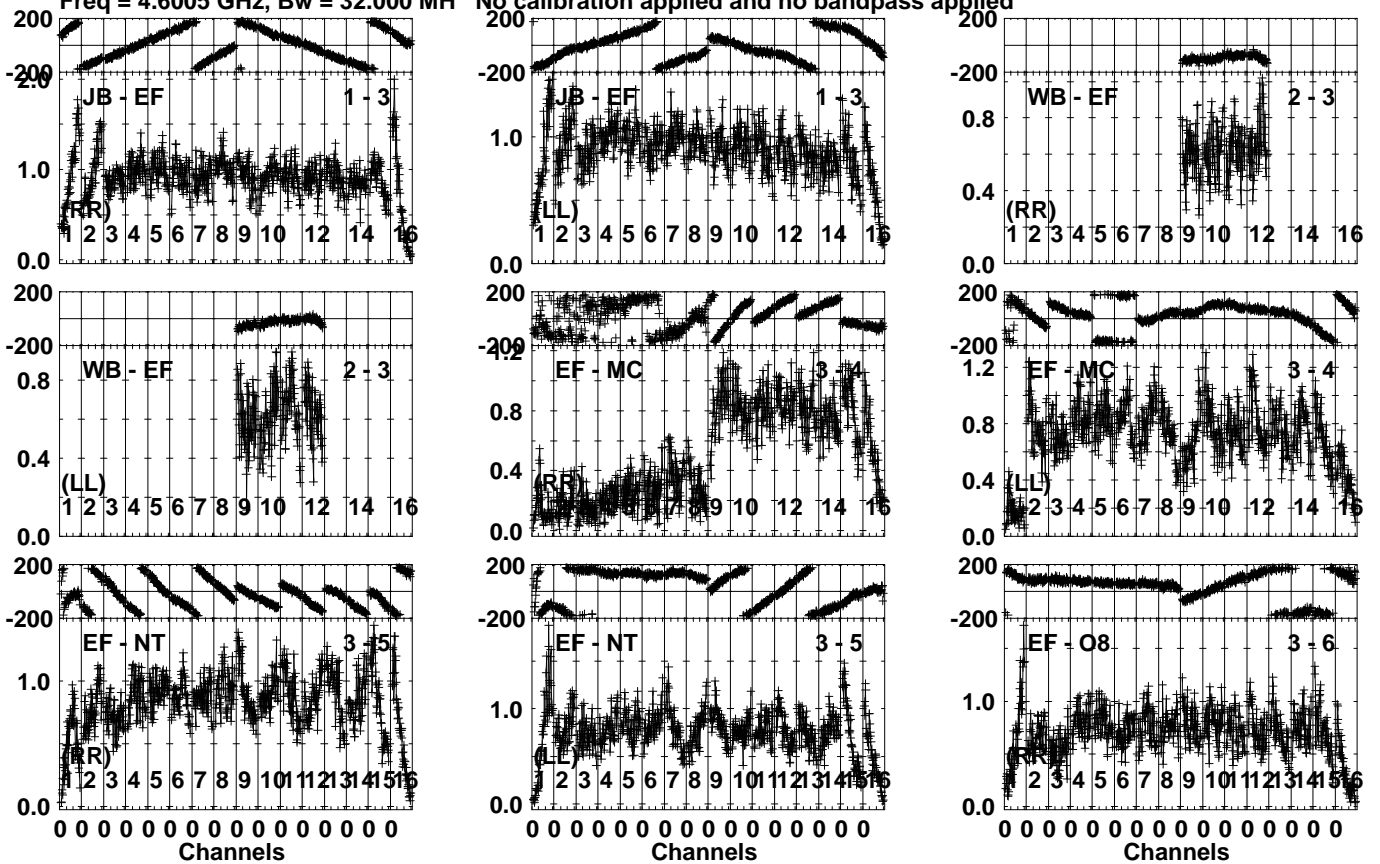


Lower frame: Micro Ampl Jy Top frame: Phas deg
Vector averaged cross-power spectrum Several baselines displayed
Timerange: 00/16:08:46 to 00/16:11:44

Plot file version 791 created 07-AUG-2023 16:13:41

2331+46 EO019B.UVDATA.1

Freq = 4.6005 GHz, Bw = 32.000 MH No calibration applied and no bandpass applied

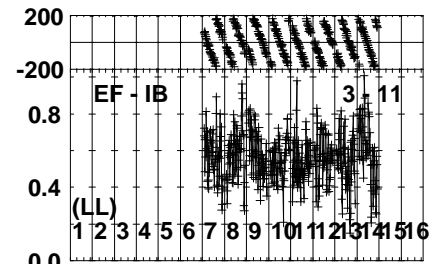
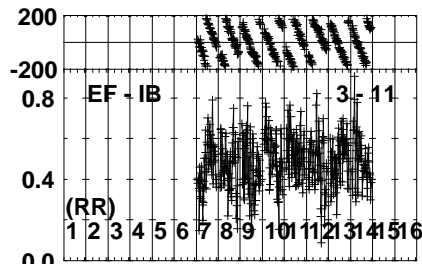
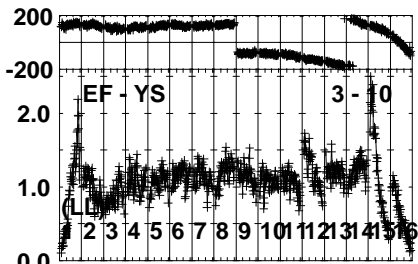
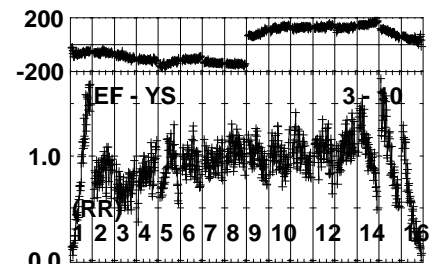
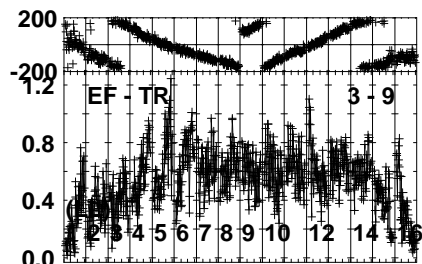
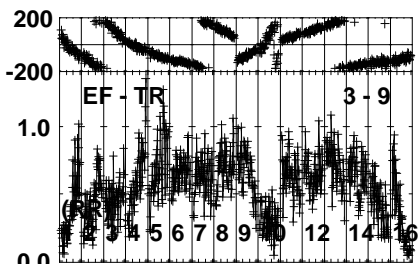
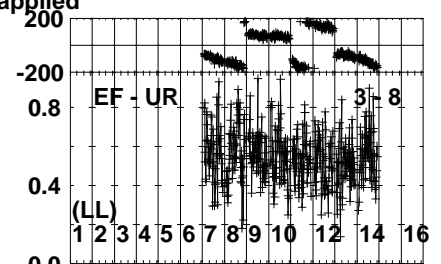
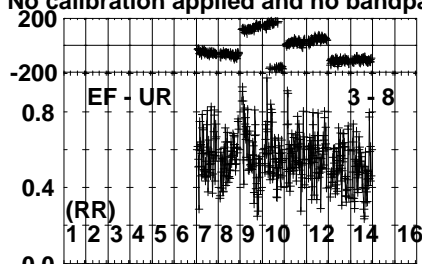
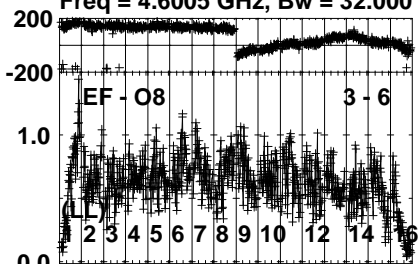


Lower frame: Milli Ampl Jy Top frame: Phas deg
Vector averaged cross-power spectrum Several baselines displayed
Timerange: 00/16:11:48 to 00/16:13:14

Plot file version 792 created 07-AUG-2023 16:13:41

2331+46 EO019B.UVDATA.1

Freq = 4.6005 GHz, Bw = 32.000 MH No calibration applied and no bandpass applied

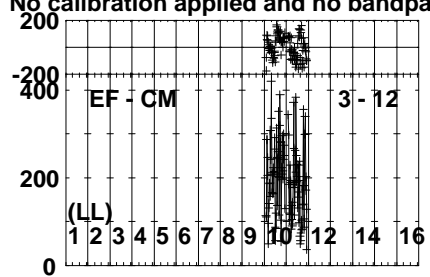
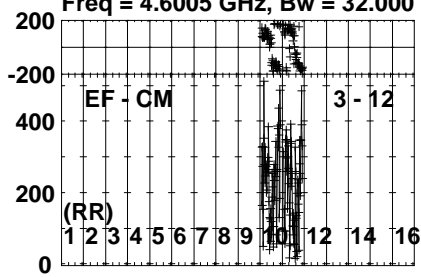


Lower frame: Milli Ampl Jy Top frame: Phas deg
Vector averaged cross-power spectrum Several baselines displayed
Timerange: 00/16:11:48 to 00/16:13:14

Plot file version 793 created 07-AUG-2023 16:13:41

2331+46 EO019B.UVDATA.1

Freq = 4.6005 GHz, Bw = 32.000 MH No calibration applied and no bandpass applied

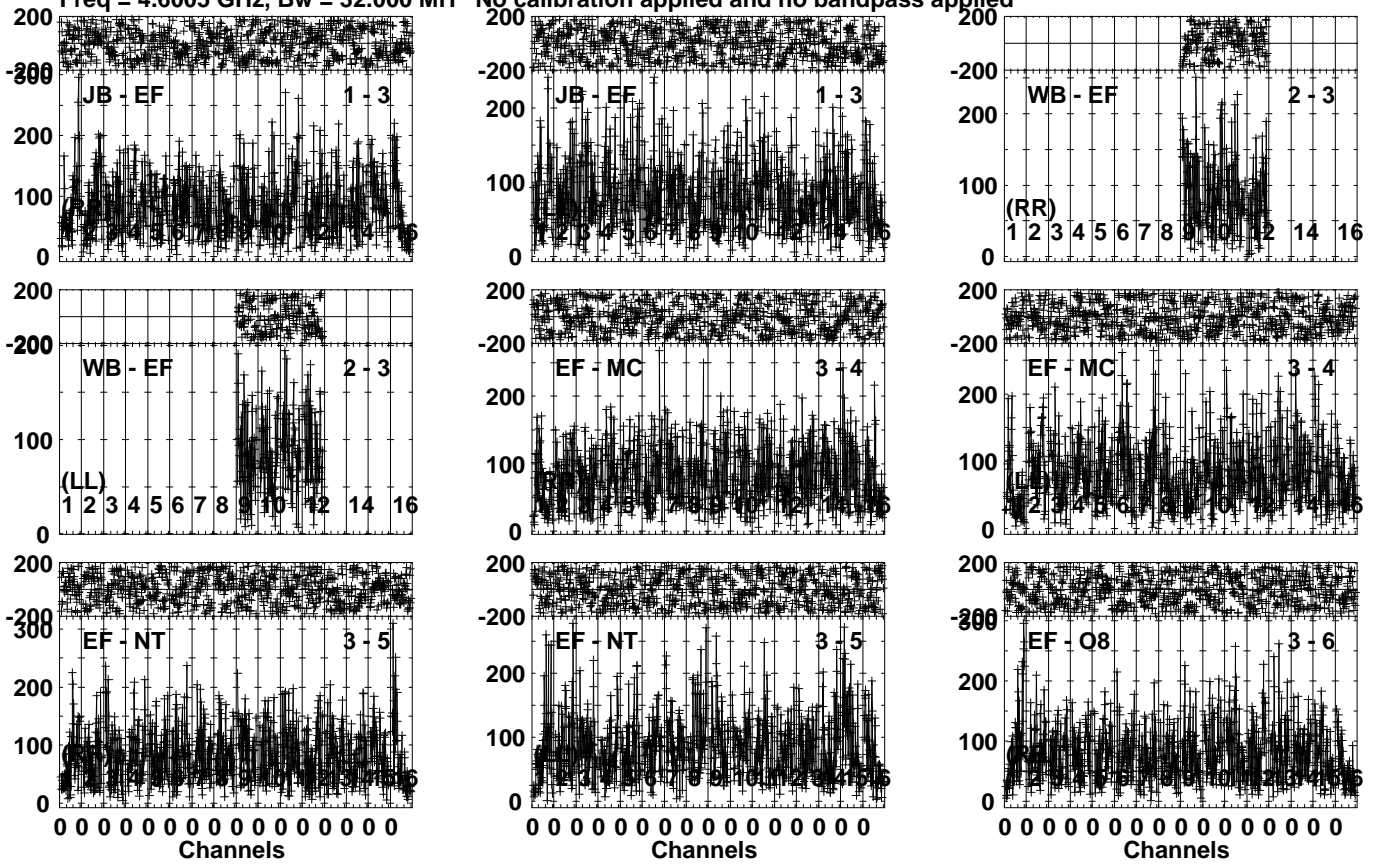


Lower frame: Micro Ampl Jy Top frame: Phas deg
Vector averaged cross-power spectrum Several baselines displayed
Timerange: 00/16:11:48 to 00/16:13:14

Plot file version 794 created 07-AUG-2023 16:13:41

LAND EO019B.UVDATA.1

Freq = 4.6005 GHz, Bw = 32.000 MH No calibration applied and no bandpass applied

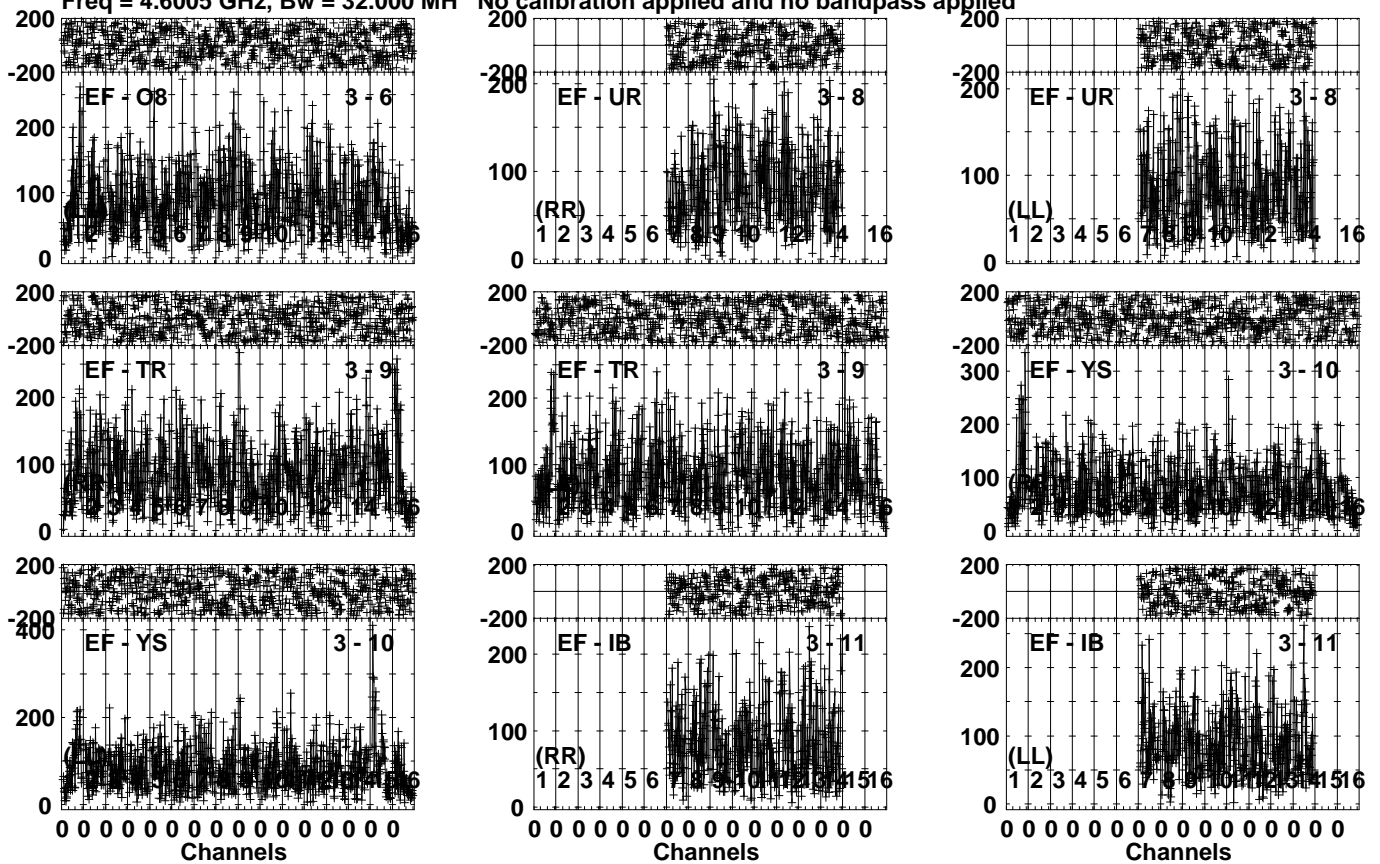


Lower frame: Micro Ampl Jy Top frame: Phas deg
Vector averaged cross-power spectrum Several baselines displayed
Timerange: 00/16:13:16 to 00/16:16:44

Plot file version 795 created 07-AUG-2023 16:13:41

LAND EO019B.UVDATA.1

Freq = 4.6005 GHz, Bw = 32.000 MH No calibration applied and no bandpass applied


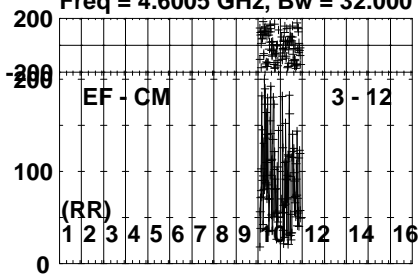


Lower frame: Micro Ampl Jy Top frame: Phas deg
Vector averaged cross-power spectrum Several baselines displayed
Timerange: 00/16:13:16 to 00/16:16:44

Plot file version 796 created 07-AUG-2023 16:13:41

LAND EO019B.UVDATA.1

Freq = 4.6005 GHz, Bw = 32.000 MH No calibration applied and no bandpass applied

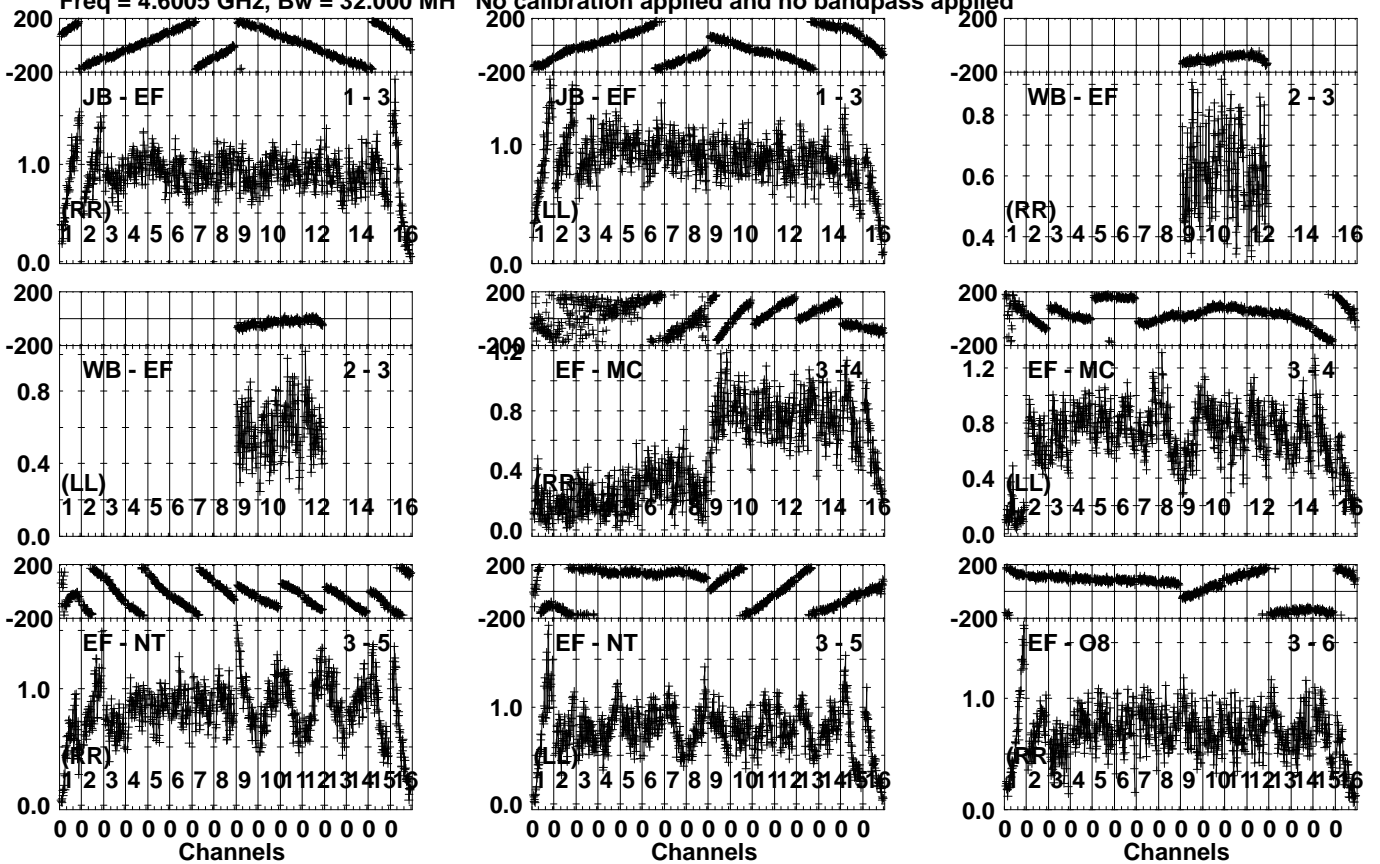


Lower frame: Micro Ampl Jy Top frame: Phas deg
Vector averaged cross-power spectrum Several baselines displayed
Timerange: 00/16:13:16 to 00/16:16:44

Plot file version 797 created 07-AUG-2023 16:13:42

2331+46 EO019B.UVDATA.1

Freq = 4.6005 GHz, Bw = 32.000 MH No calibration applied and no bandpass applied

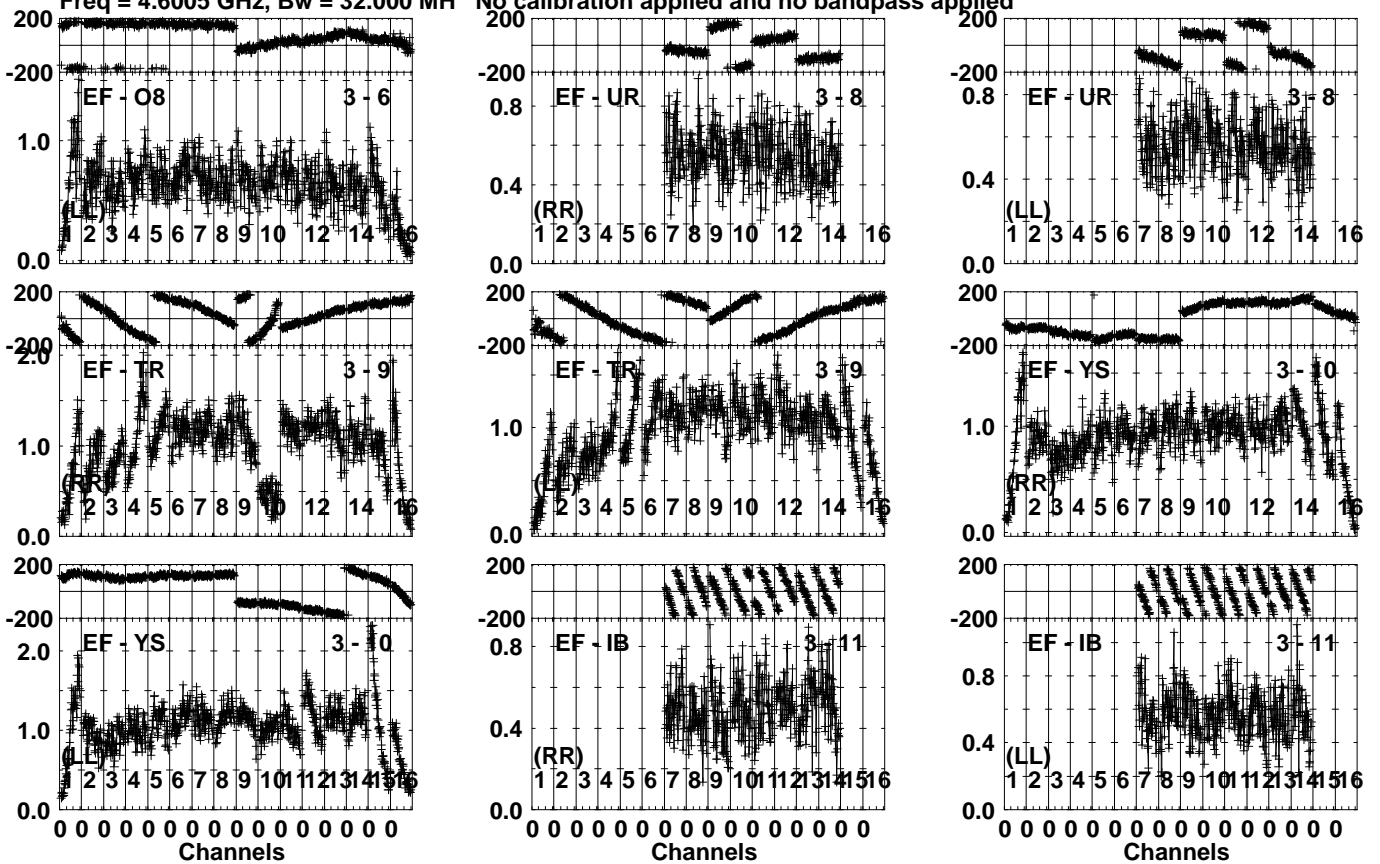


Lower frame: Milli Ampl Jy Top frame: Phas deg
Vector averaged cross-power spectrum Several baselines displayed
Timerange: 00/16:16:46 to 00/16:18:14

Plot file version 798 created 07-AUG-2023 16:13:42

2331+46 EO019B.UVDATA.1

Freq = 4.6005 GHz, Bw = 32.000 MH No calibration applied and no bandpass applied

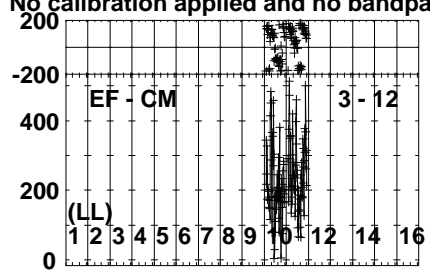
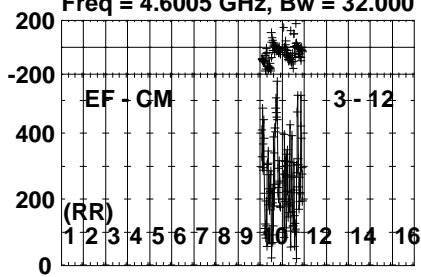


Lower frame: Milli Ampl Jy Top frame: Phas deg
Vector averaged cross-power spectrum Several baselines displayed
Timerange: 00/16:16:46 to 00/16:18:14

Plot file version 799 created 07-AUG-2023 16:13:42

2331+46 EO019B.UVDATA.1

Freq = 4.6005 GHz, Bw = 32.000 MH No calibration applied and no bandpass applied

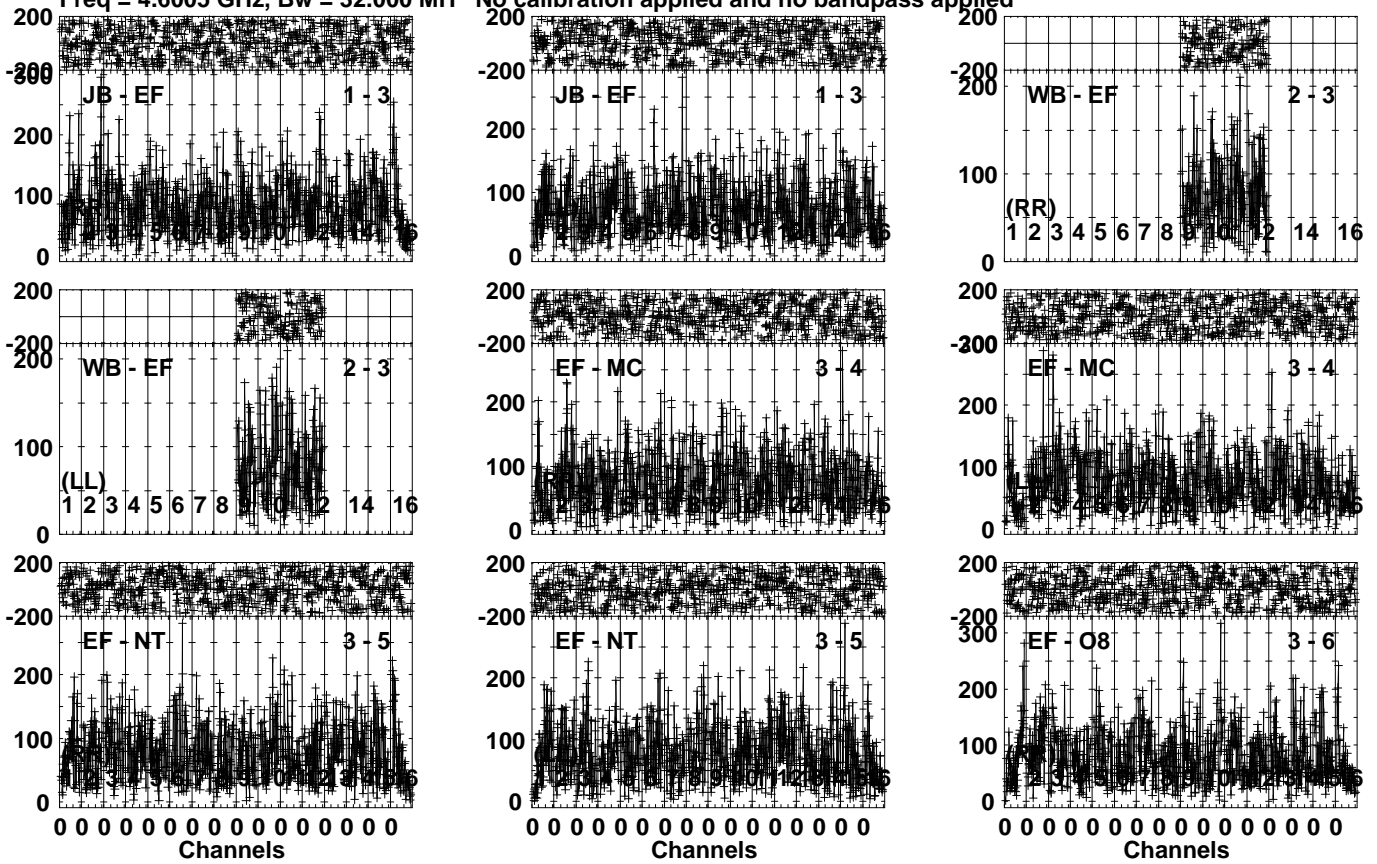


Lower frame: Micro Ampl Jy Top frame: Phas deg
Vector averaged cross-power spectrum Several baselines displayed
Timerange: 00/16:16:46 to 00/16:18:14

Plot file version 800 created 07-AUG-2023 16:13:42

LAND EO019B.UVDATA.1

Freq = 4.6005 GHz, Bw = 32.000 MH No calibration applied and no bandpass applied

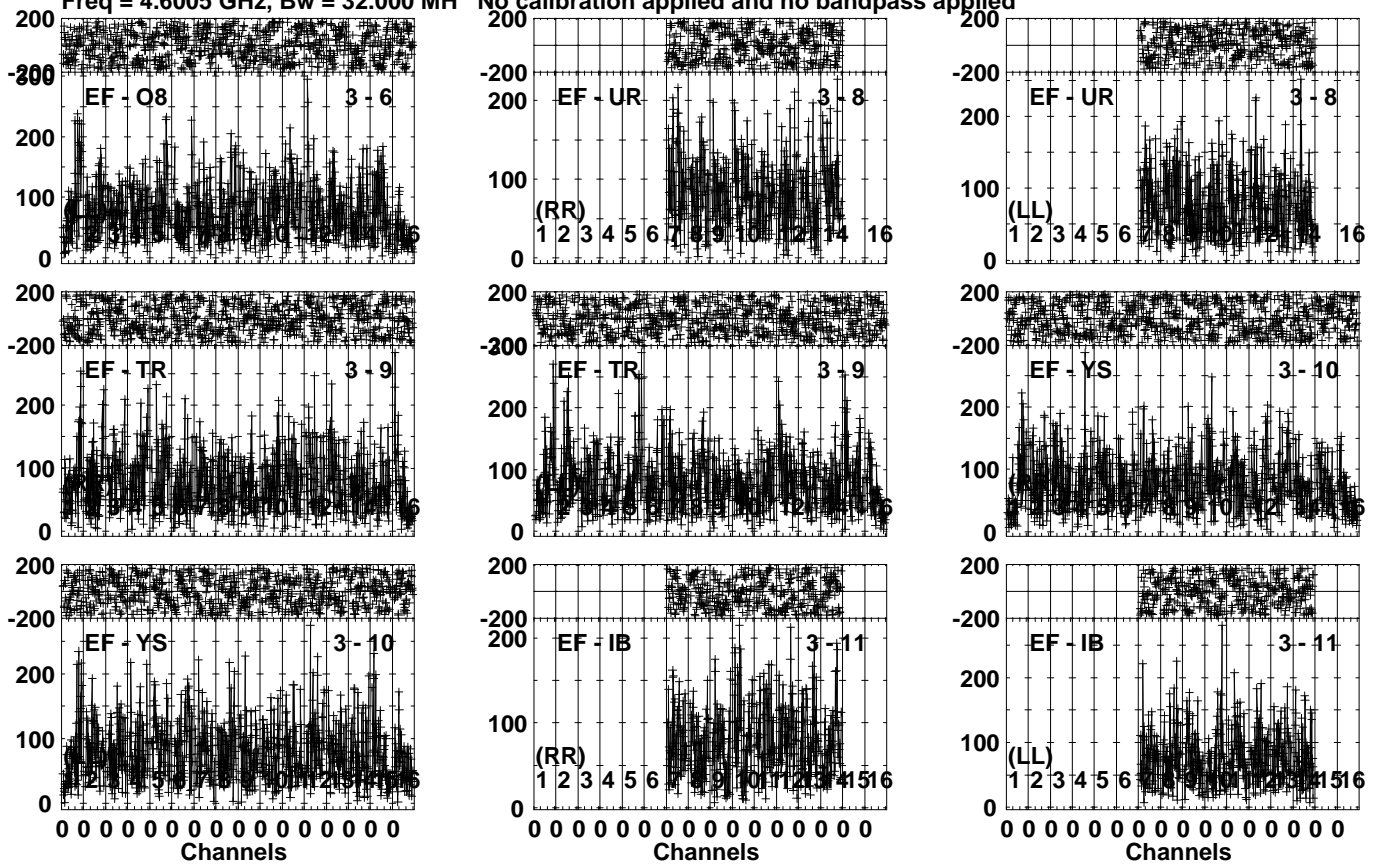


Lower frame: Micro Ampl Jy Top frame: Phas deg
Vector averaged cross-power spectrum Several baselines displayed
Timerange: 00/16:19:01 to 00/16:21:59

Plot file version 801 created 07-AUG-2023 16:13:42

LAND EO019B.UVDATA.1

Freq = 4.6005 GHz, Bw = 32.000 MH No calibration applied and no bandpass applied


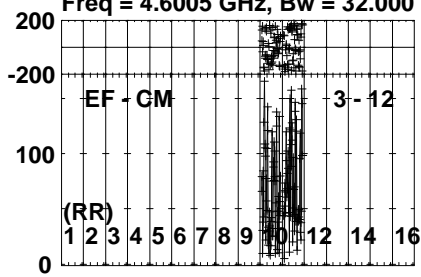


Lower frame: Micro Ampl Jy Top frame: Phas deg
Vector averaged cross-power spectrum Several baselines displayed
Timerange: 00/16:19:01 to 00/16:21:59

Plot file version 802 created 07-AUG-2023 16:13:42

LAND EO019B.UVDATA.1

Freq = 4.6005 GHz, Bw = 32.000 MH No calibration applied and no bandpass applied

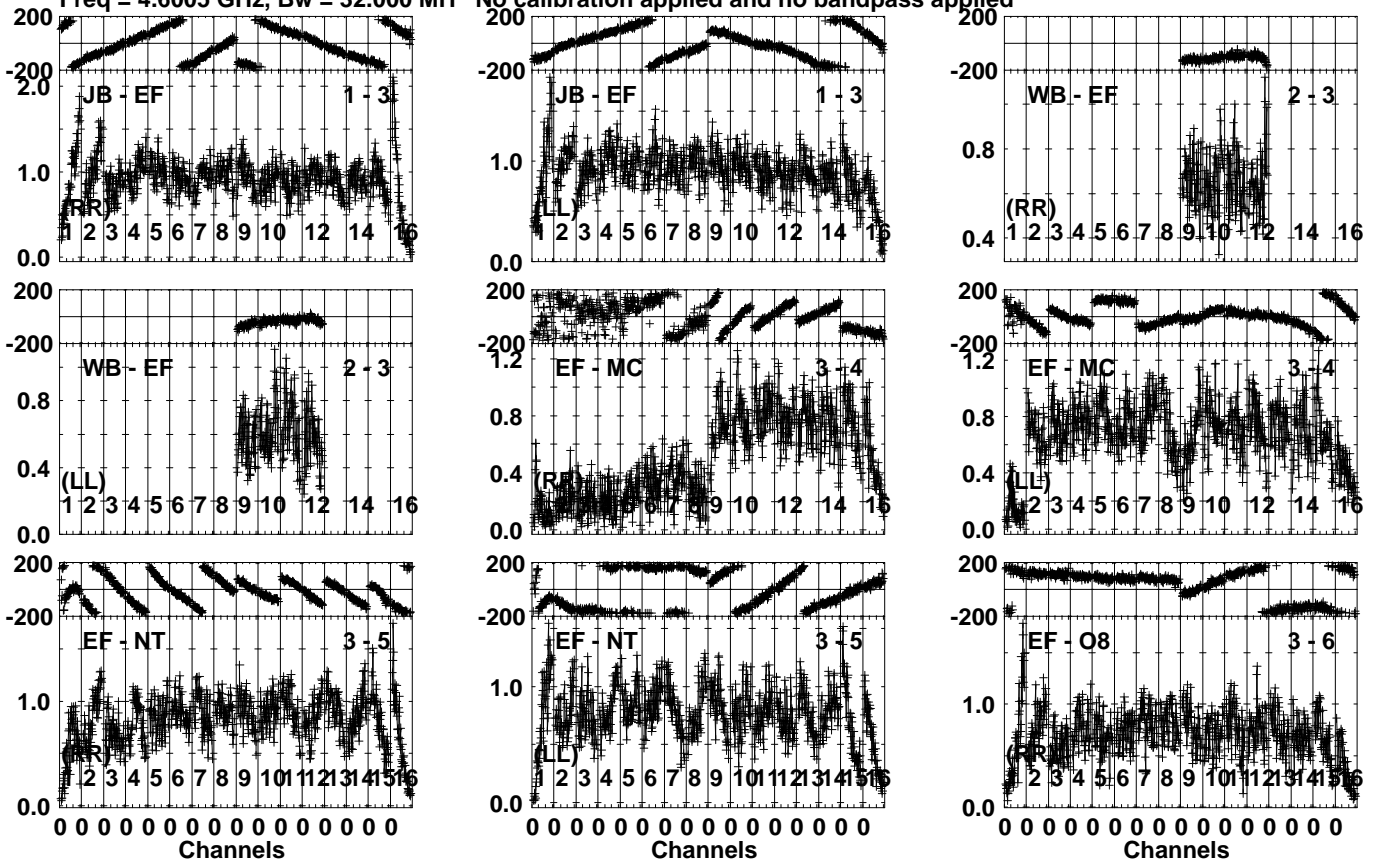


Lower frame: Micro Ampl Jy Top frame: Phas deg
Vector averaged cross-power spectrum Several baselines displayed
Timerange: 00/16:19:01 to 00/16:21:59

Plot file version 803 created 07-AUG-2023 16:13:43

2331+46 EO019B.UVDATA.1

Freq = 4.6005 GHz, Bw = 32.000 MH No calibration applied and no bandpass applied

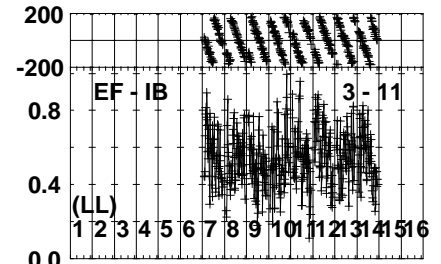
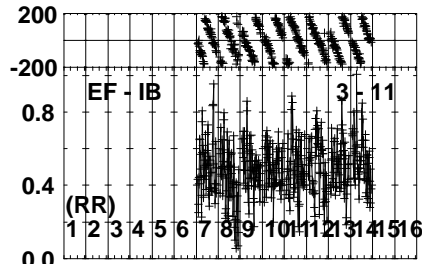
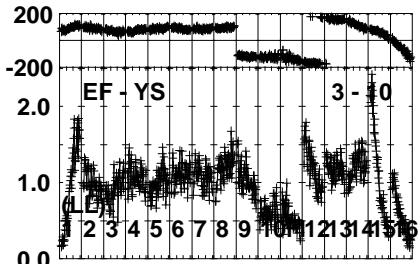
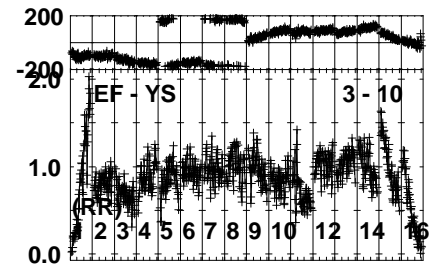
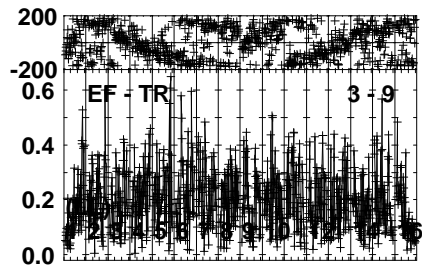
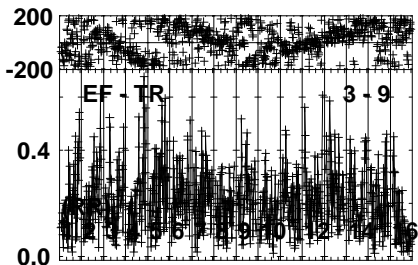
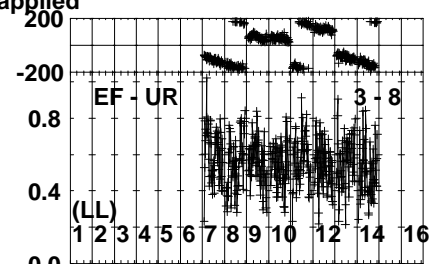
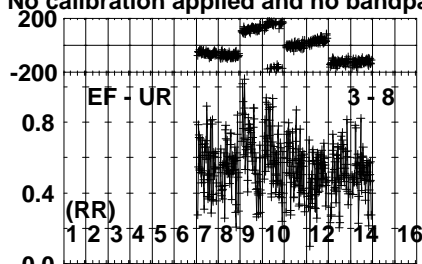
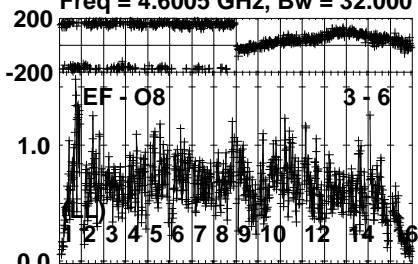


Lower frame: Milli Ampl Jy Top frame: Phas deg
Vector averaged cross-power spectrum Several baselines displayed
Timerange: 00/16:22:03 to 00/16:23:29

Plot file version 804 created 07-AUG-2023 16:13:43

2331+46 EO019B.UVDATA.1

Freq = 4.6005 GHz, Bw = 32.000 MH No calibration applied and no bandpass applied

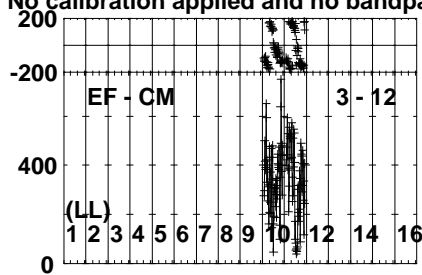
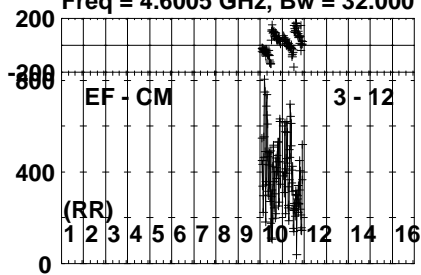


Lower frame: Milli Ampl Jy Top frame: Phas deg
Vector averaged cross-power spectrum Several baselines displayed
Timerange: 00/16:22:03 to 00/16:23:29

Plot file version 805 created 07-AUG-2023 16:13:43

2331+46 EO019B.UVDATA.1

Freq = 4.6005 GHz, Bw = 32.000 MH No calibration applied and no bandpass applied

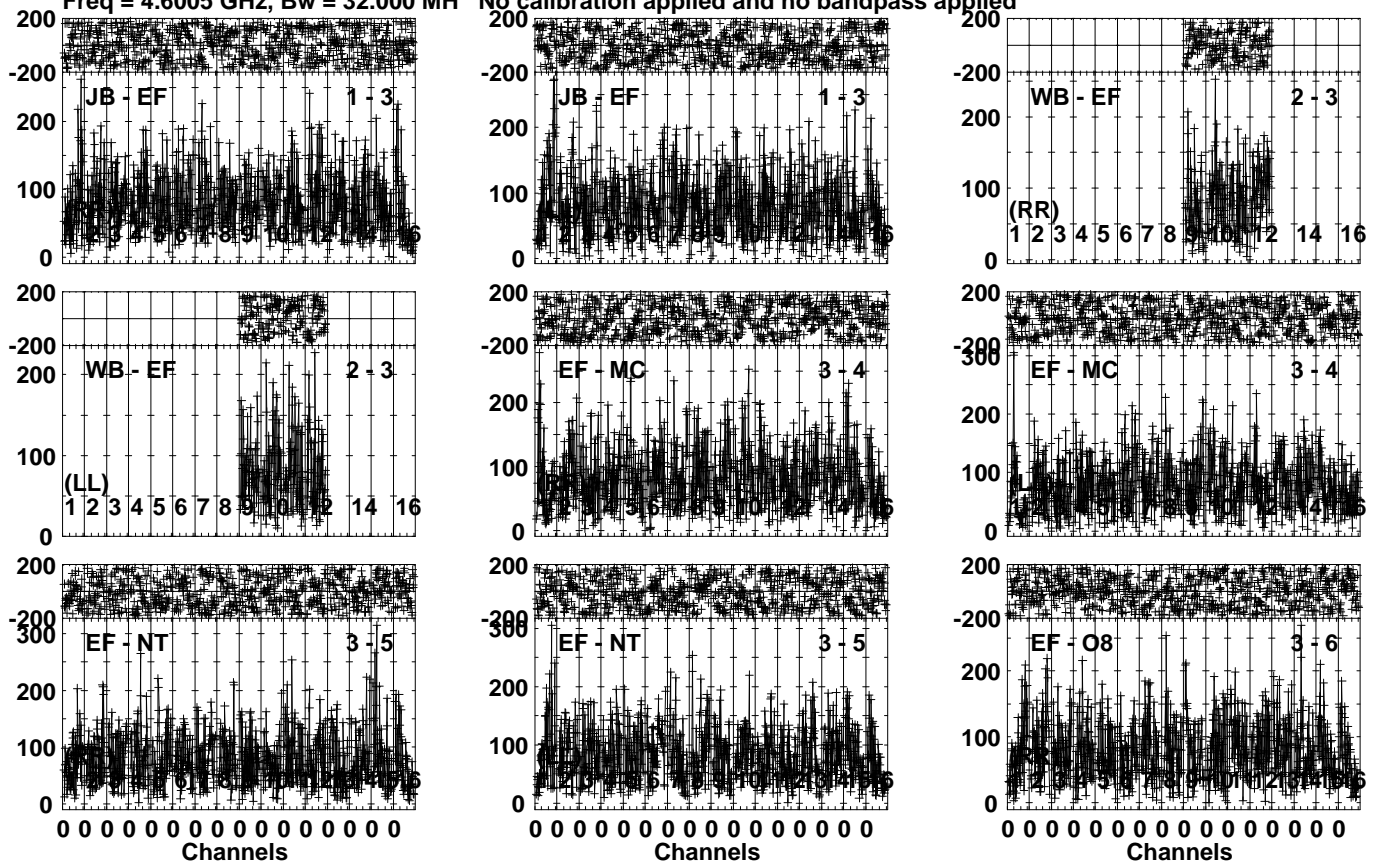


Lower frame: Micro Ampl Jy Top frame: Phas deg
Vector averaged cross-power spectrum Several baselines displayed
Timerange: 00/16:22:03 to 00/16:23:29

Plot file version 806 created 07-AUG-2023 16:13:43

LAND EO019B.UVDATA.1

Freq = 4.6005 GHz, Bw = 32.000 MH No calibration applied and no bandpass applied

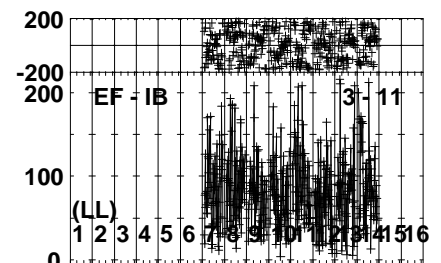
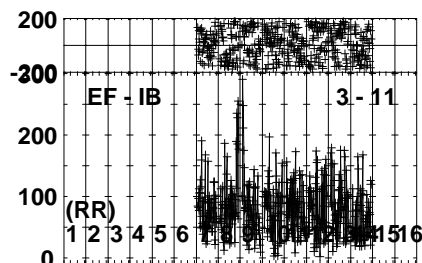
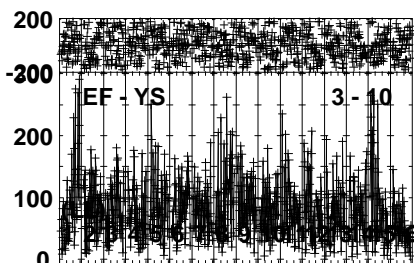
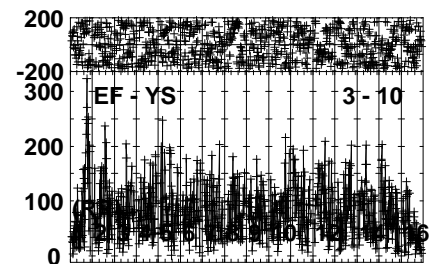
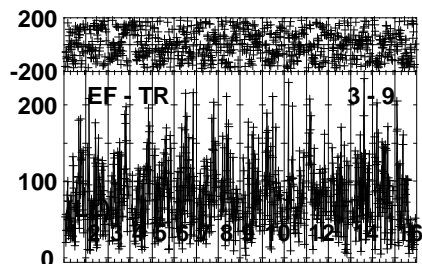
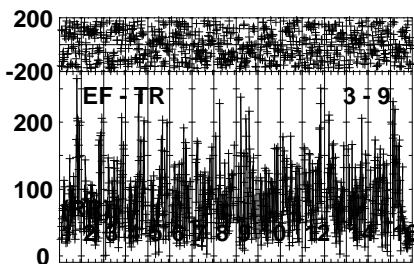
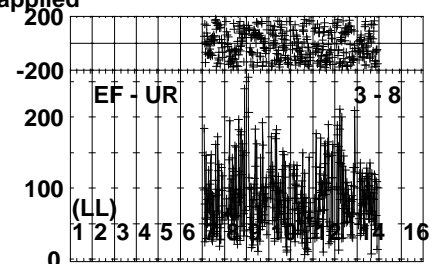
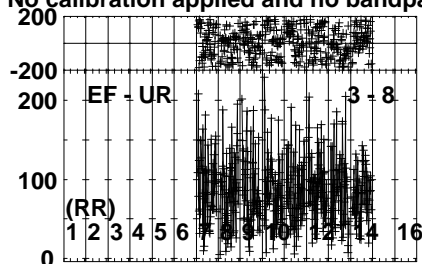
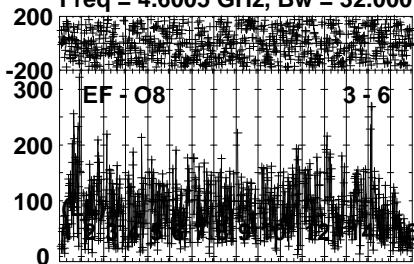


Lower frame: Micro Ampl Jy Top frame: Phas deg
Vector averaged cross-power spectrum Several baselines displayed
Timerange: 00/16:23:31 to 00/16:26:59

Plot file version 807 created 07-AUG-2023 16:13:43

LAND EO019B.UVDATA.1

Freq = 4.6005 GHz, Bw = 32.000 MH No calibration applied and no bandpass applied

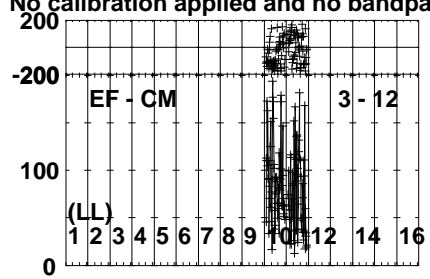
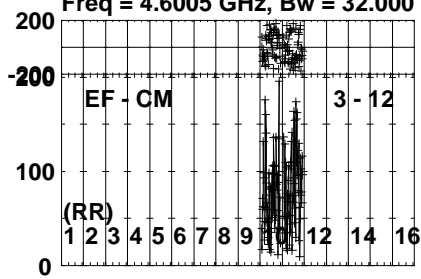


Lower frame: Micro Ampl Jy Top frame: Phas deg
Vector averaged cross-power spectrum Several baselines displayed
Timerange: 00/16:23:31 to 00/16:26:59

Plot file version 808 created 07-AUG-2023 16:13:43

LAND EO019B.UVDATA.1

Freq = 4.6005 GHz, Bw = 32.000 MH No calibration applied and no bandpass applied

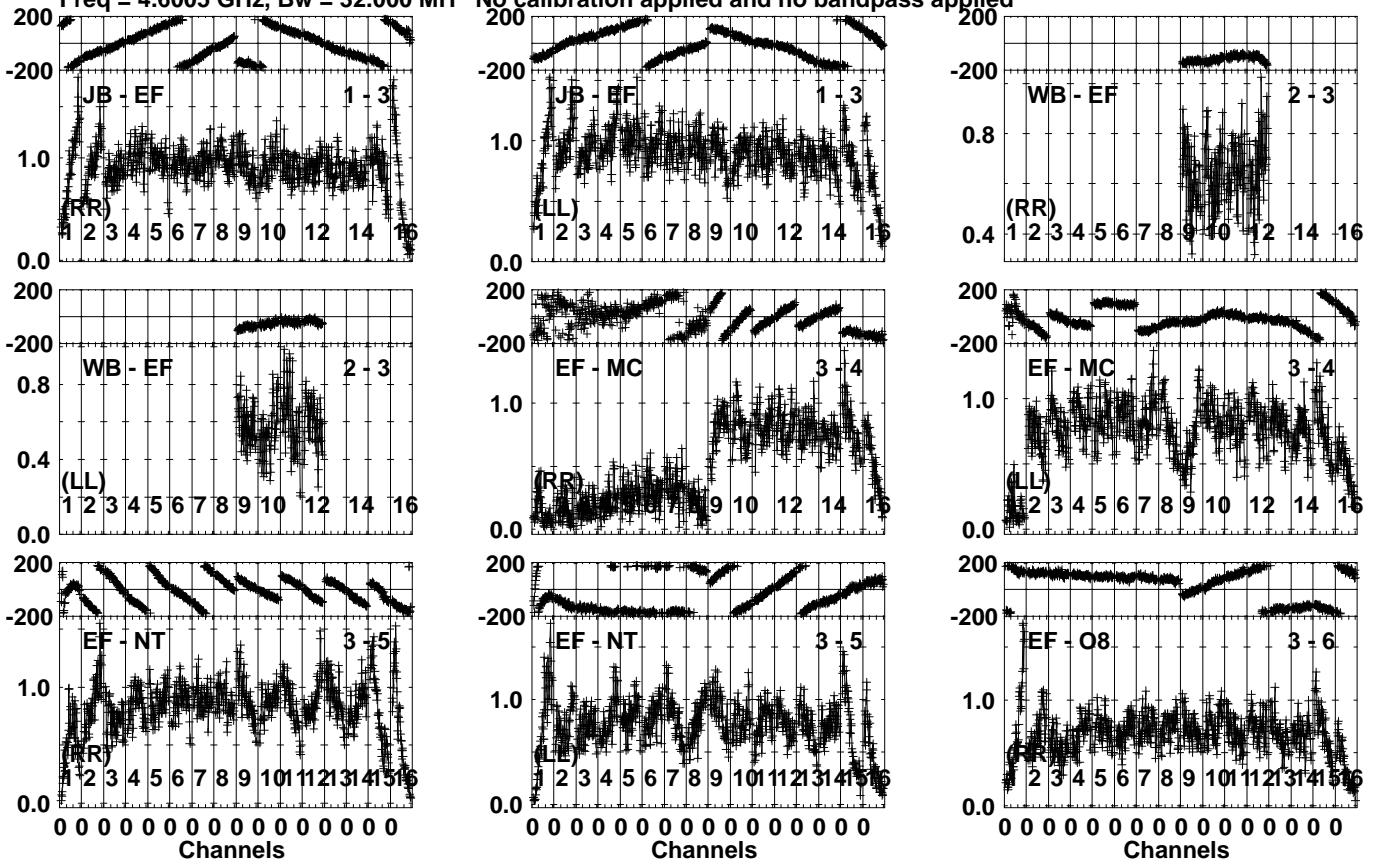


Lower frame: Micro Ampl Jy Top frame: Phas deg
Vector averaged cross-power spectrum Several baselines displayed
Timerange: 00/16:23:31 to 00/16:26:59

Plot file version 809 created 07-AUG-2023 16:13:44

2331+46 EO019B.UVDATA.1

Freq = 4.6005 GHz, Bw = 32.000 MH No calibration applied and no bandpass applied

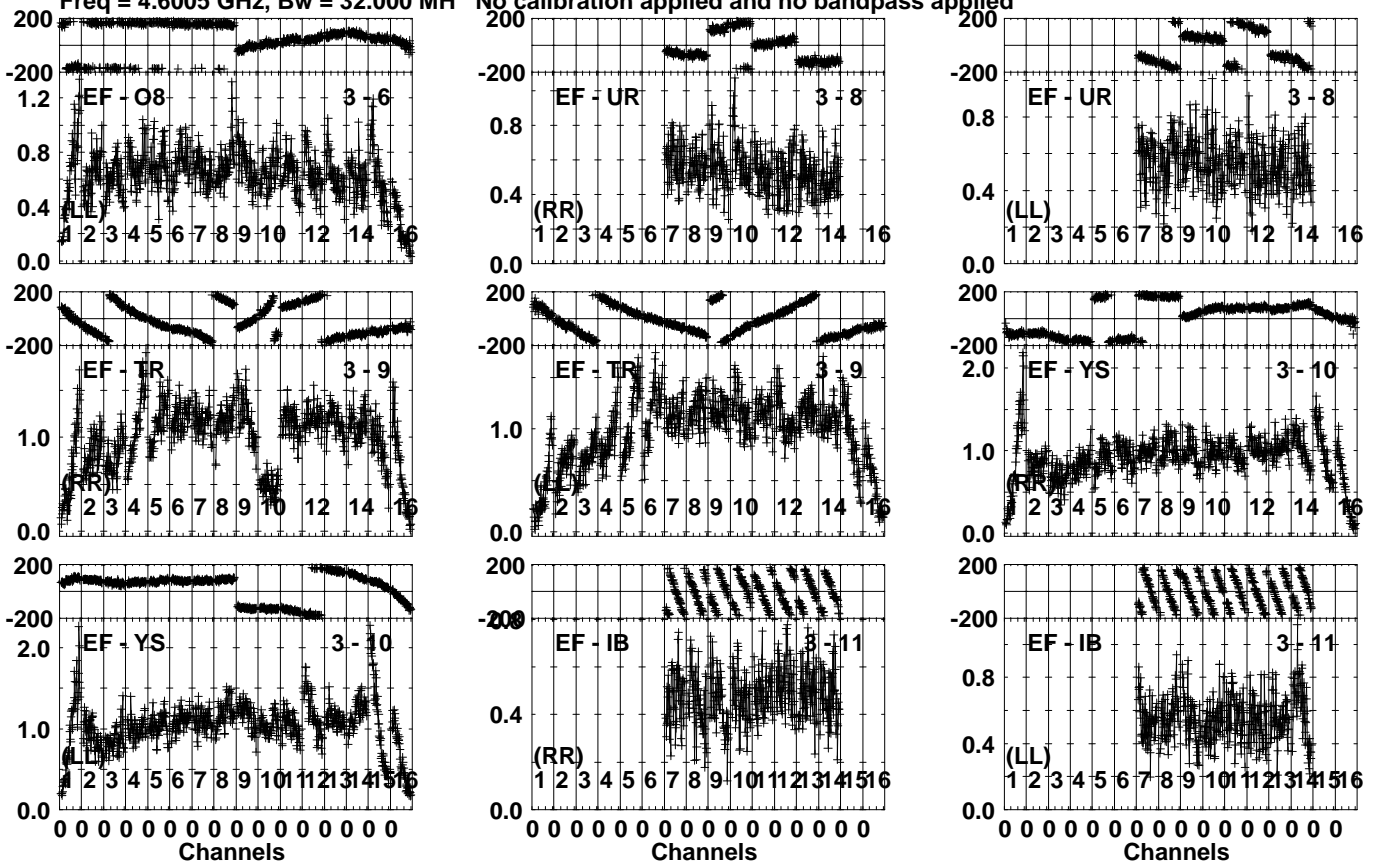


Lower frame: Milli Ampl Jy Top frame: Phas deg
Vector averaged cross-power spectrum Several baselines displayed
Timerange: 00/16:27:01 to 00/16:28:29

Plot file version 810 created 07-AUG-2023 16:13:44

2331+46 EO019B.UVDATA.1

Freq = 4.6005 GHz, Bw = 32.000 MH No calibration applied and no bandpass applied

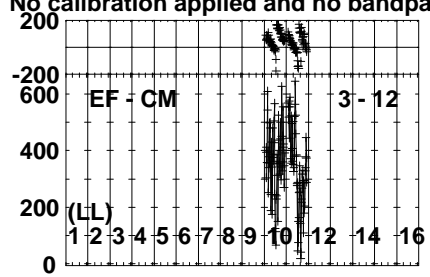
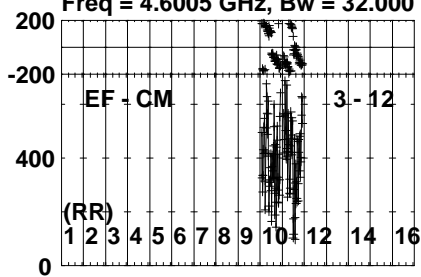


Lower frame: Milli Ampl Jy Top frame: Phas deg
Vector averaged cross-power spectrum Several baselines displayed
Timerange: 00/16:27:01 to 00/16:28:29

Plot file version 811 created 07-AUG-2023 16:13:44

2331+46 EO019B.UVDATA.1

Freq = 4.6005 GHz, Bw = 32.000 MH No calibration applied and no bandpass applied

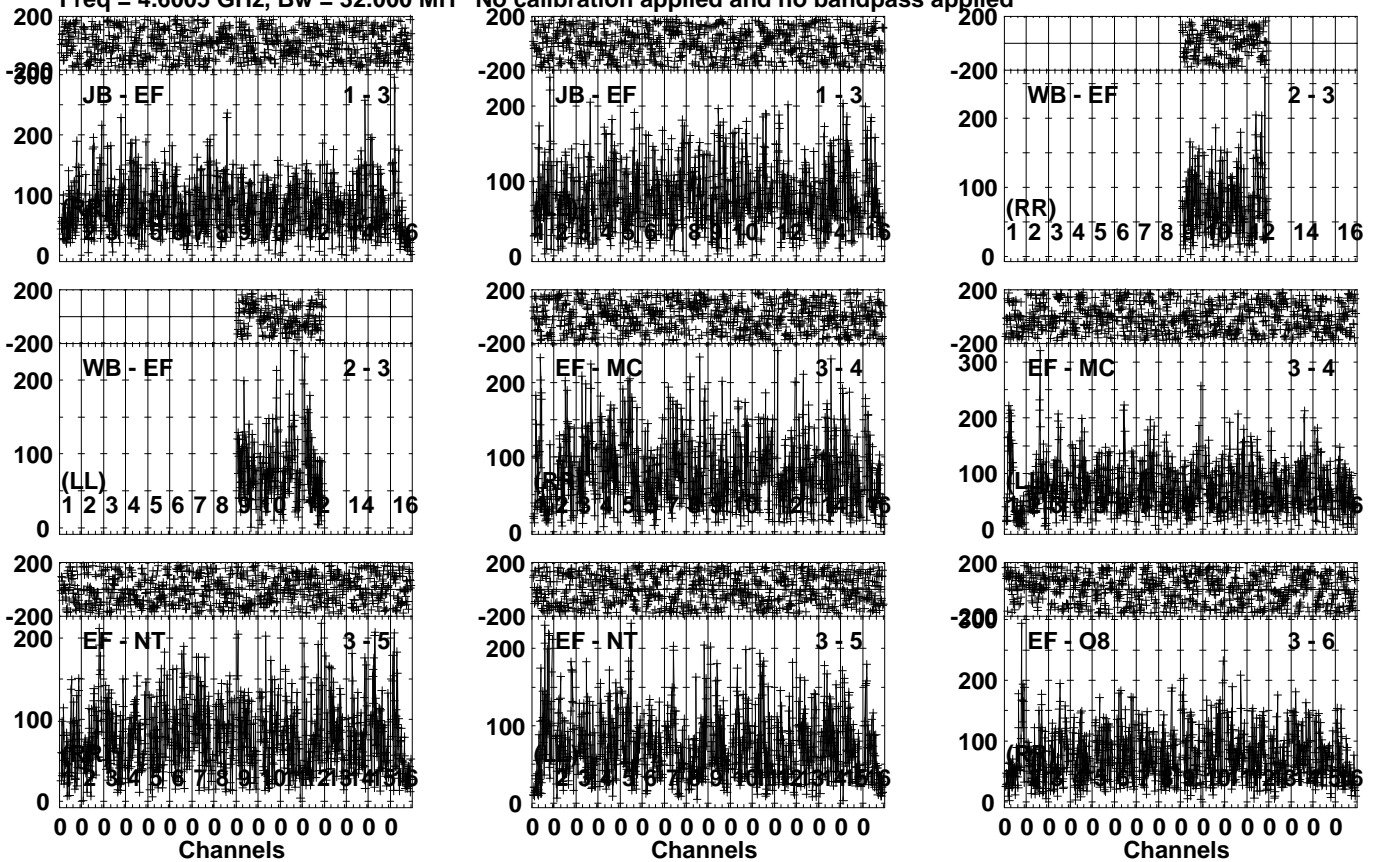


Lower frame: Micro Ampl Jy Top frame: Phas deg
Vector averaged cross-power spectrum Several baselines displayed
Timerange: 00/16:27:01 to 00/16:28:29

Plot file version 812 created 07-AUG-2023 16:13:44

LAND EO019B.UVDATA.1

Freq = 4.6005 GHz, Bw = 32.000 MH No calibration applied and no bandpass applied

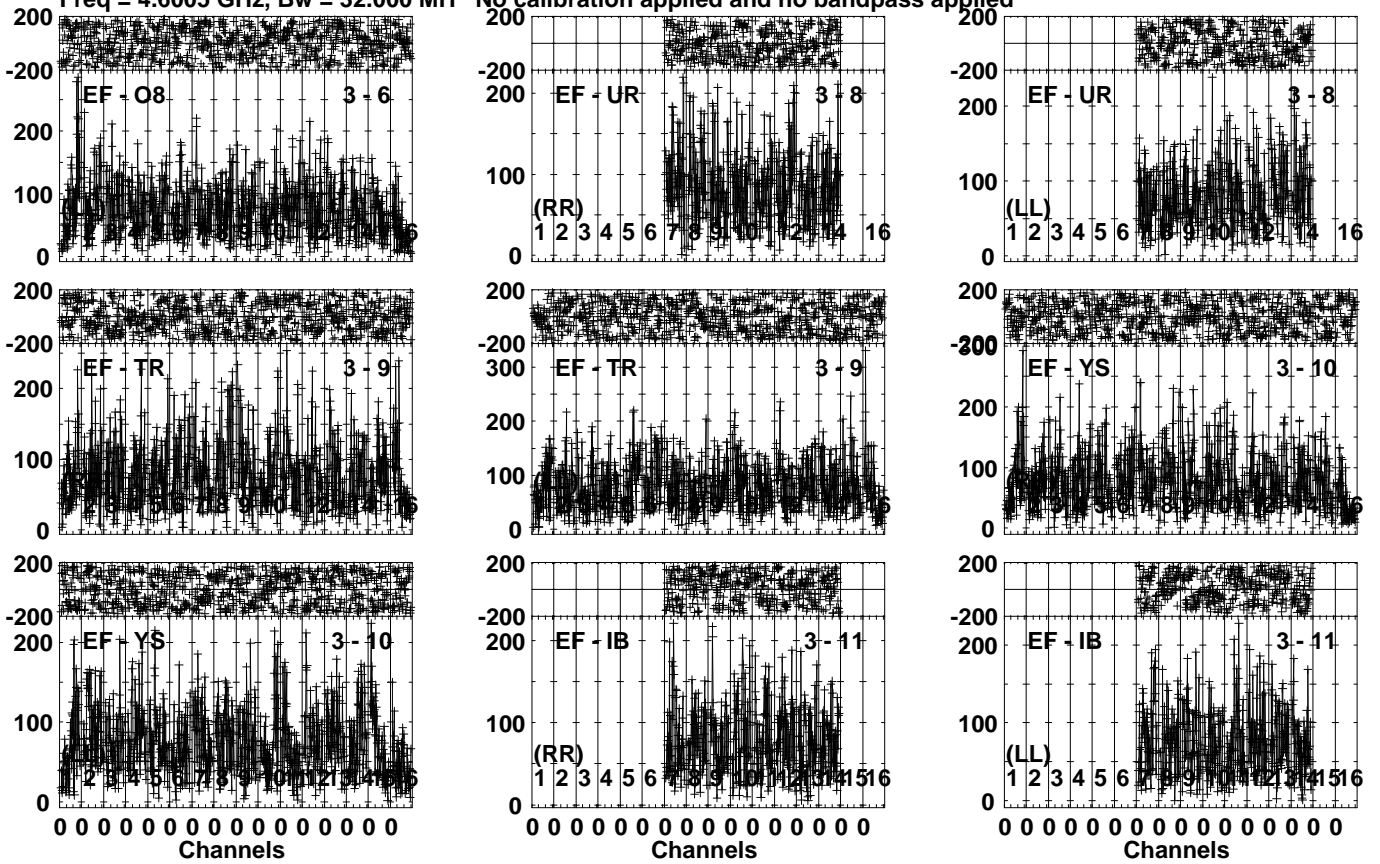


Lower frame: Micro Ampl Jy Top frame: Phas deg
Vector averaged cross-power spectrum Several baselines displayed
Timerange: 00/16:29:16 to 00/16:32:14

Plot file version 813 created 07-AUG-2023 16:13:44

LAND EO019B.UVDATA.1

Freq = 4.6005 GHz, Bw = 32.000 MH No calibration applied and no bandpass applied


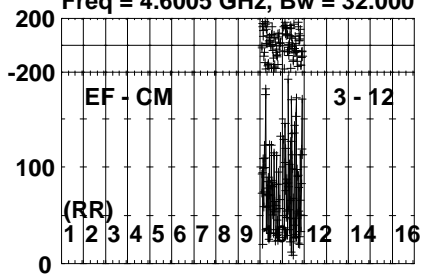


Lower frame: Micro Ampl Jy Top frame: Phas deg
Vector averaged cross-power spectrum Several baselines displayed
Timerange: 00/16:29:16 to 00/16:32:14

Plot file version 814 created 07-AUG-2023 16:13:44

LAND EO019B.UVDATA.1

Freq = 4.6005 GHz, Bw = 32.000 MH No calibration applied and no bandpass applied

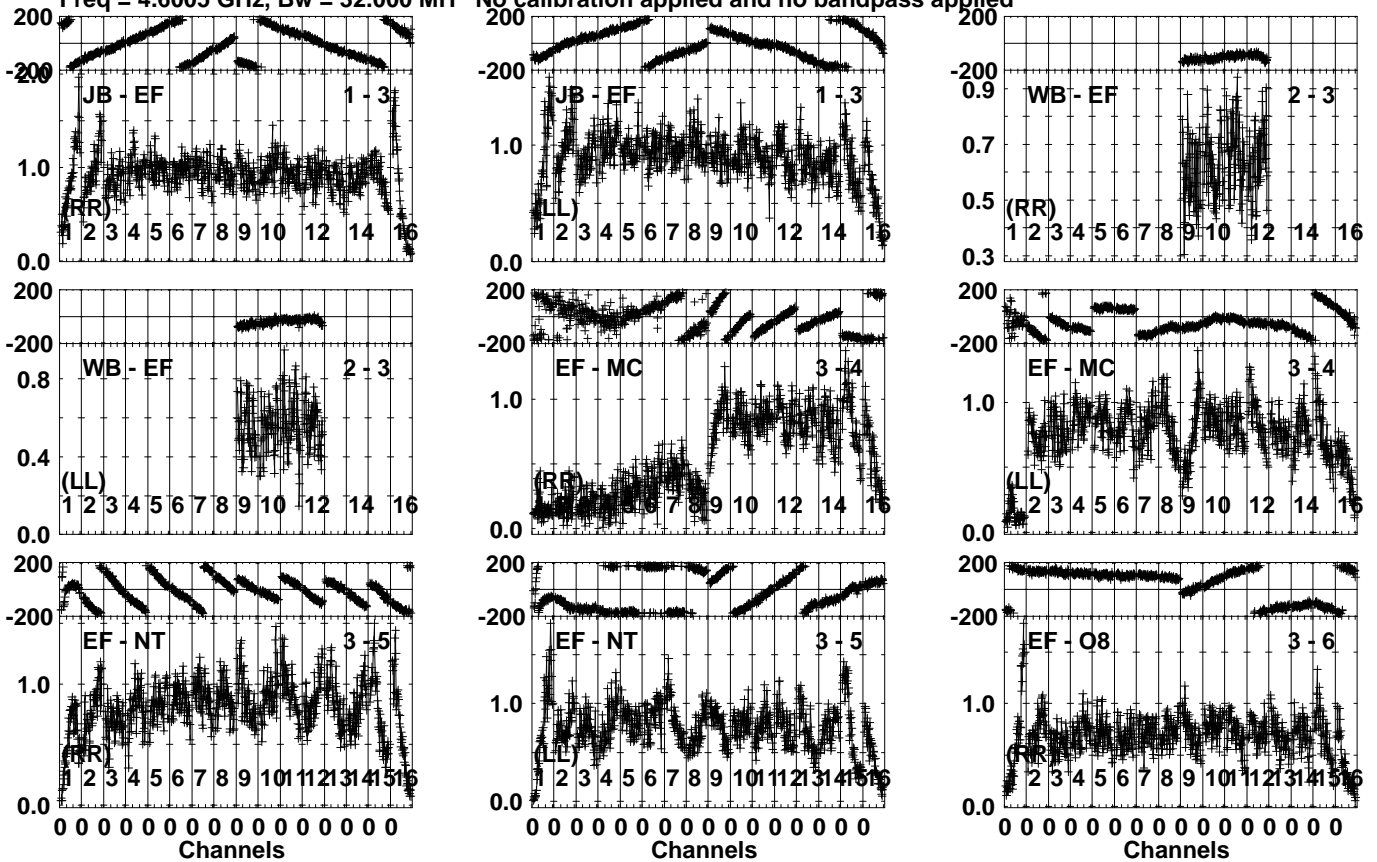


Lower frame: Micro Ampl Jy Top frame: Phas deg
Vector averaged cross-power spectrum Several baselines displayed
Timerange: 00/16:29:16 to 00/16:32:14

Plot file version 815 created 07-AUG-2023 16:13:45

2331+46 EO019B.UVDATA.1

Freq = 4.6005 GHz, Bw = 32.000 MH No calibration applied and no bandpass applied

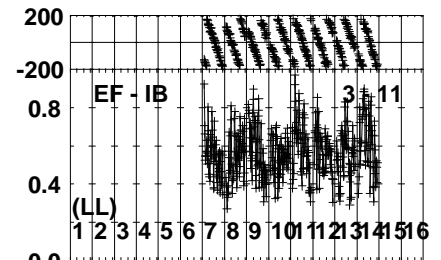
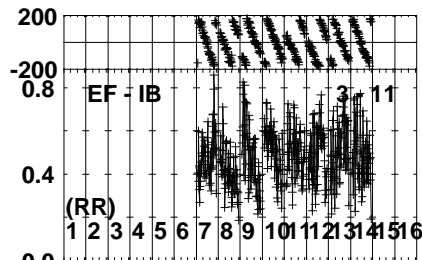
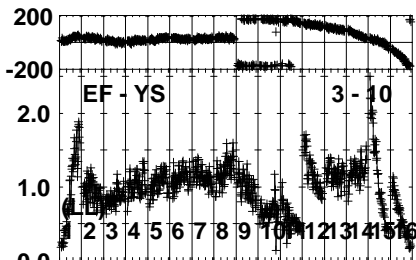
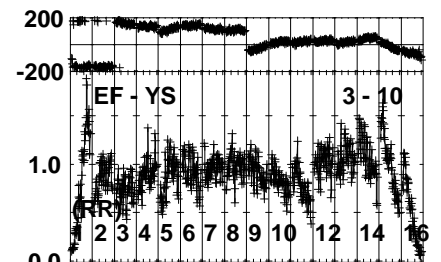
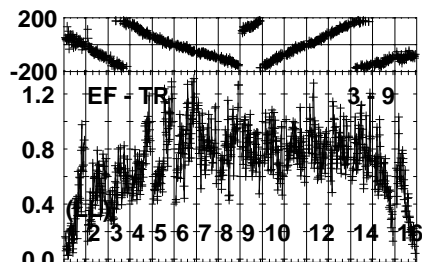
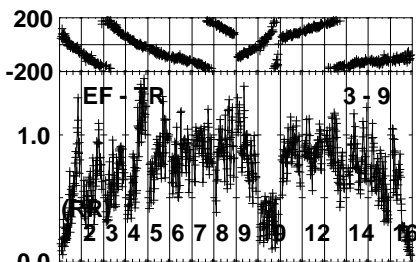
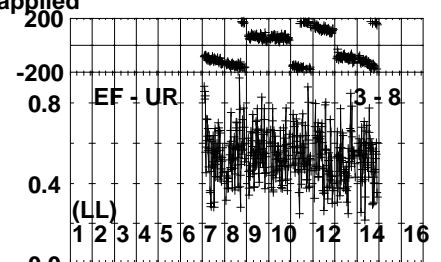
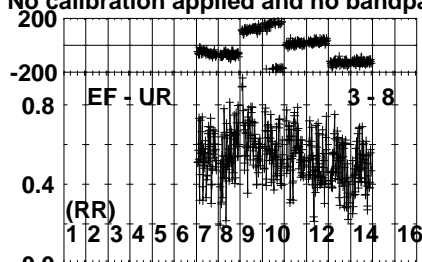
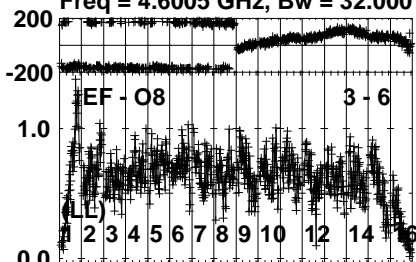


Lower frame: Milli Ampl Jy Top frame: Phas deg
Vector averaged cross-power spectrum Several baselines displayed
Timerange: 00/16:32:18 to 00/16:33:44

Plot file version 816 created 07-AUG-2023 16:13:45

2331+46 EO019B.UVDATA.1

Freq = 4.6005 GHz, Bw = 32.000 MH No calibration applied and no bandpass applied

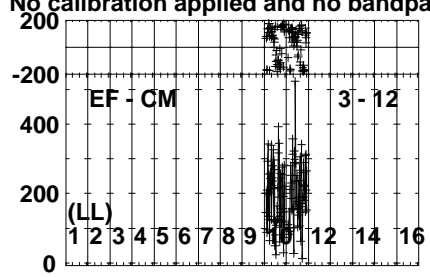
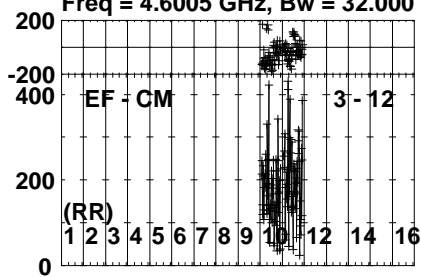


Lower frame: Milli Ampl Jy Top frame: Phas deg
Vector averaged cross-power spectrum Several baselines displayed
Timerange: 00/16:32:18 to 00/16:33:44

Plot file version 817 created 07-AUG-2023 16:13:45

2331+46 EO019B.UVDATA.1

Freq = 4.6005 GHz, Bw = 32.000 MH No calibration applied and no bandpass applied

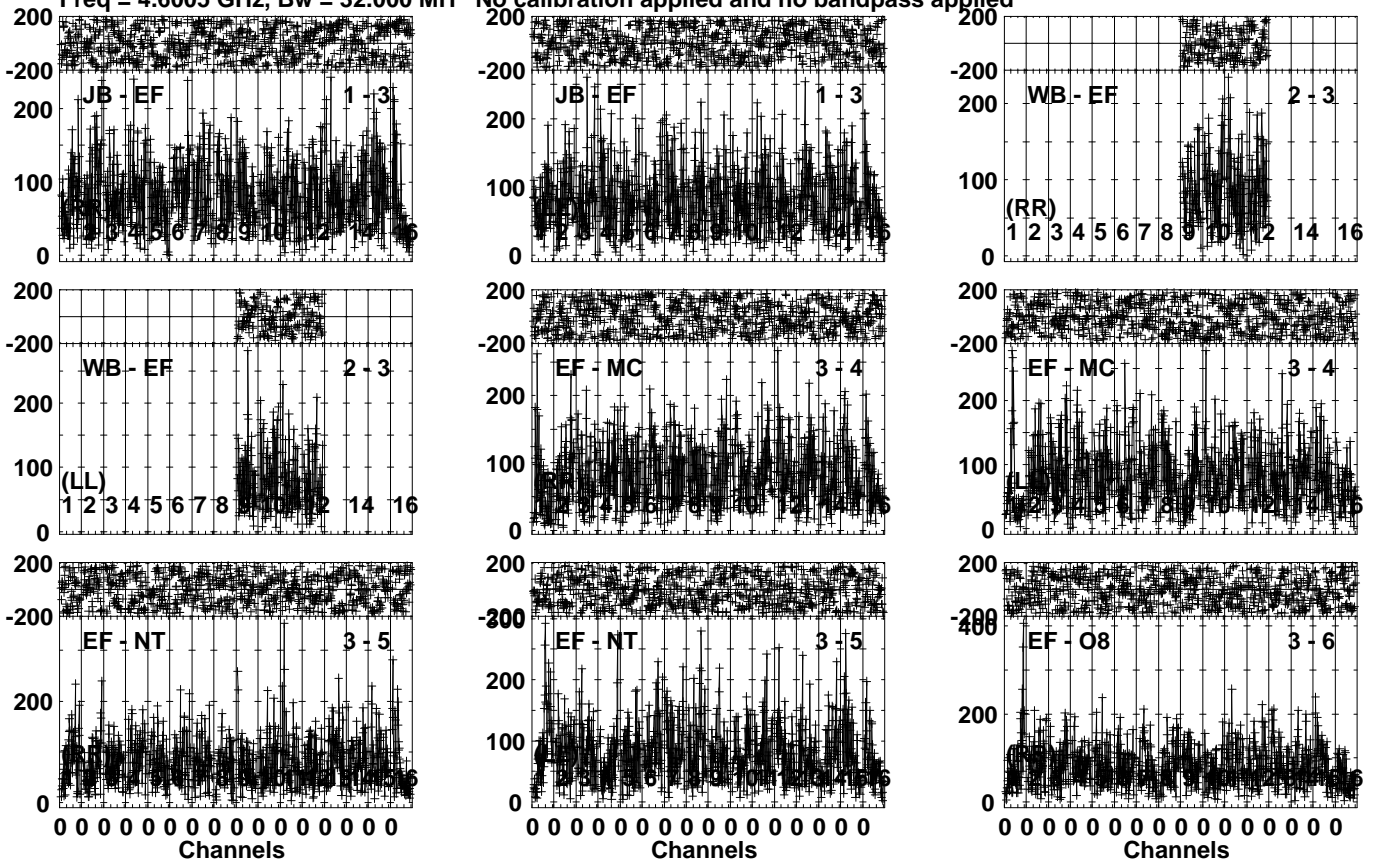


Lower frame: Micro Ampl Jy Top frame: Phas deg
Vector averaged cross-power spectrum Several baselines displayed
Timerange: 00/16:32:18 to 00/16:33:44

Plot file version 818 created 07-AUG-2023 16:13:45

LAND EO019B.UVDATA.1

Freq = 4.6005 GHz, Bw = 32.000 MH No calibration applied and no bandpass applied

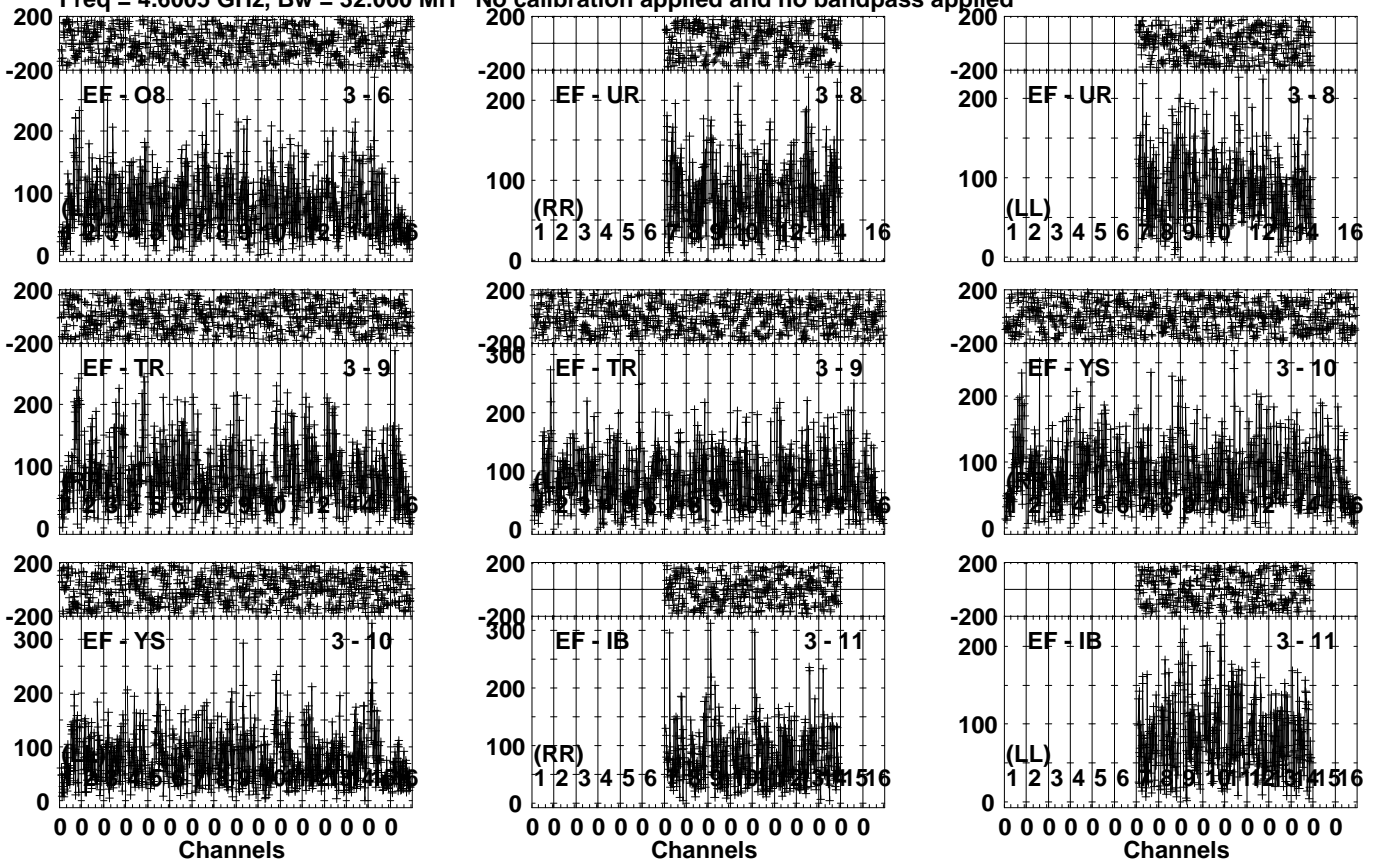


Lower frame: Micro Ampl Jy Top frame: Phas deg
Vector averaged cross-power spectrum Several baselines displayed
Timerange: 00/16:33:46 to 00/16:37:14

Plot file version 819 created 07-AUG-2023 16:13:45

LAND EO019B.UVDATA.1

Freq = 4.6005 GHz, Bw = 32.000 MH No calibration applied and no bandpass applied

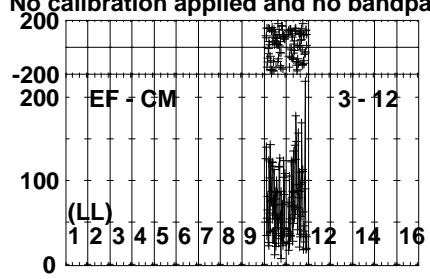
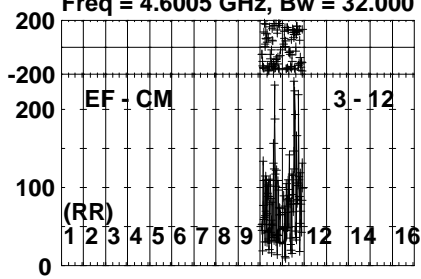


Lower frame: Micro Ampl Jy Top frame: Phas deg
Vector averaged cross-power spectrum Several baselines displayed
Timerange: 00/16:33:46 to 00/16:37:14

Plot file version 820 created 07-AUG-2023 16:13:45

LAND EO019B.UVDATA.1

Freq = 4.6005 GHz, Bw = 32.000 MH No calibration applied and no bandpass applied

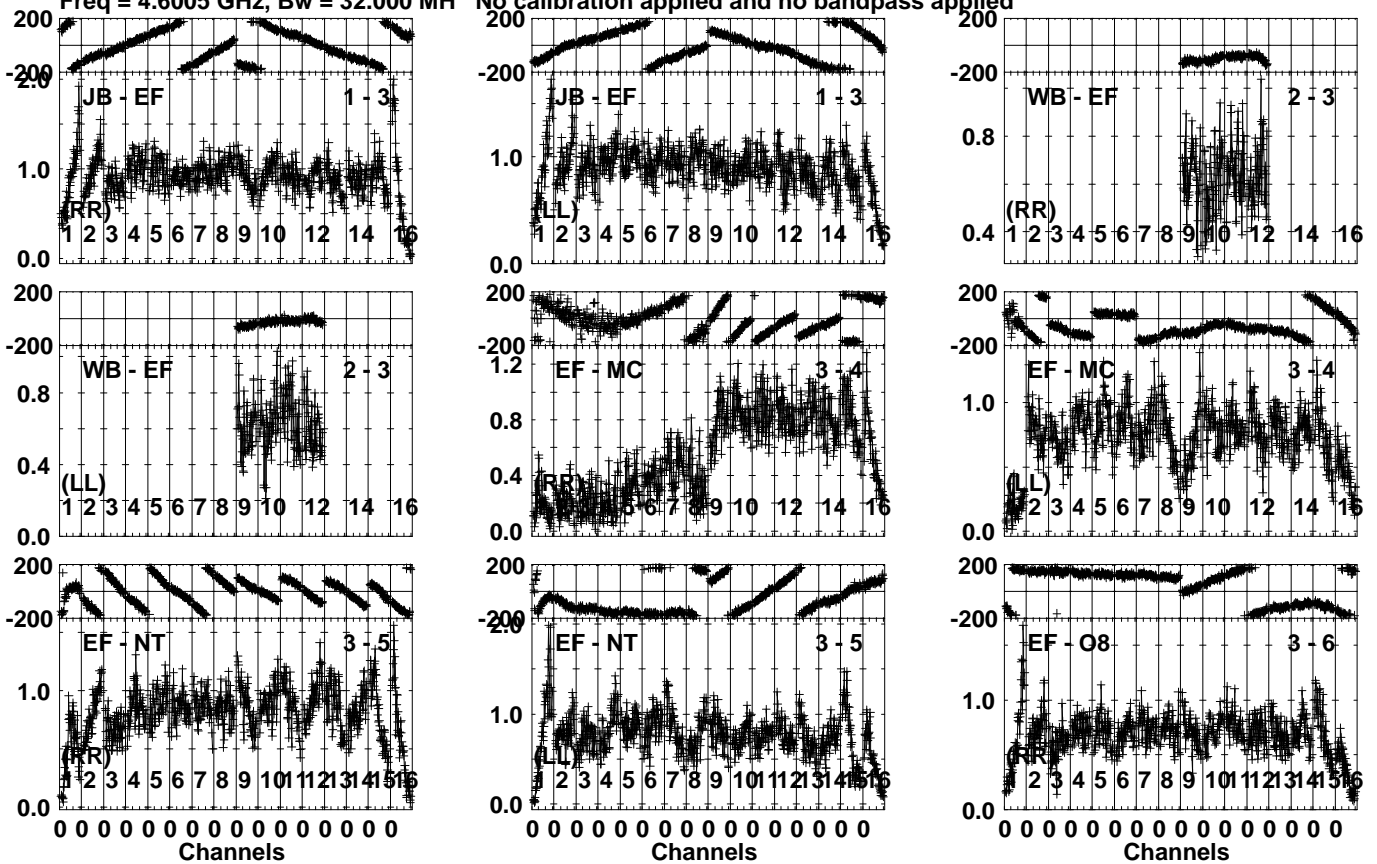


Lower frame: Micro Ampl Jy Top frame: Phas deg
Vector averaged cross-power spectrum Several baselines displayed
Timerange: 00/16:33:46 to 00/16:37:14

Plot file version 821 created 07-AUG-2023 16:13:46

2331+46 EO019B.UVDATA.1

Freq = 4.6005 GHz, Bw = 32.000 MH No calibration applied and no bandpass applied

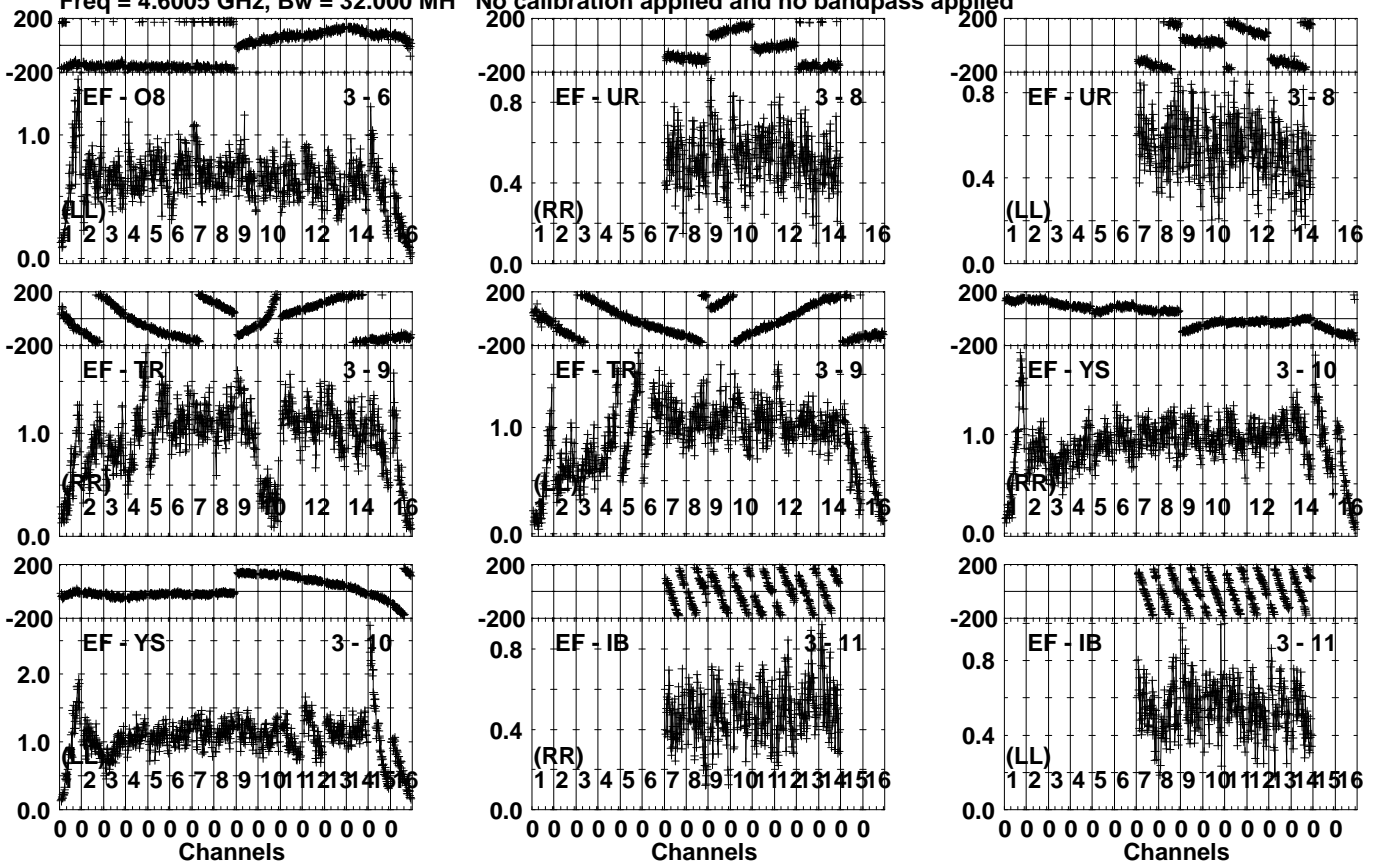


Lower frame: Milli Ampl Jy Top frame: Phas deg
Vector averaged cross-power spectrum Several baselines displayed
Timerange: 00/16:37:18 to 00/16:38:44

Plot file version 822 created 07-AUG-2023 16:13:46

2331+46 EO019B.UVDATA.1

Freq = 4.6005 GHz, Bw = 32.000 MH No calibration applied and no bandpass applied

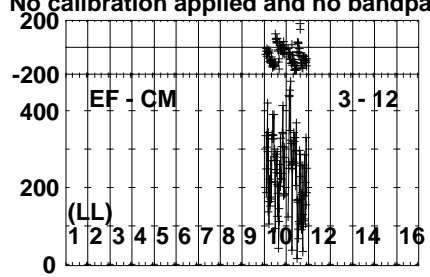
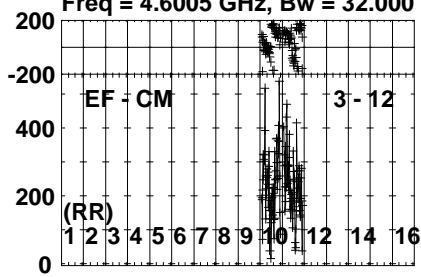


Lower frame: Milli Ampl Jy Top frame: Phas deg
Vector averaged cross-power spectrum Several baselines displayed
Timerange: 00/16:37:18 to 00/16:38:44

Plot file version 823 created 07-AUG-2023 16:13:46

2331+46 EO019B.UVDATA.1

Freq = 4.6005 GHz, Bw = 32.000 MH No calibration applied and no bandpass applied

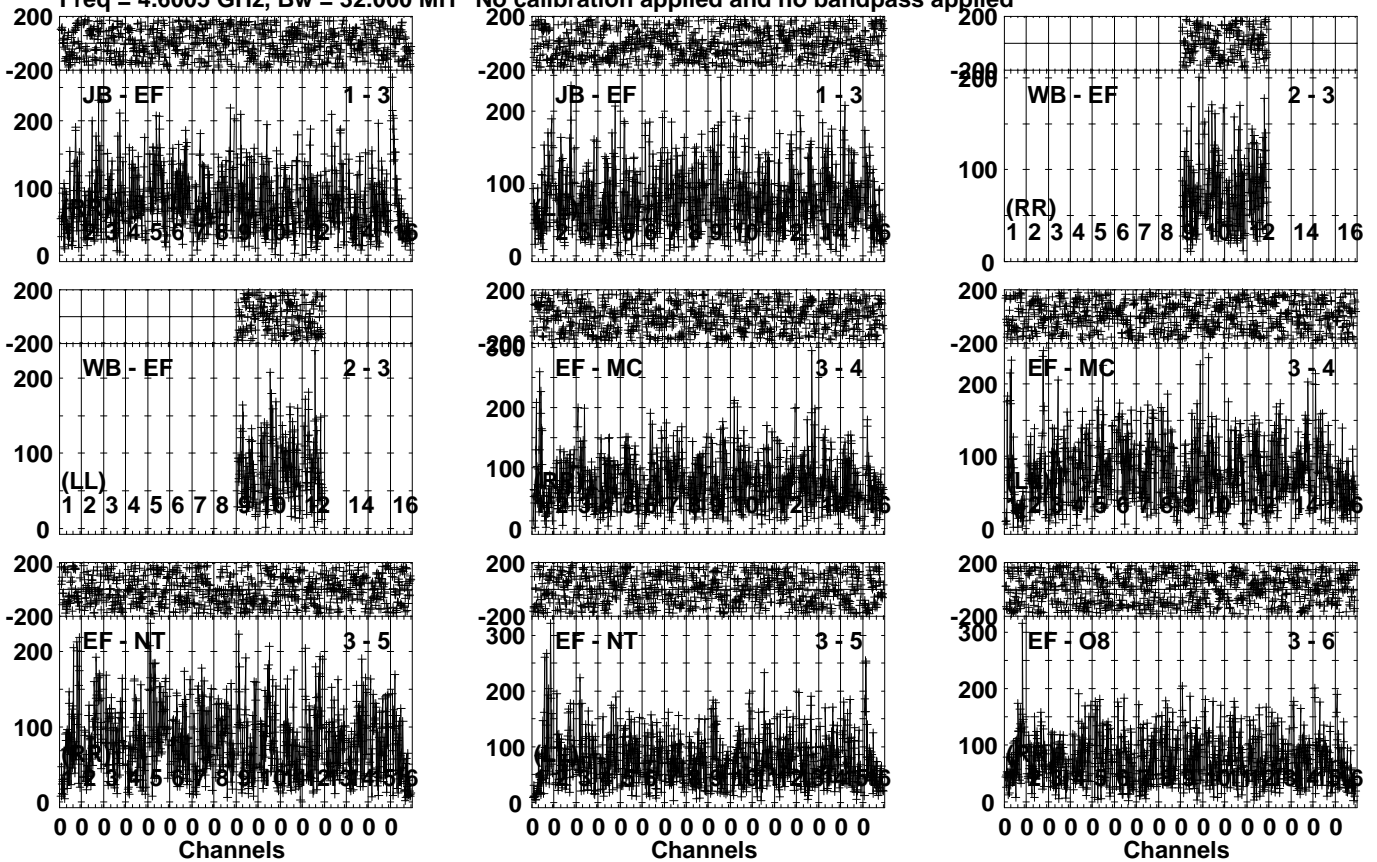


Lower frame: Micro Ampl Jy Top frame: Phas deg
Vector averaged cross-power spectrum Several baselines displayed
Timerange: 00/16:37:18 to 00/16:38:44

Plot file version 824 created 07-AUG-2023 16:13:46

LAND EO019B.UVDATA.1

Freq = 4.6005 GHz, Bw = 32.000 MH No calibration applied and no bandpass applied

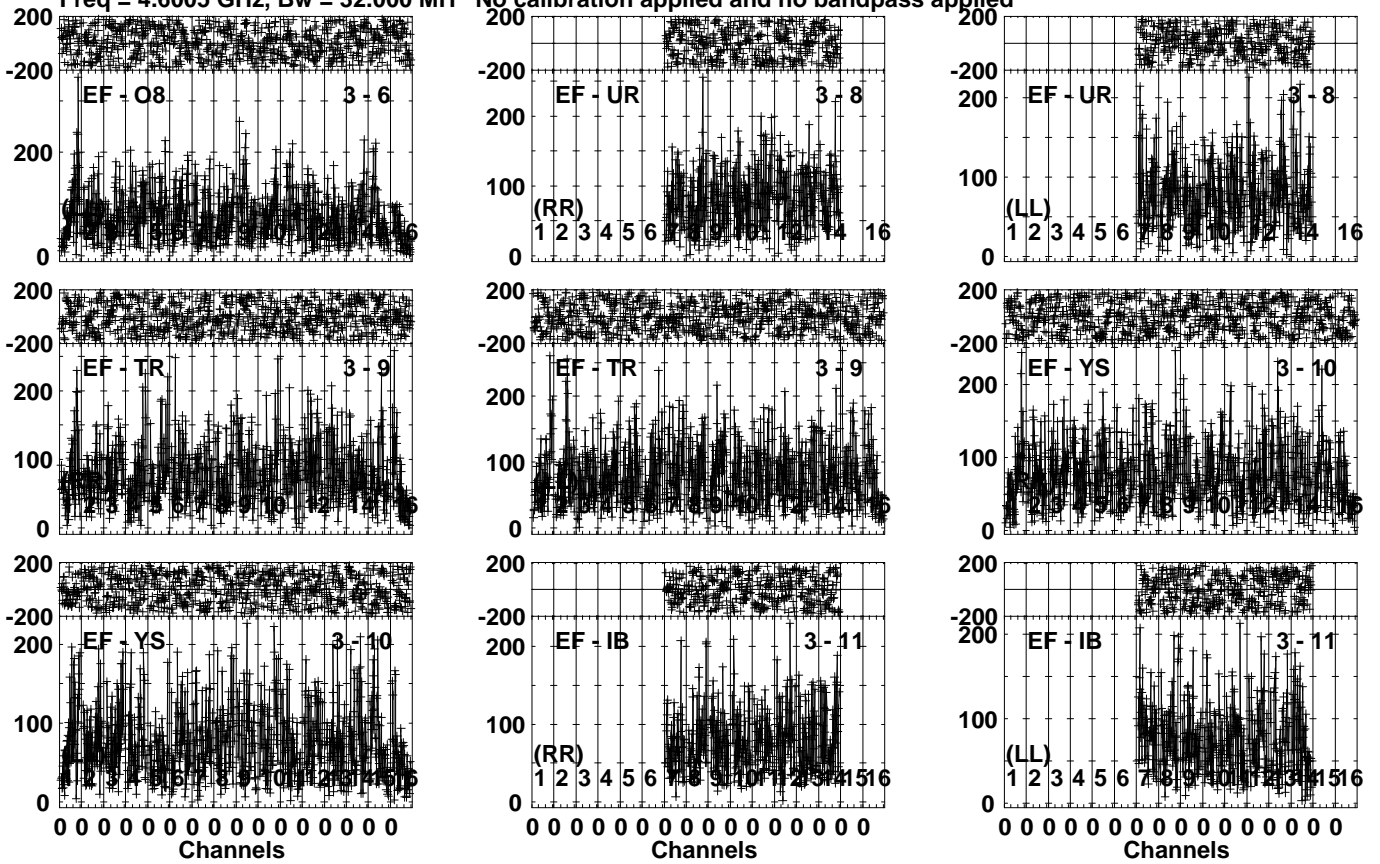


Lower frame: Micro Ampl Jy Top frame: Phas deg
Vector averaged cross-power spectrum Several baselines displayed
Timerange: 00/16:39:31 to 00/16:42:29

Plot file version 825 created 07-AUG-2023 16:13:46

LAND EO019B.UVDATA.1

Freq = 4.6005 GHz, Bw = 32.000 MH No calibration applied and no bandpass applied


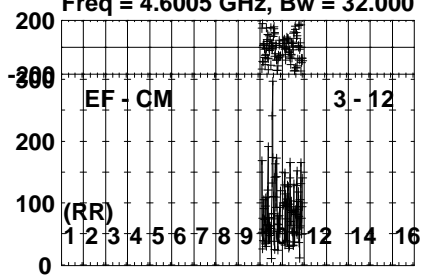


Lower frame: Micro Ampl Jy Top frame: Phas deg
Vector averaged cross-power spectrum Several baselines displayed
Timerange: 00/16:39:31 to 00/16:42:29

Plot file version 826 created 07-AUG-2023 16:13:46

LAND EO019B.UVDATA.1

Freq = 4.6005 GHz, Bw = 32.000 MH No calibration applied and no bandpass applied

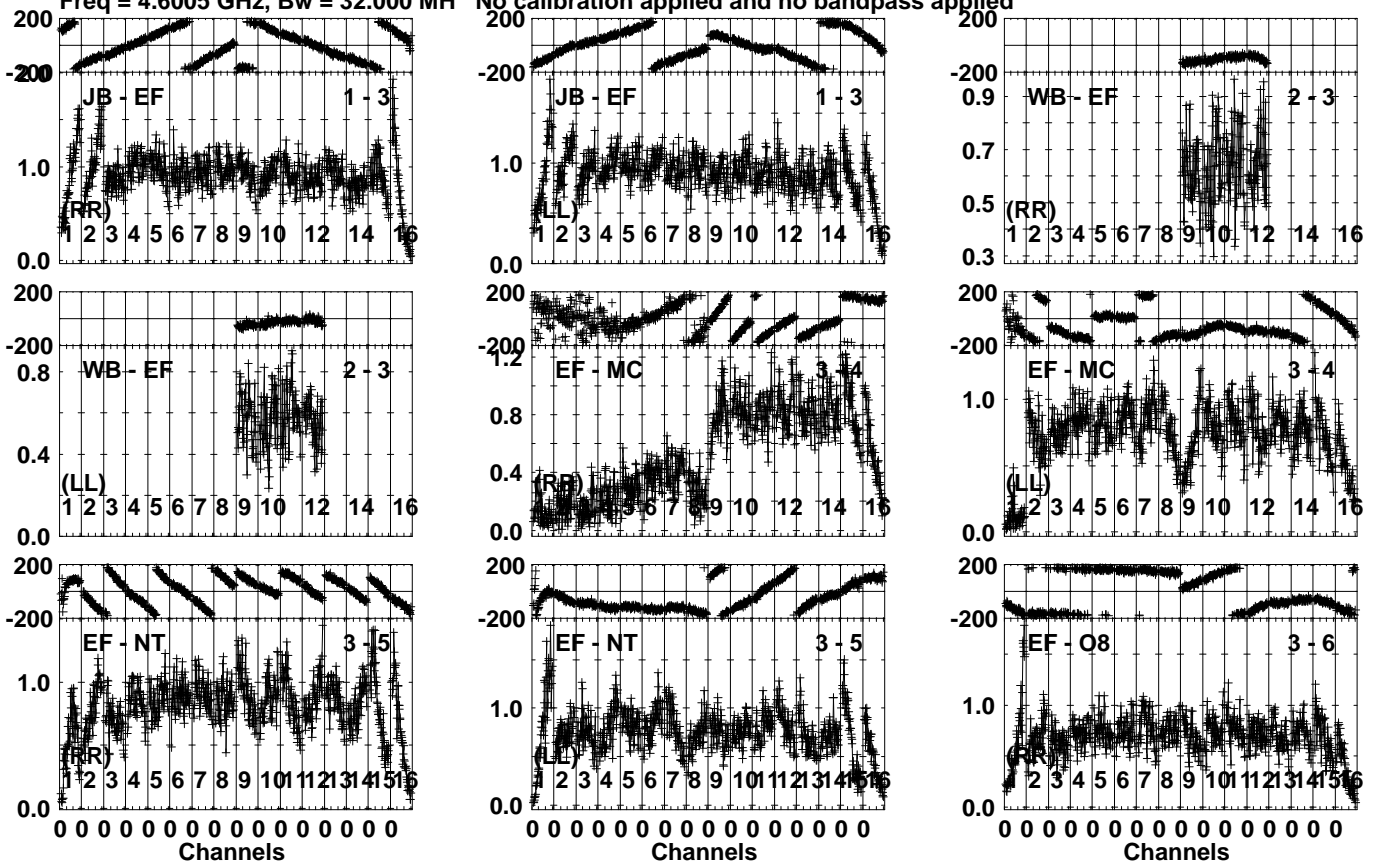


Lower frame: Micro Ampl Jy Top frame: Phas deg
Vector averaged cross-power spectrum Several baselines displayed
Timerange: 00/16:39:31 to 00/16:42:29

Plot file version 827 created 07-AUG-2023 16:13:47

2331+46 EO019B.UVDATA.1

Freq = 4.6005 GHz, Bw = 32.000 MH No calibration applied and no bandpass applied

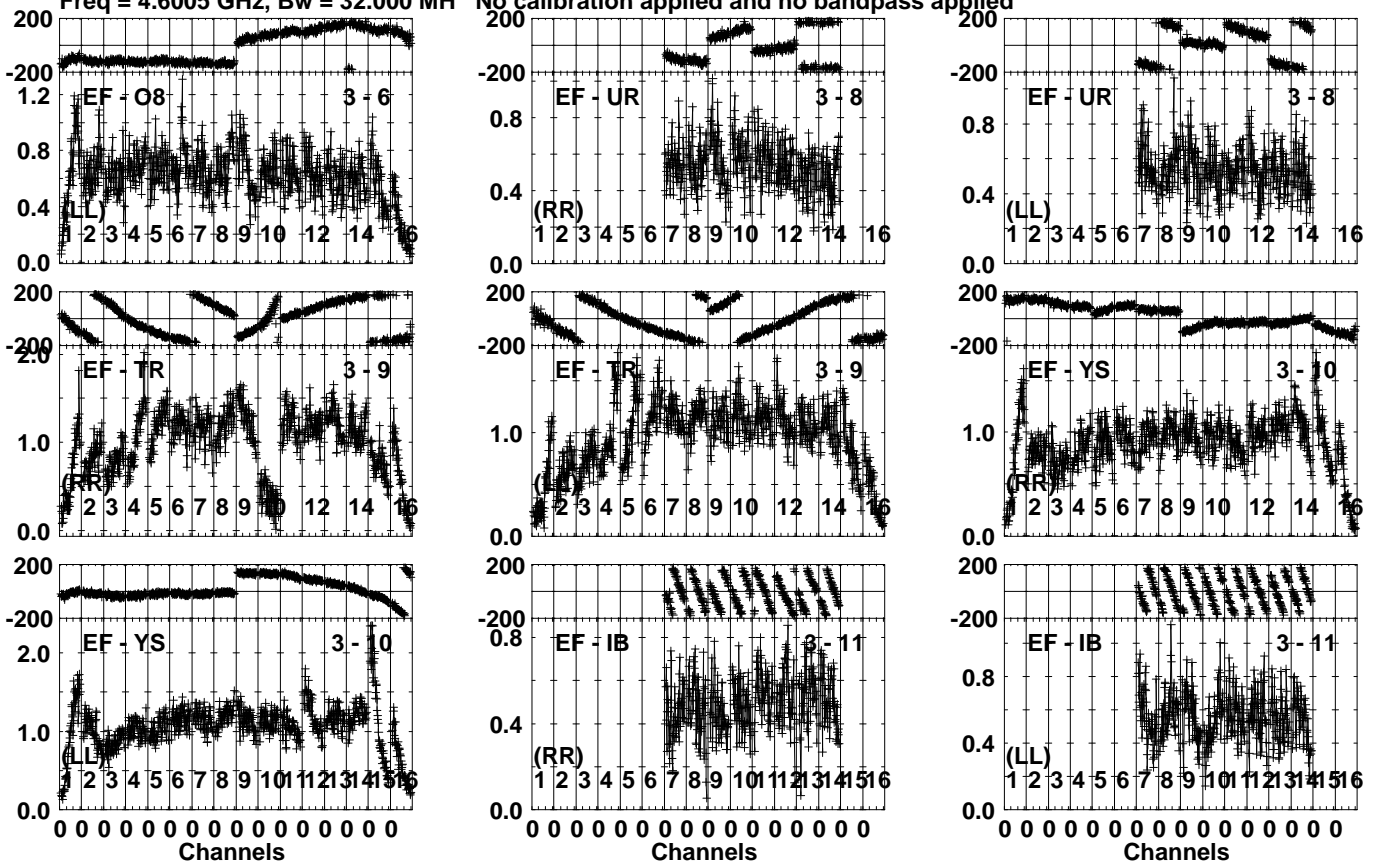


Lower frame: Milli Ampl Jy Top frame: Phas deg
Vector averaged cross-power spectrum Several baselines displayed
Timerange: 00/16:42:33 to 00/16:43:59

Plot file version 828 created 07-AUG-2023 16:13:47

2331+46 EO019B.UVDATA.1

Freq = 4.6005 GHz, Bw = 32.000 MH No calibration applied and no bandpass applied


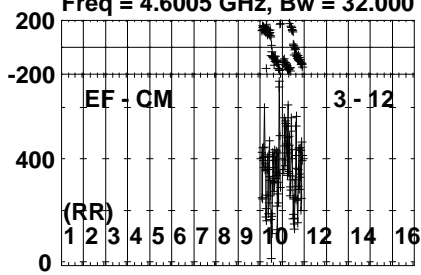


Lower frame: Milli Ampl Jy Top frame: Phas deg
Vector averaged cross-power spectrum Several baselines displayed
Timerange: 00/16:42:33 to 00/16:43:59

Plot file version 829 created 07-AUG-2023 16:13:47

2331+46 EO019B.UVDATA.1

Freq = 4.6005 GHz, Bw = 32.000 MH No calibration applied and no bandpass applied

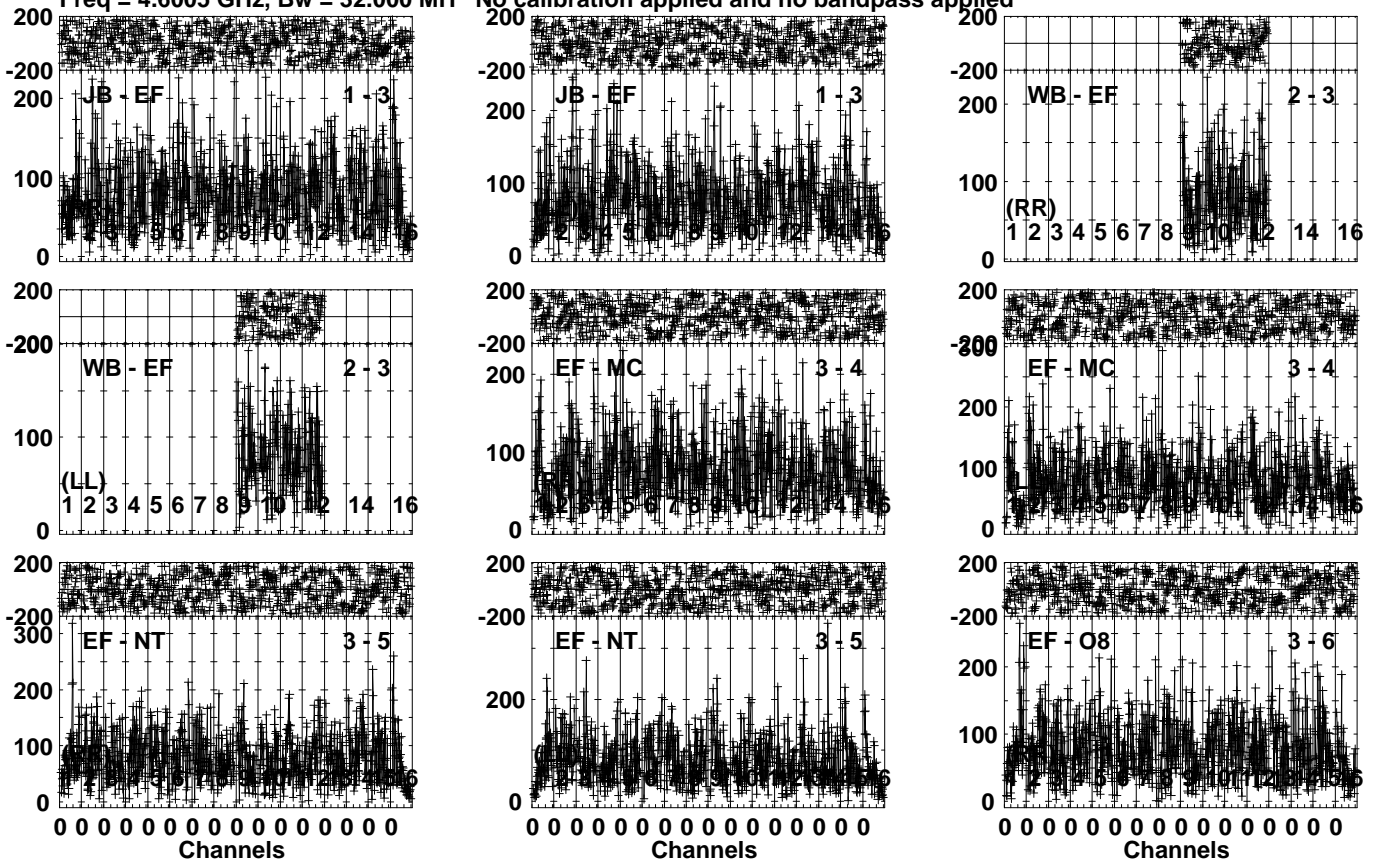


Lower frame: Micro Ampl Jy Top frame: Phas deg
Vector averaged cross-power spectrum Several baselines displayed
Timerange: 00/16:42:33 to 00/16:43:59

Plot file version 830 created 07-AUG-2023 16:13:47

LAND EO019B.UVDATA.1

Freq = 4.6005 GHz, Bw = 32.000 MH No calibration applied and no bandpass applied



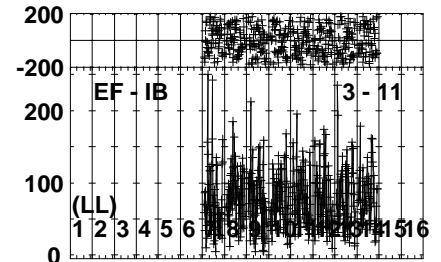
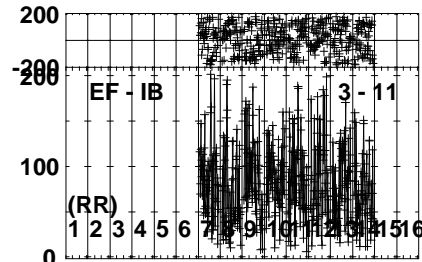
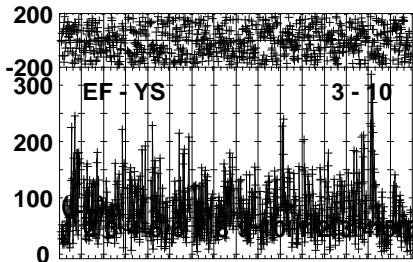
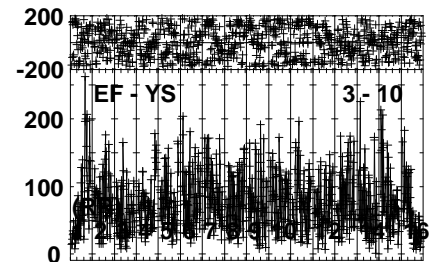
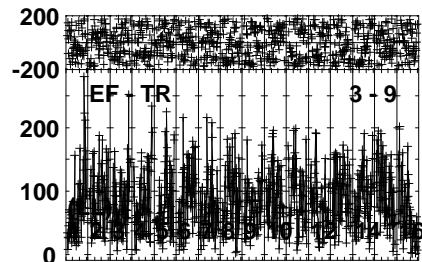
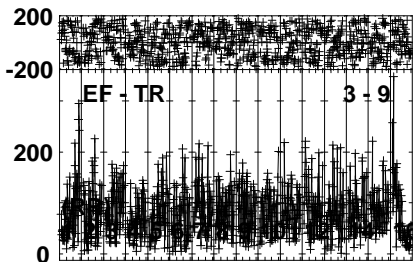
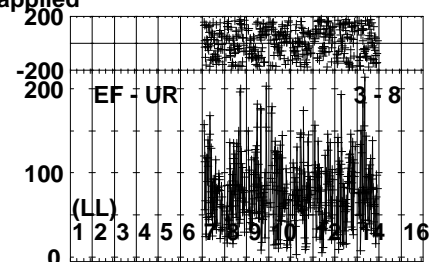
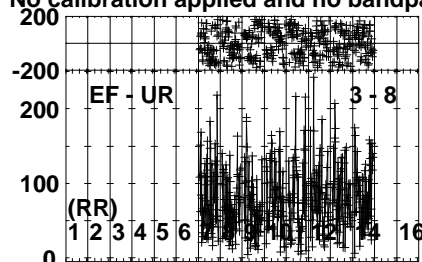
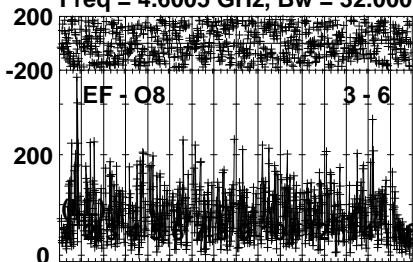
Lower frame: Micro Ampl Jy Top frame: Phas deg
Vector averaged cross-power spectrum Several baselines displayed
Timerange: 00/16:44:01 to 00/16:47:29

Plot file version 831 created 07-AUG-2023 16:13:47

LAND EO019B.UVDATA.1

Freq = 4.6005 GHz, Bw = 32.000 MH

No calibration applied and no bandpass applied

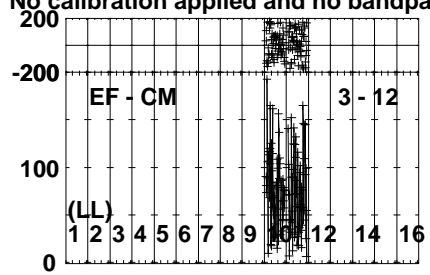



Lower frame: Micro Ampl Jy Top frame: Phas deg
Vector averaged cross-power spectrum Several baselines displayed
Timerange: 00/16:44:01 to 00/16:47:29

Plot file version 832 created 07-AUG-2023 16:13:47

LAND EO019B.UVDATA.1

Freq = 4.6005 GHz, Bw = 32.000 MH No calibration applied and no bandpass applied

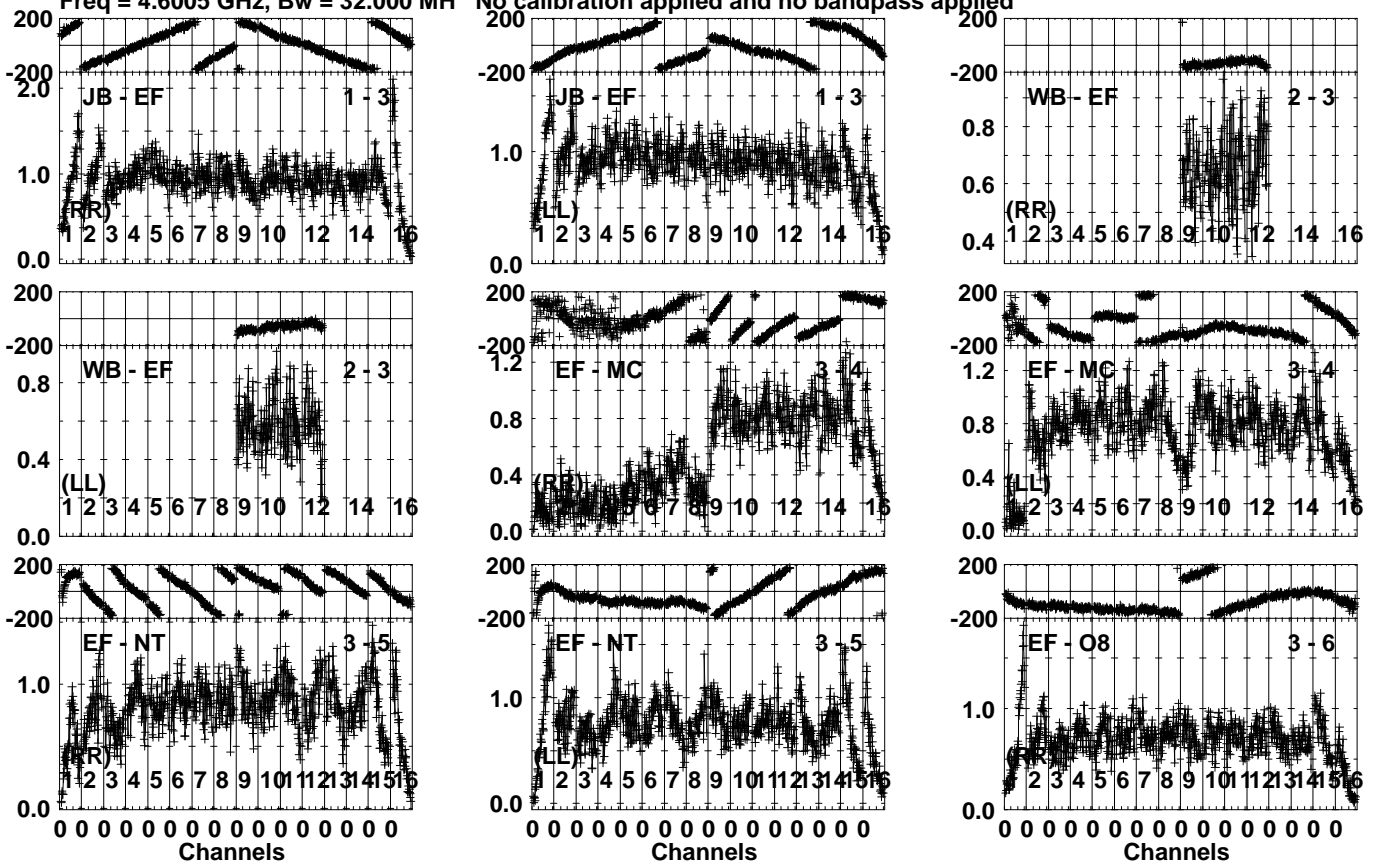


Lower frame: Micro Ampl Jy Top frame: Phas deg
Vector averaged cross-power spectrum Several baselines displayed
Timerange: 00/16:44:01 to 00/16:47:29

Plot file version 833 created 07-AUG-2023 16:13:48

2331+46 EO019B.UVDATA.1

Freq = 4.6005 GHz, Bw = 32.000 MH No calibration applied and no bandpass applied

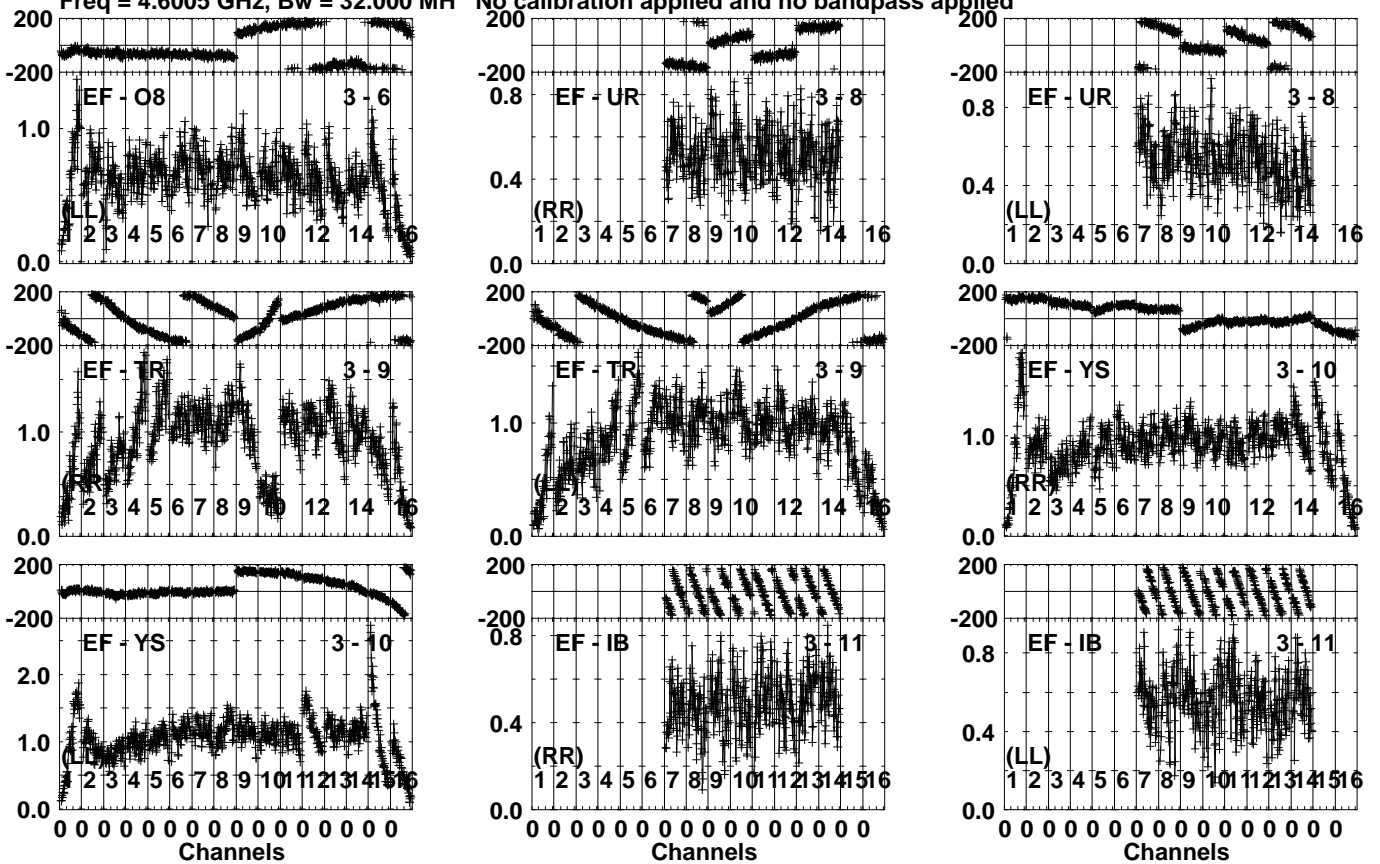


Lower frame: Milli Ampl Jy Top frame: Phas deg
Vector averaged cross-power spectrum Several baselines displayed
Timerange: 00/16:47:31 to 00/16:48:59

Plot file version 834 created 07-AUG-2023 16:13:48

2331+46 EO019B.UVDATA.1

Freq = 4.6005 GHz, Bw = 32.000 MH No calibration applied and no bandpass applied

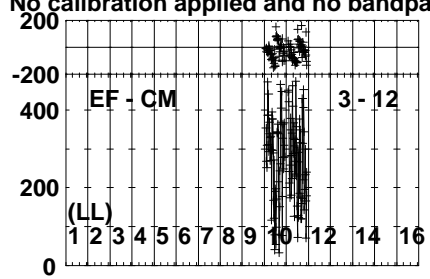
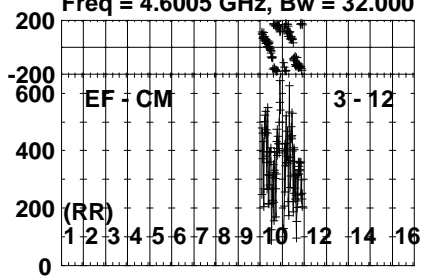


Lower frame: Milli Ampl Jy Top frame: Phas deg
Vector averaged cross-power spectrum Several baselines displayed
Timerange: 00/16:47:31 to 00/16:48:59

Plot file version 835 created 07-AUG-2023 16:13:48

2331+46 EO019B.UVDATA.1

Freq = 4.6005 GHz, Bw = 32.000 MH No calibration applied and no bandpass applied

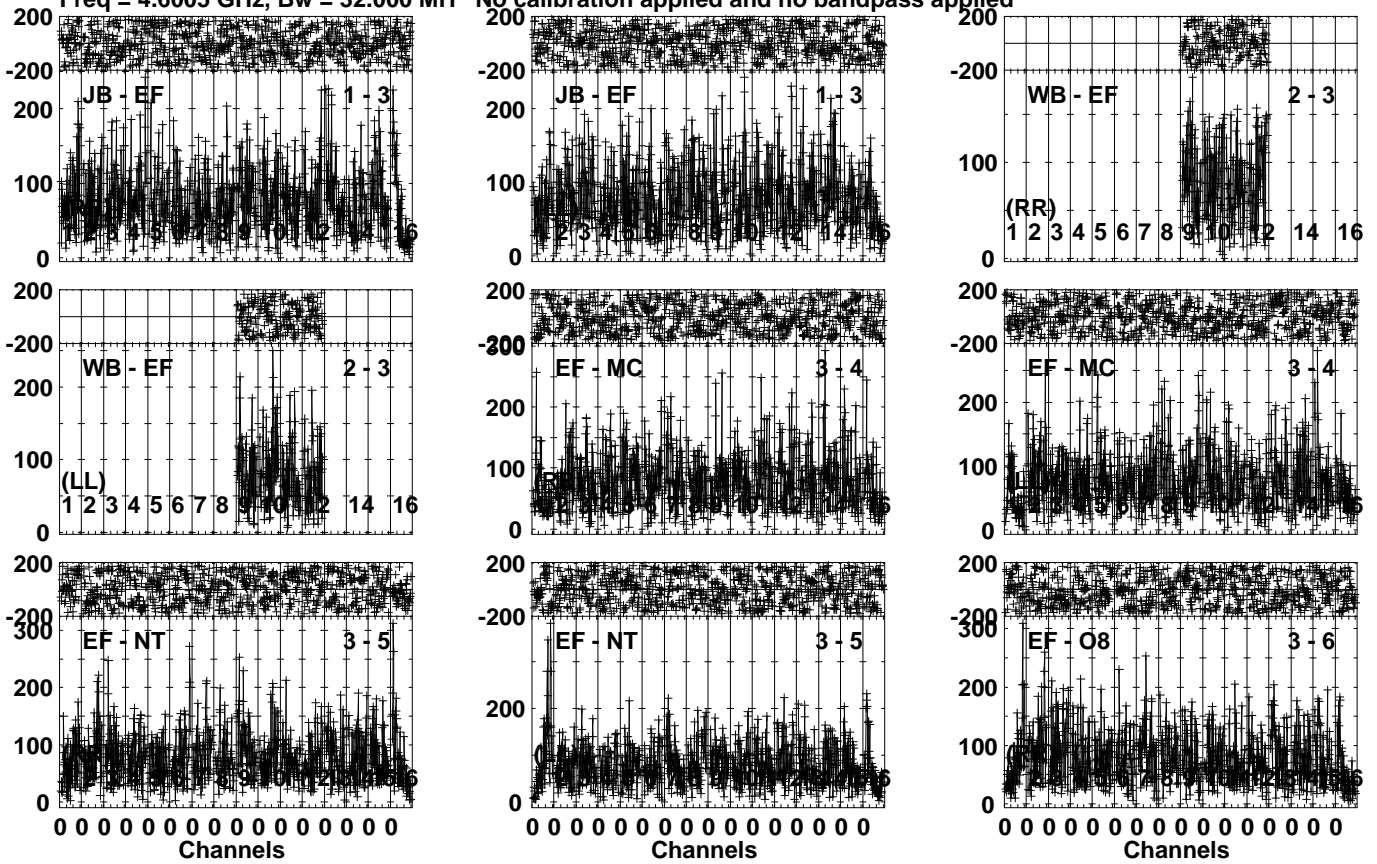


Lower frame: Micro Ampl Jy Top frame: Phas deg
Vector averaged cross-power spectrum Several baselines displayed
Timerange: 00/16:47:31 to 00/16:48:59

Plot file version 836 created 07-AUG-2023 16:13:48

LAND EO019B.UVDATA.1

Freq = 4.6005 GHz, Bw = 32.000 MH No calibration applied and no bandpass applied

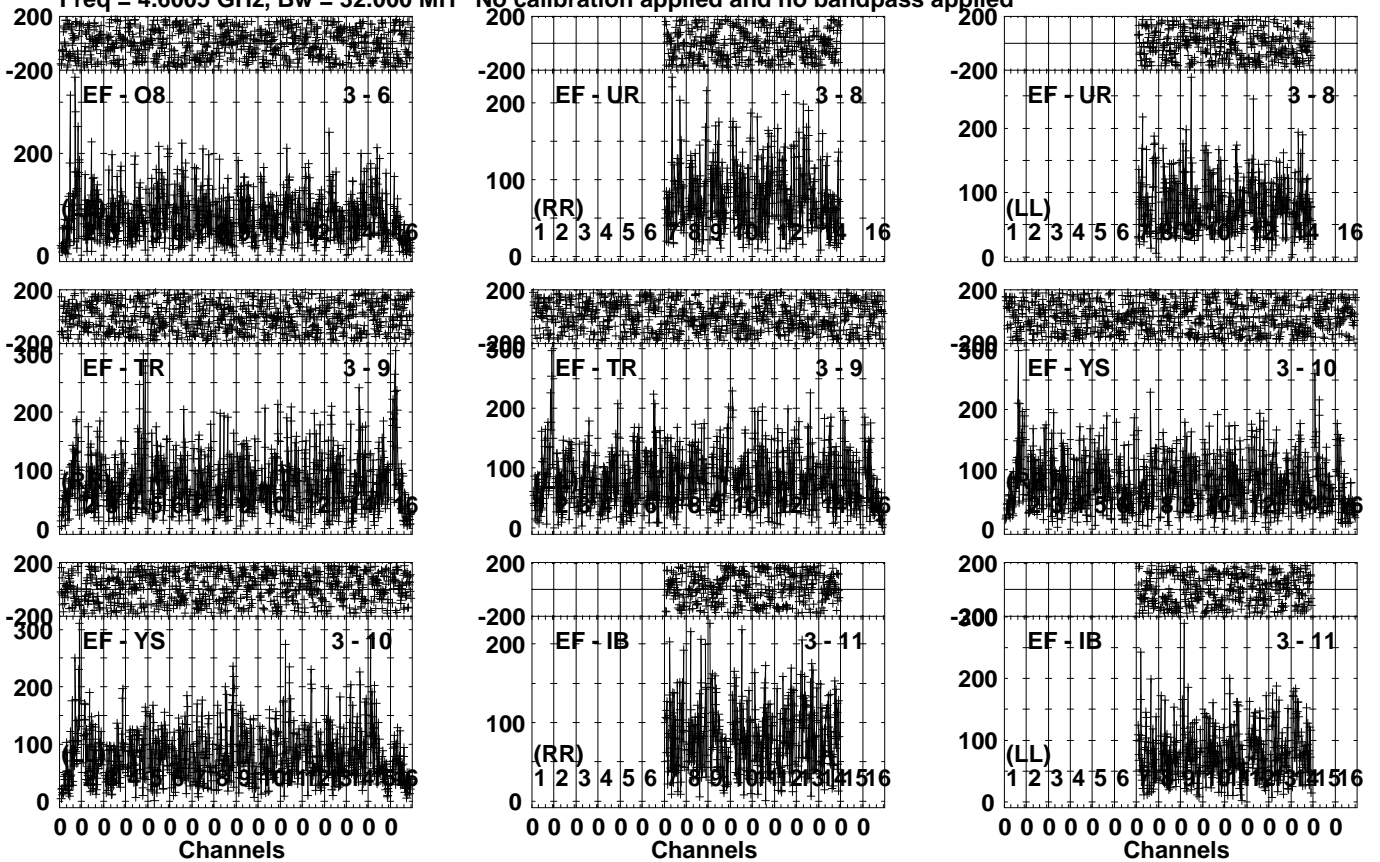


Lower frame: Micro Ampl Jy Top frame: Phas deg
Vector averaged cross-power spectrum Several baselines displayed
Timerange: 00/16:49:46 to 00/16:52:44

Plot file version 837 created 07-AUG-2023 16:13:48

LAND EO019B.UVDATA.1

Freq = 4.6005 GHz, Bw = 32.000 MH No calibration applied and no bandpass applied


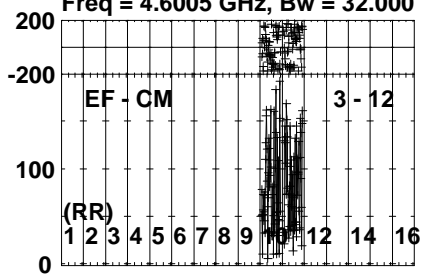


Lower frame: Micro Ampl Jy Top frame: Phas deg
Vector averaged cross-power spectrum Several baselines displayed
Timerange: 00/16:49:46 to 00/16:52:44

Plot file version 838 created 07-AUG-2023 16:13:48

LAND EO019B.UVDATA.1

Freq = 4.6005 GHz, Bw = 32.000 MH No calibration applied and no bandpass applied

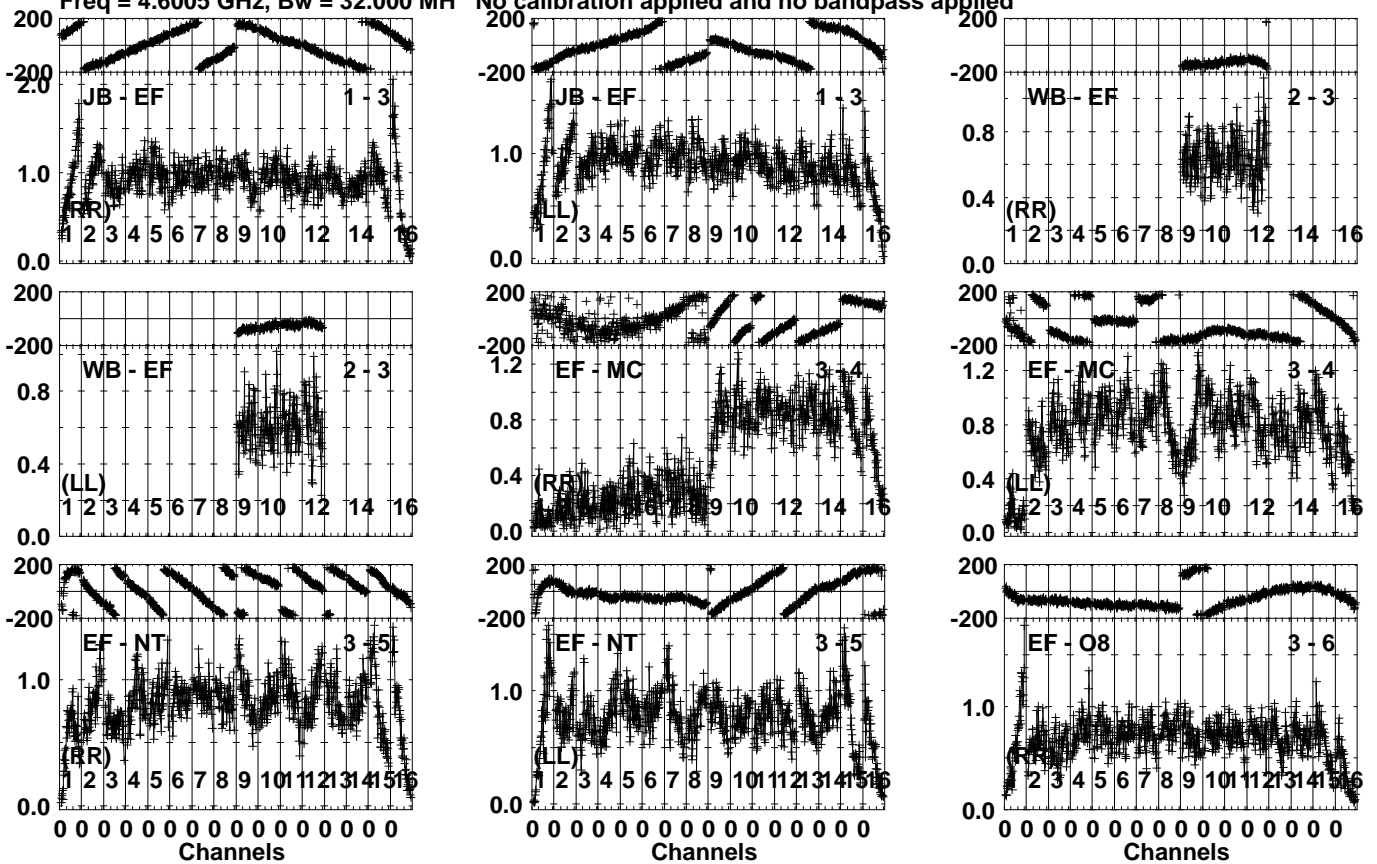


Lower frame: Micro Ampl Jy Top frame: Phas deg
Vector averaged cross-power spectrum Several baselines displayed
Timerange: 00/16:49:46 to 00/16:52:44

Plot file version 839 created 07-AUG-2023 16:13:48

2331+46 EO019B.UVDATA.1

Freq = 4.6005 GHz, Bw = 32.000 MH No calibration applied and no bandpass applied

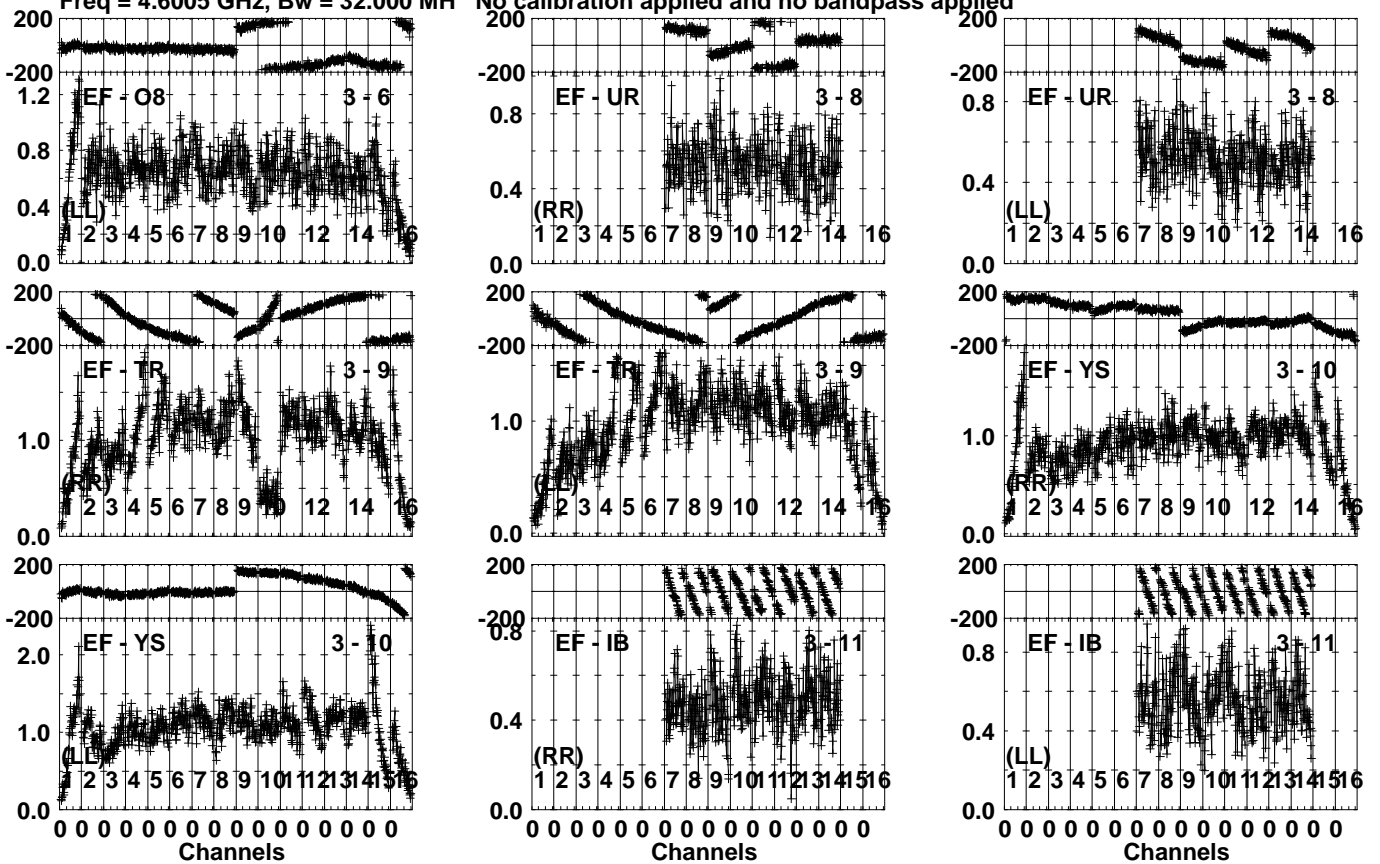


Lower frame: Milli Ampl Jy Top frame: Phas deg
Vector averaged cross-power spectrum Several baselines displayed
Timerange: 00/16:52:48 to 00/16:54:14

Plot file version 840 created 07-AUG-2023 16:13:48

2331+46 EO019B.UVDATA.1

Freq = 4.6005 GHz, Bw = 32.000 MH No calibration applied and no bandpass applied

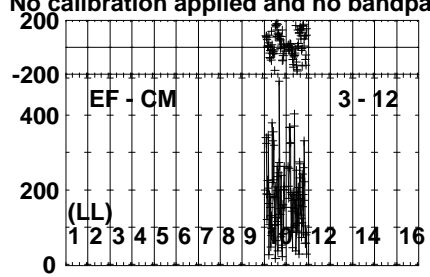
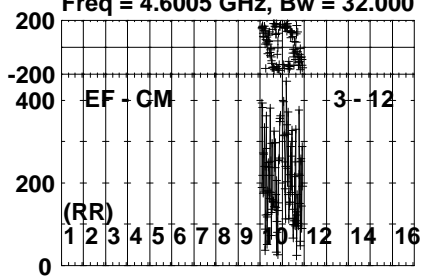


Lower frame: Milli Ampl Jy Top frame: Phas deg
Vector averaged cross-power spectrum Several baselines displayed
Timerange: 00/16:52:48 to 00/16:54:14

Plot file version 841 created 07-AUG-2023 16:13:49

2331+46 EO019B.UVDATA.1

Freq = 4.6005 GHz, Bw = 32.000 MH No calibration applied and no bandpass applied

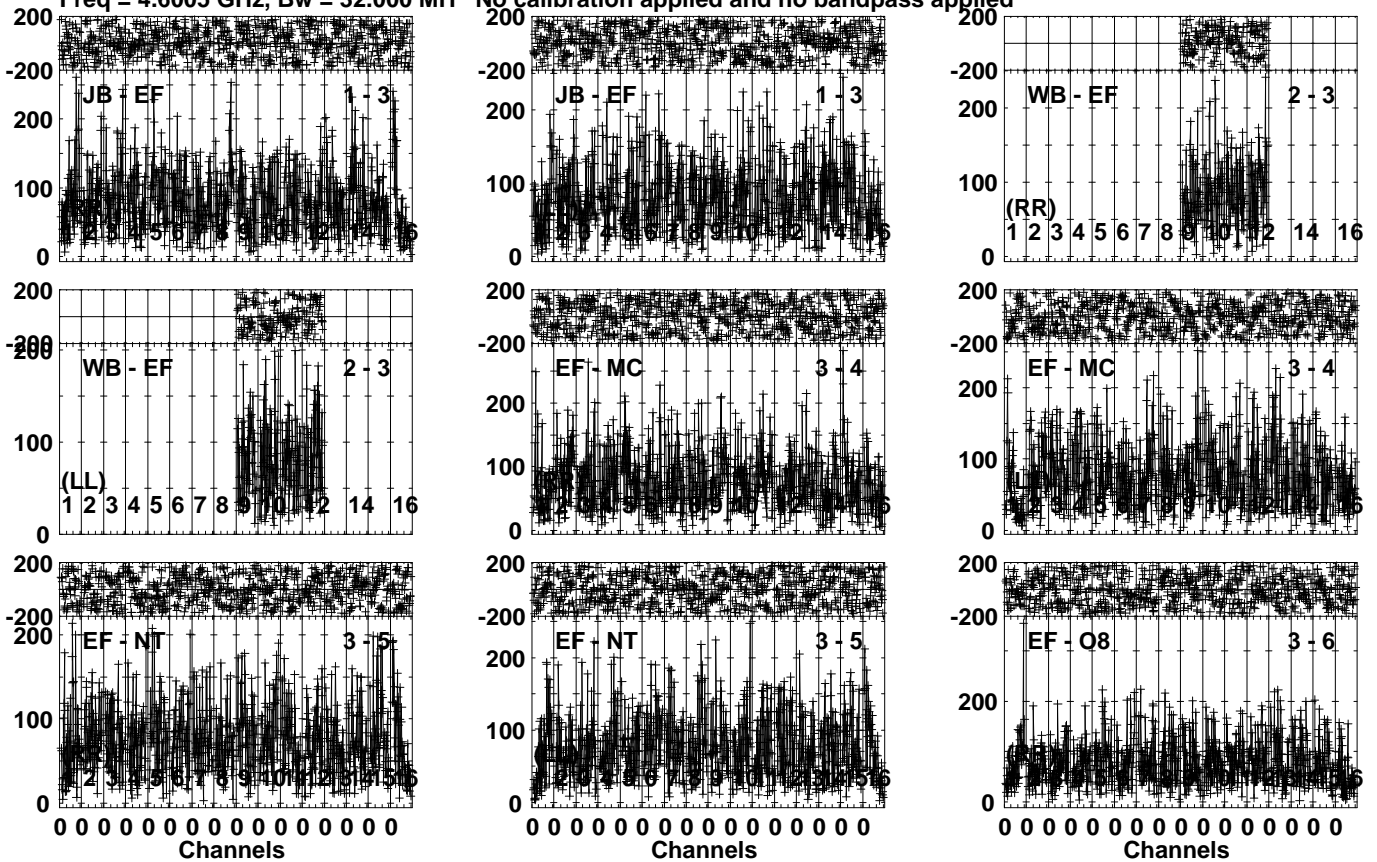


Lower frame: Micro Ampl Jy Top frame: Phas deg
Vector averaged cross-power spectrum Several baselines displayed
Timerange: 00/16:52:48 to 00/16:54:14

Plot file version 842 created 07-AUG-2023 16:13:49

LAND EO019B.UVDATA.1

Freq = 4.6005 GHz, Bw = 32.000 MH No calibration applied and no bandpass applied

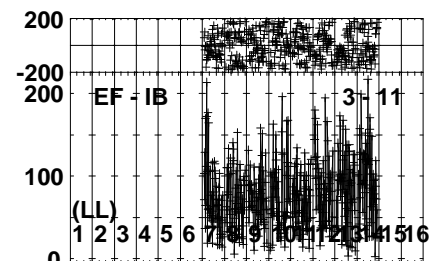
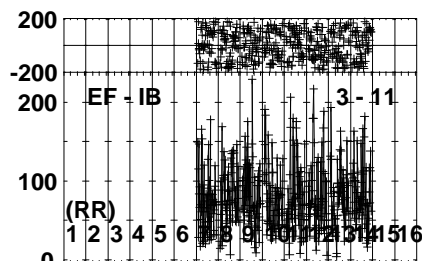
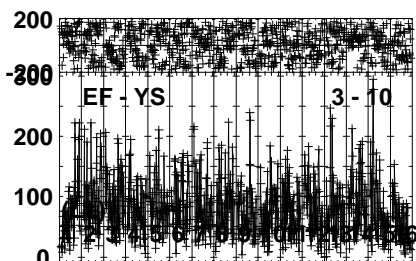
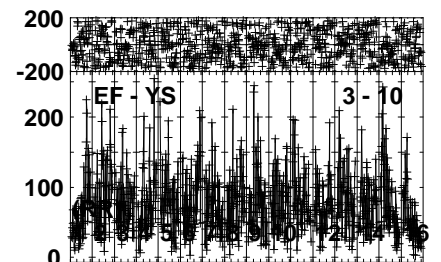
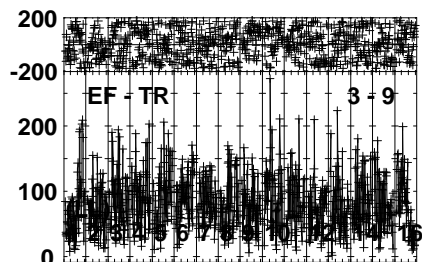
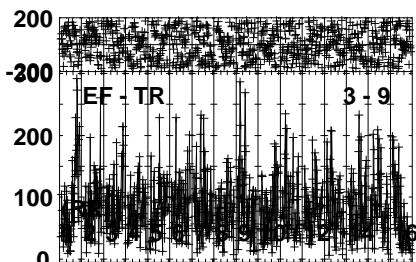
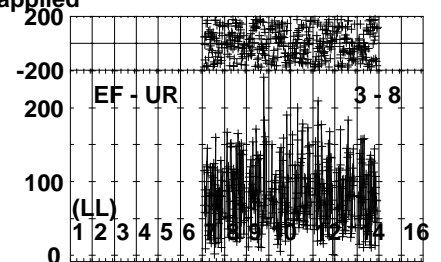
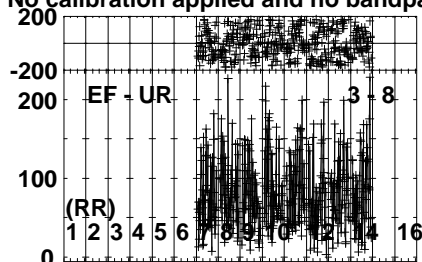
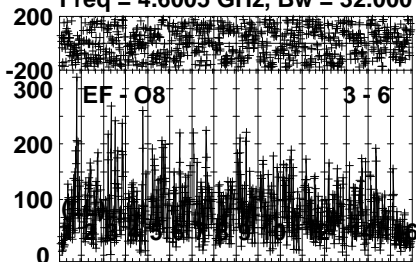


Lower frame: Micro Ampl Jy Top frame: Phas deg
Vector averaged cross-power spectrum Several baselines displayed
Timerange: 00/16:54:16 to 00/16:57:44

Plot file version 843 created 07-AUG-2023 16:13:49

LAND EO019B.UVDATA.1

Freq = 4.6005 GHz, Bw = 32.000 MH No calibration applied and no bandpass applied

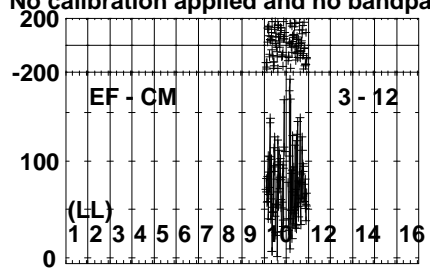



Lower frame: Micro Ampl Jy Top frame: Phas deg
Vector averaged cross-power spectrum Several baselines displayed
Timerange: 00/16:54:16 to 00/16:57:44

Plot file version 844 created 07-AUG-2023 16:13:49

LAND EO019B.UVDATA.1

Freq = 4.6005 GHz, Bw = 32.000 MH No calibration applied and no bandpass applied

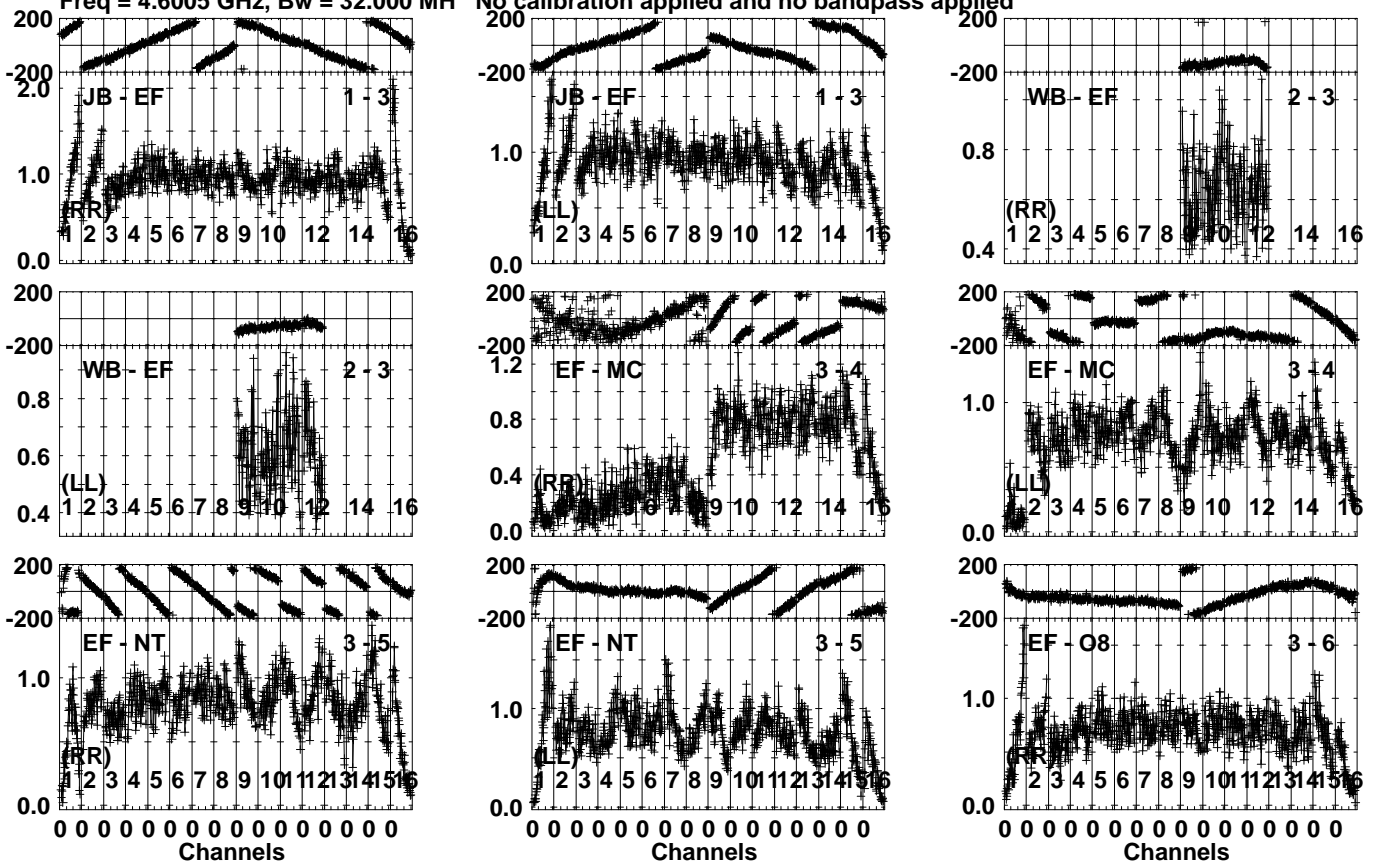


Lower frame: Micro Ampl Jy Top frame: Phas deg
Vector averaged cross-power spectrum Several baselines displayed
Timerange: 00/16:54:16 to 00/16:57:44

Plot file version 845 created 07-AUG-2023 16:13:49

2331+46 EO019B.UVDATA.1

Freq = 4.6005 GHz, Bw = 32.000 MH No calibration applied and no bandpass applied

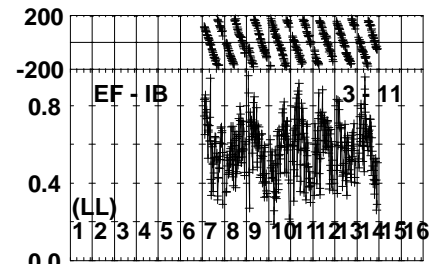
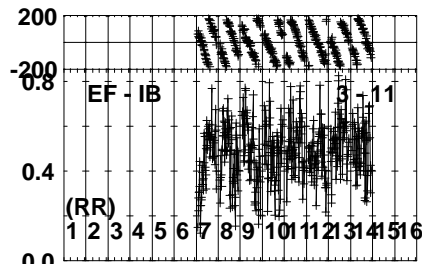
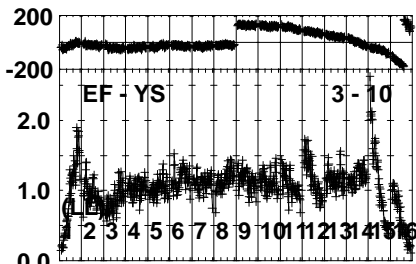
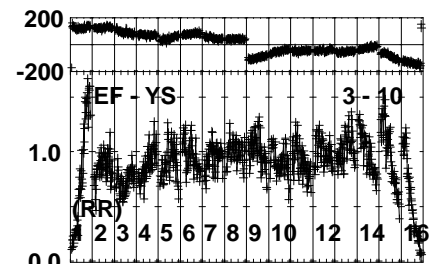
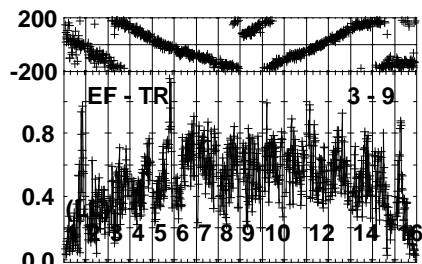
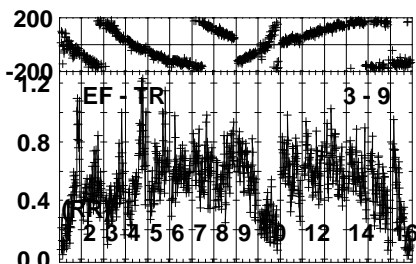
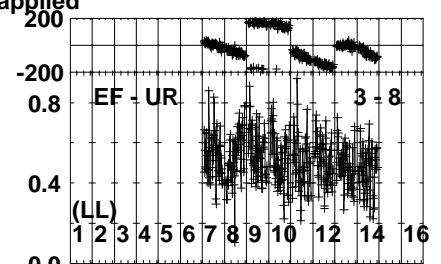
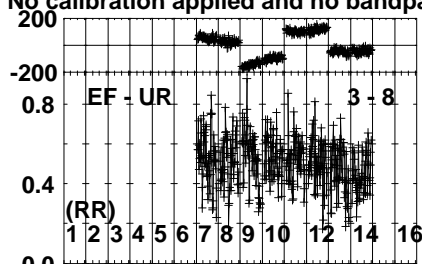
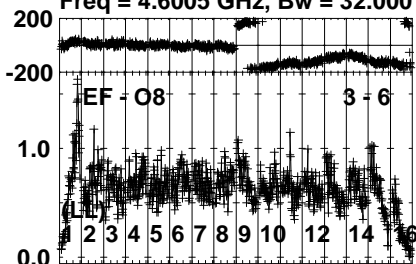


Lower frame: Milli Ampl Jy Top frame: Phas deg
Vector averaged cross-power spectrum Several baselines displayed
Timerange: 00/16:57:46 to 00/16:59:14

Plot file version 846 created 07-AUG-2023 16:13:49

2331+46 EO019B.UVDATA.1

Freq = 4.6005 GHz, Bw = 32.000 MH No calibration applied and no bandpass applied

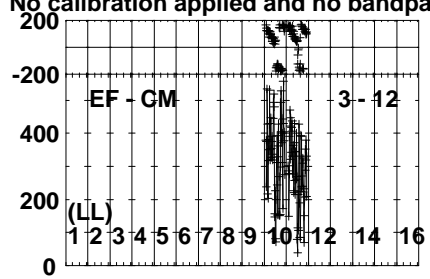
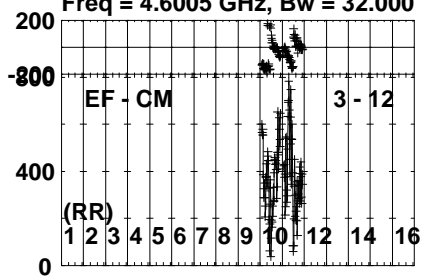


Lower frame: Milli Ampl Jy Top frame: Phas deg
Vector averaged cross-power spectrum Several baselines displayed
Timerange: 00/16:57:46 to 00/16:59:14

Plot file version 847 created 07-AUG-2023 16:13:50

2331+46 EO019B.UVDATA.1

Freq = 4.6005 GHz, Bw = 32.000 MH No calibration applied and no bandpass applied

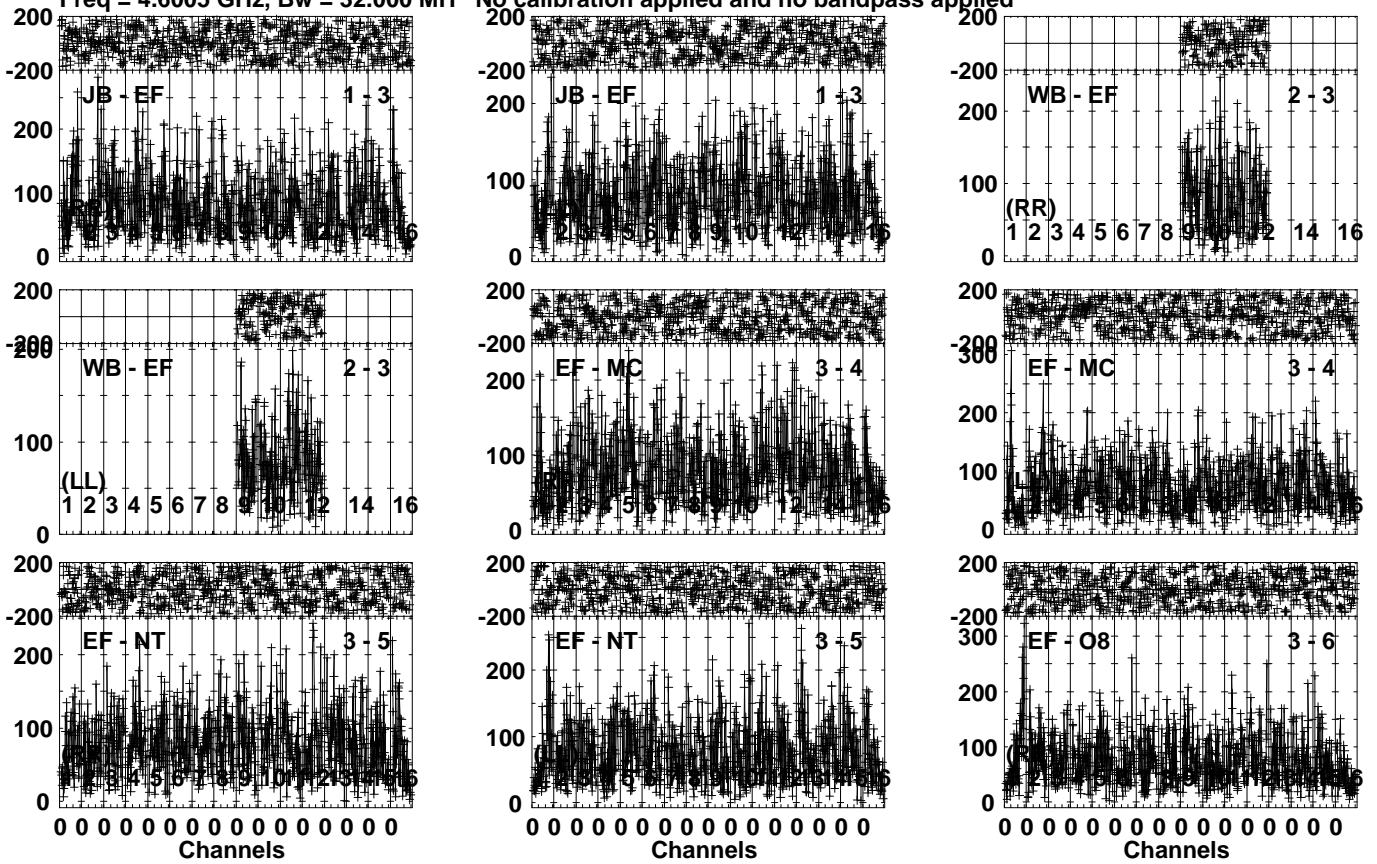


Lower frame: Micro Ampl Jy Top frame: Phas deg
Vector averaged cross-power spectrum Several baselines displayed
Timerange: 00/16:57:46 to 00/16:59:14

Plot file version 848 created 07-AUG-2023 16:13:50

LAND EO019B.UVDATA.1

Freq = 4.6005 GHz, Bw = 32.000 MH No calibration applied and no bandpass applied

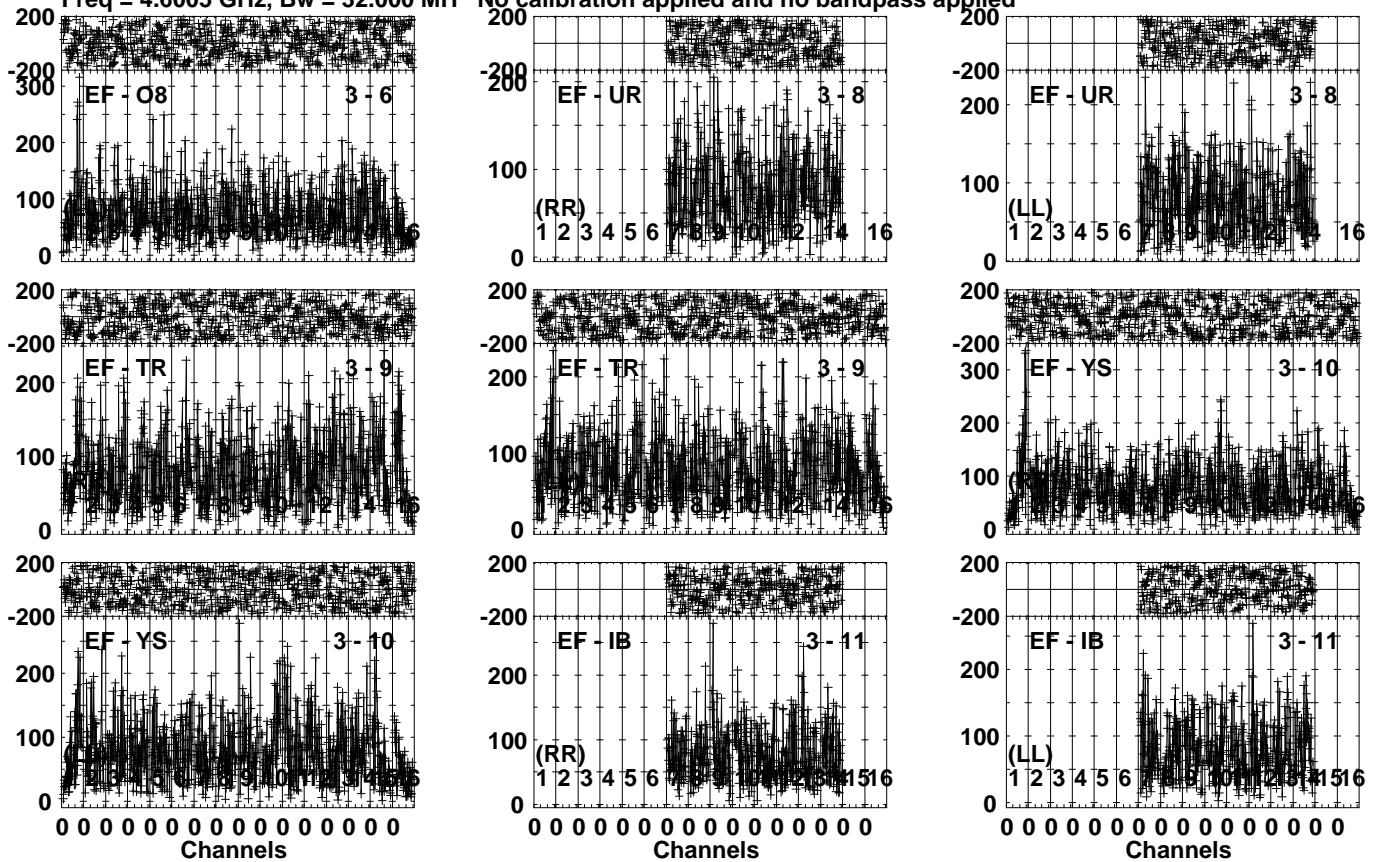


Lower frame: Micro Ampl Jy Top frame: Phas deg
Vector averaged cross-power spectrum Several baselines displayed
Timerange: 00/17:00:01 to 00/17:02:59

Plot file version 849 created 07-AUG-2023 16:13:50

LAND EO019B.UVDATA.1

Freq = 4.6005 GHz, Bw = 32.000 MH No calibration applied and no bandpass applied


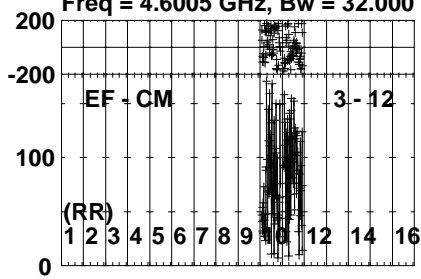


Lower frame: Micro Ampl Jy Top frame: Phas deg
Vector averaged cross-power spectrum Several baselines displayed
Timerange: 00/17:00:01 to 00/17:02:59

Plot file version 850 created 07-AUG-2023 16:13:50

LAND EO019B.UVDATA.1

Freq = 4.6005 GHz, Bw = 32.000 MH No calibration applied and no bandpass applied



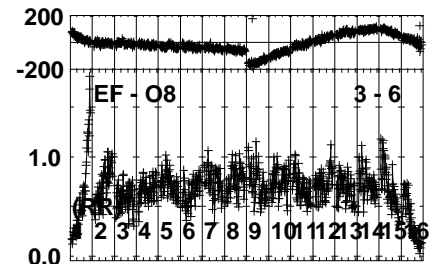
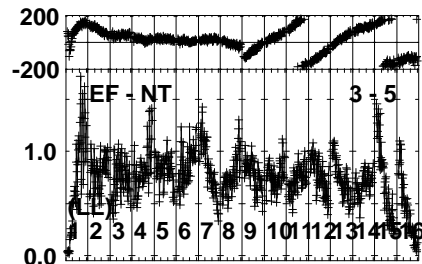
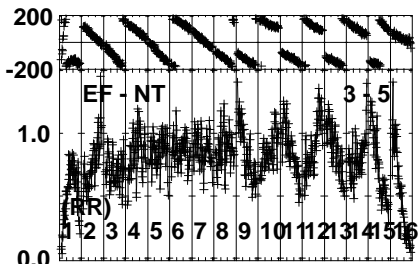
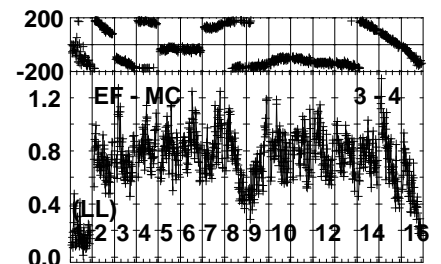
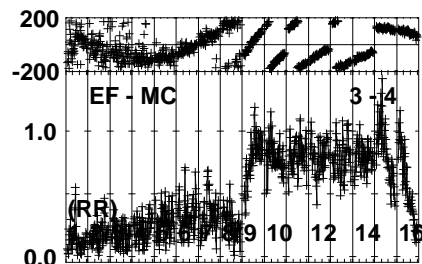
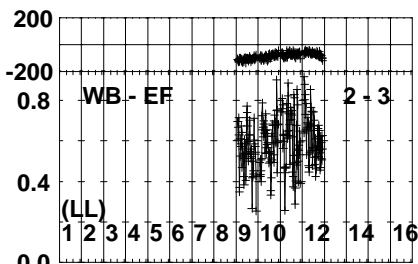
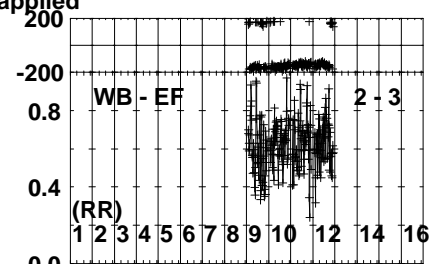
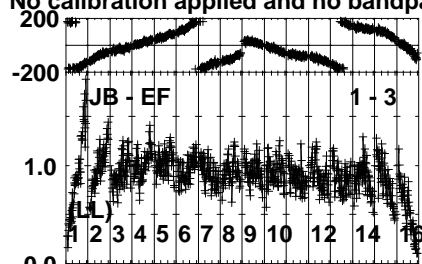
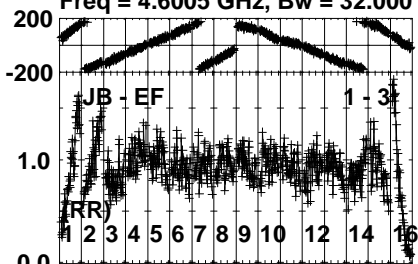
Lower frame: Micro Ampl Jy Top frame: Phas deg
Vector averaged cross-power spectrum Several baselines displayed
Timerange: 00/17:00:01 to 00/17:02:59

Plot file version 851 created 07-AUG-2023 16:13:50

2331+46 EO019B.UVDATA.1

Freq = 4.6005 GHz, Bw = 32.000 MH

No calibration applied and no bandpass applied

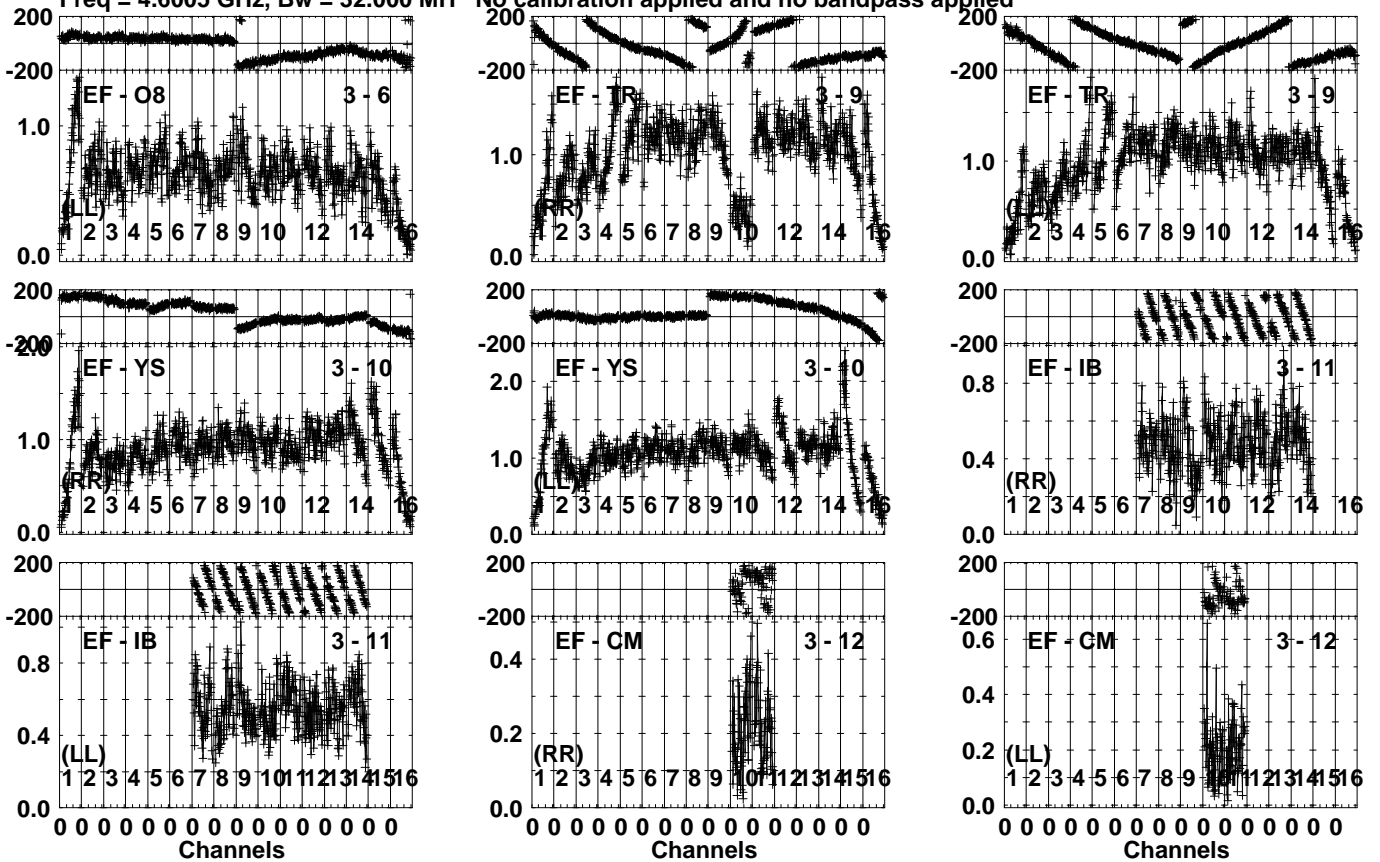


Lower frame: Milli Ampl Jy Top frame: Phas deg
Vector averaged cross-power spectrum Several baselines displayed
Timerange: 00/17:03:03 to 00/17:04:29

Plot file version 852 created 07-AUG-2023 16:13:50

2331+46 EO019B.UVDATA.1

Freq = 4.6005 GHz, Bw = 32.000 MH No calibration applied and no bandpass applied

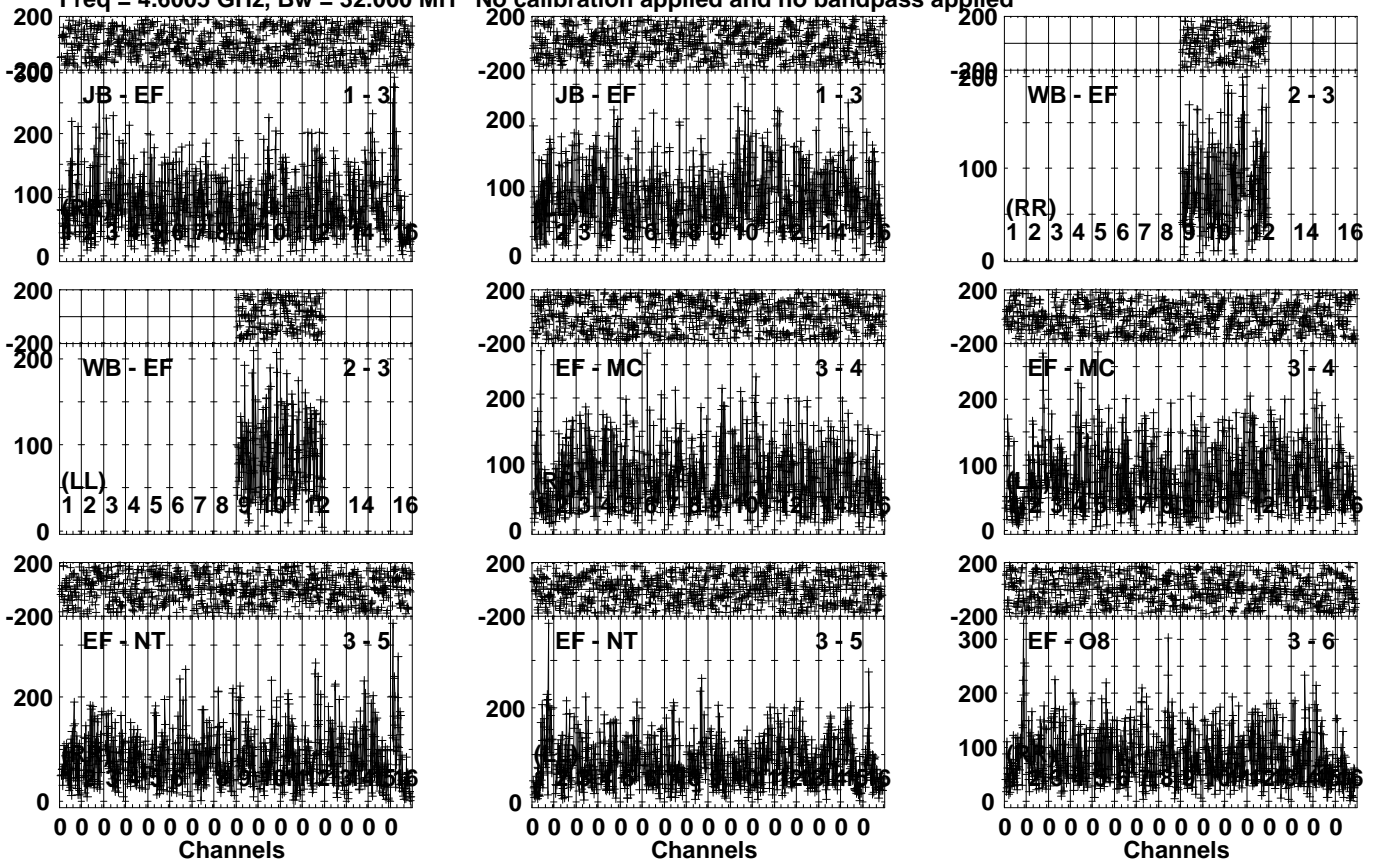


Lower frame: Milli Ampl Jy Top frame: Phas deg
Vector averaged cross-power spectrum Several baselines displayed
Timerange: 00/17:03:03 to 00/17:04:29

Plot file version 853 created 07-AUG-2023 16:13:51

LAND EO019B.UVDATA.1

Freq = 4.6005 GHz, Bw = 32.000 MH No calibration applied and no bandpass applied

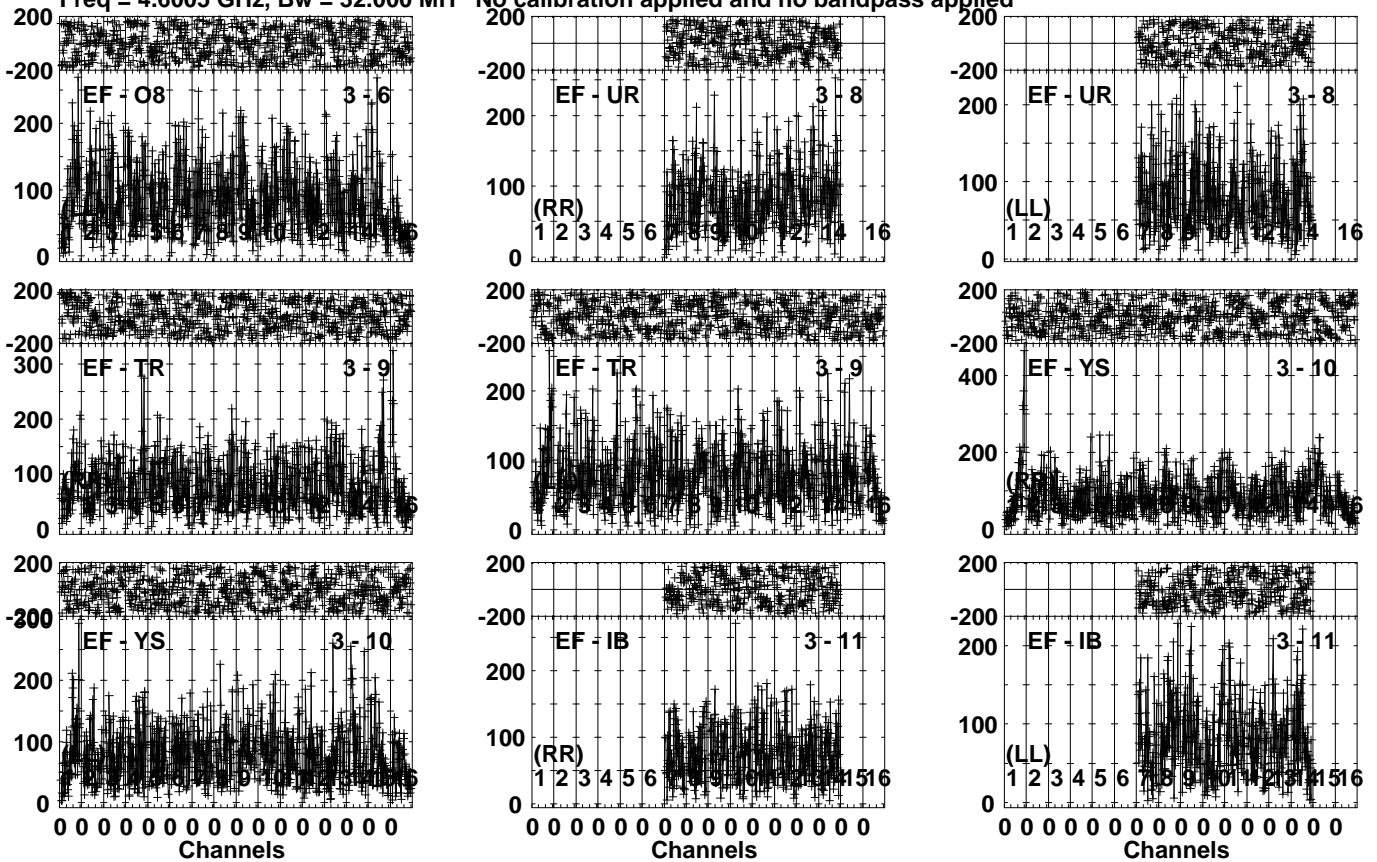


Lower frame: Micro Ampl Jy Top frame: Phas deg
Vector averaged cross-power spectrum Several baselines displayed
Timerange: 00/17:04:31 to 00/17:07:59

Plot file version 854 created 07-AUG-2023 16:13:51

LAND EO019B.UVDATA.1

Freq = 4.6005 GHz, Bw = 32.000 MH No calibration applied and no bandpass applied

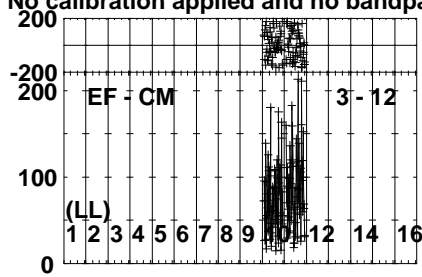
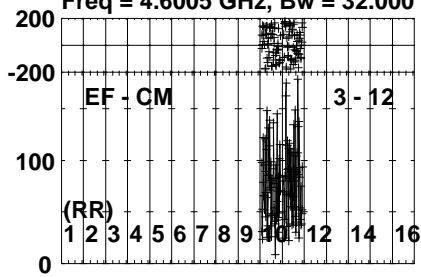


Lower frame: Micro Ampl Jy Top frame: Phas deg
Vector averaged cross-power spectrum Several baselines displayed
Timerange: 00/17:04:31 to 00/17:07:59

Plot file version 855 created 07-AUG-2023 16:13:51

LAND EO019B.UVDATA.1

Freq = 4.6005 GHz, Bw = 32.000 MH No calibration applied and no bandpass applied

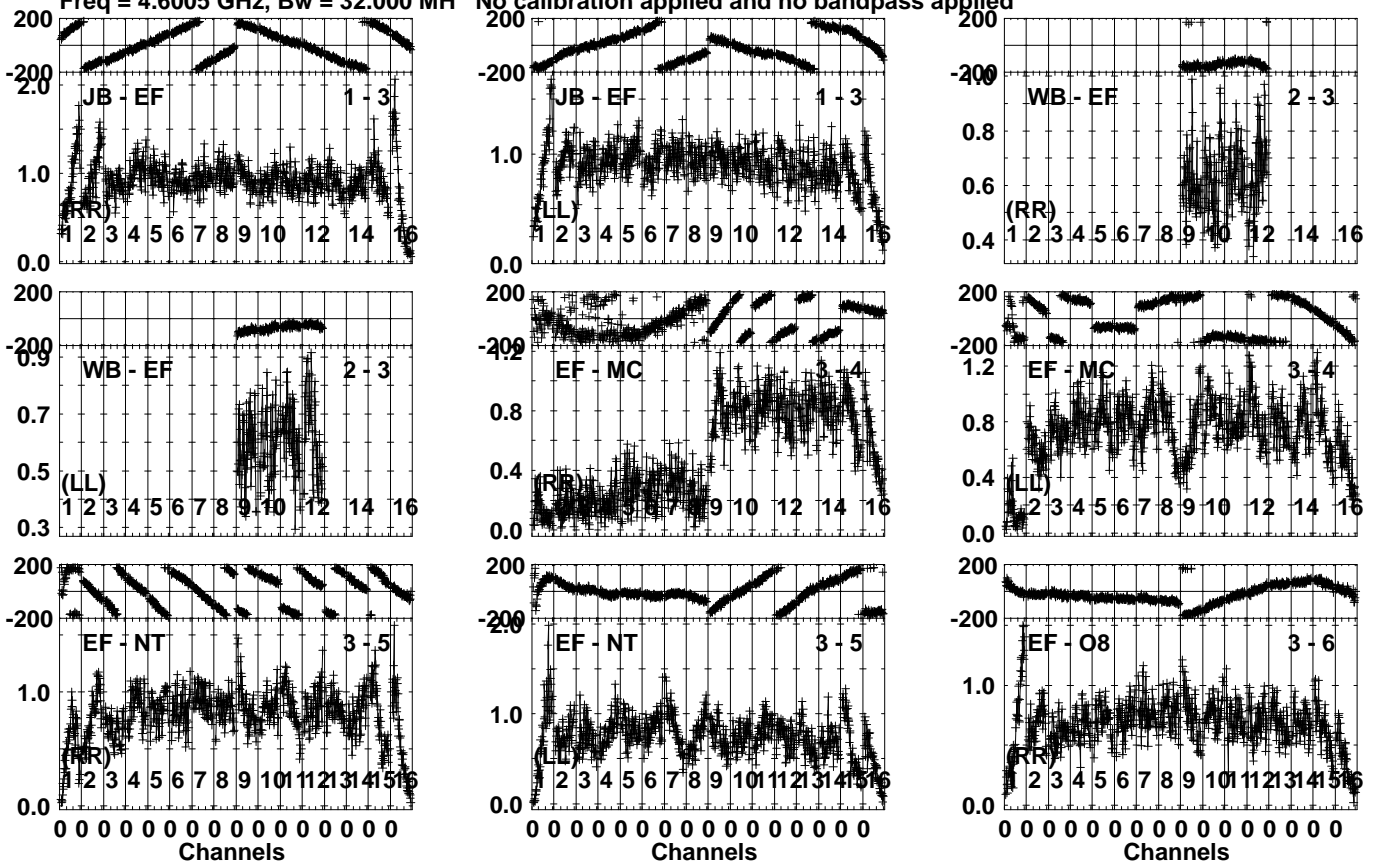


Lower frame: Micro Ampl Jy Top frame: Phas deg
Vector averaged cross-power spectrum Several baselines displayed
Timerange: 00/17:04:31 to 00/17:07:59

Plot file version 856 created 07-AUG-2023 16:13:51

2331+46 EO019B.UVDATA.1

Freq = 4.6005 GHz, Bw = 32.000 MH No calibration applied and no bandpass applied

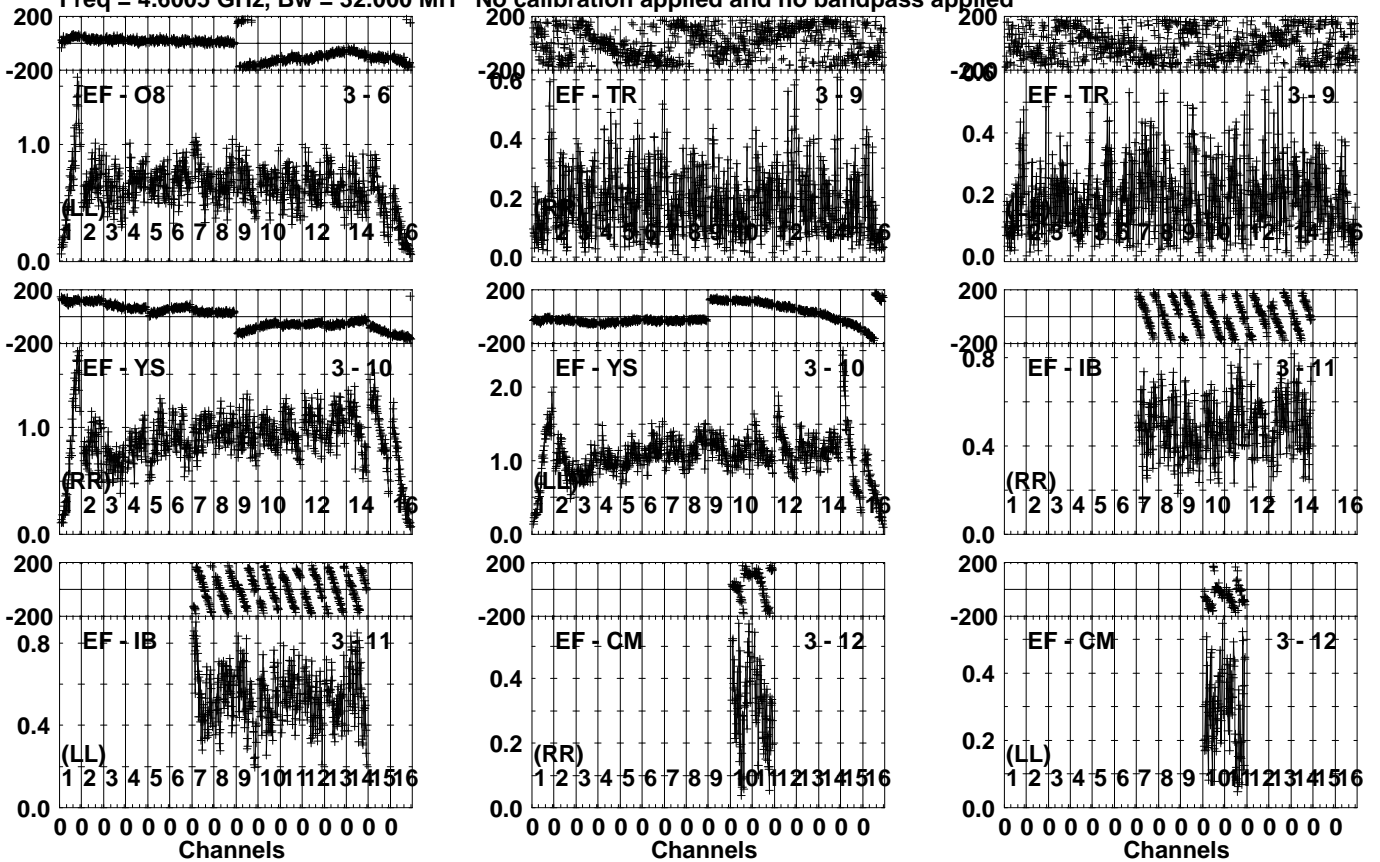


Lower frame: Milli Ampl Jy Top frame: Phas deg
Vector averaged cross-power spectrum Several baselines displayed
Timerange: 00/17:08:01 to 00/17:09:29

Plot file version 857 created 07-AUG-2023 16:13:51

2331+46 EO019B.UVDATA.1

Freq = 4.6005 GHz, Bw = 32.000 MH No calibration applied and no bandpass applied

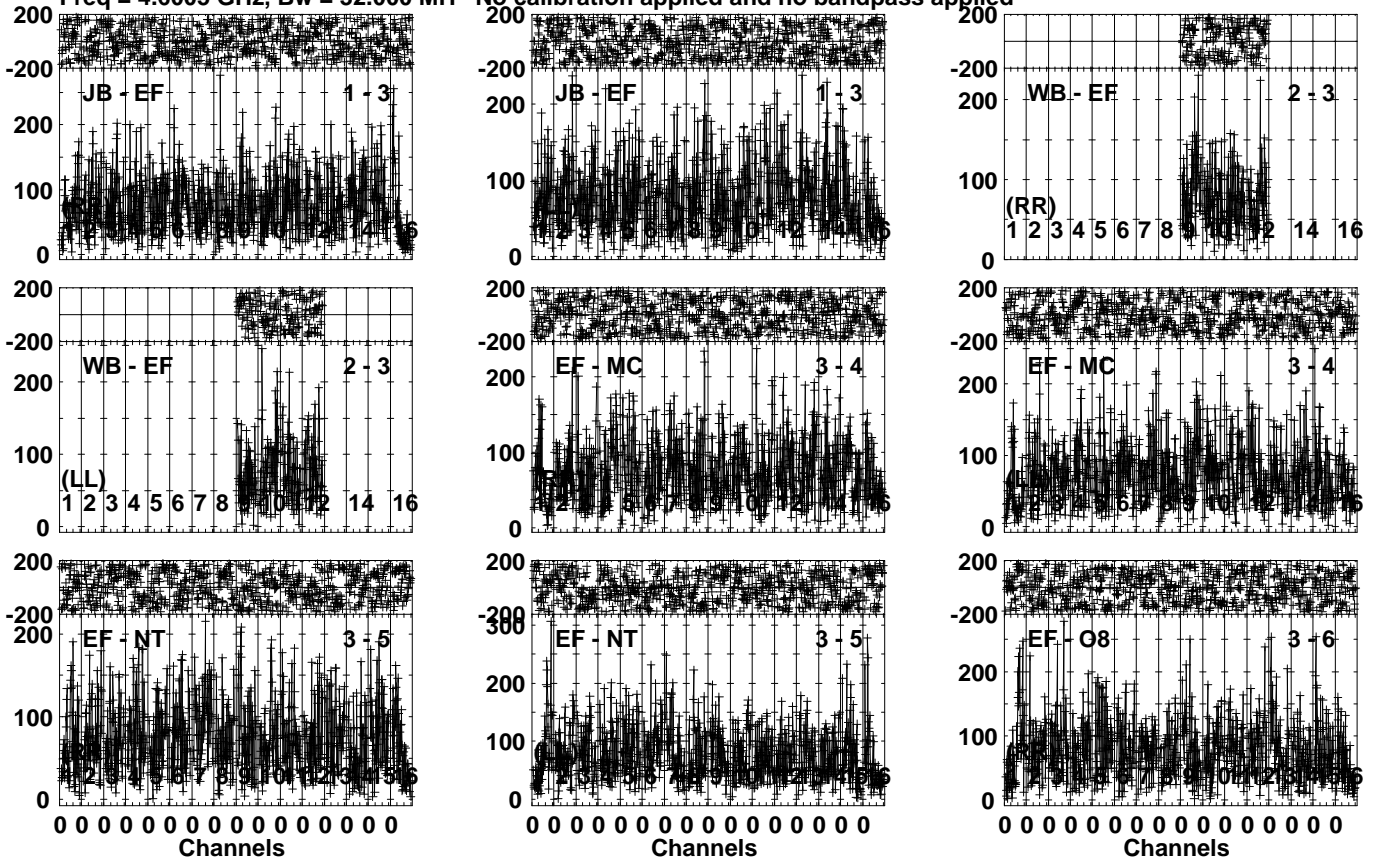


Lower frame: Milli Ampl Jy Top frame: Phas deg
Vector averaged cross-power spectrum Several baselines displayed
Timerange: 00/17:08:01 to 00/17:09:29

Plot file version 858 created 07-AUG-2023 16:13:51

LAND EO019B.UVDATA.1

Freq = 4.6005 GHz, Bw = 32.000 MH No calibration applied and no bandpass applied

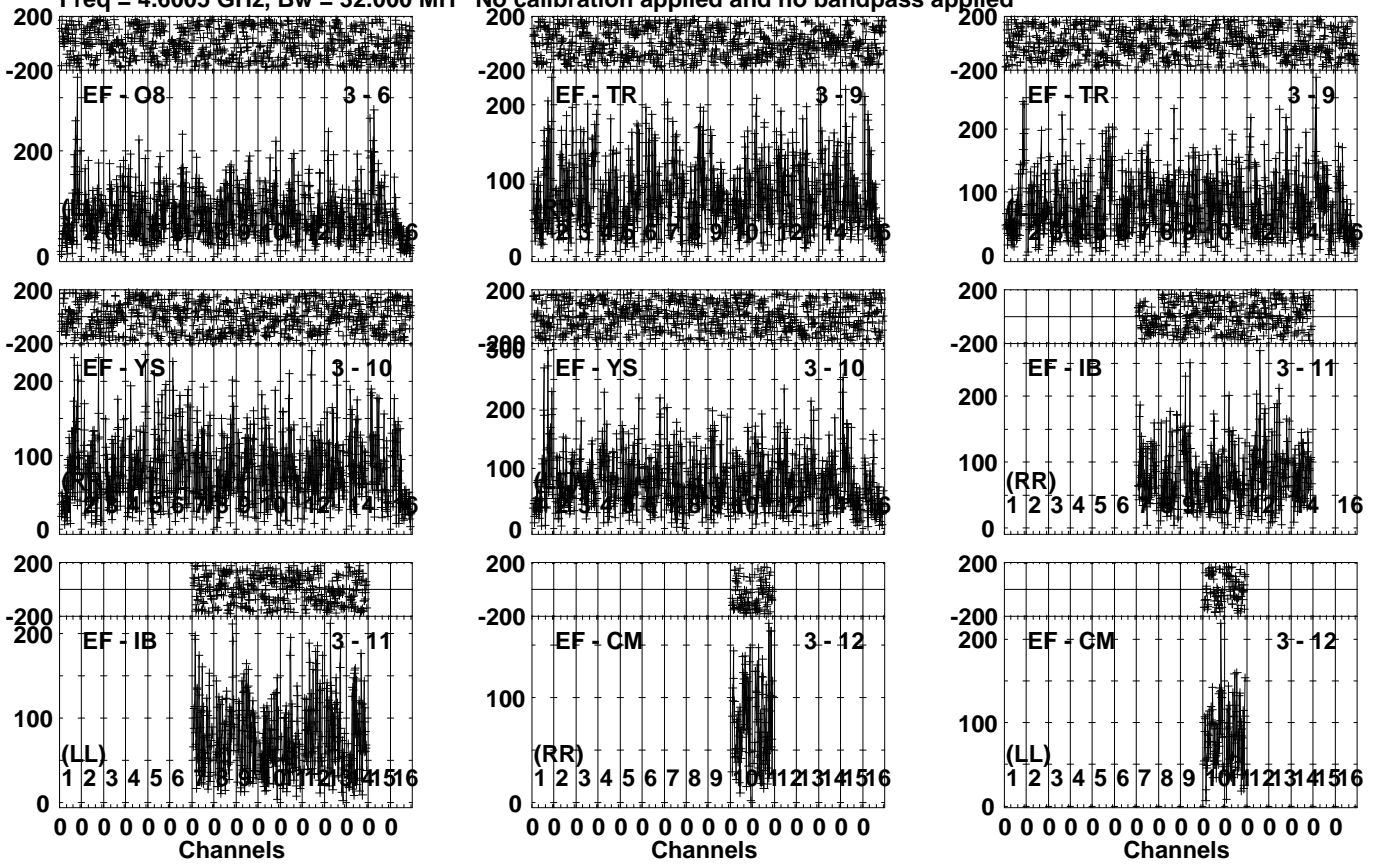


Lower frame: Micro Ampl Jy Top frame: Phas deg
Vector averaged cross-power spectrum Several baselines displayed
Timerange: 00/17:10:16 to 00/17:13:14

Plot file version 859 created 07-AUG-2023 16:13:52

LAND EO019B.UVDATA.1

Freq = 4.6005 GHz, Bw = 32.000 MH No calibration applied and no bandpass applied

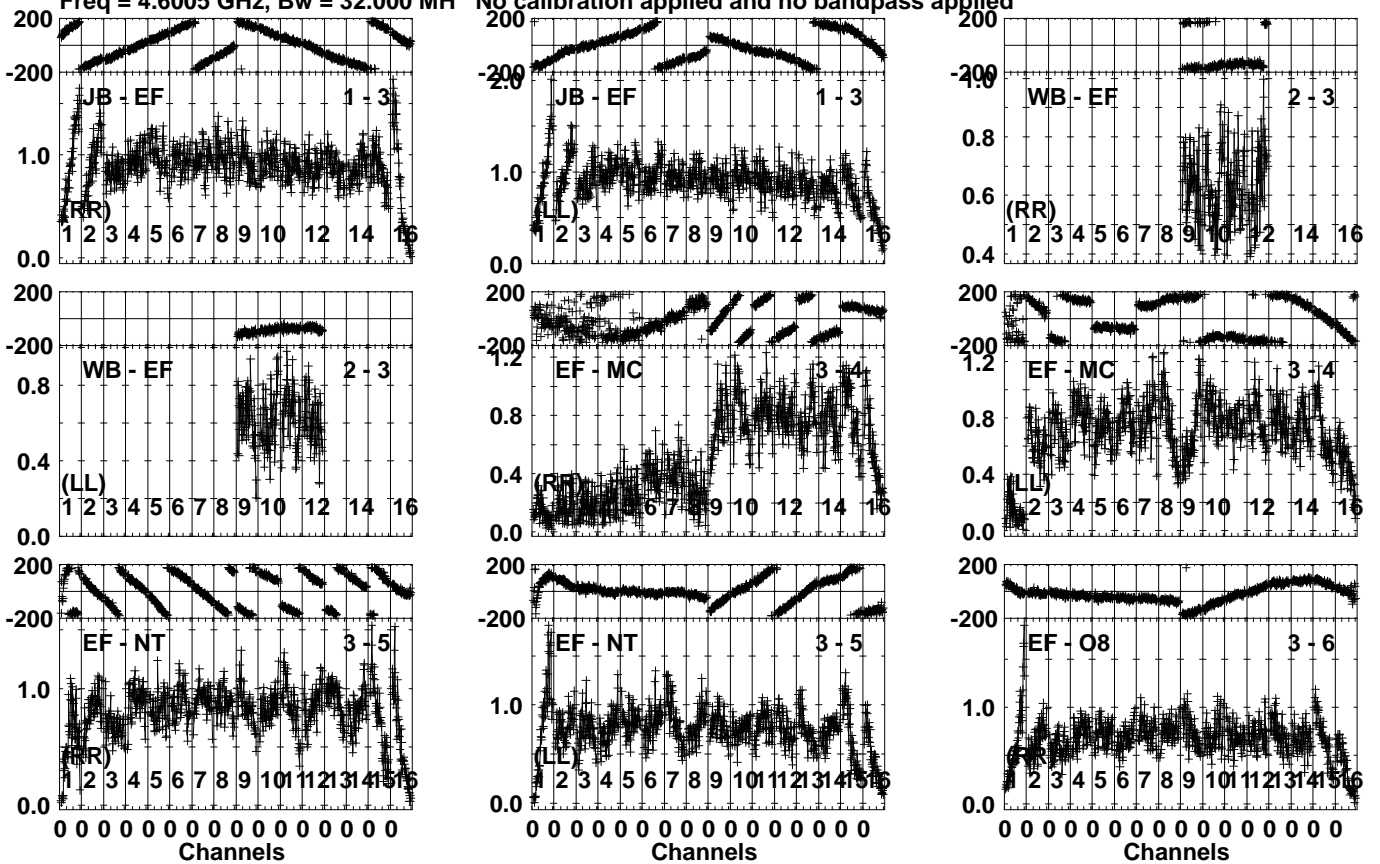


Lower frame: Micro Ampl Jy Top frame: Phas deg
Vector averaged cross-power spectrum Several baselines displayed
Timerange: 00/17:10:16 to 00/17:13:14

Plot file version 860 created 07-AUG-2023 16:13:52

2331+46 EO019B.UVDATA.1

Freq = 4.6005 GHz, Bw = 32.000 MH No calibration applied and no bandpass applied

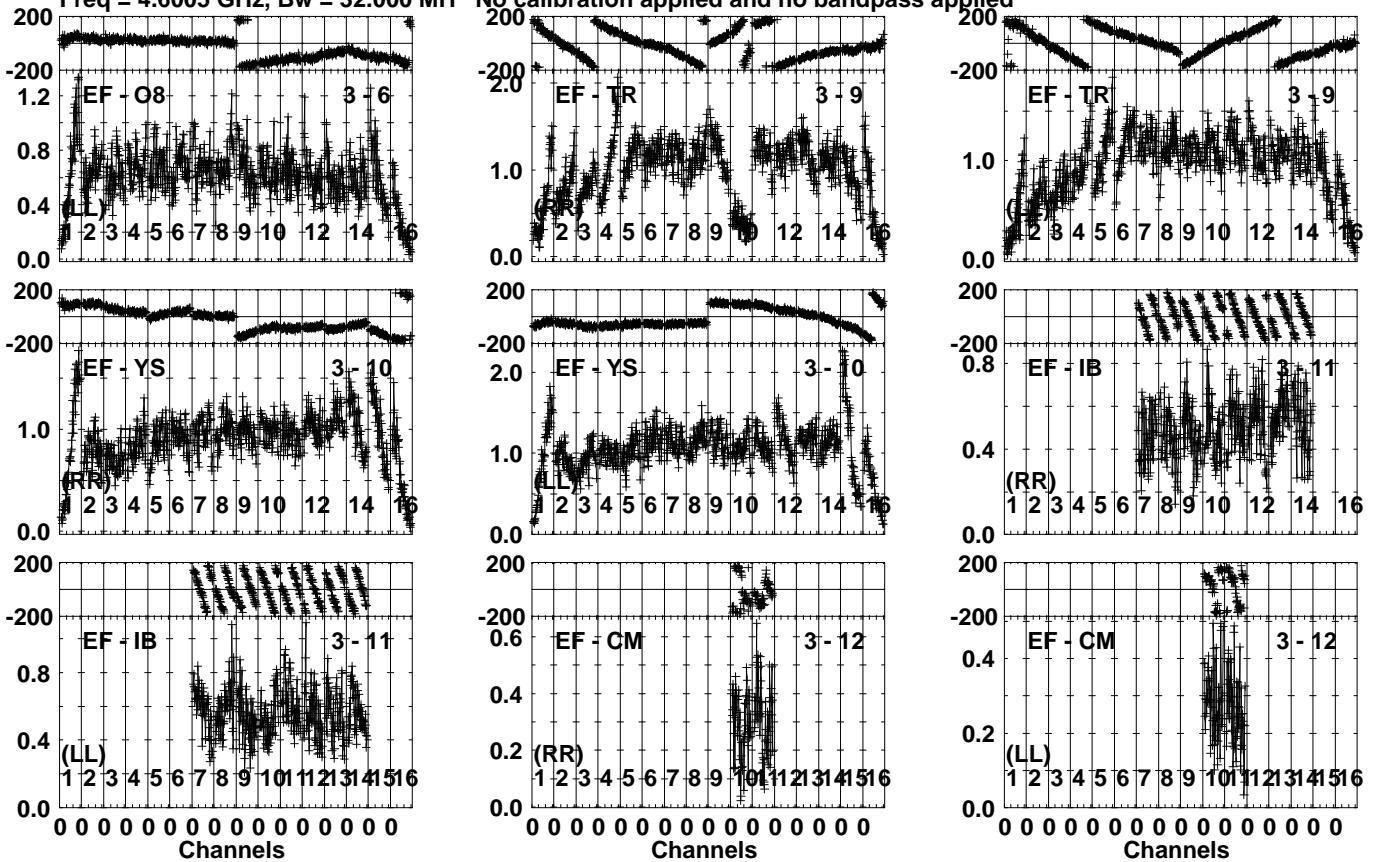


Lower frame: Milli Ampl Jy Top frame: Phas deg
Vector averaged cross-power spectrum Several baselines displayed
Timerange: 00/17:13:18 to 00/17:14:44

Plot file version 861 created 07-AUG-2023 16:13:52

2331+46 EO019B.UVDATA.1

Freq = 4.6005 GHz, Bw = 32.000 MH No calibration applied and no bandpass applied

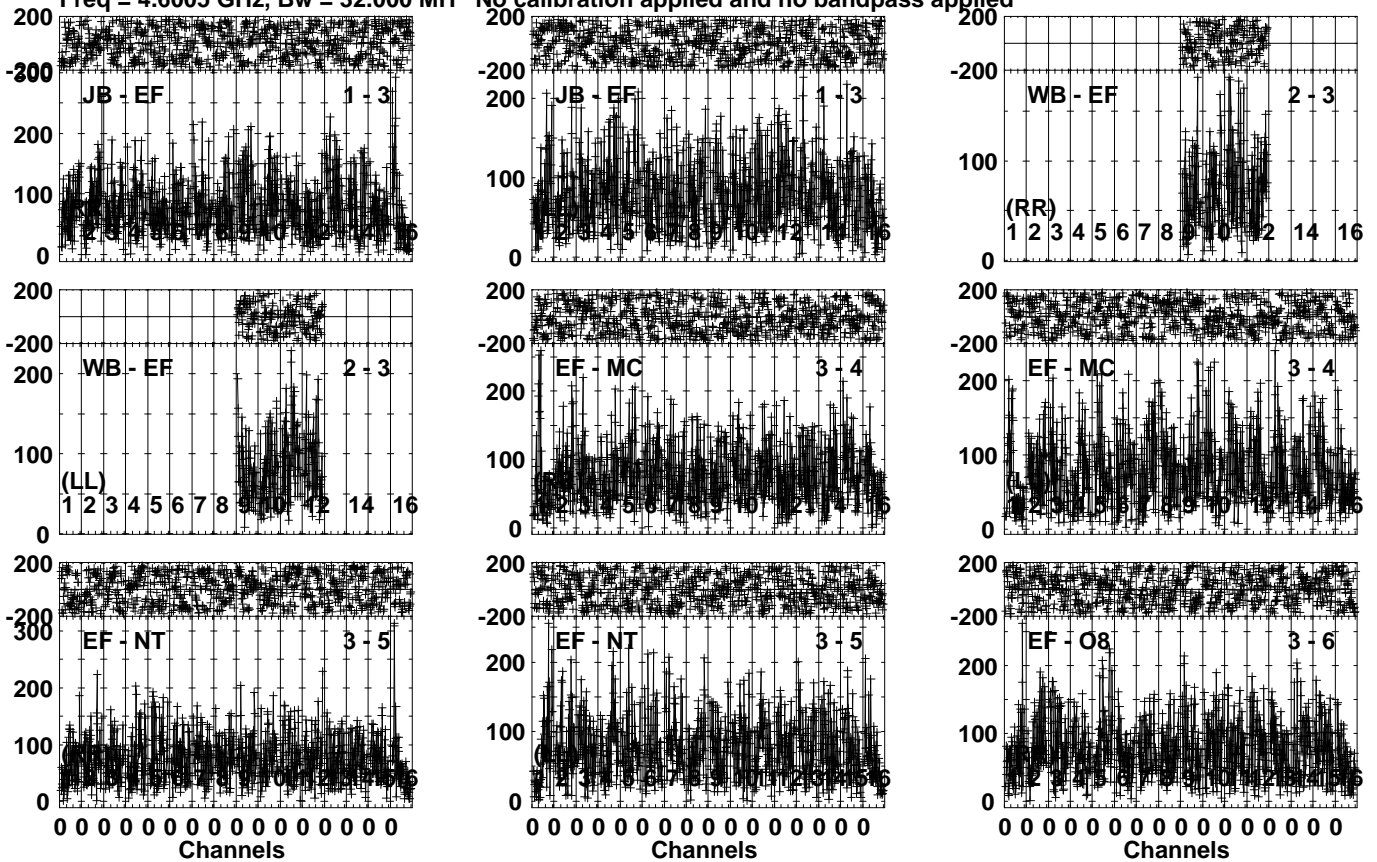


Lower frame: Milli Ampl Jy Top frame: Phas deg
Vector averaged cross-power spectrum Several baselines displayed
Timerange: 00/17:13:18 to 00/17:14:44

Plot file version 862 created 07-AUG-2023 16:13:52

LAND EO019B.UVDATA.1

Freq = 4.6005 GHz, Bw = 32.000 MH No calibration applied and no bandpass applied

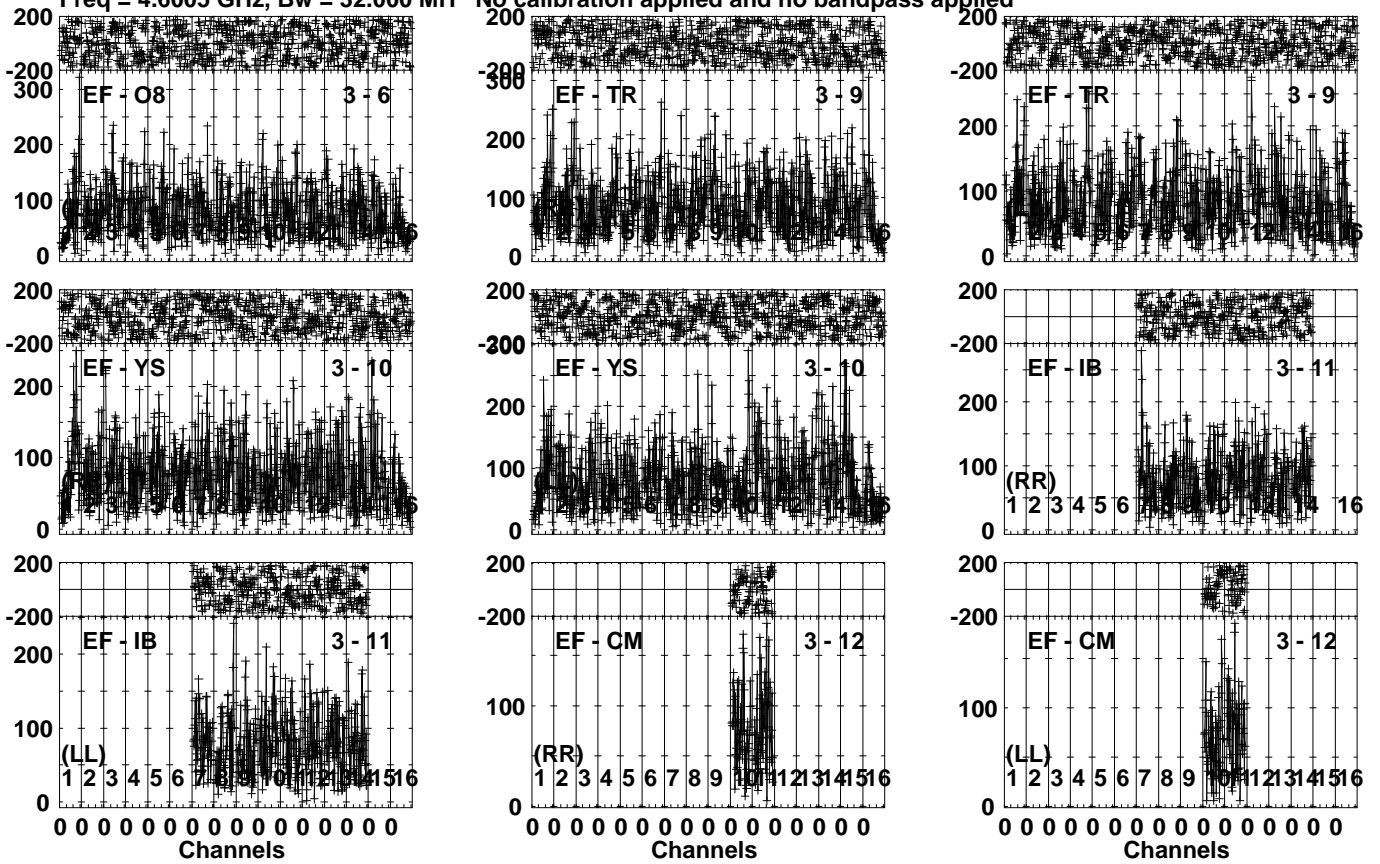


Lower frame: Micro Ampl Jy Top frame: Phas deg
Vector averaged cross-power spectrum Several baselines displayed
Timerange: 00/17:14:46 to 00/17:18:14

Plot file version 863 created 07-AUG-2023 16:13:53

LAND EO019B.UVDATA.1

Freq = 4.6005 GHz, Bw = 32.000 MH No calibration applied and no bandpass applied

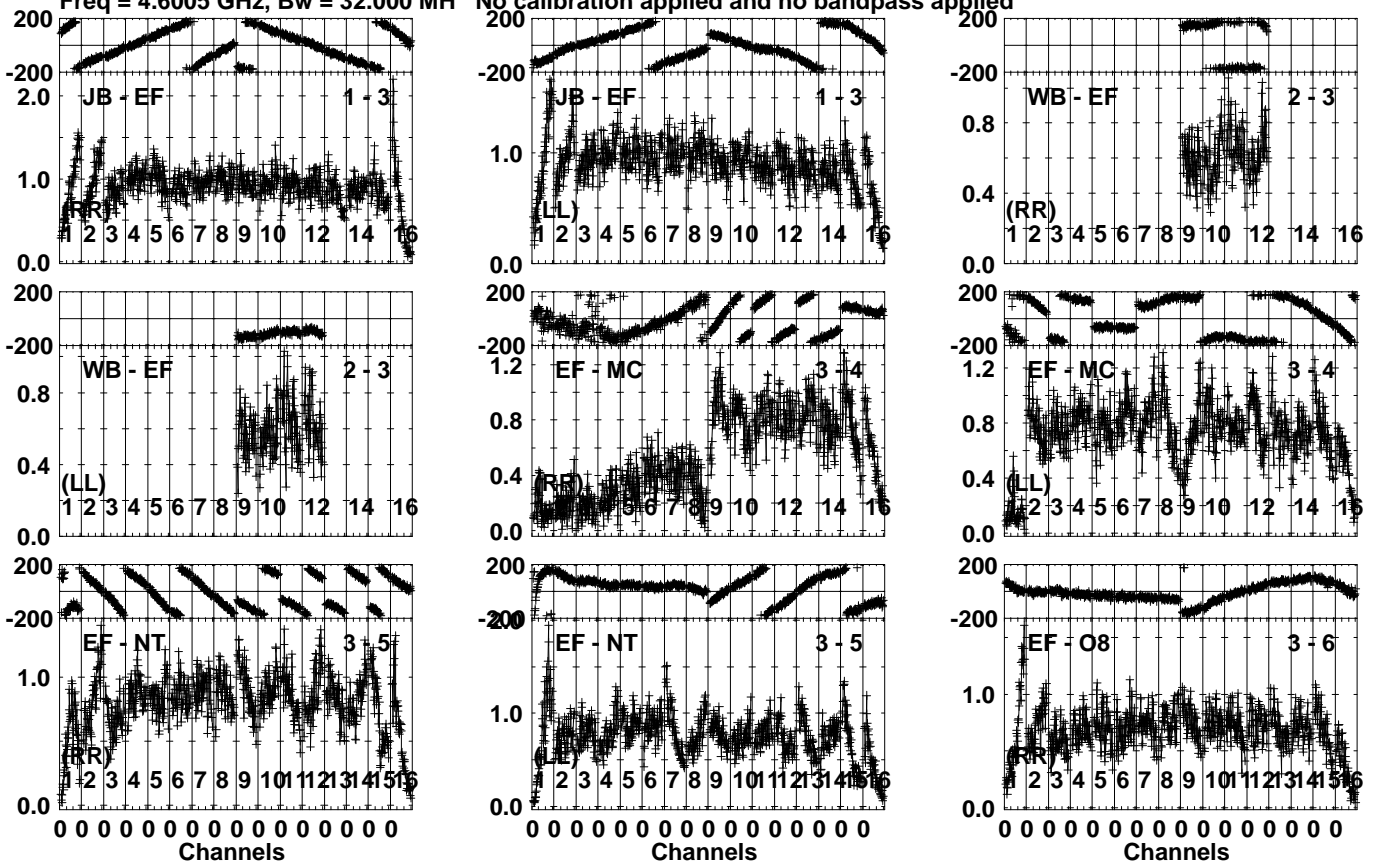


Lower frame: Micro Ampl Jy Top frame: Phas deg
Vector averaged cross-power spectrum Several baselines displayed
Timerange: 00/17:14:46 to 00/17:18:14

Plot file version 864 created 07-AUG-2023 16:13:53

2331+46 EO019B.UVDATA.1

Freq = 4.6005 GHz, Bw = 32.000 MH No calibration applied and no bandpass applied

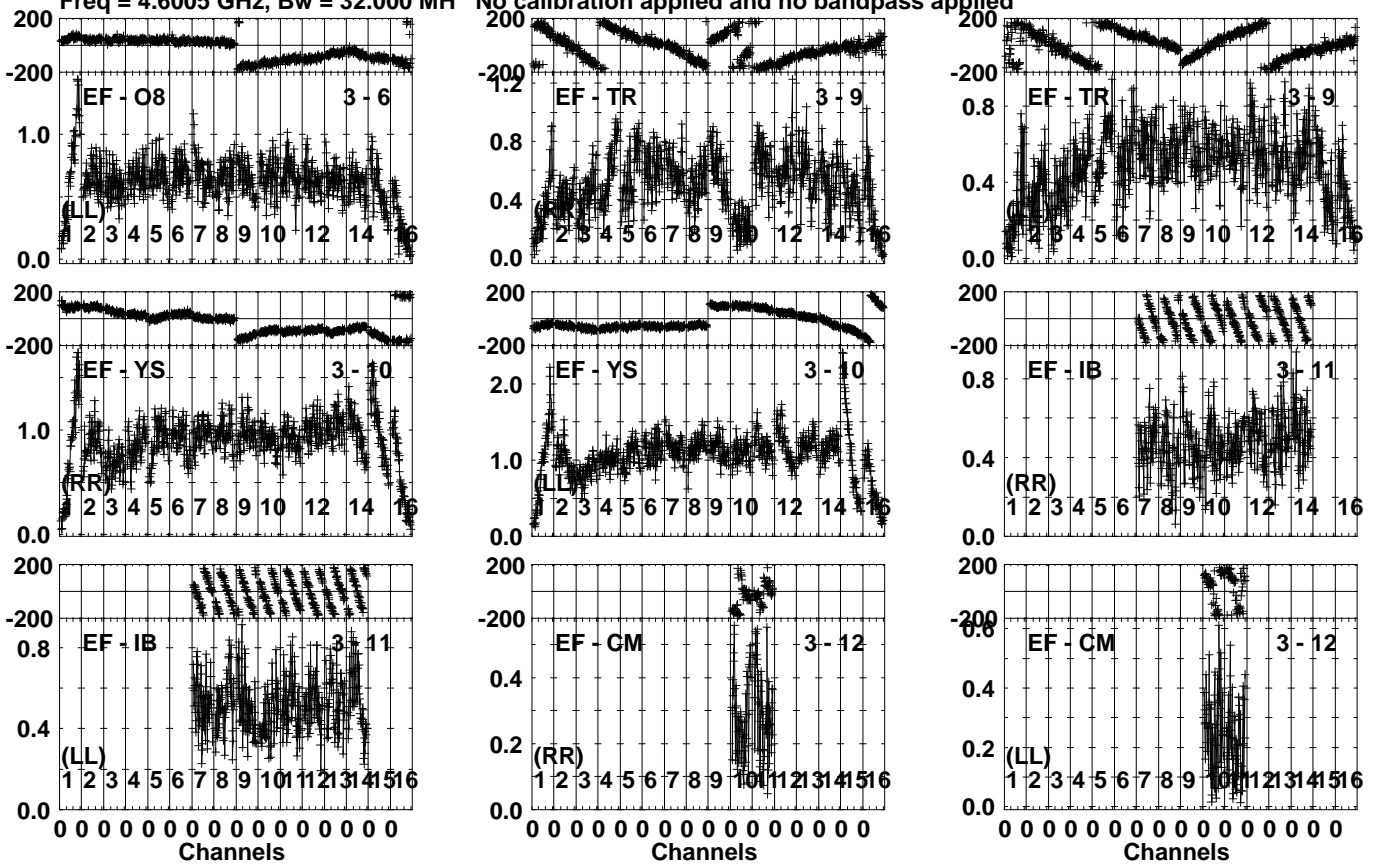


Lower frame: Milli Ampl Jy Top frame: Phas deg
Vector averaged cross-power spectrum Several baselines displayed
Timerange: 00/17:18:16 to 00/17:19:44

Plot file version 865 created 07-AUG-2023 16:13:53

2331+46 EO019B.UVDATA.1

Freq = 4.6005 GHz, Bw = 32.000 MH No calibration applied and no bandpass applied

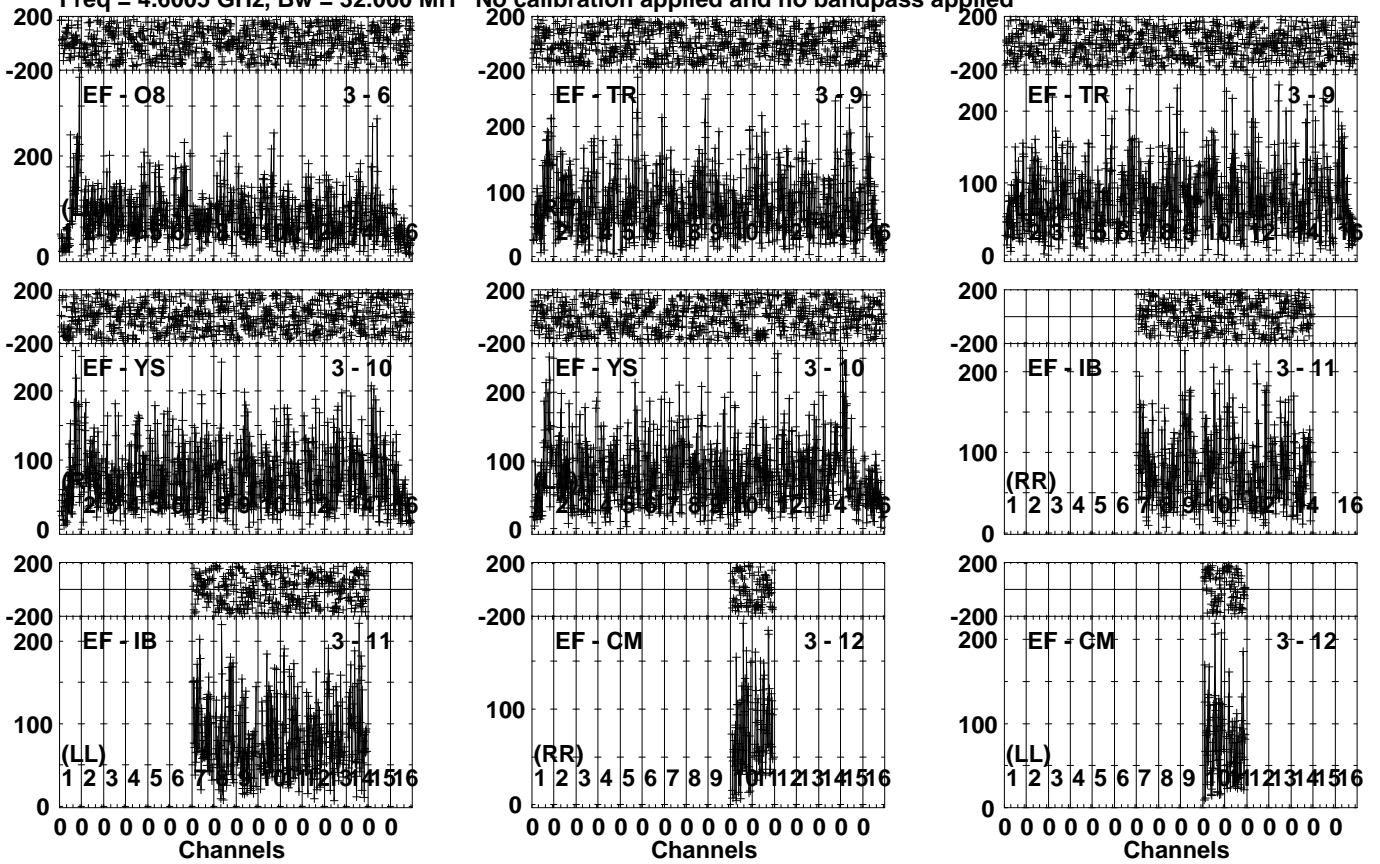


Lower frame: Milli Ampl Jy Top frame: Phas deg
Vector averaged cross-power spectrum Several baselines displayed
Timerange: 00/17:18:16 to 00/17:19:44

Plot file version 867 created 07-AUG-2023 16:13:54

LAND EO019B.UVDATA.1

Freq = 4.6005 GHz, Bw = 32.000 MH No calibration applied and no bandpass applied

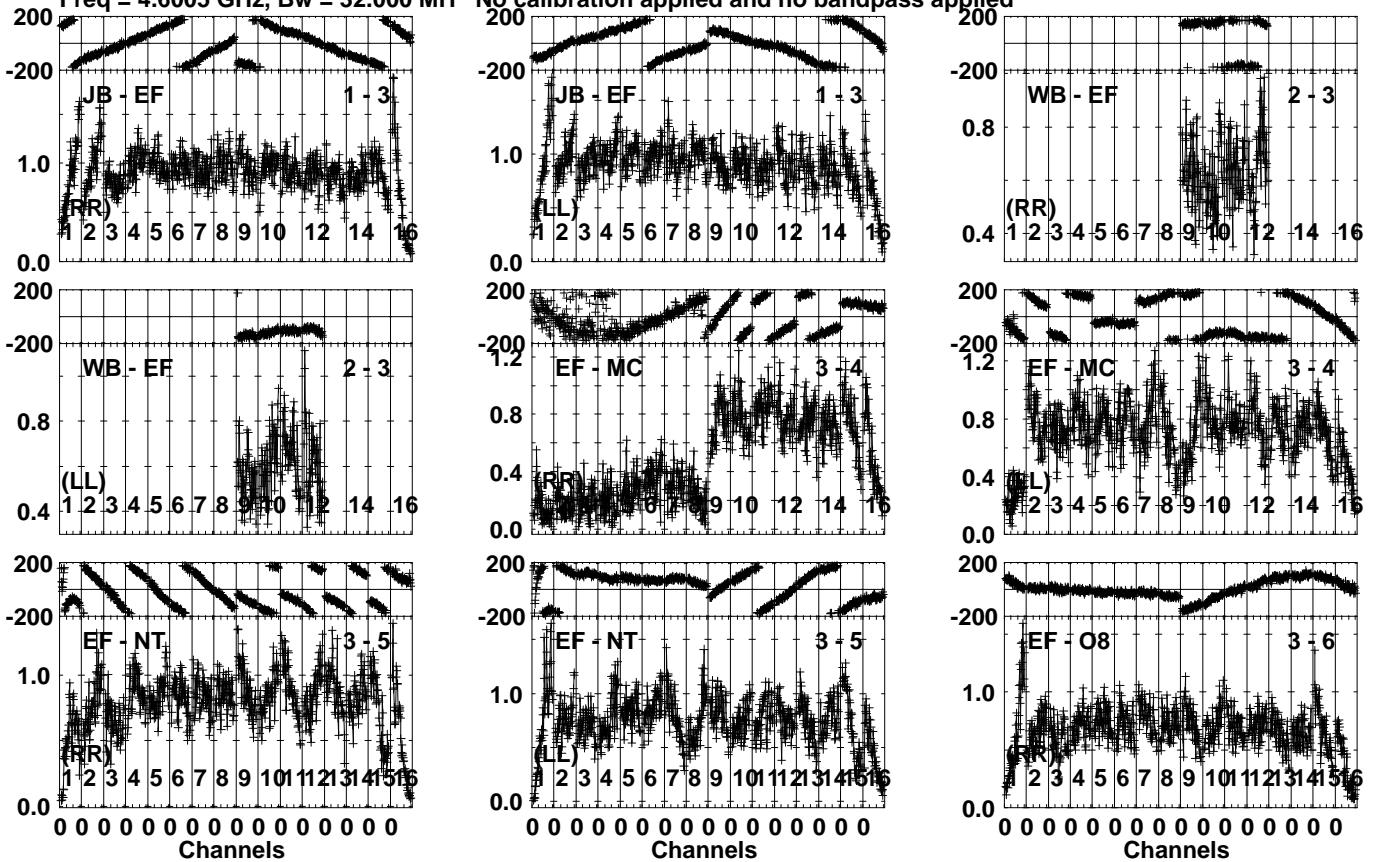


Lower frame: Micro Ampl Jy Top frame: Phas deg
Vector averaged cross-power spectrum Several baselines displayed
Timerange: 00/17:20:31 to 00/17:23:29

Plot file version 868 created 07-AUG-2023 16:13:54

2331+46 EO019B.UVDATA.1

Freq = 4.6005 GHz, Bw = 32.000 MH No calibration applied and no bandpass applied

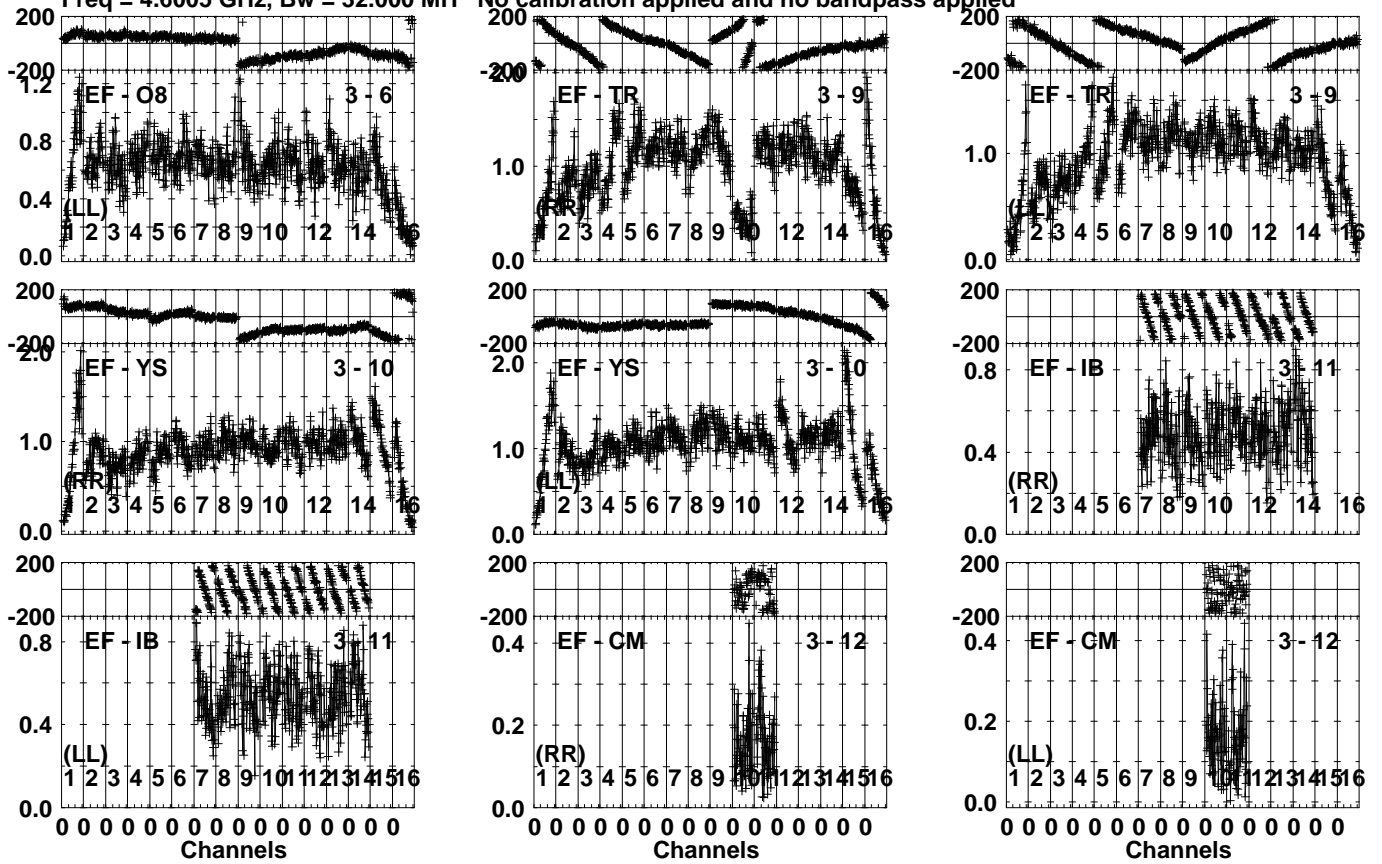


Lower frame: Milli Ampl Jy Top frame: Phas deg
Vector averaged cross-power spectrum Several baselines displayed
Timerange: 00/17:23:31 to 00/17:24:59

Plot file version 869 created 07-AUG-2023 16:13:54

2331+46 EO019B.UVDATA.1

Freq = 4.6005 GHz, Bw = 32.000 MH No calibration applied and no bandpass applied

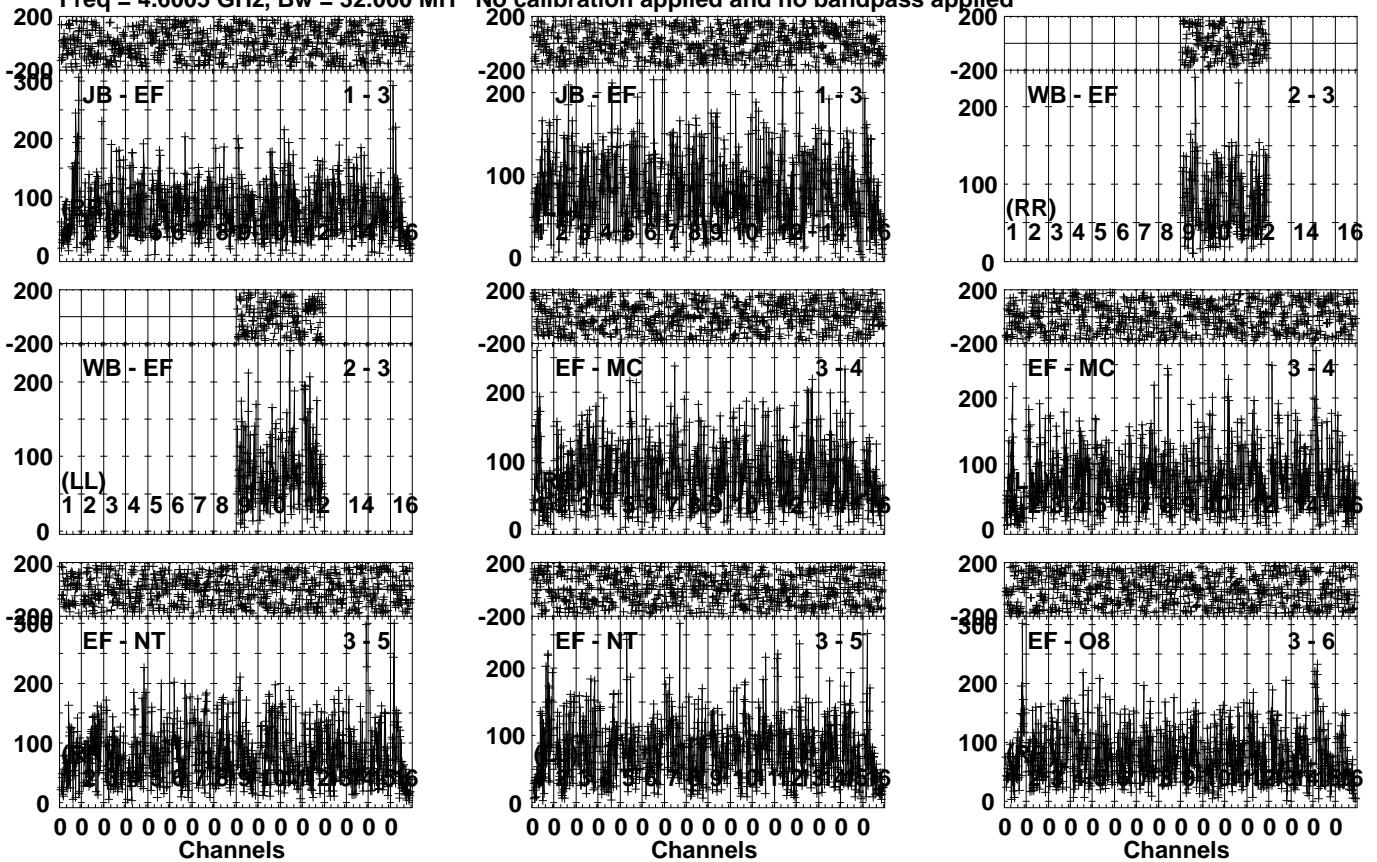


Lower frame: Milli Ampl Jy Top frame: Phas deg
Vector averaged cross-power spectrum Several baselines displayed
Timerange: 00/17:23:31 to 00/17:24:59

Plot file version 870 created 07-AUG-2023 16:13:54

LAND EO019B.UVDATA.1

Freq = 4.6005 GHz, Bw = 32.000 MH No calibration applied and no bandpass applied

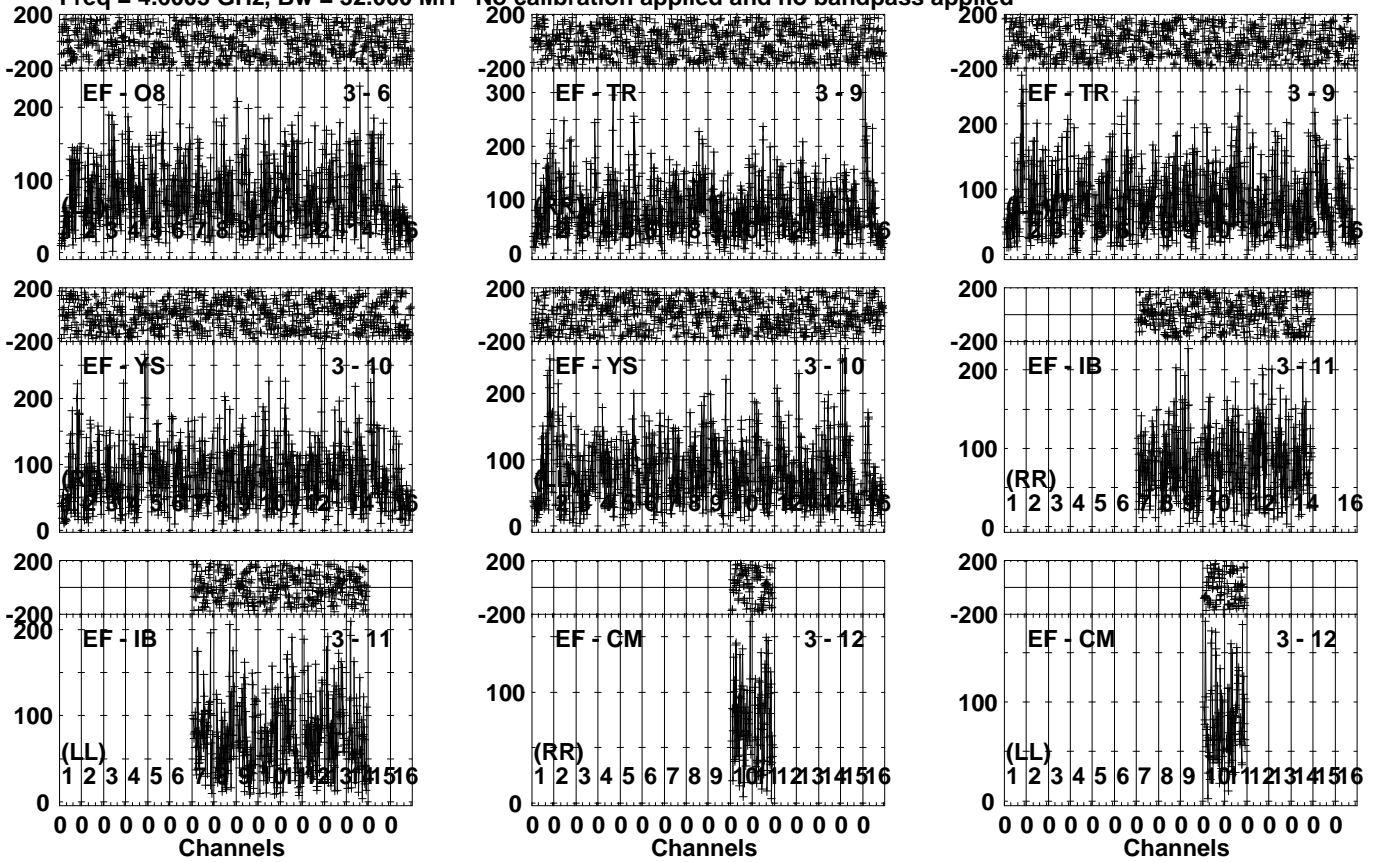


Lower frame: Micro Ampl Jy Top frame: Phas deg
Vector averaged cross-power spectrum Several baselines displayed
Timerange: 00/17:25:01 to 00/17:28:29

Plot file version 871 created 07-AUG-2023 16:13:55

LAND EO019B.UVDATA.1

Freq = 4.6005 GHz, Bw = 32.000 MH No calibration applied and no bandpass applied

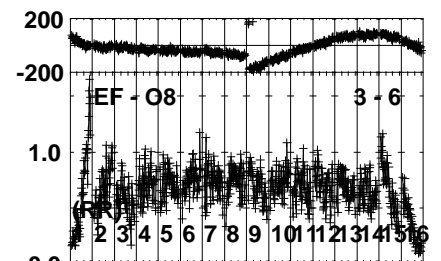
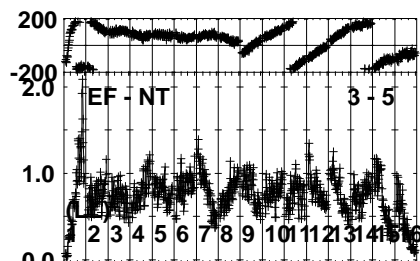
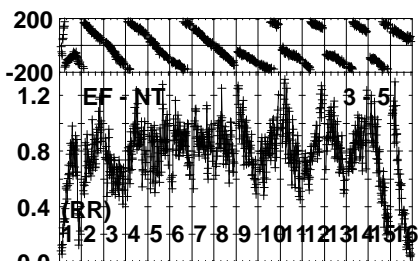
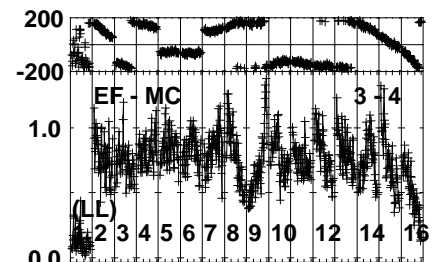
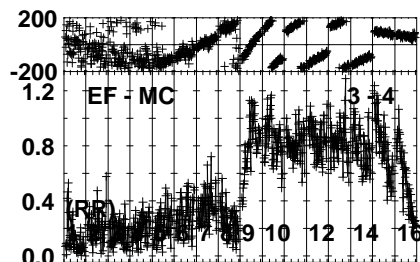
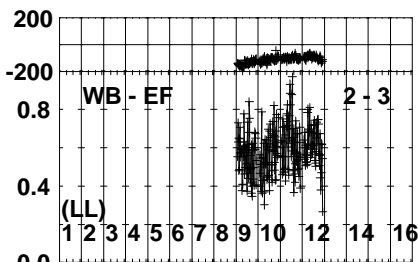
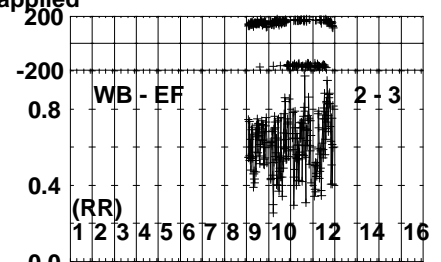
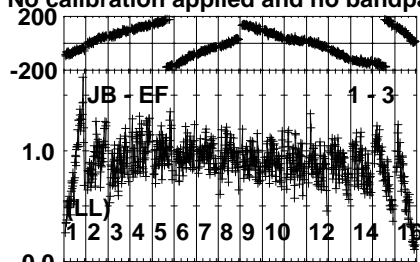
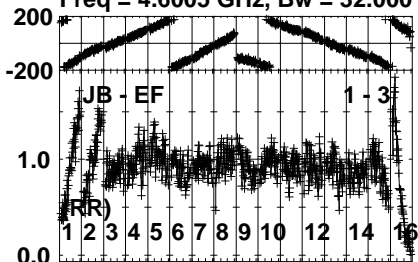


Lower frame: Micro Ampl Jy Top frame: Phas deg
Vector averaged cross-power spectrum Several baselines displayed
Timerange: 00/17:25:01 to 00/17:28:29

Plot file version 872 created 07-AUG-2023 16:13:55

2331+46 EO019B.UVDATA.1

Freq = 4.6005 GHz, Bw = 32.000 MH No calibration applied and no bandpass applied

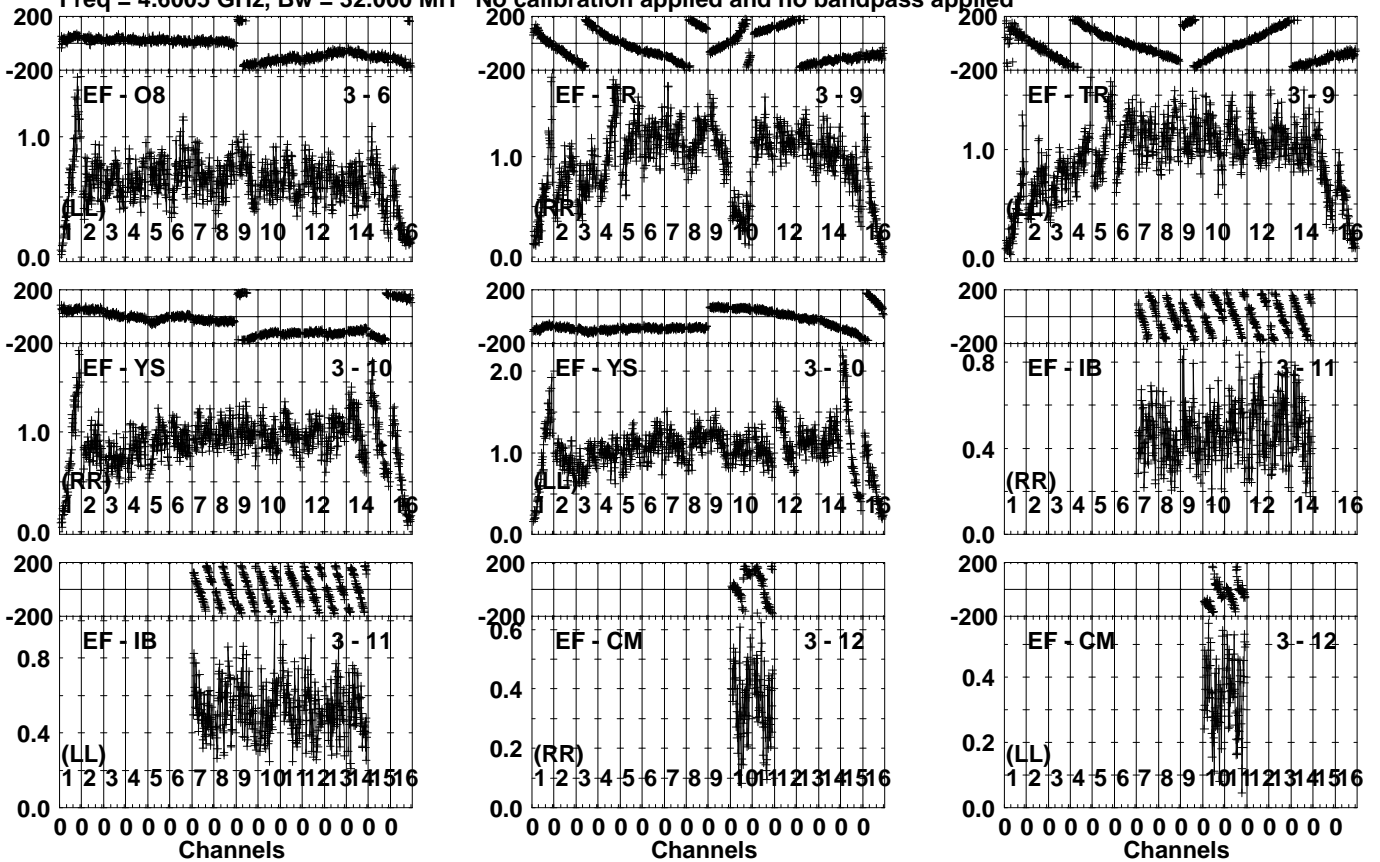


Lower frame: Milli Ampl Jy Top frame: Phas deg
Vector averaged cross-power spectrum Several baselines displayed
Timerange: 00/17:28:31 to 00/17:29:59

Plot file version 873 created 07-AUG-2023 16:13:55

2331+46 EO019B.UVDATA.1

Freq = 4.6005 GHz, Bw = 32.000 MH No calibration applied and no bandpass applied

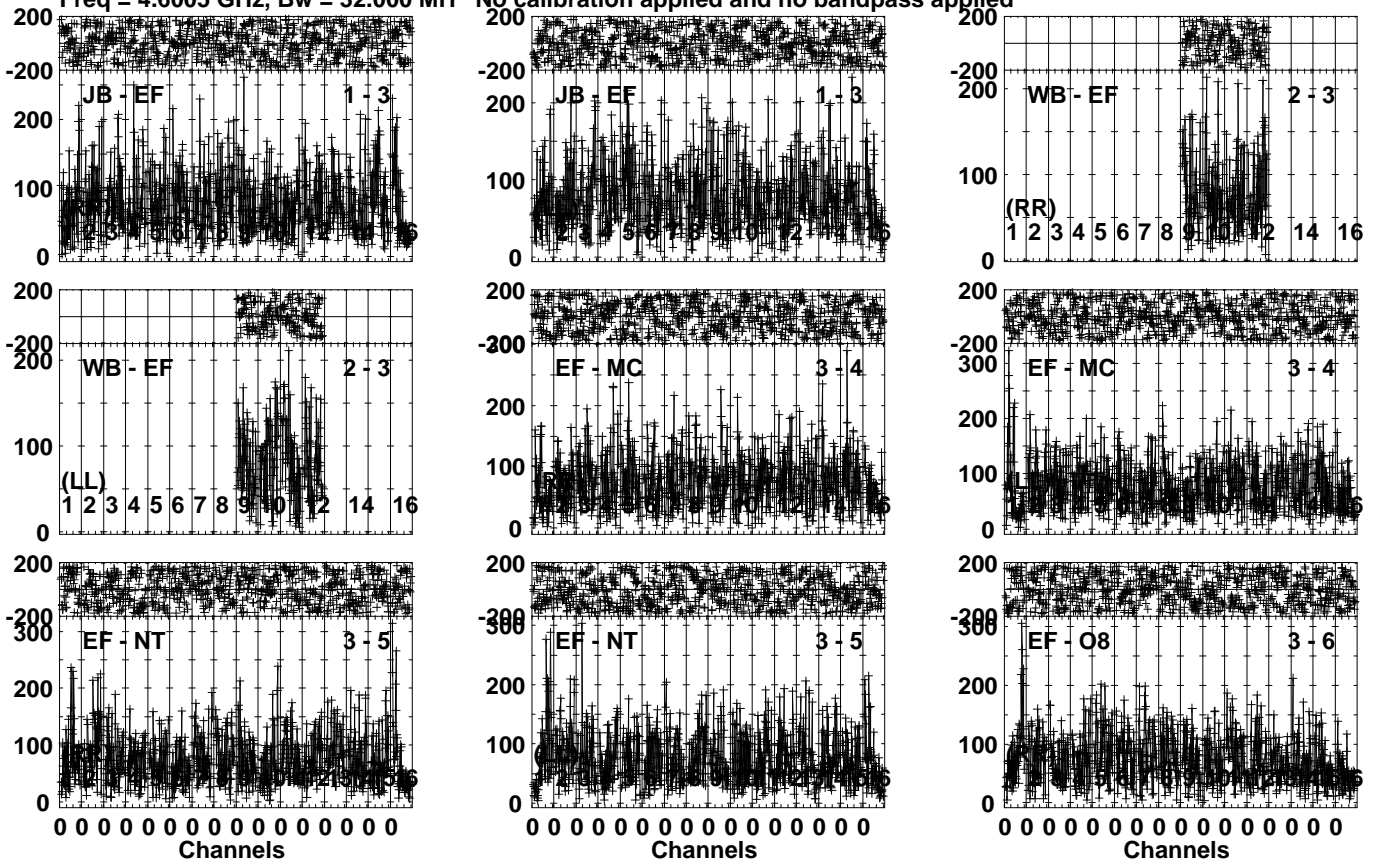


Lower frame: Milli Ampl Jy Top frame: Phas deg
Vector averaged cross-power spectrum Several baselines displayed
Timerange: 00/17:28:31 to 00/17:29:59

Plot file version 874 created 07-AUG-2023 16:13:55

LAND EO019B.UVDATA.1

Freq = 4.6005 GHz, Bw = 32.000 MH No calibration applied and no bandpass applied

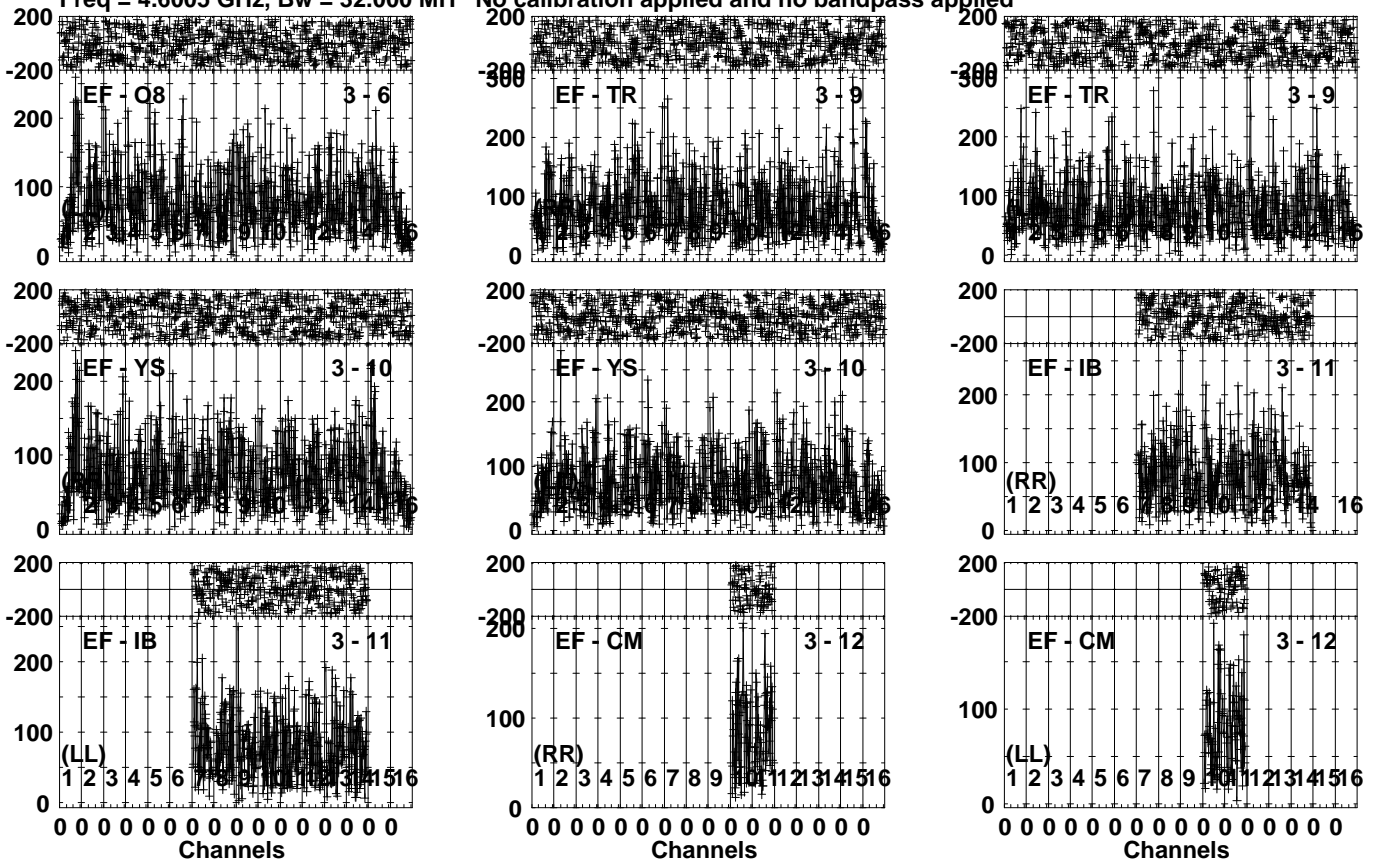


Lower frame: Micro Ampl Jy Top frame: Phas deg
Vector averaged cross-power spectrum Several baselines displayed
Timerange: 00/17:30:46 to 00/17:33:44

Plot file version 875 created 07-AUG-2023 16:13:55

LAND EO019B.UVDATA.1

Freq = 4.6005 GHz, Bw = 32.000 MH No calibration applied and no bandpass applied

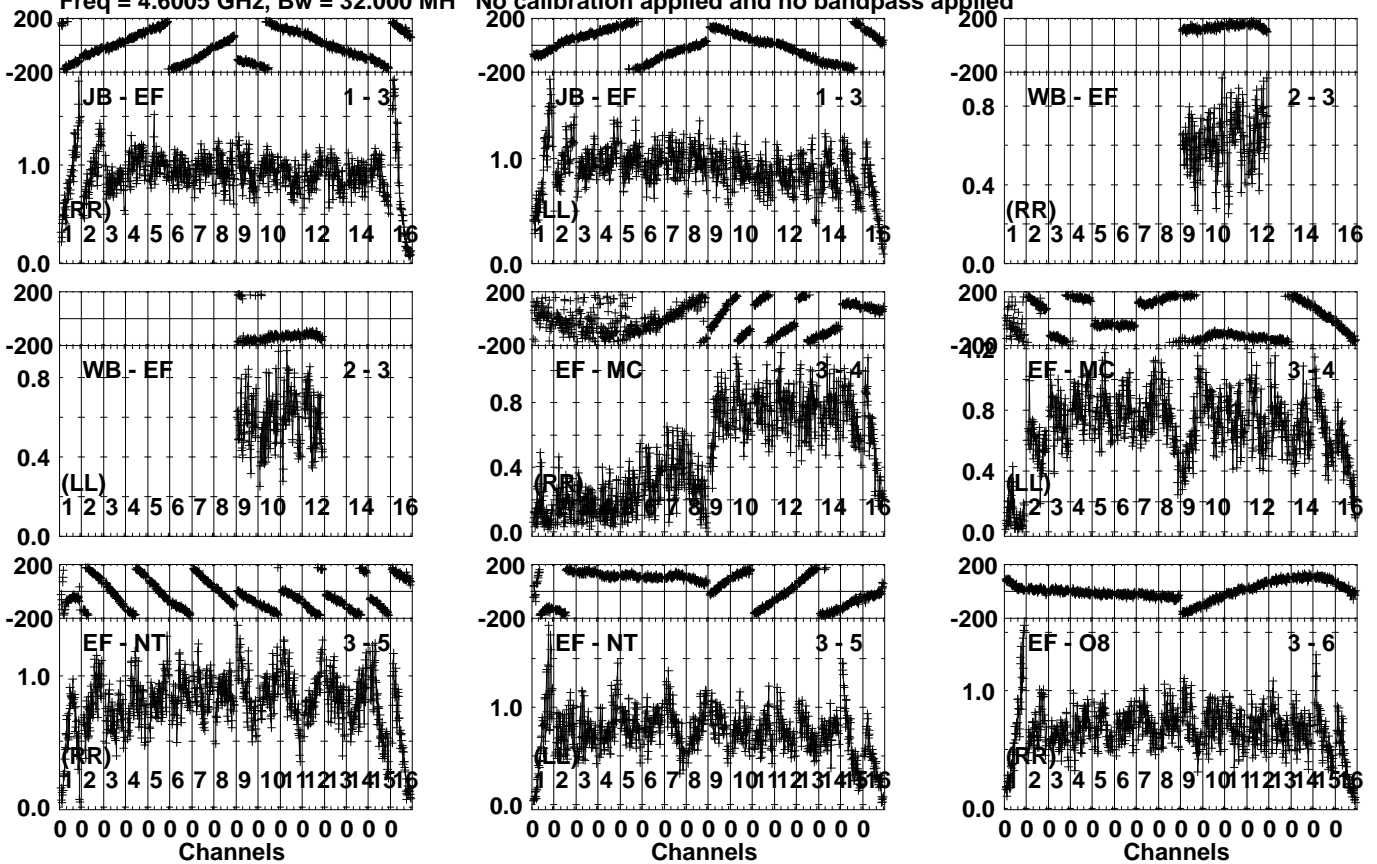


Lower frame: Micro Ampl Jy Top frame: Phas deg
Vector averaged cross-power spectrum Several baselines displayed
Timerange: 00/17:30:46 to 00/17:33:44

Plot file version 876 created 07-AUG-2023 16:13:56

2331+46 EO019B.UVDATA.1

Freq = 4.6005 GHz, Bw = 32.000 MH No calibration applied and no bandpass applied

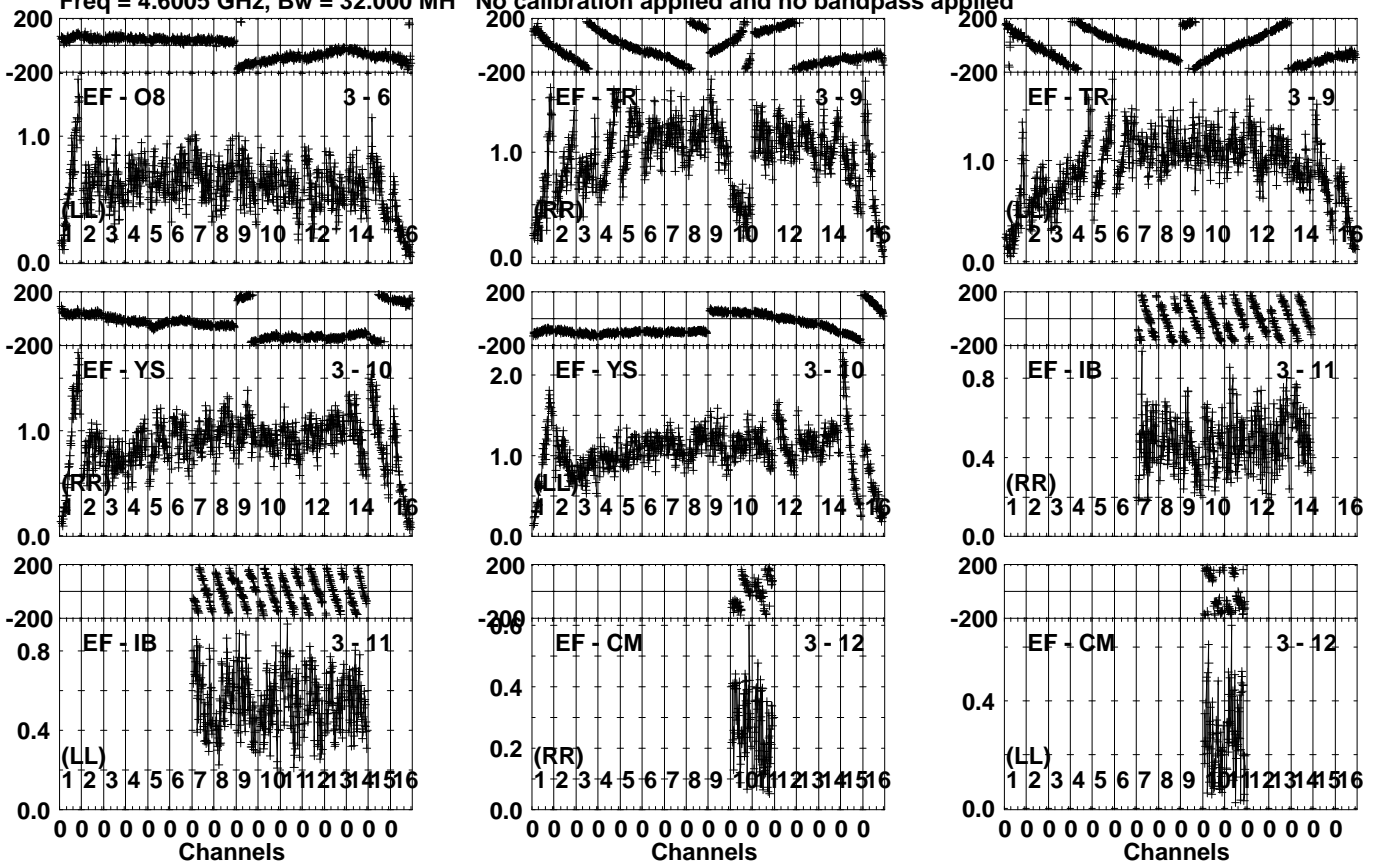


Lower frame: Milli Ampl Jy Top frame: Phas deg
Vector averaged cross-power spectrum Several baselines displayed
Timerange: 00/17:33:48 to 00/17:35:14

Plot file version 877 created 07-AUG-2023 16:13:56

2331+46 EO019B.UVDATA.1

Freq = 4.6005 GHz, Bw = 32.000 MH No calibration applied and no bandpass applied

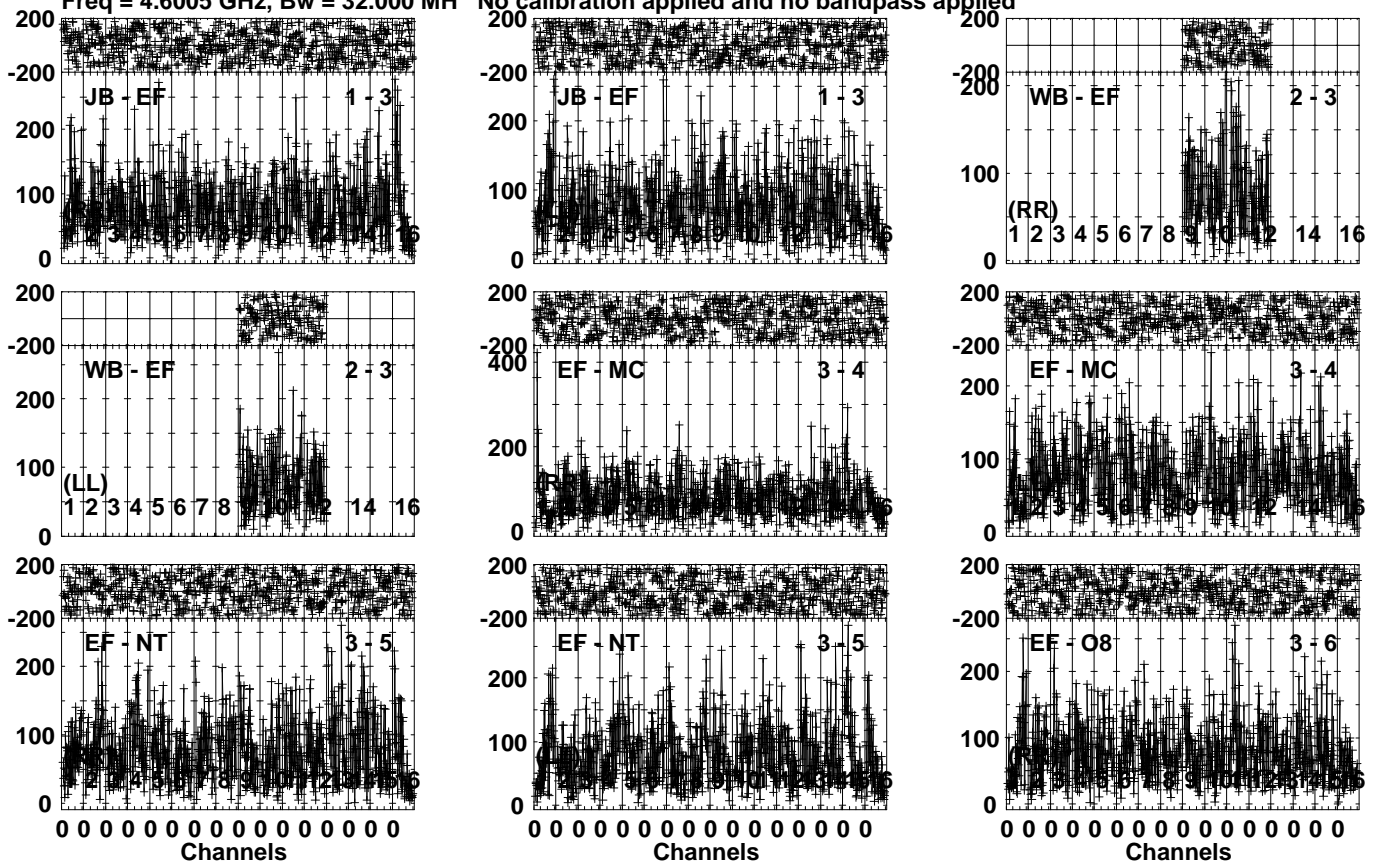


Lower frame: Milli Ampl Jy Top frame: Phas deg
Vector averaged cross-power spectrum Several baselines displayed
Timerange: 00/17:33:48 to 00/17:35:14

Plot file version 878 created 07-AUG-2023 16:13:56

LAND EO019B.UVDATA.1

Freq = 4.6005 GHz, Bw = 32.000 MH No calibration applied and no bandpass applied

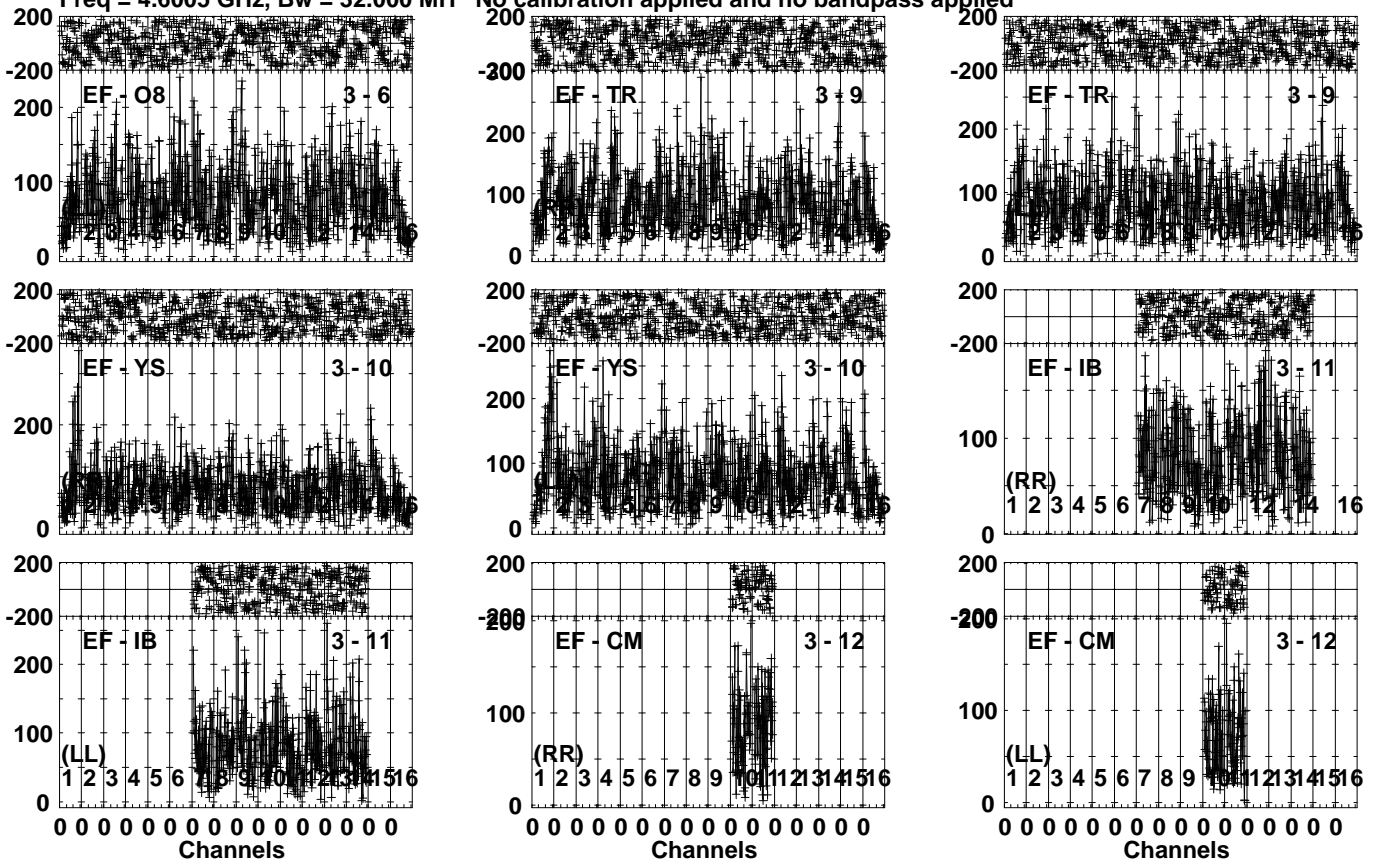


Lower frame: Micro Ampl Jy Top frame: Phas deg
Vector averaged cross-power spectrum Several baselines displayed
Timerange: 00/17:35:16 to 00/17:38:44

Plot file version 879 created 07-AUG-2023 16:13:56

LAND EO019B.UVDATA.1

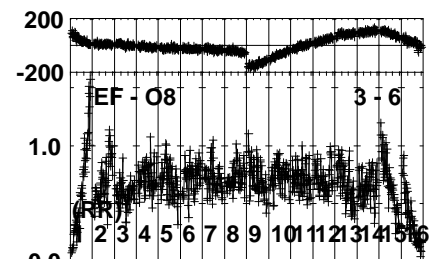
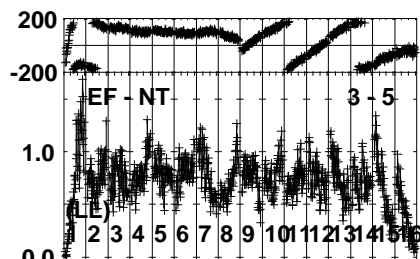
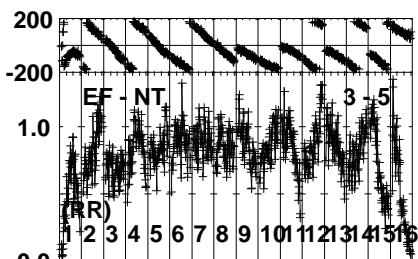
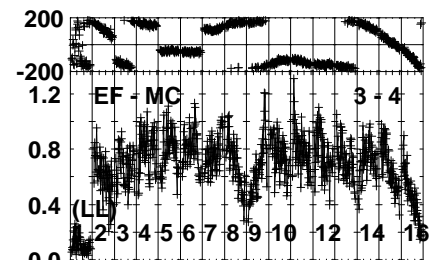
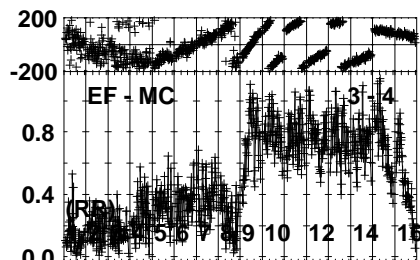
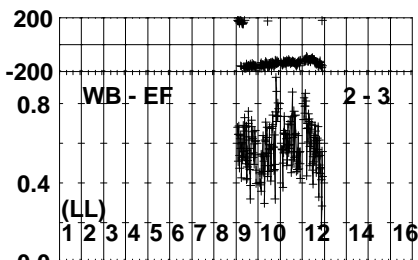
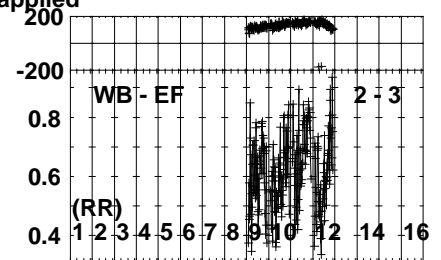
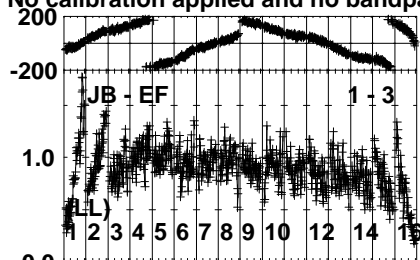
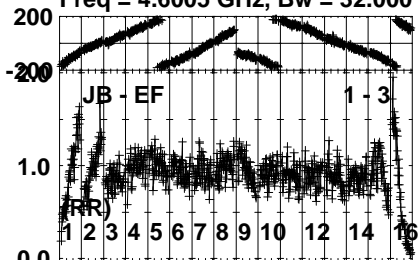
Freq = 4.6005 GHz, Bw = 32.000 MH No calibration applied and no bandpass applied



Plot file version 880 created 07-AUG-2023 16:13:57

2331+46 EO019B.UVDATA.1

Freq = 4.6005 GHz, Bw = 32.000 MH No calibration applied and no bandpass applied



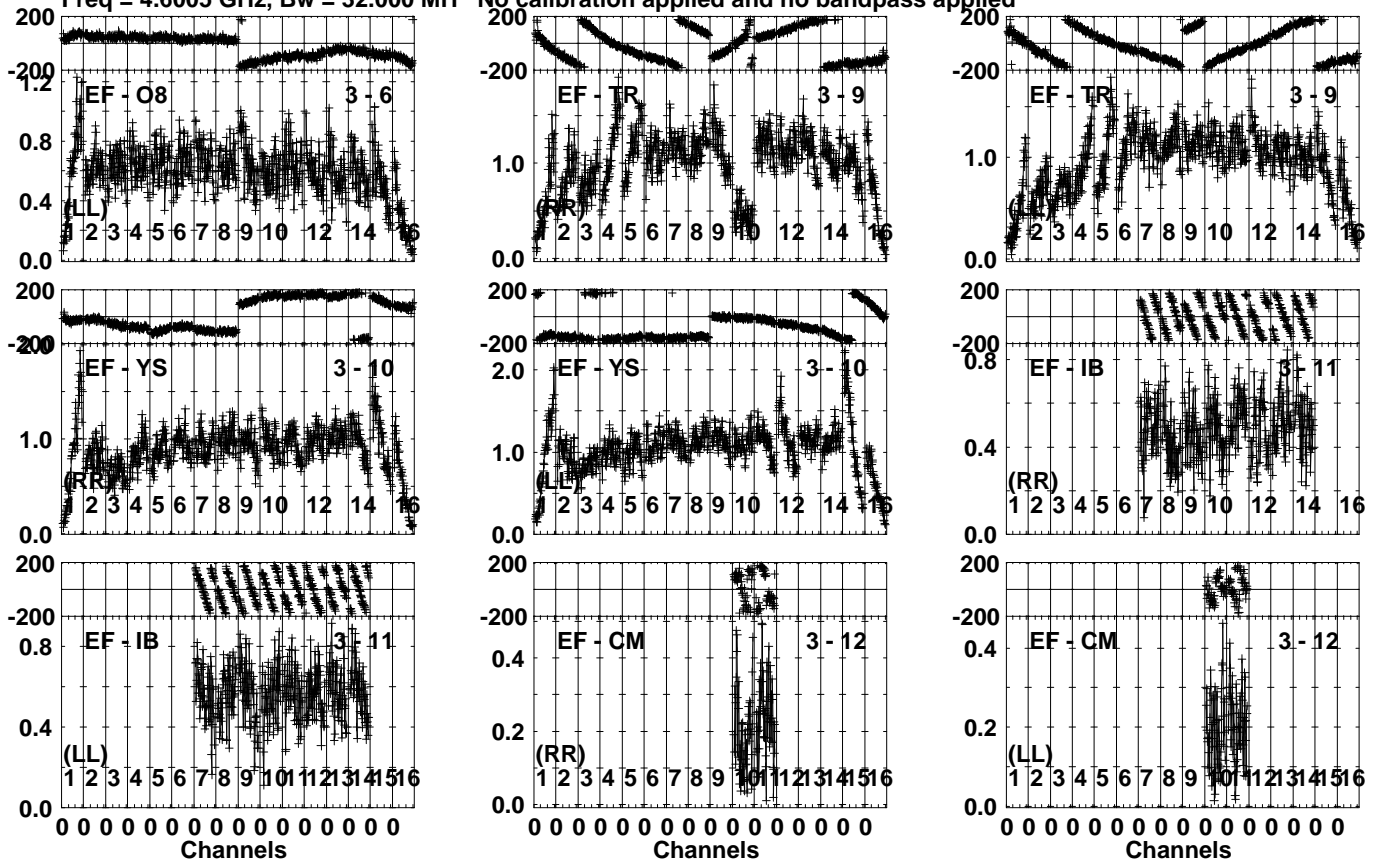
Lower frame: Milli Ampl Jy Top frame: Phas deg
Vector averaged cross-power spectrum Several baselines displayed
Timerange: 00/17:38:46 to 00/17:40:14

Plot file version 881 created 07-AUG-2023 16:13:57

2331+46 EO019B.UVDATA.1

Freq = 4.6005 GHz, Bw = 32.000 MH

No calibration applied and no bandpass applied

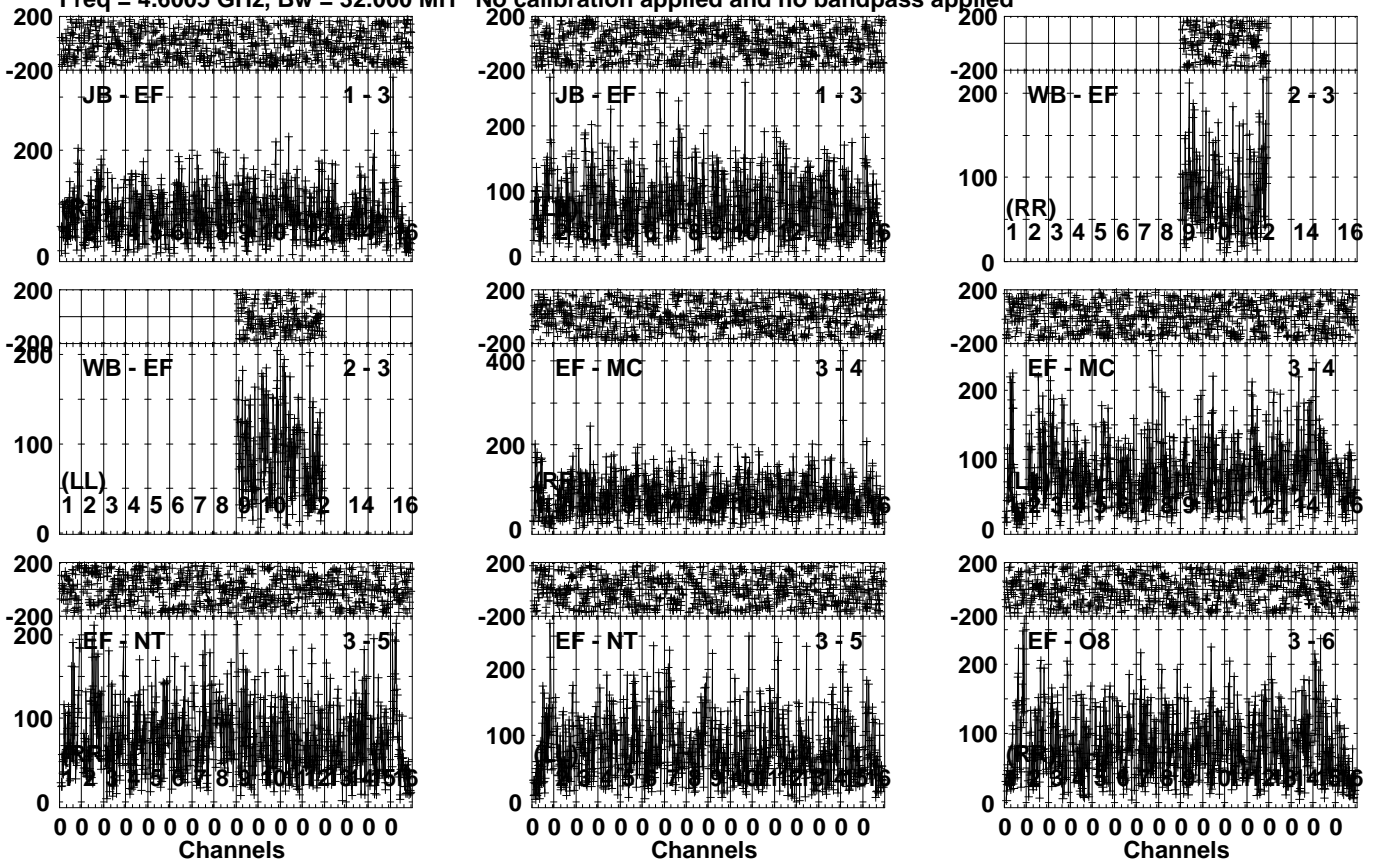


Lower frame: Milli Ampl Jy Top frame: Phas deg
Vector averaged cross-power spectrum Several baselines displayed
Timerange: 00/17:38:46 to 00/17:40:14

Plot file version 882 created 07-AUG-2023 16:13:57

LAND EO019B.UVDATA.1

Freq = 4.6005 GHz, Bw = 32.000 MH No calibration applied and no bandpass applied

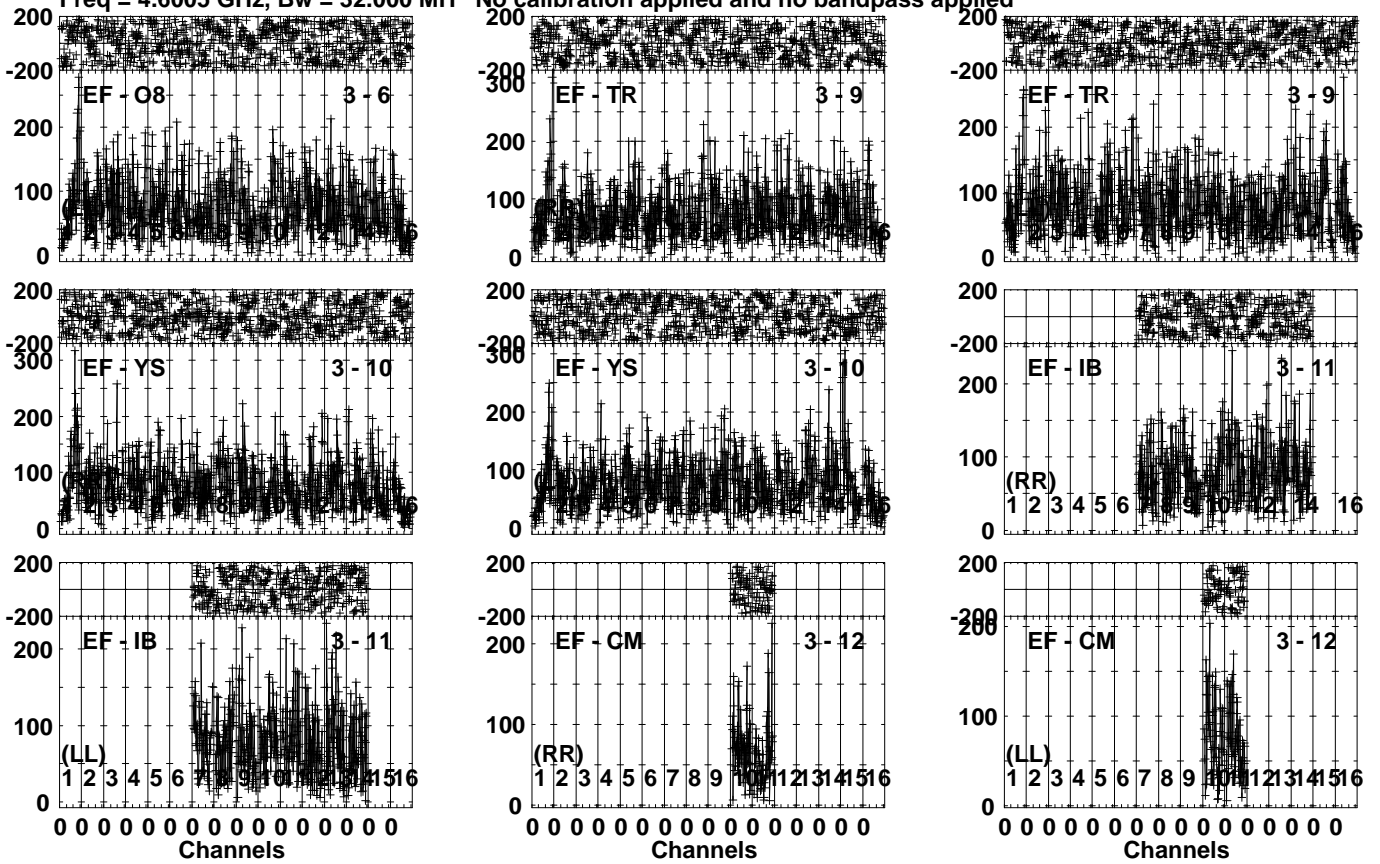


Lower frame: Micro Ampl Jy Top frame: Phas deg
Vector averaged cross-power spectrum Several baselines displayed
Timerange: 00/17:41:01 to 00/17:43:59

Plot file version 883 created 07-AUG-2023 16:13:57

LAND EO019B.UVDATA.1

Freq = 4.6005 GHz, Bw = 32.000 MH No calibration applied and no bandpass applied

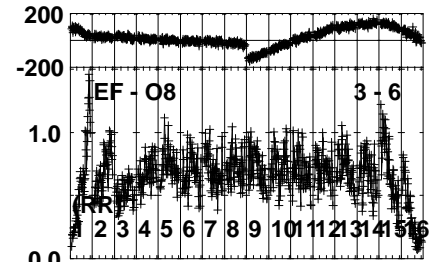
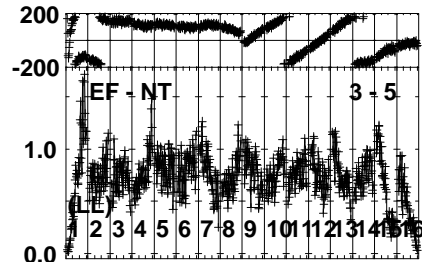
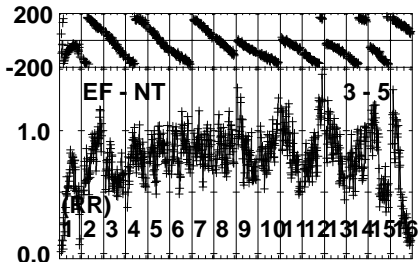
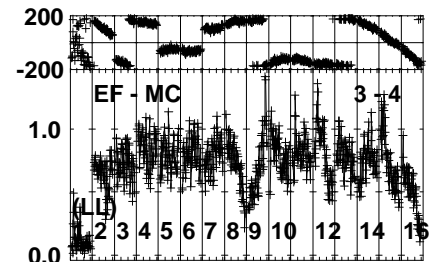
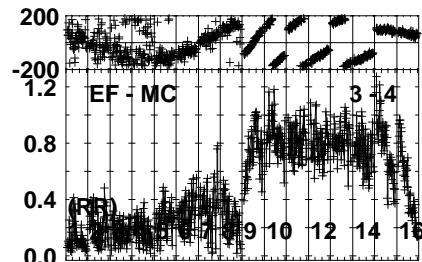
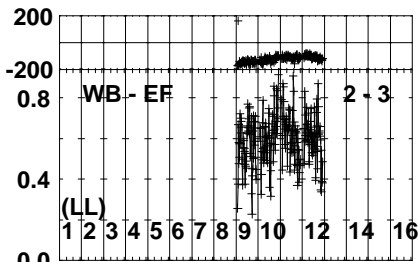
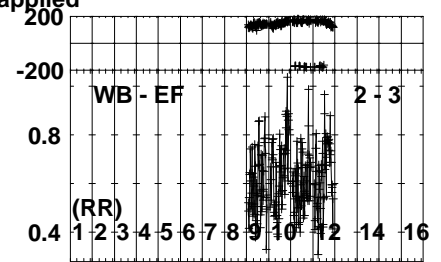
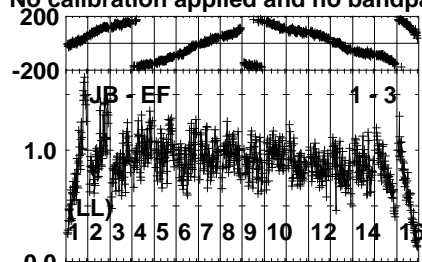
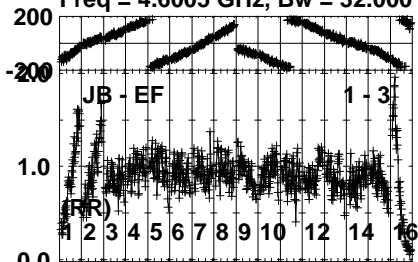


Lower frame: Micro Ampl Jy Top frame: Phas deg
Vector averaged cross-power spectrum Several baselines displayed
Timerange: 00/17:41:01 to 00/17:43:59

Plot file version 884 created 07-AUG-2023 16:13:57

2331+46 EO019B.UVDATA.1

Freq = 4.6005 GHz, Bw = 32.000 MH No calibration applied and no bandpass applied

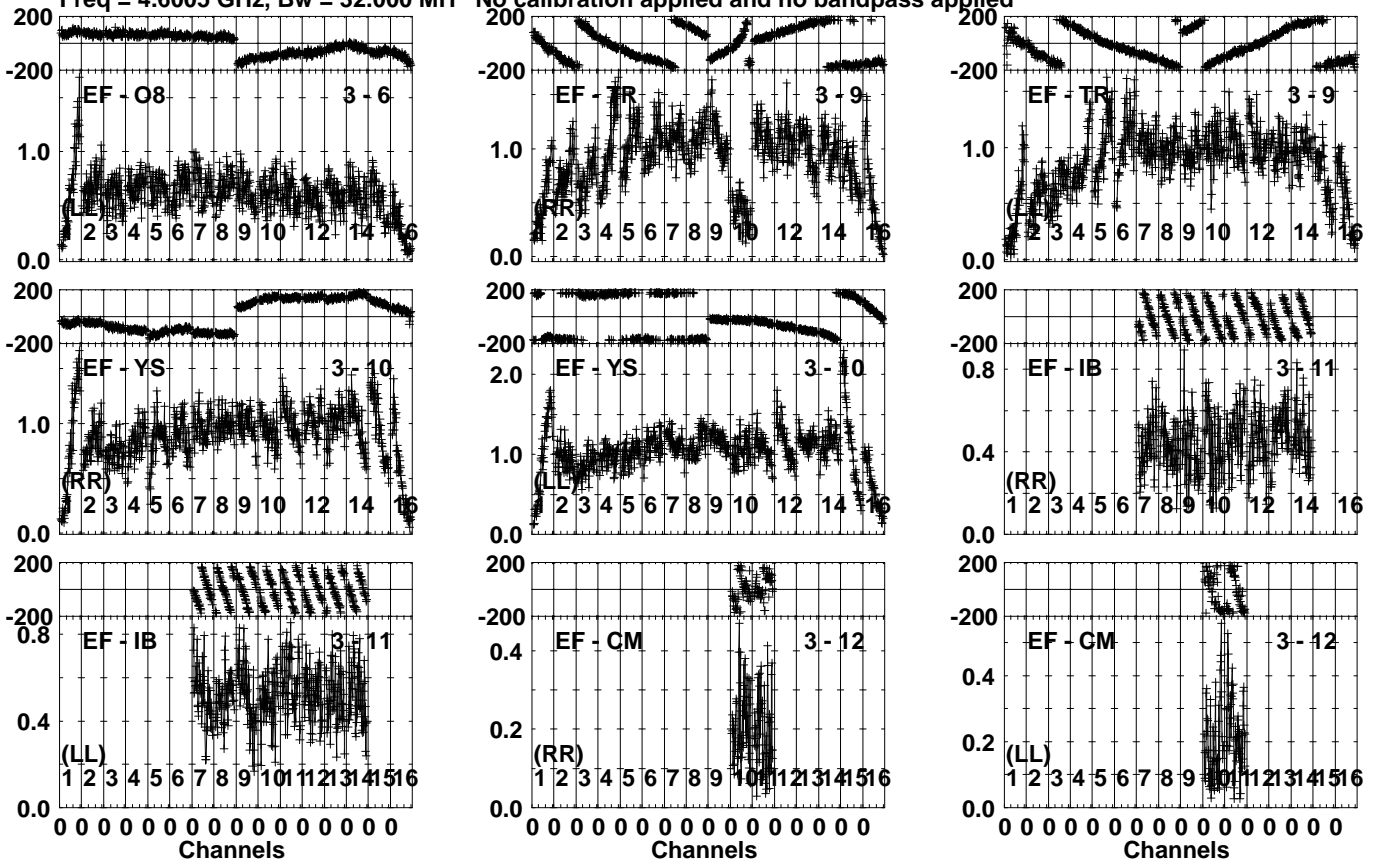


Lower frame: Milli Ampl Jy Top frame: Phas deg
Vector averaged cross-power spectrum Several baselines displayed
Timerange: 00/17:44:03 to 00/17:45:29

Plot file version 885 created 07-AUG-2023 16:13:57

2331+46 EO019B.UVDATA.1

Freq = 4.6005 GHz, Bw = 32.000 MH No calibration applied and no bandpass applied

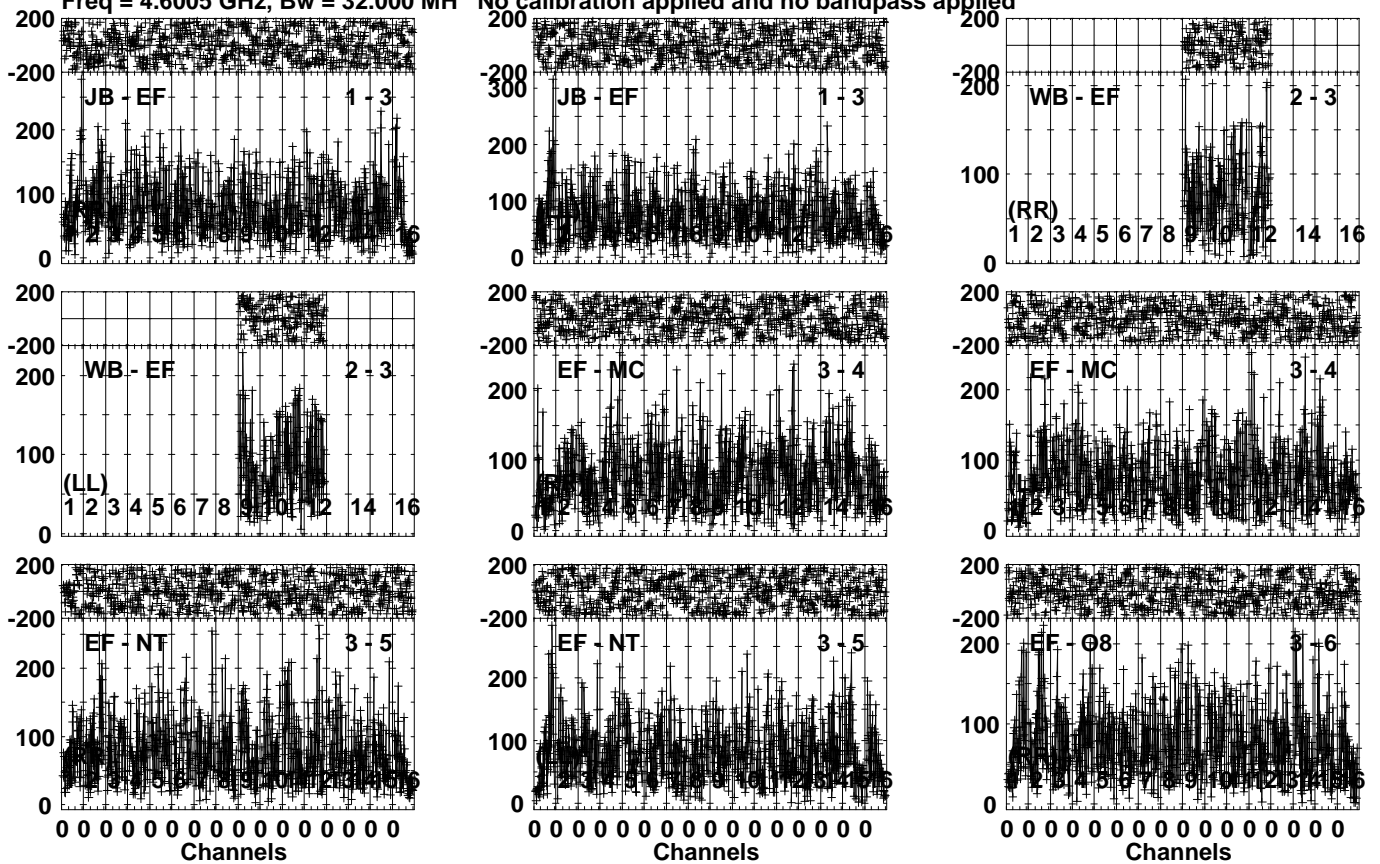


Lower frame: Milli Ampl Jy Top frame: Phas deg
Vector averaged cross-power spectrum Several baselines displayed
Timerange: 00/17:44:03 to 00/17:45:29

Plot file version 886 created 07-AUG-2023 16:13:58

LAND EO019B.UVDATA.1

Freq = 4.6005 GHz, Bw = 32.000 MH No calibration applied and no bandpass applied

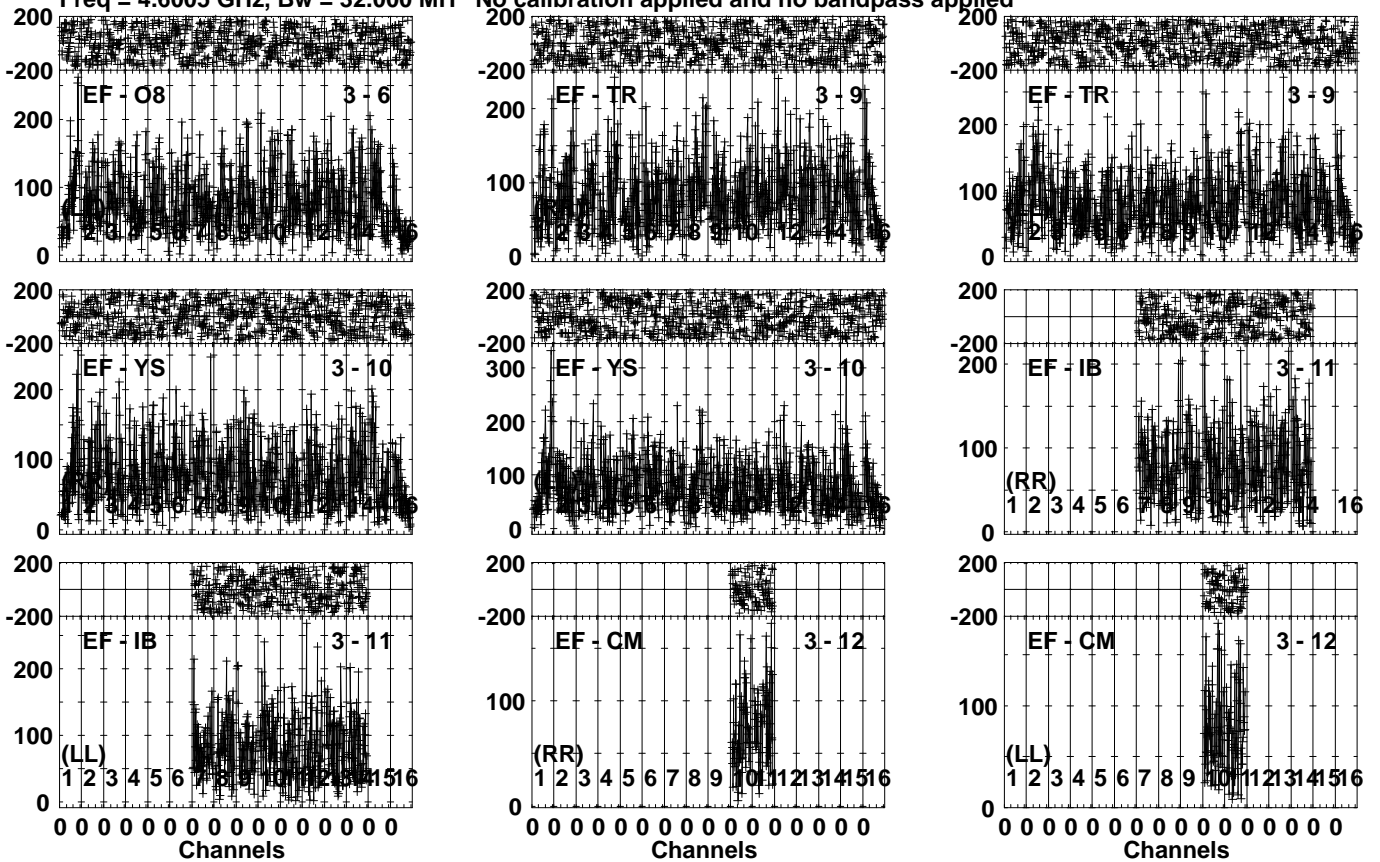


Lower frame: Micro Ampl Jy Top frame: Phas deg
Vector averaged cross-power spectrum Several baselines displayed
Timerange: 00/17:45:31 to 00/17:48:59

Plot file version 887 created 07-AUG-2023 16:13:58

LAND EO019B.UVDATA.1

Freq = 4.6005 GHz, Bw = 32.000 MH No calibration applied and no bandpass applied



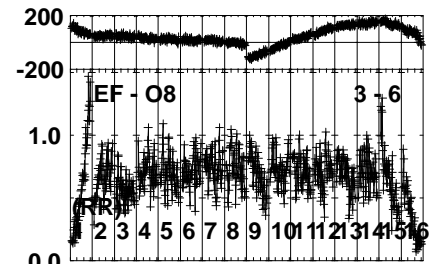
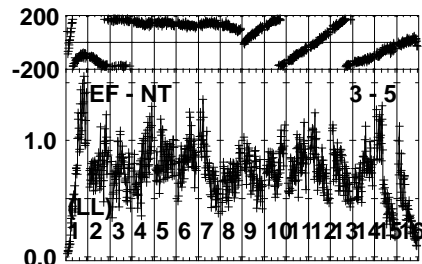
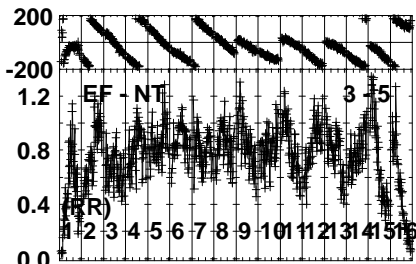
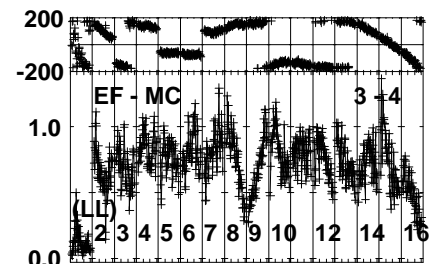
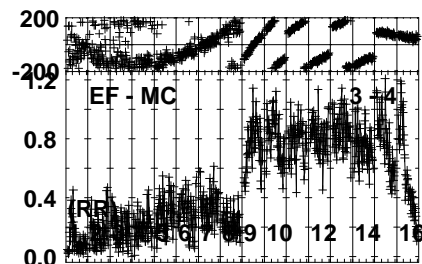
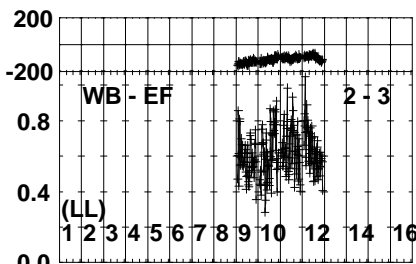
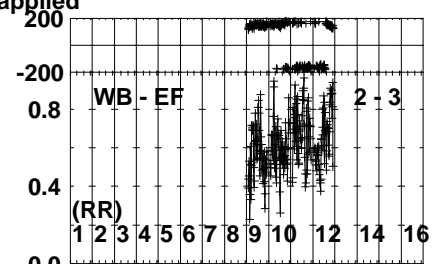
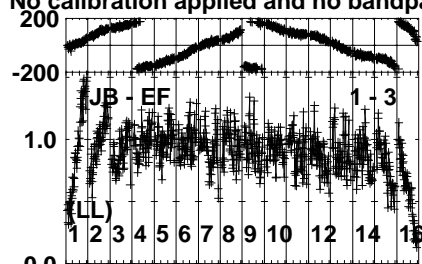
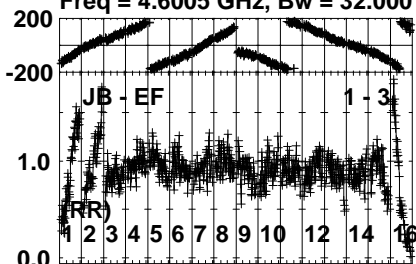
Lower frame: Micro Ampl Jy Top frame: Phas deg
Vector averaged cross-power spectrum Several baselines displayed
Timerange: 00/17:45:31 to 00/17:48:59

Plot file version 888 created 07-AUG-2023 16:13:58

2331+46 EO019B.UVDATA.1

Freq = 4.6005 GHz, Bw = 32.000 MH

No calibration applied and no bandpass applied

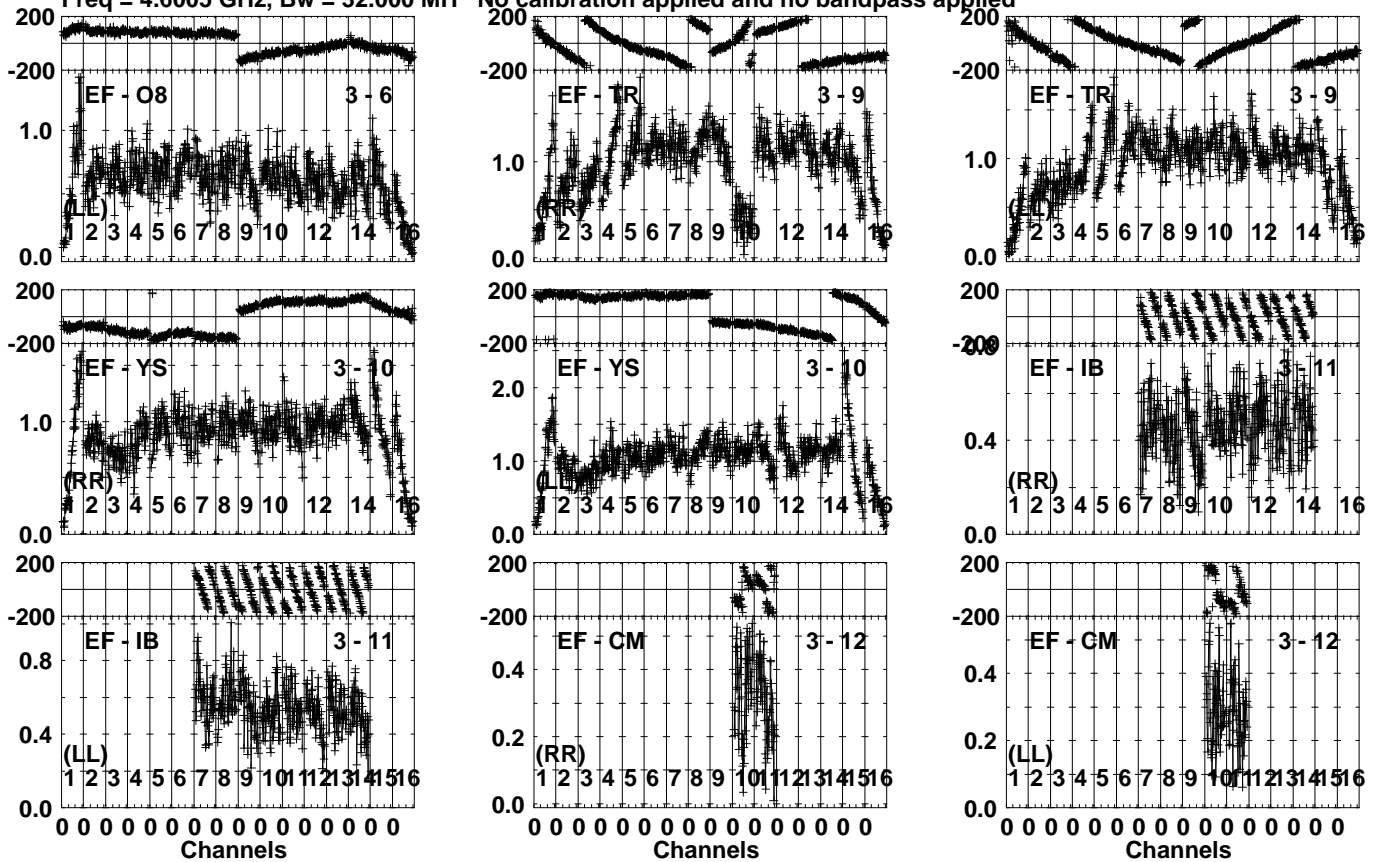


Lower frame: Milli Ampl Jy Top frame: Phas deg
Vector averaged cross-power spectrum Several baselines displayed
Timerange: 00/17:49:01 to 00/17:50:29

Plot file version 889 created 07-AUG-2023 16:13:58

2331+46 EO019B.UVDATA.1

Freq = 4.6005 GHz, Bw = 32.000 MH No calibration applied and no bandpass applied

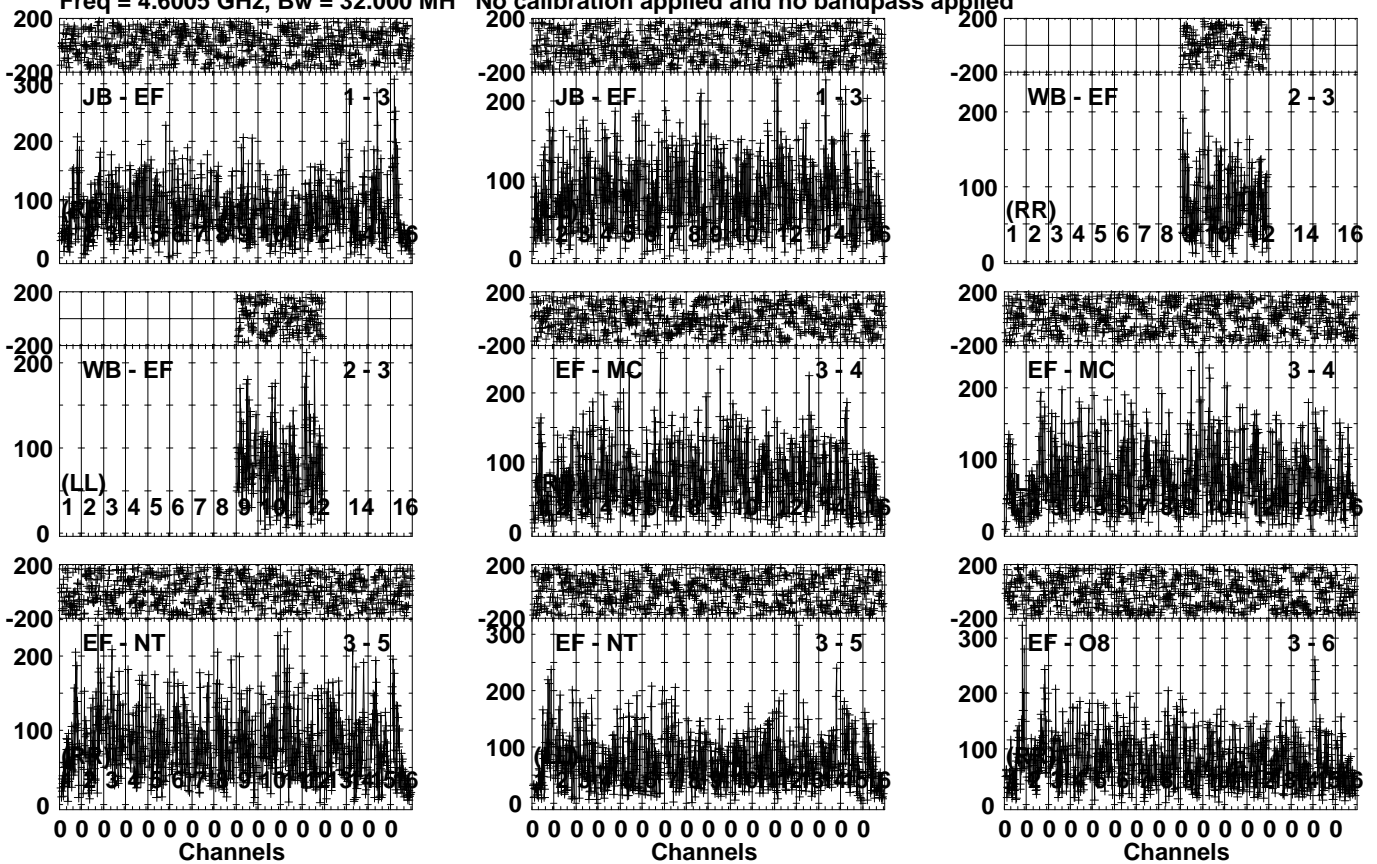


Lower frame: Milli Ampl Jy Top frame: Phas deg
Vector averaged cross-power spectrum Several baselines displayed
Timerange: 00/17:49:01 to 00/17:50:29

Plot file version 890 created 07-AUG-2023 16:13:59

LAND EO019B.UVDATA.1

Freq = 4.6005 GHz, Bw = 32.000 MH No calibration applied and no bandpass applied

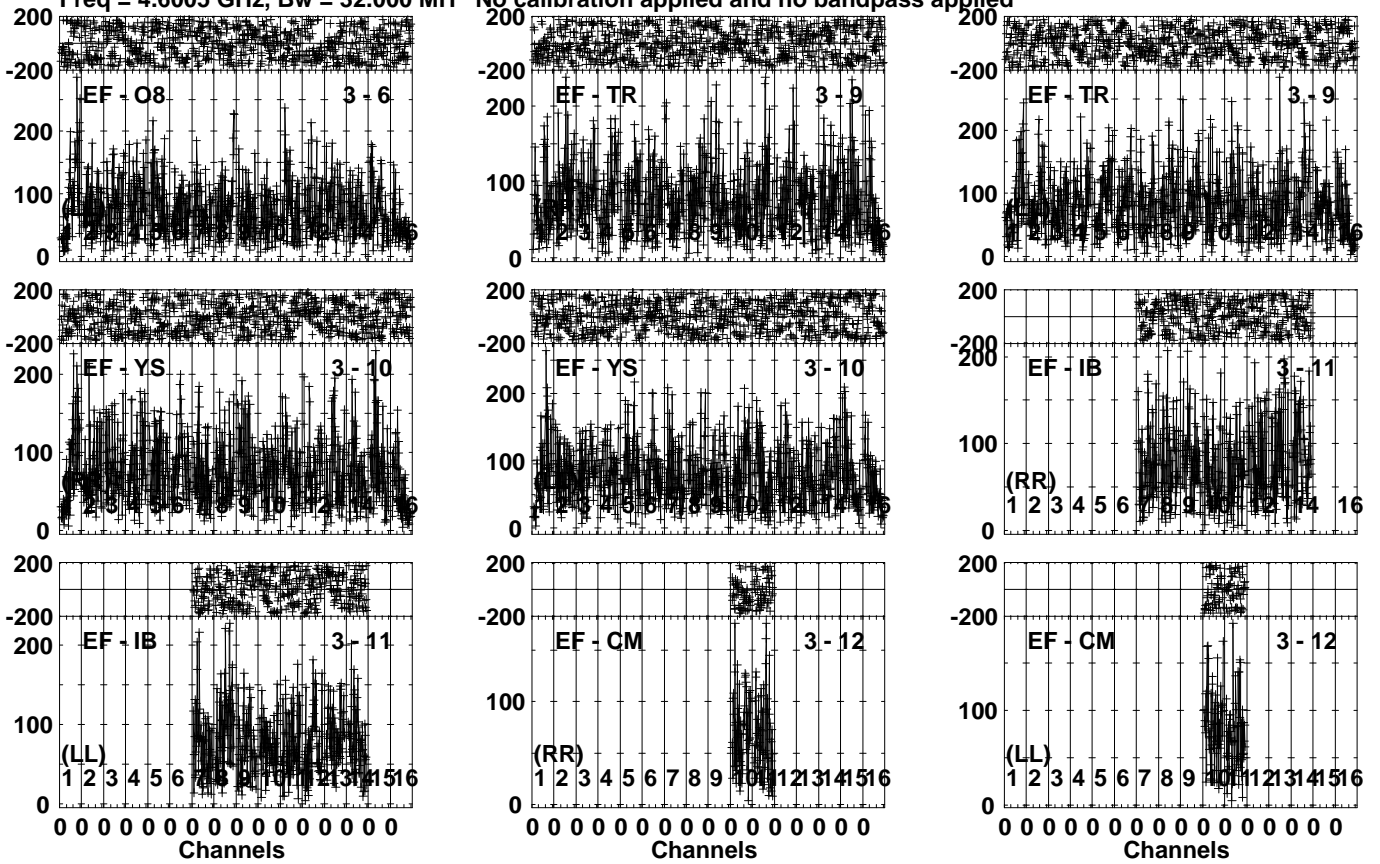


Lower frame: Micro Ampl Jy Top frame: Phas deg
Vector averaged cross-power spectrum Several baselines displayed
Timerange: 00/17:51:16 to 00/17:54:14

Plot file version 891 created 07-AUG-2023 16:13:59

LAND EO019B.UVDATA.1

Freq = 4.6005 GHz, Bw = 32.000 MH No calibration applied and no bandpass applied

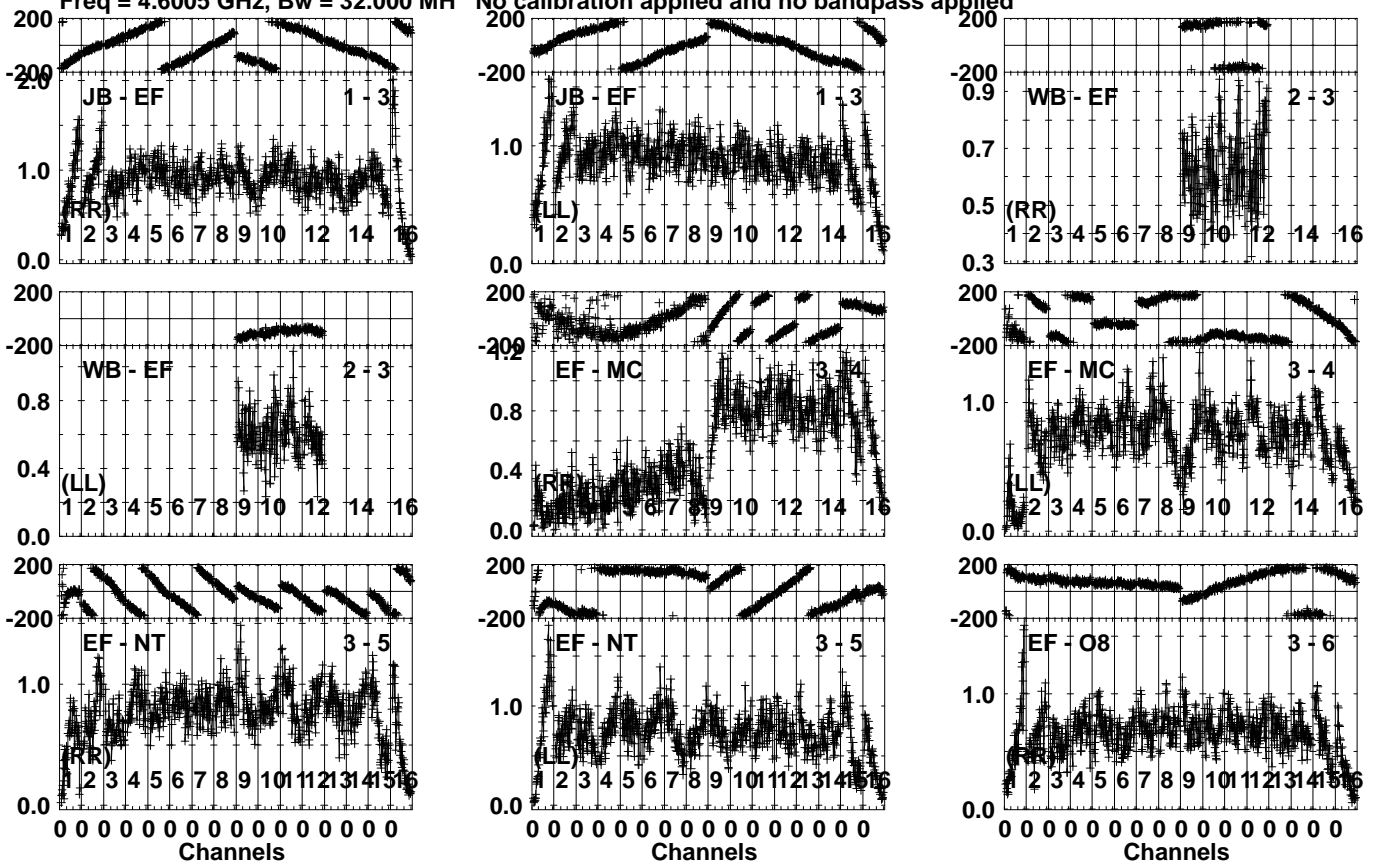


Lower frame: Micro Ampl Jy Top frame: Phas deg
Vector averaged cross-power spectrum Several baselines displayed
Timerange: 00/17:51:16 to 00/17:54:14

Plot file version 892 created 07-AUG-2023 16:13:59

2331+46 EO019B.UVDATA.1

Freq = 4.6005 GHz, Bw = 32.000 MH No calibration applied and no bandpass applied

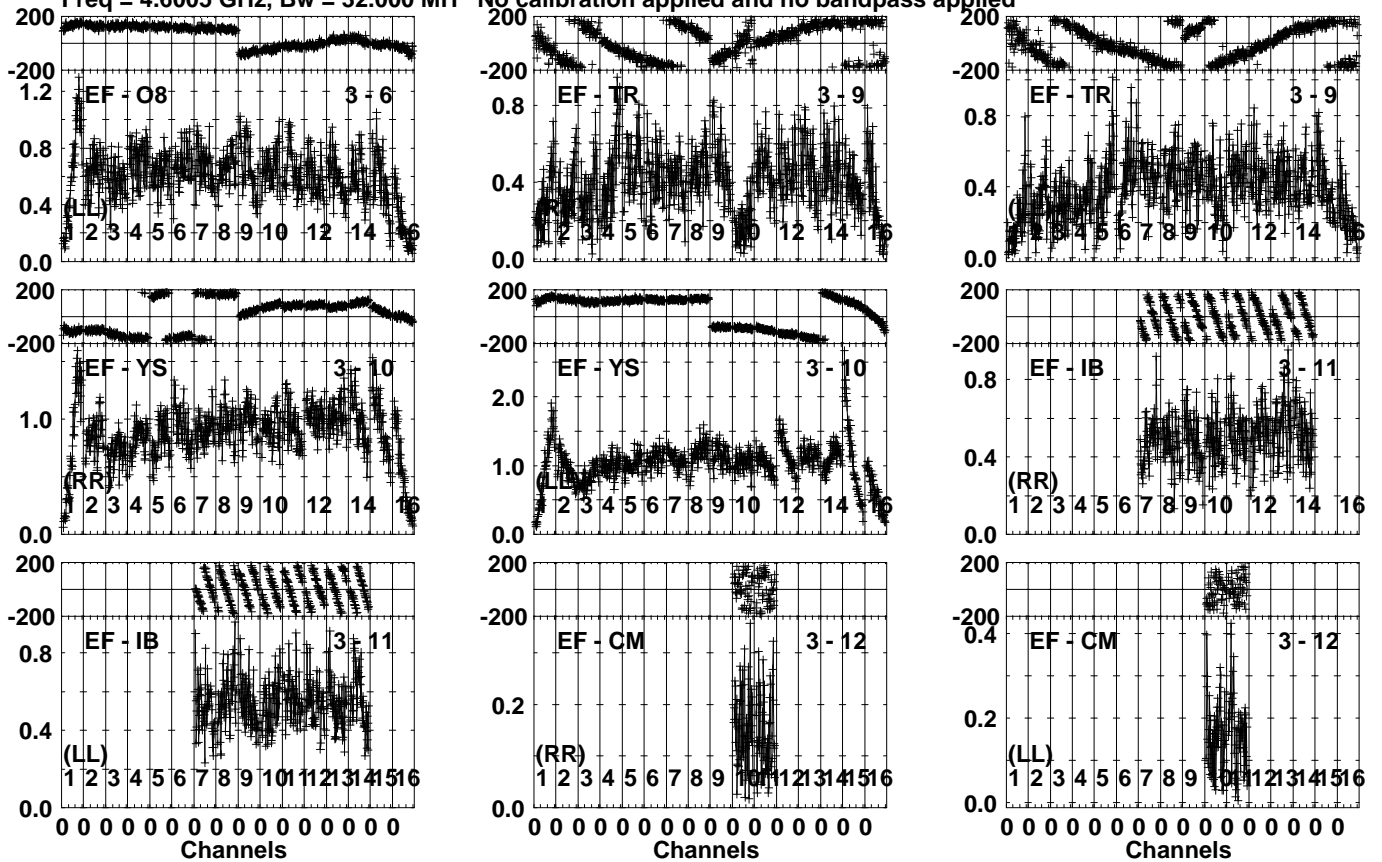


Lower frame: Milli Ampl Jy Top frame: Phas deg
Vector averaged cross-power spectrum Several baselines displayed
Timerange: 00/17:54:18 to 00/17:55:44

Plot file version 893 created 07-AUG-2023 16:13:59

2331+46 EO019B.UVDATA.1

Freq = 4.6005 GHz, Bw = 32.000 MH No calibration applied and no bandpass applied

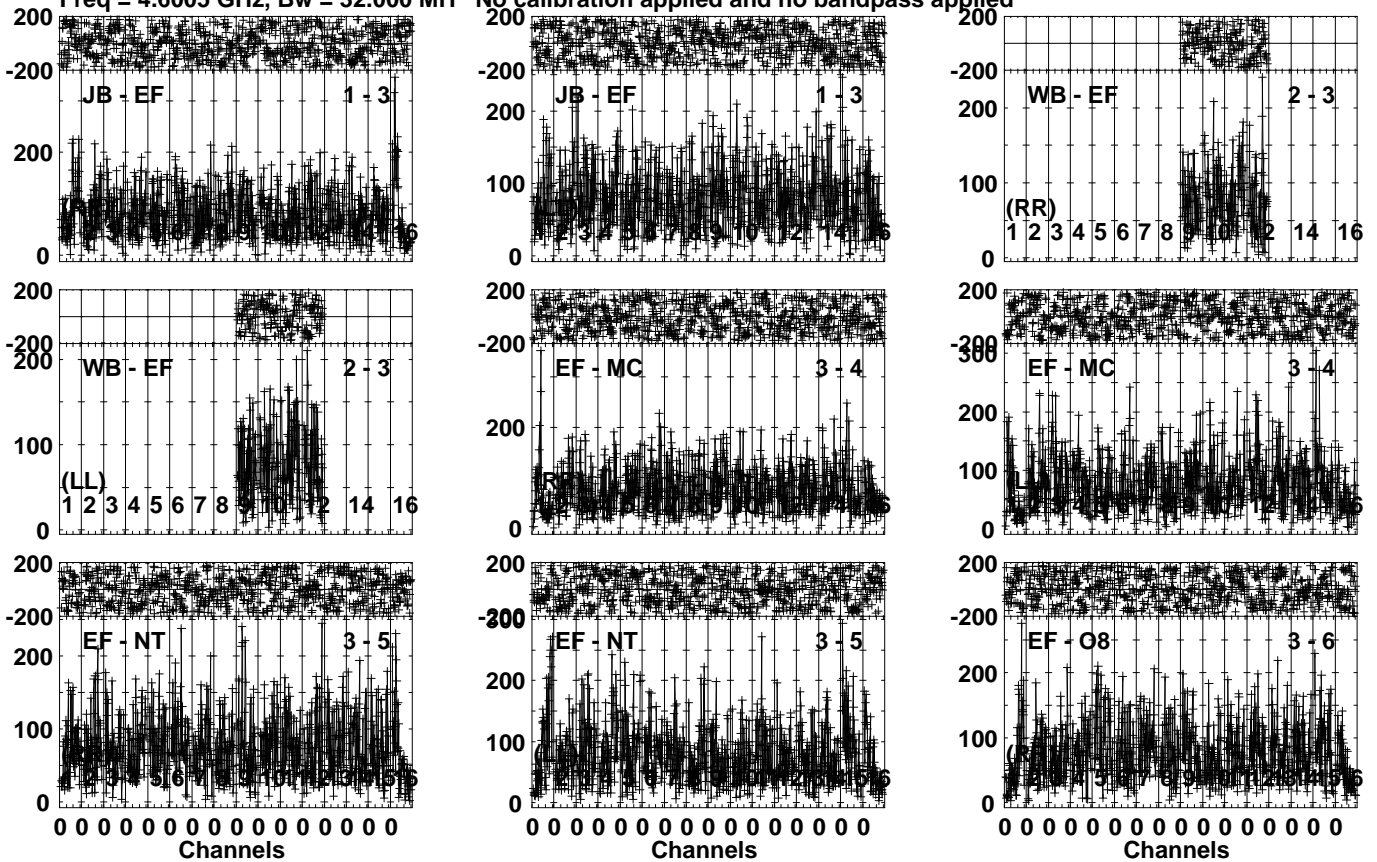


Lower frame: Milli Ampl Jy Top frame: Phas deg
Vector averaged cross-power spectrum Several baselines displayed
Timerange: 00/17:54:18 to 00/17:55:44

Plot file version 894 created 07-AUG-2023 16:13:59

LAND EO019B.UVDATA.1

Freq = 4.6005 GHz, Bw = 32.000 MH No calibration applied and no bandpass applied

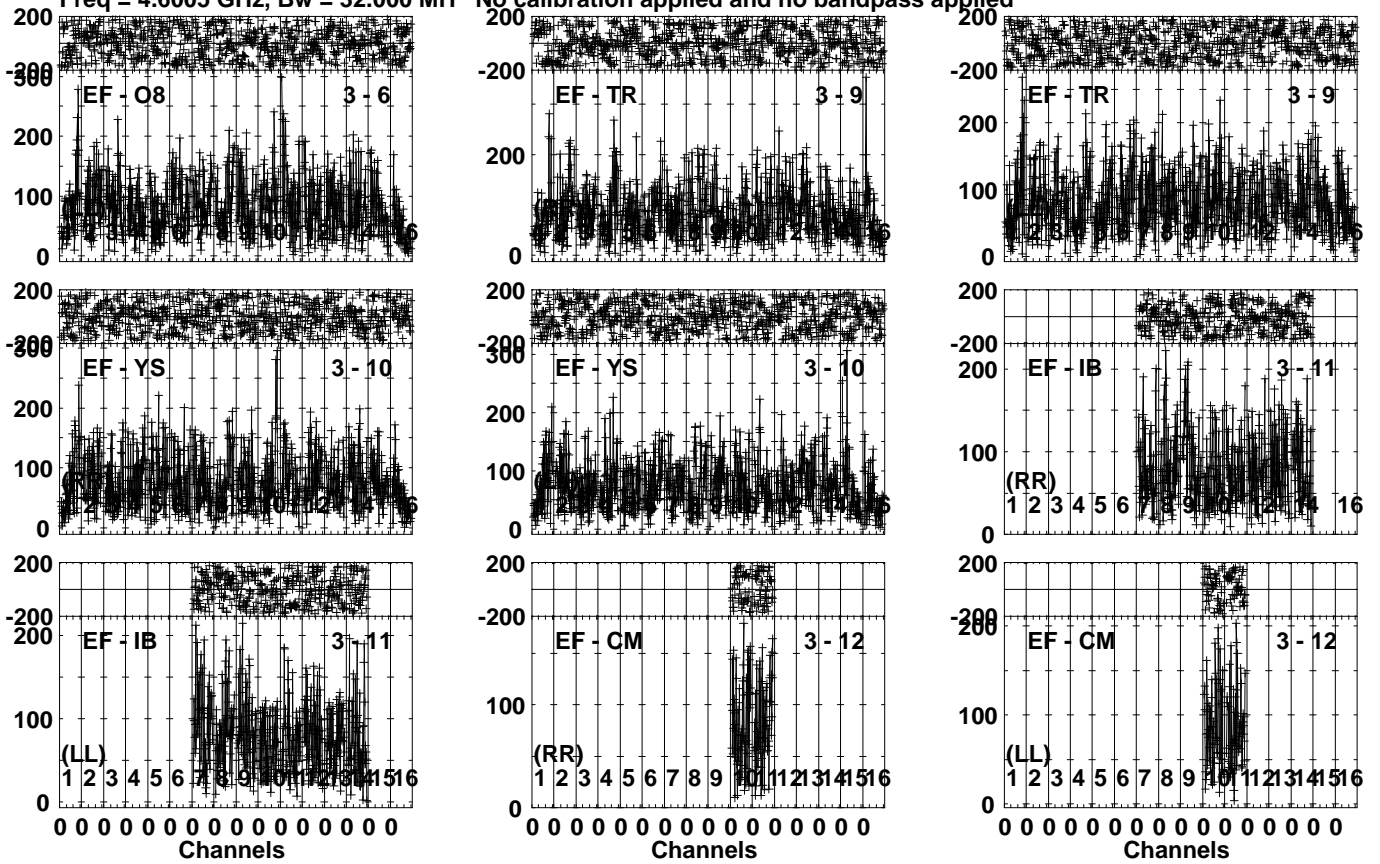


Lower frame: Micro Ampl Jy Top frame: Phas deg
Vector averaged cross-power spectrum Several baselines displayed
Timerange: 00/17:55:46 to 00/17:59:14

Plot file version 895 created 07-AUG-2023 16:14:00

LAND EO019B.UVDATA.1

Freq = 4.6005 GHz, Bw = 32.000 MH No calibration applied and no bandpass applied

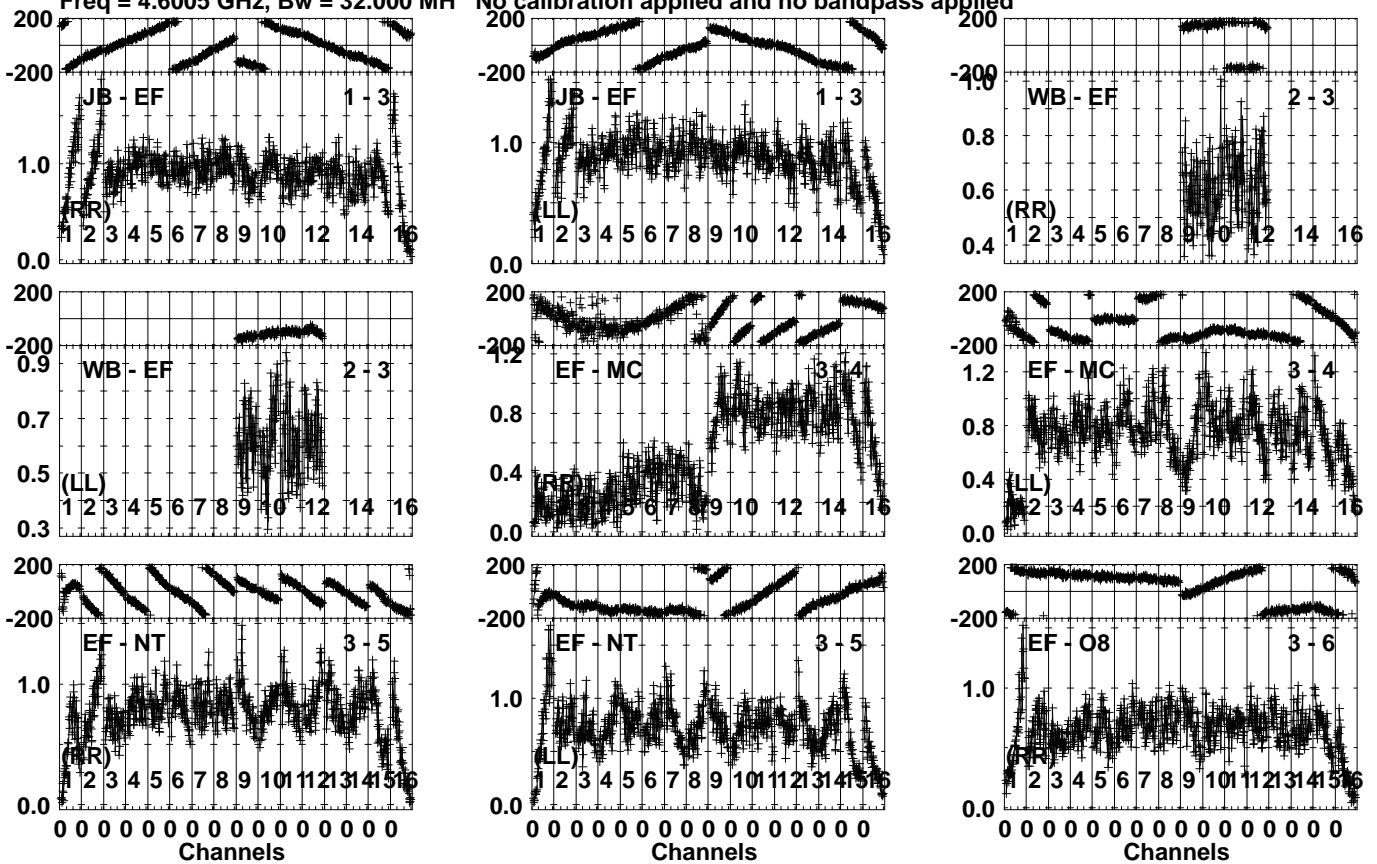


Lower frame: Micro Ampl Jy Top frame: Phas deg
Vector averaged cross-power spectrum Several baselines displayed
Timerange: 00/17:55:46 to 00/17:59:14

Plot file version 896 created 07-AUG-2023 16:14:00

2331+46 EO019B.UVDATA.1

Freq = 4.6005 GHz, Bw = 32.000 MH No calibration applied and no bandpass applied

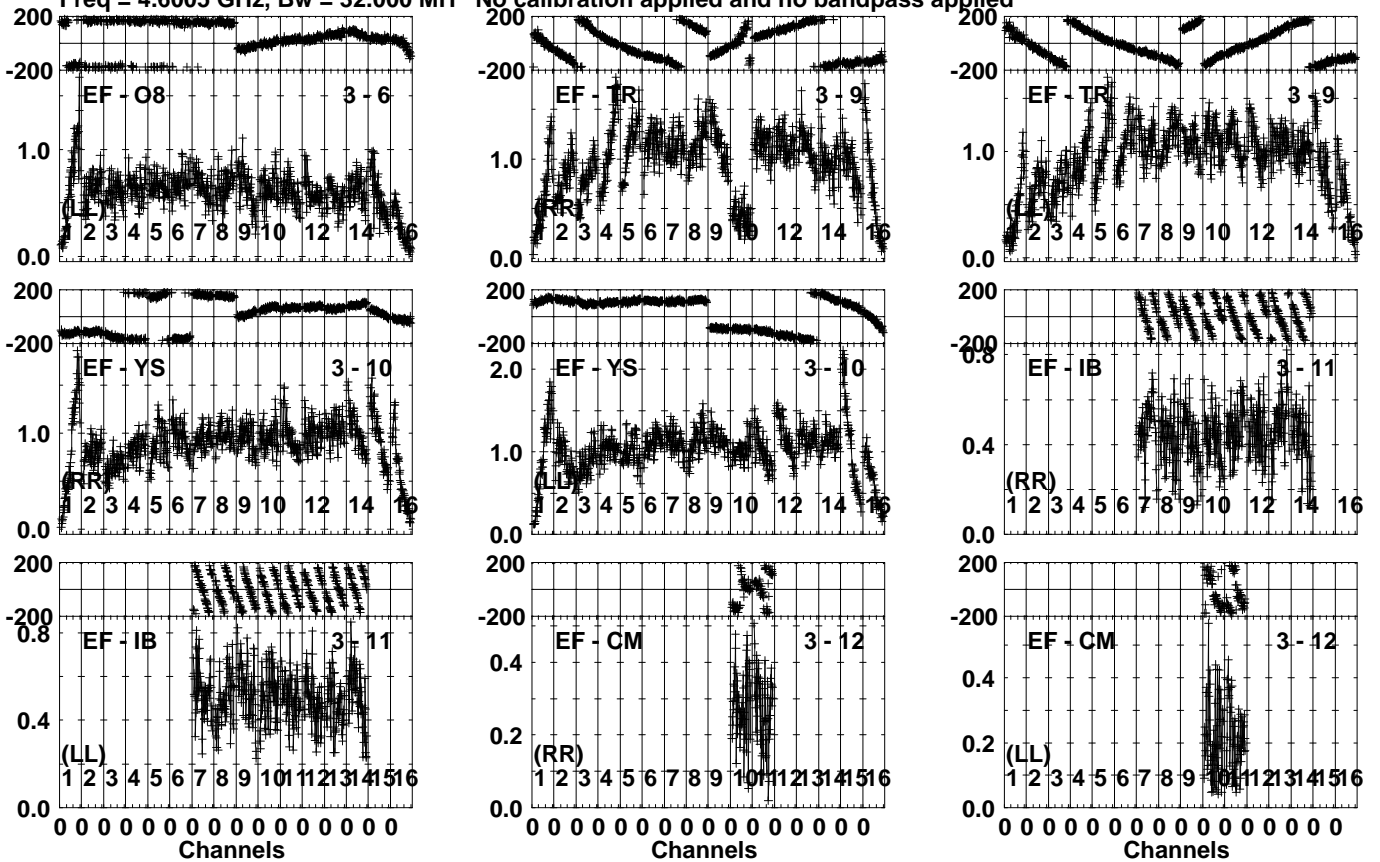


Lower frame: Milli Ampl Jy Top frame: Phas deg
Vector averaged cross-power spectrum Several baselines displayed
Timerange: 00/17:59:18 to 00/18:00:44

Plot file version 897 created 07-AUG-2023 16:14:00

2331+46 EO019B.UVDATA.1

Freq = 4.6005 GHz, Bw = 32.000 MH No calibration applied and no bandpass applied

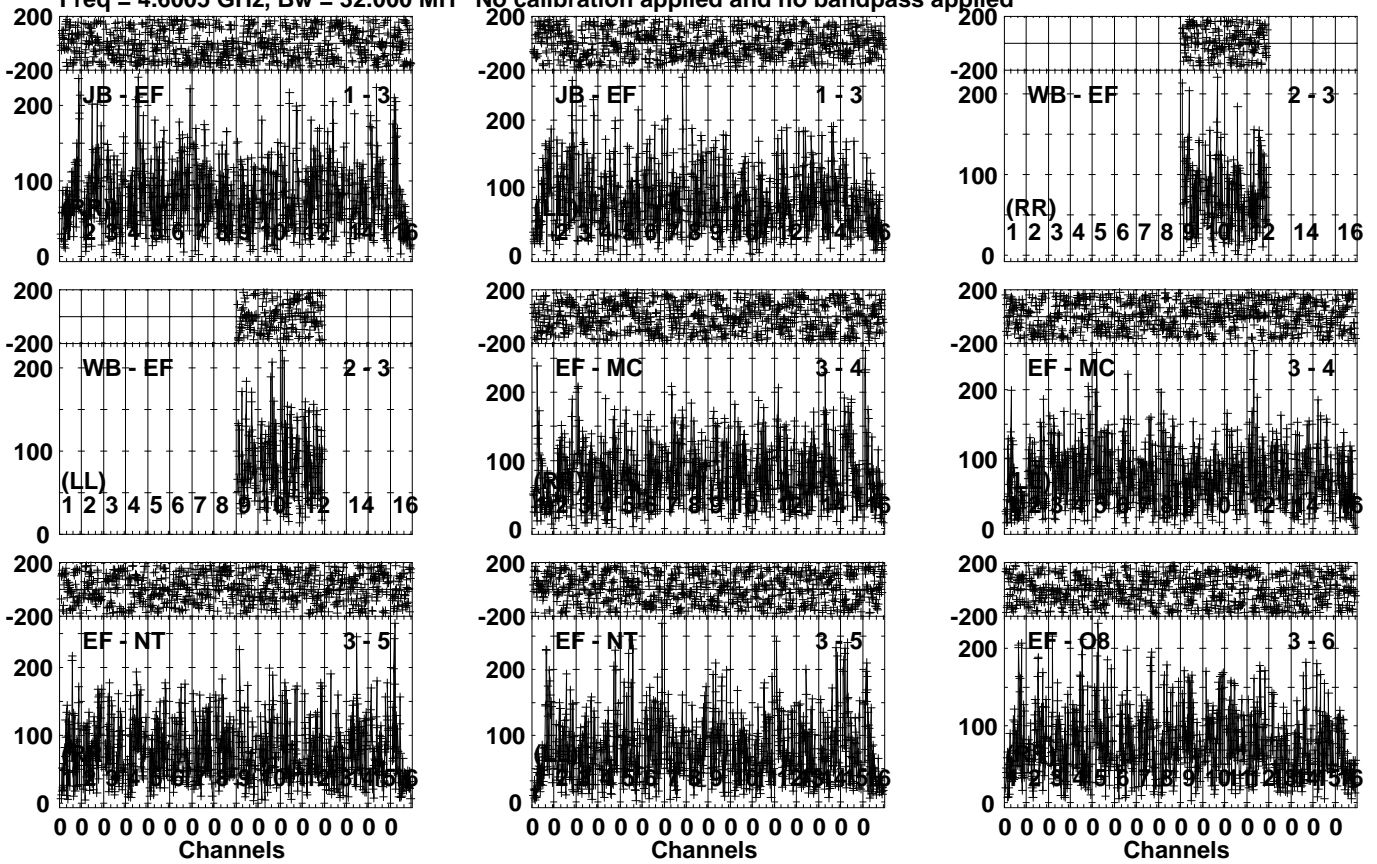


Lower frame: Milli Ampl Jy Top frame: Phas deg
Vector averaged cross-power spectrum Several baselines displayed
Timerange: 00/17:59:18 to 00/18:00:44

Plot file version 898 created 07-AUG-2023 16:14:00

LAND EO019B.UVDATA.1

Freq = 4.6005 GHz, Bw = 32.000 MH No calibration applied and no bandpass applied

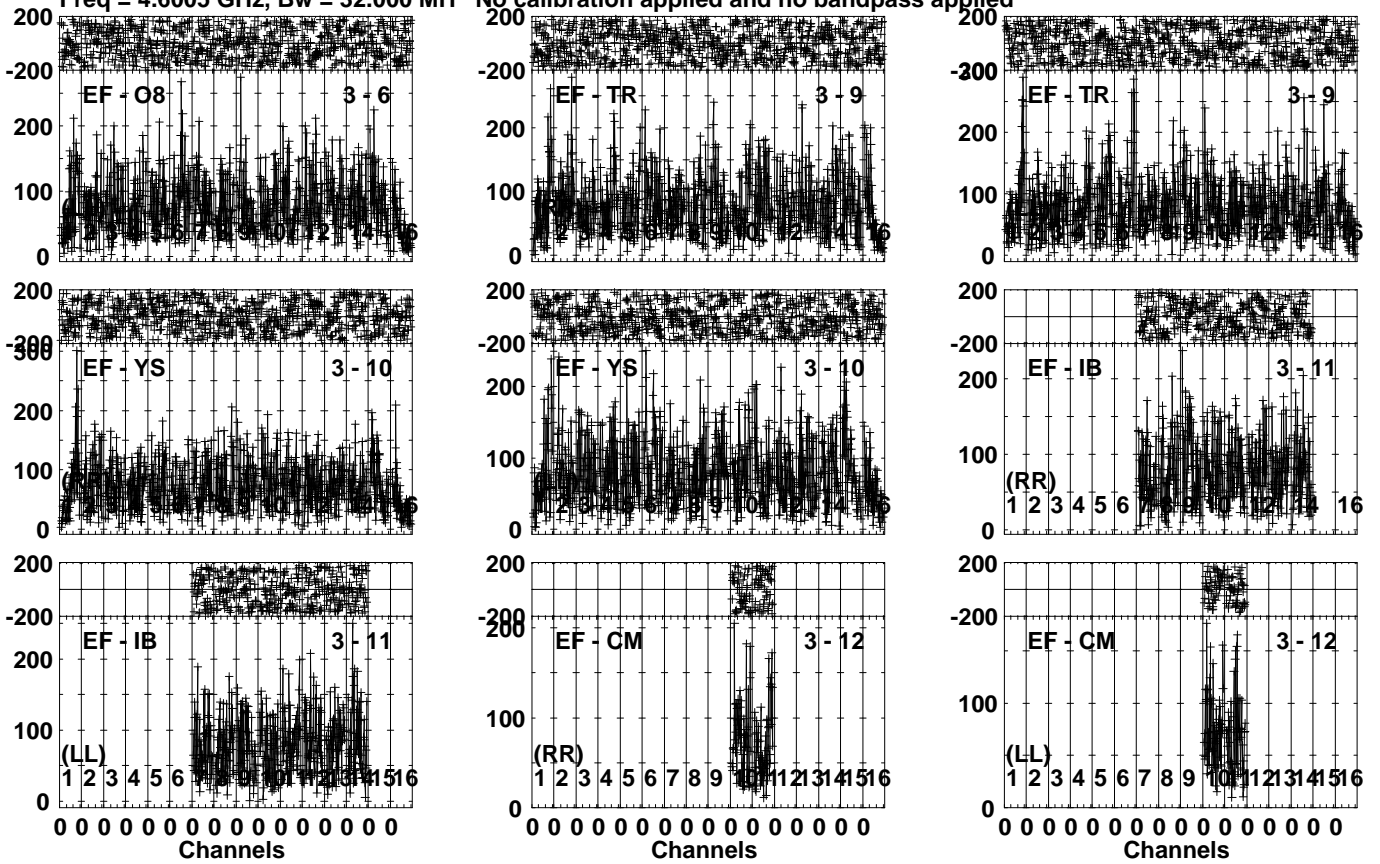


Lower frame: Micro Ampl Jy Top frame: Phas deg
Vector averaged cross-power spectrum Several baselines displayed
Timerange: 00/18:01:31 to 00/18:04:29

Plot file version 899 created 07-AUG-2023 16:14:00

LAND EO019B.UVDATA.1

Freq = 4.6005 GHz, Bw = 32.000 MH No calibration applied and no bandpass applied

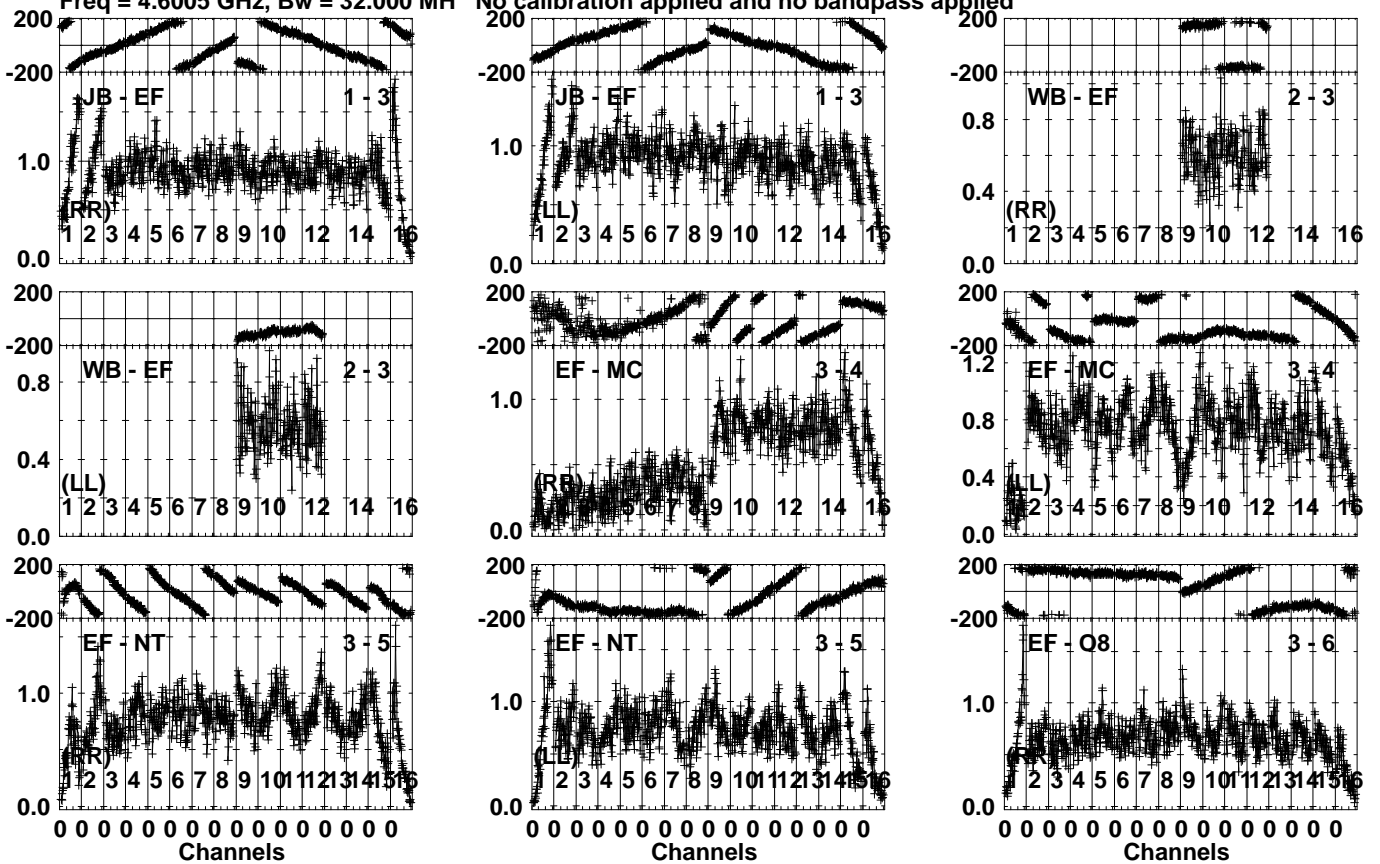


Lower frame: Micro Ampl Jy Top frame: Phas deg
Vector averaged cross-power spectrum Several baselines displayed
Timerange: 00/18:01:31 to 00/18:04:29

Plot file version 900 created 07-AUG-2023 16:14:01

2331+46 EO019B.UVDATA.1

Freq = 4.6005 GHz, Bw = 32.000 MH No calibration applied and no bandpass applied

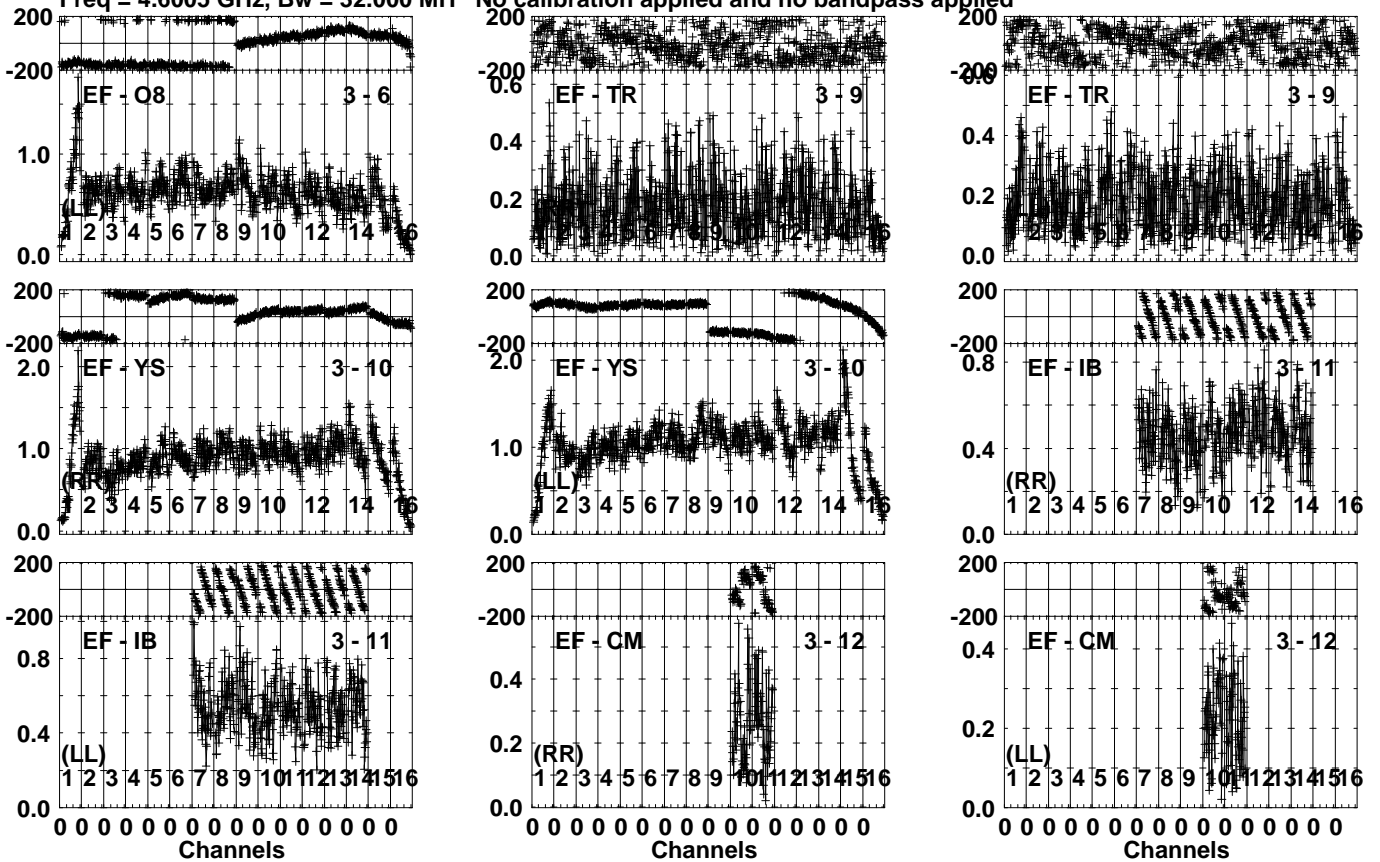


Lower frame: Milli Ampl Jy Top frame: Phas deg
Vector averaged cross-power spectrum Several baselines displayed
Timerange: 00/18:04:33 to 00/18:05:59

Plot file version 901 created 07-AUG-2023 16:14:01

2331+46 EO019B.UVDATA.1

Freq = 4.6005 GHz, Bw = 32.000 MH No calibration applied and no bandpass applied

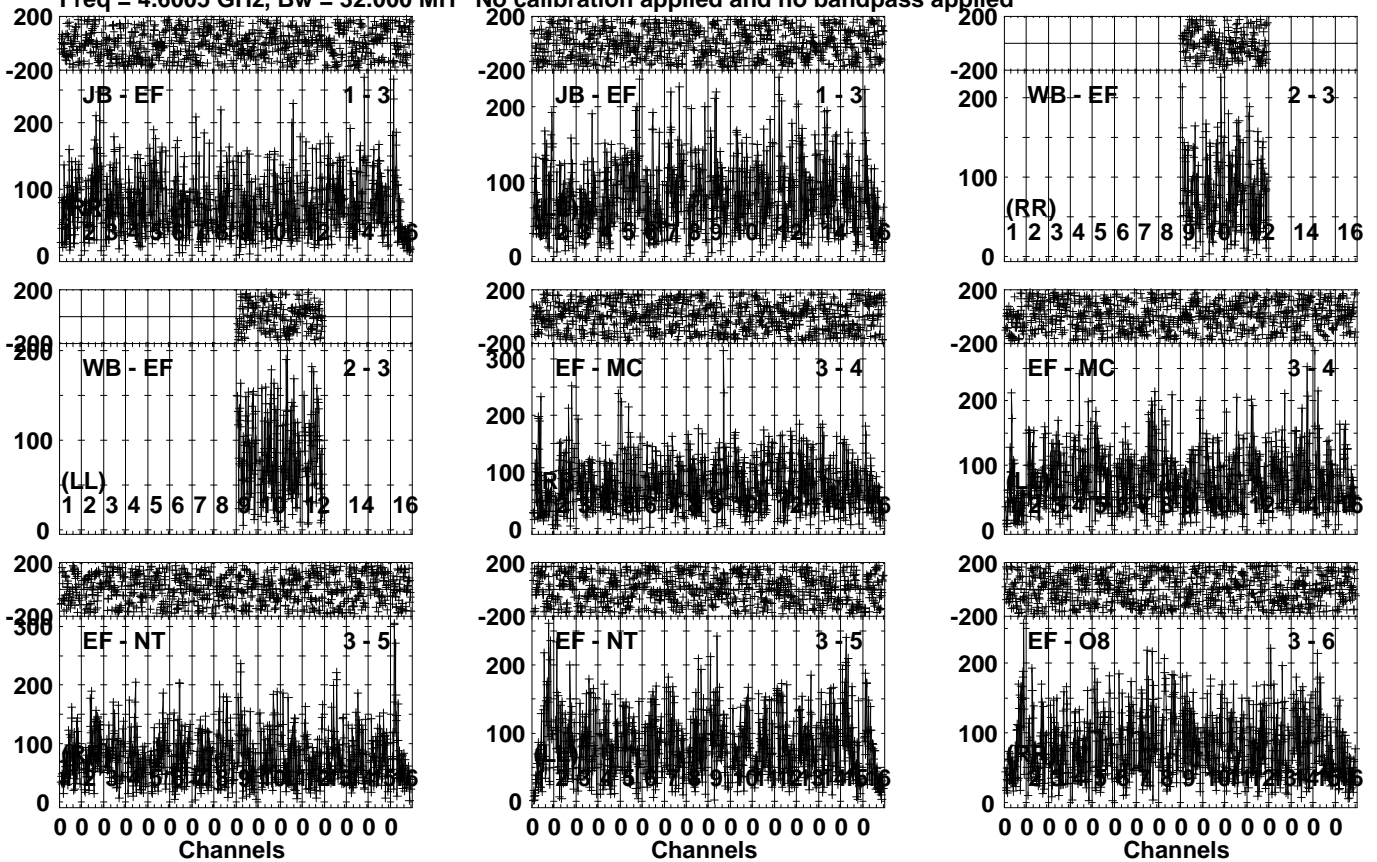


Lower frame: Milli Ampl Jy Top frame: Phas deg
Vector averaged cross-power spectrum Several baselines displayed
Timerange: 00/18:04:33 to 00/18:05:59

Plot file version 902 created 07-AUG-2023 16:14:01

LAND EO019B.UVDATA.1

Freq = 4.6005 GHz, Bw = 32.000 MH No calibration applied and no bandpass applied

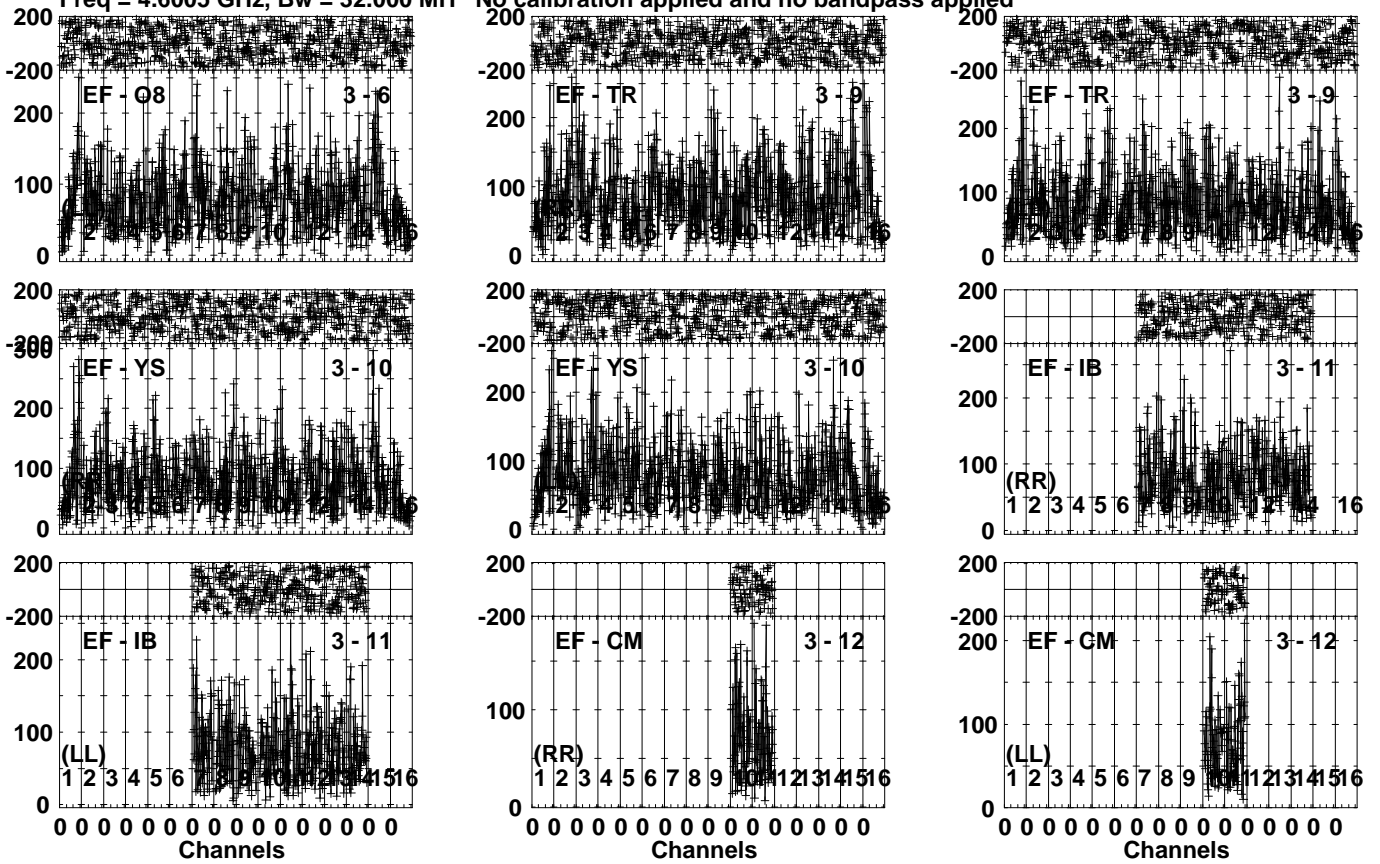


Lower frame: Micro Ampl Jy Top frame: Phas deg
Vector averaged cross-power spectrum Several baselines displayed
Timerange: 00/18:06:01 to 00/18:09:29

Plot file version 903 created 07-AUG-2023 16:14:01

LAND EO019B.UVDATA.1

Freq = 4.6005 GHz, Bw = 32.000 MH No calibration applied and no bandpass applied

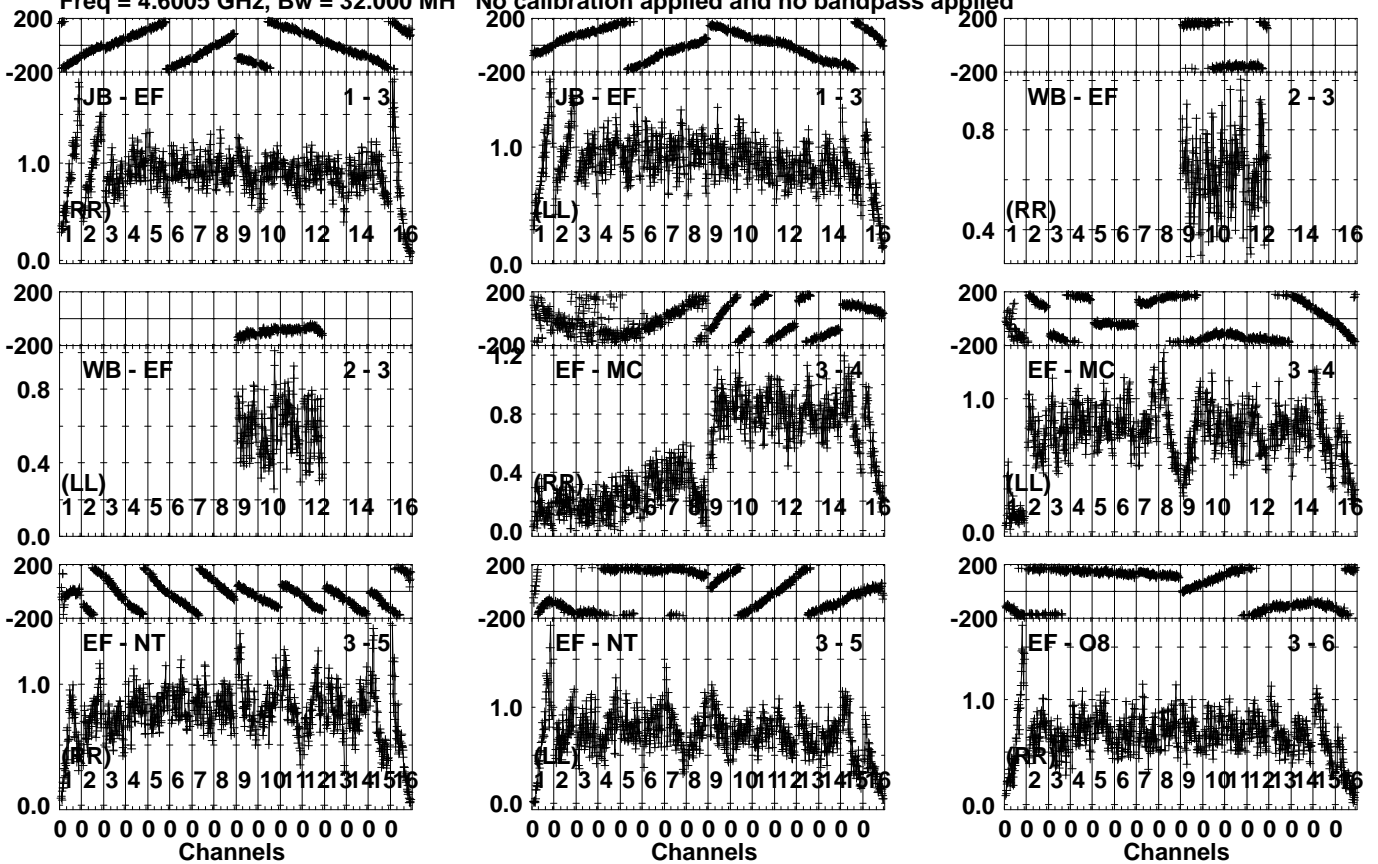


Lower frame: Micro Ampl Jy Top frame: Phas deg
Vector averaged cross-power spectrum Several baselines displayed
Timerange: 00/18:06:01 to 00/18:09:29

Plot file version 904 created 07-AUG-2023 16:14:02

2331+46 EO019B.UVDATA.1

Freq = 4.6005 GHz, Bw = 32.000 MH No calibration applied and no bandpass applied

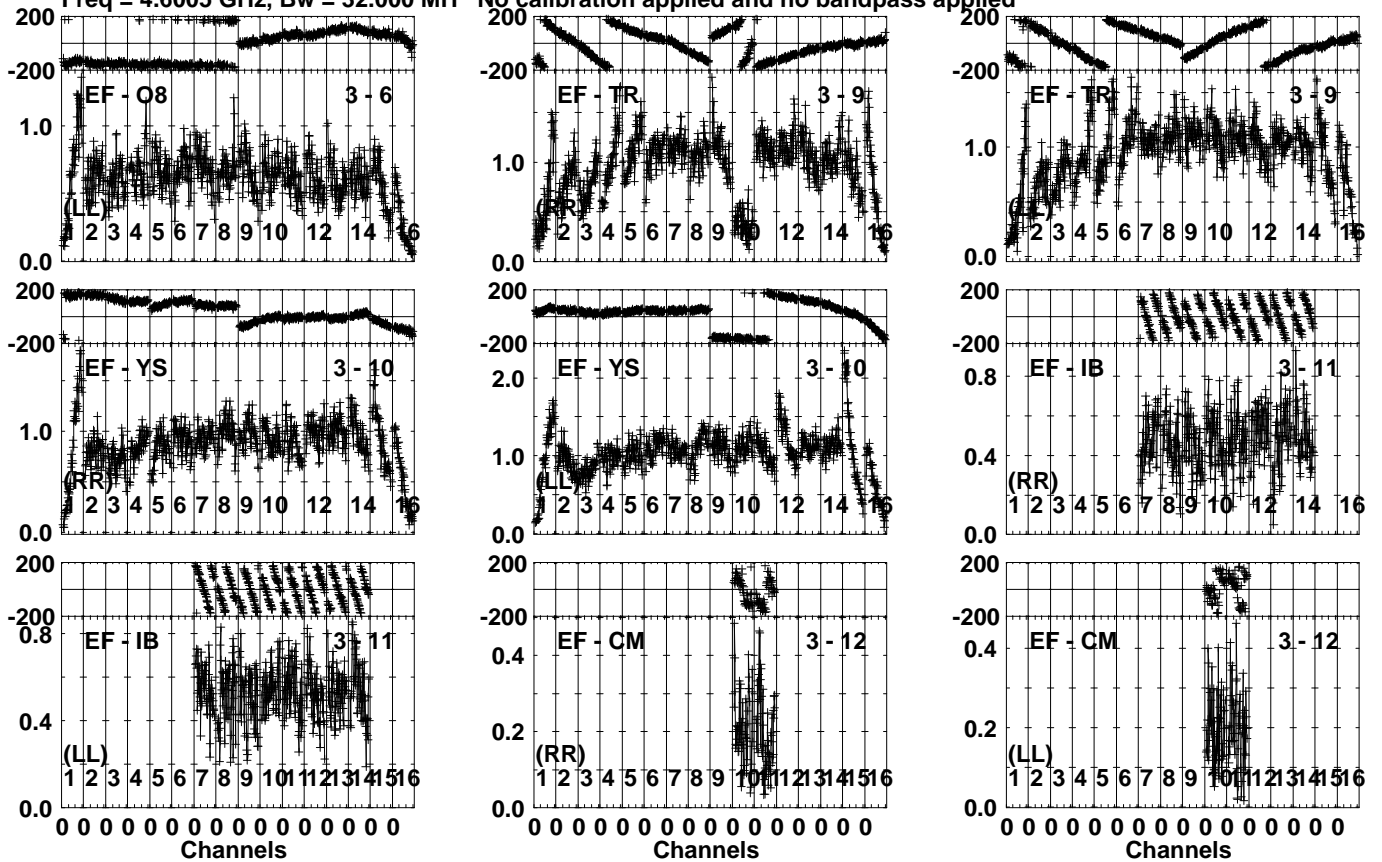


Lower frame: Milli Ampl Jy Top frame: Phas deg
Vector averaged cross-power spectrum Several baselines displayed
Timerange: 00/18:09:31 to 00/18:10:59

Plot file version 905 created 07-AUG-2023 16:14:02

2331+46 EO019B.UVDATA.1

Freq = 4.6005 GHz, Bw = 32.000 MH No calibration applied and no bandpass applied

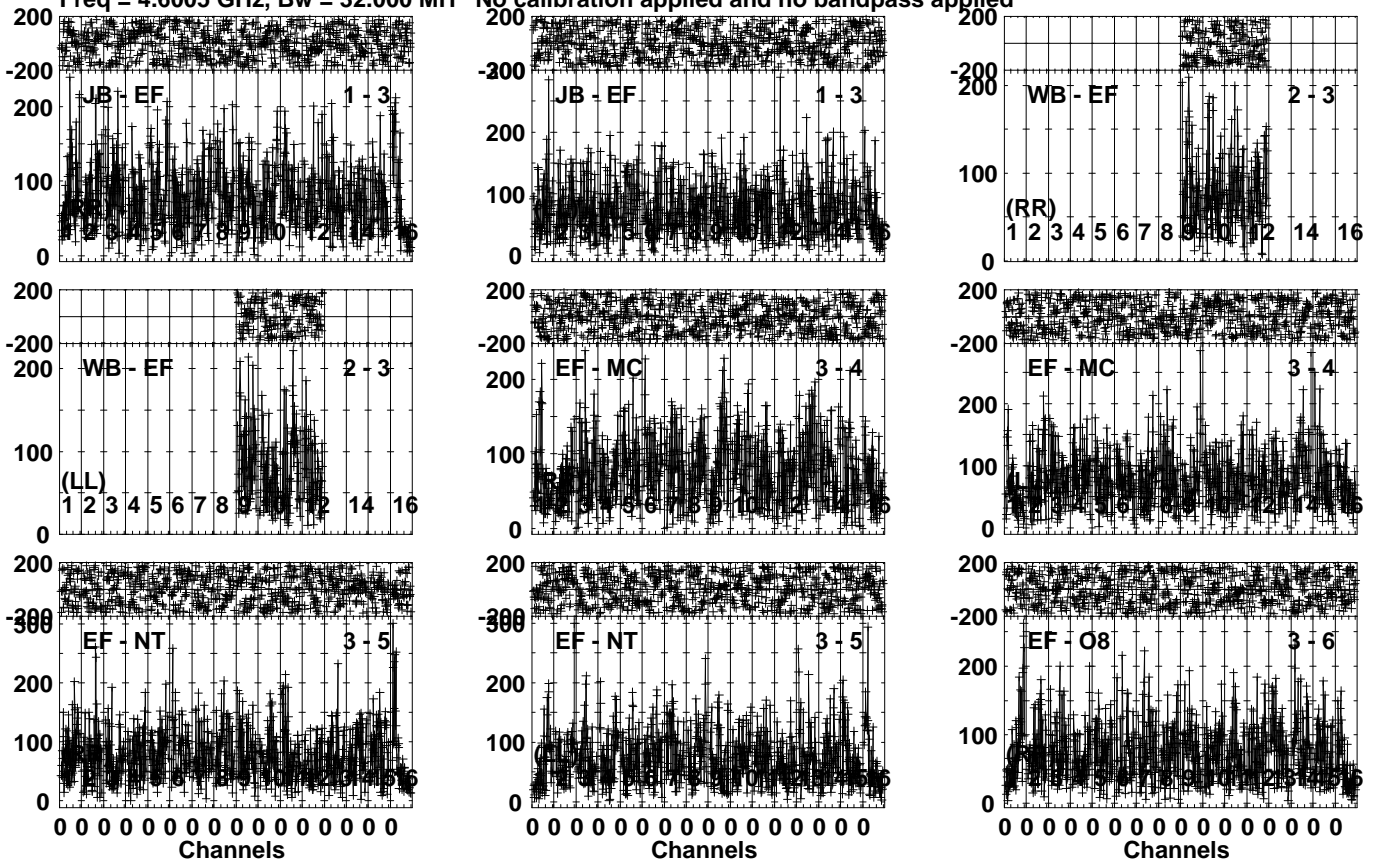


Lower frame: Milli Ampl Jy Top frame: Phas deg
Vector averaged cross-power spectrum Several baselines displayed
Timerange: 00/18:09:31 to 00/18:10:59

Plot file version 906 created 07-AUG-2023 16:14:02

LAND EO019B.UVDATA.1

Freq = 4.6005 GHz, Bw = 32.000 MH No calibration applied and no bandpass applied

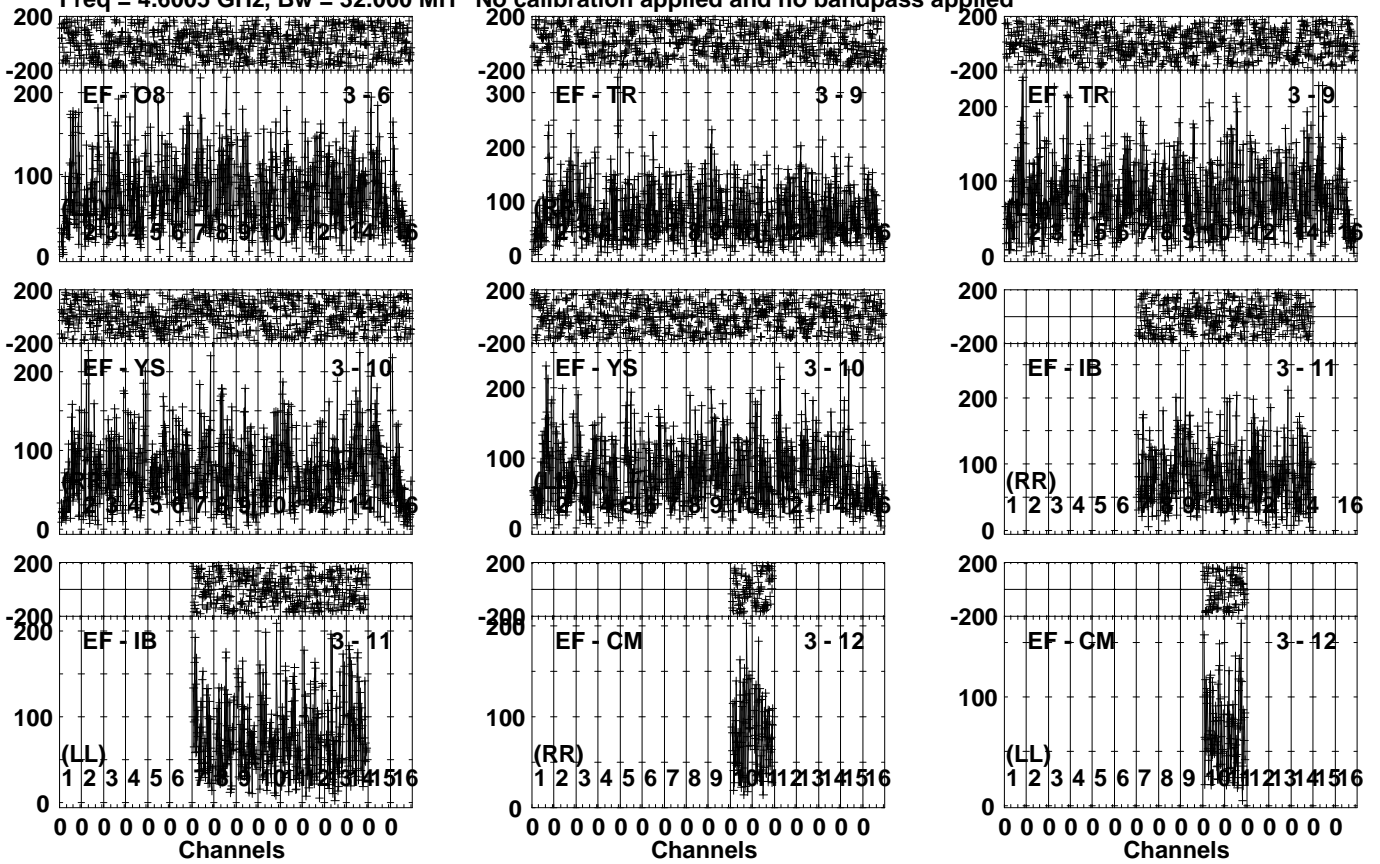


Lower frame: Micro Ampl Jy Top frame: Phas deg
Vector averaged cross-power spectrum Several baselines displayed
Timerange: 00/18:11:46 to 00/18:14:44

Plot file version 907 created 07-AUG-2023 16:14:02

LAND EO019B.UVDATA.1

Freq = 4.6005 GHz, Bw = 32.000 MH No calibration applied and no bandpass applied

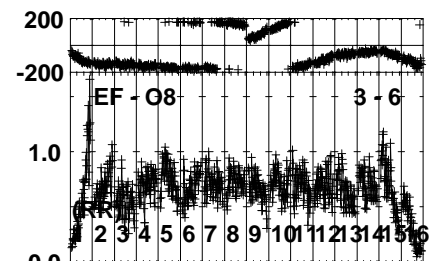
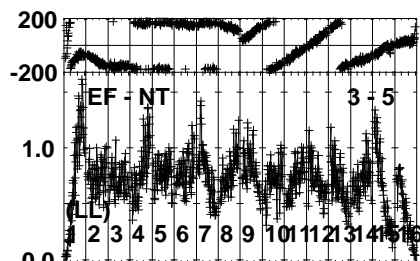
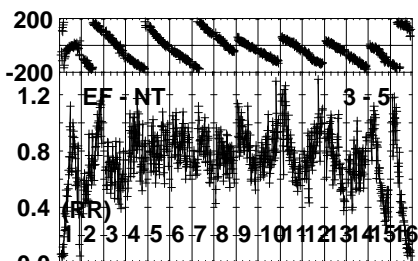
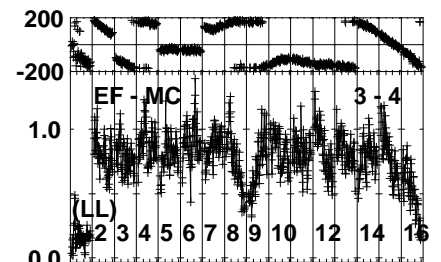
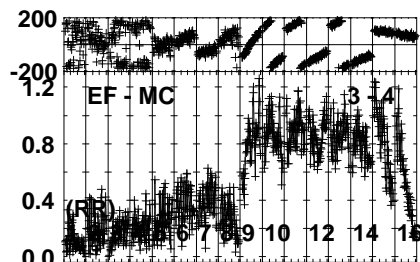
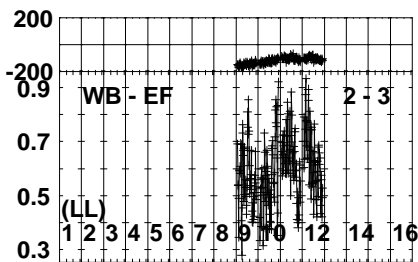
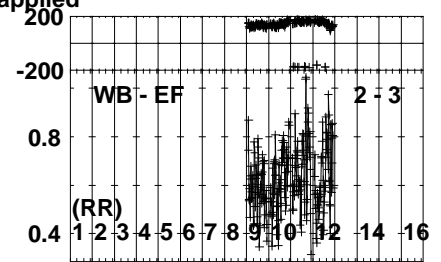
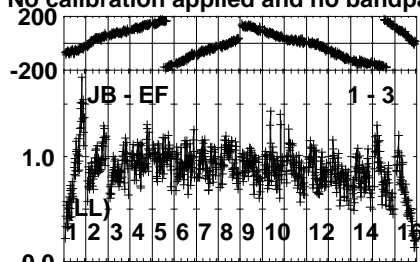
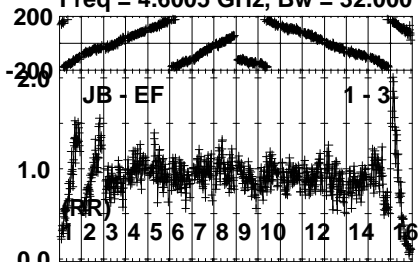


Lower frame: Micro Ampl Jy Top frame: Phas deg
Vector averaged cross-power spectrum Several baselines displayed
Timerange: 00/18:11:46 to 00/18:14:44

Plot file version 908 created 07-AUG-2023 16:14:02

2331+46 EO019B.UVDATA.1

Freq = 4.6005 GHz, Bw = 32.000 MH No calibration applied and no bandpass applied

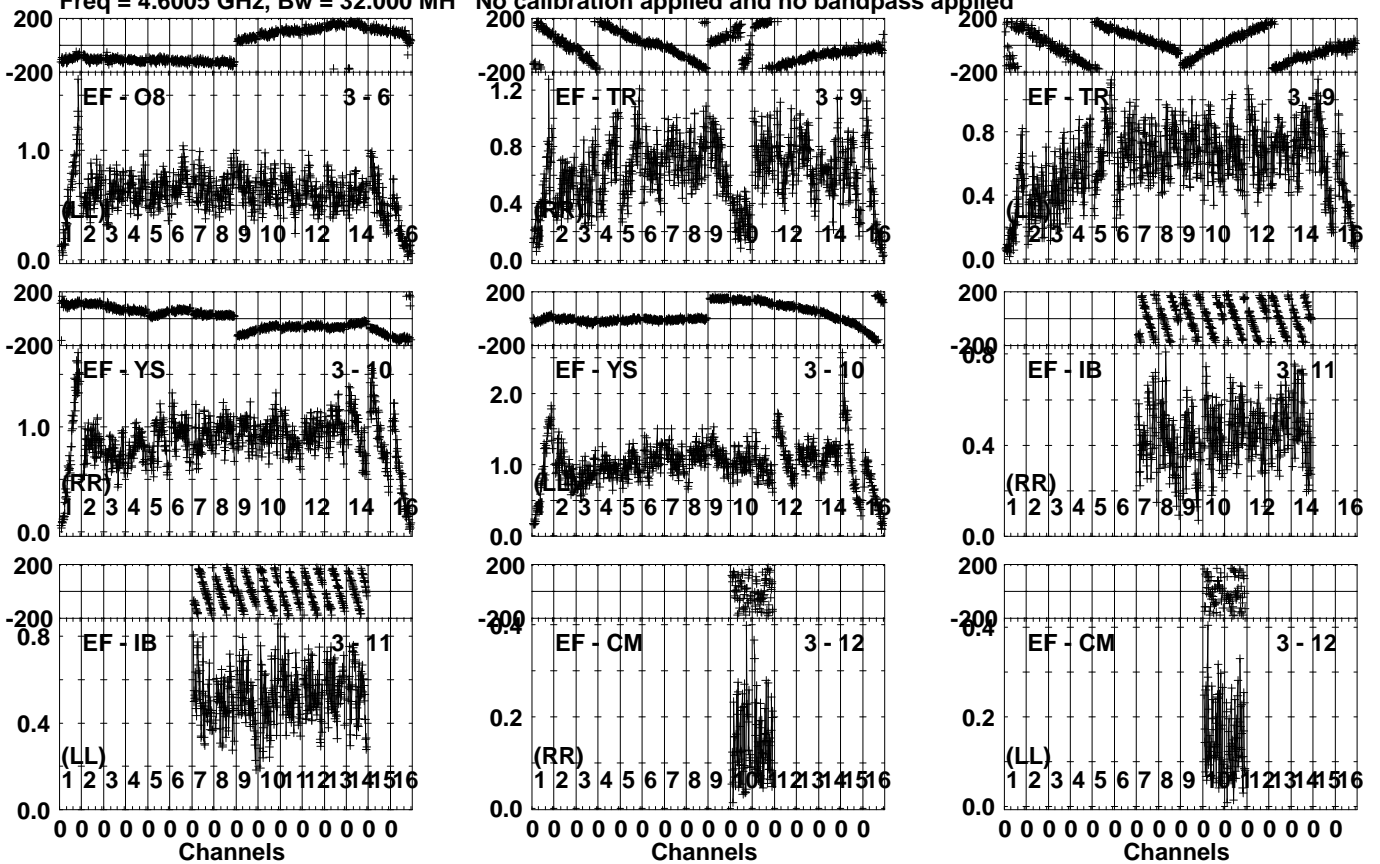


Lower frame: Milli Ampl Jy Top frame: Phas deg
Vector averaged cross-power spectrum Several baselines displayed
Timerange: 00/18:14:46 to 00/18:16:14

Plot file version 909 created 07-AUG-2023 16:14:02

2331+46 EO019B.UVDATA.1

Freq = 4.6005 GHz, Bw = 32.000 MH No calibration applied and no bandpass applied

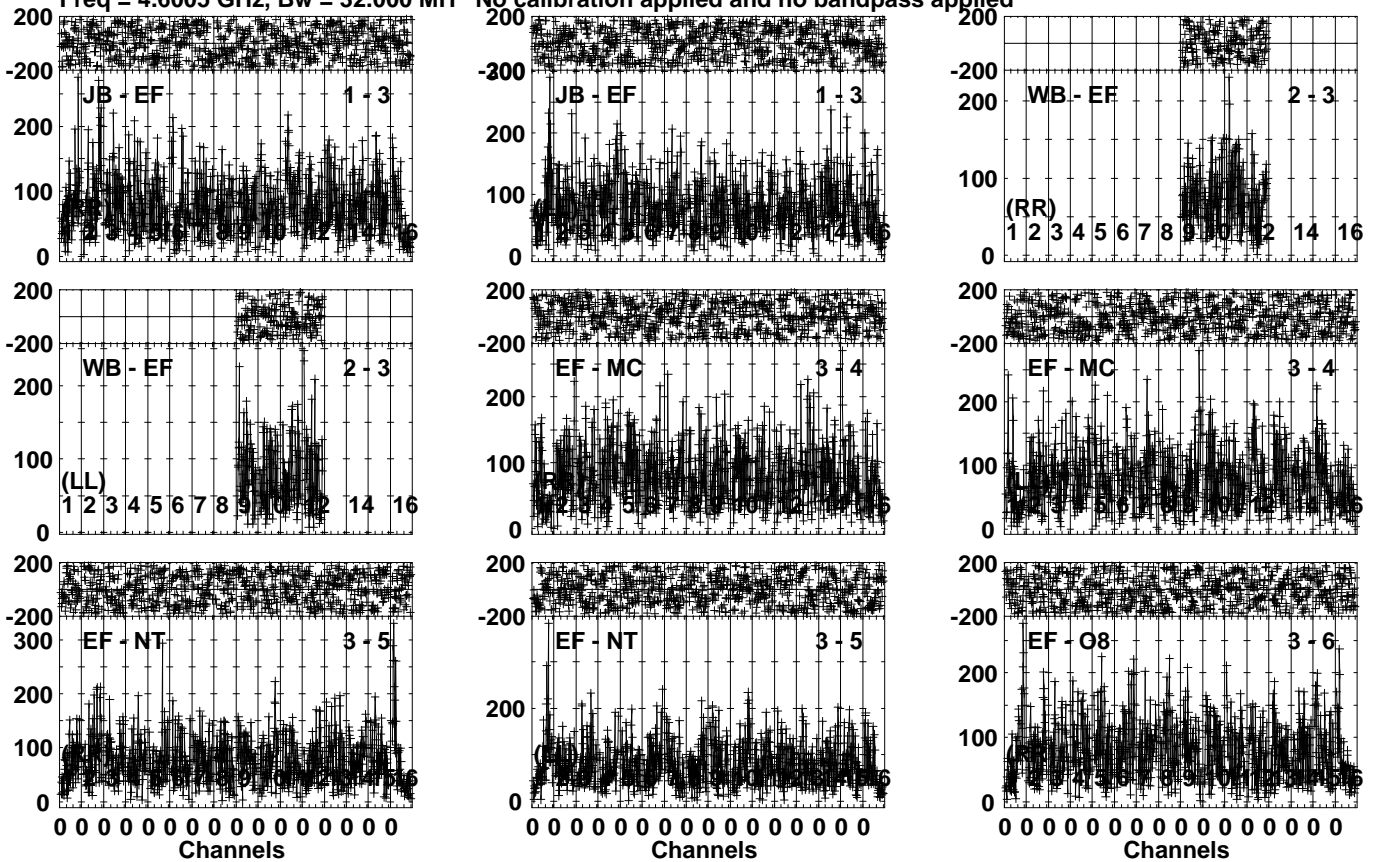


Lower frame: Milli Ampl Jy Top frame: Phas deg
Vector averaged cross-power spectrum Several baselines displayed
Timerange: 00/18:14:46 to 00/18:16:14

Plot file version 910 created 07-AUG-2023 16:14:03

LAND EO019B.UVDATA.1

Freq = 4.6005 GHz, Bw = 32.000 MH No calibration applied and no bandpass applied

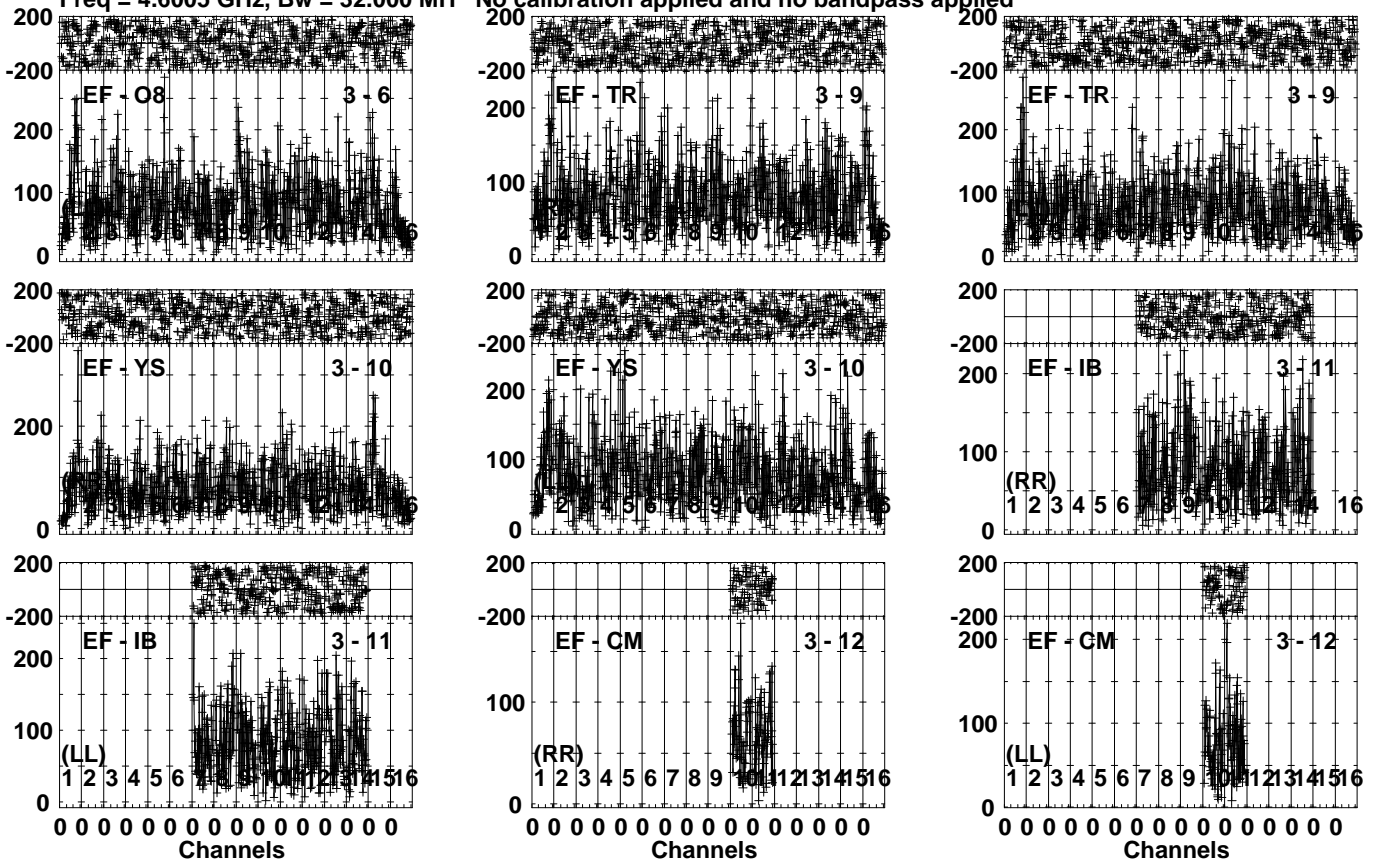


Lower frame: Micro Ampl Jy Top frame: Phas deg
Vector averaged cross-power spectrum Several baselines displayed
Timerange: 00/18:16:16 to 00/18:19:44

Plot file version 911 created 07-AUG-2023 16:14:03

LAND EO019B.UVDATA.1

Freq = 4.6005 GHz, Bw = 32.000 MH No calibration applied and no bandpass applied

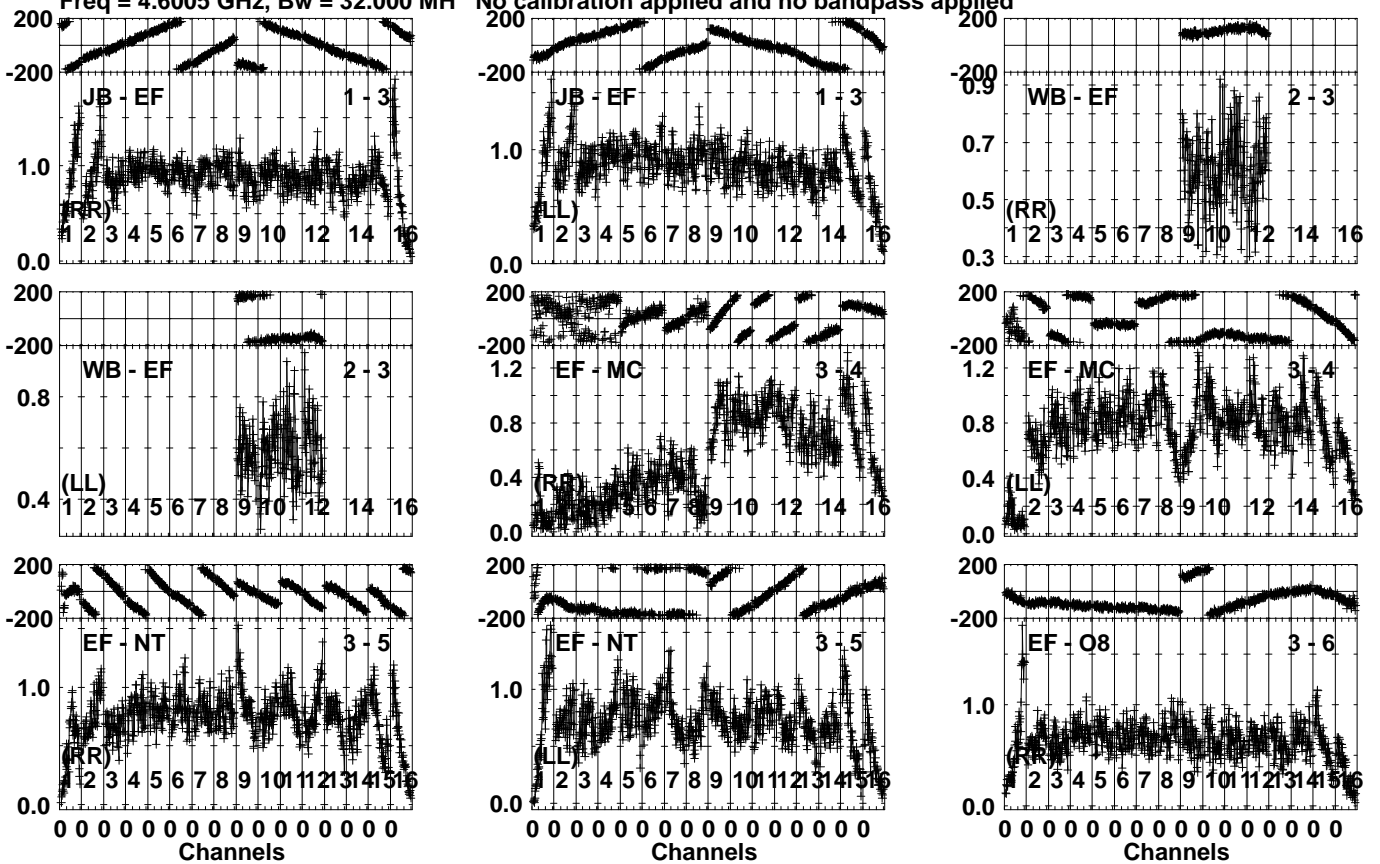


Lower frame: Micro Ampl Jy Top frame: Phas deg
Vector averaged cross-power spectrum Several baselines displayed
Timerange: 00/18:16:16 to 00/18:19:44

Plot file version 912 created 07-AUG-2023 16:14:03

2331+46 EO019B.UVDATA.1

Freq = 4.6005 GHz, Bw = 32.000 MH No calibration applied and no bandpass applied

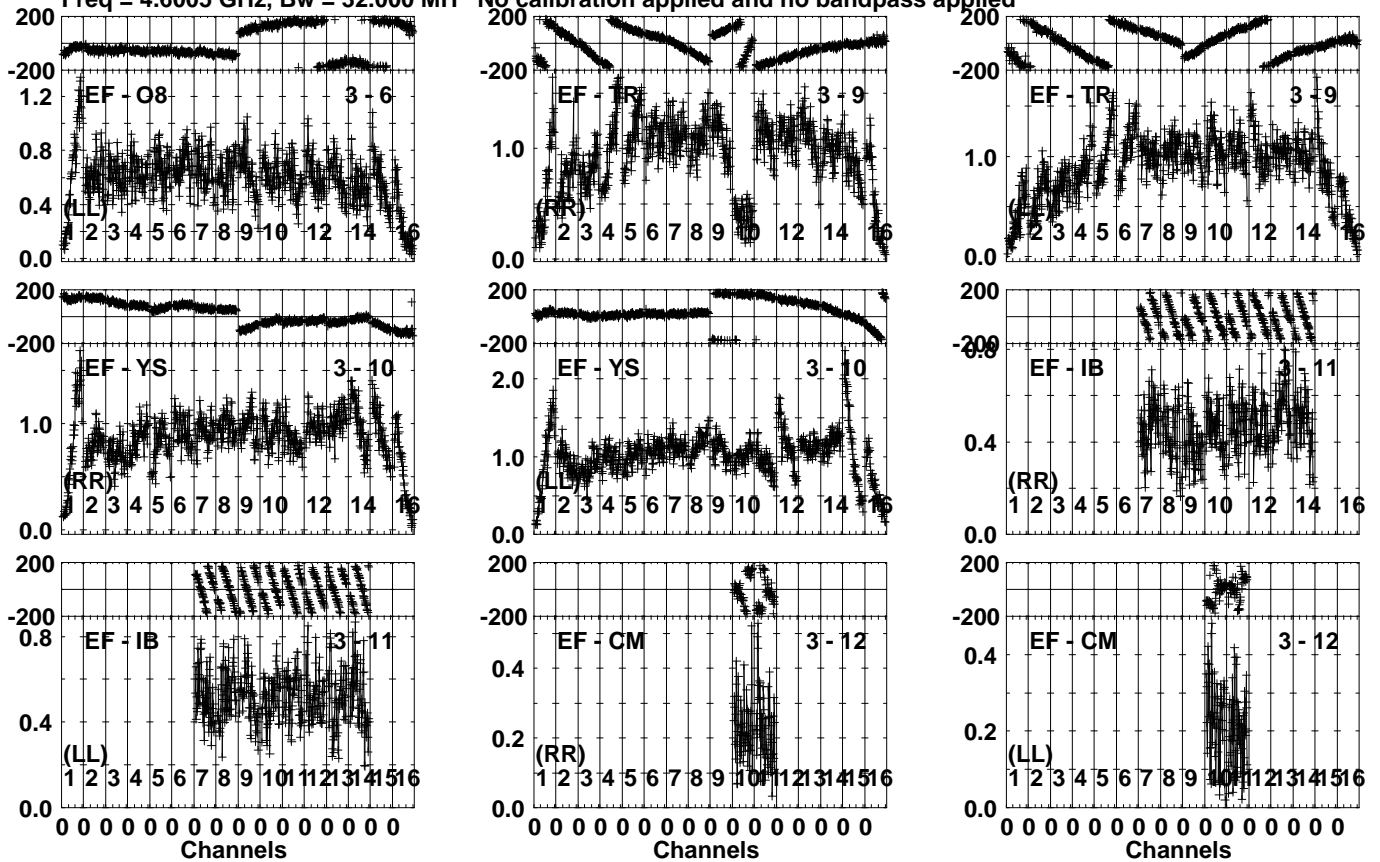


Lower frame: Milli Ampl Jy Top frame: Phas deg
Vector averaged cross-power spectrum Several baselines displayed
Timerange: 00/18:19:48 to 00/18:21:14

Plot file version 913 created 07-AUG-2023 16:14:03

2331+46 EO019B.UVDATA.1

Freq = 4.6005 GHz, Bw = 32.000 MH No calibration applied and no bandpass applied

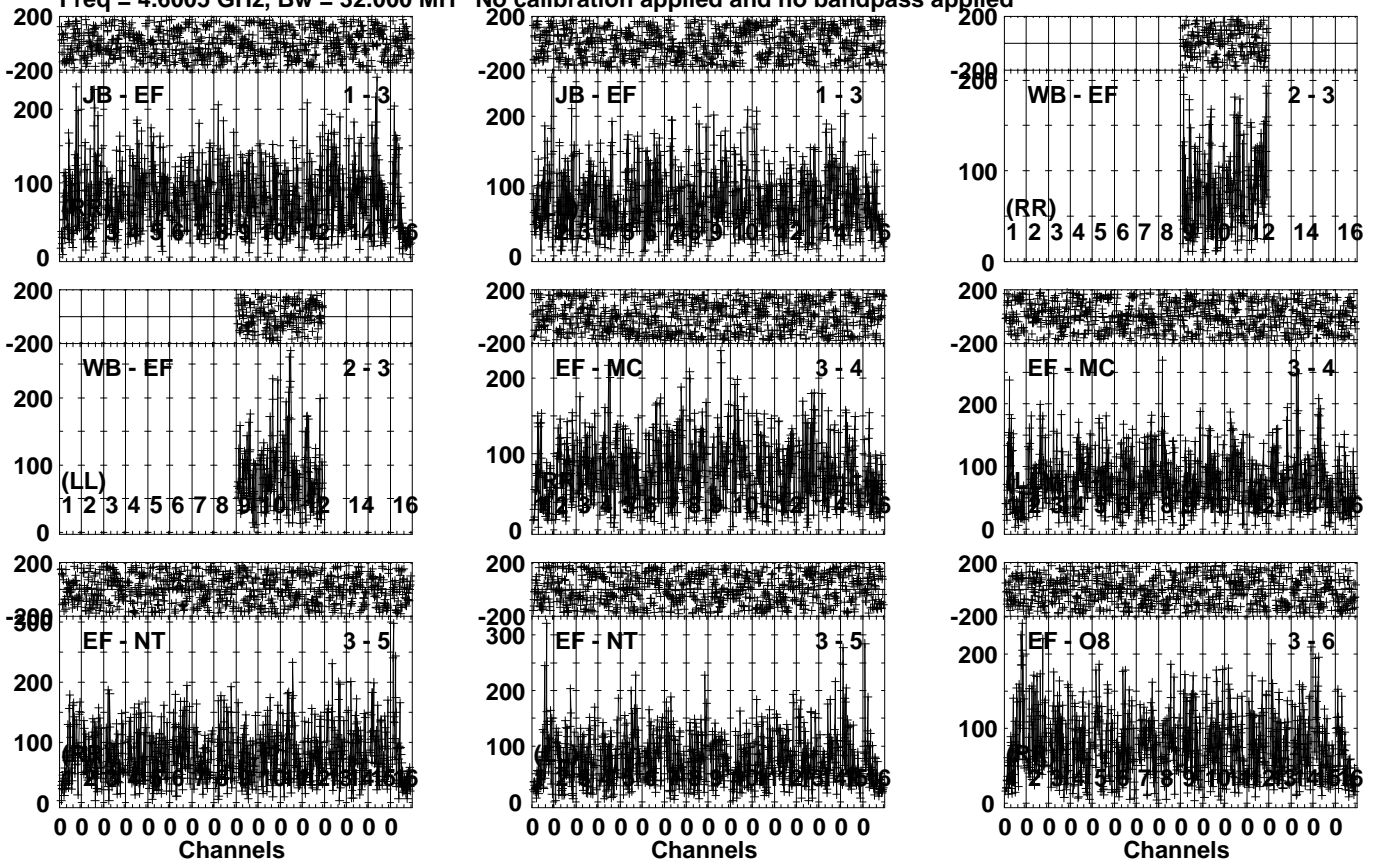


Lower frame: Milli Ampl Jy Top frame: Phas deg
Vector averaged cross-power spectrum Several baselines displayed
Timerange: 00/18:19:48 to 00/18:21:14

Plot file version 914 created 07-AUG-2023 16:14:04

LAND EO019B.UVDATA.1

Freq = 4.6005 GHz, Bw = 32.000 MH No calibration applied and no bandpass applied

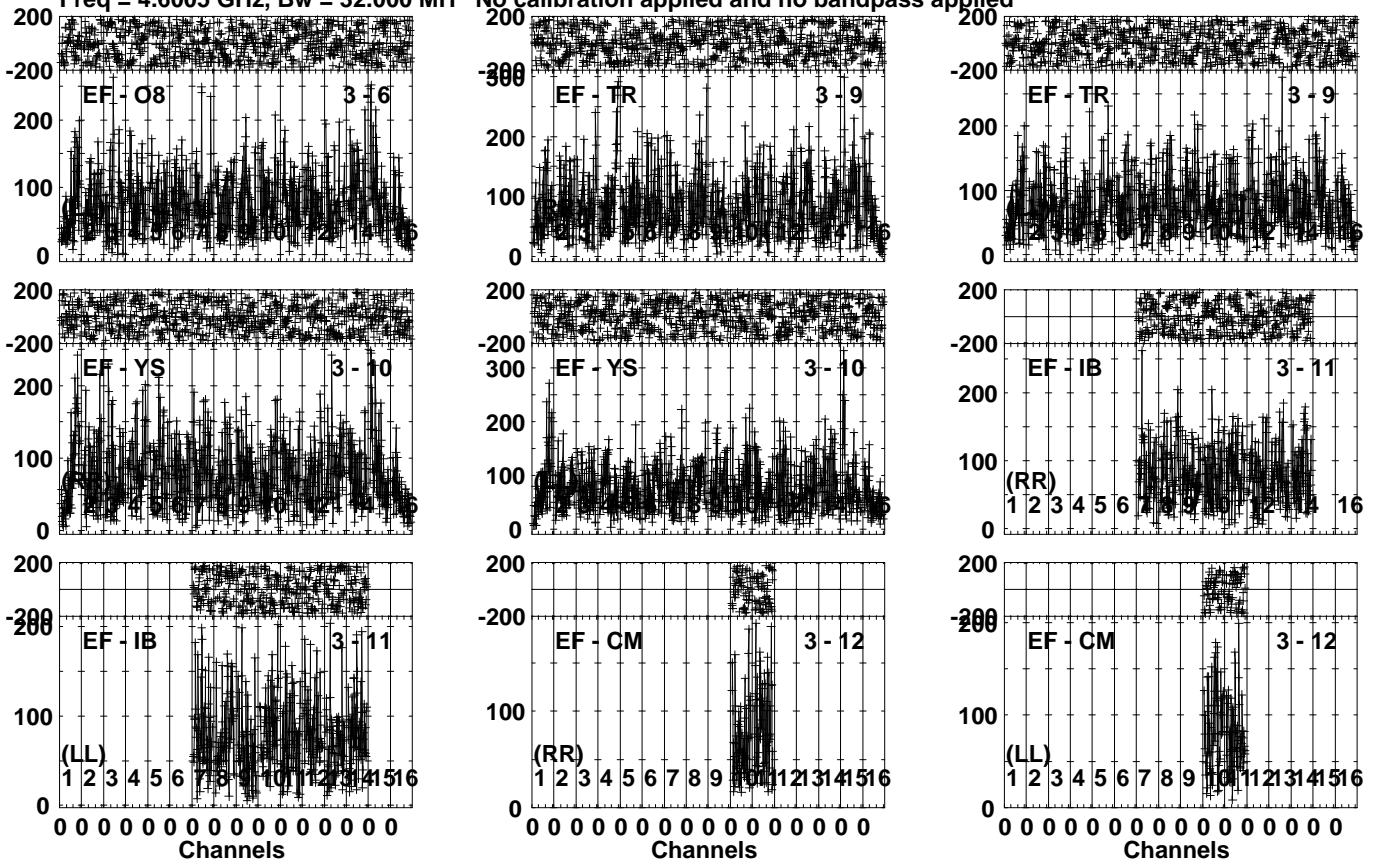


Lower frame: Micro Ampl Jy Top frame: Phas deg
Vector averaged cross-power spectrum Several baselines displayed
Timerange: 00/18:22:01 to 00/18:24:59

Plot file version 915 created 07-AUG-2023 16:14:04

LAND EO019B.UVDATA.1

Freq = 4.6005 GHz, Bw = 32.000 MH No calibration applied and no bandpass applied

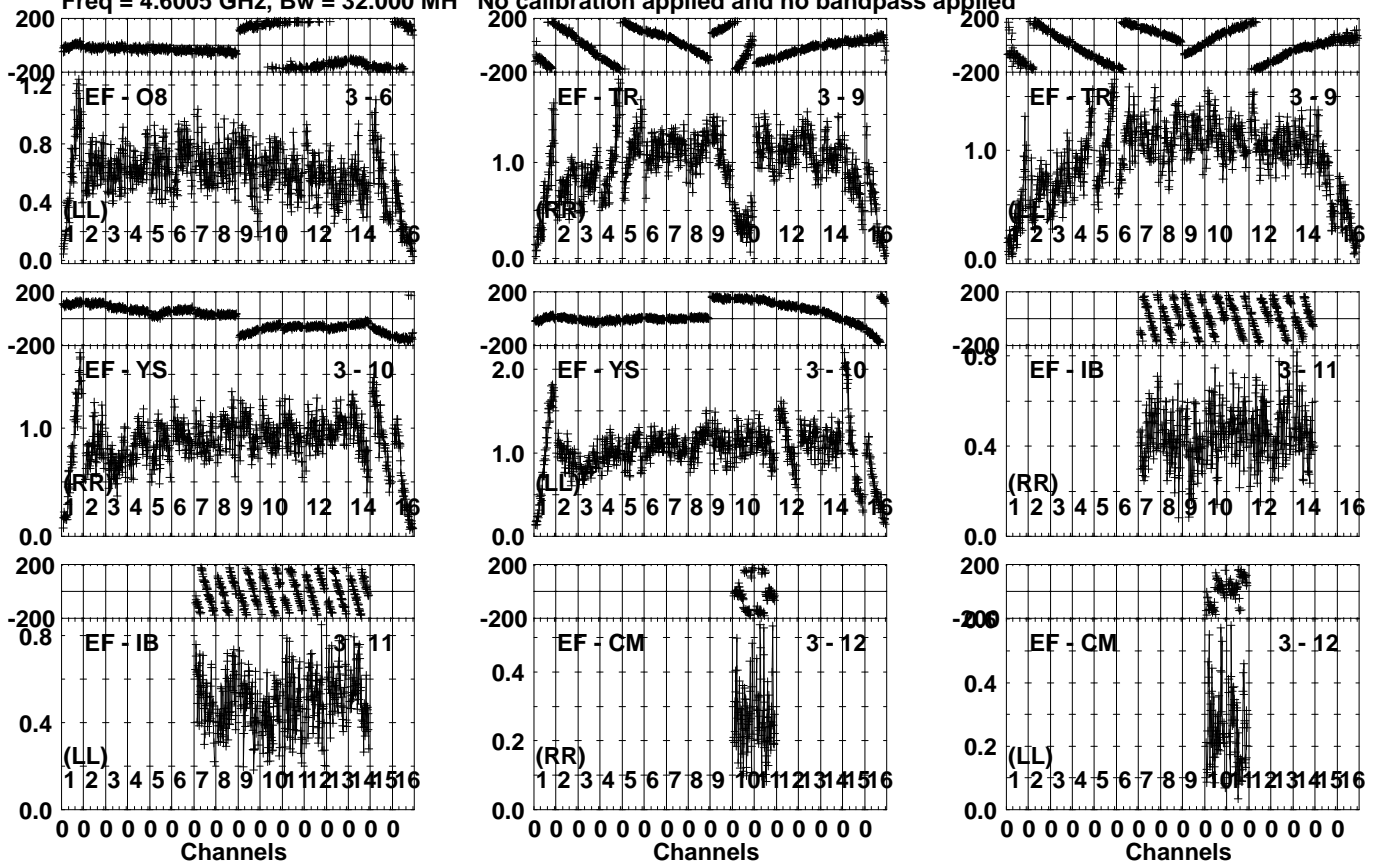


Lower frame: Micro Ampl Jy Top frame: Phas deg
Vector averaged cross-power spectrum Several baselines displayed
Timerange: 00/18:22:01 to 00/18:24:59

Plot file version 917 created 07-AUG-2023 16:14:04

2331+46 EO019B.UVDATA.1

Freq = 4.6005 GHz, Bw = 32.000 MH No calibration applied and no bandpass applied

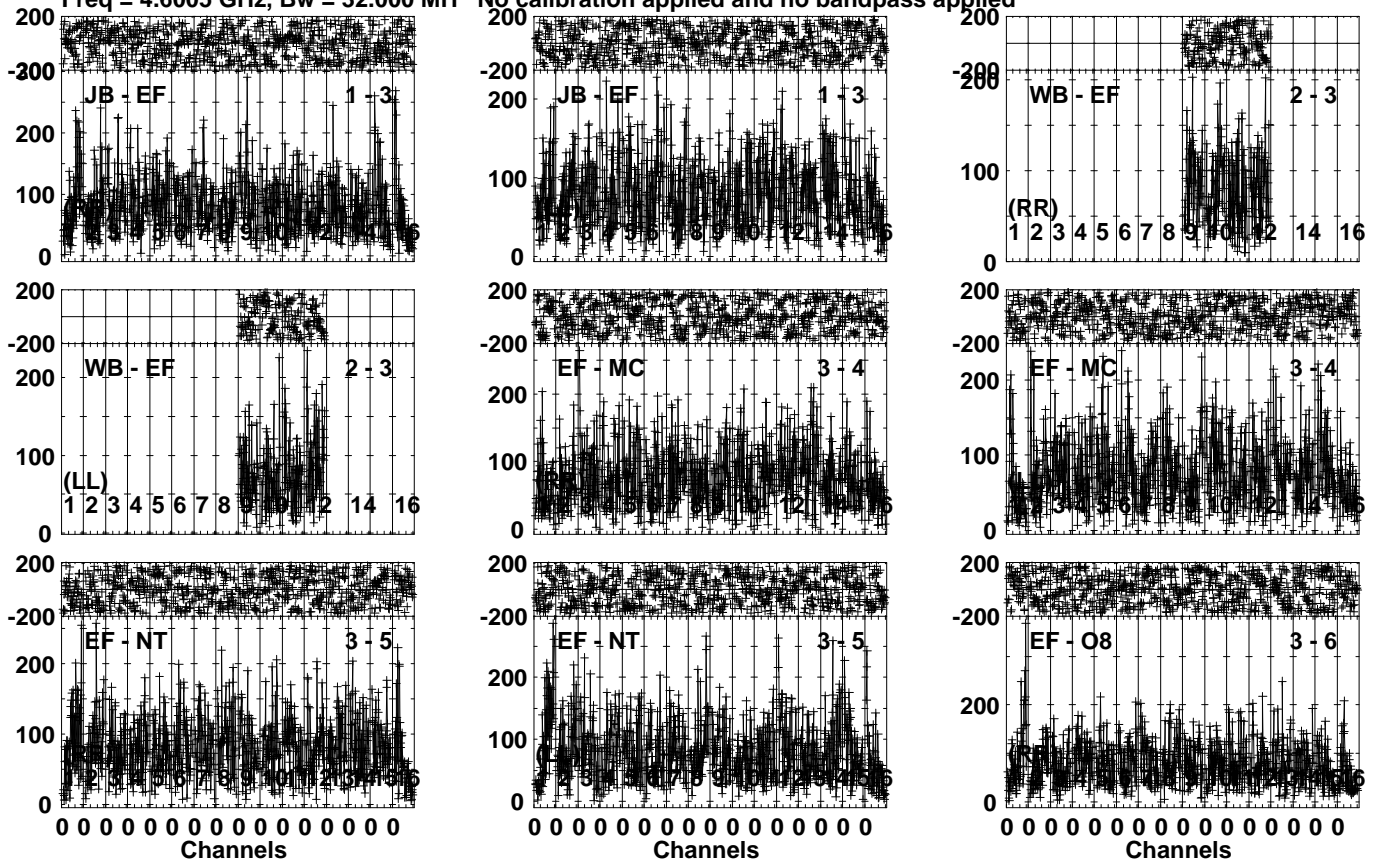


Lower frame: Milli Ampl Jy Top frame: Phas deg
Vector averaged cross-power spectrum Several baselines displayed
Timerange: 00/18:25:03 to 00/18:26:29

Plot file version 918 created 07-AUG-2023 16:14:05

LAND EO019B.UVDATA.1

Freq = 4.6005 GHz, Bw = 32.000 MH No calibration applied and no bandpass applied

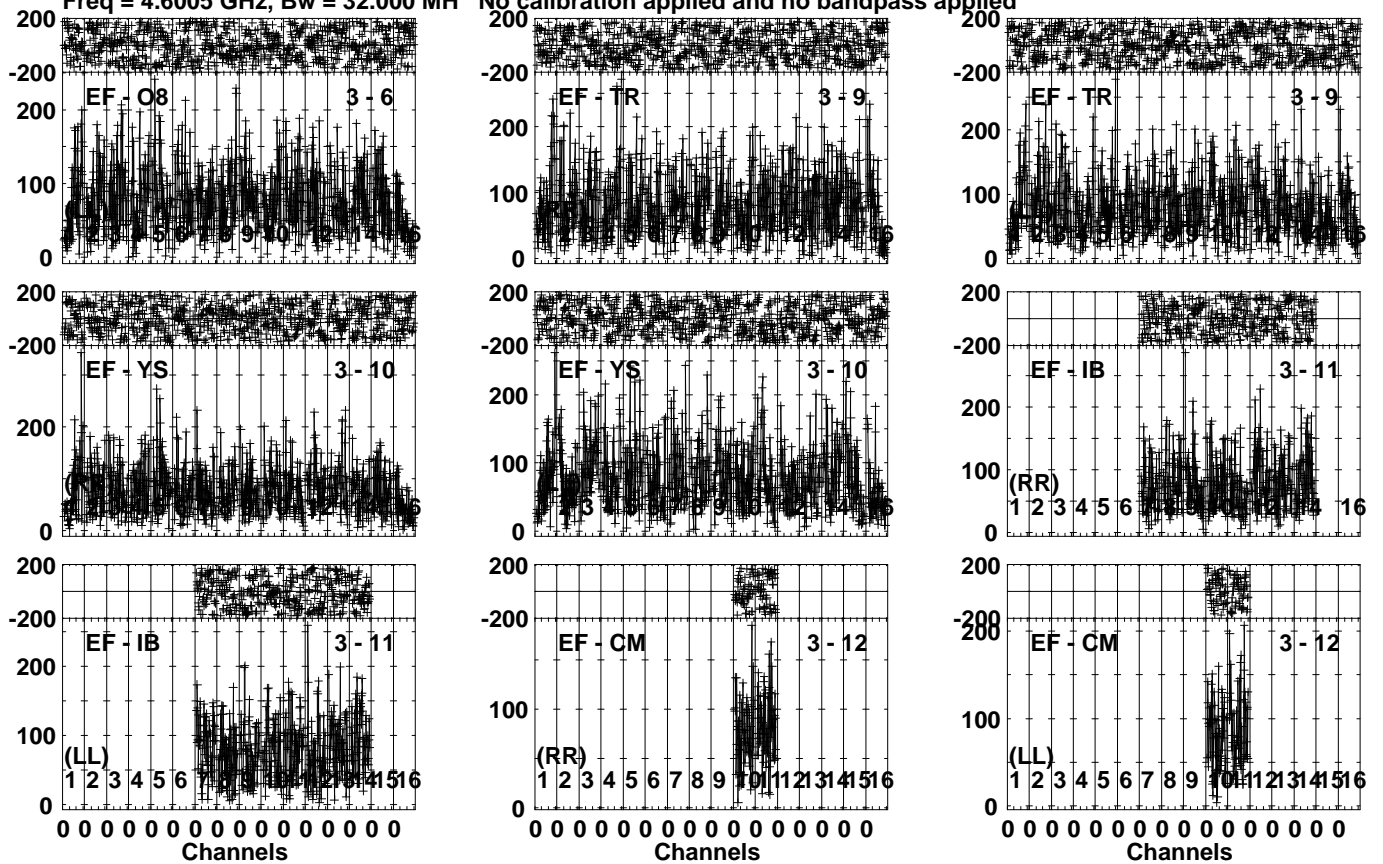


Lower frame: Micro Ampl Jy Top frame: Phas deg
Vector averaged cross-power spectrum Several baselines displayed
Timerange: 00/18:26:31 to 00/18:29:59

Plot file version 919 created 07-AUG-2023 16:14:05

LAND EO019B.UVDATA.1

Freq = 4.6005 GHz, Bw = 32.000 MH No calibration applied and no bandpass applied

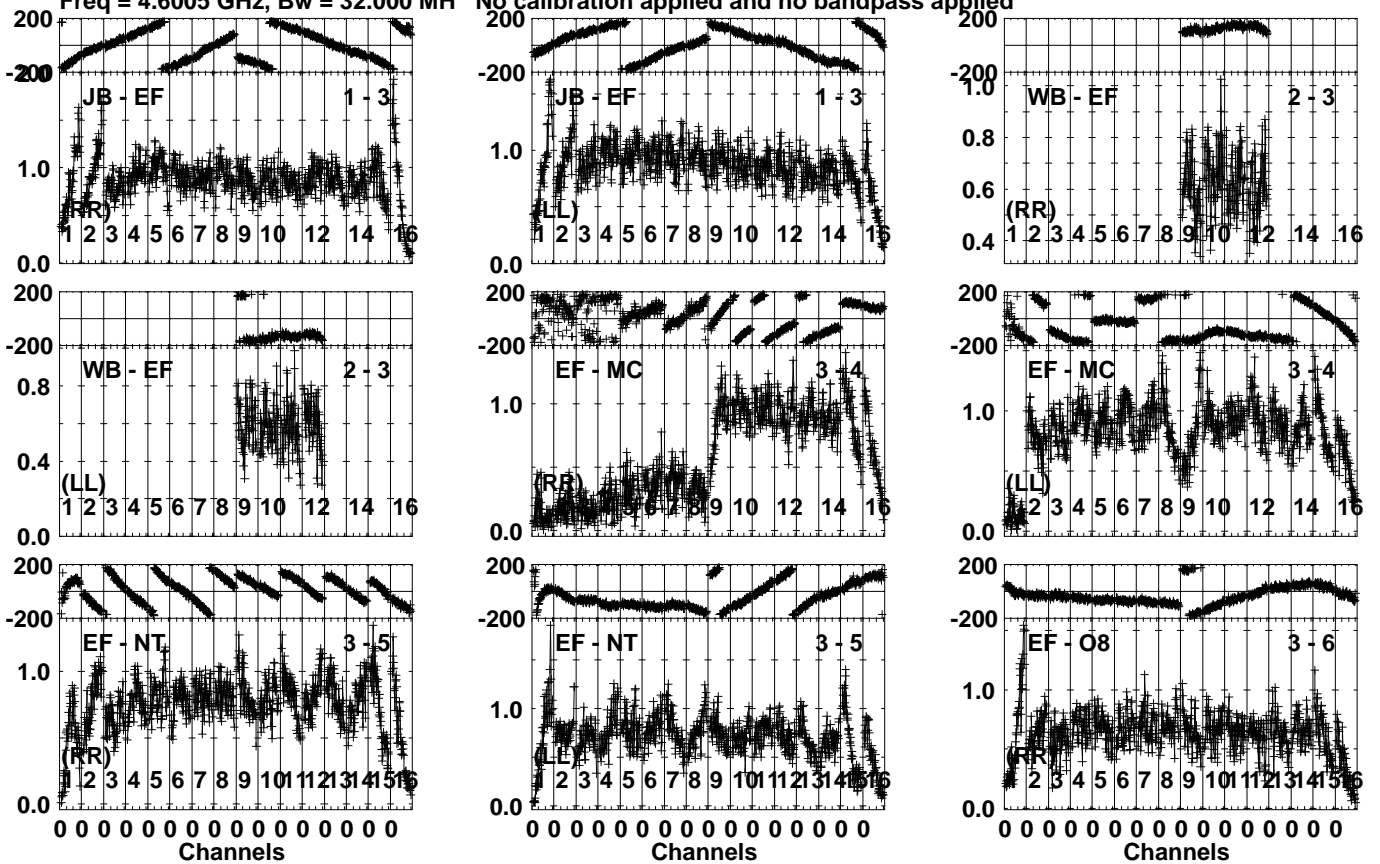


Lower frame: Micro Ampl Jy Top frame: Phas deg
Vector averaged cross-power spectrum Several baselines displayed
Timerange: 00/18:26:31 to 00/18:29:59

Plot file version 920 created 07-AUG-2023 16:14:05

2331+46 EO019B.UVDATA.1

Freq = 4.6005 GHz, Bw = 32.000 MH No calibration applied and no bandpass applied

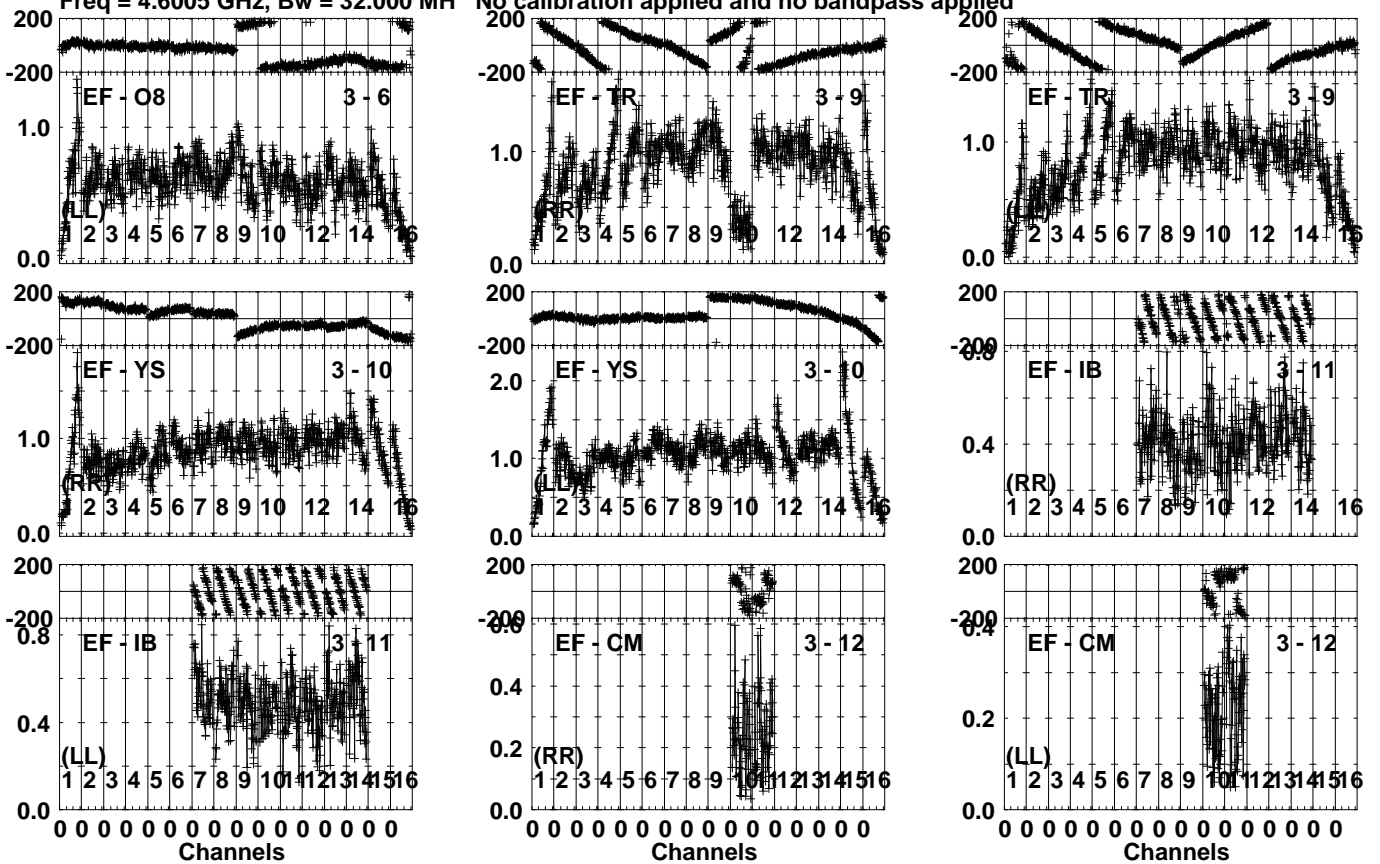


Lower frame: Milli Ampl Jy Top frame: Phas deg
Vector averaged cross-power spectrum Several baselines displayed
Timerange: 00/18:30:03 to 00/18:31:29

Plot file version 921 created 07-AUG-2023 16:14:05

2331+46 EO019B.UVDATA.1

Freq = 4.6005 GHz, Bw = 32.000 MH No calibration applied and no bandpass applied

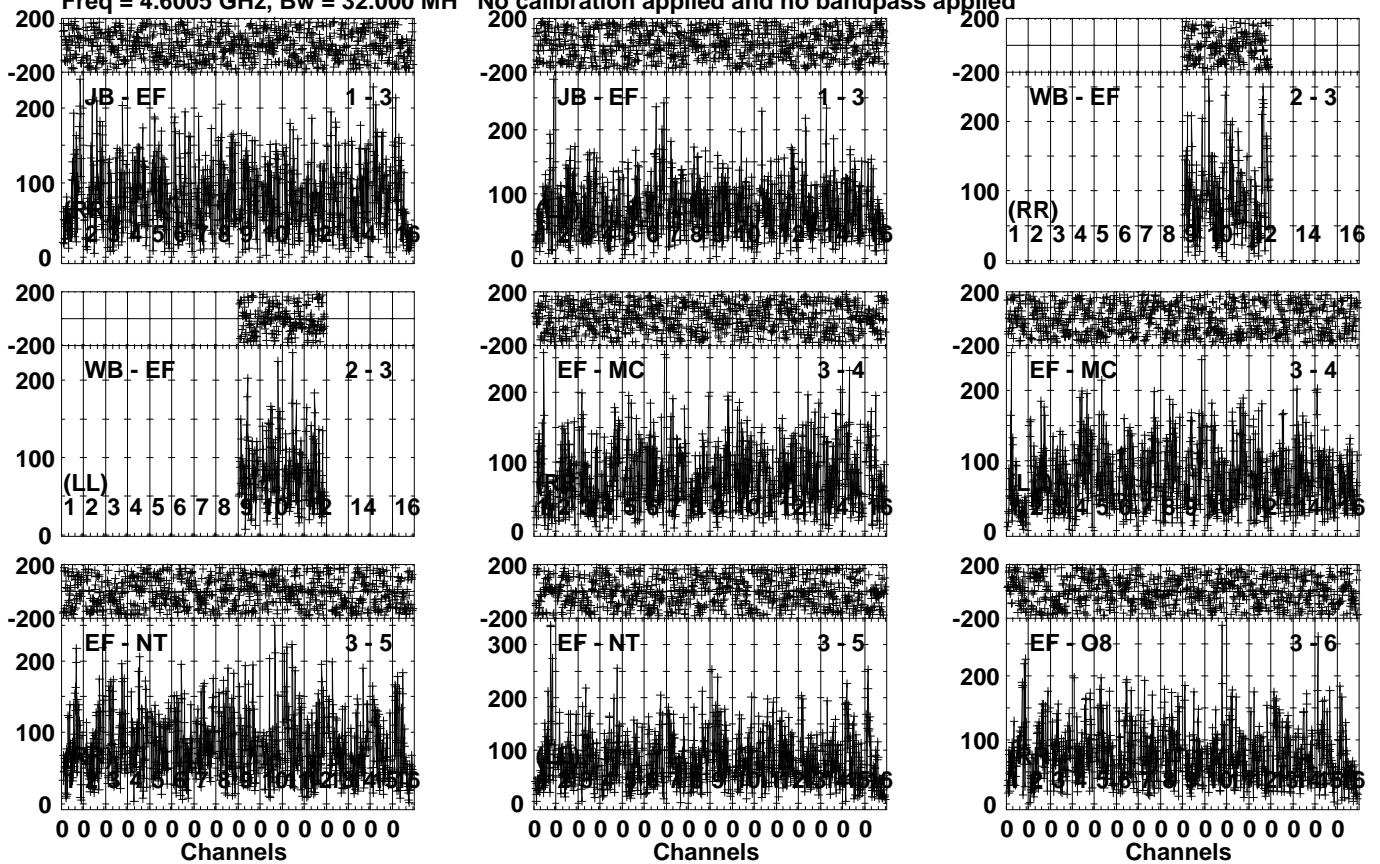


Lower frame: Milli Ampl Jy Top frame: Phas deg
Vector averaged cross-power spectrum Several baselines displayed
Timerange: 00/18:30:03 to 00/18:31:29

Plot file version 922 created 07-AUG-2023 16:14:05

LAND EO019B.UVDATA.1

Freq = 4.6005 GHz, Bw = 32.000 MH No calibration applied and no bandpass applied

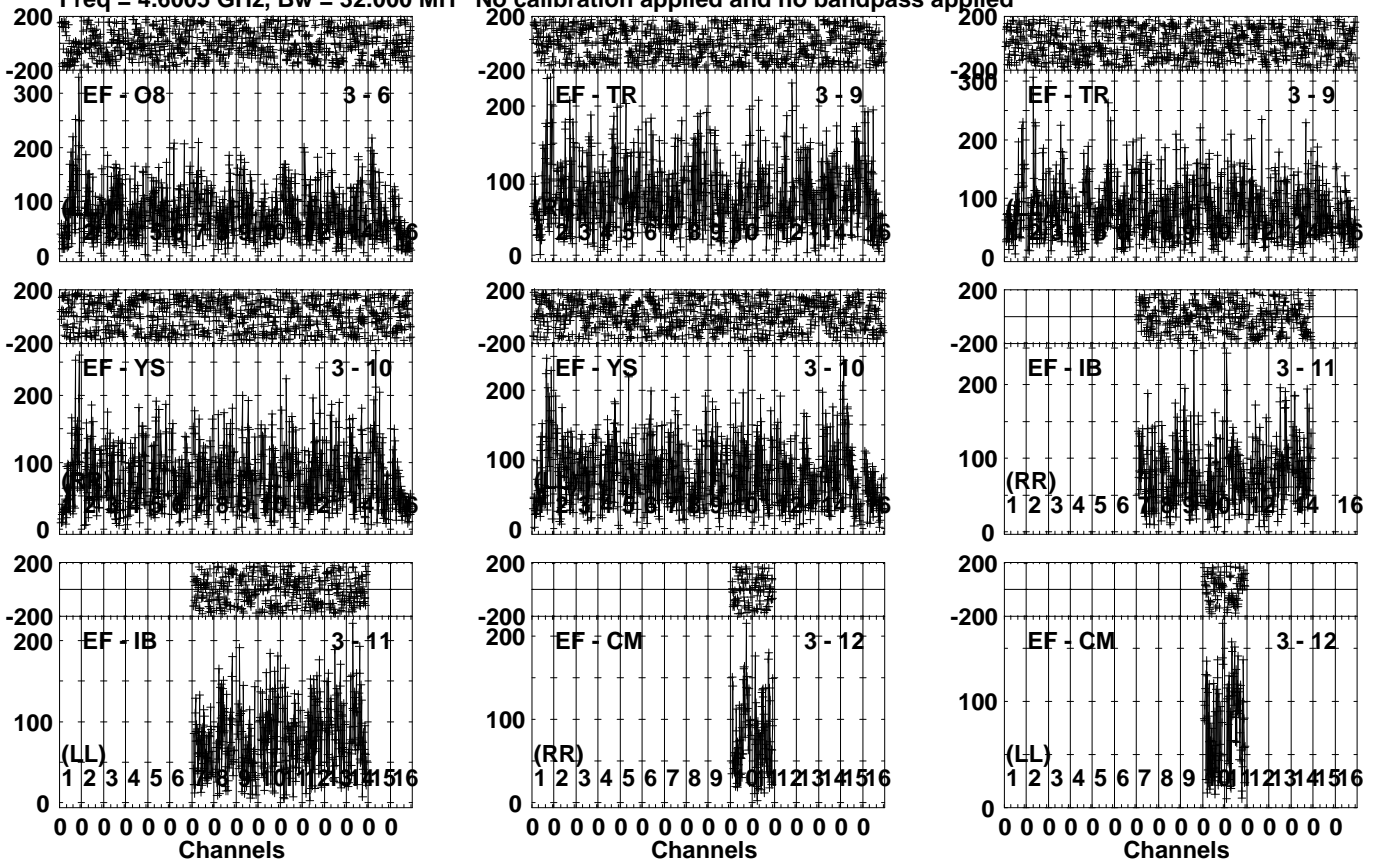


Lower frame: Micro Ampl Jy Top frame: Phas deg
Vector averaged cross-power spectrum Several baselines displayed
Timerange: 00/18:32:16 to 00/18:35:14

Plot file version 923 created 07-AUG-2023 16:14:06

LAND EO019B.UVDATA.1

Freq = 4.6005 GHz, Bw = 32.000 MH No calibration applied and no bandpass applied

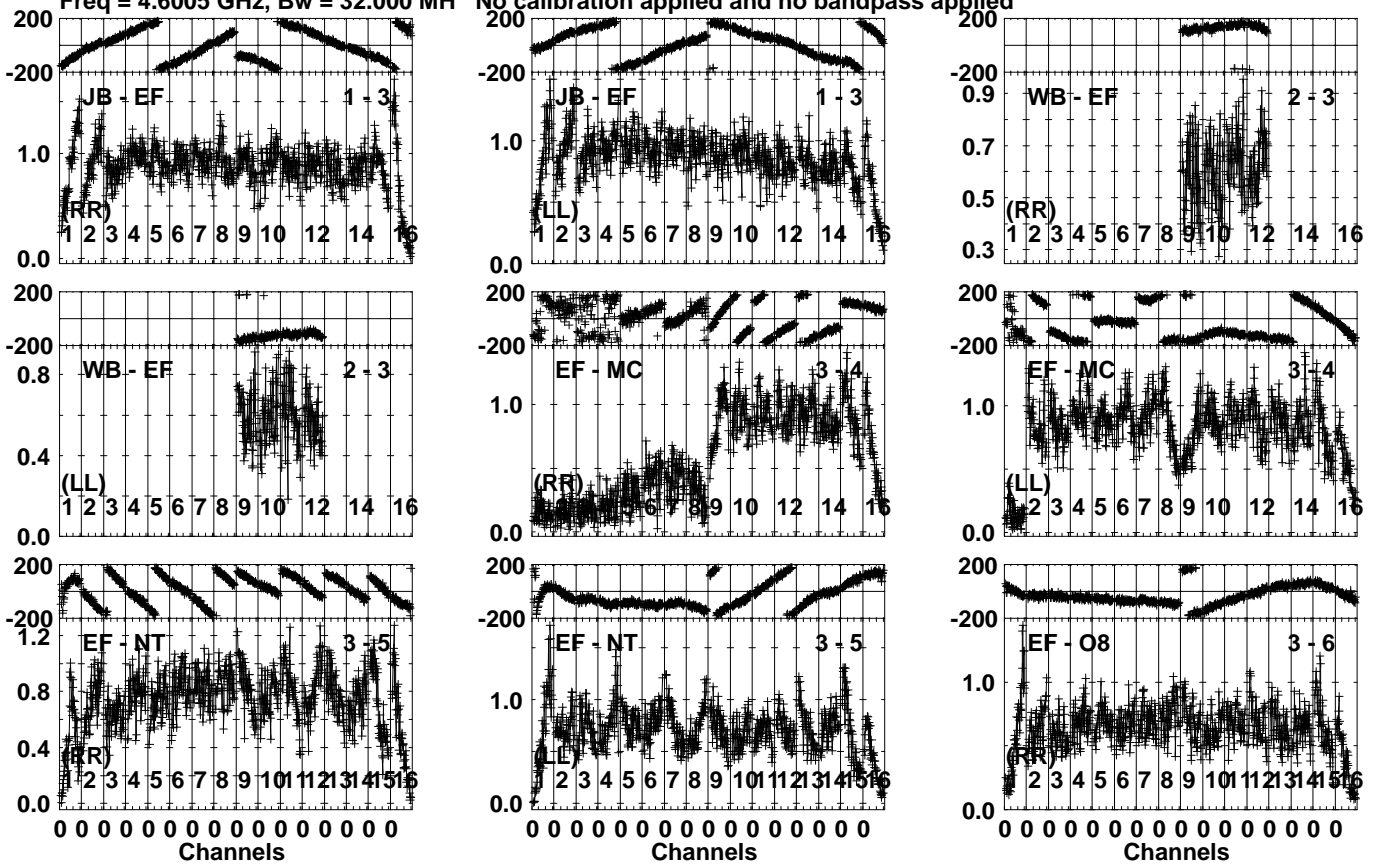


Lower frame: Micro Ampl Jy Top frame: Phas deg
Vector averaged cross-power spectrum Several baselines displayed
Timerange: 00/18:32:16 to 00/18:35:14

Plot file version 924 created 07-AUG-2023 16:14:06

2331+46 EO019B.UVDATA.1

Freq = 4.6005 GHz, Bw = 32.000 MH No calibration applied and no bandpass applied

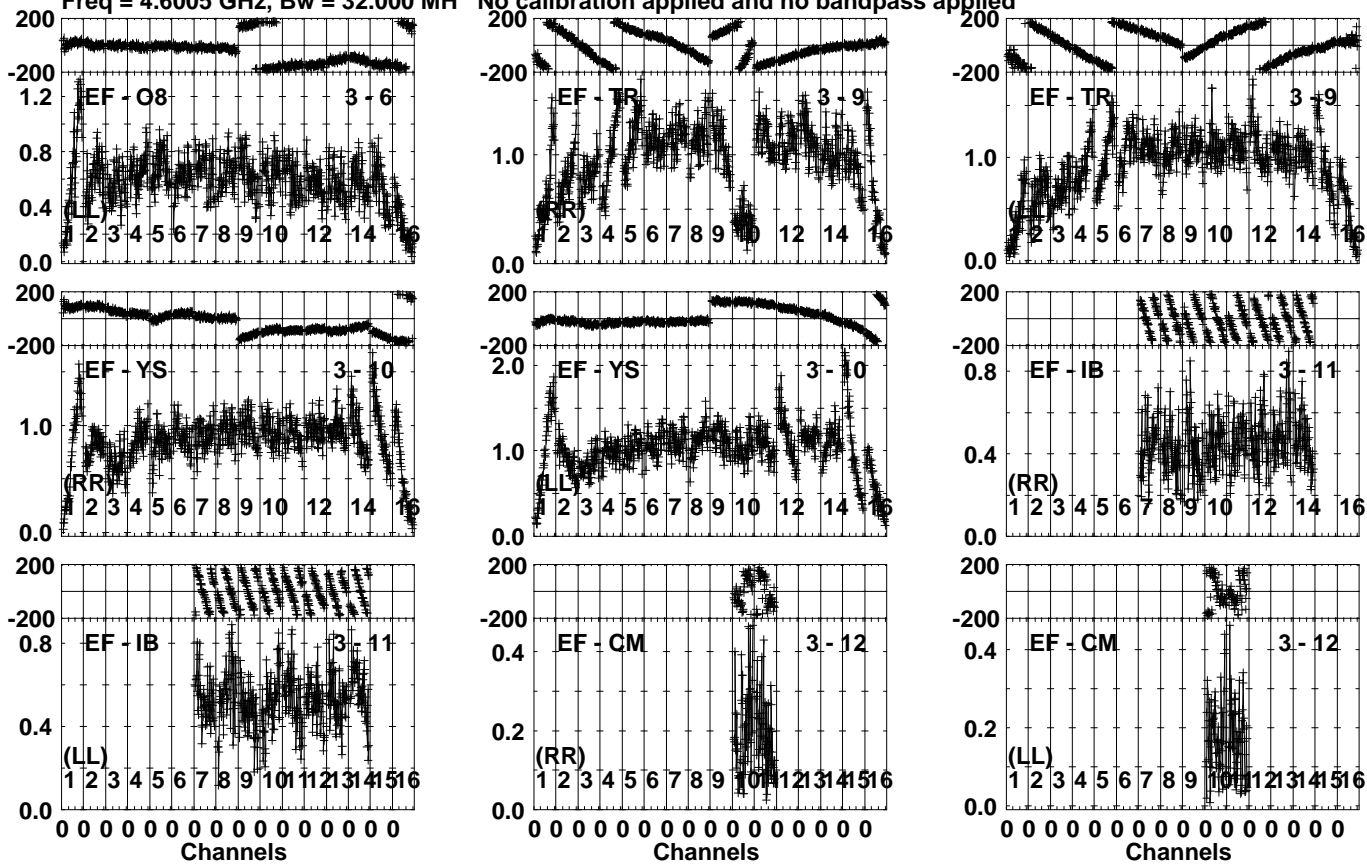


Lower frame: Milli Ampl Jy Top frame: Phas deg
Vector averaged cross-power spectrum Several baselines displayed
Timerange: 00/18:35:18 to 00/18:36:44

Plot file version 925 created 07-AUG-2023 16:14:06

2331+46 EO019B.UVDATA.1

Freq = 4.6005 GHz, Bw = 32.000 MH No calibration applied and no bandpass applied

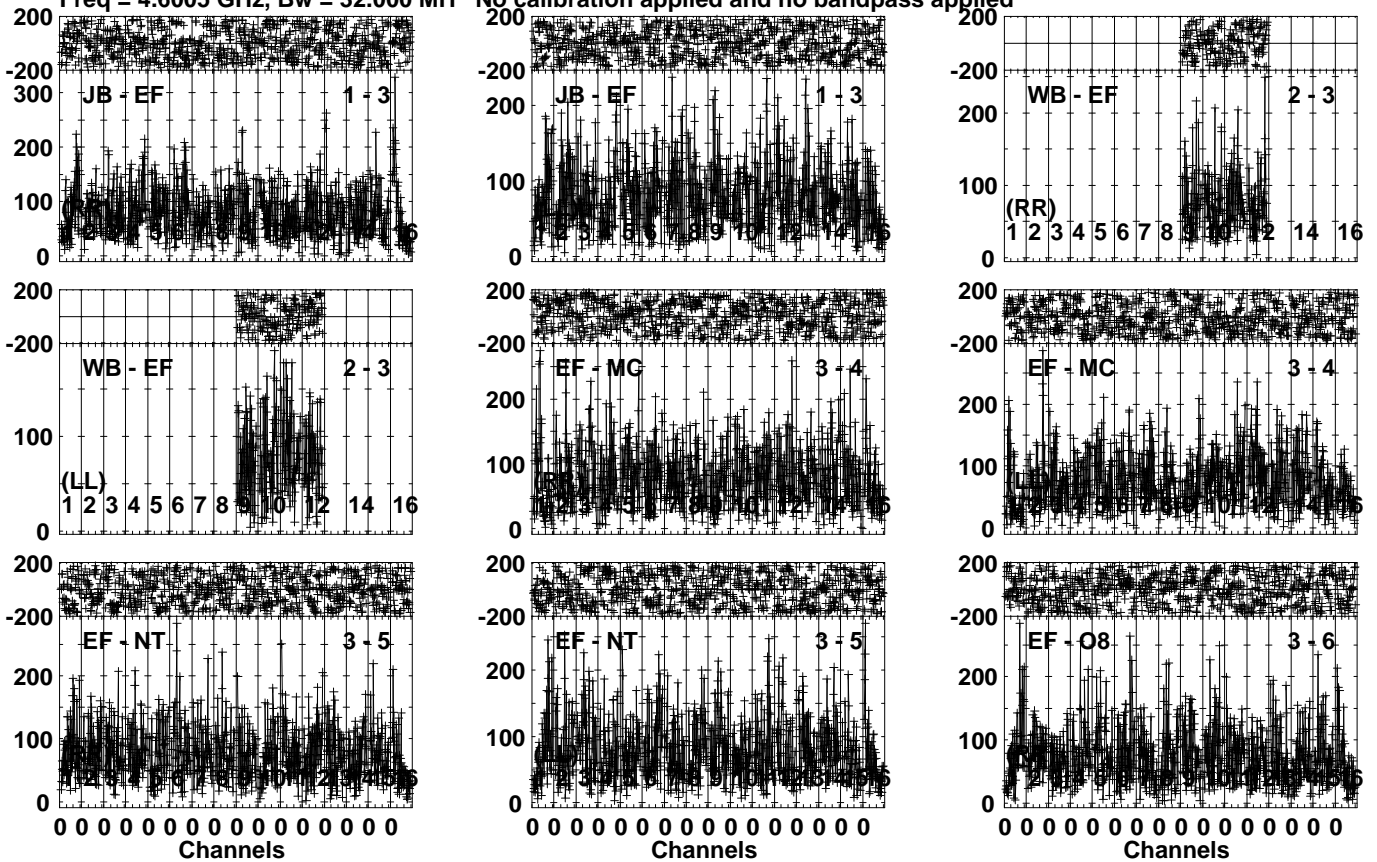


Lower frame: Milli Ampl Jy Top frame: Phas deg
Vector averaged cross-power spectrum Several baselines displayed
Timerange: 00/18:35:18 to 00/18:36:44

Plot file version 926 created 07-AUG-2023 16:14:06

LAND EO019B.UVDATA.1

Freq = 4.6005 GHz, Bw = 32.000 MH No calibration applied and no bandpass applied

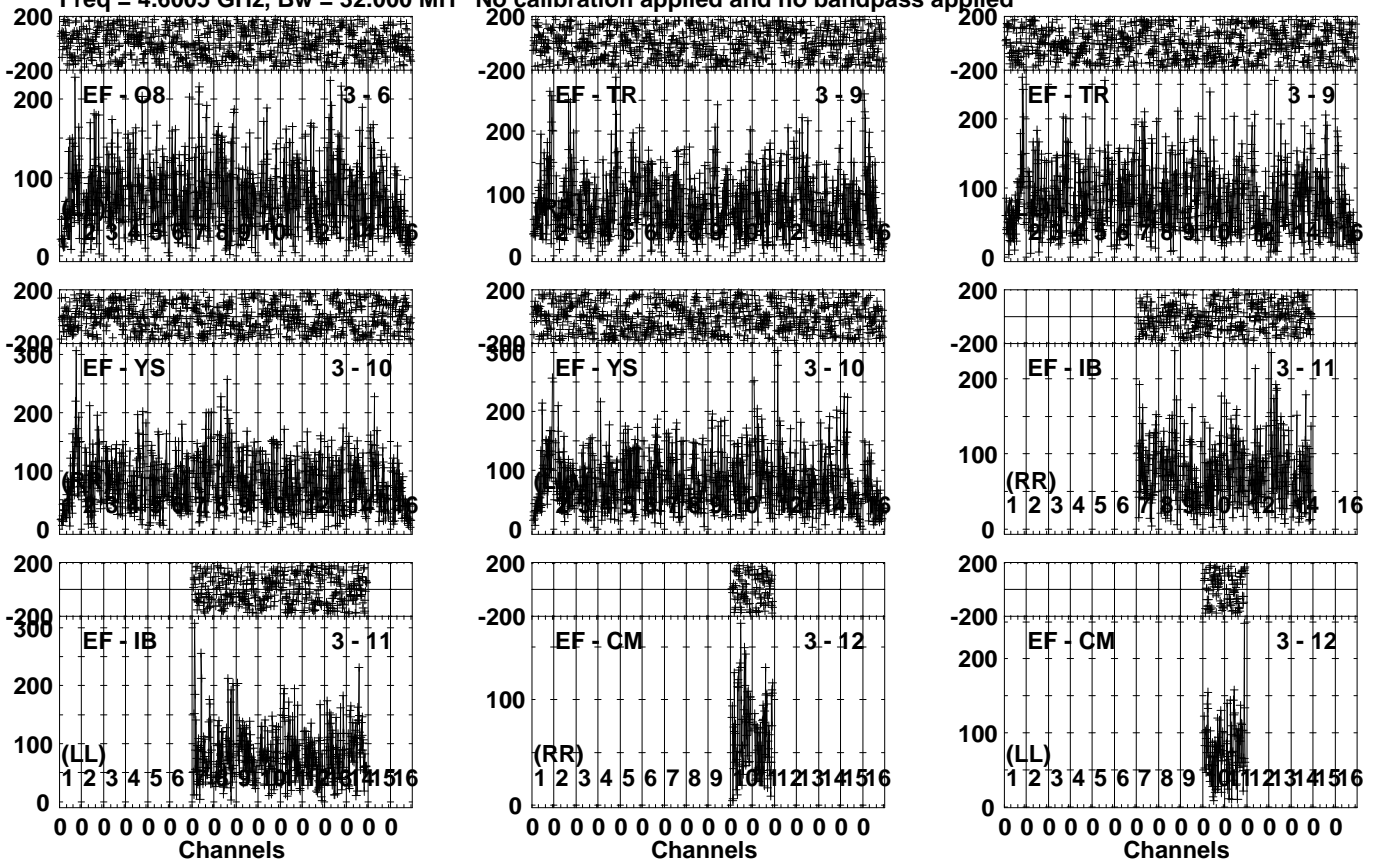


Lower frame: Micro Ampl Jy Top frame: Phas deg
Vector averaged cross-power spectrum Several baselines displayed
Timerange: 00/18:36:46 to 00/18:40:14

Plot file version 927 created 07-AUG-2023 16:14:06

LAND EO019B.UVDATA.1

Freq = 4.6005 GHz, Bw = 32.000 MH No calibration applied and no bandpass applied



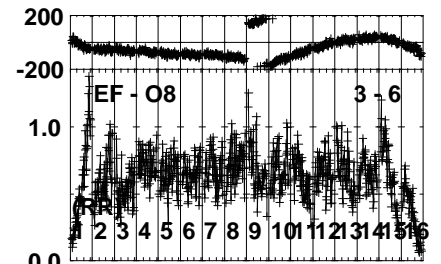
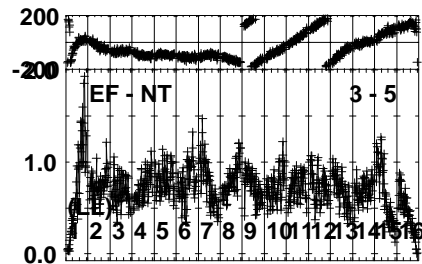
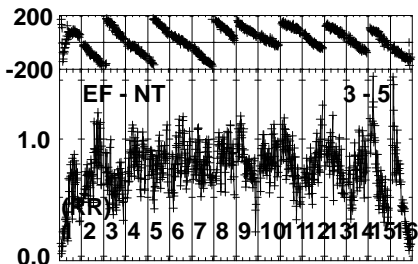
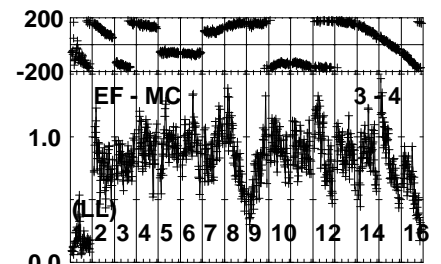
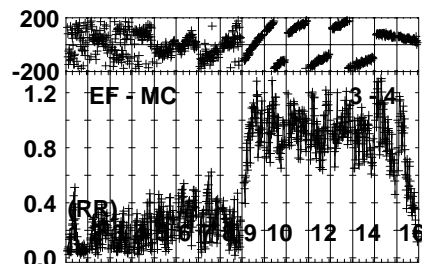
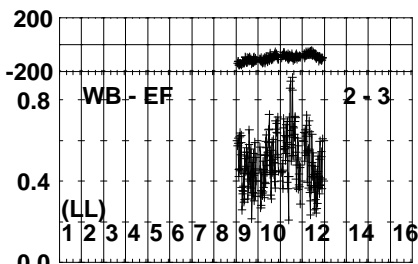
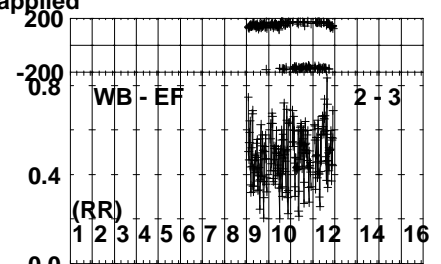
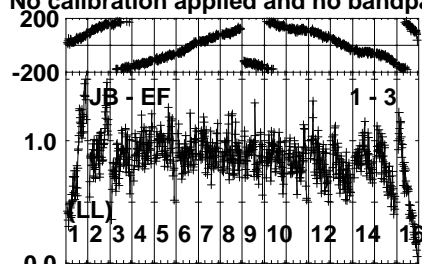
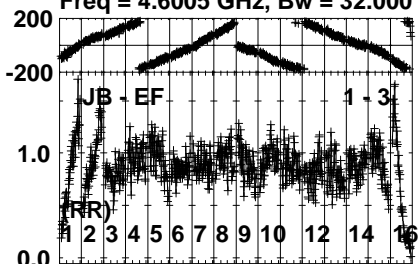
Lower frame: Micro Ampl Jy Top frame: Phas deg
Vector averaged cross-power spectrum Several baselines displayed
Timerange: 00/18:36:46 to 00/18:40:14

Plot file version 928 created 07-AUG-2023 16:14:07

2331+46 EO019B.UVDATA.1

Freq = 4.6005 GHz, Bw = 32.000 MH

No calibration applied and no bandpass applied

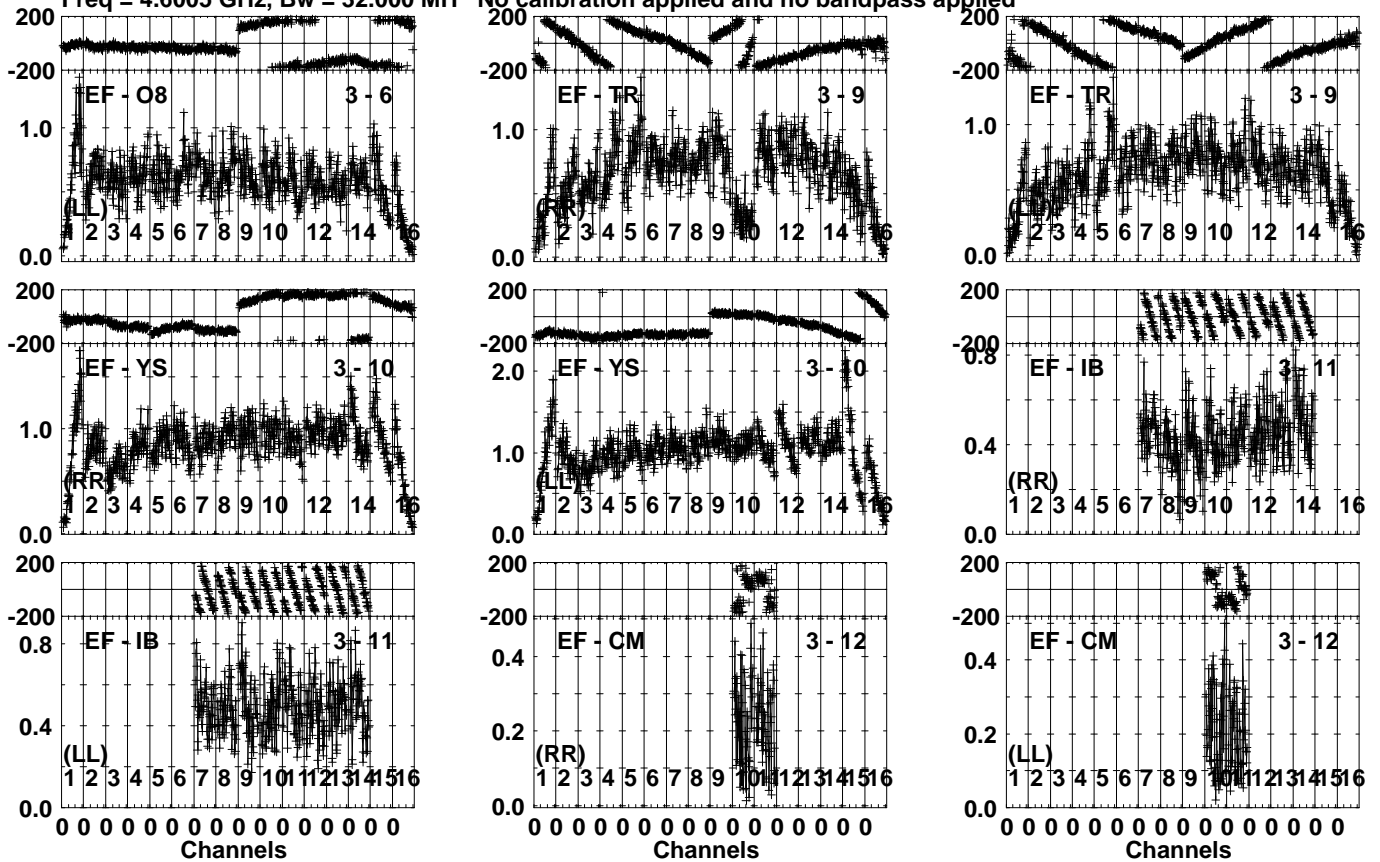


Lower frame: Milli Ampl Jy Top frame: Phas deg
Vector averaged cross-power spectrum Several baselines displayed
Timerange: 00/18:40:16 to 00/18:41:44

Plot file version 929 created 07-AUG-2023 16:14:07

2331+46 EO019B.UVDATA.1

Freq = 4.6005 GHz, Bw = 32.000 MH No calibration applied and no bandpass applied

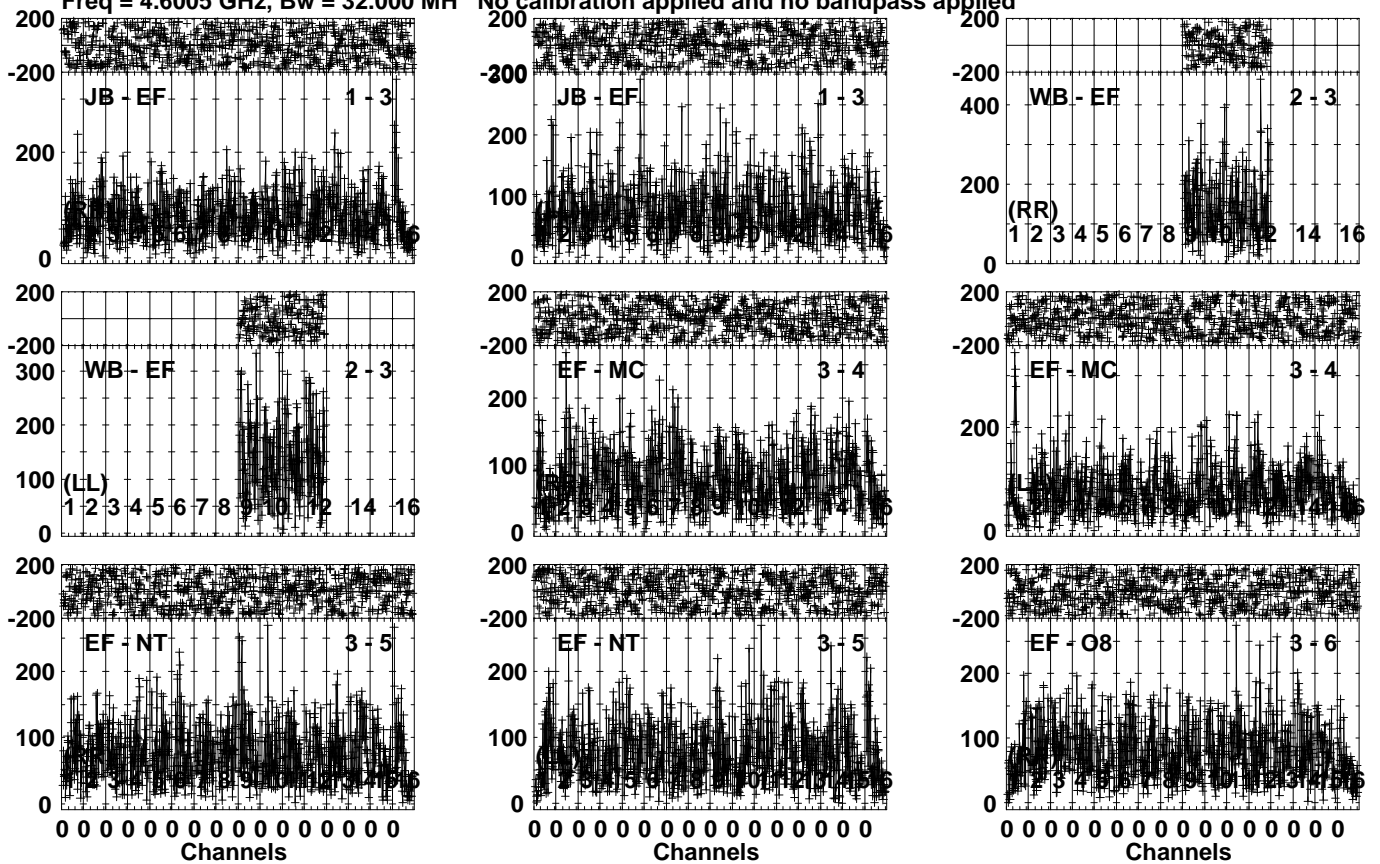


Lower frame: Milli Ampl Jy Top frame: Phas deg
Vector averaged cross-power spectrum Several baselines displayed
Timerange: 00/18:40:16 to 00/18:41:44

Plot file version 930 created 07-AUG-2023 16:14:07

LAND EO019B.UVDATA.1

Freq = 4.6005 GHz, Bw = 32.000 MH No calibration applied and no bandpass applied

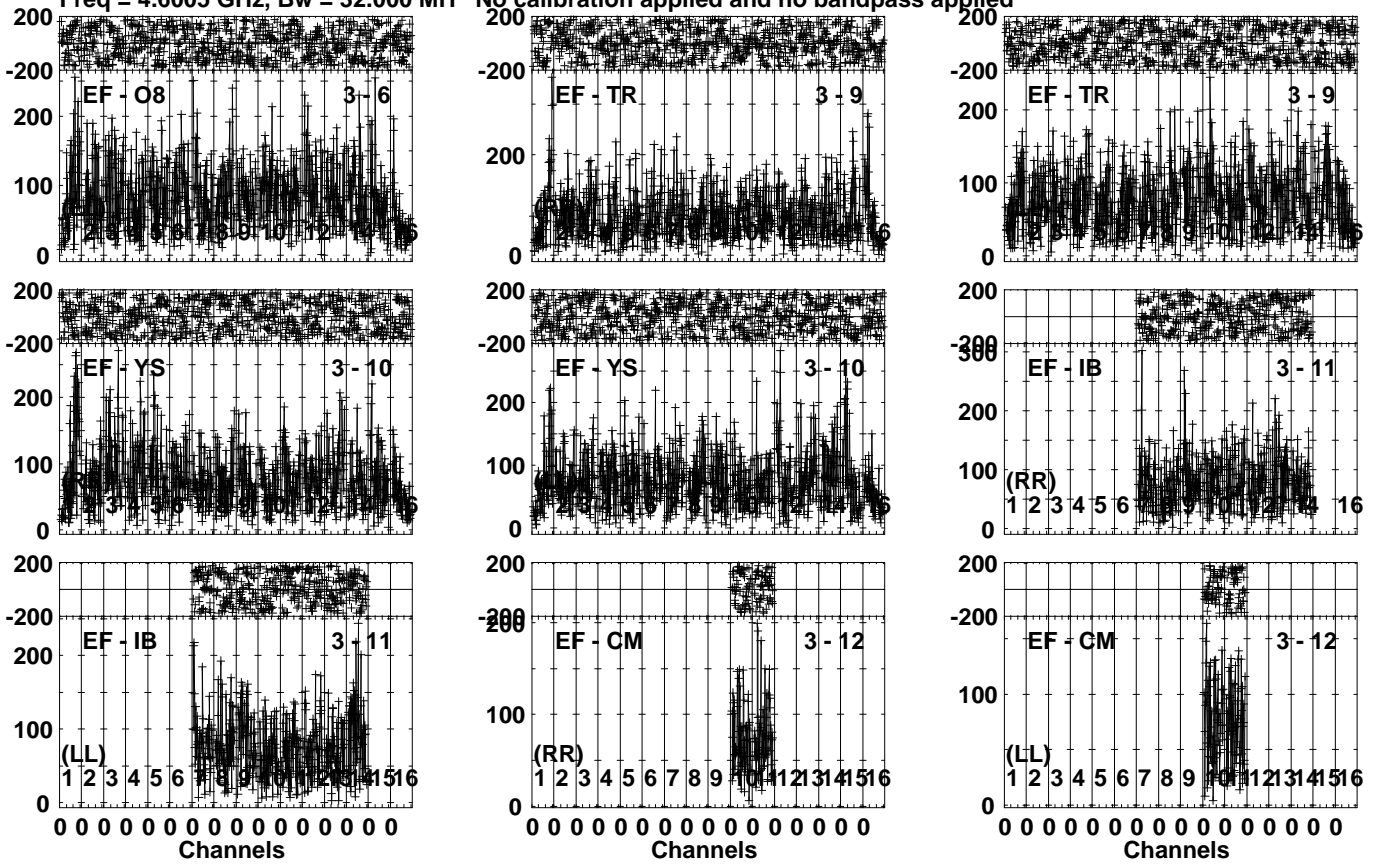


Lower frame: Micro Ampl Jy Top frame: Phas deg
Vector averaged cross-power spectrum Several baselines displayed
Timerange: 00/18:42:31 to 00/18:45:29

Plot file version 931 created 07-AUG-2023 16:14:07

LAND EO019B.UVDATA.1

Freq = 4.6005 GHz, Bw = 32.000 MH No calibration applied and no bandpass applied

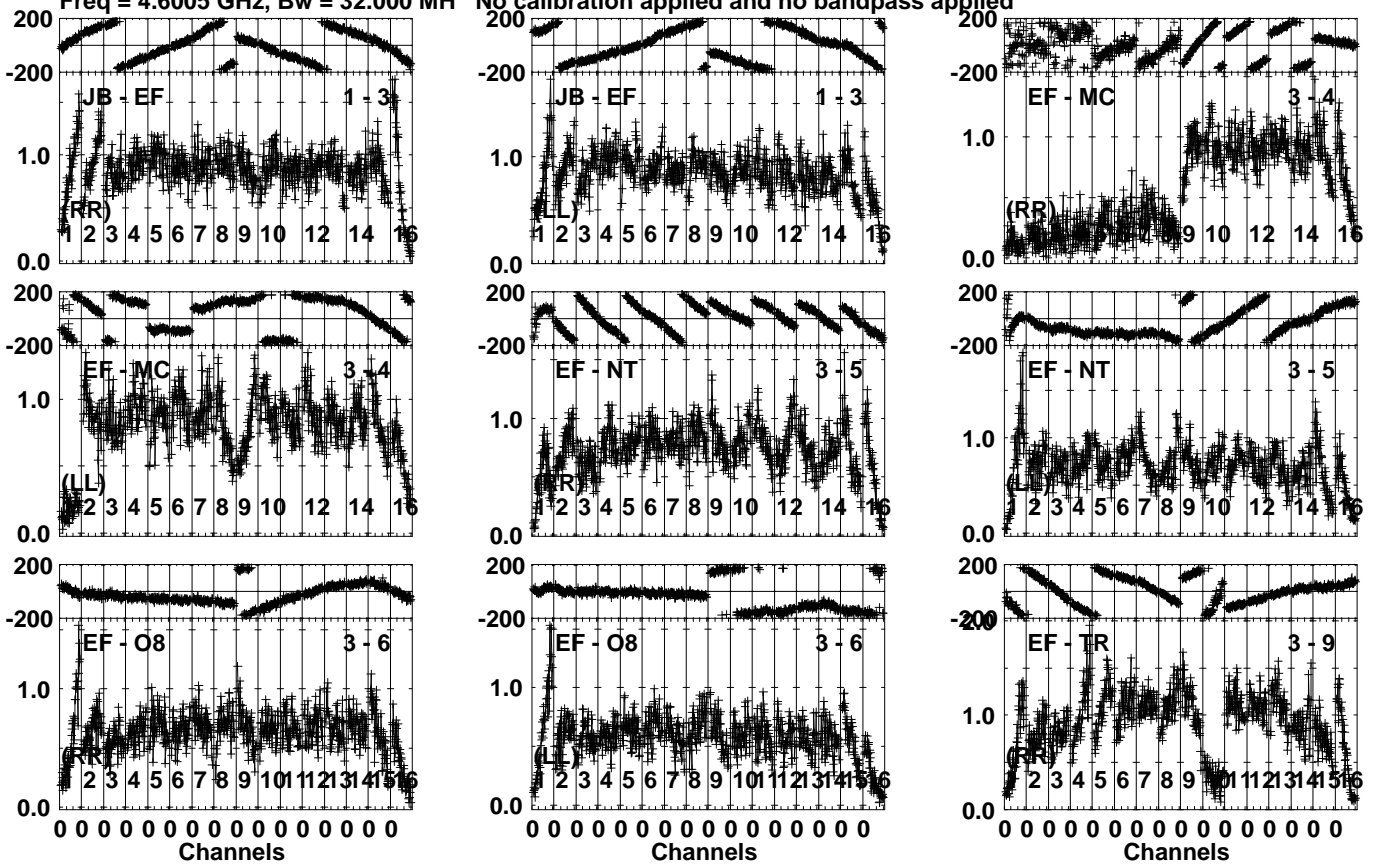


Lower frame: Micro Ampl Jy Top frame: Phas deg
Vector averaged cross-power spectrum Several baselines displayed
Timerange: 00/18:42:31 to 00/18:45:29

Plot file version 932 created 07-AUG-2023 16:14:07

2331+46 EO019B.UVDATA.1

Freq = 4.6005 GHz, Bw = 32.000 MH No calibration applied and no bandpass applied



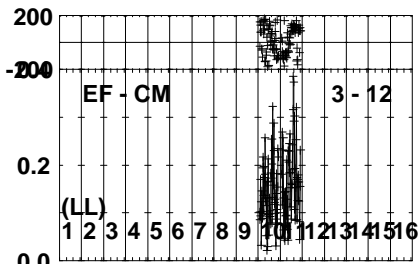
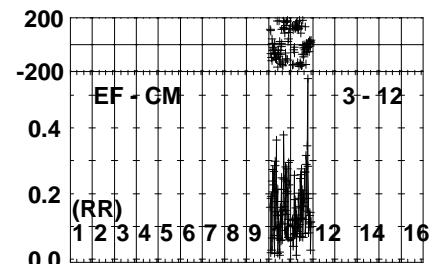
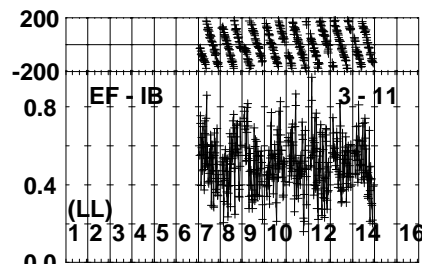
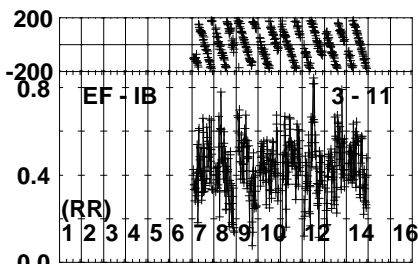
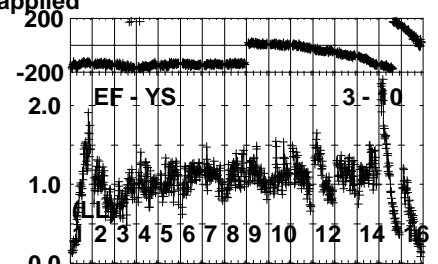
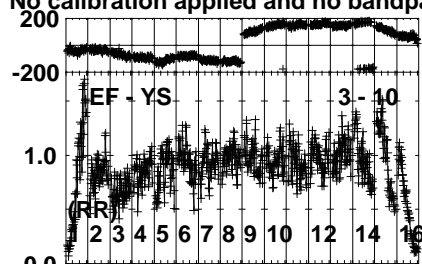
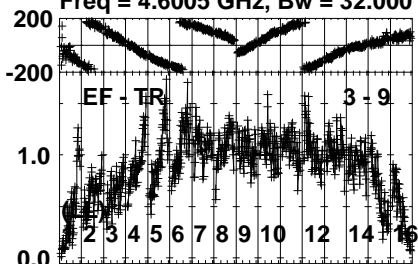
Lower frame: Milli Ampl Jy Top frame: Phas deg
Vector averaged cross-power spectrum Several baselines displayed
Timerange: 00/18:45:33 to 00/18:46:59

Plot file version 933 created 07-AUG-2023 16:14:07

2331+46 EO019B.UVDATA.1

Freq = 4.6005 GHz, Bw = 32.000 MH

No calibration applied and no bandpass applied



0 0 0 0 0 0 0 0 0 0 0 0 0 0 0 0

Channels

Lower frame: Milli Ampl Jy Top frame: Phas deg

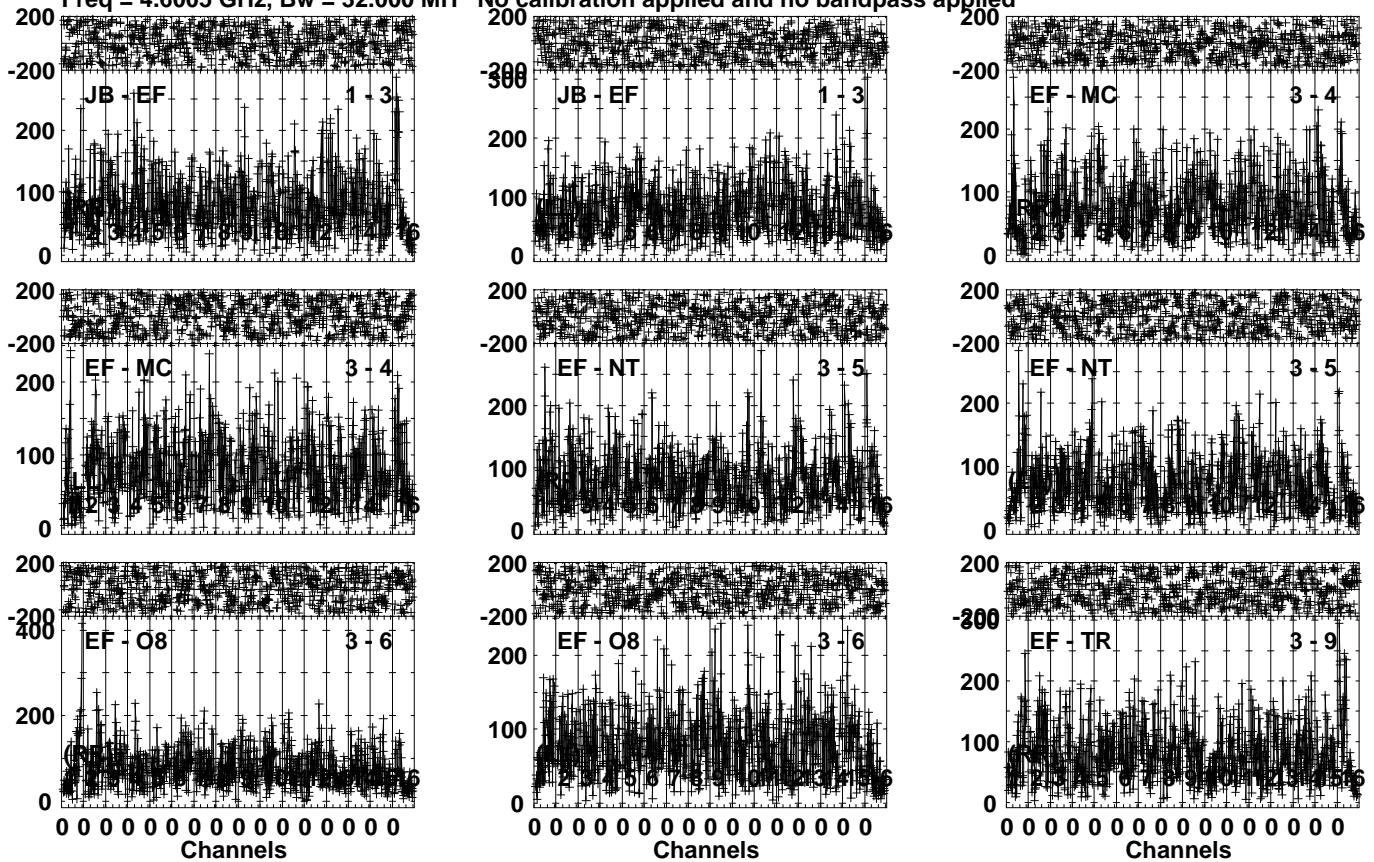
Vector averaged cross-power spectrum Several baselines displayed

Timerange: 00/18:45:33 to 00/18:46:59

Plot file version 934 created 07-AUG-2023 16:14:08

LAND EO019B.UVDATA.1

Freq = 4.6005 GHz, Bw = 32.000 MH No calibration applied and no bandpass applied

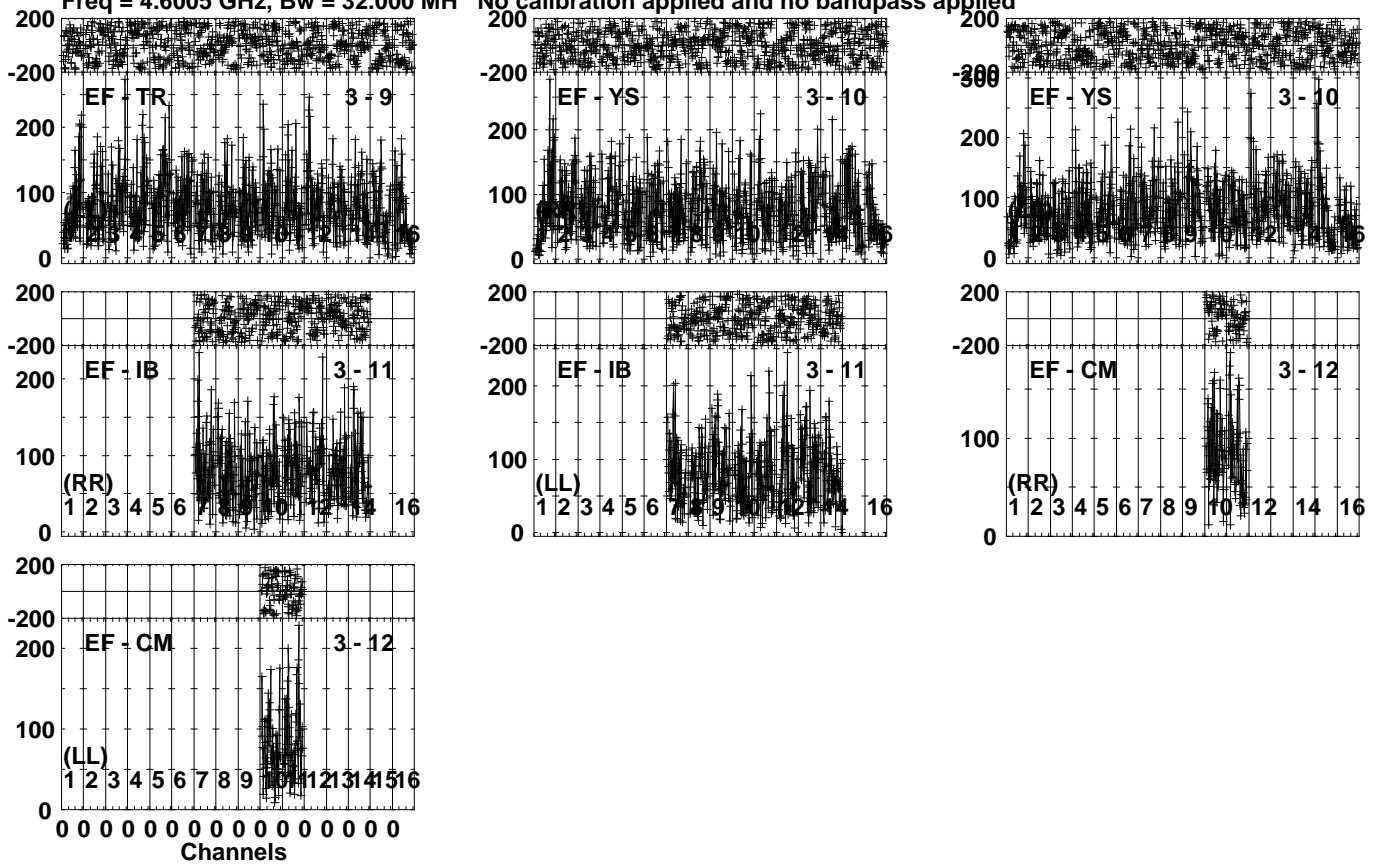


Lower frame: Micro Ampl Jy Top frame: Phas deg
Vector averaged cross-power spectrum Several baselines displayed
Timerange: 00/18:47:01 to 00/18:50:29

Plot file version 935 created 07-AUG-2023 16:14:08

LAND EO019B.UVDATA.1

Freq = 4.6005 GHz, Bw = 32.000 MH No calibration applied and no bandpass applied

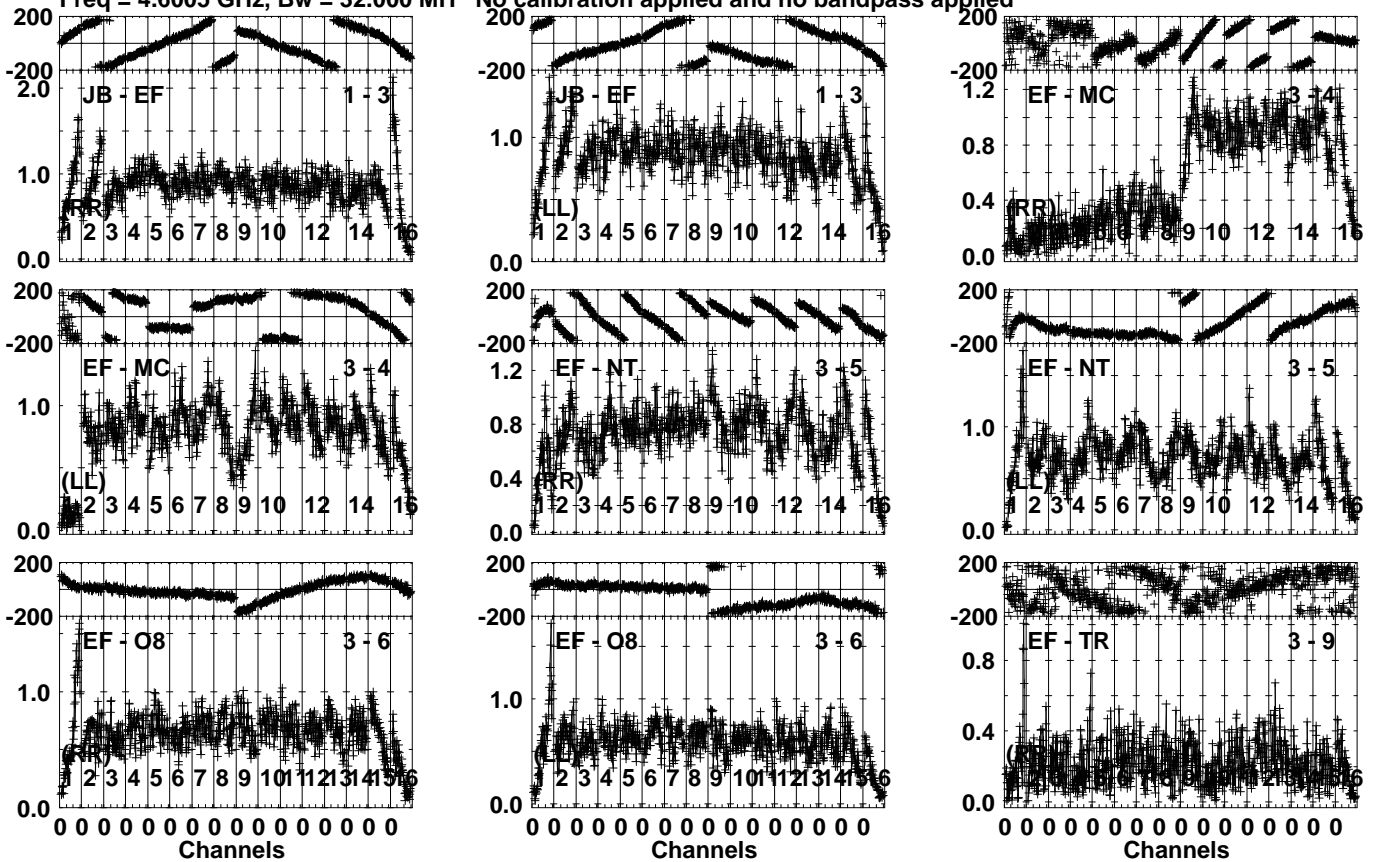


Lower frame: Micro Ampl Jy Top frame: Phas deg
Vector averaged cross-power spectrum Several baselines displayed
Timerange: 00/18:47:01 to 00/18:50:29

Plot file version 936 created 07-AUG-2023 16:14:08

2331+46 EO019B.UVDATA.1

Freq = 4.6005 GHz, Bw = 32.000 MH No calibration applied and no bandpass applied

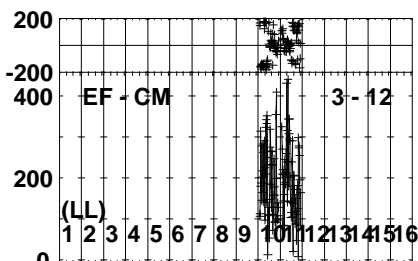
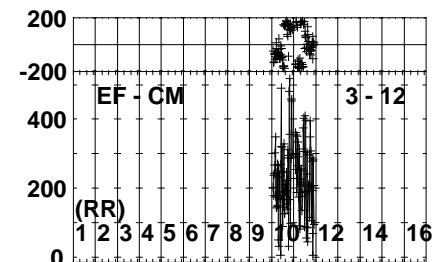
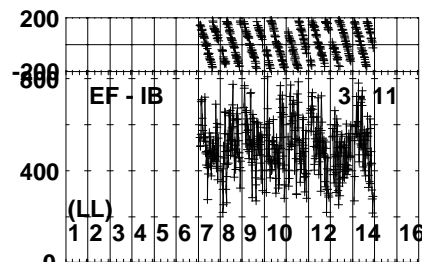
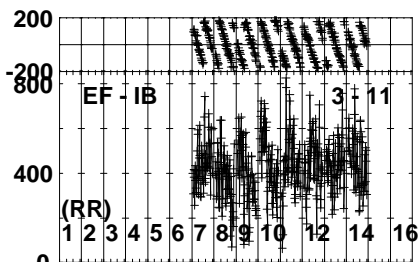
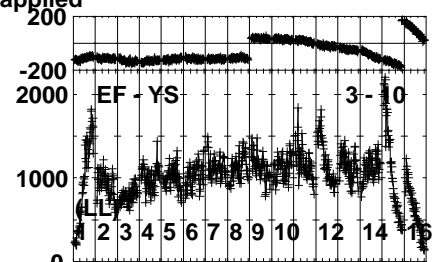
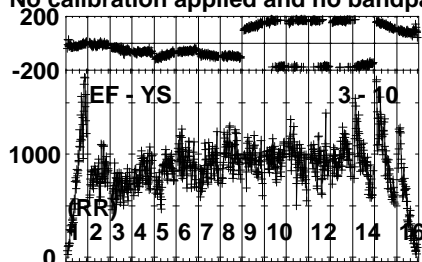
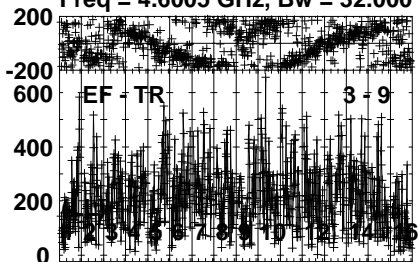


Lower frame: Milli Ampl Jy Top frame: Phas deg
Vector averaged cross-power spectrum Several baselines displayed
Timerange: 00/18:50:31 to 00/18:51:59

Plot file version 937 created 07-AUG-2023 16:14:08

2331+46 EO019B.UVDATA.1

Freq = 4.6005 GHz, Bw = 32.000 MH No calibration applied and no bandpass applied



0 0 0 0 0 0 0 0 0 0 0 0 0 0 0 0

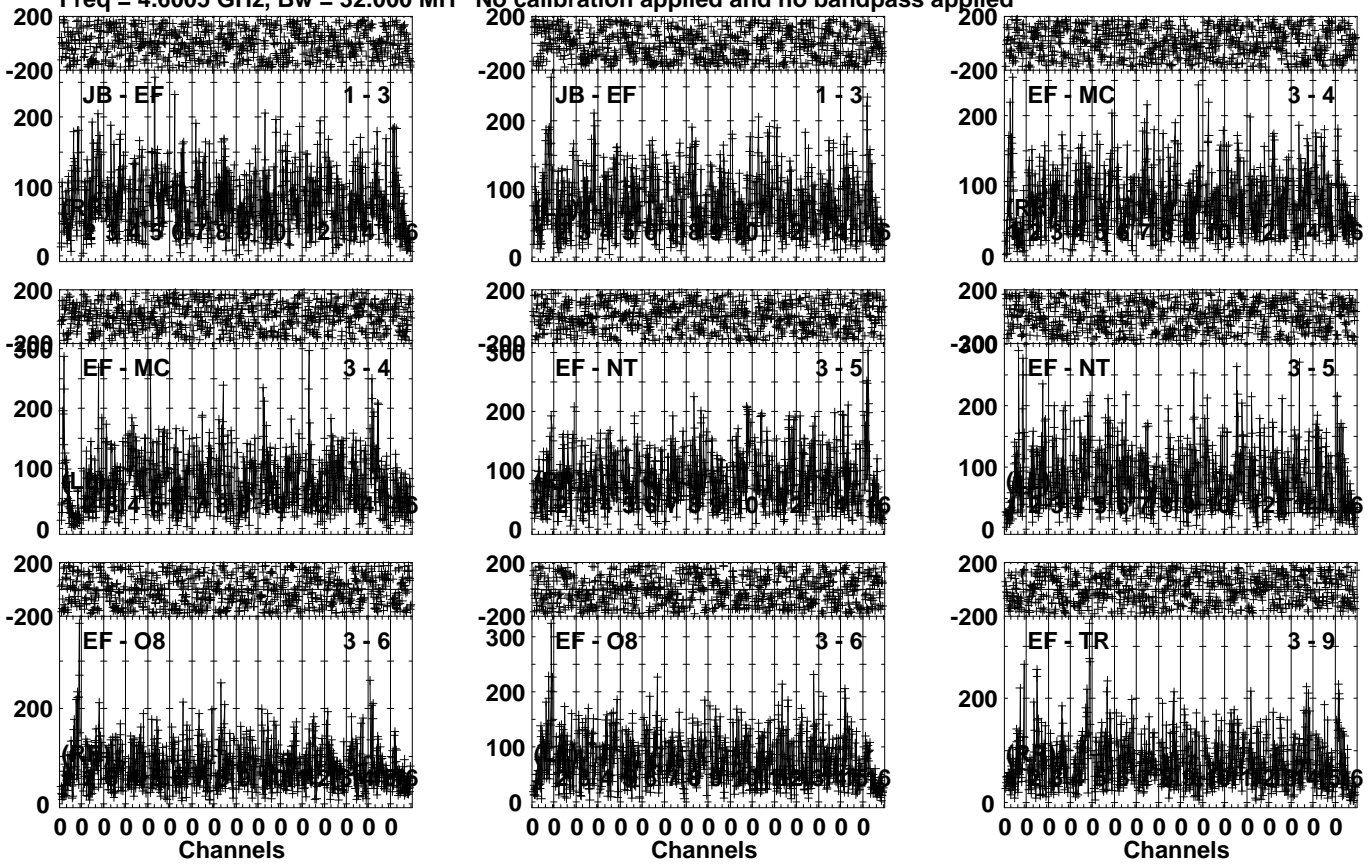
Channels

Lower frame: Micro Ampl Jy Top frame: Phas deg
Vector averaged cross-power spectrum Several baselines displayed
Timerange: 00/18:50:31 to 00/18:51:59

Plot file version 938 created 07-AUG-2023 16:14:08

LAND EO019B.UVDATA.1

Freq = 4.6005 GHz, Bw = 32.000 MH No calibration applied and no bandpass applied

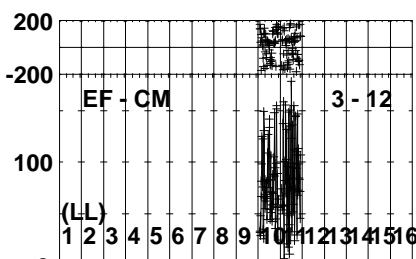
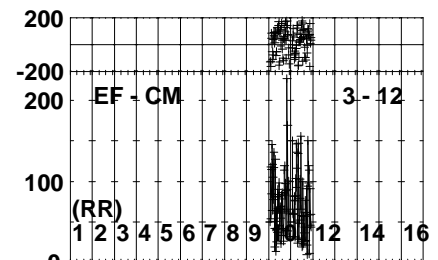
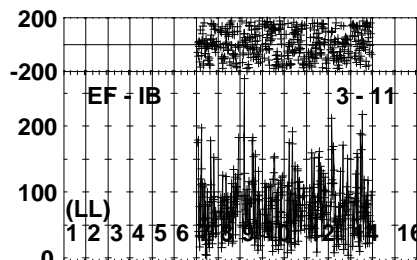
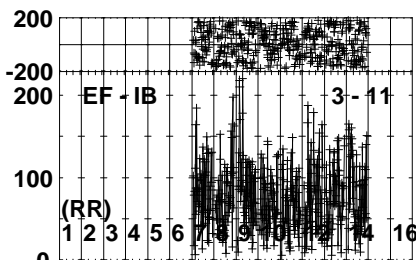
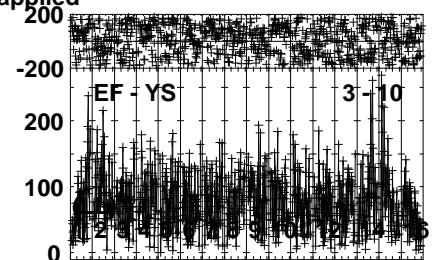
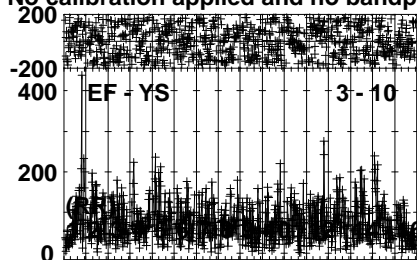
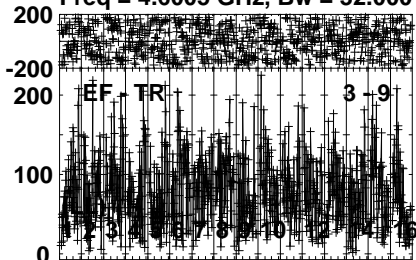


Lower frame: Micro Ampl Jy Top frame: Phas deg
Vector averaged cross-power spectrum Several baselines displayed
Timerange: 00/18:52:46 to 00/18:55:44

Plot file version 939 created 07-AUG-2023 16:14:08

LAND EO019B.UVDATA.1

Freq = 4.6005 GHz, Bw = 32.000 MH No calibration applied and no bandpass applied



0 0 0 0 0 0 0 0 0 0 0 0 0 0 0 0

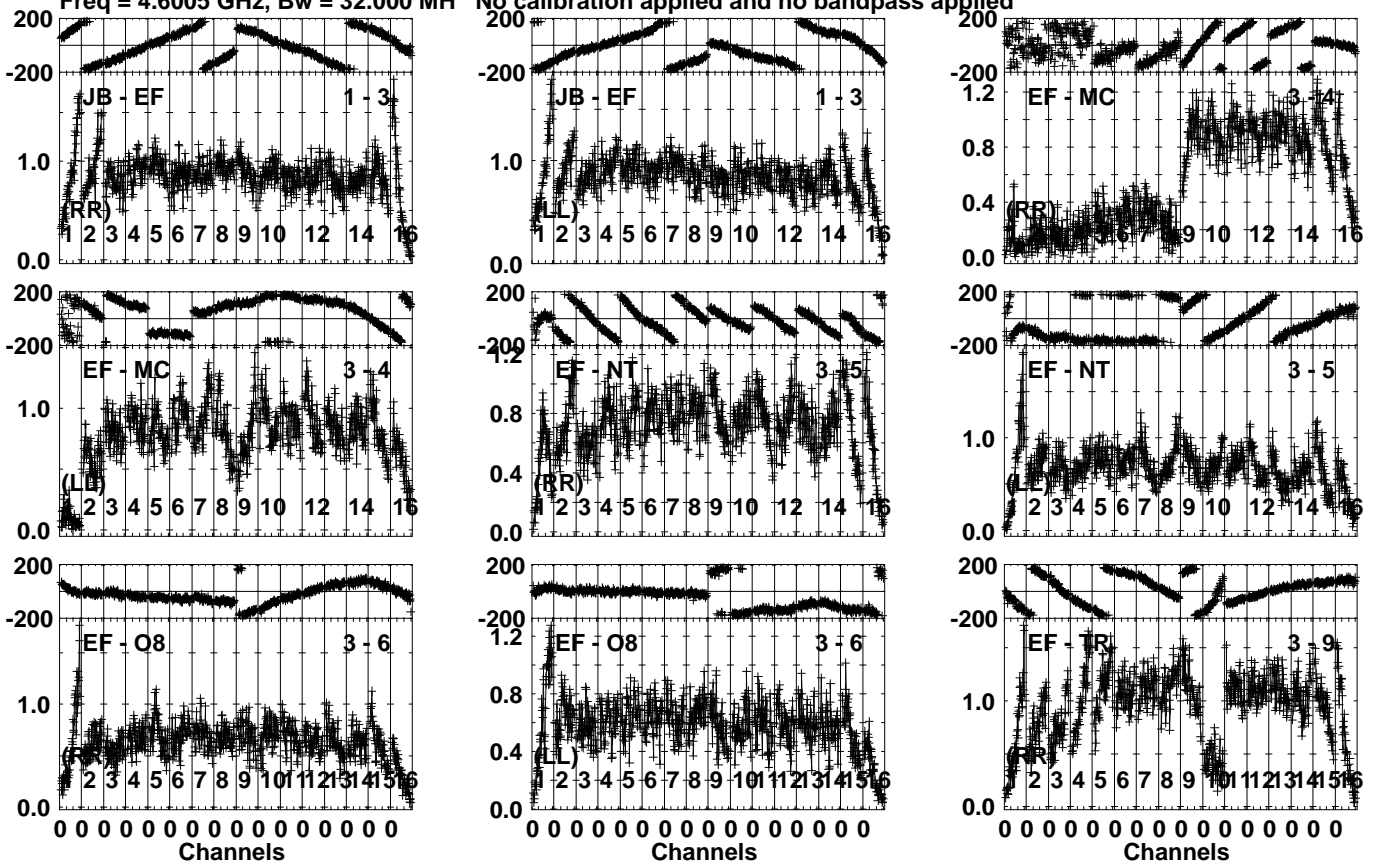
Channels

Lower frame: Micro Ampl Jy Top frame: Phas deg
Vector averaged cross-power spectrum Several baselines displayed
Timerange: 00/18:52:46 to 00/18:55:44

Plot file version 940 created 07-AUG-2023 16:14:09

2331+46 EO019B.UVDATA.1

Freq = 4.6005 GHz, Bw = 32.000 MH No calibration applied and no bandpass applied

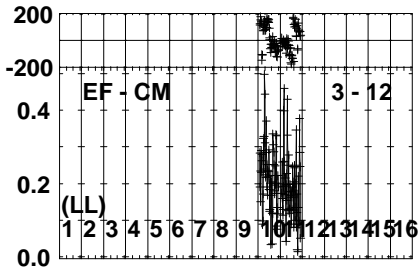
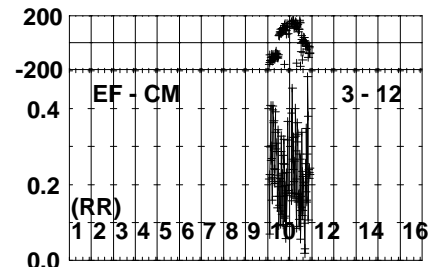
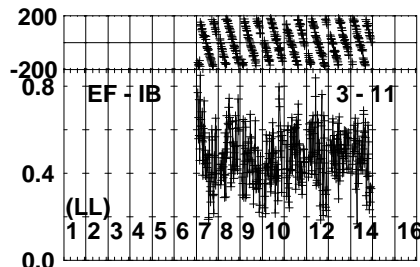
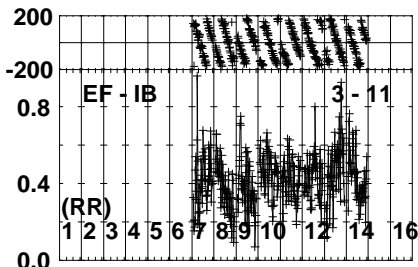
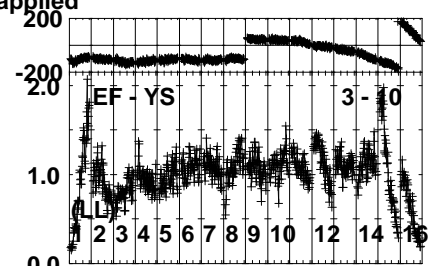
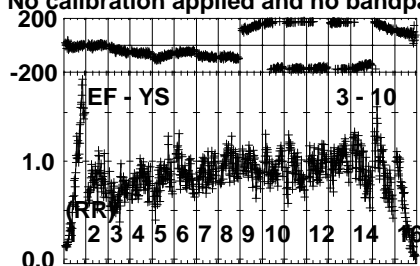
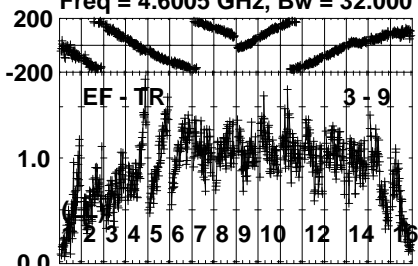


Lower frame: Milli Ampl Jy Top frame: Phas deg
Vector averaged cross-power spectrum Several baselines displayed
Timerange: 00/18:55:48 to 00/18:57:14

Plot file version 941 created 07-AUG-2023 16:14:09

2331+46 EO019B.UVDATA.1

Freq = 4.6005 GHz, Bw = 32.000 MH No calibration applied and no bandpass applied



0 0 0 0 0 0 0 0 0 0 0 0 0 0 0 0

Channels

Lower frame: Milli Ampl Jy Top frame: Phas deg

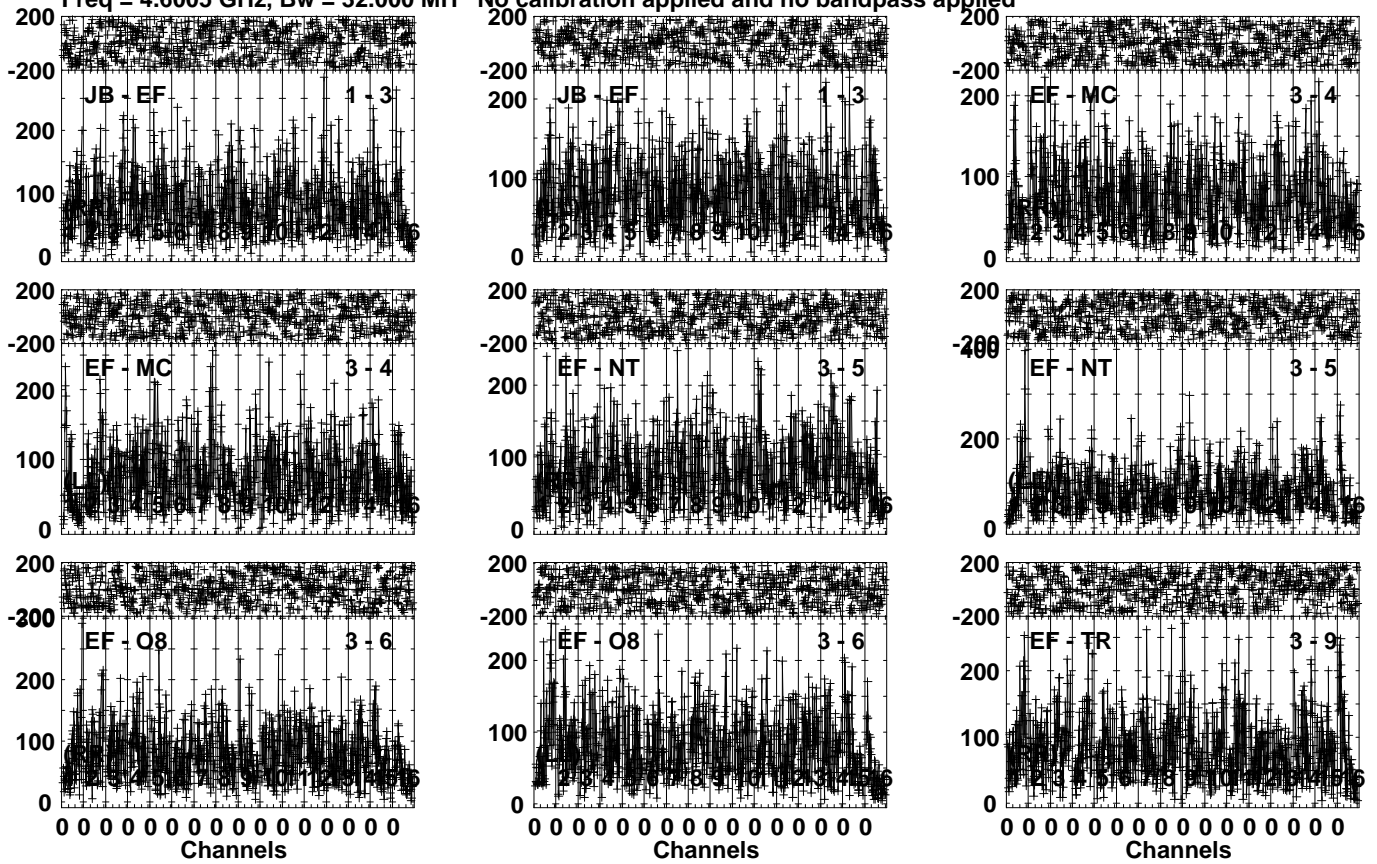
Vector averaged cross-power spectrum Several baselines displayed

Timerange: 00:18:55:48 to 00:18:57:14

Plot file version 942 created 07-AUG-2023 16:14:09

LAND EO019B.UVDATA.1

Freq = 4.6005 GHz, Bw = 32.000 MH No calibration applied and no bandpass applied

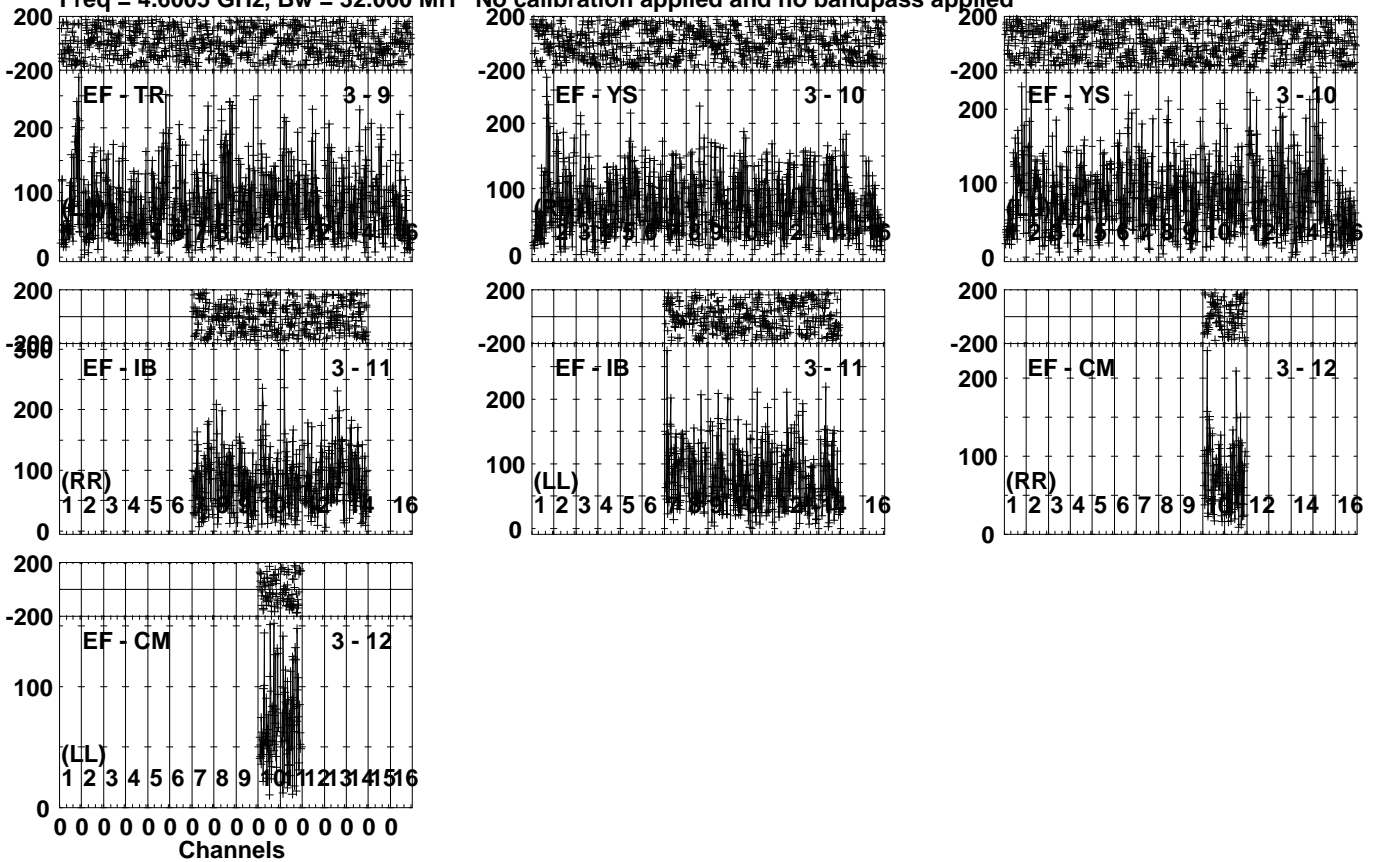


Lower frame: Micro Ampl Jy Top frame: Phas deg
Vector averaged cross-power spectrum Several baselines displayed
Timerange: 00/18:57:16 to 00/19:00:44

Plot file version 943 created 07-AUG-2023 16:14:09

LAND EO019B.UVDATA.1

Freq = 4.6005 GHz, Bw = 32.000 MH No calibration applied and no bandpass applied

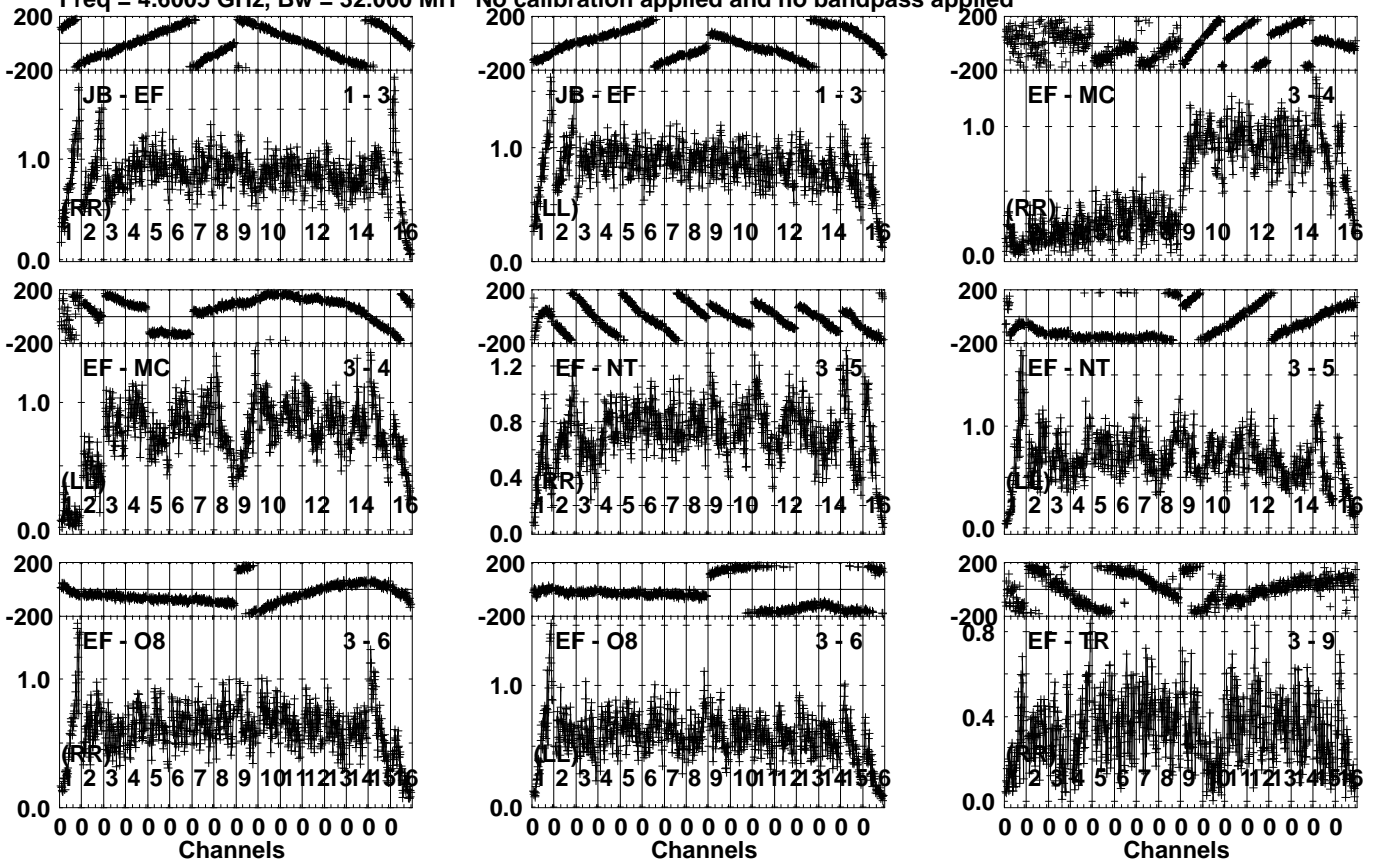


Lower frame: Micro Ampl Jy Top frame: Phas deg
Vector averaged cross-power spectrum Several baselines displayed
Timerange: 00/18:57:16 to 00/19:00:44

Plot file version 944 created 07-AUG-2023 16:14:10

2331+46 EO019B.UVDATA.1

Freq = 4.6005 GHz, Bw = 32.000 MH No calibration applied and no bandpass applied

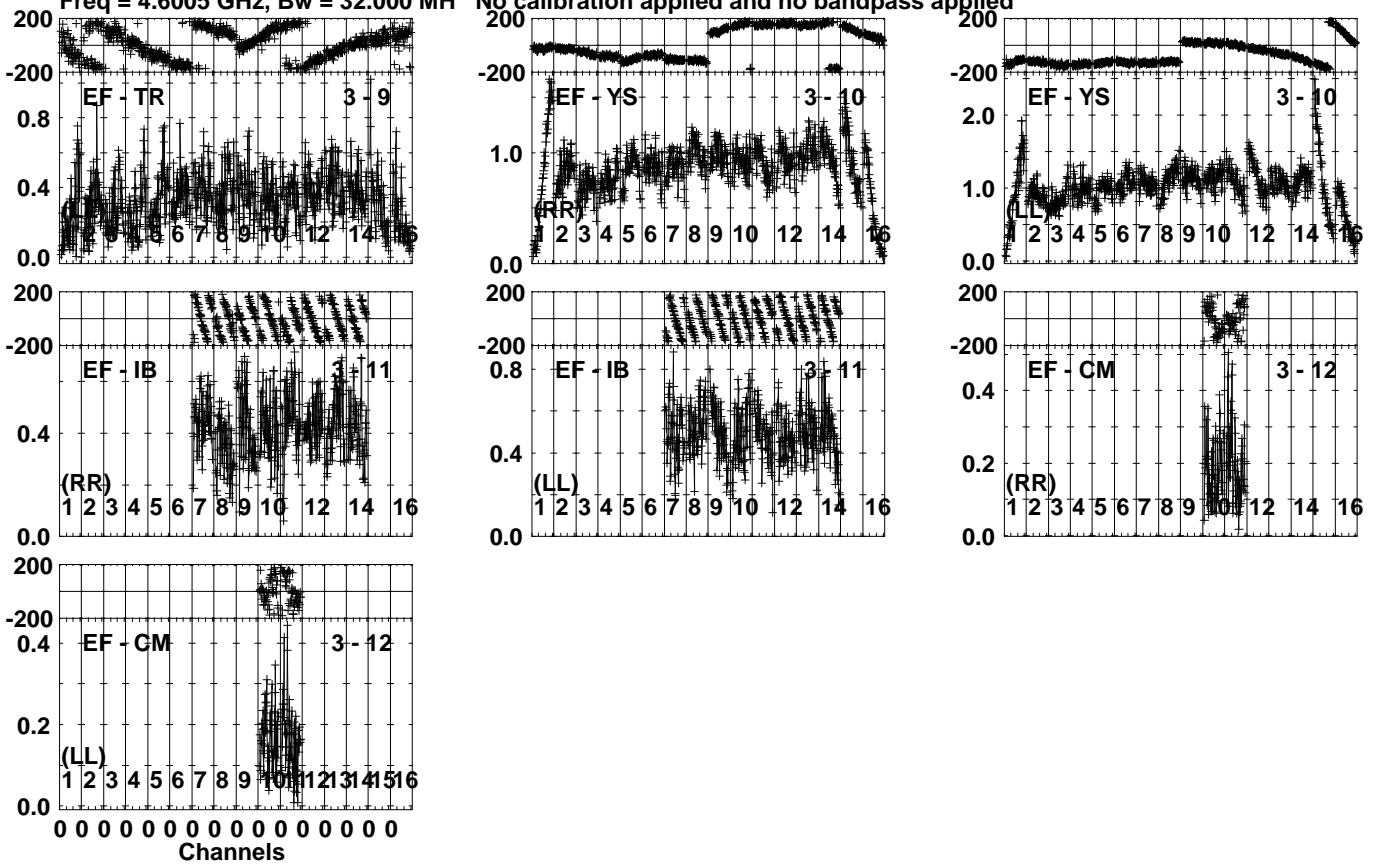


Lower frame: Milli Ampl Jy Top frame: Phas deg
Vector averaged cross-power spectrum Several baselines displayed
Timerange: 00/19:00:48 to 00/19:02:14

Plot file version 945 created 07-AUG-2023 16:14:10

2331+46 EO019B.UVDATA.1

Freq = 4.6005 GHz, Bw = 32.000 MH No calibration applied and no bandpass applied

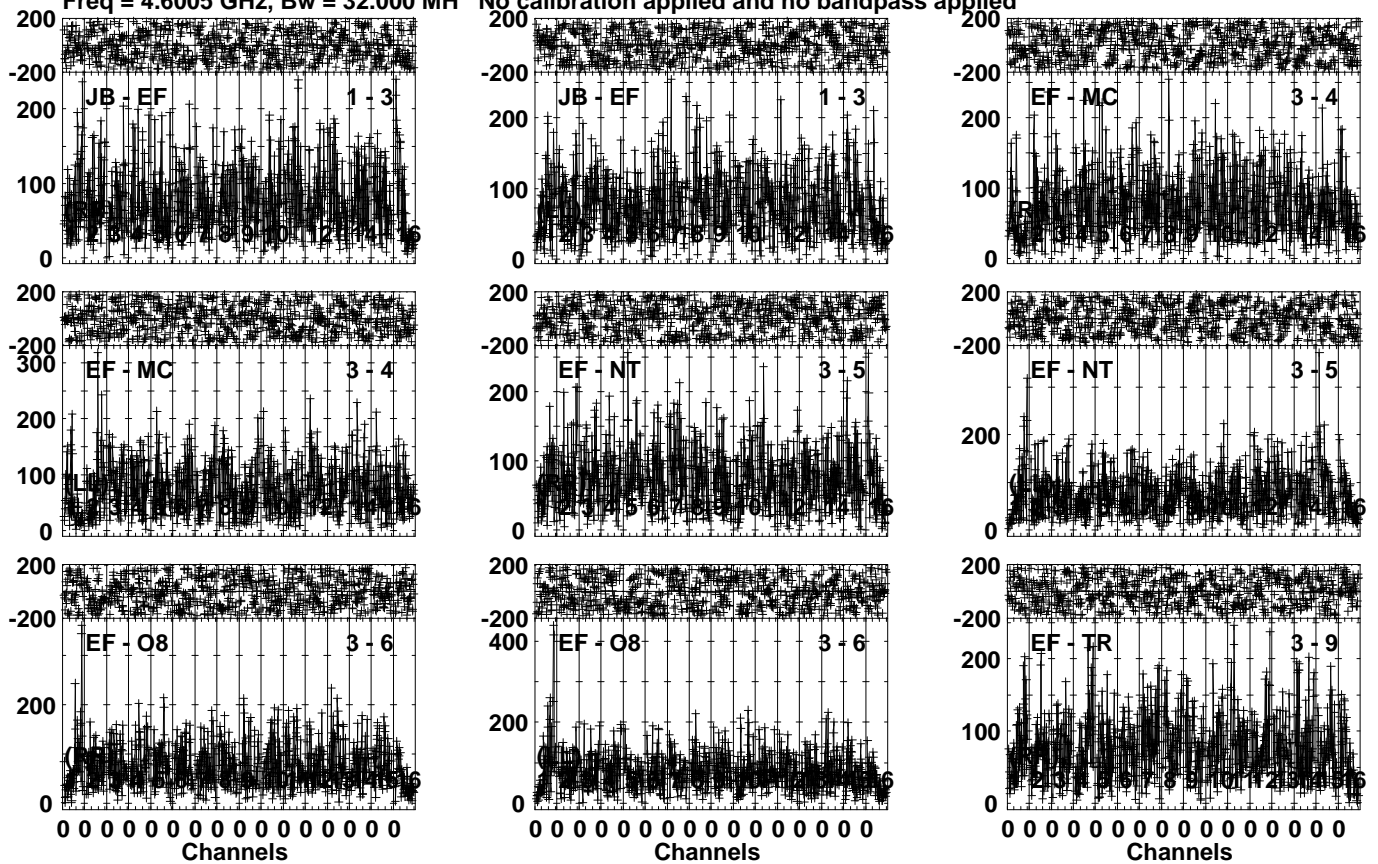


Lower frame: Milli Ampl Jy Top frame: Phas deg
Vector averaged cross-power spectrum Several baselines displayed
Timerange: 00/19:00:48 to 00/19:02:14

Plot file version 946 created 07-AUG-2023 16:14:10

LAND EO019B.UVDATA.1

Freq = 4.6005 GHz, Bw = 32.000 MH No calibration applied and no bandpass applied

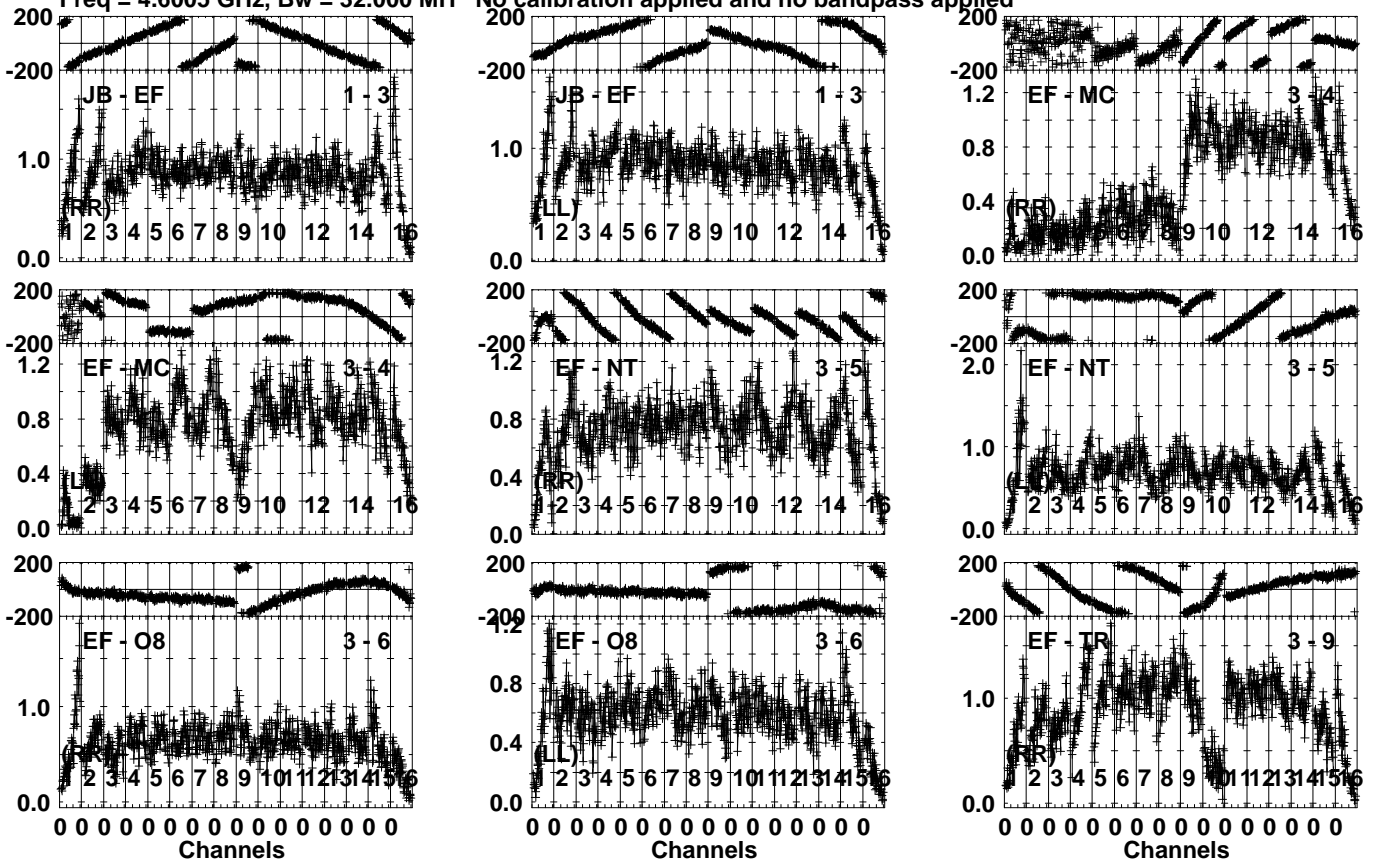


Lower frame: Micro Ampl Jy Top frame: Phas deg
Vector averaged cross-power spectrum Several baselines displayed
Timerange: 00/19:03:01 to 00/19:05:59

Plot file version 948 created 07-AUG-2023 16:14:10

2331+46 EO019B.UVDATA.1

Freq = 4.6005 GHz, Bw = 32.000 MH No calibration applied and no bandpass applied

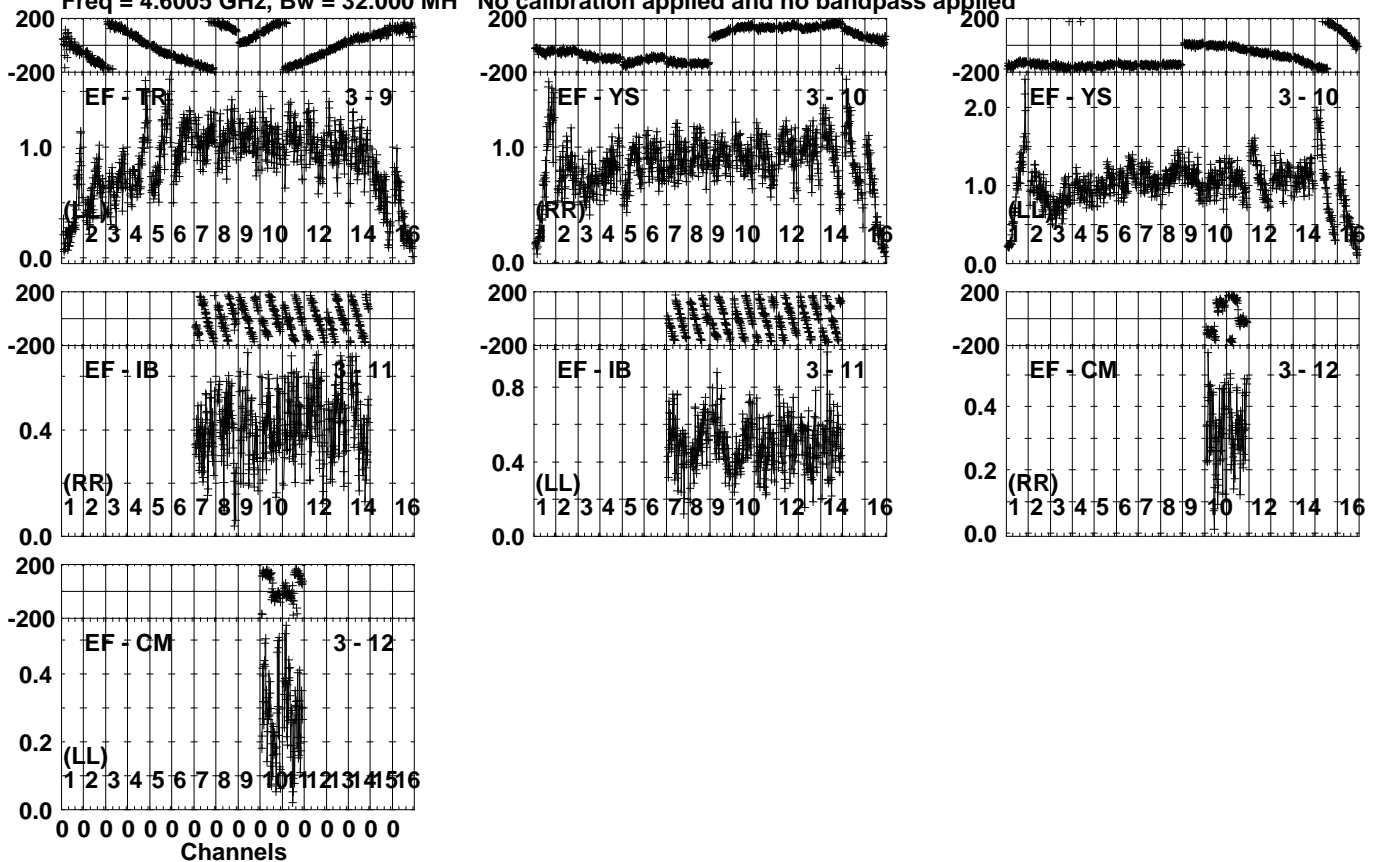


Lower frame: Milli Ampl Jy Top frame: Phas deg
Vector averaged cross-power spectrum Several baselines displayed
Timerange: 00/19:06:01 to 00/19:07:29

Plot file version 949 created 07-AUG-2023 16:14:10

2331+46 EO019B.UVDATA.1

Freq = 4.6005 GHz, Bw = 32.000 MH No calibration applied and no bandpass applied

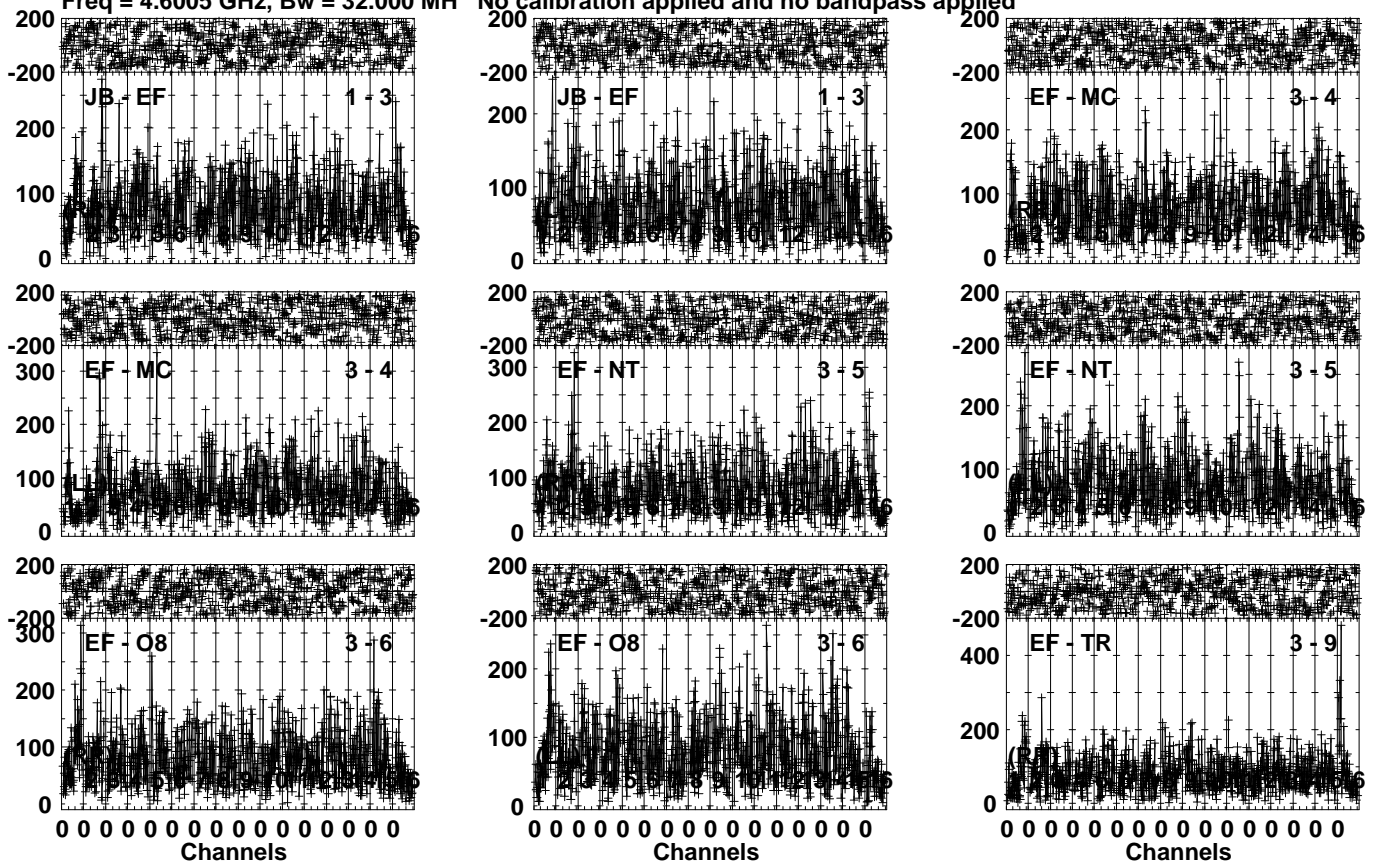


Lower frame: Milli Ampl Jy Top frame: Phas deg
Vector averaged cross-power spectrum Several baselines displayed
Timerange: 00/19:06:01 to 00/19:07:29

Plot file version 950 created 07-AUG-2023 16:14:11

LAND EO019B.UVDATA.1

Freq = 4.6005 GHz, Bw = 32.000 MH No calibration applied and no bandpass applied

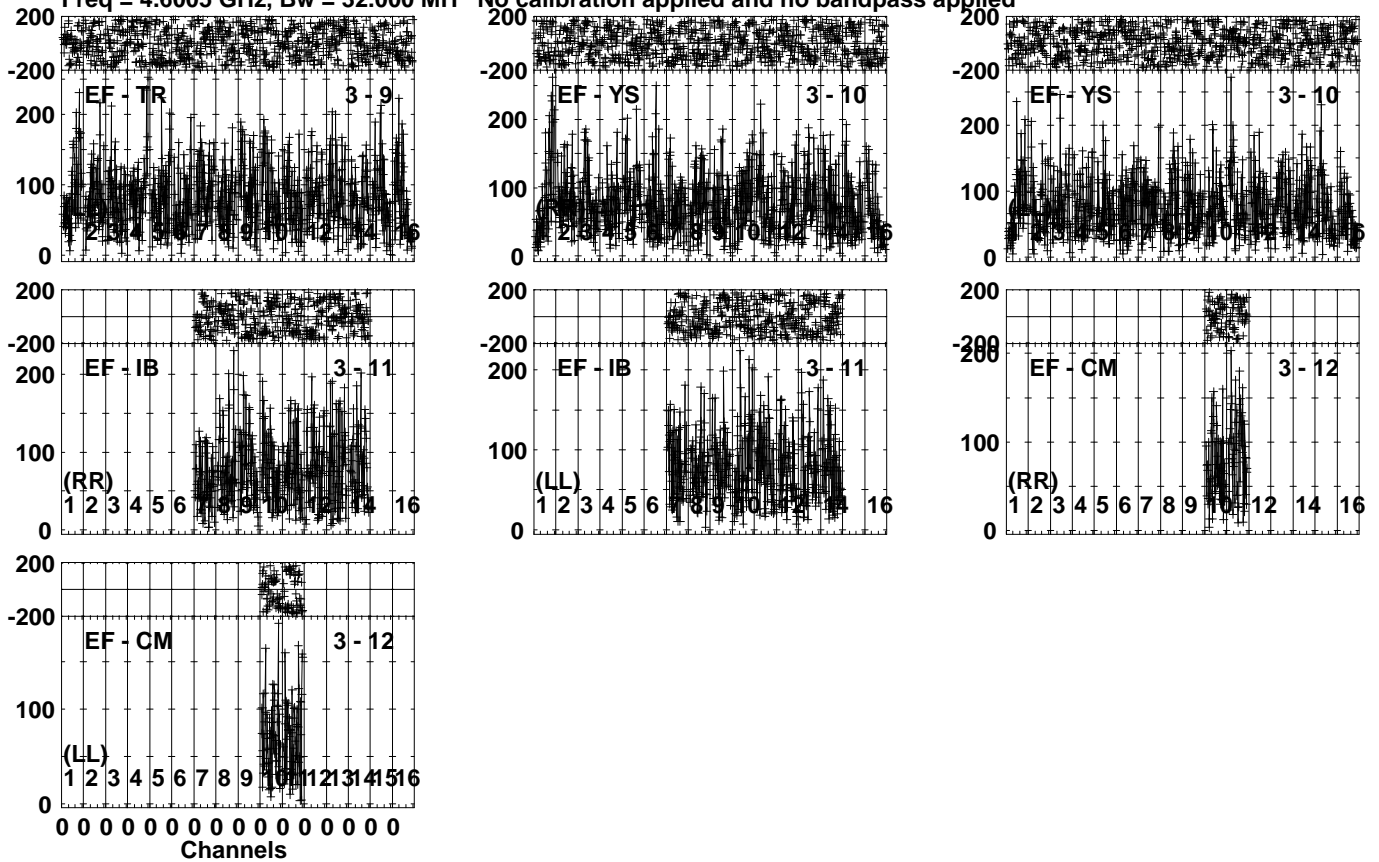


Lower frame: Micro Ampl Jy Top frame: Phas deg
Vector averaged cross-power spectrum Several baselines displayed
Timerange: 00/19:07:31 to 00/19:10:59

Plot file version 951 created 07-AUG-2023 16:14:11

LAND EO019B.UVDATA.1

Freq = 4.6005 GHz, Bw = 32.000 MH No calibration applied and no bandpass applied

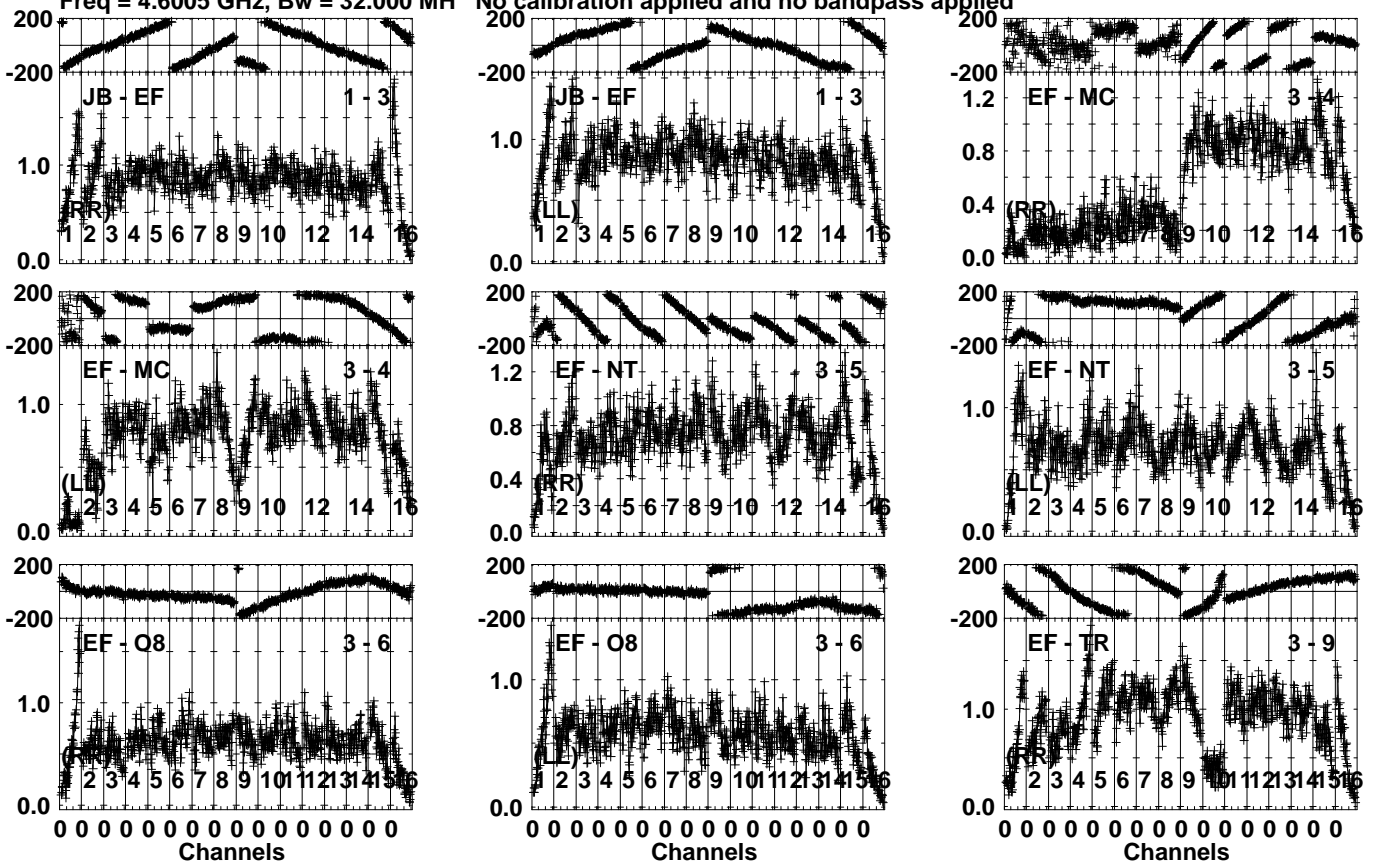


Lower frame: Micro Ampl Jy Top frame: Phas deg
Vector averaged cross-power spectrum Several baselines displayed
Timerange: 00/19:07:31 to 00/19:10:59

Plot file version 952 created 07-AUG-2023 16:14:11

2331+46 EO019B.UVDATA.1

Freq = 4.6005 GHz, Bw = 32.000 MH No calibration applied and no bandpass applied

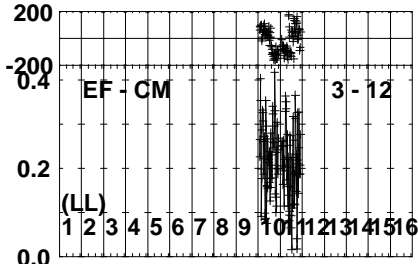
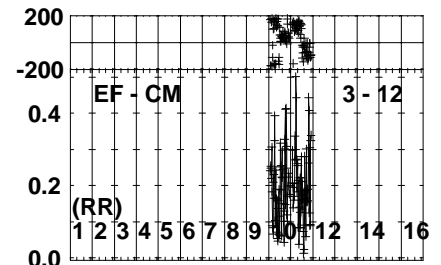
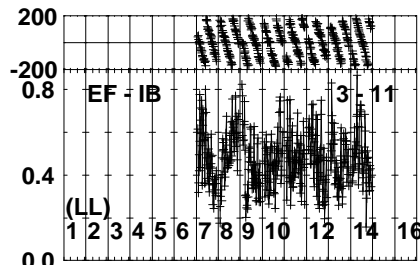
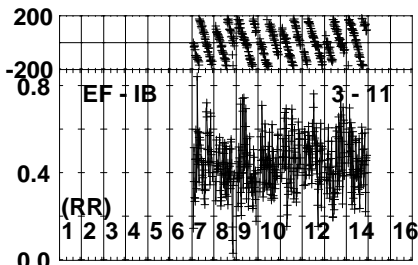
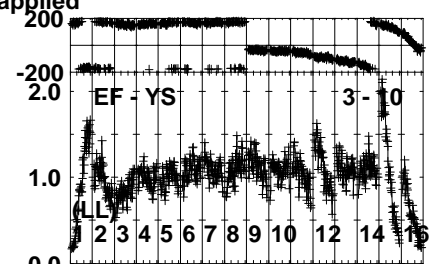
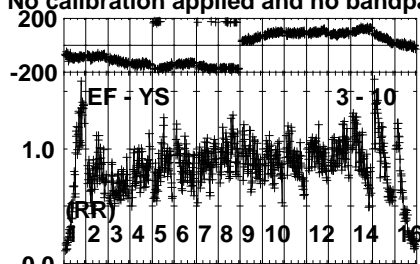
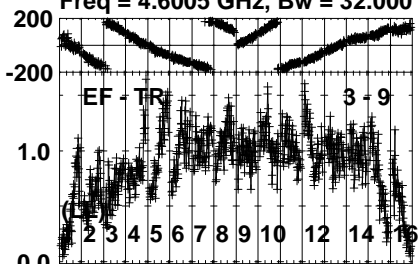


Lower frame: Milli Ampl Jy Top frame: Phas deg
Vector averaged cross-power spectrum Several baselines displayed
Timerange: 00/19:11:03 to 00/19:12:29

Plot file version 953 created 07-AUG-2023 16:14:11

2331+46 EO019B.UVDATA.1

Freq = 4.6005 GHz, Bw = 32.000 MH No calibration applied and no bandpass applied



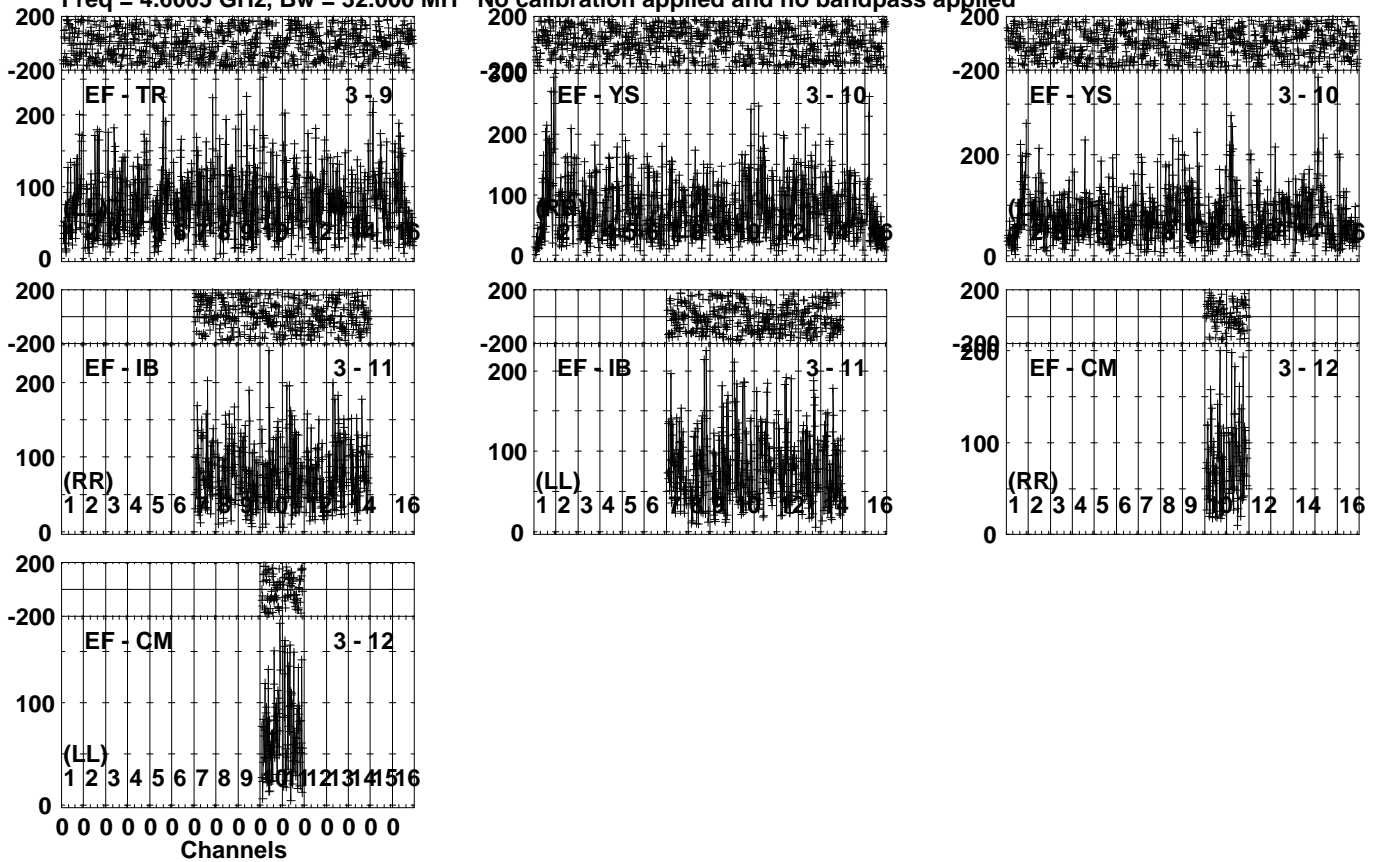
0 0 0 0 0 0 0 0 0 0 0 0 0 0 0 0
Channels

Lower frame: Milli Ampl Jy Top frame: Phas deg
Vector averaged cross-power spectrum Several baselines displayed
Timerange: 00/19:11:03 to 00/19:12:29

Plot file version 955 created 07-AUG-2023 16:14:12

LAND EO019B.UVDATA.1

Freq = 4.6005 GHz, Bw = 32.000 MH No calibration applied and no bandpass applied

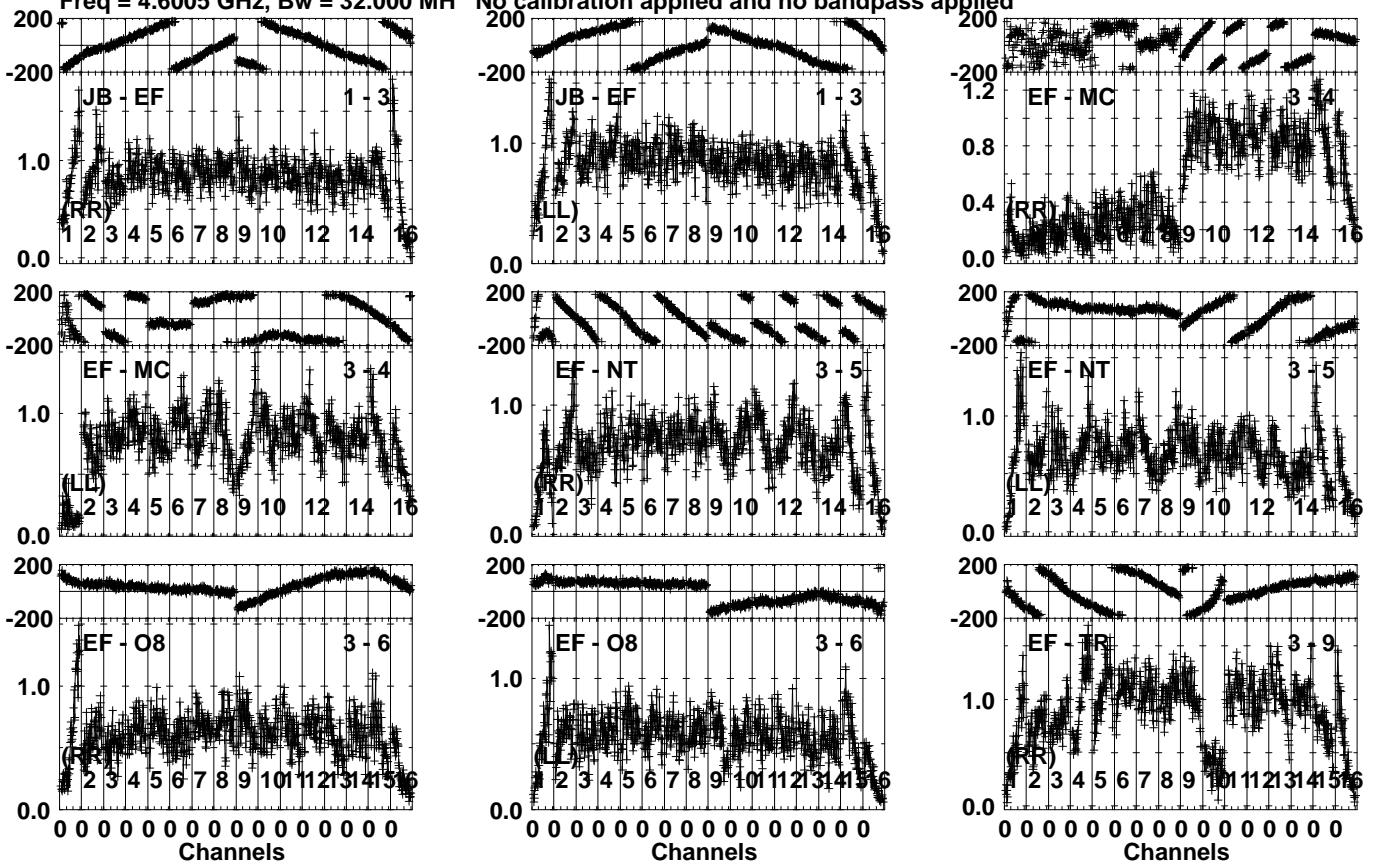


Lower frame: Micro Ampl Jy Top frame: Phas deg
Vector averaged cross-power spectrum Several baselines displayed
Timerange: 00/19:13:16 to 00/19:16:14

Plot file version 956 created 07-AUG-2023 16:14:12

2331+46 EO019B.UVDATA.1

Freq = 4.6005 GHz, Bw = 32.000 MH No calibration applied and no bandpass applied

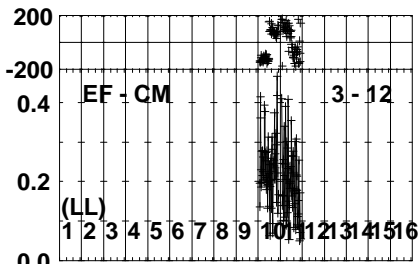
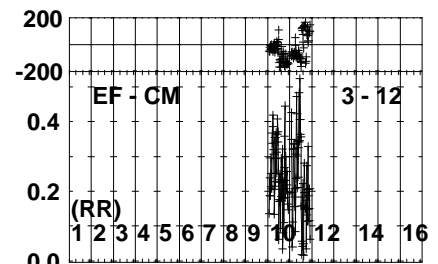
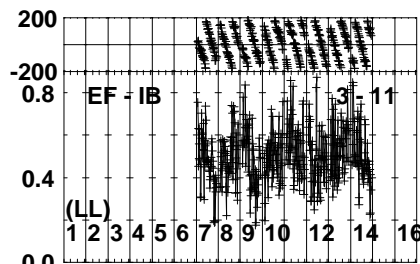
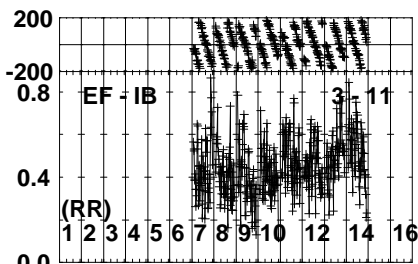
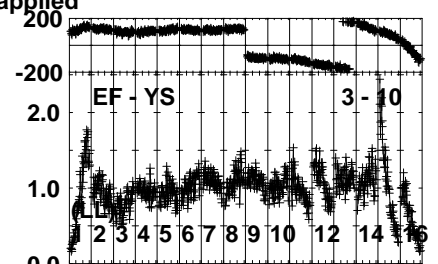
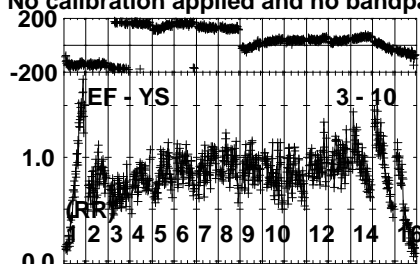
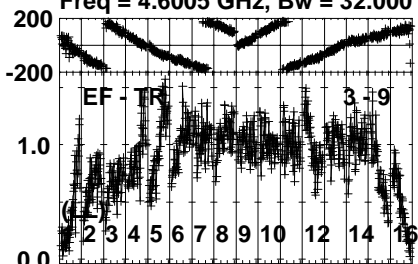


Lower frame: Milli Ampl Jy Top frame: Phas deg
Vector averaged cross-power spectrum Several baselines displayed
Timerange: 00/19:16:18 to 00/19:17:44

Plot file version 957 created 07-AUG-2023 16:14:12

2331+46 EO019B.UVDATA.1

Freq = 4.6005 GHz, Bw = 32.000 MH No calibration applied and no bandpass applied



0 0 0 0 0 0 0 0 0 0 0 0 0 0 0 0

Channels

Lower frame: Milli Ampl Jy Top frame: Phas deg

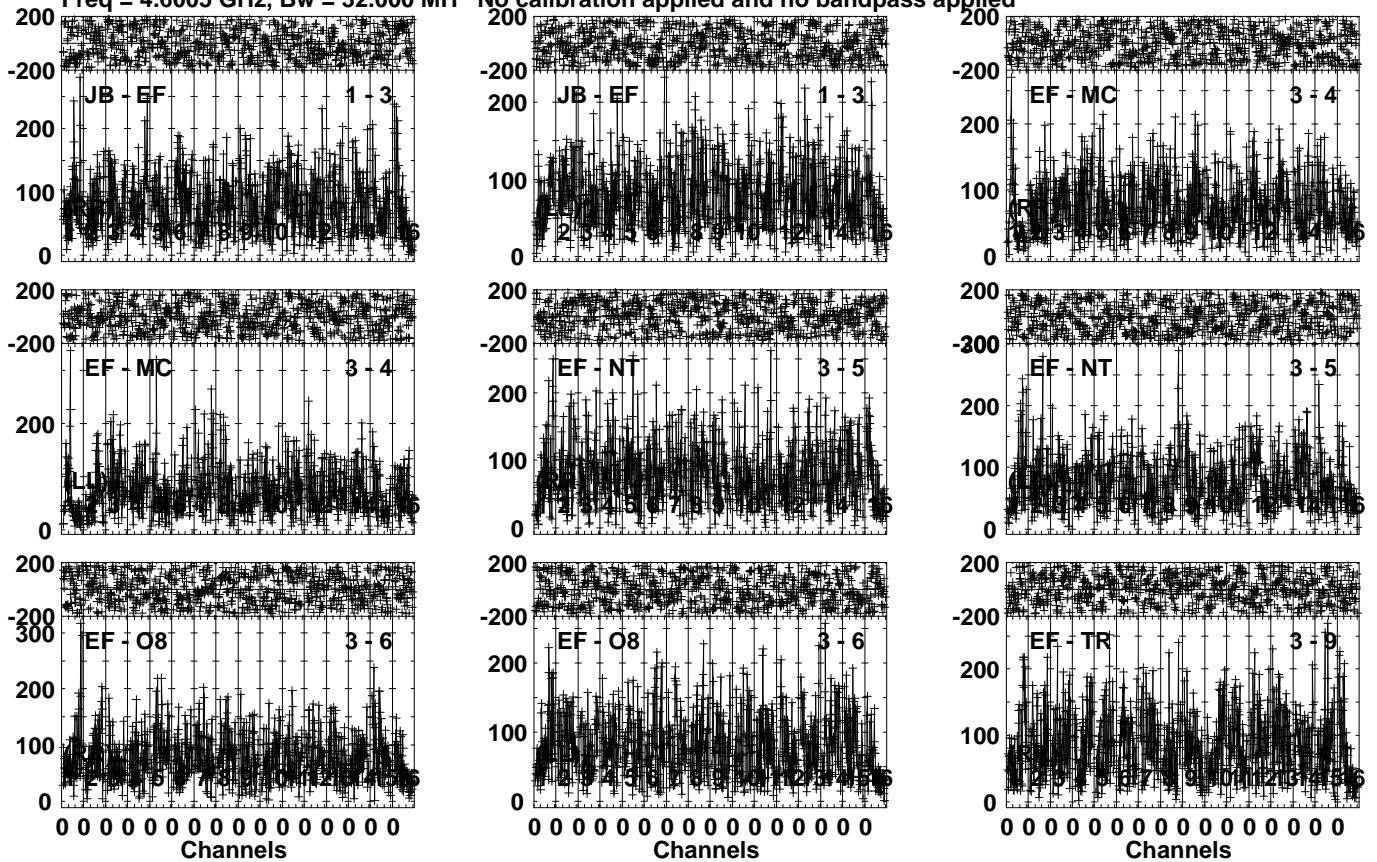
Vector averaged cross-power spectrum Several baselines displayed

Timerange: 00/19:16:18 to 00/19:17:44

Plot file version 958 created 07-AUG-2023 16:14:12

LAND EO019B.UVDATA.1

Freq = 4.6005 GHz, Bw = 32.000 MH No calibration applied and no bandpass applied

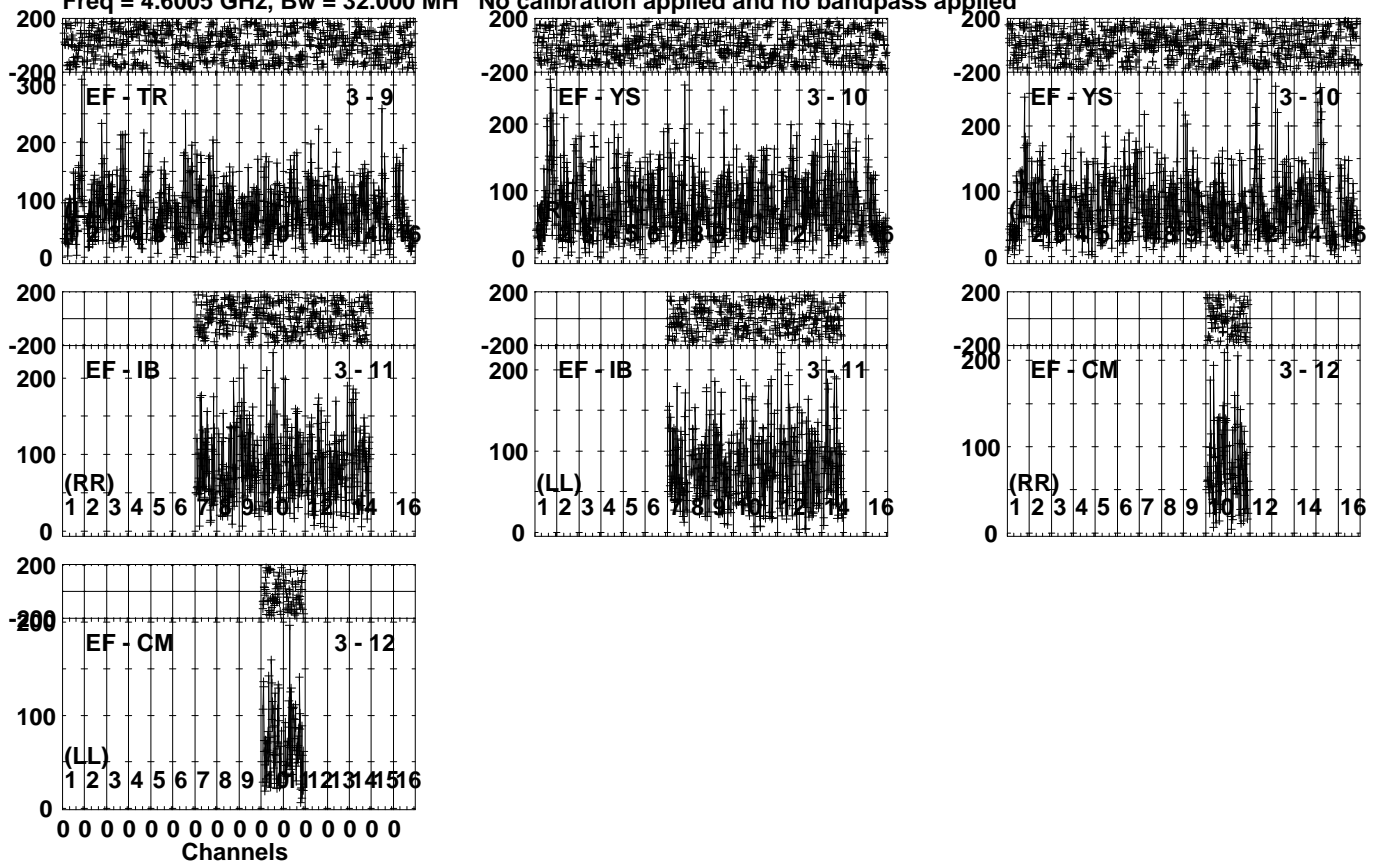


Lower frame: Micro Ampl Jy Top frame: Phas deg
Vector averaged cross-power spectrum Several baselines displayed
Timerange: 00/19:17:46 to 00/19:21:14

Plot file version 959 created 07-AUG-2023 16:14:12

LAND EO019B.UVDATA.1

Freq = 4.6005 GHz, Bw = 32.000 MH No calibration applied and no bandpass applied

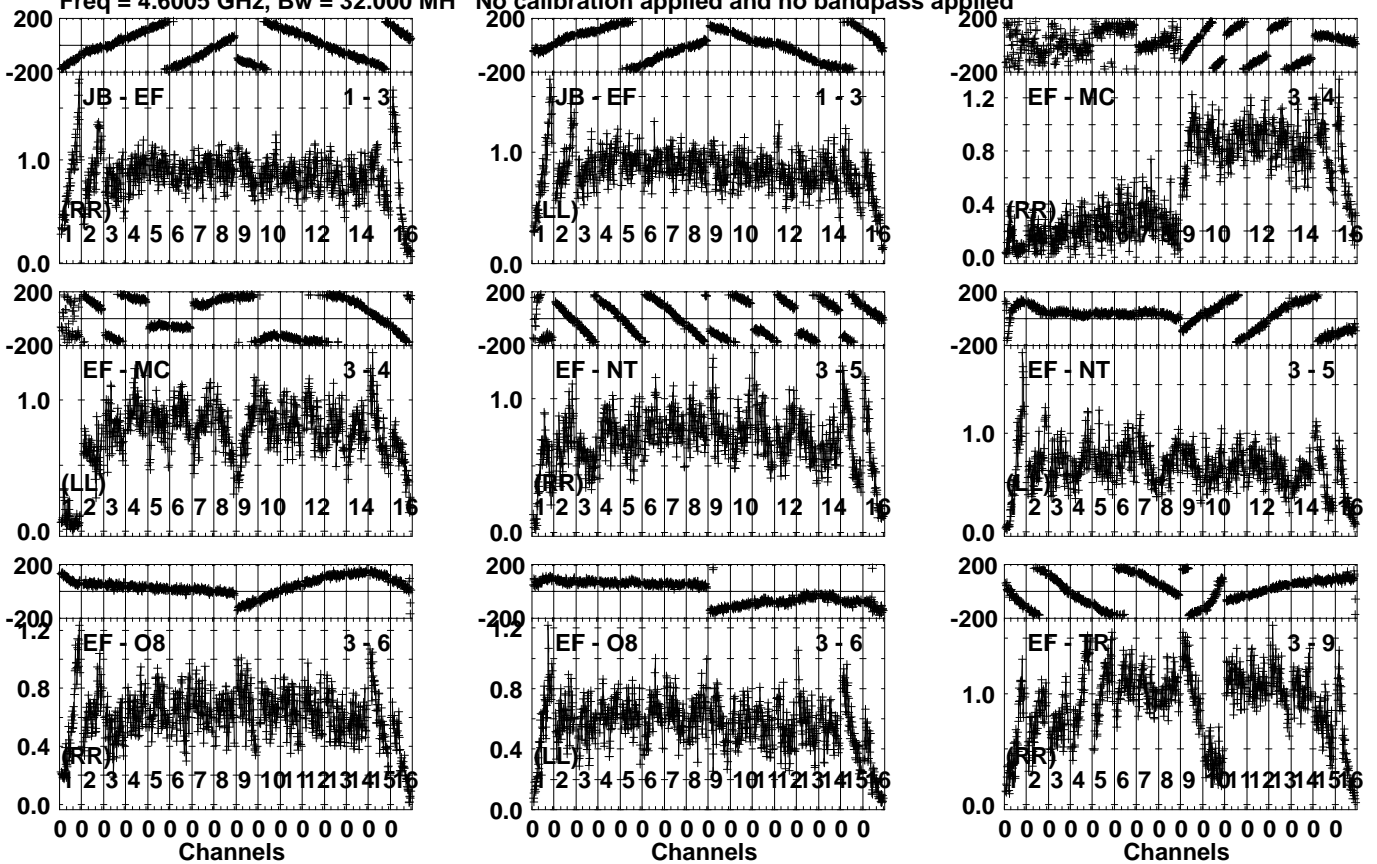


Lower frame: Micro Ampl Jy Top frame: Phas deg
Vector averaged cross-power spectrum Several baselines displayed
Timerange: 00/19:17:46 to 00/19:21:14

Plot file version 960 created 07-AUG-2023 16:14:12

2331+46 EO019B.UVDATA.1

Freq = 4.6005 GHz, Bw = 32.000 MH No calibration applied and no bandpass applied

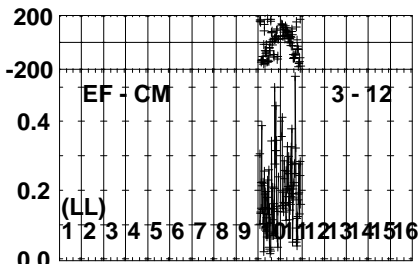
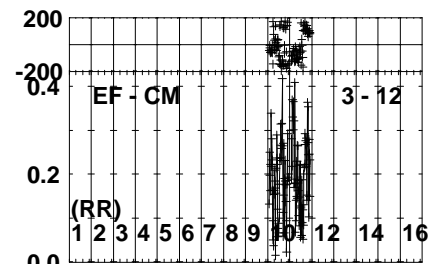
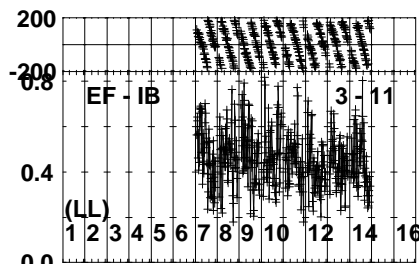
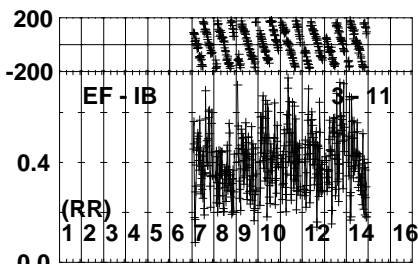
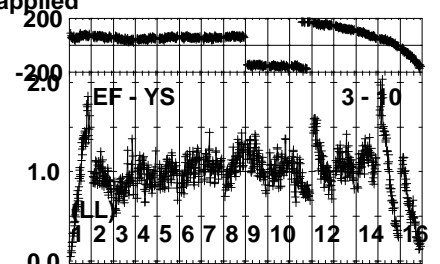
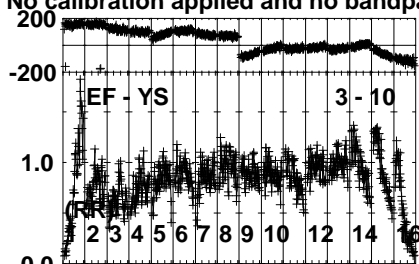
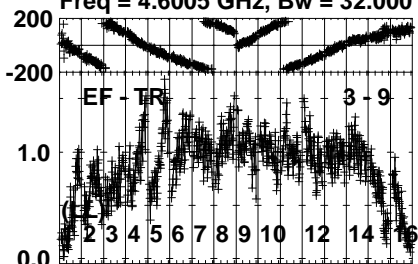


Lower frame: Milli Ampl Jy Top frame: Phas deg
Vector averaged cross-power spectrum Several baselines displayed
Timerange: 00/19:21:16 to 00/19:22:44

Plot file version 961 created 07-AUG-2023 16:14:13

2331+46 EO019B.UVDATA.1

Freq = 4.6005 GHz, Bw = 32.000 MH No calibration applied and no bandpass applied



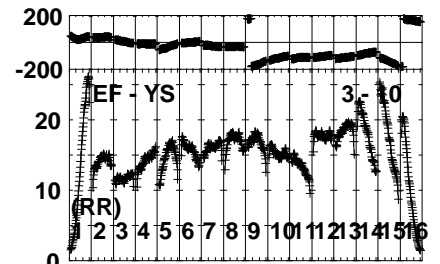
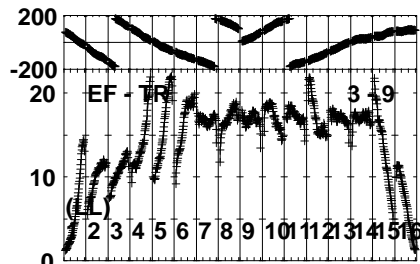
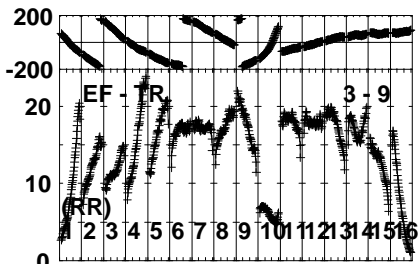
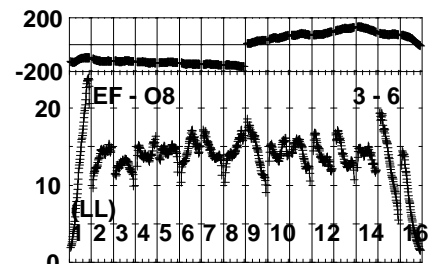
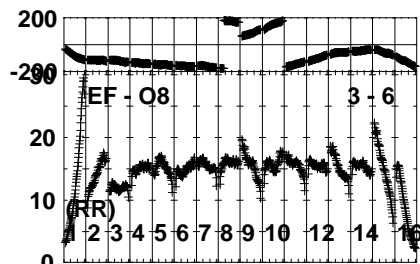
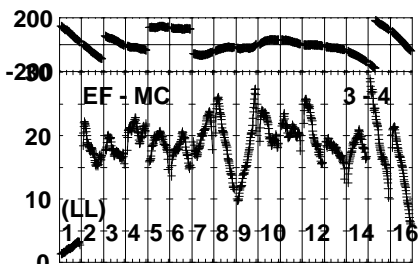
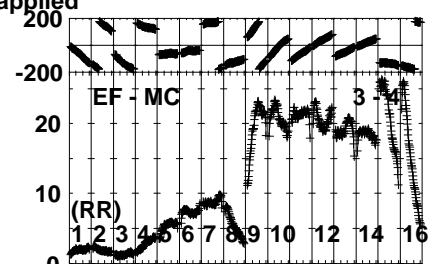
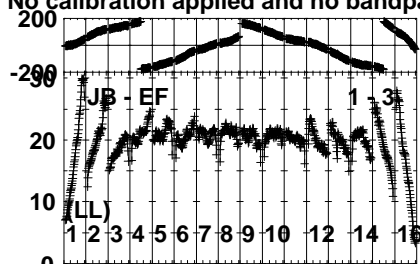
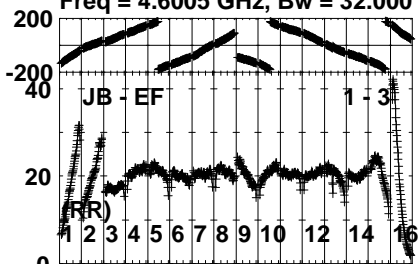
0 0 0 0 0 0 0 0 0 0 0 0 0 0 0 0
Channels

Lower frame: Milli Ampl Jy Top frame: Phas deg
Vector averaged cross-power spectrum Several baselines displayed
Timerange: 00/19:21:16 to 00/19:22:44

Plot file version 962 created 07-AUG-2023 16:14:13

BLLAC EO019B.UVDATA.1

Freq = 4.6005 GHz, Bw = 32.000 MH No calibration applied and no bandpass applied

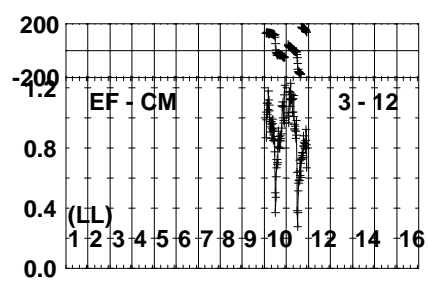
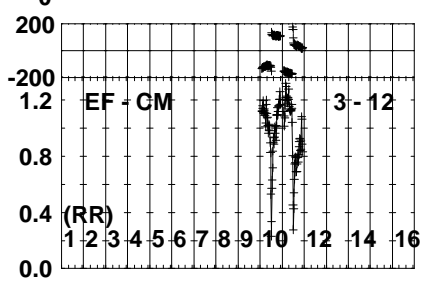
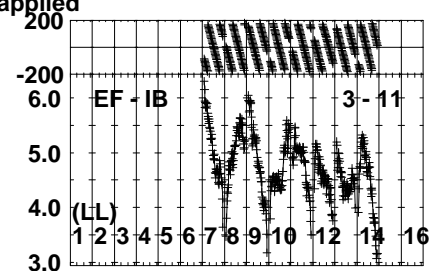
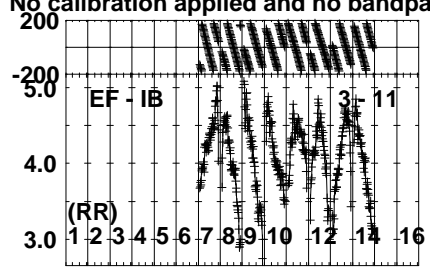
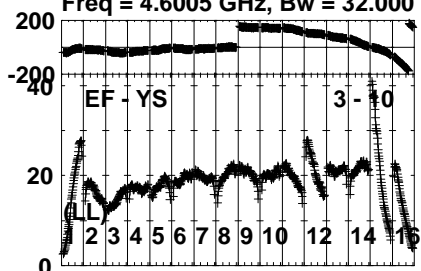


Lower frame: Milli Ampl Jy Top frame: Phas deg
Vector averaged cross-power spectrum Several baselines displayed
Timerange: 00/19:24:46 to 00/19:27:44

Plot file version 963 created 07-AUG-2023 16:14:13

BLLAC EO019B.UVDATA.1

Freq = 4.6005 GHz, Bw = 32.000 MH No calibration applied and no bandpass applied



Lower frame: Milli Ampl Jy Top frame: Phas deg
Vector averaged cross-power spectrum Several baselines displayed
Timerange: 00/19:24:46 to 00/19:27:44