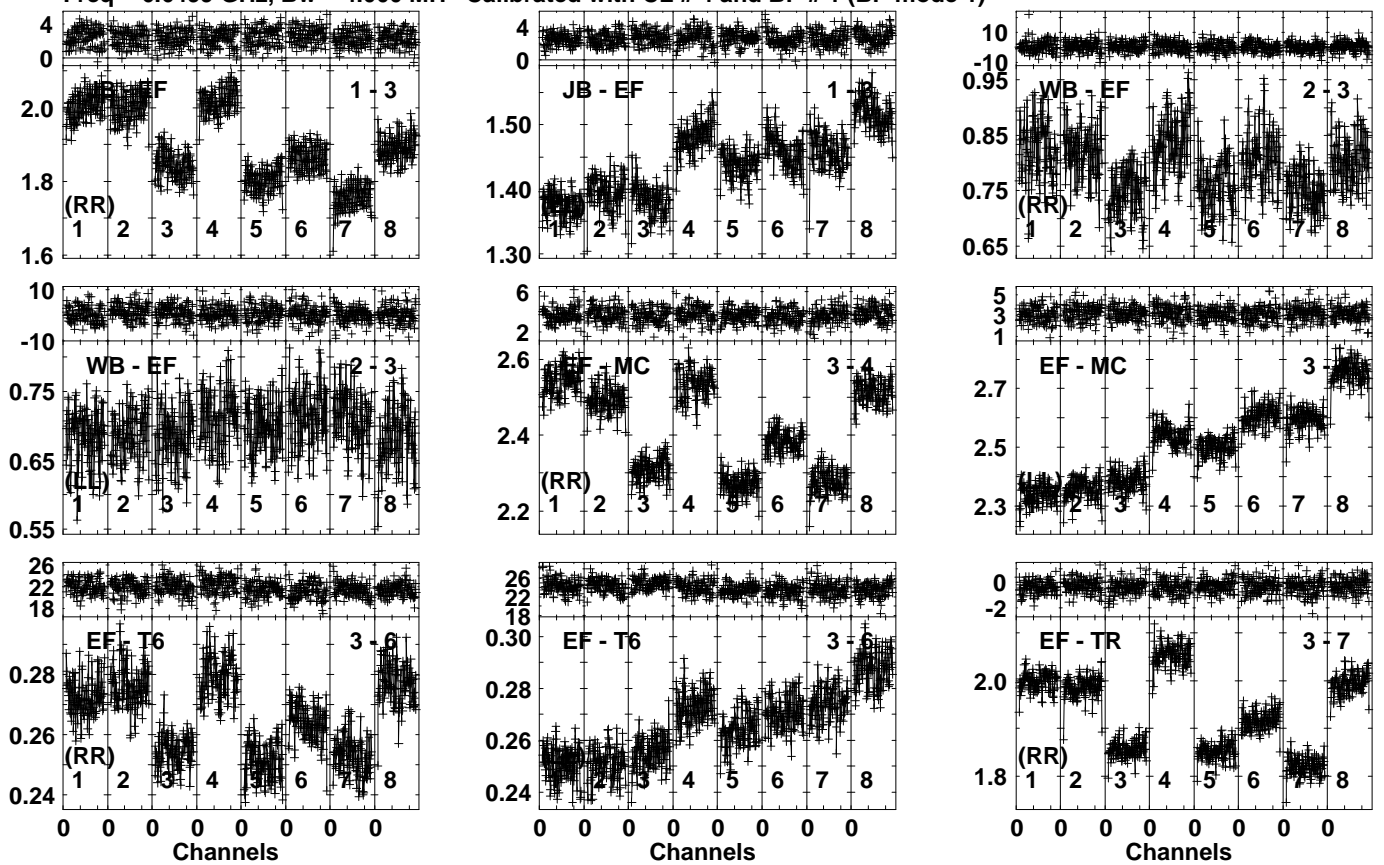


Plot file version 1 created 30-APR-2024 11:09:13
 3C345 EO020 1.UVDATA.1
 Freq = 6.6499 GHz, Bw = 4.000 MH Calibrated with CL # 4 and BP # 1 (BP mode 1)

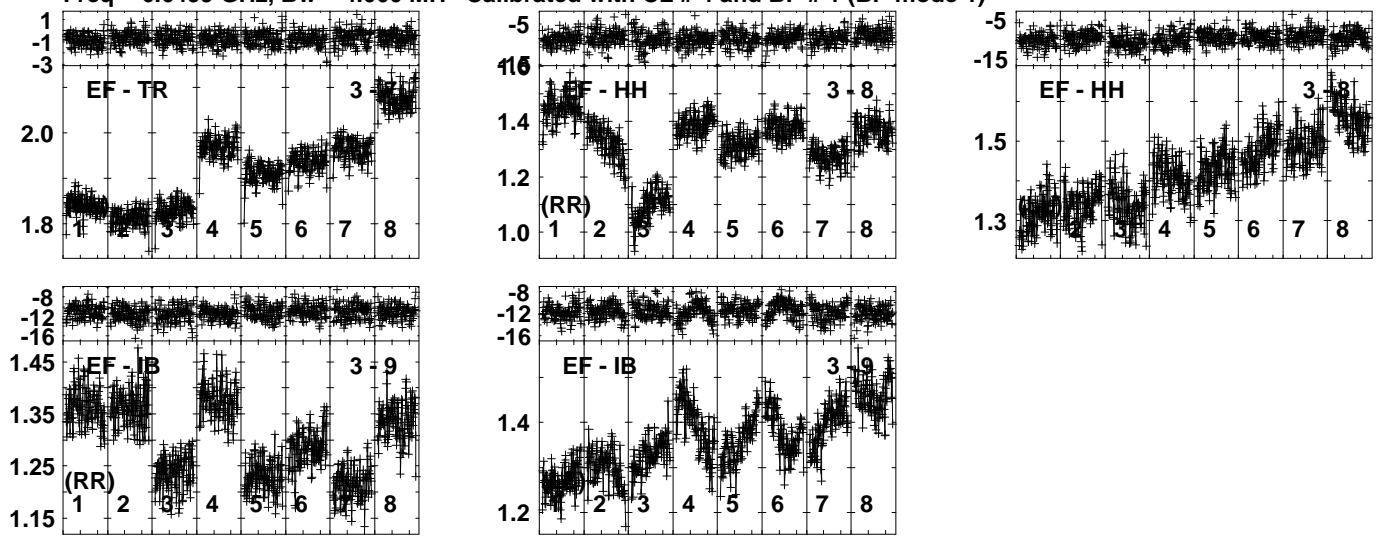


Lower frame: Ampl Jy Top frame: Phas deg
 Vector averaged cross-power spectrum Several baselines displayed
 Timerange: 00/12:00:01 to 00/12:05:59

Plot file version 2 created 30-APR-2024 11:09:14

3C345 EO020 1.UVDATA.1

Freq = 6.6499 GHz, Bw = 4.000 MH Calibrated with CL # 4 and BP # 1 (BP mode 1)

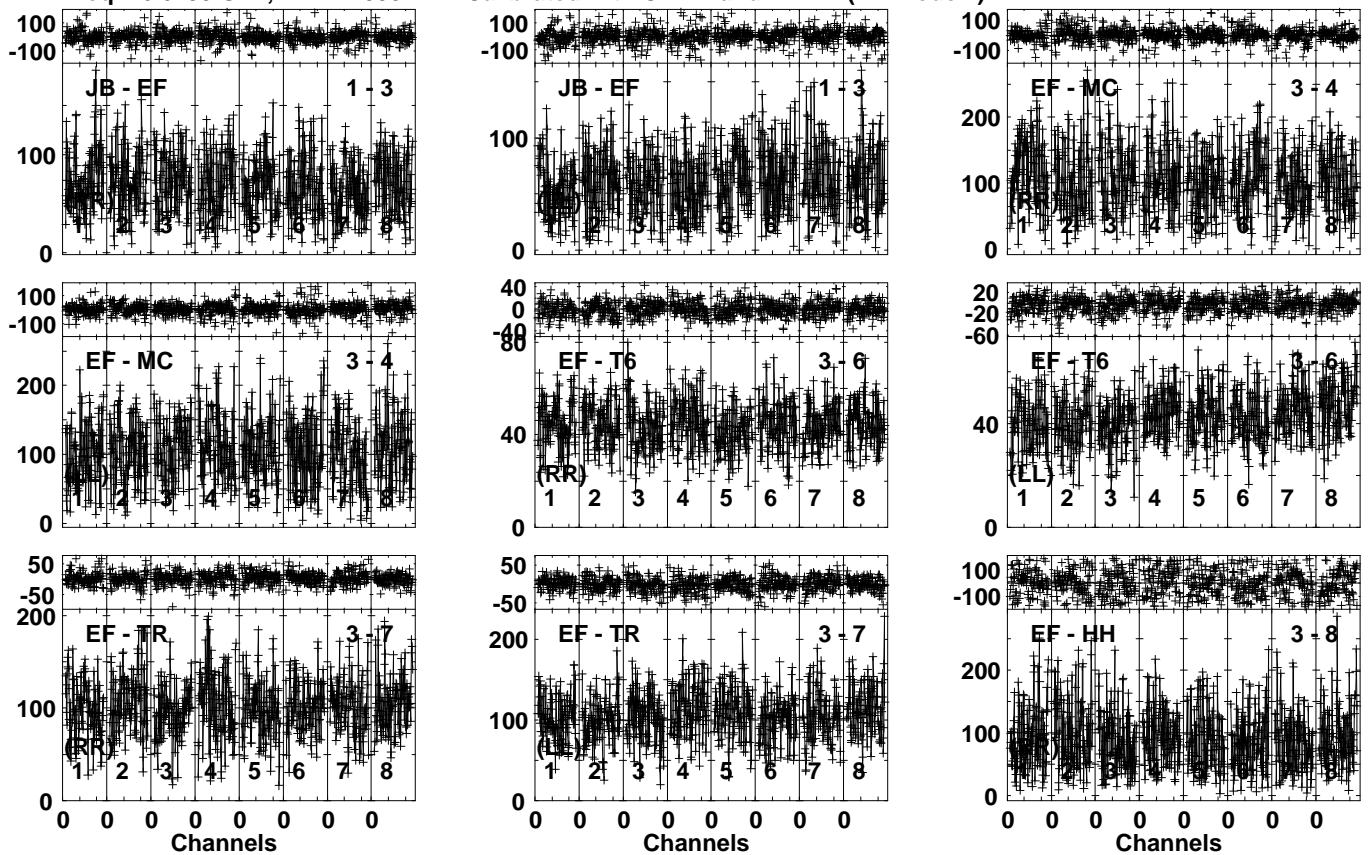


Lower frame: Ampl Jy Top frame: Phas deg
Vector averaged cross-power spectrum Several baselines displayed
Timerange: 00/12:00:01 to 00/12:05:59

Plot file version 3 created 30-APR-2024 11:09:14

J1946+2300 EO020 1.UVDATA.1

Freq = 6.6499 GHz, Bw = 4.000 MH Calibrated with CL # 4 and BP # 1 (BP mode 1)

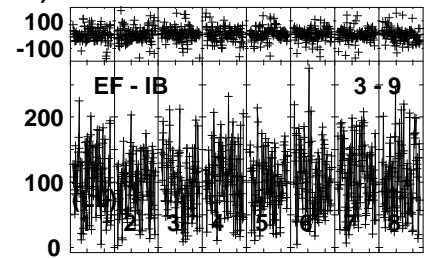
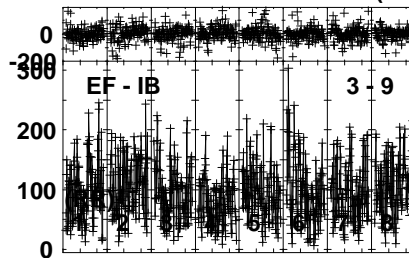
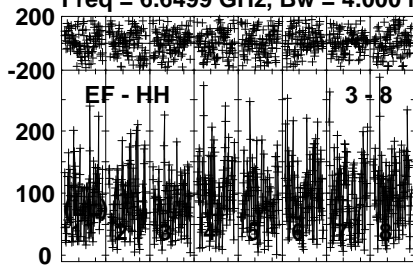


Lower frame: Milli Ampl Jy Top frame: Phas deg
Vector averaged cross-power spectrum Several baselines displayed
Timerange: 00/12:09:01 to 00/12:10:59

Plot file version 4 created 30-APR-2024 11:09:14

J1946+2300 EO020 1.UVDATA.1

Freq = 6.6499 GHz, Bw = 4.000 MH Calibrated with CL # 4 and BP # 1 (BP mode 1)

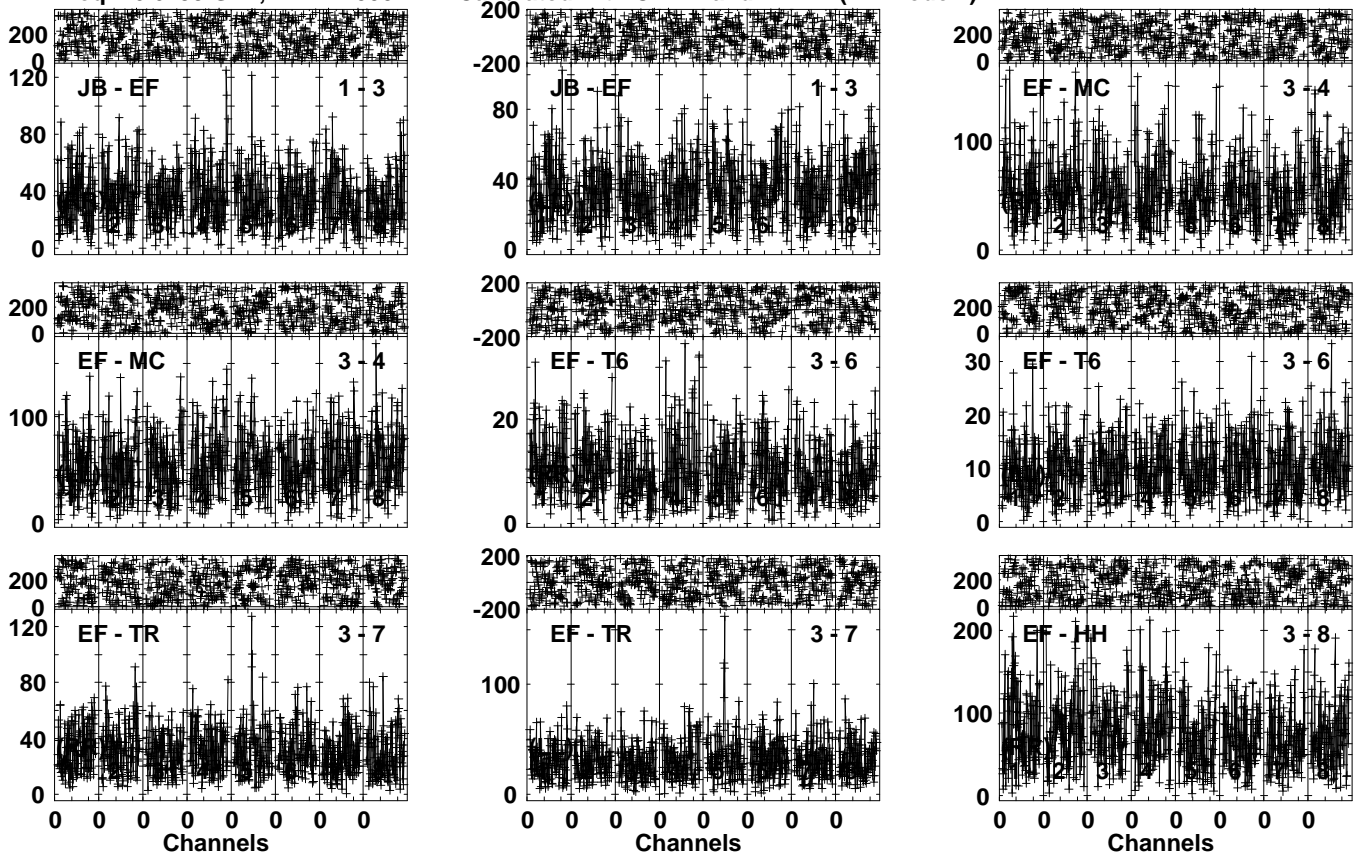


Lower frame: Milli Ampl Jy Top frame: Phas deg
Vector averaged cross-power spectrum Several baselines displayed
Timerange: 00/12:09:01 to 00/12:10:59

Plot file version 5 created 30-APR-2024 11:09:14

G59.633 EO020 1.UVDATA.1

Freq = 6.6499 GHz, Bw = 4.000 MH Calibrated with CL # 4 and BP # 1 (BP mode 1)

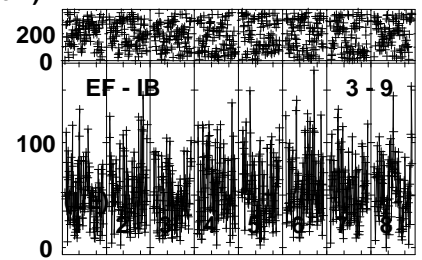
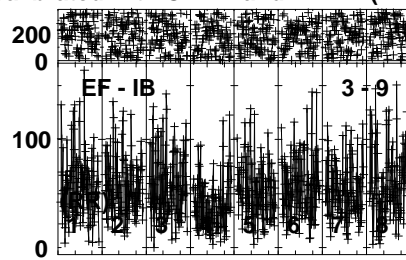
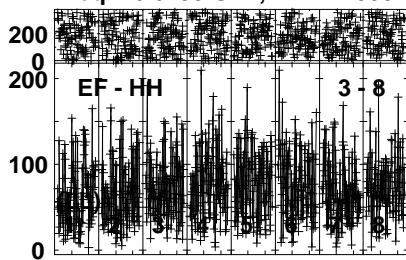


Lower frame: Milli Ampl Jy Top frame: Phas deg
Vector averaged cross-power spectrum Several baselines displayed
Timerange: 00/12:11:11 to 00/12:14:09

Plot file version 6 created 30-APR-2024 11:09:15

G59.633 EO020 1.UVDATA.1

Freq = 6.6499 GHz, Bw = 4.000 MH Calibrated with CL # 4 and BP # 1 (BP mode 1)

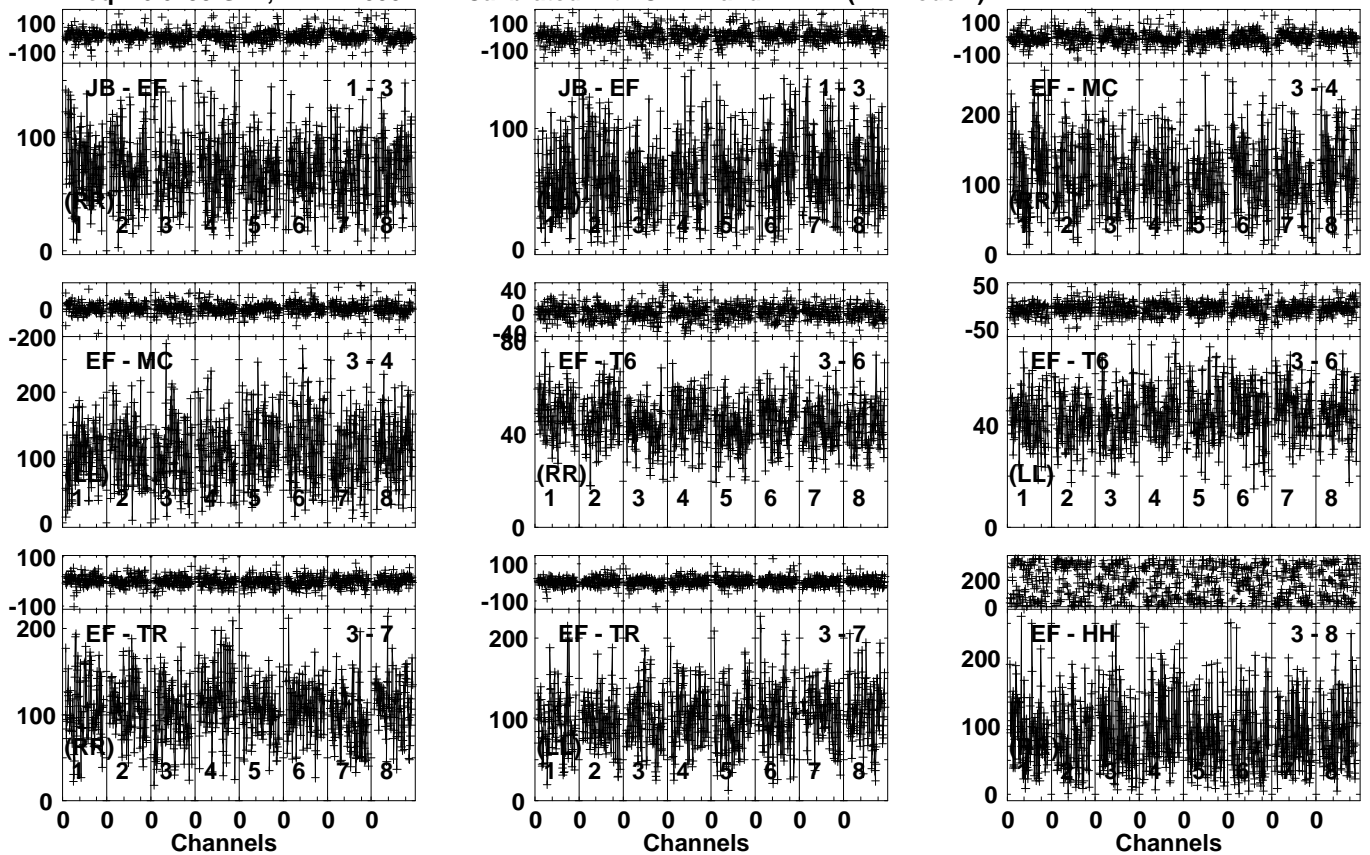


Lower frame: Milli Ampl Jy Top frame: Phas deg
Vector averaged cross-power spectrum Several baselines displayed
Timerange: 00/12:11:11 to 00/12:14:09

Plot file version 7 created 30-APR-2024 11:09:15

J1946+2300 EO020 1.UVDATA.1

Freq = 6.6499 GHz, Bw = 4.000 MH Calibrated with CL # 4 and BP # 1 (BP mode 1)

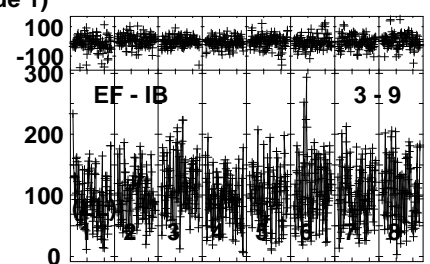
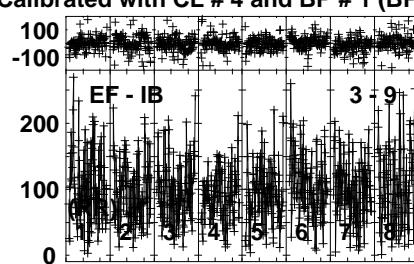
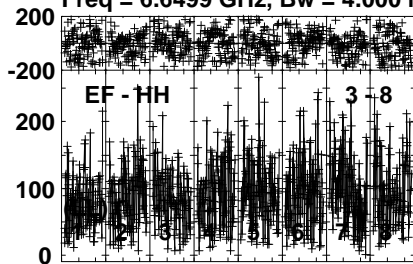


Lower frame: Milli Ampl Jy Top frame: Phas deg
Vector averaged cross-power spectrum Several baselines displayed
Timerange: 00/12:14:21 to 00/12:16:19

Plot file version 8 created 30-APR-2024 11:09:15

J1946+2300 EO020 1.UVDATA.1

Freq = 6.6499 GHz, Bw = 4.000 MH Calibrated with CL # 4 and BP # 1 (BP mode 1)

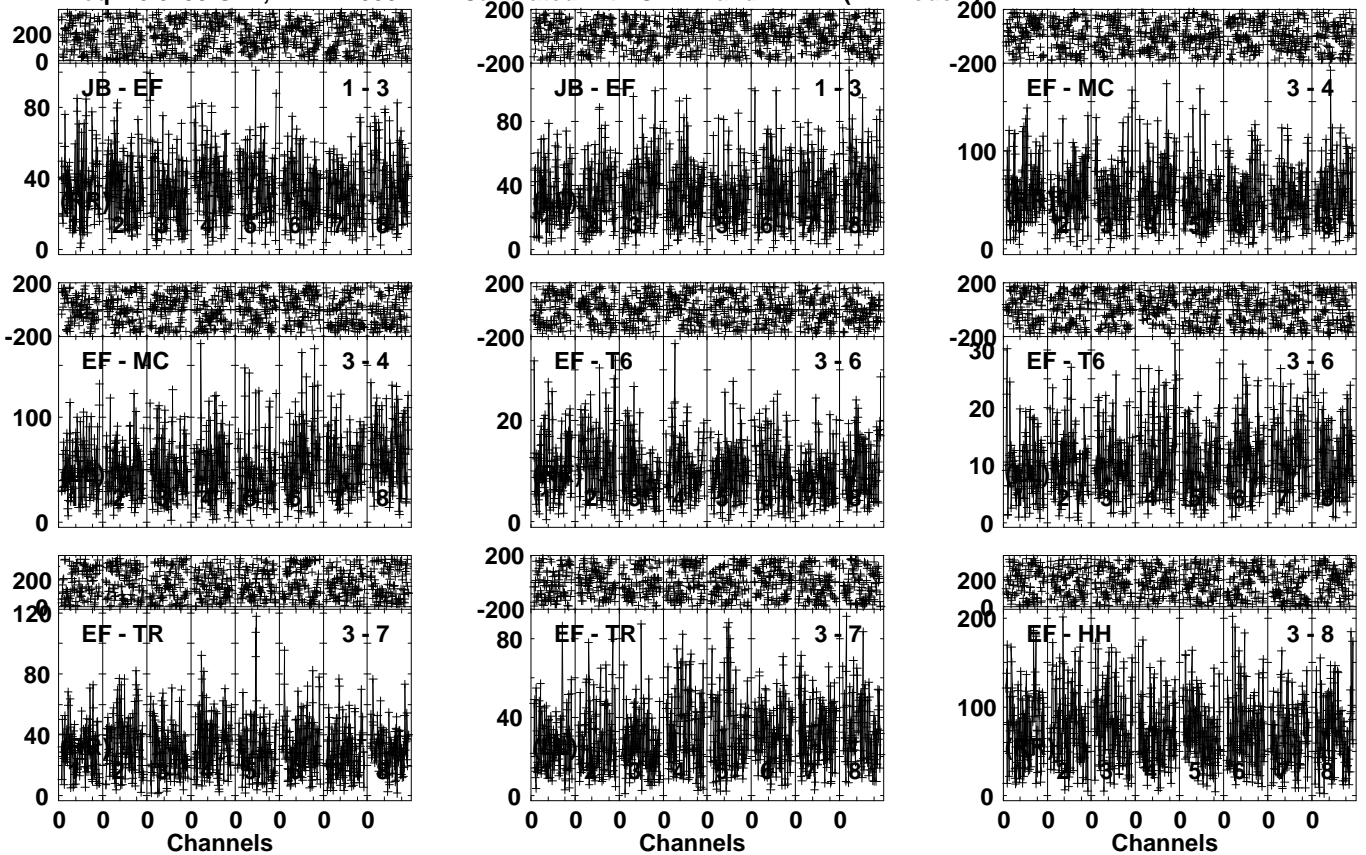


Lower frame: Milli Ampl Jy Top frame: Phas deg
Vector averaged cross-power spectrum Several baselines displayed
Timerange: 00/12:14:21 to 00/12:16:19

Plot file version 9 created 30-APR-2024 11:09:15

G59.633 EO020 1.UVDATA.1

Freq = 6.6499 GHz, Bw = 4.000 MH Calibrated with CL # 4 and BP # 1 (BP mode 1)

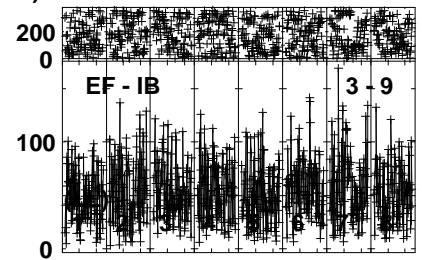
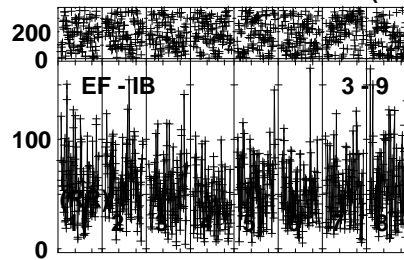
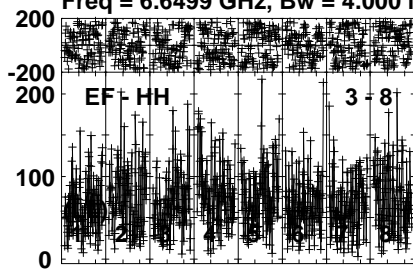


Lower frame: Milli Ampl Jy Top frame: Phas deg
Vector averaged cross-power spectrum Several baselines displayed
Timerange: 00/12:16:31 to 00/12:19:29

Plot file version 10 created 30-APR-2024 11:09:16

G59.633 EO020 1.UVDATA.1

Freq = 6.6499 GHz, Bw = 4.000 MH Calibrated with CL # 4 and BP # 1 (BP mode 1)

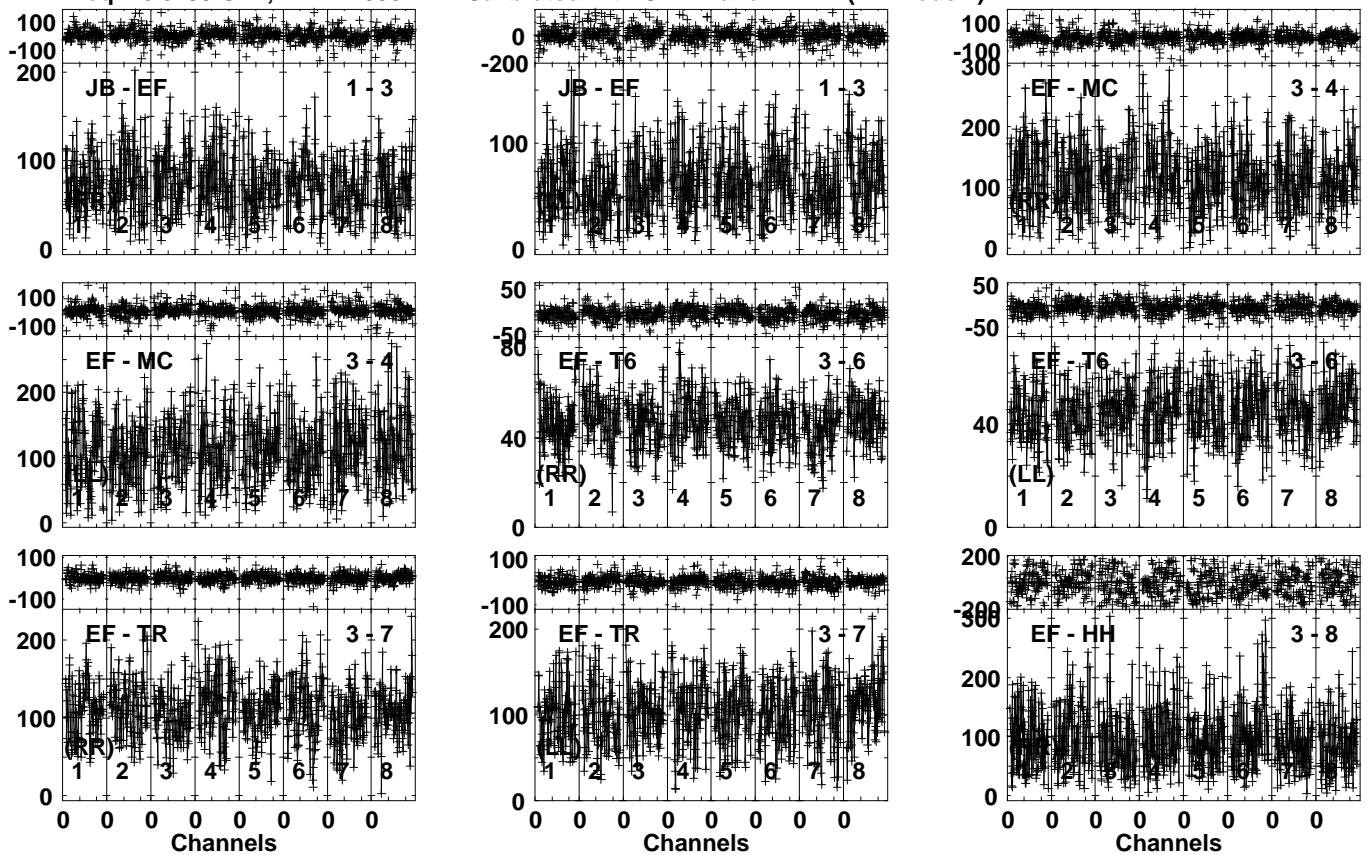


Lower frame: Milli Ampl Jy Top frame: Phas deg
Vector averaged cross-power spectrum Several baselines displayed
Timerange: 00/12:16:31 to 00/12:19:29

Plot file version 11 created 30-APR-2024 11:09:16

J1946+2300 EO020 1.UVDATA.1

Freq = 6.6499 GHz, Bw = 4.000 MH Calibrated with CL # 4 and BP # 1 (BP mode 1)

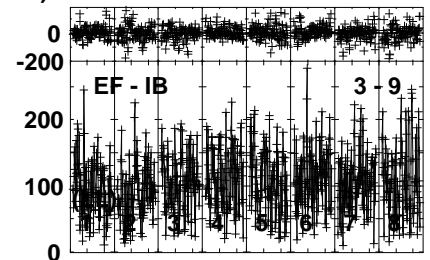
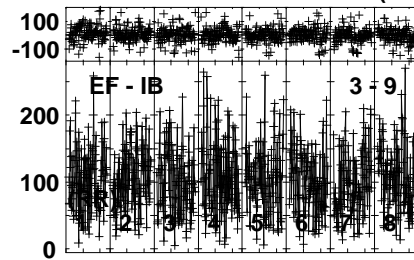
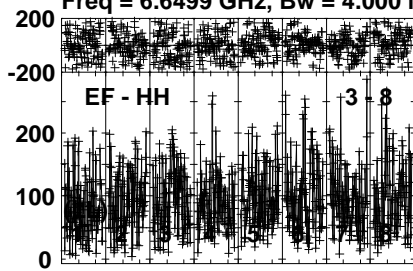


Lower frame: Milli Ampl Jy Top frame: Phas deg
Vector averaged cross-power spectrum Several baselines displayed
Timerange: 00/12:20:01 to 00/12:21:29

Plot file version 12 created 30-APR-2024 11:09:16

J1946+2300 EO020 1.UVDATA.1

Freq = 6.6499 GHz, Bw = 4.000 MH Calibrated with CL # 4 and BP # 1 (BP mode 1)

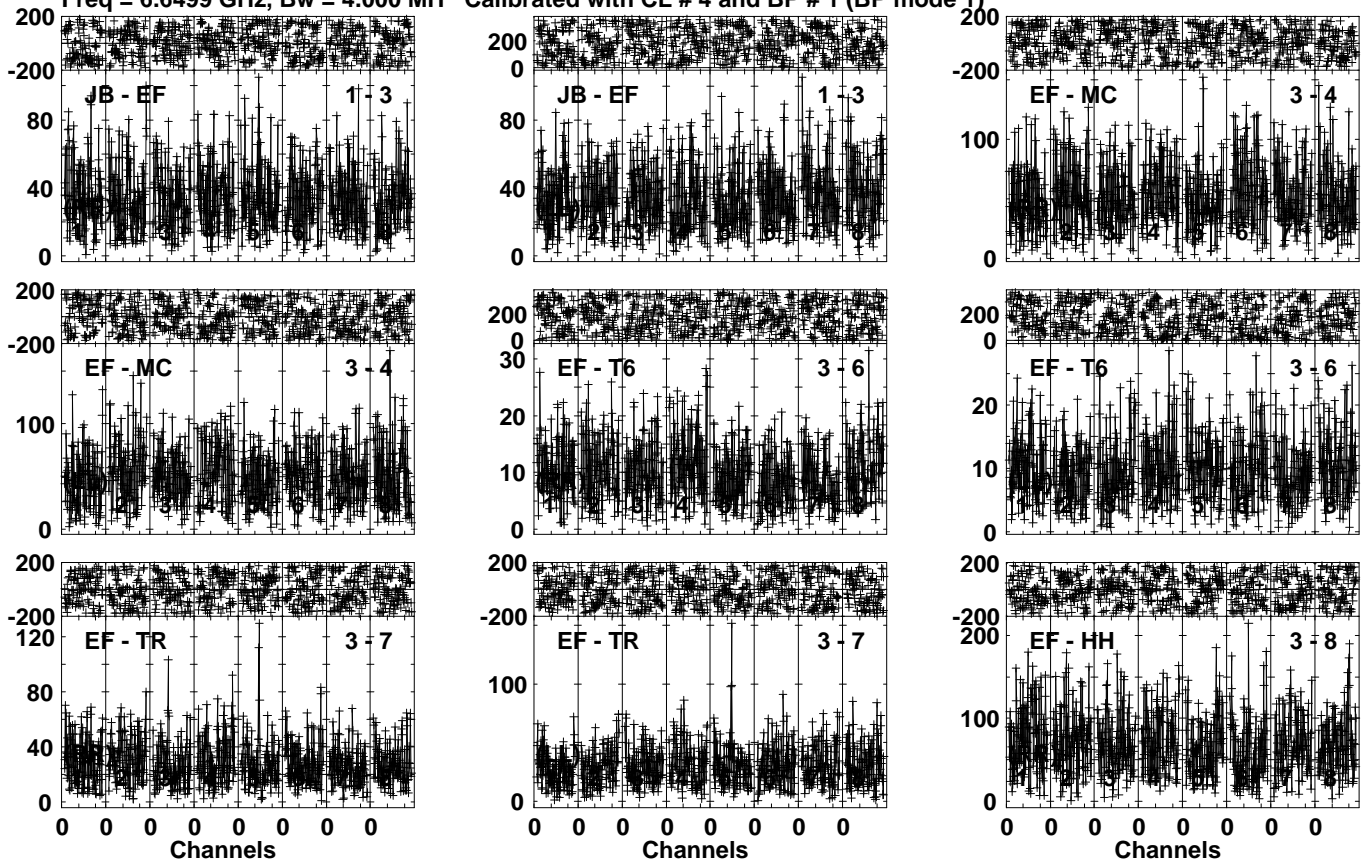


Lower frame: Milli Ampl Jy Top frame: Phas deg
Vector averaged cross-power spectrum Several baselines displayed
Timerange: 00/12:20:01 to 00/12:21:29

Plot file version 13 created 30-APR-2024 11:09:17

G59.633 EO020 1.UVDATA.1

Freq = 6.6499 GHz, Bw = 4.000 MH Calibrated with CL # 4 and BP # 1 (BP mode 1)

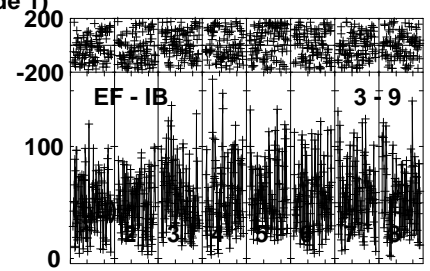
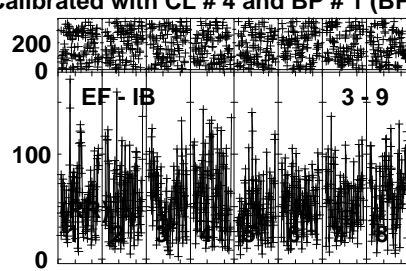
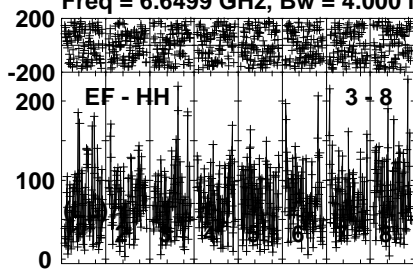


Lower frame: Milli Ampl Jy Top frame: Phas deg
Vector averaged cross-power spectrum Several baselines displayed
Timerange: 00/12:21:41 to 00/12:24:39

Plot file version 14 created 30-APR-2024 11:09:17

G59.633 EO020 1.UVDATA.1

Freq = 6.6499 GHz, Bw = 4.000 MH Calibrated with CL # 4 and BP # 1 (BP mode 1)

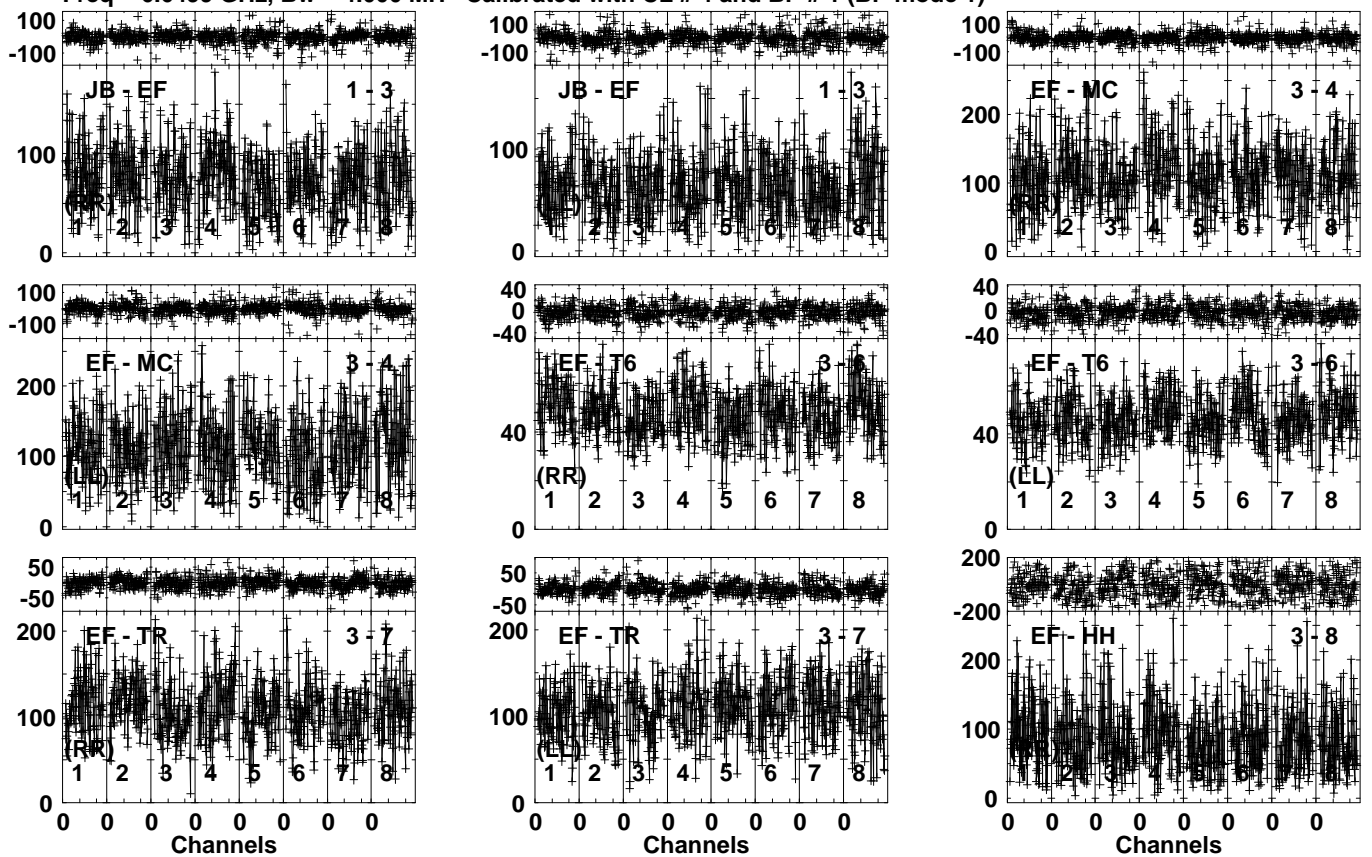


Lower frame: Milli Ampl Jy Top frame: Phas deg
Vector averaged cross-power spectrum Several baselines displayed
Timerange: 00/12:21:41 to 00/12:24:39

Plot file version 15 created 30-APR-2024 11:09:17

J1946+2300 EO020 1.UVDATA.1

Freq = 6.6499 GHz, Bw = 4.000 MH Calibrated with CL # 4 and BP # 1 (BP mode 1)

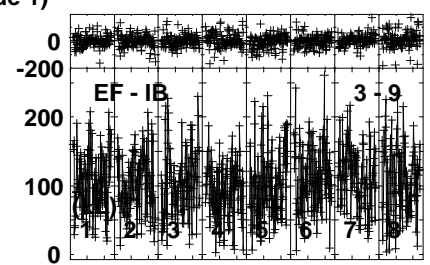
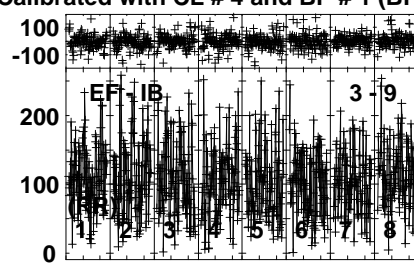
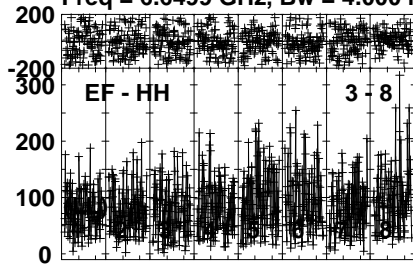


Lower frame: Milli Ampl Jy Top frame: Phas deg
Vector averaged cross-power spectrum Several baselines displayed
Timerange: 00/12:24:51 to 00/12:26:49

Plot file version 16 created 30-APR-2024 11:09:18

J1946+2300 EO020 1.UVDATA.1

Freq = 6.6499 GHz, Bw = 4.000 MH Calibrated with CL # 4 and BP # 1 (BP mode 1)

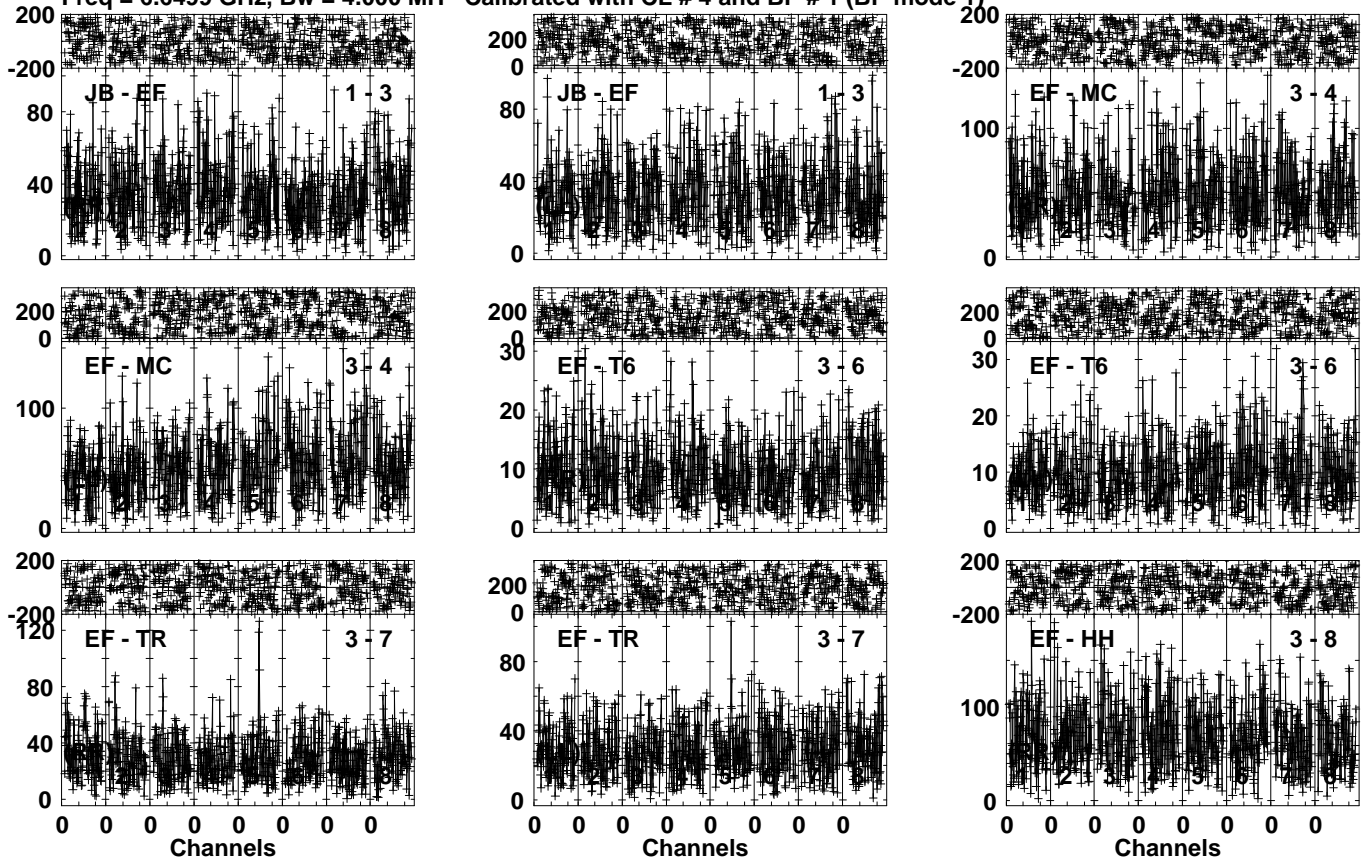


Lower frame: Milli Ampl Jy Top frame: Phas deg
Vector averaged cross-power spectrum Several baselines displayed
Timerange: 00/12:24:51 to 00/12:26:49

Plot file version 17 created 30-APR-2024 11:09:18

G59.633 EO020 1.UVDATA.1

Freq = 6.6499 GHz, Bw = 4.000 MH Calibrated with CL # 4 and BP # 1 (BP mode 1)

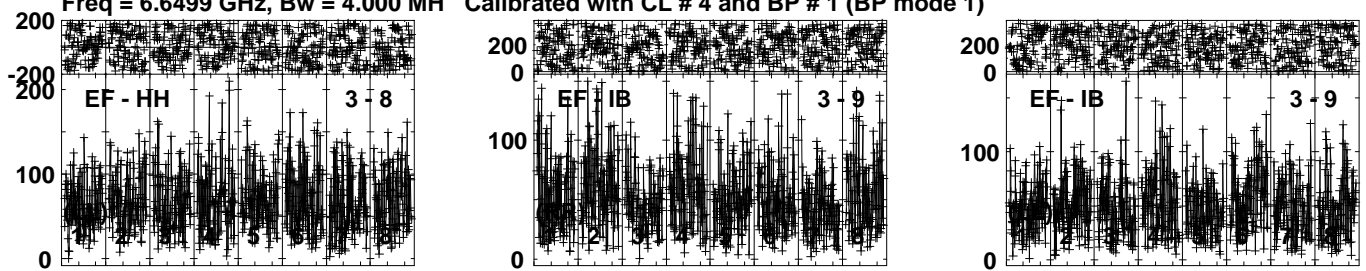


Lower frame: Milli Ampl Jy Top frame: Phas deg
Vector averaged cross-power spectrum Several baselines displayed
Timerange: 00/12:27:01 to 00/12:29:59

Plot file version 18 created 30-APR-2024 11:09:18

G59.633 EO020 1.UVDATA.1

Freq = 6.6499 GHz, Bw = 4.000 MH Calibrated with CL # 4 and BP # 1 (BP mode 1)

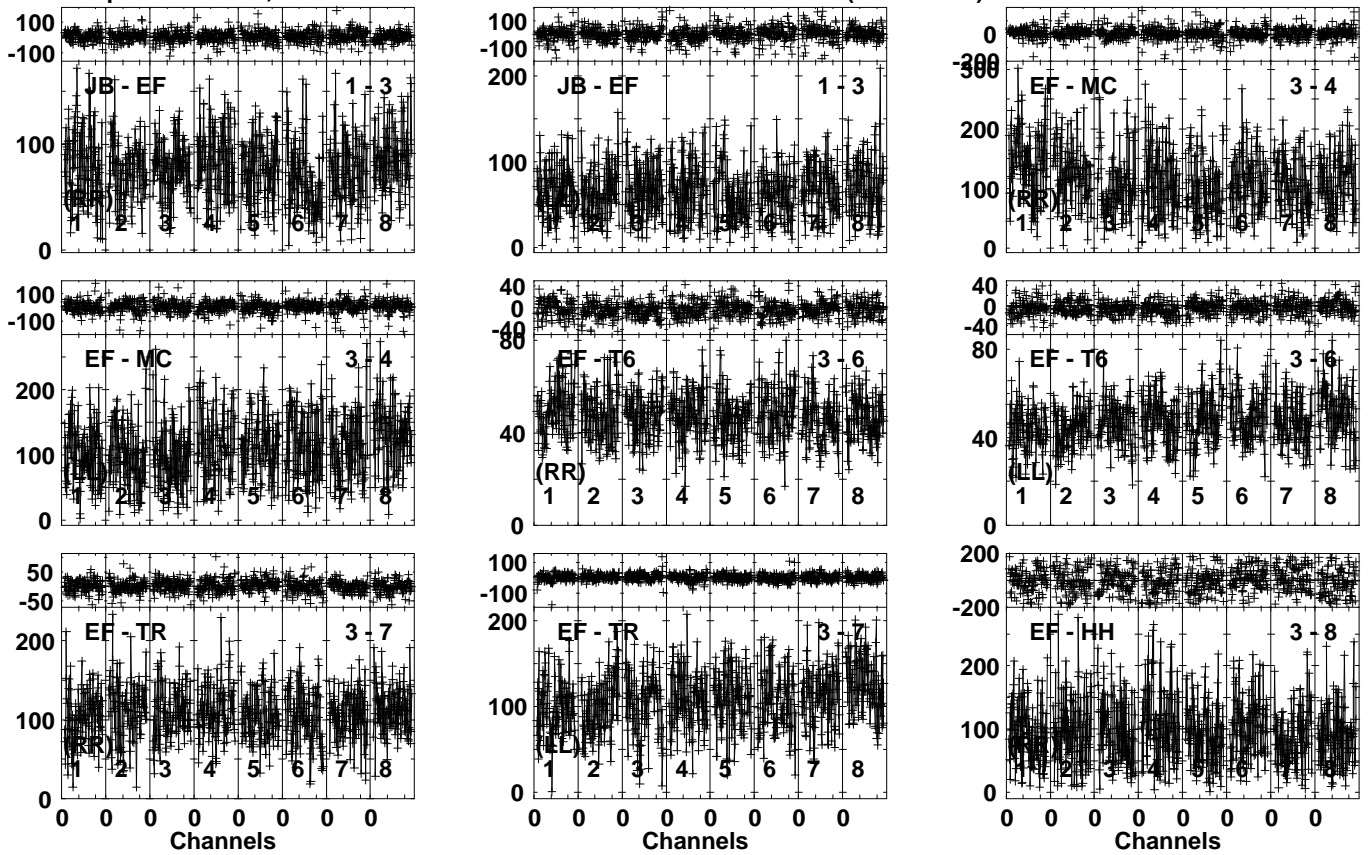


Lower frame: Milli Ampl Jy Top frame: Phas deg
Vector averaged cross-power spectrum Several baselines displayed
Timerange: 00/12:27:01 to 00/12:29:59

Plot file version 19 created 30-APR-2024 11:09:18

J1946+2300 EO020 1.UVDATA.1

Freq = 6.6499 GHz, Bw = 4.000 MH Calibrated with CL # 4 and BP # 1 (BP mode 1)

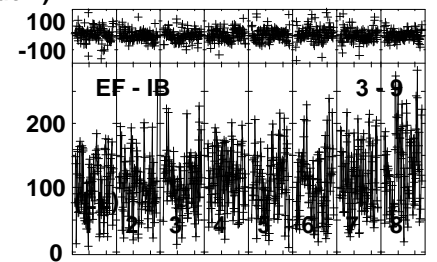
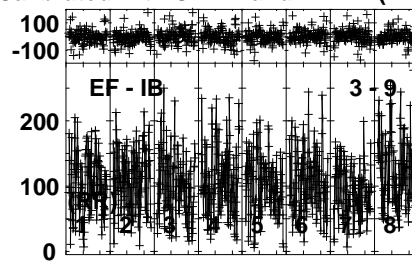
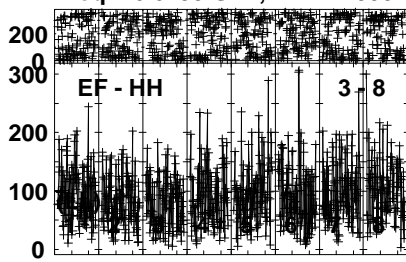


Lower frame: Milli Ampl Jy Top frame: Phas deg
Vector averaged cross-power spectrum Several baselines displayed
Timerange: 00/12:30:31 to 00/12:31:59

Plot file version 20 created 30-APR-2024 11:09:19

J1946+2300 EO020 1.UVDATA.1

Freq = 6.6499 GHz, Bw = 4.000 MH Calibrated with CL # 4 and BP # 1 (BP mode 1)

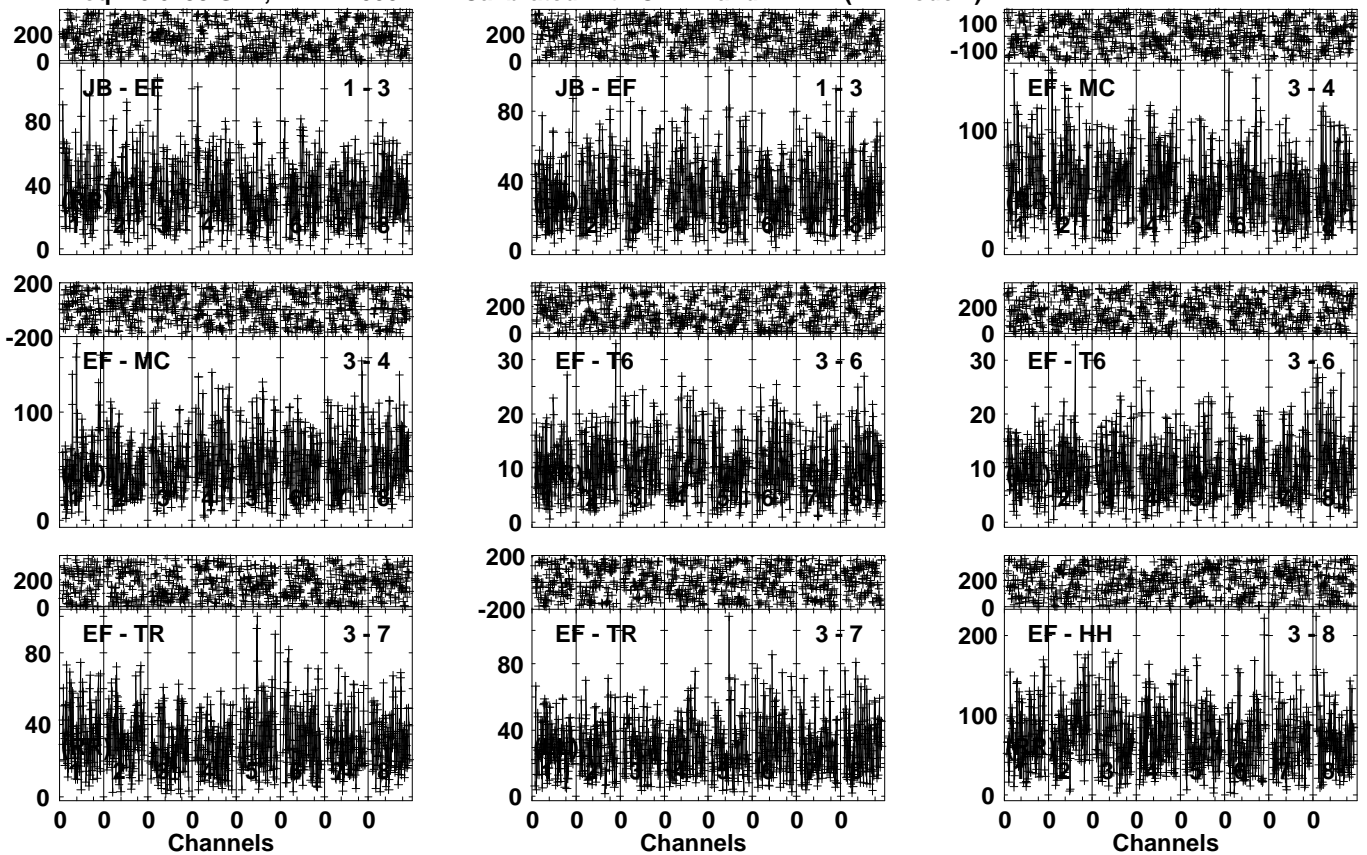


Lower frame: Milli Ampl Jy Top frame: Phas deg
Vector averaged cross-power spectrum Several baselines displayed
Timerange: 00/12:30:31 to 00/12:31:59

Plot file version 21 created 30-APR-2024 11:09:19

G59.633 EO020 1.UVDATA.1

Freq = 6.6499 GHz, Bw = 4.000 MH Calibrated with CL # 4 and BP # 1 (BP mode 1)

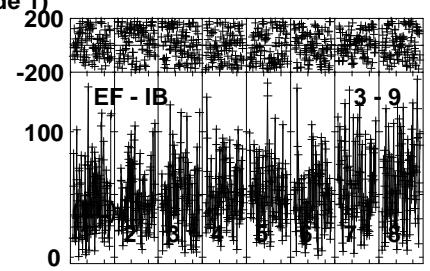
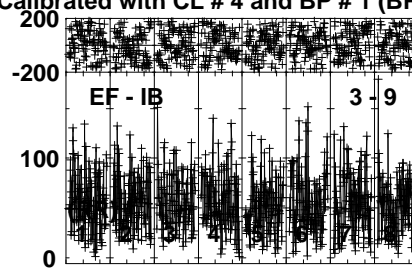
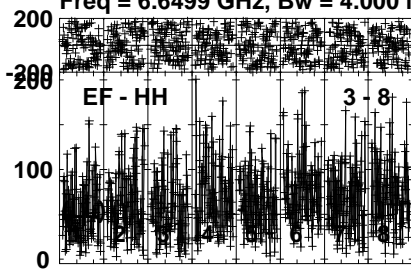


Lower frame: Milli Ampl Jy Top frame: Phas deg
Vector averaged cross-power spectrum Several baselines displayed
Timerange: 00/12:32:11 to 00/12:35:09

Plot file version 22 created 30-APR-2024 11:09:19

G59.633 EO020 1.UVDATA.1

Freq = 6.6499 GHz, Bw = 4.000 MH Calibrated with CL # 4 and BP # 1 (BP mode 1)

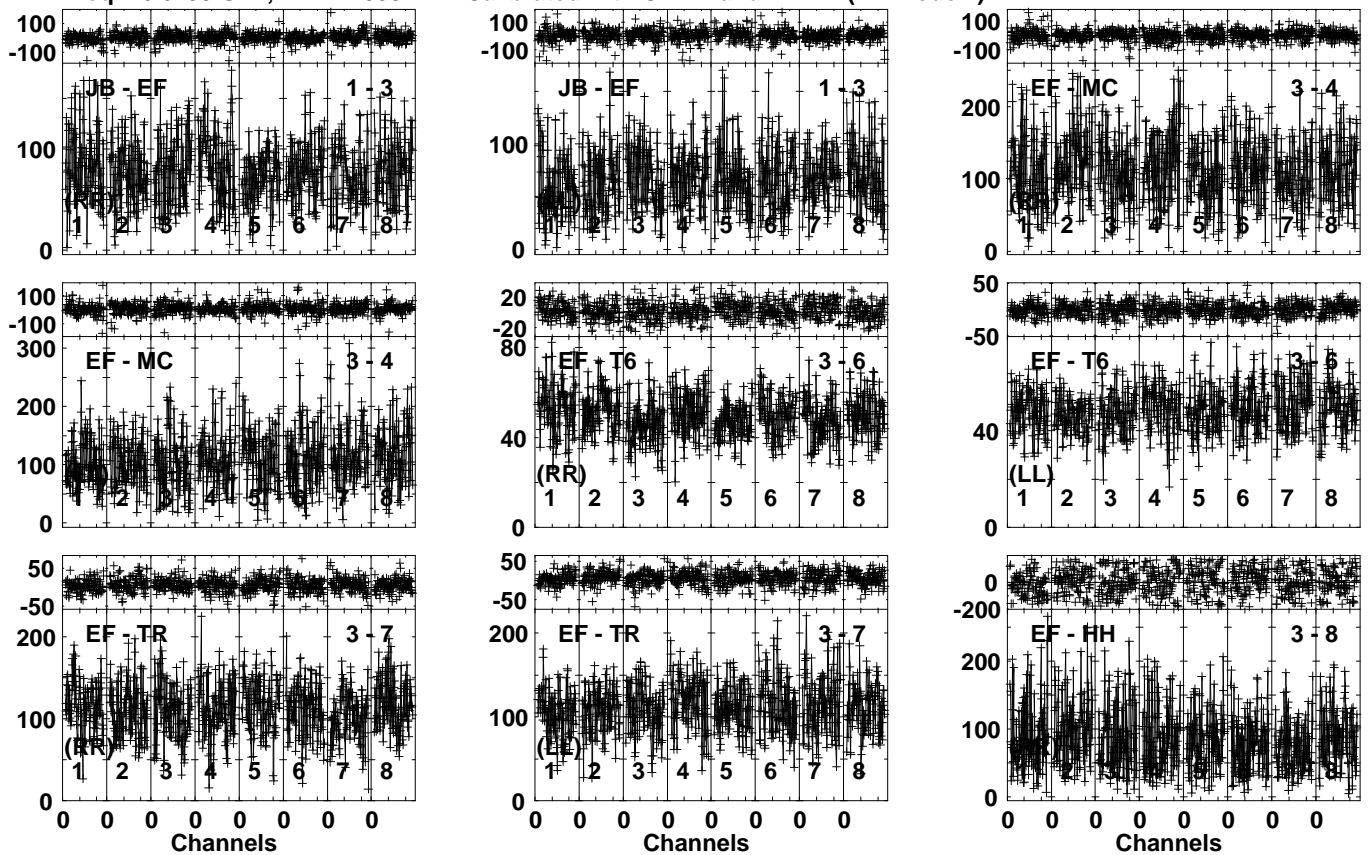


Lower frame: Milli Ampl Jy Top frame: Phas deg
Vector averaged cross-power spectrum Several baselines displayed
Timerange: 00/12:32:11 to 00/12:35:09

Plot file version 23 created 30-APR-2024 11:09:19

J1946+2300 EO020 1.UVDATA.1

Freq = 6.6499 GHz, Bw = 4.000 MH Calibrated with CL # 4 and BP # 1 (BP mode 1)

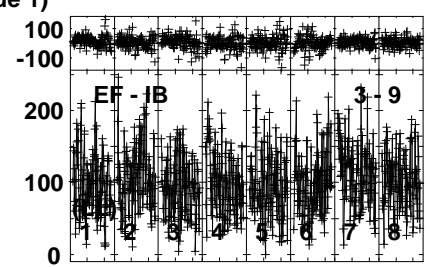
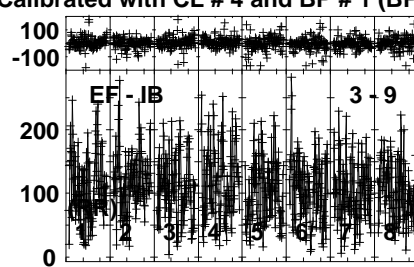
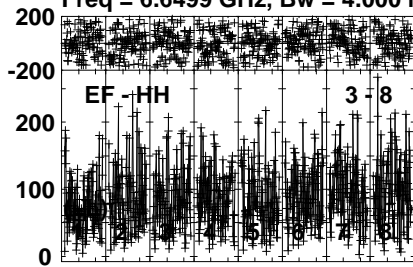


Lower frame: Milli Ampl Jy Top frame: Phas deg
Vector averaged cross-power spectrum Several baselines displayed
Timerange: 00/12:35:21 to 00/12:37:19

Plot file version 24 created 30-APR-2024 11:09:20

J1946+2300 EO020 1.UVDATA.1

Freq = 6.6499 GHz, Bw = 4.000 MH Calibrated with CL # 4 and BP # 1 (BP mode 1)

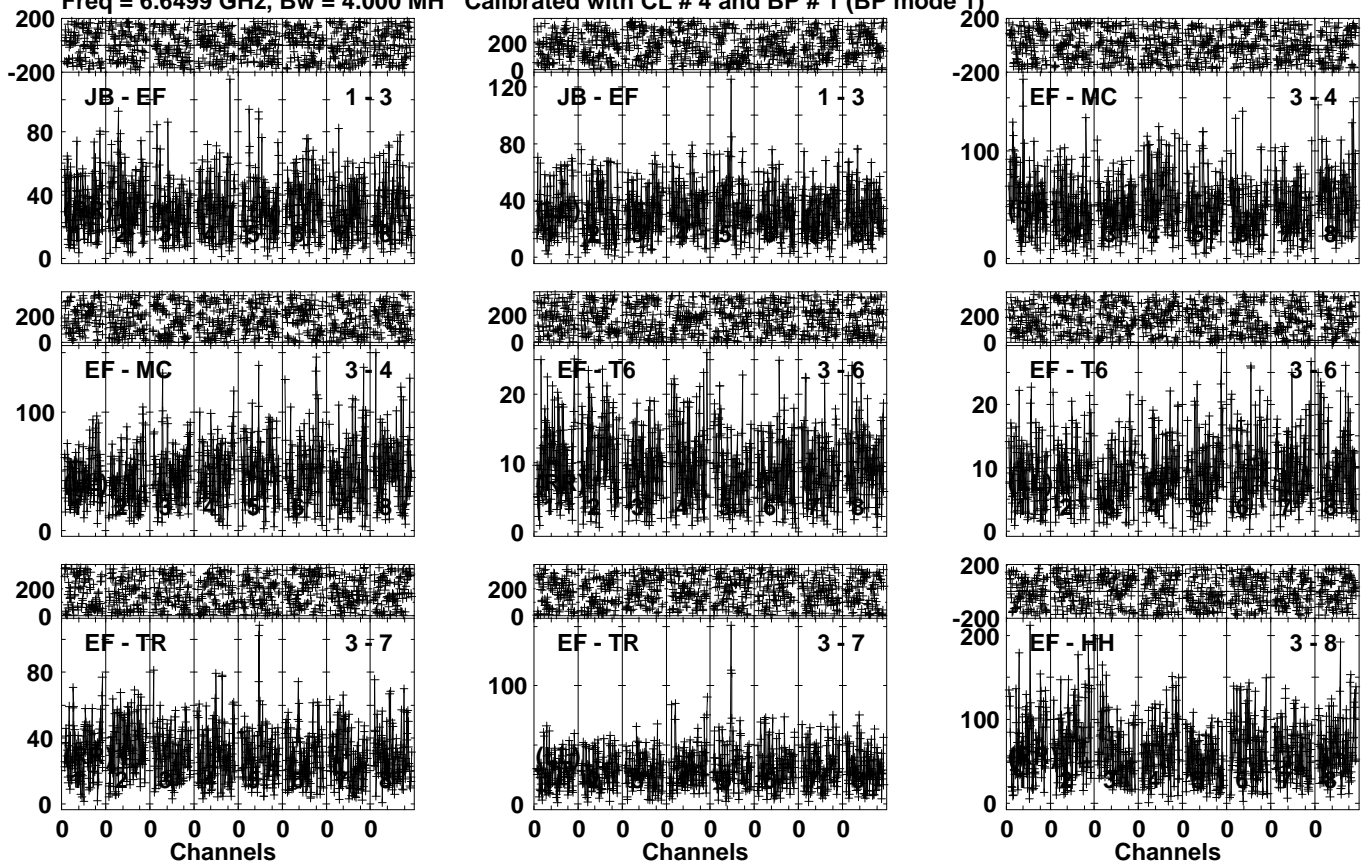


Lower frame: Milli Ampl Jy Top frame: Phas deg
Vector averaged cross-power spectrum Several baselines displayed
Timerange: 00/12:35:21 to 00/12:37:19

Plot file version 25 created 30-APR-2024 11:09:20

G59.633 EO020 1.UVDATA.1

Freq = 6.6499 GHz, Bw = 4.000 MH Calibrated with CL # 4 and BP # 1 (BP mode 1)

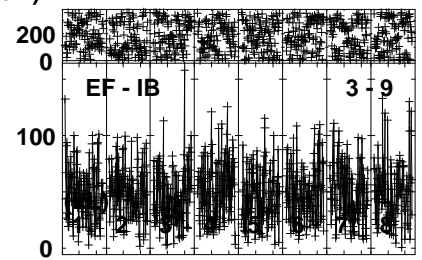
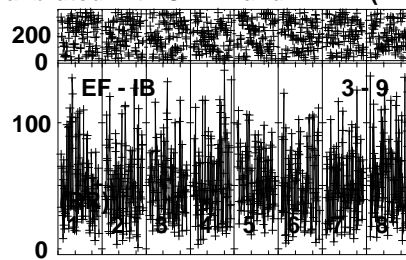
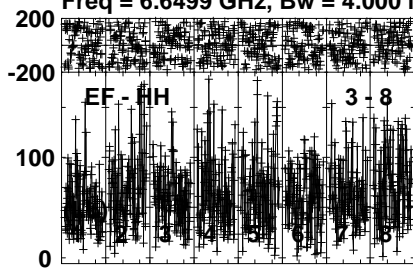


Lower frame: Milli Ampl Jy Top frame: Phas deg
Vector averaged cross-power spectrum Several baselines displayed
Timerange: 00/12:37:31 to 00/12:40:29

Plot file version 26 created 30-APR-2024 11:09:20

G59.633 EO020 1.UVDATA.1

Freq = 6.6499 GHz, Bw = 4.000 MH Calibrated with CL # 4 and BP # 1 (BP mode 1)

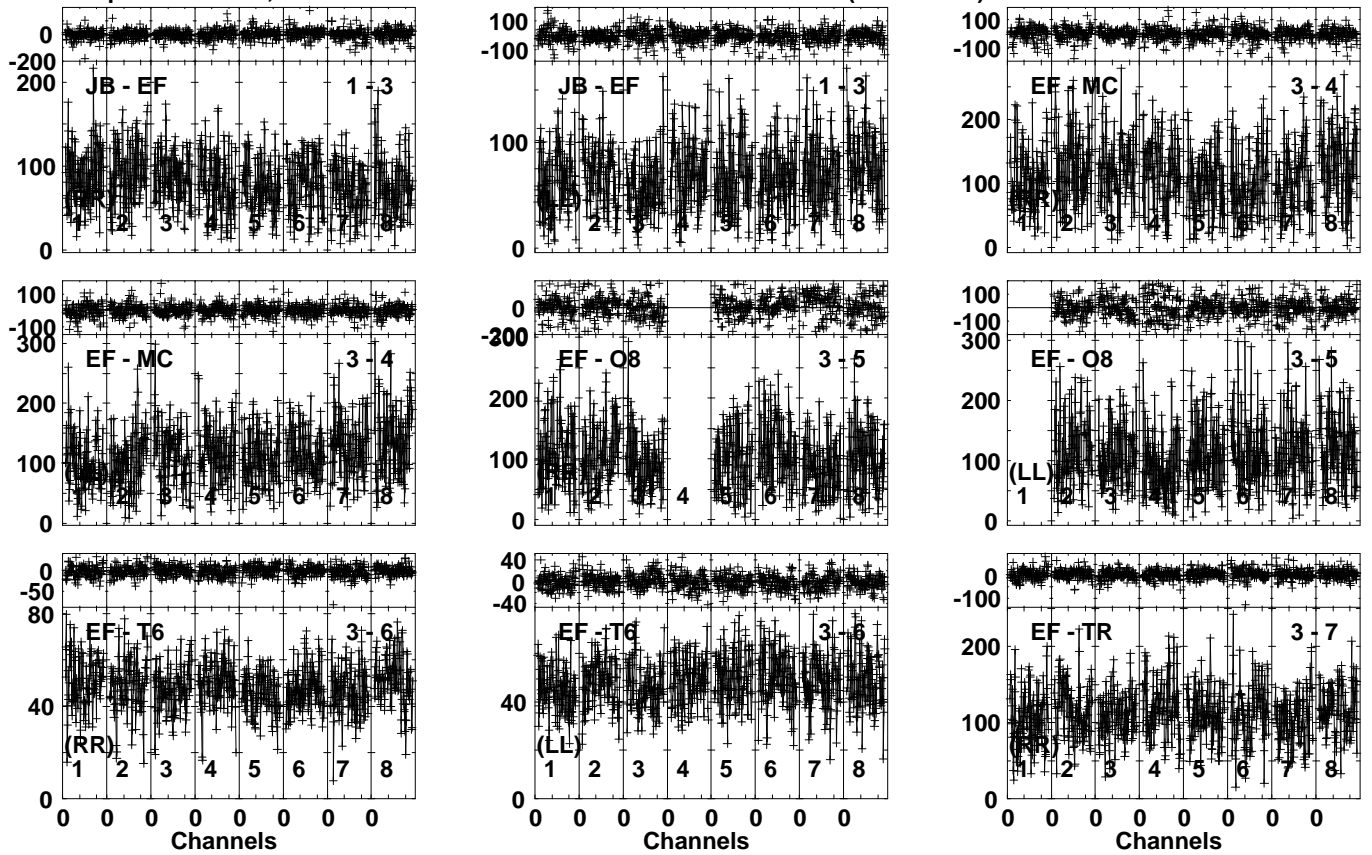


Lower frame: Milli Ampl Jy Top frame: Phas deg
Vector averaged cross-power spectrum Several baselines displayed
Timerange: 00/12:37:31 to 00/12:40:29

Plot file version 27 created 30-APR-2024 11:09:20

J1946+2300 EO020 1.UVDATA.1

Freq = 6.6499 GHz, Bw = 4.000 MH Calibrated with CL # 4 and BP # 1 (BP mode 1)

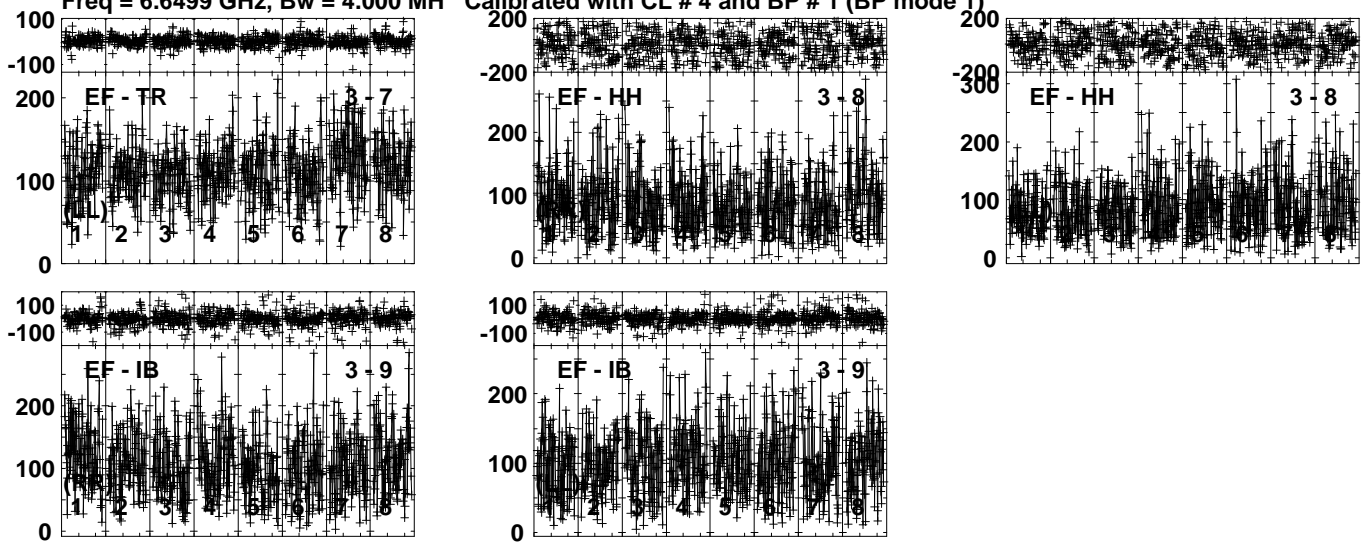


Lower frame: Milli Ampl Jy Top frame: Phas deg
Vector averaged cross-power spectrum Several baselines displayed
Timerange: 00/12:41:01 to 00/12:42:29

Plot file version 28 created 30-APR-2024 11:09:21

J1946+2300 EO020 1.UVDATA.1

Freq = 6.6499 GHz, Bw = 4.000 MH Calibrated with CL # 4 and BP # 1 (BP mode 1)

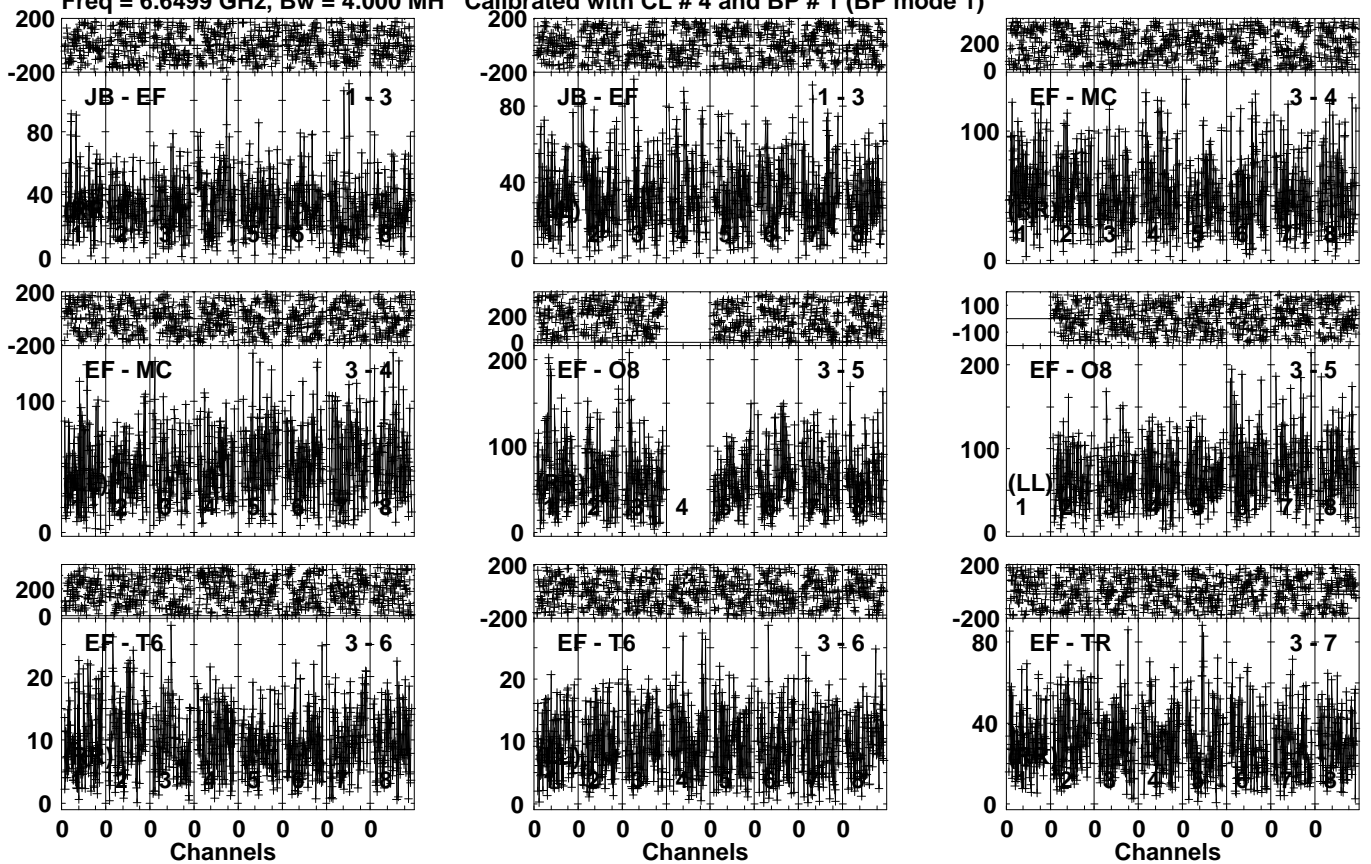


Lower frame: Milli Ampl Jy Top frame: Phas deg
Vector averaged cross-power spectrum Several baselines displayed
Timerange: 00/12:41:01 to 00/12:42:29

Plot file version 29 created 30-APR-2024 11:09:21

G59.633 EO020 1.UVDATA.1

Freq = 6.6499 GHz, Bw = 4.000 MH Calibrated with CL # 4 and BP # 1 (BP mode 1)

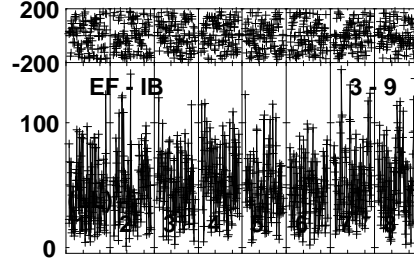
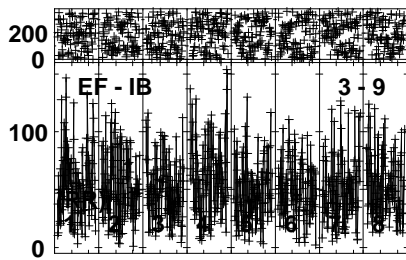
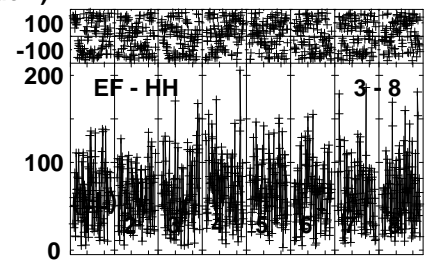
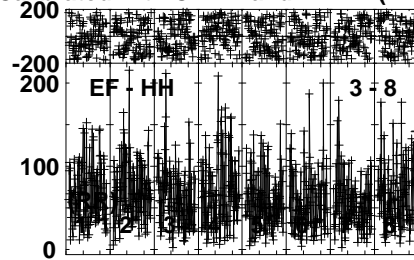
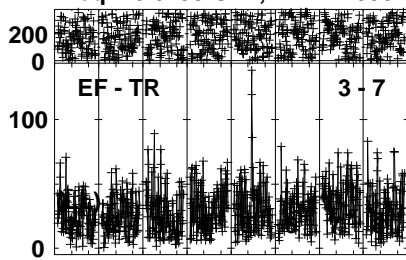


Lower frame: Milli Ampl Jy Top frame: Phas deg
Vector averaged cross-power spectrum Several baselines displayed
Timerange: 00/12:42:41 to 00/12:45:39

Plot file version 30 created 30-APR-2024 11:09:21

G59.633 EO020 1.UVDATA.1

Freq = 6.6499 GHz, Bw = 4.000 MH Calibrated with CL # 4 and BP # 1 (BP mode 1)

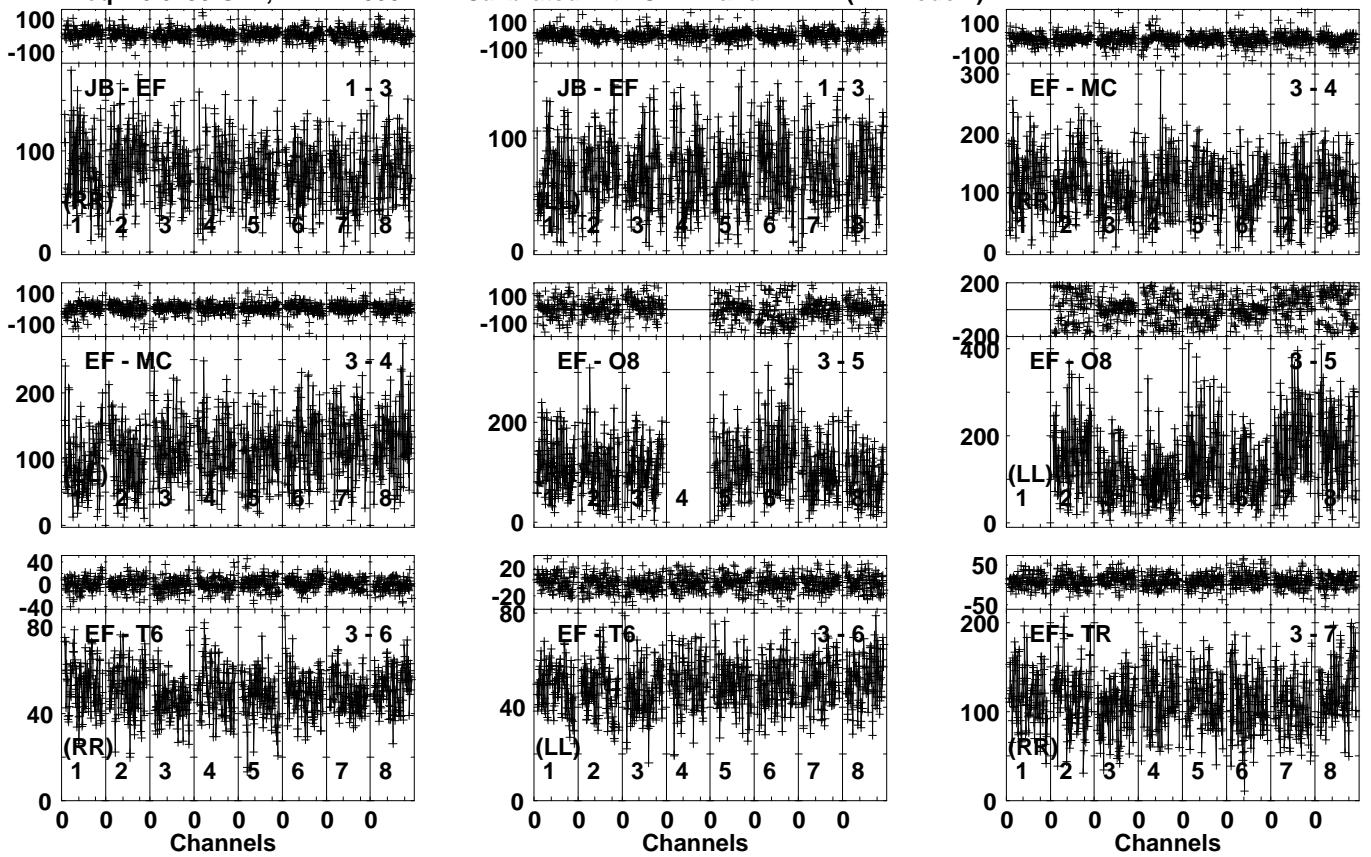


Lower frame: Milli Ampl Jy Top frame: Phas deg
Vector averaged cross-power spectrum Several baselines displayed
Timerange: 00/12:42:41 to 00/12:45:39

Plot file version 31 created 30-APR-2024 11:09:22

J1946+2300 EO020 1.UVDATA.1

Freq = 6.6499 GHz, Bw = 4.000 MH Calibrated with CL # 4 and BP # 1 (BP mode 1)

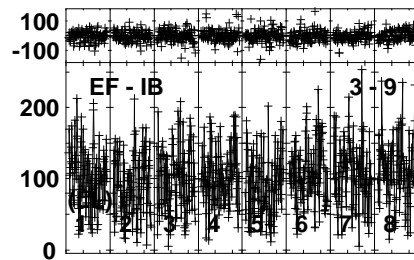
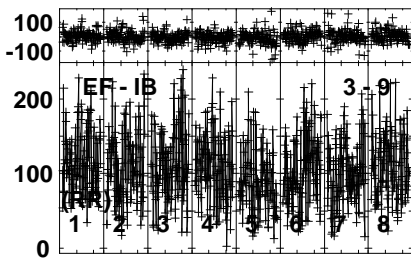
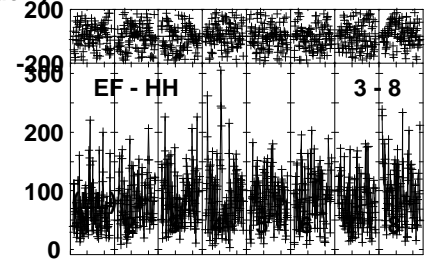
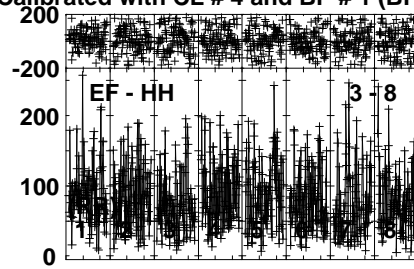
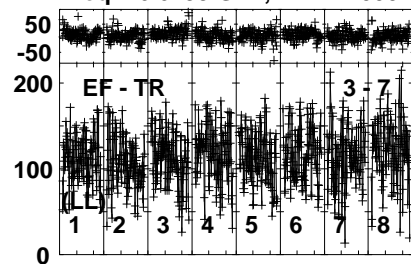


Lower frame: Milli Ampl Jy Top frame: Phas deg
Vector averaged cross-power spectrum Several baselines displayed
Timerange: 00/12:45:51 to 00/12:47:49

Plot file version 32 created 30-APR-2024 11:09:22

J1946+2300 EO020 1.UVDATA.1

Freq = 6.6499 GHz, Bw = 4.000 MH Calibrated with CL # 4 and BP # 1 (BP mode 1)

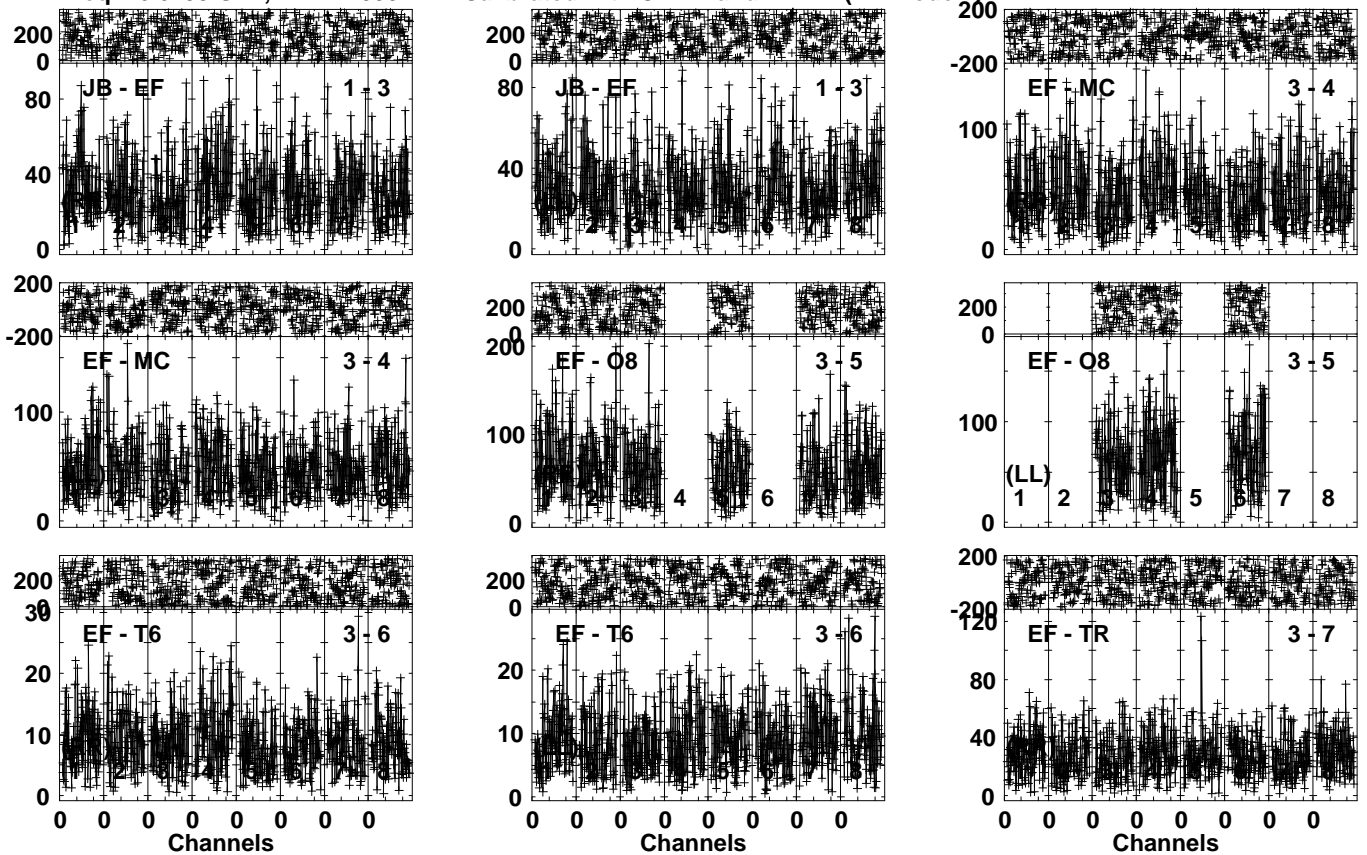


Lower frame: Milli Ampl Jy Top frame: Phas deg
Vector averaged cross-power spectrum Several baselines displayed
Timerange: 00/12:45:51 to 00/12:47:49

Plot file version 33 created 30-APR-2024 11:09:22

G59.633 EO020 1.UVDATA.1

Freq = 6.6499 GHz, Bw = 4.000 MH Calibrated with CL # 4 and BP # 1 (BP mode 1)

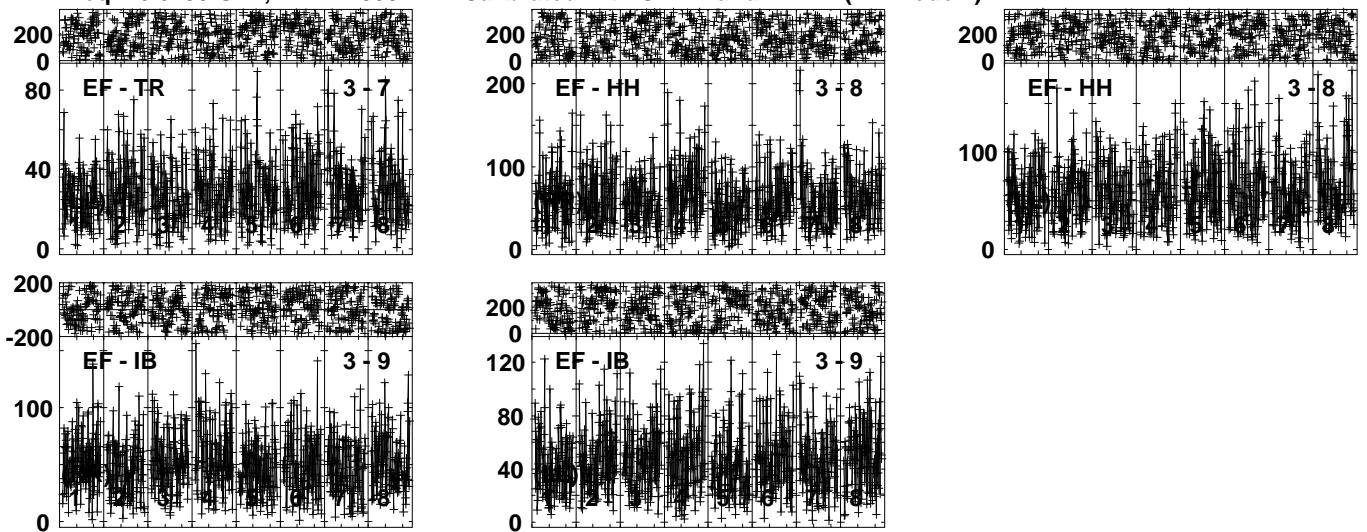


Lower frame: Milli Ampl Jy Top frame: Phas deg
Vector averaged cross-power spectrum Several baselines displayed
Timerange: 00/12:48:01 to 00/12:50:59

Plot file version 34 created 30-APR-2024 11:09:23

G59.633 EO020 1.UVDATA.1

Freq = 6.6499 GHz, Bw = 4.000 MH Calibrated with CL # 4 and BP # 1 (BP mode 1)



Lower frame: Milli Ampl Jy Top frame: Phas deg

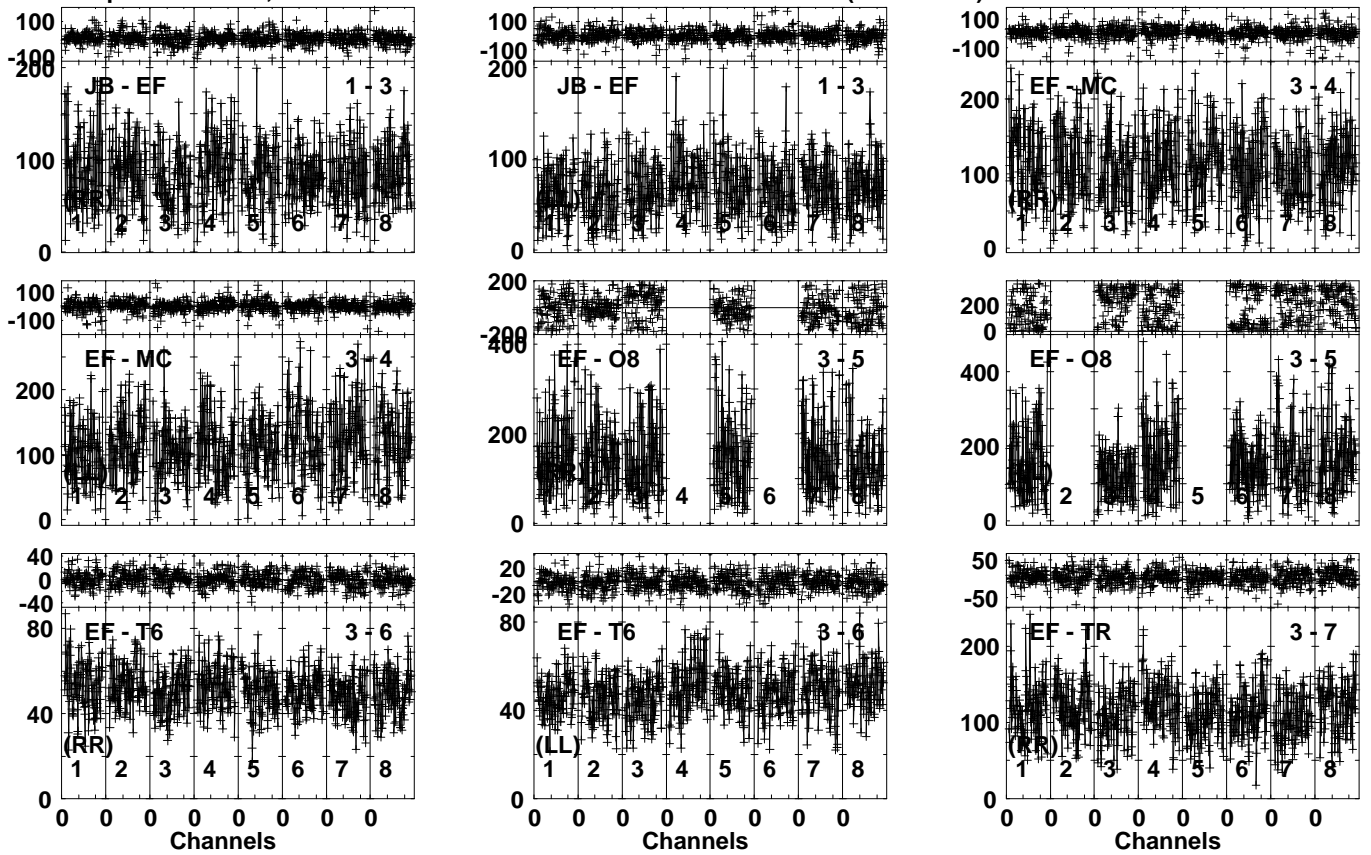
Vector averaged cross-power spectrum Several baselines displayed

Timerange: 00/12:48:01 to 00/12:50:59

Plot file version 35 created 30-APR-2024 11:09:23

J1946+2300 EO020 1.UVDATA.1

Freq = 6.6499 GHz, Bw = 4.000 MH Calibrated with CL # 4 and BP # 1 (BP mode 1)

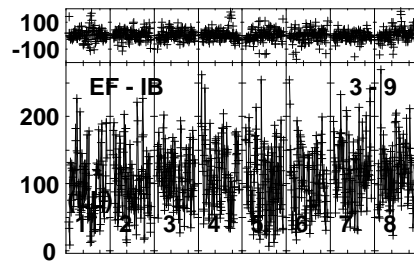
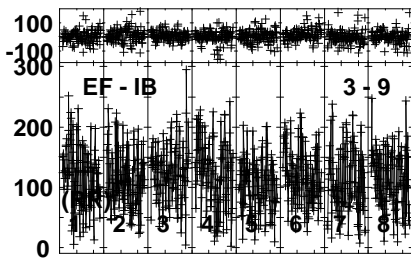
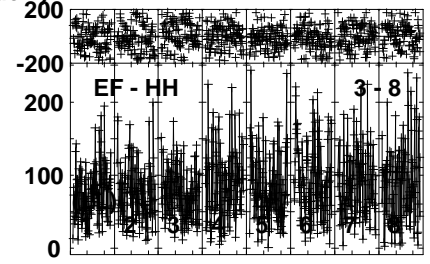
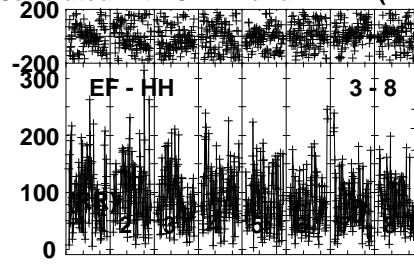
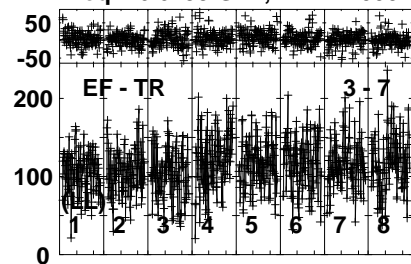


Lower frame: Milli Ampl Jy Top frame: Phas deg
Vector averaged cross-power spectrum Several baselines displayed
Timerange: 00/12:51:31 to 00/12:52:59

Plot file version 36 created 30-APR-2024 11:09:23

J1946+2300 EO020 1.UVDATA.1

Freq = 6.6499 GHz, Bw = 4.000 MH Calibrated with CL # 4 and BP # 1 (BP mode 1)

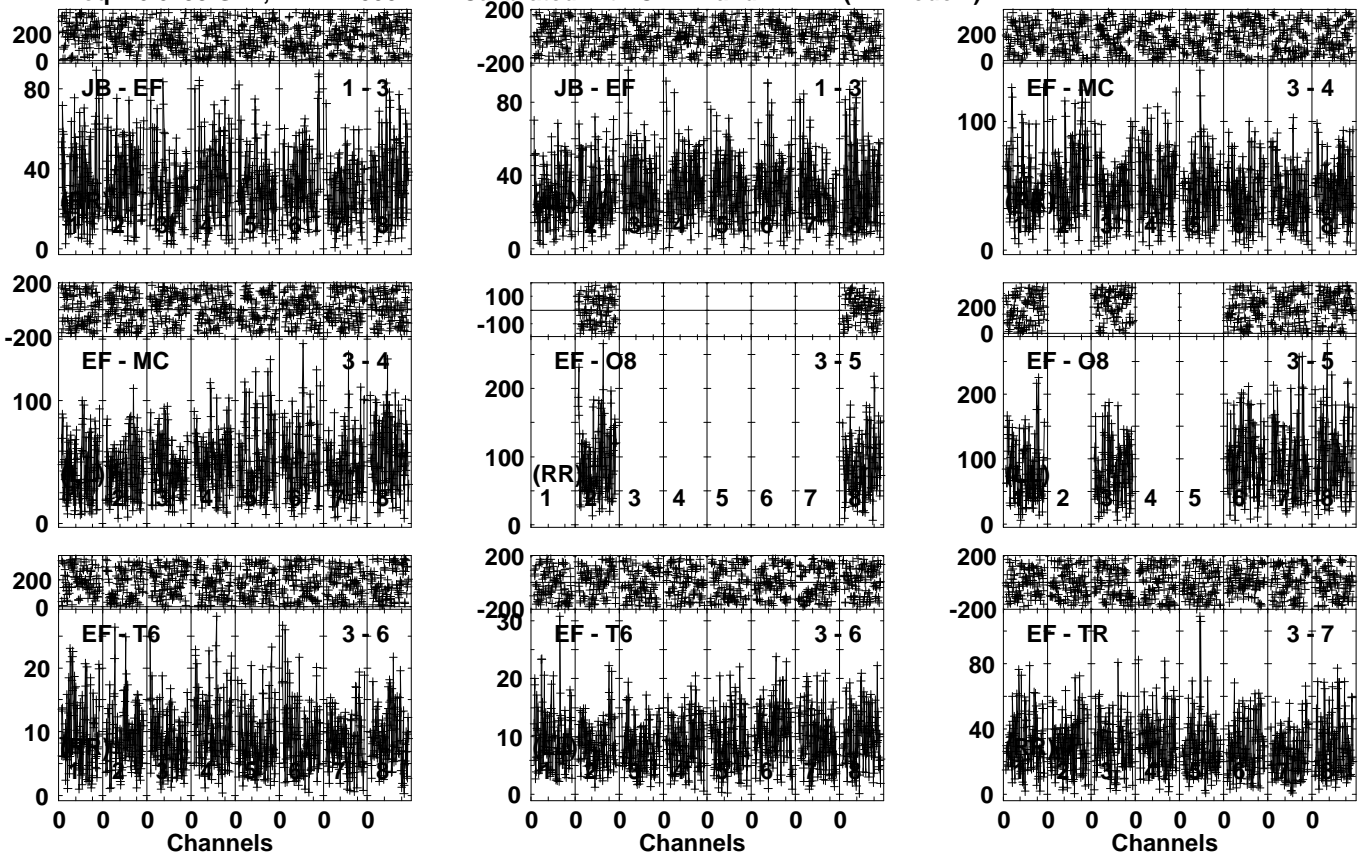


Lower frame: Milli Ampl Jy Top frame: Phas deg
Vector averaged cross-power spectrum Several baselines displayed
Timerange: 00/12:51:31 to 00/12:52:59

Plot file version 37 created 30-APR-2024 11:09:23

G59.633 EO020 1.UVDATA.1

Freq = 6.6499 GHz, Bw = 4.000 MH Calibrated with CL # 4 and BP # 1 (BP mode 1)

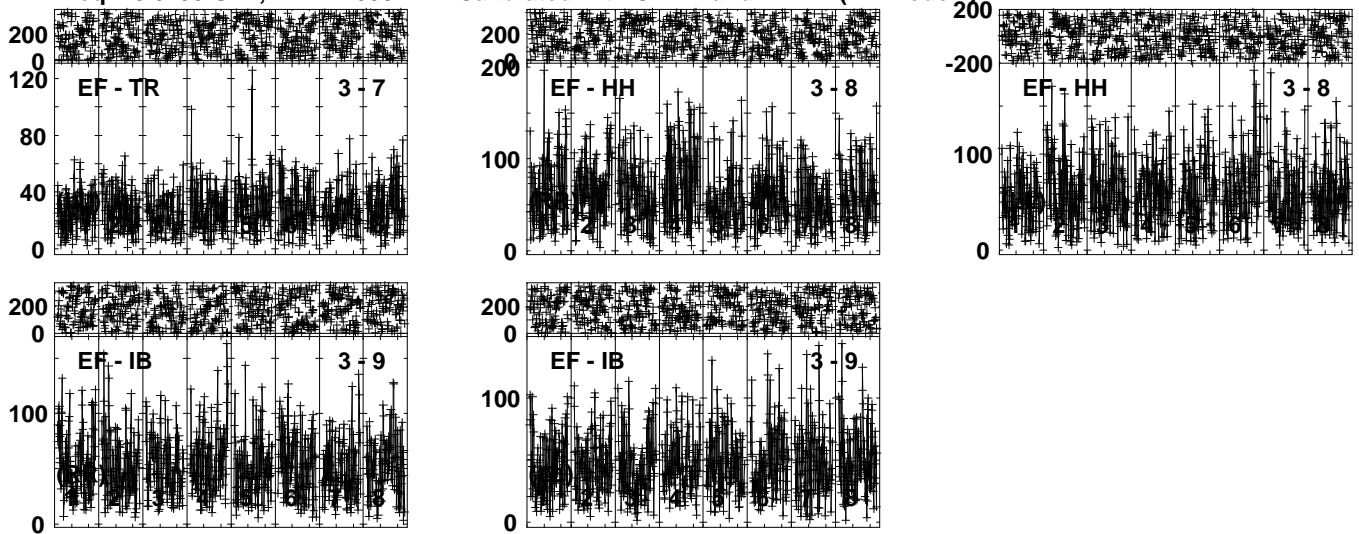


Lower frame: Milli Ampl Jy Top frame: Phas deg
Vector averaged cross-power spectrum Several baselines displayed
Timerange: 00/12:53:11 to 00/12:56:09

Plot file version 38 created 30-APR-2024 11:09:24

G59.633 EO020 1.UVDATA.1

Freq = 6.6499 GHz, Bw = 4.000 MH Calibrated with CL # 4 and BP # 1 (BP mode 1)



Lower frame: Milli Ampl Jy Top frame: Phas deg

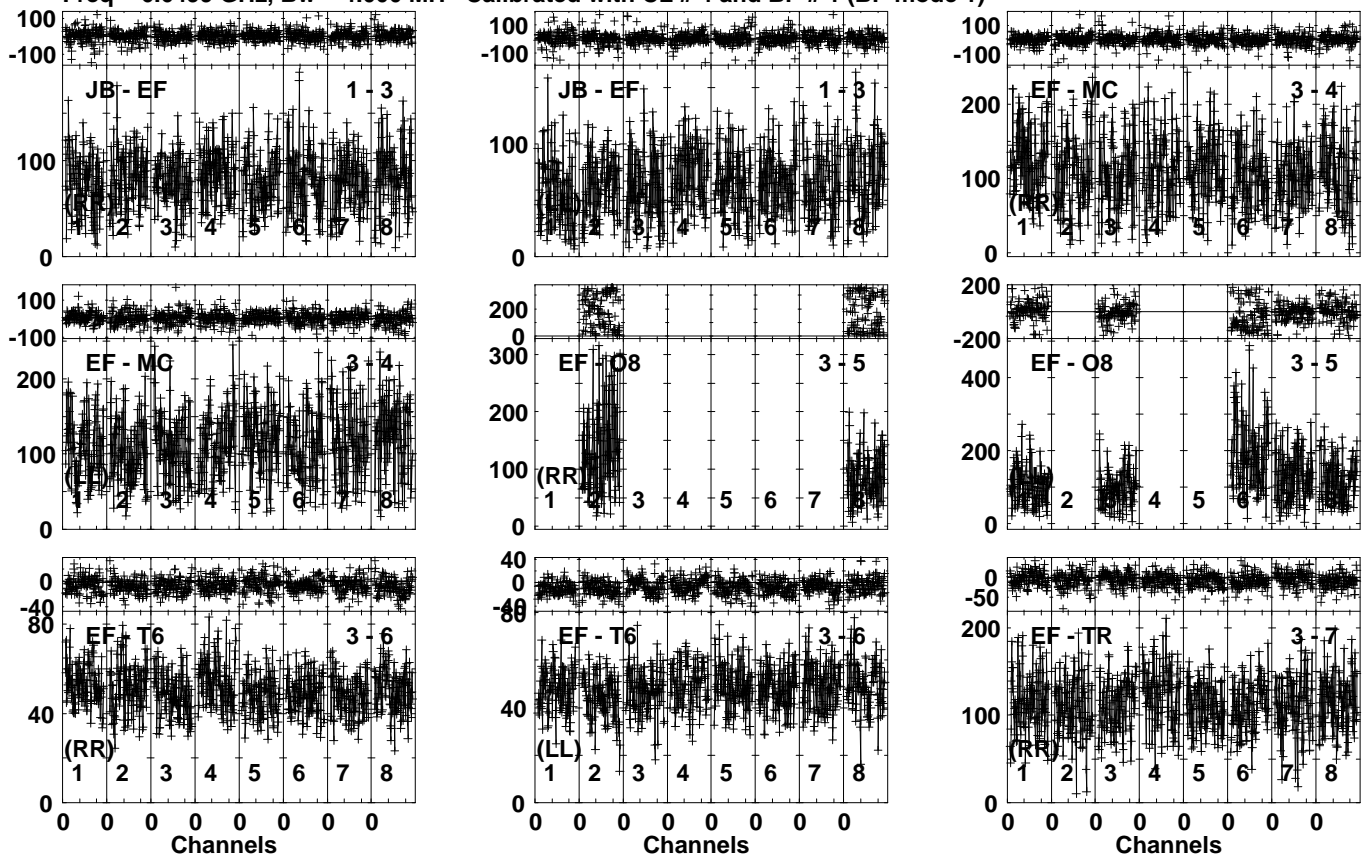
Vector averaged cross-power spectrum Several baselines displayed

Timerange: 00/12:53:11 to 00/12:56:09

Plot file version 39 created 30-APR-2024 11:09:24

J1946+2300 EO020 1.UVDATA.1

Freq = 6.6499 GHz, Bw = 4.000 MH Calibrated with CL # 4 and BP # 1 (BP mode 1)

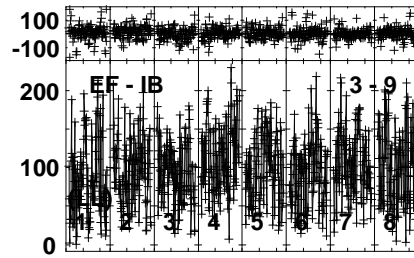
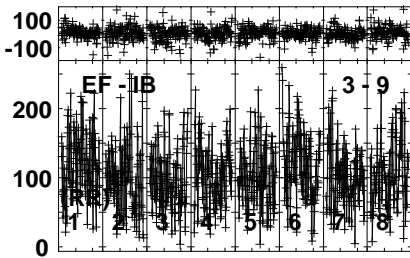
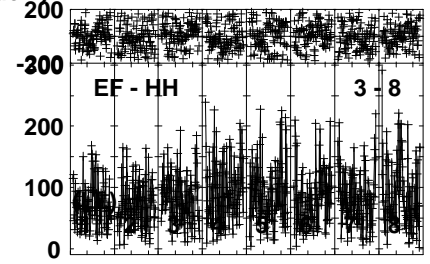
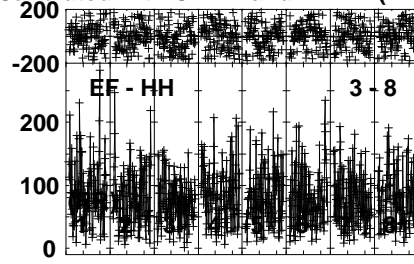
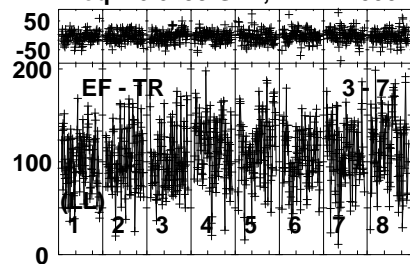


Lower frame: Milli Ampl Jy Top frame: Phas deg
Vector averaged cross-power spectrum Several baselines displayed
Timerange: 00/12:56:21 to 00/12:58:19

Plot file version 40 created 30-APR-2024 11:09:24

J1946+2300 EO020 1.UVDATA.1

Freq = 6.6499 GHz, Bw = 4.000 MH Calibrated with CL # 4 and BP # 1 (BP mode 1)

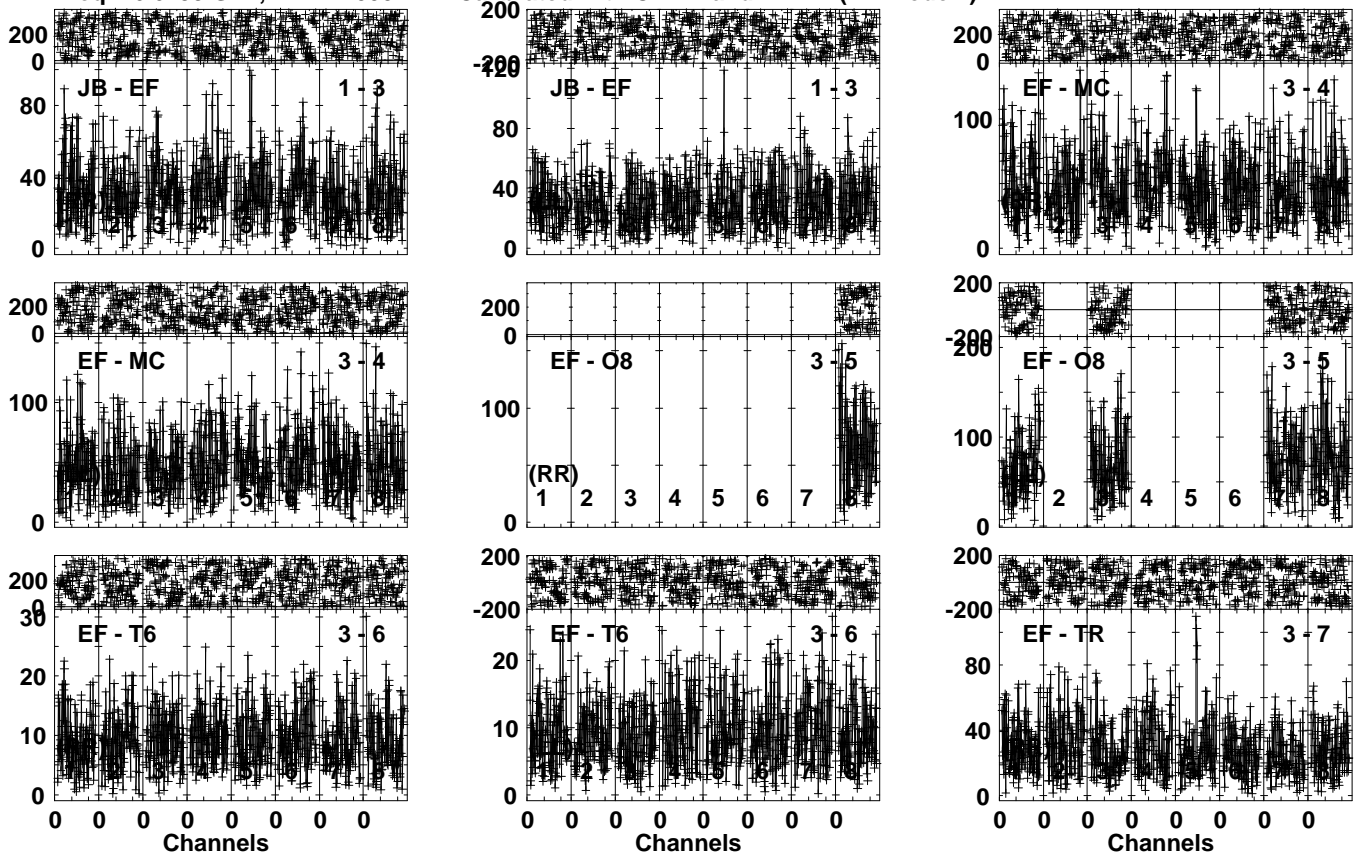


Lower frame: Milli Ampl Jy Top frame: Phas deg
Vector averaged cross-power spectrum Several baselines displayed
Timerange: 00/12:56:21 to 00/12:58:19

Plot file version 41 created 30-APR-2024 11:09:25

G59.633 EO020 1.UVDATA.1

Freq = 6.6499 GHz, Bw = 4.000 MH Calibrated with CL # 4 and BP # 1 (BP mode 1)

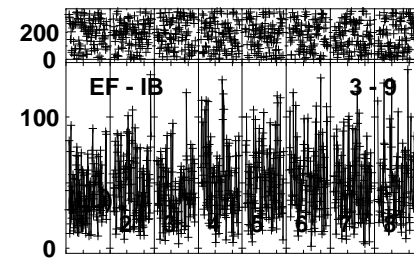
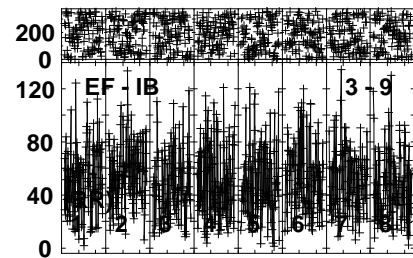
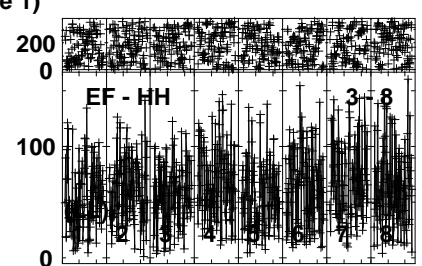
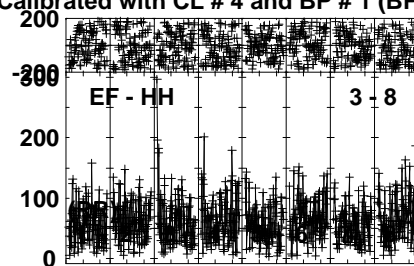
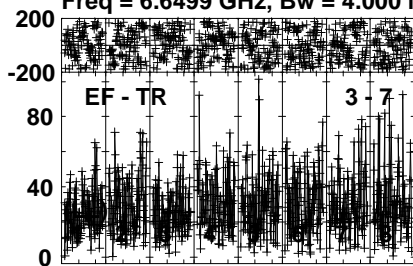


Lower frame: Milli Ampl Jy Top frame: Phas deg
Vector averaged cross-power spectrum Several baselines displayed
Timerange: 00/12:58:31 to 00/13:01:29

Plot file version 42 created 30-APR-2024 11:09:25

G59.633 EO020 1.UVDATA.1

Freq = 6.6499 GHz, Bw = 4.000 MH Calibrated with CL # 4 and BP # 1 (BP mode 1)

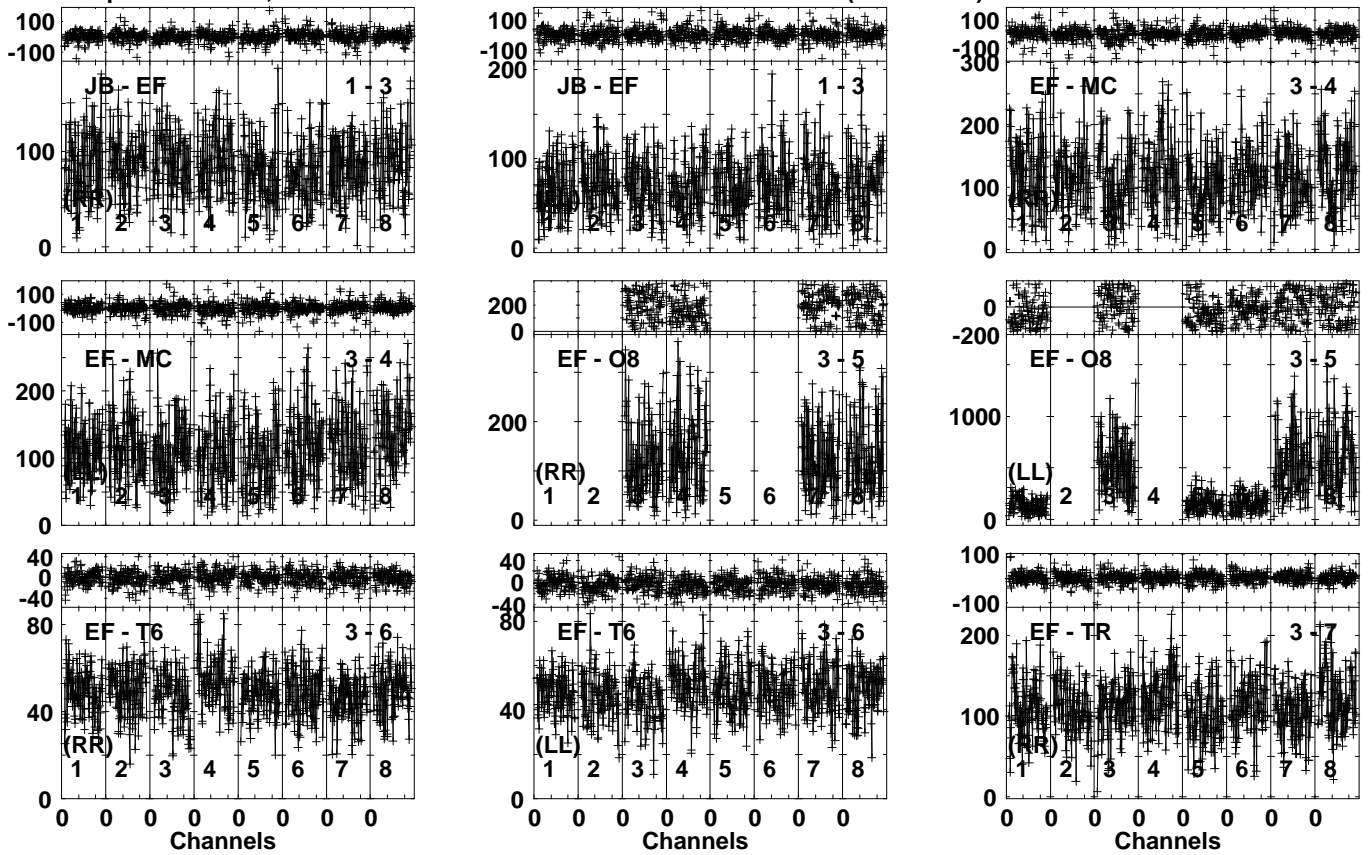


Lower frame: Milli Ampl Jy Top frame: Phas deg
Vector averaged cross-power spectrum Several baselines displayed
Timerange: 00/12:58:31 to 00/13:01:29

Plot file version 43 created 30-APR-2024 11:09:25

J1946+2300 EO020 1.UVDATA.1

Freq = 6.6499 GHz, Bw = 4.000 MH Calibrated with CL # 4 and BP # 1 (BP mode 1)

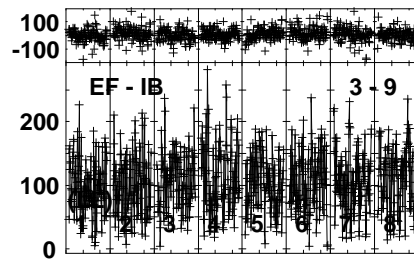
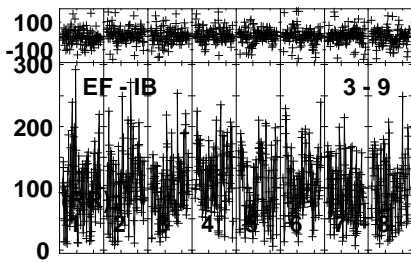
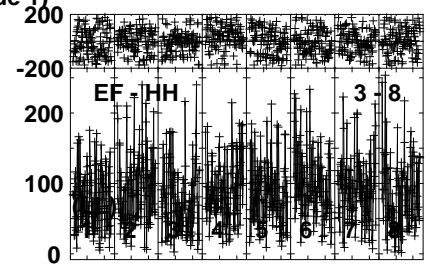
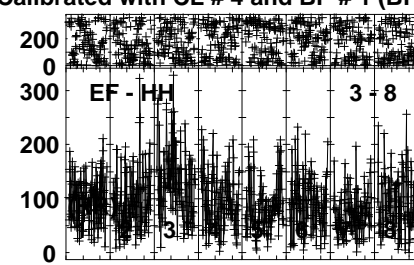
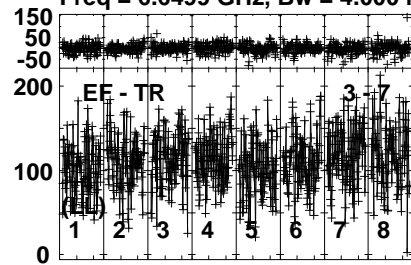


Lower frame: Milli Ampl Jy Top frame: Phas deg
Vector averaged cross-power spectrum Several baselines displayed
Timerange: 00/13:02:01 to 00/13:03:29

Plot file version 44 created 30-APR-2024 11:09:26

J1946+2300 EO020 1.UVDATA.1

Freq = 6.6499 GHz, Bw = 4.000 MH Calibrated with CL # 4 and BP # 1 (BP mode 1)

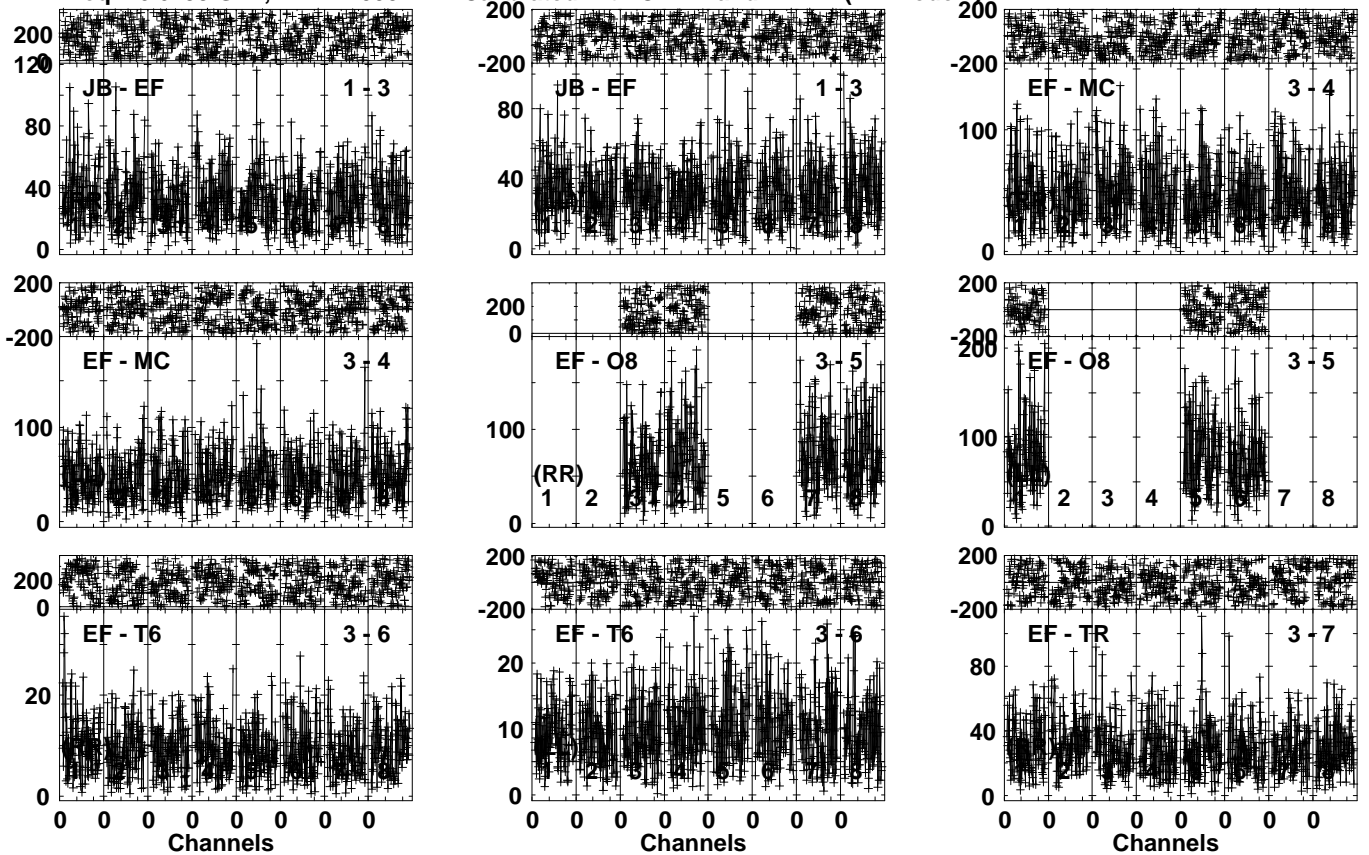


Lower frame: Milli Ampl Jy Top frame: Phas deg
Vector averaged cross-power spectrum Several baselines displayed
Timerange: 00/13:02:01 to 00/13:03:29

Plot file version 45 created 30-APR-2024 11:09:26

G59.633 EO020 1.UVDATA.1

Freq = 6.6499 GHz, Bw = 4.000 MH Calibrated with CL # 4 and BP # 1 (BP mode 1)

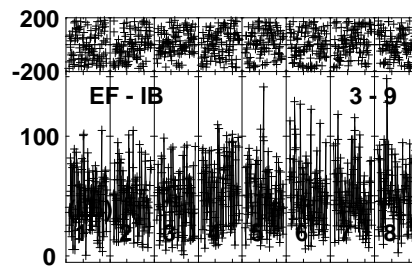
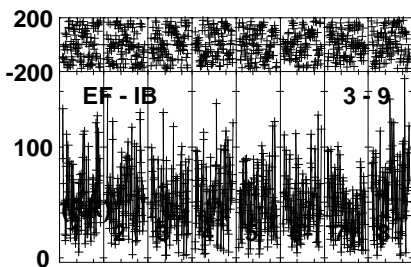
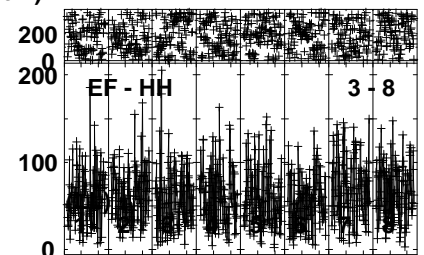
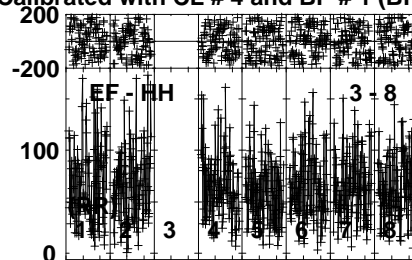
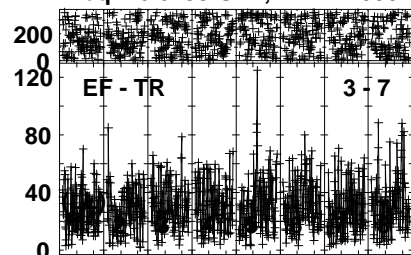


Lower frame: Milli Ampl Jy Top frame: Phas deg
Vector averaged cross-power spectrum Several baselines displayed
Timerange: 00/13:03:41 to 00/13:06:39

Plot file version 46 created 30-APR-2024 11:09:26

G59.633 EO020 1.UVDATA.1

Freq = 6.6499 GHz, Bw = 4.000 MH Calibrated with CL # 4 and BP # 1 (BP mode 1)



Lower frame: Milli Ampl Jy Top frame: Phas deg

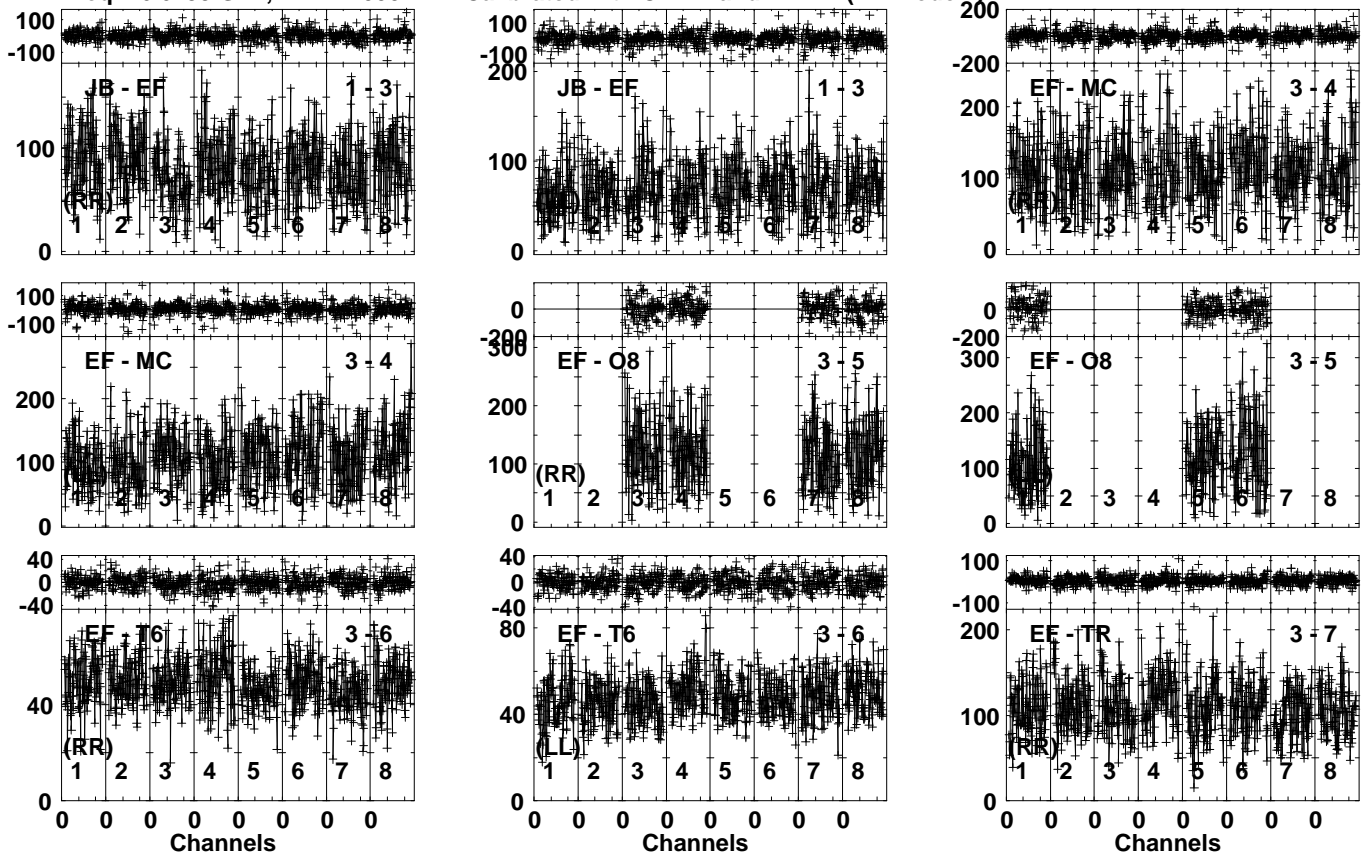
Vector averaged cross-power spectrum Several baselines displayed

Timerange: 00/13:03:41 to 00/13:06:39

Plot file version 47 created 30-APR-2024 11:09:26

J1946+2300 EO020 1.UVDATA.1

Freq = 6.6499 GHz, Bw = 4.000 MH Calibrated with CL # 4 and BP # 1 (BP mode 1)

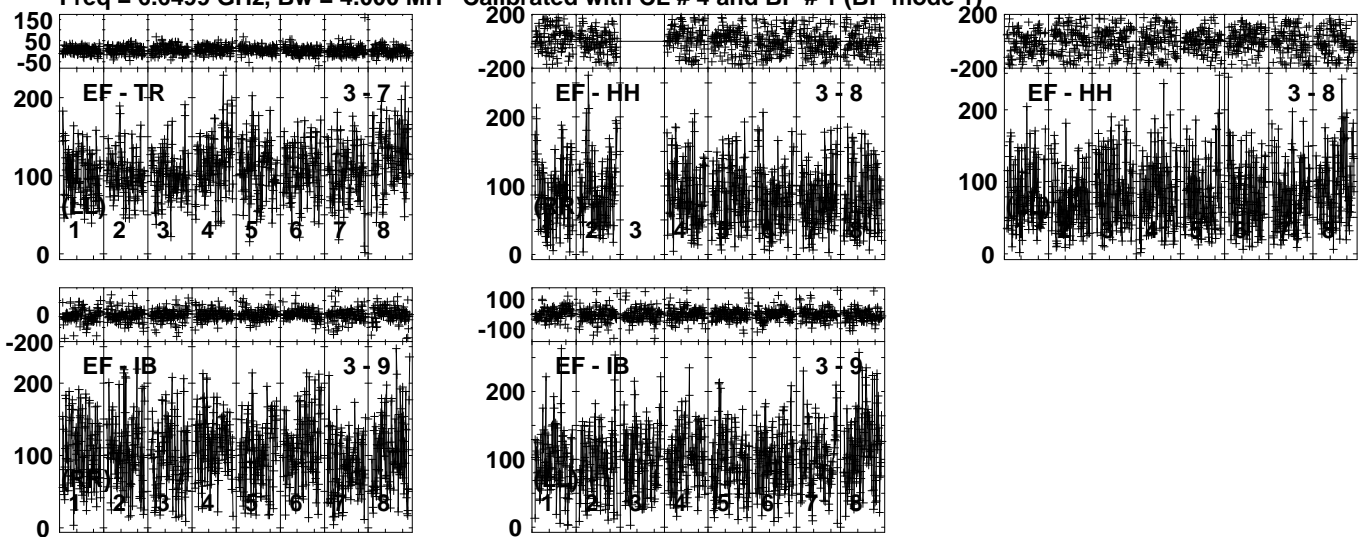


Lower frame: Milli Ampl Jy Top frame: Phas deg
Vector averaged cross-power spectrum Several baselines displayed
Timerange: 00/13:06:51 to 00/13:08:49

Plot file version 48 created 30-APR-2024 11:09:27

J1946+2300 EO020 1.UVDATA.1

Freq = 6.6499 GHz, Bw = 4.000 MH Calibrated with CL # 4 and BP # 1 (BP mode 1)

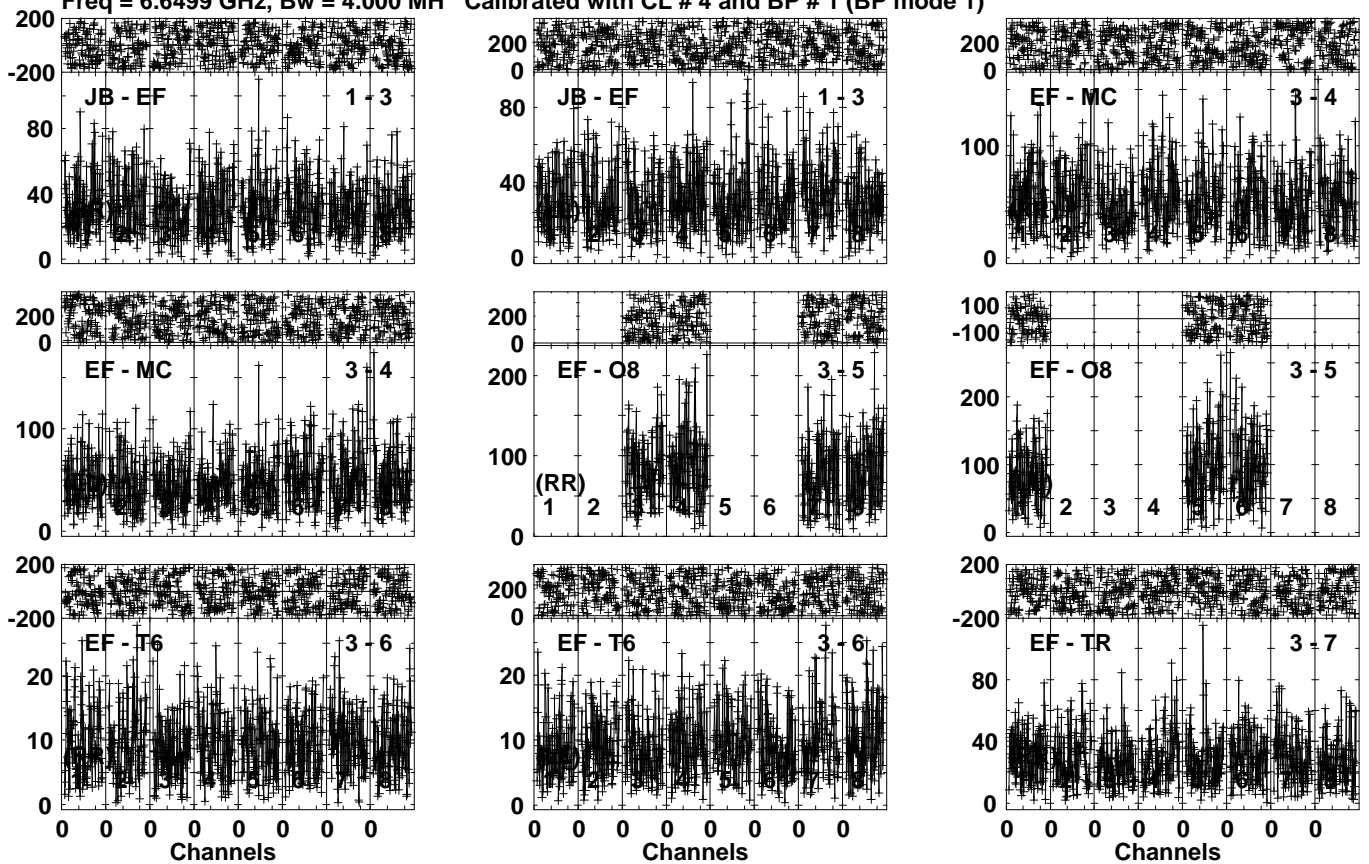


Lower frame: Milli Ampl Jy Top frame: Phas deg
Vector averaged cross-power spectrum Several baselines displayed
Timerange: 00/13:06:51 to 00/13:08:49

Plot file version 49 created 30-APR-2024 11:09:27

G59.633 EO020 1.UVDATA.1

Freq = 6.6499 GHz, Bw = 4.000 MH Calibrated with CL # 4 and BP # 1 (BP mode 1)

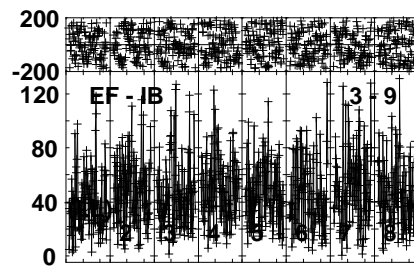
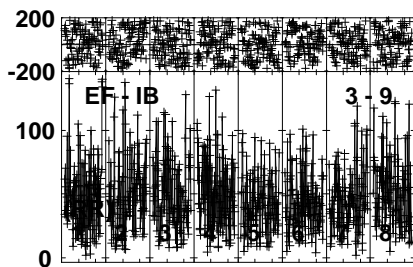
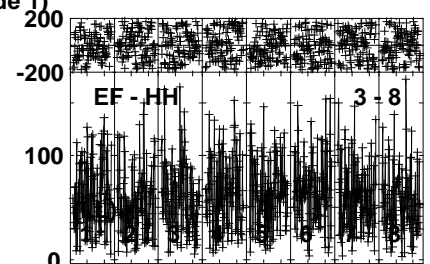
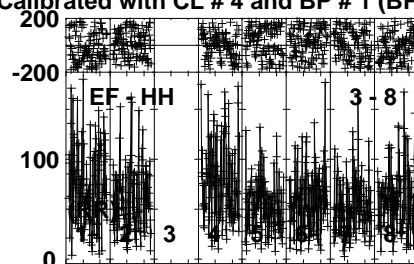
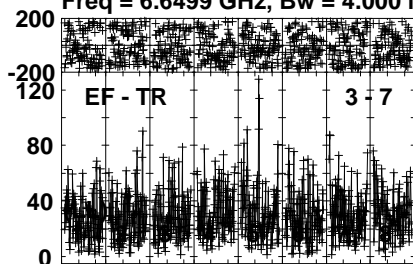


Lower frame: Milli Ampl Jy Top frame: Phas deg
Vector averaged cross-power spectrum Several baselines displayed
Timerange: 00/13:09:01 to 00/13:11:59

Plot file version 50 created 30-APR-2024 11:09:27

G59.633 EO020 1.UVDATA.1

Freq = 6.6499 GHz, Bw = 4.000 MH Calibrated with CL # 4 and BP # 1 (BP mode 1)

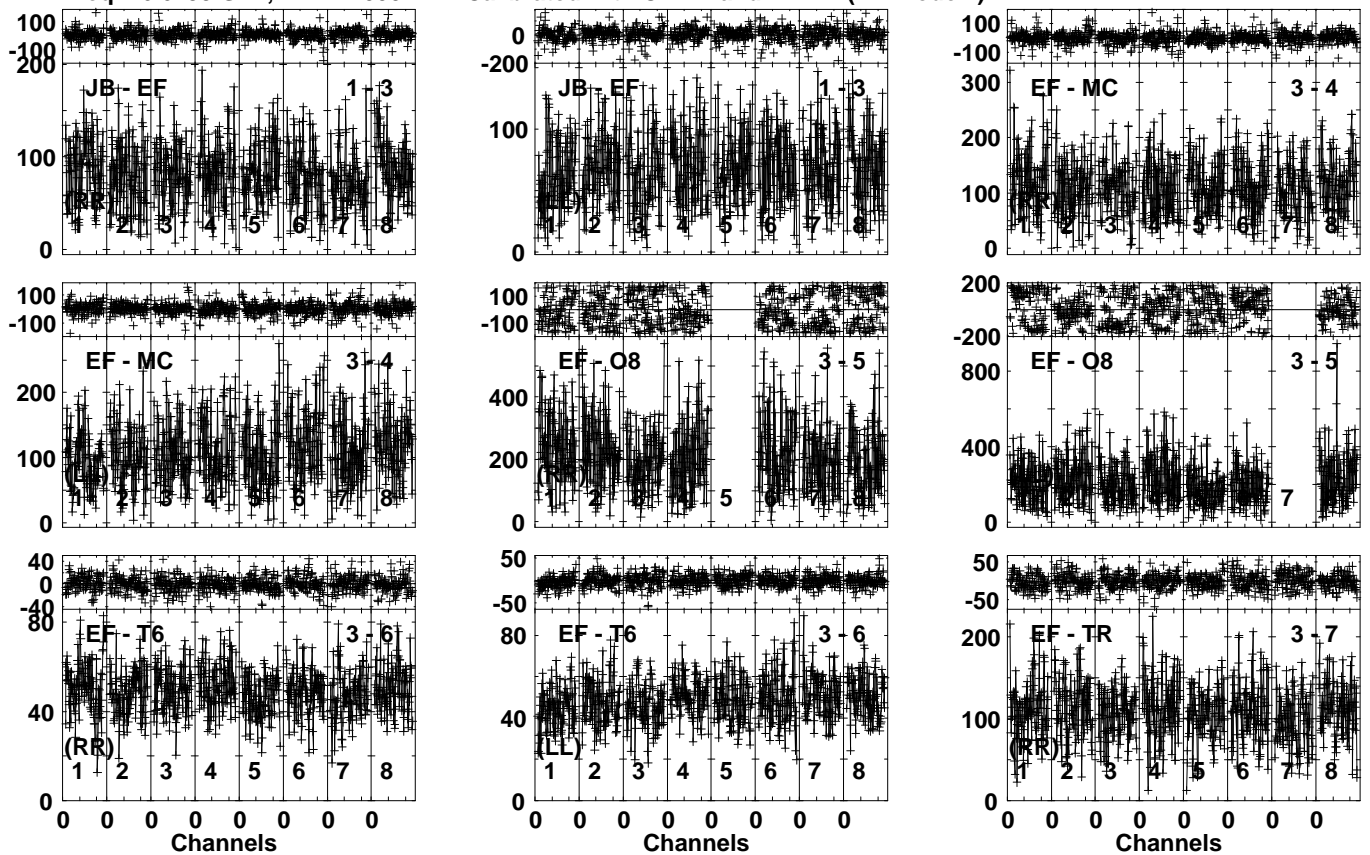


Lower frame: Milli Ampl Jy Top frame: Phas deg
Vector averaged cross-power spectrum Several baselines displayed
Timerange: 00/13:09:01 to 00/13:11:59

Plot file version 51 created 30-APR-2024 11:09:28

J1946+2300 EO020 1.UVDATA.1

Freq = 6.6499 GHz, Bw = 4.000 MH Calibrated with CL # 4 and BP # 1 (BP mode 1)

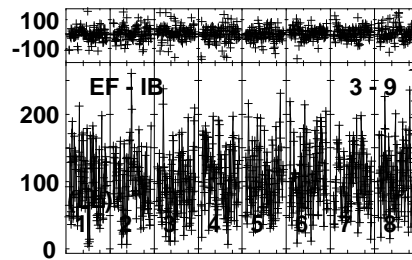
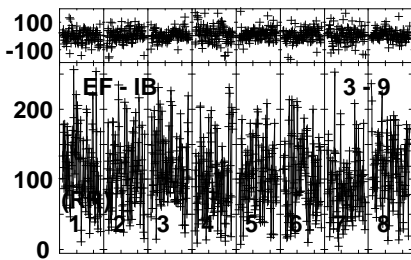
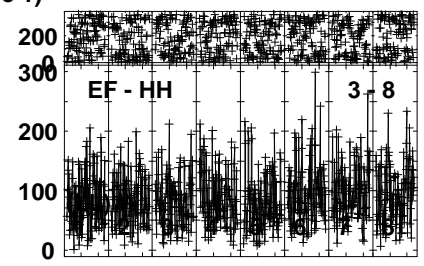
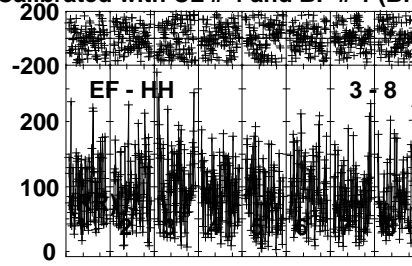
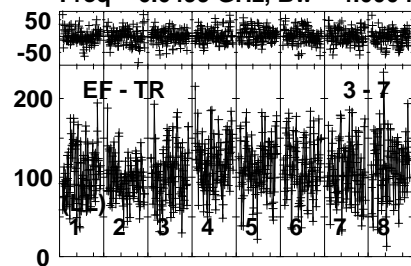


Lower frame: Milli Ampl Jy Top frame: Phas deg
Vector averaged cross-power spectrum Several baselines displayed
Timerange: 00/13:12:31 to 00/13:13:59

Plot file version 52 created 30-APR-2024 11:09:28

J1946+2300 EO020 1.UVDATA.1

Freq = 6.6499 GHz, Bw = 4.000 MH Calibrated with CL # 4 and BP # 1 (BP mode 1)

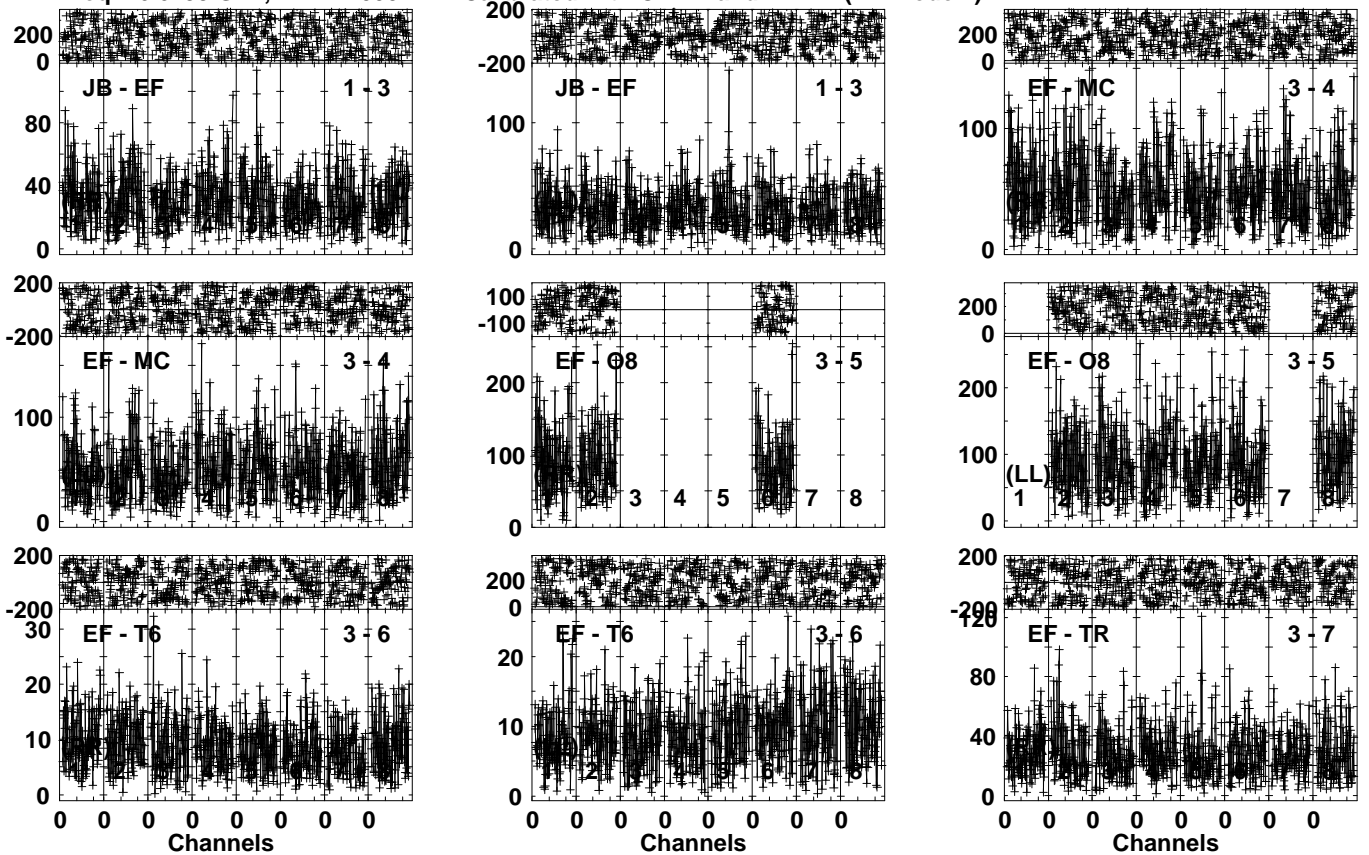


Lower frame: Milli Ampl Jy Top frame: Phas deg
Vector averaged cross-power spectrum Several baselines displayed
Timerange: 00/13:12:31 to 00/13:13:59

Plot file version 53 created 30-APR-2024 11:09:28

G59.633 EO020 1.UVDATA.1

Freq = 6.6499 GHz, Bw = 4.000 MH Calibrated with CL # 4 and BP # 1 (BP mode 1)

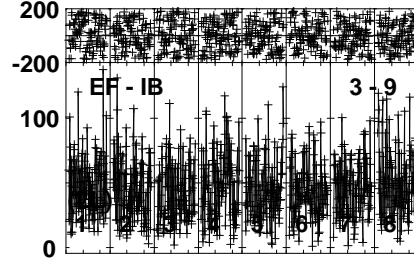
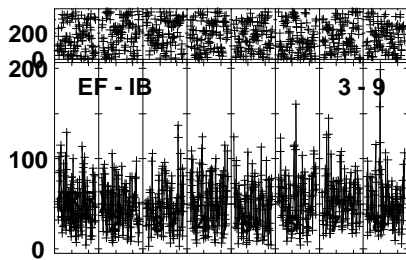
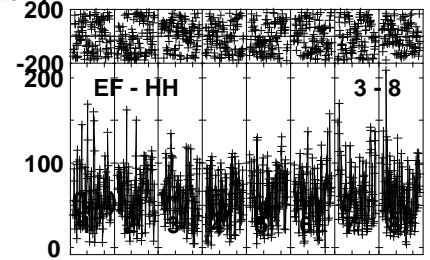
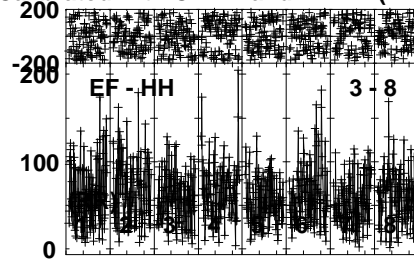
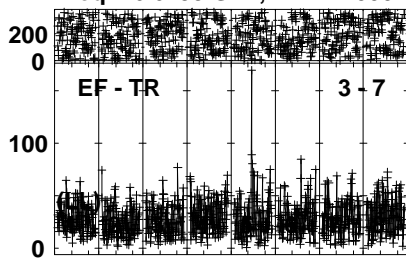


Lower frame: Milli Ampl Jy Top frame: Phas deg
Vector averaged cross-power spectrum Several baselines displayed
Timerange: 00/13:14:11 to 00/13:17:09

Plot file version 54 created 30-APR-2024 11:09:28

G59.633 EO020 1.UVDATA.1

Freq = 6.6499 GHz, Bw = 4.000 MH Calibrated with CL # 4 and BP # 1 (BP mode 1)

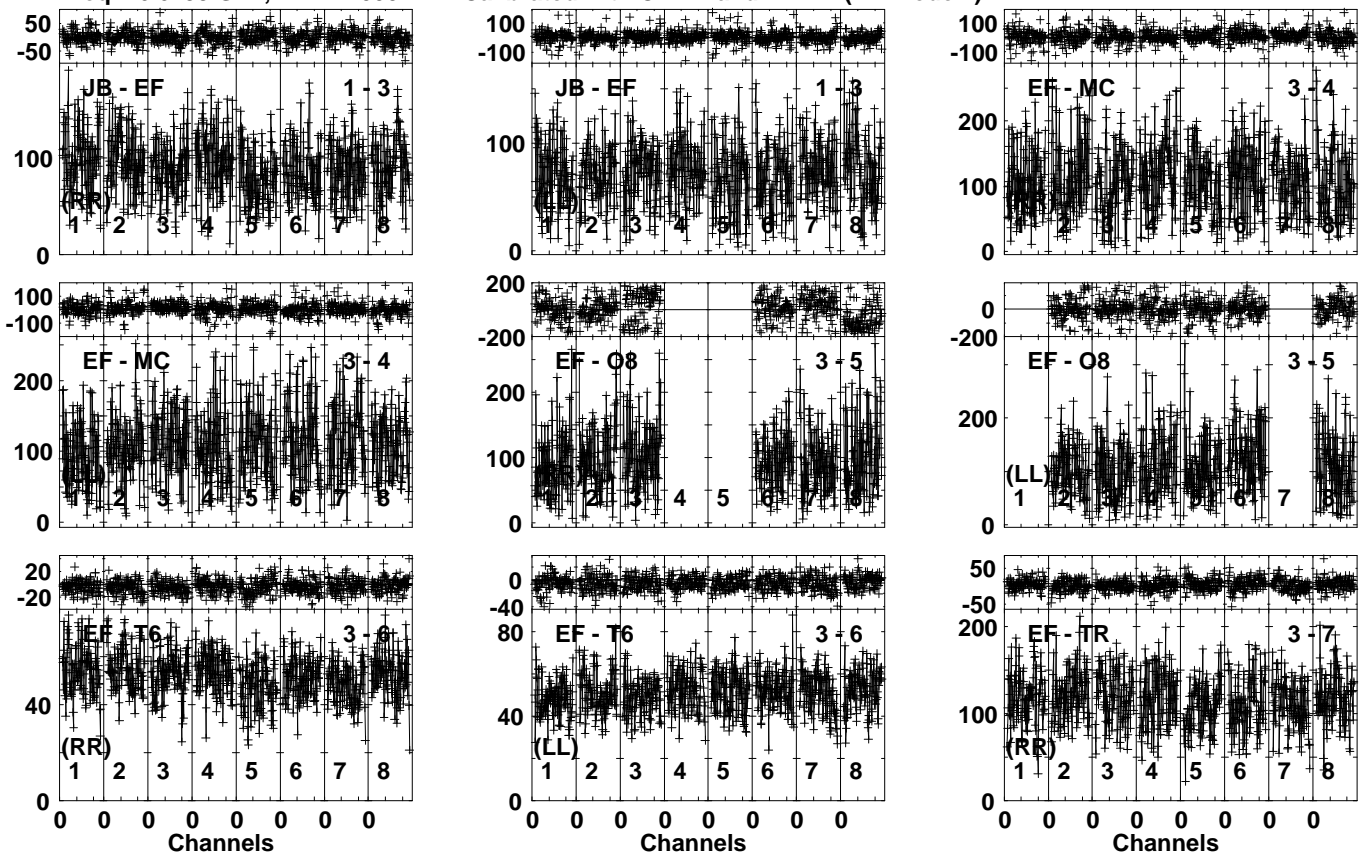


Lower frame: Milli Ampl Jy Top frame: Phas deg
Vector averaged cross-power spectrum Several baselines displayed
Timerange: 00/13:14:11 to 00/13:17:09

Plot file version 55 created 30-APR-2024 11:09:29

J1946+2300 EO020 1.UVDATA.1

Freq = 6.6499 GHz, Bw = 4.000 MH Calibrated with CL # 4 and BP # 1 (BP mode 1)

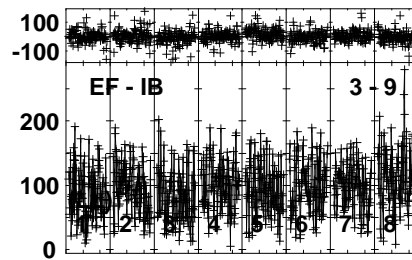
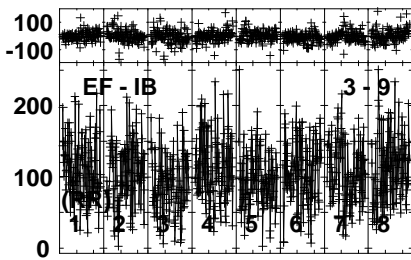
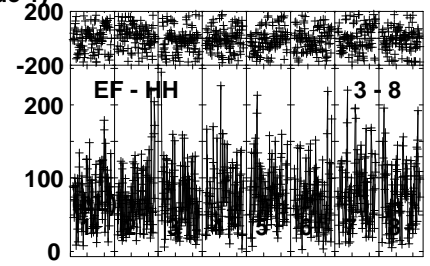
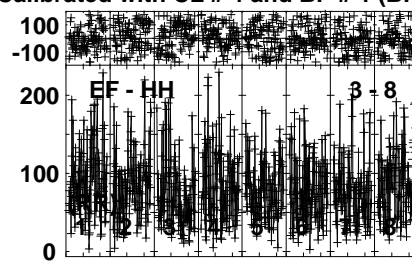
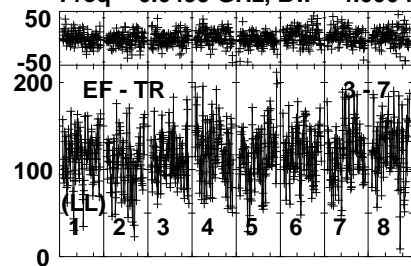


Lower frame: Milli Ampl Jy Top frame: Phas deg
Vector averaged cross-power spectrum Several baselines displayed
Timerange: 00/13:17:21 to 00/13:19:19

Plot file version 56 created 30-APR-2024 11:09:29

J1946+2300 EO020 1.UVDATA.1

Freq = 6.6499 GHz, Bw = 4.000 MH Calibrated with CL # 4 and BP # 1 (BP mode 1)

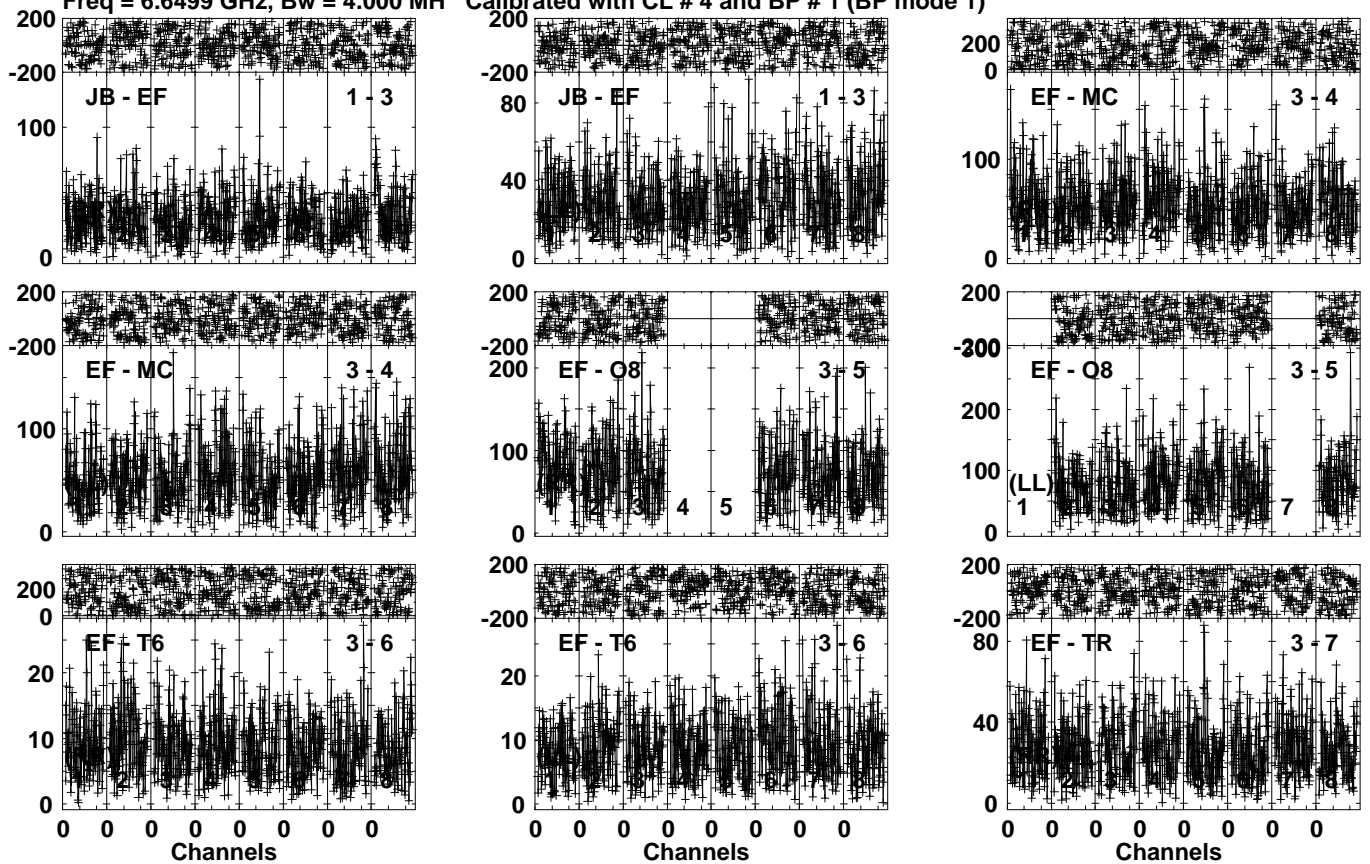


Lower frame: Milli Ampl Jy Top frame: Phas deg
Vector averaged cross-power spectrum Several baselines displayed
Timerange: 00/13:17:21 to 00/13:19:19

Plot file version 57 created 30-APR-2024 11:09:29

G59.633 EO020 1.UVDATA.1

Freq = 6.6499 GHz, Bw = 4.000 MH Calibrated with CL # 4 and BP # 1 (BP mode 1)

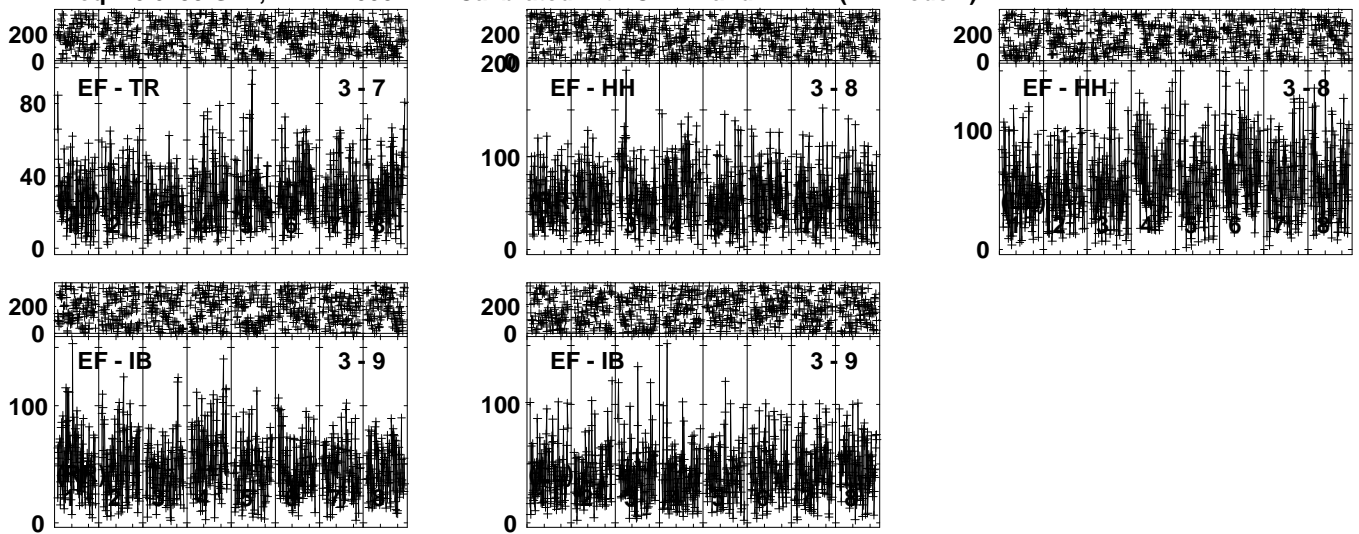


Lower frame: Milli Ampl Jy Top frame: Phas deg
Vector averaged cross-power spectrum Several baselines displayed
Timerange: 00/13:19:31 to 00/13:22:29

Plot file version 58 created 30-APR-2024 11:09:30

G59.633 EO020 1.UVDATA.1

Freq = 6.6499 GHz, Bw = 4.000 MH Calibrated with CL # 4 and BP # 1 (BP mode 1)



Lower frame: Milli Ampl Jy Top frame: Phas deg

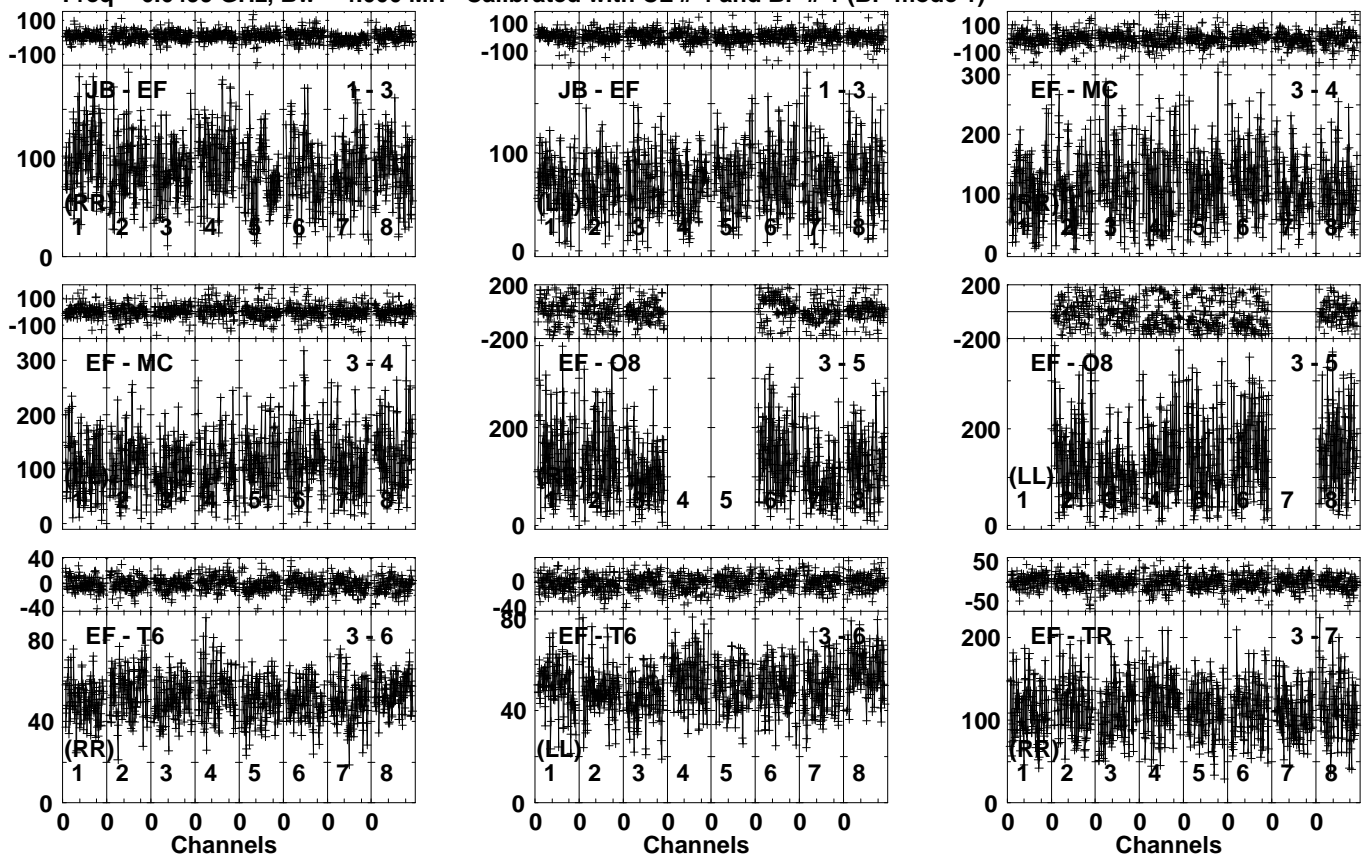
Vector averaged cross-power spectrum Several baselines displayed

Timerange: 00/13:19:31 to 00/13:22:29

Plot file version 59 created 30-APR-2024 11:09:30

J1946+2300 EO020 1.UVDATA.1

Freq = 6.6499 GHz, Bw = 4.000 MH Calibrated with CL # 4 and BP # 1 (BP mode 1)

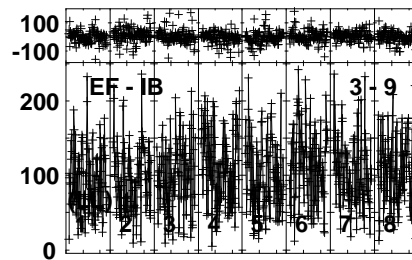
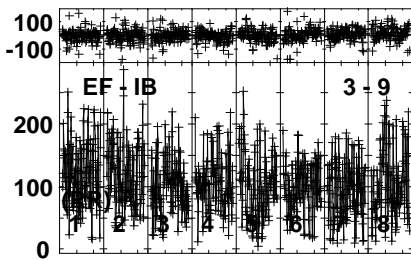
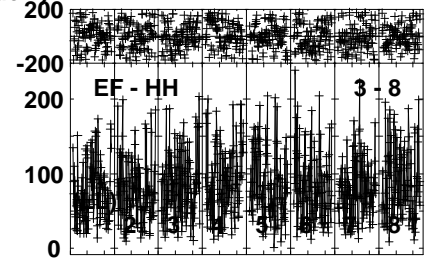
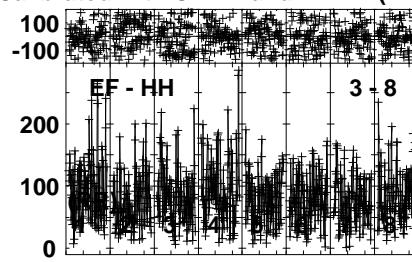
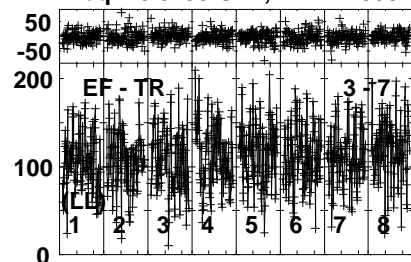


Lower frame: Milli Ampl Jy Top frame: Phas deg
Vector averaged cross-power spectrum Several baselines displayed
Timerange: 00/13:23:01 to 00/13:24:29

Plot file version 60 created 30-APR-2024 11:09:30

J1946+2300 EO020 1.UVDATA.1

Freq = 6.6499 GHz, Bw = 4.000 MH Calibrated with CL # 4 and BP # 1 (BP mode 1)



Lower frame: Milli Ampl Jy Top frame: Phas deg

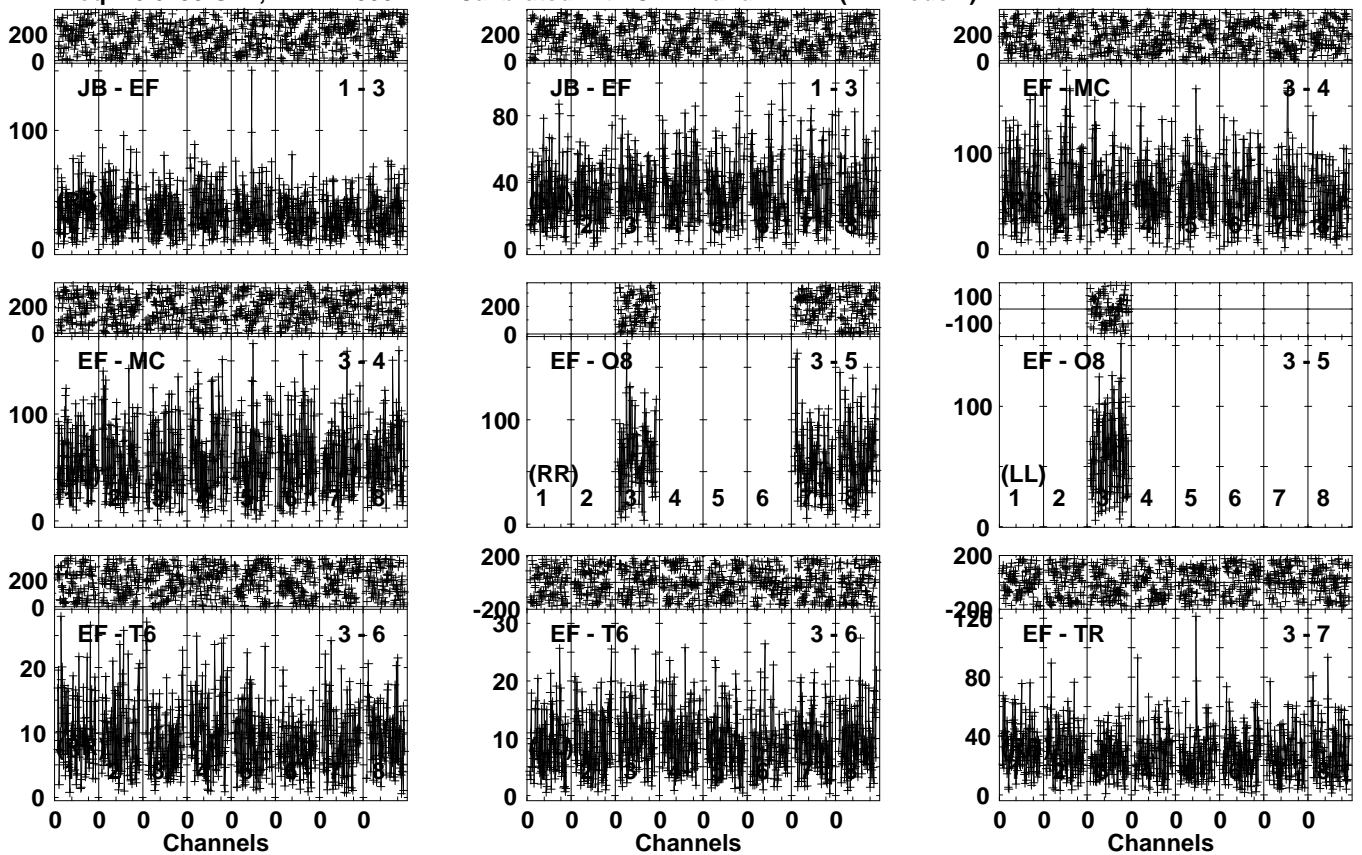
Vector averaged cross-power spectrum Several baselines displayed

Timerange: 00/13:23:01 to 00/13:24:29

Plot file version 61 created 30-APR-2024 11:09:30

G59.633 EO020 1.UVDATA.1

Freq = 6.6499 GHz, Bw = 4.000 MH Calibrated with CL # 4 and BP # 1 (BP mode 1)

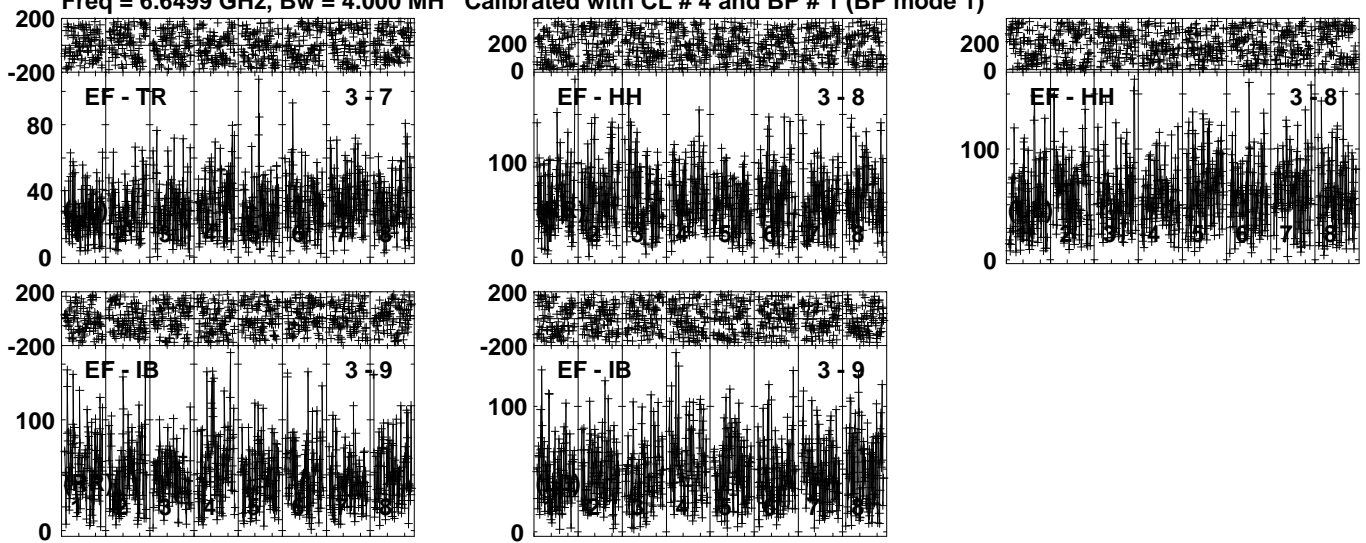


Lower frame: Milli Ampl Jy Top frame: Phas deg
Vector averaged cross-power spectrum Several baselines displayed
Timerange: 00/13:24:41 to 00/13:27:39

Plot file version 62 created 30-APR-2024 11:09:31

G59.633 EO020 1.UVDATA.1

Freq = 6.6499 GHz, Bw = 4.000 MH Calibrated with CL # 4 and BP # 1 (BP mode 1)

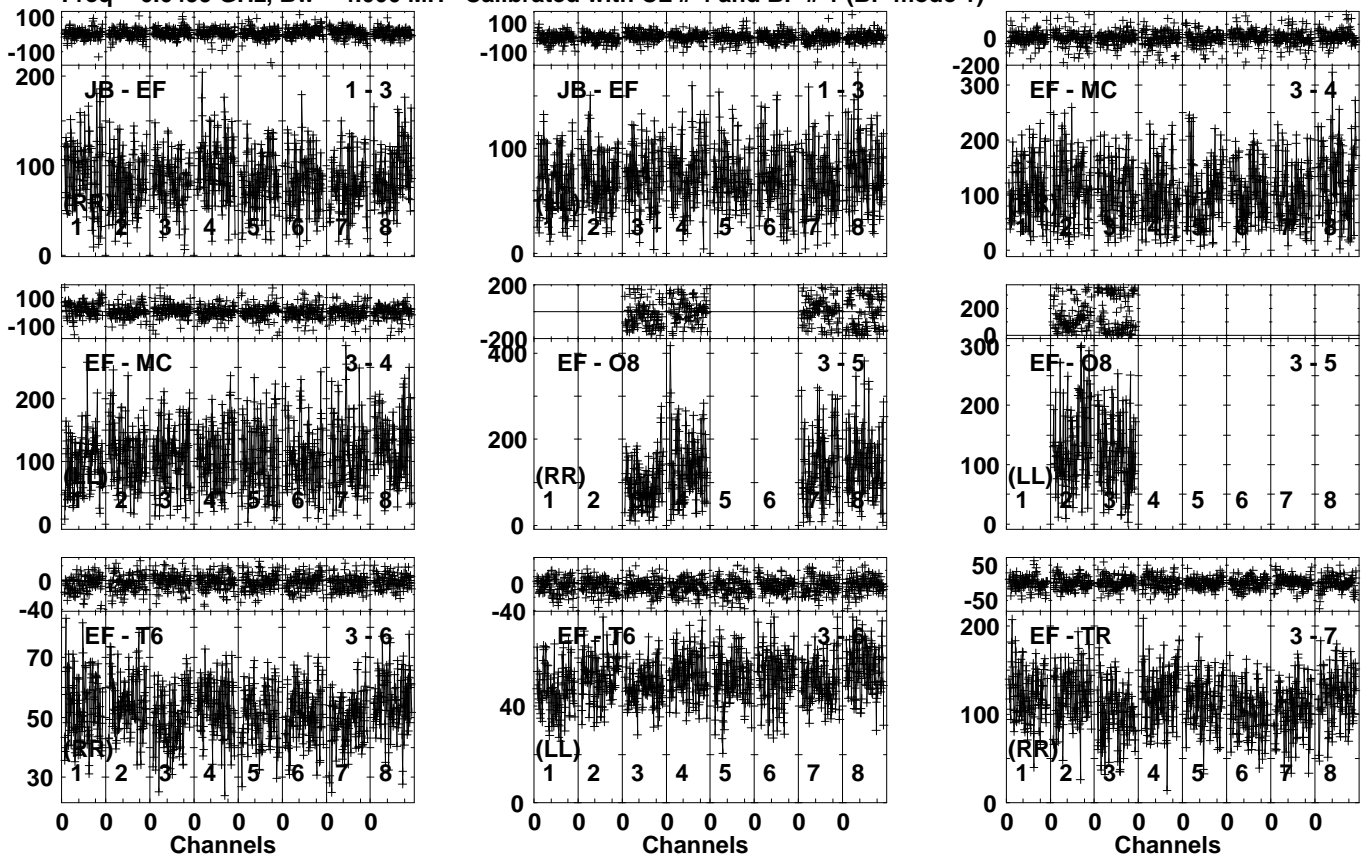


Lower frame: Milli Ampl Jy Top frame: Phas deg
Vector averaged cross-power spectrum Several baselines displayed
Timerange: 00/13:24:41 to 00/13:27:39

Plot file version 63 created 30-APR-2024 11:09:31

J1946+2300 EO020 1.UVDATA.1

Freq = 6.6499 GHz, Bw = 4.000 MH Calibrated with CL # 4 and BP # 1 (BP mode 1)

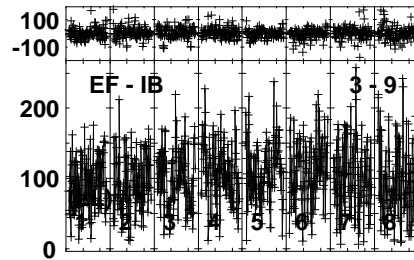
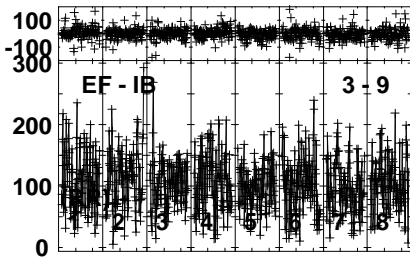
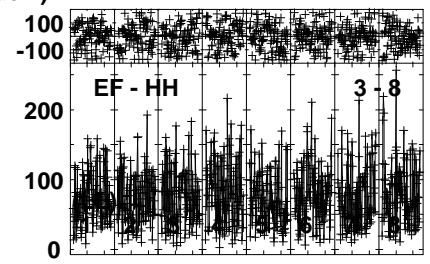
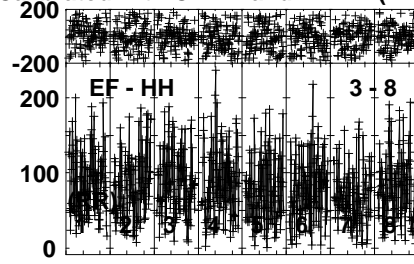
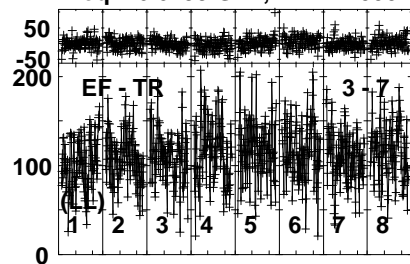


Lower frame: Milli Ampl Jy Top frame: Phas deg
Vector averaged cross-power spectrum Several baselines displayed
Timerange: 00/13:27:51 to 00/13:29:49

Plot file version 64 created 30-APR-2024 11:09:31

J1946+2300 EO020 1.UVDATA.1

Freq = 6.6499 GHz, Bw = 4.000 MH Calibrated with CL # 4 and BP # 1 (BP mode 1)

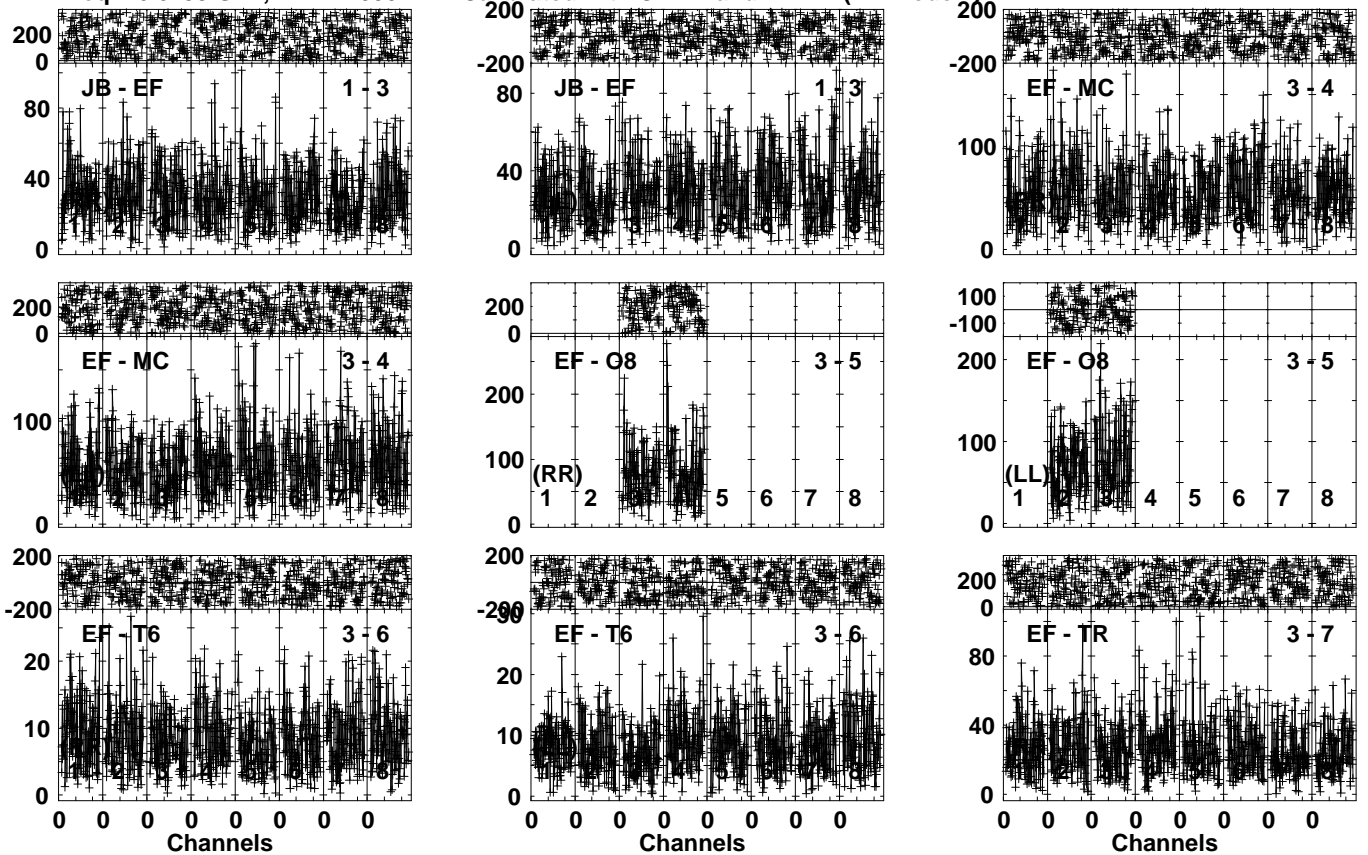


Lower frame: Milli Ampl Jy Top frame: Phas deg
Vector averaged cross-power spectrum Several baselines displayed
Timerange: 00/13:27:51 to 00/13:29:49

Plot file version 65 created 30-APR-2024 11:09:31

G59.633 EO020 1.UVDATA.1

Freq = 6.6499 GHz, Bw = 4.000 MH Calibrated with CL # 4 and BP # 1 (BP mode 1)

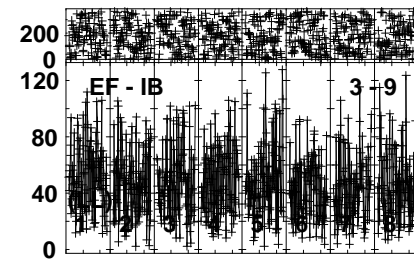
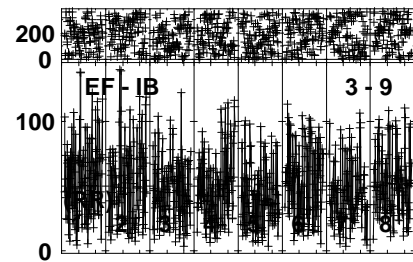
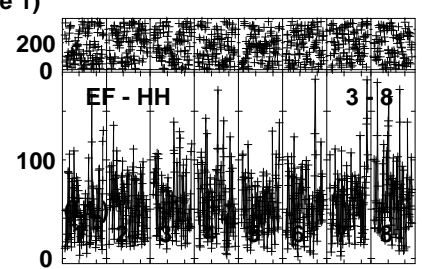
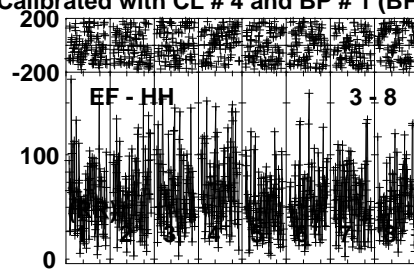
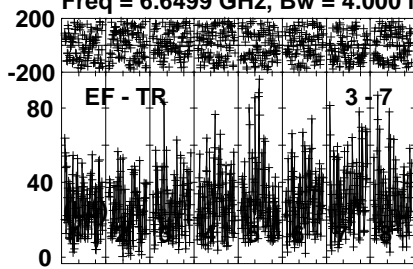


Lower frame: Milli Ampl Jy Top frame: Phas deg
Vector averaged cross-power spectrum Several baselines displayed
Timerange: 00/13:30:01 to 00/13:32:59

Plot file version 66 created 30-APR-2024 11:09:32

G59.633 EO020 1.UVDATA.1

Freq = 6.6499 GHz, Bw = 4.000 MH Calibrated with CL # 4 and BP # 1 (BP mode 1)

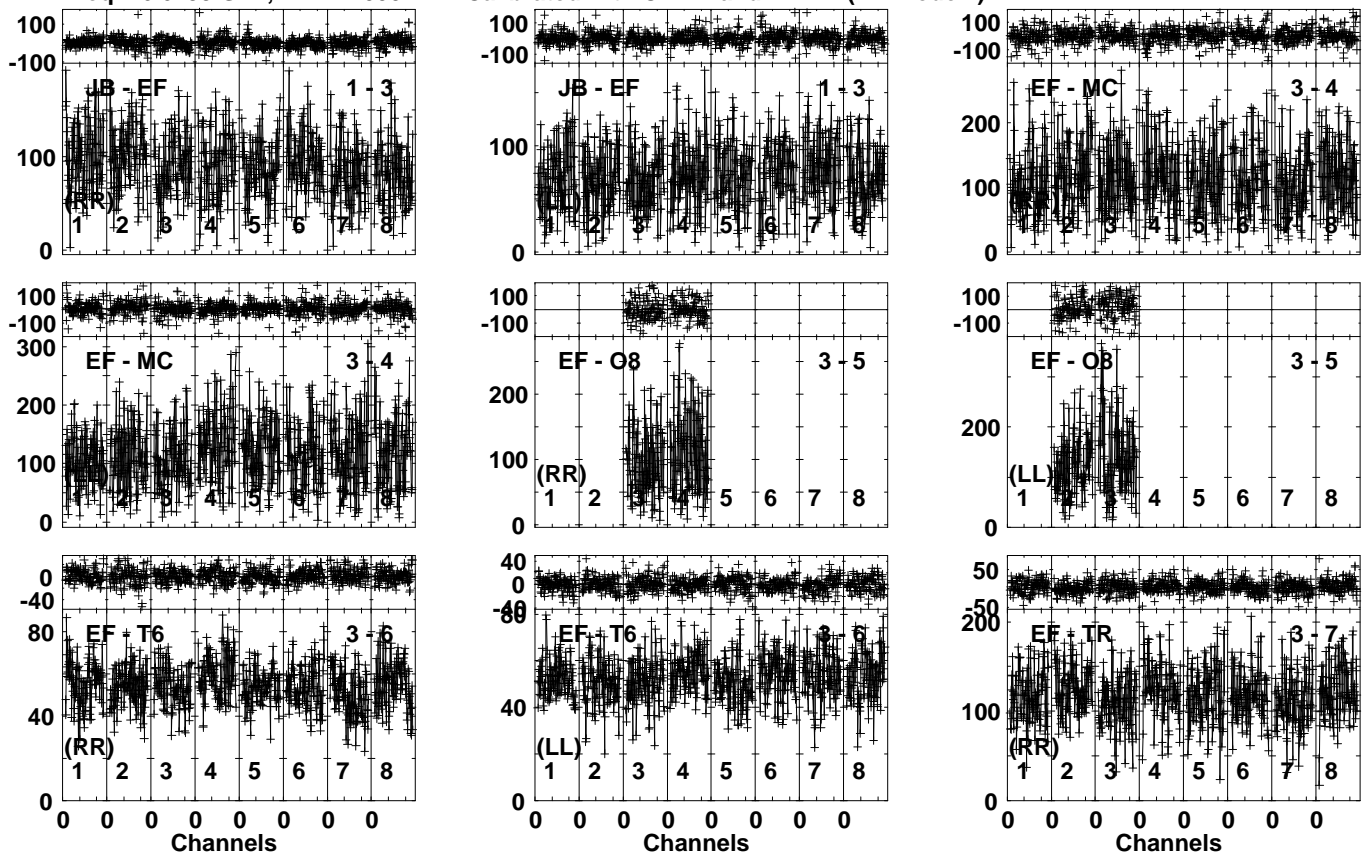


Lower frame: Milli Ampl Jy Top frame: Phas deg
Vector averaged cross-power spectrum Several baselines displayed
Timerange: 00/13:30:01 to 00/13:32:59

Plot file version 67 created 30-APR-2024 11:09:32

J1946+2300 EO020 1.UVDATA.1

Freq = 6.6499 GHz, Bw = 4.000 MH Calibrated with CL # 4 and BP # 1 (BP mode 1)

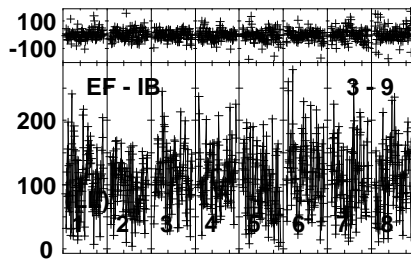
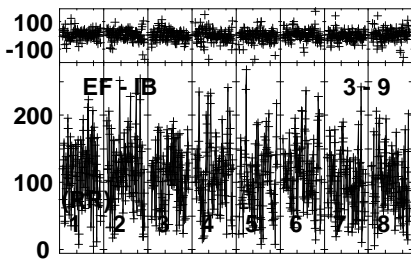
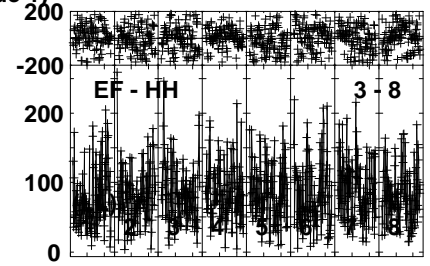
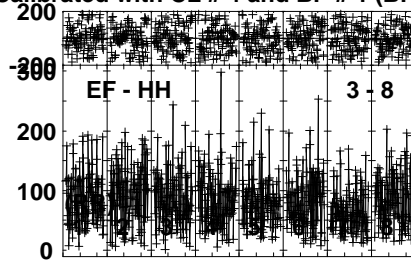
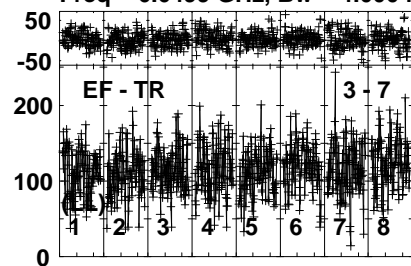


Lower frame: Milli Ampl Jy Top frame: Phas deg
Vector averaged cross-power spectrum Several baselines displayed
Timerange: 00/13:33:31 to 00/13:34:59

Plot file version 68 created 30-APR-2024 11:09:32

J1946+2300 EO020 1.UVDATA.1

Freq = 6.6499 GHz, Bw = 4.000 MH Calibrated with CL # 4 and BP # 1 (BP mode 1)

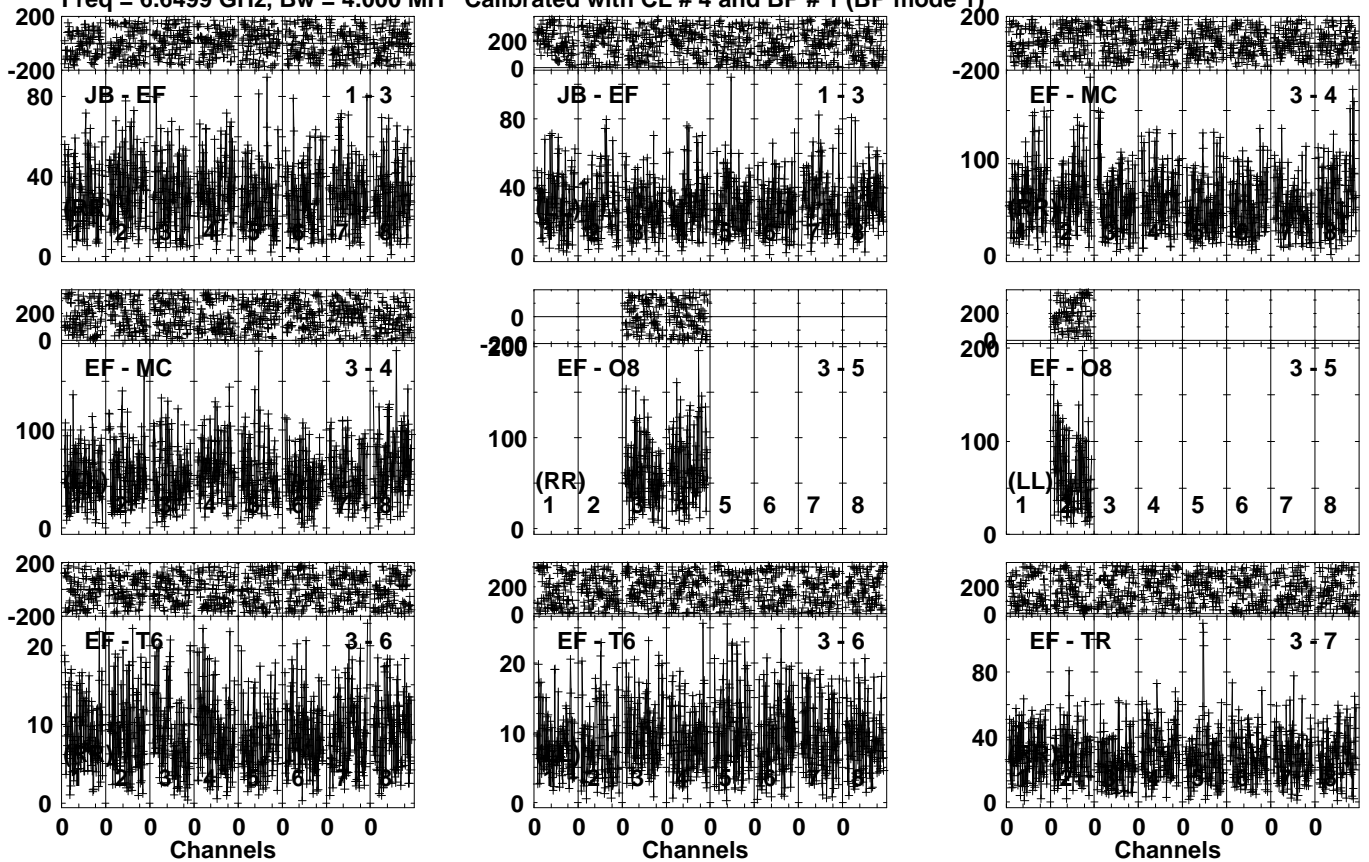


Lower frame: Milli Ampl Jy Top frame: Phas deg
Vector averaged cross-power spectrum Several baselines displayed
Timerange: 00/13:33:31 to 00/13:34:59

Plot file version 69 created 30-APR-2024 11:09:33

G59.633 EO020 1.UVDATA.1

Freq = 6.6499 GHz, Bw = 4.000 MH Calibrated with CL # 4 and BP # 1 (BP mode 1)

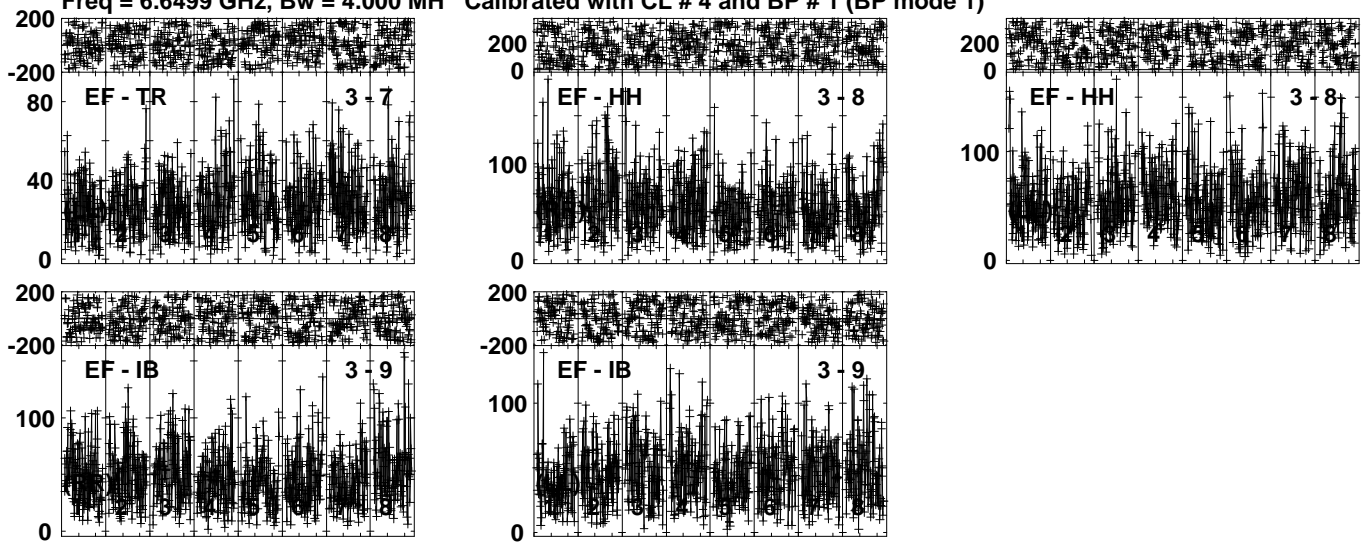


Lower frame: Milli Ampl Jy Top frame: Phas deg
Vector averaged cross-power spectrum Several baselines displayed
Timerange: 00/13:35:11 to 00/13:38:09

Plot file version 70 created 30-APR-2024 11:09:33

G59.633 EO020 1.UVDATA.1

Freq = 6.6499 GHz, Bw = 4.000 MH Calibrated with CL # 4 and BP # 1 (BP mode 1)

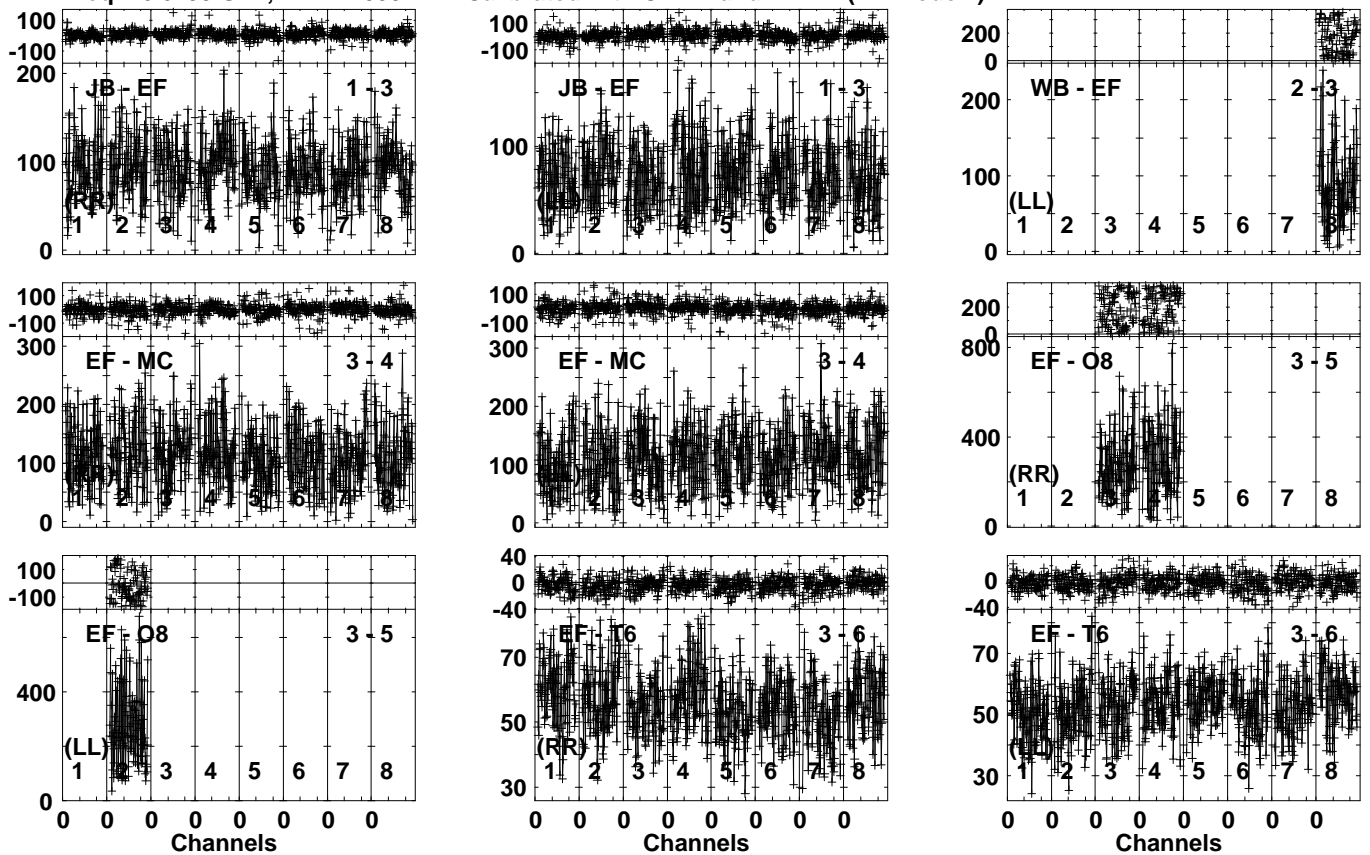


Lower frame: Milli Ampl Jy Top frame: Phas deg
Vector averaged cross-power spectrum Several baselines displayed
Timerange: 00/13:35:11 to 00/13:38:09

Plot file version 71 created 30-APR-2024 11:09:33

J1946+2300 EO020 1.UVDATA.1

Freq = 6.6499 GHz, Bw = 4.000 MH Calibrated with CL # 4 and BP # 1 (BP mode 1)

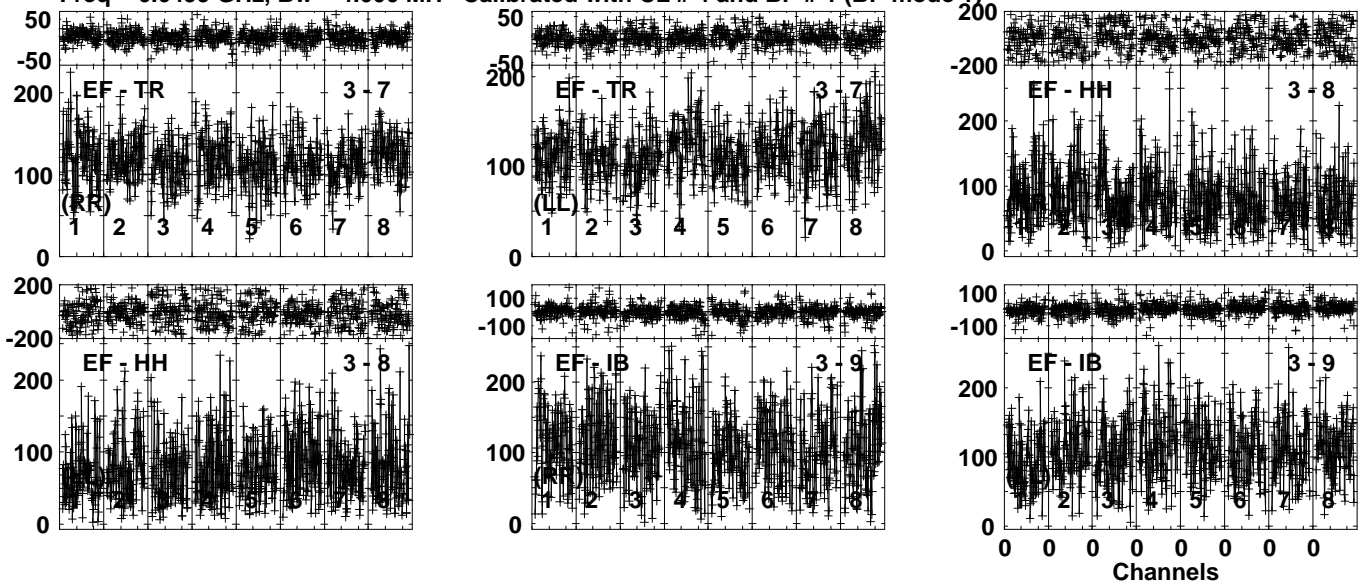


Lower frame: Milli Ampl Jy Top frame: Phas deg
Vector averaged cross-power spectrum Several baselines displayed
Timerange: 00/13:38:21 to 00/13:40:19

Plot file version 72 created 30-APR-2024 11:09:34

J1946+2300 EO020 1.UVDATA.1

Freq = 6.6499 GHz, Bw = 4.000 MH Calibrated with CL # 4 and BP # 1 (BP mode 1)

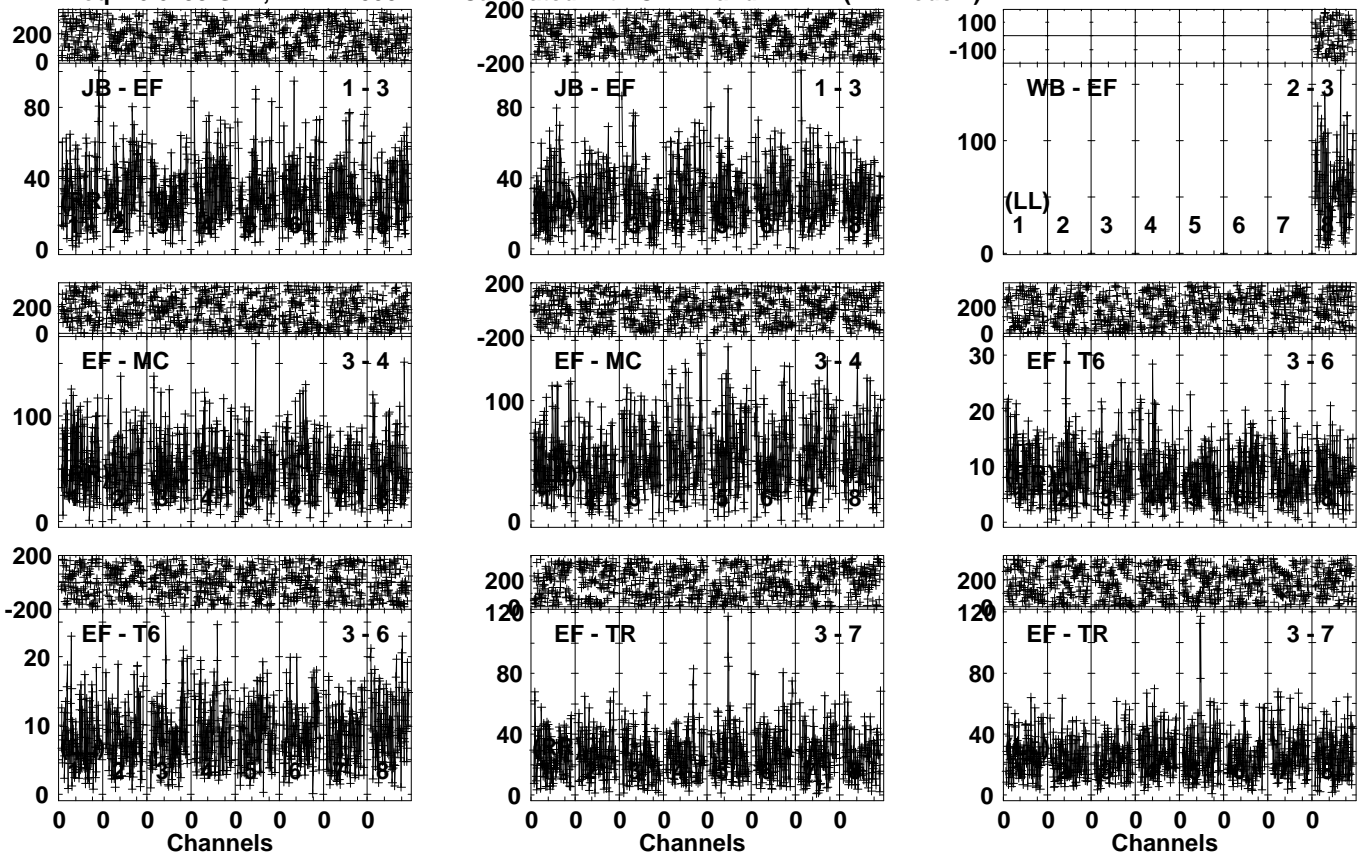


Lower frame: Milli Ampl Jy Top frame: Phas deg
Vector averaged cross-power spectrum Several baselines displayed
Timerange: 00/13:38:21 to 00/13:40:19

Plot file version 73 created 30-APR-2024 11:09:34

G59.633 EO020 1.UVDATA.1

Freq = 6.6499 GHz, Bw = 4.000 MH Calibrated with CL # 4 and BP # 1 (BP mode 1)

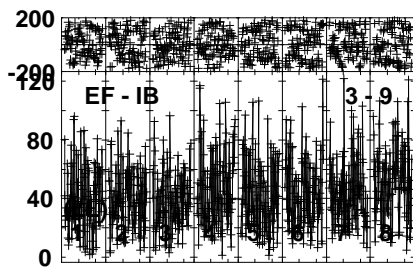
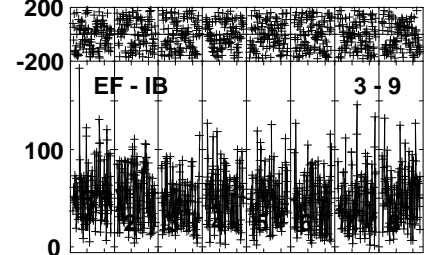
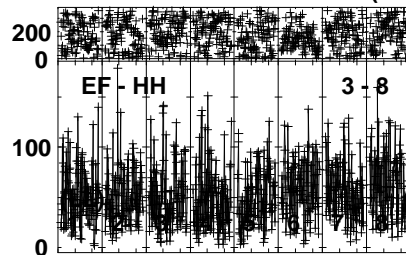
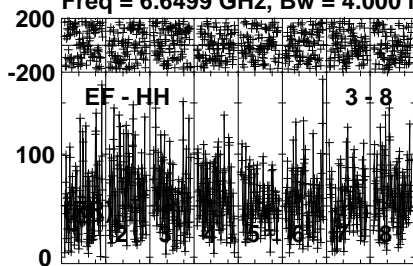


Lower frame: Milli Ampl Jy Top frame: Phas deg
Vector averaged cross-power spectrum Several baselines displayed
Timerange: 00/13:40:31 to 00/13:43:29

Plot file version 74 created 30-APR-2024 11:09:34

G59.633 EO020 1.UVDATA.1

Freq = 6.6499 GHz, Bw = 4.000 MH Calibrated with CL # 4 and BP # 1 (BP mode 1)

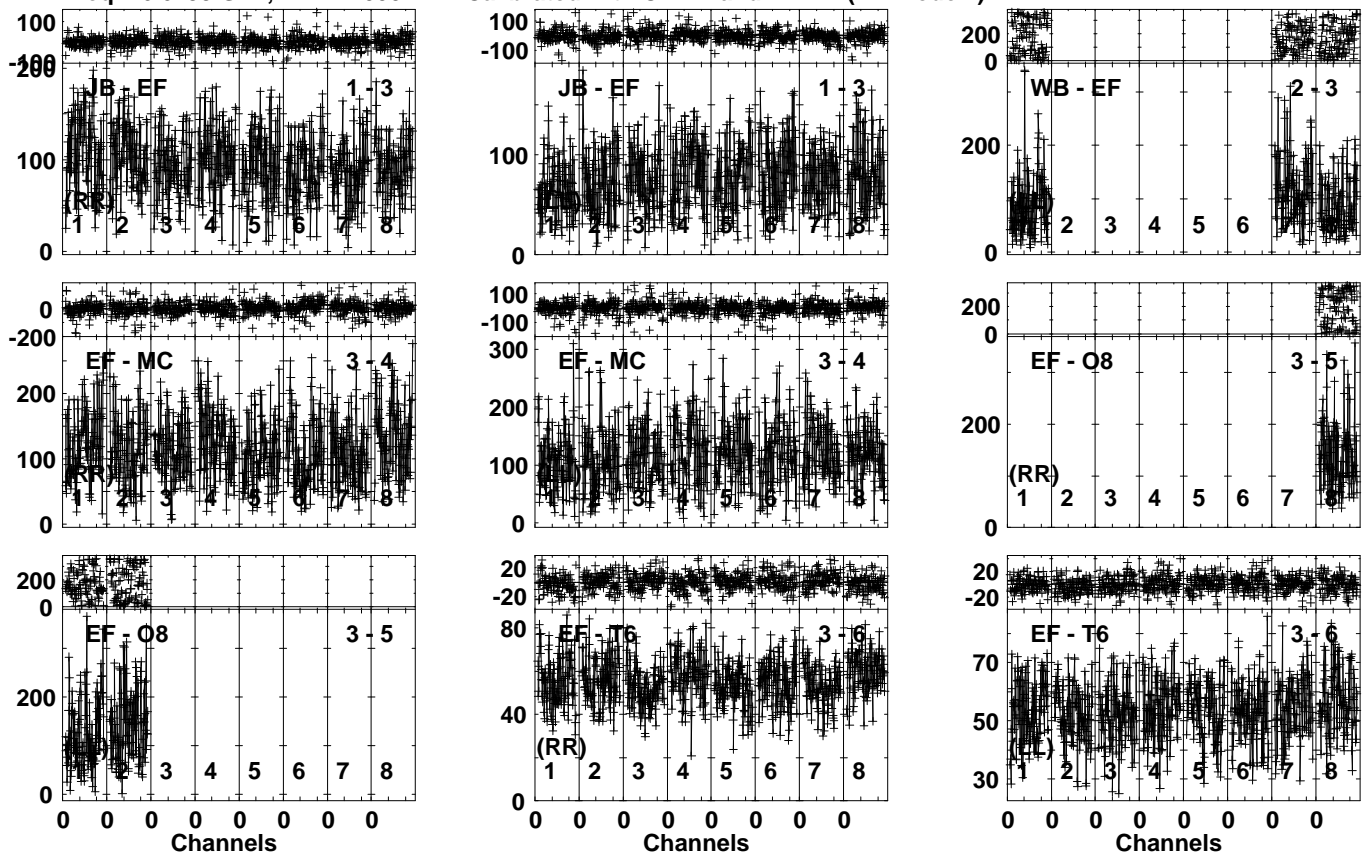


Lower frame: Milli Ampl Jy Top frame: Phas deg
Vector averaged cross-power spectrum Several baselines displayed
Timerange: 00/13:40:31 to 00/13:43:29

Plot file version 75 created 30-APR-2024 11:09:34

J1946+2300 EO020 1.UVDATA.1

Freq = 6.6499 GHz, Bw = 4.000 MH Calibrated with CL # 4 and BP # 1 (BP mode 1)

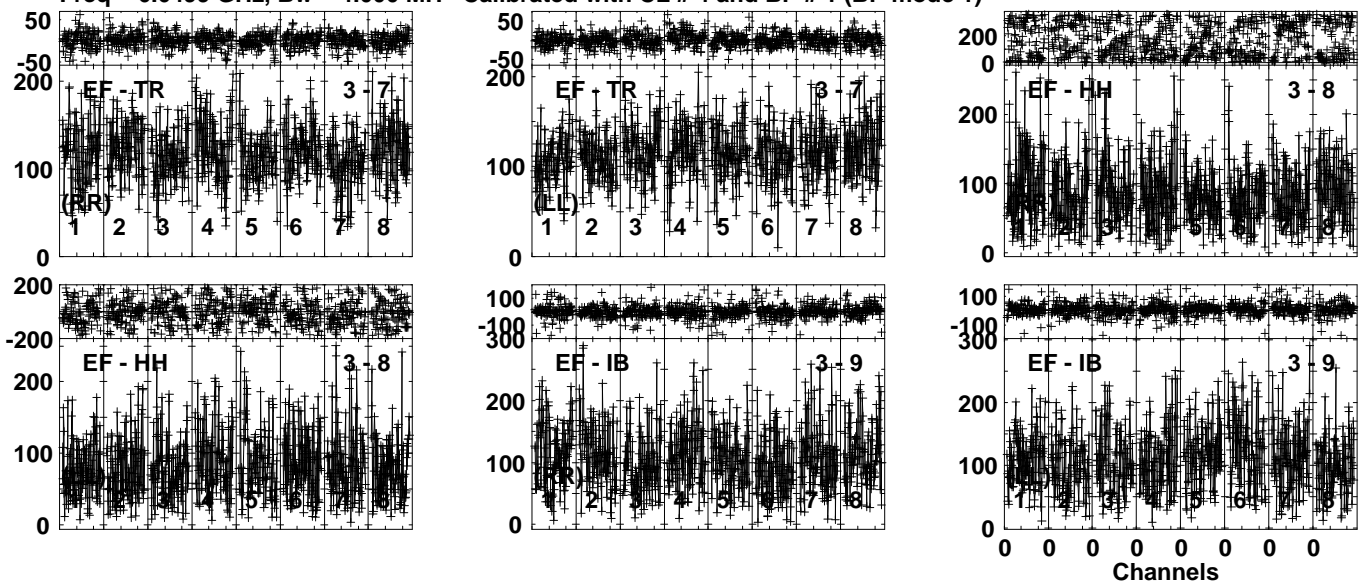


Lower frame: Milli Ampl Jy Top frame: Phas deg
Vector averaged cross-power spectrum Several baselines displayed
Timerange: 00/13:44:01 to 00/13:45:29

Plot file version 76 created 30-APR-2024 11:09:35

J1946+2300 EO020 1.UVDATA.1

Freq = 6.6499 GHz, Bw = 4.000 MH Calibrated with CL # 4 and BP # 1 (BP mode 1)

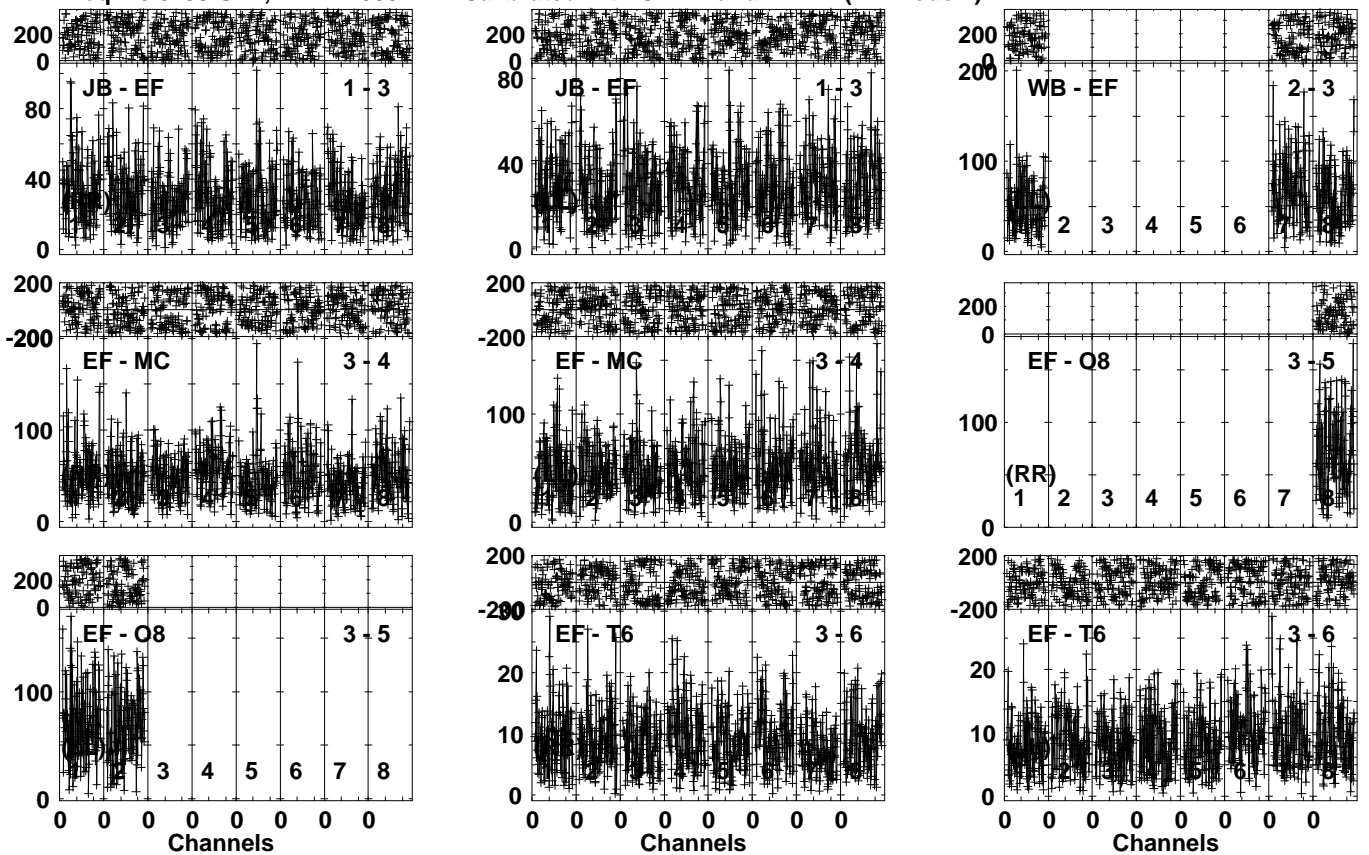


Lower frame: Milli Ampl Jy Top frame: Phas deg
Vector averaged cross-power spectrum Several baselines displayed
Timerange: 00/13:44:01 to 00/13:45:29

Plot file version 77 created 30-APR-2024 11:09:35

G59.633 EO020 1.UVDATA.1

Freq = 6.6499 GHz, Bw = 4.000 MH Calibrated with CL # 4 and BP # 1 (BP mode 1)

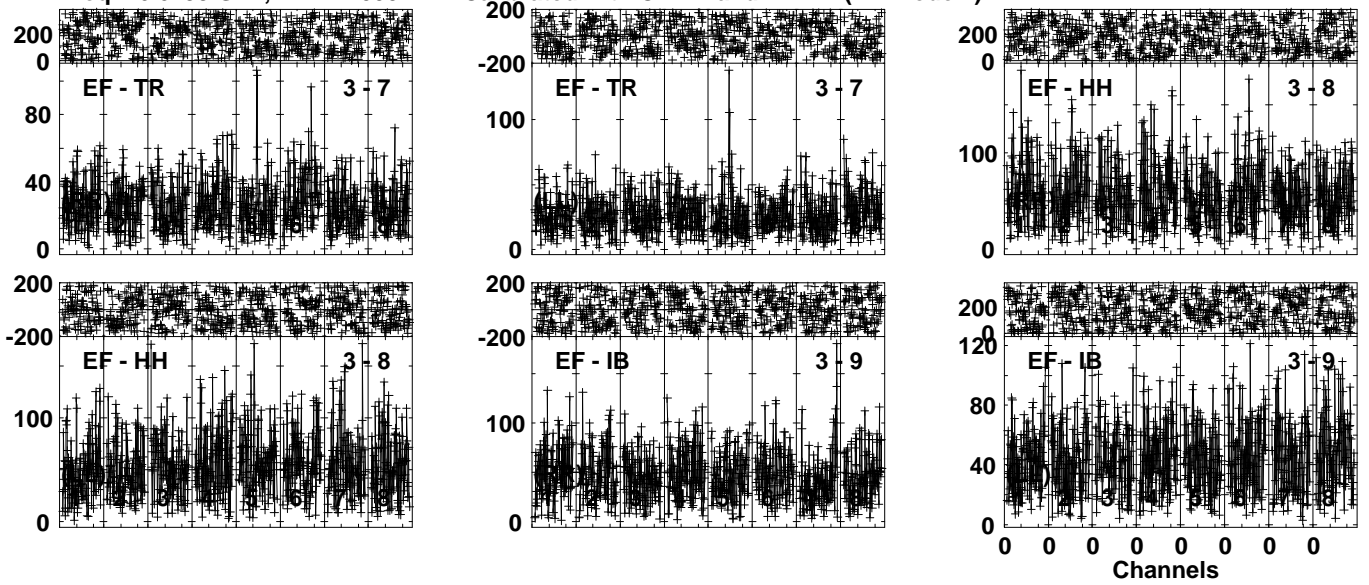


Lower frame: Milli Ampl Jy Top frame: Phas deg
Vector averaged cross-power spectrum Several baselines displayed
Timerange: 00/13:45:41 to 00/13:48:39

Plot file version 78 created 30-APR-2024 11:09:35

G59.633 EO020 1.UVDATA.1

Freq = 6.6499 GHz, Bw = 4.000 MH Calibrated with CL # 4 and BP # 1 (BP mode 1)

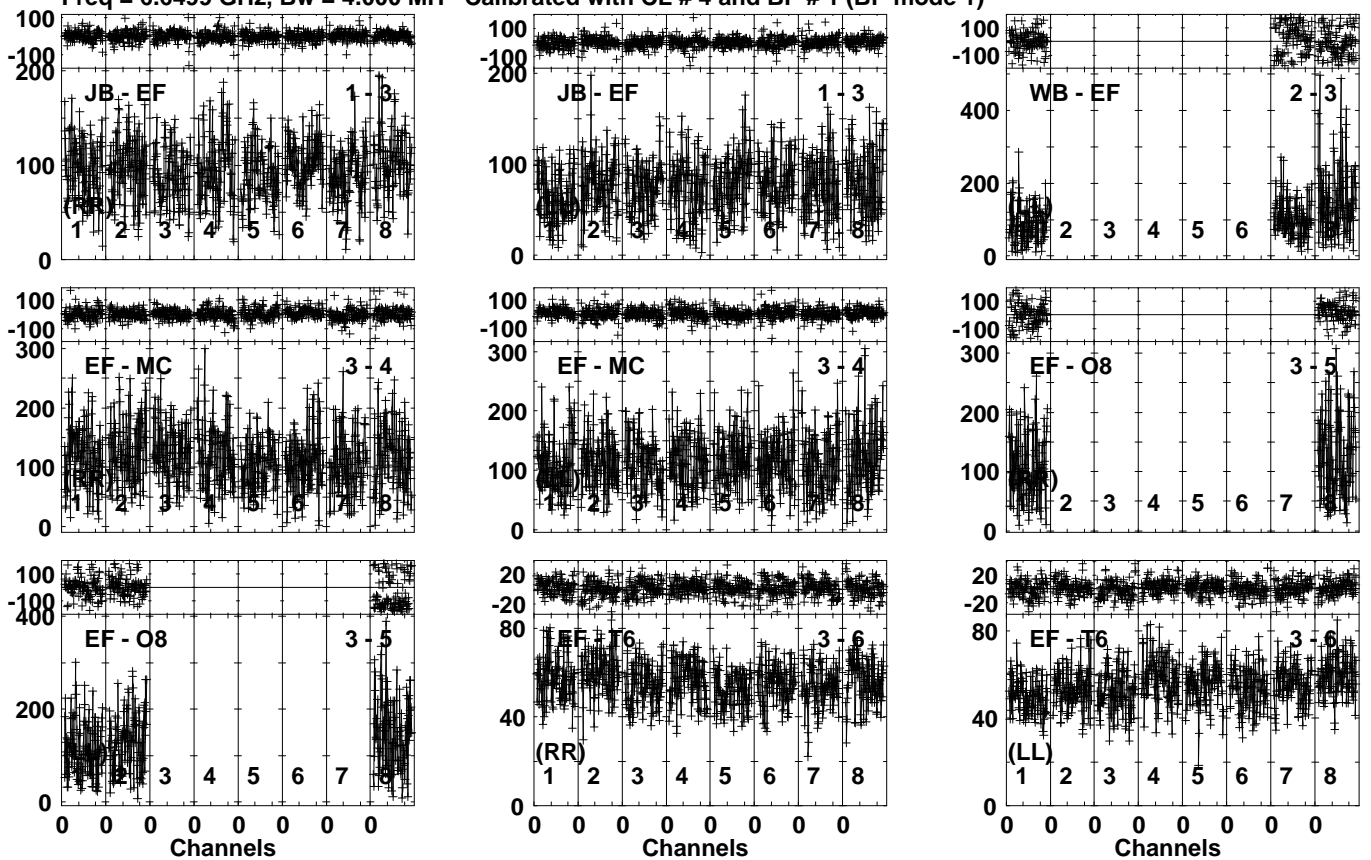


Lower frame: Milli Ampl Jy Top frame: Phas deg
Vector averaged cross-power spectrum Several baselines displayed
Timerange: 00/13:45:41 to 00/13:48:39

Plot file version 79 created 30-APR-2024 11:09:36

J1946+2300 EO020 1.UVDATA.1

Freq = 6.6499 GHz, Bw = 4.000 MH Calibrated with CL # 4 and BP # 1 (BP mode 1)

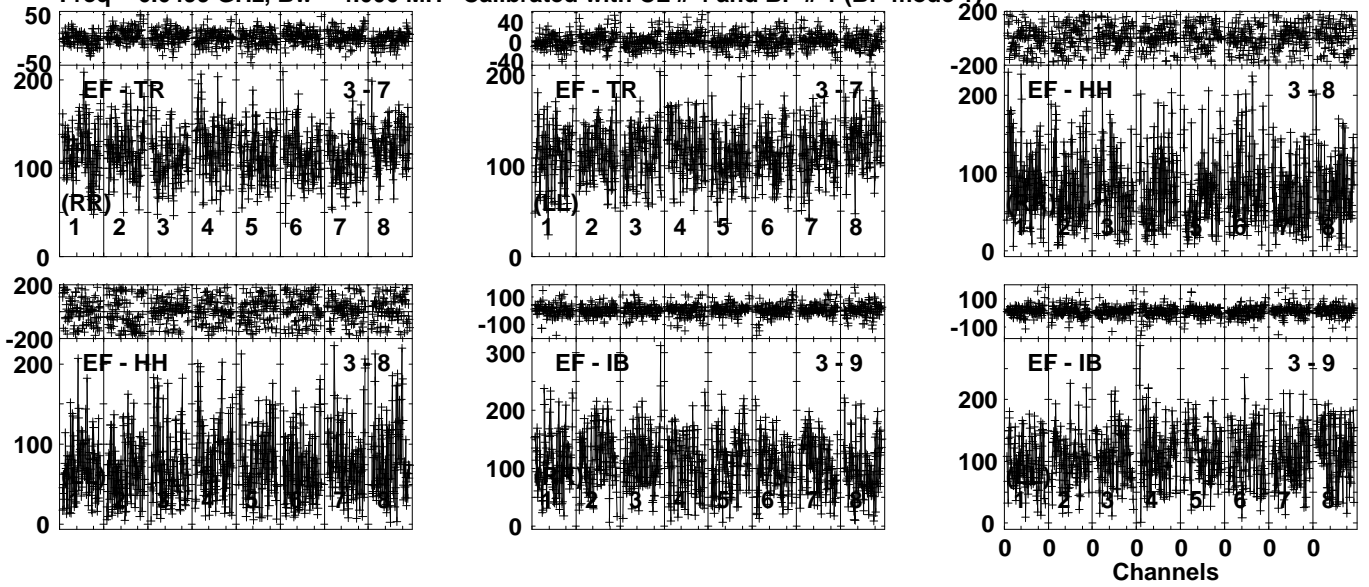


Lower frame: Milli Ampl Jy Top frame: Phas deg
Vector averaged cross-power spectrum Several baselines displayed
Timerange: 00/13:48:51 to 00/13:50:49

Plot file version 80 created 30-APR-2024 11:09:36

J1946+2300 EO020 1.UVDATA.1

Freq = 6.6499 GHz, Bw = 4.000 MH Calibrated with CL # 4 and BP # 1 (BP mode 1)

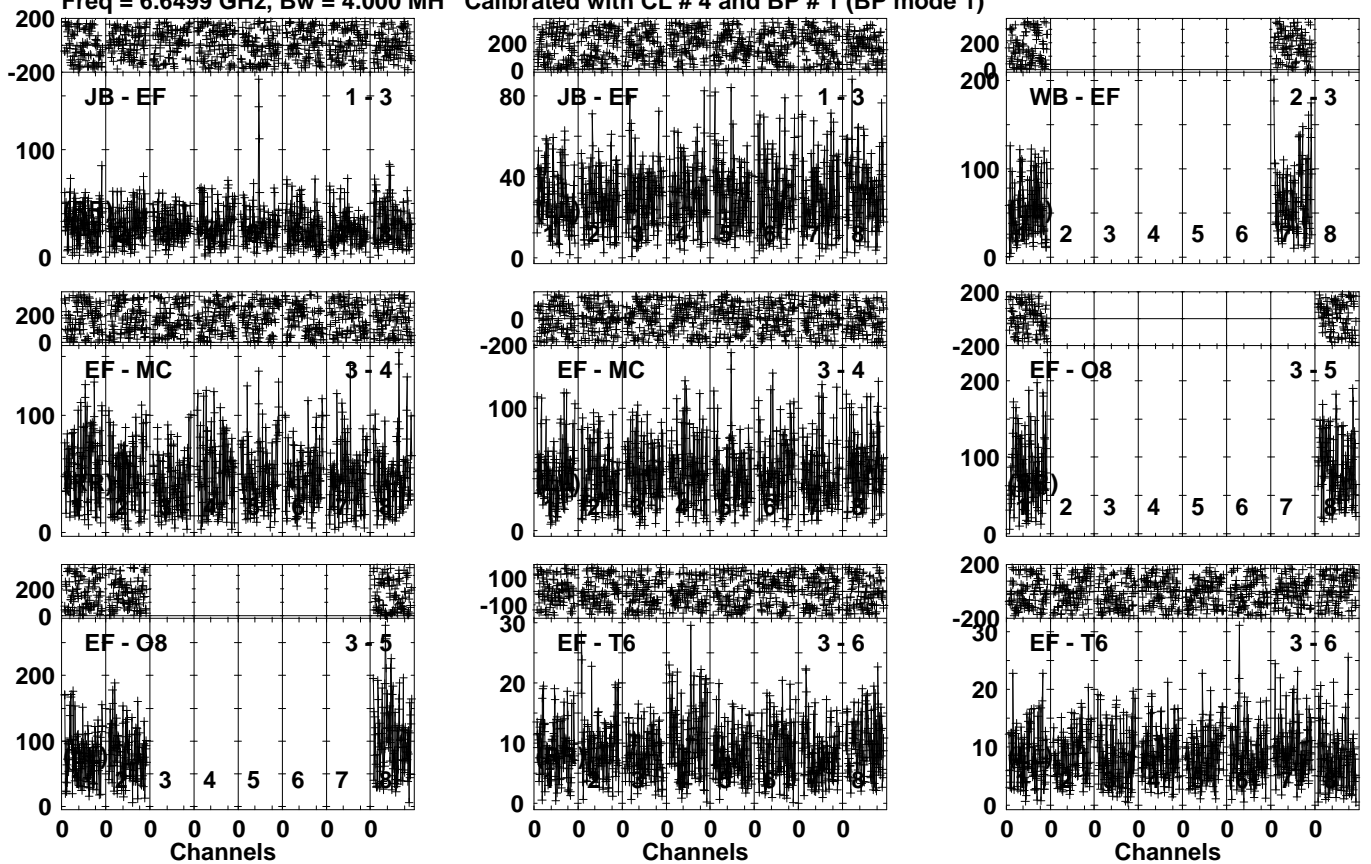


Lower frame: Milli Ampl Jy Top frame: Phas deg
Vector averaged cross-power spectrum Several baselines displayed
Timerange: 00/13:48:51 to 00/13:50:49

Plot file version 81 created 30-APR-2024 11:09:36

G59.633 EO020 1.UVDATA.1

Freq = 6.6499 GHz, Bw = 4.000 MH Calibrated with CL # 4 and BP # 1 (BP mode 1)

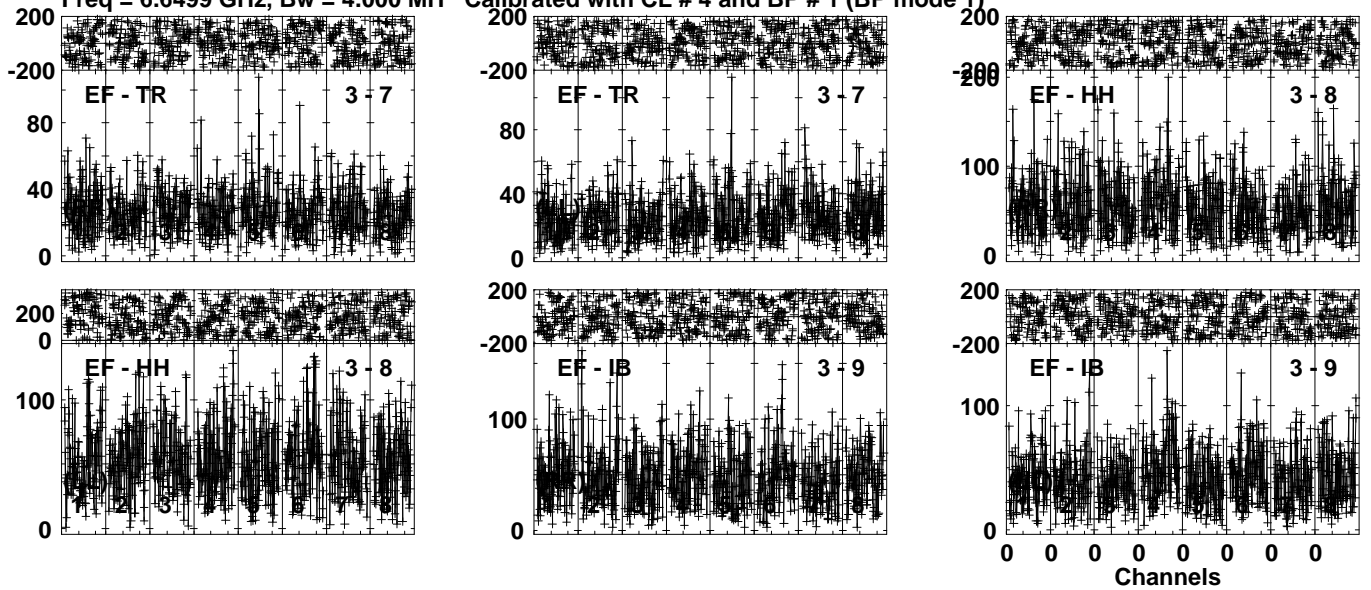


Lower frame: Milli Ampl Jy Top frame: Phas deg
Vector averaged cross-power spectrum Several baselines displayed
Timerange: 00/13:51:01 to 00/13:53:59

Plot file version 82 created 30-APR-2024 11:09:37

G59.633 EO020 1.UVDATA.1

Freq = 6.6499 GHz, Bw = 4.000 MH Calibrated with CL # 4 and BP # 1 (BP mode 1)

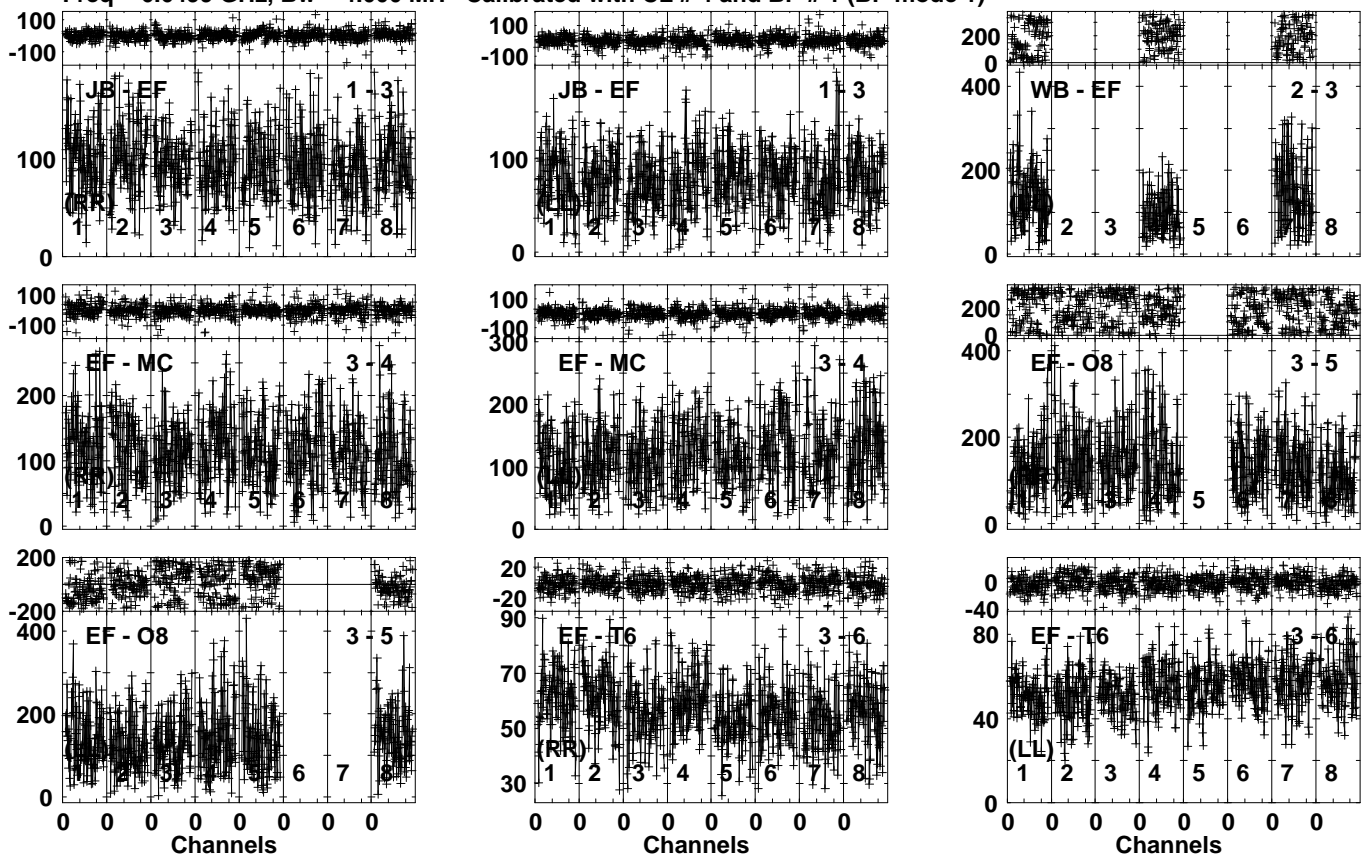


Lower frame: Milli Ampl Jy Top frame: Phas deg
Vector averaged cross-power spectrum Several baselines displayed
Timerange: 00/13:51:01 to 00/13:53:59

Plot file version 83 created 30-APR-2024 11:09:37

J1946+2300 EO020 1.UVDATA.1

Freq = 6.6499 GHz, Bw = 4.000 MH Calibrated with CL # 4 and BP # 1 (BP mode 1)

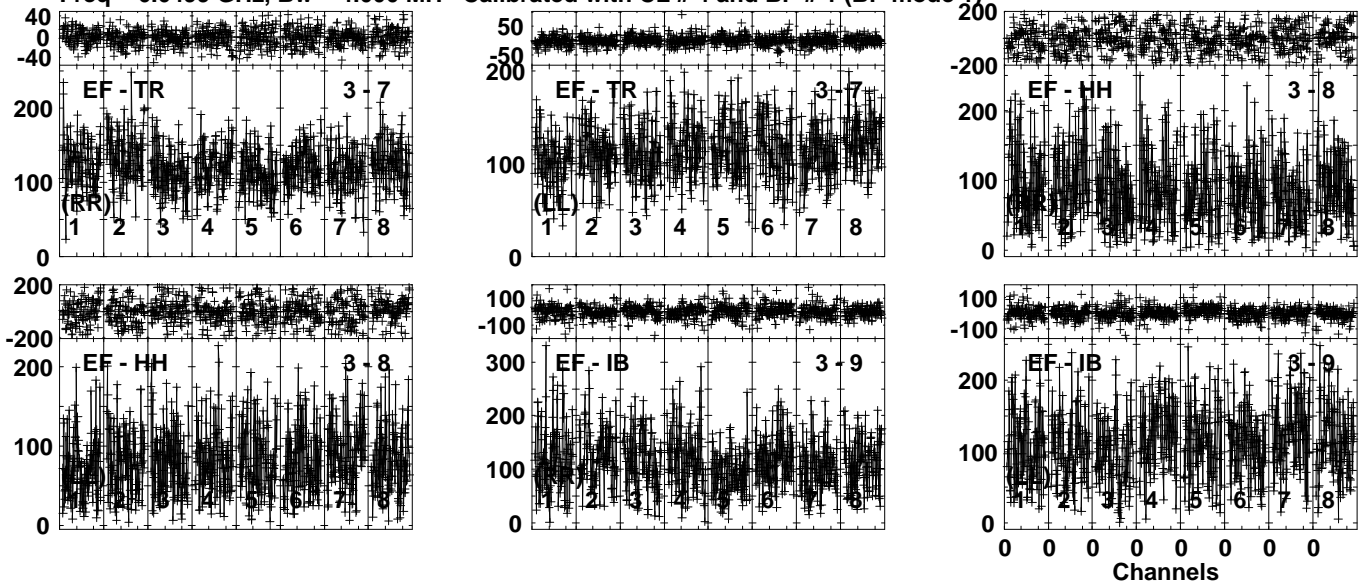


Lower frame: Milli Ampl Jy Top frame: Phas deg
Vector averaged cross-power spectrum Several baselines displayed
Timerange: 00/13:54:31 to 00/13:55:59

Plot file version 84 created 30-APR-2024 11:09:37

J1946+2300 EO020 1.UVDATA.1

Freq = 6.6499 GHz, Bw = 4.000 MH Calibrated with CL # 4 and BP # 1 (BP mode 1)

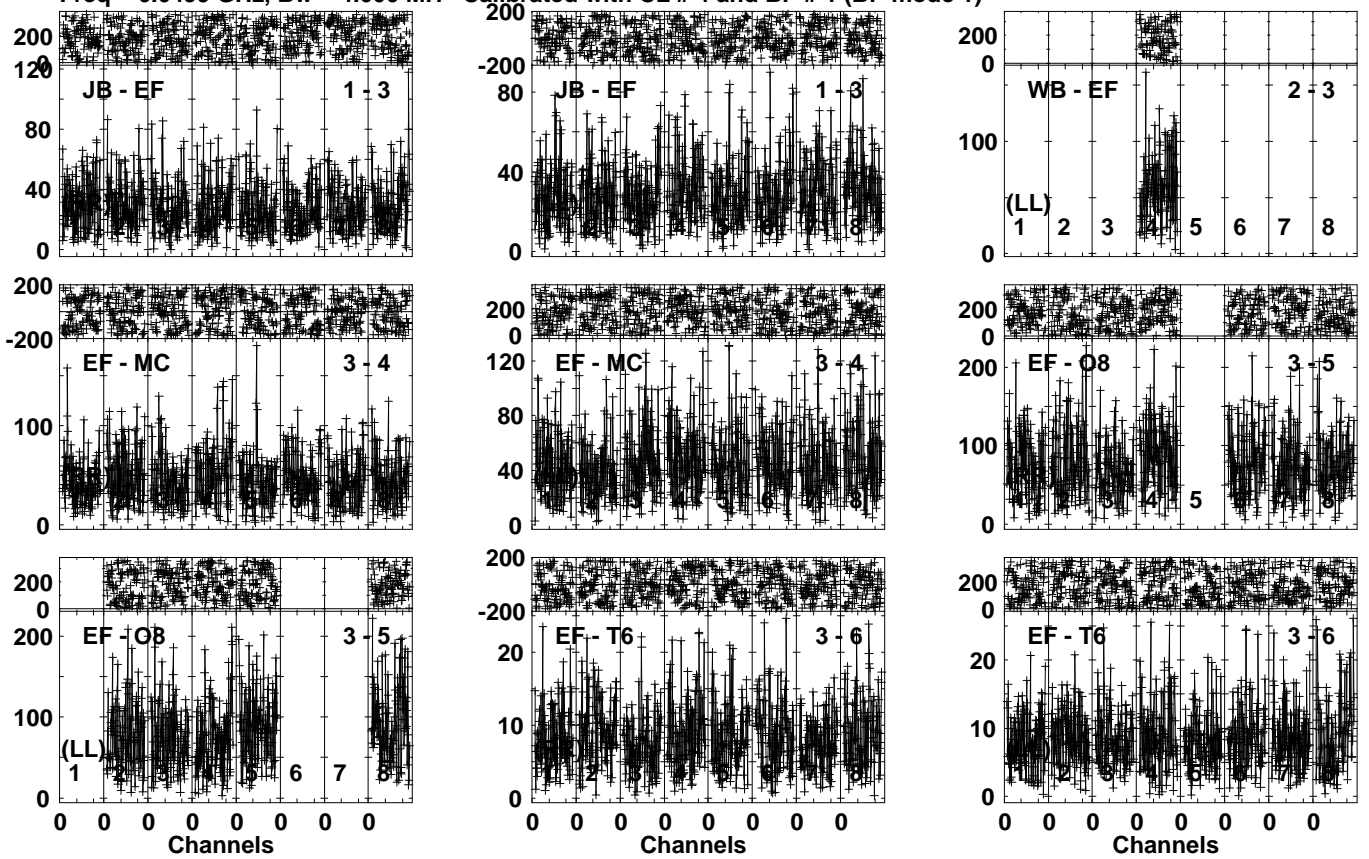


Lower frame: Milli Ampl Jy Top frame: Phas deg
Vector averaged cross-power spectrum Several baselines displayed
Timerange: 00/13:54:31 to 00/13:55:59

Plot file version 85 created 30-APR-2024 11:09:37

G59.633 EO020 1.UVDATA.1

Freq = 6.6499 GHz, Bw = 4.000 MH Calibrated with CL # 4 and BP # 1 (BP mode 1)

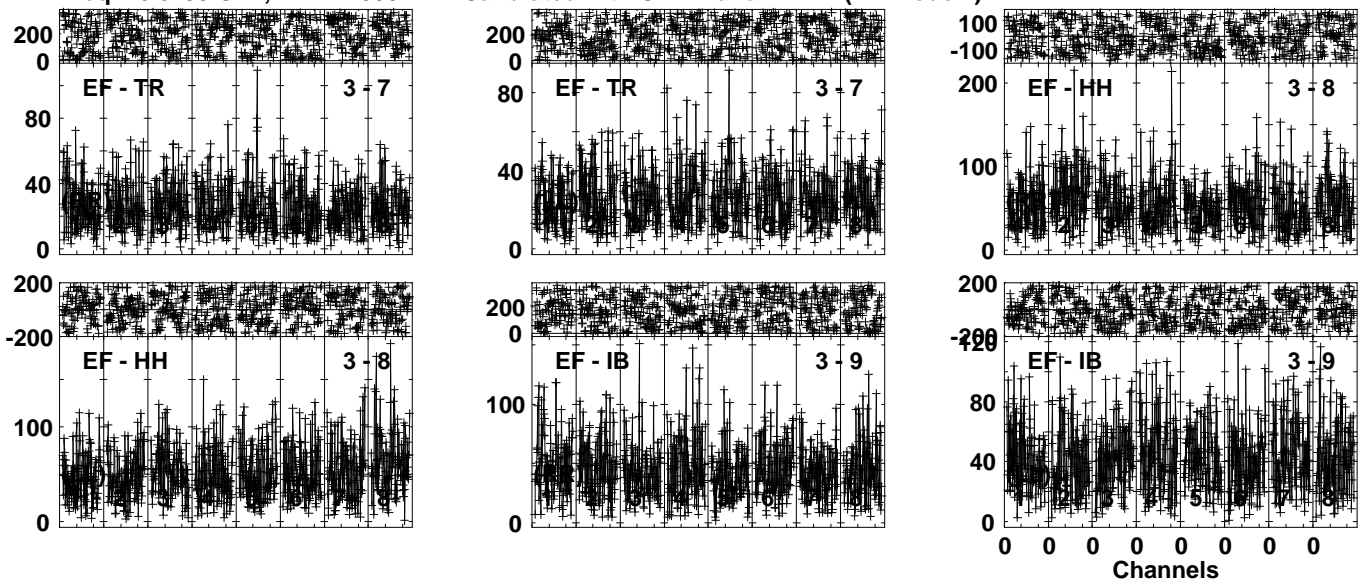


Lower frame: Milli Ampl Jy Top frame: Phas deg
Vector averaged cross-power spectrum Several baselines displayed
Timerange: 00/13:56:11 to 00/13:59:09

Plot file version 86 created 30-APR-2024 11:09:38

G59.633 EO020 1.UVDATA.1

Freq = 6.6499 GHz, Bw = 4.000 MH Calibrated with CL # 4 and BP # 1 (BP mode 1)

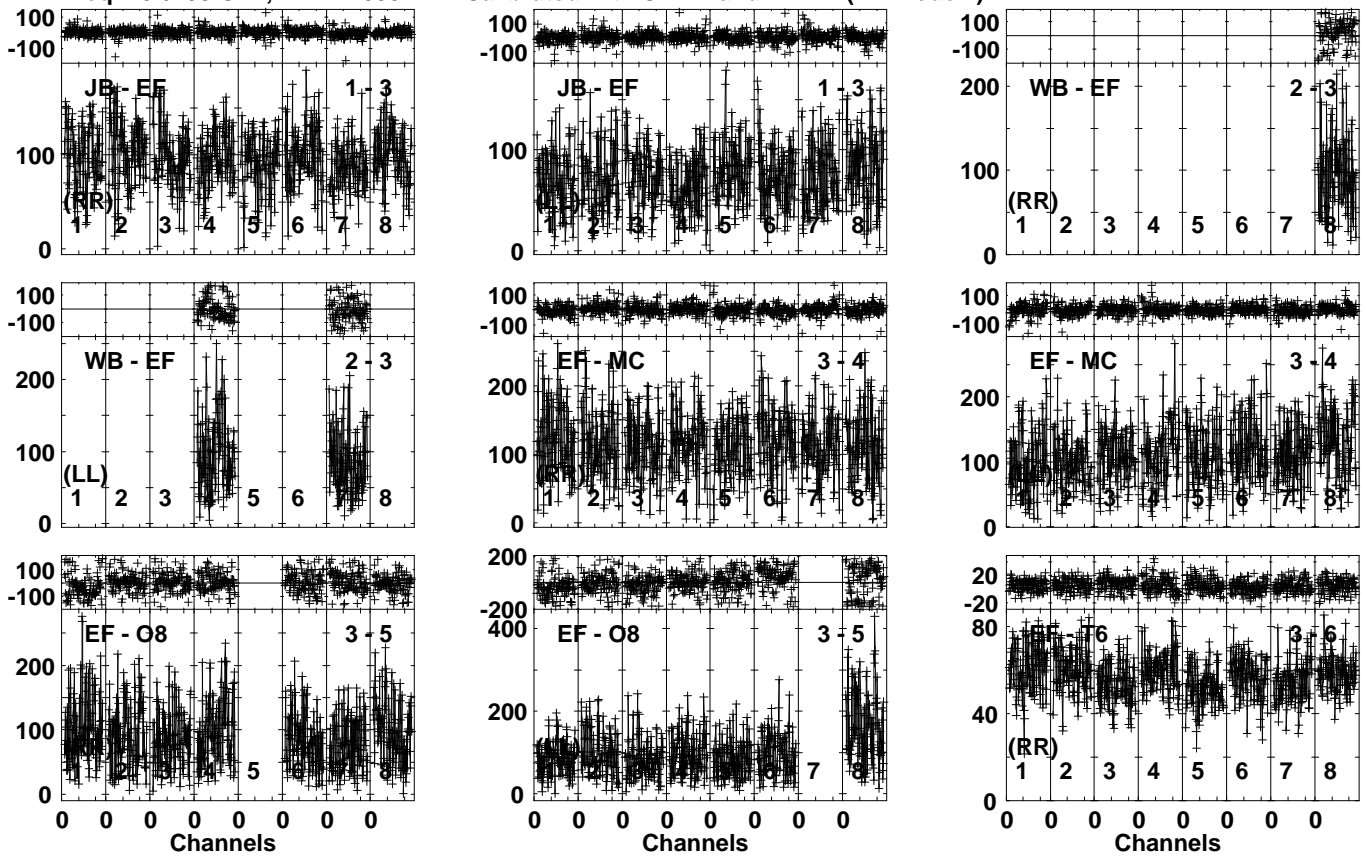


Lower frame: Milli Ampl Jy Top frame: Phas deg
Vector averaged cross-power spectrum Several baselines displayed
Timerange: 00/13:56:11 to 00/13:59:09

Plot file version 87 created 30-APR-2024 11:09:38

J1946+2300 EO020 1.UVDATA.1

Freq = 6.6499 GHz, Bw = 4.000 MH Calibrated with CL # 4 and BP # 1 (BP mode 1)

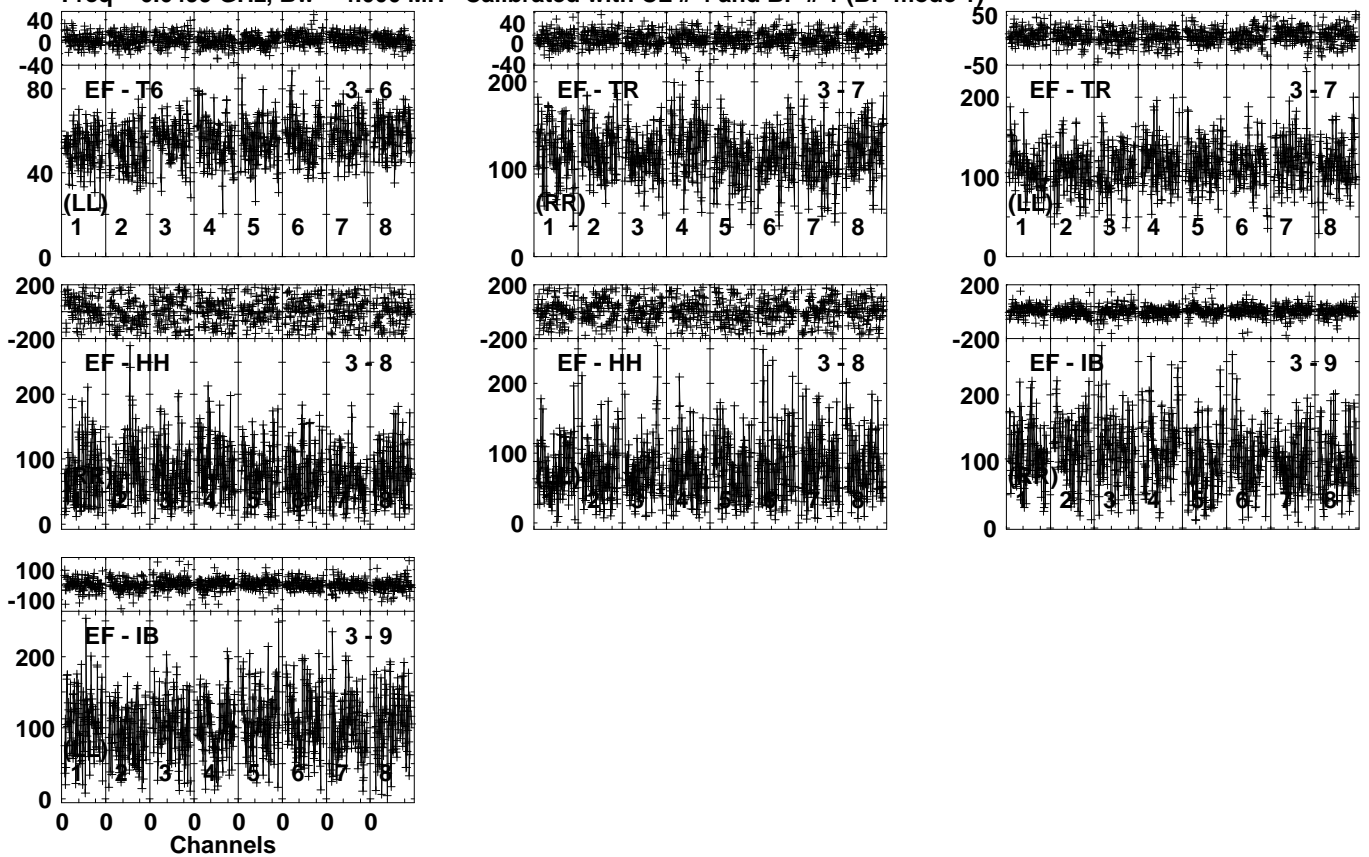


Lower frame: Milli Ampl Jy Top frame: Phas deg
Vector averaged cross-power spectrum Several baselines displayed
Timerange: 00/13:59:21 to 00/14:01:19

Plot file version 88 created 30-APR-2024 11:09:38

J1946+2300 EO020 1.UVDATA.1

Freq = 6.6499 GHz, Bw = 4.000 MH Calibrated with CL # 4 and BP # 1 (BP mode 1)



Lower frame: Milli Ampl Jy Top frame: Phas deg

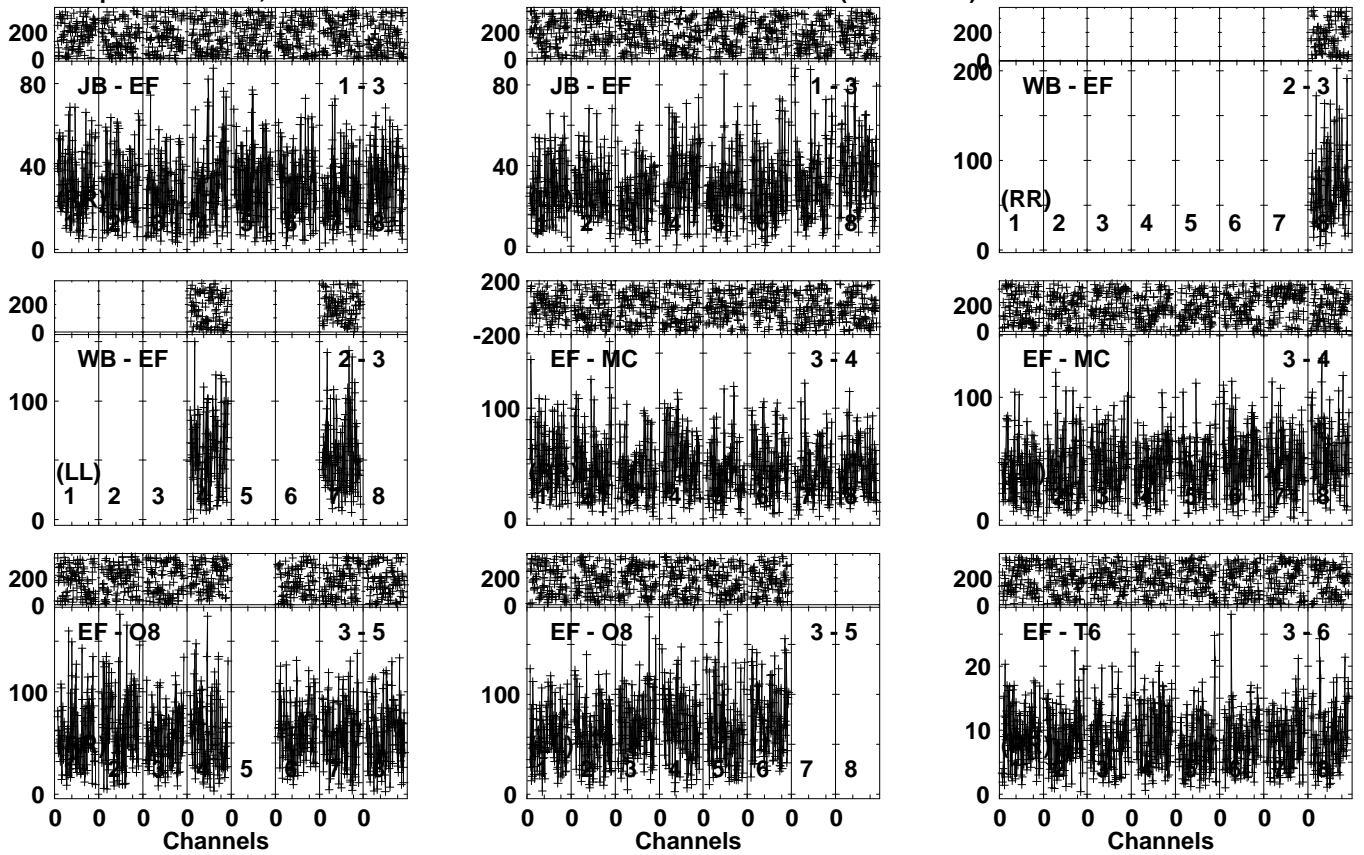
Vector averaged cross-power spectrum Several baselines displayed

Timerange: 00/13:59:21 to 00/14:01:19

Plot file version 89 created 30-APR-2024 11:09:39

G59.633 EO020 1.UVDATA.1

Freq = 6.6499 GHz, Bw = 4.000 MH Calibrated with CL # 4 and BP # 1 (BP mode 1)

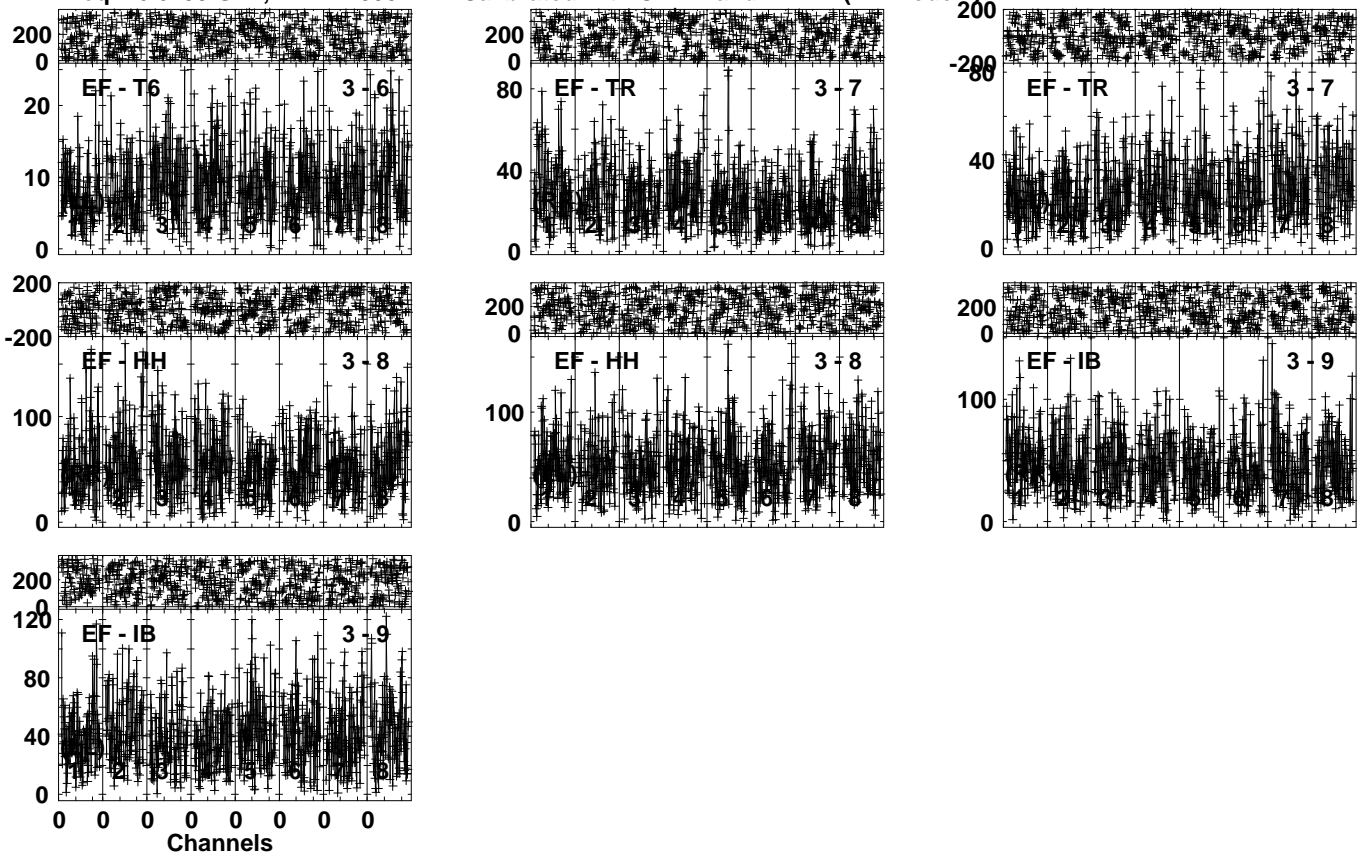


Lower frame: Milli Ampl Jy Top frame: Phas deg
Vector averaged cross-power spectrum Several baselines displayed
Timerange: 00/14:01:31 to 00/14:04:29

Plot file version 90 created 30-APR-2024 11:09:39

G59.633 EO020 1.UVDATA.1

Freq = 6.6499 GHz, Bw = 4.000 MH Calibrated with CL # 4 and BP # 1 (BP mode 1)

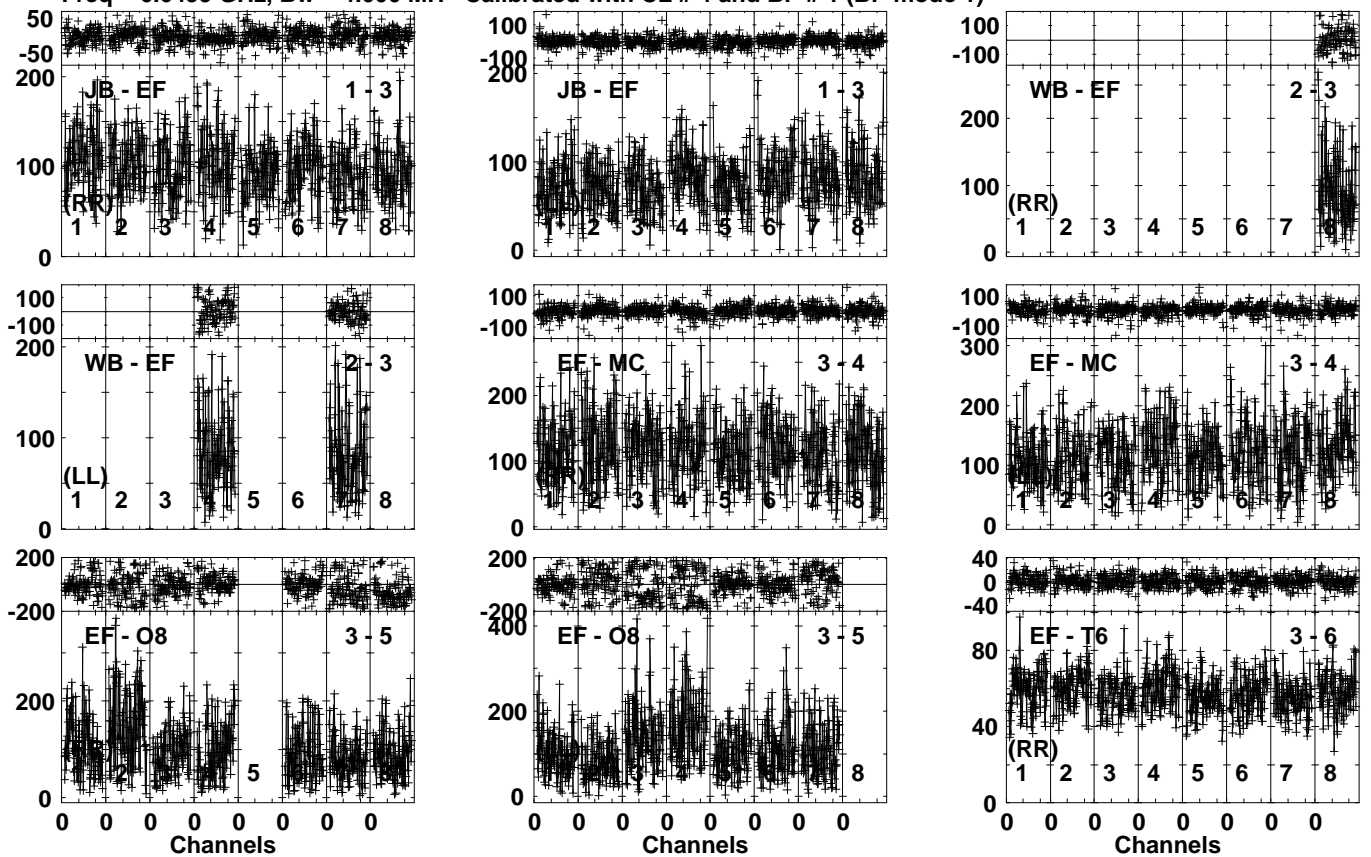


Lower frame: Milli Ampl Jy Top frame: Phas deg
Vector averaged cross-power spectrum Several baselines displayed
Timerange: 00/14:01:31 to 00/14:04:29

Plot file version 91 created 30-APR-2024 11:09:39

J1946+2300 EO020 1.UVDATA.1

Freq = 6.6499 GHz, Bw = 4.000 MH Calibrated with CL # 4 and BP # 1 (BP mode 1)

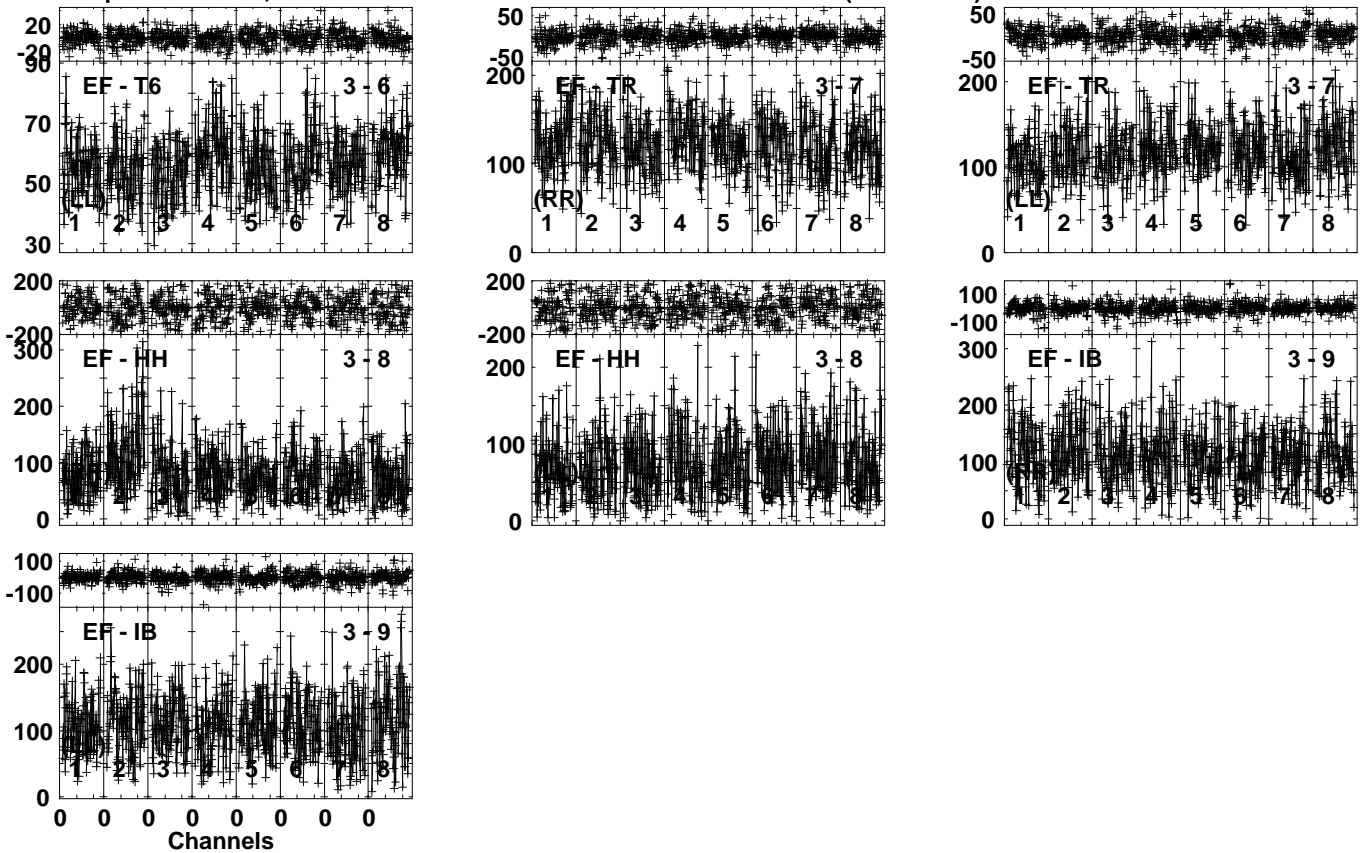


Lower frame: Milli Ampl Jy Top frame: Phas deg
Vector averaged cross-power spectrum Several baselines displayed
Timerange: 00/14:05:01 to 00/14:06:29

Plot file version 92 created 30-APR-2024 11:09:40

J1946+2300 EO020 1.UVDATA.1

Freq = 6.6499 GHz, Bw = 4.000 MH Calibrated with CL # 4 and BP # 1 (BP mode 1)

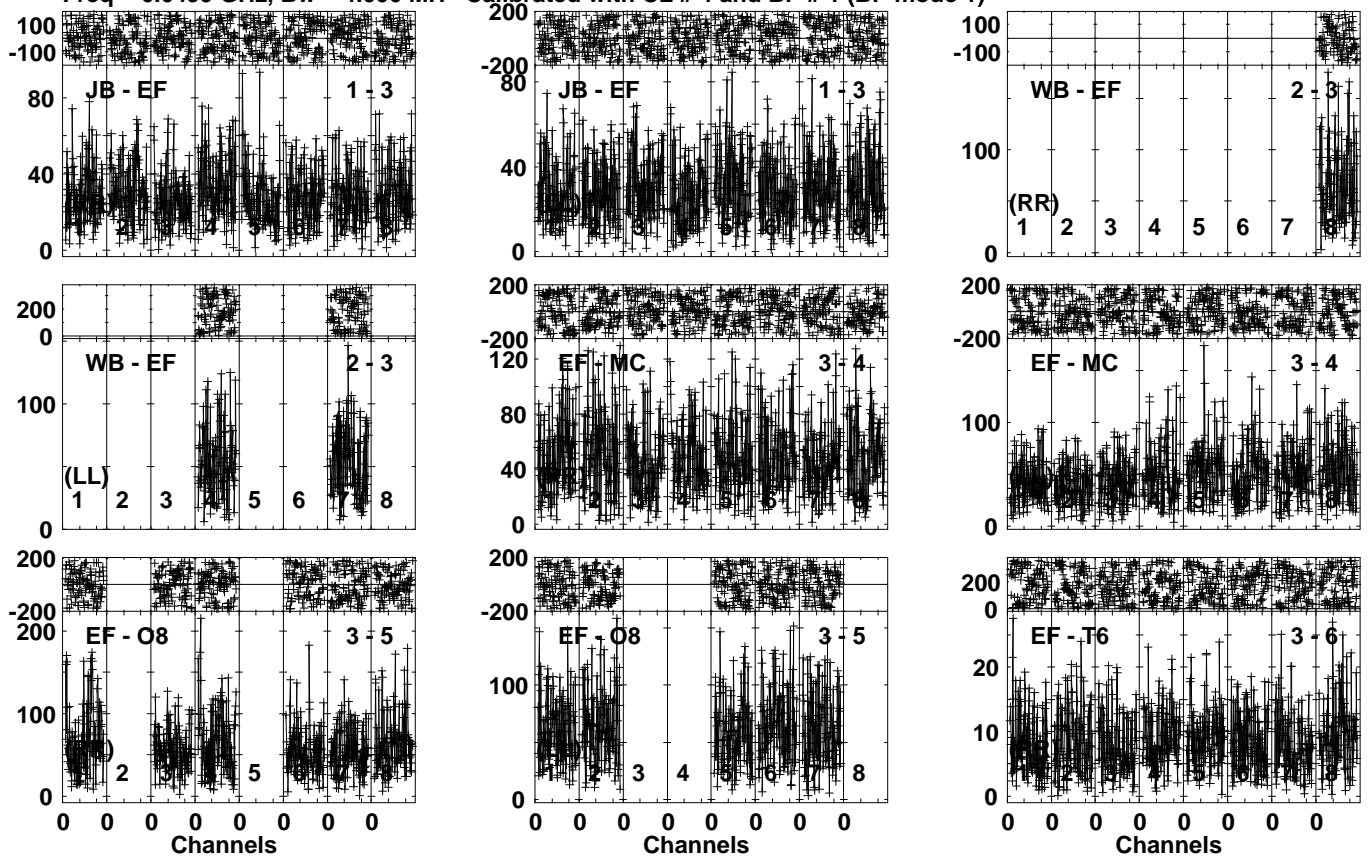


Lower frame: Milli Ampl Jy Top frame: Phas deg
Vector averaged cross-power spectrum Several baselines displayed
Timerange: 00/14:05:01 to 00/14:06:29

Plot file version 93 created 30-APR-2024 11:09:40

G59.633 EO020 1.UVDATA.1

Freq = 6.6499 GHz, Bw = 4.000 MH Calibrated with CL # 4 and BP # 1 (BP mode 1)

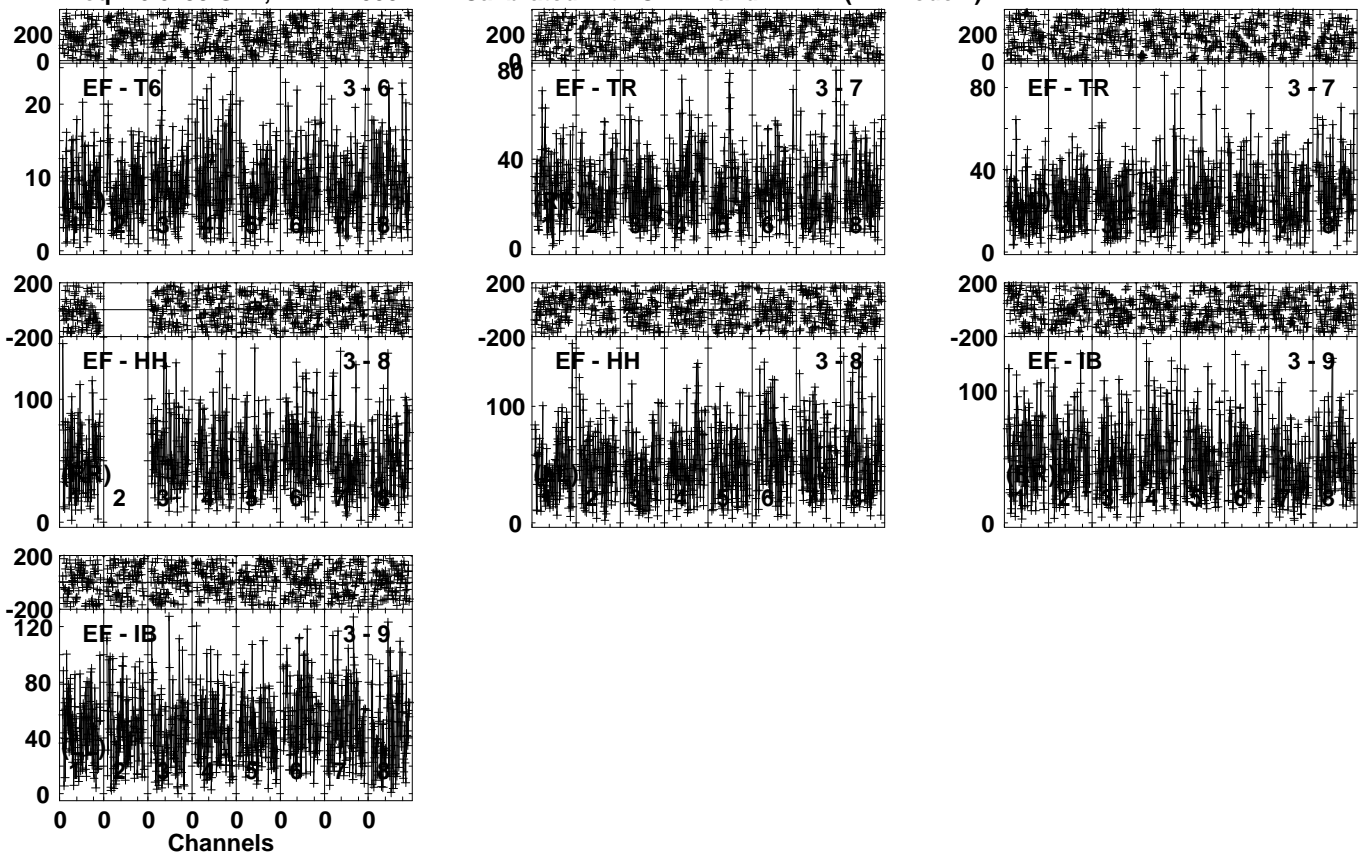


Lower frame: Milli Ampl Jy Top frame: Phas deg
Vector averaged cross-power spectrum Several baselines displayed
Timerange: 00/14:06:41 to 00/14:09:39

Plot file version 94 created 30-APR-2024 11:09:40

G59.633 EO020 1.UVDATA.1

Freq = 6.6499 GHz, Bw = 4.000 MH Calibrated with CL # 4 and BP # 1 (BP mode 1)



Lower frame: Milli Ampl Jy Top frame: Phas deg

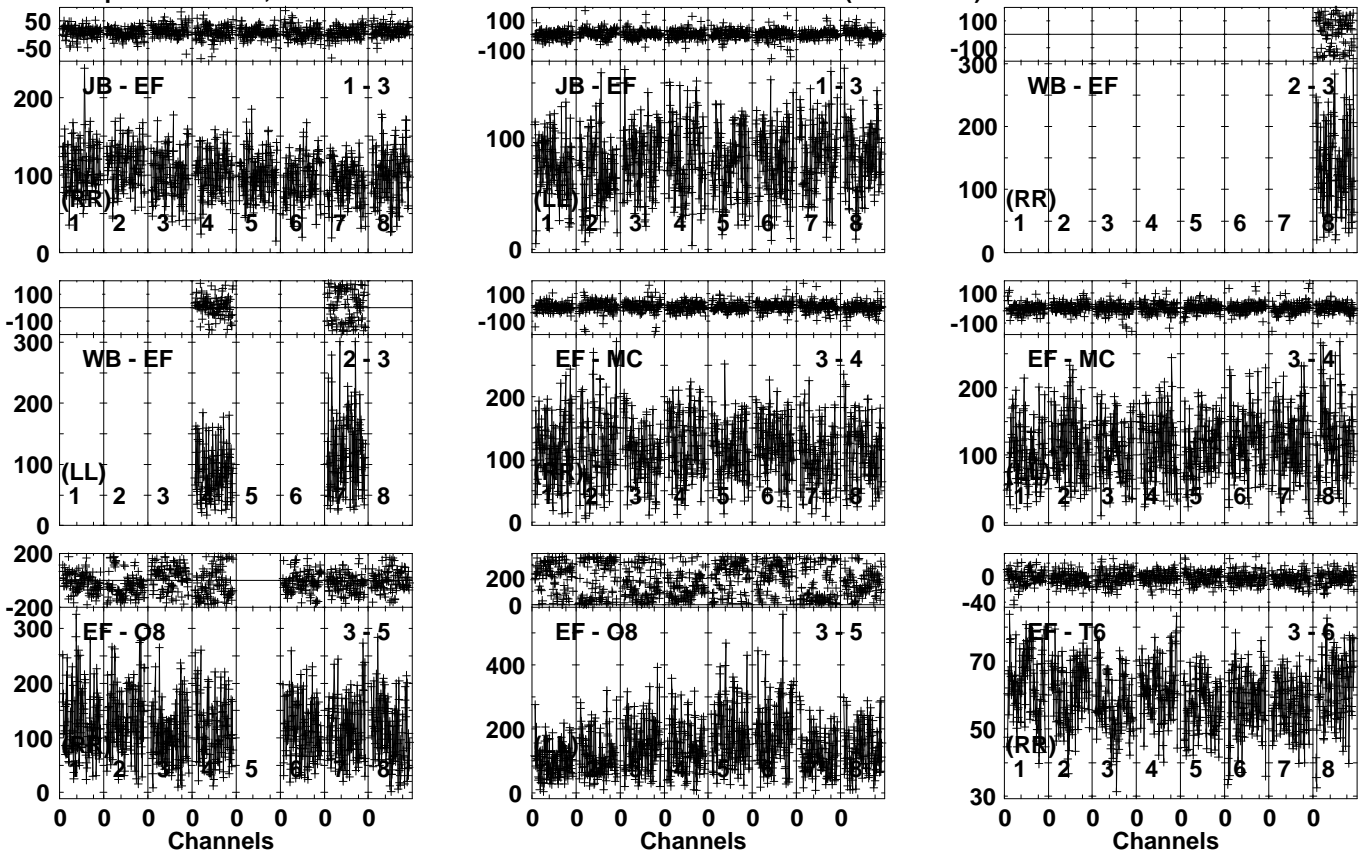
Vector averaged cross-power spectrum Several baselines displayed

Timerange: 00/14:06:41 to 00/14:09:39

Plot file version 95 created 30-APR-2024 11:09:40

J1946+2300 EO020 1.UVDATA.1

Freq = 6.6499 GHz, Bw = 4.000 MH Calibrated with CL # 4 and BP # 1 (BP mode 1)

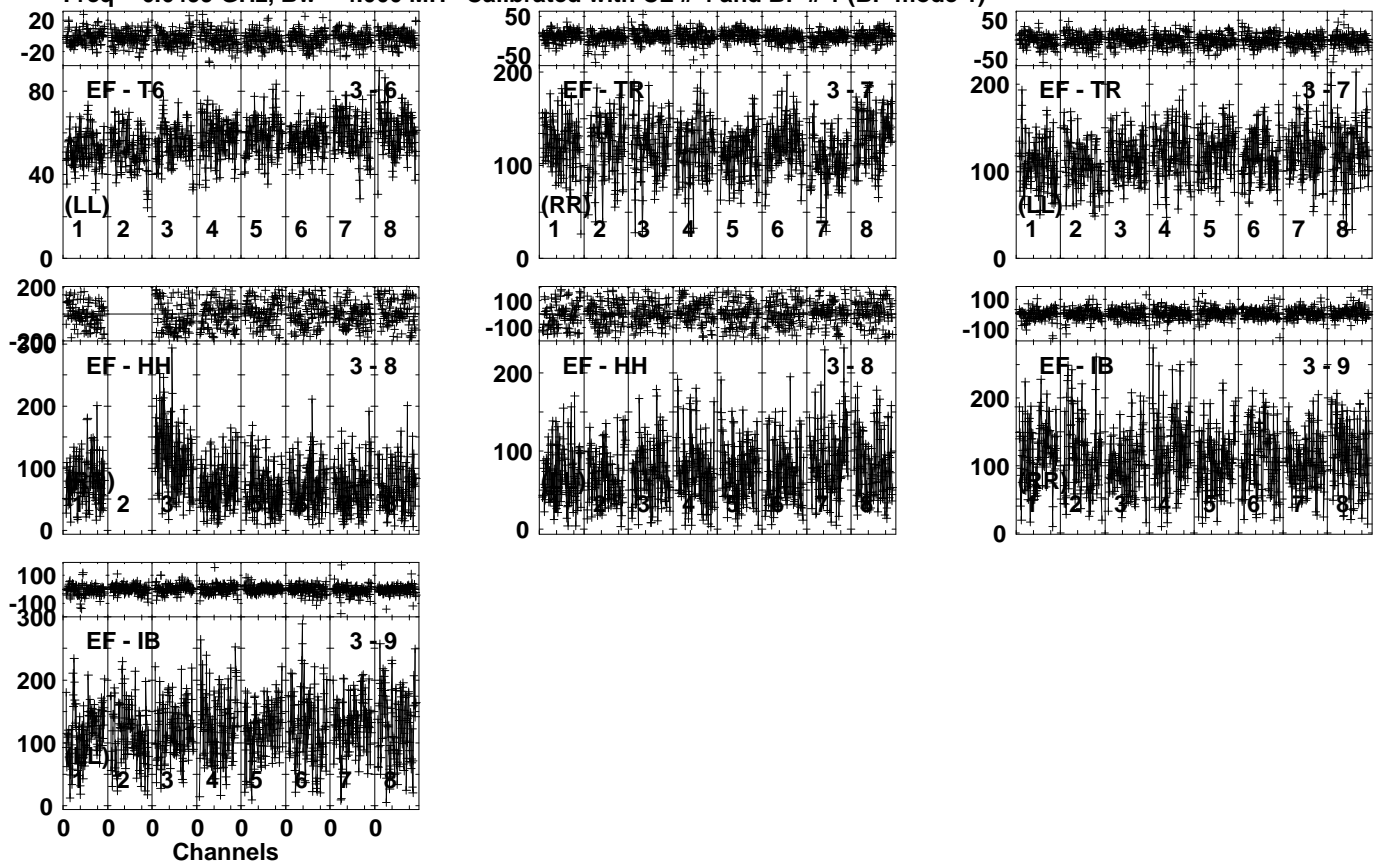


Lower frame: Milli Ampl Jy Top frame: Phas deg
Vector averaged cross-power spectrum Several baselines displayed
Timerange: 00/14:09:51 to 00/14:11:49

Plot file version 96 created 30-APR-2024 11:09:41

J1946+2300 EO020 1.UVDATA.1

Freq = 6.6499 GHz, Bw = 4.000 MH Calibrated with CL # 4 and BP # 1 (BP mode 1)

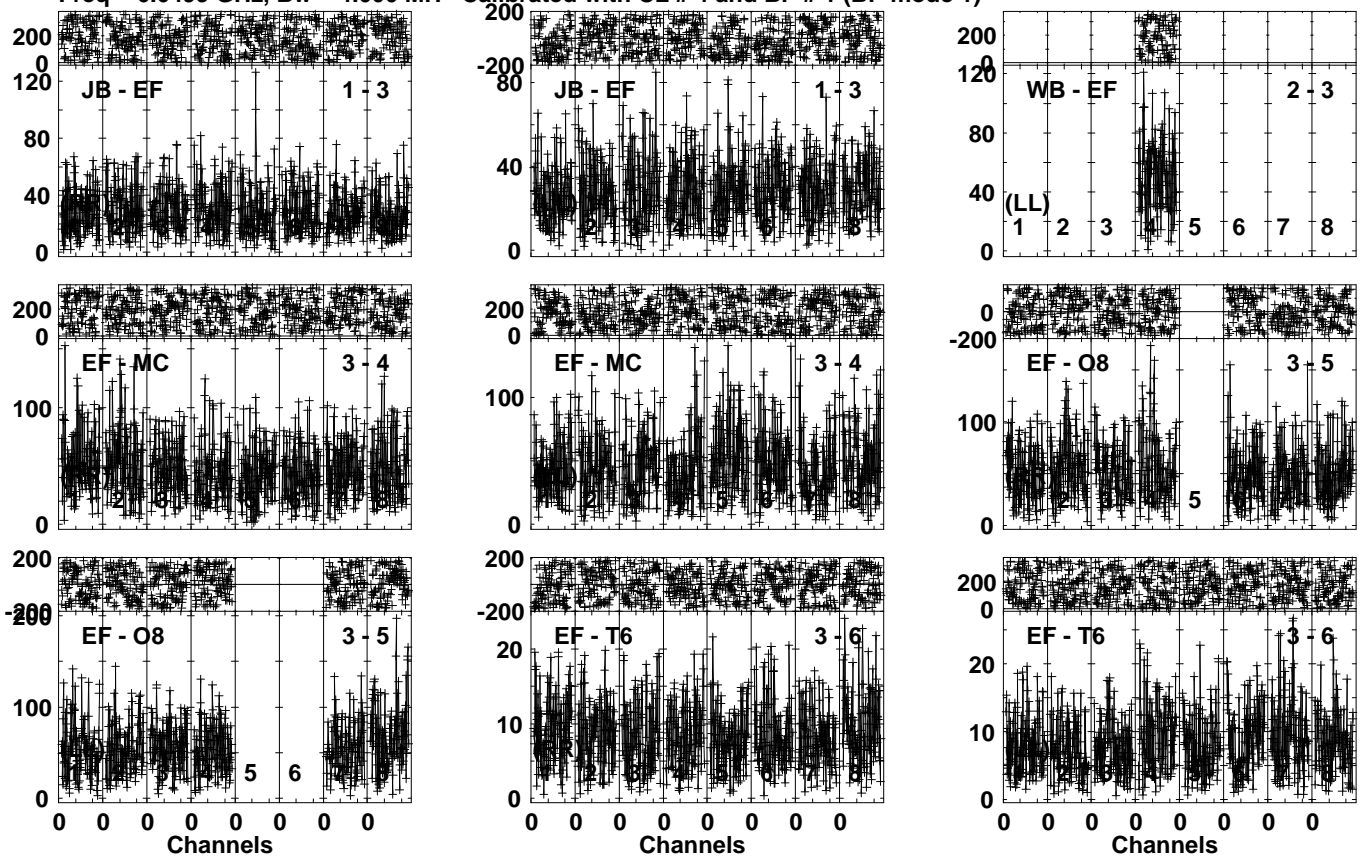


Lower frame: Milli Ampl Jy Top frame: Phas deg
Vector averaged cross-power spectrum Several baselines displayed
Timerange: 00/14:09:51 to 00/14:11:49

Plot file version 97 created 30-APR-2024 11:09:41

G59.633 EO020 1.UVDATA.1

Freq = 6.6499 GHz, Bw = 4.000 MH Calibrated with CL # 4 and BP # 1 (BP mode 1)

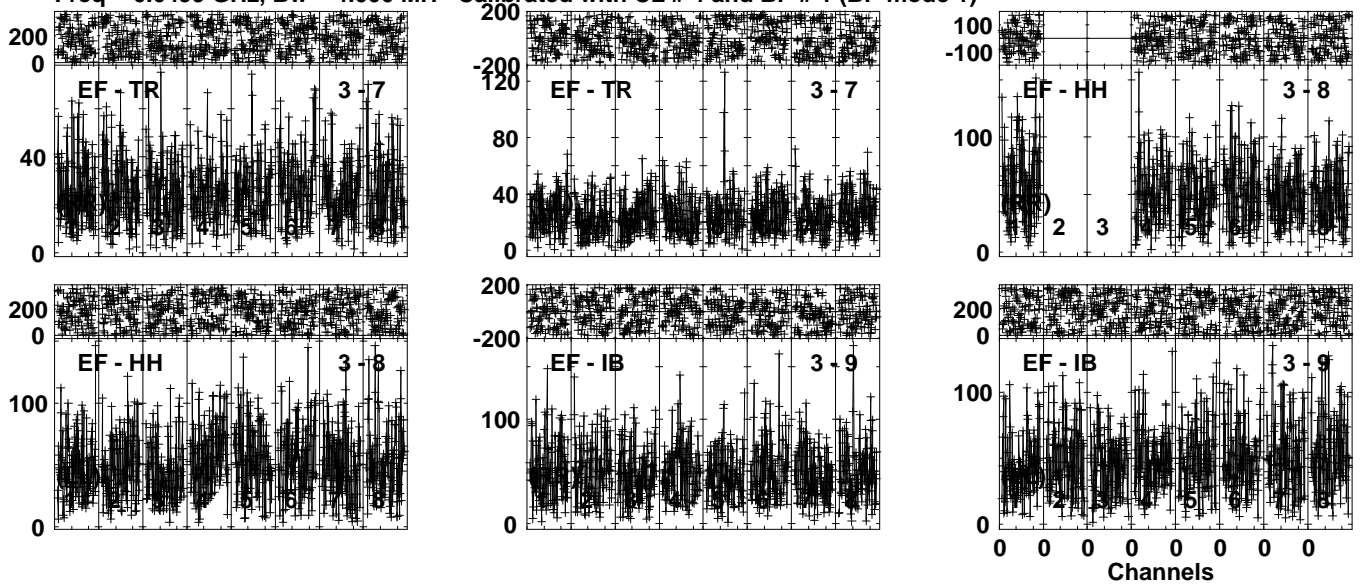


Lower frame: Milli Ampl Jy Top frame: Phas deg
Vector averaged cross-power spectrum Several baselines displayed
Timerange: 00/14:12:01 to 00/14:14:59

Plot file version 98 created 30-APR-2024 11:09:41

G59.633 EO020 1.UVDATA.1

Freq = 6.6499 GHz, Bw = 4.000 MH Calibrated with CL # 4 and BP # 1 (BP mode 1)



Lower frame: Milli Ampl Jy Top frame: Phas deg

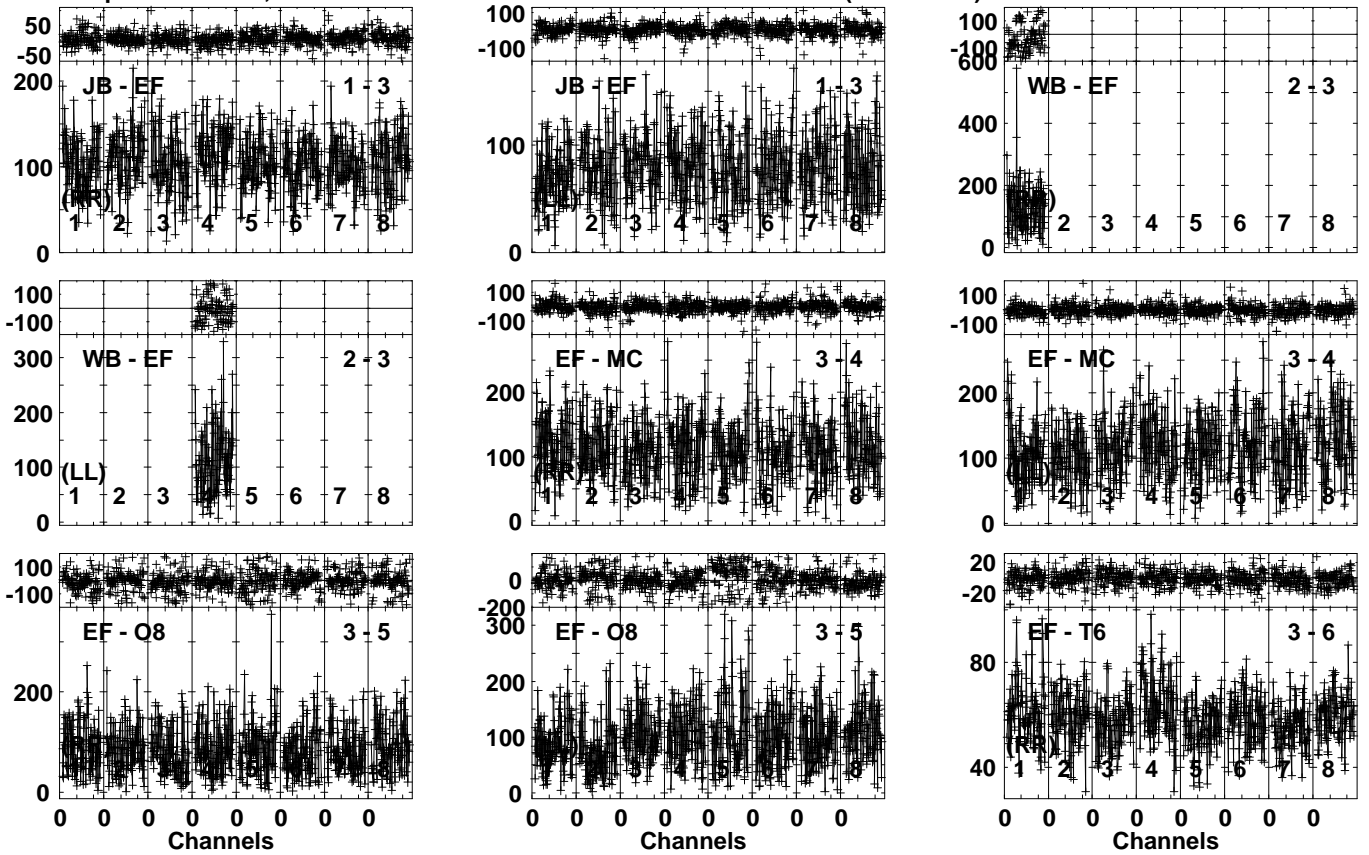
Vector averaged cross-power spectrum Several baselines displayed

Timerange: 00/14:12:01 to 00/14:14:59

Plot file version 99 created 30-APR-2024 11:09:42

J1946+2300 EO020 1.UVDATA.1

Freq = 6.6499 GHz, Bw = 4.000 MH Calibrated with CL # 4 and BP # 1 (BP mode 1)

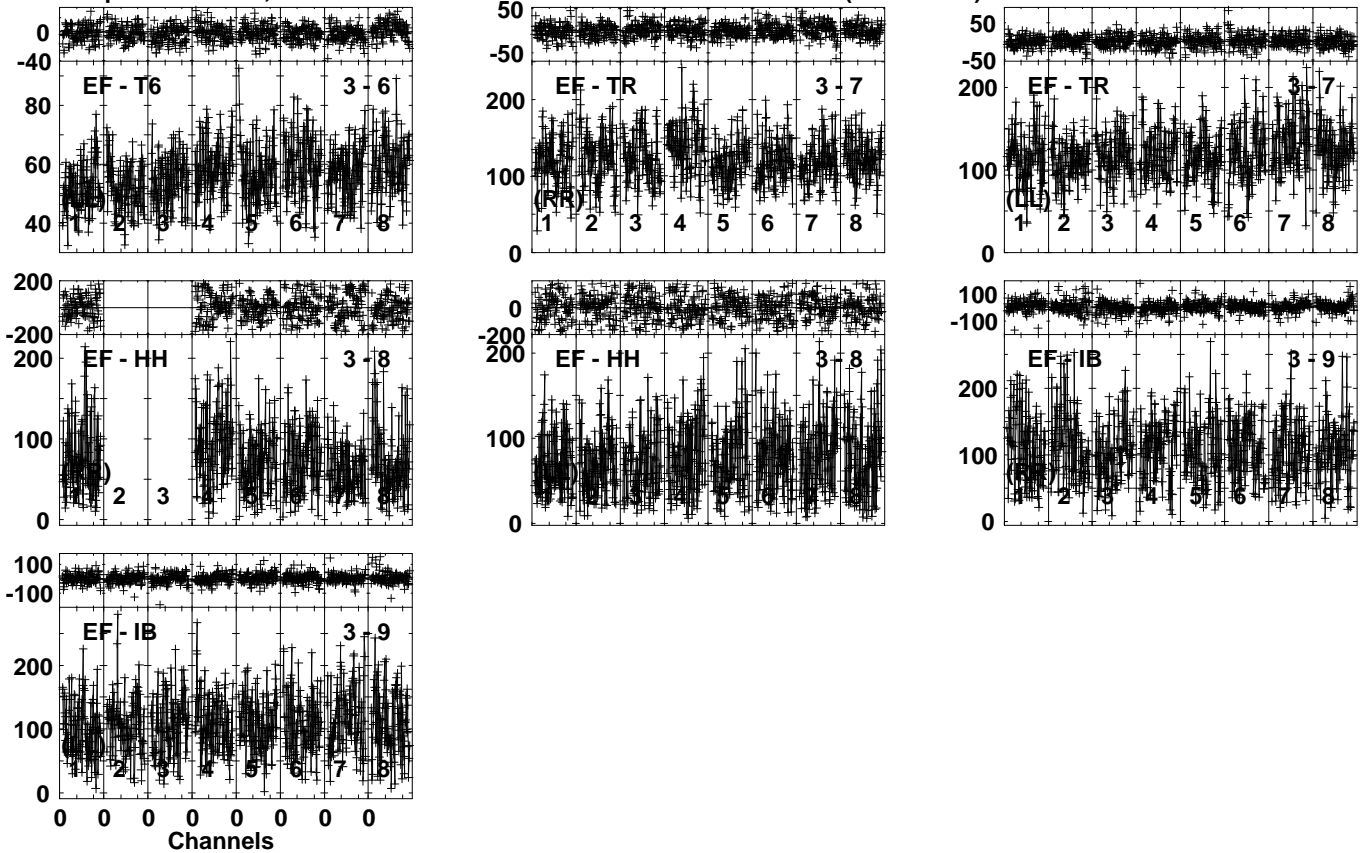


Lower frame: Milli Ampl Jy Top frame: Phas deg
Vector averaged cross-power spectrum Several baselines displayed
Timerange: 00/14:15:31 to 00/14:16:59

Plot file version 100 created 30-APR-2024 11:09:42

J1946+2300 EO020 1.UVDATA.1

Freq = 6.6499 GHz, Bw = 4.000 MH Calibrated with CL # 4 and BP # 1 (BP mode 1)



Lower frame: Milli Ampl Jy Top frame: Phas deg

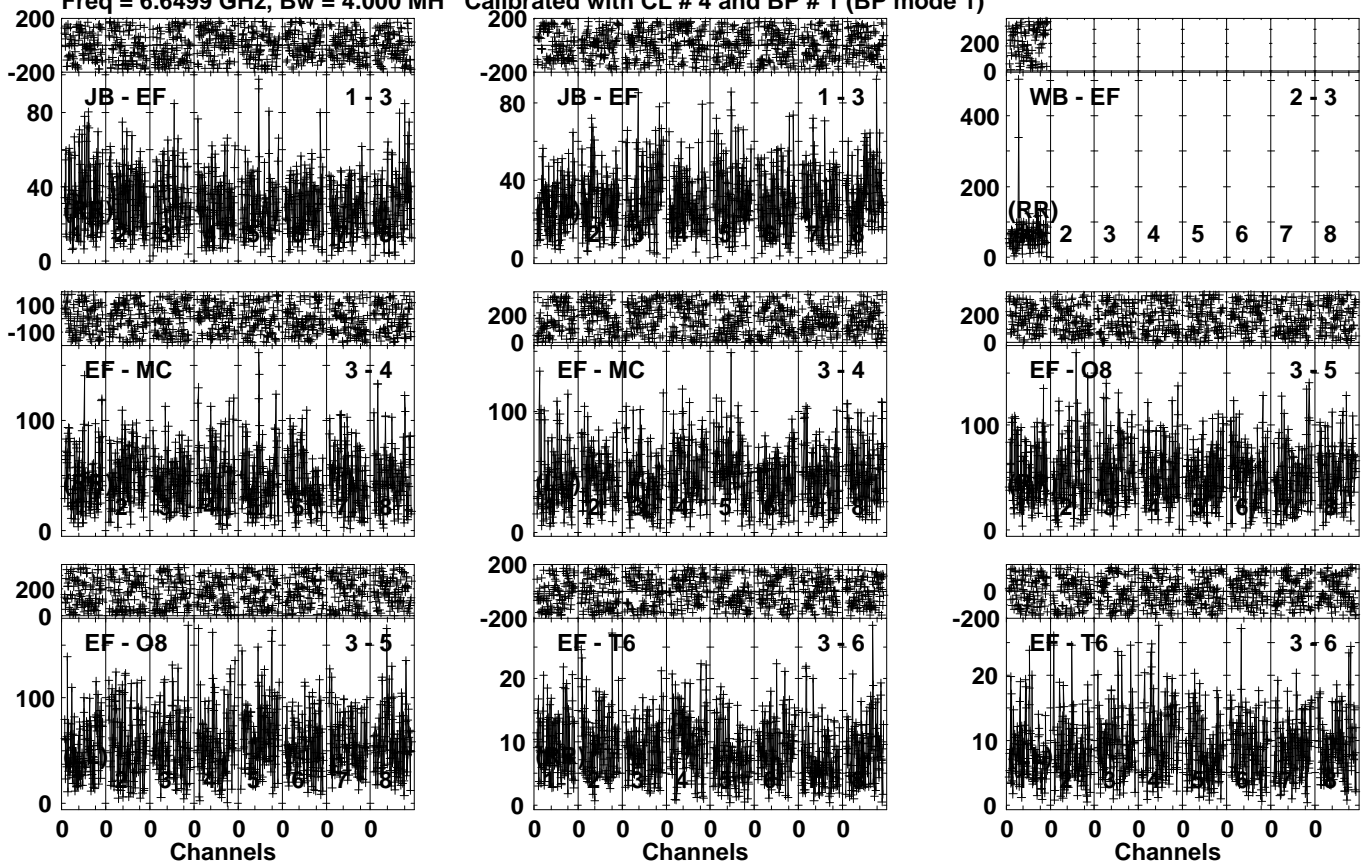
Vector averaged cross-power spectrum Several baselines displayed

Timerange: 00/14:15:31 to 00/14:16:59

Plot file version 101 created 30-APR-2024 11:09:42

G59.633 EO020 1.UVDATA.1

Freq = 6.6499 GHz, Bw = 4.000 MH Calibrated with CL # 4 and BP # 1 (BP mode 1)

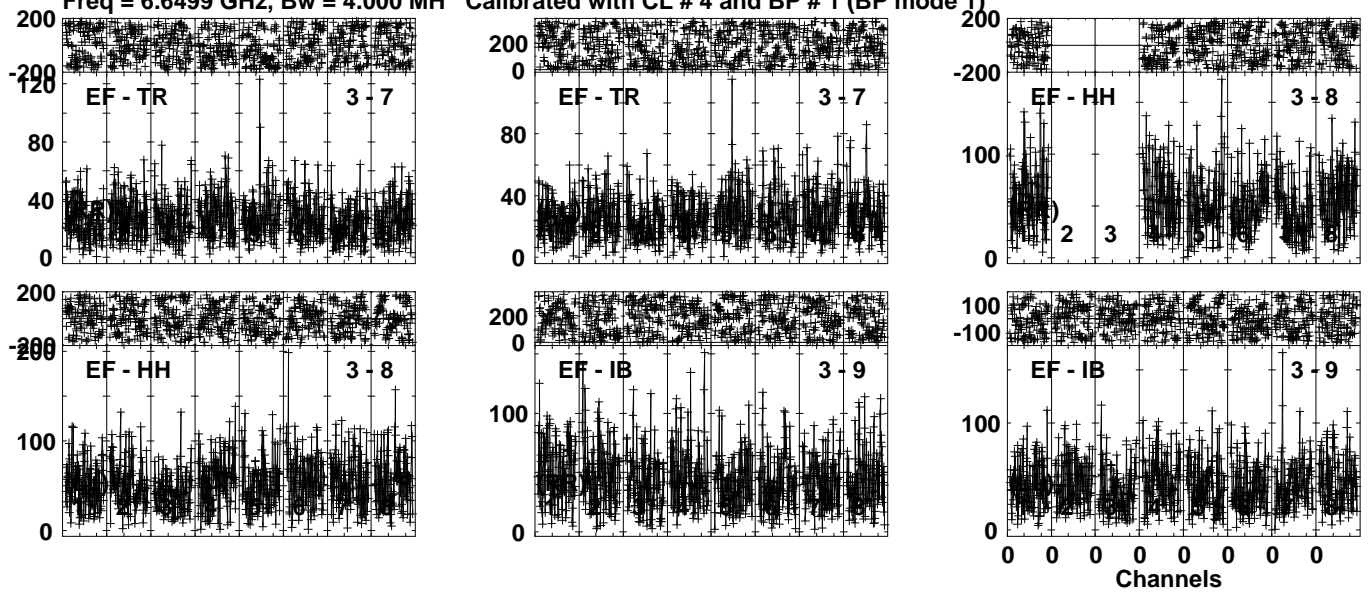


Lower frame: Milli Ampl Jy Top frame: Phas deg
Vector averaged cross-power spectrum Several baselines displayed
Timerange: 00/14:17:11 to 00/14:20:09

Plot file version 102 created 30-APR-2024 11:09:43

G59.633 EO020 1.UVDATA.1

Freq = 6.6499 GHz, Bw = 4.000 MH Calibrated with CL # 4 and BP # 1 (BP mode 1)

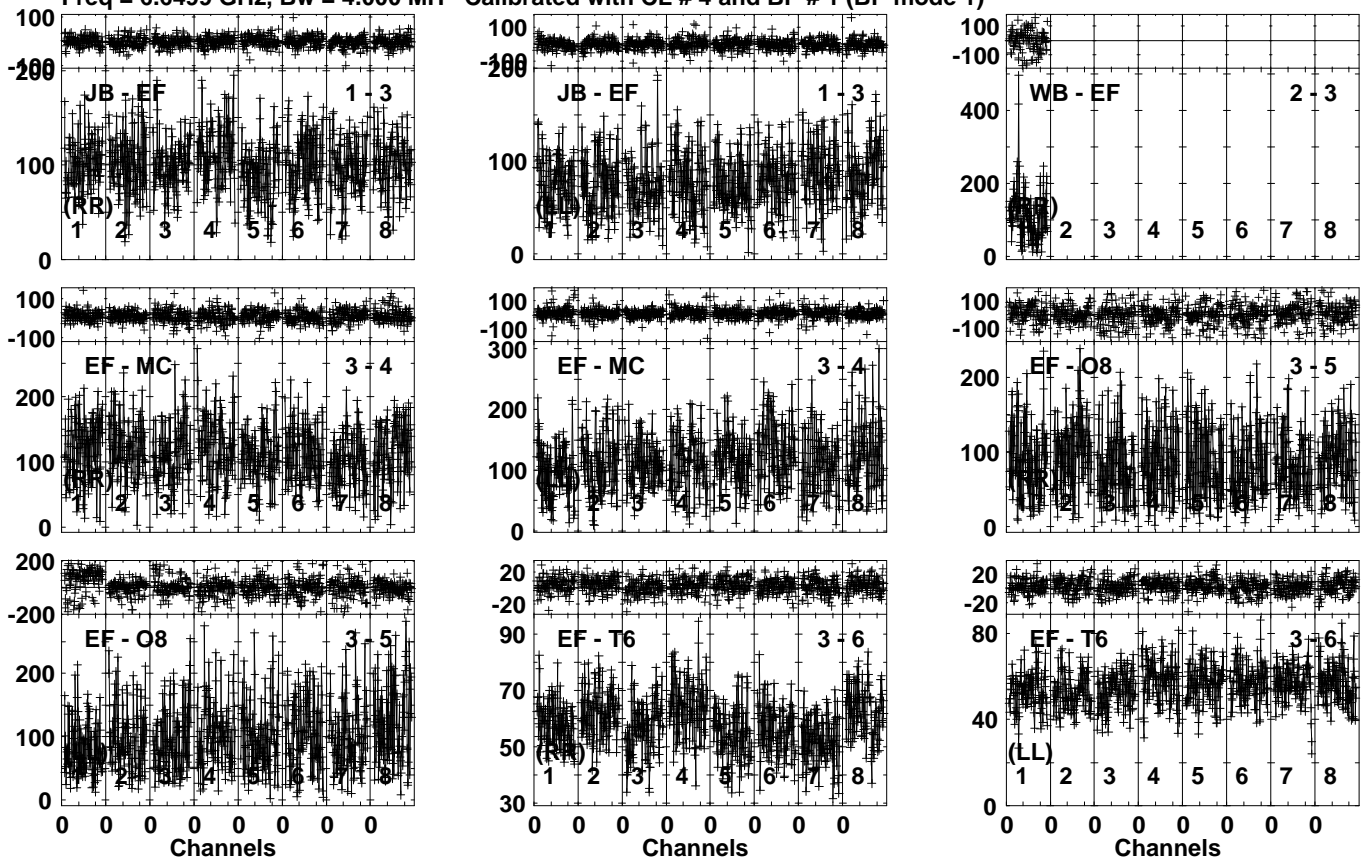


Lower frame: Milli Ampl Jy Top frame: Phas deg
Vector averaged cross-power spectrum Several baselines displayed
Timerange: 00/14:17:11 to 00/14:20:09

Plot file version 103 created 30-APR-2024 11:09:43

J1946+2300 EO020 1.UVDATA.1

Freq = 6.6499 GHz, Bw = 4.000 MH Calibrated with CL # 4 and BP # 1 (BP mode 1)

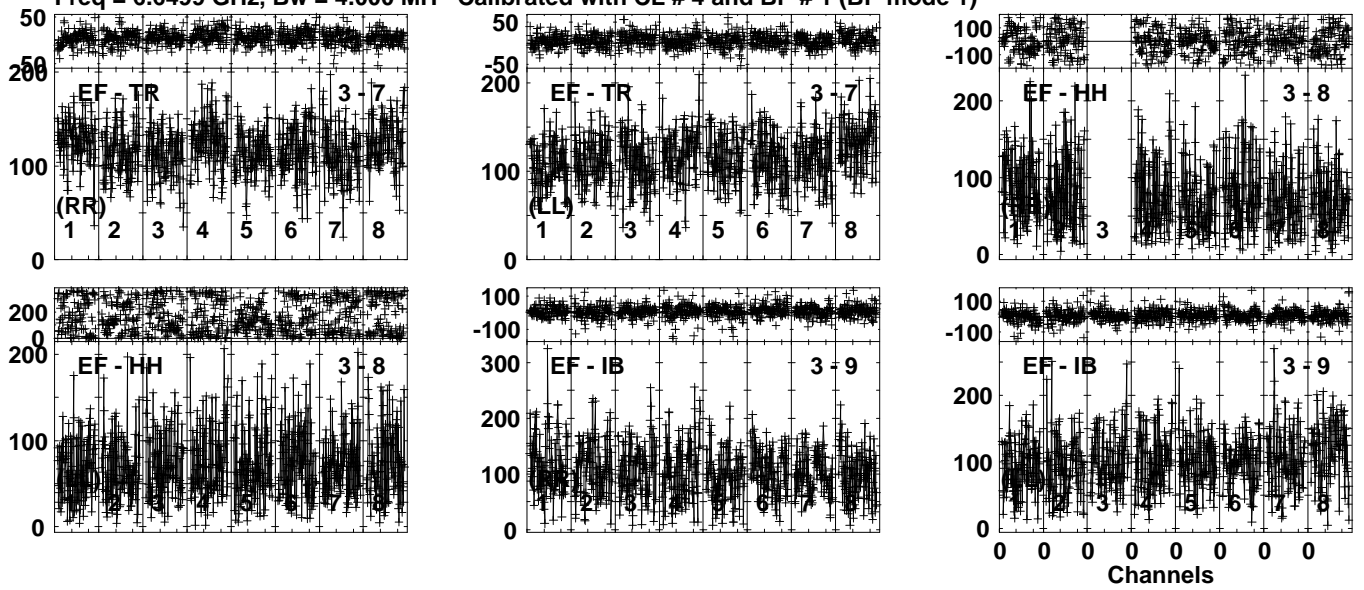


Lower frame: Milli Ampl Jy Top frame: Phas deg
Vector averaged cross-power spectrum Several baselines displayed
Timerange: 00/14:20:21 to 00/14:22:19

Plot file version 104 created 30-APR-2024 11:09:43

J1946+2300 EO020 1.UVDATA.1

Freq = 6.6499 GHz, Bw = 4.000 MH Calibrated with CL # 4 and BP # 1 (BP mode 1)

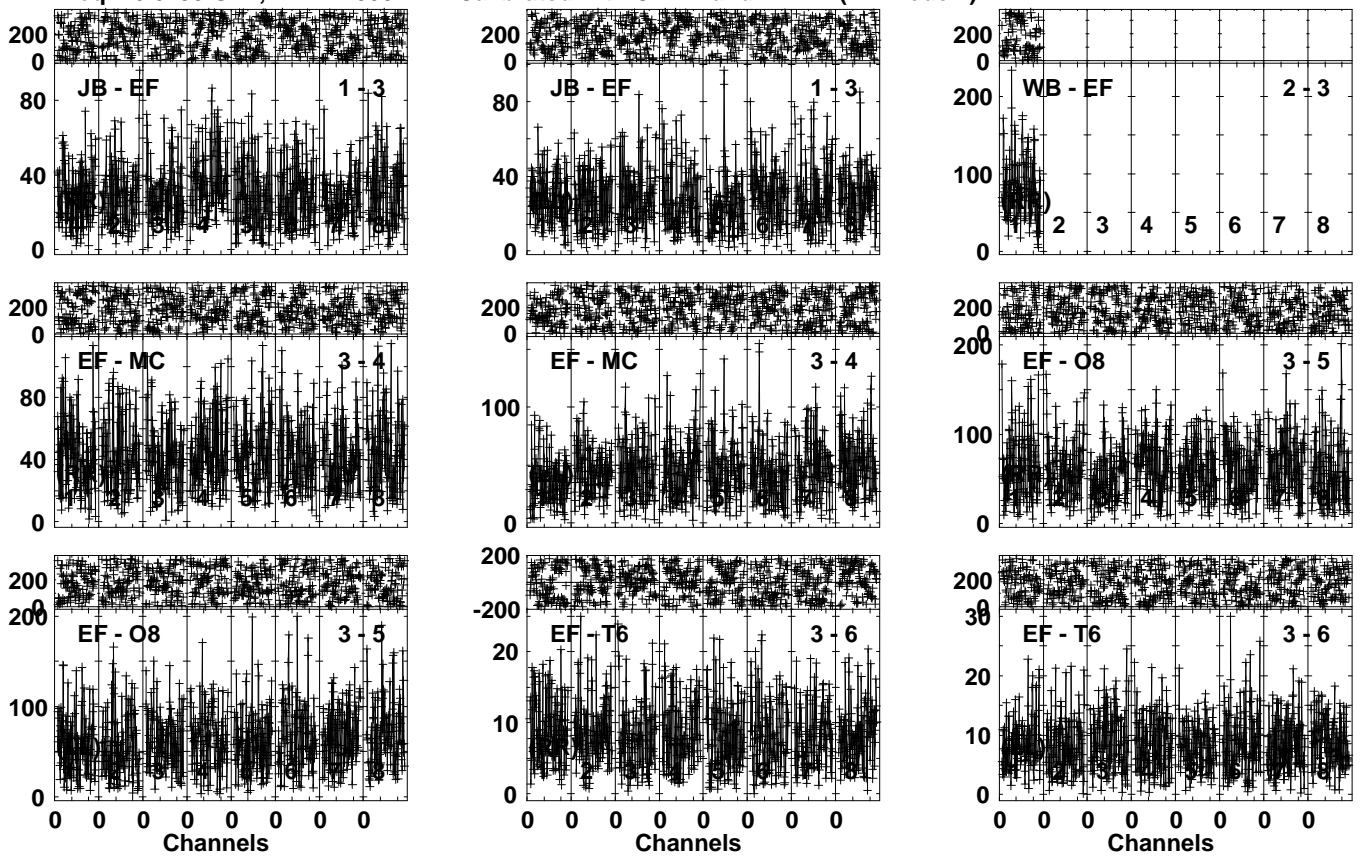


Lower frame: Milli Ampl Jy Top frame: Phas deg
Vector averaged cross-power spectrum Several baselines displayed
Timerange: 00/14:20:21 to 00/14:22:19

Plot file version 105 created 30-APR-2024 11:09:43

G59.633 EO020 1.UVDATA.1

Freq = 6.6499 GHz, Bw = 4.000 MH Calibrated with CL # 4 and BP # 1 (BP mode 1)

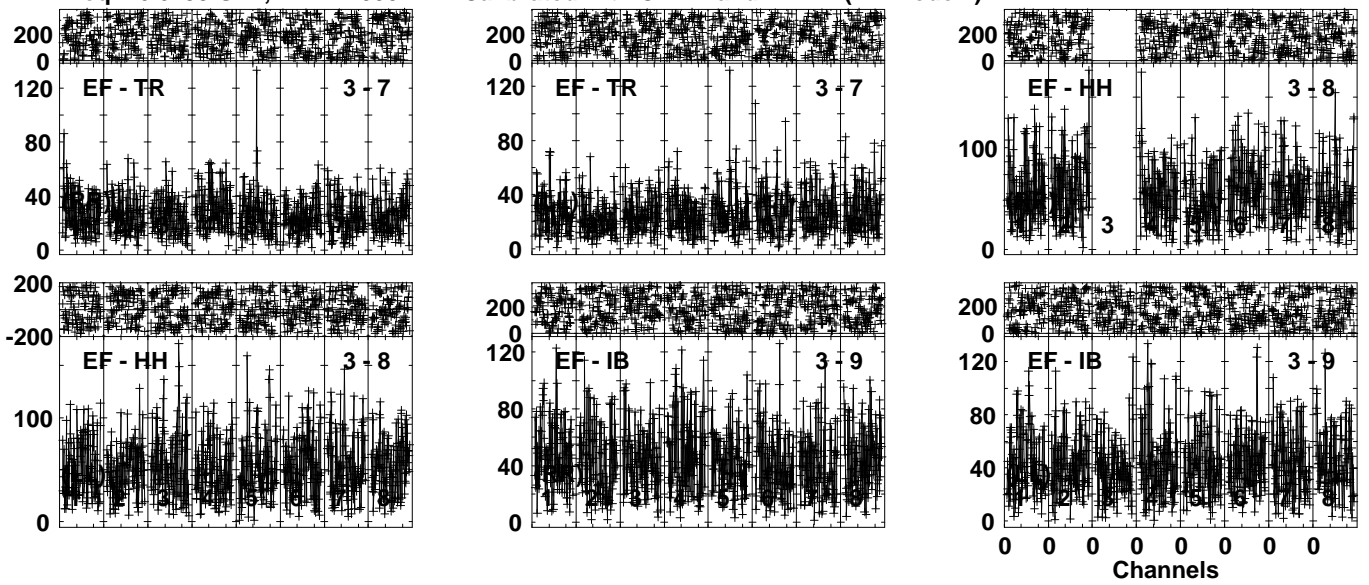


Lower frame: Milli Ampl Jy Top frame: Phas deg
Vector averaged cross-power spectrum Several baselines displayed
Timerange: 00/14:22:31 to 00/14:25:29

Plot file version 106 created 30-APR-2024 11:09:44

G59.633 EO020 1.UVDATA.1

Freq = 6.6499 GHz, Bw = 4.000 MH Calibrated with CL # 4 and BP # 1 (BP mode 1)



Lower frame: Milli Ampl Jy Top frame: Phas deg

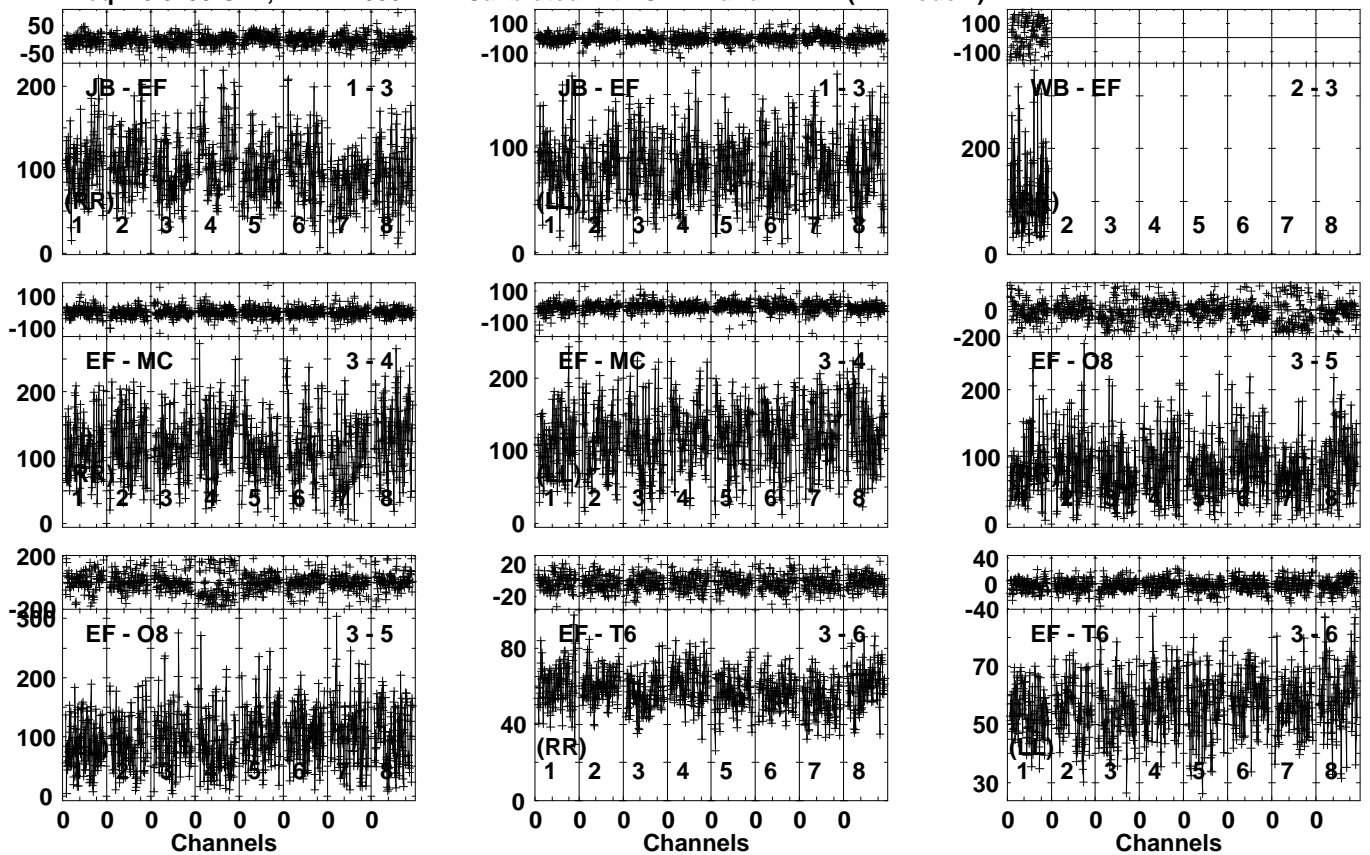
Vector averaged cross-power spectrum Several baselines displayed

Timerange: 00/14:22:31 to 00/14:25:29

Plot file version 107 created 30-APR-2024 11:09:44

J1946+2300 EO020 1.UVDATA.1

Freq = 6.6499 GHz, Bw = 4.000 MH Calibrated with CL # 4 and BP # 1 (BP mode 1)

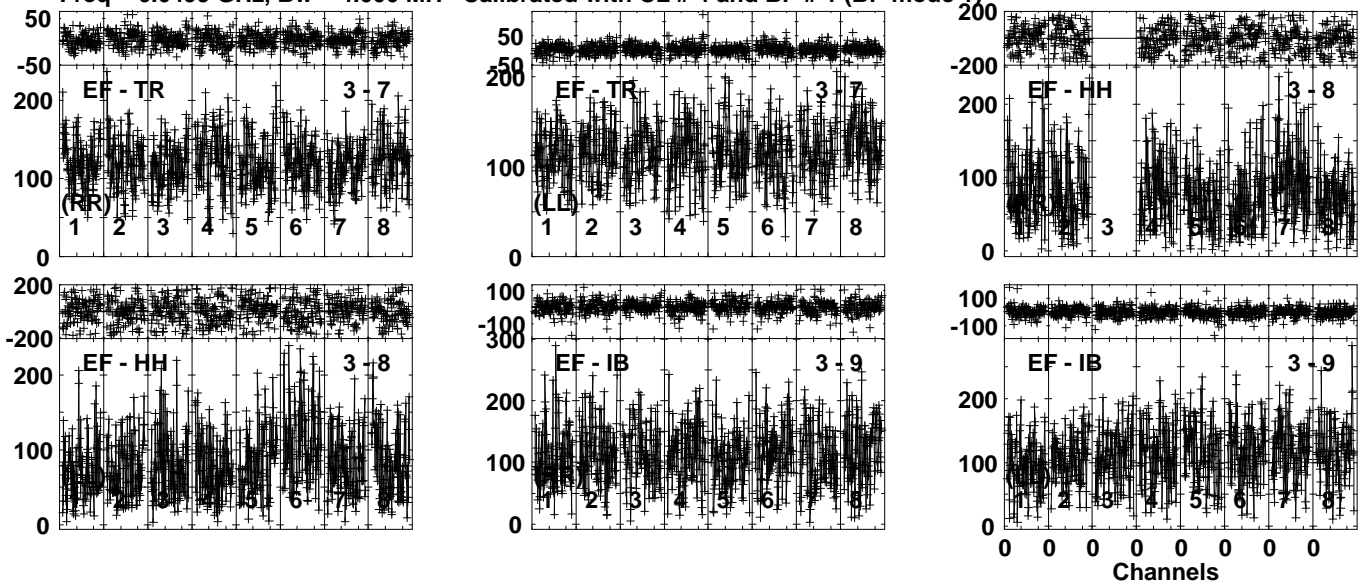


Lower frame: Milli Ampl Jy Top frame: Phas deg
Vector averaged cross-power spectrum Several baselines displayed
Timerange: 00/14:26:01 to 00/14:27:29

Plot file version 108 created 30-APR-2024 11:09:44

J1946+2300 EO020 1.UVDATA.1

Freq = 6.6499 GHz, Bw = 4.000 MH Calibrated with CL # 4 and BP # 1 (BP mode 1)

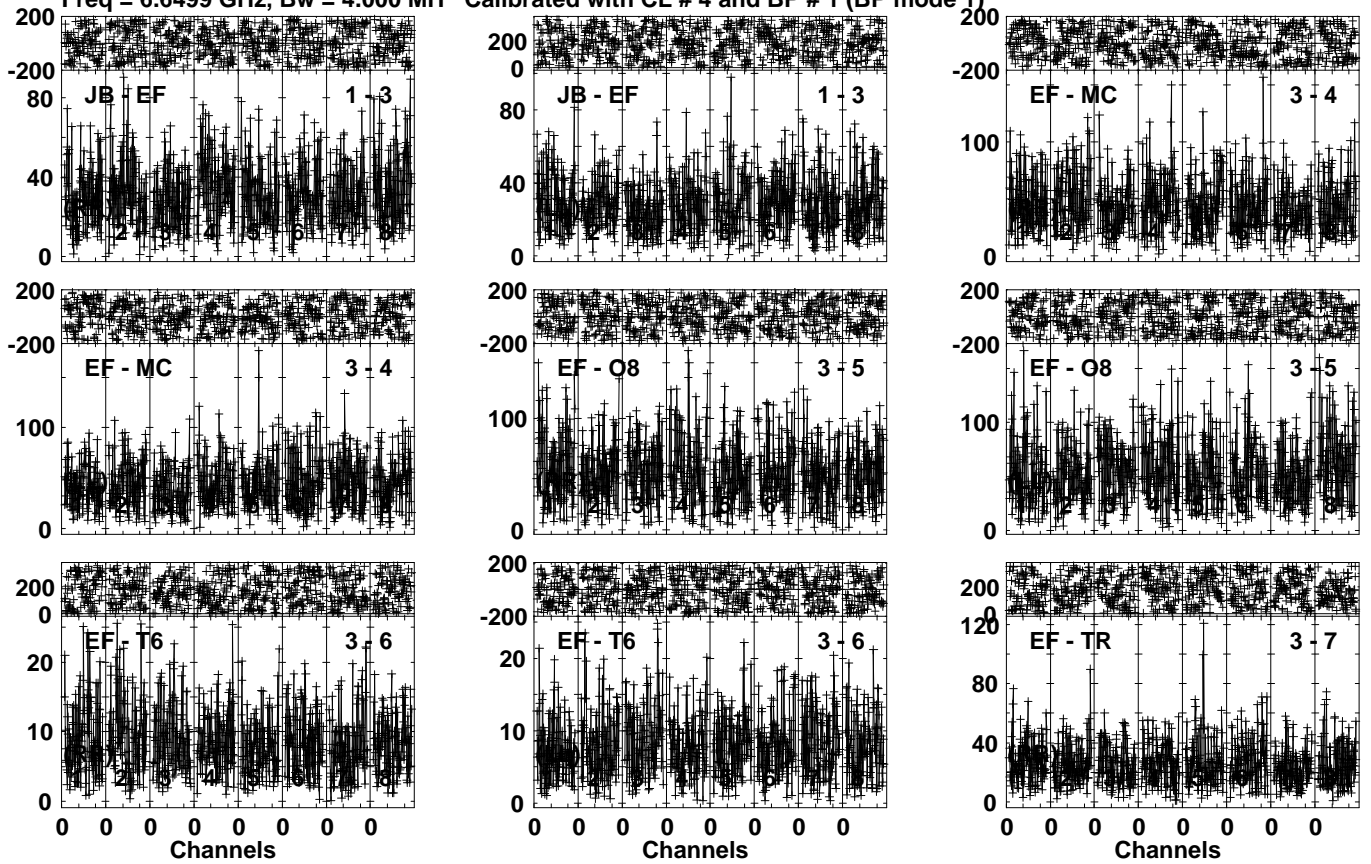


Lower frame: Milli Ampl Jy Top frame: Phas deg
Vector averaged cross-power spectrum Several baselines displayed
Timerange: 00/14:26:01 to 00/14:27:29

Plot file version 109 created 30-APR-2024 11:09:44

G59.633 EO020 1.UVDATA.1

Freq = 6.6499 GHz, Bw = 4.000 MH Calibrated with CL # 4 and BP # 1 (BP mode 1)

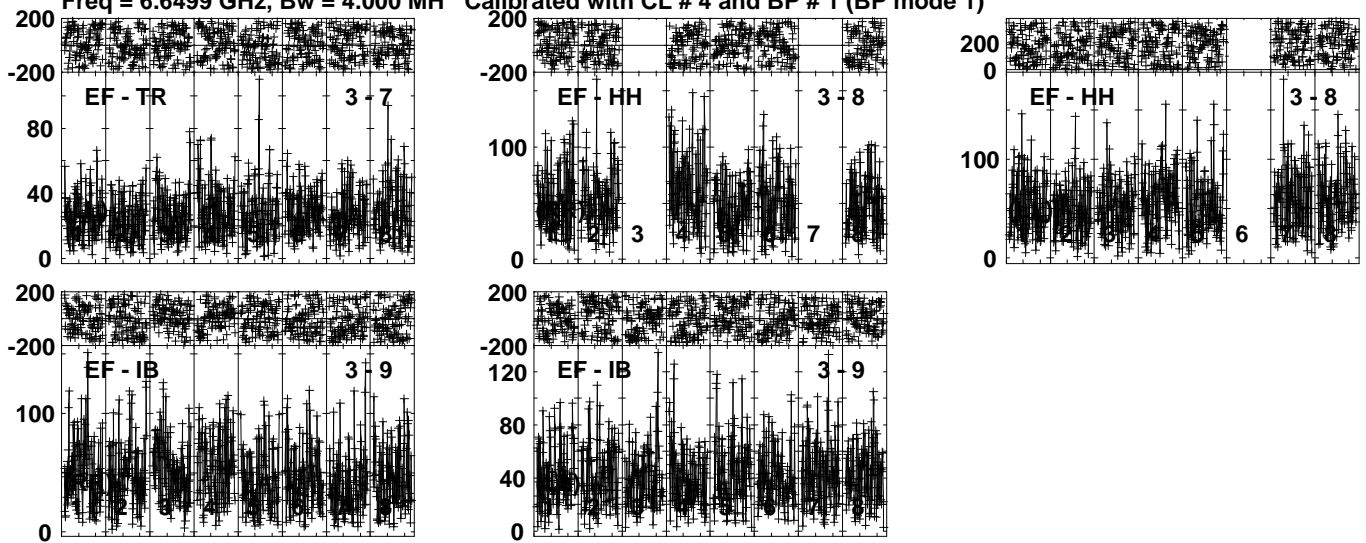


Lower frame: Milli Ampl Jy Top frame: Phas deg
Vector averaged cross-power spectrum Several baselines displayed
Timerange: 00/14:27:41 to 00/14:30:39

Plot file version 110 created 30-APR-2024 11:09:45

G59.633 EO020 1.UVDATA.1

Freq = 6.6499 GHz, Bw = 4.000 MH Calibrated with CL # 4 and BP # 1 (BP mode 1)

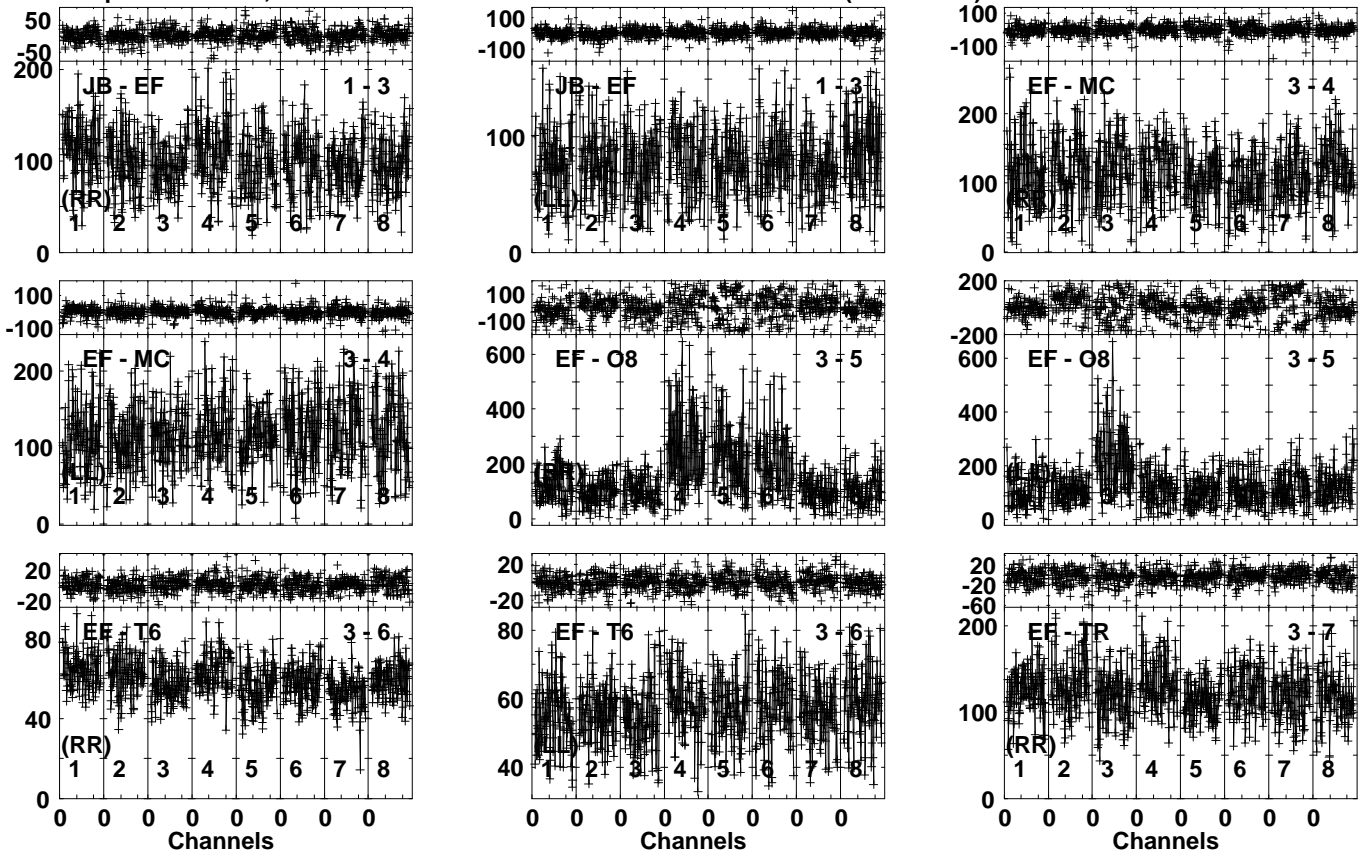


Lower frame: Milli Ampl Jy Top frame: Phas deg
Vector averaged cross-power spectrum Several baselines displayed
Timerange: 00/14:27:41 to 00/14:30:39

Plot file version 111 created 30-APR-2024 11:09:45

J1946+2300 EO020 1.UVDATA.1

Freq = 6.6499 GHz, Bw = 4.000 MH Calibrated with CL # 4 and BP # 1 (BP mode 1)

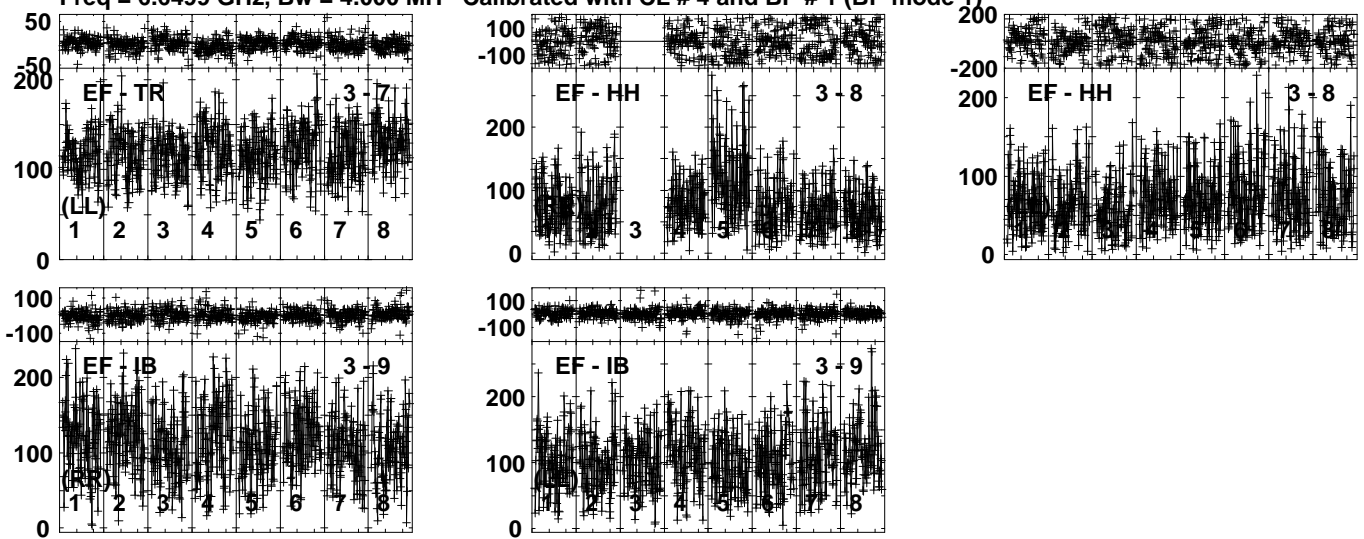


Lower frame: Milli Ampl Jy Top frame: Phas deg
Vector averaged cross-power spectrum Several baselines displayed
Timerange: 00/14:30:51 to 00/14:32:49

Plot file version 112 created 30-APR-2024 11:09:45

J1946+2300 EO020 1.UVDATA.1

Freq = 6.6499 GHz, Bw = 4.000 MH Calibrated with CL # 4 and BP # 1 (BP mode 1)

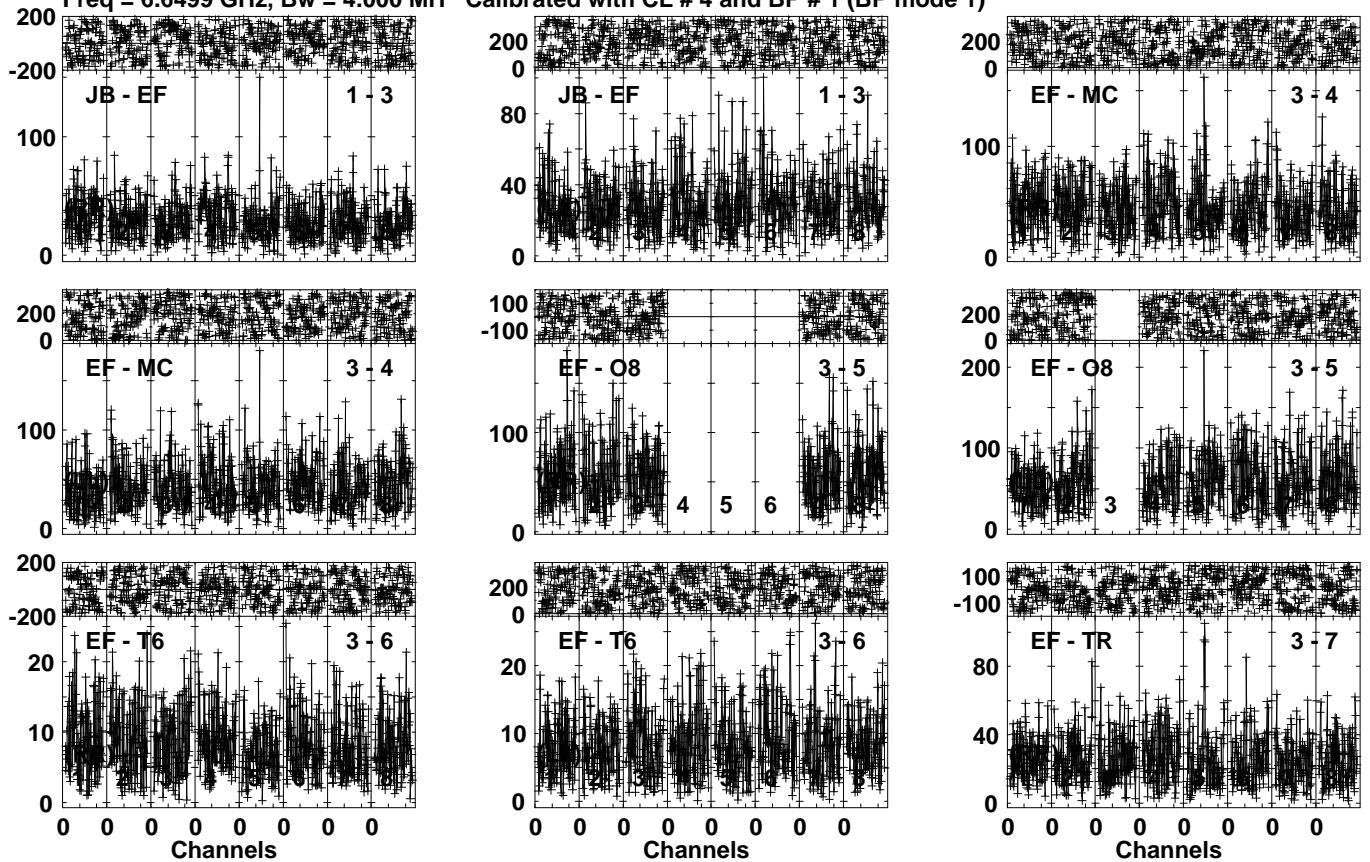


Lower frame: Milli Ampl Jy Top frame: Phas deg
Vector averaged cross-power spectrum Several baselines displayed
Timerange: 00/14:30:51 to 00/14:32:49

Plot file version 113 created 30-APR-2024 11:09:46

G59.633 EO020 1.UVDATA.1

Freq = 6.6499 GHz, Bw = 4.000 MH Calibrated with CL # 4 and BP # 1 (BP mode 1)

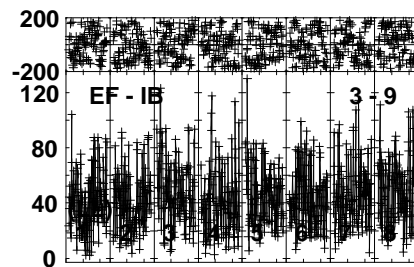
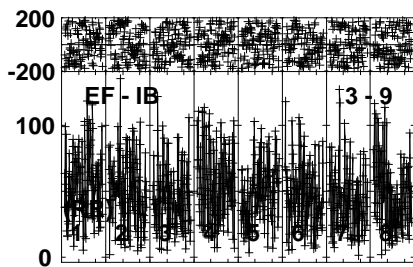
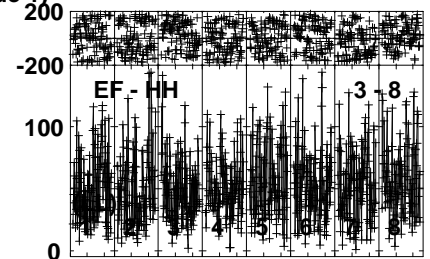
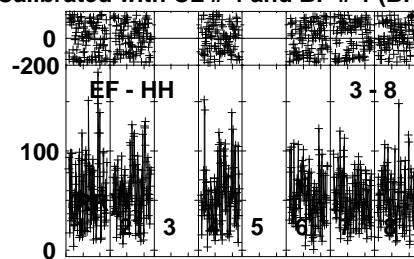
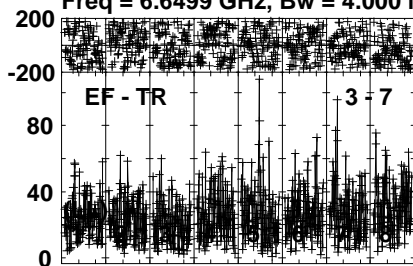


Lower frame: Milli Ampl Jy Top frame: Phas deg
Vector averaged cross-power spectrum Several baselines displayed
Timerange: 00/14:33:01 to 00/14:35:59

Plot file version 114 created 30-APR-2024 11:09:46

G59.633 EO020 1.UVDATA.1

Freq = 6.6499 GHz, Bw = 4.000 MH Calibrated with CL # 4 and BP # 1 (BP mode 1)

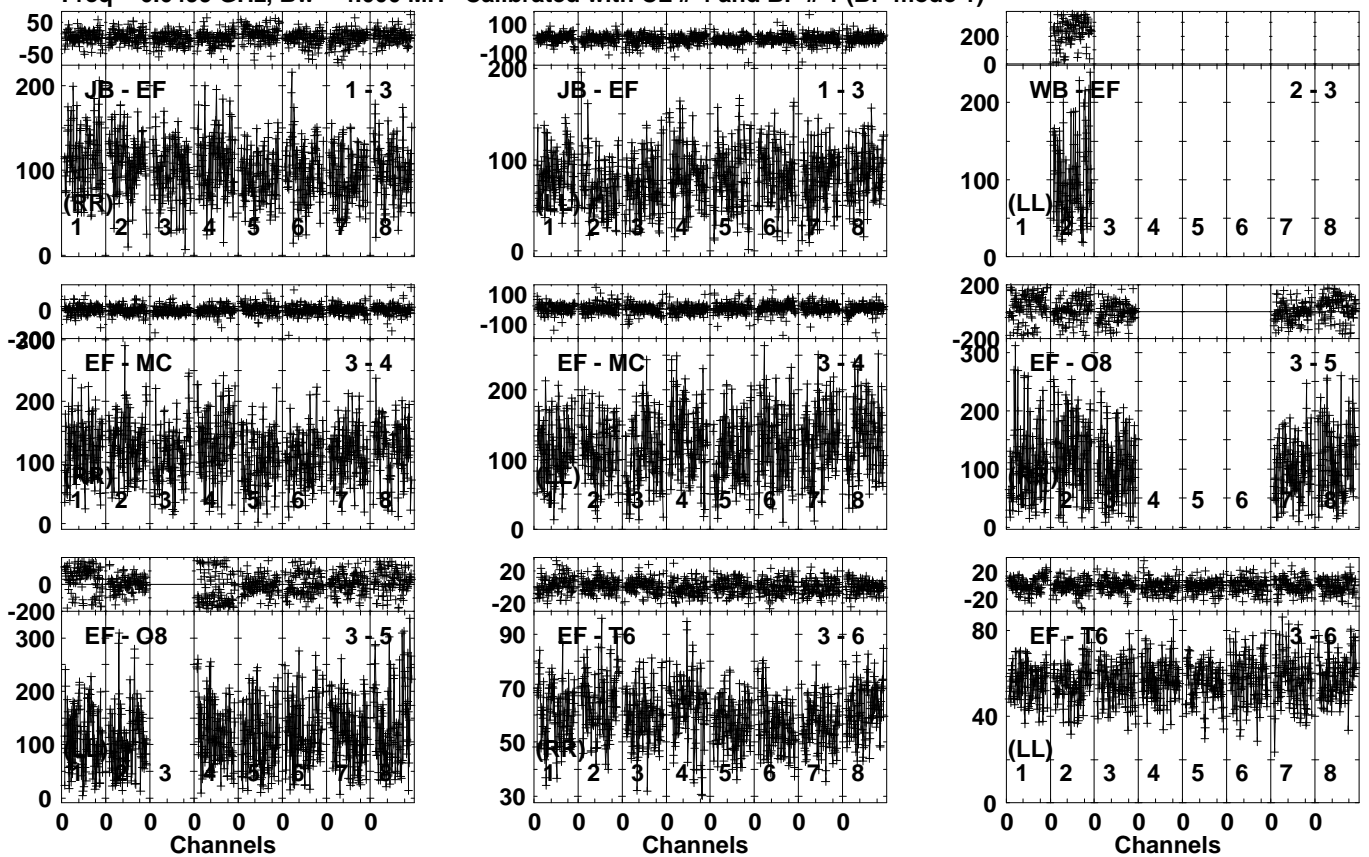


Lower frame: Milli Ampl Jy Top frame: Phas deg
Vector averaged cross-power spectrum Several baselines displayed
Timerange: 00/14:33:01 to 00/14:35:59

Plot file version 115 created 30-APR-2024 11:09:46

J1946+2300 EO020 1.UVDATA.1

Freq = 6.6499 GHz, Bw = 4.000 MH Calibrated with CL # 4 and BP # 1 (BP mode 1)

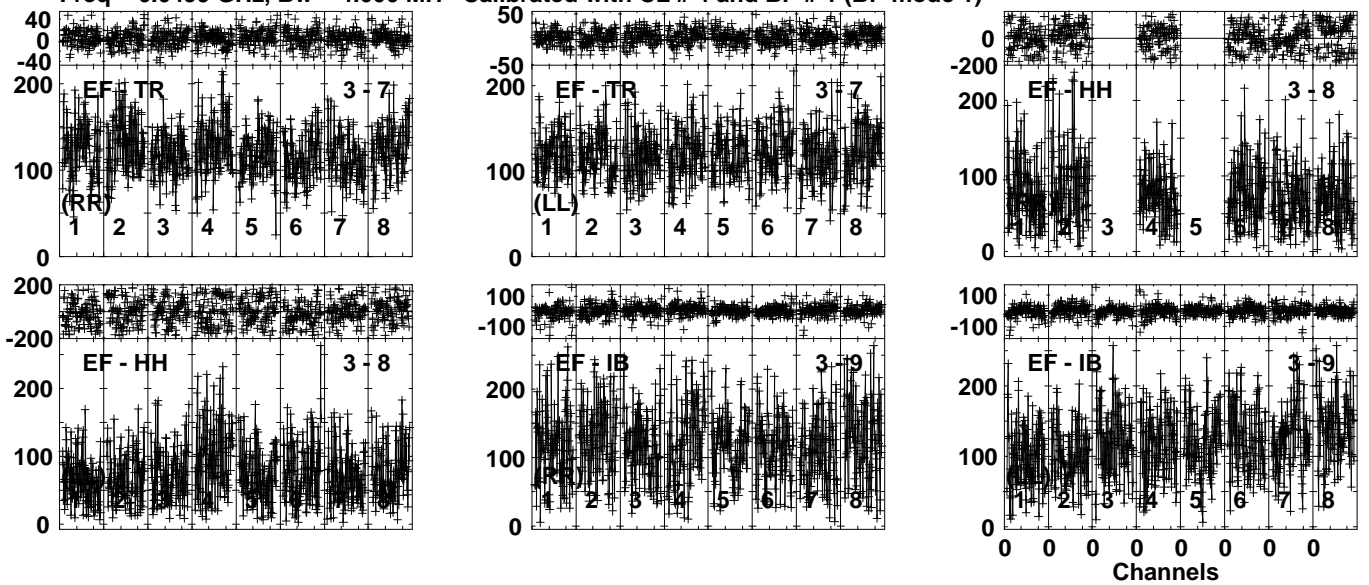


Lower frame: Milli Ampl Jy Top frame: Phas deg
Vector averaged cross-power spectrum Several baselines displayed
Timerange: 00/14:36:31 to 00/14:37:59

Plot file version 116 created 30-APR-2024 11:09:46

J1946+2300 EO020 1.UVDATA.1

Freq = 6.6499 GHz, Bw = 4.000 MH Calibrated with CL # 4 and BP # 1 (BP mode 1)



Lower frame: Milli Ampl Jy Top frame: Phas deg

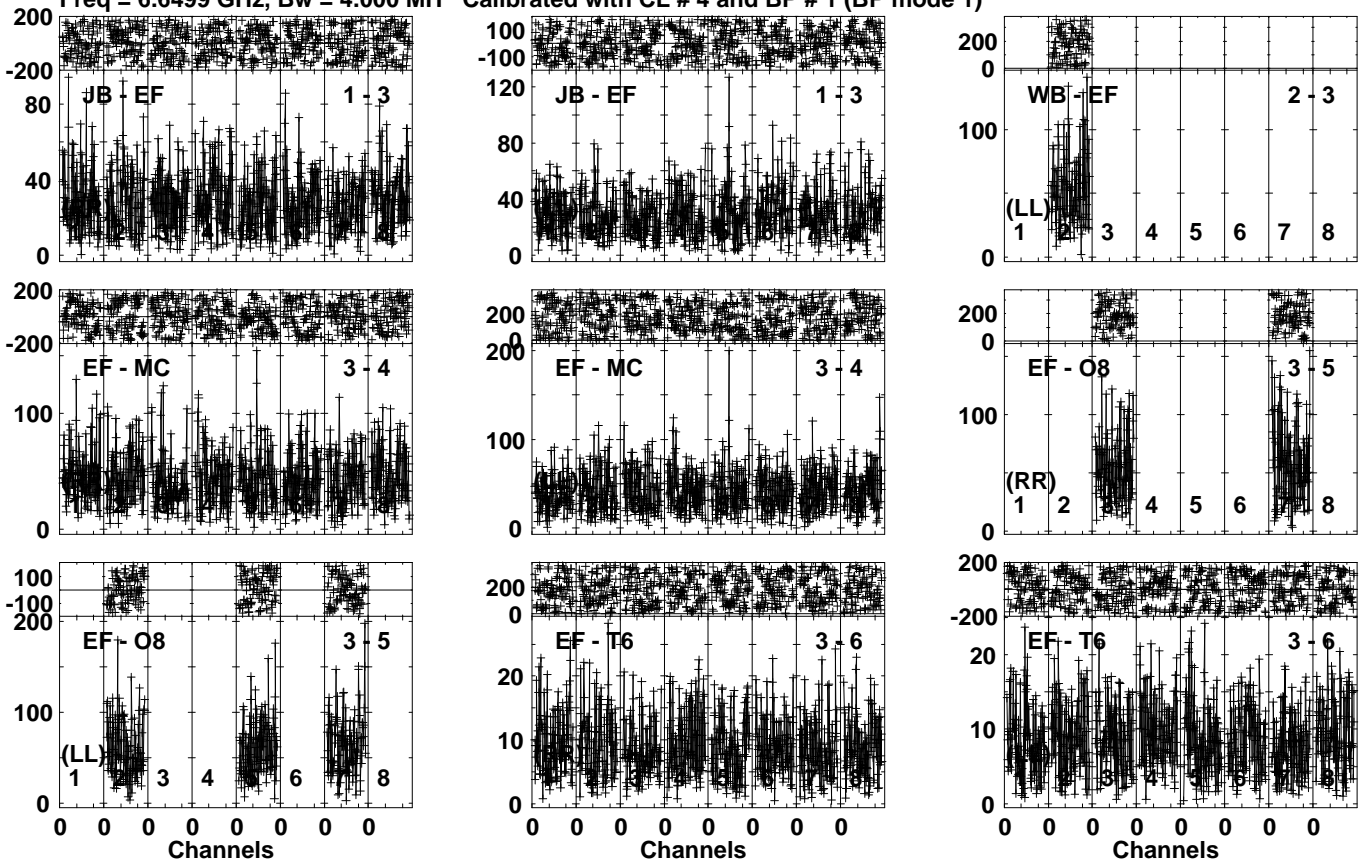
Vector averaged cross-power spectrum Several baselines displayed

Timerange: 00/14:36:31 to 00/14:37:59

Plot file version 117 created 30-APR-2024 11:09:47

G59.633 EO020 1.UVDATA.1

Freq = 6.6499 GHz, Bw = 4.000 MH Calibrated with CL # 4 and BP # 1 (BP mode 1)

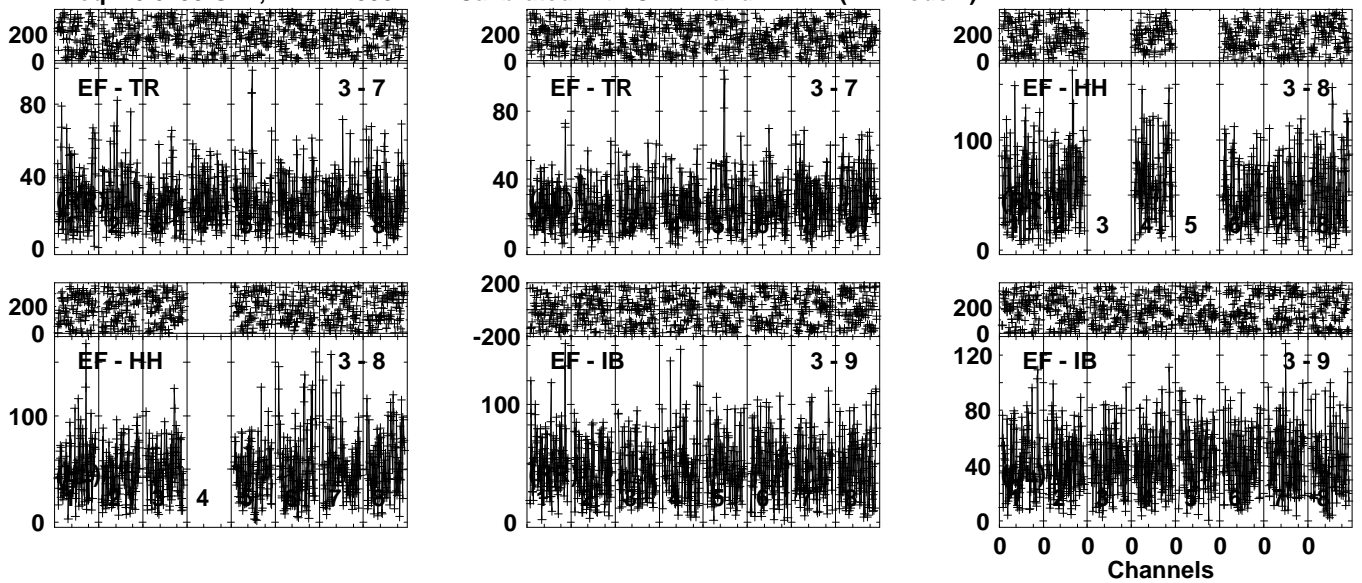


Lower frame: Milli Ampl Jy Top frame: Phas deg
Vector averaged cross-power spectrum Several baselines displayed
Timerange: 00/14:38:11 to 00/14:41:09

Plot file version 118 created 30-APR-2024 11:09:47

G59.633 EO020 1.UVDATA.1

Freq = 6.6499 GHz, Bw = 4.000 MH Calibrated with CL # 4 and BP # 1 (BP mode 1)



Lower frame: Milli Ampl Jy Top frame: Phas deg

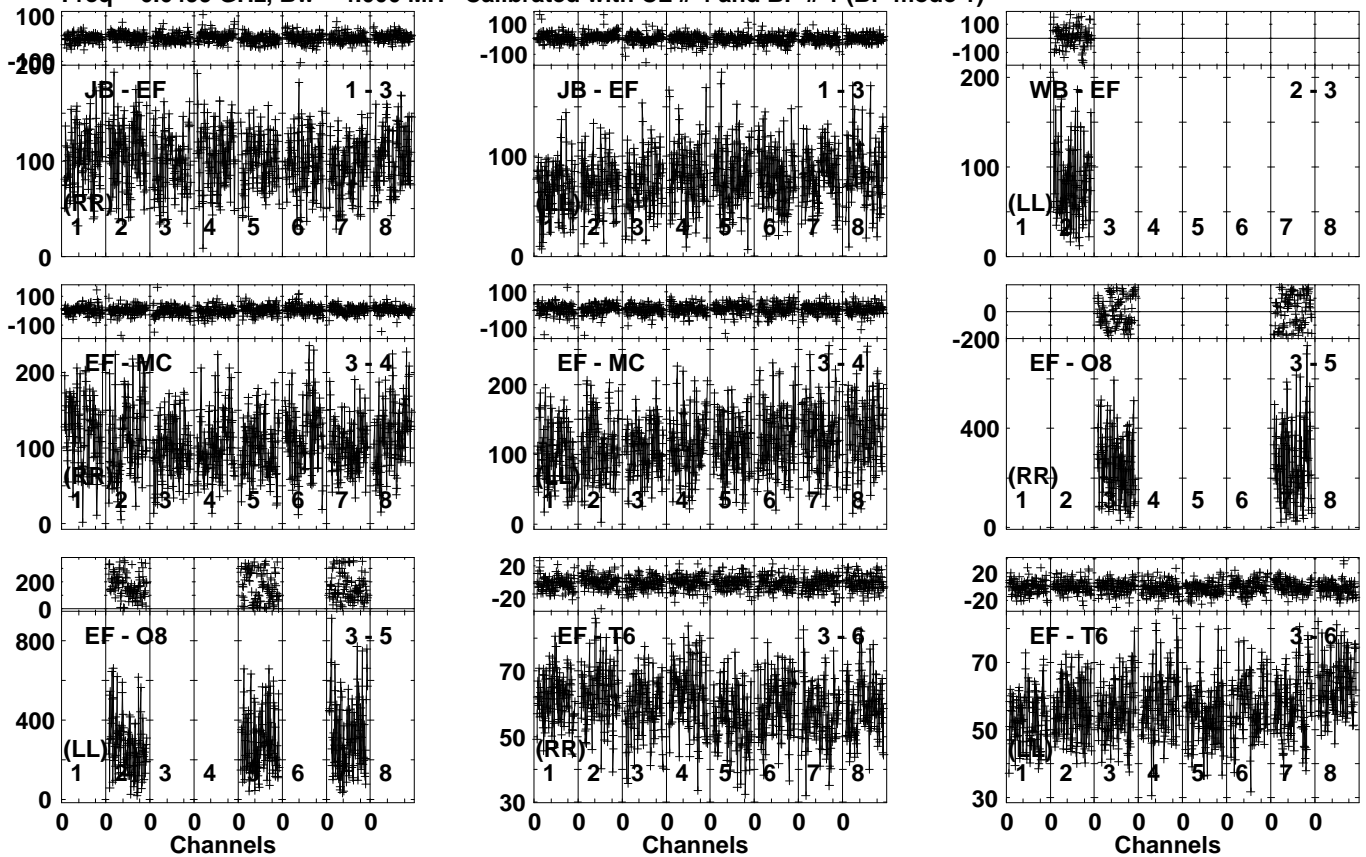
Vector averaged cross-power spectrum Several baselines displayed

Timerange: 00/14:38:11 to 00/14:41:09

Plot file version 119 created 30-APR-2024 11:09:47

J1946+2300 EO020 1.UVDATA.1

Freq = 6.6499 GHz, Bw = 4.000 MH Calibrated with CL # 4 and BP # 1 (BP mode 1)

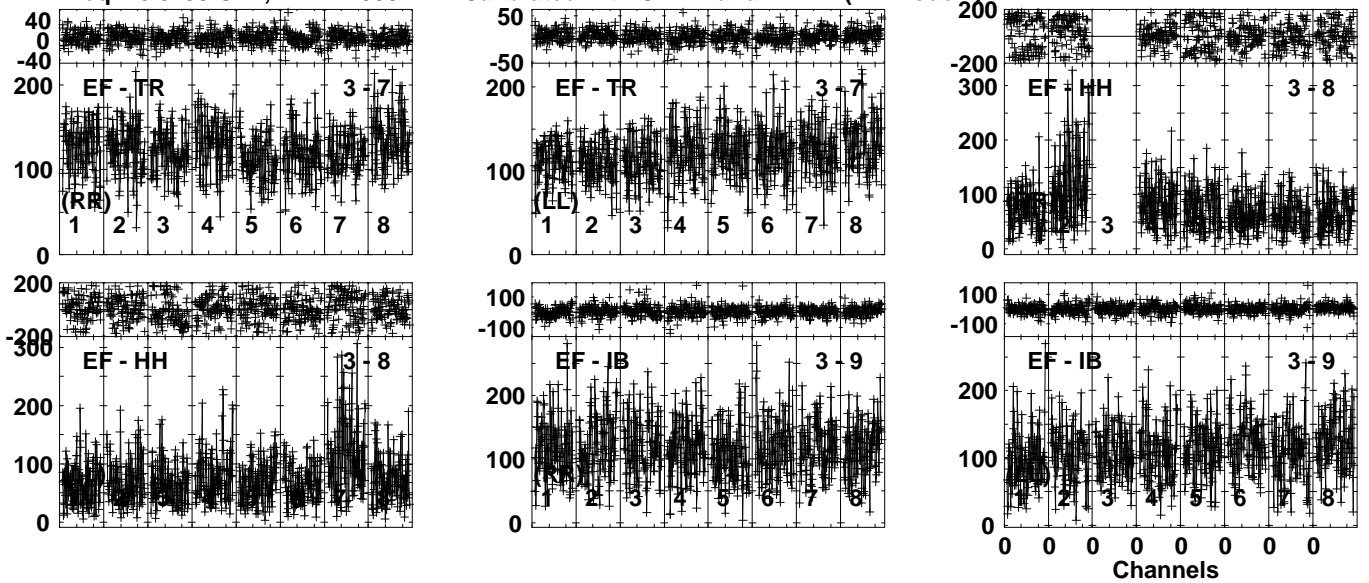


Lower frame: Milli Ampl Jy Top frame: Phas deg
Vector averaged cross-power spectrum Several baselines displayed
Timerange: 00/14:41:21 to 00/14:43:19

Plot file version 120 created 30-APR-2024 11:09:48

J1946+2300 EO020 1.UVDATA.1

Freq = 6.6499 GHz, Bw = 4.000 MH Calibrated with CL # 4 and BP # 1 (BP mode 1)

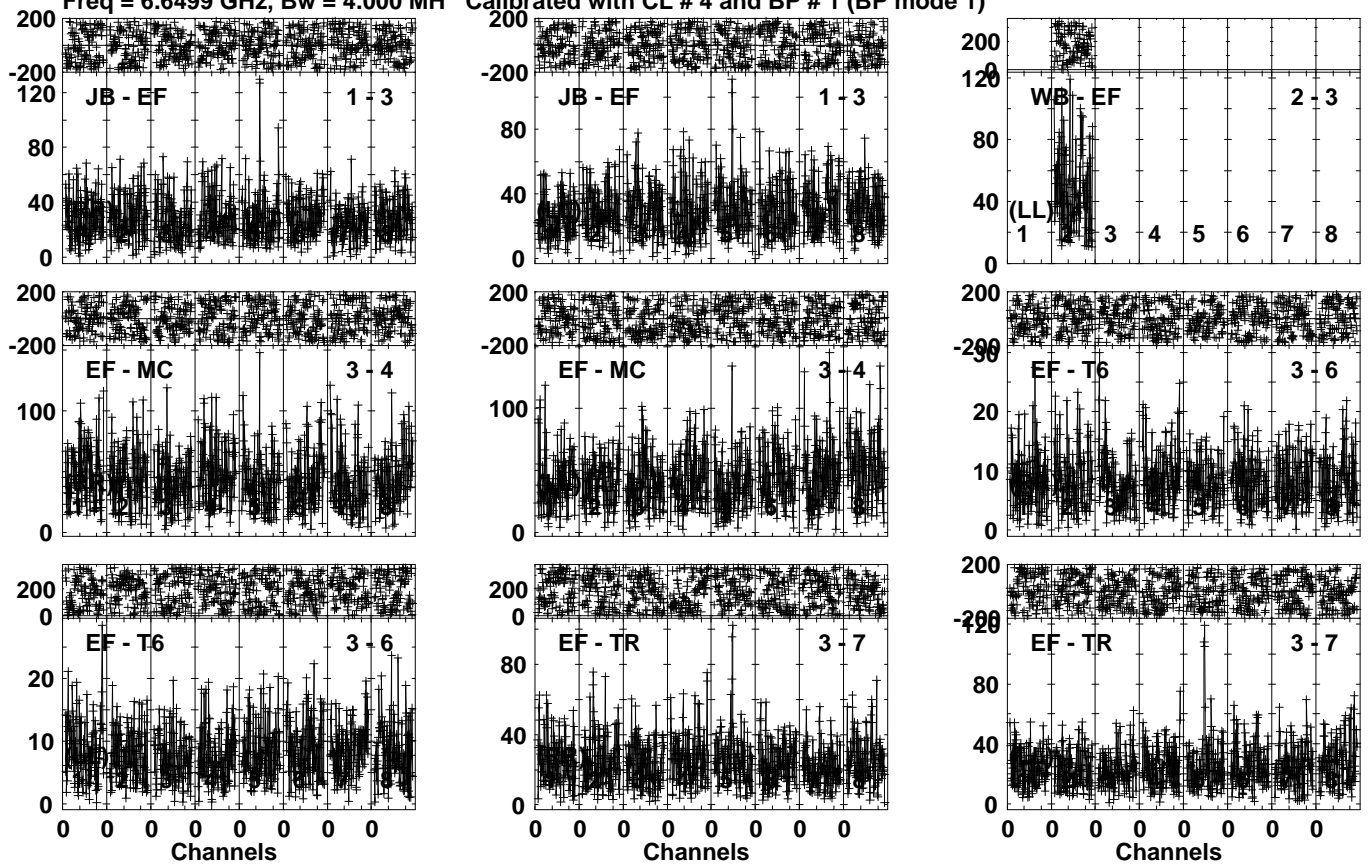


Lower frame: Milli Ampl Jy Top frame: Phas deg
Vector averaged cross-power spectrum Several baselines displayed
Timerange: 00/14:41:21 to 00/14:43:19

Plot file version 121 created 30-APR-2024 11:09:48

G59.633 EO020 1.UVDATA.1

Freq = 6.6499 GHz, Bw = 4.000 MH Calibrated with CL # 4 and BP # 1 (BP mode 1)

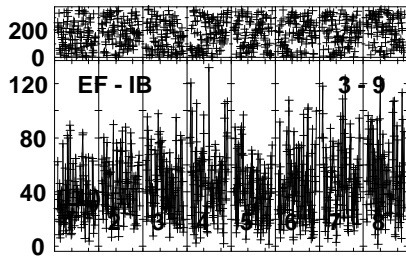
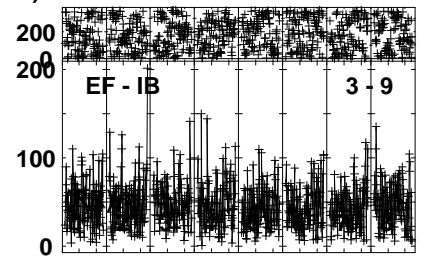
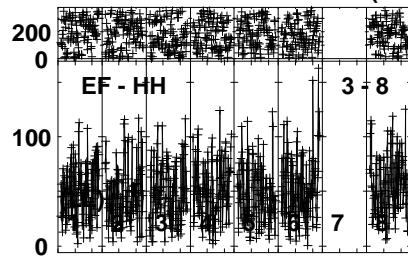
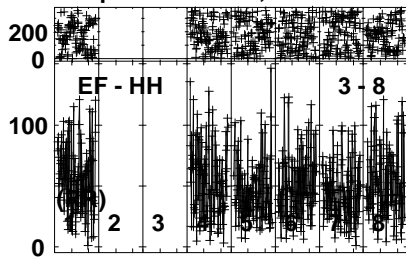


Lower frame: Milli Ampl Jy Top frame: Phas deg
Vector averaged cross-power spectrum Several baselines displayed
Timerange: 00/14:43:31 to 00/14:46:29

Plot file version 122 created 30-APR-2024 11:09:48

G59.633 EO020 1.UVDATA.1

Freq = 6.6499 GHz, Bw = 4.000 MH Calibrated with CL # 4 and BP # 1 (BP mode 1)

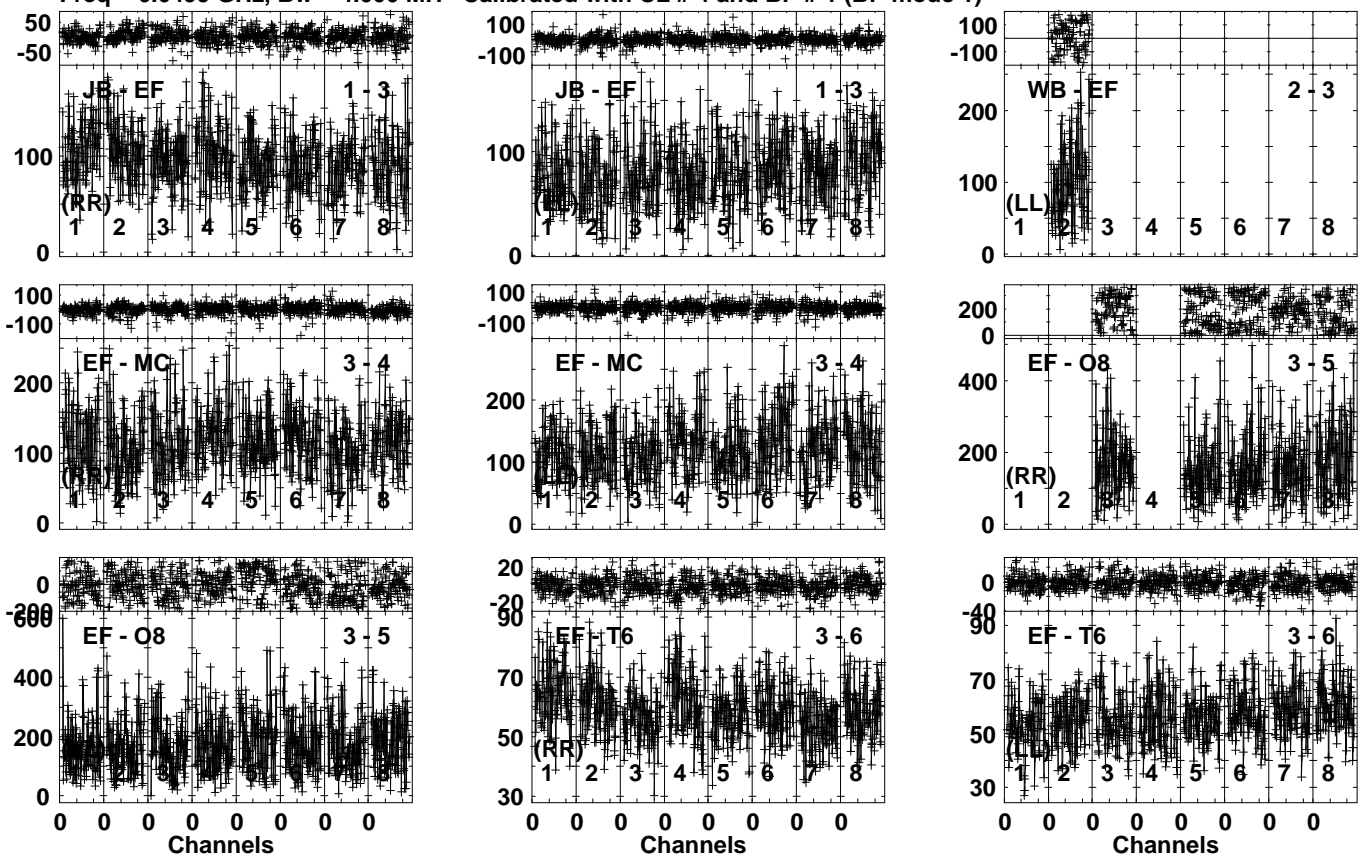


Lower frame: Milli Ampl Jy Top frame: Phas deg
Vector averaged cross-power spectrum Several baselines displayed
Timerange: 00/14:43:31 to 00/14:46:29

Plot file version 123 created 30-APR-2024 11:09:49

J1946+2300 EO020 1.UVDATA.1

Freq = 6.6499 GHz, Bw = 4.000 MH Calibrated with CL # 4 and BP # 1 (BP mode 1)

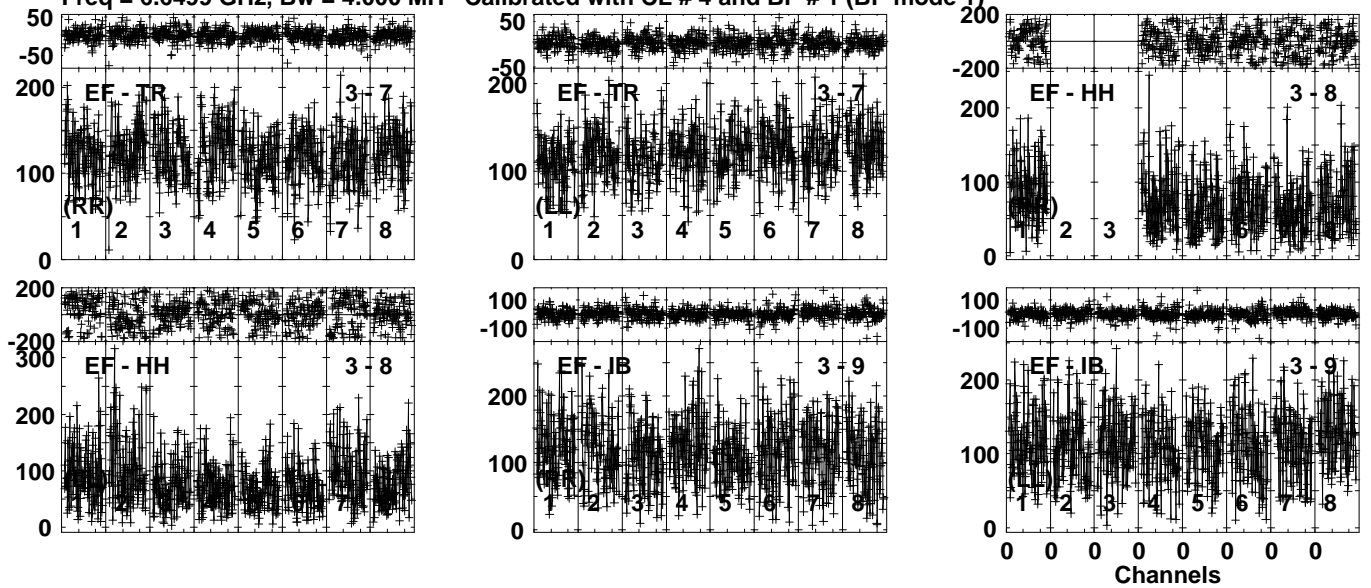


Lower frame: Milli Ampl Jy Top frame: Phas deg
Vector averaged cross-power spectrum Several baselines displayed
Timerange: 00/14:47:01 to 00/14:48:29

Plot file version 124 created 30-APR-2024 11:09:49

J1946+2300 EO020 1.UVDATA.1

Freq = 6.6499 GHz, Bw = 4.000 MH Calibrated with CL # 4 and BP # 1 (BP mode 1)

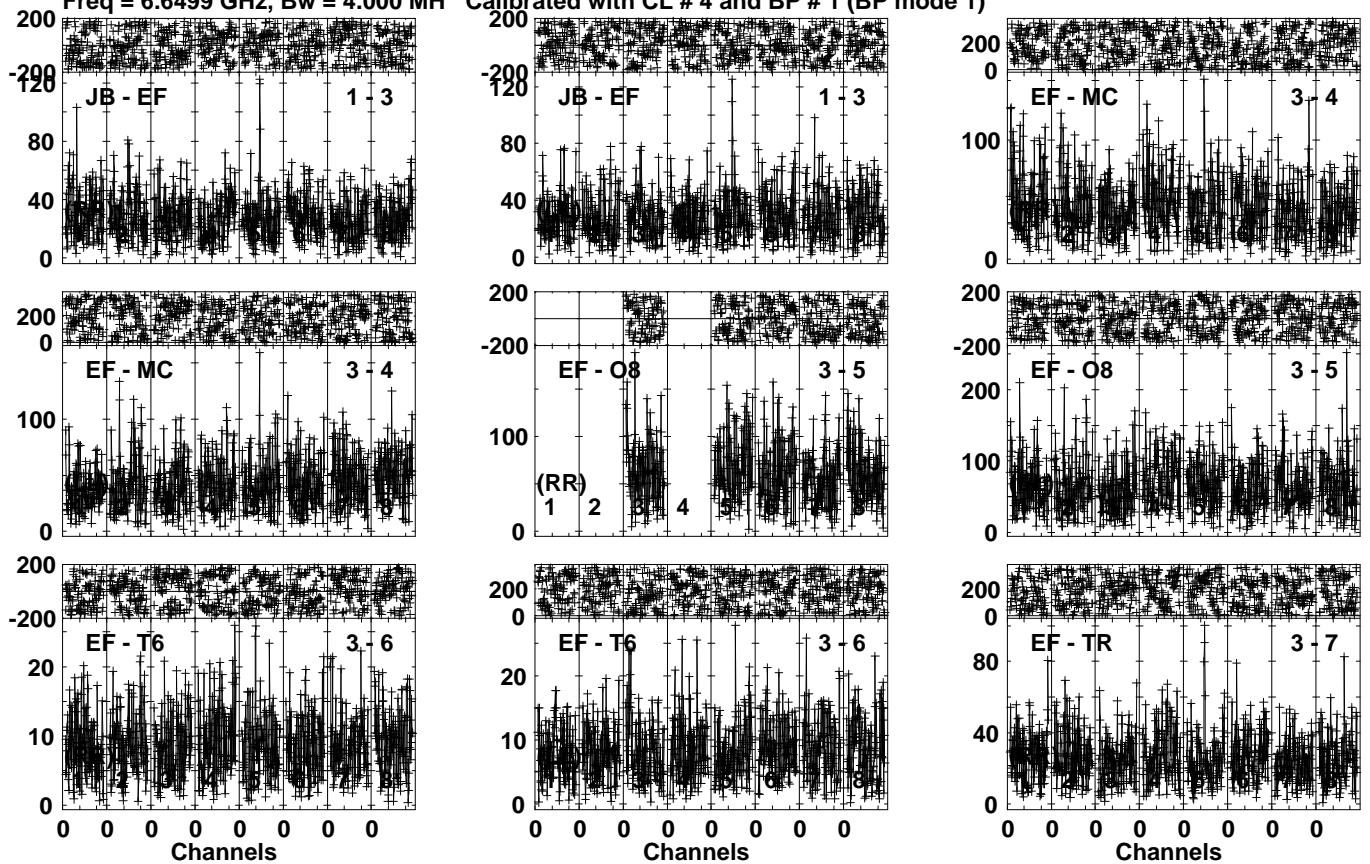


Lower frame: Milli Ampl Jy Top frame: Phas deg
Vector averaged cross-power spectrum Several baselines displayed
Timerange: 00/14:47:01 to 00/14:48:29

Plot file version 125 created 30-APR-2024 11:09:49

G59.633 EO020 1.UVDATA.1

Freq = 6.6499 GHz, Bw = 4.000 MH Calibrated with CL # 4 and BP # 1 (BP mode 1)

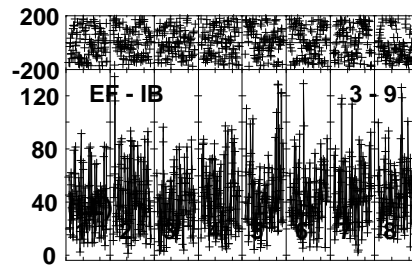
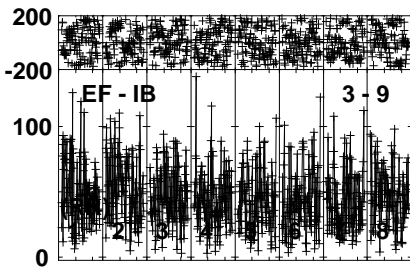
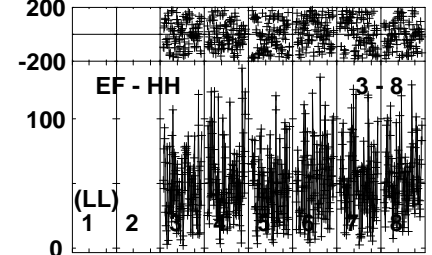
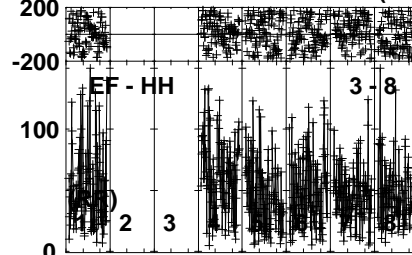
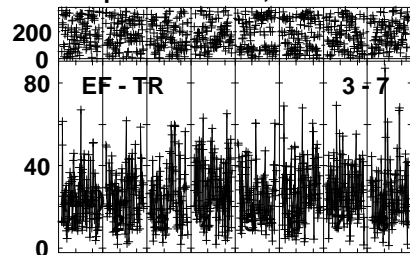


Lower frame: Milli Ampl Jy Top frame: Phas deg
Vector averaged cross-power spectrum Several baselines displayed
Timerange: 00/14:48:41 to 00/14:51:39

Plot file version 126 created 30-APR-2024 11:09:50

G59.633 EO020 1.UVDATA.1

Freq = 6.6499 GHz, Bw = 4.000 MH Calibrated with CL # 4 and BP # 1 (BP mode 1)

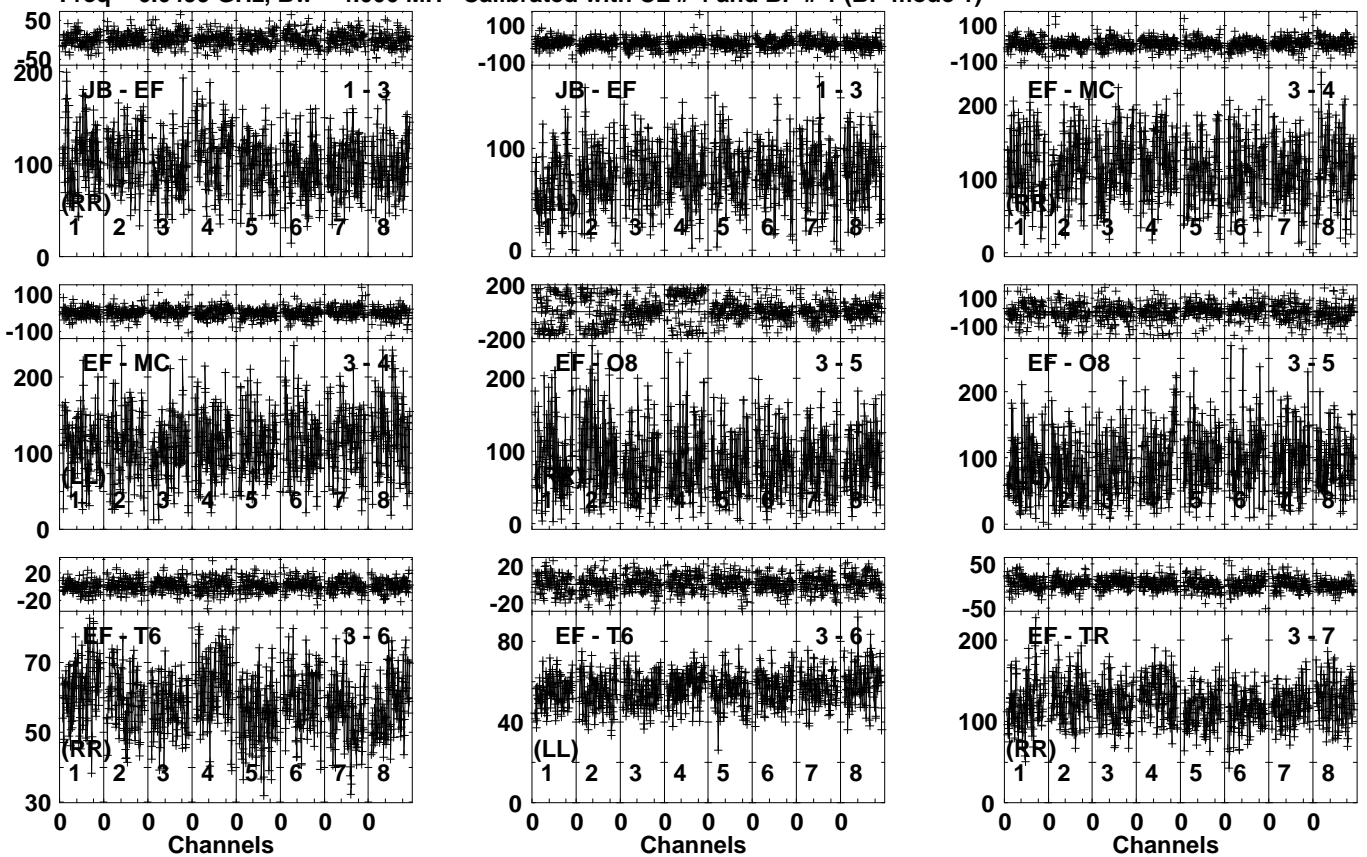


Lower frame: Milli Ampl Jy Top frame: Phas deg
Vector averaged cross-power spectrum Several baselines displayed
Timerange: 00/14:48:41 to 00/14:51:39

Plot file version 127 created 30-APR-2024 11:09:50

J1946+2300 EO020 1.UVDATA.1

Freq = 6.6499 GHz, Bw = 4.000 MH Calibrated with CL # 4 and BP # 1 (BP mode 1)

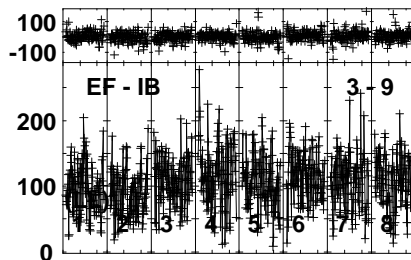
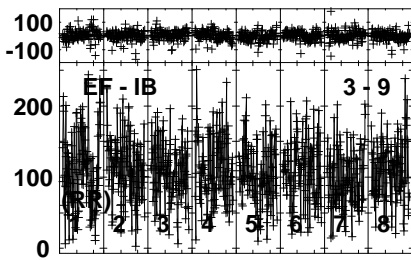
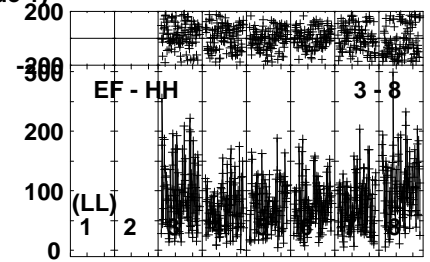
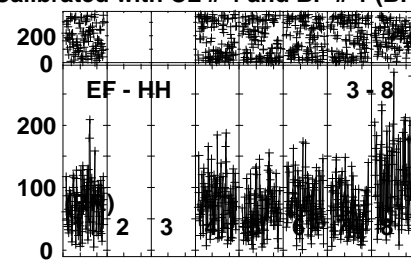
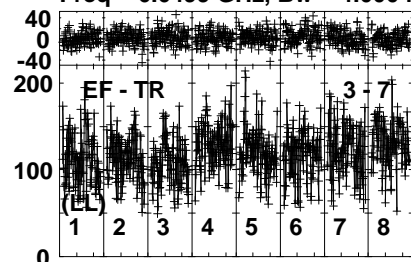


Lower frame: Milli Ampl Jy Top frame: Phas deg
Vector averaged cross-power spectrum Several baselines displayed
Timerange: 00/14:51:51 to 00/14:53:49

Plot file version 128 created 30-APR-2024 11:09:50

J1946+2300 EO020 1.UVDATA.1

Freq = 6.6499 GHz, Bw = 4.000 MH Calibrated with CL # 4 and BP # 1 (BP mode 1)

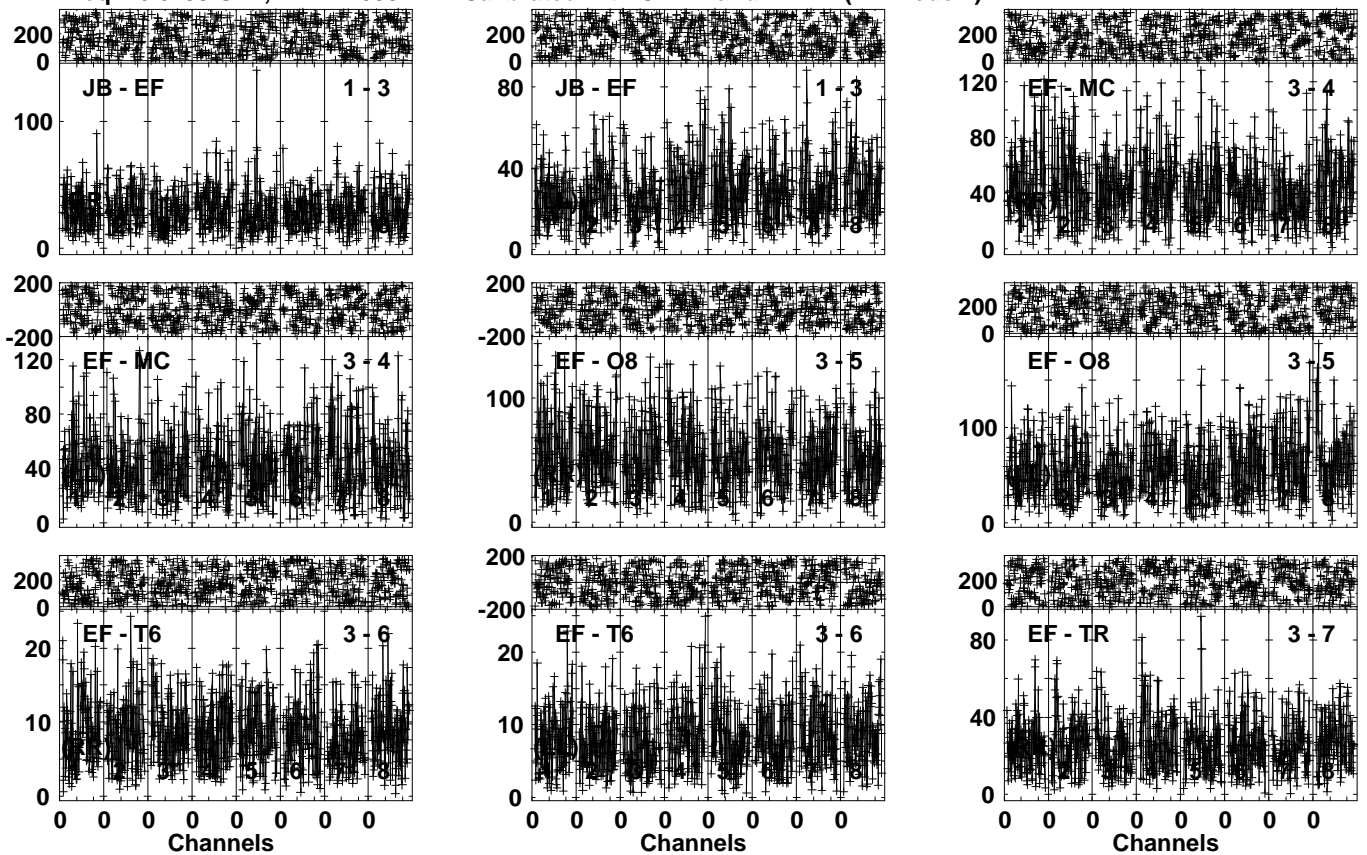


Lower frame: Milli Ampl Jy Top frame: Phas deg
Vector averaged cross-power spectrum Several baselines displayed
Timerange: 00/14:51:51 to 00/14:53:49

Plot file version 129 created 30-APR-2024 11:09:50

G59.633 EO020 1.UVDATA.1

Freq = 6.6499 GHz, Bw = 4.000 MH Calibrated with CL # 4 and BP # 1 (BP mode 1)

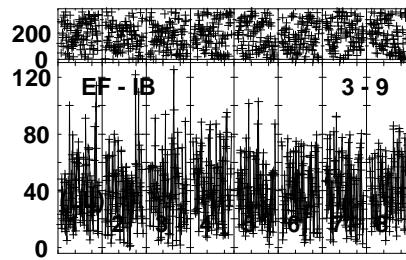
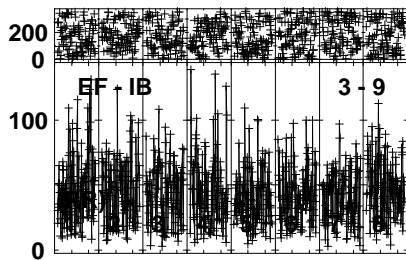
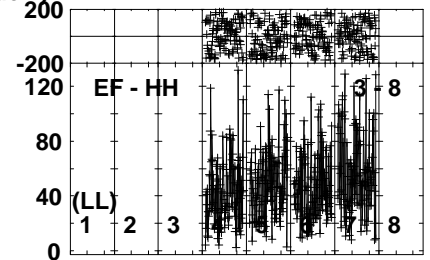
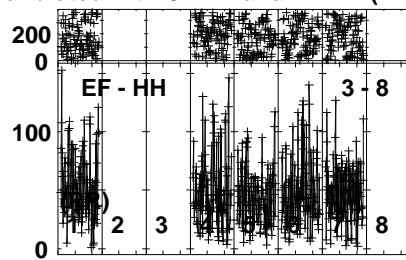
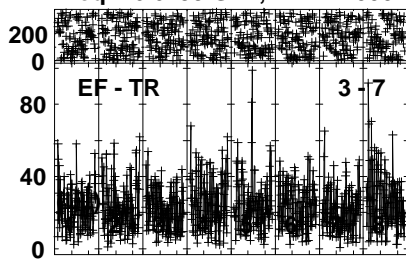


Lower frame: Milli Ampl Jy Top frame: Phas deg
Vector averaged cross-power spectrum Several baselines displayed
Timerange: 00/14:54:01 to 00/14:56:59

Plot file version 130 created 30-APR-2024 11:09:51

G59.633 EO020 1.UVDATA.1

Freq = 6.6499 GHz, Bw = 4.000 MH Calibrated with CL # 4 and BP # 1 (BP mode 1)

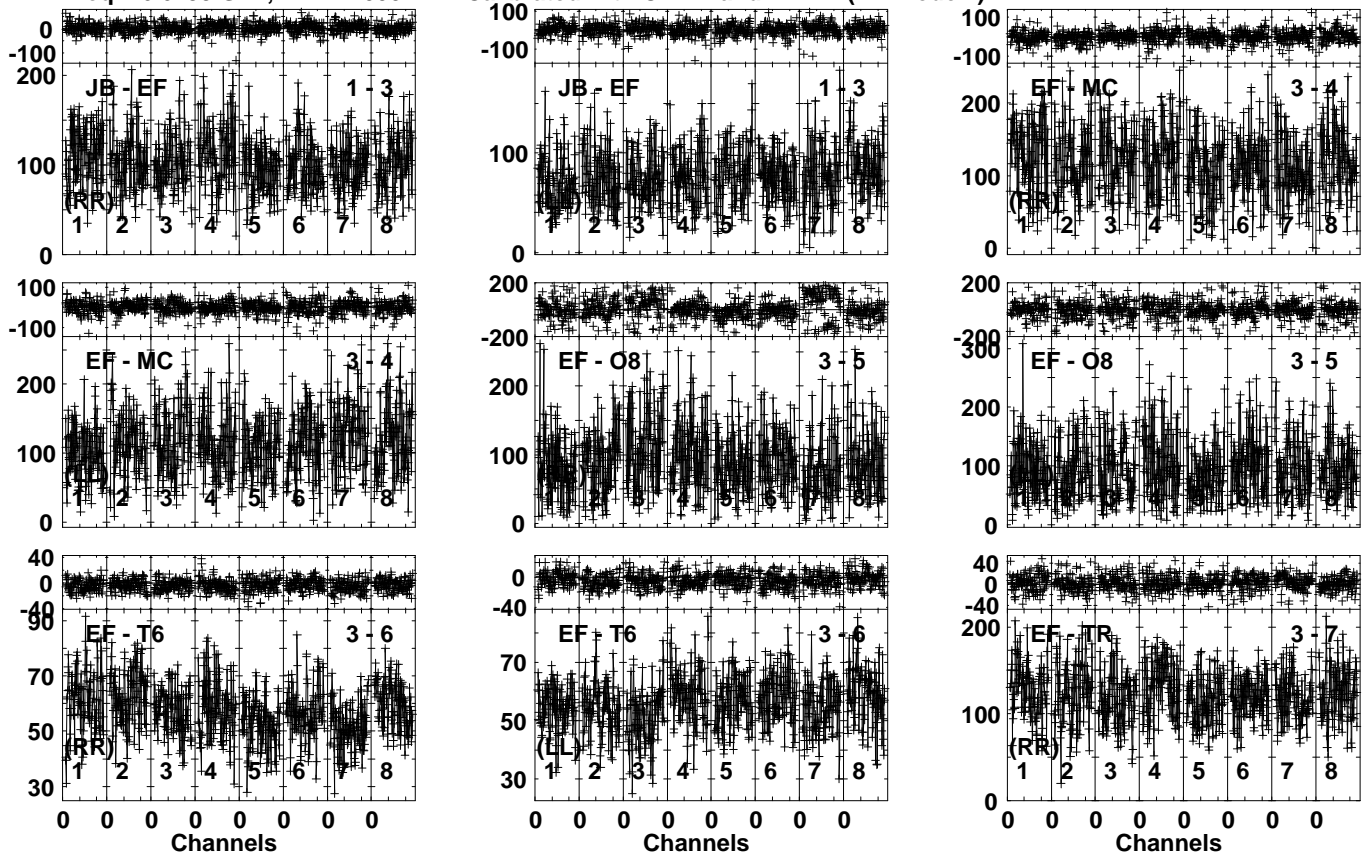


Lower frame: Milli Ampl Jy Top frame: Phas deg
Vector averaged cross-power spectrum Several baselines displayed
Timerange: 00/14:54:01 to 00/14:56:59

Plot file version 131 created 30-APR-2024 11:09:51

J1946+2300 EO020 1.UVDATA.1

Freq = 6.6499 GHz, Bw = 4.000 MH Calibrated with CL # 4 and BP # 1 (BP mode 1)

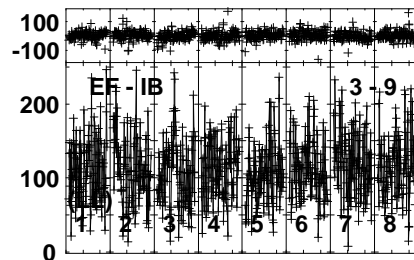
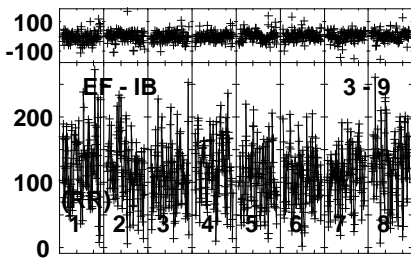
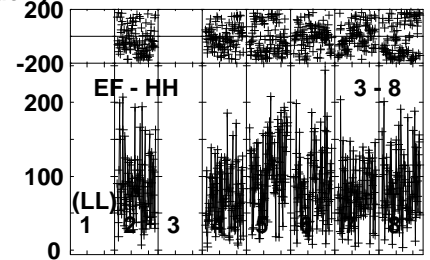
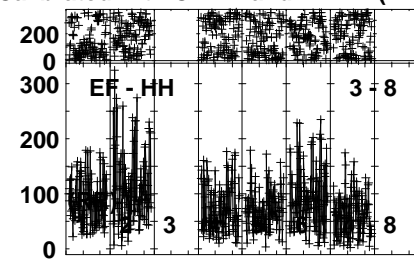
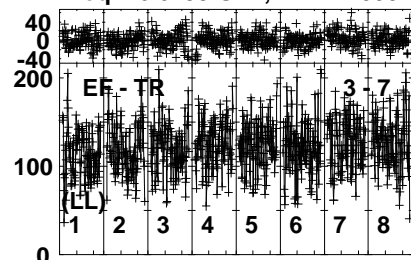


Lower frame: Milli Ampl Jy Top frame: Phas deg
Vector averaged cross-power spectrum Several baselines displayed
Timerange: 00/14:57:31 to 00/14:58:59

Plot file version 132 created 30-APR-2024 11:09:51

J1946+2300 EO020 1.UVDATA.1

Freq = 6.6499 GHz, Bw = 4.000 MH Calibrated with CL # 4 and BP # 1 (BP mode 1)

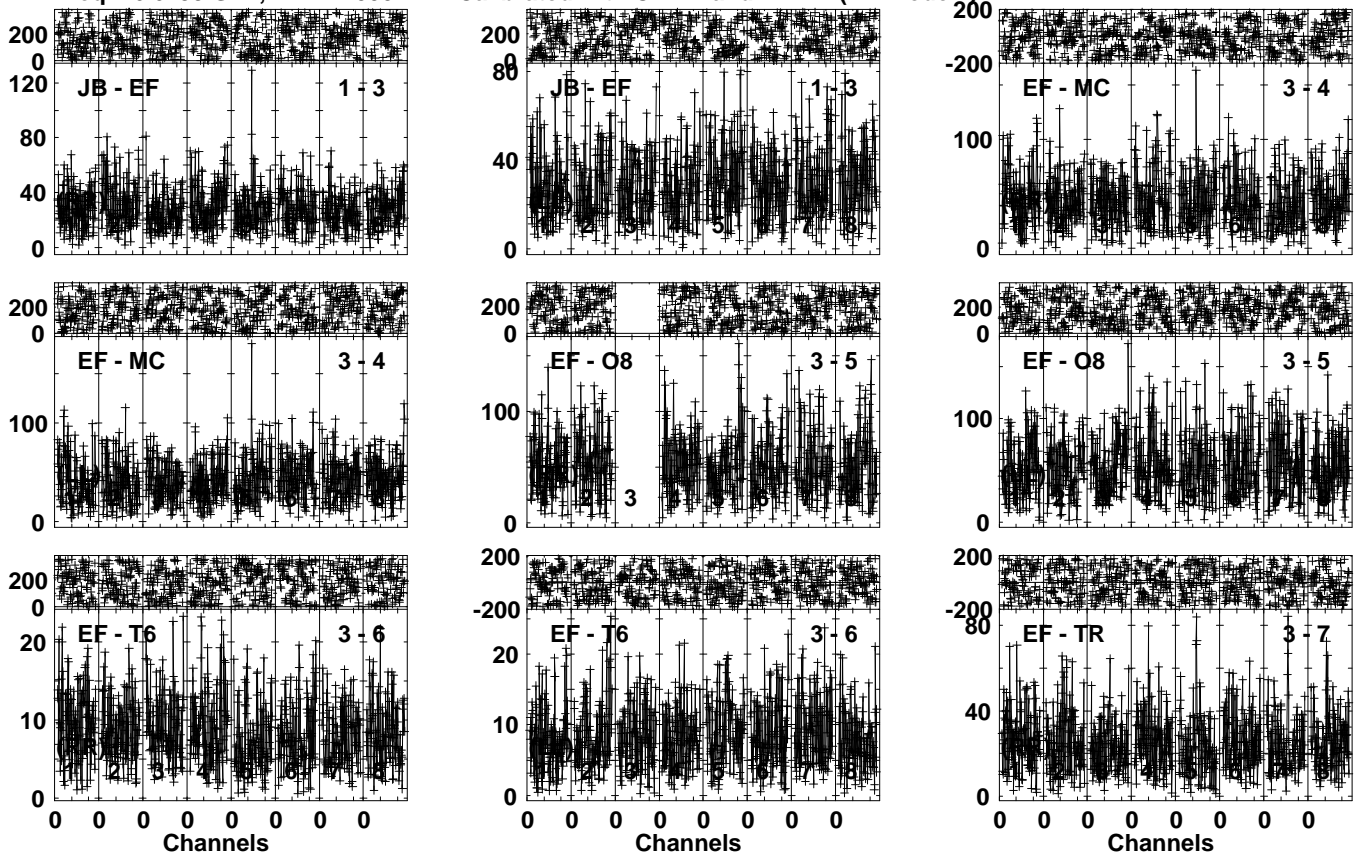


Lower frame: Milli Ampl Jy Top frame: Phas deg
Vector averaged cross-power spectrum Several baselines displayed
Timerange: 00/14:57:31 to 00/14:58:59

Plot file version 133 created 30-APR-2024 11:09:51

G59.633 EO020 1.UVDATA.1

Freq = 6.6499 GHz, Bw = 4.000 MH Calibrated with CL # 4 and BP # 1 (BP mode 1)

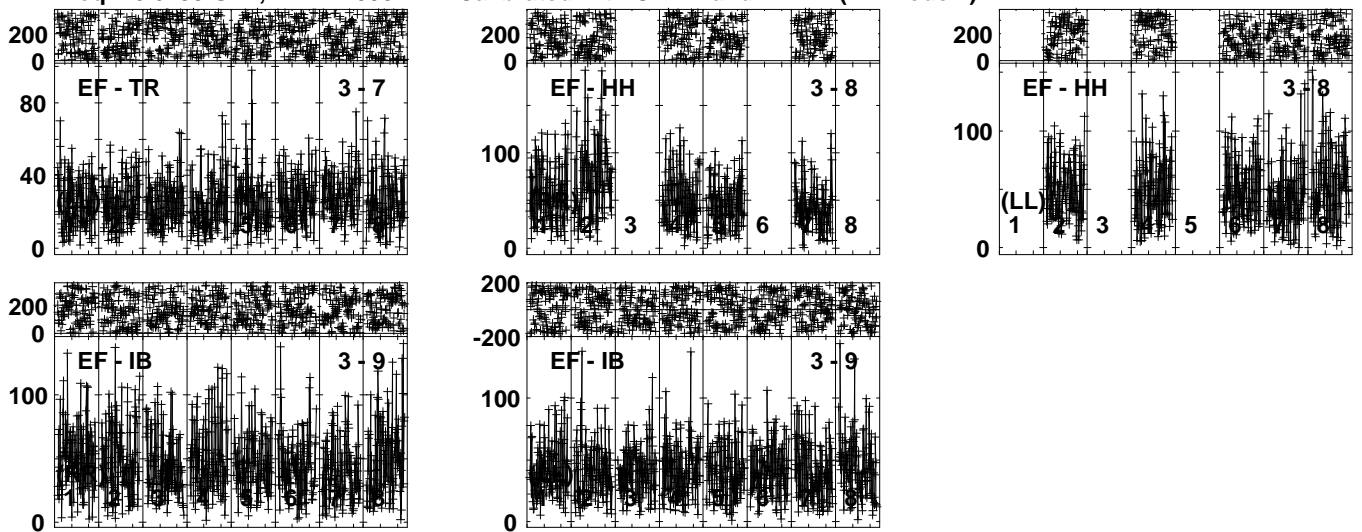


Lower frame: Milli Ampl Jy Top frame: Phas deg
Vector averaged cross-power spectrum Several baselines displayed
Timerange: 00/14:59:11 to 00/15:02:09

Plot file version 134 created 30-APR-2024 11:09:52

G59.633 EO020 1.UVDATA.1

Freq = 6.6499 GHz, Bw = 4.000 MH Calibrated with CL # 4 and BP # 1 (BP mode 1)



Lower frame: Milli Ampl Jy Top frame: Phas deg

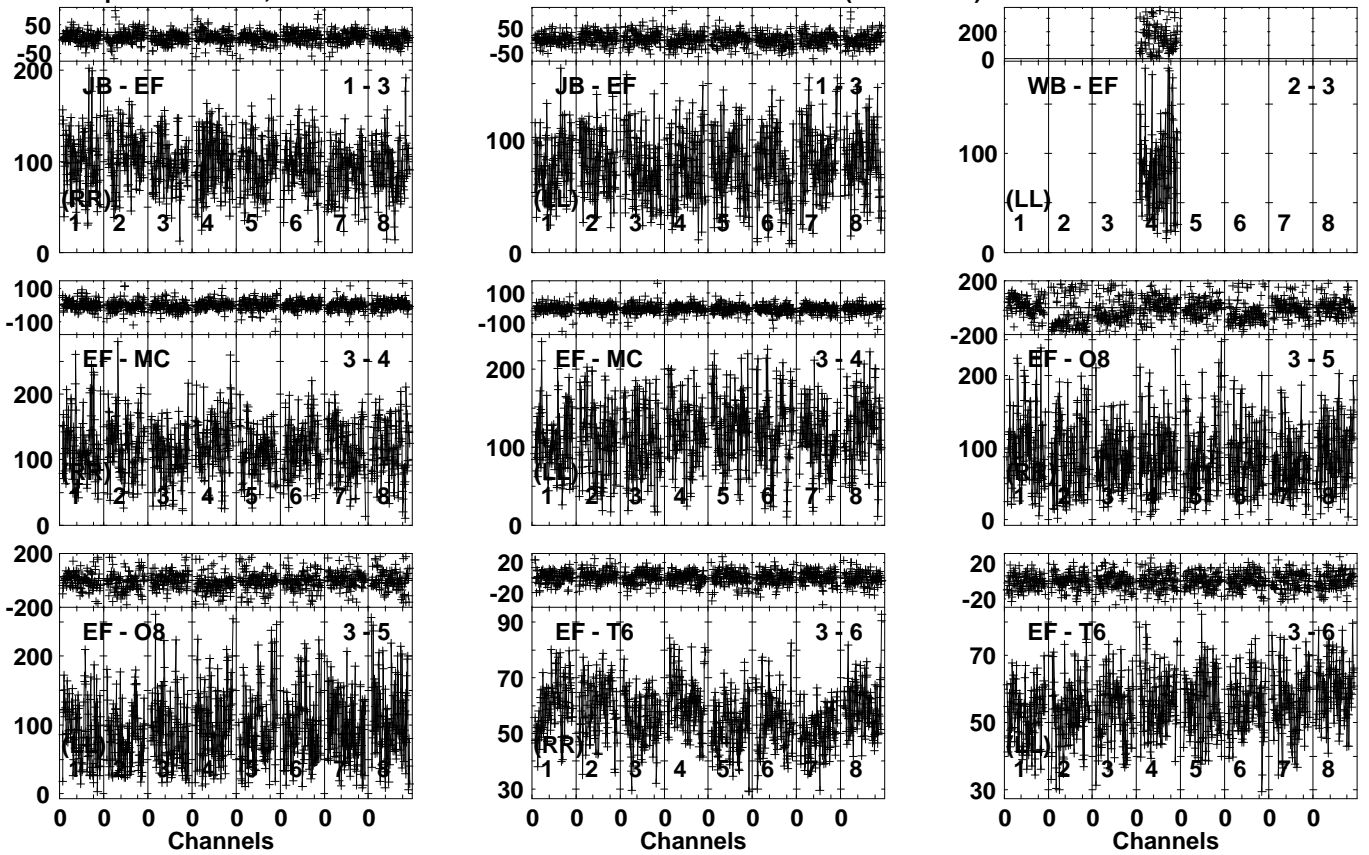
Vector averaged cross-power spectrum Several baselines displayed

Timerange: 00/14:59:11 to 00/15:02:09

Plot file version 135 created 30-APR-2024 11:09:52

J1946+2300 EO020 1.UVDATA.1

Freq = 6.6499 GHz, Bw = 4.000 MH Calibrated with CL # 4 and BP # 1 (BP mode 1)

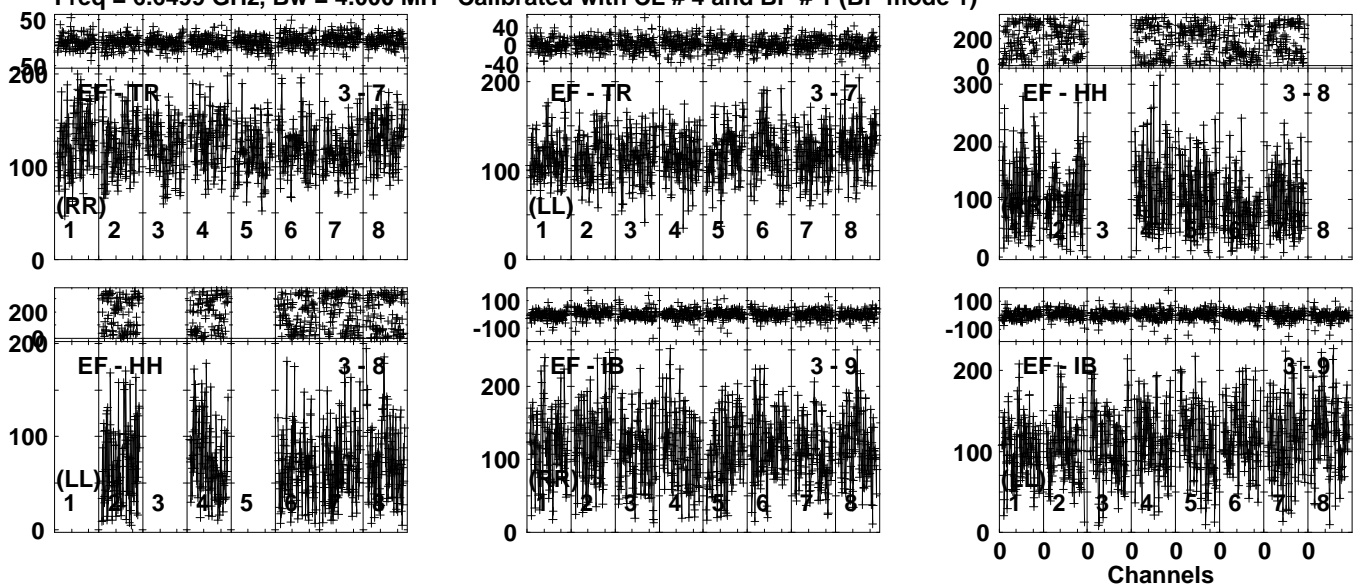


Lower frame: Milli Ampl Jy Top frame: Phas deg
Vector averaged cross-power spectrum Several baselines displayed
Timerange: 00/15:02:21 to 00/15:04:19

Plot file version 136 created 30-APR-2024 11:09:52

J1946+2300 EO020 1.UVDATA.1

Freq = 6.6499 GHz, Bw = 4.000 MH Calibrated with CL # 4 and BP # 1 (BP mode 1)

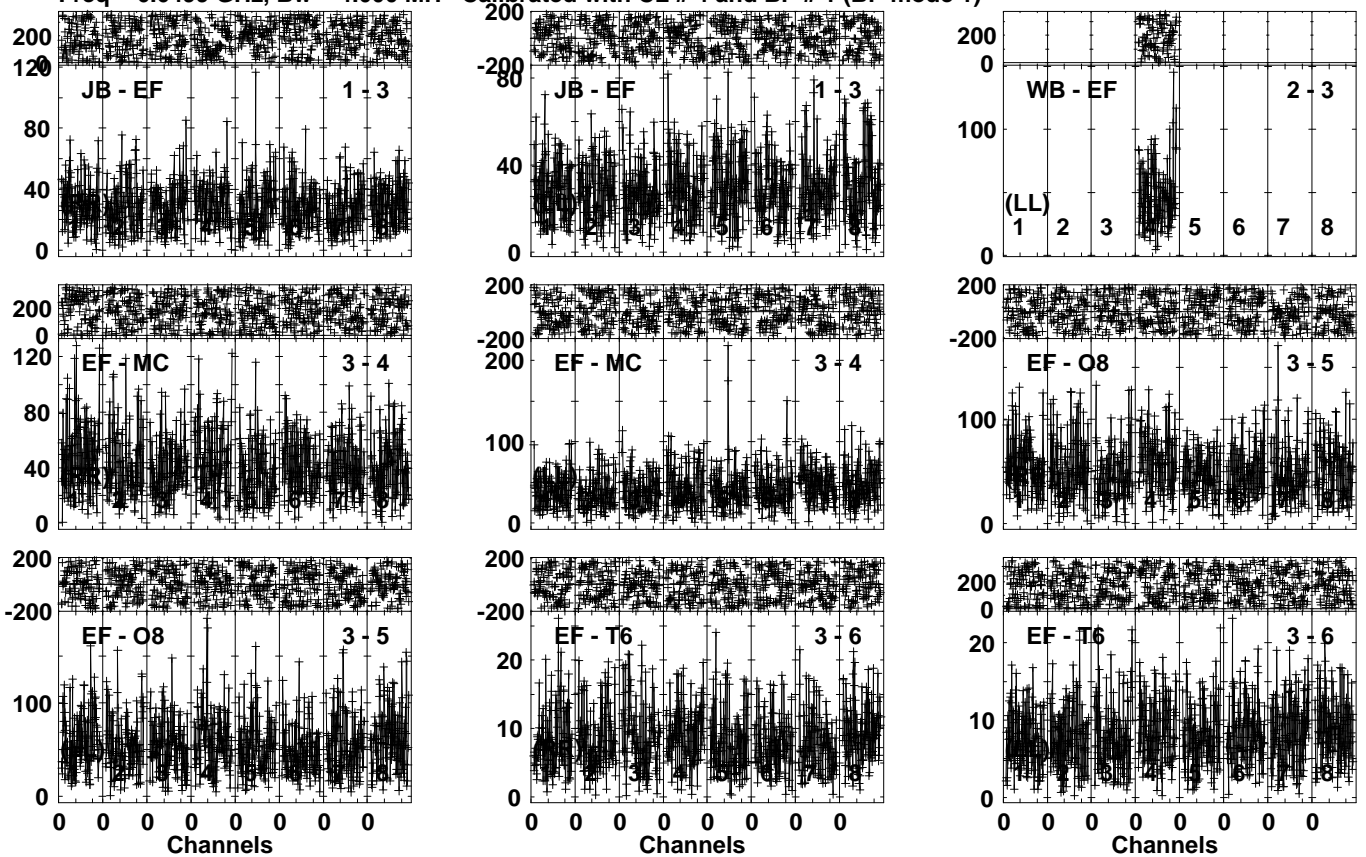


Lower frame: Milli Ampl Jy Top frame: Phas deg
Vector averaged cross-power spectrum Several baselines displayed
Timerange: 00/15:02:21 to 00/15:04:19

Plot file version 137 created 30-APR-2024 11:09:53

G59.633 EO020 1.UVDATA.1

Freq = 6.6499 GHz, Bw = 4.000 MH Calibrated with CL # 4 and BP # 1 (BP mode 1)

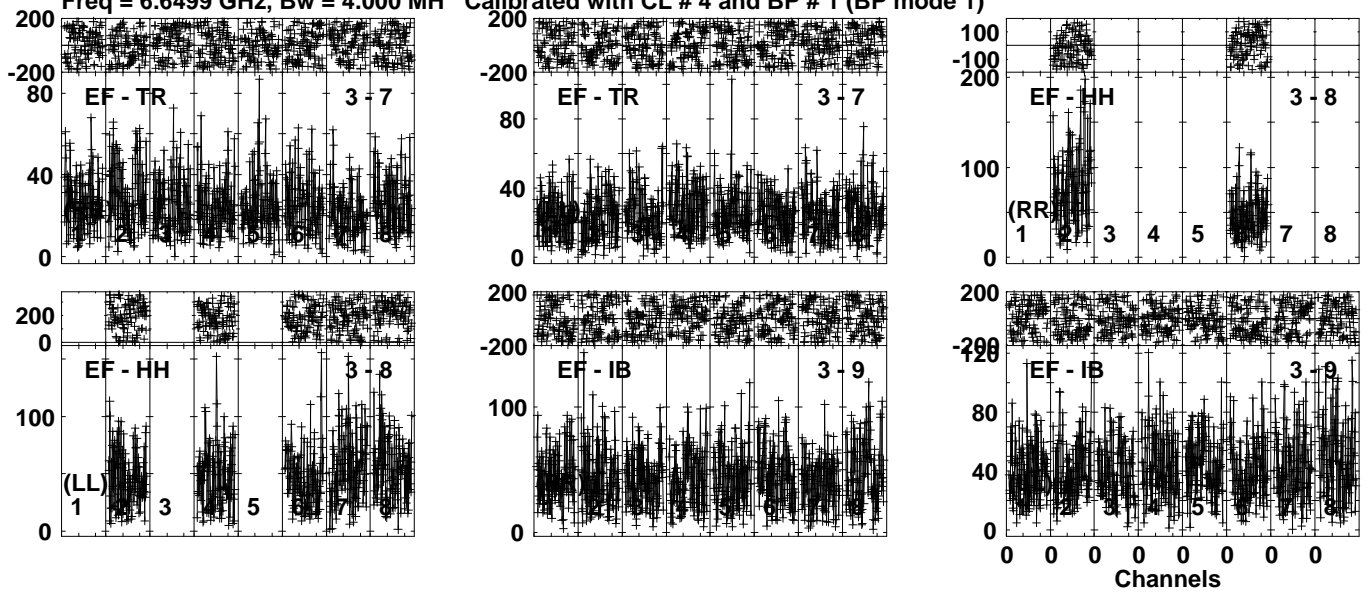


Lower frame: Milli Ampl Jy Top frame: Phas deg
Vector averaged cross-power spectrum Several baselines displayed
Timerange: 00/15:04:31 to 00/15:07:29

Plot file version 138 created 30-APR-2024 11:09:53

G59.633 EO020 1.UVDATA.1

Freq = 6.6499 GHz, Bw = 4.000 MH Calibrated with CL # 4 and BP # 1 (BP mode 1)

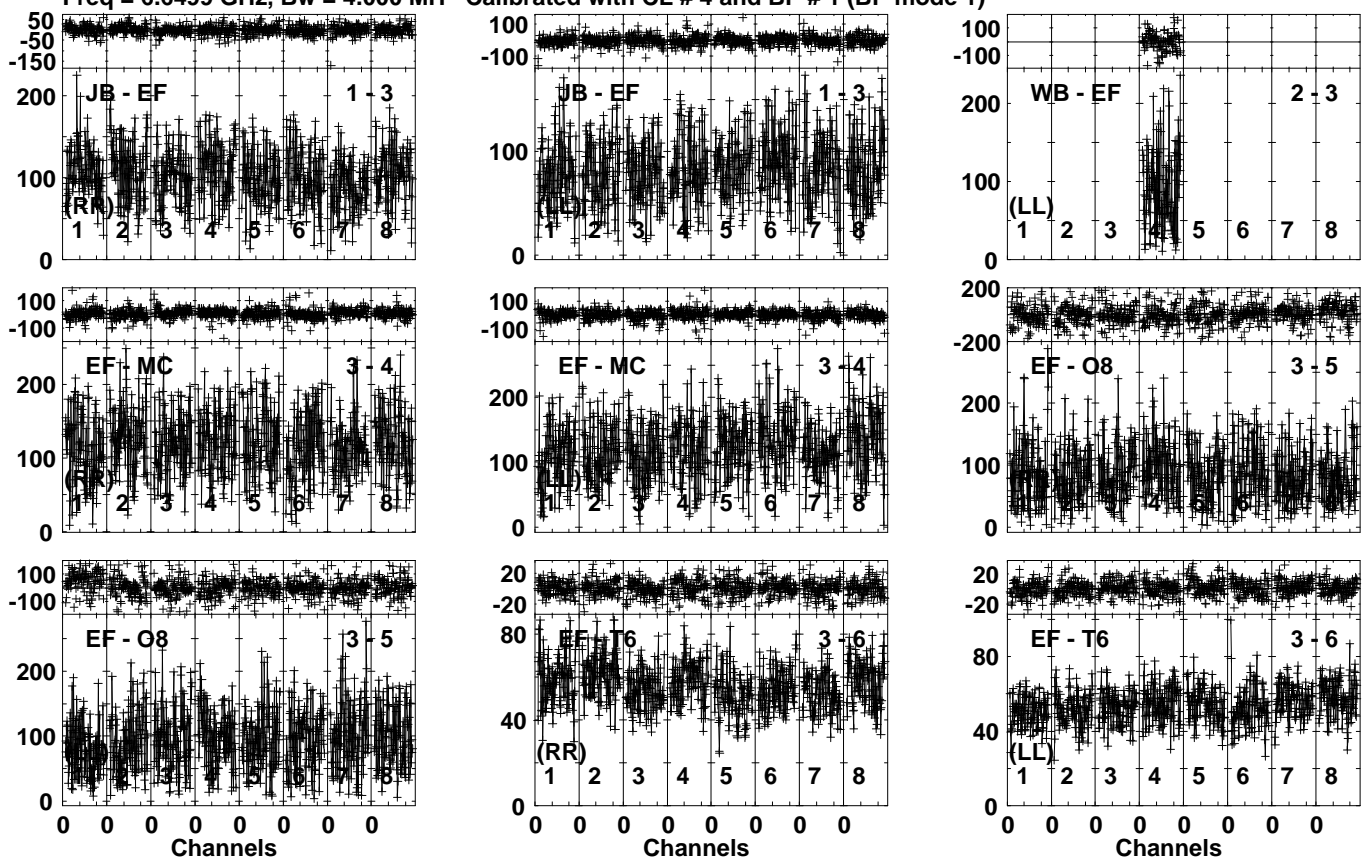


Lower frame: Milli Ampl Jy Top frame: Phas deg
Vector averaged cross-power spectrum Several baselines displayed
Timerange: 00/15:04:31 to 00/15:07:29

Plot file version 139 created 30-APR-2024 11:09:53

J1946+2300 EO020 1.UVDATA.1

Freq = 6.6499 GHz, Bw = 4.000 MH Calibrated with CL # 4 and BP # 1 (BP mode 1)

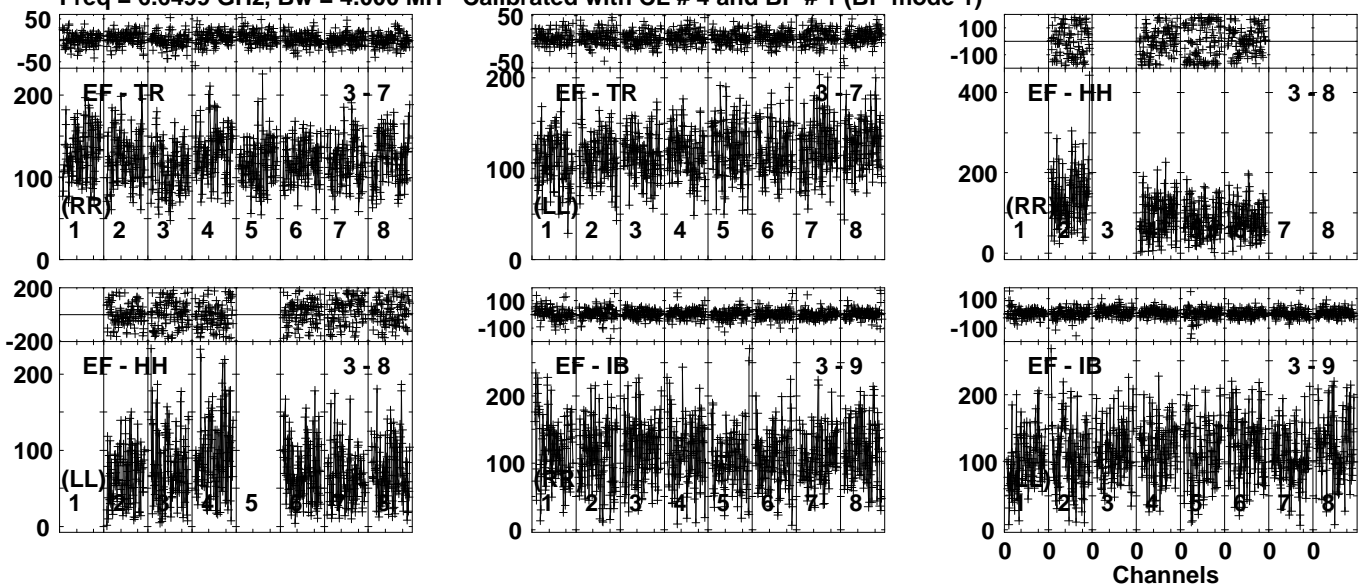


Lower frame: Milli Ampl Jy Top frame: Phas deg
Vector averaged cross-power spectrum Several baselines displayed
Timerange: 00/15:08:01 to 00/15:09:29

Plot file version 140 created 30-APR-2024 11:09:54

J1946+2300 EO020 1.UVDATA.1

Freq = 6.6499 GHz, Bw = 4.000 MH Calibrated with CL # 4 and BP # 1 (BP mode 1)

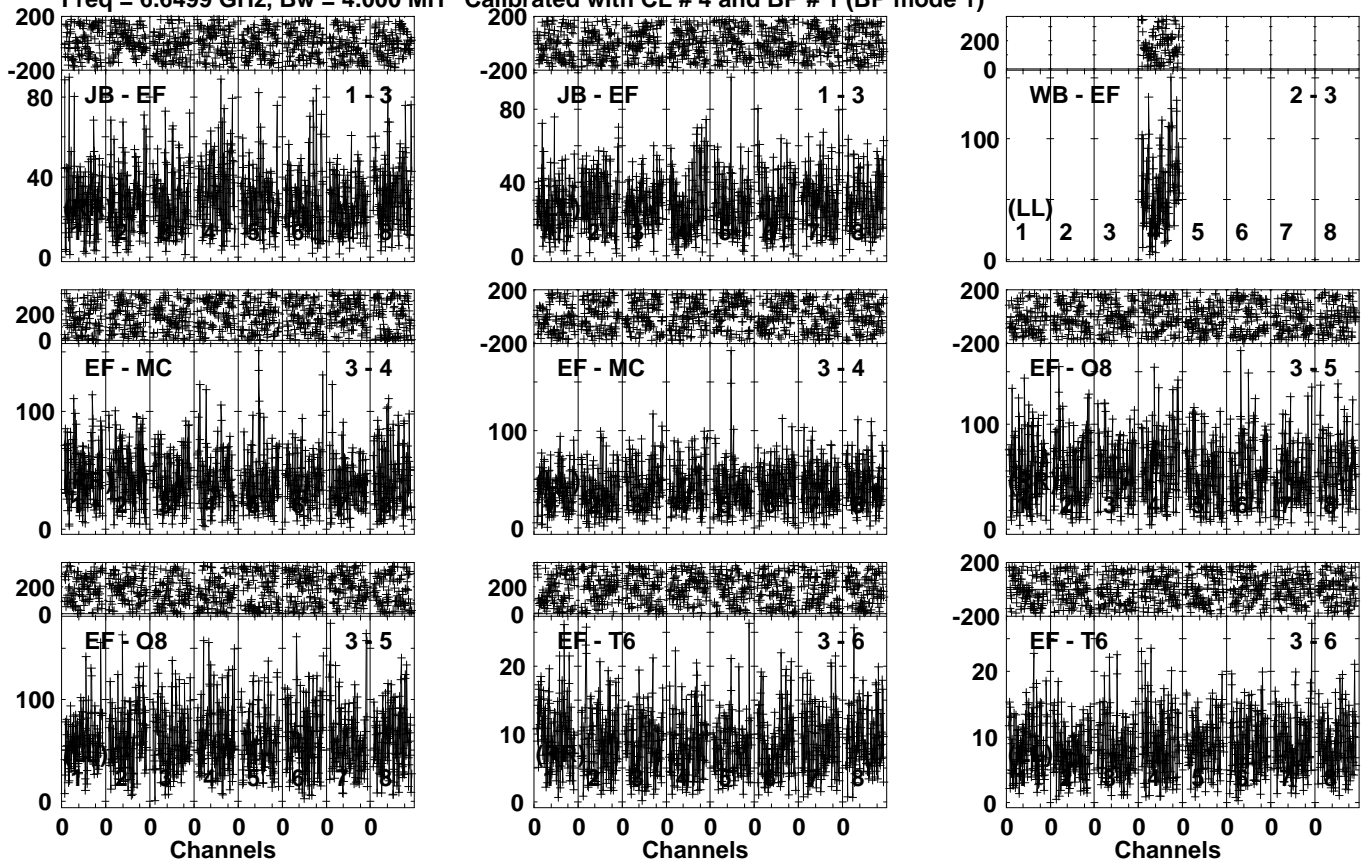


Lower frame: Milli Ampl Jy Top frame: Phas deg
Vector averaged cross-power spectrum Several baselines displayed
Timerange: 00/15:08:01 to 00/15:09:29

Plot file version 141 created 30-APR-2024 11:09:54

G59.633 EO020 1.UVDATA.1

Freq = 6.6499 GHz, Bw = 4.000 MH Calibrated with CL # 4 and BP # 1 (BP mode 1)

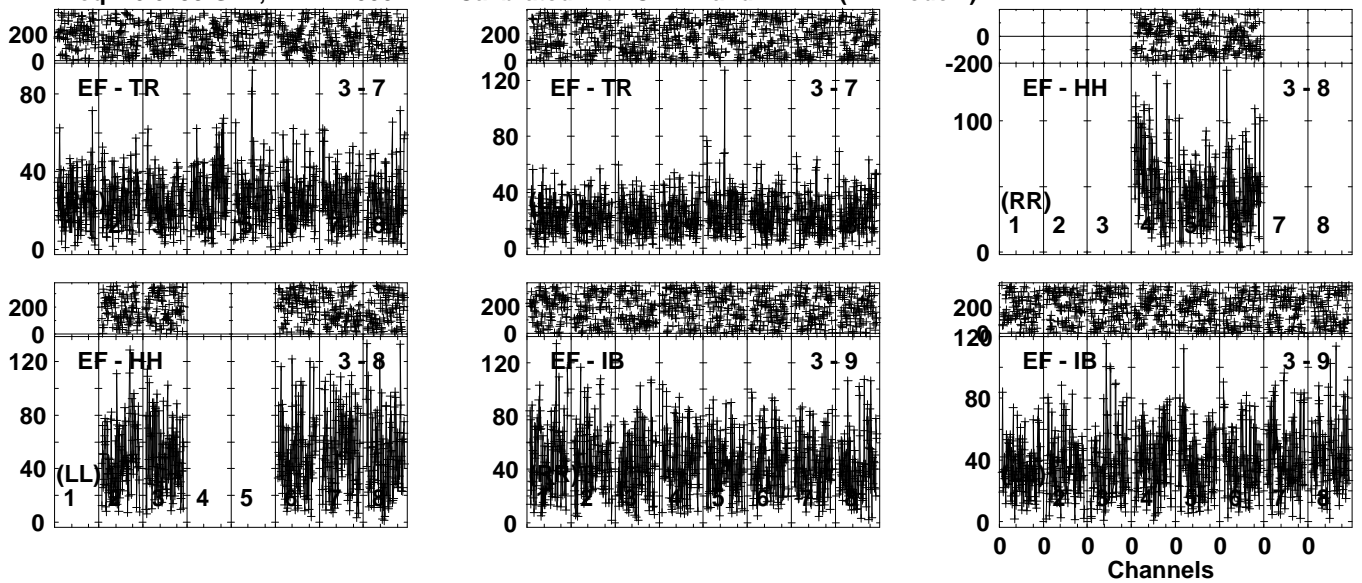


Lower frame: Milli Ampl Jy Top frame: Phas deg
Vector averaged cross-power spectrum Several baselines displayed
Timerange: 00/15:09:41 to 00/15:12:39

Plot file version 142 created 30-APR-2024 11:09:54

G59.633 EO020 1.UVDATA.1

Freq = 6.6499 GHz, Bw = 4.000 MH Calibrated with CL # 4 and BP # 1 (BP mode 1)

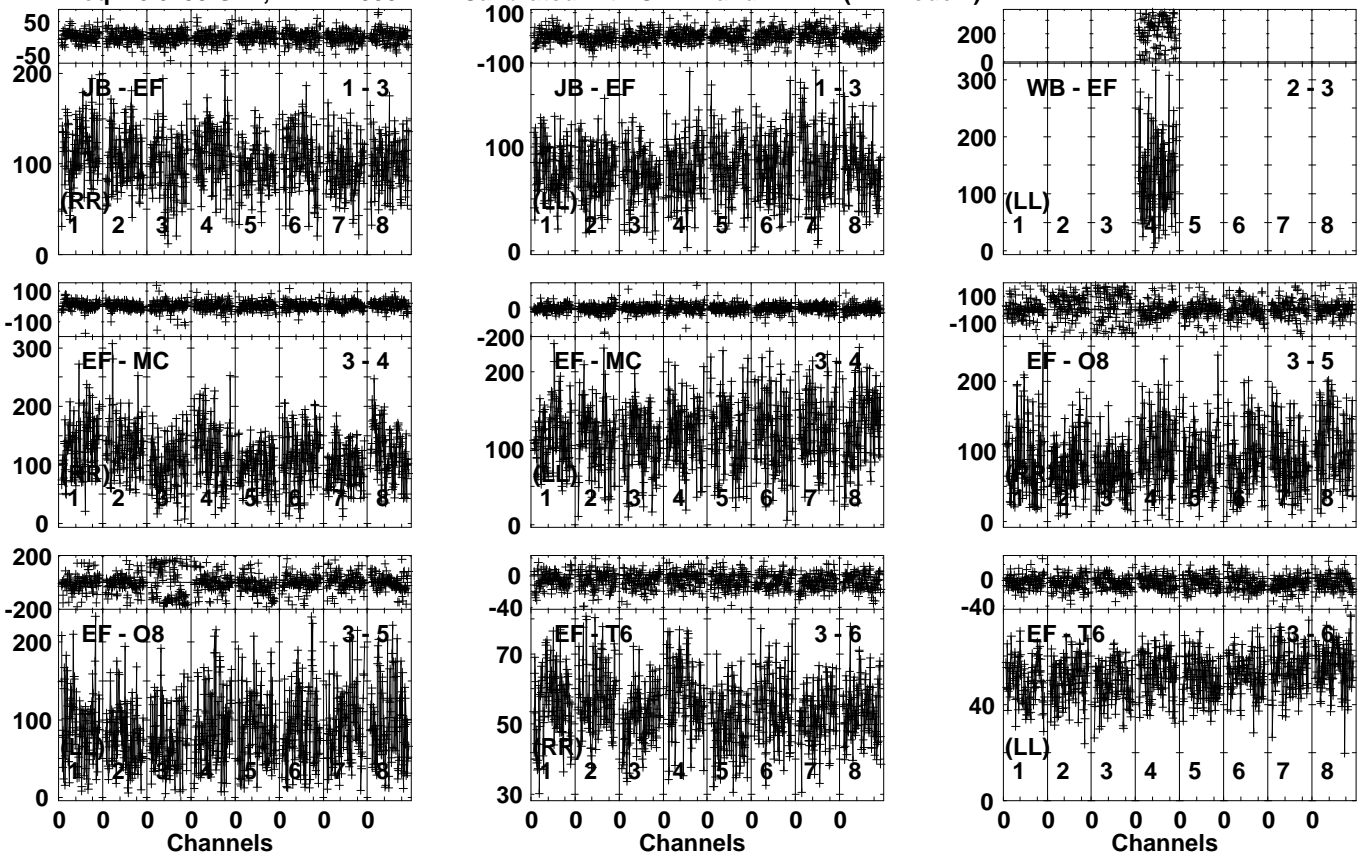


Lower frame: Milli Ampl Jy Top frame: Phas deg
Vector averaged cross-power spectrum Several baselines displayed
Timerange: 00/15:09:41 to 00/15:12:39

Plot file version 143 created 30-APR-2024 11:09:55

J1946+2300 EO020 1.UVDATA.1

Freq = 6.6499 GHz, Bw = 4.000 MH Calibrated with CL # 4 and BP # 1 (BP mode 1)

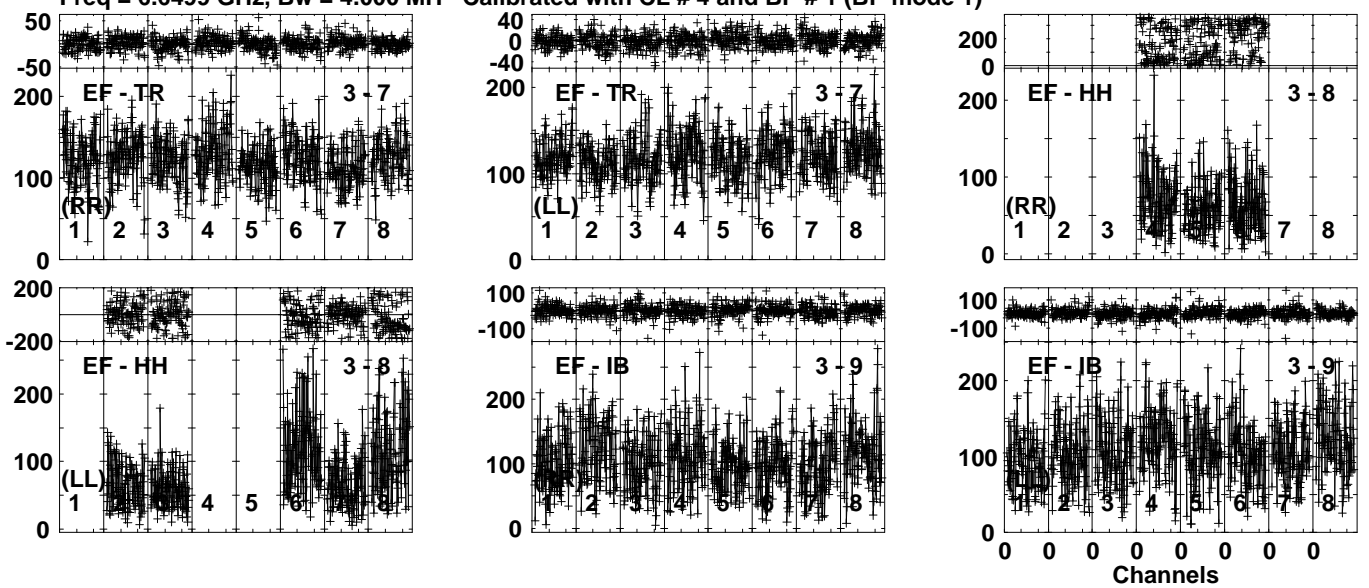


Lower frame: Milli Ampl Jy Top frame: Phas deg
Vector averaged cross-power spectrum Several baselines displayed
Timerange: 00/15:12:51 to 00/15:14:49

Plot file version 144 created 30-APR-2024 11:09:55

J1946+2300 EO020 1.UVDATA.1

Freq = 6.6499 GHz, Bw = 4.000 MH Calibrated with CL # 4 and BP # 1 (BP mode 1)

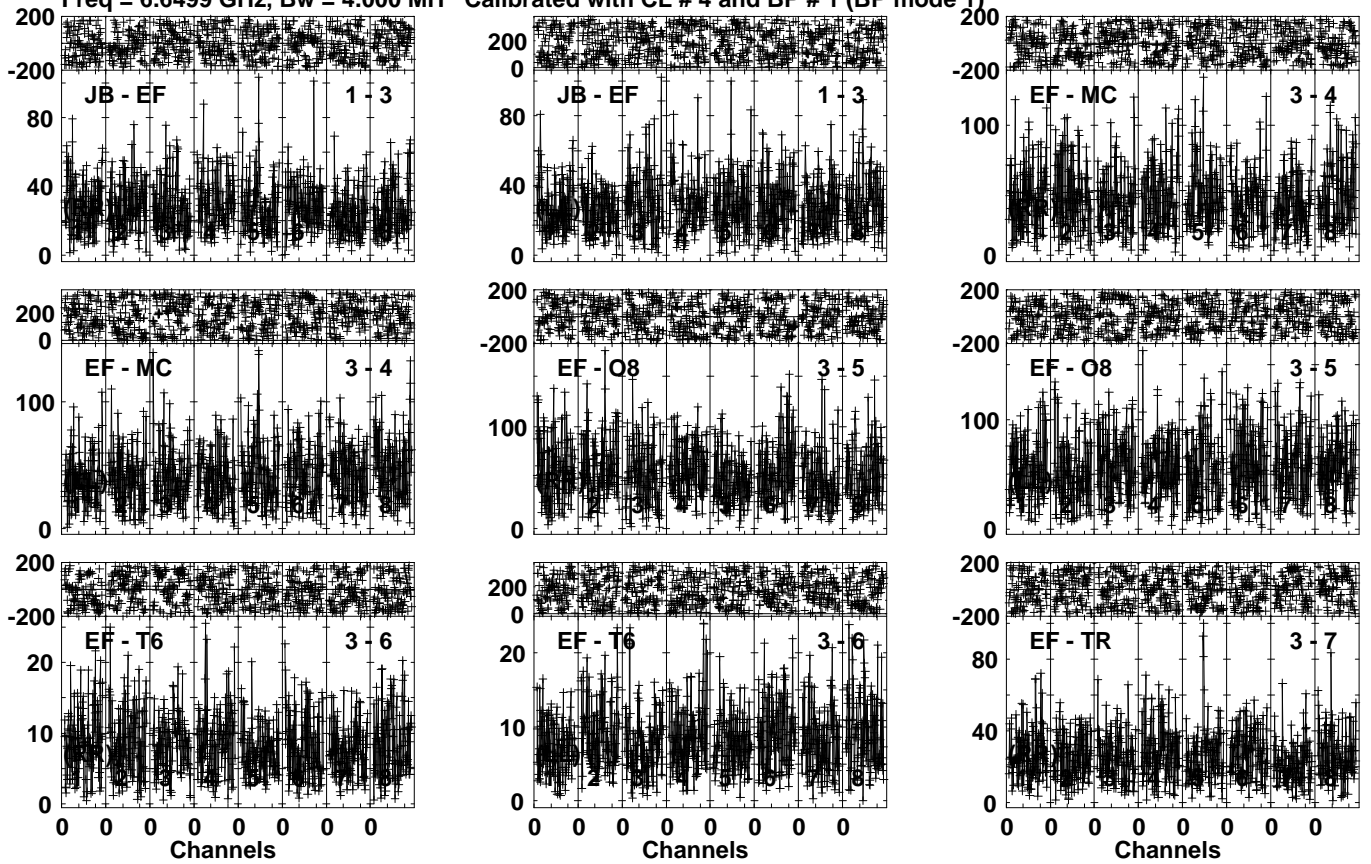


Lower frame: Milli Ampl Jy Top frame: Phas deg
Vector averaged cross-power spectrum Several baselines displayed
Timerange: 00/15:12:51 to 00/15:14:49

Plot file version 145 created 30-APR-2024 11:09:55

G59.633 EO020 1.UVDATA.1

Freq = 6.6499 GHz, Bw = 4.000 MH Calibrated with CL # 4 and BP # 1 (BP mode 1)

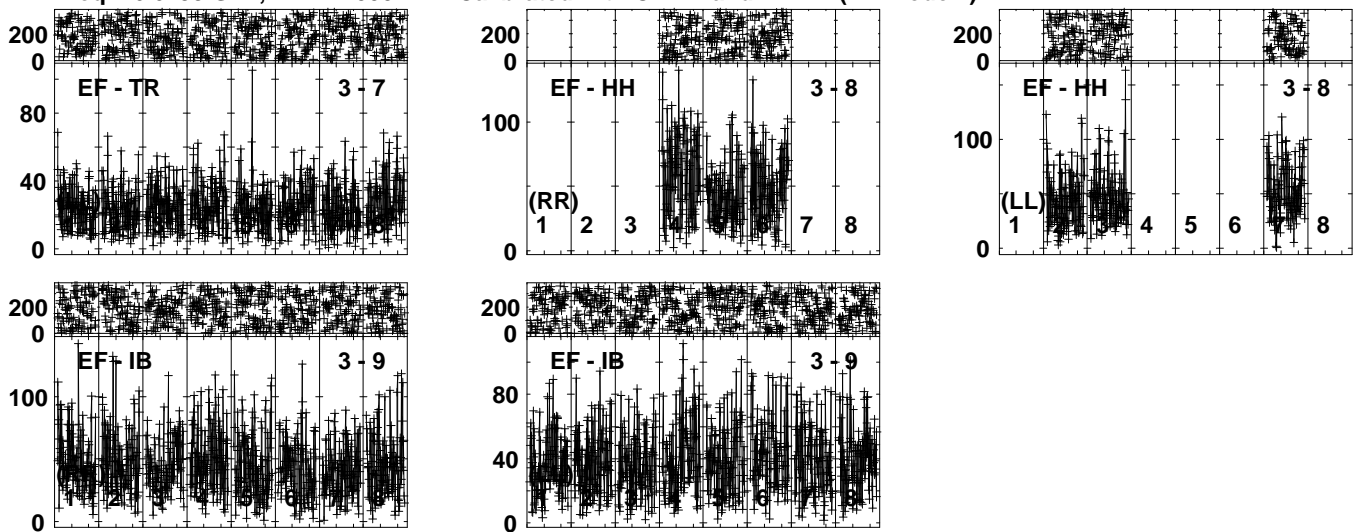


Lower frame: Milli Ampl Jy Top frame: Phas deg
Vector averaged cross-power spectrum Several baselines displayed
Timerange: 00/15:15:01 to 00/15:17:59

Plot file version 146 created 30-APR-2024 11:09:56

G59.633 EO020 1.UVDATA.1

Freq = 6.6499 GHz, Bw = 4.000 MH Calibrated with CL # 4 and BP # 1 (BP mode 1)



Lower frame: Milli Ampl Jy Top frame: Phas deg

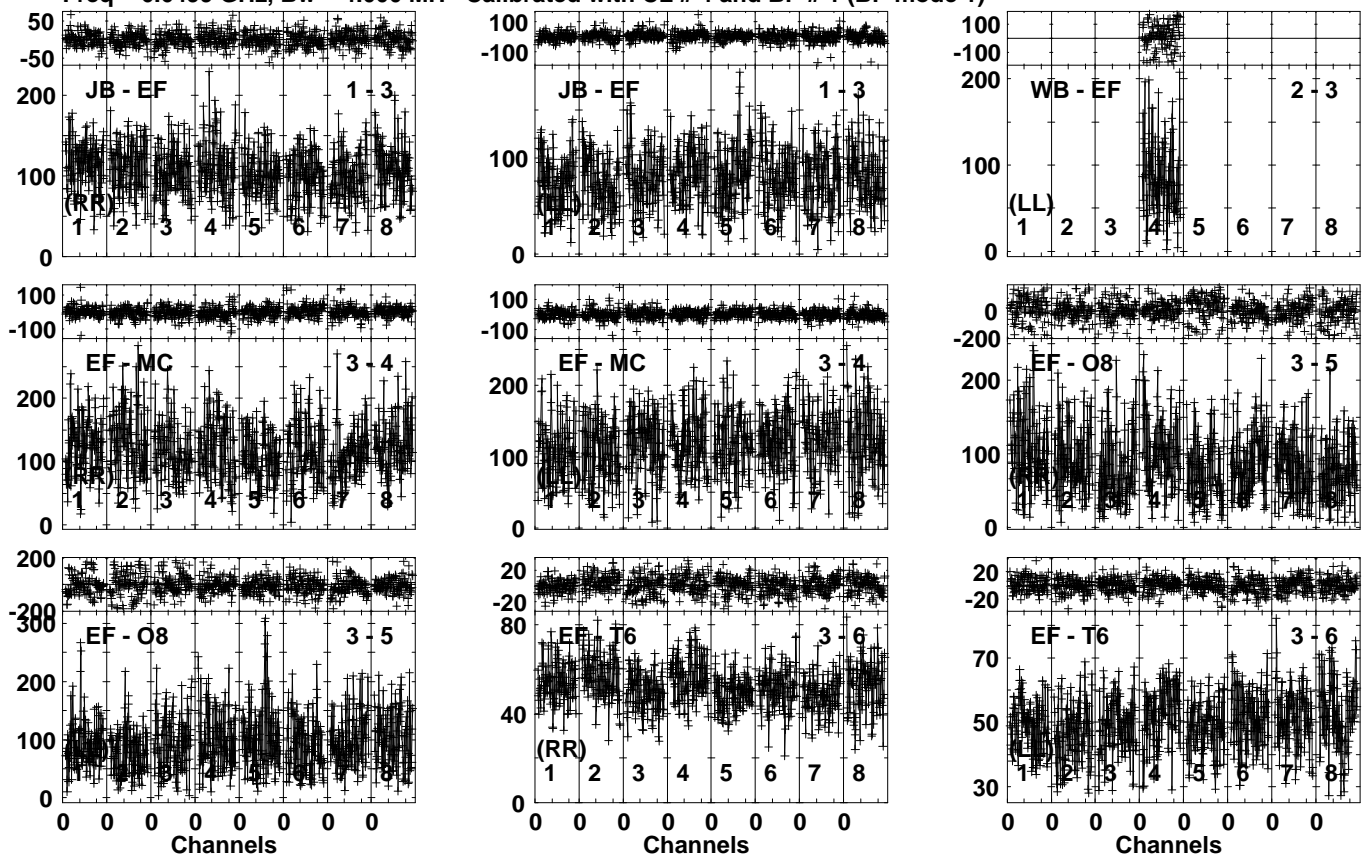
Vector averaged cross-power spectrum Several baselines displayed

Timerange: 00/15:15:01 to 00/15:17:59

Plot file version 147 created 30-APR-2024 11:09:56

J1946+2300 EO020 1.UVDATA.1

Freq = 6.6499 GHz, Bw = 4.000 MH Calibrated with CL # 4 and BP # 1 (BP mode 1)

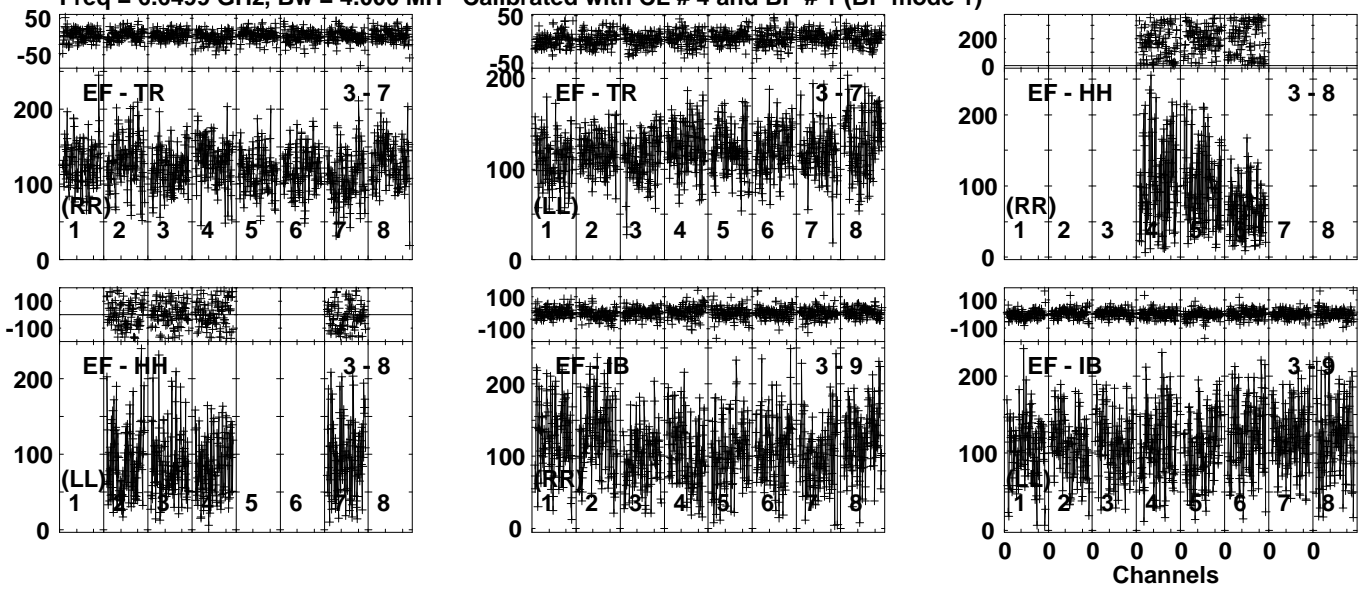


Lower frame: Milli Ampl Jy Top frame: Phas deg
Vector averaged cross-power spectrum Several baselines displayed
Timerange: 00/15:18:31 to 00/15:19:59

Plot file version 148 created 30-APR-2024 11:09:56

J1946+2300 EO020 1.UVDATA.1

Freq = 6.6499 GHz, Bw = 4.000 MH Calibrated with CL # 4 and BP # 1 (BP mode 1)

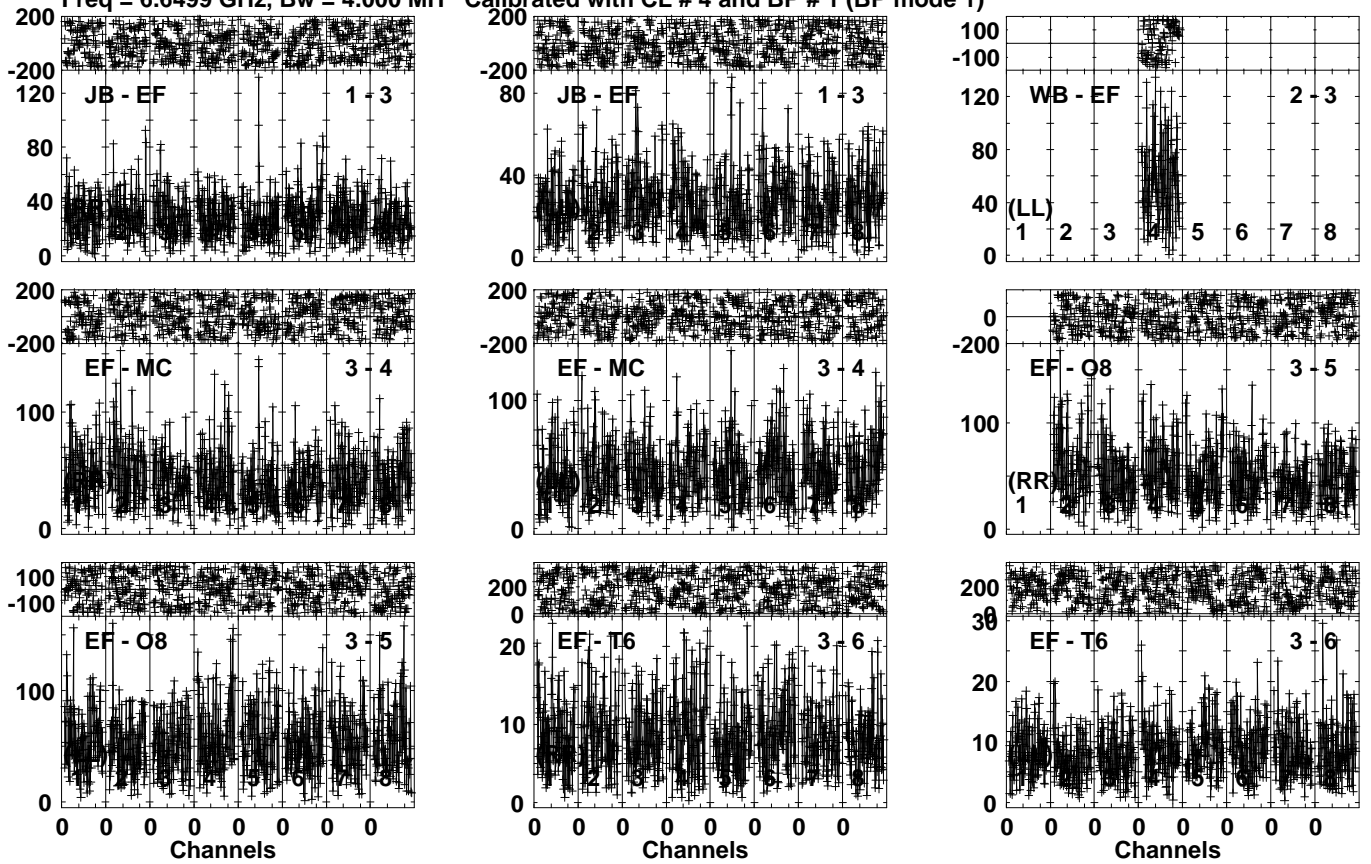


Lower frame: Milli Ampl Jy Top frame: Phas deg
Vector averaged cross-power spectrum Several baselines displayed
Timerange: 00/15:18:31 to 00/15:19:59

Plot file version 149 created 30-APR-2024 11:09:56

G59.633 EO020 1.UVDATA.1

Freq = 6.6499 GHz, Bw = 4.000 MH Calibrated with CL # 4 and BP # 1 (BP mode 1)

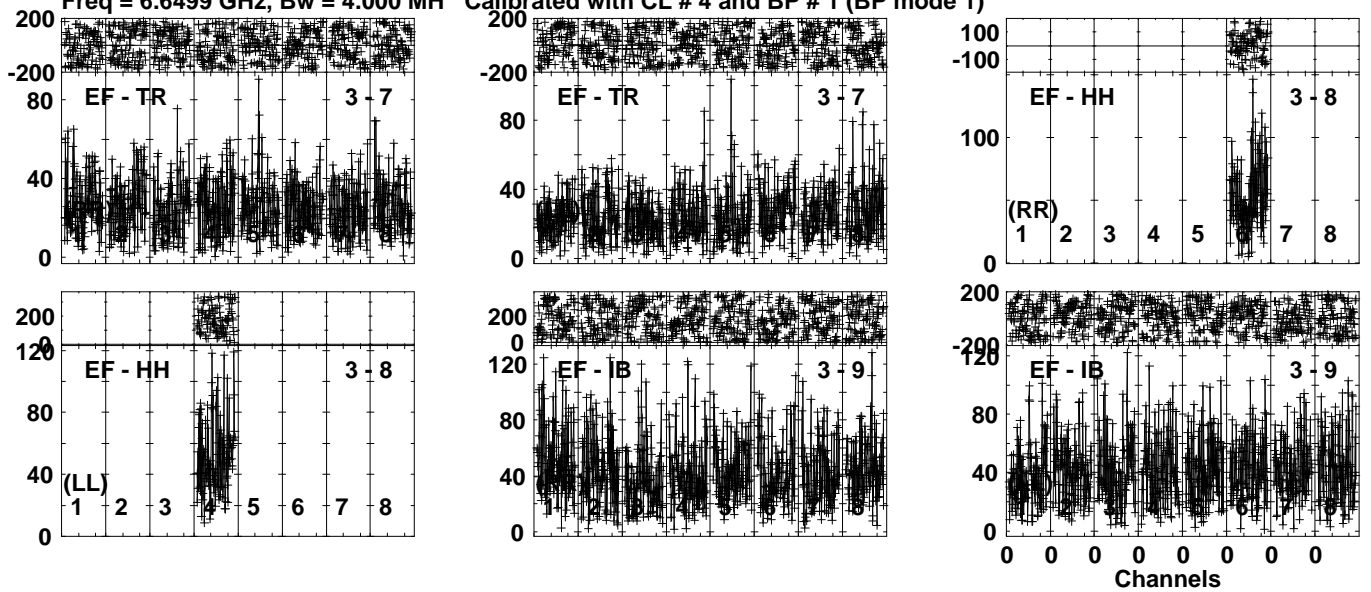


Lower frame: Milli Ampl Jy Top frame: Phas deg
Vector averaged cross-power spectrum Several baselines displayed
Timerange: 00/15:20:11 to 00/15:23:09

Plot file version 150 created 30-APR-2024 11:09:57

G59.633 EO020 1.UVDATA.1

Freq = 6.6499 GHz, Bw = 4.000 MH Calibrated with CL # 4 and BP # 1 (BP mode 1)

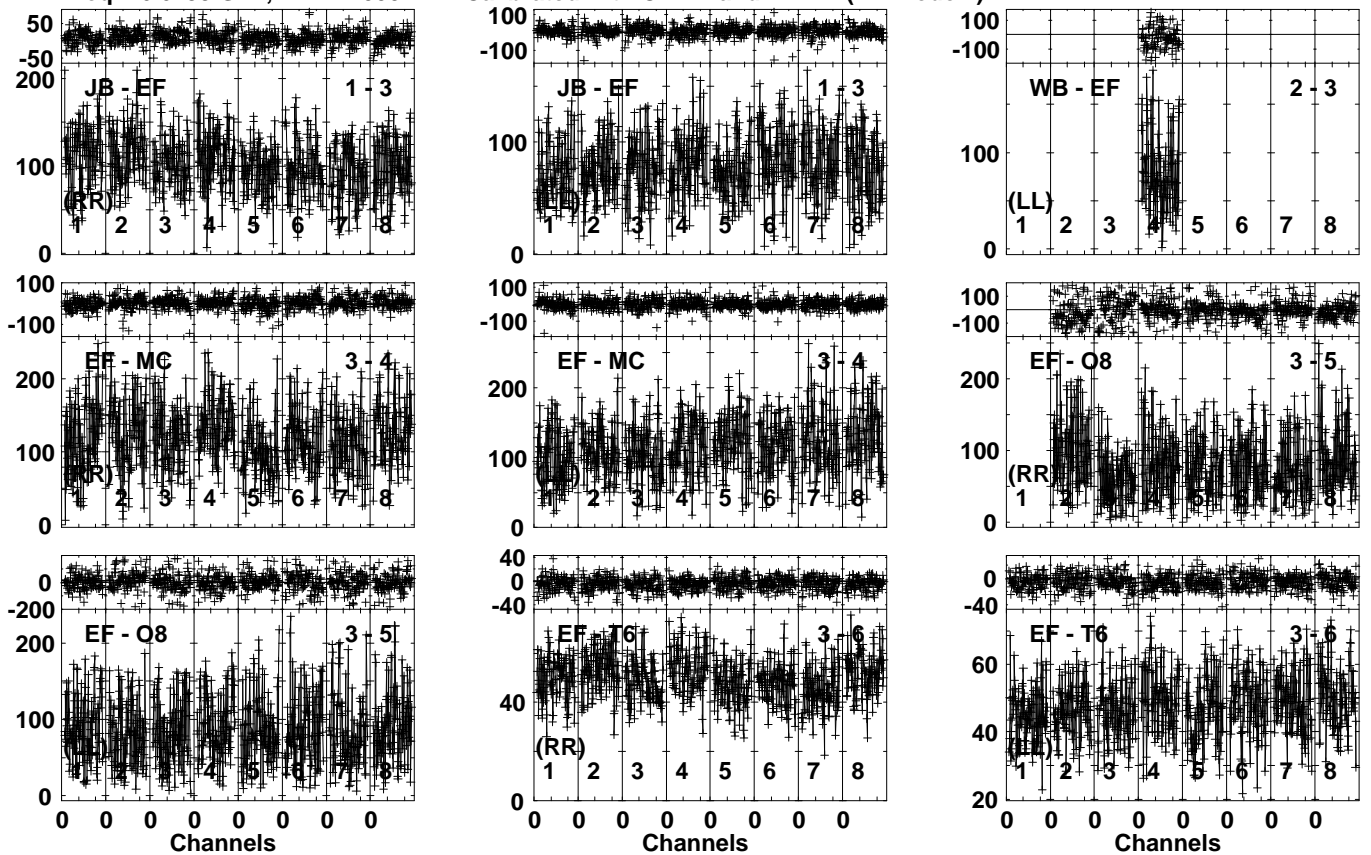


Lower frame: Milli Ampl Jy Top frame: Phas deg
Vector averaged cross-power spectrum Several baselines displayed
Timerange: 00/15:20:11 to 00/15:23:09

Plot file version 151 created 30-APR-2024 11:09:57

J1946+2300 EO020 1.UVDATA.1

Freq = 6.6499 GHz, Bw = 4.000 MH Calibrated with CL # 4 and BP # 1 (BP mode 1)

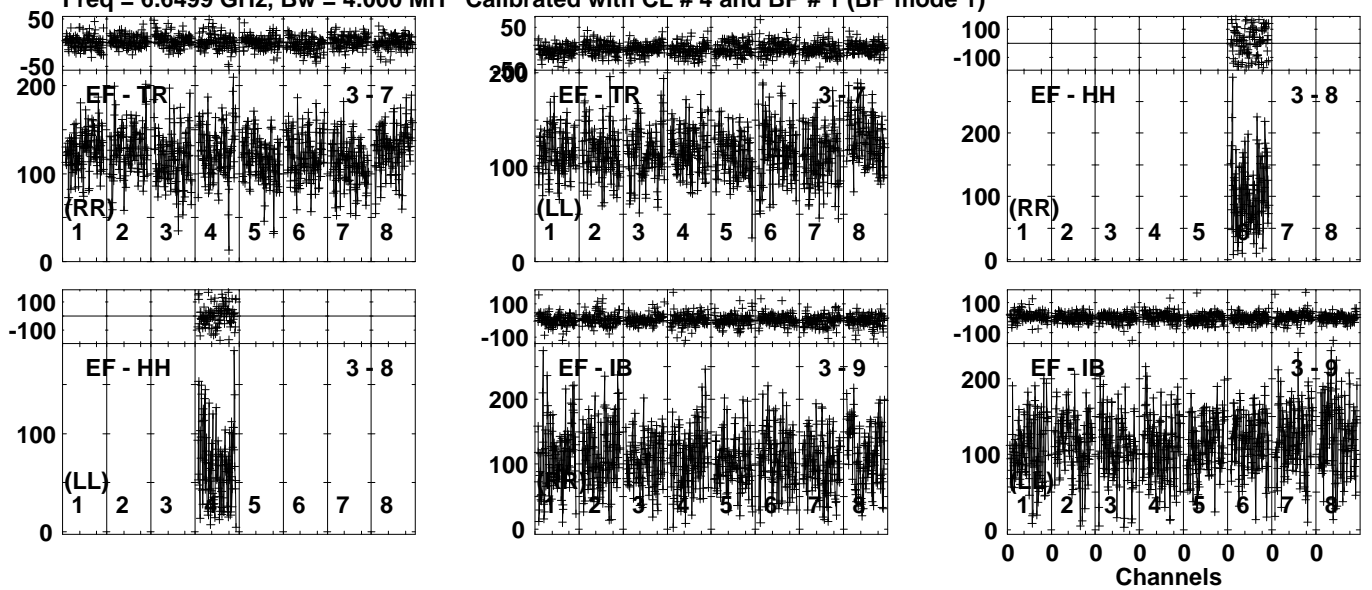


Lower frame: Milli Ampl Jy Top frame: Phas deg
Vector averaged cross-power spectrum Several baselines displayed
Timerange: 00/15:23:21 to 00/15:25:19

Plot file version 152 created 30-APR-2024 11:09:57

J1946+2300 EO020 1.UVDATA.1

Freq = 6.6499 GHz, Bw = 4.000 MH Calibrated with CL # 4 and BP # 1 (BP mode 1)

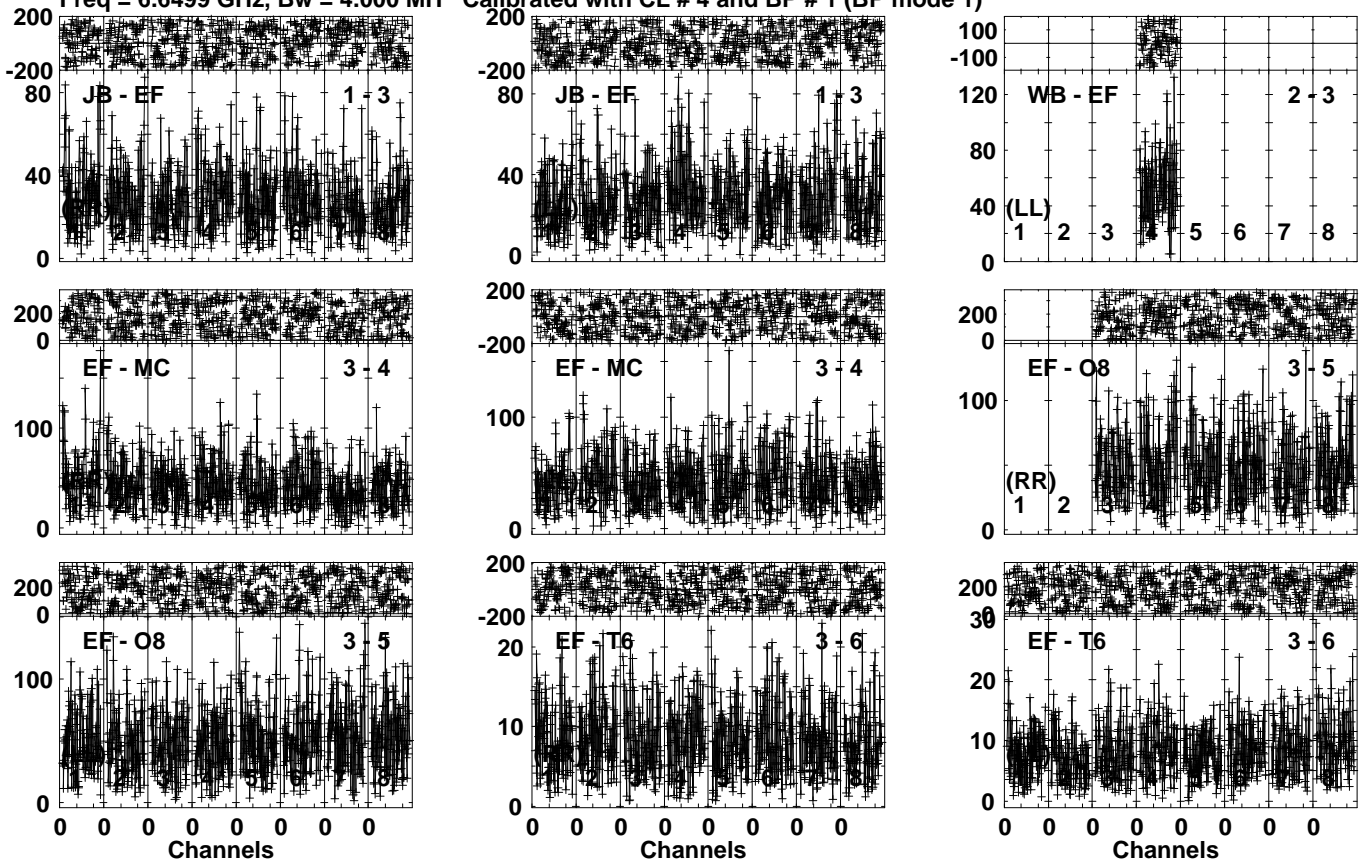


Lower frame: Milli Ampl Jy Top frame: Phas deg
Vector averaged cross-power spectrum Several baselines displayed
Timerange: 00/15:23:21 to 00/15:25:19

Plot file version 153 created 30-APR-2024 11:09:58

G59.633 EO020 1.UVDATA.1

Freq = 6.6499 GHz, Bw = 4.000 MH Calibrated with CL # 4 and BP # 1 (BP mode 1)

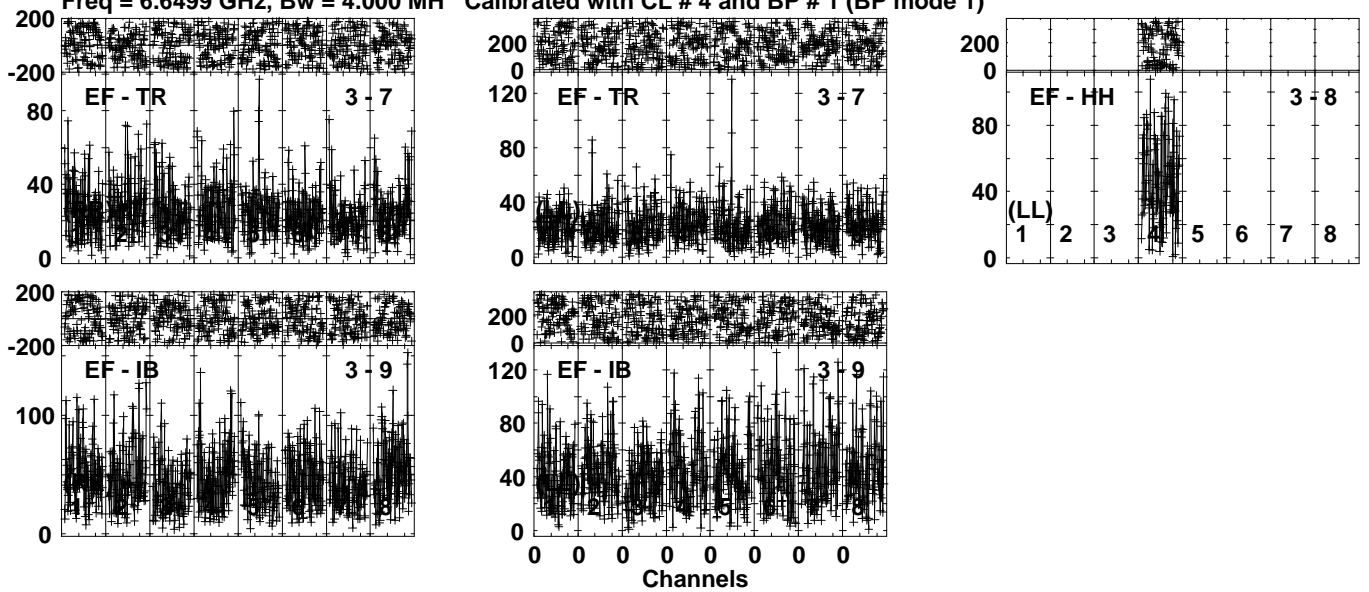


Lower frame: Milli Ampl Jy Top frame: Phas deg
Vector averaged cross-power spectrum Several baselines displayed
Timerange: 00/15:25:31 to 00/15:28:29

Plot file version 154 created 30-APR-2024 11:09:58

G59.633 EO020 1.UVDATA.1

Freq = 6.6499 GHz, Bw = 4.000 MH Calibrated with CL # 4 and BP # 1 (BP mode 1)

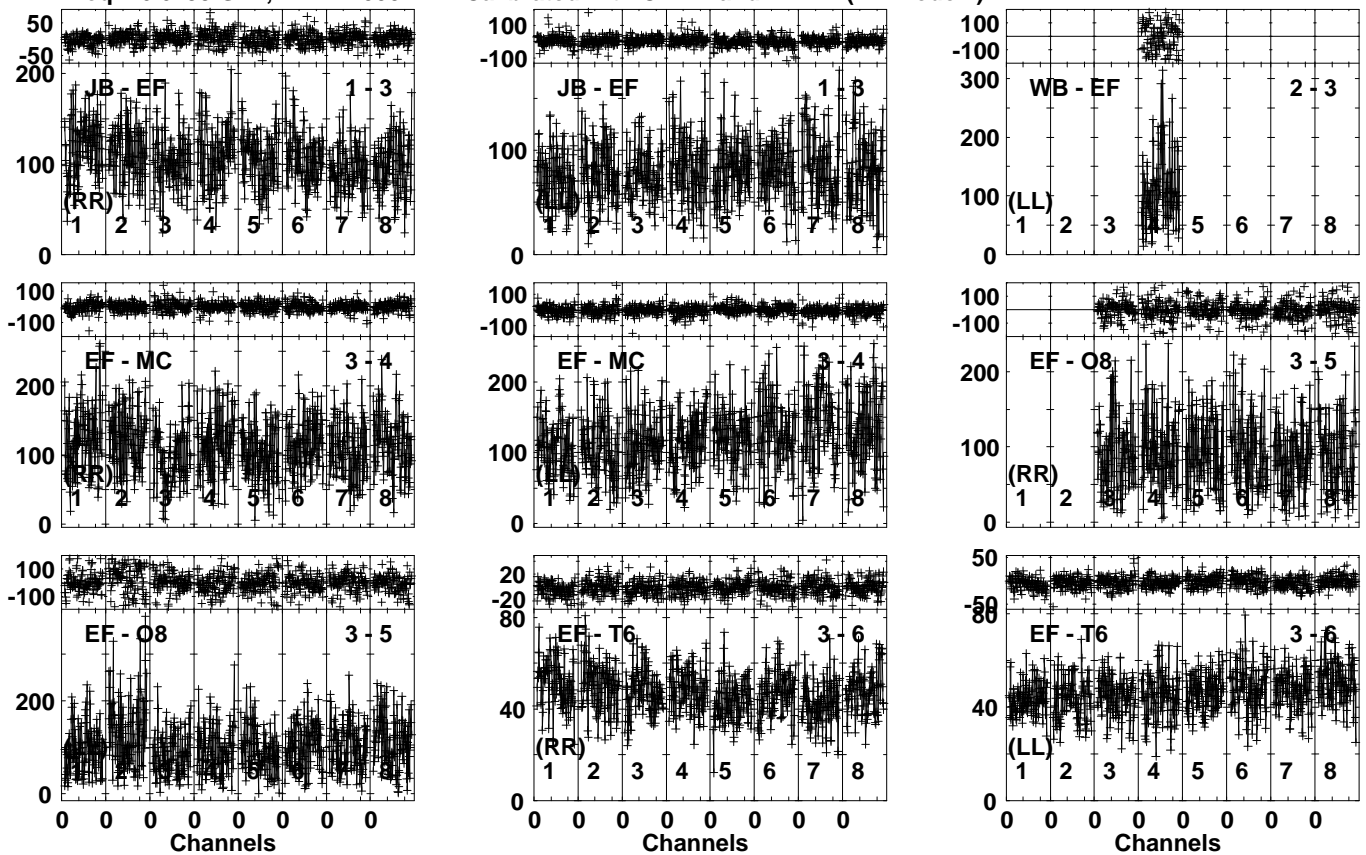


Lower frame: Milli Ampl Jy Top frame: Phas deg
Vector averaged cross-power spectrum Several baselines displayed
Timerange: 00/15:25:31 to 00/15:28:29

Plot file version 155 created 30-APR-2024 11:09:58

J1946+2300 EO020 1.UVDATA.1

Freq = 6.6499 GHz, Bw = 4.000 MH Calibrated with CL # 4 and BP # 1 (BP mode 1)

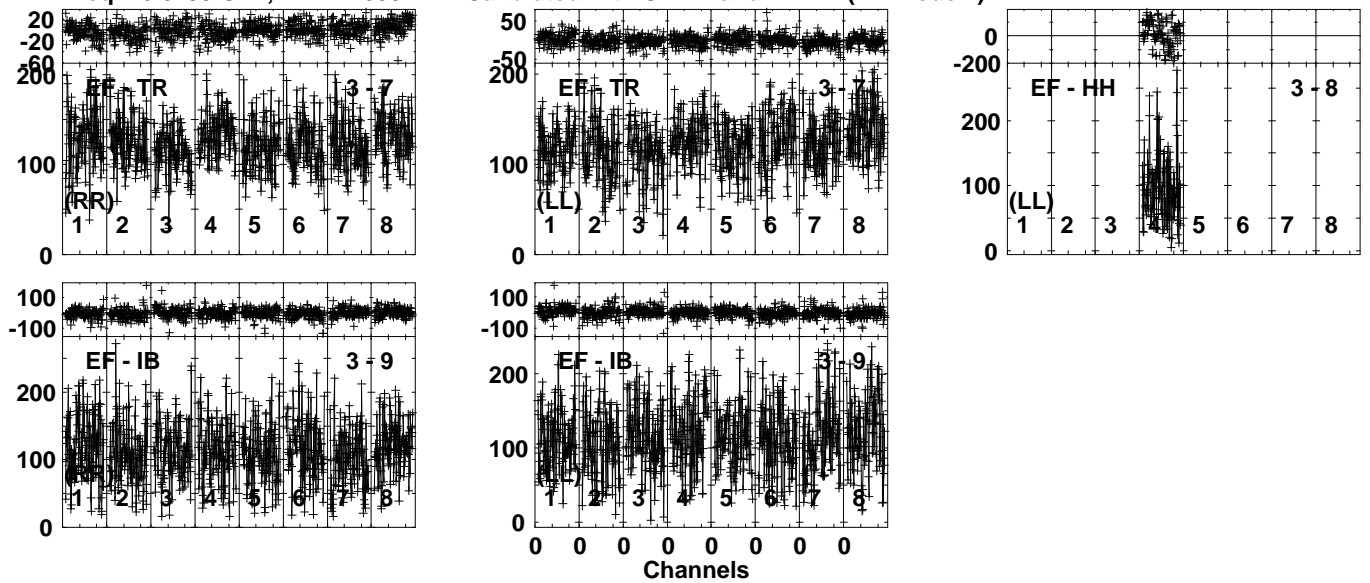


Lower frame: Milli Ampl Jy Top frame: Phas deg
Vector averaged cross-power spectrum Several baselines displayed
Timerange: 00/15:29:01 to 00/15:30:29

Plot file version 156 created 30-APR-2024 11:09:59

J1946+2300 EO020 1.UVDATA.1

Freq = 6.6499 GHz, Bw = 4.000 MH Calibrated with CL # 4 and BP # 1 (BP mode 1)

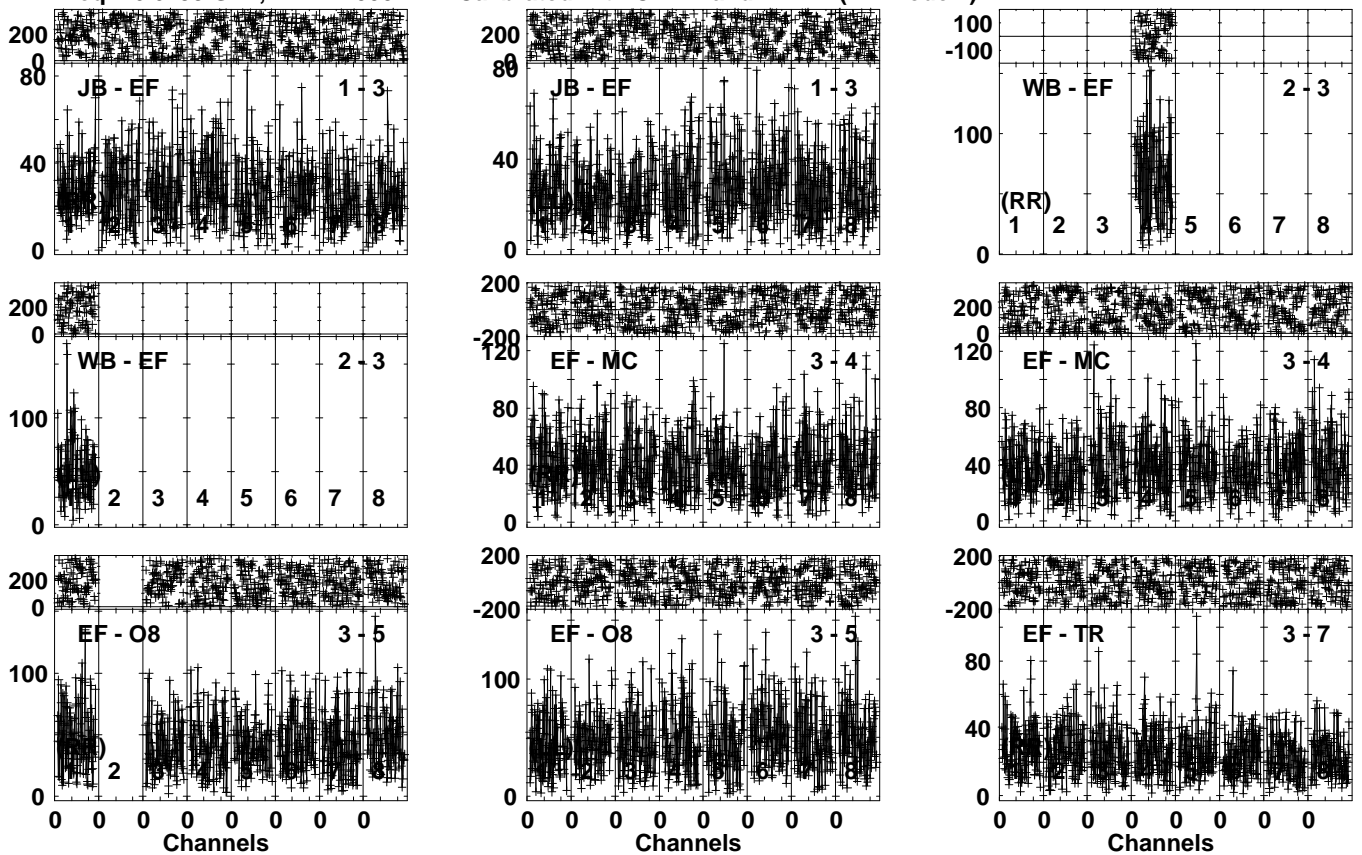


Lower frame: Milli Ampl Jy Top frame: Phas deg
Vector averaged cross-power spectrum Several baselines displayed
Timerange: 00/15:29:01 to 00/15:30:29

Plot file version 157 created 30-APR-2024 11:10:00

G59.633 EO020 1.UVDATA.1

Freq = 6.6499 GHz, Bw = 4.000 MH Calibrated with CL # 4 and BP # 1 (BP mode 1)

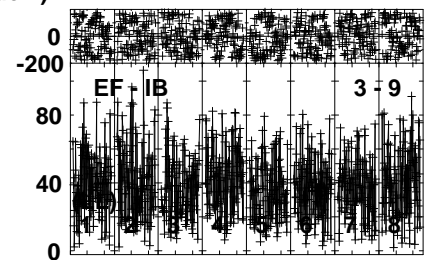
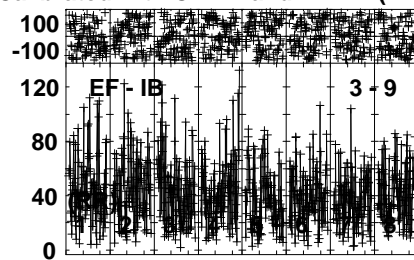
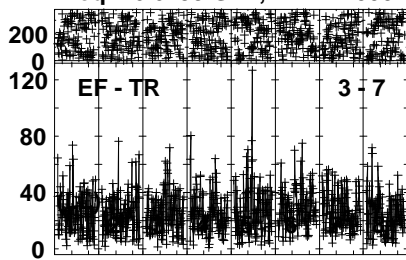


Lower frame: Milli Ampl Jy Top frame: Phas deg
Vector averaged cross-power spectrum Several baselines displayed
Timerange: 00/15:41:11 to 00/15:44:09

Plot file version 158 created 30-APR-2024 11:10:00

G59.633 EO020 1.UVDATA.1

Freq = 6.6499 GHz, Bw = 4.000 MH Calibrated with CL # 4 and BP # 1 (BP mode 1)

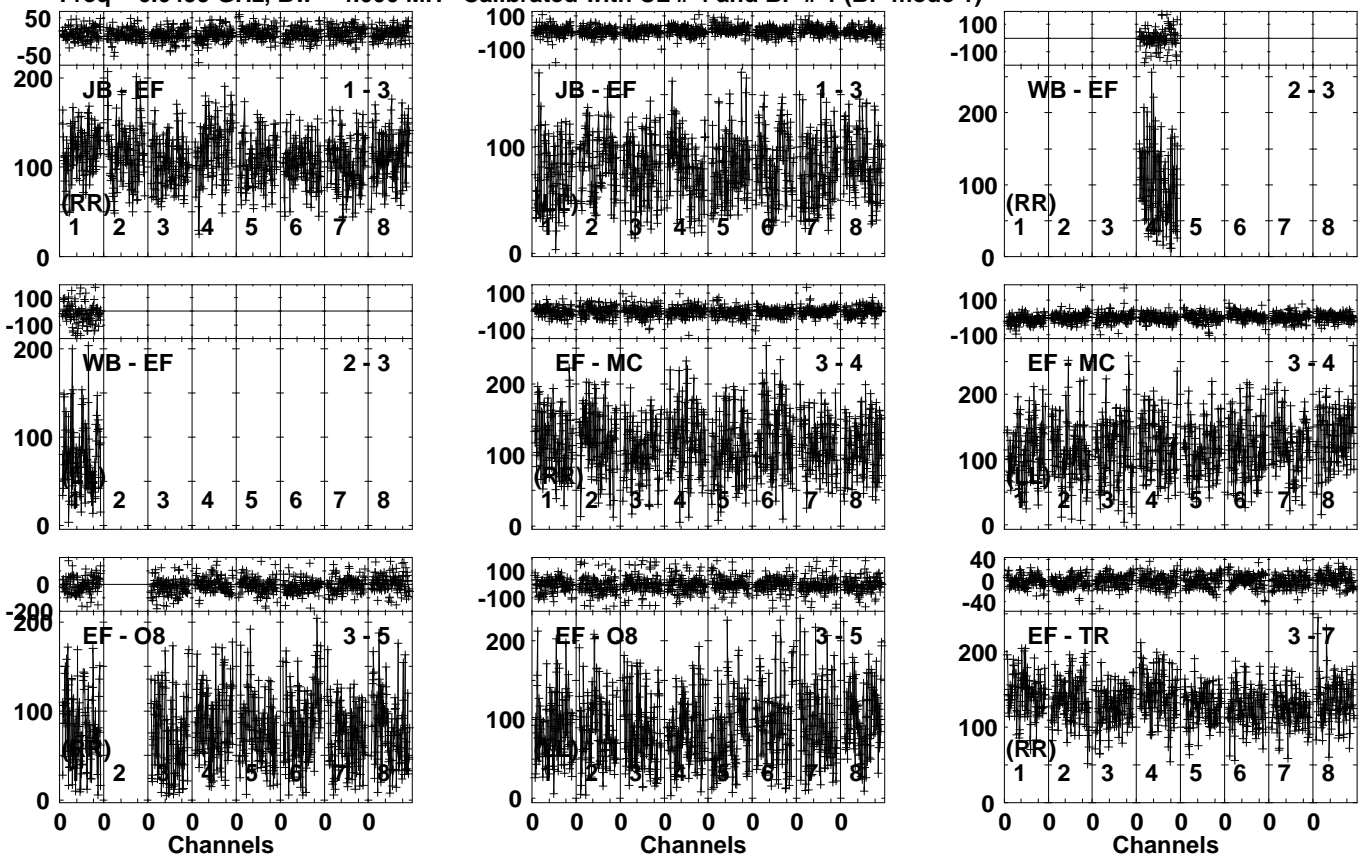


Lower frame: Milli Ampl Jy Top frame: Phas deg
Vector averaged cross-power spectrum Several baselines displayed
Timerange: 00/15:41:11 to 00/15:44:09

Plot file version 159 created 30-APR-2024 11:10:01

J1946+2300 EO020 1.UVDATA.1

Freq = 6.6499 GHz, Bw = 4.000 MH Calibrated with CL # 4 and BP # 1 (BP mode 1)

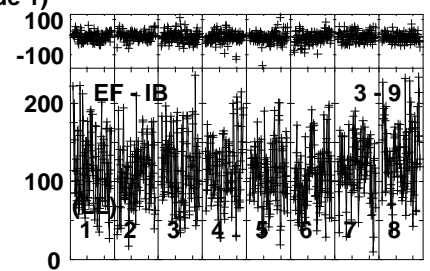
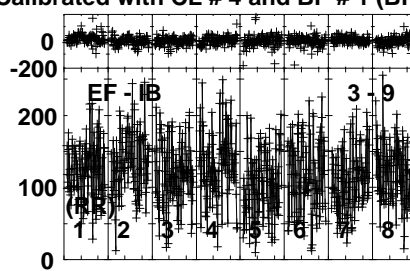
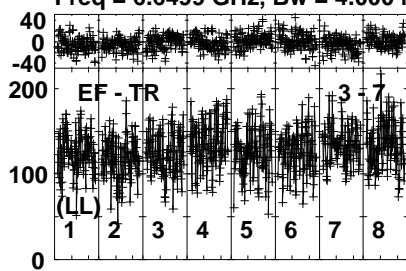


Lower frame: Milli Ampl Jy Top frame: Phas deg
Vector averaged cross-power spectrum Several baselines displayed
Timerange: 00/15:44:21 to 00/15:46:19

Plot file version 160 created 30-APR-2024 11:10:01

J1946+2300 EO020 1.UVDATA.1

Freq = 6.6499 GHz, Bw = 4.000 MH Calibrated with CL # 4 and BP # 1 (BP mode 1)

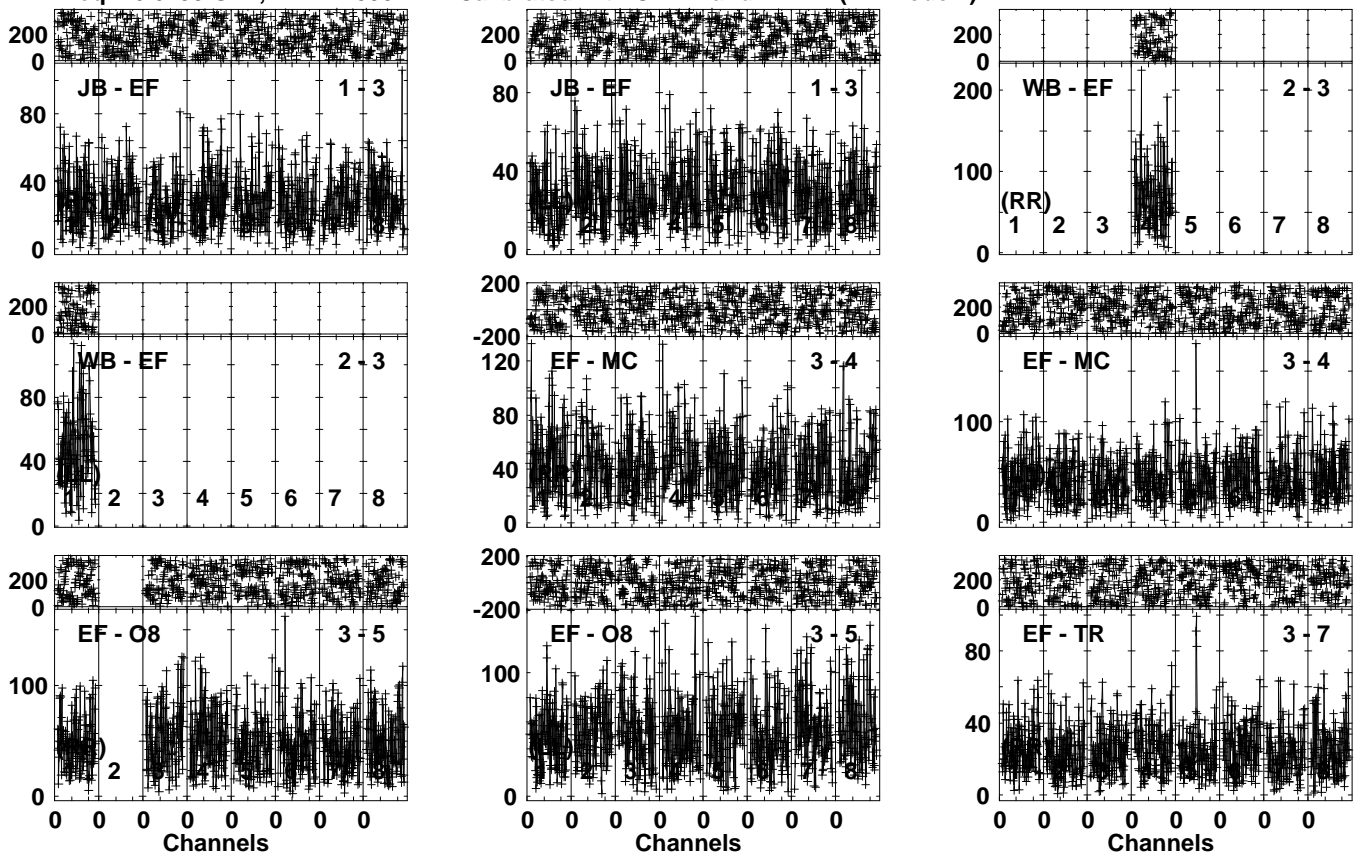


Lower frame: Milli Ampl Jy Top frame: Phas deg
Vector averaged cross-power spectrum Several baselines displayed
Timerange: 00/15:44:21 to 00/15:46:19

Plot file version 161 created 30-APR-2024 11:10:01

G59.633 EO020 1.UVDATA.1

Freq = 6.6499 GHz, Bw = 4.000 MH Calibrated with CL # 4 and BP # 1 (BP mode 1)

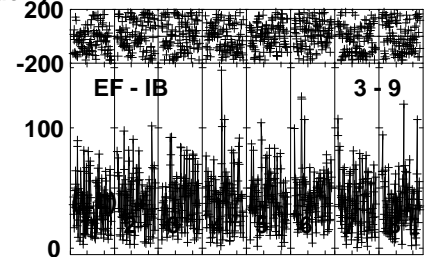
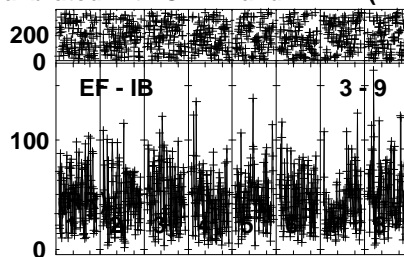
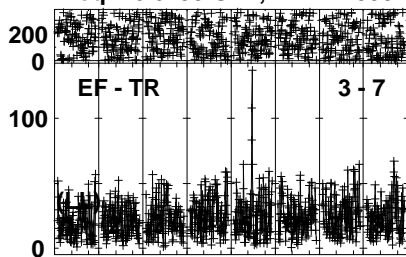


Lower frame: Milli Ampl Jy Top frame: Phas deg
Vector averaged cross-power spectrum Several baselines displayed
Timerange: 00/15:46:31 to 00/15:49:29

Plot file version 162 created 30-APR-2024 11:10:01

G59.633 EO020 1.UVDATA.1

Freq = 6.6499 GHz, Bw = 4.000 MH Calibrated with CL # 4 and BP # 1 (BP mode 1)



Lower frame: Milli Ampl Jy Top frame: Phas deg

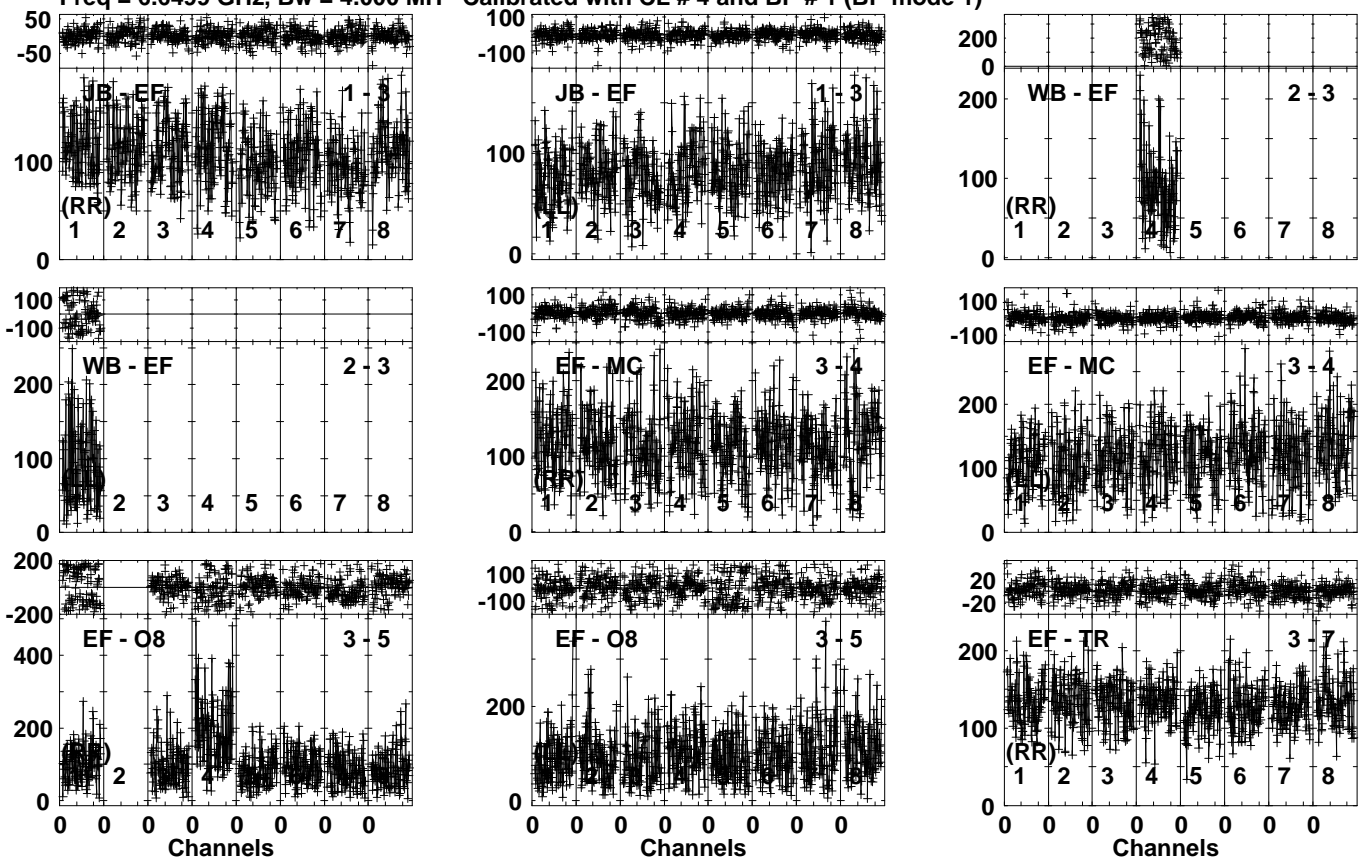
Vector averaged cross-power spectrum Several baselines displayed

Timerange: 00/15:46:31 to 00/15:49:29

Plot file version 163 created 30-APR-2024 11:10:02

J1946+2300 EO020 1.UVDATA.1

Freq = 6.6499 GHz, Bw = 4.000 MH Calibrated with CL # 4 and BP # 1 (BP mode 1)

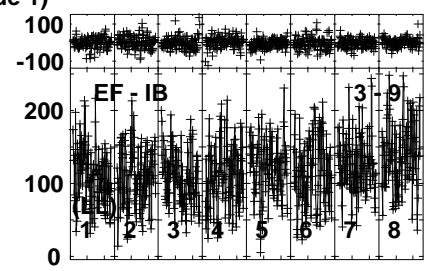
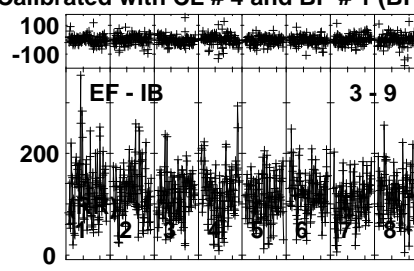
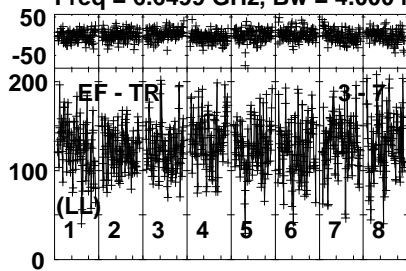


Lower frame: Milli Ampl Jy Top frame: Phas deg
Vector averaged cross-power spectrum Several baselines displayed
Timerange: 00/15:50:01 to 00/15:51:29

Plot file version 164 created 30-APR-2024 11:10:02

J1946+2300 EO020 1.UVDATA.1

Freq = 6.6499 GHz, Bw = 4.000 MH Calibrated with CL # 4 and BP # 1 (BP mode 1)

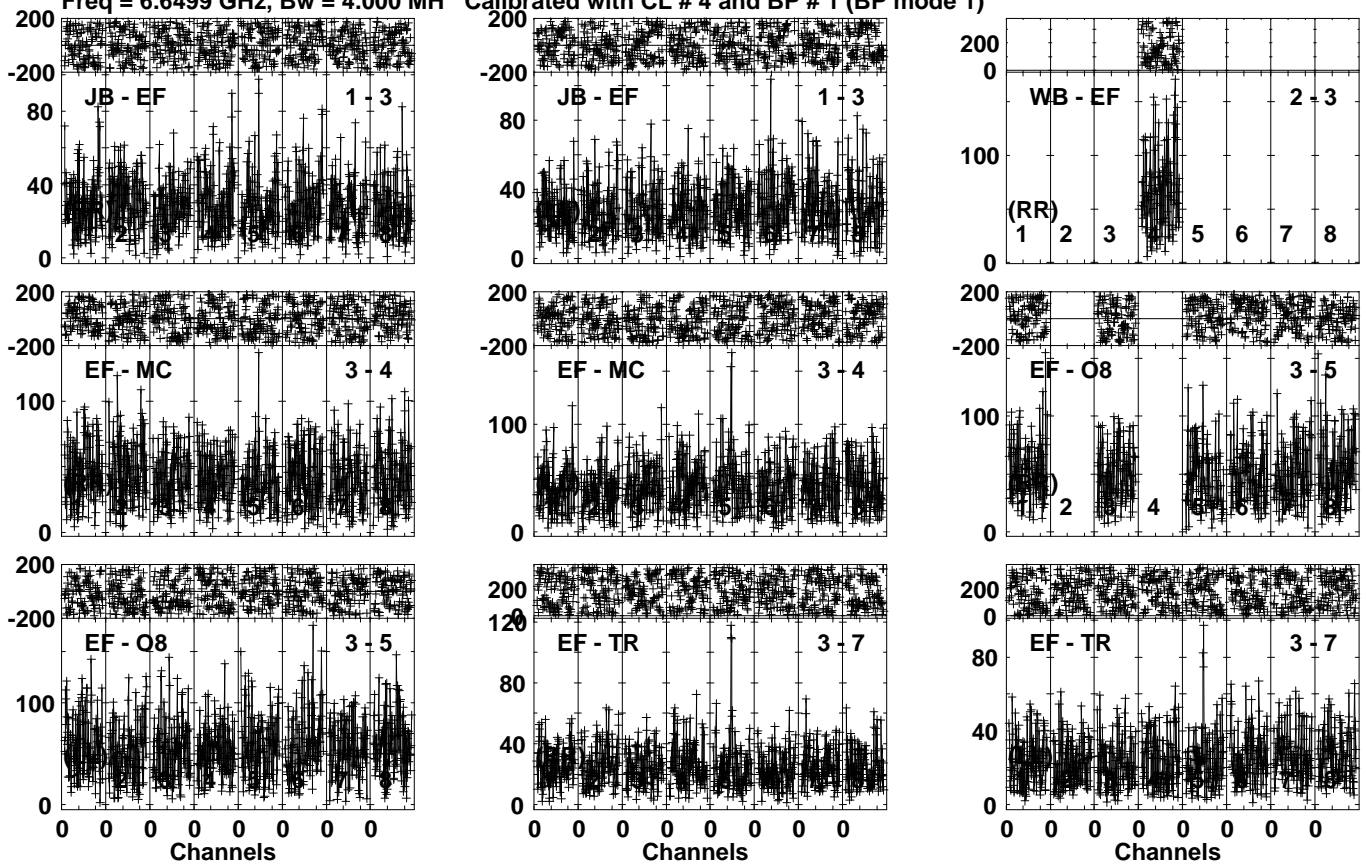


Lower frame: Milli Ampl Jy Top frame: Phas deg
Vector averaged cross-power spectrum Several baselines displayed
Timerange: 00/15:50:01 to 00/15:51:29

Plot file version 165 created 30-APR-2024 11:10:02

G59.633 EO020 1.UVDATA.1

Freq = 6.6499 GHz, Bw = 4.000 MH Calibrated with CL # 4 and BP # 1 (BP mode 1)

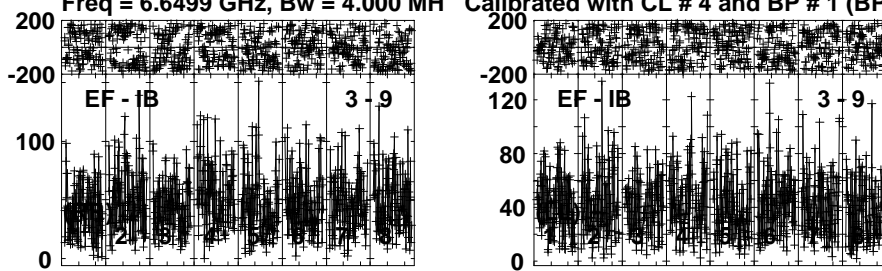


Lower frame: Milli Ampl Jy Top frame: Phas deg
Vector averaged cross-power spectrum Several baselines displayed
Timerange: 00/15:51:41 to 00/15:54:39

Plot file version 166 created 30-APR-2024 11:10:02

G59.633 EO020 1.UVDATA.1

Freq = 6.6499 GHz, Bw = 4.000 MH Calibrated with CL # 4 and BP # 1 (BP mode 1)

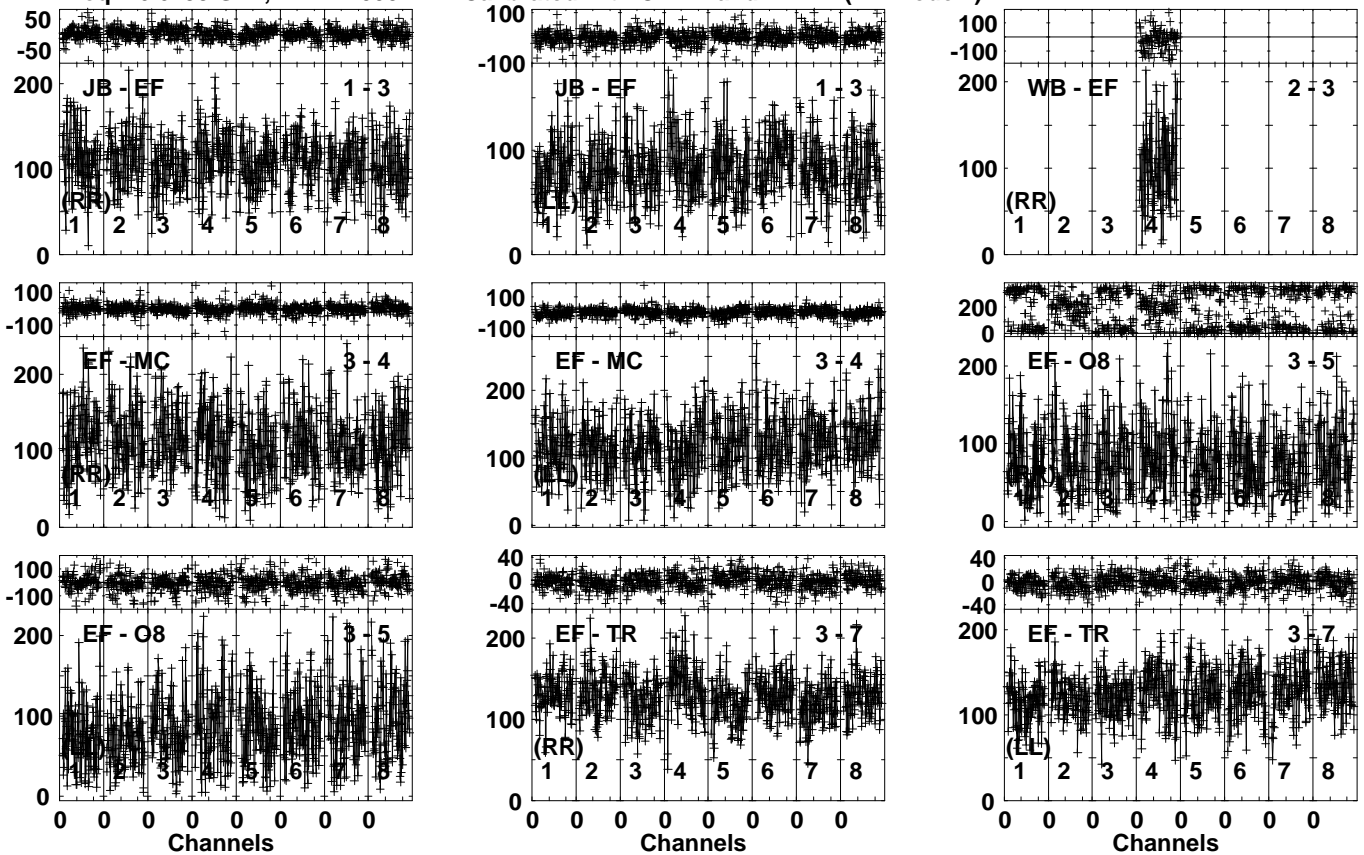


Lower frame: Milli Ampl Jy Top frame: Phas deg
Vector averaged cross-power spectrum Several baselines displayed
Timerange: 00/15:51:41 to 00/15:54:39

Plot file version 167 created 30-APR-2024 11:10:03

J1946+2300 EO020 1.UVDATA.1

Freq = 6.6499 GHz, Bw = 4.000 MH Calibrated with CL # 4 and BP # 1 (BP mode 1)

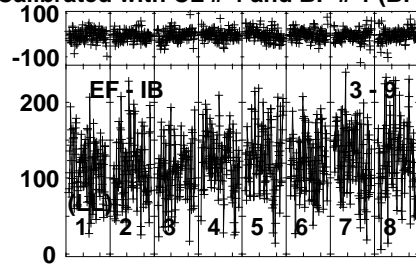
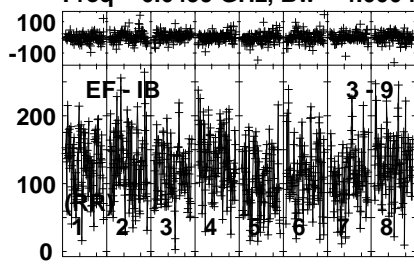


Lower frame: Milli Ampl Jy Top frame: Phas deg
Vector averaged cross-power spectrum Several baselines displayed
Timerange: 00/15:54:51 to 00/15:56:49

Plot file version 168 created 30-APR-2024 11:10:03

J1946+2300 EO020 1.UVDATA.1

Freq = 6.6499 GHz, Bw = 4.000 MH Calibrated with CL # 4 and BP # 1 (BP mode 1)

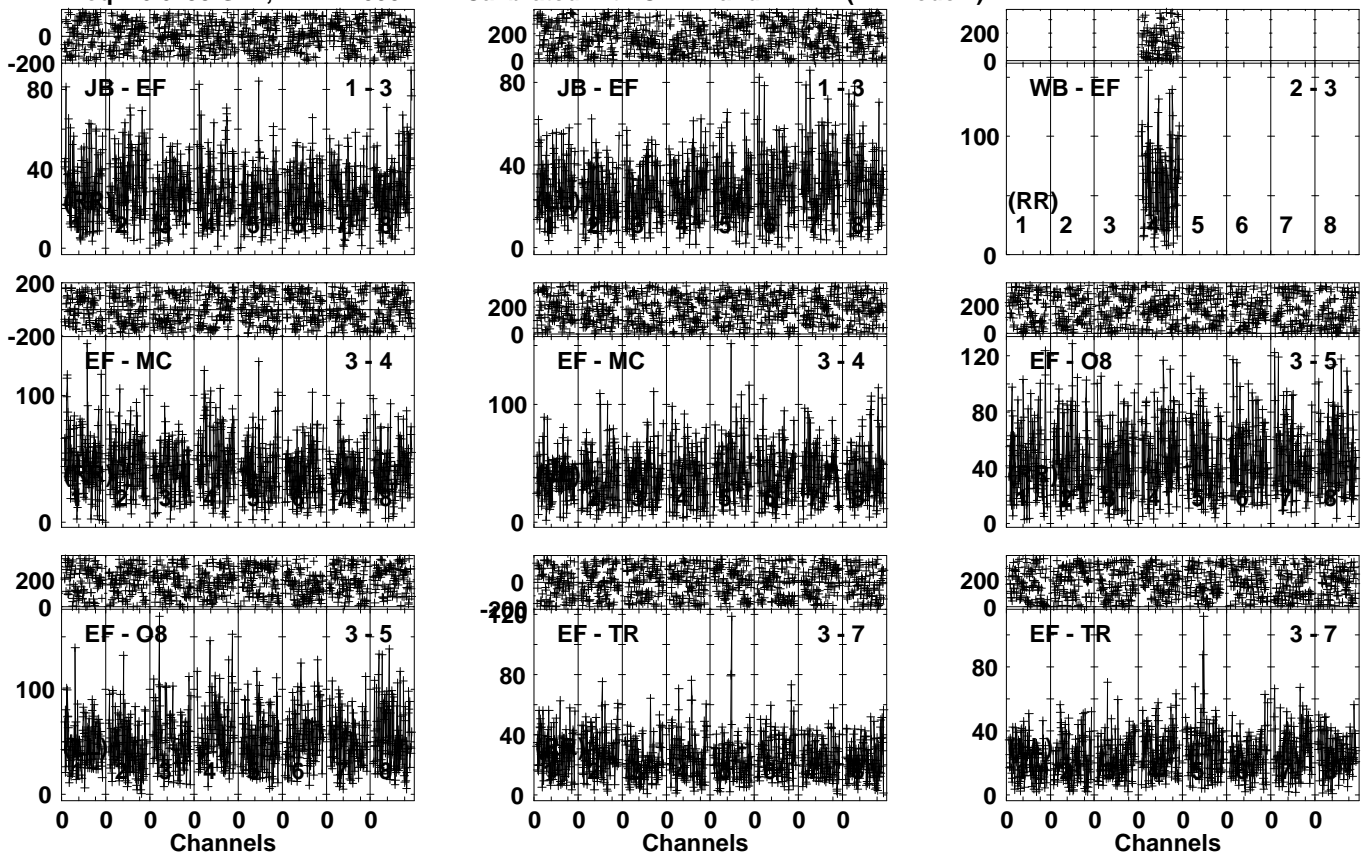


Lower frame: Milli Ampl Jy Top frame: Phas deg
Vector averaged cross-power spectrum Several baselines displayed
Timerange: 00/15:54:51 to 00/15:56:49

Plot file version 169 created 30-APR-2024 11:10:03

G59.633 EO020 1.UVDATA.1

Freq = 6.6499 GHz, Bw = 4.000 MH Calibrated with CL # 4 and BP # 1 (BP mode 1)

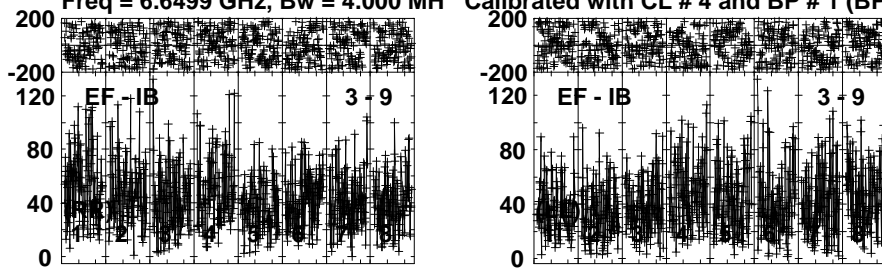


Lower frame: Milli Ampl Jy Top frame: Phas deg
Vector averaged cross-power spectrum Several baselines displayed
Timerange: 00/15:57:01 to 00/15:59:59

Plot file version 170 created 30-APR-2024 11:10:03

G59.633 EO020 1.UVDATA.1

Freq = 6.6499 GHz, Bw = 4.000 MH Calibrated with CL # 4 and BP # 1 (BP mode 1)

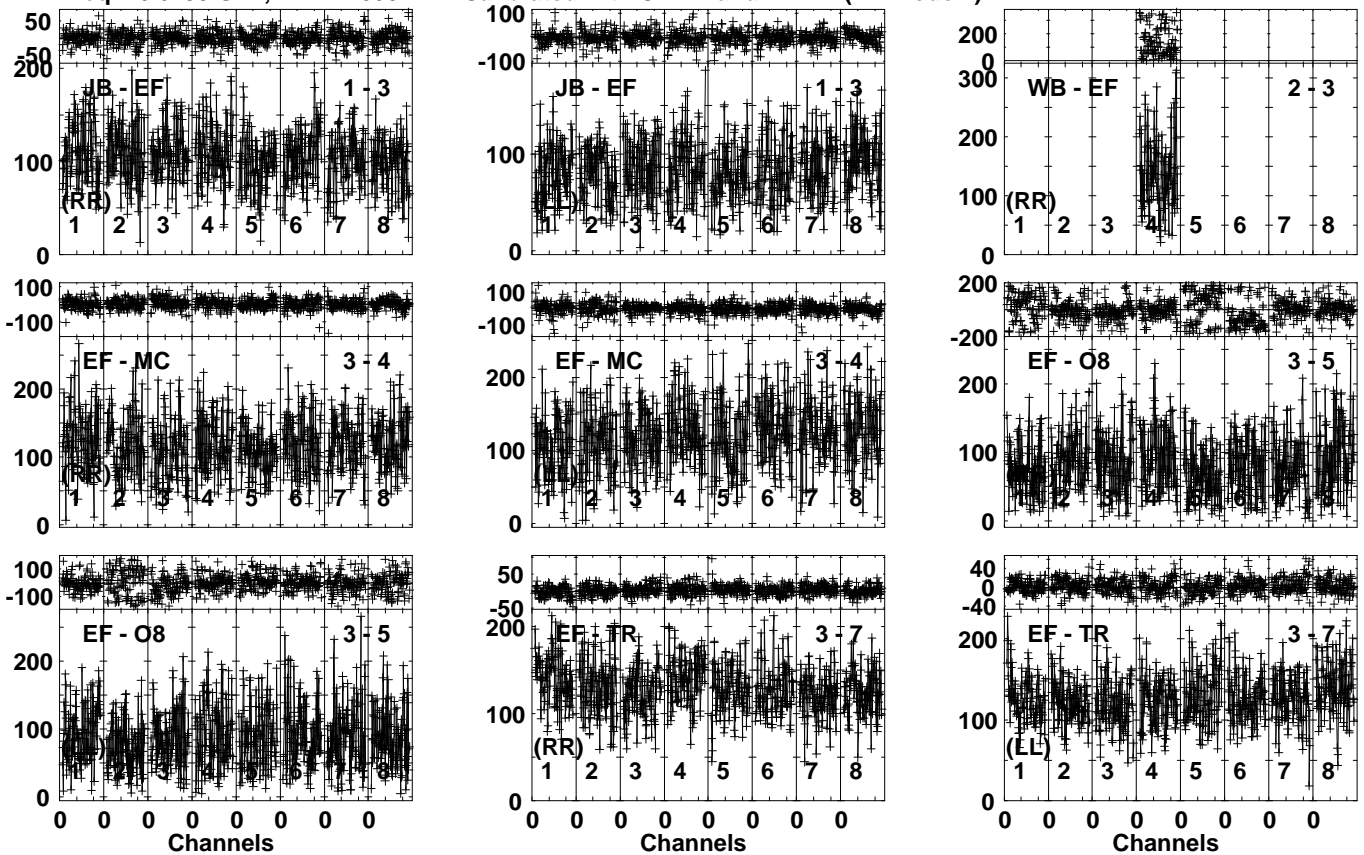


Lower frame: Milli Ampl Jy Top frame: Phas deg
Vector averaged cross-power spectrum Several baselines displayed
Timerange: 00/15:57:01 to 00/15:59:59

Plot file version 171 created 30-APR-2024 11:10:04

J1946+2300 EO020 1.UVDATA.1

Freq = 6.6499 GHz, Bw = 4.000 MH Calibrated with CL # 4 and BP # 1 (BP mode 1)

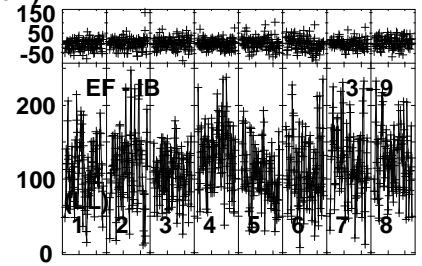
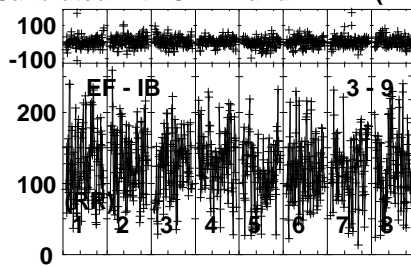
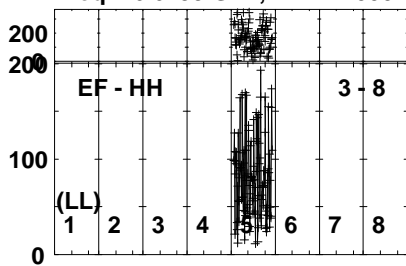


Lower frame: Milli Ampl Jy Top frame: Phas deg
Vector averaged cross-power spectrum Several baselines displayed
Timerange: 00/16:00:31 to 00/16:01:59

Plot file version 172 created 30-APR-2024 11:10:04

J1946+2300 EO020 1.UVDATA.1

Freq = 6.6499 GHz, Bw = 4.000 MH Calibrated with CL # 4 and BP # 1 (BP mode 1)

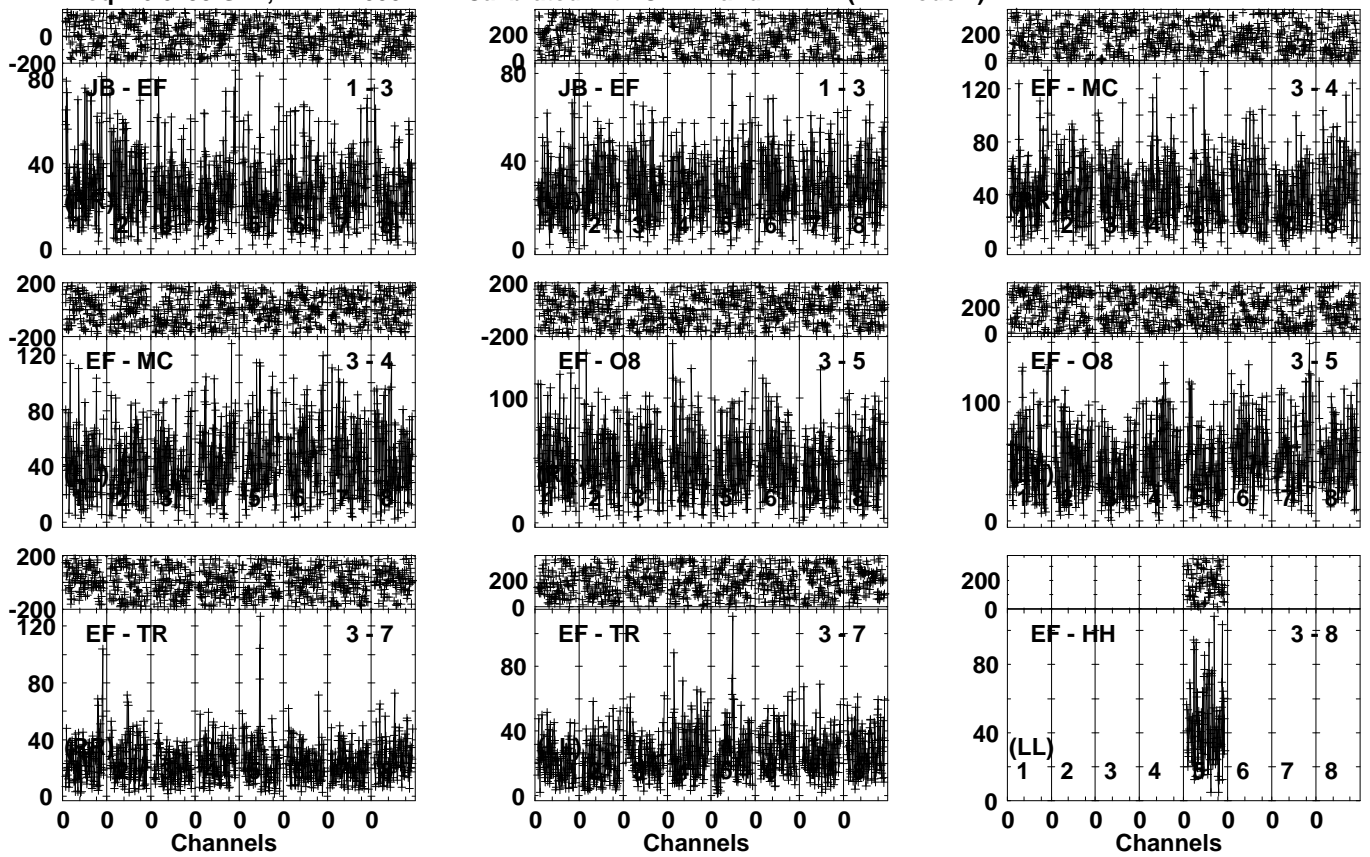


Lower frame: Milli Ampl Jy Top frame: Phas deg
Vector averaged cross-power spectrum Several baselines displayed
Timerange: 00/16:00:31 to 00/16:01:59

Plot file version 173 created 30-APR-2024 11:10:04

G59.633 EO020 1.UVDATA.1

Freq = 6.6499 GHz, Bw = 4.000 MH Calibrated with CL # 4 and BP # 1 (BP mode 1)

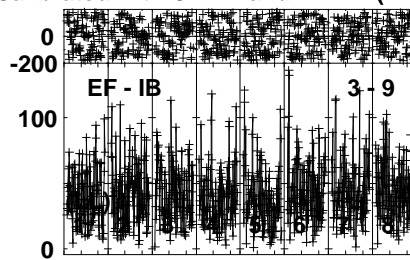
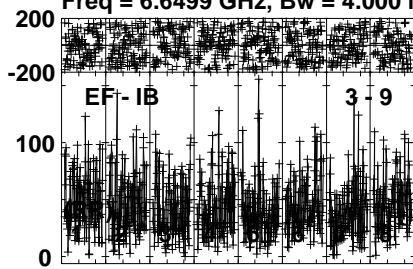


Lower frame: Milli Ampl Jy Top frame: Phas deg
Vector averaged cross-power spectrum Several baselines displayed
Timerange: 00/16:02:11 to 00/16:05:09

Plot file version 174 created 30-APR-2024 11:10:04

G59.633 EO020 1.UVDATA.1

Freq = 6.6499 GHz, Bw = 4.000 MH Calibrated with CL # 4 and BP # 1 (BP mode 1)



Lower frame: Milli Ampl Jy Top frame: Phas deg

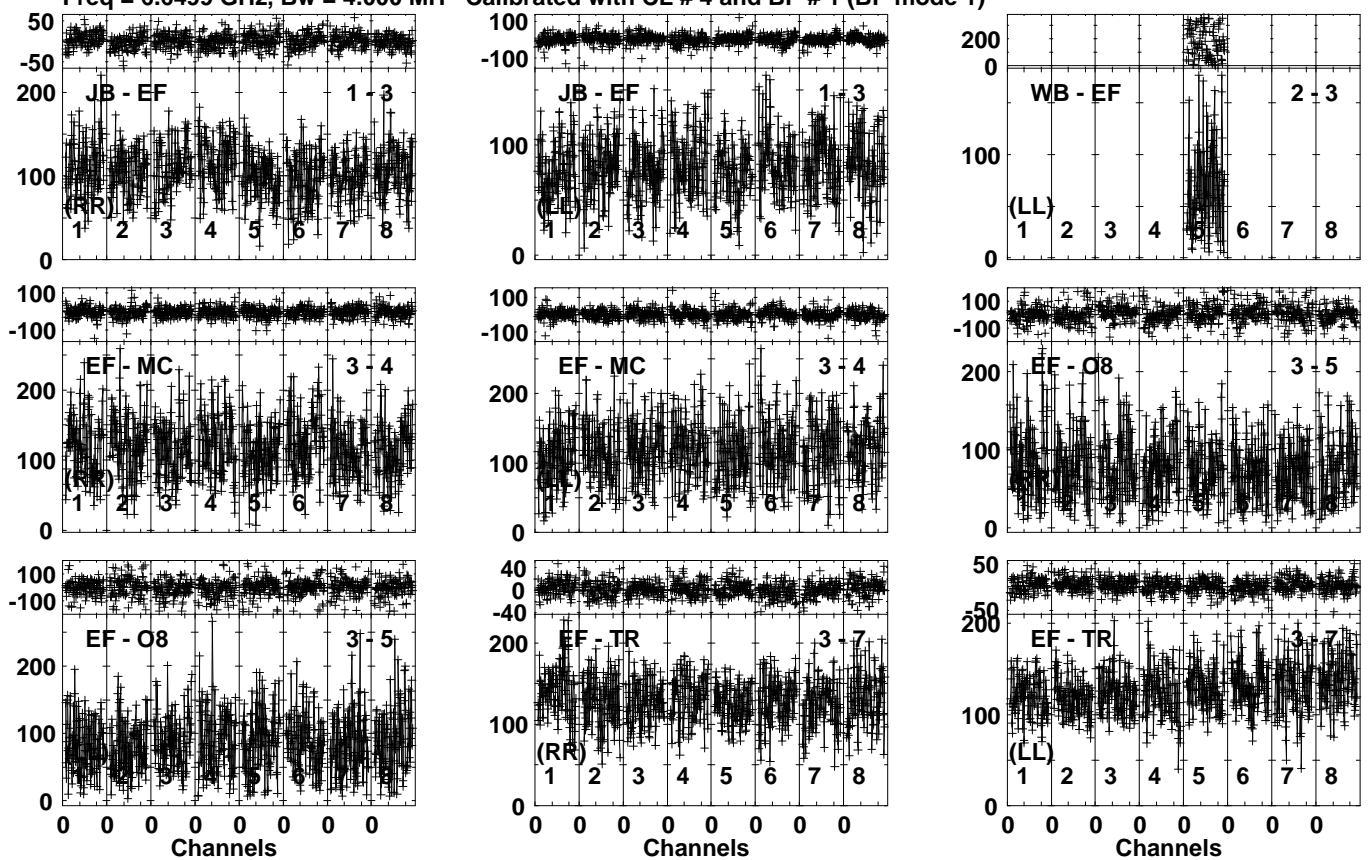
Vector averaged cross-power spectrum Several baselines displayed

Timerange: 00/16:02:11 to 00/16:05:09

Plot file version 175 created 30-APR-2024 11:10:05

J1946+2300 EO020 1.UVDATA.1

Freq = 6.6499 GHz, Bw = 4.000 MH Calibrated with CL # 4 and BP # 1 (BP mode 1)

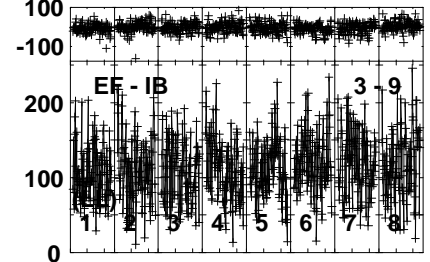
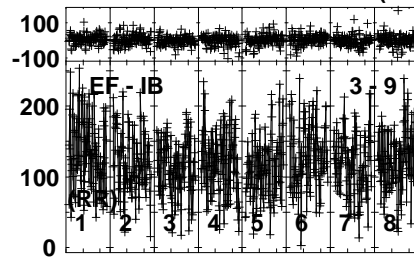
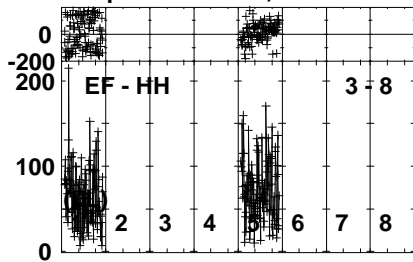


Lower frame: Milli Ampl Jy Top frame: Phas deg
Vector averaged cross-power spectrum Several baselines displayed
Timerange: 00/16:05:21 to 00/16:07:19

Plot file version 176 created 30-APR-2024 11:10:05

J1946+2300 EO020 1.UVDATA.1

Freq = 6.6499 GHz, Bw = 4.000 MH Calibrated with CL # 4 and BP # 1 (BP mode 1)

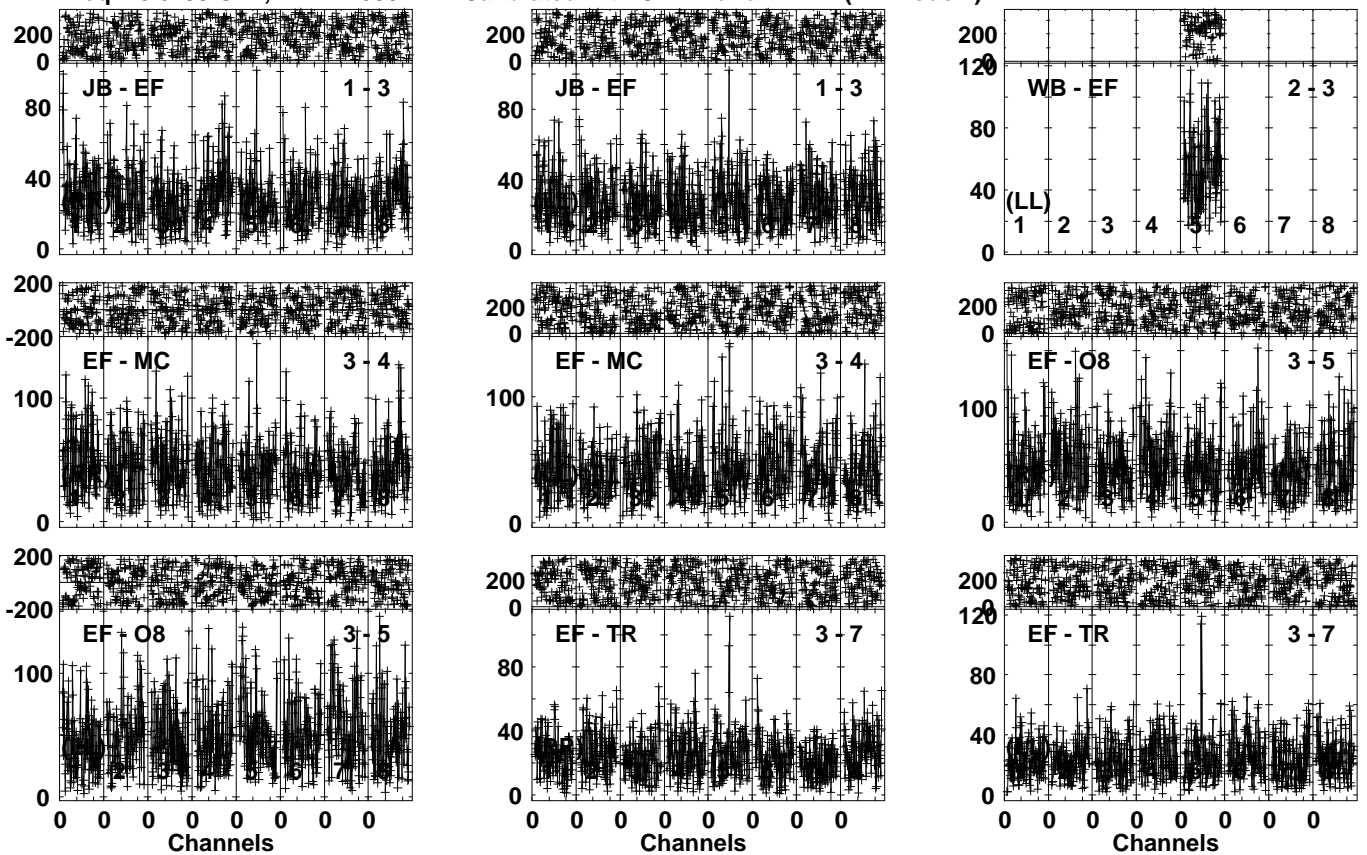


Lower frame: Milli Ampl Jy Top frame: Phas deg
Vector averaged cross-power spectrum Several baselines displayed
Timerange: 00/16:05:21 to 00/16:07:19

Plot file version 177 created 30-APR-2024 11:10:05

G59.633 EO020 1.UVDATA.1

Freq = 6.6499 GHz, Bw = 4.000 MH Calibrated with CL # 4 and BP # 1 (BP mode 1)

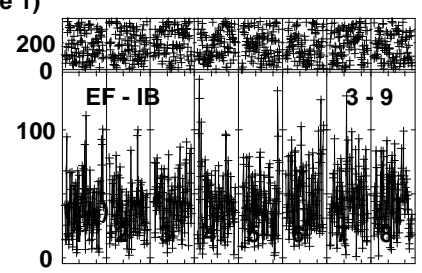
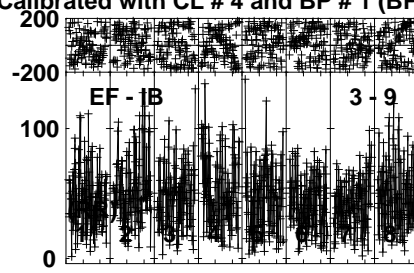
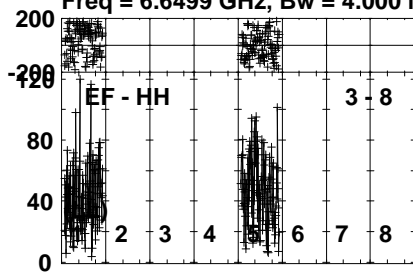


Lower frame: Milli Ampl Jy Top frame: Phas deg
Vector averaged cross-power spectrum Several baselines displayed
Timerange: 00/16:07:31 to 00/16:10:29

Plot file version 178 created 30-APR-2024 11:10:05

G59.633 EO020 1.UVDATA.1

Freq = 6.6499 GHz, Bw = 4.000 MH Calibrated with CL # 4 and BP # 1 (BP mode 1)

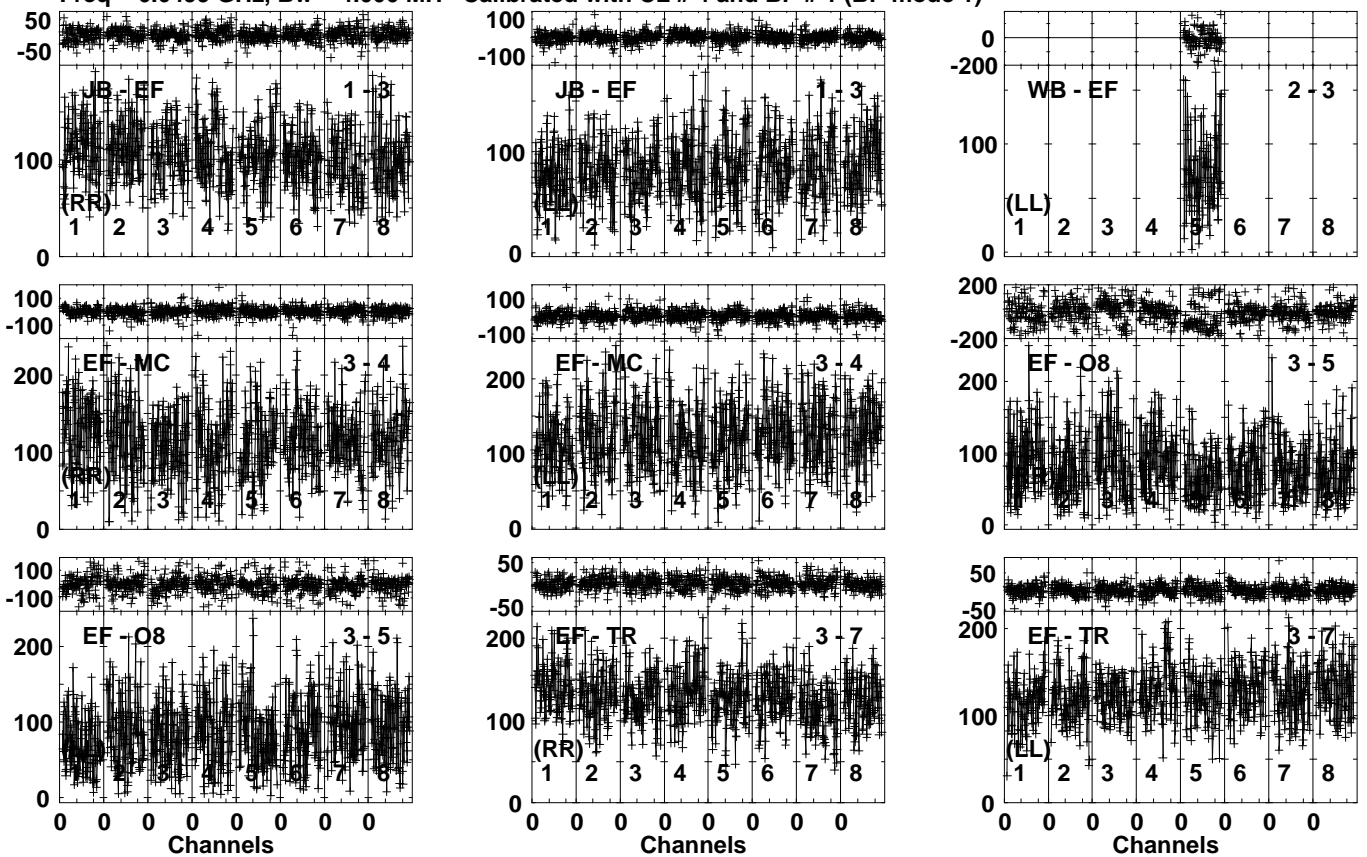


Lower frame: Milli Ampl Jy Top frame: Phas deg
Vector averaged cross-power spectrum Several baselines displayed
Timerange: 00/16:07:31 to 00/16:10:29

Plot file version 179 created 30-APR-2024 11:10:06

J1946+2300 EO020 1.UVDATA.1

Freq = 6.6499 GHz, Bw = 4.000 MH Calibrated with CL # 4 and BP # 1 (BP mode 1)

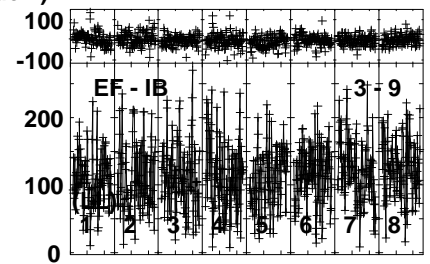
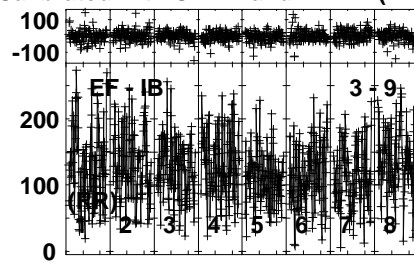
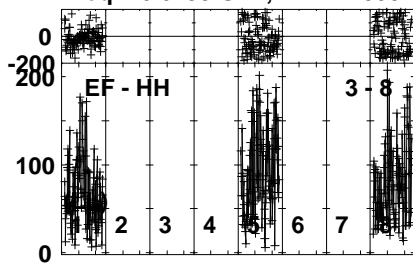


Lower frame: Milli Ampl Jy Top frame: Phas deg
Vector averaged cross-power spectrum Several baselines displayed
Timerange: 00/16:11:01 to 00/16:12:29

Plot file version 180 created 30-APR-2024 11:10:06

J1946+2300 EO020 1.UVDATA.1

Freq = 6.6499 GHz, Bw = 4.000 MH Calibrated with CL # 4 and BP # 1 (BP mode 1)

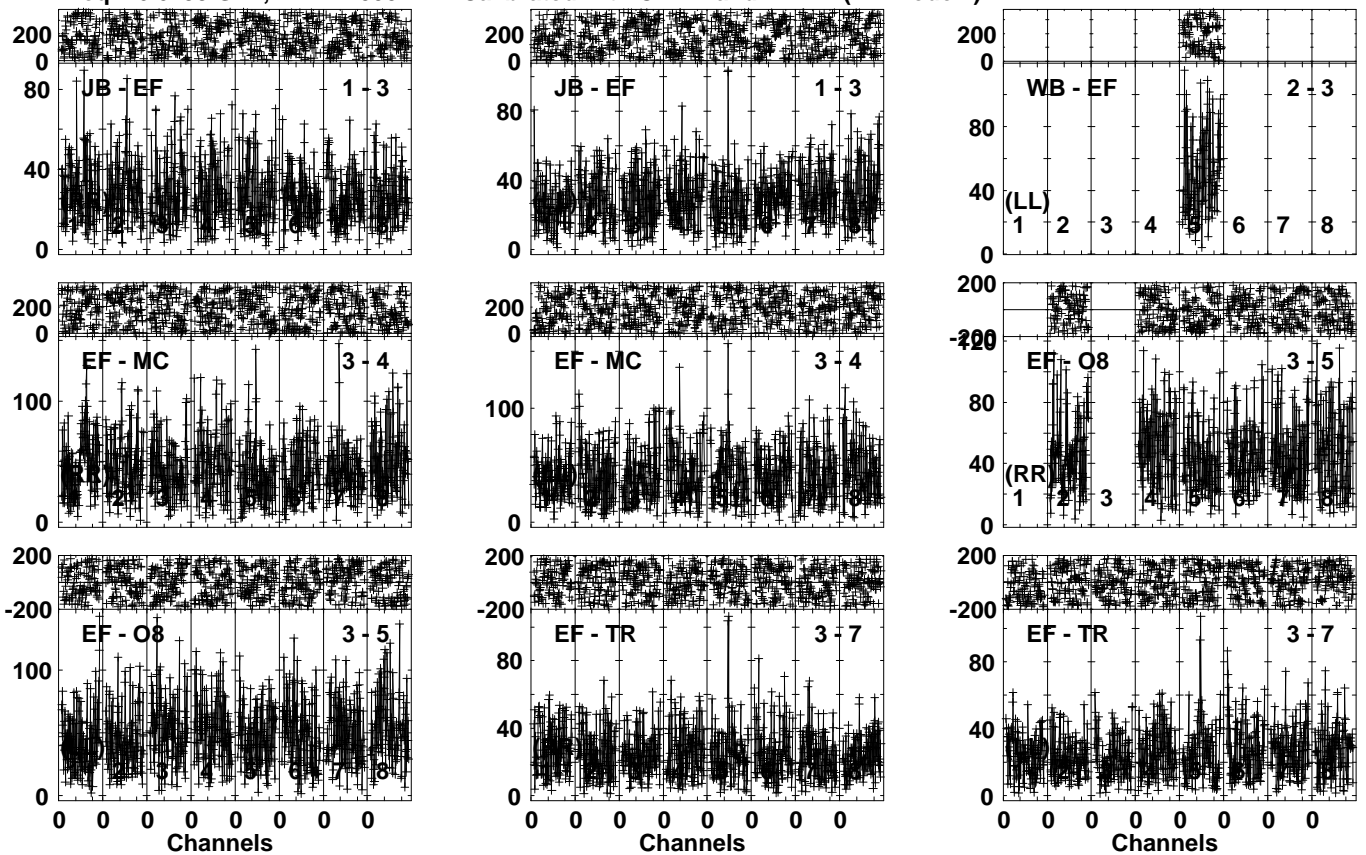


Lower frame: Milli Ampl Jy Top frame: Phas deg
Vector averaged cross-power spectrum Several baselines displayed
Timerange: 00/16:11:01 to 00/16:12:29

Plot file version 181 created 30-APR-2024 11:10:06

G59.633 EO020 1.UVDATA.1

Freq = 6.6499 GHz, Bw = 4.000 MH Calibrated with CL # 4 and BP # 1 (BP mode 1)

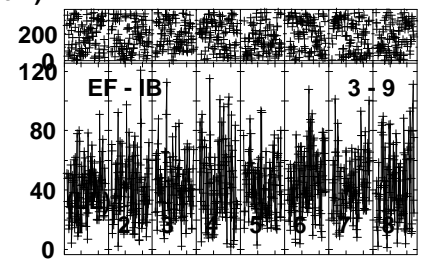
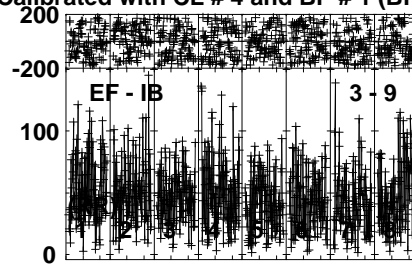
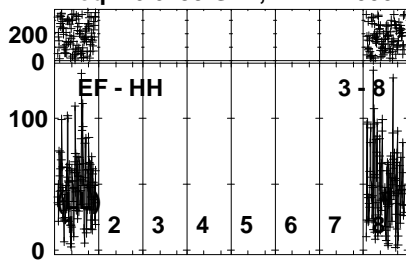


Lower frame: Milli Ampl Jy Top frame: Phas deg
Vector averaged cross-power spectrum Several baselines displayed
Timerange: 00/16:12:41 to 00/16:15:39

Plot file version 182 created 30-APR-2024 11:10:06

G59.633 EO020 1.UVDATA.1

Freq = 6.6499 GHz, Bw = 4.000 MH Calibrated with CL # 4 and BP # 1 (BP mode 1)

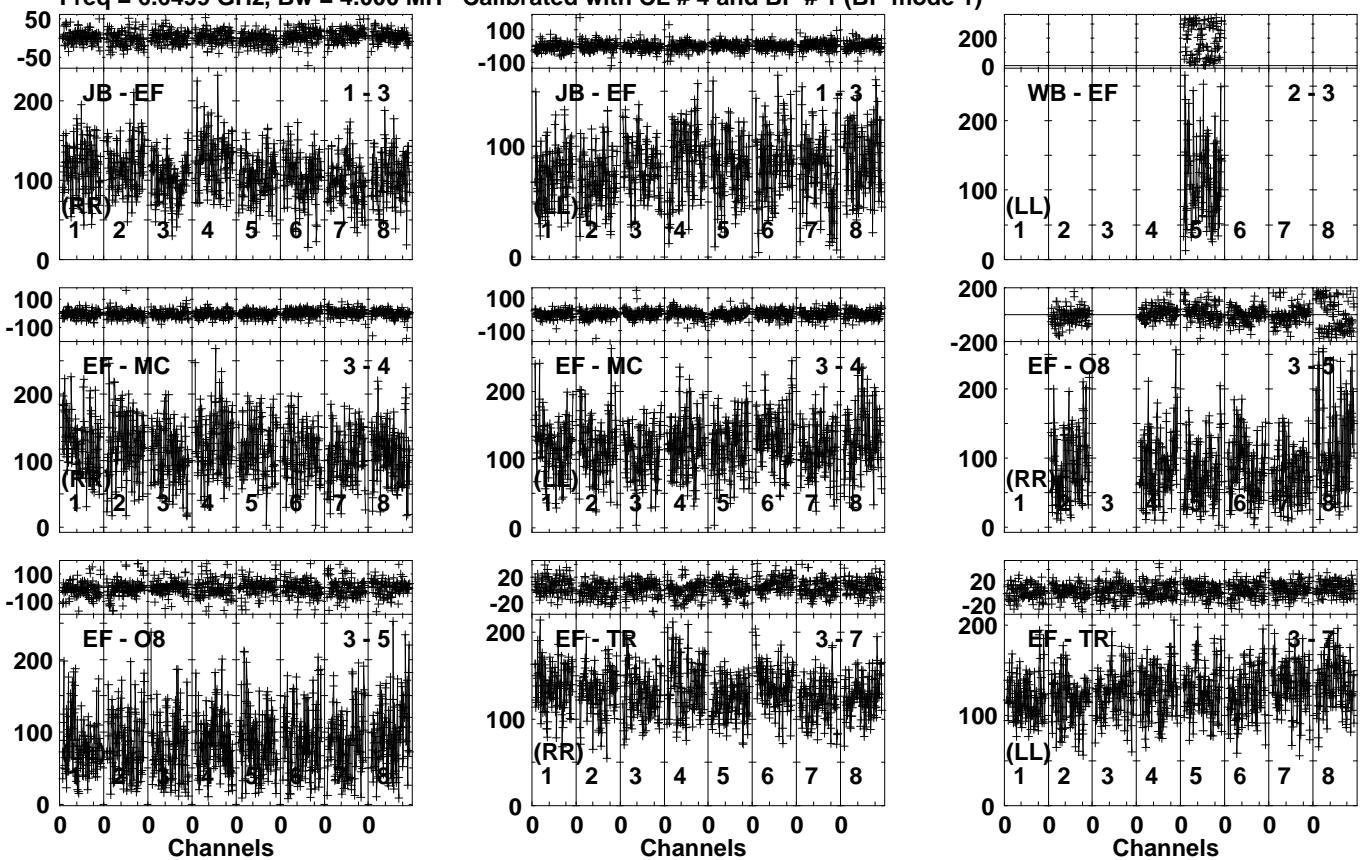


Lower frame: Milli Ampl Jy Top frame: Phas deg
Vector averaged cross-power spectrum Several baselines displayed
Timerange: 00/16:12:41 to 00/16:15:39

Plot file version 183 created 30-APR-2024 11:10:07

J1946+2300 EO020 1.UVDATA.1

Freq = 6.6499 GHz, Bw = 4.000 MH Calibrated with CL # 4 and BP # 1 (BP mode 1)

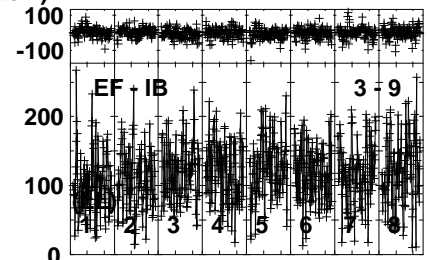
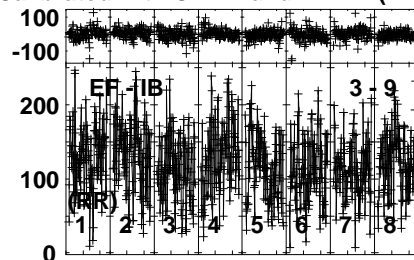
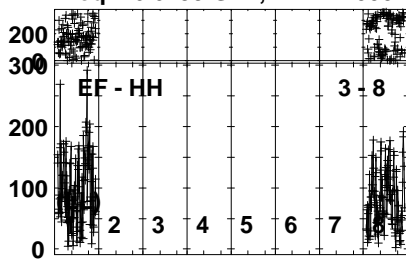


Lower frame: Milli Ampl Jy Top frame: Phas deg
Vector averaged cross-power spectrum Several baselines displayed
Timerange: 00/16:15:51 to 00/16:17:49

Plot file version 184 created 30-APR-2024 11:10:07

J1946+2300 EO020 1.UVDATA.1

Freq = 6.6499 GHz, Bw = 4.000 MH Calibrated with CL # 4 and BP # 1 (BP mode 1)

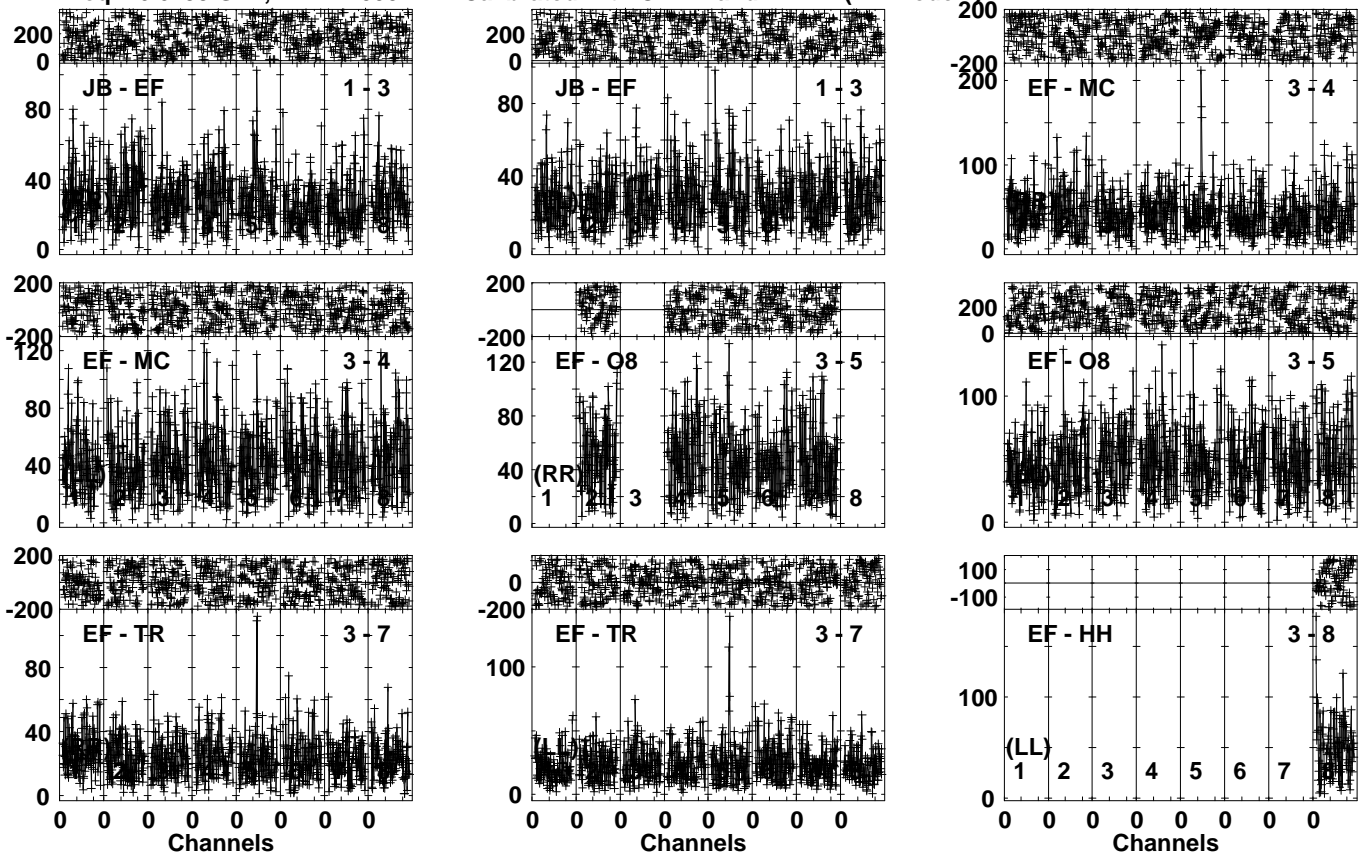


Lower frame: Milli Ampl Jy Top frame: Phas deg
Vector averaged cross-power spectrum Several baselines displayed
Timerange: 00/16:15:51 to 00/16:17:49

Plot file version 185 created 30-APR-2024 11:10:07

G59.633 EO020 1.UVDATA.1

Freq = 6.6499 GHz, Bw = 4.000 MH Calibrated with CL # 4 and BP # 1 (BP mode 1)

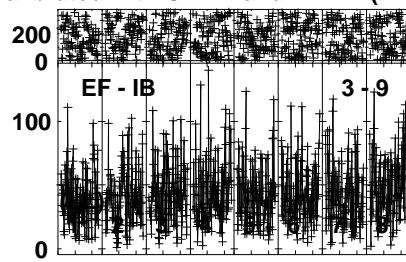
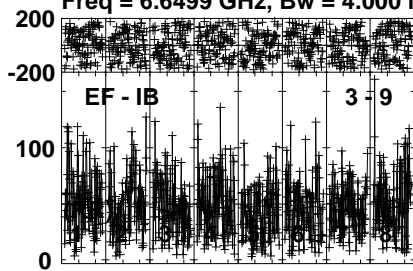


Lower frame: Milli Ampl Jy Top frame: Phas deg
Vector averaged cross-power spectrum Several baselines displayed
Timerange: 00/16:18:01 to 00/16:20:59

Plot file version 186 created 30-APR-2024 11:10:07

G59.633 EO020 1.UVDATA.1

Freq = 6.6499 GHz, Bw = 4.000 MH Calibrated with CL # 4 and BP # 1 (BP mode 1)



Lower frame: Milli Ampl Jy Top frame: Phas deg

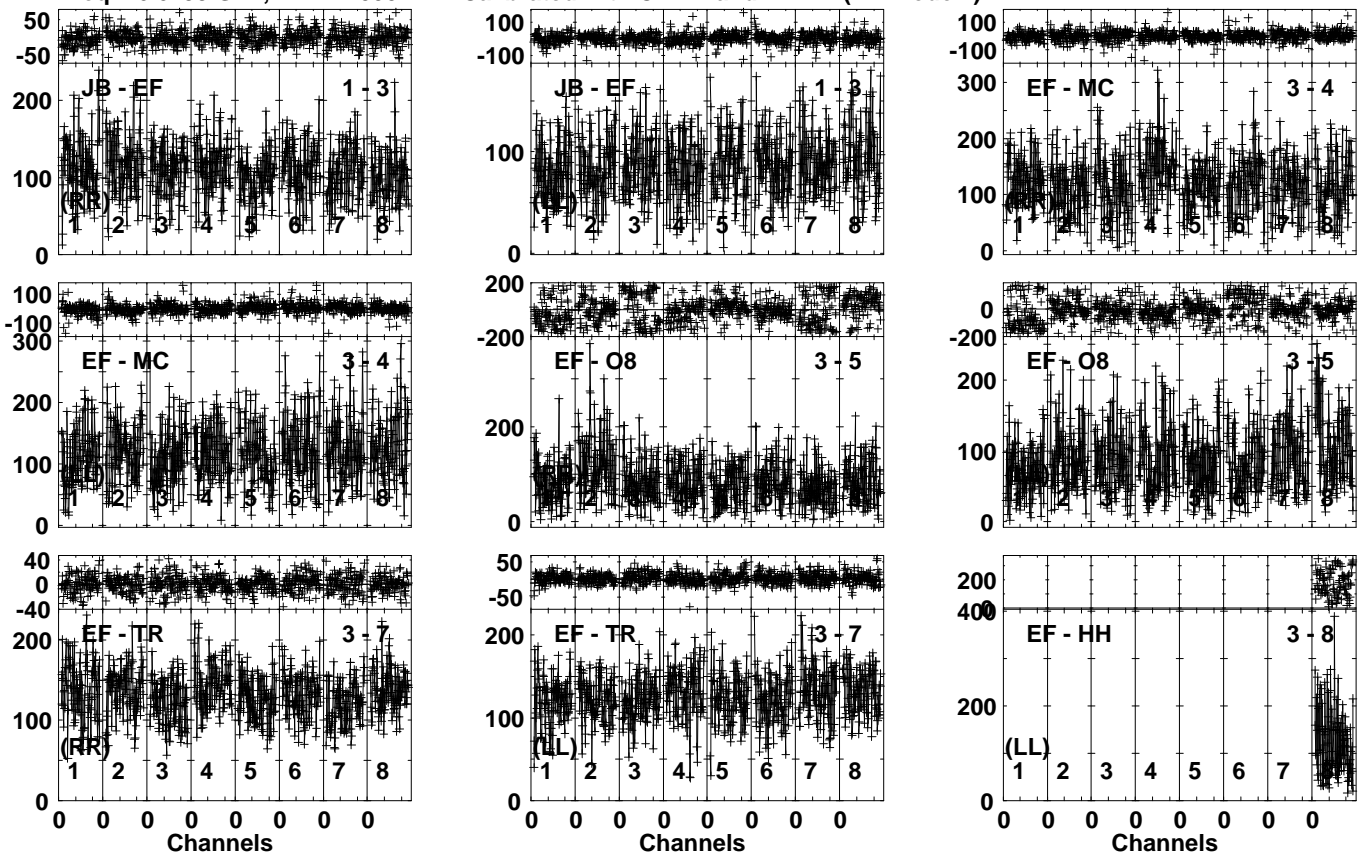
Vector averaged cross-power spectrum Several baselines displayed

Timerange: 00/16:18:01 to 00/16:20:59

Plot file version 187 created 30-APR-2024 11:10:08

J1946+2300 EO020 1.UVDATA.1

Freq = 6.6499 GHz, Bw = 4.000 MH Calibrated with CL # 4 and BP # 1 (BP mode 1)

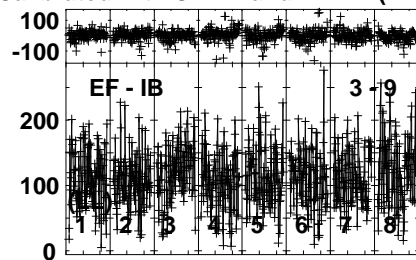
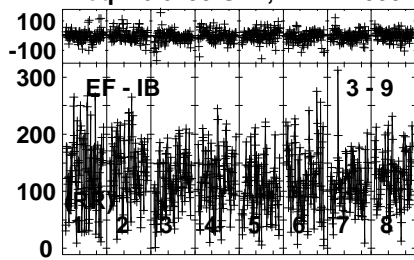


Lower frame: Milli Ampl Jy Top frame: Phas deg
Vector averaged cross-power spectrum Several baselines displayed
Timerange: 00/16:21:31 to 00/16:22:59

Plot file version 188 created 30-APR-2024 11:10:08

J1946+2300 EO020 1.UVDATA.1

Freq = 6.6499 GHz, Bw = 4.000 MH Calibrated with CL # 4 and BP # 1 (BP mode 1)

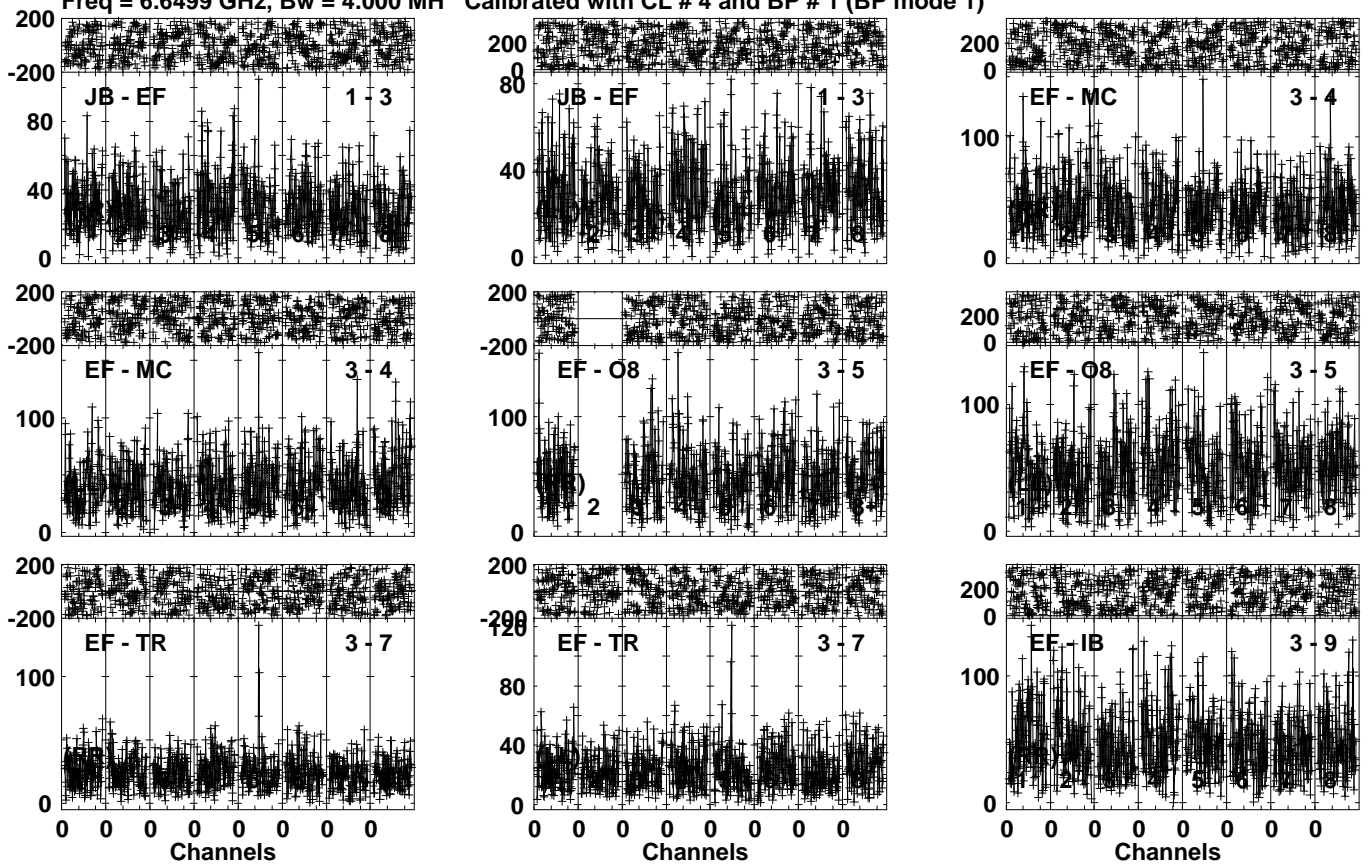


Lower frame: Milli Ampl Jy Top frame: Phas deg
Vector averaged cross-power spectrum Several baselines displayed
Timerange: 00/16:21:31 to 00/16:22:59

Plot file version 189 created 30-APR-2024 11:10:08

G59.633 EO020 1.UVDATA.1

Freq = 6.6499 GHz, Bw = 4.000 MH Calibrated with CL # 4 and BP # 1 (BP mode 1)

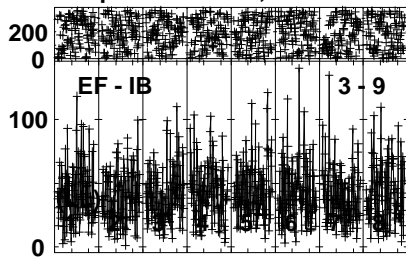


Lower frame: Milli Ampl Jy Top frame: Phas deg
Vector averaged cross-power spectrum Several baselines displayed
Timerange: 00/16:23:11 to 00/16:26:09

Plot file version 190 created 30-APR-2024 11:10:08

G59.633 EO020 1.UVDATA.1

Freq = 6.6499 GHz, Bw = 4.000 MH Calibrated with CL # 4 and BP # 1 (BP mode 1)



Lower frame: Milli Ampl Jy Top frame: Phas deg

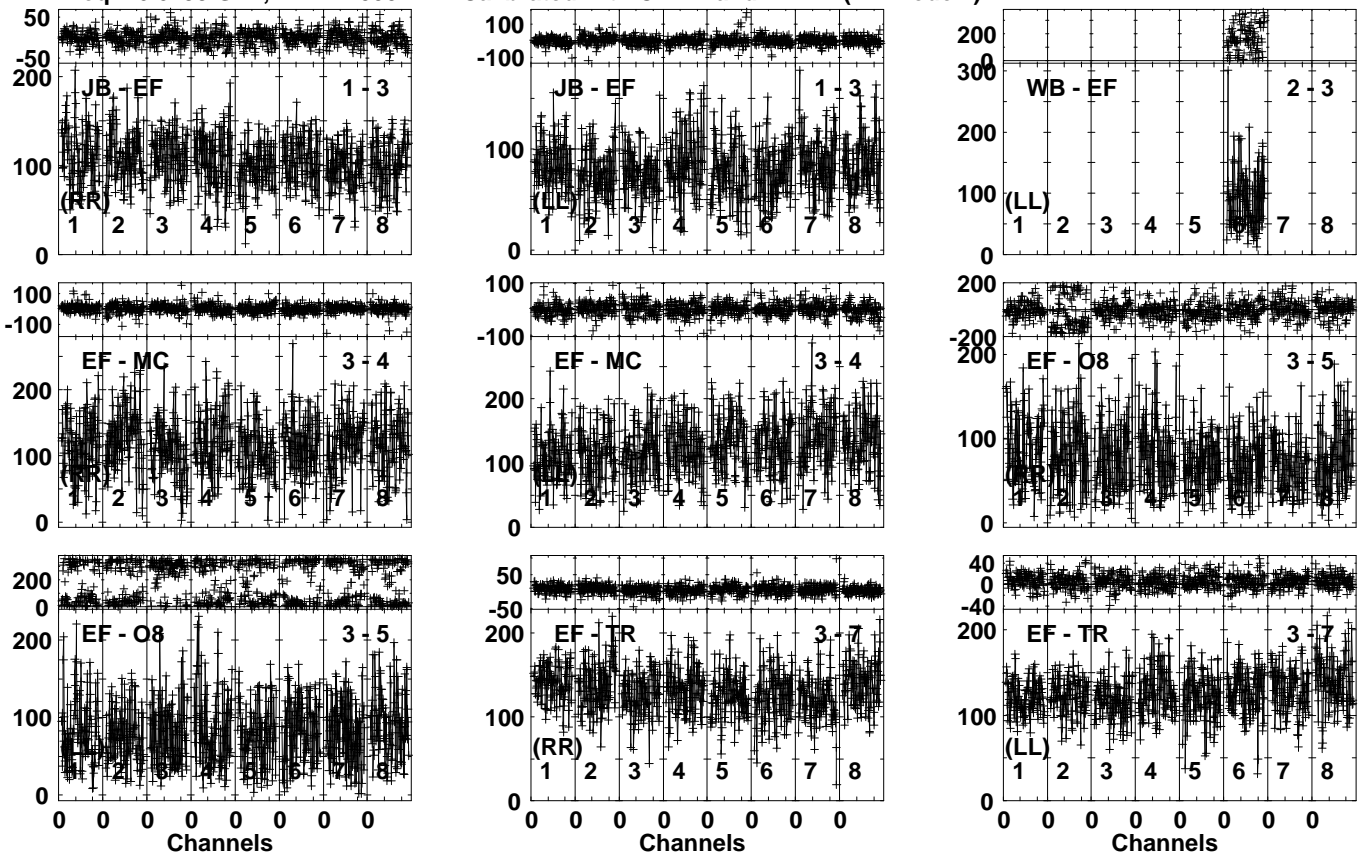
Vector averaged cross-power spectrum Several baselines displayed

Timerange: 00/16:23:11 to 00/16:26:09

Plot file version 191 created 30-APR-2024 11:10:08

J1946+2300 EO020 1.UVDATA.1

Freq = 6.6499 GHz, Bw = 4.000 MH Calibrated with CL # 4 and BP # 1 (BP mode 1)

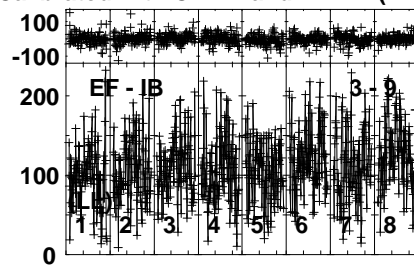
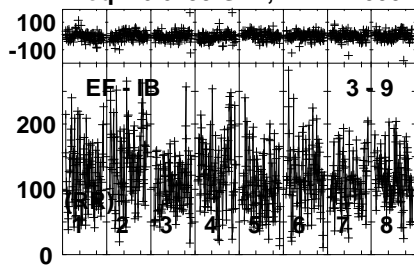


Lower frame: Milli Ampl Jy Top frame: Phas deg
Vector averaged cross-power spectrum Several baselines displayed
Timerange: 00/16:26:21 to 00/16:28:19

Plot file version 192 created 30-APR-2024 11:10:09

J1946+2300 EO020 1.UVDATA.1

Freq = 6.6499 GHz, Bw = 4.000 MH Calibrated with CL # 4 and BP # 1 (BP mode 1)

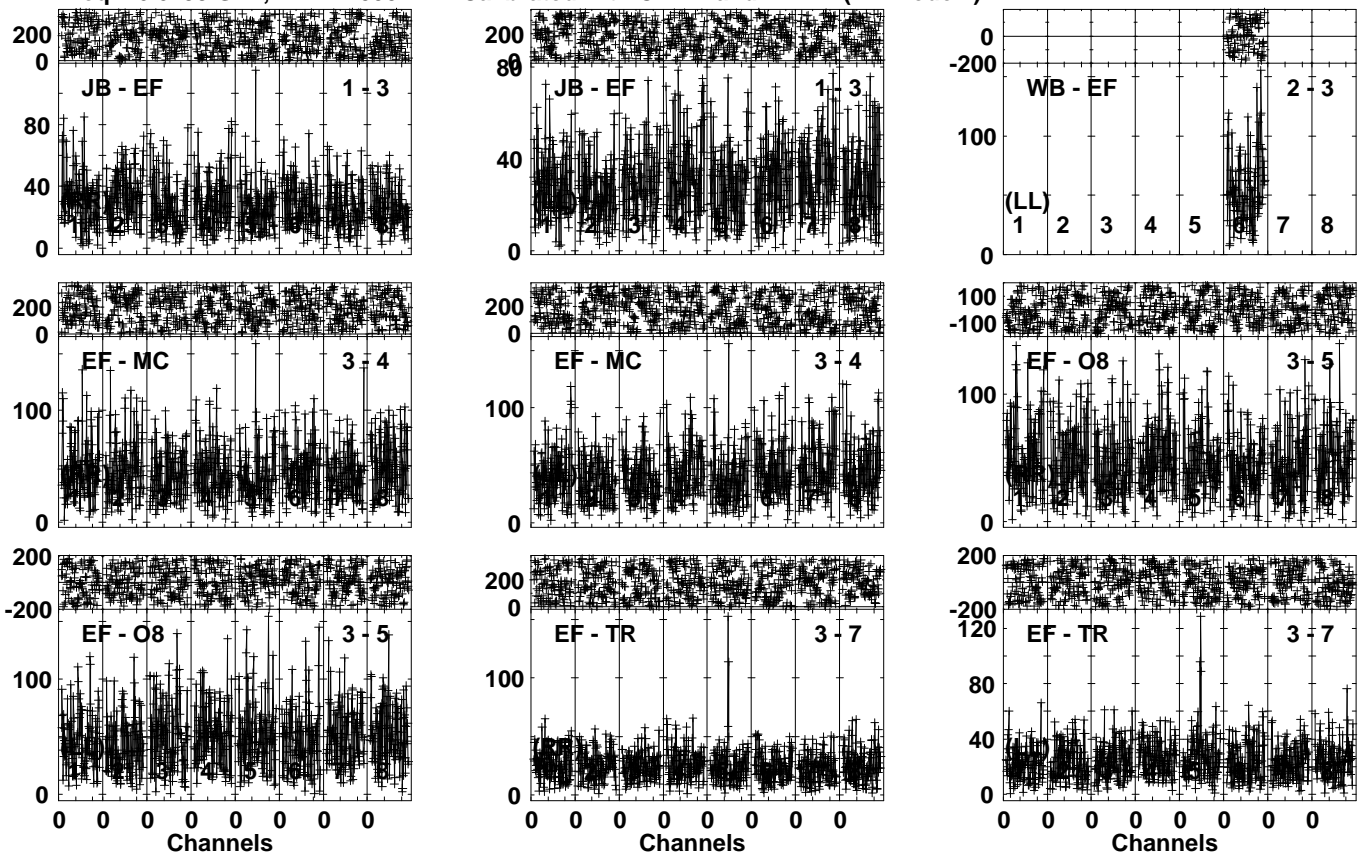


Lower frame: Milli Ampl Jy Top frame: Phas deg
Vector averaged cross-power spectrum Several baselines displayed
Timerange: 00/16:26:21 to 00/16:28:19

Plot file version 193 created 30-APR-2024 11:10:09

G59.633 EO020 1.UVDATA.1

Freq = 6.6499 GHz, Bw = 4.000 MH Calibrated with CL # 4 and BP # 1 (BP mode 1)

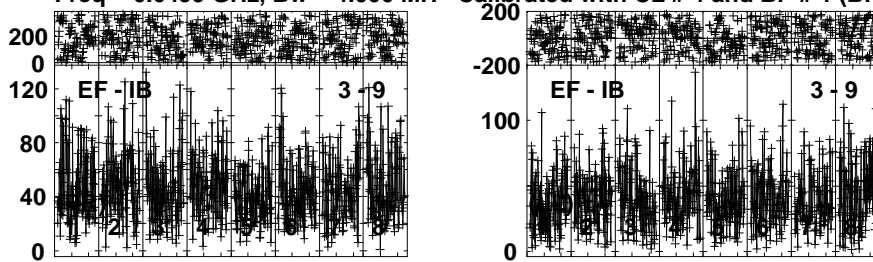


Lower frame: Milli Ampl Jy Top frame: Phas deg
Vector averaged cross-power spectrum Several baselines displayed
Timerange: 00/16:28:31 to 00/16:31:29

Plot file version 194 created 30-APR-2024 11:10:09

G59.633 EO020 1.UVDATA.1

Freq = 6.6499 GHz, Bw = 4.000 MH Calibrated with CL # 4 and BP # 1 (BP mode 1)

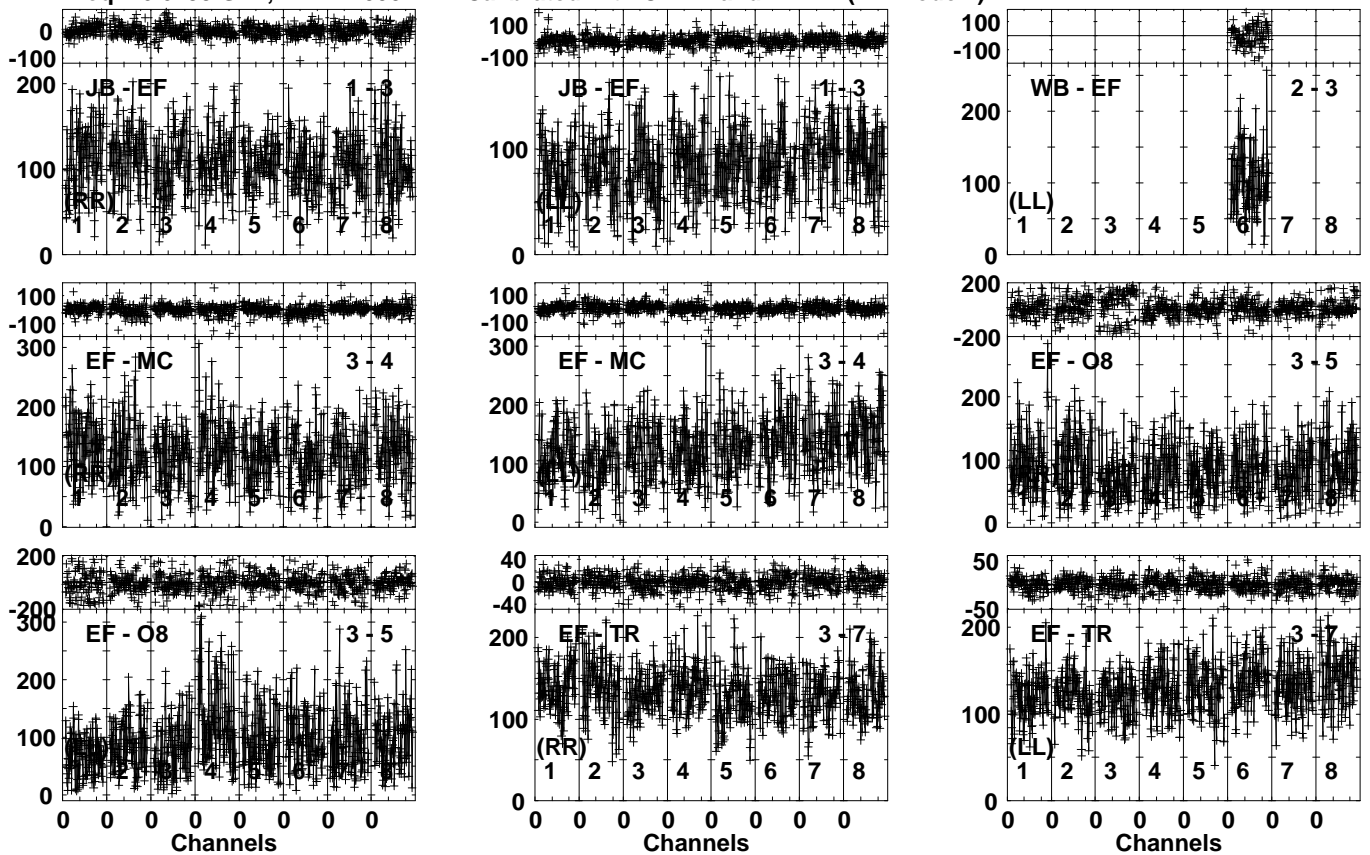


Lower frame: Milli Ampl Jy Top frame: Phas deg
Vector averaged cross-power spectrum Several baselines displayed
Timerange: 00/16:28:31 to 00/16:31:29

Plot file version 195 created 30-APR-2024 11:10:09

J1946+2300 EO020 1.UVDATA.1

Freq = 6.6499 GHz, Bw = 4.000 MH Calibrated with CL # 4 and BP # 1 (BP mode 1)

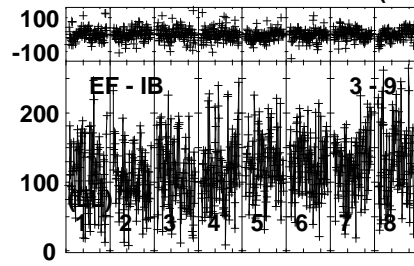
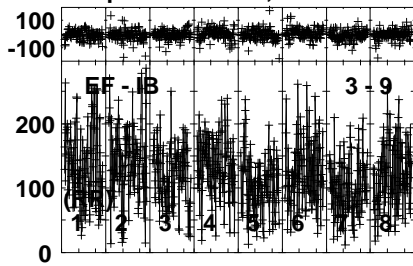


Lower frame: Milli Ampl Jy Top frame: Phas deg
Vector averaged cross-power spectrum Several baselines displayed
Timerange: 00/16:32:01 to 00/16:33:29

Plot file version 196 created 30-APR-2024 11:10:10

J1946+2300 EO020 1.UVDATA.1

Freq = 6.6499 GHz, Bw = 4.000 MH Calibrated with CL # 4 and BP # 1 (BP mode 1)

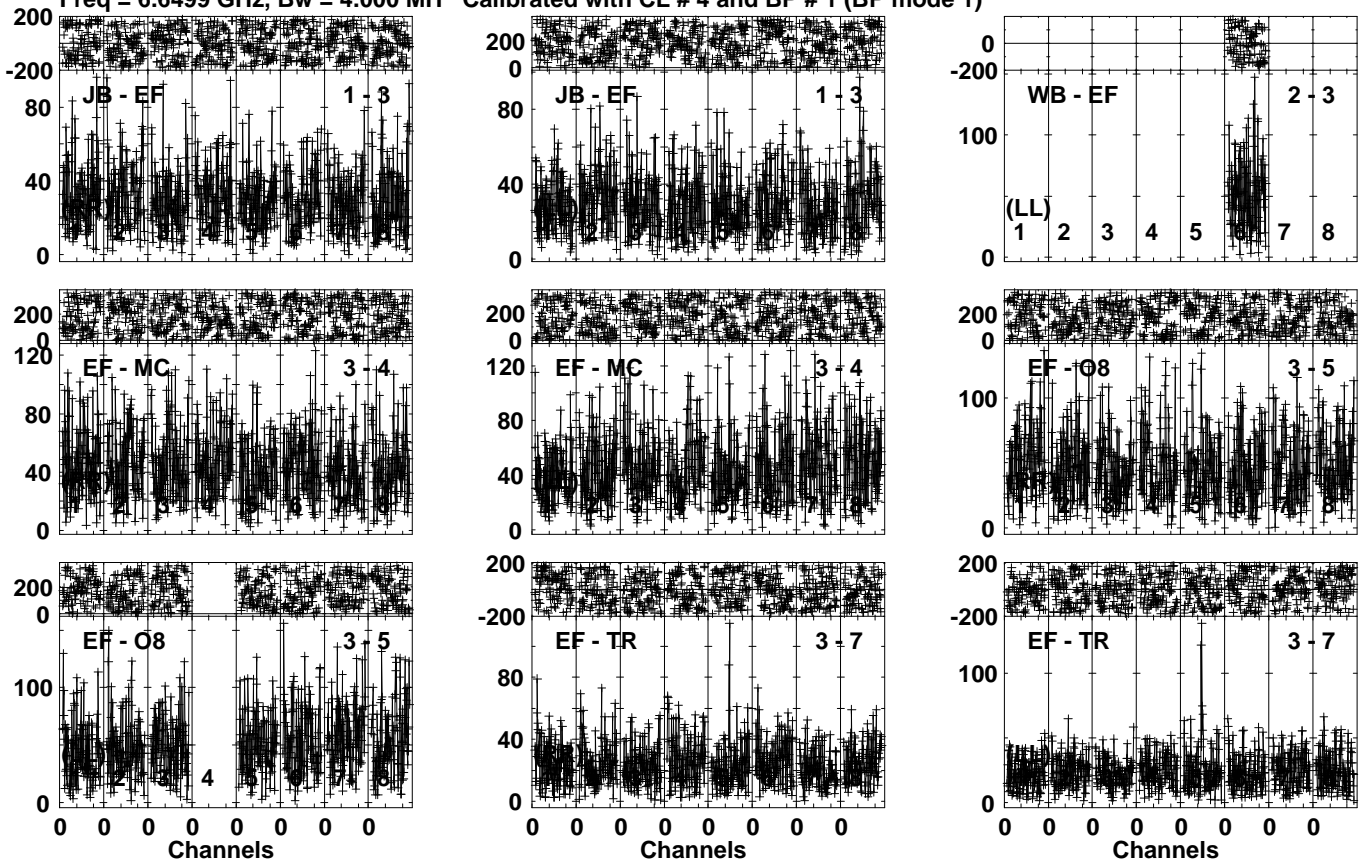


Lower frame: Milli Ampl Jy Top frame: Phas deg
Vector averaged cross-power spectrum Several baselines displayed
Timerange: 00/16:32:01 to 00/16:33:29

Plot file version 197 created 30-APR-2024 11:10:10

G59.633 EO020 1.UVDATA.1

Freq = 6.6499 GHz, Bw = 4.000 MH Calibrated with CL # 4 and BP # 1 (BP mode 1)

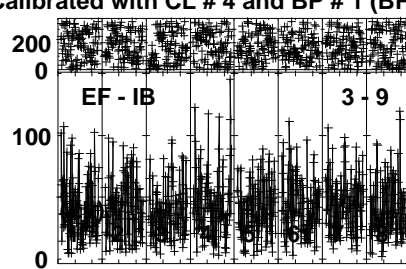
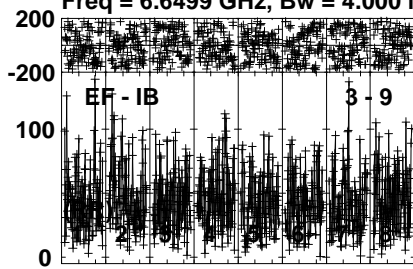


Lower frame: Milli Ampl Jy Top frame: Phas deg
Vector averaged cross-power spectrum Several baselines displayed
Timerange: 00/16:33:41 to 00/16:36:39

Plot file version 198 created 30-APR-2024 11:10:10

G59.633 EO020 1.UVDATA.1

Freq = 6.6499 GHz, Bw = 4.000 MH Calibrated with CL # 4 and BP # 1 (BP mode 1)



Lower frame: Milli Ampl Jy Top frame: Phas deg

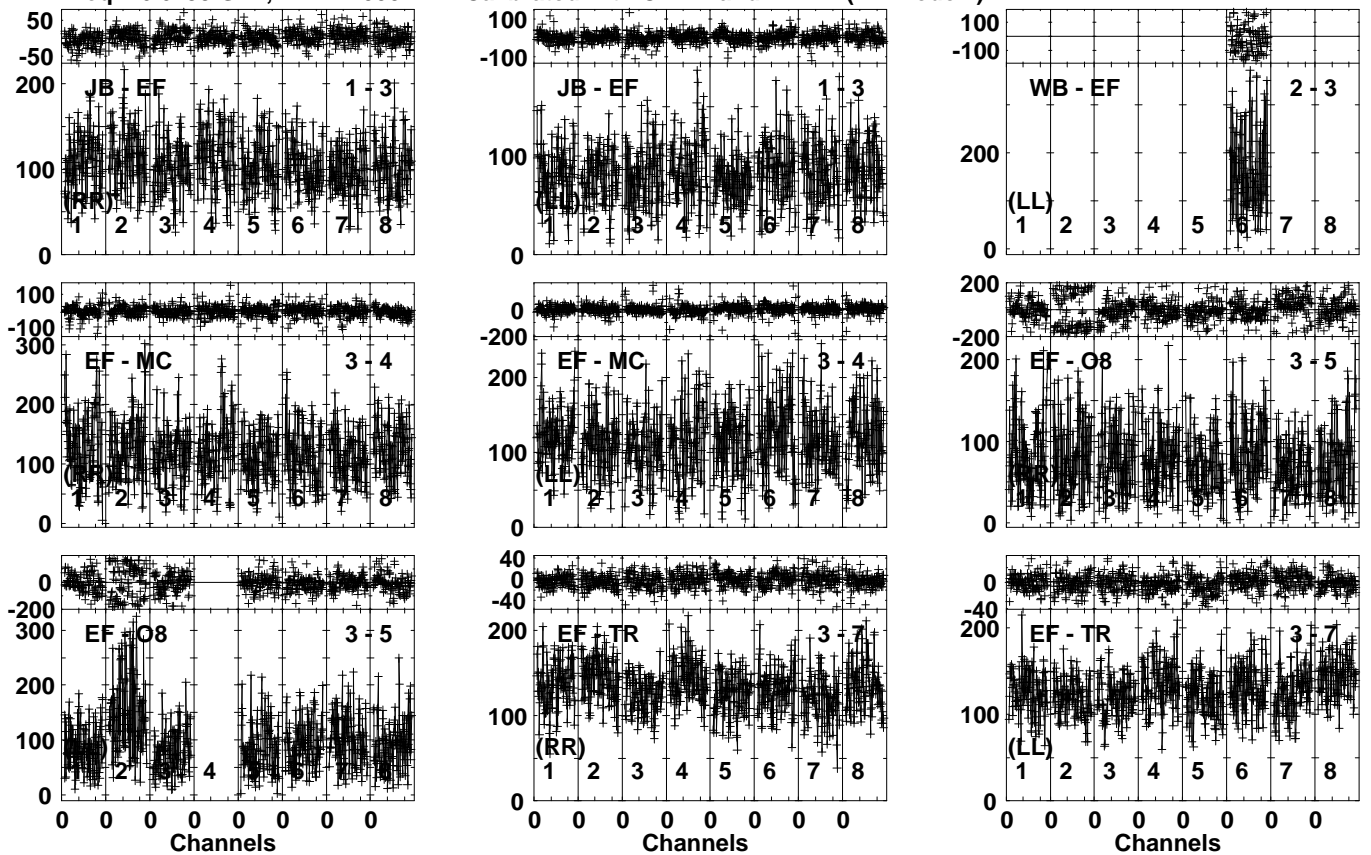
Vector averaged cross-power spectrum Several baselines displayed

Timerange: 00/16:33:41 to 00/16:36:39

Plot file version 199 created 30-APR-2024 11:10:10

J1946+2300 EO020 1.UVDATA.1

Freq = 6.6499 GHz, Bw = 4.000 MH Calibrated with CL # 4 and BP # 1 (BP mode 1)

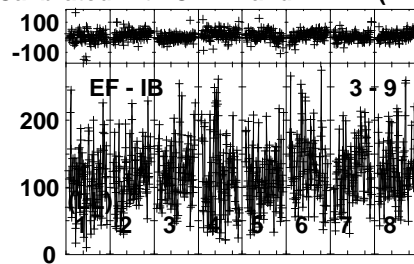
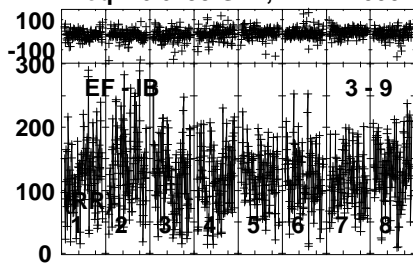


Lower frame: Milli Ampl Jy Top frame: Phas deg
Vector averaged cross-power spectrum Several baselines displayed
Timerange: 00/16:36:51 to 00/16:38:49

Plot file version 200 created 30-APR-2024 11:10:11

J1946+2300 EO020 1.UVDATA.1

Freq = 6.6499 GHz, Bw = 4.000 MH Calibrated with CL # 4 and BP # 1 (BP mode 1)

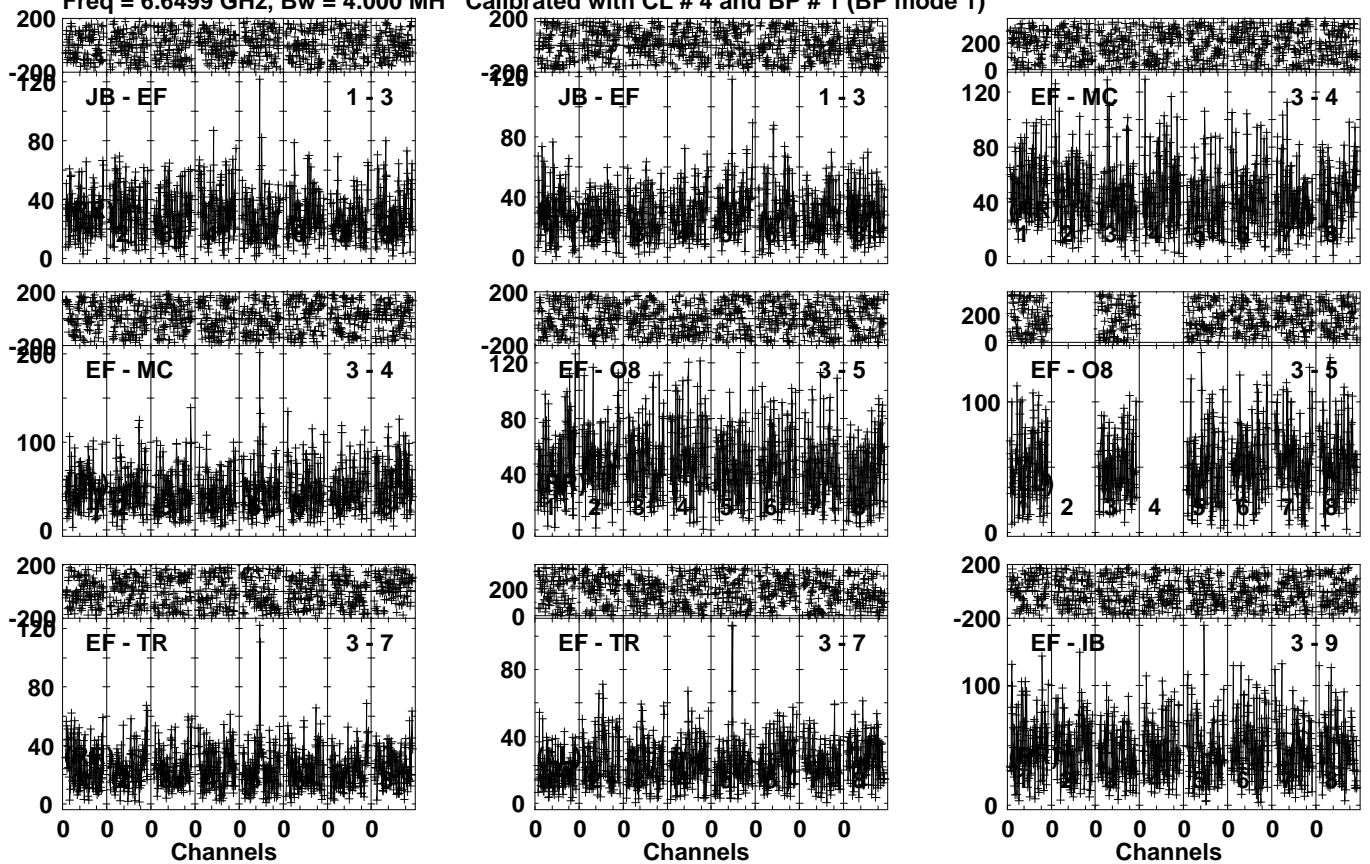


Lower frame: Milli Ampl Jy Top frame: Phas deg
Vector averaged cross-power spectrum Several baselines displayed
Timerange: 00/16:36:51 to 00/16:38:49

Plot file version 201 created 30-APR-2024 11:10:11

G59.633 EO020 1.UVDATA.1

Freq = 6.6499 GHz, Bw = 4.000 MH Calibrated with CL # 4 and BP # 1 (BP mode 1)

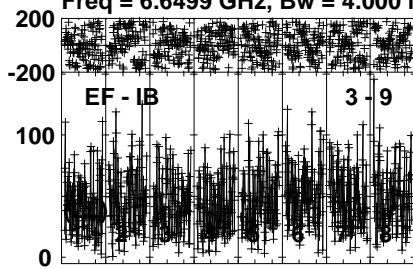


Lower frame: Milli Ampl Jy Top frame: Phas deg
Vector averaged cross-power spectrum Several baselines displayed
Timerange: 00/16:39:01 to 00/16:41:59

Plot file version 202 created 30-APR-2024 11:10:11

G59.633 EO020 1.UVDATA.1

Freq = 6.6499 GHz, Bw = 4.000 MH Calibrated with CL # 4 and BP # 1 (BP mode 1)



Lower frame: Milli Ampl Jy Top frame: Phas deg

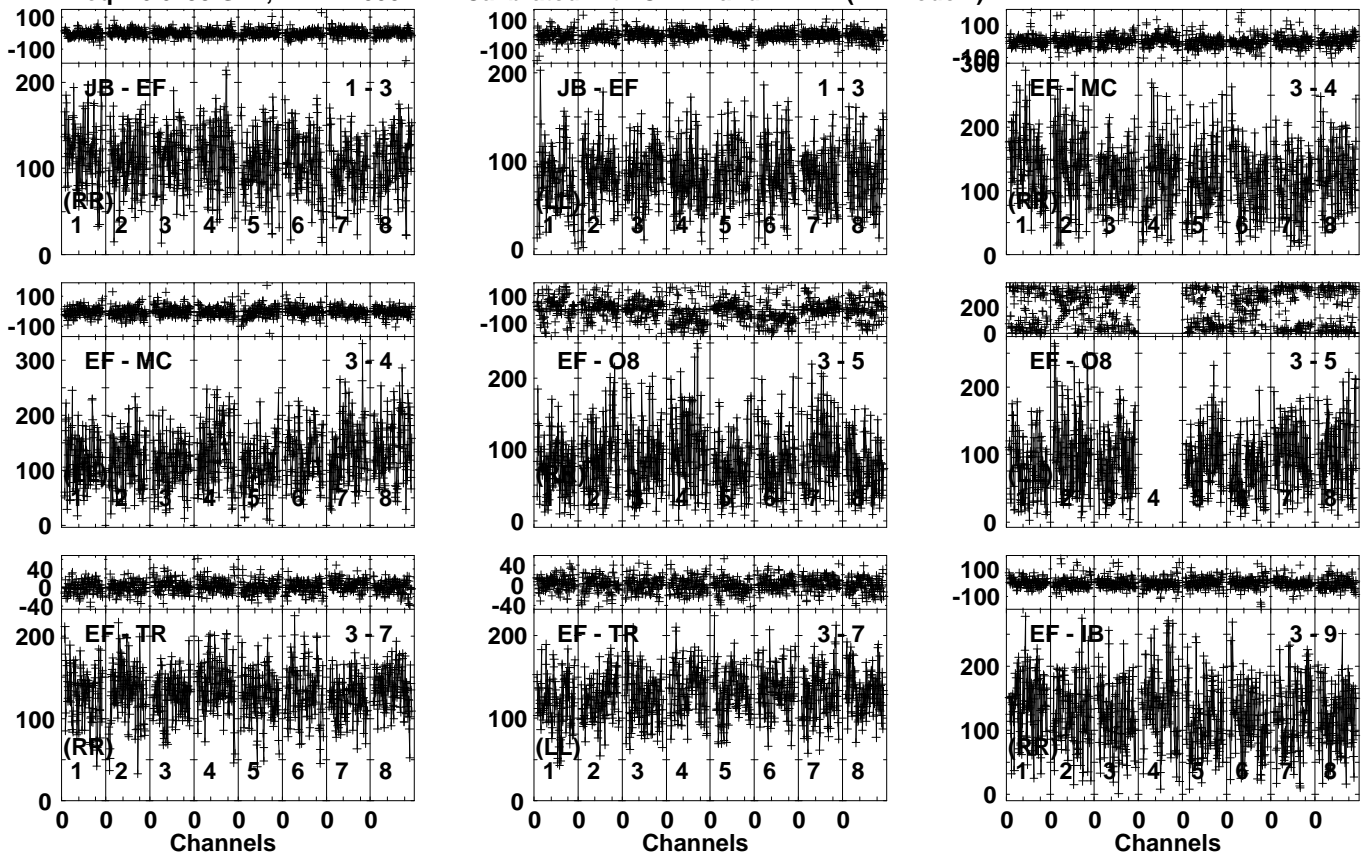
Vector averaged cross-power spectrum Several baselines displayed

Timerange: 00/16:39:01 to 00/16:41:59

Plot file version 203 created 30-APR-2024 11:10:11

J1946+2300 EO020 1.UVDATA.1

Freq = 6.6499 GHz, Bw = 4.000 MH Calibrated with CL # 4 and BP # 1 (BP mode 1)

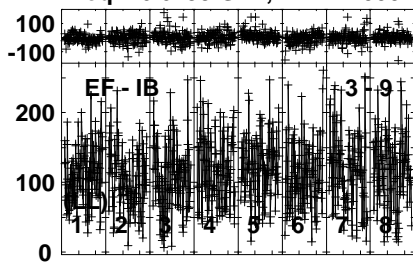


Lower frame: Milli Ampl Jy Top frame: Phas deg
Vector averaged cross-power spectrum Several baselines displayed
Timerange: 00/16:42:31 to 00/16:43:59

Plot file version 204 created 30-APR-2024 11:10:12

J1946+2300 EO020 1.UVDATA.1

Freq = 6.6499 GHz, Bw = 4.000 MH Calibrated with CL # 4 and BP # 1 (BP mode 1)



Lower frame: Milli Ampl Jy Top frame: Phas deg

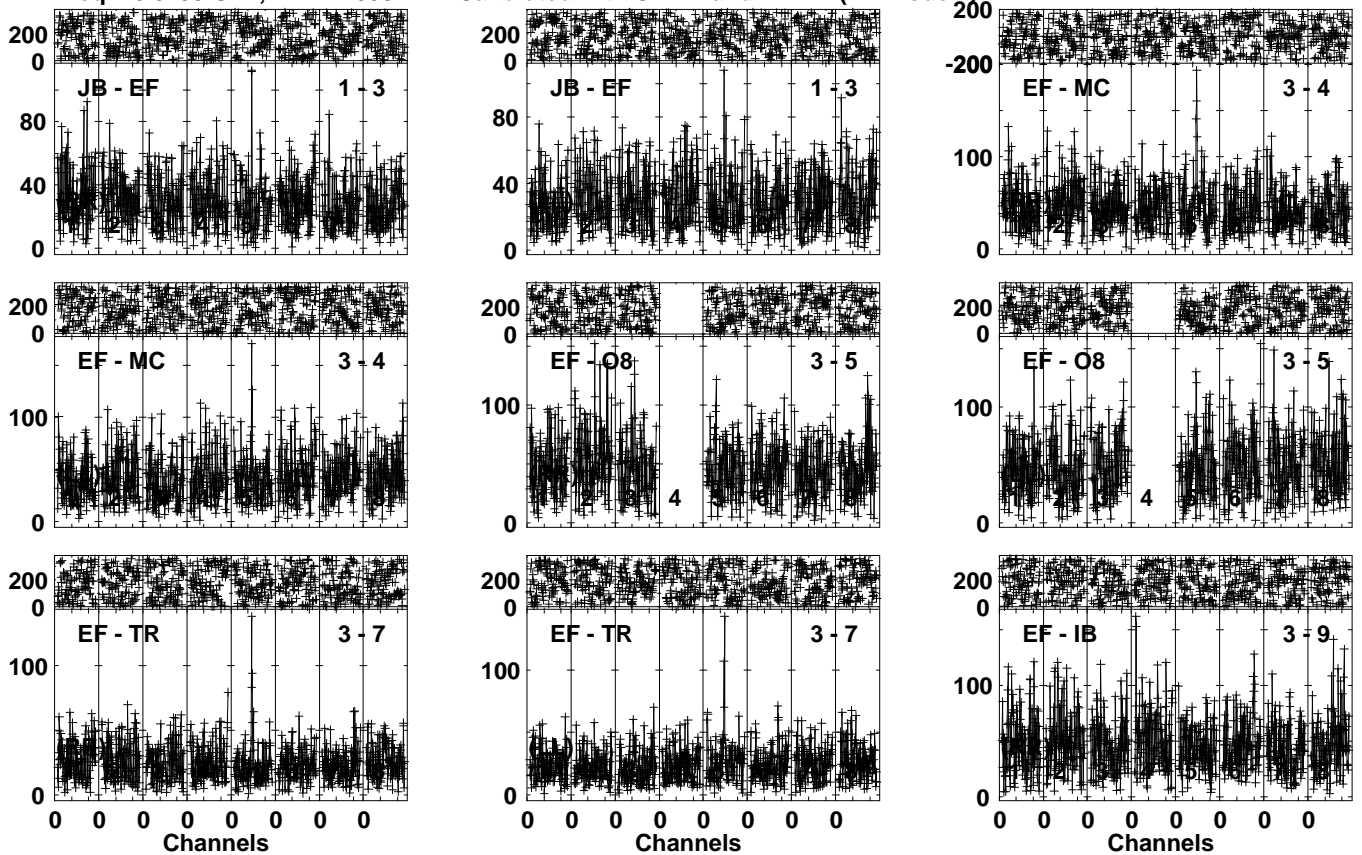
Vector averaged cross-power spectrum Several baselines displayed

Timerange: 00/16:42:31 to 00/16:43:59

Plot file version 205 created 30-APR-2024 11:10:12

G59.633 EO020 1.UVDATA.1

Freq = 6.6499 GHz, Bw = 4.000 MH Calibrated with CL # 4 and BP # 1 (BP mode 1)

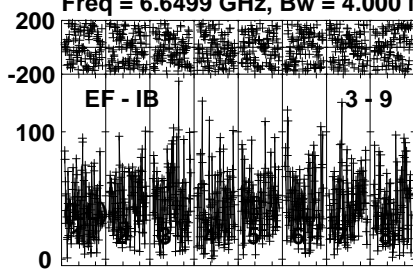


Lower frame: Milli Ampl Jy Top frame: Phas deg
Vector averaged cross-power spectrum Several baselines displayed
Timerange: 00/16:44:11 to 00/16:47:09

Plot file version 206 created 30-APR-2024 11:10:12

G59.633 EO020 1.UVDATA.1

Freq = 6.6499 GHz, Bw = 4.000 MH Calibrated with CL # 4 and BP # 1 (BP mode 1)



Lower frame: Milli Ampl Jy Top frame: Phas deg

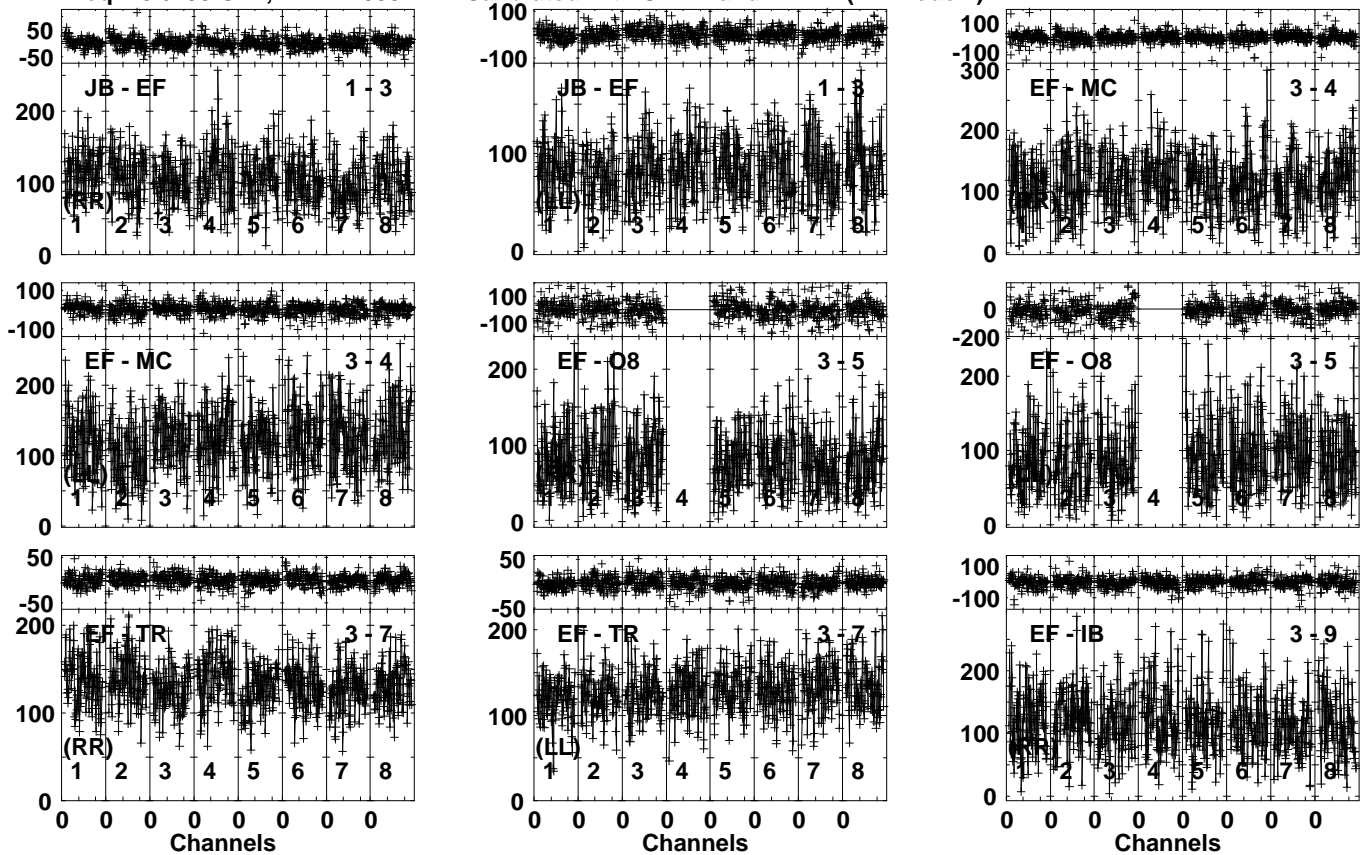
Vector averaged cross-power spectrum Several baselines displayed

Timerange: 00/16:44:11 to 00/16:47:09

Plot file version 207 created 30-APR-2024 11:10:12

J1946+2300 EO020 1.UVDATA.1

Freq = 6.6499 GHz, Bw = 4.000 MH Calibrated with CL # 4 and BP # 1 (BP mode 1)

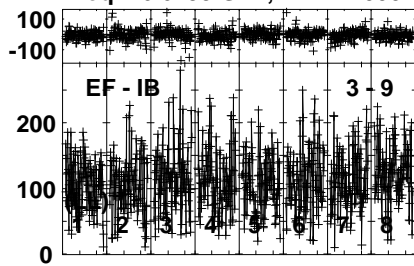


Lower frame: Milli Ampl Jy Top frame: Phas deg
Vector averaged cross-power spectrum Several baselines displayed
Timerange: 00/16:47:21 to 00/16:49:19

Plot file version 208 created 30-APR-2024 11:10:13

J1946+2300 EO020 1.UVDATA.1

Freq = 6.6499 GHz, Bw = 4.000 MH Calibrated with CL # 4 and BP # 1 (BP mode 1)

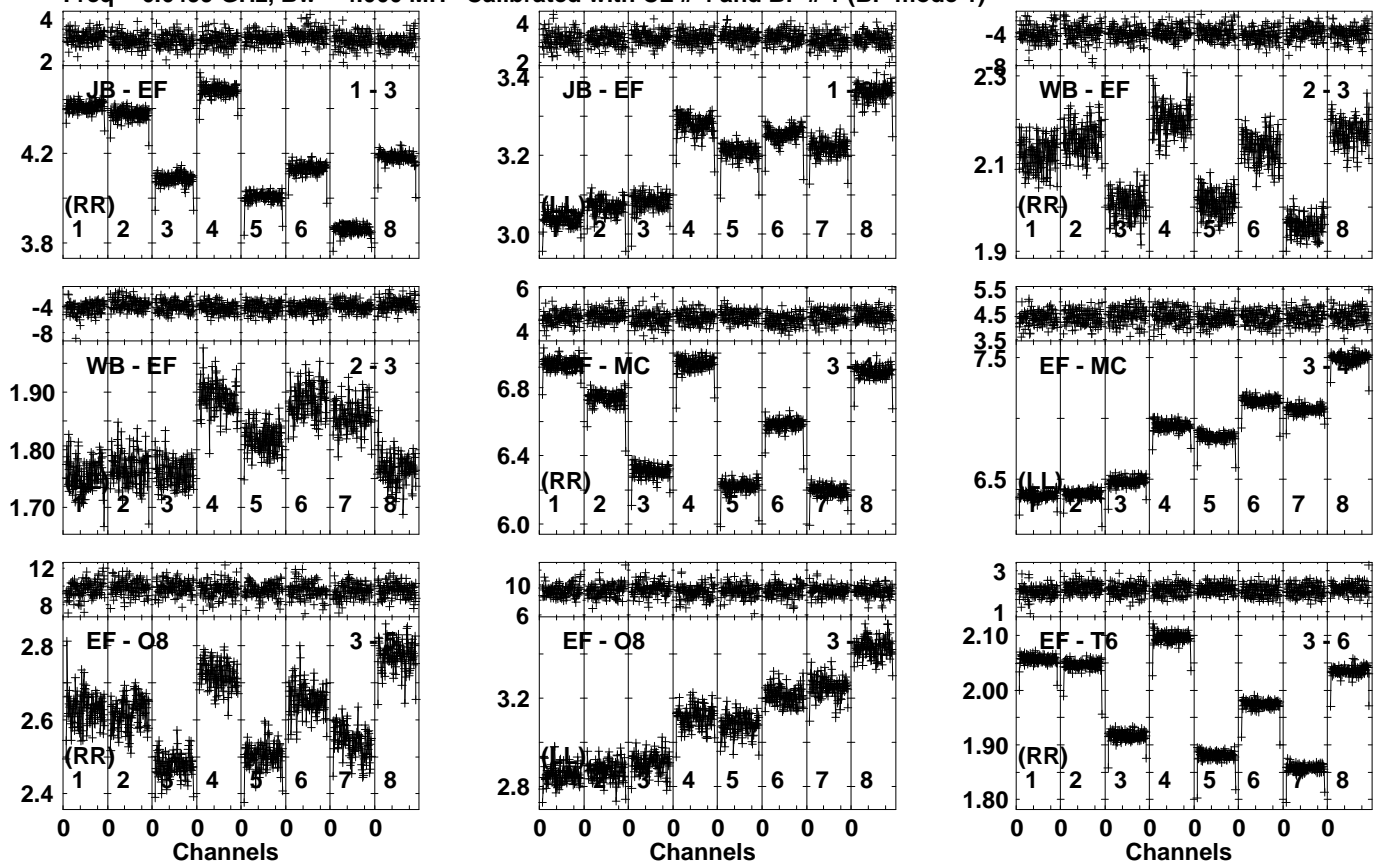


Lower frame: Milli Ampl Jy Top frame: Phas deg

Vector averaged cross-power spectrum Several baselines displayed

Timerange: 00/16:47:21 to 00/16:49:19

Plot file version 209 created 30-APR-2024 11:10:13
 3C454.3 EO020 1.UVDATA.1
 Freq = 6.6499 GHz, Bw = 4.000 MH Calibrated with CL # 4 and BP # 1 (BP mode 1)

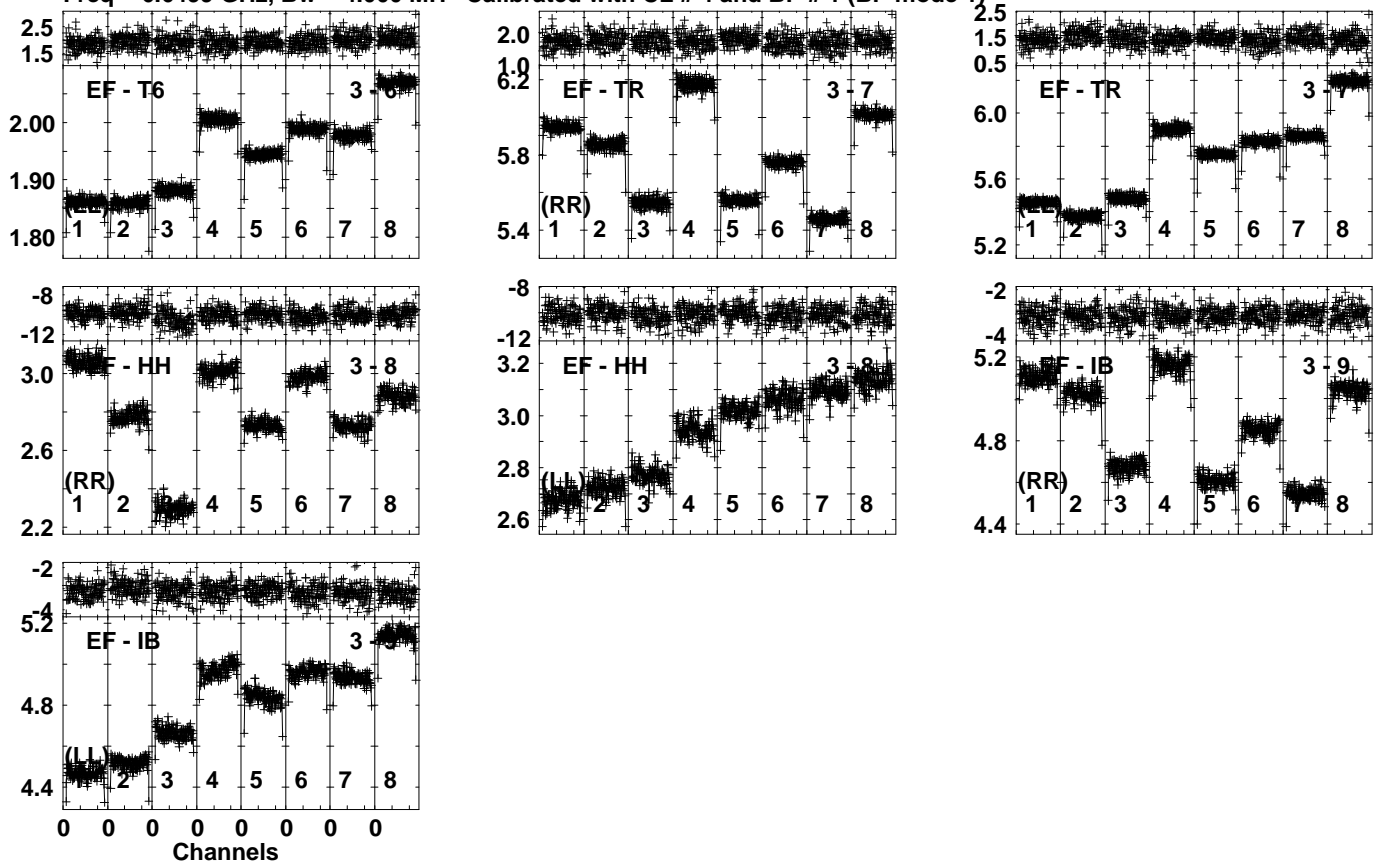


Lower frame: Ampl Jy Top frame: Phas deg
 Vector averaged cross-power spectrum Several baselines displayed
 Timerange: 00/16:52:21 to 00/16:59:59

Plot file version 210 created 30-APR-2024 11:10:14

3C454.3 EO020 1.UVDATA.1

Freq = 6.6499 GHz, Bw = 4.000 MH Calibrated with CL # 4 and BP # 1 (BP mode 1)



Lower frame: Ampl Jy Top frame: Phas deg
Vector averaged cross-power spectrum Several baselines displayed
Timerange: 00/16:52:21 to 00/16:59:59