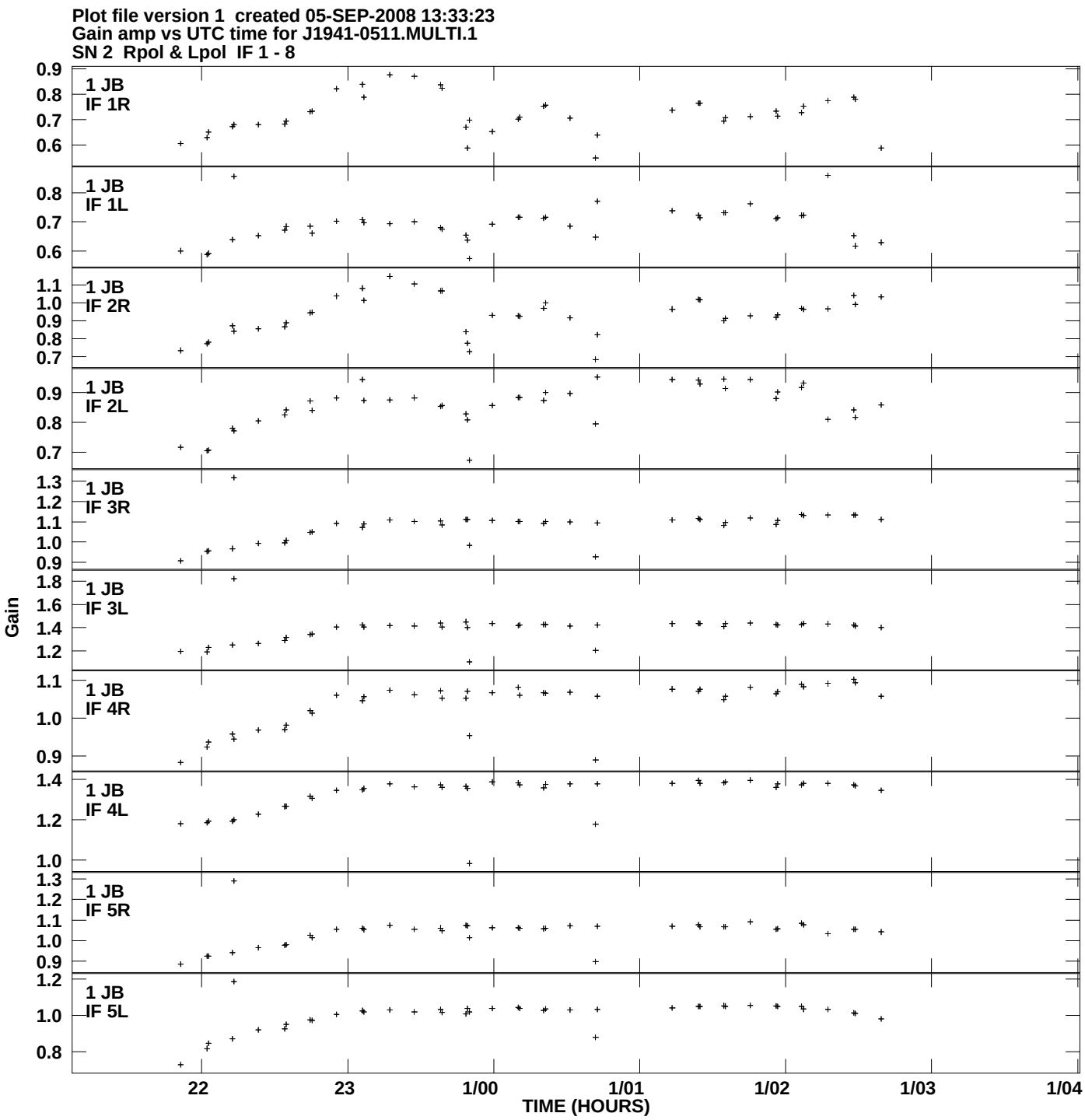
Plot file version 1 created 05-SEP-2008 13:33:23
Gain amp vs UTC time for J1941-0511.MULTI.1
SN 2 Rpol & Lpol IF 1 - 8
1 JB
IF 1R
1 JB
IF 1L
1 JB
IF 2R
1 JB
IF 2L
1 JB
IF 3R
1 JB
IF 3L
1 JB
IF 4R
1 JB
IF 4L
1 JB
IF 5R
1 JB
IF 5L
Gain
22
23
1/00
1/01
1/02
1/03
1/04
TIME (HOURS)

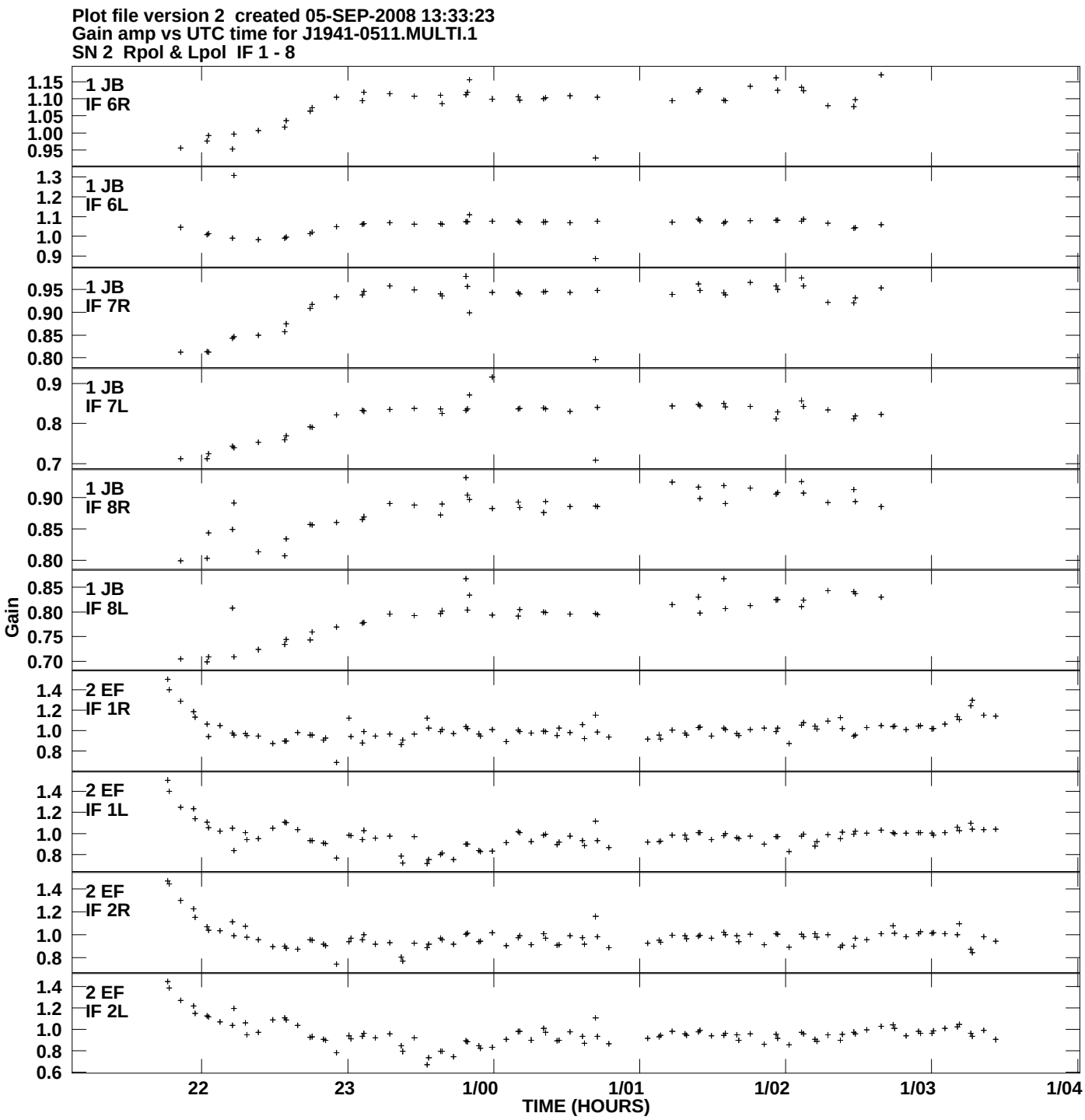
Plot file version 2 created 05-SEP-2008 13:33:23
Gain amp vs UTC time for J1941-0511.MULTI.1
SN 2 Rpol & Lpol IF 1 - 8
1 JB IF 6R
1 JB IF 6L
1 JB IF 7R
1 JB IF 7L
1 JB IF 8R
1 JB IF 8L
2 EF IF 1R
2 EF IF 1L
2 EF IF 2R
2 EF IF 2L
Gain
22
23
1/00
1/01
1/02
1/03
1/04
TIME (HOURS)

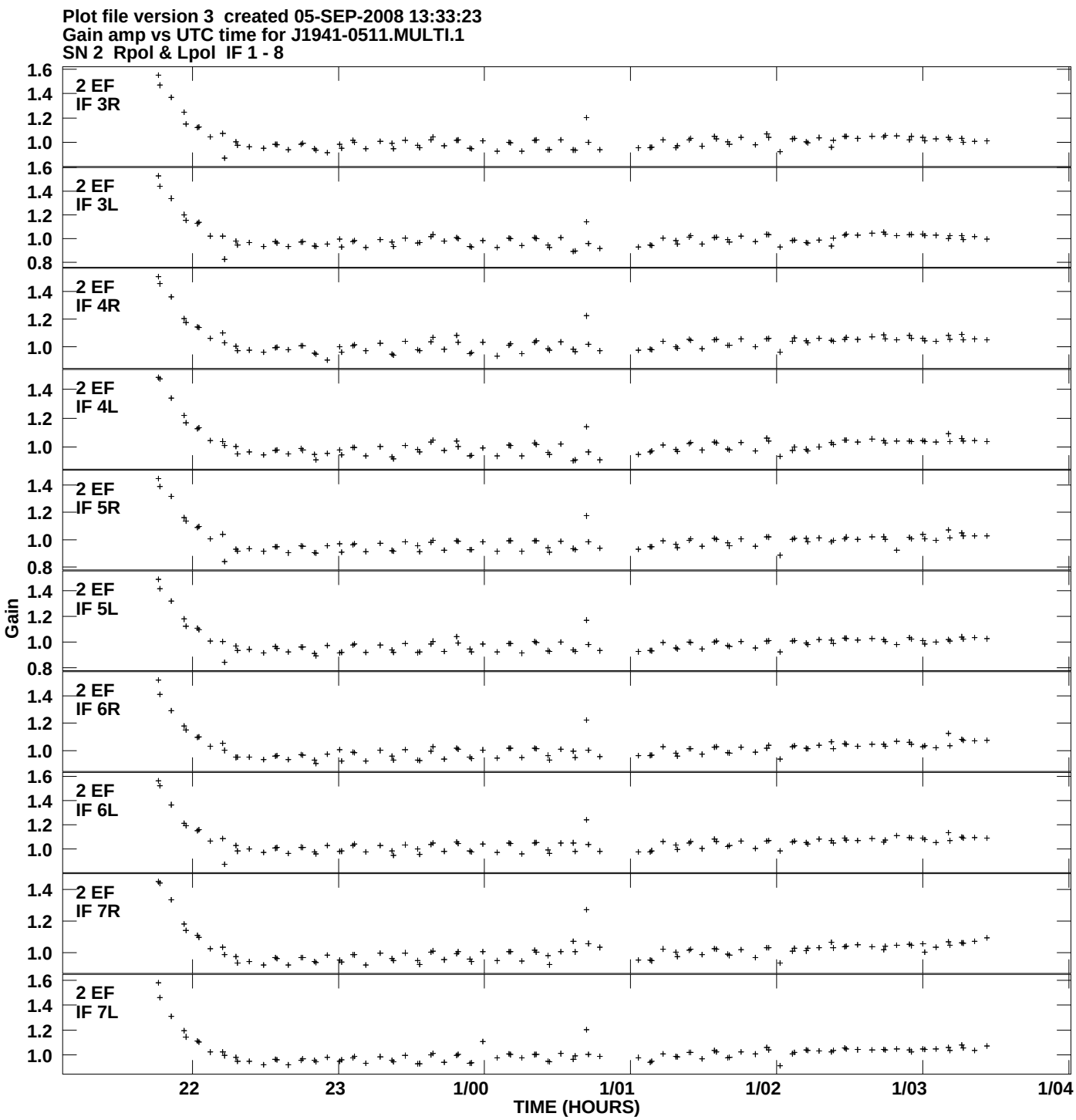
Plot file version 3 created 05-SEP-2008 13:33:23
Gain amp vs UTC time for J1941-0511.MULTI.1
SN 2 Rpol & Lpol IF 1 - 8
2 EF IF 3R
2 EF IF 3L
2 EF IF 4R
2 EF IF 4L
2 EF IF 5R
2 EF IF 5L
2 EF IF 6R
2 EF IF 6L
2 EF IF 7R
2 EF IF 7L
Gain
22
23
1/00
1/01
1/02
1/03
1/04
TIME (HOURS)

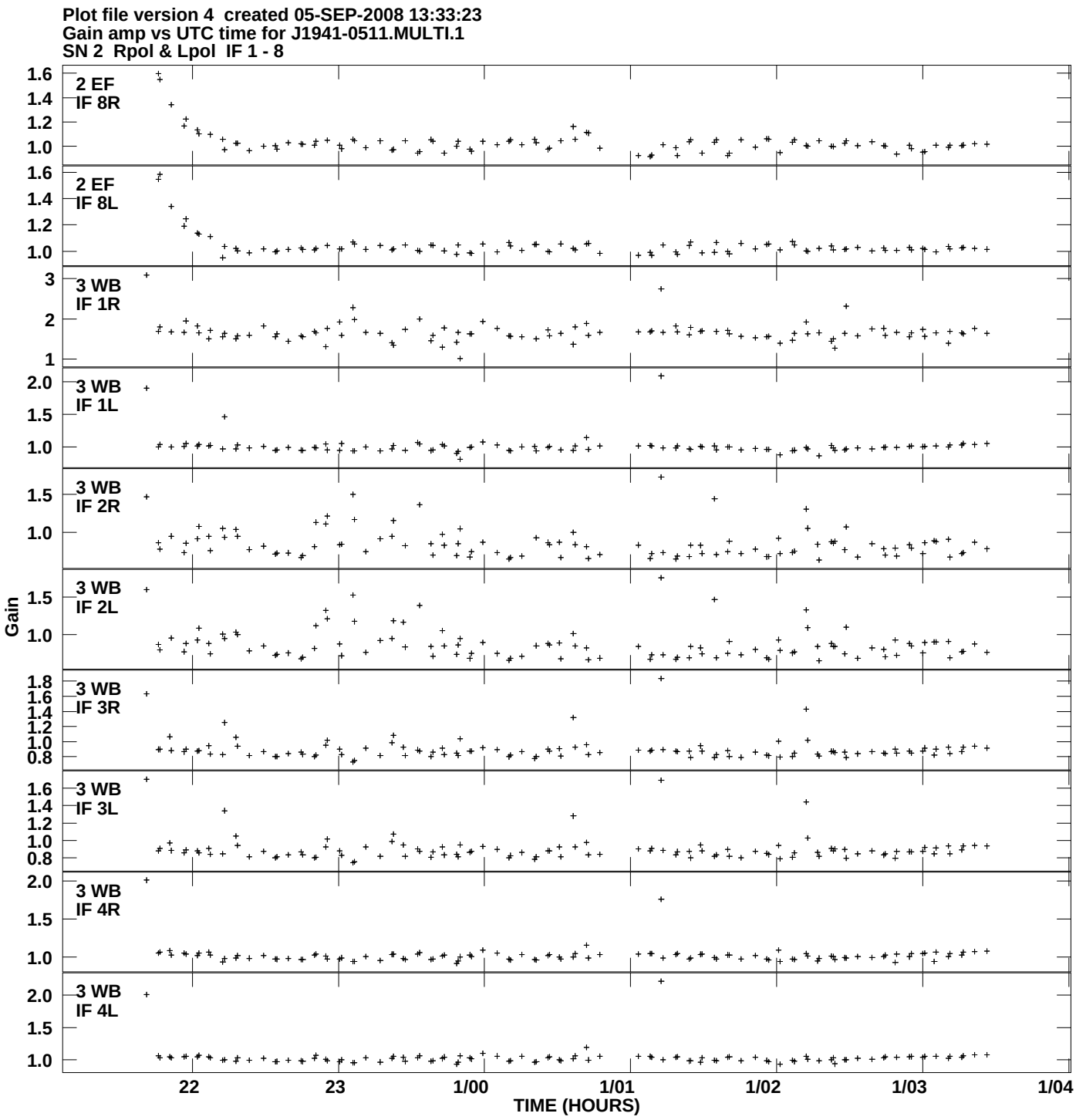
Plot file version 4 created 05-SEP-2008 13:33:23
Gain amp vs UTC time for J1941-0511.MULTI.1
SN 2 Rpol & Lpol IF 1 - 8
2 EF IF 8R
2 EF IF 8L
3 WB IF 1R
3 WB IF 1L
3 WB IF 2R
3 WB IF 2L
3 WB IF 3R
3 WB IF 3L
3 WB IF 4R
3 WB IF 4L
Gain
22
23
1/00
1/01
1/02
1/03
1/04
TIME (HOURS)

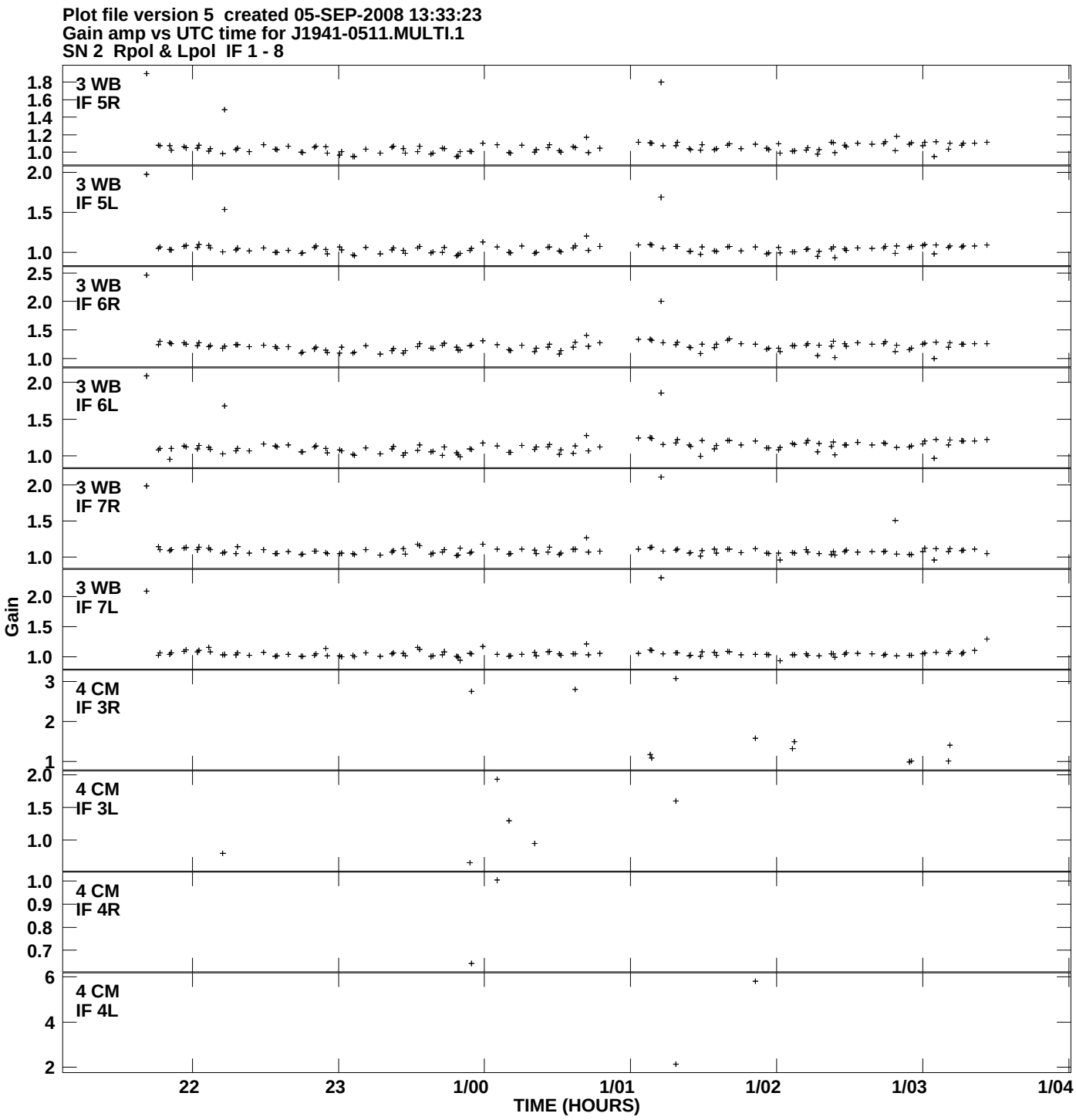
Plot file version 5 created 05-SEP-2008 13:33:23
Gain amp vs UTC time for J1941-0511.MULTI.1
SN 2 Rpol & Lpol IF 1 - 8
3 WB IF 5R
3 WB IF 5L
3 WB IF 6R
3 WB IF 6L
3 WB IF 7R
3 WB IF 7L
4 CM IF 3R
4 CM IF 3L
4 CM IF 4R
4 CM IF 4L
Gain
22
23
1/00
1/01
1/02
1/03
1/04
TIME (HOURS)

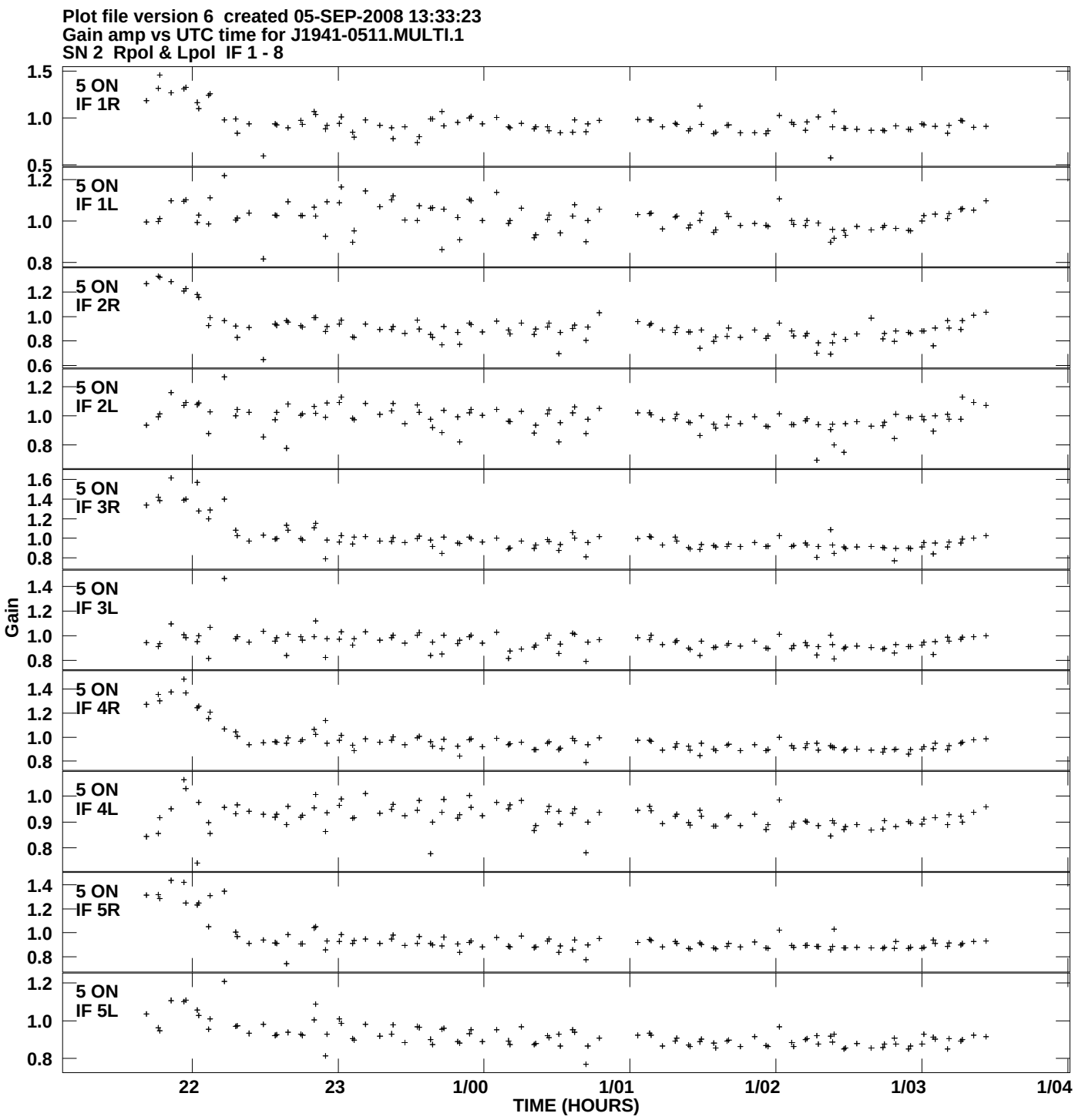
Plot file version 6 created 05-SEP-2008 13:33:23
Gain amp vs UTC time for J1941-0511.MULTI.1
SN 2 Rpol & Lpol IF 1 - 8
5 ON
IF 1R
5 ON
IF 1L
5 ON
IF 2R
5 ON
IF 2L
5 ON
IF 3R
5 ON
IF 3L
5 ON
IF 4R
5 ON
IF 4L
5 ON
IF 5R
5 ON
IF 5L
Gain
22
23
1/00
1/01
1/02
1/03
1/04
TIME (HOURS)

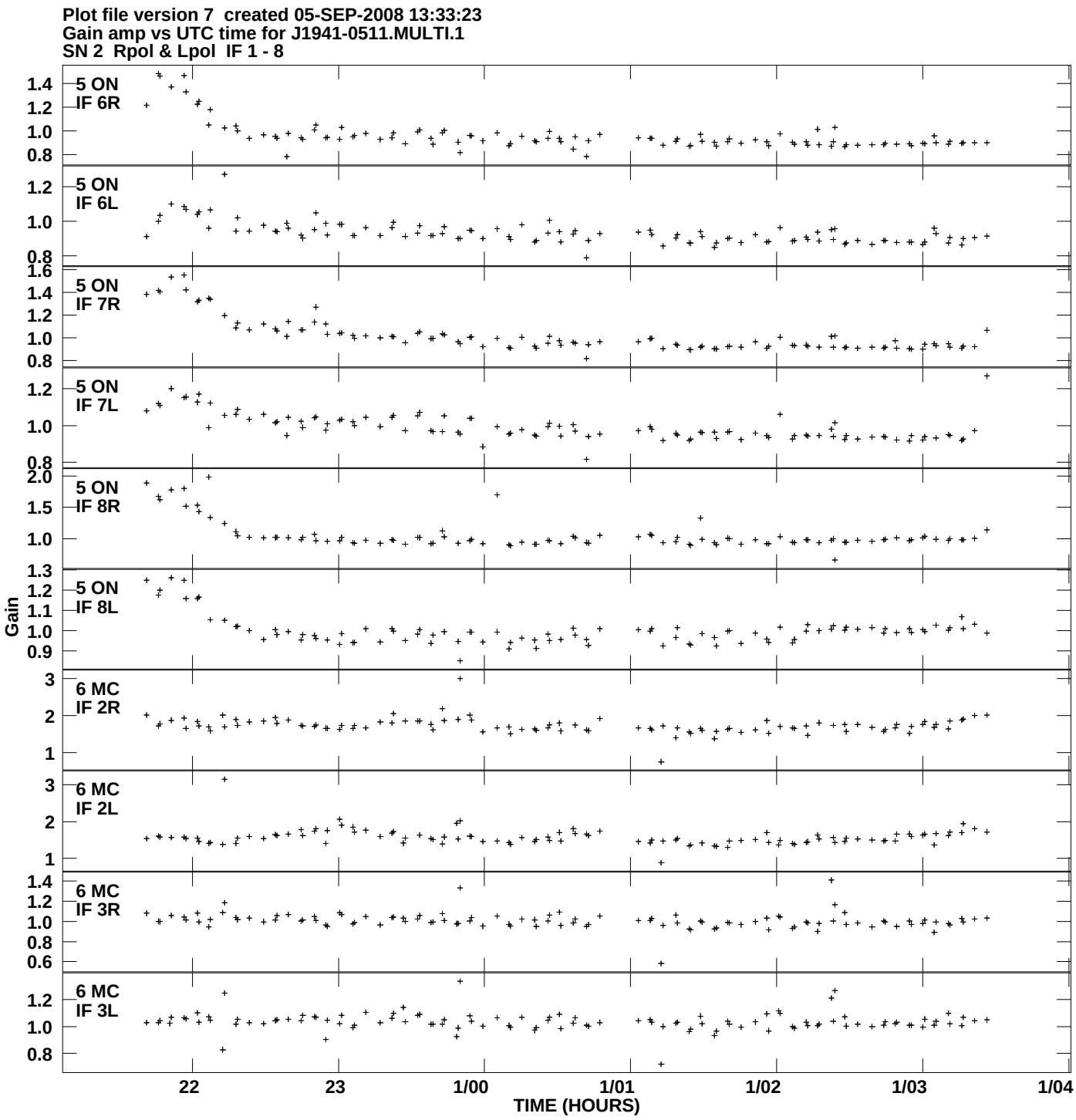
Plot file version 7 created 05-SEP-2008 13:33:23
Gain amp vs UTC time for J1941-0511.MULTI.1
SN 2 Rpol & Lpol IF 1 - 8
5 ON
IF 6R
5 ON
IF 6L
5 ON
IF 7R
5 ON
IF 7L
5 ON
IF 8R
5 ON
IF 8L
6 MC
IF 2R
6 MC
IF 2L
6 MC
IF 3R
6 MC
IF 3L
Gain
22
23
1/00
1/01
1/02
1/03
1/04
TIME (HOURS)

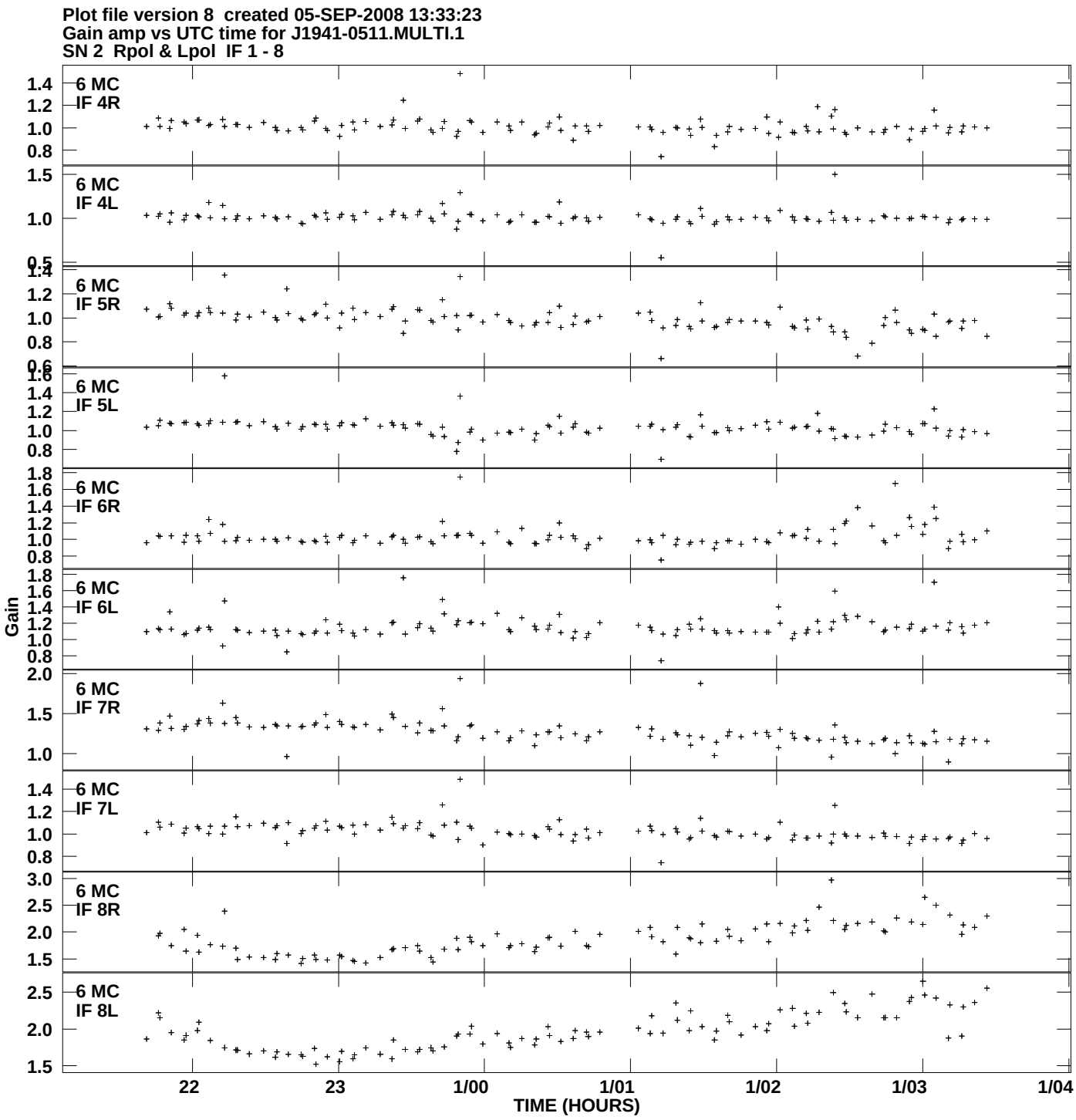
Plot file version 8 created 05-SEP-2008 13:33:23
Gain amp vs UTC time for J1941-0511.MULTI.1
SN 2 Rpol & Lpol IF 1 - 8
6 MC
IF 4R
6 MC
IF 4L
6 MC
IF 5R
6 MC
IF 5L
6 MC
IF 6R
6 MC
IF 6L
6 MC
IF 7R
6 MC
IF 7L
6 MC
IF 8R
6 MC
IF 8L
Gain
22
23
1/00
1/01
1/02
1/03
1/04
TIME (HOURS)

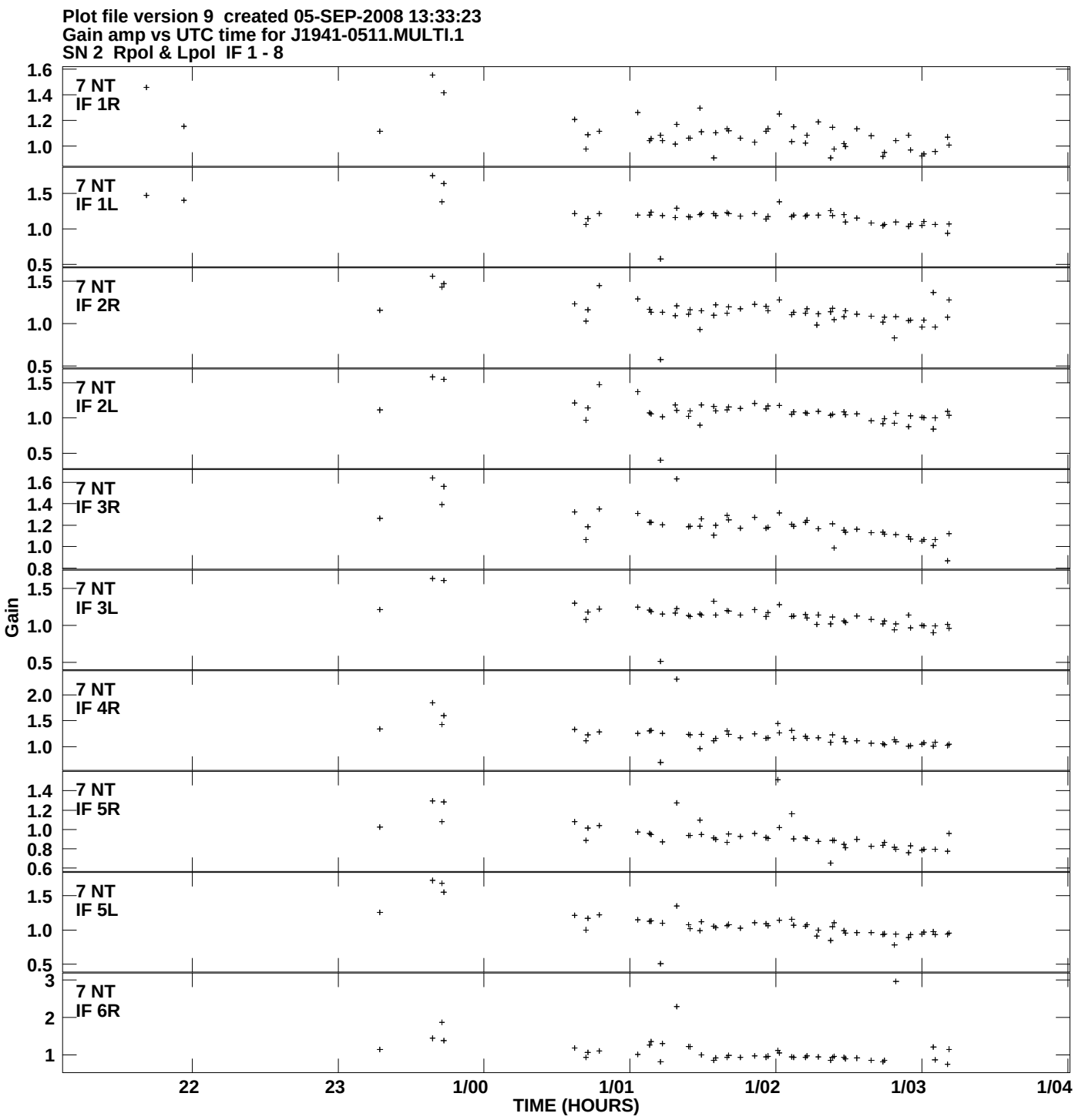
Plot file version 9 created 05-SEP-2008 13:33:23
Gain amp vs UTC time for J1941-0511.MULTI.1
SN 2 Rpol & Lpol IF 1 - 8
7 NT
IF 1R
7 NT
IF 1L
7 NT
IF 2R
7 NT
IF 2L
7 NT
IF 3R
7 NT
IF 3L
7 NT
IF 4R
7 NT
IF 5R
7 NT
IF 5L
7 NT
IF 6R
Gain
22
23
1/00
1/01
1/02
1/03
1/04
TIME (HOURS)

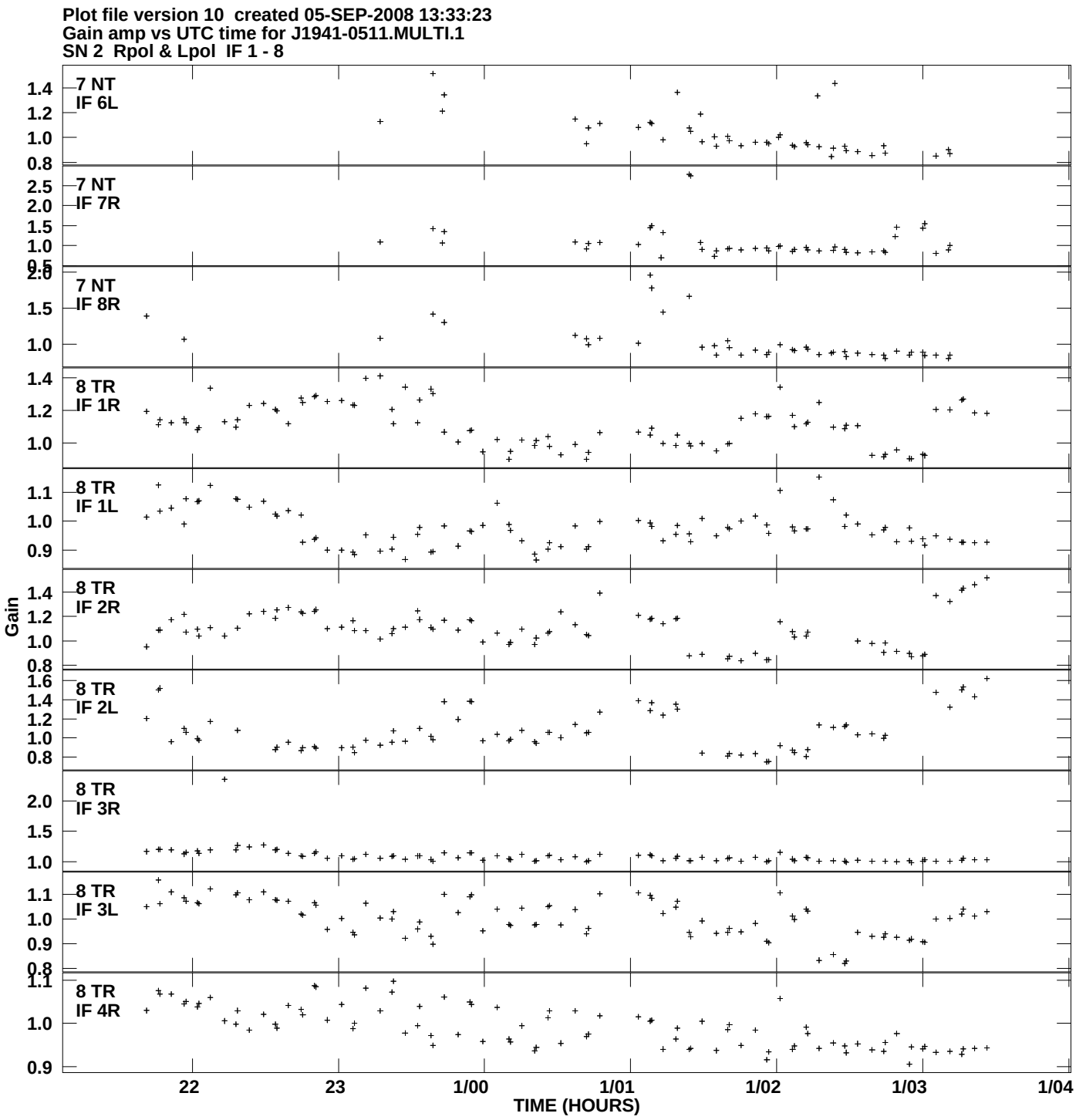
Plot file version 10 created 05-SEP-2008 13:33:23
Gain amp vs UTC time for J1941-0511.MULTI.1
SN 2 Rpol & Lpol IF 1 - 8
7 NT IF 6L
7 NT IF 7R
7 NT IF 8R
8 TR IF 1R
8 TR IF 1L
8 TR IF 2R
8 TR IF 2L
8 TR IF 3R
8 TR IF 3L
8 TR IF 4R
Gain
22
23
1/00
1/01
1/02
1/03
1/04
TIME (HOURS)

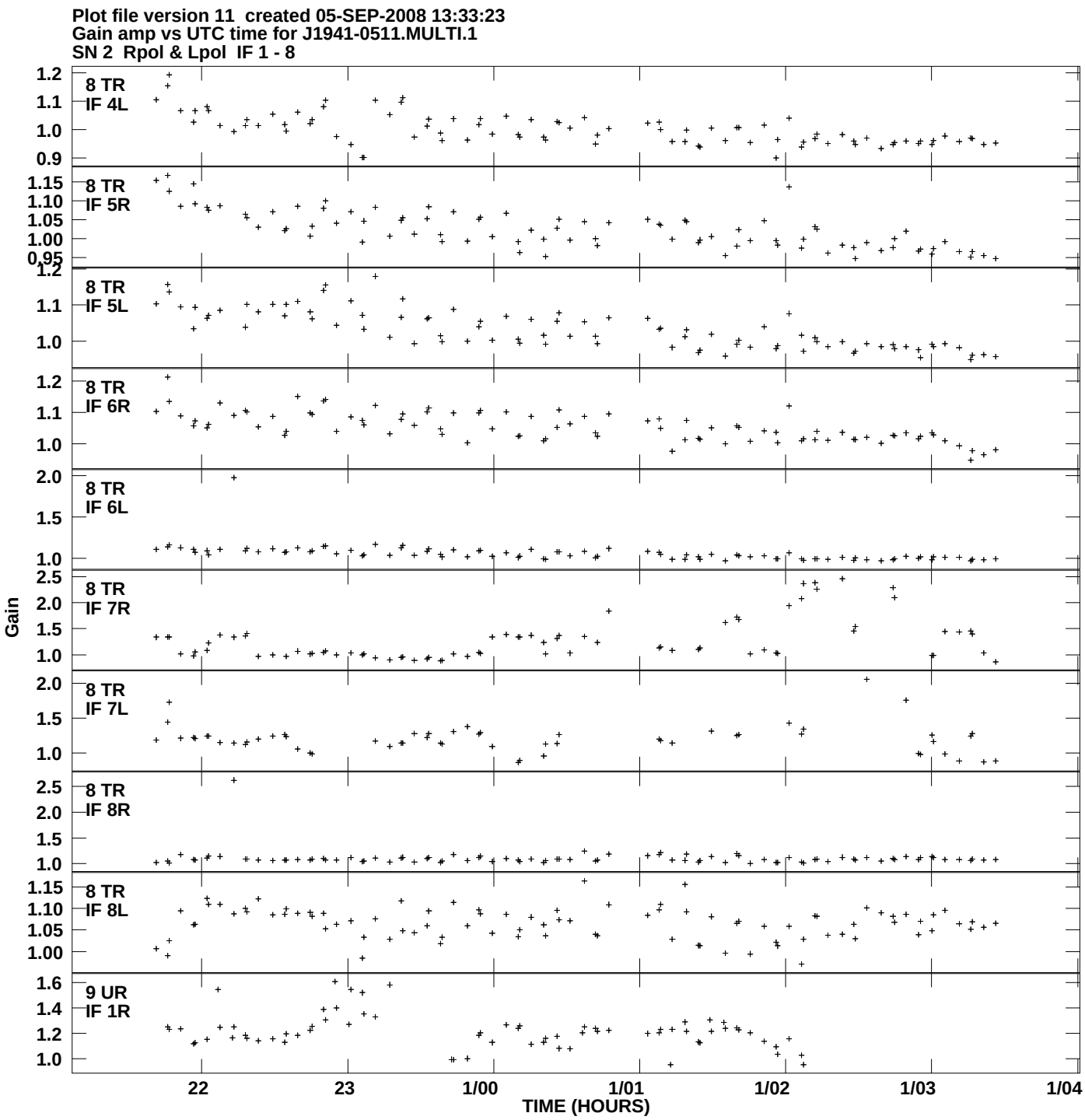
Plot file version 11 created 05-SEP-2008 13:33:23
Gain amp vs UTC time for J1941-0511.MULTI.1
SN 2 Rpol & Lpol IF 1 - 8
8 TR
IF 4L
8 TR
IF 5R
8 TR
IF 5L
8 TR
IF 6R
8 TR
IF 6L
8 TR
IF 7R
8 TR
IF 7L
8 TR
IF 8R
8 TR
IF 8L
9 UR
IF 1R
Gain
22
23
1/00
1/01
1/02
1/03
1/04
TIME (HOURS)

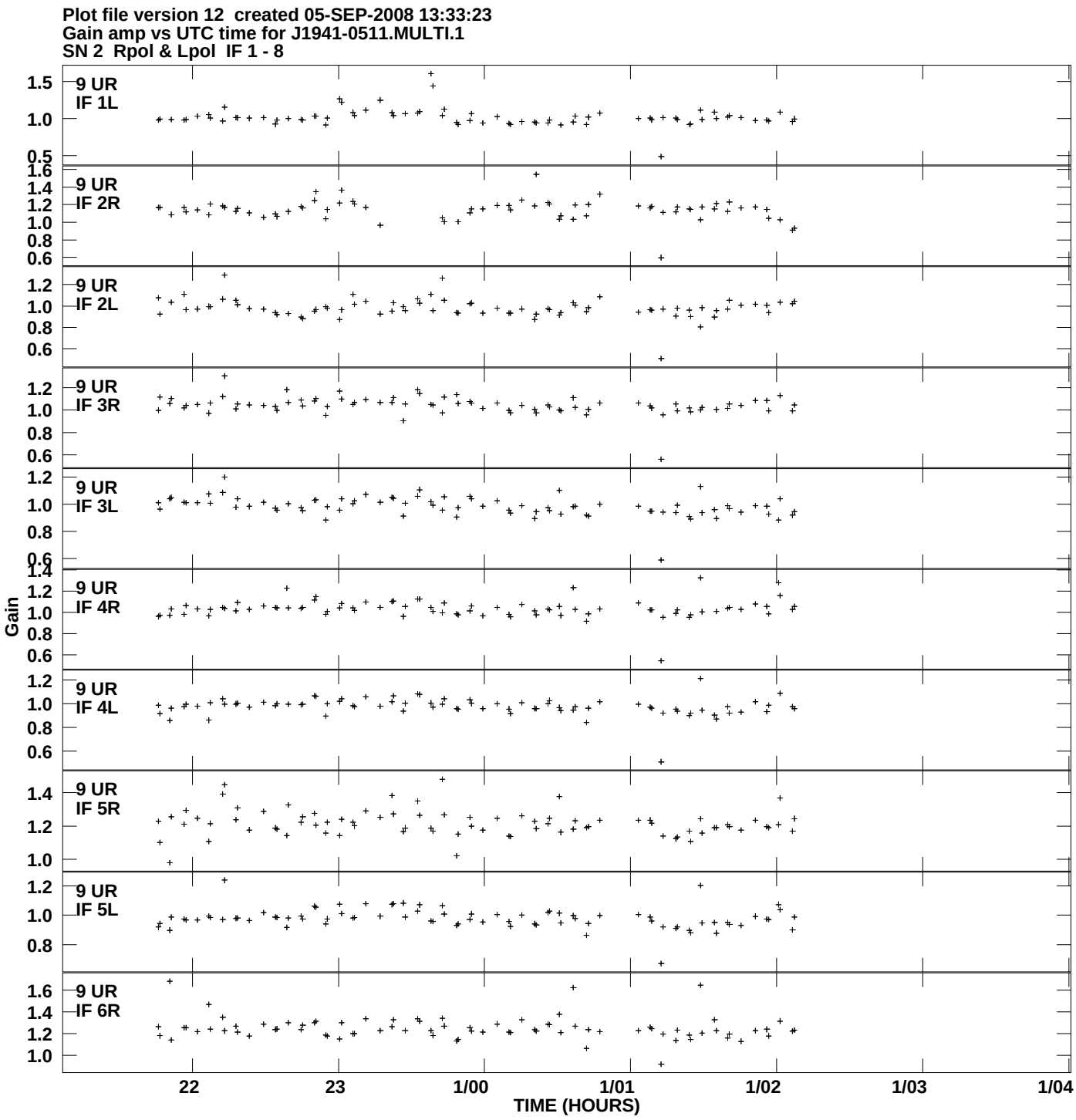
Plot file version 12 created 05-SEP-2008 13:33:23
Gain amp vs UTC time for J1941-0511.MULTI.1
SN 2 Rpol & Lpol IF 1 - 8
9 UR IF 1L
9 UR IF 2R
9 UR IF 2L
9 UR IF 3R
9 UR IF 3L
9 UR IF 4R
9 UR IF 4L
9 UR IF 5R
9 UR IF 5L
9 UR IF 6R
Gain
22
23
1/00
1/01
1/02
1/03
1/04
TIME (HOURS)

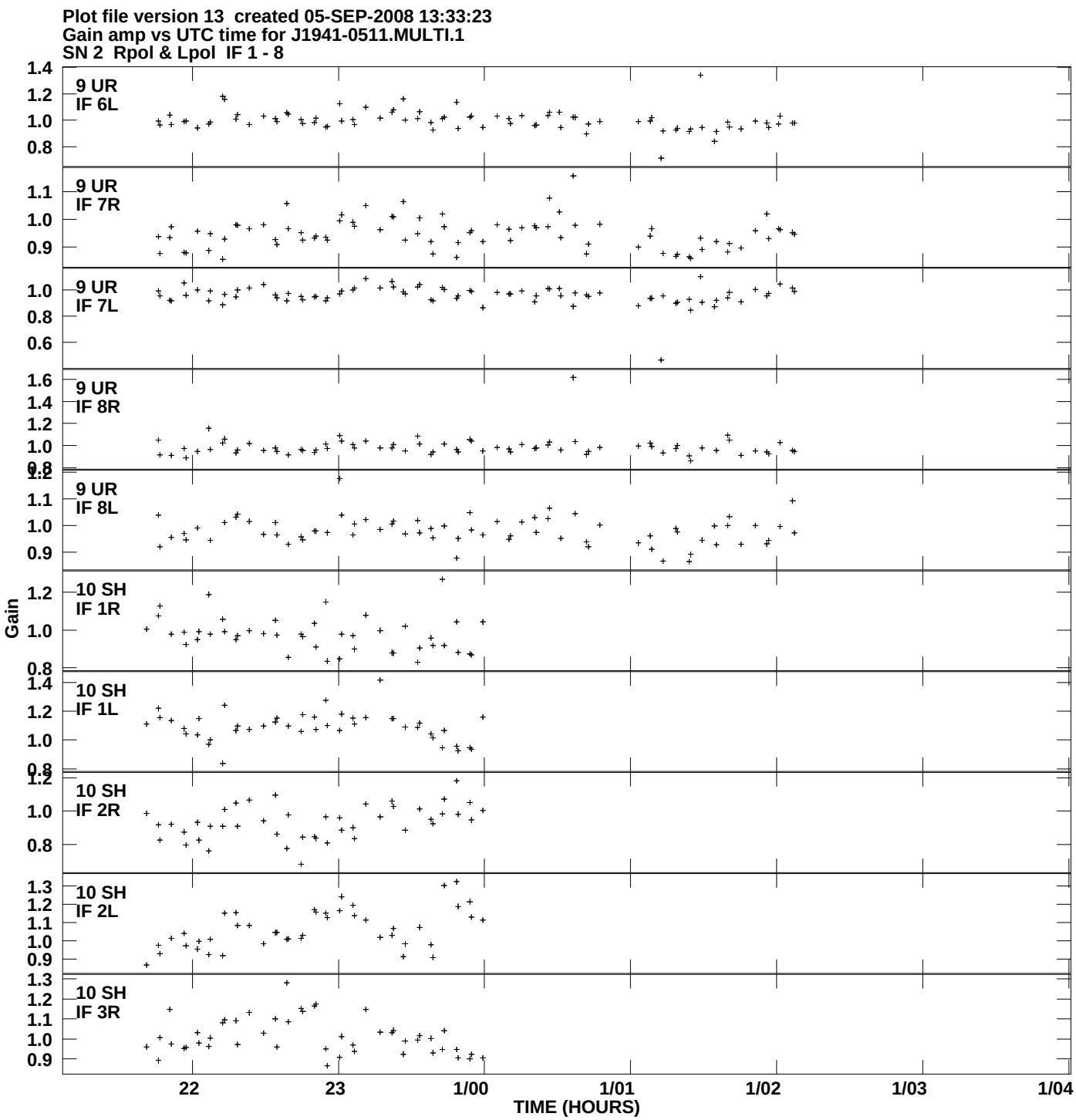
Plot file version 13 created 05-SEP-2008 13:33:23
Gain amp vs UTC time for J1941-0511.MULTI.1
SN 2 Rpol & Lpol IF 1 - 8
9 UR
IF 6L
9 UR
IF 7R
9 UR
IF 7L
9 UR
IF 8R
9 UR
IF 8L
10 SH
IF 1R
10 SH
IF 1L
10 SH
IF 2R
10 SH
IF 2L
10 SH
IF 3R
Gain
22
23
1/00
1/01
1/02
1/03
1/04
TIME (HOURS)

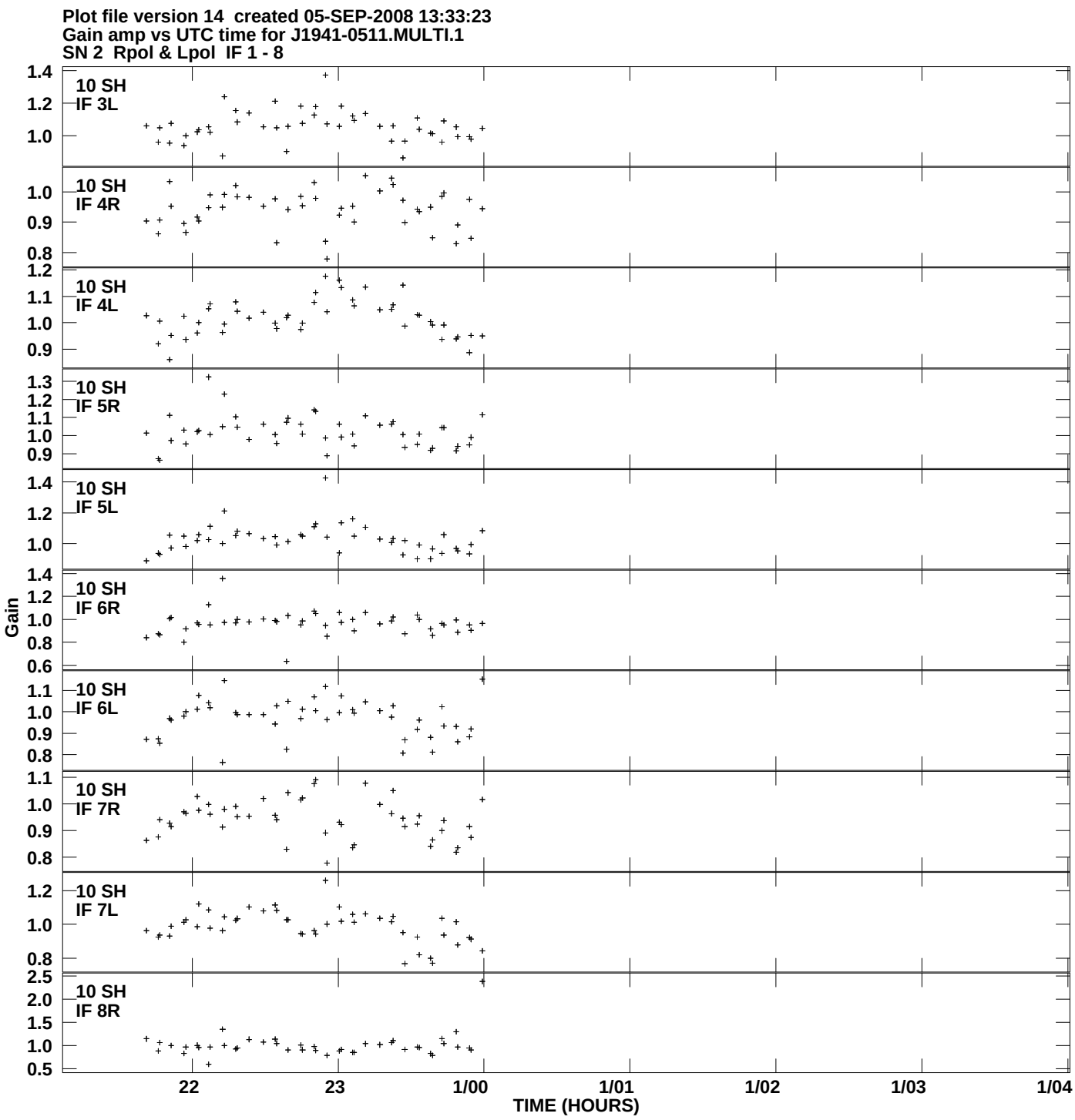
Plot file version 14 created 05-SEP-2008 13:33:23
Gain amp vs UTC time for J1941-0511.MULTI.1
SN 2 Rpol & Lpol IF 1 - 8
10 SH
IF 3L
10 SH
IF 4R
10 SH
IF 4L
10 SH
IF 5R
10 SH
IF 5L
10 SH
IF 6R
10 SH
IF 6L
10 SH
IF 7R
10 SH
IF 7L
10 SH
IF 8R
Gain
22
23
1/00
1/01
1/02
1/03
1/04
TIME (HOURS)

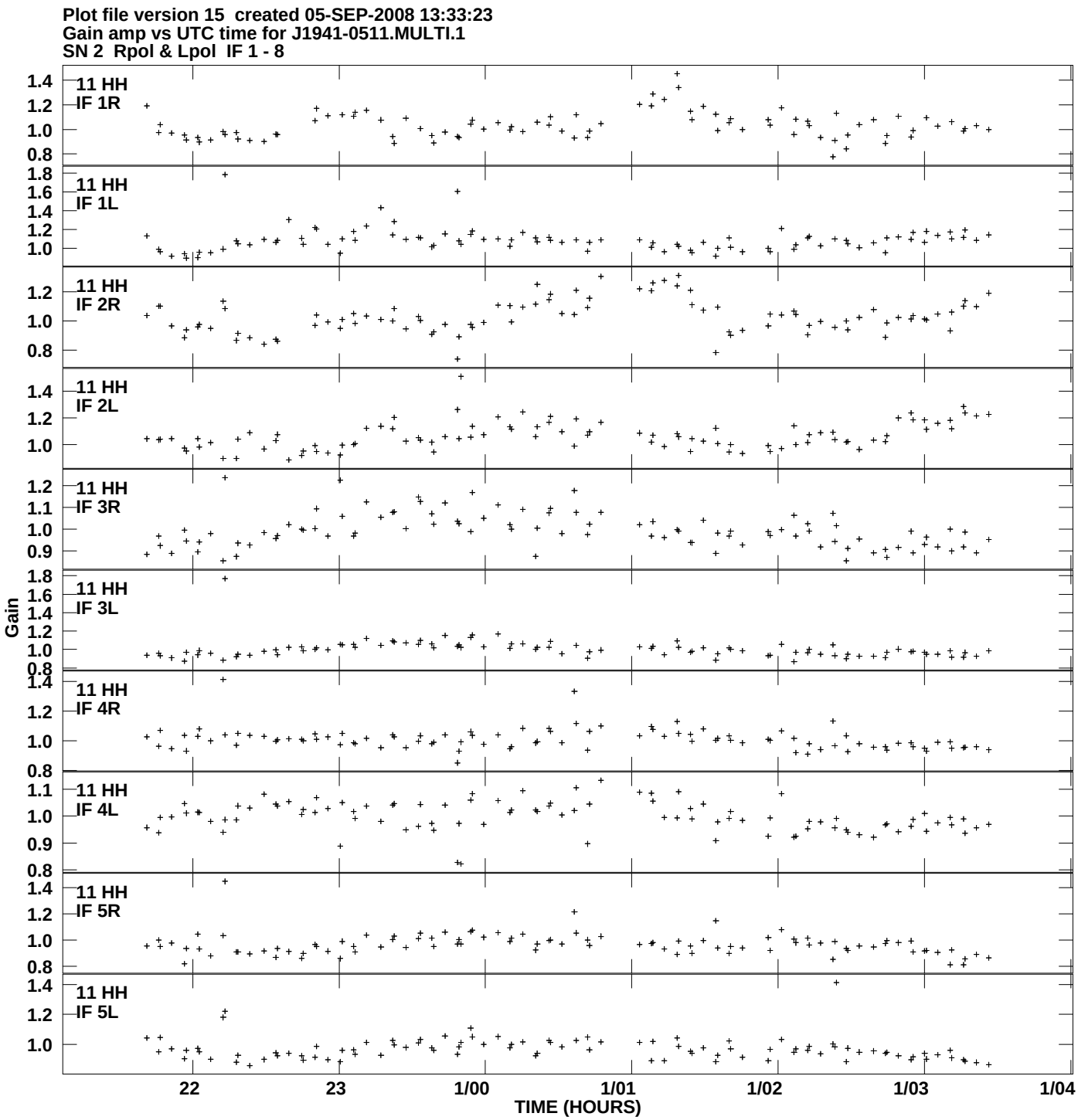
Plot file version 15 created 05-SEP-2008 13:33:23
Gain amp vs UTC time for J1941-0511.MULTI.1
SN 2 Rpol & Lpol IF 1 - 8
11 HH
IF 1R
11 HH
IF 1L
11 HH
IF 2R
11 HH
IF 2L
11 HH
IF 3R
11 HH
IF 3L
11 HH
IF 4R
11 HH
IF 4L
11 HH
IF 5R
11 HH
IF 5L
Gain
22
23
1/00
1/01
1/02
1/03
1/04
TIME (HOURS)

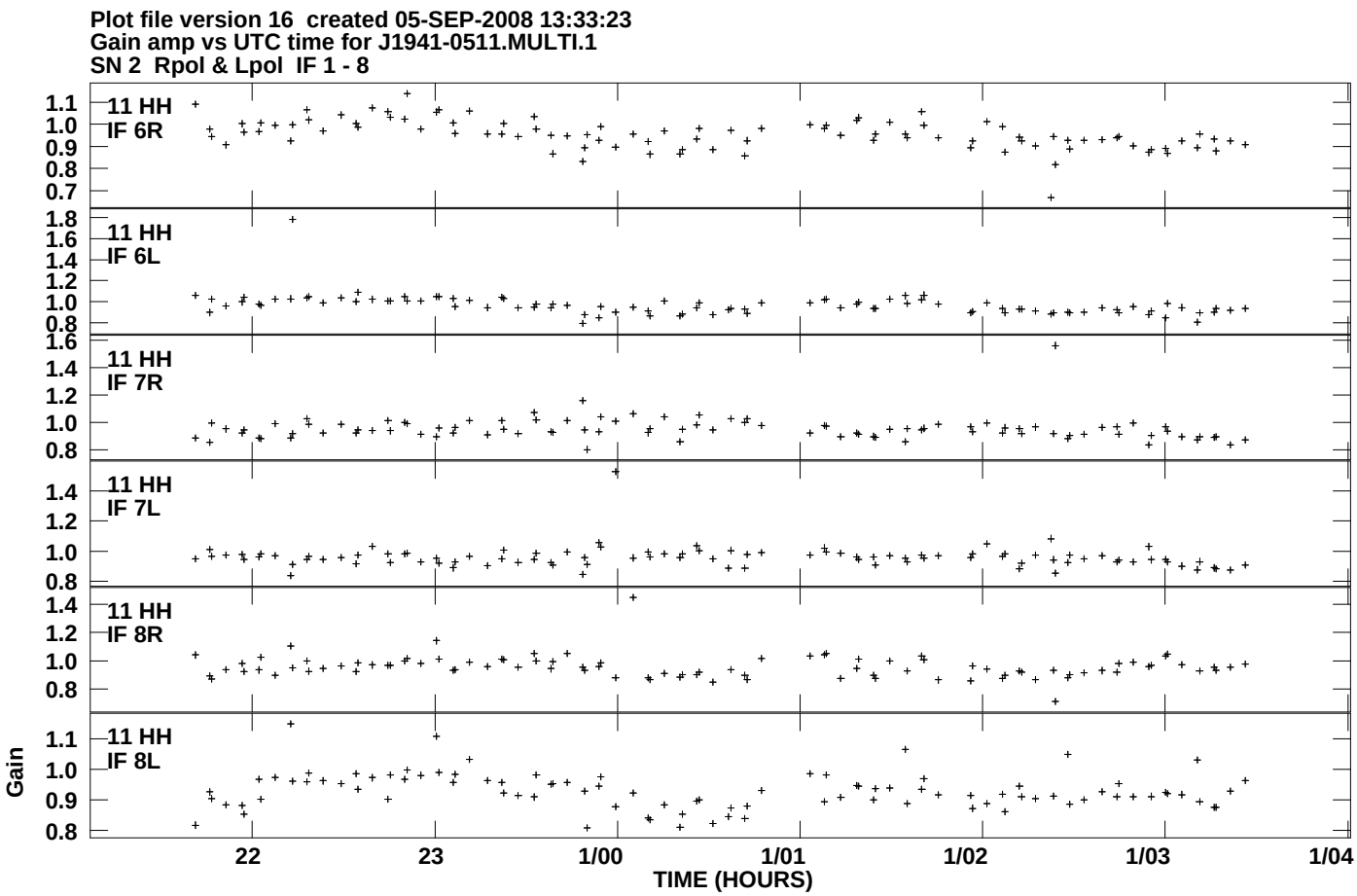
Plot file version 16 created 05-SEP-2008 13:33:23
Gain amp vs UTC time for J1941-0511.MULTI.1
SN 2 Rpol & Lpol IF 1 - 8
11 HH
IF 6R
11 HH
IF 6L
11 HH
IF 7R
11 HH
IF 7L
11 HH
IF 8R
11 HH
IF 8L
Gain
TIME (HOURS)
22
23
1/00
1/01
1/02
1/03
1/04