
Plot file version 1 created 02-MAR-2010 13:11:57
Gain phs vs UTC time for J1440+3820.MULTI.1
SN 1 Rpol & Lpol IF 1 - 8
1 EF IF 1R
1 EF IF 1L
1 EF IF 2R
1 EF IF 2L
1 EF IF 3R
1 EF IF 3L
1 EF IF 4R
1 EF IF 4L
1 EF IF 5R
1 EF IF 5L
0.005
0.000
-0.005
Degrees
04
06
08
10
12
14
TIME (HOURS)

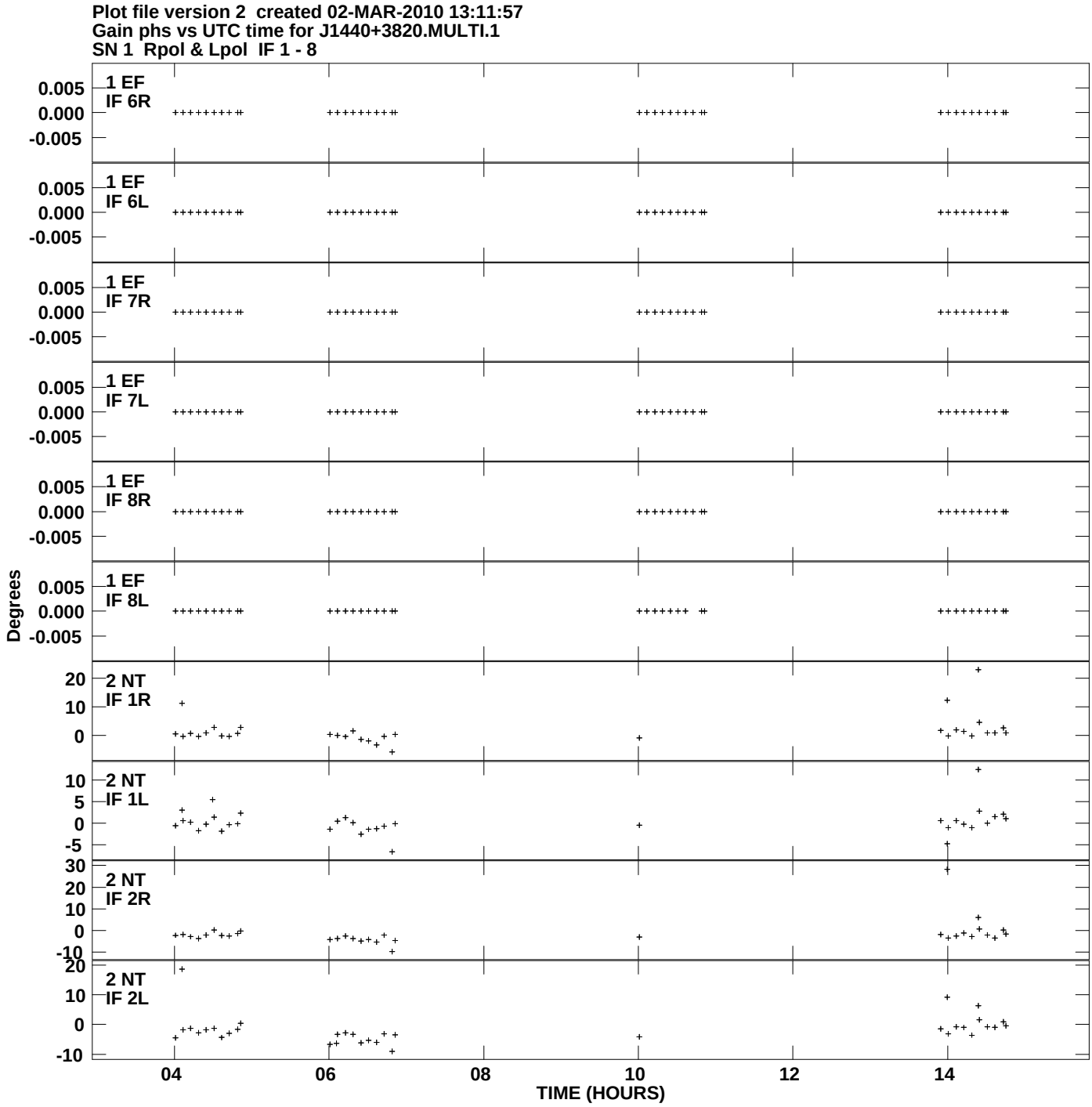
Plot file version 2 created 02-MAR-2010 13:11:57
Gain phs vs UTC time for J1440+3820.MULTI.1
SN 1 Rpol & Lpol IF 1 - 8
1 EF
IF 6R
1 EF
IF 6L
1 EF
IF 7R
1 EF
IF 7L
1 EF
IF 8R
1 EF
IF 8L
2 NT
IF 1R
2 NT
IF 1L
2 NT
IF 2R
2 NT
IF 2L
Degrees
0.005
0.000
-0.005
20
10
0
5
-5
30
-10
04
06
08
10
12
14
TIME (HOURS)

Plot file version 3 created 02-MAR-2010 13:11:57
Gain phs vs UTC time for J1440+3820.MULTI.1
SN 1 Rpol & Lpol IF 1 - 8

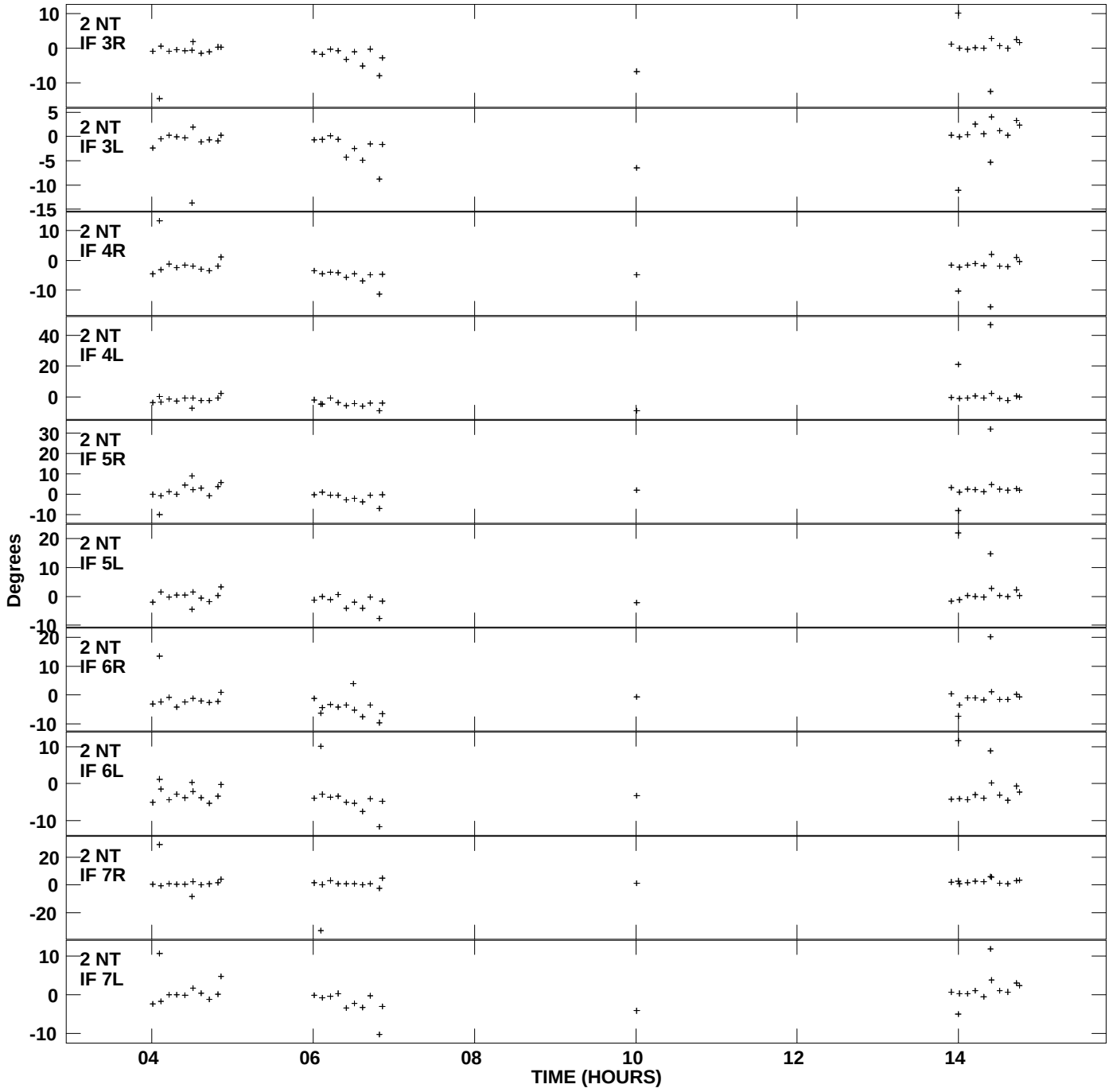

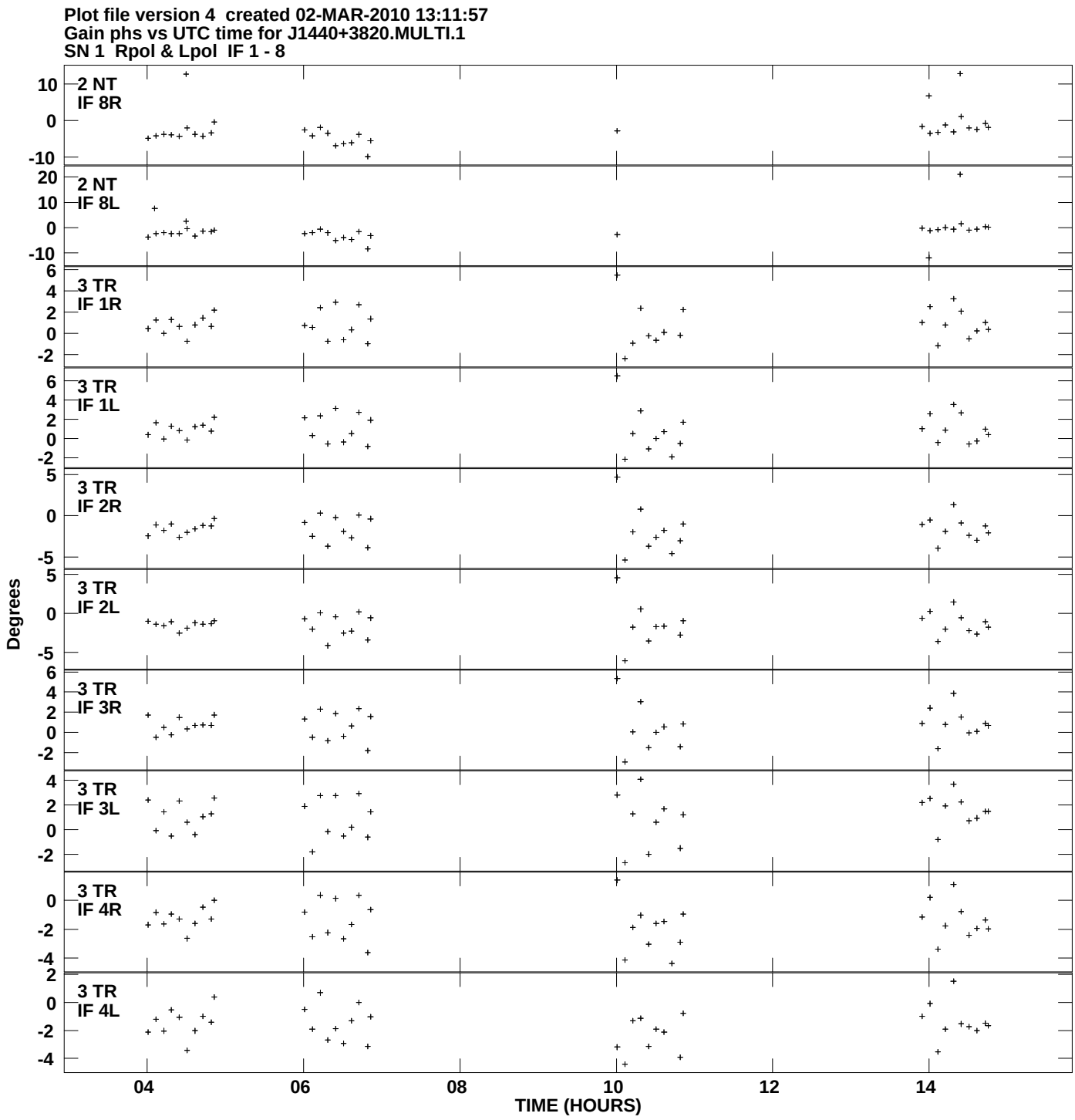
Plot file version 4 created 02-MAR-2010 13:11:57
Gain phs vs UTC time for J1440+3820.MULTI.1
SN 1 Rpol & Lpol IF 1 - 8
2 NT
IF 8R
2 NT
IF 8L
3 TR
IF 1R
3 TR
IF 1L
3 TR
IF 2R
3 TR
IF 2L
3 TR
IF 3R
3 TR
IF 3L
3 TR
IF 4R
3 TR
IF 4L
Degrees
04
06
08
10
12
14
TIME (HOURS)

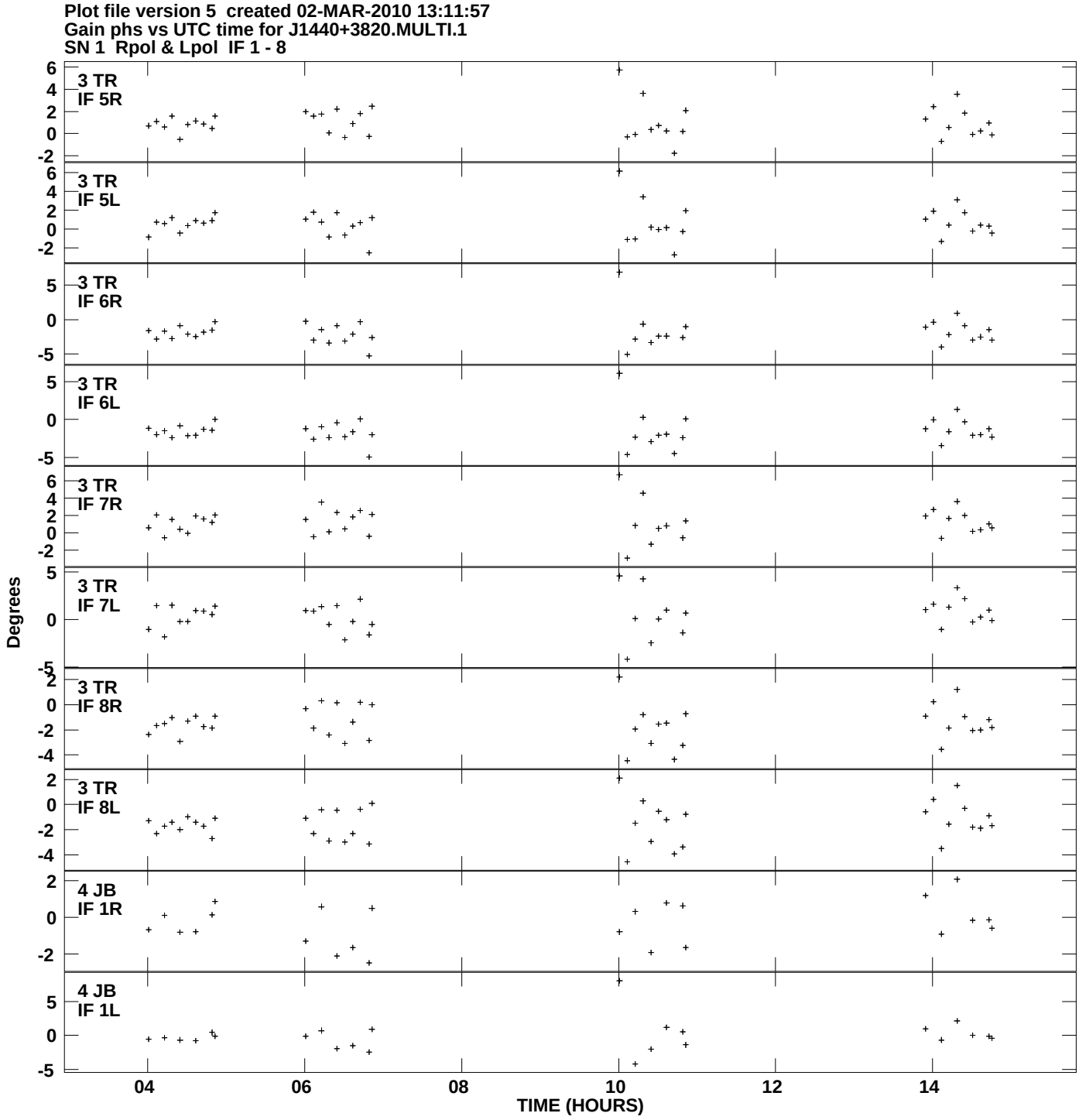
Plot file version 5 created 02-MAR-2010 13:11:57
Gain phs vs UTC time for J1440+3820.MULTI.1
SN 1 Rpol & Lpol IF 1 - 8
3 TR
IF 5R
3 TR
IF 5L
3 TR
IF 6R
3 TR
IF 6L
3 TR
IF 7R
3 TR
IF 7L
3 TR
IF 8R
3 TR
IF 8L
4 JB
IF 1R
4 JB
IF 1L
Degrees
04
06
08
10
12
14
TIME (HOURS)

Plot file version 6 created 02-MAR-2010 13:11:57
Gain phs vs UTC time for J1440+3820.MULTI.1
SN 1 Rpol & Lpol IF 1 - 8

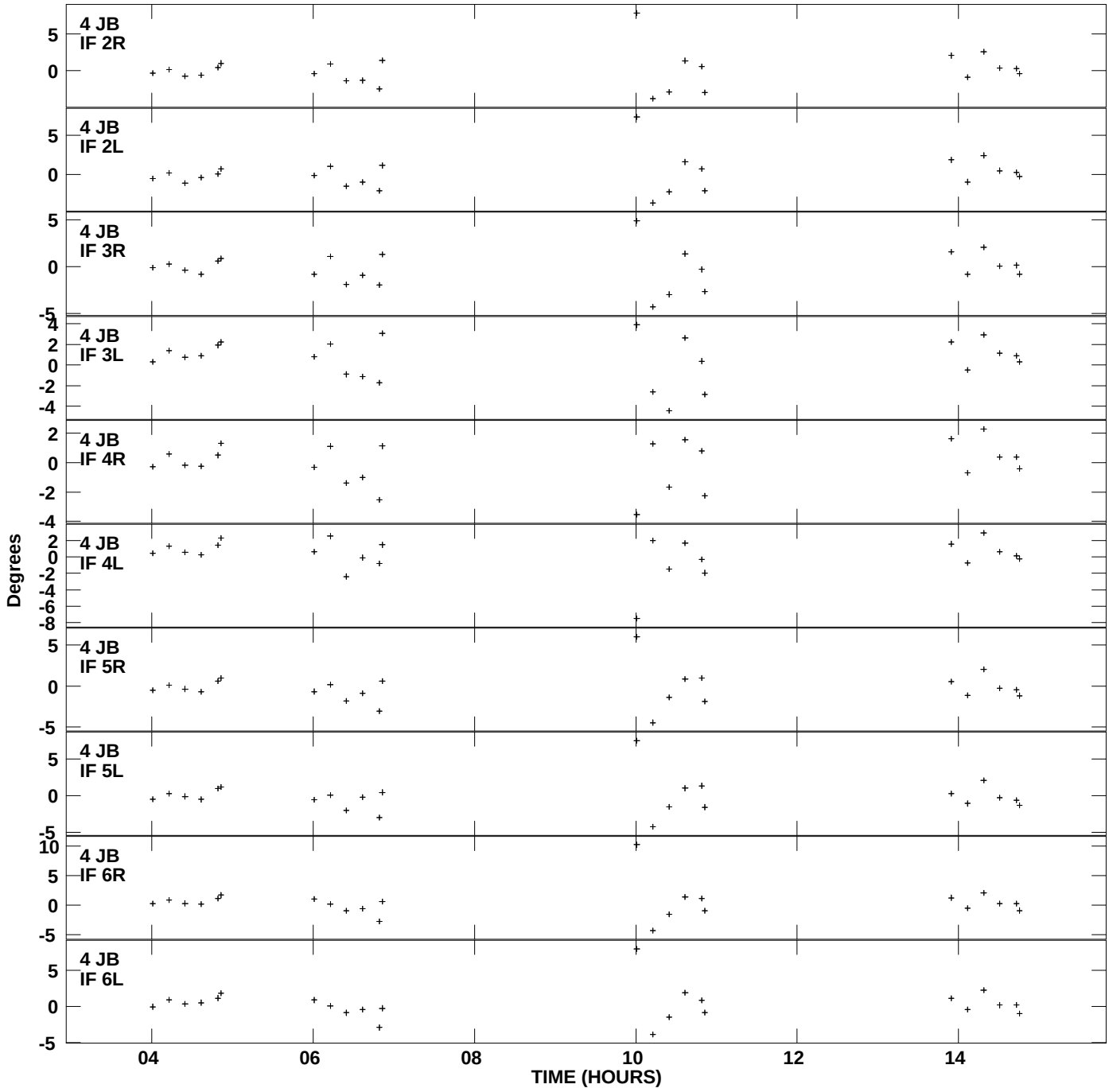

Plot file version 7 created 02-MAR-2010 13:11:57
Gain phs vs UTC time for J1440+3820.MULTI.1
SN 1 Rpol & Lpol IF 1 - 8

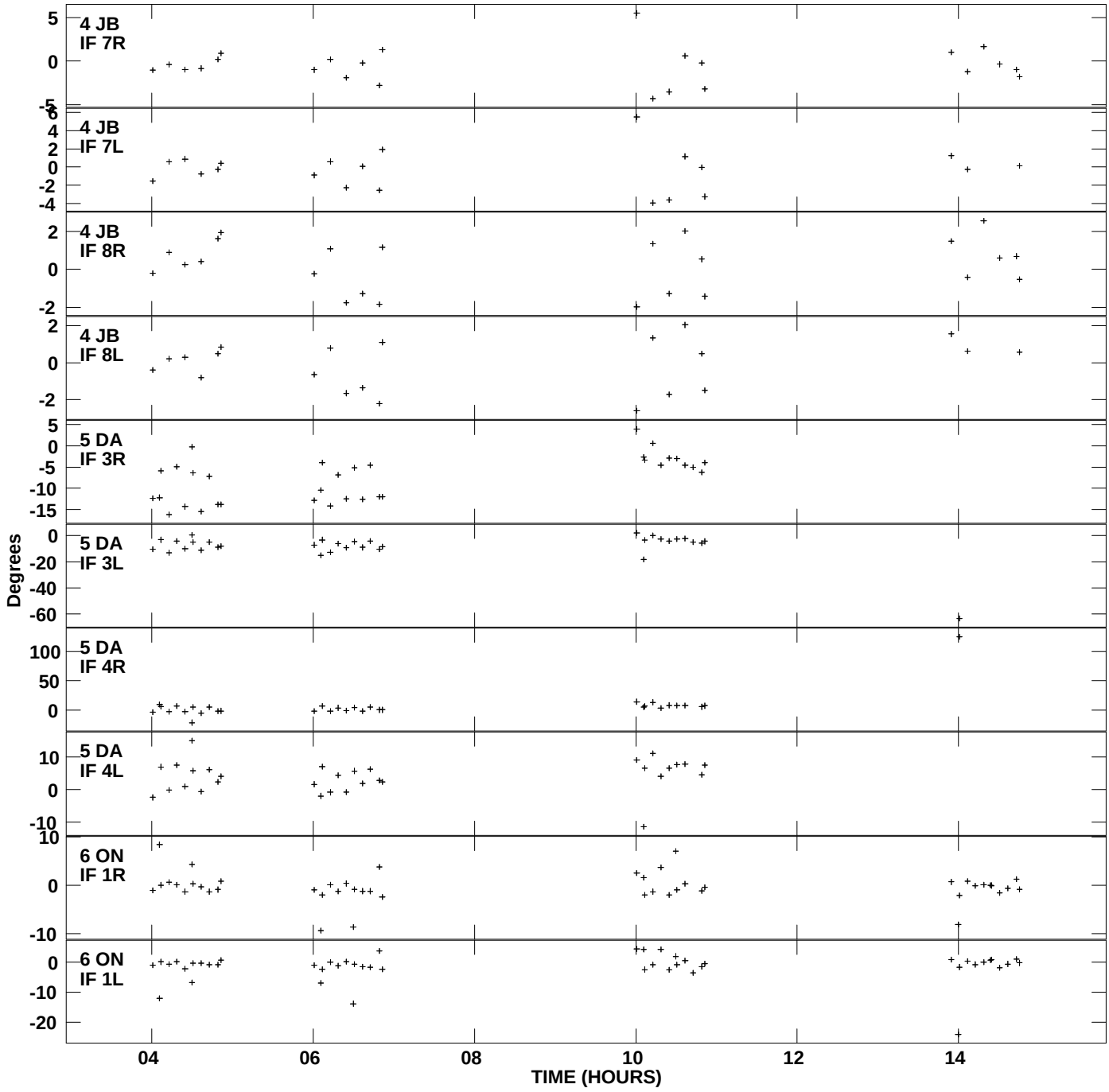


Plot file version 8 created 02-MAR-2010 13:11:57
Gain phs vs UTC time for J1440+3820.MULTI.1
SN 1 Rpol & Lpol IF 1 - 8
6 ON
IF 2R
6 ON
IF 2L
6 ON
IF 3R
6 ON
IF 3L
6 ON
IF 4R
6 ON
IF 4L
6 ON
IF 5R
6 ON
IF 5L
6 ON
IF 6R
6 ON
IF 6L
Degrees
TIME (HOURS)
04
06
08
10
12
14


Plot file version 9 created 02-MAR-2010 13:11:57
Gain phs vs UTC time for J1440+3820.MULTI.1
SN 1 Rpol & Lpol IF 1 - 8
6 ON
IF 7R
6 ON
IF 7L
6 ON
IF 8R
6 ON
IF 8L
7 MC
IF 1R
7 MC
IF 1L
7 MC
IF 2R
7 MC
IF 2L
7 MC
IF 3R
7 MC
IF 3L
Degrees
TIME (HOURS)
04
06
08
10
12
14

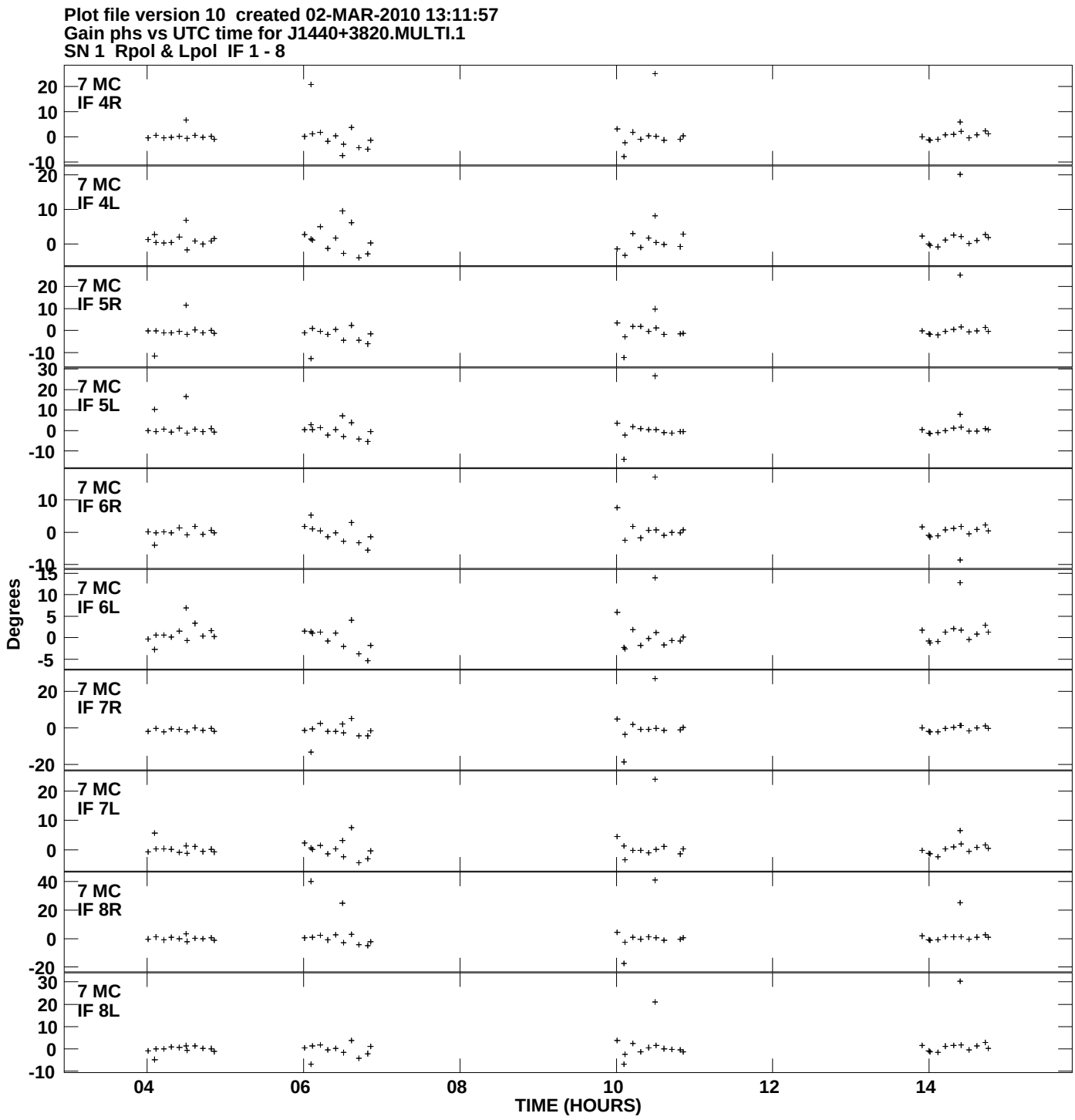
Plot file version 10 created 02-MAR-2010 13:11:57
Gain phs vs UTC time for J1440+3820.MULTI.1
SN 1 Rpol & Lpol IF 1 - 8
7 MC
IF 4R
7 MC
IF 4L
7 MC
IF 5R
7 MC
IF 5L
7 MC
IF 6R
7 MC
IF 6L
7 MC
IF 7R
7 MC
IF 7L
7 MC
IF 8R
7 MC
IF 8L
Degrees
04
06
08
10
12
14
TIME (HOURS)

Plot file version 11 created 02-MAR-2010 13:11:58
Gain phs vs UTC time for J1440+3820.MULTI.1
SN 1 Rpol & Lpol IF 1 - 8

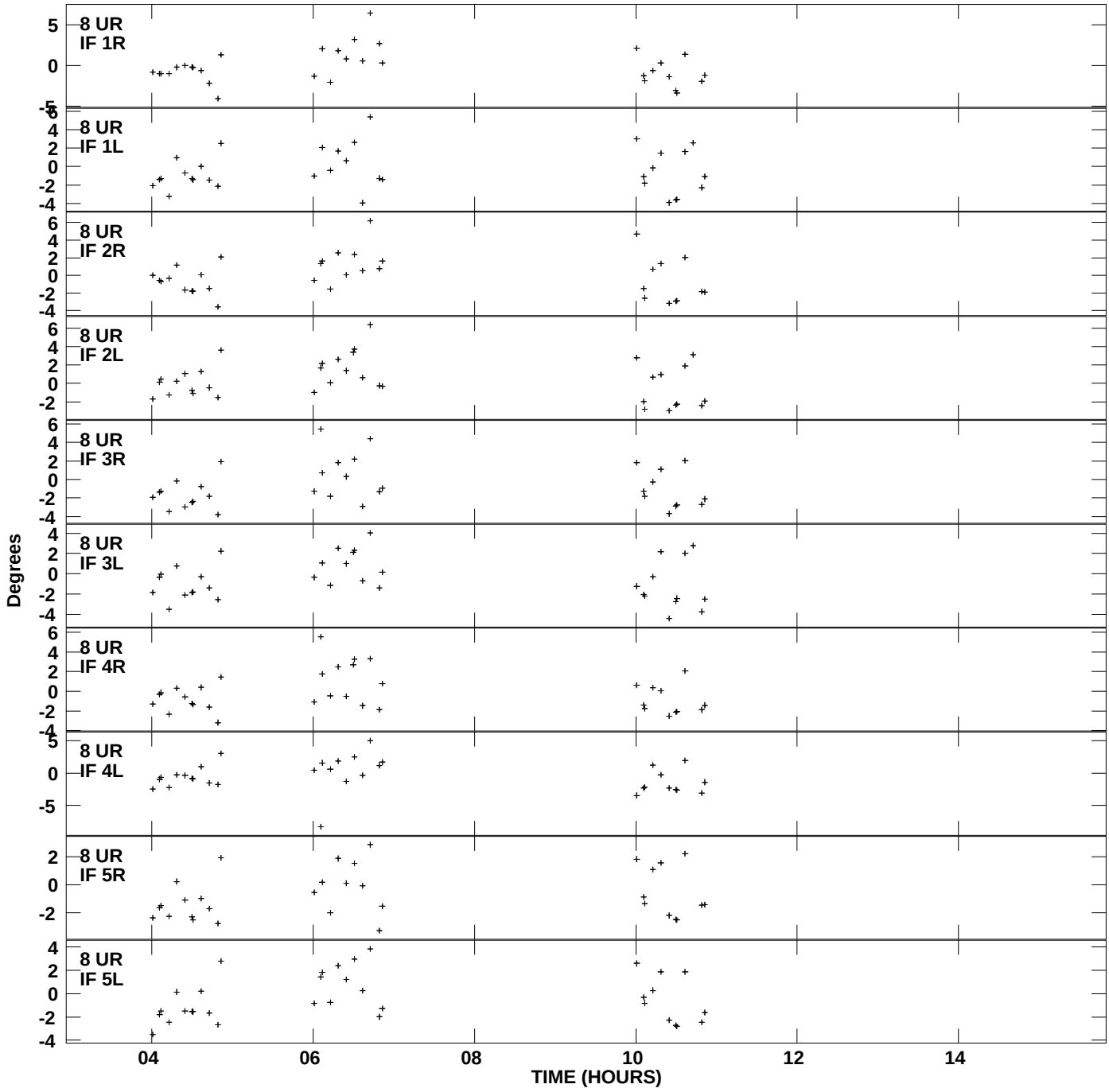

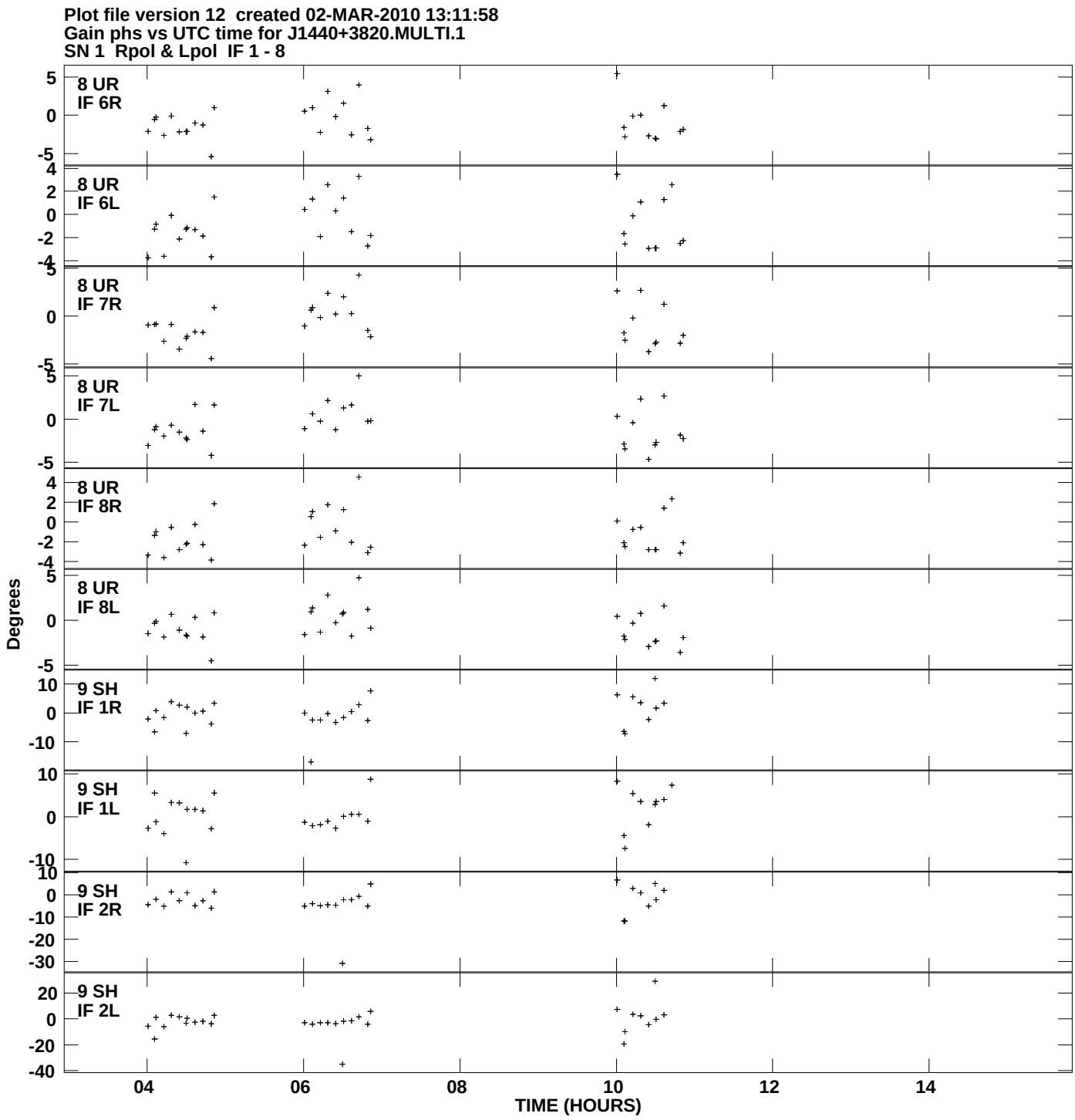
Plot file version 12 created 02-MAR-2010 13:11:58
Gain phs vs UTC time for J1440+3820.MULTI.1
SN 1 Rpol & Lpol IF 1 - 8
8 UR
IF 6R
8 UR
IF 6L
8 UR
IF 7R
8 UR
IF 7L
8 UR
IF 8R
8 UR
IF 8L
9 SH
IF 1R
9 SH
IF 1L
9 SH
IF 2R
9 SH
IF 2L
Degrees
04
06
08
10
12
14
TIME (HOURS)

Plot file version 13 created 02-MAR-2010 13:11:58
Gain phs vs UTC time for J1440+3820.MULTI.1
SN 1 Rpol & Lpol IF 1 - 8

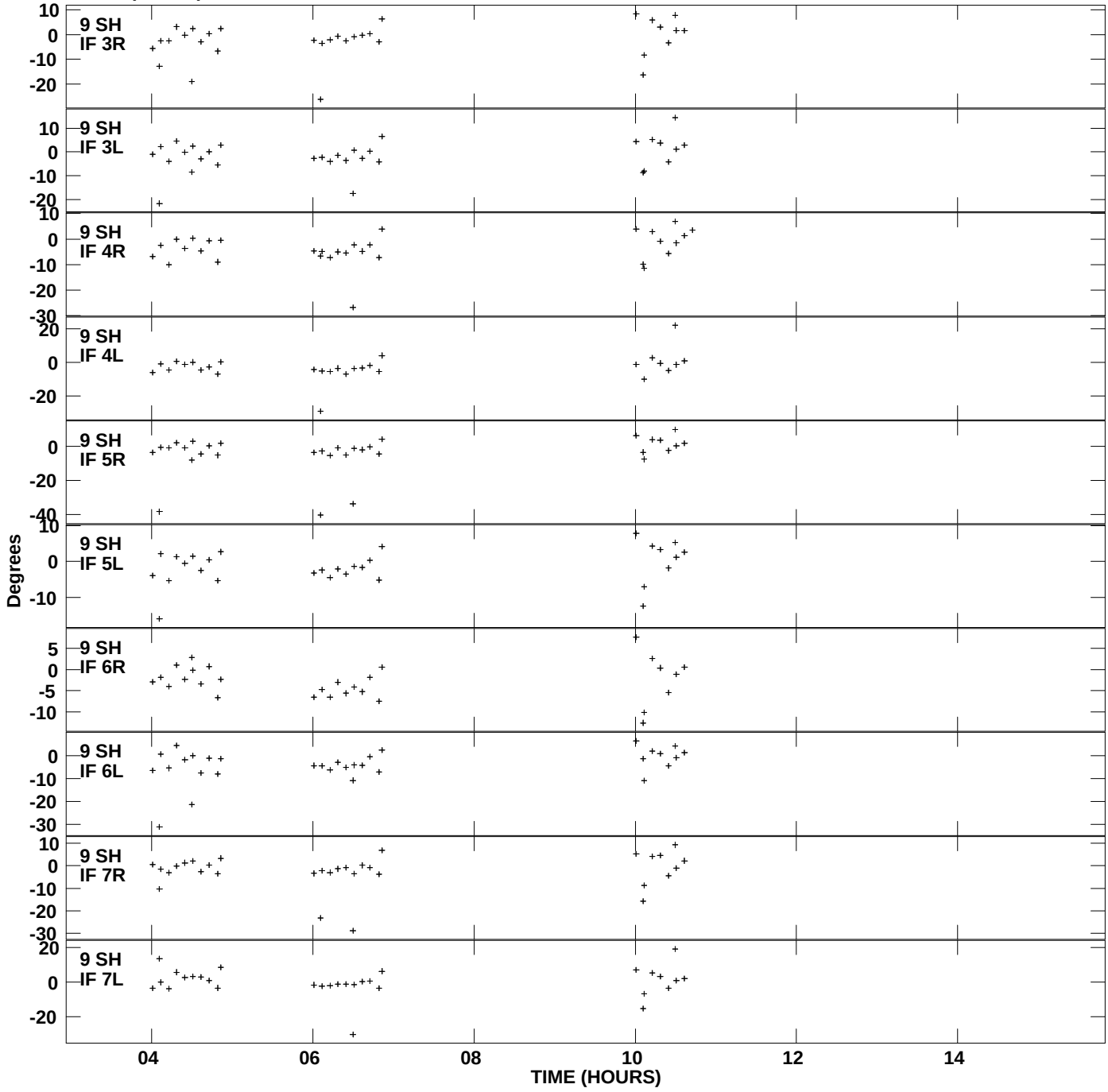

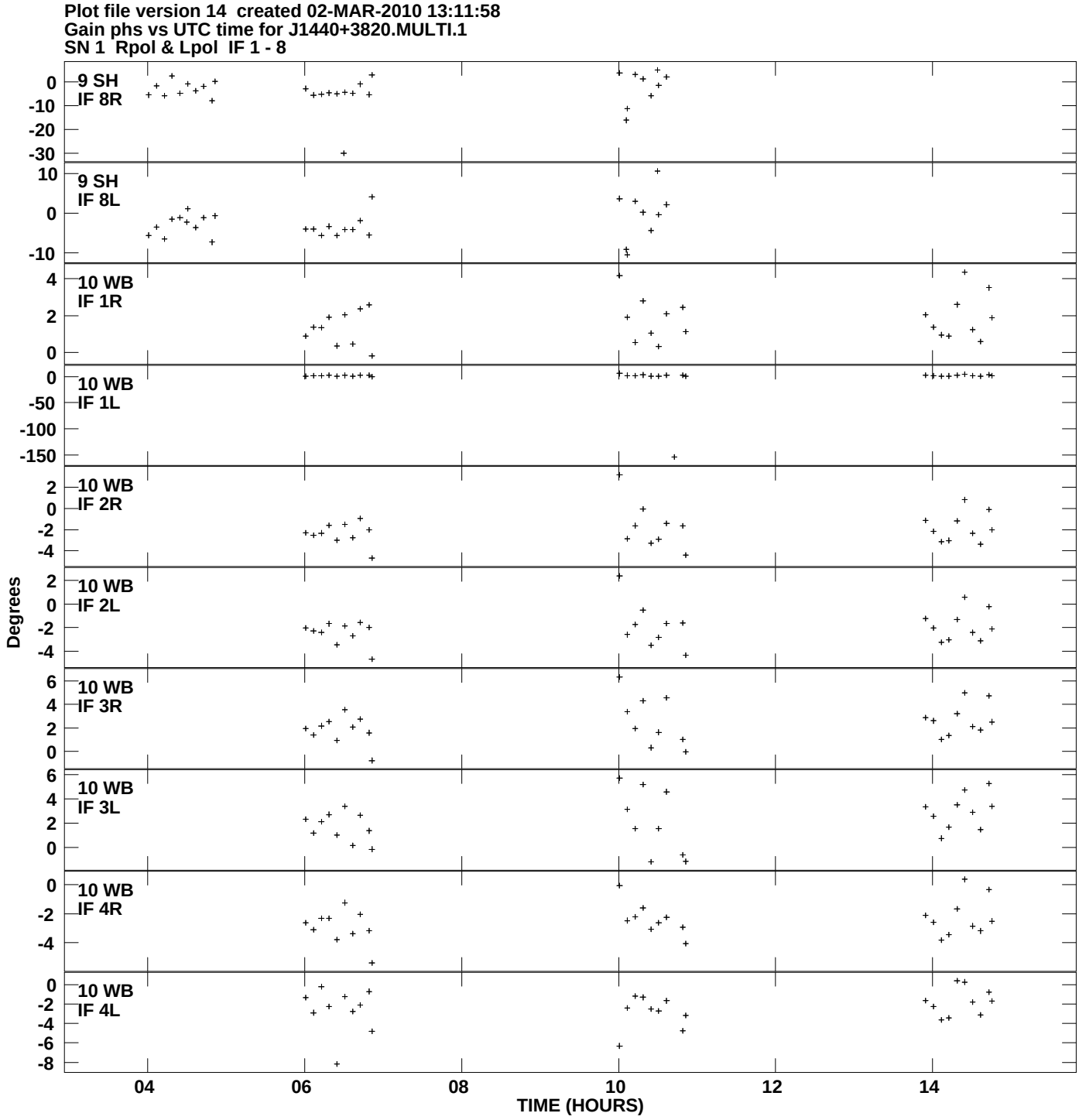
Plot file version 14 created 02-MAR-2010 13:11:58
Gain phs vs UTC time for J1440+3820.MULTI.1
SN 1 Rpol & Lpol IF 1 - 8
9 SH
IF 8R
9 SH
IF 8L
10 WB
IF 1R
10 WB
IF 1L
10 WB
IF 2R
10 WB
IF 2L
10 WB
IF 3R
10 WB
IF 3L
10 WB
IF 4R
10 WB
IF 4L
Degrees
TIME (HOURS)
04
06
08
10
12
14

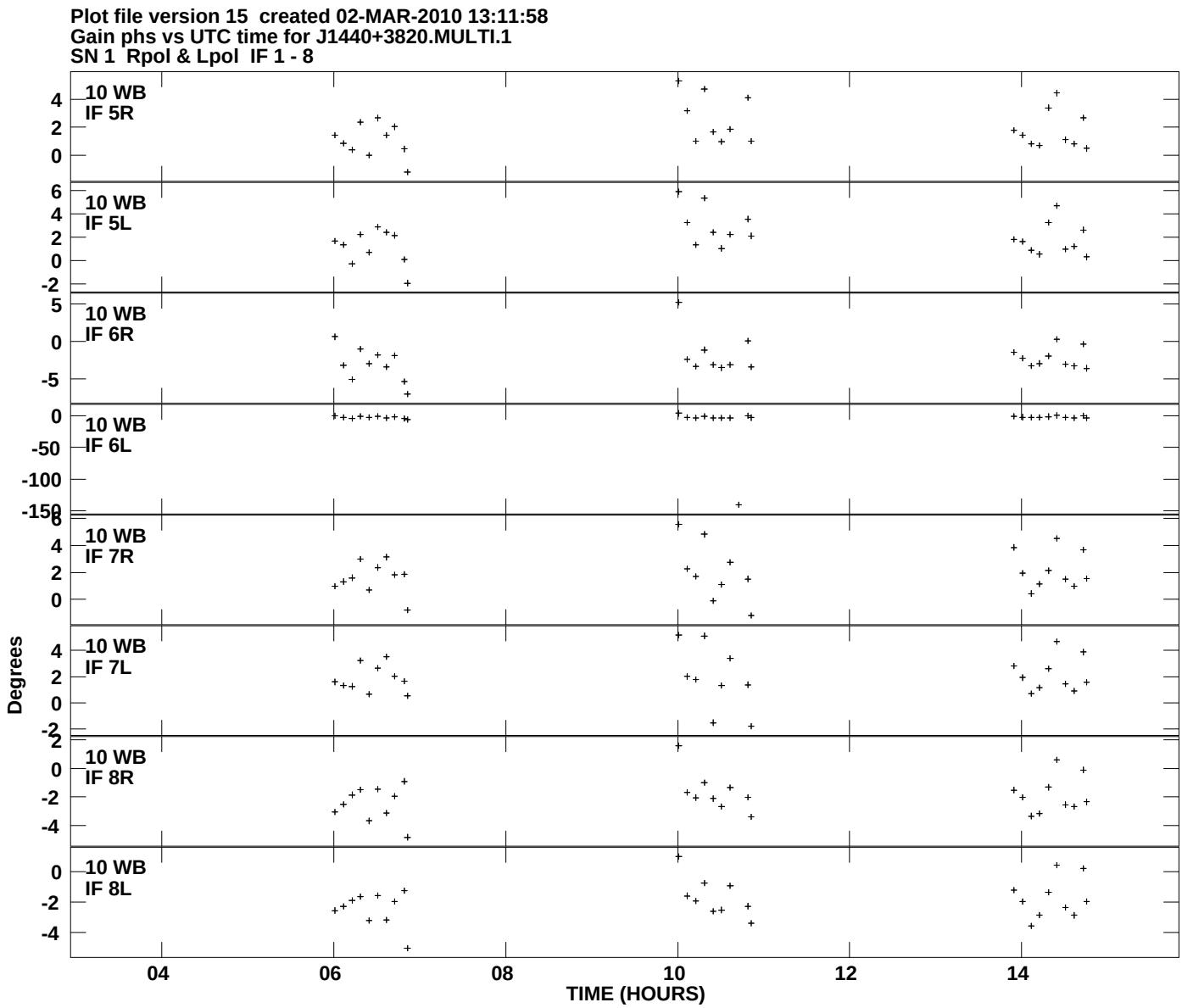
Plot file version 15 created 02-MAR-2010 13:11:58
Gain phs vs UTC time for J1440+3820.MULTI.1
SN 1 Rpol & Lpol IF 1 - 8
10 WB
IF 5R
10 WB
IF 5L
10 WB
IF 6R
10 WB
IF 6L
10 WB
IF 7R
10 WB
IF 7L
10 WB
IF 8R
10 WB
IF 8L
Degrees
04
06
08
10
12
14
TIME (HOURS)