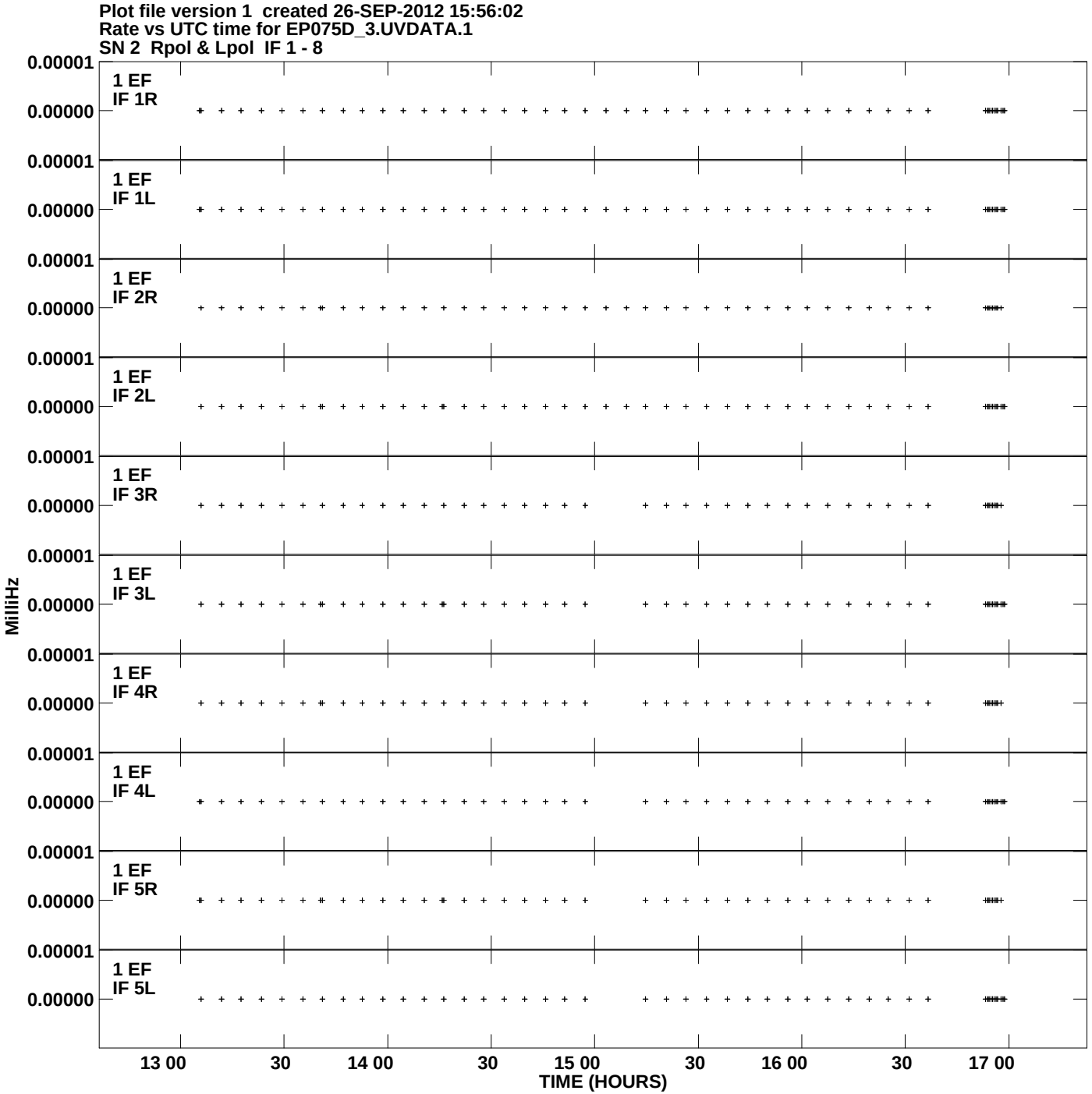
Plot file version 1 created 26-SEP-2012 15:56:02
Rate vs UTC time for EP075D_3.UVDATA.1
SN 2 Rpol & Lpol IF 1 - 8
1 EF IF 1R
1 EF IF 1L
1 EF IF 2R
1 EF IF 2L
1 EF IF 3R
1 EF IF 3L
1 EF IF 4R
1 EF IF 4L
1 EF IF 5R
1 EF IF 5L
0.00001
0.00000
MilliHz
13 00
30
14 00
30
15 00
30
16 00
30
17 00
TIME (HOURS)

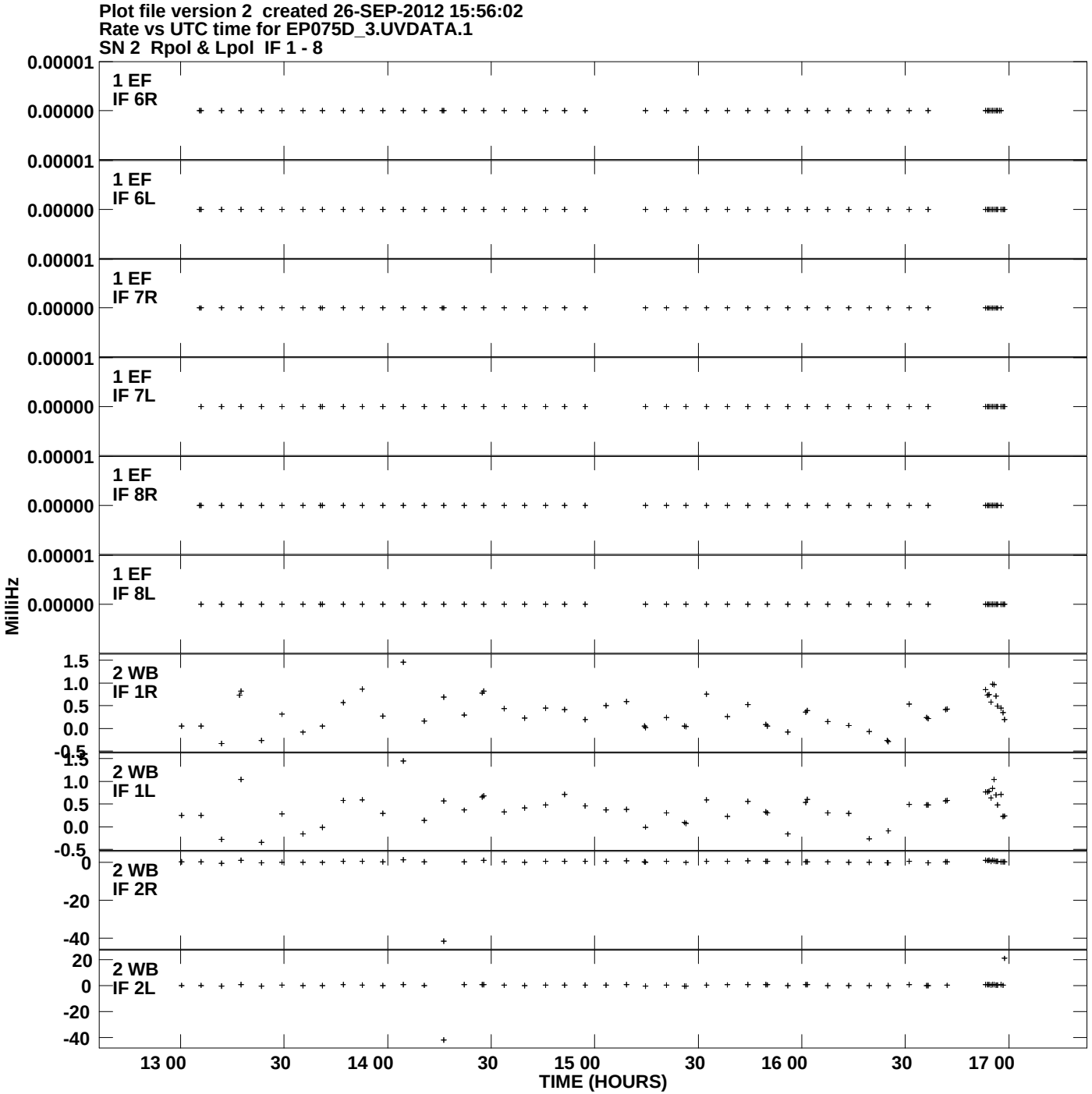
Plot file version 2 created 26-SEP-2012 15:56:02
Rate vs UTC time for EP075D_3.UVDATA.1
SN 2 Rpol & Lpol IF 1 - 8
1 EF IF 6R
1 EF IF 6L
1 EF IF 7R
1 EF IF 7L
1 EF IF 8R
1 EF IF 8L
2 WB IF 1R
2 WB IF 1L
2 WB IF 2R
2 WB IF 2L
MilliHz
0.00001
0.00000
1.5
1.0
0.5
0.0
-0.5
0
-20
-40
20
13 00
30
14 00
15 00
16 00
17 00
TIME (HOURS)

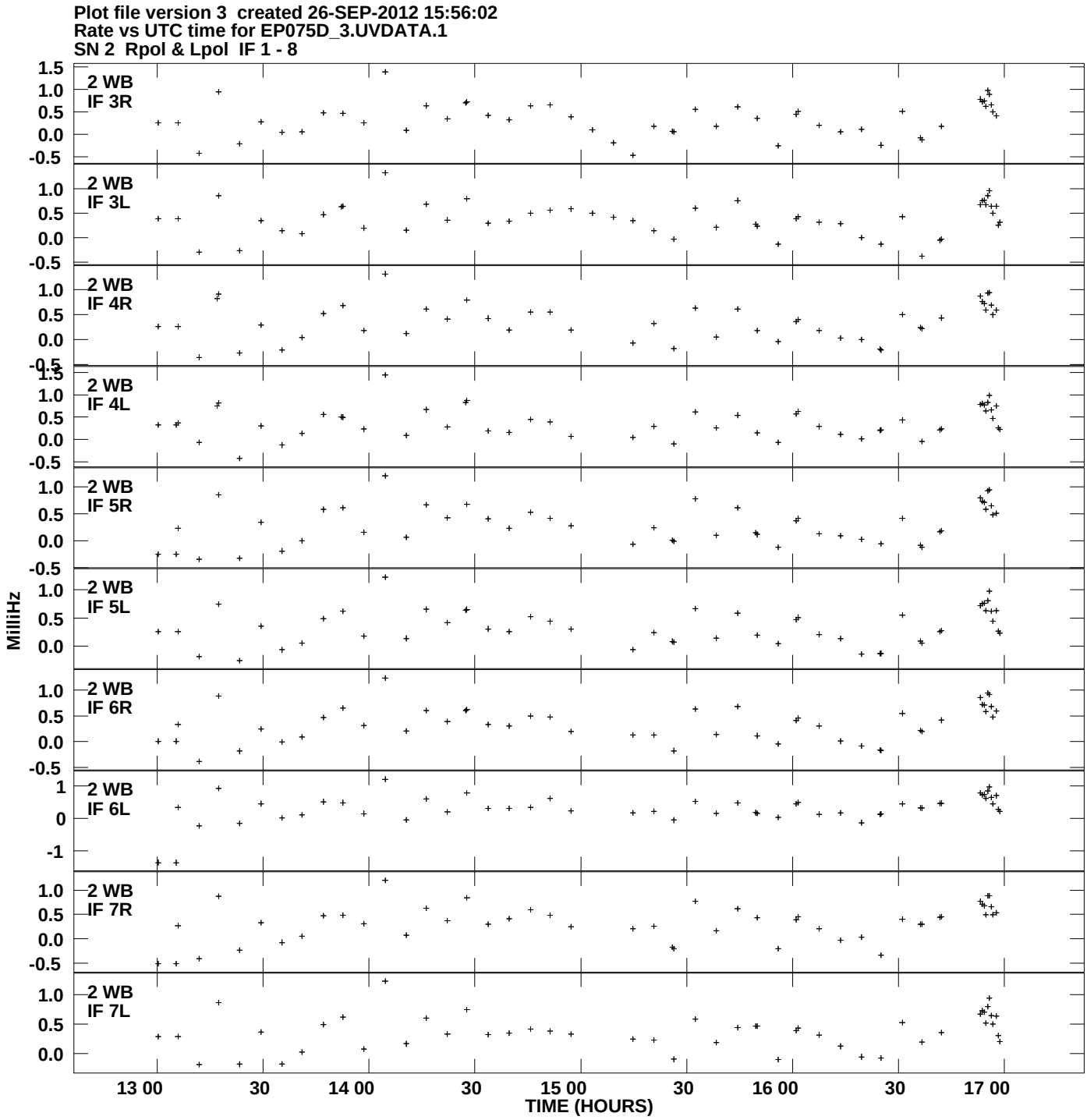
Plot file version 3 created 26-SEP-2012 15:56:02
Rate vs UTC time for EP075D_3.UVDATA.1
SN 2 Rpol & Lpol IF 1 - 8
2 WB
IF 3R
2 WB
IF 3L
2 WB
IF 4R
2 WB
IF 4L
2 WB
IF 5R
2 WB
IF 5L
2 WB
IF 6R
2 WB
IF 6L
2 WB
IF 7R
2 WB
IF 7L
MilliHz
13 00
30
14 00
30
15 00
30
16 00
30
17 00
TIME (HOURS)

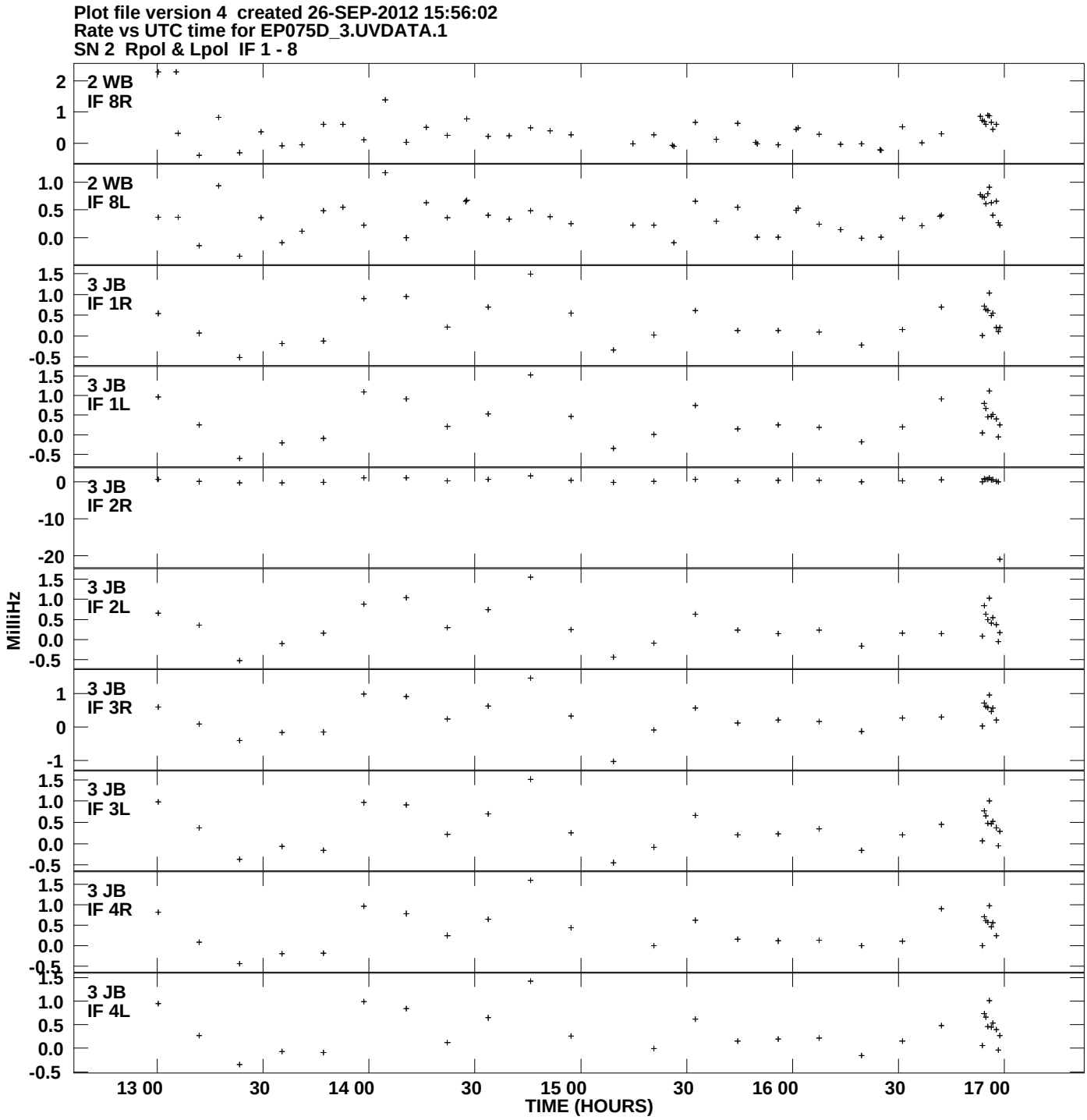
Plot file version 4 created 26-SEP-2012 15:56:02
Rate vs UTC time for EP075D_3.UVDATA.1
SN 2 Rpol & Lpol IF 1 - 8
2 WB IF 8R
2 WB IF 8L
3 JB IF 1R
3 JB IF 1L
3 JB IF 2R
3 JB IF 2L
3 JB IF 3R
3 JB IF 3L
3 JB IF 4R
3 JB IF 4L
MilliHz
13 00
30
14 00
30
15 00
30
16 00
30
17 00
TIME (HOURS)

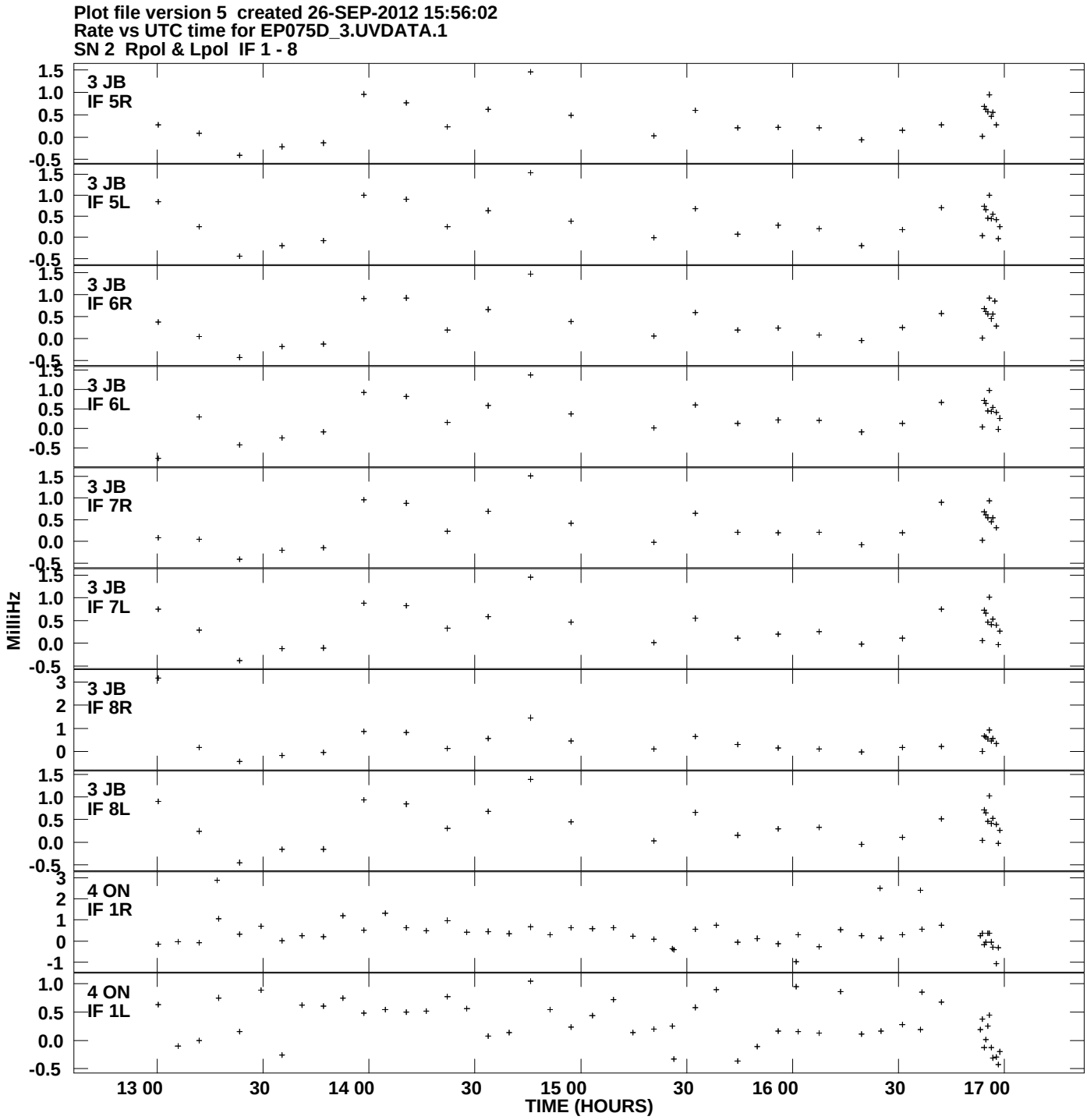
Plot file version 5 created 26-SEP-2012 15:56:02
Rate vs UTC time for EP075D_3.UVDATA.1
SN 2 Rpol & Lpol IF 1 - 8
3 JB
IF 5R
3 JB
IF 5L
3 JB
IF 6R
3 JB
IF 6L
3 JB
IF 7R
3 JB
IF 7L
3 JB
IF 8R
3 JB
IF 8L
4 ON
IF 1R
4 ON
IF 1L
MilliHz
13 00
30
14 00
30
15 00
30
16 00
30
17 00
TIME (HOURS)

Plot file version 6 created 26-SEP-2012 15:56:02
Rate vs UTC time for EP075D_3.UVDATA.1
SN 2 Rpol & Lpol IF 1 - 8

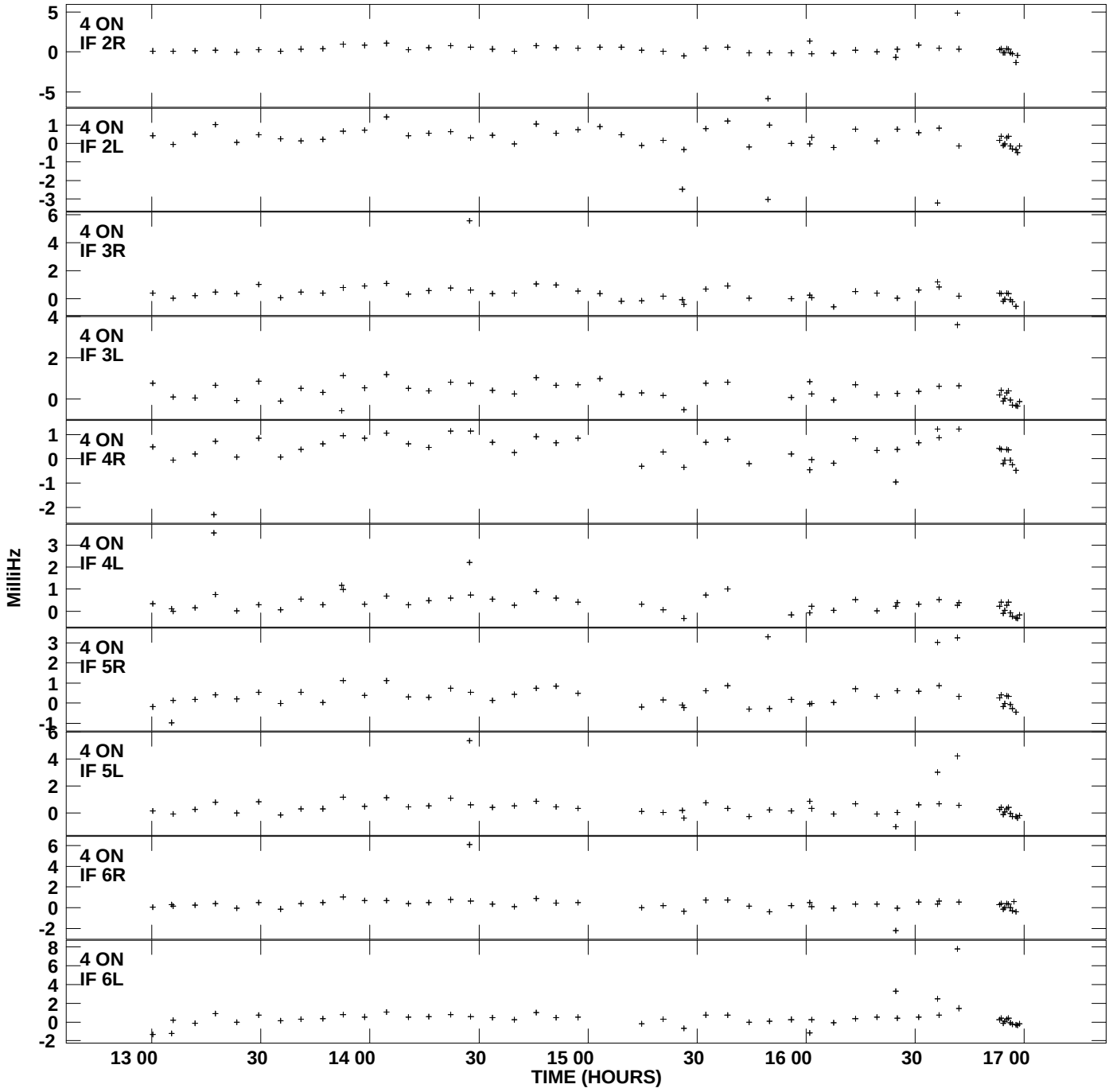

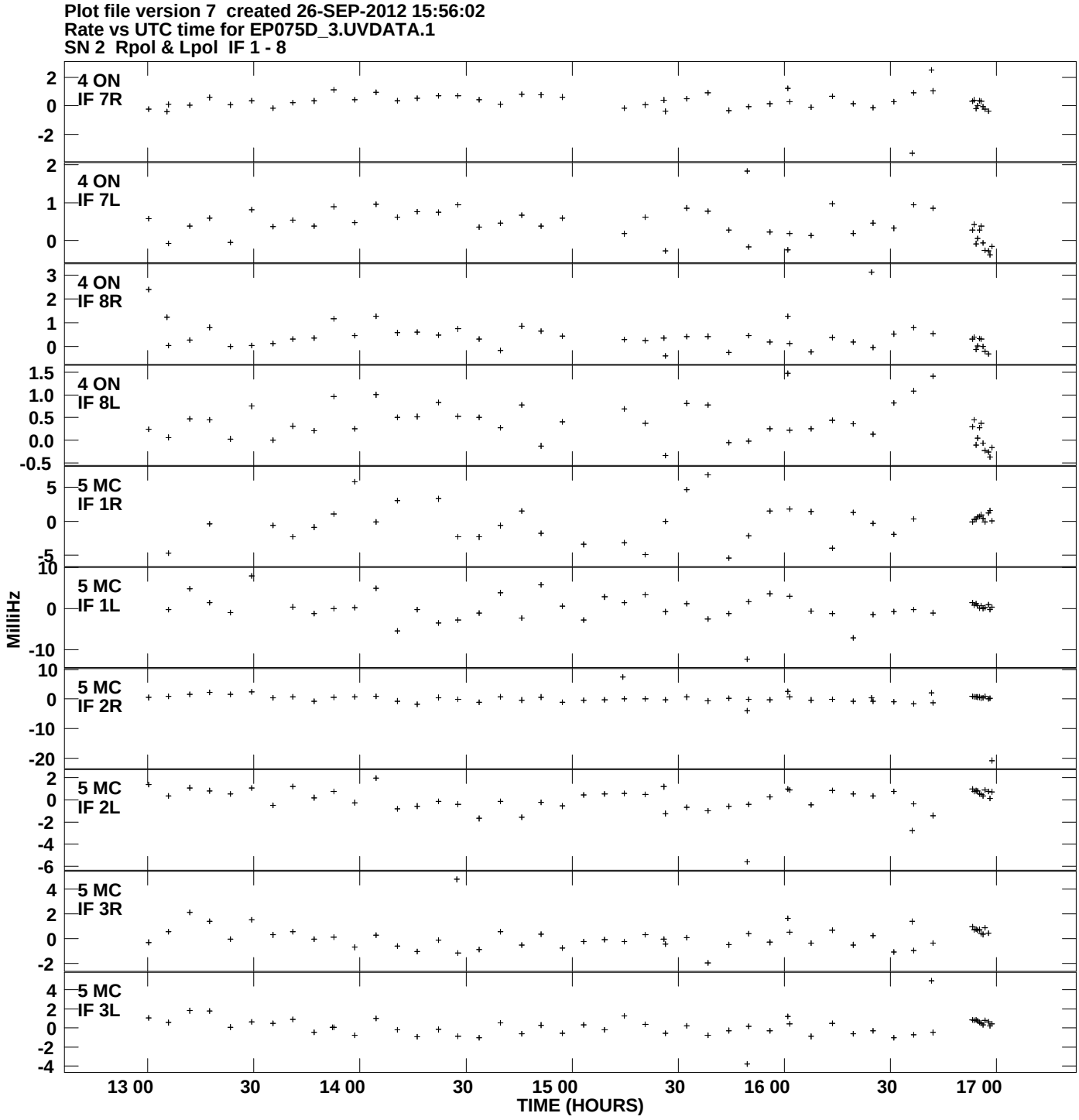
Plot file version 7 created 26-SEP-2012 15:56:02
Rate vs UTC time for EP075D_3.UVDATA.1
SN 2 Rpol & Lpol IF 1 - 8
4 ON
IF 7R
4 ON
IF 7L
4 ON
IF 8R
4 ON
IF 8L
5 MC
IF 1R
5 MC
IF 1L
5 MC
IF 2R
5 MC
IF 2L
5 MC
IF 3R
5 MC
IF 3L
MilliHz
13 00
30
14 00
30
15 00
30
16 00
30
17 00
TIME (HOURS)

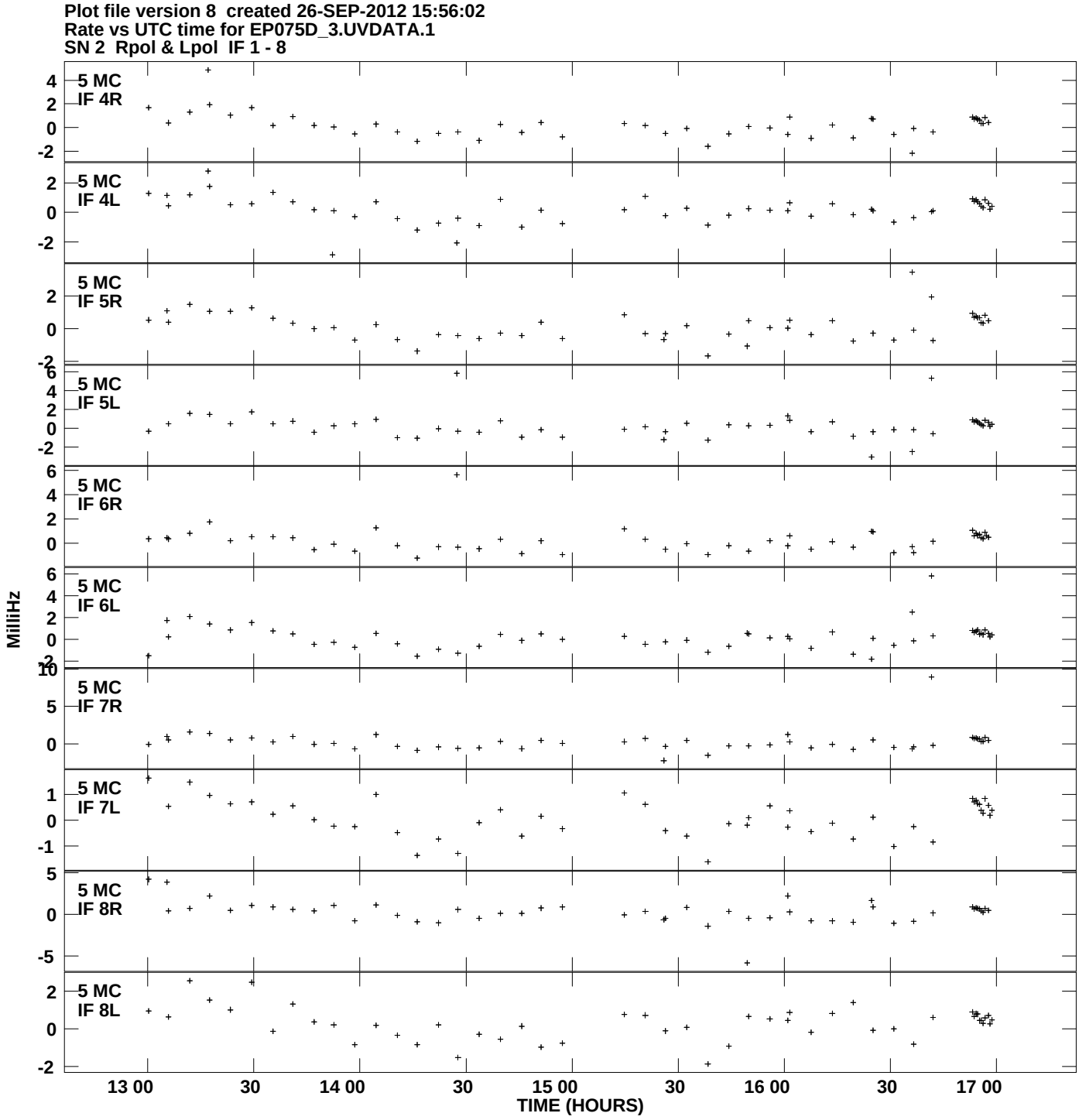
Plot file version 8 created 26-SEP-2012 15:56:02
Rate vs UTC time for EP075D_3.UVDATA.1
SN 2 Rpol & Lpol IF 1 - 8
5 MC
IF 4R
5 MC
IF 4L
5 MC
IF 5R
5 MC
IF 5L
5 MC
IF 6R
5 MC
IF 6L
5 MC
IF 7R
5 MC
IF 7L
5 MC
IF 8R
5 MC
IF 8L
MilliHz
13 00
30
14 00
30
15 00
30
16 00
30
17 00
TIME (HOURS)

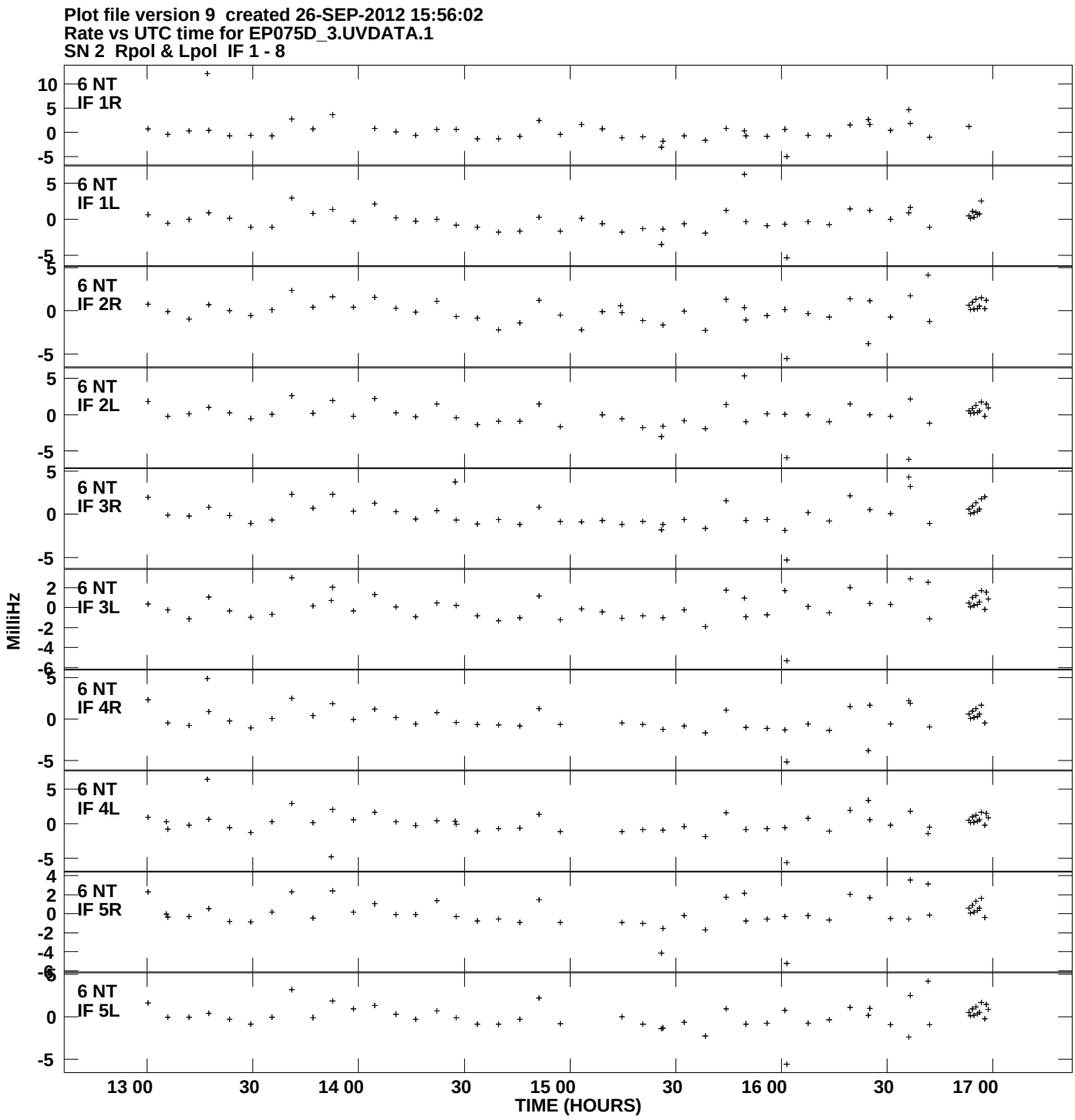
Plot file version 9 created 26-SEP-2012 15:56:02
Rate vs UTC time for EP075D_3.UVDATA.1
SN 2 Rpol & Lpol IF 1 - 8
6 NT
IF 1R
6 NT
IF 1L
6 NT
IF 2R
6 NT
IF 2L
6 NT
IF 3R
6 NT
IF 3L
6 NT
IF 4R
6 NT
IF 4L
6 NT
IF 5R
6 NT
IF 5L
MilliHz
13 00
30
14 00
30
15 00
30
16 00
30
17 00
TIME (HOURS)

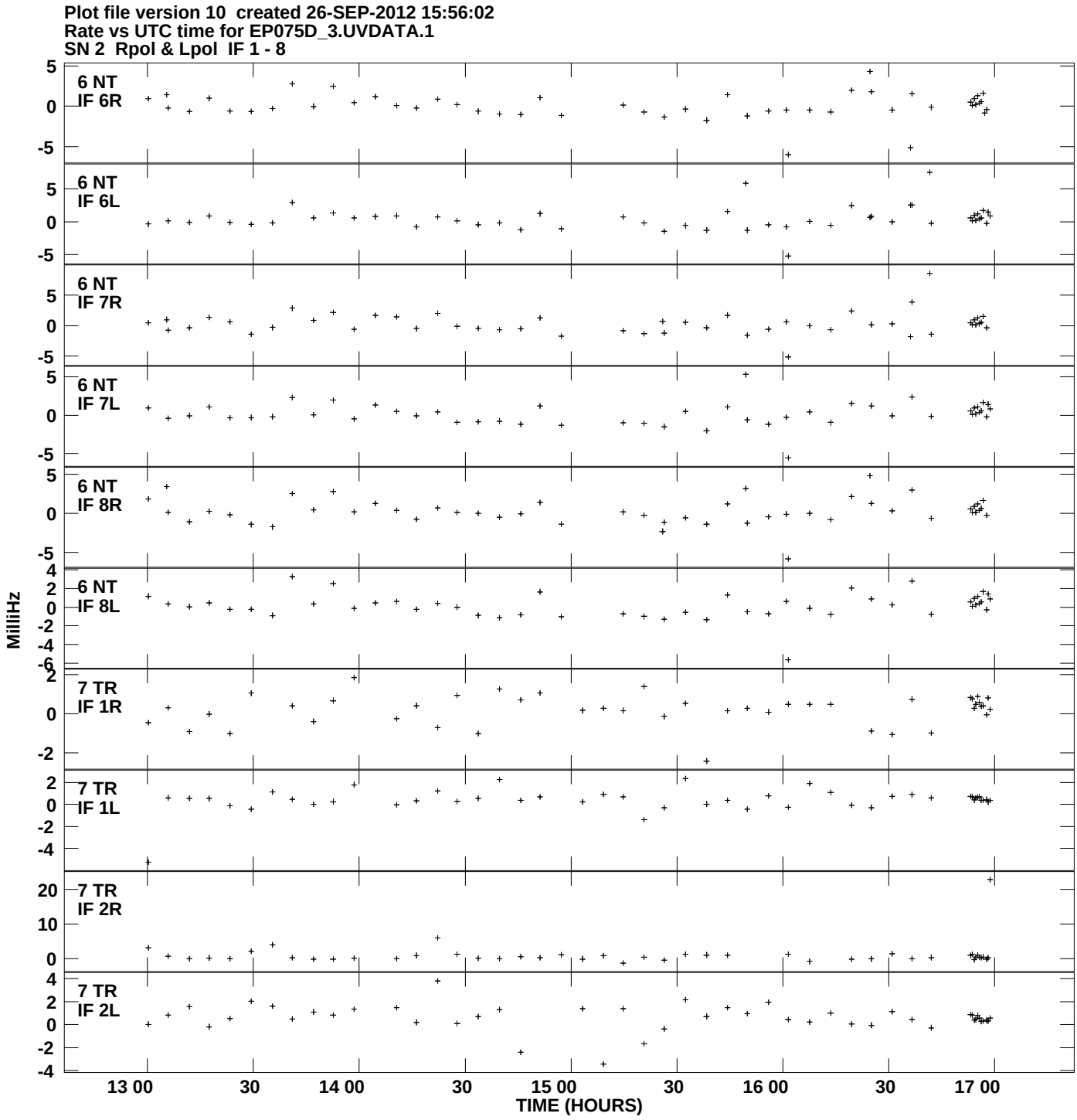
Plot file version 10 created 26-SEP-2012 15:56:02
Rate vs UTC time for EP075D_3.UVDATA.1
SN 2 Rpol & Lpol IF 1 - 8
6 NT
IF 6R
6 NT
IF 6L
6 NT
IF 7R
6 NT
IF 7L
6 NT
IF 8R
6 NT
IF 8L
7 TR
IF 1R
7 TR
IF 1L
7 TR
IF 2R
7 TR
IF 2L
MilliHz
13 00
30
14 00
30
15 00
30
16 00
30
17 00
TIME (HOURS)

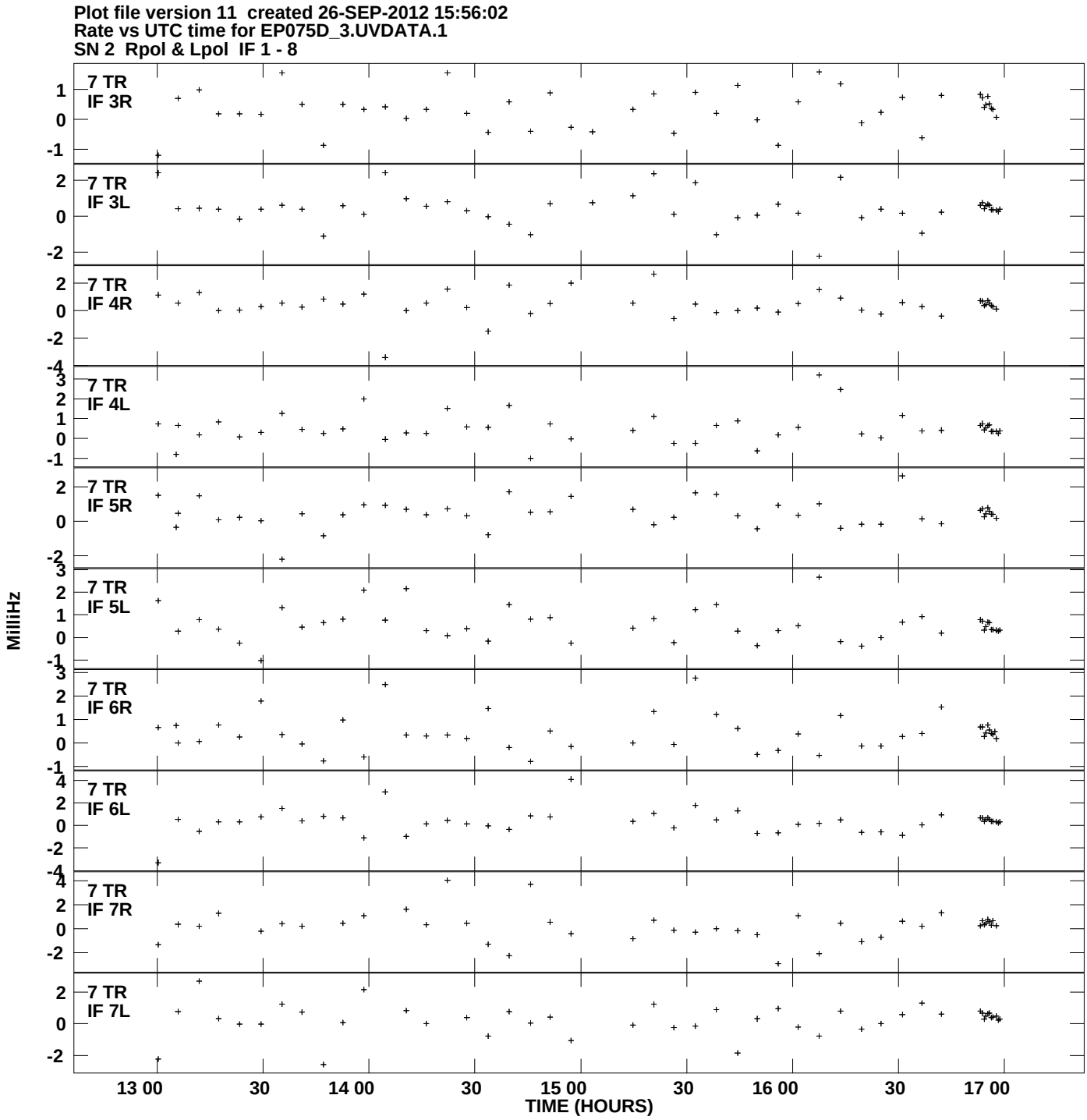
Plot file version 11 created 26-SEP-2012 15:56:02
Rate vs UTC time for EP075D_3.UVDATA.1
SN 2 Rpol & Lpol IF 1 - 8
7 TR
IF 3R
7 TR
IF 3L
7 TR
IF 4R
7 TR
IF 4L
7 TR
IF 5R
7 TR
IF 5L
7 TR
IF 6R
7 TR
IF 6L
7 TR
IF 7R
7 TR
IF 7L
MilliHz
13 00
30
14 00
30
15 00
30
16 00
30
17 00
TIME (HOURS)

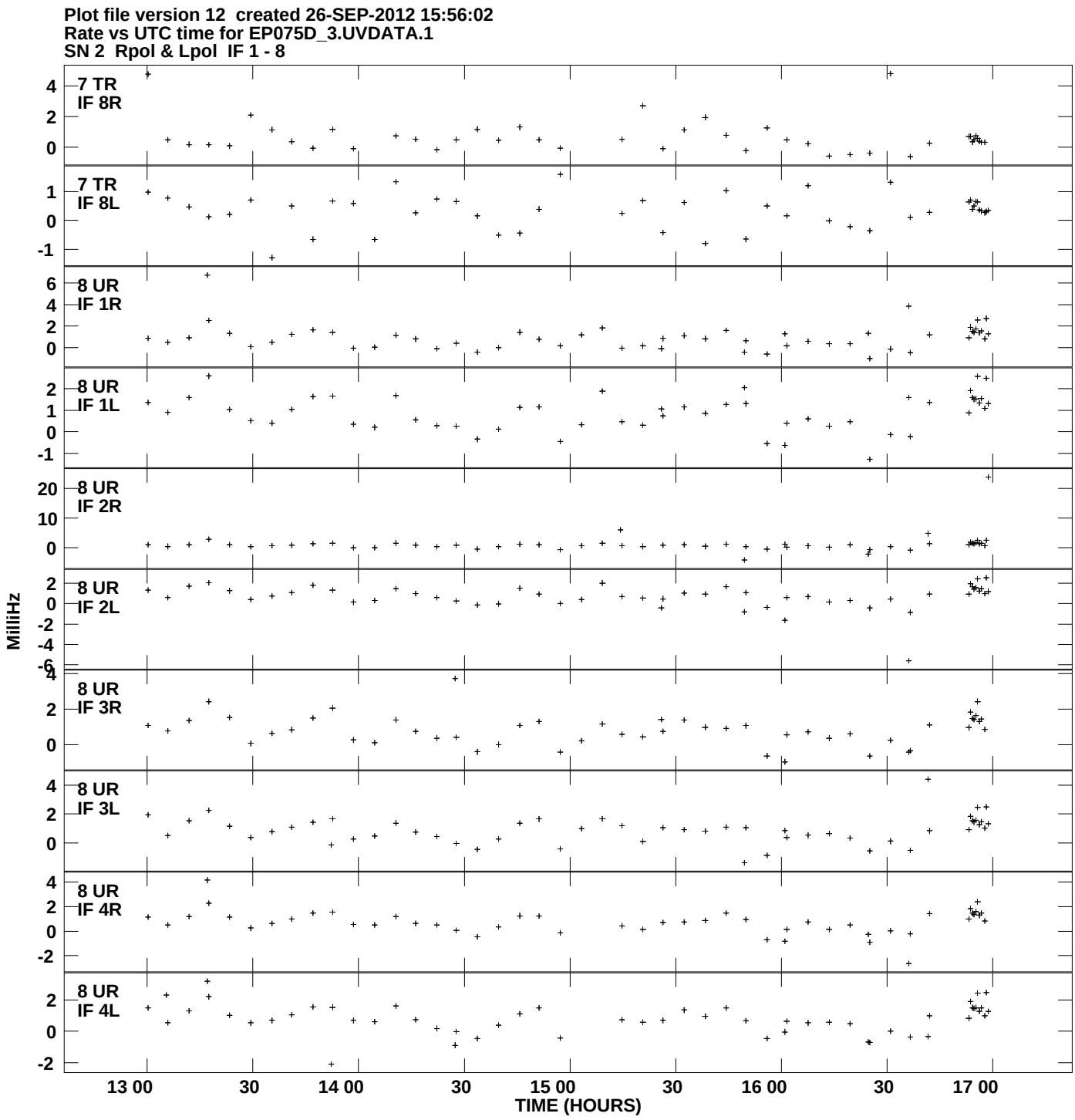
Plot file version 12 created 26-SEP-2012 15:56:02
Rate vs UTC time for EP075D_3.UVDATA.1
SN 2 Rpol & Lpol IF 1 - 8
7 TR IF 8R
7 TR IF 8L
8 UR IF 1R
8 UR IF 1L
8 UR IF 2R
8 UR IF 2L
8 UR IF 3R
8 UR IF 3L
8 UR IF 4R
8 UR IF 4L
MilliHz
13 00
30
14 00
30
15 00
30
16 00
30
17 00
TIME (HOURS)

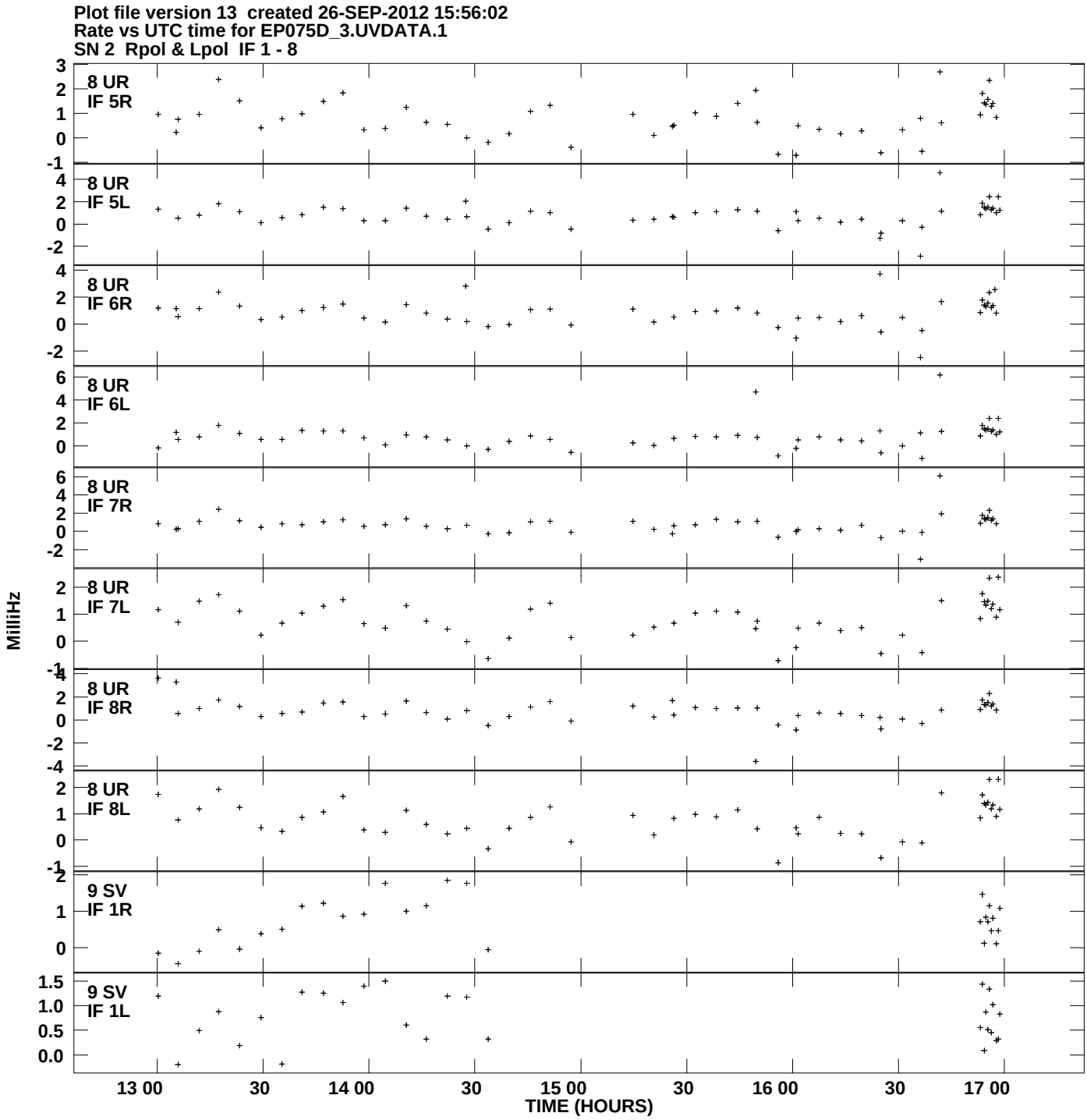
Plot file version 13 created 26-SEP-2012 15:56:02
Rate vs UTC time for EP075D_3.UVDATA.1
SN 2 Rpol & Lpol IF 1 - 8
8 UR
IF 5R
8 UR
IF 5L
8 UR
IF 6R
8 UR
IF 6L
8 UR
IF 7R
8 UR
IF 7L
8 UR
IF 8R
8 UR
IF 8L
9 SV
IF 1R
9 SV
IF 1L
MilliHz
13 00
30
14 00
30
15 00
30
16 00
30
17 00
TIME (HOURS)

Plot file version 14 created 26-SEP-2012 15:56:02
Rate vs UTC time for EP075D_3.UVDATA.1
SN 2 Rpol & Lpol IF 1 - 8

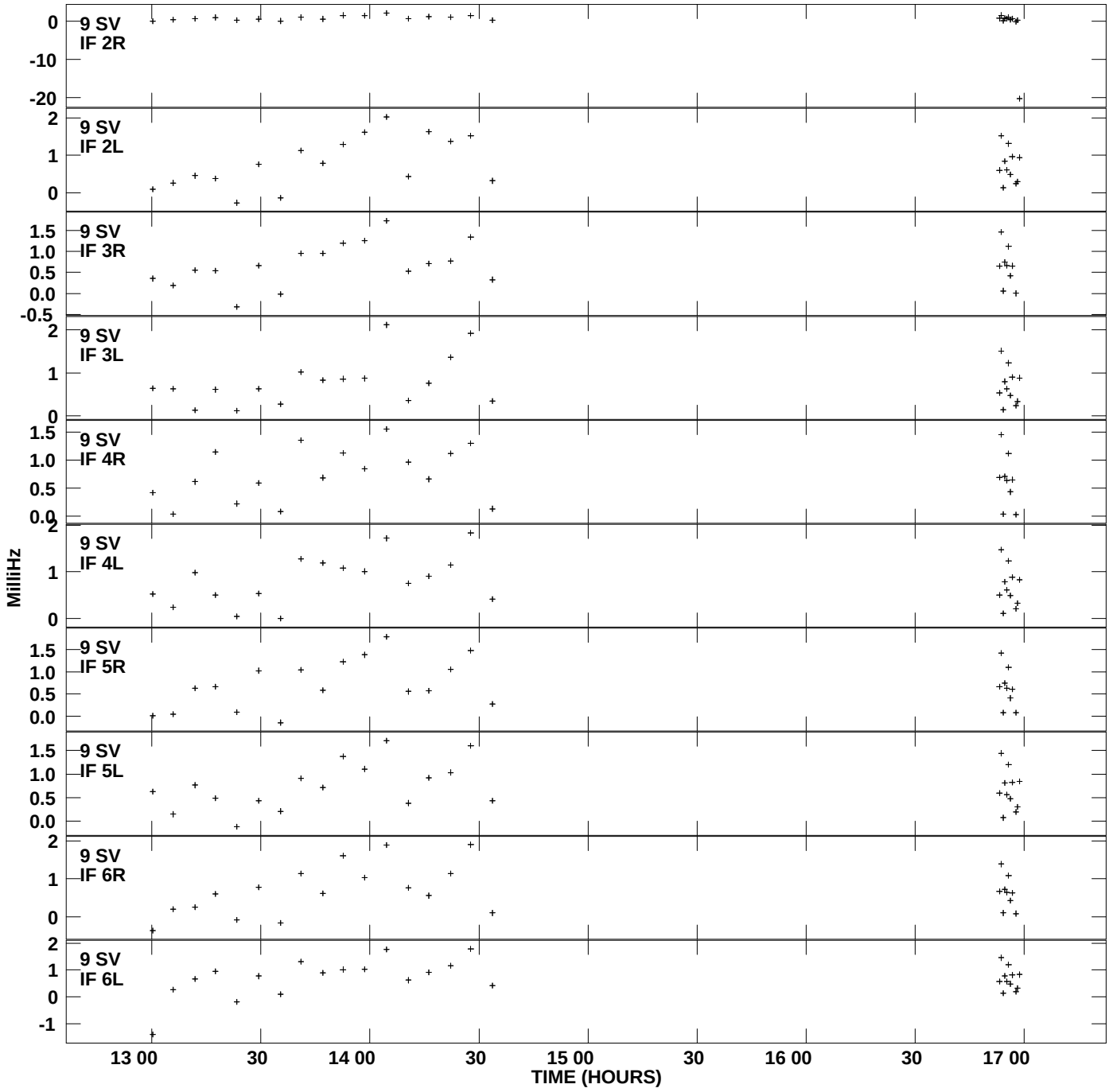

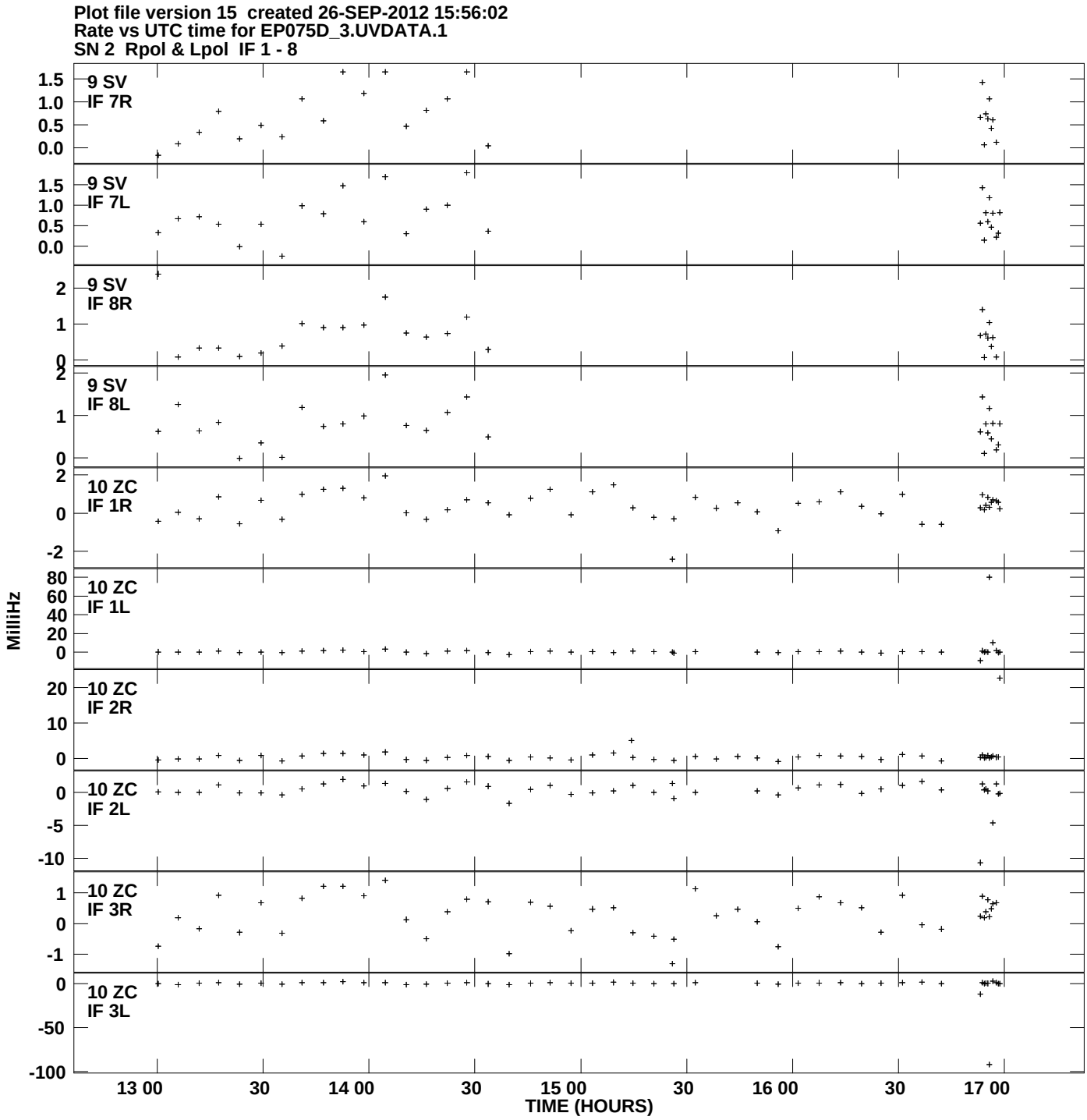
Plot file version 15 created 26-SEP-2012 15:56:02
Rate vs UTC time for EP075D_3.UVDATA.1
SN 2 Rpol & Lpol IF 1 - 8
9 SV
IF 7R
9 SV
IF 7L
9 SV
IF 8R
9 SV
IF 8L
10 ZC
IF 1R
10 ZC
IF 1L
10 ZC
IF 2R
10 ZC
IF 2L
10 ZC
IF 3R
10 ZC
IF 3L
MilliHz
13 00
30
14 00
30
15 00
30
16 00
30
17 00
TIME (HOURS)

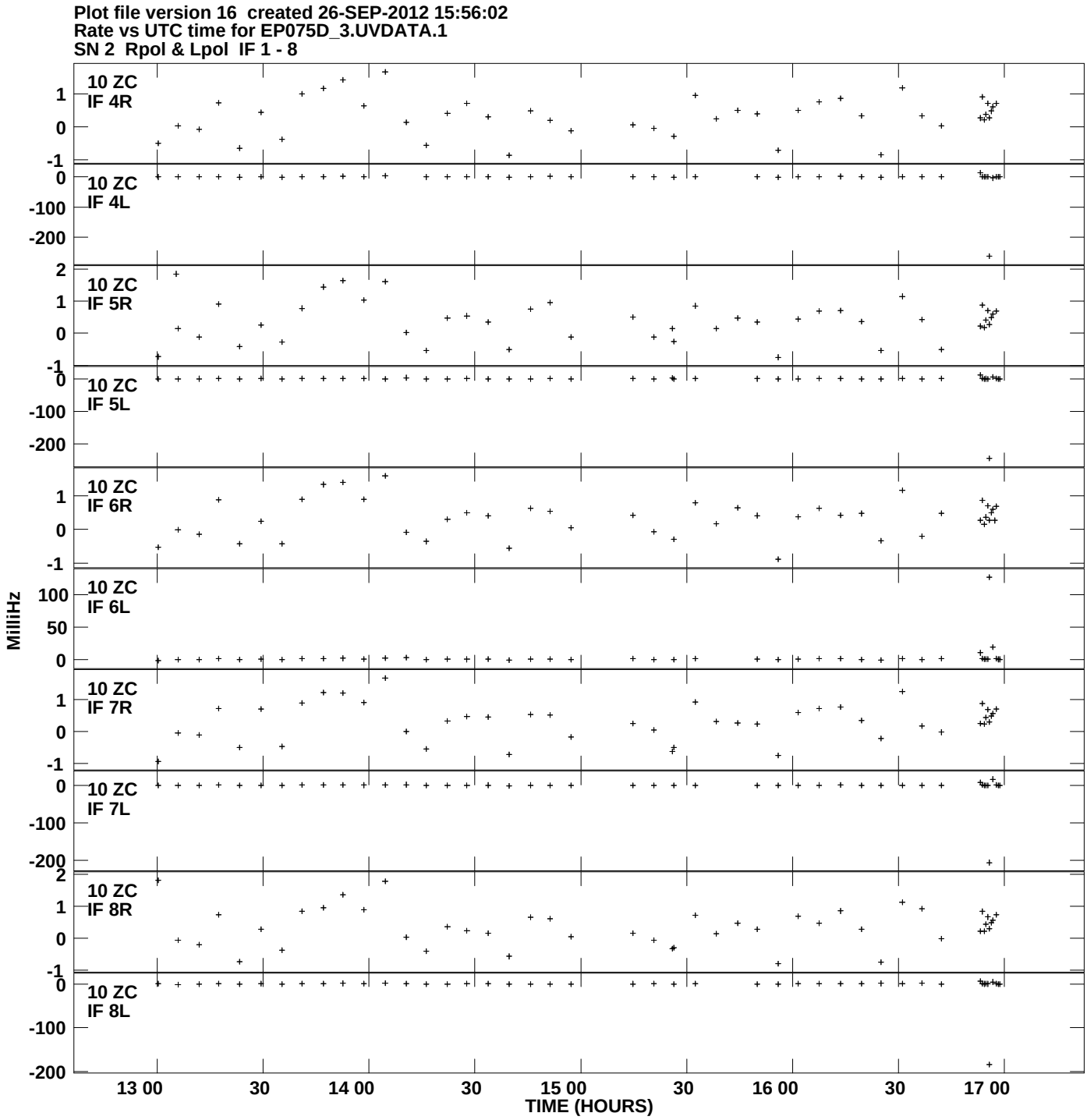
Plot file version 16 created 26-SEP-2012 15:56:02
Rate vs UTC time for EP075D_3.UVDATA.1
SN 2 Rpol & Lpol IF 1 - 8
10 ZC
IF 4R
10 ZC
IF 4L
10 ZC
IF 5R
10 ZC
IF 5L
10 ZC
IF 6R
10 ZC
IF 6L
10 ZC
IF 7R
10 ZC
IF 7L
10 ZC
IF 8R
10 ZC
IF 8L
MilliHz
13 00
30
14 00
30
15 00
30
16 00
30
17 00
TIME (HOURS)

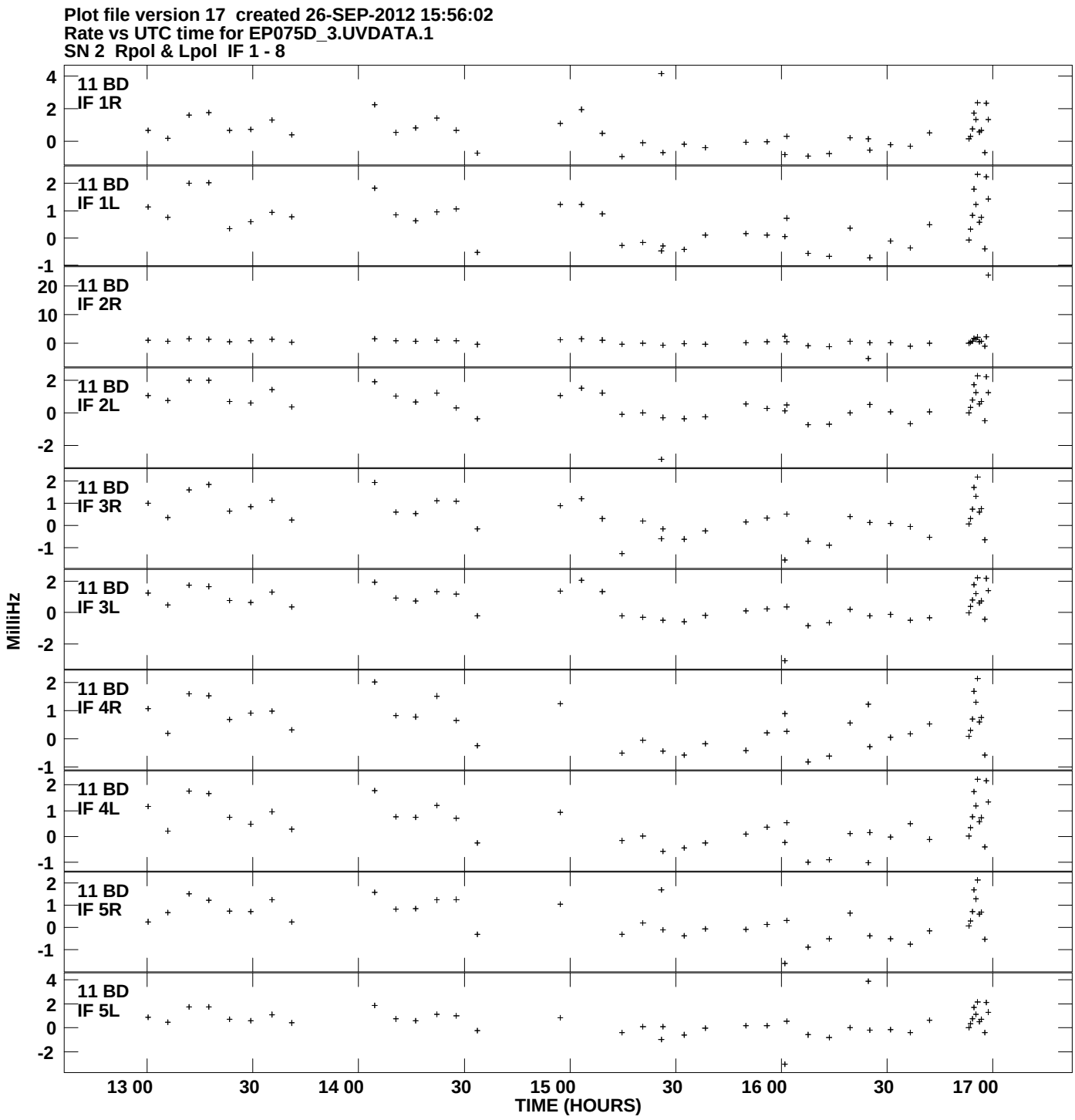
Plot file version 17 created 26-SEP-2012 15:56:02
Rate vs UTC time for EP075D_3.UVDATA.1
SN 2 Rpol & Lpol IF 1 - 8
11 BD
IF 1R
11 BD
IF 1L
11 BD
IF 2R
11 BD
IF 2L
11 BD
IF 3R
11 BD
IF 3L
11 BD
IF 4R
11 BD
IF 4L
11 BD
IF 5R
11 BD
IF 5L
MilliHz
13 00
30
14 00
30
15 00
30
16 00
30
17 00
TIME (HOURS)

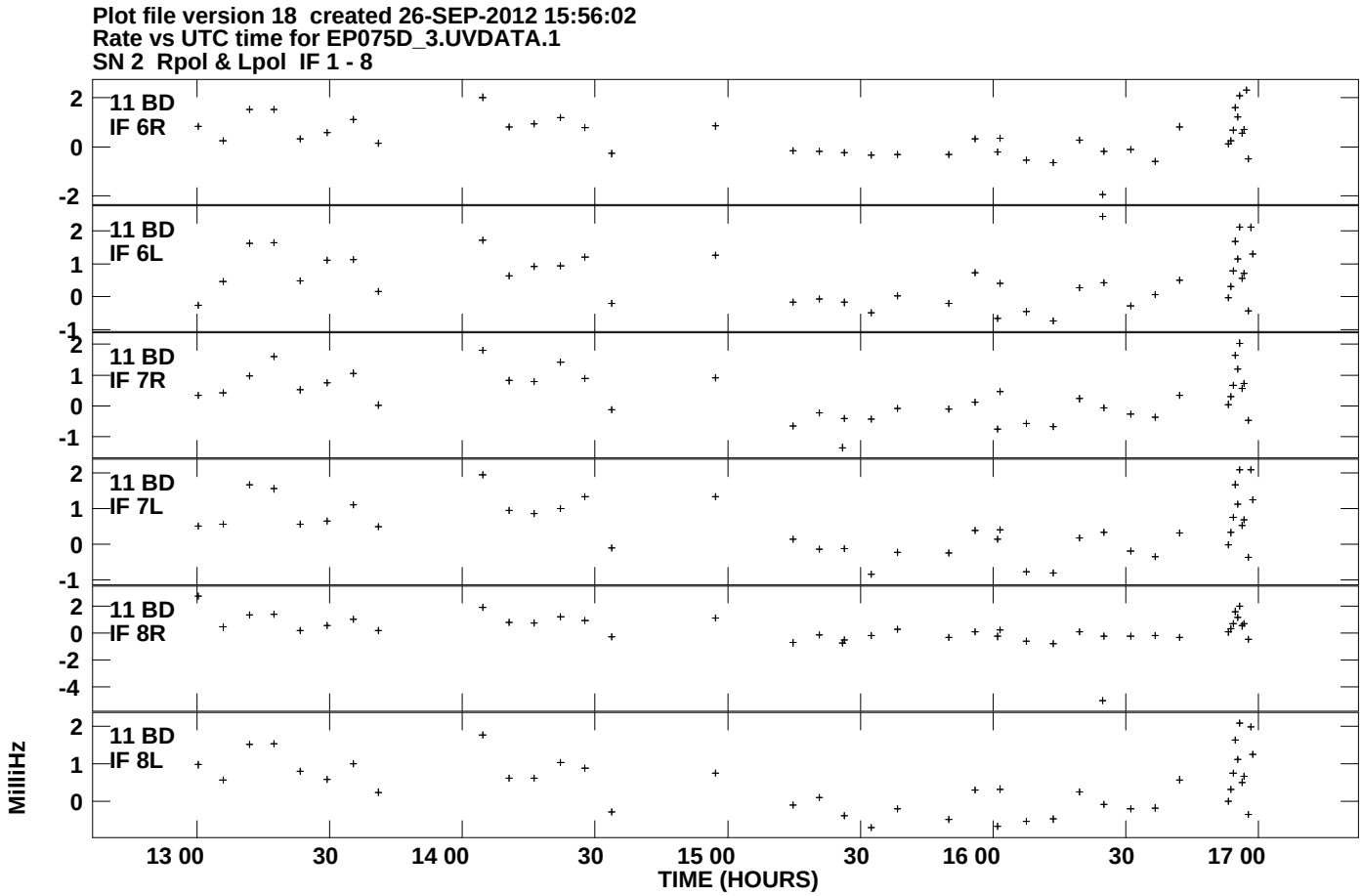
Plot file version 18 created 26-SEP-2012 15:56:02
Rate vs UTC time for EP075D_3.UVDATA.1
SN 2 Rpol & Lpol IF 1 - 8
11 BD
IF 6R
11 BD
IF 6L
11 BD
IF 7R
11 BD
IF 7L
11 BD
IF 8R
11 BD
IF 8L
MilliHz
13 00
30
14 00
30
15 00
30
16 00
30
17 00
TIME (HOURS)