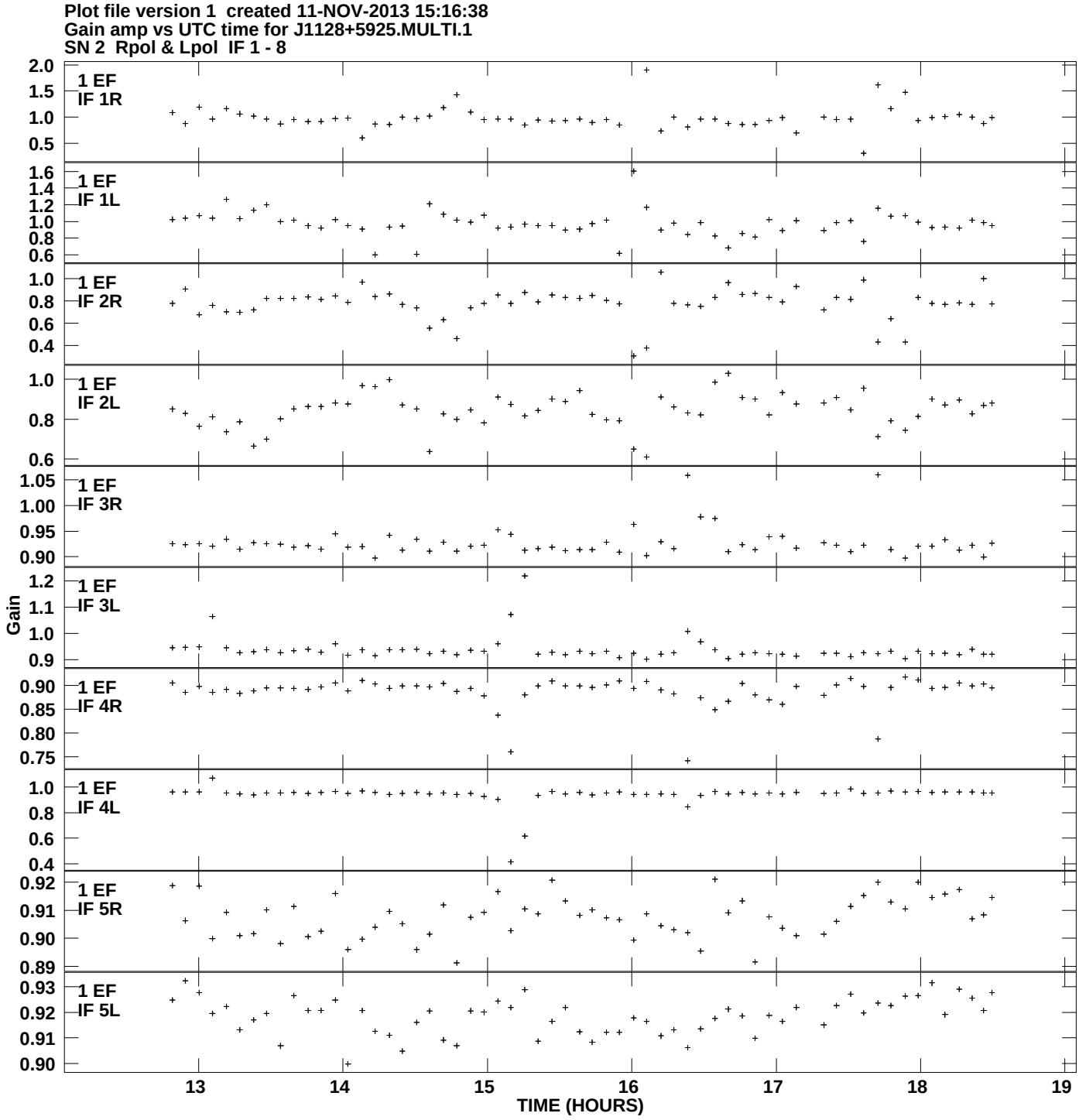
Plot file version 1 created 11-NOV-2013 15:16:38
Gain amp vs UTC time for J1128+5925.MULTI.1
SN 2 Rpol & Lpol IF 1 - 8
1 EF
IF 1R
1 EF
IF 1L
1 EF
IF 2R
1 EF
IF 2L
1 EF
IF 3R
1 EF
IF 3L
1 EF
IF 4R
1 EF
IF 4L
1 EF
IF 5R
1 EF
IF 5L
Gain
TIME (HOURS)
13
14
15
16
17
18
19

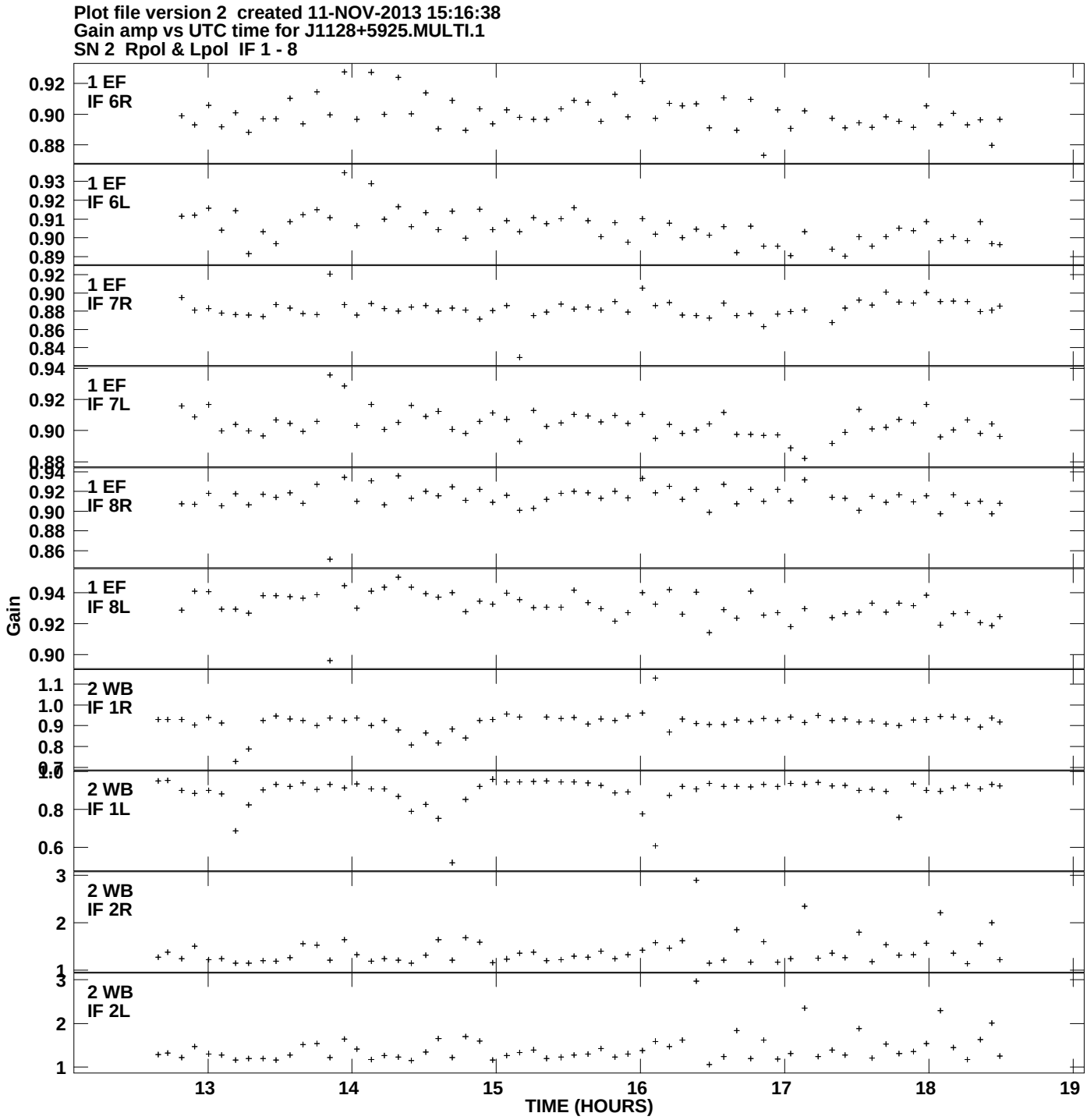
Plot file version 2 created 11-NOV-2013 15:16:38
Gain amp vs UTC time for J1128+5925.MULTI.1
SN 2 Rpol & Lpol IF 1 - 8
1 EF IF 6R
1 EF IF 6L
1 EF IF 7R
1 EF IF 7L
1 EF IF 8R
1 EF IF 8L
2 WB IF 1R
2 WB IF 1L
2 WB IF 2R
2 WB IF 2L
Gain
TIME (HOURS)

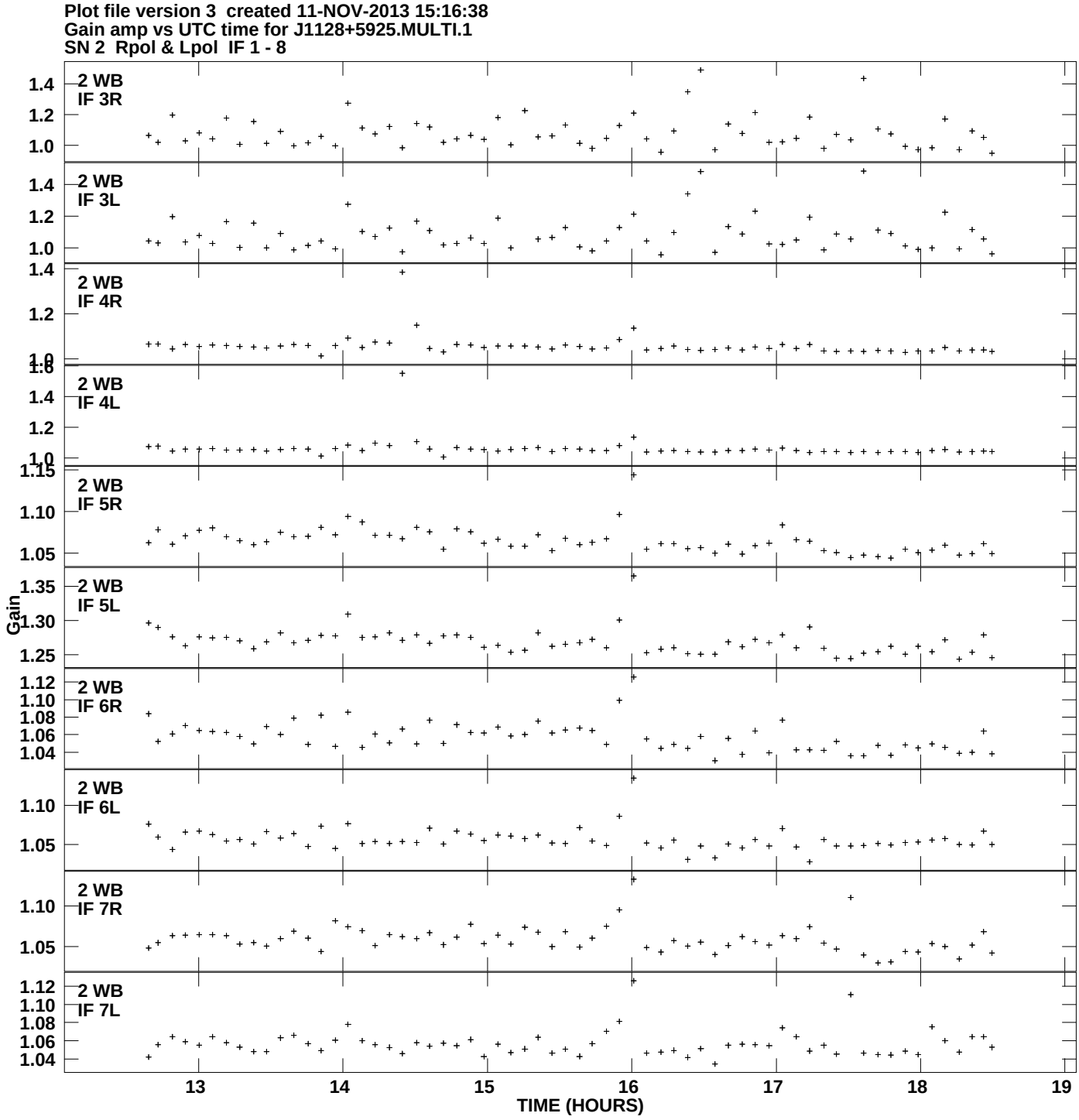
Plot file version 3 created 11-NOV-2013 15:16:38
Gain amp vs UTC time for J1128+5925.MULTI.1
SN 2 Rpol & Lpol IF 1 - 8
2 WB
IF 3R
2 WB
IF 3L
2 WB
IF 4R
2 WB
IF 4L
2 WB
IF 5R
2 WB
IF 5L
2 WB
IF 6R
2 WB
IF 6L
2 WB
IF 7R
2 WB
IF 7L
Gain
TIME (HOURS)
13
14
15
16
17
18
19

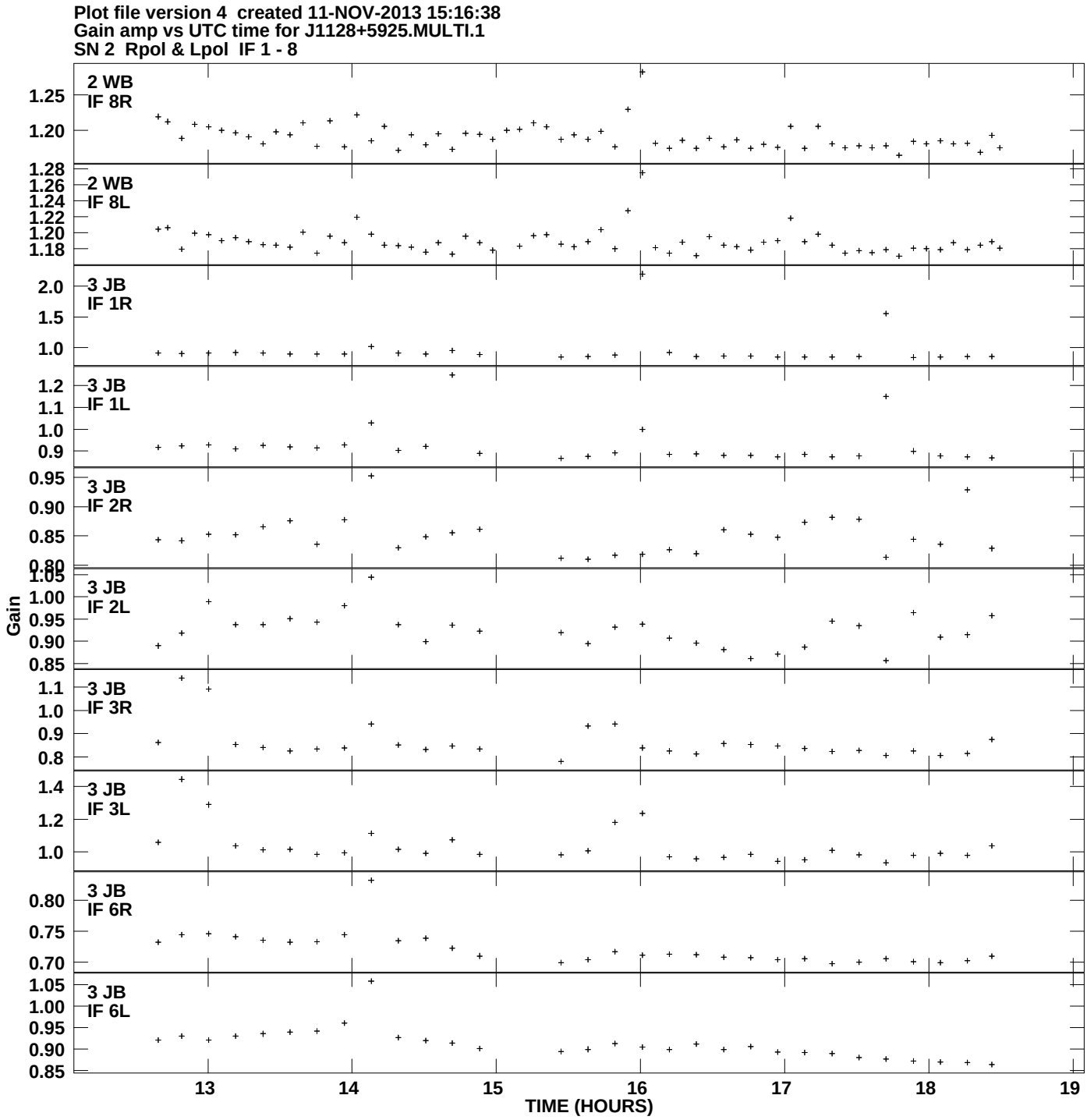
Plot file version 4 created 11-NOV-2013 15:16:38
Gain amp vs UTC time for J1128+5925.MULTI.1
SN 2 Rpol & Lpol IF 1 - 8
2 WB
IF 8R
2 WB
IF 8L
3 JB
IF 1R
3 JB
IF 1L
3 JB
IF 2R
3 JB
IF 2L
3 JB
IF 3R
3 JB
IF 3L
3 JB
IF 6R
3 JB
IF 6L
Gain
TIME (HOURS)

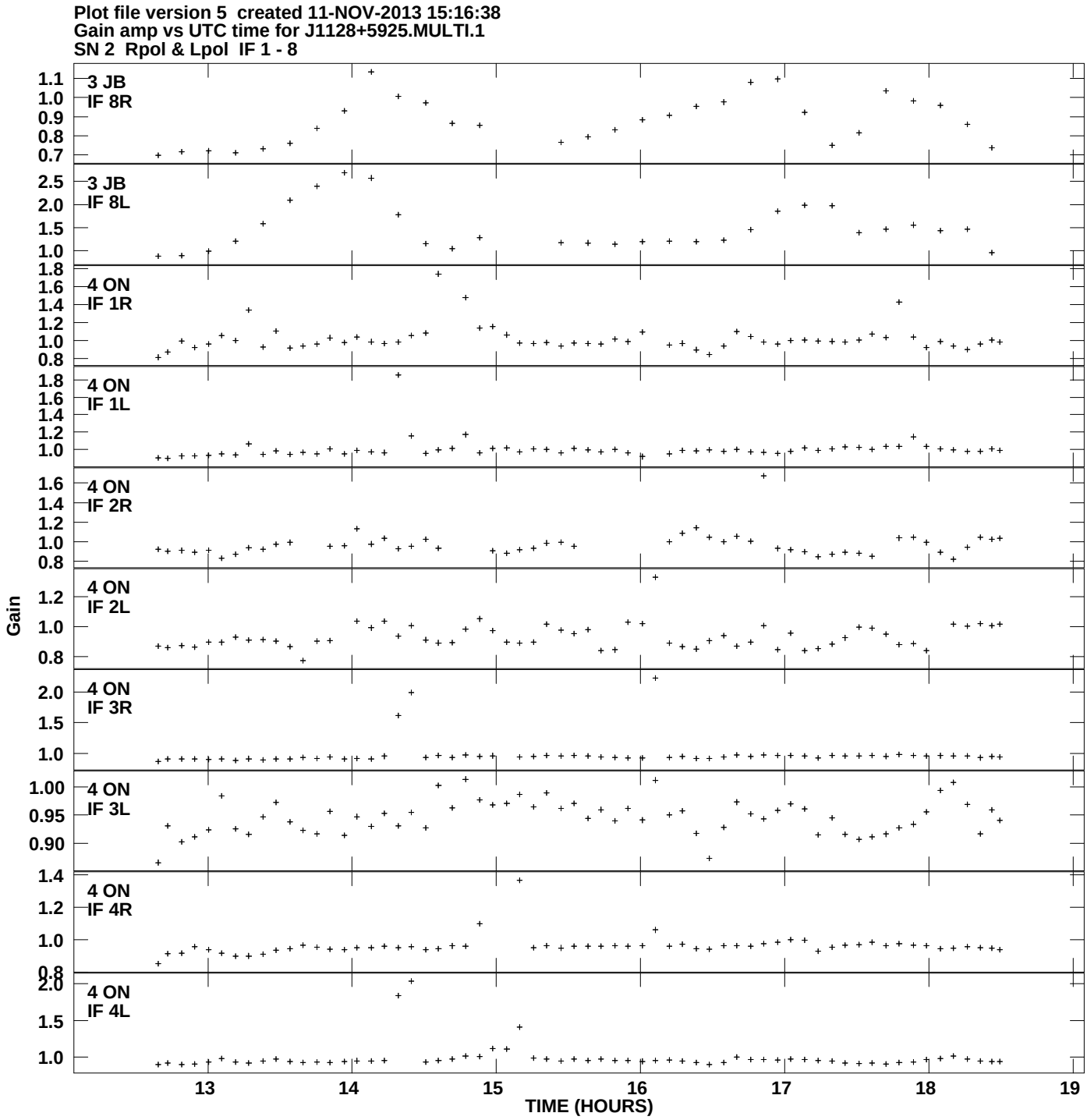
Plot file version 5 created 11-NOV-2013 15:16:38
Gain amp vs UTC time for J1128+5925.MULTI.1
SN 2 Rpol & Lpol IF 1 - 8
3 JB
IF 8R
3 JB
IF 8L
4 ON
IF 1R
4 ON
IF 1L
4 ON
IF 2R
4 ON
IF 2L
4 ON
IF 3R
4 ON
IF 3L
4 ON
IF 4R
4 ON
IF 4L
Gain
TIME (HOURS)

Plot file version 6 created 11-NOV-2013 15:16:38
Gain amp vs UTC time for J1128+5925.MULTI.1
SN 2 Rpol & Lpol IF 1 - 8

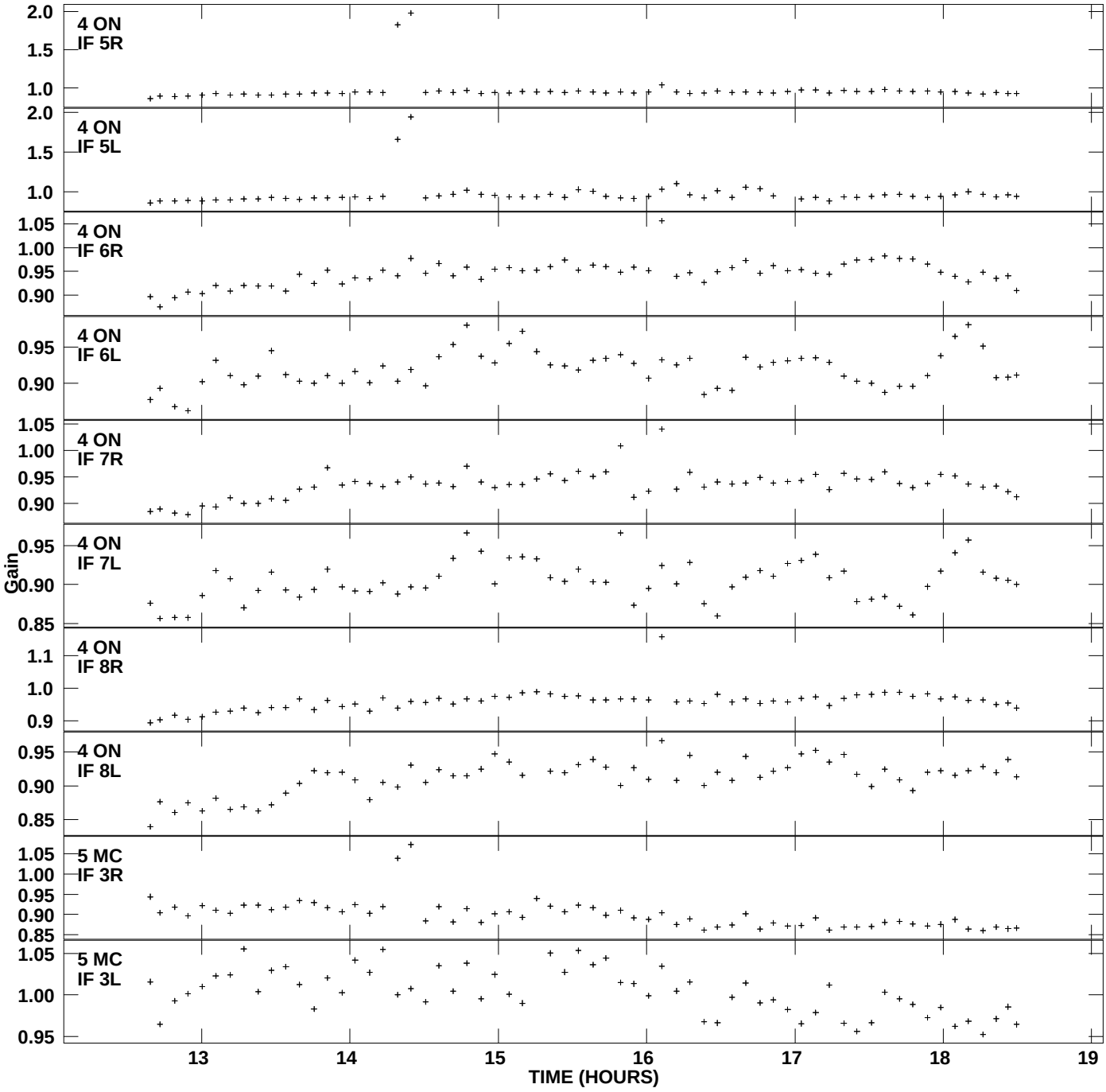

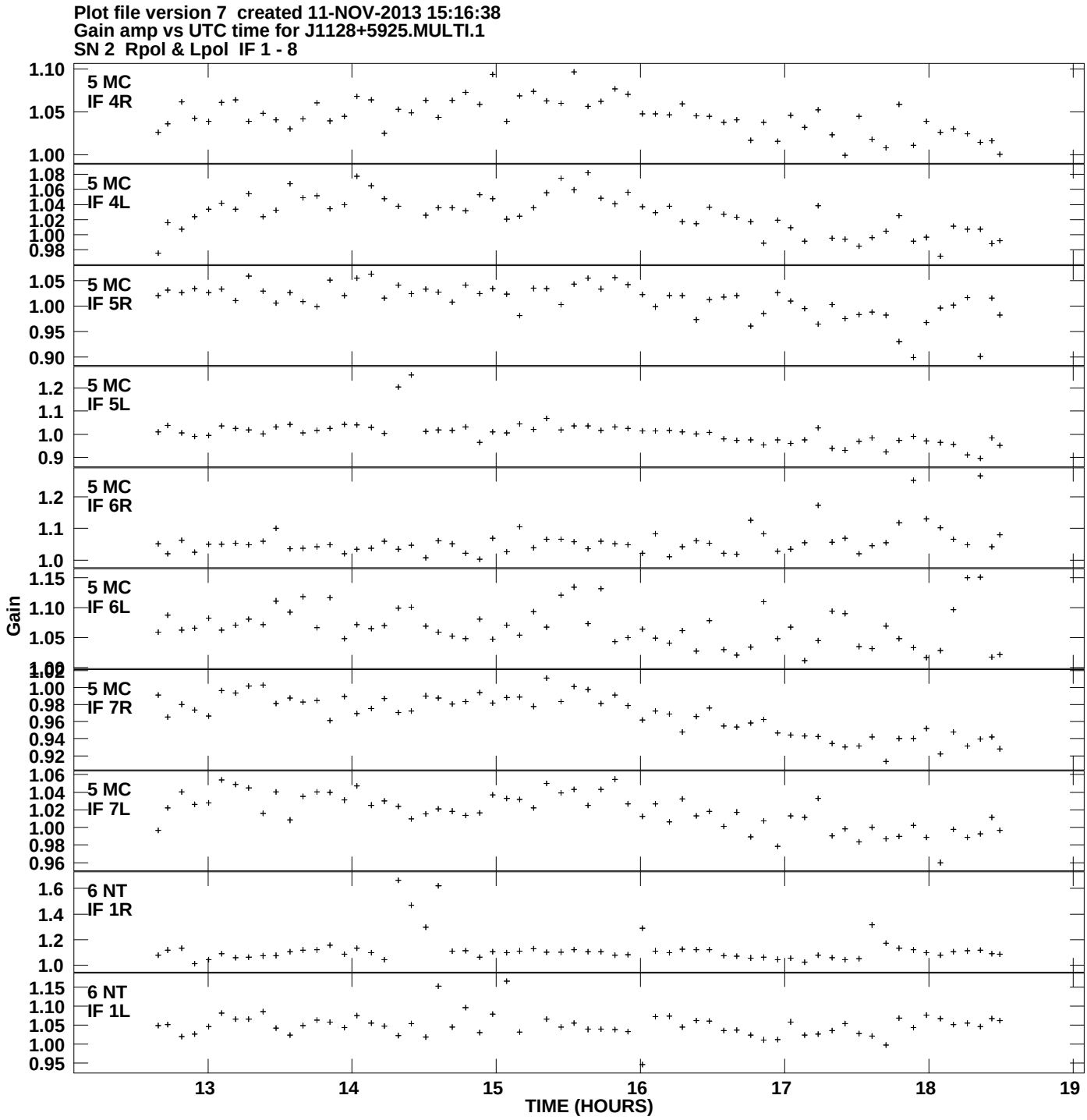
Plot file version 7 created 11-NOV-2013 15:16:38
Gain amp vs UTC time for J1128+5925.MULTI.1
SN 2 Rpol & Lpol IF 1 - 8
5 MC IF 4R
5 MC IF 4L
5 MC IF 5R
5 MC IF 5L
5 MC IF 6R
5 MC IF 6L
5 MC IF 7R
5 MC IF 7L
6 NT IF 1R
6 NT IF 1L
Gain
TIME (HOURS)
13
14
15
16
17
18
19

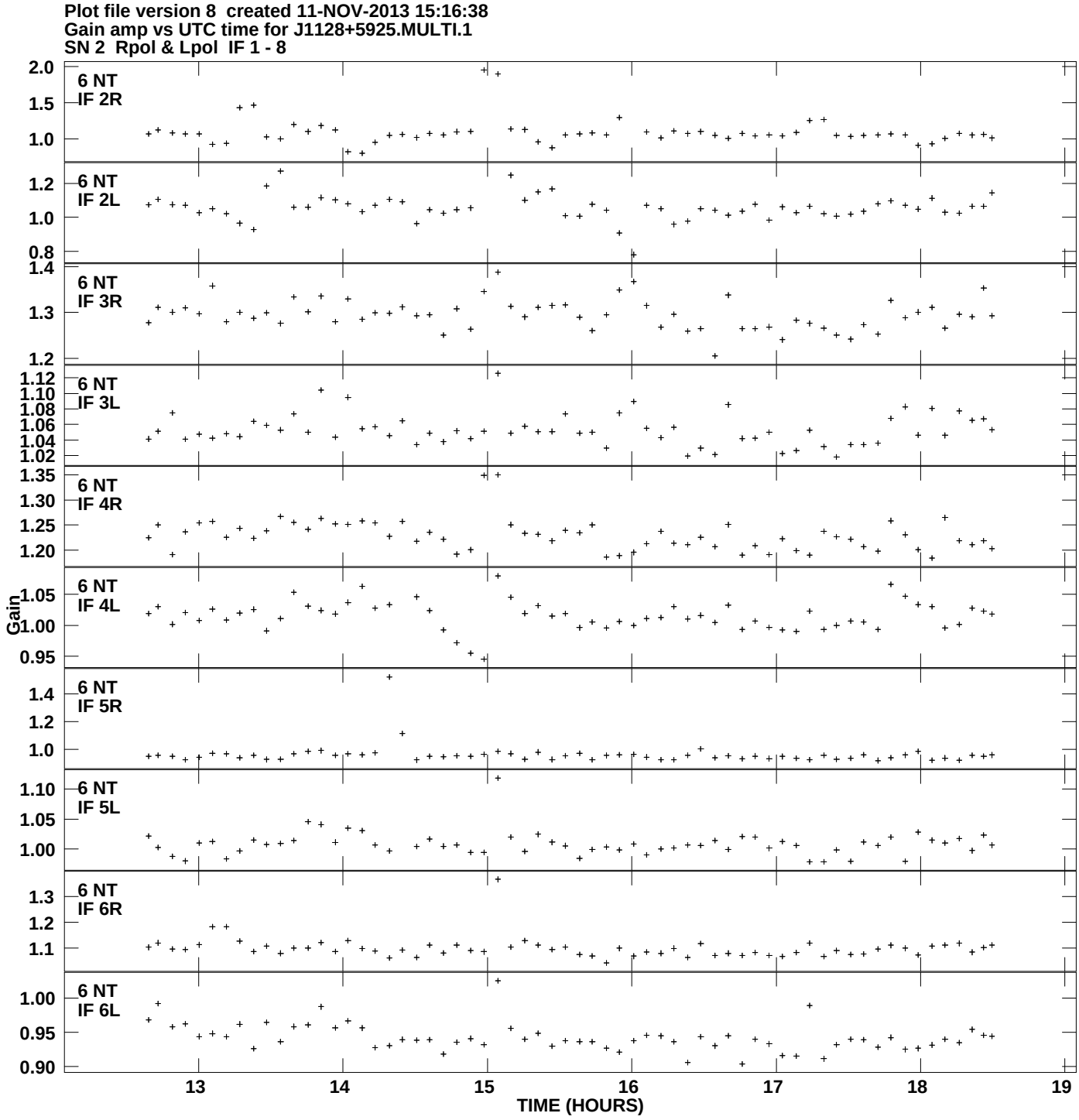
Plot file version 8 created 11-NOV-2013 15:16:38
Gain amp vs UTC time for J1128+5925.MULTI.1
SN 2 Rpol & Lpol IF 1 - 8
6 NT IF 2R
6 NT IF 2L
6 NT IF 3R
6 NT IF 3L
6 NT IF 4R
6 NT IF 4L
6 NT IF 5R
6 NT IF 5L
6 NT IF 6R
6 NT IF 6L
Gain
TIME (HOURS)

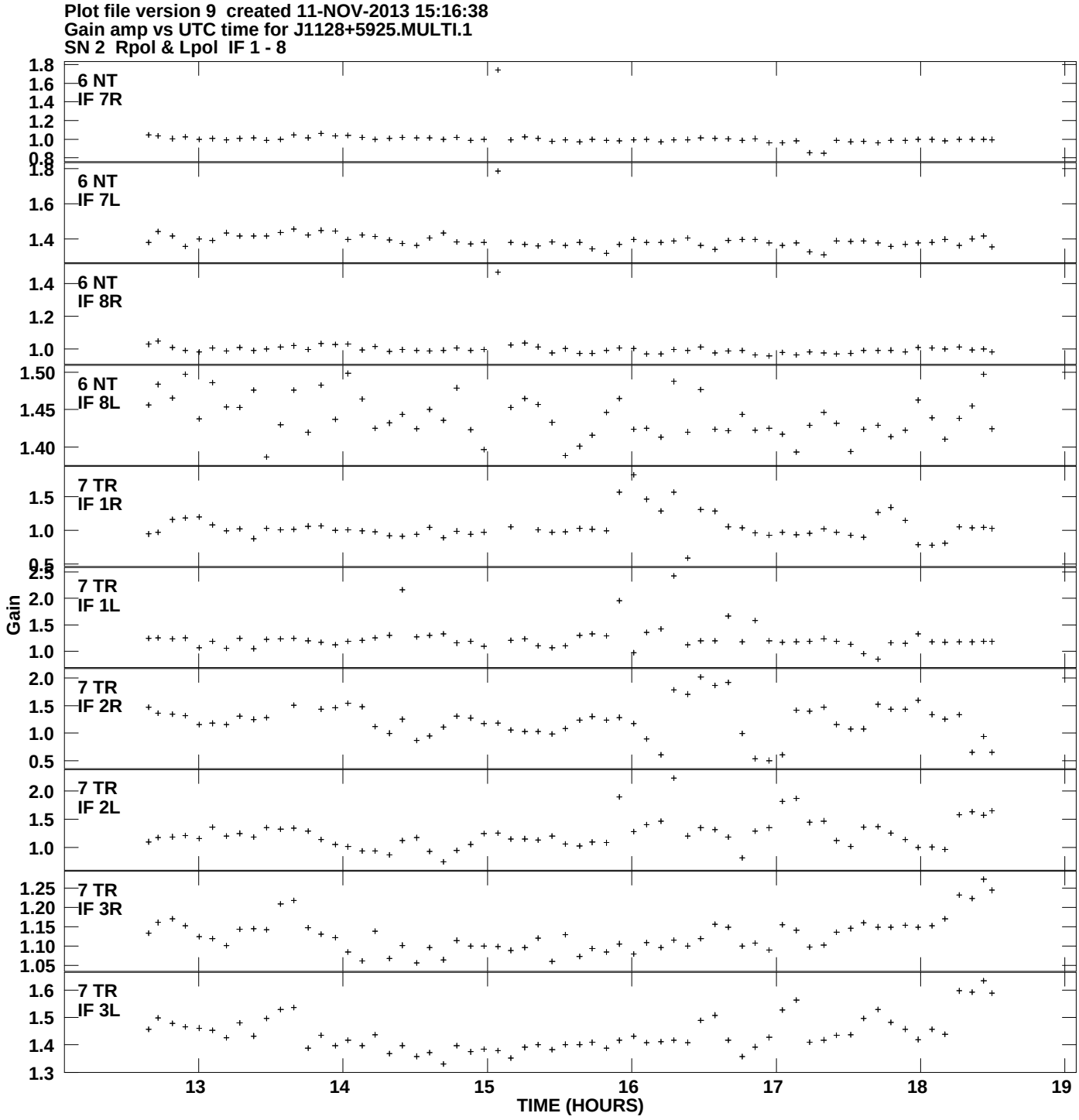
Plot file version 9 created 11-NOV-2013 15:16:38
Gain amp vs UTC time for J1128+5925.MULTI.1
SN 2 Rpol & Lpol IF 1 - 8
6 NT IF 7R
6 NT IF 7L
6 NT IF 8R
6 NT IF 8L
7 TR IF 1R
7 TR IF 1L
7 TR IF 2R
7 TR IF 2L
7 TR IF 3R
7 TR IF 3L
Gain
TIME (HOURS)
13
14
15
16
17
18
19

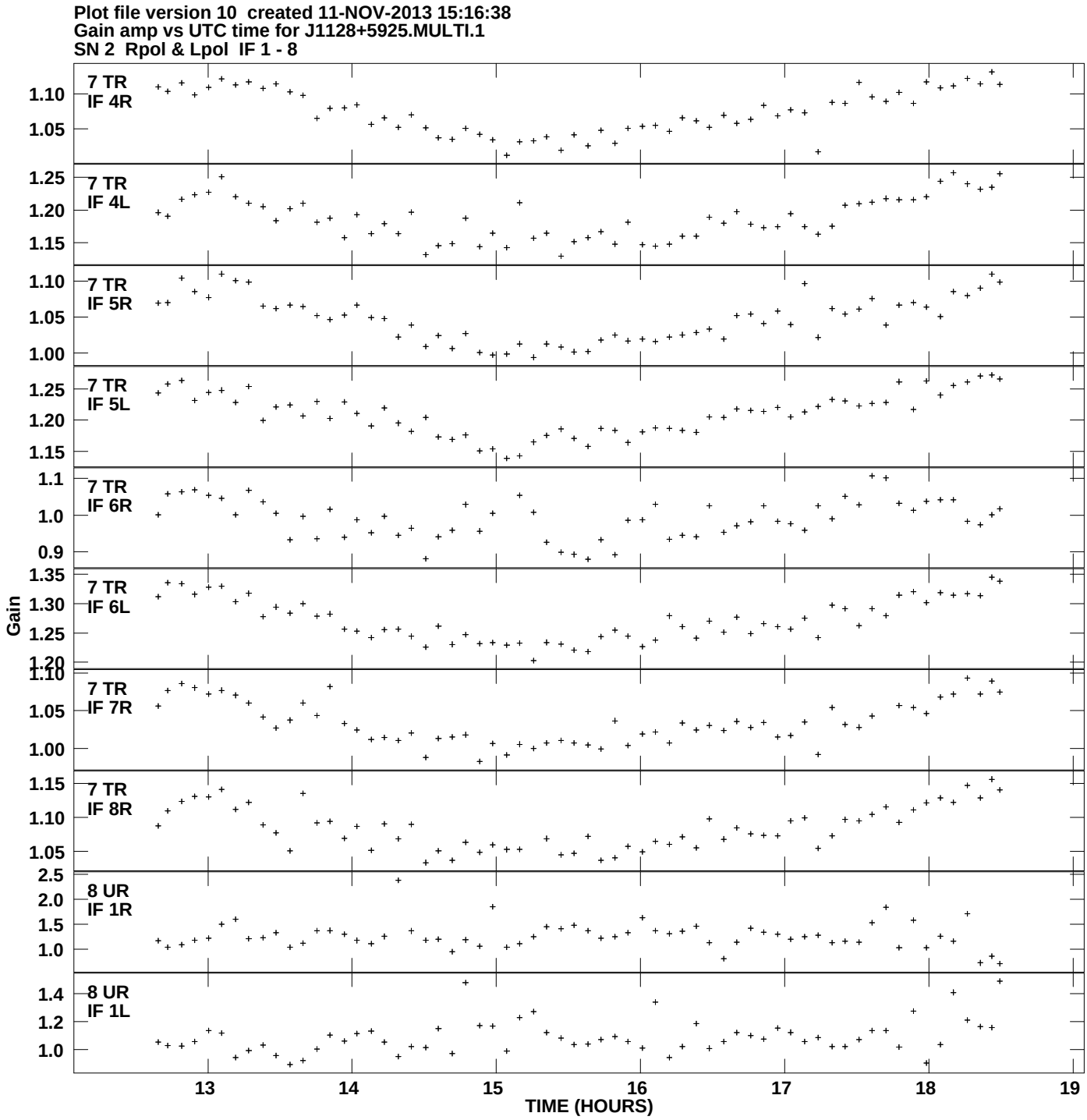
Plot file version 10 created 11-NOV-2013 15:16:38
Gain amp vs UTC time for J1128+5925.MULTI.1
SN 2 Rpol & Lpol IF 1 - 8
7 TR
IF 4R
7 TR
IF 4L
7 TR
IF 5R
7 TR
IF 5L
7 TR
IF 6R
7 TR
IF 6L
7 TR
IF 7R
7 TR
IF 8R
8 UR
IF 1R
8 UR
IF 1L
Gain
TIME (HOURS)
13
14
15
16
17
18
19

Plot file version 11 created 11-NOV-2013 15:16:38
Gain amp vs UTC time for J1128+5925.MULTI.1
SN 2 Rpol & Lpol IF 1 - 8

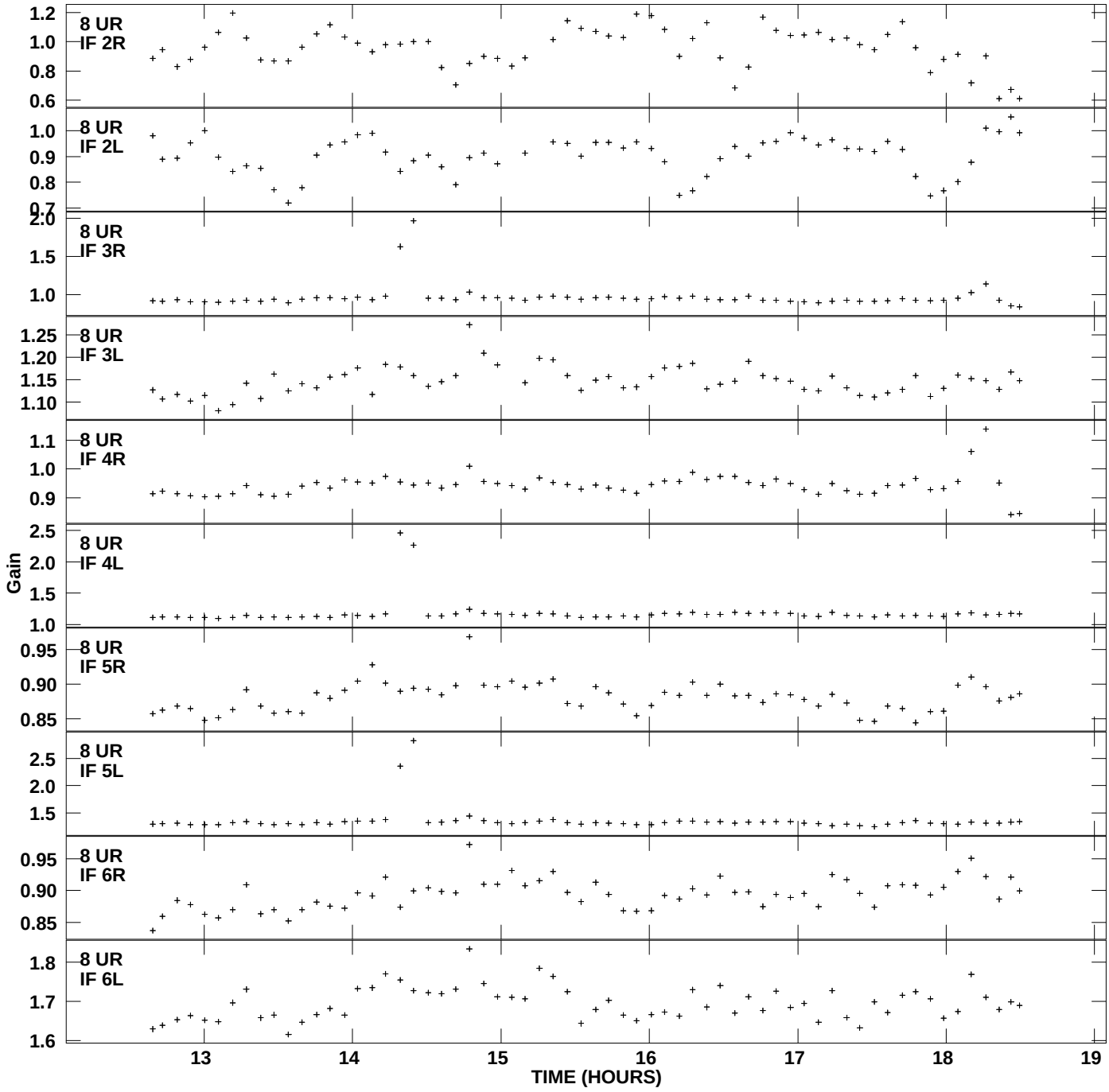

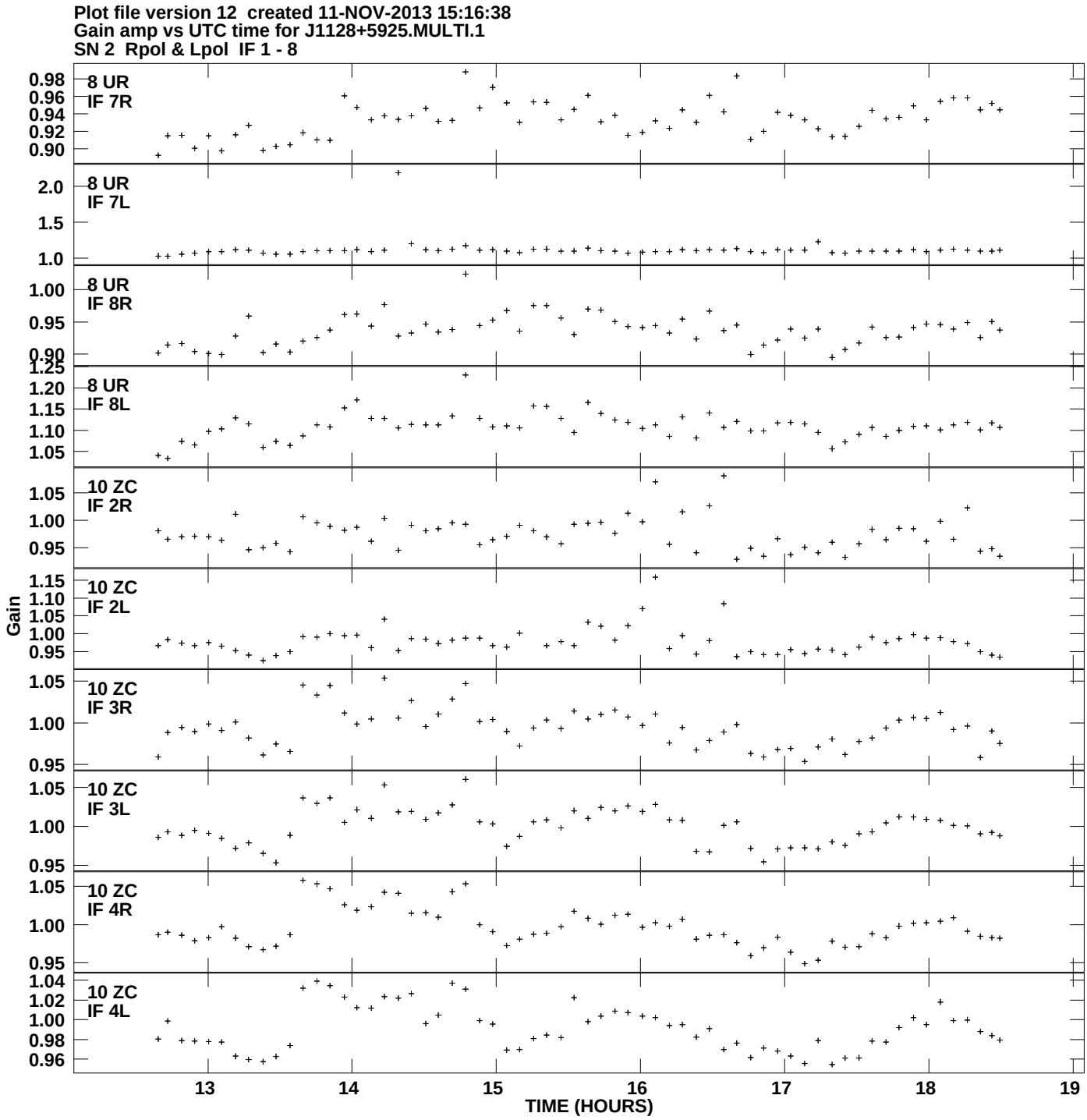
Plot file version 12 created 11-NOV-2013 15:16:38
Gain amp vs UTC time for J1128+5925.MULTI.1
SN 2 Rpol & Lpol IF 1 - 8
8 UR
IF 7R
8 UR
IF 7L
8 UR
IF 8R
8 UR
IF 8L
10 ZC
IF 2R
10 ZC
IF 2L
10 ZC
IF 3R
10 ZC
IF 3L
10 ZC
IF 4R
10 ZC
IF 4L
Gain
TIME (HOURS)

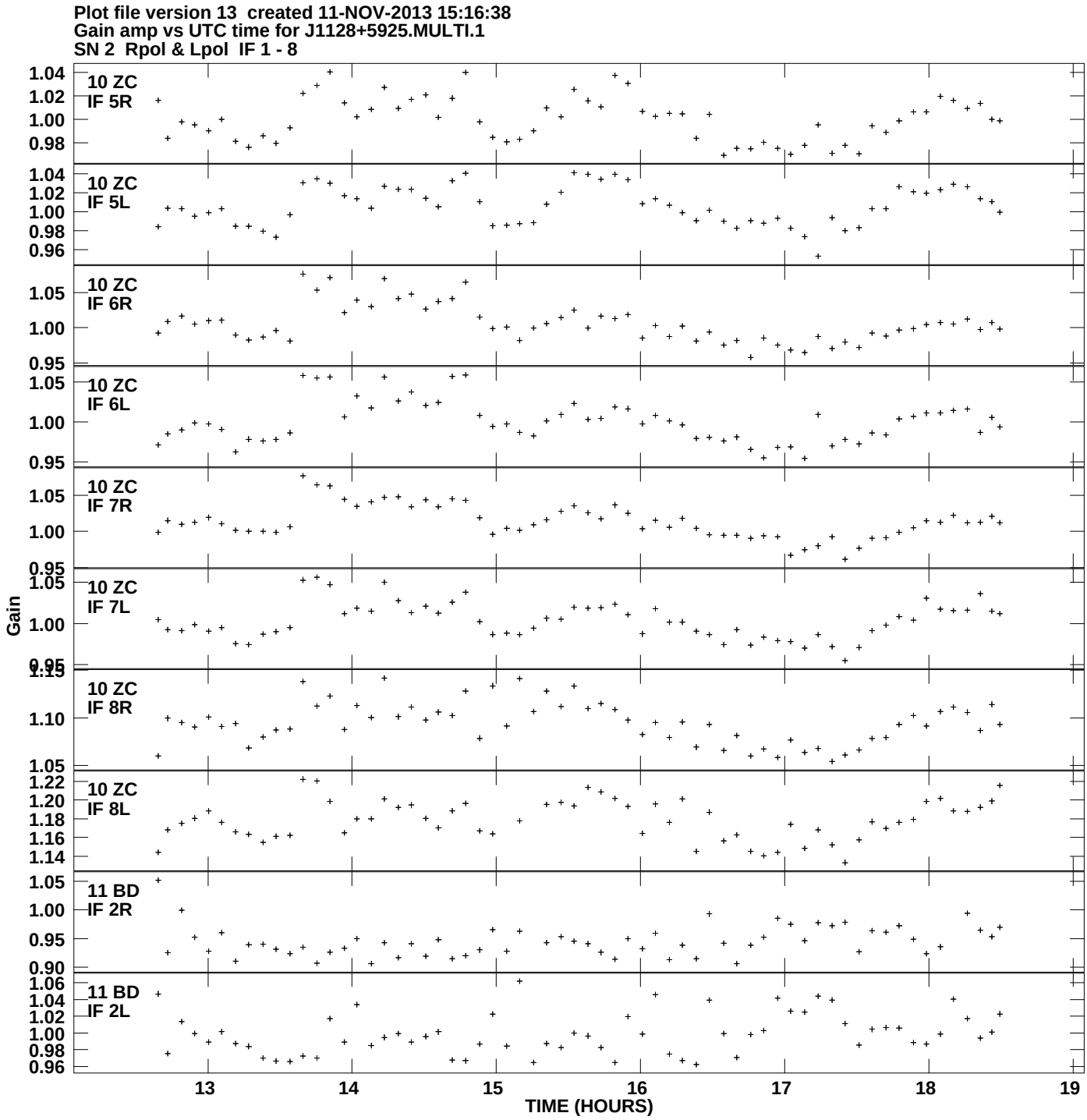
Plot file version 13 created 11-NOV-2013 15:16:38
Gain amp vs UTC time for J1128+5925.MULTI.1
SN 2 Rpol & Lpol IF 1 - 8
10 ZC
IF 5R
10 ZC
IF 5L
10 ZC
IF 6R
10 ZC
IF 6L
10 ZC
IF 7R
10 ZC
IF 7L
10 ZC
IF 8R
10 ZC
IF 8L
11 BD
IF 2R
11 BD
IF 2L
Gain
TIME (HOURS)

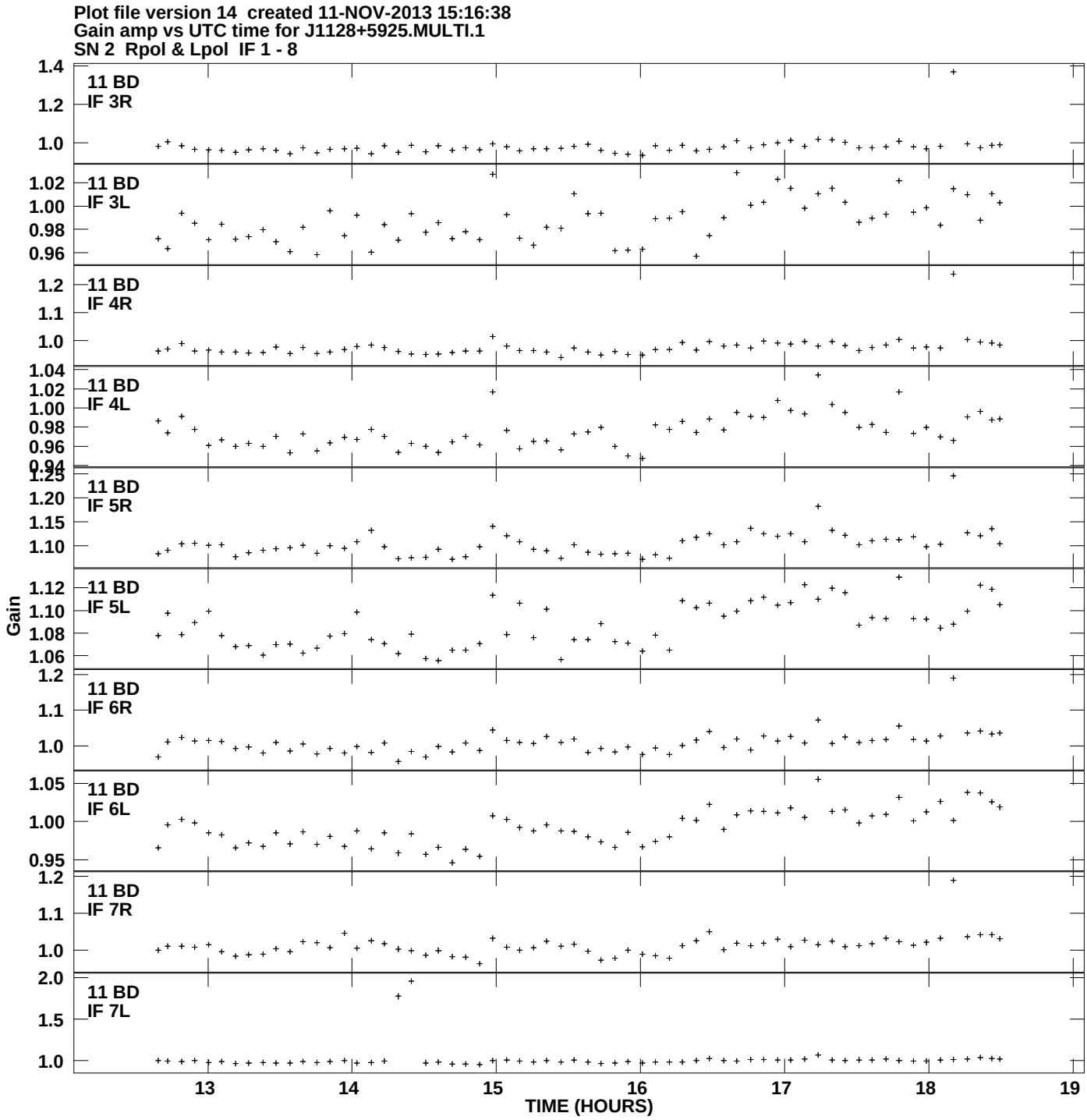
Plot file version 14 created 11-NOV-2013 15:16:38
Gain amp vs UTC time for J1128+5925.MULTI.1
SN 2 Rpol & Lpol IF 1 - 8
11 BD
IF 3R
11 BD
IF 3L
11 BD
IF 4R
11 BD
IF 4L
11 BD
IF 5R
11 BD
IF 5L
11 BD
IF 6R
11 BD
IF 6L
11 BD
IF 7R
11 BD
IF 7L
Gain
TIME (HOURS)

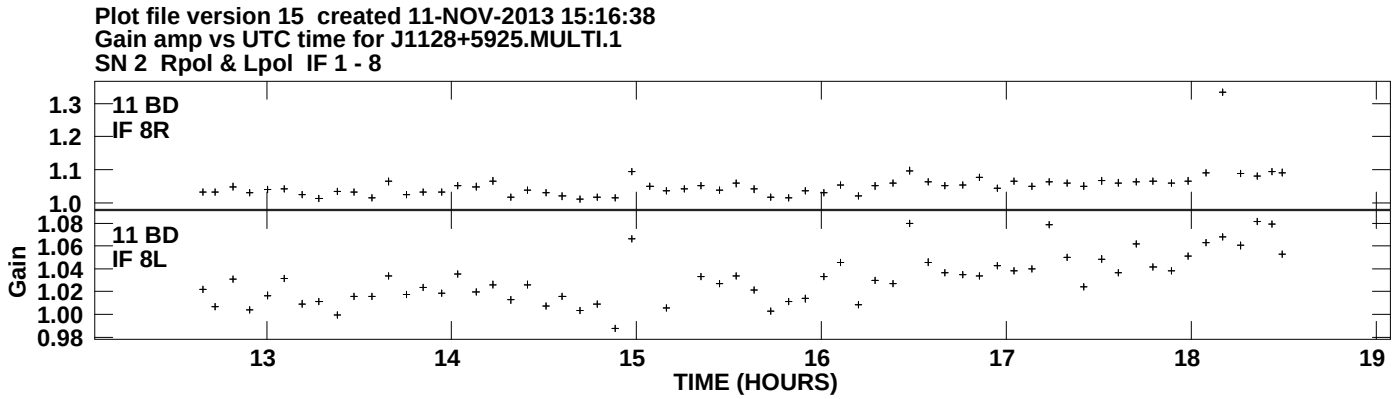
Plot file version 15 created 11-NOV-2013 15:16:38
Gain amp vs UTC time for J1128+5925.MULTI.1
SN 2 Rpol & Lpol IF 1 - 8
11 BD
IF 8R
11 BD
IF 8L
Gain
1.3
1.2
1.1
1.0
1.08
1.06
1.04
1.02
1.00
0.98
13
14
15
16
17
18
19
TIME (HOURS)