
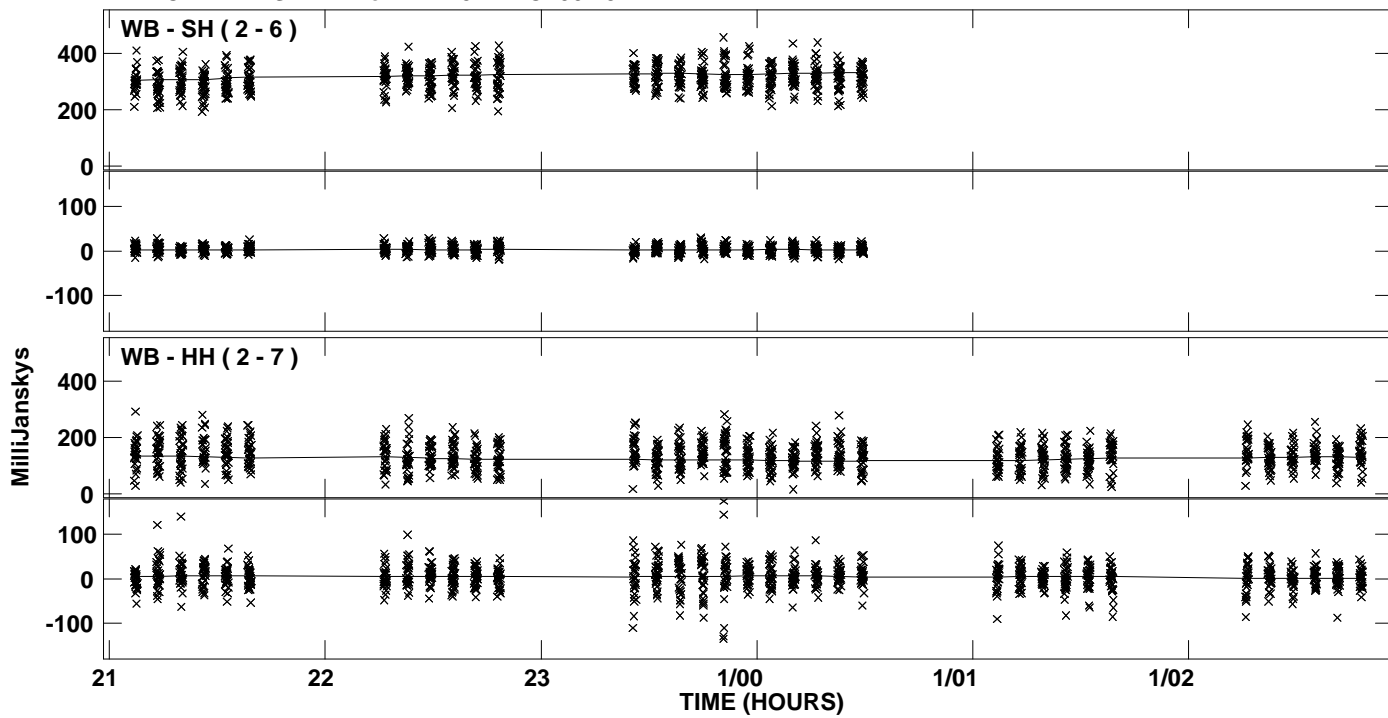



Plot file version 1 created 17-JUL-2012 18:54:20
Amplitude and Phase vs Time for B1423+14.MULTI.1 CL # 3
IF 1 CHAN 1 STK LL of B1423+14.ICL001.3



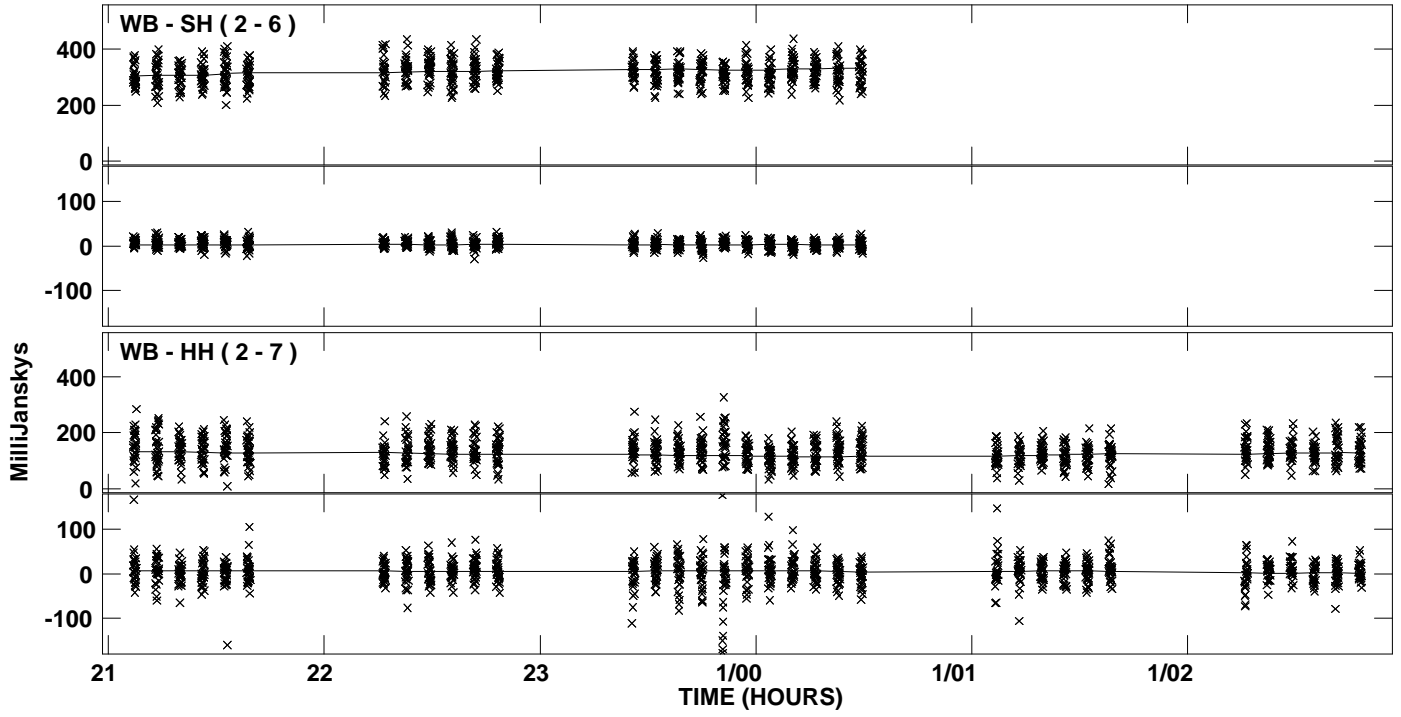
Plot file version 2 created 17-JUL-2012 18:54:20
Amplitude and Phase vs Time for B1423+14.MULTI.1 CL # 3
IF 1 CHAN 1 STK LL of B1423+14.ICL001.3




PLot file version 3 created 17-JUL-2012 18:54:20
Amplitude andPhase vs Time for B1423+14.MULTI.1 CL # 3
IF 2 CHAN 1 STK LL of B1423+14.ICL001.3



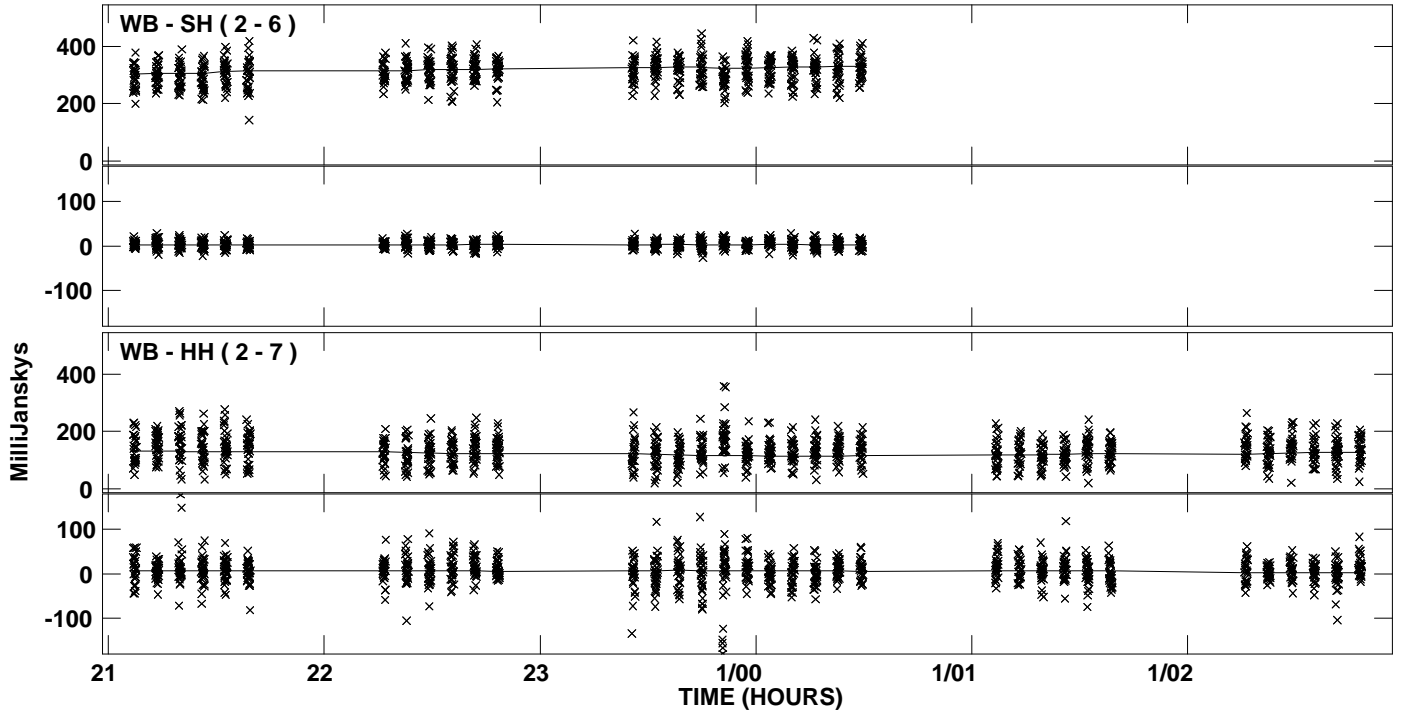
Plot file version 4 created 17-JUL-2012 18:54:20
Amplitude andPhase vs Time for B1423+14.MULTI.1 CL # 3
IF 2 CHAN 1 STK LL of B1423+14.ICL001.3




Plot file version 5 created 17-JUL-2012 18:54:20
Amplitude and Phase vs Time for B1423+14.MULTI.1 CL # 3
IF 3 CHAN 1 STK LL of B1423+14.ICL001.3



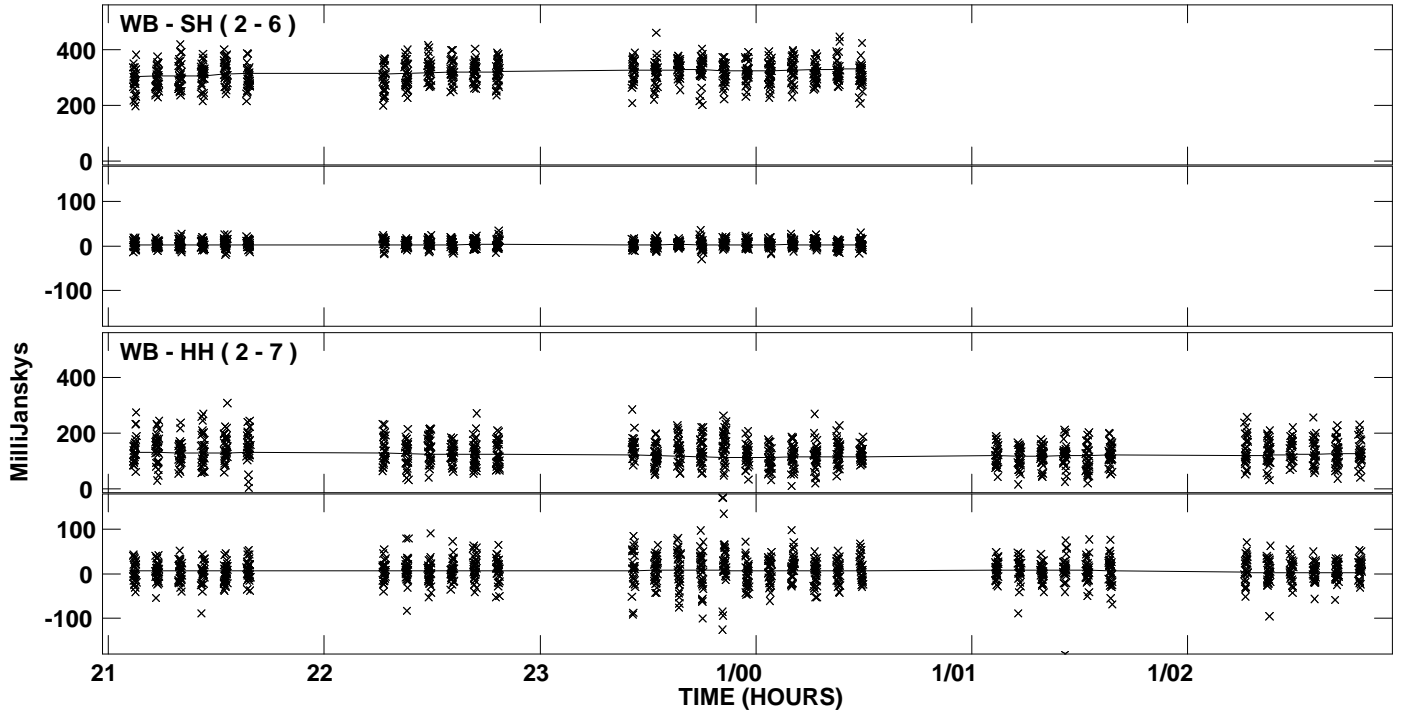
Plot file version 6 created 17-JUL-2012 18:54:20
Amplitude andPhase vs Time for B1423+14.MULTI.1 CL # 3
IF 3 CHAN 1 STK LL of B1423+14.ICL001.3




Plot file version 7 created 17-JUL-2012 18:54:20
Amplitude andPhase vs Time for B1423+14.MULTI.1 CL # 3
IF 4 CHAN 1 STK LL of B1423+14.ICL001.3



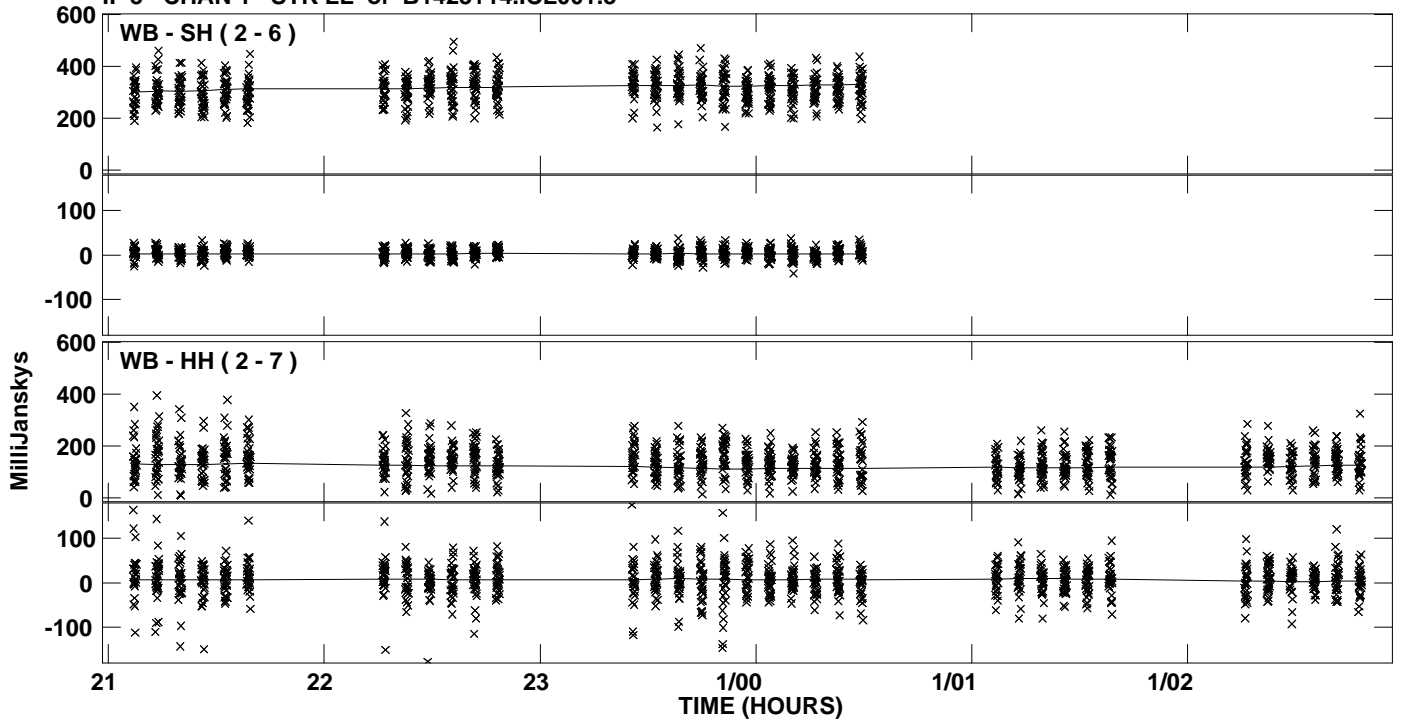
Plot file version 8 created 17-JUL-2012 18:54:20
Amplitude and Phase vs Time for B1423+14.MULTI.1 CL # 3
IF 4 CHAN 1 STK LL of B1423+14.ICL001.3



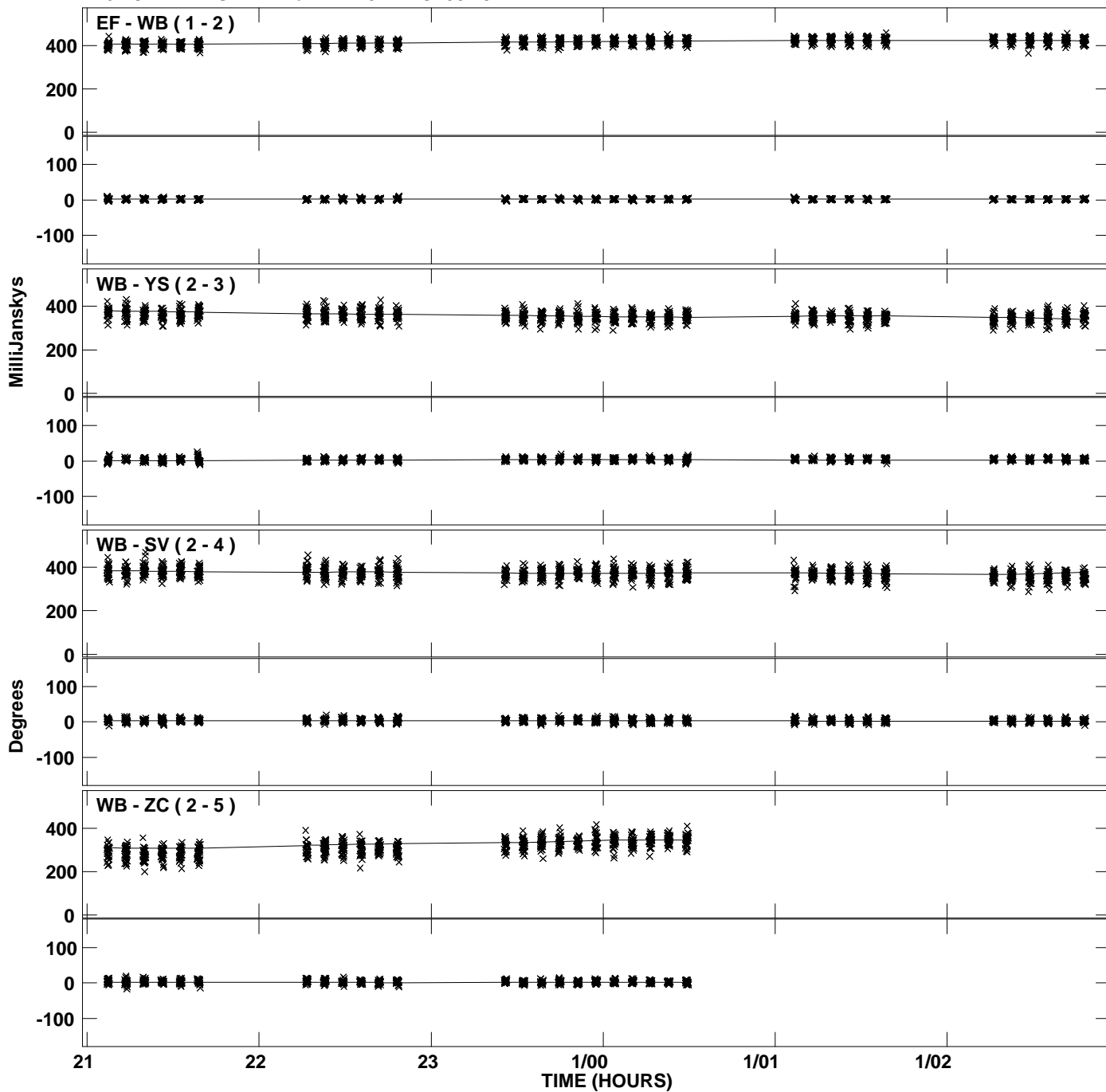
Plot file version 9 created 17-JUL-2012 18:54:20
Amplitude and Phase vs Time for B1423+14.MULTI.1 CL # 3
IF 5 CHAN 1 STK LL of B1423+14.ICL001.3



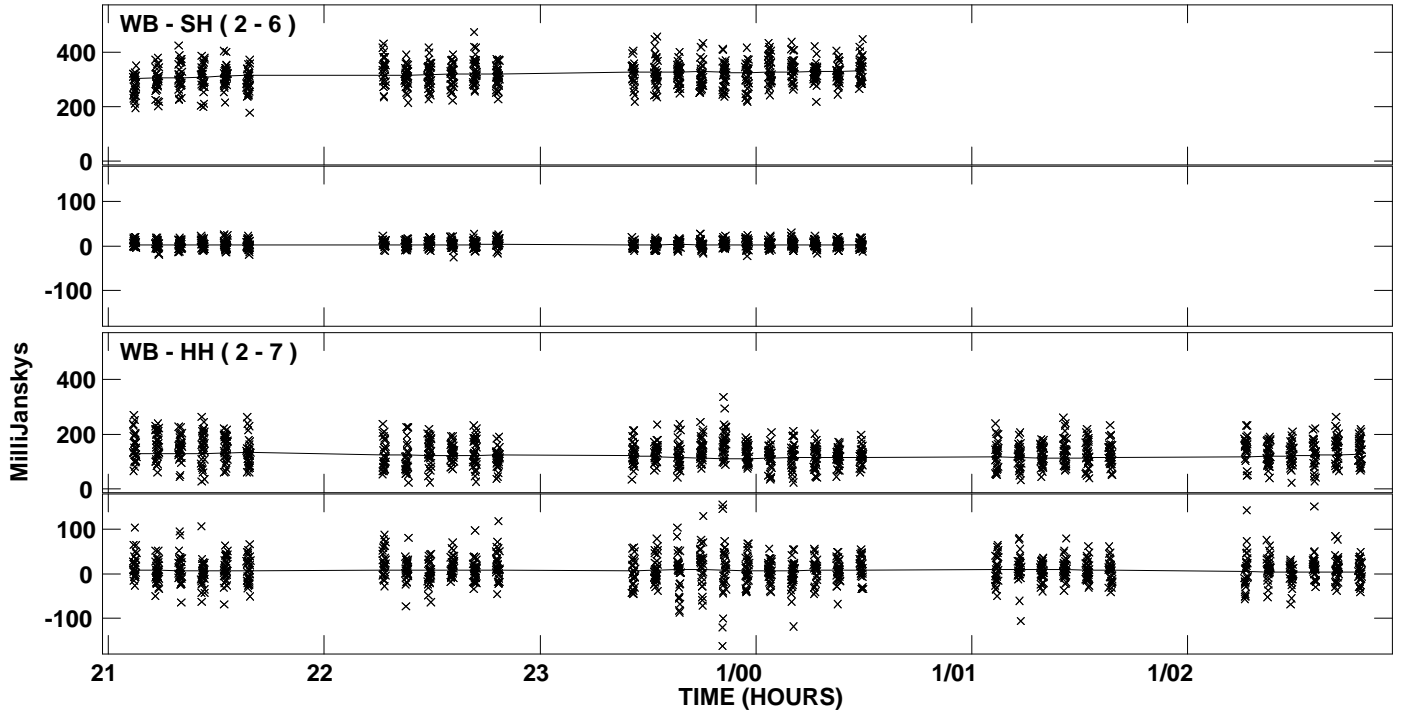
Plot file version 10 created 17-JUL-2012 18:54:20
Amplitude and Phase vs Time for B1423+14.MULTI.1 CL # 3
IF 5 CHAN 1 STK LL of B1423+14.ICL001.3



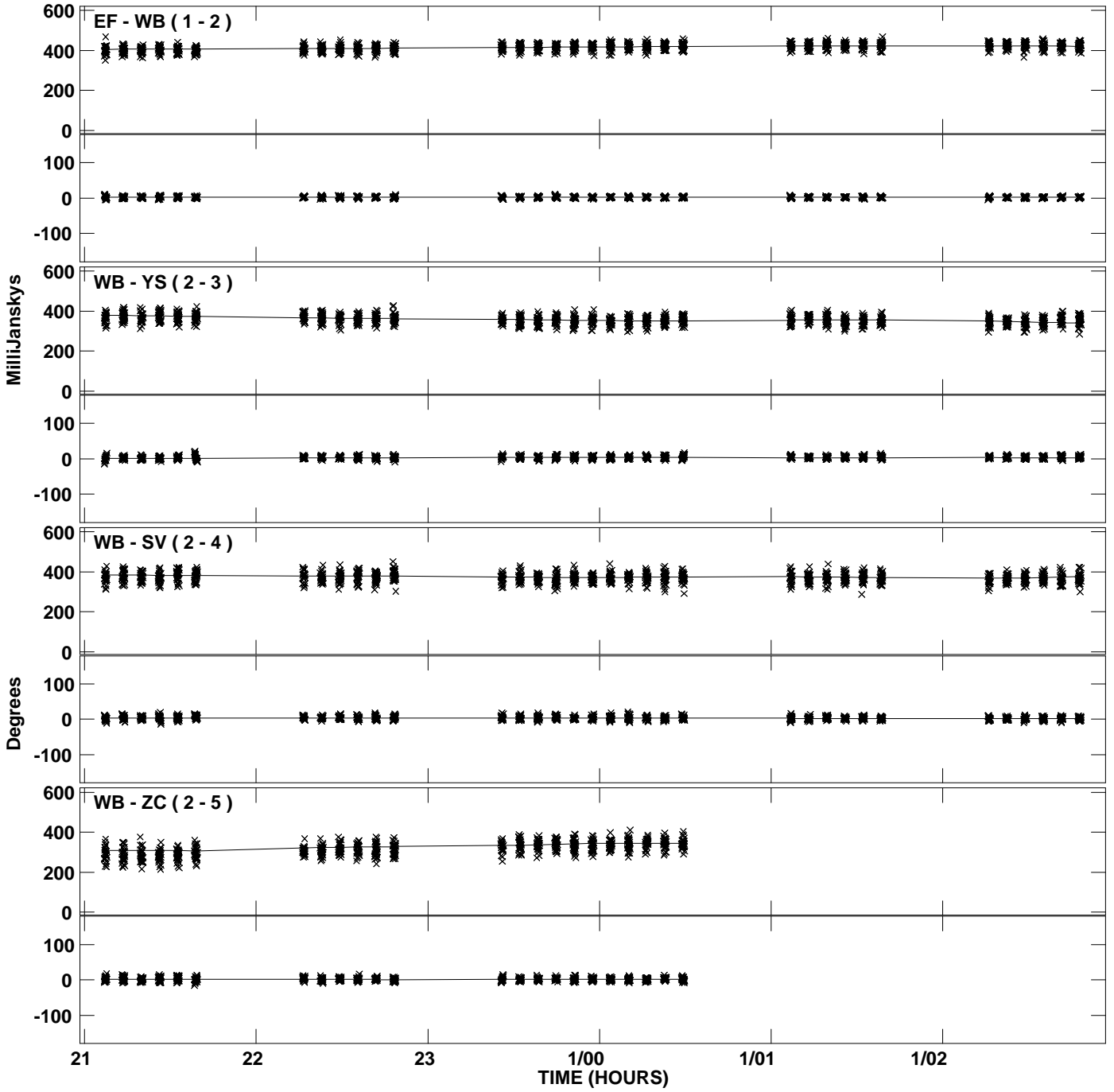
PLot file version 11 created 17-JUL-2012 18:54:21
Amplitude andPhase vs Time for B1423+14.MULTI.1 CL # 3
IF 6 CHAN 1 STK LL of B1423+14.ICL001.3



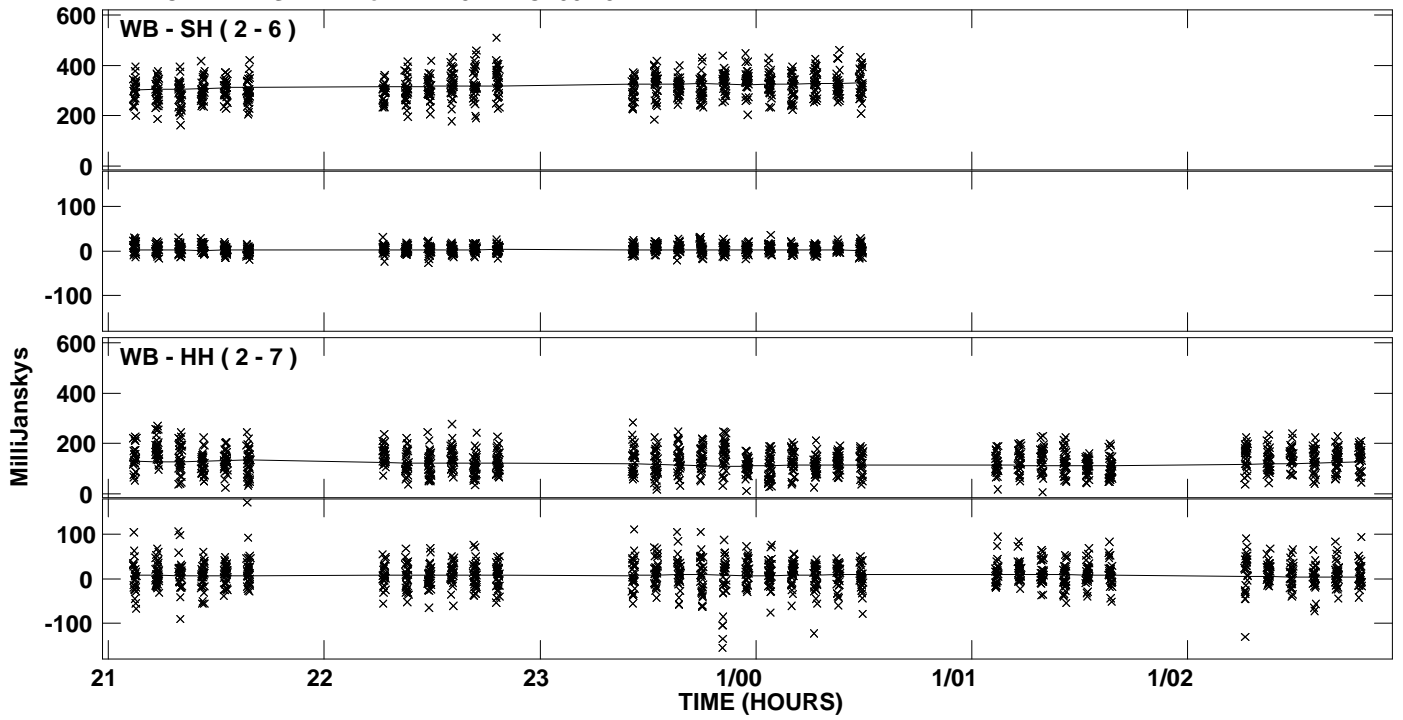
Plot file version 12 created 17-JUL-2012 18:54:21
Amplitude and Phase vs Time for B1423+14.MULTI.1 CL # 3
IF 6 CHAN 1 STK LL of B1423+14.ICL001.3




PLot file version 13 created 17-JUL-2012 18:54:21
Amplitude andPhase vs Time for B1423+14.MULTI.1 CL # 3
IF 7 CHAN 1 STK LL of B1423+14.ICL001.3



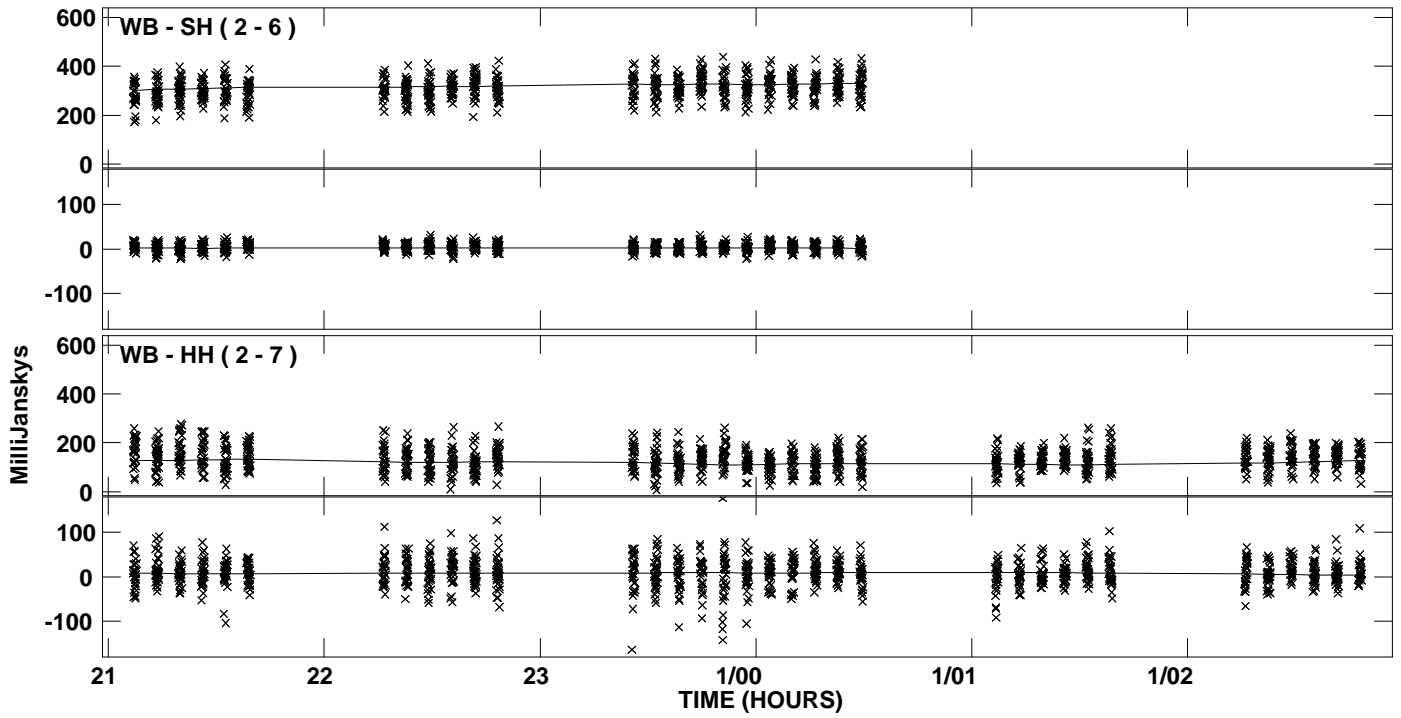
Plot file version 14 created 17-JUL-2012 18:54:21
Amplitude andPhase vs Time for B1423+14.MULTI.1 CL # 3
IF 7 CHAN 1 STK LL of B1423+14.ICL001.3




Plot file version 15 created 17-JUL-2012 18:54:21
Amplitude and Phase vs Time for B1423+14.MULTI.1 CL # 3
IF 8 CHAN 1 STK LL of B1423+14.ICL001.3



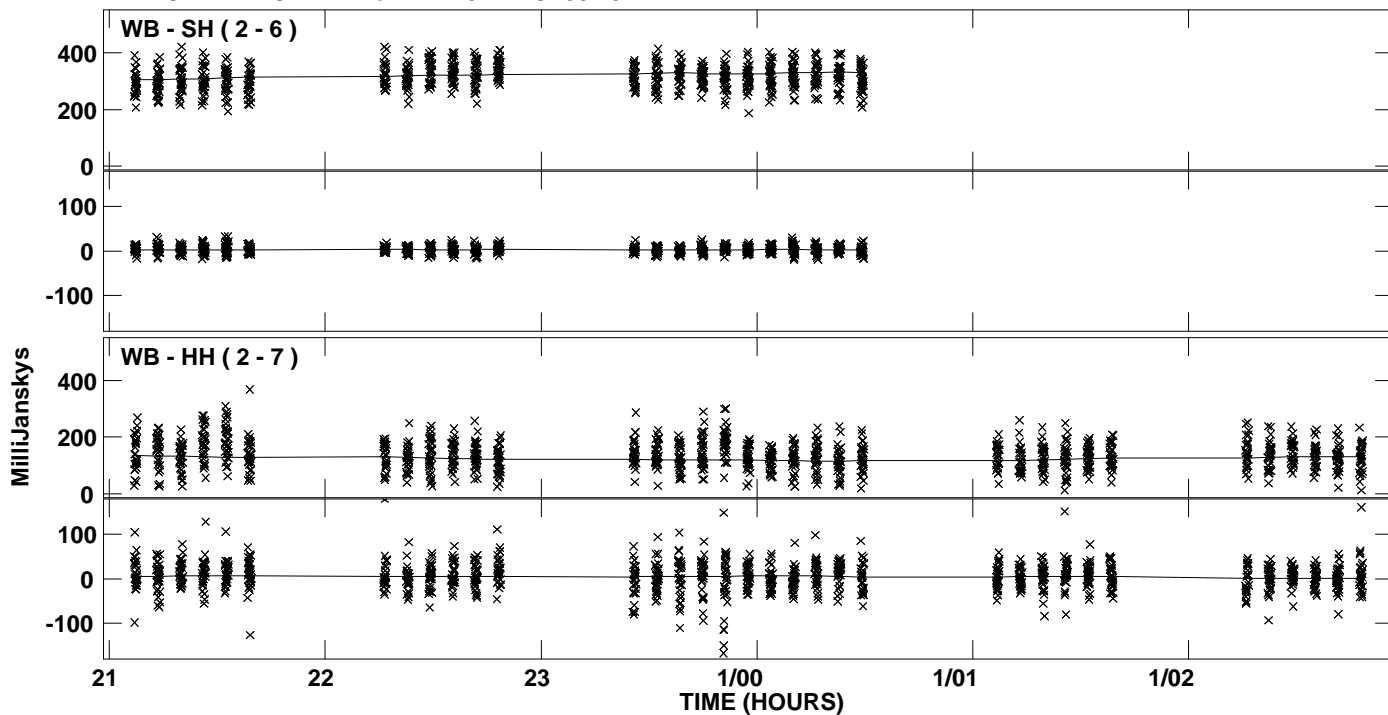
PLot file version 16 created 17-JUL-2012 18:54:21
Amplitude andPhase vs Time for B1423+14.MULTI.1 CL # 3
IF 8 CHAN 1 STK LL of B1423+14.ICL001.3




Plot file version 17 created 17-JUL-2012 18:54:21
Amplitude andPhase vs Time for B1423+14.MULTI.1 CL # 3
IF 1 CHAN 1 STK RR of B1423+14.ICL001.3



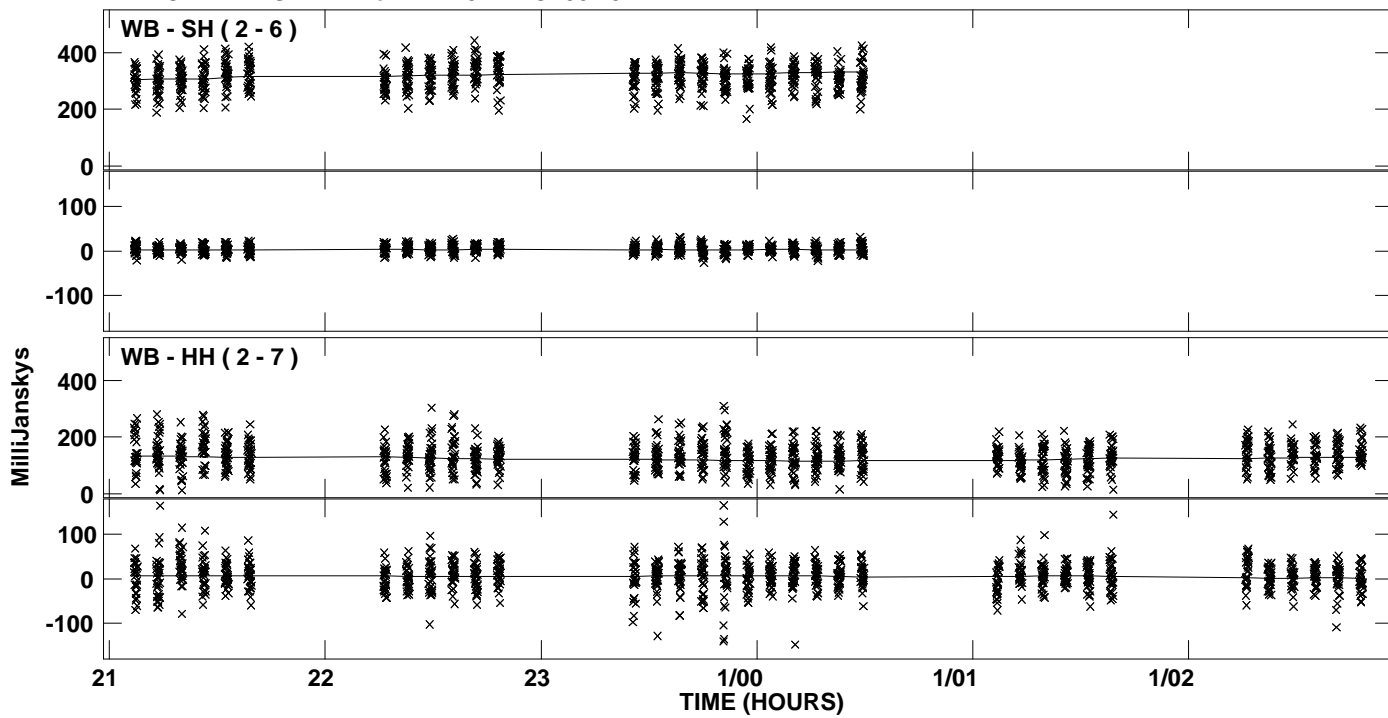
Plot file version 18 created 17-JUL-2012 18:54:21
Amplitude andPhase vs Time for B1423+14.MULTI.1 CL # 3
IF 1 CHAN 1 STK RR of B1423+14.ICL001.3




PLot file version 19 created 17-JUL-2012 18:54:21
Amplitude andPhase vs Time for B1423+14.MULTI.1 CL # 3
IF 2 CHAN 1 STK RR of B1423+14.ICL001.3



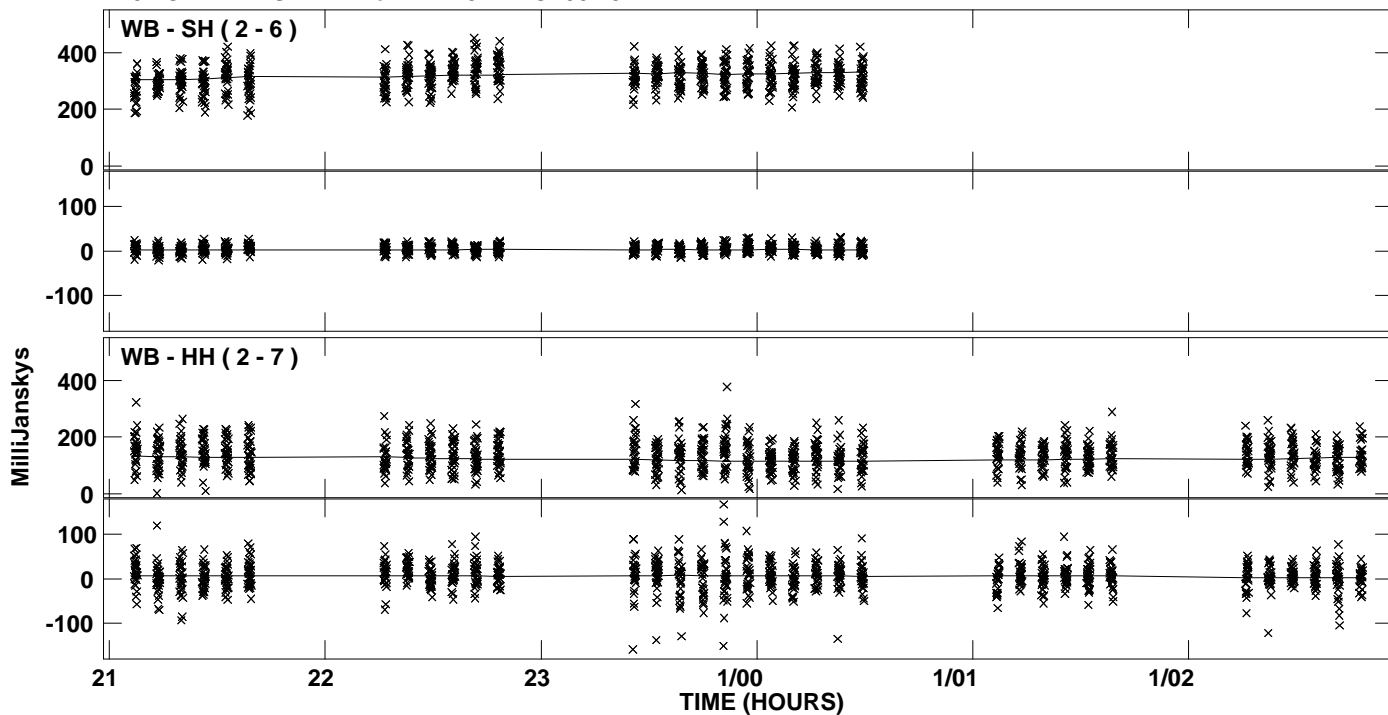
Plot file version 20 created 17-JUL-2012 18:54:21
Amplitude and Phase vs Time for B1423+14.MULTI.1 CL # 3
IF 2 CHAN 1 STK RR of B1423+14.ICL001.3




PLot file version 21 created 17-JUL-2012 18:54:22
Amplitude andPhase vs Time for B1423+14.MULTI.1 CL # 3
IF 3 CHAN 1 STK RR of B1423+14.ICL001.3



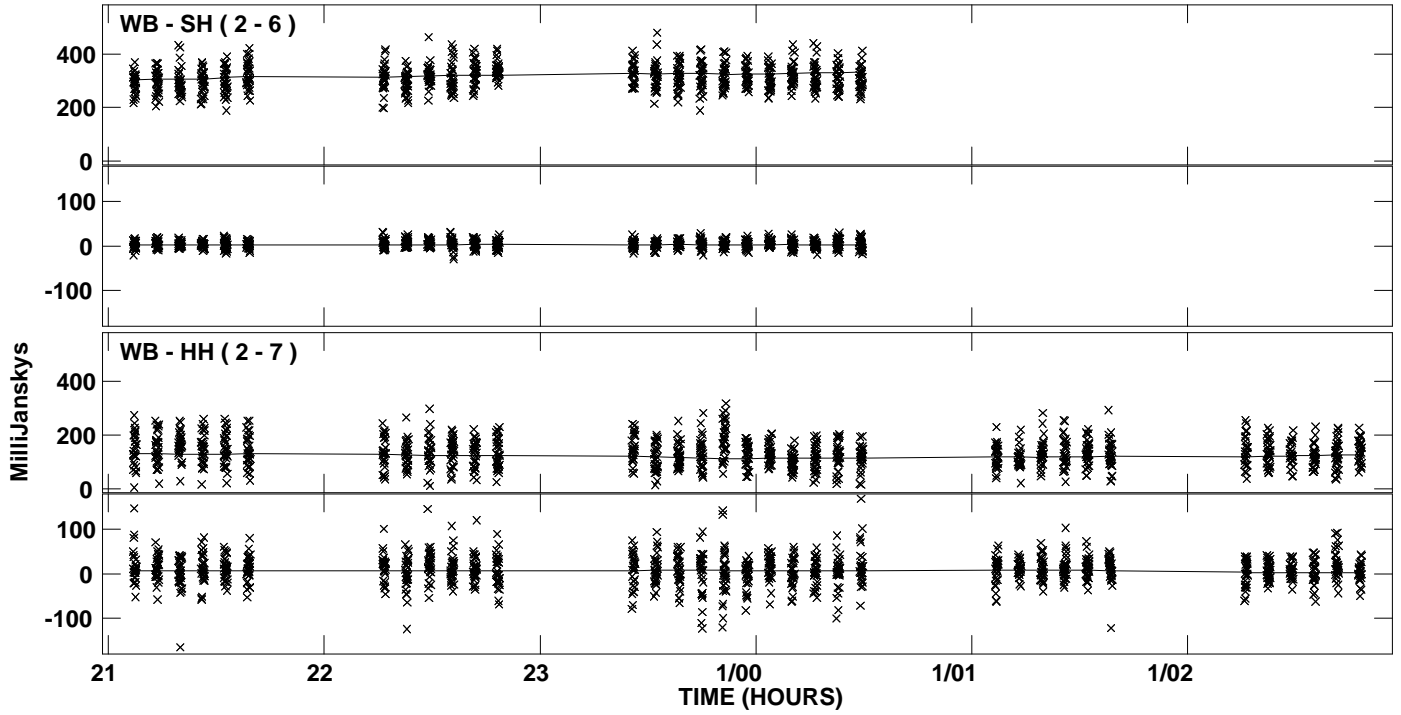
Plot file version 22 created 17-JUL-2012 18:54:22
Amplitude and Phase vs Time for B1423+14.MULTI.1 CL # 3
IF 3 CHAN 1 STK RR of B1423+14.ICL001.3




PLot file version 23 created 17-JUL-2012 18:54:22
Amplitude andPhase vs Time for B1423+14.MULTI.1 CL # 3
IF 4 CHAN 1 STK RR of B1423+14.ICL001.3



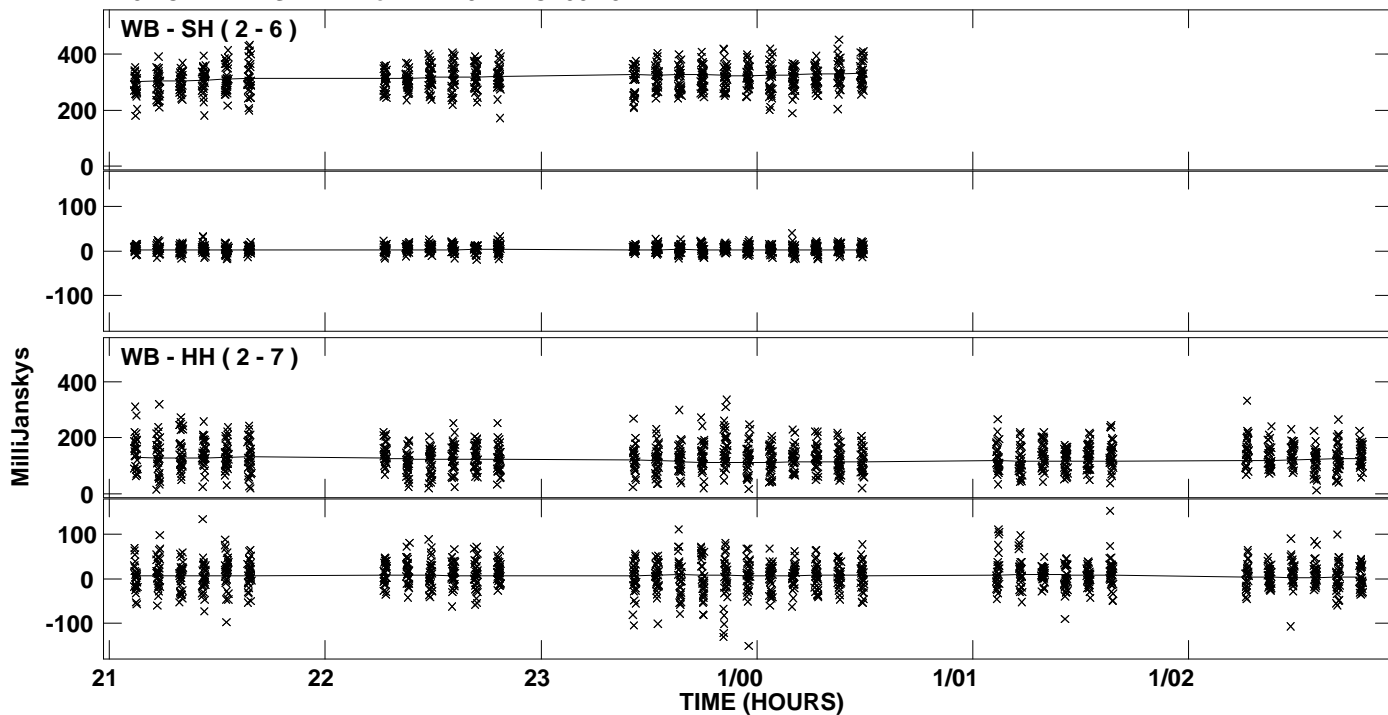
Plot file version 24 created 17-JUL-2012 18:54:22
Amplitude and Phase vs Time for B1423+14.MULTI.1 CL # 3
IF 4 CHAN 1 STK RR of B1423+14.ICL001.3




Plot file version 25 created 17-JUL-2012 18:54:22
Amplitude andPhase vs Time for B1423+14.MULTI.1 CL # 3
IF 5 CHAN 1 STK RR of B1423+14.ICL001.3



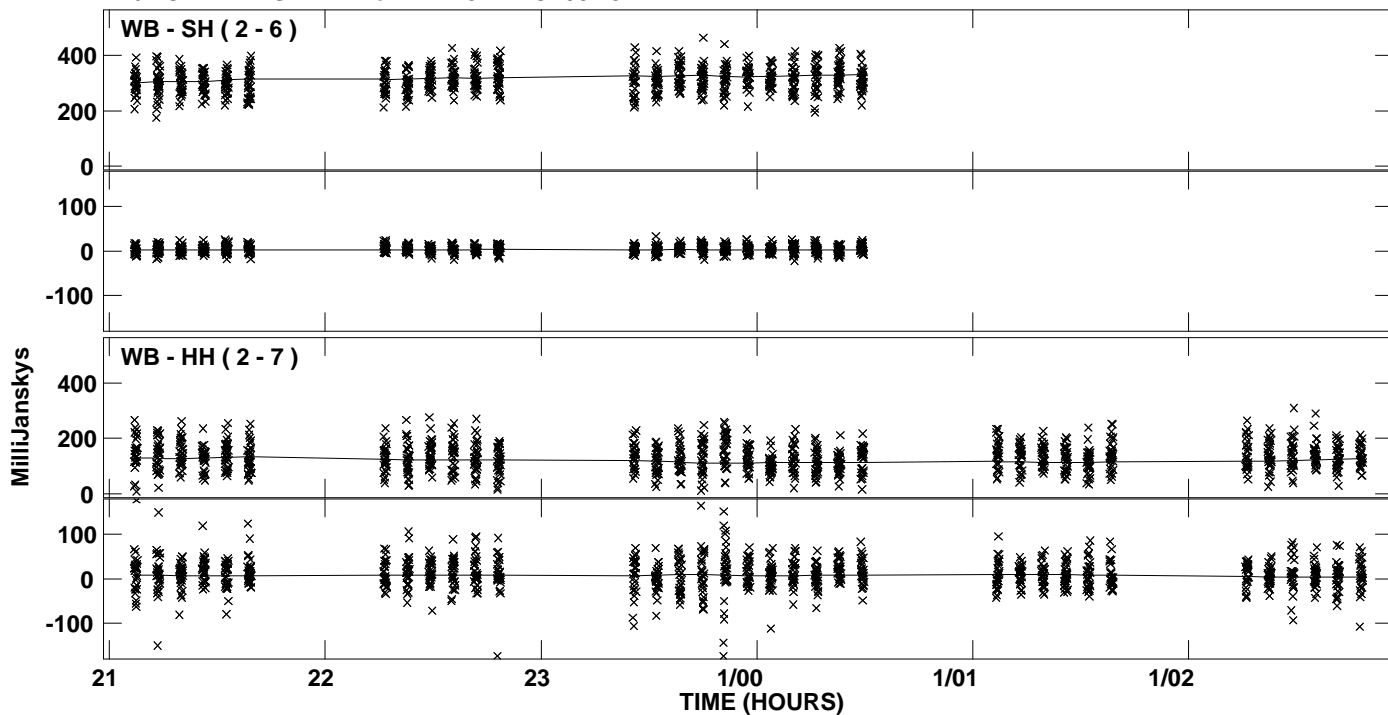
Plot file version 26 created 17-JUL-2012 18:54:22
Amplitude andPhase vs Time for B1423+14.MULTI.1 CL # 3
IF 5 CHAN 1 STK RR of B1423+14.ICL001.3




PLot file version 27 created 17-JUL-2012 18:54:22
Amplitude andPhase vs Time for B1423+14.MULTI.1 CL # 3
IF 6 CHAN 1 STK RR of B1423+14.ICL001.3



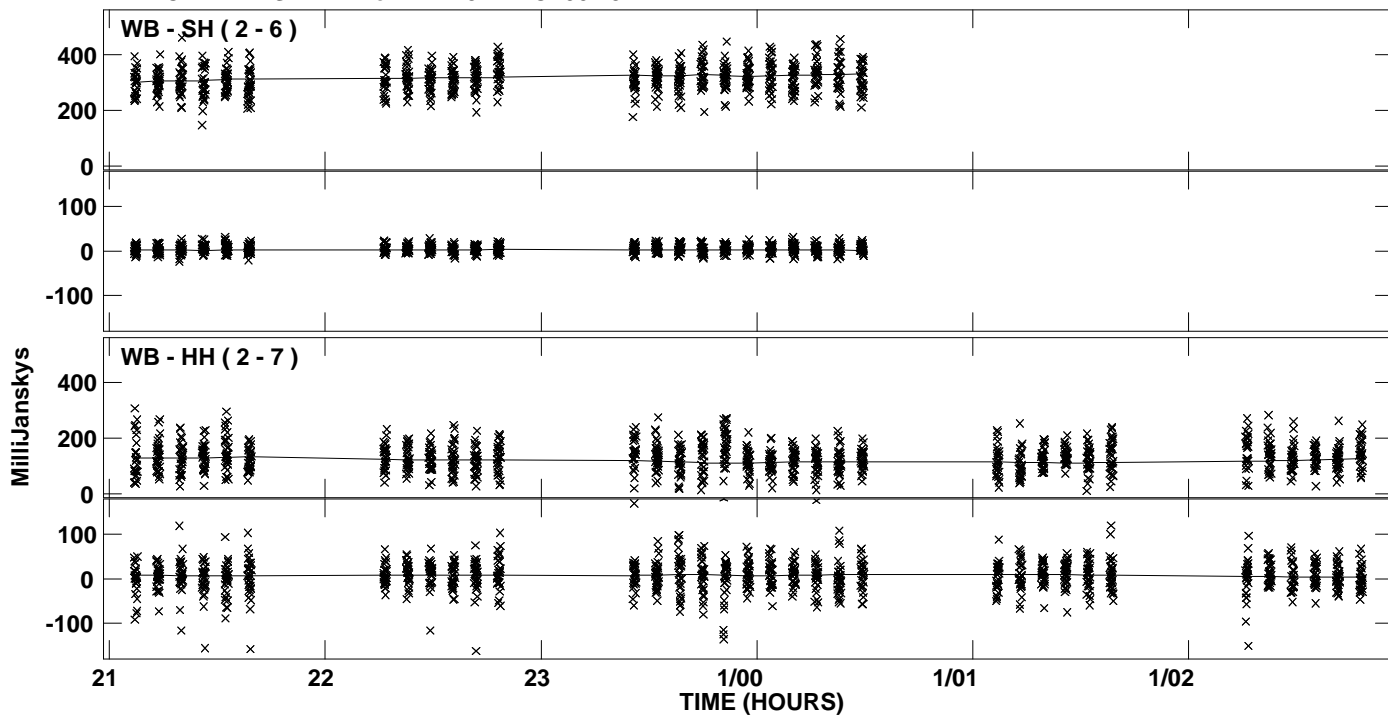
PLot file version 28 created 17-JUL-2012 18:54:22
Amplitude andPhase vs Time for B1423+14.MULTI.1 CL # 3
IF 6 CHAN 1 STK RR of B1423+14.ICL001.3




PLot file version 29 created 17-JUL-2012 18:54:23
Amplitude andPhase vs Time for B1423+14.MULTI.1 CL # 3
IF 7 CHAN 1 STK RR of B1423+14.ICL001.3



Plot file version 30 created 17-JUL-2012 18:54:23
Amplitude andPhase vs Time for B1423+14.MULTI.1 CL # 3
IF 7 CHAN 1 STK RR of B1423+14.ICL001.3



Plot file version 31 created 17-JUL-2012 18:54:23
Amplitude and Phase vs Time for B1423+14.MULTI.1 CL # 3
IF 8 CHAN 1 STK RR of B1423+14.ICL001.3



Plot file version 32 created 17-JUL-2012 18:54:23
Amplitude andPhase vs Time for B1423+14.MULTI.1 CL # 3
IF 8 CHAN 1 STK RR of B1423+14.ICL001.3

