Plot file version 1 created 18-JUL-2013 22:57:52
3C273 EP087B 2.UVDATA.1
Freq = 8.3520 GHz, Bw = 16.000 MH No calibration applied and no bandpass applied

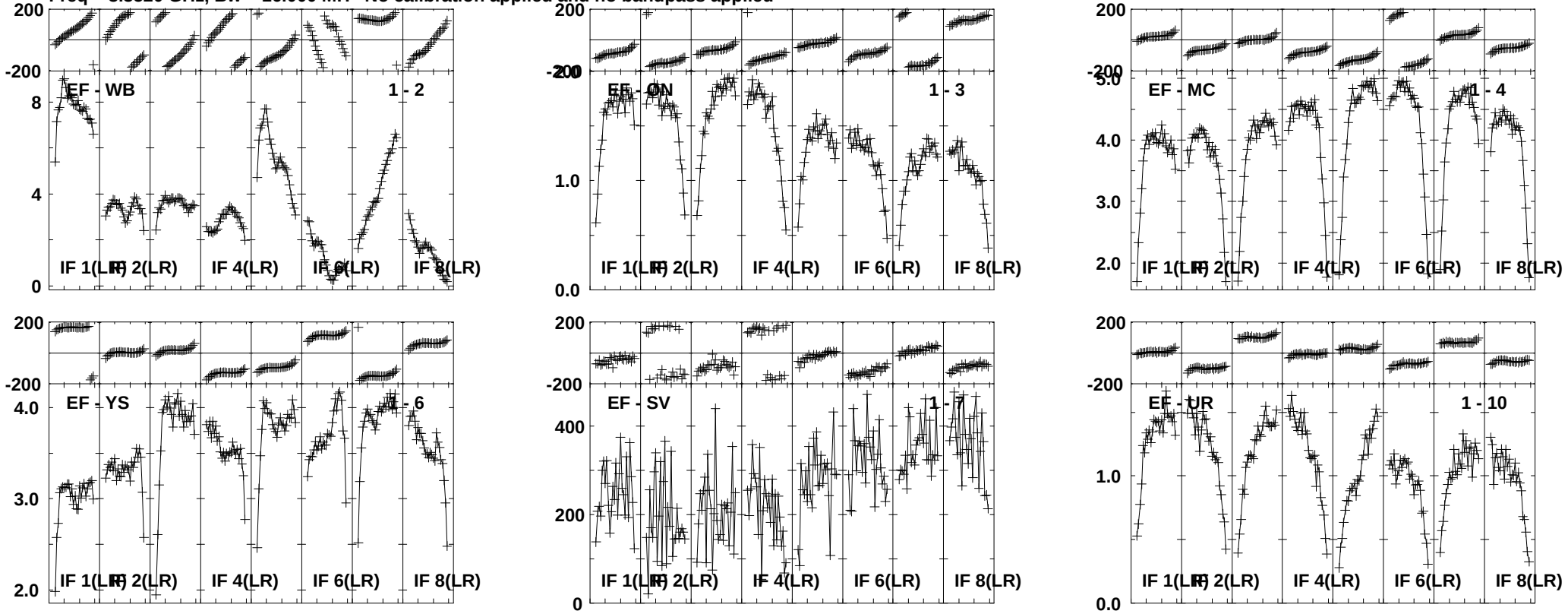

Lower frame: Milli Ampl Jy Top frame: Phas deg
Vector averaged cross-power spectrum Several baselines displayed
Timerange: 00/21:30:00 to 00/21:35:30

Plot file version 2 created 18-JUL-2013 22:58:01
J1128+5925 EP087B 2.UVDATA.1
Freq = 8.3520 GHz, Bw = 16.000 MH No calibration applied and no bandpass applied

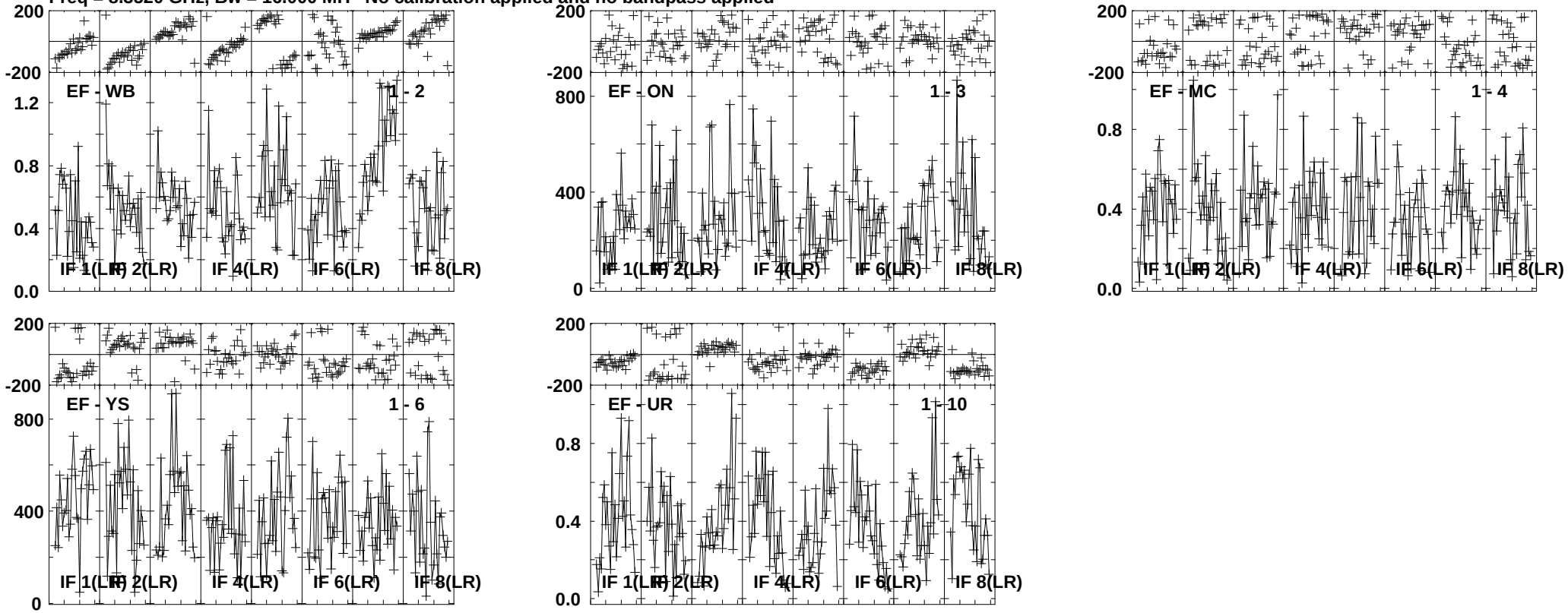

Lower frame: Milli Ampl Jy Top frame: Phas deg
Vector averaged cross-power spectrum Several baselines displayed
Timerange: 00/21:39:00 to 00/21:39:39

Plot file version 3 created 18-JUL-2013 22:58:02
ARP299B EP087B 2.UVDATA.1
Freq = 8.3520 GHz, Bw = 16.000 MH No calibration applied and no bandpass applied

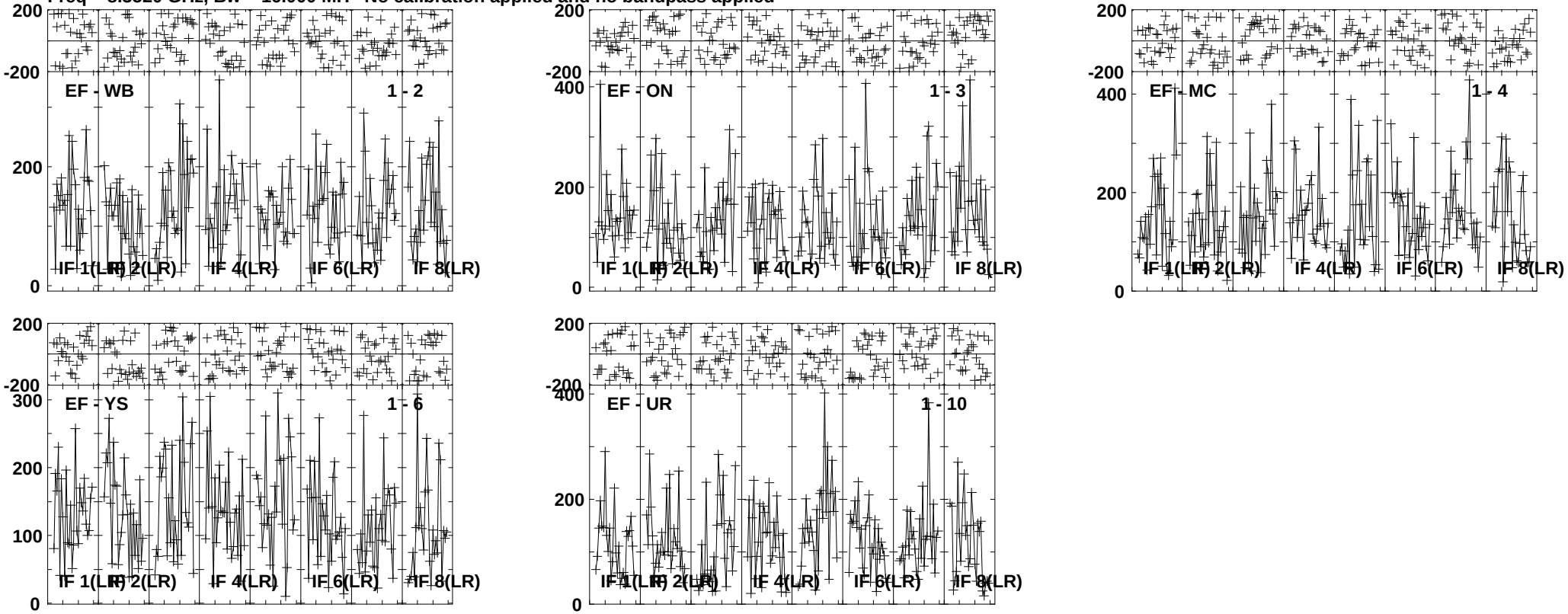

Lower frame: Micro Ampl Jy Top frame: Phas deg
Vector averaged cross-power spectrum Several baselines displayed
Timerange: 00/21:39:45 to 00/21:42:39

Plot file version 4 created 18-JUL-2013 22:58:05
J1128+5925 EP087B 2.UVDATA.1
Freq = 8.3520 GHz, Bw = 16.000 MH No calibration applied and no bandpass applied

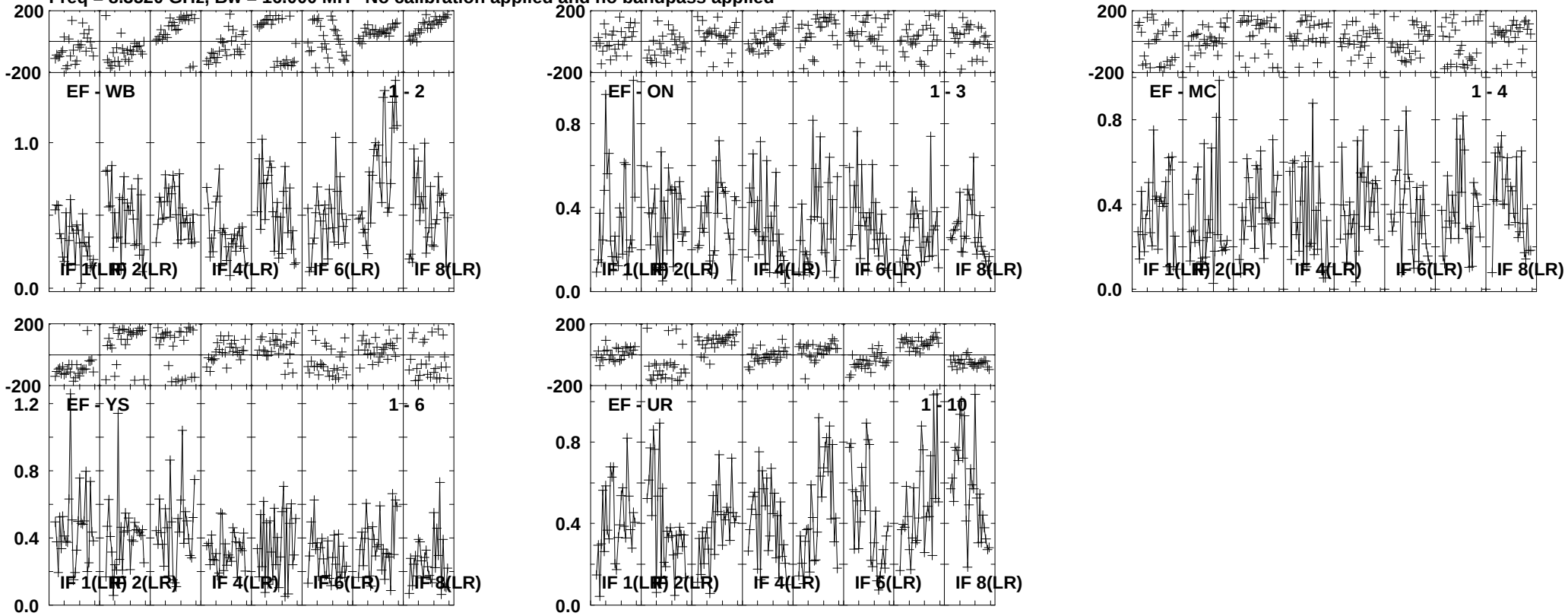

Lower frame: Milli Ampl Jy Top frame: Phas deg
Vector averaged cross-power spectrum Several baselines displayed
Timerange: 00/21:42:45 to 00/21:43:44

Plot file version 5 created 18-JUL-2013 22:58:07
ARP299B EP087B 2.UVDATA.1
Freq = 8.3520 GHz, Bw = 16.000 MH No calibration applied and no bandpass applied

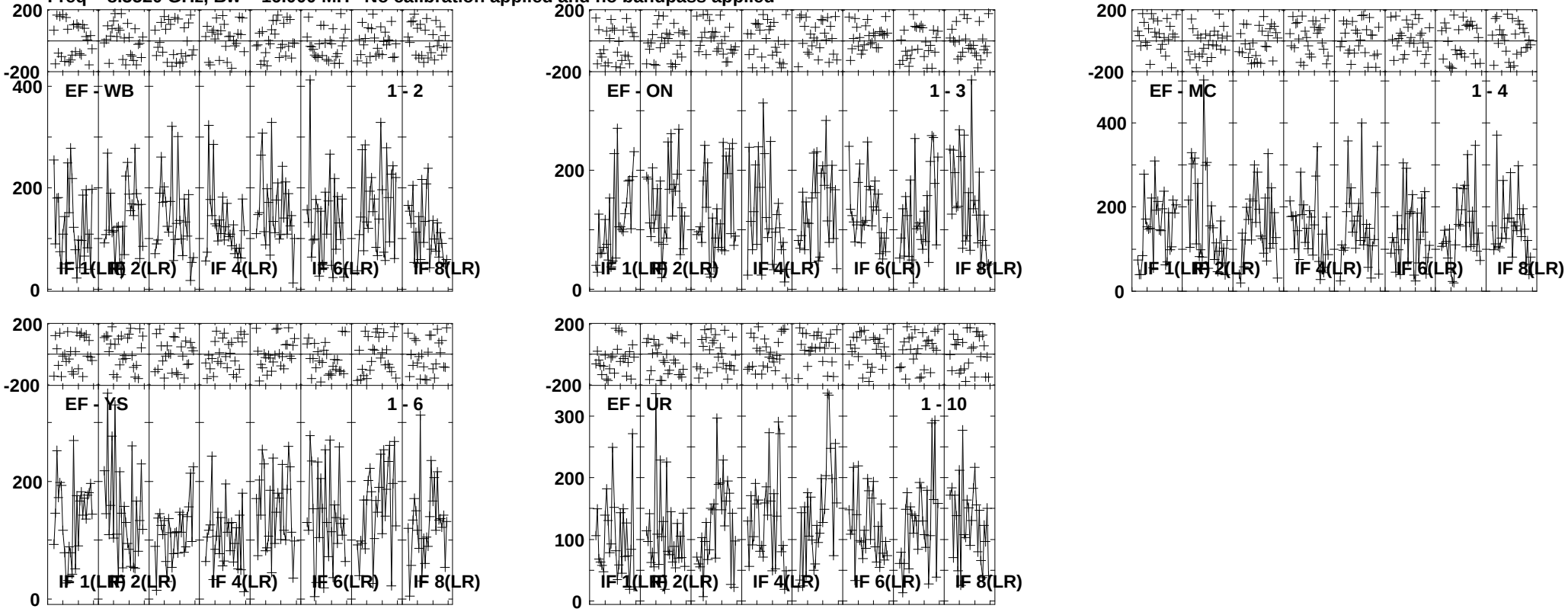

Lower frame: Micro Ampl Jy Top frame: Phas deg
Vector averaged cross-power spectrum Several baselines displayed
Timerange: 00/21:43:49 to 00/21:46:45

Plot file version 6 created 18-JUL-2013 22:58:10
J1128+5925 EP087B 2.UVDATA.1
Freq = 8.3520 GHz, Bw = 16.000 MH No calibration applied and no bandpass applied

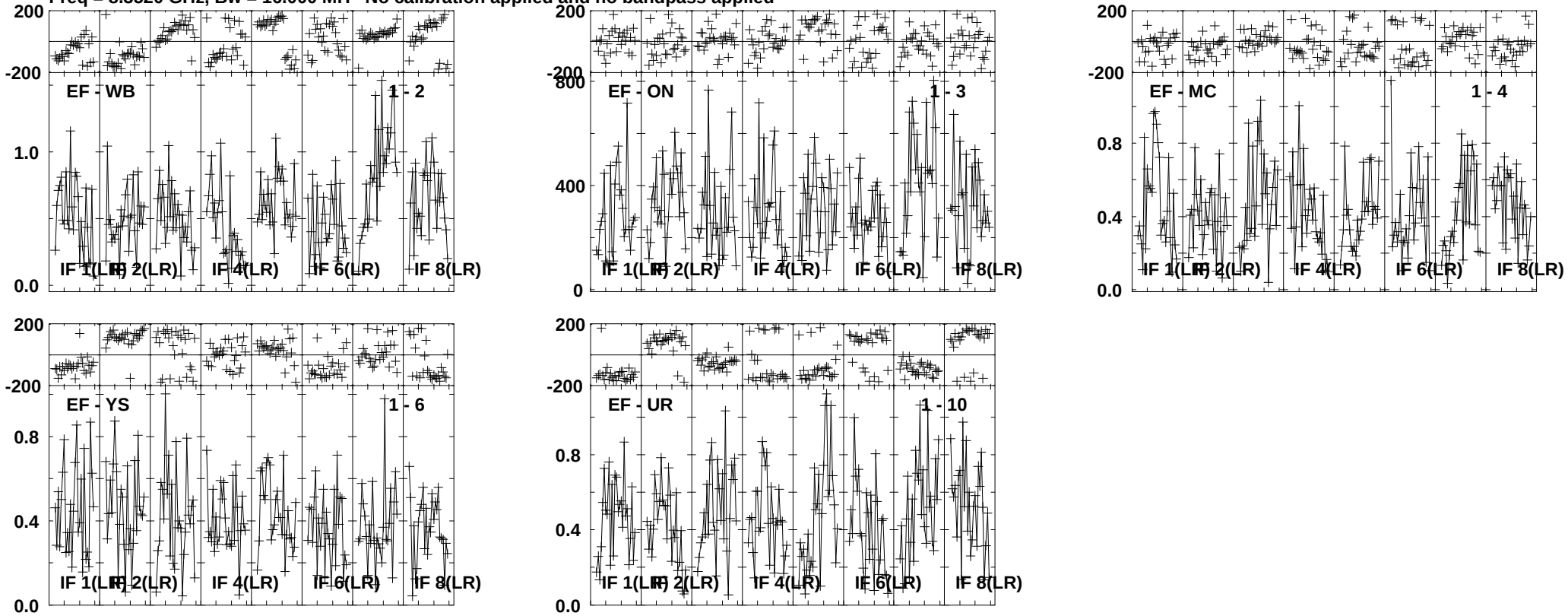

Lower frame: Milli Ampl Jy Top frame: Phas deg
Vector averaged cross-power spectrum Several baselines displayed
Timerange: 00/21:47:26 to 00/21:47:55

Plot file version 7 created 18-JUL-2013 22:58:12
ARP299B EP087B 2.UVDATA.1
Freq = 8.3520 GHz, Bw = 16.000 MH No calibration applied and no bandpass applied

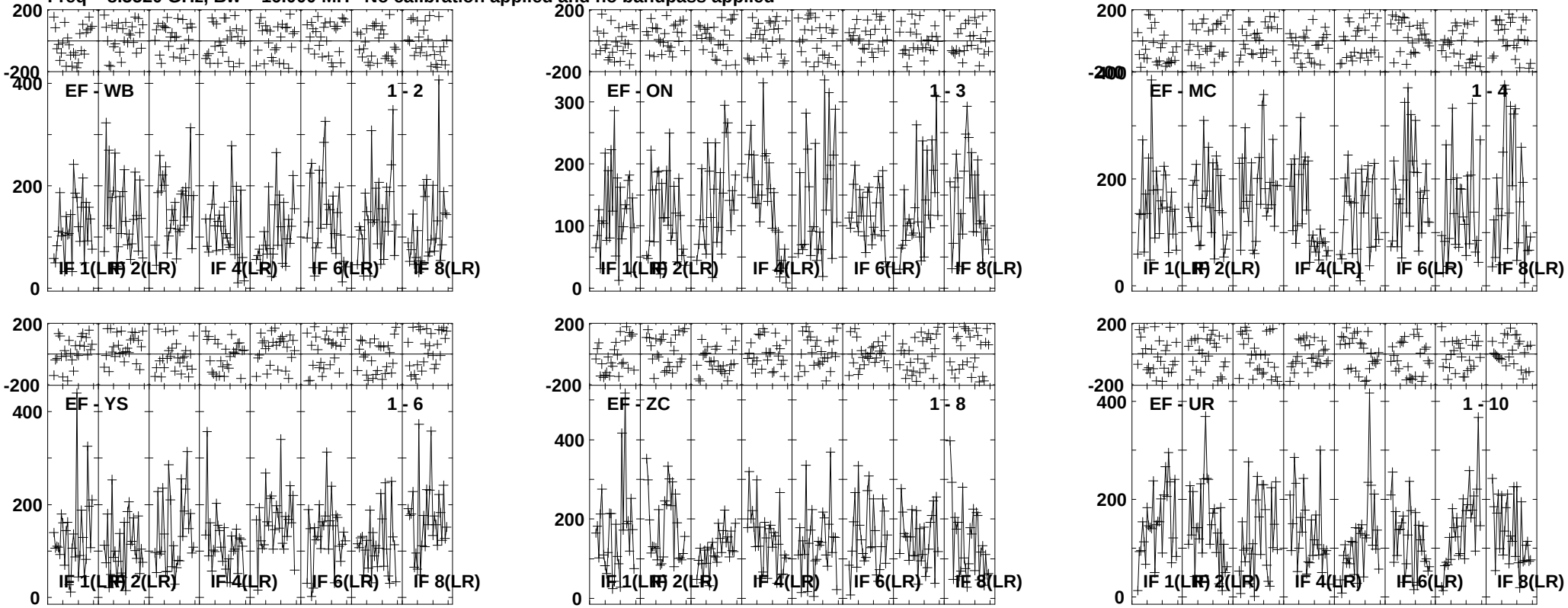

Lower frame: Micro Ampl Jy Top frame: Phas deg
Vector averaged cross-power spectrum Several baselines displayed
Timerange: 00/21:47:59 to 00/21:50:55

Plot file version 8 created 18-JUL-2013 22:58:16
J1128+5925 EP087B 2.UVDATA.1
Freq = 8.3520 GHz, Bw = 16.000 MH No calibration applied and no bandpass applied

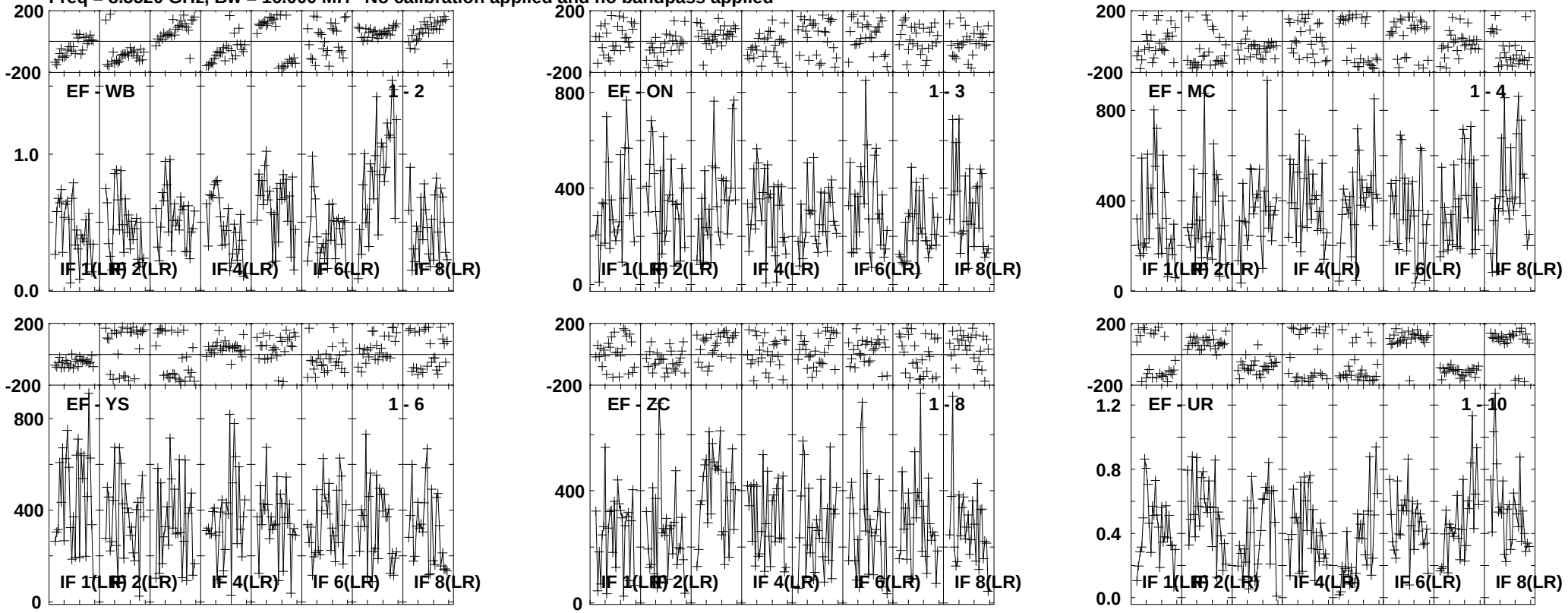

Lower frame: Milli Ampl Jy Top frame: Phas deg
Vector averaged cross-power spectrum Several baselines displayed
Timerange: 00/21:51:00 to 00/21:52:00

Plot file version 9 created 18-JUL-2013 22:58:18
ARP299B EP087B 2.UVDATA.1
Freq = 8.3520 GHz, Bw = 16.000 MH No calibration applied and no bandpass applied

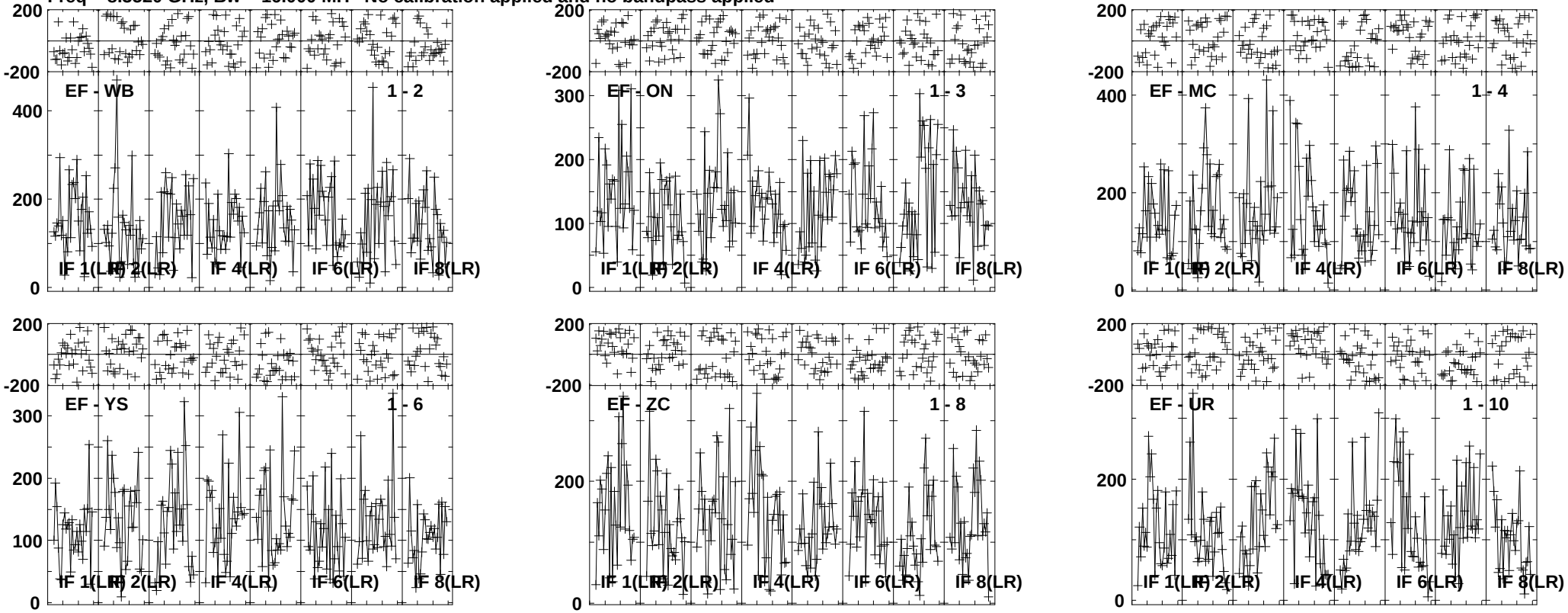

Lower frame: Micro Ampl Jy Top frame: Phas deg
Vector averaged cross-power spectrum Several baselines displayed
Timerange: 00/21:52:04 to 00/21:55:00

Plot file version 10 created 18-JUL-2013 22:58:23
J1128+5925 EP087B 2.UVDATA.1
Freq = 8.3520 GHz, Bw = 16.000 MH No calibration applied and no bandpass applied

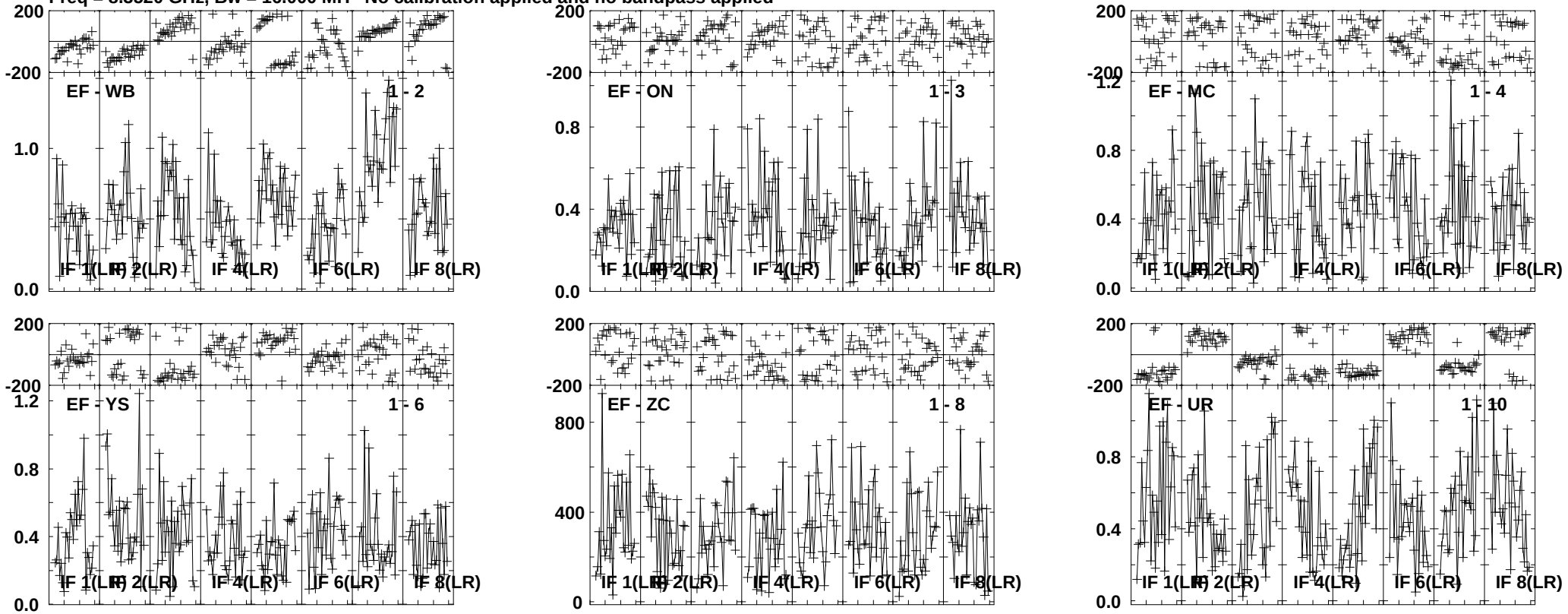

Lower frame: Milli Ampl Jy Top frame: Phas deg
Vector averaged cross-power spectrum Several baselines displayed
Timerange: 00/21:55:40 to 00/21:56:09

Plot file version 11 created 18-JUL-2013 22:58:24
ARP299B EP087B 2.UVDATA.1
Freq = 8.3520 GHz, Bw = 16.000 MH No calibration applied and no bandpass applied

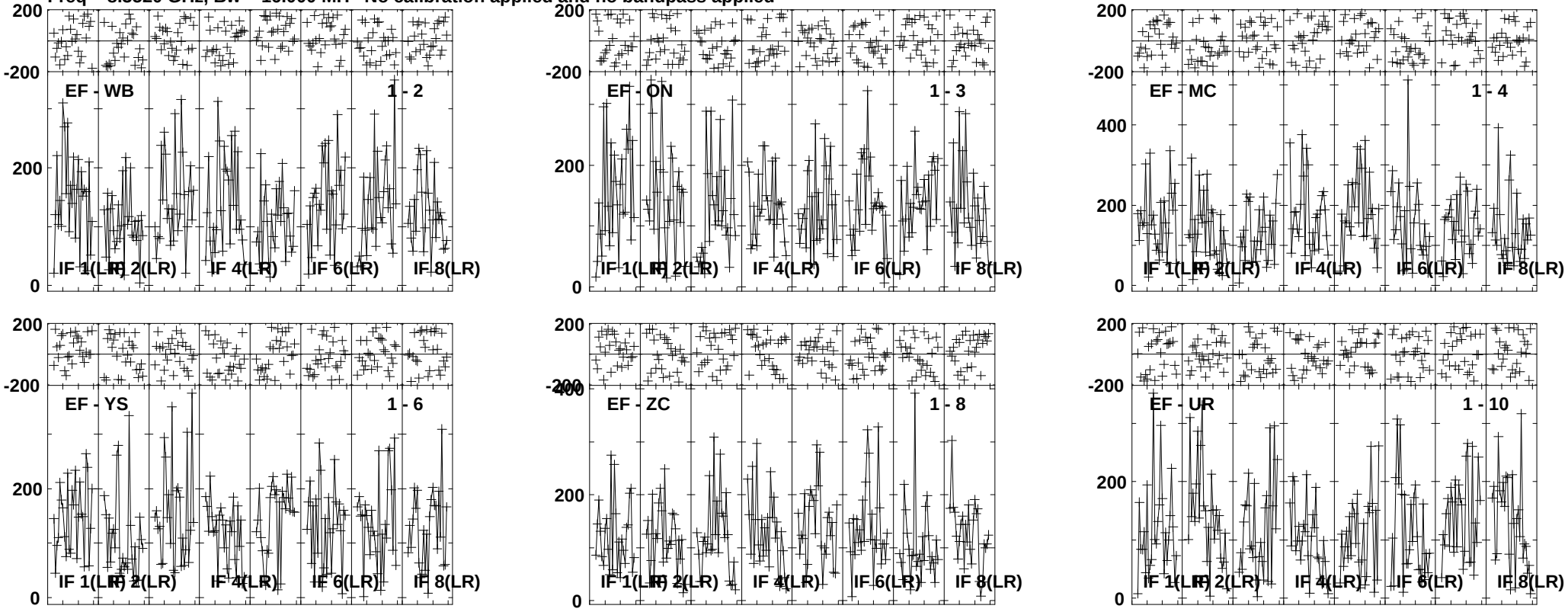

Lower frame: Micro Ampl Jy Top frame: Phas deg
Vector averaged cross-power spectrum Several baselines displayed
Timerange: 00/21:56:14 to 00/21:59:10

Plot file version 12 created 18-JUL-2013 22:58:29
J1128+5925 EP087B 2.UVDATA.1
Freq = 8.3520 GHz, Bw = 16.000 MH No calibration applied and no bandpass applied

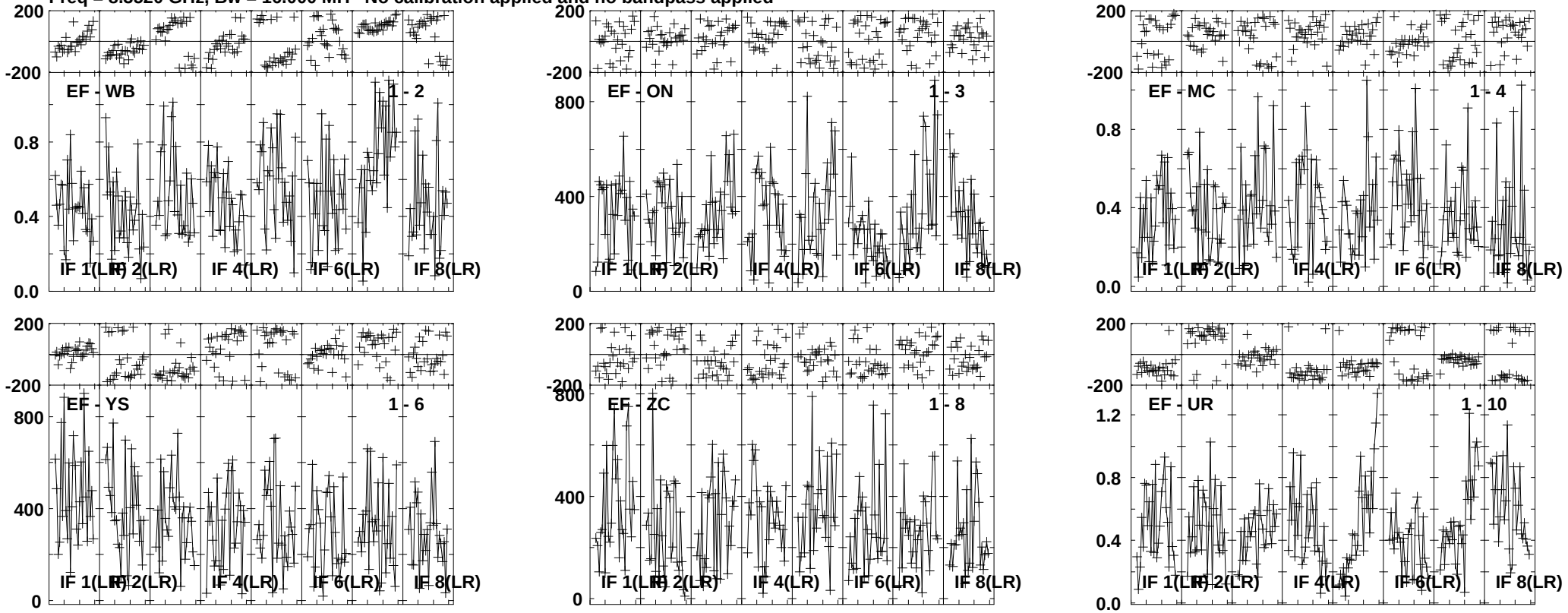

Lower frame: Milli Ampl Jy Top frame: Phas deg
Vector averaged cross-power spectrum Several baselines displayed
Timerange: 00/21:59:14 to 00/22:00:15

Plot file version 13 created 18-JUL-2013 22:58:31
ARP299B EP087B 2.UVDATA.1
Freq = 8.3520 GHz, Bw = 16.000 MH No calibration applied and no bandpass applied

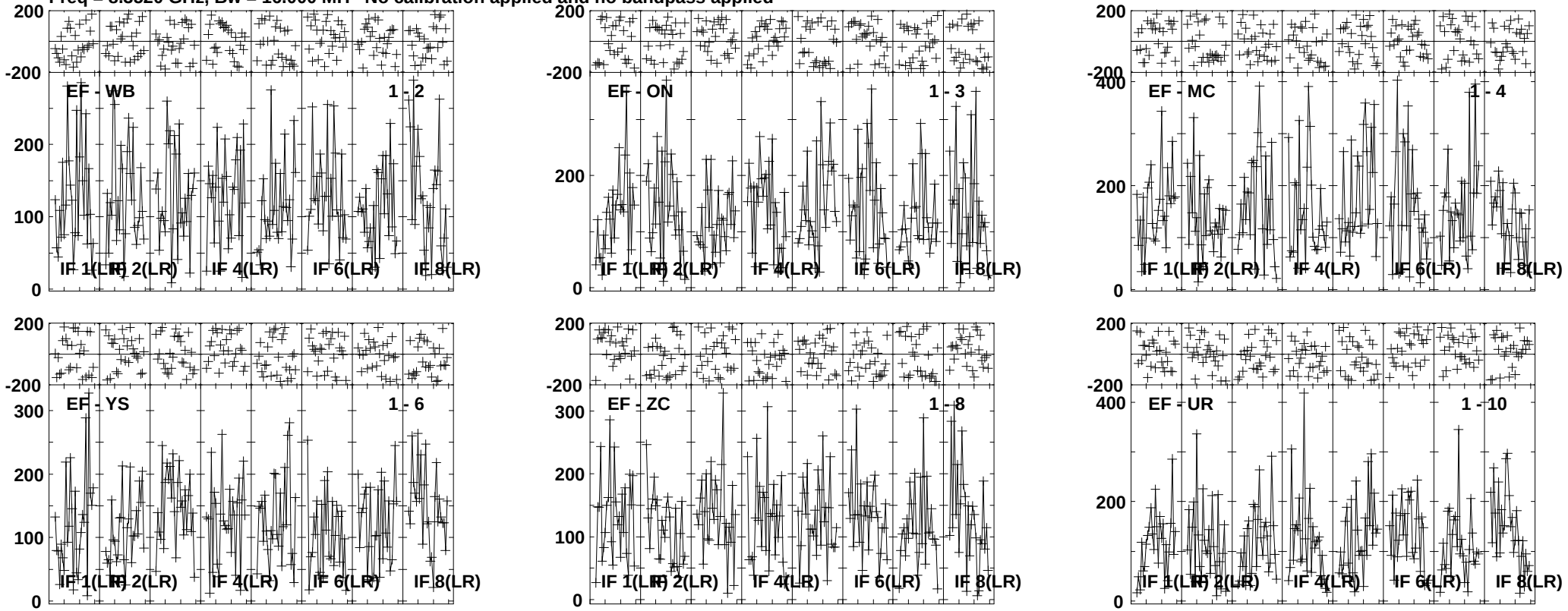

Lower frame: Micro Ampl Jy Top frame: Phas deg
Vector averaged cross-power spectrum Several baselines displayed
Timerange: 00/22:00:20 to 00/22:03:14

Plot file version 14 created 18-JUL-2013 22:58:36
J1128+5925 EP087B 2.UVDATA.1
Freq = 8.3520 GHz, Bw = 16.000 MH No calibration applied and no bandpass applied

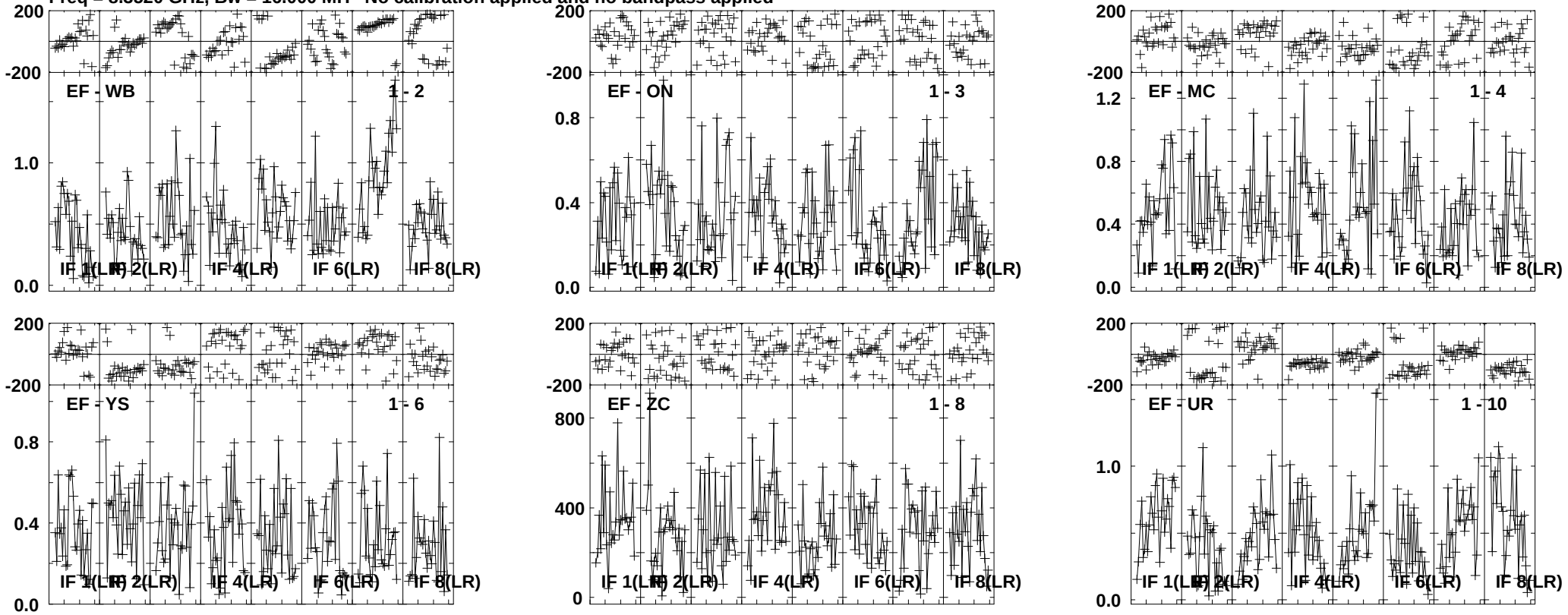

Lower frame: Milli Ampl Jy Top frame: Phas deg
Vector averaged cross-power spectrum Several baselines displayed
Timerange: 00/22:03:55 to 00/22:04:25

Plot file version 15 created 18-JUL-2013 22:58:37
ARP299B EP087B 2.UVDATA.1
Freq = 8.3520 GHz, Bw = 16.000 MH No calibration applied and no bandpass applied

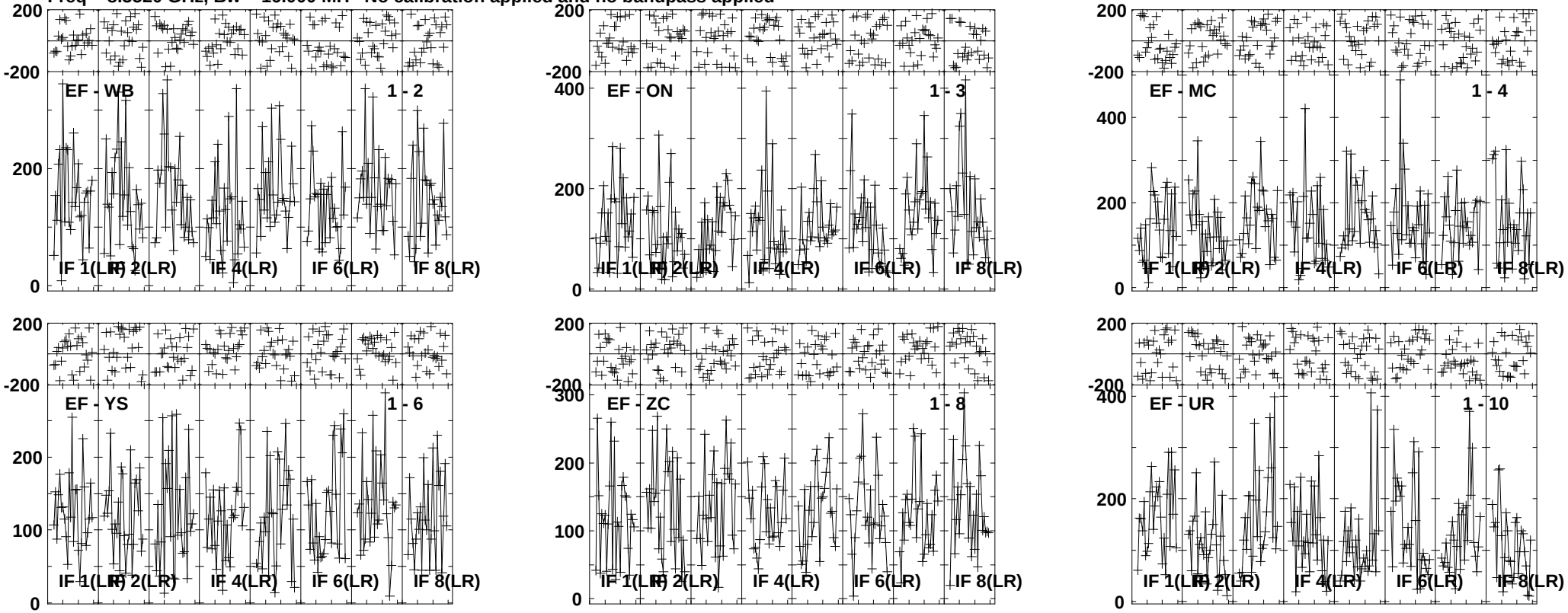

Lower frame: Micro Ampl Jy Top frame: Phas deg
Vector averaged cross-power spectrum Several baselines displayed
Timerange: 00/22:04:28 to 00/22:07:24

Plot file version 16 created 18-JUL-2013 22:58:42
J1128+5925 EP087B 2.UVDATA.1
Freq = 8.3520 GHz, Bw = 16.000 MH No calibration applied and no bandpass applied

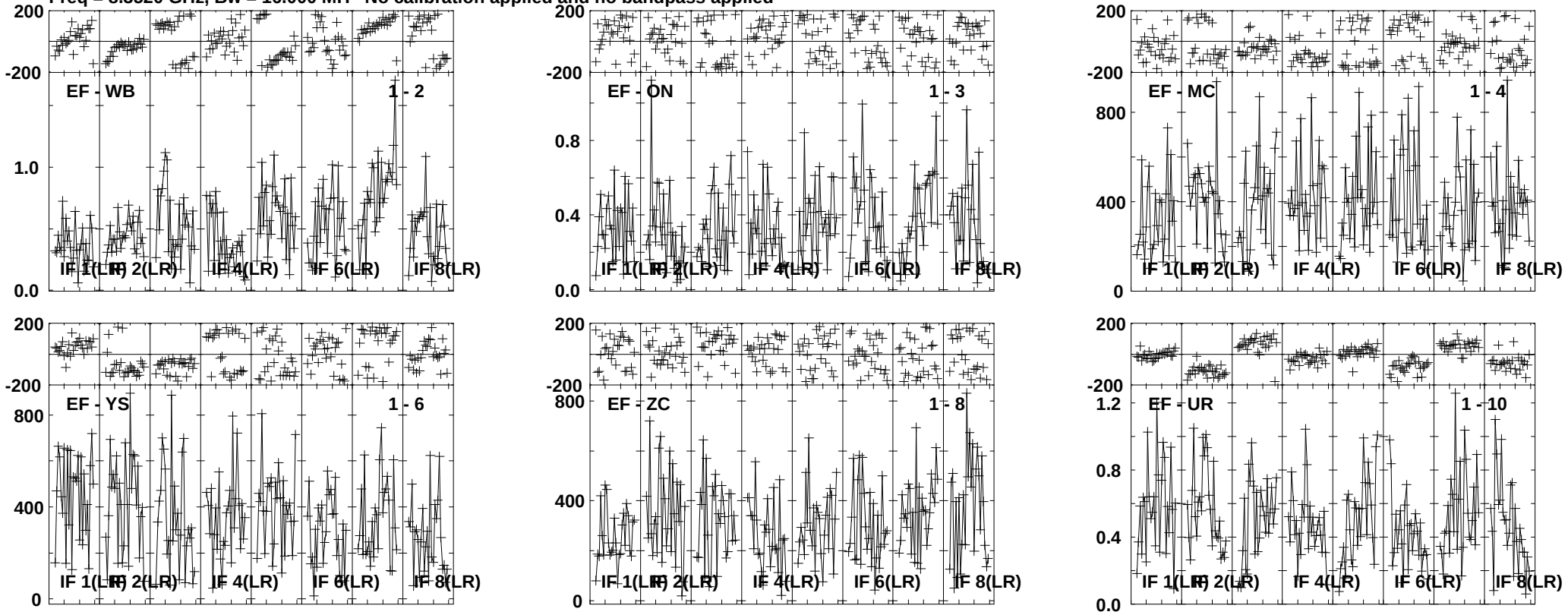

Lower frame: Milli Ampl Jy Top frame: Phas deg
Vector averaged cross-power spectrum Several baselines displayed
Timerange: 00/22:07:29 to 00/22:08:30

Plot file version 17 created 18-JUL-2013 22:58:44
ARP299B EP087B 2.UVDATA.1
Freq = 8.3520 GHz, Bw = 16.000 MH No calibration applied and no bandpass applied

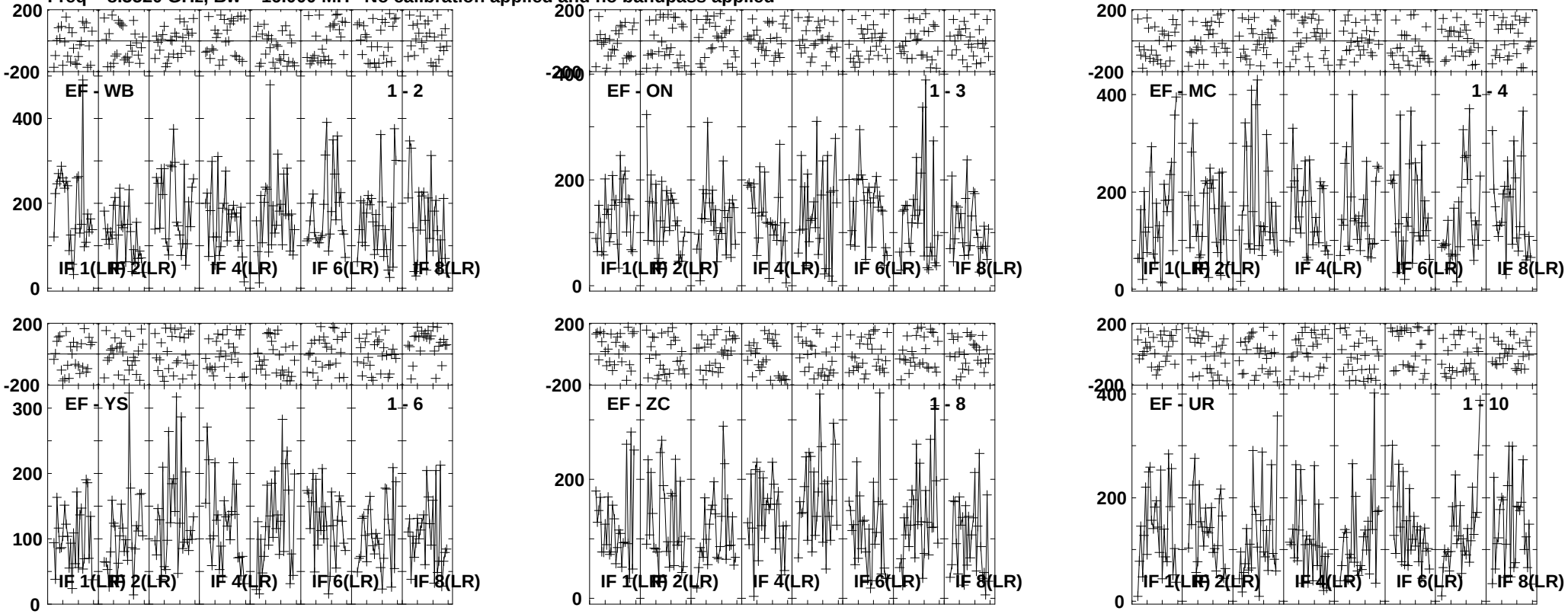

Lower frame: Micro Ampl Jy Top frame: Phas deg
Vector averaged cross-power spectrum Several baselines displayed
Timerange: 00/22:08:35 to 00/22:11:30

Plot file version 18 created 18-JUL-2013 22:58:48
J1128+5925 EP087B 2.UVDATA.1
Freq = 8.3520 GHz, Bw = 16.000 MH No calibration applied and no bandpass applied

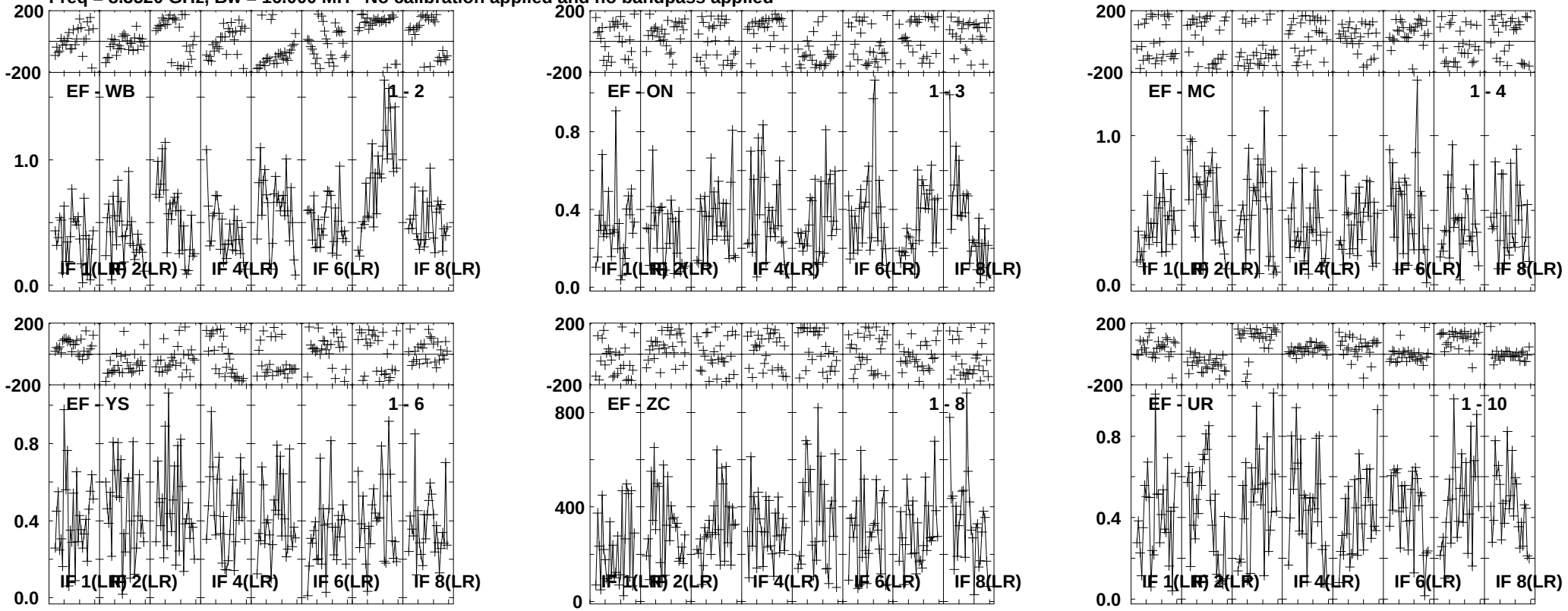

Lower frame: Milli Ampl Jy Top frame: Phas deg
Vector averaged cross-power spectrum Several baselines displayed
Timerange: 00/22:12:11 to 00/22:12:40

Plot file version 19 created 18-JUL-2013 22:58:50
ARP299B EP087B 2.UVDATA.1
Freq = 8.3520 GHz, Bw = 16.000 MH No calibration applied and no bandpass applied

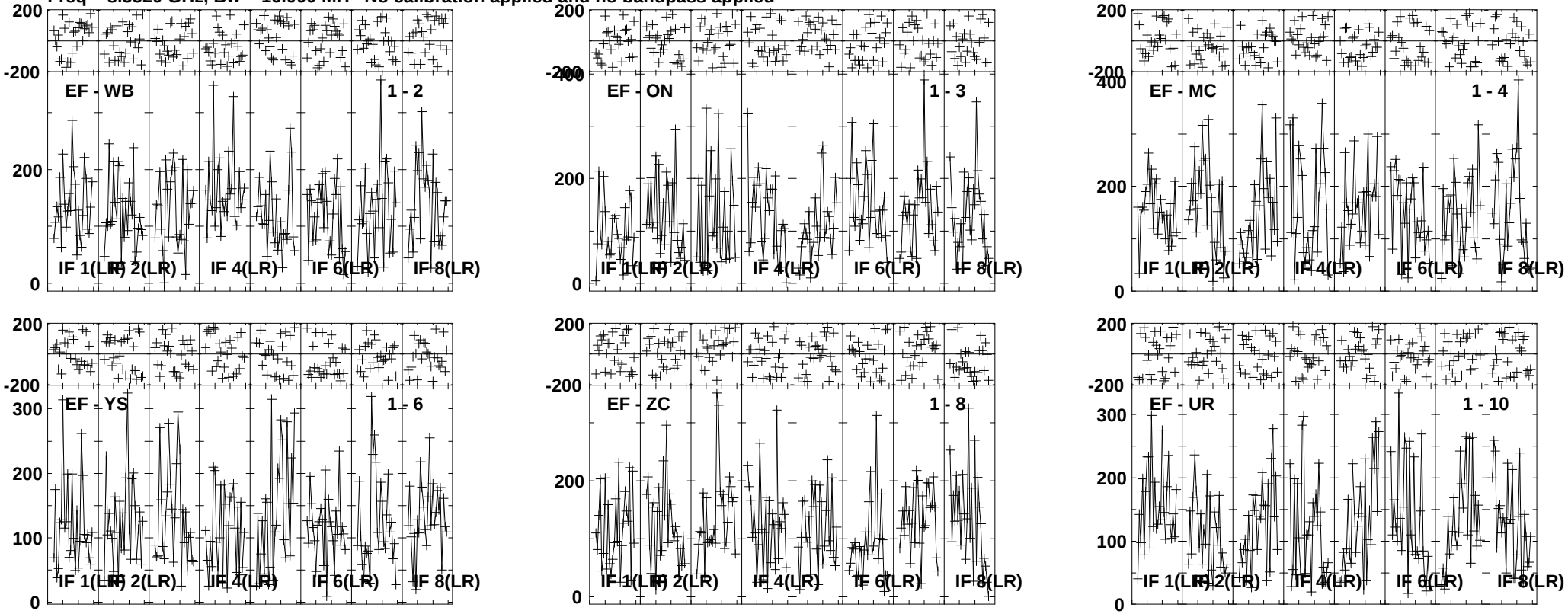

Lower frame: Micro Ampl Jy Top frame: Phas deg
Vector averaged cross-power spectrum Several baselines displayed
Timerange: 00/22:12:44 to 00/22:15:39

Plot file version 20 created 18-JUL-2013 22:58:54
J1128+5925 EP087B 2.UVDATA.1
Freq = 8.3520 GHz, Bw = 16.000 MH No calibration applied and no bandpass applied

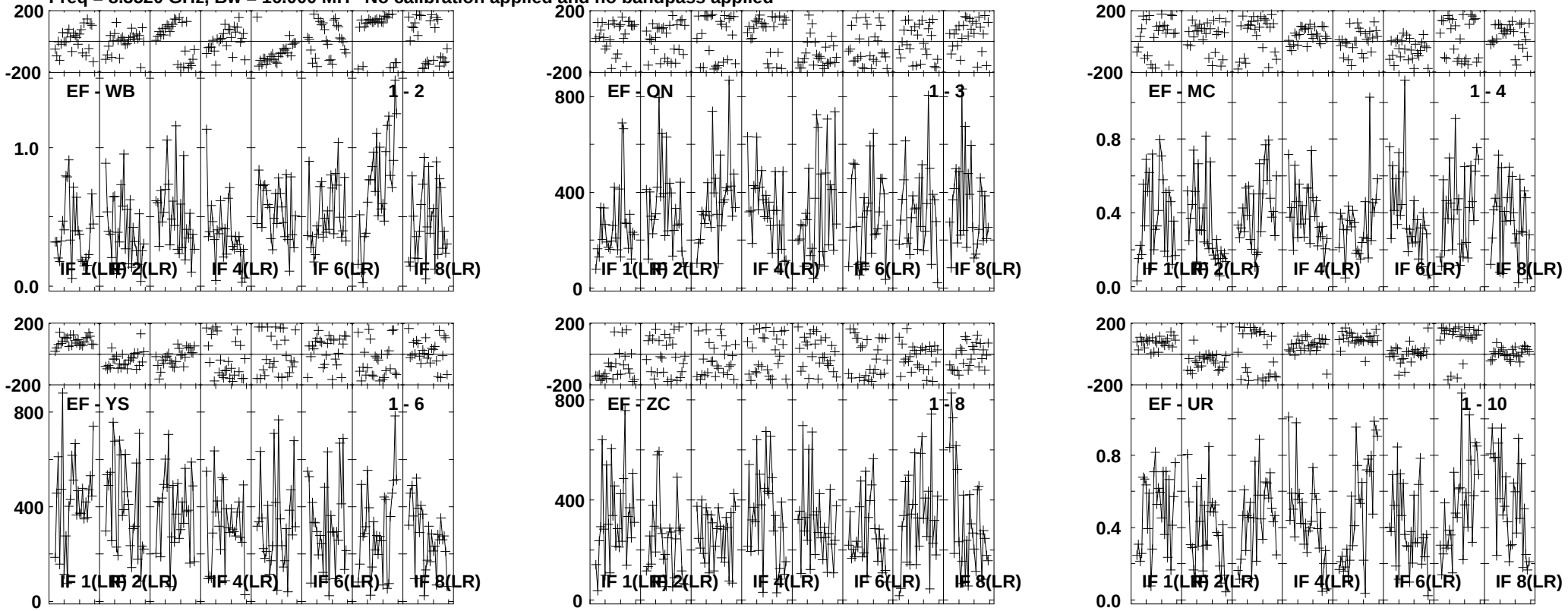

Lower frame: Milli Ampl Jy Top frame: Phas deg
Vector averaged cross-power spectrum Several baselines displayed
Timerange: 00/22:15:44 to 00/22:16:45

Plot file version 21 created 18-JUL-2013 22:58:56
ARP299B EP087B 2.UVDATA.1
Freq = 8.3520 GHz, Bw = 16.000 MH No calibration applied and no bandpass applied

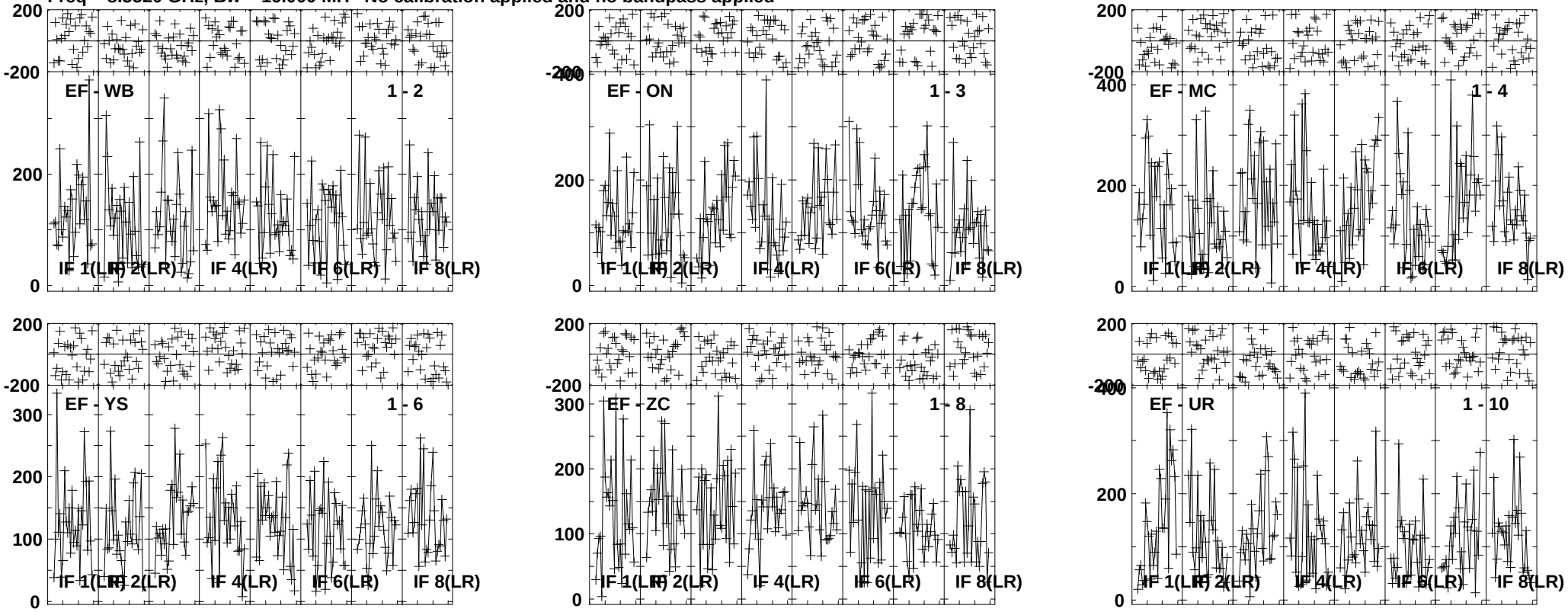

Lower frame: Micro Ampl Jy Top frame: Phas deg
Vector averaged cross-power spectrum Several baselines displayed
Timerange: 00/22:16:49 to 00/22:19:45

Plot file version 22 created 18-JUL-2013 22:59:01
J1128+5925 EP087B 2.UVDATA.1
Freq = 8.3520 GHz, Bw = 16.000 MH No calibration applied and no bandpass applied

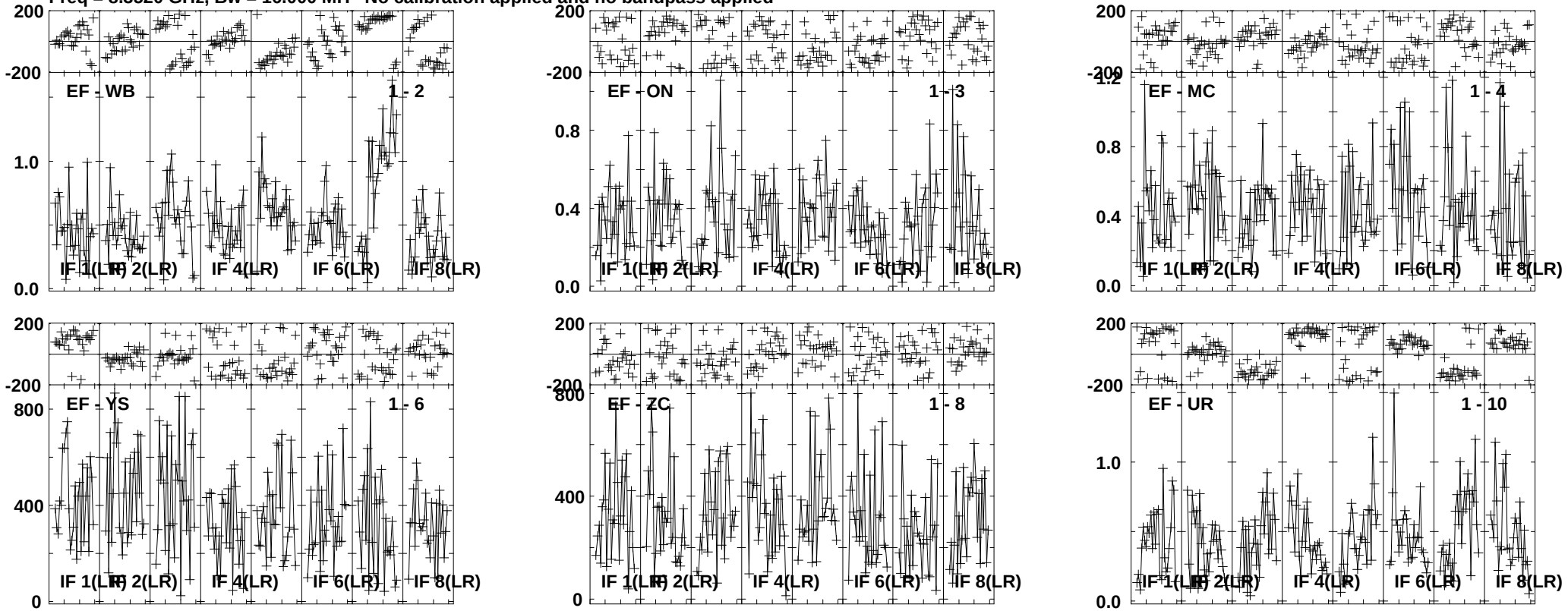

Lower frame: Milli Ampl Jy Top frame: Phas deg
Vector averaged cross-power spectrum Several baselines displayed
Timerange: 00/22:20:25 to 00/22:20:55

Plot file version 23 created 18-JUL-2013 22:59:02
ARP299B EP087B 2.UVDATA.1
Freq = 8.3520 GHz, Bw = 16.000 MH No calibration applied and no bandpass applied

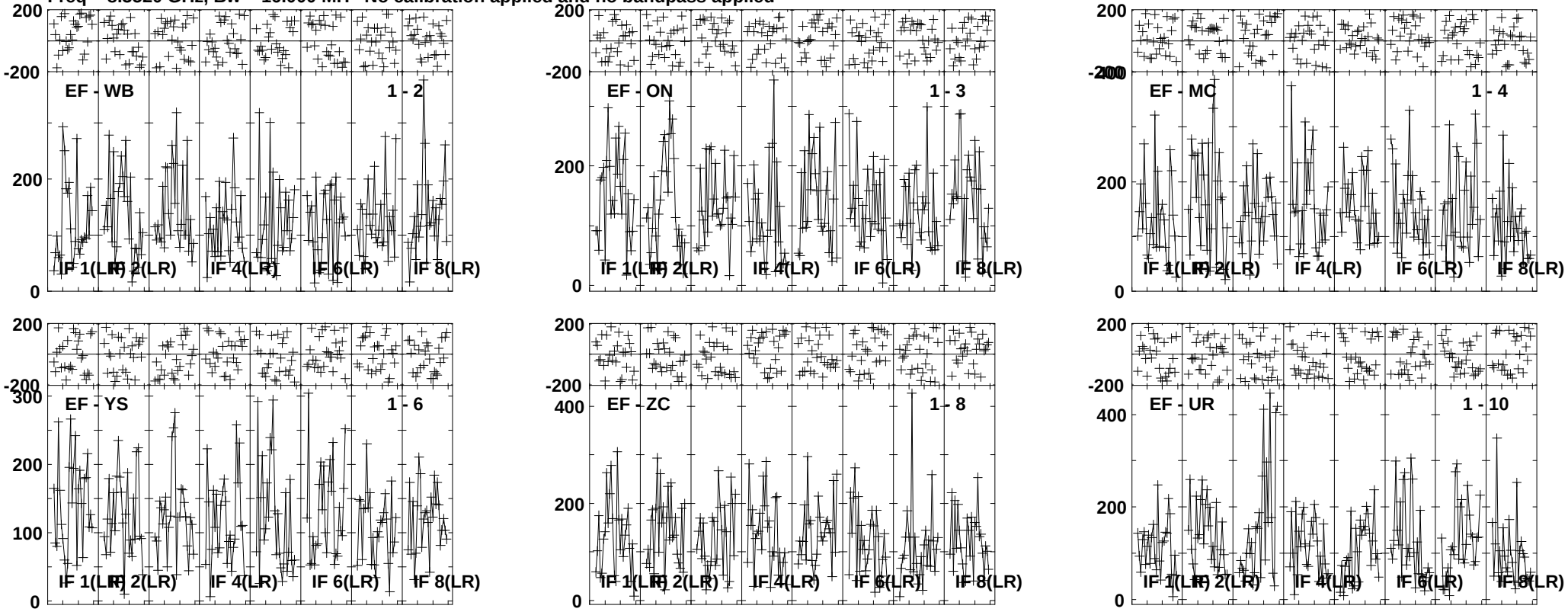

Lower frame: Micro Ampl Jy Top frame: Phas deg
Vector averaged cross-power spectrum Several baselines displayed
Timerange: 00/22:21:00 to 00/22:23:54

Plot file version 24 created 18-JUL-2013 22:59:07
J1128+5925 EP087B 2.UVDATA.1
Freq = 8.3520 GHz, Bw = 16.000 MH No calibration applied and no bandpass applied

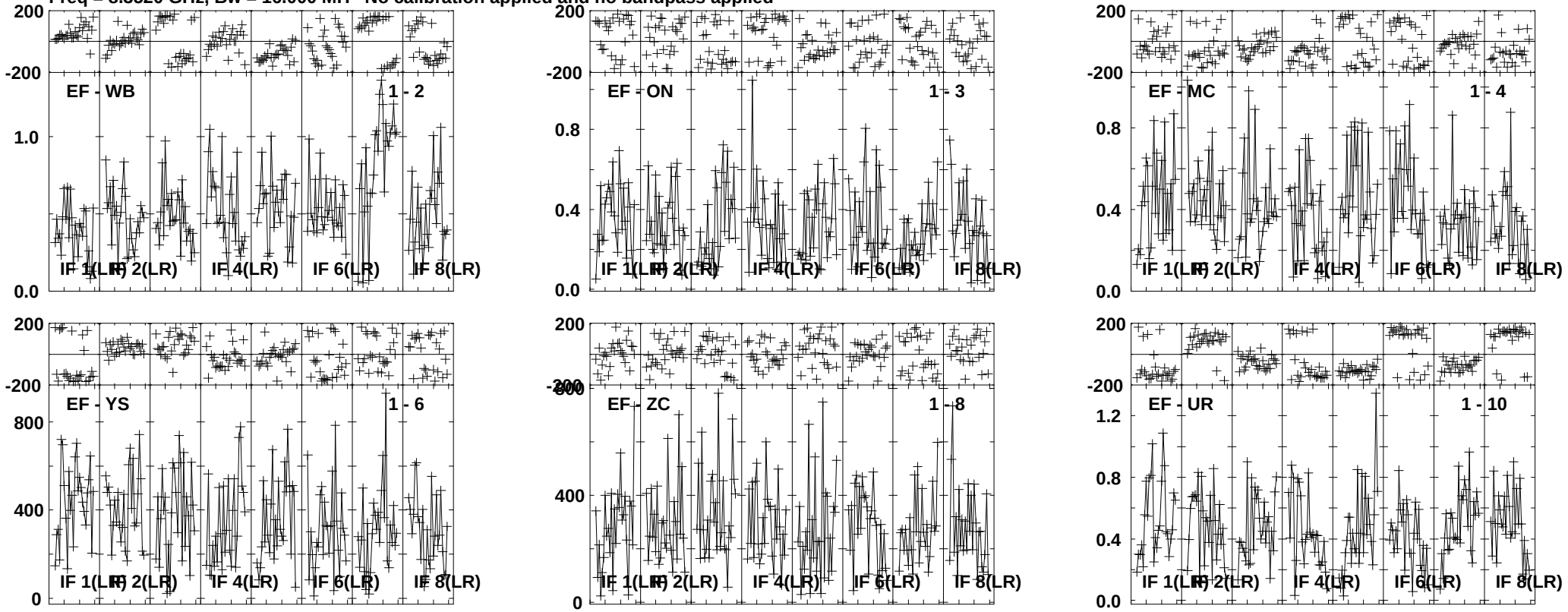

Lower frame: Milli Ampl Jy Top frame: Phas deg
Vector averaged cross-power spectrum Several baselines displayed
Timerange: 00/22:23:59 to 00/22:24:59

Plot file version 25 created 18-JUL-2013 22:59:08
ARP299B EP087B 2.UVDATA.1
Freq = 8.3520 GHz, Bw = 16.000 MH No calibration applied and no bandpass applied

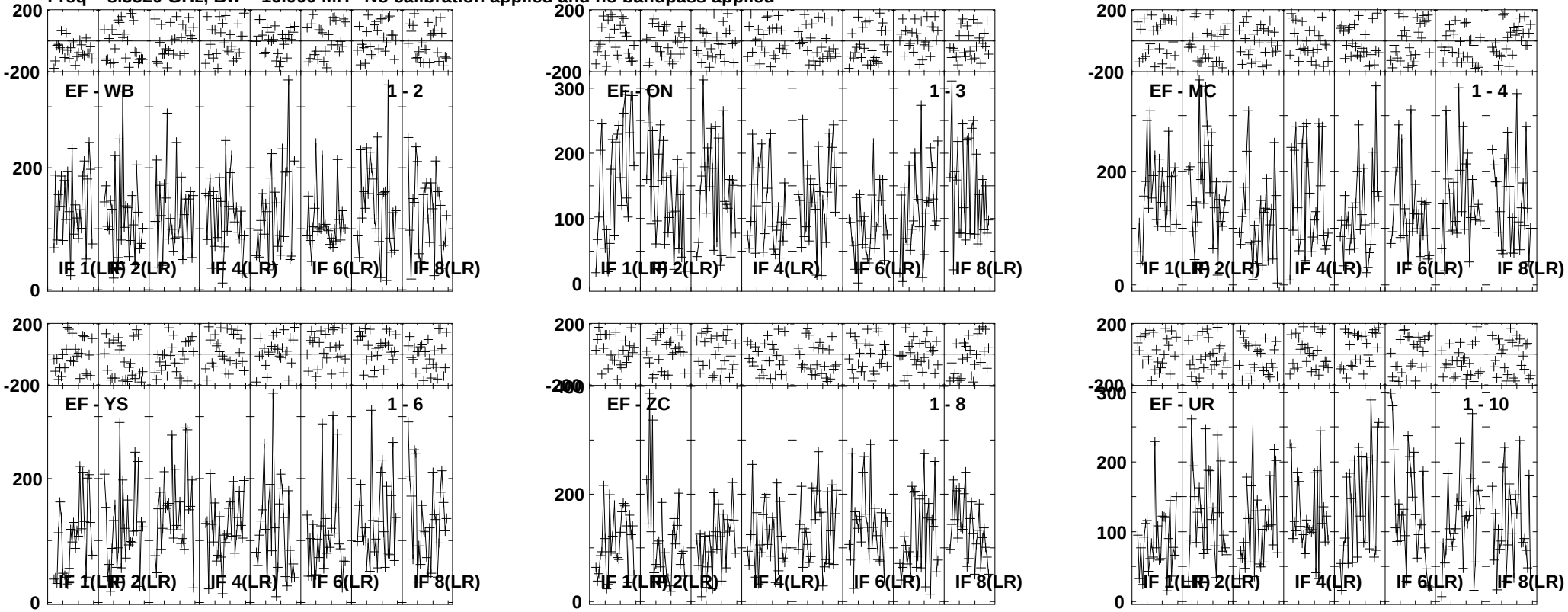

Lower frame: Micro Ampl Jy Top frame: Phas deg
Vector averaged cross-power spectrum Several baselines displayed
Timerange: 00/22:25:05 to 00/22:27:59

Plot file version 26 created 18-JUL-2013 22:59:13
J1128+5925 EP087B 2.UVDATA.1
Freq = 8.3520 GHz, Bw = 16.000 MH No calibration applied and no bandpass applied

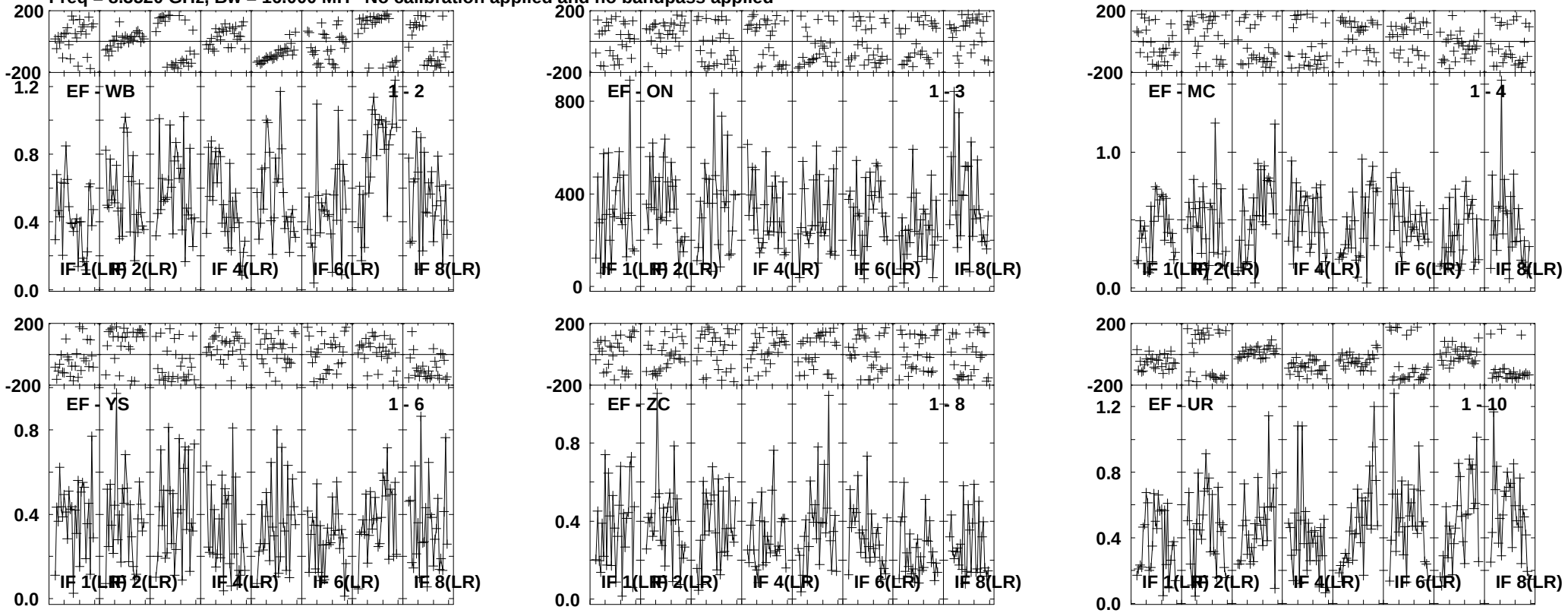

Lower frame: Milli Ampl Jy Top frame: Phas deg
Vector averaged cross-power spectrum Several baselines displayed
Timerange: 00/22:28:41 to 00/22:29:10

Plot file version 27 created 18-JUL-2013 22:59:14
ARP299B EP087B 2.UVDATA.1
Freq = 8.3520 GHz, Bw = 16.000 MH No calibration applied and no bandpass applied

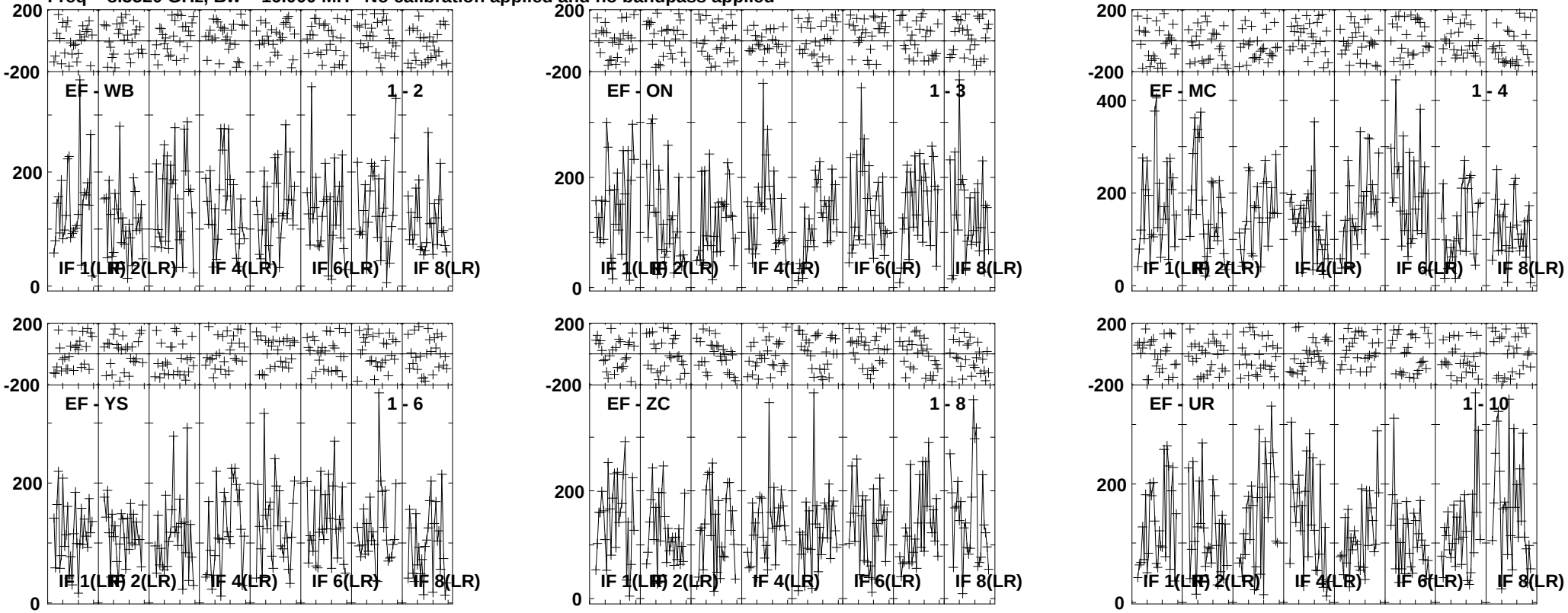

Lower frame: Micro Ampl Jy Top frame: Phas deg
Vector averaged cross-power spectrum Several baselines displayed
Timerange: 00/22:29:15 to 00/22:32:10

Plot file version 28 created 18-JUL-2013 22:59:19
J1128+5925 EP087B 2.UVDATA.1
Freq = 8.3520 GHz, Bw = 16.000 MH No calibration applied and no bandpass applied

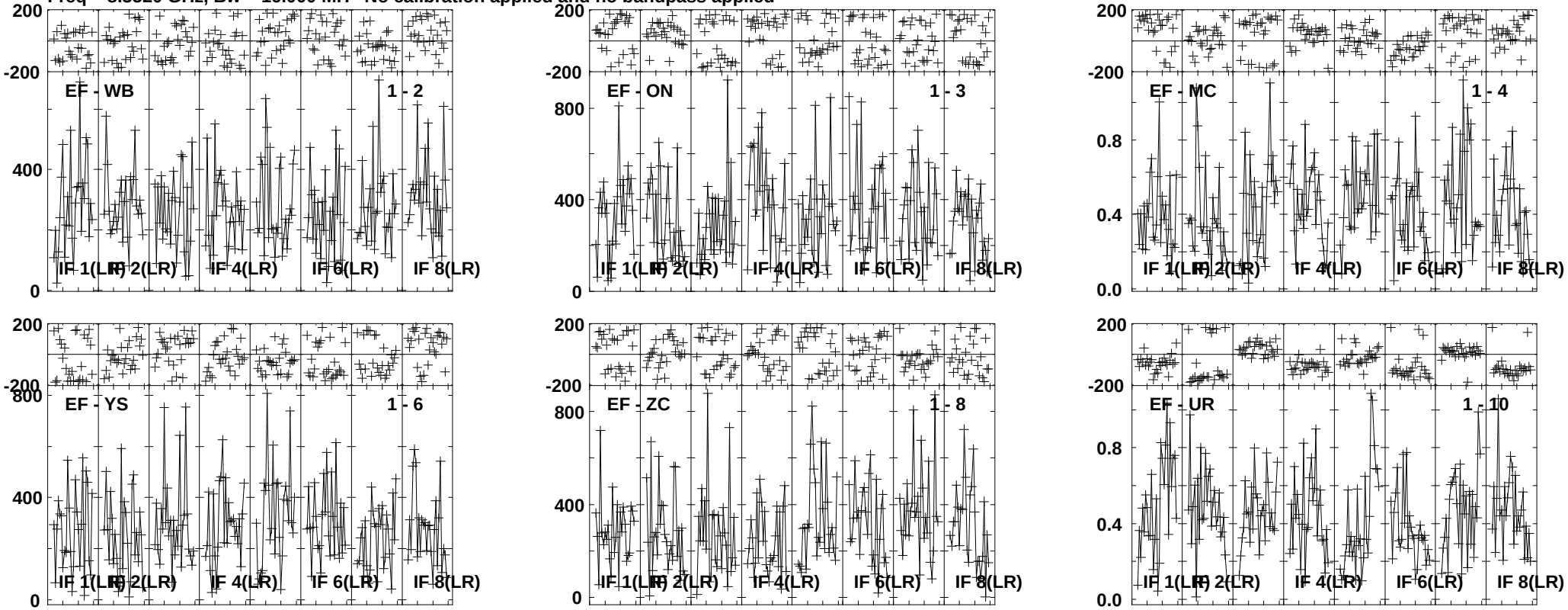

Lower frame: Micro Ampl Jy Top frame: Phas deg
Vector averaged cross-power spectrum Several baselines displayed
Timerange: 00/22:32:14 to 00/22:33:14

Plot file version 29 created 18-JUL-2013 22:59:21
ARP299B EP087B 2.UVDATA.1
Freq = 8.3520 GHz, Bw = 16.000 MH No calibration applied and no bandpass applied

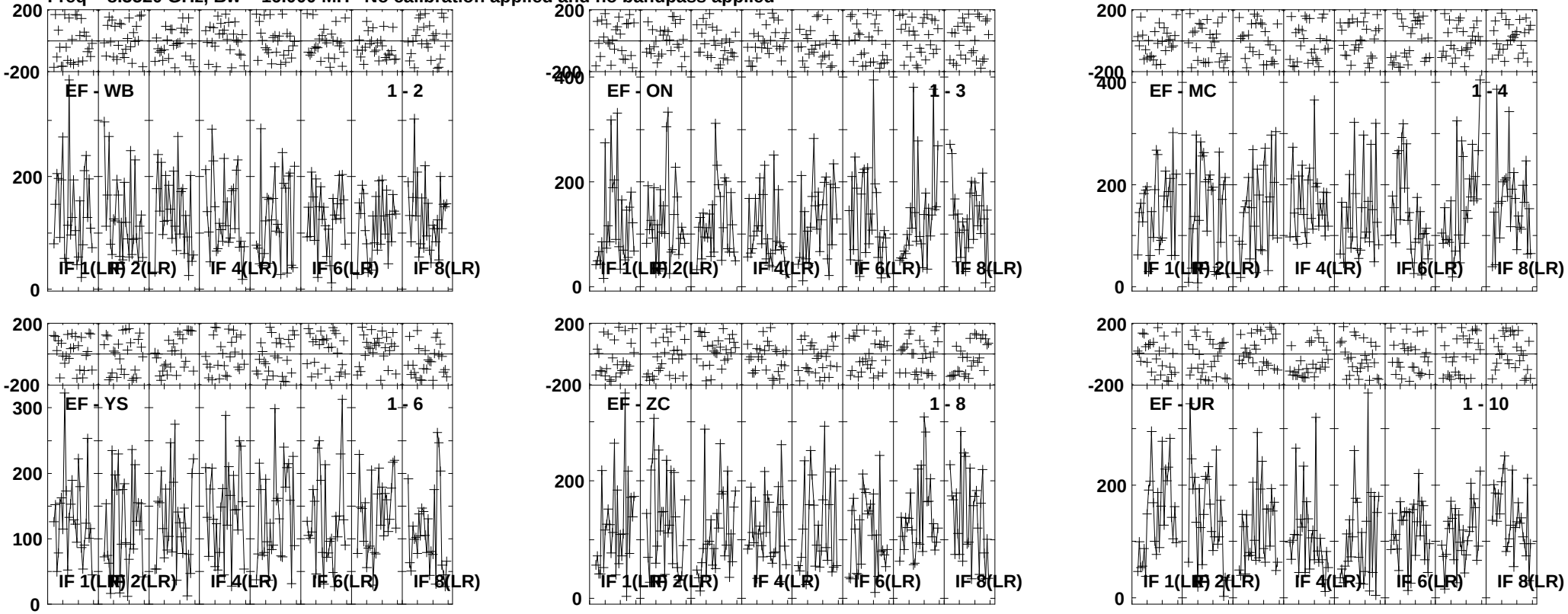

Lower frame: Micro Ampl Jy Top frame: Phas deg
Vector averaged cross-power spectrum Several baselines displayed
Timerange: 00/22:33:19 to 00/22:36:15

Plot file version 30 created 18-JUL-2013 22:59:25
J1128+5925 EP087B 2.UVDATA.1
Freq = 8.3520 GHz, Bw = 16.000 MH No calibration applied and no bandpass applied

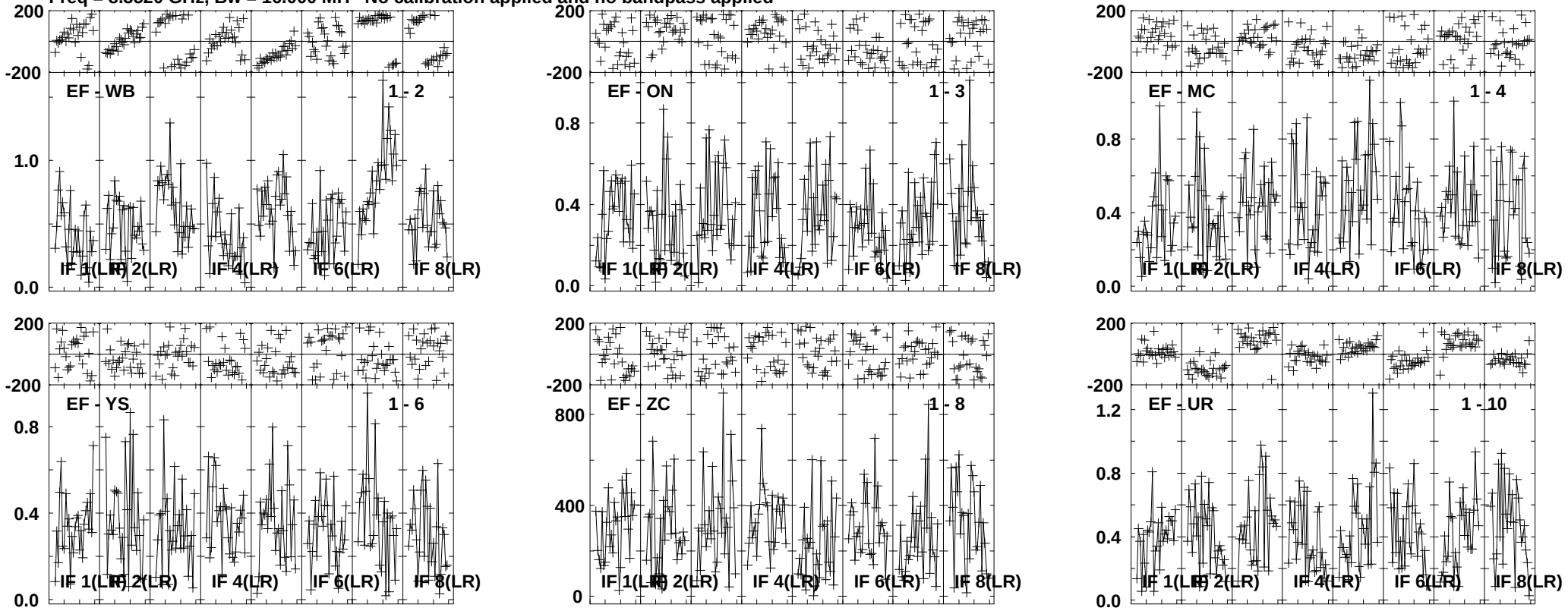

Lower frame: Milli Ampl Jy Top frame: Phas deg
Vector averaged cross-power spectrum Several baselines displayed
Timerange: 00/22:36:56 to 00/22:37:25

Plot file version 31 created 18-JUL-2013 22:59:27
ARP299B EP087B 2.UVDATA.1
Freq = 8.3520 GHz, Bw = 16.000 MH No calibration applied and no bandpass applied

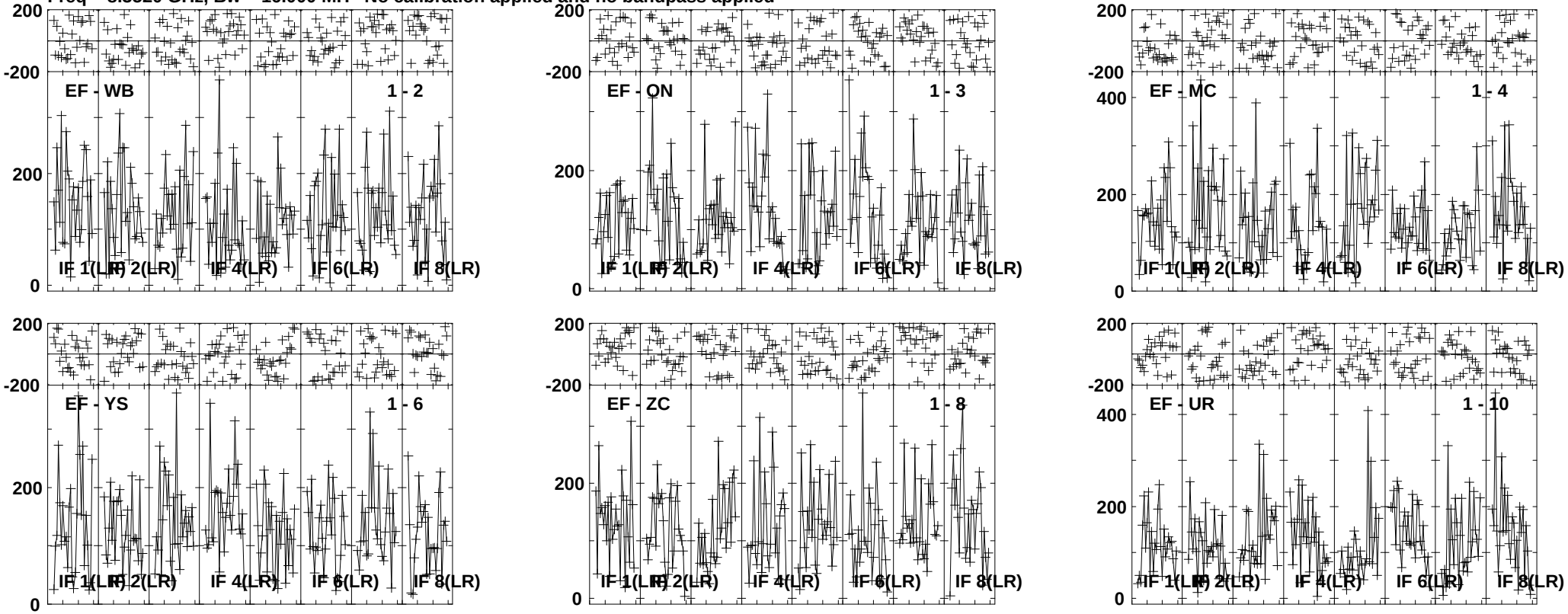

Lower frame: Micro Ampl Jy Top frame: Phas deg
Vector averaged cross-power spectrum Several baselines displayed
Timerange: 00/22:37:29 to 00/22:40:25

Plot file version 32 created 18-JUL-2013 22:59:31
J1128+5925 EP087B 2.UVDATA.1
Freq = 8.3520 GHz, Bw = 16.000 MH No calibration applied and no bandpass applied

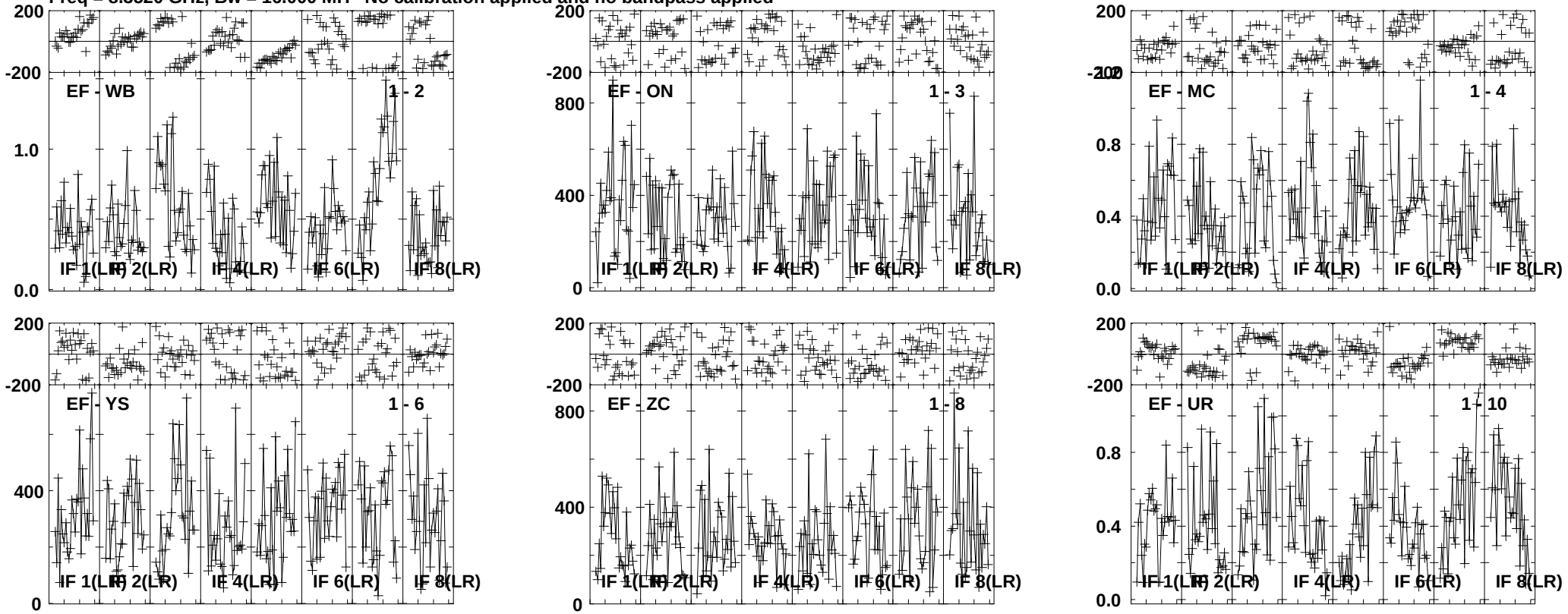

Lower frame: Milli Ampl Jy Top frame: Phas deg
Vector averaged cross-power spectrum Several baselines displayed
Timerange: 00/22:40:29 to 00/22:41:30

Plot file version 33 created 18-JUL-2013 22:59:33
ARP299B EP087B 2.UVDATA.1
Freq = 8.3520 GHz, Bw = 16.000 MH No calibration applied and no bandpass applied

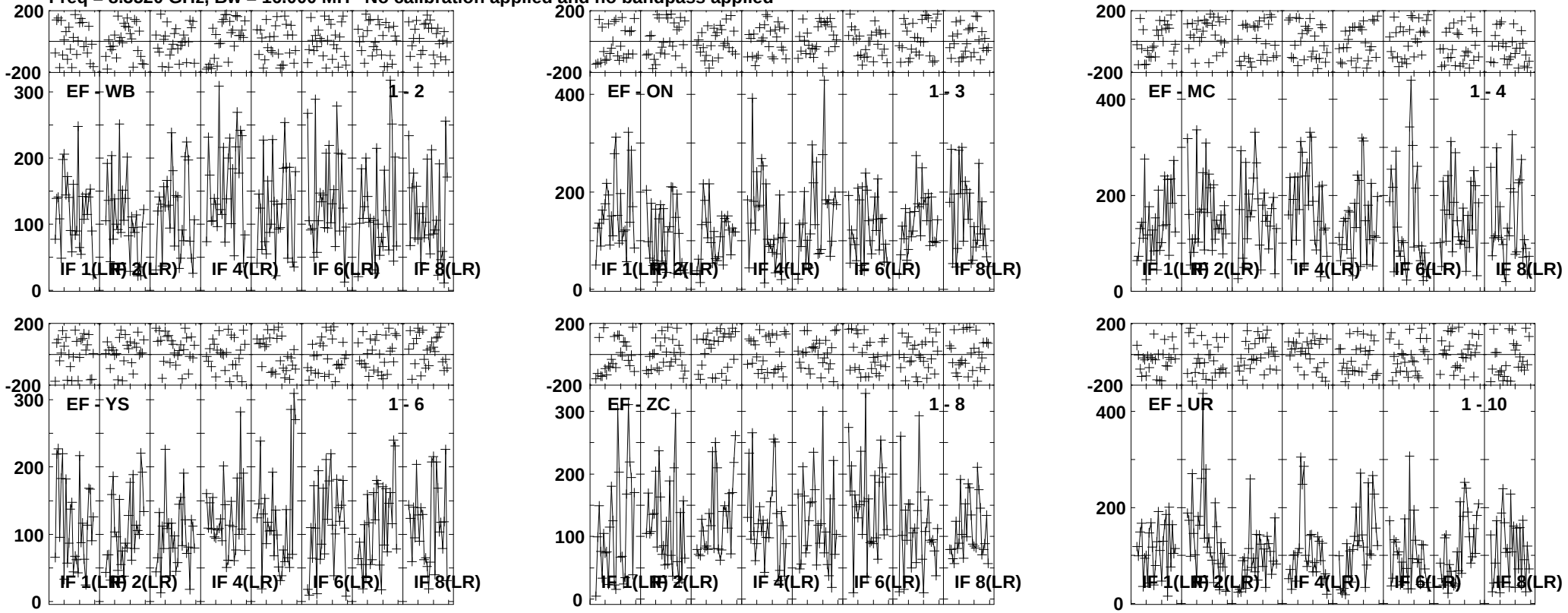

Lower frame: Micro Ampl Jy Top frame: Phas deg
Vector averaged cross-power spectrum Several baselines displayed
Timerange: 00/22:41:35 to 00/22:44:29

Plot file version 34 created 18-JUL-2013 22:59:38
J1128+5925 EP087B 2.UVDATA.1
Freq = 8.3520 GHz, Bw = 16.000 MH No calibration applied and no bandpass applied

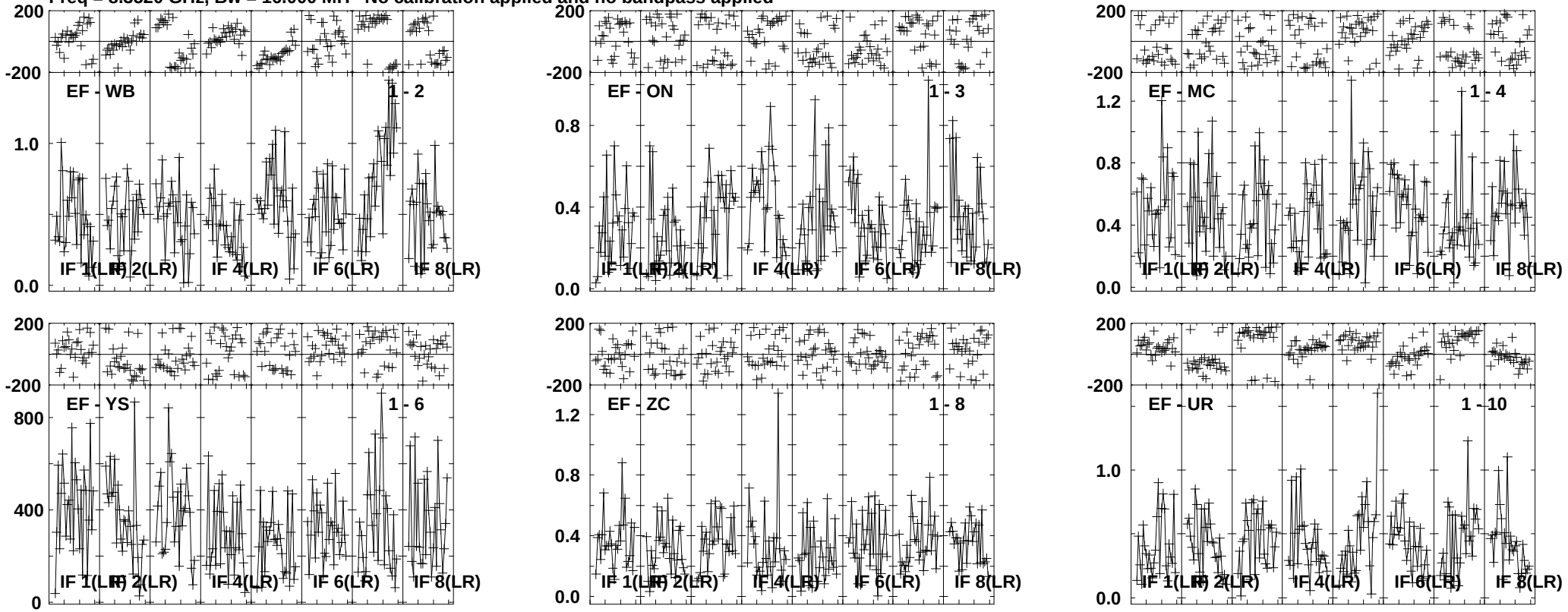

Lower frame: Milli Ampl Jy Top frame: Phas deg
Vector averaged cross-power spectrum Several baselines displayed
Timerange: 00/22:45:11 to 00/22:45:40

Plot file version 35 created 18-JUL-2013 22:59:39
ARP299B EP087B 2.UVDATA.1
Freq = 8.3520 GHz, Bw = 16.000 MH No calibration applied and no bandpass applied

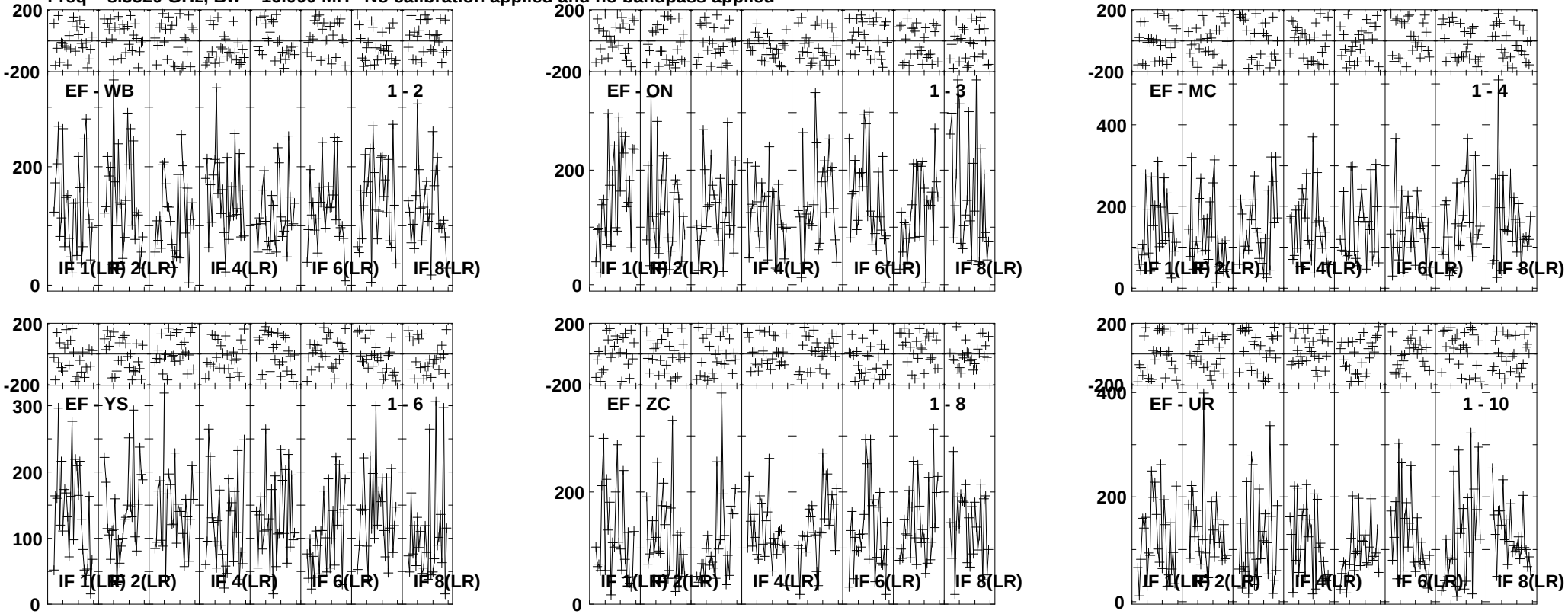

Lower frame: Micro Ampl Jy Top frame: Phas deg
Vector averaged cross-power spectrum Several baselines displayed
Timerange: 00/22:45:45 to 00/22:48:39

Plot file version 36 created 18-JUL-2013 22:59:44
J1128+5925 EP087B 2.UVDATA.1
Freq = 8.3520 GHz, Bw = 16.000 MH No calibration applied and no bandpass applied

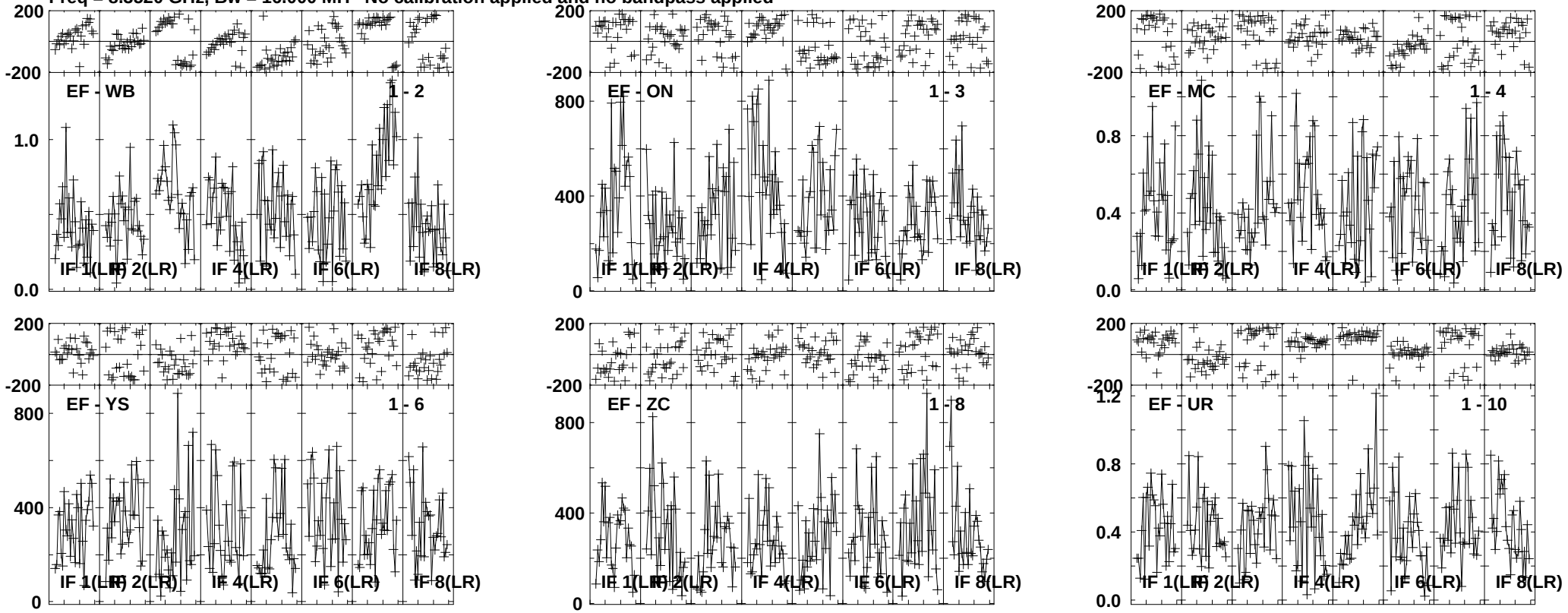

Lower frame: Milli Ampl Jy Top frame: Phas deg
Vector averaged cross-power spectrum Several baselines displayed
Timerange: 00/22:48:44 to 00/22:49:45

Plot file version 37 created 18-JUL-2013 22:59:45
ARP299B EP087B 2.UVDATA.1
Freq = 8.3520 GHz, Bw = 16.000 MH No calibration applied and no bandpass applied

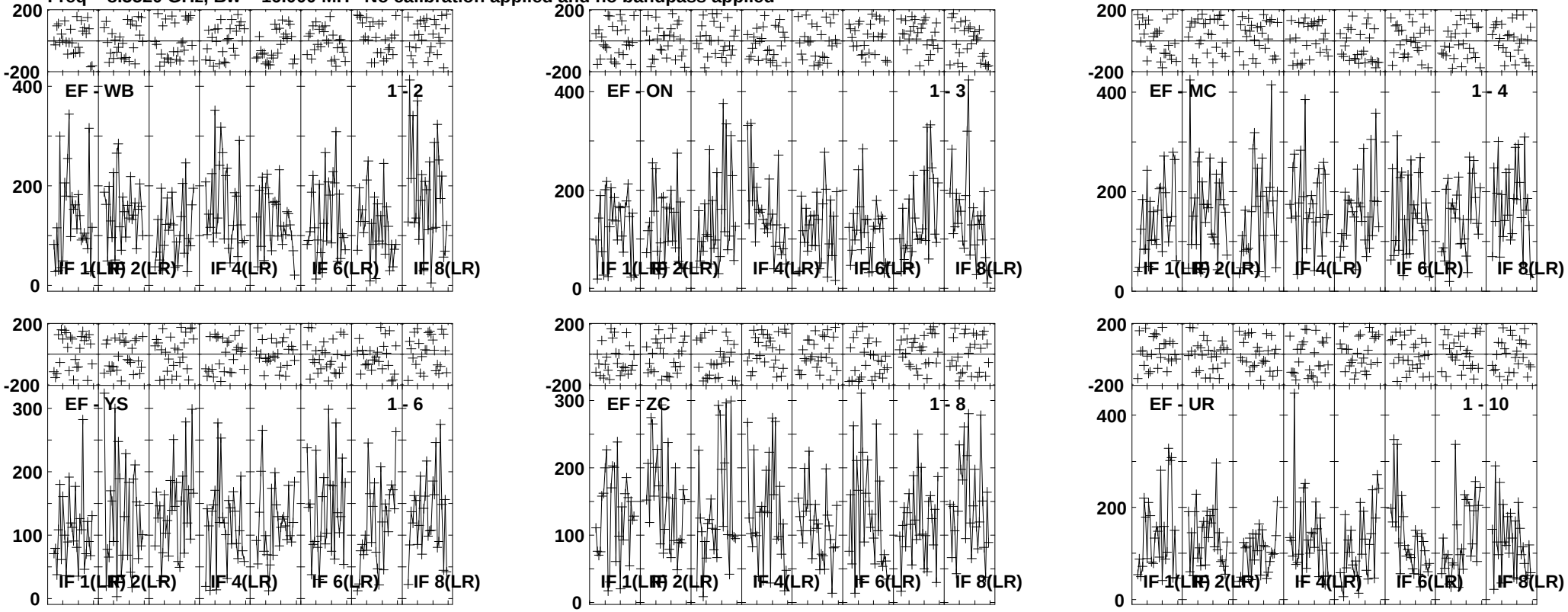

Lower frame: Micro Ampl Jy Top frame: Phas deg
Vector averaged cross-power spectrum Several baselines displayed
Timerange: 00/22:49:50 to 00/22:52:45

Plot file version 38 created 18-JUL-2013 22:59:50
J1128+5925 EP087B 2.UVDATA.1
Freq = 8.3520 GHz, Bw = 16.000 MH No calibration applied and no bandpass applied

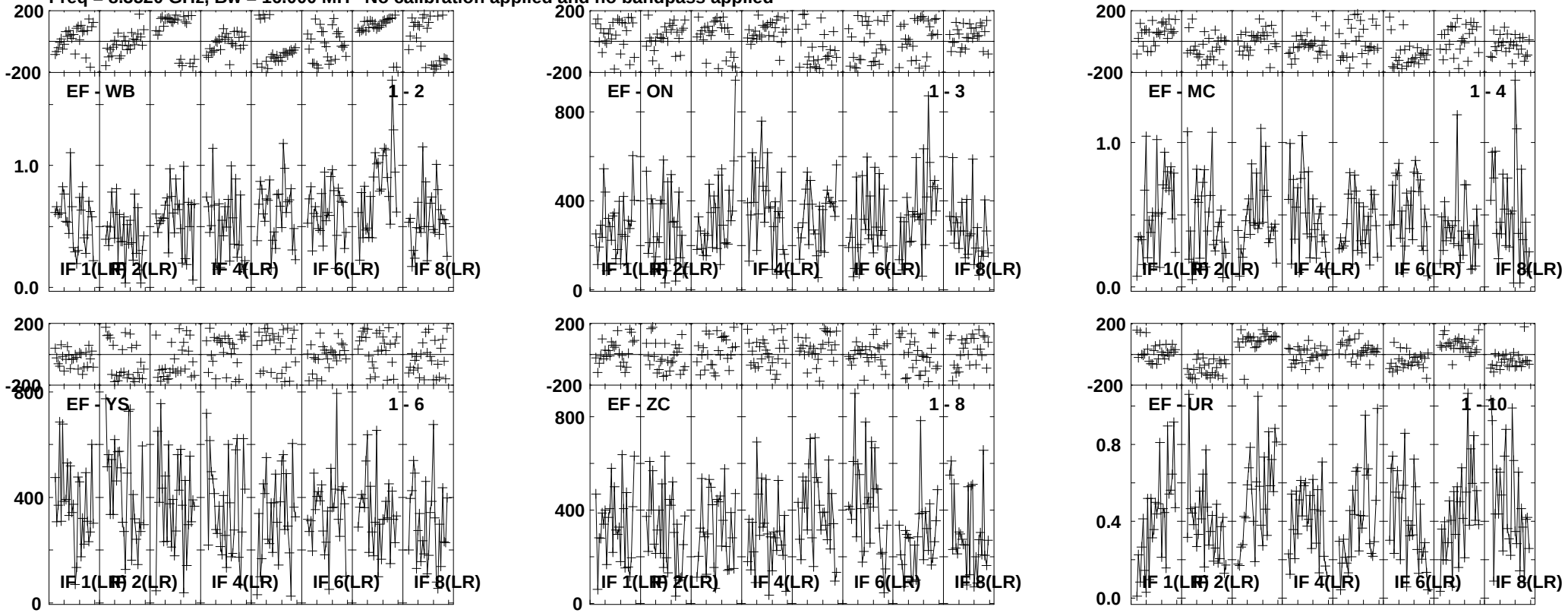

Lower frame: Milli Ampl Jy Top frame: Phas deg
Vector averaged cross-power spectrum Several baselines displayed
Timerange: 00/22:53:25 to 00/22:53:54

Plot file version 39 created 18-JUL-2013 22:59:51
ARP299B EP087B 2.UVDATA.1
Freq = 8.3520 GHz, Bw = 16.000 MH No calibration applied and no bandpass applied

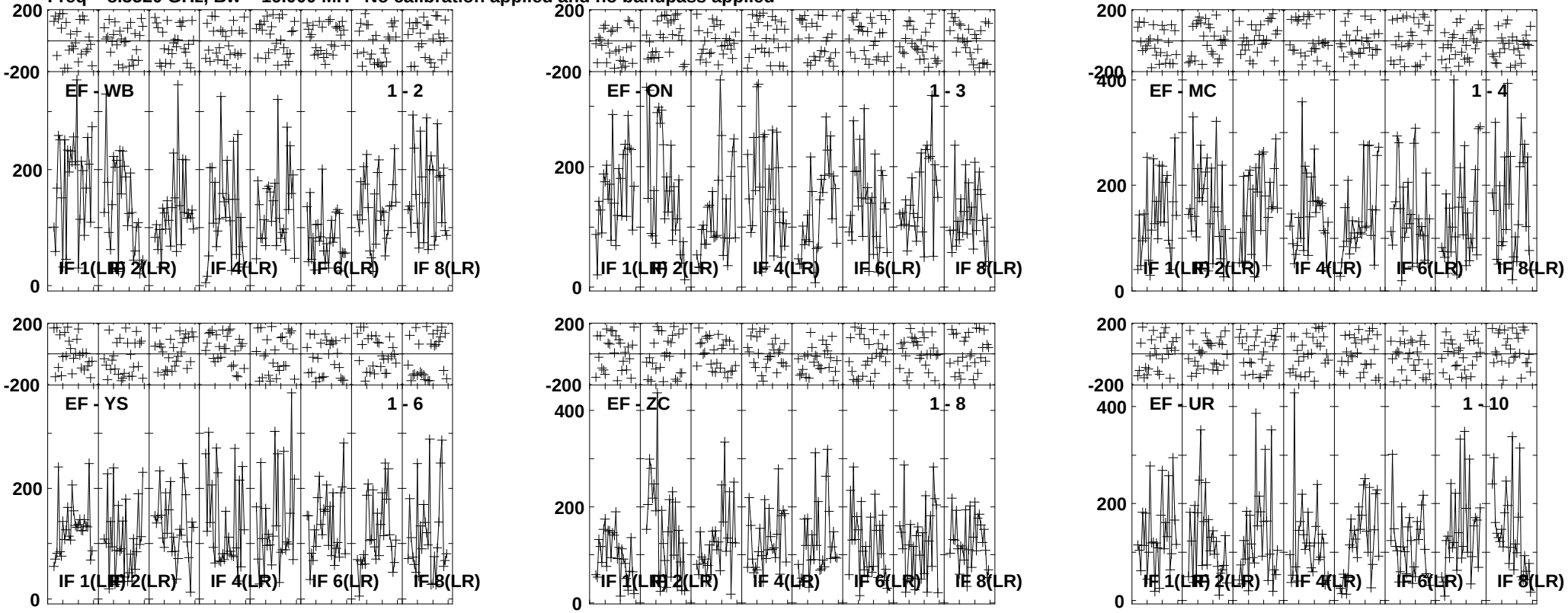

Lower frame: Micro Ampl Jy Top frame: Phas deg
Vector averaged cross-power spectrum Several baselines displayed
Timerange: 00/22:53:59 to 00/22:56:55

Plot file version 40 created 18-JUL-2013 22:59:56
J1128+5925 EP087B 2.UVDATA.1
Freq = 8.3520 GHz, Bw = 16.000 MH No calibration applied and no bandpass applied

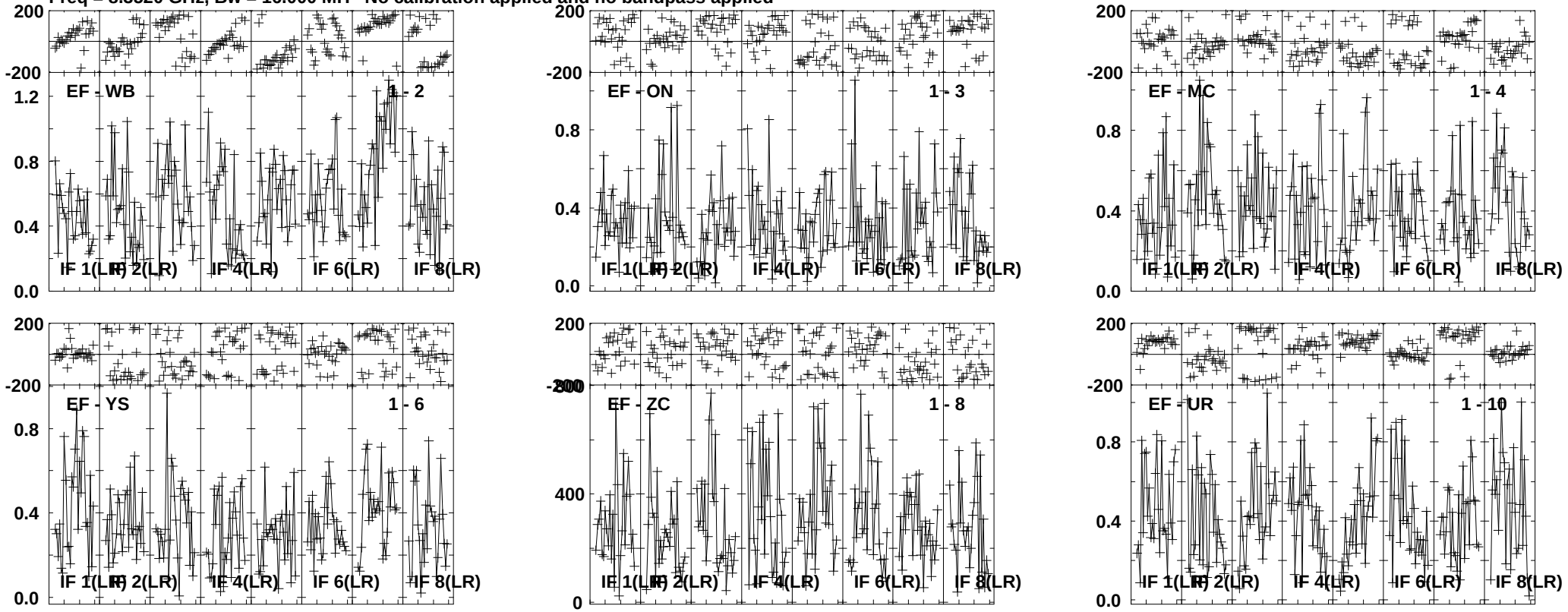

Lower frame: Milli Ampl Jy Top frame: Phas deg
Vector averaged cross-power spectrum Several baselines displayed
Timerange: 00/22:57:00 to 00/22:58:00

Plot file version 41 created 18-JUL-2013 22:59:58
ARP299B EP087B 2.UVDATA.1
Freq = 8.3520 GHz, Bw = 16.000 MH No calibration applied and no bandpass applied

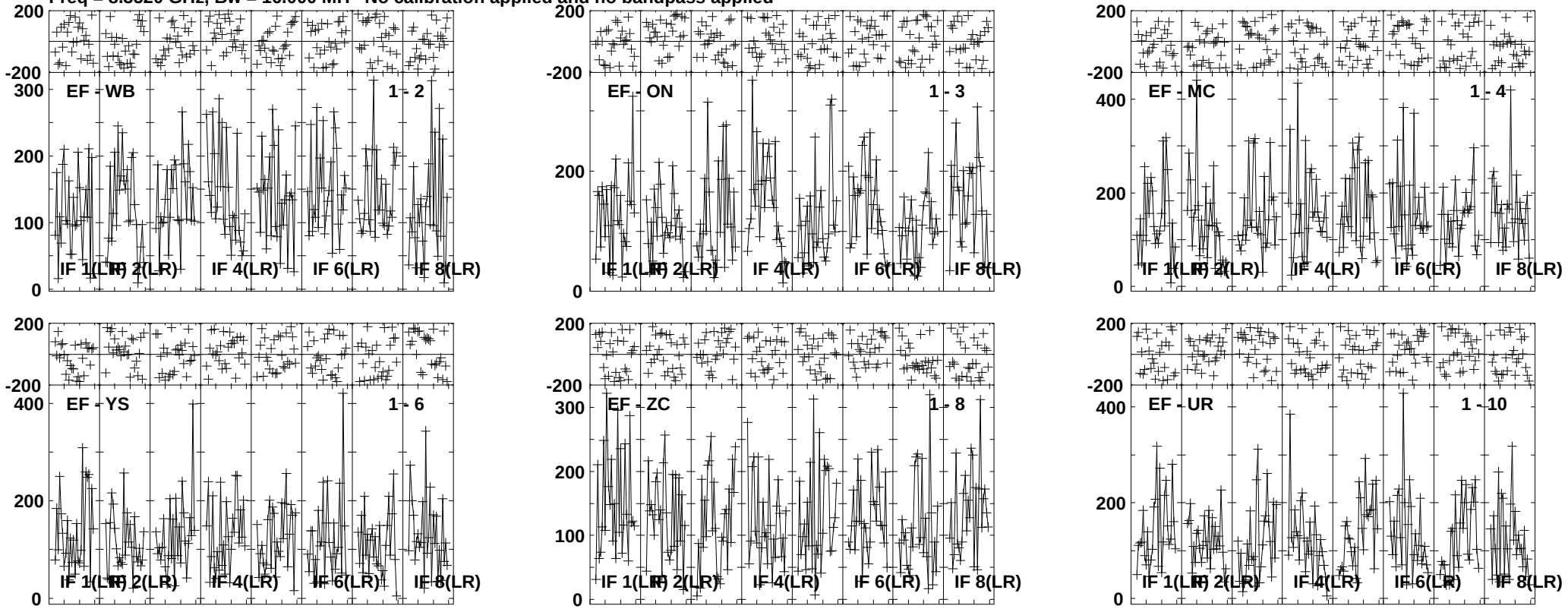

Lower frame: Micro Ampl Jy Top frame: Phas deg
Vector averaged cross-power spectrum Several baselines displayed
Timerange: 00/22:58:04 to 00/23:00:59

Plot file version 42 created 18-JUL-2013 23:00:02
J1128+5925 EP087B 2.UVDATA.1
Freq = 8.3520 GHz, Bw = 16.000 MH No calibration applied and no bandpass applied

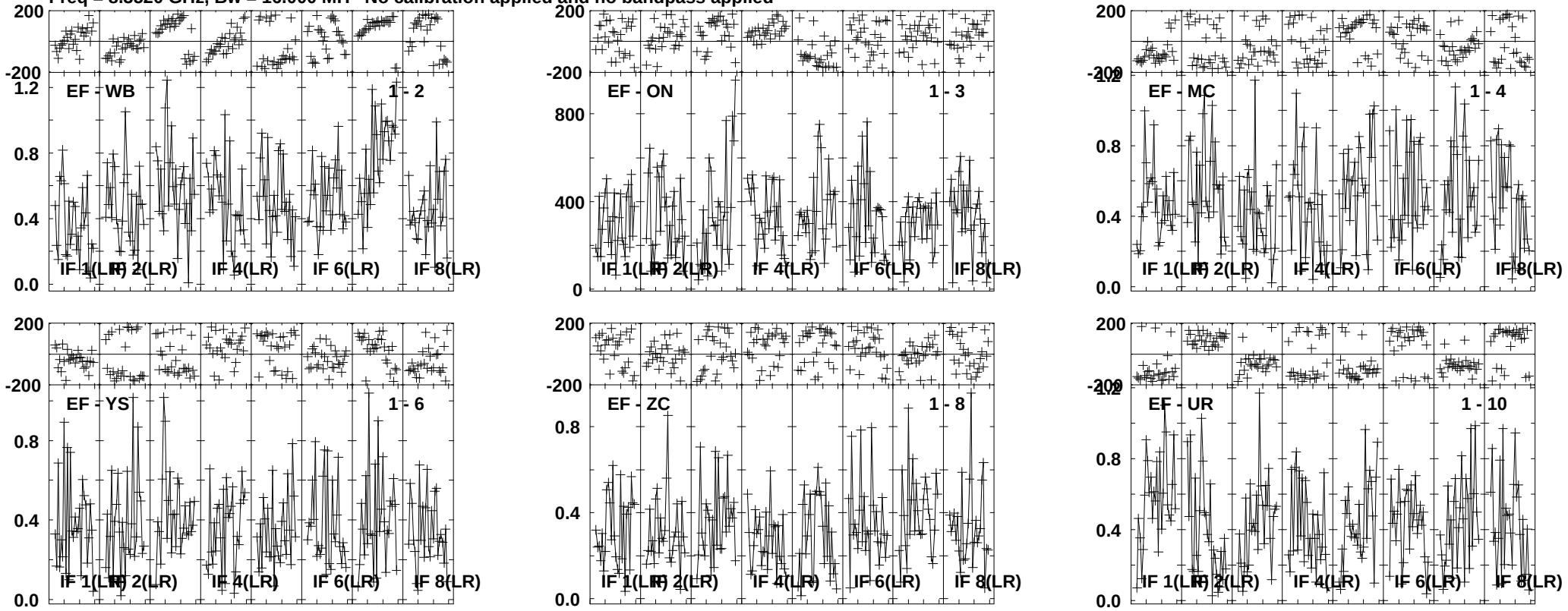

Lower frame: Milli Ampl Jy Top frame: Phas deg
Vector averaged cross-power spectrum Several baselines displayed
Timerange: 00/23:01:40 to 00/23:02:10

Plot file version 43 created 18-JUL-2013 23:00:04
ARP299B EP087B 2.UVDATA.1
Freq = 8.3520 GHz, Bw = 16.000 MH No calibration applied and no bandpass applied

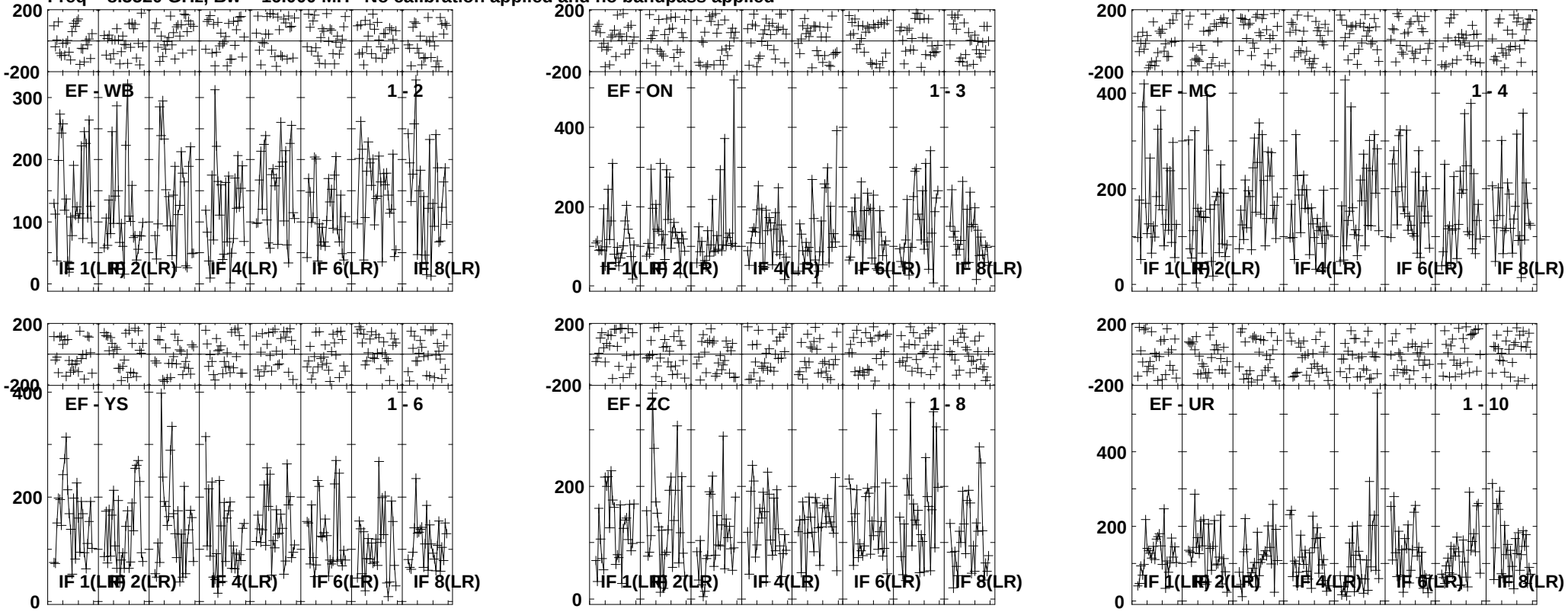

Lower frame: Micro Ampl Jy Top frame: Phas deg
Vector averaged cross-power spectrum Several baselines displayed
Timerange: 00/23:02:13 to 00/23:05:09

Plot file version 44 created 18-JUL-2013 23:00:08
J1128+5925 EP087B 2.UVDATA.1
Freq = 8.3520 GHz, Bw = 16.000 MH No calibration applied and no bandpass applied

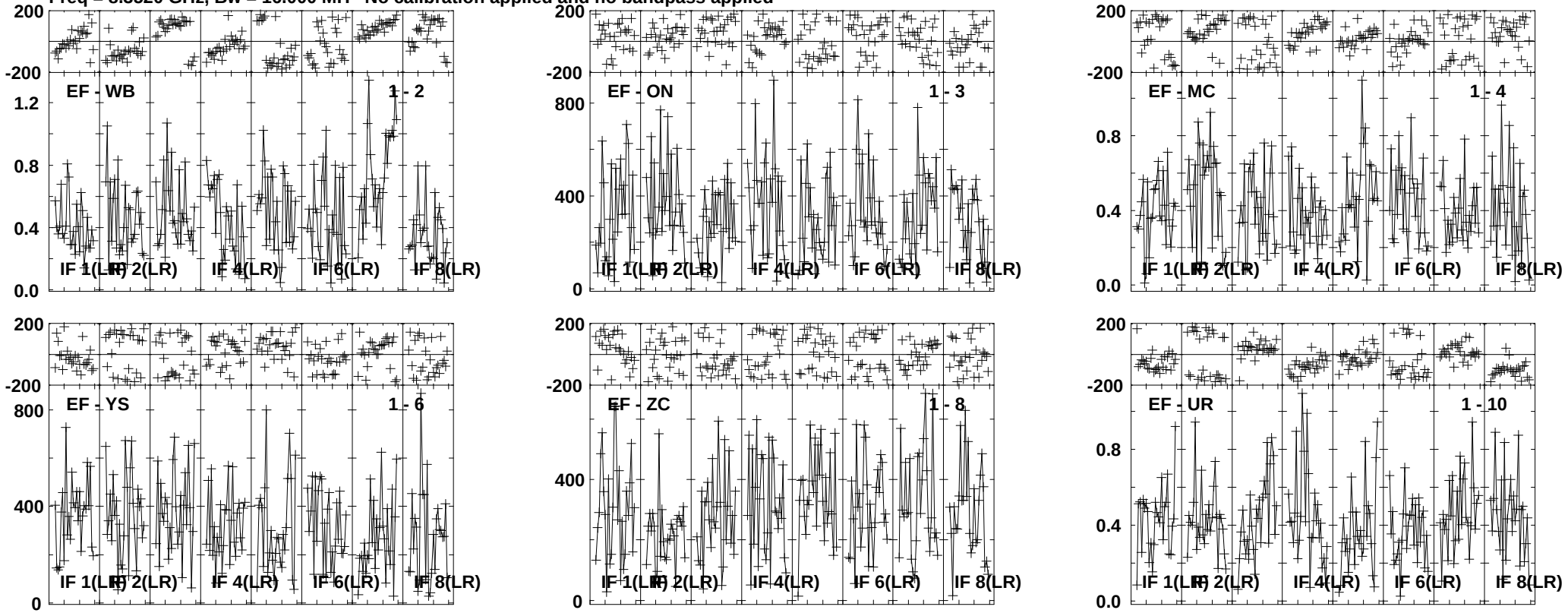

Lower frame: Milli Ampl Jy Top frame: Phas deg
Vector averaged cross-power spectrum Several baselines displayed
Timerange: 00/23:05:14 to 00/23:06:14

Plot file version 45 created 18-JUL-2013 23:00:10
ARP299B EP087B 2.UVDATA.1
Freq = 8.3520 GHz, Bw = 16.000 MH No calibration applied and no bandpass applied

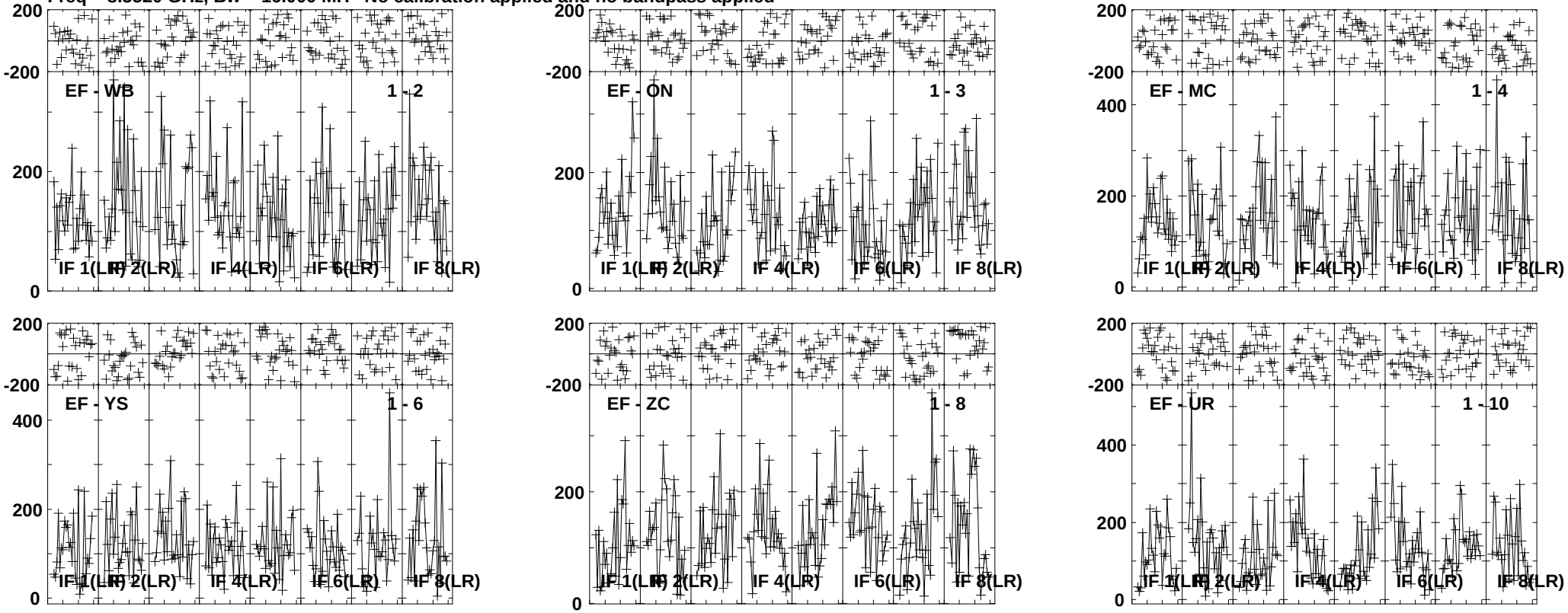

Lower frame: Micro Ampl Jy Top frame: Phas deg
Vector averaged cross-power spectrum Several baselines displayed
Timerange: 00/23:06:20 to 00/23:09:15

Plot file version 46 created 18-JUL-2013 23:00:15
ARP299B EP087B 2.UVDATA.1
Freq = 8.3520 GHz, Bw = 16.000 MH No calibration applied and no bandpass applied

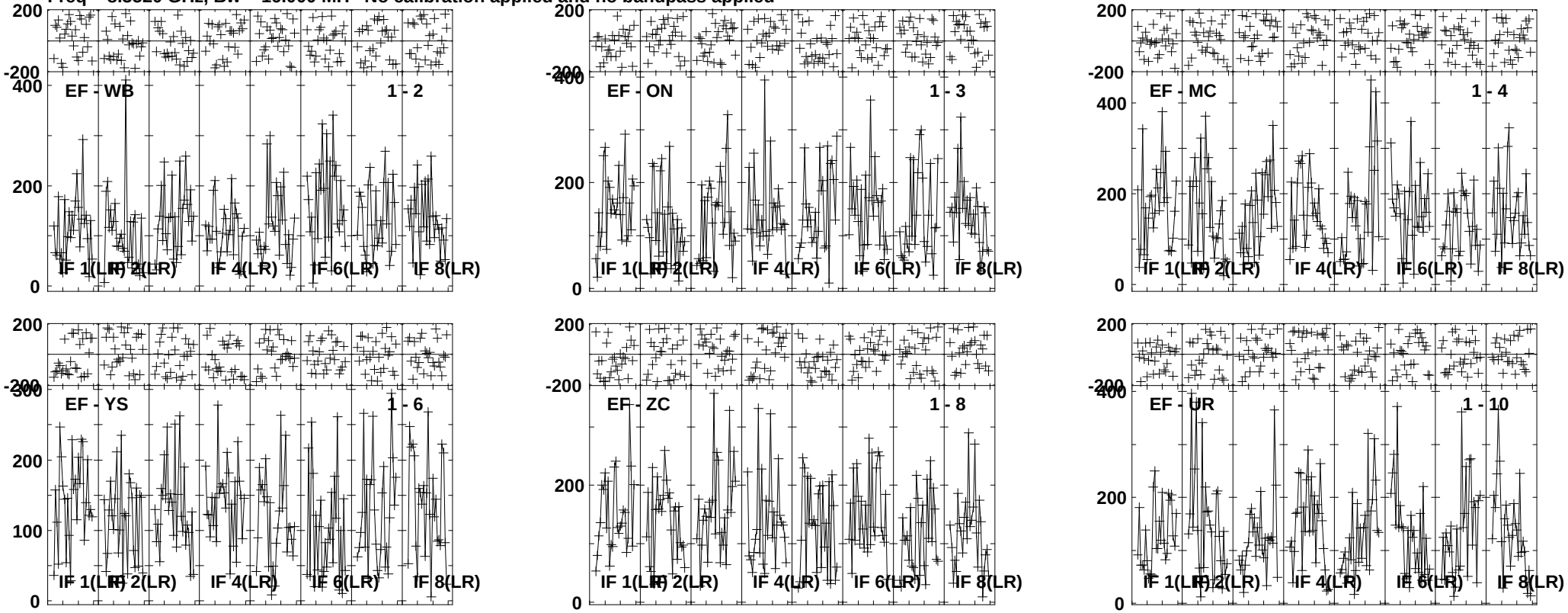

Lower frame: Micro Ampl Jy Top frame: Phas deg
Vector averaged cross-power spectrum Several baselines displayed
Timerange: 00/23:10:30 to 00/23:13:25

Plot file version 47 created 18-JUL-2013 23:00:20
J1128+5925 EP087B 2.UVDATA.1
Freq = 8.3520 GHz, Bw = 16.000 MH No calibration applied and no bandpass applied

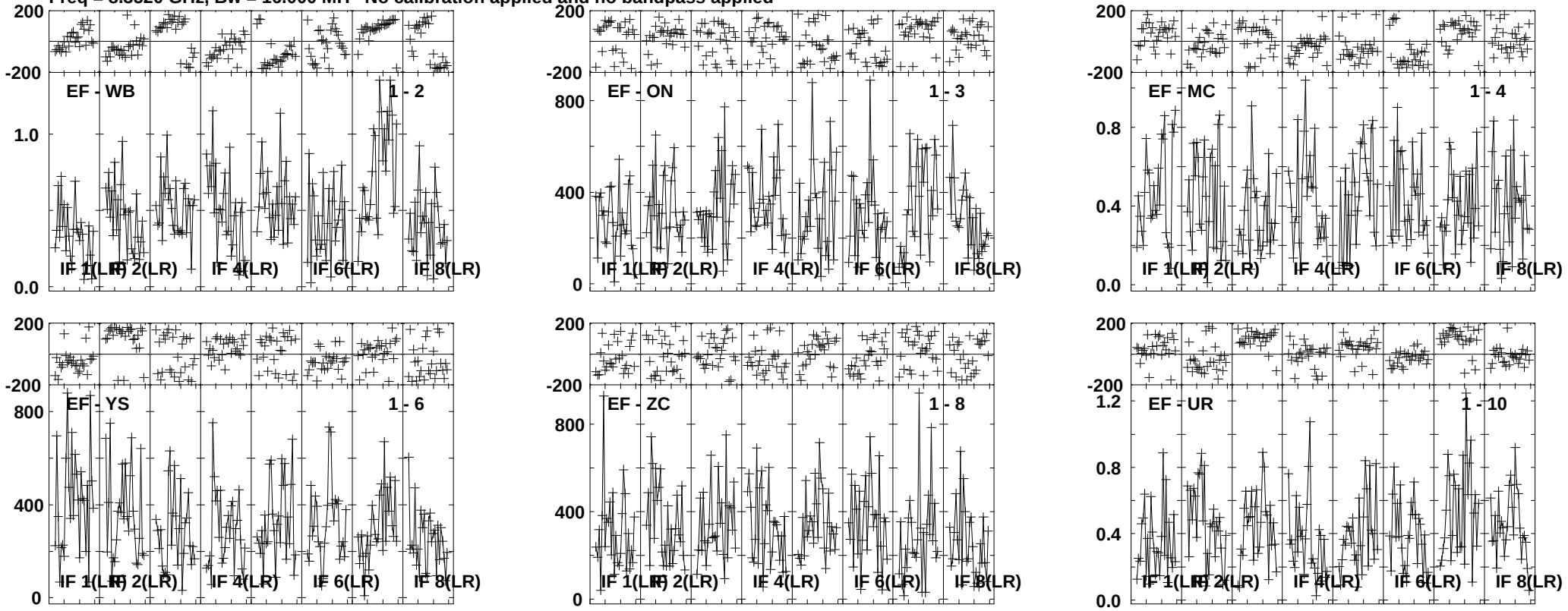

Lower frame: Milli Ampl Jy Top frame: Phas deg
Vector averaged cross-power spectrum Several baselines displayed
Timerange: 00/23:13:28 to 00/23:14:29

Plot file version 48 created 18-JUL-2013 23:00:22
ARP299B EP087B 2.UVDATA.1
Freq = 8.3520 GHz, Bw = 16.000 MH No calibration applied and no bandpass applied

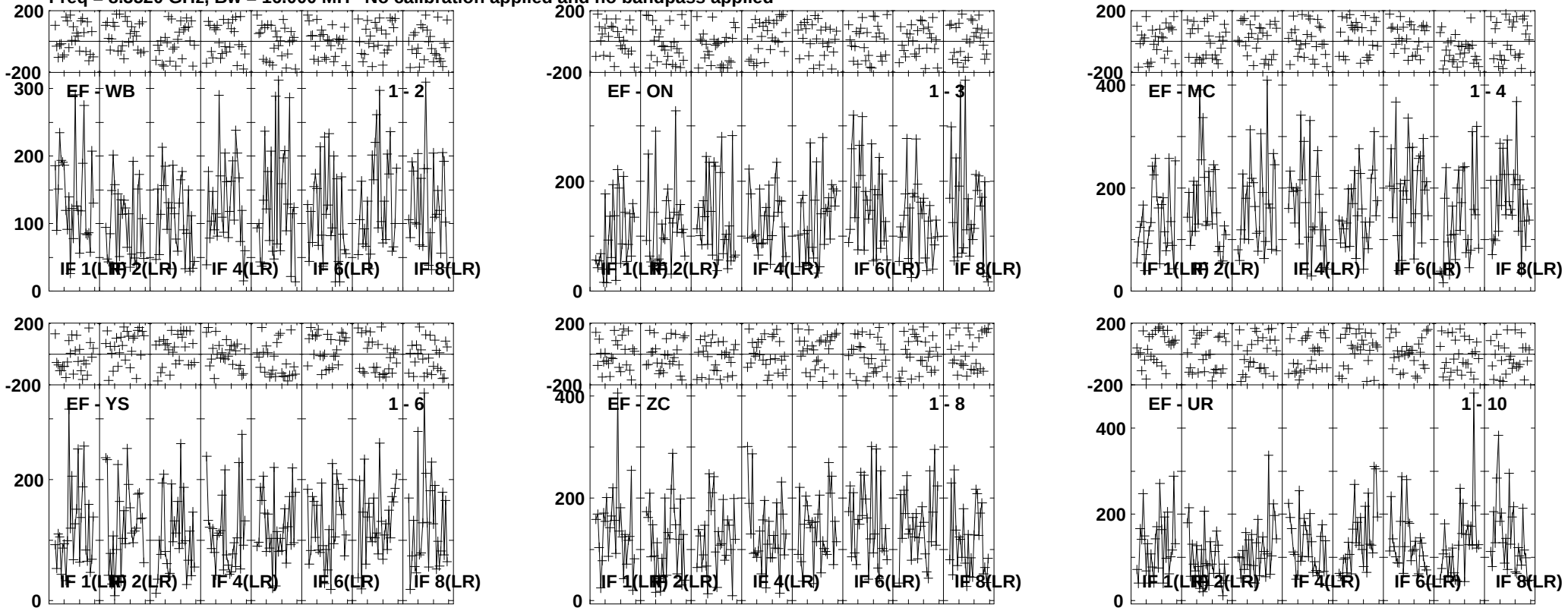

Lower frame: Micro Ampl Jy Top frame: Phas deg
Vector averaged cross-power spectrum Several baselines displayed
Timerange: 00/23:14:33 to 00/23:17:29

Plot file version 49 created 18-JUL-2013 23:00:27
J1128+5925 EP087B 2.UVDATA.1
Freq = 8.3520 GHz, Bw = 16.000 MH No calibration applied and no bandpass applied

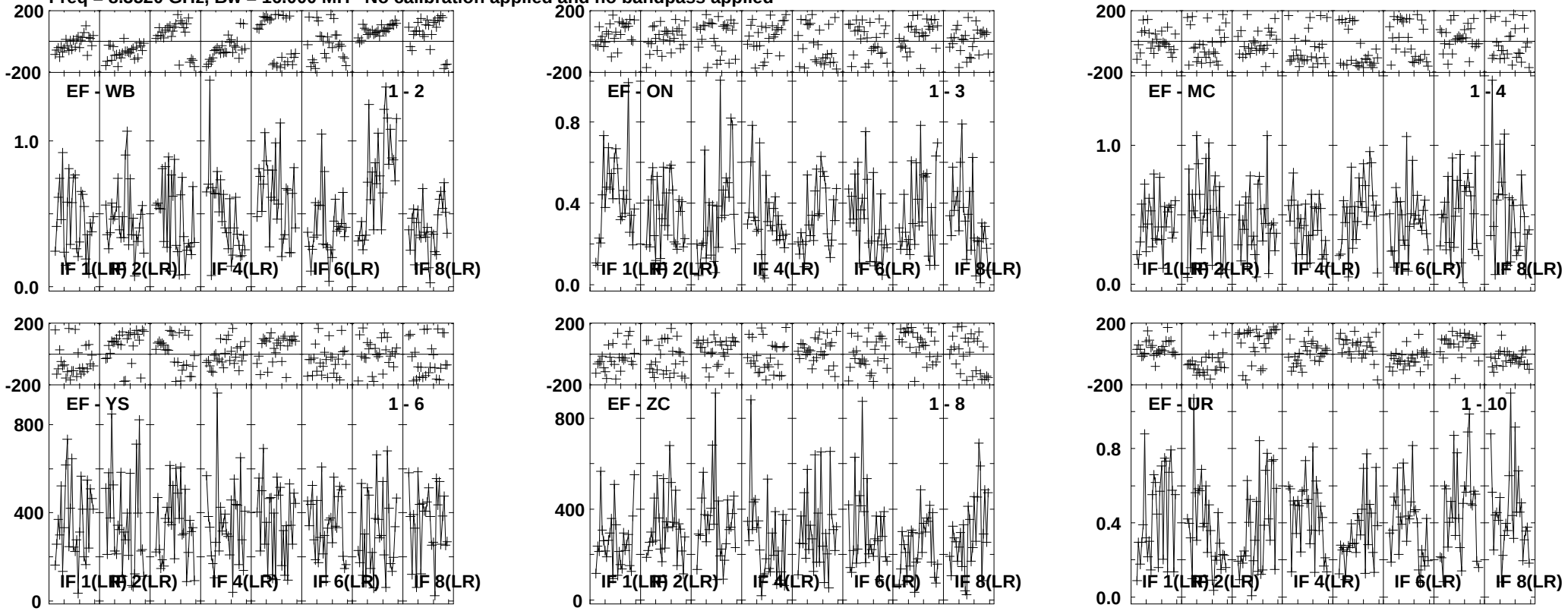

Lower frame: Milli Ampl Jy Top frame: Phas deg
Vector averaged cross-power spectrum Several baselines displayed
Timerange: 00/23:18:10 to 00/23:18:39

Plot file version 50 created 18-JUL-2013 23:00:28
ARP299B EP087B 2.UVDATA.1
Freq = 8.3520 GHz, Bw = 16.000 MH No calibration applied and no bandpass applied

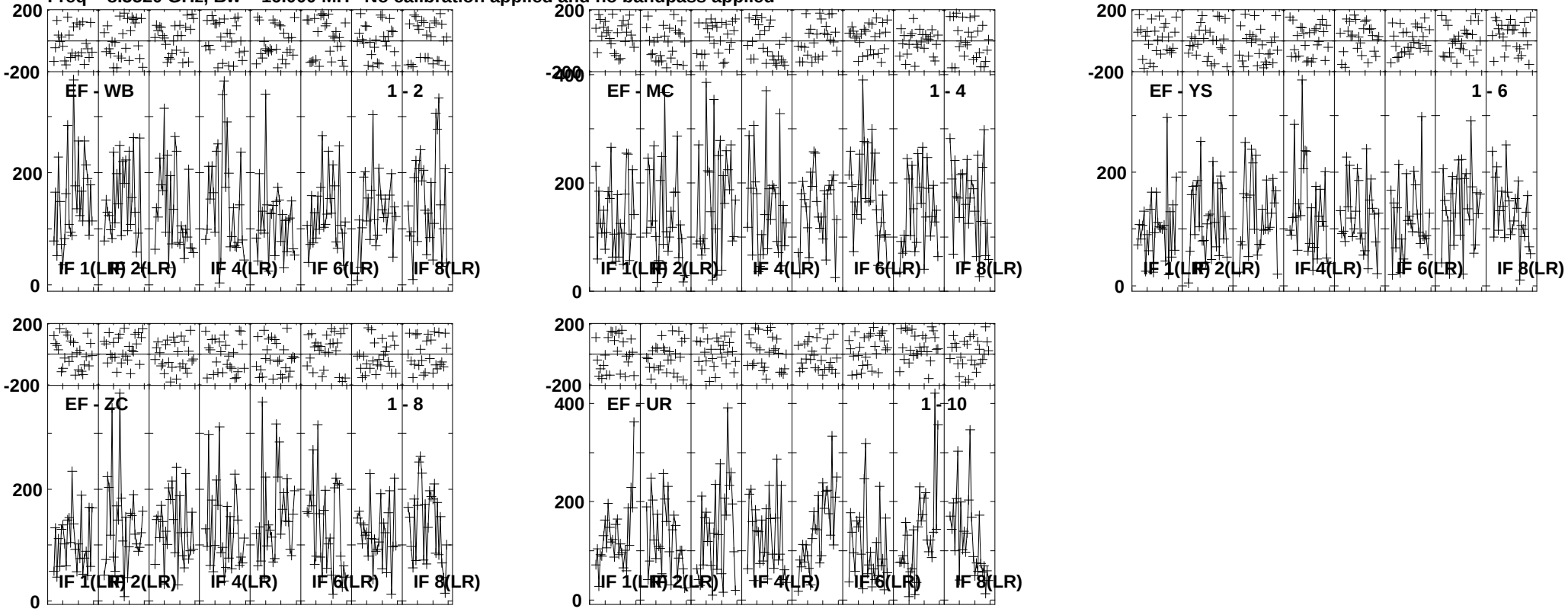

Lower frame: Micro Ampl Jy Top frame: Phas deg
Vector averaged cross-power spectrum Several baselines displayed
Timerange: 00/23:18:43 to 00/23:21:39

Plot file version 51 created 18-JUL-2013 23:00:31
J1128+5925 EP087B 2.UVDATA.1
Freq = 8.3520 GHz, Bw = 16.000 MH No calibration applied and no bandpass applied

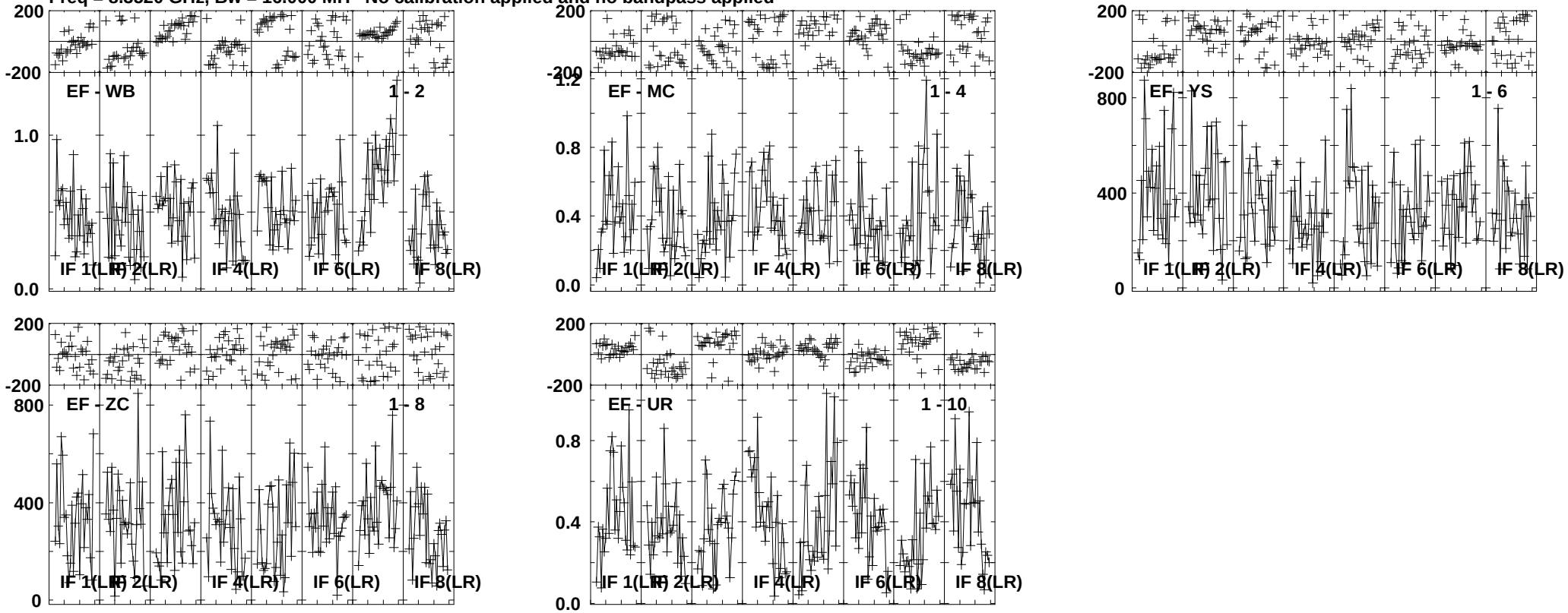

Lower frame: Milli Ampl Jy Top frame: Phas deg
Vector averaged cross-power spectrum Several baselines displayed
Timerange: 00/23:21:45 to 00/23:22:45

Plot file version 52 created 18-JUL-2013 23:00:33
ARP299B EP087B 2.UVDATA.1
Freq = 8.3520 GHz, Bw = 16.000 MH No calibration applied and no bandpass applied

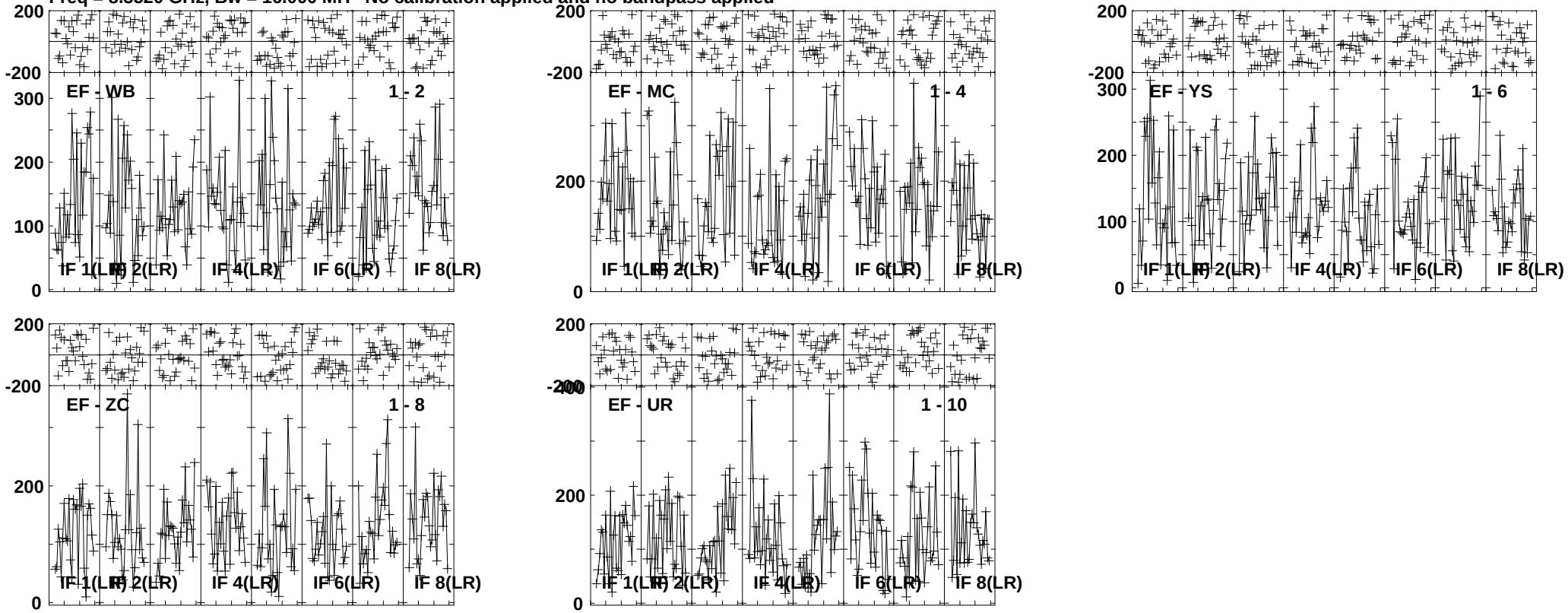

Lower frame: Micro Ampl Jy Top frame: Phas deg
Vector averaged cross-power spectrum Several baselines displayed
Timerange: 00/23:22:48 to 00/23:25:44

Plot file version 53 created 18-JUL-2013 23:00:36
J1128+5925 EP087B 2.UVDATA.1
Freq = 8.3520 GHz, Bw = 16.000 MH No calibration applied and no bandpass applied

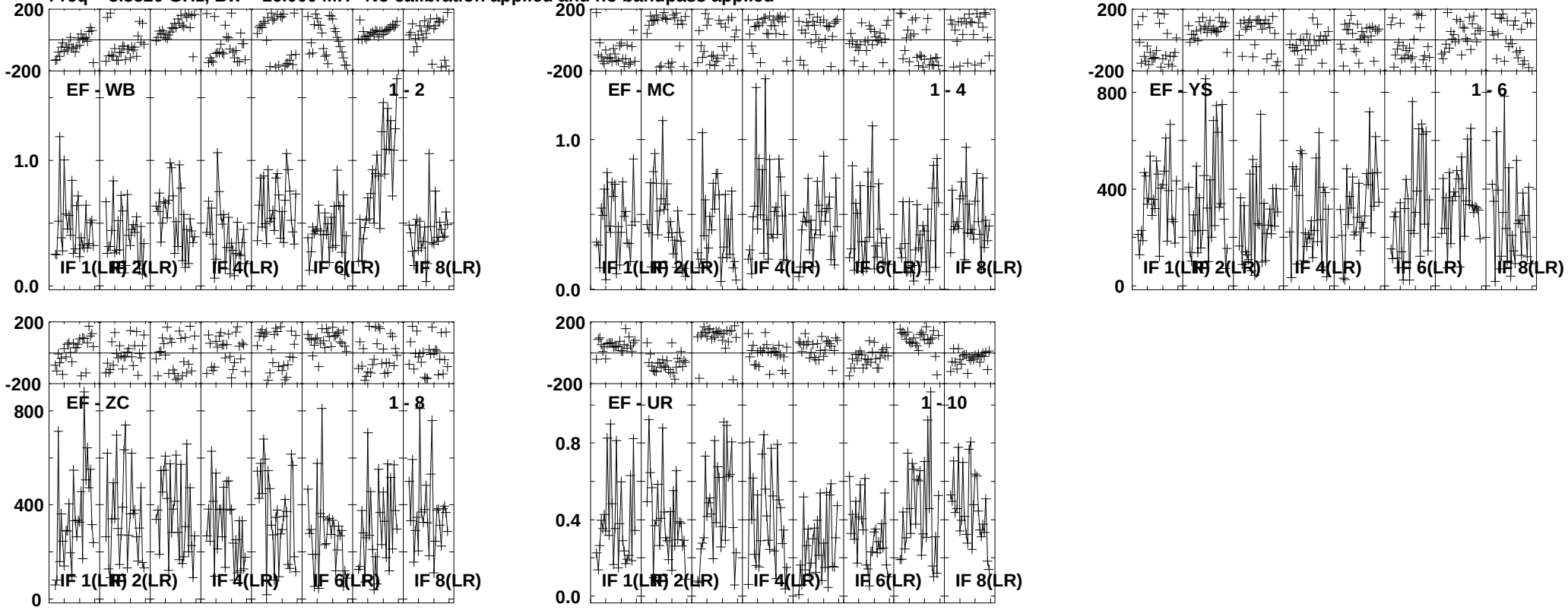

Lower frame: Milli Ampl Jy Top frame: Phas deg
Vector averaged cross-power spectrum Several baselines displayed
Timerange: 00/23:26:25 to 00/23:26:54

Plot file version 54 created 18-JUL-2013 23:00:37
ARP299B EP087B 2.UVDATA.1
Freq = 8.3520 GHz, Bw = 16.000 MH No calibration applied and no bandpass applied

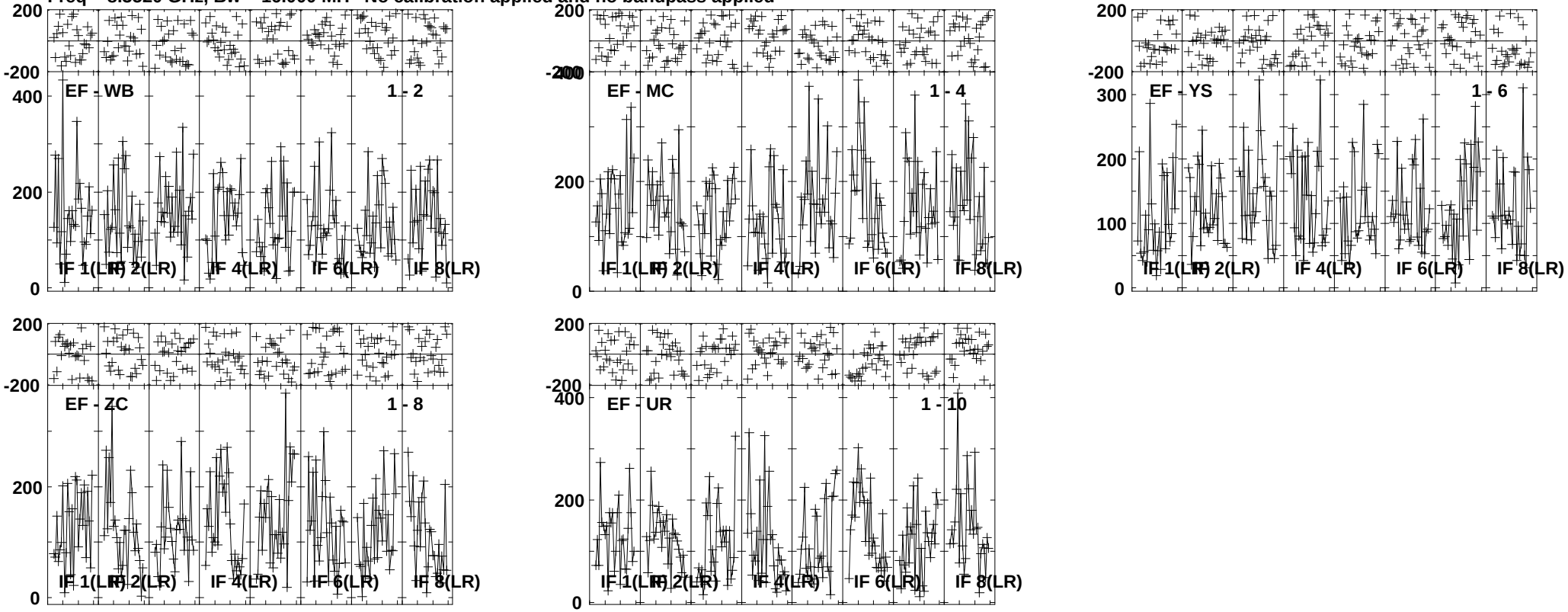

Lower frame: Micro Ampl Jy Top frame: Phas deg
Vector averaged cross-power spectrum Several baselines displayed
Timerange: 00/23:27:00 to 00/23:29:54

Plot file version 55 created 18-JUL-2013 23:00:41
J1128+5925 EP087B 2.UVDATA.1
Freq = 8.3520 GHz, Bw = 16.000 MH No calibration applied and no bandpass applied

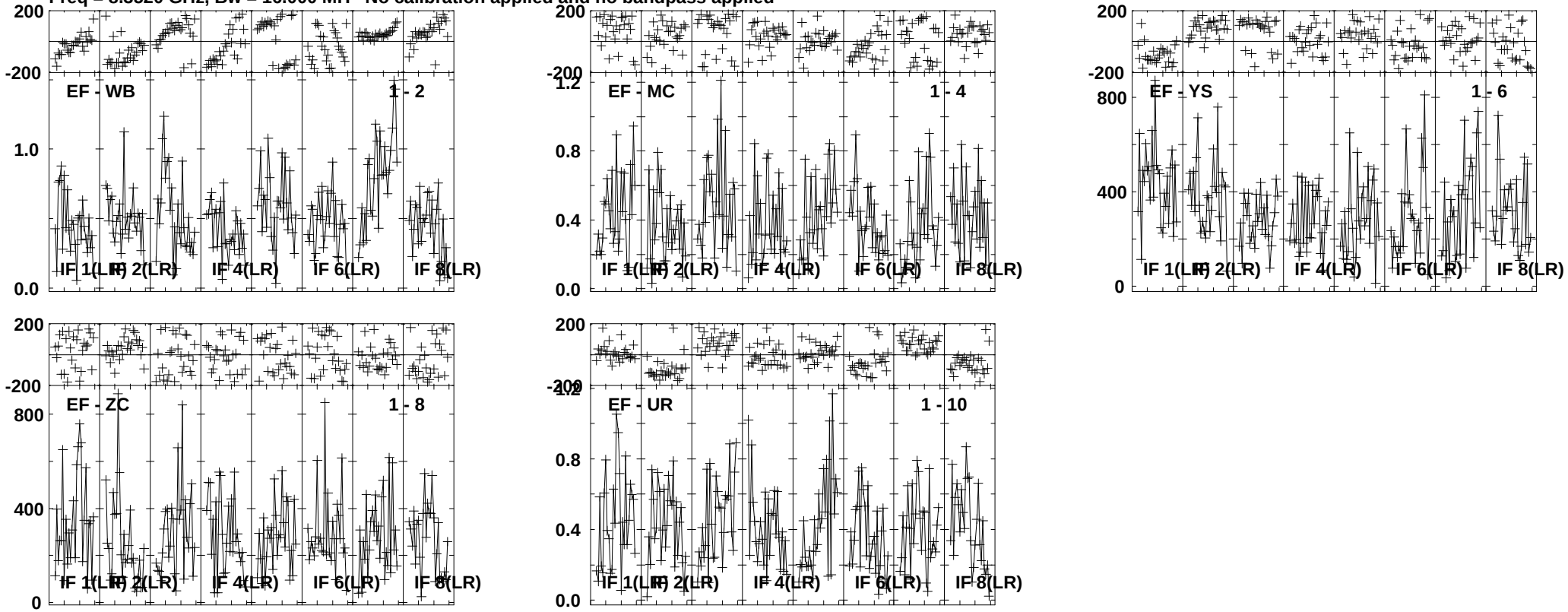

Lower frame: Milli Ampl Jy Top frame: Phas deg
Vector averaged cross-power spectrum Several baselines displayed
Timerange: 00/23:29:59 to 00/23:30:59

Plot file version 56 created 18-JUL-2013 23:00:43
ARP299B EP087B 2.UVDATA.1
Freq = 8.3520 GHz, Bw = 16.000 MH No calibration applied and no bandpass applied

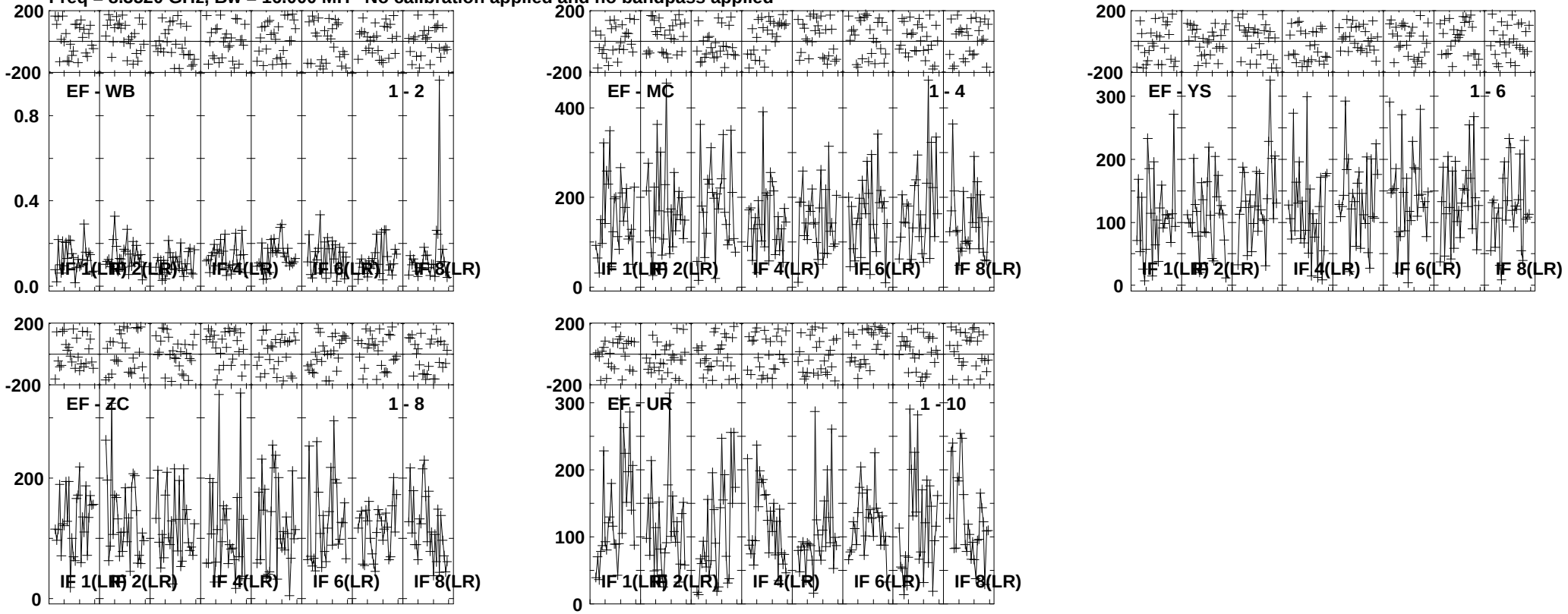

Lower frame: Milli Ampl Jy Top frame: Phas deg
Vector averaged cross-power spectrum Several baselines displayed
Timerange: 00/23:31:04 to 00/23:34:00

Plot file version 57 created 18-JUL-2013 23:00:46
J1128+5925 EP087B 2.UVDATA.1
Freq = 8.3520 GHz, Bw = 16.000 MH No calibration applied and no bandpass applied

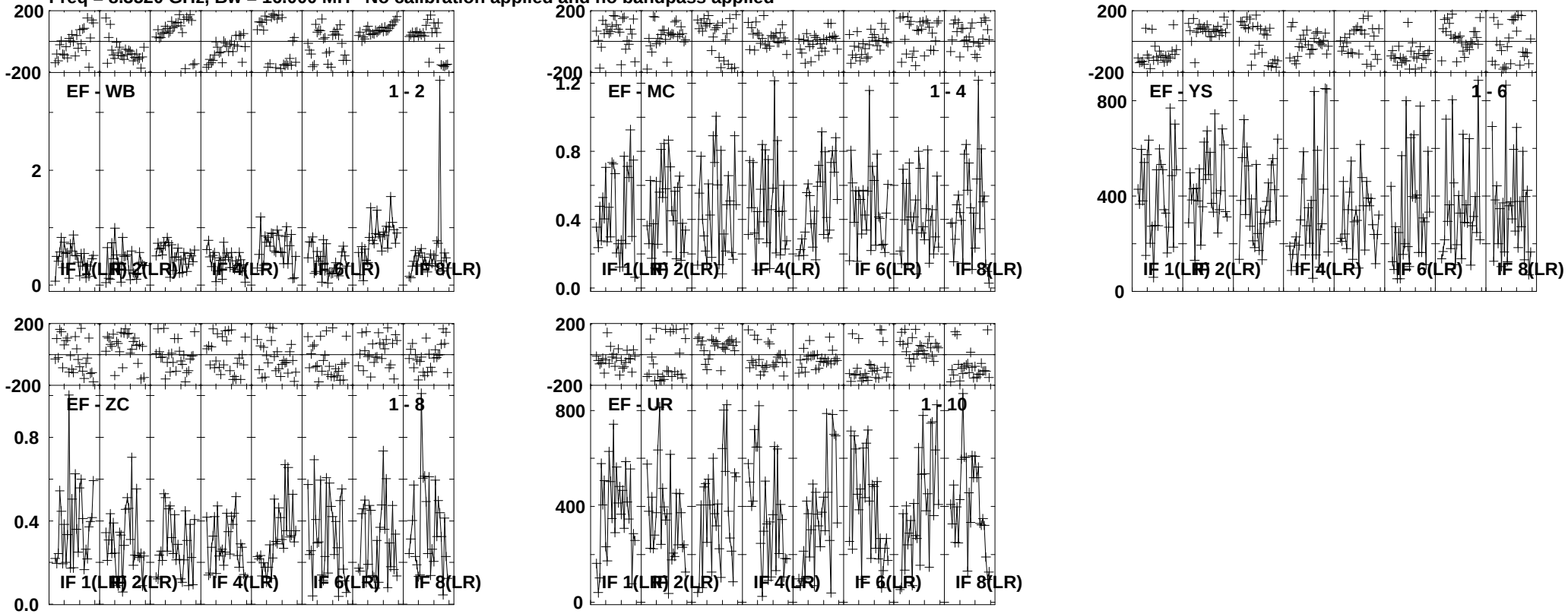

Lower frame: Milli Ampl Jy Top frame: Phas deg
Vector averaged cross-power spectrum Several baselines displayed
Timerange: 00/23:34:42 to 00/23:35:09

Plot file version 58 created 18-JUL-2013 23:00:47
ARP299B EP087B 2.UVDATA.1
Freq = 8.3520 GHz, Bw = 16.000 MH No calibration applied and no bandpass applied

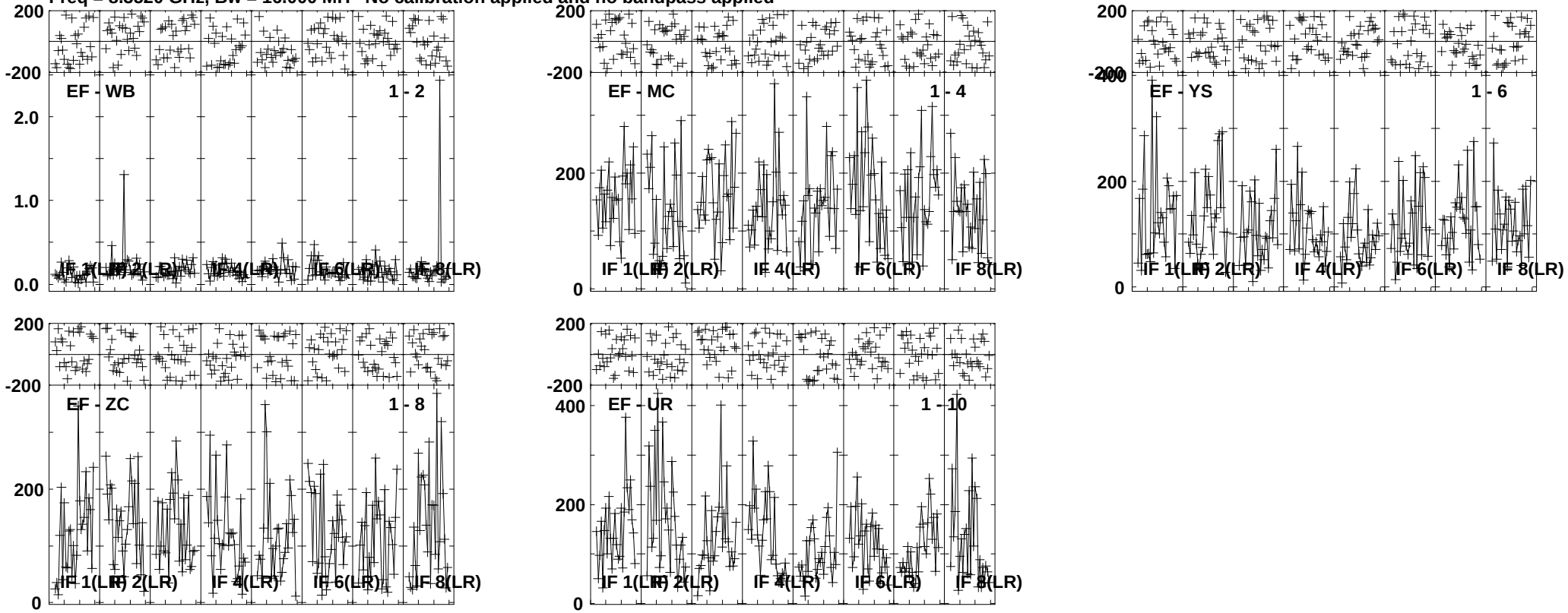

Lower frame: Milli Ampl Jy Top frame: Phas deg
Vector averaged cross-power spectrum Several baselines displayed
Timerange: 00/23:35:15 to 00/23:38:09

Plot file version 59 created 18-JUL-2013 23:00:51
J1128+5925 EP087B 2.UVDATA.1
Freq = 8.3520 GHz, Bw = 16.000 MH No calibration applied and no bandpass applied

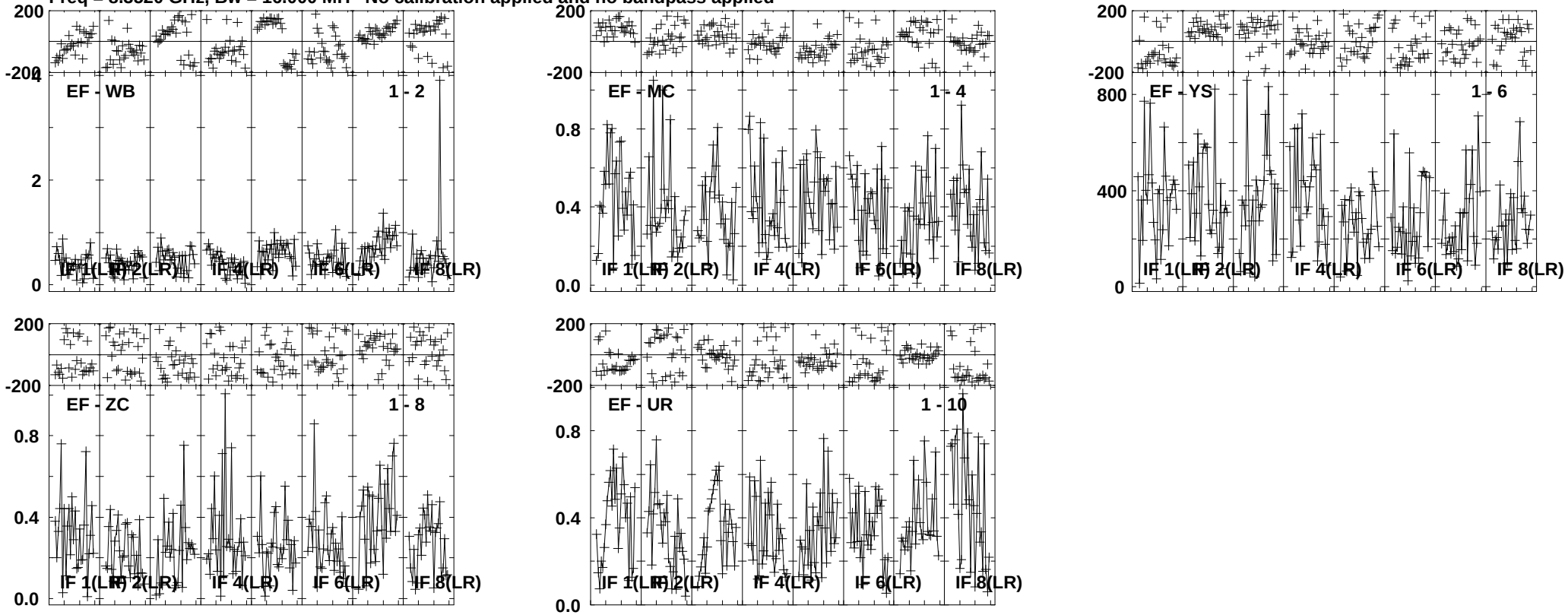

Lower frame: Milli Ampl Jy Top frame: Phas deg
Vector averaged cross-power spectrum Several baselines displayed
Timerange: 00/23:38:14 to 00/23:39:15

Plot file version 60 created 18-JUL-2013 23:00:52
ARP299B EP087B 2.UVDATA.1
Freq = 8.3520 GHz, Bw = 16.000 MH No calibration applied and no bandpass applied

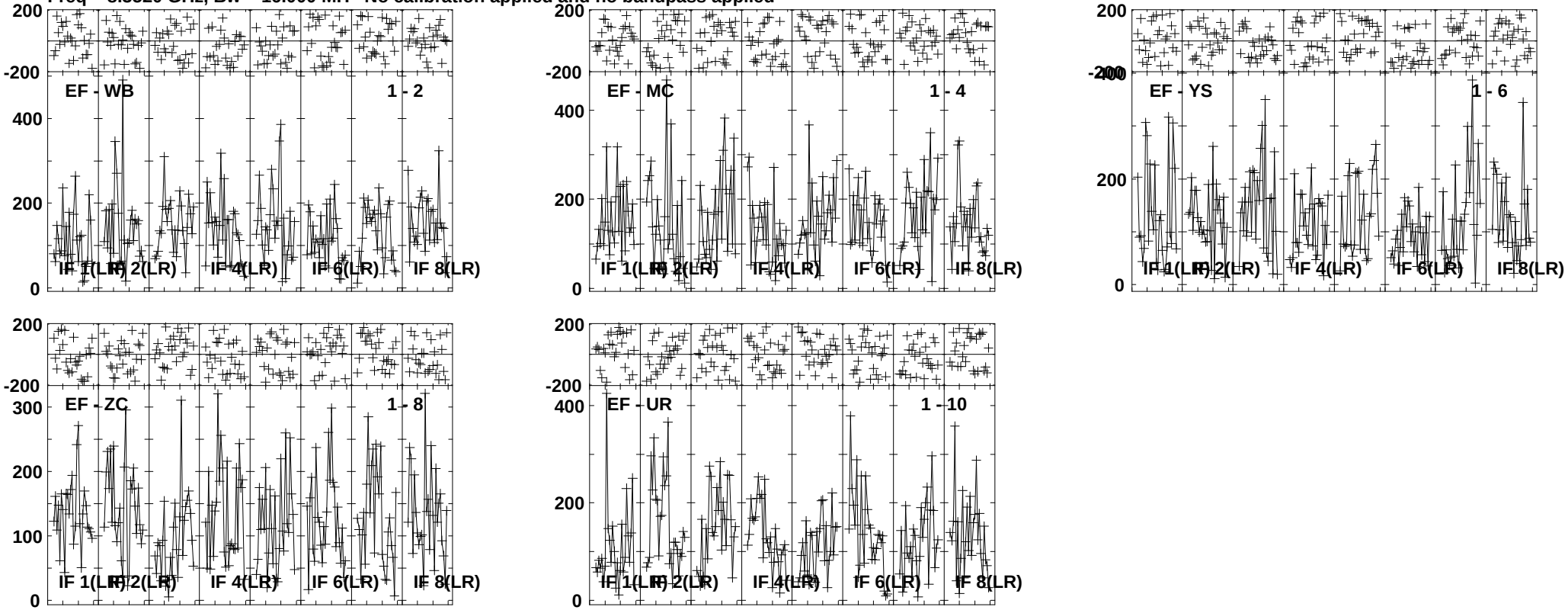

Lower frame: Micro Ampl Jy Top frame: Phas deg
Vector averaged cross-power spectrum Several baselines displayed
Timerange: 00/23:39:18 to 00/23:42:14

Plot file version 61 created 18-JUL-2013 23:00:56
J1128+5925 EP087B 2.UVDATA.1
Freq = 8.3520 GHz, Bw = 16.000 MH No calibration applied and no bandpass applied

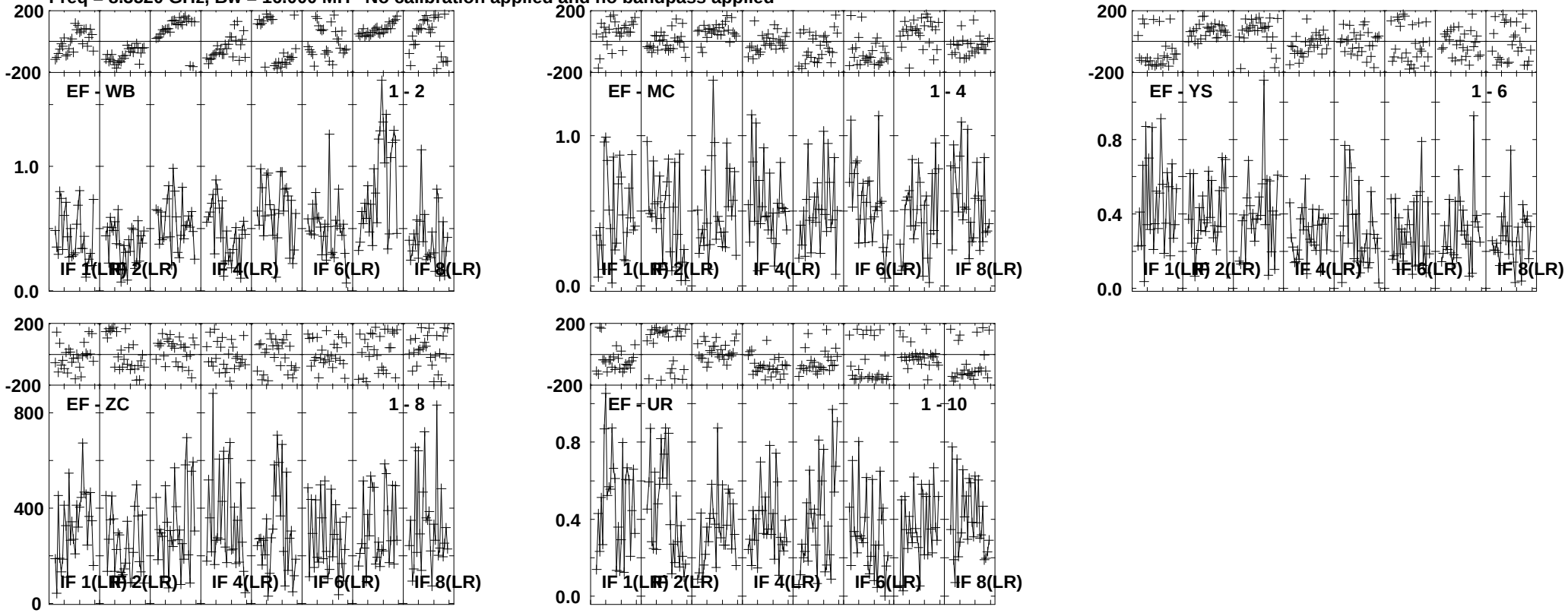

Lower frame: Milli Ampl Jy Top frame: Phas deg
Vector averaged cross-power spectrum Several baselines displayed
Timerange: 00/23:42:55 to 00/23:43:25

Plot file version 62 created 18-JUL-2013 23:00:57
ARP299B EP087B 2.UVDATA.1
Freq = 8.3520 GHz, Bw = 16.000 MH No calibration applied and no bandpass applied

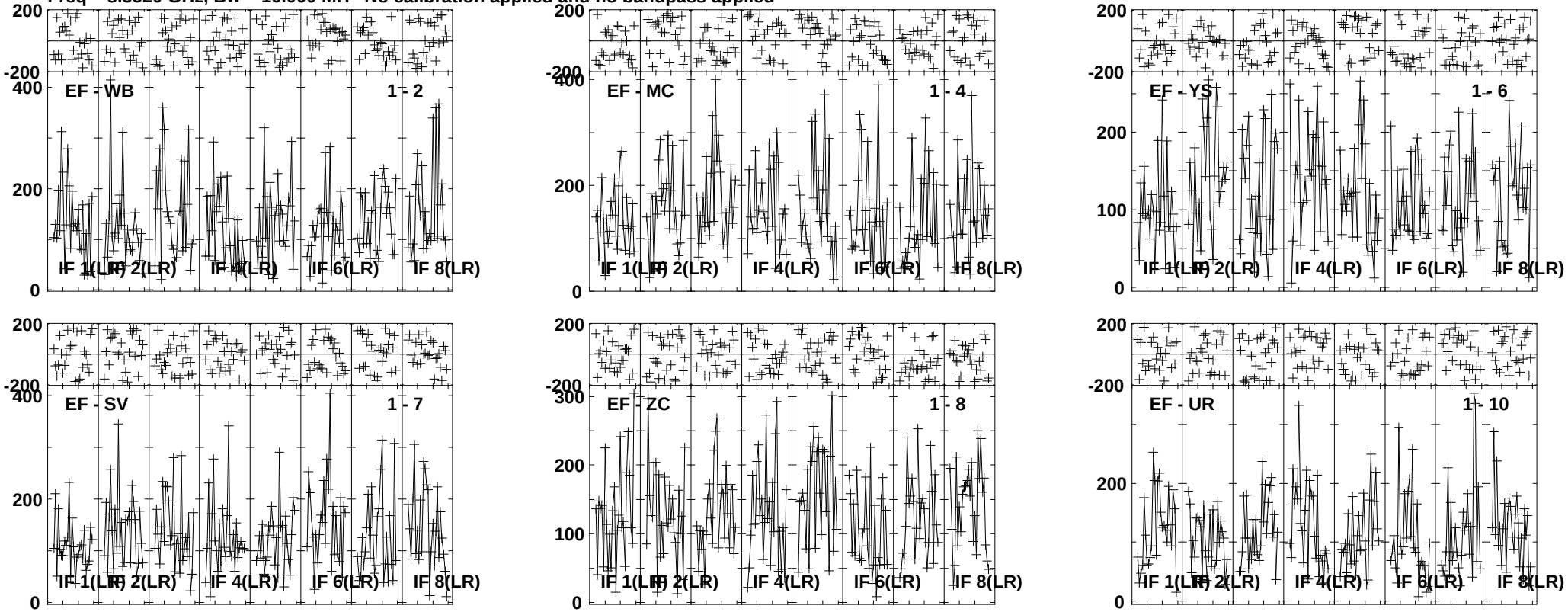

Lower frame: Micro Ampl Jy Top frame: Phas deg
Vector averaged cross-power spectrum Several baselines displayed
Timerange: 00/23:43:27 to 00/23:46:24

Plot file version 63 created 18-JUL-2013 23:01:02
J1128+5925 EP087B 2.UVDATA.1
Freq = 8.3520 GHz, Bw = 16.000 MH No calibration applied and no bandpass applied

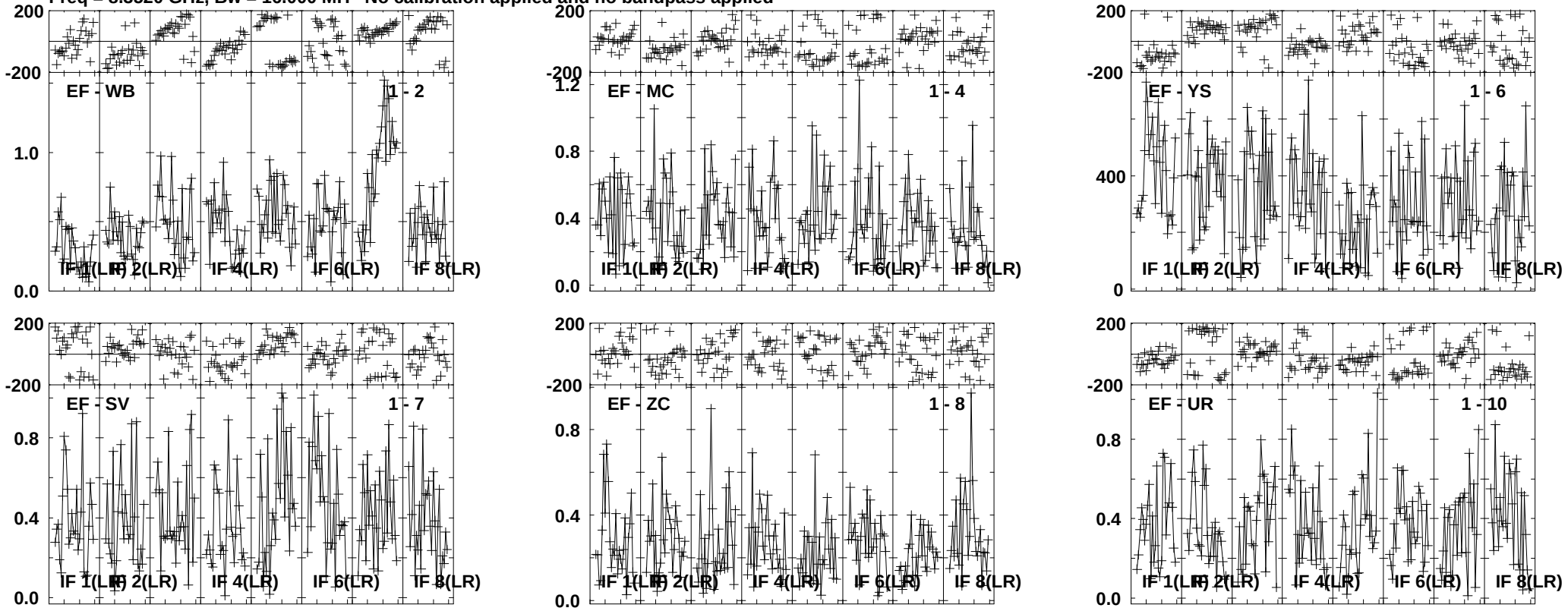

Lower frame: Milli Ampl Jy Top frame: Phas deg
Vector averaged cross-power spectrum Several baselines displayed
Timerange: 00/23:46:28 to 00/23:47:29

Plot file version 64 created 18-JUL-2013 23:01:04
ARP299B EP087B 2.UVDATA.1
Freq = 8.3520 GHz, Bw = 16.000 MH No calibration applied and no bandpass applied

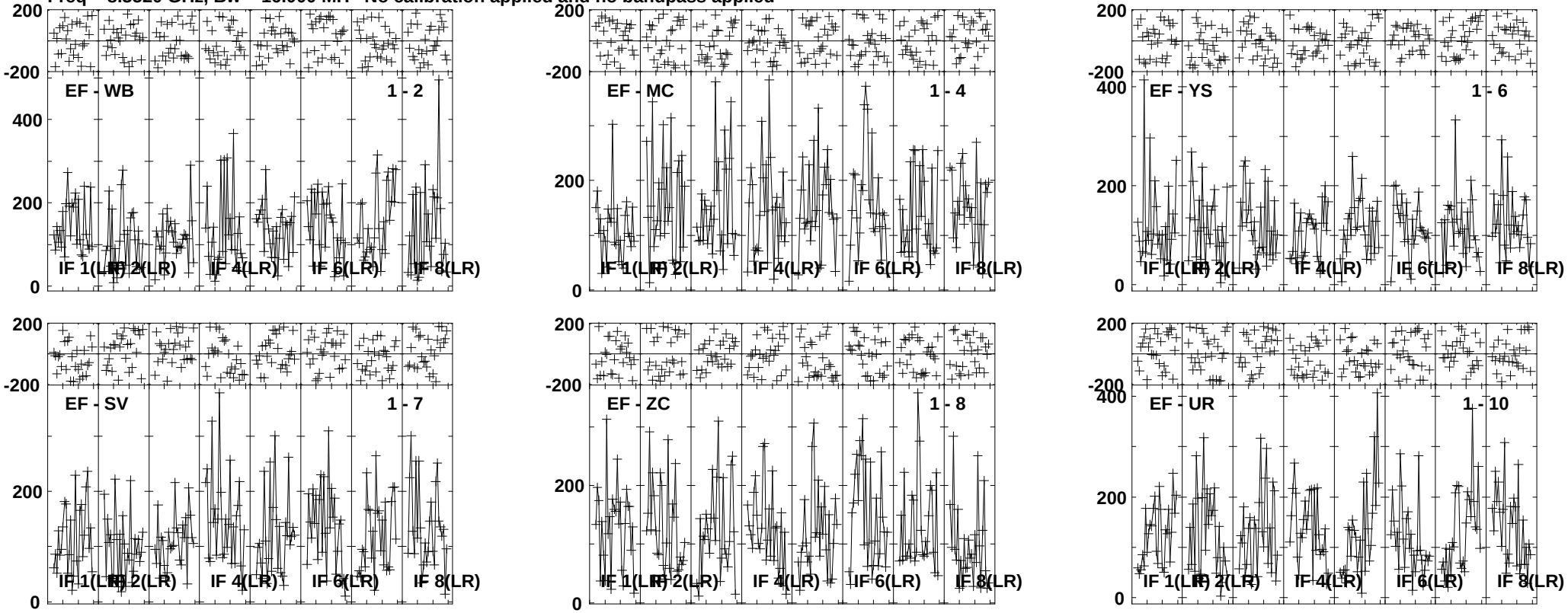

Lower frame: Micro Ampl Jy Top frame: Phas deg
Vector averaged cross-power spectrum Several baselines displayed
Timerange: 00/23:47:34 to 00/23:50:30

Plot file version 65 created 18-JUL-2013 23:01:08
J1128+5925 EP087B 2.UVDATA.1
Freq = 8.3520 GHz, Bw = 16.000 MH No calibration applied and no bandpass applied

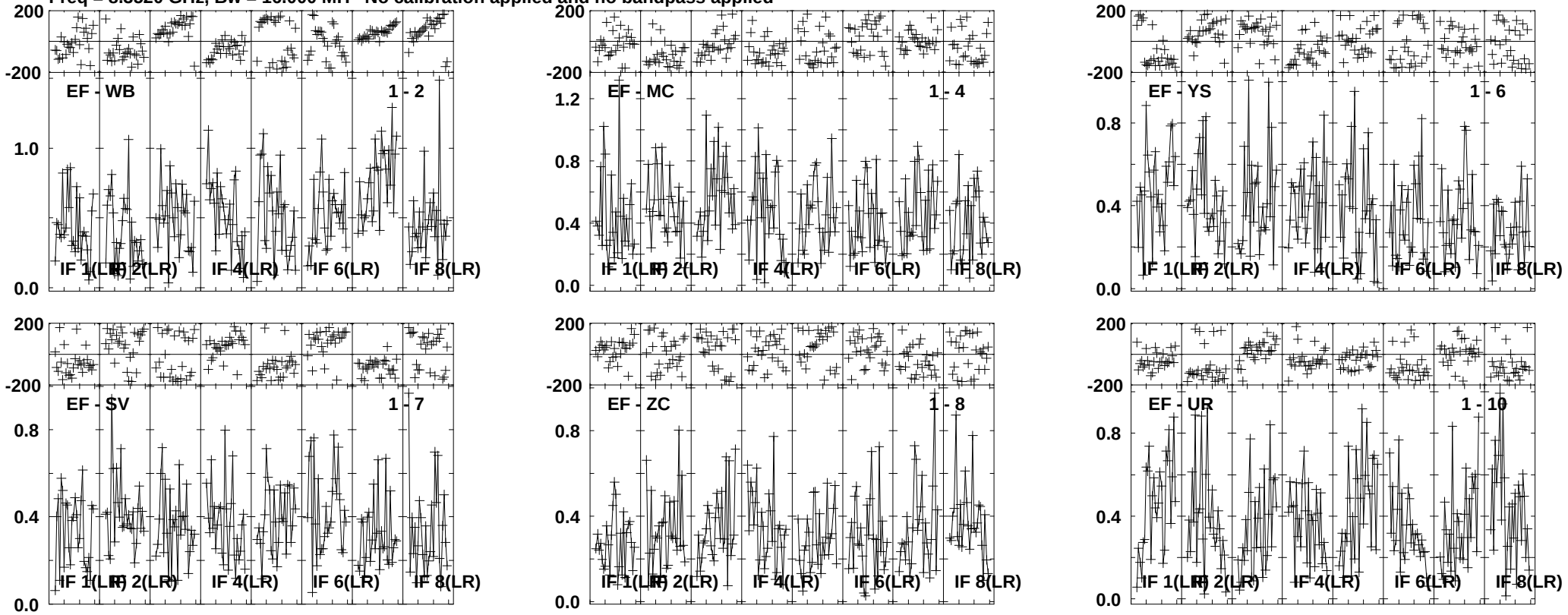

Lower frame: Milli Ampl Jy Top frame: Phas deg
Vector averaged cross-power spectrum Several baselines displayed
Timerange: 00/23:51:11 to 00/23:51:40

Plot file version 66 created 18-JUL-2013 23:01:10
ARP299B EP087B 2.UVDATA.1
Freq = 8.3520 GHz, Bw = 16.000 MH No calibration applied and no bandpass applied

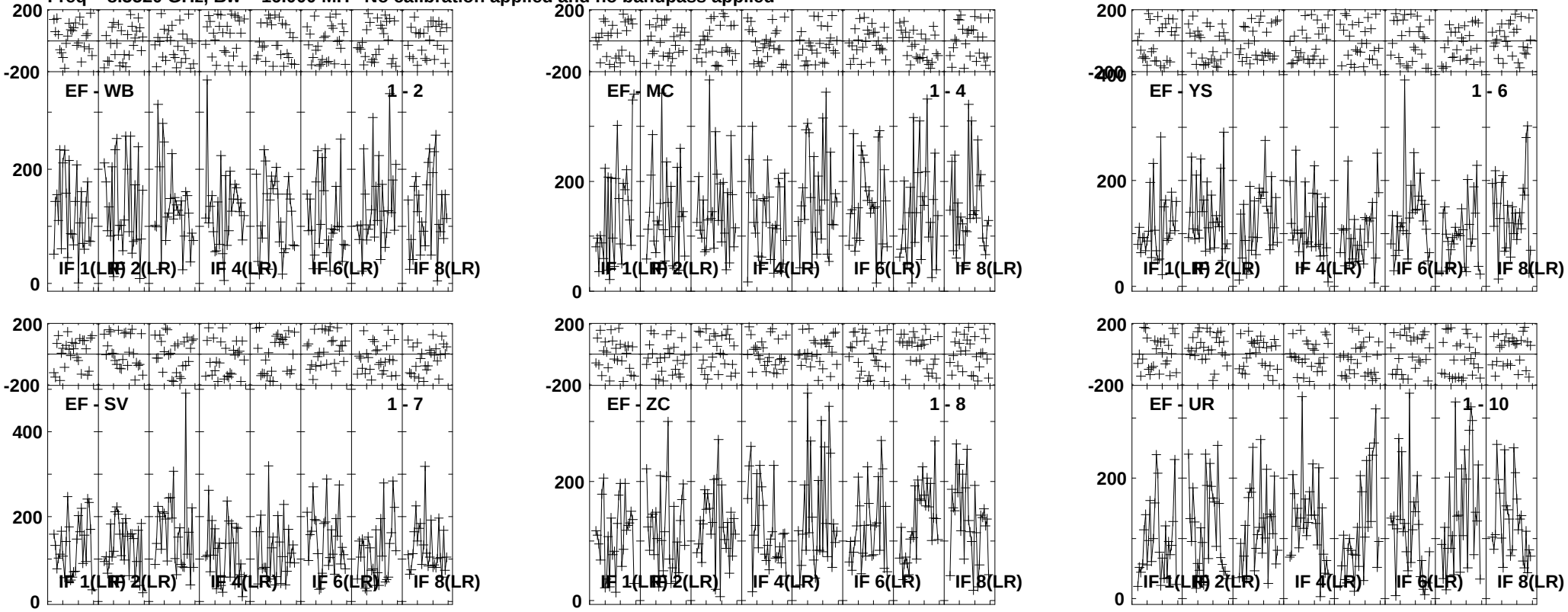

Lower frame: Micro Ampl Jy Top frame: Phas deg
Vector averaged cross-power spectrum Several baselines displayed
Timerange: 00/23:51:44 to 00/23:54:40

Plot file version 67 created 18-JUL-2013 23:01:14
J1128+5925 EP087B 2.UVDATA.1
Freq = 8.3520 GHz, Bw = 16.000 MH No calibration applied and no bandpass applied

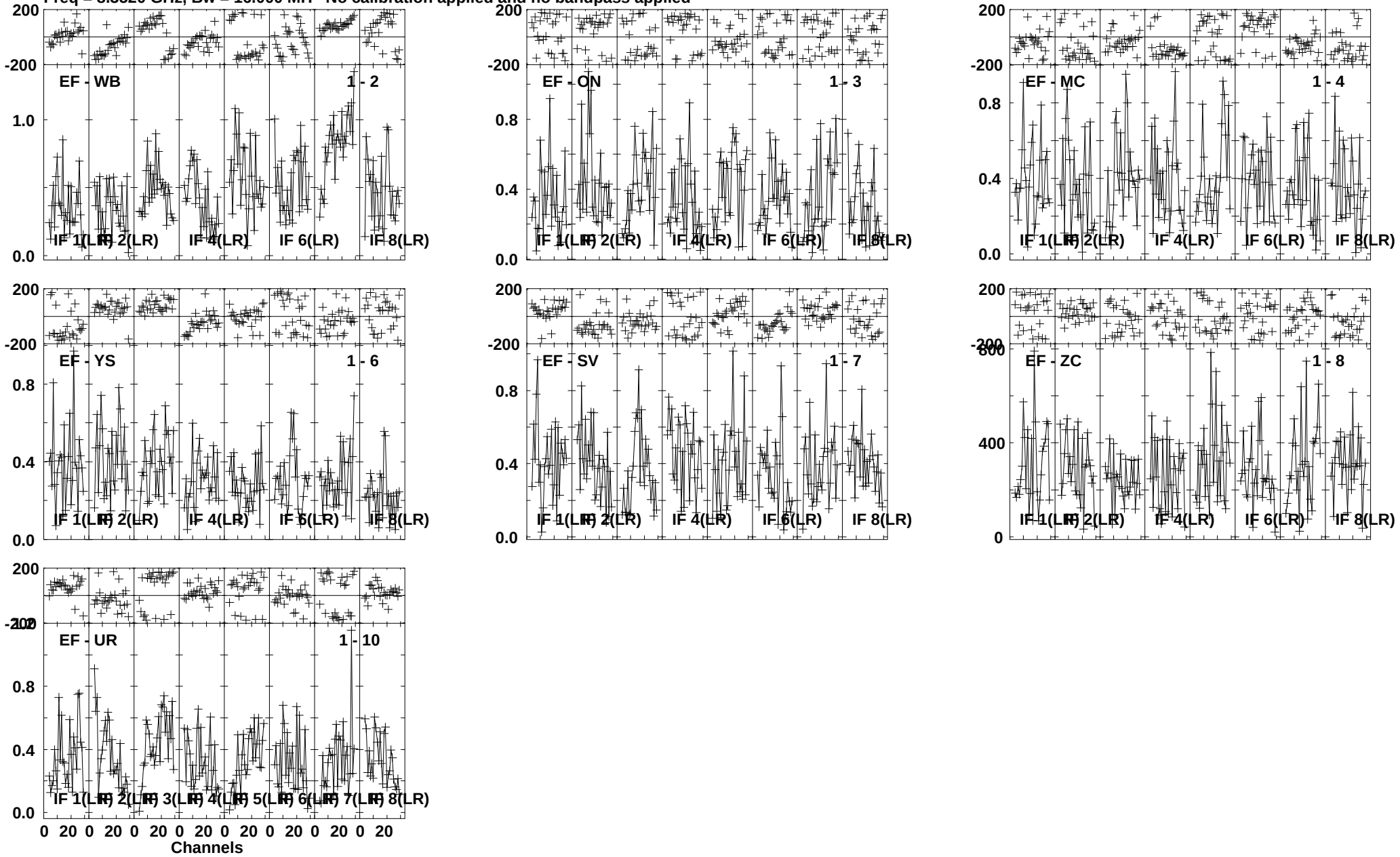

Lower frame: Milli Ampl Jy Top frame: Phas deg
Vector averaged cross-power spectrum Several baselines displayed
Timerange: 00/23:54:40 to 00/23:55:44

Plot file version 68 created 18-JUL-2013 23:01:17
ARP299B EP087B 2.UVDATA.1
Freq = 8.3520 GHz, Bw = 16.000 MH No calibration applied and no bandpass applied

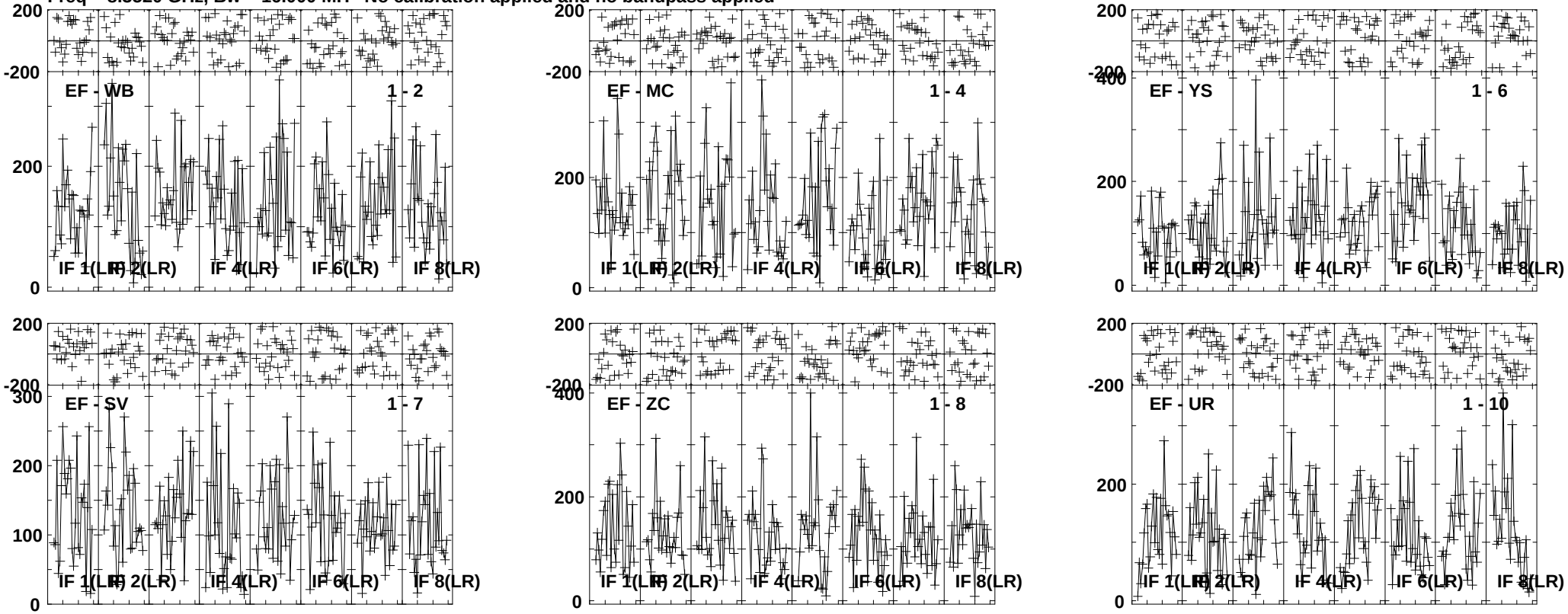

Lower frame: Micro Ampl Jy Top frame: Phas deg
Vector averaged cross-power spectrum Several baselines displayed
Timerange: 00/23:55:49 to 00/23:58:44

Plot file version 69 created 18-JUL-2013 23:01:21
J1128+5925 EP087B 2.UVDATA.1
Freq = 8.3520 GHz, Bw = 16.000 MH No calibration applied and no bandpass applied

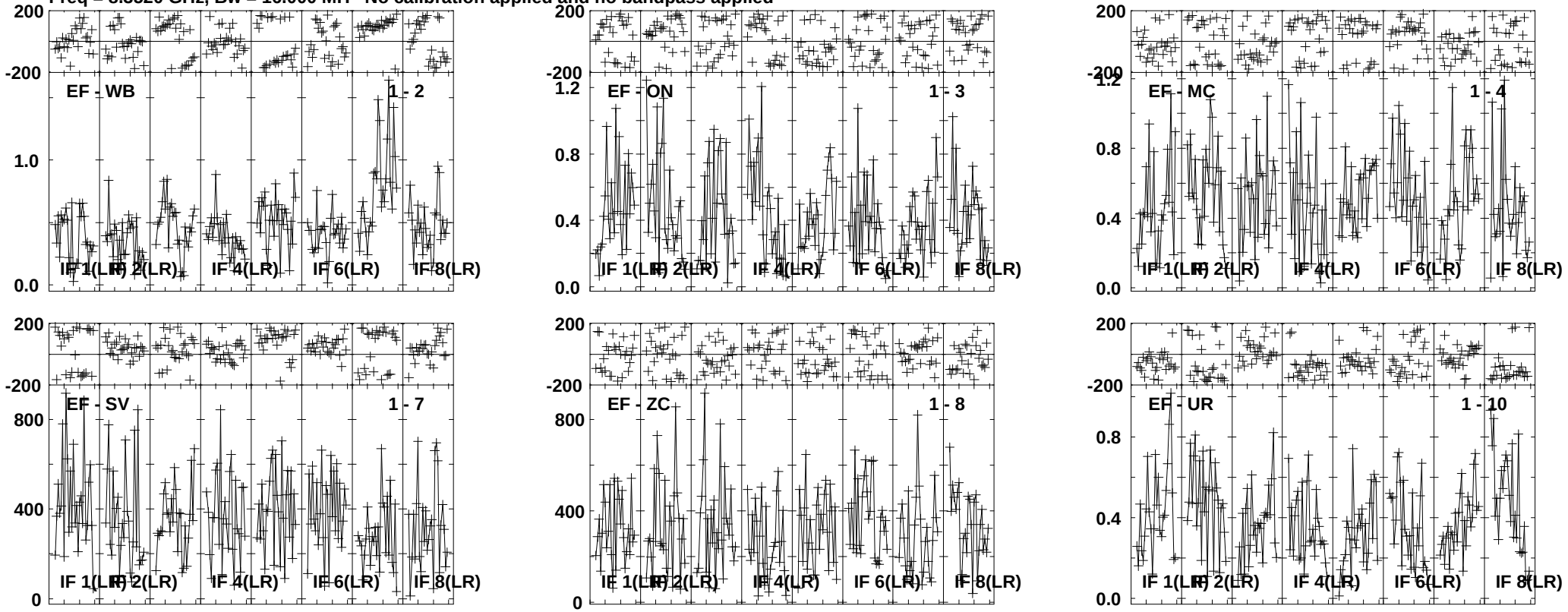

Lower frame: Milli Ampl Jy Top frame: Phas deg
Vector averaged cross-power spectrum Several baselines displayed
Timerange: 00/23:59:25 to 00/23:59:54

Plot file version 70 created 18-JUL-2013 23:01:22
ARP299B EP087B 2.UVDATA.1
Freq = 8.3520 GHz, Bw = 16.000 MH No calibration applied and no bandpass applied

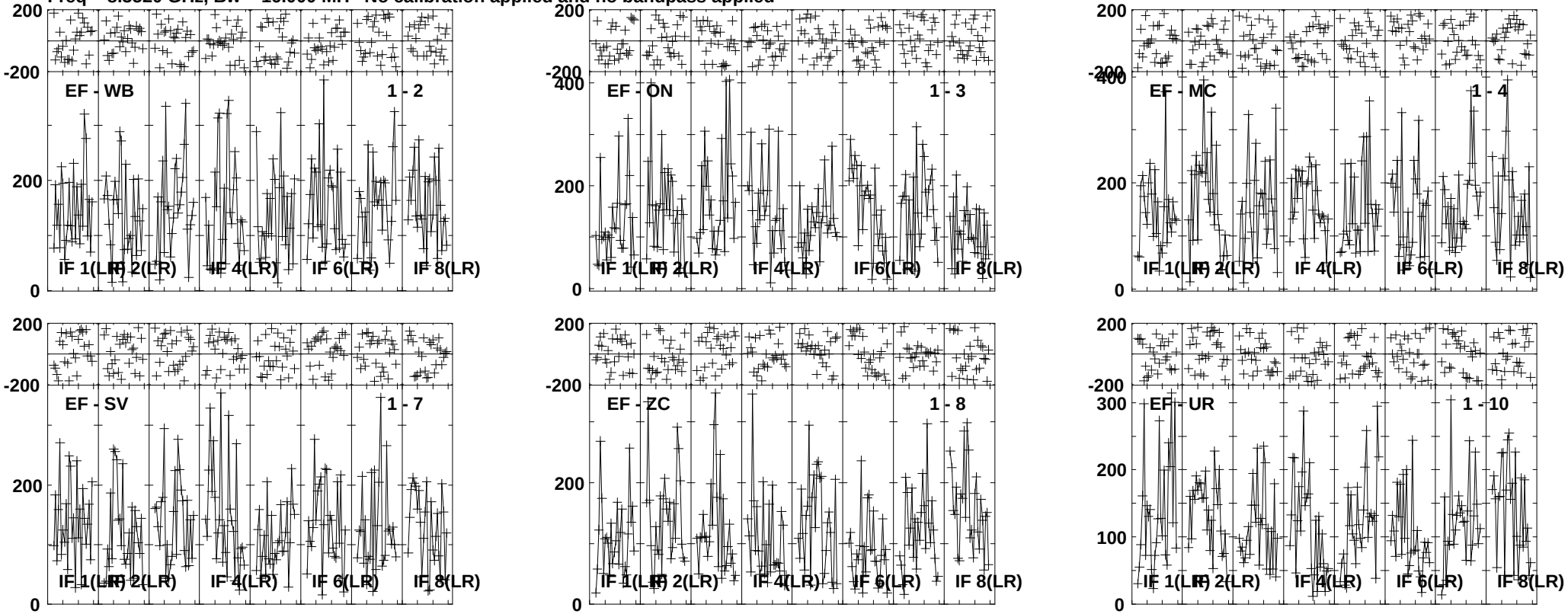

Lower frame: Micro Ampl Jy Top frame: Phas deg
Vector averaged cross-power spectrum Several baselines displayed
Timerange: 00/23:59:58 to 01/00:02:54

Plot file version 71 created 18-JUL-2013 23:01:27
J1128+5925 EP087B 2.UVDATA.1
Freq = 8.3520 GHz, Bw = 16.000 MH No calibration applied and no bandpass applied

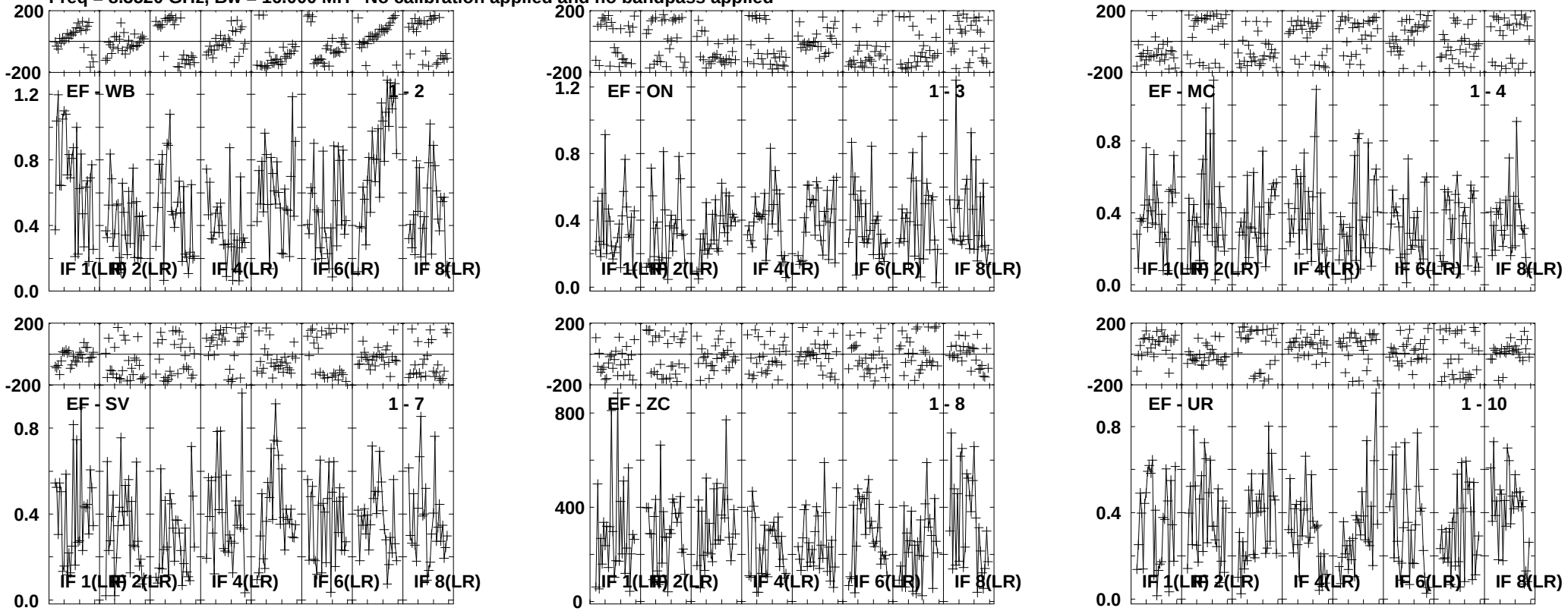

Lower frame: Milli Ampl Jy Top frame: Phas deg
Vector averaged cross-power spectrum Several baselines displayed
Timerange: 01/00:03:00 to 01/00:03:59

Plot file version 72 created 18-JUL-2013 23:01:29
ARP299B EP087B 2.UVDATA.1
Freq = 8.3520 GHz, Bw = 16.000 MH No calibration applied and no bandpass applied

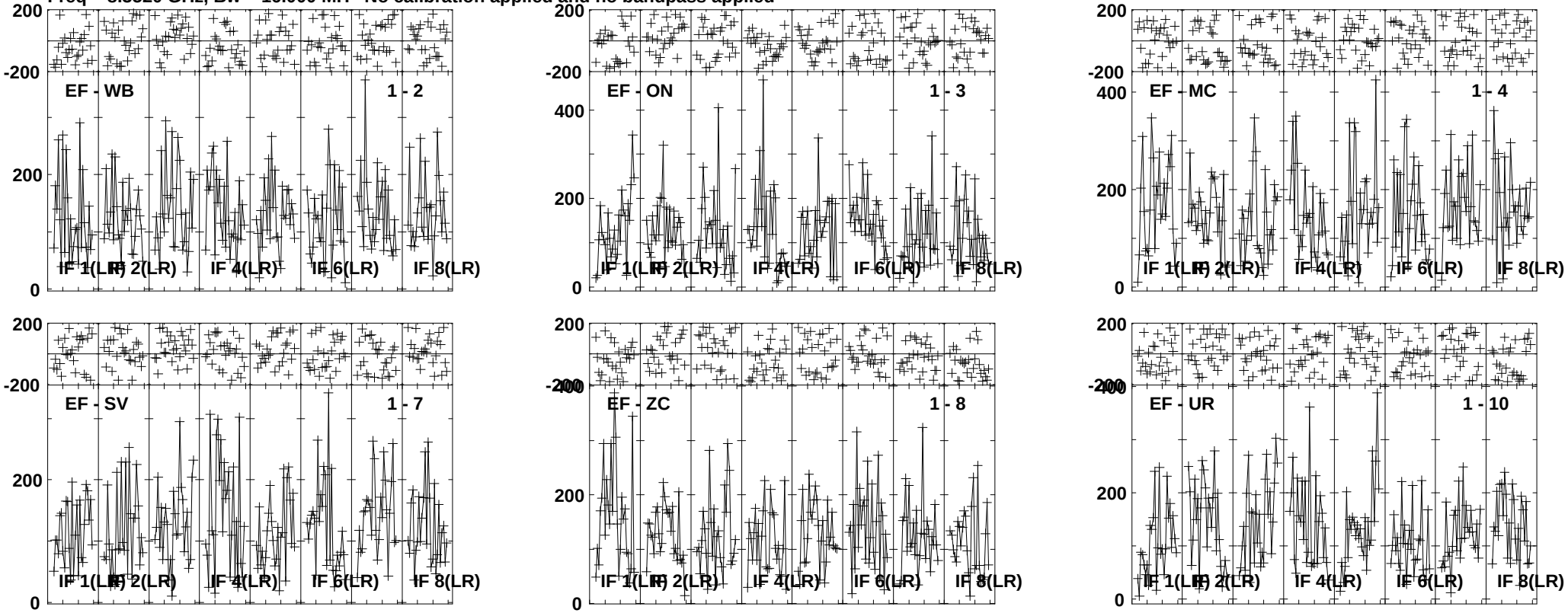

Lower frame: Micro Ampl Jy Top frame: Phas deg
Vector averaged cross-power spectrum Several baselines displayed
Timerange: 01/00:04:04 to 01/00:07:00

Plot file version 73 created 18-JUL-2013 23:01:33
J1128+5925 EP087B 2.UVDATA.1
Freq = 8.3520 GHz, Bw = 16.000 MH No calibration applied and no bandpass applied

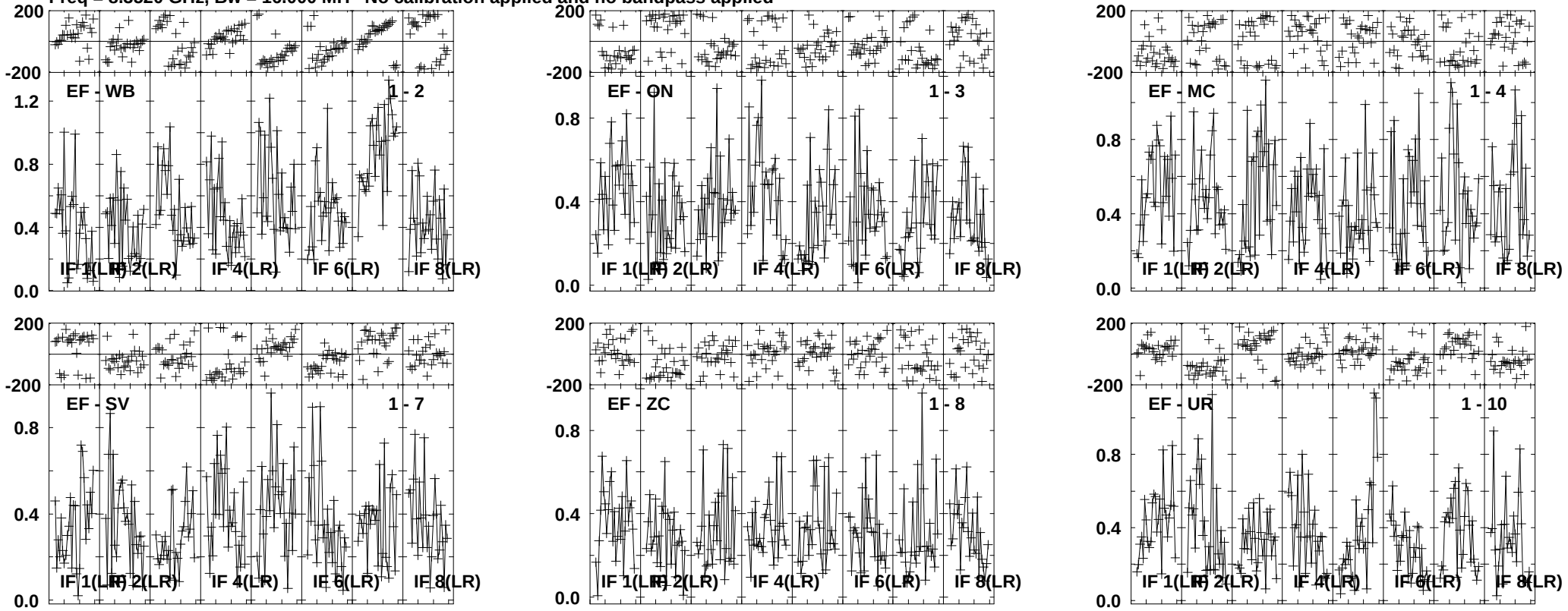

Lower frame: Milli Ampl Jy Top frame: Phas deg
Vector averaged cross-power spectrum Several baselines displayed
Timerange: 01/00:07:40 to 01/00:08:10

Plot file version 74 created 18-JUL-2013 23:01:34
ARP299B EP087B 2.UVDATA.1
Freq = 8.3520 GHz, Bw = 16.000 MH No calibration applied and no bandpass applied

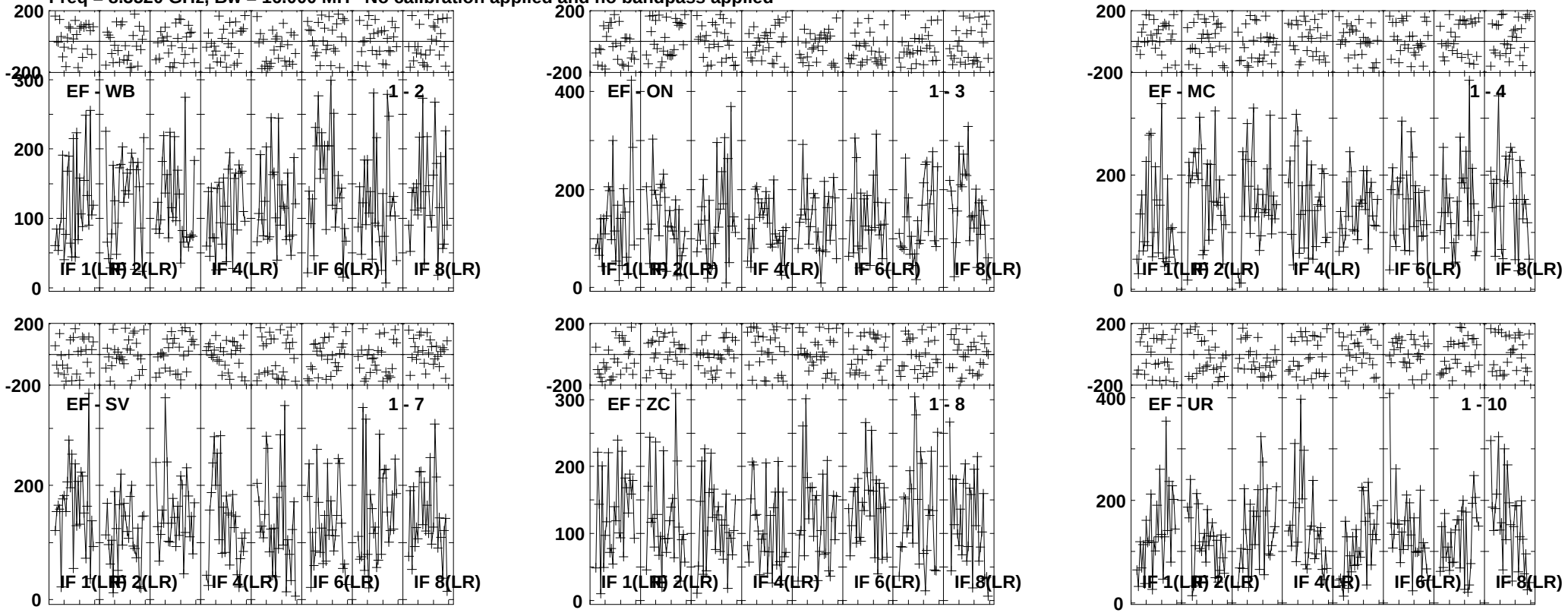

Lower frame: Micro Ampl Jy Top frame: Phas deg
Vector averaged cross-power spectrum Several baselines displayed
Timerange: 01/00:08:14 to 01/00:11:09

Plot file version 75 created 18-JUL-2013 23:01:39
J1128+5925 EP087B 2.UVDATA.1
Freq = 8.3520 GHz, Bw = 16.000 MH No calibration applied and no bandpass applied

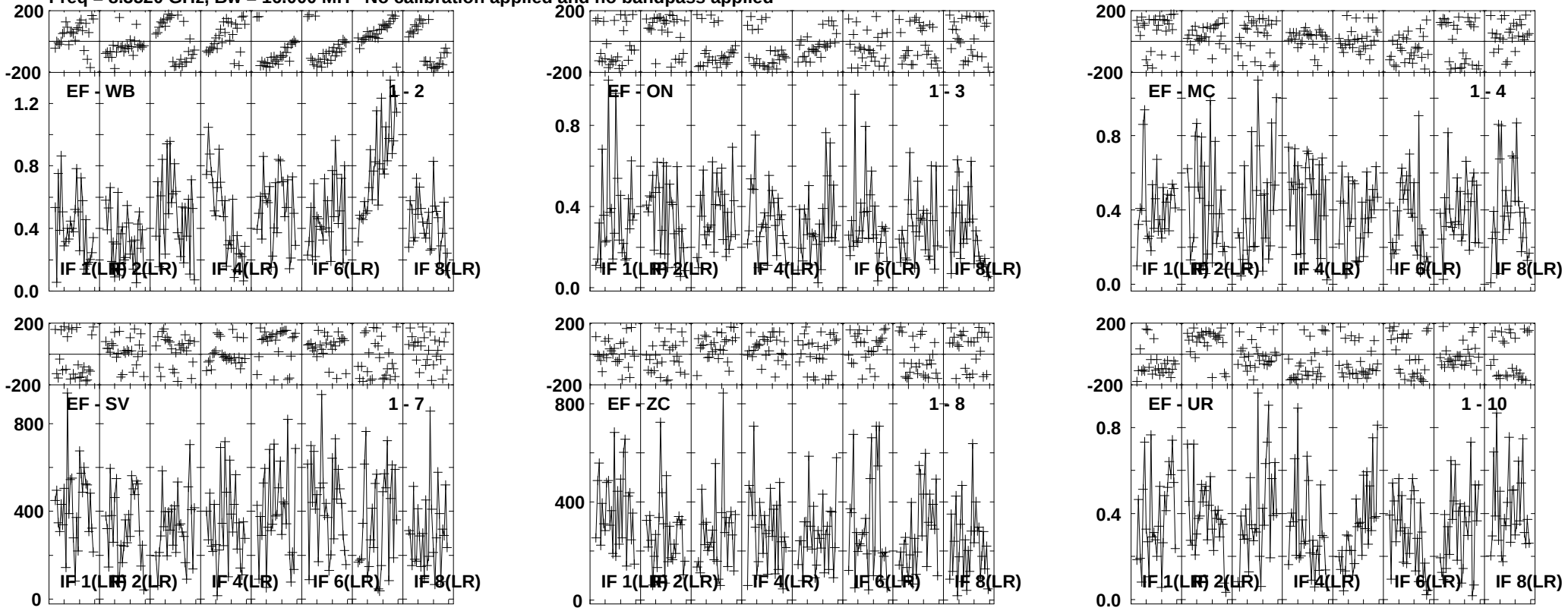

Lower frame: Milli Ampl Jy Top frame: Phas deg
Vector averaged cross-power spectrum Several baselines displayed
Timerange: 01/00:11:14 to 01/00:12:15

Plot file version 76 created 18-JUL-2013 23:01:41
ARP299B EP087B 2.UVDATA.1
Freq = 8.3520 GHz, Bw = 16.000 MH No calibration applied and no bandpass applied

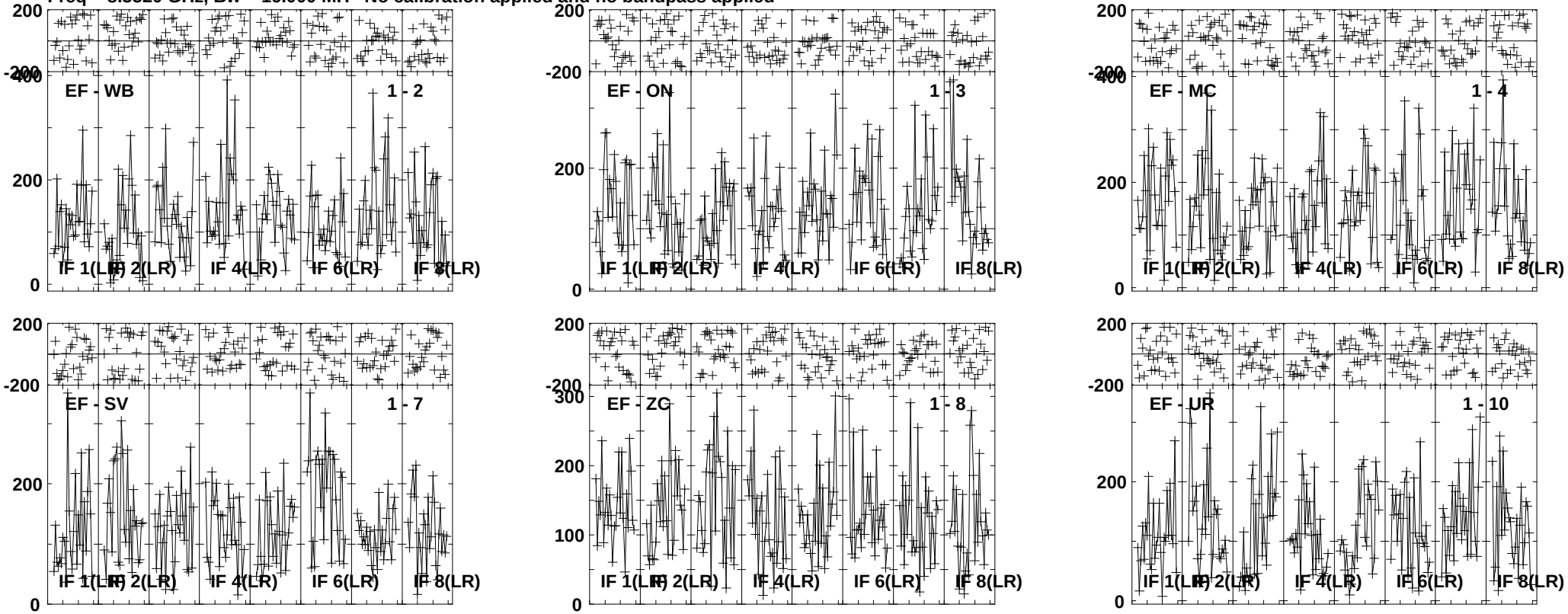

Lower frame: Micro Ampl Jy Top frame: Phas deg
Vector averaged cross-power spectrum Several baselines displayed
Timerange: 01/00:12:19 to 01/00:15:15

Plot file version 77 created 18-JUL-2013 23:01:45
J1128+5925 EP087B 2.UVDATA.1
Freq = 8.3520 GHz, Bw = 16.000 MH No calibration applied and no bandpass applied

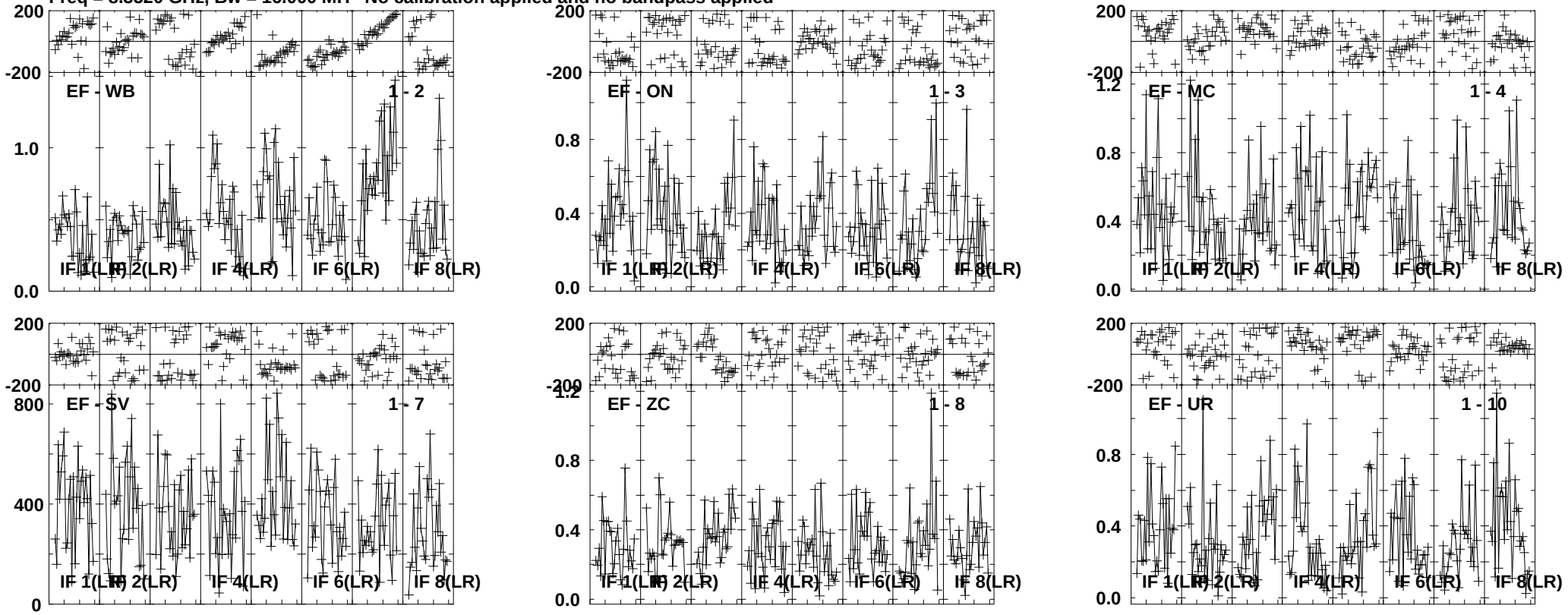

Lower frame: Milli Ampl Jy Top frame: Phas deg
Vector averaged cross-power spectrum Several baselines displayed
Timerange: 01/00:15:56 to 01/00:16:25

Plot file version 78 created 18-JUL-2013 23:01:47
ARP299B EP087B 2.UVDATA.1
Freq = 8.3520 GHz, Bw = 16.000 MH No calibration applied and no bandpass applied

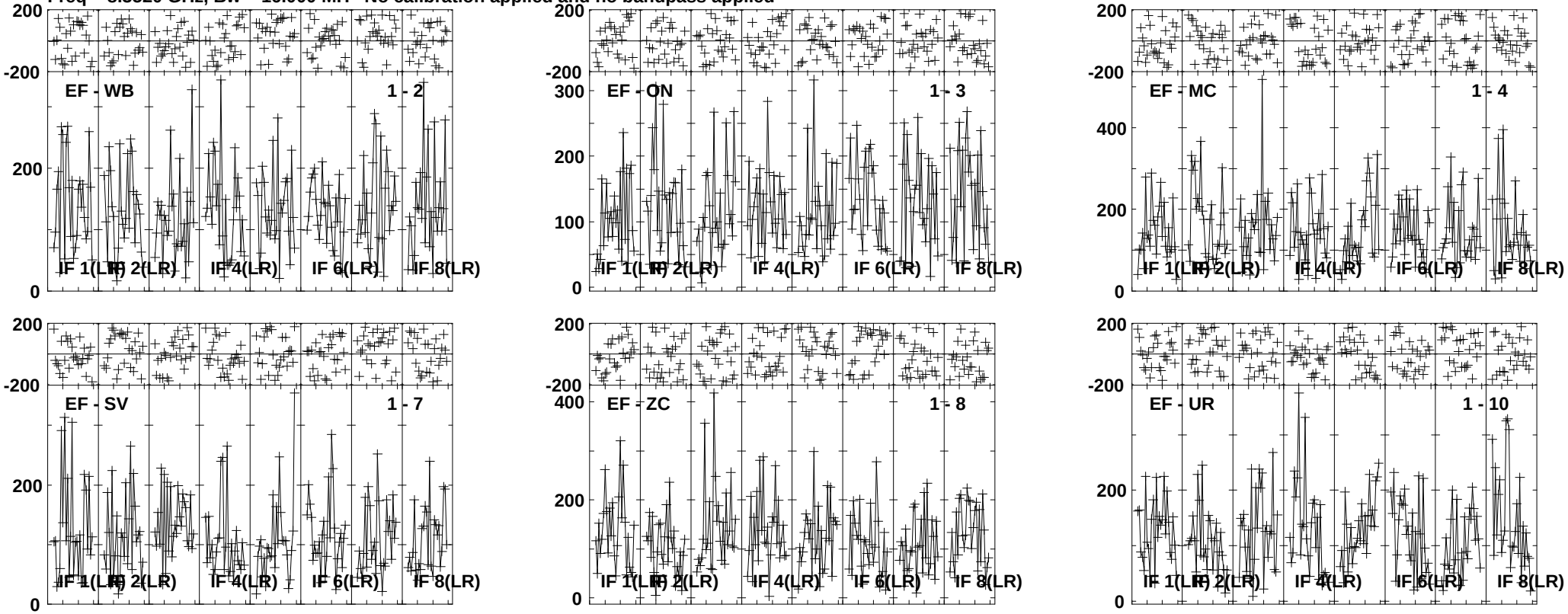

Lower frame: Micro Ampl Jy Top frame: Phas deg
Vector averaged cross-power spectrum Several baselines displayed
Timerange: 01/00:16:29 to 01/00:19:25

Plot file version 79 created 18-JUL-2013 23:01:51
J1128+5925 EP087B 2.UVDATA.1
Freq = 8.3520 GHz, Bw = 16.000 MH No calibration applied and no bandpass applied

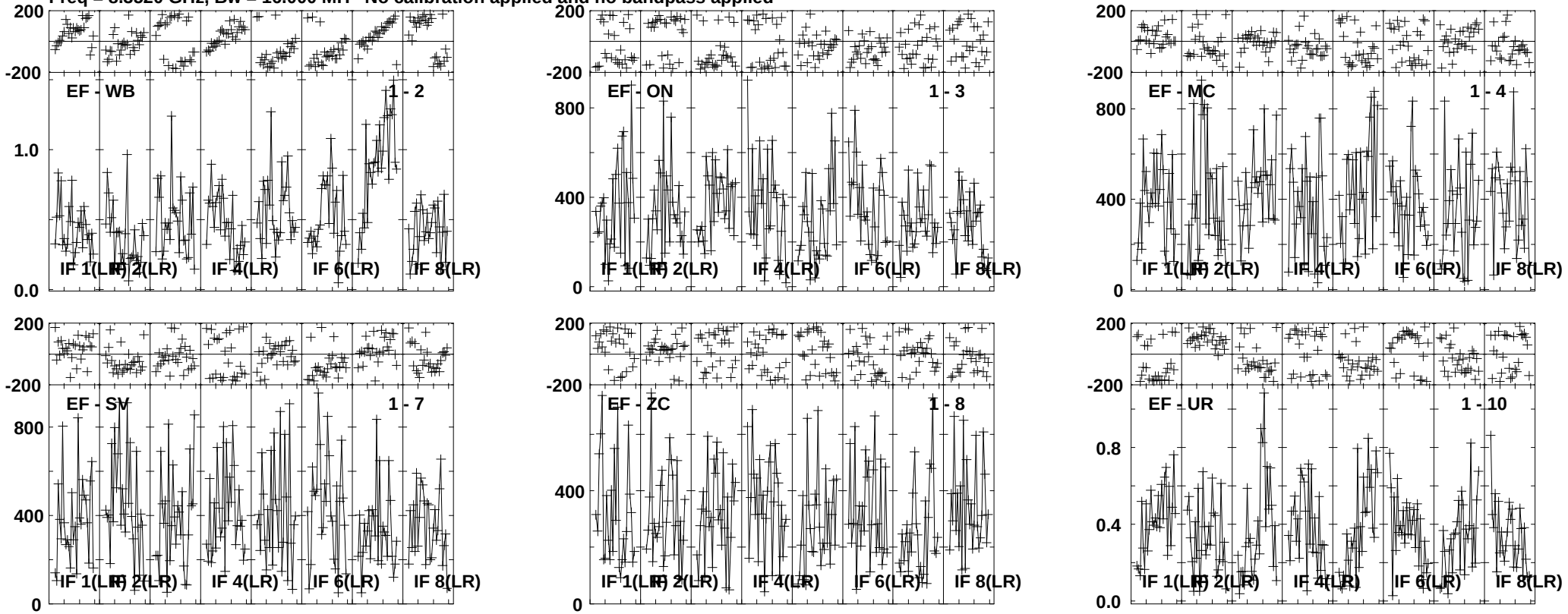

Lower frame: Milli Ampl Jy Top frame: Phas deg
Vector averaged cross-power spectrum Several baselines displayed
Timerange: 01/00:19:28 to 01/00:20:30

Plot file version 80 created 18-JUL-2013 23:01:53
ARP299B EP087B 2.UVDATA.1
Freq = 8.3520 GHz, Bw = 16.000 MH No calibration applied and no bandpass applied

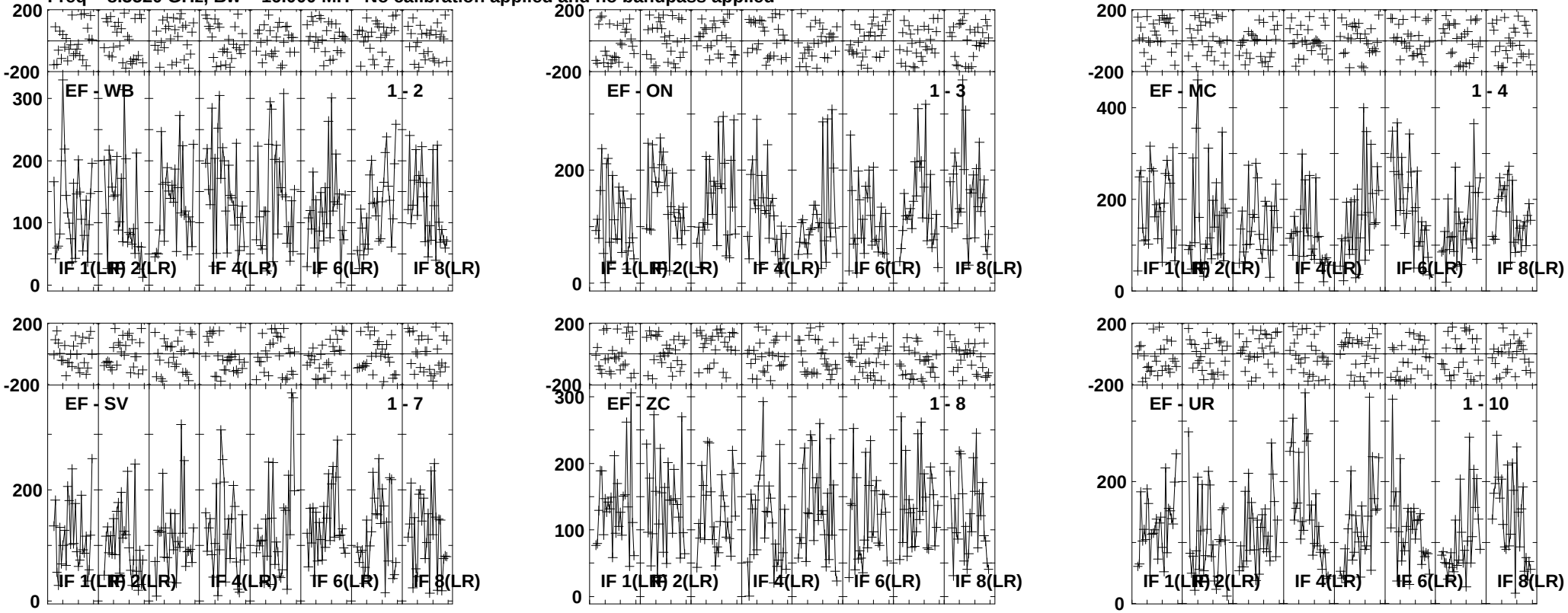

Lower frame: Micro Ampl Jy Top frame: Phas deg
Vector averaged cross-power spectrum Several baselines displayed
Timerange: 01/00:20:34 to 01/00:23:30

Plot file version 81 created 18-JUL-2013 23:01:58
J1128+5925 EP087B 2.UVDATA.1
Freq = 8.3520 GHz, Bw = 16.000 MH No calibration applied and no bandpass applied

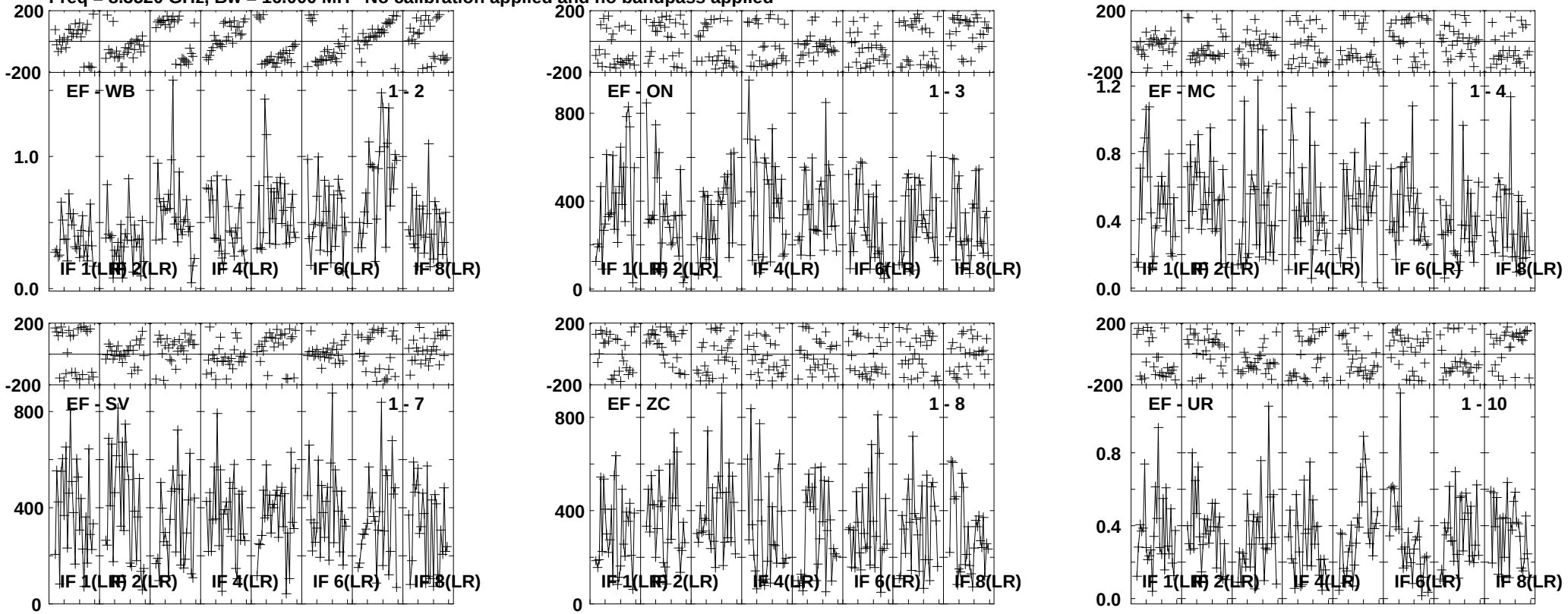

Lower frame: Milli Ampl Jy Top frame: Phas deg
Vector averaged cross-power spectrum Several baselines displayed
Timerange: 01/00:24:11 to 01/00:24:40

Plot file version 82 created 18-JUL-2013 23:01:59
ARP299B EP087B 2.UVDATA.1
Freq = 8.3520 GHz, Bw = 16.000 MH No calibration applied and no bandpass applied

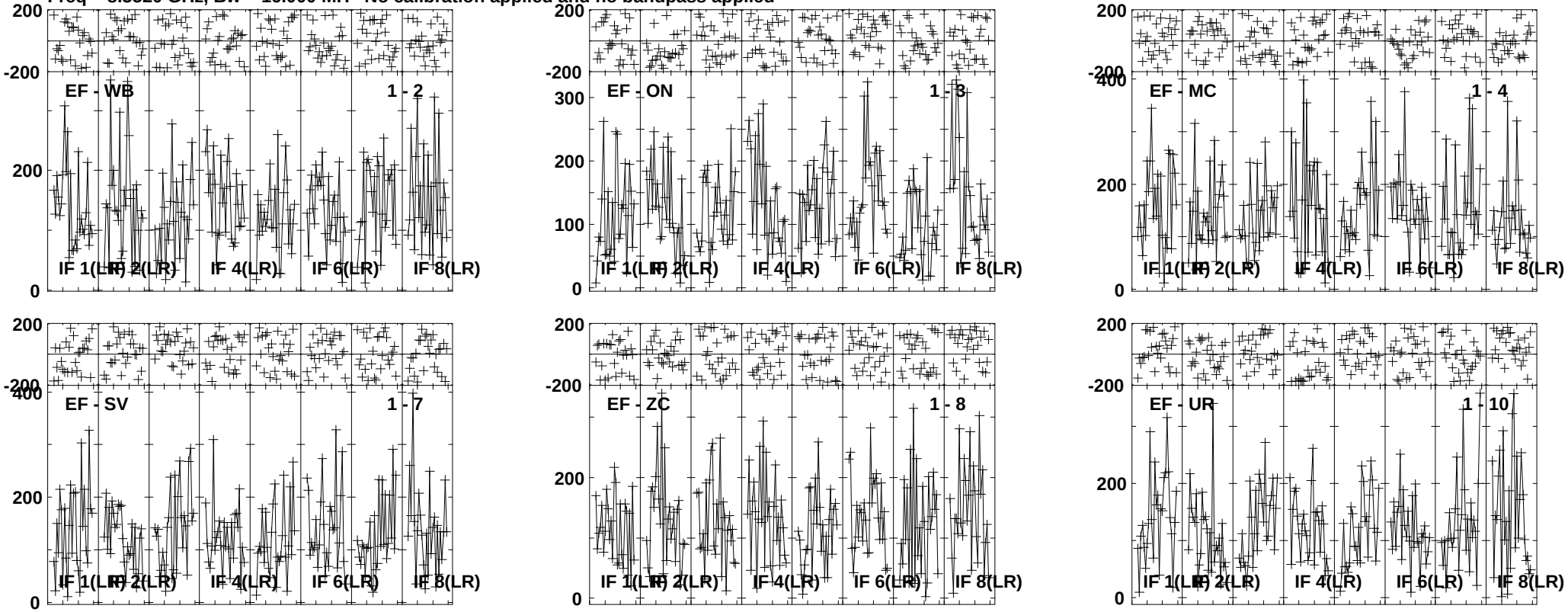

Lower frame: Micro Ampl Jy Top frame: Phas deg
Vector averaged cross-power spectrum Several baselines displayed
Timerange: 01/00:24:45 to 01/00:27:39

Plot file version 83 created 18-JUL-2013 23:02:03
J1128+5925 EP087B 2.UVDATA.1
Freq = 8.3520 GHz, Bw = 16.000 MH No calibration applied and no bandpass applied

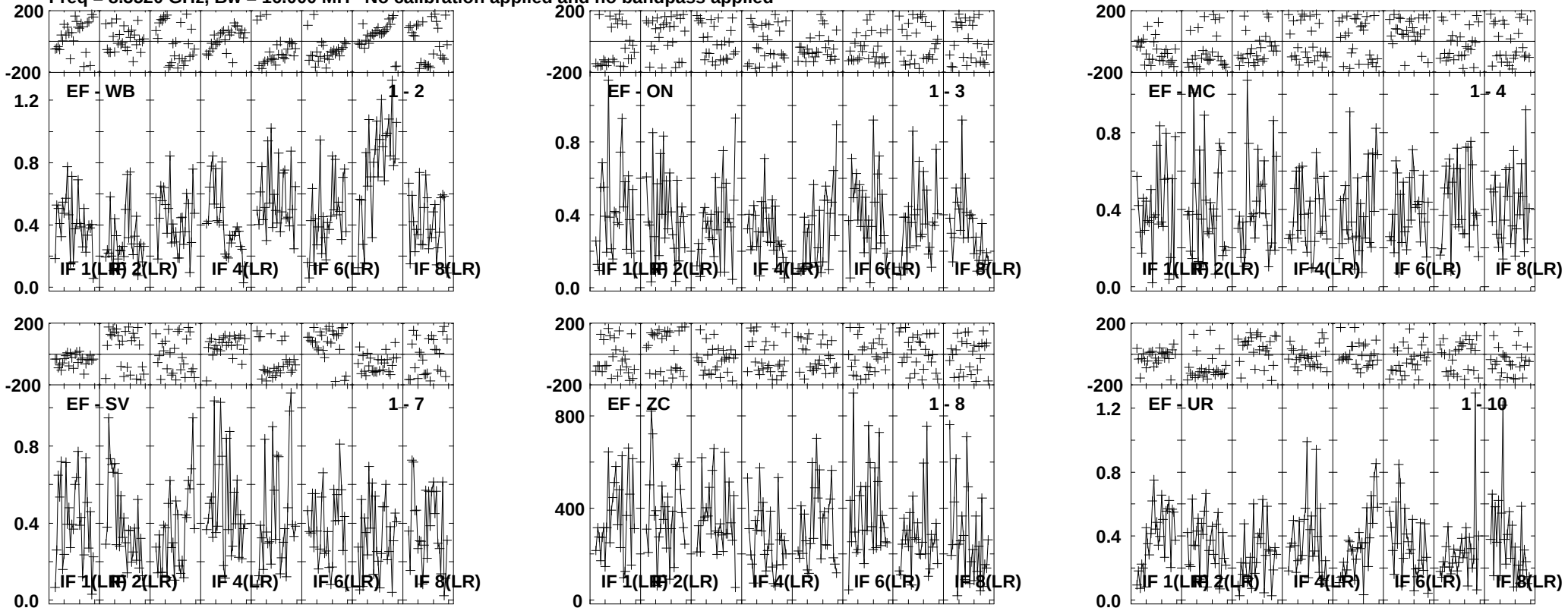

Lower frame: Milli Ampl Jy Top frame: Phas deg
Vector averaged cross-power spectrum Several baselines displayed
Timerange: 01/00:27:45 to 01/00:28:44

Plot file version 84 created 18-JUL-2013 23:02:05
ARP299B EP087B 2.UVDATA.1
Freq = 8.3520 GHz, Bw = 16.000 MH No calibration applied and no bandpass applied

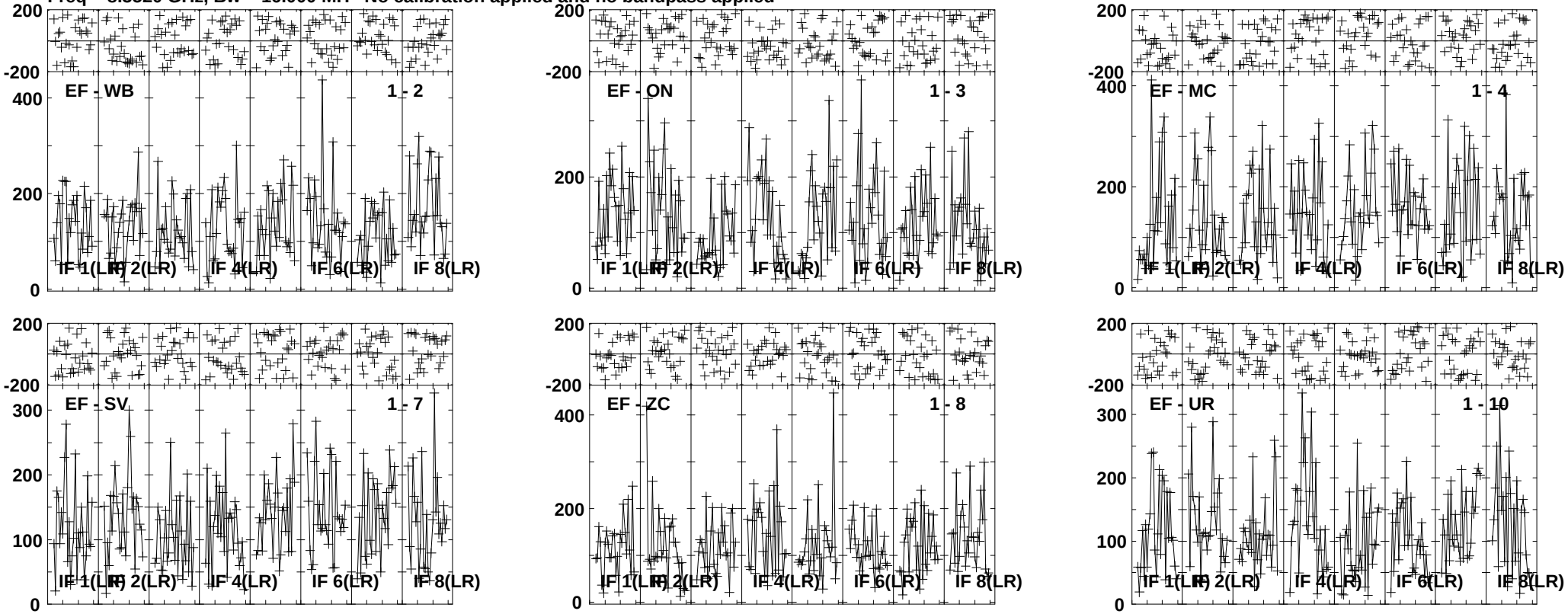

Lower frame: Micro Ampl Jy Top frame: Phas deg
Vector averaged cross-power spectrum Several baselines displayed
Timerange: 01/00:28:50 to 01/00:31:45

Plot file version 85 created 18-JUL-2013 23:02:10
J1128+5925 EP087B 2.UVDATA.1
Freq = 8.3520 GHz, Bw = 16.000 MH No calibration applied and no bandpass applied

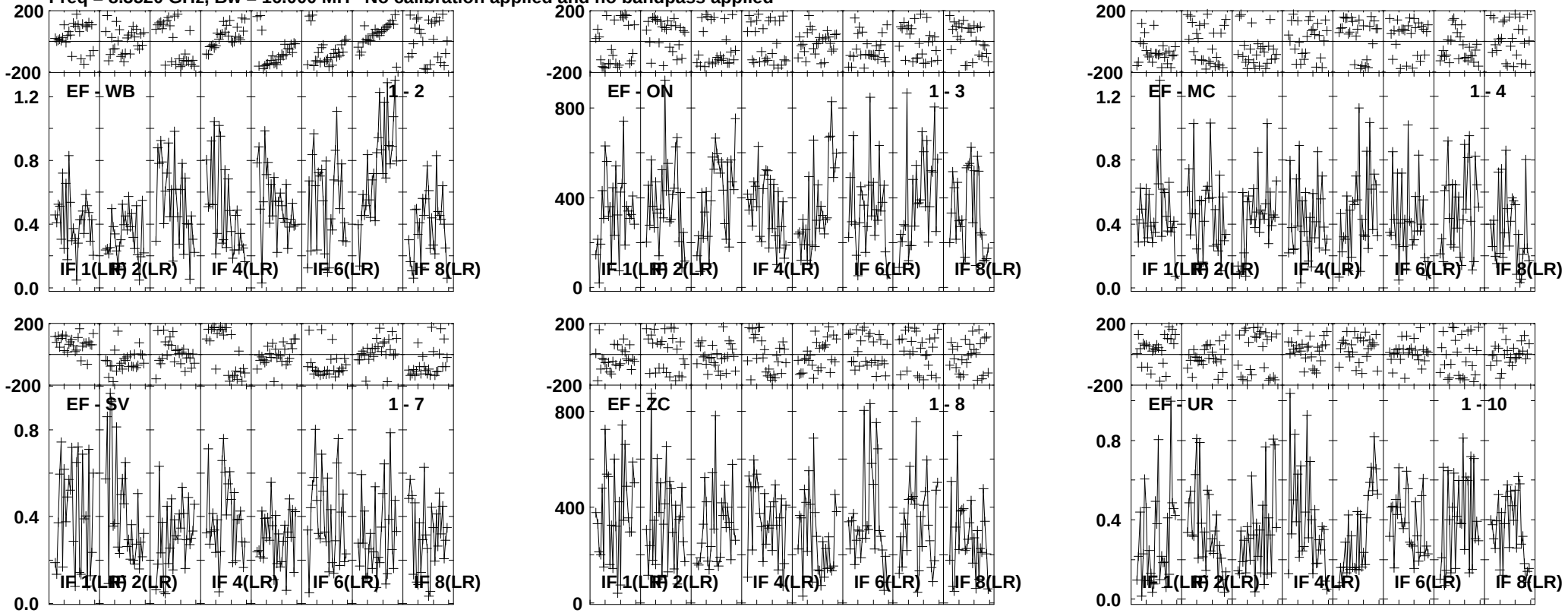

Lower frame: Milli Ampl Jy Top frame: Phas deg
Vector averaged cross-power spectrum Several baselines displayed
Timerange: 01/00:32:25 to 01/00:32:55

Plot file version 86 created 18-JUL-2013 23:02:11
ARP299B EP087B 2.UVDATA.1
Freq = 8.3520 GHz, Bw = 16.000 MH No calibration applied and no bandpass applied

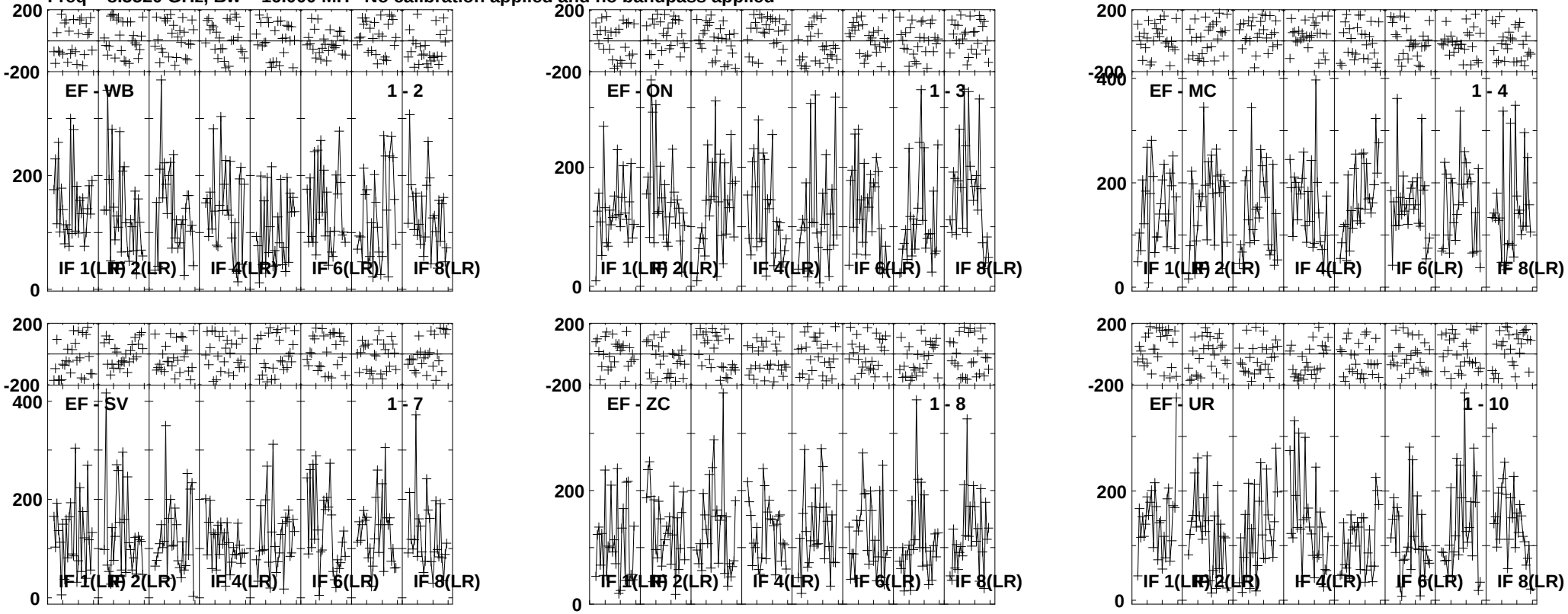

Lower frame: Micro Ampl Jy Top frame: Phas deg
Vector averaged cross-power spectrum Several baselines displayed
Timerange: 01/00:32:59 to 01/00:35:55

Plot file version 87 created 18-JUL-2013 23:02:15
J1128+5925 EP087B 2.UVDATA.1
Freq = 8.3520 GHz, Bw = 16.000 MH No calibration applied and no bandpass applied

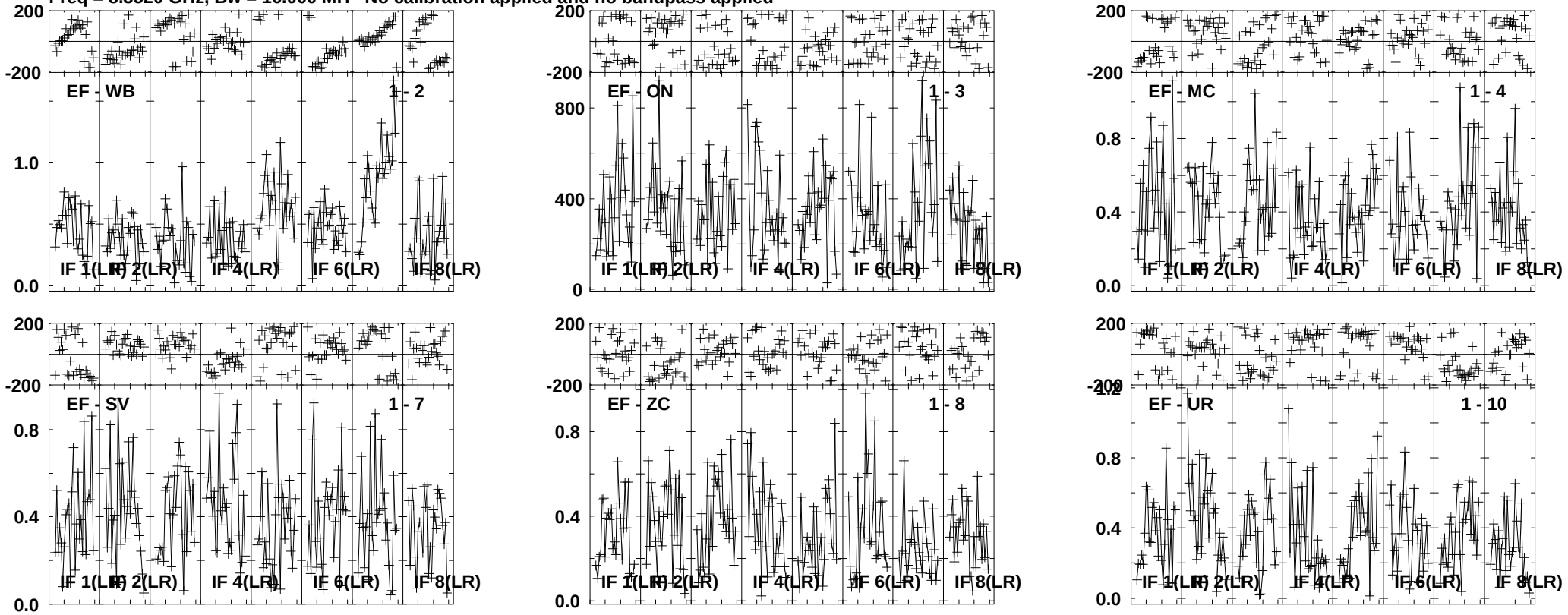

Lower frame: Milli Ampl Jy Top frame: Phas deg
Vector averaged cross-power spectrum Several baselines displayed
Timerange: 01/00:35:59 to 01/00:36:59

Plot file version 88 created 18-JUL-2013 23:02:17
ARP299B EP087B 2.UVDATA.1
Freq = 8.3520 GHz, Bw = 16.000 MH No calibration applied and no bandpass applied

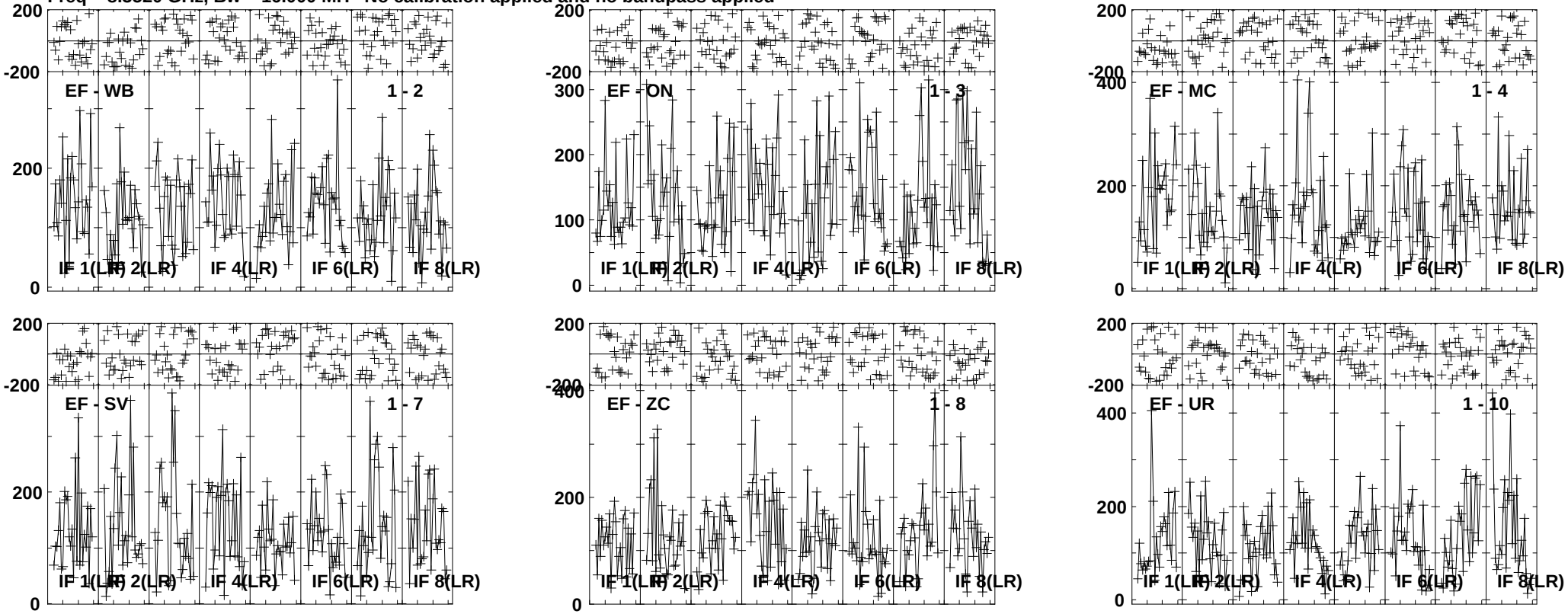

Lower frame: Micro Ampl Jy Top frame: Phas deg
Vector averaged cross-power spectrum Several baselines displayed
Timerange: 01/00:37:05 to 01/00:39:59

Plot file version 89 created 18-JUL-2013 23:02:22
J1128+5925 EP087B 2.UVDATA.1
Freq = 8.3520 GHz, Bw = 16.000 MH No calibration applied and no bandpass applied

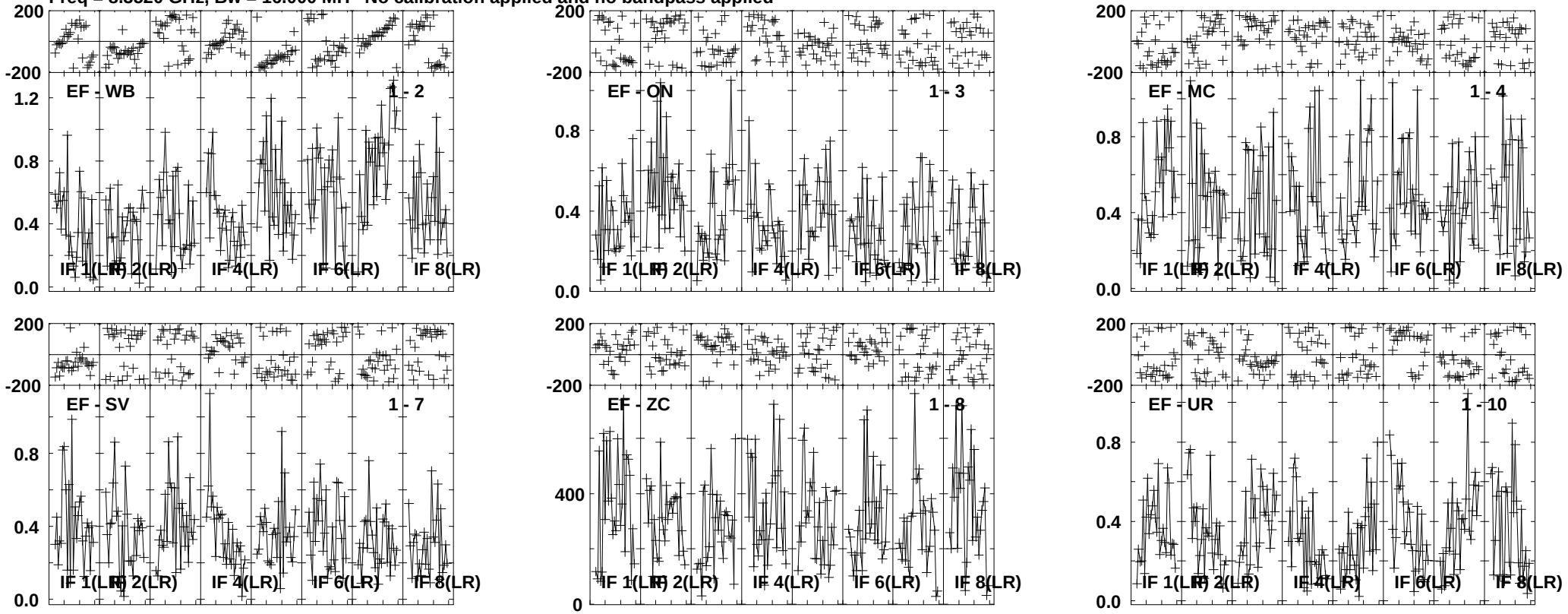

Lower frame: Milli Ampl Jy Top frame: Phas deg
Vector averaged cross-power spectrum Several baselines displayed
Timerange: 01/00:40:40 to 01/00:41:10

Plot file version 90 created 18-JUL-2013 23:02:23
ARP299B EP087B 2.UVDATA.1
Freq = 8.3520 GHz, Bw = 16.000 MH No calibration applied and no bandpass applied

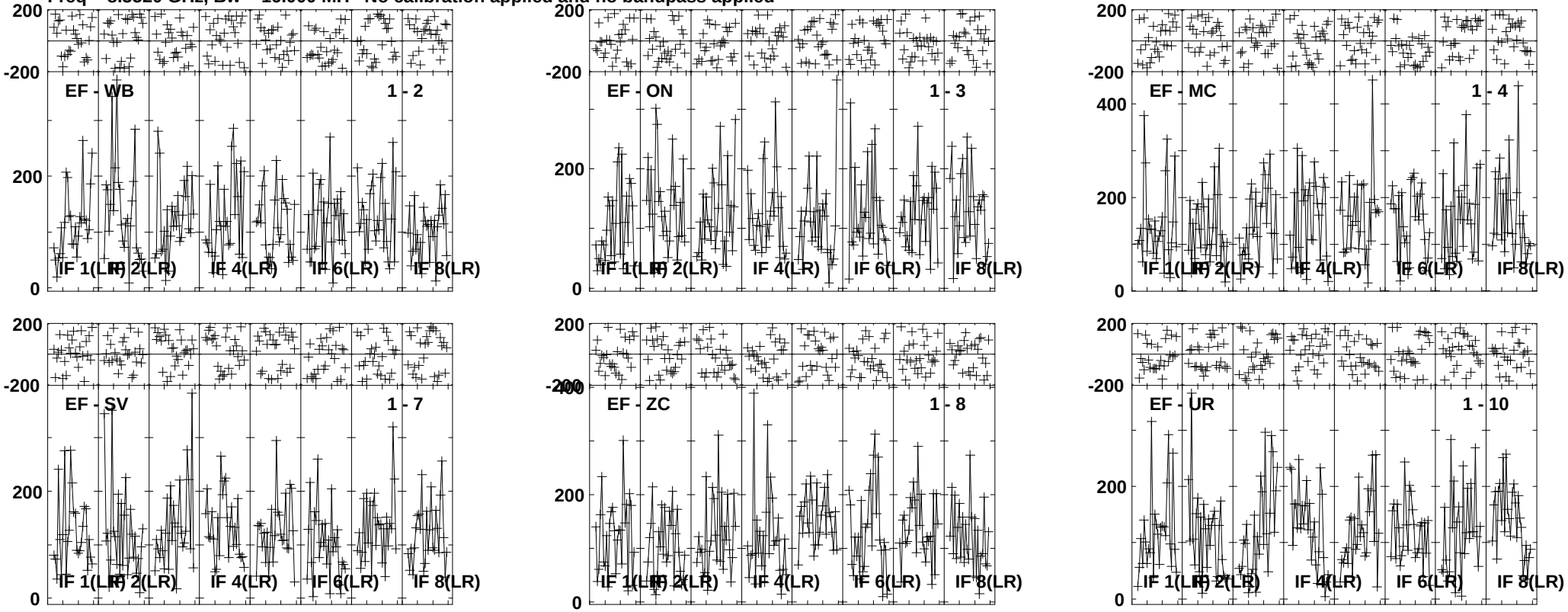

Lower frame: Micro Ampl Jy Top frame: Phas deg
Vector averaged cross-power spectrum Several baselines displayed
Timerange: 01/00:41:13 to 01/00:44:10

Plot file version 91 created 18-JUL-2013 23:02:28
J1128+5925 EP087B 2.UVDATA.1
Freq = 8.3520 GHz, Bw = 16.000 MH No calibration applied and no bandpass applied

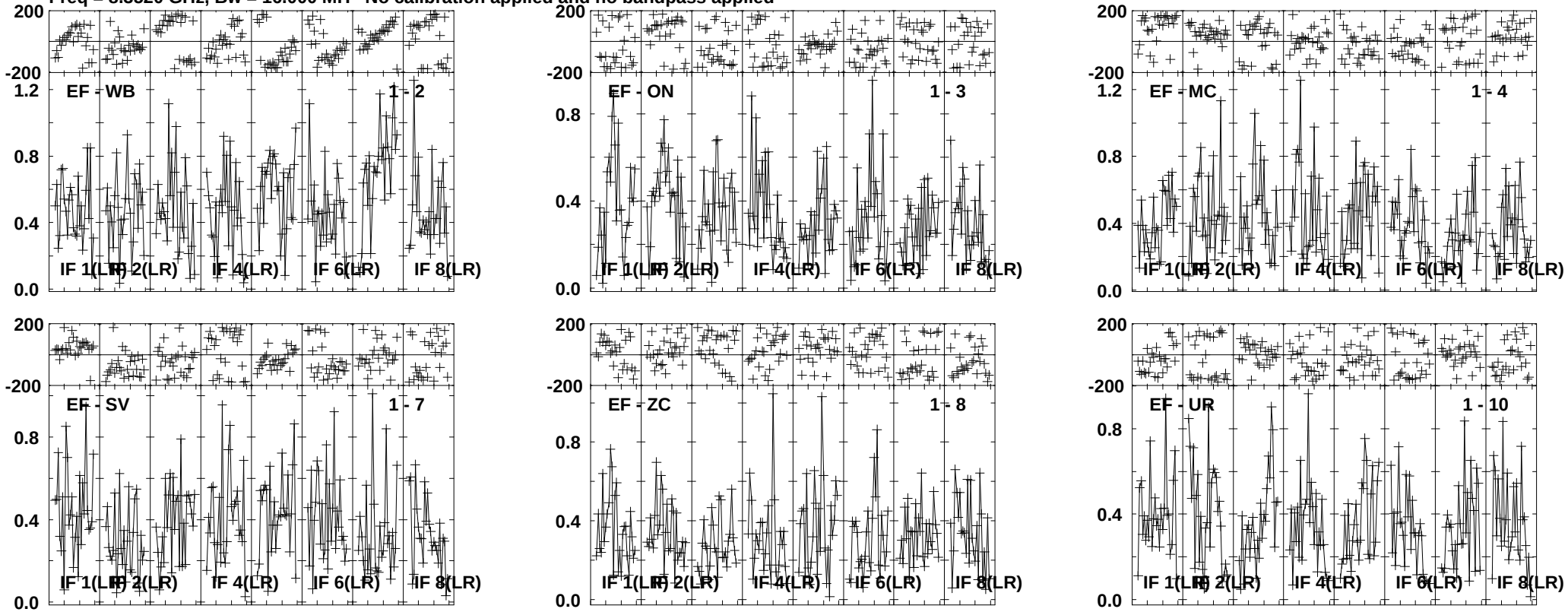

Lower frame: Milli Ampl Jy Top frame: Phas deg
Vector averaged cross-power spectrum Several baselines displayed
Timerange: 01/00:44:14 to 01/00:45:15

Plot file version 92 created 18-JUL-2013 23:02:30
ARP299B EP087B 2.UVDATA.1
Freq = 8.3520 GHz, Bw = 16.000 MH No calibration applied and no bandpass applied

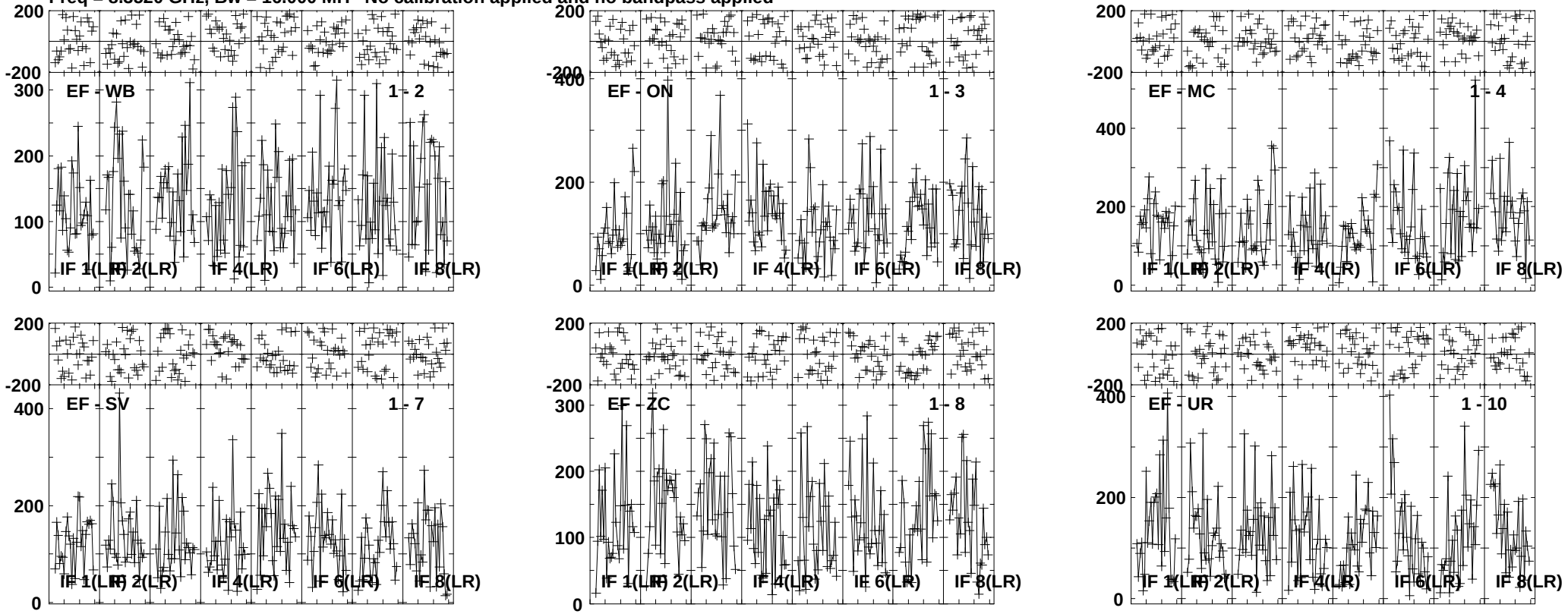

Lower frame: Micro Ampl Jy Top frame: Phas deg
Vector averaged cross-power spectrum Several baselines displayed
Timerange: 01/00:45:18 to 01/00:48:14

Plot file version 93 created 18-JUL-2013 23:02:34
J1128+5925 EP087B 2.UVDATA.1
Freq = 8.3520 GHz, Bw = 16.000 MH No calibration applied and no bandpass applied

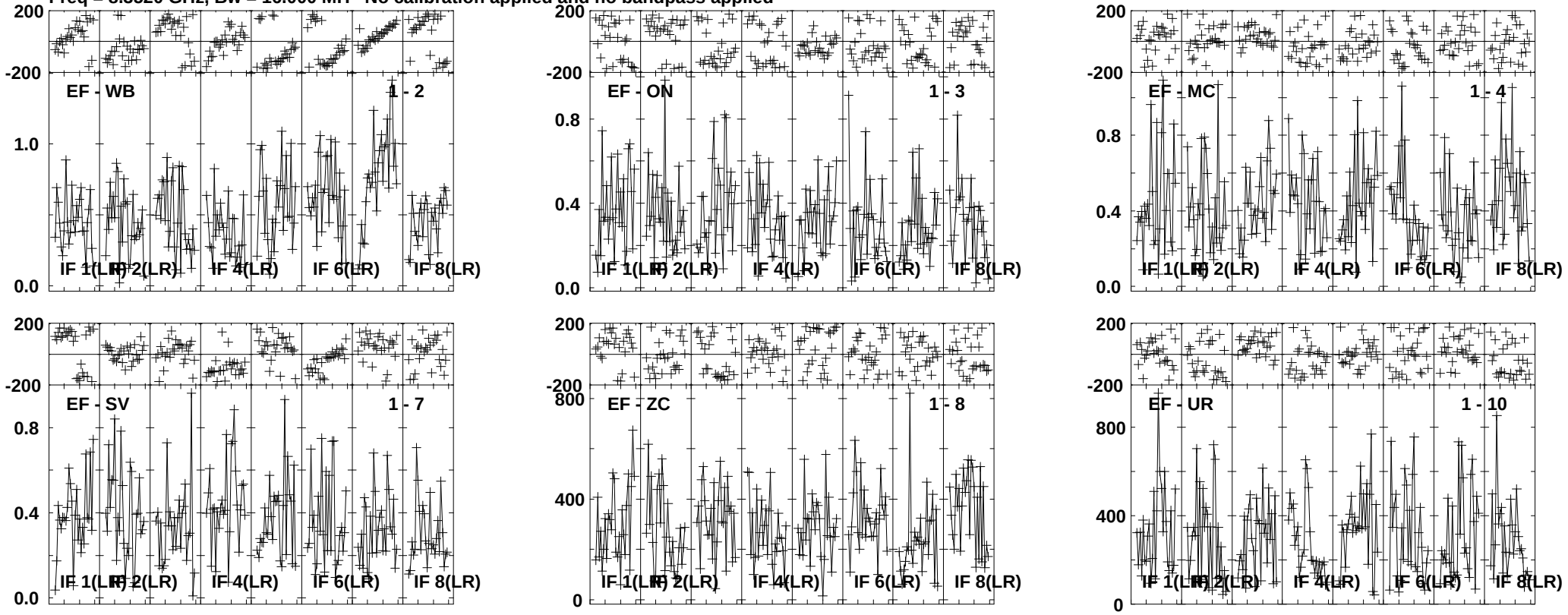

Lower frame: Milli Ampl Jy Top frame: Phas deg
Vector averaged cross-power spectrum Several baselines displayed
Timerange: 01/00:48:55 to 01/00:49:24

Plot file version 94 created 18-JUL-2013 23:02:35
ARP299B EP087B 2.UVDATA.1
Freq = 8.3520 GHz, Bw = 16.000 MH No calibration applied and no bandpass applied

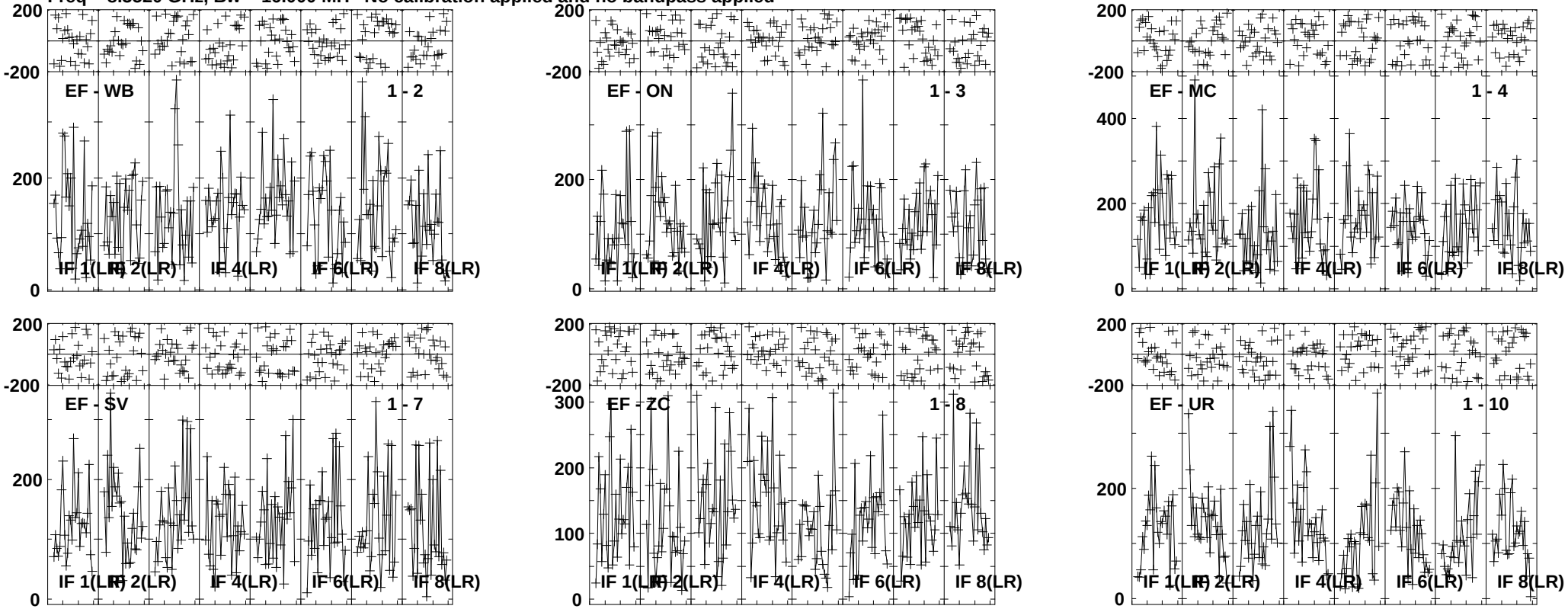

Lower frame: Micro Ampl Jy Top frame: Phas deg
Vector averaged cross-power spectrum Several baselines displayed
Timerange: 01/00:49:30 to 01/00:52:25

Plot file version 95 created 18-JUL-2013 23:02:40
J1128+5925 EP087B 2.UVDATA.1
Freq = 8.3520 GHz, Bw = 16.000 MH No calibration applied and no bandpass applied

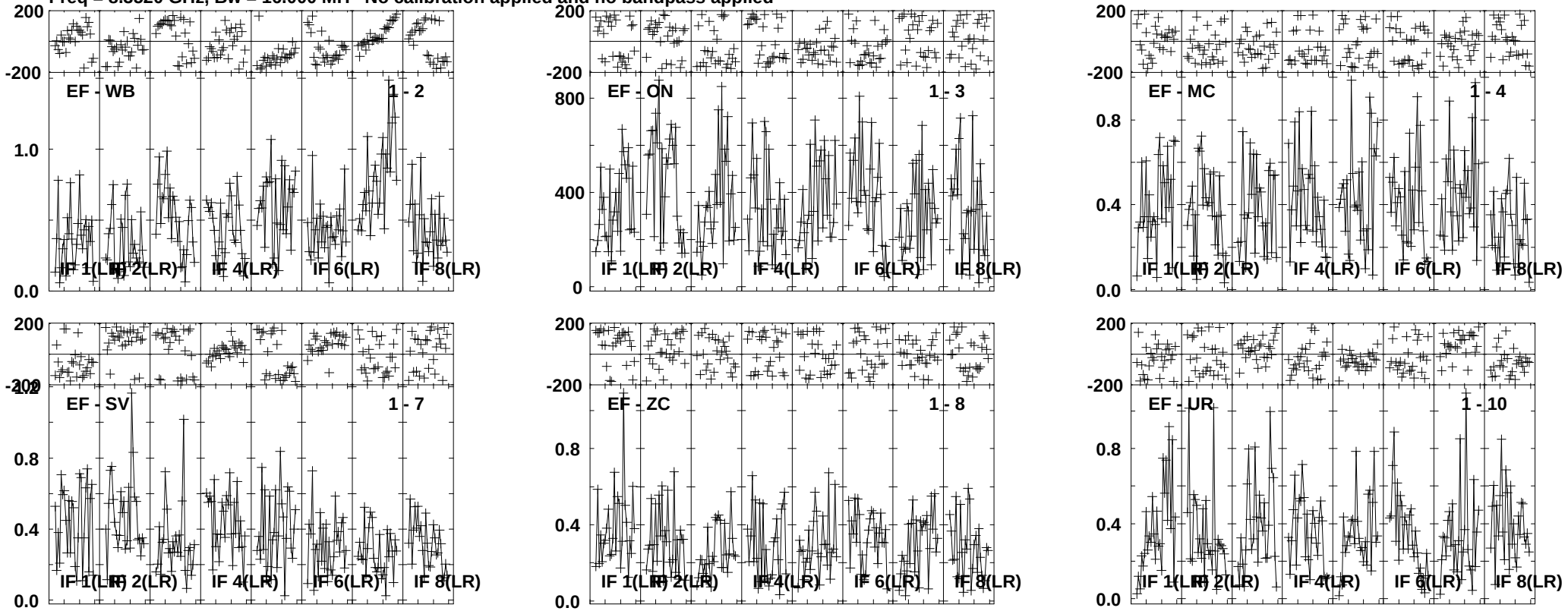

Lower frame: Milli Ampl Jy Top frame: Phas deg
Vector averaged cross-power spectrum Several baselines displayed
Timerange: 01/00:52:29 to 01/00:53:30

Plot file version 96 created 18-JUL-2013 23:02:42
ARP299B EP087B 2.UVDATA.1
Freq = 8.3520 GHz, Bw = 16.000 MH No calibration applied and no bandpass applied

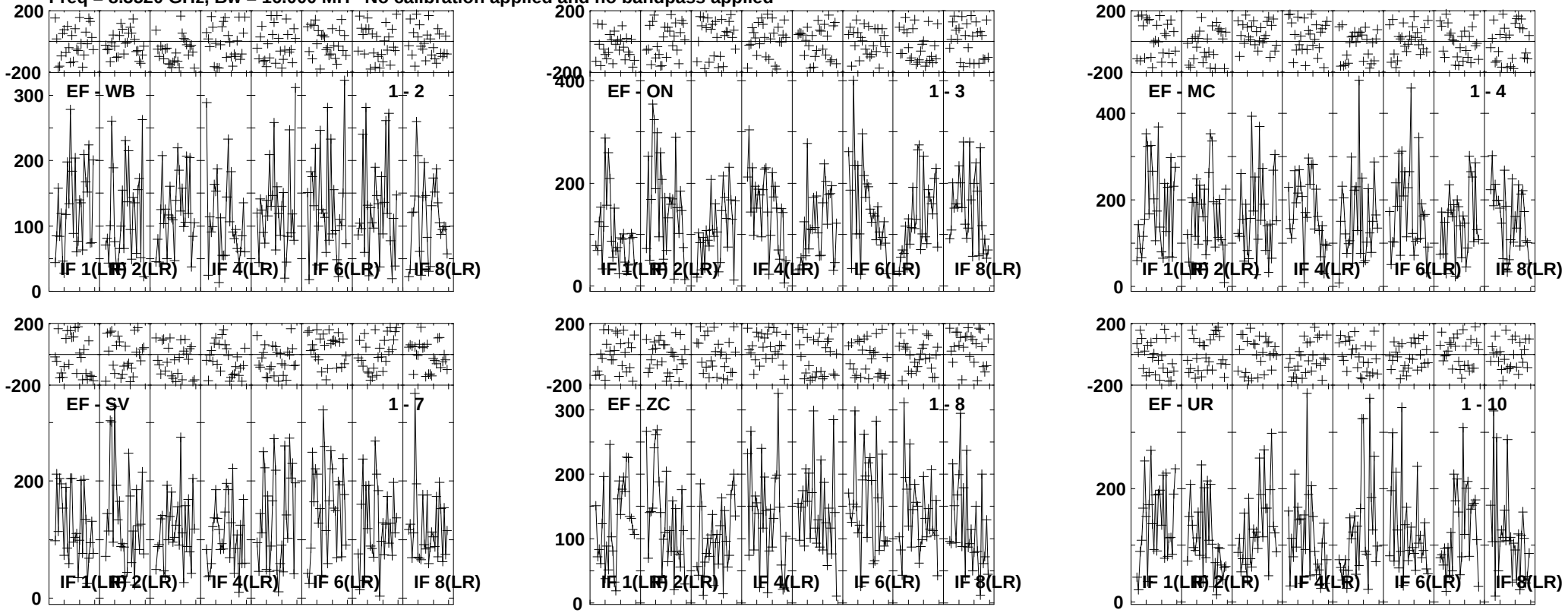

Lower frame: Micro Ampl Jy Top frame: Phas deg
Vector averaged cross-power spectrum Several baselines displayed
Timerange: 01/00:53:34 to 01/00:56:30

Plot file version 97 created 18-JUL-2013 23:02:46
J1128+5925 EP087B 2.UVDATA.1
Freq = 8.3520 GHz, Bw = 16.000 MH No calibration applied and no bandpass applied

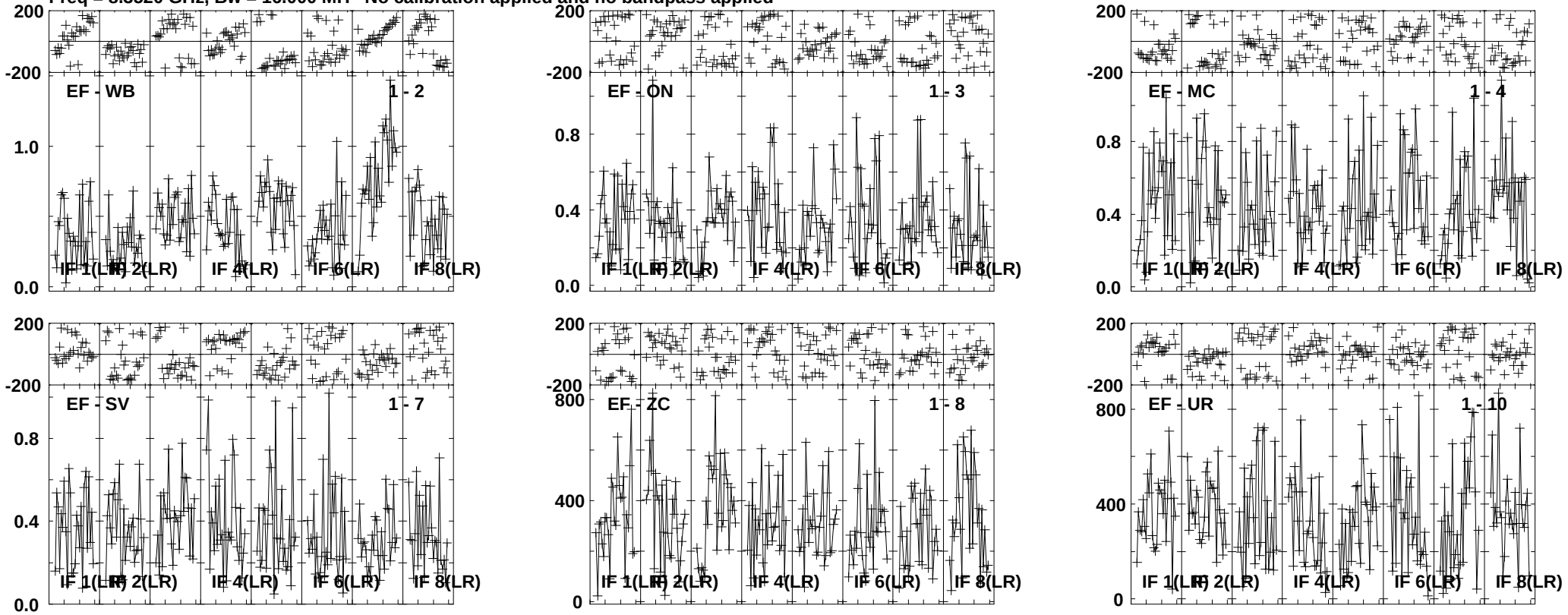

Lower frame: Milli Ampl Jy Top frame: Phas deg
Vector averaged cross-power spectrum Several baselines displayed
Timerange: 01/00:57:10 to 01/00:57:39

Plot file version 98 created 18-JUL-2013 23:02:48
ARP299B EP087B 2.UVDATA.1
Freq = 8.3520 GHz, Bw = 16.000 MH No calibration applied and no bandpass applied

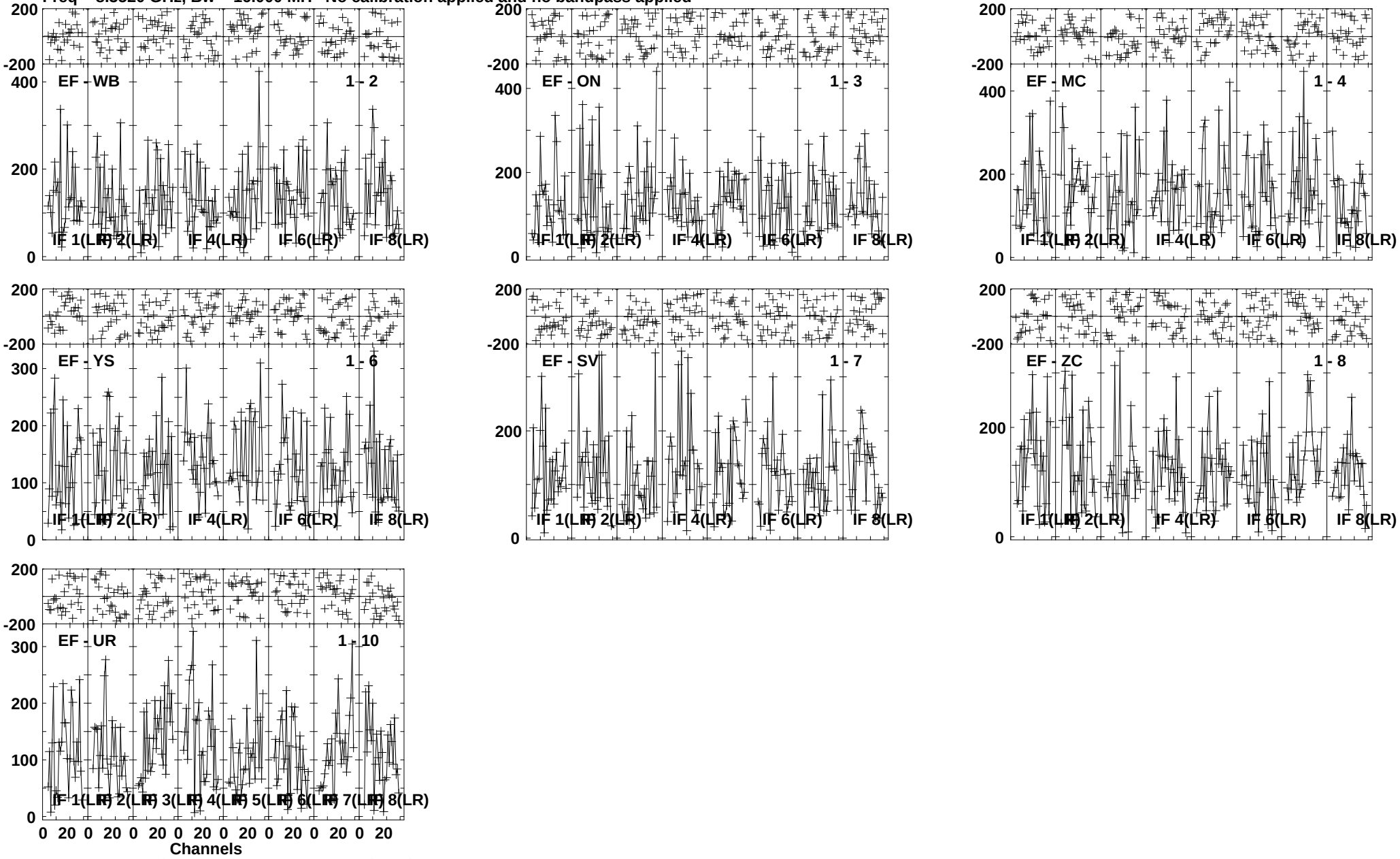

Lower frame: Micro Ampl Jy Top frame: Phas deg
Vector averaged cross-power spectrum Several baselines displayed
Timerange: 01/00:57:45 to 01/01:00:39

Plot file version 99 created 18-JUL-2013 23:02:53
J1128+5925 EP087B 2.UVDATA.1
Freq = 8.3520 GHz, Bw = 16.000 MH No calibration applied and no bandpass applied

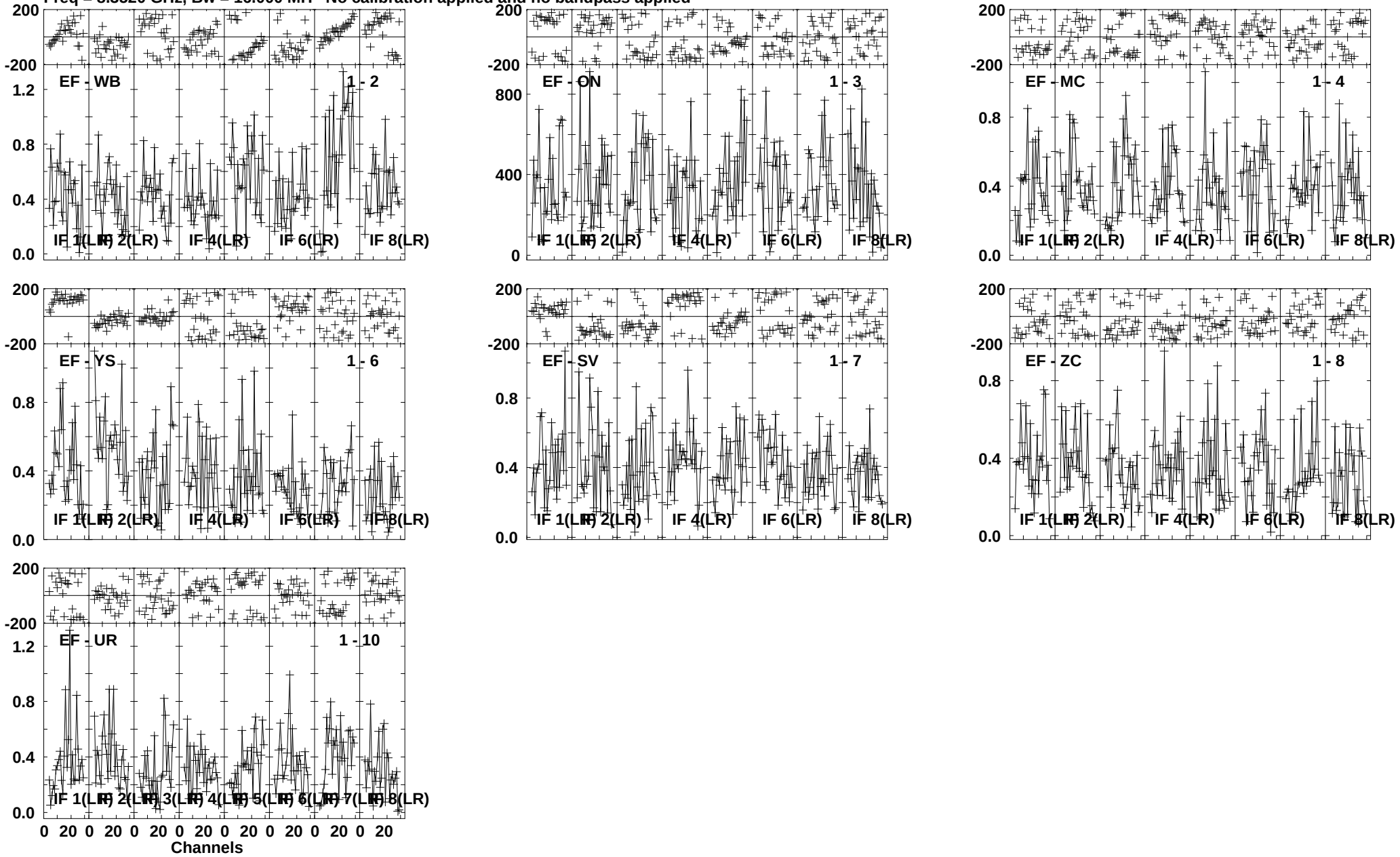

Lower frame: Milli Ampl Jy Top frame: Phas deg
Vector averaged cross-power spectrum Several baselines displayed
Timerange: 01/01:00:45 to 01/01:01:44

Plot file version 100 created 18-JUL-2013 23:02:56
ARP299B EP087B 2.UVDATA.1
Freq = 8.3520 GHz, Bw = 16.000 MH No calibration applied and no bandpass applied



Lower frame: Micro Ampl Jy Top frame: Phas deg
Vector averaged cross-power spectrum Several baselines displayed
Timerange: 01/01:01:49 to 01/01:04:45

Plot file version 101 created 18-JUL-2013 23:03:01
J1128+5925 EP087B 2.UVDATA.1
Freq = 8.3520 GHz, Bw = 16.000 MH No calibration applied and no bandpass applied

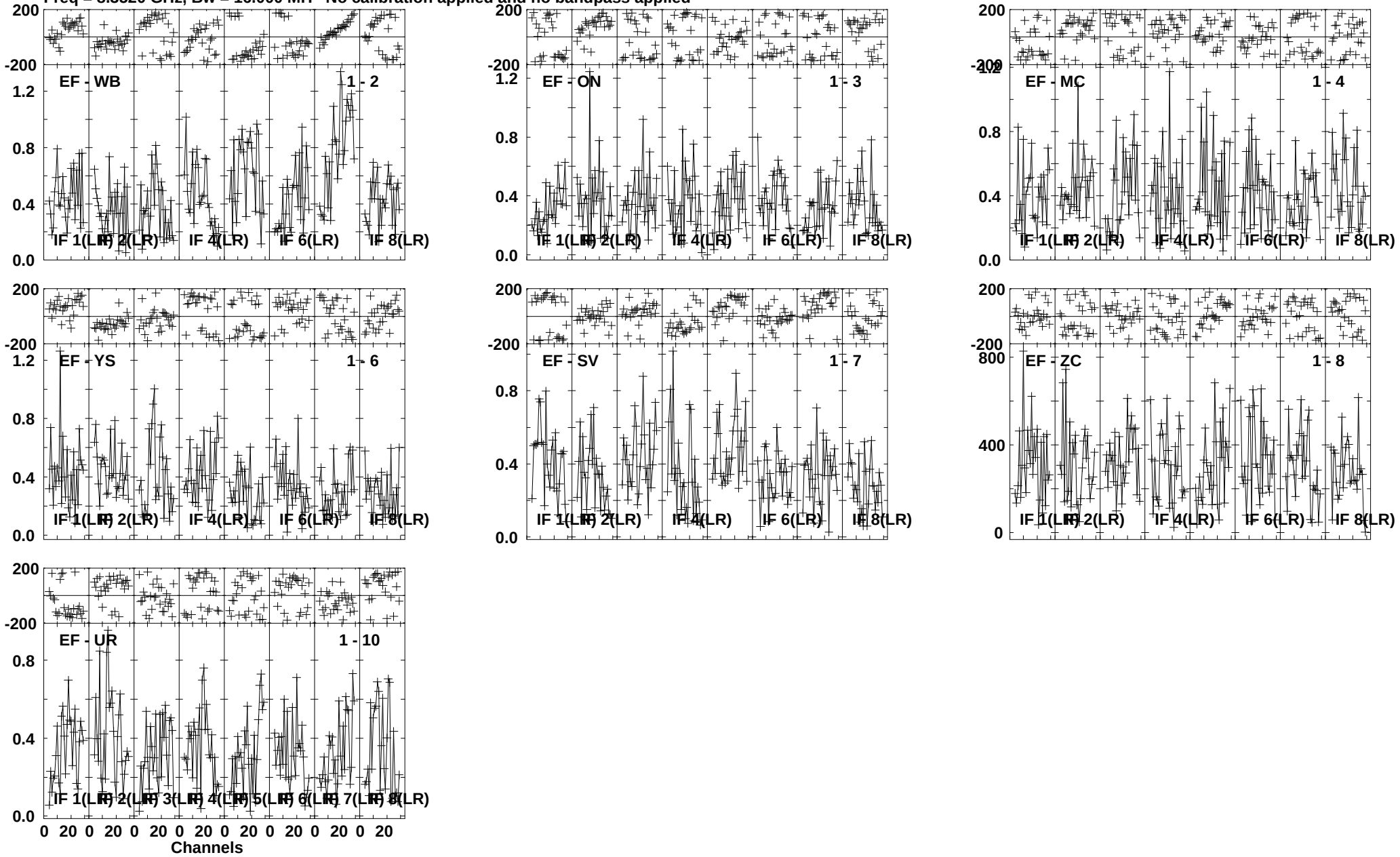

Lower frame: Milli Ampl Jy Top frame: Phas deg
Vector averaged cross-power spectrum Several baselines displayed
Timerange: 01/01:05:25 to 01/01:05:55

Plot file version 102 created 18-JUL-2013 23:03:03
ARP299B EP087B 2.UVDATA.1
Freq = 8.3520 GHz, Bw = 16.000 MH No calibration applied and no bandpass applied

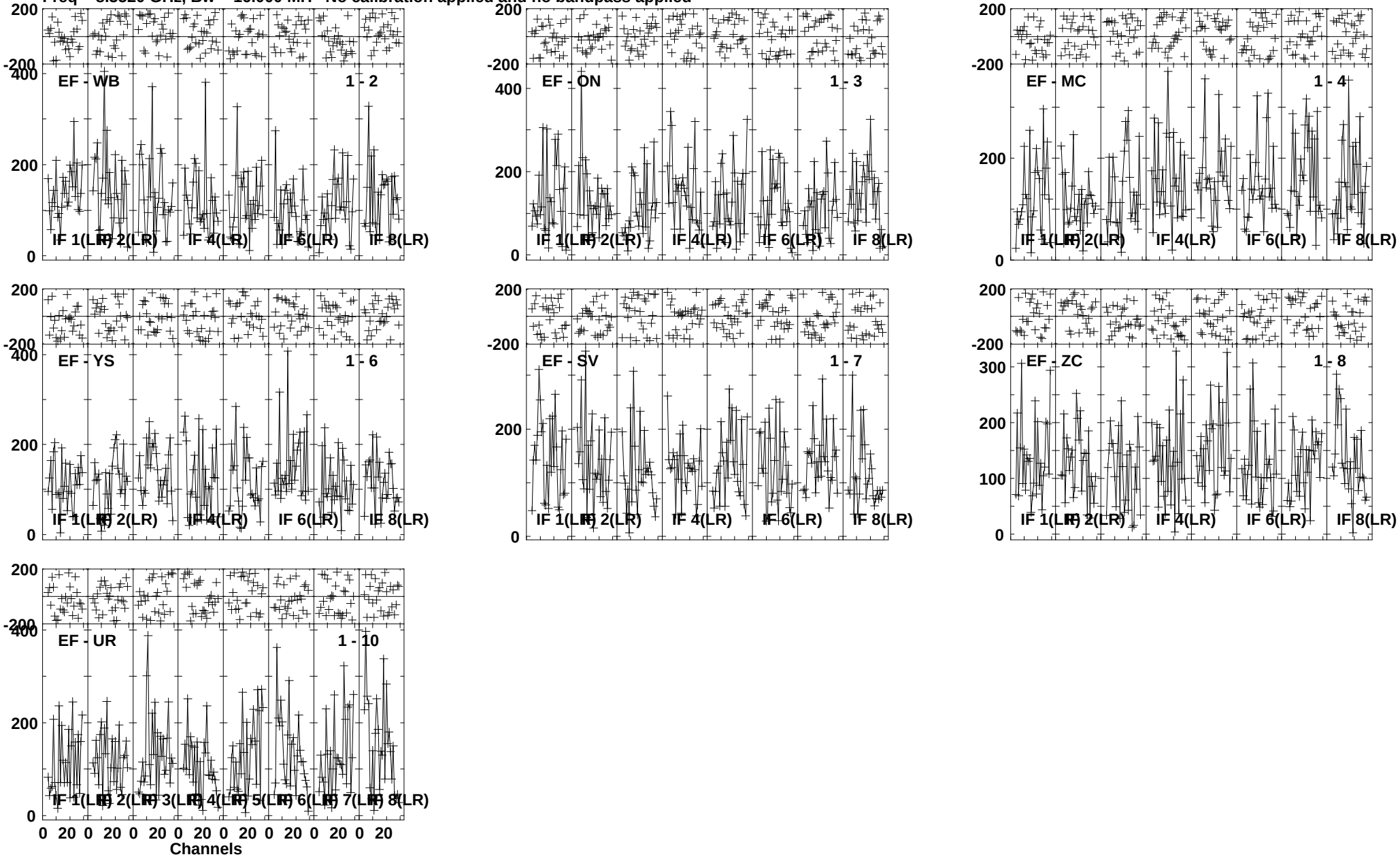

Lower frame: Micro Ampl Jy Top frame: Phas deg
Vector averaged cross-power spectrum Several baselines displayed
Timerange: 01/01:05:59 to 01/01:08:54

Plot file version 103 created 18-JUL-2013 23:03:09
J1128+5925 EP087B 2.UVDATA.1
Freq = 8.3520 GHz, Bw = 16.000 MH No calibration applied and no bandpass applied

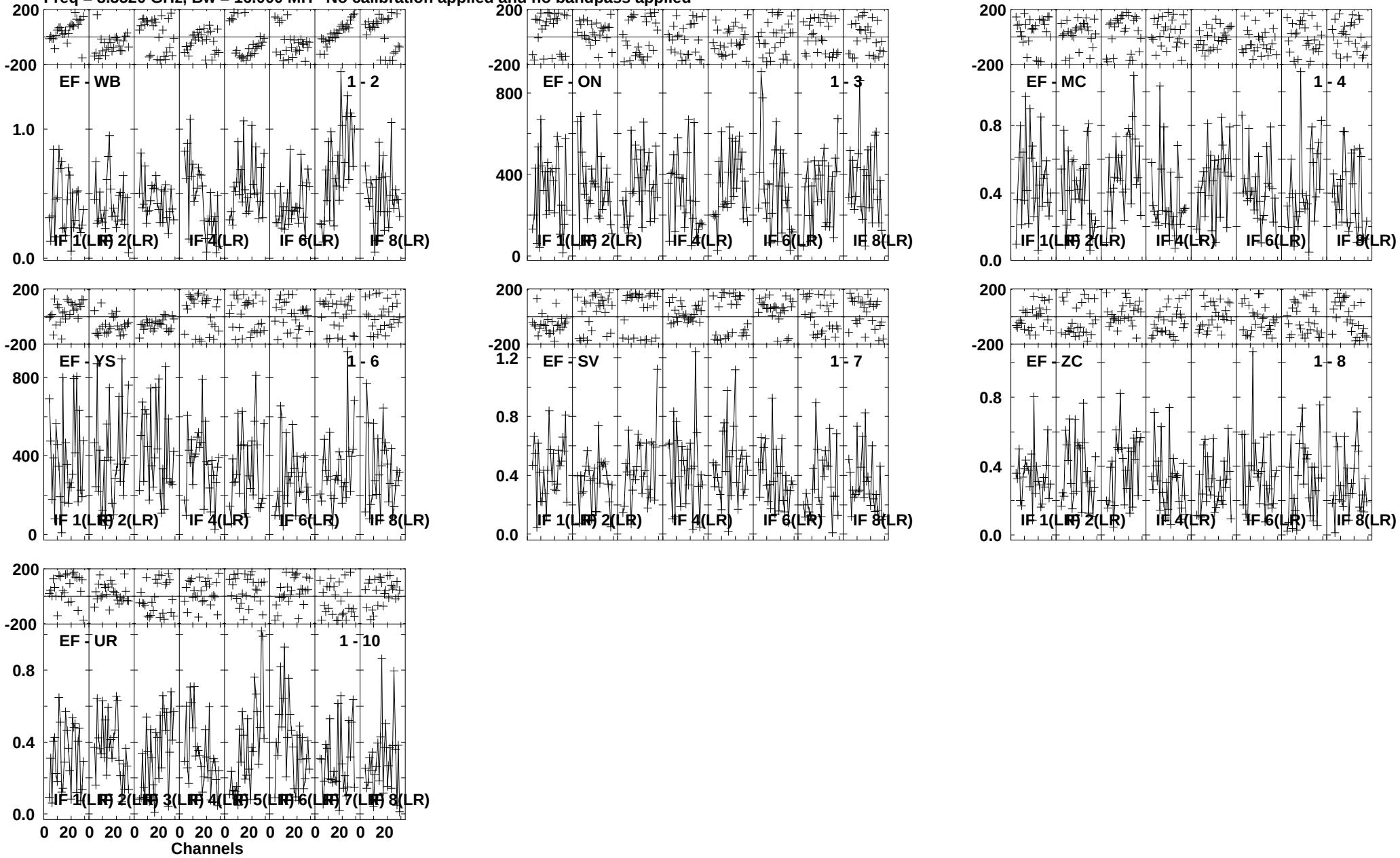

Lower frame: Milli Ampl Jy Top frame: Phas deg
Vector averaged cross-power spectrum Several baselines displayed
Timerange: 01/01:09:00 to 01/01:09:59

Plot file version 104 created 18-JUL-2013 23:03:11
ARP299B EP087B 2.UVDATA.1
Freq = 8.3520 GHz, Bw = 16.000 MH No calibration applied and no bandpass applied



Lower frame: Micro Ampl Jy Top frame: Phas deg
Vector averaged cross-power spectrum Several baselines displayed
Timerange: 01/01:10:04 to 01/01:13:00

Plot file version 105 created 18-JUL-2013 23:03:17
J1128+5925 EP087B 2.UVDATA.1
Freq = 8.3520 GHz, Bw = 16.000 MH No calibration applied and no bandpass applied

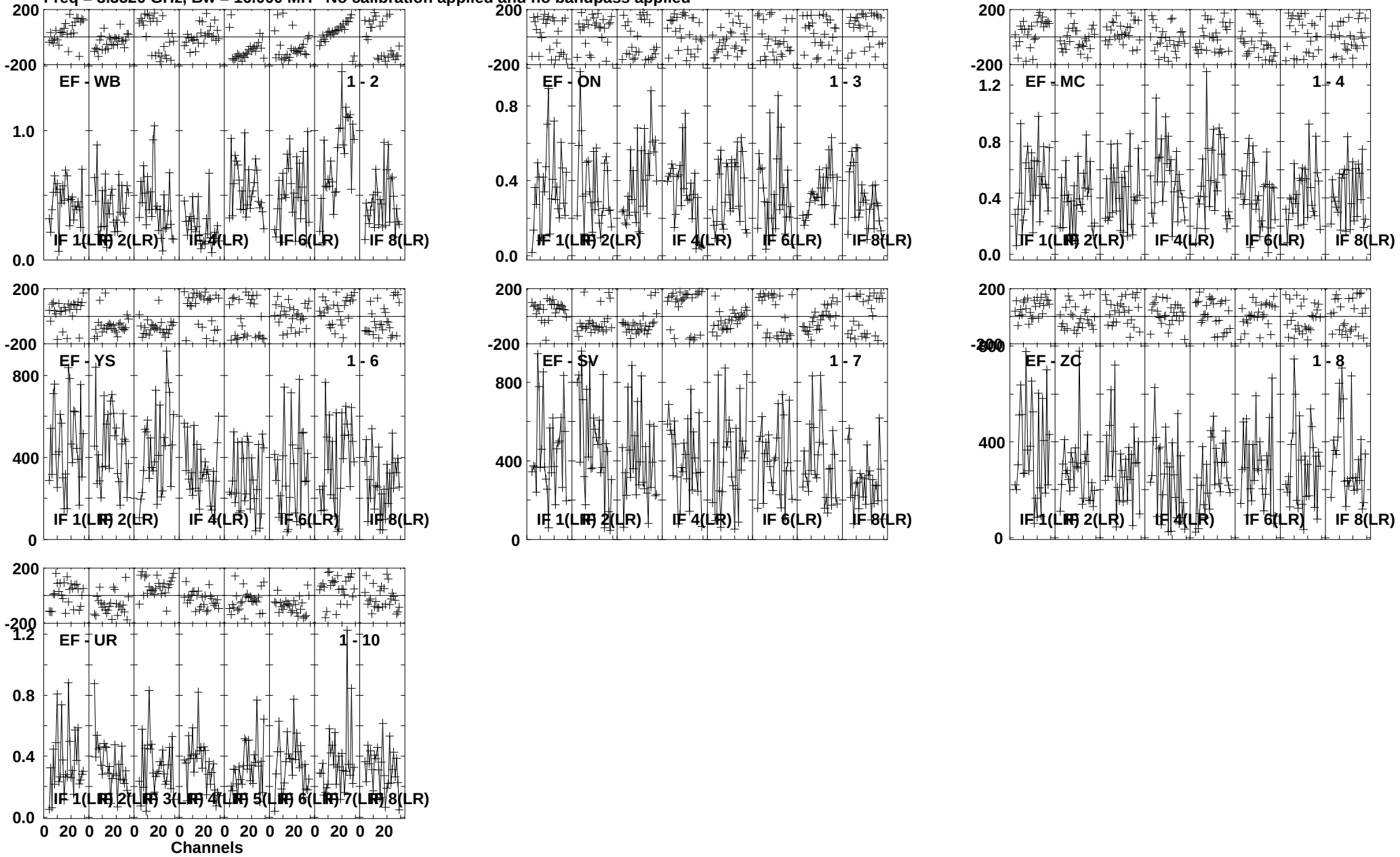

Lower frame: Milli Ampl Jy Top frame: Phas deg
Vector averaged cross-power spectrum Several baselines displayed
Timerange: 01/01:13:41 to 01/01:14:10

Plot file version 106 created 18-JUL-2013 23:03:19
ARP299B EP087B 2.UVDATA.1
Freq = 8.3520 GHz, Bw = 16.000 MH No calibration applied and no bandpass applied



Lower frame: Micro Ampl Jy Top frame: Phas deg
Vector averaged cross-power spectrum Several baselines displayed
Timerange: 01/01:14:14 to 01/01:17:10

Plot file version 107 created 18-JUL-2013 23:03:24
J1128+5925 EP087B 2.UVDATA.1
Freq = 8.3520 GHz, Bw = 16.000 MH No calibration applied and no bandpass applied

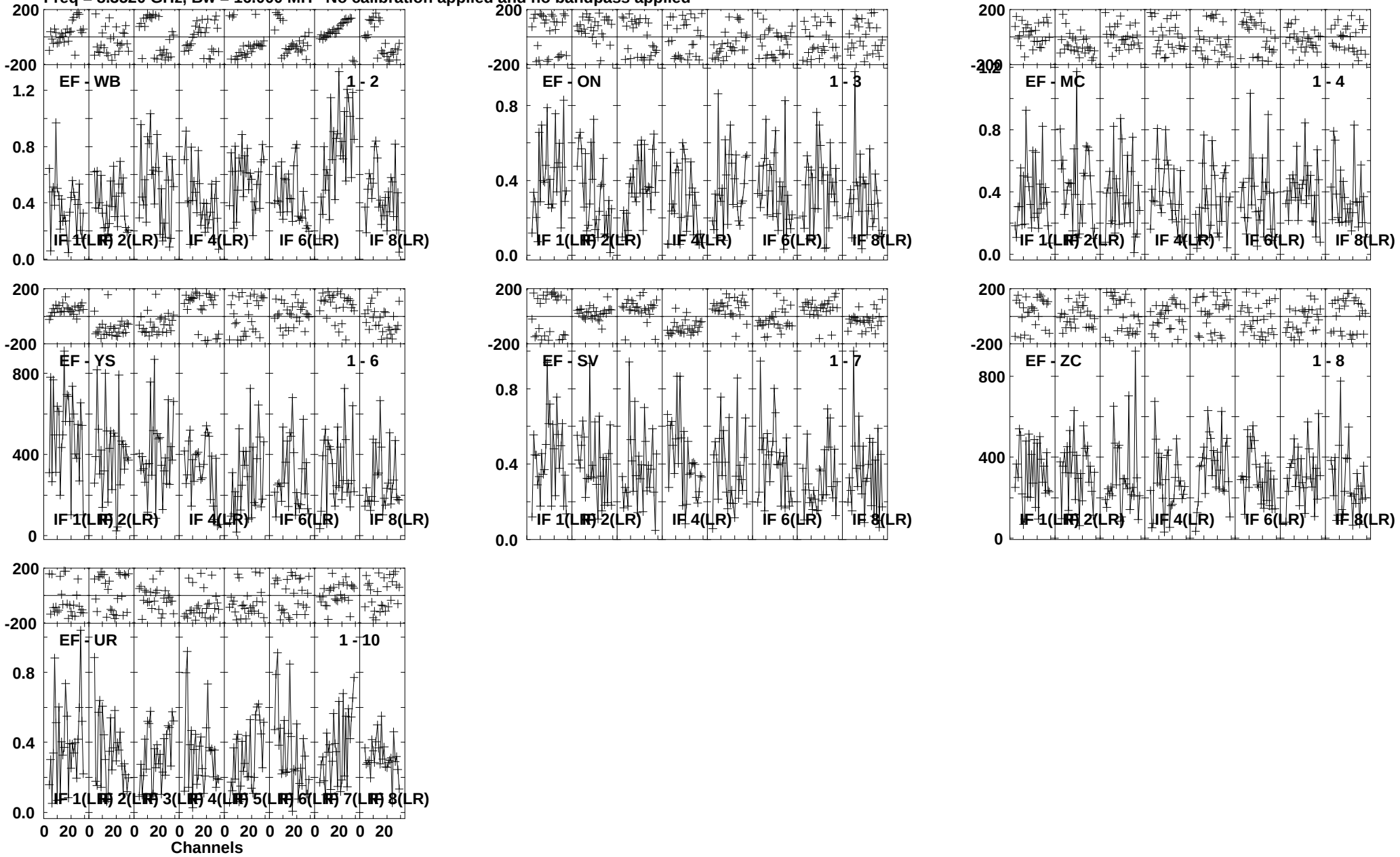

Lower frame: Milli Ampl Jy Top frame: Phas deg
Vector averaged cross-power spectrum Several baselines displayed
Timerange: 01/01:17:13 to 01/01:18:15

Plot file version 108 created 18-JUL-2013 23:03:27
ARP299B EP087B 2.UVDATA.1
Freq = 8.3520 GHz, Bw = 16.000 MH No calibration applied and no bandpass applied

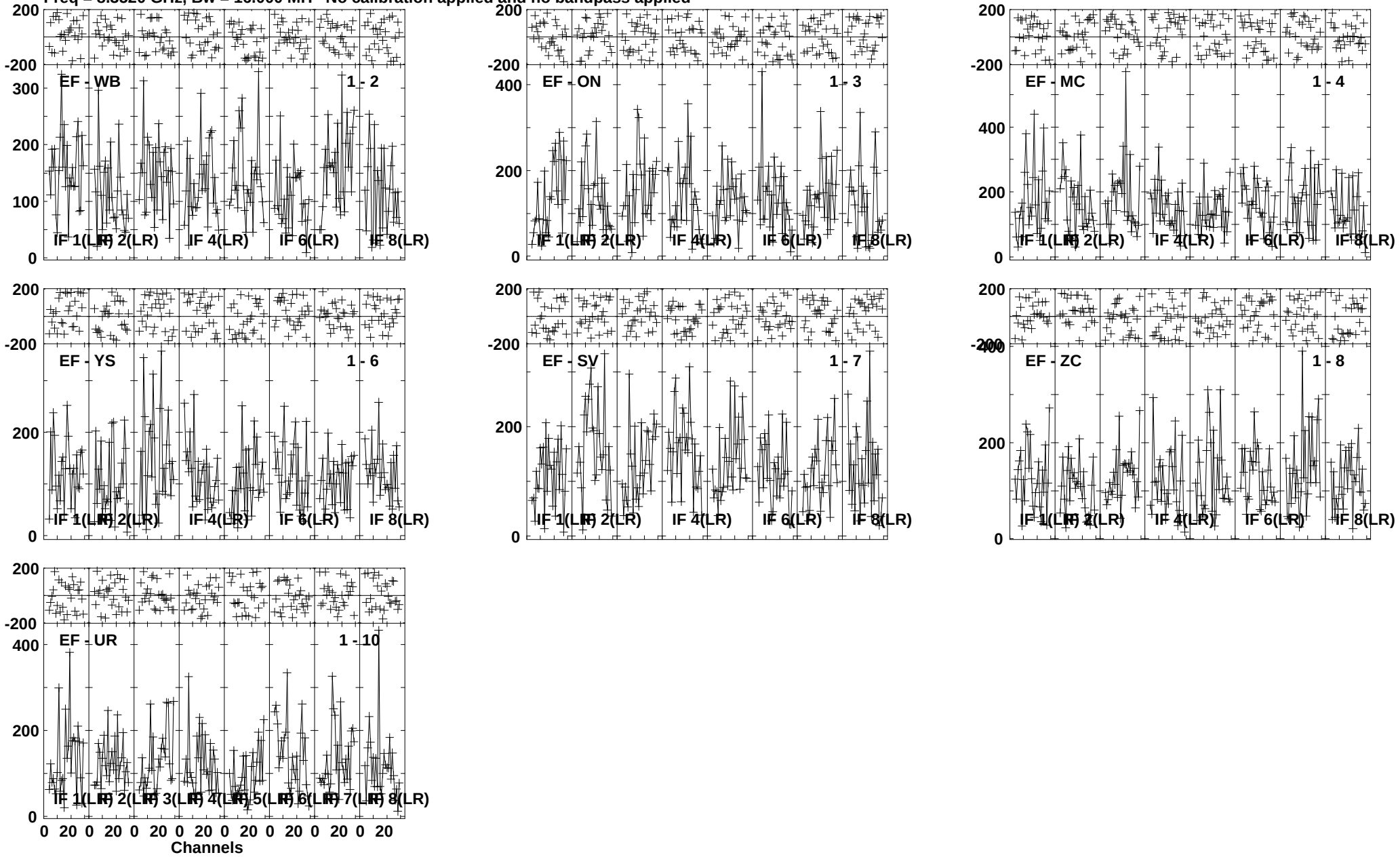

Lower frame: Micro Ampl Jy Top frame: Phas deg
Vector averaged cross-power spectrum Several baselines displayed
Timerange: 01/01:18:18 to 01/01:21:14

Plot file version 109 created 18-JUL-2013 23:03:32
J1128+5925 EP087B 2.UVDATA.1
Freq = 8.3520 GHz, Bw = 16.000 MH No calibration applied and no bandpass applied

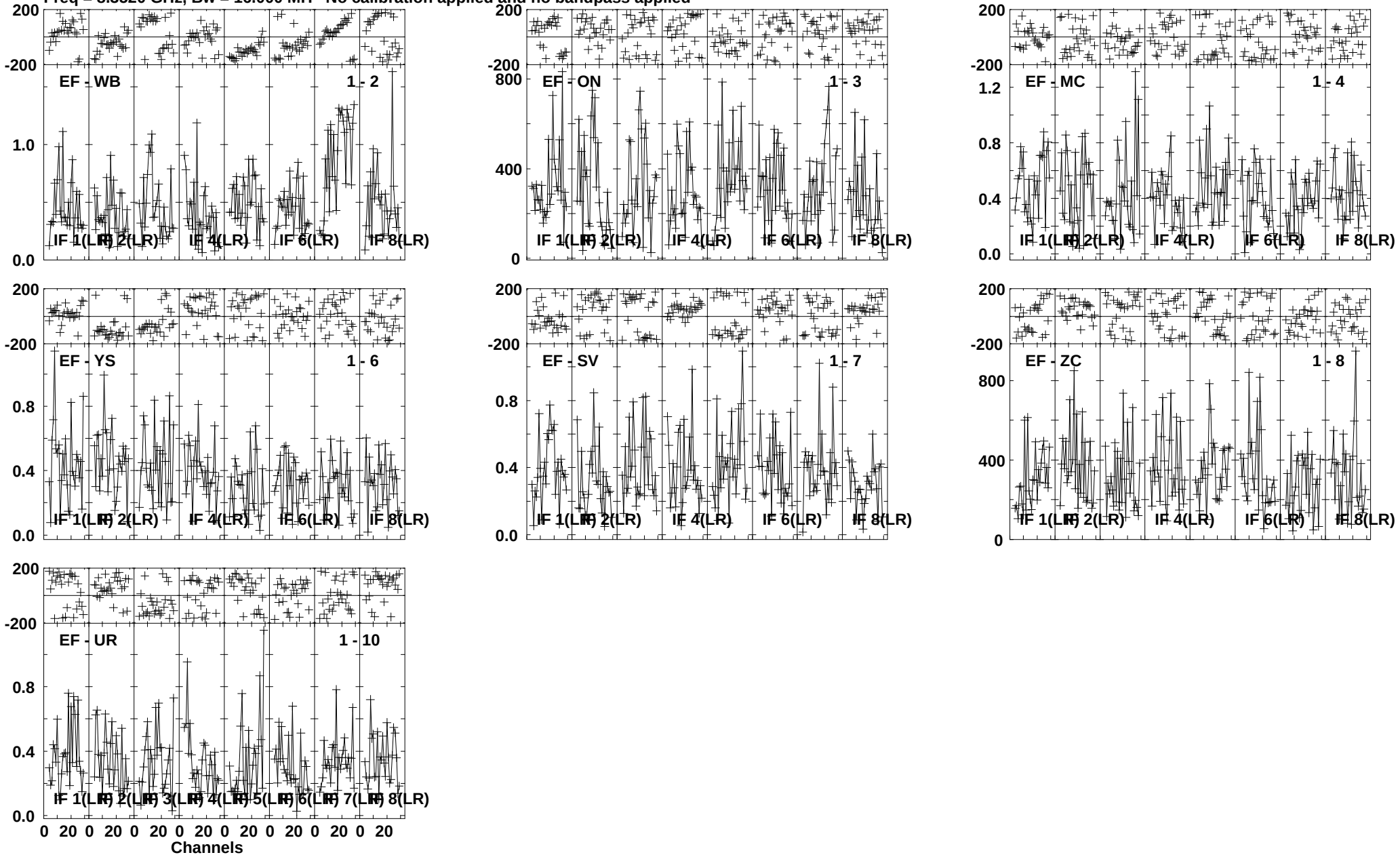

Lower frame: Milli Ampl Jy Top frame: Phas deg
Vector averaged cross-power spectrum Several baselines displayed
Timerange: 01/01:21:56 to 01/01:22:25

Plot file version 110 created 18-JUL-2013 23:03:34
ARP299B EP087B 2.UVDATA.1
Freq = 8.3520 GHz, Bw = 16.000 MH No calibration applied and no bandpass applied

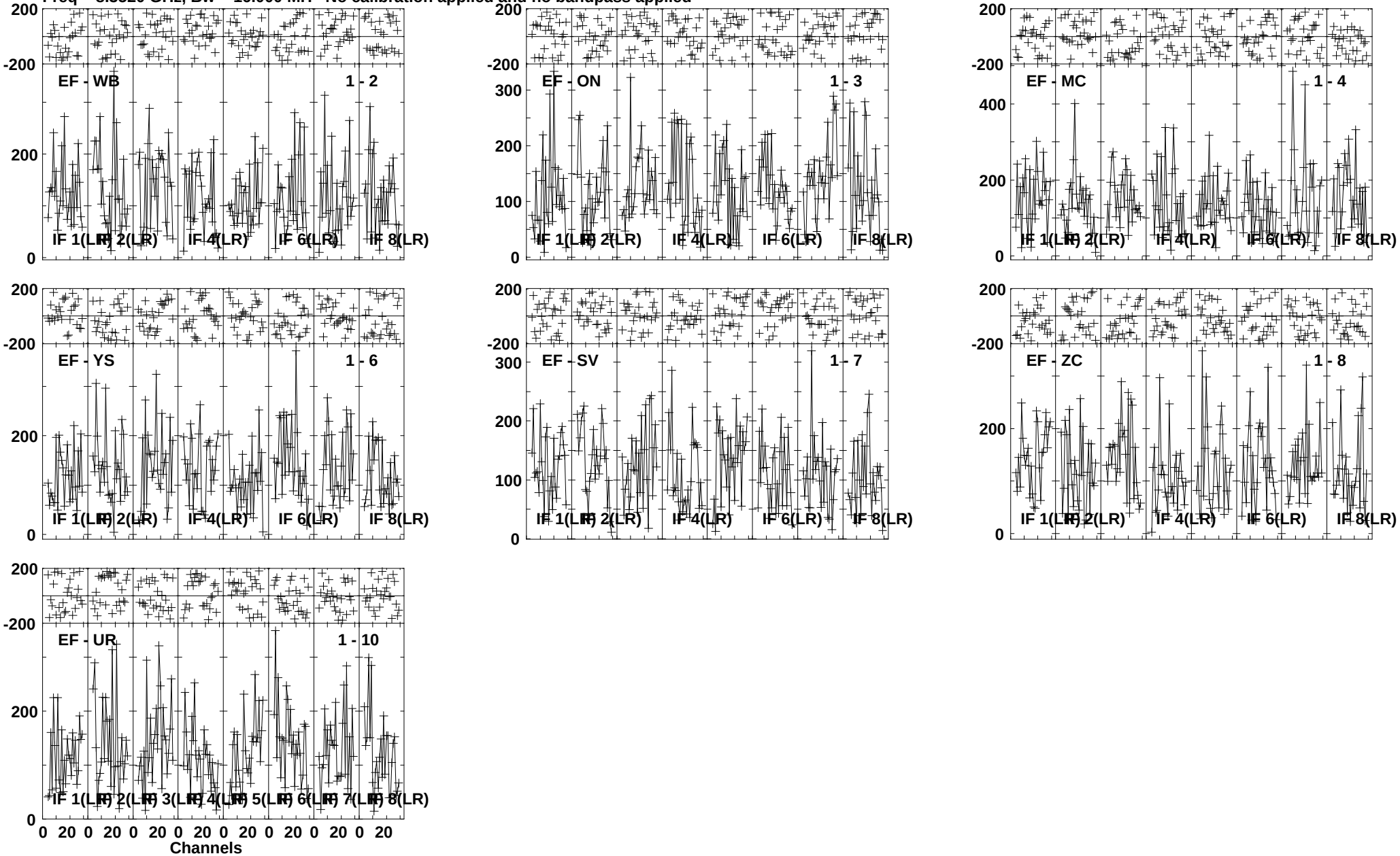

Lower frame: Micro Ampl Jy Top frame: Phas deg
Vector averaged cross-power spectrum Several baselines displayed
Timerange: 01/01:22:29 to 01/01:25:25

Plot file version 111 created 18-JUL-2013 23:03:40
J1128+5925 EP087B 2.UVDATA.1
Freq = 8.3520 GHz, Bw = 16.000 MH No calibration applied and no bandpass applied

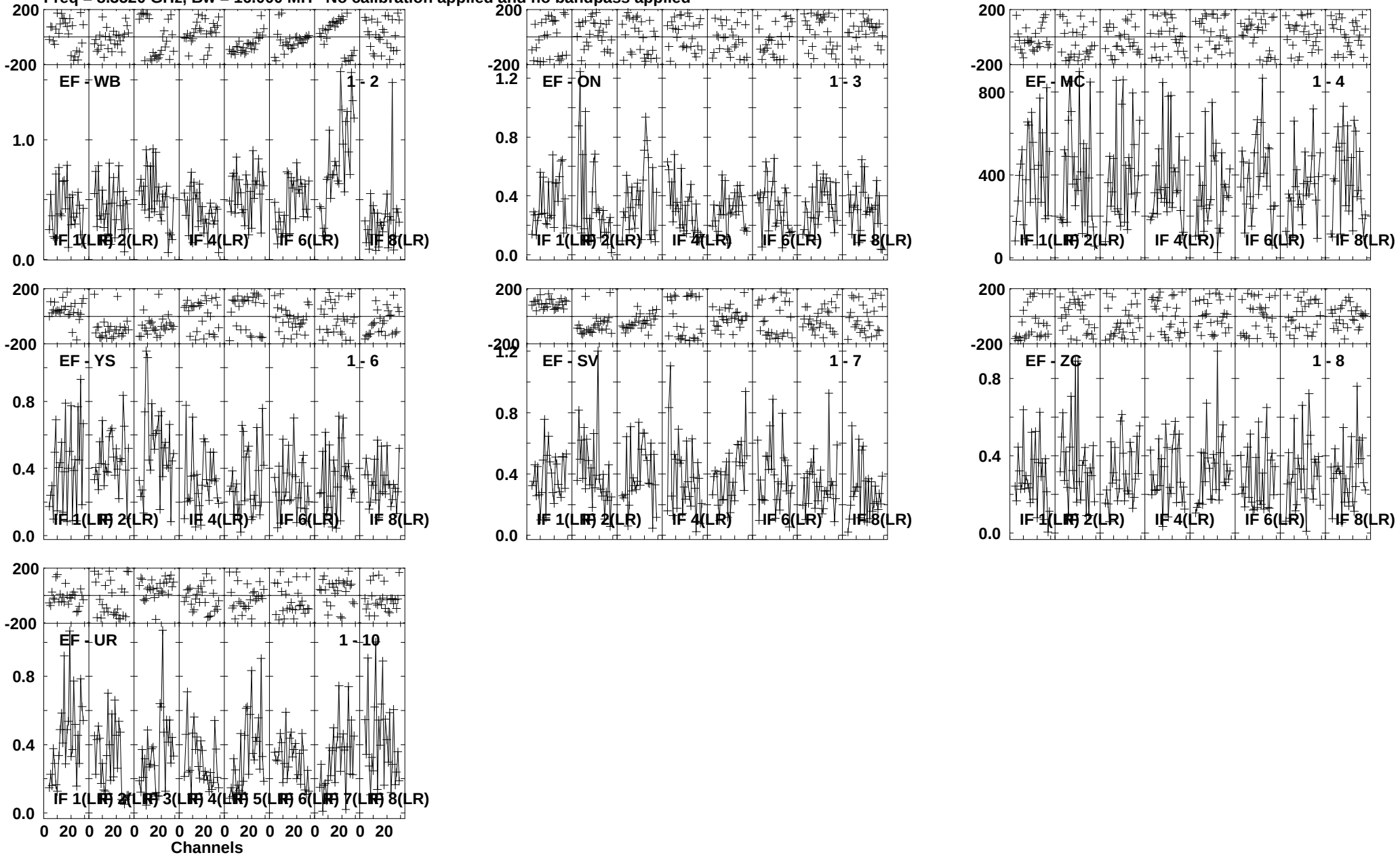

Lower frame: Milli Ampl Jy Top frame: Phas deg
Vector averaged cross-power spectrum Several baselines displayed
Timerange: 01/01:25:30 to 01/01:26:29

Plot file version 112 created 18-JUL-2013 23:03:42
ARP299B EP087B 2.UVDATA.1
Freq = 8.3520 GHz, Bw = 16.000 MH No calibration applied and no bandpass applied



Lower frame: Micro Ampl Jy Top frame: Phas deg
Vector averaged cross-power spectrum Several baselines displayed
Timerange: 01/01:26:35 to 01/01:29:30

Plot file version 113 created 18-JUL-2013 23:03:48
J1128+5925 EP087B 2.UVDATA.1
Freq = 8.3520 GHz, Bw = 16.000 MH No calibration applied and no bandpass applied

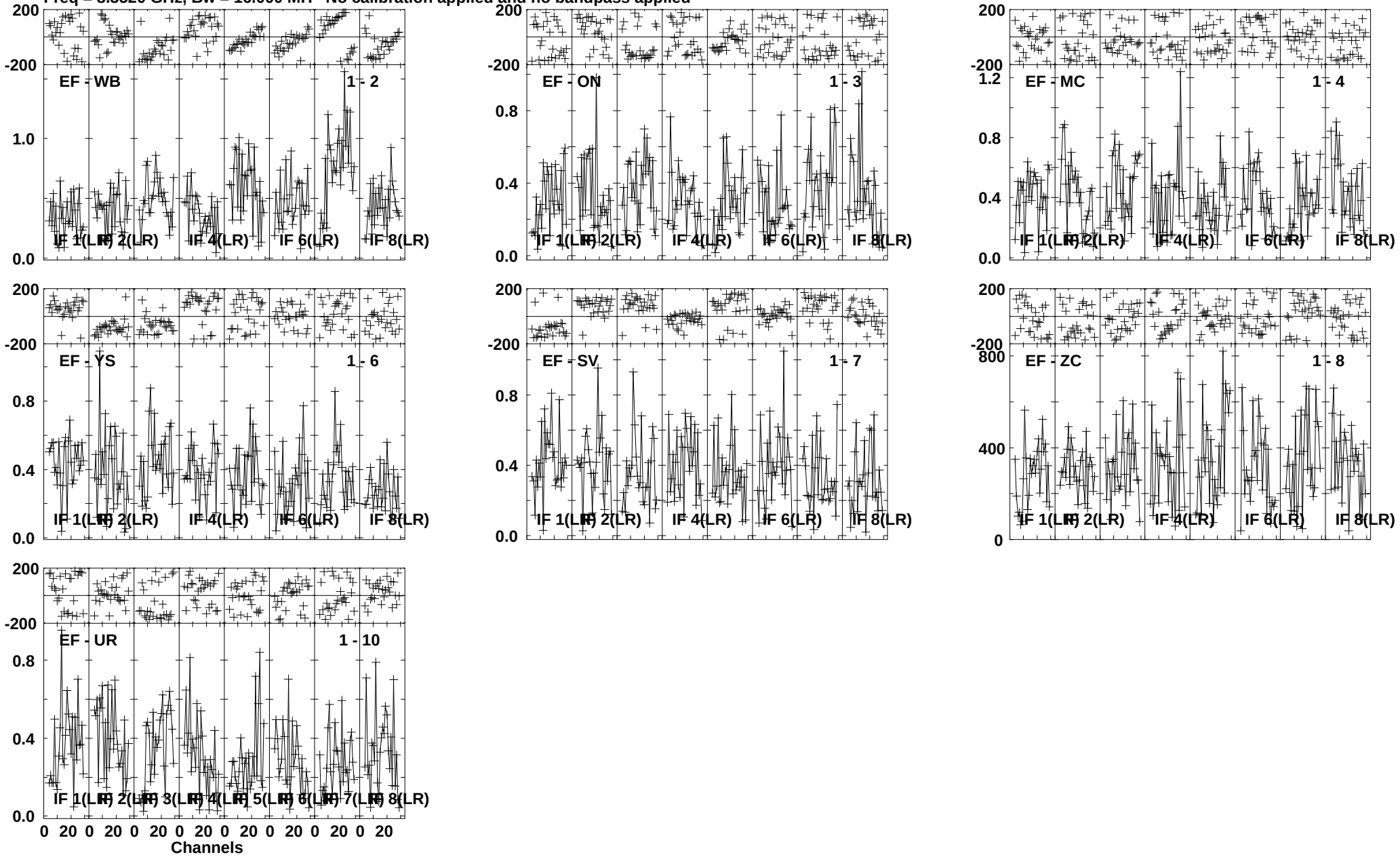

Lower frame: Milli Ampl Jy Top frame: Phas deg
Vector averaged cross-power spectrum Several baselines displayed
Timerange: 01/01:30:10 to 01/01:30:39

Plot file version 114 created 18-JUL-2013 23:03:49
ARP299B EP087B 2.UVDATA.1
Freq = 8.3520 GHz, Bw = 16.000 MH No calibration applied and no bandpass applied

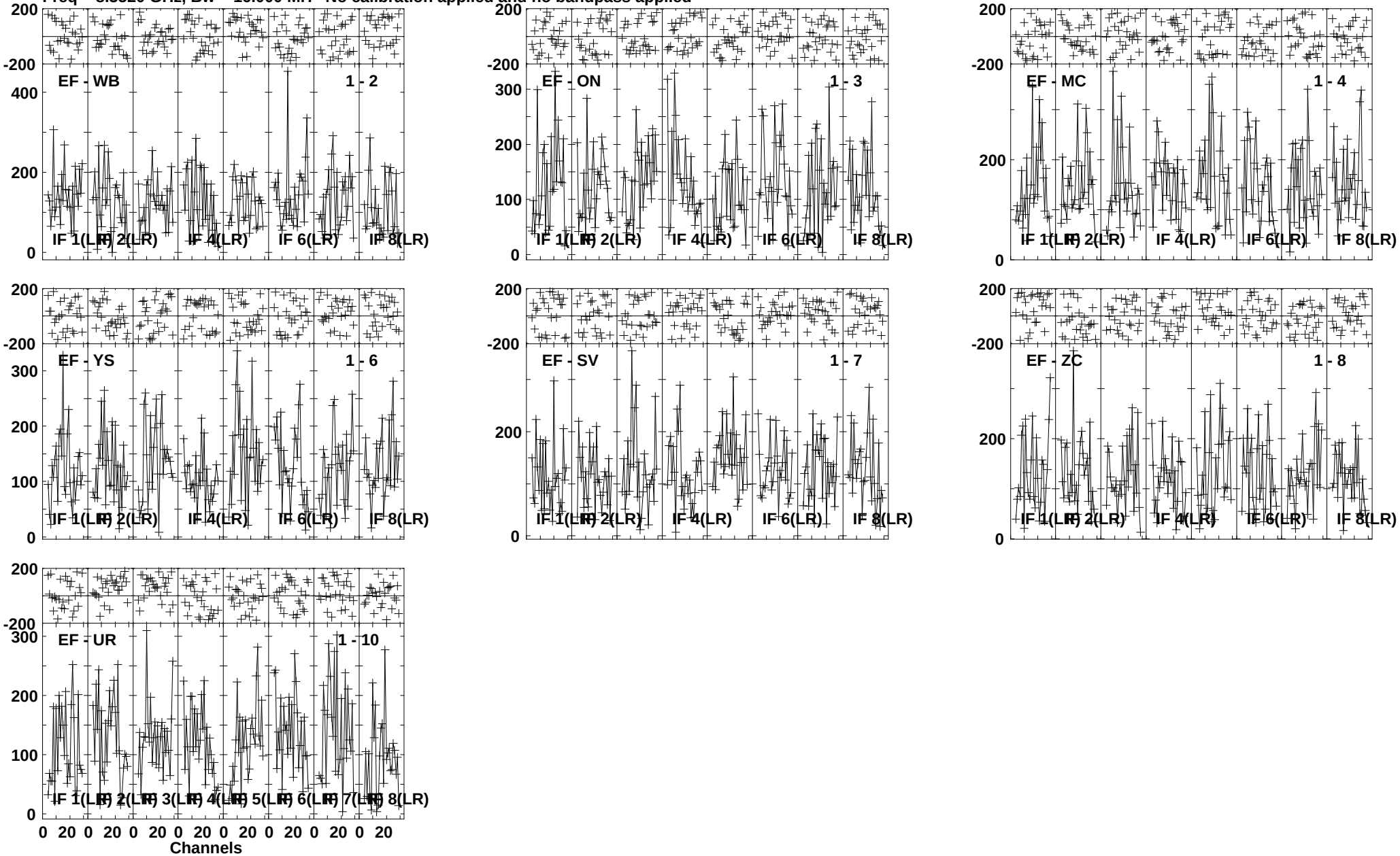

Lower frame: Micro Ampl Jy Top frame: Phas deg
Vector averaged cross-power spectrum Several baselines displayed
Timerange: 01/01:30:43 to 01/01:33:39

Plot file version 115 created 18-JUL-2013 23:03:55
J1128+5925 EP087B 2.UVDATA.1
Freq = 8.3520 GHz, Bw = 16.000 MH No calibration applied and no bandpass applied

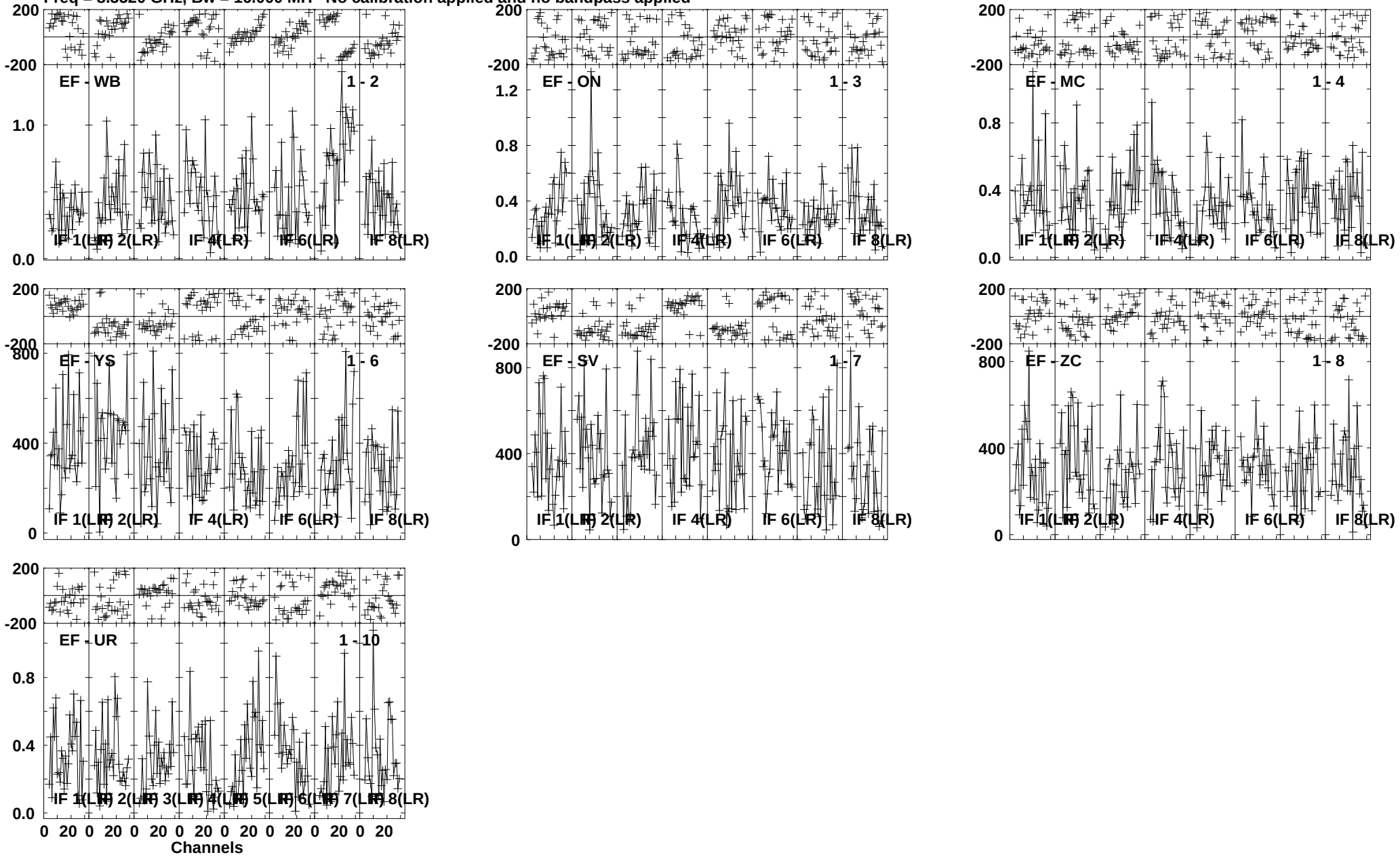

Lower frame: Milli Ampl Jy Top frame: Phas deg
Vector averaged cross-power spectrum Several baselines displayed
Timerange: 01/01:33:45 to 01/01:34:44

Plot file version 116 created 18-JUL-2013 23:03:58
ARP299B EP087B 2.UVDATA.1
Freq = 8.3520 GHz, Bw = 16.000 MH No calibration applied and no bandpass applied

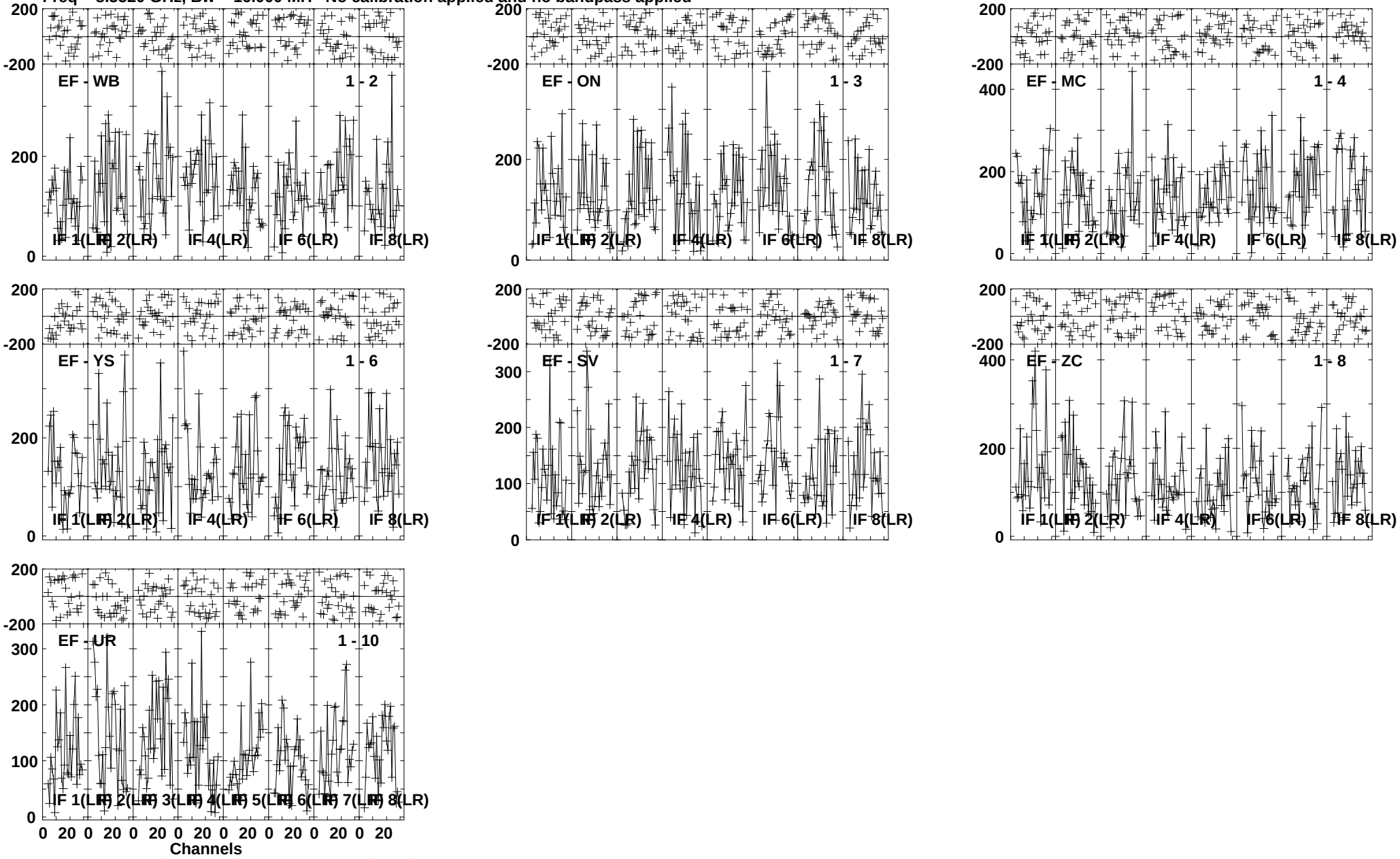

Lower frame: Micro Ampl Jy Top frame: Phas deg
Vector averaged cross-power spectrum Several baselines displayed
Timerange: 01/01:34:48 to 01/01:37:44

Plot file version 117 created 18-JUL-2013 23:04:04
J1128+5925 EP087B 2.UVDATA.1
Freq = 8.3520 GHz, Bw = 16.000 MH No calibration applied and no bandpass applied

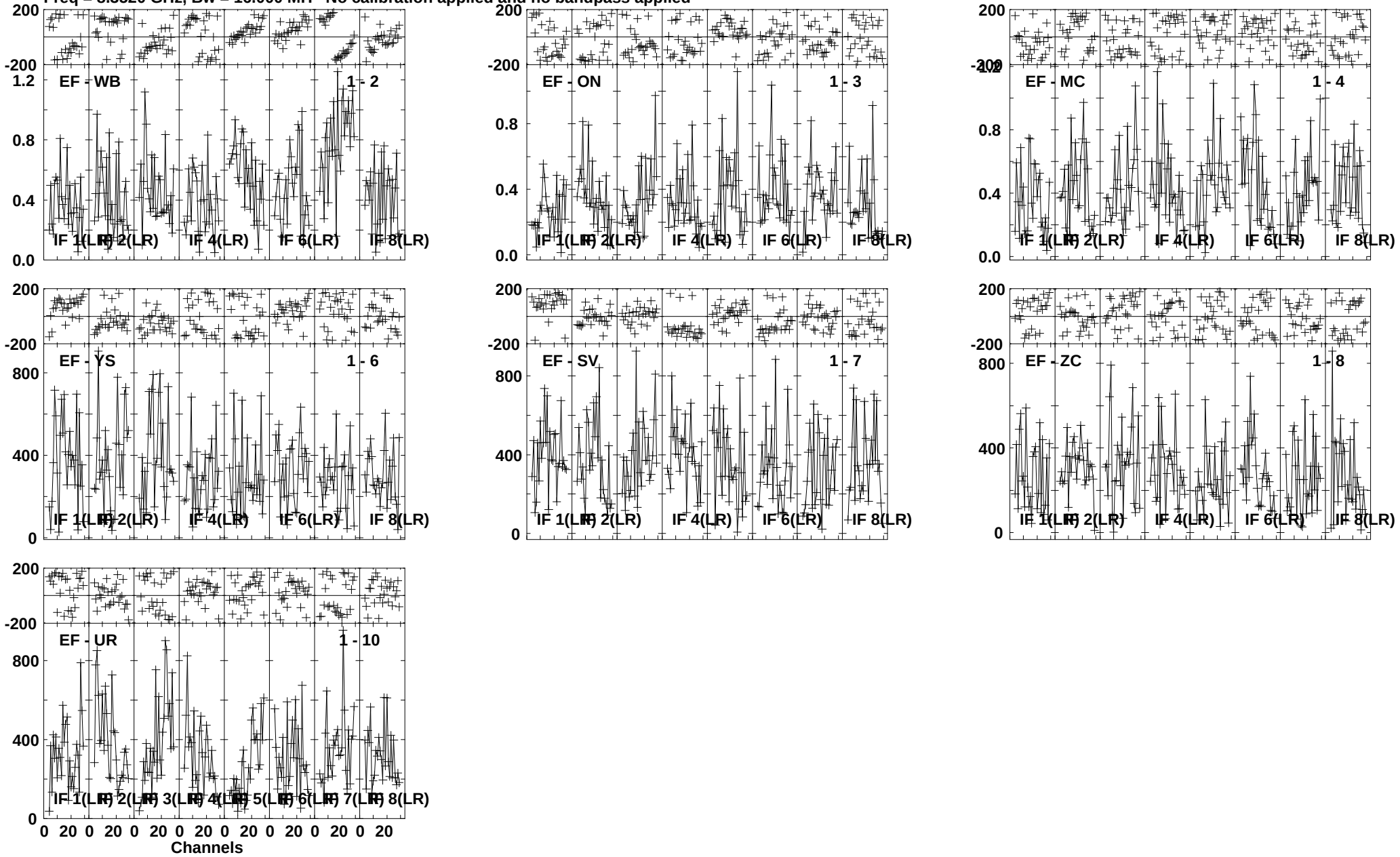

Lower frame: Milli Ampl Jy Top frame: Phas deg
Vector averaged cross-power spectrum Several baselines displayed
Timerange: 01/01:38:25 to 01/01:38:55

Plot file version 118 created 18-JUL-2013 23:04:05
ARP299B EP087B 2.UVDATA.1
Freq = 8.3520 GHz, Bw = 16.000 MH No calibration applied and no bandpass applied

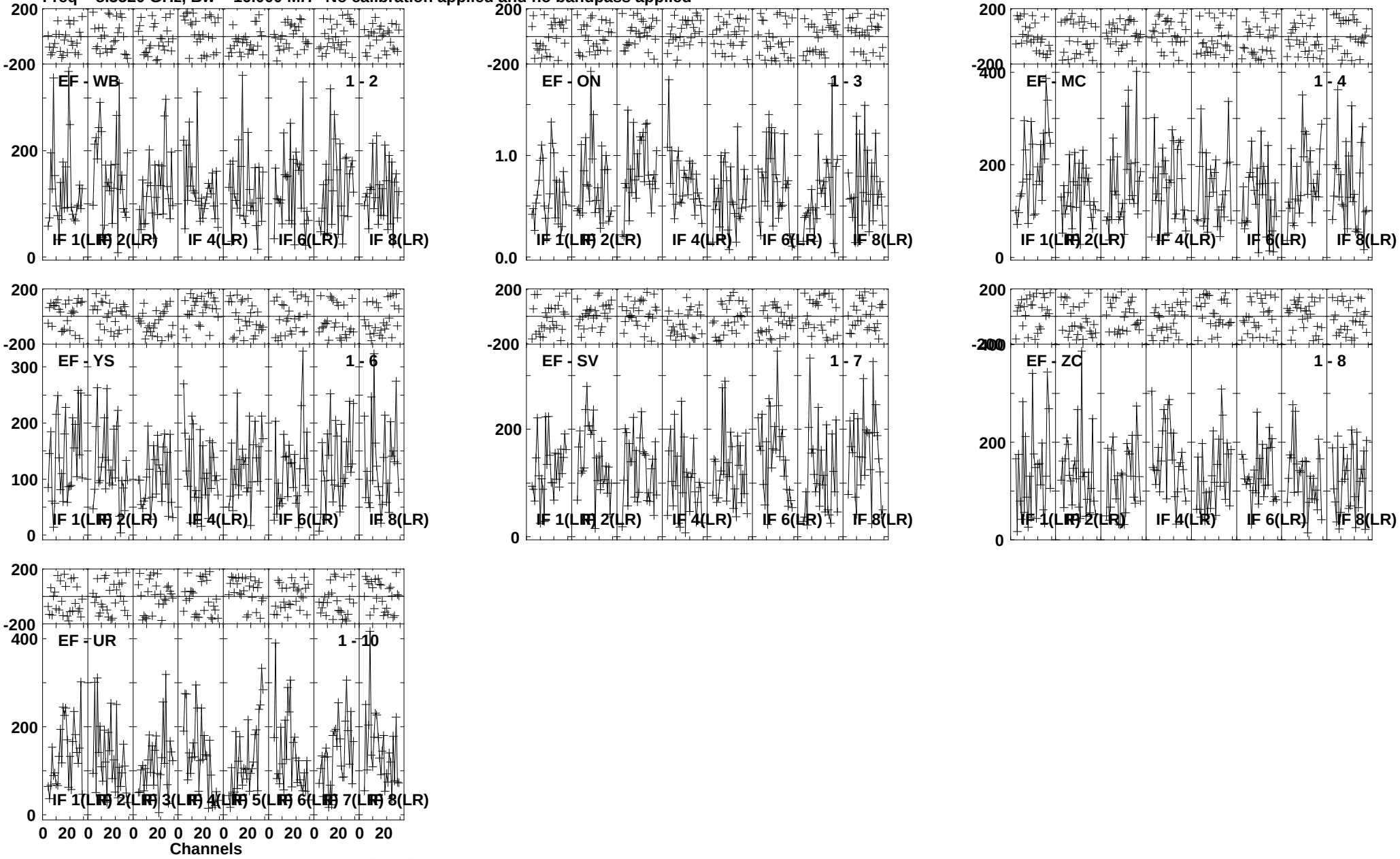

Lower frame: Micro Ampl Jy Top frame: Phas deg
Vector averaged cross-power spectrum Several baselines displayed
Timerange: 01/01:38:59 to 01/01:41:55

Plot file version 119 created 18-JUL-2013 23:04:11
J1128+5925 EP087B 2.UVDATA.1
Freq = 8.3520 GHz, Bw = 16.000 MH No calibration applied and no bandpass applied

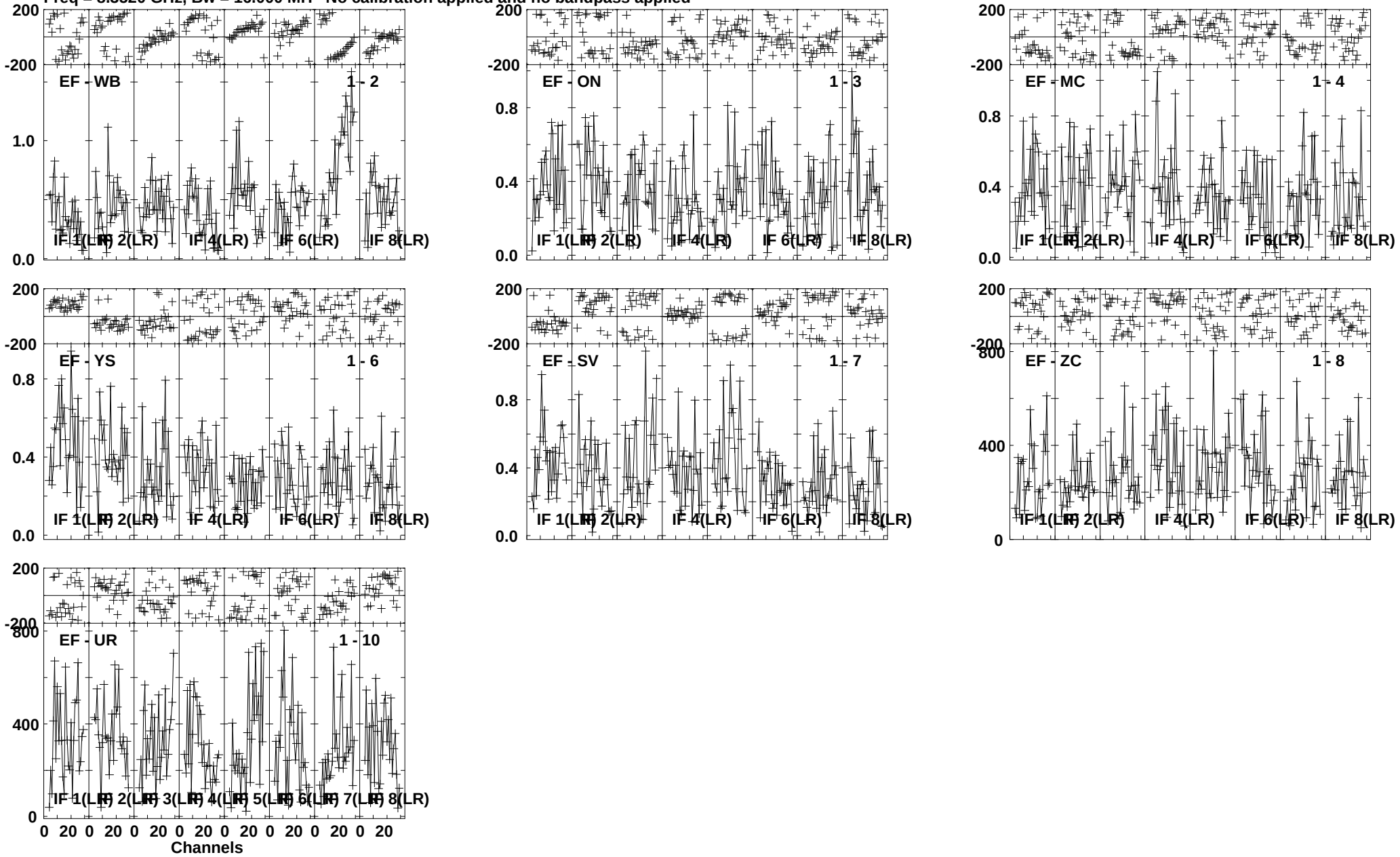

Lower frame: Milli Ampl Jy Top frame: Phas deg
Vector averaged cross-power spectrum Several baselines displayed
Timerange: 01/01:41:58 to 01/01:43:00

Plot file version 120 created 18-JUL-2013 23:04:13
ARP299B EP087B 2.UVDATA.1
Freq = 8.3520 GHz, Bw = 16.000 MH No calibration applied and no bandpass applied

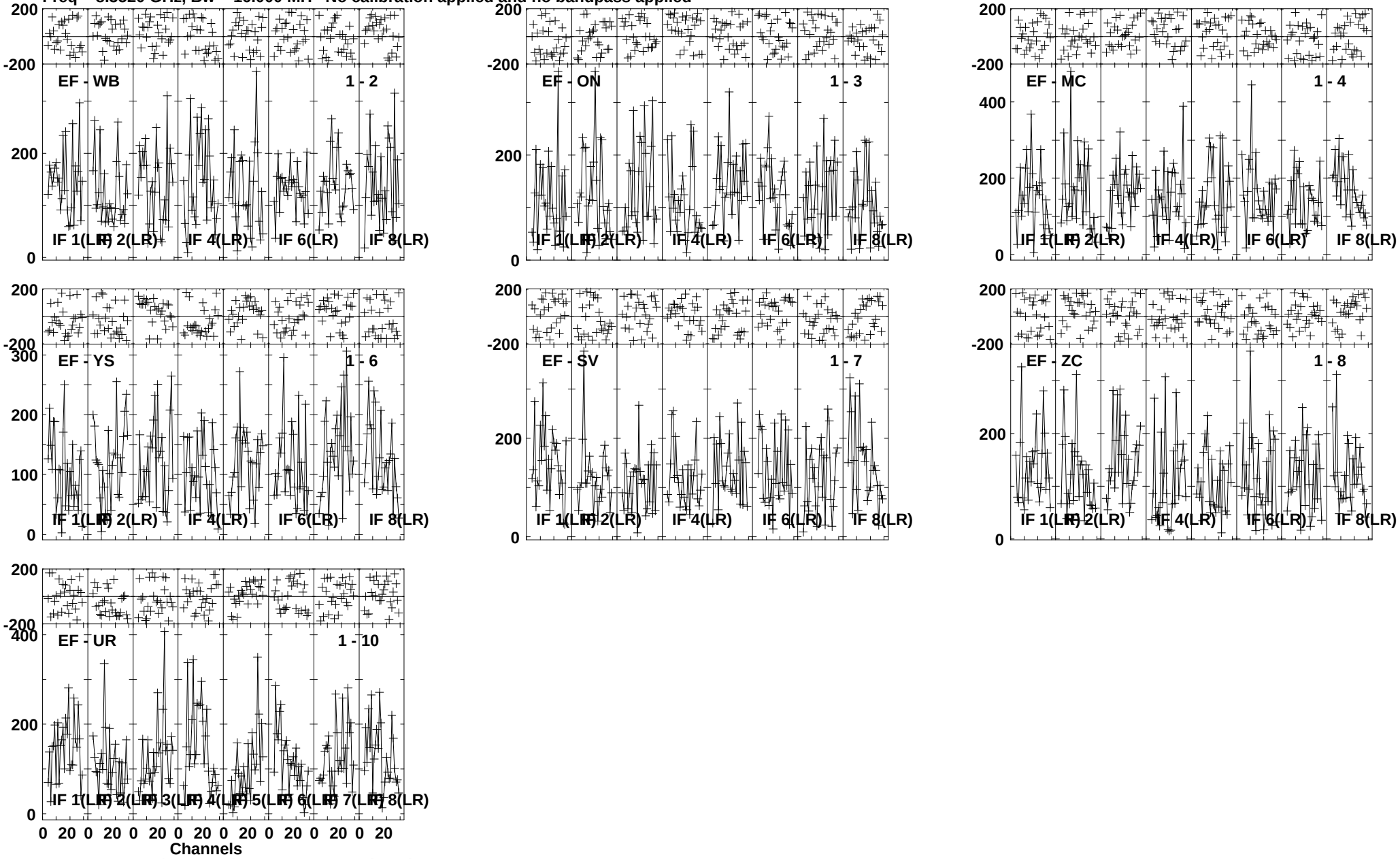

Lower frame: Micro Ampl Jy Top frame: Phas deg
Vector averaged cross-power spectrum Several baselines displayed
Timerange: 01/01:43:04 to 01/01:45:59

Plot file version 121 created 18-JUL-2013 23:04:19
J1128+5925 EP087B 2.UVDATA.1
Freq = 8.3520 GHz, Bw = 16.000 MH No calibration applied and no bandpass applied

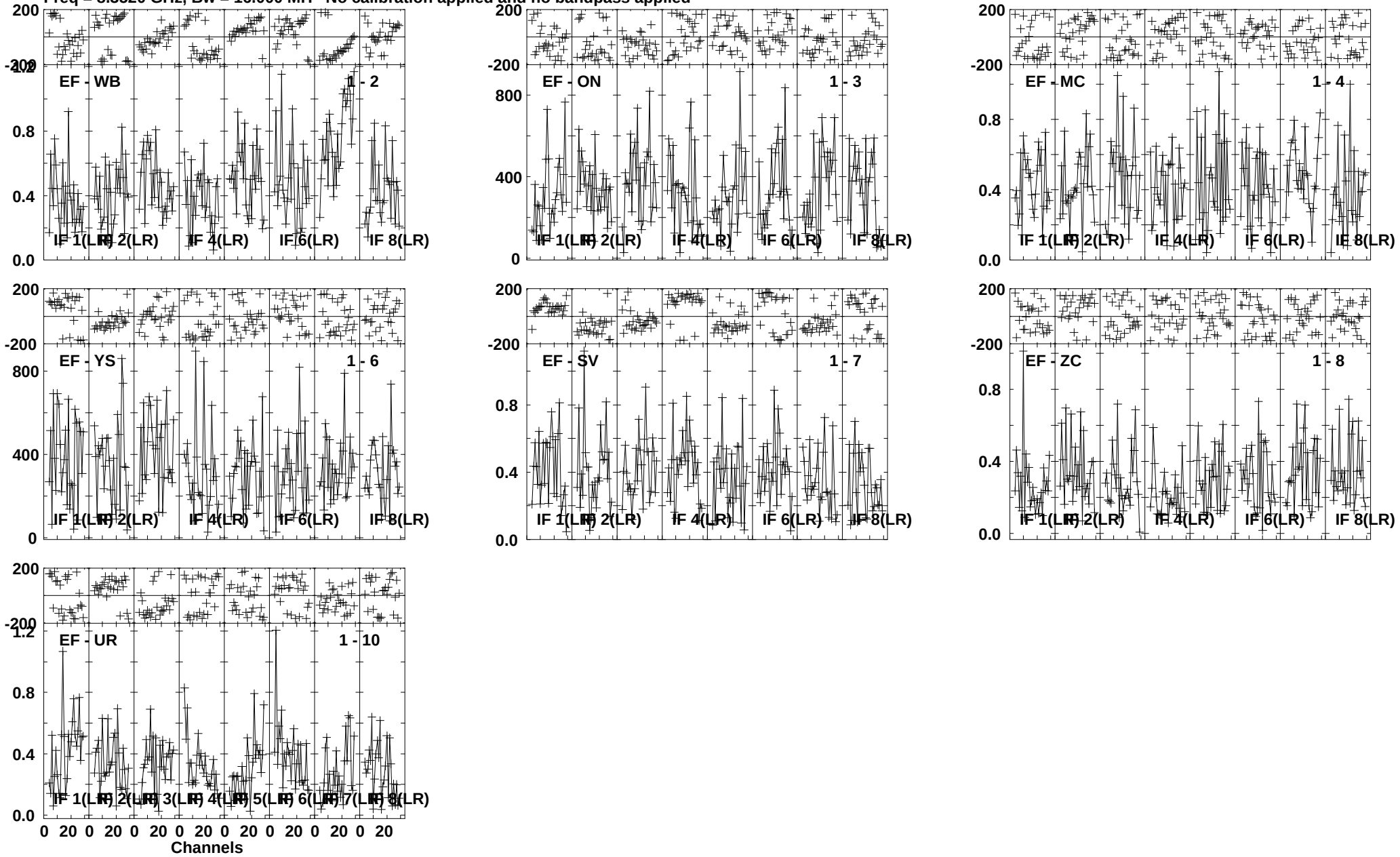

Lower frame: Milli Ampl Jy Top frame: Phas deg
Vector averaged cross-power spectrum Several baselines displayed
Timerange: 01/01:46:41 to 01/01:47:10

Plot file version 122 created 18-JUL-2013 23:04:21
ARP299B EP087B 2.UVDATA.1
Freq = 8.3520 GHz, Bw = 16.000 MH No calibration applied and no bandpass applied

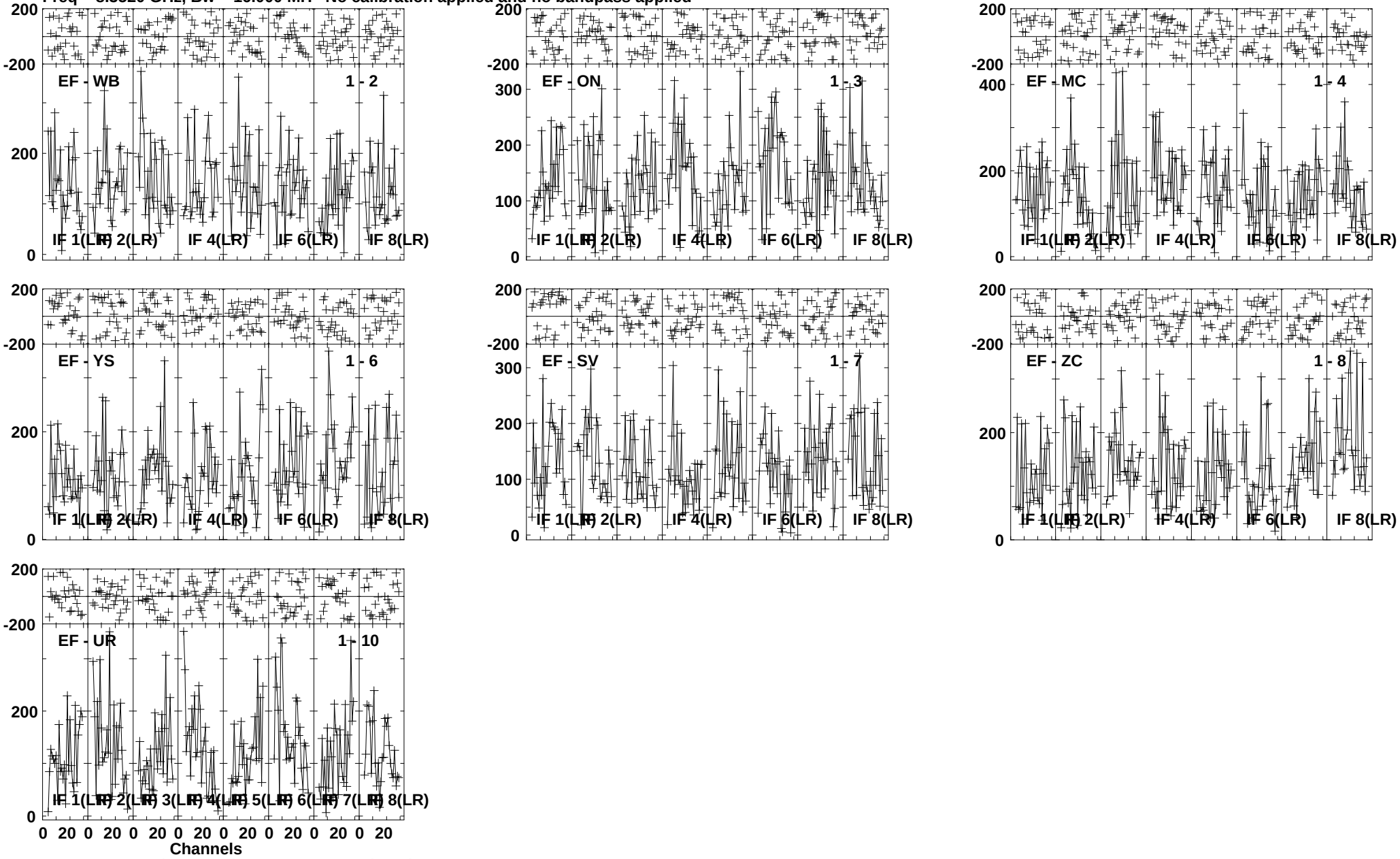

Lower frame: Micro Ampl Jy Top frame: Phas deg
Vector averaged cross-power spectrum Several baselines displayed
Timerange: 01/01:47:15 to 01/01:50:10

Plot file version 123 created 18-JUL-2013 23:04:27
J1128+5925 EP087B 2.UVDATA.1
Freq = 8.3520 GHz, Bw = 16.000 MH No calibration applied and no bandpass applied

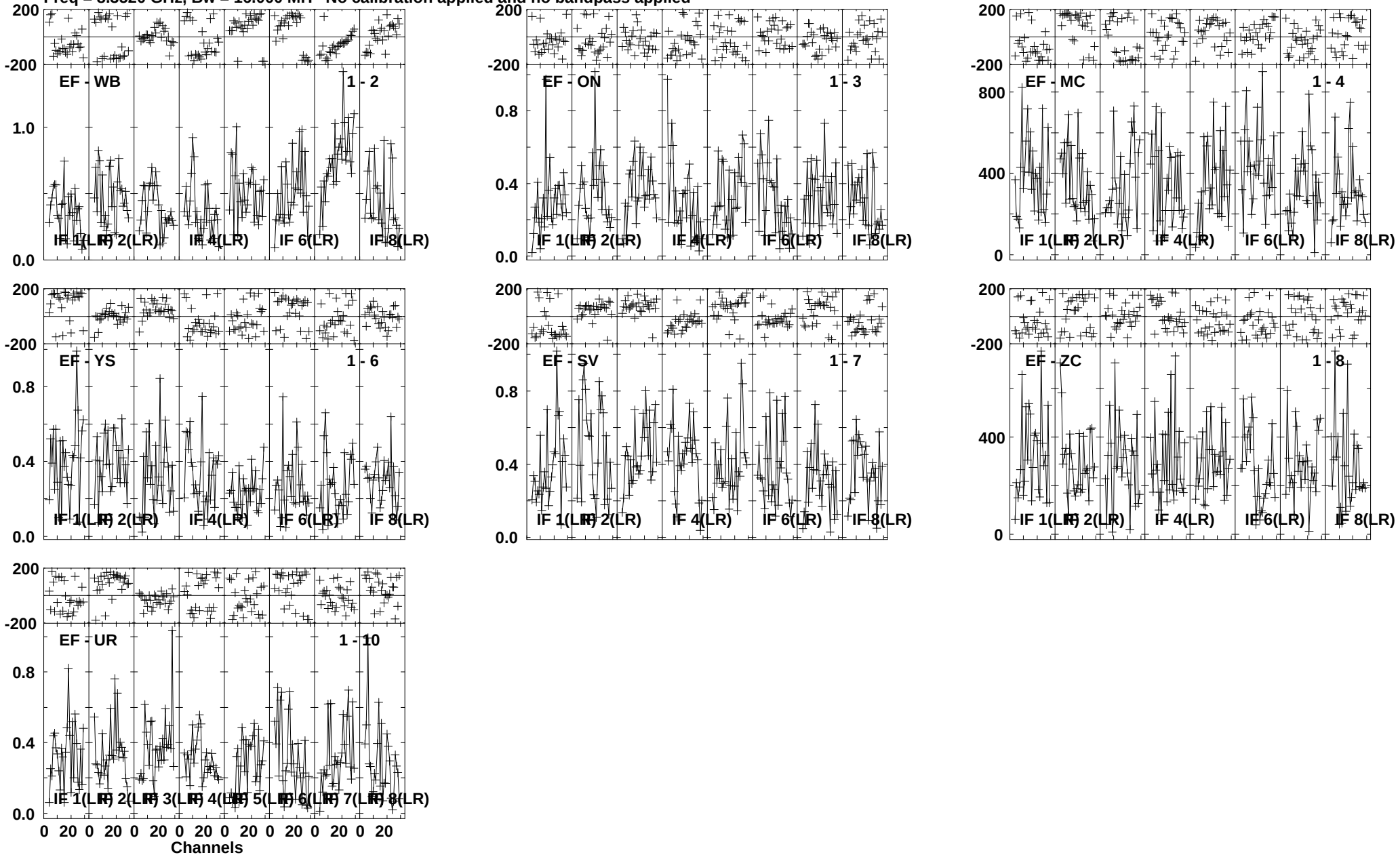

Lower frame: Milli Ampl Jy Top frame: Phas deg
Vector averaged cross-power spectrum Several baselines displayed
Timerange: 01/01:50:14 to 01/01:51:15

Plot file version 124 created 18-JUL-2013 23:04:29
ARP299B EP087B 2.UVDATA.1
Freq = 8.3520 GHz, Bw = 16.000 MH No calibration applied and no bandpass applied



Lower frame: Micro Ampl Jy Top frame: Phas deg
Vector averaged cross-power spectrum Several baselines displayed
Timerange: 01/01:51:18 to 01/01:54:15

Plot file version 125 created 18-JUL-2013 23:04:34
J1128+5925 EP087B 2.UVDATA.1
Freq = 8.3520 GHz, Bw = 16.000 MH No calibration applied and no bandpass applied

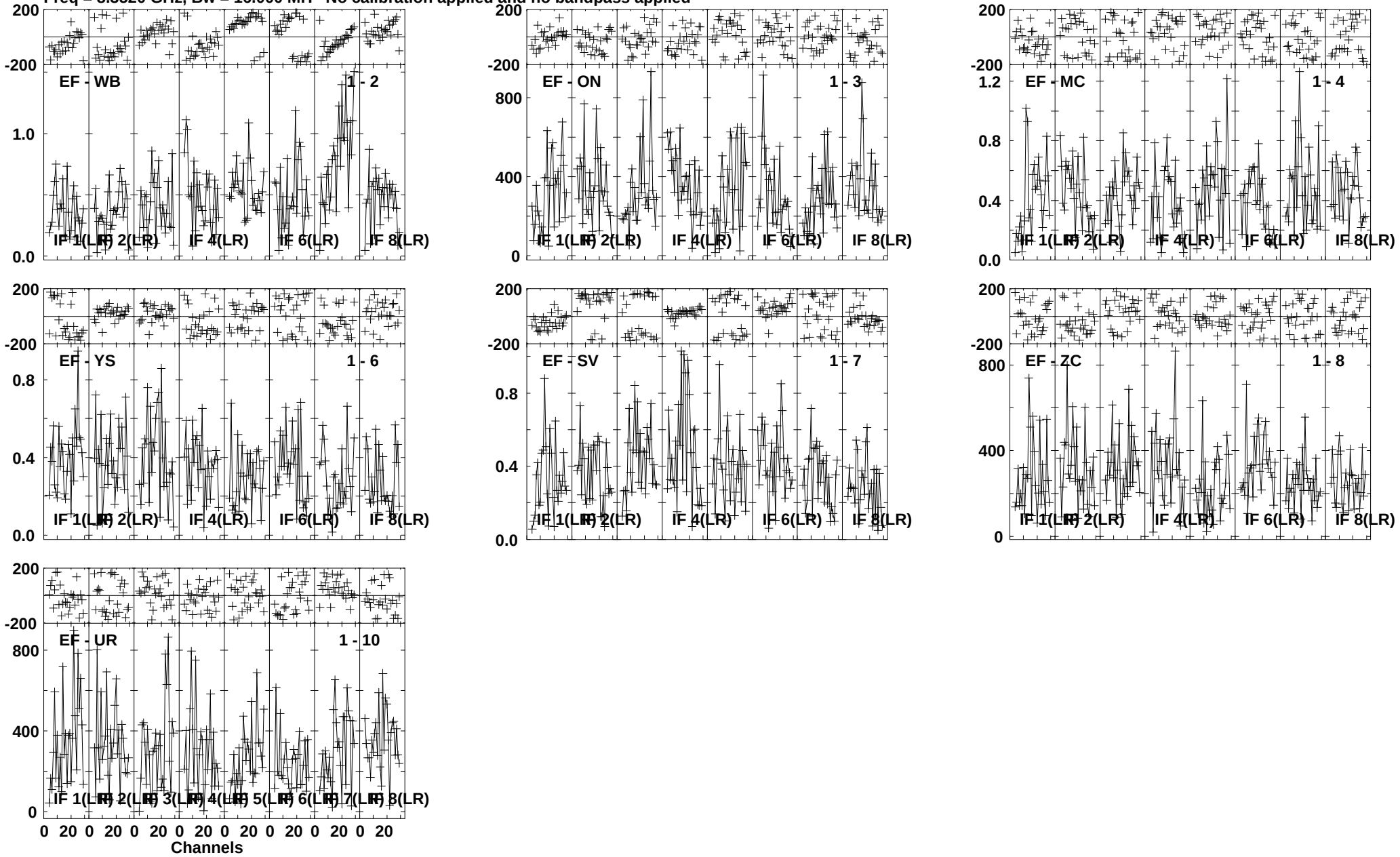

Lower frame: Milli Ampl Jy Top frame: Phas deg
Vector averaged cross-power spectrum Several baselines displayed
Timerange: 01/01:54:55 to 01/01:55:24

Plot file version 126 created 18-JUL-2013 23:04:35
ARP299B EP087B 2.UVDATA.1
Freq = 8.3520 GHz, Bw = 16.000 MH No calibration applied and no bandpass applied

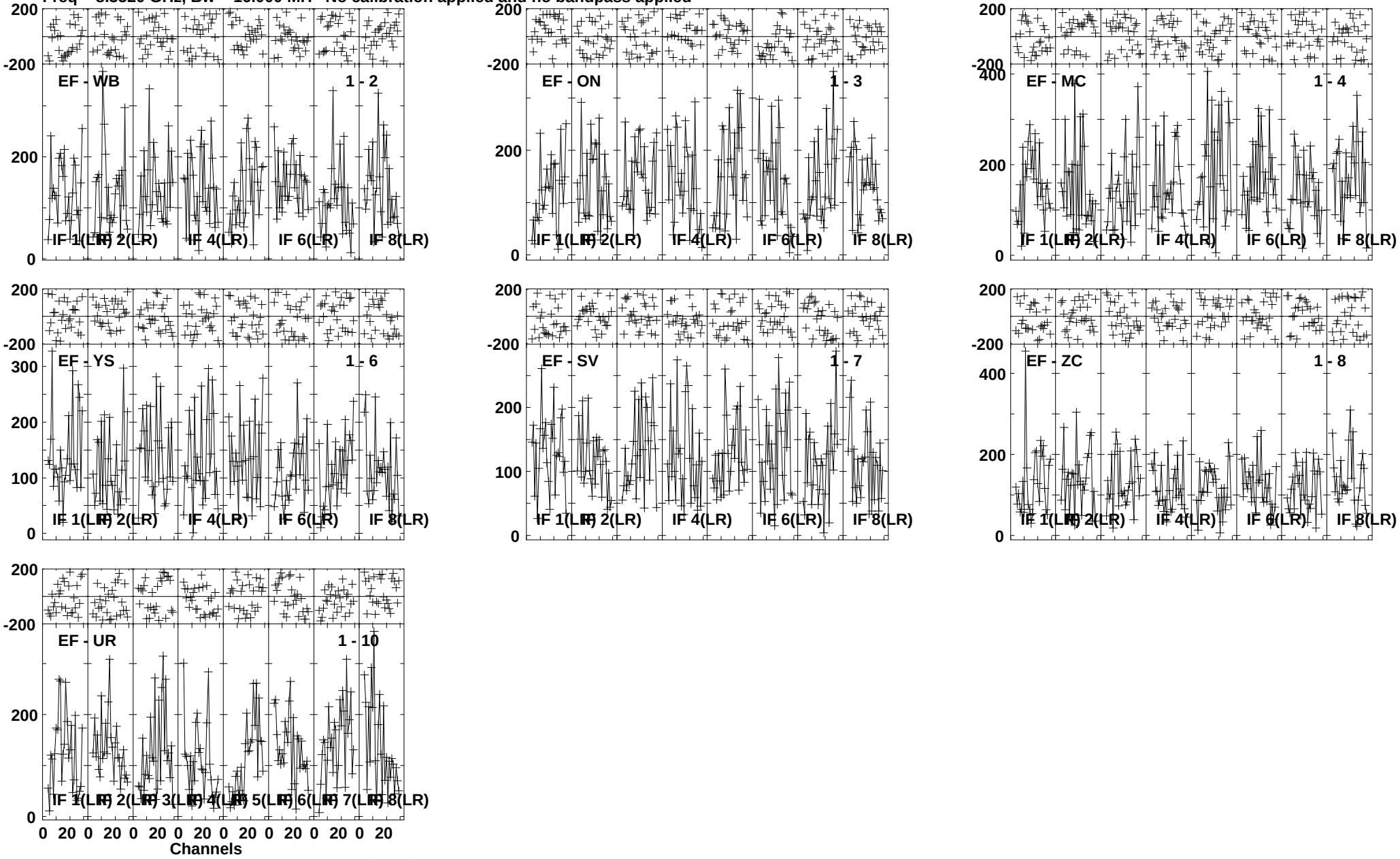

Lower frame: Micro Ampl Jy Top frame: Phas deg
Vector averaged cross-power spectrum Several baselines displayed
Timerange: 01/01:55:29 to 01/01:58:25

Plot file version 127 created 18-JUL-2013 23:04:40
J1128+5925 EP087B 2.UVDATA.1
Freq = 8.3520 GHz, Bw = 16.000 MH No calibration applied and no bandpass applied

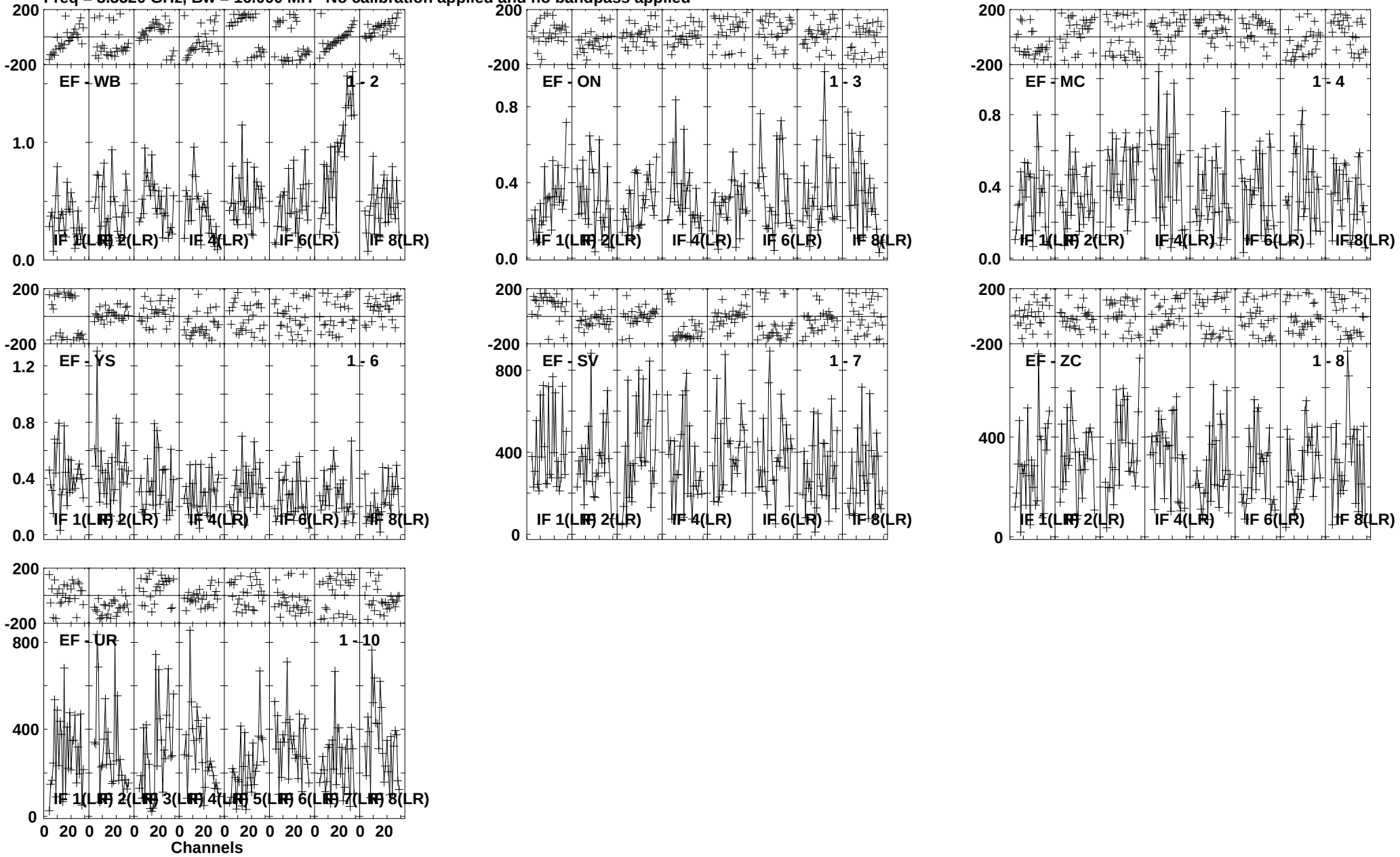

Lower frame: Milli Ampl Jy Top frame: Phas deg
Vector averaged cross-power spectrum Several baselines displayed
Timerange: 01/01:58:27 to 01/01:59:29

Plot file version 128 created 18-JUL-2013 23:04:42
ARP299B EP087B 2.UVDATA.1
Freq = 8.3520 GHz, Bw = 16.000 MH No calibration applied and no bandpass applied



Lower frame: Micro Ampl Jy Top frame: Phas deg
Vector averaged cross-power spectrum Several baselines displayed
Timerange: 01/01:59:34 to 01/02:02:30

Plot file version 129 created 18-JUL-2013 23:04:47
J1128+5925 EP087B 2.UVDATA.1
Freq = 8.3520 GHz, Bw = 16.000 MH No calibration applied and no bandpass applied

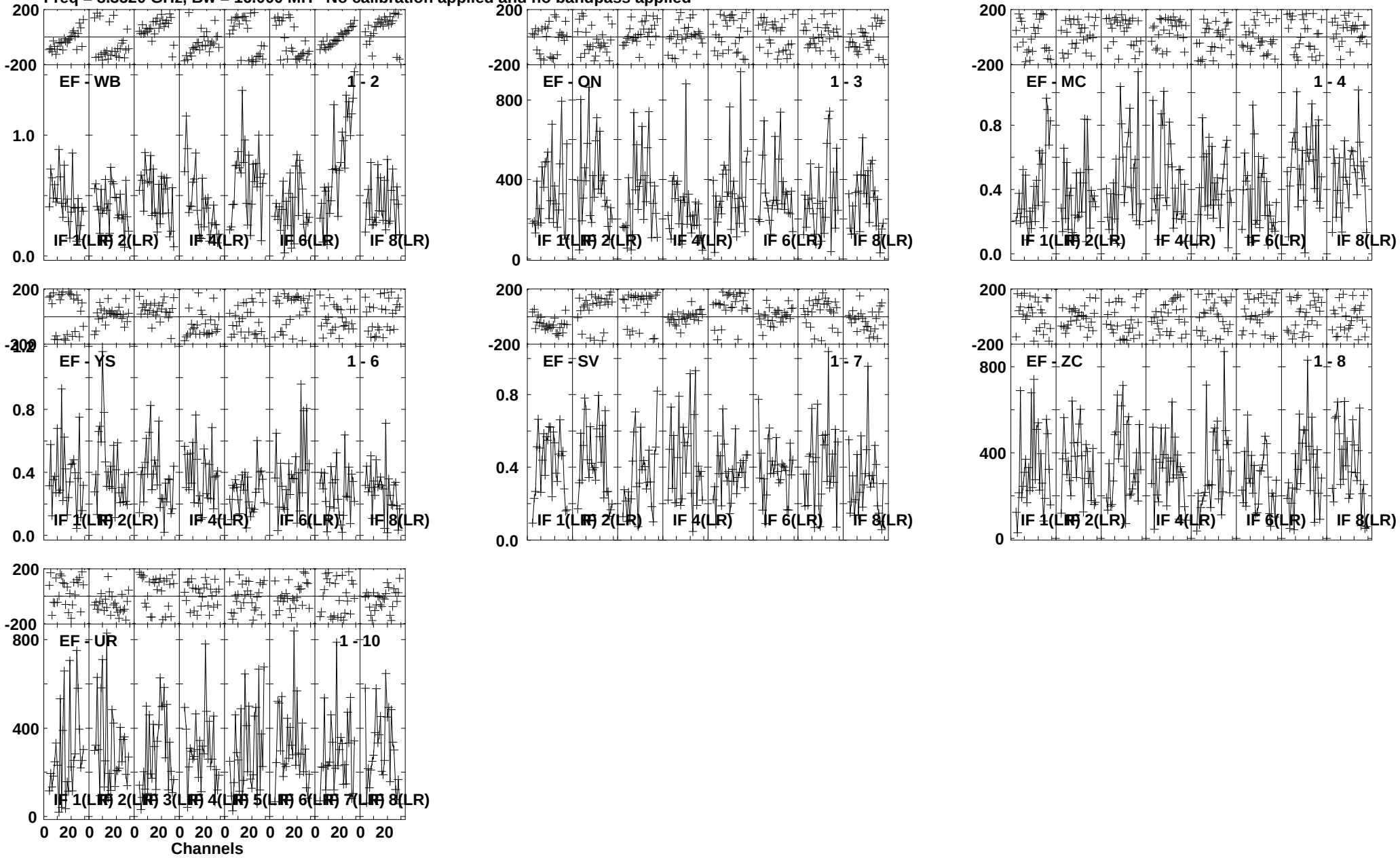

Lower frame: Milli Ampl Jy Top frame: Phas deg
Vector averaged cross-power spectrum Several baselines displayed
Timerange: 01/02:03:10 to 01/02:03:39

Plot file version 130 created 18-JUL-2013 23:04:48
ARP299B EP087B 2.UVDATA.1
Freq = 8.3520 GHz, Bw = 16.000 MH No calibration applied and no bandpass applied



Lower frame: Micro Ampl Jy Top frame: Phas deg
Vector averaged cross-power spectrum Several baselines displayed
Timerange: 01/02:03:43 to 01/02:06:39

Plot file version 131 created 18-JUL-2013 23:04:53
J1128+5925 EP087B 2.UVDATA.1
Freq = 8.3520 GHz, Bw = 16.000 MH No calibration applied and no bandpass applied

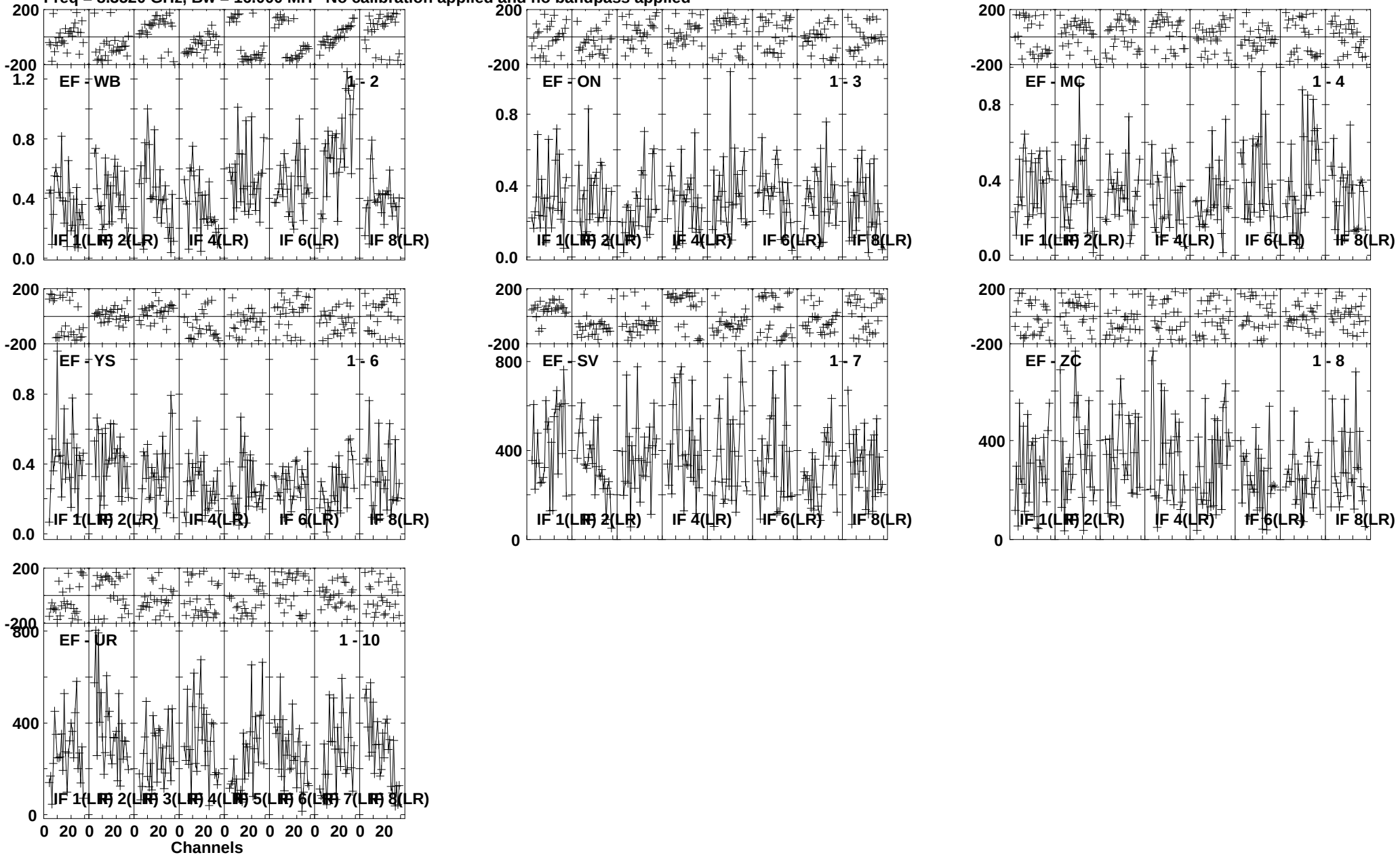

Lower frame: Milli Ampl Jy Top frame: Phas deg
Vector averaged cross-power spectrum Several baselines displayed
Timerange: 01/02:06:44 to 01/02:07:44

Plot file version 132 created 18-JUL-2013 23:04:55
ARP299B EP087B 2.UVDATA.1
Freq = 8.3520 GHz, Bw = 16.000 MH No calibration applied and no bandpass applied

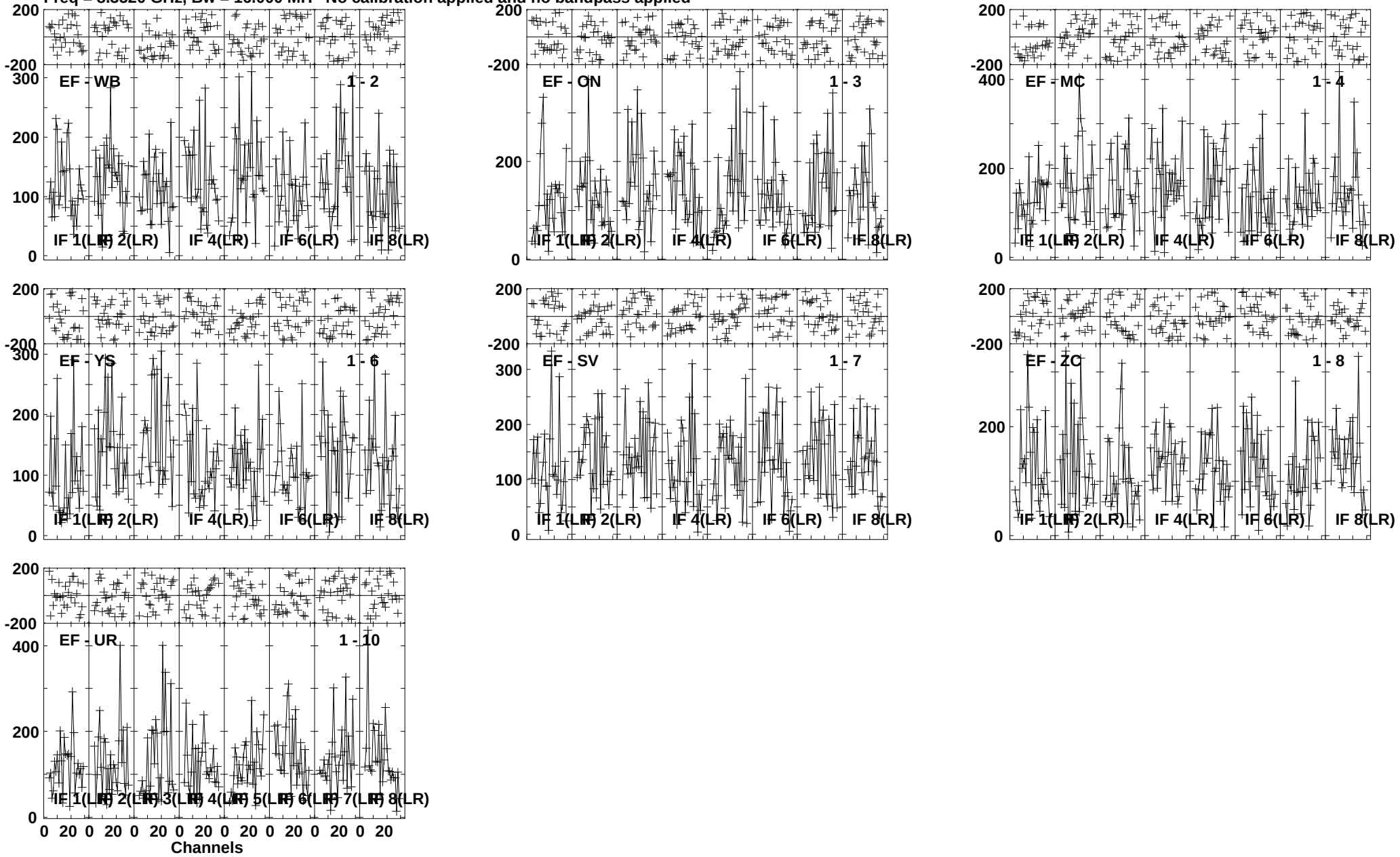

Lower frame: Micro Ampl Jy Top frame: Phas deg
Vector averaged cross-power spectrum Several baselines displayed
Timerange: 01/02:07:49 to 01/02:10:45

Plot file version 133 created 18-JUL-2013 23:04:59
J1128+5925 EP087B 2.UVDATA.1
Freq = 8.3520 GHz, Bw = 16.000 MH No calibration applied and no bandpass applied

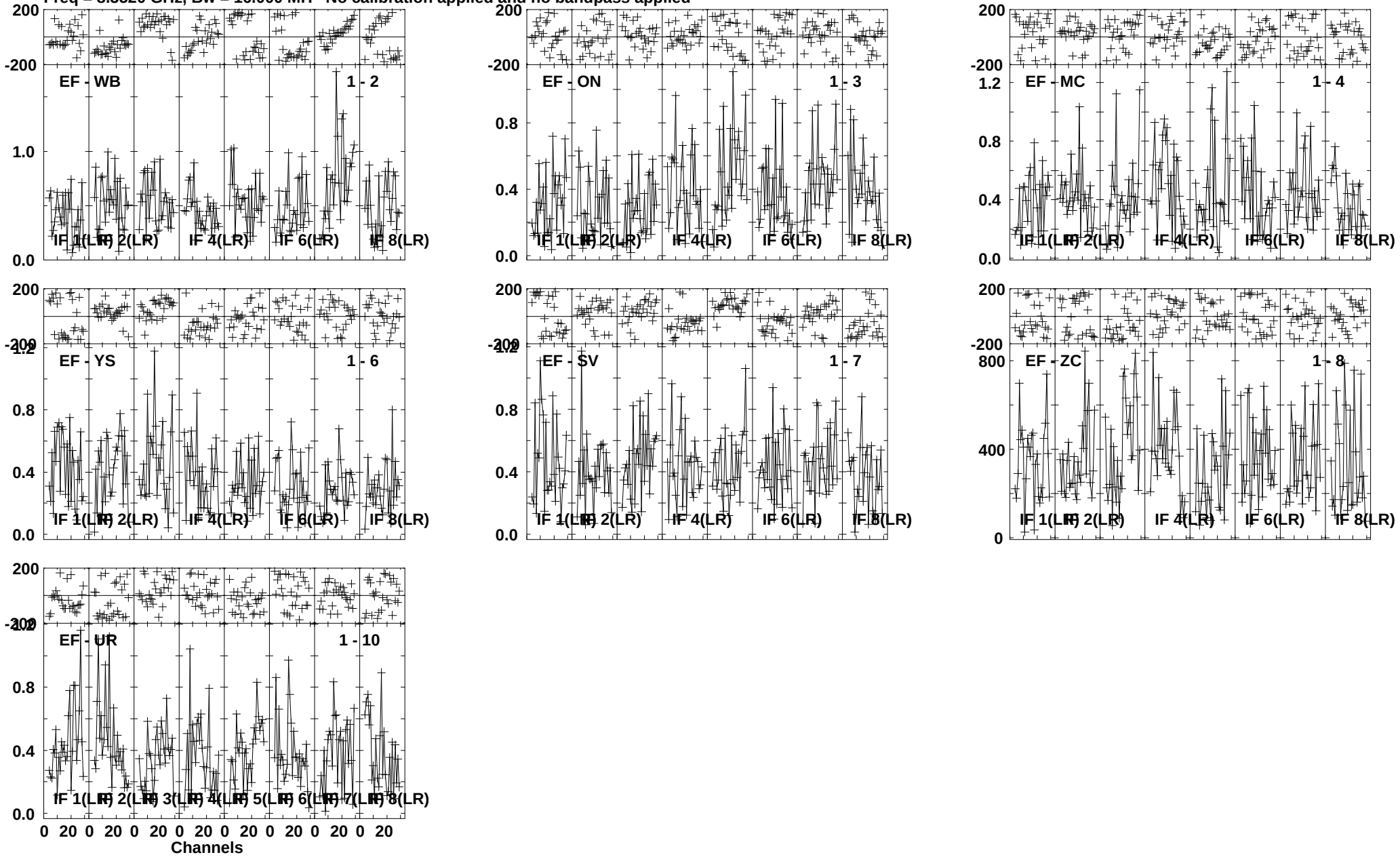

Lower frame: Milli Ampl Jy Top frame: Phas deg
Vector averaged cross-power spectrum Several baselines displayed
Timerange: 01/02:11:25 to 01/02:11:55

Plot file version 134 created 18-JUL-2013 23:05:00
ARP299B EP087B 2.UVDATA.1
Freq = 8.3520 GHz, Bw = 16.000 MH No calibration applied and no bandpass applied



Lower frame: Micro Ampl Jy Top frame: Phas deg
Vector averaged cross-power spectrum Several baselines displayed
Timerange: 01/02:11:58 to 01/02:14:54

Plot file version 135 created 18-JUL-2013 23:05:05
J1128+5925 EP087B 2.UVDATA.1
Freq = 8.3520 GHz, Bw = 16.000 MH No calibration applied and no bandpass applied

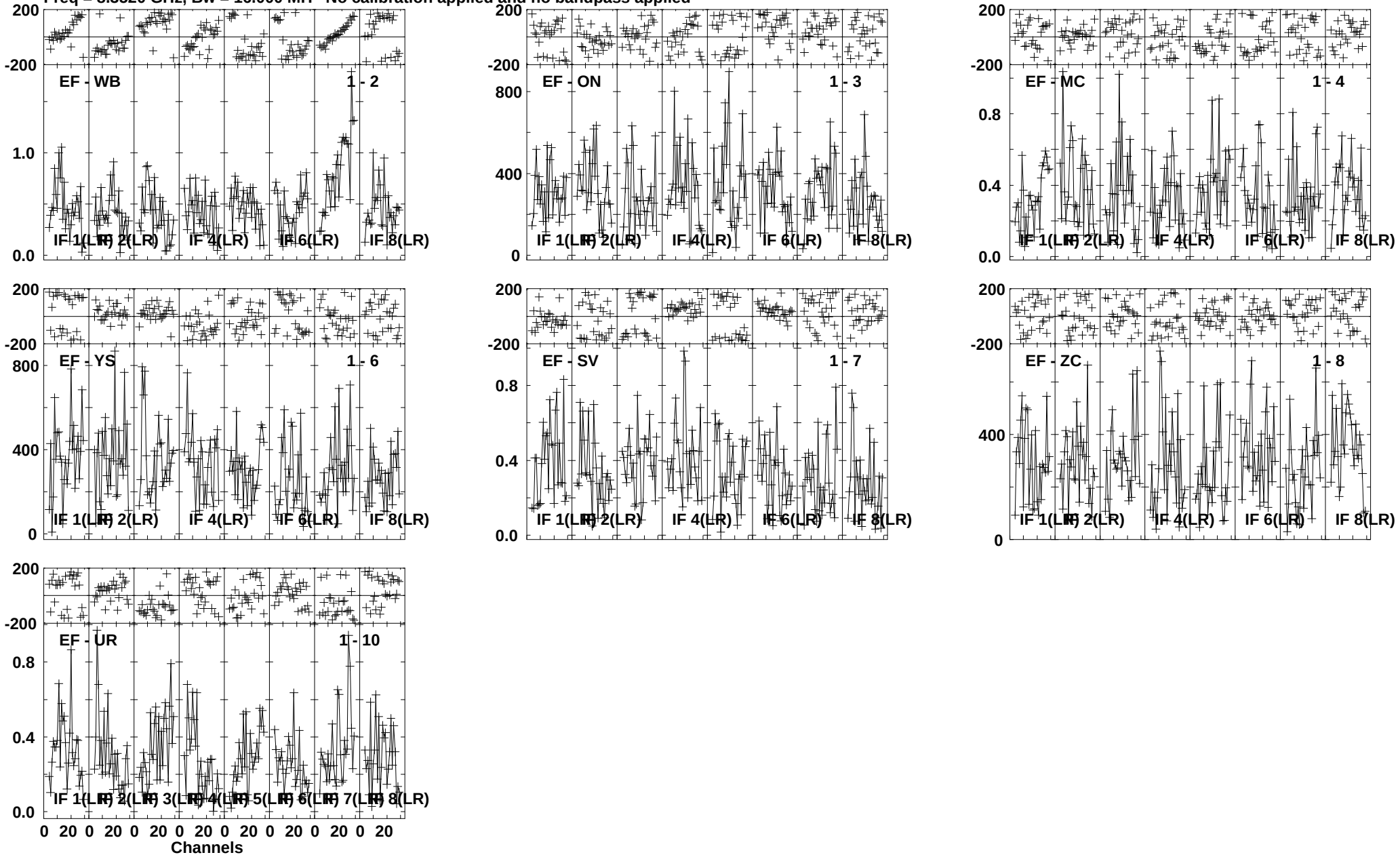

Lower frame: Milli Ampl Jy Top frame: Phas deg
Vector averaged cross-power spectrum Several baselines displayed
Timerange: 01/02:14:58 to 01/02:16:00

Plot file version 136 created 18-JUL-2013 23:05:07
ARP299B EP087B 2.UVDATA.1
Freq = 8.3520 GHz, Bw = 16.000 MH No calibration applied and no bandpass applied

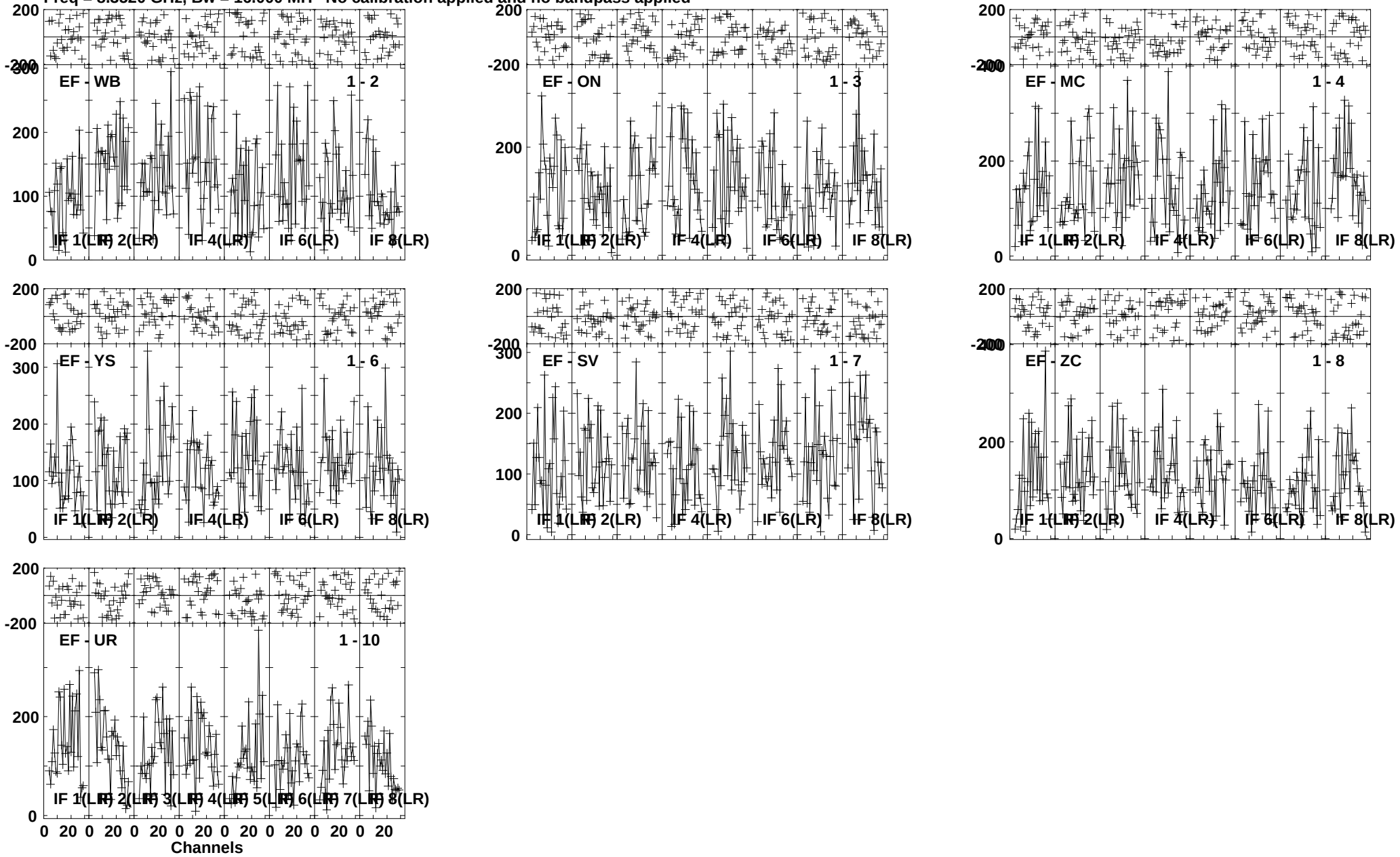

Lower frame: Micro Ampl Jy Top frame: Phas deg
Vector averaged cross-power spectrum Several baselines displayed
Timerange: 01/02:16:03 to 01/02:18:59

Plot file version 137 created 18-JUL-2013 23:05:11
J1128+5925 EP087B 2.UVDATA.1
Freq = 8.3520 GHz, Bw = 16.000 MH No calibration applied and no bandpass applied



Lower frame: Milli Ampl Jy Top frame: Phas deg
Vector averaged cross-power spectrum Several baselines displayed
Timerange: 01/02:19:41 to 01/02:20:10

Plot file version 138 created 18-JUL-2013 23:05:13
ARP299B EP087B 2.UVDATA.1
Freq = 8.3520 GHz, Bw = 16.000 MH No calibration applied and no bandpass applied

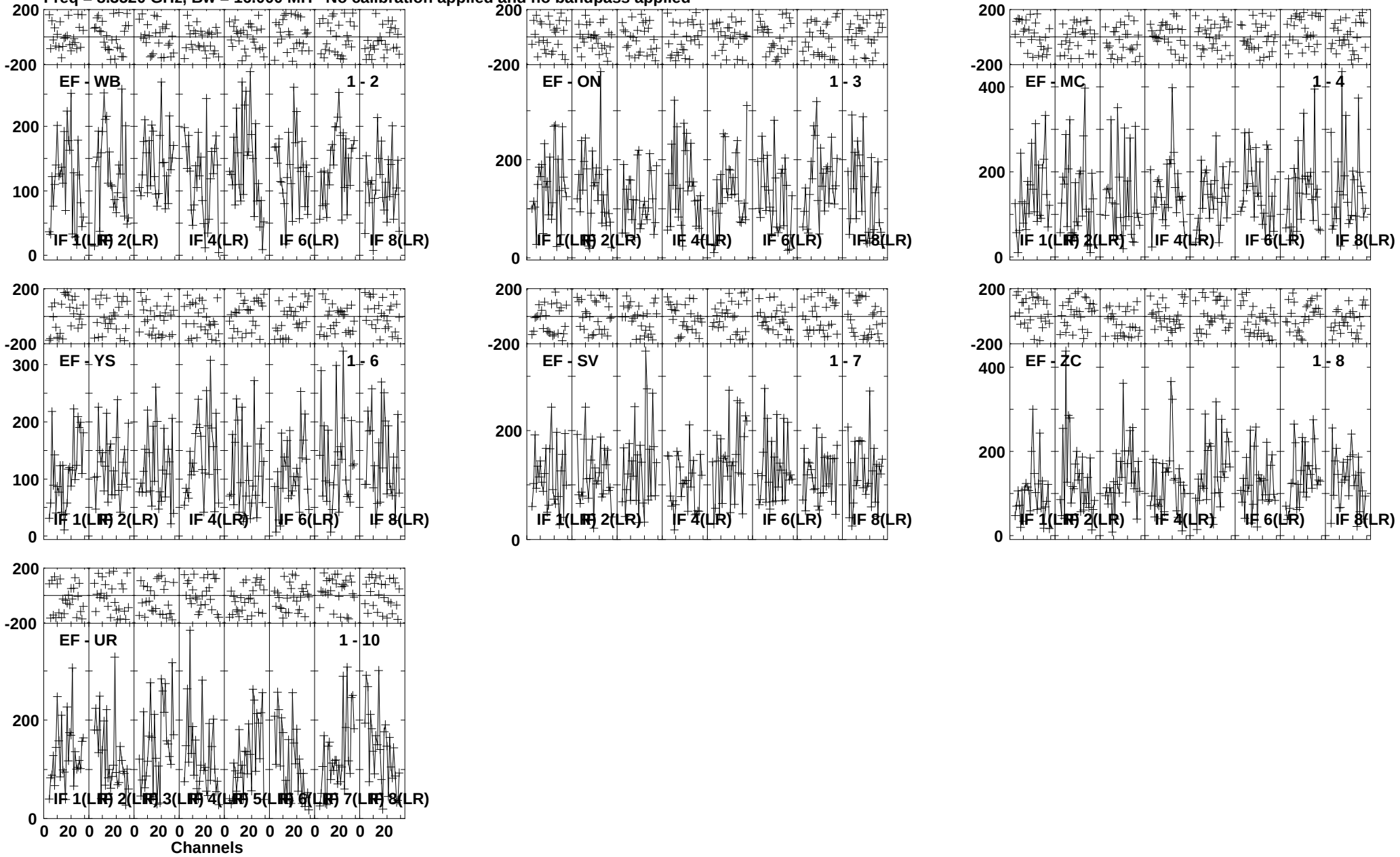

Lower frame: Micro Ampl Jy Top frame: Phas deg
Vector averaged cross-power spectrum Several baselines displayed
Timerange: 01/02:20:14 to 01/02:23:10

Plot file version 139 created 18-JUL-2013 23:05:18
J1128+5925 EP087B 2.UVDATA.1
Freq = 8.3520 GHz, Bw = 16.000 MH No calibration applied and no bandpass applied

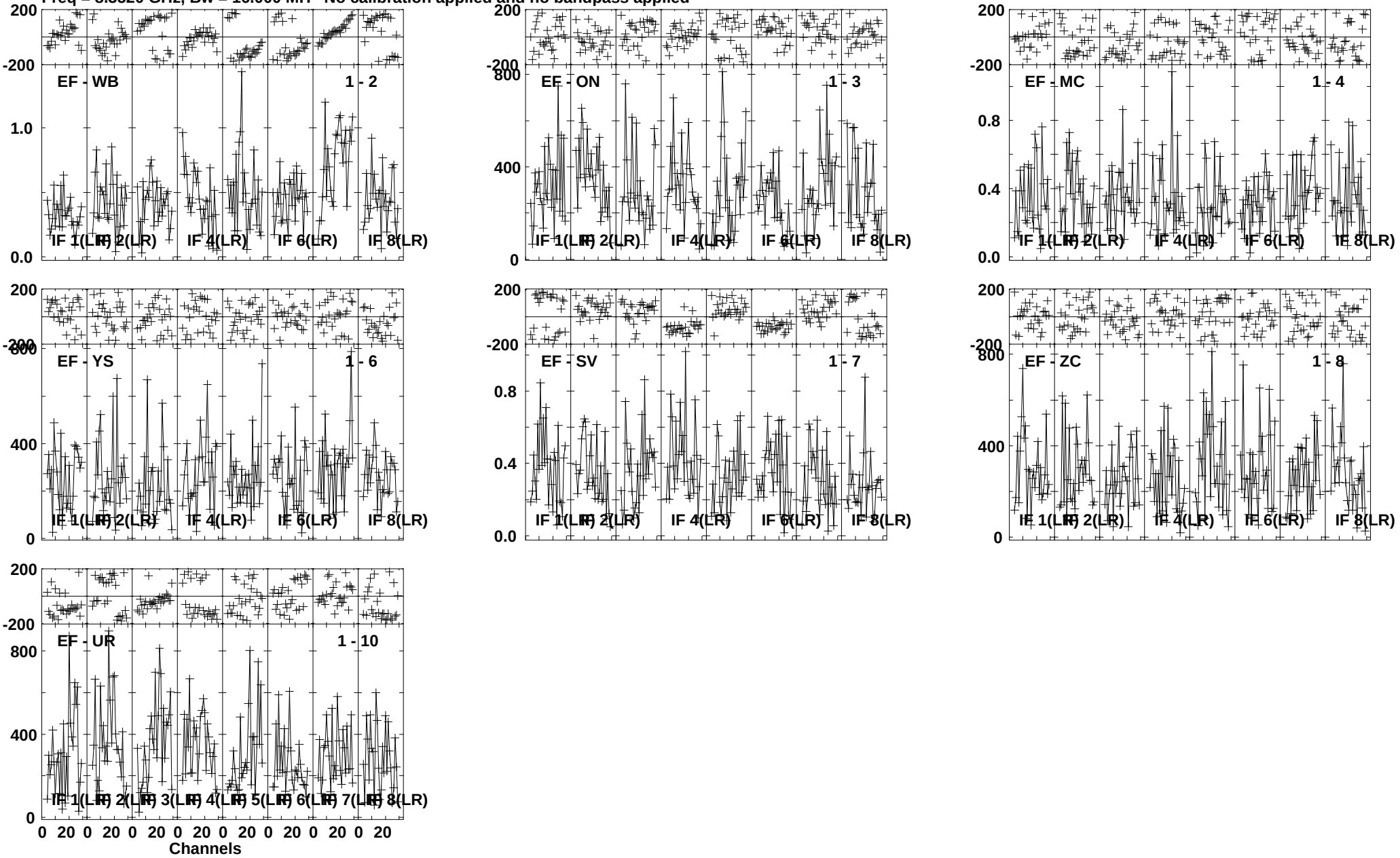

Lower frame: Milli Ampl Jy Top frame: Phas deg
Vector averaged cross-power spectrum Several baselines displayed
Timerange: 01/02:23:13 to 01/02:24:15

Plot file version 140 created 18-JUL-2013 23:05:19
ARP299B EP087B 2.UVDATA.1
Freq = 8.3520 GHz, Bw = 16.000 MH No calibration applied and no bandpass applied

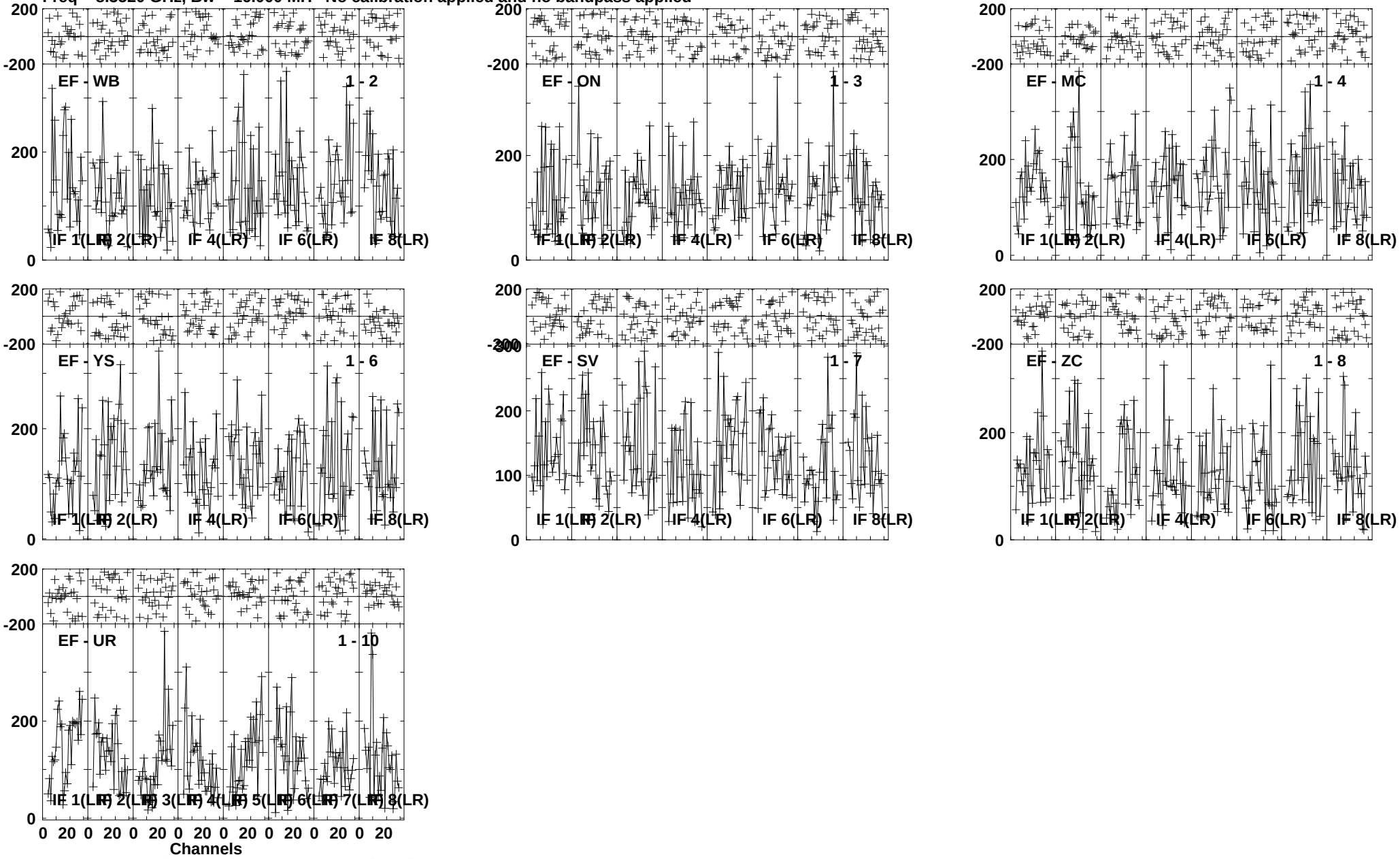

Lower frame: Micro Ampl Jy Top frame: Phas deg
Vector averaged cross-power spectrum Several baselines displayed
Timerange: 01/02:24:19 to 01/02:27:15

Plot file version 141 created 18-JUL-2013 23:05:24
J1128+5925 EP087B 2.UVDATA.1
Freq = 8.3520 GHz, Bw = 16.000 MH No calibration applied and no bandpass applied

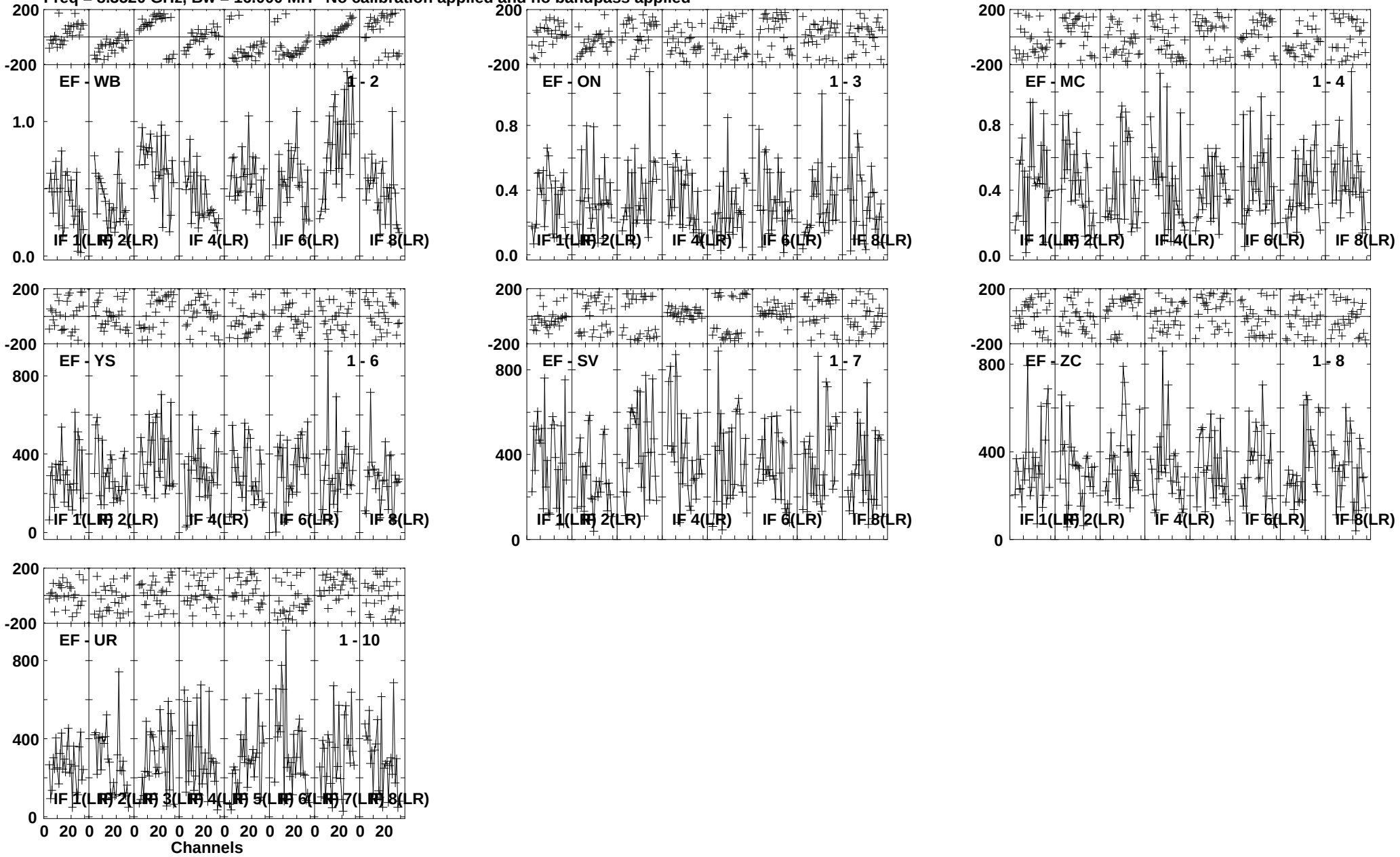

Lower frame: Milli Ampl Jy Top frame: Phas deg
Vector averaged cross-power spectrum Several baselines displayed
Timerange: 01/02:27:56 to 01/02:28:25

Plot file version 142 created 18-JUL-2013 23:05:25
ARP299B EP087B 2.UVDATA.1
Freq = 8.3520 GHz, Bw = 16.000 MH No calibration applied and no bandpass applied



Lower frame: Micro Ampl Jy Top frame: Phas deg
Vector averaged cross-power spectrum Several baselines displayed
Timerange: 01/02:28:29 to 01/02:31:25

Plot file version 143 created 18-JUL-2013 23:05:30
J1128+5925 EP087B 2.UVDATA.1
Freq = 8.3520 GHz, Bw = 16.000 MH No calibration applied and no bandpass applied

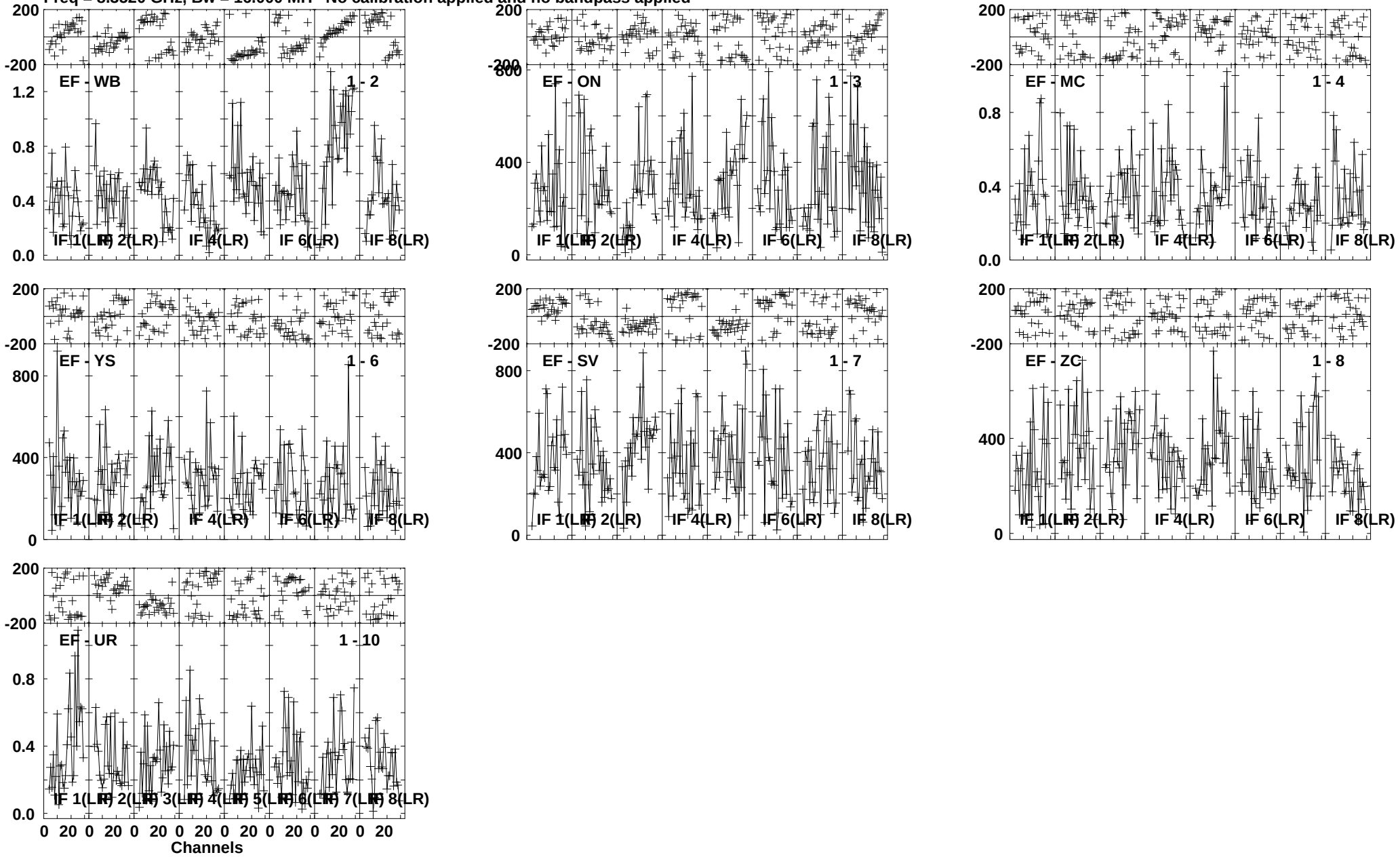

Lower frame: Milli Ampl Jy Top frame: Phas deg
Vector averaged cross-power spectrum Several baselines displayed
Timerange: 01/02:31:29 to 01/02:32:29

Plot file version 144 created 18-JUL-2013 23:05:32
ARP299B EP087B 2.UVDATA.1
Freq = 8.3520 GHz, Bw = 16.000 MH No calibration applied and no bandpass applied

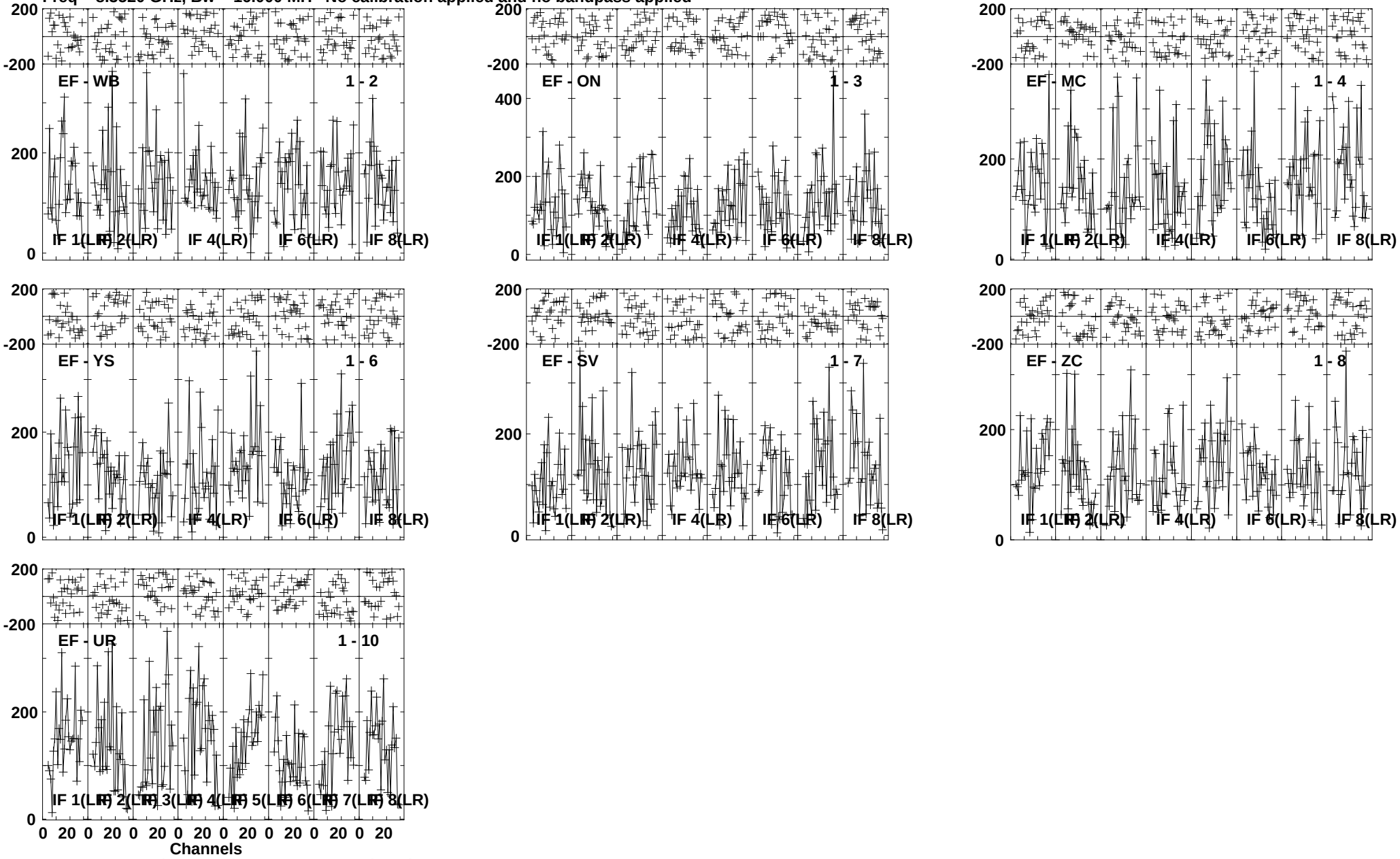

Lower frame: Micro Ampl Jy Top frame: Phas deg
Vector averaged cross-power spectrum Several baselines displayed
Timerange: 01/02:32:34 to 01/02:35:30

Plot file version 145 created 18-JUL-2013 23:05:36
J1128+5925 EP087B 2.UVDATA.1
Freq = 8.3520 GHz, Bw = 16.000 MH No calibration applied and no bandpass applied

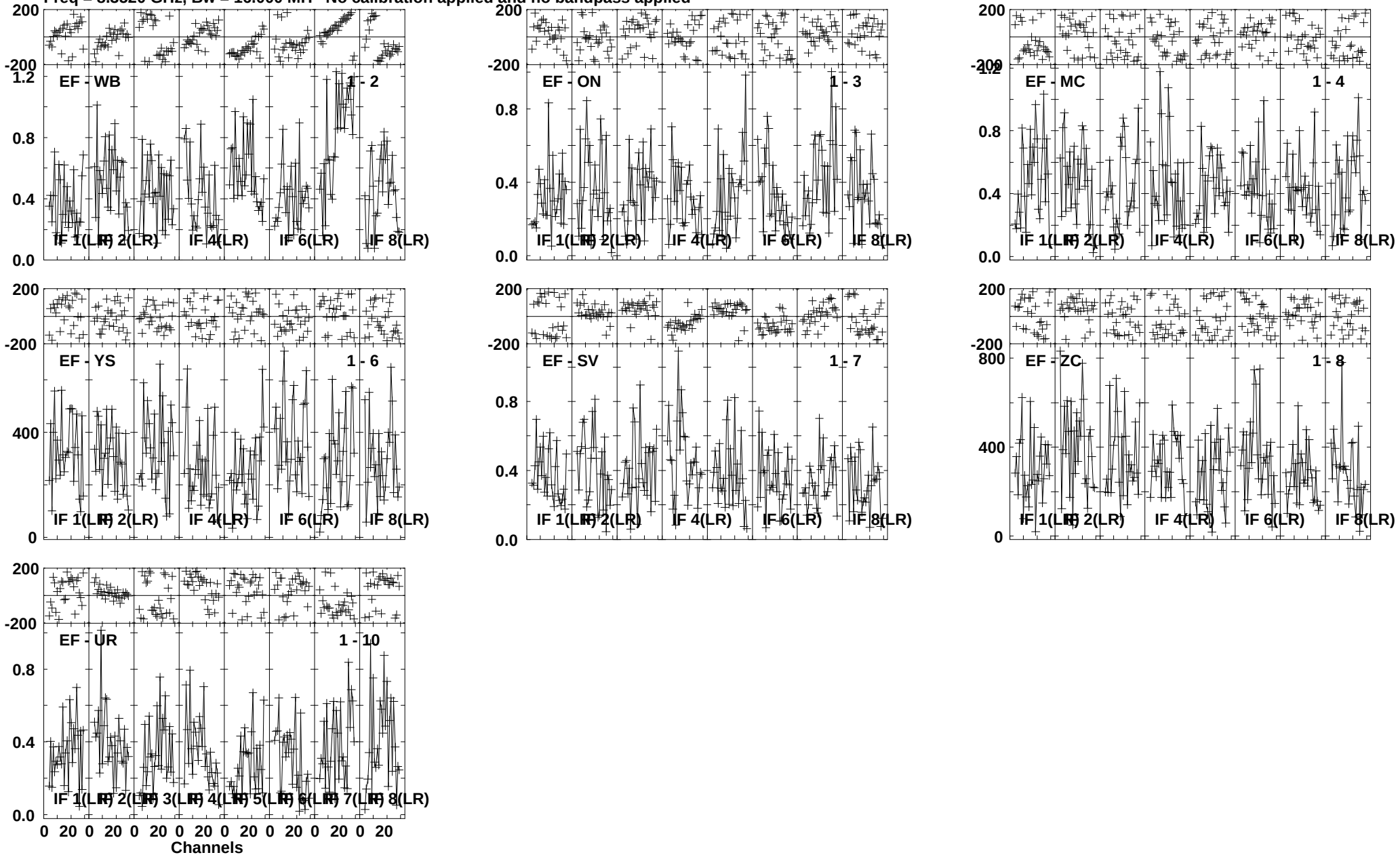

Lower frame: Milli Ampl Jy Top frame: Phas deg
Vector averaged cross-power spectrum Several baselines displayed
Timerange: 01/02:36:10 to 01/02:36:40

Plot file version 146 created 18-JUL-2013 23:05:38
ARP299B EP087B 2.UVDATA.1
Freq = 8.3520 GHz, Bw = 16.000 MH No calibration applied and no bandpass applied

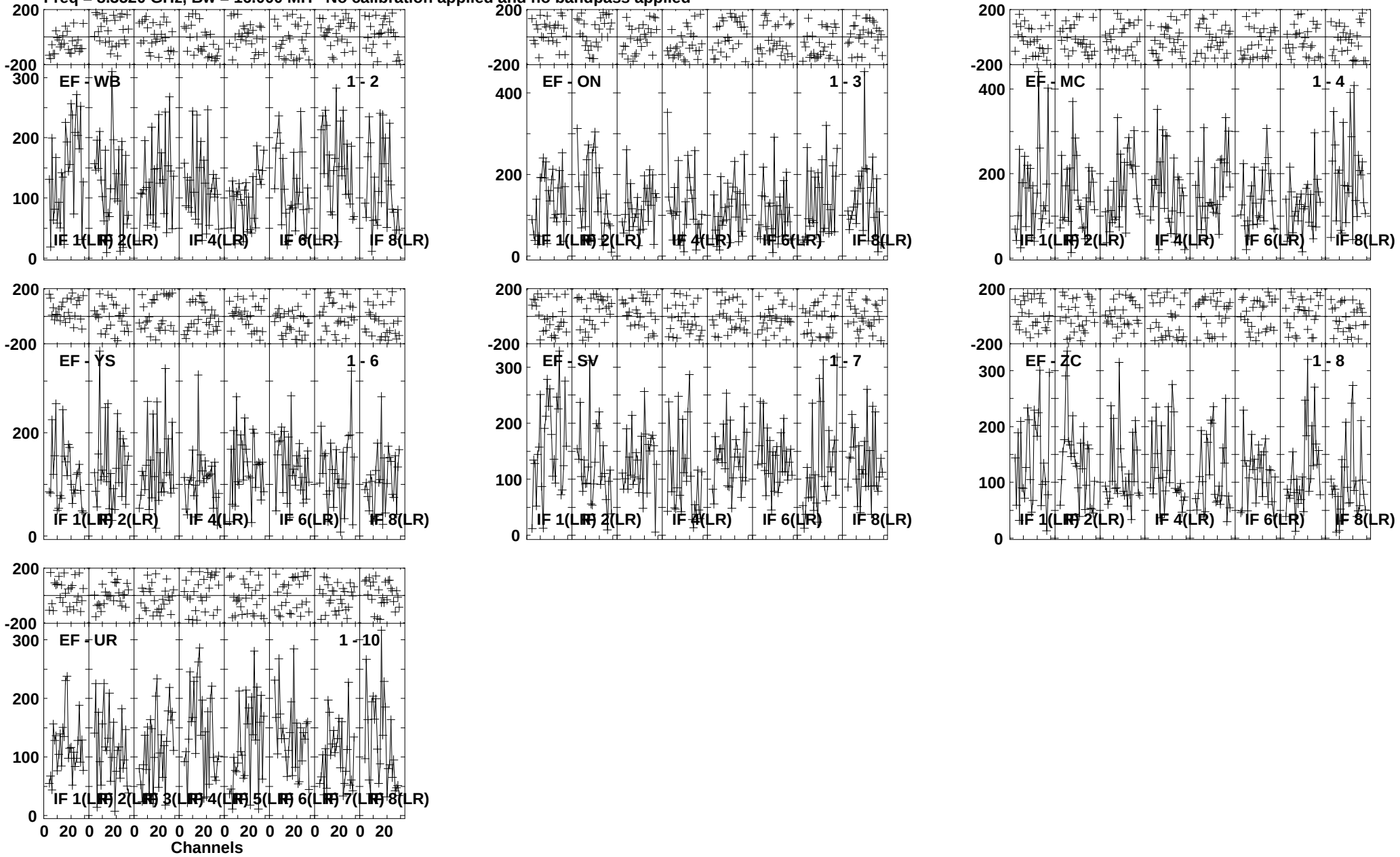

Lower frame: Micro Ampl Jy Top frame: Phas deg
Vector averaged cross-power spectrum Several baselines displayed
Timerange: 01/02:36:43 to 01/02:39:39

Plot file version 147 created 18-JUL-2013 23:05:42
J1128+5925 EP087B 2.UVDATA.1
Freq = 8.3520 GHz, Bw = 16.000 MH No calibration applied and no bandpass applied



Lower frame: Milli Ampl Jy Top frame: Phas deg
Vector averaged cross-power spectrum Several baselines displayed
Timerange: 01/02:39:44 to 01/02:40:44

Plot file version 148 created 18-JUL-2013 23:05:44
ARP299B EP087B 2.UVDATA.1
Freq = 8.3520 GHz, Bw = 16.000 MH No calibration applied and no bandpass applied

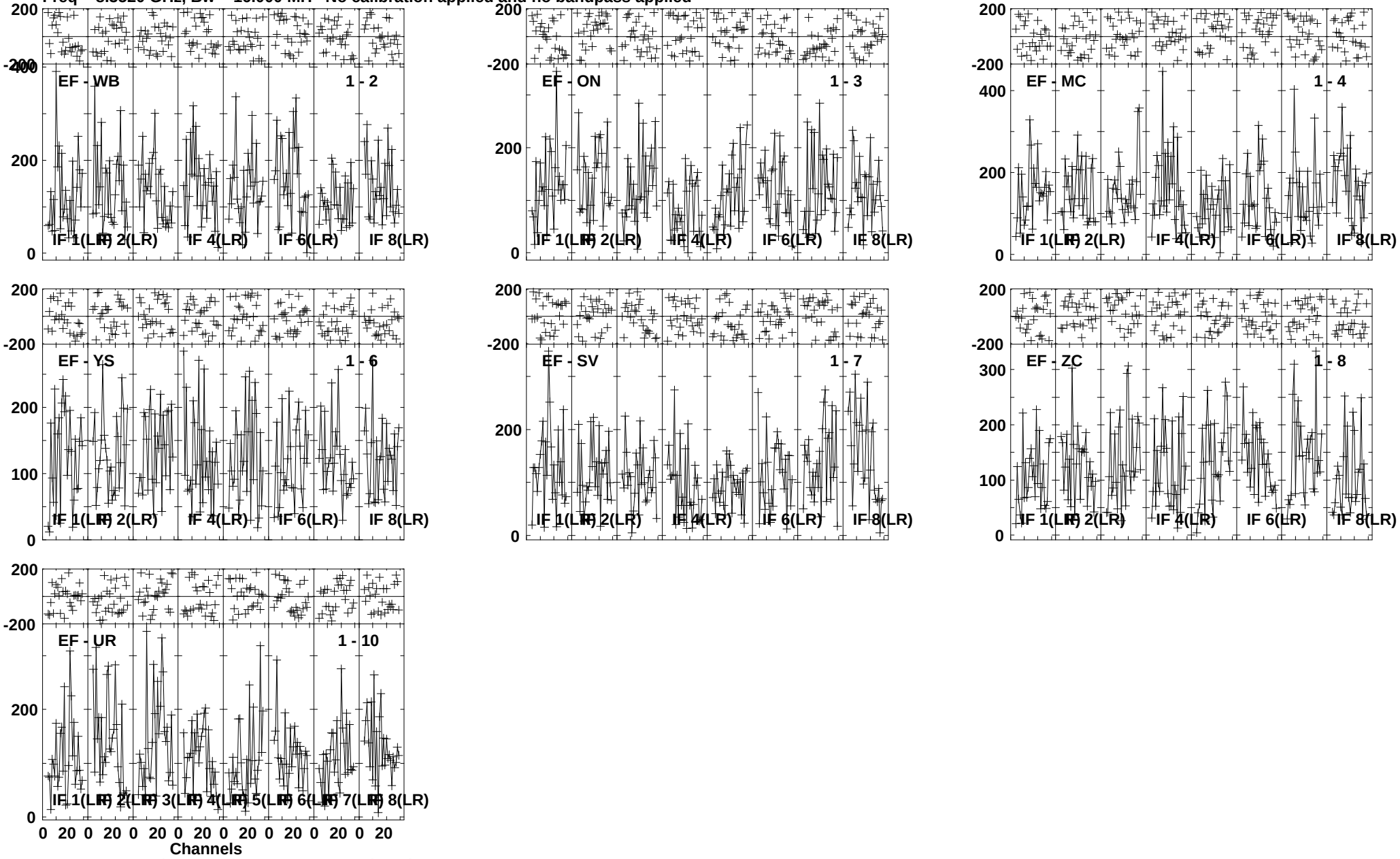

Lower frame: Micro Ampl Jy Top frame: Phas deg
Vector averaged cross-power spectrum Several baselines displayed
Timerange: 01/02:40:48 to 01/02:43:44

Plot file version 149 created 18-JUL-2013 23:05:49
J1128+5925 EP087B 2.UVDATA.1
Freq = 8.3520 GHz, Bw = 16.000 MH No calibration applied and no bandpass applied



Lower frame: Milli Ampl Jy Top frame: Phas deg
Vector averaged cross-power spectrum Several baselines displayed
Timerange: 01/02:44:25 to 01/02:44:55

Plot file version 150 created 18-JUL-2013 23:05:50
ARP299B EP087B 2.UVDATA.1
Freq = 8.3520 GHz, Bw = 16.000 MH No calibration applied and no bandpass applied



Lower frame: Micro Ampl Jy Top frame: Phas deg
Vector averaged cross-power spectrum Several baselines displayed
Timerange: 01/02:44:58 to 01/02:47:55

Plot file version 151 created 18-JUL-2013 23:05:55
J1128+5925 EP087B 2.UVDATA.1
Freq = 8.3520 GHz, Bw = 16.000 MH No calibration applied and no bandpass applied

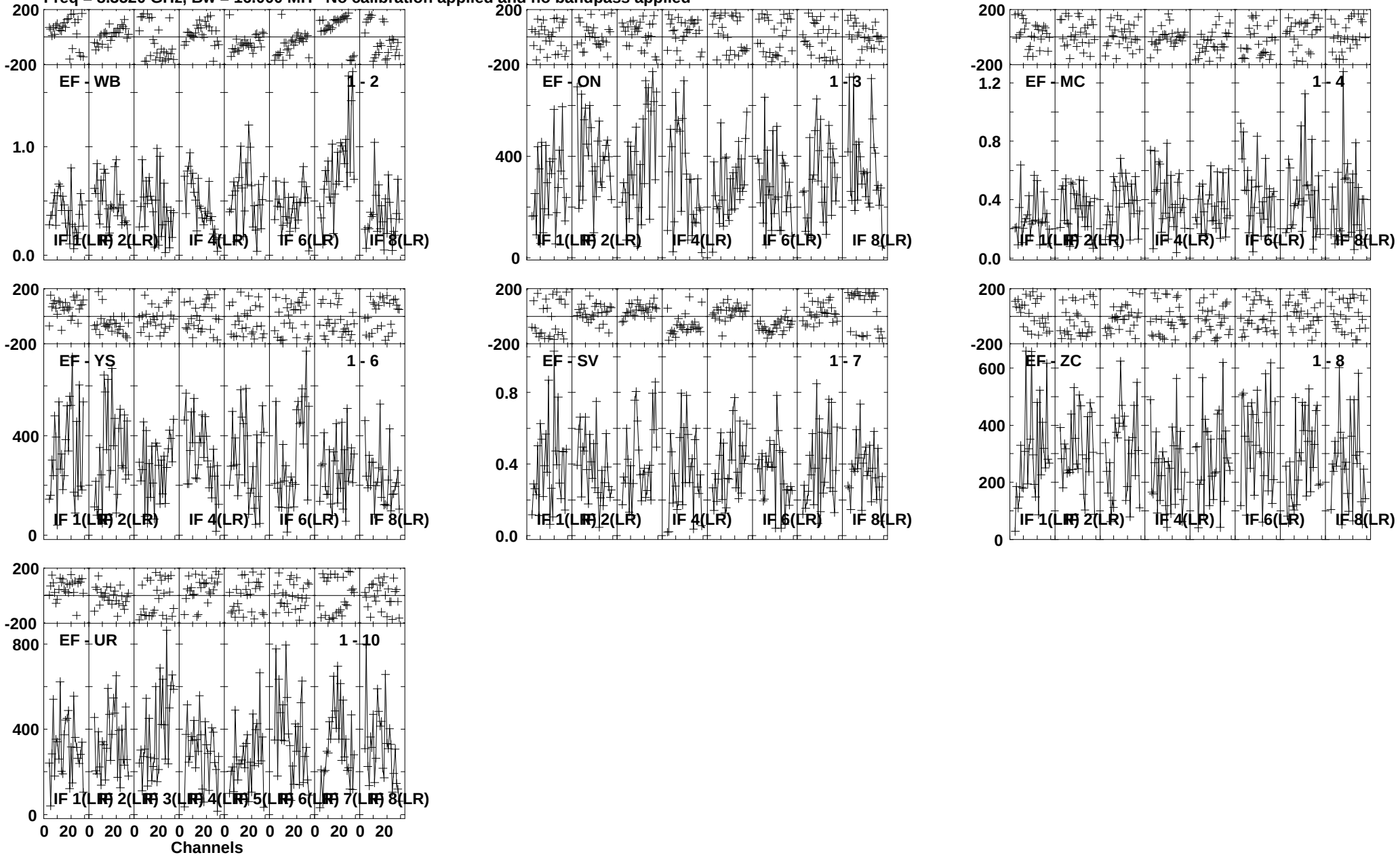

Lower frame: Milli Ampl Jy Top frame: Phas deg
Vector averaged cross-power spectrum Several baselines displayed
Timerange: 01/02:47:58 to 01/02:49:00

Plot file version 152 created 18-JUL-2013 23:05:57
ARP299B EP087B 2.UVDATA.1
Freq = 8.3520 GHz, Bw = 16.000 MH No calibration applied and no bandpass applied



Lower frame: Micro Ampl Jy Top frame: Phas deg
Vector averaged cross-power spectrum Several baselines displayed
Timerange: 01/02:49:03 to 01/02:51:59

Plot file version 153 created 18-JUL-2013 23:06:02
J1128+5925 EP087B 2.UVDATA.1
Freq = 8.3520 GHz, Bw = 16.000 MH No calibration applied and no bandpass applied

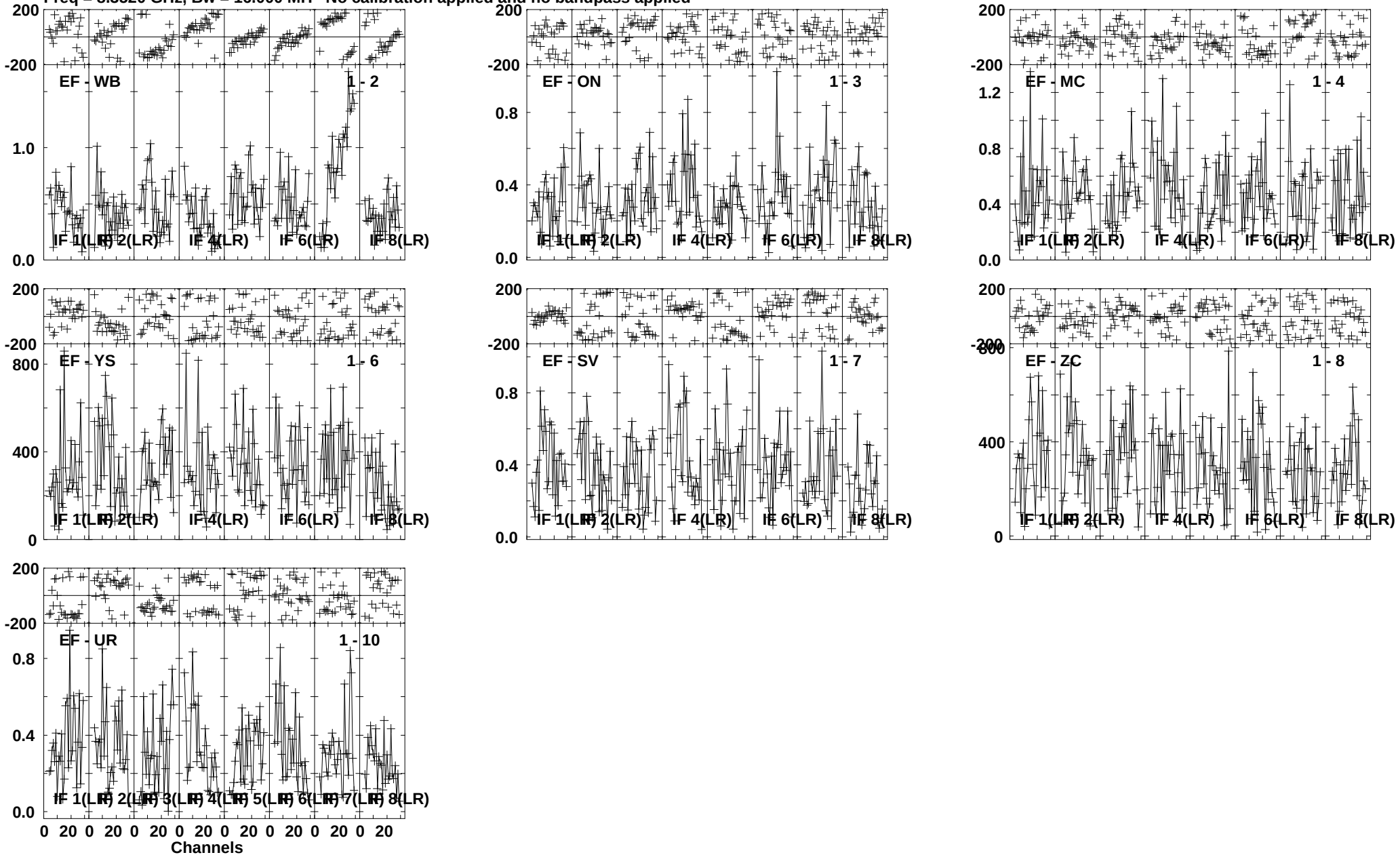

Lower frame: Milli Ampl Jy Top frame: Phas deg
Vector averaged cross-power spectrum Several baselines displayed
Timerange: 01/02:52:40 to 01/02:53:09

Plot file version 154 created 18-JUL-2013 23:06:03
ARP299B EP087B 2.UVDATA.1
Freq = 8.3520 GHz, Bw = 16.000 MH No calibration applied and no bandpass applied



Lower frame: Micro Ampl Jy Top frame: Phas deg
Vector averaged cross-power spectrum Several baselines displayed
Timerange: 01/02:53:14 to 01/02:56:10

Plot file version 155 created 18-JUL-2013 23:06:07
J1128+5925 EP087B 2.UVDATA.1
Freq = 8.3520 GHz, Bw = 16.000 MH No calibration applied and no bandpass applied

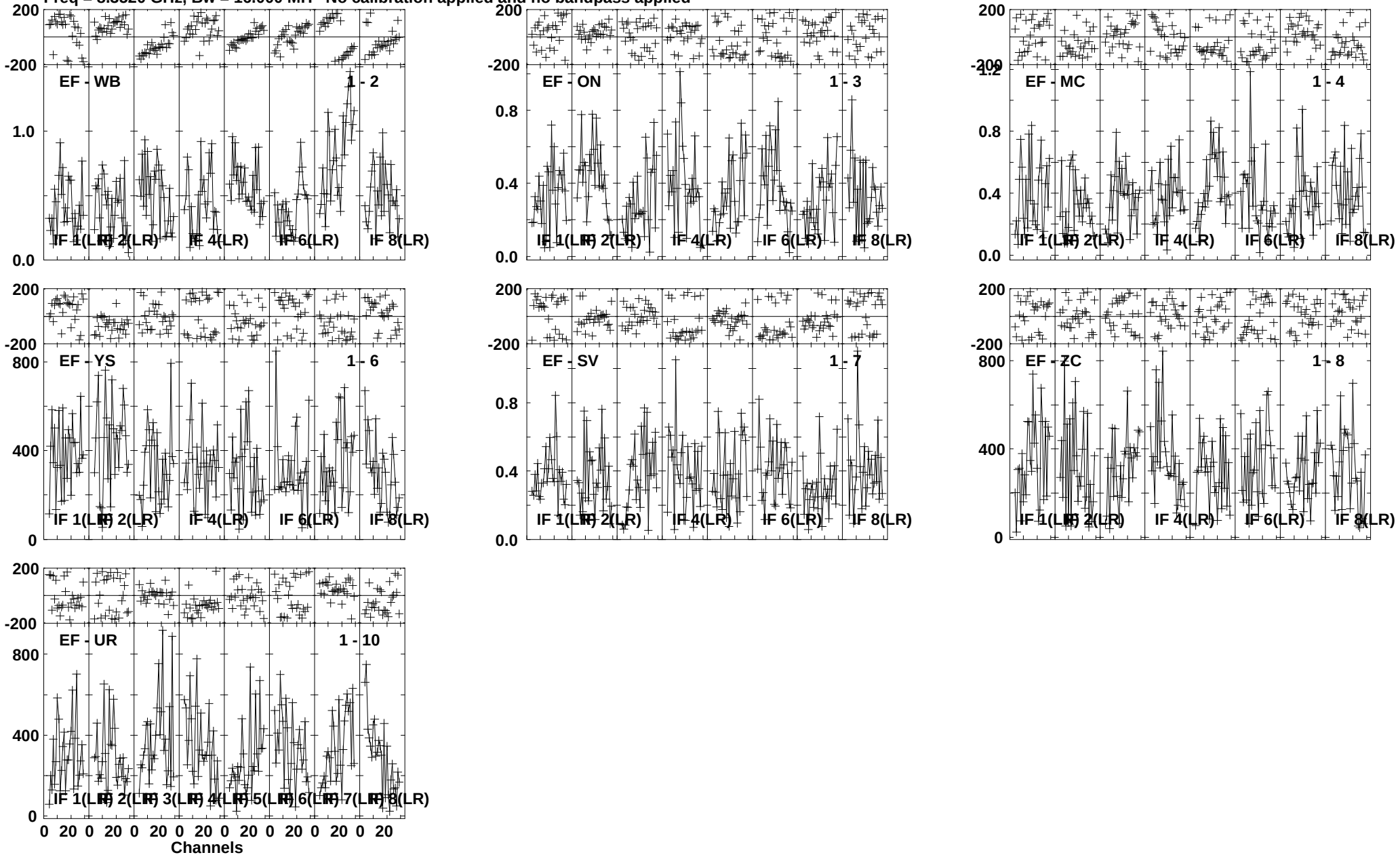

Lower frame: Milli Ampl Jy Top frame: Phas deg
Vector averaged cross-power spectrum Several baselines displayed
Timerange: 01/02:56:13 to 01/02:57:15

Plot file version 156 created 18-JUL-2013 23:06:09
ARP299B EP087B 2.UVDATA.1
Freq = 8.3520 GHz, Bw = 16.000 MH No calibration applied and no bandpass applied

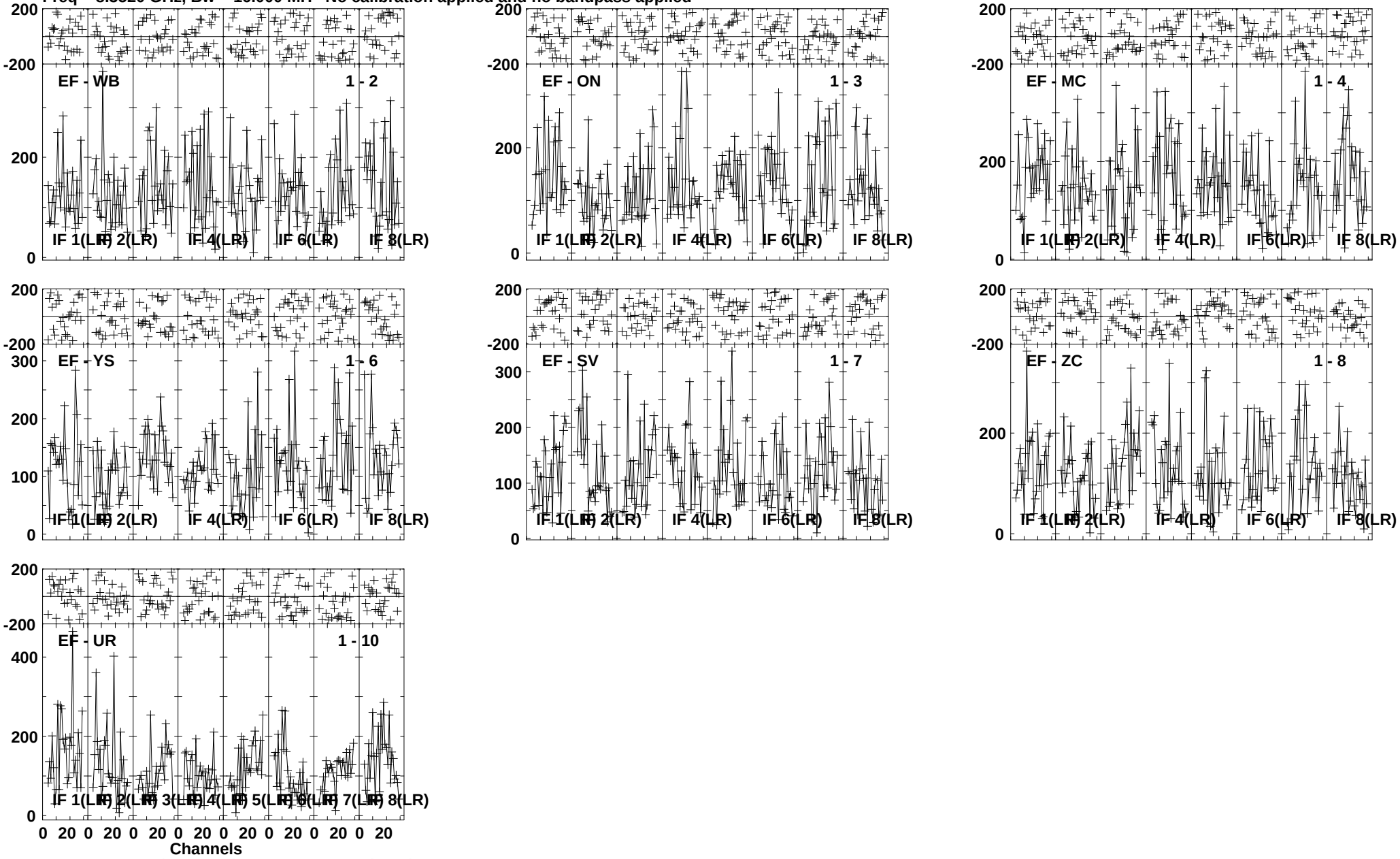

Lower frame: Micro Ampl Jy Top frame: Phas deg
Vector averaged cross-power spectrum Several baselines displayed
Timerange: 01/02:57:19 to 01/03:00:15

Plot file version 157 created 18-JUL-2013 23:06:14
J1128+5925 EP087B 2.UVDATA.1
Freq = 8.3520 GHz, Bw = 16.000 MH No calibration applied and no bandpass applied

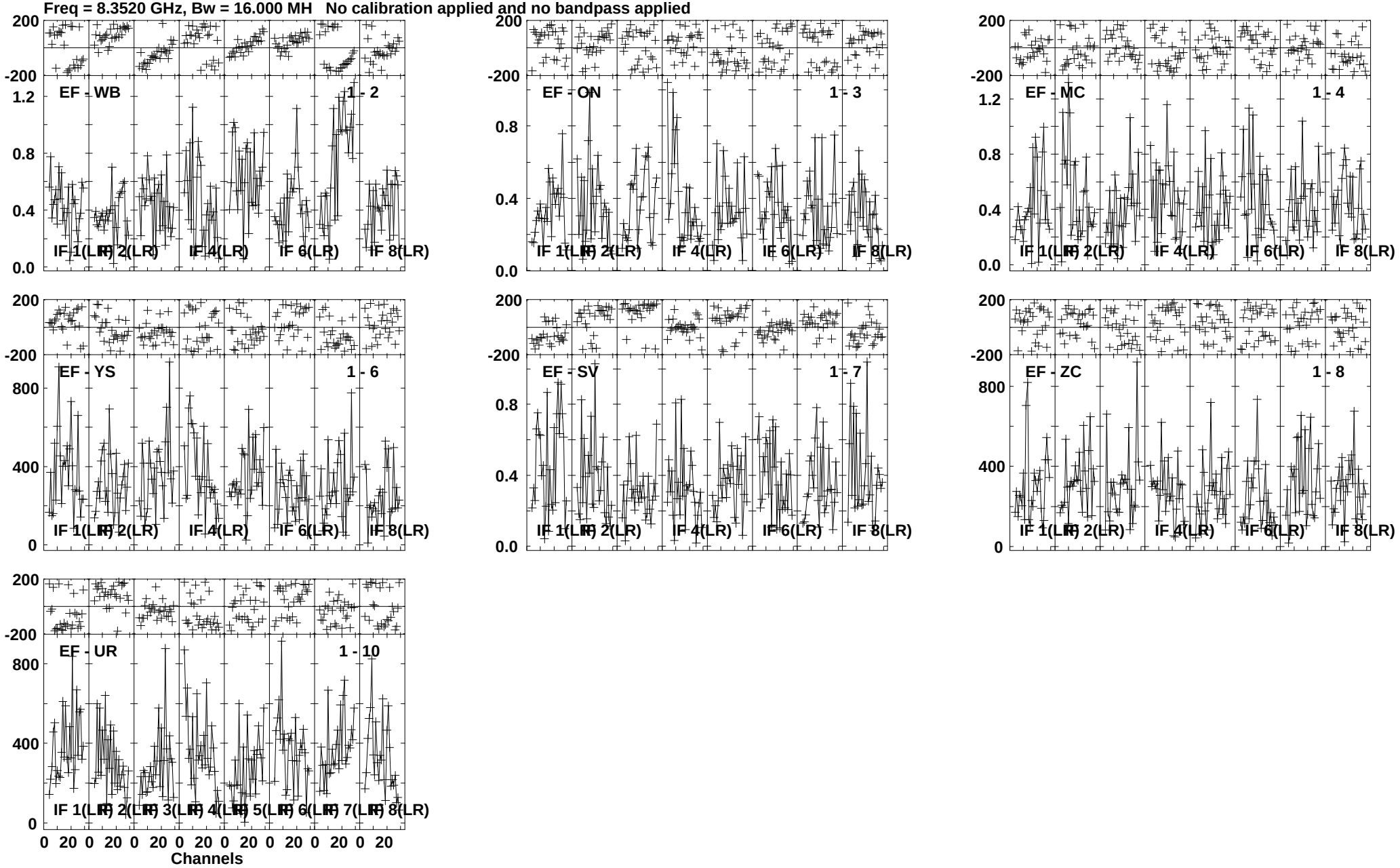

Lower frame: Milli Ampl Jy Top frame: Phas deg
Vector averaged cross-power spectrum Several baselines displayed
Timerange: 01/03:00:55 to 01/03:01:24

Plot file version 158 created 18-JUL-2013 23:06:15
ARP299B EP087B 2.UVDATA.1
Freq = 8.3520 GHz, Bw = 16.000 MH No calibration applied and no bandpass applied

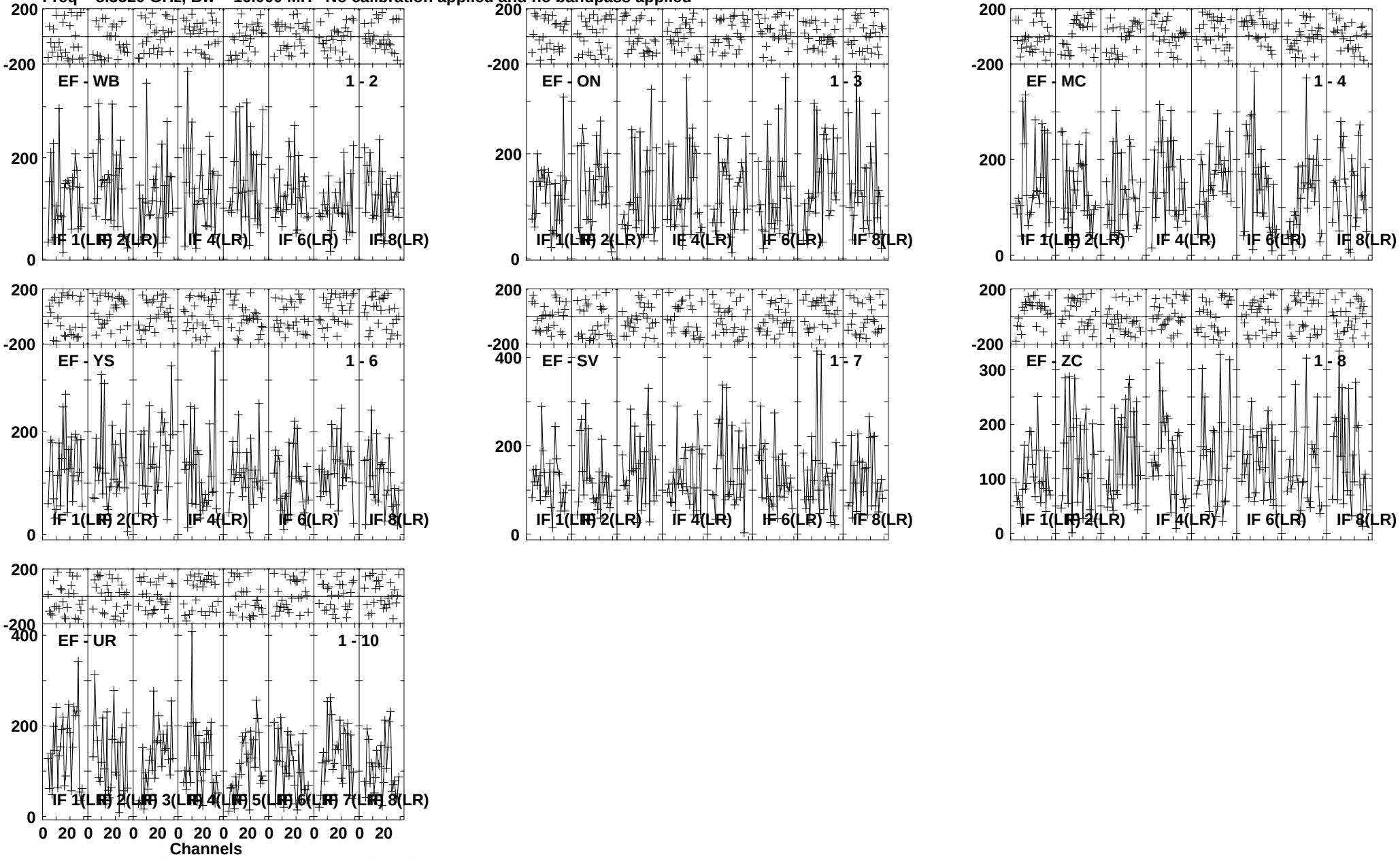

Lower frame: Micro Ampl Jy Top frame: Phas deg
Vector averaged cross-power spectrum Several baselines displayed
Timerange: 01/03:01:28 to 01/03:04:24

Plot file version 159 created 18-JUL-2013 23:06:20
J1128+5925 EP087B 2.UVDATA.1
Freq = 8.3520 GHz, Bw = 16.000 MH No calibration applied and no bandpass applied

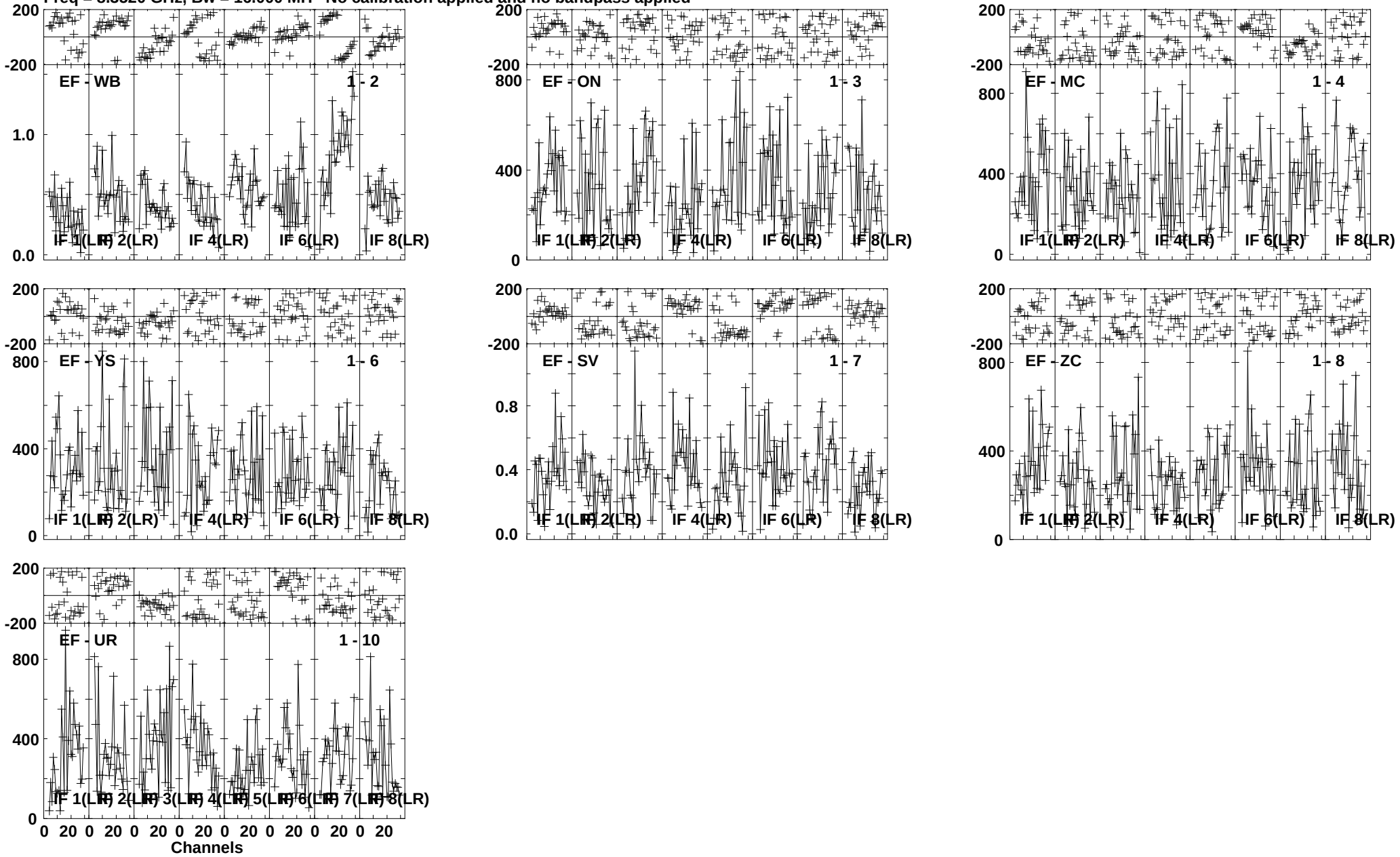

Lower frame: Milli Ampl Jy Top frame: Phas deg
Vector averaged cross-power spectrum Several baselines displayed
Timerange: 01/03:04:29 to 01/03:05:29

Plot file version 160 created 18-JUL-2013 23:06:21
ARP299B EP087B 2.UVDATA.1
Freq = 8.3520 GHz, Bw = 16.000 MH No calibration applied and no bandpass applied

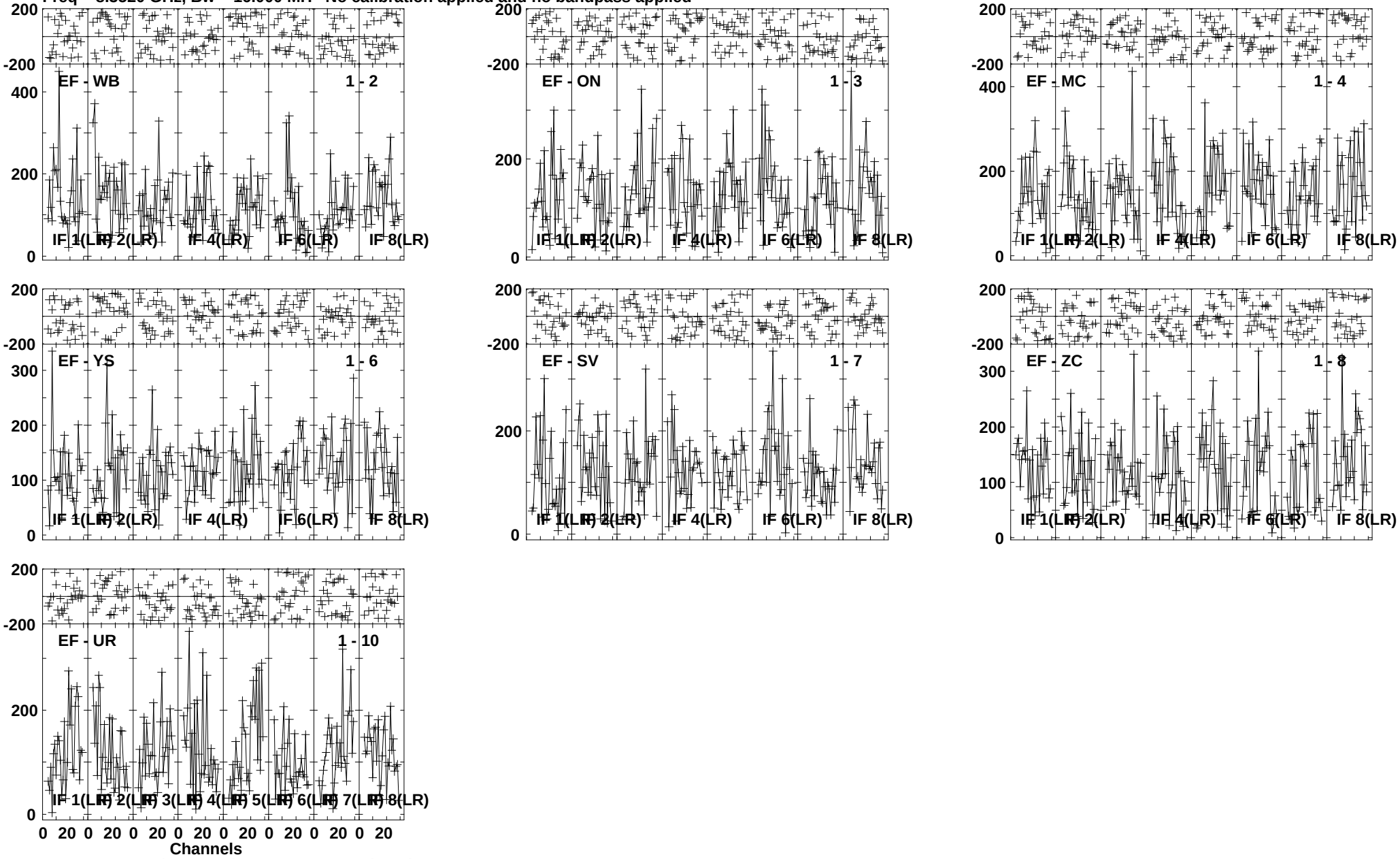

Lower frame: Micro Ampl Jy Top frame: Phas deg
Vector averaged cross-power spectrum Several baselines displayed
Timerange: 01/03:05:34 to 01/03:08:30

Plot file version 161 created 18-JUL-2013 23:06:26
J1128+5925 EP087B 2.UVDATA.1
Freq = 8.3520 GHz, Bw = 16.000 MH No calibration applied and no bandpass applied

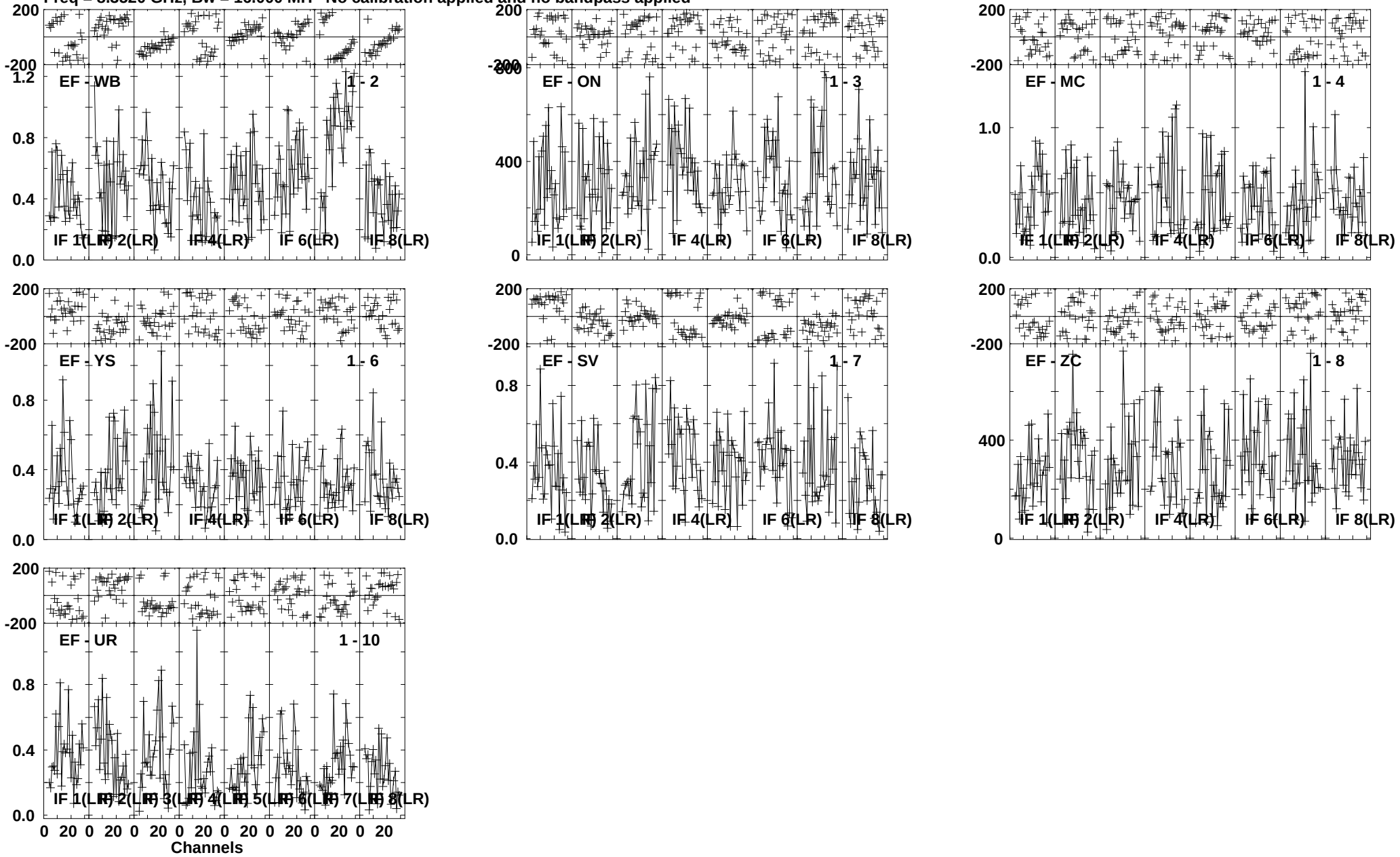

Lower frame: Milli Ampl Jy Top frame: Phas deg
Vector averaged cross-power spectrum Several baselines displayed
Timerange: 01/03:09:10 to 01/03:09:40

Plot file version 162 created 18-JUL-2013 23:06:27
ARP299B EP087B 2.UVDATA.1
Freq = 8.3520 GHz, Bw = 16.000 MH No calibration applied and no bandpass applied

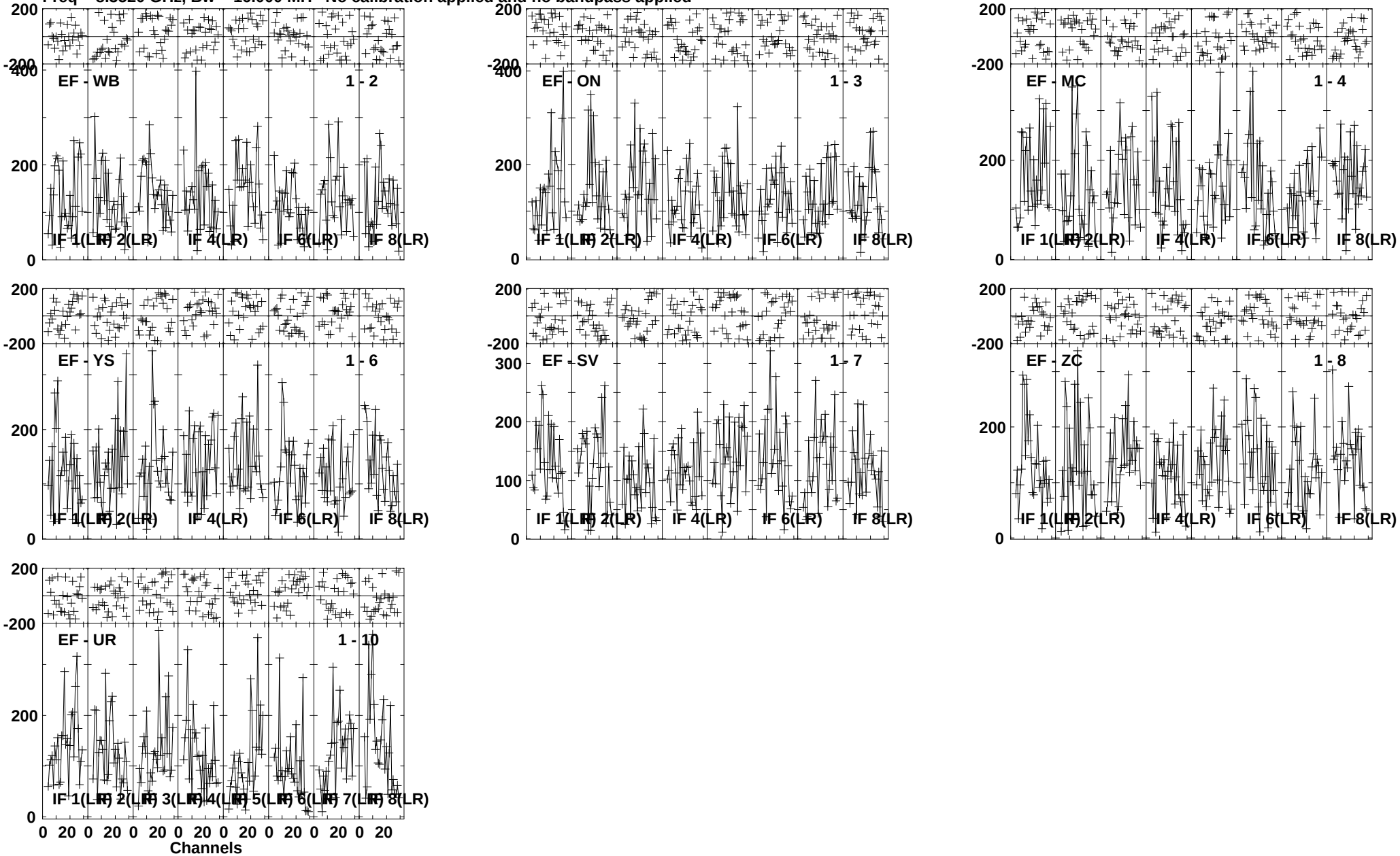

Lower frame: Micro Ampl Jy Top frame: Phas deg
Vector averaged cross-power spectrum Several baselines displayed
Timerange: 01/03:09:43 to 01/03:12:39

Plot file version 163 created 18-JUL-2013 23:06:32
J1128+5925 EP087B 2.UVDATA.1
Freq = 8.3520 GHz, Bw = 16.000 MH No calibration applied and no bandpass applied

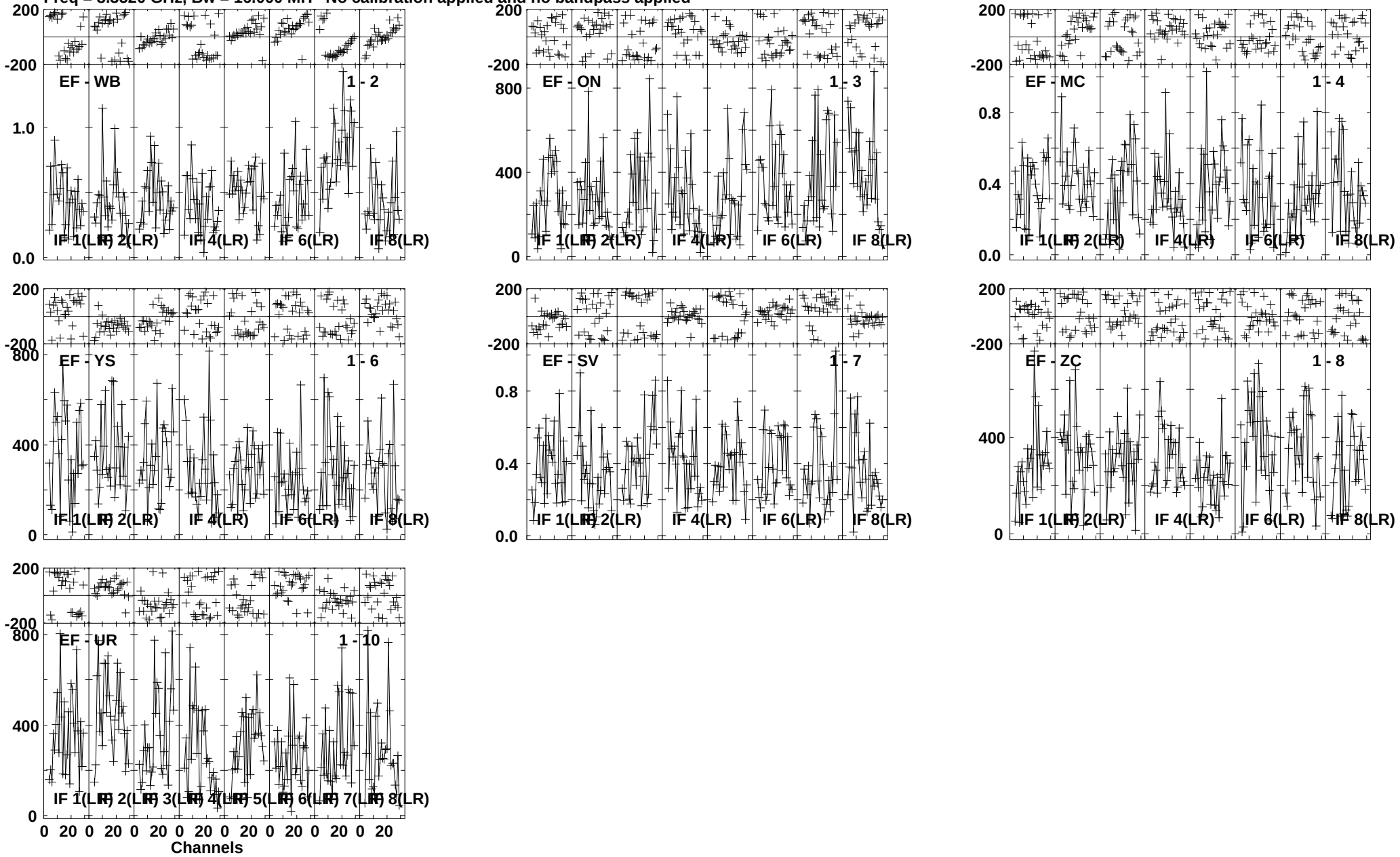

Lower frame: Milli Ampl Jy Top frame: Phas deg
Vector averaged cross-power spectrum Several baselines displayed
Timerange: 01/03:12:43 to 01/03:13:45

Plot file version 164 created 18-JUL-2013 23:06:34
ARP299B EP087B 2.UVDATA.1
Freq = 8.3520 GHz, Bw = 16.000 MH No calibration applied and no bandpass applied

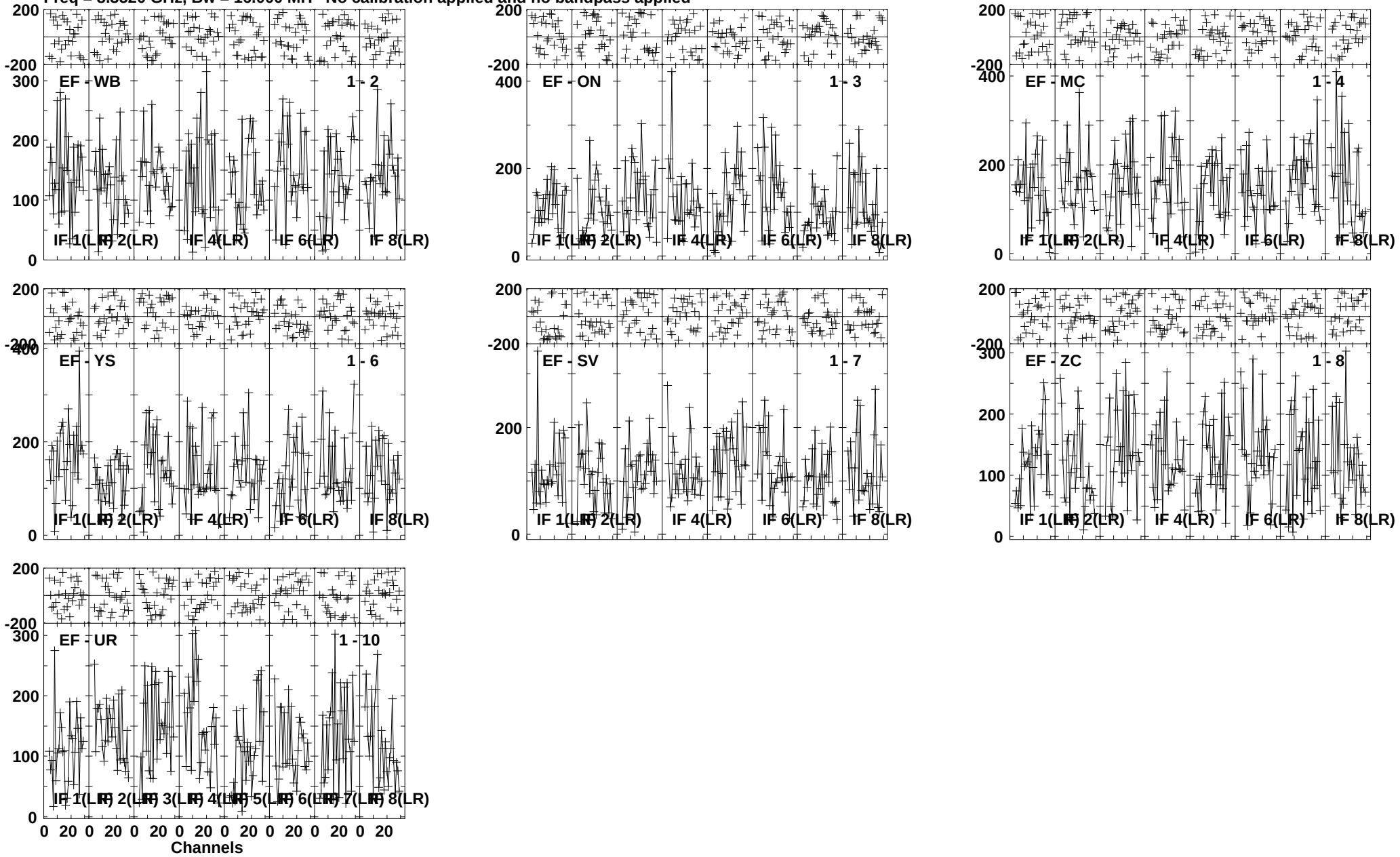

Lower frame: Micro Ampl Jy Top frame: Phas deg
Vector averaged cross-power spectrum Several baselines displayed
Timerange: 01/03:13:48 to 01/03:16:44

Plot file version 165 created 18-JUL-2013 23:06:38
J1128+5925 EP087B 2.UVDATA.1
Freq = 8.3520 GHz, Bw = 16.000 MH No calibration applied and no bandpass applied

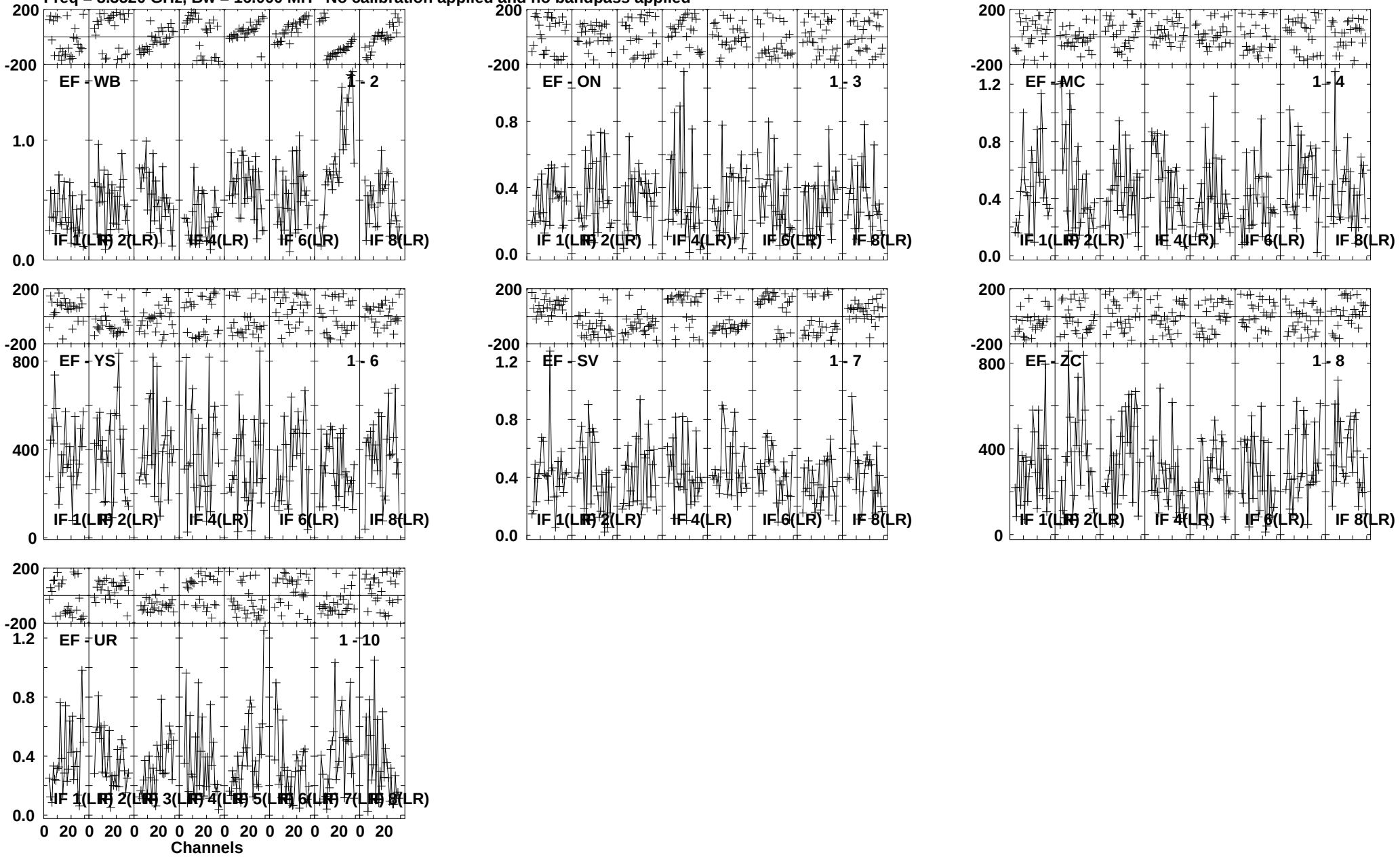

Lower frame: Milli Ampl Jy Top frame: Phas deg
Vector averaged cross-power spectrum Several baselines displayed
Timerange: 01/03:17:26 to 01/03:17:55

Plot file version 166 created 18-JUL-2013 23:06:40
ARP299B EP087B 2.UVDATA.1
Freq = 8.3520 GHz, Bw = 16.000 MH No calibration applied and no bandpass applied

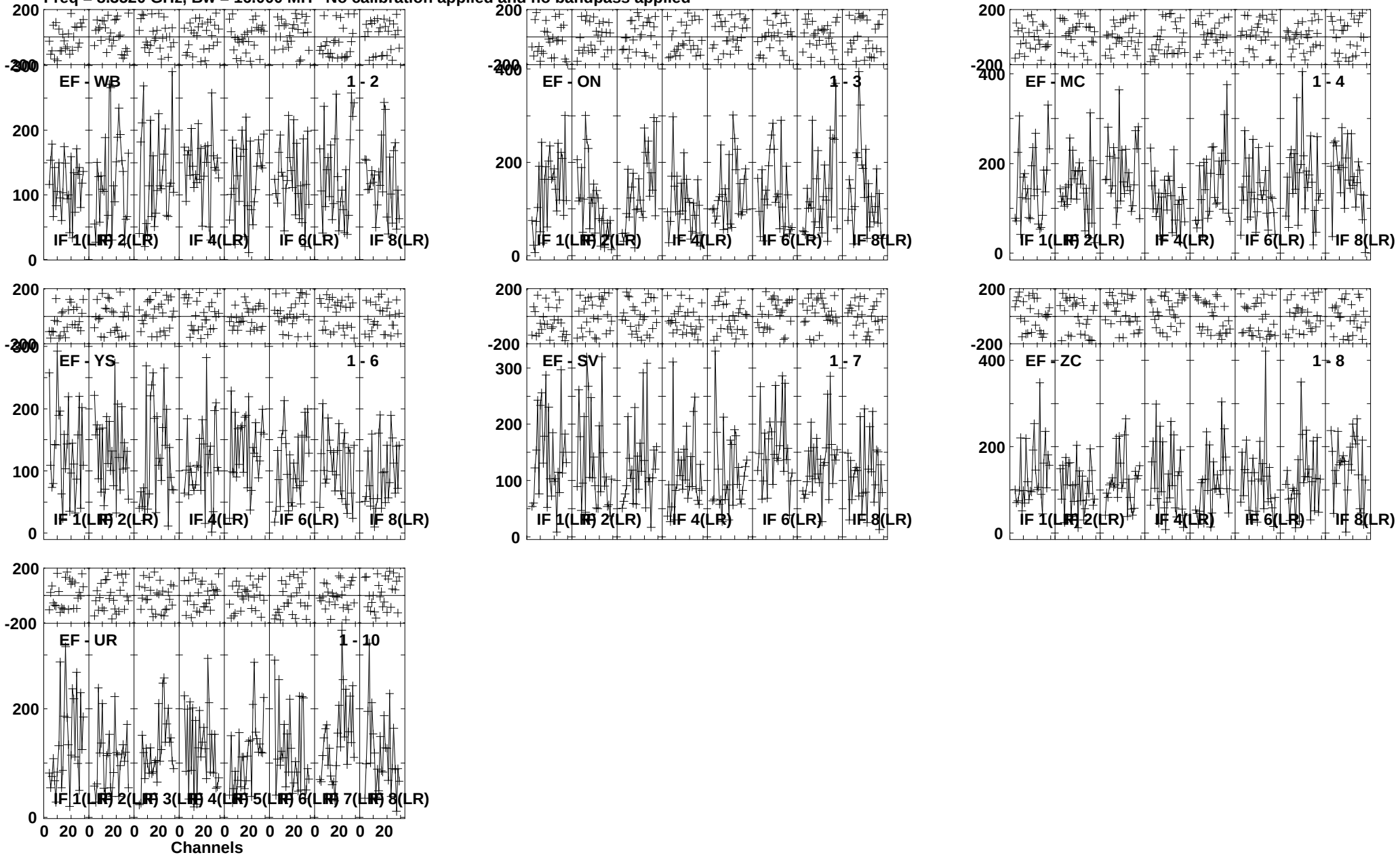

Lower frame: Micro Ampl Jy Top frame: Phas deg
Vector averaged cross-power spectrum Several baselines displayed
Timerange: 01/03:17:59 to 01/03:20:55

Plot file version 167 created 18-JUL-2013 23:06:44
J1128+5925 EP087B 2.UVDATA.1
Freq = 8.3520 GHz, Bw = 16.000 MH No calibration applied and no bandpass applied

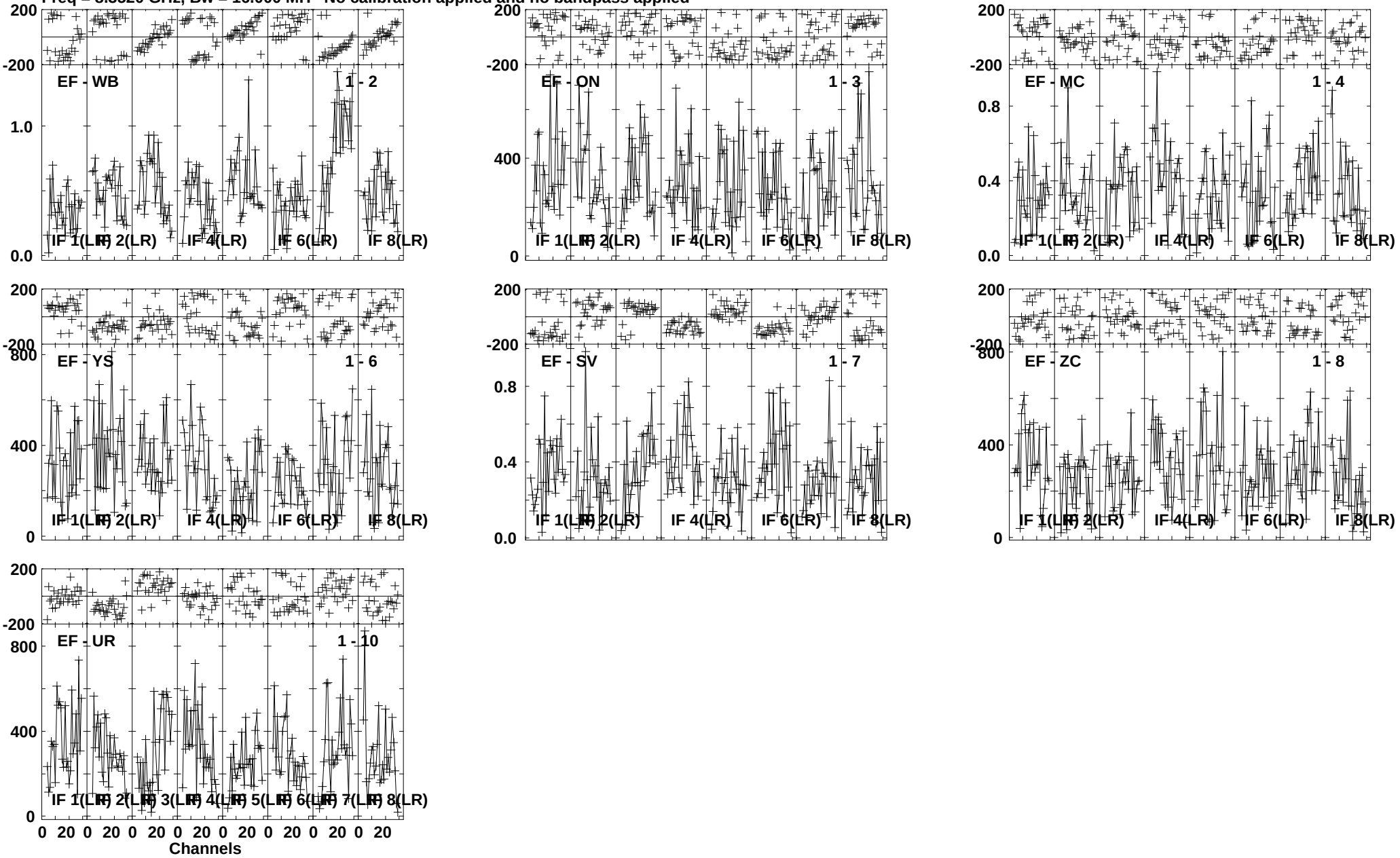

Lower frame: Milli Ampl Jy Top frame: Phas deg
Vector averaged cross-power spectrum Several baselines displayed
Timerange: 01/03:20:58 to 01/03:22:00

Plot file version 168 created 18-JUL-2013 23:06:46
ARP299B EP087B 2.UVDATA.1
Freq = 8.3520 GHz, Bw = 16.000 MH No calibration applied and no bandpass applied

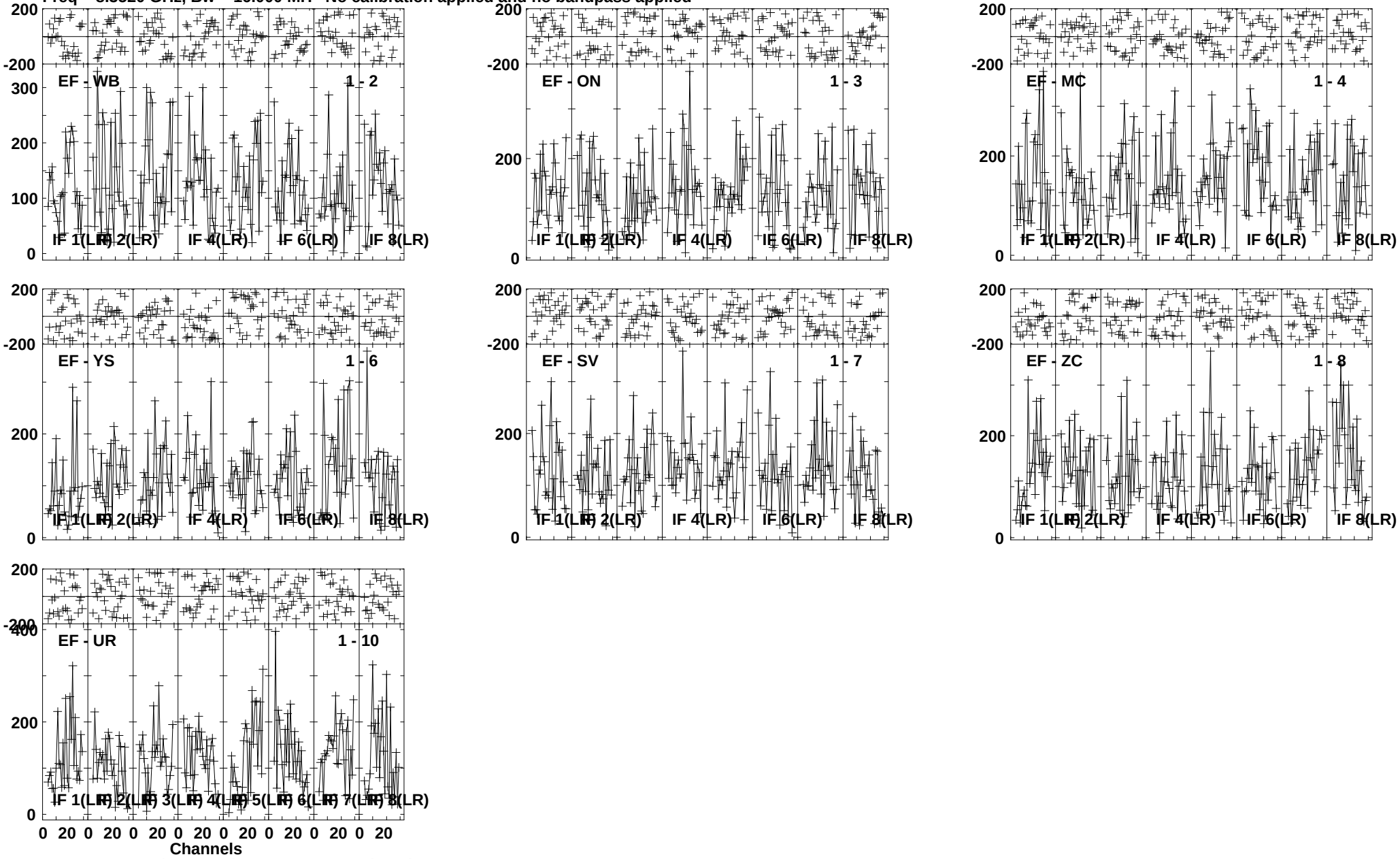

Lower frame: Micro Ampl Jy Top frame: Phas deg
Vector averaged cross-power spectrum Several baselines displayed
Timerange: 01/03:22:03 to 01/03:24:59

Plot file version 169 created 18-JUL-2013 23:06:51
J1128+5925 EP087B 2.UVDATA.1
Freq = 8.3520 GHz, Bw = 16.000 MH No calibration applied and no bandpass applied

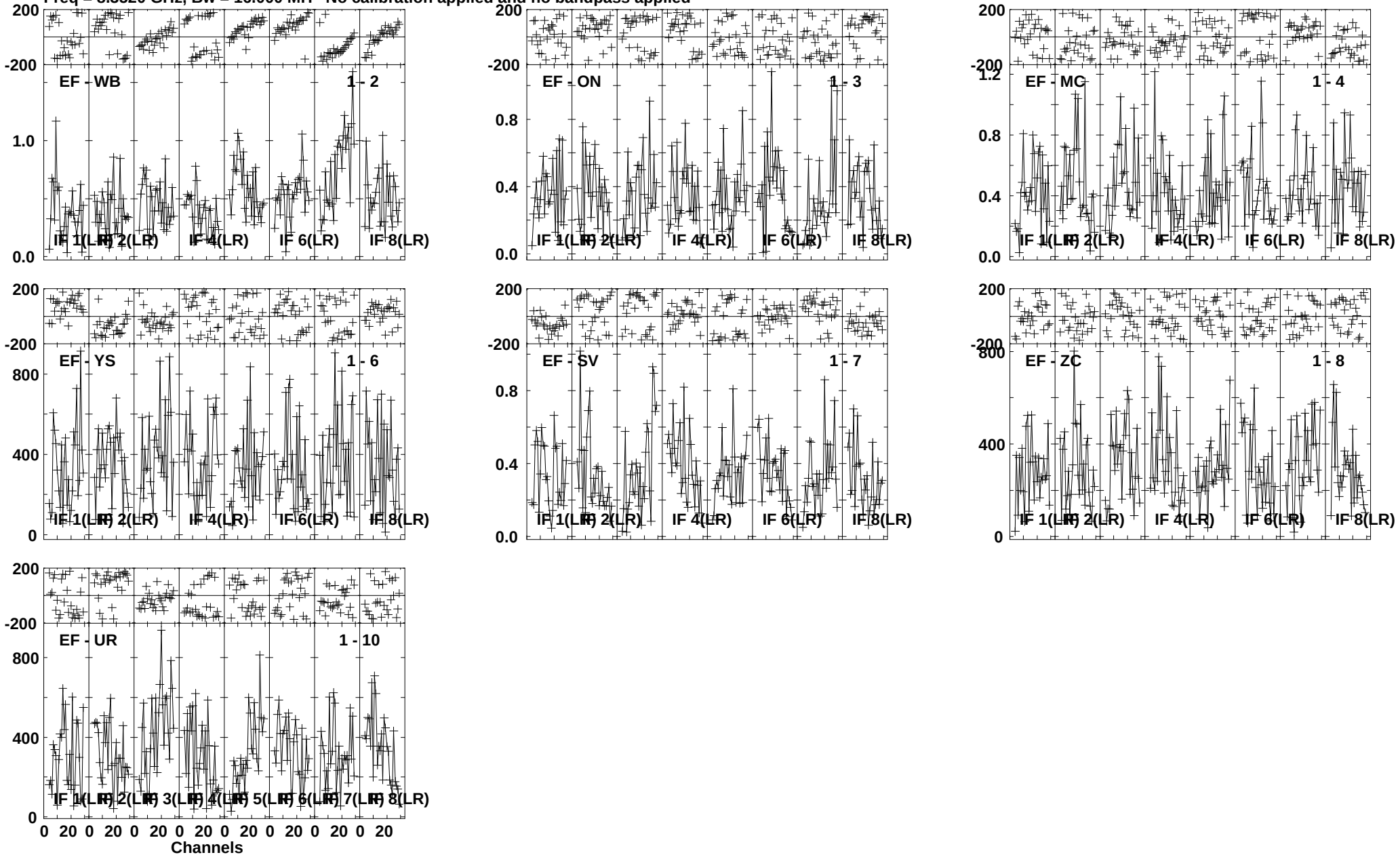

Lower frame: Milli Ampl Jy Top frame: Phas deg
Vector averaged cross-power spectrum Several baselines displayed
Timerange: 01/03:25:41 to 01/03:26:10

Plot file version 170 created 18-JUL-2013 23:06:52
ARP299B EP087B 2.UVDATA.1
Freq = 8.3520 GHz, Bw = 16.000 MH No calibration applied and no bandpass applied

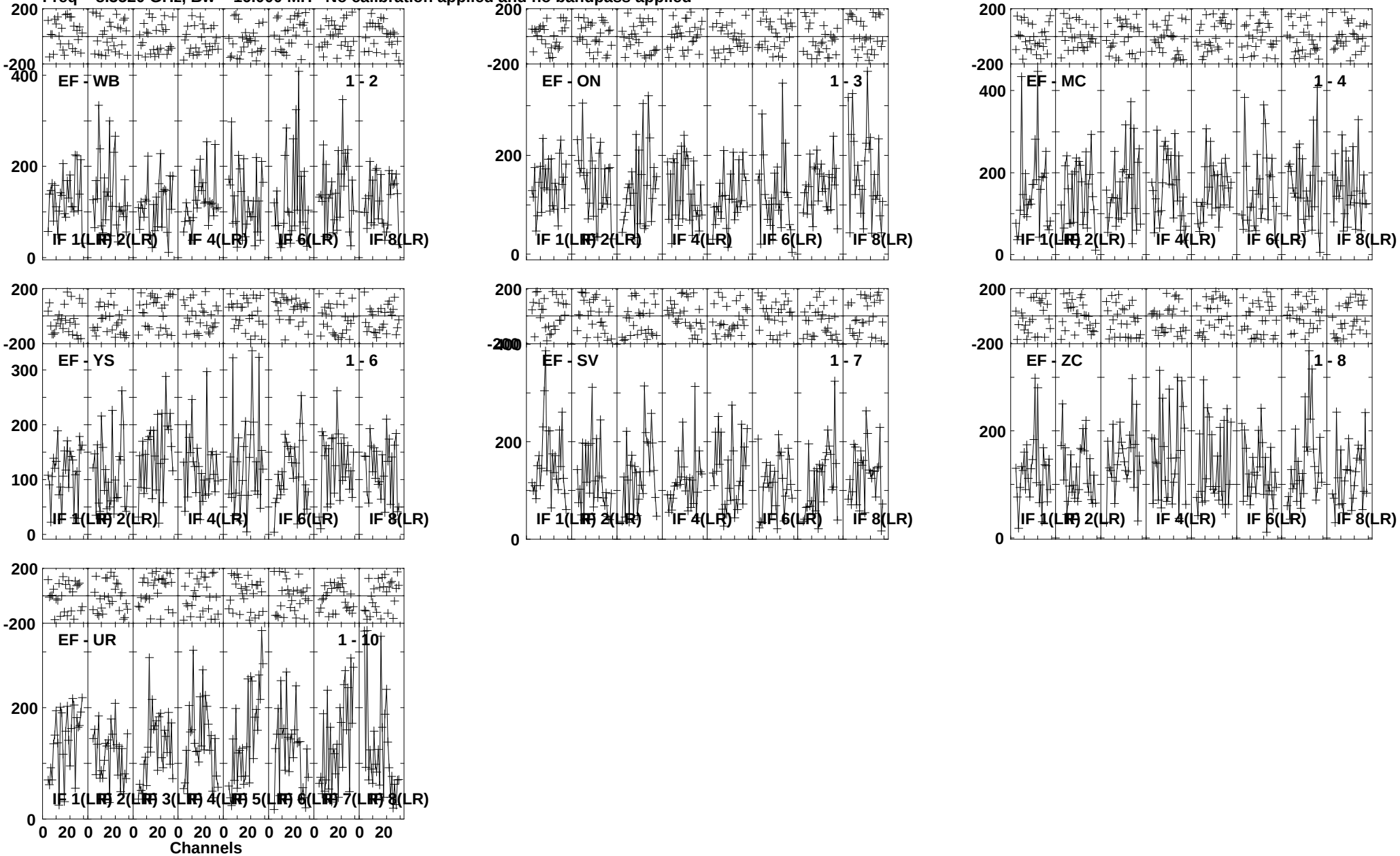

Lower frame: Micro Ampl Jy Top frame: Phas deg
Vector averaged cross-power spectrum Several baselines displayed
Timerange: 01/03:26:14 to 01/03:29:10

Plot file version 171 created 18-JUL-2013 23:06:57
J1128+5925 EP087B 2.UVDATA.1
Freq = 8.3520 GHz, Bw = 16.000 MH No calibration applied and no bandpass applied

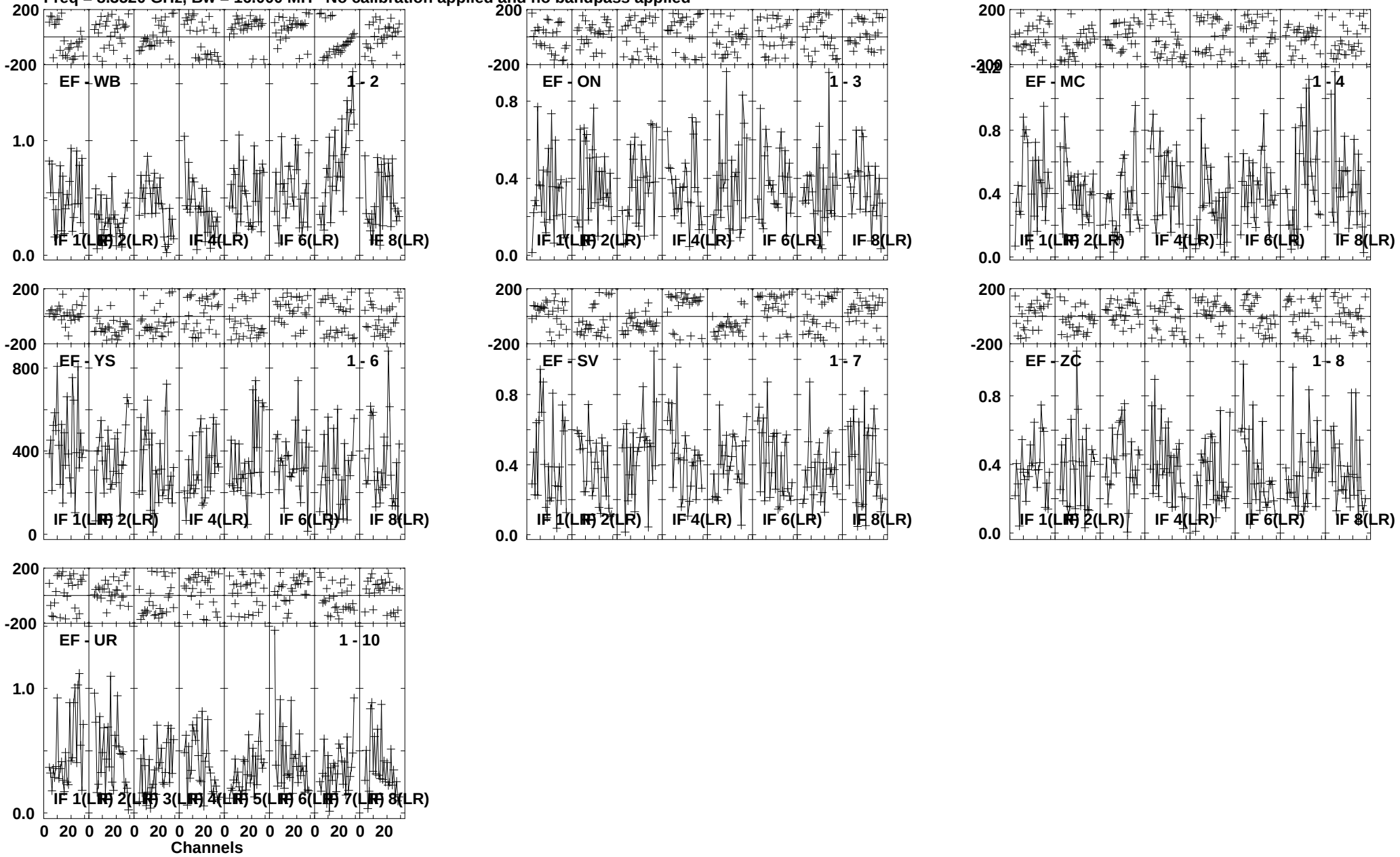

Lower frame: Milli Ampl Jy Top frame: Phas deg
Vector averaged cross-power spectrum Several baselines displayed
Timerange: 01/03:29:14 to 01/03:29:59