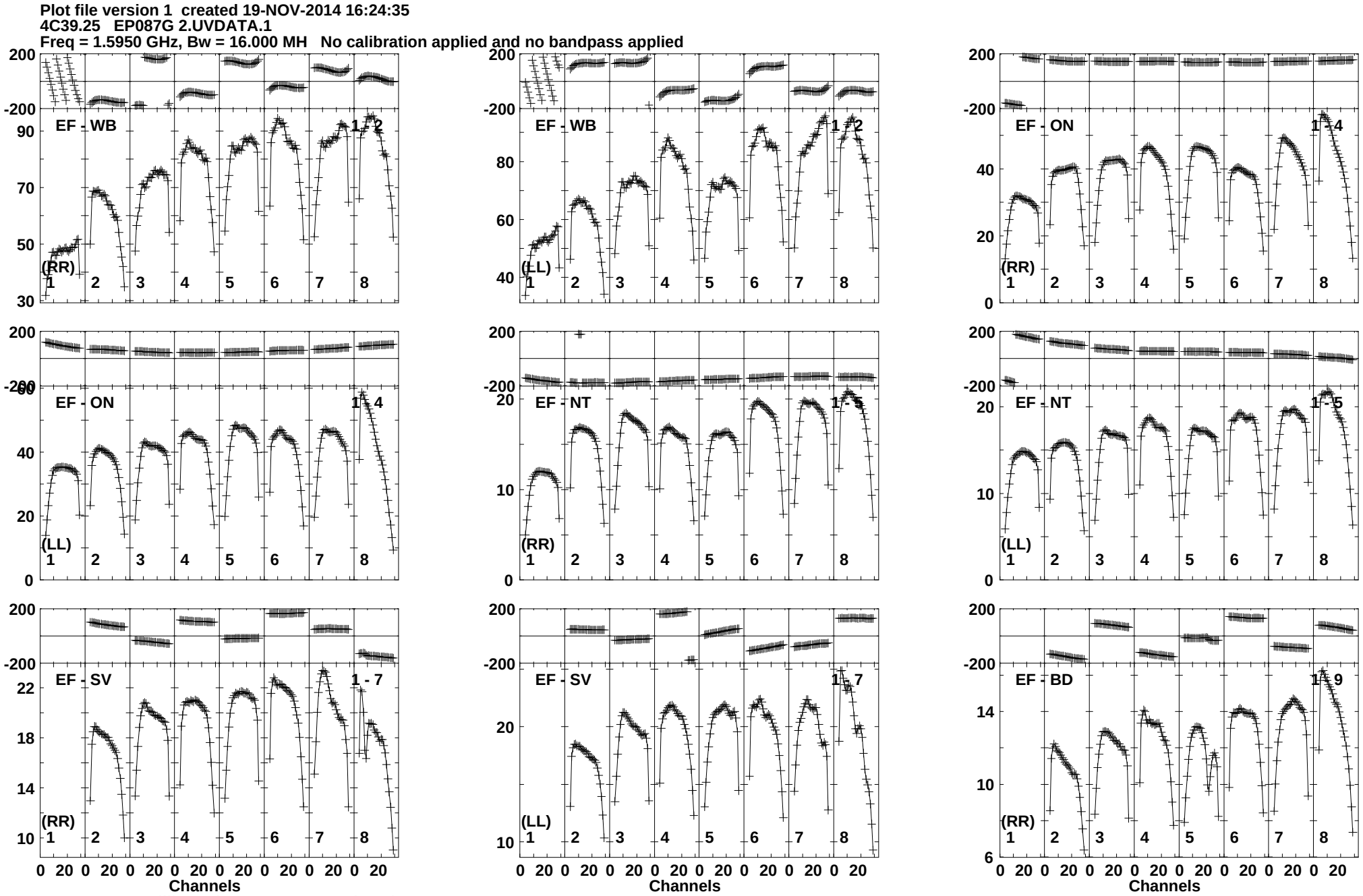
Plot file version 1 created 19-NOV-2014 16:24:35
4C39.25 EP087G 2.UVDATA.1
Freq = 1.5950 GHz, Bw = 16.000 MH No calibration applied and no bandpass applied
EF - WB 1 - 2
(RR)
EF - WB 1 - 2
(LL)
EF - ON 1 - 4
(RR)
EF - ON 1 - 4
(LL)
EF - NT 1 - 5
(RR)
EF - NT 1 - 5
(LL)
EF - SV 1 - 7
(RR)
EF - SV 1 - 7
(LL)
EF - BD 1 - 9
(RR)
Channels
Lower frame: Milli Ampl Jy Top frame: Phas deg
Vector averaged cross-power spectrum Baseline: EF (01) - WB (02)
Timerange: 00/13:30:01 to 00/13:35:59

Plot file version 2 created 19-NOV-2014 16:24:35
4C39.25 EP087G 2.UVDATA.1
Freq = 1.5950 GHz, Bw = 16.000 MH No calibration applied and no bandpass applied

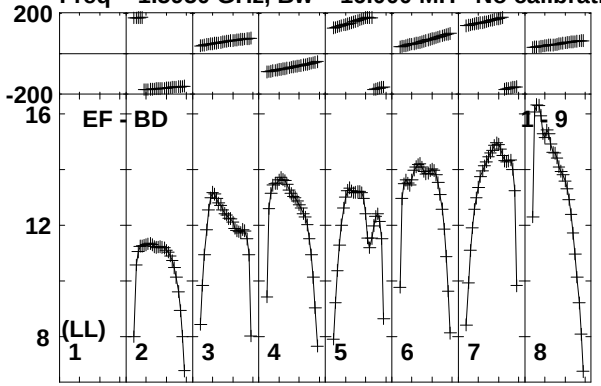

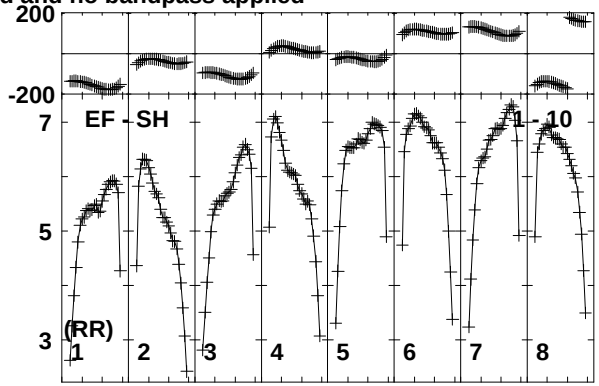

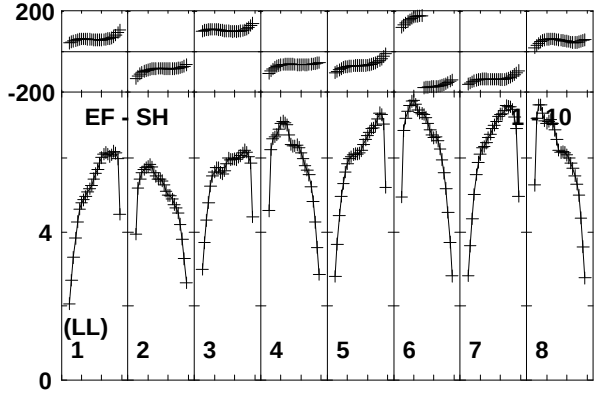

Lower frame: Milli Ampl Jy Top frame: Phas deg
Vector averaged cross-power spectrum Baseline: EF (01) - BD (09)
Timerange: 00/13:30:01 to 00/13:35:59

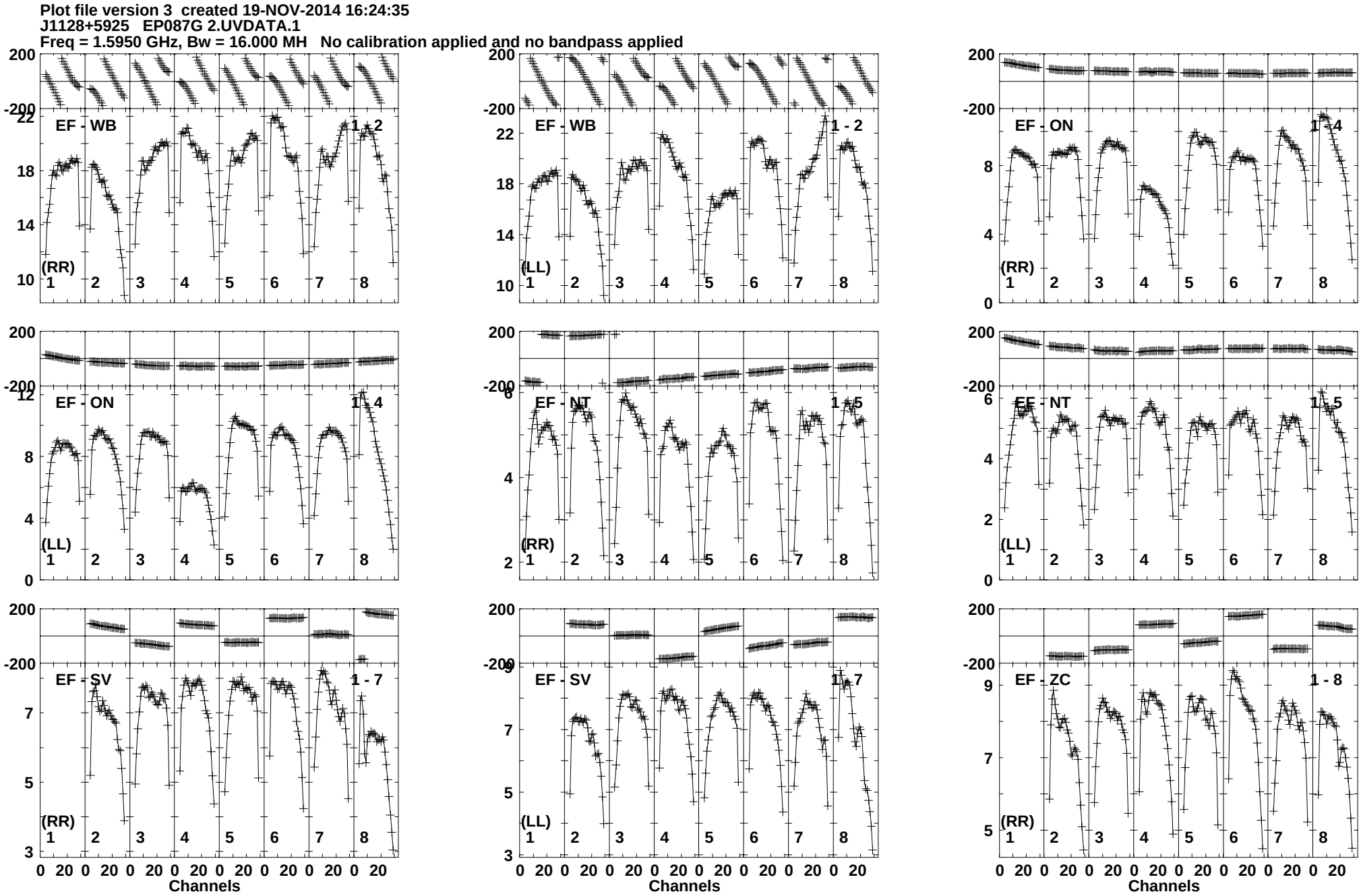
Plot file version 3 created 19-NOV-2014 16:24:35
J1128+5925 EP087G 2.UVDATA.1
Freq = 1.5950 GHz, Bw = 16.000 MH No calibration applied and no bandpass applied
EF - WB 1 - 2
(RR)
EF - WB 1 - 2
(LL)
EF - ON 1 - 4
(RR)
EF - ON 1 - 4
(LL)
EF - NT 1 - 5
(RR)
EF - NT 1 - 5
(LL)
EF - SV 1 - 7
(RR)
EF - SV 1 - 7
(LL)
EF - ZC 1 - 8
(RR)
Channels
Lower frame: Milli Ampl Jy Top frame: Phas deg
Vector averaged cross-power spectrum Baseline: EF (01) - WB (02)
Timerange: 00/13:42:01 to 00/13:42:29

Plot file version 4 created 19-NOV-2014 16:24:35
J1128+5925 EP087G 2.UVDATA.1
Freq = 1.5950 GHz, Bw = 16.000 MH No calibration applied and no bandpass applied

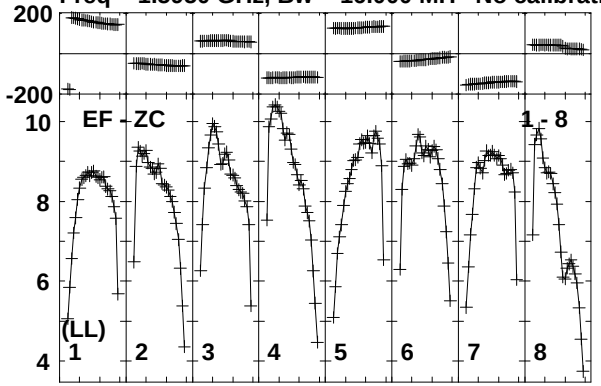

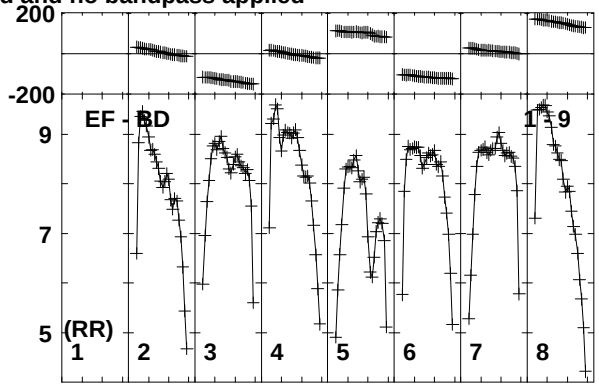

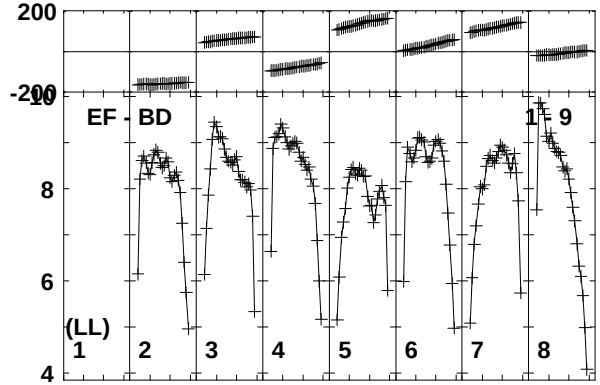

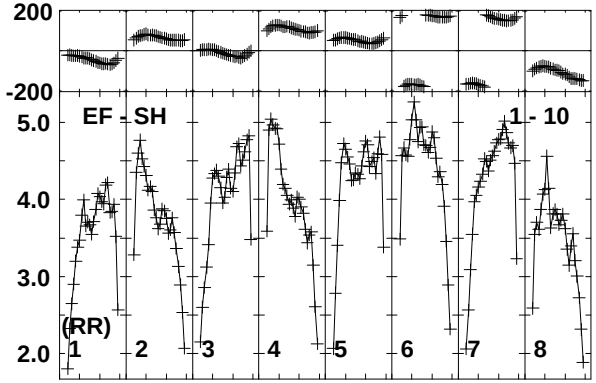

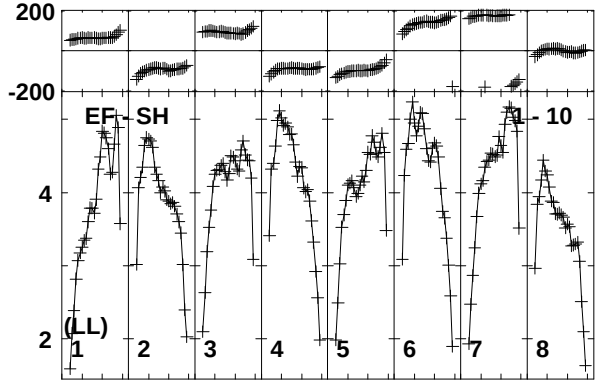

Lower frame: Milli Ampl Jy Top frame: Phas deg
Vector averaged cross-power spectrum Baseline: EF (01) - ZC (08)
Timerange: 00/13:42:01 to 00/13:42:29

Plot file version 5 created 19-NOV-2014 16:24:35
ARP299B EP087G 2.UVDATA.1
Freq = 1.5950 GHz, Bw = 16.000 MH No calibration applied and no bandpass applied

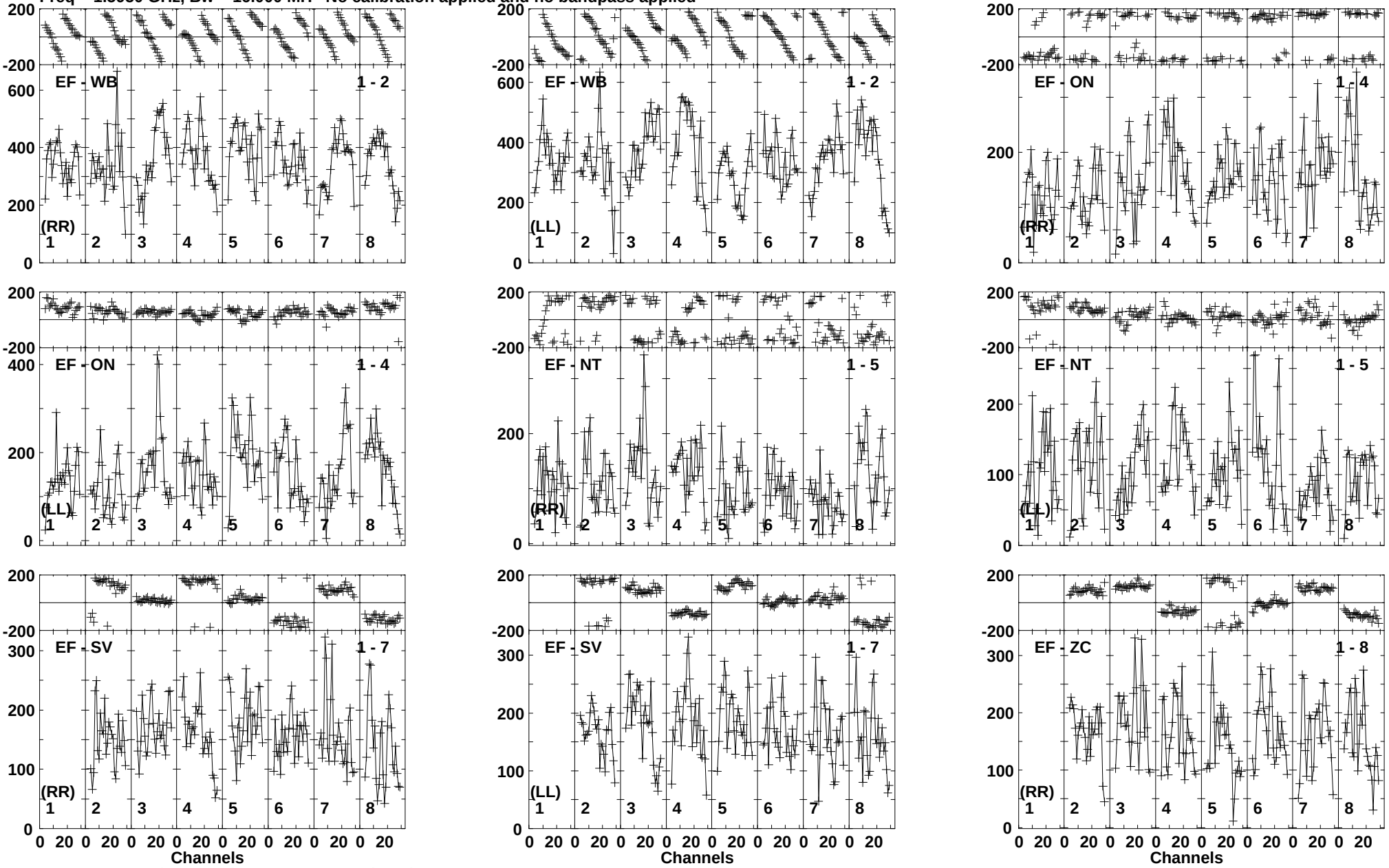

Lower frame: Micro Ampl Jy Top frame: Phas deg
Vector averaged cross-power spectrum Baseline: EF (01) - WB (02)
Timerange: 00/13:42:35 to 00/13:45:29

Plot file version 6 created 19-NOV-2014 16:24:35
ARP299B EP087G 2.UVDATA.1
Freq = 1.5950 GHz, Bw = 16.000 MH No calibration applied and no bandpass applied

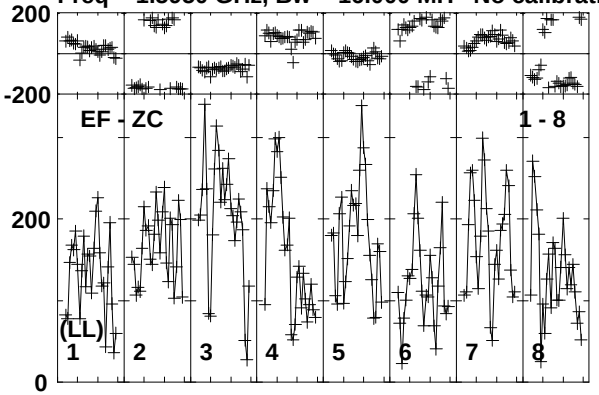

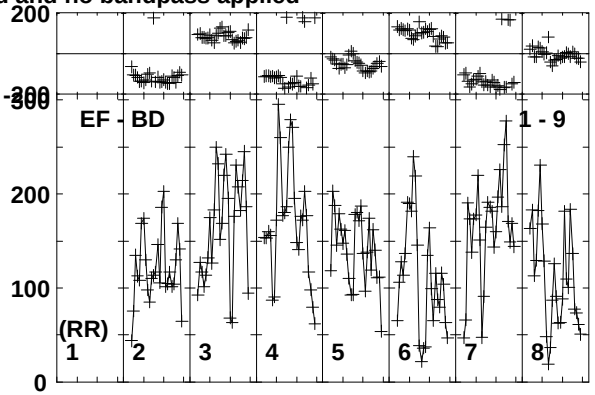

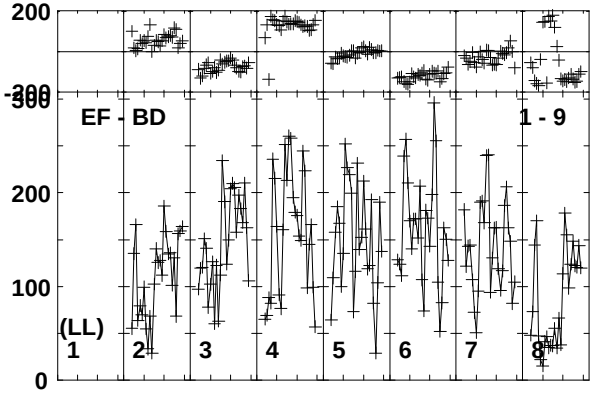

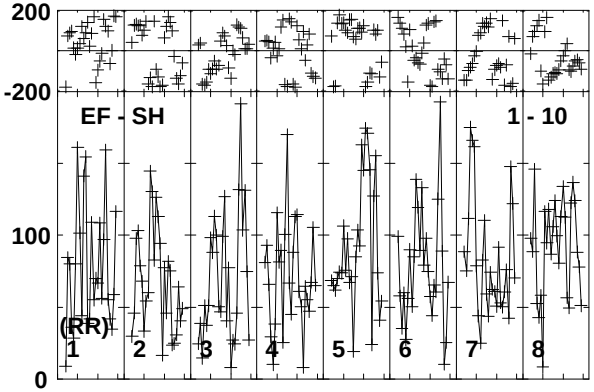

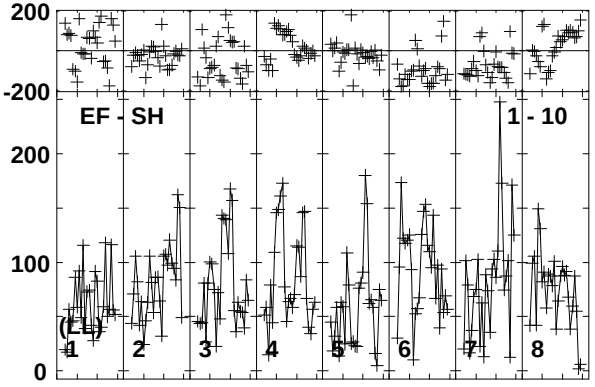

Lower frame: Micro Ampl Jy Top frame: Phas deg
Vector averaged cross-power spectrum Baseline: EF (01) - ZC (08)
Timerange: 00/13:42:35 to 00/13:45:29

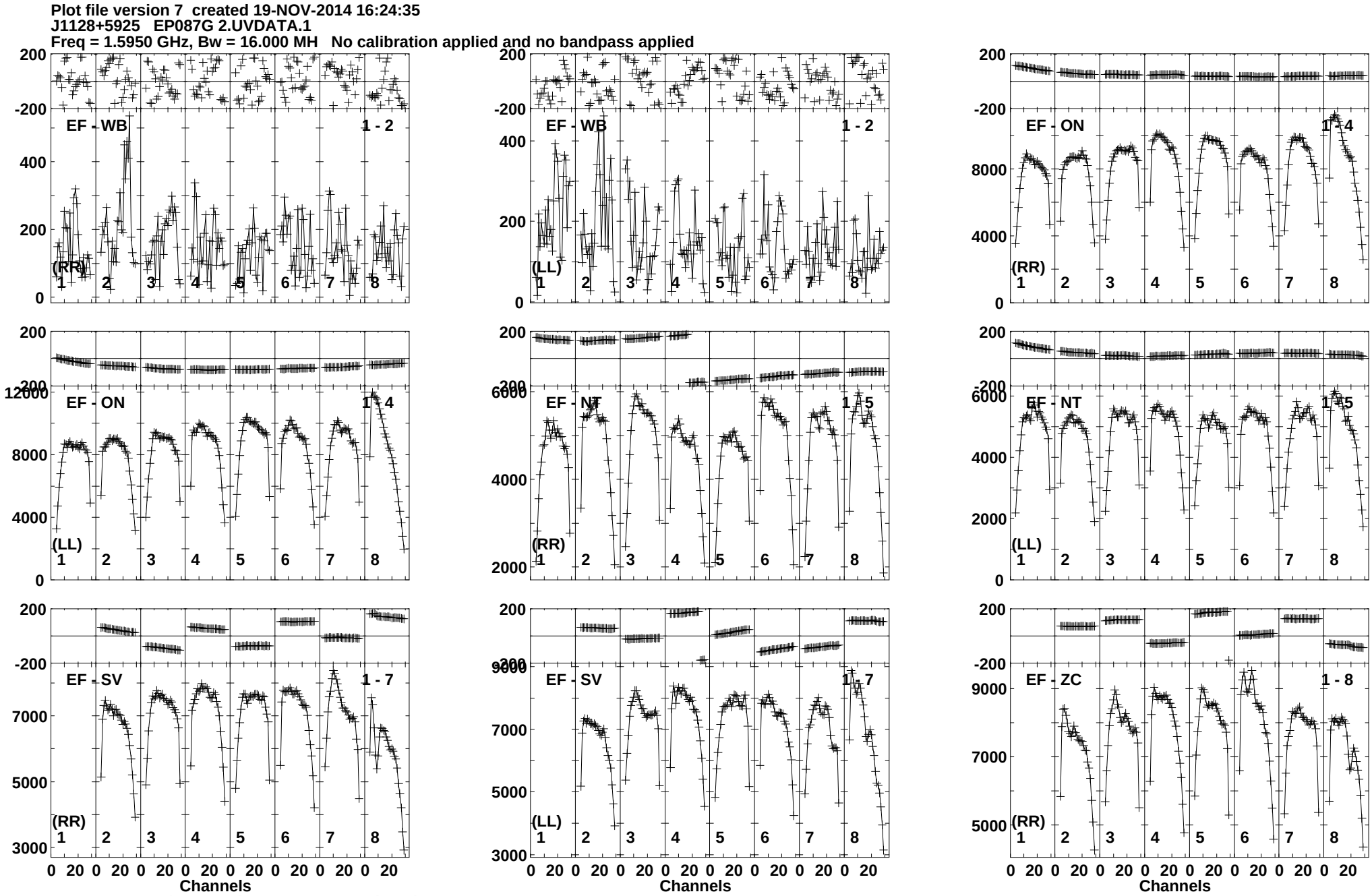
Plot file version 7 created 19-NOV-2014 16:24:35
J1128+5925 EP087G 2.UVDATA.1
Freq = 1.5950 GHz, Bw = 16.000 MH No calibration applied and no bandpass applied
EF - WB 1 - 2
(RR)
EF - WB 1 - 2
(LL)
EF - ON 1 - 4
(RR)
EF - ON 1 - 4
(LL)
EF - NT 1 - 5
(RR)
EF - NT 1 - 5
(LL)
EF - SV 1 - 7
(RR)
EF - SV 1 - 7
(LL)
EF - ZC 1 - 8
(RR)
Channels
Channels
Channels
Lower frame: Micro Ampl Jy Top frame: Phas deg
Vector averaged cross-power spectrum Baseline: EF (01) - WB (02)
Timerange: 00/13:45:35 to 00/13:46:39

Plot file version 8 created 19-NOV-2014 16:24:35
J1128+5925 EP087G 2.UVDATA.1
Freq = 1.5950 GHz, Bw = 16.000 MH No calibration applied and no bandpass applied

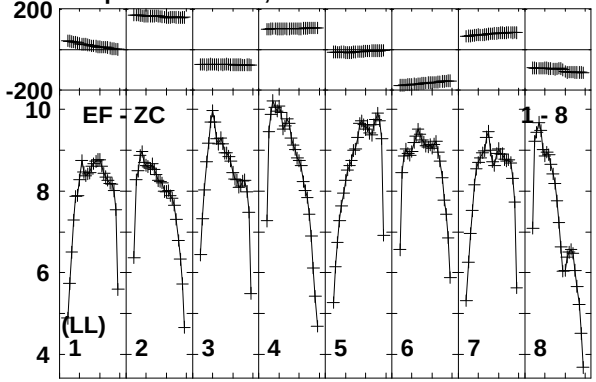

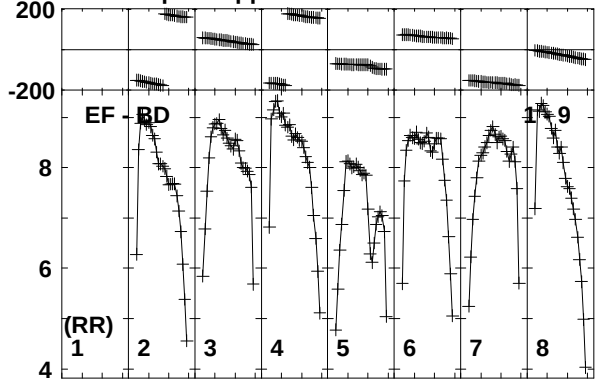

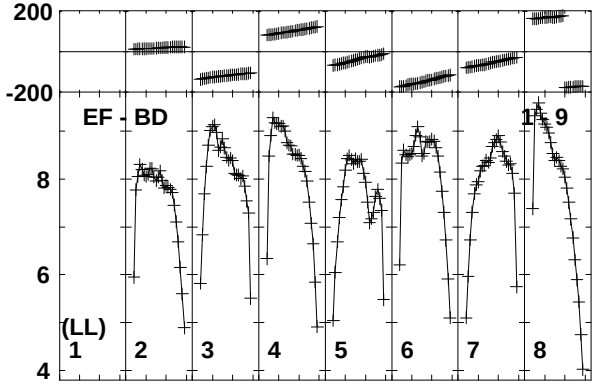

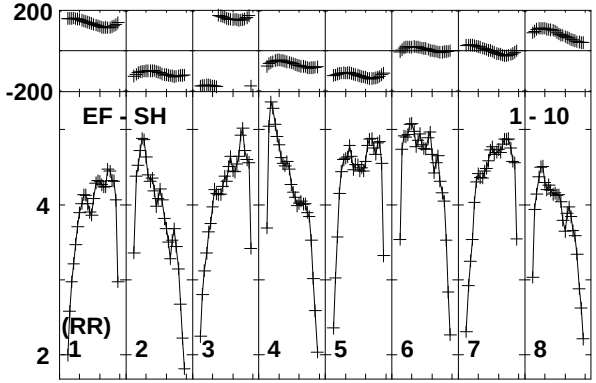

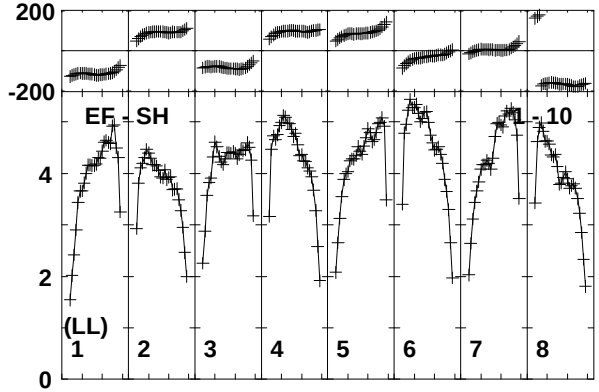

Lower frame: Milli Ampl Jy Top frame: Phas deg
Vector averaged cross-power spectrum Baseline: EF (01) - ZC (08)
Timerange: 00/13:45:35 to 00/13:46:39

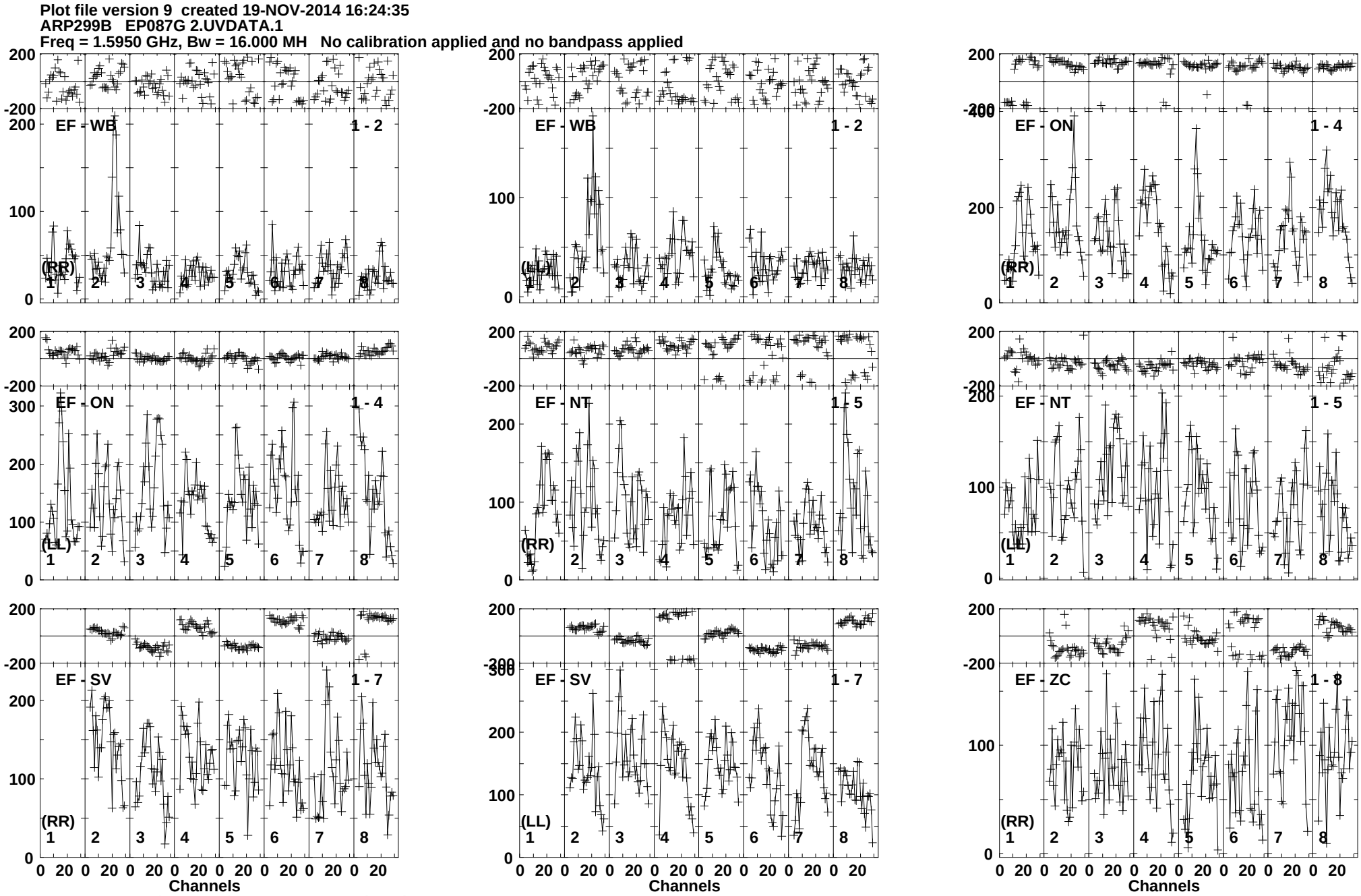
Plot file version 9 created 19-NOV-2014 16:24:35
ARP299B EP087G 2.UVDATA.1
Freq = 1.5950 GHz, Bw = 16.000 MH No calibration applied and no bandpass applied
EF - WB 1 - 2
EF - WB 1 - 2
EF - ON 1 - 4
EF - ON 1 - 4
EF - NT 1 - 5
EF - NT 1 - 5
EF - SV 1 - 7
EF - SV 1 - 7
EF - ZC 1 - 8
(RR)
(LL)
Channels
Lower frame: Micro Ampl Jy Top frame: Phas deg
Vector averaged cross-power spectrum Baseline: EF (01) - WB (02)
Timerange: 00/13:46:41 to 00/13:51:09

Plot file version 10 created 19-NOV-2014 16:24:36
ARP299B EP087G 2.UVDATA.1
Freq = 1.5950 GHz, Bw = 16.000 MH No calibration applied and no bandpass applied

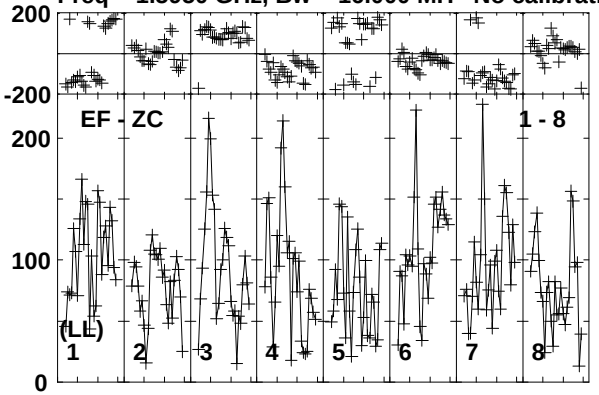

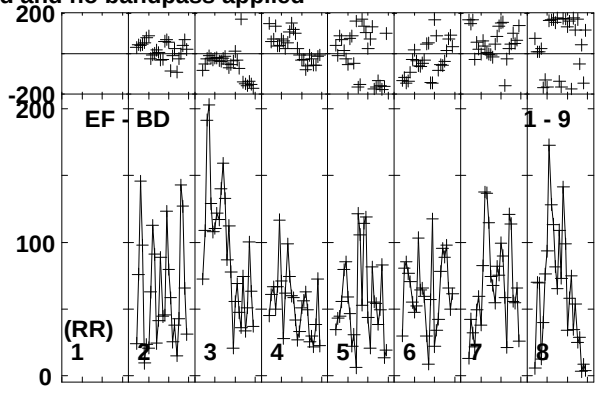

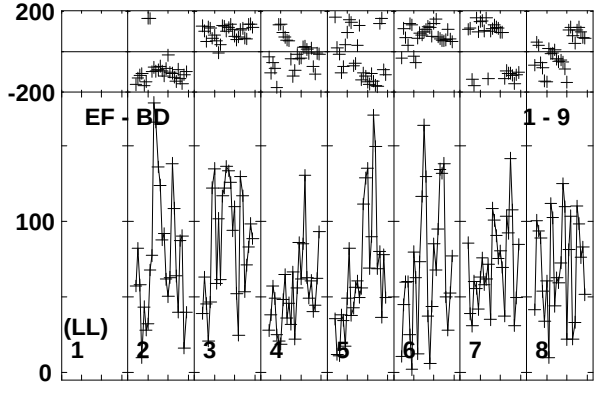

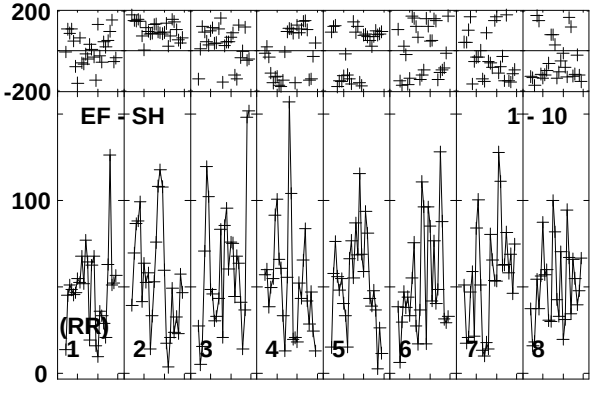

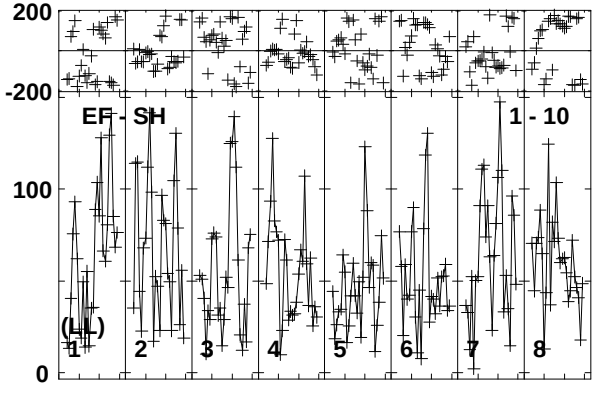

Lower frame: Micro Ampl Jy Top frame: Phas deg
Vector averaged cross-power spectrum Baseline: EF (01) - ZC (08)
Timerange: 00/13:46:41 to 00/13:51:09

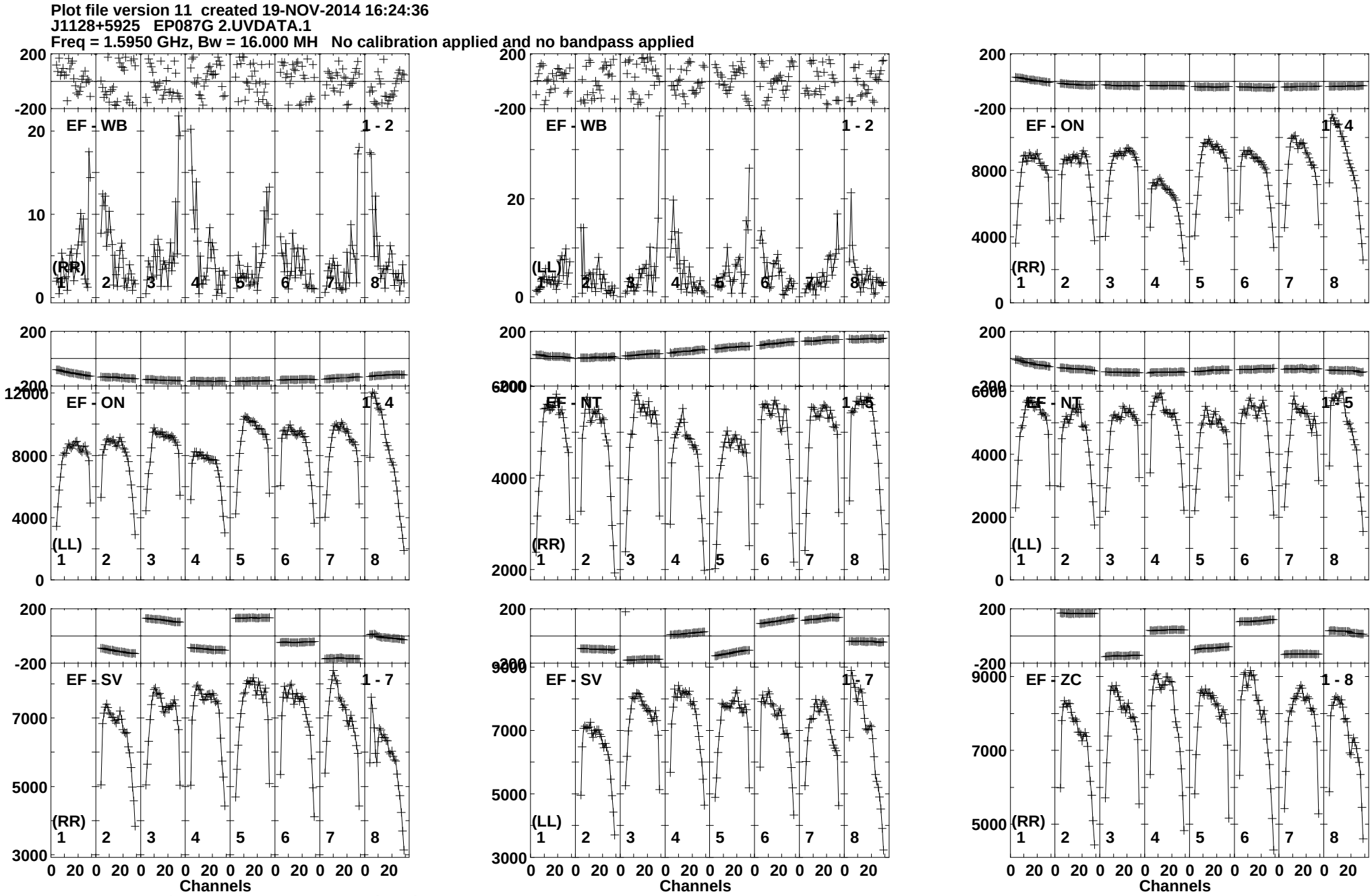
Plot file version 11 created 19-NOV-2014 16:24:36
J1128+5925 EP087G 2.UVDATA.1
Freq = 1.5950 GHz, Bw = 16.000 MH No calibration applied and no bandpass applied
EF - WB 1 - 2
EF - WB 1 - 2
EF - ON 1 - 4
EF - ON 1 - 4
EF - NT 1 - 5
EF - NT 1 - 5
EF - SV 1 - 7
EF - SV 1 - 7
EF - ZC 1 - 8
(RR)
(LL)
Channels
Lower frame: Micro Ampl Jy Top frame: Phas deg
Vector averaged cross-power spectrum Baseline: EF (01) - WB (02)
Timerange: 00/13:51:51 to 00/13:52:19

Plot file version 12 created 19-NOV-2014 16:24:36
J1128+5925 EP087G 2.UVDATA.1
Freq = 1.5950 GHz, Bw = 16.000 MH No calibration applied and no bandpass applied

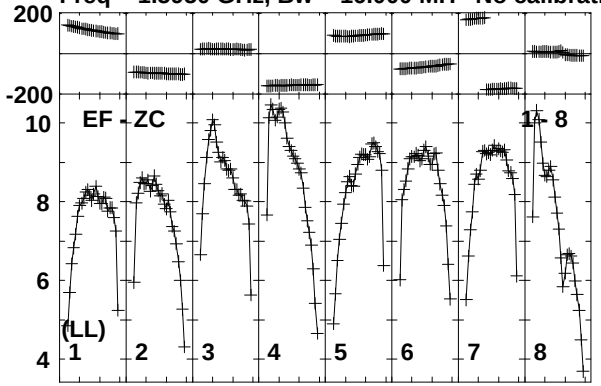

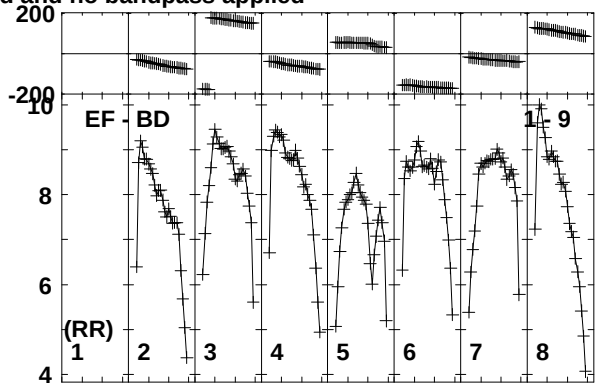

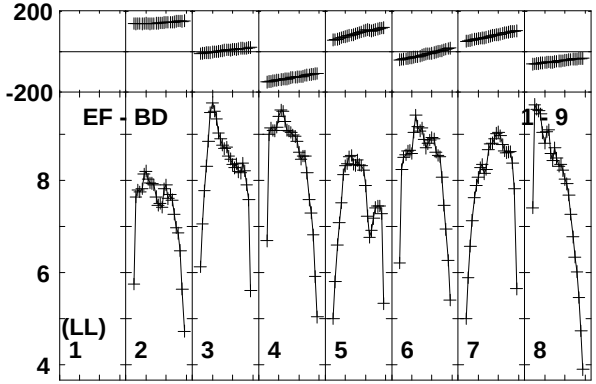

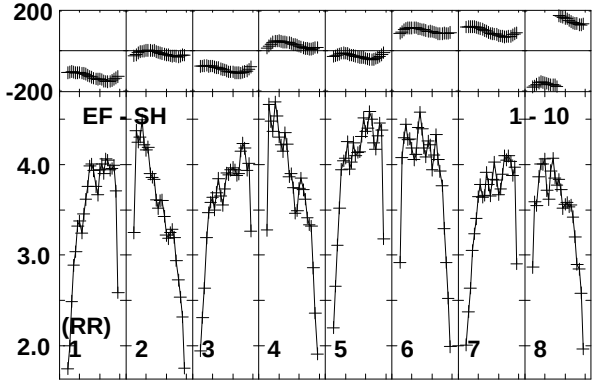

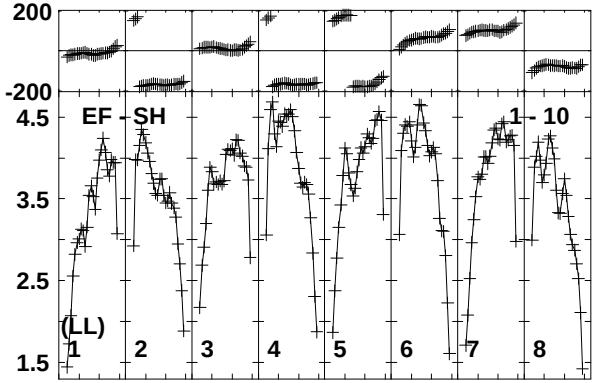

Lower frame: Milli Ampl Jy Top frame: Phas deg
Vector averaged cross-power spectrum Baseline: EF (01) - ZC (08)
Timerange: 00/13:51:51 to 00/13:52:19

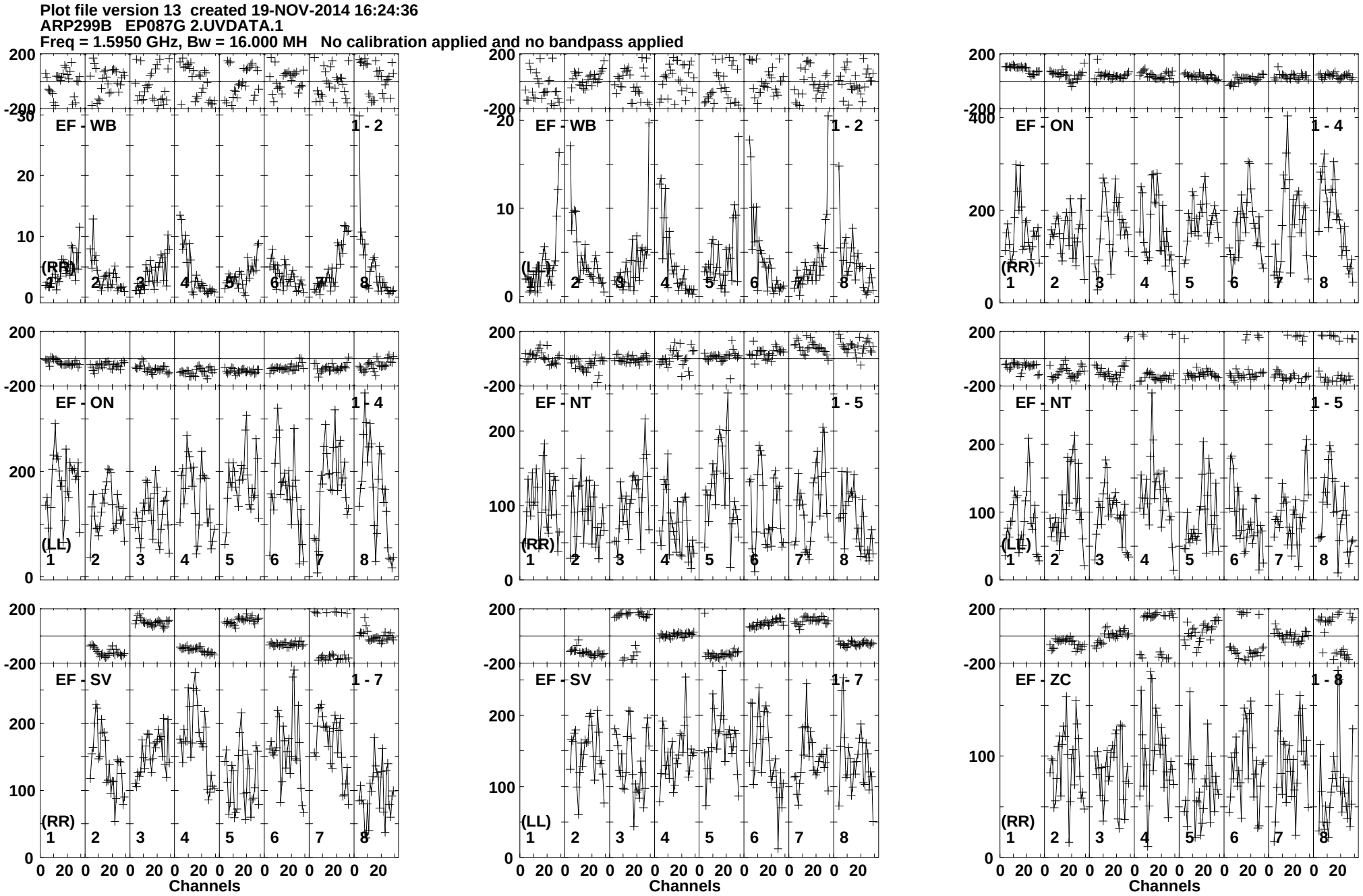
Plot file version 13 created 19-NOV-2014 16:24:36
ARP299B EP087G 2.UVDATA.1
Freq = 1.5950 GHz, Bw = 16.000 MH No calibration applied and no bandpass applied
EF - WB 1 - 2
EF - WB 1 - 2
EF - ON 1 - 4
EF - ON 1 - 4
EF - NT 1 - 5
EF - NT 1 - 5
EF - SV 1 - 7
EF - SV 1 - 7
EF - ZC 1 - 8
(RR)
(LL)
Channels
Lower frame: Micro Ampl Jy Top frame: Phas deg
Vector averaged cross-power spectrum Baseline: EF (01) - WB (02)
Timerange: 00/13:52:25 to 00/13:56:49

Plot file version 14 created 19-NOV-2014 16:24:36
ARP299B EP087G 2.UVDATA.1
Freq = 1.5950 GHz, Bw = 16.000 MH No calibration applied and no bandpass applied

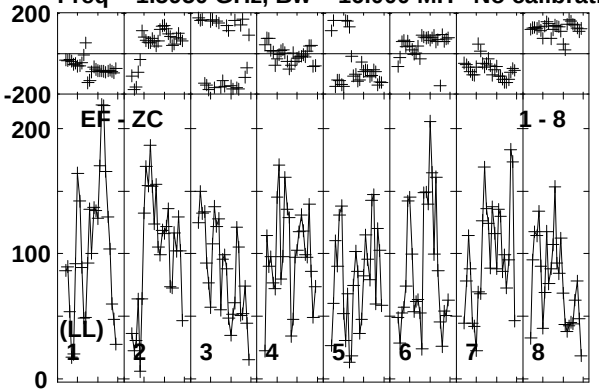

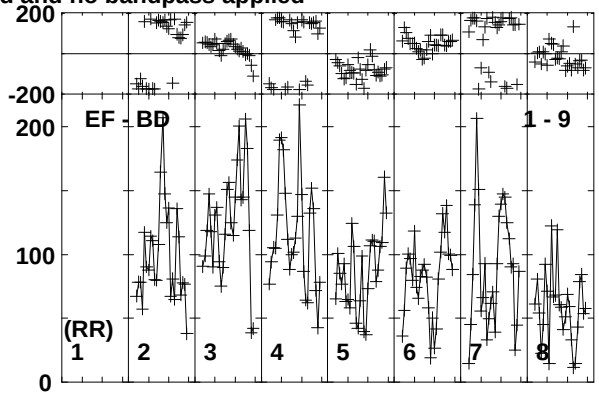

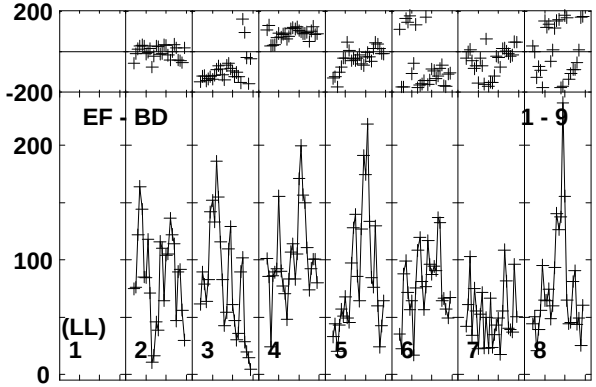

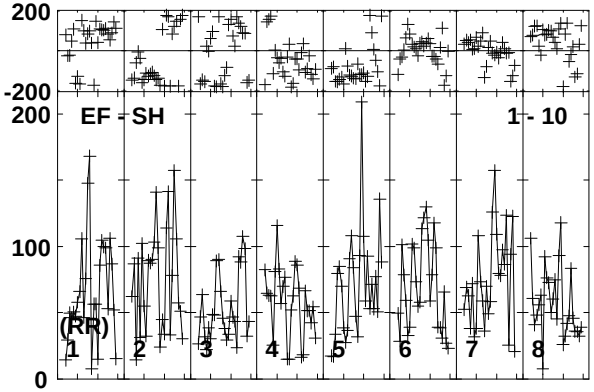

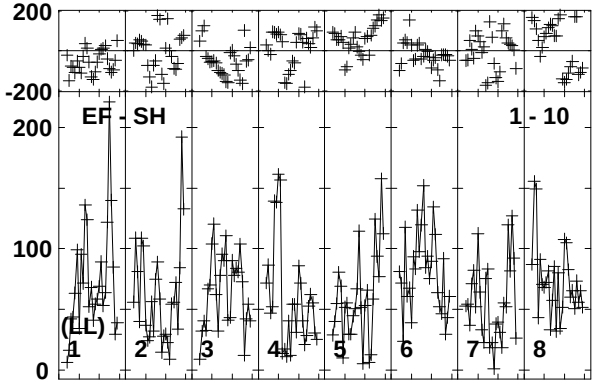

Lower frame: Micro Ampl Jy Top frame: Phas deg
Vector averaged cross-power spectrum Baseline: EF (01) - ZC (08)
Timerange: 00/13:52:25 to 00/13:56:49

Plot file version 15 created 19-NOV-2014 16:24:36
J1128+5925 EP087G 2.UVDATA.1
Freq = 1.5950 GHz, Bw = 16.000 MH No calibration applied and no bandpass applied

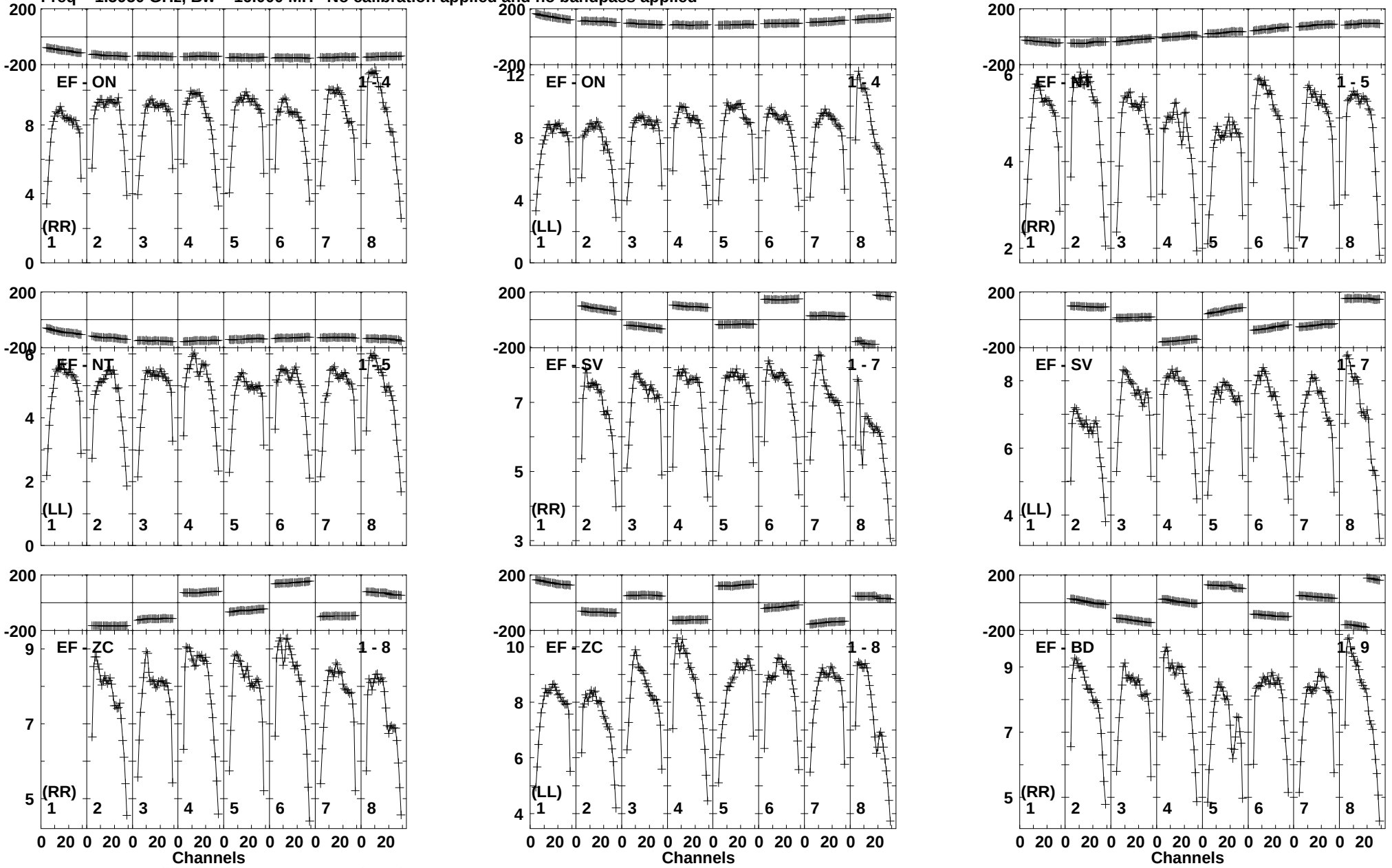

Lower frame: Milli Ampl Jy Top frame: Phas deg
Vector averaged cross-power spectrum Baseline: EF (01) - ON (04)
Timerange: 00/13:56:55 to 00/13:57:49

Plot file version 16 created 19-NOV-2014 16:24:36
J1128+5925 EP087G 2.UVDATA.1
Freq = 1.5950 GHz, Bw = 16.000 MH No calibration applied and no bandpass applied

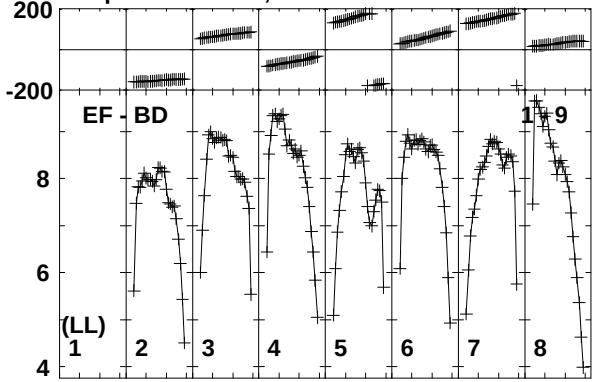

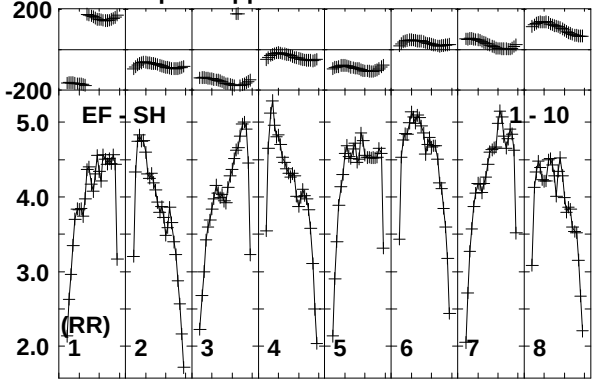

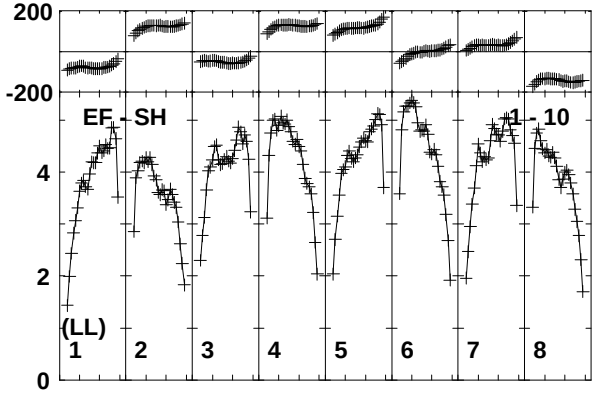

Lower frame: Milli Ampl Jy Top frame: Phas deg
Vector averaged cross-power spectrum Baseline: EF (01) - BD (09)
Timerange: 00/13:56:55 to 00/13:57:49

Plot file version 17 created 19-NOV-2014 16:24:36
ARP299B EP087G 2.UVDATA.1
Freq = 1.5950 GHz, Bw = 16.000 MH No calibration applied and no bandpass applied

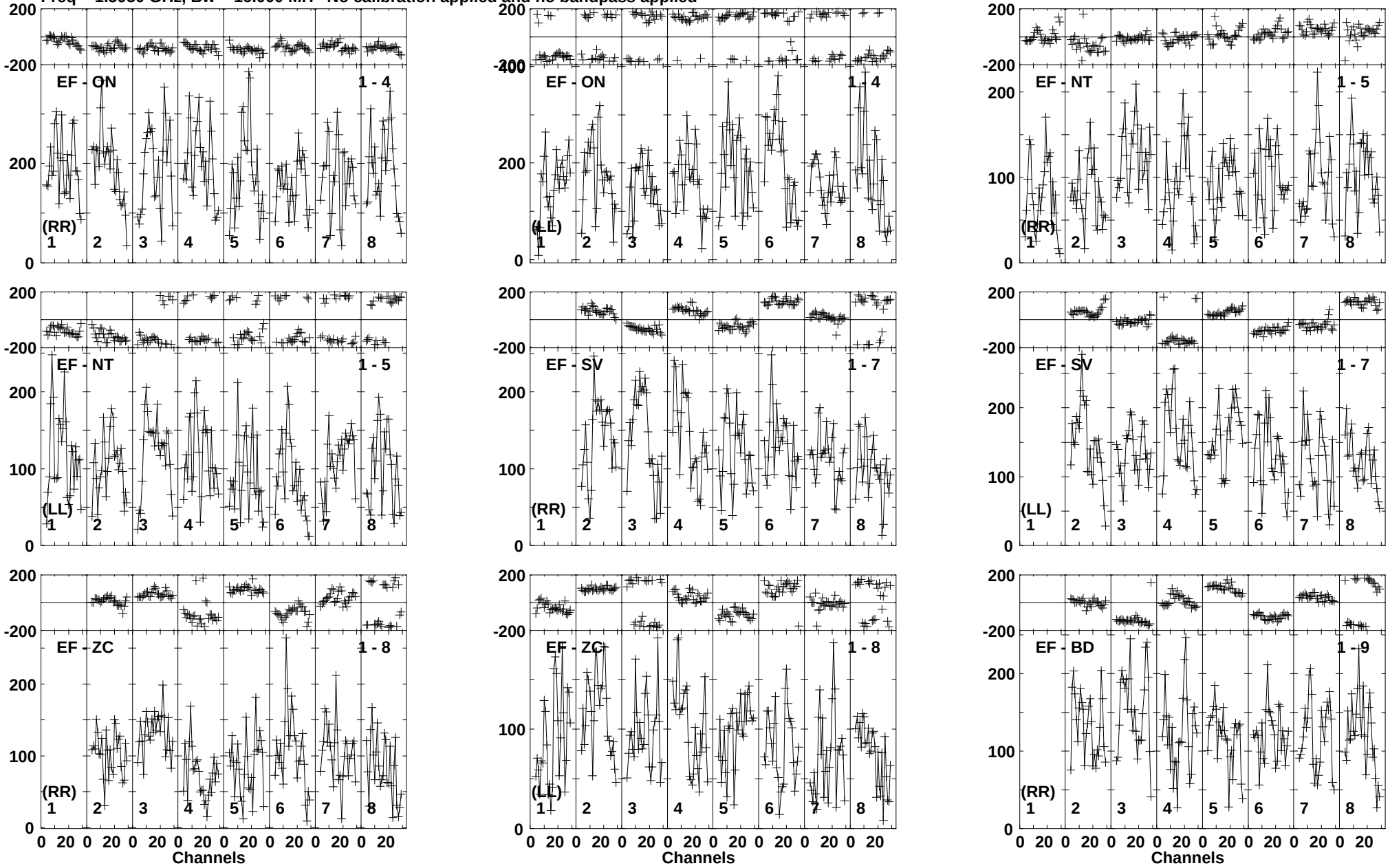

Lower frame: Micro Ampl Jy Top frame: Phas deg
Vector averaged cross-power spectrum Baseline: EF (01) - ON (04)
Timerange: 00/13:57:51 to 00/14:02:19

Plot file version 18 created 19-NOV-2014 16:24:36
ARP299B EP087G 2.UVDATA.1
Freq = 1.5950 GHz, Bw = 16.000 MH No calibration applied and no bandpass applied

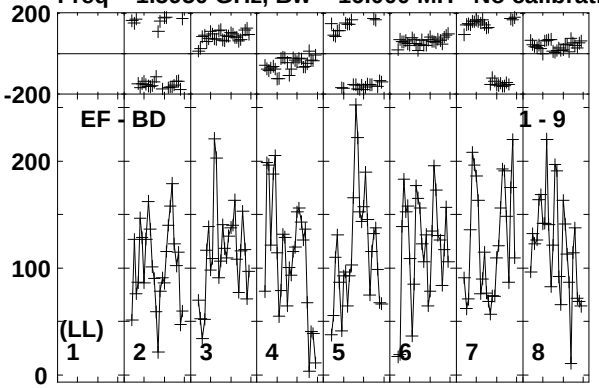

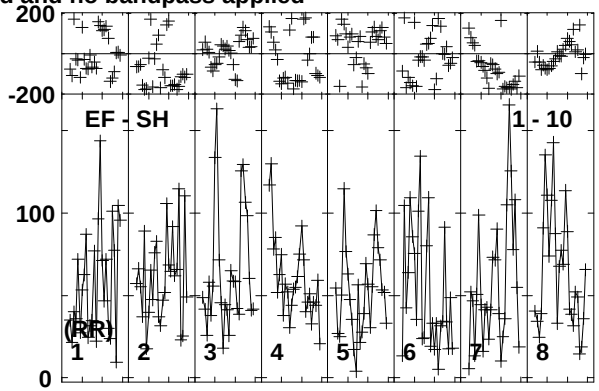

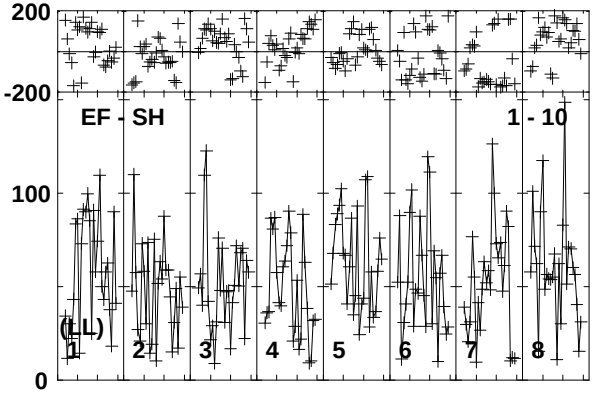

Lower frame: Micro Ampl Jy Top frame: Phas deg
Vector averaged cross-power spectrum Baseline: EF (01) - BD (09)
Timerange: 00/13:57:51 to 00/14:02:19

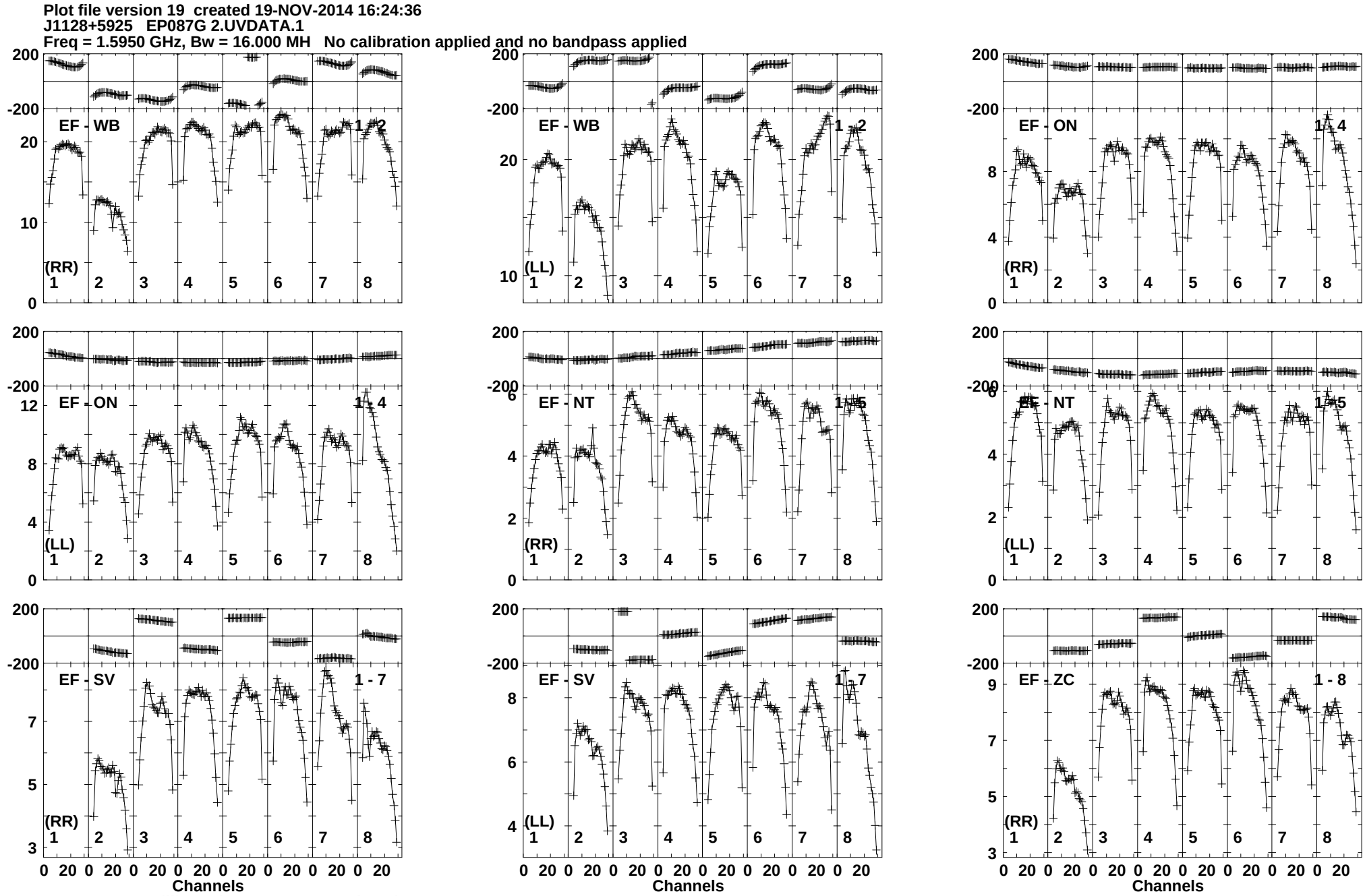
Plot file version 19 created 19-NOV-2014 16:24:36
J1128+5925 EP087G 2.UVDATA.1
Freq = 1.5950 GHz, Bw = 16.000 MH No calibration applied and no bandpass applied
EF - WB 1 - 2
(RR)
EF - WB 1 - 2
(LL)
EF - ON 1 - 4
(RR)
EF - ON 1 - 4
(LL)
EF - NT 1 - 5
(RR)
EF - NT 1 - 5
(LL)
EF - SV 1 - 7
(RR)
EF - SV 1 - 7
(LL)
EF - ZC 1 - 8
(RR)
Channels
Lower frame: Milli Ampl Jy Top frame: Phas deg
Vector averaged cross-power spectrum Baseline: EF (01) - WB (02)
Timerange: 00/14:03:01 to 00/14:03:29

Plot file version 20 created 19-NOV-2014 16:24:36
J1128+5925 EP087G 2.UVDATA.1
Freq = 1.5950 GHz, Bw = 16.000 MH No calibration applied and no bandpass applied

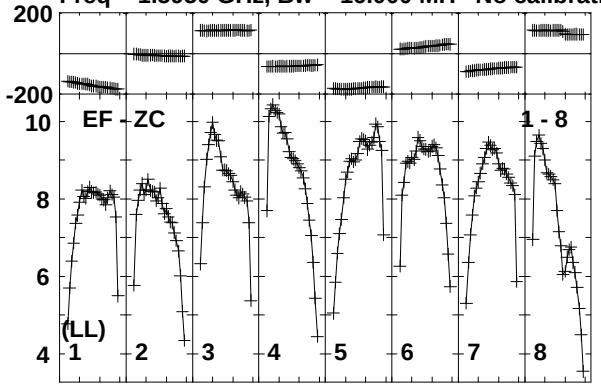

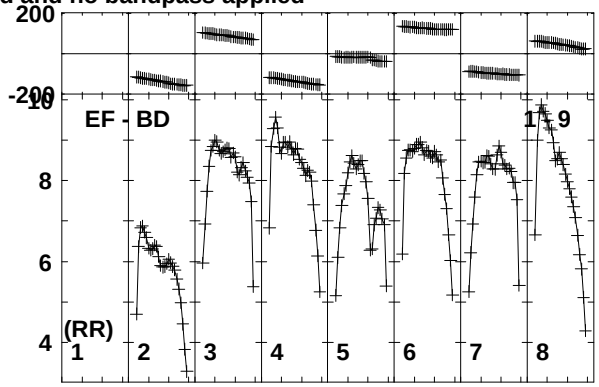

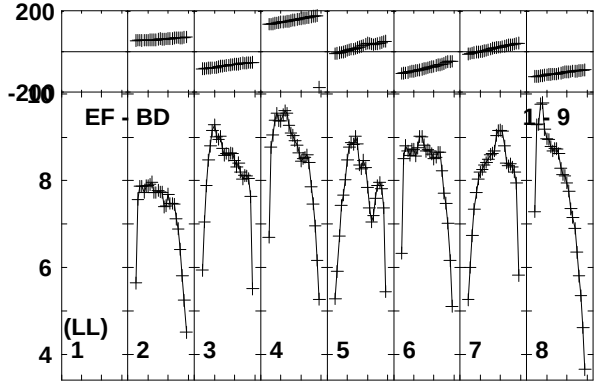

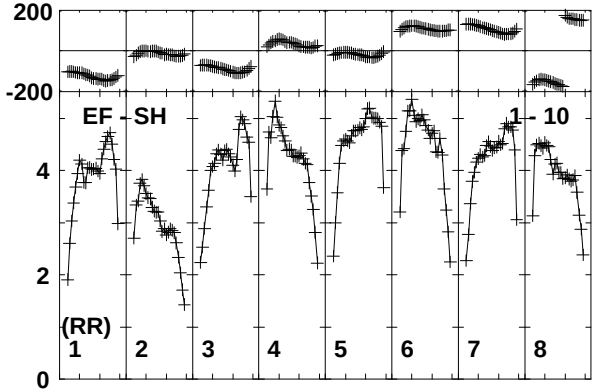

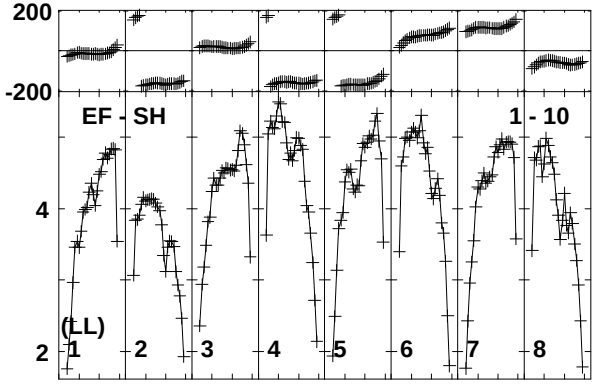

Lower frame: Milli Ampl Jy Top frame: Phas deg
Vector averaged cross-power spectrum Baseline: EF (01) - ZC (08)
Timerange: 00/14:03:01 to 00/14:03:29

Plot file version 21 created 19-NOV-2014 16:24:36
ARP299B EP087G 2.UVDATA.1
Freq = 1.5950 GHz, Bw = 16.000 MH No calibration applied and no bandpass applied

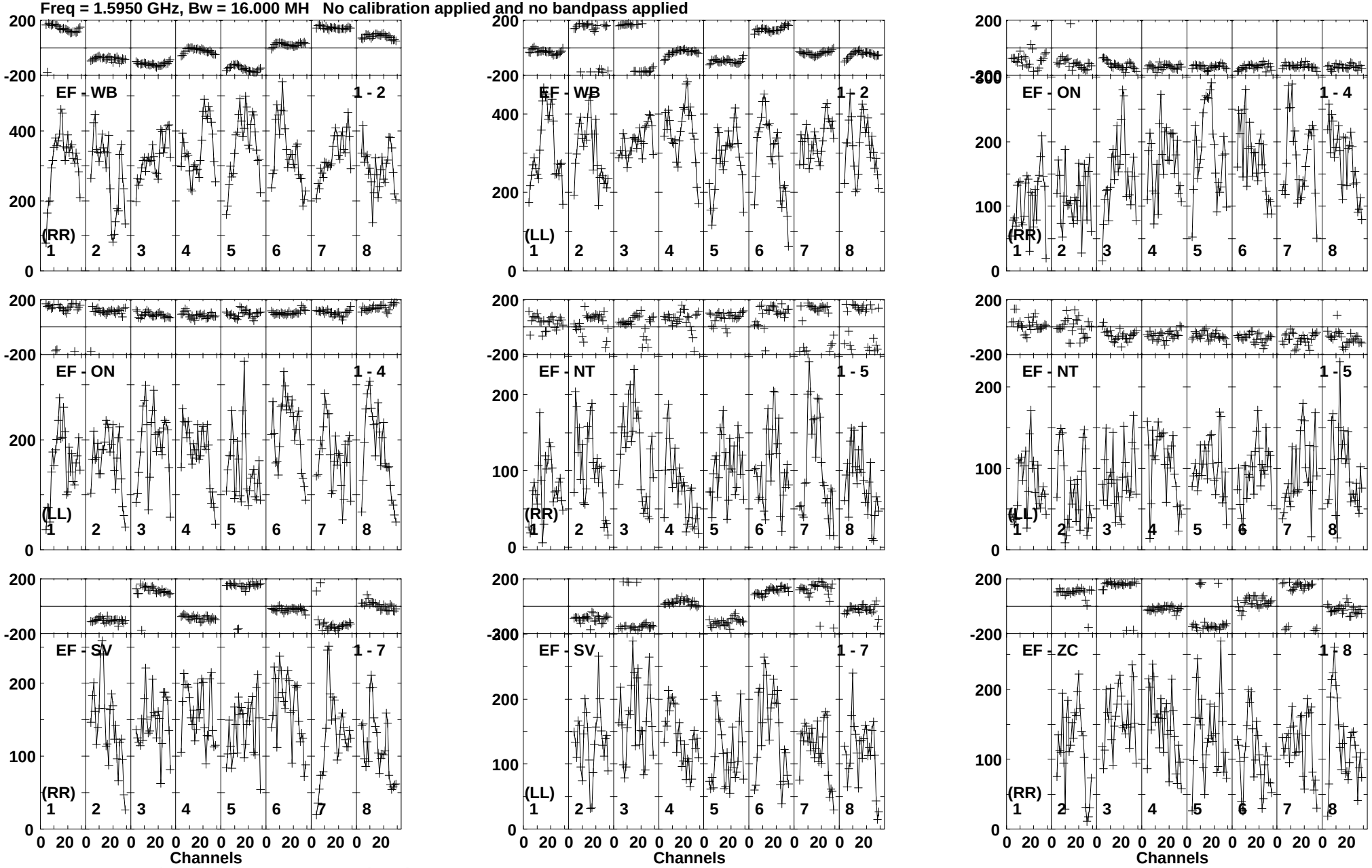

Lower frame: Micro Ampl Jy Top frame: Phas deg
Vector averaged cross-power spectrum Baseline: EF (01) - WB (02)
Timerange: 00/14:03:35 to 00/14:07:59

Plot file version 22 created 19-NOV-2014 16:24:37
ARP299B EP087G 2.UVDATA.1
Freq = 1.5950 GHz, Bw = 16.000 MH No calibration applied and no bandpass applied

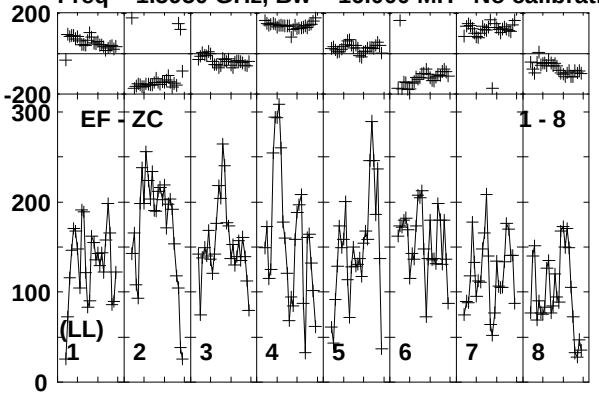

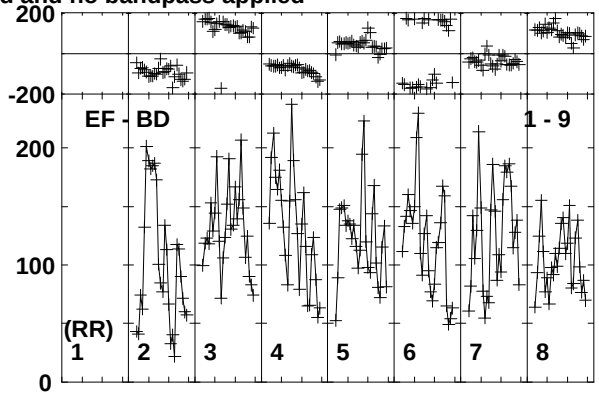

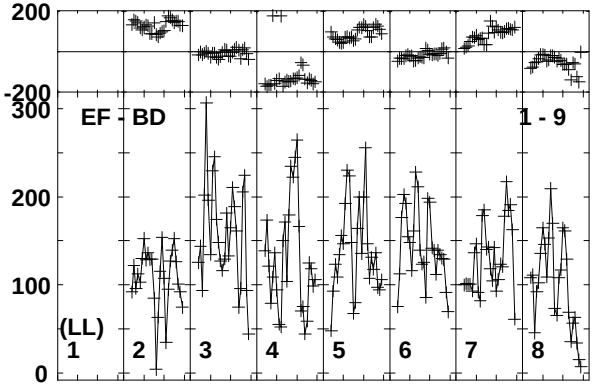

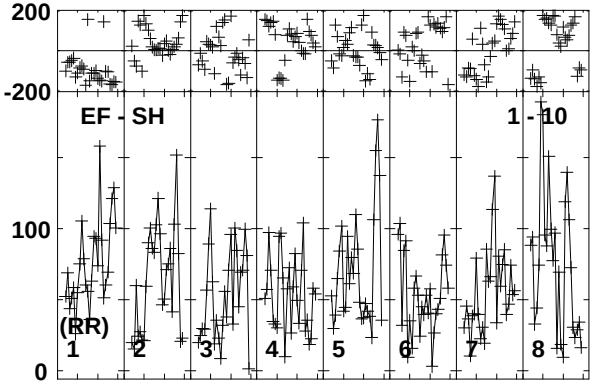

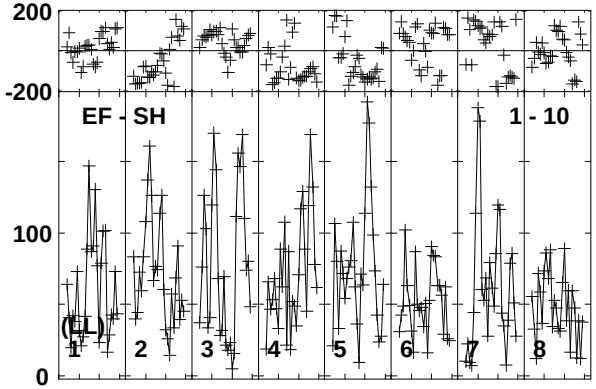

Lower frame: Micro Ampl Jy Top frame: Phas deg
Vector averaged cross-power spectrum Baseline: EF (01) - ZC (08)
Timerange: 00/14:03:35 to 00/14:07:59

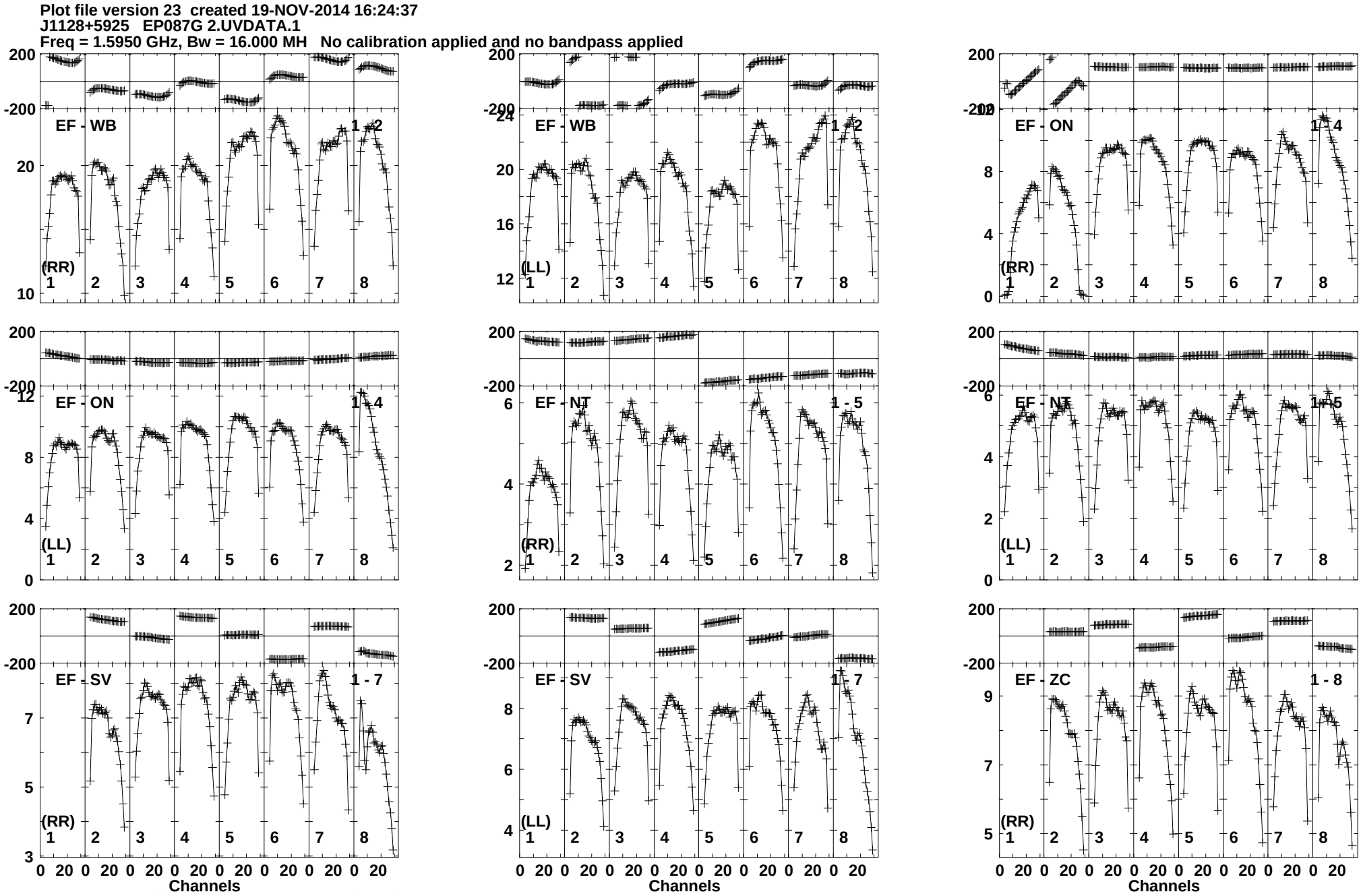
Plot file version 23 created 19-NOV-2014 16:24:37
J1128+5925 EP087G 2.UVDATA.1
Freq = 1.5950 GHz, Bw = 16.000 MH No calibration applied and no bandpass applied
EF - WB 1 - 2
(RR)
EF - WB 1 - 2
(LL)
EF - ON 1 - 4
(RR)
EF - ON 1 - 4
(LL)
EF - NT 1 - 5
(RR)
EF - NT 1 - 5
(LL)
EF - SV 1 - 7
(RR)
EF - SV 1 - 7
(LL)
EF - ZC 1 - 8
(RR)
Channels
Lower frame: Milli Ampl Jy Top frame: Phas deg
Vector averaged cross-power spectrum Baseline: EF (01) - WB (02)
Timerange: 00/14:08:05 to 00/14:09:09

Plot file version 24 created 19-NOV-2014 16:24:37
J1128+5925 EP087G 2.UVDATA.1
Freq = 1.5950 GHz, Bw = 16.000 MH No calibration applied and no bandpass applied

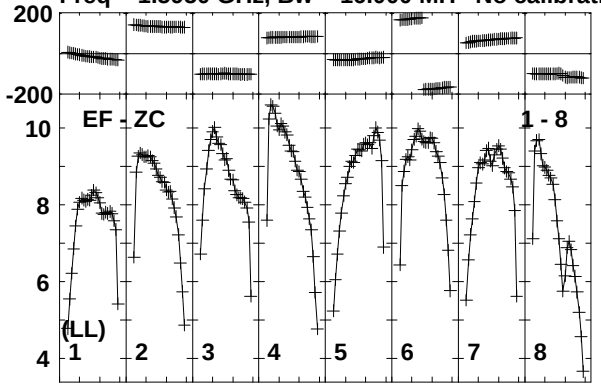

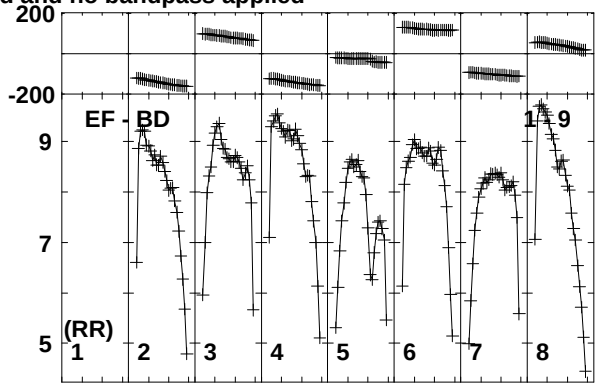

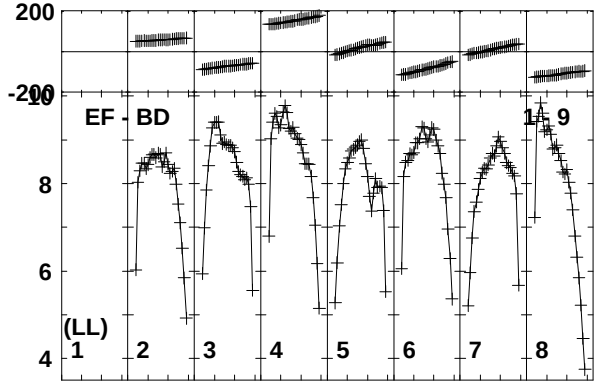

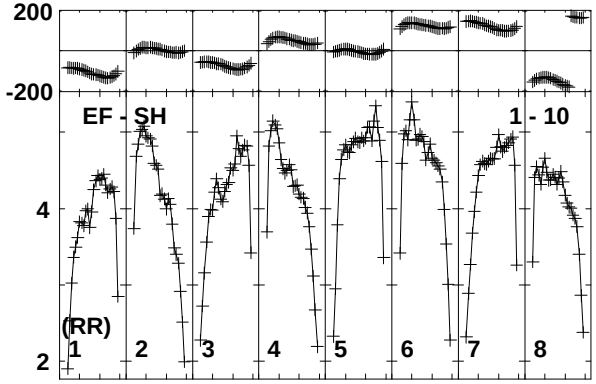

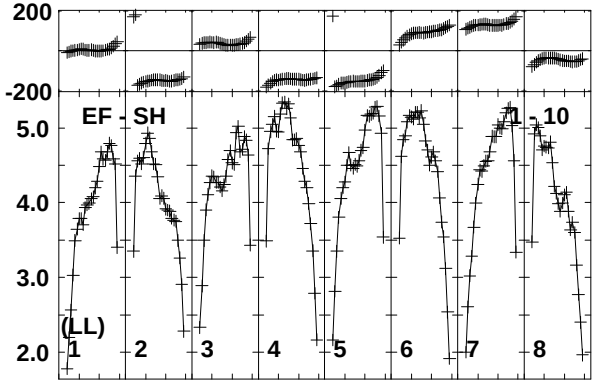

Lower frame: Milli Ampl Jy Top frame: Phas deg
Vector averaged cross-power spectrum Baseline: EF (01) - ZC (08)
Timerange: 00/14:08:05 to 00/14:09:09

Plot file version 25 created 19-NOV-2014 16:24:37
ARP299B EP087G 2.UVDATA.1
Freq = 1.5950 GHz, Bw = 16.000 MH No calibration applied and no bandpass applied

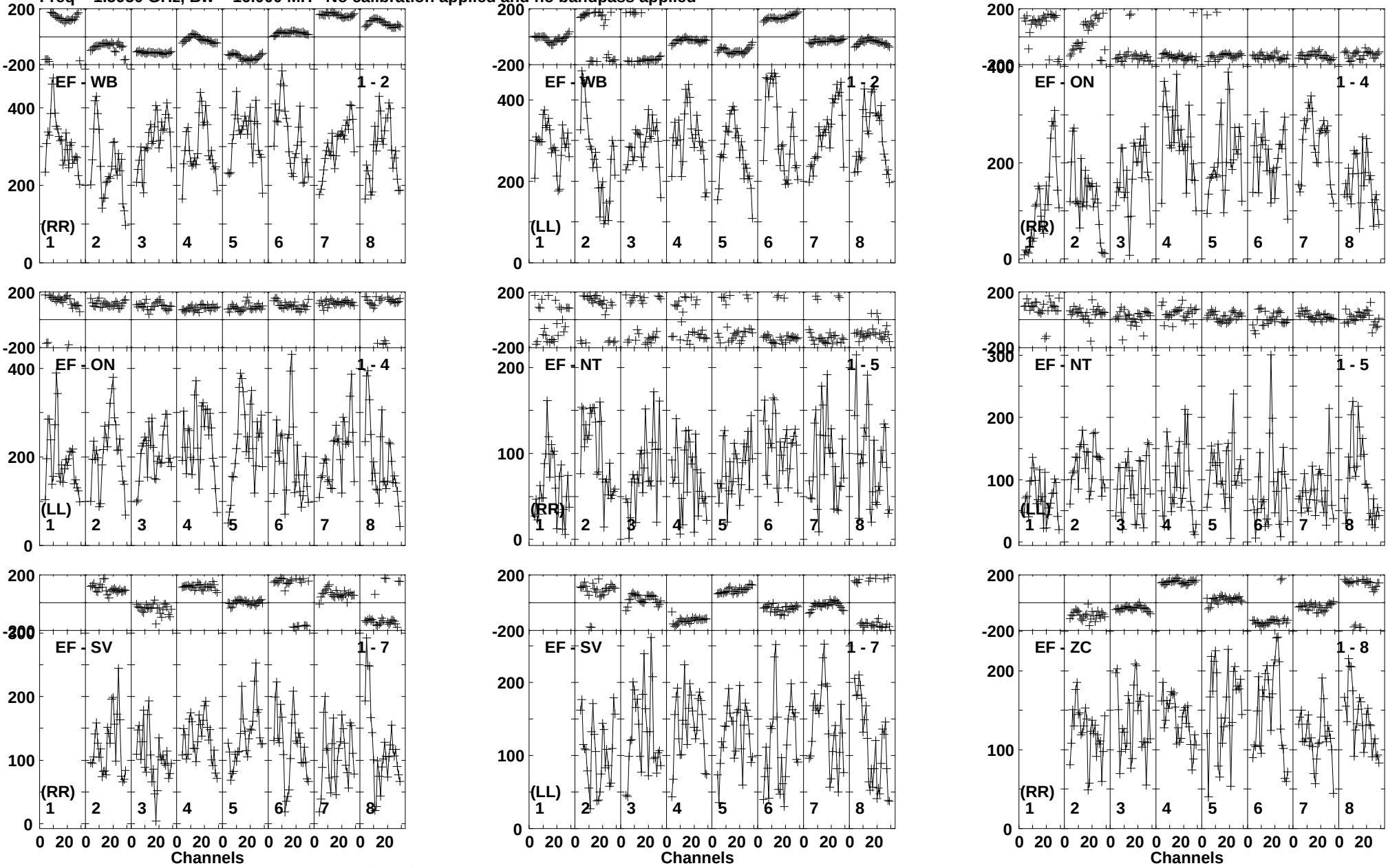

Lower frame: Micro Ampl Jy Top frame: Phas deg
Vector averaged cross-power spectrum Baseline: EF (01) - WB (02)
Timerange: 00/14:09:11 to 00/14:13:39

Plot file version 26 created 19-NOV-2014 16:24:37
ARP299B EP087G 2.UVDATA.1
Freq = 1.5950 GHz, Bw = 16.000 MH No calibration applied and no bandpass applied

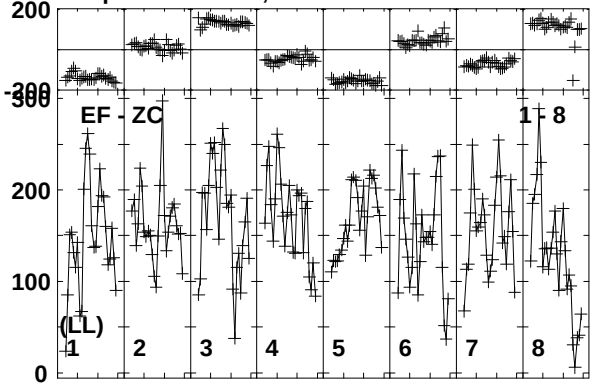

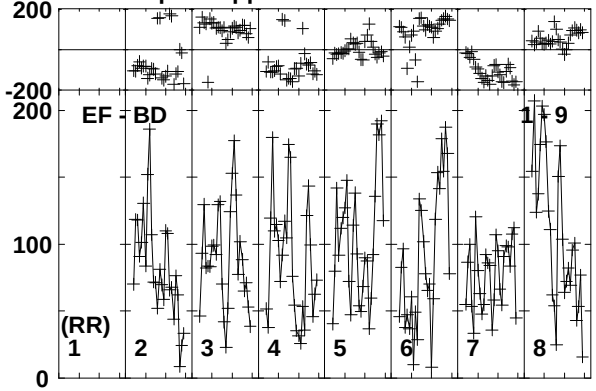

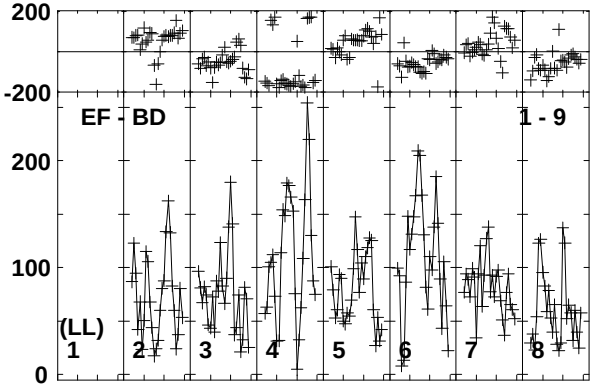

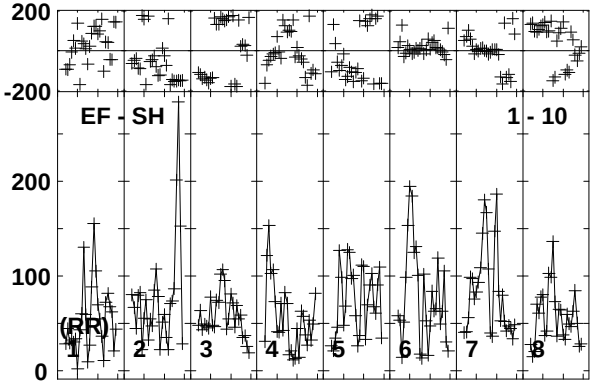

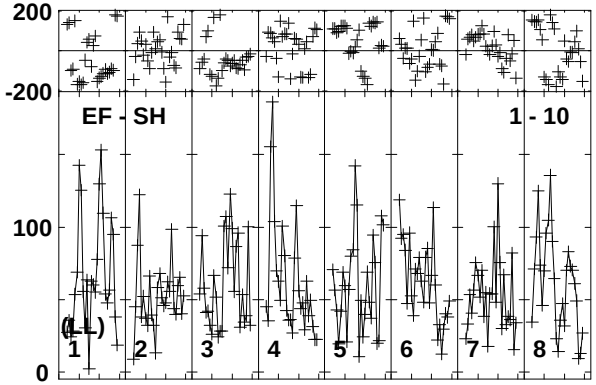

Lower frame: Micro Ampl Jy Top frame: Phas deg
Vector averaged cross-power spectrum Baseline: EF (01) - ZC (08)
Timerange: 00/14:09:11 to 00/14:13:39

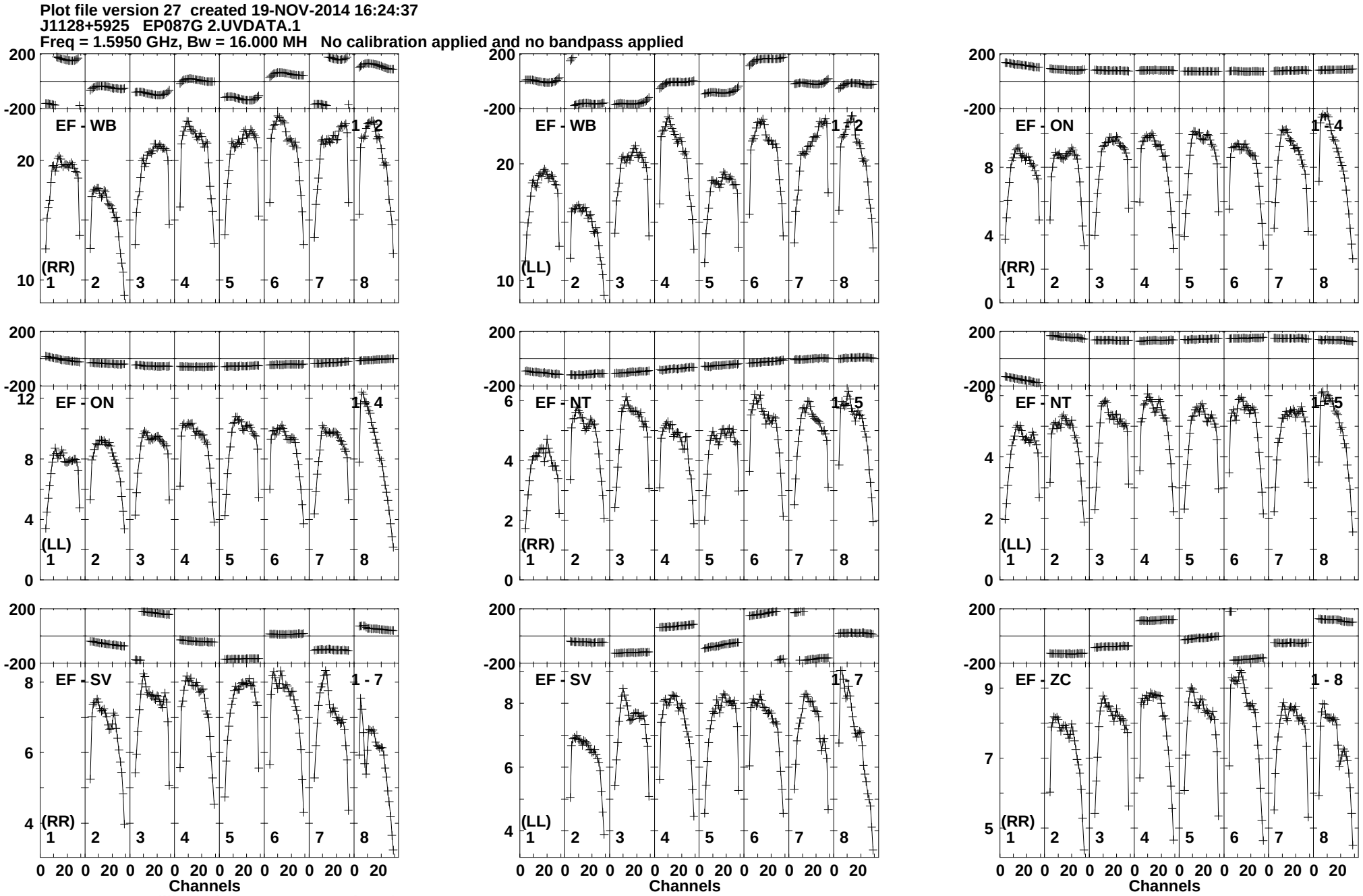
Plot file version 27 created 19-NOV-2014 16:24:37
J1128+5925 EP087G 2.UVDATA.1
Freq = 1.5950 GHz, Bw = 16.000 MH No calibration applied and no bandpass applied
EF - WB 1 - 2
(RR)
EF - WB 1 - 2
(LL)
EF - ON 1 - 4
(RR)
EF - ON 1 - 4
(LL)
EF - NT 1 - 5
(RR)
EF - NT 1 - 5
(LL)
EF - SV 1 - 7
(RR)
EF - SV 1 - 7
(LL)
EF - ZC 1 - 8
(RR)
Channels
Channels
Channels
Lower frame: Milli Ampl Jy Top frame: Phas deg
Vector averaged cross-power spectrum Baseline: EF (01) - WB (02)
Timerange: 00/14:14:21 to 00/14:14:49

Plot file version 28 created 19-NOV-2014 16:24:37
J1128+5925 EP087G 2.UVDATA.1
Freq = 1.5950 GHz, Bw = 16.000 MH No calibration applied and no bandpass applied

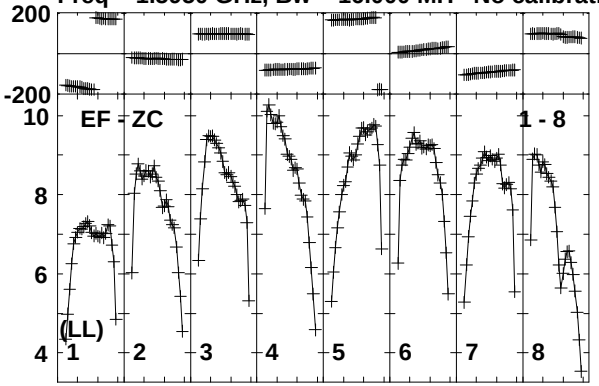

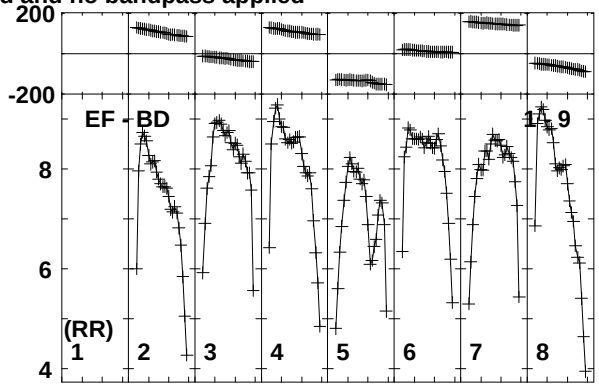

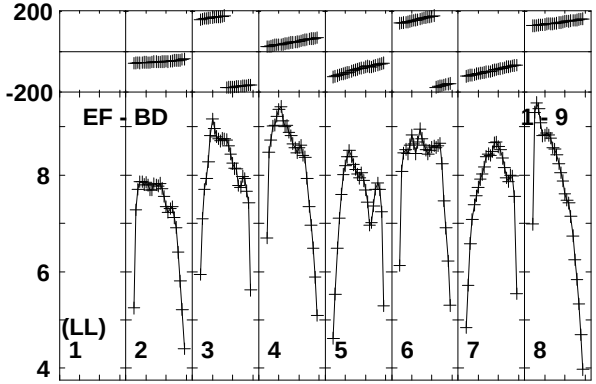

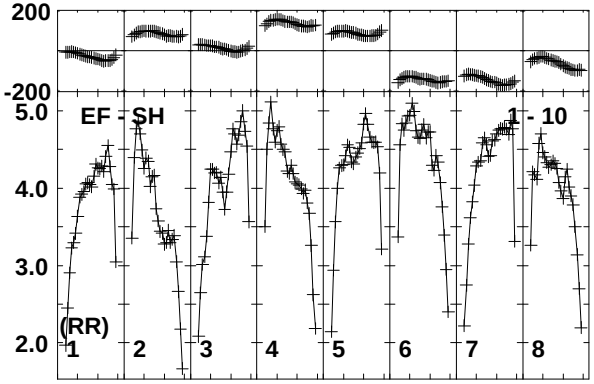

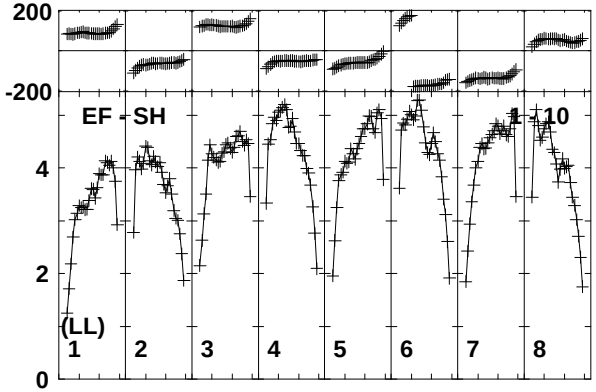

Lower frame: Milli Ampl Jy Top frame: Phas deg
Vector averaged cross-power spectrum Baseline: EF (01) - ZC (08)
Timerange: 00/14:14:21 to 00/14:14:49

Plot file version 29 created 19-NOV-2014 16:24:37
ARP299B EP087G 2.UVDATA.1
Freq = 1.5950 GHz, Bw = 16.000 MH No calibration applied and no bandpass applied

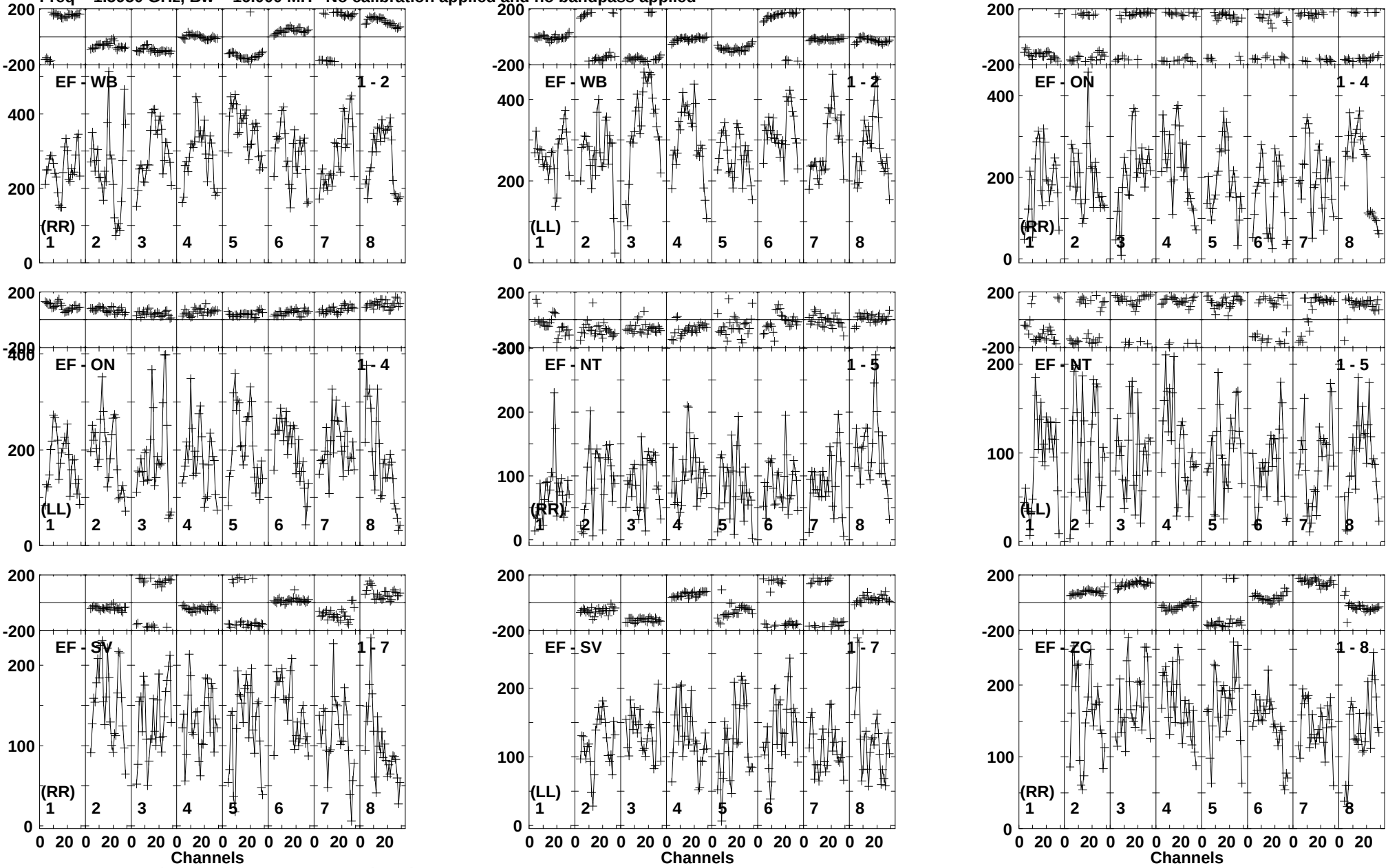

Lower frame: Micro Ampl Jy Top frame: Phas deg
Vector averaged cross-power spectrum Baseline: EF (01) - WB (02)
Timerange: 00/14:14:55 to 00/14:19:19

Plot file version 30 created 19-NOV-2014 16:24:37
ARP299B EP087G 2.UVDATA.1
Freq = 1.5950 GHz, Bw = 16.000 MH No calibration applied and no bandpass applied

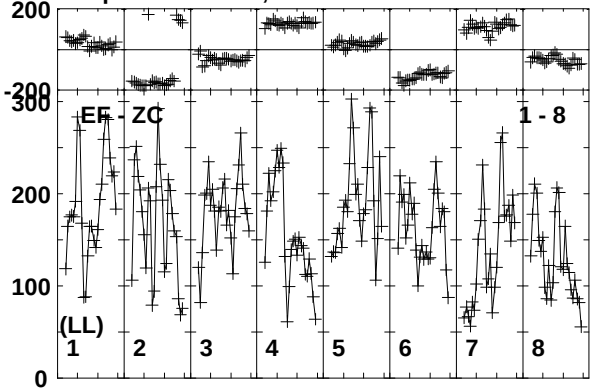

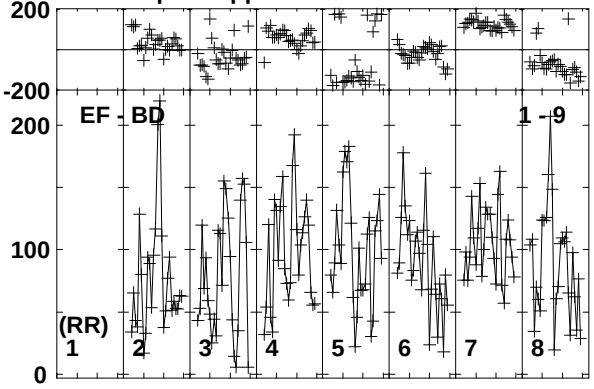

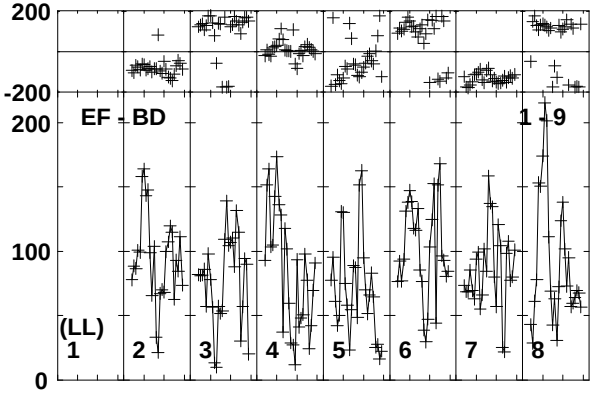

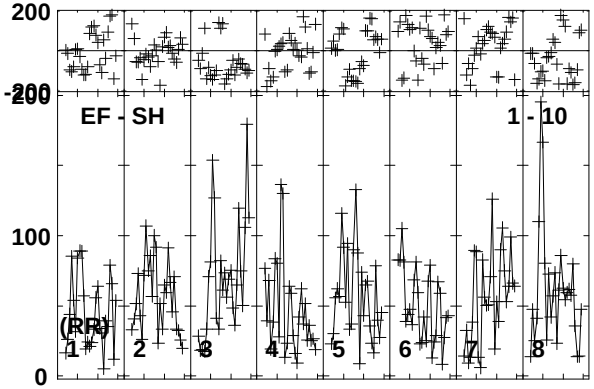

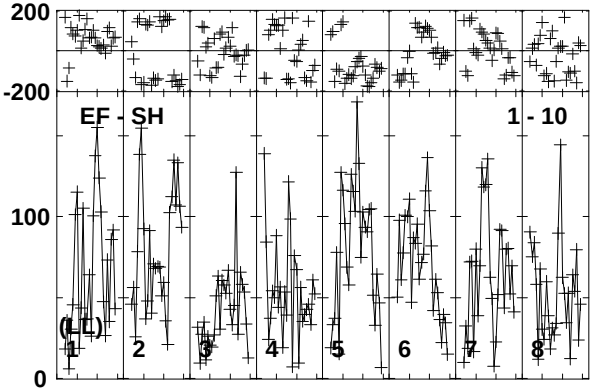

Lower frame: Micro Ampl Jy Top frame: Phas deg
Vector averaged cross-power spectrum Baseline: EF (01) - ZC (08)
Timerange: 00/14:14:55 to 00/14:19:19

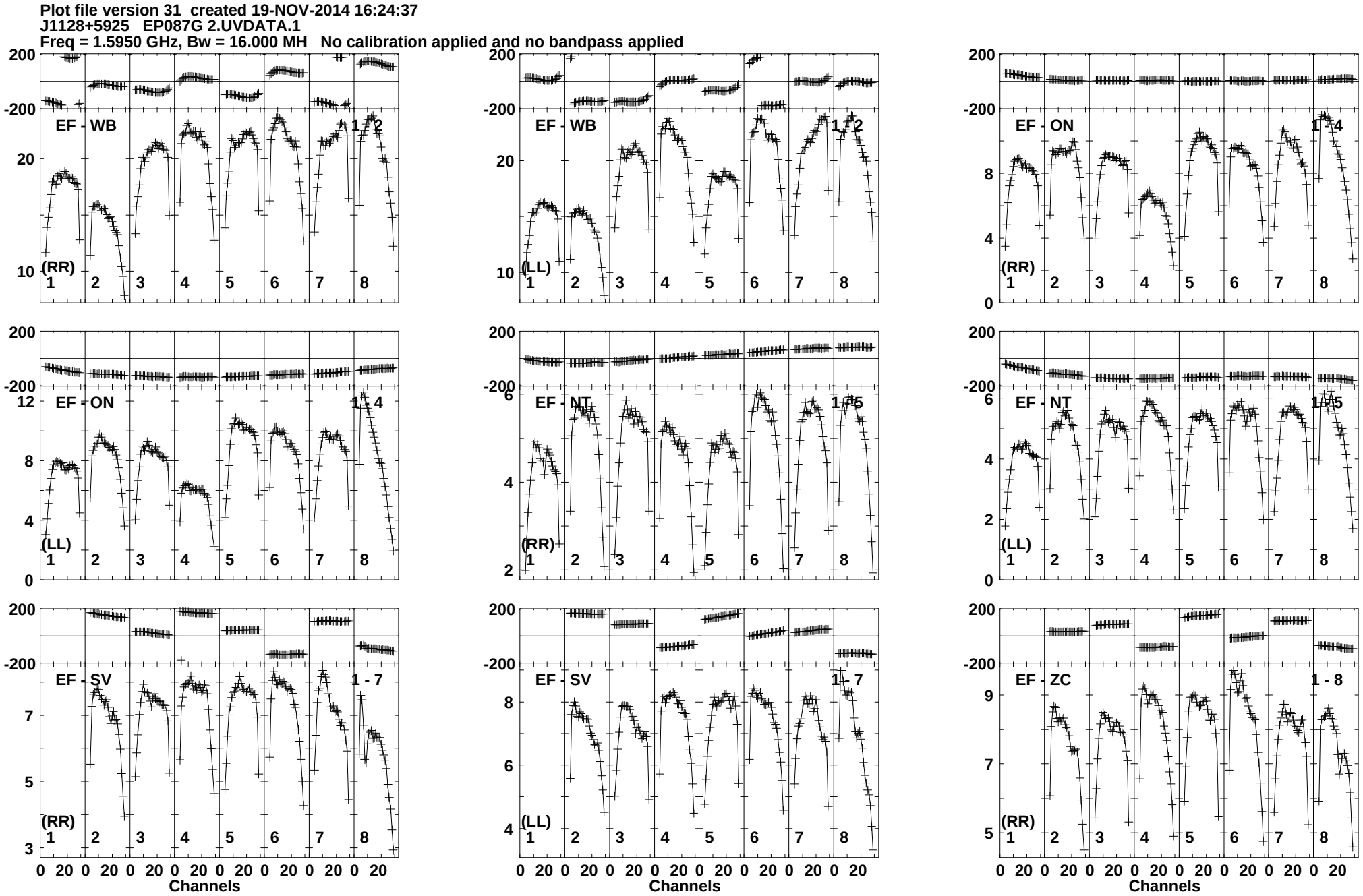
Plot file version 31 created 19-NOV-2014 16:24:37
J1128+5925 EP087G 2.UVDATA.1
Freq = 1.5950 GHz, Bw = 16.000 MH No calibration applied and no bandpass applied
EF - WB 1 - 2
(RR)
EF - WB 1 - 2
(LL)
EF - ON 1 - 4
(RR)
EF - ON 1 - 4
(LL)
EF - NT 1 - 5
(RR)
EF - NT 1 - 5
(LL)
EF - SV 1 - 7
(RR)
EF - SV 1 - 7
(LL)
EF - ZC 1 - 8
(RR)
Channels
Lower frame: Milli Ampl Jy Top frame: Phas deg
Vector averaged cross-power spectrum Baseline: EF (01) - WB (02)
Timerange: 00/14:19:25 to 00/14:20:29

Plot file version 32 created 19-NOV-2014 16:24:37
J1128+5925 EP087G 2.UVDATA.1
Freq = 1.5950 GHz, Bw = 16.000 MH No calibration applied and no bandpass applied

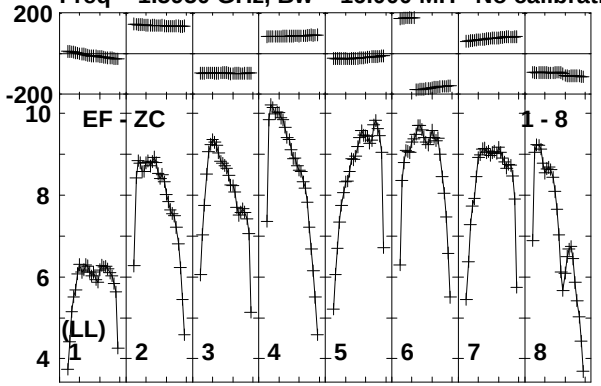

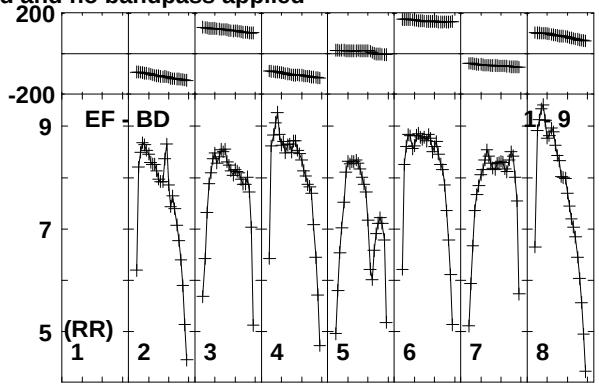

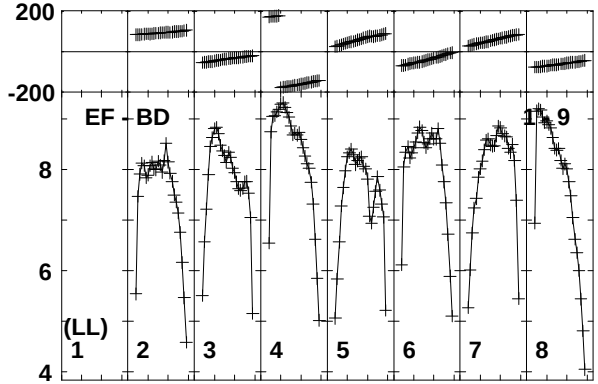

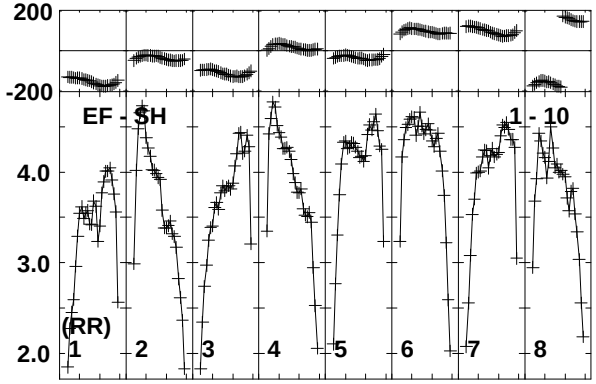

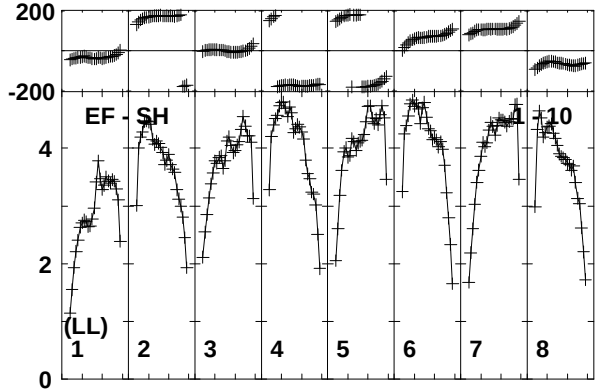

Lower frame: Milli Ampl Jy Top frame: Phas deg
Vector averaged cross-power spectrum Baseline: EF (01) - ZC (08)
Timerange: 00/14:19:25 to 00/14:20:29

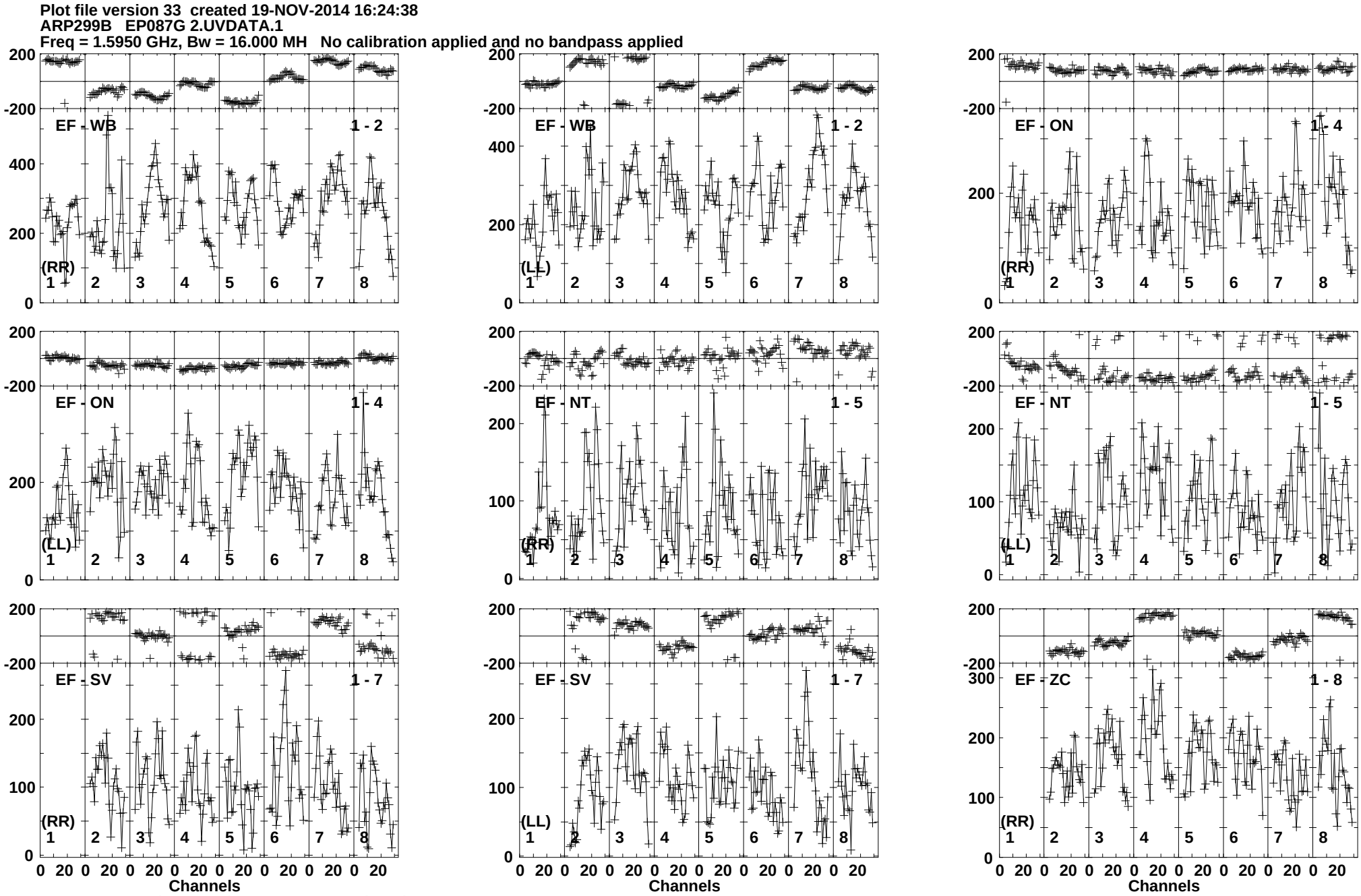
Plot file version 33 created 19-NOV-2014 16:24:38
ARP299B EP087G 2.UVDATA.1
Freq = 1.5950 GHz, Bw = 16.000 MH No calibration applied and no bandpass applied
EF - WB 1 - 2
(RR)
EF - WB 1 - 2
(LL)
EF - ON 1 - 4
(RR)
EF - ON 1 - 4
(LL)
EF - NT 1 - 5
(RR)
EF - NT 1 - 5
(LL)
EF - SV 1 - 7
(RR)
EF - SV 1 - 7
(LL)
EF - ZC 1 - 8
(RR)
Channels
Lower frame: Micro Ampl Jy Top frame: Phas deg
Vector averaged cross-power spectrum Baseline: EF (01) - WB (02)
Timerange: 00/14:20:31 to 00/14:24:59

Plot file version 34 created 19-NOV-2014 16:24:38
ARP299B EP087G 2.UVDATA.1
Freq = 1.5950 GHz, Bw = 16.000 MH No calibration applied and no bandpass applied

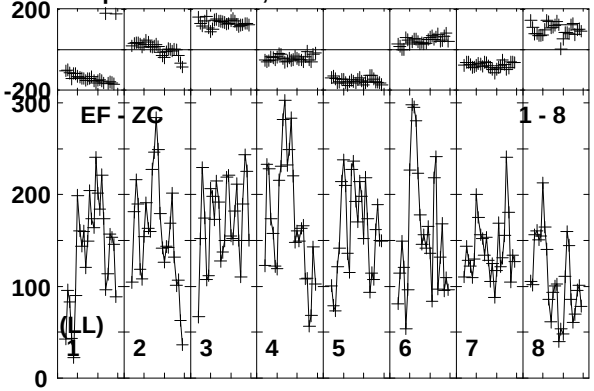

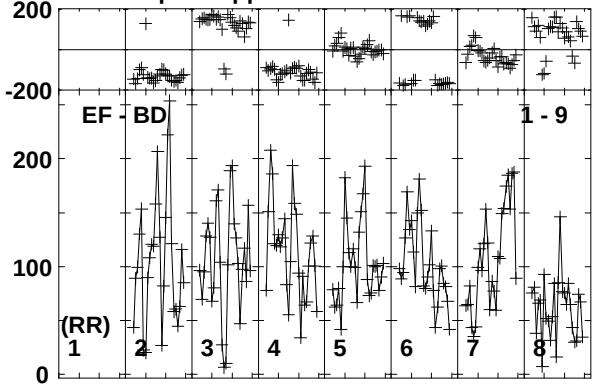

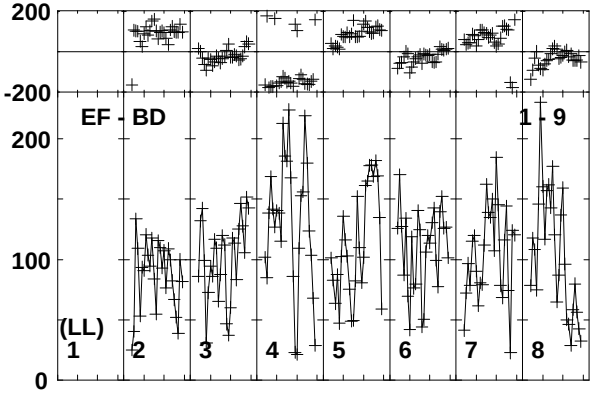

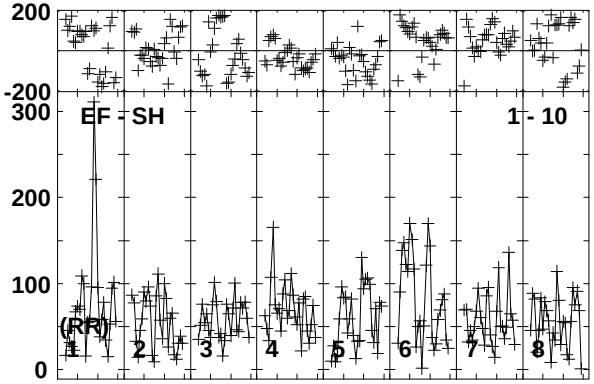

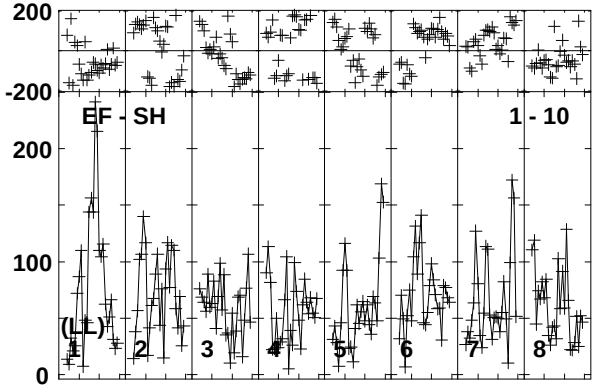

Lower frame: Micro Ampl Jy Top frame: Phas deg
Vector averaged cross-power spectrum Baseline: EF (01) - ZC (08)
Timerange: 00/14:20:31 to 00/14:24:59

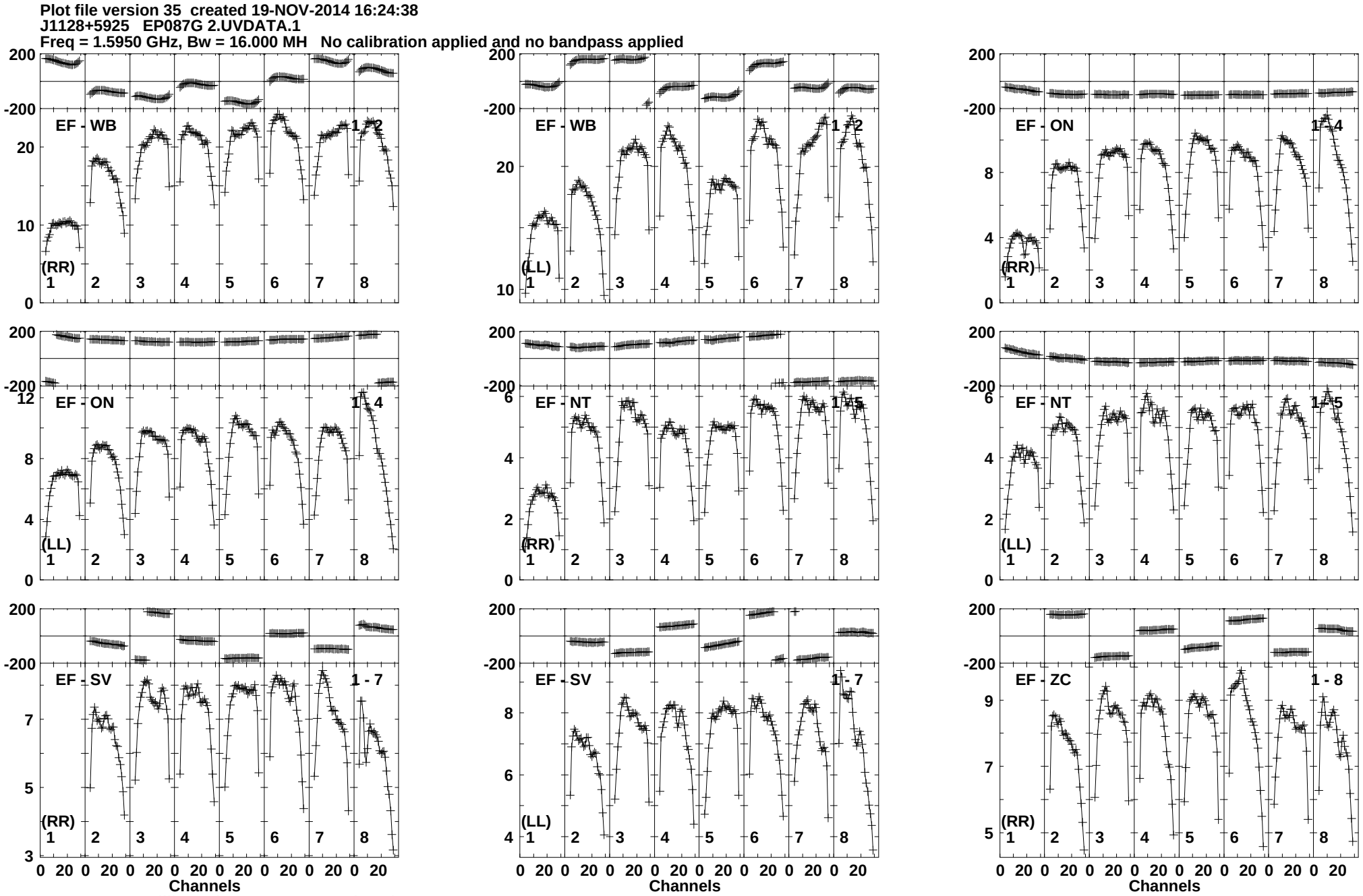
Plot file version 35 created 19-NOV-2014 16:24:38
J1128+5925 EP087G 2.UVDATA.1
Freq = 1.5950 GHz, Bw = 16.000 MH No calibration applied and no bandpass applied
EF - WB 1 - 2
(RR)
EF - WB 1 - 2
(LL)
EF - ON 1 - 4
(RR)
EF - ON 1 - 4
(LL)
EF - NT 1 - 5
(RR)
EF - NT 1 - 5
(LL)
EF - SV 1 - 7
(RR)
EF - SV 1 - 7
(LL)
EF - ZC 1 - 8
(RR)
Channels
Lower frame: Milli Ampl Jy Top frame: Phas deg
Vector averaged cross-power spectrum Baseline: EF (01) - WB (02)
Timerange: 00/14:25:41 to 00/14:26:09

Plot file version 36 created 19-NOV-2014 16:24:38
J1128+5925 EP087G 2.UVDATA.1
Freq = 1.5950 GHz, Bw = 16.000 MH No calibration applied and no bandpass applied

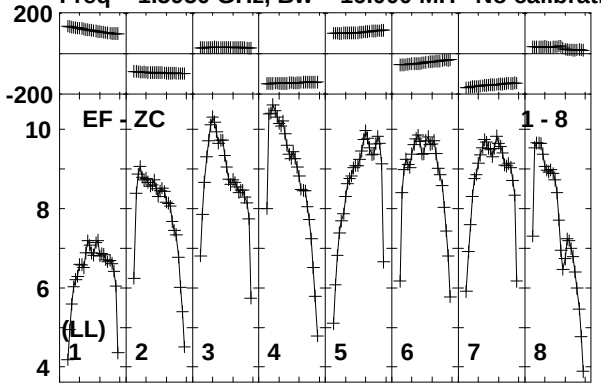

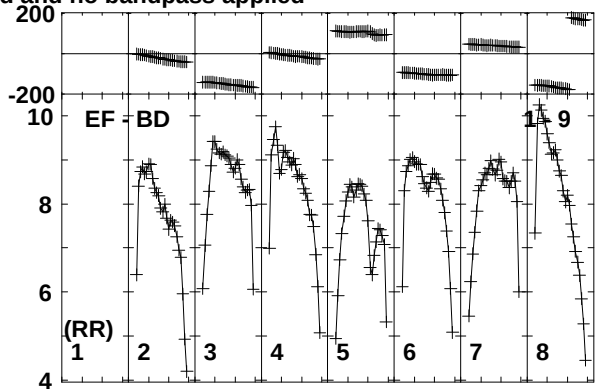

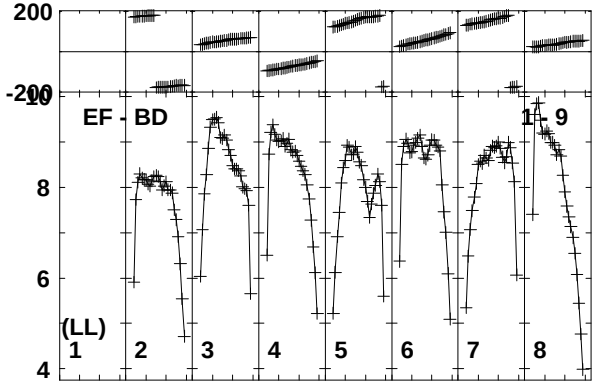

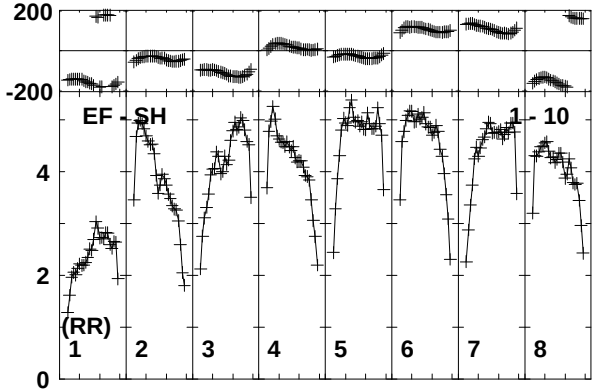

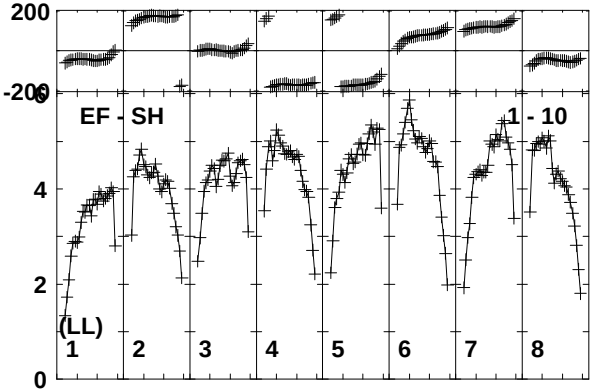

Lower frame: Milli Ampl Jy Top frame: Phas deg
Vector averaged cross-power spectrum Baseline: EF (01) - ZC (08)
Timerange: 00/14:25:41 to 00/14:26:09

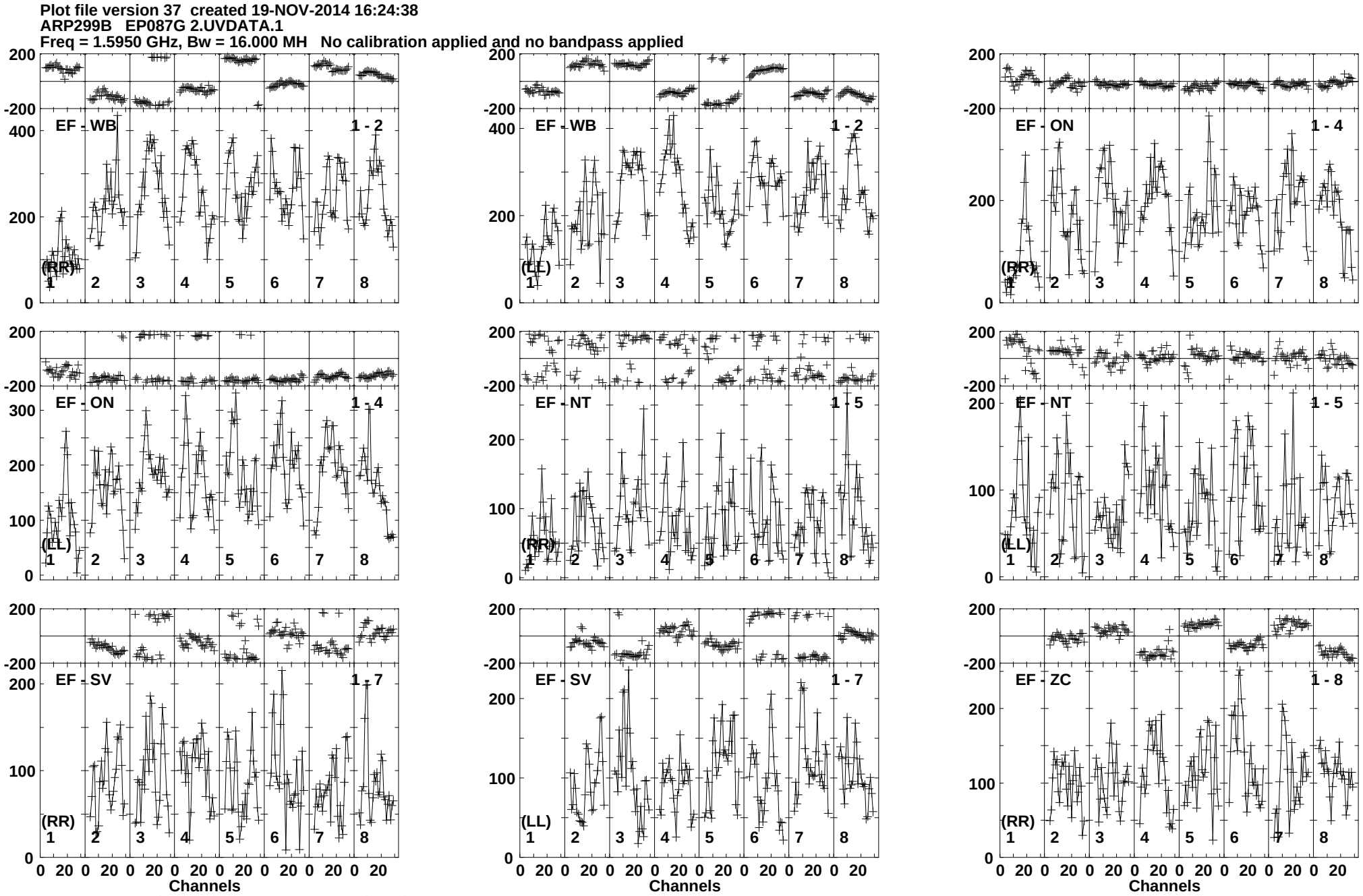
Plot file version 37 created 19-NOV-2014 16:24:38
ARP299B EP087G 2.UVDATA.1
Freq = 1.5950 GHz, Bw = 16.000 MH No calibration applied and no bandpass applied
EF - WB 1 - 2
EF - WB 1 - 2
EF - ON 1 - 4
EF - ON 1 - 4
EF - NT 1 - 5
EF - NT 1 - 5
EF - SV 1 - 7
EF - SV 1 - 7
EF - ZC 1 - 8
(RR)
(LL)
Channels
Lower frame: Micro Ampl Jy Top frame: Phas deg
Vector averaged cross-power spectrum Baseline: EF (01) - WB (02)
Timerange: 00/14:26:15 to 00/14:30:39

Plot file version 38 created 19-NOV-2014 16:24:38
ARP299B EP087G 2.UVDATA.1
Freq = 1.5950 GHz, Bw = 16.000 MH No calibration applied and no bandpass applied

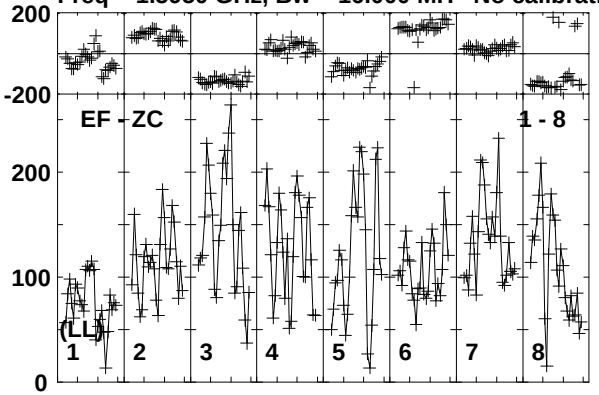

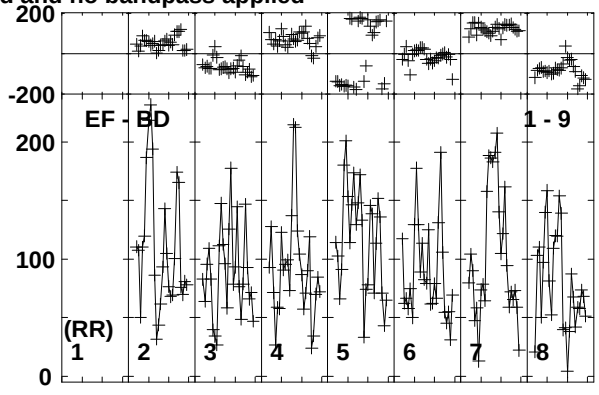

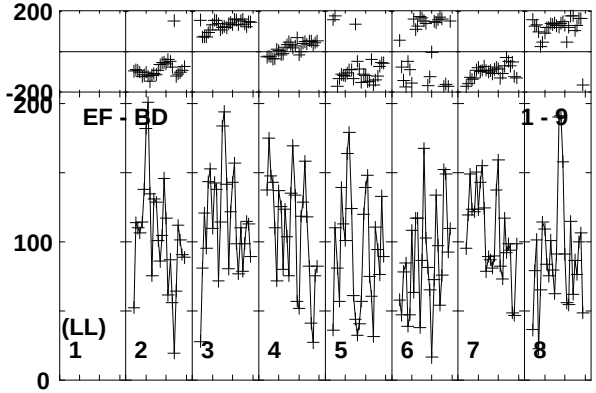

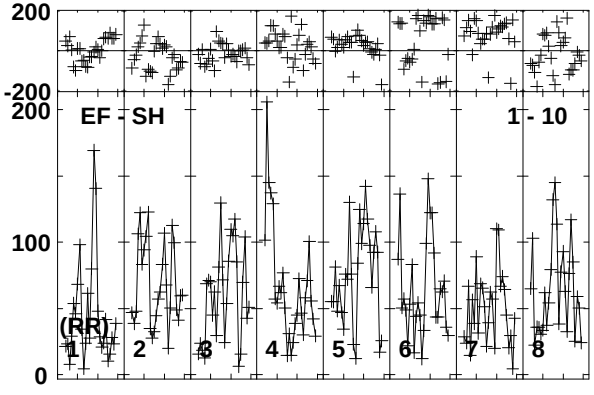

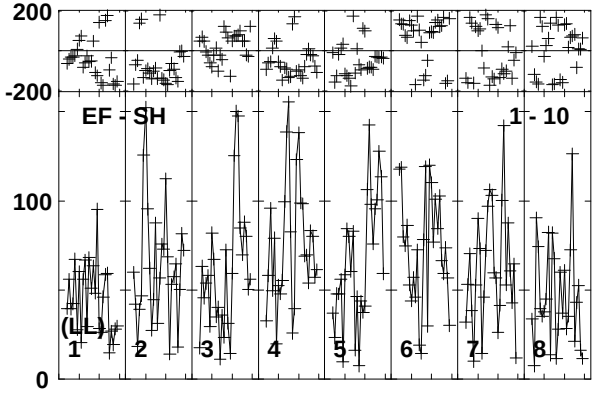

Lower frame: Micro Ampl Jy Top frame: Phas deg
Vector averaged cross-power spectrum Baseline: EF (01) - ZC (08)
Timerange: 00/14:26:15 to 00/14:30:39

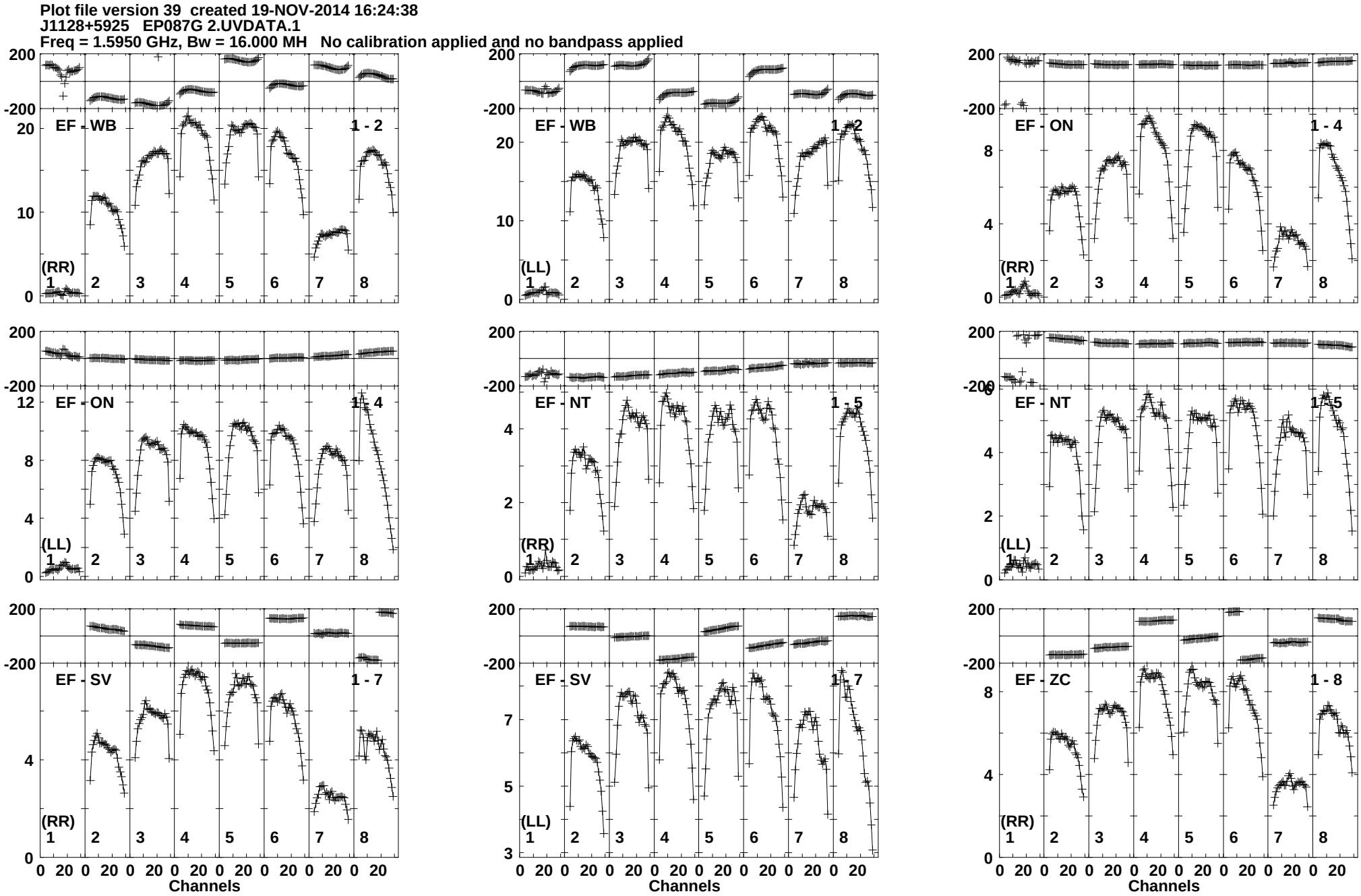
Plot file version 39 created 19-NOV-2014 16:24:38
J1128+5925 EP087G 2.UVDATA.1
Freq = 1.5950 GHz, Bw = 16.000 MH No calibration applied and no bandpass applied
EF - WB 1 - 2
EF - WB 1 - 2
EF - ON 1 - 4
EF - ON 1 - 4
EF - NT 1 - 5
EF - NT 1 - 5
EF - SV 1 - 7
EF - SV 1 - 7
EF - ZC 1 - 8
(RR)
(LL)
(RR)
(LL)
(RR)
(LL)
(RR)
(LL)
(RR)
1 2 3 4 5 6 7 8
Channels
Lower frame: Milli Ampl Jy Top frame: Phas deg
Vector averaged cross-power spectrum Baseline: EF (01) - WB (02)
Timerange: 00/14:30:45 to 00/14:31:39

Plot file version 40 created 19-NOV-2014 16:24:38
J1128+5925 EP087G 2.UVDATA.1
Freq = 1.5950 GHz, Bw = 16.000 MH No calibration applied and no bandpass applied

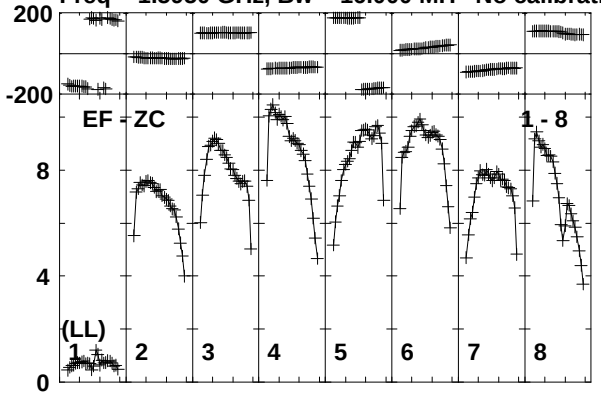

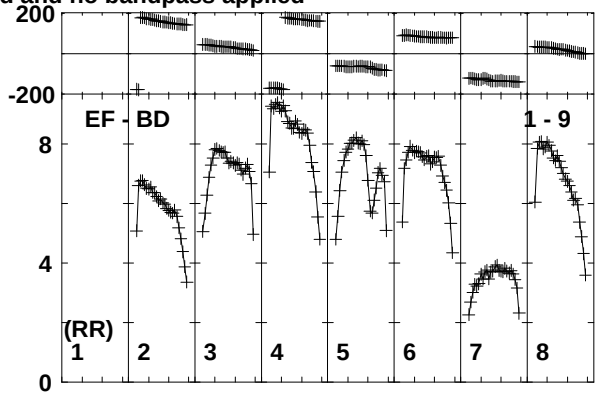

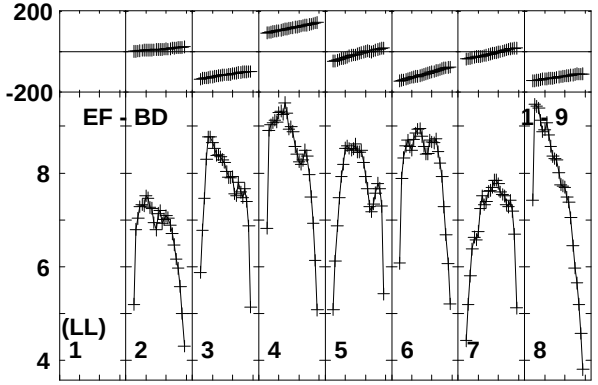

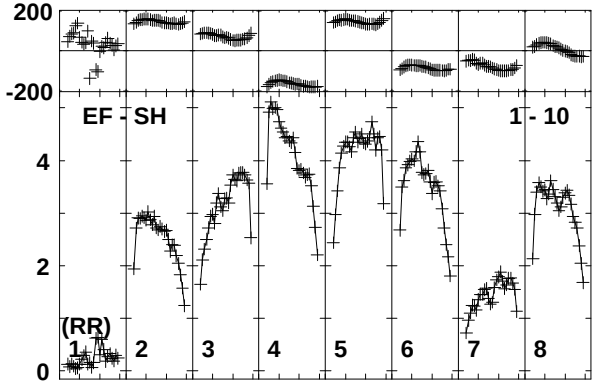

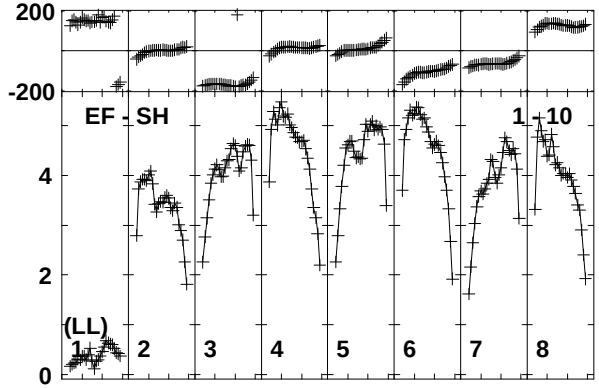

Lower frame: Milli Ampl Jy Top frame: Phas deg
Vector averaged cross-power spectrum Baseline: EF (01) - ZC (08)
Timerange: 00/14:30:45 to 00/14:31:39

Plot file version 41 created 19-NOV-2014 16:24:38
ARP299B EP087G 2.UVDATA.1
Freq = 1.5950 GHz, Bw = 16.000 MH No calibration applied and no bandpass applied

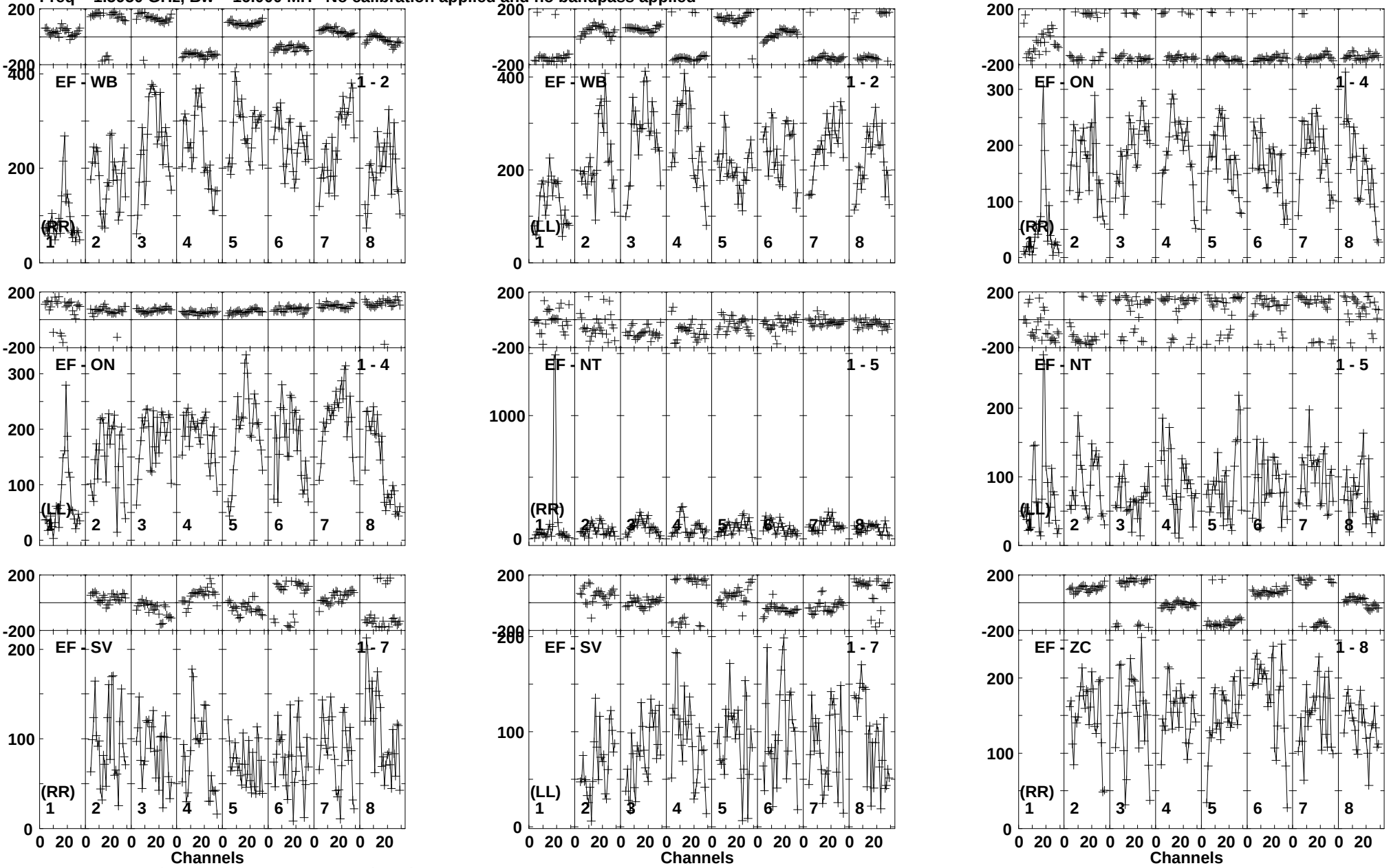

Lower frame: Micro Ampl Jy Top frame: Phas deg
Vector averaged cross-power spectrum Baseline: EF (01) - WB (02)
Timerange: 00/14:31:41 to 00/14:36:09

Plot file version 42 created 19-NOV-2014 16:24:38
ARP299B EP087G 2.UVDATA.1
Freq = 1.5950 GHz, Bw = 16.000 MH No calibration applied and no bandpass applied

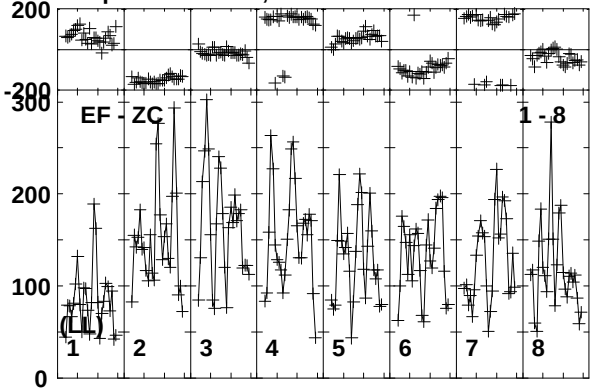

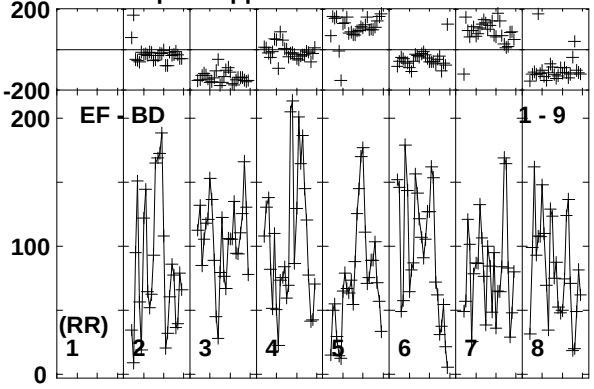

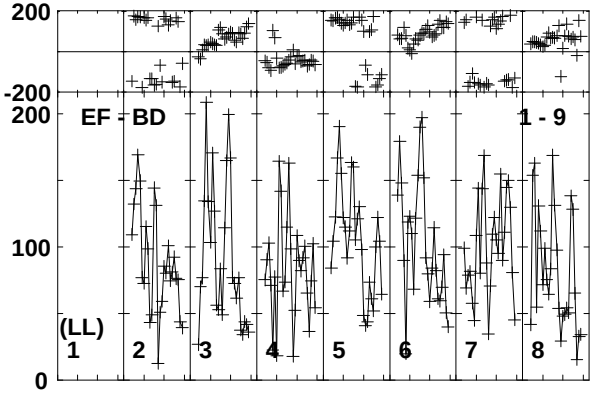

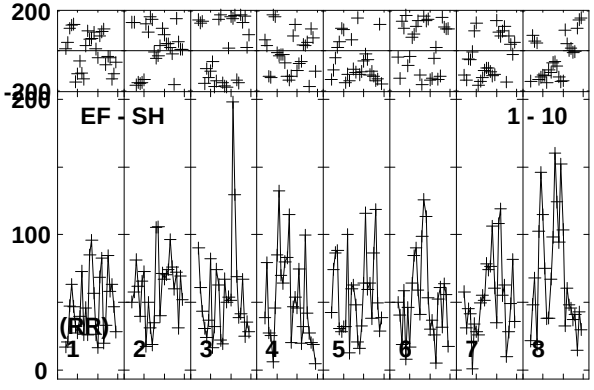

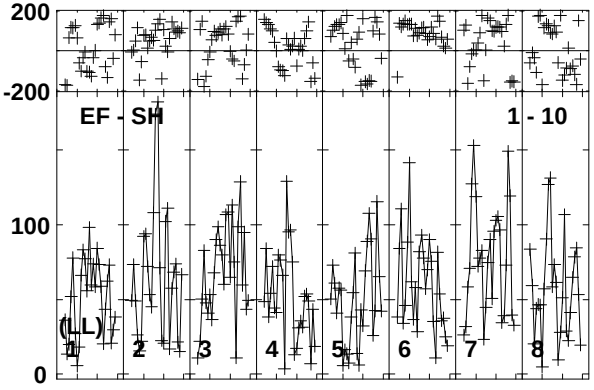

Lower frame: Micro Ampl Jy Top frame: Phas deg
Vector averaged cross-power spectrum Baseline: EF (01) - ZC (08)
Timerange: 00/14:31:41 to 00/14:36:09

Plot file version 43 created 19-NOV-2014 16:24:38
J1128+5925 EP087G 2.UVDATA.1
Freq = 1.5950 GHz, Bw = 16.000 MH No calibration applied and no bandpass applied

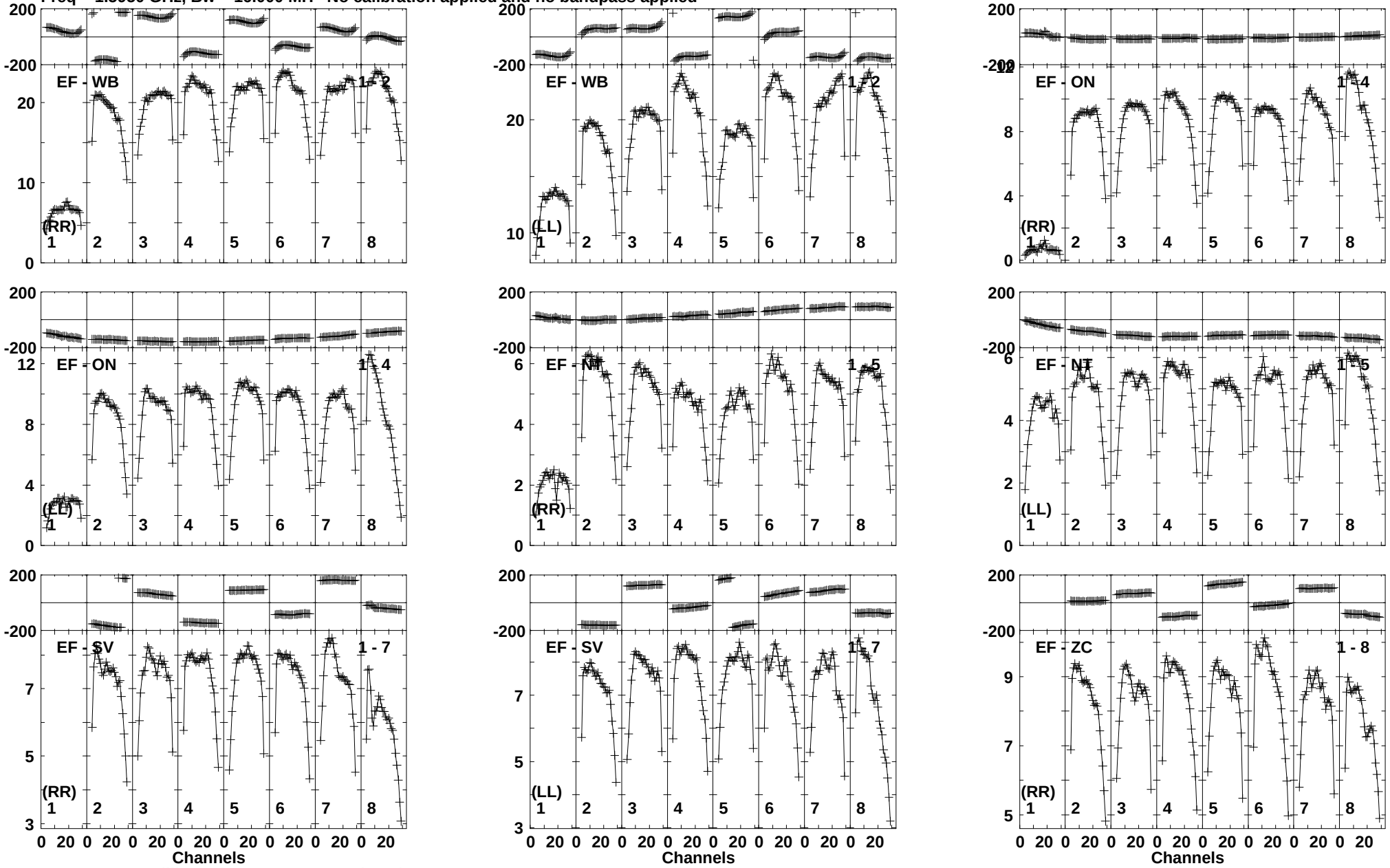

Lower frame: Milli Ampl Jy Top frame: Phas deg
Vector averaged cross-power spectrum Baseline: EF (01) - WB (02)
Timerange: 00/14:36:51 to 00/14:37:19

Plot file version 44 created 19-NOV-2014 16:24:39
J1128+5925 EP087G 2.UVDATA.1
Freq = 1.5950 GHz, Bw = 16.000 MH No calibration applied and no bandpass applied

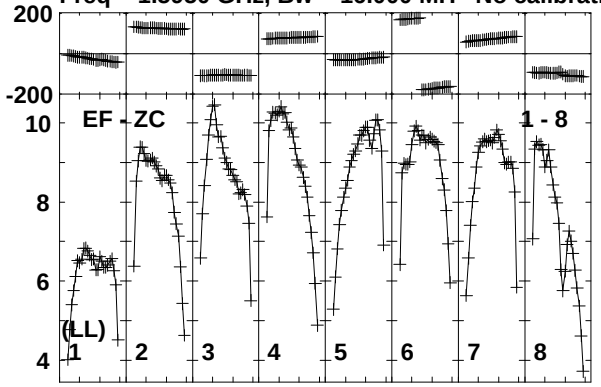

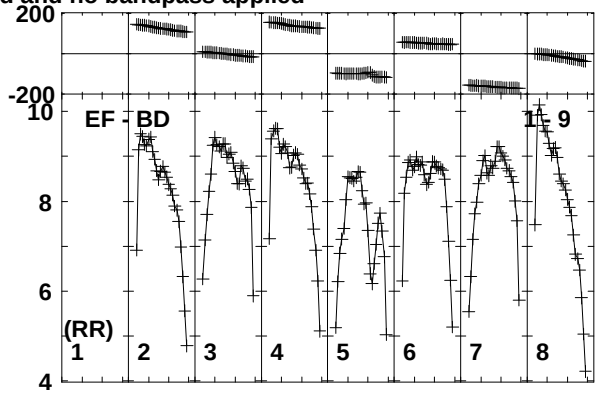

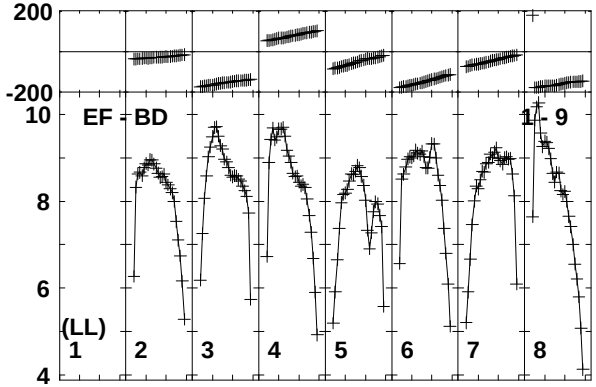

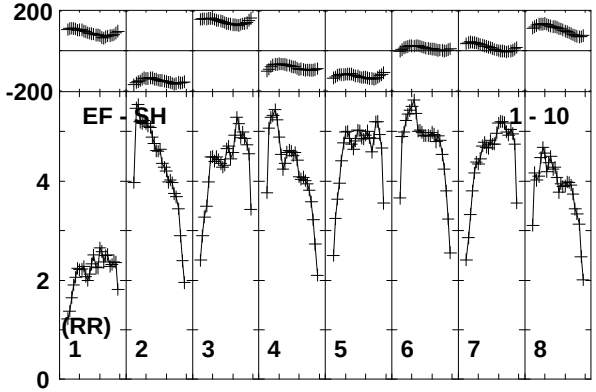

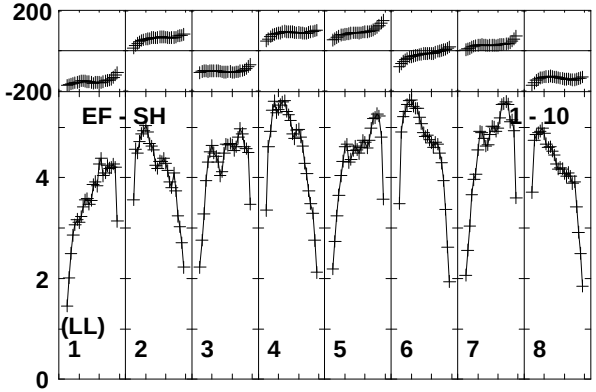

Lower frame: Milli Ampl Jy Top frame: Phas deg
Vector averaged cross-power spectrum Baseline: EF (01) - ZC (08)
Timerange: 00/14:36:51 to 00/14:37:19

Plot file version 45 created 19-NOV-2014 16:24:39
ARP299B EP087G 2.UVDATA.1
Freq = 1.5950 GHz, Bw = 16.000 MH No calibration applied and no bandpass applied

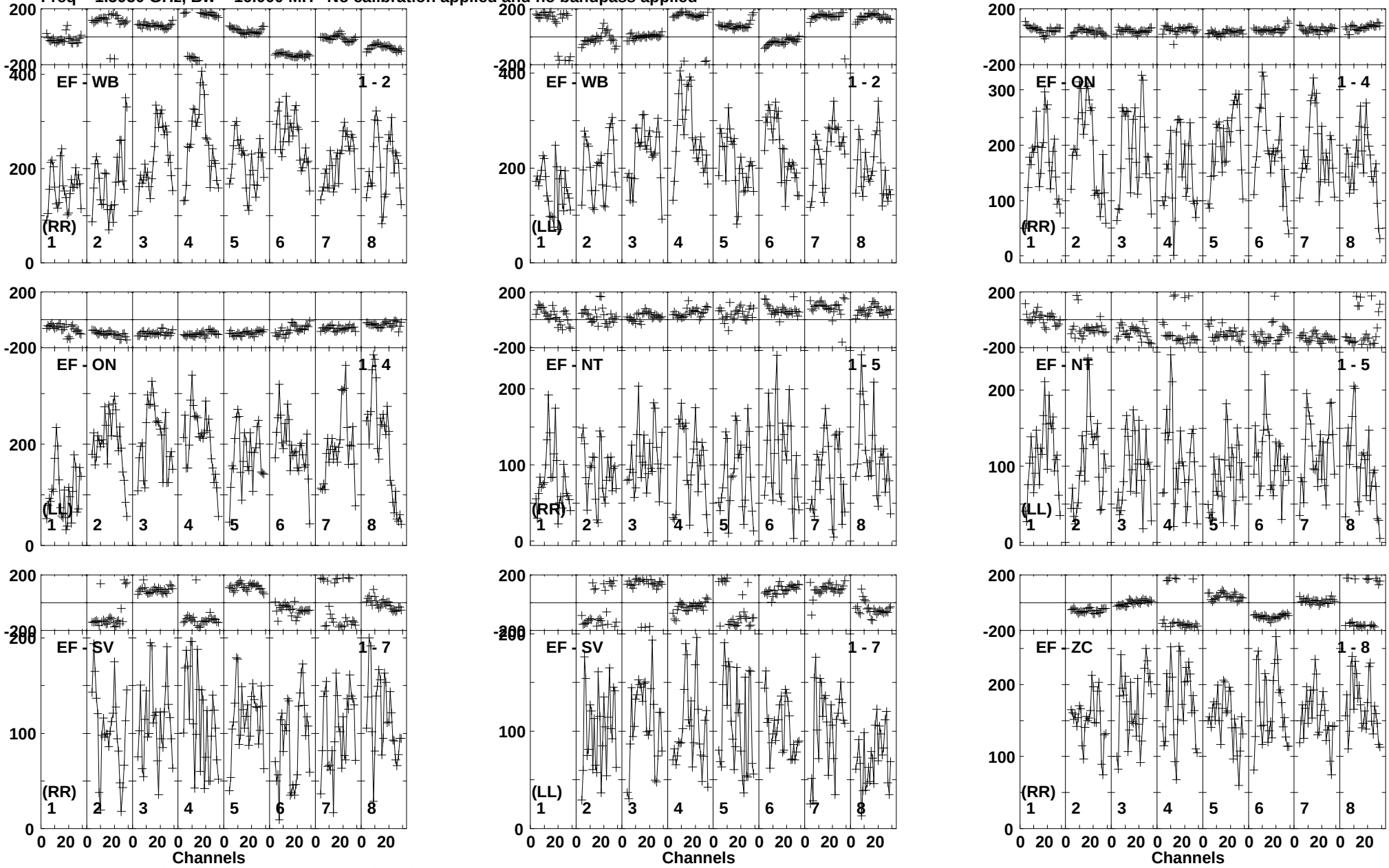

Lower frame: Micro Ampl Jy Top frame: Phas deg
Vector averaged cross-power spectrum Baseline: EF (01) - WB (02)
Timerange: 00/14:37:25 to 00/14:41:49

Plot file version 46 created 19-NOV-2014 16:24:39
ARP299B EP087G 2.UVDATA.1
Freq = 1.5950 GHz, Bw = 16.000 MH No calibration applied and no bandpass applied

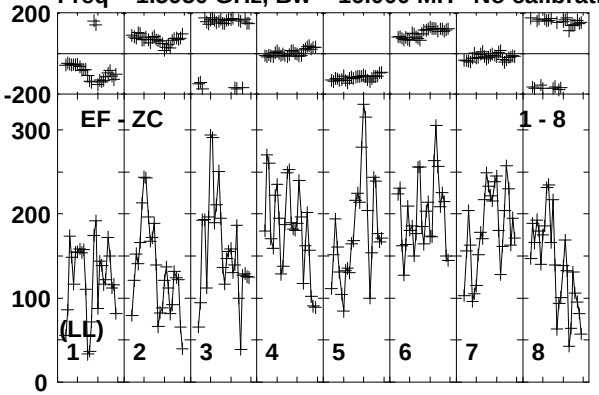

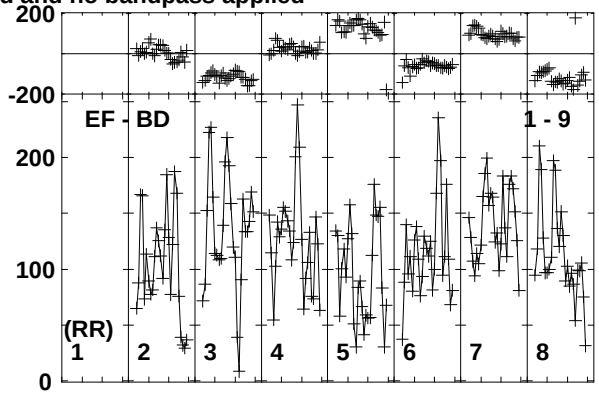

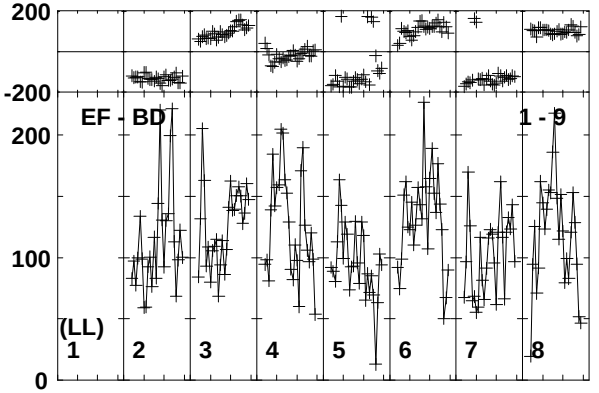

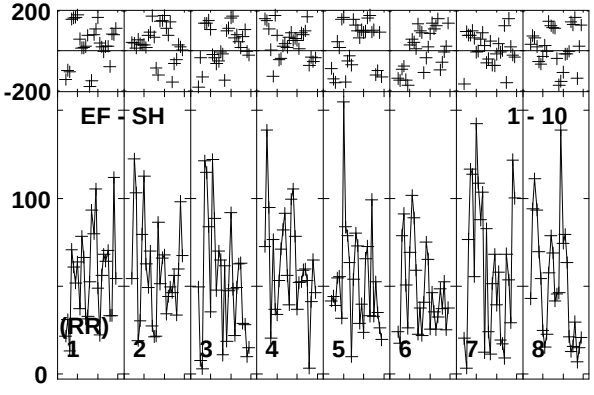

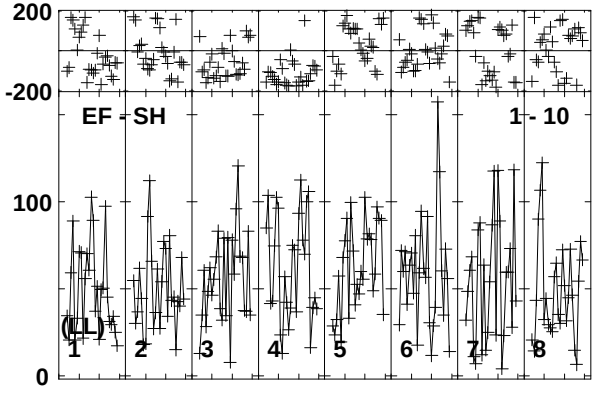

Lower frame: Micro Ampl Jy Top frame: Phas deg
Vector averaged cross-power spectrum Baseline: EF (01) - ZC (08)
Timerange: 00/14:37:25 to 00/14:41:49

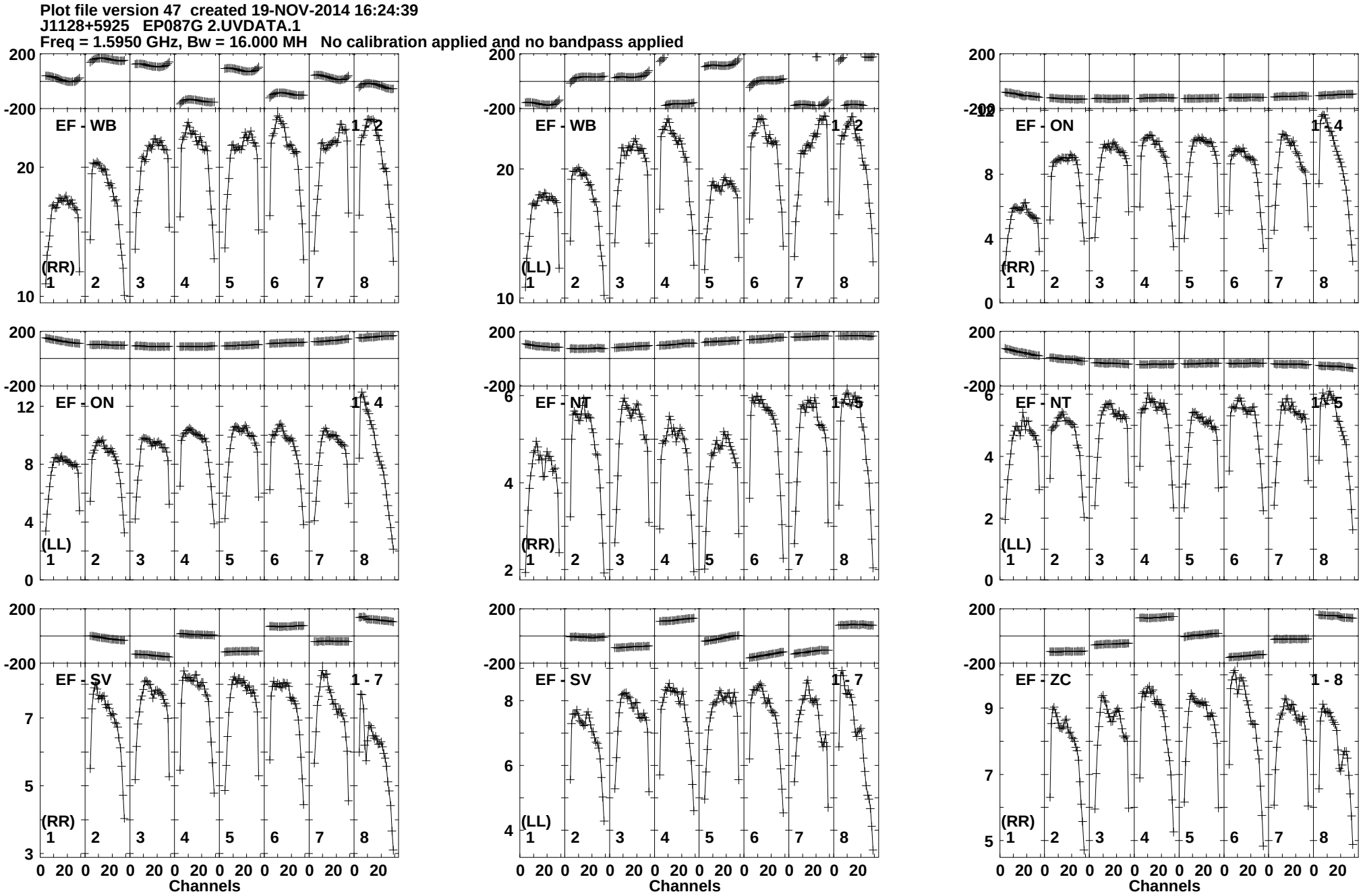
Plot file version 47 created 19-NOV-2014 16:24:39
J1128+5925 EP087G 2.UVDATA.1
Freq = 1.5950 GHz, Bw = 16.000 MH No calibration applied and no bandpass applied
EF - WB 1 - 2
(RR)
EF - WB 1 - 2
(LL)
EF - ON 1 - 4
(RR)
EF - ON 1 - 4
(LL)
EF - NT 1 - 5
(RR)
EF - NT 1 - 5
(LL)
EF - SV 1 - 7
(RR)
EF - SV 1 - 7
(LL)
EF - ZC 1 - 8
(RR)
Channels
Channels
Channels
Lower frame: Milli Ampl Jy Top frame: Phas deg
Vector averaged cross-power spectrum Baseline: EF (01) - WB (02)
Timerange: 00/14:41:55 to 00/14:42:59

Plot file version 48 created 19-NOV-2014 16:24:39
J1128+5925 EP087G 2.UVDATA.1
Freq = 1.5950 GHz, Bw = 16.000 MH No calibration applied and no bandpass applied

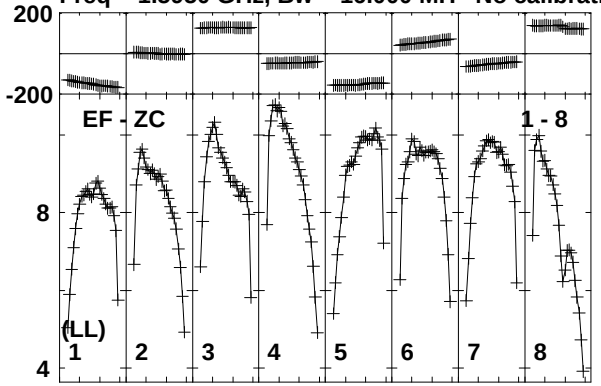

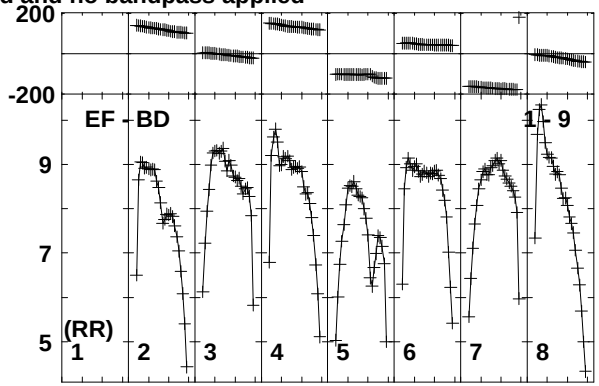

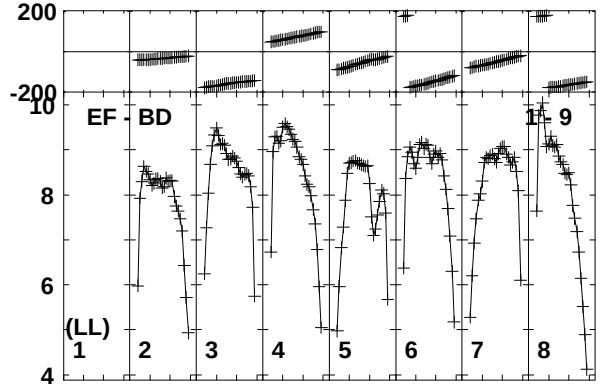

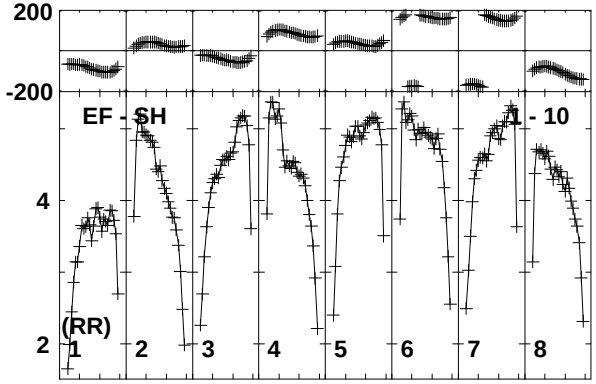

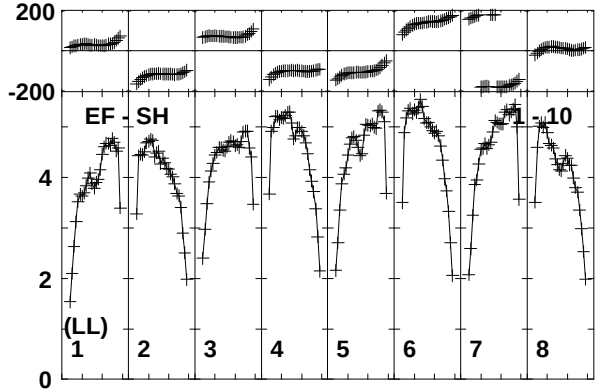

Lower frame: Milli Ampl Jy Top frame: Phas deg
Vector averaged cross-power spectrum Baseline: EF (01) - ZC (08)
Timerange: 00/14:41:55 to 00/14:42:59

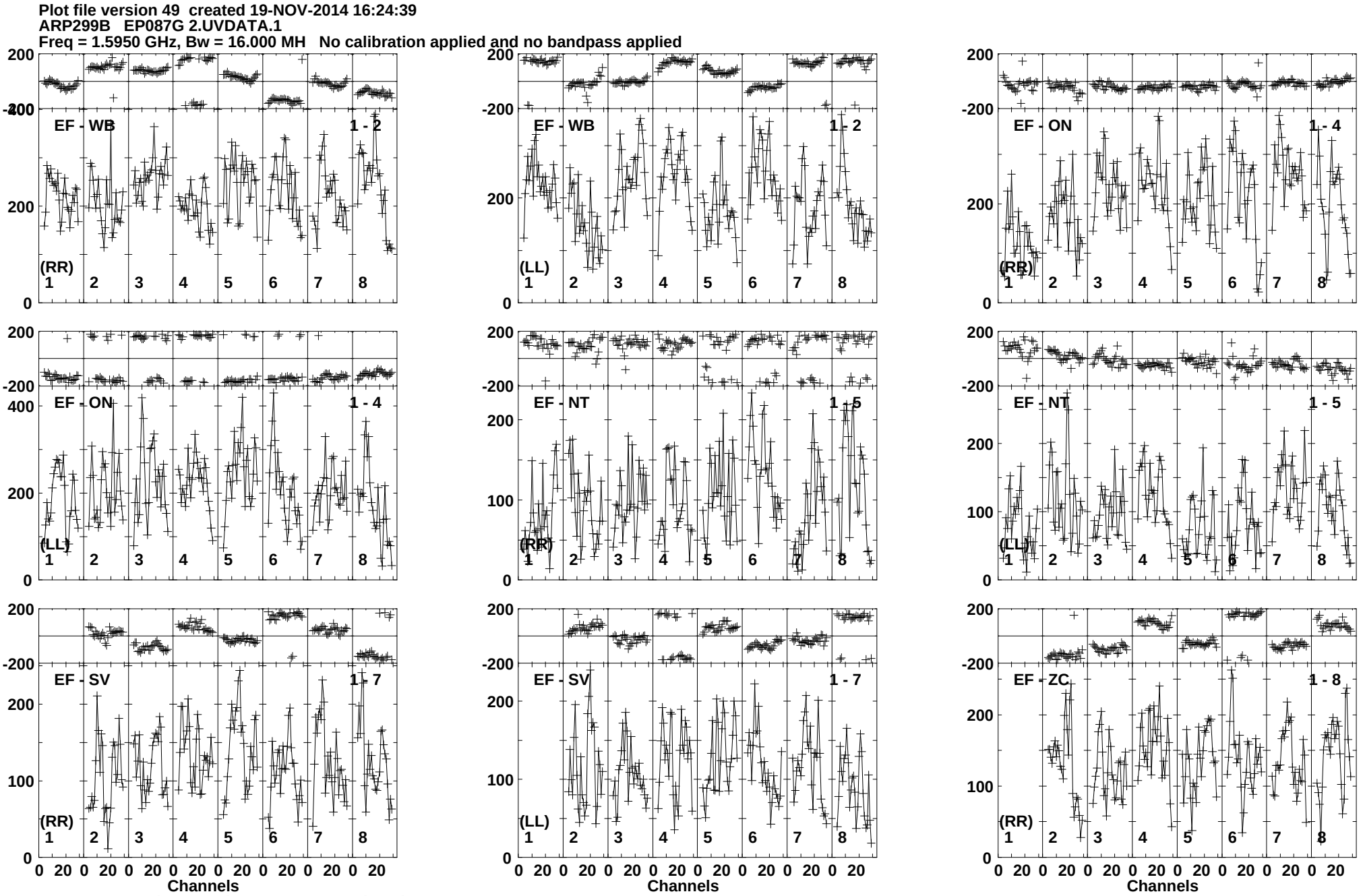
Plot file version 49 created 19-NOV-2014 16:24:39
ARP299B EP087G 2.UVDATA.1
Freq = 1.5950 GHz, Bw = 16.000 MH No calibration applied and no bandpass applied
EF - WB 1 - 2
(RR)
EF - WB 1 - 2
(LL)
EF - ON 1 - 4
(RR)
EF - ON 1 - 4
(LL)
EF - NT 1 - 5
(RR)
EF - NT 1 - 5
(LL)
EF - SV 1 - 7
(RR)
EF - SV 1 - 7
(LL)
EF - ZC 1 - 8
(RR)
Channels
Lower frame: Micro Ampl Jy Top frame: Phas deg
Vector averaged cross-power spectrum Baseline: EF (01) - WB (02)
Timerange: 00/14:43:01 to 00/14:47:29

Plot file version 50 created 19-NOV-2014 16:24:39
ARP299B EP087G 2.UVDATA.1
Freq = 1.5950 GHz, Bw = 16.000 MH No calibration applied and no bandpass applied

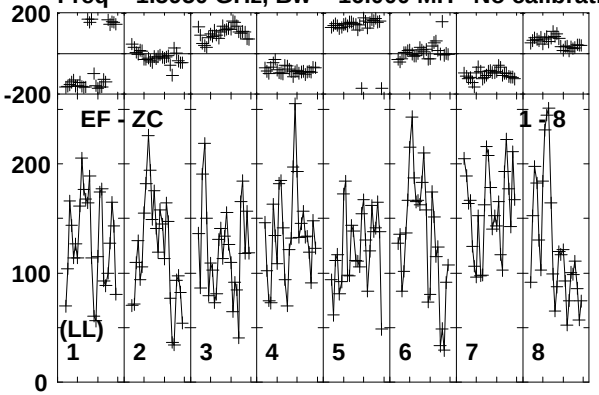

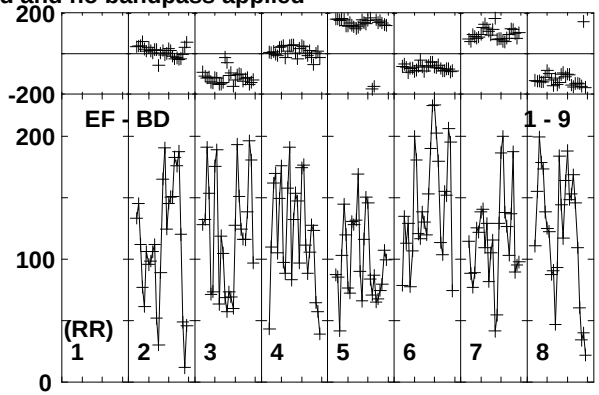

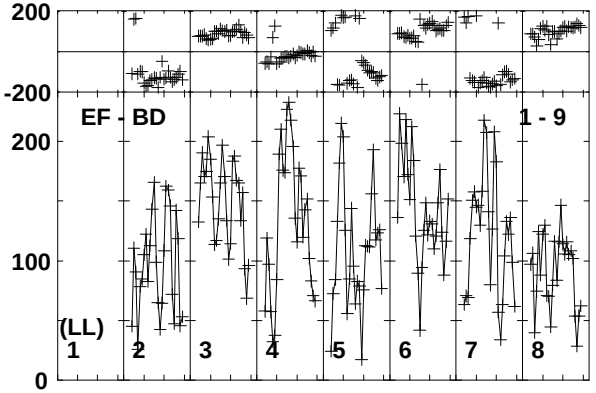

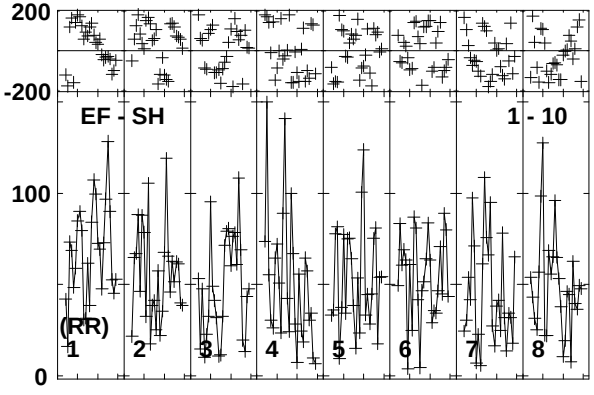

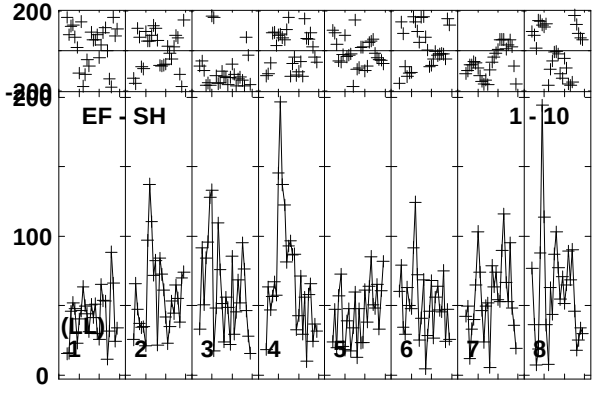

Lower frame: Micro Ampl Jy Top frame: Phas deg
Vector averaged cross-power spectrum Baseline: EF (01) - ZC (08)
Timerange: 00/14:43:01 to 00/14:47:29

Plot file version 51 created 19-NOV-2014 16:24:39
J1128+5925 EP087G 2.UVDATA.1
Freq = 1.5950 GHz, Bw = 16.000 MH No calibration applied and no bandpass applied

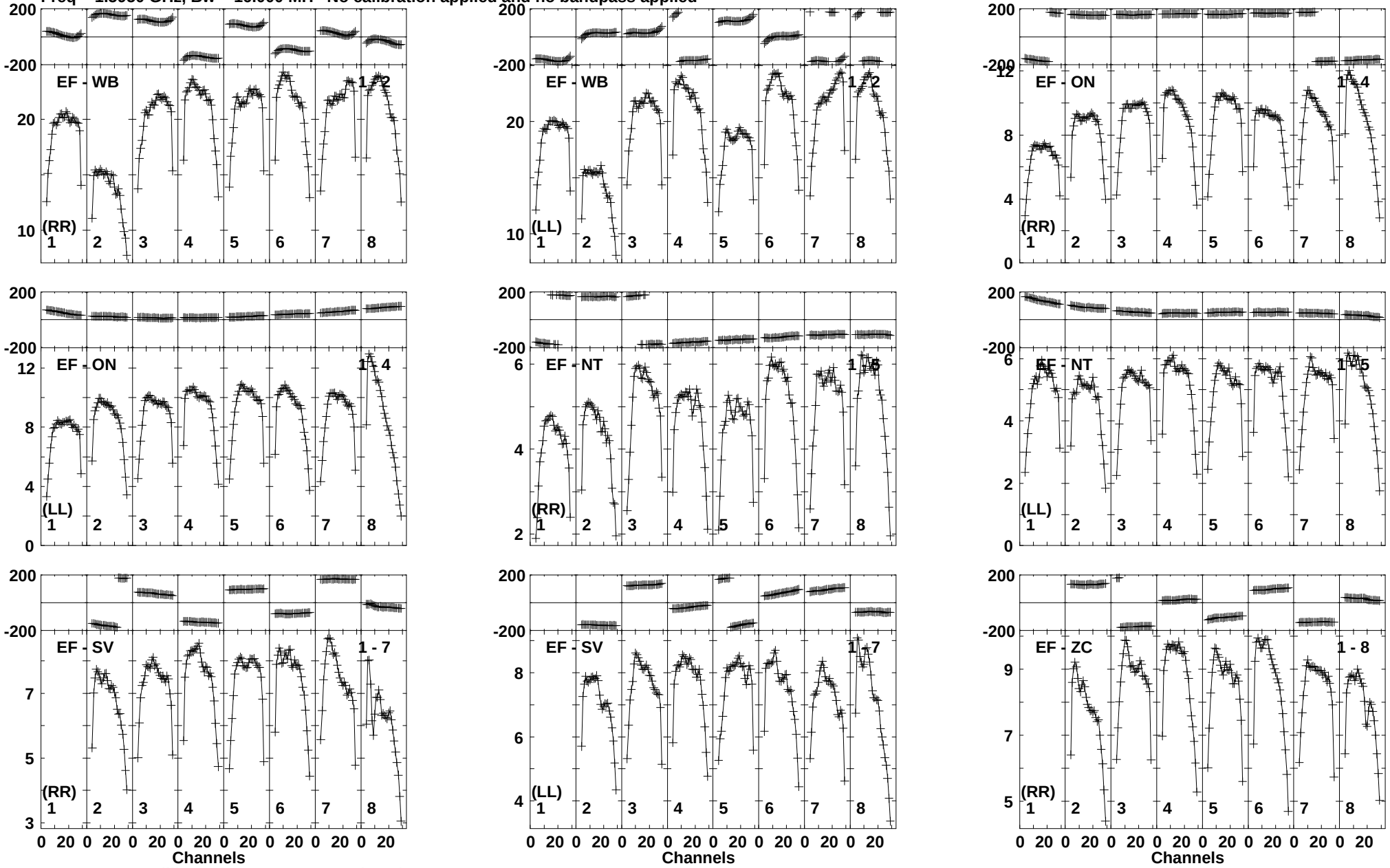

Lower frame: Milli Ampl Jy Top frame: Phas deg
Vector averaged cross-power spectrum Baseline: EF (01) - WB (02)
Timerange: 00/14:48:11 to 00/14:48:39

Plot file version 52 created 19-NOV-2014 16:24:39
J1128+5925 EP087G 2.UVDATA.1
Freq = 1.5950 GHz, Bw = 16.000 MH No calibration applied and no bandpass applied

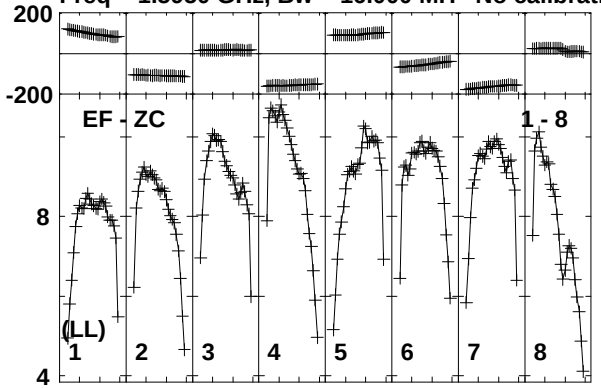

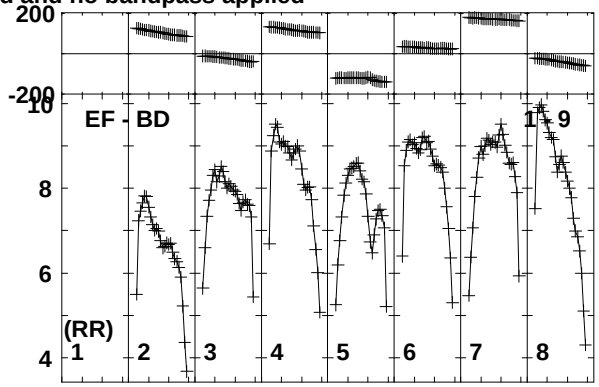

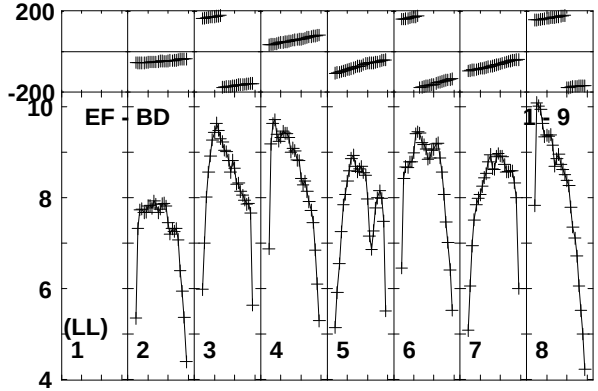

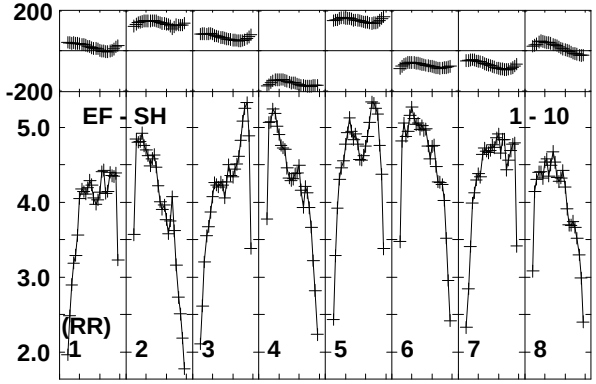

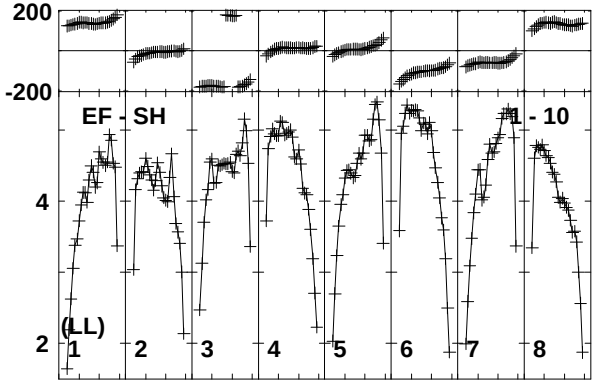

Lower frame: Milli Ampl Jy Top frame: Phas deg
Vector averaged cross-power spectrum Baseline: EF (01) - ZC (08)
Timerange: 00/14:48:11 to 00/14:48:39

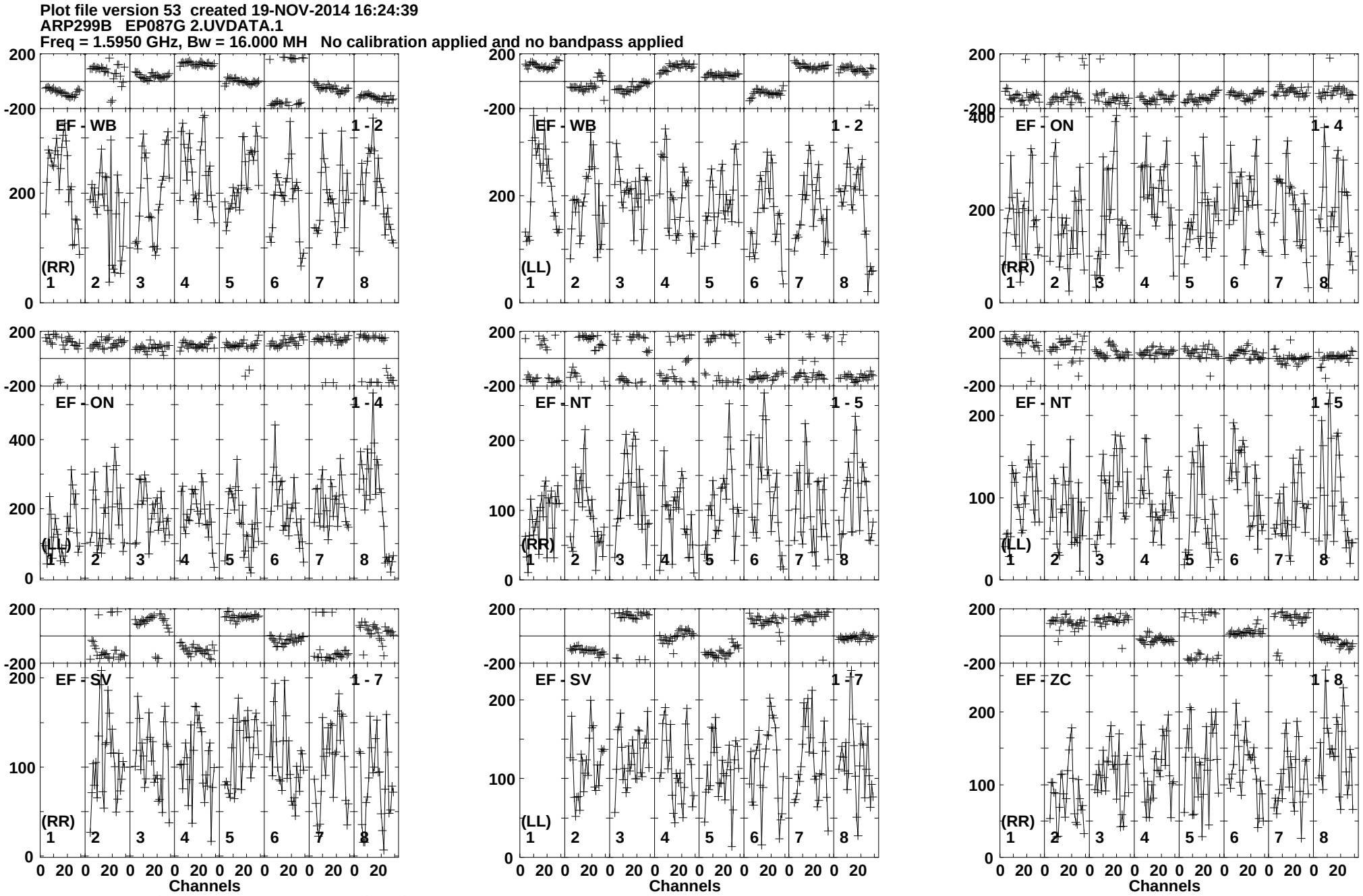
Plot file version 53 created 19-NOV-2014 16:24:39
ARP299B EP087G 2.UVDATA.1
Freq = 1.5950 GHz, Bw = 16.000 MH No calibration applied and no bandpass applied
EF - WB 1 - 2
(RR)
EF - WB 1 - 2
(LL)
EF - ON 1 - 4
(RR)
EF - ON 1 - 4
(LL)
EF - NT 1 - 5
(RR)
EF - NT 1 - 5
(LL)
EF - SV 1 - 7
(RR)
EF - SV 1 - 7
(LL)
EF - ZC 1 - 8
(RR)
1 2 3 4 5 6 7 8
Channels
Lower frame: Micro Ampl Jy Top frame: Phas deg
Vector averaged cross-power spectrum Baseline: EF (01) - WB (02)
Timerange: 00/14:48:45 to 00/14:53:09

Plot file version 54 created 19-NOV-2014 16:24:39
ARP299B EP087G 2.UVDATA.1
Freq = 1.5950 GHz, Bw = 16.000 MH No calibration applied and no bandpass applied

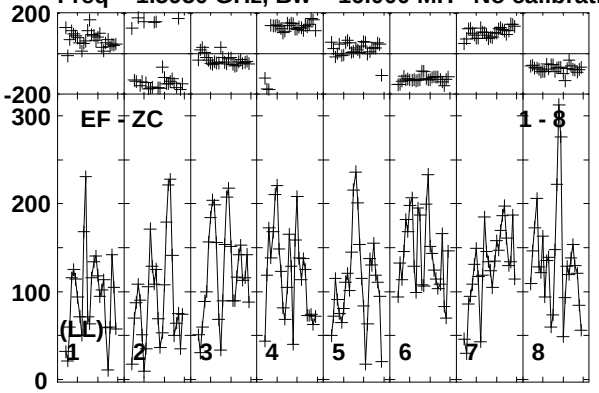

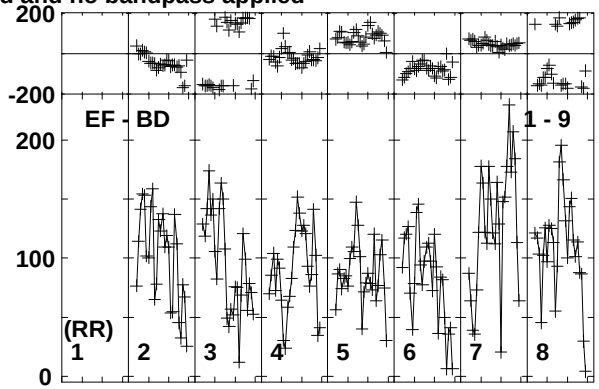

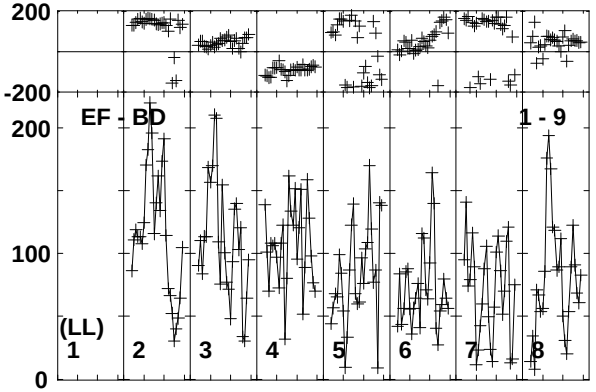

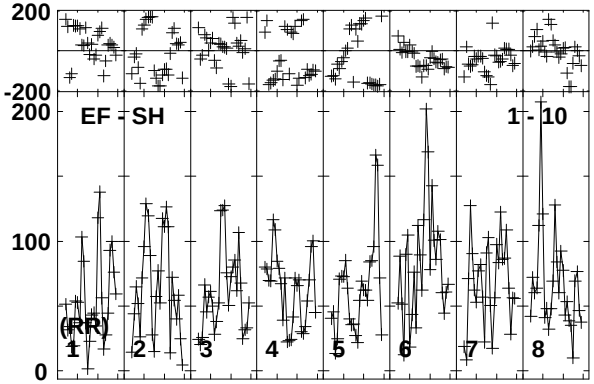

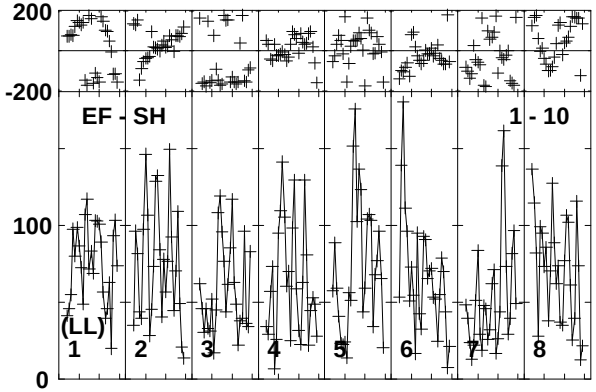

Lower frame: Micro Ampl Jy Top frame: Phas deg
Vector averaged cross-power spectrum Baseline: EF (01) - ZC (08)
Timerange: 00/14:48:45 to 00/14:53:09

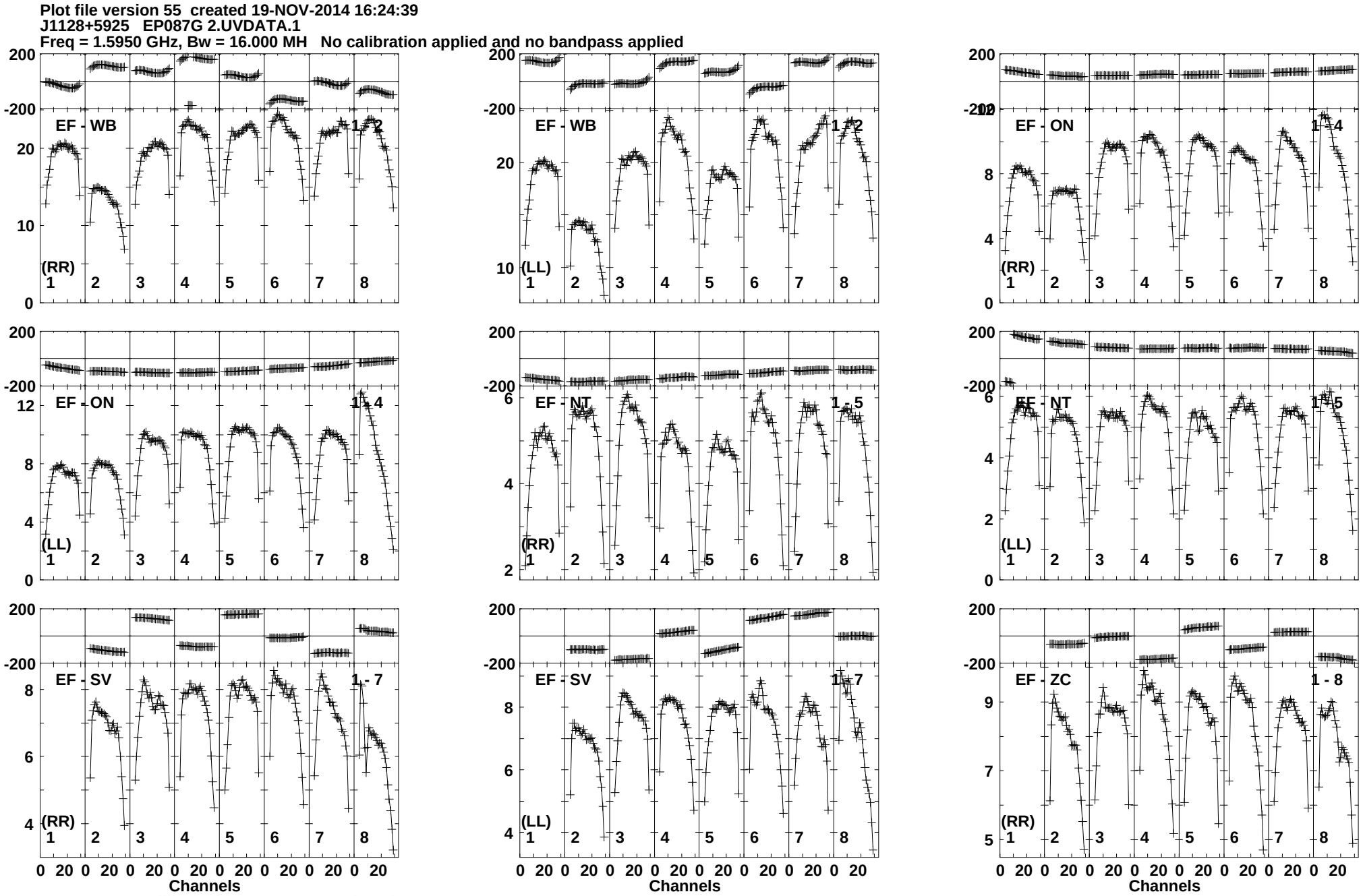
Plot file version 55 created 19-NOV-2014 16:24:39
J1128+5925 EP087G 2.UVDATA.1
Freq = 1.5950 GHz, Bw = 16.000 MH No calibration applied and no bandpass applied
EF - WB 1 - 2
(RR)
EF - WB 1 - 2
(LL)
EF - ON 1 - 4
(RR)
EF - ON 1 - 4
(LL)
EF - NT 1 - 5
(RR)
EF - NT 1 - 5
(LL)
EF - SV 1 - 7
(RR)
EF - SV 1 - 7
(LL)
EF - ZC 1 - 8
(RR)
Channels
Lower frame: Milli Ampl Jy Top frame: Phas deg
Vector averaged cross-power spectrum Baseline: EF (01) - WB (02)
Timerange: 00/14:53:15 to 00/14:54:19

Plot file version 56 created 19-NOV-2014 16:24:39
J1128+5925 EP087G 2.UVDATA.1
Freq = 1.5950 GHz, Bw = 16.000 MH No calibration applied and no bandpass applied

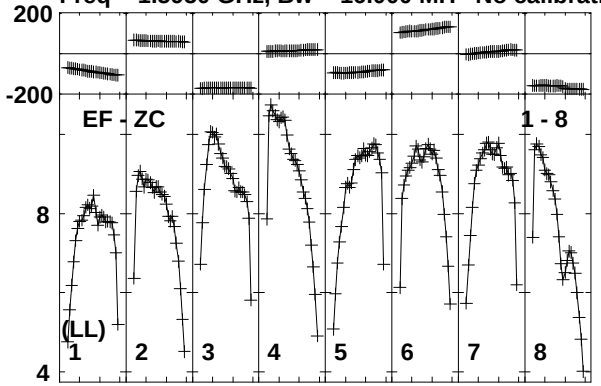

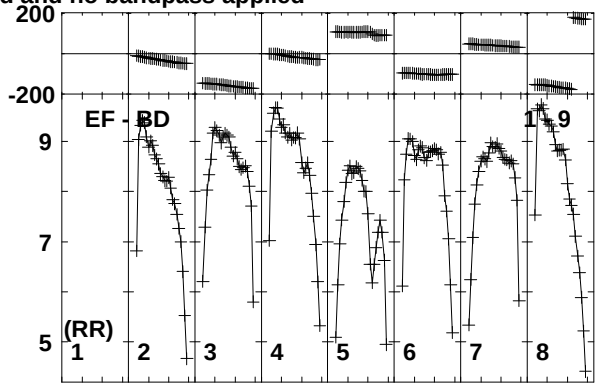

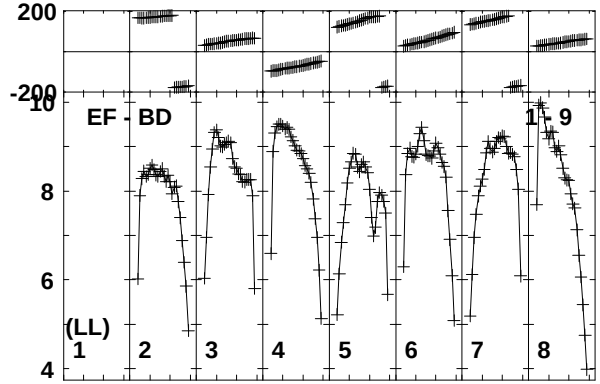

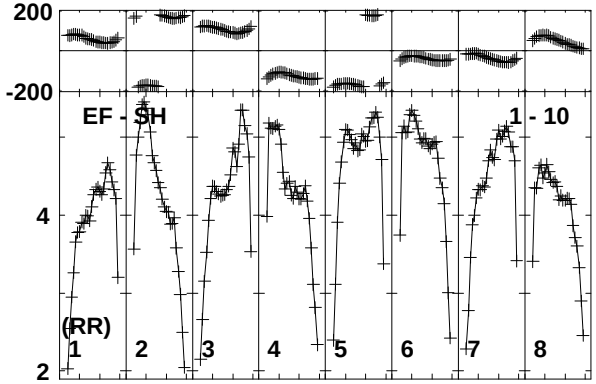

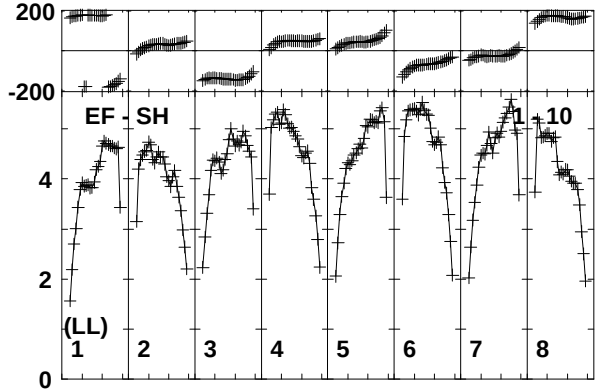

Lower frame: Milli Ampl Jy Top frame: Phas deg
Vector averaged cross-power spectrum Baseline: EF (01) - ZC (08)
Timerange: 00/14:53:15 to 00/14:54:19

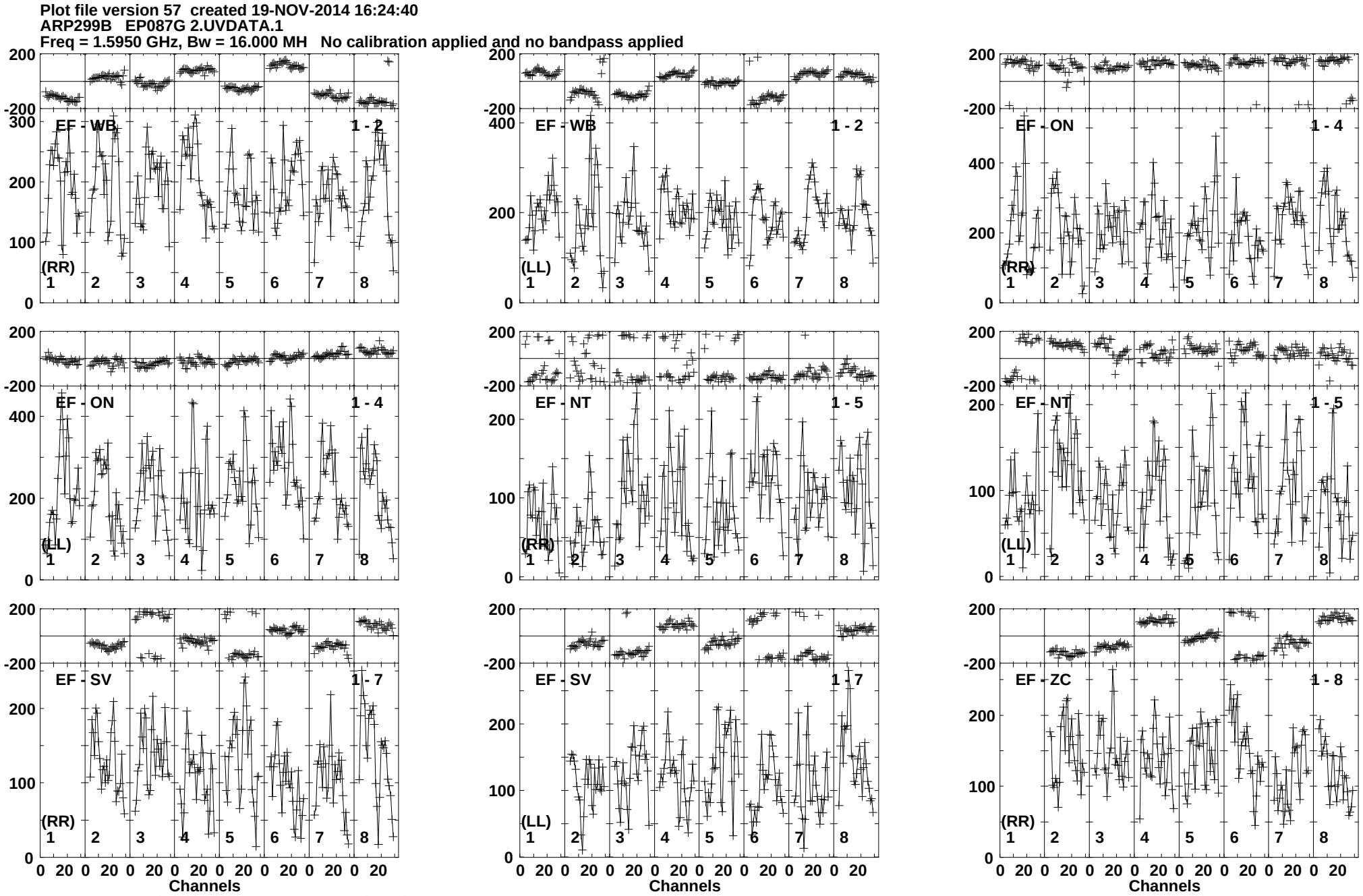
Plot file version 57 created 19-NOV-2014 16:24:40
ARP299B EP087G 2.UVDATA.1
Freq = 1.5950 GHz, Bw = 16.000 MH No calibration applied and no bandpass applied
EF - WB 1 - 2
(RR)
EF - WB 1 - 2
(LL)
EF - ON 1 - 4
(RR)
EF - ON 1 - 4
(LL)
EF - NT 1 - 5
(RR)
EF - NT 1 - 5
(LL)
EF - SV 1 - 7
(RR)
EF - SV 1 - 7
(LL)
EF - ZC 1 - 8
(RR)
Channels
Lower frame: Micro Ampl Jy Top frame: Phas deg
Vector averaged cross-power spectrum Baseline: EF (01) - WB (02)
Timerange: 00/14:54:21 to 00/14:58:49

Plot file version 58 created 19-NOV-2014 16:24:40
ARP299B EP087G 2.UVDATA.1
Freq = 1.5950 GHz, Bw = 16.000 MH No calibration applied and no bandpass applied

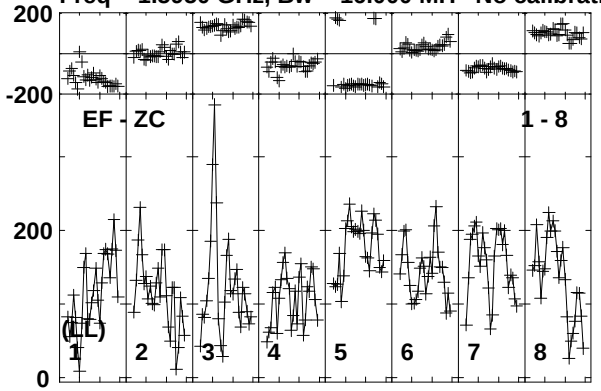

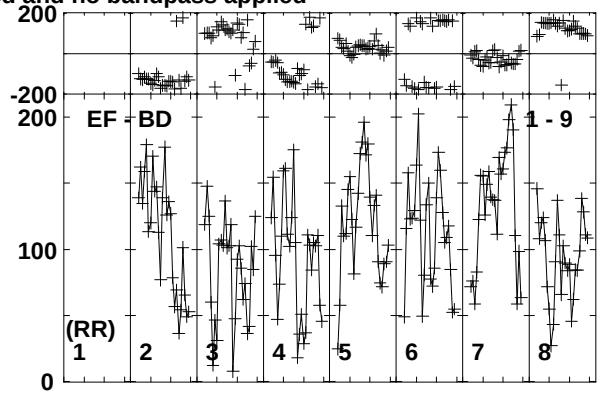

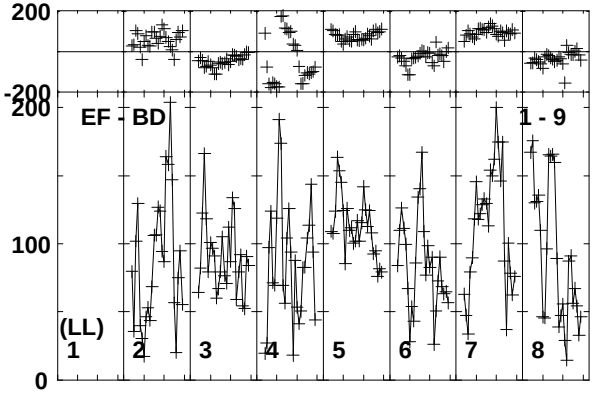

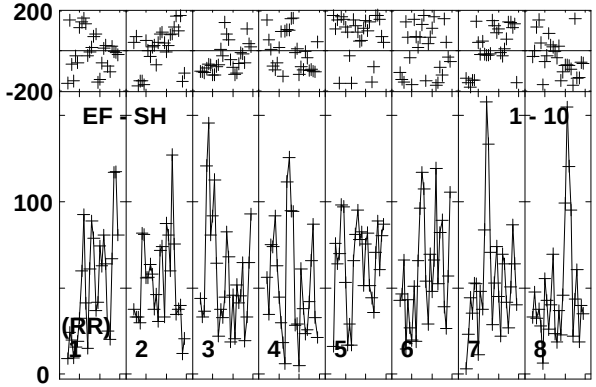

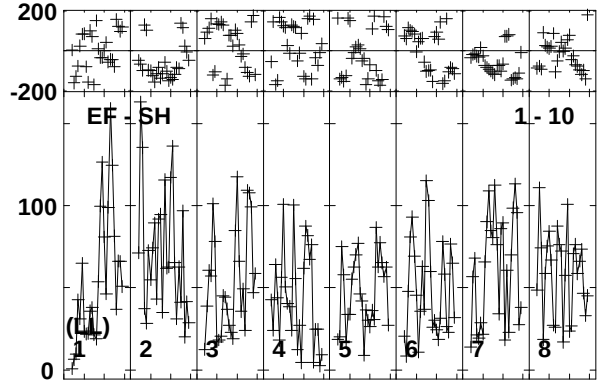

Lower frame: Micro Ampl Jy Top frame: Phas deg
Vector averaged cross-power spectrum Baseline: EF (01) - ZC (08)
Timerange: 00/14:54:21 to 00/14:58:49

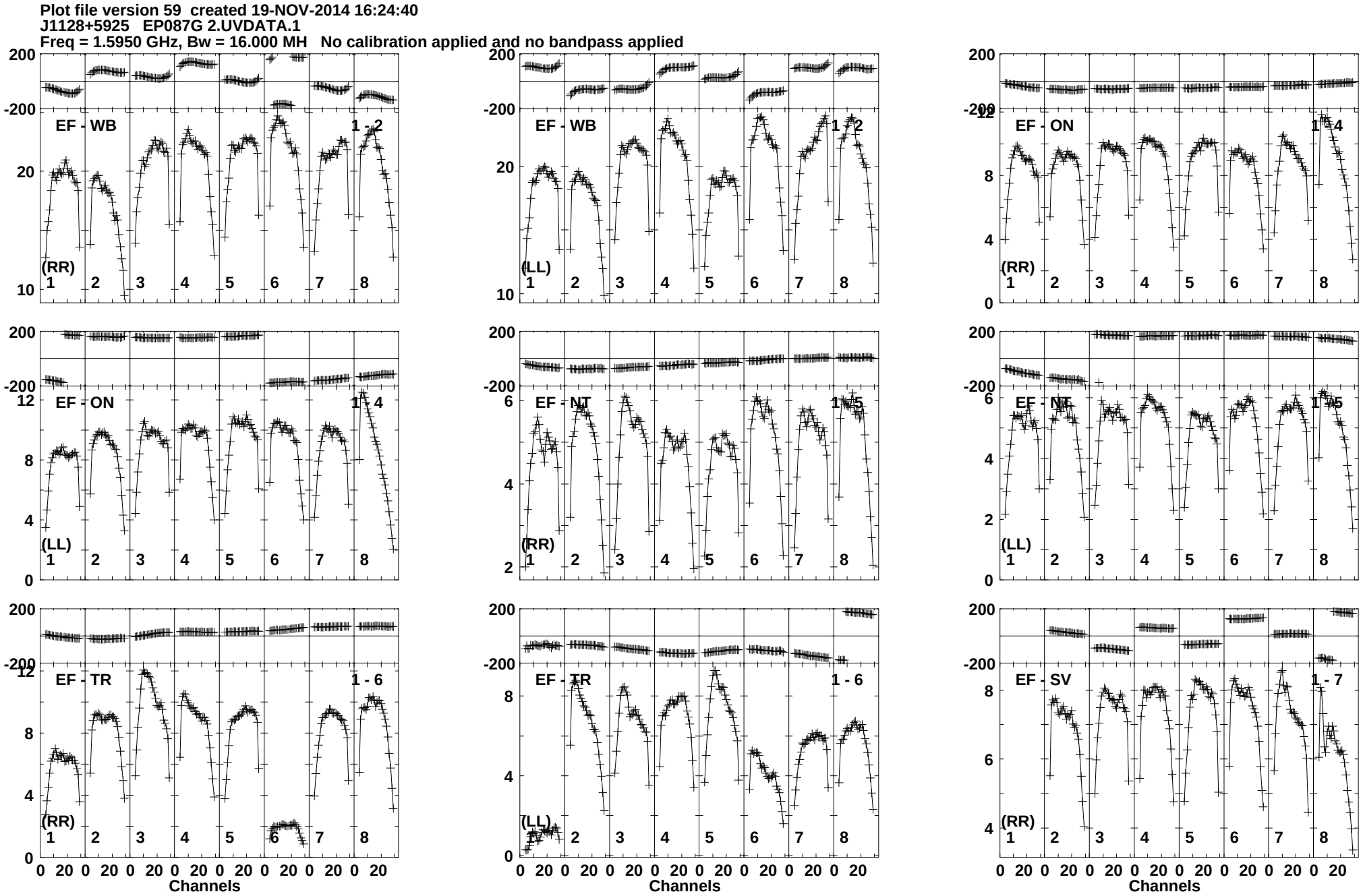
Plot file version 59 created 19-NOV-2014 16:24:40
J1128+5925 EP087G 2.UVDATA.1
Freq = 1.5950 GHz, Bw = 16.000 MH No calibration applied and no bandpass applied
EF - WB 1 - 2
(RR)
EF - WB 1 - 2
(LL)
EF - ON 1 - 4
(RR)
EF - ON 1 - 4
(LL)
EF - NT 1 - 5
(RR)
EF - NT 1 - 5
(LL)
EF - TR 1 - 6
(RR)
EF - TR 1 - 6
(LL)
EF - SV 1 - 7
(RR)
Channels
Lower frame: Milli Ampl Jy Top frame: Phas deg
Vector averaged cross-power spectrum Baseline: EF (01) - WB (02)
Timerange: 00/14:59:31 to 00/14:59:59

Plot file version 60 created 19-NOV-2014 16:24:40
J1128+5925 EP087G 2.UVDATA.1
Freq = 1.5950 GHz, Bw = 16.000 MH No calibration applied and no bandpass applied



Lower frame: Milli Ampl Jy Top frame: Phas deg
Vector averaged cross-power spectrum Baseline: EF (01) - SV (07)
Timerange: 00/14:59:31 to 00/14:59:59

Plot file version 61 created 19-NOV-2014 16:24:40
ARP299B EP087G 2.UVDATA.1
Freq = 1.5950 GHz, Bw = 16.000 MH No calibration applied and no bandpass applied

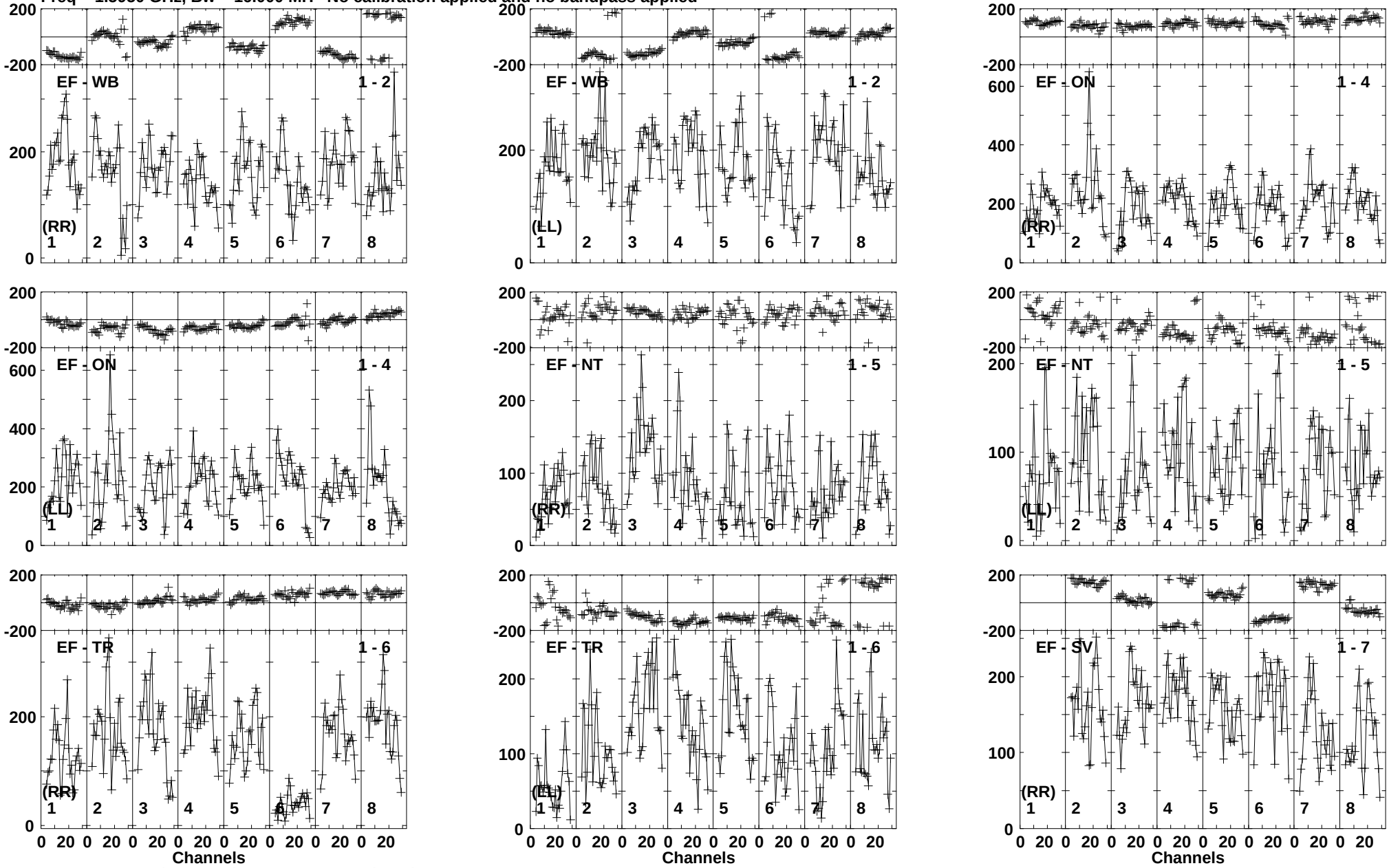

Lower frame: Micro Ampl Jy Top frame: Phas deg
Vector averaged cross-power spectrum Baseline: EF (01) - WB (02)
Timerange: 00/15:00:05 to 00/15:04:29

Plot file version 62 created 19-NOV-2014 16:24:40
ARP299B EP087G 2.UVDATA.1
Freq = 1.5950 GHz, Bw = 16.000 MH No calibration applied and no bandpass applied

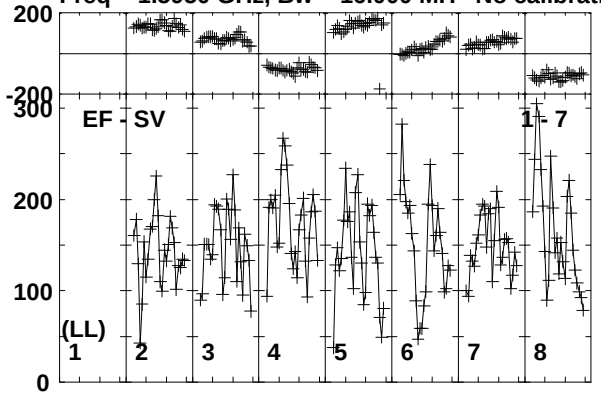

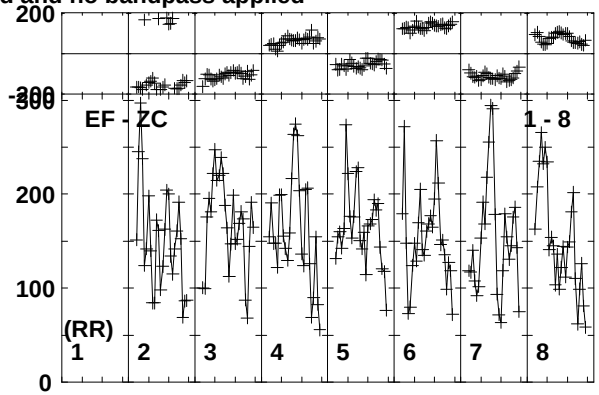

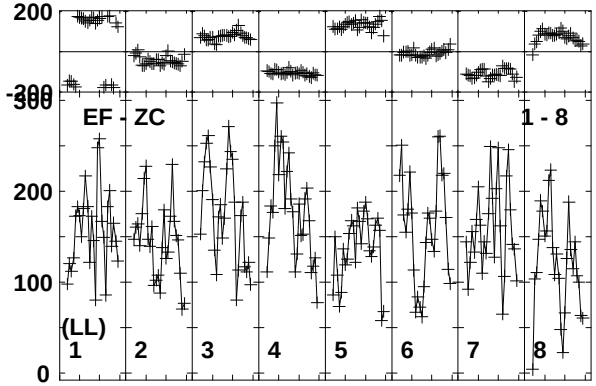

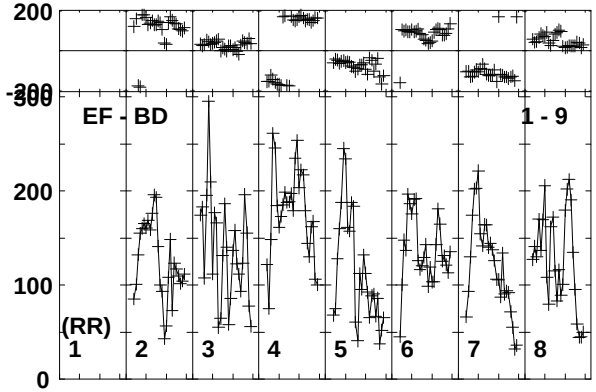

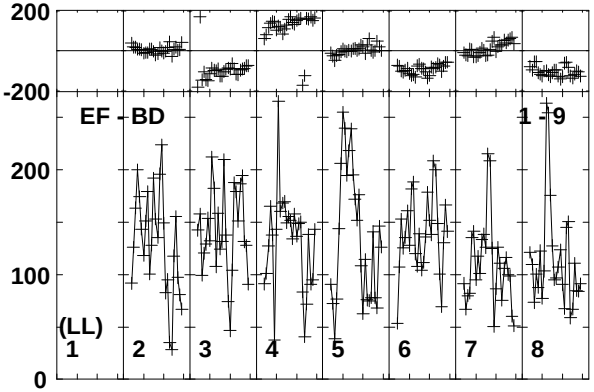

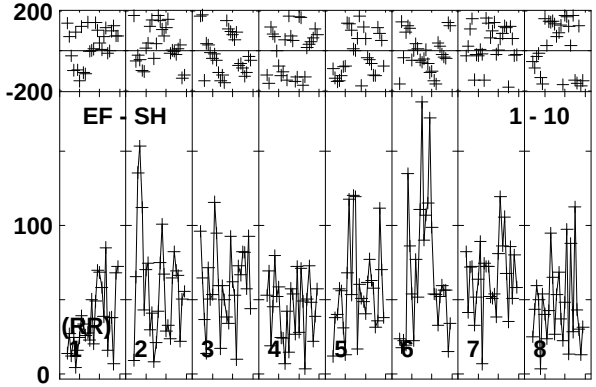

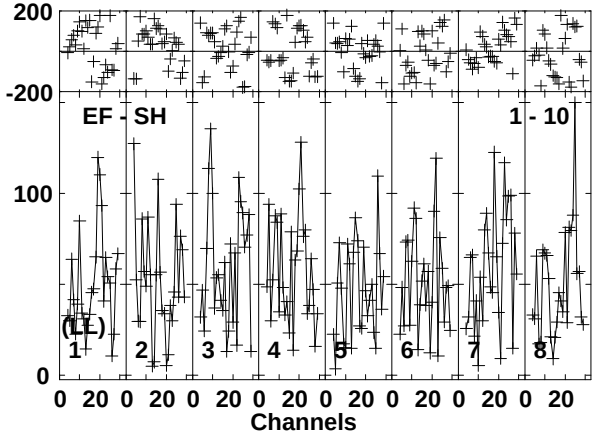

Lower frame: Micro Ampl Jy Top frame: Phas deg
Vector averaged cross-power spectrum Baseline: EF (01) - SV (07)
Timerange: 00/15:00:05 to 00/15:04:29

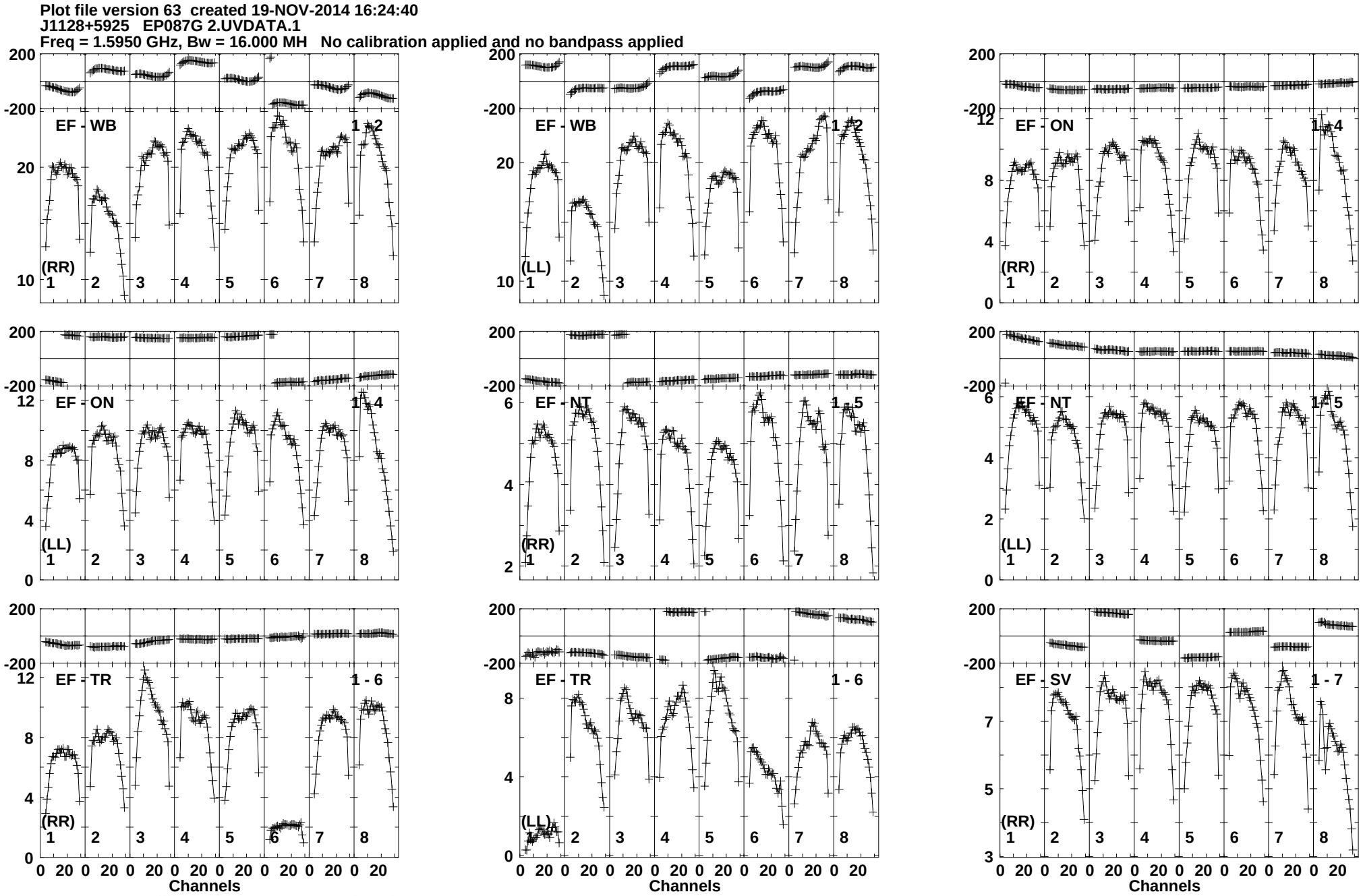
Plot file version 63 created 19-NOV-2014 16:24:40
J1128+5925 EP087G 2.UVDATA.1
Freq = 1.5950 GHz, Bw = 16.000 MH No calibration applied and no bandpass applied
EF - WB 1 - 2
(RR)
EF - WB 1 - 2
(LL)
EF - ON 1 - 4
(RR)
EF - ON 1 - 4
(LL)
EF - NT 1 - 5
(RR)
EF - NT 1 - 5
(LL)
EF - TR 1 - 6
(RR)
EF - TR 1 - 6
(LL)
EF - SV 1 - 7
(RR)
Channels
Channels
Channels
Lower frame: Milli Ampl Jy Top frame: Phas deg
Vector averaged cross-power spectrum Baseline: EF (01) - WB (02)
Timerange: 00/15:04:35 to 00/15:05:29

Plot file version 64 created 19-NOV-2014 16:24:40
J1128+5925 EP087G 2.UVDATA.1
Freq = 1.5950 GHz, Bw = 16.000 MH No calibration applied and no bandpass applied

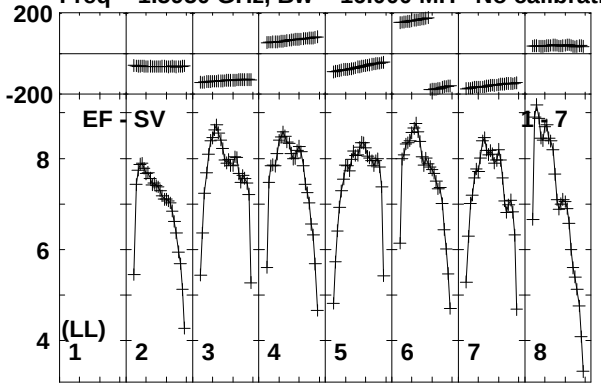

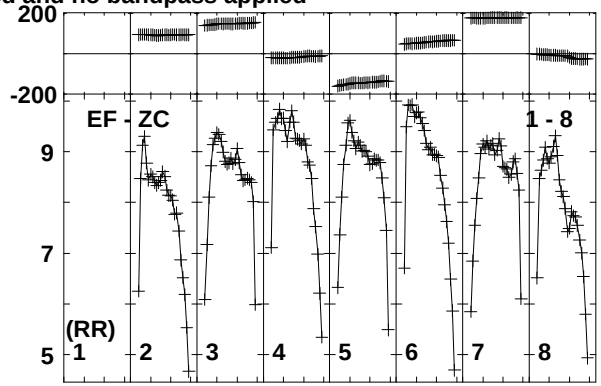

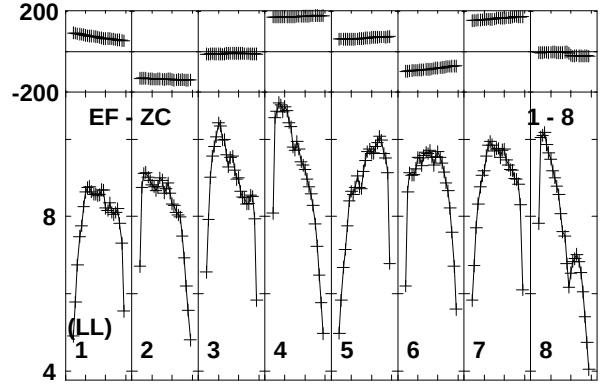

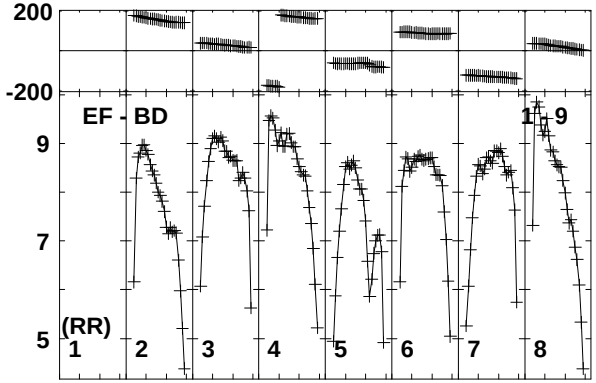

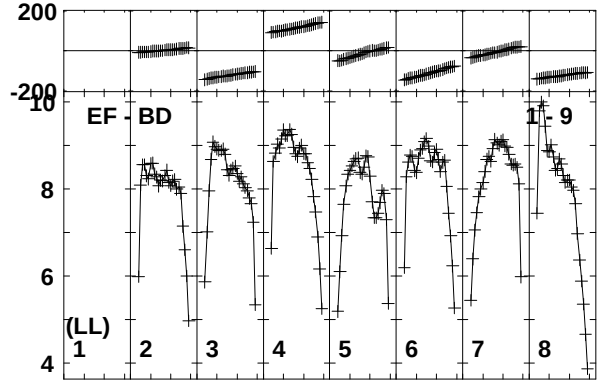

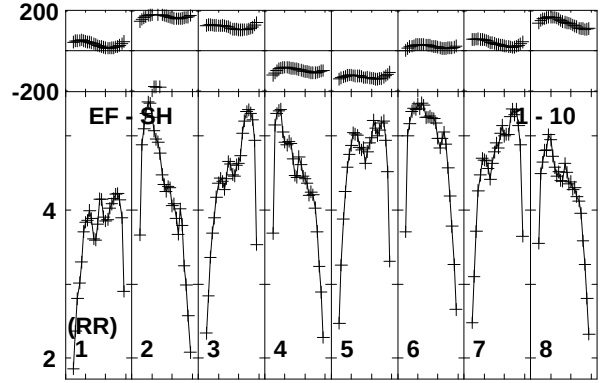

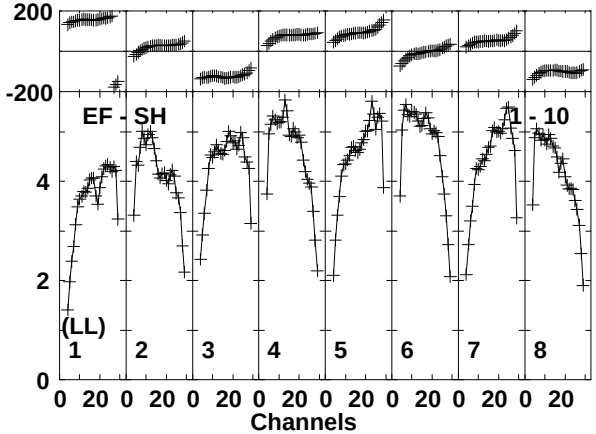

Lower frame: Milli Ampl Jy Top frame: Phas deg
Vector averaged cross-power spectrum Baseline: EF (01) - SV (07)
Timerange: 00/15:04:35 to 00/15:05:29

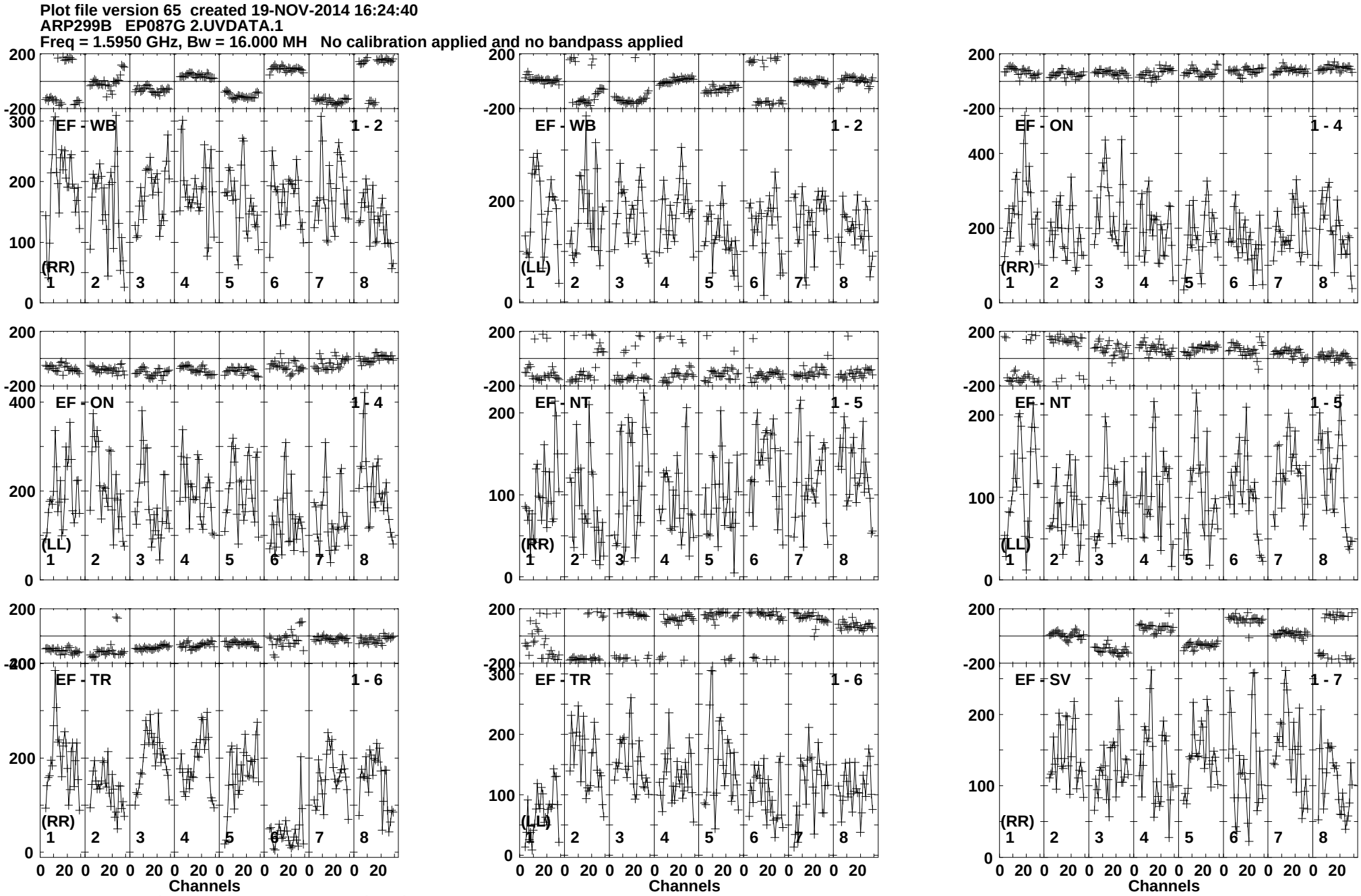
Plot file version 65 created 19-NOV-2014 16:24:40
ARP299B EP087G 2.UVDATA.1
Freq = 1.5950 GHz, Bw = 16.000 MH No calibration applied and no bandpass applied
EF - WB 1 - 2
(RR)
EF - WB 1 - 2
(LL)
EF - ON 1 - 4
(RR)
EF - ON 1 - 4
(LL)
EF - NT 1 - 5
(RR)
EF - NT 1 - 5
(LL)
EF - TR 1 - 6
(RR)
EF - TR 1 - 6
(LL)
EF - SV 1 - 7
(RR)
Channels
Lower frame: Micro Ampl Jy Top frame: Phas deg
Vector averaged cross-power spectrum Baseline: EF (01) - WB (02)
Timerange: 00/15:05:31 to 00/15:09:59

Plot file version 66 created 19-NOV-2014 16:24:40
ARP299B EP087G 2.UVDATA.1
Freq = 1.5950 GHz, Bw = 16.000 MH No calibration applied and no bandpass applied

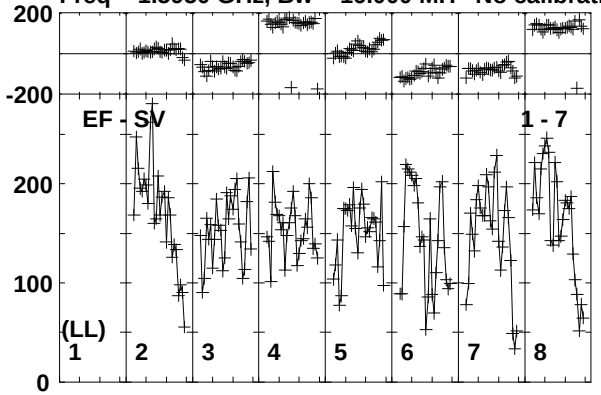

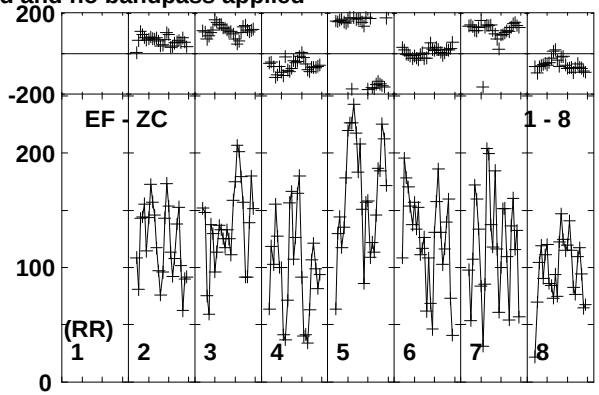

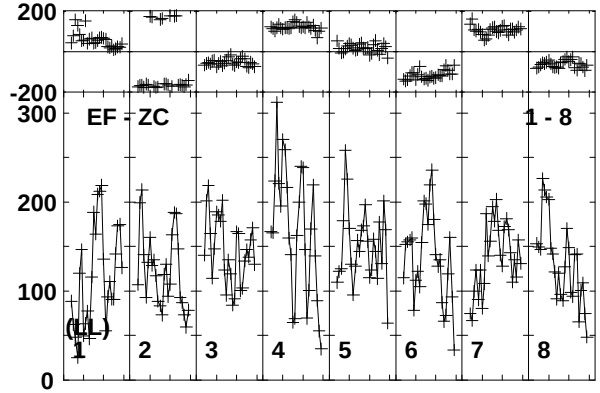

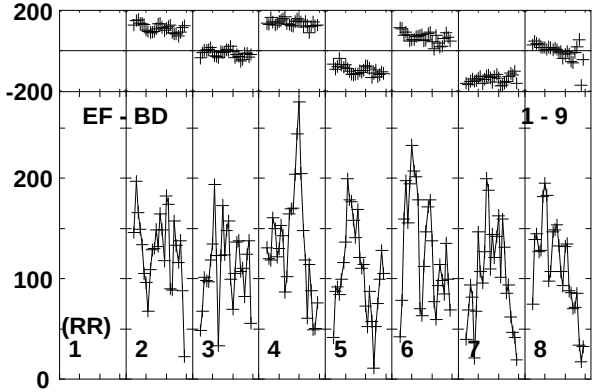

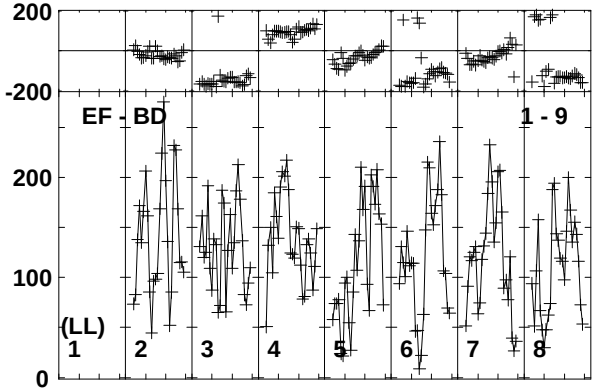

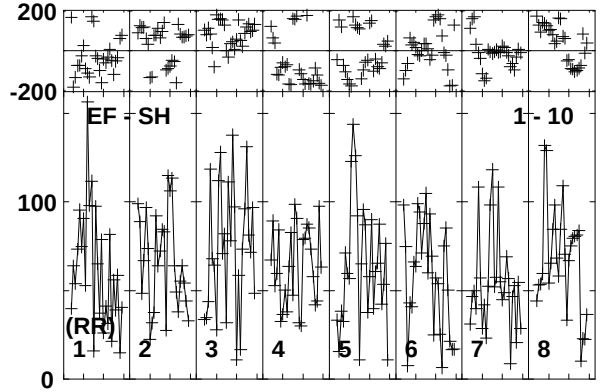

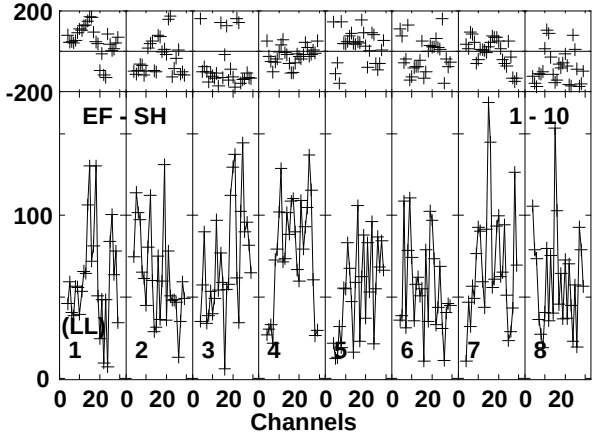

Lower frame: Micro Ampl Jy Top frame: Phas deg
Vector averaged cross-power spectrum Baseline: EF (01) - SV (07)
Timerange: 00/15:05:31 to 00/15:09:59

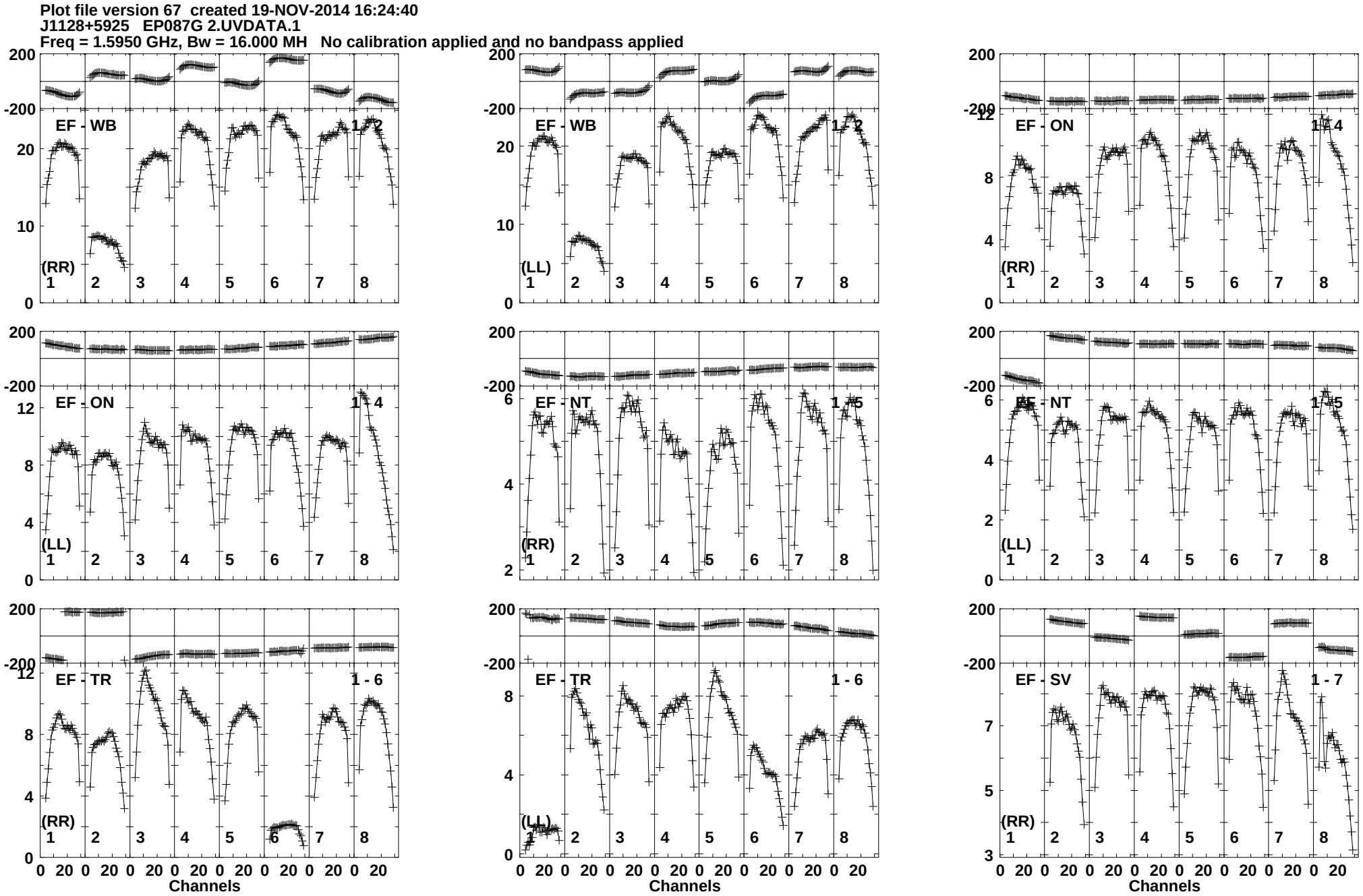
Plot file version 67 created 19-NOV-2014 16:24:40
J1128+5925 EP087G 2.UVDATA.1
Freq = 1.5950 GHz, Bw = 16.000 MH No calibration applied and no bandpass applied
EF - WB 1 - 2
(RR)
EF - WB 1 - 2
(LL)
EF - ON 1 - 4
(RR)
EF - ON 1 - 4
(LL)
EF - NT 1 - 5
(RR)
EF - NT 1 - 5
(LL)
EF - TR 1 - 6
(RR)
EF - TR 1 - 6
(LL)
EF - SV 1 - 7
(RR)
1 2 3 4 5 6 7 8
0 20 0 20 0 20 0 20 0 20 0 20 0 20 0 20
Channels
Lower frame: Milli Ampl Jy Top frame: Phas deg
Vector averaged cross-power spectrum Baseline: EF (01) - WB (02)
Timerange: 00/15:10:41 to 00/15:11:09

Plot file version 68 created 19-NOV-2014 16:24:41
J1128+5925 EP087G 2.UVDATA.1
Freq = 1.5950 GHz, Bw = 16.000 MH No calibration applied and no bandpass applied

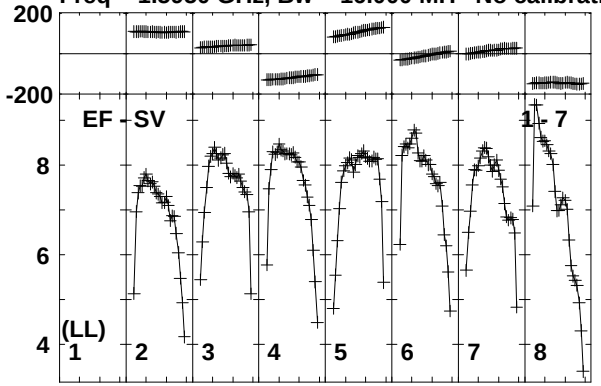

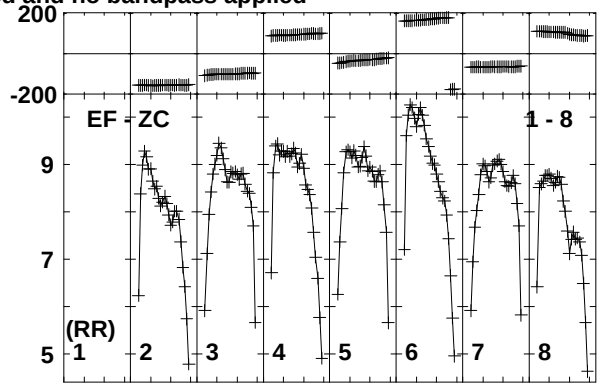

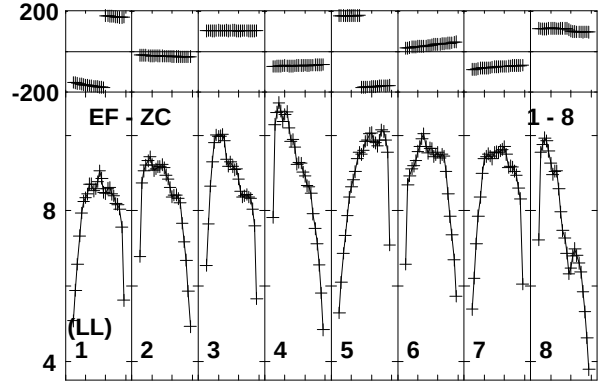

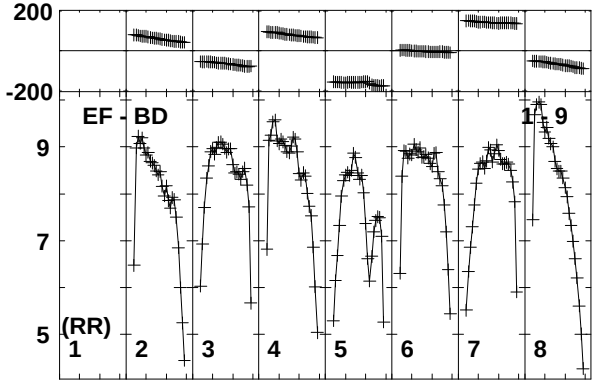

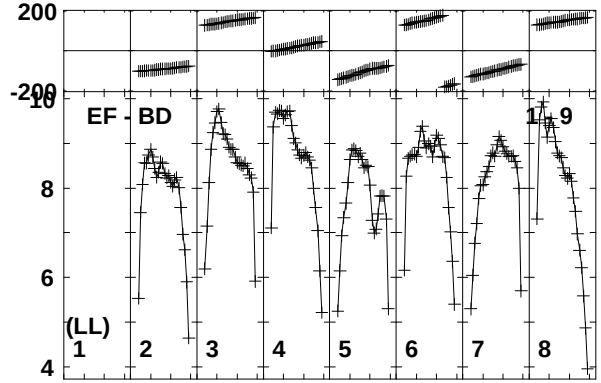

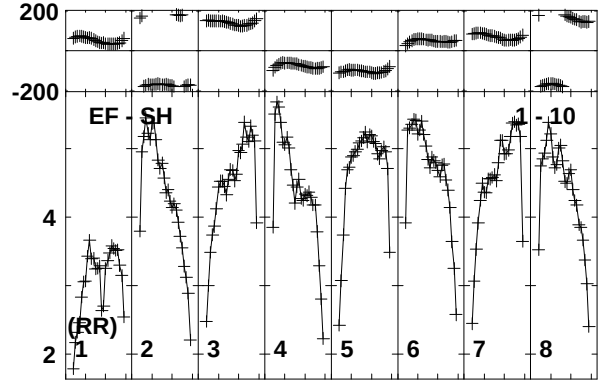

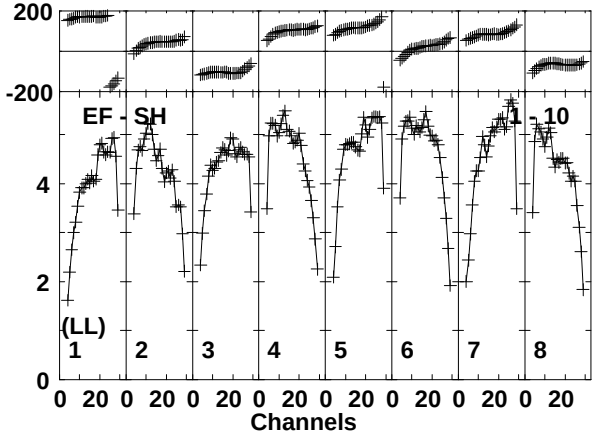

Lower frame: Milli Ampl Jy Top frame: Phas deg
Vector averaged cross-power spectrum Baseline: EF (01) - SV (07)
Timerange: 00/15:10:41 to 00/15:11:09

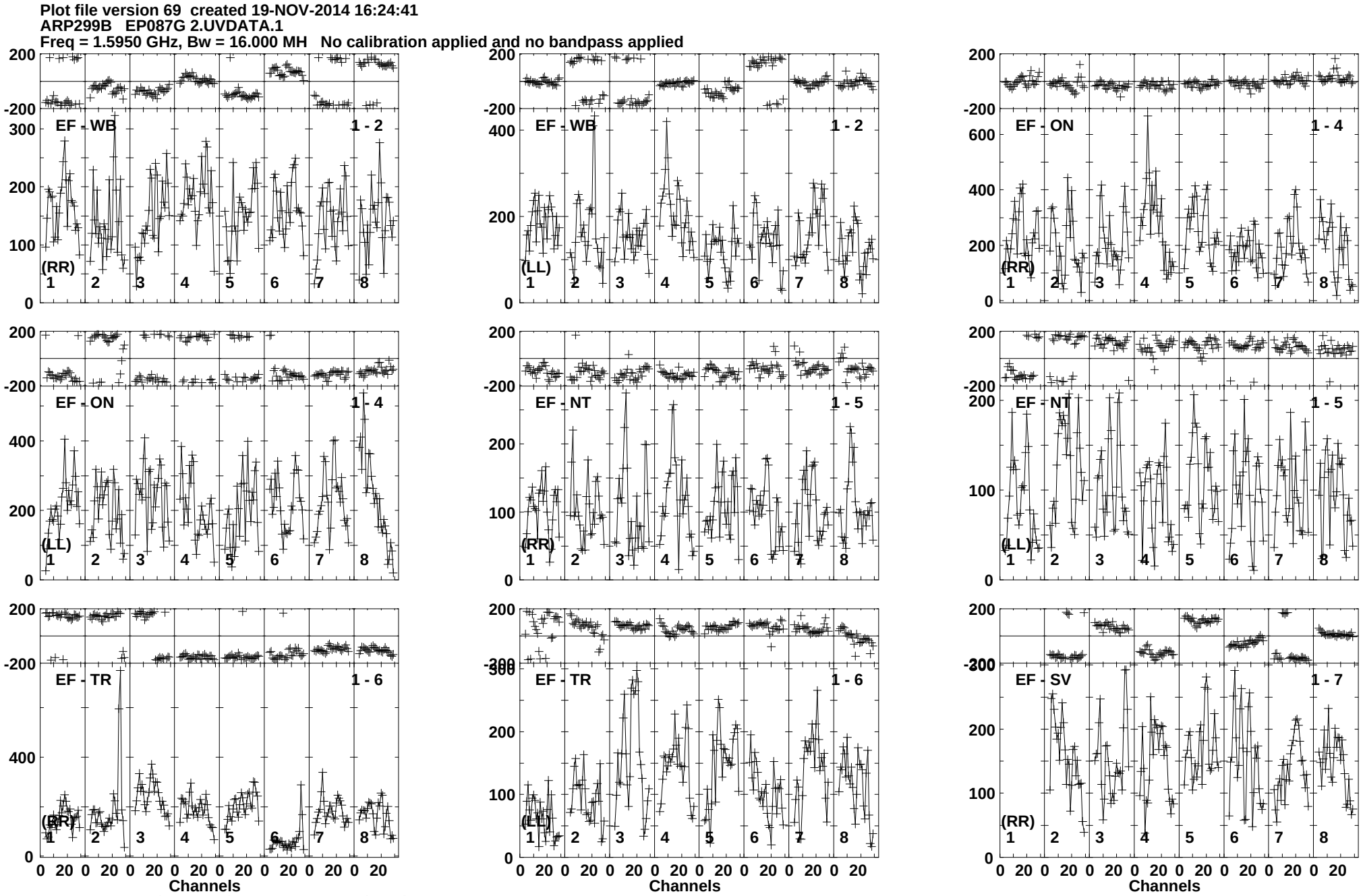
Plot file version 69 created 19-NOV-2014 16:24:41
ARP299B EP087G 2.UVDATA.1
Freq = 1.5950 GHz, Bw = 16.000 MH No calibration applied and no bandpass applied
EF - WB 1 - 2
(RR)
EF - WB 1 - 2
(LL)
EF - ON 1 - 4
(RR)
EF - ON 1 - 4
(LL)
EF - NT 1 - 5
(RR)
EF - NT 1 - 5
(LL)
EF - TR 1 - 6
(RR)
EF - TR 1 - 6
(LL)
EF - SV 1 - 7
(RR)
Channels
Lower frame: Micro Ampl Jy Top frame: Phas deg
Vector averaged cross-power spectrum Baseline: EF (01) - WB (02)
Timerange: 00/15:11:15 to 00/15:15:39

Plot file version 70 created 19-NOV-2014 16:24:41
ARP299B EP087G 2.UVDATA.1
Freq = 1.5950 GHz, Bw = 16.000 MH No calibration applied and no bandpass applied

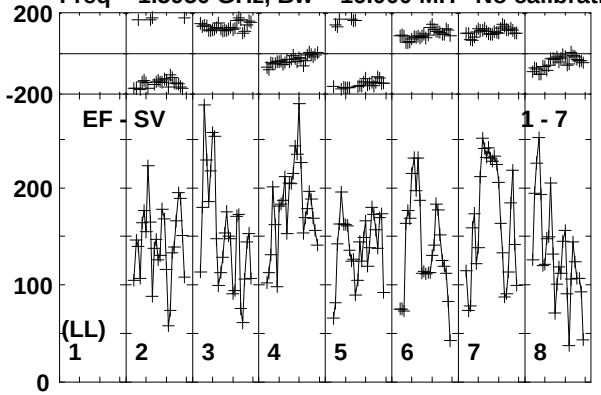

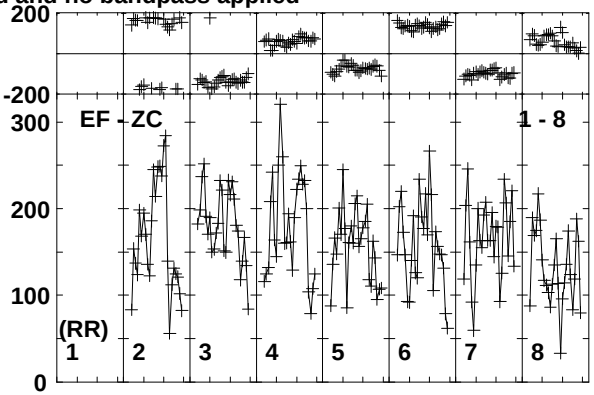

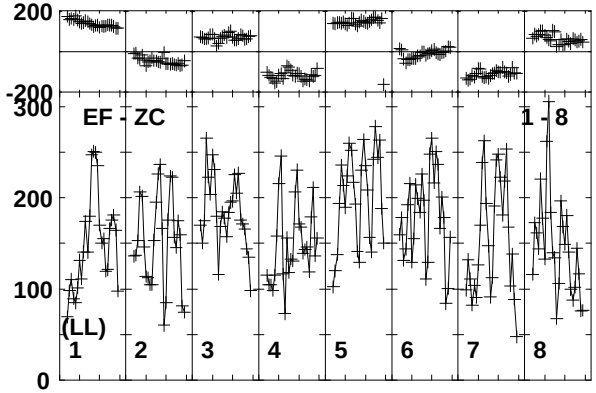

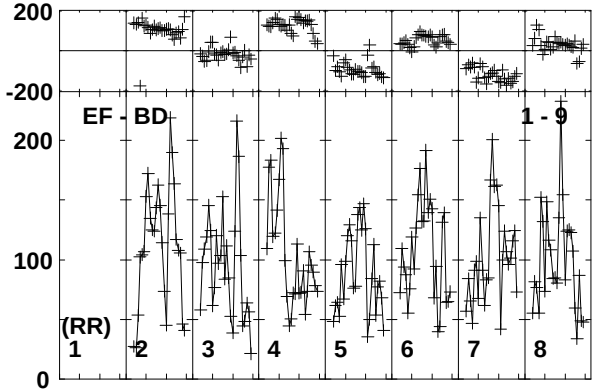

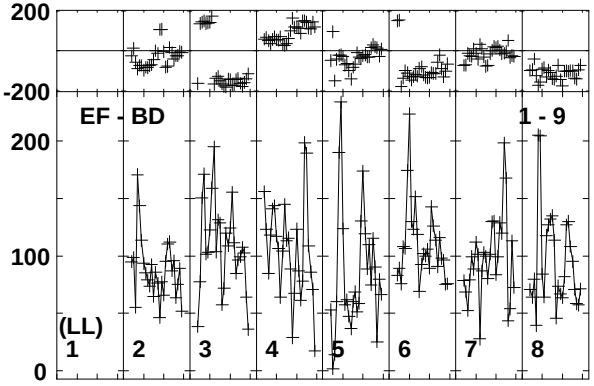

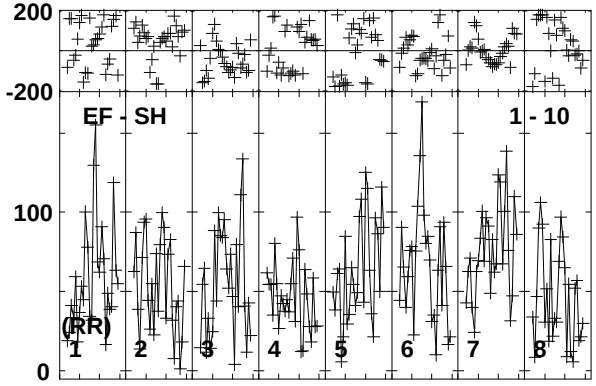

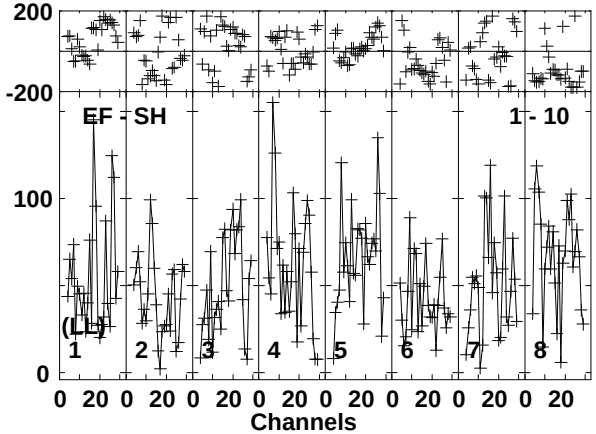

Lower frame: Micro Ampl Jy Top frame: Phas deg
Vector averaged cross-power spectrum Baseline: EF (01) - SV (07)
Timerange: 00/15:11:15 to 00/15:15:39

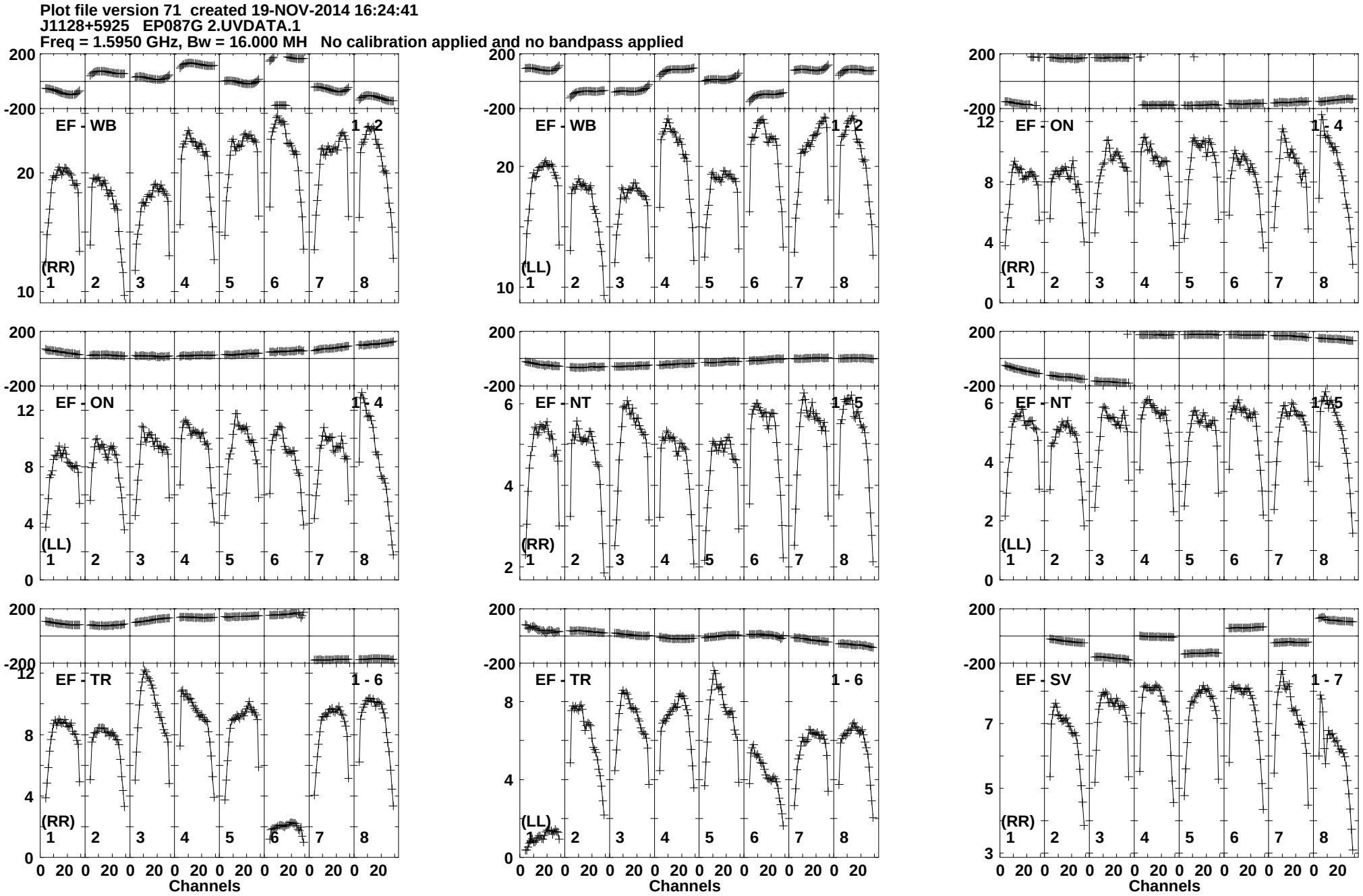
Plot file version 71 created 19-NOV-2014 16:24:41
J1128+5925 EP087G 2.UVDATA.1
Freq = 1.5950 GHz, Bw = 16.000 MH No calibration applied and no bandpass applied
EF - WB 1 - 2
(RR)
EF - WB 1 - 2
(LL)
EF - ON 1 - 4
(RR)
EF - ON 1 - 4
(LL)
EF - NT 1 - 5
(RR)
EF - NT 1 - 5
(LL)
EF - TR 1 - 6
(RR)
EF - TR 1 - 6
(LL)
EF - SV 1 - 7
(RR)
1 2 3 4 5 6 7 8
0 20 0 20 0 20 0 20 0 20 0 20 0 20 0 20
Channels
Lower frame: Milli Ampl Jy Top frame: Phas deg
Vector averaged cross-power spectrum Baseline: EF (01) - WB (02)
Timerange: 00/15:15:45 to 00/15:16:49

Plot file version 72 created 19-NOV-2014 16:24:41
J1128+5925 EP087G 2.UVDATA.1
Freq = 1.5950 GHz, Bw = 16.000 MH No calibration applied and no bandpass applied

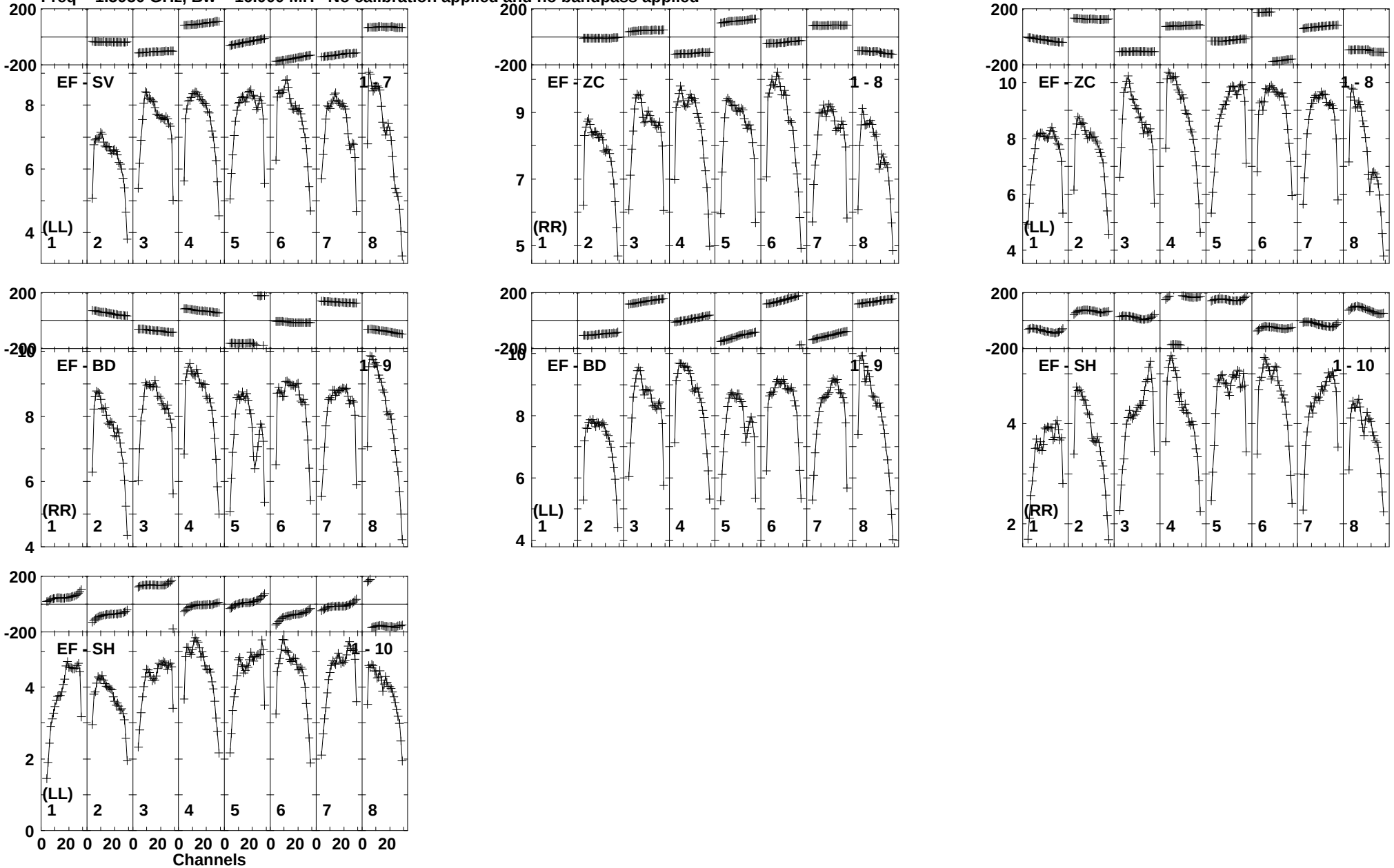

Lower frame: Milli Ampl Jy Top frame: Phas deg
Vector averaged cross-power spectrum Baseline: EF (01) - SV (07)
Timerange: 00/15:15:45 to 00/15:16:49

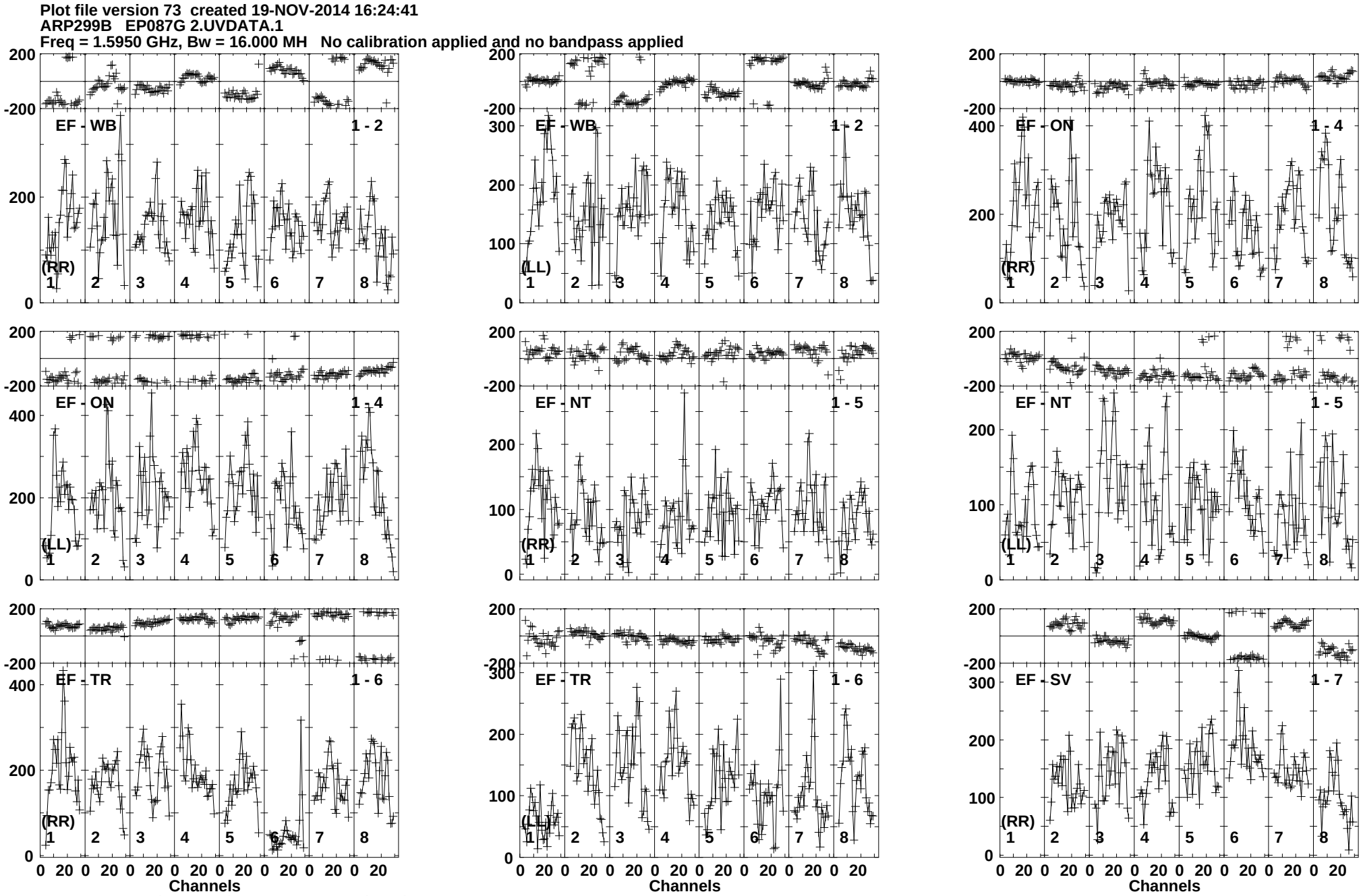
Plot file version 73 created 19-NOV-2014 16:24:41
ARP299B EP087G 2.UVDATA.1
Freq = 1.5950 GHz, Bw = 16.000 MH No calibration applied and no bandpass applied
EF - WB 1 - 2
(RR)
EF - WB 1 - 2
(LL)
EF - ON 1 - 4
(RR)
EF - ON 1 - 4
(LL)
EF - NT 1 - 5
(RR)
EF - NT 1 - 5
(LL)
EF - TR 1 - 6
(RR)
EF - TR 1 - 6
(LL)
EF - SV 1 - 7
(RR)
Channels
Lower frame: Micro Ampl Jy Top frame: Phas deg
Vector averaged cross-power spectrum Baseline: EF (01) - WB (02)
Timerange: 00/15:16:51 to 00/15:21:19

Plot file version 74 created 19-NOV-2014 16:24:41
ARP299B EP087G 2.UVDATA.1
Freq = 1.5950 GHz, Bw = 16.000 MH No calibration applied and no bandpass applied

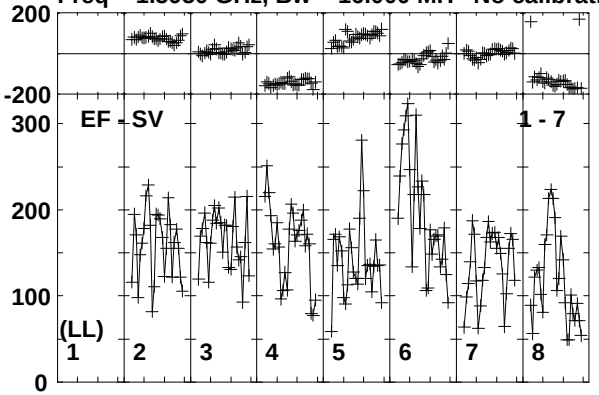

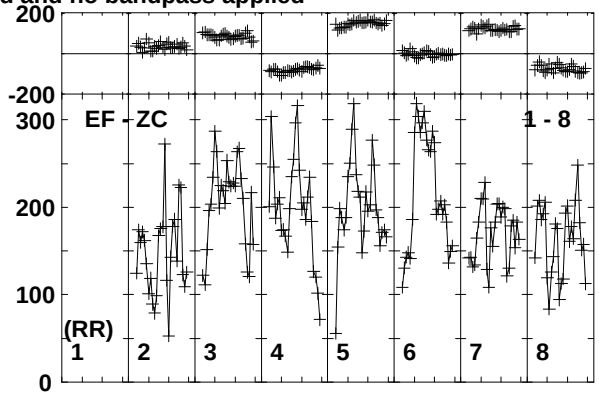

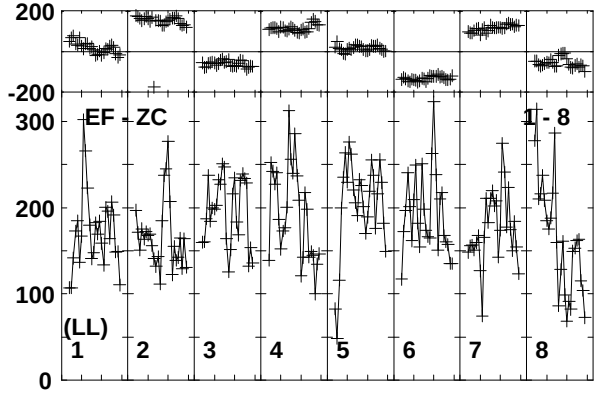

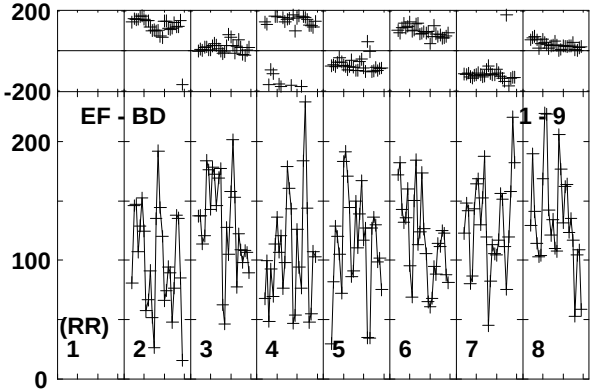

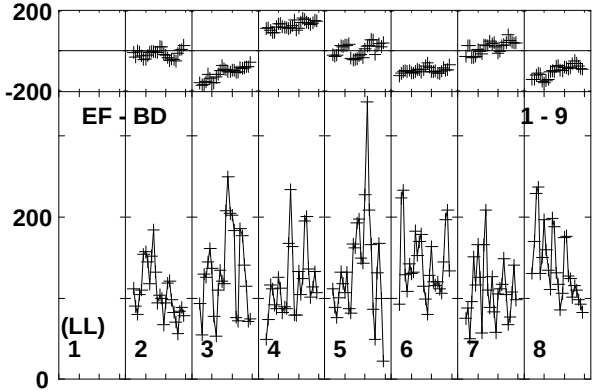

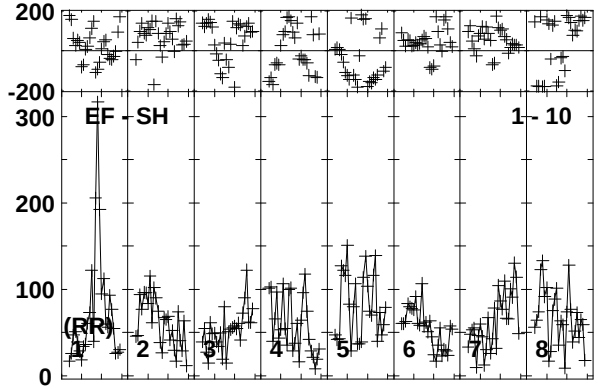

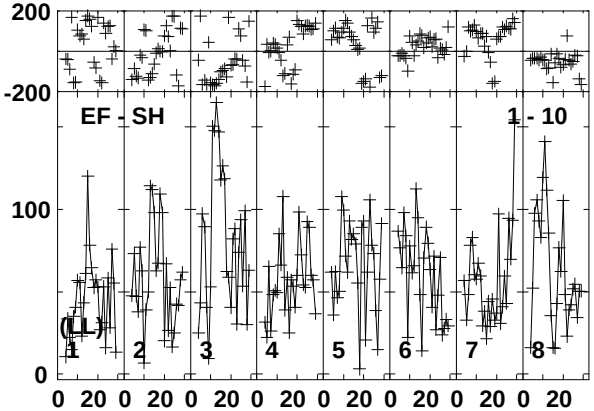

Lower frame: Micro Ampl Jy Top frame: Phas deg
Vector averaged cross-power spectrum Baseline: EF (01) - SV (07)
Timerange: 00/15:16:51 to 00/15:21:19

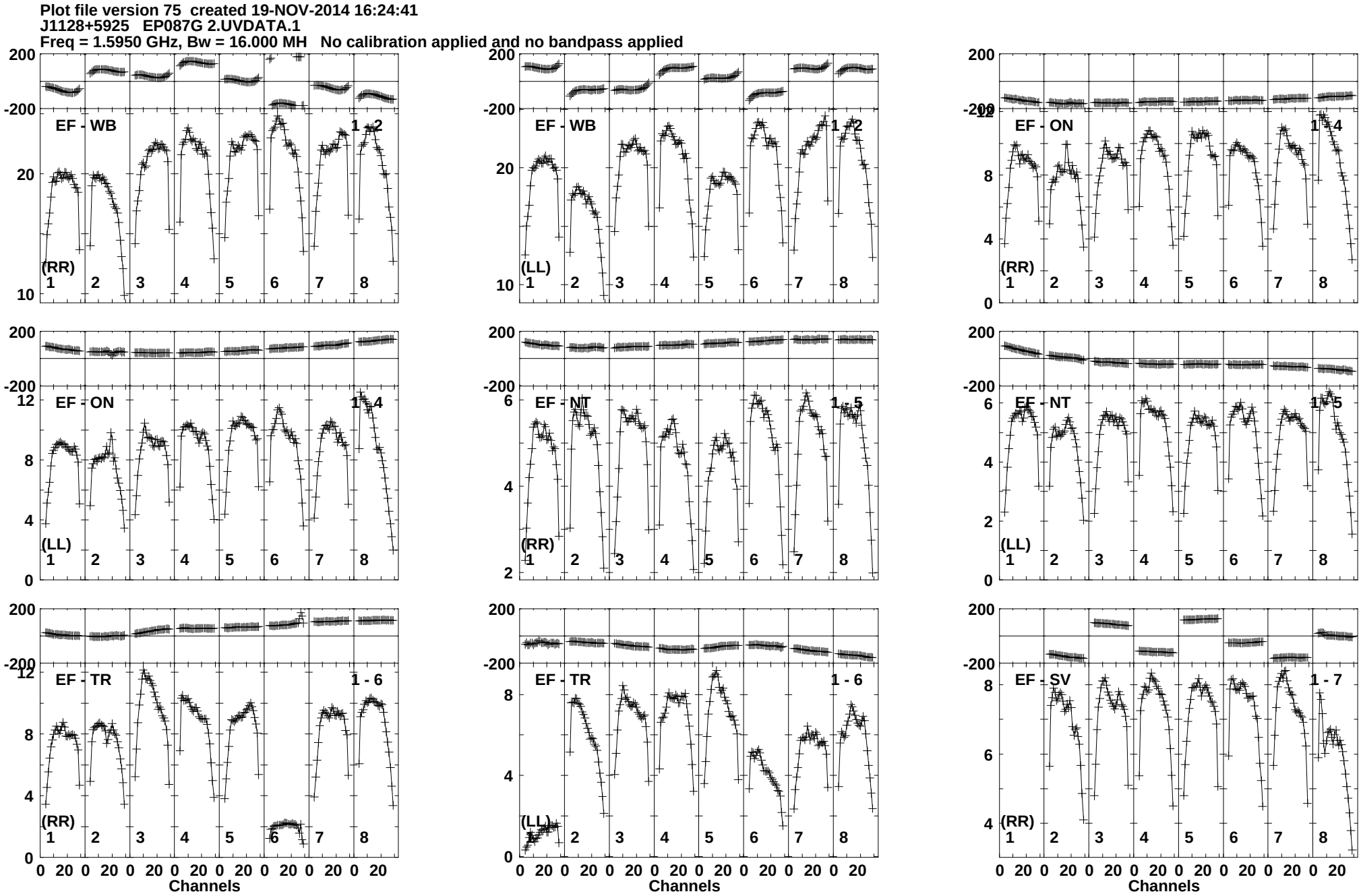
Plot file version 75 created 19-NOV-2014 16:24:41
J1128+5925 EP087G 2.UVDATA.1
Freq = 1.5950 GHz, Bw = 16.000 MH No calibration applied and no bandpass applied
EF - WB 1 - 2
(RR)
EF - WB 1 - 2
(LL)
EF - ON 1 - 4
(RR)
EF - ON 1 - 4
(LL)
EF - NT 1 - 5
(RR)
EF - NT 1 - 5
(LL)
EF - TR 1 - 6
(RR)
EF - TR 1 - 6
(LL)
EF - SV 1 - 7
(RR)
Channels
Channels
Channels
Lower frame: Milli Ampl Jy Top frame: Phas deg
Vector averaged cross-power spectrum Baseline: EF (01) - WB (02)
Timerange: 00/15:22:01 to 00/15:22:29

Plot file version 76 created 19-NOV-2014 16:24:41
J1128+5925 EP087G 2.UVDATA.1
Freq = 1.5950 GHz, Bw = 16.000 MH No calibration applied and no bandpass applied

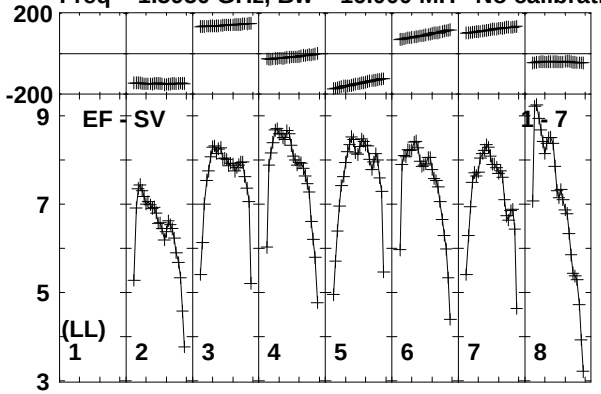

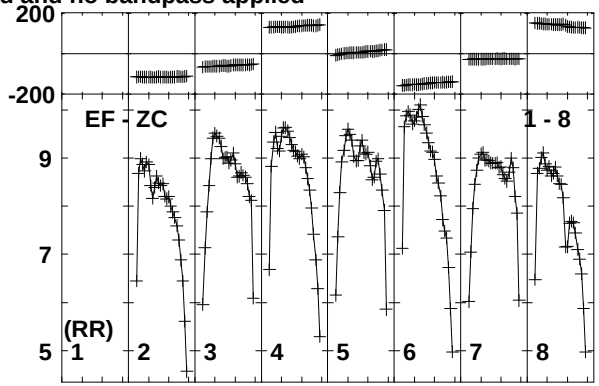

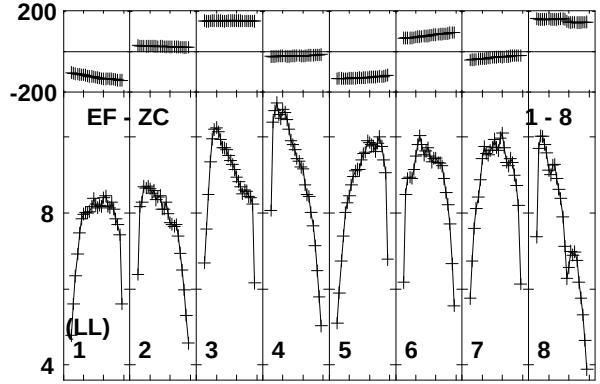

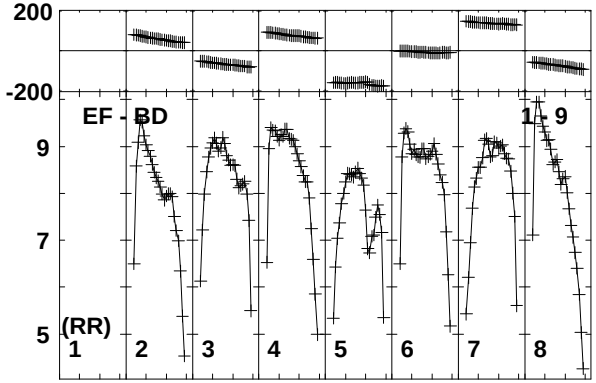

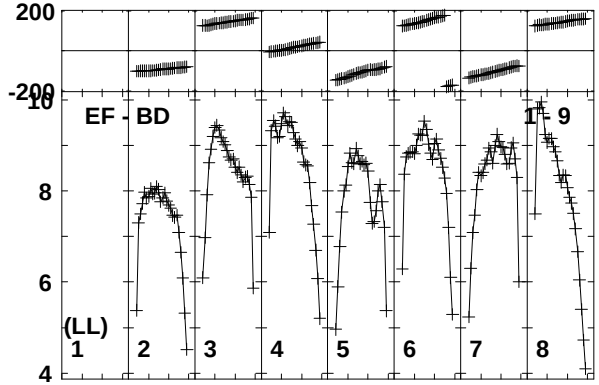

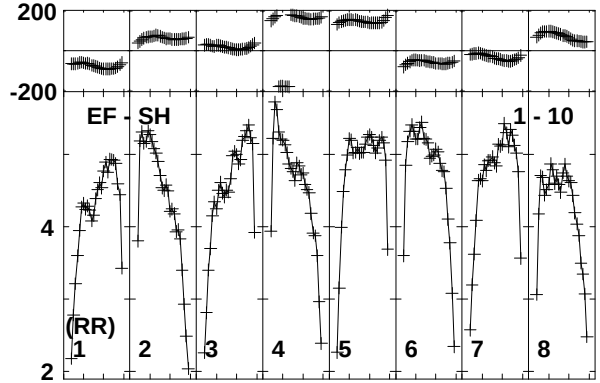

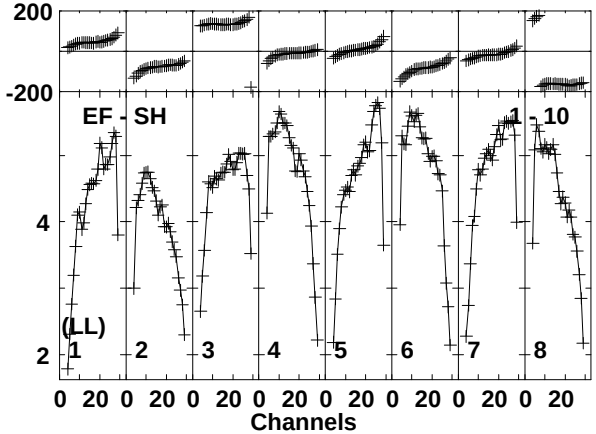

Lower frame: Milli Ampl Jy Top frame: Phas deg
Vector averaged cross-power spectrum Baseline: EF (01) - SV (07)
Timerange: 00/15:22:01 to 00/15:22:29

Plot file version 77 created 19-NOV-2014 16:24:41
ARP299B EP087G 2.UVDATA.1
Freq = 1.5950 GHz, Bw = 16.000 MH No calibration applied and no bandpass applied

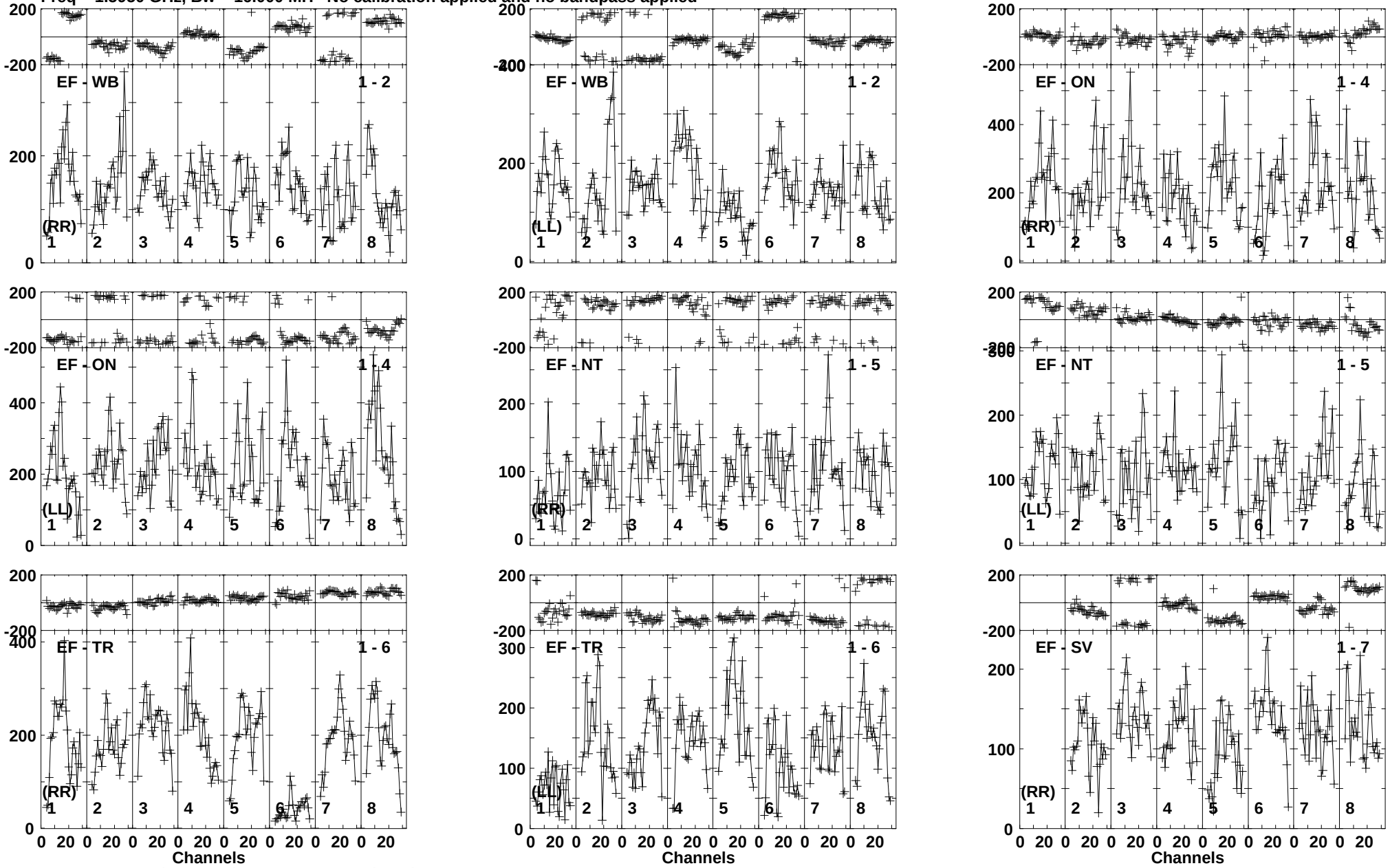

Lower frame: Micro Ampl Jy Top frame: Phas deg
Vector averaged cross-power spectrum Baseline: EF (01) - WB (02)
Timerange: 00/15:22:35 to 00/15:26:59

Plot file version 78 created 19-NOV-2014 16:24:41
ARP299B EP087G 2.UVDATA.1
Freq = 1.5950 GHz, Bw = 16.000 MH No calibration applied and no bandpass applied

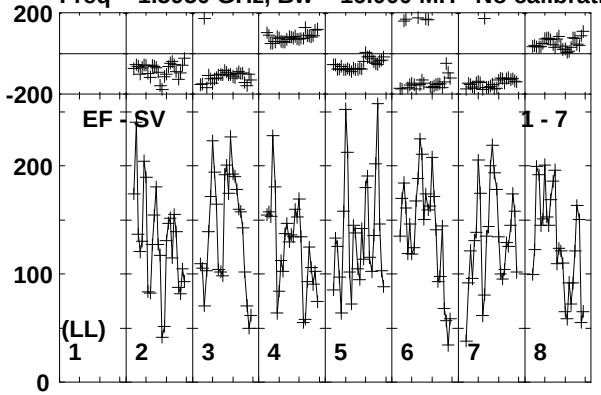

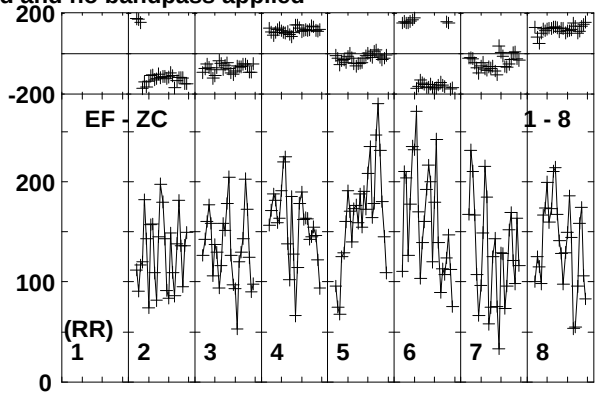

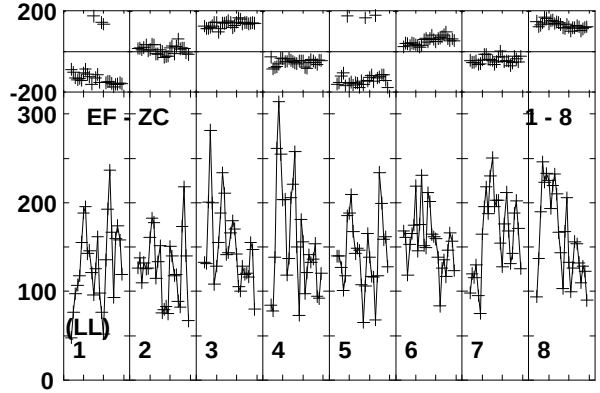

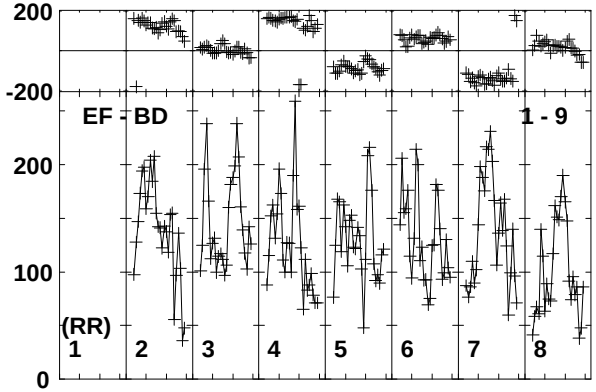

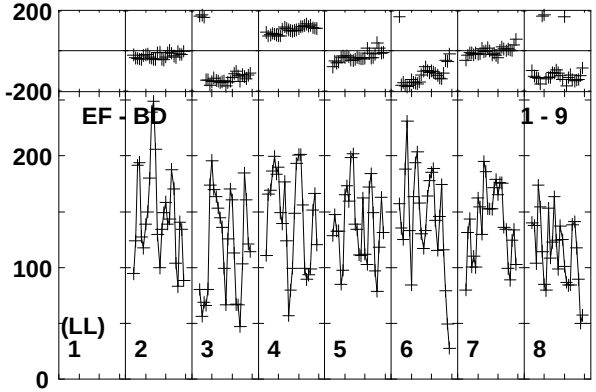

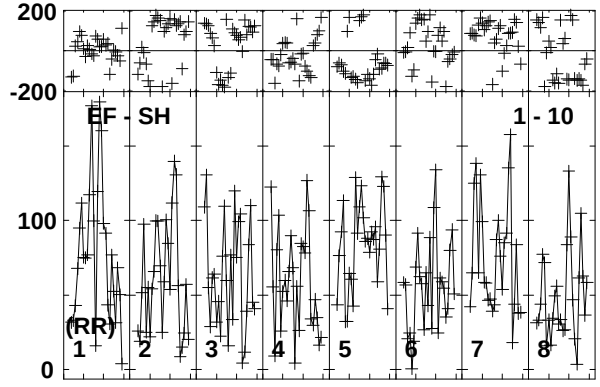

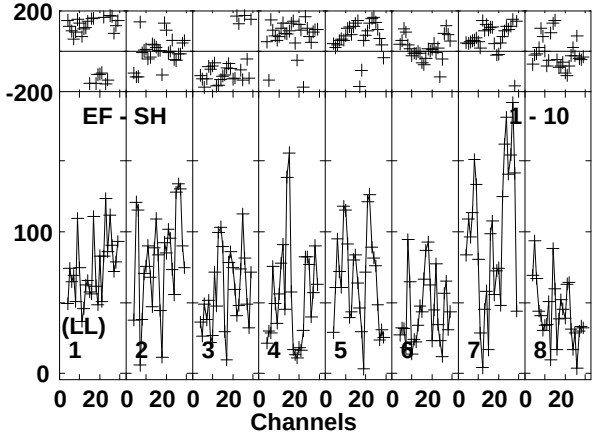

Lower frame: Micro Ampl Jy Top frame: Phas deg
Vector averaged cross-power spectrum Baseline: EF (01) - SV (07)
Timerange: 00/15:22:35 to 00/15:26:59

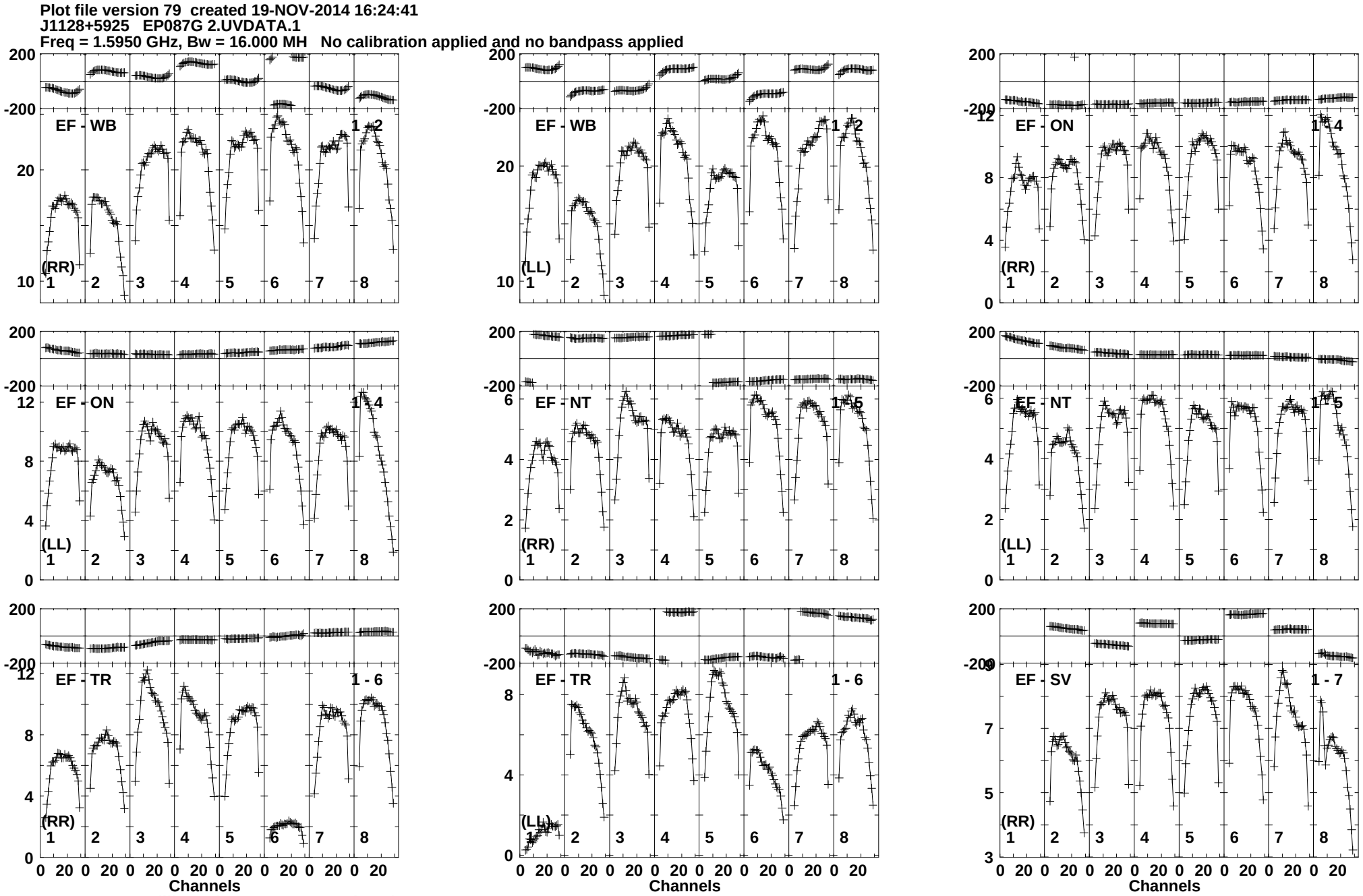
Plot file version 79 created 19-NOV-2014 16:24:41
J1128+5925 EP087G 2.UVDATA.1
Freq = 1.5950 GHz, Bw = 16.000 MH No calibration applied and no bandpass applied
EF - WB 1 - 2
(RR)
EF - WB 1 - 2
(LL)
EF - ON 1 - 4
(RR)
EF - ON 1 - 4
(LL)
EF - NT 1 - 5
(RR)
EF - NT 1 - 5
(LL)
EF - TR 1 - 6
(RR)
EF - TR 1 - 6
(LL)
EF - SV 1 - 7
(RR)
Channels
Lower frame: Milli Ampl Jy Top frame: Phas deg
Vector averaged cross-power spectrum Baseline: EF (01) - WB (02)
Timerange: 00/15:27:05 to 00/15:28:09

Plot file version 80 created 19-NOV-2014 16:24:42
J1128+5925 EP087G 2.UVDATA.1
Freq = 1.5950 GHz, Bw = 16.000 MH No calibration applied and no bandpass applied

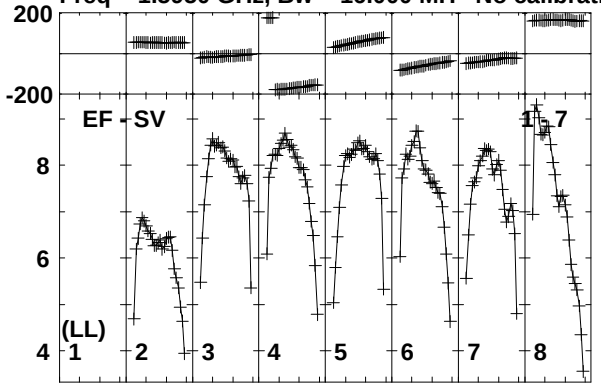

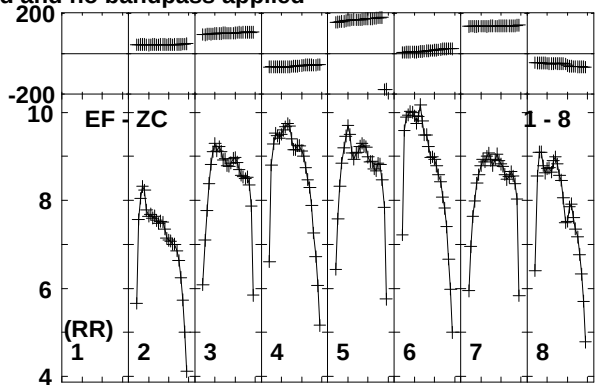

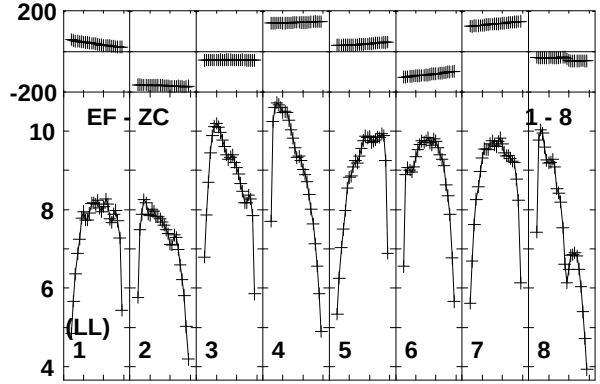

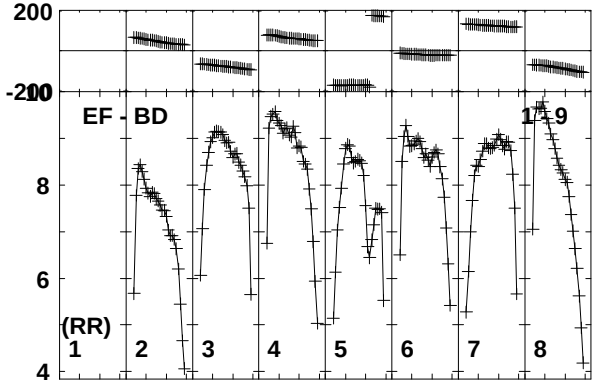

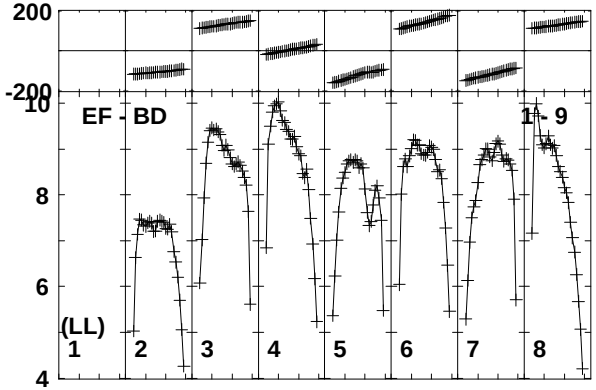

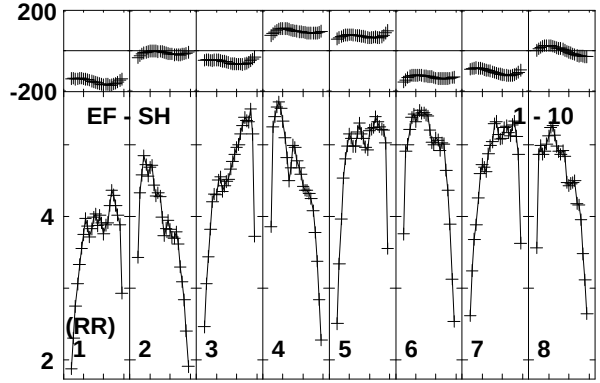

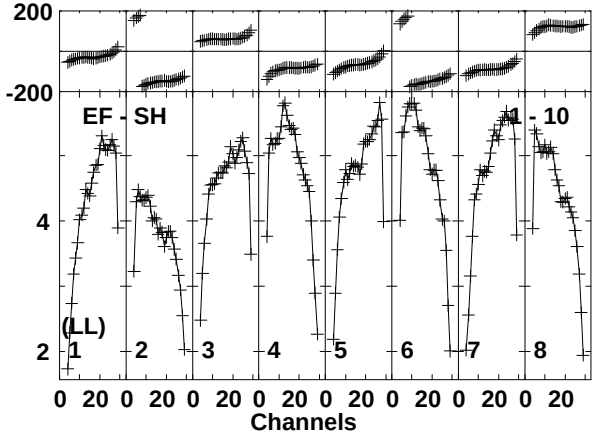

Lower frame: Milli Ampl Jy Top frame: Phas deg
Vector averaged cross-power spectrum Baseline: EF (01) - SV (07)
Timerange: 00/15:27:05 to 00/15:28:09

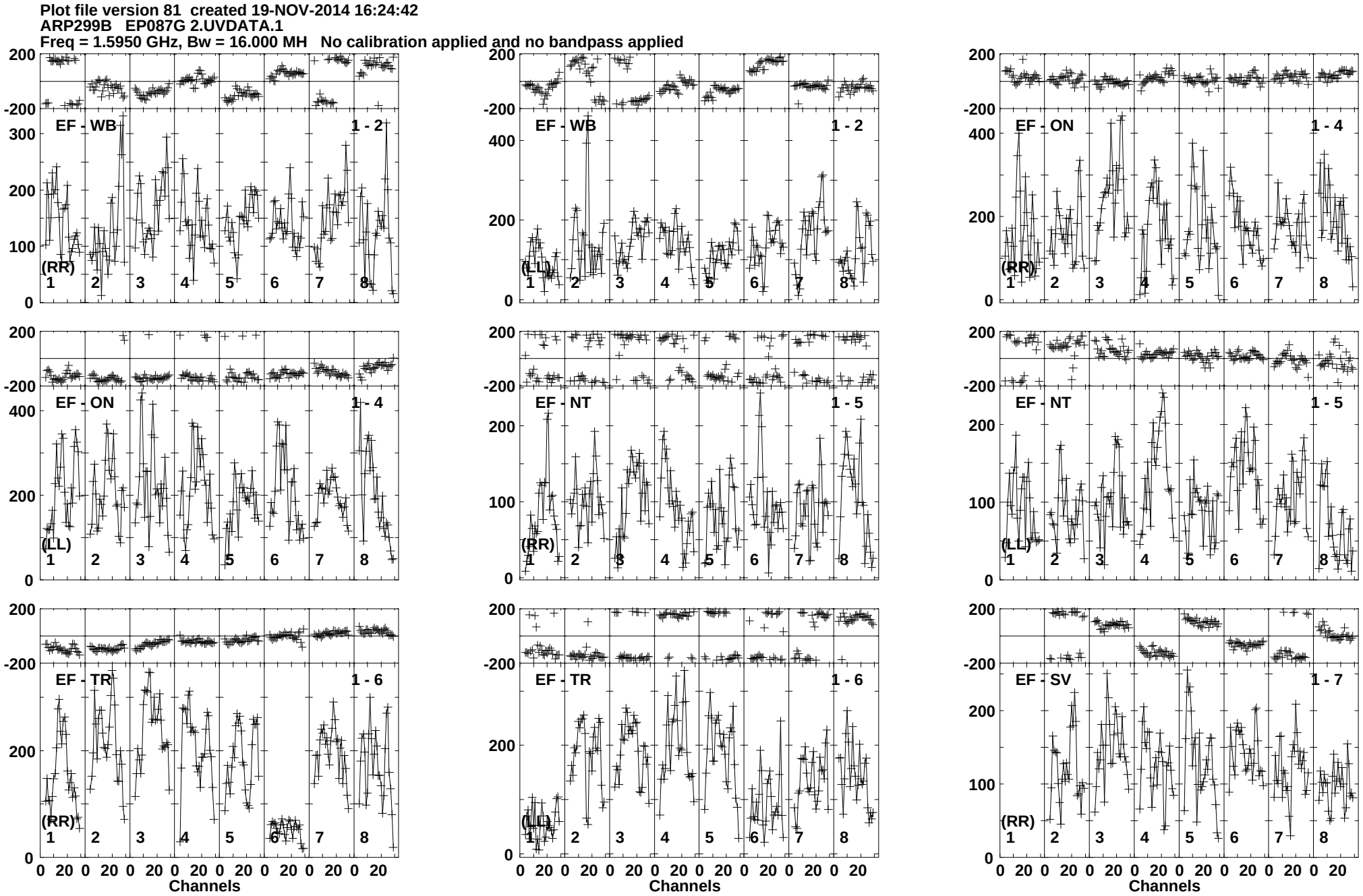
Plot file version 81 created 19-NOV-2014 16:24:42
ARP299B EP087G 2.UVDATA.1
Freq = 1.5950 GHz, Bw = 16.000 MH No calibration applied and no bandpass applied
EF - WB 1 - 2
(RR)
EF - WB 1 - 2
(LL)
EF - ON 1 - 4
(RR)
EF - ON 1 - 4
(LL)
EF - NT 1 - 5
(RR)
EF - NT 1 - 5
(LL)
EF - TR 1 - 6
(RR)
EF - TR 1 - 6
(LL)
EF - SV 1 - 7
(RR)
Channels
Lower frame: Micro Ampl Jy Top frame: Phas deg
Vector averaged cross-power spectrum Baseline: EF (01) - WB (02)
Timerange: 00/15:28:11 to 00/15:32:39

Plot file version 82 created 19-NOV-2014 16:24:42
ARP299B EP087G 2.UVDATA.1
Freq = 1.5950 GHz, Bw = 16.000 MH No calibration applied and no bandpass applied

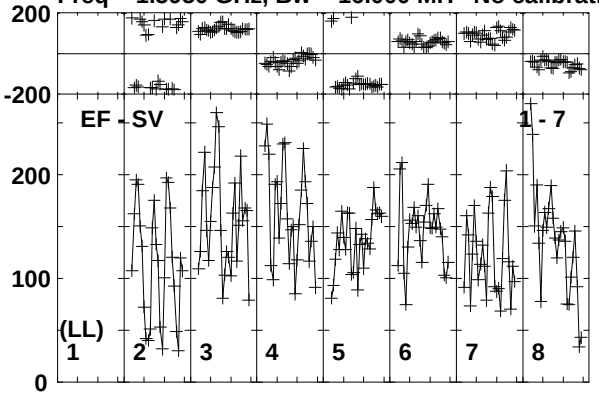

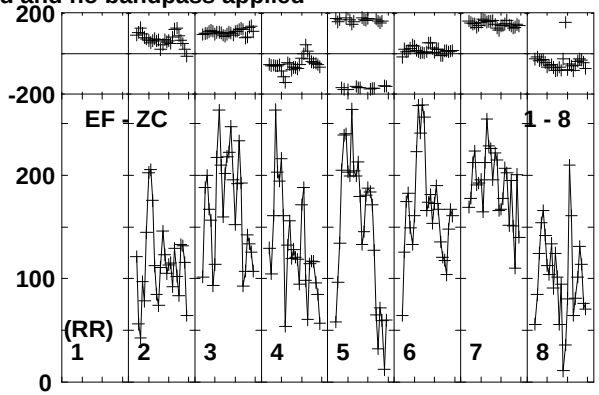

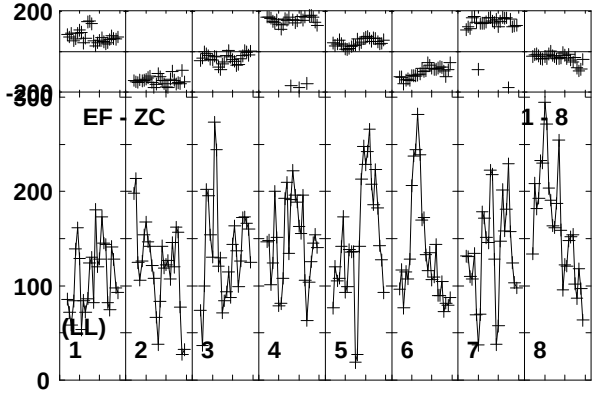

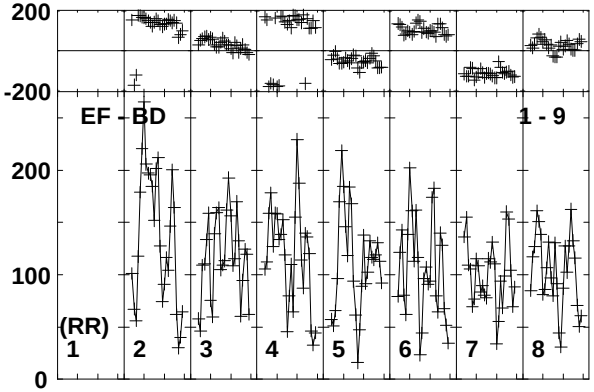

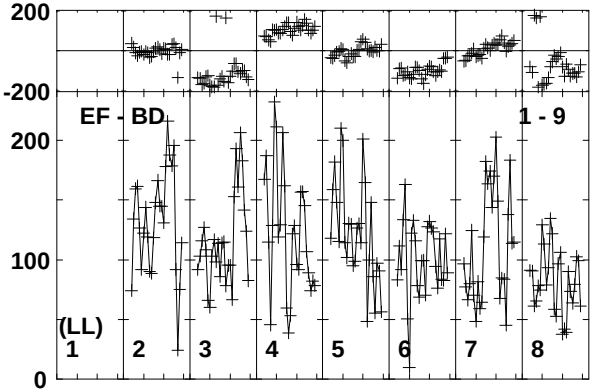

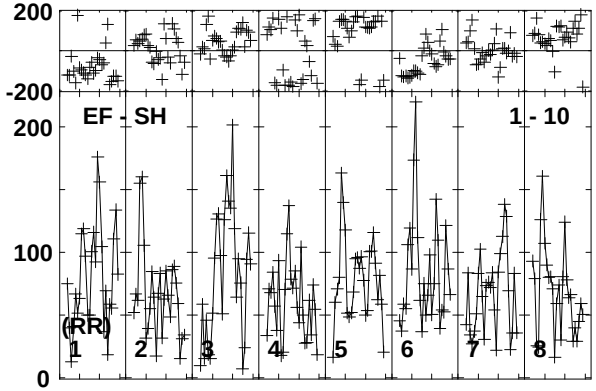

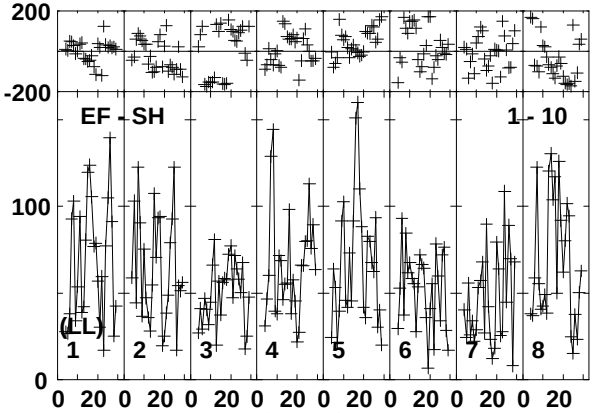

Lower frame: Micro Ampl Jy Top frame: Phas deg
Vector averaged cross-power spectrum Baseline: EF (01) - SV (07)
Timerange: 00/15:28:11 to 00/15:32:39

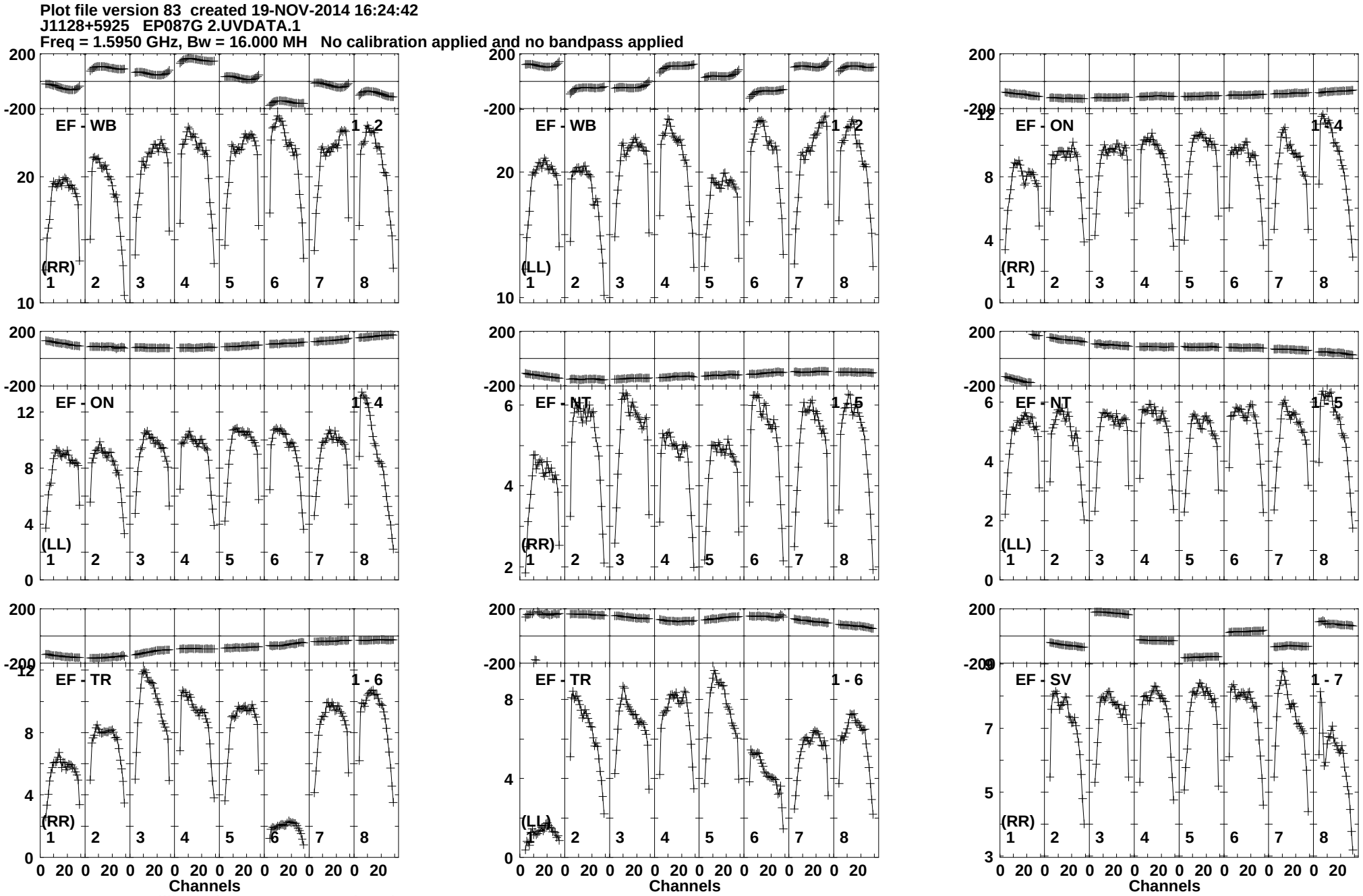
Plot file version 83 created 19-NOV-2014 16:24:42
J1128+5925 EP087G 2.UVDATA.1
Freq = 1.5950 GHz, Bw = 16.000 MH No calibration applied and no bandpass applied
EF - WB 1 - 2
(RR)
EF - WB 1 - 2
(LL)
EF - ON 1 - 4
(RR)
EF - ON 1 - 4
(LL)
EF - NT 1 - 5
(RR)
EF - NT 1 - 5
(LL)
EF - TR 1 - 6
(RR)
EF - TR 1 - 6
(LL)
EF - SV 1 - 7
(RR)
Channels
Lower frame: Milli Ampl Jy Top frame: Phas deg
Vector averaged cross-power spectrum Baseline: EF (01) - WB (02)
Timerange: 00/15:33:21 to 00/15:33:49

Plot file version 84 created 19-NOV-2014 16:24:42
J1128+5925 EP087G 2.UVDATA.1
Freq = 1.5950 GHz, Bw = 16.000 MH No calibration applied and no bandpass applied

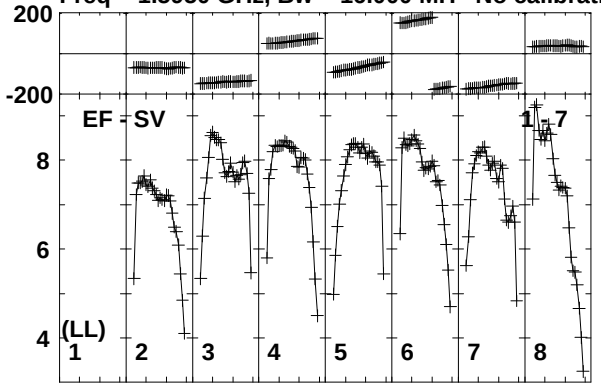

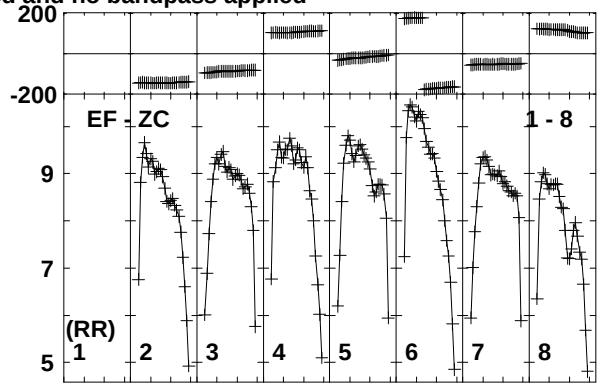

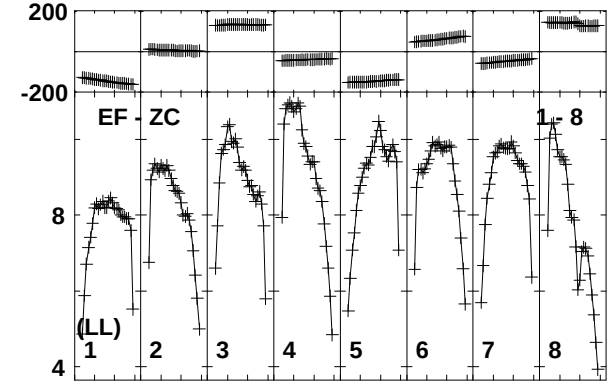

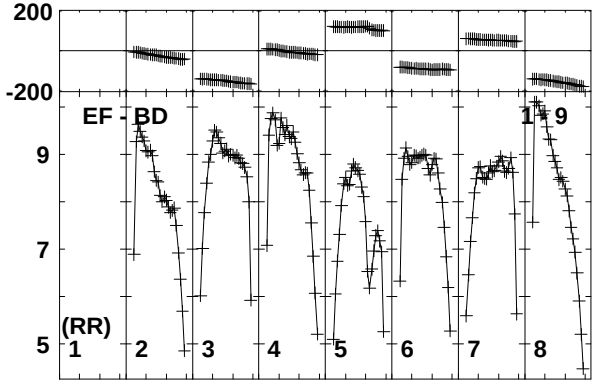

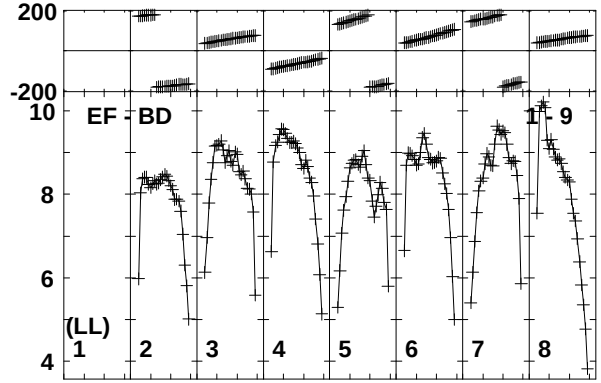

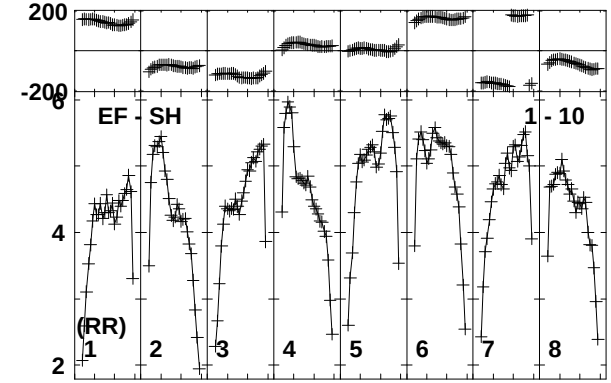

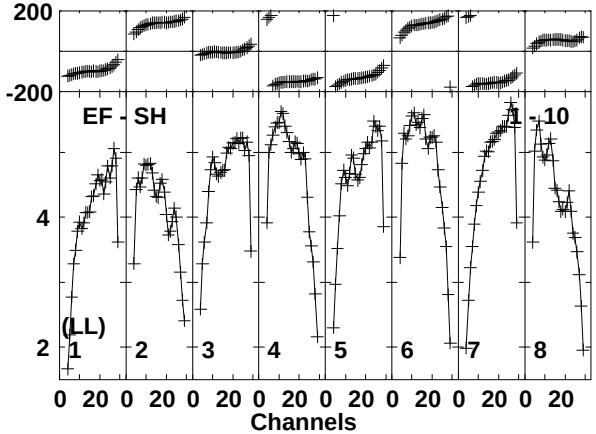

Lower frame: Milli Ampl Jy Top frame: Phas deg
Vector averaged cross-power spectrum Baseline: EF (01) - SV (07)
Timerange: 00/15:33:21 to 00/15:33:49

Plot file version 85 created 19-NOV-2014 16:24:42
ARP299B EP087G 2.UVDATA.1
Freq = 1.5950 GHz, Bw = 16.000 MH No calibration applied and no bandpass applied

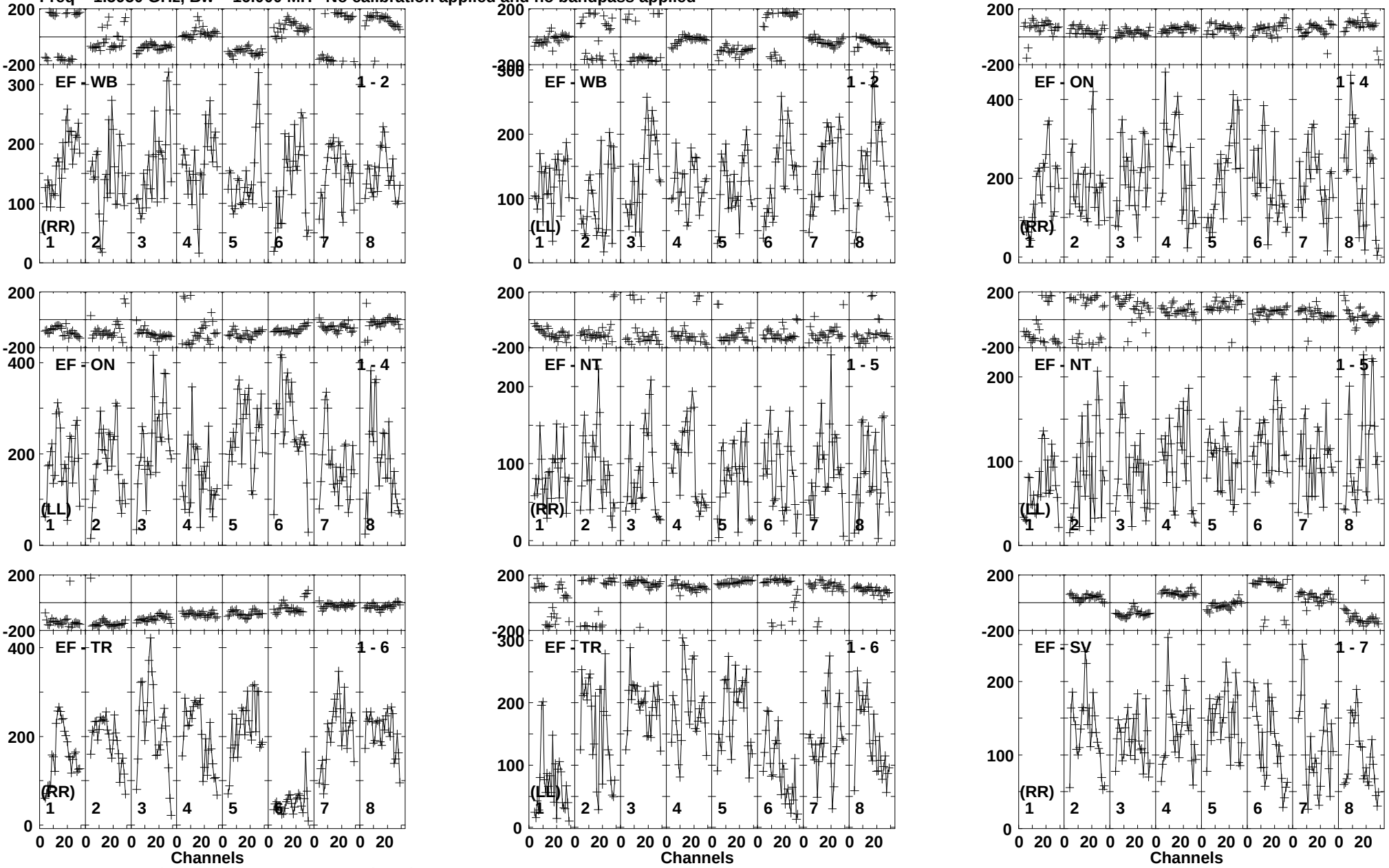

Lower frame: Micro Ampl Jy Top frame: Phas deg
Vector averaged cross-power spectrum Baseline: EF (01) - WB (02)
Timerange: 00/15:33:55 to 00/15:38:19

Plot file version 86 created 19-NOV-2014 16:24:42
ARP299B EP087G 2.UVDATA.1
Freq = 1.5950 GHz, Bw = 16.000 MH No calibration applied and no bandpass applied

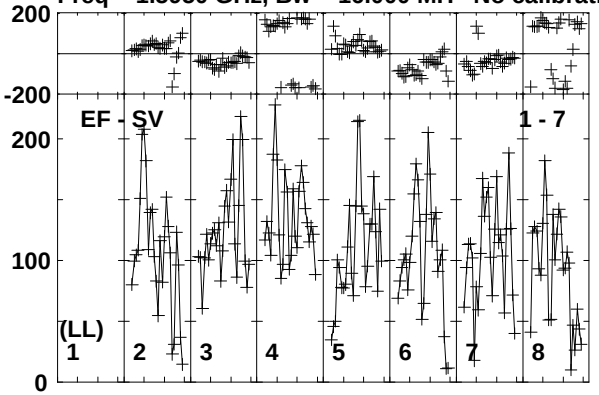

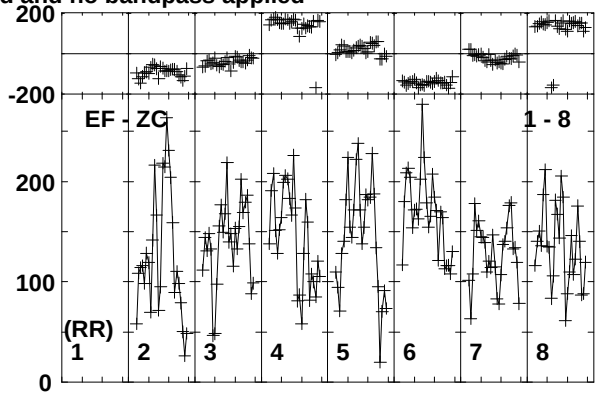

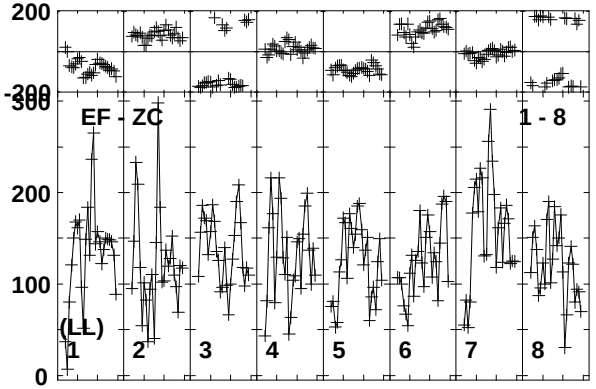

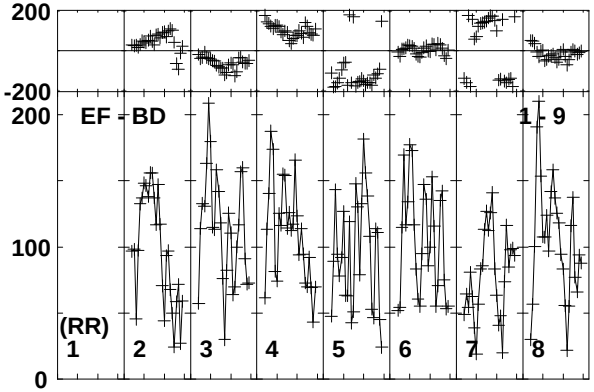

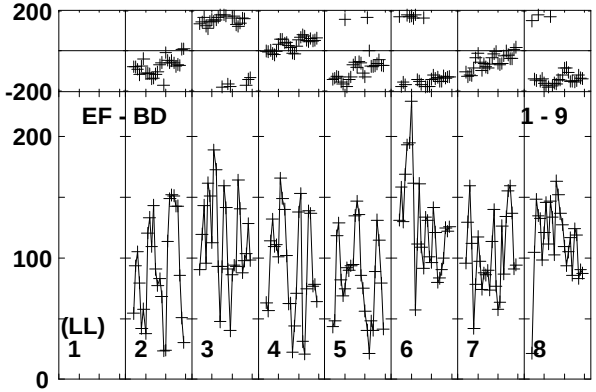

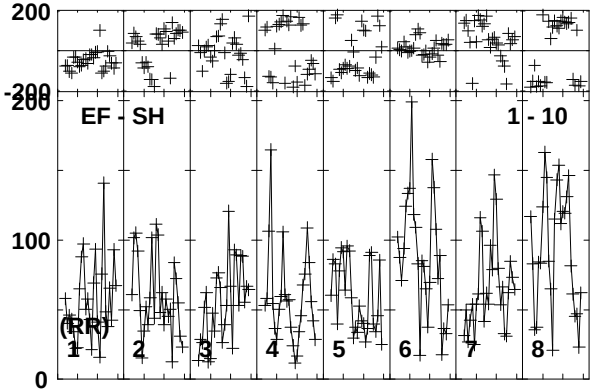

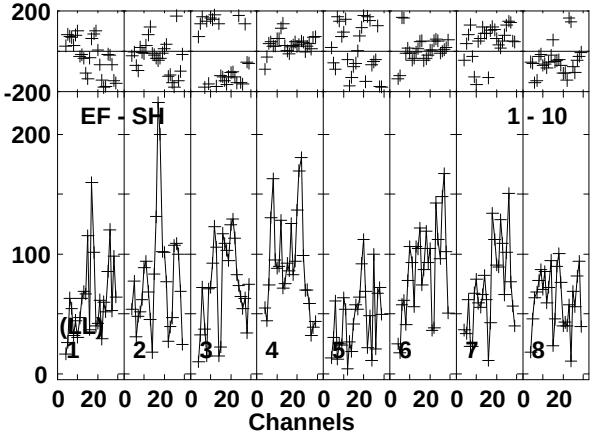

Lower frame: Micro Ampl Jy Top frame: Phas deg
Vector averaged cross-power spectrum Baseline: EF (01) - SV (07)
Timerange: 00/15:33:55 to 00/15:38:19

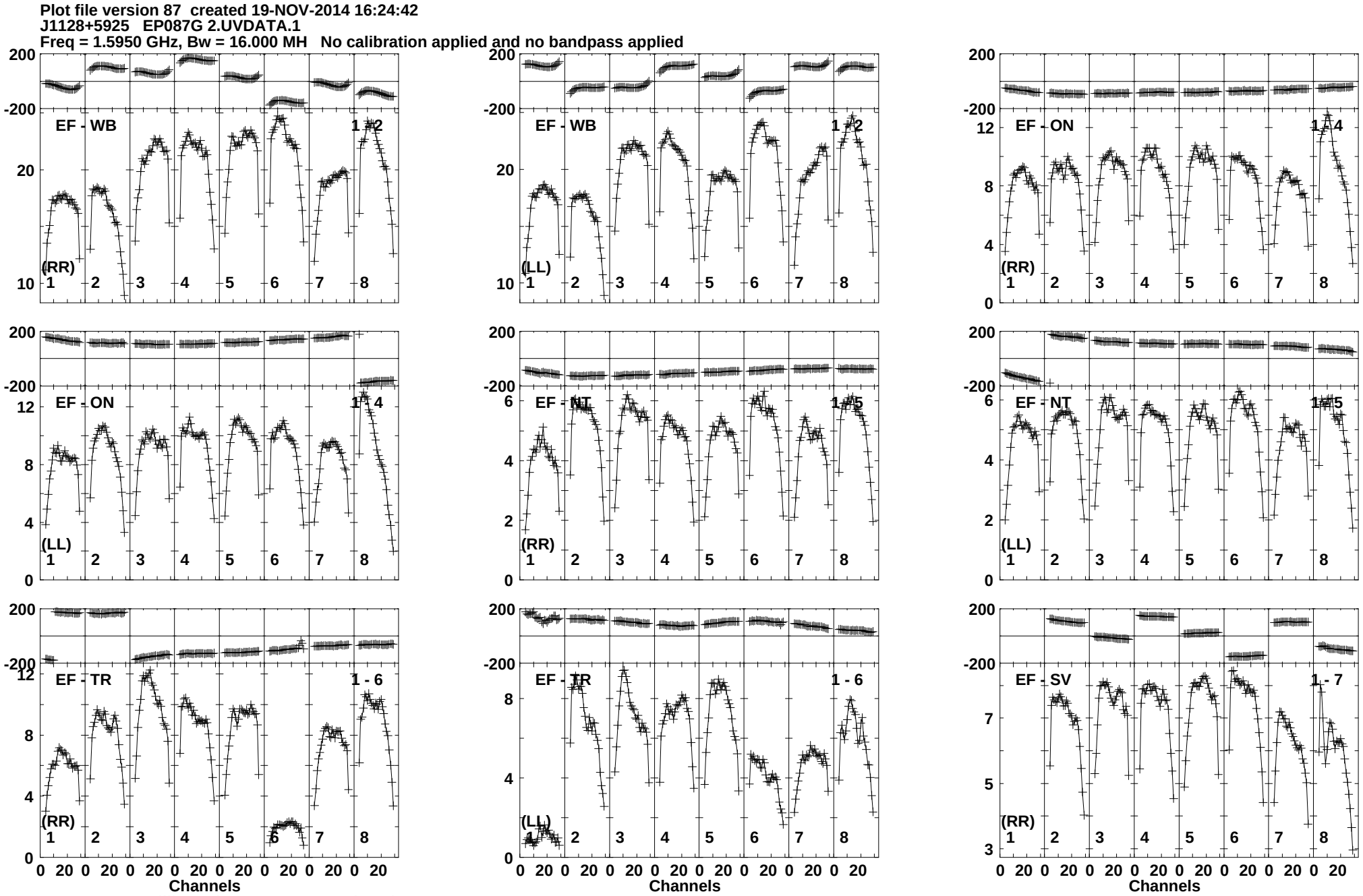
Plot file version 87 created 19-NOV-2014 16:24:42
J1128+5925 EP087G 2.UVDATA.1
Freq = 1.5950 GHz, Bw = 16.000 MH No calibration applied and no bandpass applied
EF - WB 1 - 2
(RR)
EF - WB 1 - 2
(LL)
EF - ON 1 - 4
(RR)
EF - ON 1 - 4
(LL)
EF - NT 1 - 5
(RR)
EF - NT 1 - 5
(LL)
EF - TR 1 - 6
(RR)
EF - TR 1 - 6
(LL)
EF - SV 1 - 7
(RR)
Channels
Channels
Channels
Lower frame: Milli Ampl Jy Top frame: Phas deg
Vector averaged cross-power spectrum Baseline: EF (01) - WB (02)
Timerange: 00/15:38:25 to 00/15:39:19

Plot file version 88 created 19-NOV-2014 16:24:42
J1128+5925 EP087G 2.UVDATA.1
Freq = 1.5950 GHz, Bw = 16.000 MH No calibration applied and no bandpass applied

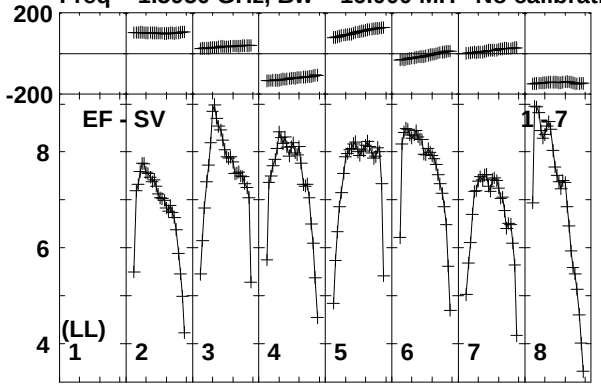

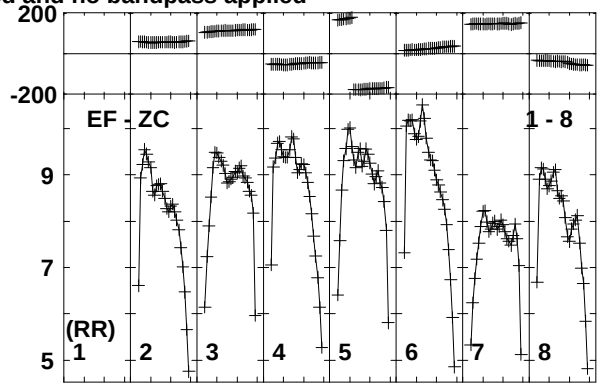

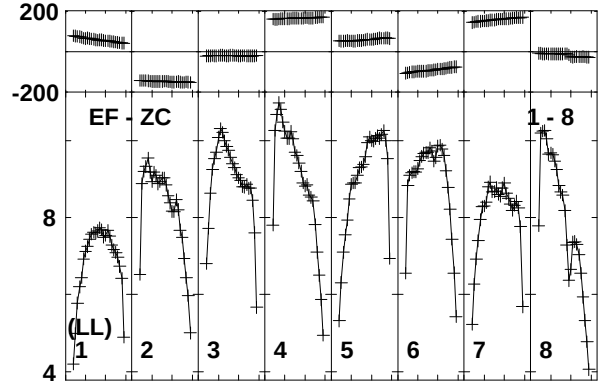

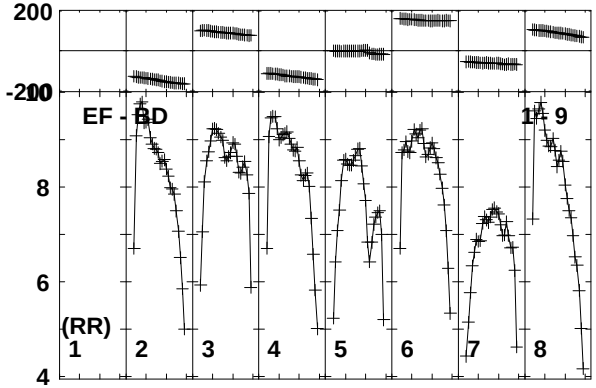

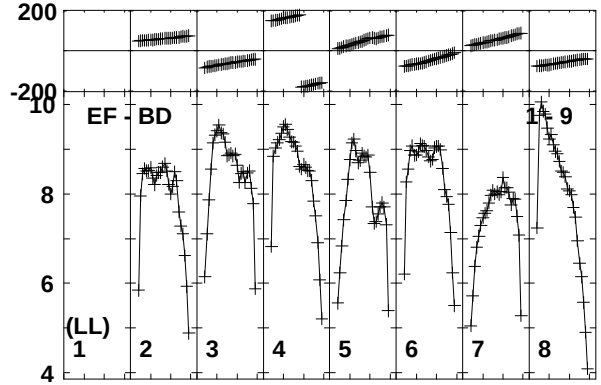

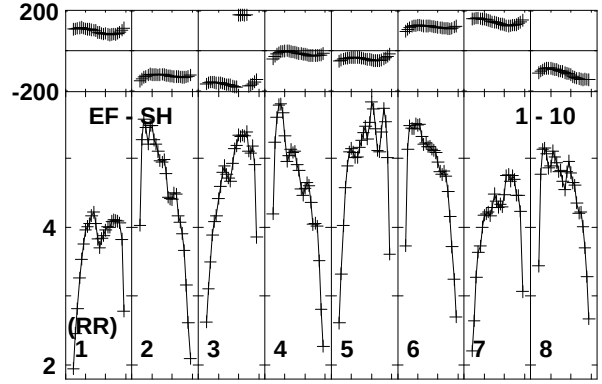

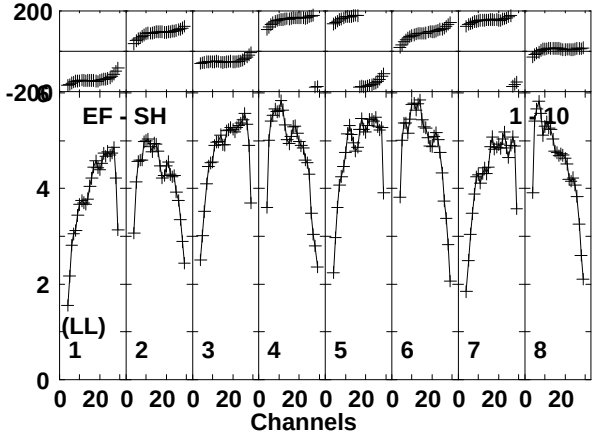

Lower frame: Milli Ampl Jy Top frame: Phas deg
Vector averaged cross-power spectrum Baseline: EF (01) - SV (07)
Timerange: 00/15:38:25 to 00/15:39:19

Plot file version 89 created 19-NOV-2014 16:24:42
ARP299B EP087G 2.UVDATA.1
Freq = 1.5950 GHz, Bw = 16.000 MH No calibration applied and no bandpass applied

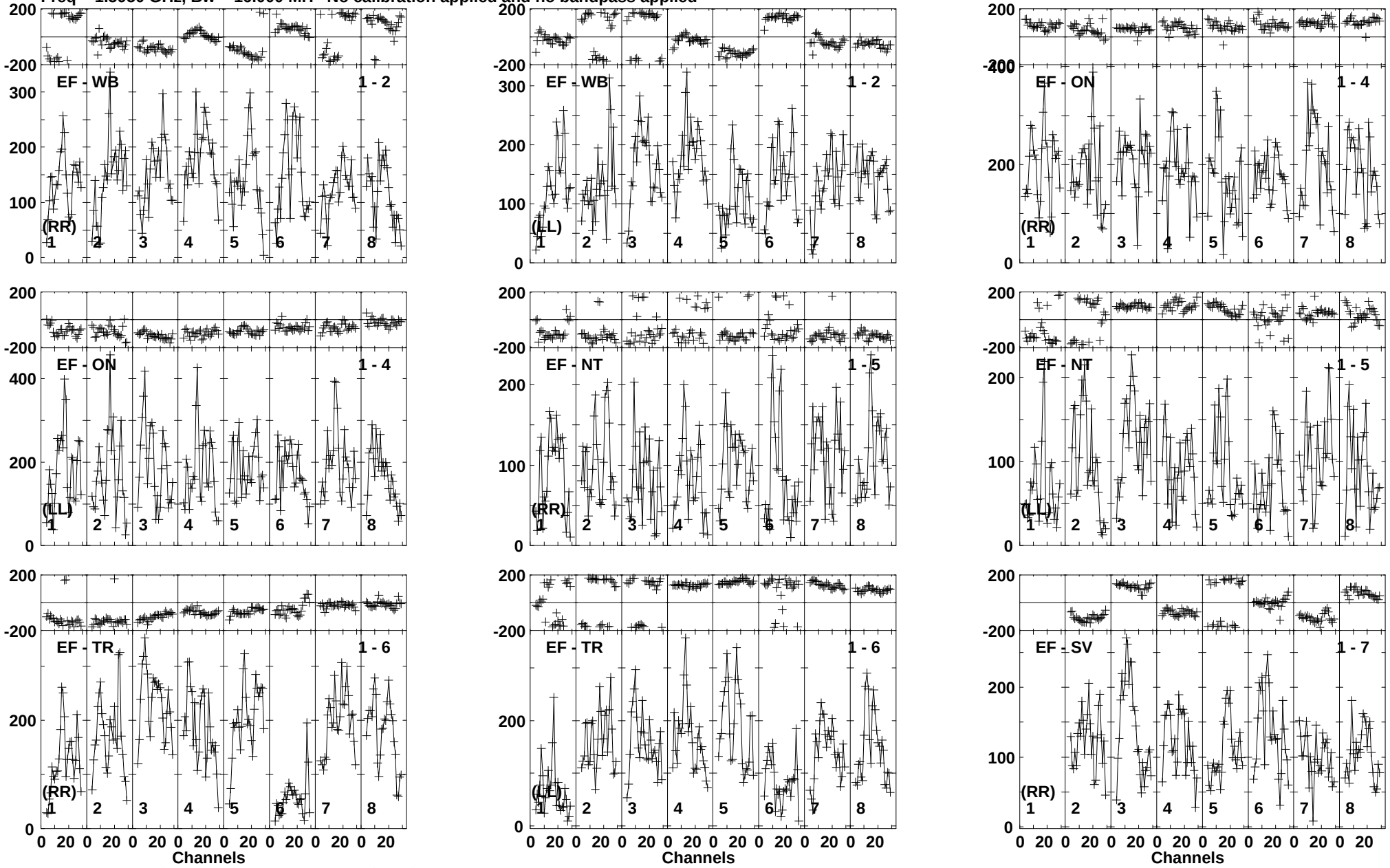

Lower frame: Micro Ampl Jy Top frame: Phas deg
Vector averaged cross-power spectrum Baseline: EF (01) - WB (02)
Timerange: 00/15:39:21 to 00/15:43:49

Plot file version 90 created 19-NOV-2014 16:24:42
ARP299B EP087G 2.UVDATA.1
Freq = 1.5950 GHz, Bw = 16.000 MH No calibration applied and no bandpass applied

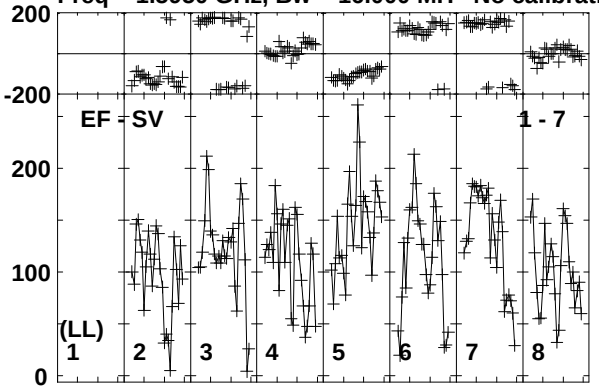

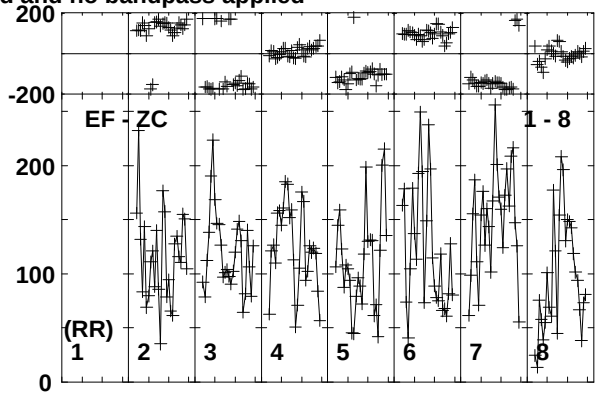

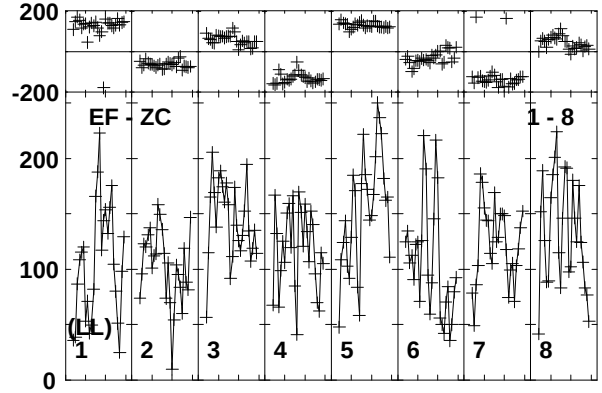

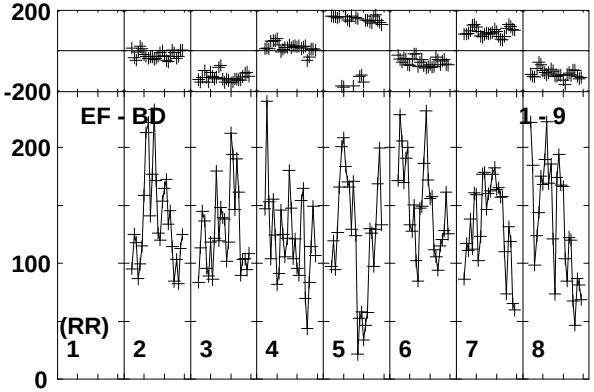

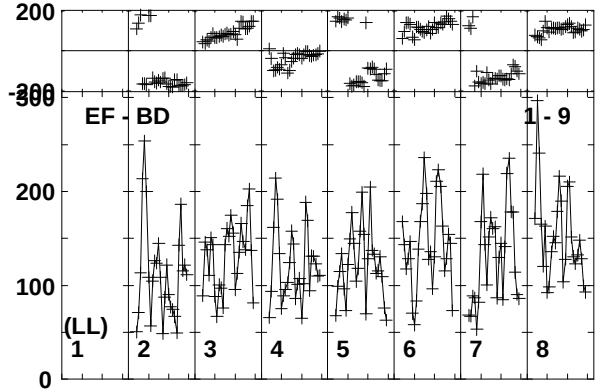

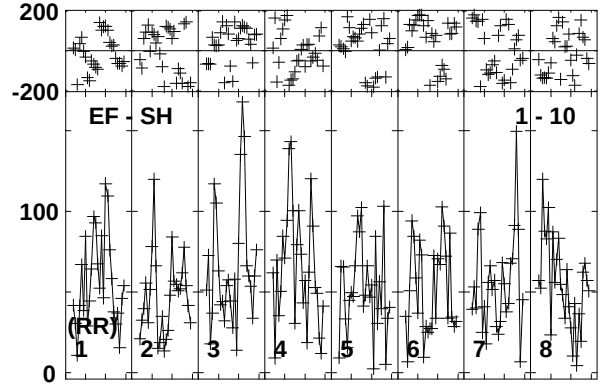

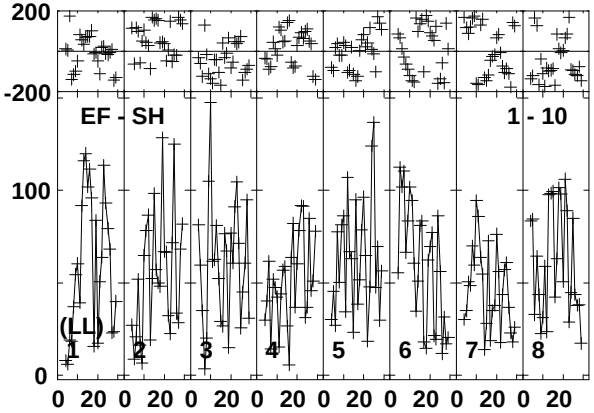

Lower frame: Micro Ampl Jy Top frame: Phas deg
Vector averaged cross-power spectrum Baseline: EF (01) - SV (07)
Timerange: 00/15:39:21 to 00/15:43:49

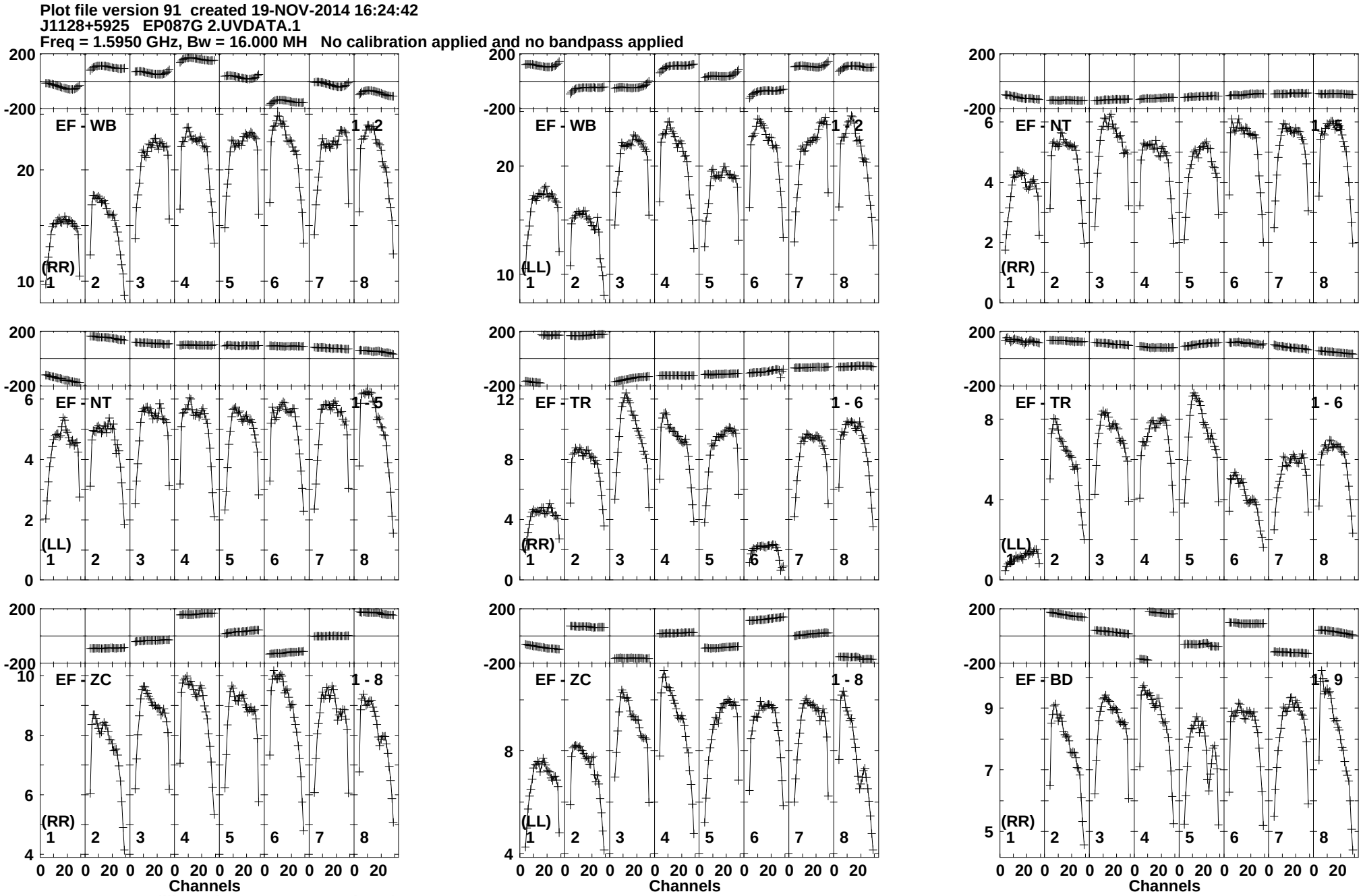
Plot file version 91 created 19-NOV-2014 16:24:42
J1128+5925 EP087G 2.UVDATA.1
Freq = 1.5950 GHz, Bw = 16.000 MH No calibration applied and no bandpass applied
EF - WB 1 - 2
(RR)
EF - WB 1 - 2
(LL)
EF - NT 1 - 5
(RR)
EF - NT 1 - 5
(LL)
EF - TR 1 - 6
(RR)
EF - TR 1 - 6
(LL)
EF - ZC 1 - 8
(RR)
EF - ZC 1 - 8
(LL)
EF - BD 1 - 9
(RR)
Channels
Channels
Channels
Lower frame: Milli Ampl Jy Top frame: Phas deg
Vector averaged cross-power spectrum Baseline: EF (01) - WB (02)
Timerange: 00/15:44:31 to 00/15:44:59

Plot file version 92 created 19-NOV-2014 16:24:43
J1128+5925 EP087G 2.UVDATA.1
Freq = 1.5950 GHz, Bw = 16.000 MH No calibration applied and no bandpass applied

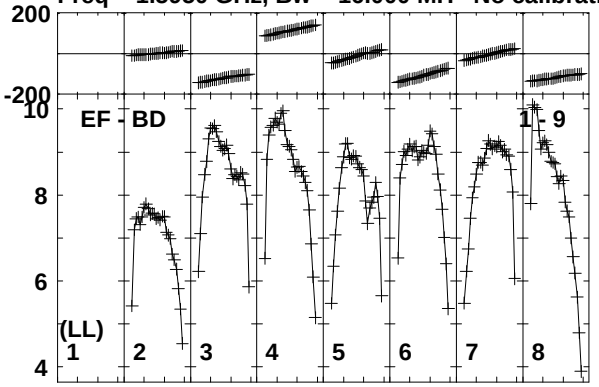

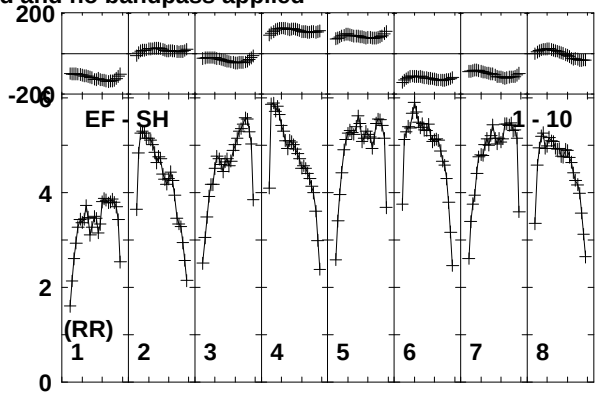

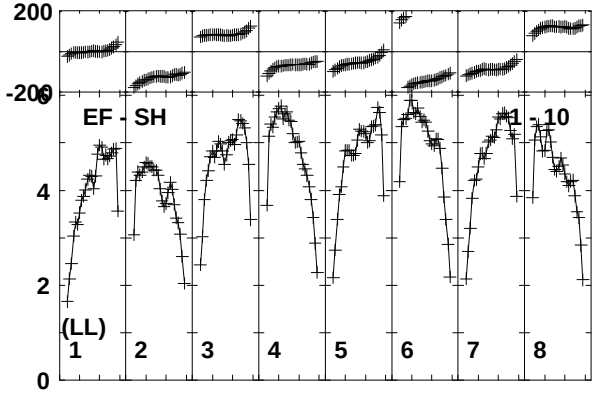

Lower frame: Milli Ampl Jy Top frame: Phas deg
Vector averaged cross-power spectrum Baseline: EF (01) - BD (09)
Timerange: 00/15:44:31 to 00/15:44:59

Plot file version 93 created 19-NOV-2014 16:24:43
ARP299B EP087G 2.UVDATA.1
Freq = 1.5950 GHz, Bw = 16.000 MH No calibration applied and no bandpass applied

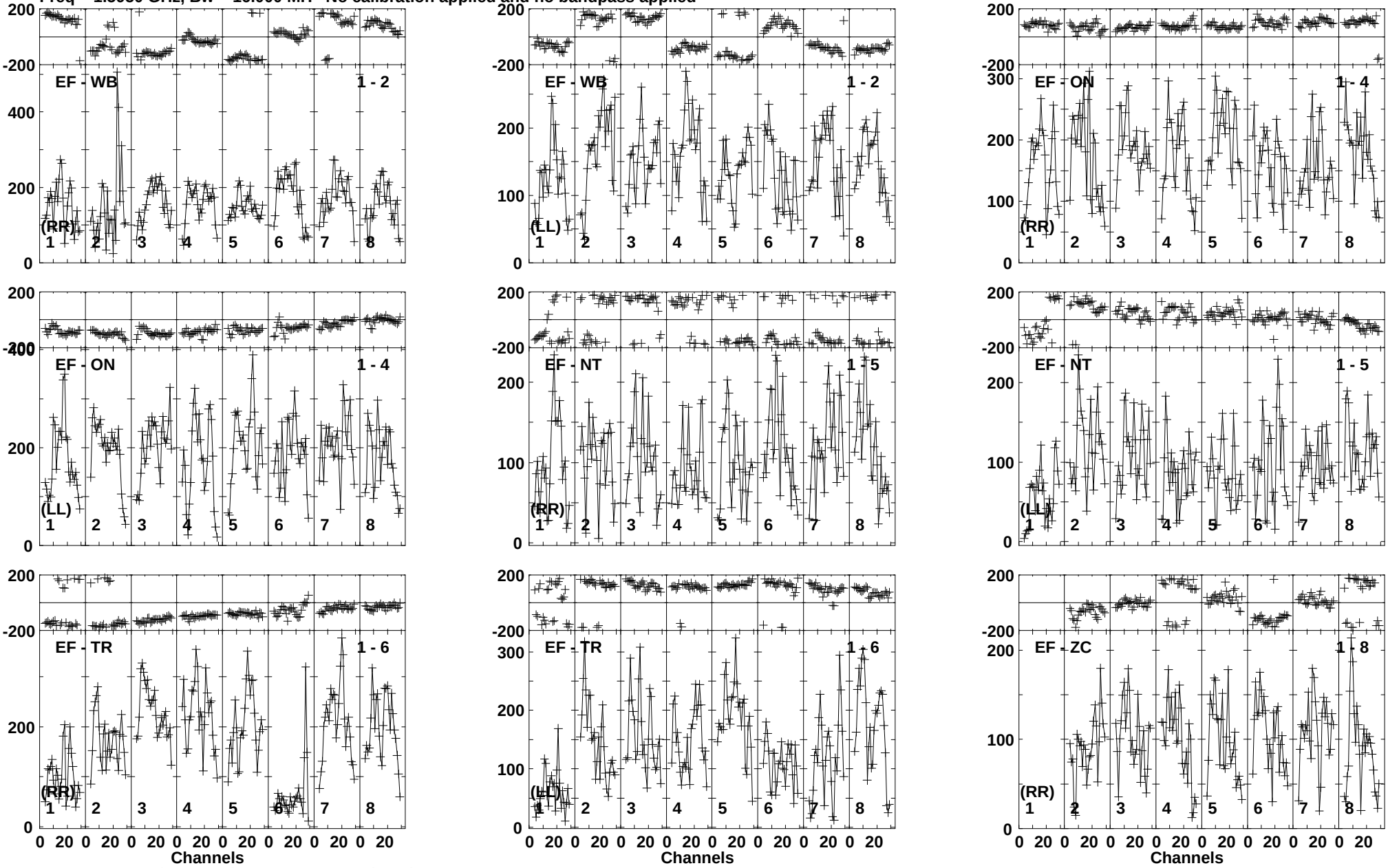

Lower frame: Micro Ampl Jy Top frame: Phas deg
Vector averaged cross-power spectrum Baseline: EF (01) - WB (02)
Timerange: 00/15:45:05 to 00/15:49:29

Plot file version 94 created 19-NOV-2014 16:24:43
ARP299B EP087G 2.UVDATA.1
Freq = 1.5950 GHz, Bw = 16.000 MH No calibration applied and no bandpass applied

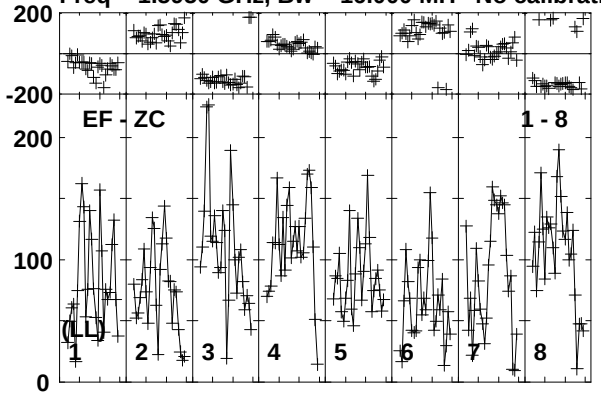

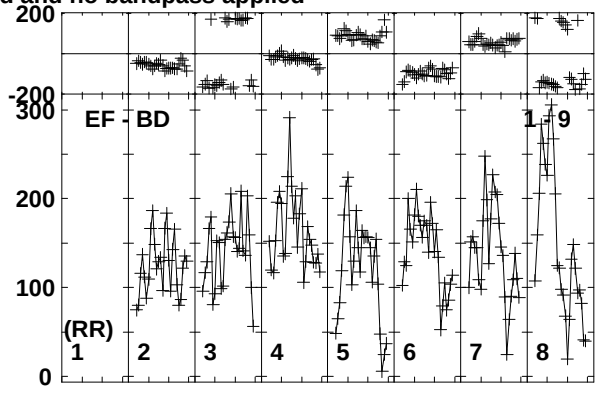

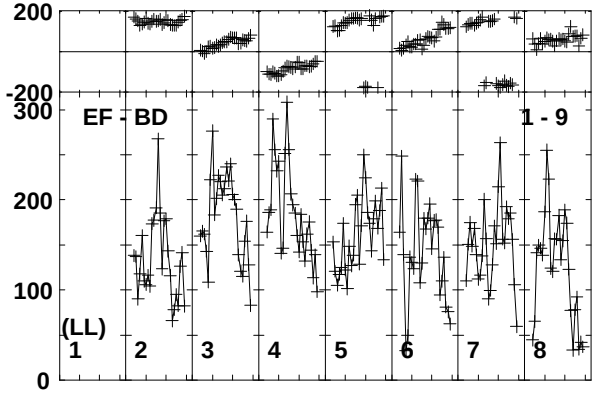

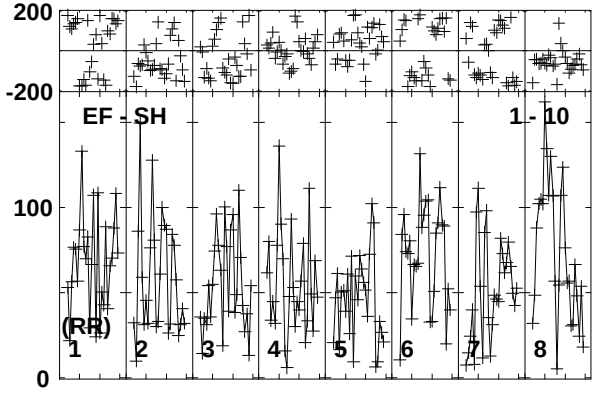

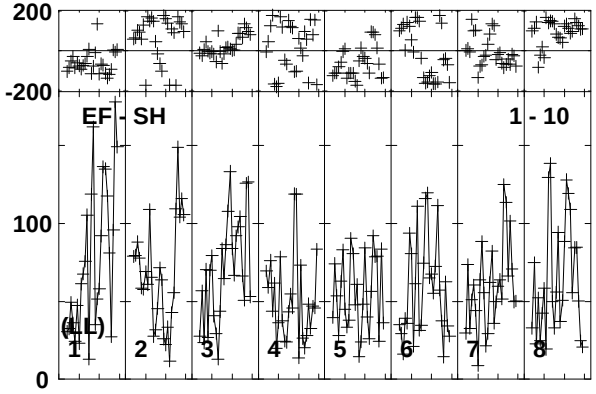

Lower frame: Micro Ampl Jy Top frame: Phas deg
Vector averaged cross-power spectrum Baseline: EF (01) - ZC (08)
Timerange: 00/15:45:05 to 00/15:49:29

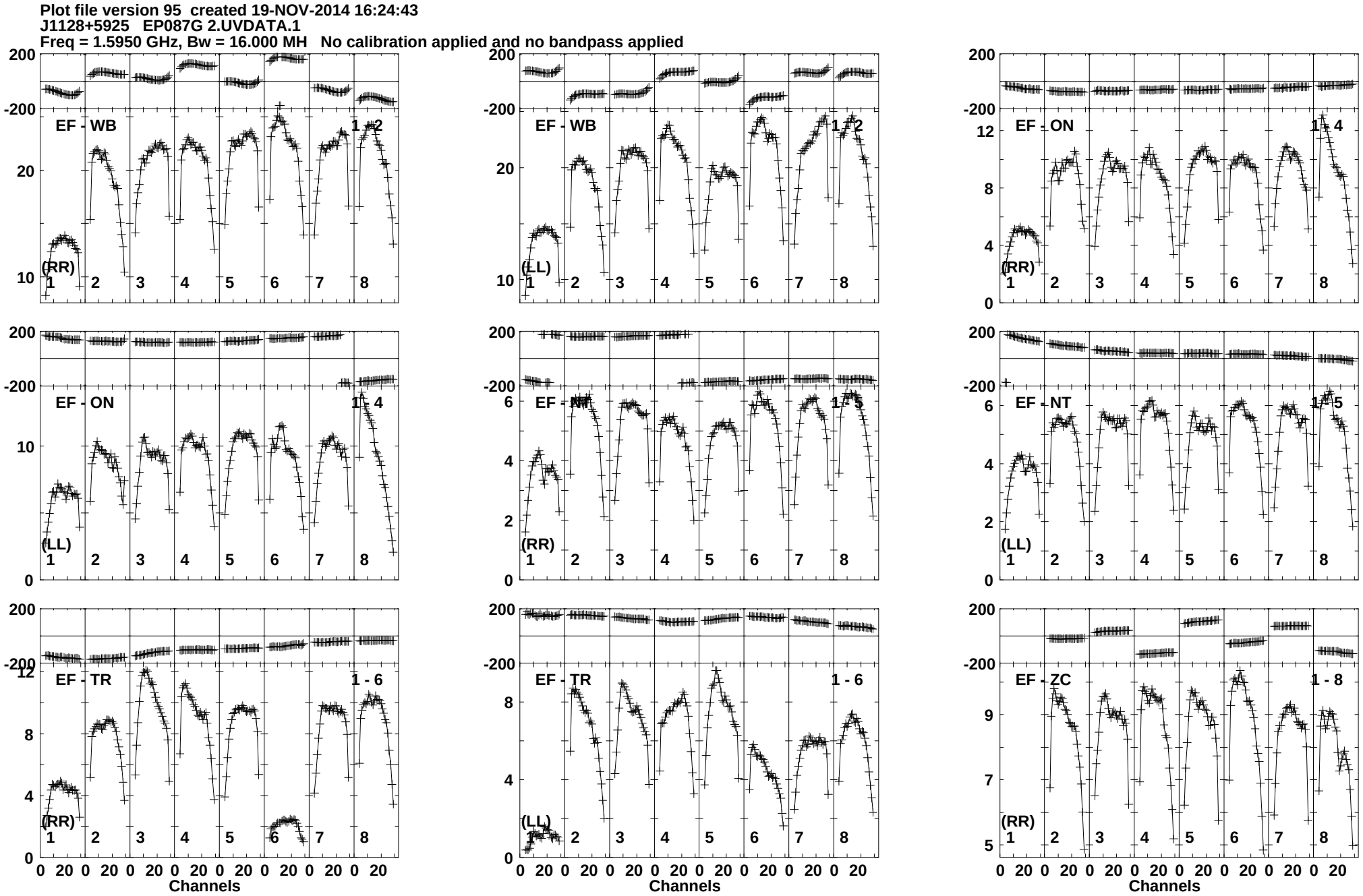
Plot file version 95 created 19-NOV-2014 16:24:43
J1128+5925 EP087G 2.UVDATA.1
Freq = 1.5950 GHz, Bw = 16.000 MH No calibration applied and no bandpass applied
EF - WB 1 - 2
(RR)
EF - WB 1 - 2
(LL)
EF - ON 1 - 4
(RR)
EF - ON 1 - 4
(LL)
EF - NT 1 - 5
(RR)
EF - NT 1 - 5
(LL)
EF - TR 1 - 6
(RR)
EF - TR 1 - 6
(LL)
EF - ZC 1 - 8
(RR)
Channels
Channels
Channels
Lower frame: Milli Ampl Jy Top frame: Phas deg
Vector averaged cross-power spectrum Baseline: EF (01) - WB (02)
Timerange: 00/15:49:35 to 00/15:50:39

Plot file version 96 created 19-NOV-2014 16:24:43
J1128+5925 EP087G 2.UVDATA.1
Freq = 1.5950 GHz, Bw = 16.000 MH No calibration applied and no bandpass applied

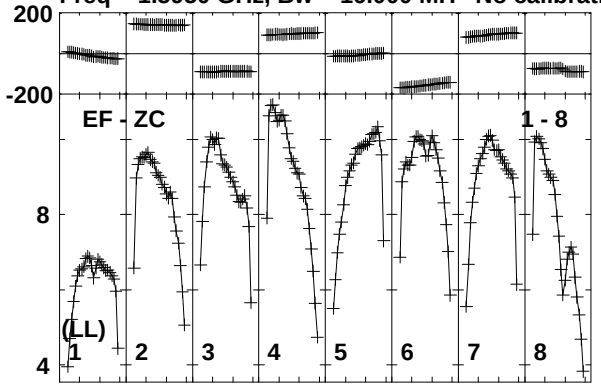

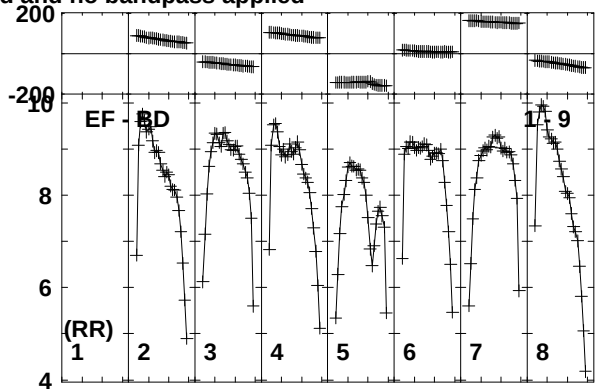

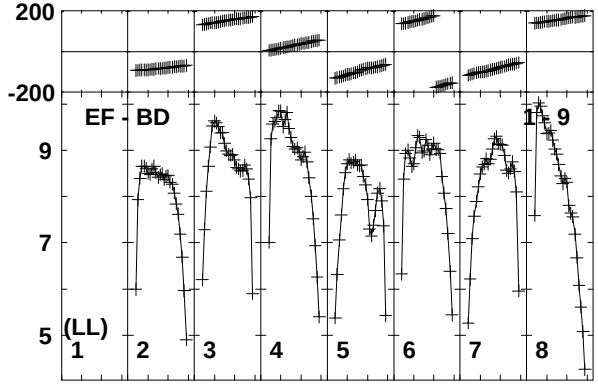

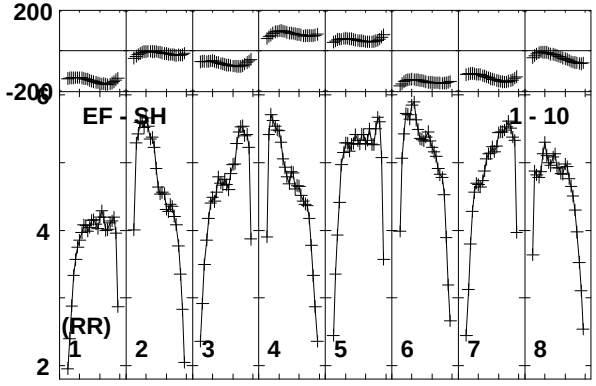

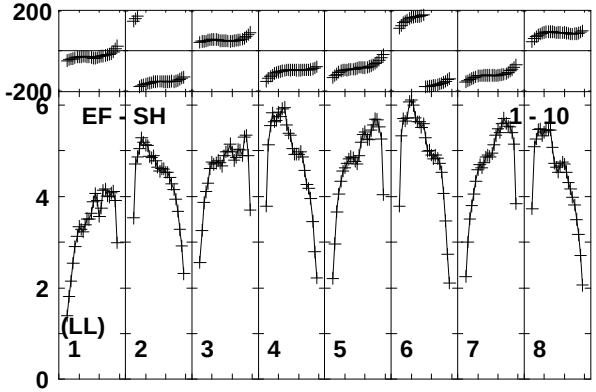

Lower frame: Milli Ampl Jy Top frame: Phas deg
Vector averaged cross-power spectrum Baseline: EF (01) - ZC (08)
Timerange: 00/15:49:35 to 00/15:50:39

Plot file version 97 created 19-NOV-2014 16:24:43
ARP299B EP087G 2.UVDATA.1
Freq = 1.5950 GHz, Bw = 16.000 MH No calibration applied and no bandpass applied

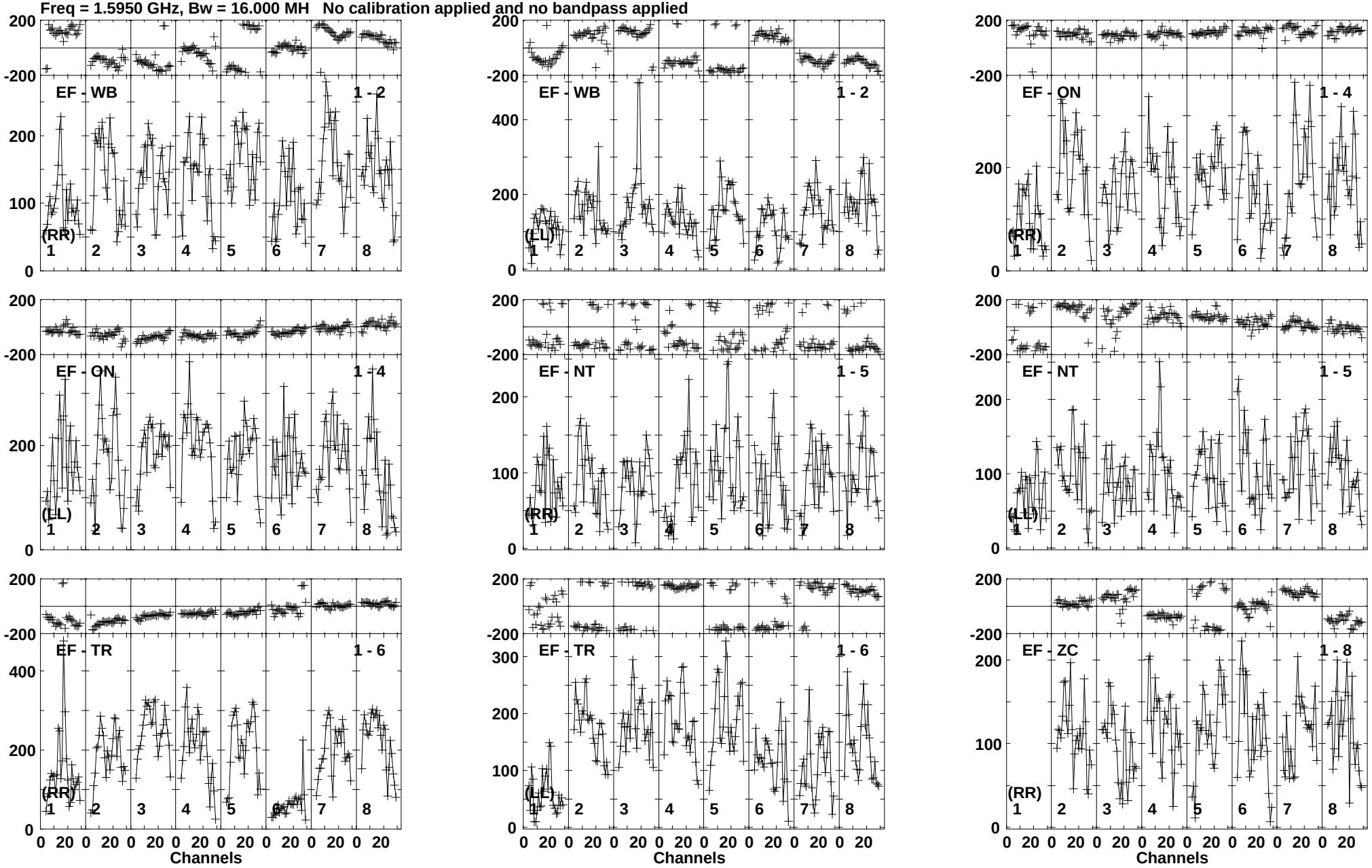

Lower frame: Micro Ampl Jy Top frame: Phas deg
Vector averaged cross-power spectrum Baseline: EF (01) - WB (02)
Timerange: 00/15:50:41 to 00/15:55:09

Plot file version 98 created 19-NOV-2014 16:24:43
ARP299B EP087G 2.UVDATA.1
Freq = 1.5950 GHz, Bw = 16.000 MH No calibration applied and no bandpass applied

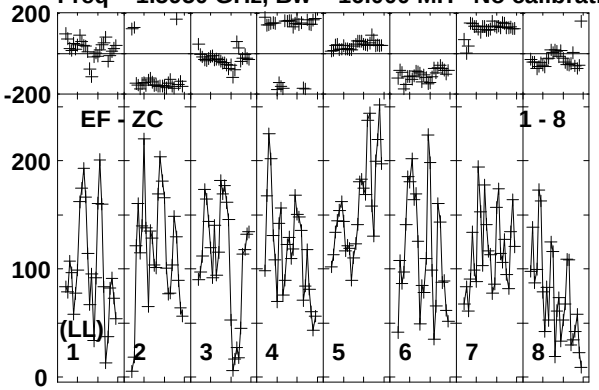

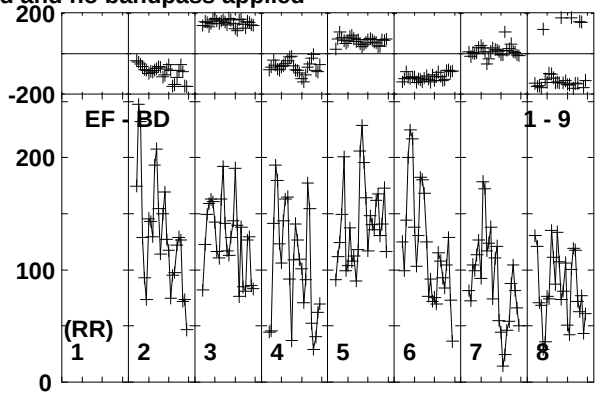

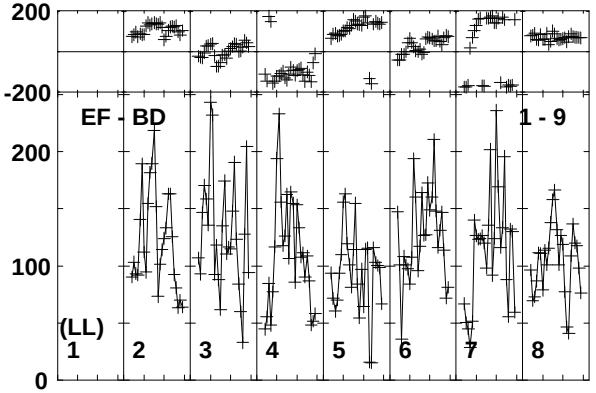

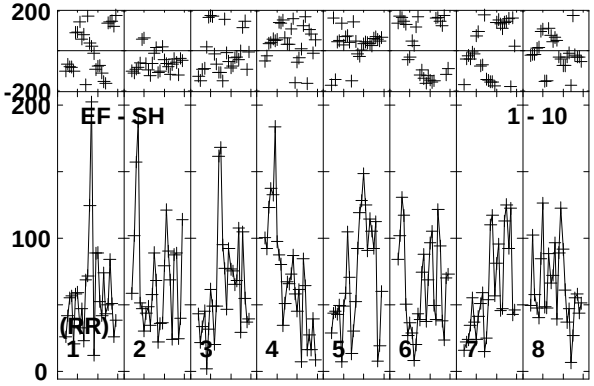

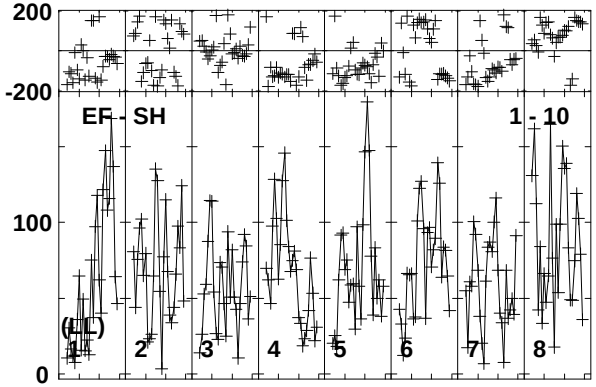

Lower frame: Micro Ampl Jy Top frame: Phas deg
Vector averaged cross-power spectrum Baseline: EF (01) - ZC (08)
Timerange: 00/15:50:41 to 00/15:55:09

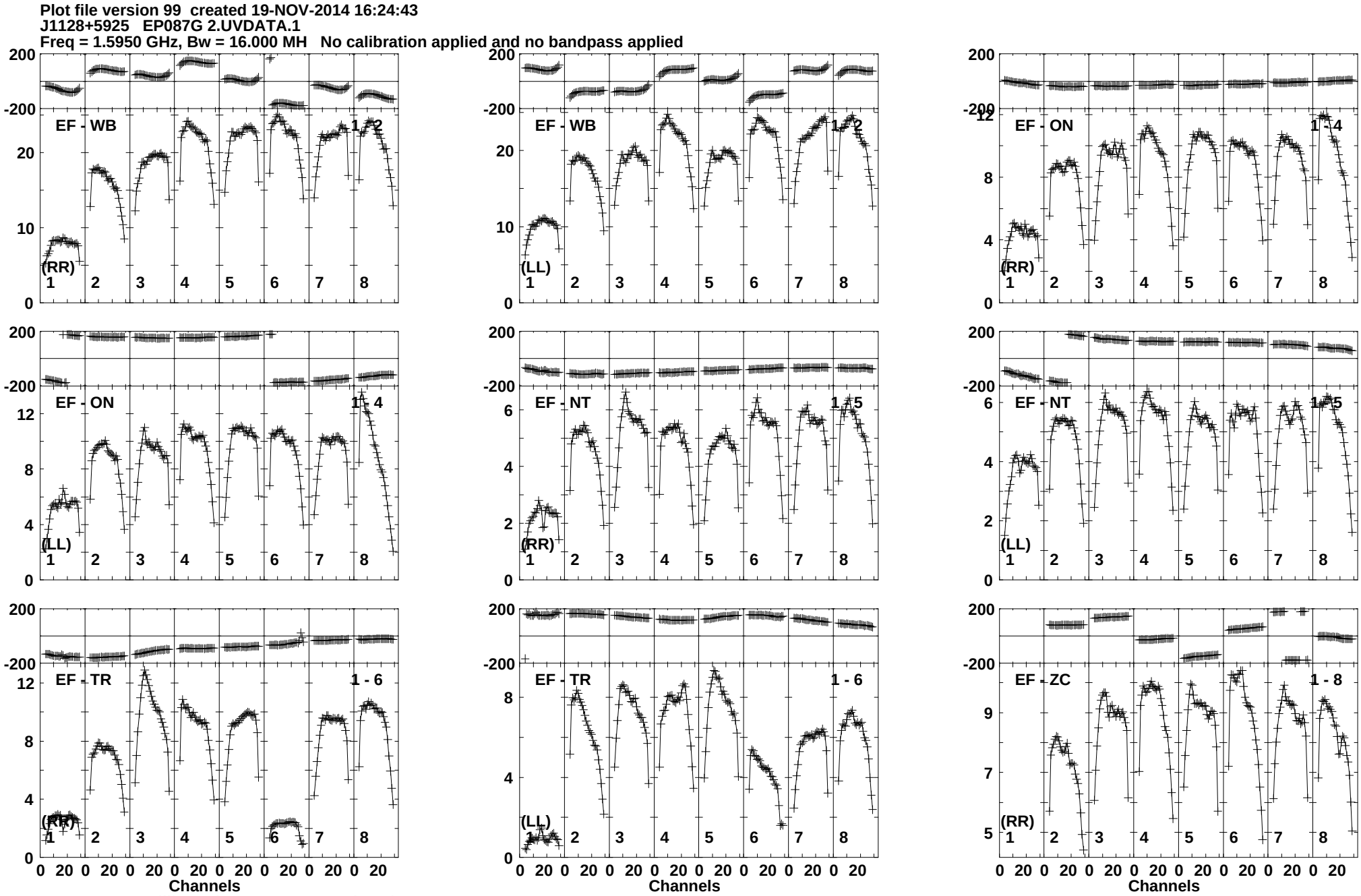
Plot file version 99 created 19-NOV-2014 16:24:43
J1128+5925 EP087G 2.UVDATA.1
Freq = 1.5950 GHz, Bw = 16.000 MH No calibration applied and no bandpass applied
EF - WB 1 - 2
(RR)
EF - WB 1 - 2
(LL)
EF - ON 1 - 4
(RR)
EF - ON 1 - 4
(LL)
EF - NT 1 - 5
(RR)
EF - NT 1 - 5
(LL)
EF - TR 1 - 6
(RR)
EF - TR 1 - 6
(LL)
EF - ZC 1 - 8
(RR)
Channels
Channels
Channels
Lower frame: Milli Ampl Jy Top frame: Phas deg
Vector averaged cross-power spectrum Baseline: EF (01) - WB (02)
Timerange: 00/15:55:51 to 00/15:56:19

Plot file version 100 created 19-NOV-2014 16:24:43
J1128+5925 EP087G 2.UVDATA.1
Freq = 1.5950 GHz, Bw = 16.000 MH No calibration applied and no bandpass applied

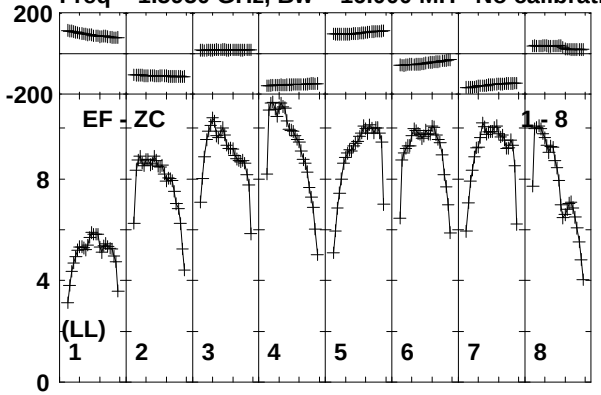

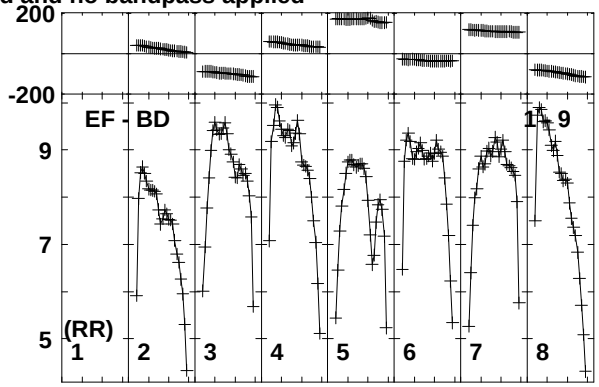

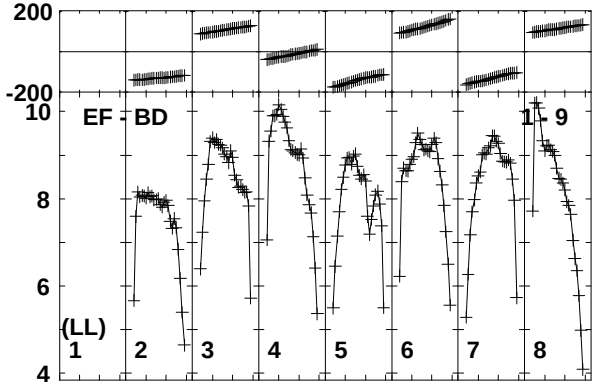

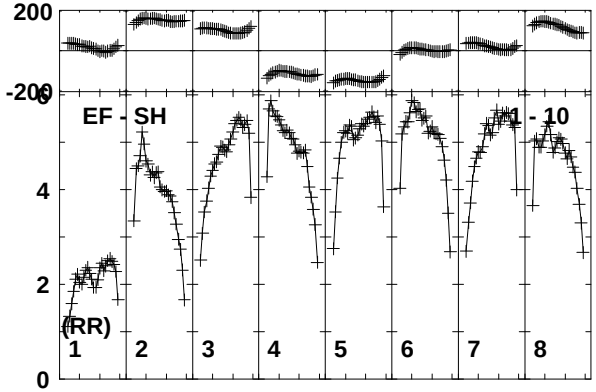

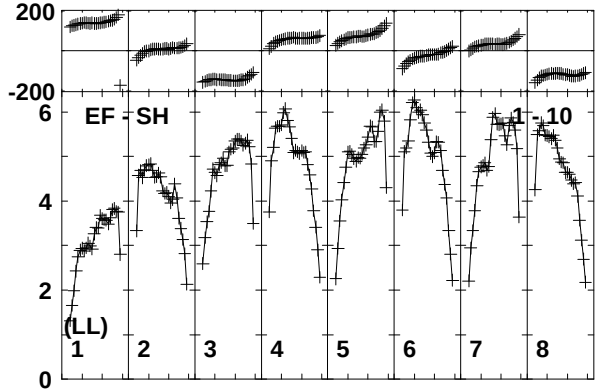

Lower frame: Milli Ampl Jy Top frame: Phas deg
Vector averaged cross-power spectrum Baseline: EF (01) - ZC (08)
Timerange: 00/15:55:51 to 00/15:56:19

Plot file version 101 created 19-NOV-2014 16:24:43
ARP299B EP087G 2.UVDATA.1
Freq = 1.5950 GHz, Bw = 16.000 MH No calibration applied and no bandpass applied

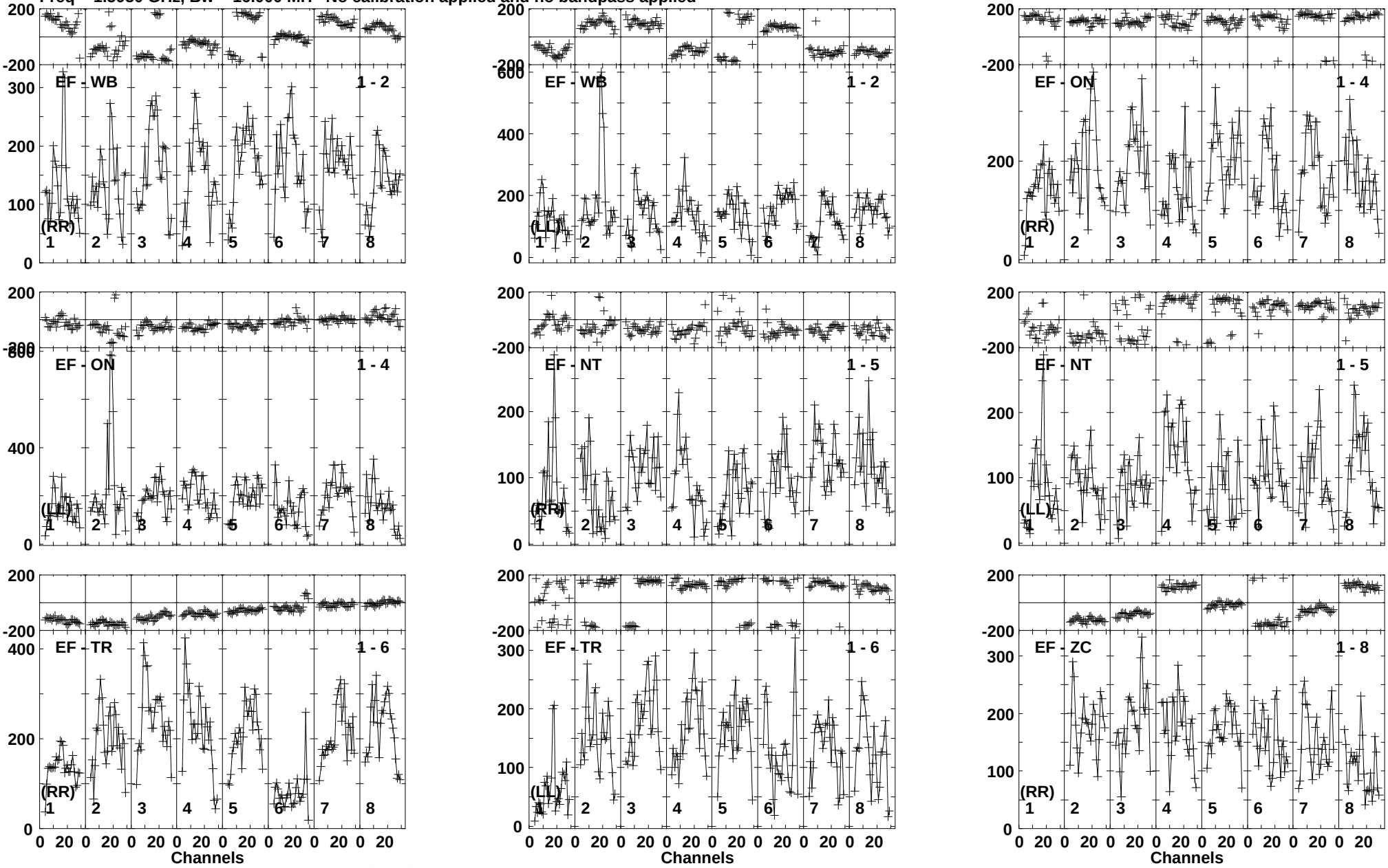

Lower frame: Micro Ampl Jy Top frame: Phas deg
Vector averaged cross-power spectrum Baseline: EF (01) - WB (02)
Timerange: 00/15:56:25 to 00/16:00:49

Plot file version 102 created 19-NOV-2014 16:24:43
ARP299B EP087G 2.UVDATA.1
Freq = 1.5950 GHz, Bw = 16.000 MH No calibration applied and no bandpass applied

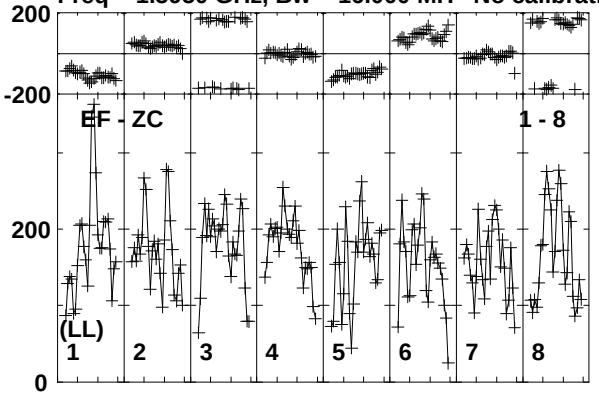

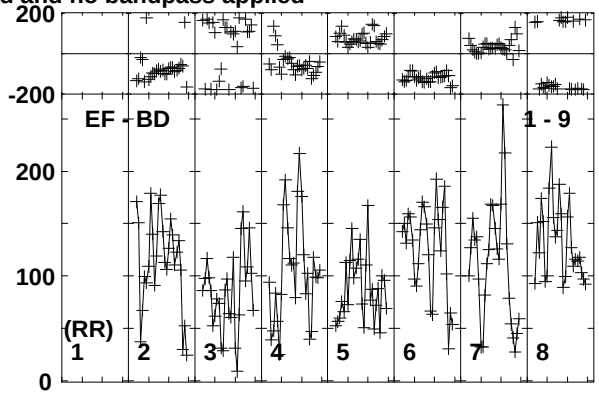

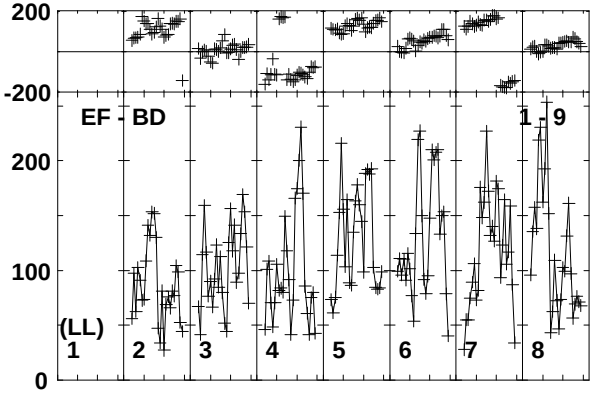

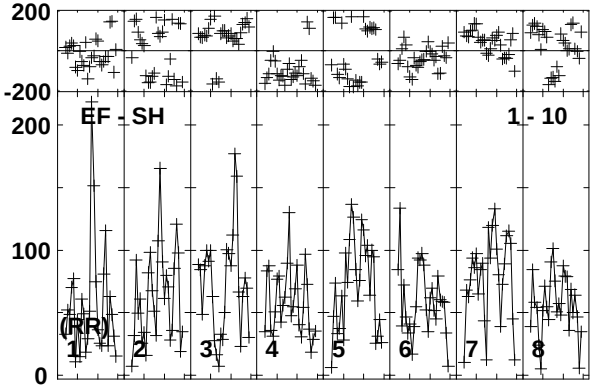

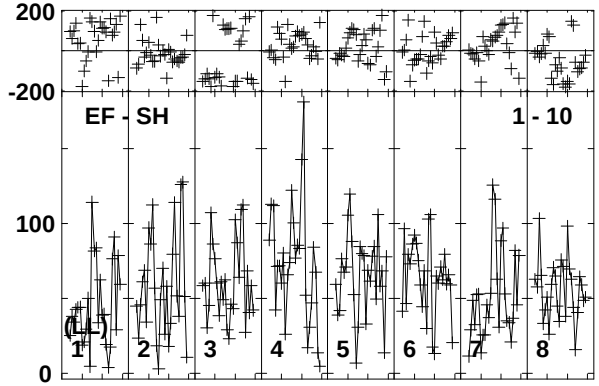

Lower frame: Micro Ampl Jy Top frame: Phas deg
Vector averaged cross-power spectrum Baseline: EF (01) - ZC (08)
Timerange: 00/15:56:25 to 00/16:00:49

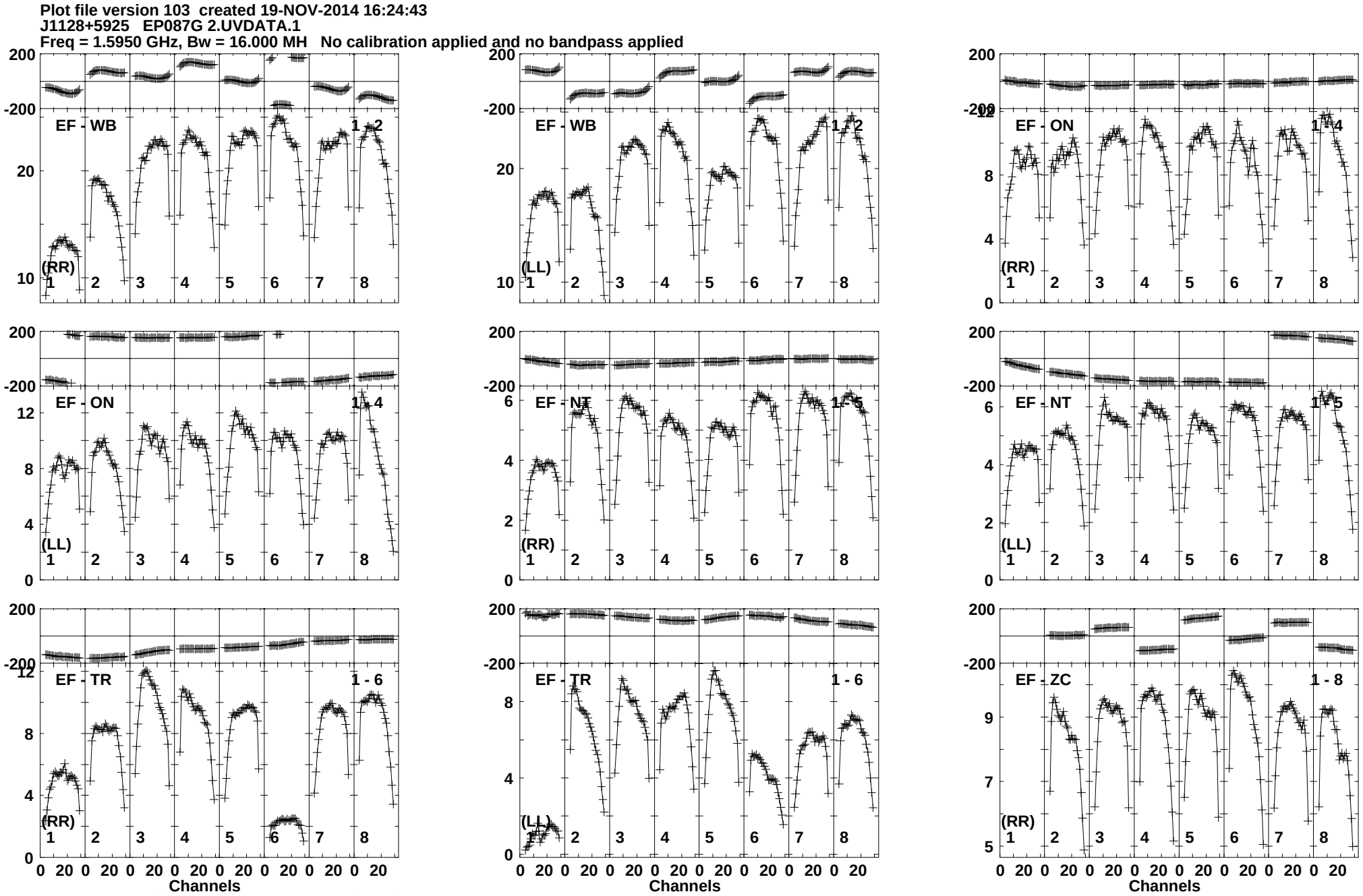
Plot file version 103 created 19-NOV-2014 16:24:43
J1128+5925 EP087G 2.UVDATA.1
Freq = 1.5950 GHz, Bw = 16.000 MH No calibration applied and no bandpass applied
EF - WB 1 - 2
(RR)
EF - WB 1 - 2
(LL)
EF - ON 1 - 4
(RR)
EF - ON 1 - 4
(LL)
EF - NT 1 - 5
(RR)
EF - NT 1 - 5
(LL)
EF - TR 1 - 6
(RR)
EF - TR 1 - 6
(LL)
EF - ZC 1 - 8
(RR)
Channels
Channels
Channels
Lower frame: Milli Ampl Jy Top frame: Phas deg
Vector averaged cross-power spectrum Baseline: EF (01) - WB (02)
Timerange: 00/16:00:55 to 00/16:01:59

Plot file version 104 created 19-NOV-2014 16:24:43
J1128+5925 EP087G 2.UVDATA.1
Freq = 1.5950 GHz, Bw = 16.000 MH No calibration applied and no bandpass applied

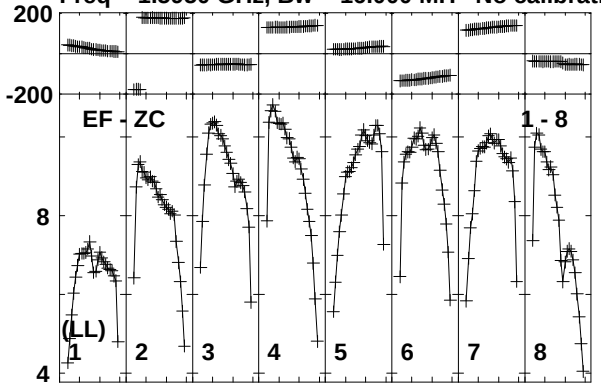

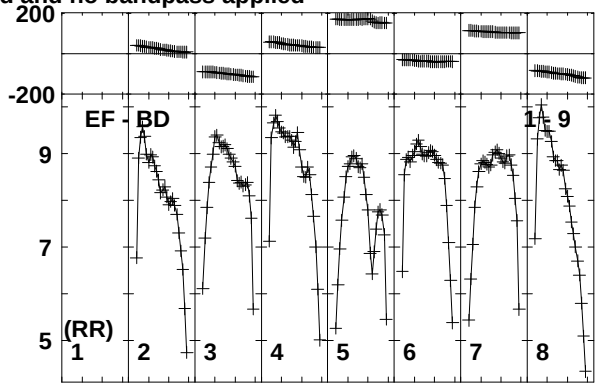

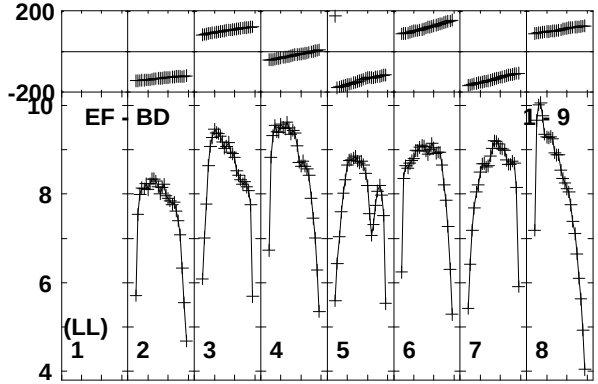

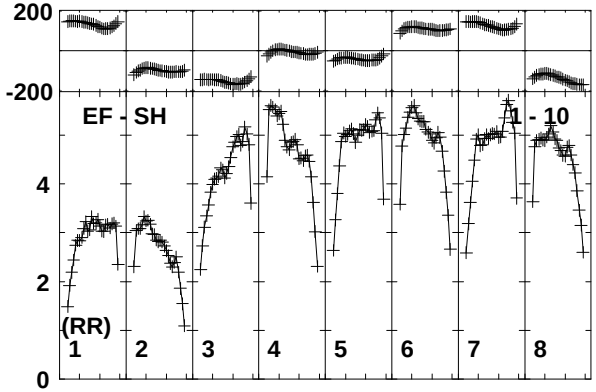

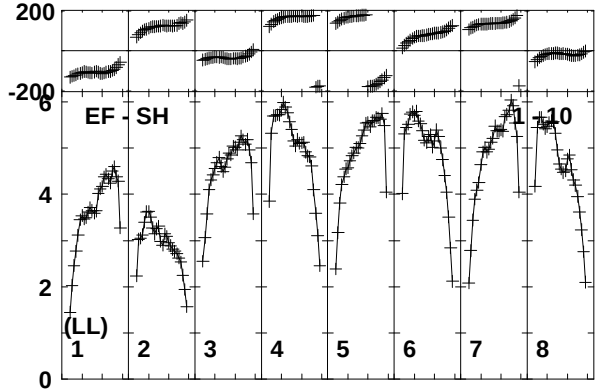

Lower frame: Milli Ampl Jy Top frame: Phas deg
Vector averaged cross-power spectrum Baseline: EF (01) - ZC (08)
Timerange: 00/16:00:55 to 00/16:01:59

Plot file version 105 created 19-NOV-2014 16:24:43
ARP299B EP087G 2.UVDATA.1
Freq = 1.5950 GHz, Bw = 16.000 MH No calibration applied and no bandpass applied

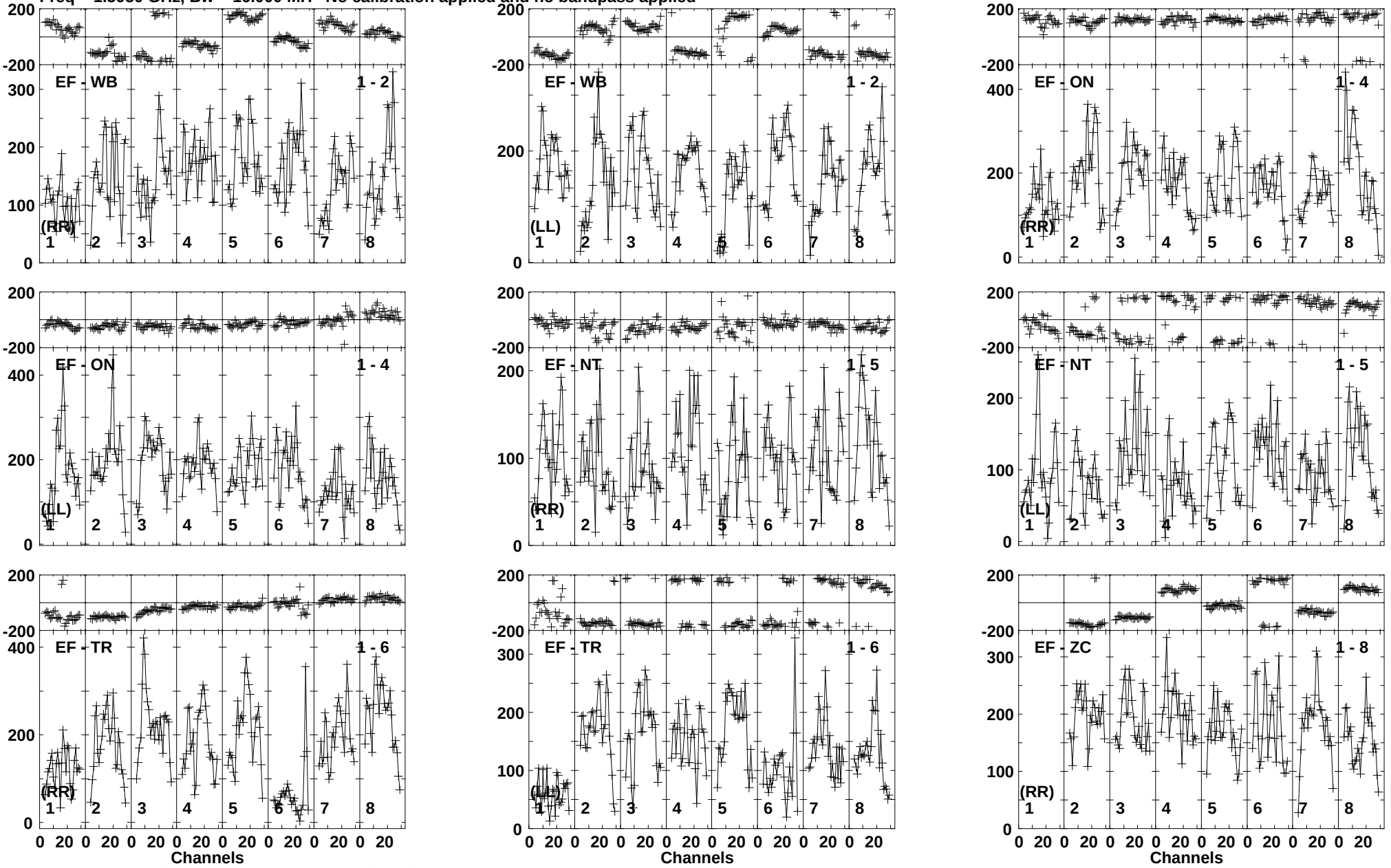

Lower frame: Micro Ampl Jy Top frame: Phas deg
Vector averaged cross-power spectrum Baseline: EF (01) - WB (02)
Timerange: 00/16:02:01 to 00/16:06:29

Plot file version 106 created 19-NOV-2014 16:24:44
ARP299B EP087G 2.UVDATA.1
Freq = 1.5950 GHz, Bw = 16.000 MH No calibration applied and no bandpass applied

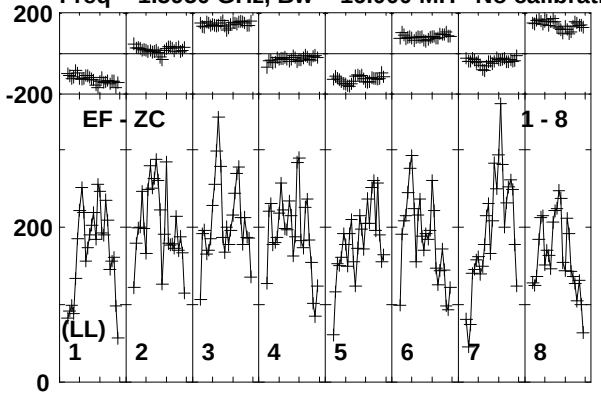

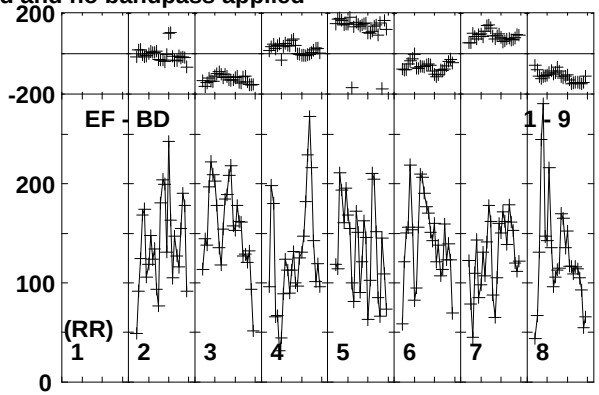

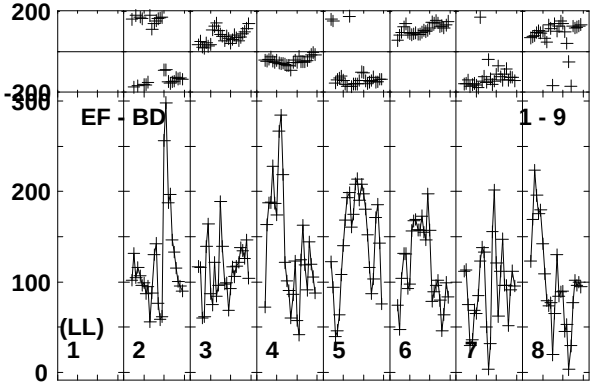

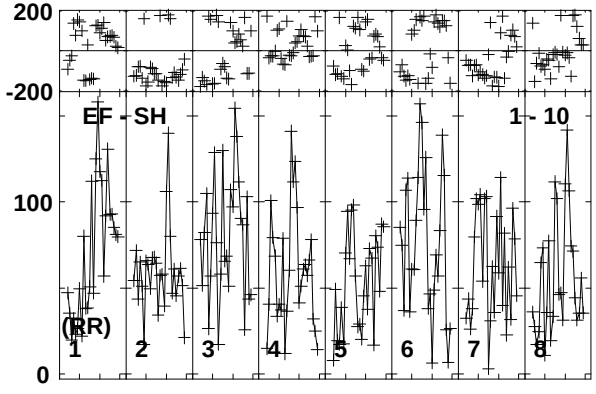

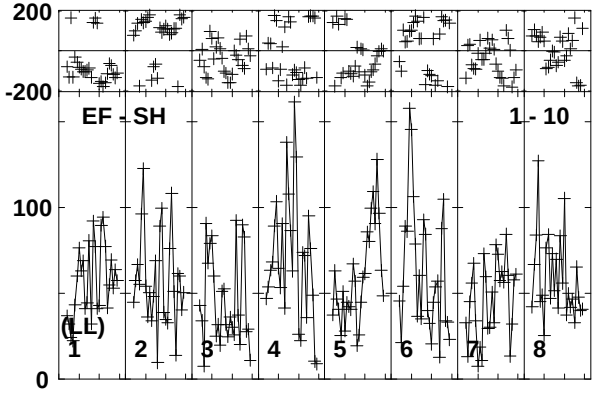

Lower frame: Micro Ampl Jy Top frame: Phas deg
Vector averaged cross-power spectrum Baseline: EF (01) - ZC (08)
Timerange: 00/16:02:01 to 00/16:06:29

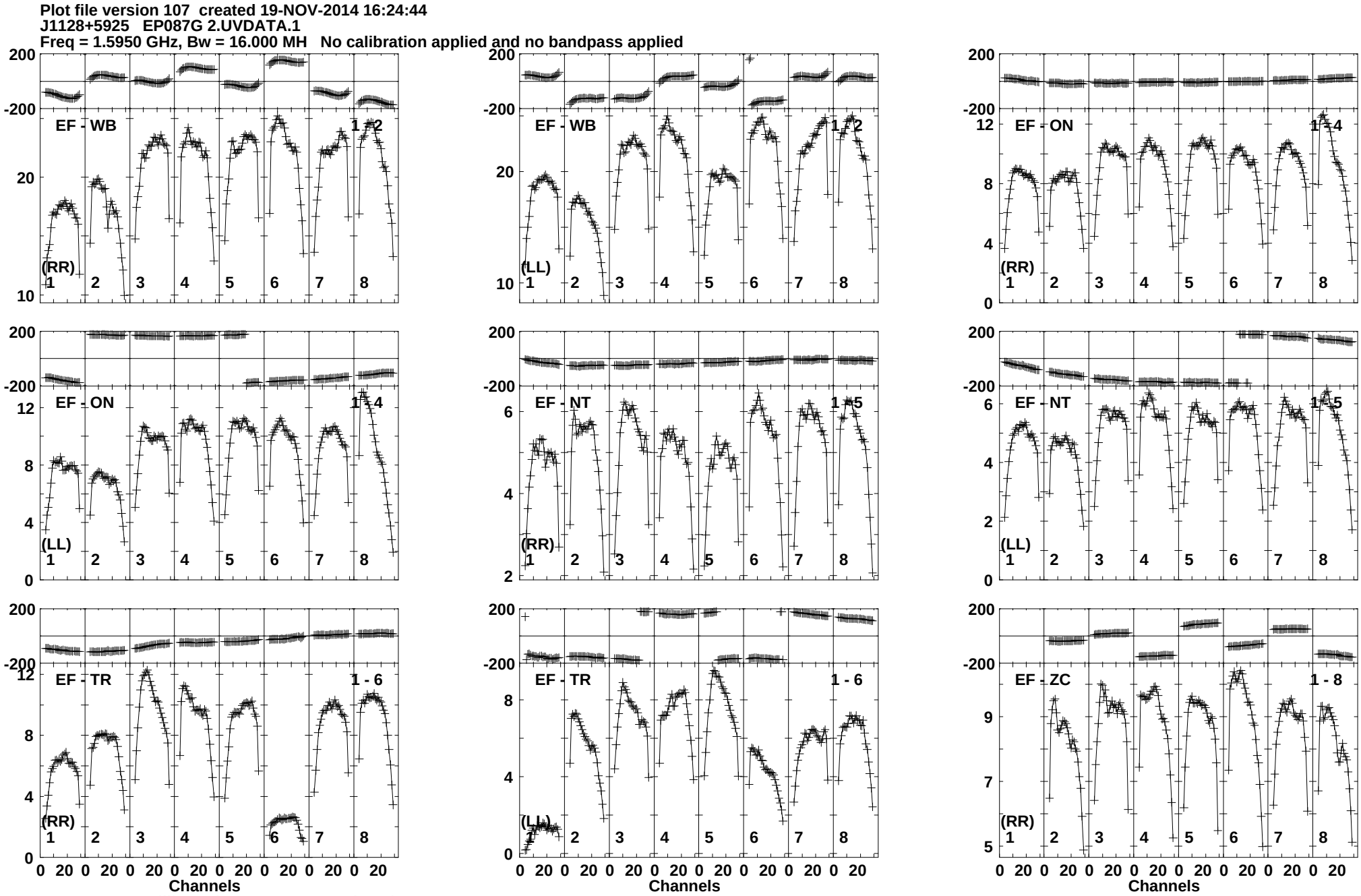
Plot file version 107 created 19-NOV-2014 16:24:44
J1128+5925 EP087G 2.UVDATA.1
Freq = 1.5950 GHz, Bw = 16.000 MH No calibration applied and no bandpass applied
EF - WB 1 - 2
(RR)
EF - WB 1 - 2
(LL)
EF - ON 1 - 4
(RR)
EF - ON 1 - 4
(LL)
EF - NT 1 - 5
(RR)
EF - NT 1 - 5
(LL)
EF - TR 1 - 6
(RR)
EF - TR 1 - 6
(LL)
EF - ZC 1 - 8
(RR)
1 2 3 4 5 6 7 8
0 20
Channels
Lower frame: Milli Ampl Jy Top frame: Phas deg
Vector averaged cross-power spectrum Baseline: EF (01) - WB (02)
Timerange: 00/16:07:11 to 00/16:07:39

Plot file version 108 created 19-NOV-2014 16:24:44
J1128+5925 EP087G 2.UVDATA.1
Freq = 1.5950 GHz, Bw = 16.000 MH No calibration applied and no bandpass applied

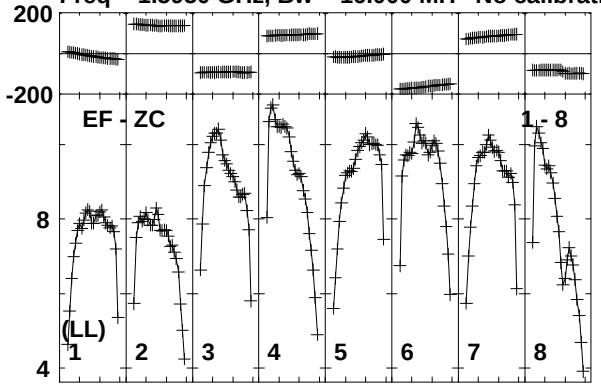

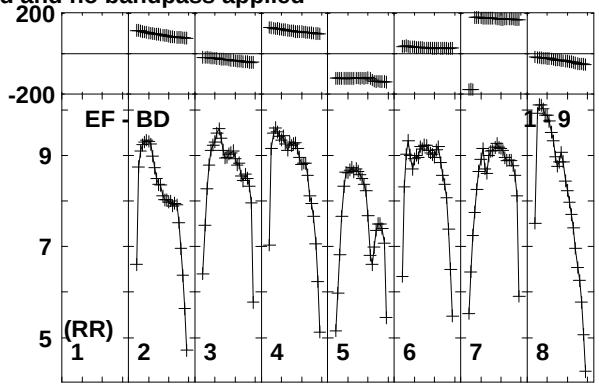

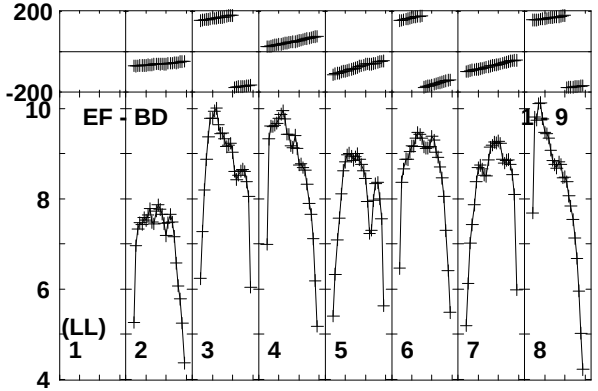

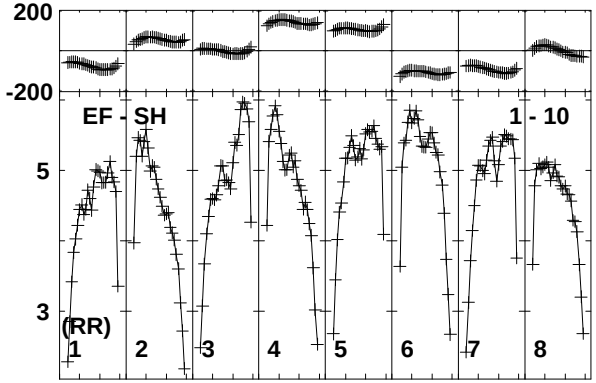

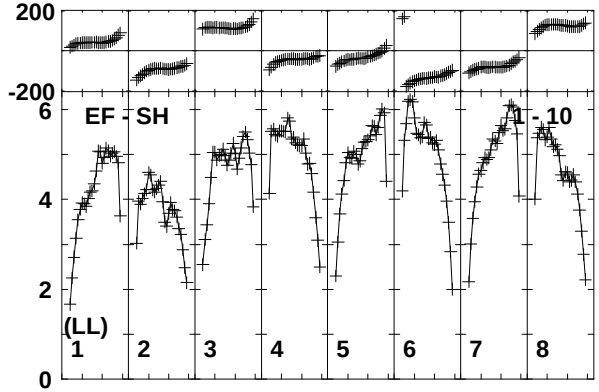

Lower frame: Milli Ampl Jy Top frame: Phas deg
Vector averaged cross-power spectrum Baseline: EF (01) - ZC (08)
Timerange: 00/16:07:11 to 00/16:07:39

Plot file version 109 created 19-NOV-2014 16:24:44
ARP299B EP087G 2.UVDATA.1
Freq = 1.5950 GHz, Bw = 16.000 MH No calibration applied and no bandpass applied

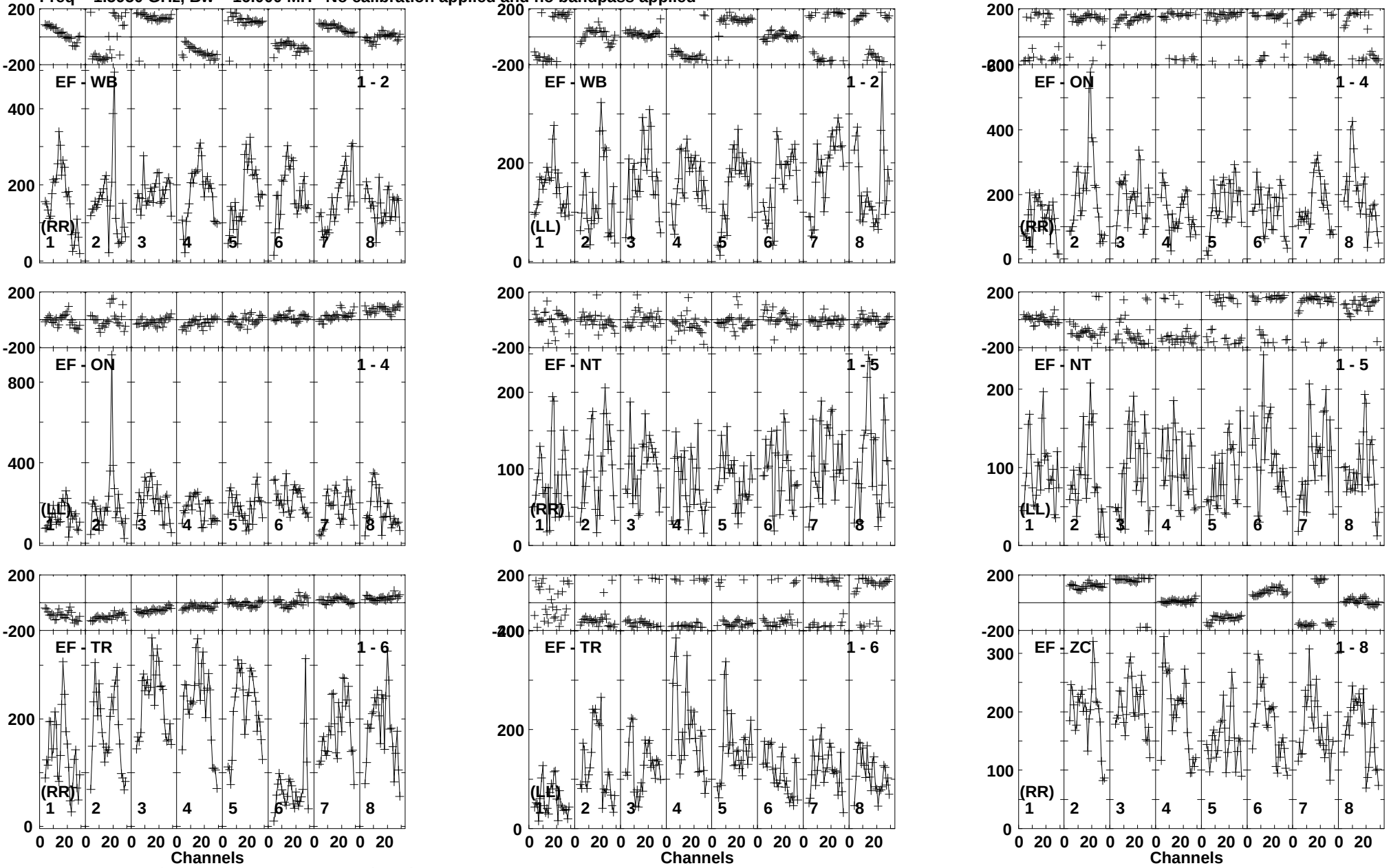

Lower frame: Micro Ampl Jy Top frame: Phas deg
Vector averaged cross-power spectrum Baseline: EF (01) - WB (02)
Timerange: 00/16:07:45 to 00/16:12:09

Plot file version 110 created 19-NOV-2014 16:24:44
ARP299B EP087G 2.UVDATA.1
Freq = 1.5950 GHz, Bw = 16.000 MH No calibration applied and no bandpass applied

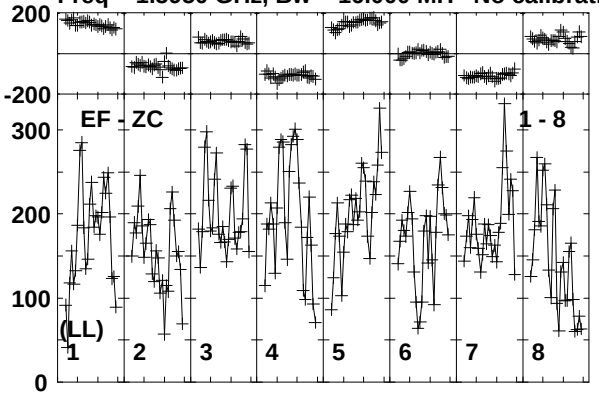

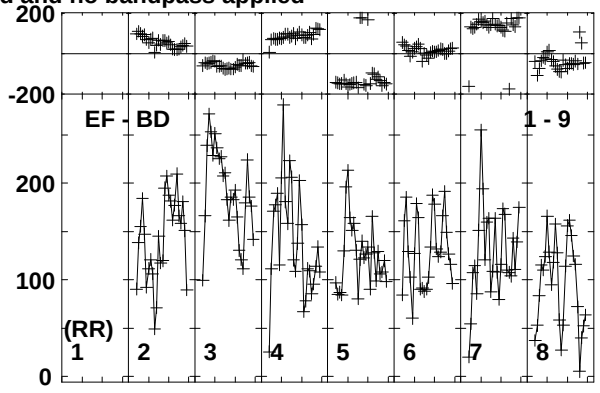

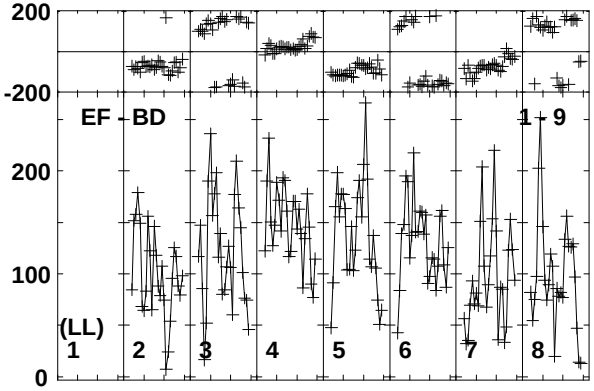

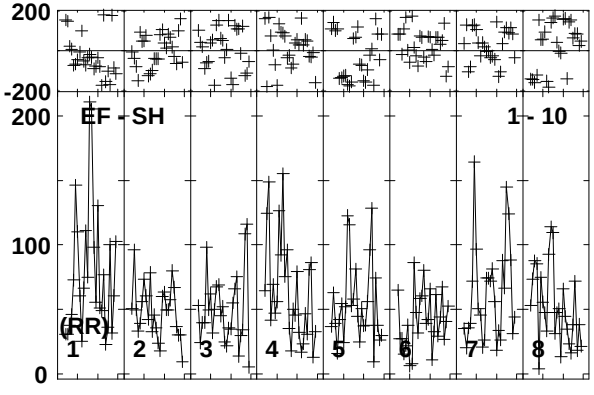

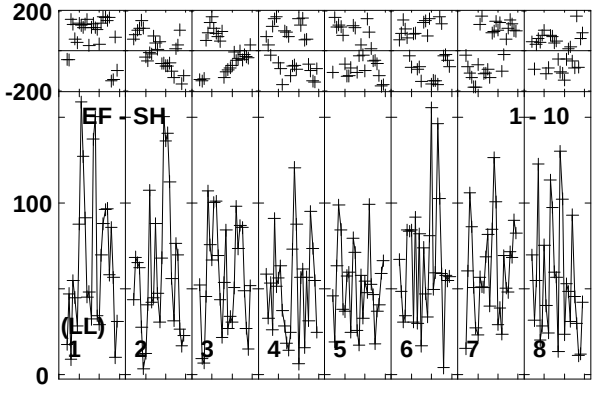

Lower frame: Micro Ampl Jy Top frame: Phas deg
Vector averaged cross-power spectrum Baseline: EF (01) - ZC (08)
Timerange: 00/16:07:45 to 00/16:12:09

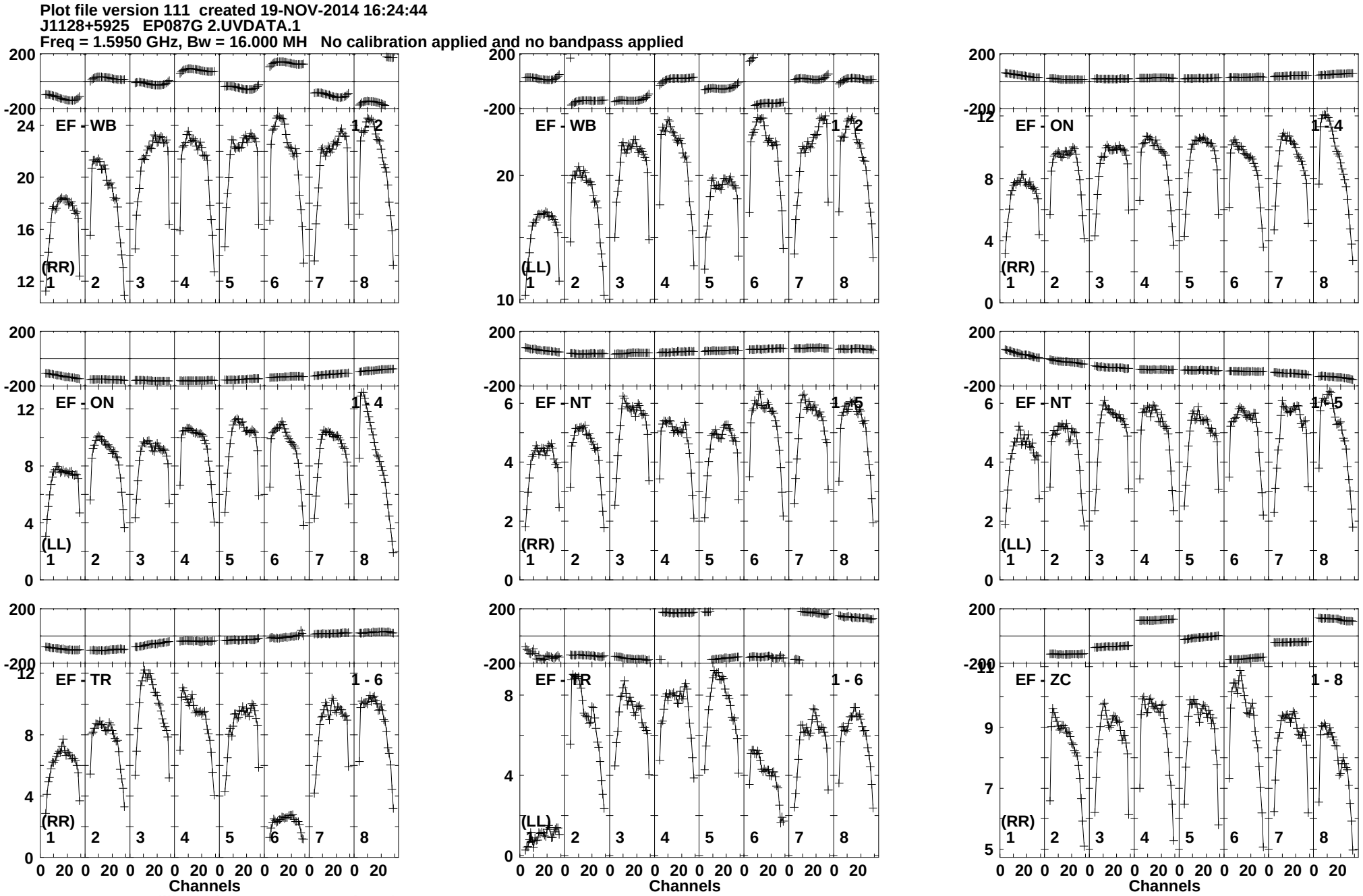
Plot file version 111 created 19-NOV-2014 16:24:44
J1128+5925 EP087G 2.UVDATA.1
Freq = 1.5950 GHz, Bw = 16.000 MH No calibration applied and no bandpass applied
EF - WB 1 - 2
(RR)
EF - WB 1 - 2
(LL)
EF - ON 1 - 4
(RR)
EF - ON 1 - 4
(LL)
EF - NT 1 - 5
(RR)
EF - NT 1 - 5
(LL)
EF - TR 1 - 6
(RR)
EF - TR 1 - 6
(LL)
EF - ZC 1 - 8
(RR)
Channels
Channels
Channels
Lower frame: Milli Ampl Jy Top frame: Phas deg
Vector averaged cross-power spectrum Baseline: EF (01) - WB (02)
Timerange: 00/16:12:15 to 00/16:13:09

Plot file version 112 created 19-NOV-2014 16:24:44
J1128+5925 EP087G 2.UVDATA.1
Freq = 1.5950 GHz, Bw = 16.000 MH No calibration applied and no bandpass applied

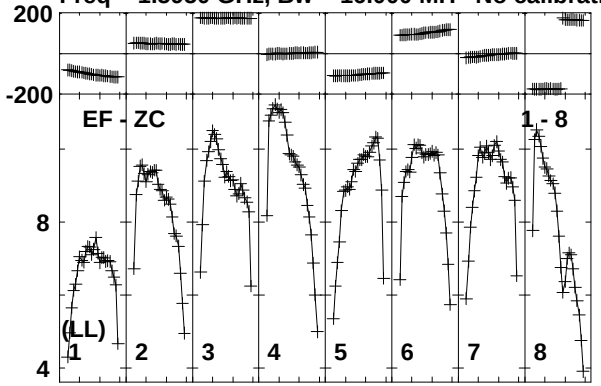

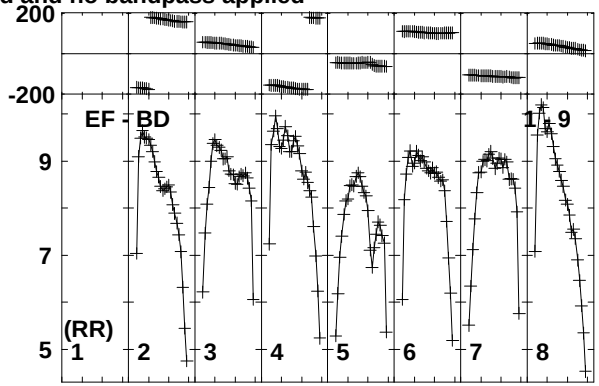

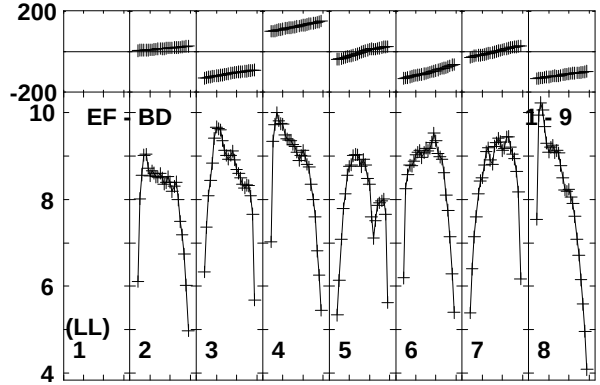

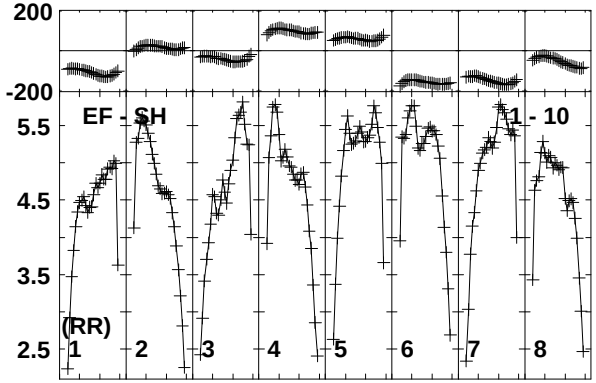

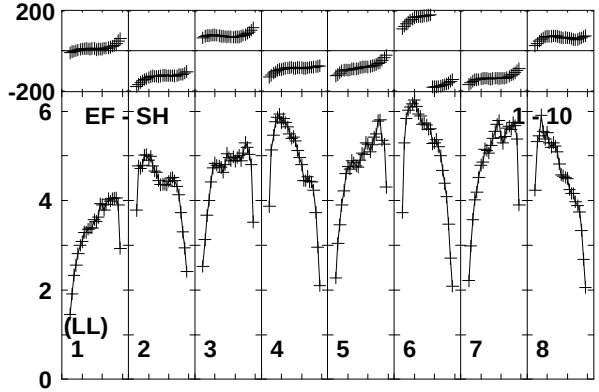

Lower frame: Milli Ampl Jy Top frame: Phas deg
Vector averaged cross-power spectrum Baseline: EF (01) - ZC (08)
Timerange: 00/16:12:15 to 00/16:13:09

Plot file version 113 created 19-NOV-2014 16:24:44
ARP299B EP087G 2.UVDATA.1
Freq = 1.5950 GHz, Bw = 16.000 MH No calibration applied and no bandpass applied

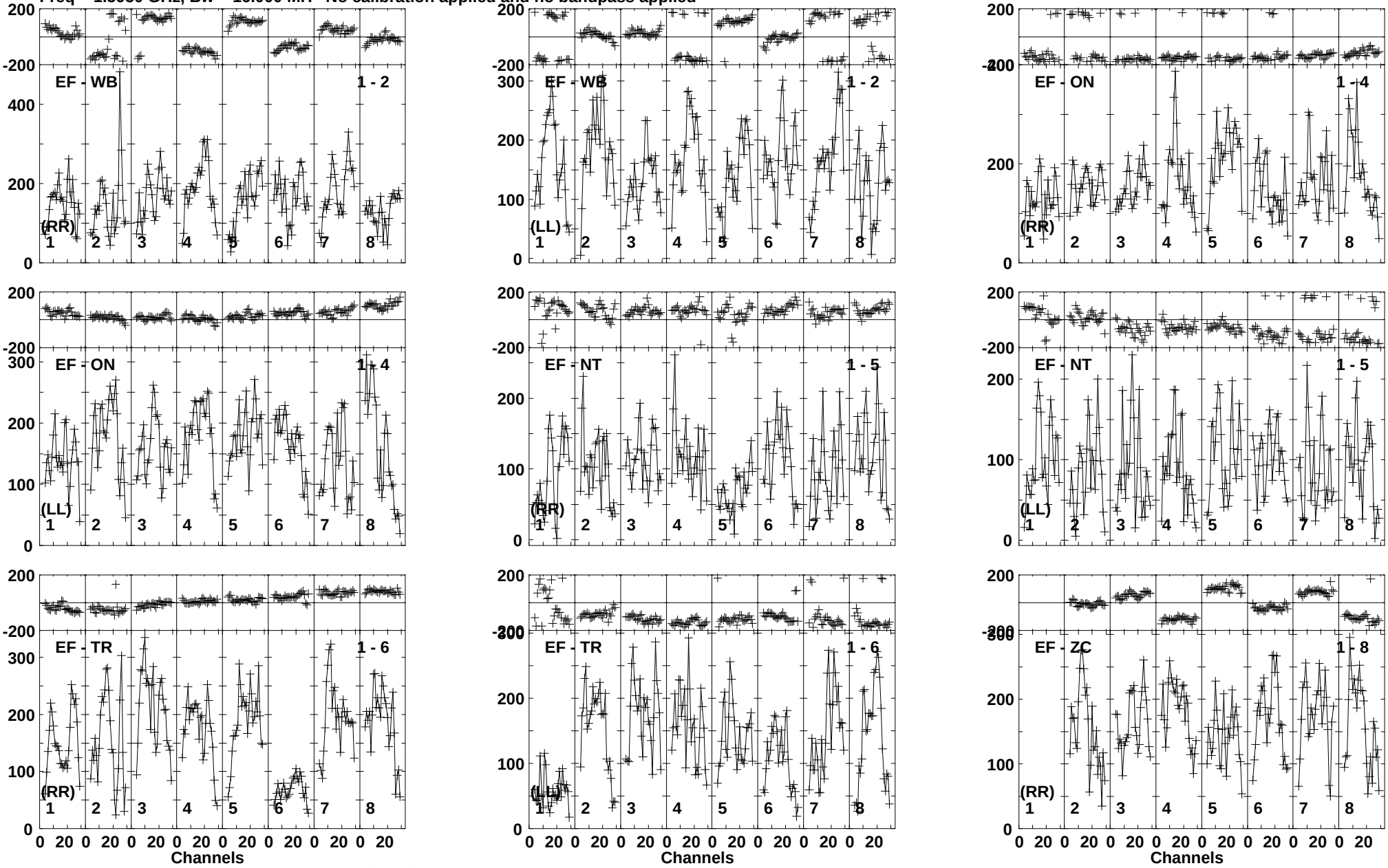

Lower frame: Micro Ampl Jy Top frame: Phas deg
Vector averaged cross-power spectrum Baseline: EF (01) - WB (02)
Timerange: 00/16:13:11 to 00/16:17:39

Plot file version 114 created 19-NOV-2014 16:24:44
ARP299B EP087G 2.UVDATA.1
Freq = 1.5950 GHz, Bw = 16.000 MH No calibration applied and no bandpass applied

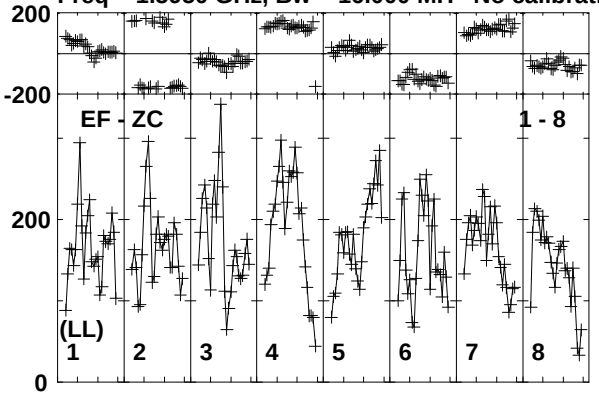

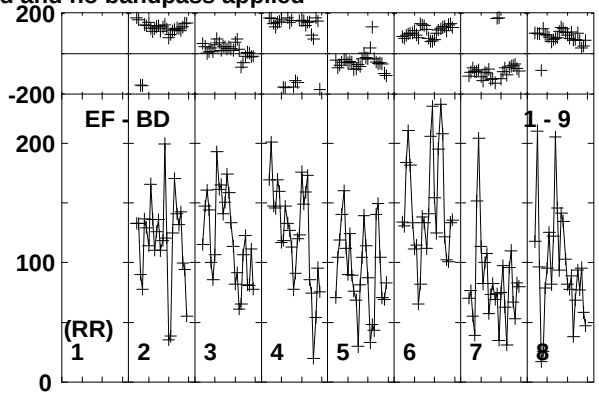

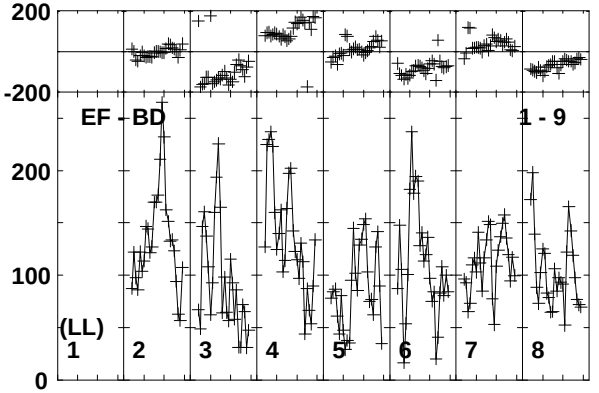

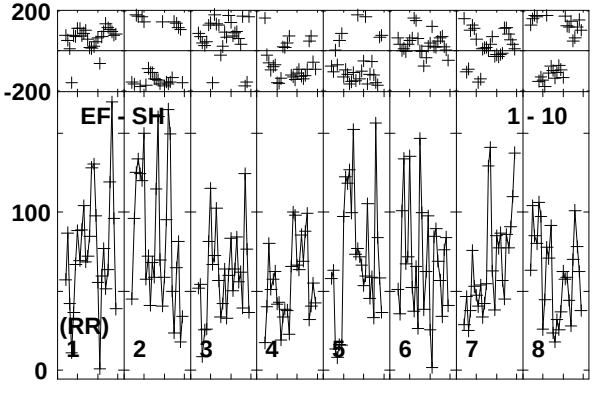

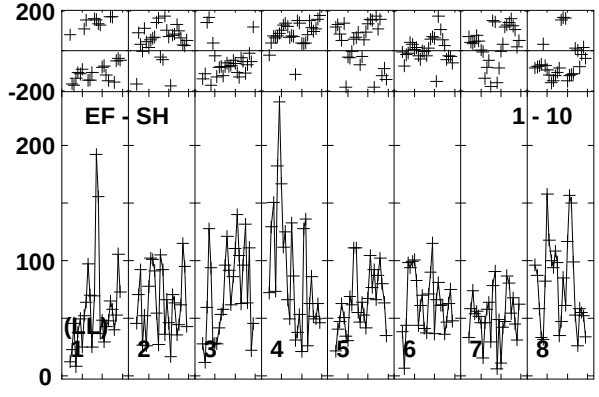

Lower frame: Micro Ampl Jy Top frame: Phas deg
Vector averaged cross-power spectrum Baseline: EF (01) - ZC (08)
Timerange: 00/16:13:11 to 00/16:17:39

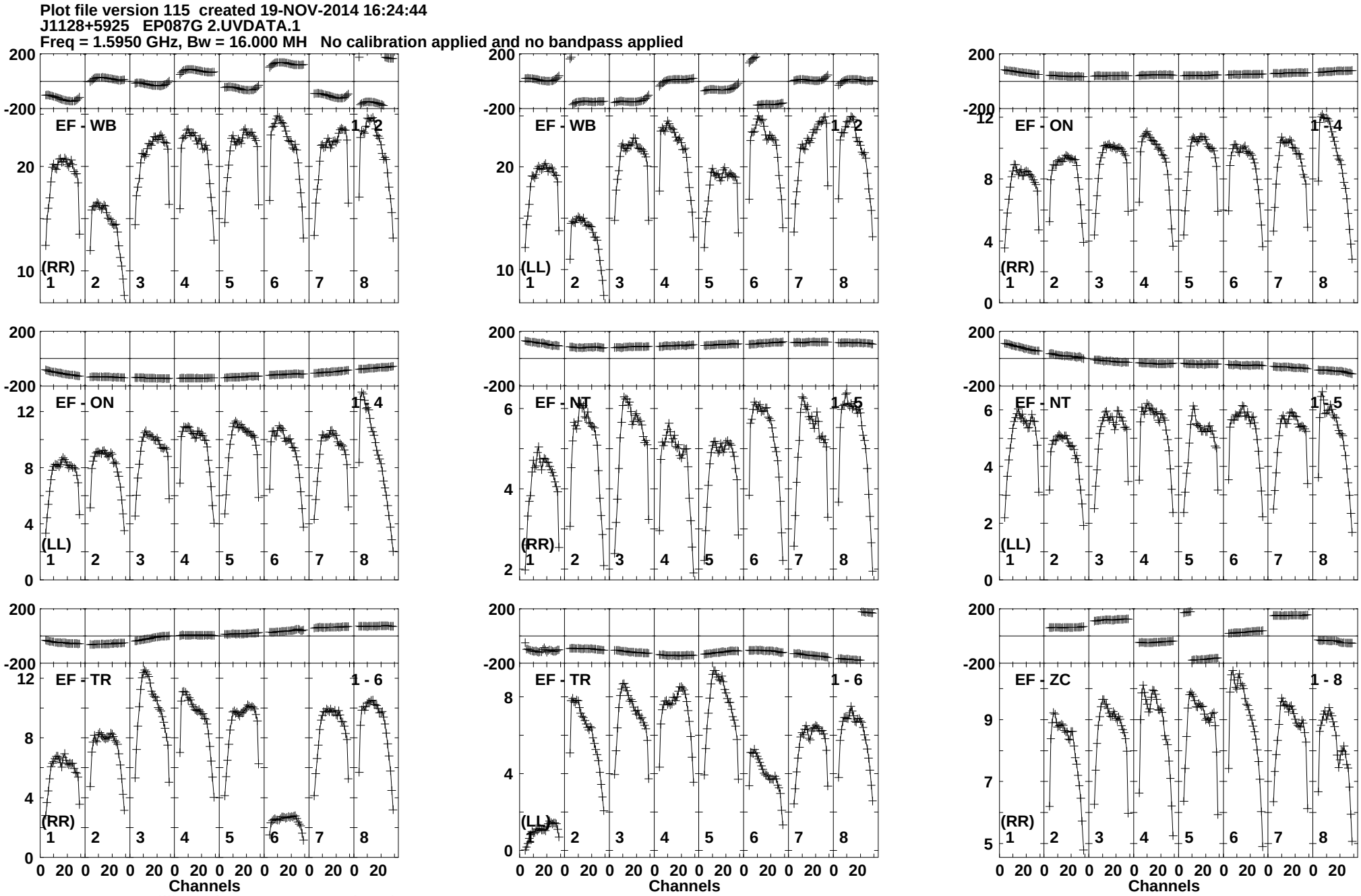
Plot file version 115 created 19-NOV-2014 16:24:44
J1128+5925 EP087G 2.UVDATA.1
Freq = 1.5950 GHz, Bw = 16.000 MH No calibration applied and no bandpass applied
EF - WB 1 - 2
(RR)
EF - WB 1 - 2
(LL)
EF - ON 1 - 4
(RR)
EF - ON 1 - 4
(LL)
EF - NT 1 - 5
(RR)
EF - NT 1 - 5
(LL)
EF - TR 1 - 6
(RR)
EF - TR 1 - 6
(LL)
EF - ZC 1 - 8
(RR)
Channels
Lower frame: Milli Ampl Jy Top frame: Phas deg
Vector averaged cross-power spectrum Baseline: EF (01) - WB (02)
Timerange: 00/16:18:21 to 00/16:18:49

Plot file version 116 created 19-NOV-2014 16:24:44
J1128+5925 EP087G 2.UVDATA.1
Freq = 1.5950 GHz, Bw = 16.000 MH No calibration applied and no bandpass applied

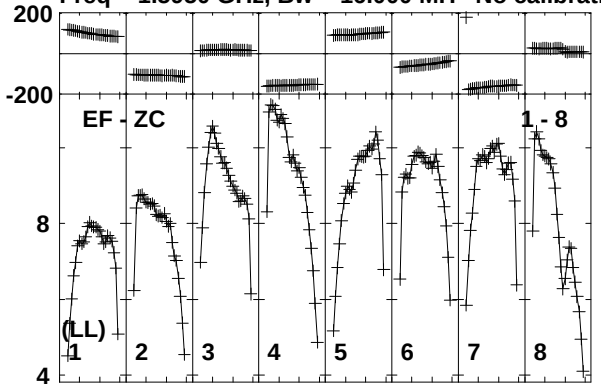

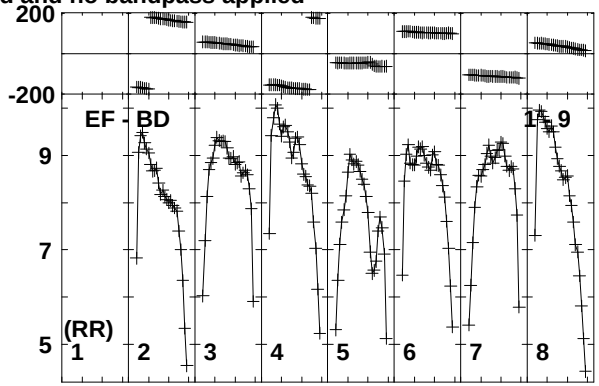

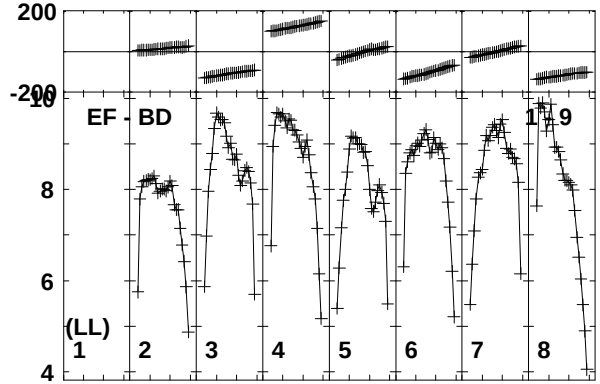

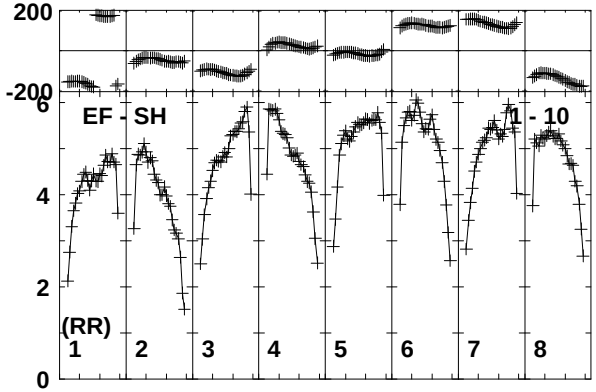

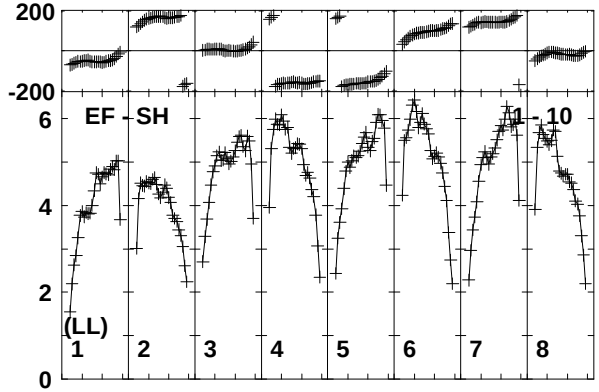

Lower frame: Milli Ampl Jy Top frame: Phas deg
Vector averaged cross-power spectrum Baseline: EF (01) - ZC (08)
Timerange: 00/16:18:21 to 00/16:18:49

Plot file version 117 created 19-NOV-2014 16:24:44
ARP299B EP087G 2.UVDATA.1
Freq = 1.5950 GHz, Bw = 16.000 MH No calibration applied and no bandpass applied

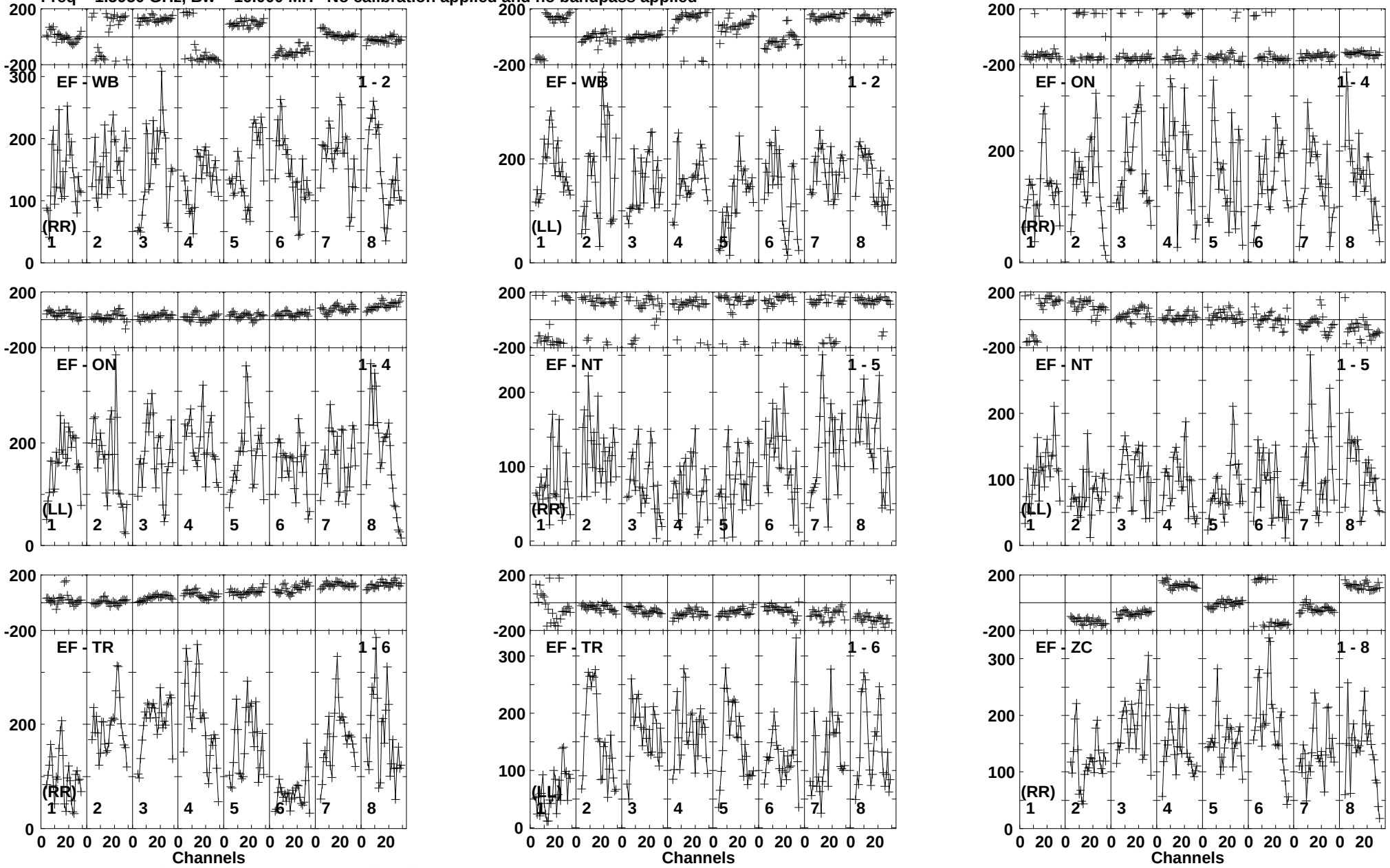

Lower frame: Micro Ampl Jy Top frame: Phas deg
Vector averaged cross-power spectrum Baseline: EF (01) - WB (02)
Timerange: 00/16:18:55 to 00/16:23:19

Plot file version 118 created 19-NOV-2014 16:24:44
ARP299B EP087G 2.UVDATA.1
Freq = 1.5950 GHz, Bw = 16.000 MH No calibration applied and no bandpass applied

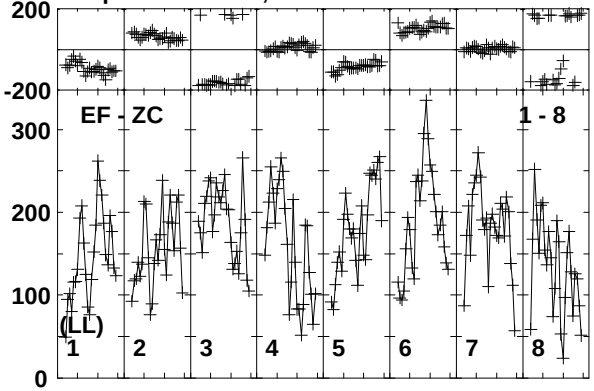

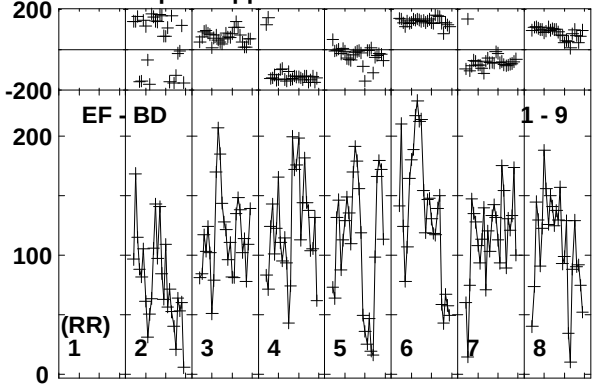

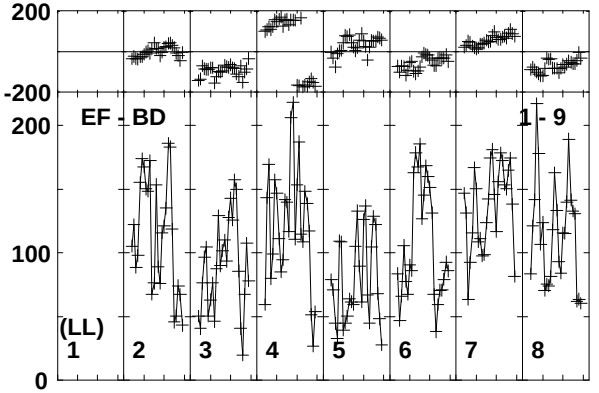

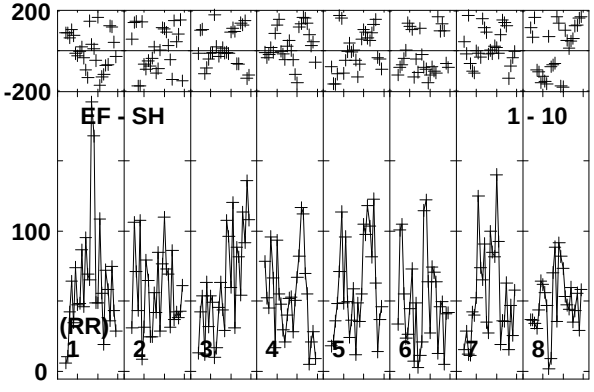

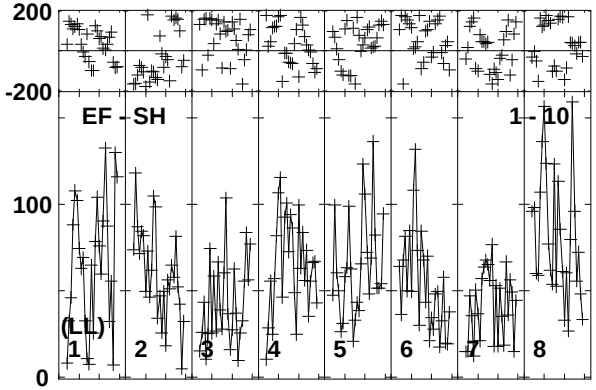

Lower frame: Micro Ampl Jy Top frame: Phas deg
Vector averaged cross-power spectrum Baseline: EF (01) - ZC (08)
Timerange: 00/16:18:55 to 00/16:23:19

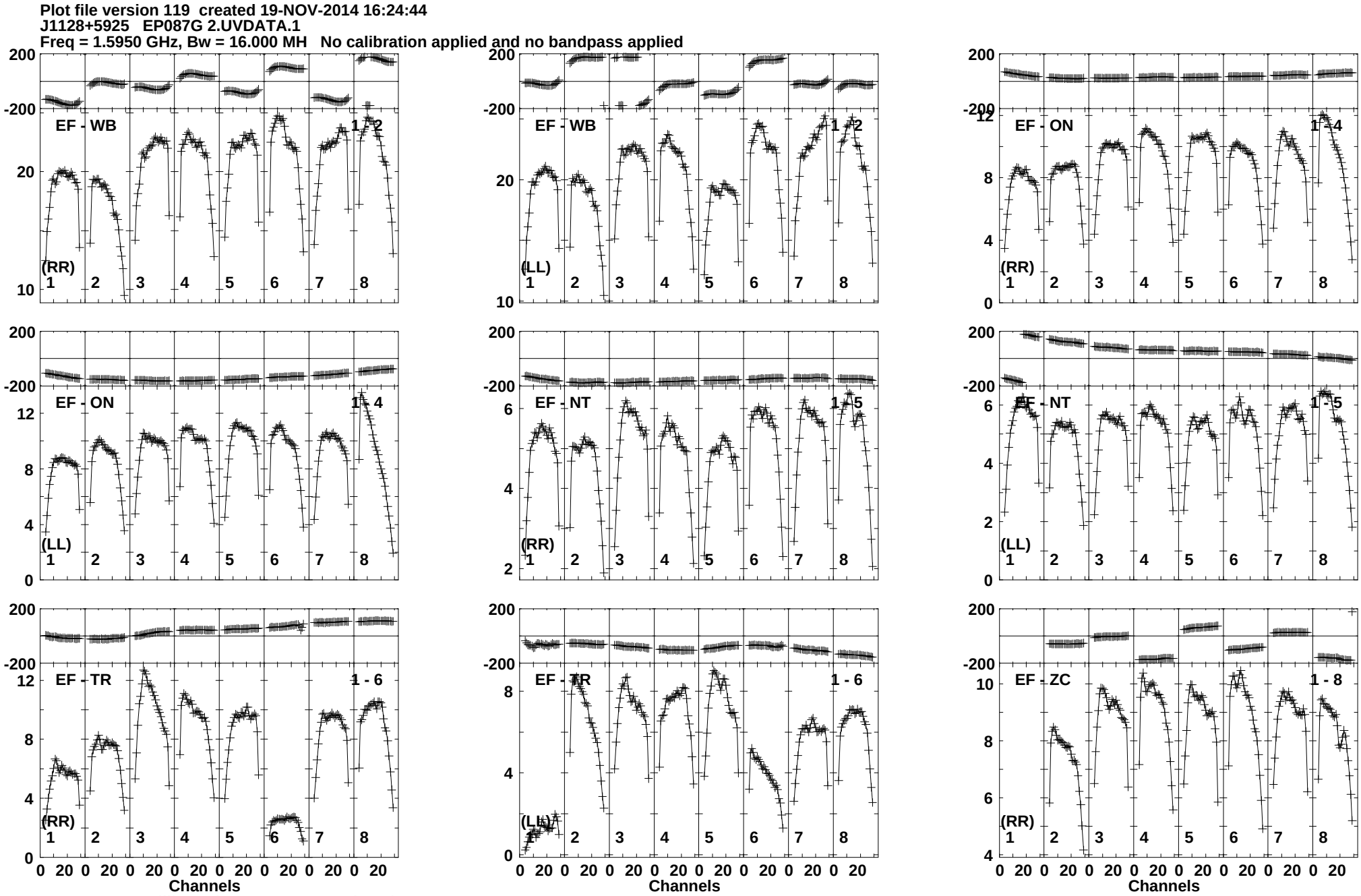
Plot file version 119 created 19-NOV-2014 16:24:44
J1128+5925 EP087G 2.UVDATA.1
Freq = 1.5950 GHz, Bw = 16.000 MH No calibration applied and no bandpass applied
EF - WB 1 - 2
(RR)
EF - WB 1 - 2
(LL)
EF - ON 1 - 4
(RR)
EF - ON 1 - 4
(LL)
EF - NT 1 - 5
(RR)
EF - NT 1 - 5
(LL)
EF - TR 1 - 6
(RR)
EF - TR 1 - 6
(LL)
EF - ZC 1 - 8
(RR)
Channels
Channels
Channels
Lower frame: Milli Ampl Jy Top frame: Phas deg
Vector averaged cross-power spectrum Baseline: EF (01) - WB (02)
Timerange: 00/16:23:25 to 00/16:24:29

Plot file version 120 created 19-NOV-2014 16:24:45
J1128+5925 EP087G 2.UVDATA.1
Freq = 1.5950 GHz, Bw = 16.000 MH No calibration applied and no bandpass applied

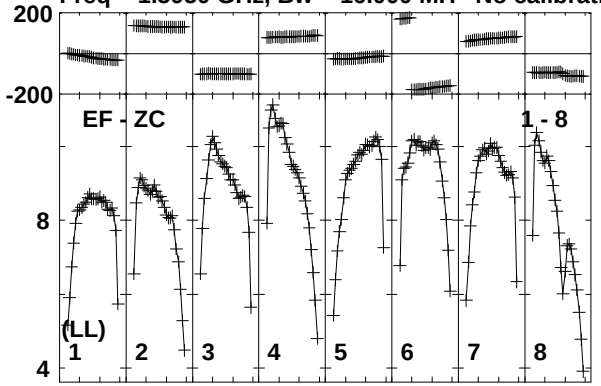

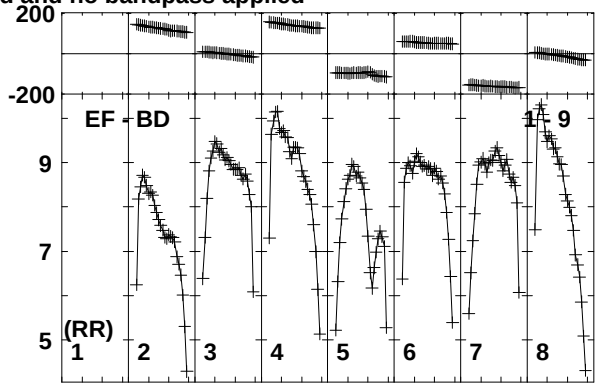

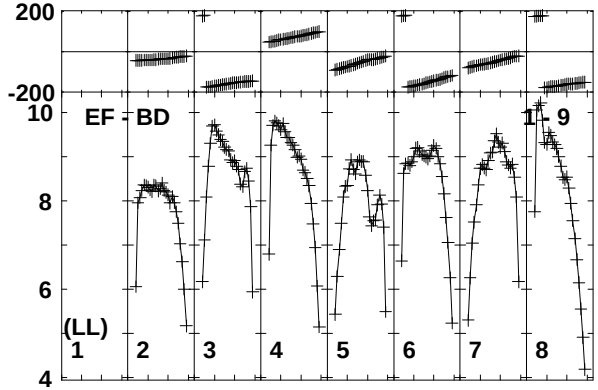

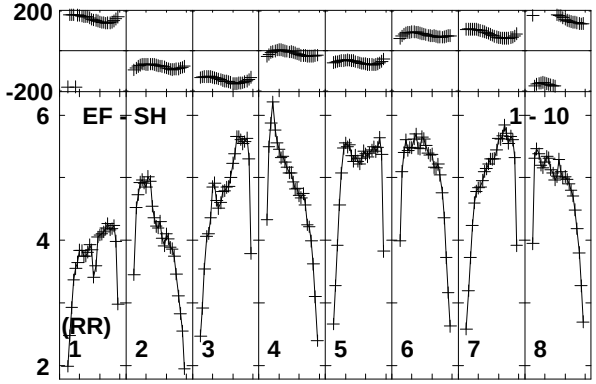

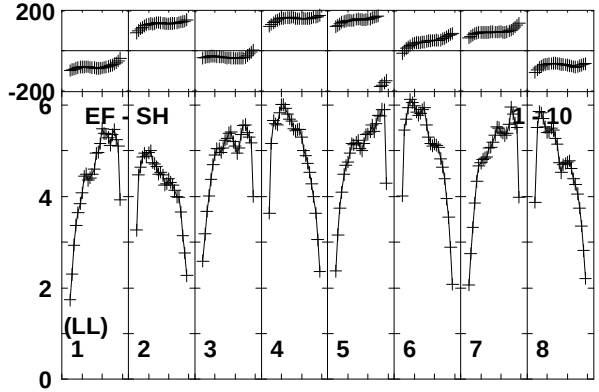

Lower frame: Milli Ampl Jy Top frame: Phas deg
Vector averaged cross-power spectrum Baseline: EF (01) - ZC (08)
Timerange: 00/16:23:25 to 00/16:24:29

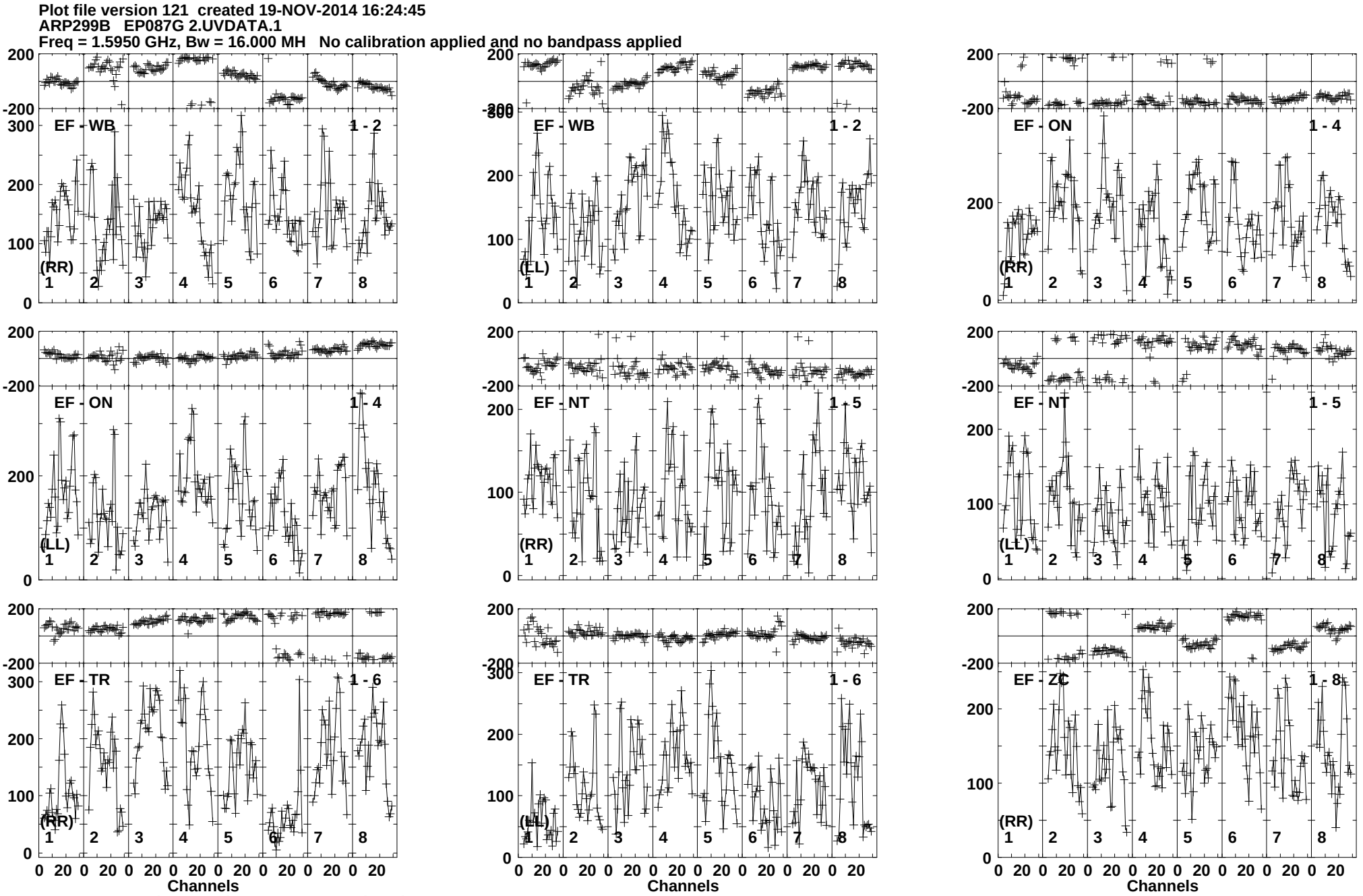
Plot file version 121 created 19-NOV-2014 16:24:45
ARP299B EP087G 2.UVDATA.1
Freq = 1.5950 GHz, Bw = 16.000 MH No calibration applied and no bandpass applied
EF - WB 1 - 2
(RR)
EF - WB 1 - 2
(LL)
EF - ON 1 - 4
(RR)
EF - ON 1 - 4
(LL)
EF - NT 1 - 5
(RR)
EF - NT 1 - 5
(LL)
EF - TR 1 - 6
(RR)
EF - TR 1 - 6
(LL)
EF - ZC 1 - 8
(RR)
Channels
Channels
Channels
Lower frame: Micro Ampl Jy Top frame: Phas deg
Vector averaged cross-power spectrum Baseline: EF (01) - WB (02)
Timerange: 00/16:24:31 to 00/16:28:59

Plot file version 122 created 19-NOV-2014 16:24:45
ARP299B EP087G 2.UVDATA.1
Freq = 1.5950 GHz, Bw = 16.000 MH No calibration applied and no bandpass applied

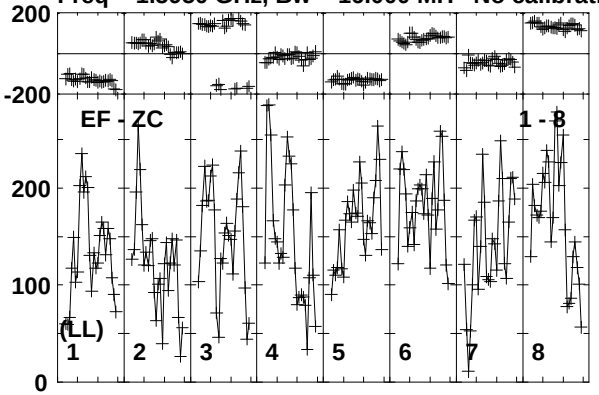

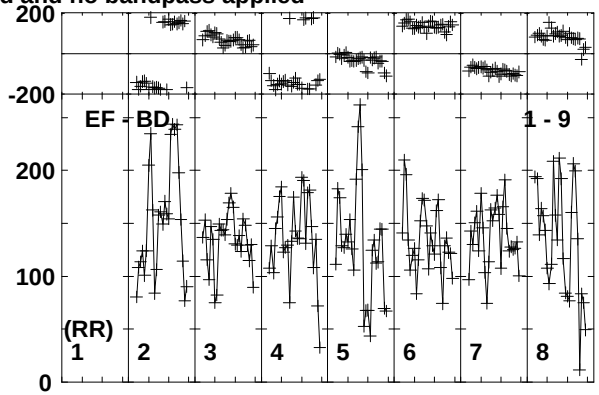

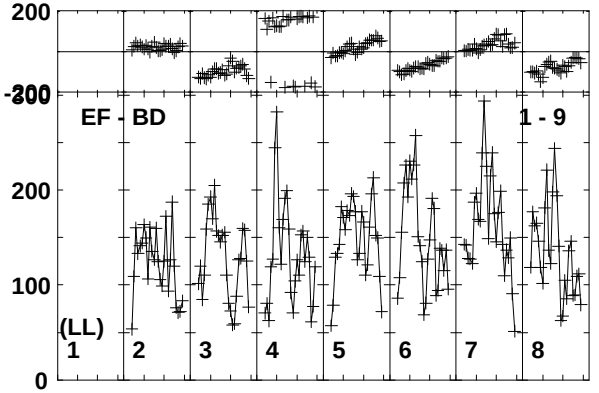

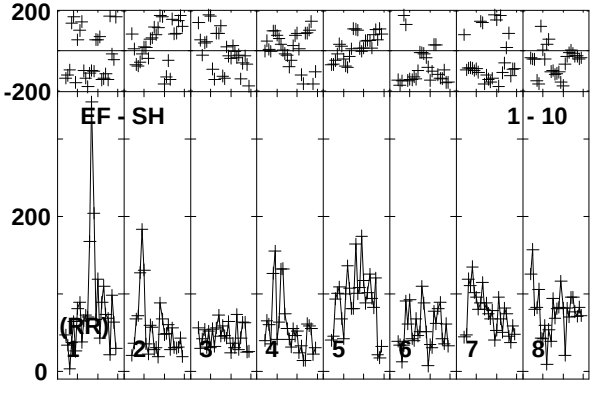

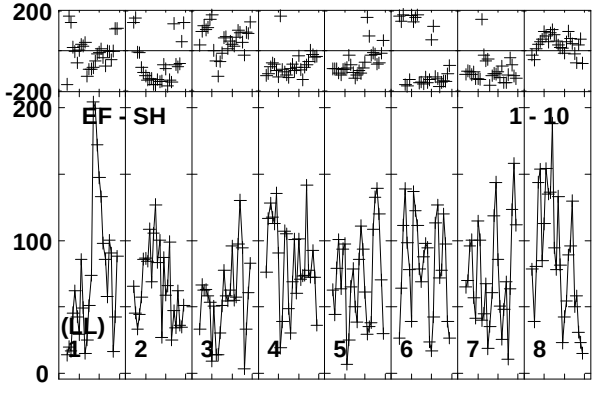

Lower frame: Micro Ampl Jy Top frame: Phas deg
Vector averaged cross-power spectrum Baseline: EF (01) - ZC (08)
Timerange: 00/16:24:31 to 00/16:28:59

Plot file version 123 created 19-NOV-2014 16:24:45
J1128+5925 EP087G 2.UVDATA.1
Freq = 1.5950 GHz, Bw = 16.000 MH No calibration applied and no bandpass applied

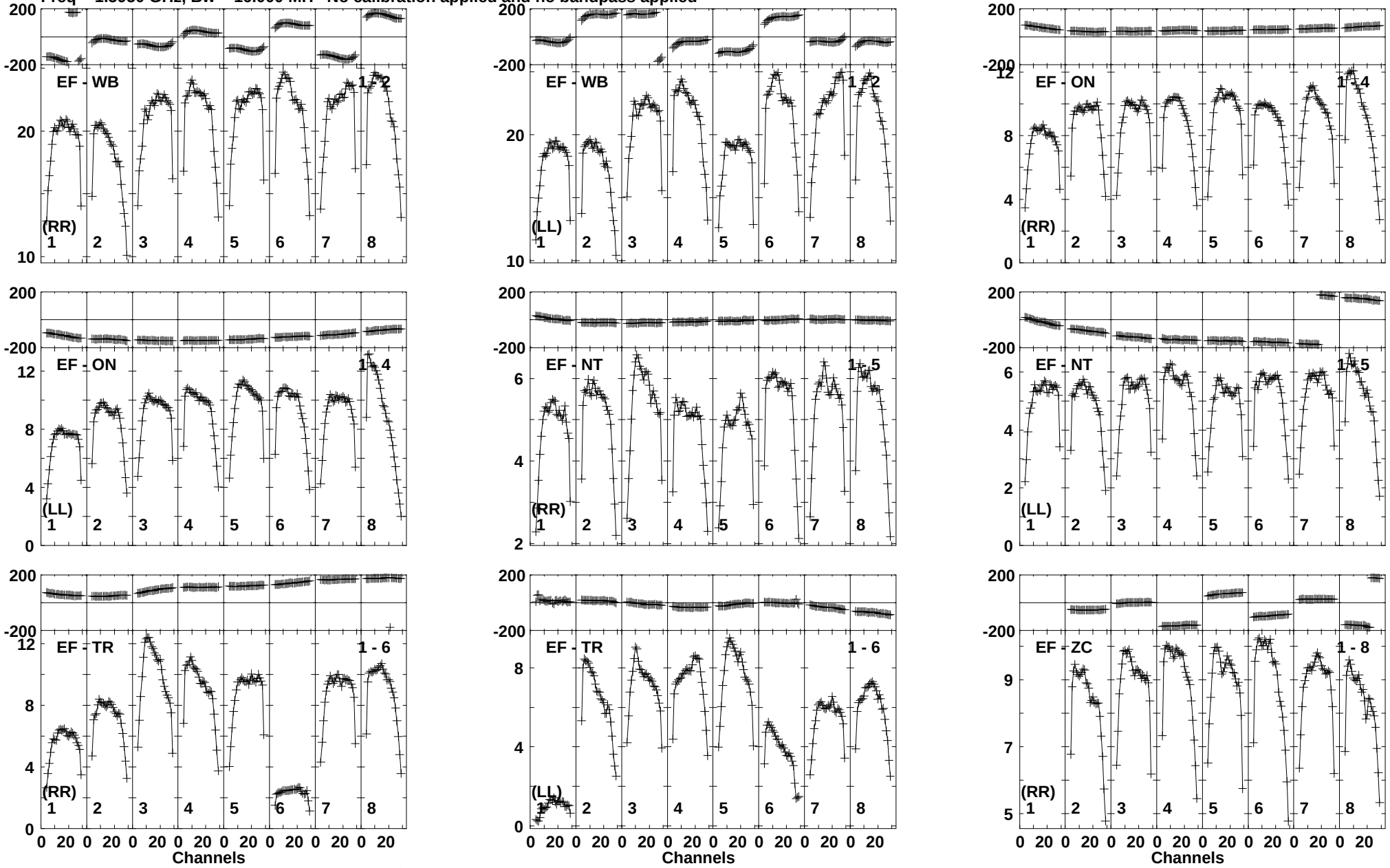

Lower frame: Milli Ampl Jy Top frame: Phas deg
Vector averaged cross-power spectrum Baseline: EF (01) - WB (02)
Timerange: 00/16:29:41 to 00/16:30:09

Plot file version 124 created 19-NOV-2014 16:24:45
J1128+5925 EP087G 2.UVDATA.1
Freq = 1.5950 GHz, Bw = 16.000 MH No calibration applied and no bandpass applied

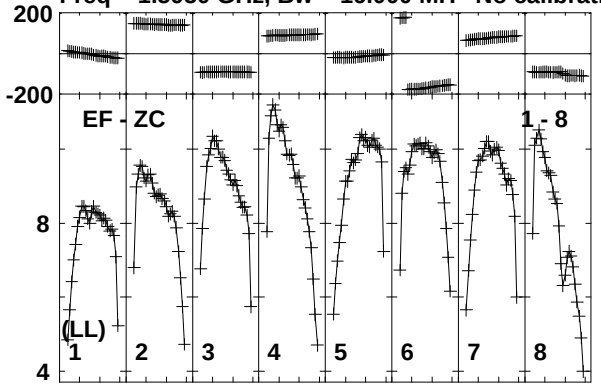

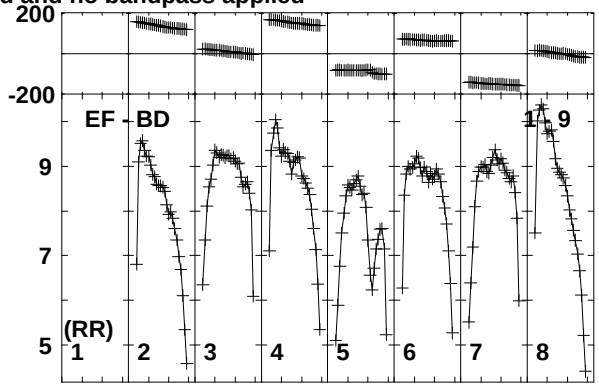

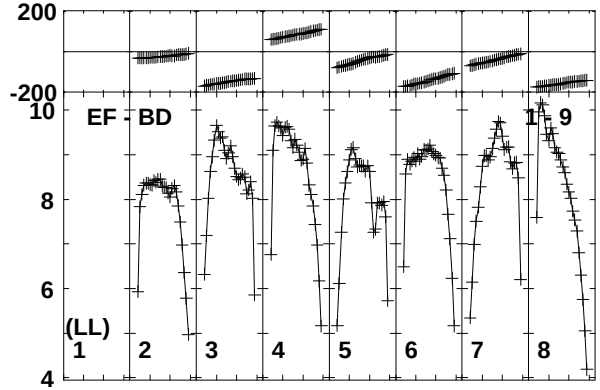

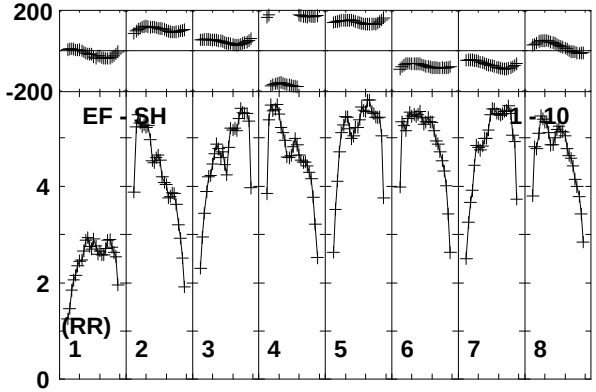

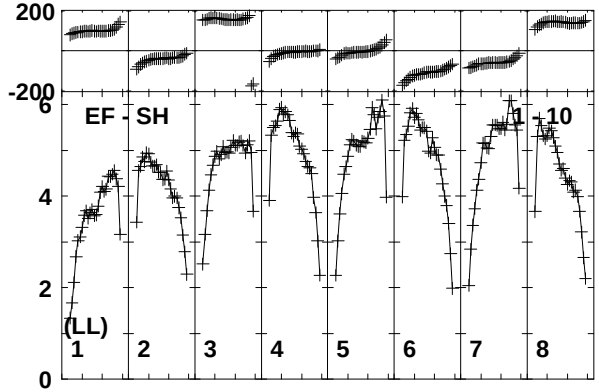

Lower frame: Milli Ampl Jy Top frame: Phas deg
Vector averaged cross-power spectrum Baseline: EF (01) - ZC (08)
Timerange: 00/16:29:41 to 00/16:30:09

Plot file version 125 created 19-NOV-2014 16:24:45
ARP299B EP087G 2.UVDATA.1
Freq = 1.5950 GHz, Bw = 16.000 MH No calibration applied and no bandpass applied

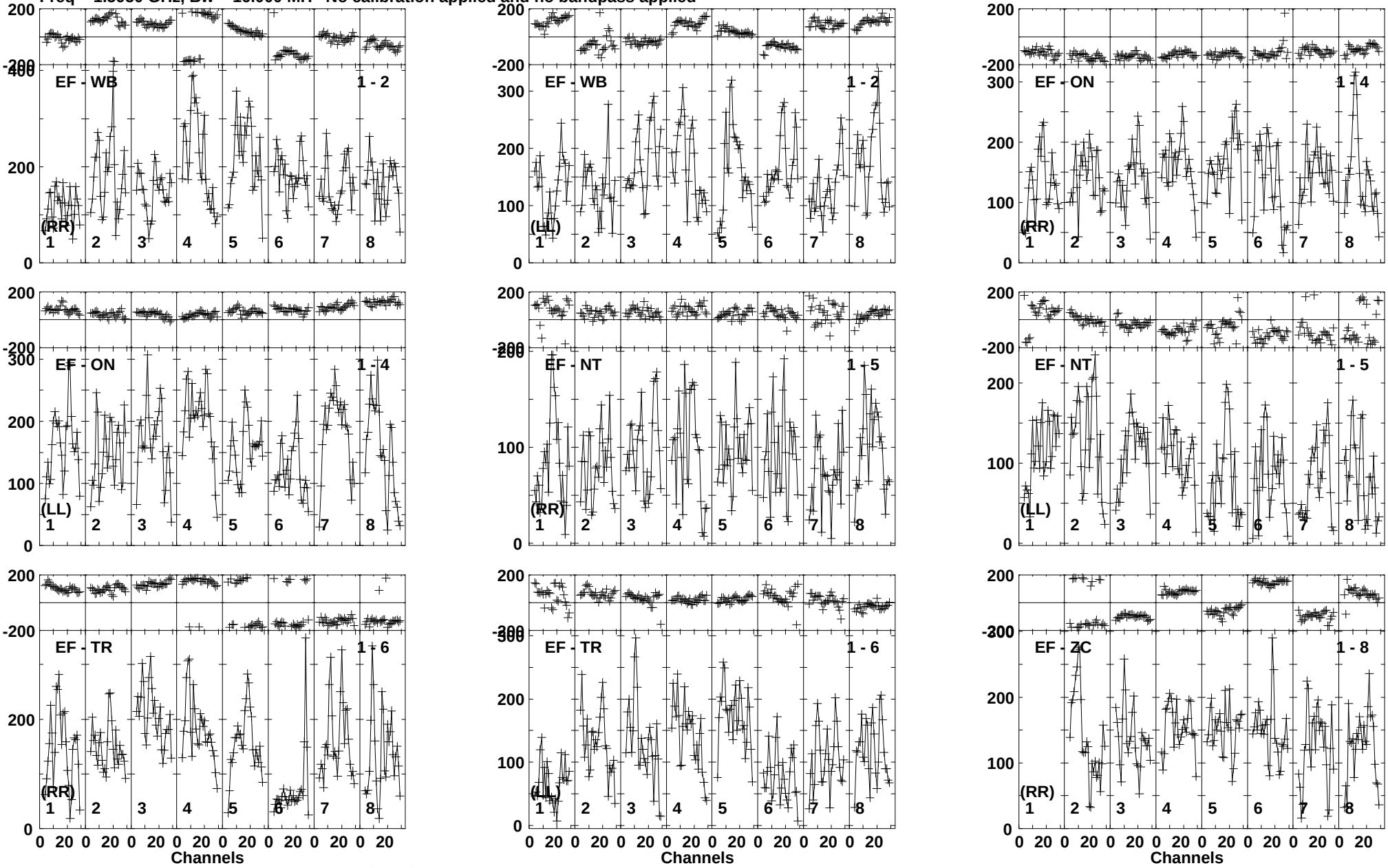

Lower frame: Micro Ampl Jy Top frame: Phas deg
Vector averaged cross-power spectrum Baseline: EF (01) - WB (02)
Timerange: 00/16:30:15 to 00/16:34:39

Plot file version 126 created 19-NOV-2014 16:24:45
ARP299B EP087G 2.UVDATA.1
Freq = 1.5950 GHz, Bw = 16.000 MH No calibration applied and no bandpass applied

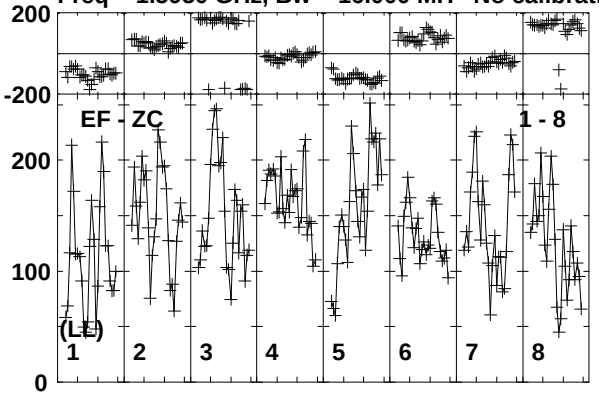

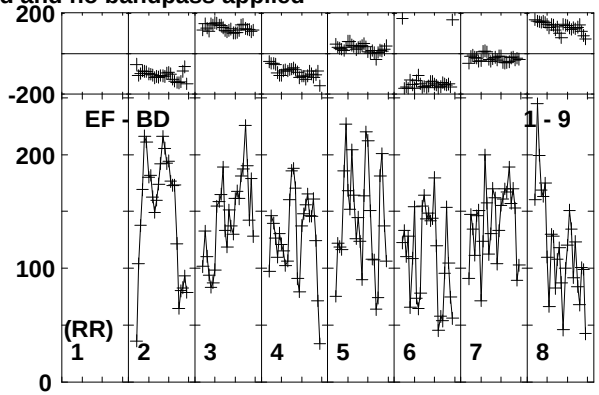

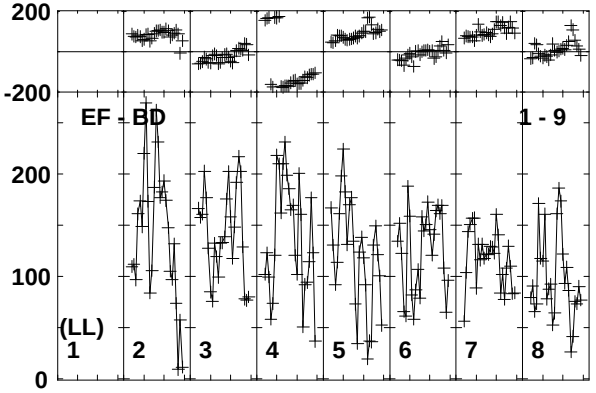

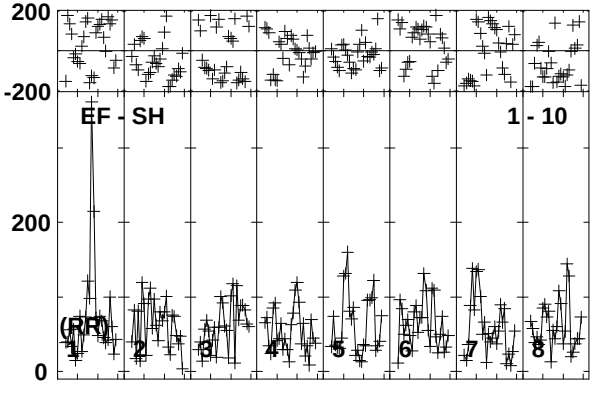

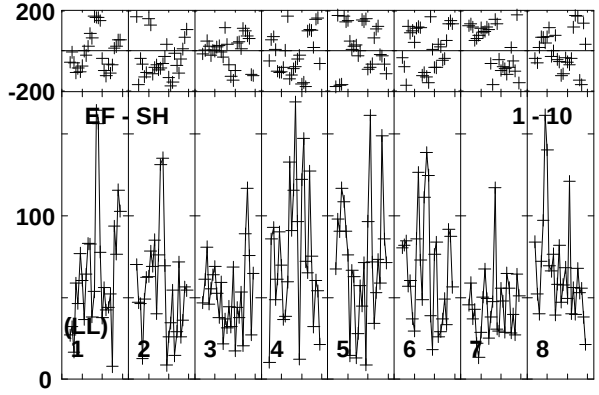

Lower frame: Micro Ampl Jy Top frame: Phas deg
Vector averaged cross-power spectrum Baseline: EF (01) - ZC (08)
Timerange: 00/16:30:15 to 00/16:34:39

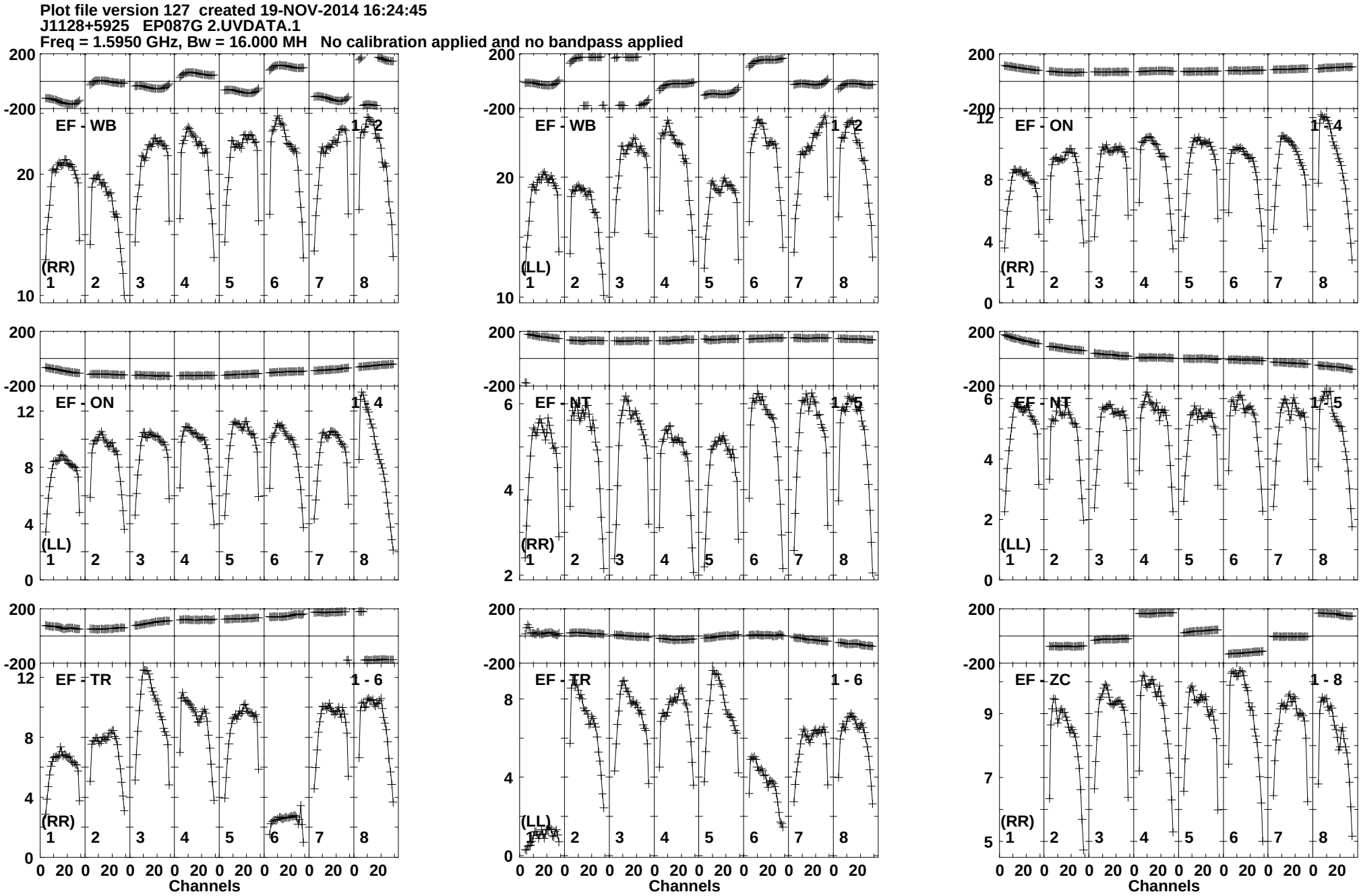
Plot file version 127 created 19-NOV-2014 16:24:45
J1128+5925 EP087G 2.UVDATA.1
Freq = 1.5950 GHz, Bw = 16.000 MH No calibration applied and no bandpass applied
EF - WB 1 - 2
(RR)
EF - WB 1 - 2
(LL)
EF - ON 1 - 4
(RR)
EF - ON 1 - 4
(LL)
EF - NT 1 - 5
(RR)
EF - NT 1 - 5
(LL)
EF - TR 1 - 6
(RR)
EF - TR 1 - 6
(LL)
EF - ZC 1 - 8
(RR)
Channels
Channels
Channels
Lower frame: Milli Ampl Jy Top frame: Phas deg
Vector averaged cross-power spectrum Baseline: EF (01) - WB (02)
Timerange: 00/16:34:45 to 00/16:35:49

Plot file version 128 created 19-NOV-2014 16:24:45
J1128+5925 EP087G 2.UVDATA.1
Freq = 1.5950 GHz, Bw = 16.000 MH No calibration applied and no bandpass applied

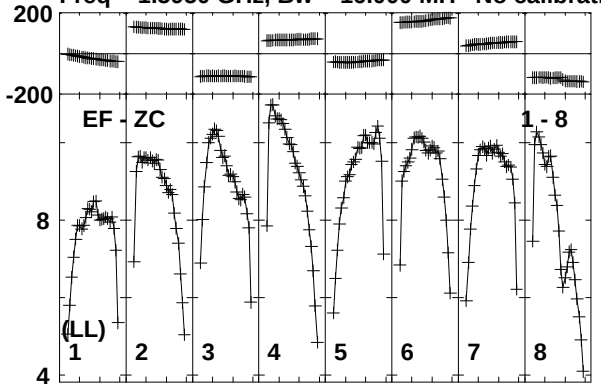

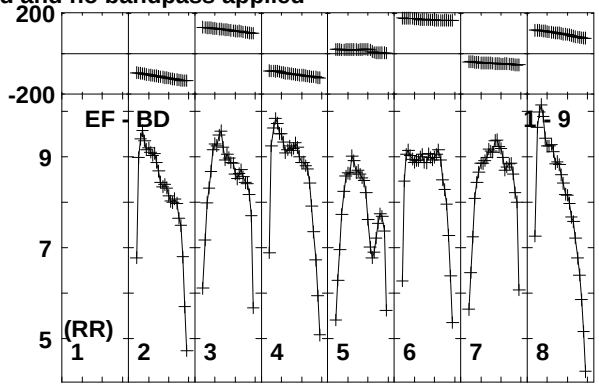

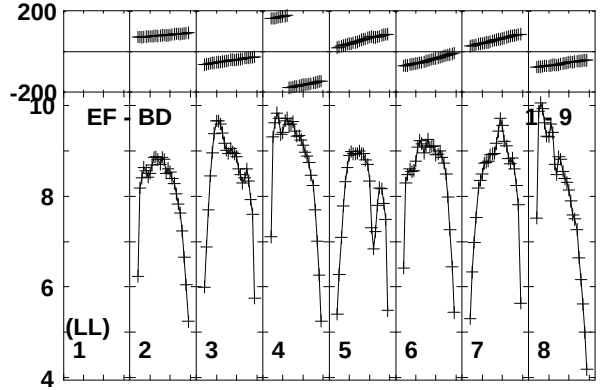

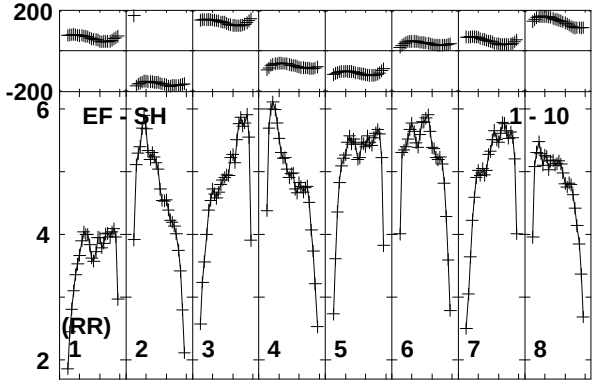

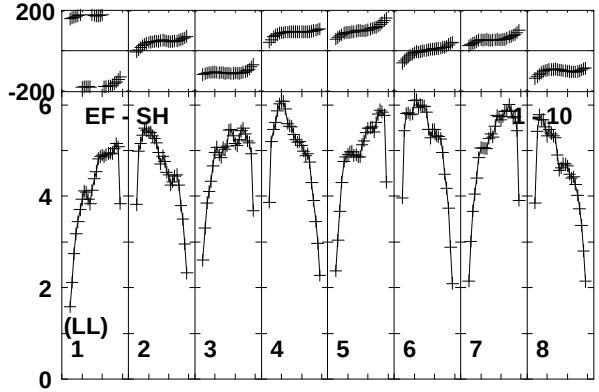

Lower frame: Milli Ampl Jy Top frame: Phas deg
Vector averaged cross-power spectrum Baseline: EF (01) - ZC (08)
Timerange: 00/16:34:45 to 00/16:35:49

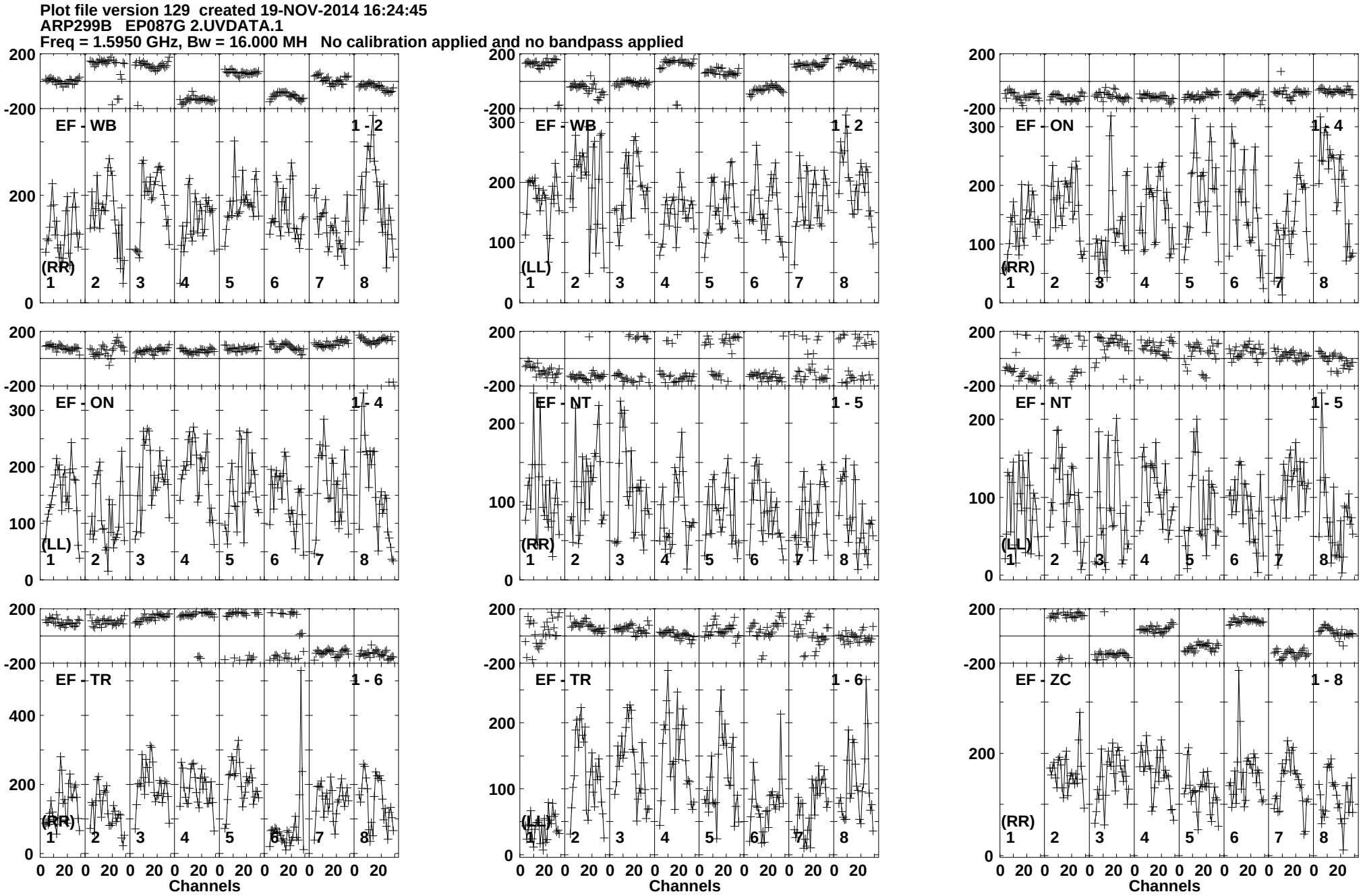
Plot file version 129 created 19-NOV-2014 16:24:45
ARP299B EP087G 2.UVDATA.1
Freq = 1.5950 GHz, Bw = 16.000 MH No calibration applied and no bandpass applied
EF - WB 1 - 2
(RR)
EF - WB 1 - 2
(LL)
EF - ON 1 - 4
(RR)
EF - ON 1 - 4
(LL)
EF - NT 1 - 5
(RR)
EF - NT 1 - 5
(LL)
EF - TR 1 - 6
(RR)
EF - TR 1 - 6
(LL)
EF - ZC 1 - 8
(RR)
Channels
Lower frame: Micro Ampl Jy Top frame: Phas deg
Vector averaged cross-power spectrum Baseline: EF (01) - WB (02)
Timerange: 00/16:35:51 to 00/16:40:19

Plot file version 130 created 19-NOV-2014 16:24:45
ARP299B EP087G 2.UVDATA.1
Freq = 1.5950 GHz, Bw = 16.000 MH No calibration applied and no bandpass applied

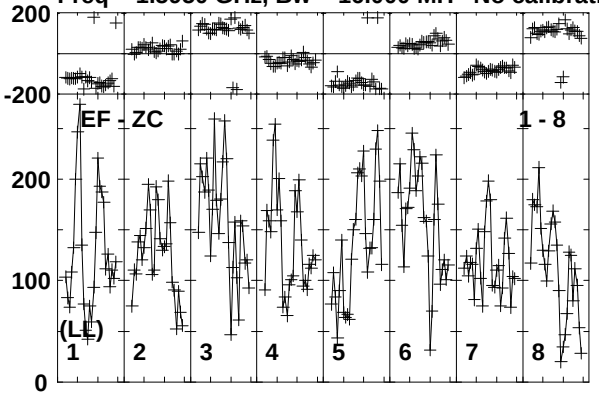

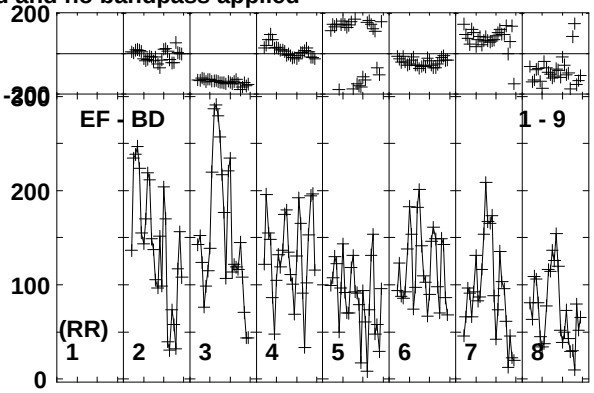

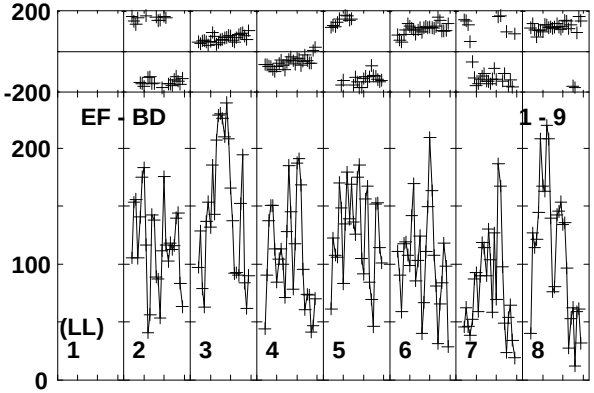

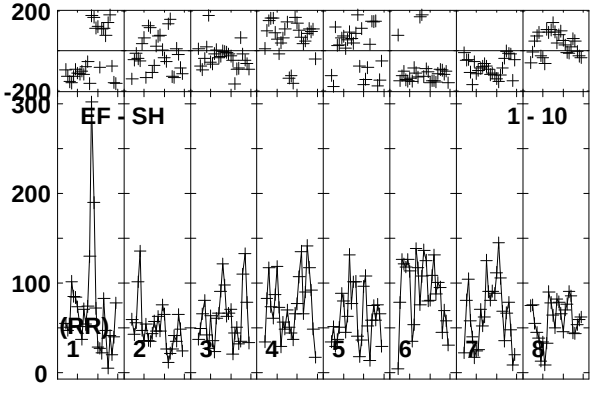

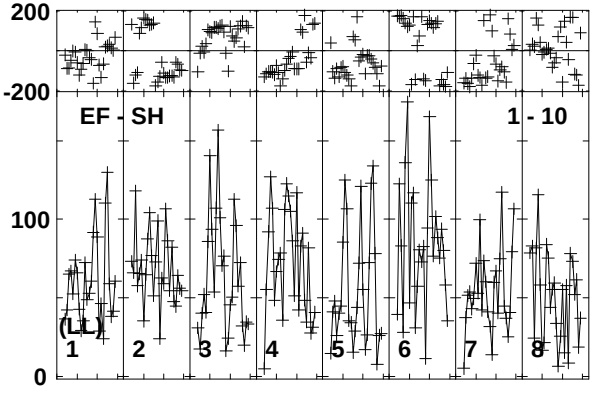

Lower frame: Micro Ampl Jy Top frame: Phas deg
Vector averaged cross-power spectrum Baseline: EF (01) - ZC (08)
Timerange: 00/16:35:51 to 00/16:40:19

Plot file version 131 created 19-NOV-2014 16:24:45
J1128+5925 EP087G 2.UVDATA.1
Freq = 1.5950 GHz, Bw = 16.000 MH No calibration applied and no bandpass applied

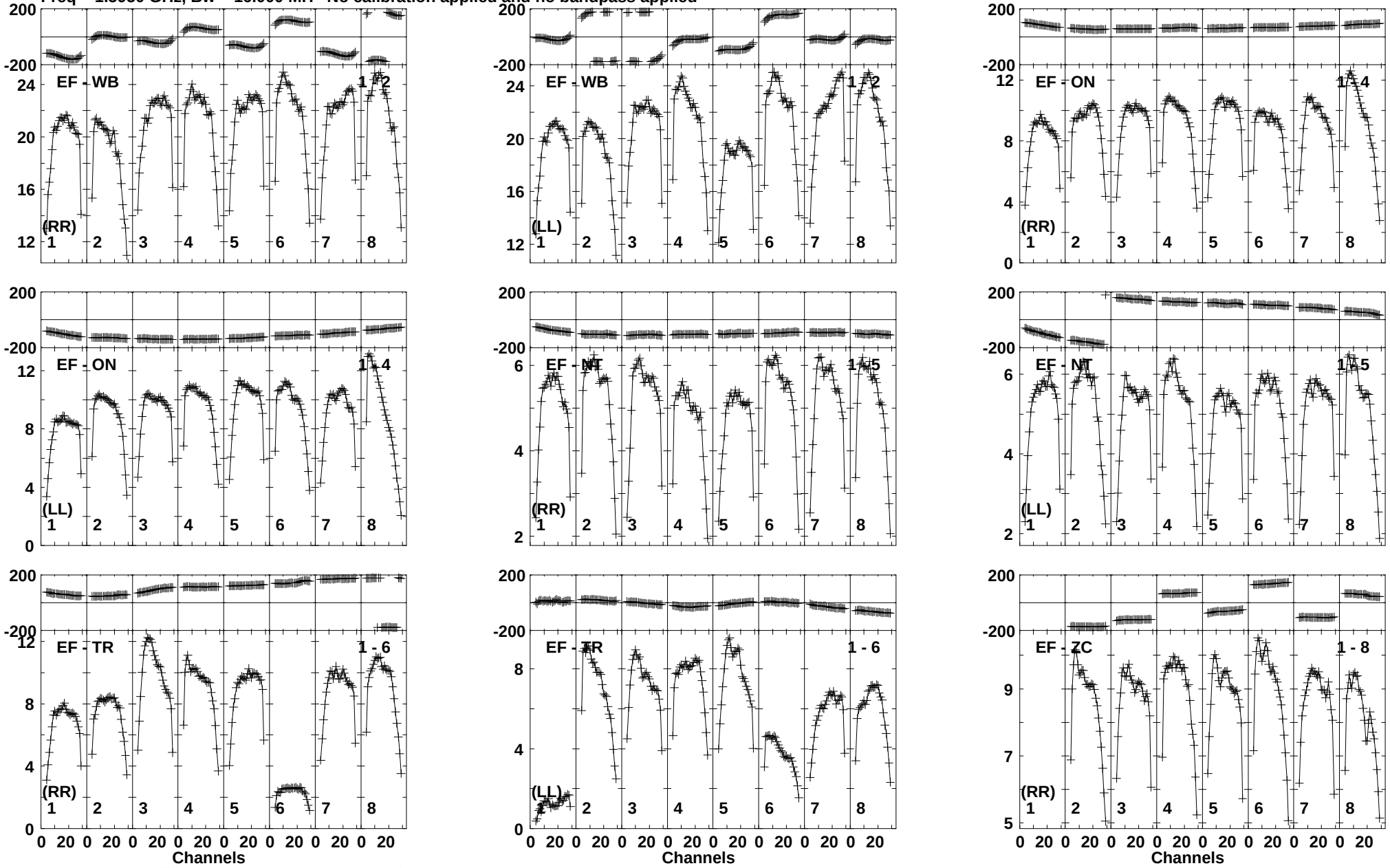

Lower frame: Milli Ampl Jy Top frame: Phas deg
Vector averaged cross-power spectrum Baseline: EF (01) - WB (02)
Timerange: 00/16:41:01 to 00/16:41:29

Plot file version 132 created 19-NOV-2014 16:24:46
J1128+5925 EP087G 2.UVDATA.1
Freq = 1.5950 GHz, Bw = 16.000 MH No calibration applied and no bandpass applied

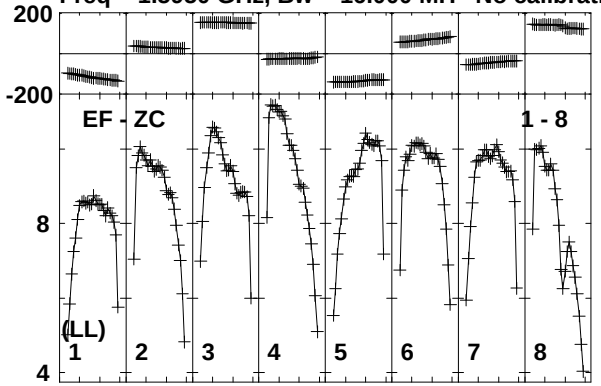

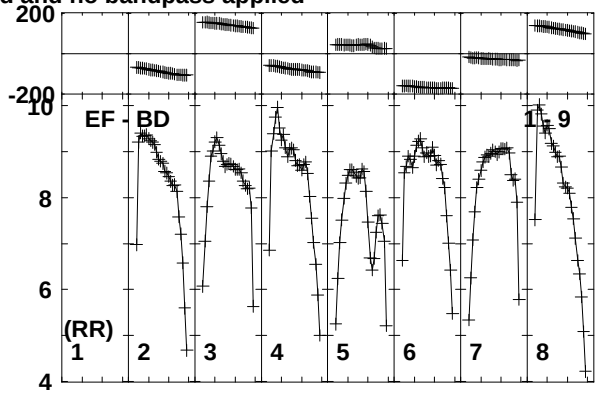

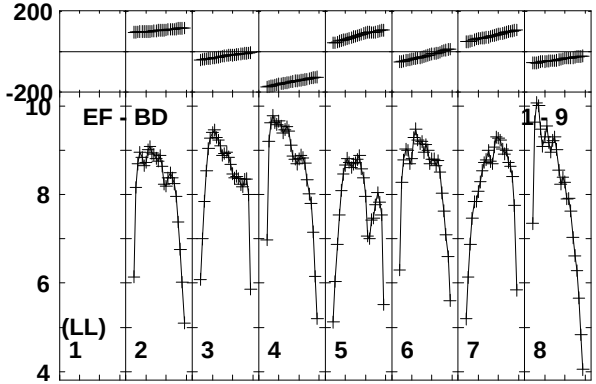

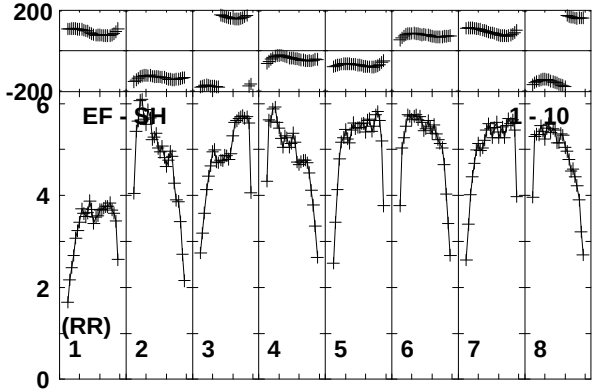

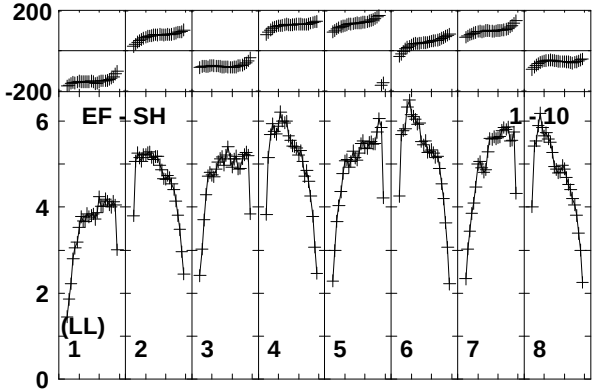

Lower frame: Milli Ampl Jy Top frame: Phas deg
Vector averaged cross-power spectrum Baseline: EF (01) - ZC (08)
Timerange: 00/16:41:01 to 00/16:41:29

Plot file version 133 created 19-NOV-2014 16:24:46
ARP299B EP087G 2.UVDATA.1
Freq = 1.5950 GHz, Bw = 16.000 MH No calibration applied and no bandpass applied

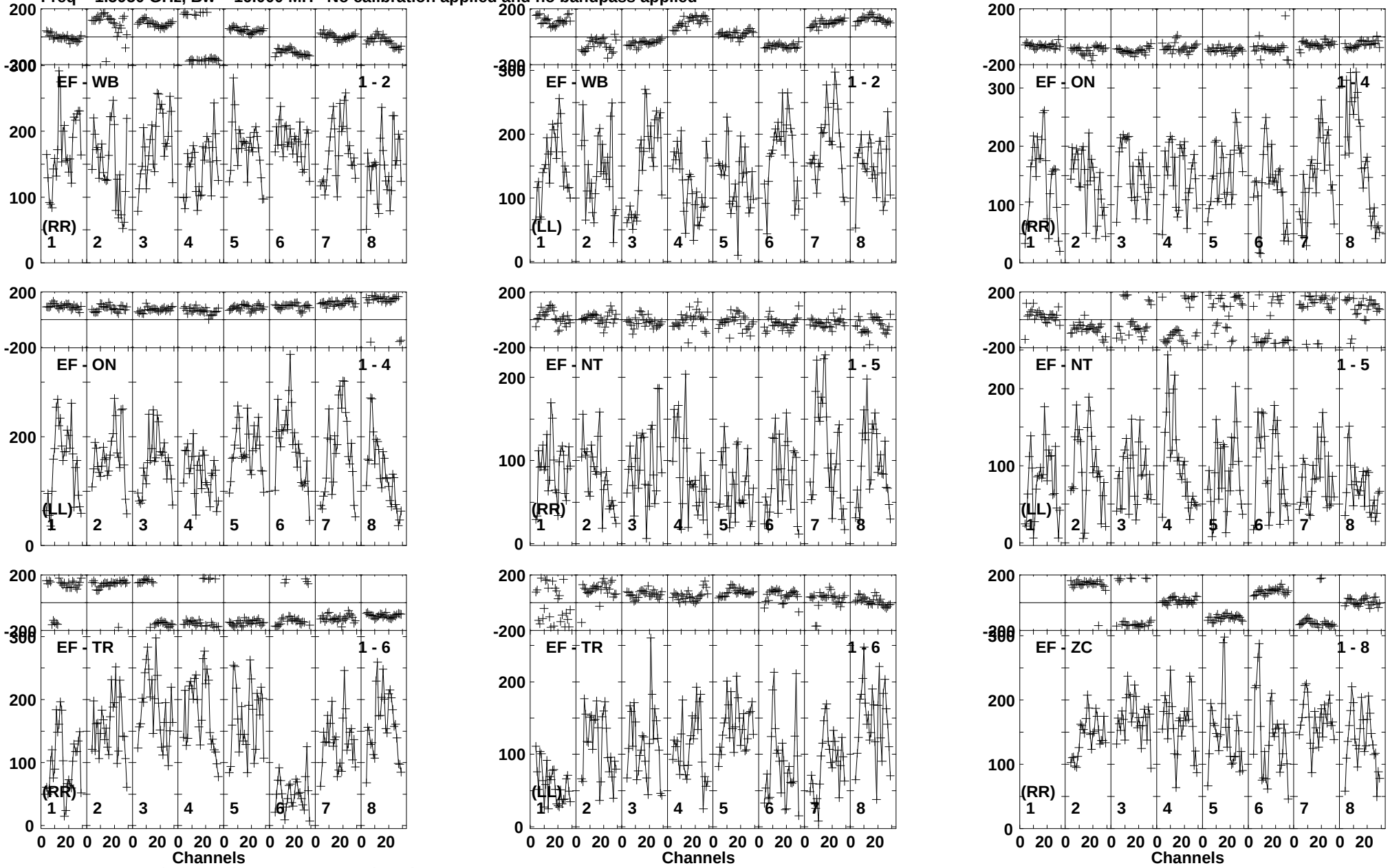

Lower frame: Micro Ampl Jy Top frame: Phas deg
Vector averaged cross-power spectrum Baseline: EF (01) - WB (02)
Timerange: 00/16:41:35 to 00/16:45:59

Plot file version 134 created 19-NOV-2014 16:24:46
ARP299B EP087G 2.UVDATA.1
Freq = 1.5950 GHz, Bw = 16.000 MH No calibration applied and no bandpass applied

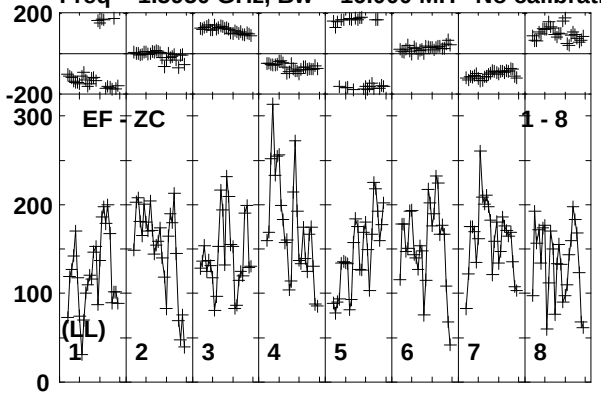

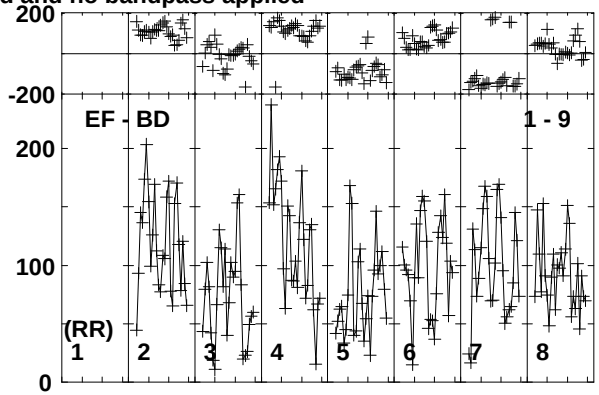

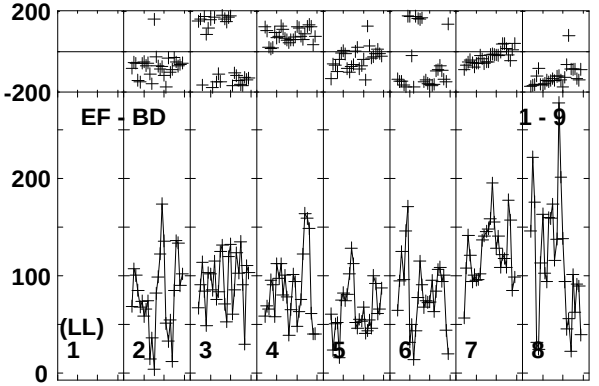

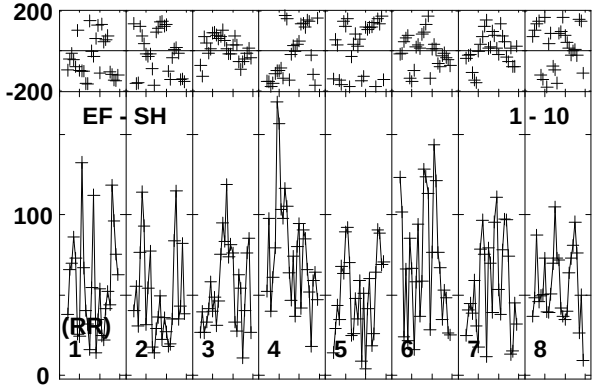

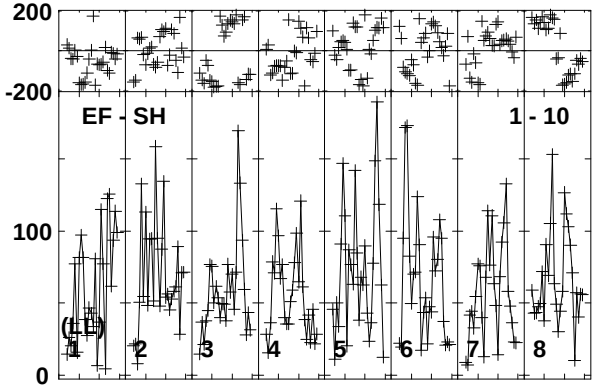

Lower frame: Micro Ampl Jy Top frame: Phas deg
Vector averaged cross-power spectrum Baseline: EF (01) - ZC (08)
Timerange: 00/16:41:35 to 00/16:45:59

Plot file version 135 created 19-NOV-2014 16:24:46
J1128+5925 EP087G 2.UVDATA.1
Freq = 1.5950 GHz, Bw = 16.000 MH No calibration applied and no bandpass applied

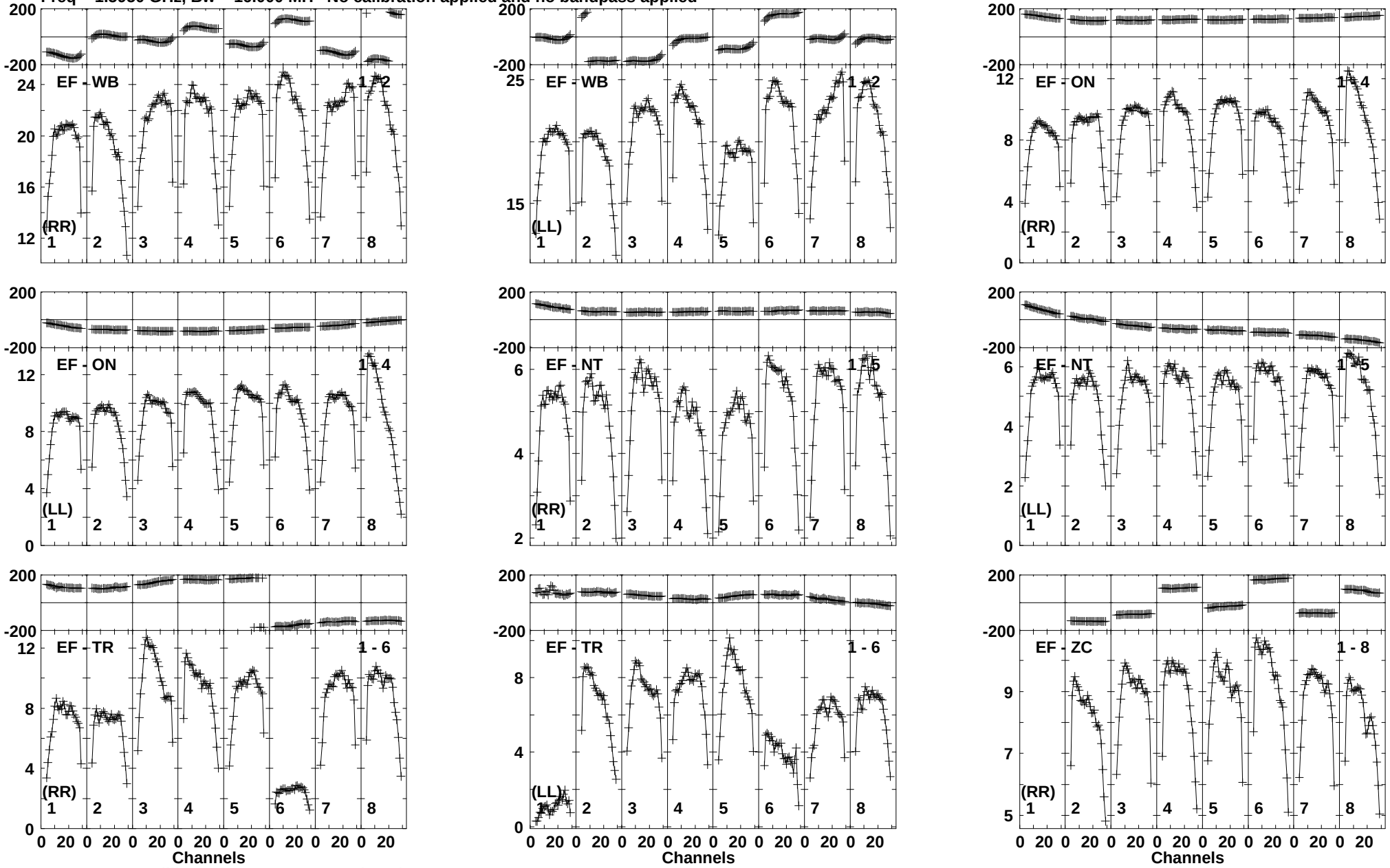

Lower frame: Milli Ampl Jy Top frame: Phas deg
Vector averaged cross-power spectrum Baseline: EF (01) - WB (02)
Timerange: 00/16:46:05 to 00/16:46:59

Plot file version 136 created 19-NOV-2014 16:24:46
J1128+5925 EP087G 2.UVDATA.1
Freq = 1.5950 GHz, Bw = 16.000 MH No calibration applied and no bandpass applied

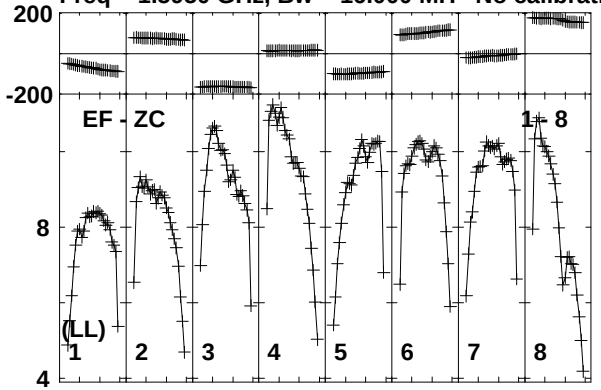

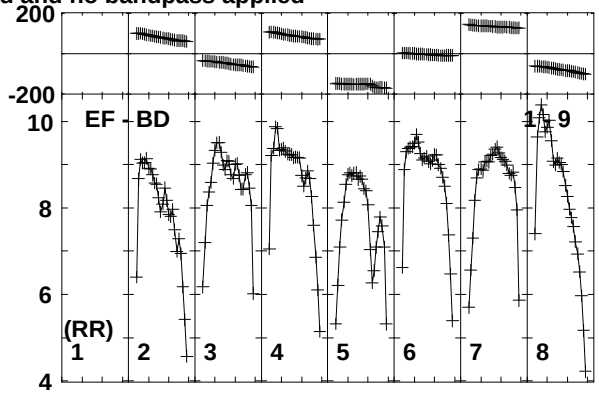

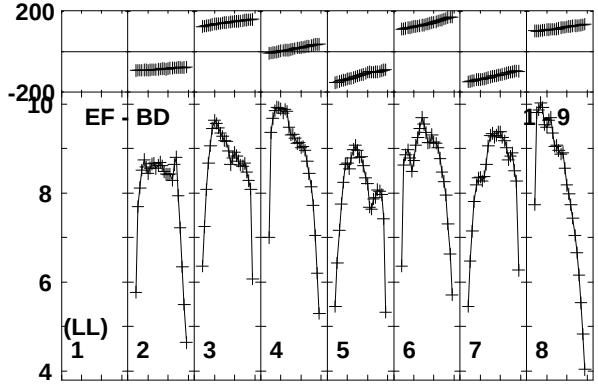

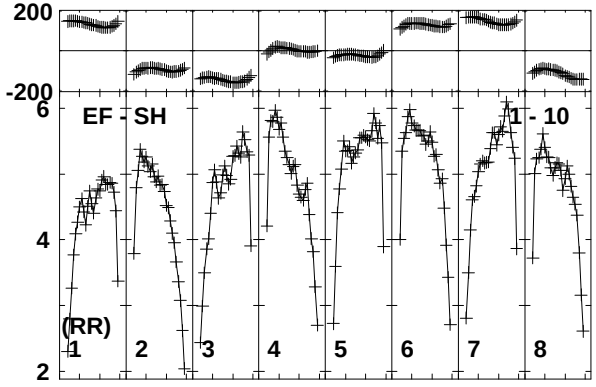

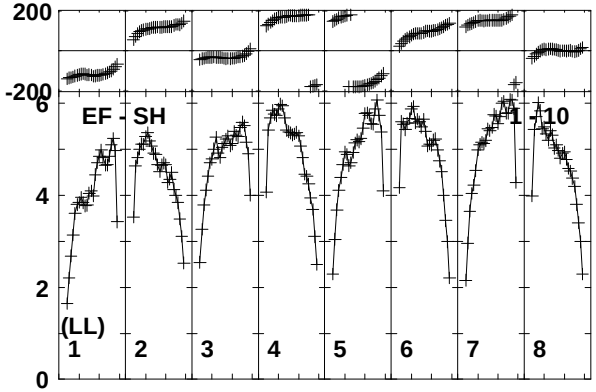

Lower frame: Milli Ampl Jy Top frame: Phas deg
Vector averaged cross-power spectrum Baseline: EF (01) - ZC (08)
Timerange: 00/16:46:05 to 00/16:46:59

Plot file version 137 created 19-NOV-2014 16:24:46
ARP299B EP087G 2.UVDATA.1
Freq = 1.5950 GHz, Bw = 16.000 MH No calibration applied and no bandpass applied

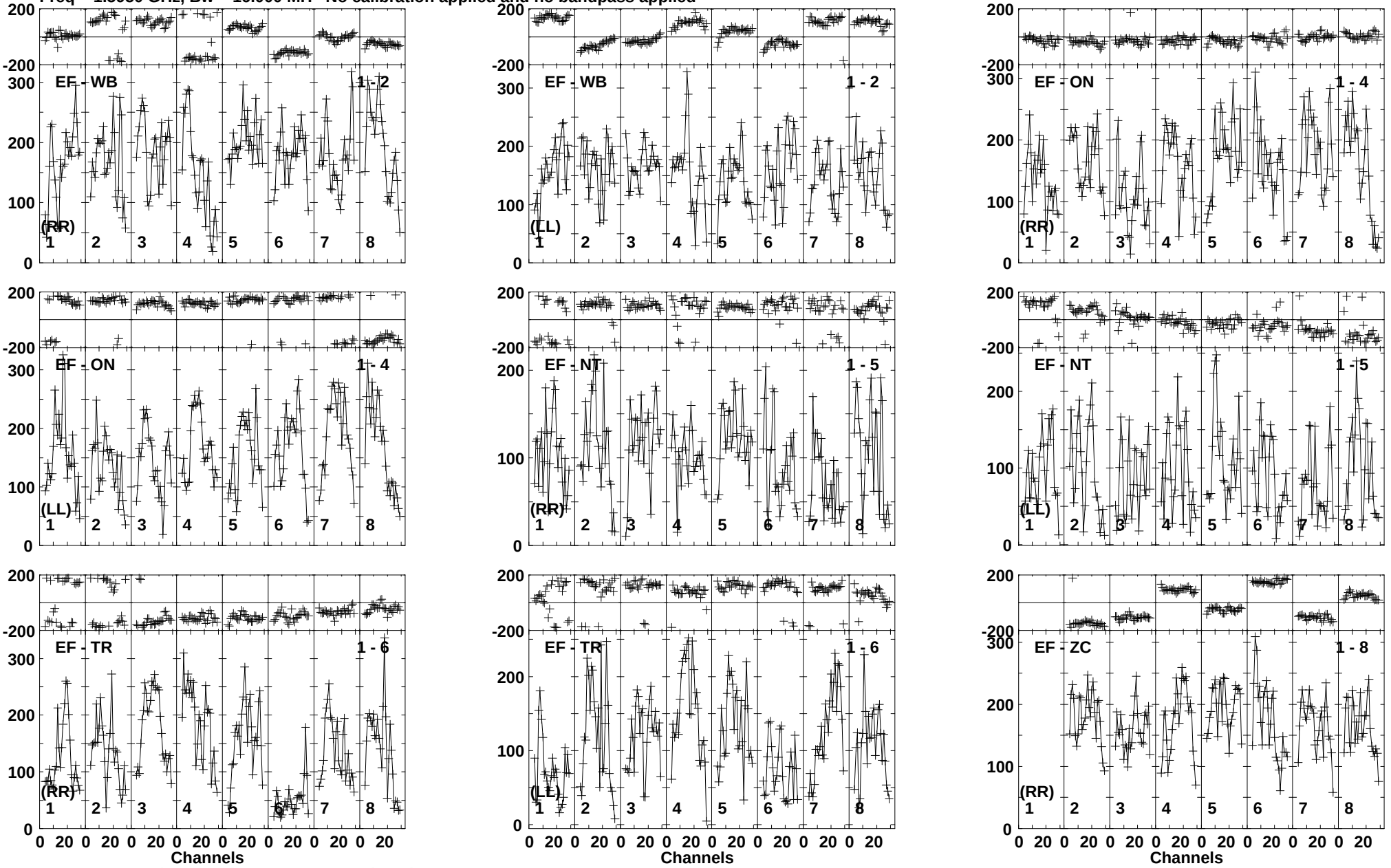

Lower frame: Micro Ampl Jy Top frame: Phas deg
Vector averaged cross-power spectrum Baseline: EF (01) - WB (02)
Timerange: 00/16:47:01 to 00/16:51:29

Plot file version 138 created 19-NOV-2014 16:24:46
ARP299B EP087G 2.UVDATA.1
Freq = 1.5950 GHz, Bw = 16.000 MH No calibration applied and no bandpass applied

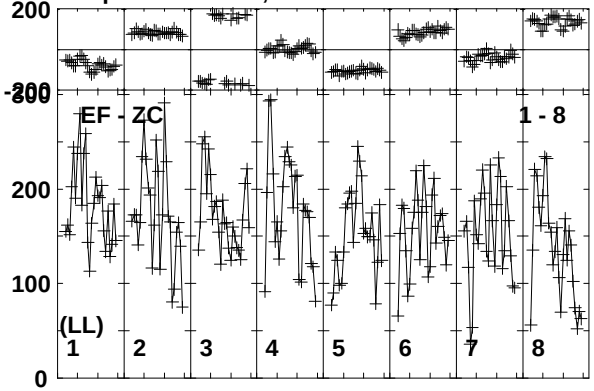

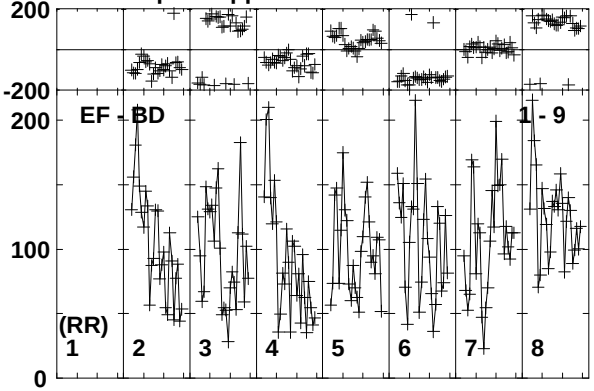

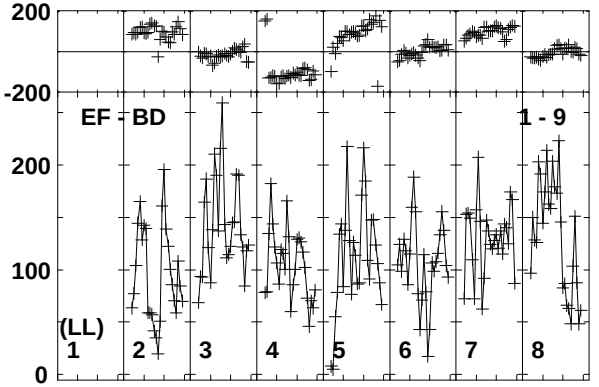

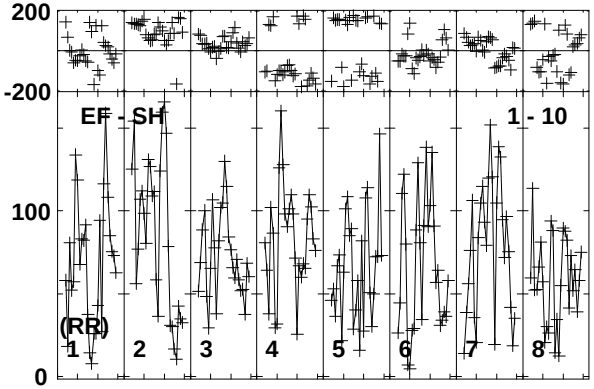

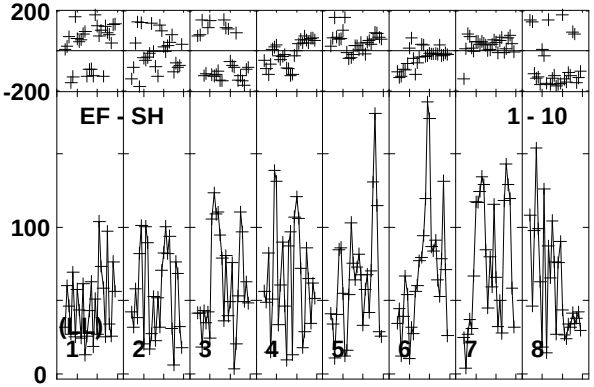

Lower frame: Micro Ampl Jy Top frame: Phas deg
Vector averaged cross-power spectrum Baseline: EF (01) - ZC (08)
Timerange: 00/16:47:01 to 00/16:51:29

Plot file version 139 created 19-NOV-2014 16:24:46
J1128+5925 EP087G 2.UVDATA.1
Freq = 1.5950 GHz, Bw = 16.000 MH No calibration applied and no bandpass applied

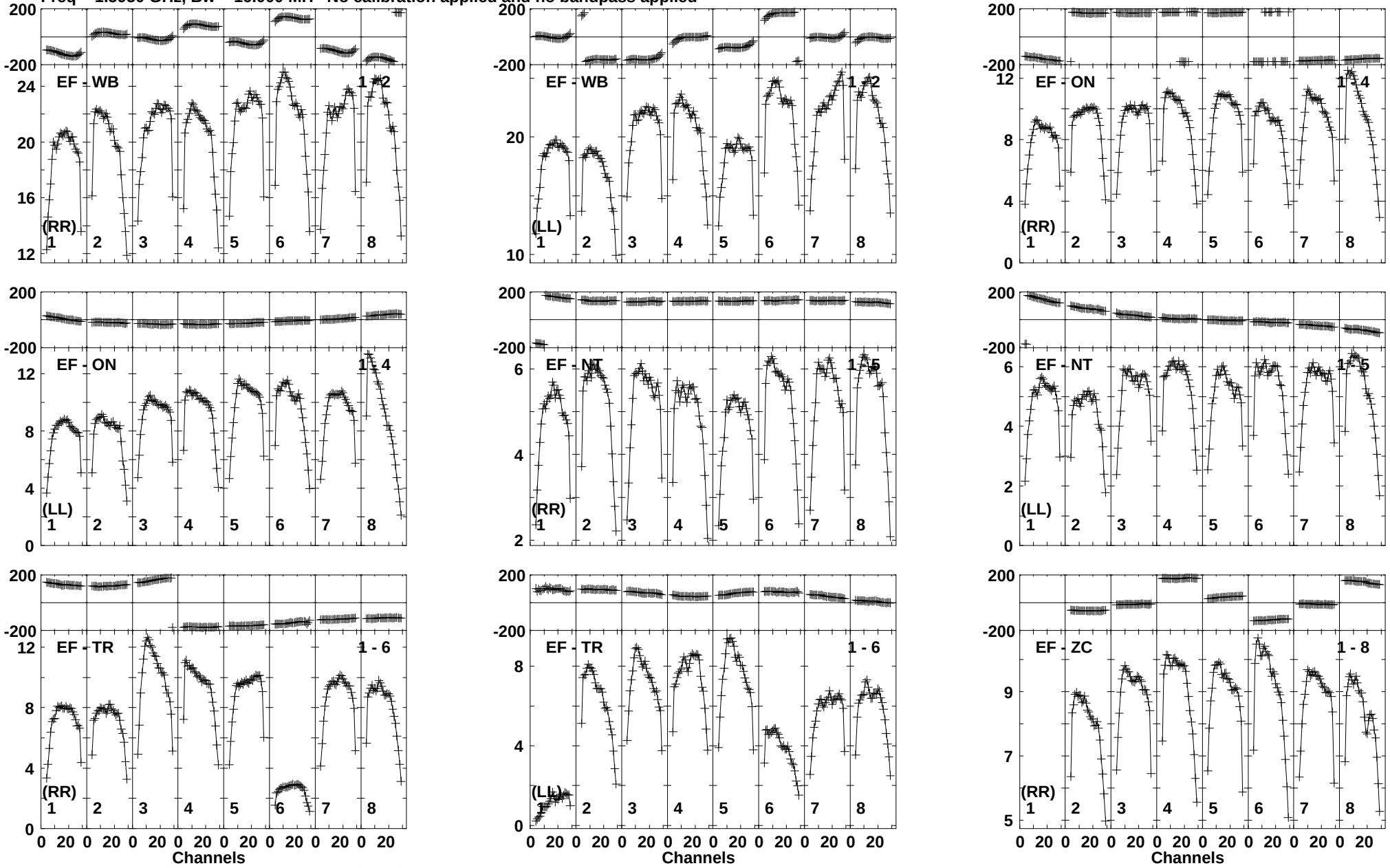

Lower frame: Milli Ampl Jy Top frame: Phas deg
Vector averaged cross-power spectrum Baseline: EF (01) - WB (02)
Timerange: 00/16:52:11 to 00/16:52:39

Plot file version 140 created 19-NOV-2014 16:24:46
J1128+5925 EP087G 2.UVDATA.1
Freq = 1.5950 GHz, Bw = 16.000 MH No calibration applied and no bandpass applied

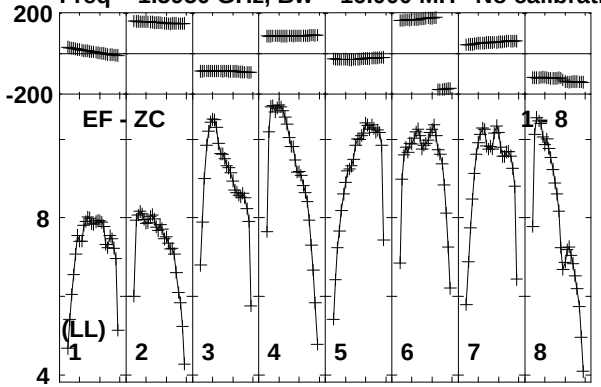

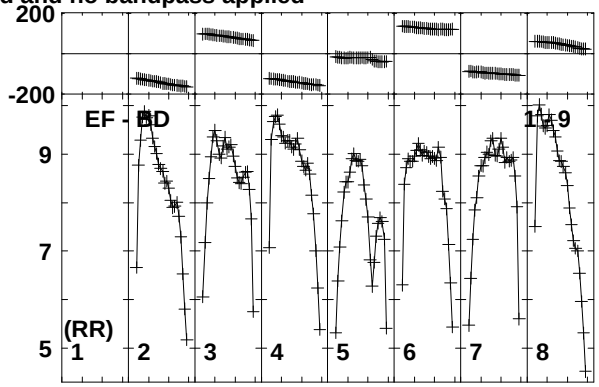

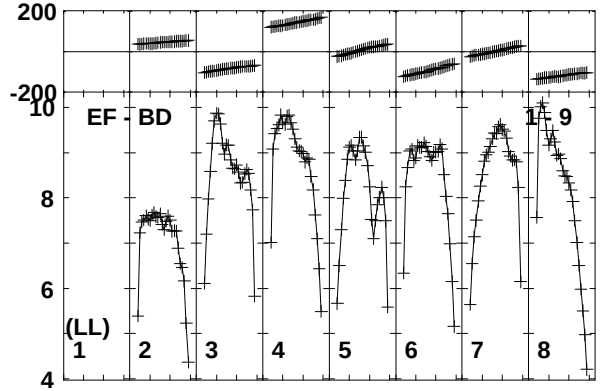

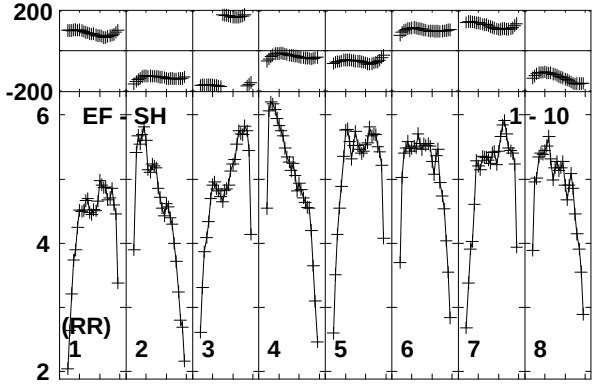

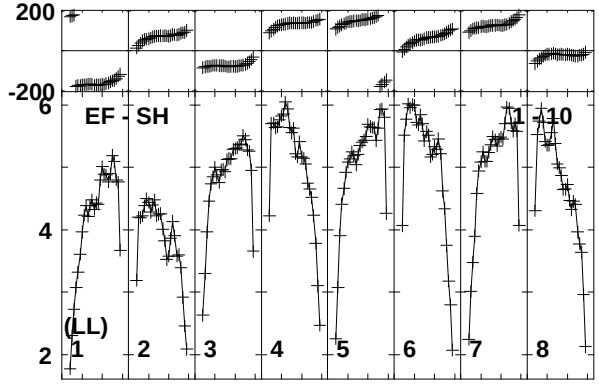

Lower frame: Milli Ampl Jy Top frame: Phas deg
Vector averaged cross-power spectrum Baseline: EF (01) - ZC (08)
Timerange: 00/16:52:11 to 00/16:52:39

Plot file version 141 created 19-NOV-2014 16:24:46
ARP299B EP087G 2.UVDATA.1
Freq = 1.5950 GHz, Bw = 16.000 MH No calibration applied and no bandpass applied

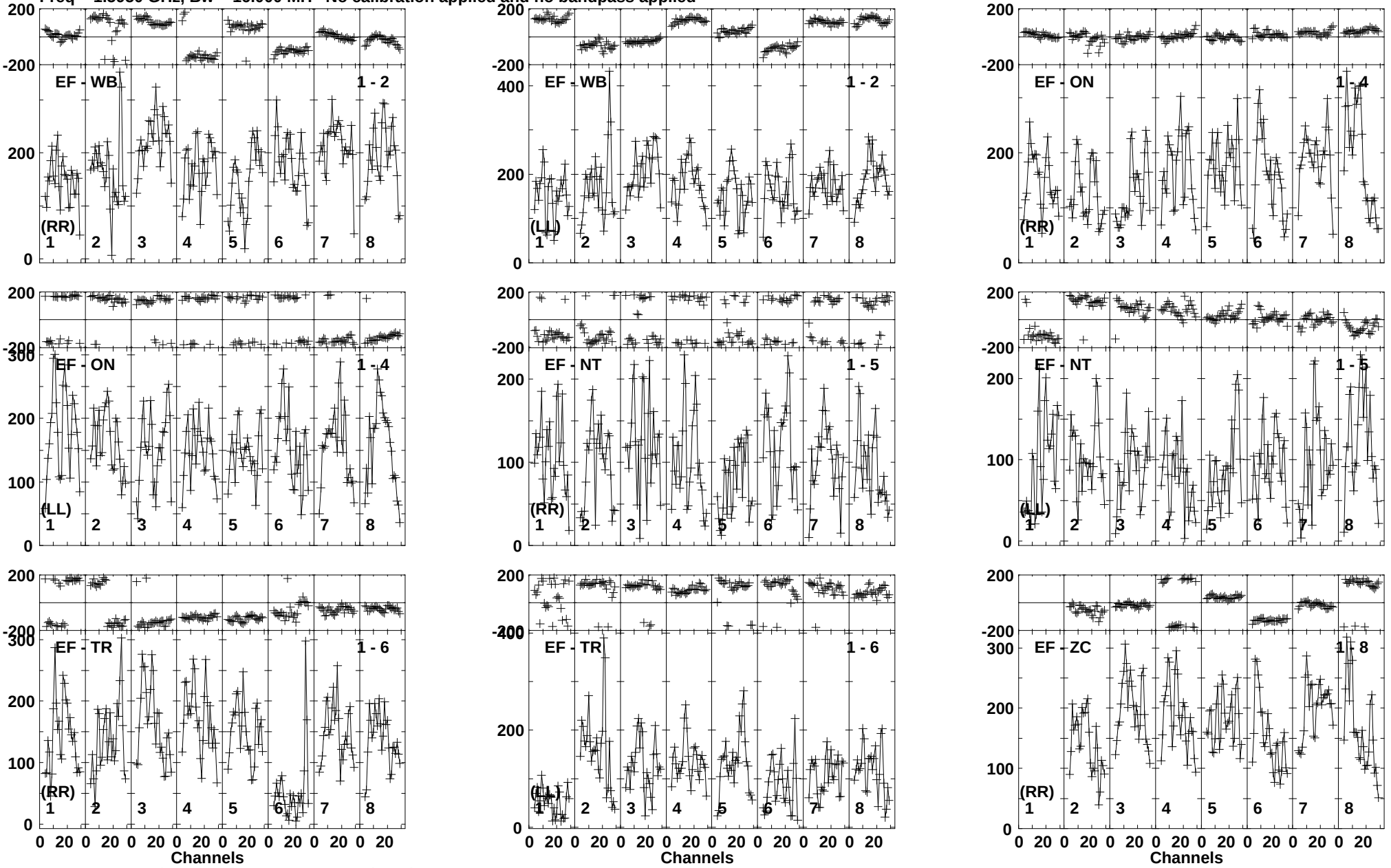

Lower frame: Micro Ampl Jy Top frame: Phas deg
Vector averaged cross-power spectrum Baseline: EF (01) - WB (02)
Timerange: 00/16:52:45 to 00/16:57:09

Plot file version 142 created 19-NOV-2014 16:24:46
ARP299B EP087G 2.UVDATA.1
Freq = 1.5950 GHz, Bw = 16.000 MH No calibration applied and no bandpass applied

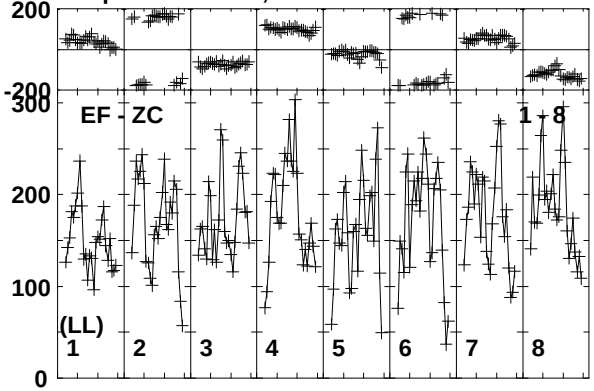

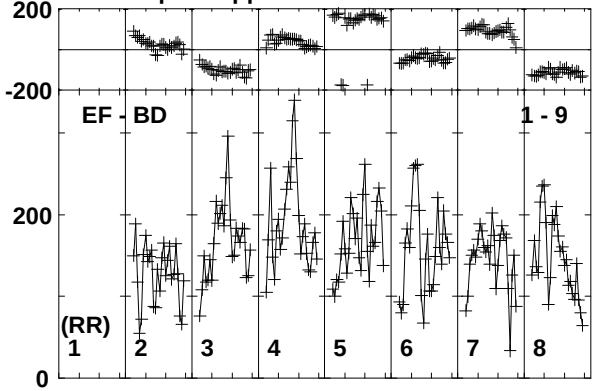

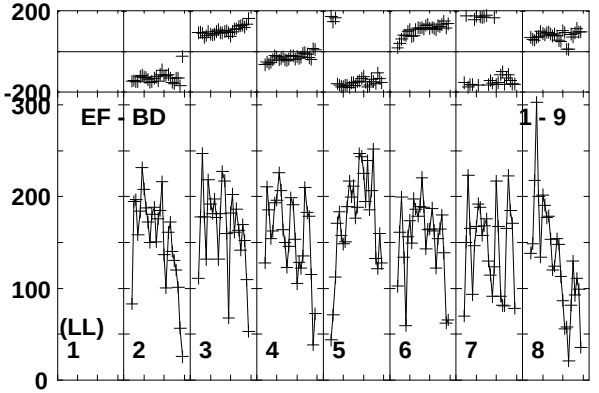

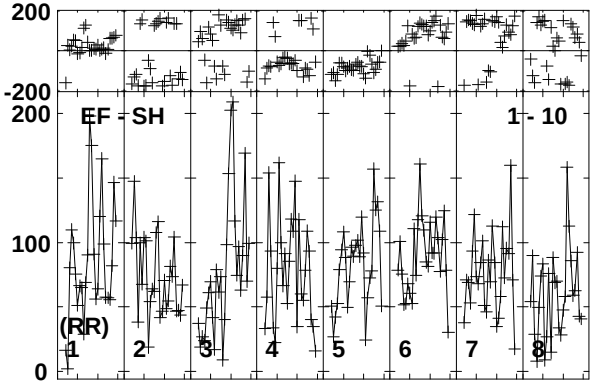

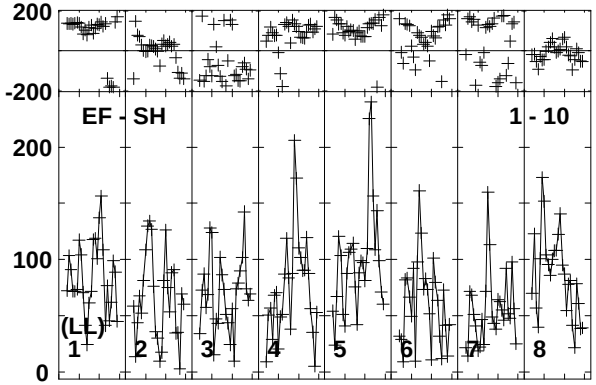

Lower frame: Micro Ampl Jy Top frame: Phas deg
Vector averaged cross-power spectrum Baseline: EF (01) - ZC (08)
Timerange: 00/16:52:45 to 00/16:57:09

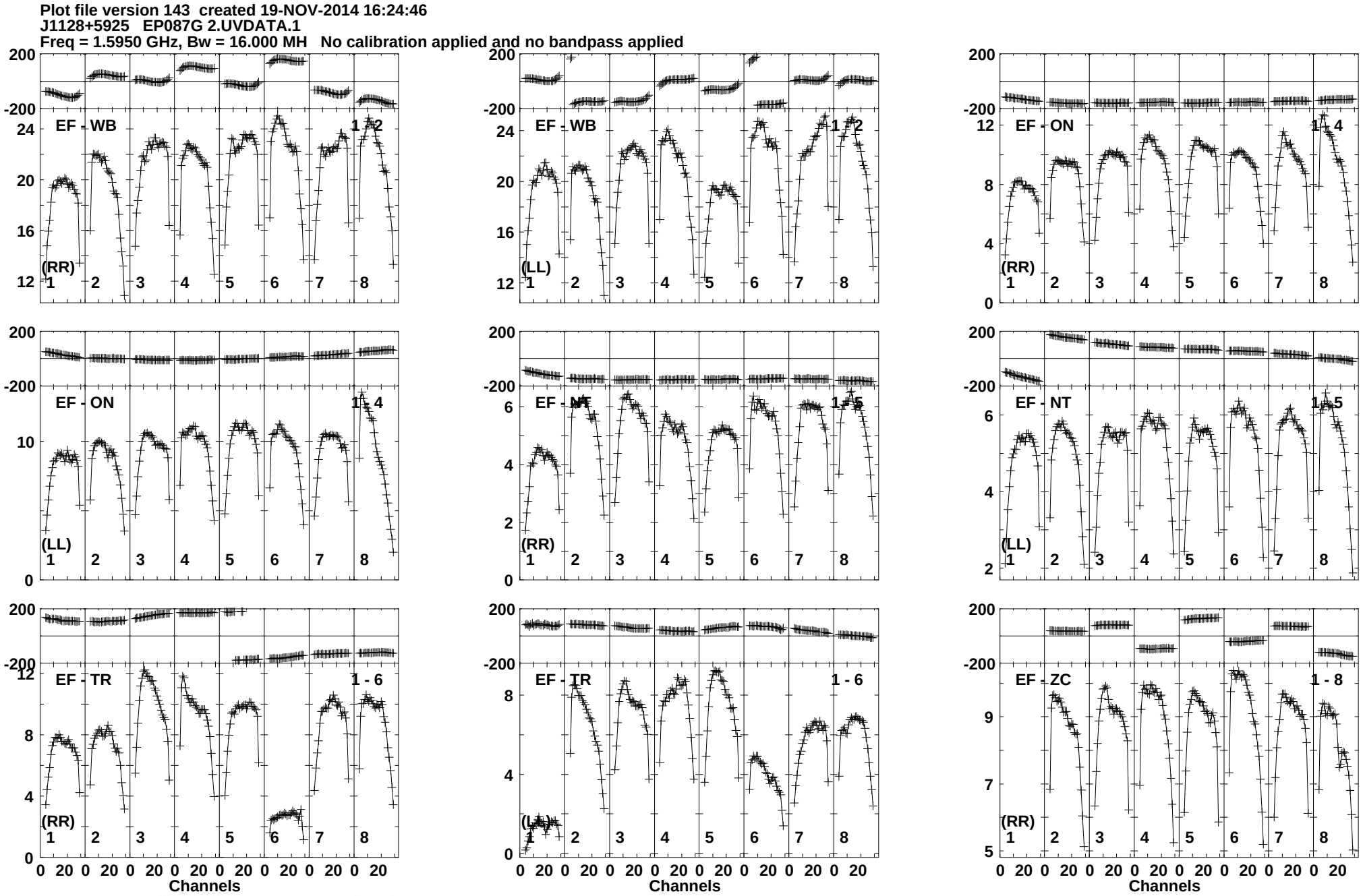
Plot file version 143 created 19-NOV-2014 16:24:46
J1128+5925 EP087G 2.UVDATA.1
Freq = 1.5950 GHz, Bw = 16.000 MH No calibration applied and no bandpass applied
EF - WB 1 - 2
(RR)
EF - WB 1 - 2
(LL)
EF - ON 1 - 4
(RR)
EF - ON 1 - 4
(LL)
EF - NT 1 - 5
(RR)
EF - NT 1 - 5
(LL)
EF - TR 1 - 6
(RR)
EF - TR 1 - 6
(LL)
EF - ZC 1 - 8
(RR)
Channels
Lower frame: Milli Ampl Jy Top frame: Phas deg
Vector averaged cross-power spectrum Baseline: EF (01) - WB (02)
Timerange: 00/16:57:15 to 00/16:58:19

Plot file version 144 created 19-NOV-2014 16:24:47
J1128+5925 EP087G 2.UVDATA.1
Freq = 1.5950 GHz, Bw = 16.000 MH No calibration applied and no bandpass applied

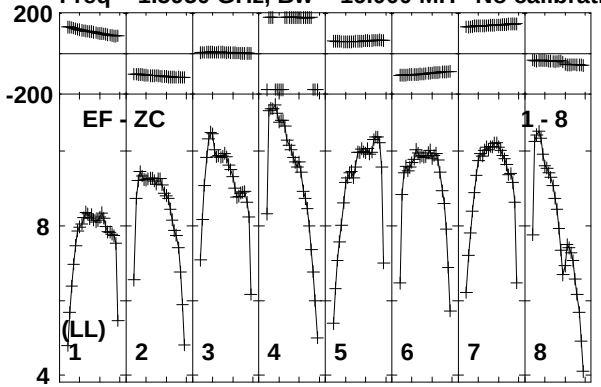

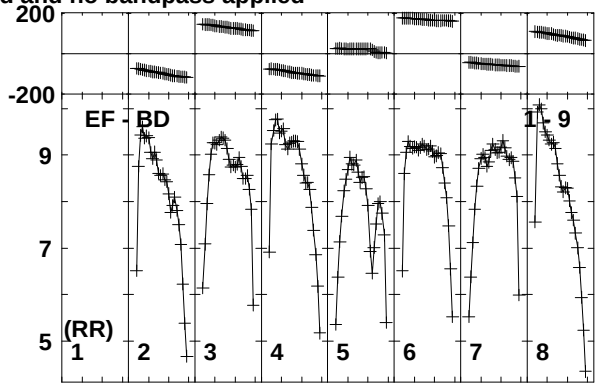

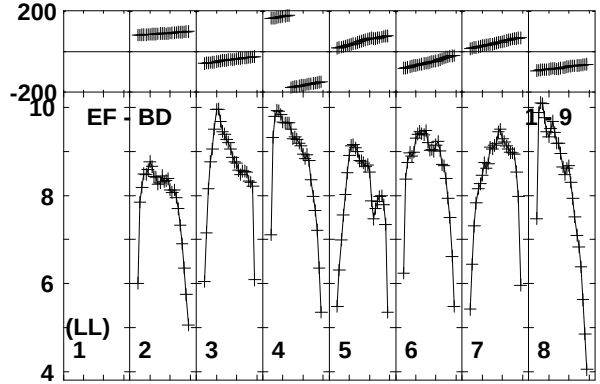

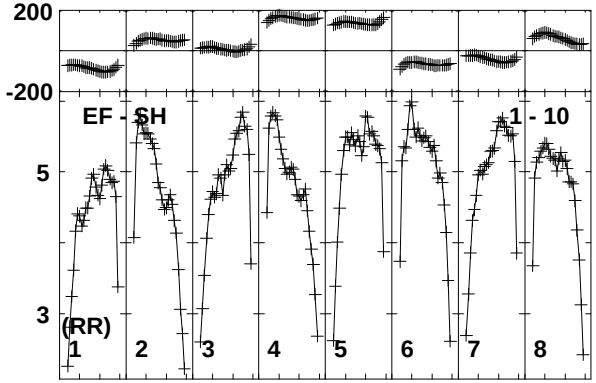

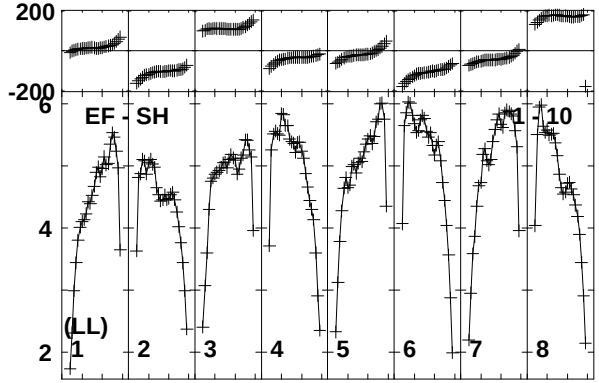

Lower frame: Milli Ampl Jy Top frame: Phas deg
Vector averaged cross-power spectrum Baseline: EF (01) - ZC (08)
Timerange: 00/16:57:15 to 00/16:58:19

Plot file version 145 created 19-NOV-2014 16:24:47
ARP299B EP087G 2.UVDATA.1
Freq = 1.5950 GHz, Bw = 16.000 MH No calibration applied and no bandpass applied

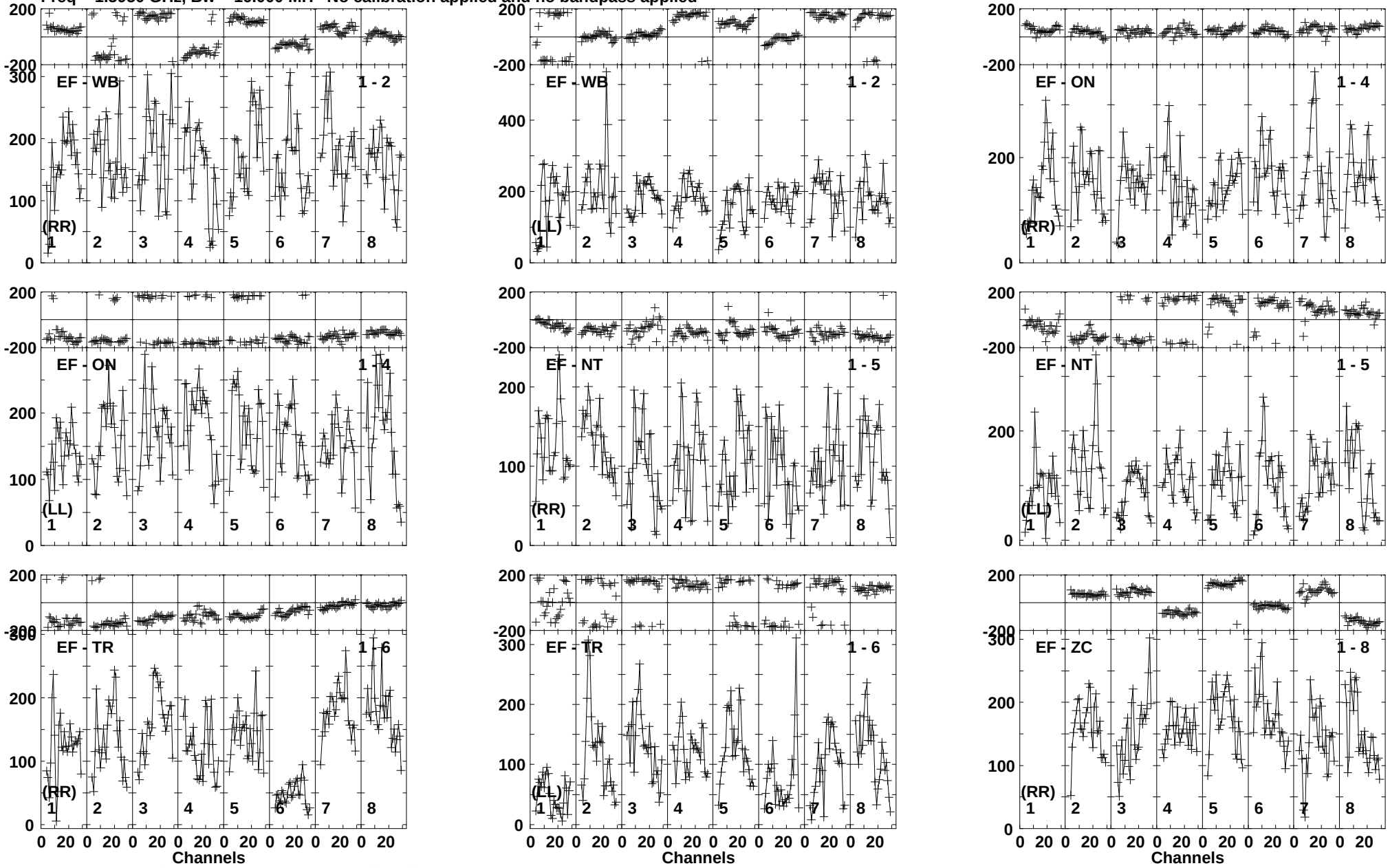

Lower frame: Micro Ampl Jy Top frame: Phas deg
Vector averaged cross-power spectrum Baseline: EF (01) - WB (02)
Timerange: 00/16:58:21 to 00/17:02:49

Plot file version 146 created 19-NOV-2014 16:24:47
ARP299B EP087G 2.UVDATA.1
Freq = 1.5950 GHz, Bw = 16.000 MH No calibration applied and no bandpass applied

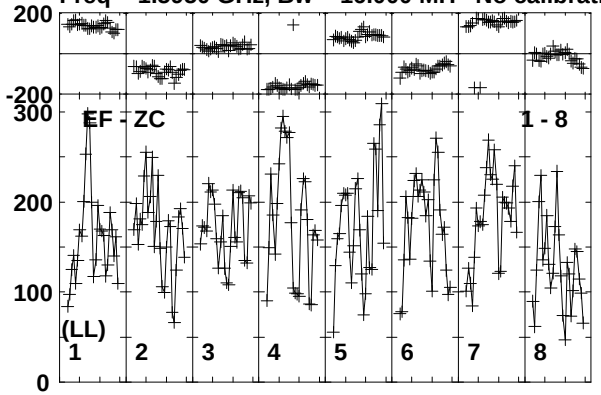

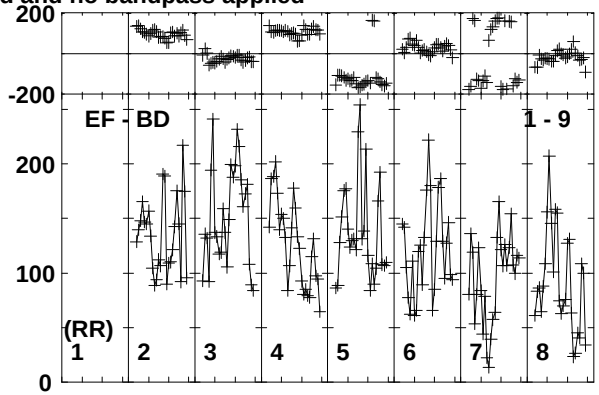

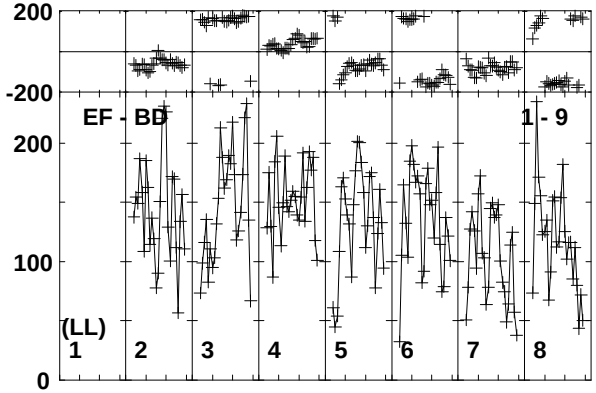

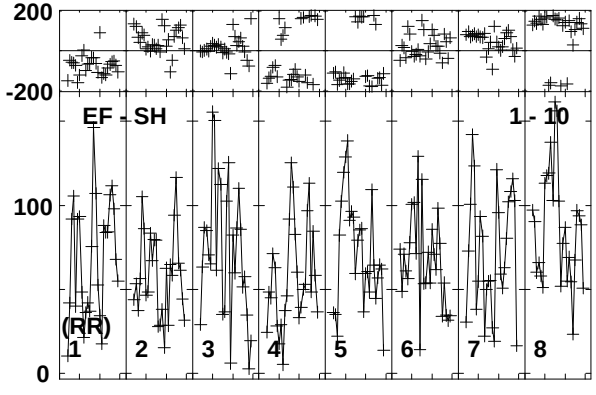

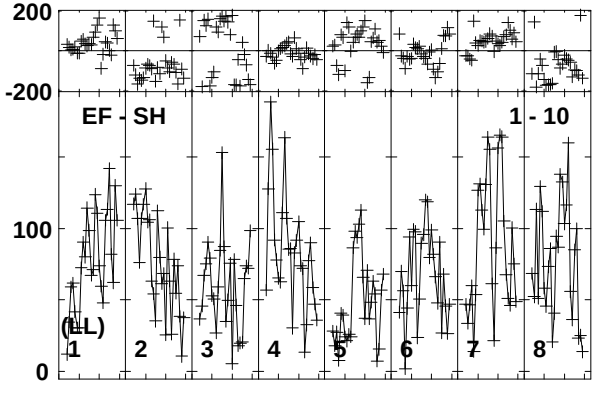

Lower frame: Micro Ampl Jy Top frame: Phas deg
Vector averaged cross-power spectrum Baseline: EF (01) - ZC (08)
Timerange: 00/16:58:21 to 00/17:02:49

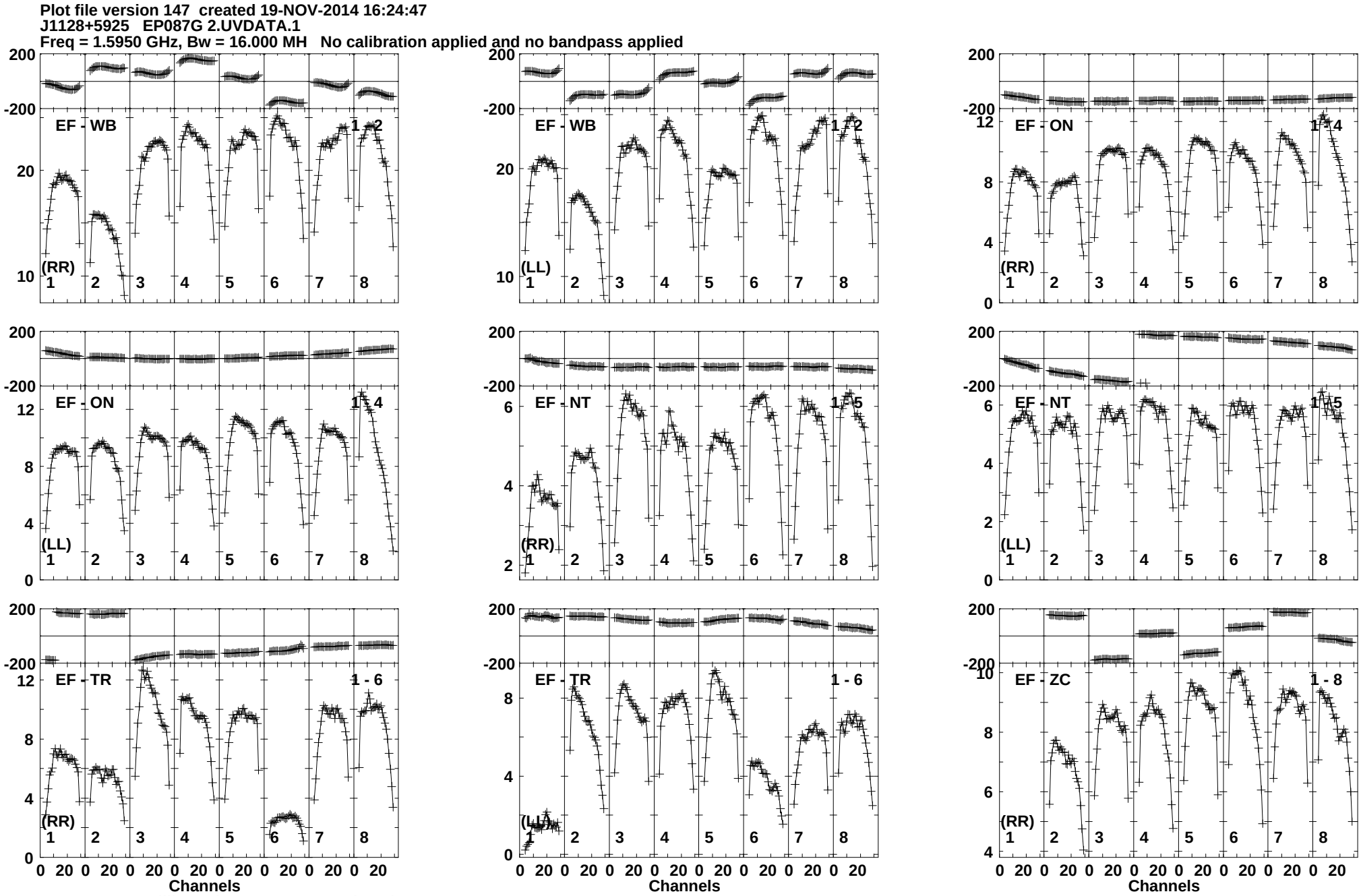
Plot file version 147 created 19-NOV-2014 16:24:47
J1128+5925 EP087G 2.UVDATA.1
Freq = 1.5950 GHz, Bw = 16.000 MH No calibration applied and no bandpass applied
EF - WB 1 - 2
(RR)
EF - WB 1 - 2
(LL)
EF - ON 1 - 4
(RR)
EF - ON 1 - 4
(LL)
EF - NT 1 - 5
(RR)
EF - NT 1 - 5
(LL)
EF - TR 1 - 6
(RR)
EF - TR 1 - 6
(LL)
EF - ZC 1 - 8
(RR)
Channels
Lower frame: Milli Ampl Jy Top frame: Phas deg
Vector averaged cross-power spectrum Baseline: EF (01) - WB (02)
Timerange: 00/17:03:31 to 00/17:03:59

Plot file version 148 created 19-NOV-2014 16:24:47
J1128+5925 EP087G 2.UVDATA.1
Freq = 1.5950 GHz, Bw = 16.000 MH No calibration applied and no bandpass applied

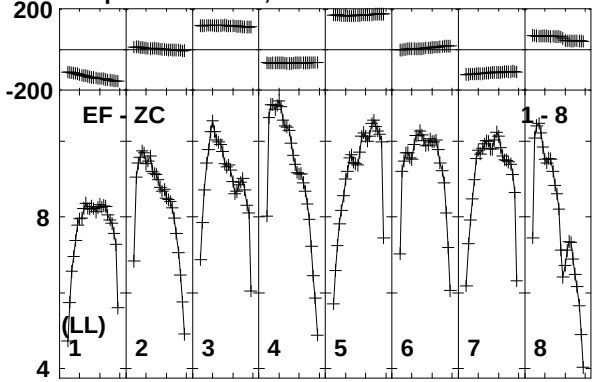

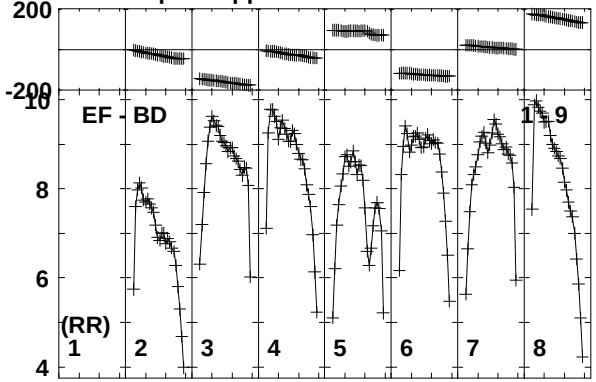

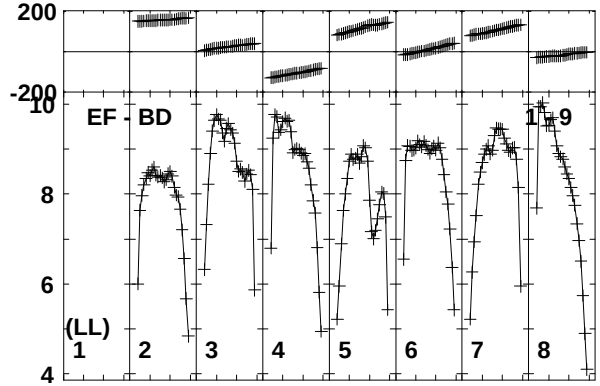

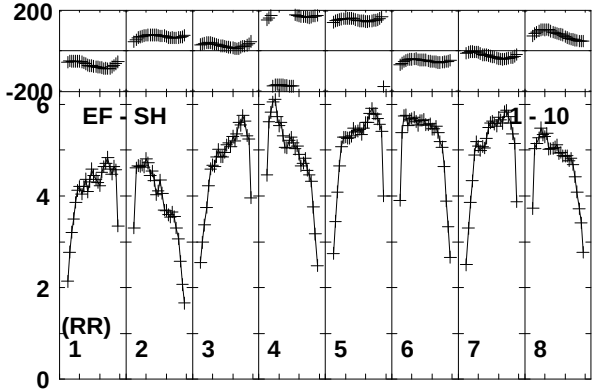

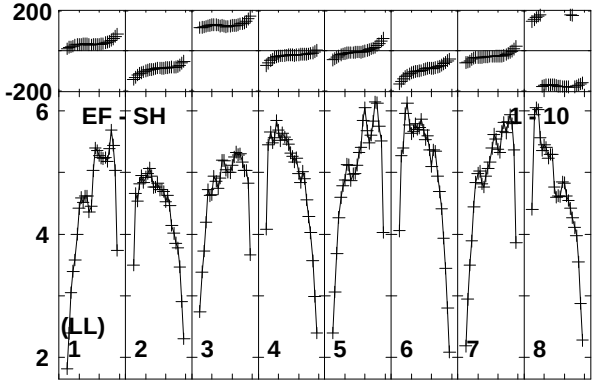

Lower frame: Milli Ampl Jy Top frame: Phas deg
Vector averaged cross-power spectrum Baseline: EF (01) - ZC (08)
Timerange: 00/17:03:31 to 00/17:03:59

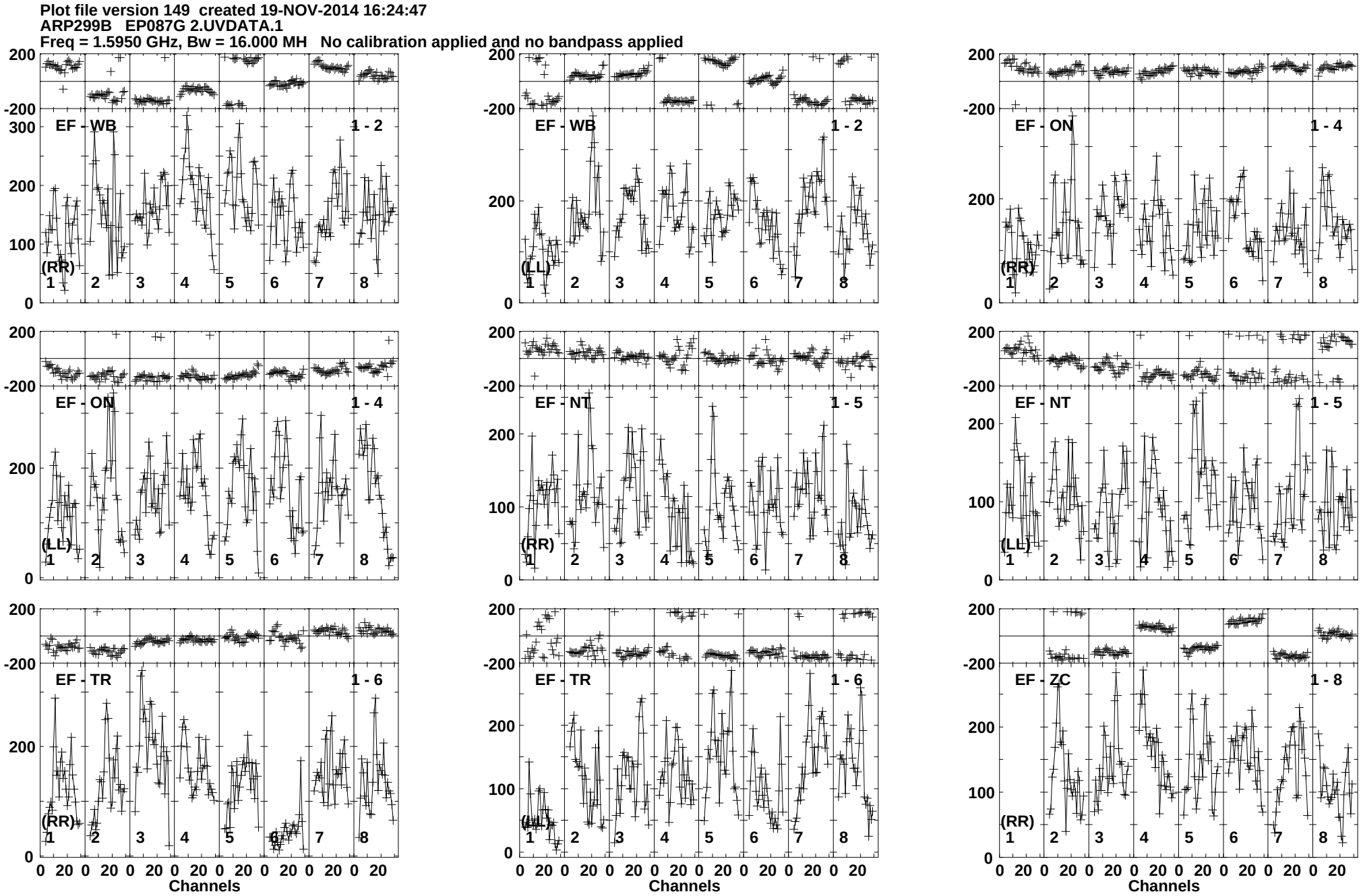
Plot file version 149 created 19-NOV-2014 16:24:47
ARP299B EP087G 2.UVDATA.1
Freq = 1.5950 GHz, Bw = 16.000 MH No calibration applied and no bandpass applied
EF - WB 1 - 2
EF - WB 1 - 2
EF - ON 1 - 4
EF - ON 1 - 4
EF - NT 1 - 5
EF - NT 1 - 5
EF - TR 1 - 6
EF - TR 1 - 6
EF - ZC 1 - 8
(RR)
(LL)
Channels
Lower frame: Micro Ampl Jy Top frame: Phas deg
Vector averaged cross-power spectrum Baseline: EF (01) - WB (02)
Timerange: 00/17:04:05 to 00/17:08:29

Plot file version 150 created 19-NOV-2014 16:24:47
ARP299B EP087G 2.UVDATA.1
Freq = 1.5950 GHz, Bw = 16.000 MH No calibration applied and no bandpass applied

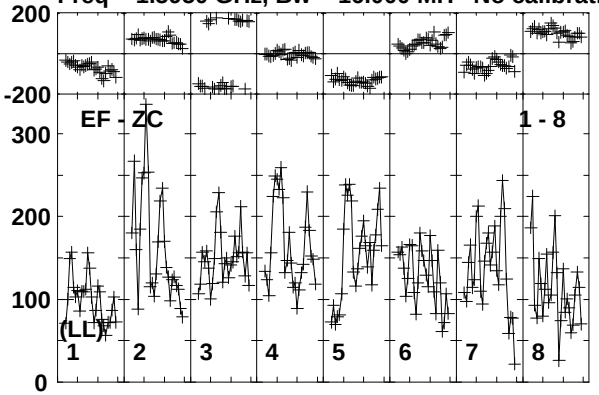

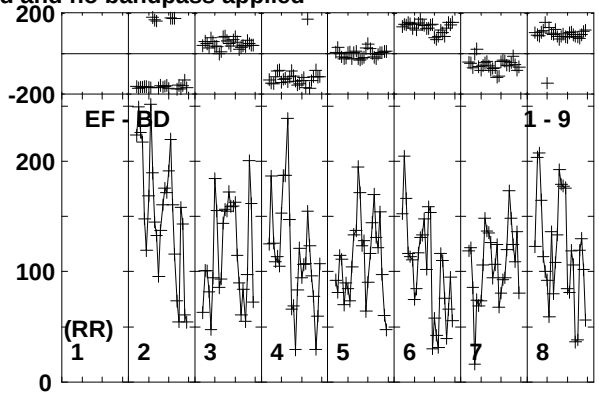

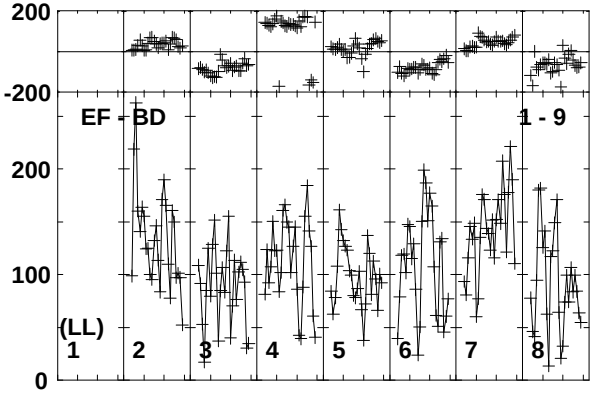

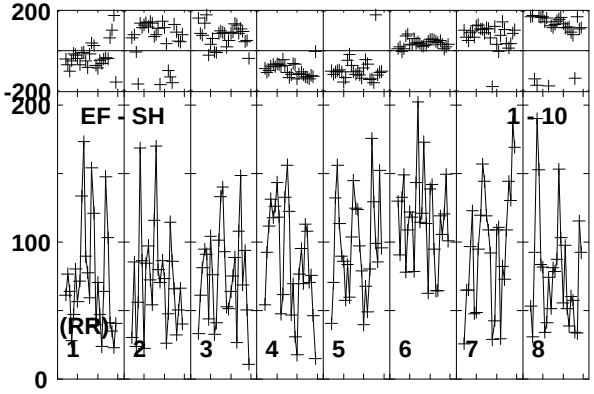

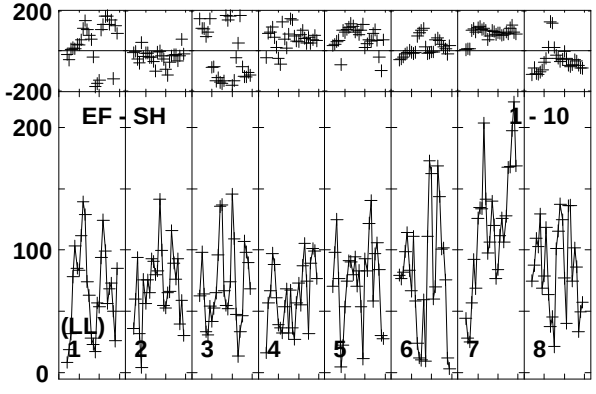

Lower frame: Micro Ampl Jy Top frame: Phas deg
Vector averaged cross-power spectrum Baseline: EF (01) - ZC (08)
Timerange: 00/17:04:05 to 00/17:08:29

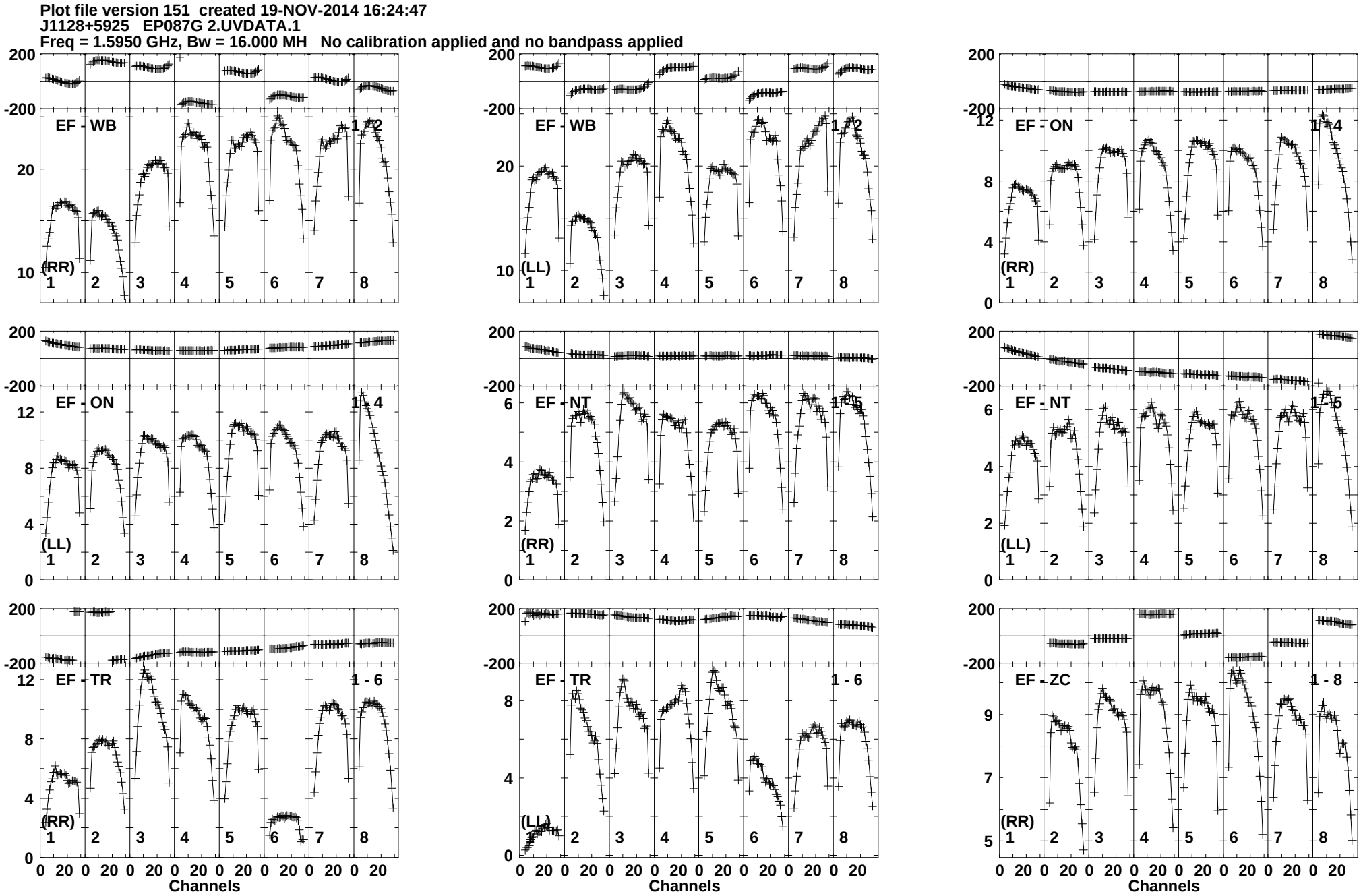
Plot file version 151 created 19-NOV-2014 16:24:47
J1128+5925 EP087G 2.UVDATA.1
Freq = 1.5950 GHz, Bw = 16.000 MH No calibration applied and no bandpass applied
EF - WB 1 - 2
(RR)
EF - WB 1 - 2
(LL)
EF - ON 1 - 4
(RR)
EF - ON 1 - 4
(LL)
EF - NT 1 - 5
(RR)
EF - NT 1 - 5
(LL)
EF - TR 1 - 6
(RR)
EF - TR 1 - 6
(LL)
EF - ZC 1 - 8
(RR)
Channels
Lower frame: Milli Ampl Jy Top frame: Phas deg
Vector averaged cross-power spectrum Baseline: EF (01) - WB (02)
Timerange: 00/17:08:34 to 00/17:09:38

Plot file version 152 created 19-NOV-2014 16:24:47
J1128+5925 EP087G 2.UVDATA.1
Freq = 1.5950 GHz, Bw = 16.000 MH No calibration applied and no bandpass applied

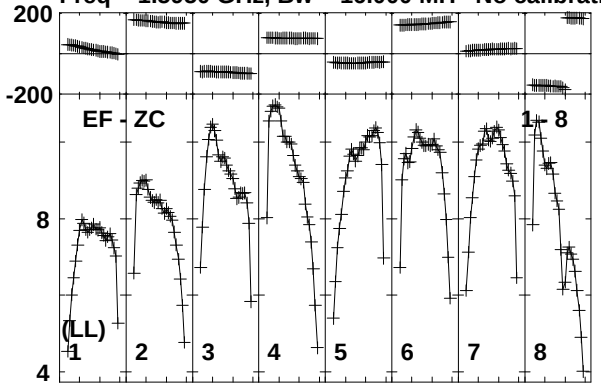

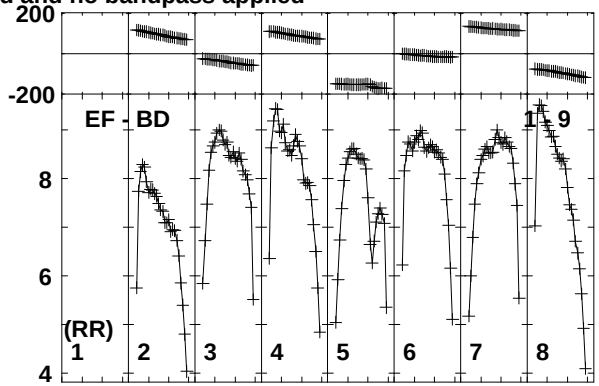

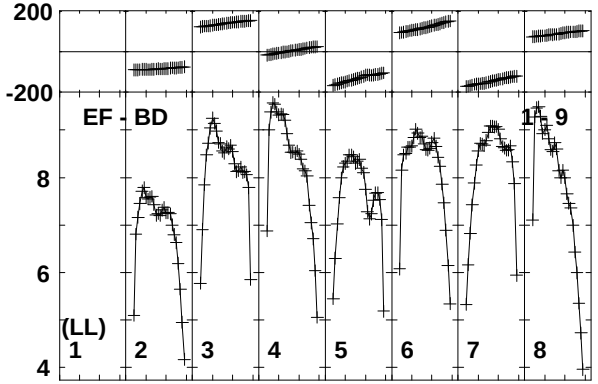

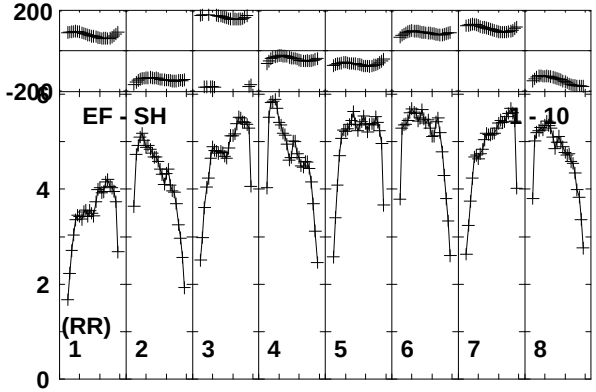

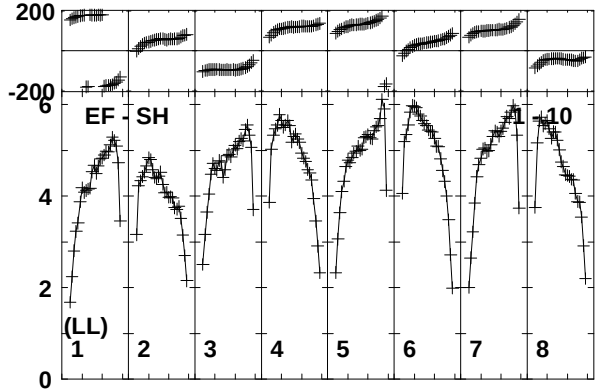

Lower frame: Milli Ampl Jy Top frame: Phas deg
Vector averaged cross-power spectrum Baseline: EF (01) - ZC (08)
Timerange: 00/17:08:34 to 00/17:09:38

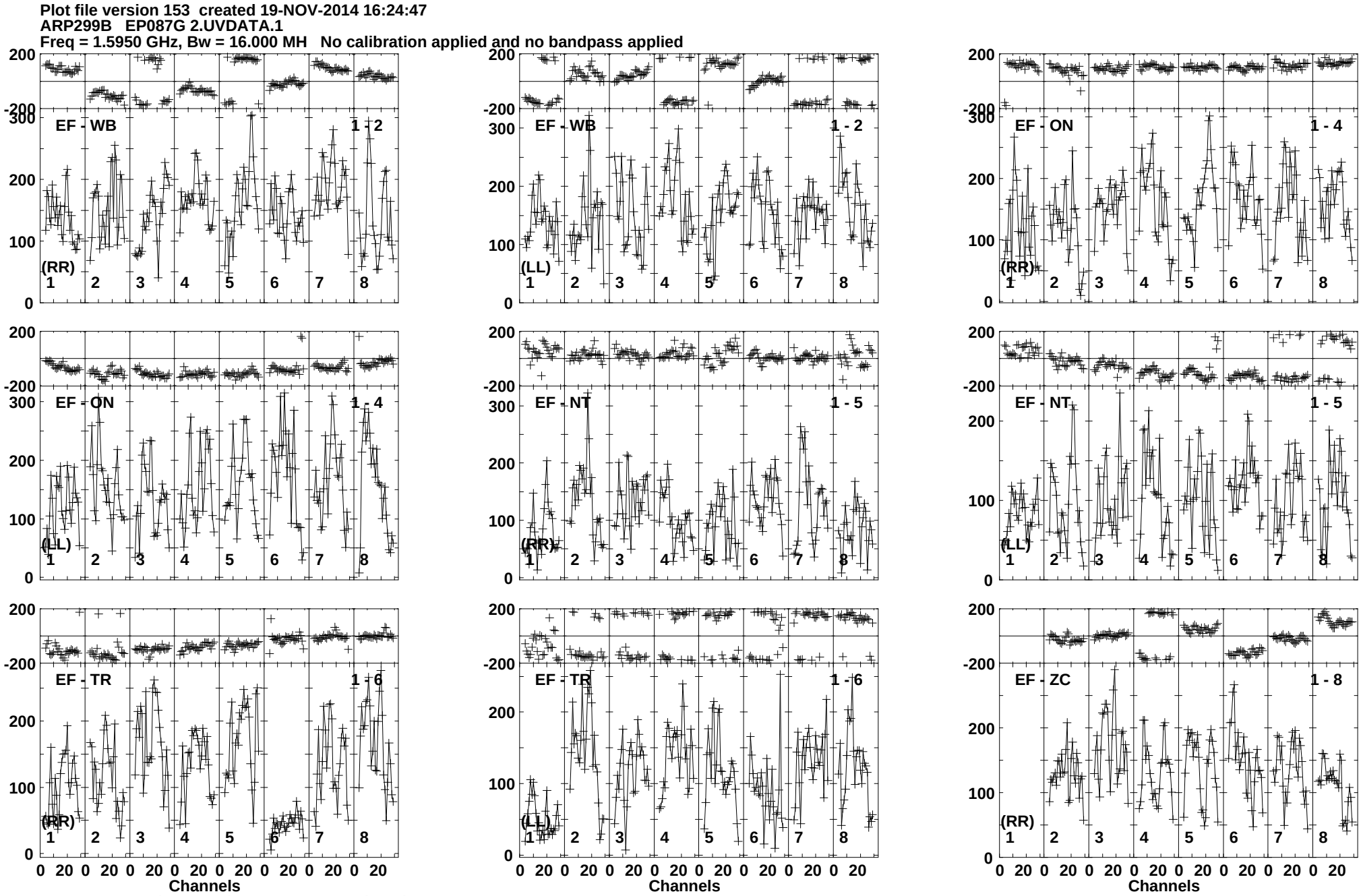
Plot file version 153 created 19-NOV-2014 16:24:47
ARP299B EP087G 2.UVDATA.1
Freq = 1.5950 GHz, Bw = 16.000 MH No calibration applied and no bandpass applied
EF - WB 1 - 2
(RR)
EF - WB 1 - 2
(LL)
EF - ON 1 - 4
(RR)
EF - ON 1 - 4
(LL)
EF - NT 1 - 5
(RR)
EF - NT 1 - 5
(LL)
EF - TR 1 - 6
(RR)
EF - TR 1 - 6
(LL)
EF - ZC 1 - 8
(RR)
Channels
Lower frame: Micro Ampl Jy Top frame: Phas deg
Vector averaged cross-power spectrum Baseline: EF (01) - WB (02)
Timerange: 00/17:09:41 to 00/17:14:09

Plot file version 154 created 19-NOV-2014 16:24:47
ARP299B EP087G 2.UVDATA.1
Freq = 1.5950 GHz, Bw = 16.000 MH No calibration applied and no bandpass applied

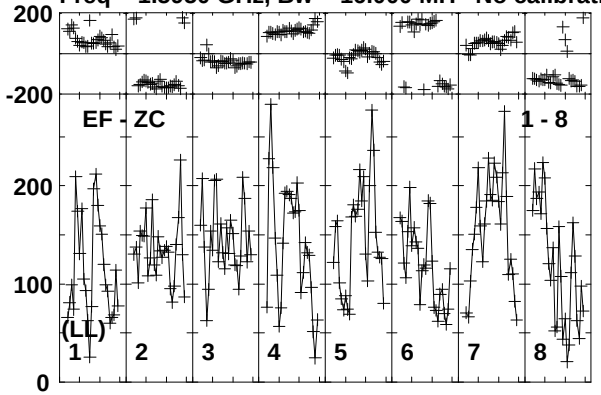

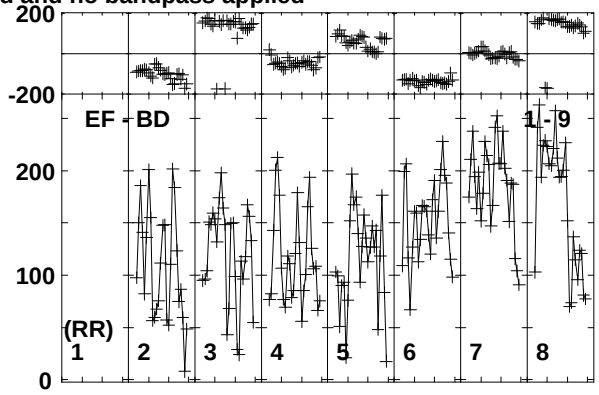

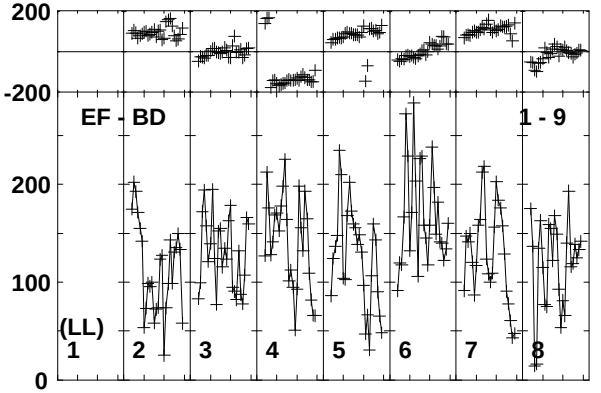

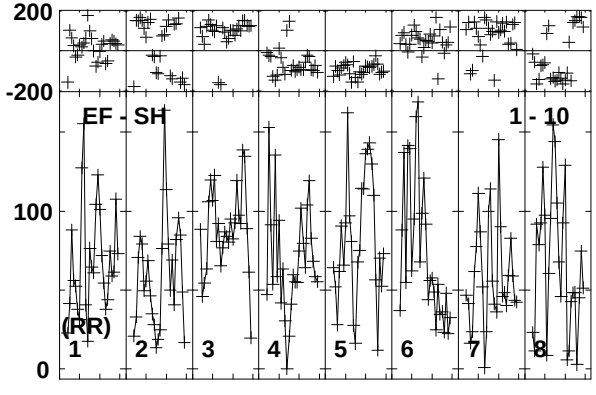

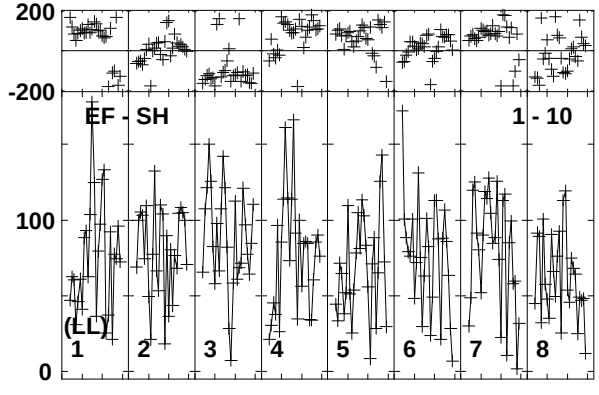

Lower frame: Micro Ampl Jy Top frame: Phas deg
Vector averaged cross-power spectrum Baseline: EF (01) - ZC (08)
Timerange: 00/17:09:41 to 00/17:14:09

Plot file version 155 created 19-NOV-2014 16:24:47
J1128+5925 EP087G 2.UVDATA.1
Freq = 1.5950 GHz, Bw = 16.000 MH No calibration applied and no bandpass applied

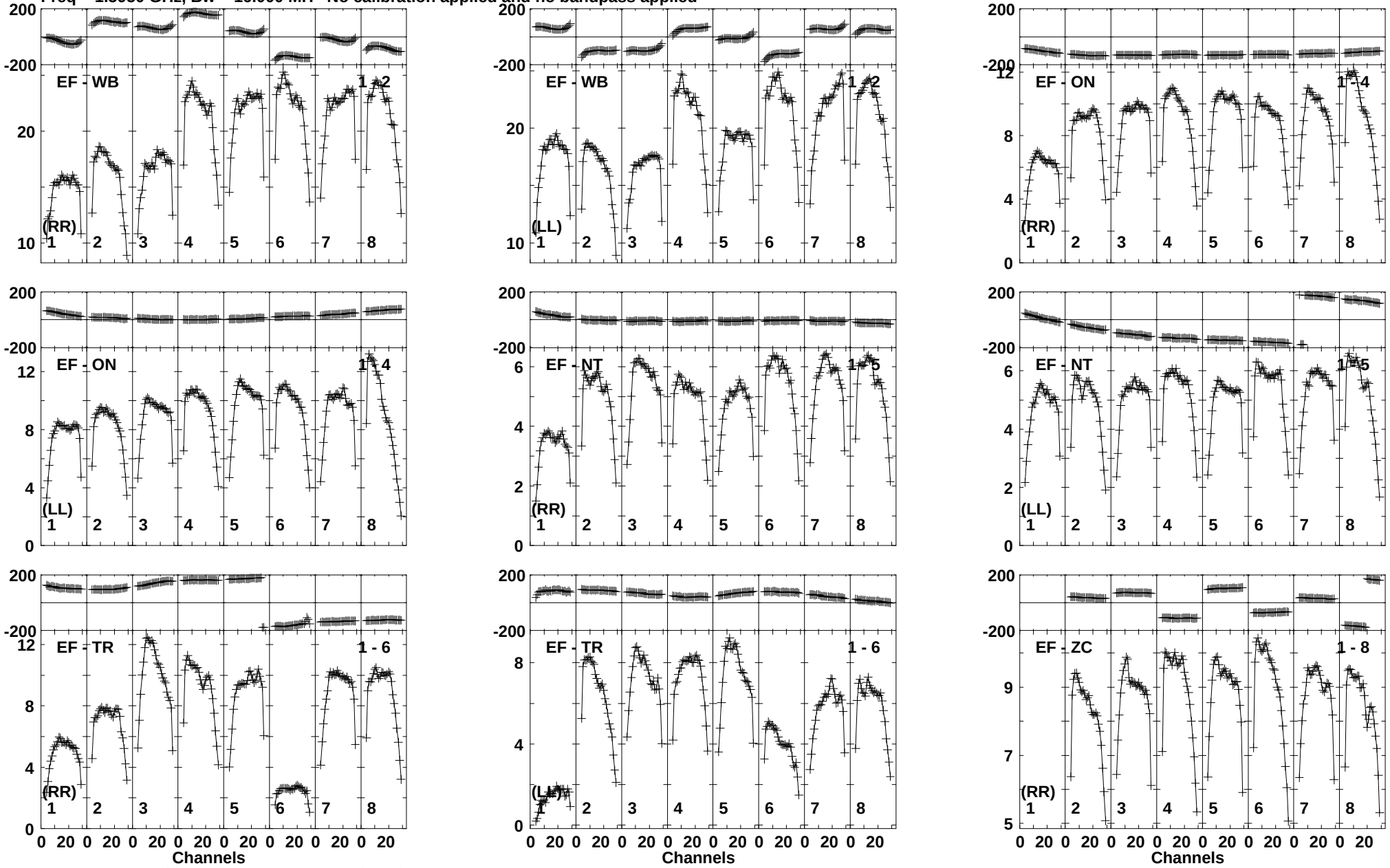

Lower frame: Milli Ampl Jy Top frame: Phas deg
Vector averaged cross-power spectrum Baseline: EF (01) - WB (02)
Timerange: 00/17:14:51 to 00/17:15:19

Plot file version 156 created 19-NOV-2014 16:24:47
J1128+5925 EP087G 2.UVDATA.1
Freq = 1.5950 GHz, Bw = 16.000 MH No calibration applied and no bandpass applied

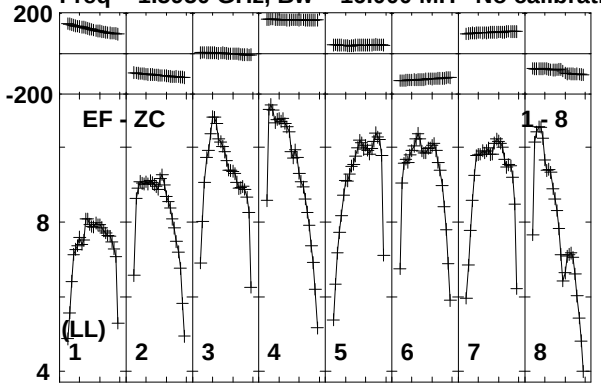

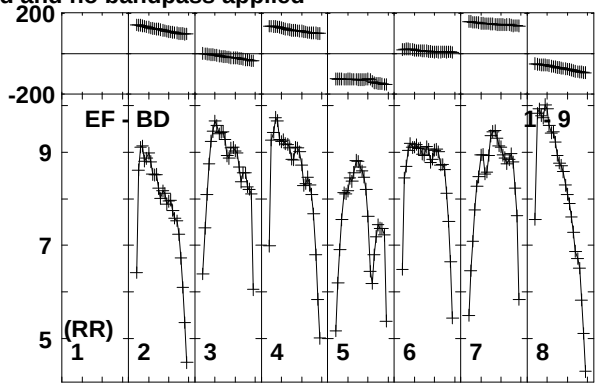

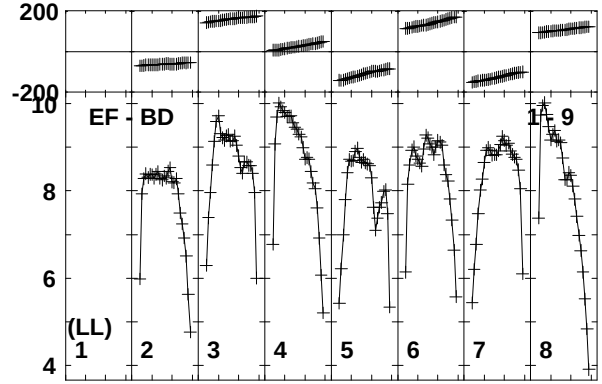

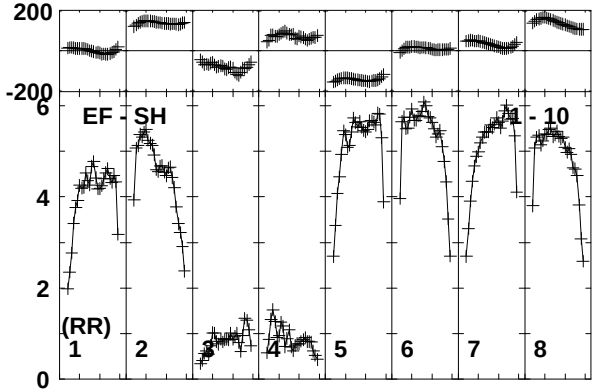

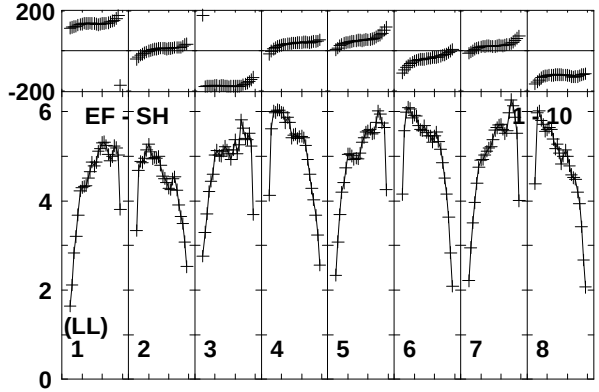

Lower frame: Milli Ampl Jy Top frame: Phas deg
Vector averaged cross-power spectrum Baseline: EF (01) - ZC (08)
Timerange: 00/17:14:51 to 00/17:15:19

Plot file version 157 created 19-NOV-2014 16:24:47
ARP299B EP087G 2.UVDATA.1
Freq = 1.5950 GHz, Bw = 16.000 MH No calibration applied and no bandpass applied

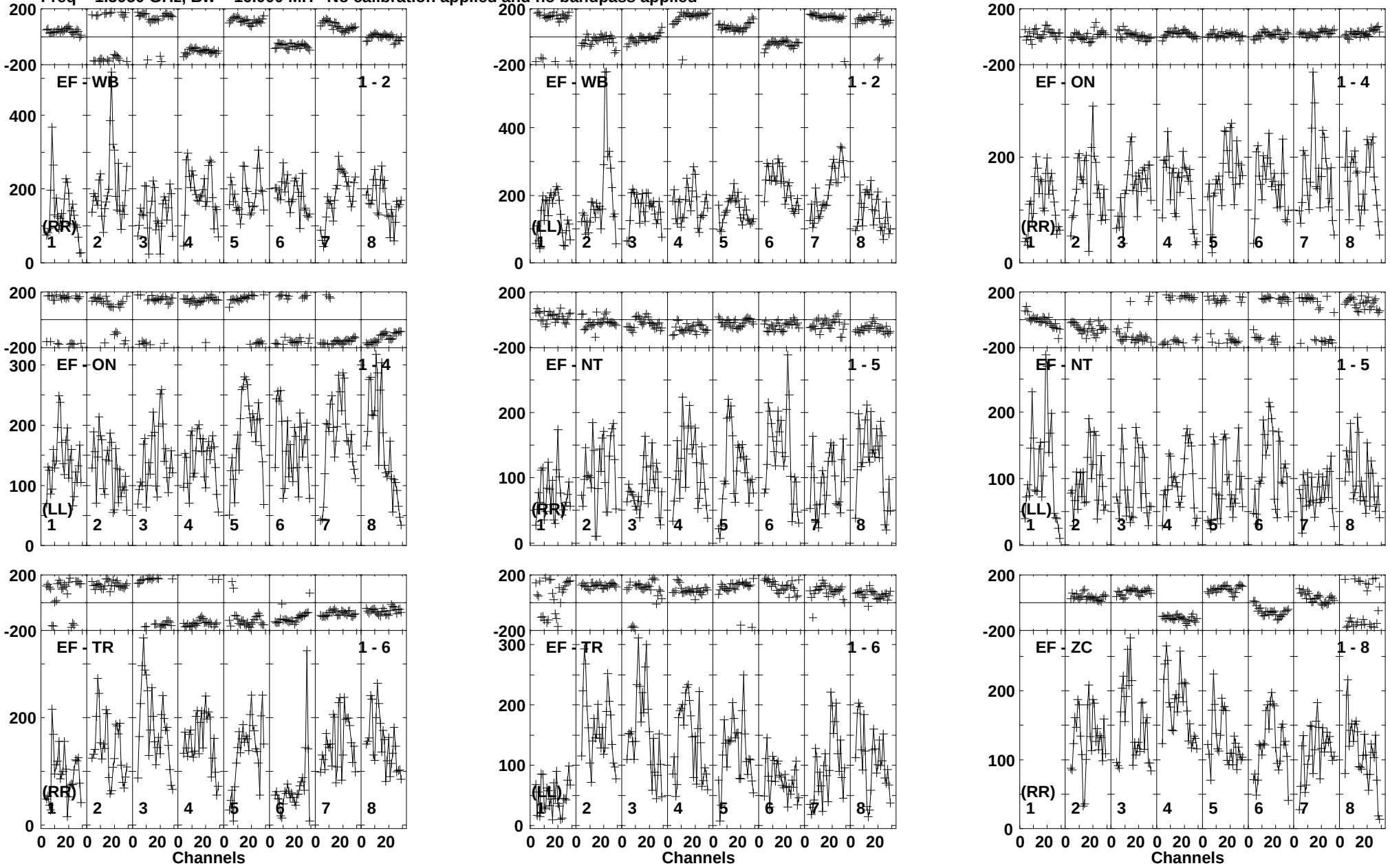

Lower frame: Micro Ampl Jy Top frame: Phas deg
Vector averaged cross-power spectrum Baseline: EF (01) - WB (02)
Timerange: 00/17:15:25 to 00/17:19:49

Plot file version 158 created 19-NOV-2014 16:24:48
ARP299B EP087G 2.UVDATA.1
Freq = 1.5950 GHz, Bw = 16.000 MH No calibration applied and no bandpass applied

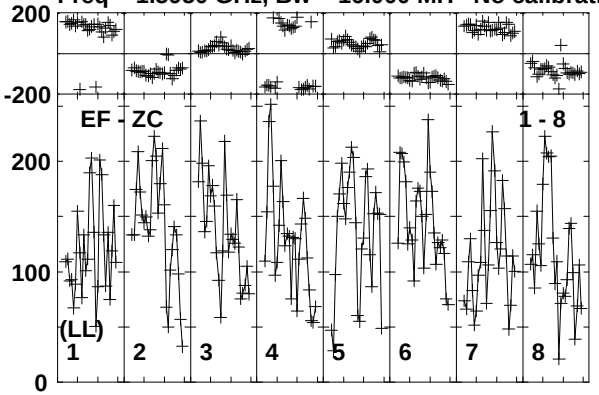

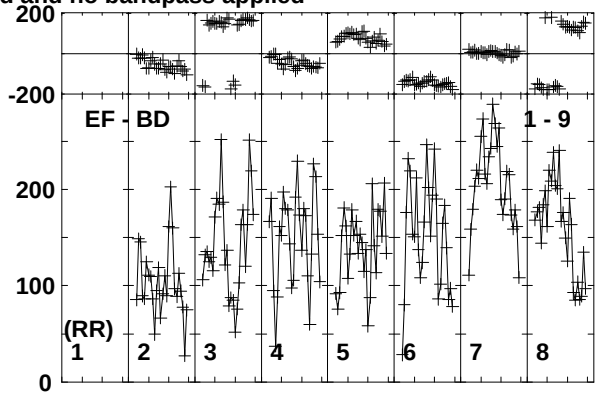

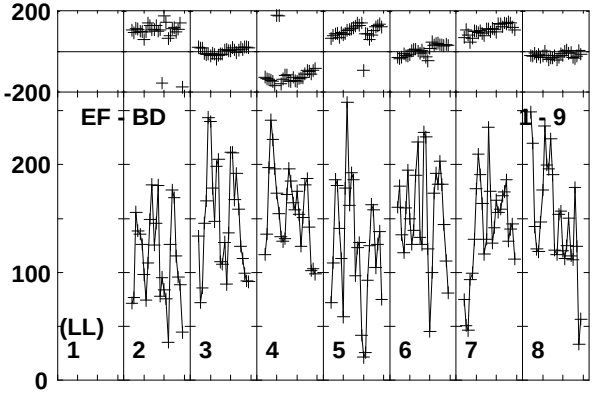

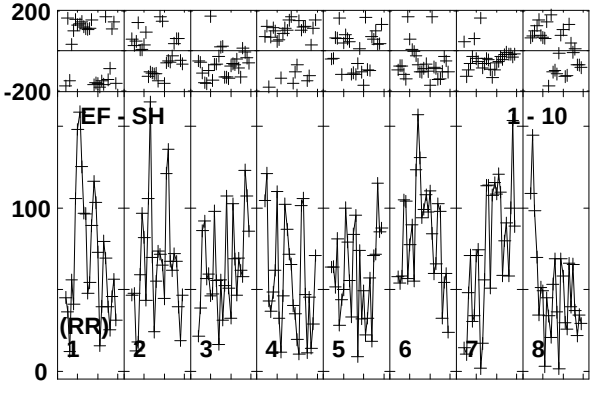

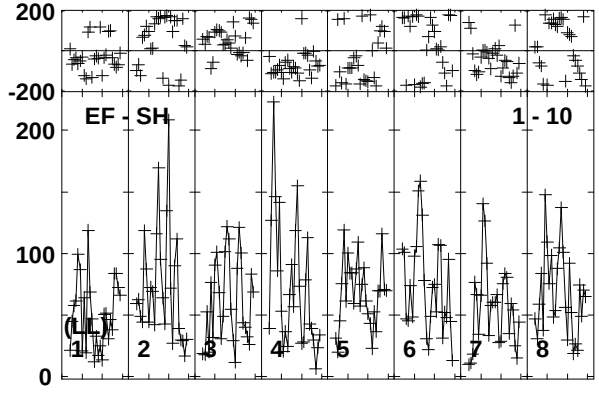

Lower frame: Micro Ampl Jy Top frame: Phas deg
Vector averaged cross-power spectrum Baseline: EF (01) - ZC (08)
Timerange: 00/17:15:25 to 00/17:19:49

Plot file version 159 created 19-NOV-2014 16:24:48
J1128+5925 EP087G 2.UVDATA.1
Freq = 1.5950 GHz, Bw = 16.000 MH No calibration applied and no bandpass applied

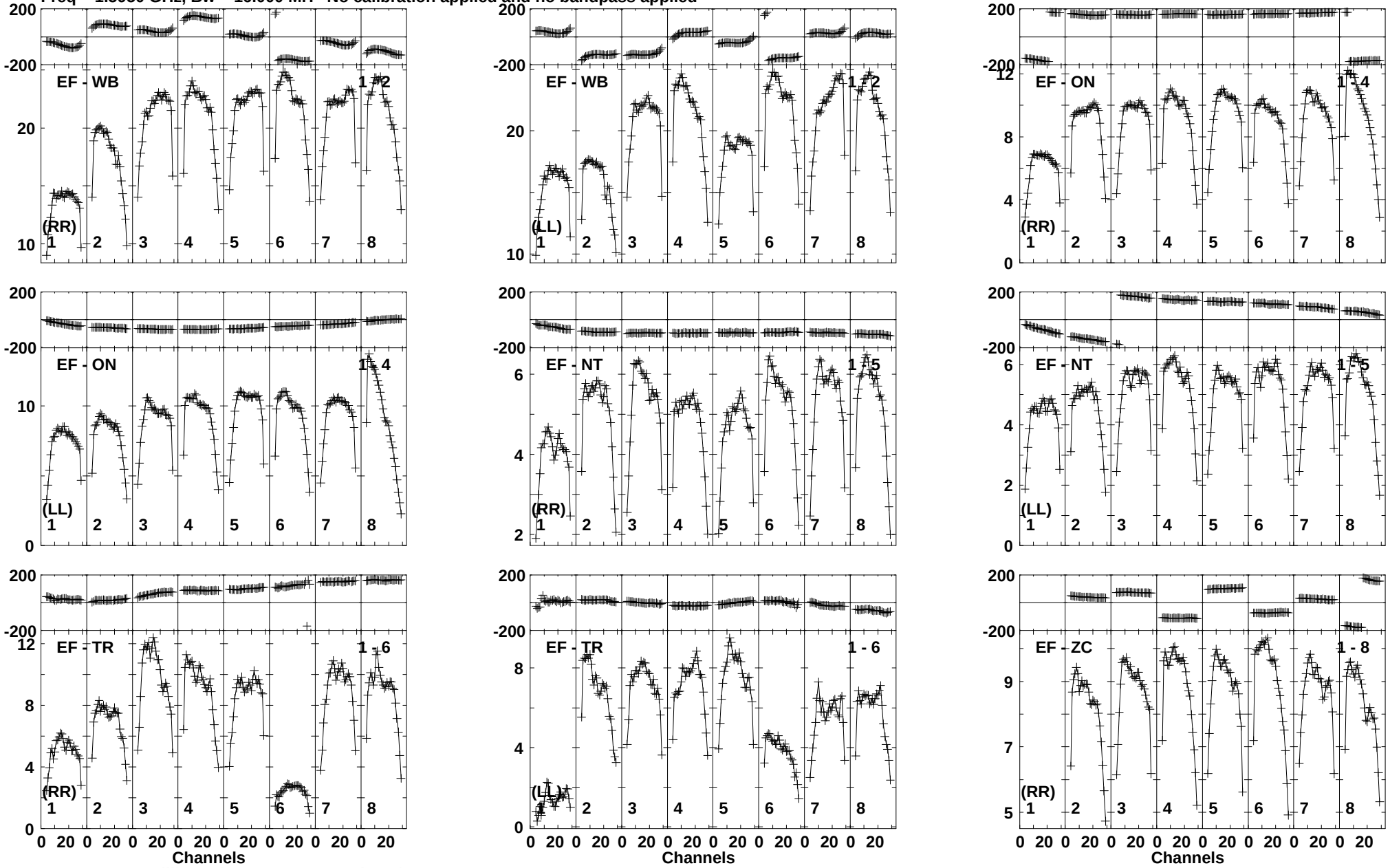

Lower frame: Milli Ampl Jy Top frame: Phas deg
Vector averaged cross-power spectrum Baseline: EF (01) - WB (02)
Timerange: 00/17:19:55 to 00/17:20:49

Plot file version 160 created 19-NOV-2014 16:24:48
J1128+5925 EP087G 2.UVDATA.1
Freq = 1.5950 GHz, Bw = 16.000 MH No calibration applied and no bandpass applied

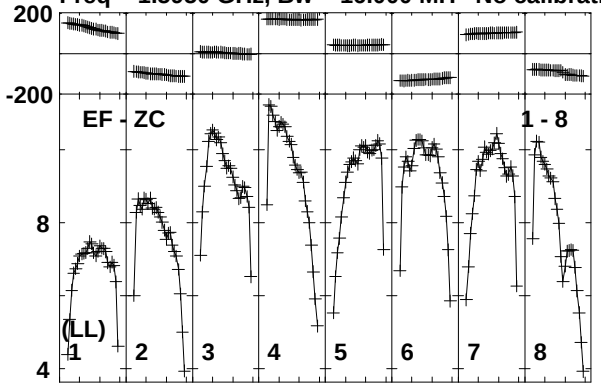

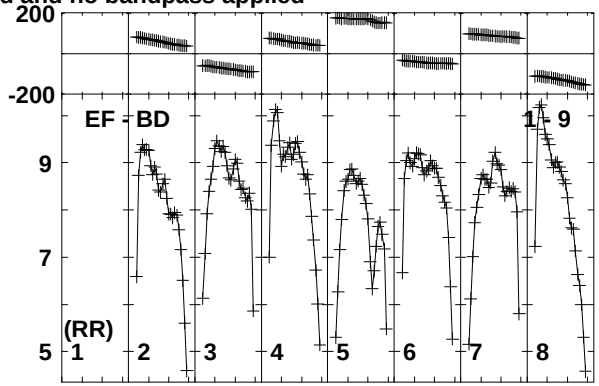

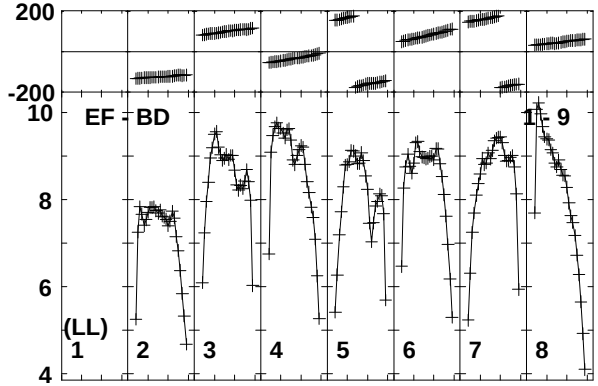

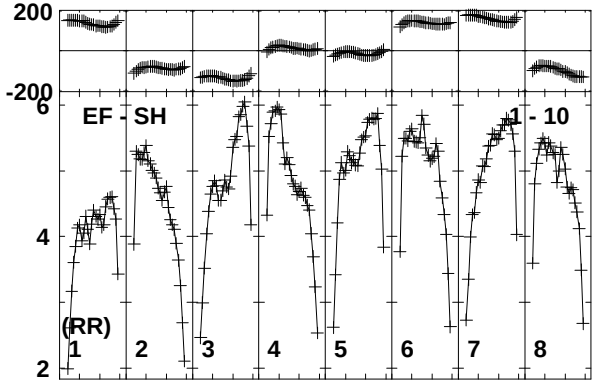

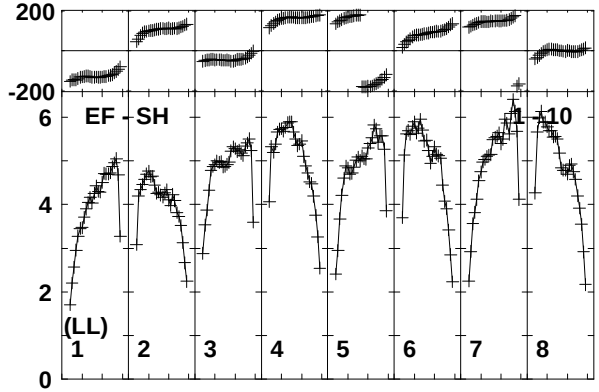

Lower frame: Milli Ampl Jy Top frame: Phas deg
Vector averaged cross-power spectrum Baseline: EF (01) - ZC (08)
Timerange: 00/17:19:55 to 00/17:20:49

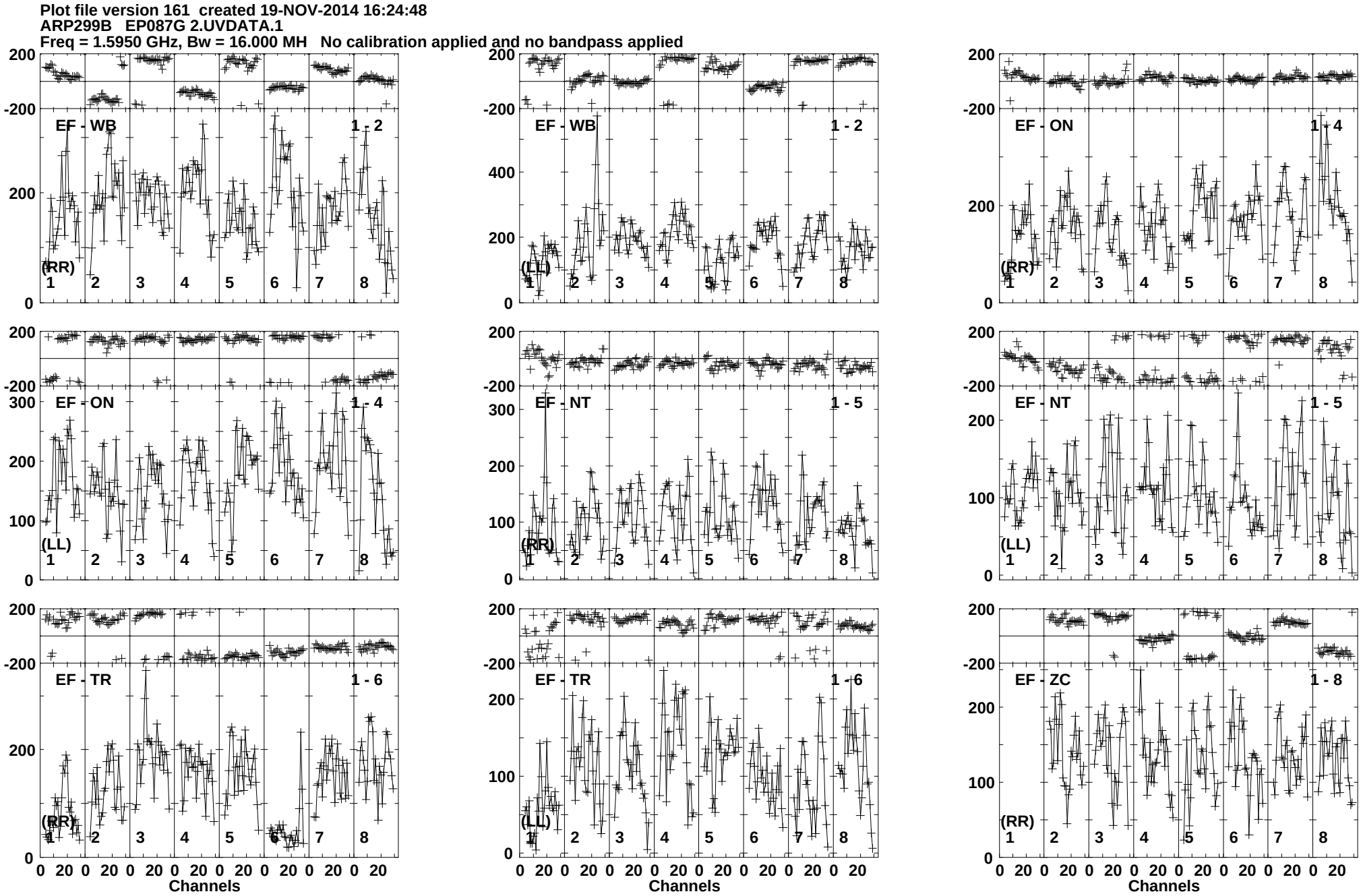
Plot file version 161 created 19-NOV-2014 16:24:48
ARP299B EP087G 2.UVDATA.1
Freq = 1.5950 GHz, Bw = 16.000 MH No calibration applied and no bandpass applied
EF - WB 1 - 2
(RR)
EF - WB 1 - 2
(LL)
EF - ON 1 - 4
(RR)
EF - ON 1 - 4
(LL)
EF - NT 1 - 5
(RR)
EF - NT 1 - 5
(LL)
EF - TR 1 - 6
(RR)
EF - TR 1 - 6
(LL)
EF - ZC 1 - 8
(RR)
Channels
Channels
Channels
Lower frame: Micro Ampl Jy Top frame: Phas deg
Vector averaged cross-power spectrum Baseline: EF (01) - WB (02)
Timerange: 00/17:20:51 to 00/17:25:19

Plot file version 162 created 19-NOV-2014 16:24:48
ARP299B EP087G 2.UVDATA.1
Freq = 1.5950 GHz, Bw = 16.000 MH No calibration applied and no bandpass applied

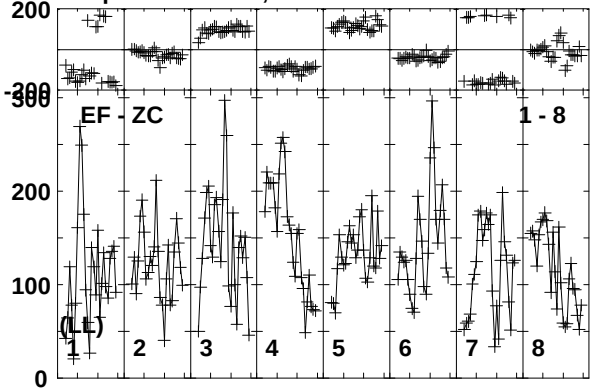

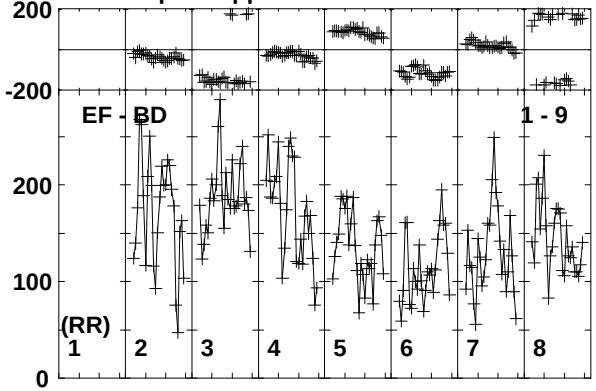

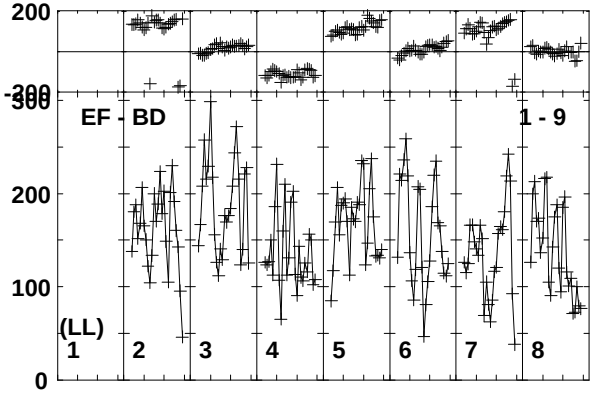

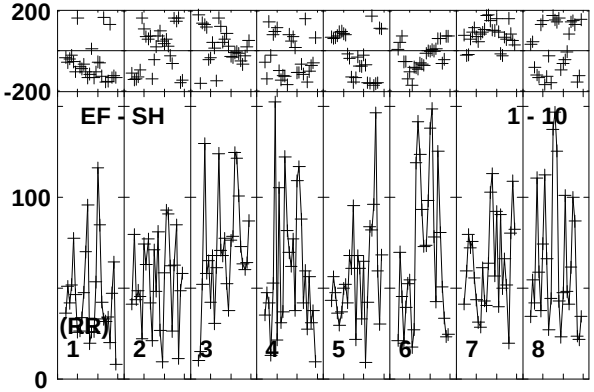

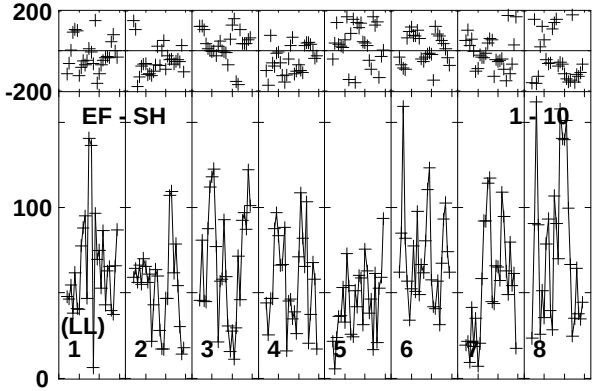

Lower frame: Micro Ampl Jy Top frame: Phas deg
Vector averaged cross-power spectrum Baseline: EF (01) - ZC (08)
Timerange: 00/17:20:51 to 00/17:25:19

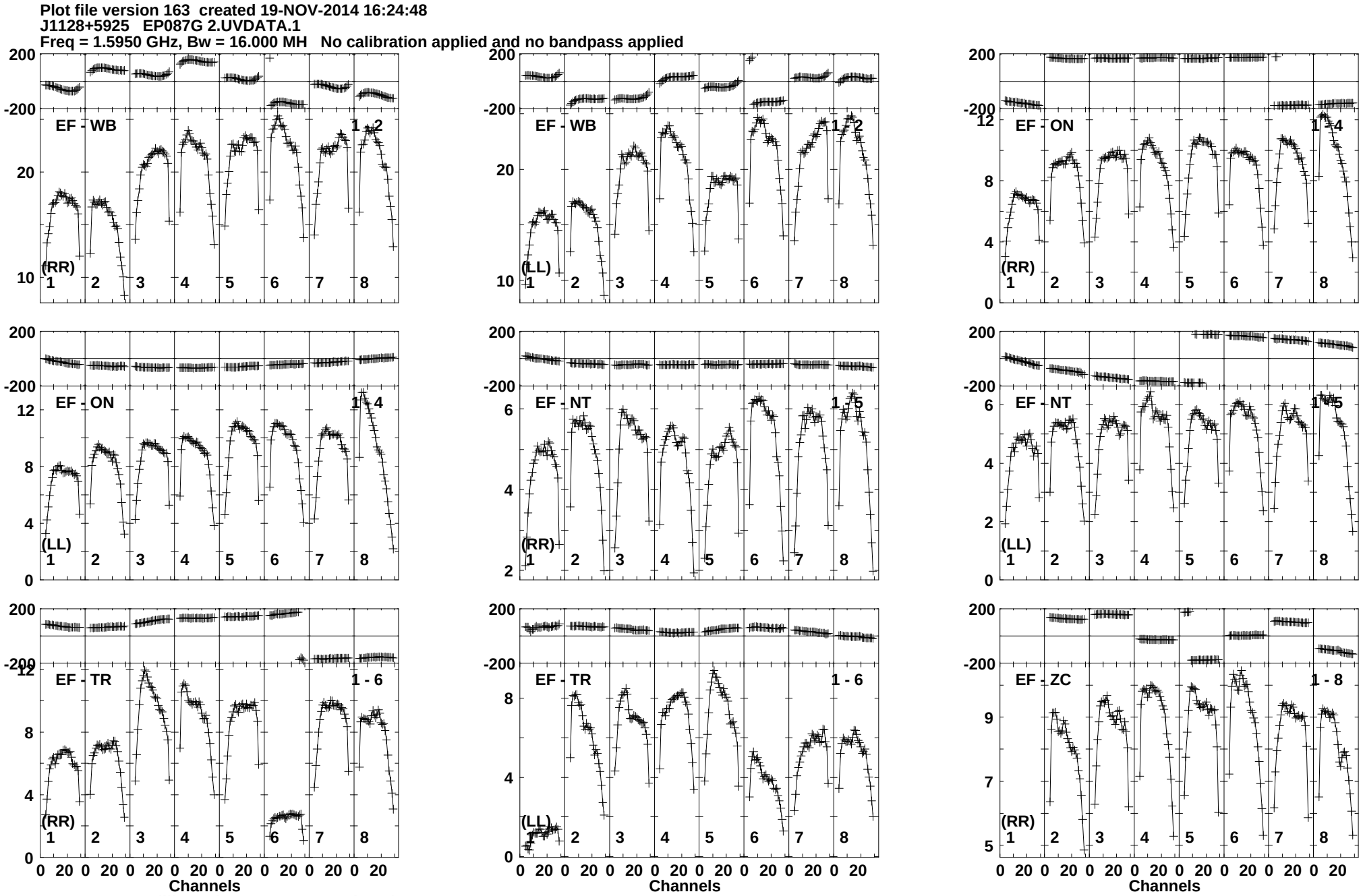
Plot file version 163 created 19-NOV-2014 16:24:48
J1128+5925 EP087G 2.UVDATA.1
Freq = 1.5950 GHz, Bw = 16.000 MH No calibration applied and no bandpass applied
EF - WB 1 - 2
(RR)
EF - WB 1 - 2
(LL)
EF - ON 1 - 4
(RR)
EF - ON 1 - 4
(LL)
EF - NT 1 - 5
(RR)
EF - NT 1 - 5
(LL)
EF - TR 1 - 6
(RR)
EF - TR 1 - 6
(LL)
EF - ZC 1 - 8
(RR)
1 2 3 4 5 6 7 8
0 20 0 20 0 20 0 20 0 20 0 20 0 20 0 20
Channels
Lower frame: Milli Ampl Jy Top frame: Phas deg
Vector averaged cross-power spectrum Baseline: EF (01) - WB (02)
Timerange: 00/17:26:01 to 00/17:26:29

Plot file version 164 created 19-NOV-2014 16:24:48
J1128+5925 EP087G 2.UVDATA.1
Freq = 1.5950 GHz, Bw = 16.000 MH No calibration applied and no bandpass applied

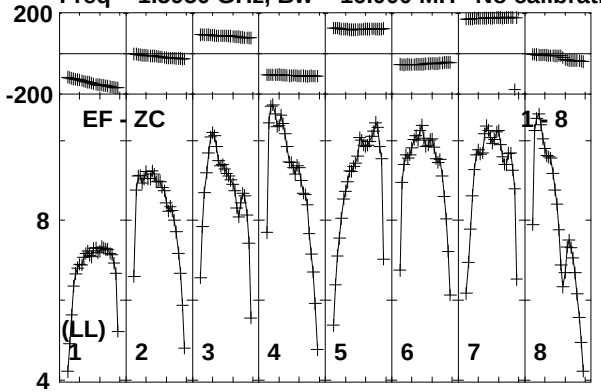

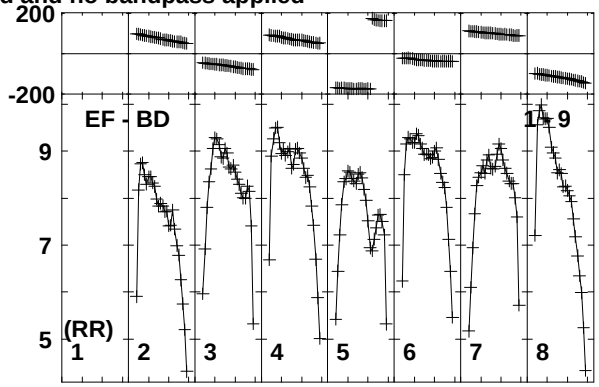

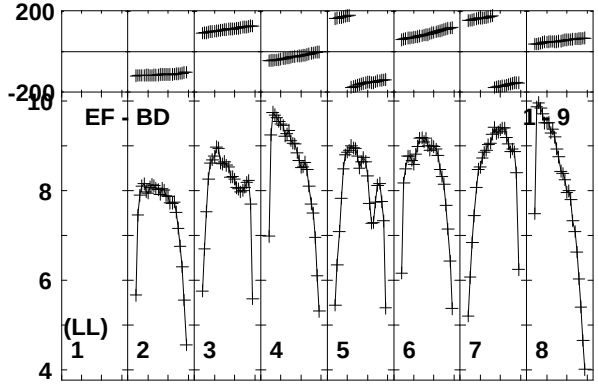

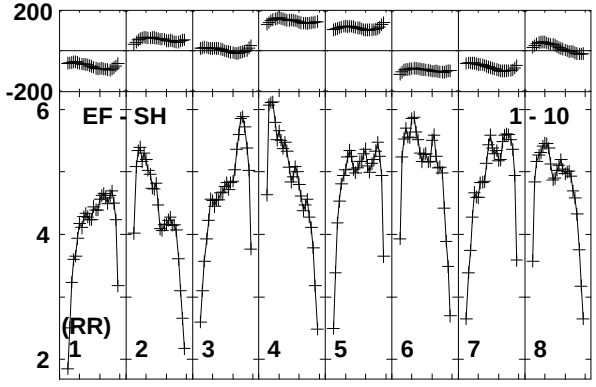

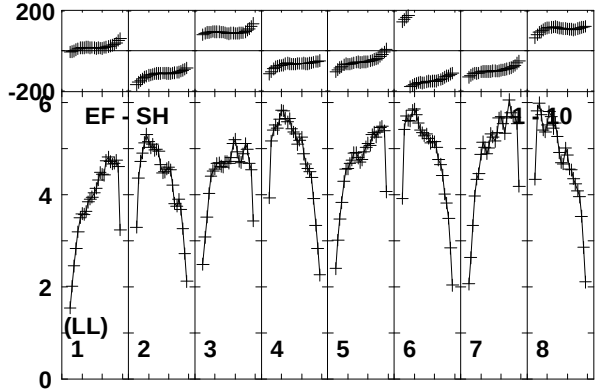

Lower frame: Milli Ampl Jy Top frame: Phas deg
Vector averaged cross-power spectrum Baseline: EF (01) - ZC (08)
Timerange: 00/17:26:01 to 00/17:26:29

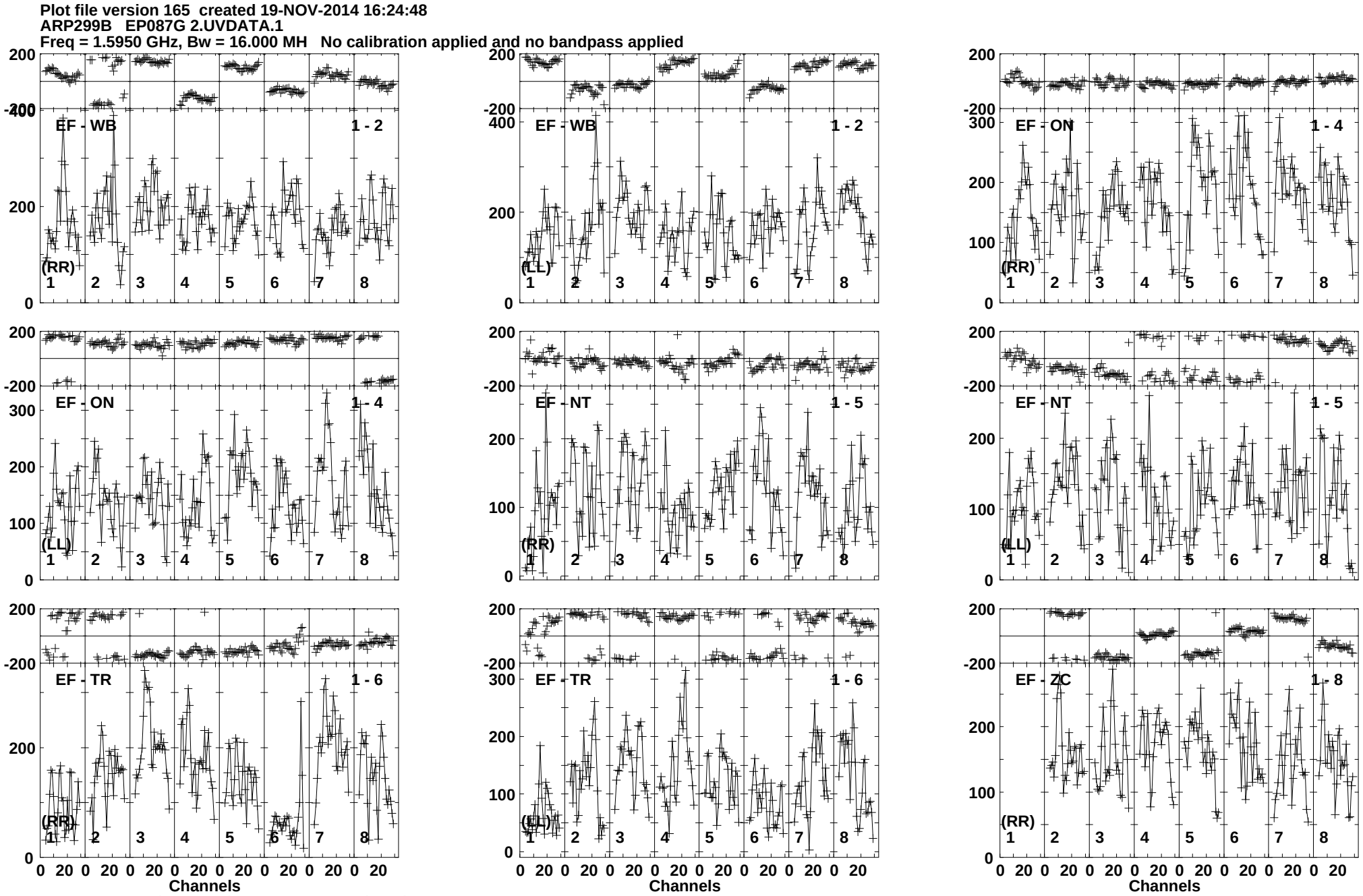
Plot file version 165 created 19-NOV-2014 16:24:48
ARP299B EP087G 2.UVDATA.1
Freq = 1.5950 GHz, Bw = 16.000 MH No calibration applied and no bandpass applied
EF - WB 1 - 2
(RR)
EF - WB 1 - 2
(LL)
EF - ON 1 - 4
(RR)
EF - ON 1 - 4
(LL)
EF - NT 1 - 5
(RR)
EF - NT 1 - 5
(LL)
EF - TR 1 - 6
(RR)
EF - TR 1 - 6
(LL)
EF - ZC 1 - 8
(RR)
Channels
Lower frame: Micro Ampl Jy Top frame: Phas deg
Vector averaged cross-power spectrum Baseline: EF (01) - WB (02)
Timerange: 00/17:26:35 to 00/17:30:59

Plot file version 166 created 19-NOV-2014 16:24:48
ARP299B EP087G 2.UVDATA.1
Freq = 1.5950 GHz, Bw = 16.000 MH No calibration applied and no bandpass applied

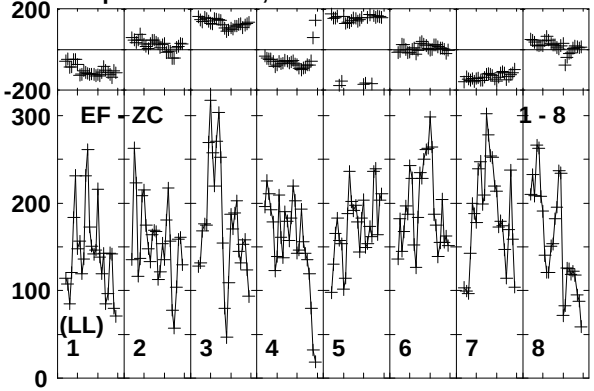

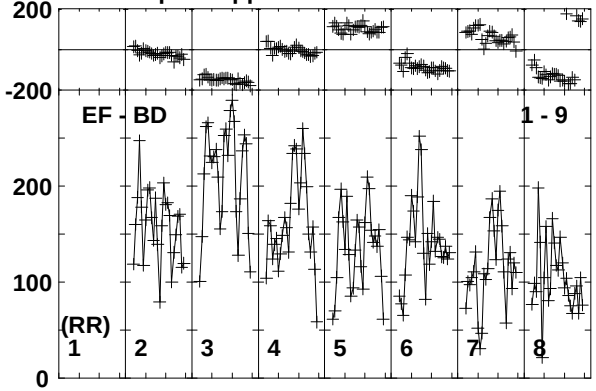

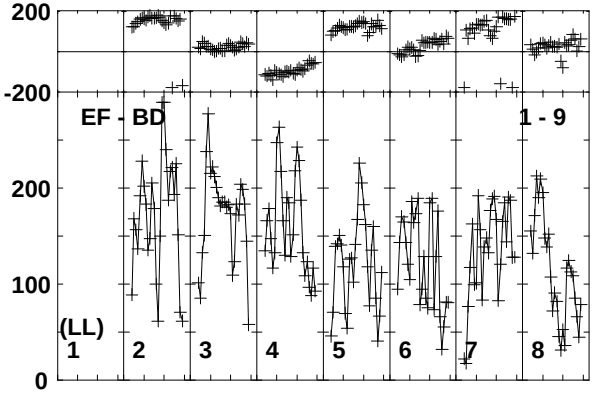

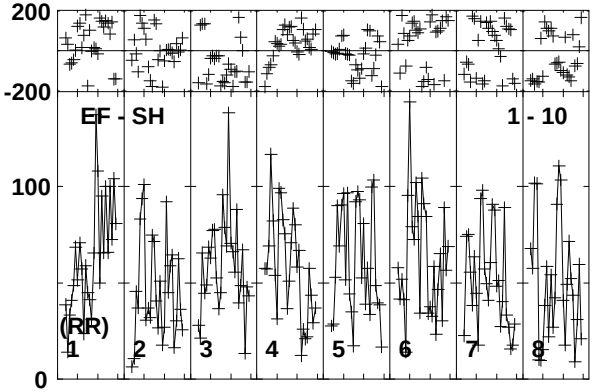

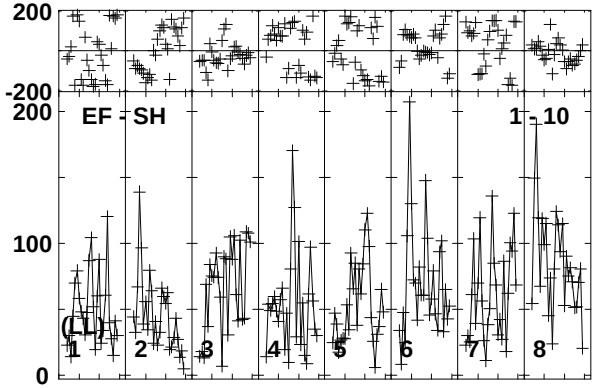

Lower frame: Micro Ampl Jy Top frame: Phas deg
Vector averaged cross-power spectrum Baseline: EF (01) - ZC (08)
Timerange: 00/17:26:35 to 00/17:30:59

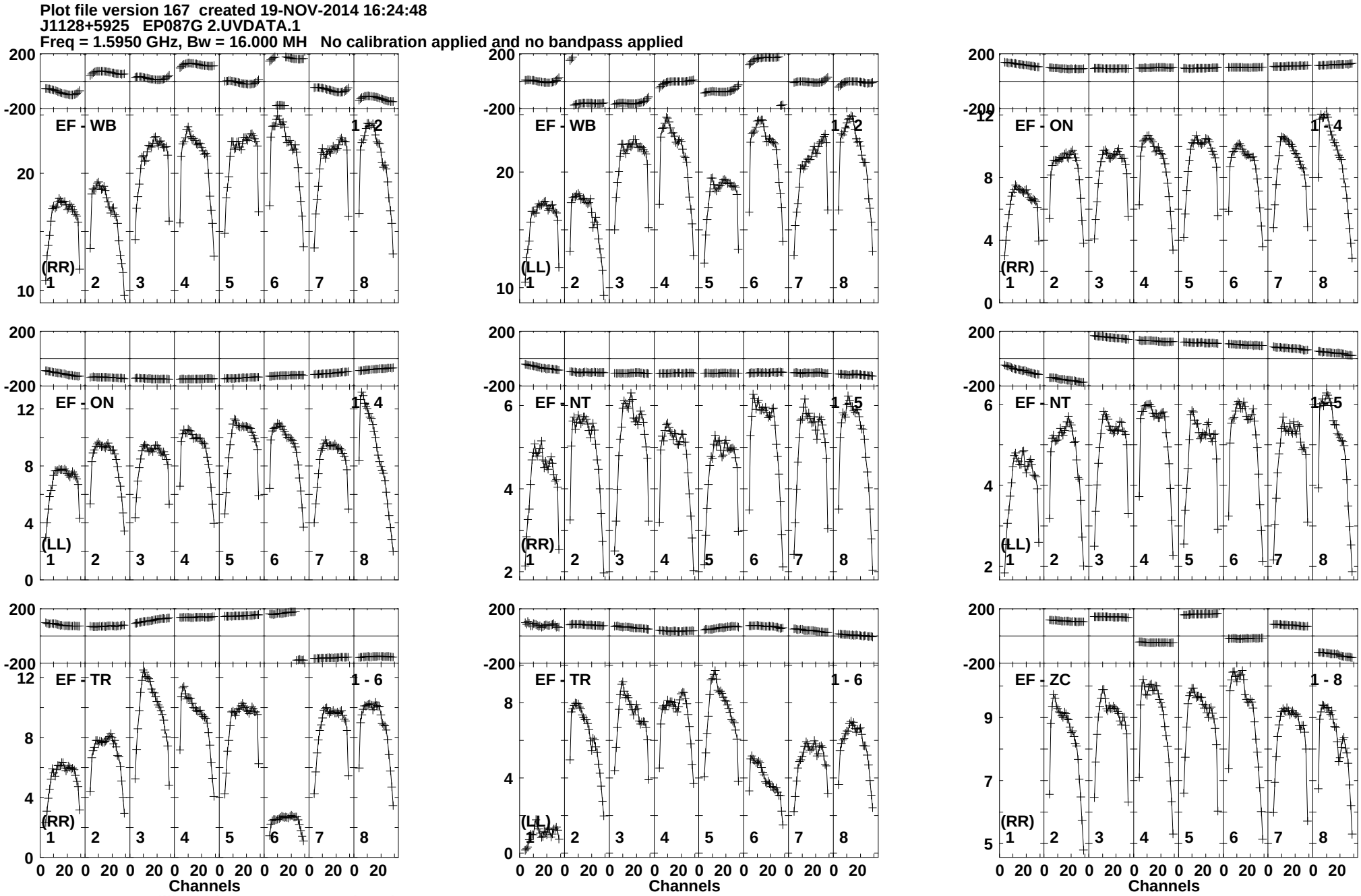
Plot file version 167 created 19-NOV-2014 16:24:48
J1128+5925 EP087G 2.UVDATA.1
Freq = 1.5950 GHz, Bw = 16.000 MH No calibration applied and no bandpass applied
EF - WB 1 - 2
(RR)
EF - WB 1 - 2
(LL)
EF - ON 1 - 4
(RR)
EF - ON 1 - 4
(LL)
EF - NT 1 - 5
(RR)
EF - NT 1 - 5
(LL)
EF - TR 1 - 6
(RR)
EF - TR 1 - 6
(LL)
EF - ZC 1 - 8
(RR)
Channels
Channels
Channels
Lower frame: Milli Ampl Jy Top frame: Phas deg
Vector averaged cross-power spectrum Baseline: EF (01) - WB (02)
Timerange: 00/17:31:05 to 00/17:32:09

Plot file version 168 created 19-NOV-2014 16:24:48
J1128+5925 EP087G 2.UVDATA.1
Freq = 1.5950 GHz, Bw = 16.000 MH No calibration applied and no bandpass applied

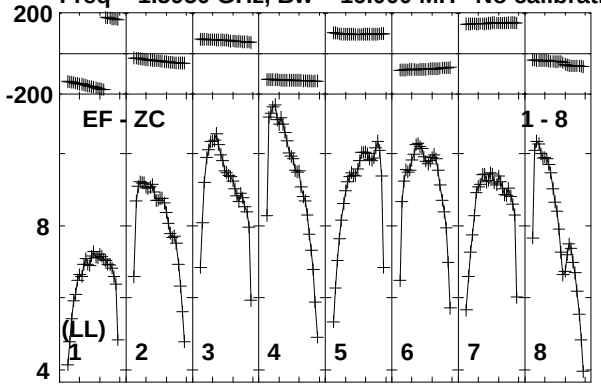

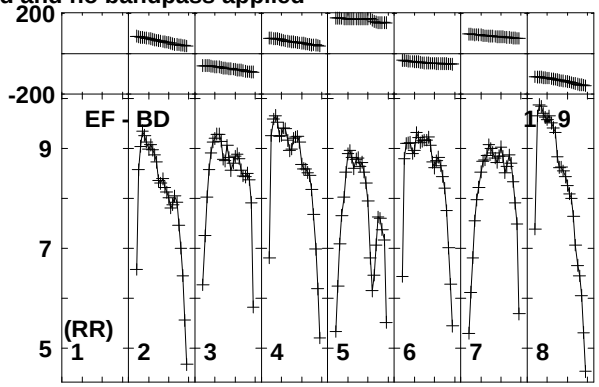

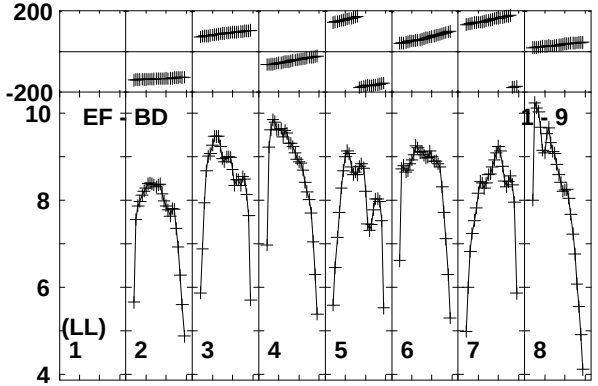

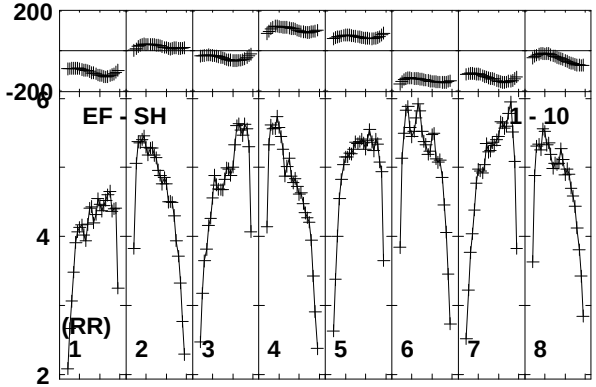

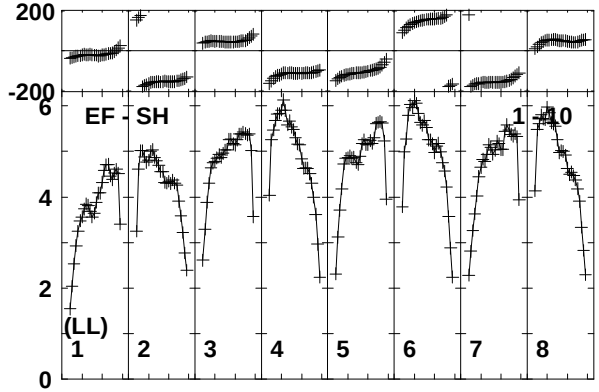

Lower frame: Milli Ampl Jy Top frame: Phas deg
Vector averaged cross-power spectrum Baseline: EF (01) - ZC (08)
Timerange: 00/17:31:05 to 00/17:32:09

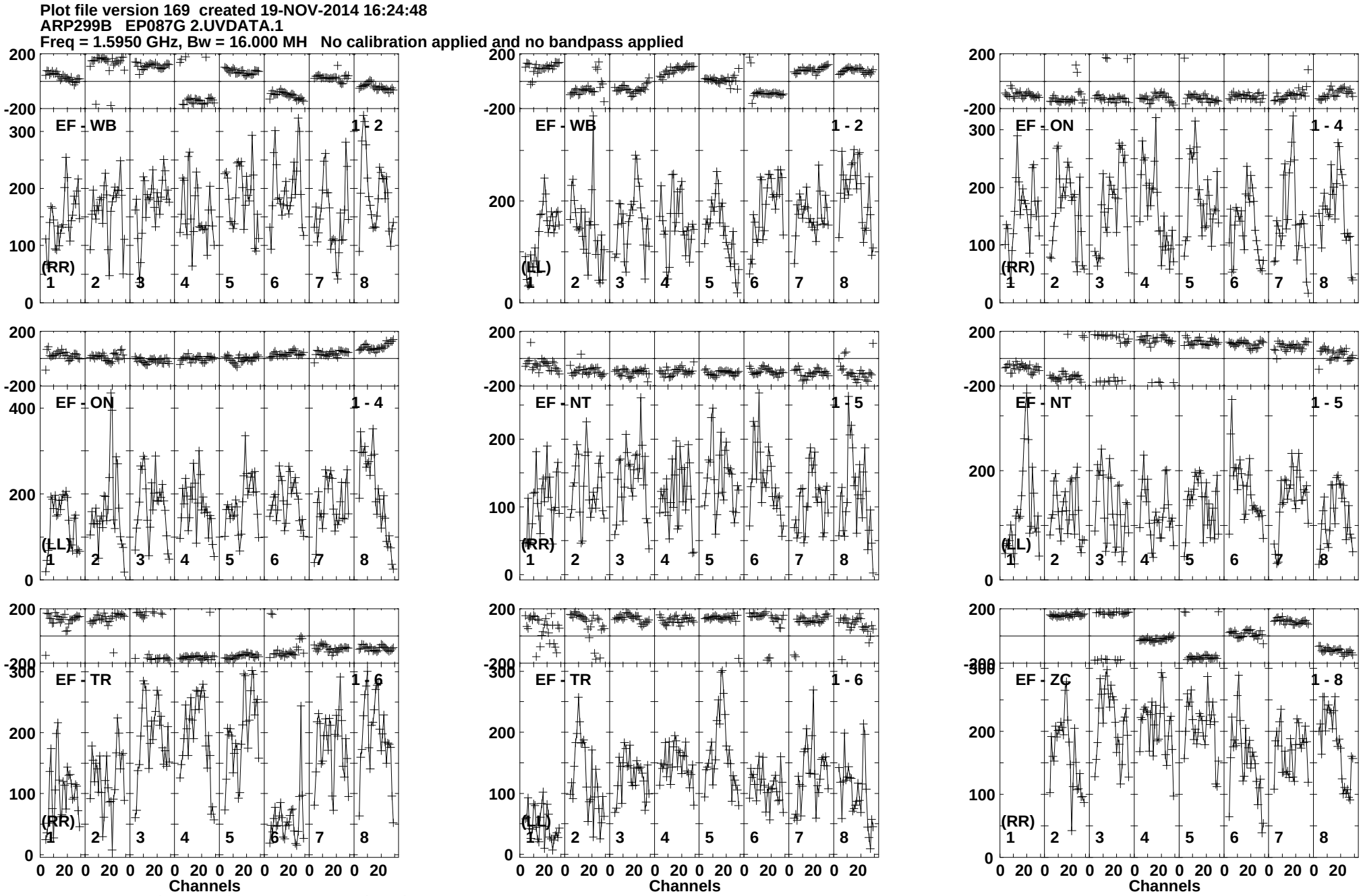
Plot file version 169 created 19-NOV-2014 16:24:48
ARP299B EP087G 2.UVDATA.1
Freq = 1.5950 GHz, Bw = 16.000 MH No calibration applied and no bandpass applied
EF - WB 1 - 2
(RR)
EF - WB 1 - 2
(LL)
EF - ON 1 - 4
(RR)
EF - ON 1 - 4
(LL)
EF - NT 1 - 5
(RR)
EF - NT 1 - 5
(LL)
EF - TR 1 - 6
(RR)
EF - TR 1 - 6
(LL)
EF - ZC 1 - 8
(RR)
Channels
Lower frame: Micro Ampl Jy Top frame: Phas deg
Vector averaged cross-power spectrum Baseline: EF (01) - WB (02)
Timerange: 00/17:32:11 to 00/17:36:39

Plot file version 170 created 19-NOV-2014 16:24:48
ARP299B EP087G 2.UVDATA.1
Freq = 1.5950 GHz, Bw = 16.000 MH No calibration applied and no bandpass applied

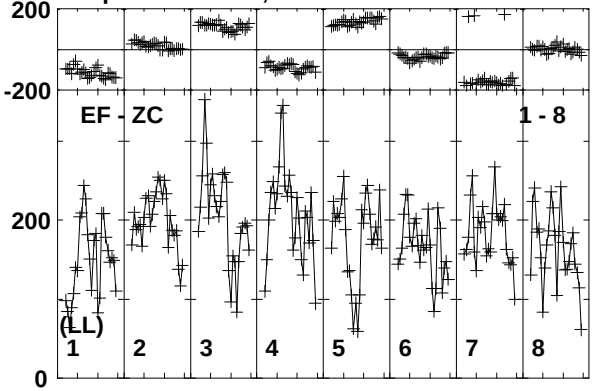

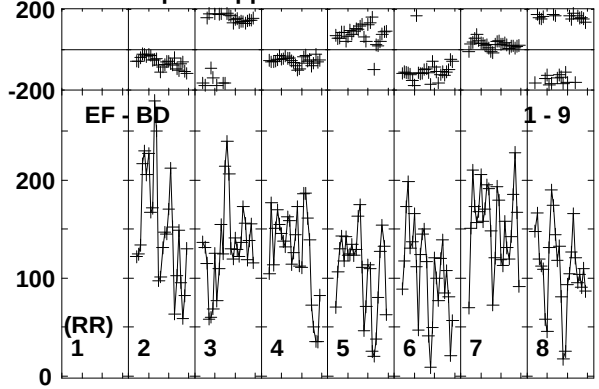

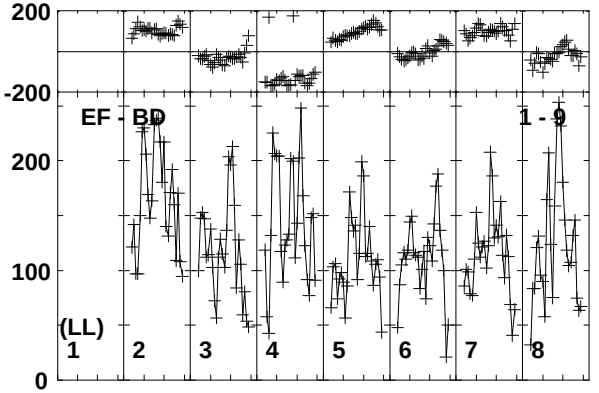

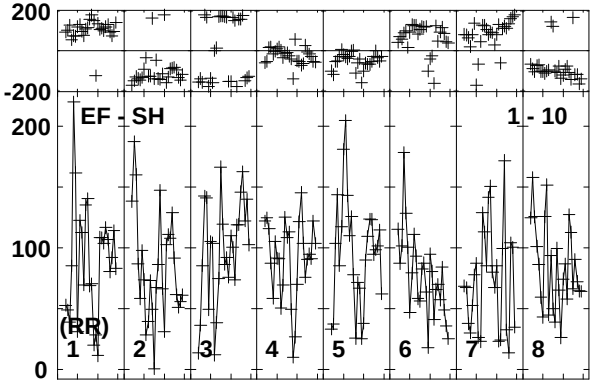

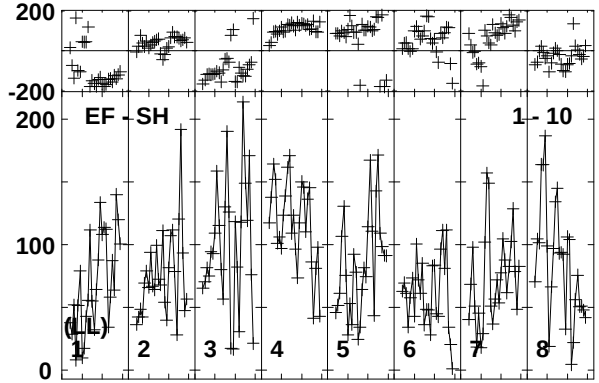

Lower frame: Micro Ampl Jy Top frame: Phas deg
Vector averaged cross-power spectrum Baseline: EF (01) - ZC (08)
Timerange: 00/17:32:11 to 00/17:36:39

Plot file version 171 created 19-NOV-2014 16:24:49
J1128+5925 EP087G 2.UVDATA.1
Freq = 1.5950 GHz, Bw = 16.000 MH No calibration applied and no bandpass applied

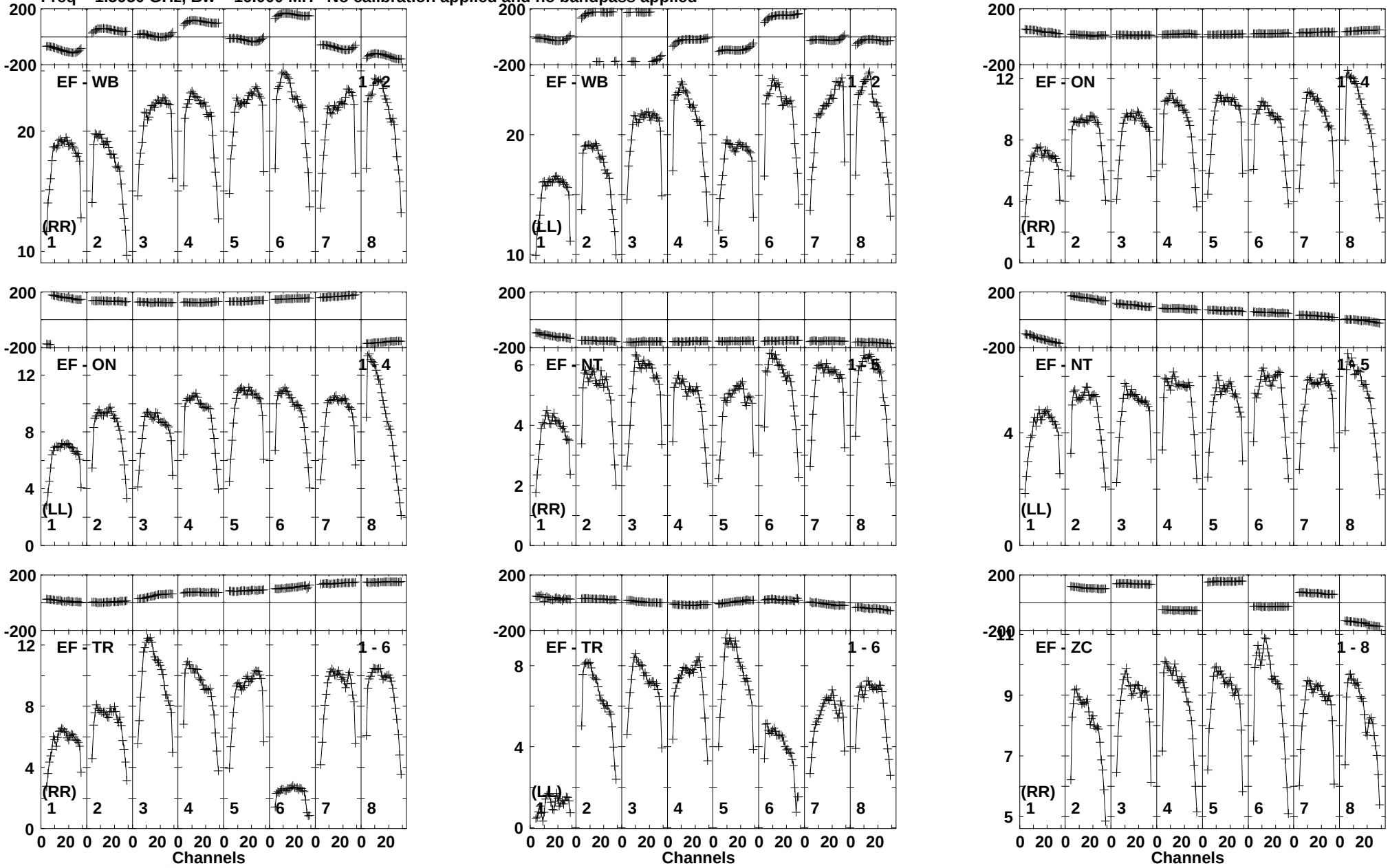

Lower frame: Milli Ampl Jy Top frame: Phas deg
Vector averaged cross-power spectrum Baseline: EF (01) - WB (02)
Timerange: 00/17:37:21 to 00/17:37:49

Plot file version 172 created 19-NOV-2014 16:24:49
J1128+5925 EP087G 2.UVDATA.1
Freq = 1.5950 GHz, Bw = 16.000 MH No calibration applied and no bandpass applied

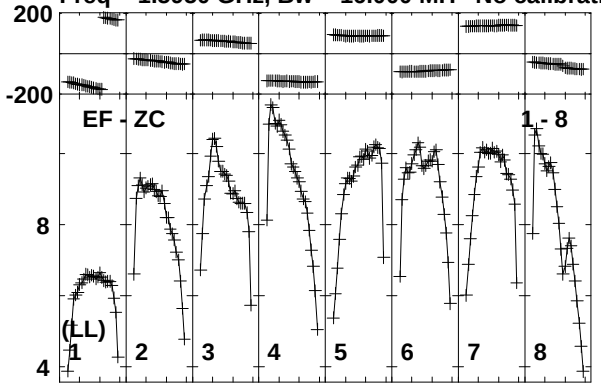

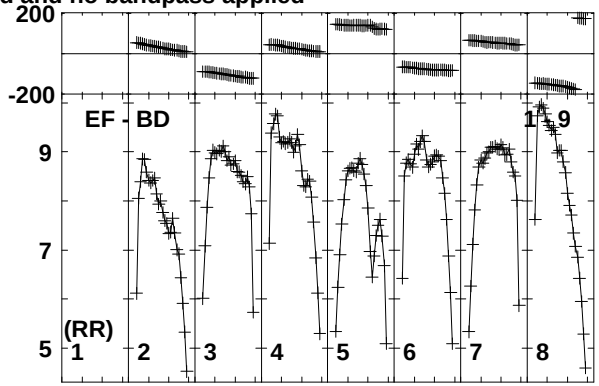

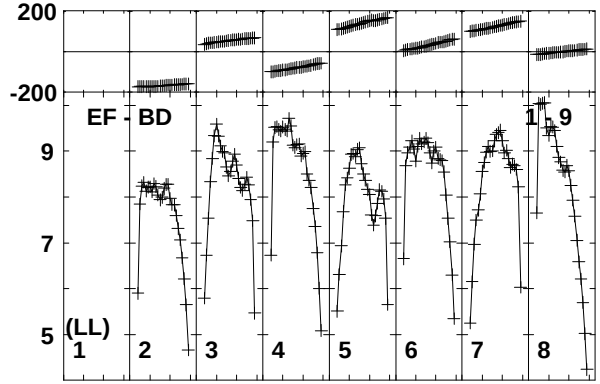

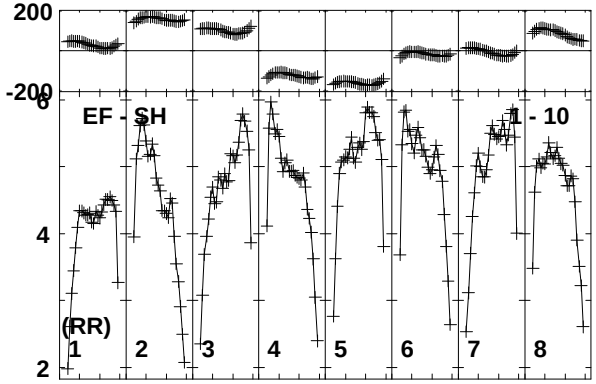

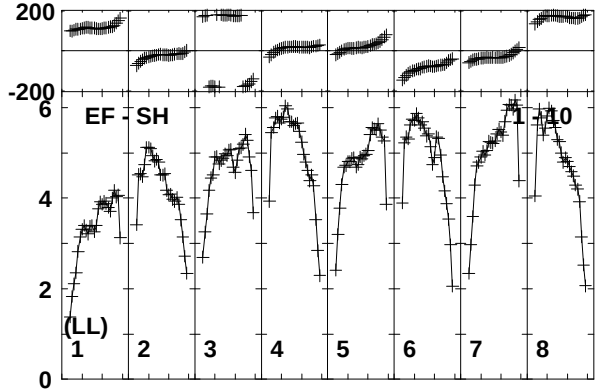

Lower frame: Milli Ampl Jy Top frame: Phas deg
Vector averaged cross-power spectrum Baseline: EF (01) - ZC (08)
Timerange: 00/17:37:21 to 00/17:37:49

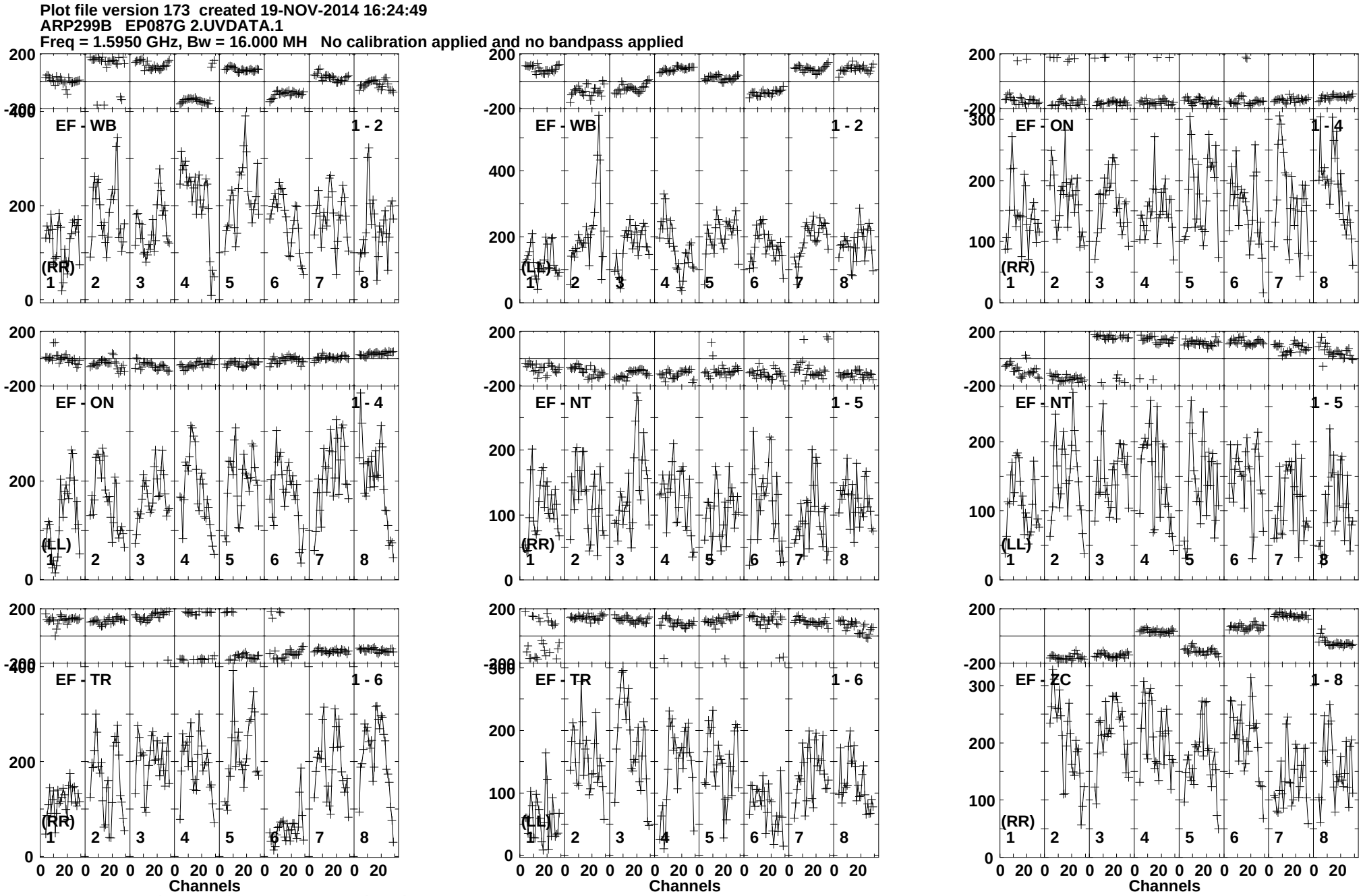
Plot file version 173 created 19-NOV-2014 16:24:49
ARP299B EP087G 2.UVDATA.1
Freq = 1.5950 GHz, Bw = 16.000 MH No calibration applied and no bandpass applied
EF - WB 1 - 2
EF - WB 1 - 2
EF - ON 1 - 4
EF - ON 1 - 4
EF - NT 1 - 5
EF - NT 1 - 5
EF - TR 1 - 6
EF - TR 1 - 6
EF - ZC 1 - 8
(RR)
(LL)
(RR)
(LL)
(RR)
(LL)
(RR)
(LL)
(RR)
1 2 3 4 5 6 7 8
Channels
Lower frame: Micro Ampl Jy Top frame: Phas deg
Vector averaged cross-power spectrum Baseline: EF (01) - WB (02)
Timerange: 00/17:37:55 to 00/17:42:19

Plot file version 174 created 19-NOV-2014 16:24:49
ARP299B EP087G 2.UVDATA.1
Freq = 1.5950 GHz, Bw = 16.000 MH No calibration applied and no bandpass applied

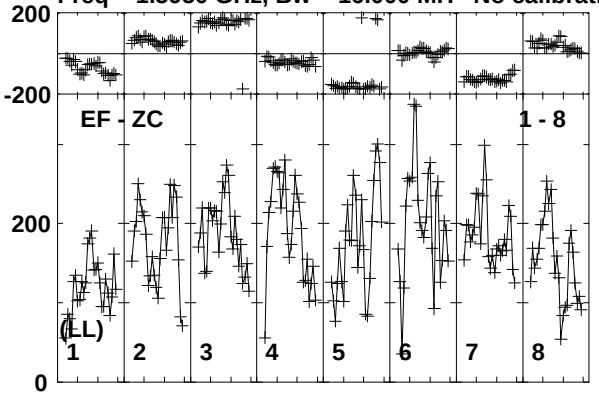

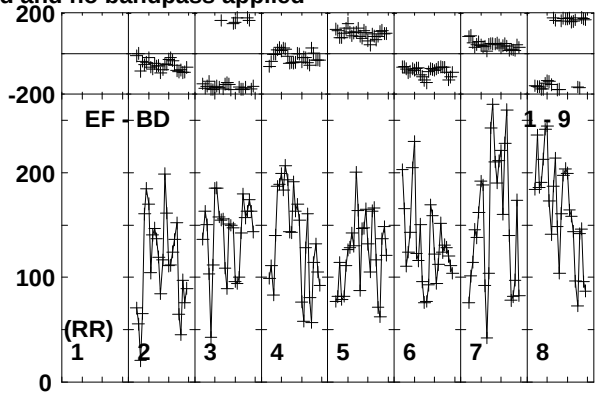

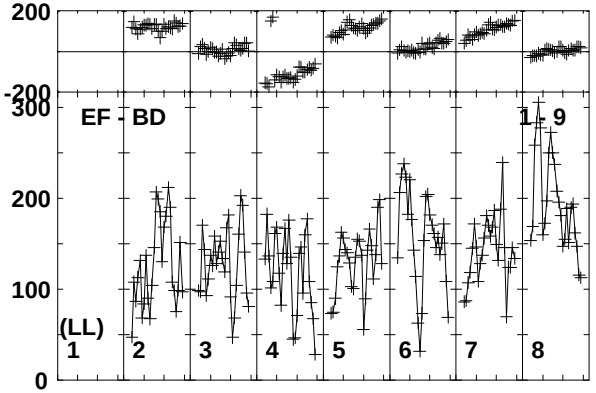

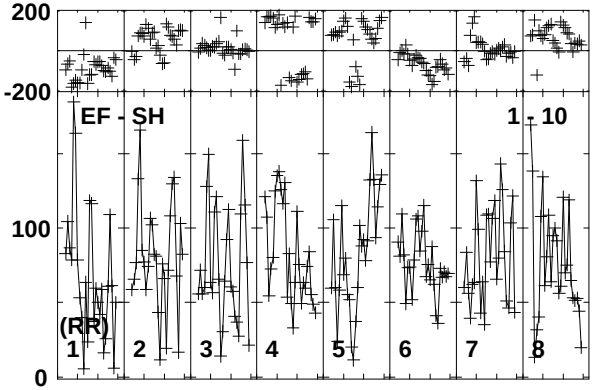

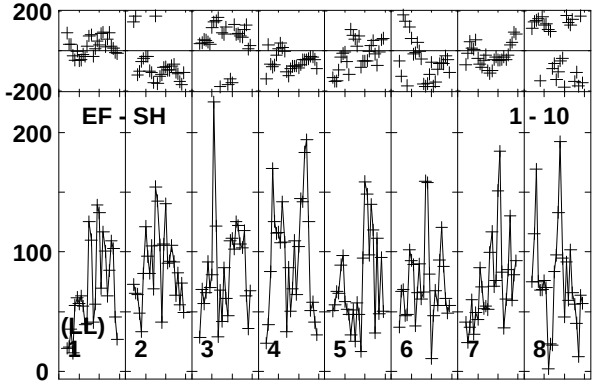

Lower frame: Micro Ampl Jy Top frame: Phas deg
Vector averaged cross-power spectrum Baseline: EF (01) - ZC (08)
Timerange: 00/17:37:55 to 00/17:42:19

Plot file version 175 created 19-NOV-2014 16:24:49
ARP299B EP087G 2.UVDATA.1
Freq = 1.5950 GHz, Bw = 16.000 MH No calibration applied and no bandpass applied

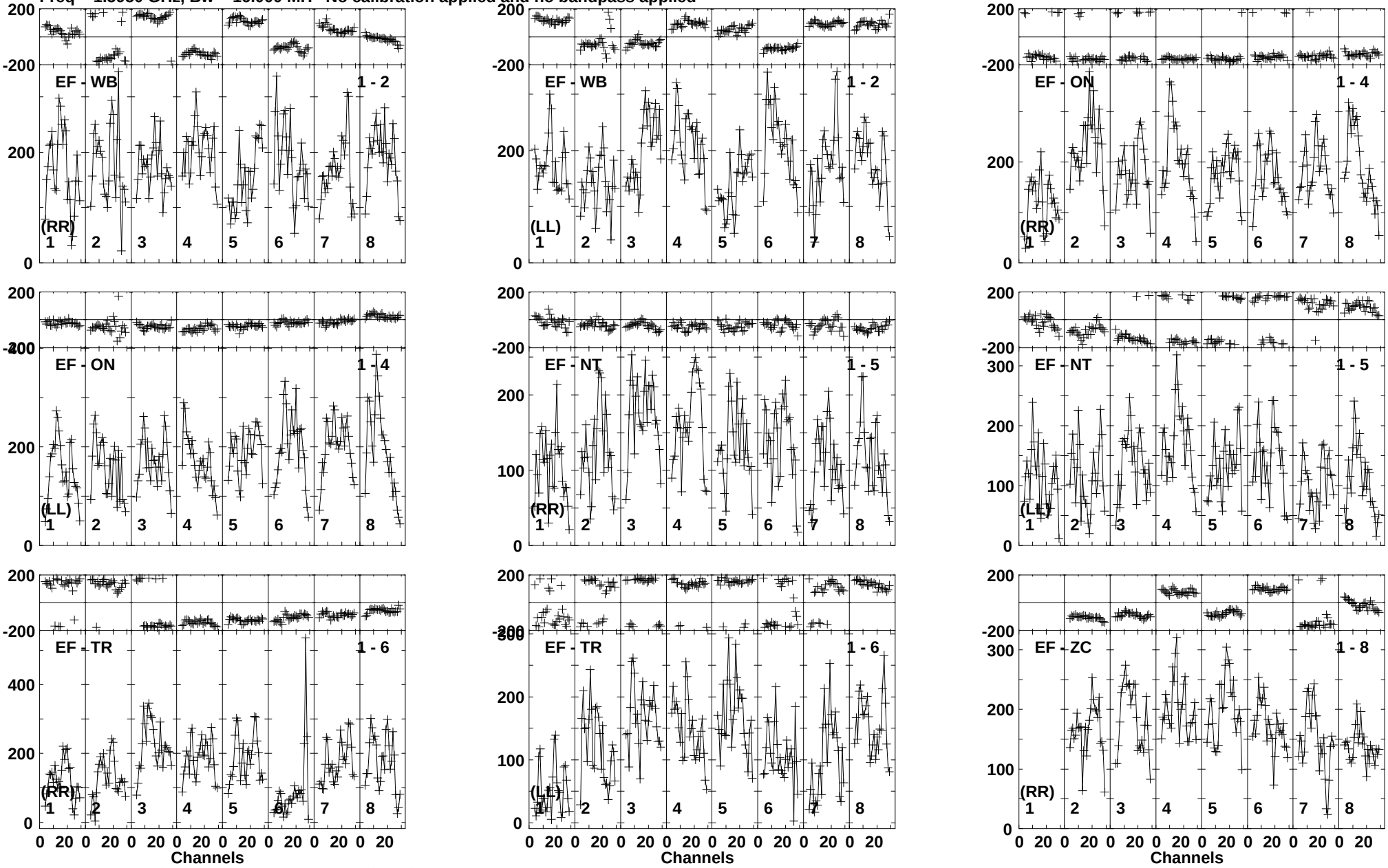

Lower frame: Micro Ampl Jy Top frame: Phas deg
Vector averaged cross-power spectrum Baseline: EF (01) - WB (02)
Timerange: 00/17:43:31 to 00/17:47:59

Plot file version 176 created 19-NOV-2014 16:24:49
ARP299B EP087G 2.UVDATA.1
Freq = 1.5950 GHz, Bw = 16.000 MH No calibration applied and no bandpass applied

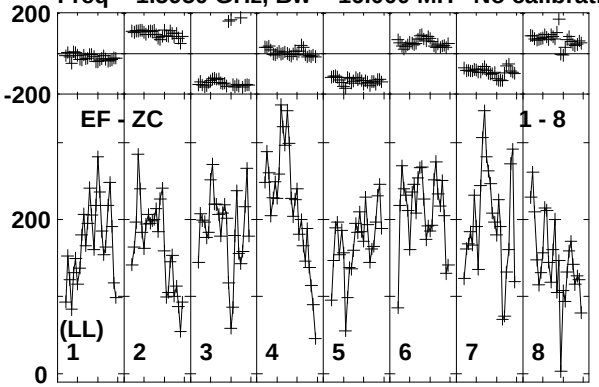

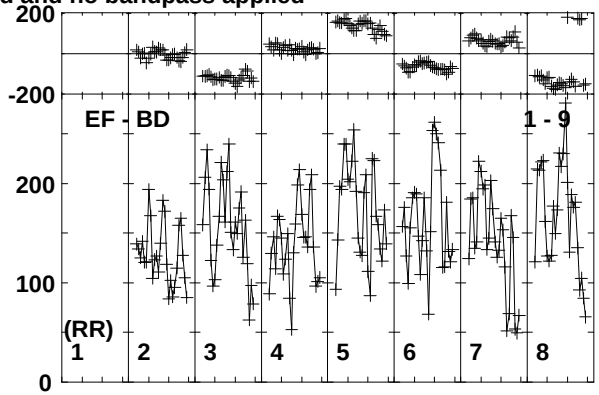

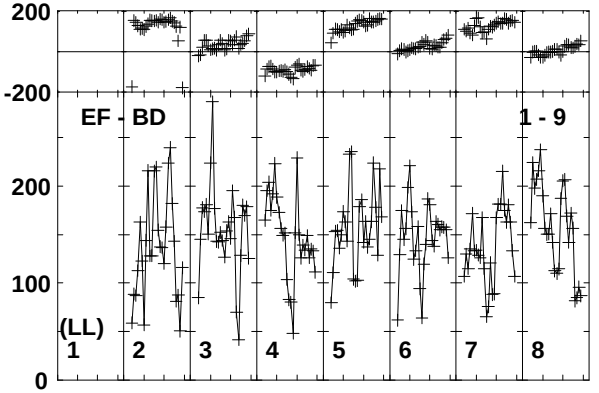

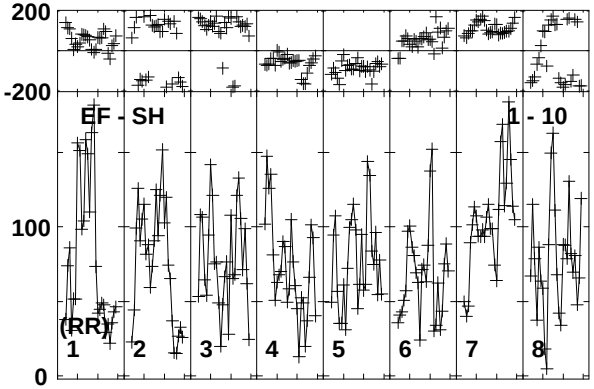

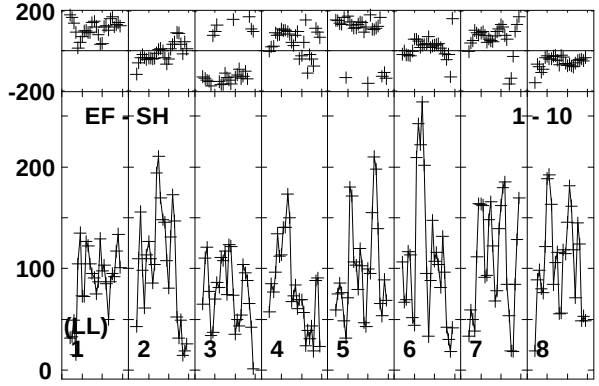

Lower frame: Micro Ampl Jy Top frame: Phas deg
Vector averaged cross-power spectrum Baseline: EF (01) - ZC (08)
Timerange: 00/17:43:31 to 00/17:47:59

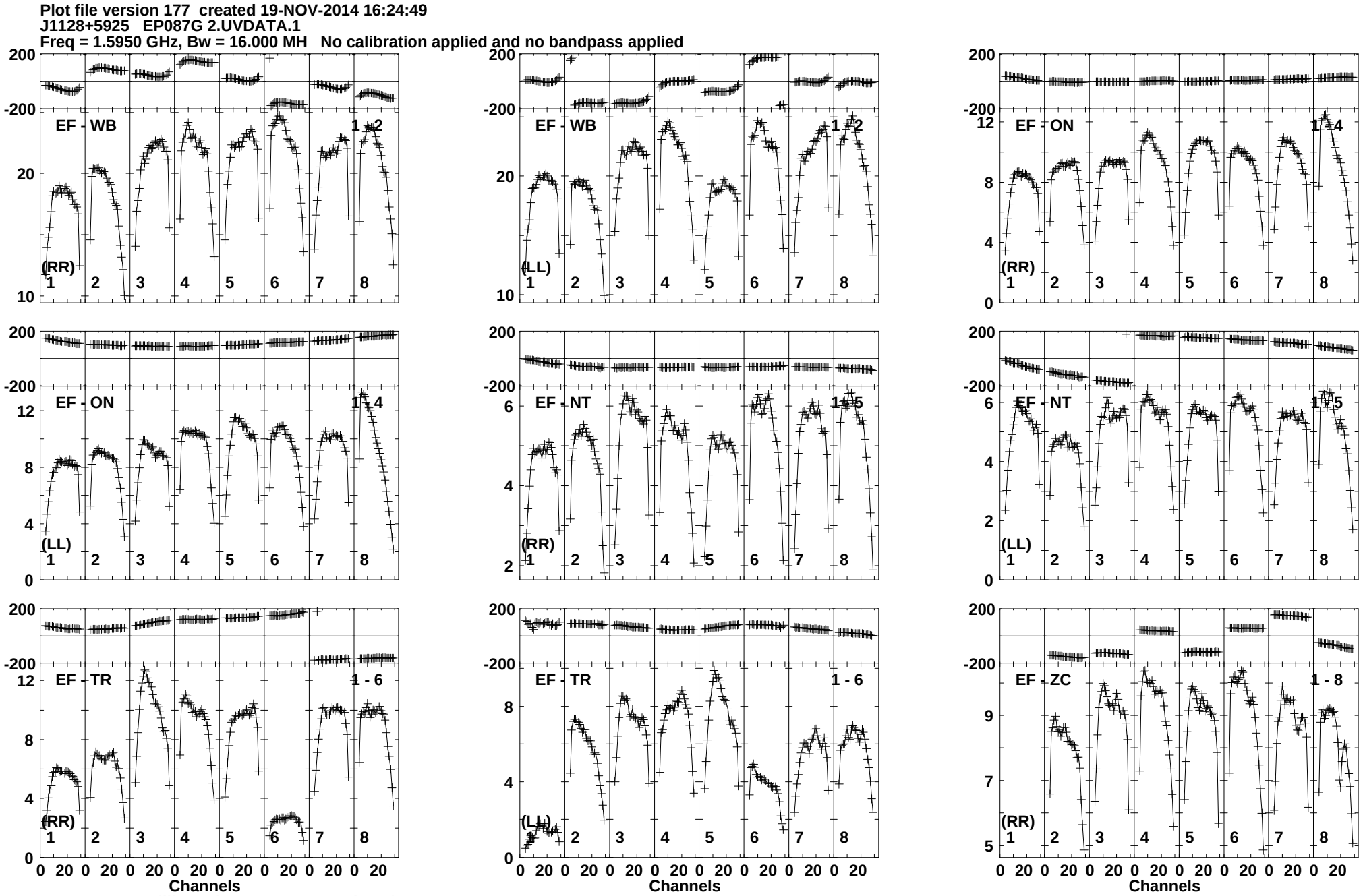
Plot file version 177 created 19-NOV-2014 16:24:49
J1128+5925 EP087G 2.UVDATA.1
Freq = 1.5950 GHz, Bw = 16.000 MH No calibration applied and no bandpass applied
EF - WB 1 - 2
(RR)
EF - WB 1 - 2
(LL)
EF - ON 1 - 4
(RR)
EF - ON 1 - 4
(LL)
EF - NT 1 - 5
(RR)
EF - NT 1 - 5
(LL)
EF - TR 1 - 6
(RR)
EF - TR 1 - 6
(LL)
EF - ZC 1 - 8
(RR)
Channels
Channels
Channels
Lower frame: Milli Ampl Jy Top frame: Phas deg
Vector averaged cross-power spectrum Baseline: EF (01) - WB (02)
Timerange: 00/17:48:41 to 00/17:49:09

Plot file version 178 created 19-NOV-2014 16:24:49
J1128+5925 EP087G 2.UVDATA.1
Freq = 1.5950 GHz, Bw = 16.000 MH No calibration applied and no bandpass applied

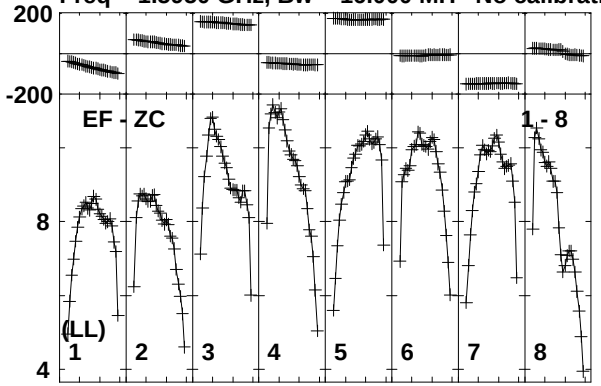

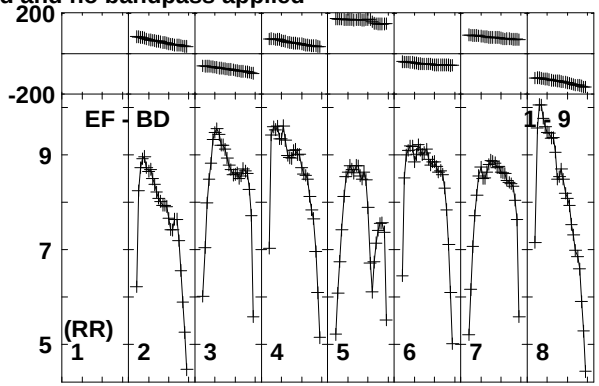

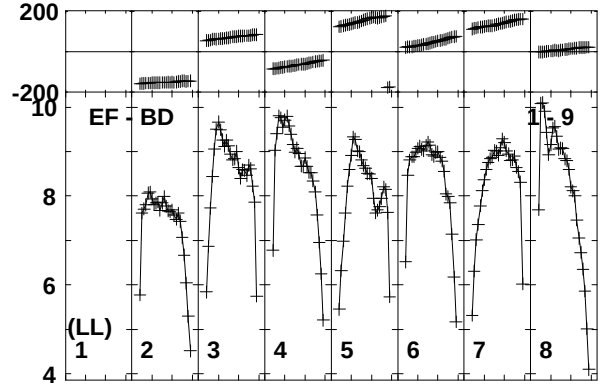

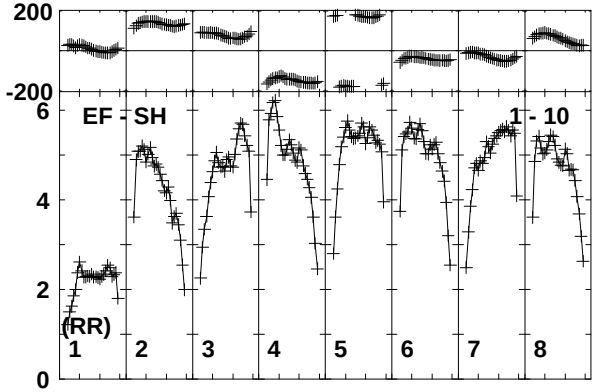

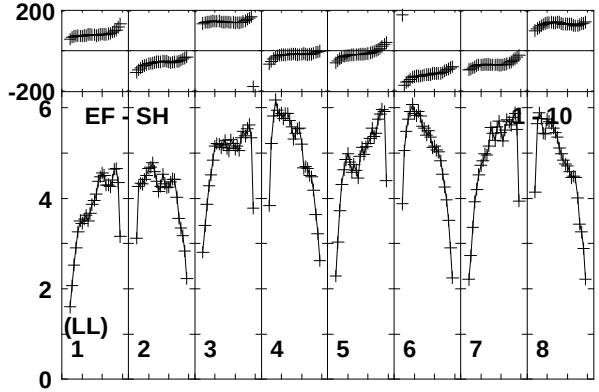

Lower frame: Milli Ampl Jy Top frame: Phas deg
Vector averaged cross-power spectrum Baseline: EF (01) - ZC (08)
Timerange: 00/17:48:41 to 00/17:49:09

Plot file version 179 created 19-NOV-2014 16:24:49
ARP299B EP087G 2.UVDATA.1
Freq = 1.5950 GHz, Bw = 16.000 MH No calibration applied and no bandpass applied

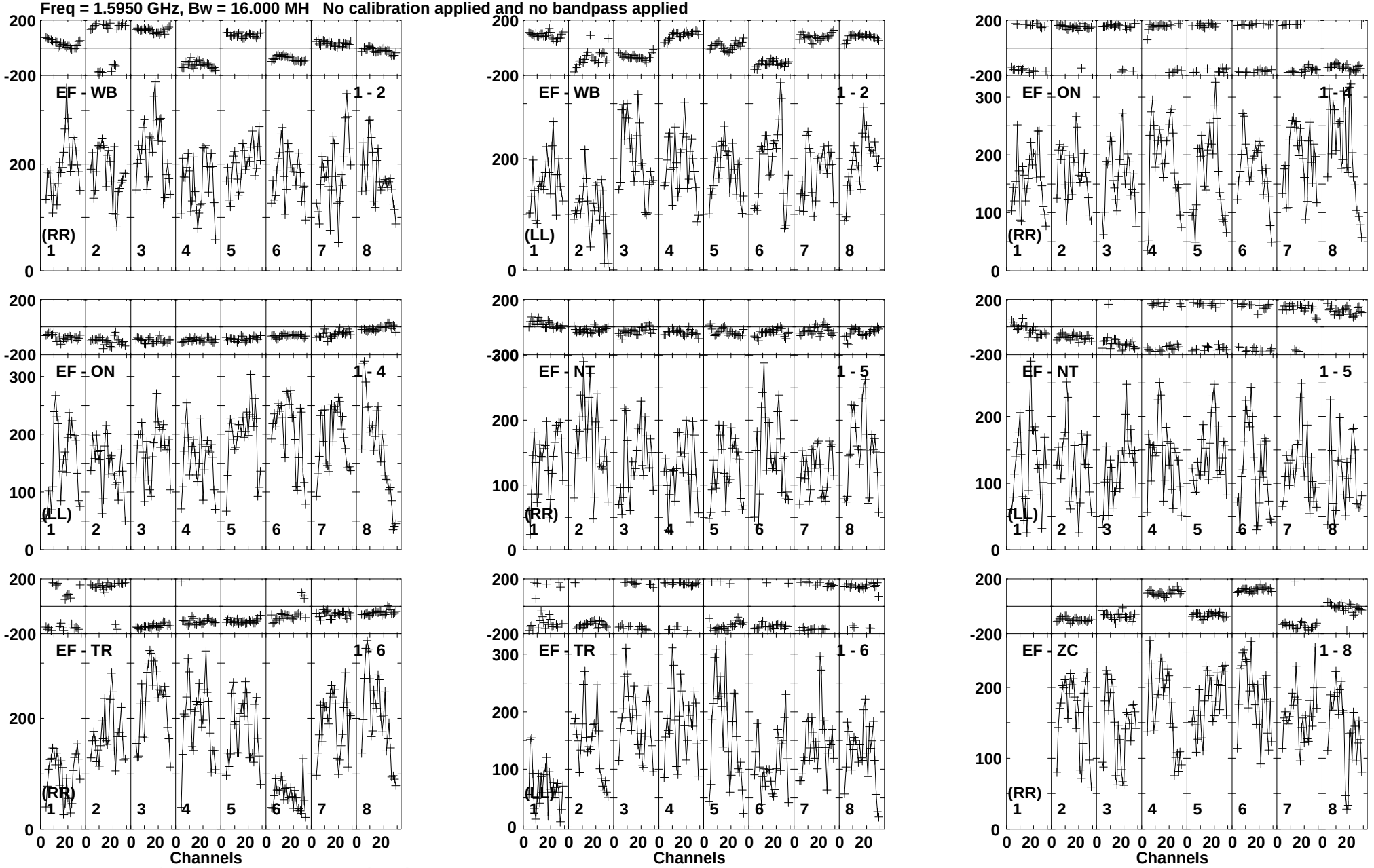

Lower frame: Micro Ampl Jy Top frame: Phas deg
Vector averaged cross-power spectrum Baseline: EF (01) - WB (02)
Timerange: 00/17:49:15 to 00/17:53:39

Plot file version 180 created 19-NOV-2014 16:24:49
ARP299B EP087G 2.UVDATA.1
Freq = 1.5950 GHz, Bw = 16.000 MH No calibration applied and no bandpass applied

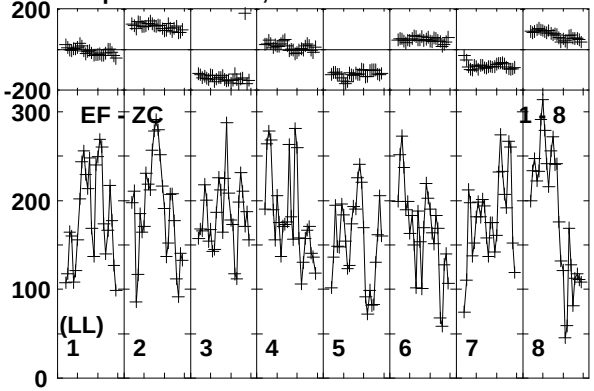

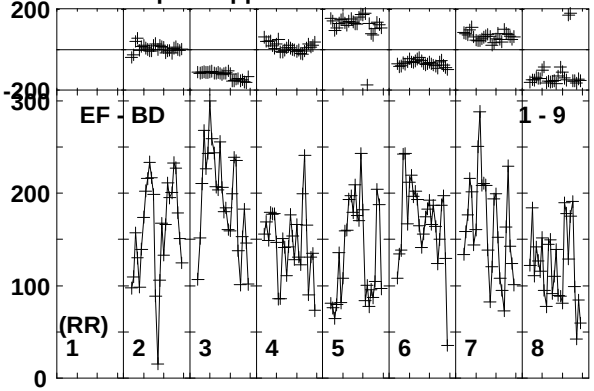

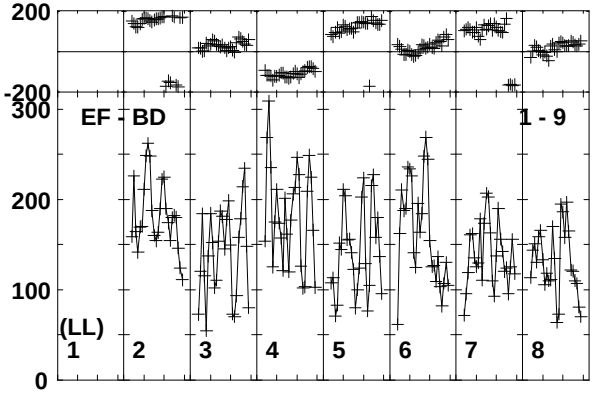

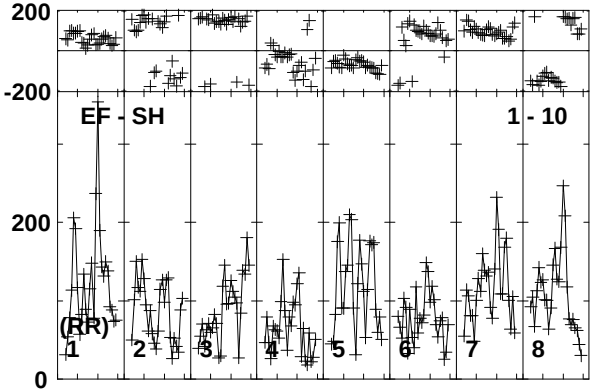

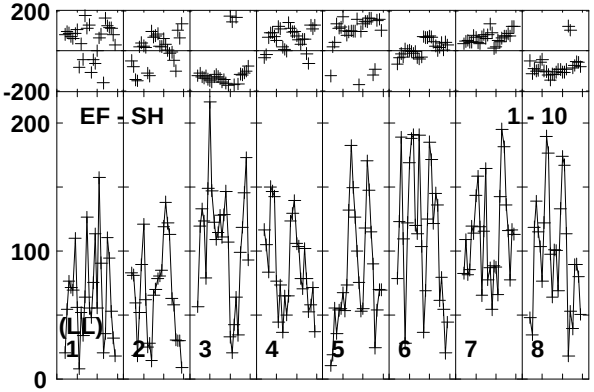

Lower frame: Micro Ampl Jy Top frame: Phas deg
Vector averaged cross-power spectrum Baseline: EF (01) - ZC (08)
Timerange: 00/17:49:15 to 00/17:53:39

Plot file version 181 created 19-NOV-2014 16:24:49
J1128+5925 EP087G 2.UVDATA.1
Freq = 1.5950 GHz, Bw = 16.000 MH No calibration applied and no bandpass applied

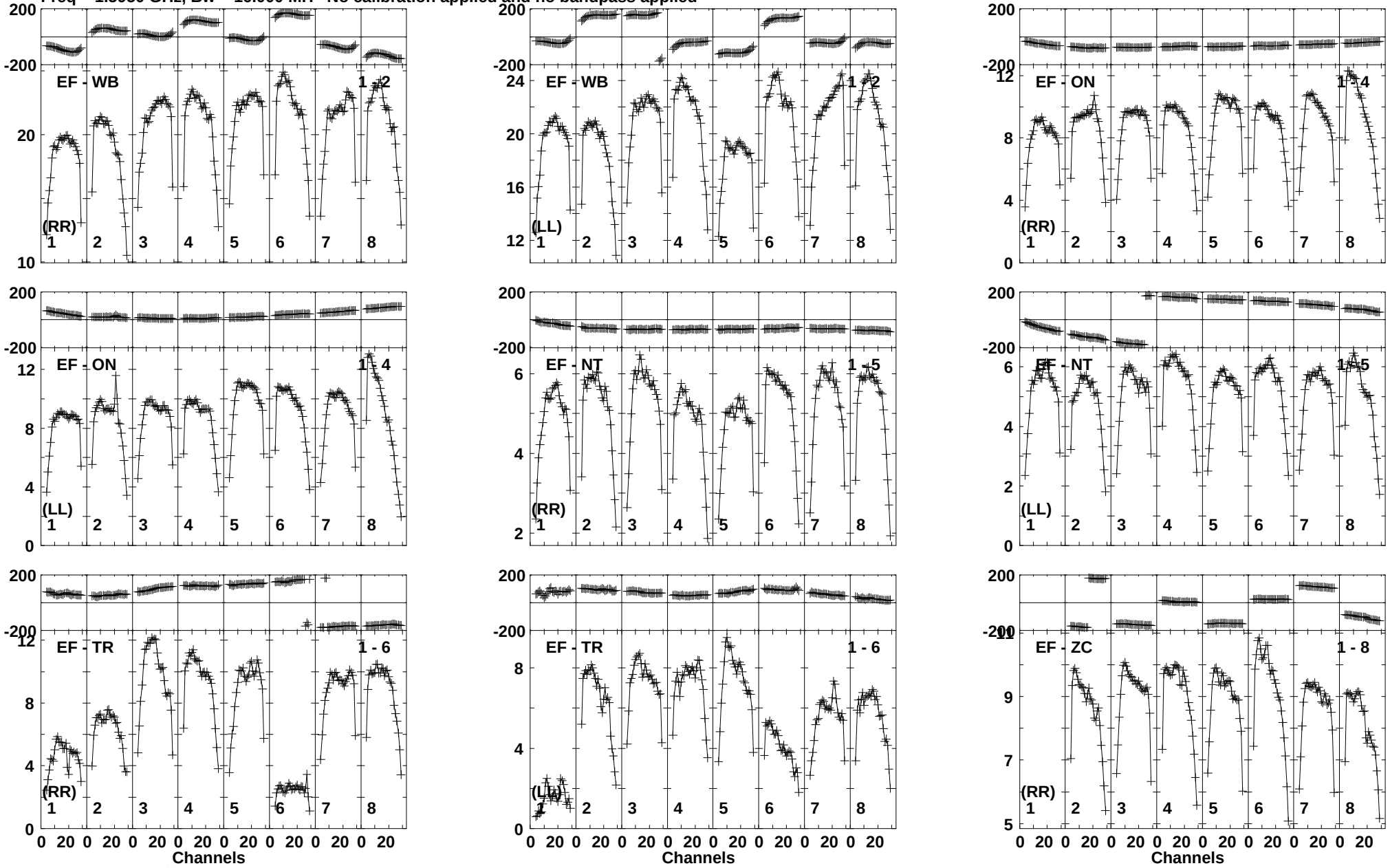

Lower frame: Milli Ampl Jy Top frame: Phas deg
Vector averaged cross-power spectrum Baseline: EF (01) - WB (02)
Timerange: 00/17:53:45 to 00/17:54:39

Plot file version 182 created 19-NOV-2014 16:24:49
J1128+5925 EP087G 2.UVDATA.1
Freq = 1.5950 GHz, Bw = 16.000 MH No calibration applied and no bandpass applied

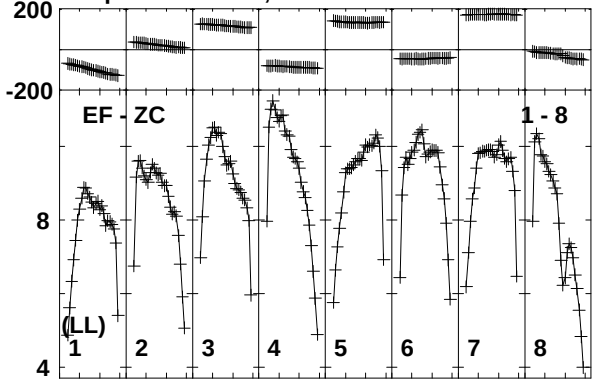

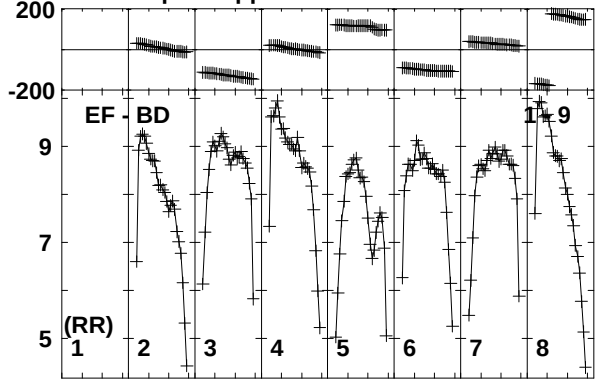

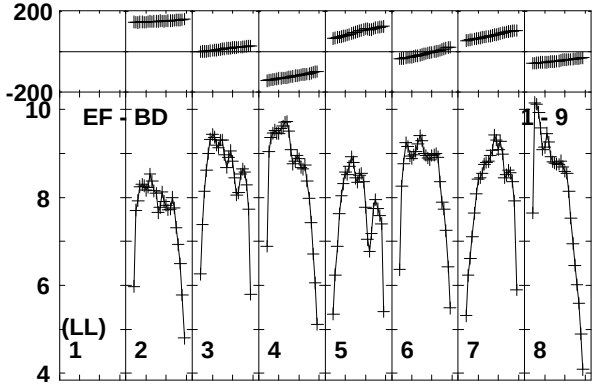

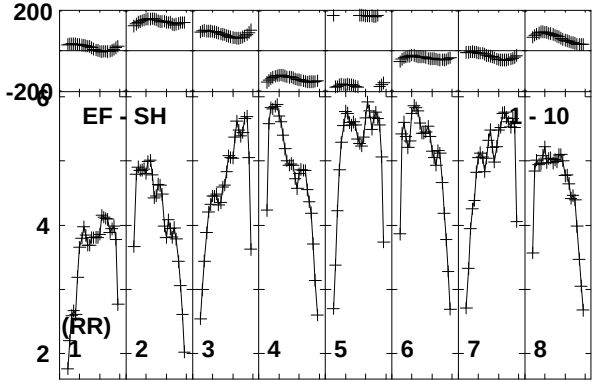

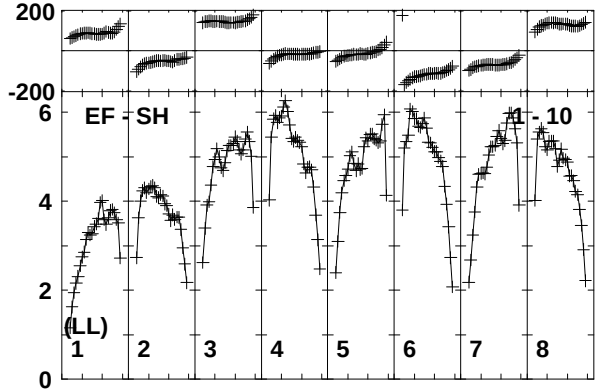

Lower frame: Milli Ampl Jy Top frame: Phas deg
Vector averaged cross-power spectrum Baseline: EF (01) - ZC (08)
Timerange: 00/17:53:45 to 00/17:54:39

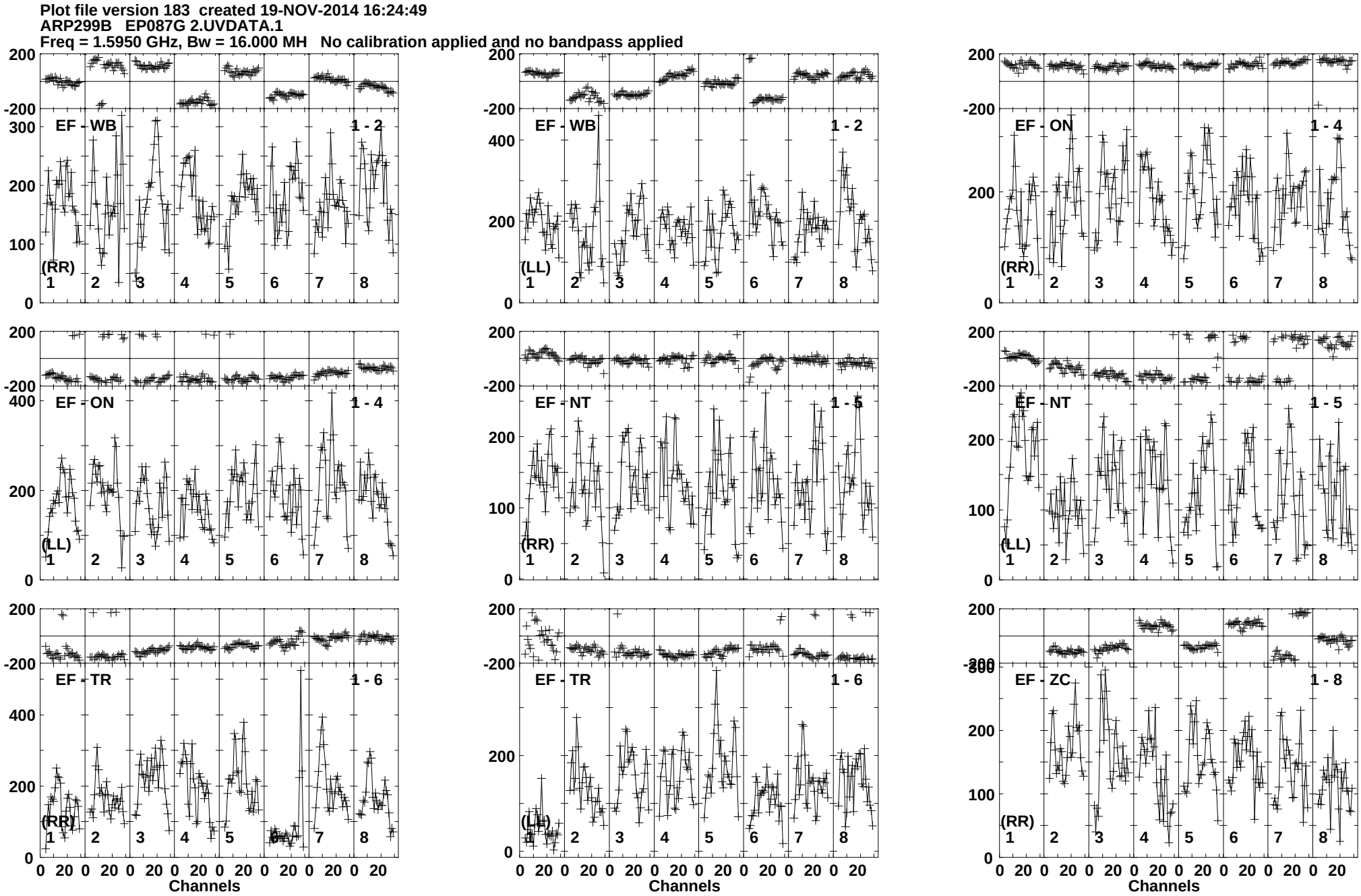
Plot file version 183 created 19-NOV-2014 16:24:49
ARP299B EP087G 2.UVDATA.1
Freq = 1.5950 GHz, Bw = 16.000 MH No calibration applied and no bandpass applied
EF - WB 1 - 2
(RR)
EF - WB 1 - 2
(LL)
EF - ON 1 - 4
(RR)
EF - ON 1 - 4
(LL)
EF - NT 1 - 5
(RR)
EF - NT 1 - 5
(LL)
EF - TR 1 - 6
(RR)
EF - TR 1 - 6
(LL)
EF - ZC 1 - 8
(RR)
Channels
Channels
Channels
Lower frame: Micro Ampl Jy Top frame: Phas deg
Vector averaged cross-power spectrum Baseline: EF (01) - WB (02)
Timerange: 00/17:54:41 to 00/17:59:09

Plot file version 184 created 19-NOV-2014 16:24:50
ARP299B EP087G 2.UVDATA.1
Freq = 1.5950 GHz, Bw = 16.000 MH No calibration applied and no bandpass applied

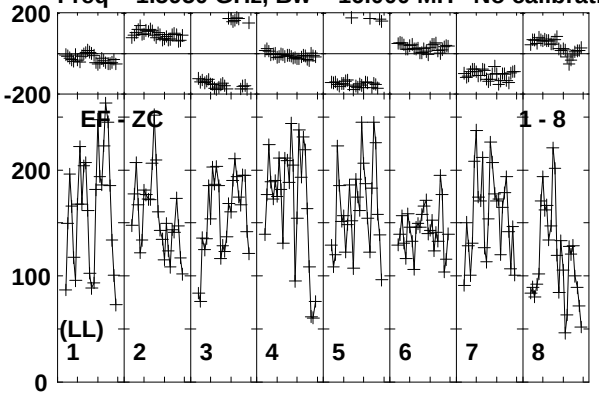

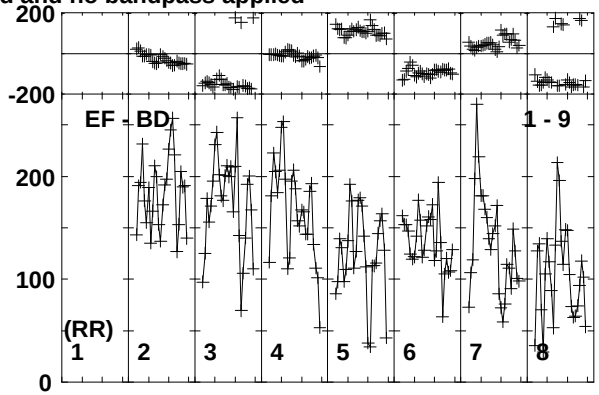

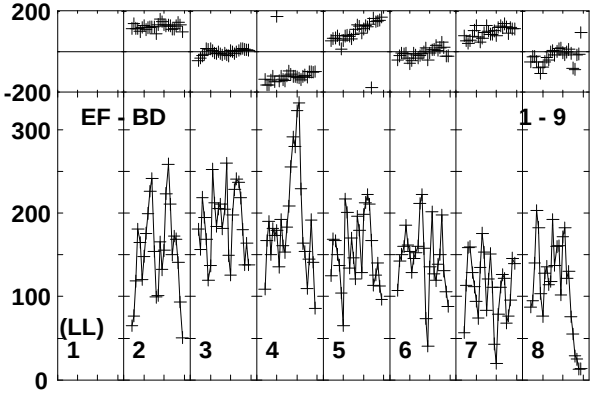

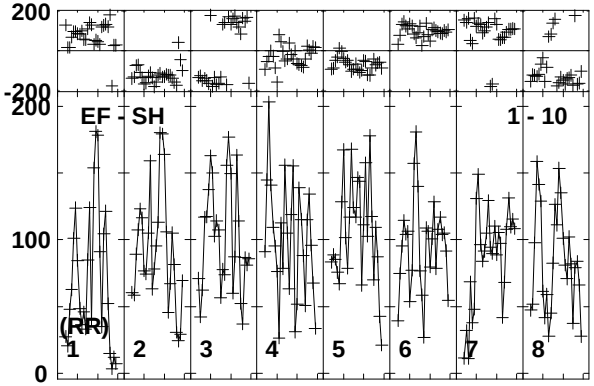

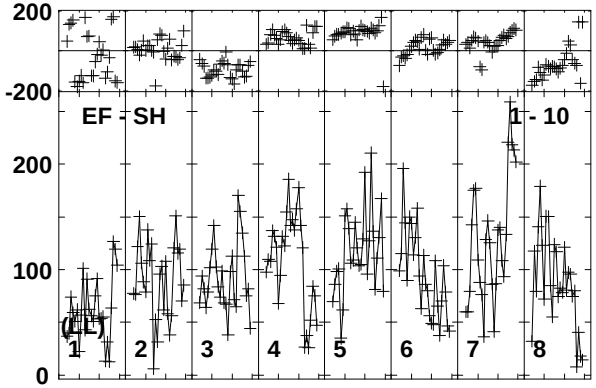

Lower frame: Micro Ampl Jy Top frame: Phas deg
Vector averaged cross-power spectrum Baseline: EF (01) - ZC (08)
Timerange: 00/17:54:41 to 00/17:59:09

Plot file version 185 created 19-NOV-2014 16:24:50
J1128+5925 EP087G 2.UVDATA.1
Freq = 1.5950 GHz, Bw = 16.000 MH No calibration applied and no bandpass applied

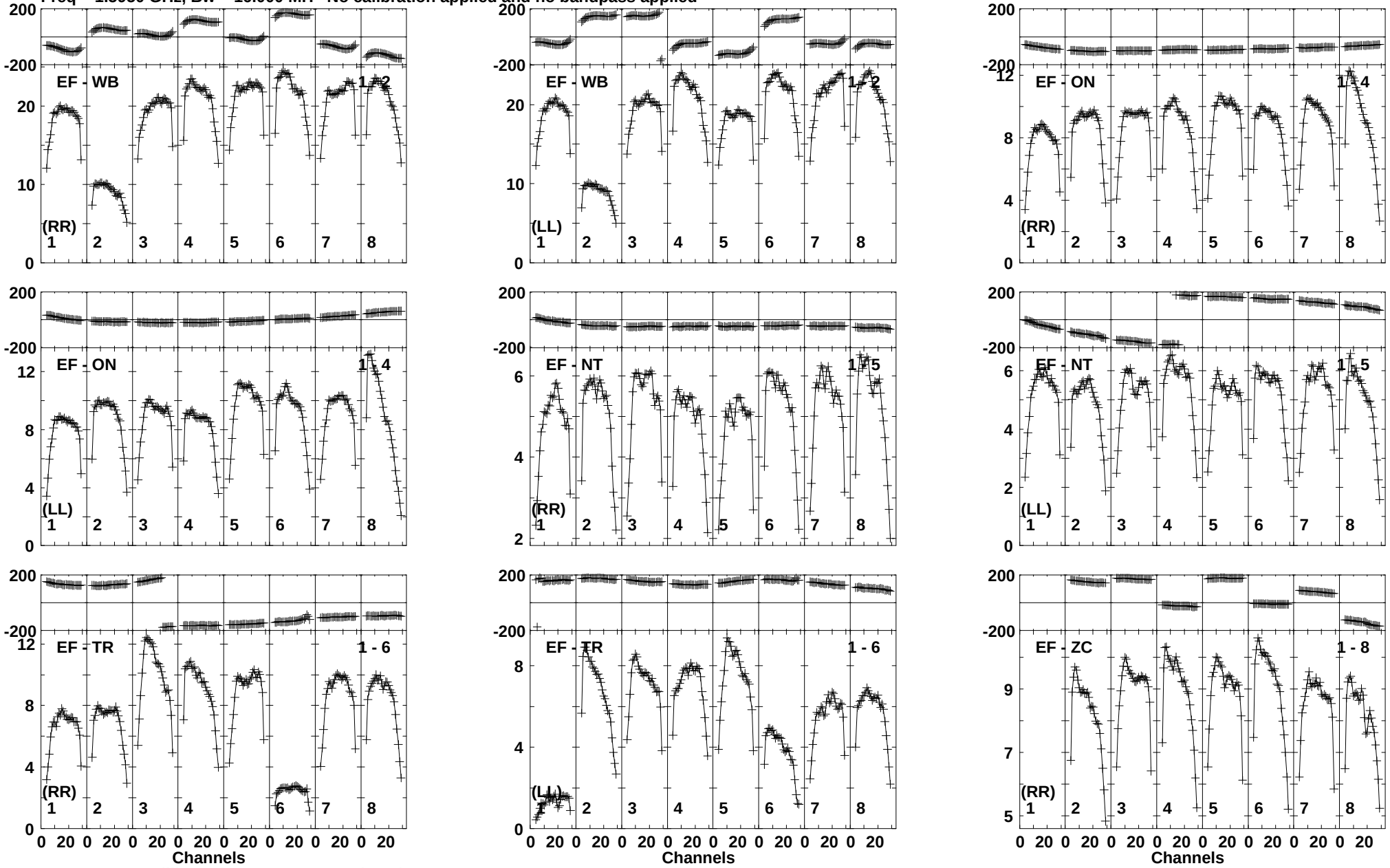

Lower frame: Milli Ampl Jy Top frame: Phas deg
Vector averaged cross-power spectrum Baseline: EF (01) - WB (02)
Timerange: 00/17:59:51 to 00/18:00:19

Plot file version 186 created 19-NOV-2014 16:24:50
J1128+5925 EP087G 2.UVDATA.1
Freq = 1.5950 GHz, Bw = 16.000 MH No calibration applied and no bandpass applied

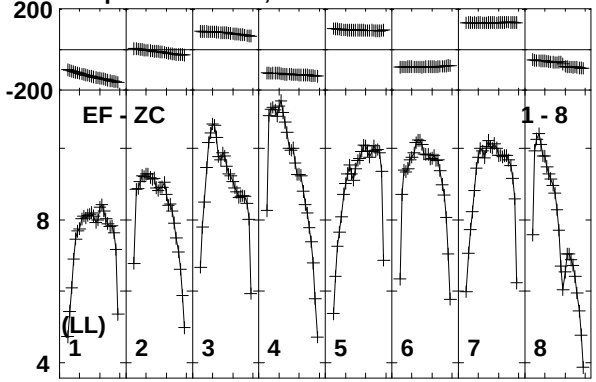

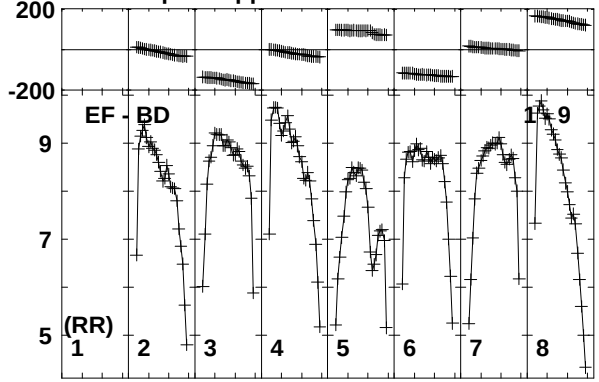

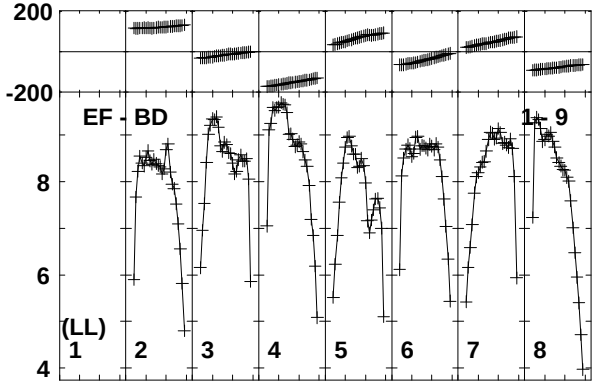

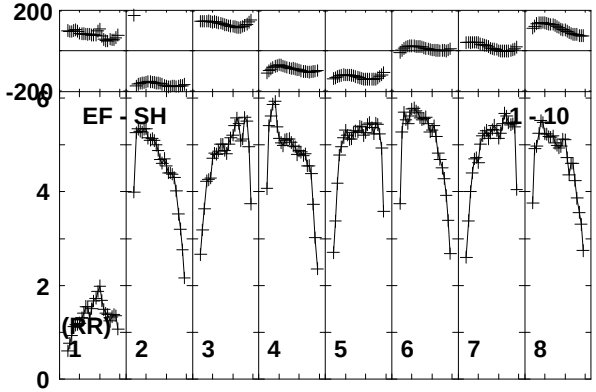

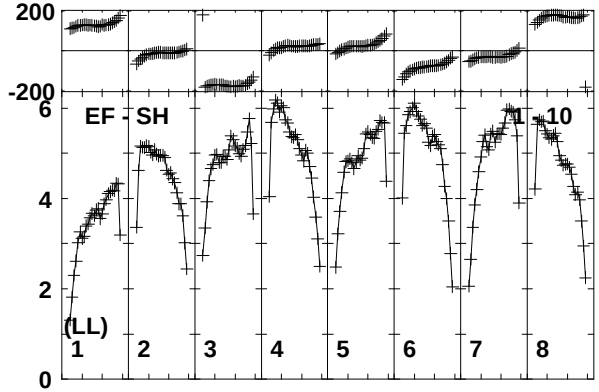

Lower frame: Milli Ampl Jy Top frame: Phas deg
Vector averaged cross-power spectrum Baseline: EF (01) - ZC (08)
Timerange: 00/17:59:51 to 00/18:00:19

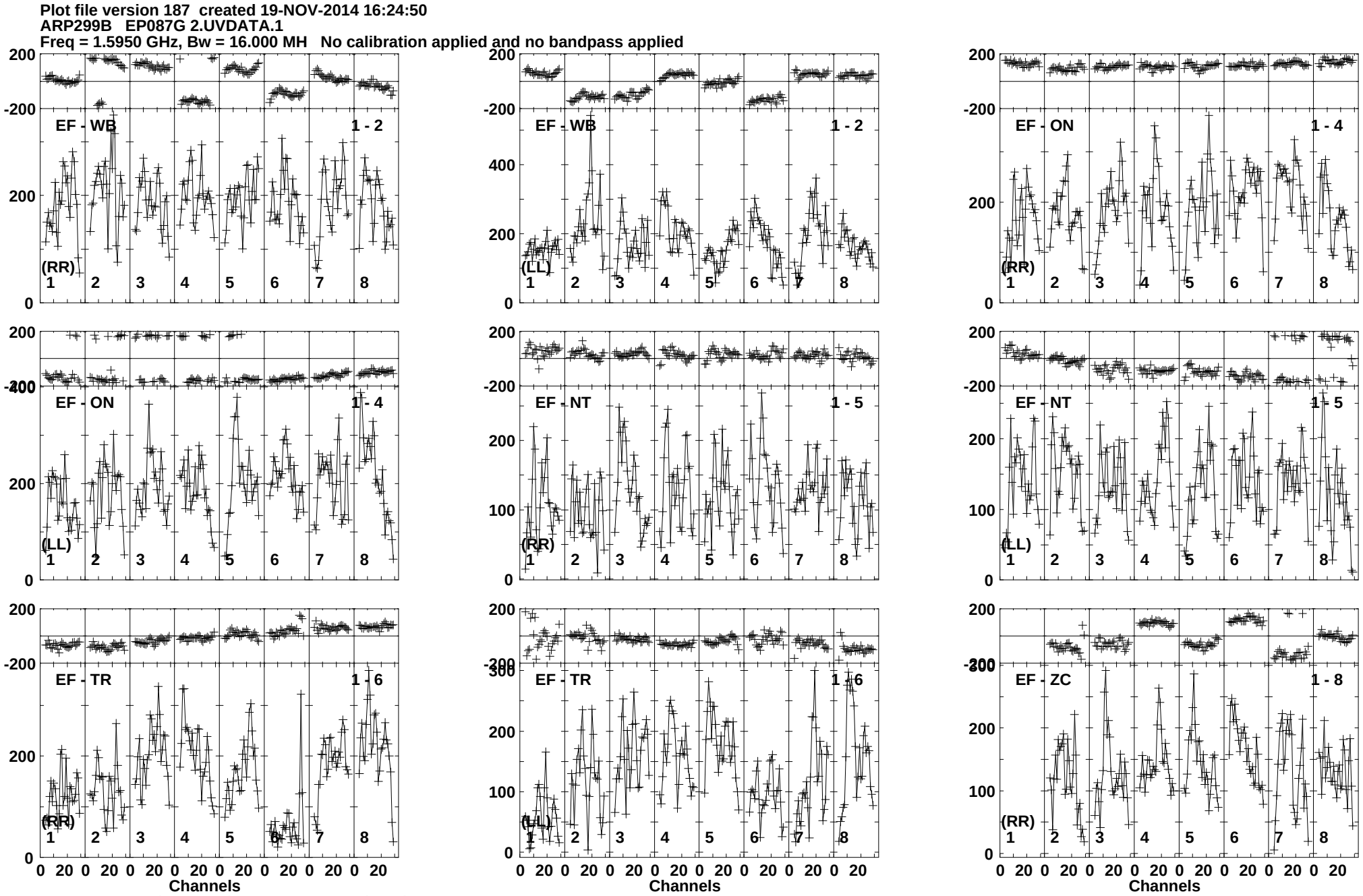
Plot file version 187 created 19-NOV-2014 16:24:50
ARP299B EP087G 2.UVDATA.1
Freq = 1.5950 GHz, Bw = 16.000 MH No calibration applied and no bandpass applied
EF - WB 1 - 2
(RR)
EF - WB 1 - 2
(LL)
EF - ON 1 - 4
(RR)
EF - ON 1 - 4
(LL)
EF - NT 1 - 5
(RR)
EF - NT 1 - 5
(LL)
EF - TR 1 - 6
(RR)
EF - TR 1 - 6
(LL)
EF - ZC 1 - 8
(RR)
Channels
Lower frame: Micro Ampl Jy Top frame: Phas deg
Vector averaged cross-power spectrum Baseline: EF (01) - WB (02)
Timerange: 00/18:00:25 to 00/18:04:49

Plot file version 188 created 19-NOV-2014 16:24:50
ARP299B EP087G 2.UVDATA.1
Freq = 1.5950 GHz, Bw = 16.000 MH No calibration applied and no bandpass applied

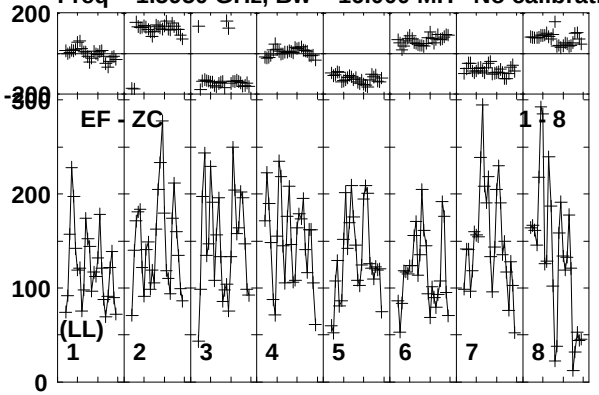

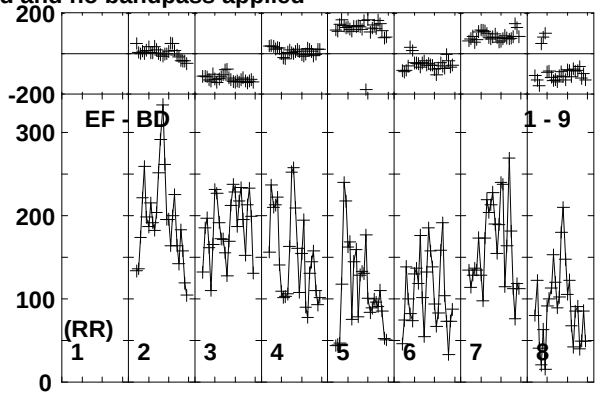

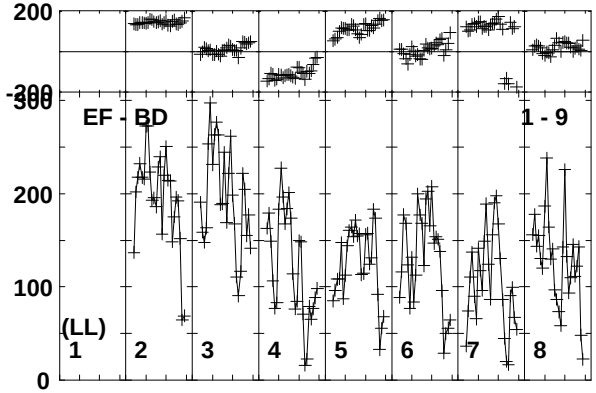

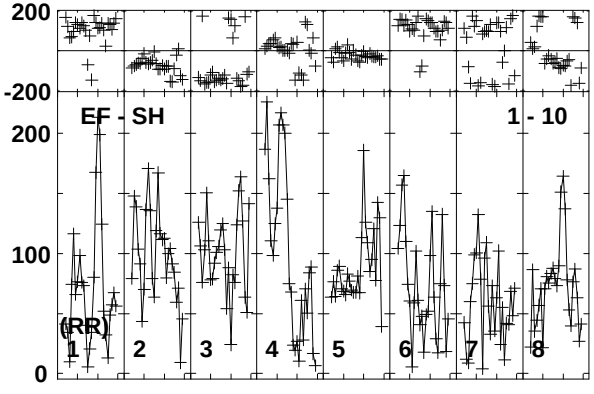

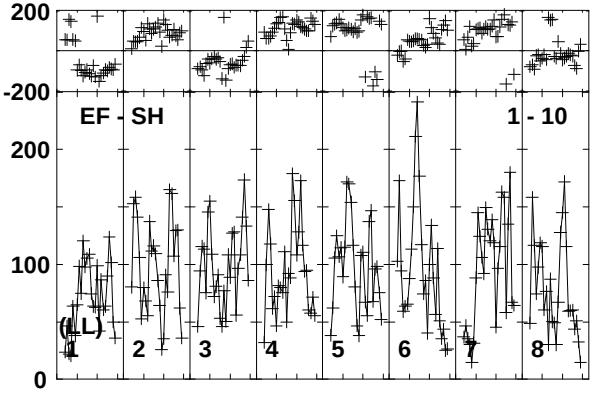

Lower frame: Micro Ampl Jy Top frame: Phas deg
Vector averaged cross-power spectrum Baseline: EF (01) - ZC (08)
Timerange: 00/18:00:25 to 00/18:04:49

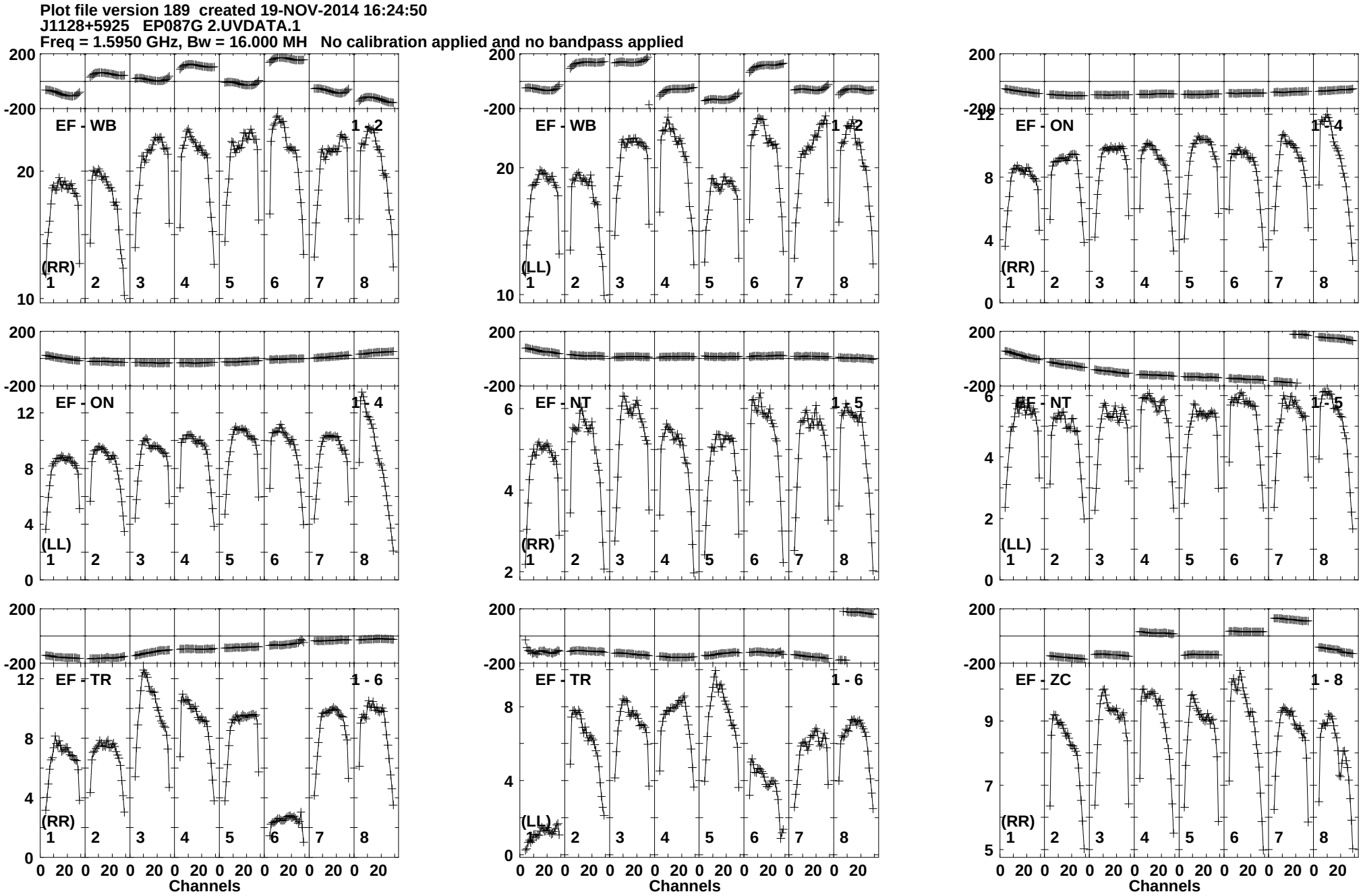
Plot file version 189 created 19-NOV-2014 16:24:50
J1128+5925 EP087G 2.UVDATA.1
Freq = 1.5950 GHz, Bw = 16.000 MH No calibration applied and no bandpass applied
EF - WB 1 - 2
(RR)
EF - WB 1 - 2
(LL)
EF - ON 1 - 4
(RR)
EF - ON 1 - 4
(LL)
EF - NT 1 - 5
(RR)
EF - NT 1 - 5
(LL)
EF - TR 1 - 6
(RR)
EF - TR 1 - 6
(LL)
EF - ZC 1 - 8
(RR)
Channels
Channels
Channels
Lower frame: Milli Ampl Jy Top frame: Phas deg
Vector averaged cross-power spectrum Baseline: EF (01) - WB (02)
Timerange: 00/18:04:55 to 00/18:05:59

Plot file version 190 created 19-NOV-2014 16:24:50
J1128+5925 EP087G 2.UVDATA.1
Freq = 1.5950 GHz, Bw = 16.000 MH No calibration applied and no bandpass applied

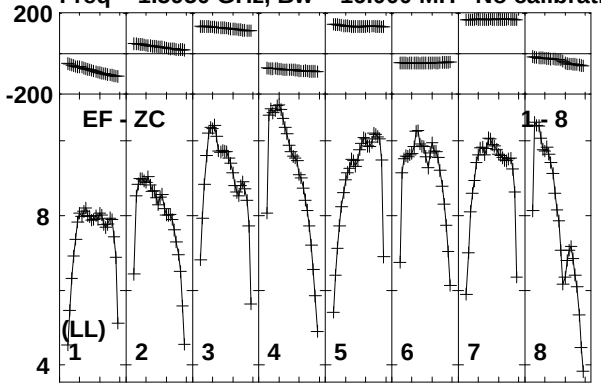

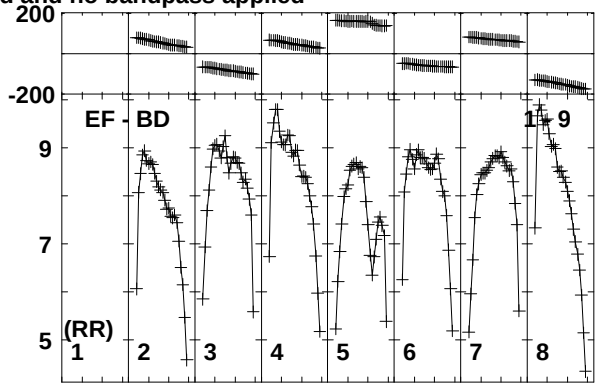

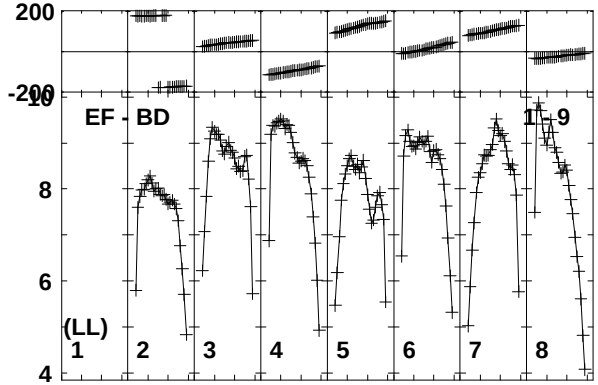

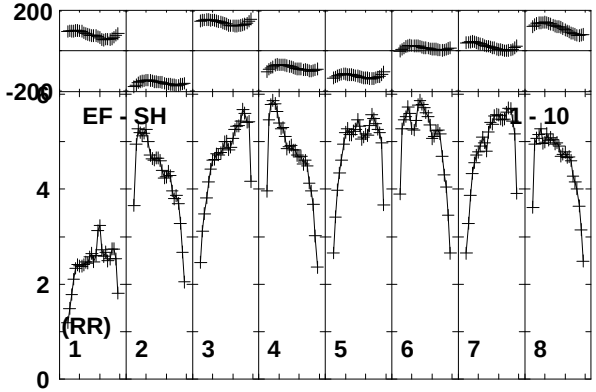

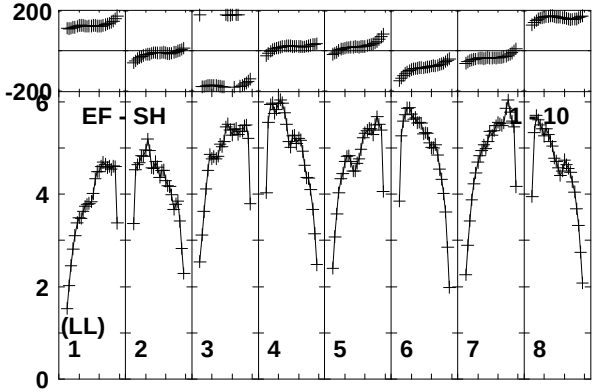

Lower frame: Milli Ampl Jy Top frame: Phas deg
Vector averaged cross-power spectrum Baseline: EF (01) - ZC (08)
Timerange: 00/18:04:55 to 00/18:05:59

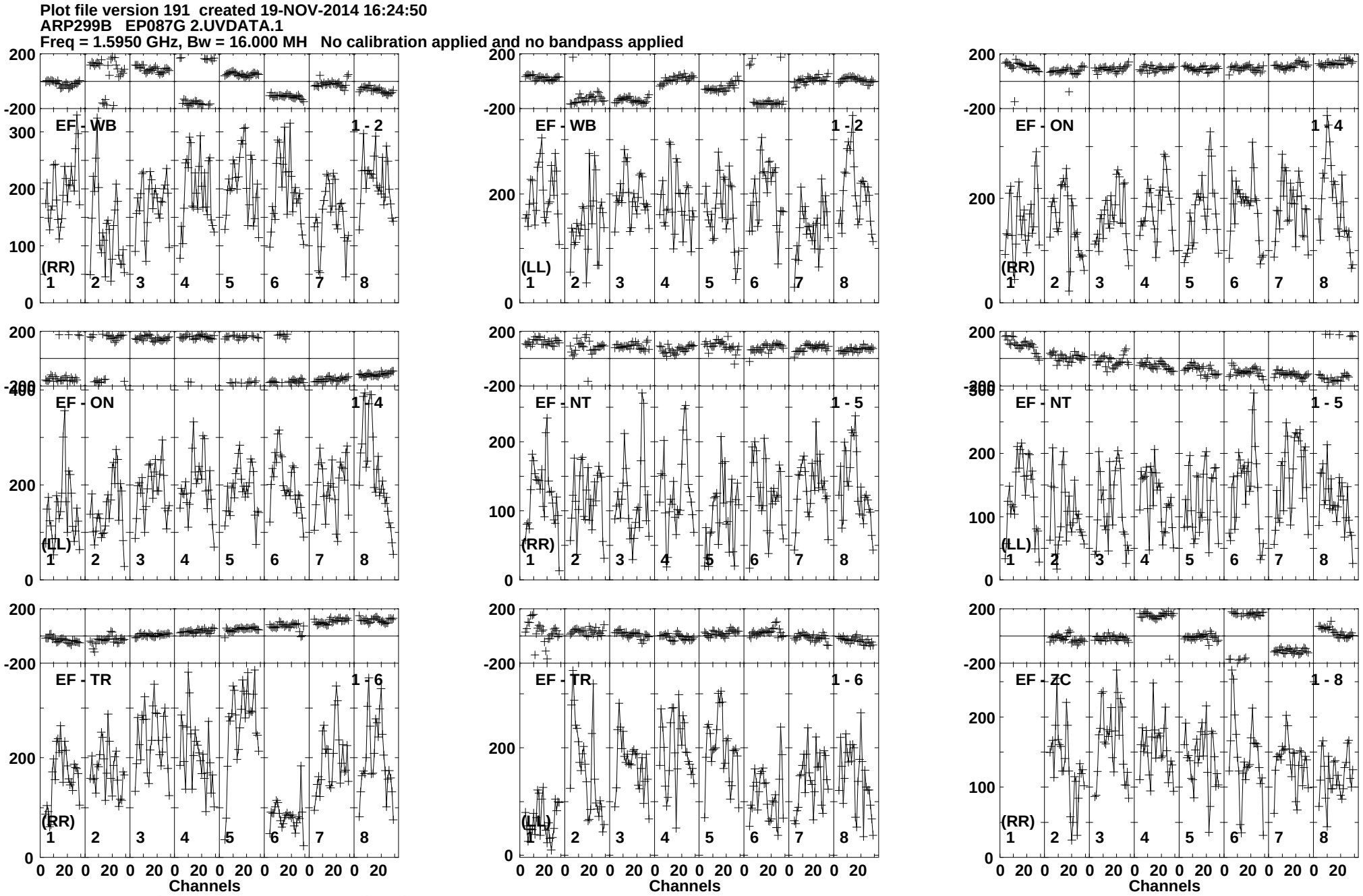
Plot file version 191 created 19-NOV-2014 16:24:50
ARP299B EP087G 2.UVDATA.1
Freq = 1.5950 GHz, Bw = 16.000 MH No calibration applied and no bandpass applied
EF - WB 1 - 2
(RR)
EF - WB 1 - 2
(LL)
EF - ON 1 - 4
(RR)
EF - ON 1 - 4
(LL)
EF - NT 1 - 5
(RR)
EF - NT 1 - 5
(LL)
EF - TR 1 - 6
(RR)
EF - TR 1 - 6
(LL)
EF - ZC 1 - 8
(RR)
Channels
Lower frame: Micro Ampl Jy Top frame: Phas deg
Vector averaged cross-power spectrum Baseline: EF (01) - WB (02)
Timerange: 00/18:06:01 to 00/18:10:29

Plot file version 192 created 19-NOV-2014 16:24:50
ARP299B EP087G 2.UVDATA.1
Freq = 1.5950 GHz, Bw = 16.000 MH No calibration applied and no bandpass applied

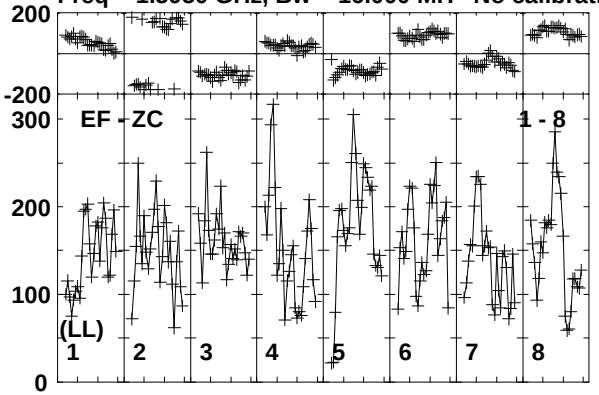

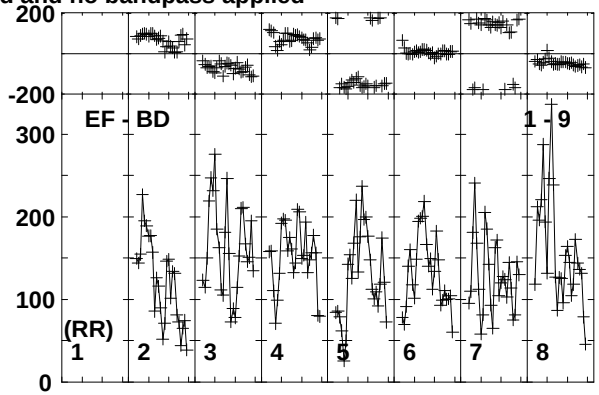

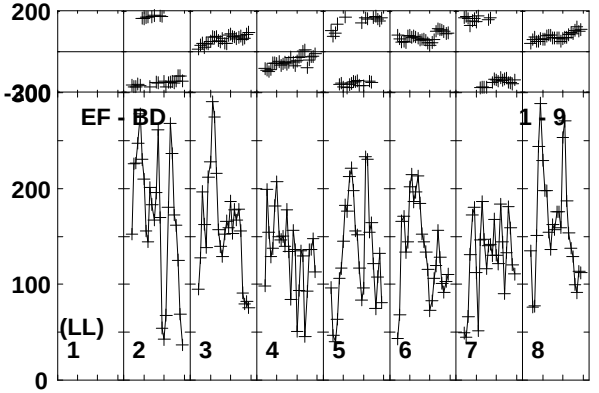

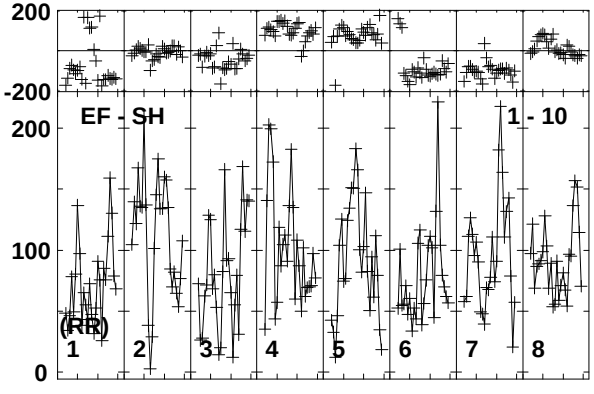

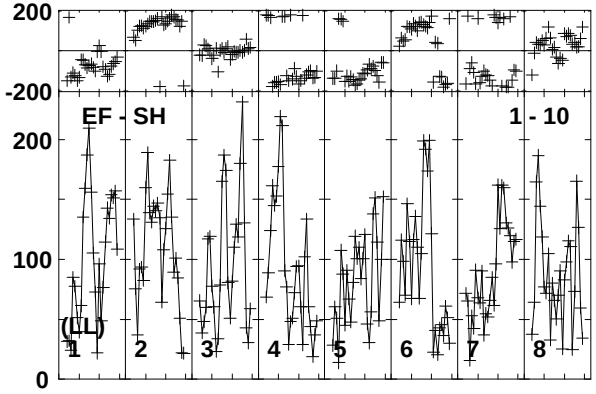

Lower frame: Micro Ampl Jy Top frame: Phas deg
Vector averaged cross-power spectrum Baseline: EF (01) - ZC (08)
Timerange: 00/18:06:01 to 00/18:10:29

Plot file version 193 created 19-NOV-2014 16:24:50
J1128+5925 EP087G 2.UVDATA.1
Freq = 1.5950 GHz, Bw = 16.000 MH No calibration applied and no bandpass applied

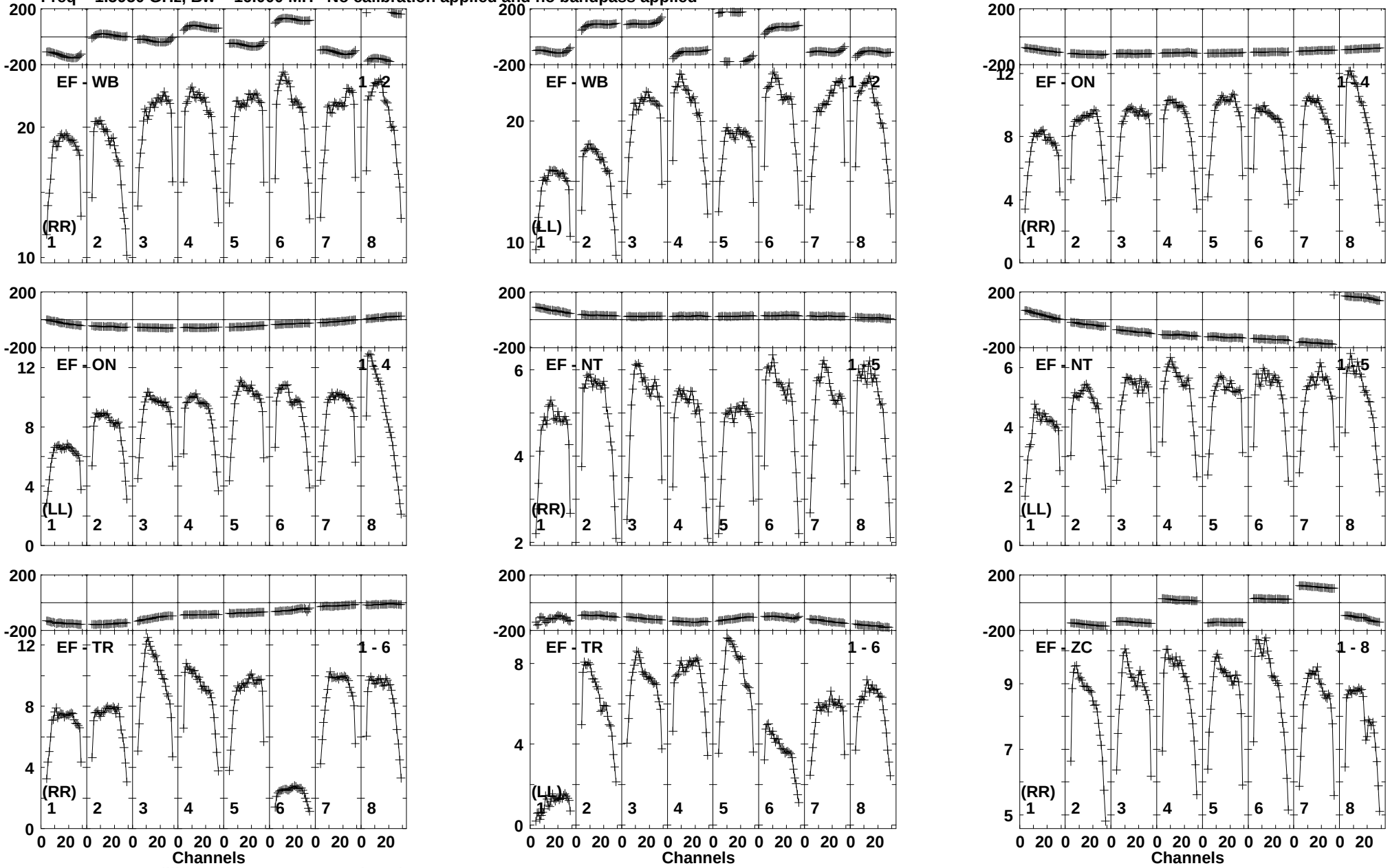

Lower frame: Milli Ampl Jy Top frame: Phas deg
Vector averaged cross-power spectrum Baseline: EF (01) - WB (02)
Timerange: 00/18:11:11 to 00/18:11:39

Plot file version 194 created 19-NOV-2014 16:24:50
J1128+5925 EP087G 2.UVDATA.1
Freq = 1.5950 GHz, Bw = 16.000 MH No calibration applied and no bandpass applied

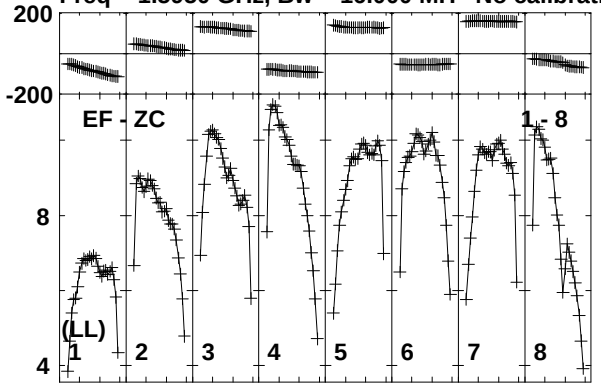

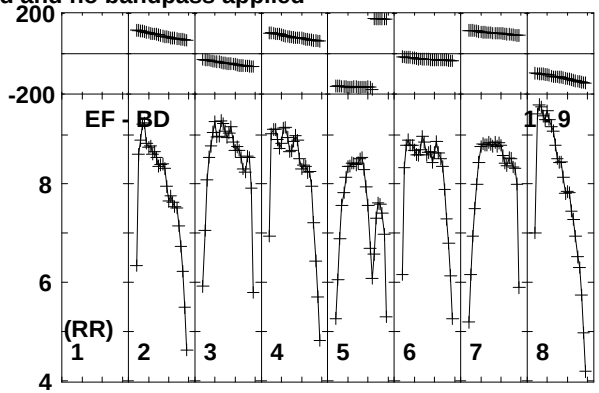

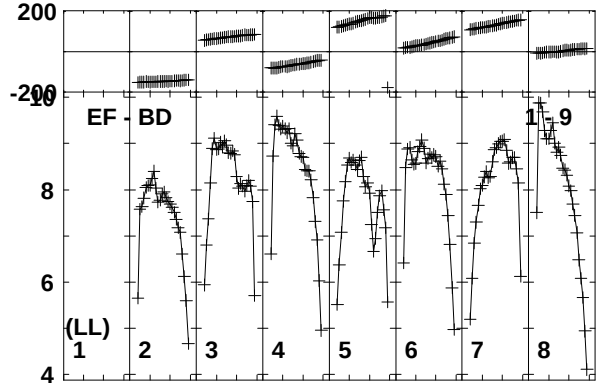

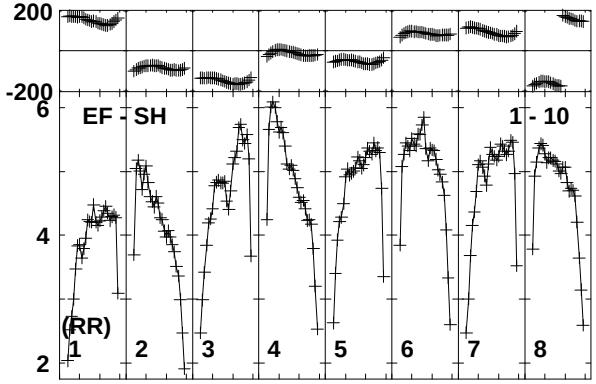

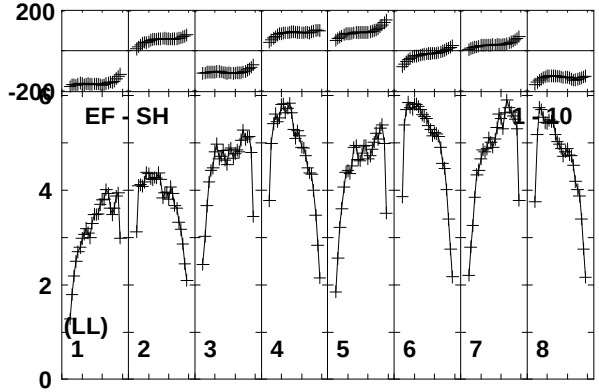

Lower frame: Milli Ampl Jy Top frame: Phas deg
Vector averaged cross-power spectrum Baseline: EF (01) - ZC (08)
Timerange: 00/18:11:11 to 00/18:11:39

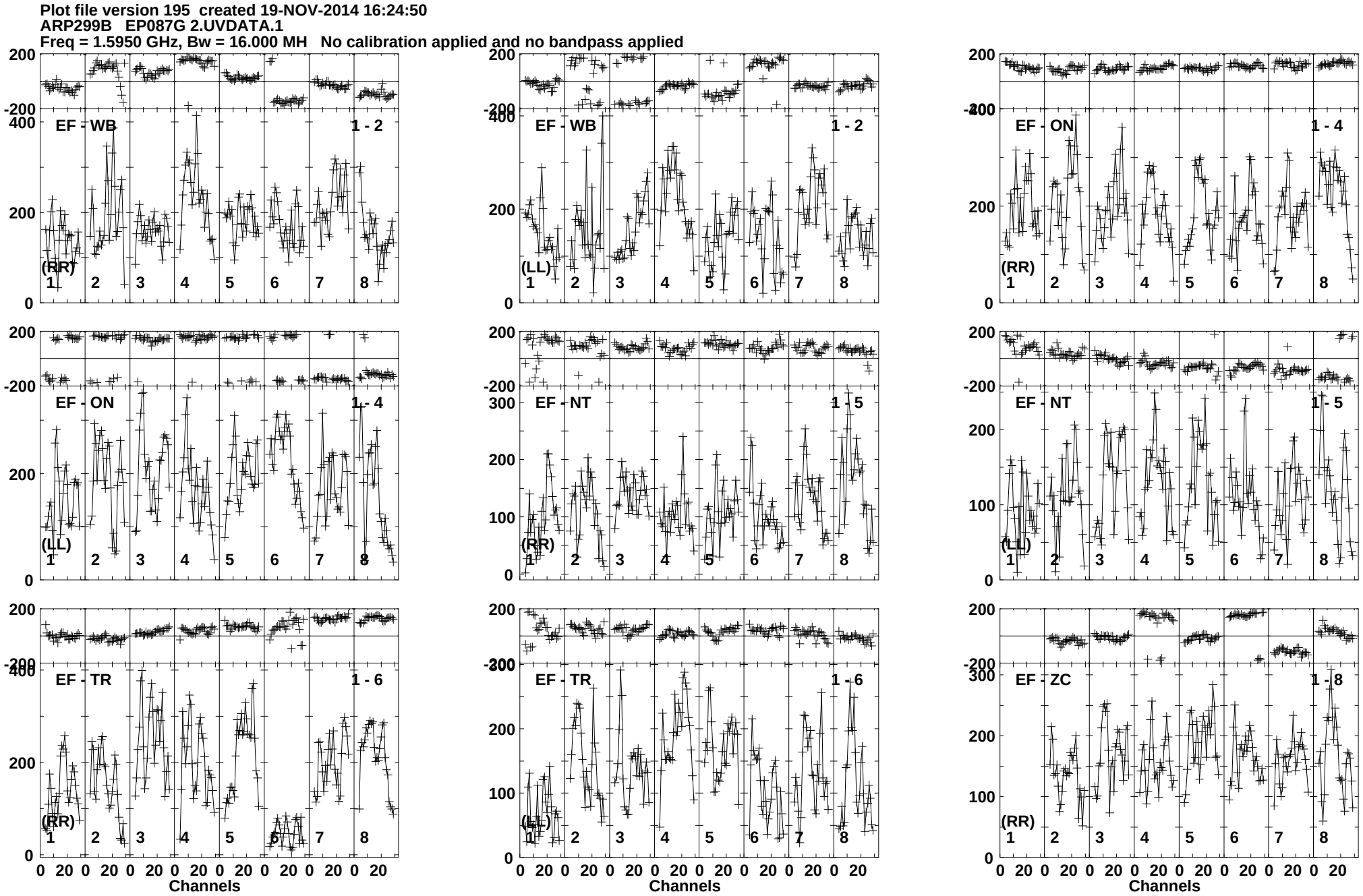
Plot file version 195 created 19-NOV-2014 16:24:50
ARP299B EP087G 2.UVDATA.1
Freq = 1.5950 GHz, Bw = 16.000 MH No calibration applied and no bandpass applied
EF - WB 1 - 2
EF - WB 1 - 2
EF - ON 1 - 4
EF - ON 1 - 4
EF - NT 1 - 5
EF - NT 1 - 5
EF - TR 1 - 6
EF - TR 1 - 6
EF - ZC 1 - 8
(RR)
(LL)
Channels
Lower frame: Micro Ampl Jy Top frame: Phas deg
Vector averaged cross-power spectrum Baseline: EF (01) - WB (02)
Timerange: 00/18:11:45 to 00/18:16:09

Plot file version 196 created 19-NOV-2014 16:24:50
ARP299B EP087G 2.UVDATA.1
Freq = 1.5950 GHz, Bw = 16.000 MH No calibration applied and no bandpass applied

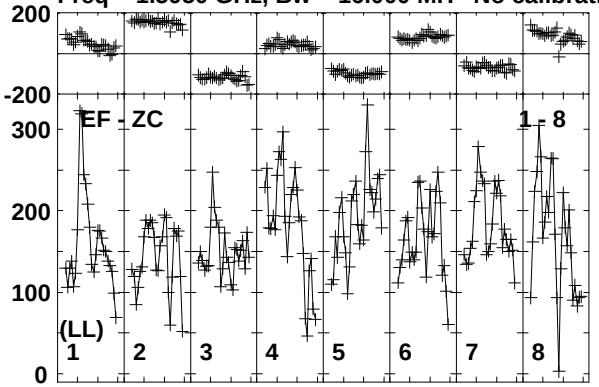

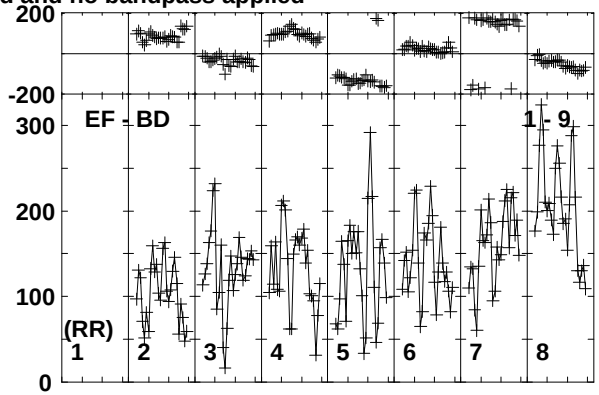

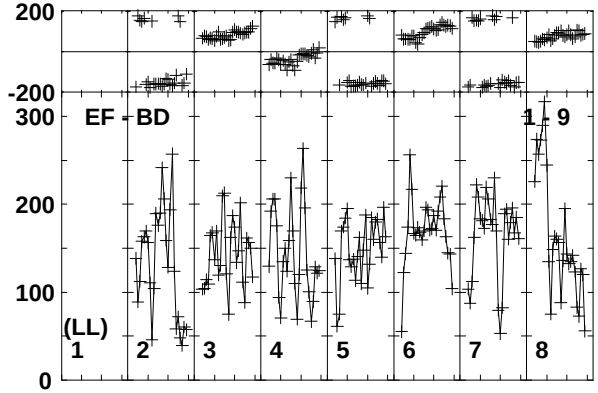

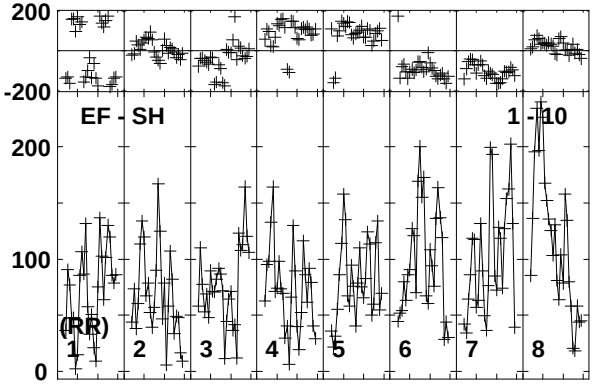

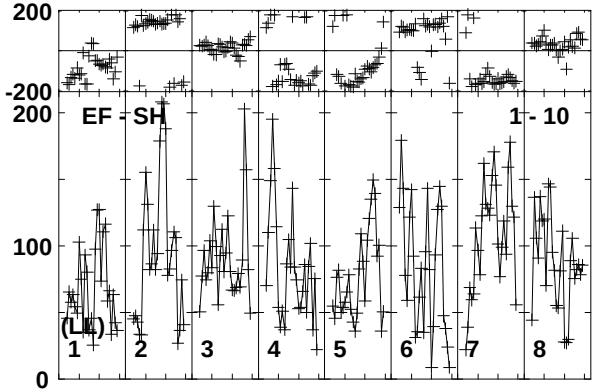

Lower frame: Micro Ampl Jy Top frame: Phas deg
Vector averaged cross-power spectrum Baseline: EF (01) - ZC (08)
Timerange: 00/18:11:45 to 00/18:16:09

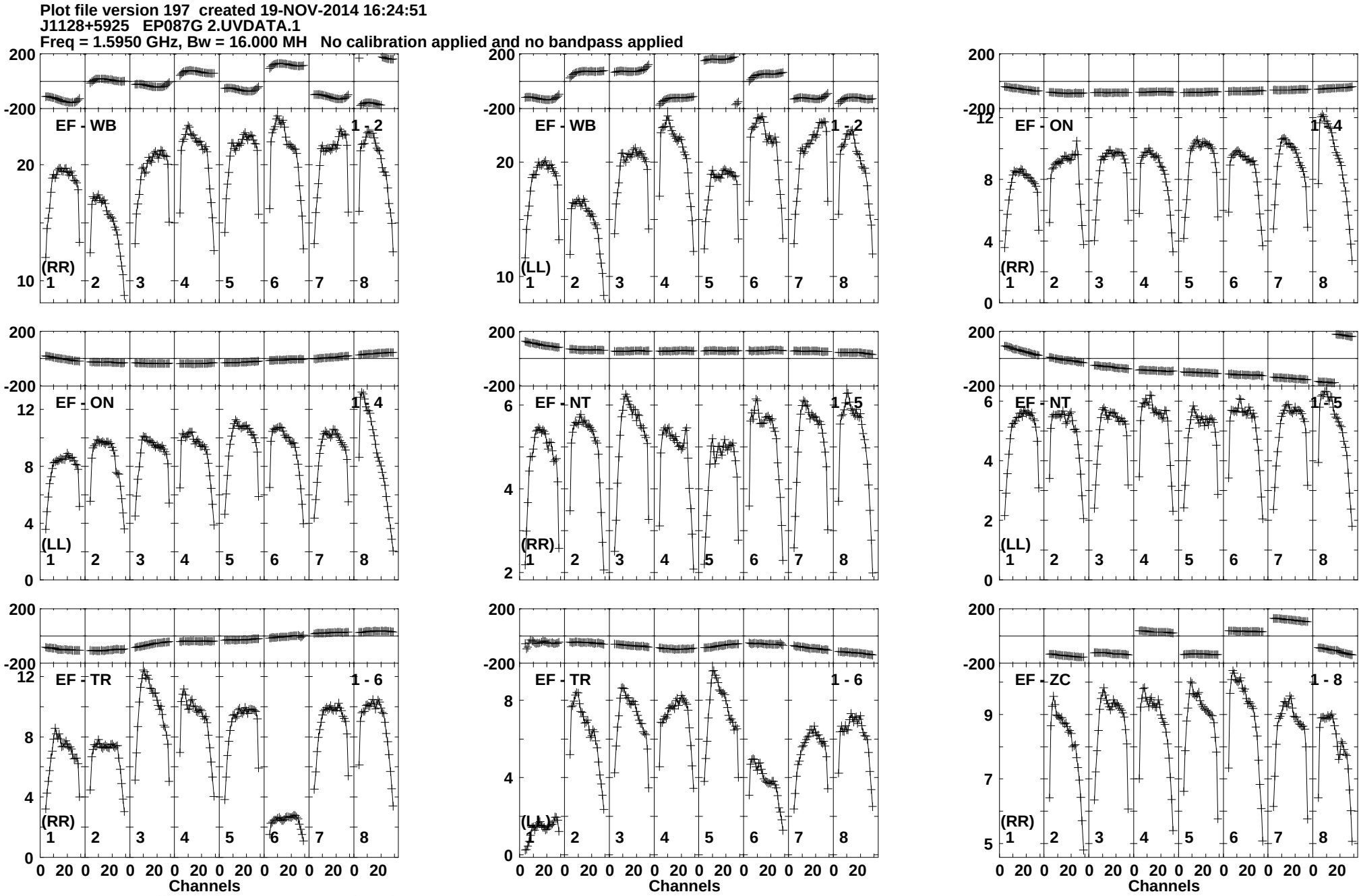
Plot file version 197 created 19-NOV-2014 16:24:51
J1128+5925 EP087G 2.UVDATA.1
Freq = 1.5950 GHz, Bw = 16.000 MH No calibration applied and no bandpass applied
EF - WB 1 - 2
(RR)
EF - WB 1 - 2
(LL)
EF - ON 1 - 4
(RR)
EF - ON 1 - 4
(LL)
EF - NT 1 - 5
(RR)
EF - NT 1 - 5
(LL)
EF - TR 1 - 6
(RR)
EF - TR 1 - 6
(LL)
EF - ZC 1 - 8
(RR)
Channels
Lower frame: Milli Ampl Jy Top frame: Phas deg
Vector averaged cross-power spectrum Baseline: EF (01) - WB (02)
Timerange: 00/18:16:15 to 00/18:17:19

Plot file version 198 created 19-NOV-2014 16:24:51
J1128+5925 EP087G 2.UVDATA.1
Freq = 1.5950 GHz, Bw = 16.000 MH No calibration applied and no bandpass applied

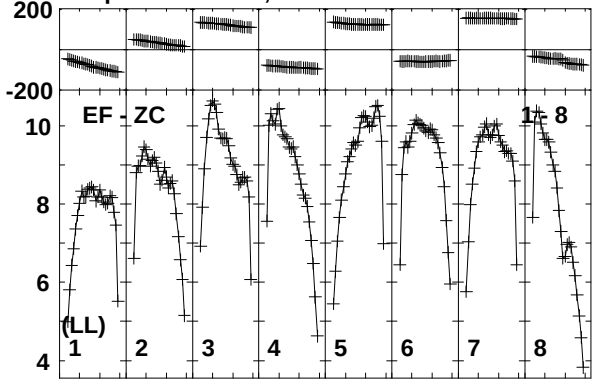

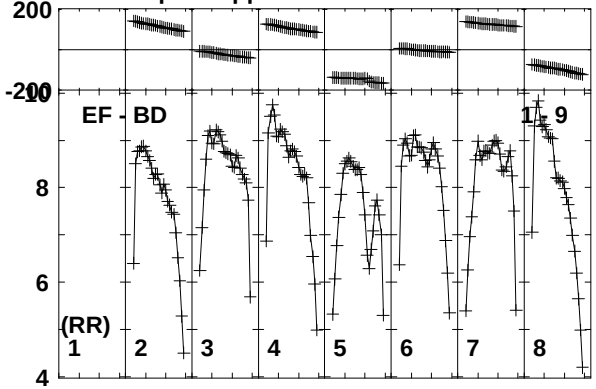

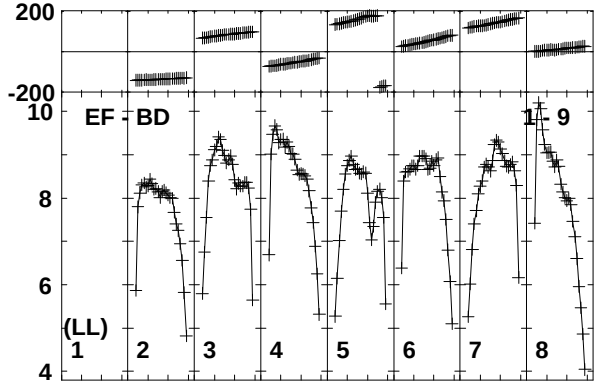

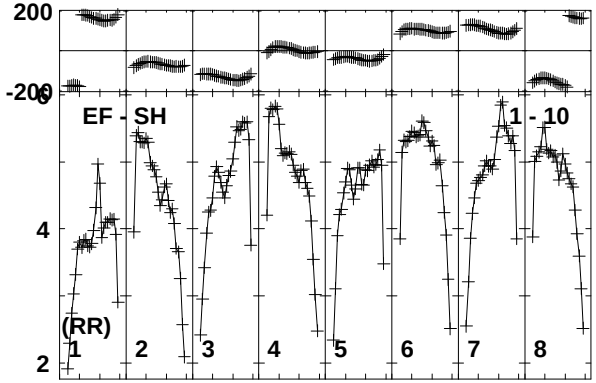

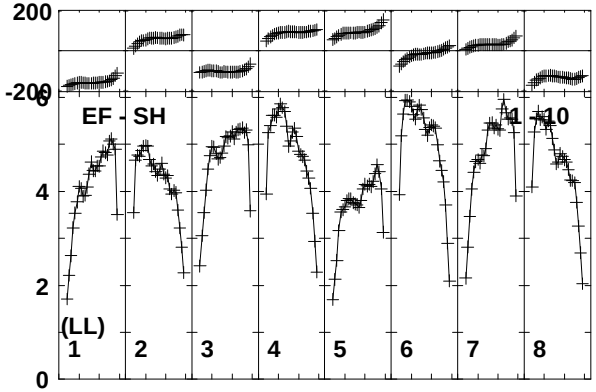

Lower frame: Milli Ampl Jy Top frame: Phas deg
Vector averaged cross-power spectrum Baseline: EF (01) - ZC (08)
Timerange: 00/18:16:15 to 00/18:17:19

Plot file version 199 created 19-NOV-2014 16:24:51
ARP299B EP087G 2.UVDATA.1
Freq = 1.5950 GHz, Bw = 16.000 MH No calibration applied and no bandpass applied

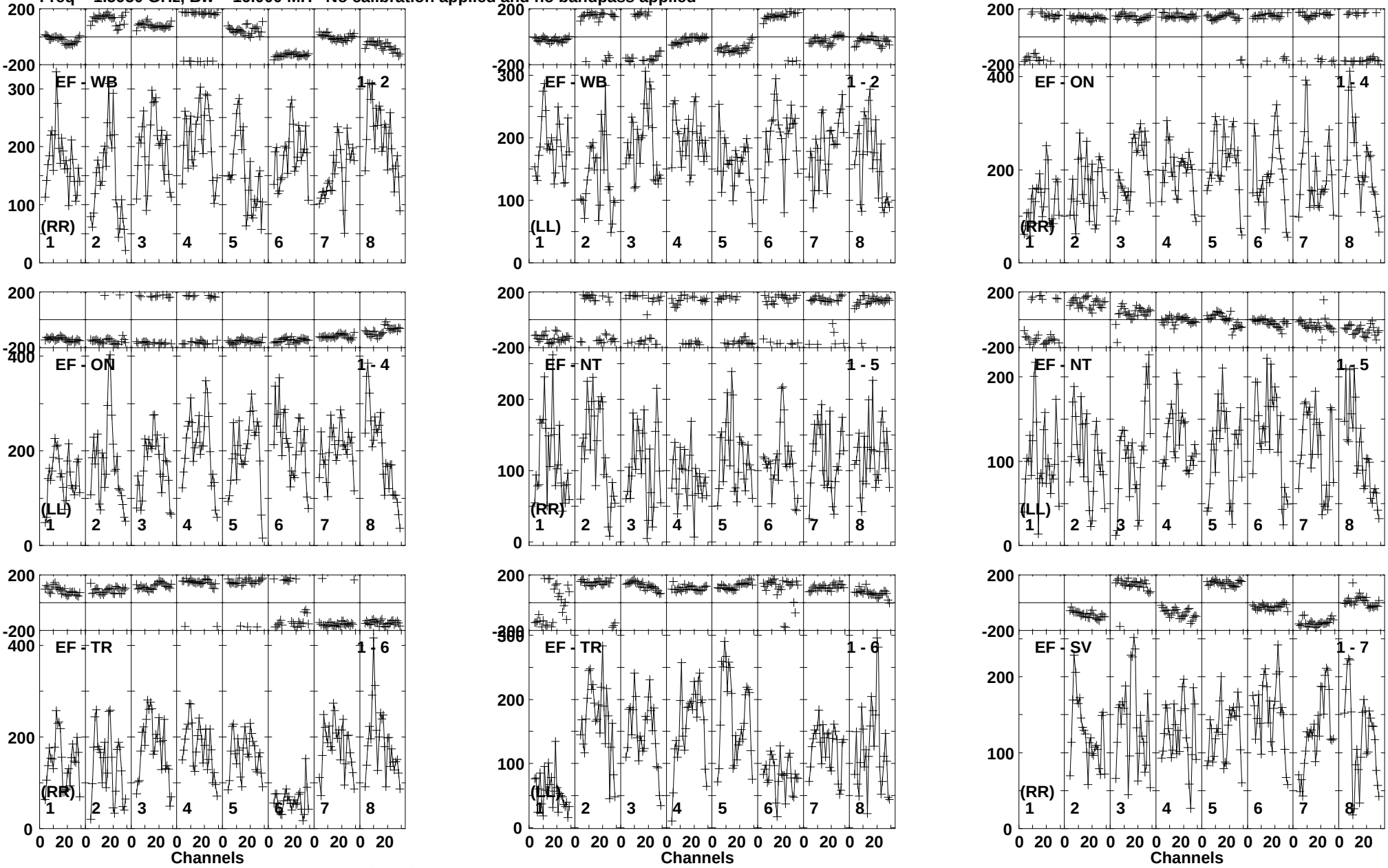

Lower frame: Micro Ampl Jy Top frame: Phas deg
Vector averaged cross-power spectrum Baseline: EF (01) - WB (02)
Timerange: 00/18:17:21 to 00/18:21:49

Plot file version 200 created 19-NOV-2014 16:24:51
ARP299B EP087G 2.UVDATA.1
Freq = 1.5950 GHz, Bw = 16.000 MH No calibration applied and no bandpass applied

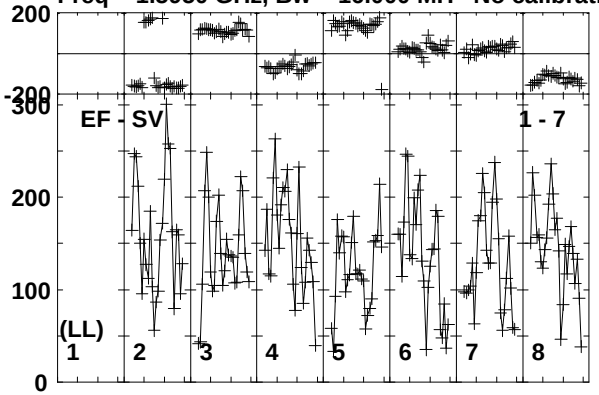

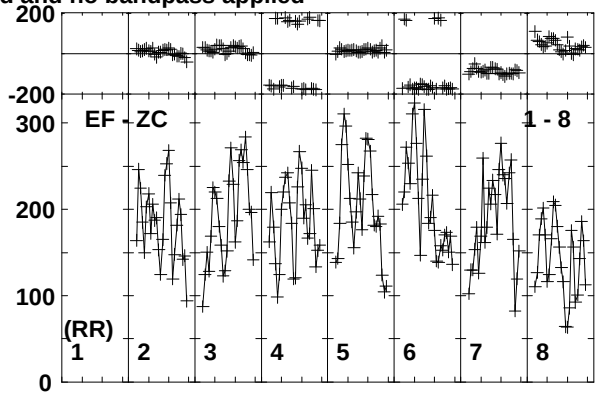

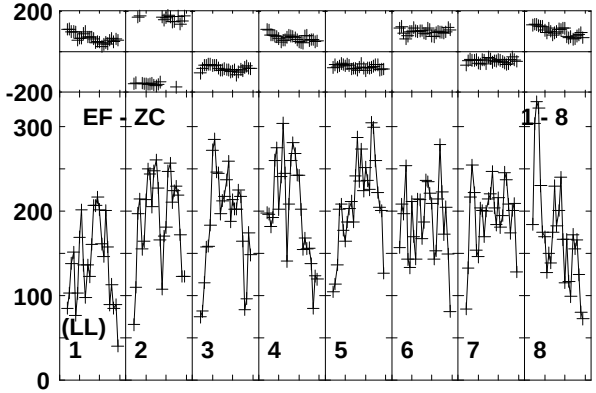

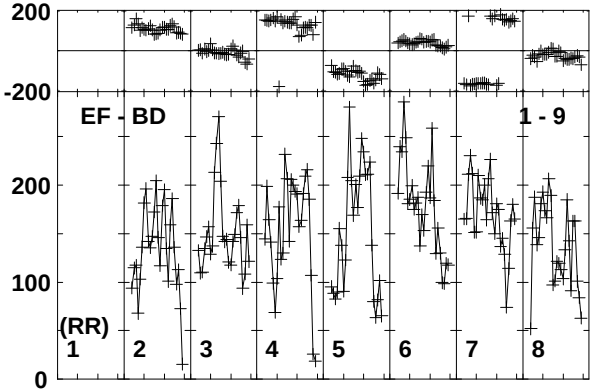

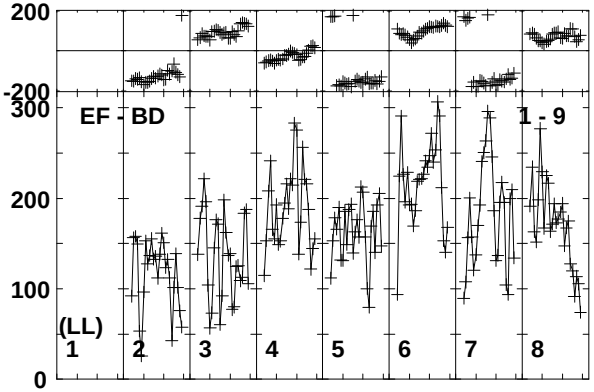

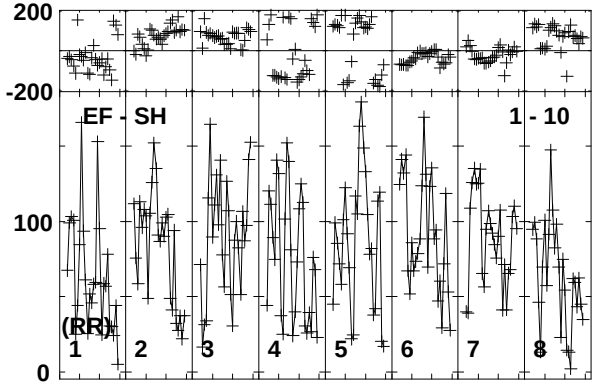

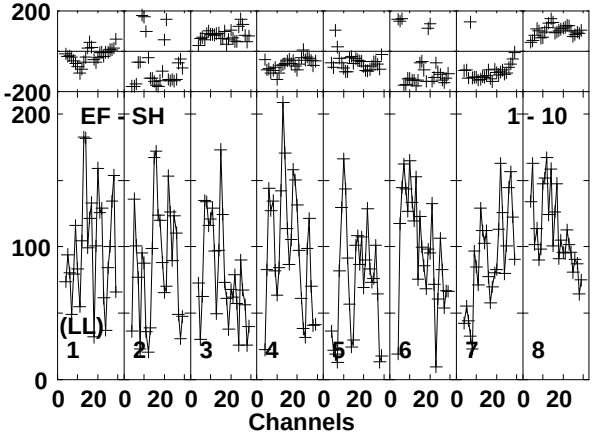

Lower frame: Micro Ampl Jy Top frame: Phas deg
Vector averaged cross-power spectrum Baseline: EF (01) - SV (07)
Timerange: 00/18:17:21 to 00/18:21:49

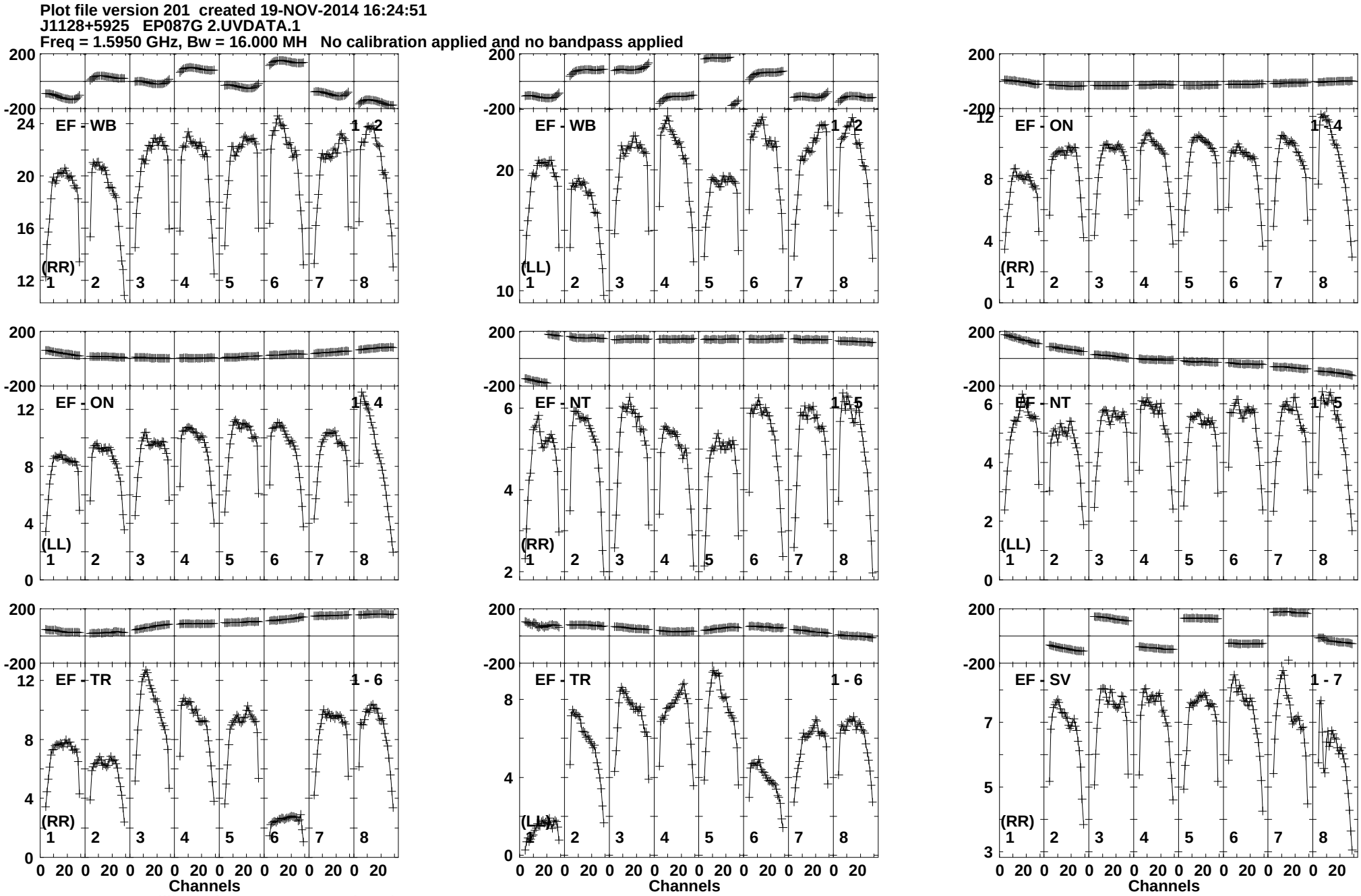
Plot file version 201 created 19-NOV-2014 16:24:51
J1128+5925 EP087G 2.UVDATA.1
Freq = 1.5950 GHz, Bw = 16.000 MH No calibration applied and no bandpass applied
EF - WB 1 - 2
(RR)
EF - WB 1 - 2
(LL)
EF - ON 1 - 4
(RR)
EF - ON 1 - 4
(LL)
EF - NT 1 - 5
(RR)
EF - NT 1 - 5
(LL)
EF - TR 1 - 6
(RR)
EF - TR 1 - 6
(LL)
EF - SV 1 - 7
(RR)
1 2 3 4 5 6 7 8
0 20 0 20 0 20 0 20 0 20 0 20 0 20 0 20
Channels
Lower frame: Milli Ampl Jy Top frame: Phas deg
Vector averaged cross-power spectrum Baseline: EF (01) - WB (02)
Timerange: 00/18:22:31 to 00/18:22:59

Plot file version 202 created 19-NOV-2014 16:24:51
J1128+5925 EP087G 2.UVDATA.1
Freq = 1.5950 GHz, Bw = 16.000 MH No calibration applied and no bandpass applied

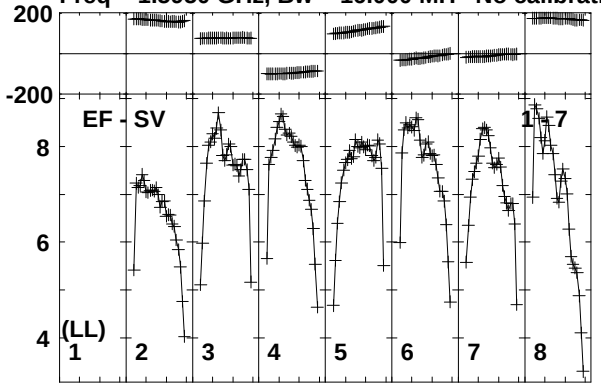

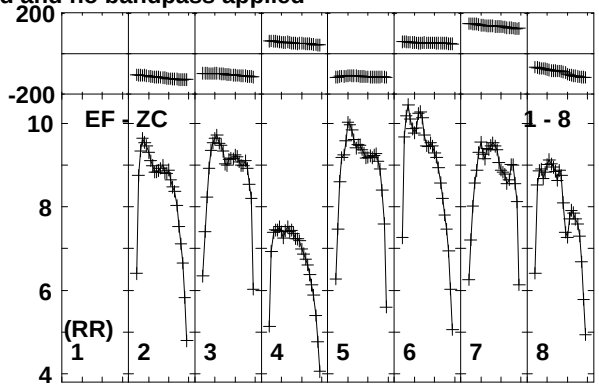

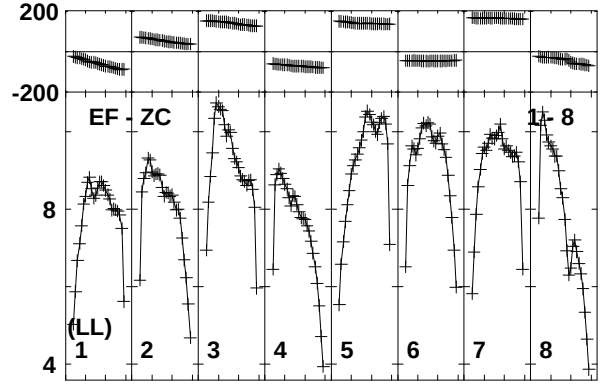

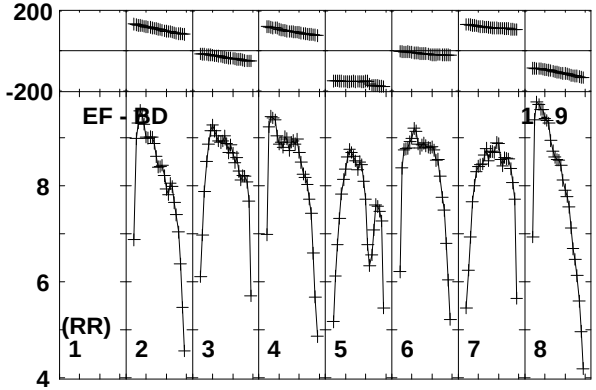

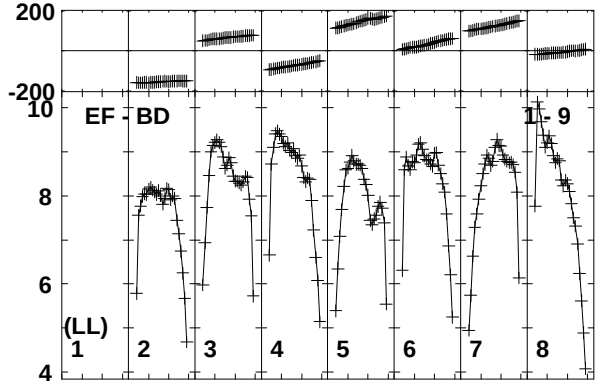

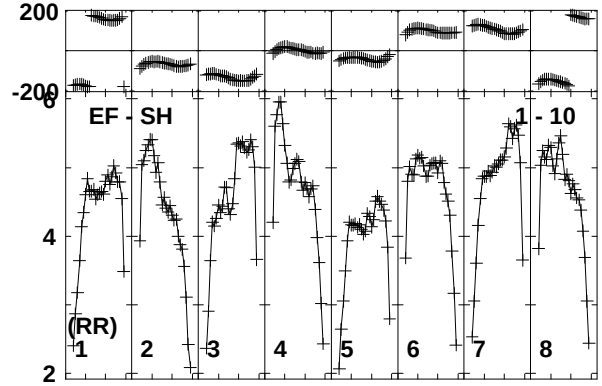

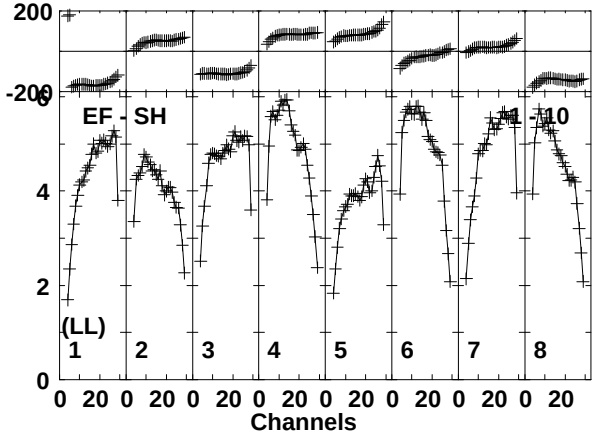

Lower frame: Milli Ampl Jy Top frame: Phas deg
Vector averaged cross-power spectrum Baseline: EF (01) - SV (07)
Timerange: 00/18:22:31 to 00/18:22:59

Plot file version 203 created 19-NOV-2014 16:24:51
ARP299B EP087G 2.UVDATA.1
Freq = 1.5950 GHz, Bw = 16.000 MH No calibration applied and no bandpass applied

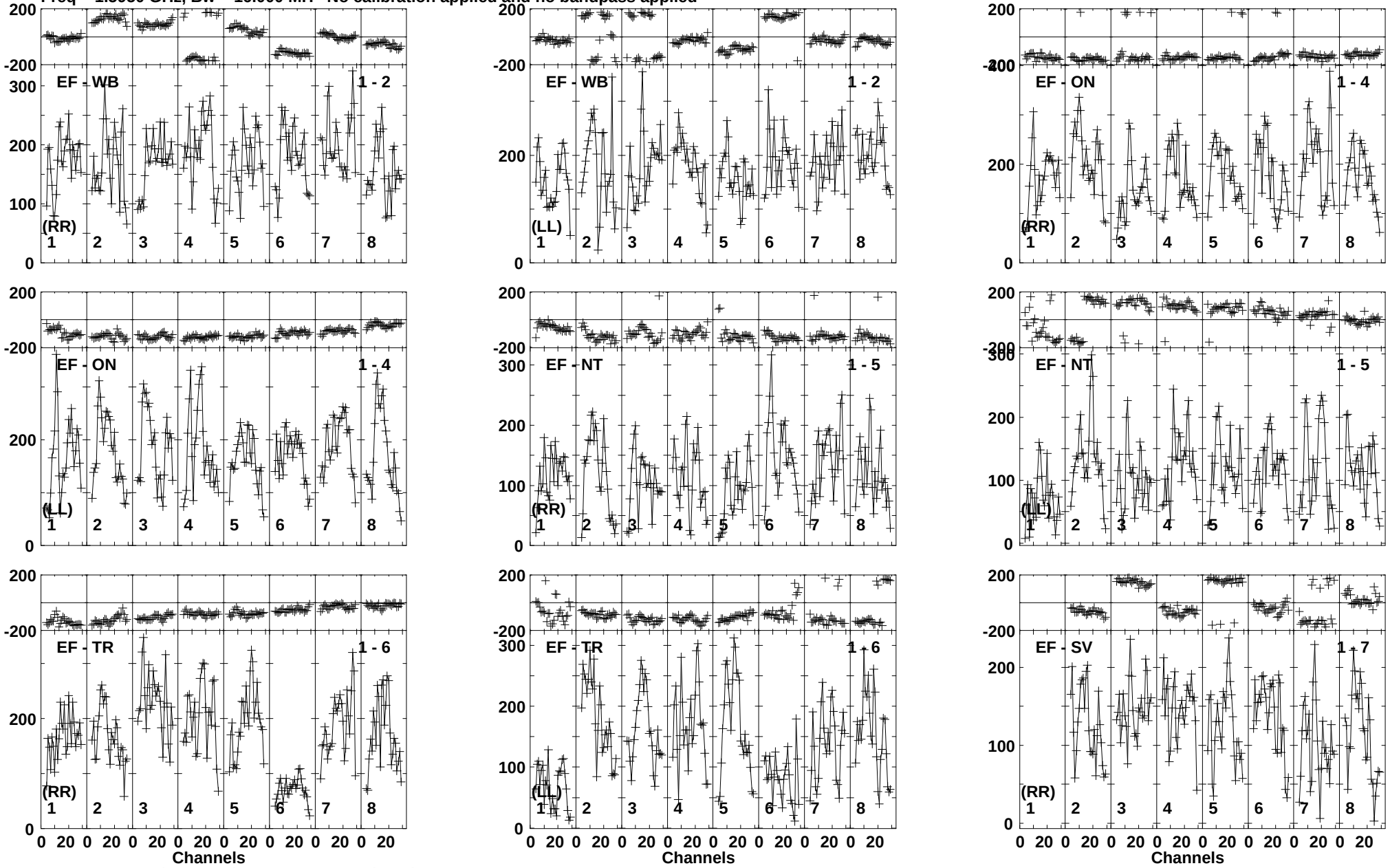

Lower frame: Micro Ampl Jy Top frame: Phas deg
Vector averaged cross-power spectrum Baseline: EF (01) - WB (02)
Timerange: 00/18:23:05 to 00/18:27:29

Plot file version 204 created 19-NOV-2014 16:24:51
ARP299B EP087G 2.UVDATA.1
Freq = 1.5950 GHz, Bw = 16.000 MH No calibration applied and no bandpass applied

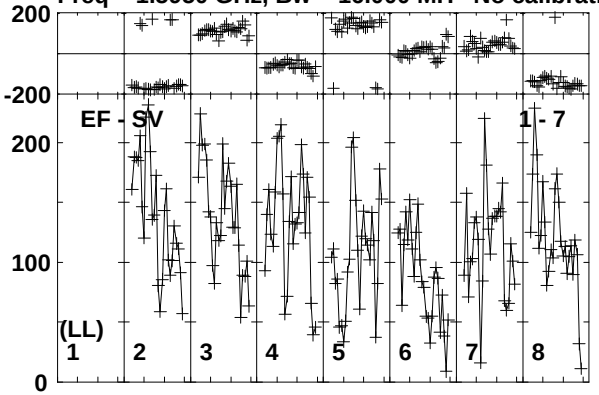

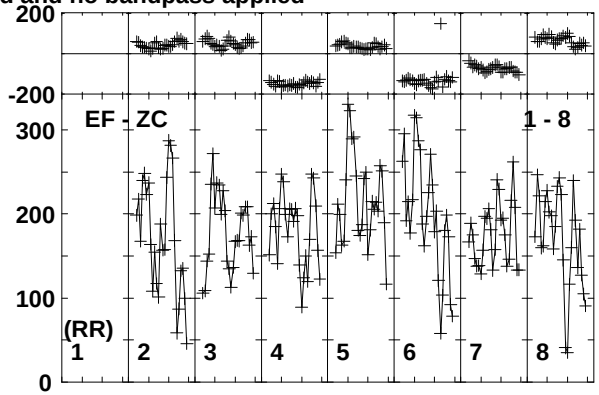

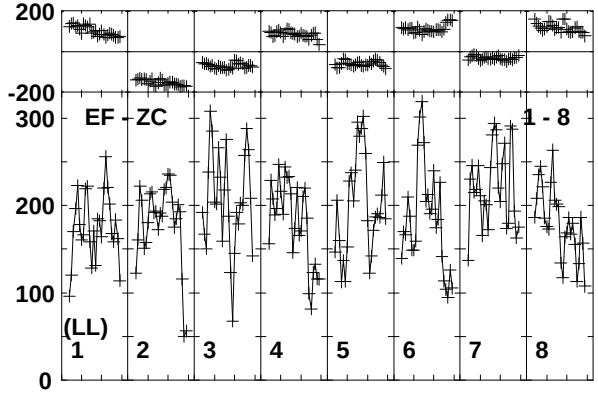

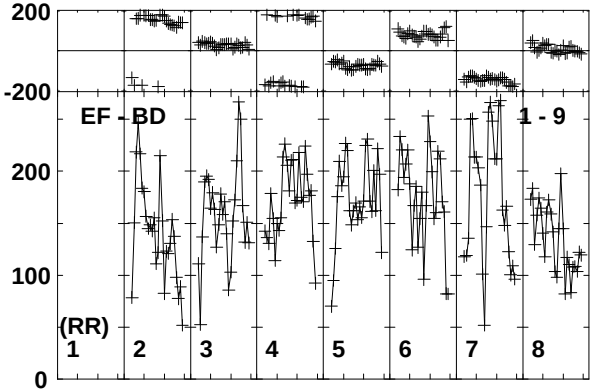

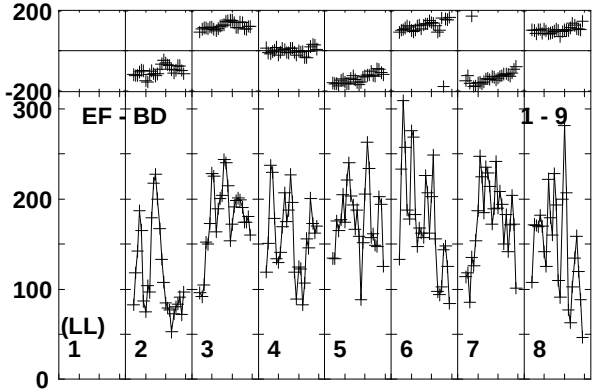

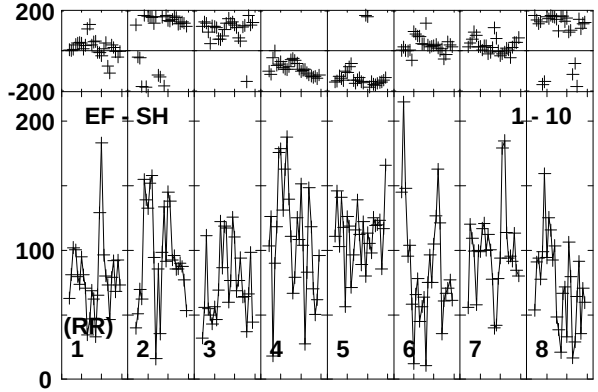

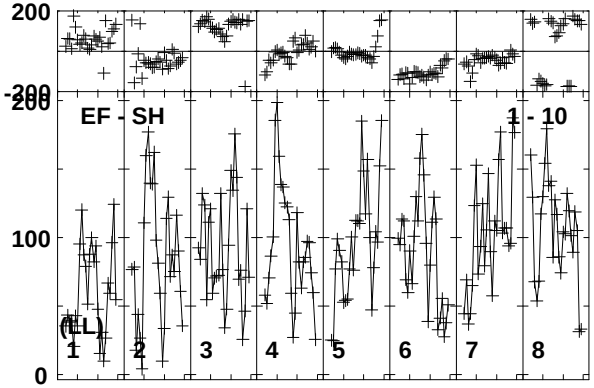

Lower frame: Micro Ampl Jy Top frame: Phas deg
Vector averaged cross-power spectrum Baseline: EF (01) - SV (07)
Timerange: 00/18:23:05 to 00/18:27:29

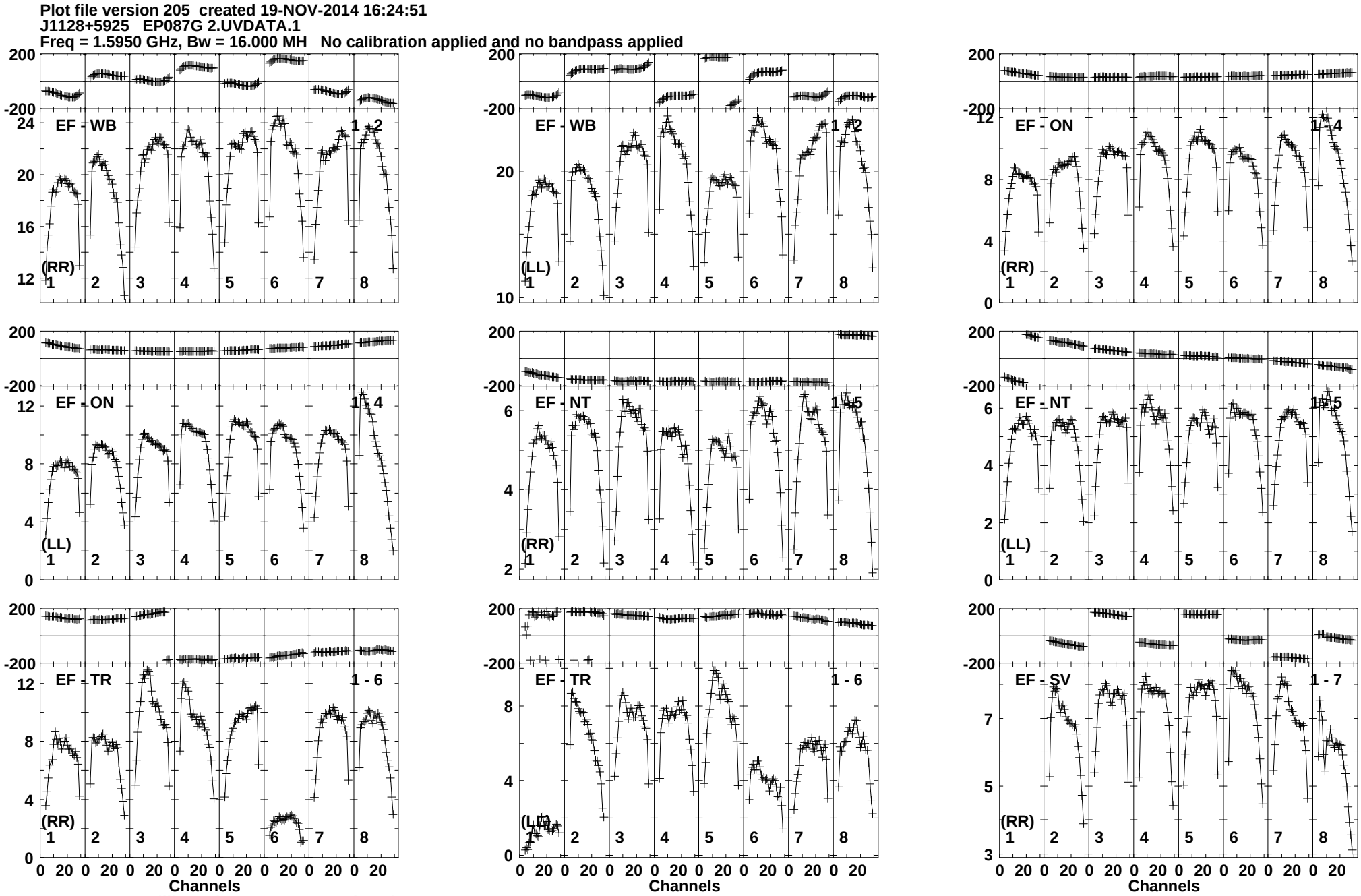
Plot file version 205 created 19-NOV-2014 16:24:51
J1128+5925 EP087G 2.UVDATA.1
Freq = 1.5950 GHz, Bw = 16.000 MH No calibration applied and no bandpass applied
EF - WB 1 - 2
(RR)
EF - WB 1 - 2
(LL)
EF - ON 1 - 4
(RR)
EF - ON 1 - 4
(LL)
EF - NT 1 - 5
(RR)
EF - NT 1 - 5
(LL)
EF - TR 1 - 6
(RR)
EF - TR 1 - 6
(LL)
EF - SV 1 - 7
(RR)
Channels
Lower frame: Milli Ampl Jy Top frame: Phas deg
Vector averaged cross-power spectrum Baseline: EF (01) - WB (02)
Timerange: 00/18:27:35 to 00/18:28:29

Plot file version 206 created 19-NOV-2014 16:24:51
J1128+5925 EP087G 2.UVDATA.1
Freq = 1.5950 GHz, Bw = 16.000 MH No calibration applied and no bandpass applied

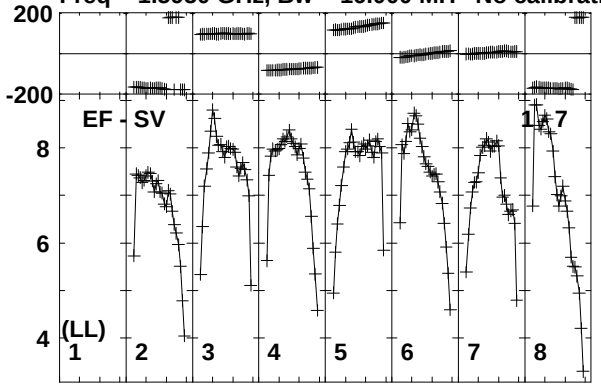

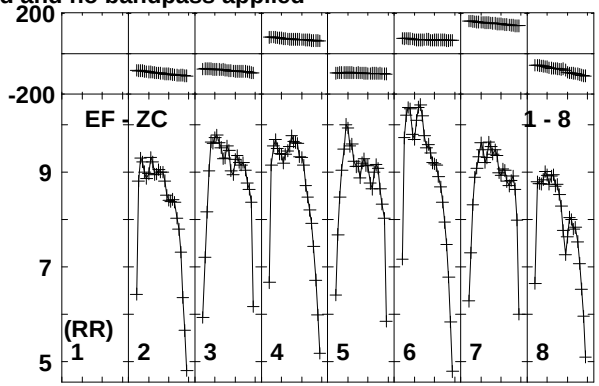

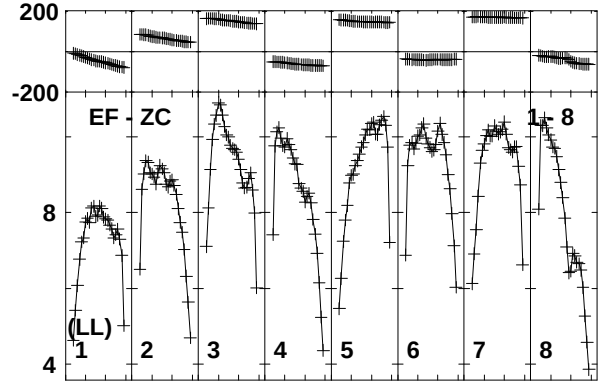

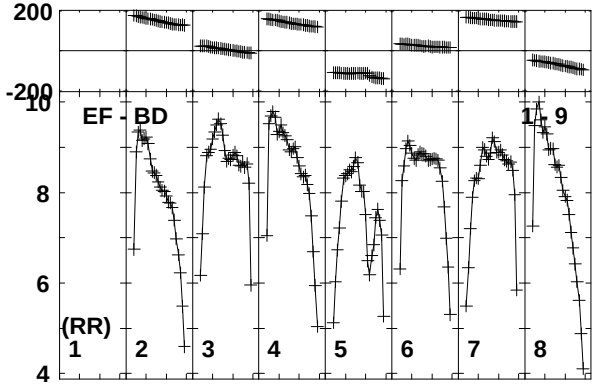

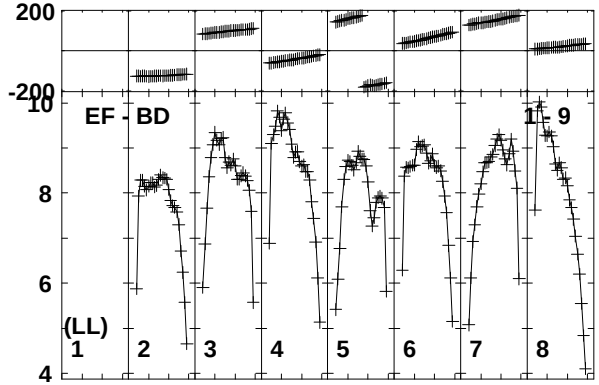

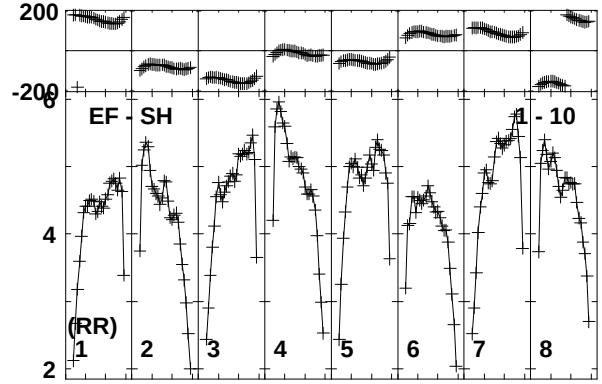

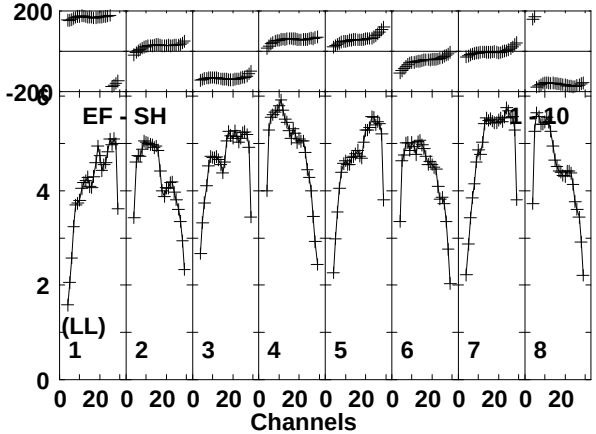

Lower frame: Milli Ampl Jy Top frame: Phas deg
Vector averaged cross-power spectrum Baseline: EF (01) - SV (07)
Timerange: 00/18:27:35 to 00/18:28:29

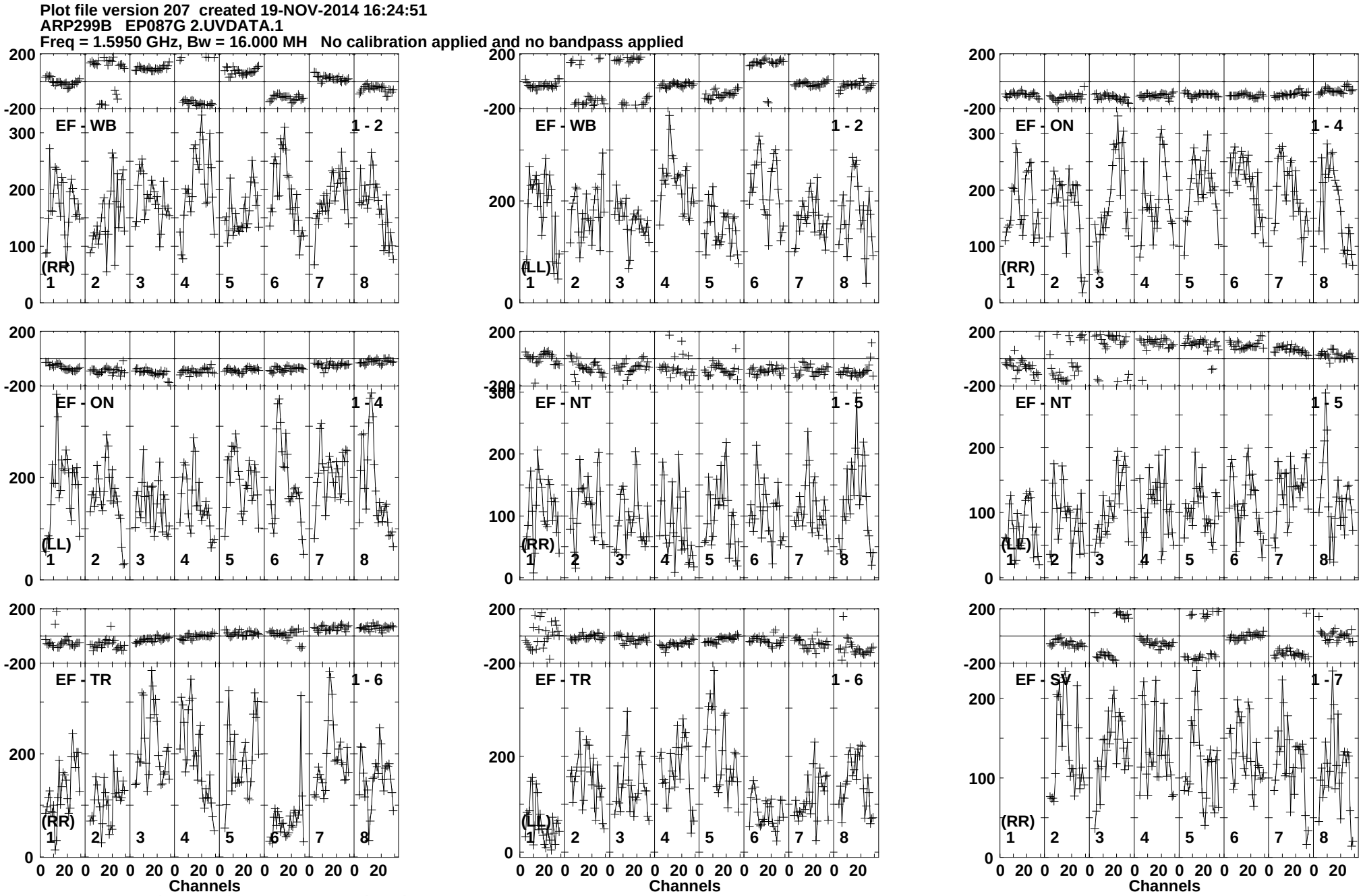
Plot file version 207 created 19-NOV-2014 16:24:51
ARP299B EP087G 2.UVDATA.1
Freq = 1.5950 GHz, Bw = 16.000 MH No calibration applied and no bandpass applied
EF - WB 1 - 2
(RR)
EF - WB 1 - 2
(LL)
EF - ON 1 - 4
(RR)
EF - ON 1 - 4
(LL)
EF - NT 1 - 5
(RR)
EF - NT 1 - 5
(LL)
EF - TR 1 - 6
(RR)
EF - TR 1 - 6
(LL)
EF - SV 1 - 7
(RR)
Channels
Lower frame: Micro Ampl Jy Top frame: Phas deg
Vector averaged cross-power spectrum Baseline: EF (01) - WB (02)
Timerange: 00/18:28:31 to 00/18:32:59

Plot file version 208 created 19-NOV-2014 16:24:51
ARP299B EP087G 2.UVDATA.1
Freq = 1.5950 GHz, Bw = 16.000 MH No calibration applied and no bandpass applied

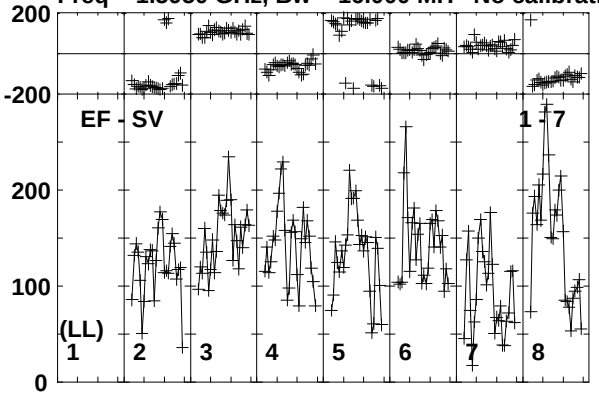

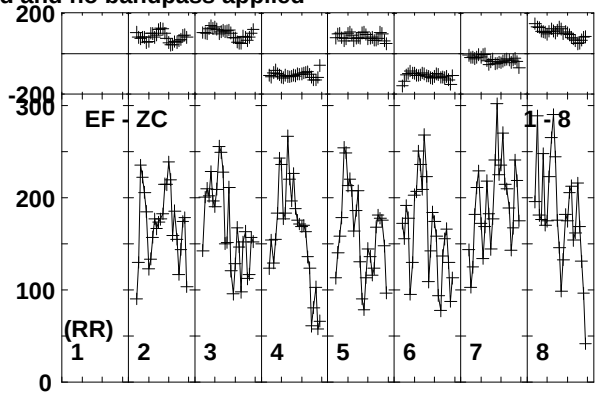

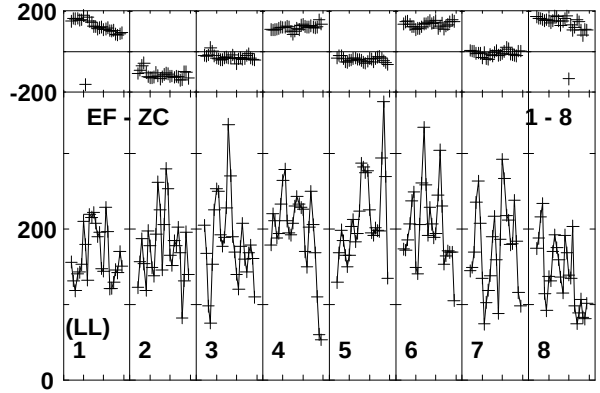

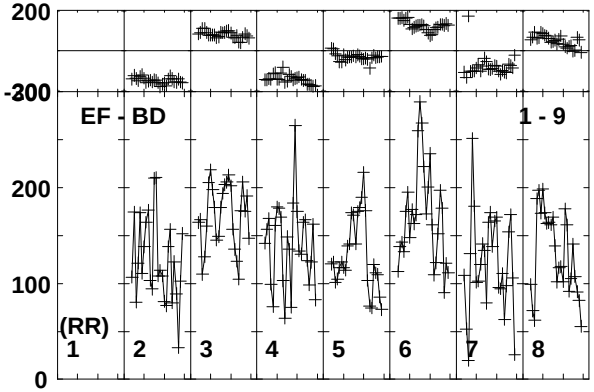

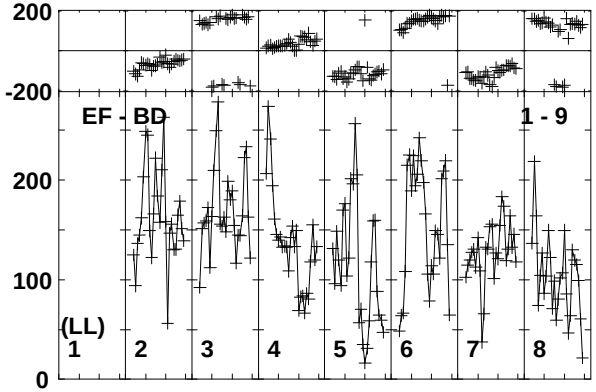

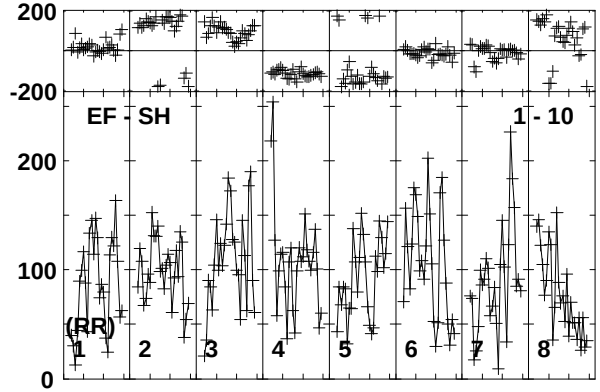

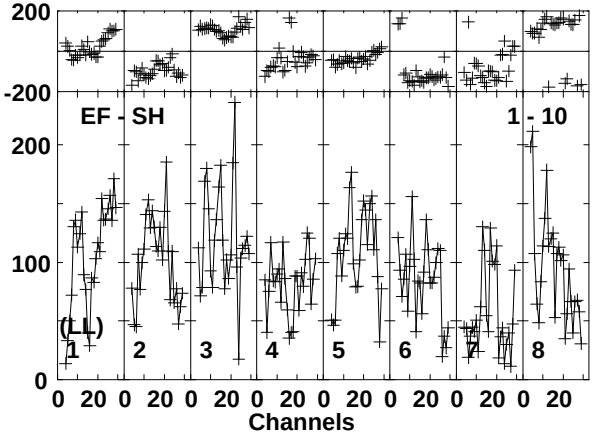

Lower frame: Micro Ampl Jy Top frame: Phas deg
Vector averaged cross-power spectrum Baseline: EF (01) - SV (07)
Timerange: 00/18:28:31 to 00/18:32:59

Plot file version 209 created 19-NOV-2014 16:24:52
J1128+5925 EP087G 2.UVDATA.1
Freq = 1.5950 GHz, Bw = 16.000 MH No calibration applied and no bandpass applied

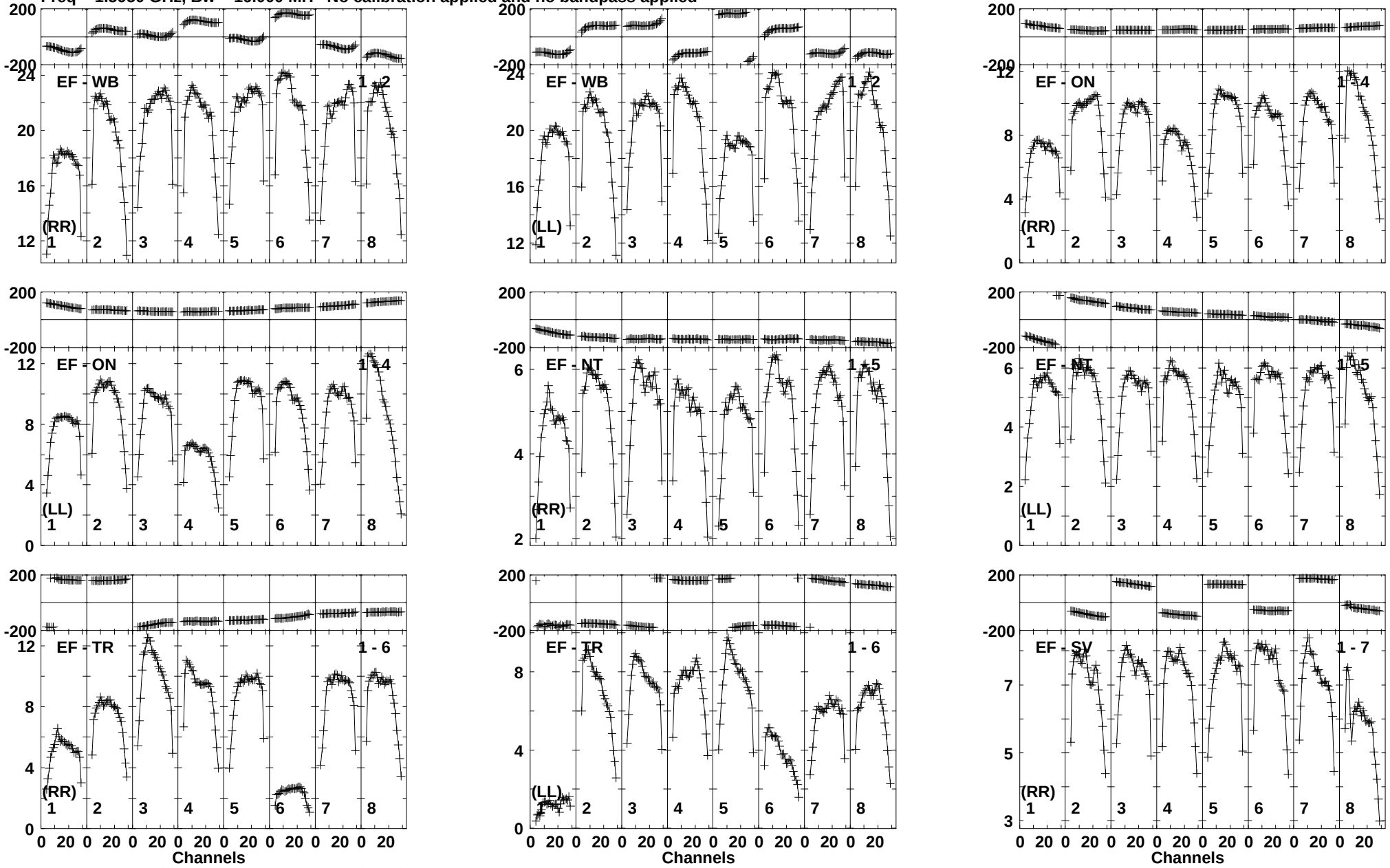

Lower frame: Milli Ampl Jy Top frame: Phas deg
Vector averaged cross-power spectrum Baseline: EF (01) - WB (02)
Timerange: 00/18:33:41 to 00/18:34:09

Plot file version 210 created 19-NOV-2014 16:24:52
J1128+5925 EP087G 2.UVDATA.1
Freq = 1.5950 GHz, Bw = 16.000 MH No calibration applied and no bandpass applied

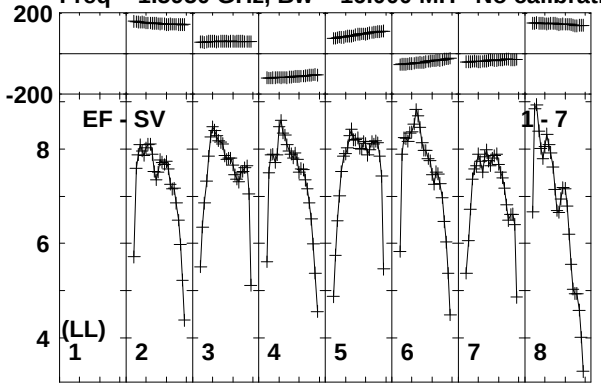

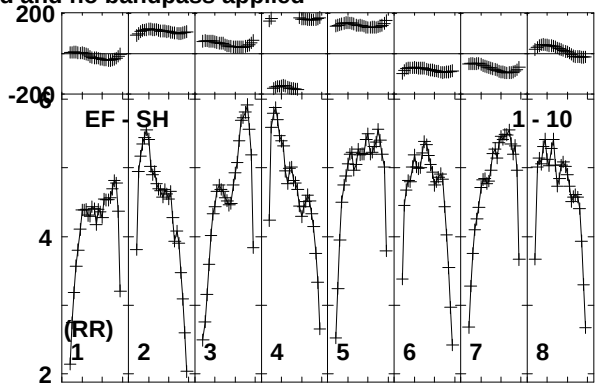

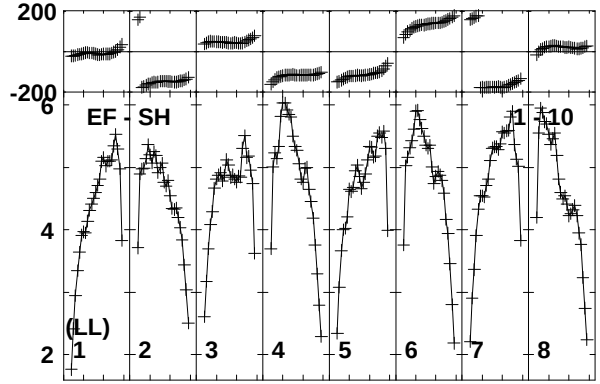

Lower frame: Milli Ampl Jy Top frame: Phas deg
Vector averaged cross-power spectrum Baseline: EF (01) - SV (07)
Timerange: 00/18:33:41 to 00/18:34:09

Plot file version 211 created 19-NOV-2014 16:24:52
ARP299B EP087G 2.UVDATA.1
Freq = 1.5950 GHz, Bw = 16.000 MH No calibration applied and no bandpass applied

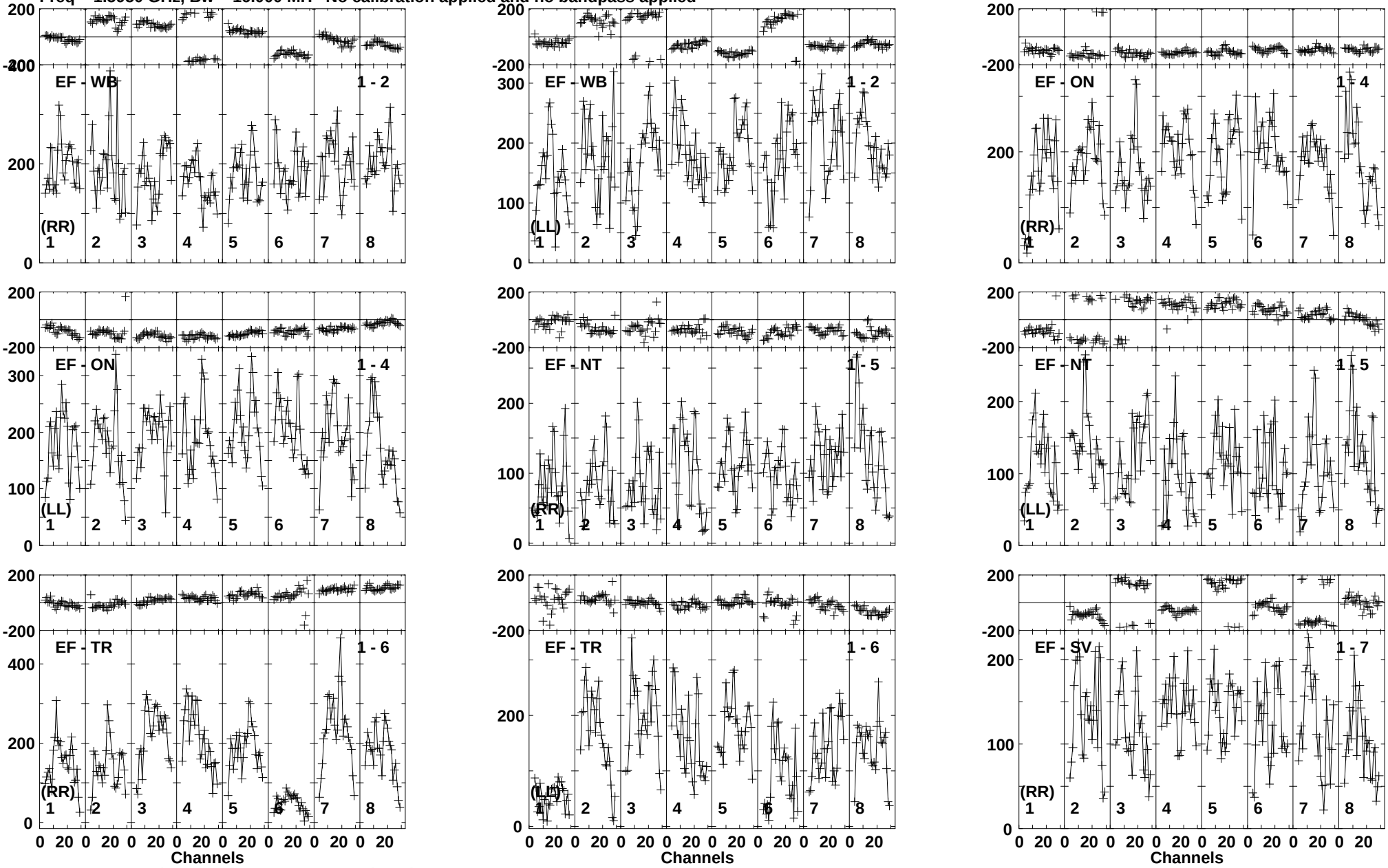

Lower frame: Micro Ampl Jy Top frame: Phas deg
Vector averaged cross-power spectrum Baseline: EF (01) - WB (02)
Timerange: 00/18:34:15 to 00/18:38:39

Plot file version 212 created 19-NOV-2014 16:24:52
ARP299B EP087G 2.UVDATA.1
Freq = 1.5950 GHz, Bw = 16.000 MH No calibration applied and no bandpass applied

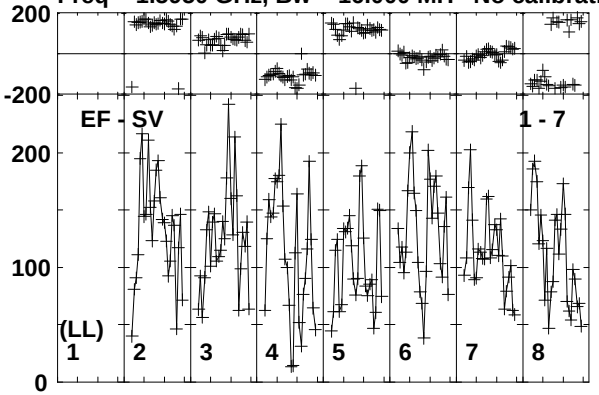

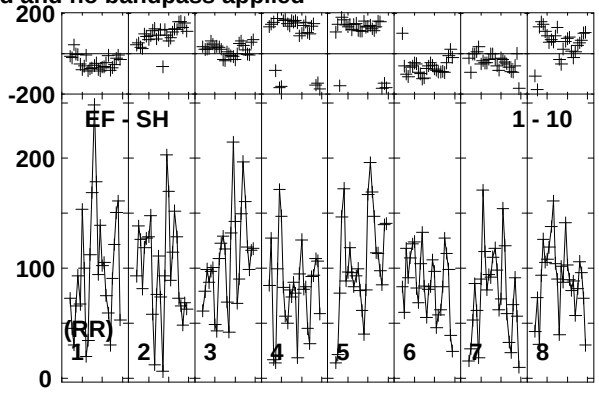

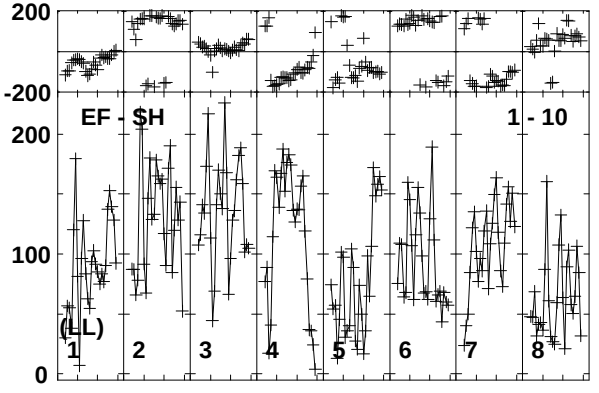

Lower frame: Micro Ampl Jy Top frame: Phas deg
Vector averaged cross-power spectrum Baseline: EF (01) - SV (07)
Timerange: 00/18:34:15 to 00/18:38:39

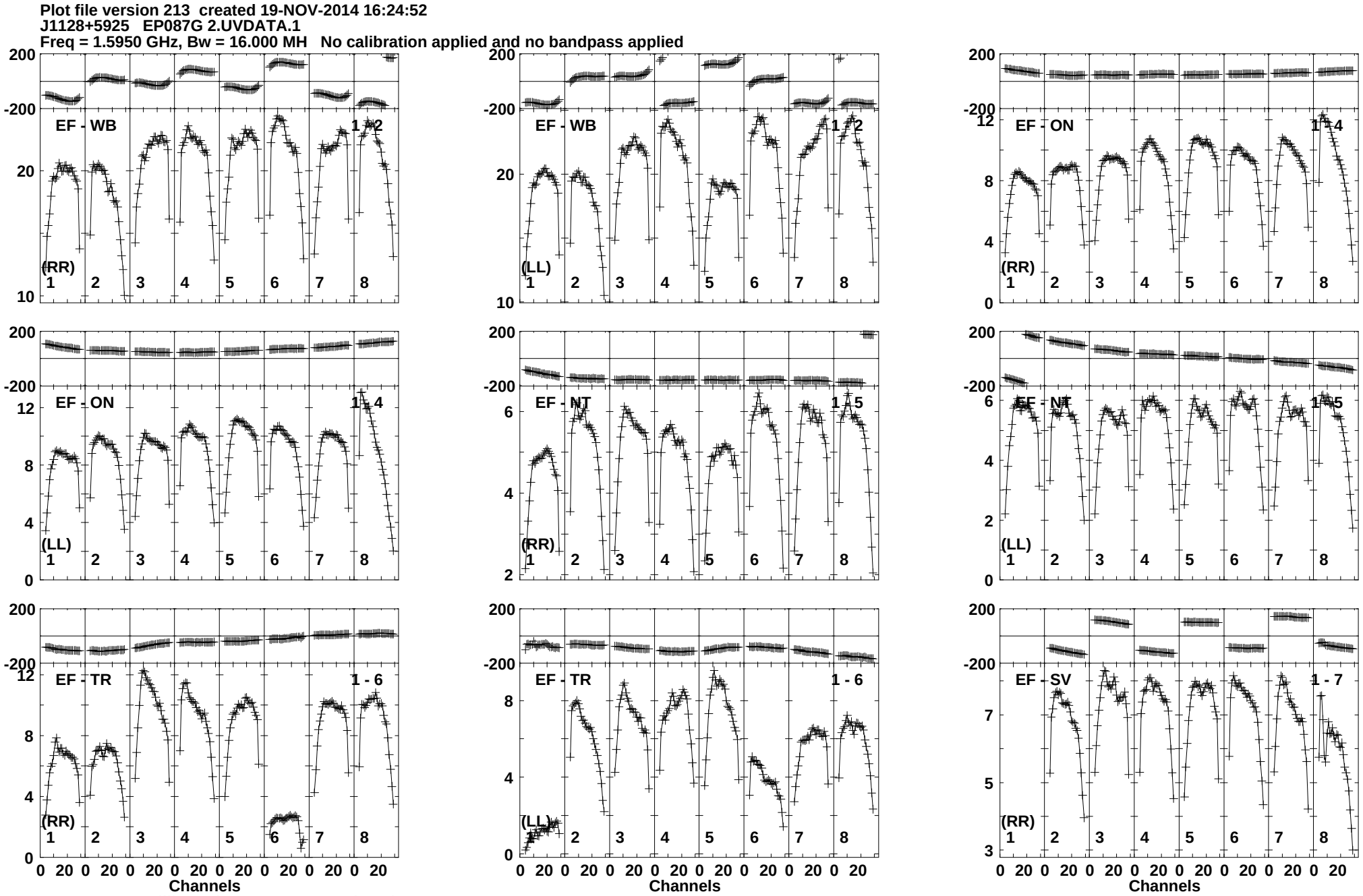
Plot file version 213 created 19-NOV-2014 16:24:52
J1128+5925 EP087G 2.UVDATA.1
Freq = 1.5950 GHz, Bw = 16.000 MH No calibration applied and no bandpass applied
EF - WB 1 - 2
(RR)
EF - WB 1 - 2
(LL)
EF - ON 1 - 4
(RR)
EF - ON 1 - 4
(LL)
EF - NT 1 - 5
(RR)
EF - NT 1 - 5
(LL)
EF - TR 1 - 6
(RR)
EF - TR 1 - 6
(LL)
EF - SV 1 - 7
(RR)
Channels
Channels
Channels
Lower frame: Milli Ampl Jy Top frame: Phas deg
Vector averaged cross-power spectrum Baseline: EF (01) - WB (02)
Timerange: 00/18:38:45 to 00/18:39:49

Plot file version 214 created 19-NOV-2014 16:24:52
J1128+5925 EP087G 2.UVDATA.1
Freq = 1.5950 GHz, Bw = 16.000 MH No calibration applied and no bandpass applied

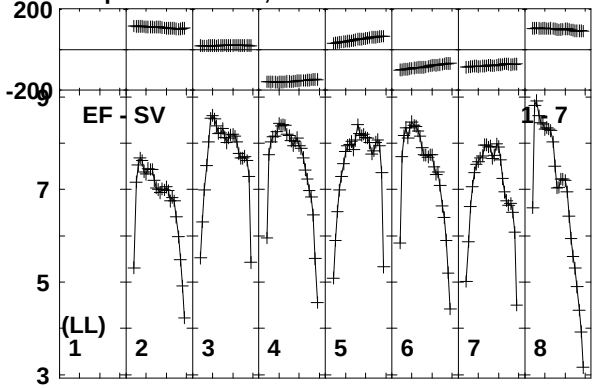

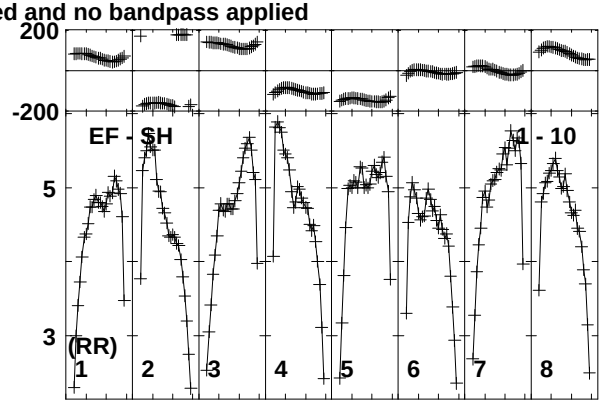

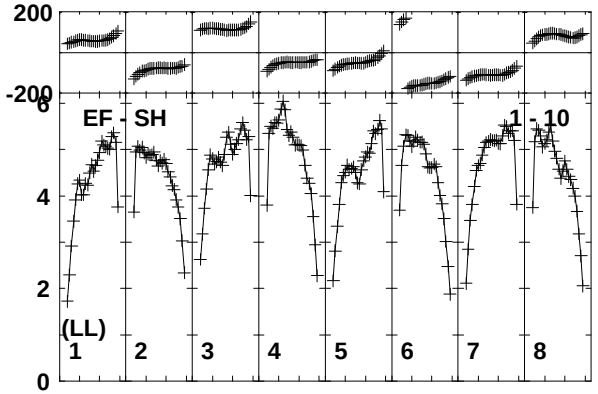

Lower frame: Milli Ampl Jy Top frame: Phas deg
Vector averaged cross-power spectrum Baseline: EF (01) - SV (07)
Timerange: 00/18:38:45 to 00/18:39:49

Plot file version 215 created 19-NOV-2014 16:24:52
ARP299B EP087G 2.UVDATA.1
Freq = 1.5950 GHz, Bw = 16.000 MH No calibration applied and no bandpass applied

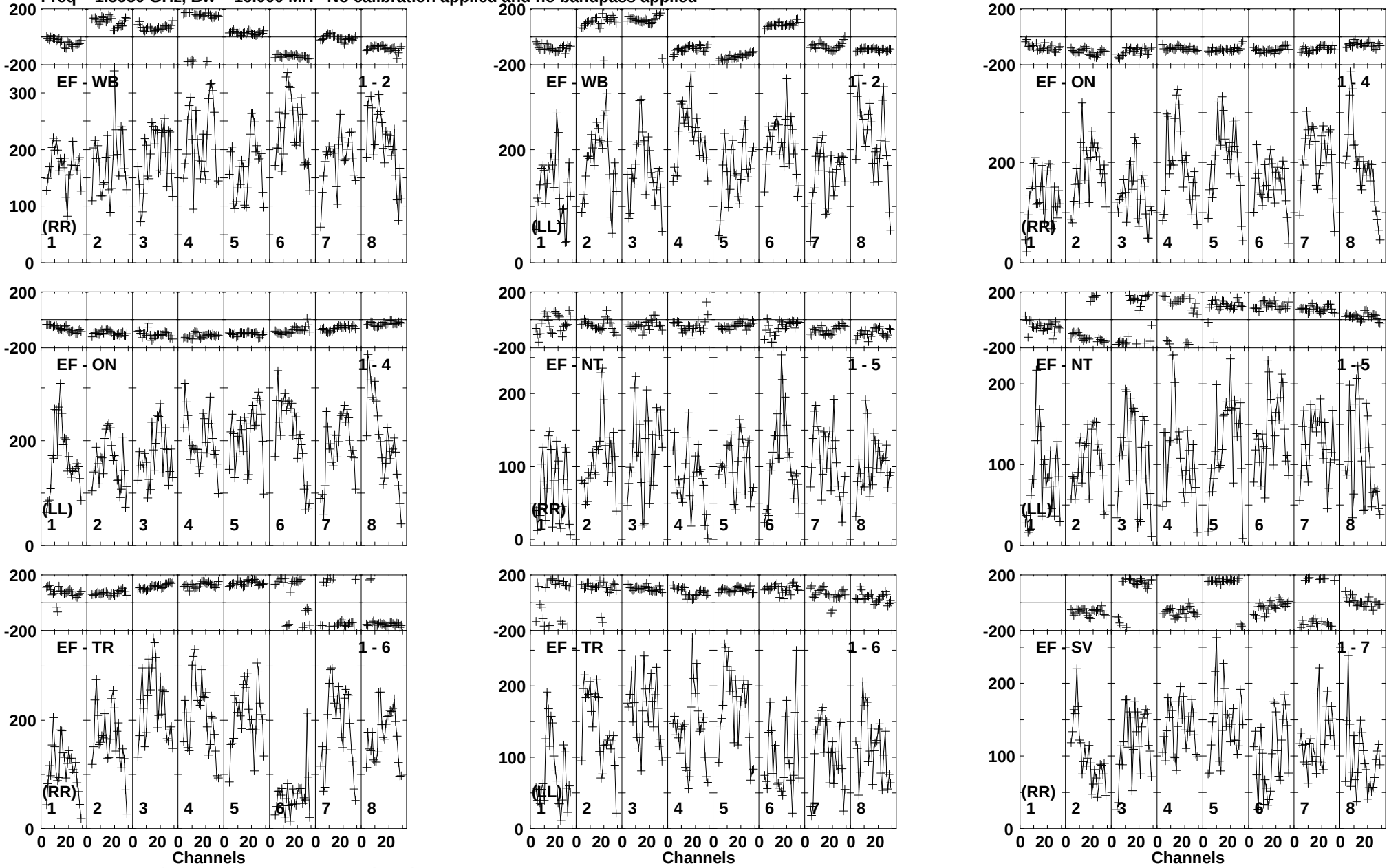

Lower frame: Micro Ampl Jy Top frame: Phas deg
Vector averaged cross-power spectrum Baseline: EF (01) - WB (02)
Timerange: 00/18:39:51 to 00/18:44:19

Plot file version 216 created 19-NOV-2014 16:24:52
ARP299B EP087G 2.UVDATA.1
Freq = 1.5950 GHz, Bw = 16.000 MH No calibration applied and no bandpass applied

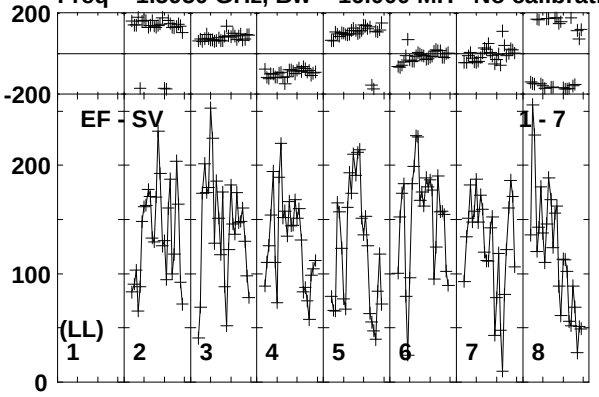

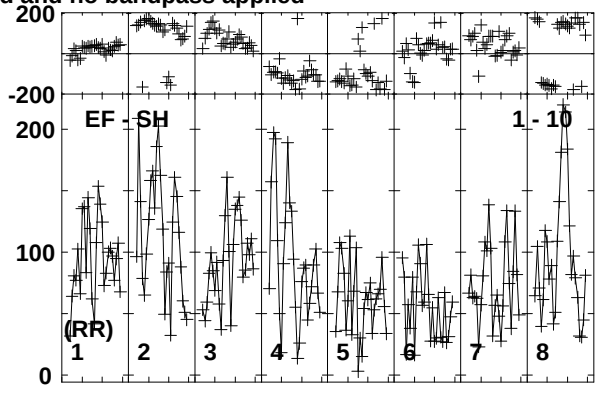

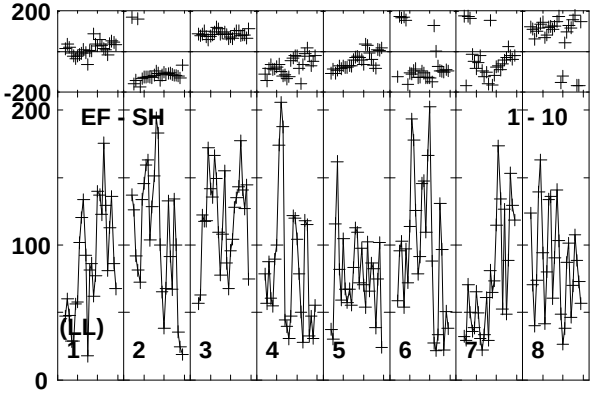

Lower frame: Micro Ampl Jy Top frame: Phas deg
Vector averaged cross-power spectrum Baseline: EF (01) - SV (07)
Timerange: 00/18:39:51 to 00/18:44:19

Plot file version 217 created 19-NOV-2014 16:24:52
J1128+5925 EP087G 2.UVDATA.1
Freq = 1.5950 GHz, Bw = 16.000 MH No calibration applied and no bandpass applied

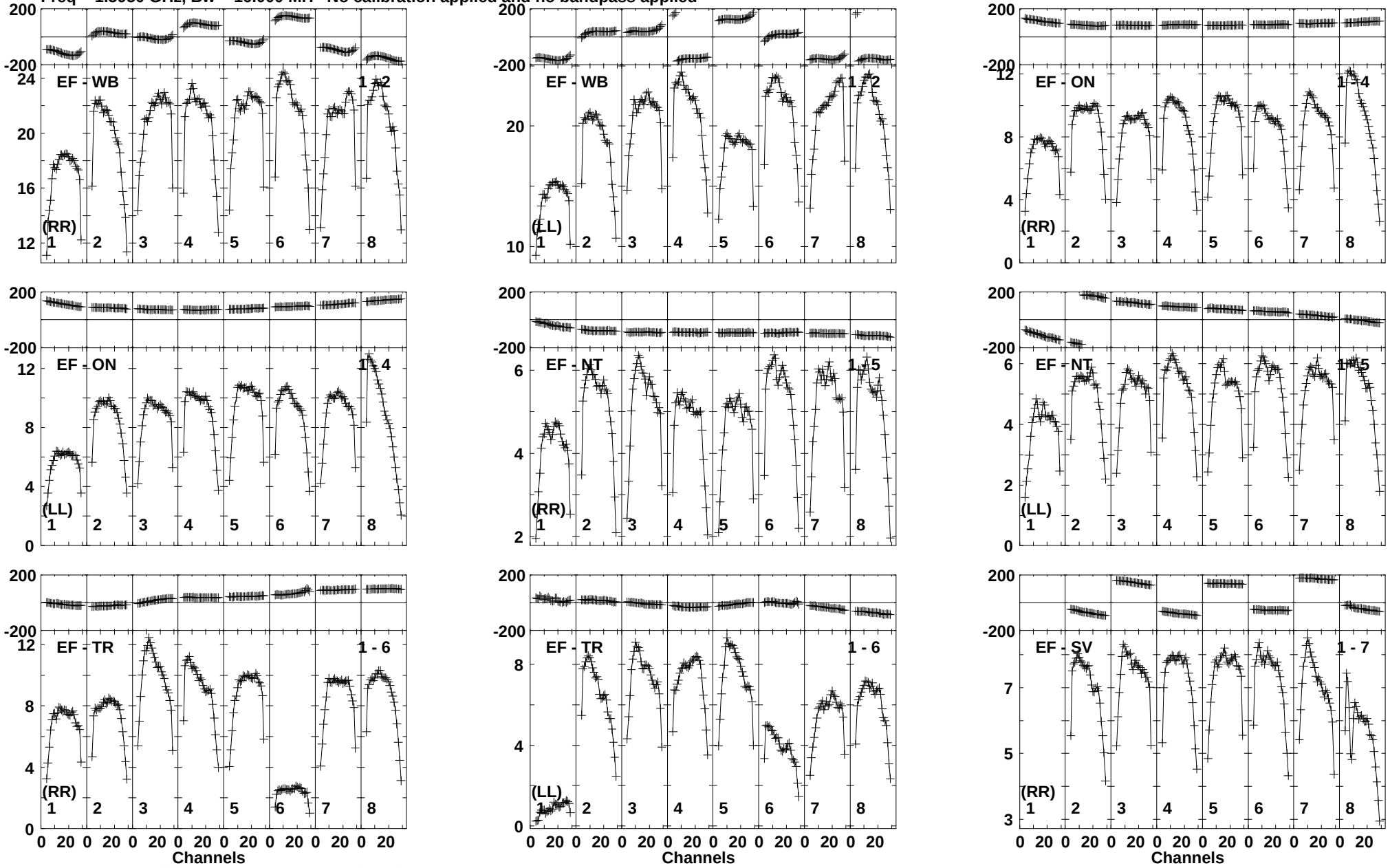

Lower frame: Milli Ampl Jy Top frame: Phas deg
Vector averaged cross-power spectrum Baseline: EF (01) - WB (02)
Timerange: 00/18:45:01 to 00/18:45:29

Plot file version 218 created 19-NOV-2014 16:24:52
J1128+5925 EP087G 2.UVDATA.1
Freq = 1.5950 GHz, Bw = 16.000 MH No calibration applied and no bandpass applied

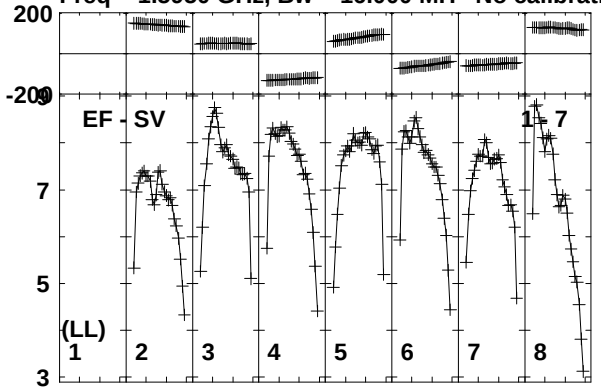

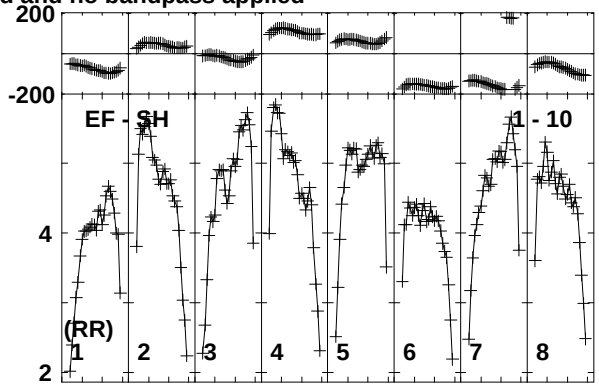

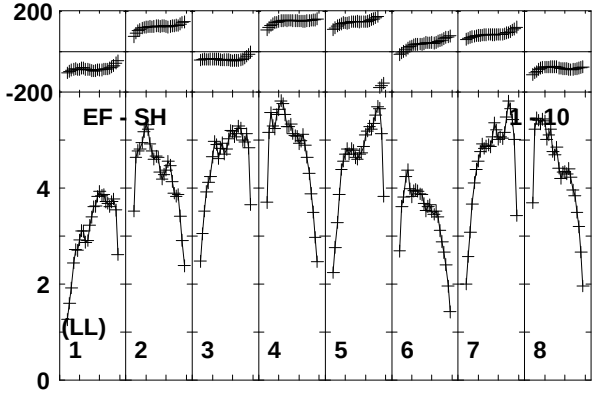

Lower frame: Milli Ampl Jy Top frame: Phas deg
Vector averaged cross-power spectrum Baseline: EF (01) - SV (07)
Timerange: 00/18:45:01 to 00/18:45:29

Plot file version 219 created 19-NOV-2014 16:24:52
ARP299B EP087G 2.UVDATA.1
Freq = 1.5950 GHz, Bw = 16.000 MH No calibration applied and no bandpass applied

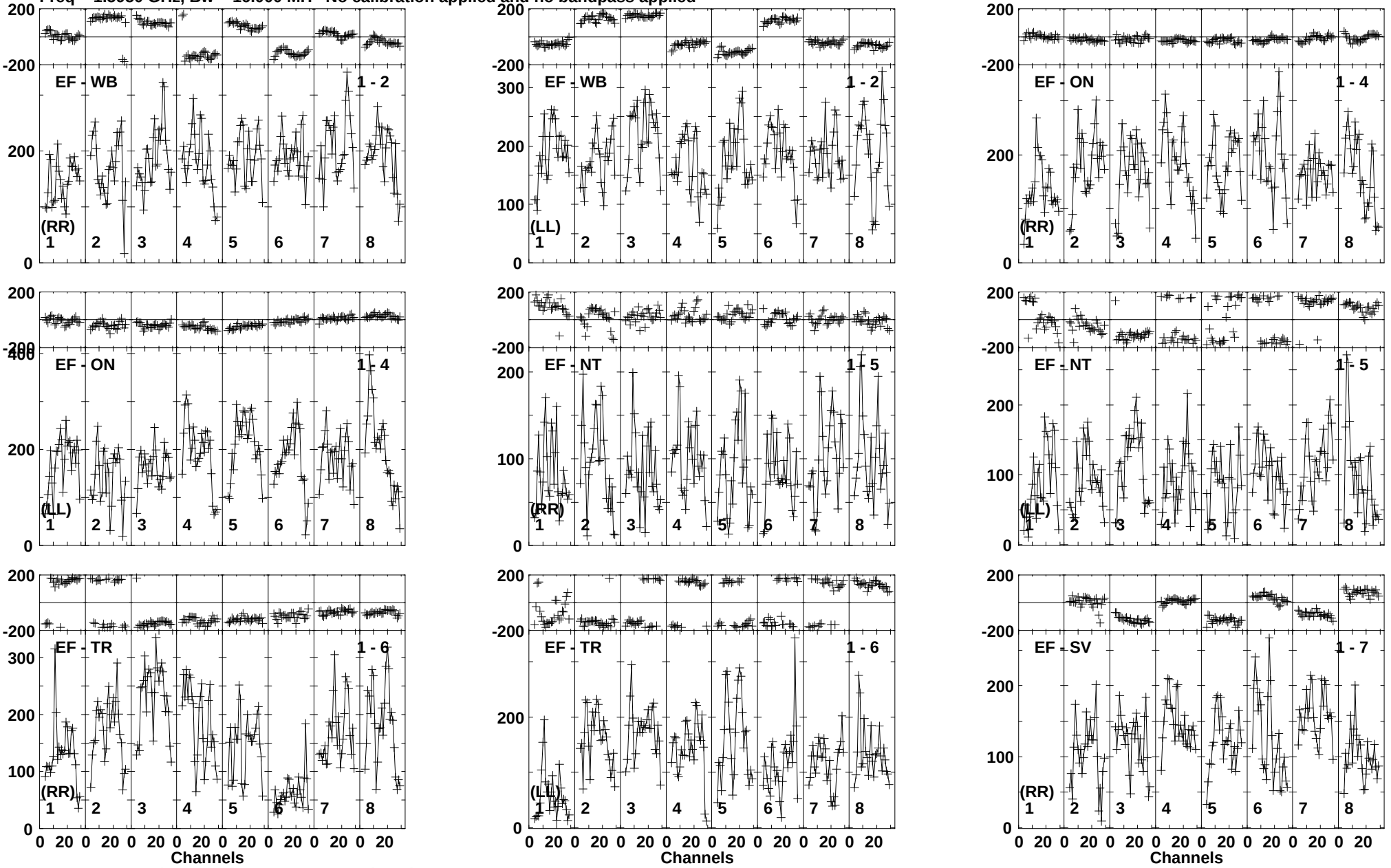

Lower frame: Micro Ampl Jy Top frame: Phas deg
Vector averaged cross-power spectrum Baseline: EF (01) - WB (02)
Timerange: 00/18:45:35 to 00/18:49:59

Plot file version 220 created 19-NOV-2014 16:24:52
ARP299B EP087G 2.UVDATA.1
Freq = 1.5950 GHz, Bw = 16.000 MH No calibration applied and no bandpass applied

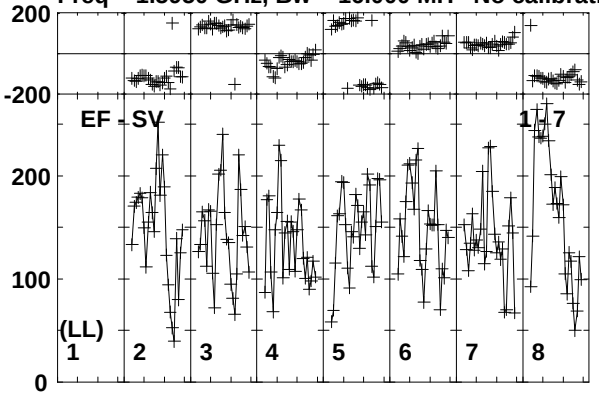

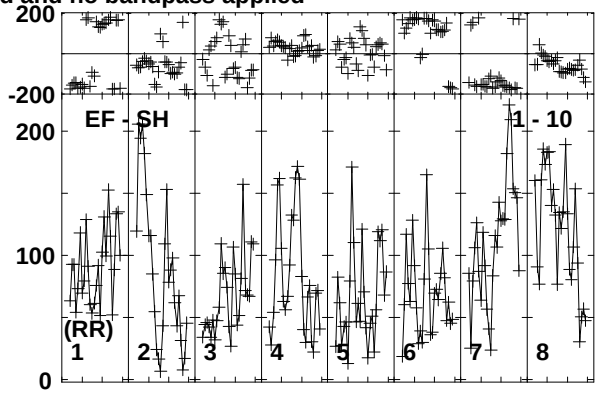

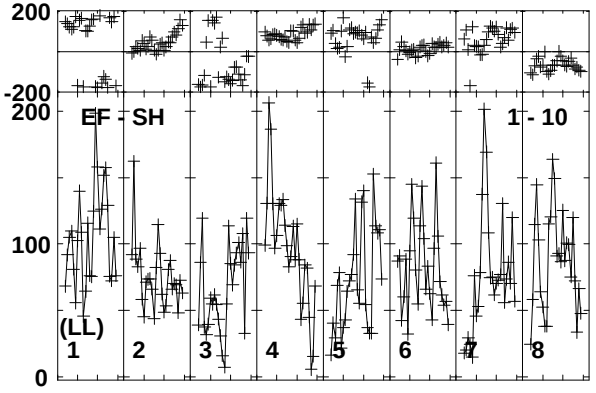

Lower frame: Micro Ampl Jy Top frame: Phas deg
Vector averaged cross-power spectrum Baseline: EF (01) - SV (07)
Timerange: 00/18:45:35 to 00/18:49:59

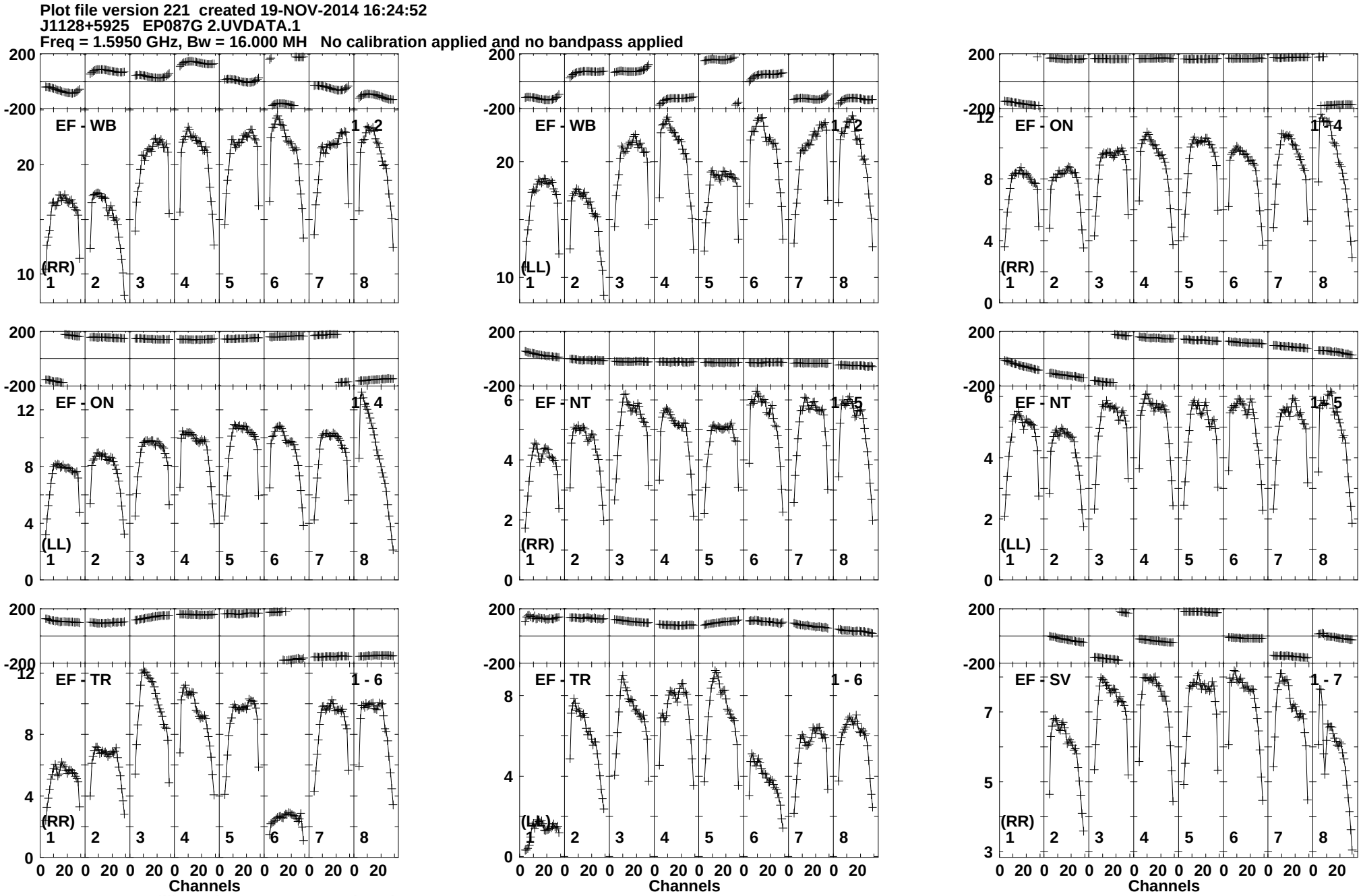
Plot file version 221 created 19-NOV-2014 16:24:52
J1128+5925 EP087G 2.UVDATA.1
Freq = 1.5950 GHz, Bw = 16.000 MH No calibration applied and no bandpass applied
EF - WB 1 - 2
(RR)
EF - WB 1 - 2
(LL)
EF - ON 1 - 4
(RR)
EF - ON 1 - 4
(LL)
EF - NT 1 - 5
(RR)
EF - NT 1 - 5
(LL)
EF - TR 1 - 6
(RR)
EF - TR 1 - 6
(LL)
EF - SV 1 - 7
(RR)
Channels
Lower frame: Milli Ampl Jy Top frame: Phas deg
Vector averaged cross-power spectrum Baseline: EF (01) - WB (02)
Timerange: 00/18:50:05 to 00/18:51:09

Plot file version 222 created 19-NOV-2014 16:24:52
J1128+5925 EP087G 2.UVDATA.1
Freq = 1.5950 GHz, Bw = 16.000 MH No calibration applied and no bandpass applied

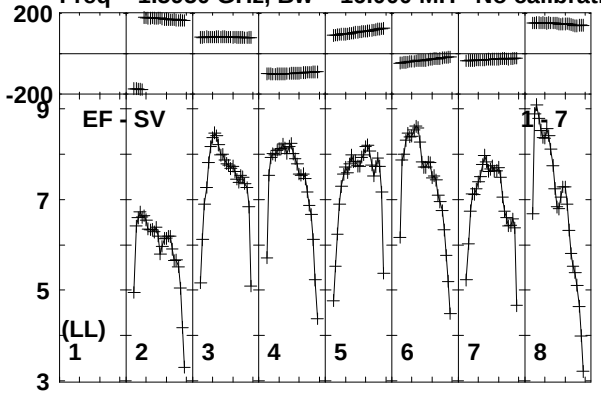

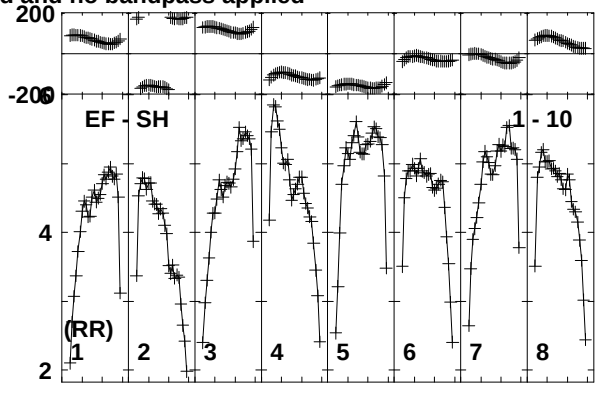

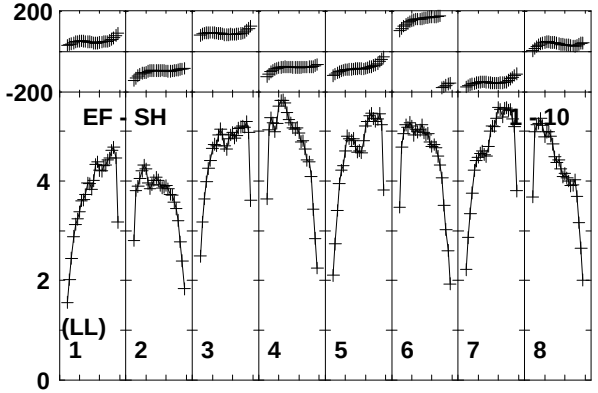

Lower frame: Milli Ampl Jy Top frame: Phas deg
Vector averaged cross-power spectrum Baseline: EF (01) - SV (07)
Timerange: 00/18:50:05 to 00/18:51:09

Plot file version 223 created 19-NOV-2014 16:24:52
ARP299B EP087G 2.UVDATA.1
Freq = 1.5950 GHz, Bw = 16.000 MH No calibration applied and no bandpass applied

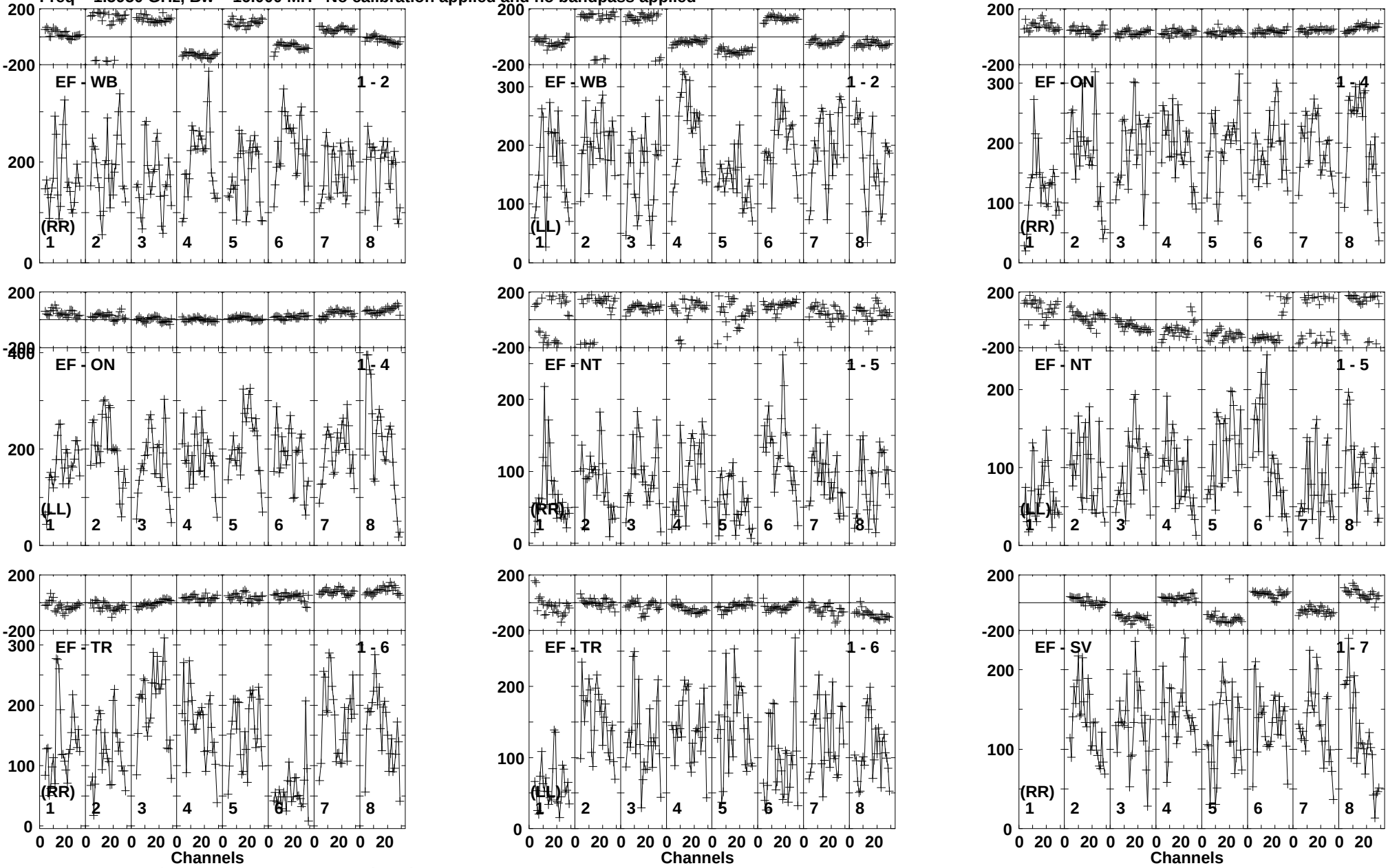

Lower frame: Micro Ampl Jy Top frame: Phas deg
Vector averaged cross-power spectrum Baseline: EF (01) - WB (02)
Timerange: 00/18:51:11 to 00/18:55:39

Plot file version 224 created 19-NOV-2014 16:24:52
ARP299B EP087G 2.UVDATA.1
Freq = 1.5950 GHz, Bw = 16.000 MH No calibration applied and no bandpass applied

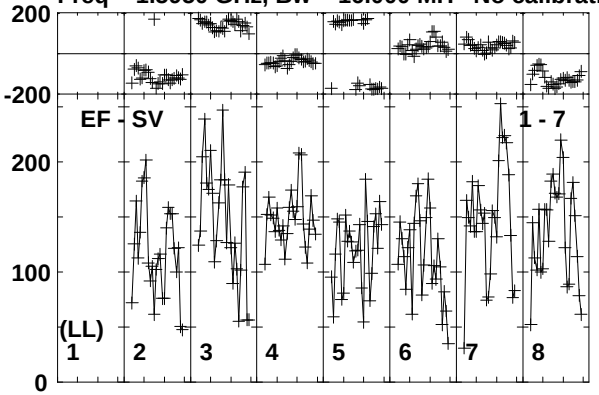

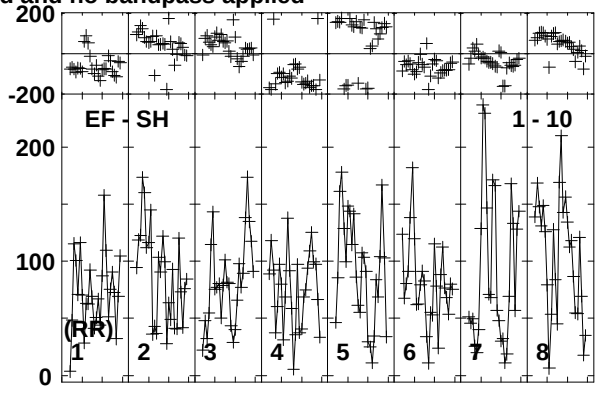

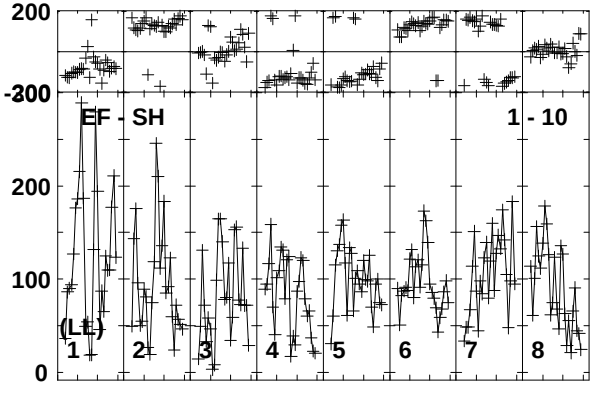

Lower frame: Micro Ampl Jy Top frame: Phas deg
Vector averaged cross-power spectrum Baseline: EF (01) - SV (07)
Timerange: 00/18:51:11 to 00/18:55:39

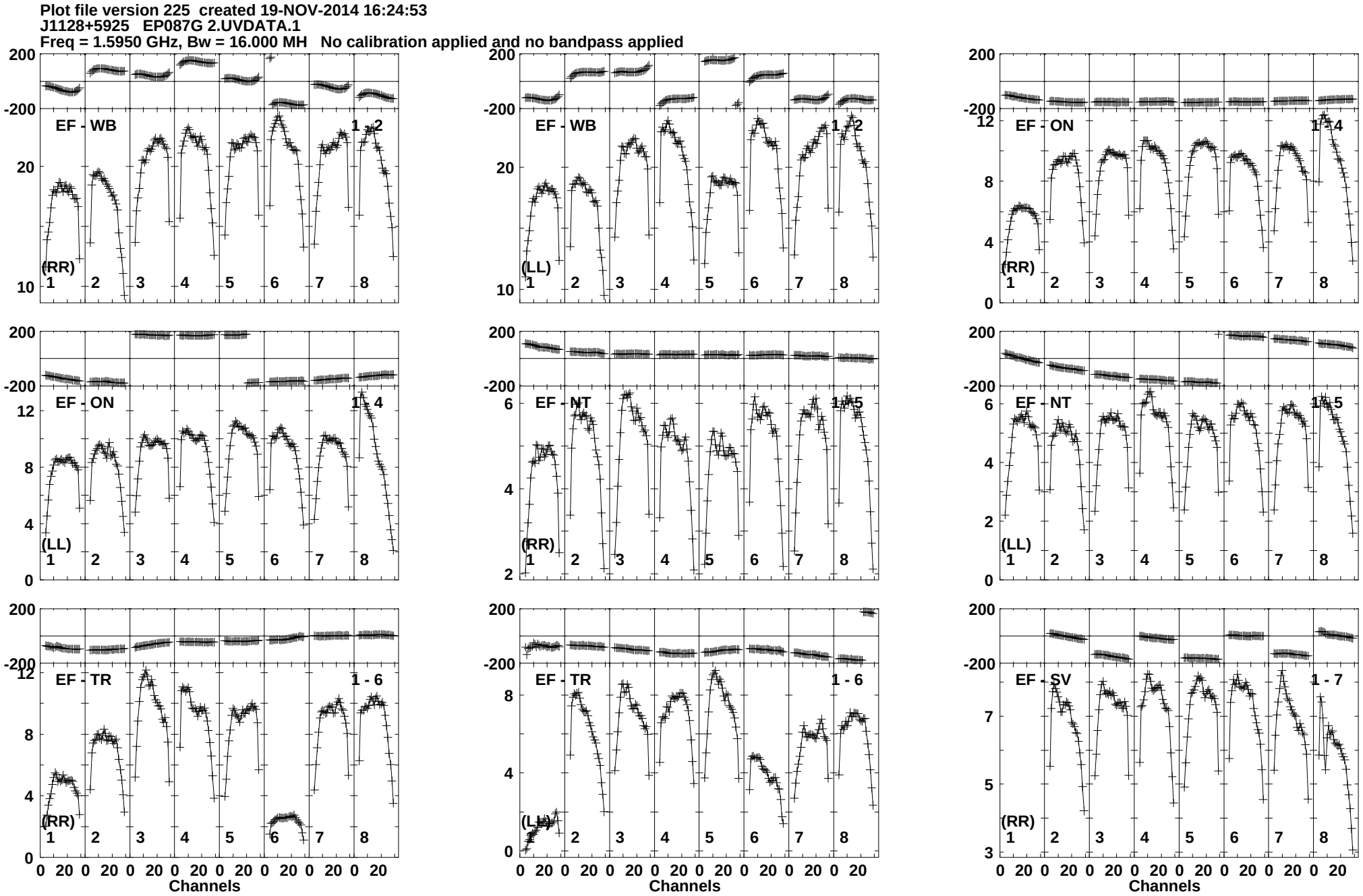
Plot file version 225 created 19-NOV-2014 16:24:53
J1128+5925 EP087G 2.UVDATA.1
Freq = 1.5950 GHz, Bw = 16.000 MH No calibration applied and no bandpass applied
EF - WB 1 - 2
(RR)
EF - WB 1 - 2
(LL)
EF - ON 1 - 4
(RR)
EF - ON 1 - 4
(LL)
EF - NT 1 - 5
(RR)
EF - NT 1 - 5
(LL)
EF - TR 1 - 6
(RR)
EF - TR 1 - 6
(LL)
EF - SV 1 - 7
(RR)
1 2 3 4 5 6 7 8
0 20 0 20 0 20 0 20 0 20 0 20 0 20 0 20
Channels
Lower frame: Milli Ampl Jy Top frame: Phas deg
Vector averaged cross-power spectrum Baseline: EF (01) - WB (02)
Timerange: 00/18:56:21 to 00/18:56:49

Plot file version 226 created 19-NOV-2014 16:24:53
J1128+5925 EP087G 2.UVDATA.1
Freq = 1.5950 GHz, Bw = 16.000 MH No calibration applied and no bandpass applied

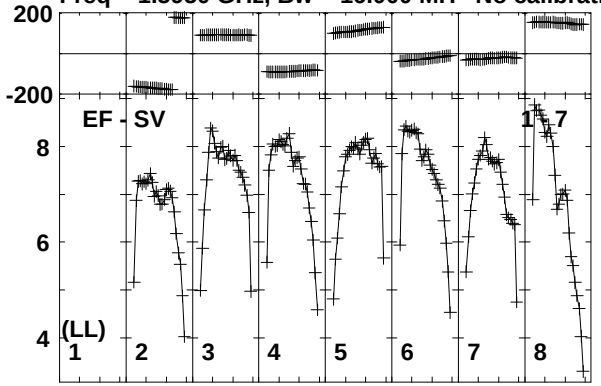

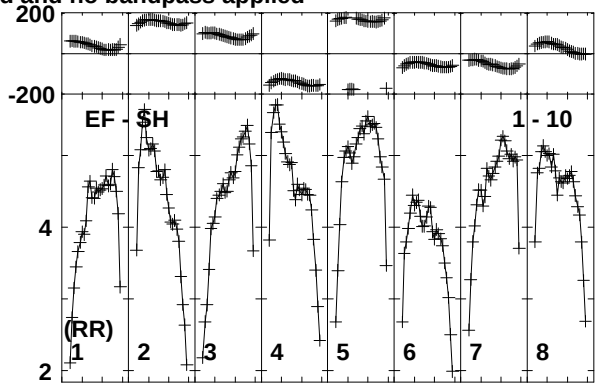

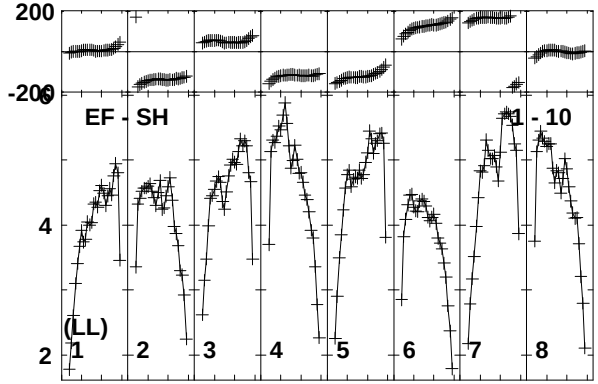

Lower frame: Milli Ampl Jy Top frame: Phas deg
Vector averaged cross-power spectrum Baseline: EF (01) - SV (07)
Timerange: 00/18:56:21 to 00/18:56:49

Plot file version 227 created 19-NOV-2014 16:24:53
ARP299B EP087G 2.UVDATA.1
Freq = 1.5950 GHz, Bw = 16.000 MH No calibration applied and no bandpass applied

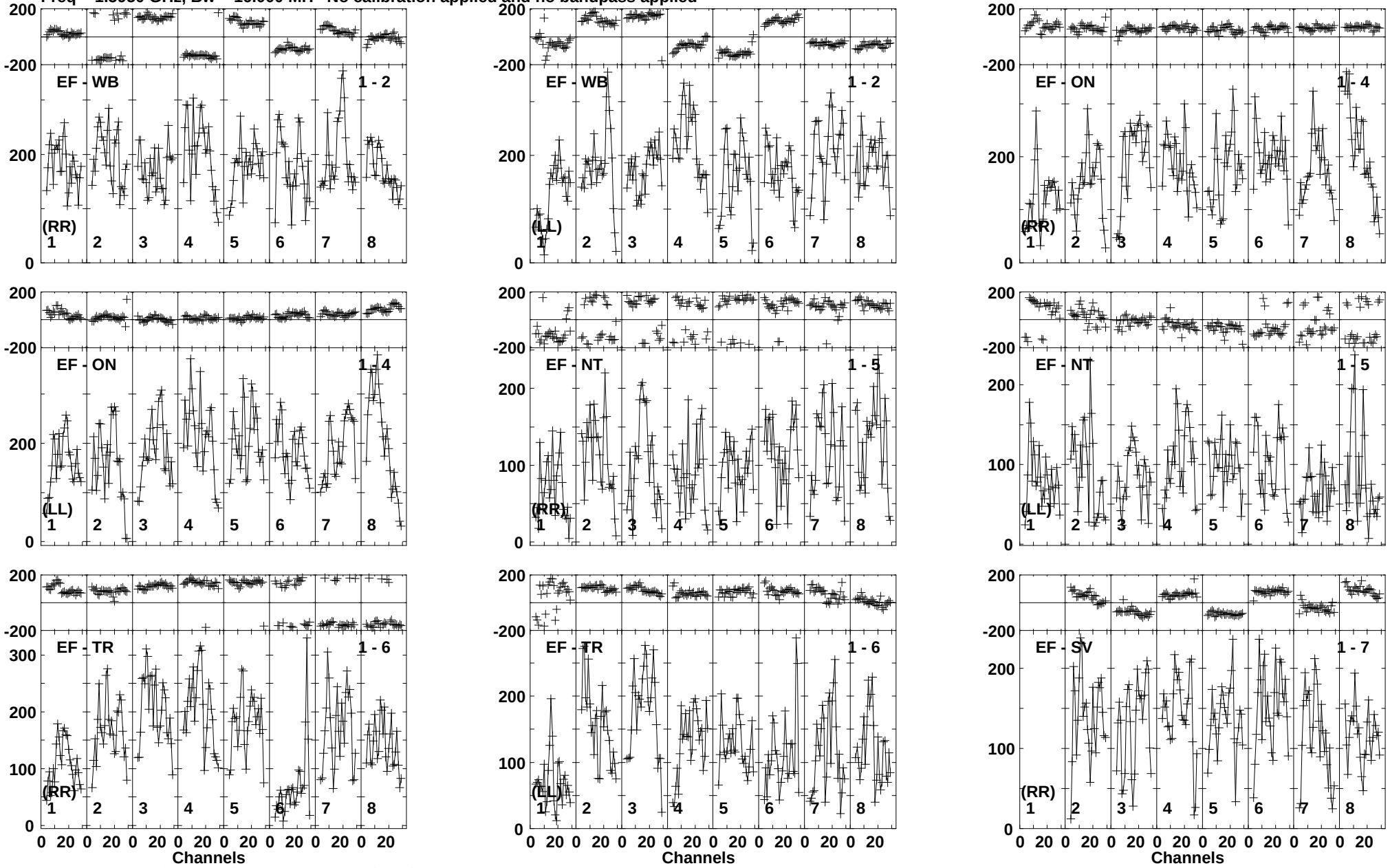

Lower frame: Micro Ampl Jy Top frame: Phas deg
Vector averaged cross-power spectrum Baseline: EF (01) - WB (02)
Timerange: 00/18:56:55 to 00/19:01:19

Plot file version 228 created 19-NOV-2014 16:24:53
ARP299B EP087G 2.UVDATA.1
Freq = 1.5950 GHz, Bw = 16.000 MH No calibration applied and no bandpass applied

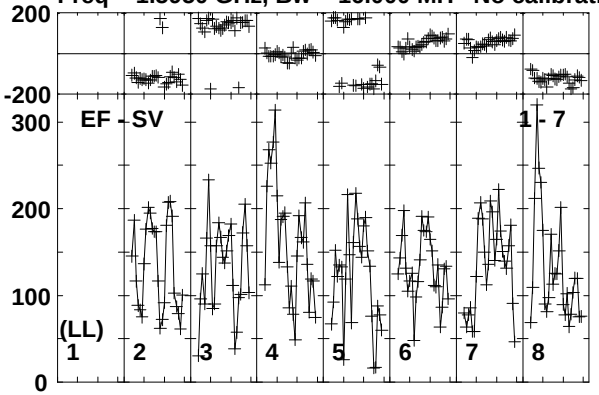

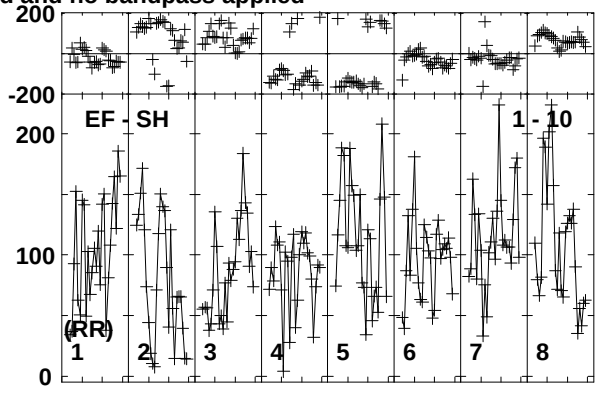

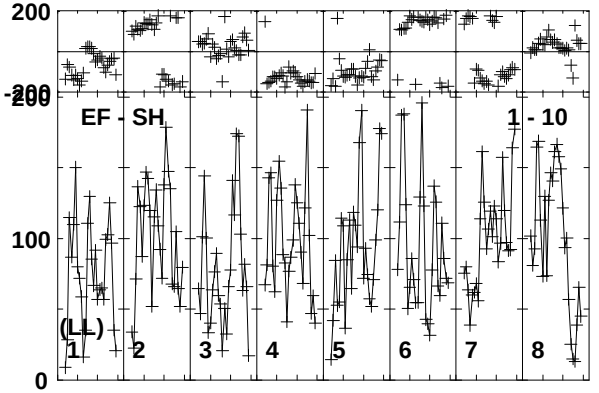

Lower frame: Micro Ampl Jy Top frame: Phas deg
Vector averaged cross-power spectrum Baseline: EF (01) - SV (07)
Timerange: 00/18:56:55 to 00/19:01:19

Plot file version 229 created 19-NOV-2014 16:24:53
J1128+5925 EP087G 2.UVDATA.1
Freq = 1.5950 GHz, Bw = 16.000 MH No calibration applied and no bandpass applied

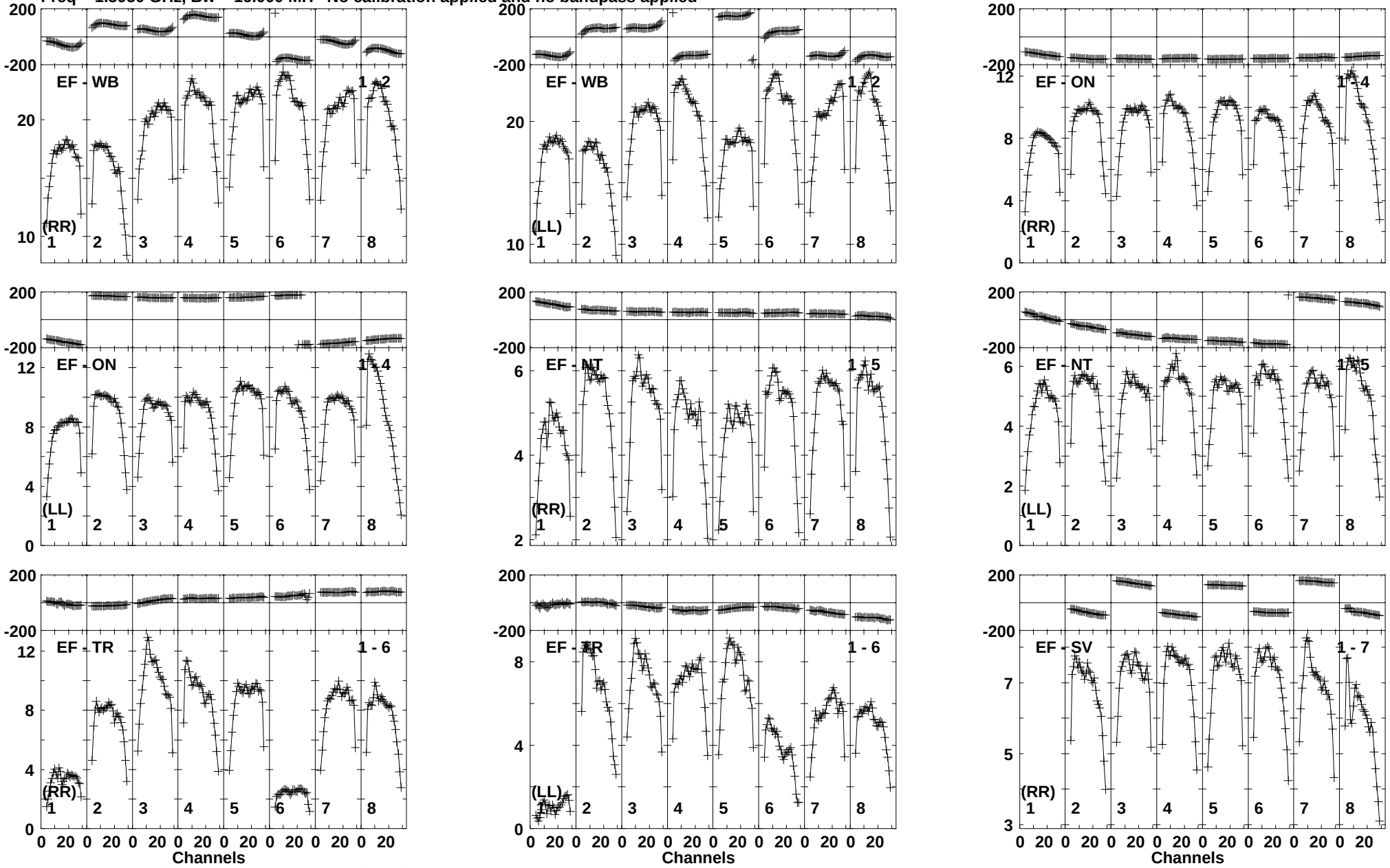

Lower frame: Milli Ampl Jy Top frame: Phas deg
Vector averaged cross-power spectrum Baseline: EF (01) - WB (02)
Timerange: 00/19:01:25 to 00/19:02:19

Plot file version 230 created 19-NOV-2014 16:24:53
J1128+5925 EP087G 2.UVDATA.1
Freq = 1.5950 GHz, Bw = 16.000 MH No calibration applied and no bandpass applied

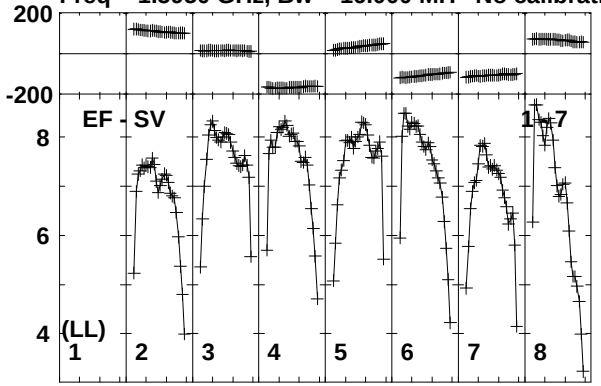

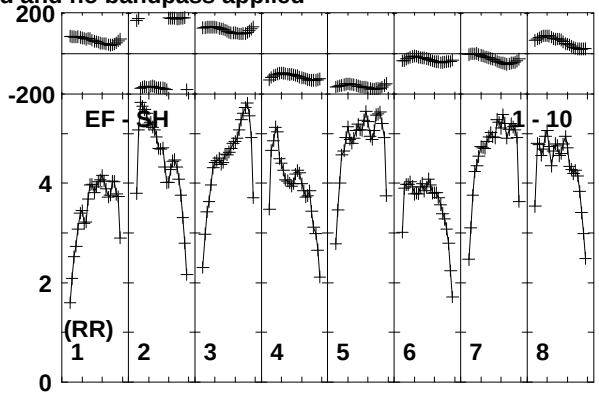

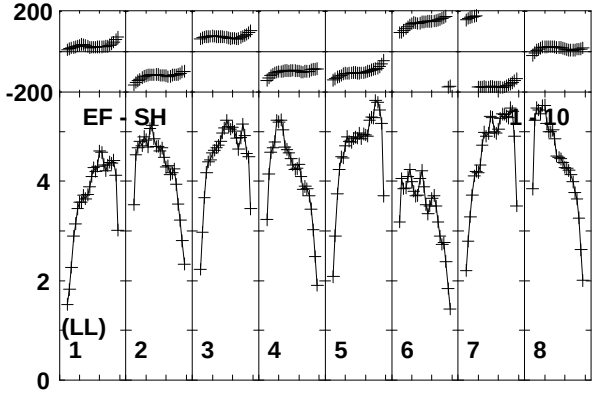

Lower frame: Milli Ampl Jy Top frame: Phas deg
Vector averaged cross-power spectrum Baseline: EF (01) - SV (07)
Timerange: 00/19:01:25 to 00/19:02:19

Plot file version 231 created 19-NOV-2014 16:24:53
ARP299B EP087G 2.UVDATA.1
Freq = 1.5950 GHz, Bw = 16.000 MH No calibration applied and no bandpass applied

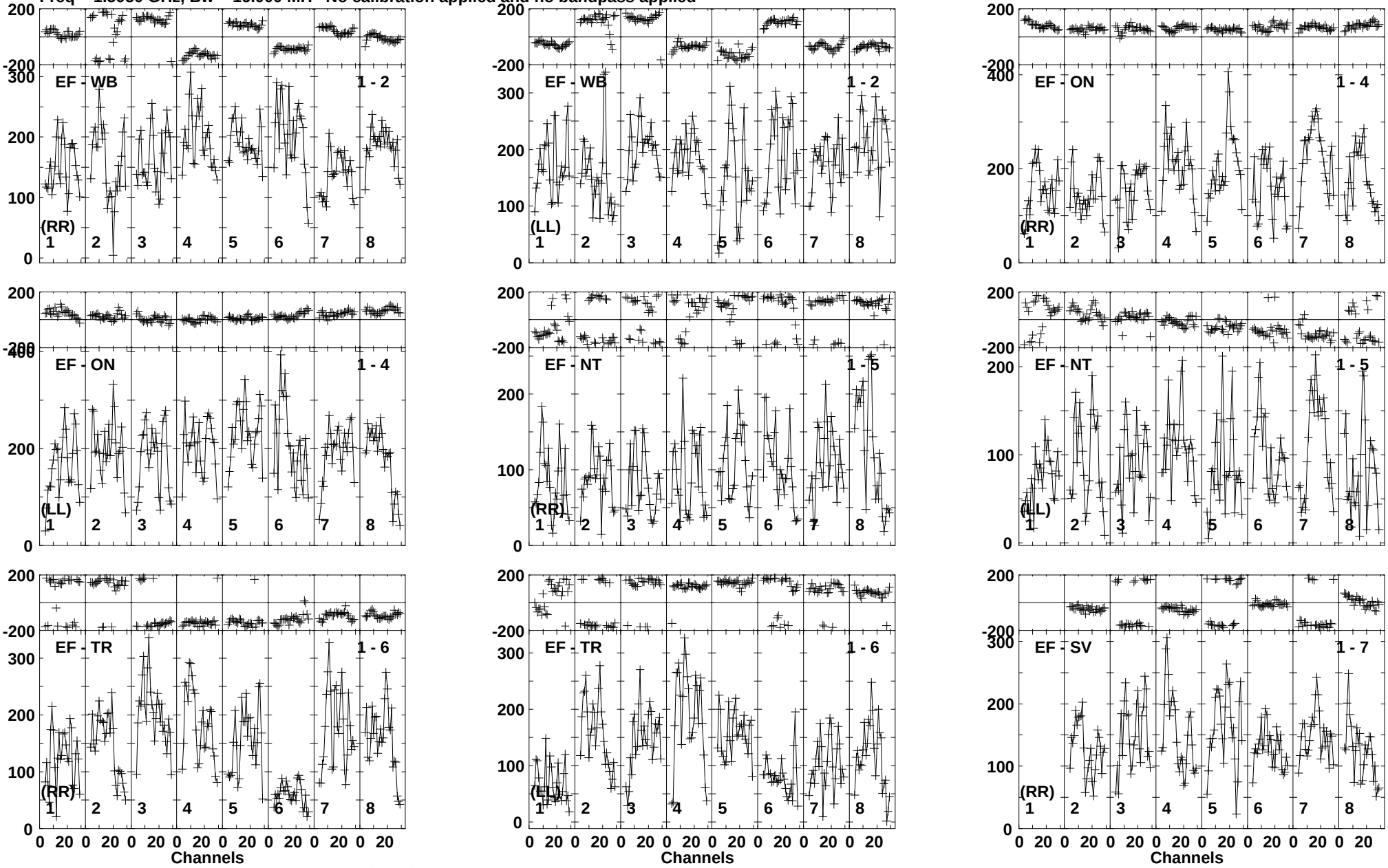

Lower frame: Micro Ampl Jy Top frame: Phas deg
Vector averaged cross-power spectrum Baseline: EF (01) - WB (02)
Timerange: 00/19:02:21 to 00/19:06:49

Plot file version 232 created 19-NOV-2014 16:24:53
ARP299B EP087G 2.UVDATA.1
Freq = 1.5950 GHz, Bw = 16.000 MH No calibration applied and no bandpass applied

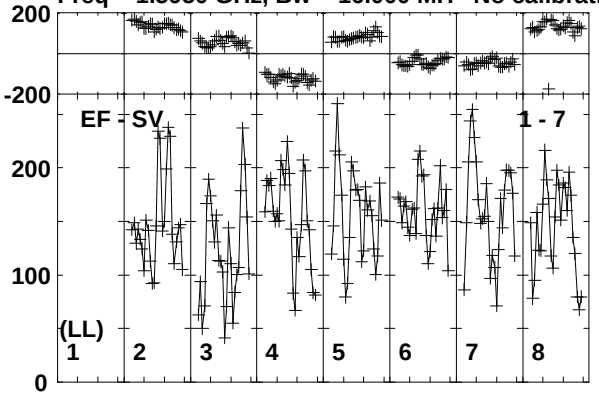

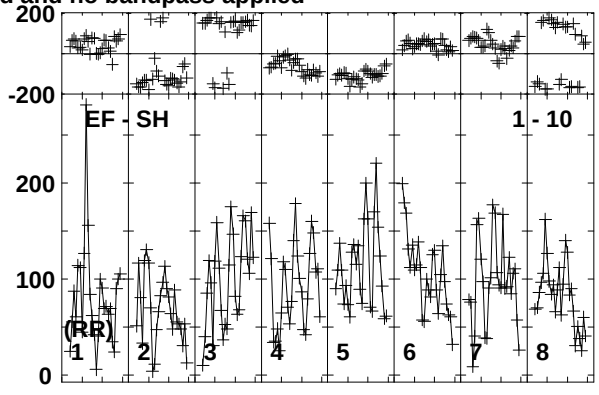

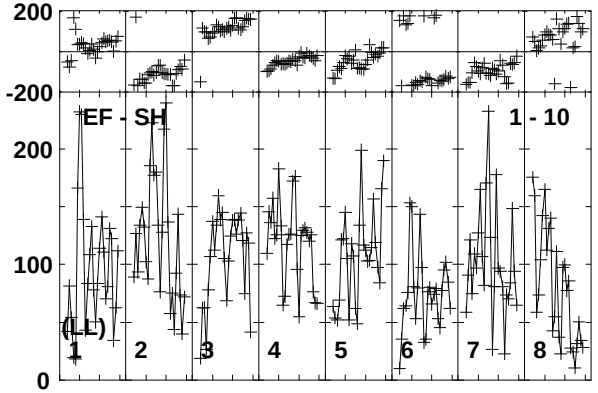

Lower frame: Micro Ampl Jy Top frame: Phas deg
Vector averaged cross-power spectrum Baseline: EF (01) - SV (07)
Timerange: 00/19:02:21 to 00/19:06:49

Plot file version 233 created 19-NOV-2014 16:24:53
J1128+5925 EP087G 2.UVDATA.1
Freq = 1.5950 GHz, Bw = 16.000 MH No calibration applied and no bandpass applied

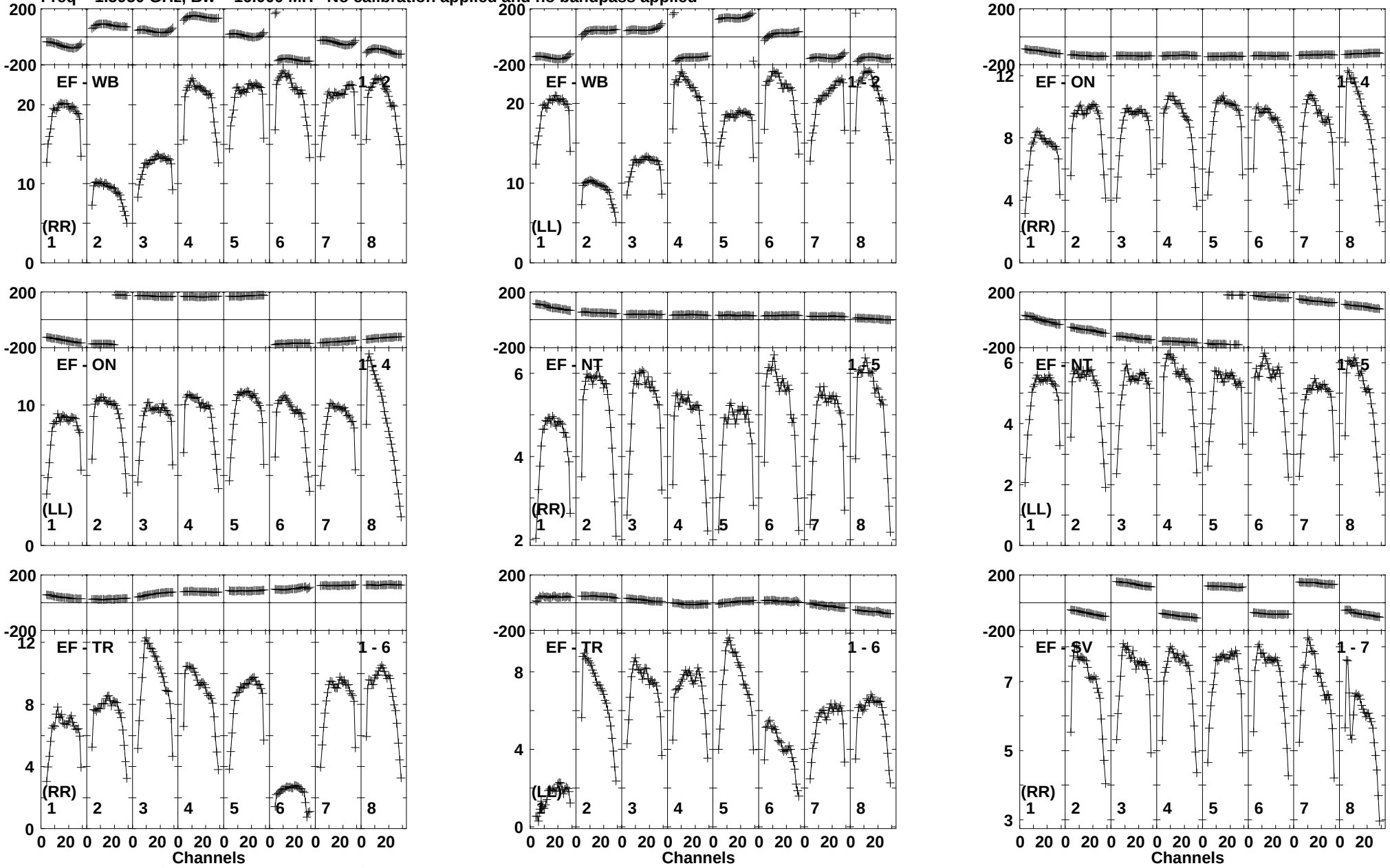

Lower frame: Milli Ampl Jy Top frame: Phas deg
Vector averaged cross-power spectrum Baseline: EF (01) - WB (02)
Timerange: 00/19:07:31 to 00/19:07:59

Plot file version 234 created 19-NOV-2014 16:24:53
J1128+5925 EP087G 2.UVDATA.1
Freq = 1.5950 GHz, Bw = 16.000 MH No calibration applied and no bandpass applied

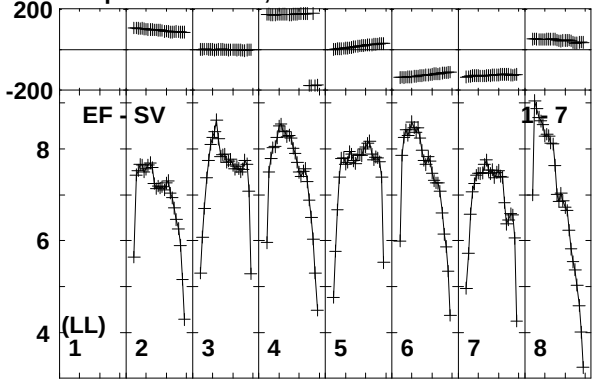

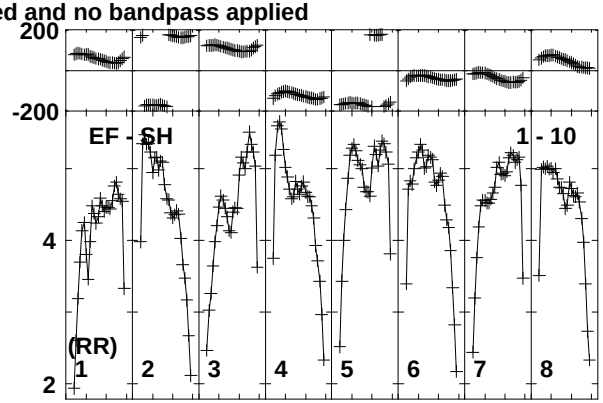

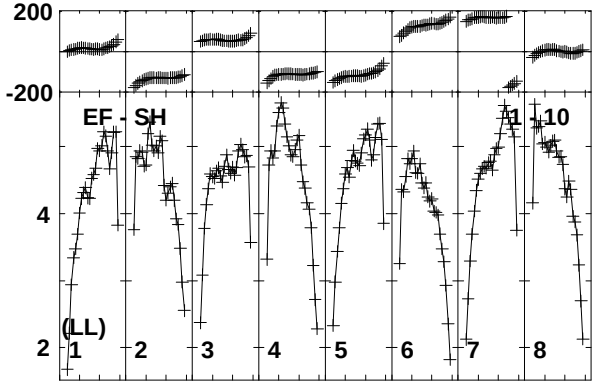

Lower frame: Milli Ampl Jy Top frame: Phas deg
Vector averaged cross-power spectrum Baseline: EF (01) - SV (07)
Timerange: 00/19:07:31 to 00/19:07:59

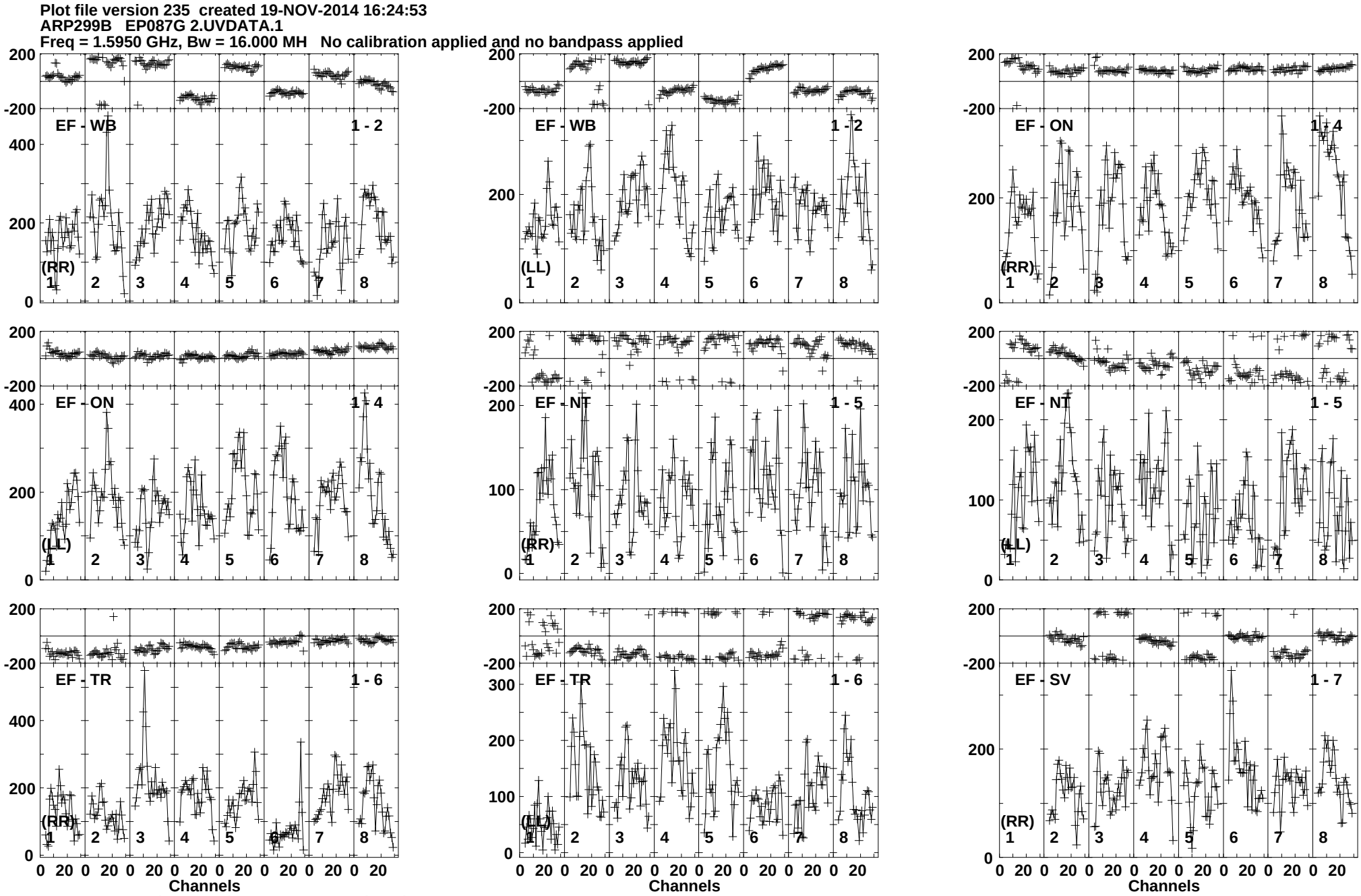
Plot file version 235 created 19-NOV-2014 16:24:53
ARP299B EP087G 2.UVDATA.1
Freq = 1.5950 GHz, Bw = 16.000 MH No calibration applied and no bandpass applied
EF - WB 1 - 2
(RR)
EF - WB 1 - 2
(LL)
EF - ON 1 - 4
(RR)
EF - ON 1 - 4
(LL)
EF - NT 1 - 5
(RR)
EF - NT 1 - 5
(LL)
EF - TR 1 - 6
(RR)
EF - TR 1 - 6
(LL)
EF - SV 1 - 7
(RR)
Channels
Channels
Channels
Lower frame: Micro Ampl Jy Top frame: Phas deg
Vector averaged cross-power spectrum Baseline: EF (01) - WB (02)
Timerange: 00/19:08:04 to 00/19:12:28

Plot file version 236 created 19-NOV-2014 16:24:53
ARP299B EP087G 2.UVDATA.1
Freq = 1.5950 GHz, Bw = 16.000 MH No calibration applied and no bandpass applied

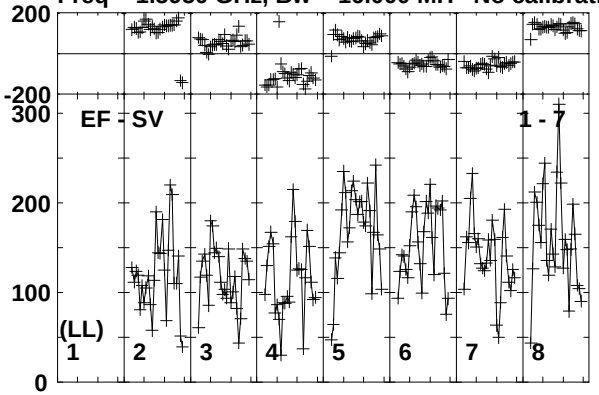

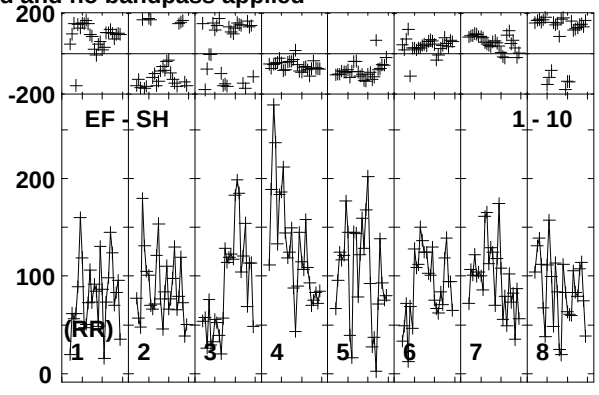

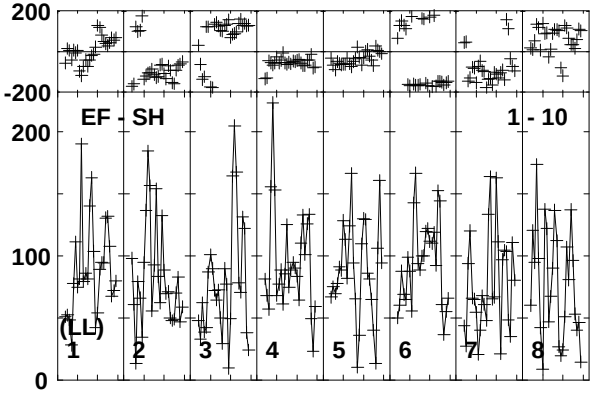

Lower frame: Micro Ampl Jy Top frame: Phas deg
Vector averaged cross-power spectrum Baseline: EF (01) - SV (07)
Timerange: 00/19:08:04 to 00/19:12:28

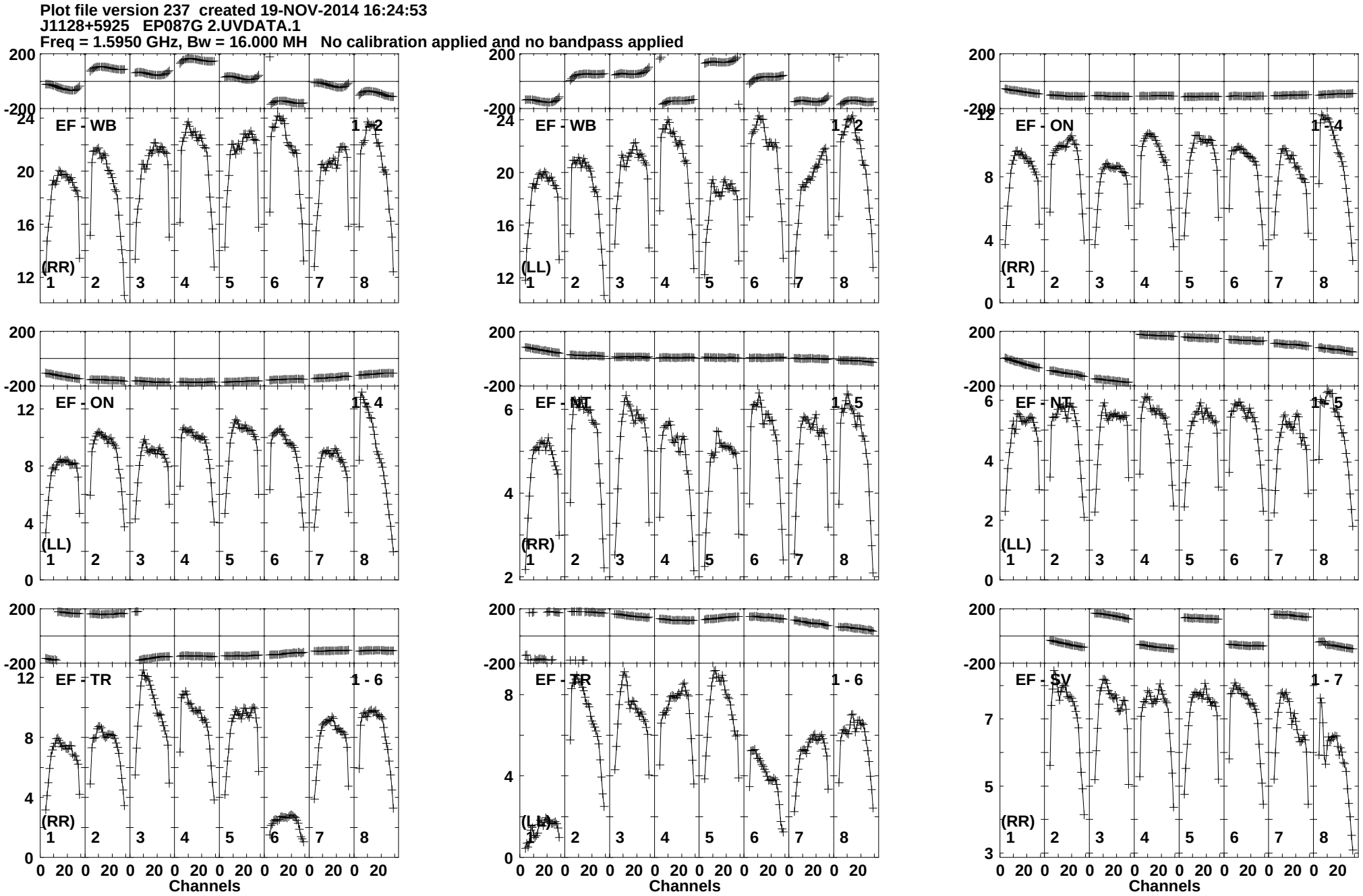
Plot file version 237 created 19-NOV-2014 16:24:53
J1128+5925 EP087G 2.UVDATA.1
Freq = 1.5950 GHz, Bw = 16.000 MH No calibration applied and no bandpass applied
EF - WB 1 - 2
(RR)
EF - WB 1 - 2
(LL)
EF - ON 1 - 4
(RR)
EF - ON 1 - 4
(LL)
EF - NT 1 - 5
(RR)
EF - NT 1 - 5
(LL)
EF - TR 1 - 6
(RR)
EF - TR 1 - 6
(LL)
EF - SV 1 - 7
(RR)
Channels
Channels
Channels
Lower frame: Milli Ampl Jy Top frame: Phas deg
Vector averaged cross-power spectrum Baseline: EF (01) - WB (02)
Timerange: 00/19:12:35 to 00/19:13:39

Plot file version 238 created 19-NOV-2014 16:24:53
J1128+5925 EP087G 2.UVDATA.1
Freq = 1.5950 GHz, Bw = 16.000 MH No calibration applied and no bandpass applied

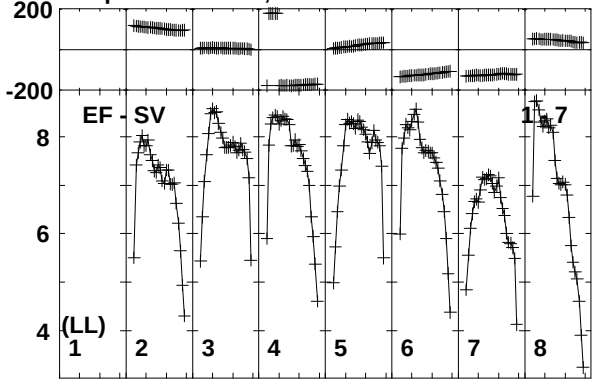

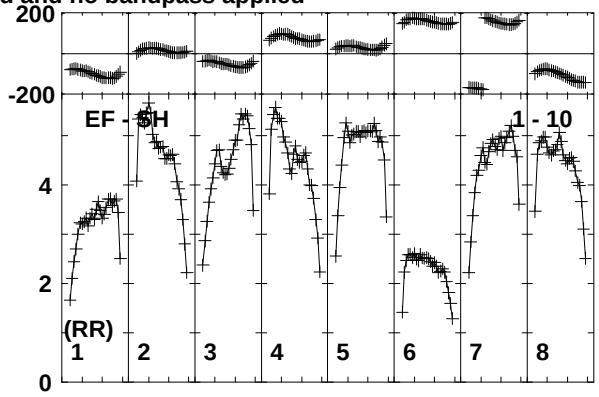

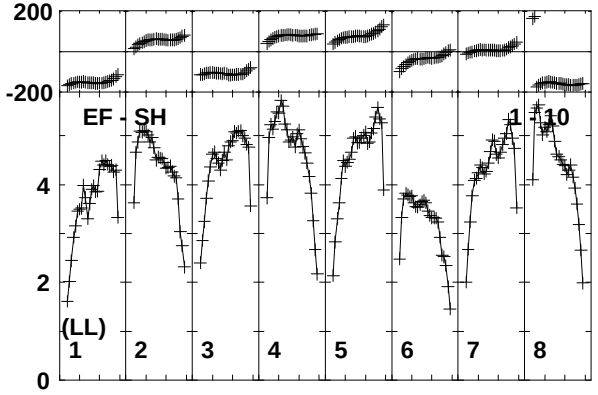

Lower frame: Milli Ampl Jy Top frame: Phas deg
Vector averaged cross-power spectrum Baseline: EF (01) - SV (07)
Timerange: 00/19:12:35 to 00/19:13:39

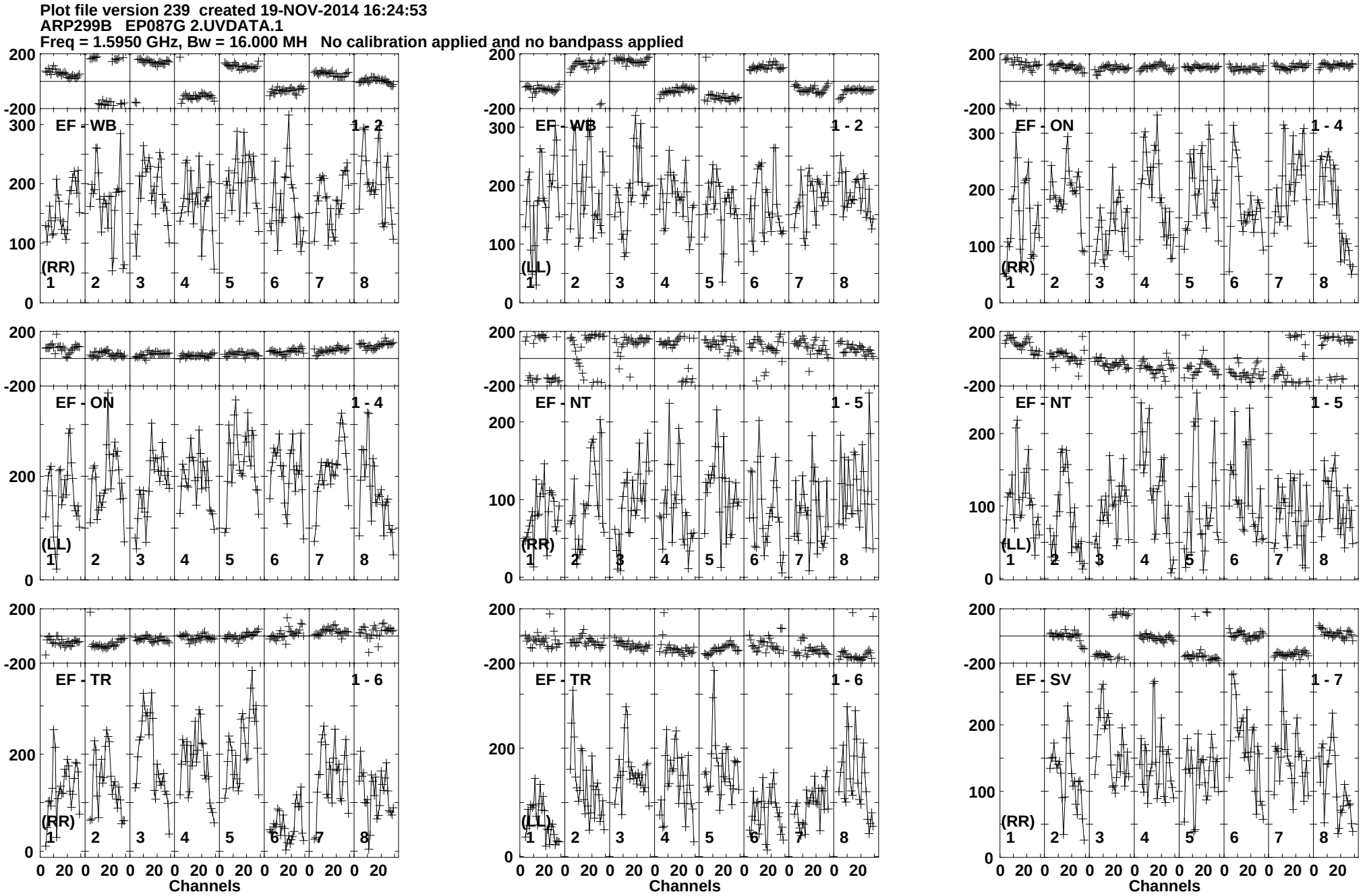
Plot file version 239 created 19-NOV-2014 16:24:53
ARP299B EP087G 2.UVDATA.1
Freq = 1.5950 GHz, Bw = 16.000 MH No calibration applied and no bandpass applied
EF - WB 1 - 2
(RR)
EF - WB 1 - 2
(LL)
EF - ON 1 - 4
(RR)
EF - ON 1 - 4
(LL)
EF - NT 1 - 5
(RR)
EF - NT 1 - 5
(LL)
EF - TR 1 - 6
(RR)
EF - TR 1 - 6
(LL)
EF - SV 1 - 7
(RR)
Channels
Lower frame: Micro Ampl Jy Top frame: Phas deg
Vector averaged cross-power spectrum Baseline: EF (01) - WB (02)
Timerange: 00/19:13:41 to 00/19:18:09

Plot file version 240 created 19-NOV-2014 16:24:54
ARP299B EP087G 2.UVDATA.1
Freq = 1.5950 GHz, Bw = 16.000 MH No calibration applied and no bandpass applied

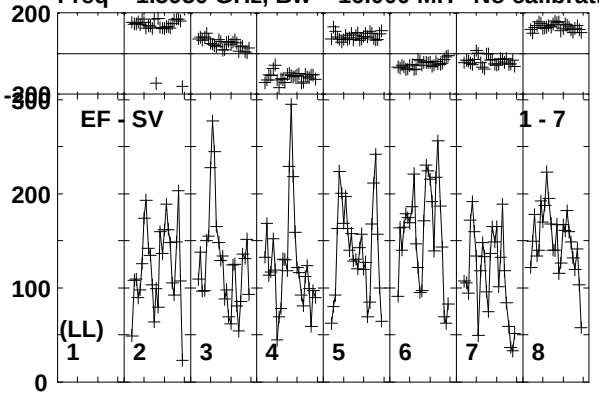

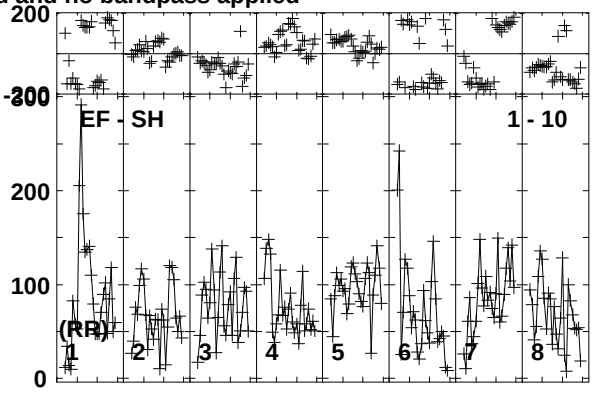

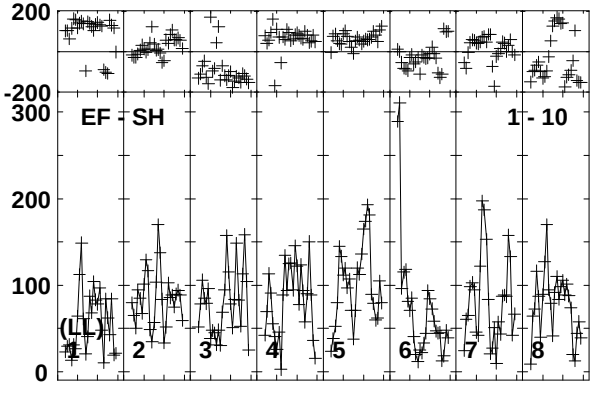

Lower frame: Micro Ampl Jy Top frame: Phas deg
Vector averaged cross-power spectrum Baseline: EF (01) - SV (07)
Timerange: 00/19:13:41 to 00/19:18:09

Plot file version 241 created 19-NOV-2014 16:24:54
J1128+5925 EP087G 2.UVDATA.1
Freq = 1.5950 GHz, Bw = 16.000 MH No calibration applied and no bandpass applied

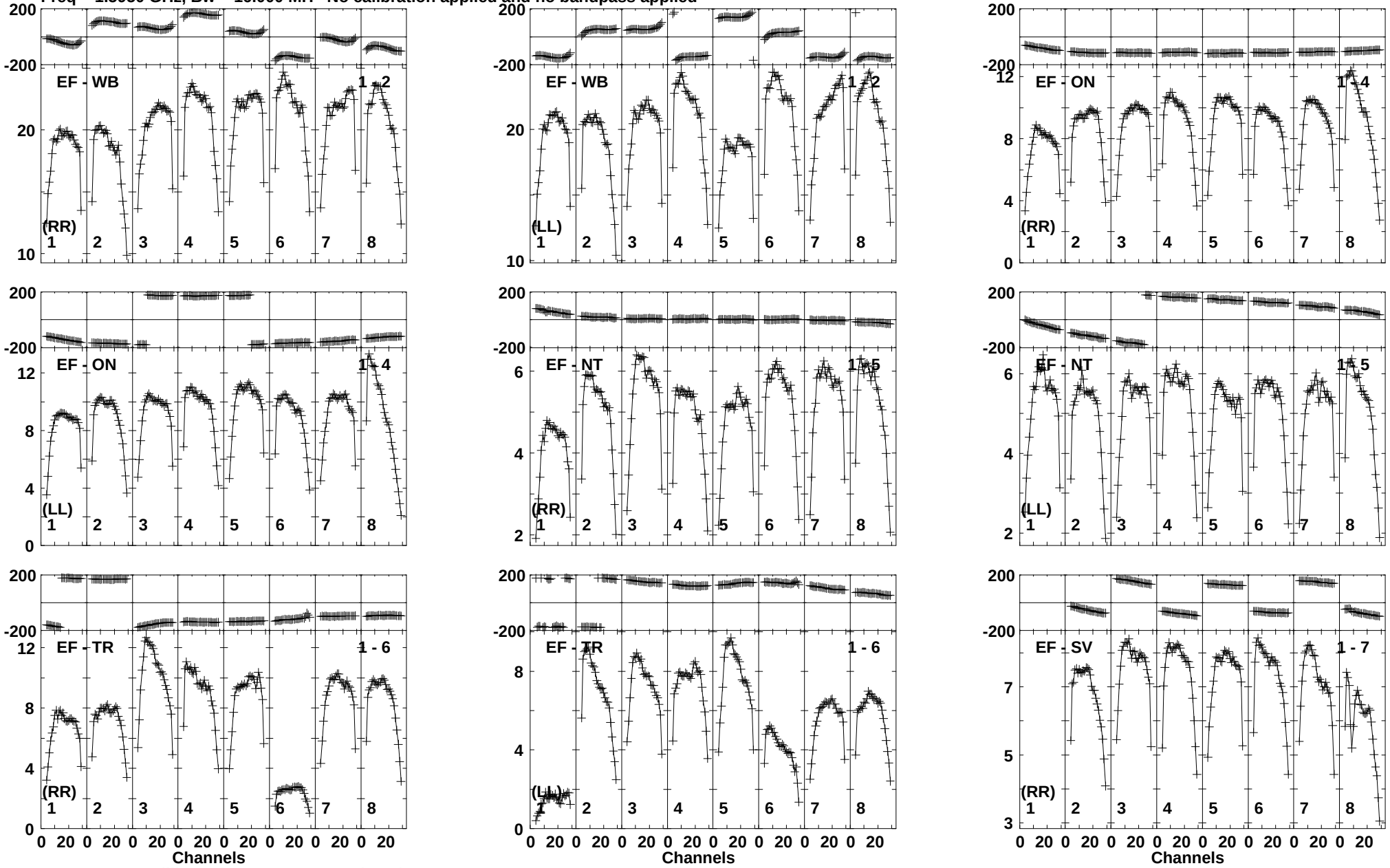

Lower frame: Milli Ampl Jy Top frame: Phas deg
Vector averaged cross-power spectrum Baseline: EF (01) - WB (02)
Timerange: 00/19:18:51 to 00/19:19:19

Plot file version 242 created 19-NOV-2014 16:24:54
J1128+5925 EP087G 2.UVDATA.1
Freq = 1.5950 GHz, Bw = 16.000 MH No calibration applied and no bandpass applied

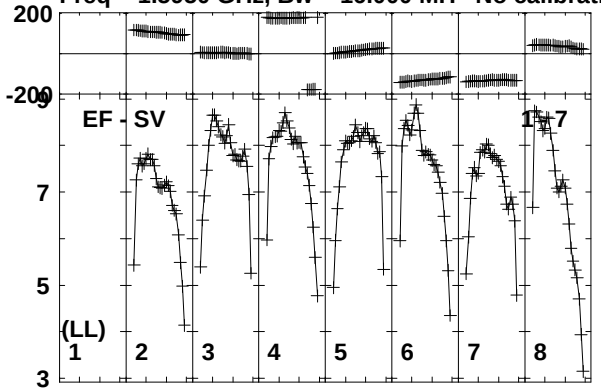

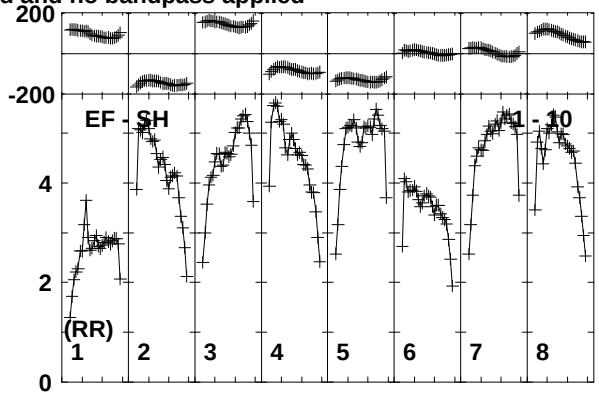

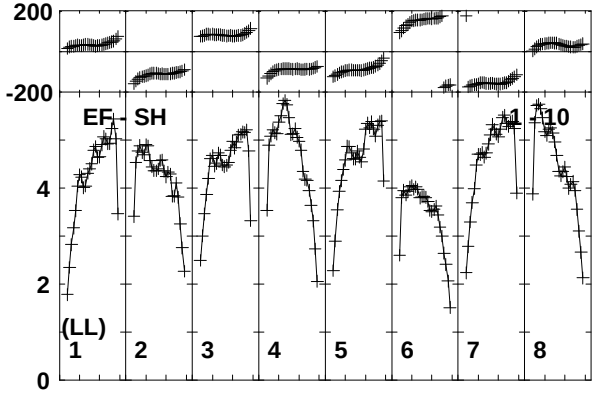

Lower frame: Milli Ampl Jy Top frame: Phas deg
Vector averaged cross-power spectrum Baseline: EF (01) - SV (07)
Timerange: 00/19:18:51 to 00/19:19:19

Plot file version 243 created 19-NOV-2014 16:24:54
ARP299B EP087G 2.UVDATA.1
Freq = 1.5950 GHz, Bw = 16.000 MH No calibration applied and no bandpass applied

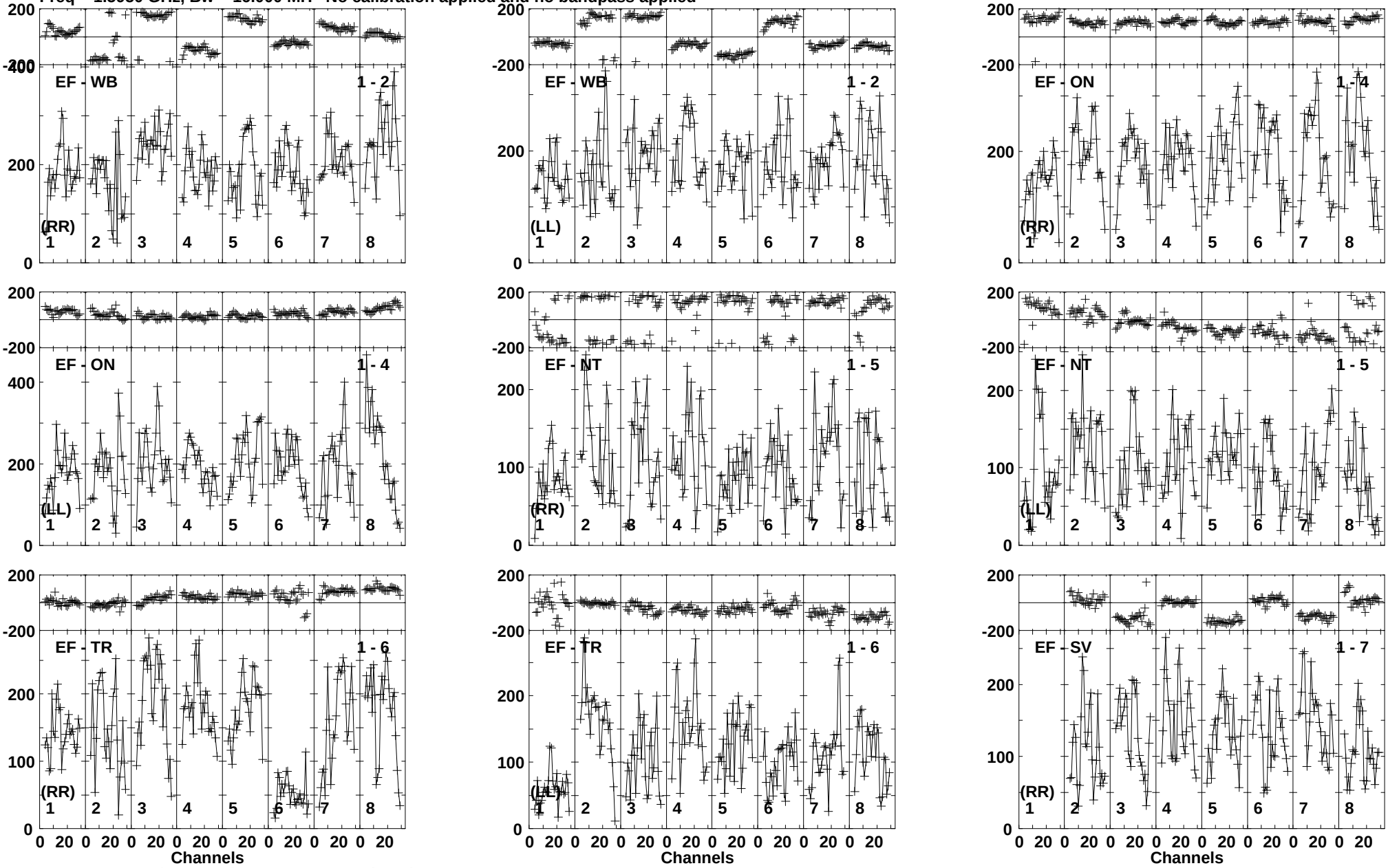

Lower frame: Micro Ampl Jy Top frame: Phas deg
Vector averaged cross-power spectrum Baseline: EF (01) - WB (02)
Timerange: 00/19:19:25 to 00/19:23:49

Plot file version 244 created 19-NOV-2014 16:24:54
ARP299B EP087G 2.UVDATA.1
Freq = 1.5950 GHz, Bw = 16.000 MH No calibration applied and no bandpass applied

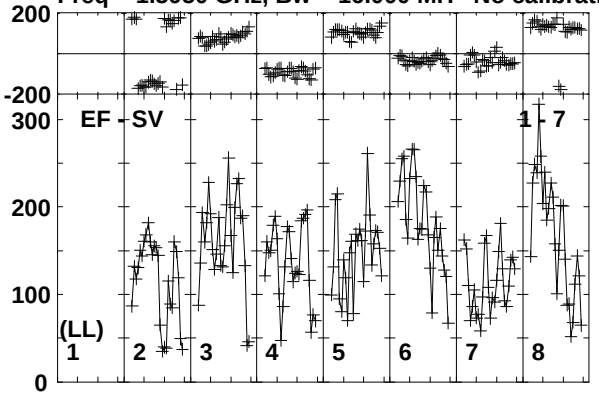

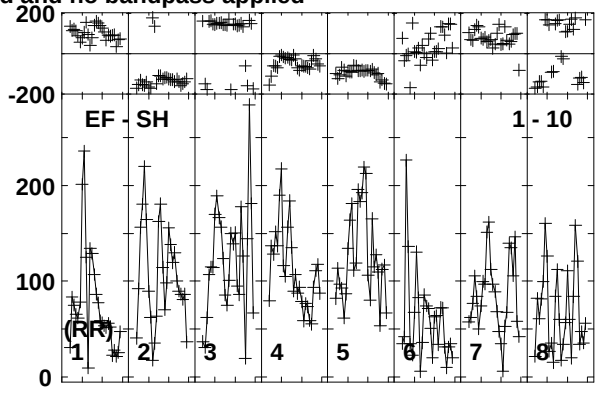

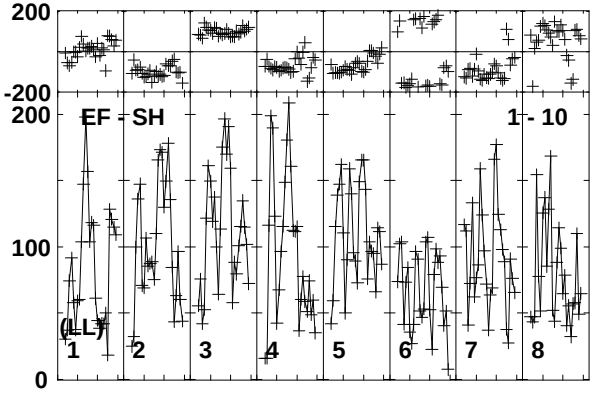

Lower frame: Micro Ampl Jy Top frame: Phas deg
Vector averaged cross-power spectrum Baseline: EF (01) - SV (07)
Timerange: 00/19:19:25 to 00/19:23:49

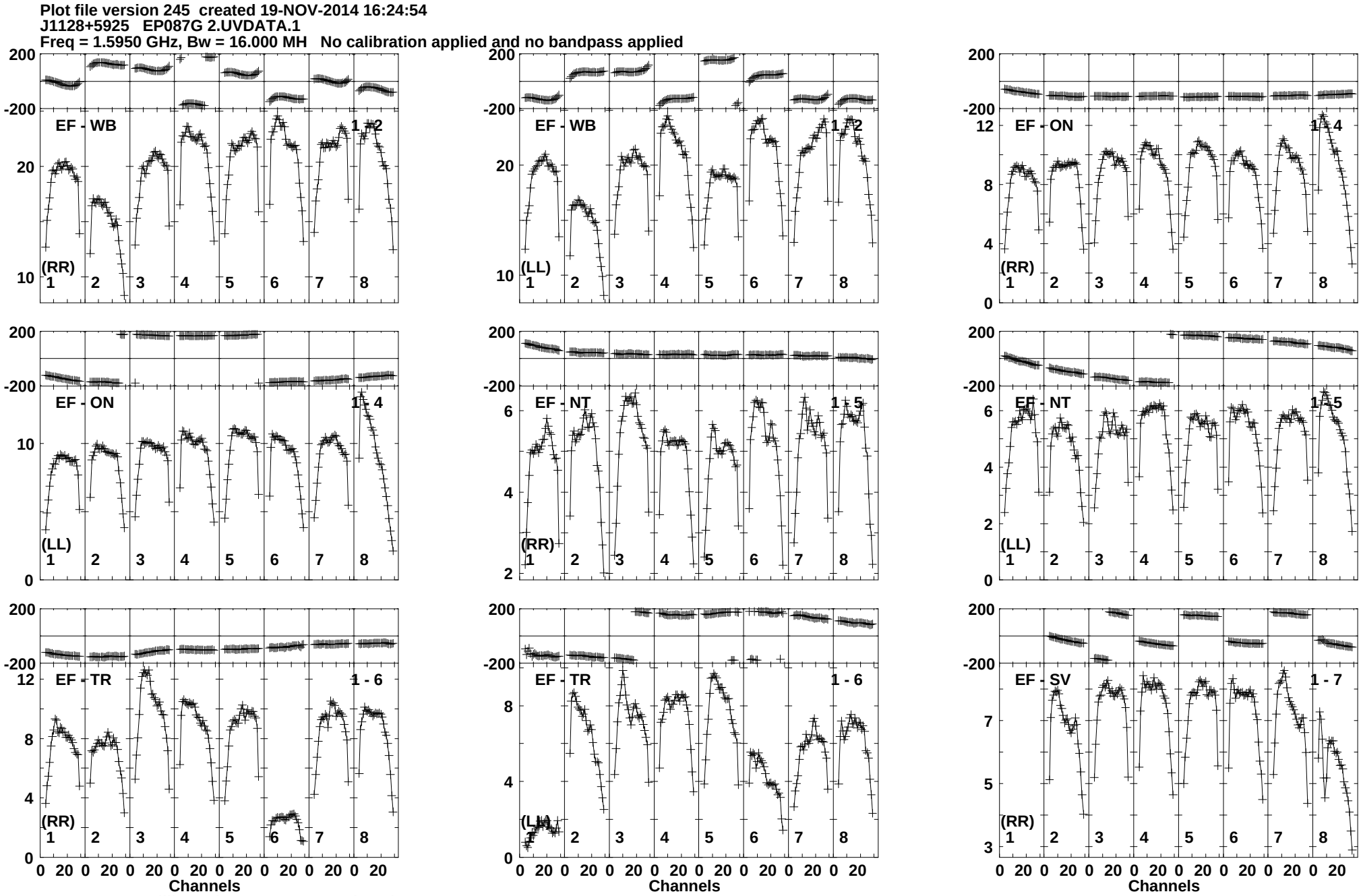
Plot file version 245 created 19-NOV-2014 16:24:54
J1128+5925 EP087G 2.UVDATA.1
Freq = 1.5950 GHz, Bw = 16.000 MH No calibration applied and no bandpass applied
EF - WB 1 - 2
(RR)
EF - WB 1 - 2
(LL)
EF - ON 1 - 4
(RR)
EF - ON 1 - 4
(LL)
EF - NT 1 - 5
(RR)
EF - NT 1 - 5
(LL)
EF - TR 1 - 6
(RR)
EF - TR 1 - 6
(LL)
EF - SV 1 - 7
(RR)
Channels
Channels
Channels
Lower frame: Milli Ampl Jy Top frame: Phas deg
Vector averaged cross-power spectrum Baseline: EF (01) - WB (02)
Timerange: 00/19:23:55 to 00/19:24:49

Plot file version 246 created 19-NOV-2014 16:24:54
J1128+5925 EP087G 2.UVDATA.1
Freq = 1.5950 GHz, Bw = 16.000 MH No calibration applied and no bandpass applied

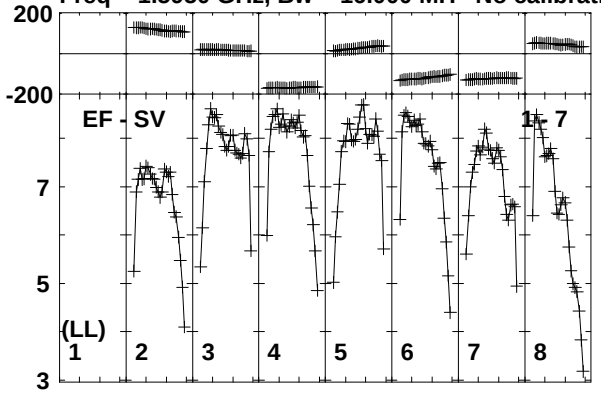

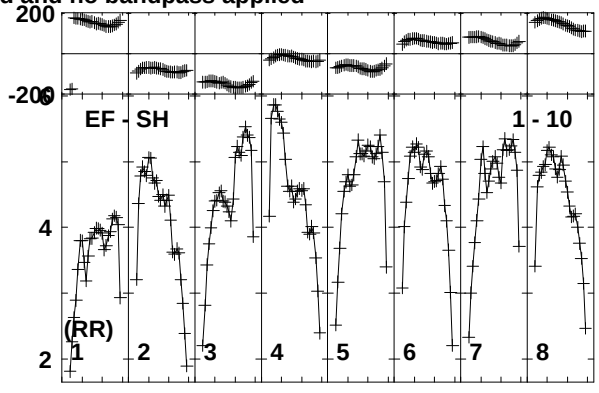

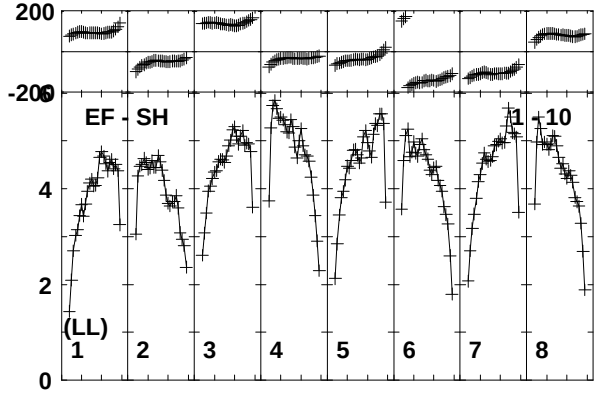

Lower frame: Milli Ampl Jy Top frame: Phas deg
Vector averaged cross-power spectrum Baseline: EF (01) - SV (07)
Timerange: 00/19:23:55 to 00/19:24:49

Plot file version 247 created 19-NOV-2014 16:24:54
ARP299B EP087G 2.UVDATA.1
Freq = 1.5950 GHz, Bw = 16.000 MH No calibration applied and no bandpass applied

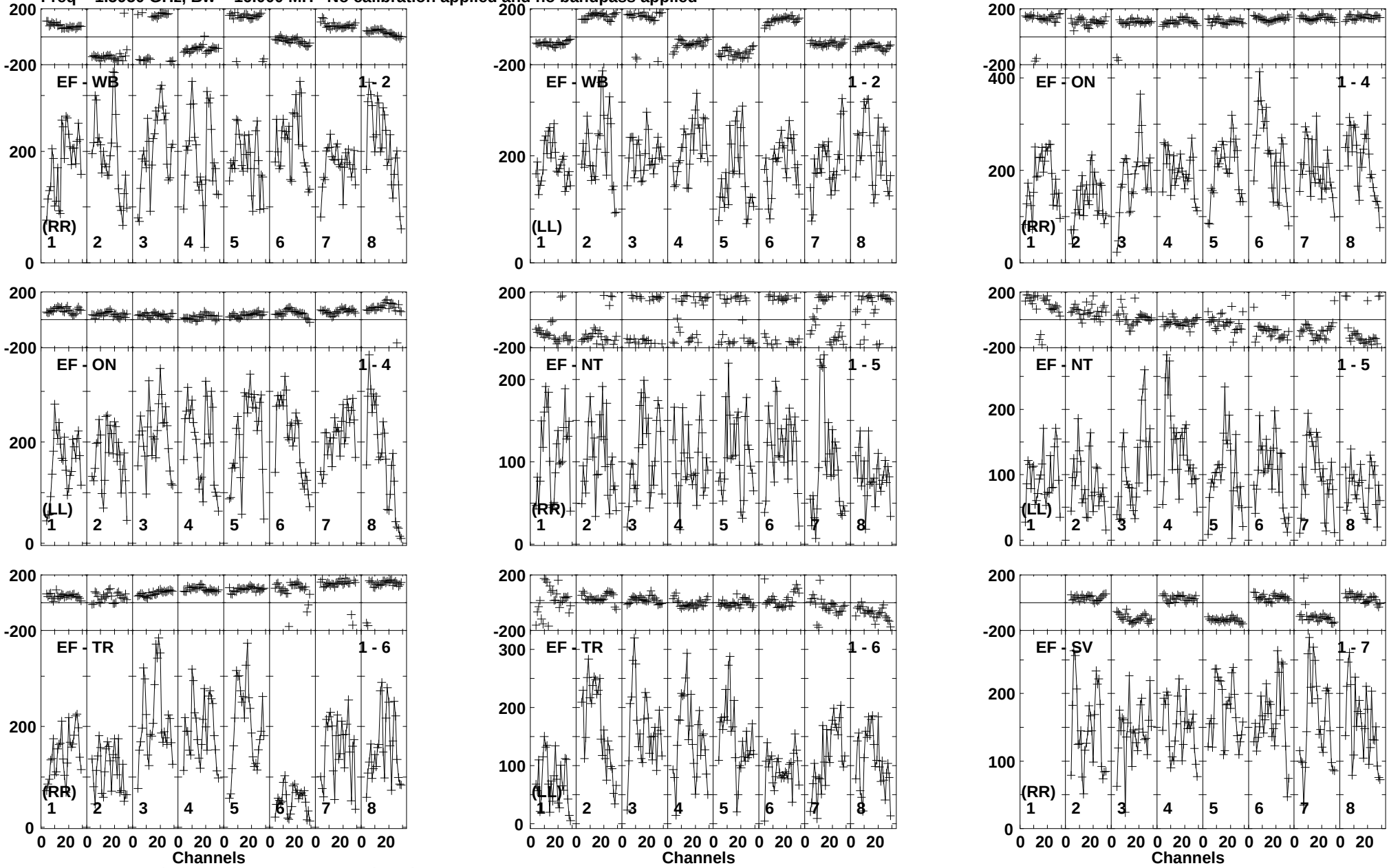

Lower frame: Micro Ampl Jy Top frame: Phas deg
Vector averaged cross-power spectrum Baseline: EF (01) - WB (02)
Timerange: 00/19:24:51 to 00/19:28:49

Plot file version 248 created 19-NOV-2014 16:24:54
ARP299B EP087G 2.UVDATA.1
Freq = 1.5950 GHz, Bw = 16.000 MH No calibration applied and no bandpass applied

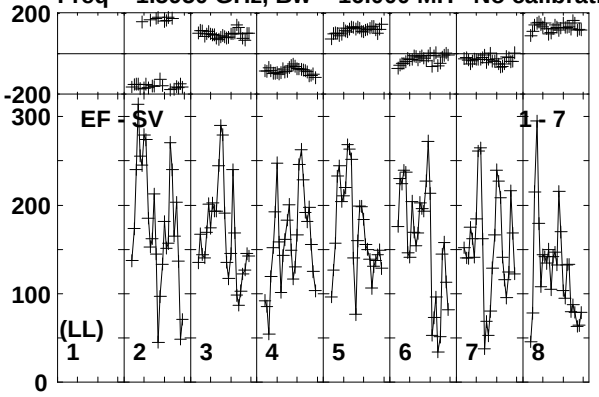

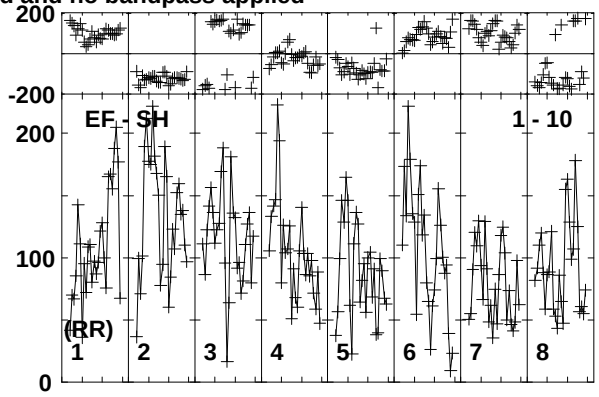

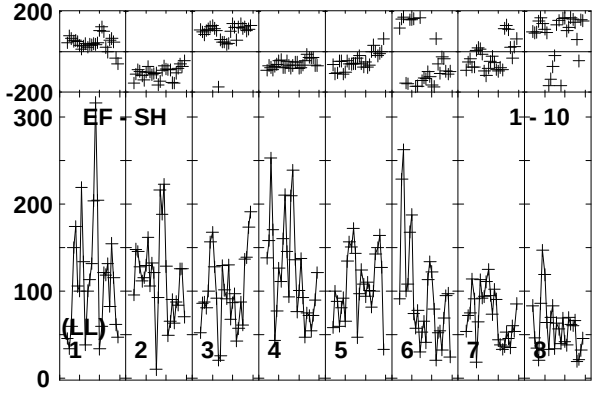

Lower frame: Micro Ampl Jy Top frame: Phas deg
Vector averaged cross-power spectrum Baseline: EF (01) - SV (07)
Timerange: 00/19:24:51 to 00/19:28:49

Plot file version 249 created 19-NOV-2014 16:24:54
J1128+5925 EP087G 2.UVDATA.1
Freq = 1.5950 GHz, Bw = 16.000 MH No calibration applied and no bandpass applied

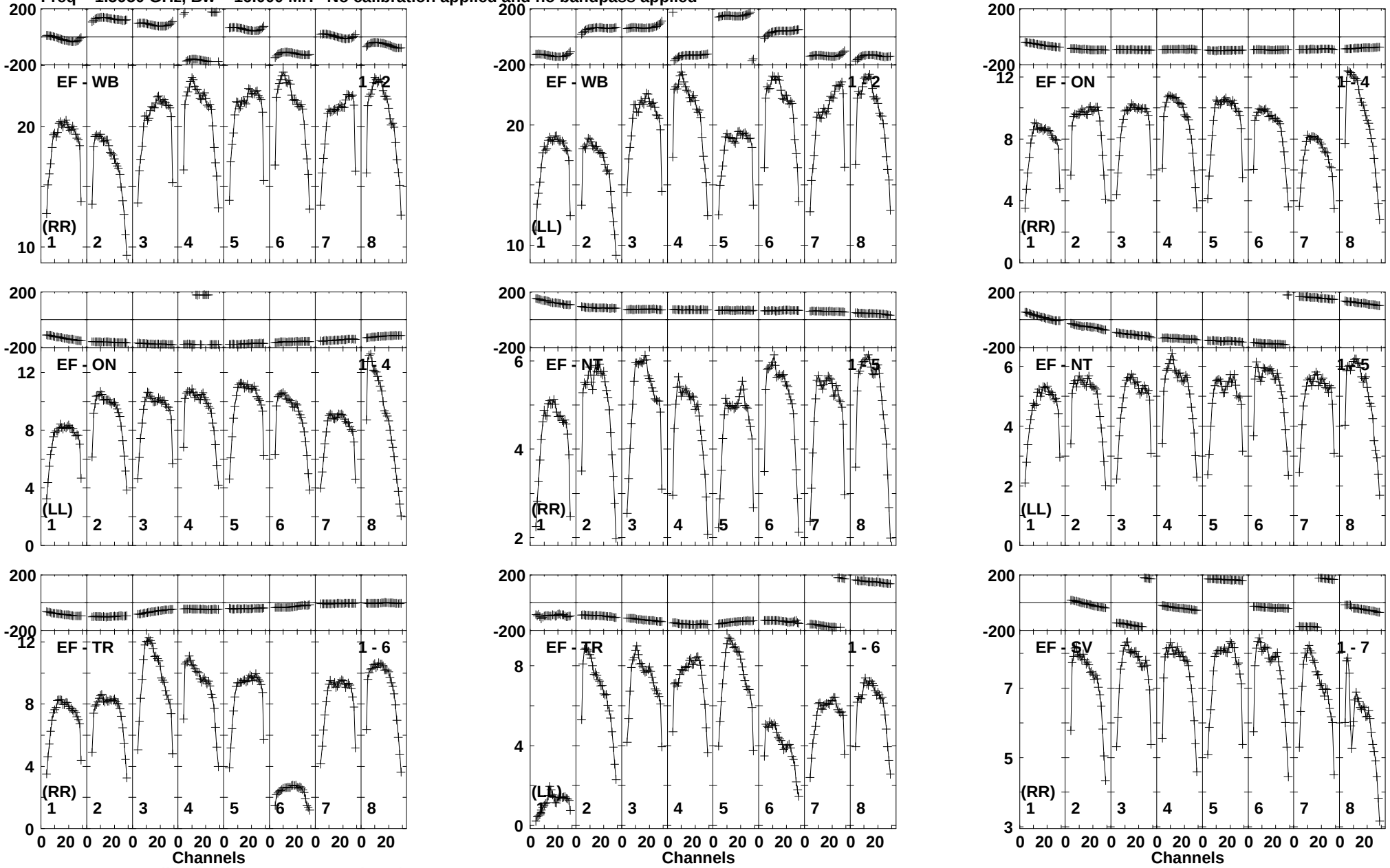

Lower frame: Milli Ampl Jy Top frame: Phas deg
Vector averaged cross-power spectrum Baseline: EF (01) - WB (02)
Timerange: 00/19:29:31 to 00/19:29:59

Plot file version 250 created 19-NOV-2014 16:24:54
J1128+5925 EP087G 2.UVDATA.1
Freq = 1.5950 GHz, Bw = 16.000 MH No calibration applied and no bandpass applied

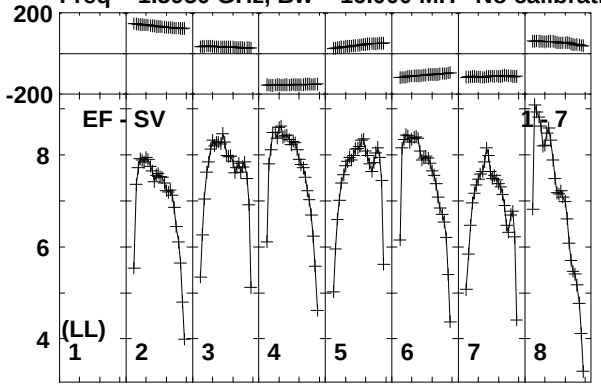

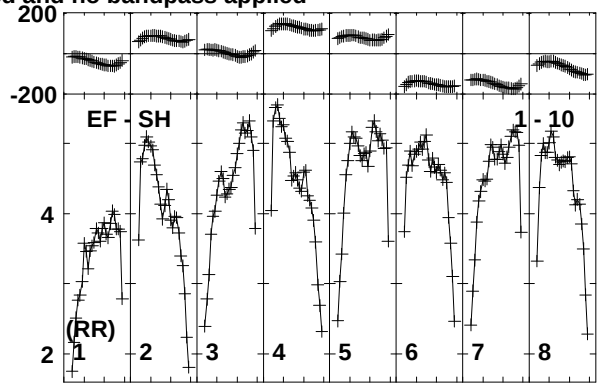

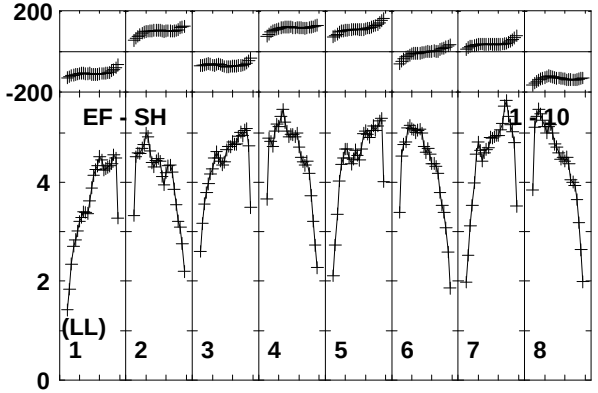

Lower frame: Milli Ampl Jy Top frame: Phas deg
Vector averaged cross-power spectrum Baseline: EF (01) - SV (07)
Timerange: 00/19:29:31 to 00/19:29:59