Plot file version 1 created 19-NOV-2014 16:36:06
4C39.25 EP087G 3.UVDATA.1
Freq = 1.5950 GHz, Bw = 16.000 MH No calibration applied and no bandpass applied

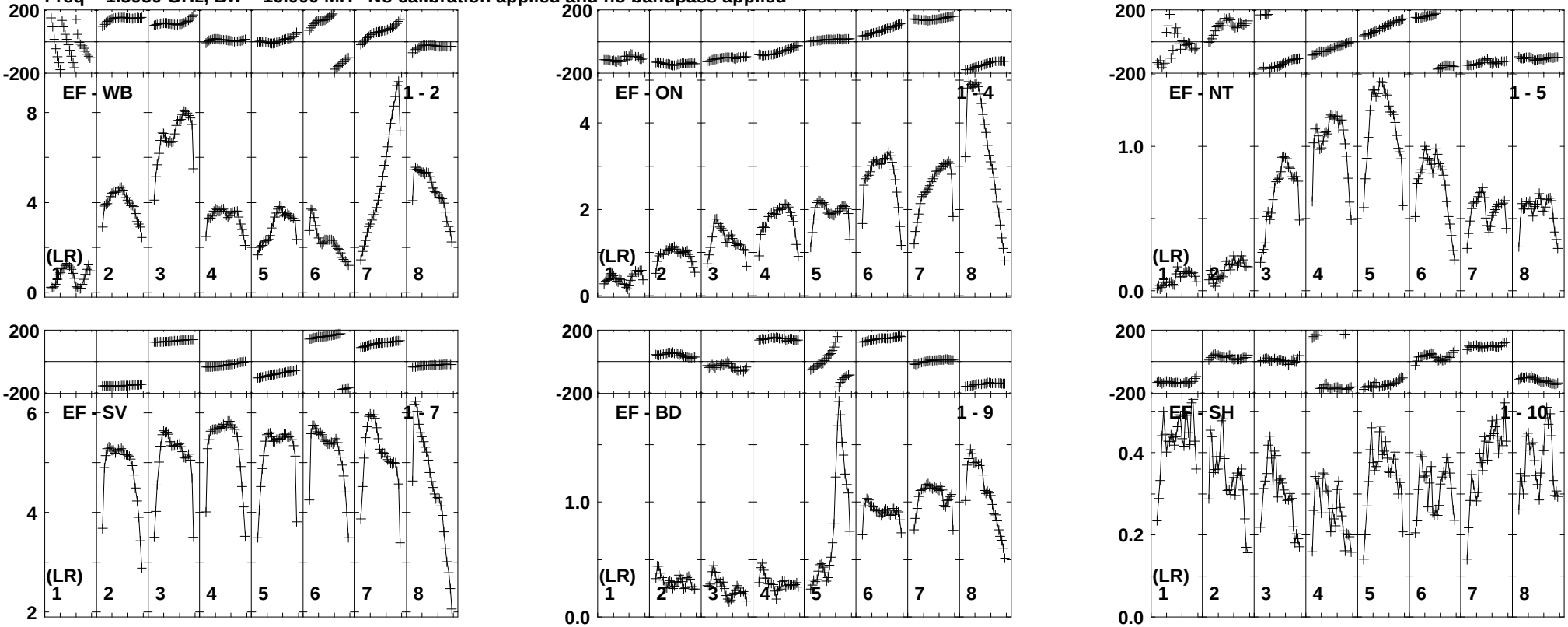

Lower frame: Milli Ampl Jy Top frame: Phas deg
Vector averaged cross-power spectrum Baseline: EF (01) - WB (02)
Timerange: 00/13:30:01 to 00/13:35:59

Plot file version 2 created 19-NOV-2014 16:36:06
J1128+5925 EP087G 3.UVDATA.1
Freq = 1.5950 GHz, Bw = 16.000 MH No calibration applied and no bandpass applied

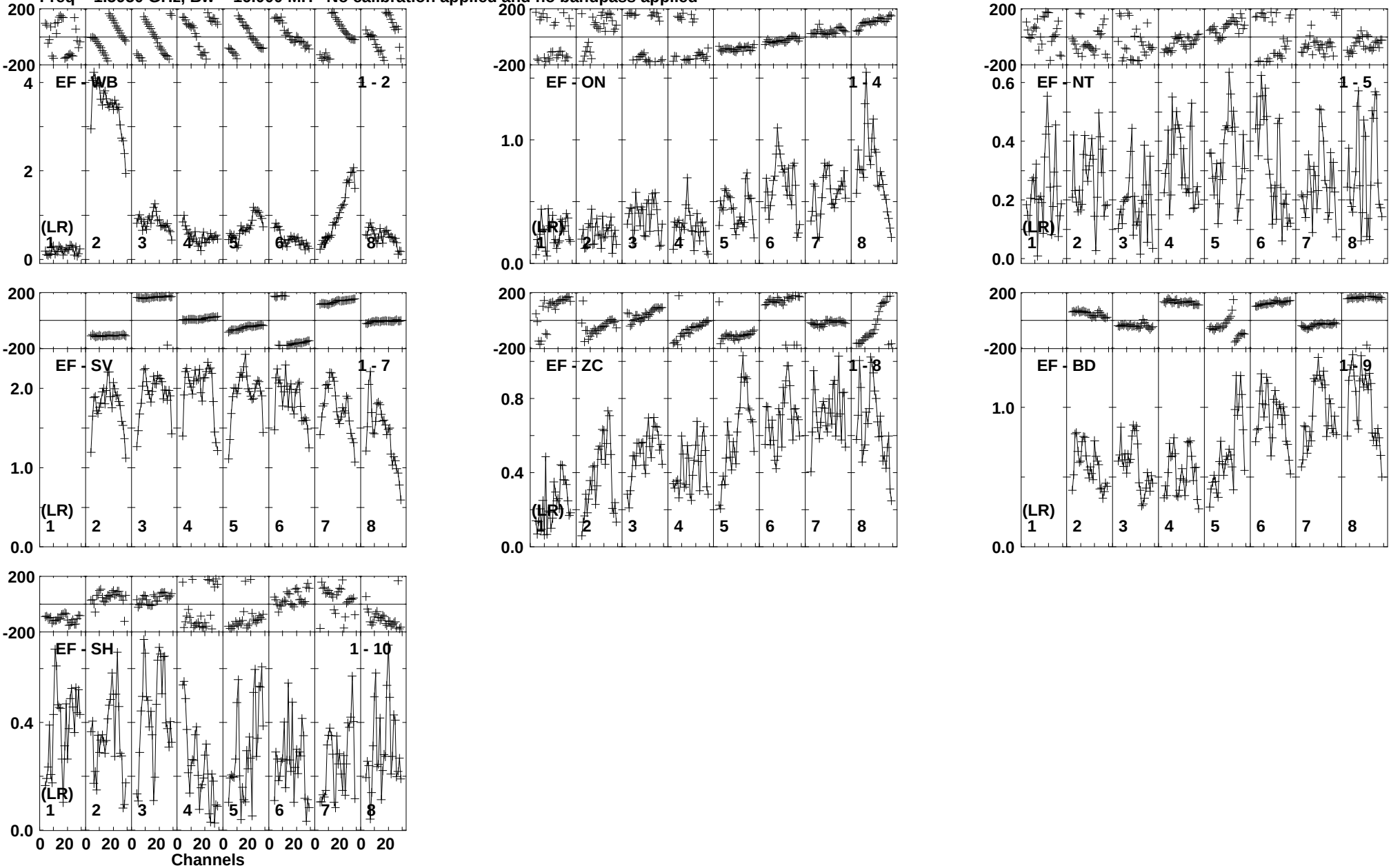

Lower frame: Milli Ampl Jy Top frame: Phas deg
Vector averaged cross-power spectrum Baseline: EF (01) - WB (02)
Timerange: 00/13:42:01 to 00/13:42:29

Plot file version 3 created 19-NOV-2014 16:36:06
ARP299C EP087G 3.UVDATA.1
Freq = 1.5950 GHz, Bw = 16.000 MH No calibration applied and no bandpass applied



Lower frame: Micro Ampl Jy Top frame: Phas deg
Vector averaged cross-power spectrum Baseline: EF (01) - WB (02)
Timerange: 00/13:42:35 to 00/13:45:29

Plot file version 4 created 19-NOV-2014 16:36:06
J1128+5925 EP087G 3.UVDATA.1
Freq = 1.5950 GHz, Bw = 16.000 MH No calibration applied and no bandpass applied

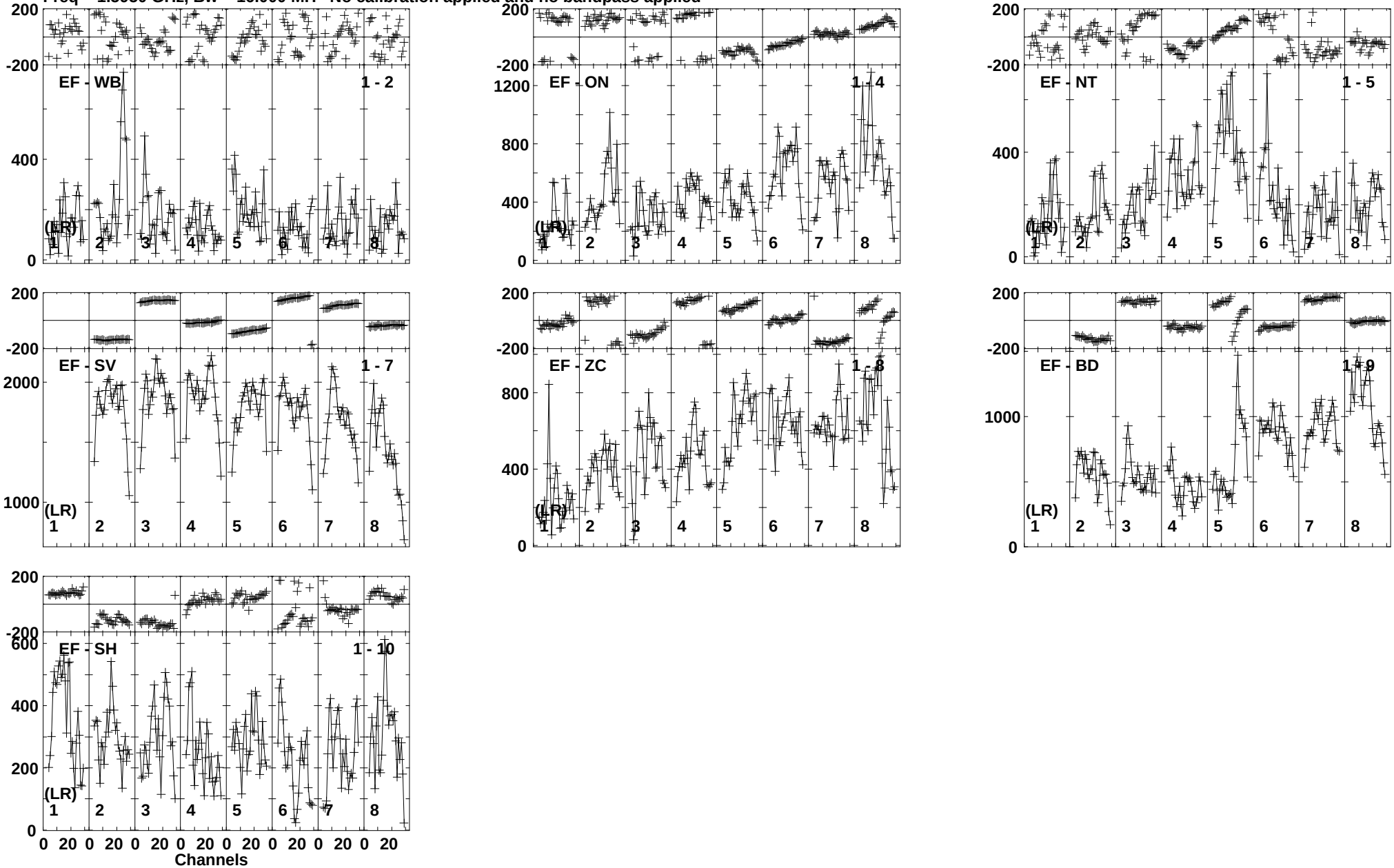

Lower frame: Micro Ampl Jy Top frame: Phas deg
Vector averaged cross-power spectrum Baseline: EF (01) - WB (02)
Timerange: 00/13:45:35 to 00/13:46:39

Plot file version 5 created 19-NOV-2014 16:36:07
ARP299C EP087G 3.UVDATA.1
Freq = 1.5950 GHz, Bw = 16.000 MH No calibration applied and no bandpass applied

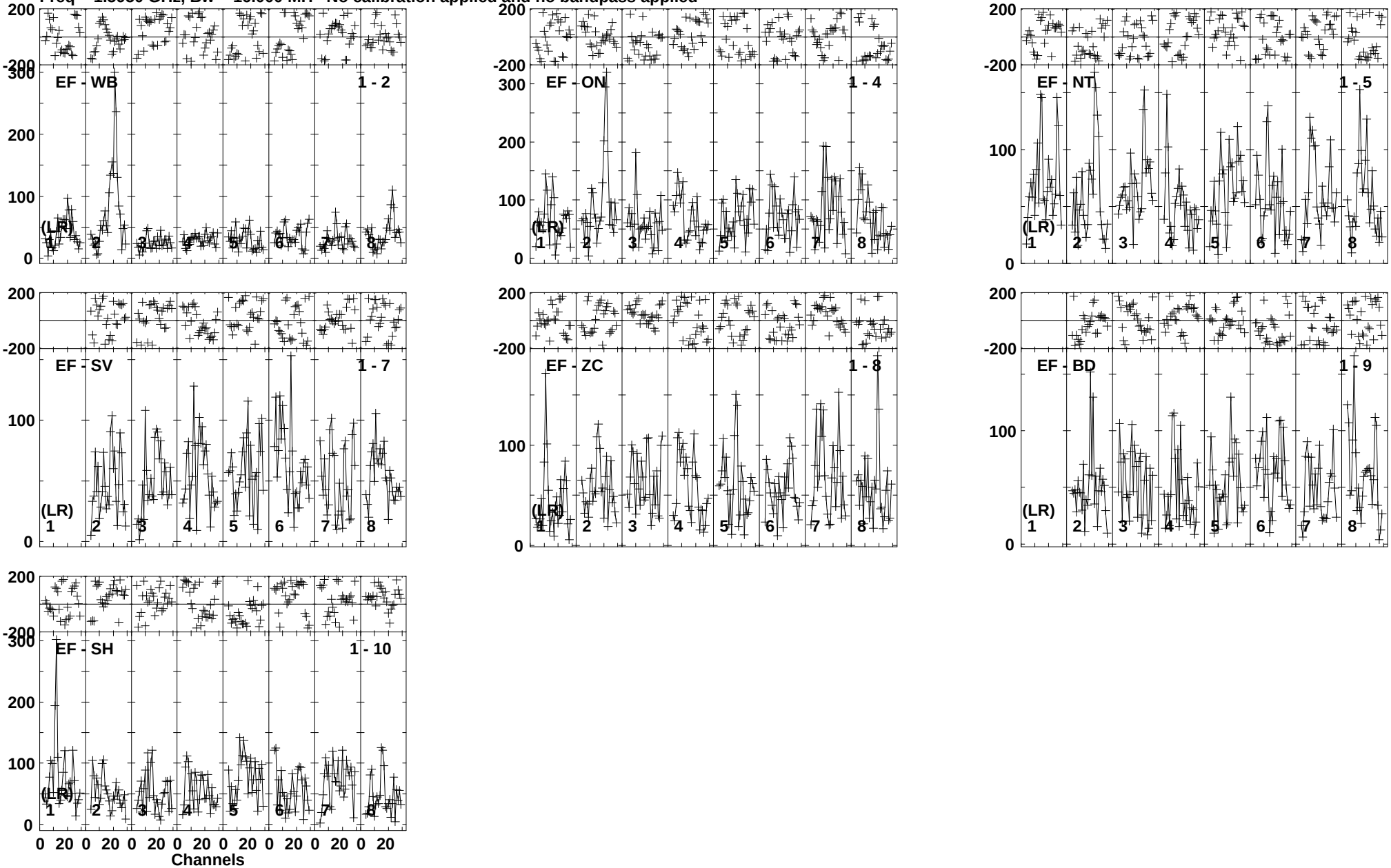

Lower frame: Micro Ampl Jy Top frame: Phas deg
Vector averaged cross-power spectrum Baseline: EF (01) - WB (02)
Timerange: 00/13:46:41 to 00/13:51:09

Plot file version 6 created 19-NOV-2014 16:36:07
J1128+5925 EP087G 3.UVDATA.1
Freq = 1.5950 GHz, Bw = 16.000 MH No calibration applied and no bandpass applied

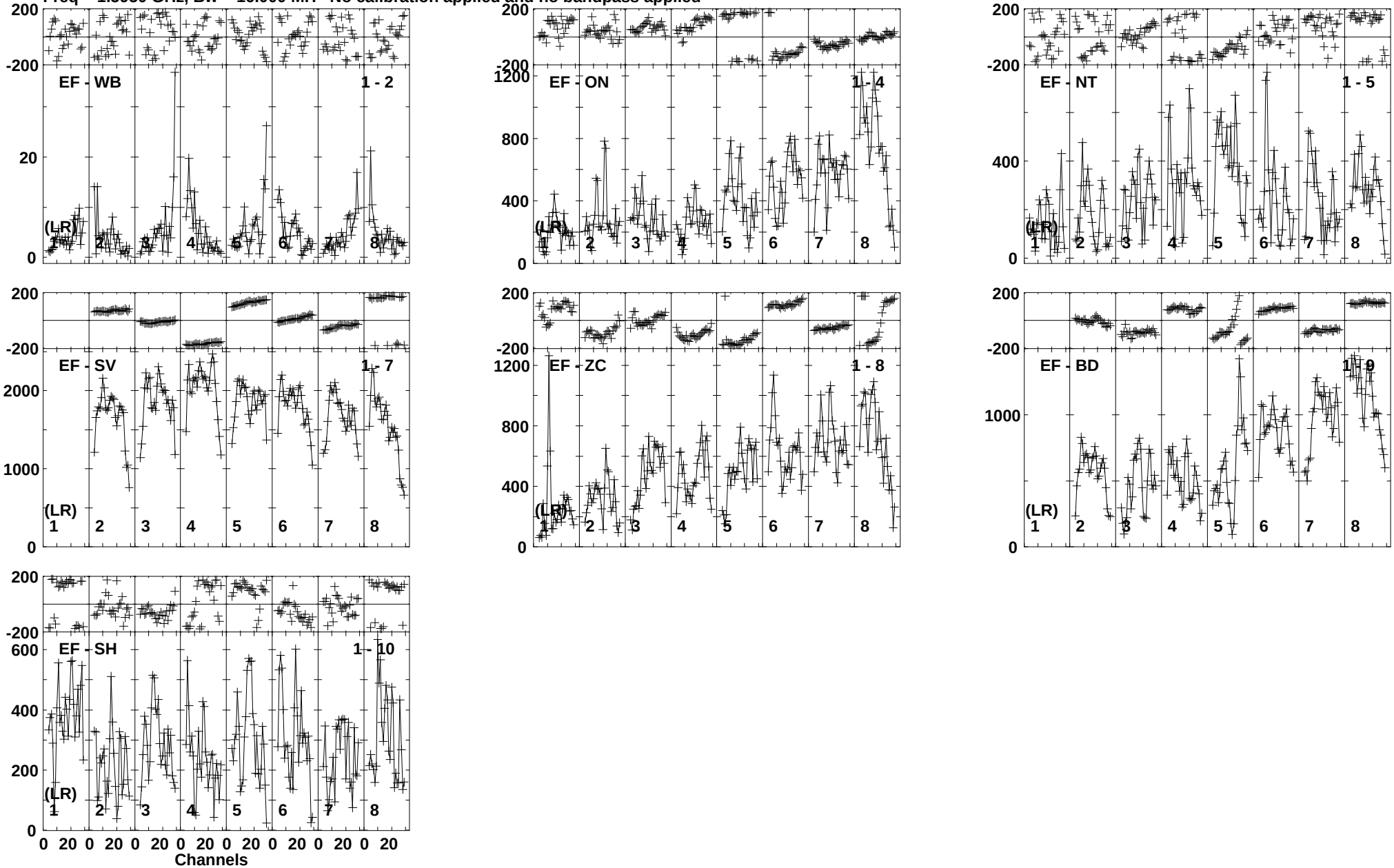

Lower frame: Micro Ampl Jy Top frame: Phas deg
Vector averaged cross-power spectrum Baseline: EF (01) - WB (02)
Timerange: 00/13:51:51 to 00/13:52:19

Plot file version 7 created 19-NOV-2014 16:36:07
ARP299C EP087G 3.UVDATA.1
Freq = 1.5950 GHz, Bw = 16.000 MH No calibration applied and no bandpass applied

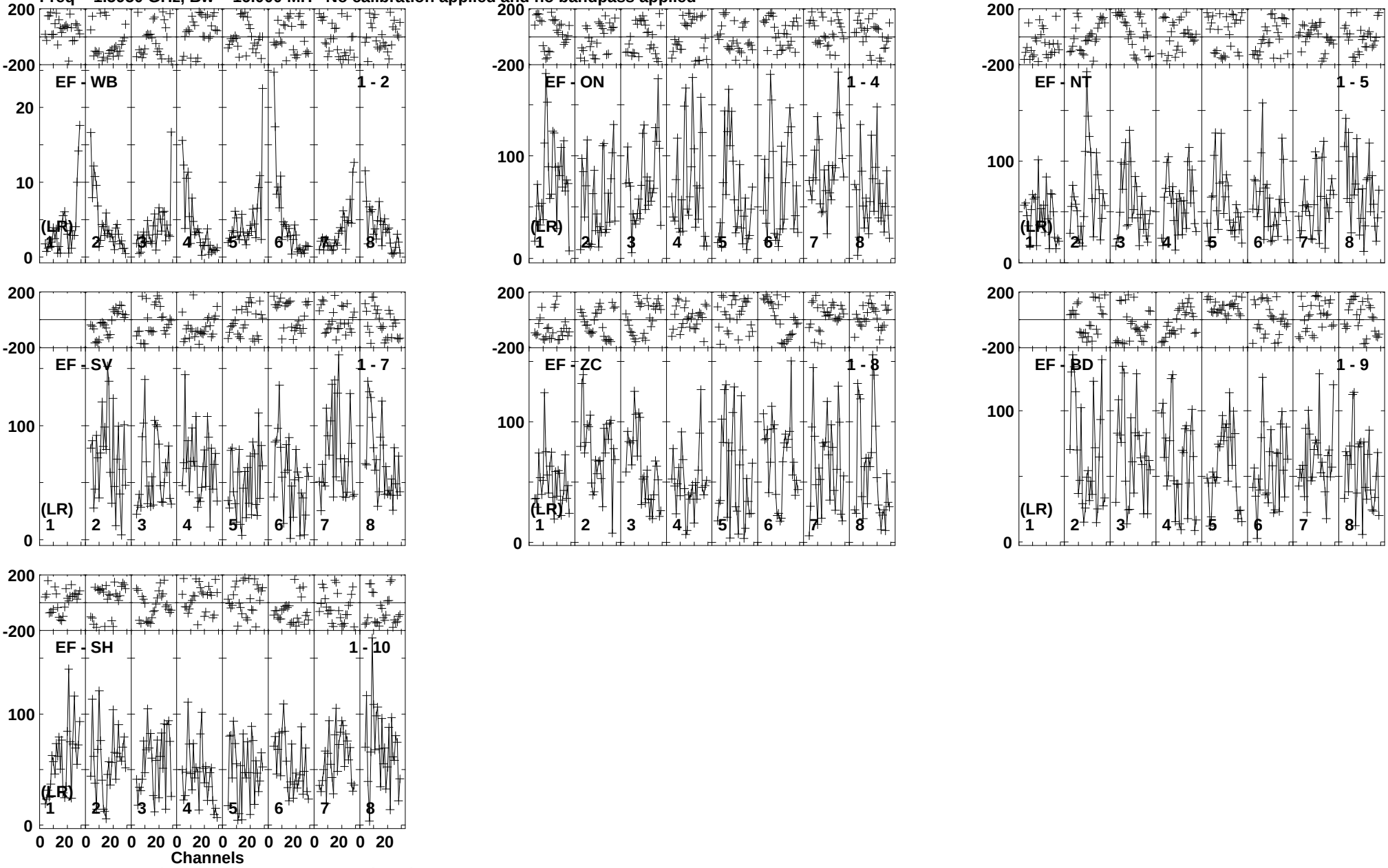

Lower frame: Micro Ampl Jy Top frame: Phas deg
Vector averaged cross-power spectrum Baseline: EF (01) - WB (02)
Timerange: 00/13:52:25 to 00/13:56:49

Plot file version 8 created 19-NOV-2014 16:36:07
J1128+5925 EP087G 3.UVDATA.1
Freq = 1.5950 GHz, Bw = 16.000 MH No calibration applied and no bandpass applied

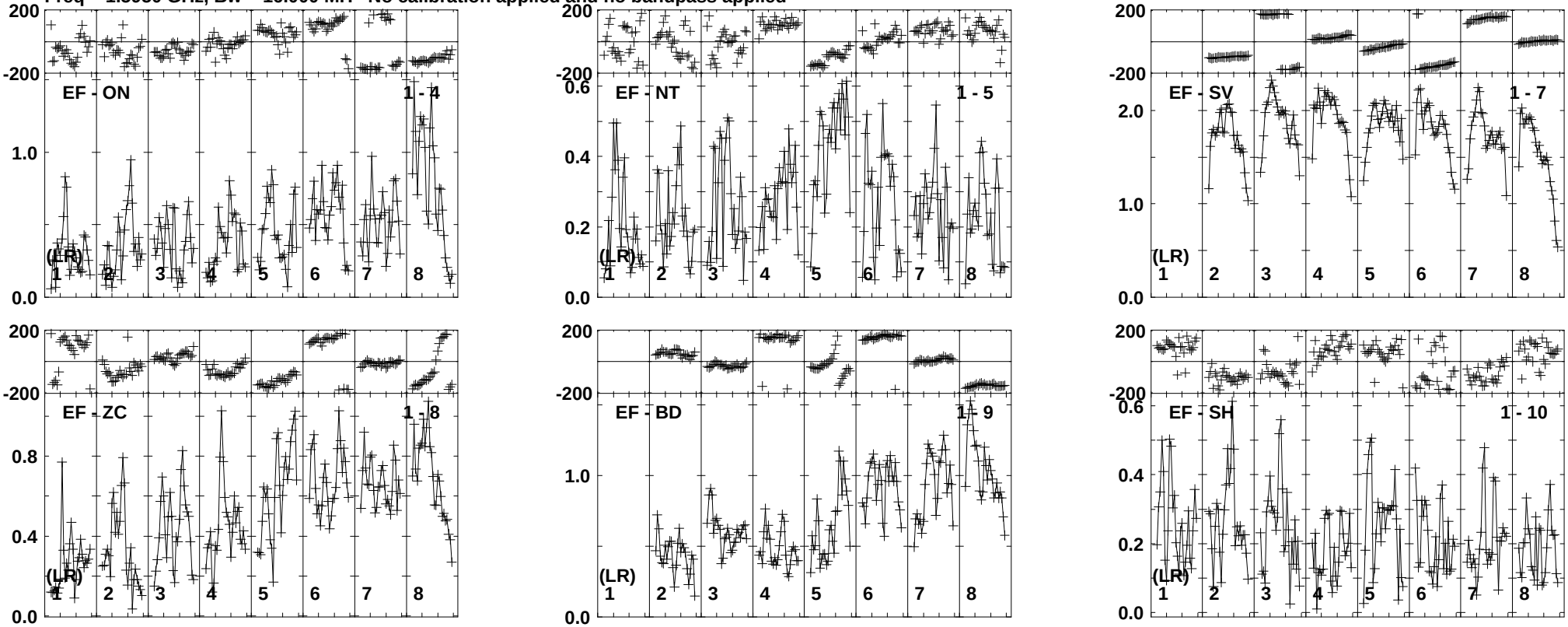

Lower frame: Milli Ampl Jy Top frame: Phas deg
Vector averaged cross-power spectrum Baseline: EF (01) - ON (04)
Timerange: 00/13:56:55 to 00/13:57:49

Plot file version 9 created 19-NOV-2014 16:36:07
ARP299C EP087G 3.UVDATA.1
Freq = 1.5950 GHz, Bw = 16.000 MH No calibration applied and no bandpass applied

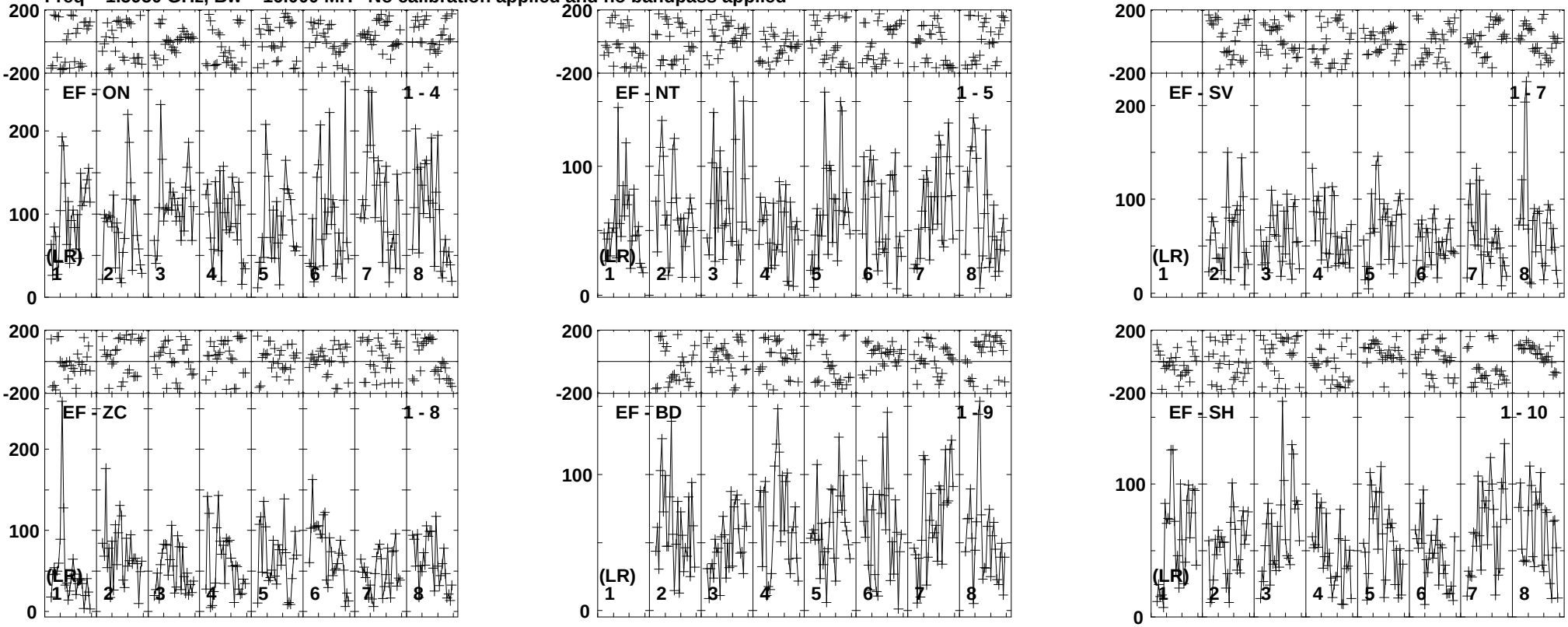

Lower frame: Micro Ampl Jy Top frame: Phas deg
Vector averaged cross-power spectrum Baseline: EF (01) - ON (04)
Timerange: 00/13:57:51 to 00/14:02:19

Plot file version 10 created 19-NOV-2014 16:36:07
J1128+5925 EP087G 3.UVDATA.1
Freq = 1.5950 GHz, Bw = 16.000 MH No calibration applied and no bandpass applied

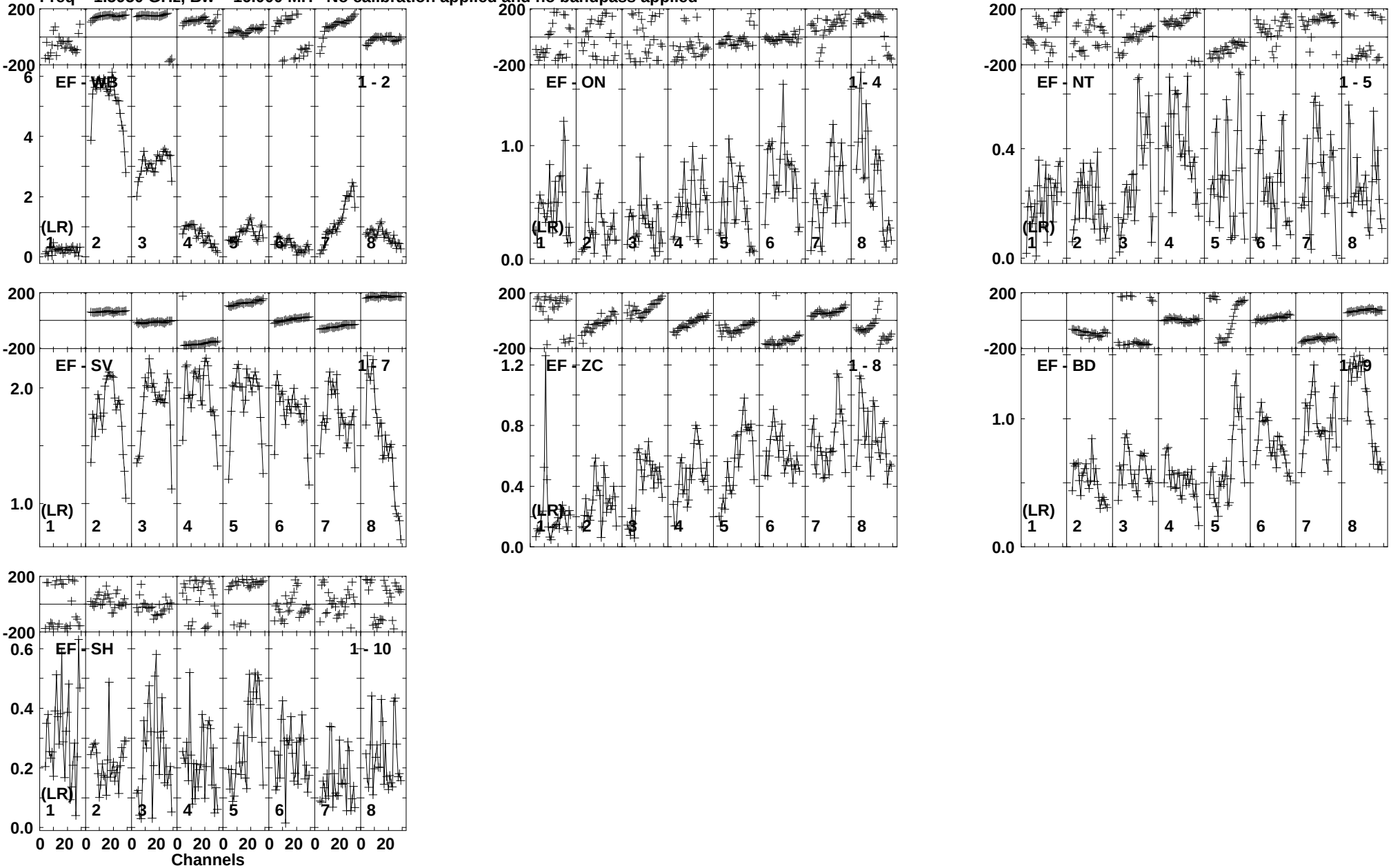

Lower frame: Milli Ampl Jy Top frame: Phas deg
Vector averaged cross-power spectrum Baseline: EF (01) - WB (02)
Timerange: 00/14:03:01 to 00/14:03:29

Plot file version 11 created 19-NOV-2014 16:36:08
ARP299C EP087G 3.UVDATA.1
Freq = 1.5950 GHz, Bw = 16.000 MH No calibration applied and no bandpass applied

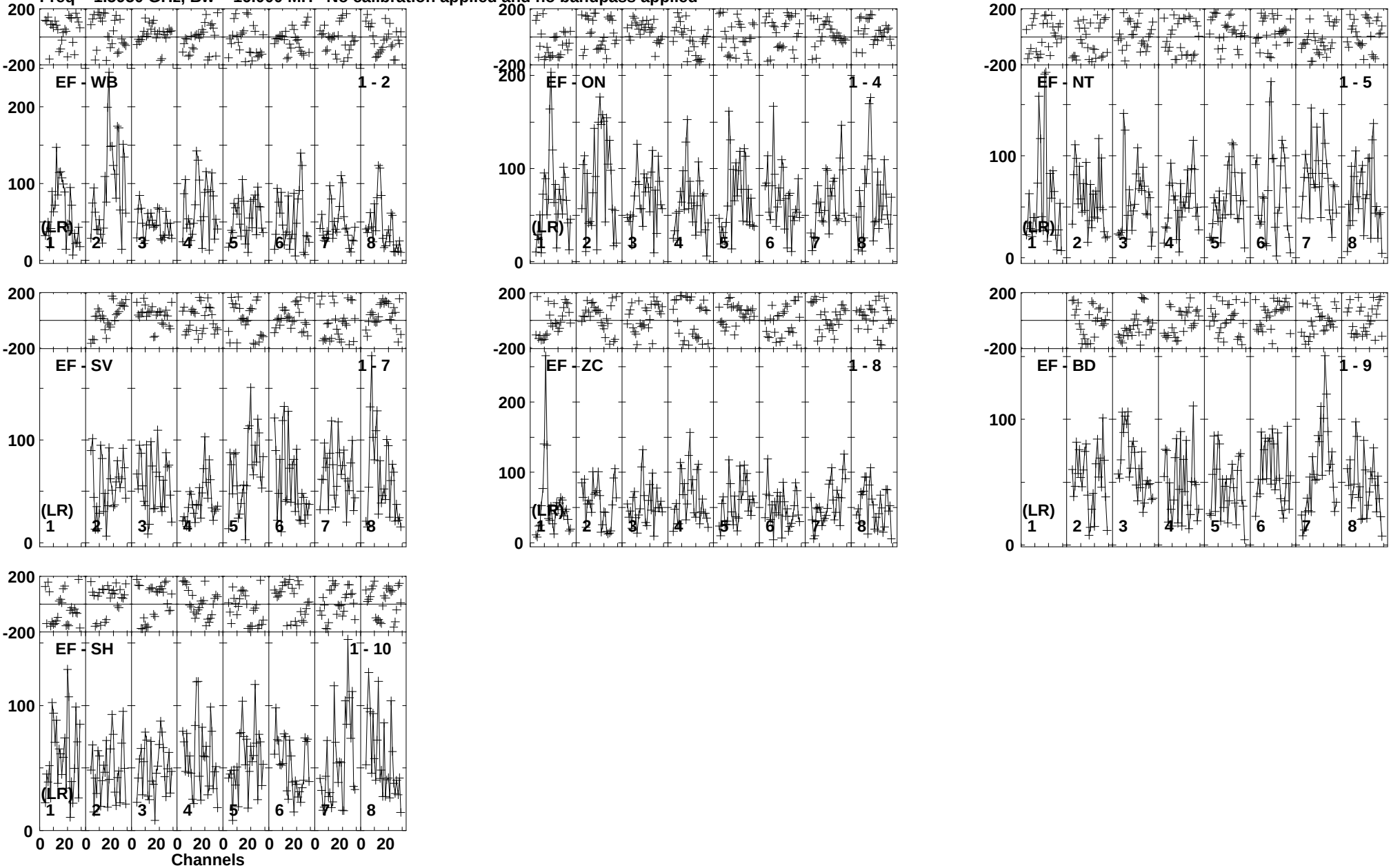

Lower frame: Micro Ampl Jy Top frame: Phas deg
Vector averaged cross-power spectrum Baseline: EF (01) - WB (02)
Timerange: 00/14:03:35 to 00/14:07:59

Plot file version 12 created 19-NOV-2014 16:36:08
J1128+5925 EP087G 3.UVDATA.1
Freq = 1.5950 GHz, Bw = 16.000 MH No calibration applied and no bandpass applied

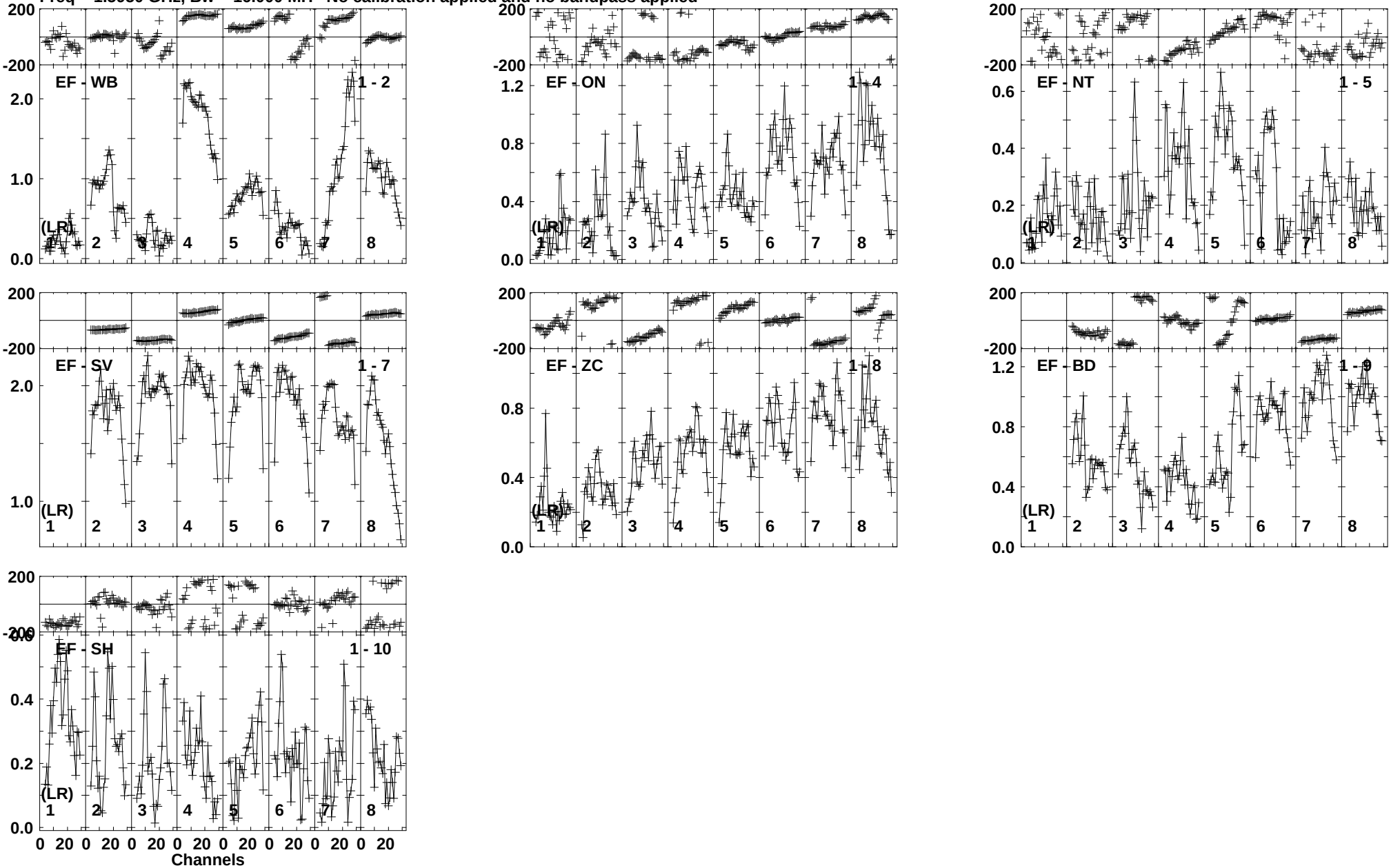

Lower frame: Milli Ampl Jy Top frame: Phas deg
Vector averaged cross-power spectrum Baseline: EF (01) - WB (02)
Timerange: 00/14:08:05 to 00/14:09:09

Plot file version 13 created 19-NOV-2014 16:36:08
ARP299C EP087G 3.UVDATA.1
Freq = 1.5950 GHz, Bw = 16.000 MH No calibration applied and no bandpass applied

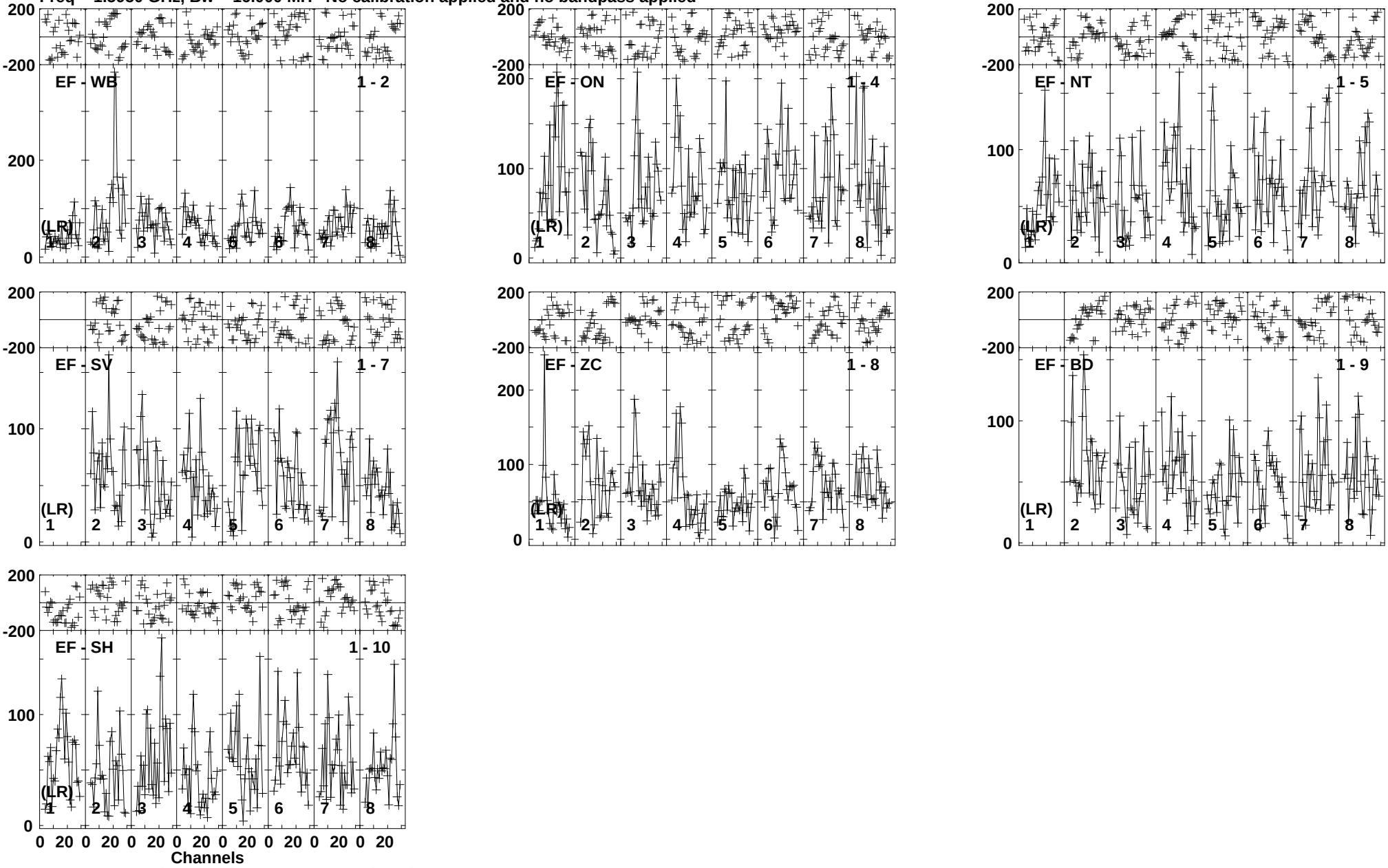

Lower frame: Micro Ampl Jy Top frame: Phas deg
Vector averaged cross-power spectrum Baseline: EF (01) - WB (02)
Timerange: 00/14:09:11 to 00/14:13:39

Plot file version 14 created 19-NOV-2014 16:36:08
J1128+5925 EP087G 3.UVDATA.1
Freq = 1.5950 GHz, Bw = 16.000 MH No calibration applied and no bandpass applied

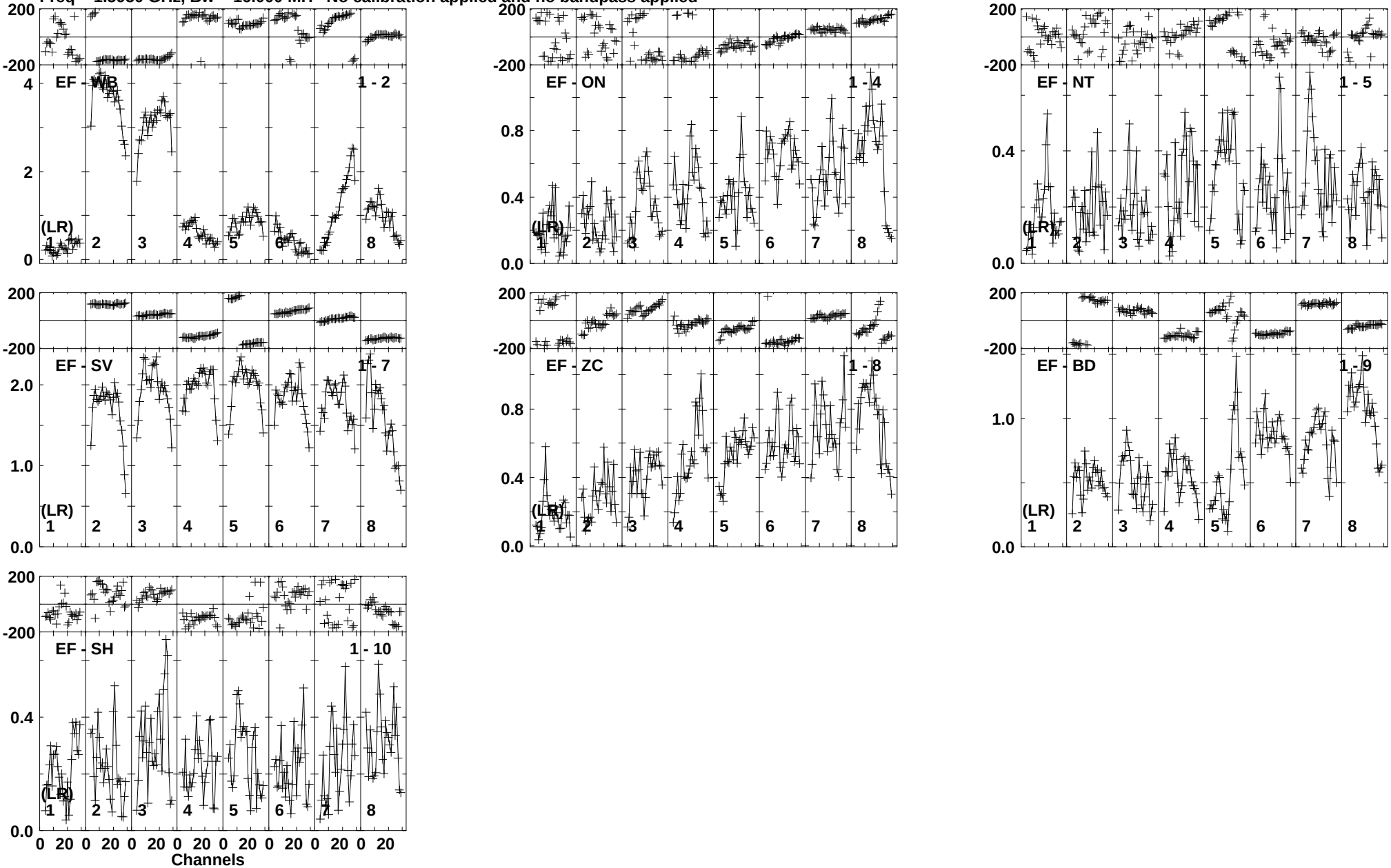

Lower frame: Milli Ampl Jy Top frame: Phas deg
Vector averaged cross-power spectrum Baseline: EF (01) - WB (02)
Timerange: 00/14:14:21 to 00/14:14:49

Plot file version 15 created 19-NOV-2014 16:36:08
ARP299C EP087G 3.UVDATA.1
Freq = 1.5950 GHz, Bw = 16.000 MH No calibration applied and no bandpass applied



Lower frame: Micro Ampl Jy Top frame: Phas deg
Vector averaged cross-power spectrum Baseline: EF (01) - WB (02)
Timerange: 00/14:14:55 to 00/14:19:19

Plot file version 16 created 19-NOV-2014 16:36:09
J1128+5925 EP087G 3.UVDATA.1
Freq = 1.5950 GHz, Bw = 16.000 MH No calibration applied and no bandpass applied

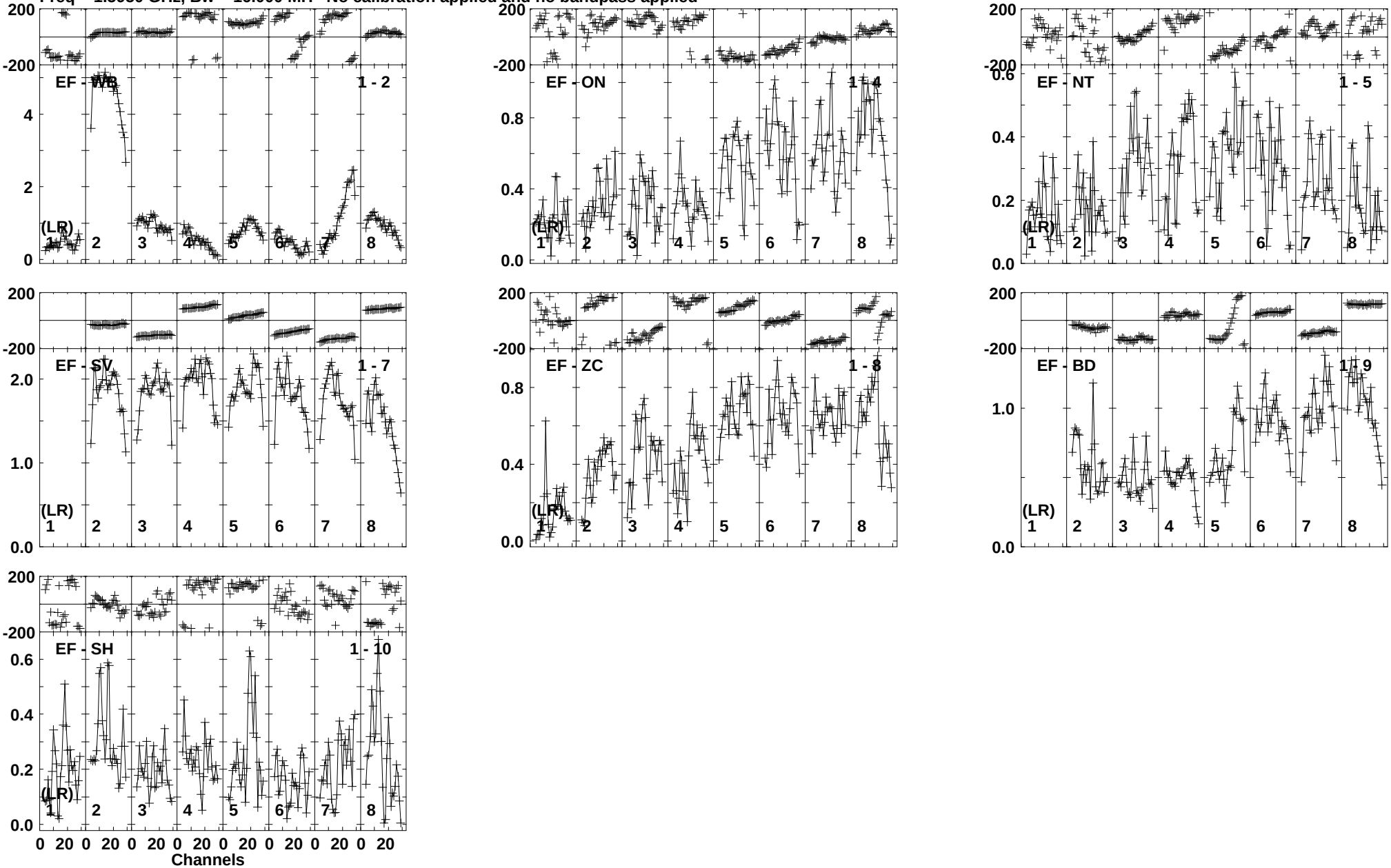

Lower frame: Milli Ampl Jy Top frame: Phas deg
Vector averaged cross-power spectrum Baseline: EF (01) - WB (02)
Timerange: 00/14:19:25 to 00/14:20:29

Plot file version 17 created 19-NOV-2014 16:36:09
ARP299C EP087G 3.UVDATA.1
Freq = 1.5950 GHz, Bw = 16.000 MH No calibration applied and no bandpass applied

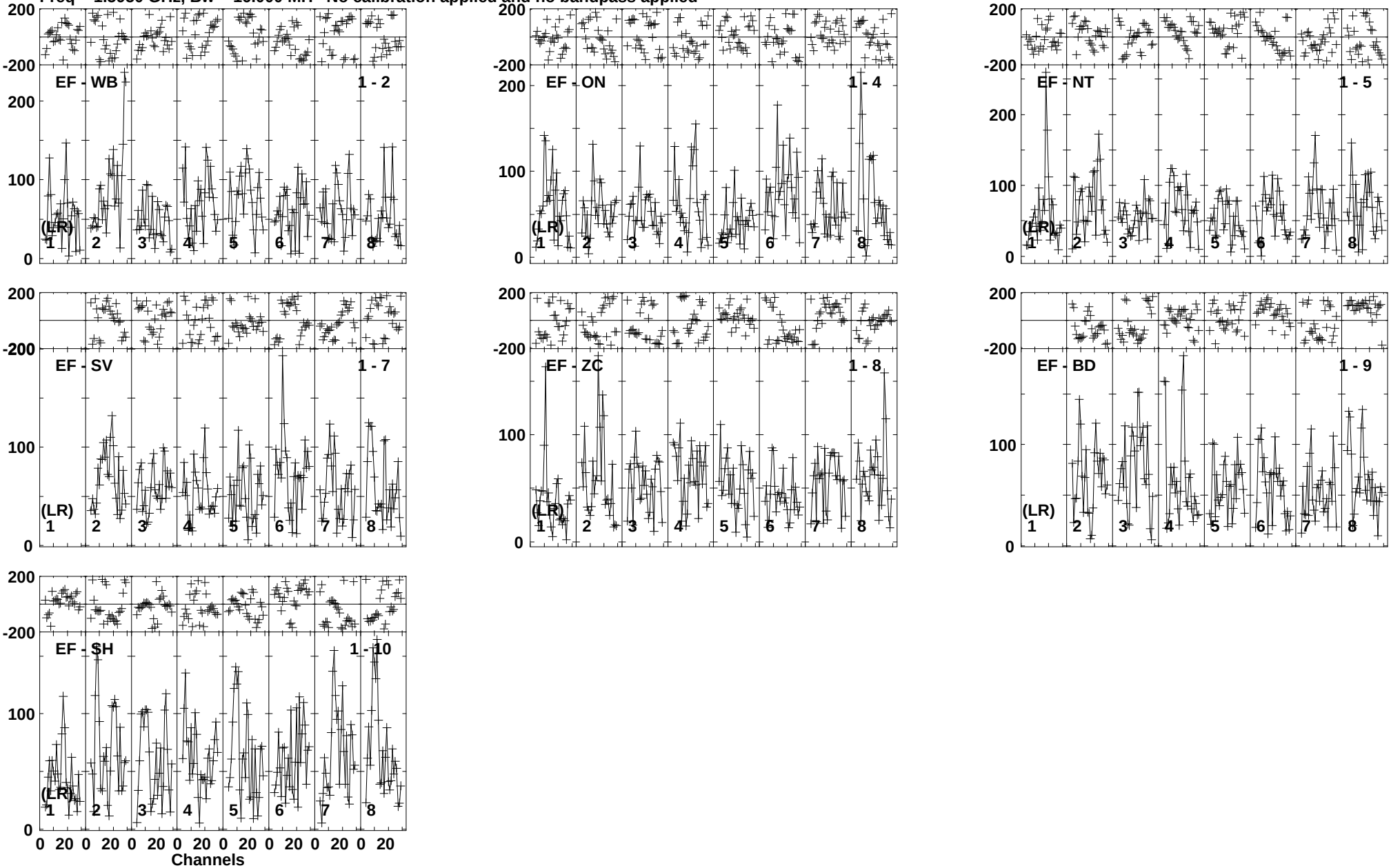

Lower frame: Micro Ampl Jy Top frame: Phas deg
Vector averaged cross-power spectrum Baseline: EF (01) - WB (02)
Timerange: 00/14:20:31 to 00/14:24:59

Plot file version 18 created 19-NOV-2014 16:36:09
J1128+5925 EP087G 3.UVDATA.1
Freq = 1.5950 GHz, Bw = 16.000 MH No calibration applied and no bandpass applied

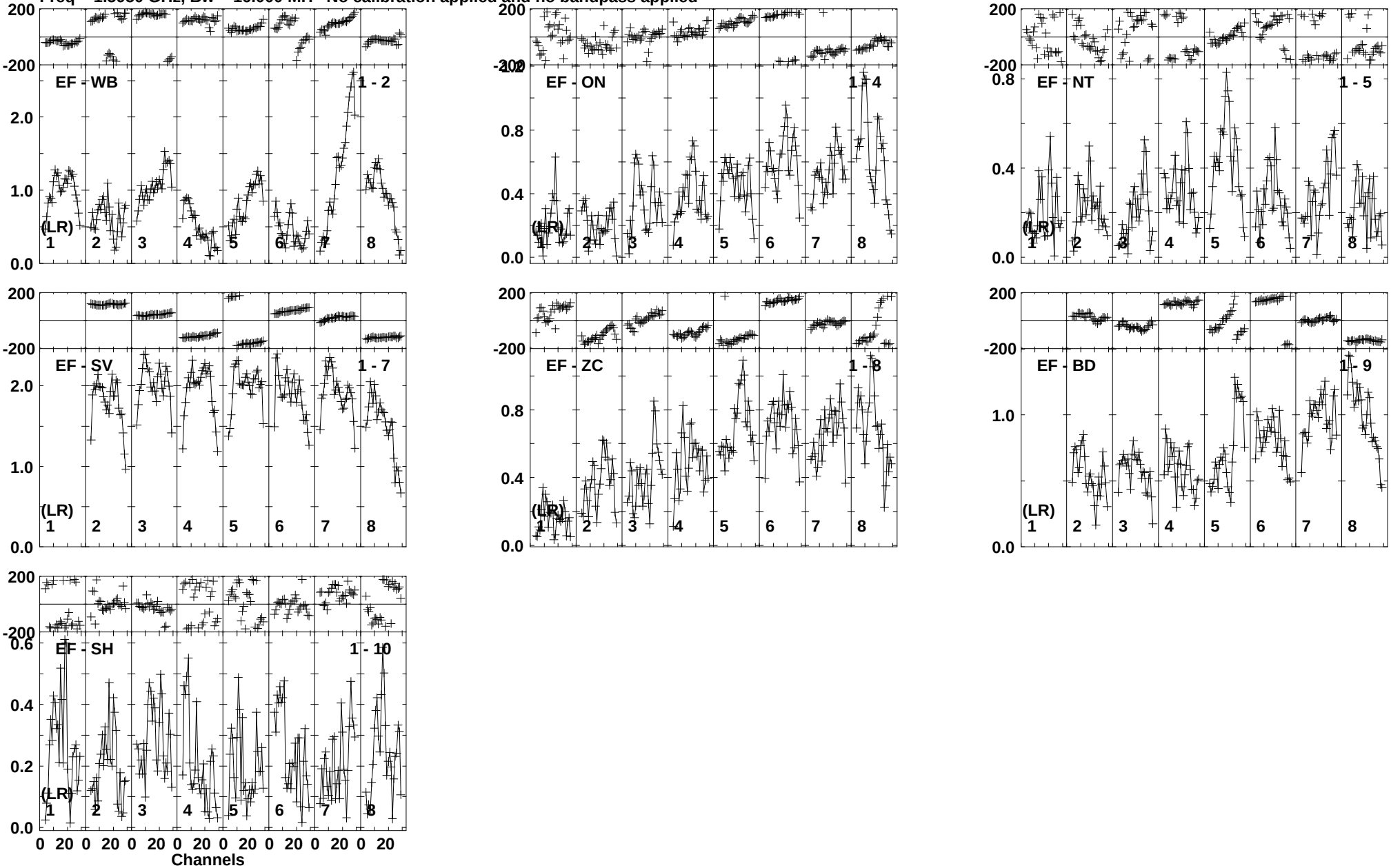

Lower frame: Milli Ampl Jy Top frame: Phas deg
Vector averaged cross-power spectrum Baseline: EF (01) - WB (02)
Timerange: 00/14:25:41 to 00/14:26:09

Plot file version 19 created 19-NOV-2014 16:36:09
ARP299C EP087G 3.UVDATA.1
Freq = 1.5950 GHz, Bw = 16.000 MH No calibration applied and no bandpass applied



Lower frame: Micro Ampl Jy Top frame: Phas deg
Vector averaged cross-power spectrum Baseline: EF (01) - WB (02)
Timerange: 00/14:26:15 to 00/14:30:39

Plot file version 20 created 19-NOV-2014 16:36:09
J1128+5925 EP087G 3.UVDATA.1
Freq = 1.5950 GHz, Bw = 16.000 MH No calibration applied and no bandpass applied

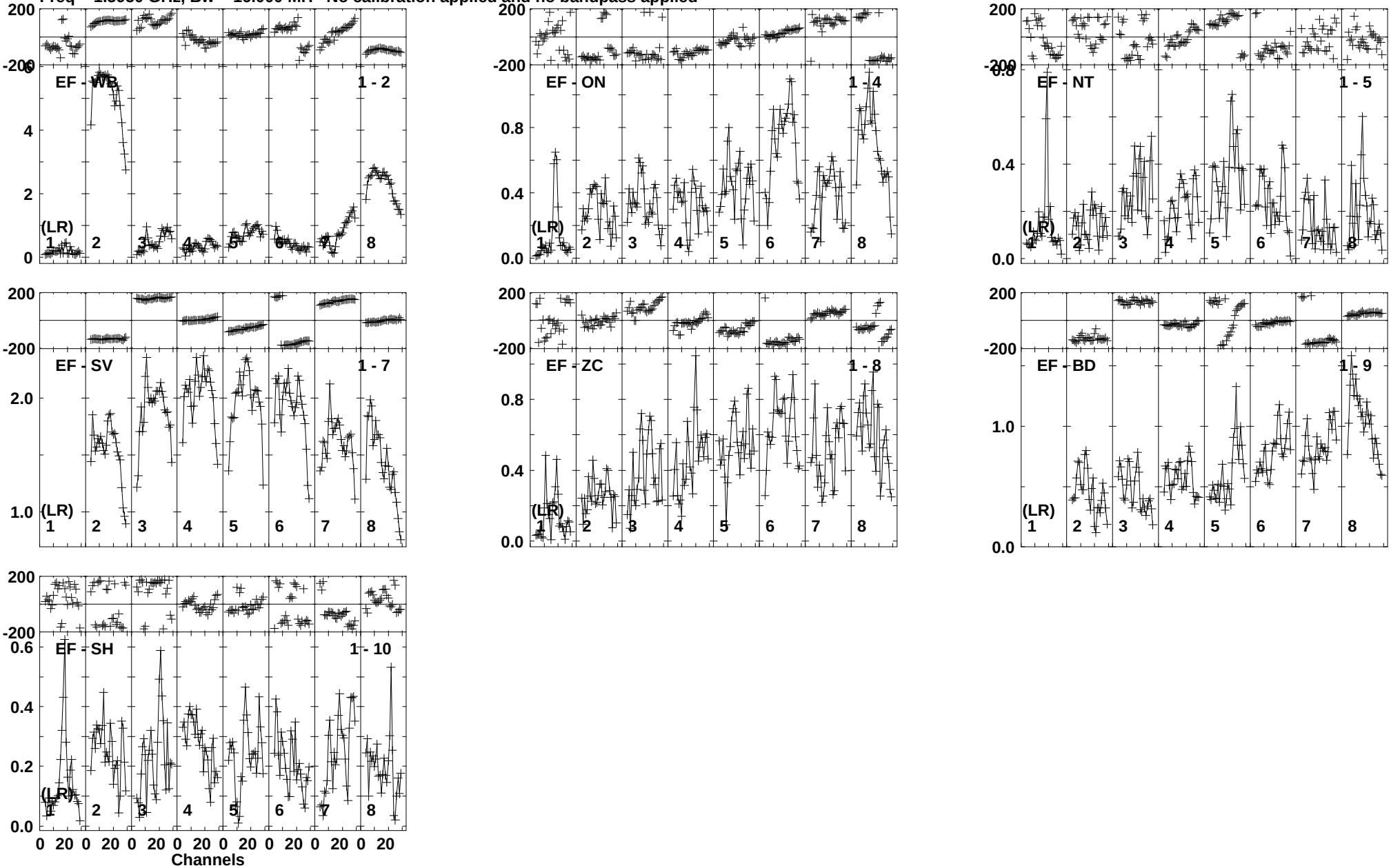

Lower frame: Milli Ampl Jy Top frame: Phas deg
Vector averaged cross-power spectrum Baseline: EF (01) - WB (02)
Timerange: 00/14:30:45 to 00/14:31:39

Plot file version 21 created 19-NOV-2014 16:36:10
ARP299C EP087G 3.UVDATA.1
Freq = 1.5950 GHz, Bw = 16.000 MH No calibration applied and no bandpass applied



Lower frame: Micro Ampl Jy Top frame: Phas deg
Vector averaged cross-power spectrum Baseline: EF (01) - WB (02)
Timerange: 00/14:31:41 to 00/14:36:09

Plot file version 22 created 19-NOV-2014 16:36:10
J1128+5925 EP087G 3.UVDATA.1
Freq = 1.5950 GHz, Bw = 16.000 MH No calibration applied and no bandpass applied

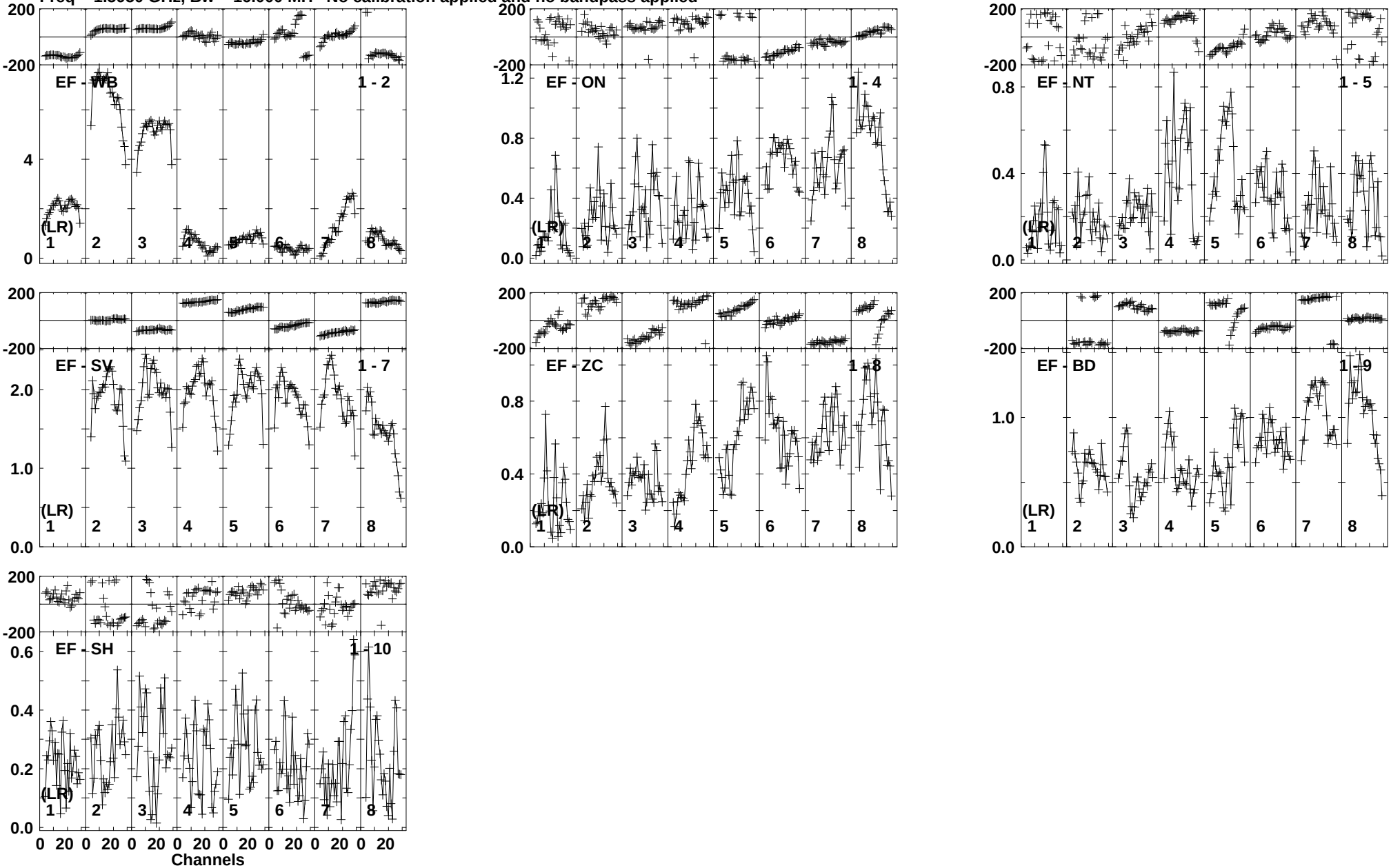

Lower frame: Milli Ampl Jy Top frame: Phas deg
Vector averaged cross-power spectrum Baseline: EF (01) - WB (02)
Timerange: 00/14:36:51 to 00/14:37:19

Plot file version 23 created 19-NOV-2014 16:36:10
ARP299C EP087G 3.UVDATA.1
Freq = 1.5950 GHz, Bw = 16.000 MH No calibration applied and no bandpass applied

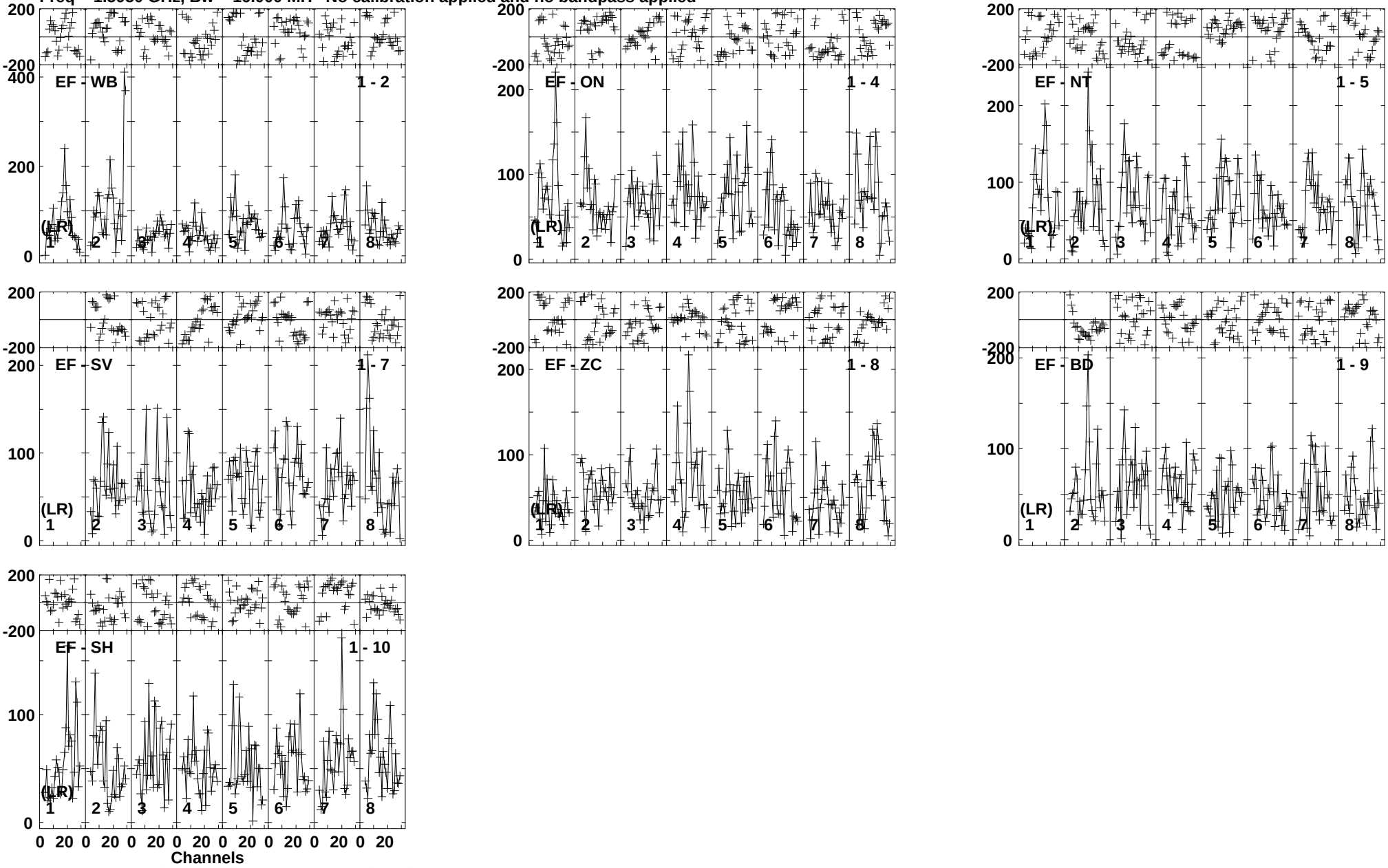

Lower frame: Micro Ampl Jy Top frame: Phas deg
Vector averaged cross-power spectrum Baseline: EF (01) - WB (02)
Timerange: 00/14:37:25 to 00/14:41:49

Plot file version 24 created 19-NOV-2014 16:36:10
J1128+5925 EP087G 3.UVDATA.1
Freq = 1.5950 GHz, Bw = 16.000 MH No calibration applied and no bandpass applied

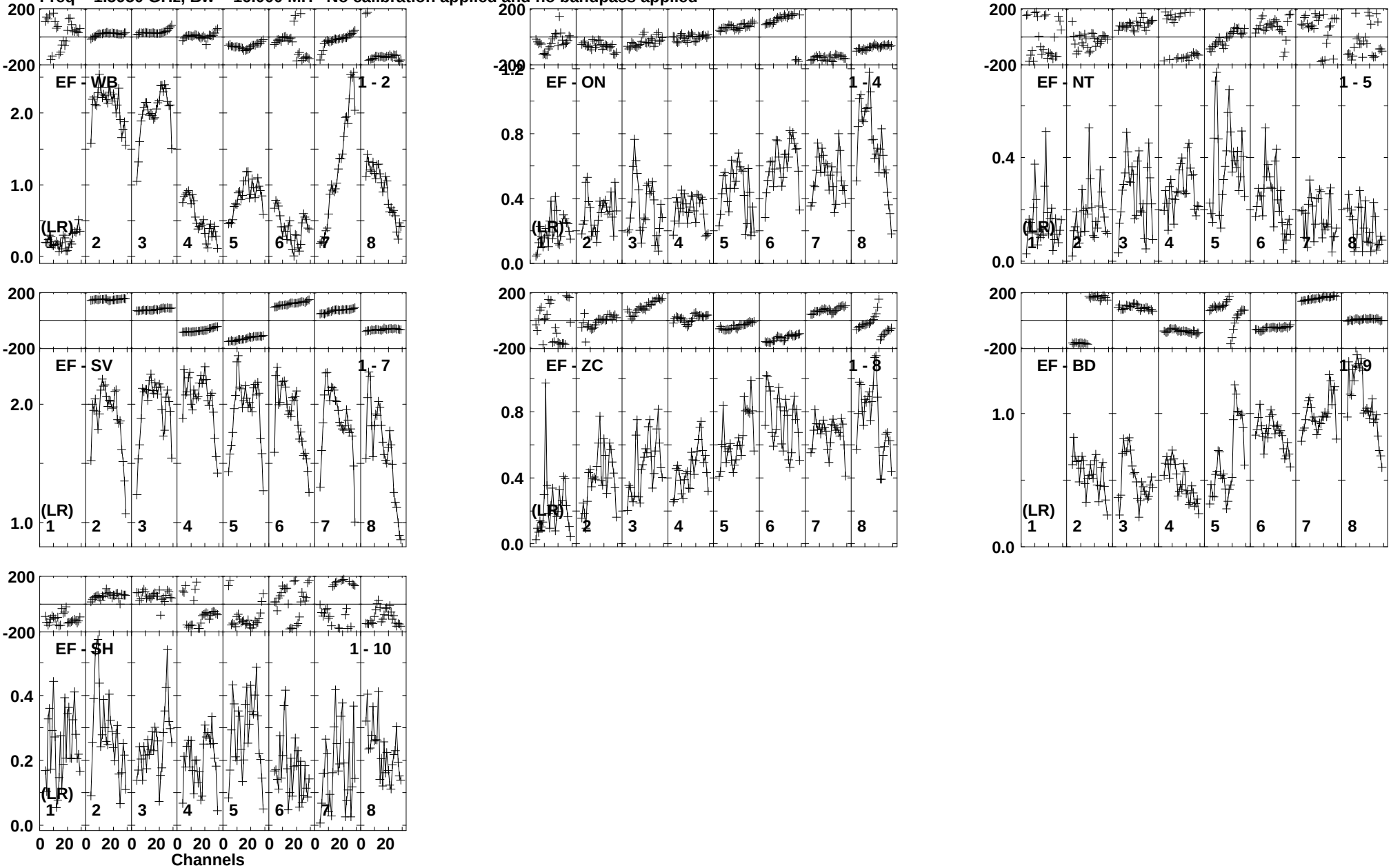

Lower frame: Milli Ampl Jy Top frame: Phas deg
Vector averaged cross-power spectrum Baseline: EF (01) - WB (02)
Timerange: 00/14:41:55 to 00/14:42:59

Plot file version 25 created 19-NOV-2014 16:36:10
ARP299C EP087G 3.UVDATA.1
Freq = 1.5950 GHz, Bw = 16.000 MH No calibration applied and no bandpass applied



Lower frame: Micro Ampl Jy Top frame: Phas deg
Vector averaged cross-power spectrum Baseline: EF (01) - WB (02)
Timerange: 00/14:43:01 to 00/14:47:29

Plot file version 26 created 19-NOV-2014 16:36:10
J1128+5925 EP087G 3.UVDATA.1
Freq = 1.5950 GHz, Bw = 16.000 MH No calibration applied and no bandpass applied

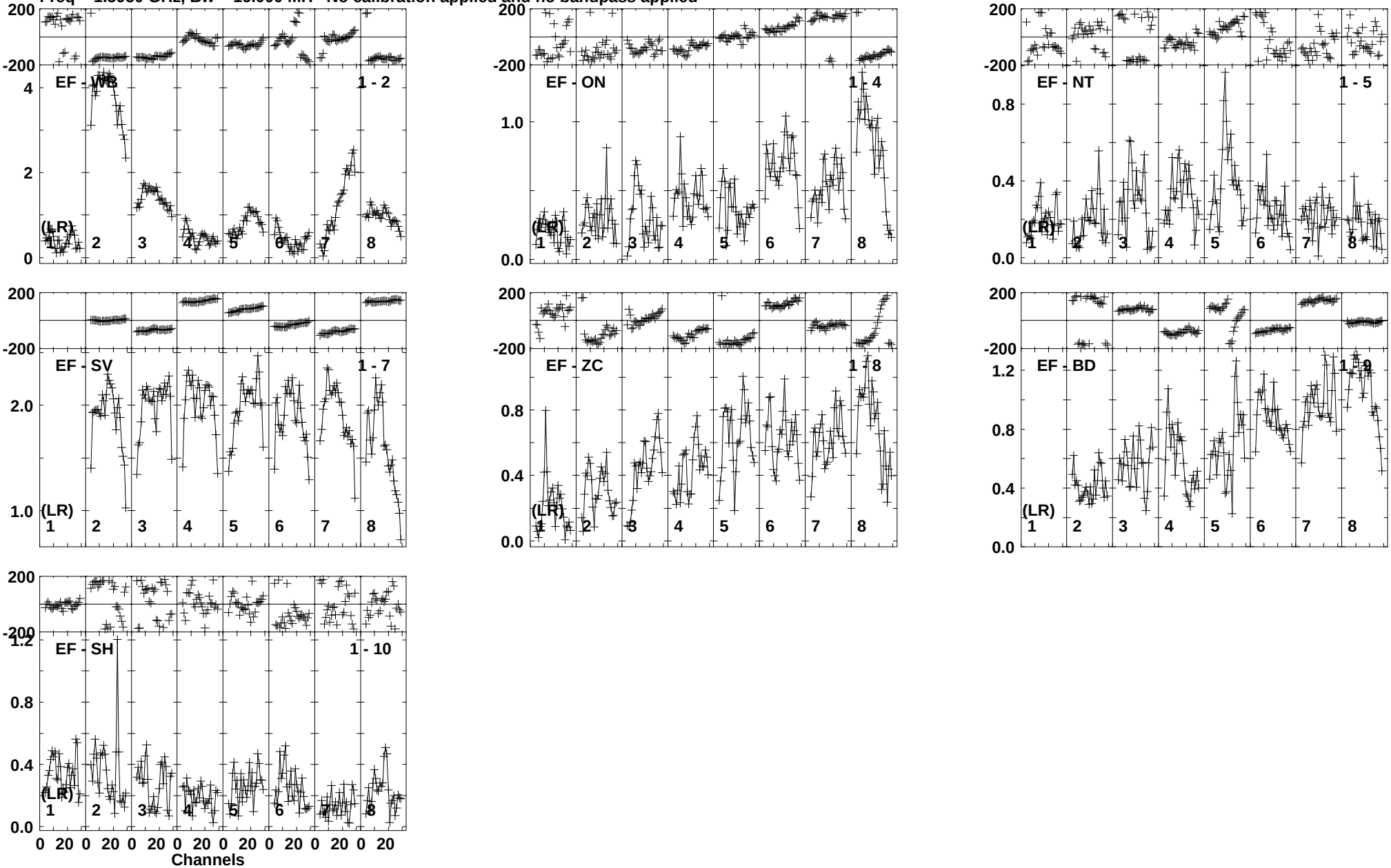

Lower frame: Milli Ampl Jy Top frame: Phas deg
Vector averaged cross-power spectrum Baseline: EF (01) - WB (02)
Timerange: 00/14:48:11 to 00/14:48:39

Plot file version 27 created 19-NOV-2014 16:36:10
ARP299C EP087G 3.UVDATA.1
Freq = 1.5950 GHz, Bw = 16.000 MH No calibration applied and no bandpass applied

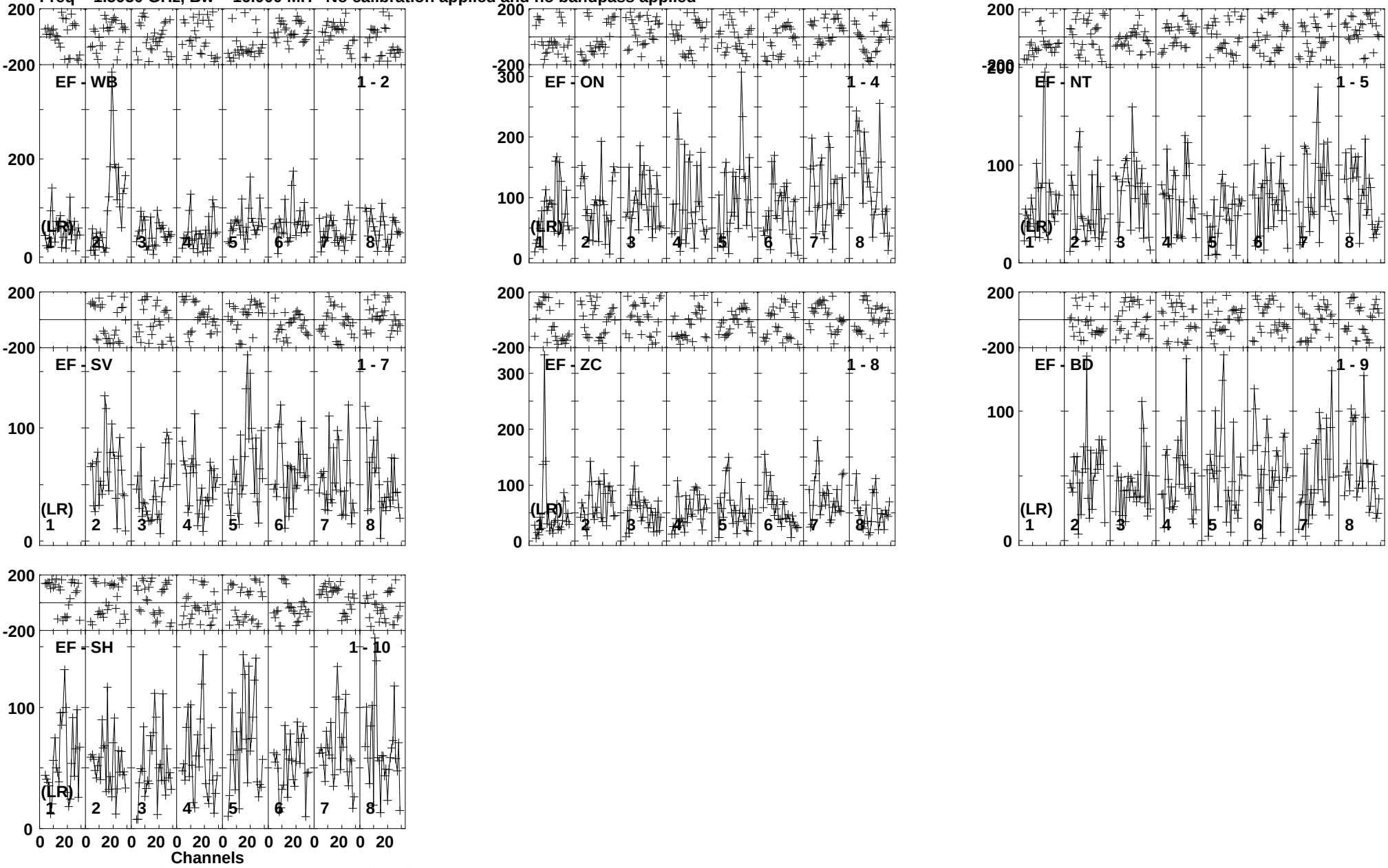

Lower frame: Micro Ampl Jy Top frame: Phas deg
Vector averaged cross-power spectrum Baseline: EF (01) - WB (02)
Timerange: 00/14:48:45 to 00/14:53:09

Plot file version 28 created 19-NOV-2014 16:36:11
J1128+5925 EP087G 3.UVDATA.1
Freq = 1.5950 GHz, Bw = 16.000 MH No calibration applied and no bandpass applied

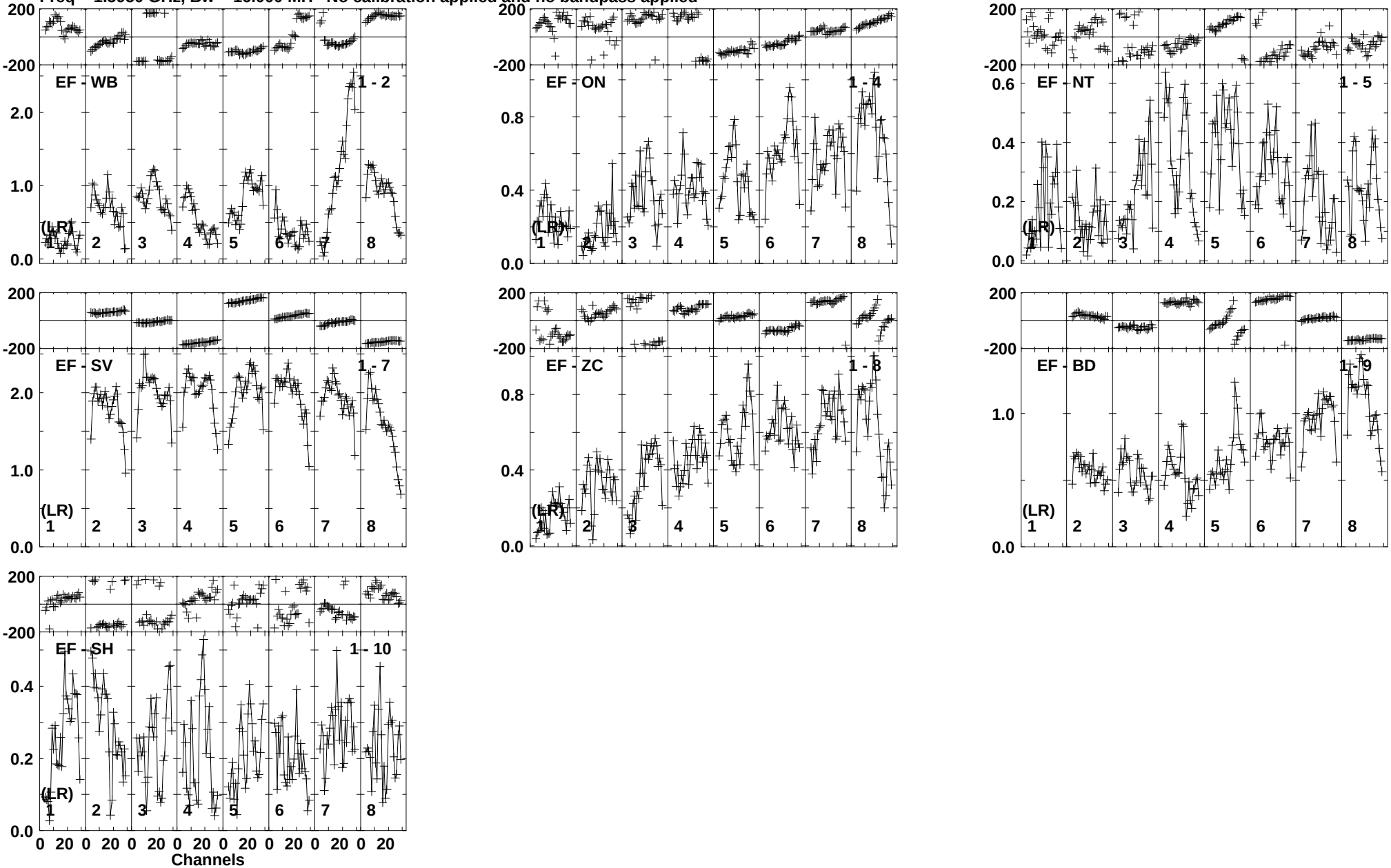

Lower frame: Milli Ampl Jy Top frame: Phas deg
Vector averaged cross-power spectrum Baseline: EF (01) - WB (02)
Timerange: 00/14:53:15 to 00/14:54:19

Plot file version 29 created 19-NOV-2014 16:36:11
ARP299C EP087G 3.UVDATA.1
Freq = 1.5950 GHz, Bw = 16.000 MH No calibration applied and no bandpass applied



Lower frame: Micro Ampl Jy Top frame: Phas deg
Vector averaged cross-power spectrum Baseline: EF (01) - WB (02)
Timerange: 00/14:54:21 to 00/14:58:49

Plot file version 30 created 19-NOV-2014 16:36:11
J1128+5925 EP087G 3.UVDATA.1
Freq = 1.5950 GHz, Bw = 16.000 MH No calibration applied and no bandpass applied

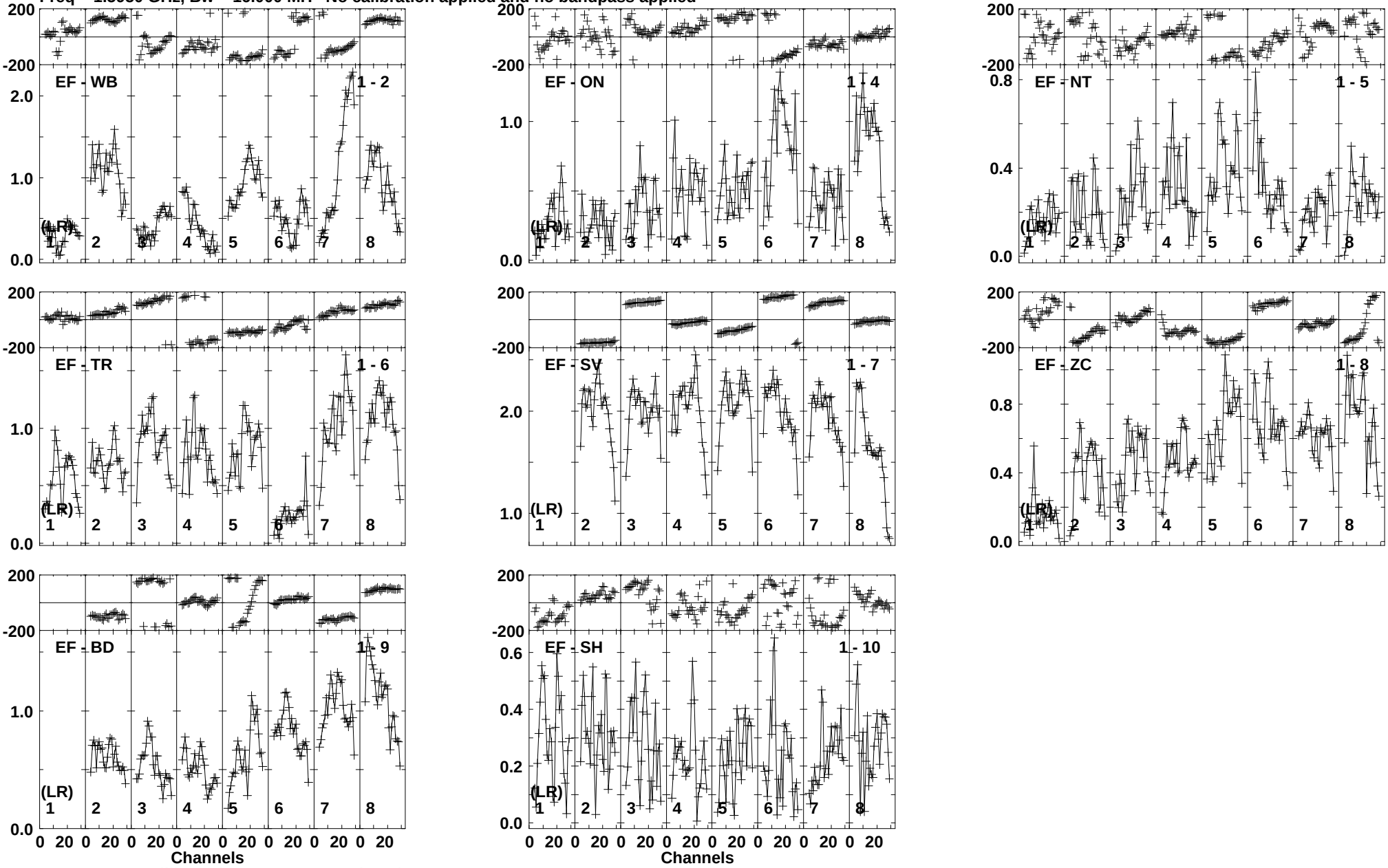

Lower frame: Milli Ampl Jy Top frame: Phas deg
Vector averaged cross-power spectrum Baseline: EF (01) - WB (02)
Timerange: 00/14:59:31 to 00/14:59:59

Plot file version 31 created 19-NOV-2014 16:36:11
ARP299C EP087G 3.UVDATA.1
Freq = 1.5950 GHz, Bw = 16.000 MH No calibration applied and no bandpass applied



Lower frame: Micro Ampl Jy Top frame: Phas deg
Vector averaged cross-power spectrum Baseline: EF (01) - WB (02)
Timerange: 00/15:00:05 to 00/15:04:29

Plot file version 32 created 19-NOV-2014 16:36:11
J1128+5925 EP087G 3.UVDATA.1
Freq = 1.5950 GHz, Bw = 16.000 MH No calibration applied and no bandpass applied

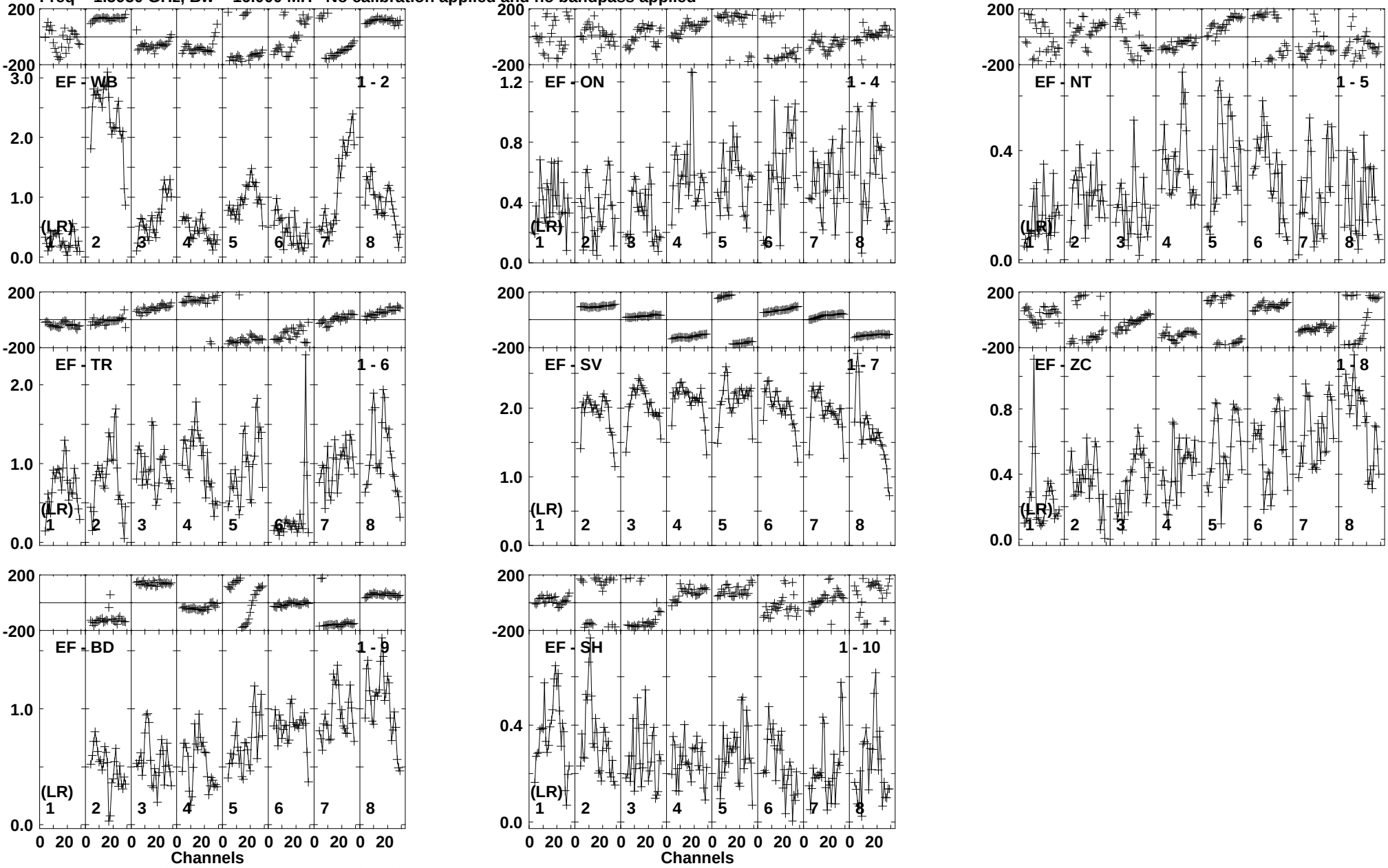

Lower frame: Milli Ampl Jy Top frame: Phas deg
Vector averaged cross-power spectrum Baseline: EF (01) - WB (02)
Timerange: 00/15:04:35 to 00/15:05:29

Plot file version 33 created 19-NOV-2014 16:36:11
ARP299C EP087G 3.UVDATA.1
Freq = 1.5950 GHz, Bw = 16.000 MH No calibration applied and no bandpass applied

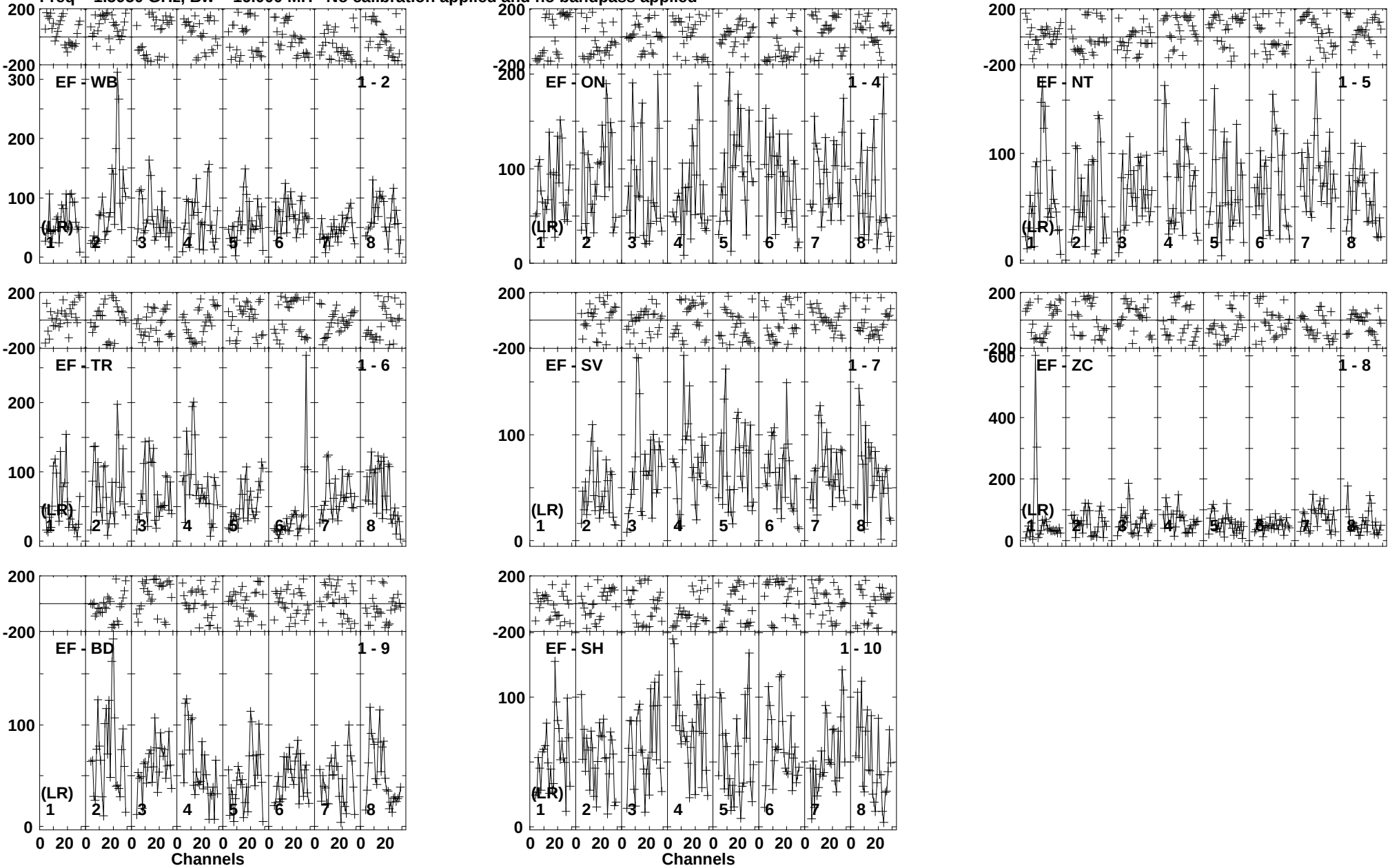

Lower frame: Micro Ampl Jy Top frame: Phas deg
Vector averaged cross-power spectrum Baseline: EF (01) - WB (02)
Timerange: 00/15:05:31 to 00/15:09:59

Plot file version 34 created 19-NOV-2014 16:36:12
J1128+5925 EP087G 3.UVDATA.1
Freq = 1.5950 GHz, Bw = 16.000 MH No calibration applied and no bandpass applied

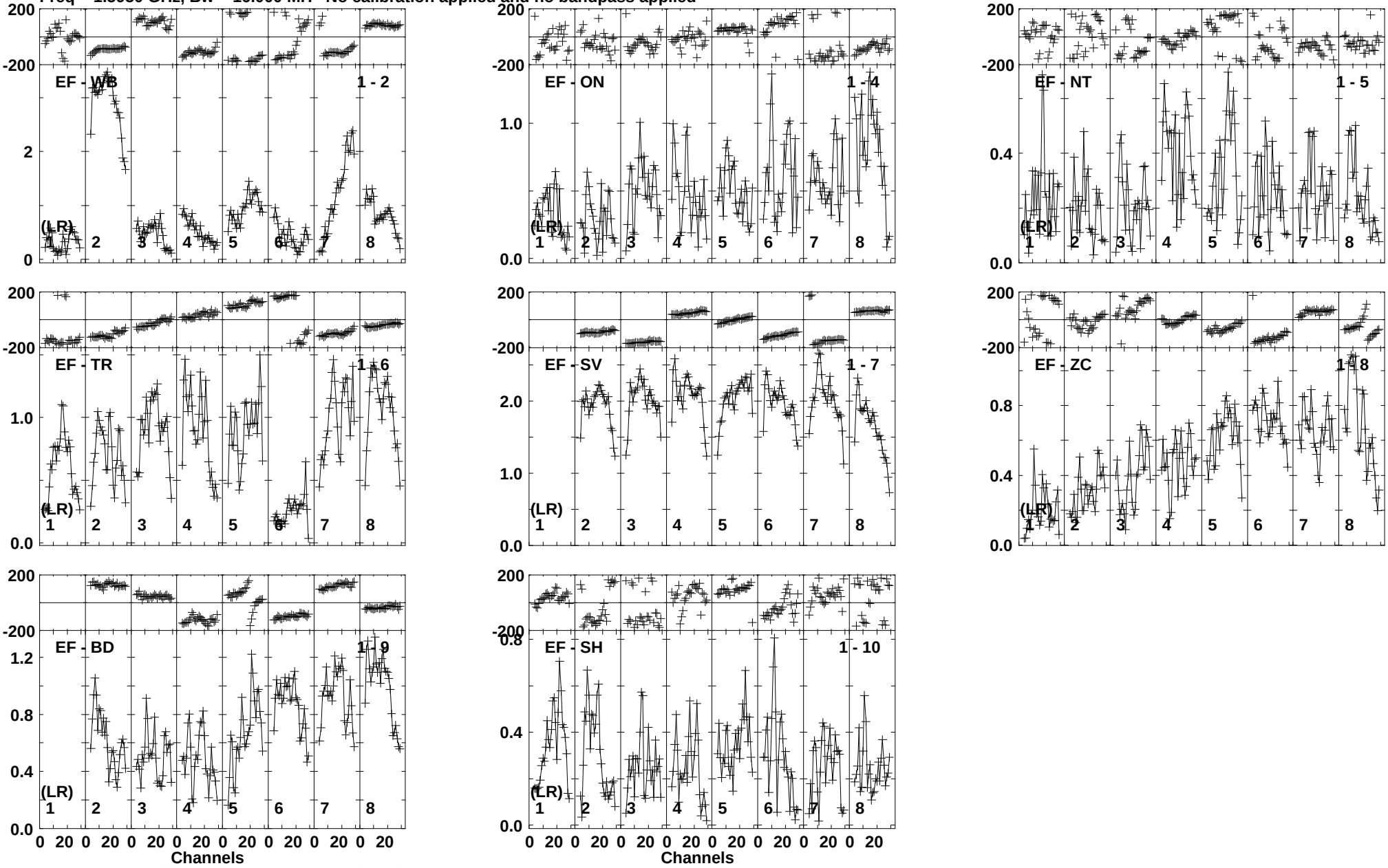

Lower frame: Milli Ampl Jy Top frame: Phas deg
Vector averaged cross-power spectrum Baseline: EF (01) - WB (02)
Timerange: 00/15:10:41 to 00/15:11:09

Plot file version 35 created 19-NOV-2014 16:36:12
ARP299C EP087G 3.UVDATA.1
Freq = 1.5950 GHz, Bw = 16.000 MH No calibration applied and no bandpass applied

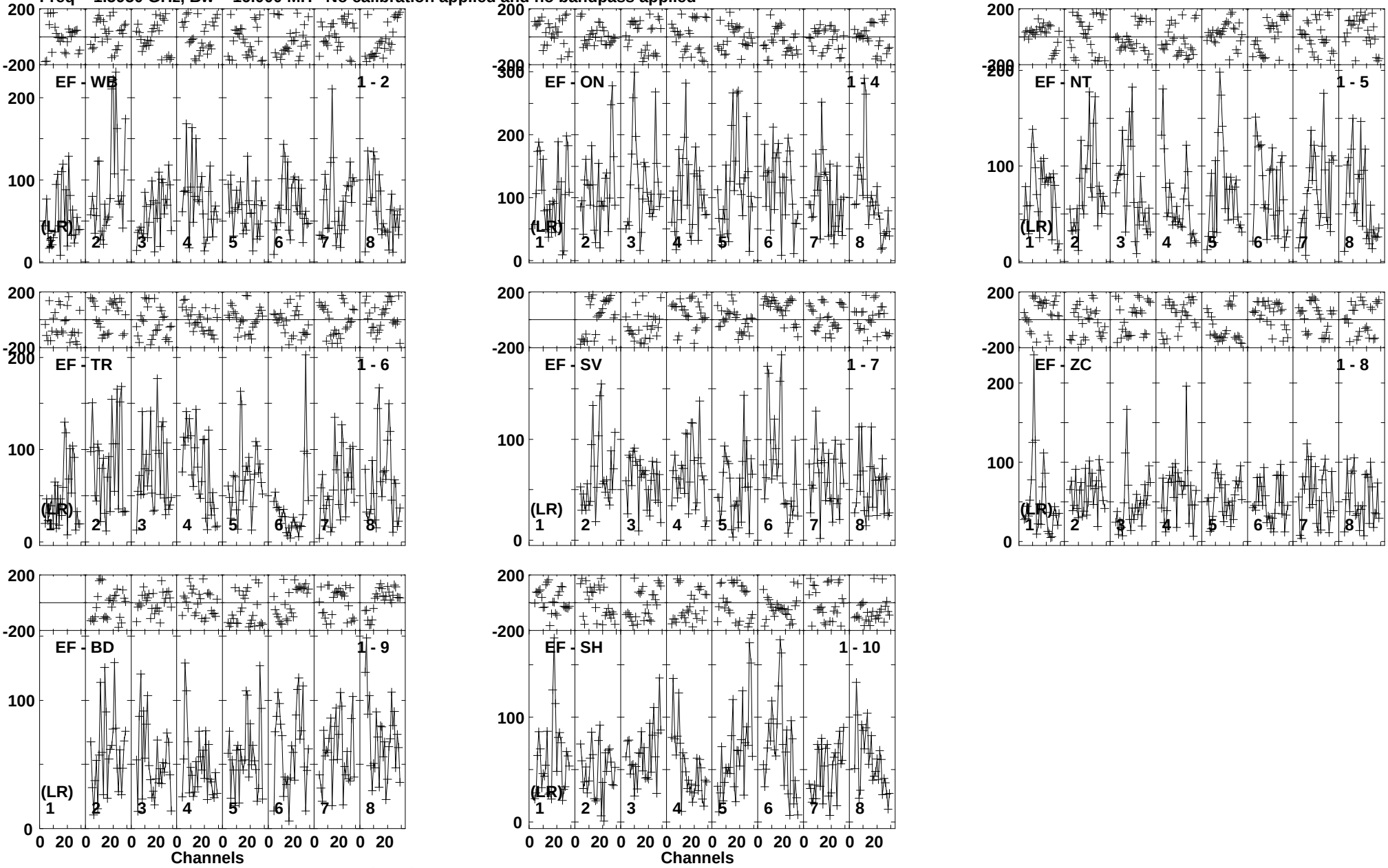

Lower frame: Micro Ampl Jy Top frame: Phas deg
Vector averaged cross-power spectrum Baseline: EF (01) - WB (02)
Timerange: 00/15:11:15 to 00/15:15:39

Plot file version 36 created 19-NOV-2014 16:36:12
J1128+5925 EP087G 3.UVDATA.1
Freq = 1.5950 GHz, Bw = 16.000 MH No calibration applied and no bandpass applied

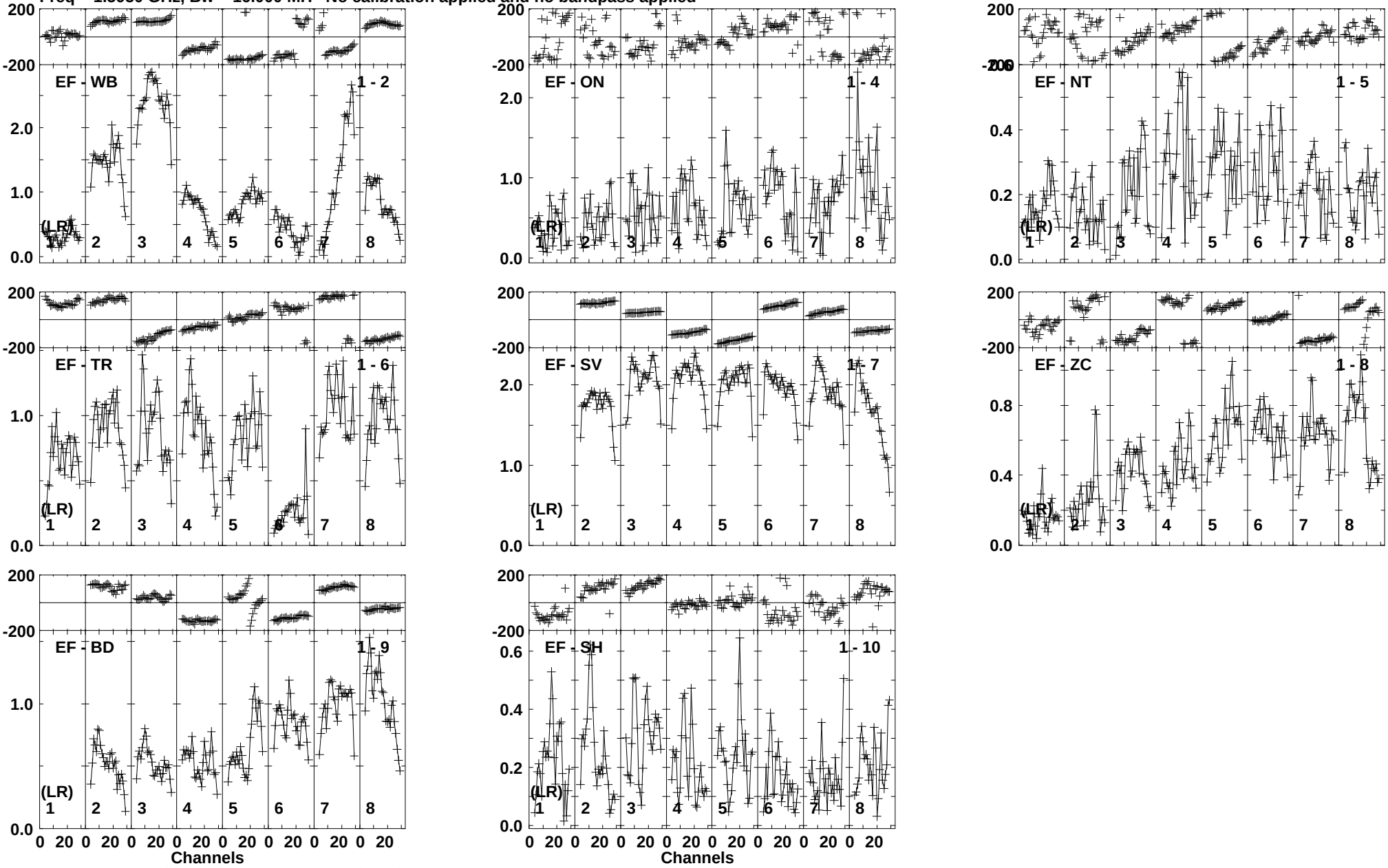

Lower frame: Milli Ampl Jy Top frame: Phas deg
Vector averaged cross-power spectrum Baseline: EF (01) - WB (02)
Timerange: 00/15:15:45 to 00/15:16:49

Plot file version 37 created 19-NOV-2014 16:36:12
ARP299C EP087G 3.UVDATA.1
Freq = 1.5950 GHz, Bw = 16.000 MH No calibration applied and no bandpass applied

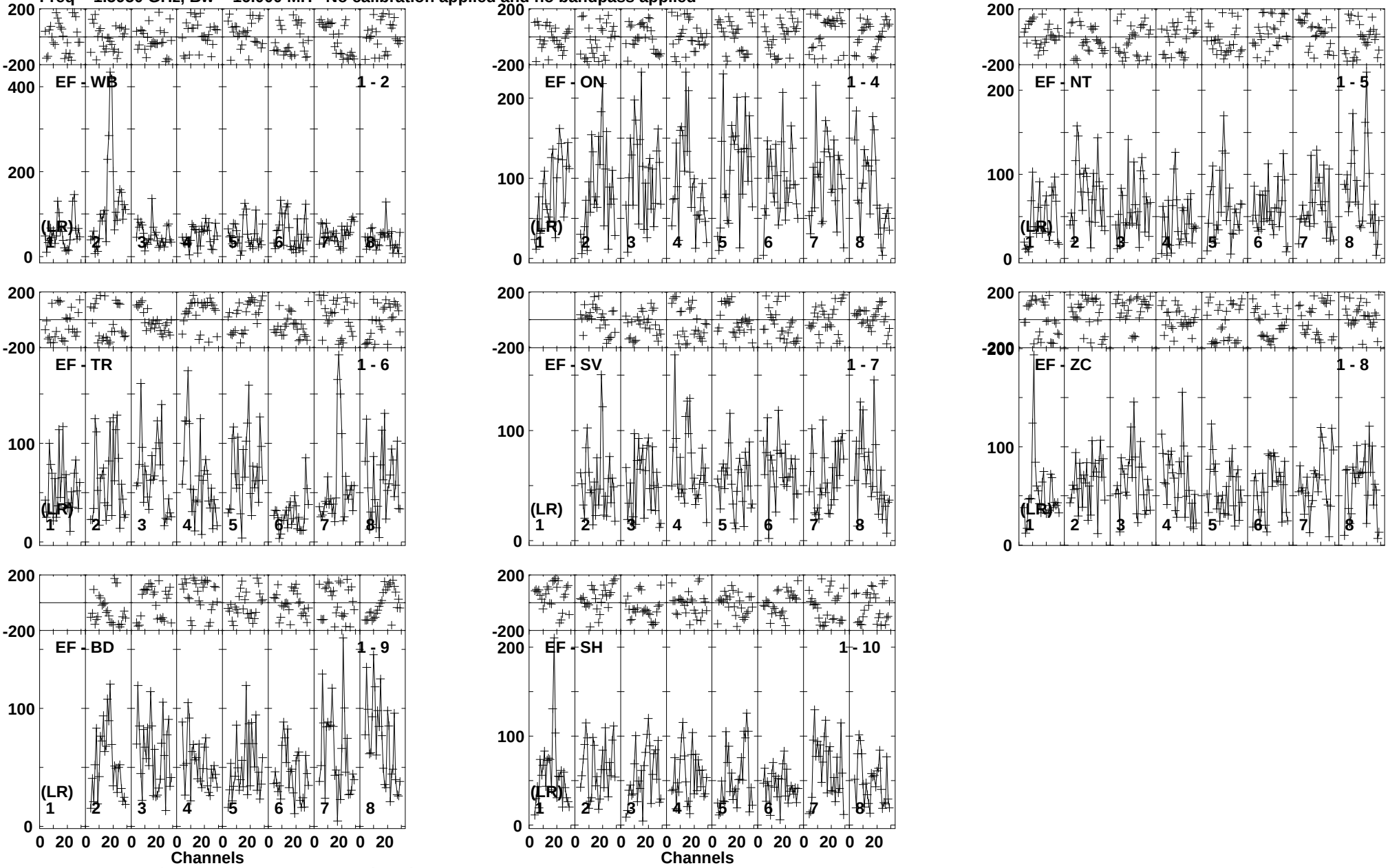

Lower frame: Micro Ampl Jy Top frame: Phas deg
Vector averaged cross-power spectrum Baseline: EF (01) - WB (02)
Timerange: 00/15:16:51 to 00/15:21:19

Plot file version 38 created 19-NOV-2014 16:36:12
J1128+5925 EP087G 3.UVDATA.1
Freq = 1.5950 GHz, Bw = 16.000 MH No calibration applied and no bandpass applied

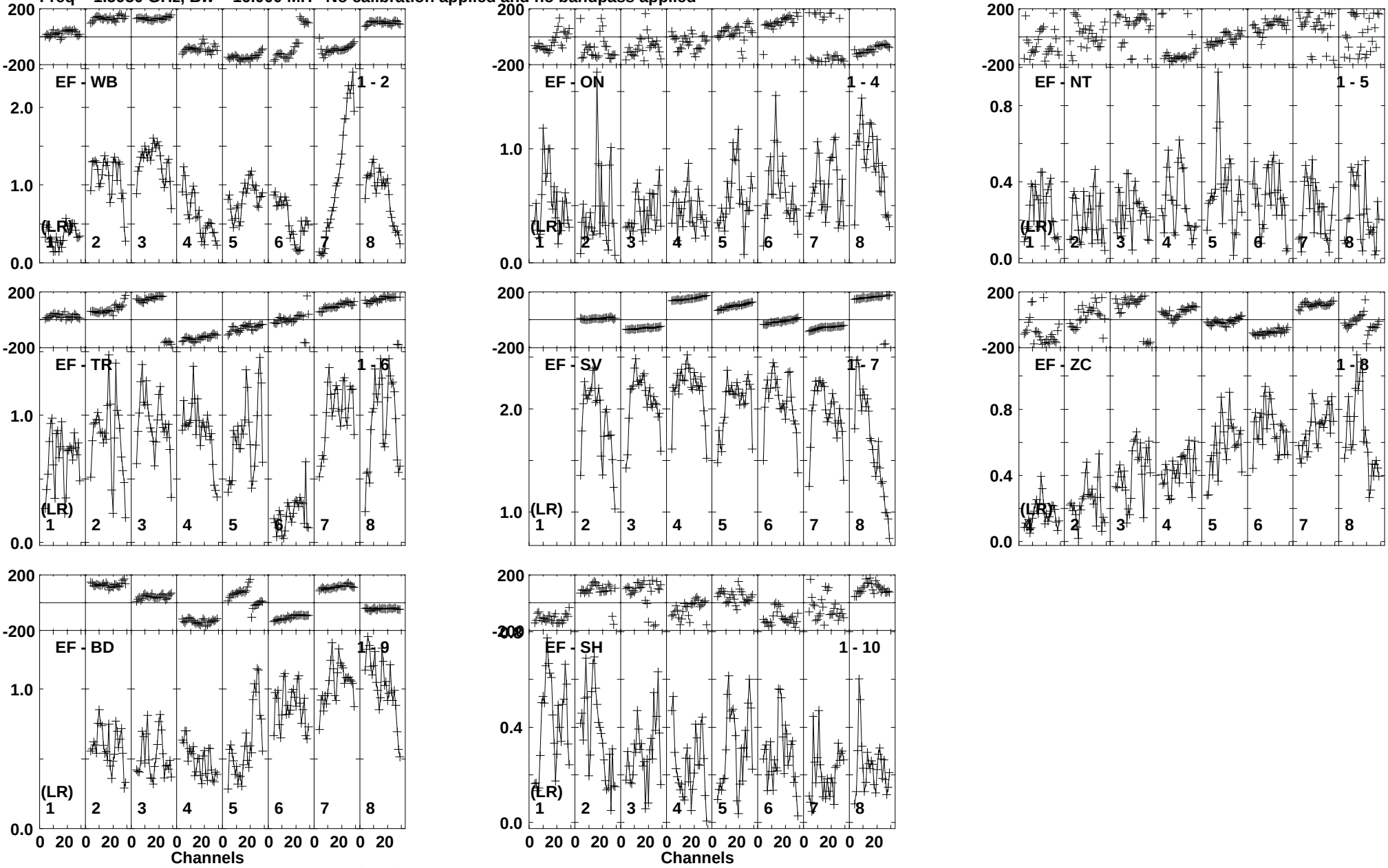

Lower frame: Milli Ampl Jy Top frame: Phas deg
Vector averaged cross-power spectrum Baseline: EF (01) - WB (02)
Timerange: 00/15:22:01 to 00/15:22:29

Plot file version 39 created 19-NOV-2014 16:36:13
ARP299C EP087G 3.UVDATA.1
Freq = 1.5950 GHz, Bw = 16.000 MH No calibration applied and no bandpass applied



Lower frame: Micro Ampl Jy Top frame: Phas deg
Vector averaged cross-power spectrum Baseline: EF (01) - WB (02)
Timerange: 00/15:22:35 to 00/15:26:59

Plot file version 40 created 19-NOV-2014 16:36:13
J1128+5925 EP087G 3.UVDATA.1
Freq = 1.5950 GHz, Bw = 16.000 MH No calibration applied and no bandpass applied

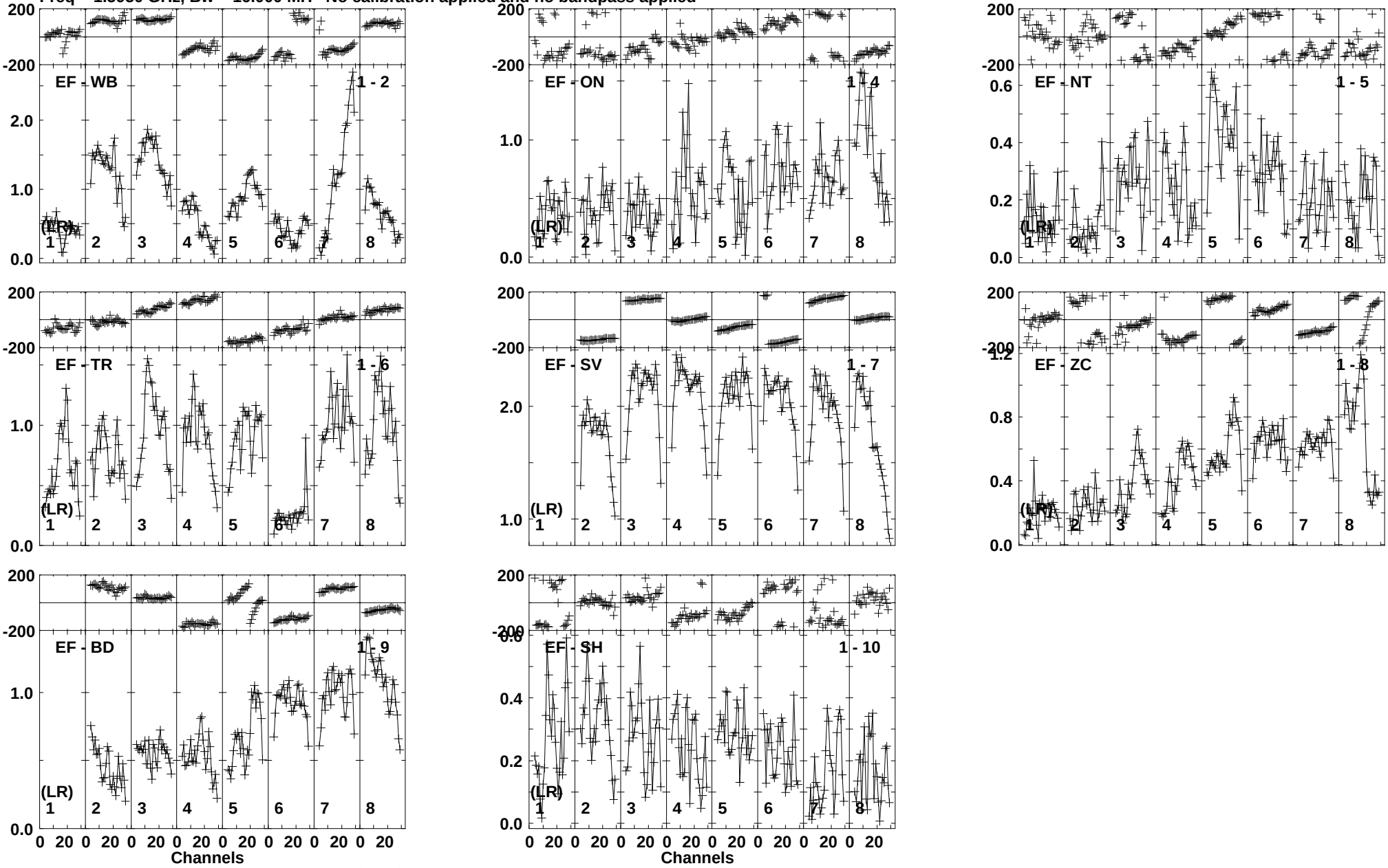

Lower frame: Milli Ampl Jy Top frame: Phas deg
Vector averaged cross-power spectrum Baseline: EF (01) - WB (02)
Timerange: 00/15:27:05 to 00/15:28:09

Plot file version 41 created 19-NOV-2014 16:36:13
ARP299C EP087G 3.UVDATA.1
Freq = 1.5950 GHz, Bw = 16.000 MH No calibration applied and no bandpass applied

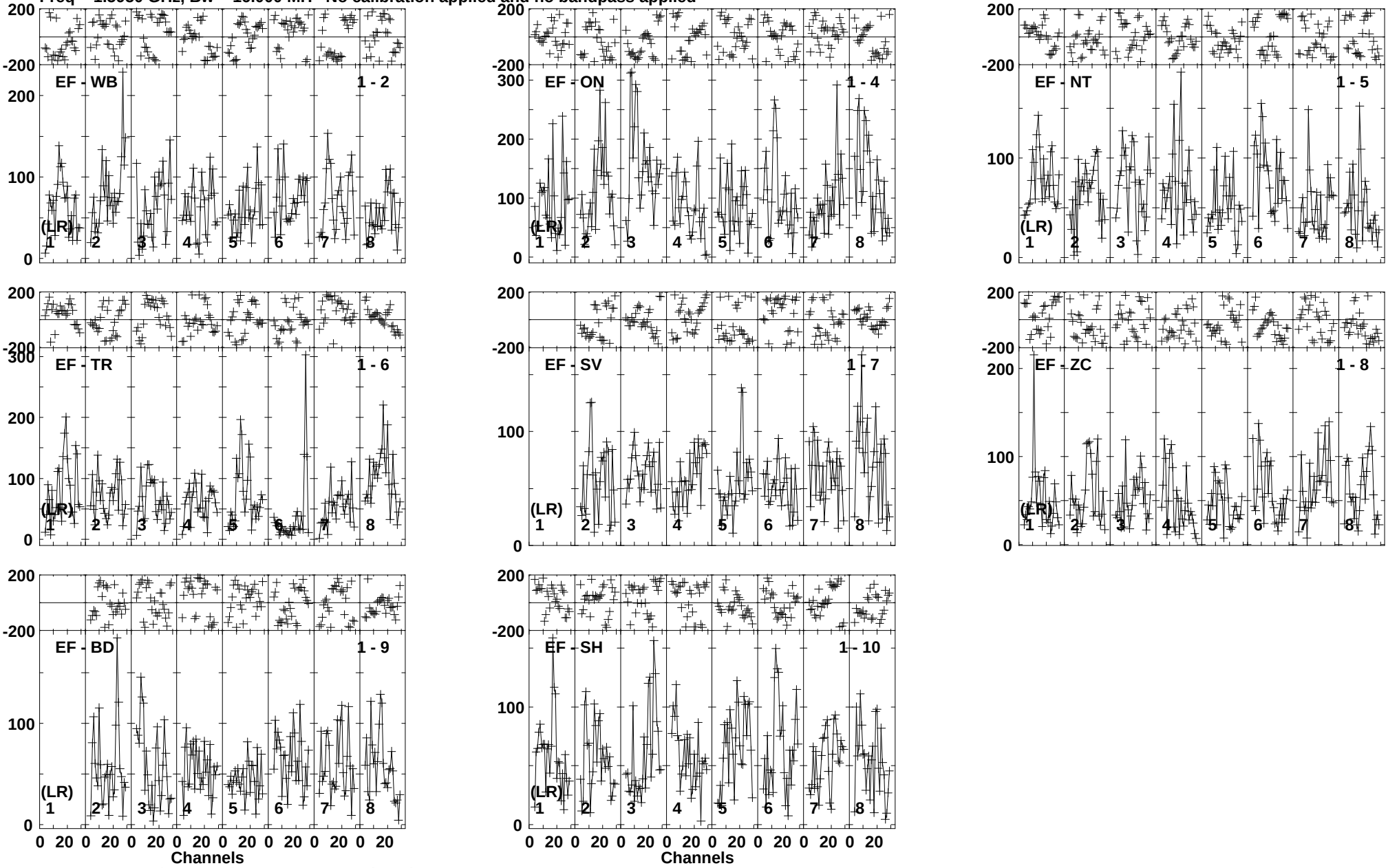

Lower frame: Micro Ampl Jy Top frame: Phas deg
Vector averaged cross-power spectrum Baseline: EF (01) - WB (02)
Timerange: 00/15:28:11 to 00/15:32:39

Plot file version 42 created 19-NOV-2014 16:36:13
J1128+5925 EP087G 3.UVDATA.1
Freq = 1.5950 GHz, Bw = 16.000 MH No calibration applied and no bandpass applied

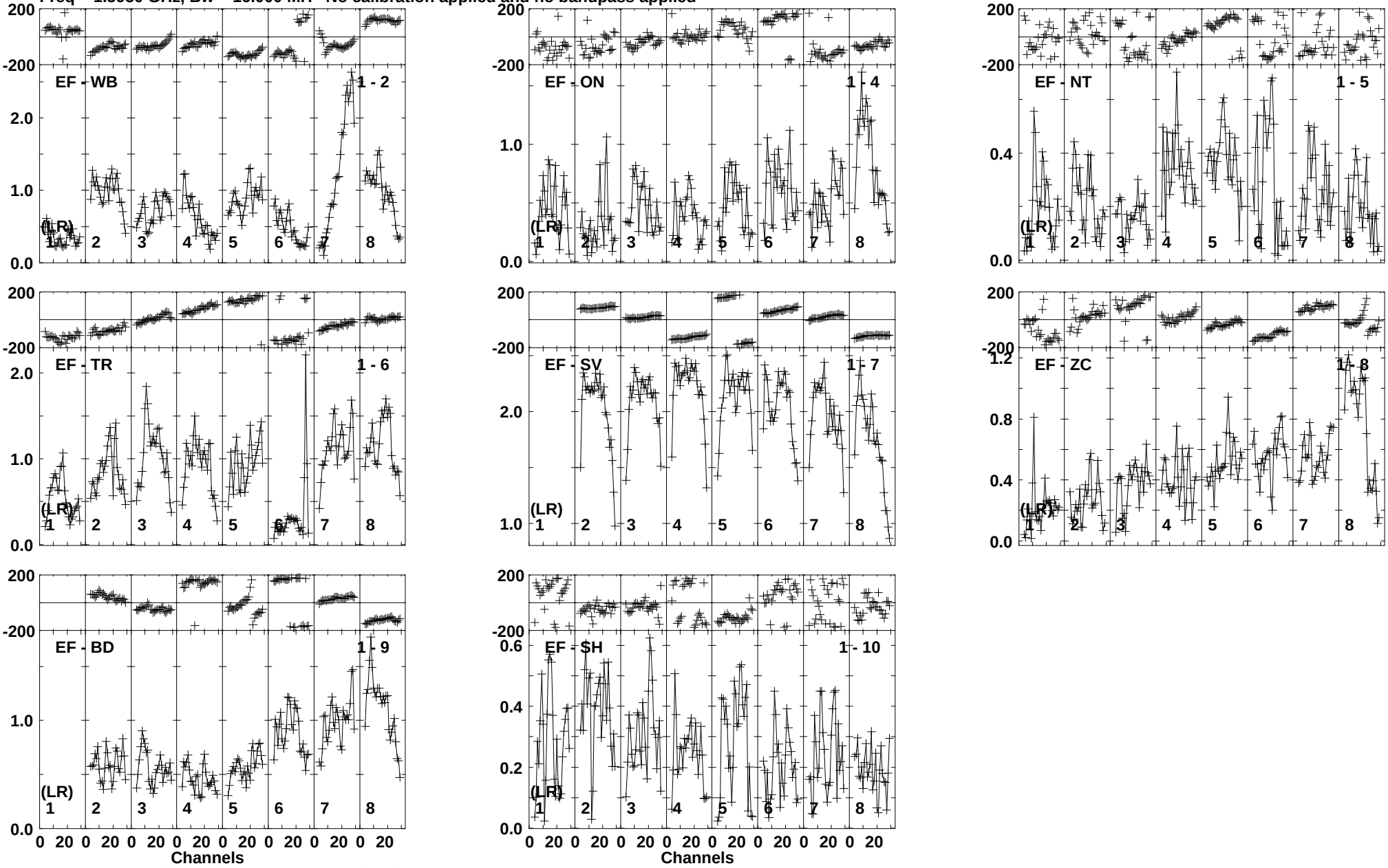

Lower frame: Milli Ampl Jy Top frame: Phas deg
Vector averaged cross-power spectrum Baseline: EF (01) - WB (02)
Timerange: 00/15:33:21 to 00/15:33:49

Plot file version 43 created 19-NOV-2014 16:36:13
ARP299C EP087G 3.UVDATA.1
Freq = 1.5950 GHz, Bw = 16.000 MH No calibration applied and no bandpass applied

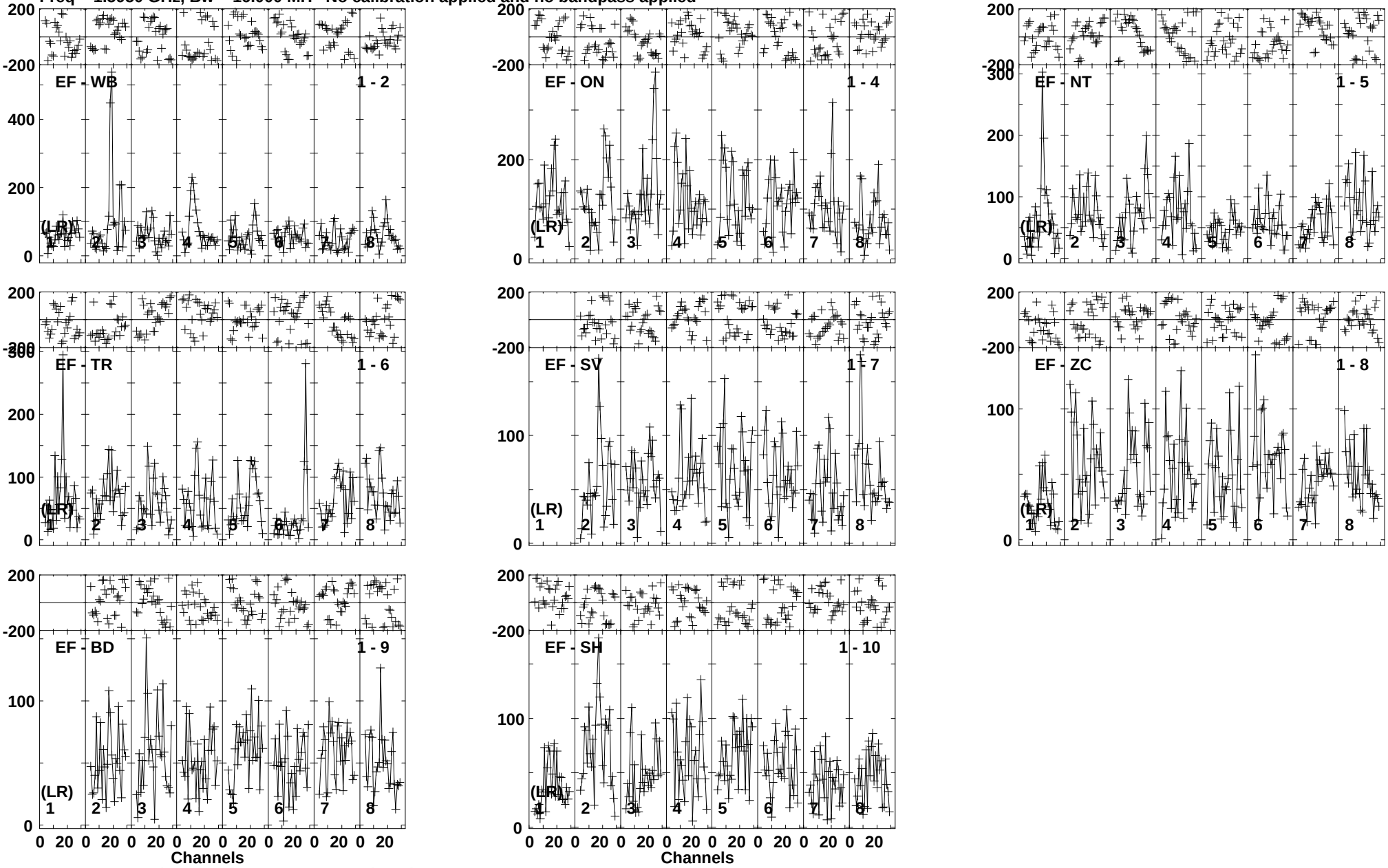

Lower frame: Micro Ampl Jy Top frame: Phas deg
Vector averaged cross-power spectrum Baseline: EF (01) - WB (02)
Timerange: 00/15:33:55 to 00/15:38:19

Plot file version 44 created 19-NOV-2014 16:36:14
J1128+5925 EP087G 3.UVDATA.1
Freq = 1.5950 GHz, Bw = 16.000 MH No calibration applied and no bandpass applied

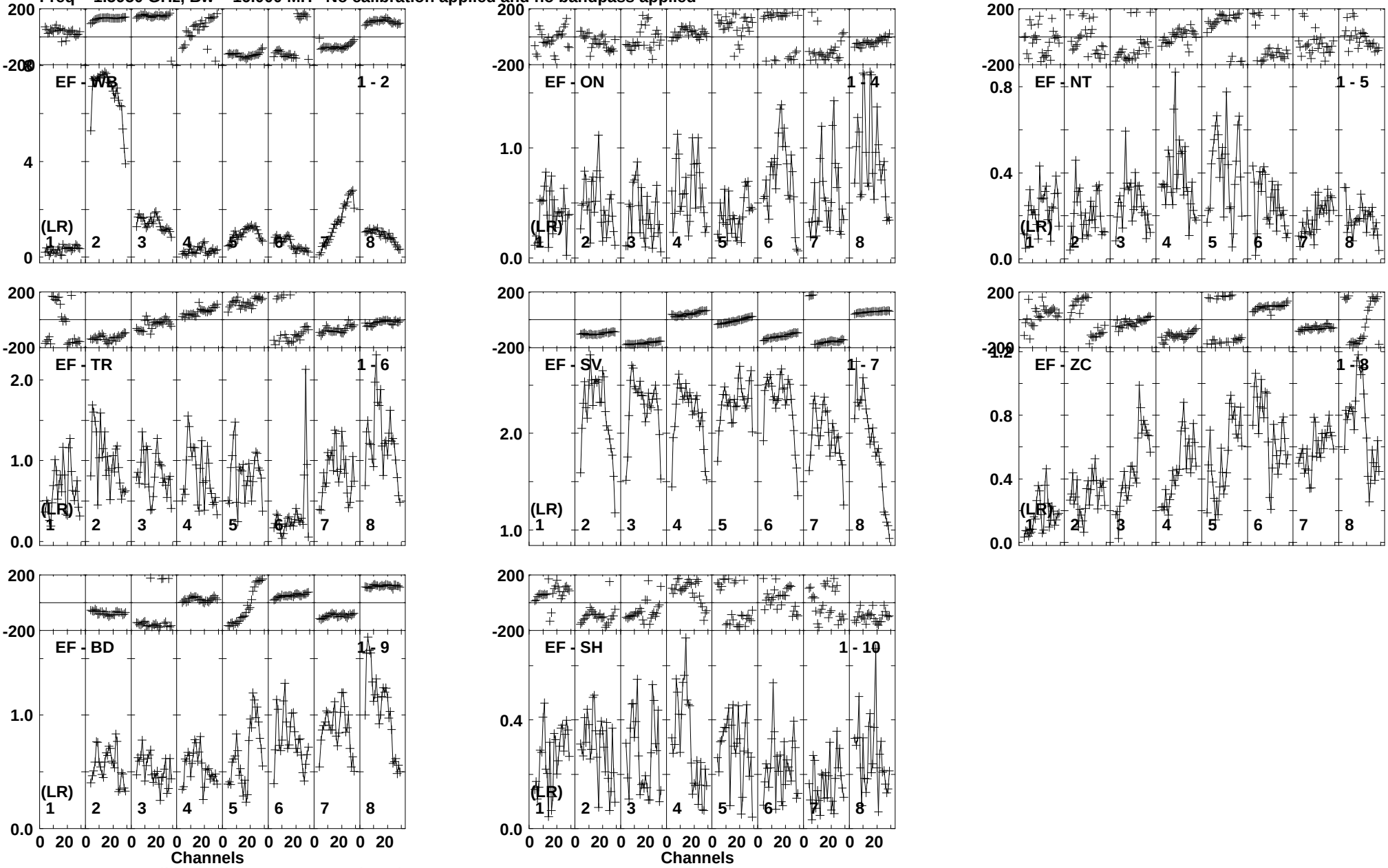

Lower frame: Milli Ampl Jy Top frame: Phas deg
Vector averaged cross-power spectrum Baseline: EF (01) - WB (02)
Timerange: 00/15:38:25 to 00/15:39:19

Plot file version 45 created 19-NOV-2014 16:36:14
ARP299C EP087G 3.UVDATA.1
Freq = 1.5950 GHz, Bw = 16.000 MH No calibration applied and no bandpass applied



Lower frame: Micro Ampl Jy Top frame: Phas deg
Vector averaged cross-power spectrum Baseline: EF (01) - WB (02)
Timerange: 00/15:39:21 to 00/15:43:49

Plot file version 46 created 19-NOV-2014 16:36:14
J1128+5925 EP087G 3.UVDATA.1
Freq = 1.5950 GHz, Bw = 16.000 MH No calibration applied and no bandpass applied

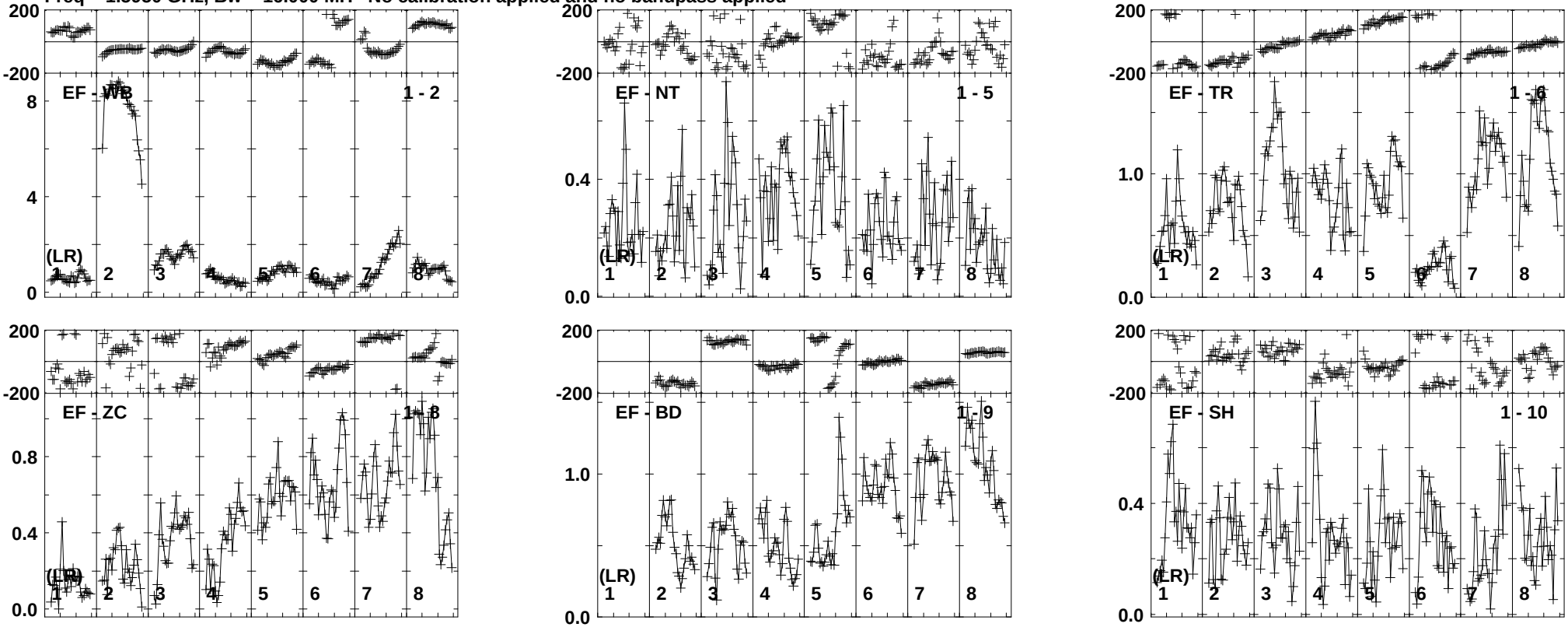

Lower frame: Milli Ampl Jy Top frame: Phas deg
Vector averaged cross-power spectrum Baseline: EF (01) - WB (02)
Timerange: 00/15:44:31 to 00/15:44:59

Plot file version 47 created 19-NOV-2014 16:36:14
ARP299C EP087G 3.UVDATA.1
Freq = 1.5950 GHz, Bw = 16.000 MH No calibration applied and no bandpass applied

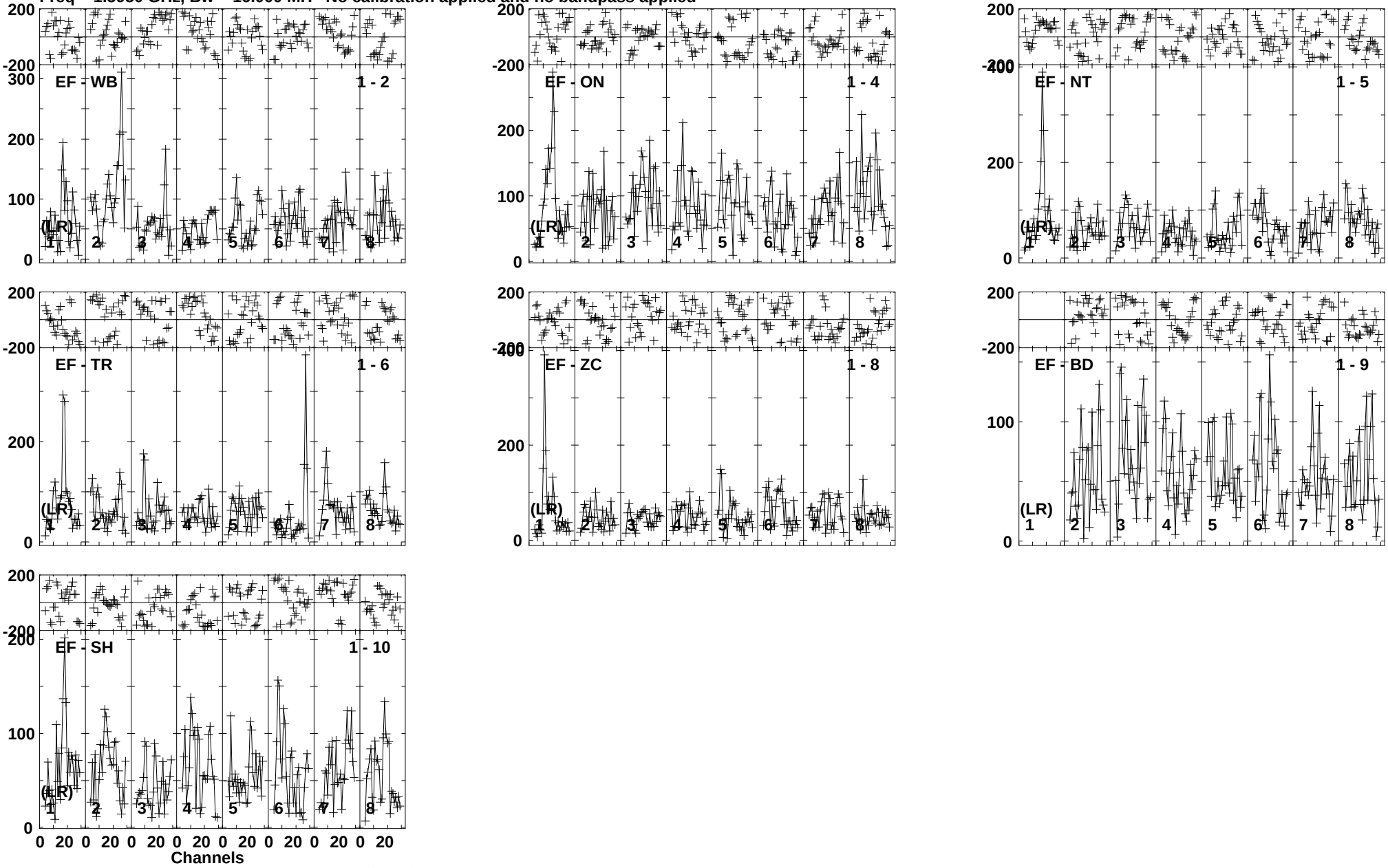

Lower frame: Micro Ampl Jy Top frame: Phas deg
Vector averaged cross-power spectrum Baseline: EF (01) - WB (02)
Timerange: 00/15:45:05 to 00/15:49:29

Plot file version 48 created 19-NOV-2014 16:36:14
J1128+5925 EP087G 3.UVDATA.1
Freq = 1.5950 GHz, Bw = 16.000 MH No calibration applied and no bandpass applied

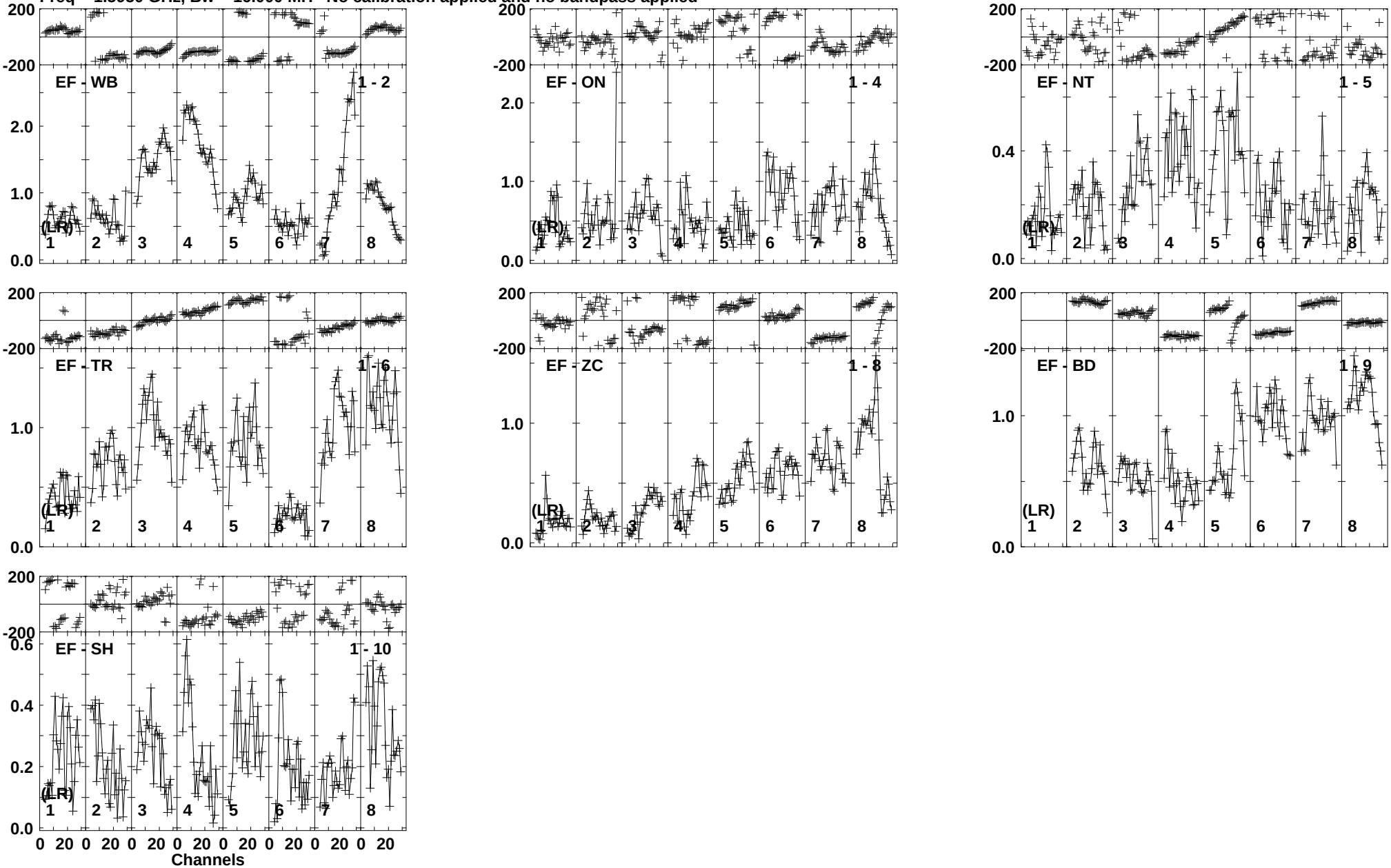

Lower frame: Milli Ampl Jy Top frame: Phas deg
Vector averaged cross-power spectrum Baseline: EF (01) - WB (02)
Timerange: 00/15:49:35 to 00/15:50:39

Plot file version 49 created 19-NOV-2014 16:36:14
ARP299C EP087G 3.UVDATA.1
Freq = 1.5950 GHz, Bw = 16.000 MH No calibration applied and no bandpass applied



Lower frame: Micro Ampl Jy Top frame: Phas deg
Vector averaged cross-power spectrum Baseline: EF (01) - WB (02)
Timerange: 00/15:50:41 to 00/15:55:09

Plot file version 50 created 19-NOV-2014 16:36:14
J1128+5925 EP087G 3.UVDATA.1
Freq = 1.5950 GHz, Bw = 16.000 MH No calibration applied and no bandpass applied

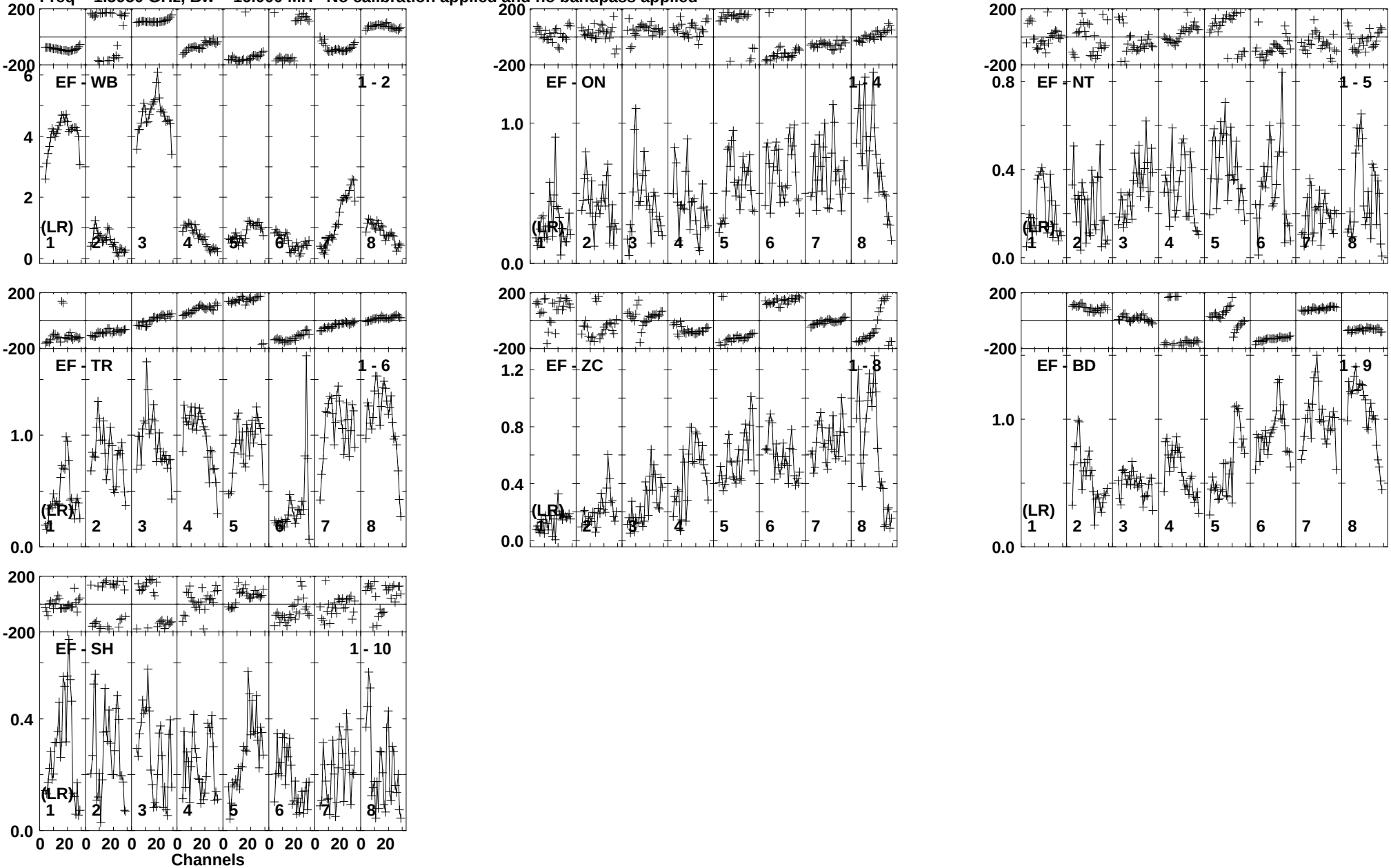

Lower frame: Milli Ampl Jy Top frame: Phas deg
Vector averaged cross-power spectrum Baseline: EF (01) - WB (02)
Timerange: 00/15:55:51 to 00/15:56:19

Plot file version 51 created 19-NOV-2014 16:36:15
ARP299C EP087G 3.UVDATA.1
Freq = 1.5950 GHz, Bw = 16.000 MH No calibration applied and no bandpass applied

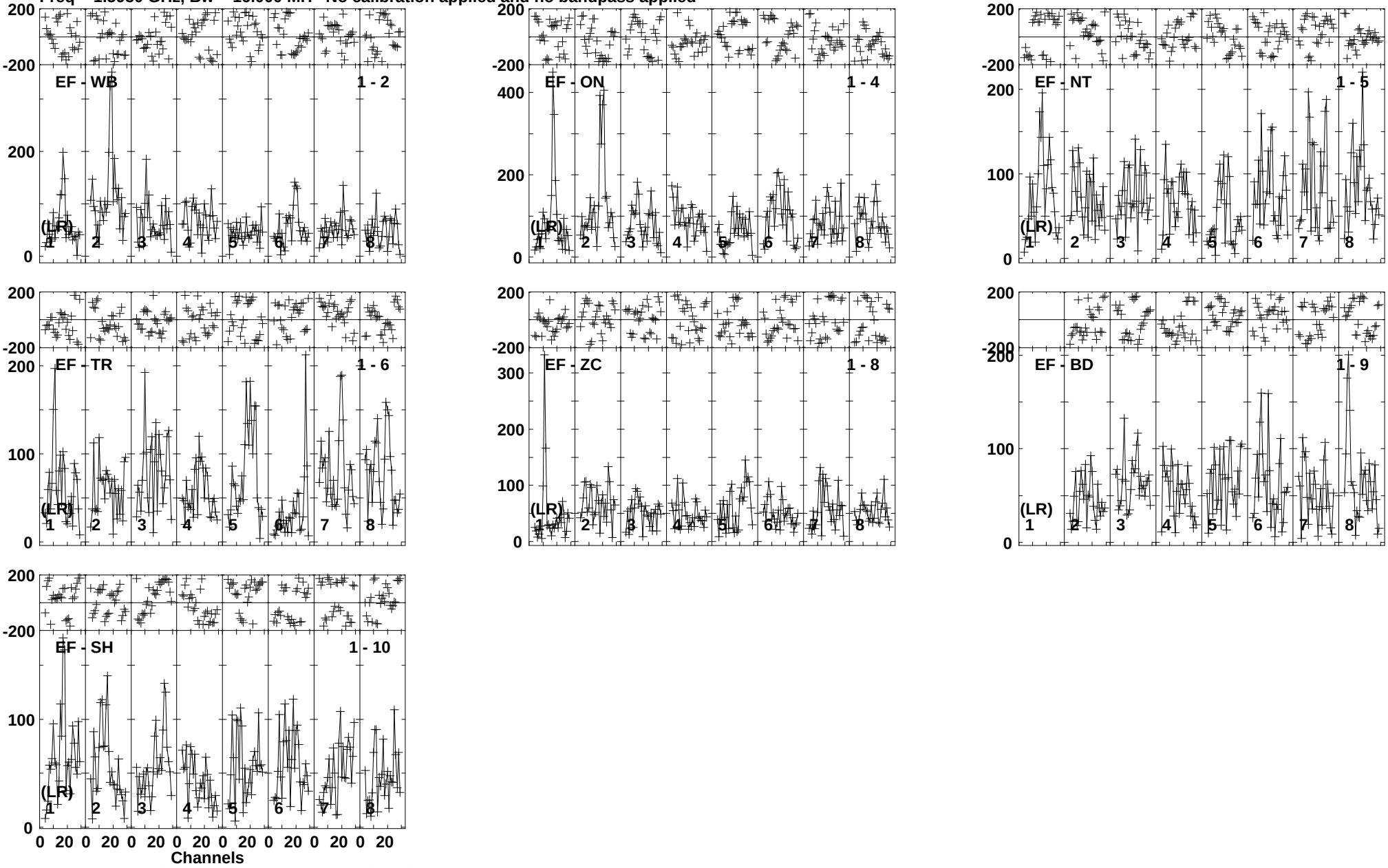

Lower frame: Micro Ampl Jy Top frame: Phas deg
Vector averaged cross-power spectrum Baseline: EF (01) - WB (02)
Timerange: 00/15:56:25 to 00/16:00:49

Plot file version 52 created 19-NOV-2014 16:36:15
J1128+5925 EP087G 3.UVDATA.1
Freq = 1.5950 GHz, Bw = 16.000 MH No calibration applied and no bandpass applied

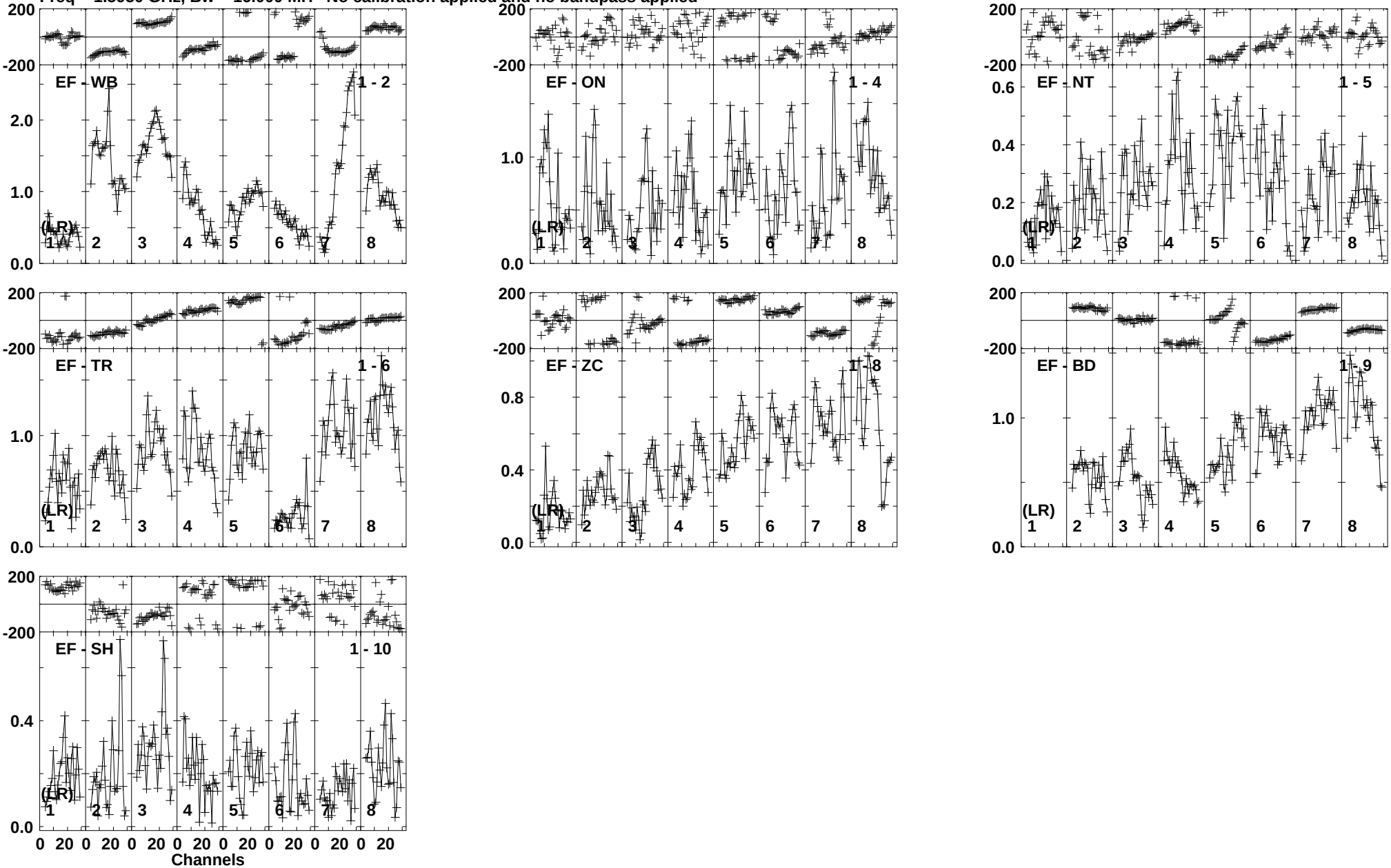

Lower frame: Milli Ampl Jy Top frame: Phas deg
Vector averaged cross-power spectrum Baseline: EF (01) - WB (02)
Timerange: 00/16:00:55 to 00/16:01:59

Plot file version 53 created 19-NOV-2014 16:36:15
ARP299C EP087G 3.UVDATA.1
Freq = 1.5950 GHz, Bw = 16.000 MH No calibration applied and no bandpass applied

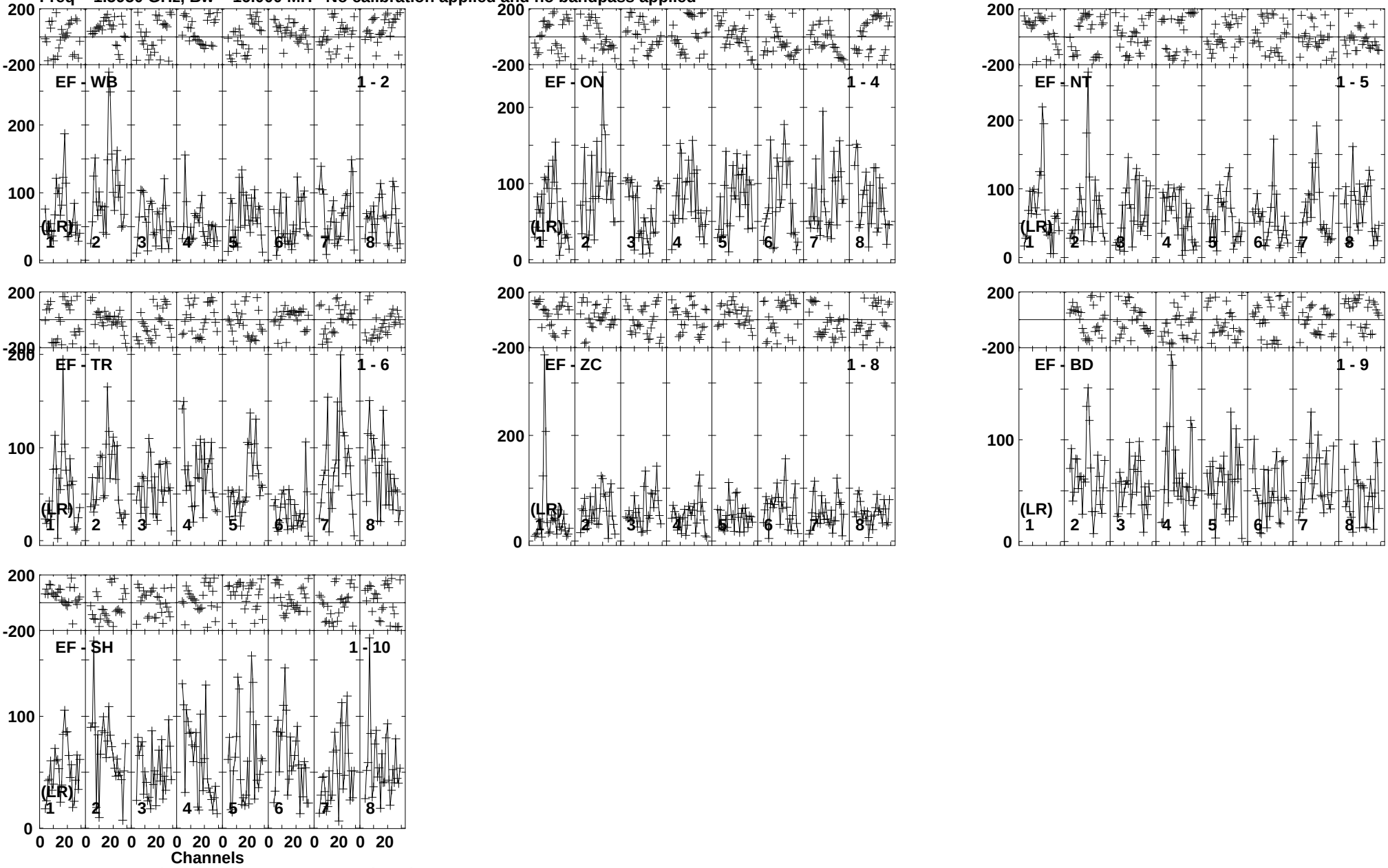

Lower frame: Micro Ampl Jy Top frame: Phas deg
Vector averaged cross-power spectrum Baseline: EF (01) - WB (02)
Timerange: 00/16:02:01 to 00/16:06:29

Plot file version 54 created 19-NOV-2014 16:36:15
J1128+5925 EP087G 3.UVDATA.1
Freq = 1.5950 GHz, Bw = 16.000 MH No calibration applied and no bandpass applied

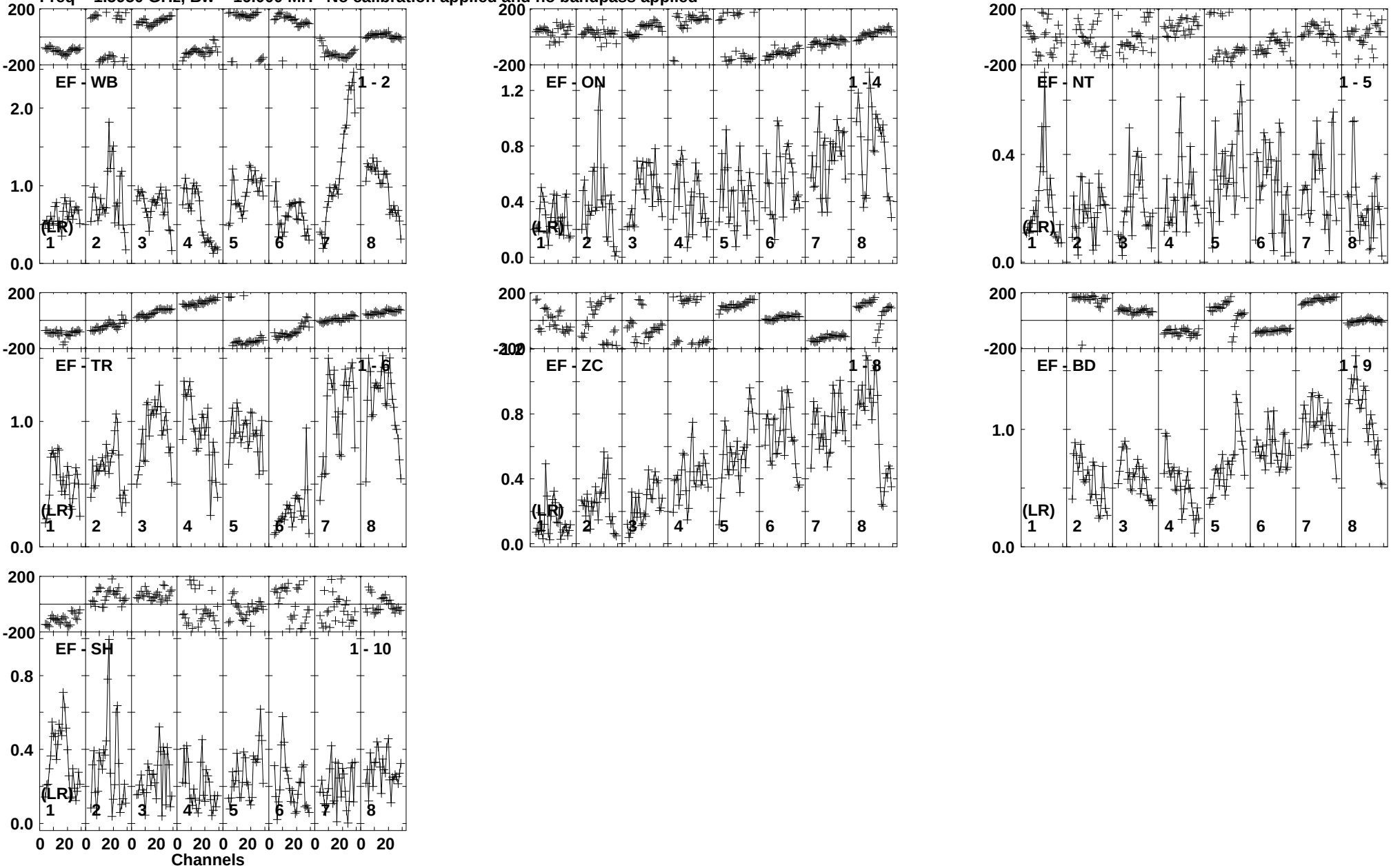

Lower frame: Milli Ampl Jy Top frame: Phas deg
Vector averaged cross-power spectrum Baseline: EF (01) - WB (02)
Timerange: 00/16:07:11 to 00/16:07:39

Plot file version 55 created 19-NOV-2014 16:36:15
ARP299C EP087G 3.UVDATA.1
Freq = 1.5950 GHz, Bw = 16.000 MH No calibration applied and no bandpass applied



Lower frame: Micro Ampl Jy Top frame: Phas deg
Vector averaged cross-power spectrum Baseline: EF (01) - WB (02)
Timerange: 00/16:07:45 to 00/16:12:09

Plot file version 56 created 19-NOV-2014 16:36:15
J1128+5925 EP087G 3.UVDATA.1
Freq = 1.5950 GHz, Bw = 16.000 MH No calibration applied and no bandpass applied

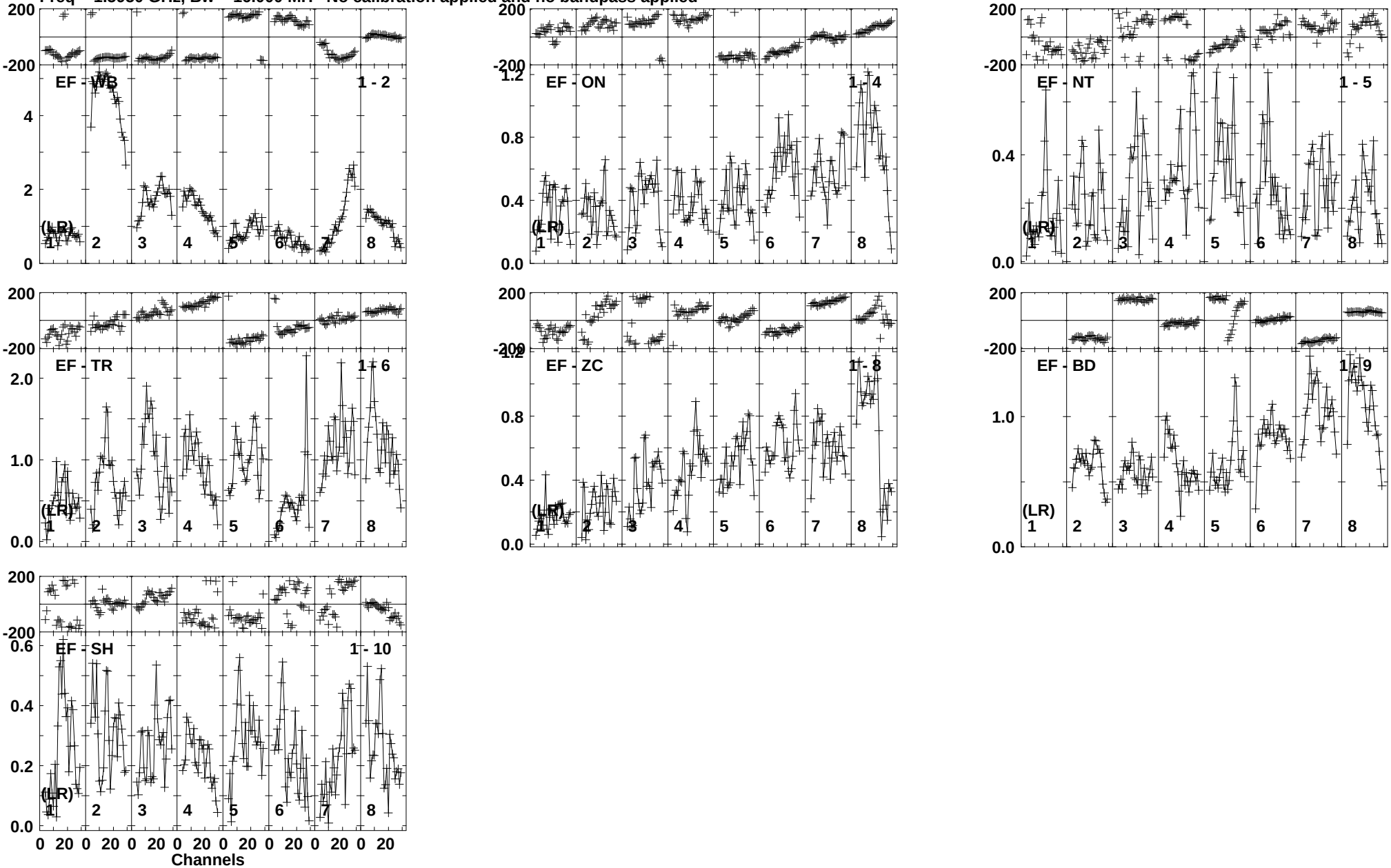

Lower frame: Milli Ampl Jy Top frame: Phas deg
Vector averaged cross-power spectrum Baseline: EF (01) - WB (02)
Timerange: 00/16:12:15 to 00/16:13:09

Plot file version 57 created 19-NOV-2014 16:36:15
ARP299C EP087G 3.UVDATA.1
Freq = 1.5950 GHz, Bw = 16.000 MH No calibration applied and no bandpass applied

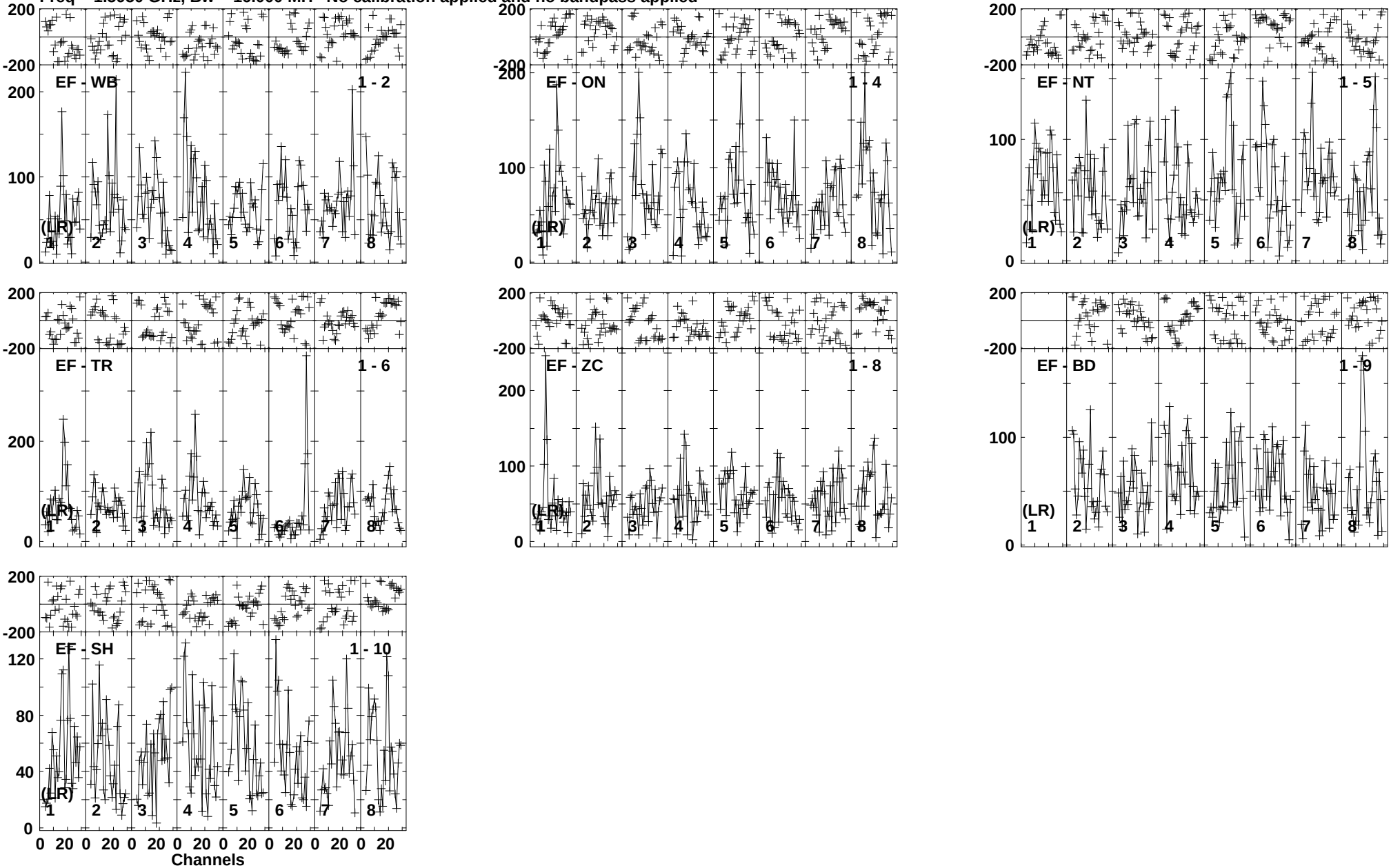

Lower frame: Micro Ampl Jy Top frame: Phas deg
Vector averaged cross-power spectrum Baseline: EF (01) - WB (02)
Timerange: 00/16:13:11 to 00/16:17:39

Plot file version 58 created 19-NOV-2014 16:36:16
J1128+5925 EP087G 3.UVDATA.1
Freq = 1.5950 GHz, Bw = 16.000 MH No calibration applied and no bandpass applied

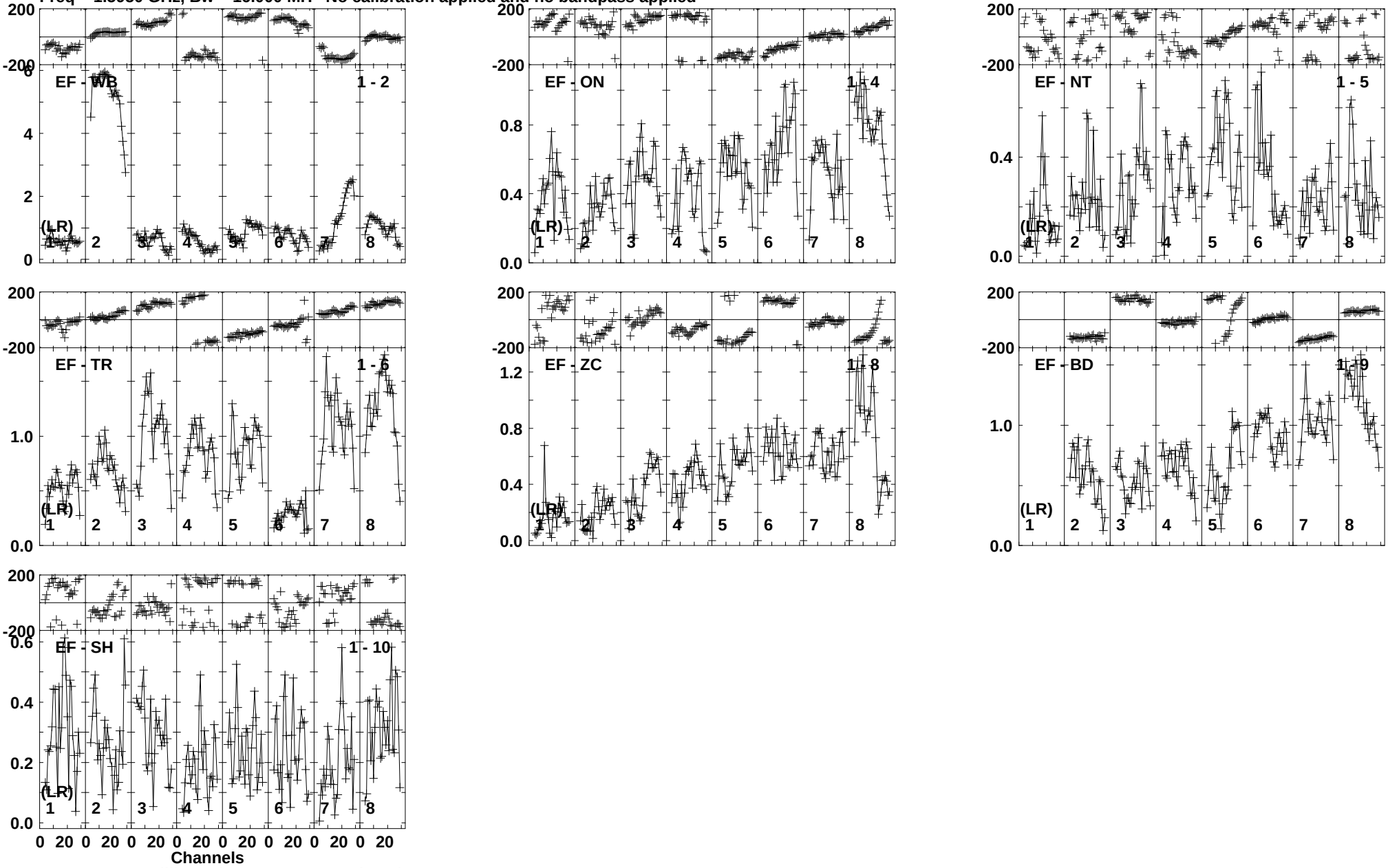

Lower frame: Milli Ampl Jy Top frame: Phas deg
Vector averaged cross-power spectrum Baseline: EF (01) - WB (02)
Timerange: 00/16:18:21 to 00/16:18:49

Plot file version 59 created 19-NOV-2014 16:36:16
ARP299C EP087G 3.UVDATA.1
Freq = 1.5950 GHz, Bw = 16.000 MH No calibration applied and no bandpass applied



Lower frame: Micro Ampl Jy Top frame: Phas deg
Vector averaged cross-power spectrum Baseline: EF (01) - WB (02)
Timerange: 00/16:18:55 to 00/16:23:19

Plot file version 60 created 19-NOV-2014 16:36:16
J1128+5925 EP087G 3.UVDATA.1
Freq = 1.5950 GHz, Bw = 16.000 MH No calibration applied and no bandpass applied

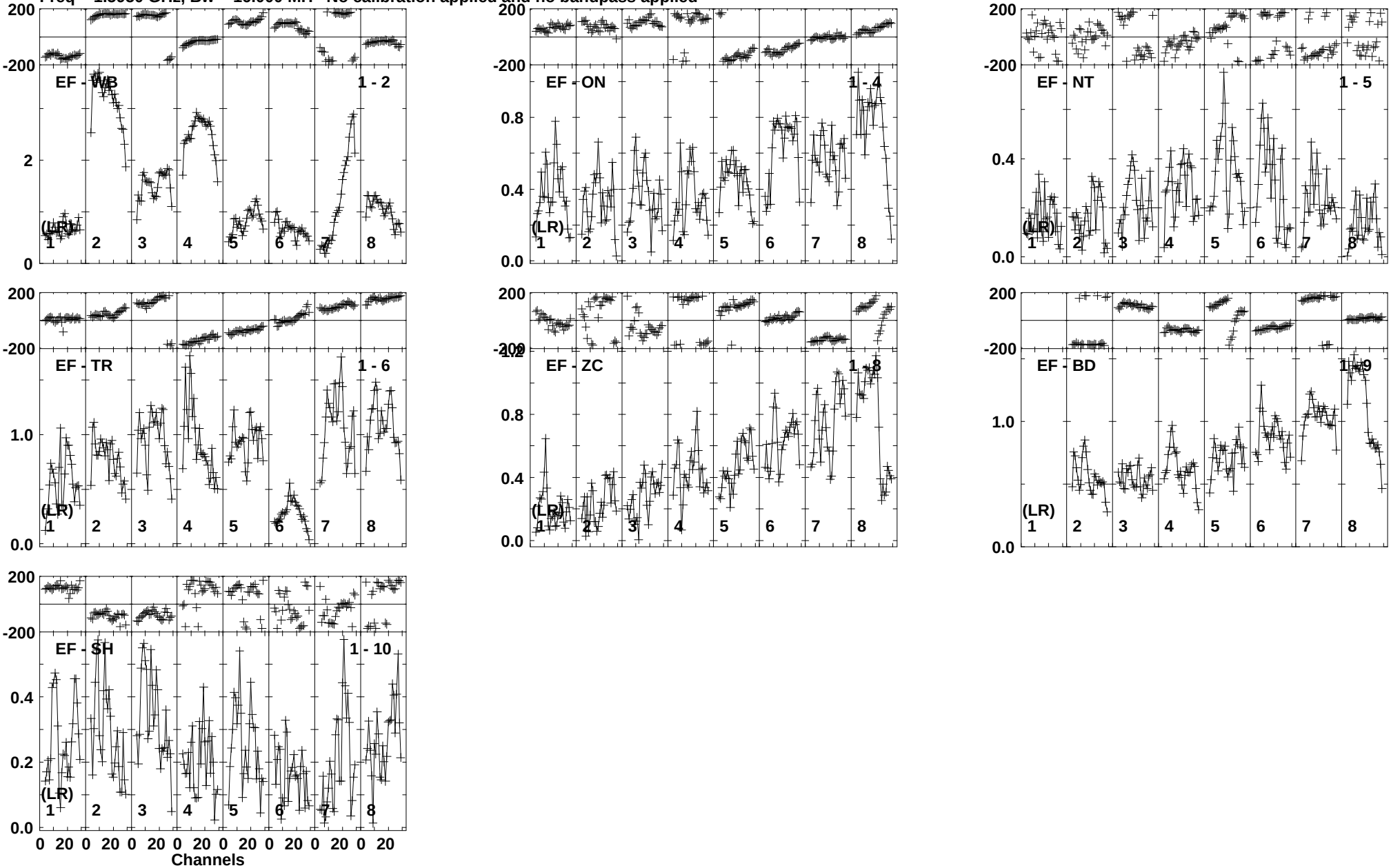

Lower frame: Milli Ampl Jy Top frame: Phas deg
Vector averaged cross-power spectrum Baseline: EF (01) - WB (02)
Timerange: 00/16:23:25 to 00/16:24:29

Plot file version 61 created 19-NOV-2014 16:36:16
ARP299C EP087G 3.UVDATA.1
Freq = 1.5950 GHz, Bw = 16.000 MH No calibration applied and no bandpass applied

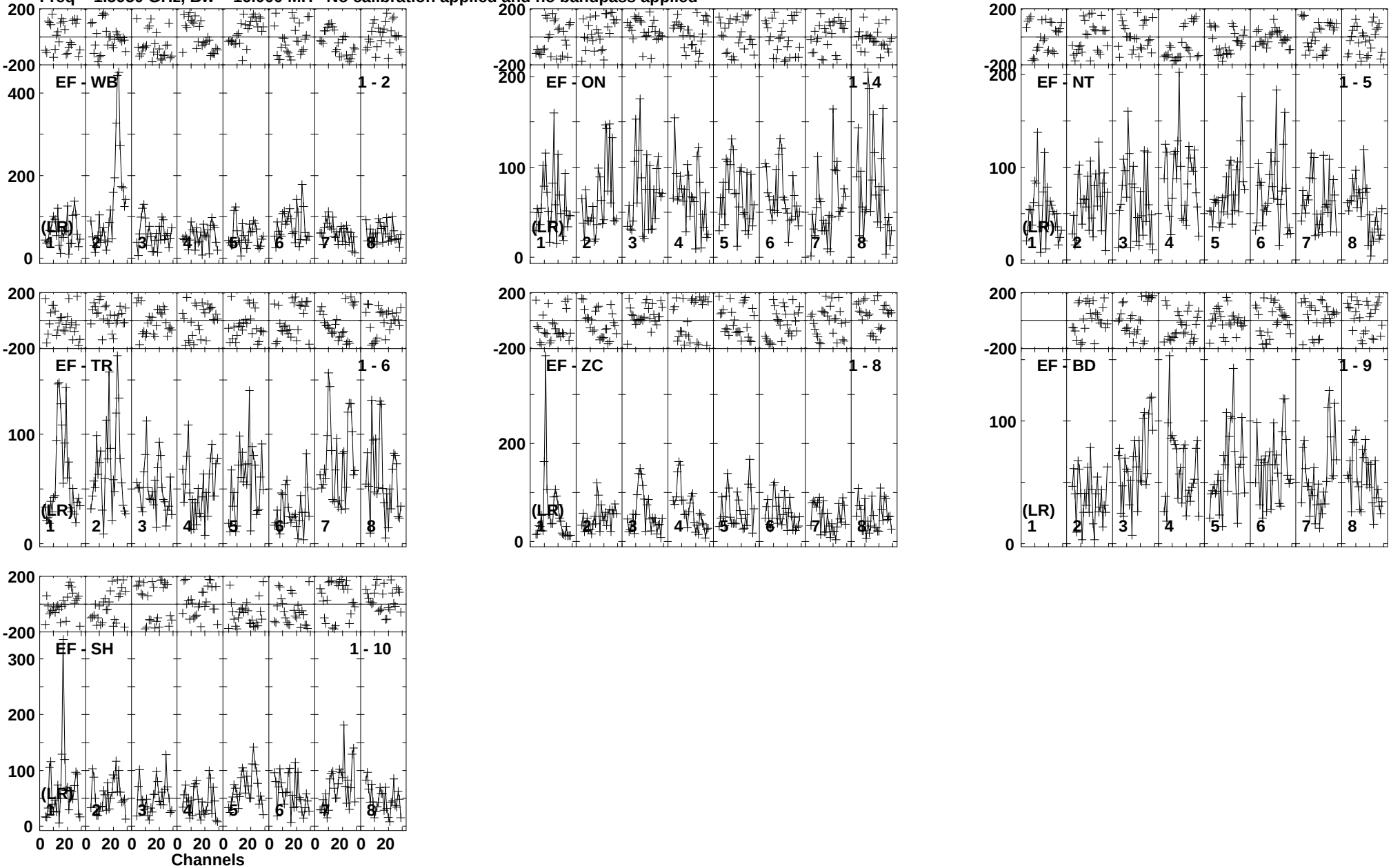

Lower frame: Micro Ampl Jy Top frame: Phas deg
Vector averaged cross-power spectrum Baseline: EF (01) - WB (02)
Timerange: 00/16:24:31 to 00/16:28:59

Plot file version 62 created 19-NOV-2014 16:36:16
J1128+5925 EP087G 3.UVDATA.1
Freq = 1.5950 GHz, Bw = 16.000 MH No calibration applied and no bandpass applied

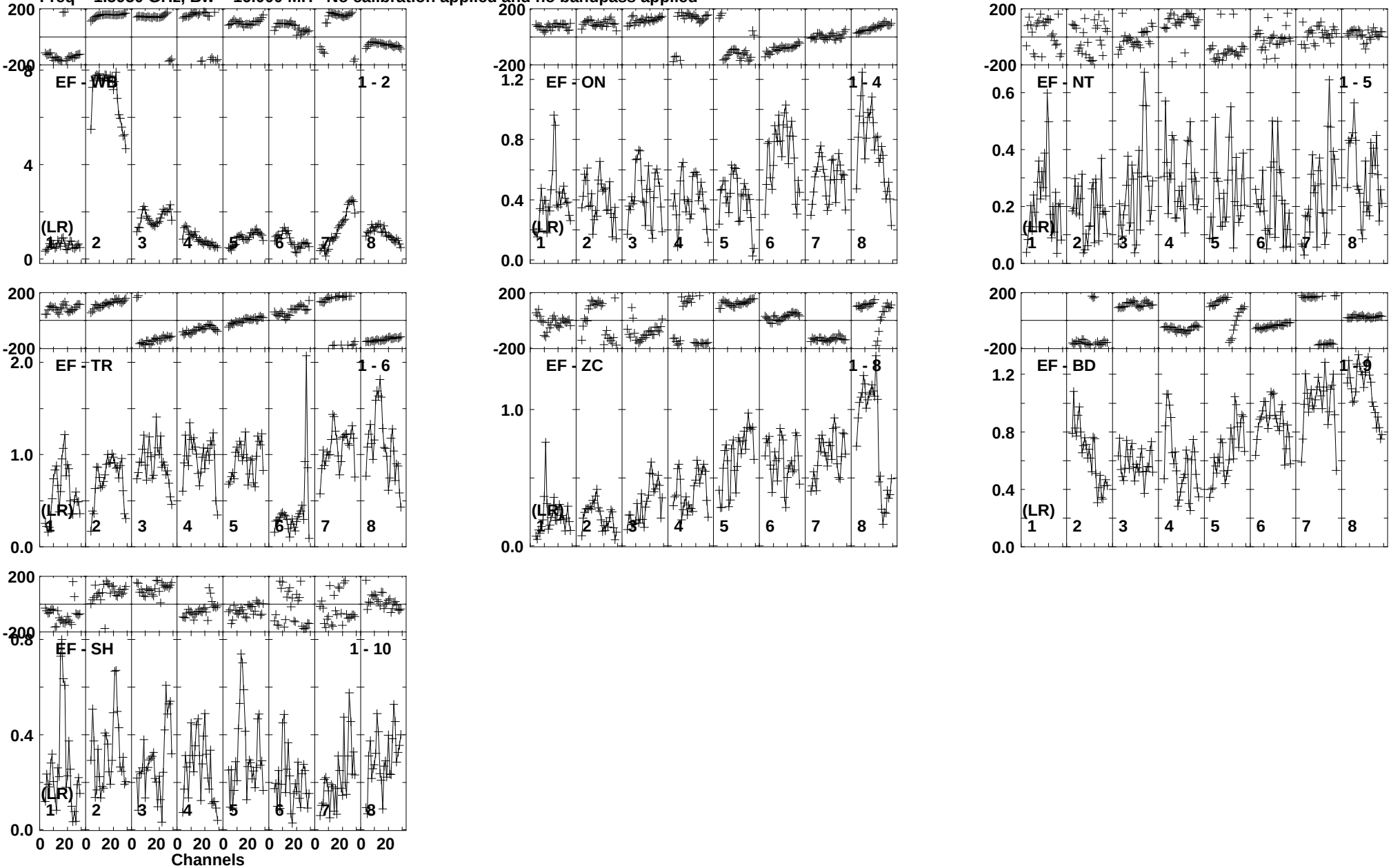

Lower frame: Milli Ampl Jy Top frame: Phas deg
Vector averaged cross-power spectrum Baseline: EF (01) - WB (02)
Timerange: 00/16:29:41 to 00/16:30:09

Plot file version 63 created 19-NOV-2014 16:36:16
ARP299C EP087G 3.UVDATA.1
Freq = 1.5950 GHz, Bw = 16.000 MH No calibration applied and no bandpass applied

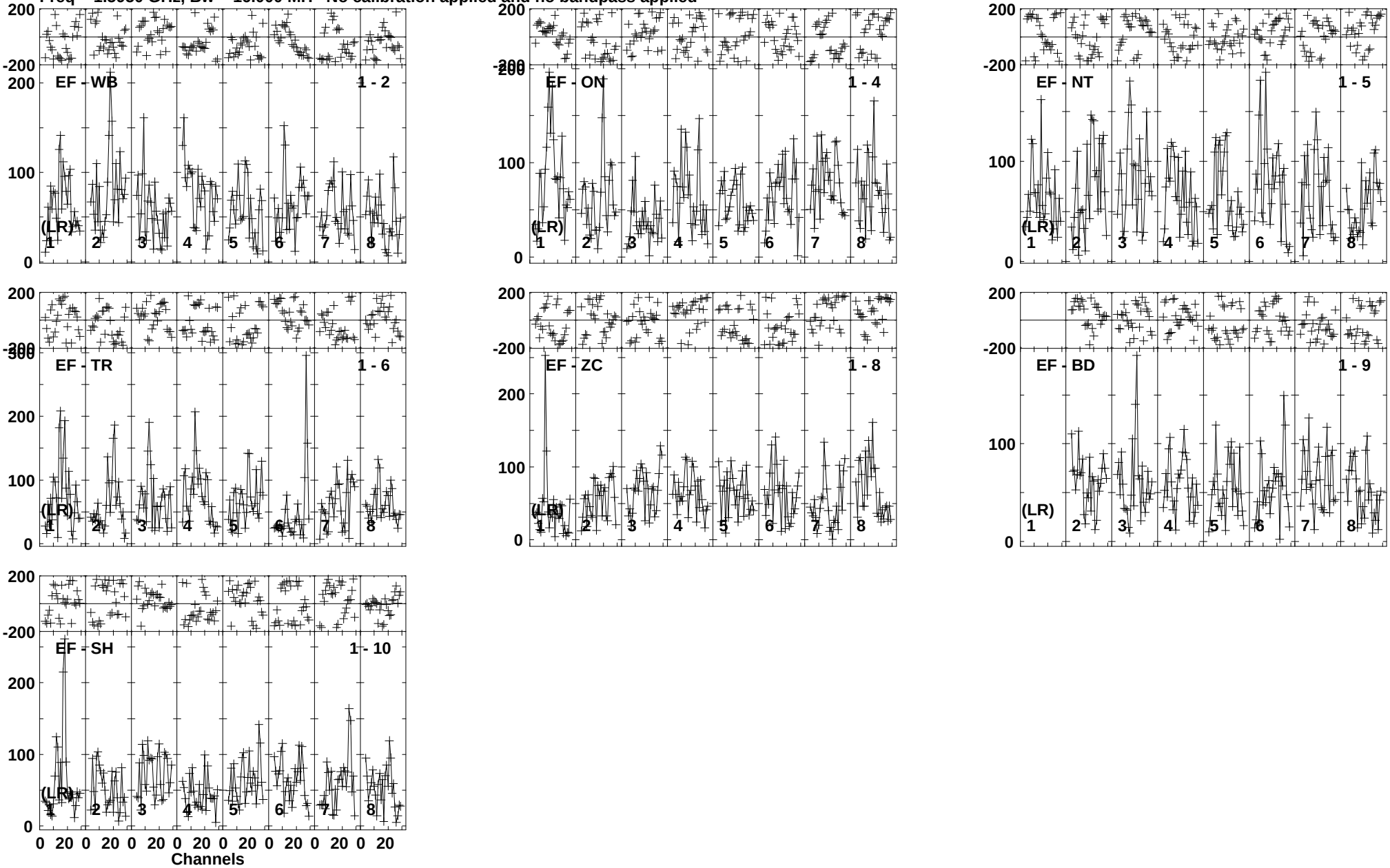

Lower frame: Micro Ampl Jy Top frame: Phas deg
Vector averaged cross-power spectrum Baseline: EF (01) - WB (02)
Timerange: 00/16:30:15 to 00/16:34:39

Plot file version 64 created 19-NOV-2014 16:36:16
J1128+5925 EP087G 3.UVDATA.1
Freq = 1.5950 GHz, Bw = 16.000 MH No calibration applied and no bandpass applied

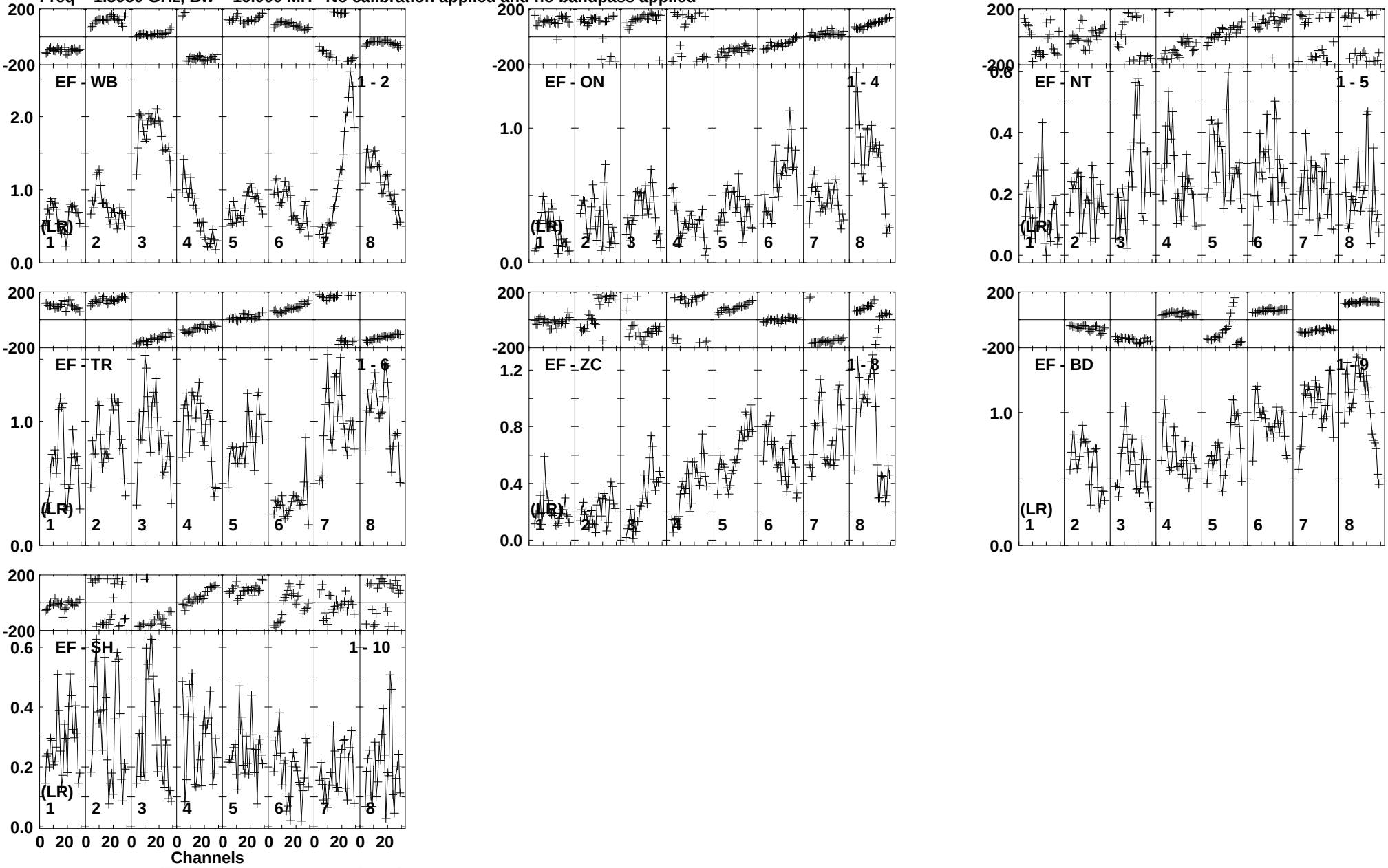

Lower frame: Milli Ampl Jy Top frame: Phas deg
Vector averaged cross-power spectrum Baseline: EF (01) - WB (02)
Timerange: 00/16:34:45 to 00/16:35:49

Plot file version 65 created 19-NOV-2014 16:36:17
ARP299C EP087G 3.UVDATA.1
Freq = 1.5950 GHz, Bw = 16.000 MH No calibration applied and no bandpass applied

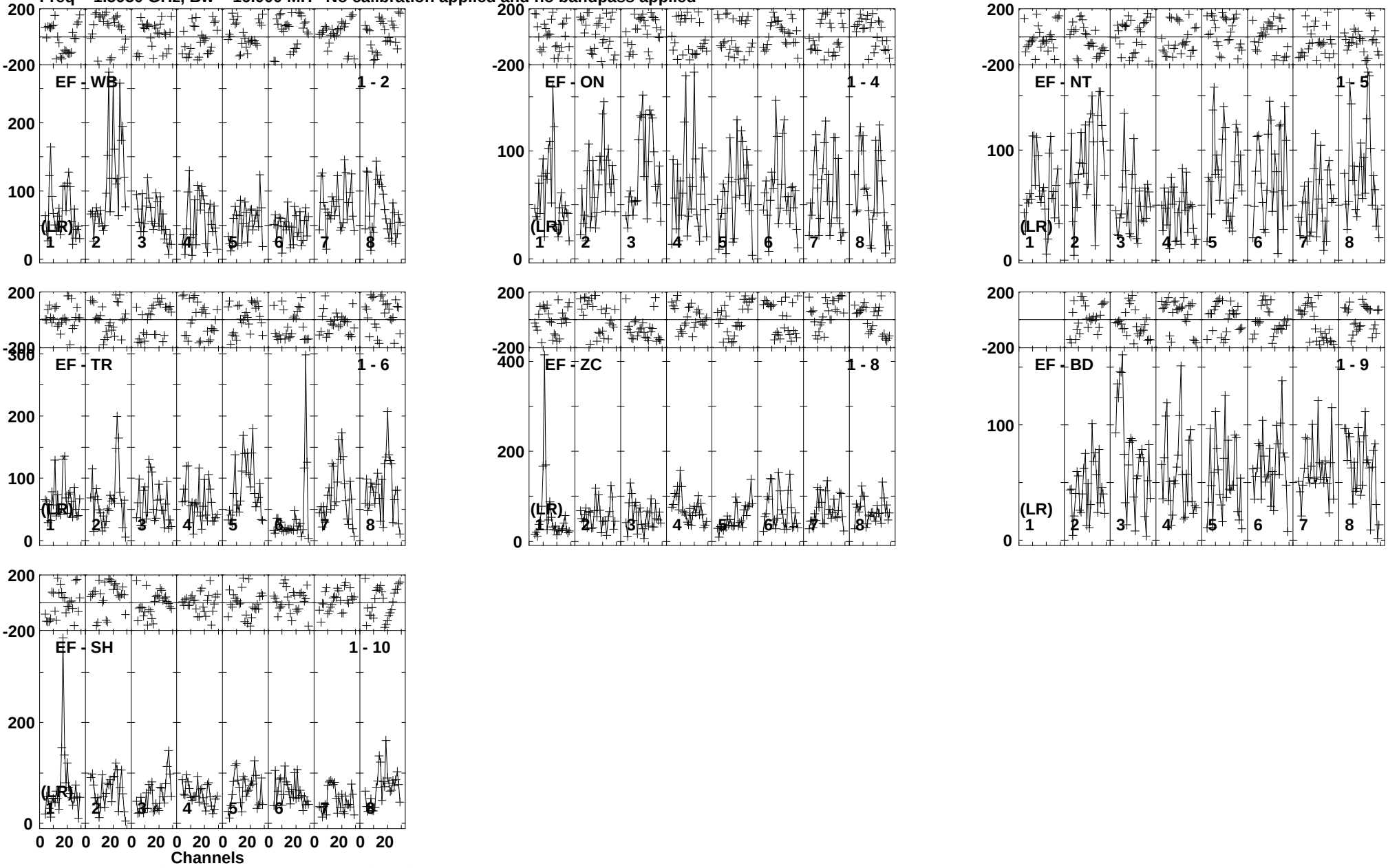

Lower frame: Micro Ampl Jy Top frame: Phas deg
Vector averaged cross-power spectrum Baseline: EF (01) - WB (02)
Timerange: 00/16:35:51 to 00/16:40:19

Plot file version 66 created 19-NOV-2014 16:36:17
J1128+5925 EP087G 3.UVDATA.1
Freq = 1.5950 GHz, Bw = 16.000 MH No calibration applied and no bandpass applied

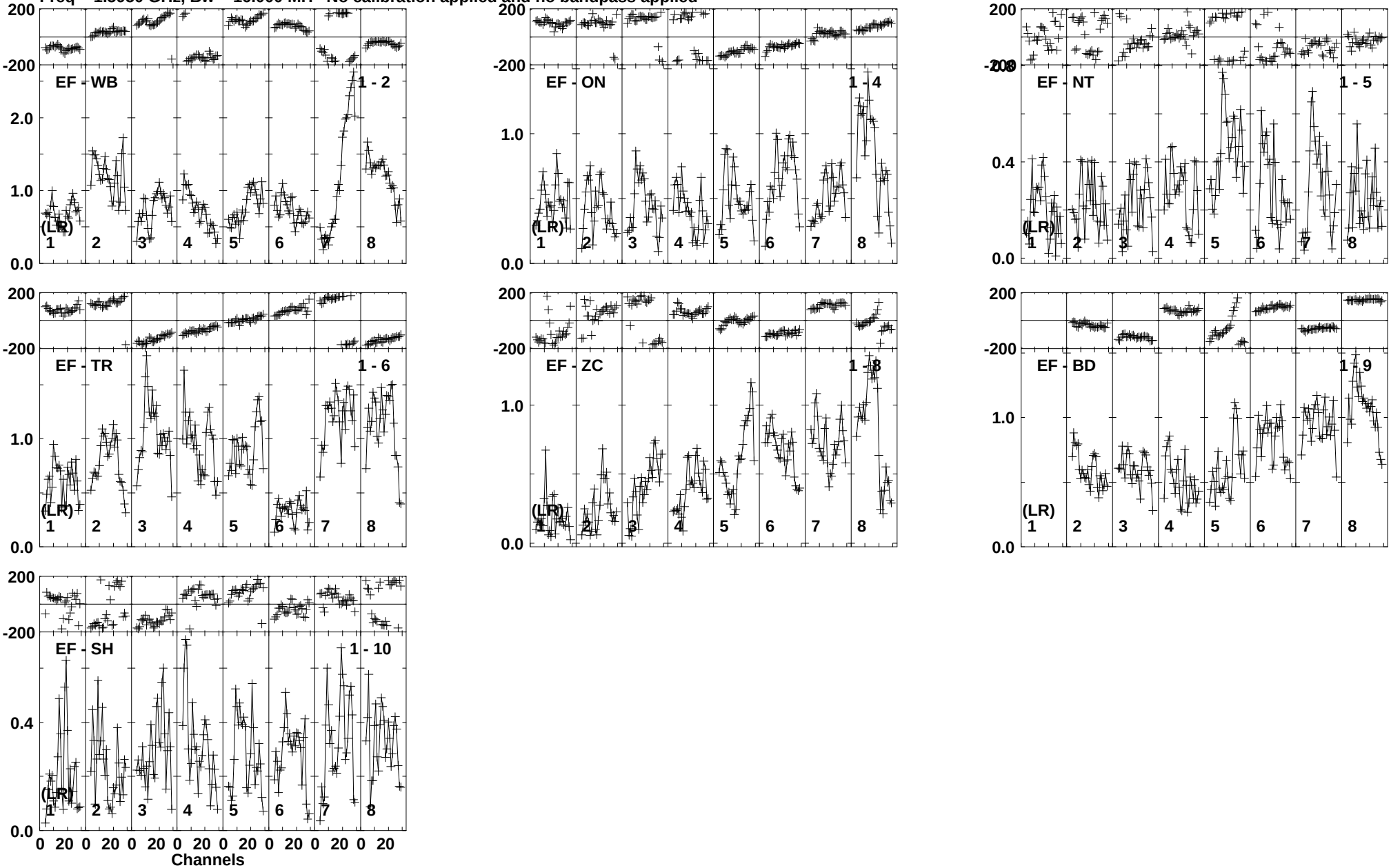

Lower frame: Milli Ampl Jy Top frame: Phas deg
Vector averaged cross-power spectrum Baseline: EF (01) - WB (02)
Timerange: 00/16:41:01 to 00/16:41:29

Plot file version 67 created 19-NOV-2014 16:36:17
ARP299C EP087G 3.UVDATA.1
Freq = 1.5950 GHz, Bw = 16.000 MH No calibration applied and no bandpass applied

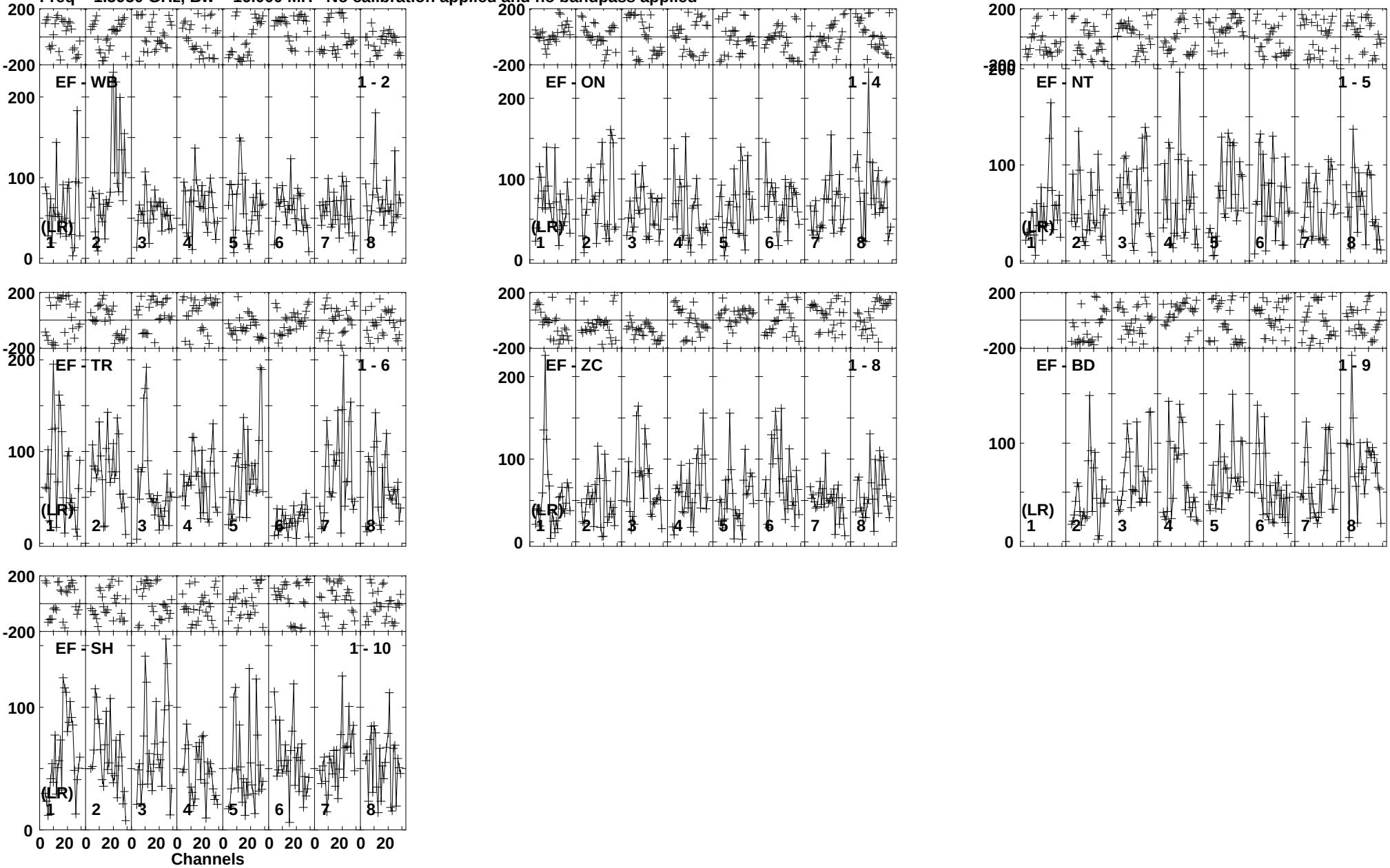

Lower frame: Micro Ampl Jy Top frame: Phas deg
Vector averaged cross-power spectrum Baseline: EF (01) - WB (02)
Timerange: 00/16:41:35 to 00/16:45:59

Plot file version 68 created 19-NOV-2014 16:36:17
J1128+5925 EP087G 3.UVDATA.1
Freq = 1.5950 GHz, Bw = 16.000 MH No calibration applied and no bandpass applied

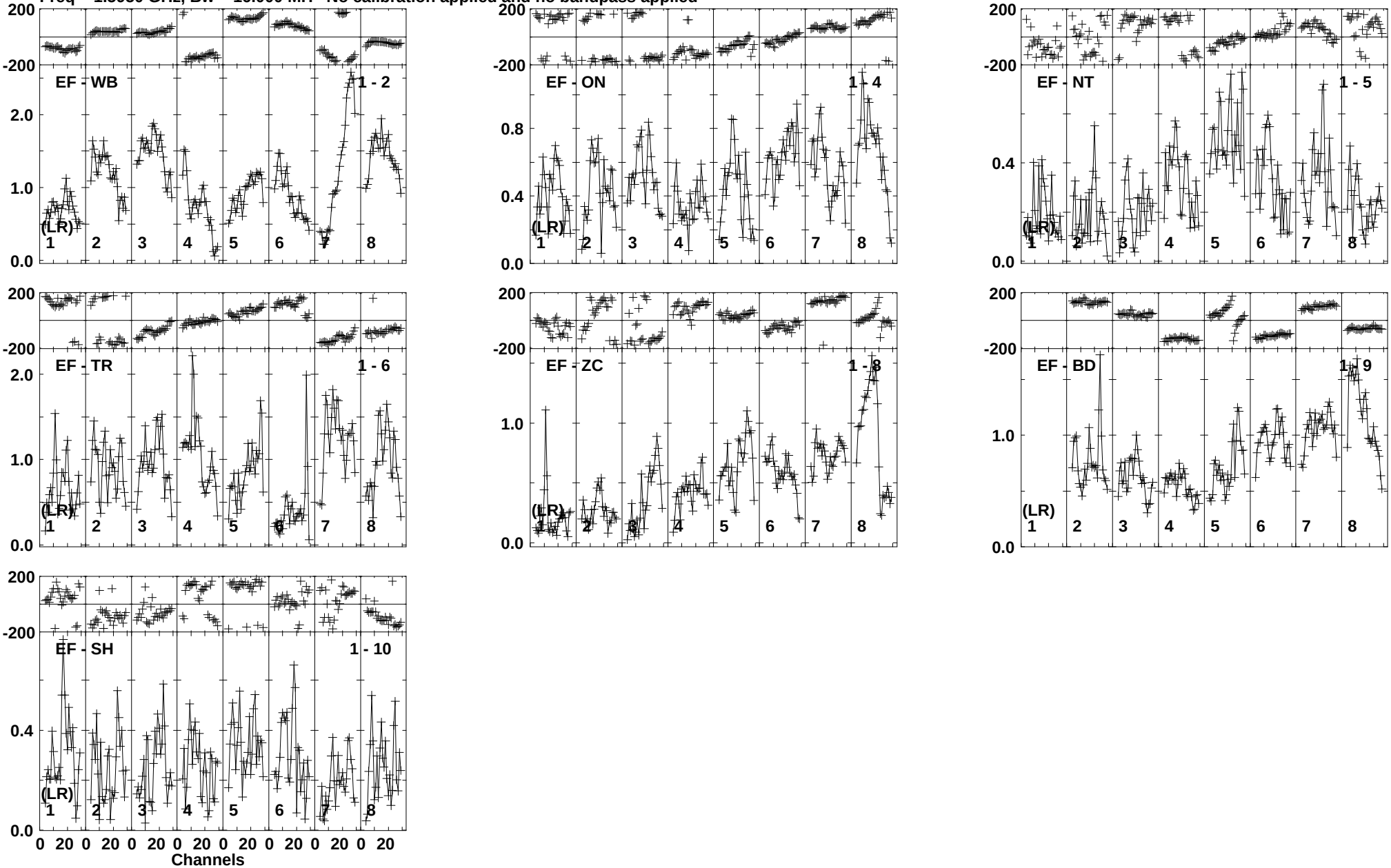

Lower frame: Milli Ampl Jy Top frame: Phas deg
Vector averaged cross-power spectrum Baseline: EF (01) - WB (02)
Timerange: 00/16:46:05 to 00/16:46:59

Plot file version 69 created 19-NOV-2014 16:36:17
ARP299C EP087G 3.UVDATA.1
Freq = 1.5950 GHz, Bw = 16.000 MH No calibration applied and no bandpass applied



Lower frame: Micro Ampl Jy Top frame: Phas deg
Vector averaged cross-power spectrum Baseline: EF (01) - WB (02)
Timerange: 00/16:47:01 to 00/16:51:29

Plot file version 70 created 19-NOV-2014 16:36:17
J1128+5925 EP087G 3.UVDATA.1
Freq = 1.5950 GHz, Bw = 16.000 MH No calibration applied and no bandpass applied

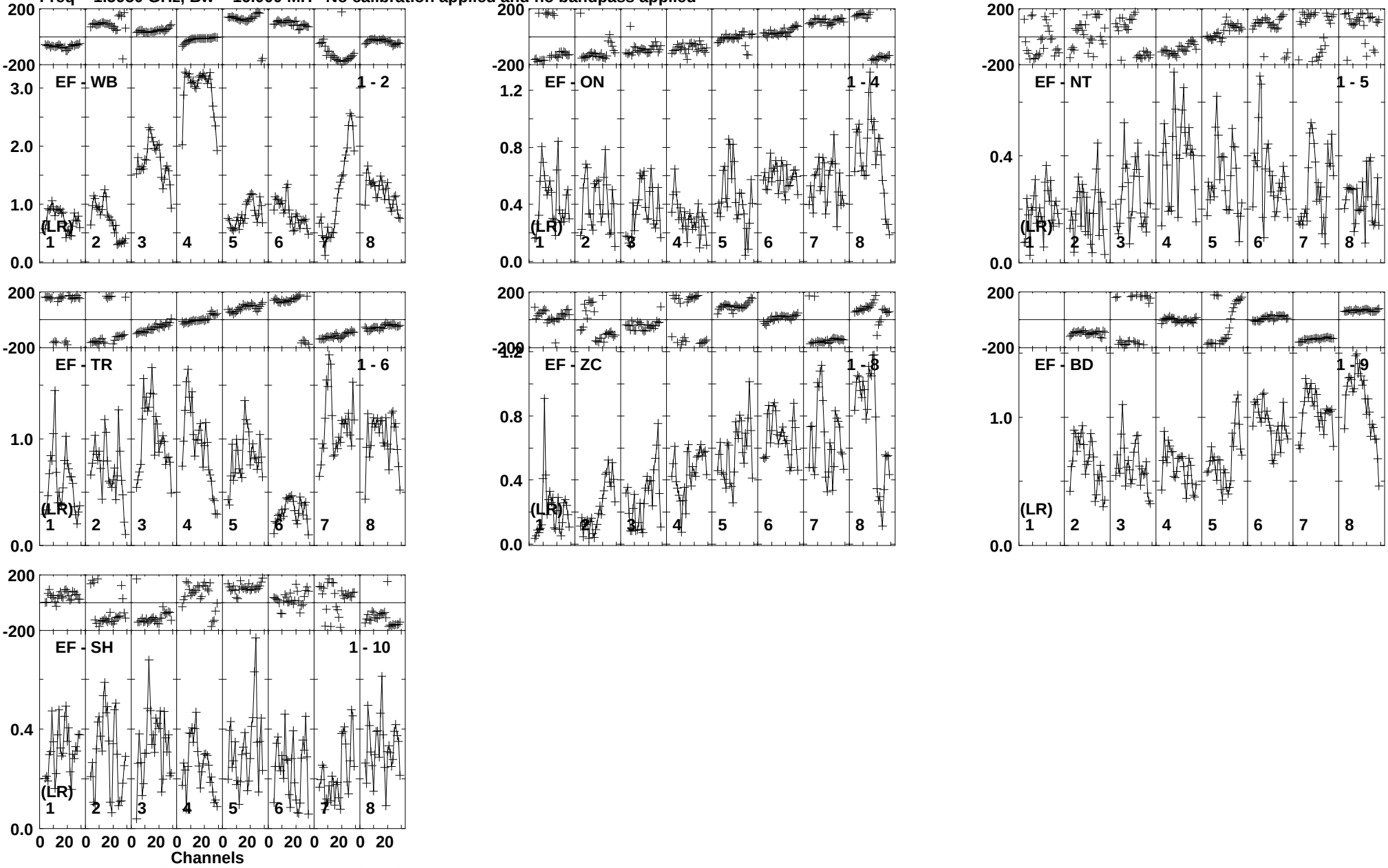

Lower frame: Milli Ampl Jy Top frame: Phas deg
Vector averaged cross-power spectrum Baseline: EF (01) - WB (02)
Timerange: 00/16:52:11 to 00/16:52:39

Plot file version 71 created 19-NOV-2014 16:36:17
ARP299C EP087G 3.UVDATA.1
Freq = 1.5950 GHz, Bw = 16.000 MH No calibration applied and no bandpass applied



Lower frame: Micro Ampl Jy Top frame: Phas deg
Vector averaged cross-power spectrum Baseline: EF (01) - WB (02)
Timerange: 00/16:52:45 to 00/16:57:09

Plot file version 72 created 19-NOV-2014 16:36:18
J1128+5925 EP087G 3.UVDATA.1
Freq = 1.5950 GHz, Bw = 16.000 MH No calibration applied and no bandpass applied

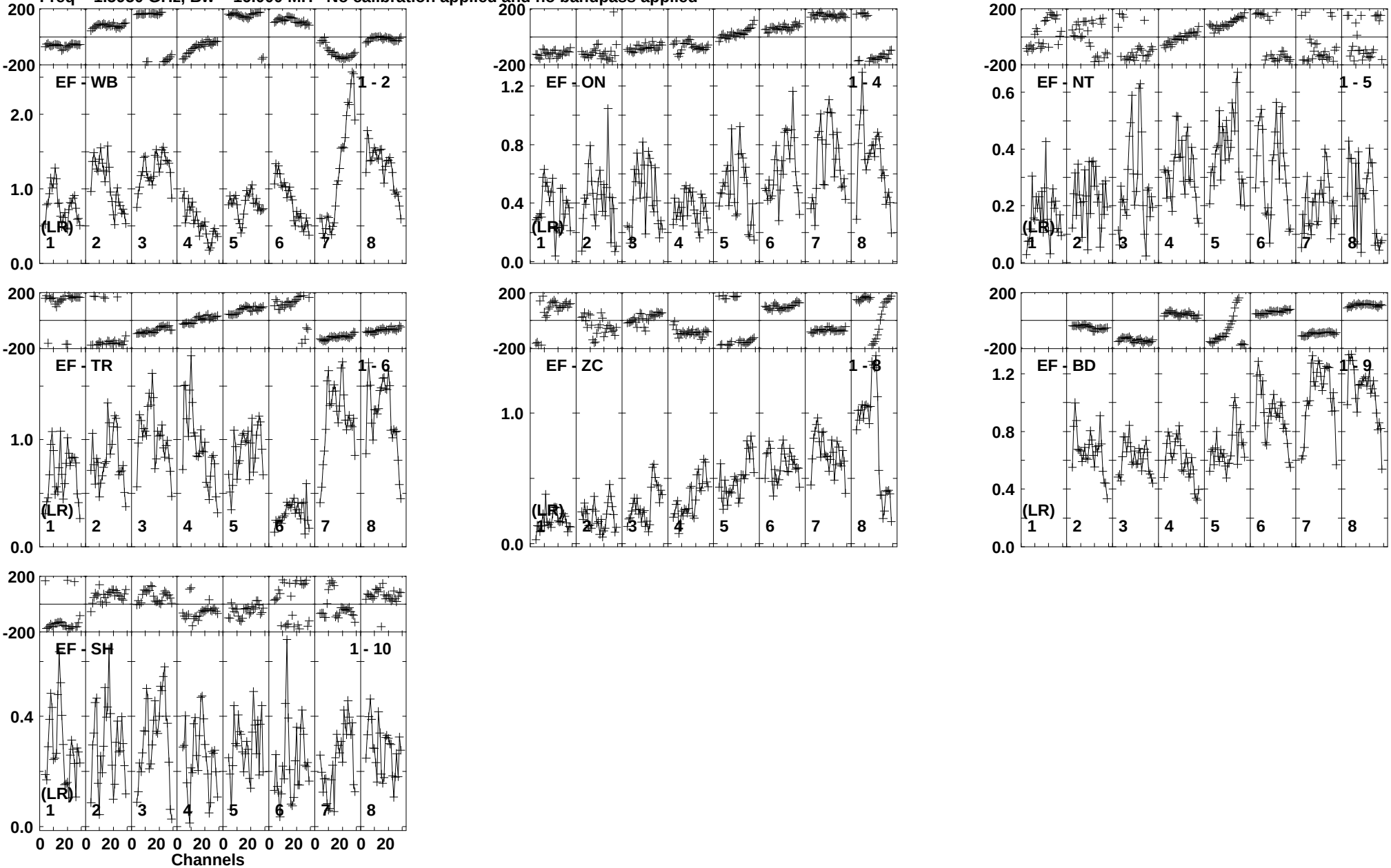

Lower frame: Milli Ampl Jy Top frame: Phas deg
Vector averaged cross-power spectrum Baseline: EF (01) - WB (02)
Timerange: 00/16:57:15 to 00/16:58:19

Plot file version 73 created 19-NOV-2014 16:36:18
ARP299C EP087G 3.UVDATA.1
Freq = 1.5950 GHz, Bw = 16.000 MH No calibration applied and no bandpass applied

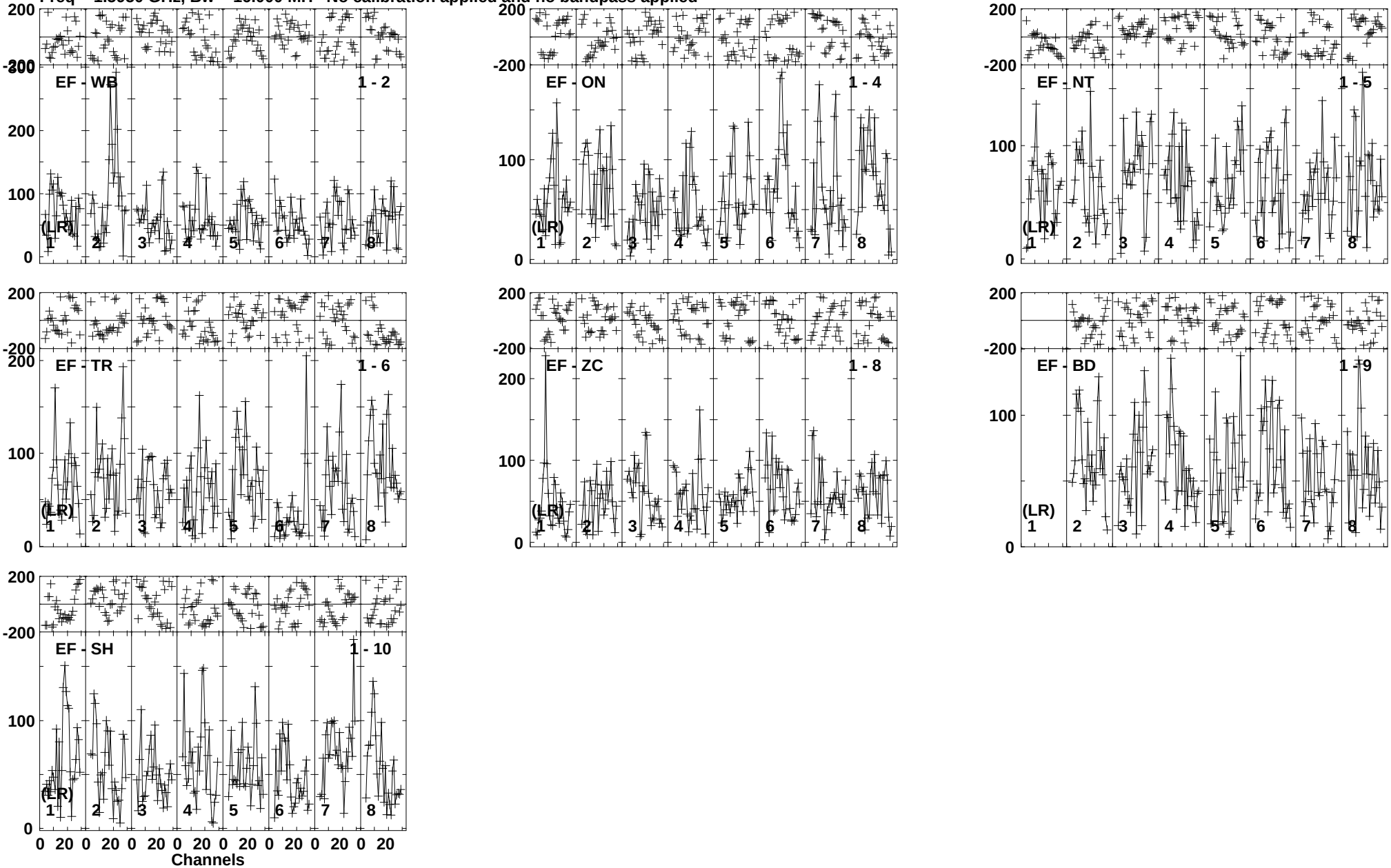

Lower frame: Micro Ampl Jy Top frame: Phas deg
Vector averaged cross-power spectrum Baseline: EF (01) - WB (02)
Timerange: 00/16:58:21 to 00/17:02:49

Plot file version 74 created 19-NOV-2014 16:36:18
J1128+5925 EP087G 3.UVDATA.1
Freq = 1.5950 GHz, Bw = 16.000 MH No calibration applied and no bandpass applied

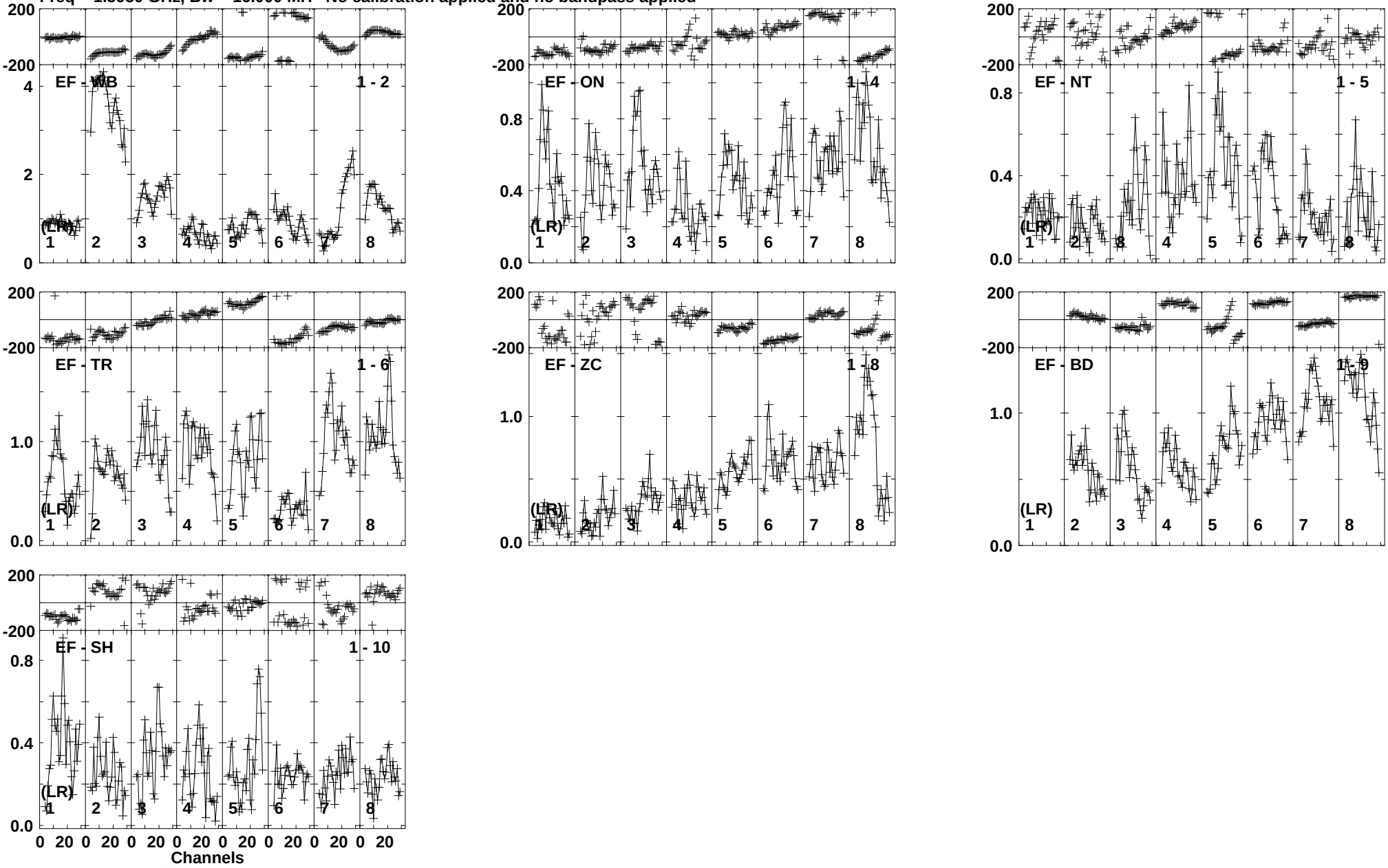

Lower frame: Milli Ampl Jy Top frame: Phas deg
Vector averaged cross-power spectrum Baseline: EF (01) - WB (02)
Timerange: 00/17:03:31 to 00/17:03:59

Plot file version 75 created 19-NOV-2014 16:36:18
ARP299C EP087G 3.UVDATA.1
Freq = 1.5950 GHz, Bw = 16.000 MH No calibration applied and no bandpass applied



Lower frame: Micro Ampl Jy Top frame: Phas deg
Vector averaged cross-power spectrum Baseline: EF (01) - WB (02)
Timerange: 00/17:04:05 to 00/17:08:29

Plot file version 76 created 19-NOV-2014 16:36:18
J1128+5925 EP087G 3.UVDATA.1
Freq = 1.5950 GHz, Bw = 16.000 MH No calibration applied and no bandpass applied

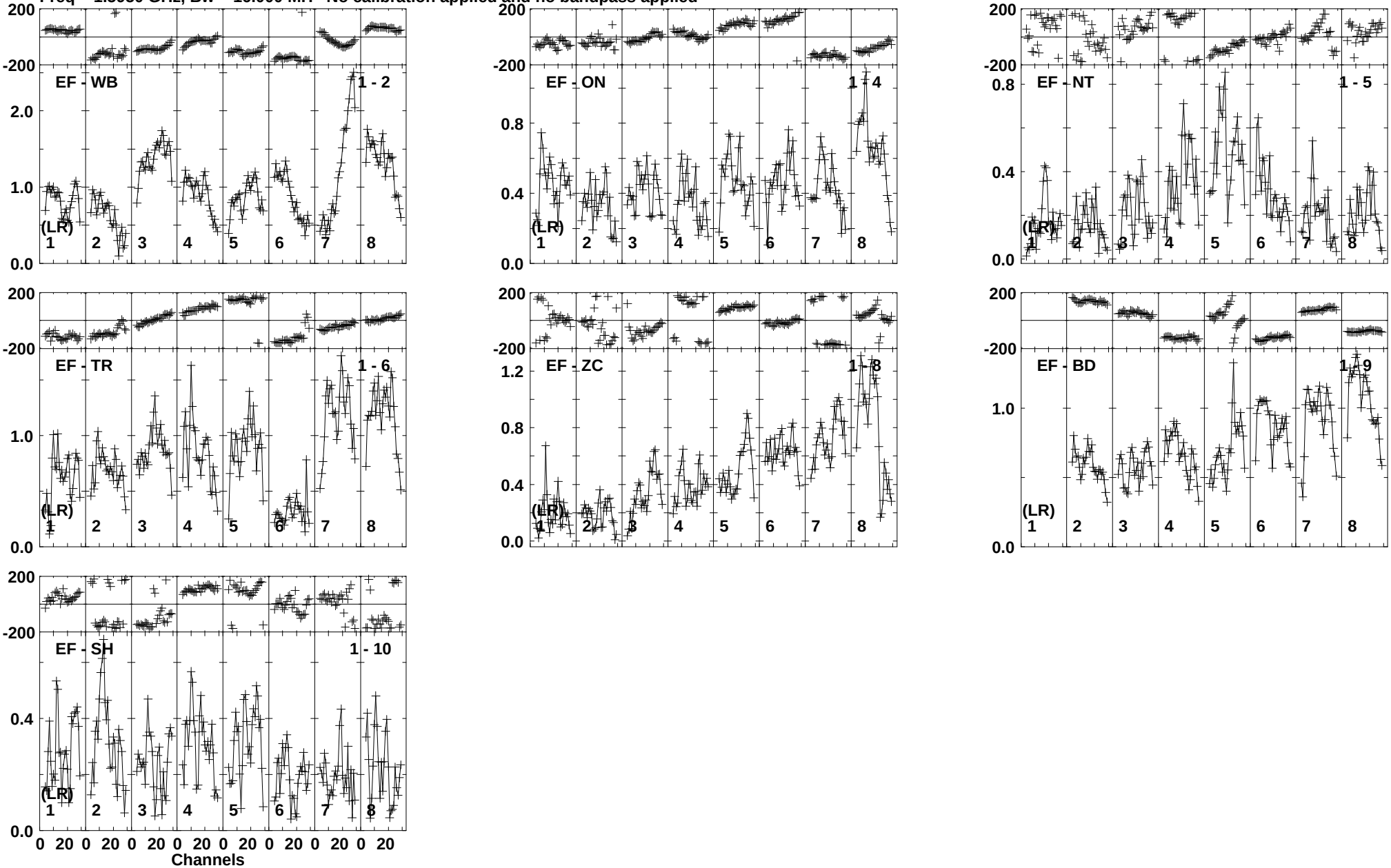

Lower frame: Milli Ampl Jy Top frame: Phas deg
Vector averaged cross-power spectrum Baseline: EF (01) - WB (02)
Timerange: 00/17:08:34 to 00/17:09:38

Plot file version 77 created 19-NOV-2014 16:36:18
ARP299C EP087G 3.UVDATA.1
Freq = 1.5950 GHz, Bw = 16.000 MH No calibration applied and no bandpass applied

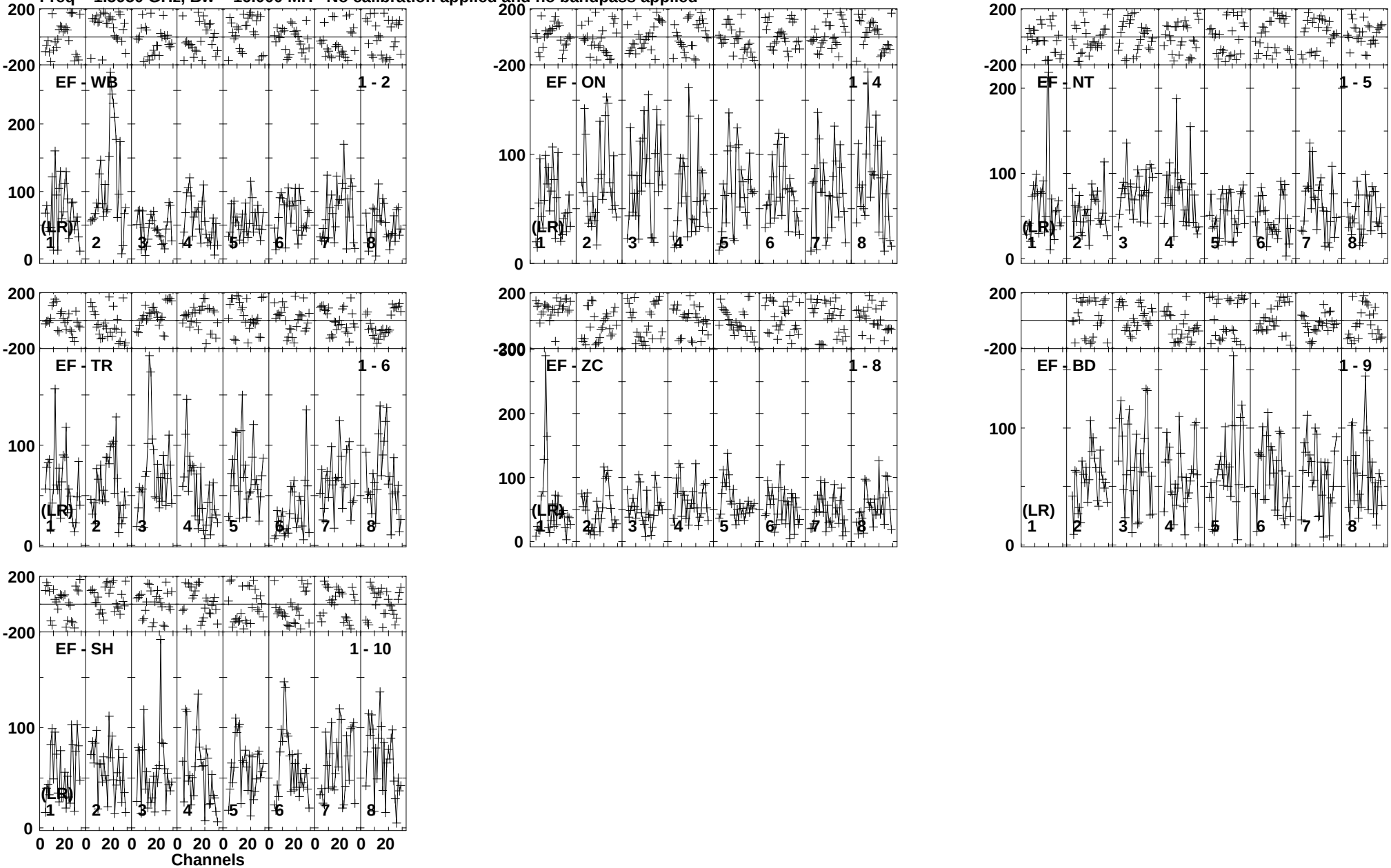

Lower frame: Micro Ampl Jy Top frame: Phas deg
Vector averaged cross-power spectrum Baseline: EF (01) - WB (02)
Timerange: 00/17:09:41 to 00/17:14:09

Plot file version 78 created 19-NOV-2014 16:36:18
J1128+5925 EP087G 3.UVDATA.1
Freq = 1.5950 GHz, Bw = 16.000 MH No calibration applied and no bandpass applied

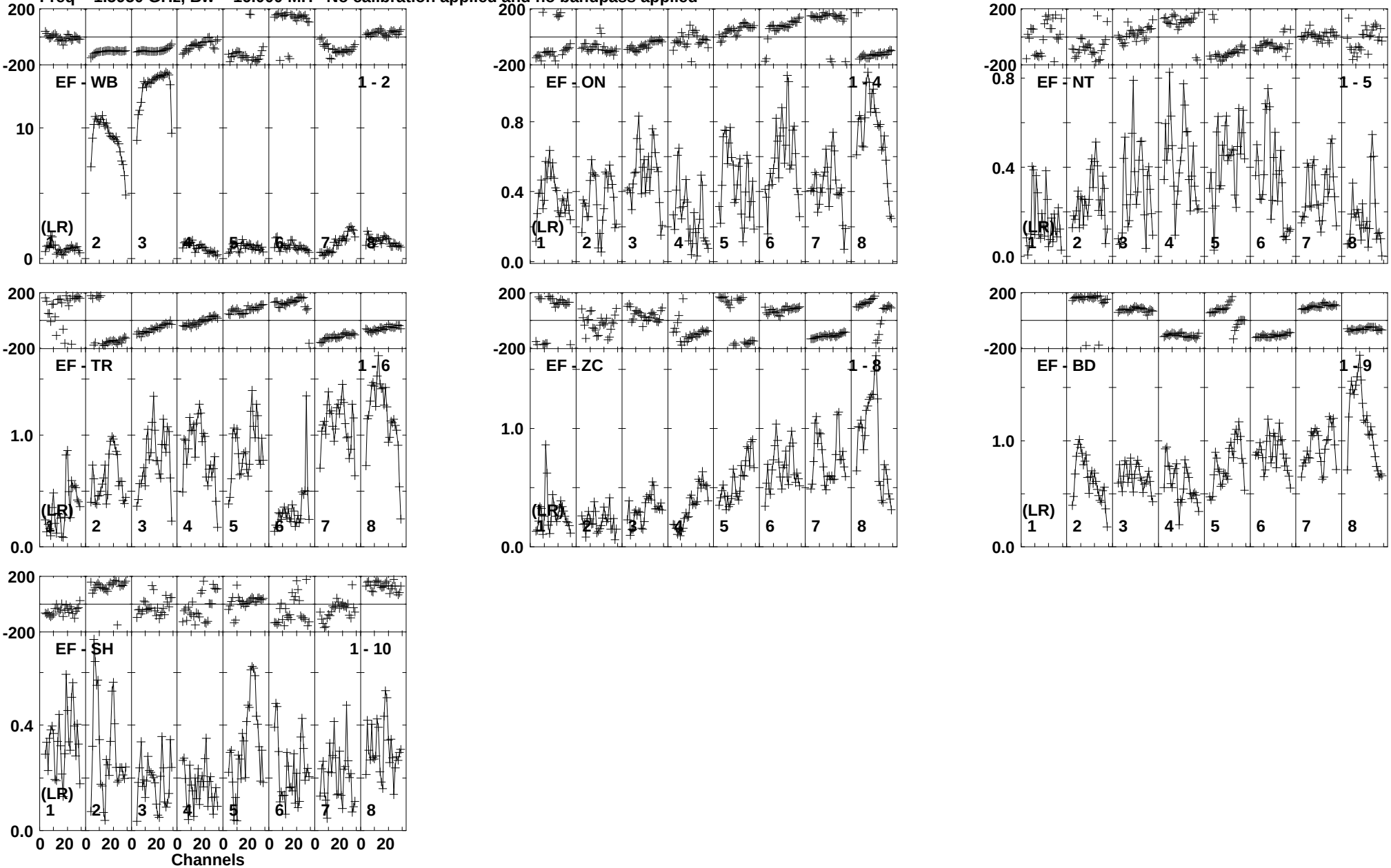

Lower frame: Milli Ampl Jy Top frame: Phas deg
Vector averaged cross-power spectrum Baseline: EF (01) - WB (02)
Timerange: 00/17:14:51 to 00/17:15:19

Plot file version 79 created 19-NOV-2014 16:36:19
ARP299C EP087G 3.UVDATA.1
Freq = 1.5950 GHz, Bw = 16.000 MH No calibration applied and no bandpass applied



Lower frame: Micro Ampl Jy Top frame: Phas deg
Vector averaged cross-power spectrum Baseline: EF (01) - WB (02)
Timerange: 00/17:15:25 to 00/17:19:49

Plot file version 80 created 19-NOV-2014 16:36:19
J1128+5925 EP087G 3.UVDATA.1
Freq = 1.5950 GHz, Bw = 16.000 MH No calibration applied and no bandpass applied

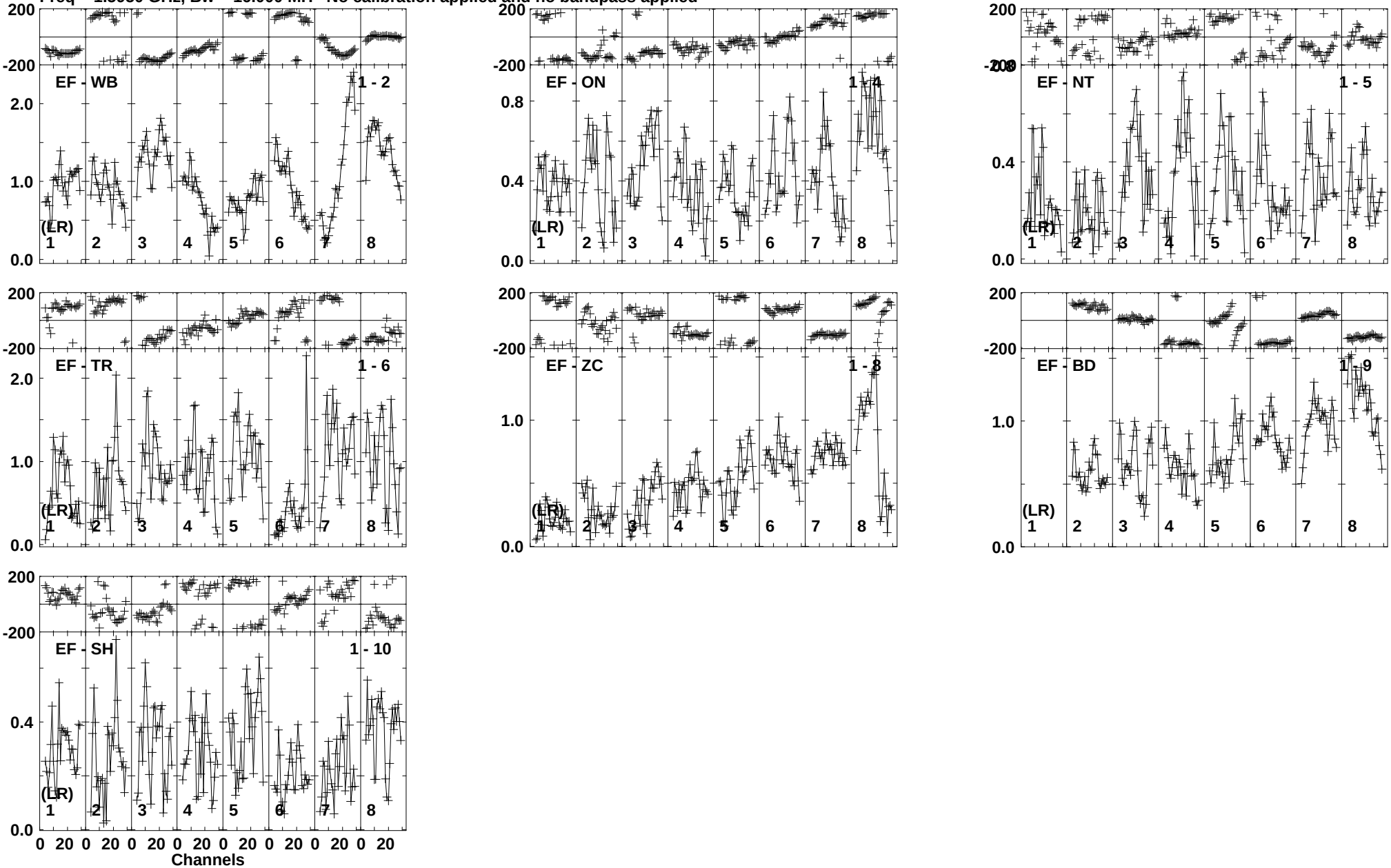

Lower frame: Milli Ampl Jy Top frame: Phas deg
Vector averaged cross-power spectrum Baseline: EF (01) - WB (02)
Timerange: 00/17:19:55 to 00/17:20:49

Plot file version 81 created 19-NOV-2014 16:36:19
ARP299C EP087G 3.UVDATA.1
Freq = 1.5950 GHz, Bw = 16.000 MH No calibration applied and no bandpass applied



Lower frame: Micro Ampl Jy Top frame: Phas deg
Vector averaged cross-power spectrum Baseline: EF (01) - WB (02)
Timerange: 00/17:20:51 to 00/17:25:19

Plot file version 82 created 19-NOV-2014 16:36:19
J1128+5925 EP087G 3.UVDATA.1
Freq = 1.5950 GHz, Bw = 16.000 MH No calibration applied and no bandpass applied

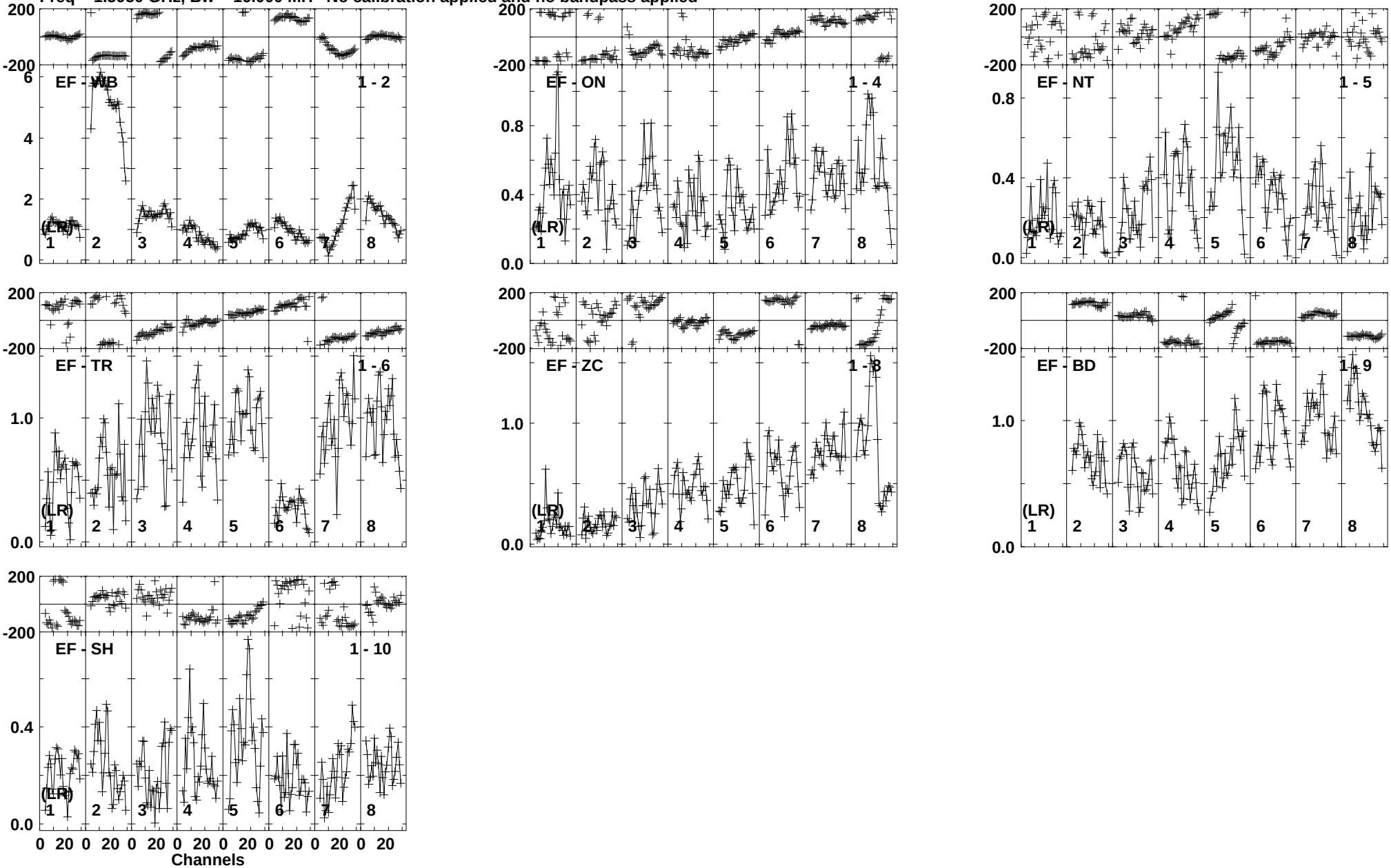

Lower frame: Milli Ampl Jy Top frame: Phas deg
Vector averaged cross-power spectrum Baseline: EF (01) - WB (02)
Timerange: 00/17:26:01 to 00/17:26:29

Plot file version 83 created 19-NOV-2014 16:36:19
ARP299C EP087G 3.UVDATA.1
Freq = 1.5950 GHz, Bw = 16.000 MH No calibration applied and no bandpass applied

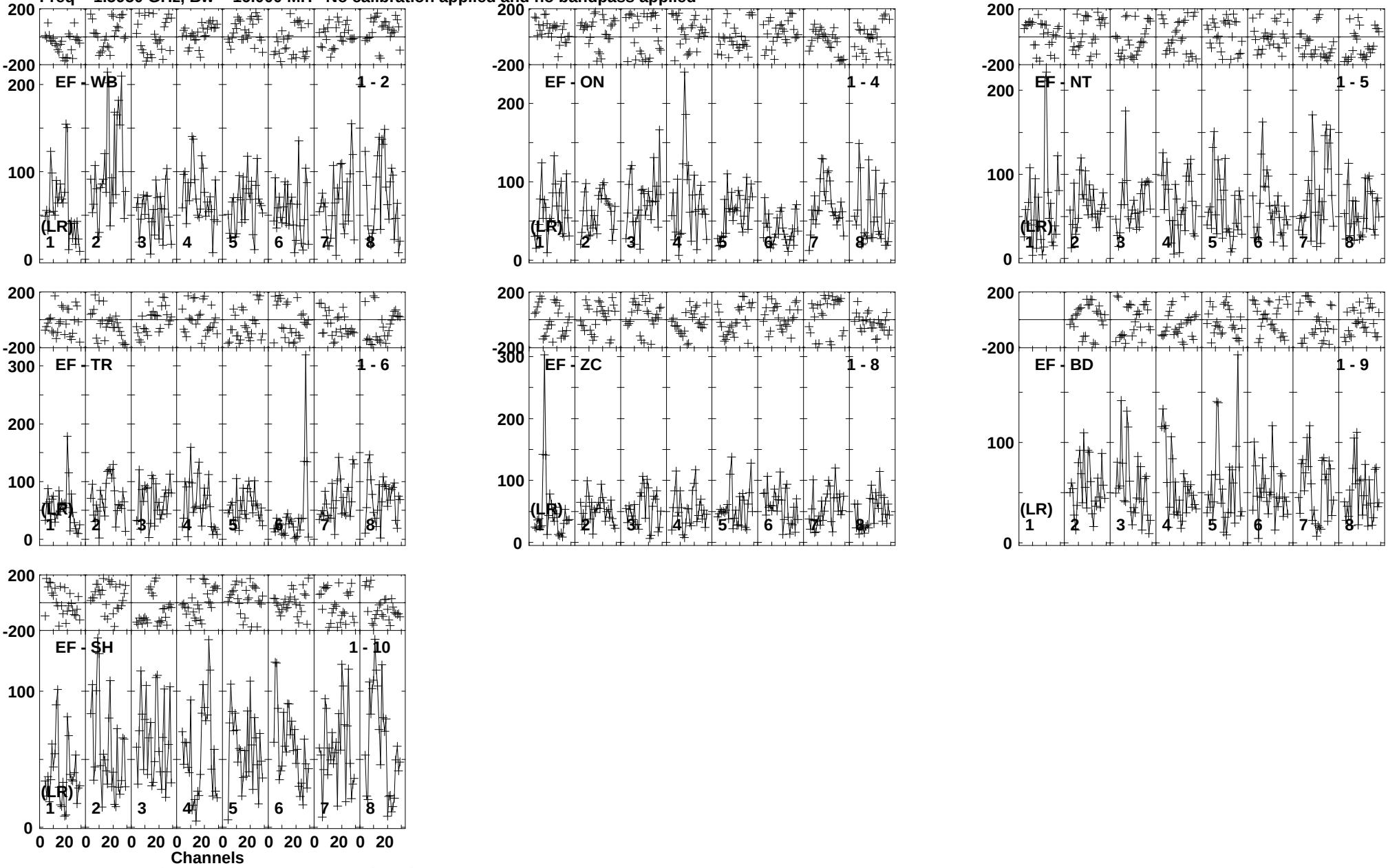

Lower frame: Micro Ampl Jy Top frame: Phas deg
Vector averaged cross-power spectrum Baseline: EF (01) - WB (02)
Timerange: 00/17:26:35 to 00/17:30:59

Plot file version 84 created 19-NOV-2014 16:36:19
J1128+5925 EP087G 3.UVDATA.1
Freq = 1.5950 GHz, Bw = 16.000 MH No calibration applied and no bandpass applied

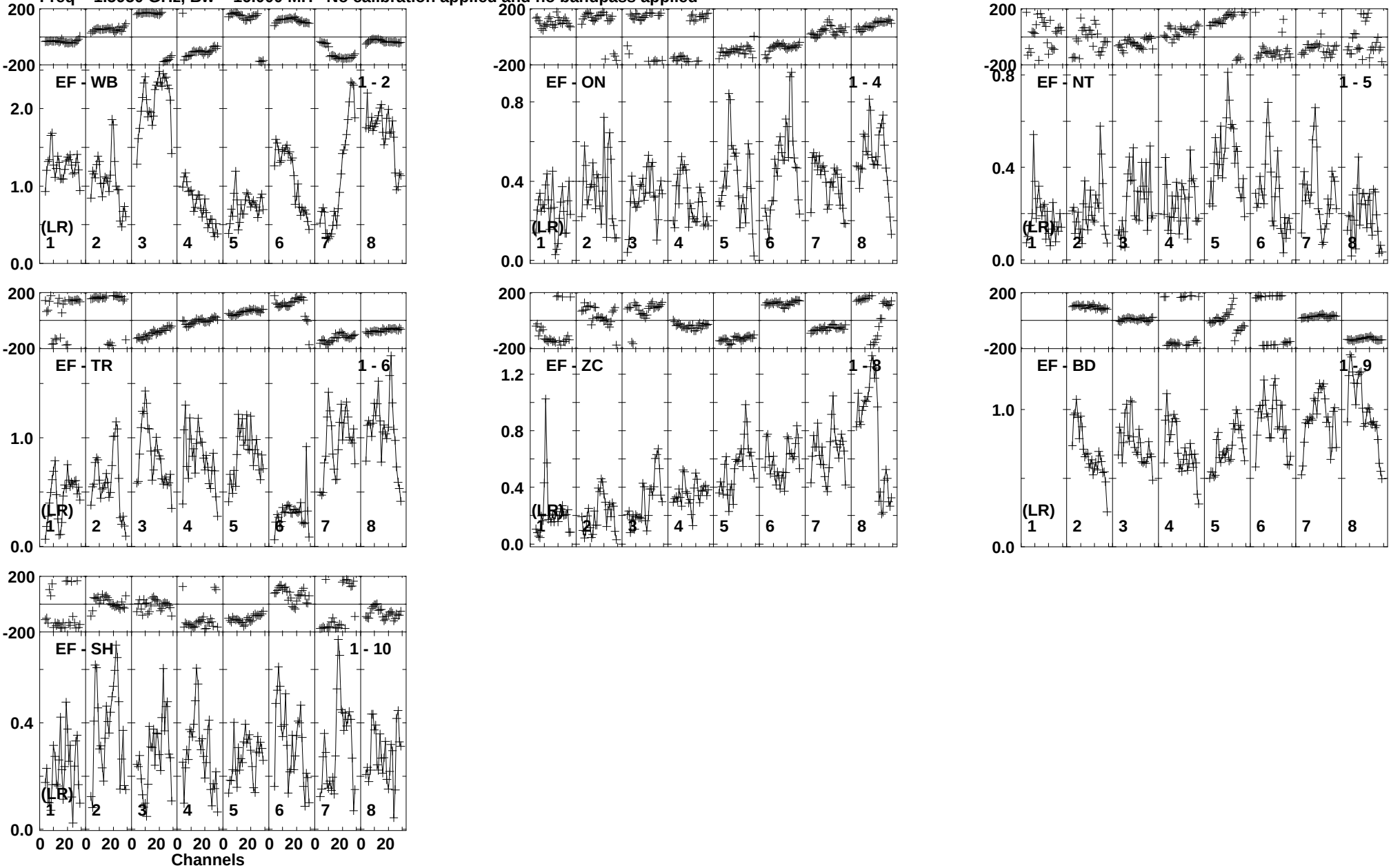

Lower frame: Milli Ampl Jy Top frame: Phas deg
Vector averaged cross-power spectrum Baseline: EF (01) - WB (02)
Timerange: 00/17:31:05 to 00/17:32:09

Plot file version 85 created 19-NOV-2014 16:36:19
ARP299C EP087G 3.UVDATA.1
Freq = 1.5950 GHz, Bw = 16.000 MH No calibration applied and no bandpass applied



Lower frame: Micro Ampl Jy Top frame: Phas deg
Vector averaged cross-power spectrum Baseline: EF (01) - WB (02)
Timerange: 00/17:32:11 to 00/17:36:39

Plot file version 86 created 19-NOV-2014 16:36:20
J1128+5925 EP087G 3.UVDATA.1
Freq = 1.5950 GHz, Bw = 16.000 MH No calibration applied and no bandpass applied

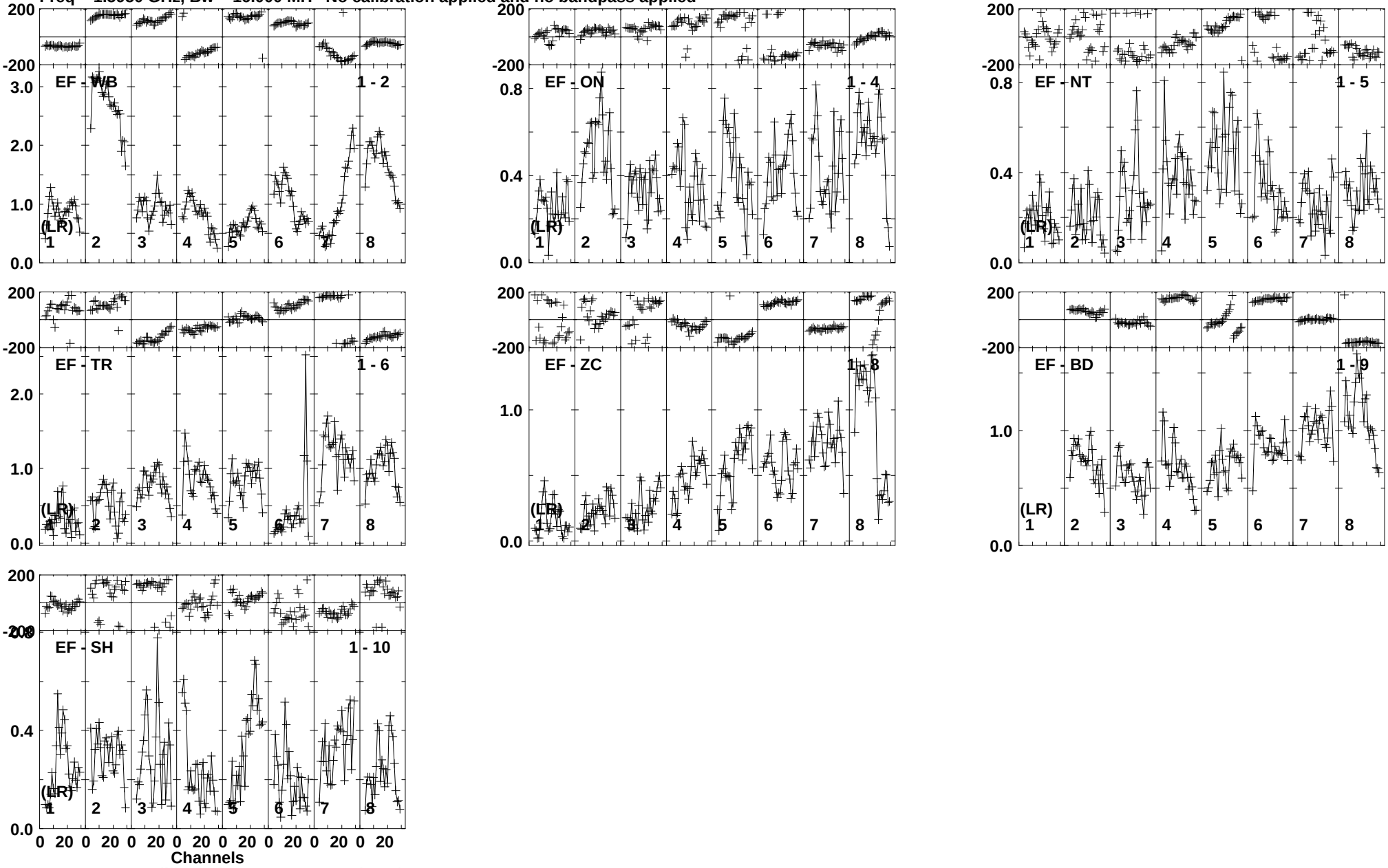

Lower frame: Milli Ampl Jy Top frame: Phas deg
Vector averaged cross-power spectrum Baseline: EF (01) - WB (02)
Timerange: 00/17:37:21 to 00/17:37:49

Plot file version 87 created 19-NOV-2014 16:36:20
ARP299C EP087G 3.UVDATA.1
Freq = 1.5950 GHz, Bw = 16.000 MH No calibration applied and no bandpass applied

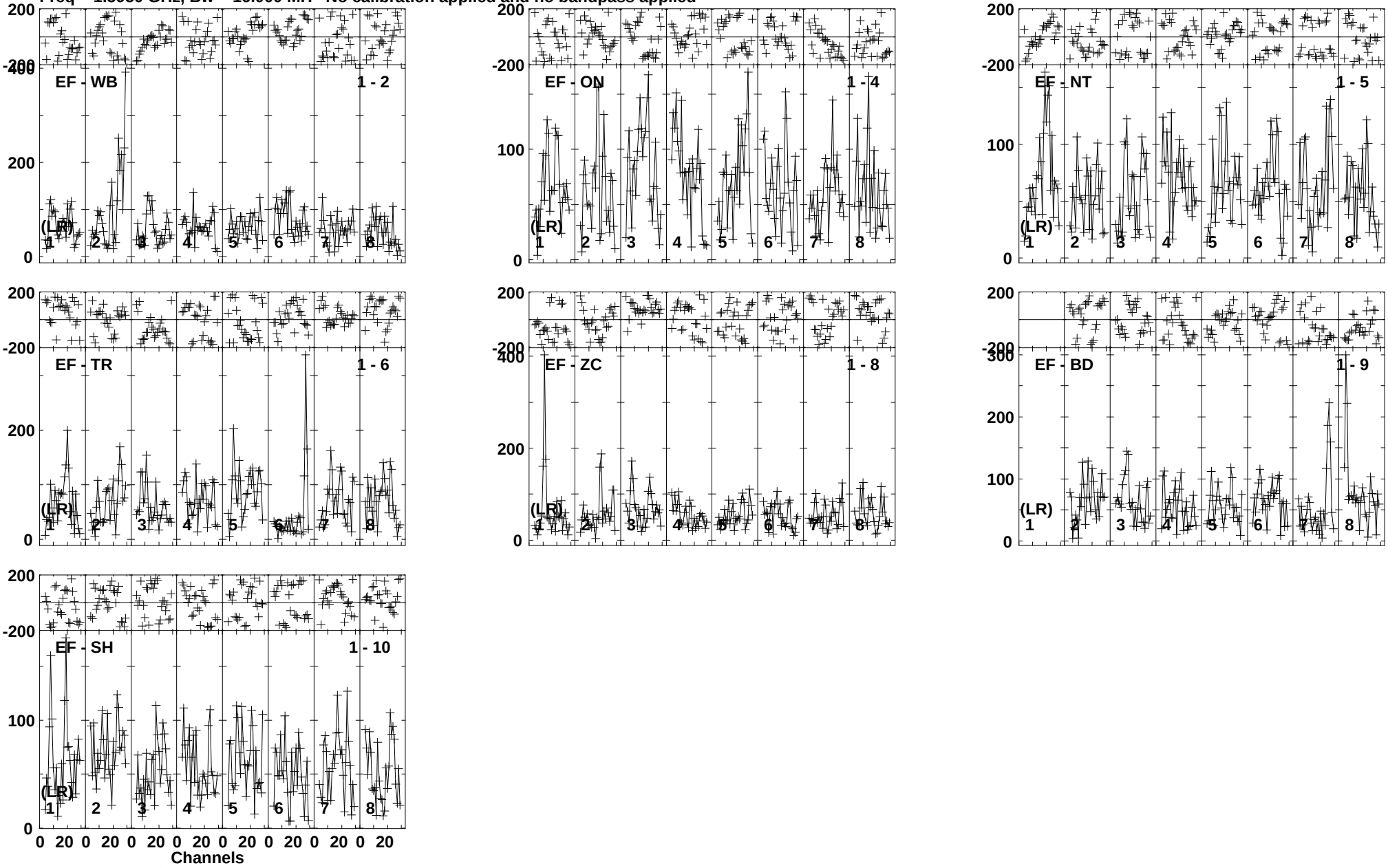

Lower frame: Micro Ampl Jy Top frame: Phas deg
Vector averaged cross-power spectrum Baseline: EF (01) - WB (02)
Timerange: 00/17:37:55 to 00/17:42:19

Plot file version 88 created 19-NOV-2014 16:36:20
ARP299C EP087G 3.UVDATA.1
Freq = 1.5950 GHz, Bw = 16.000 MH No calibration applied and no bandpass applied

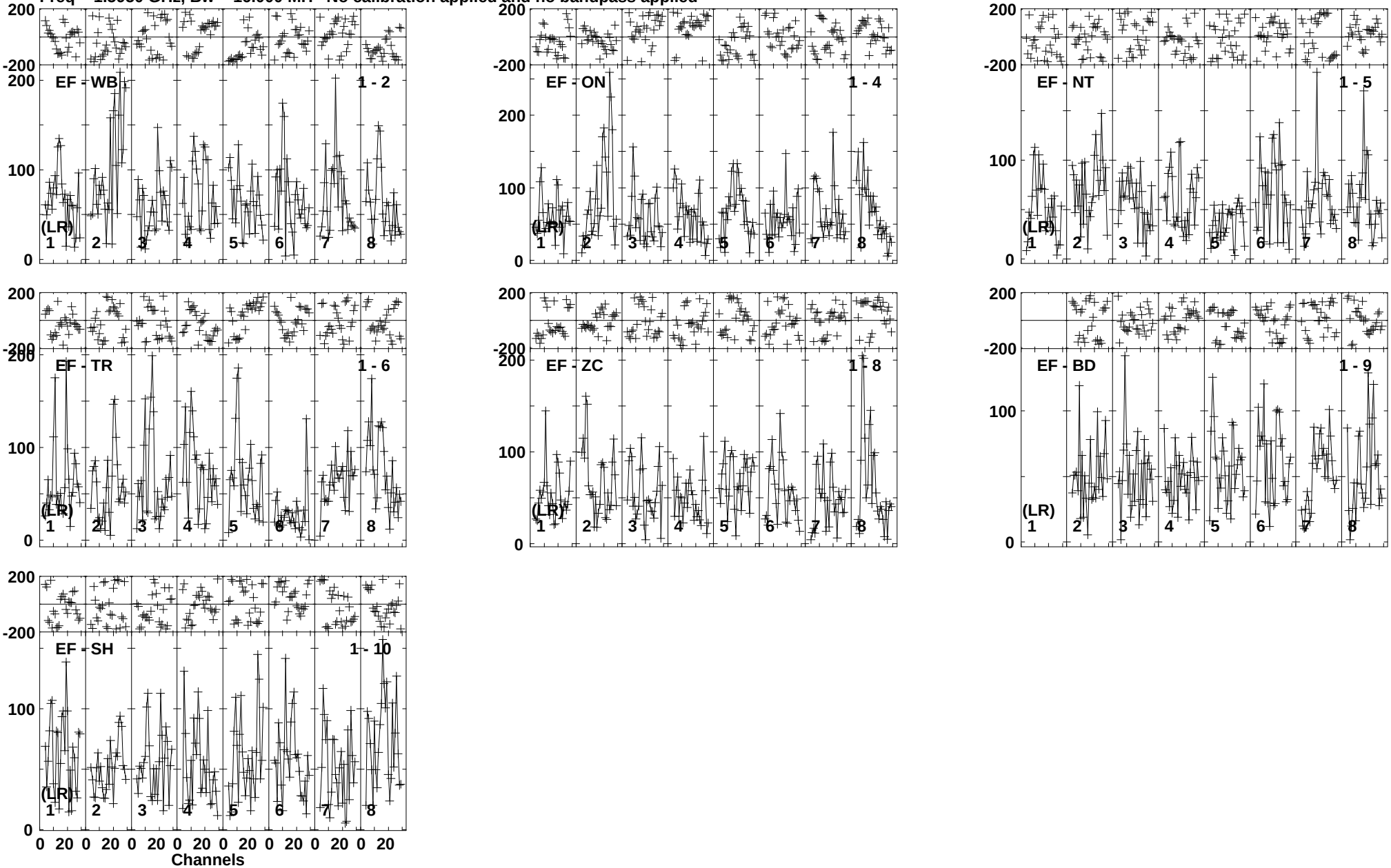

Lower frame: Micro Ampl Jy Top frame: Phas deg
Vector averaged cross-power spectrum Baseline: EF (01) - WB (02)
Timerange: 00/17:43:31 to 00/17:47:59

Plot file version 89 created 19-NOV-2014 16:36:20
J1128+5925 EP087G 3.UVDATA.1
Freq = 1.5950 GHz, Bw = 16.000 MH No calibration applied and no bandpass applied

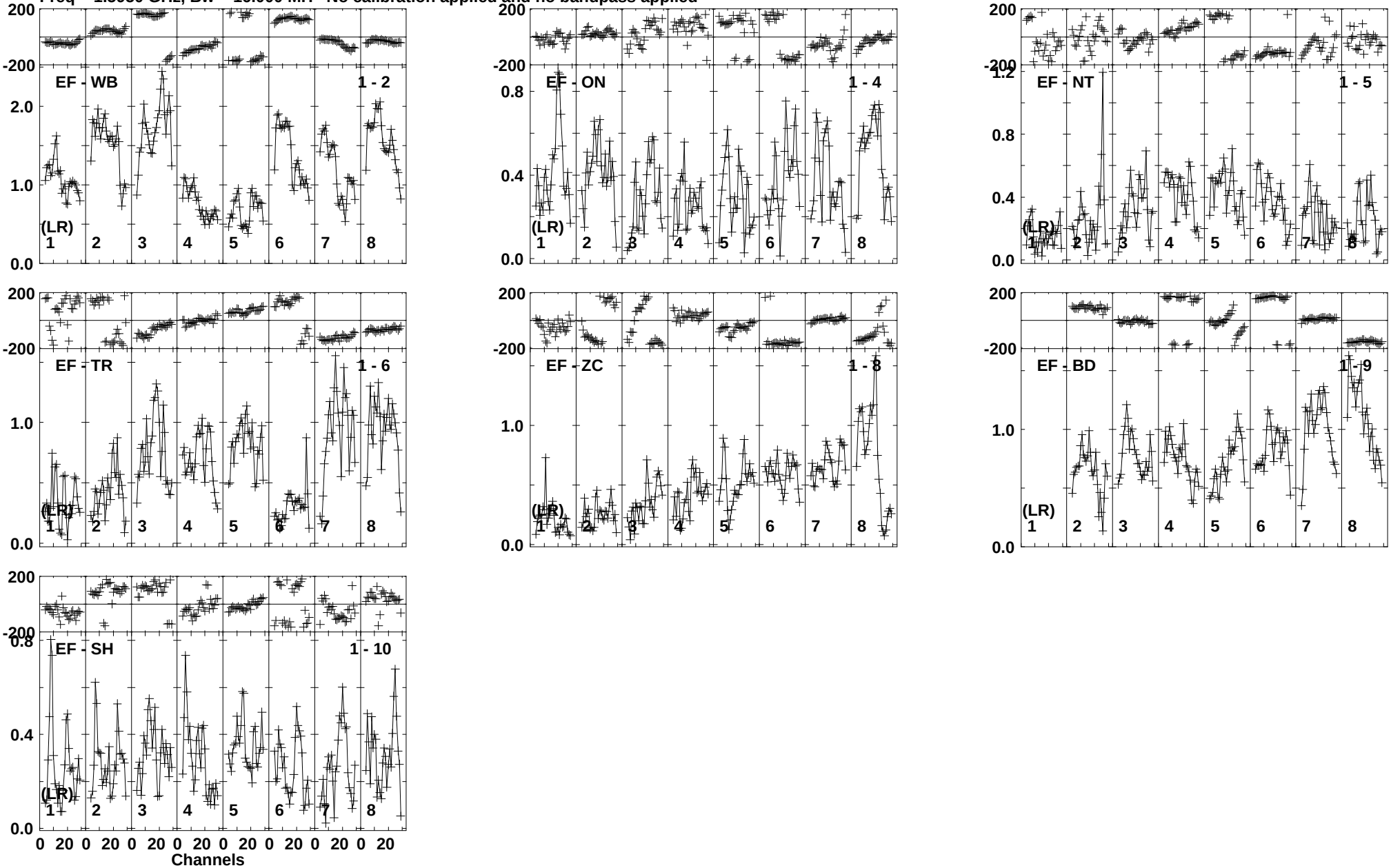

Lower frame: Milli Ampl Jy Top frame: Phas deg
Vector averaged cross-power spectrum Baseline: EF (01) - WB (02)
Timerange: 00/17:48:41 to 00/17:49:09

Plot file version 90 created 19-NOV-2014 16:36:20
ARP299C EP087G 3.UVDATA.1
Freq = 1.5950 GHz, Bw = 16.000 MH No calibration applied and no bandpass applied



Lower frame: Micro Ampl Jy Top frame: Phas deg
Vector averaged cross-power spectrum Baseline: EF (01) - WB (02)
Timerange: 00/17:49:15 to 00/17:53:39

Plot file version 91 created 19-NOV-2014 16:36:20
J1128+5925 EP087G 3.UVDATA.1
Freq = 1.5950 GHz, Bw = 16.000 MH No calibration applied and no bandpass applied

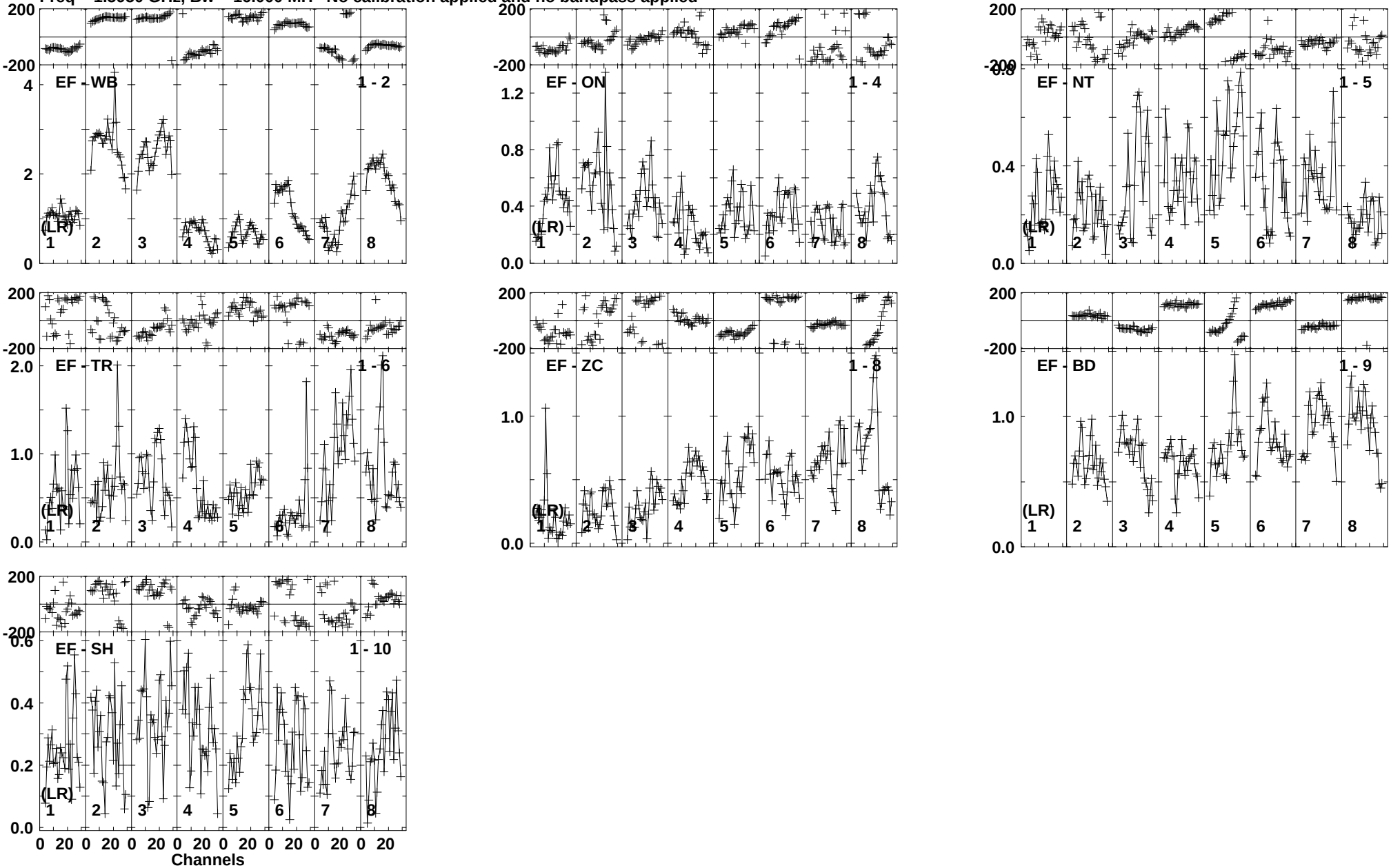

Lower frame: Milli Ampl Jy Top frame: Phas deg
Vector averaged cross-power spectrum Baseline: EF (01) - WB (02)
Timerange: 00/17:53:45 to 00/17:54:39

Plot file version 92 created 19-NOV-2014 16:36:20
ARP299C EP087G 3.UVDATA.1
Freq = 1.5950 GHz, Bw = 16.000 MH No calibration applied and no bandpass applied

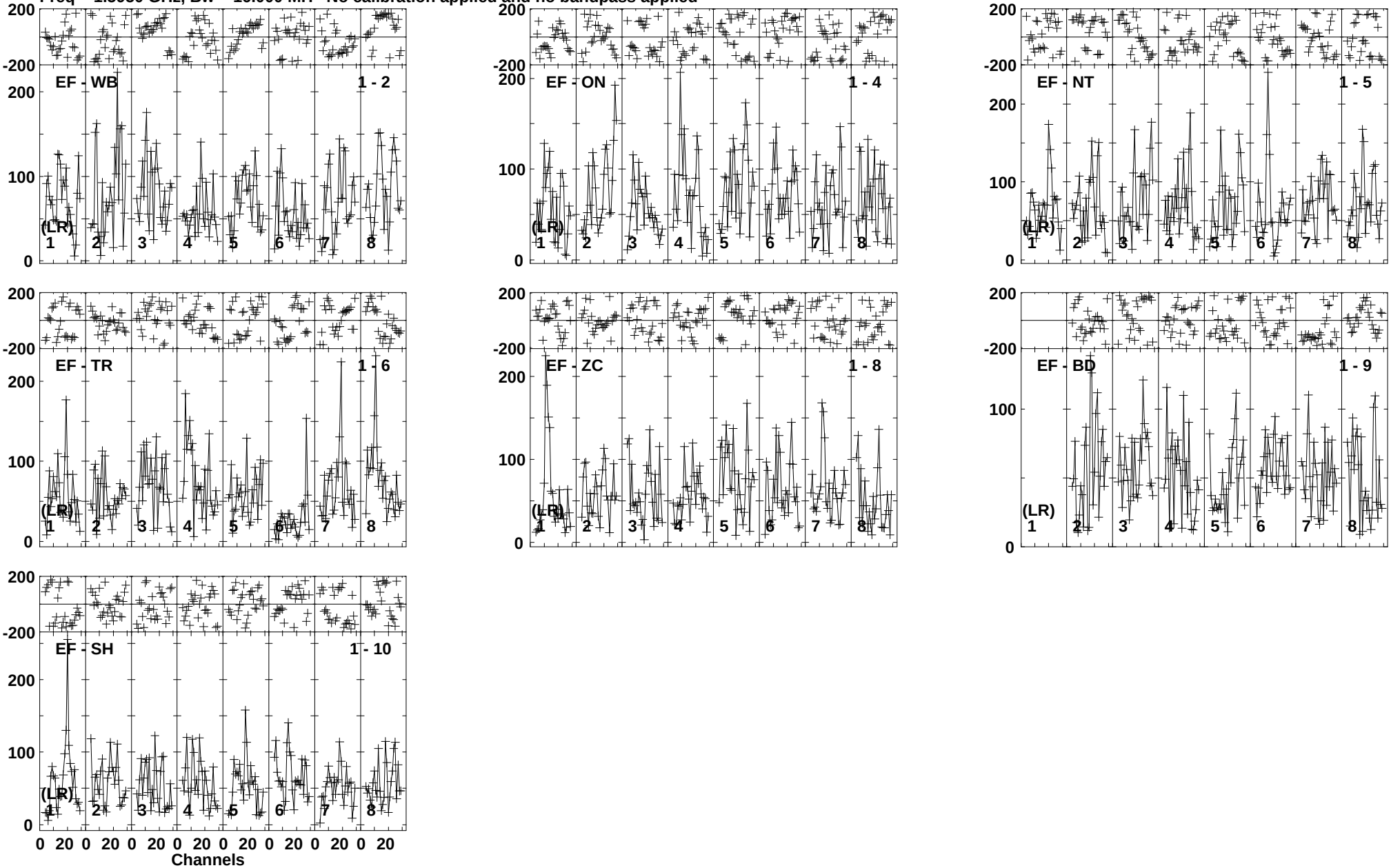

Lower frame: Micro Ampl Jy Top frame: Phas deg
Vector averaged cross-power spectrum Baseline: EF (01) - WB (02)
Timerange: 00/17:54:41 to 00/17:59:09

Plot file version 93 created 19-NOV-2014 16:36:21
J1128+5925 EP087G 3.UVDATA.1
Freq = 1.5950 GHz, Bw = 16.000 MH No calibration applied and no bandpass applied

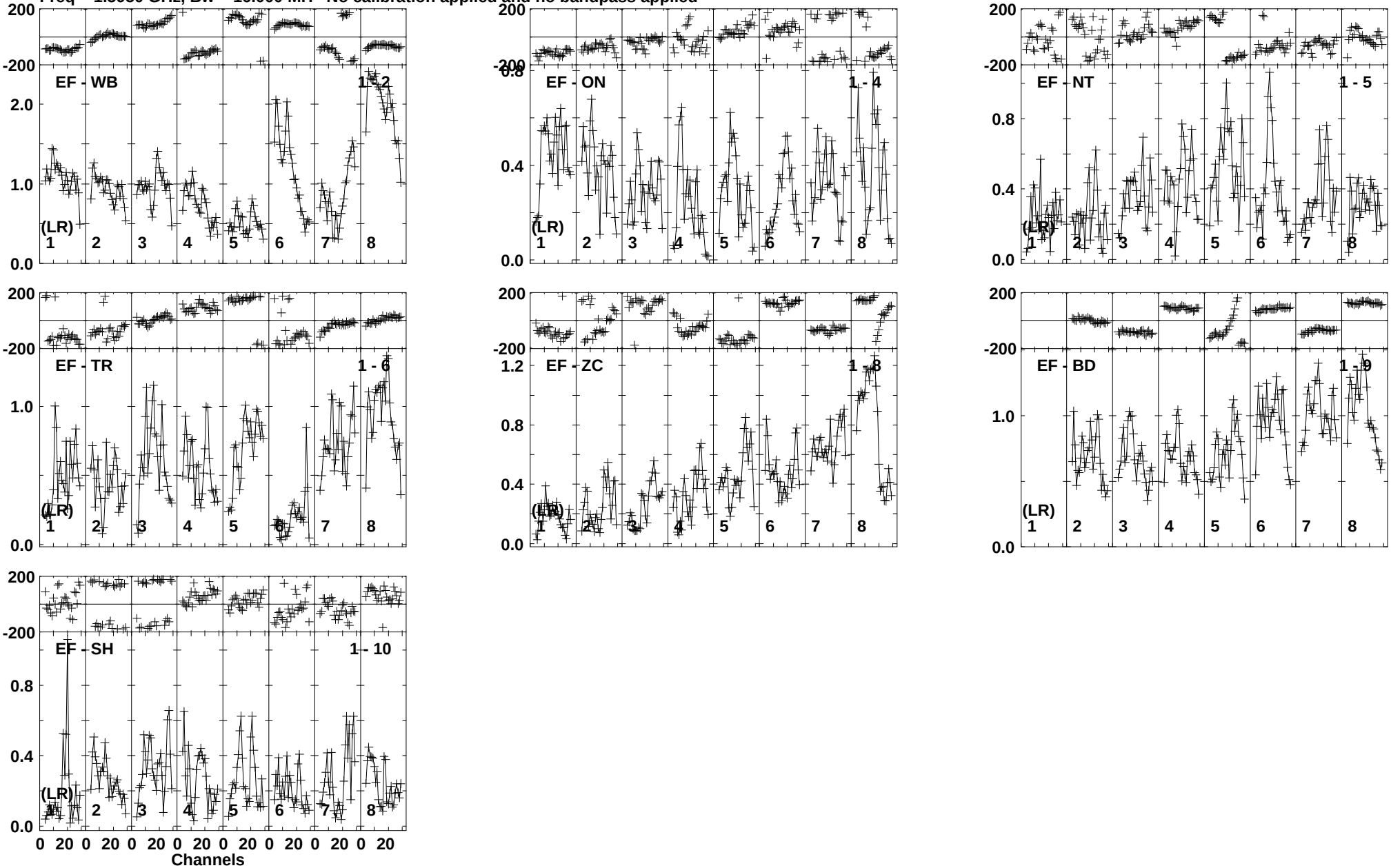

Lower frame: Milli Ampl Jy Top frame: Phas deg
Vector averaged cross-power spectrum Baseline: EF (01) - WB (02)
Timerange: 00/17:59:51 to 00/18:00:19

Plot file version 94 created 19-NOV-2014 16:36:21
ARP299C EP087G 3.UVDATA.1
Freq = 1.5950 GHz, Bw = 16.000 MH No calibration applied and no bandpass applied



Lower frame: Micro Ampl Jy Top frame: Phas deg
Vector averaged cross-power spectrum Baseline: EF (01) - WB (02)
Timerange: 00/18:00:25 to 00/18:04:49

Plot file version 95 created 19-NOV-2014 16:36:21
J1128+5925 EP087G 3.UVDATA.1
Freq = 1.5950 GHz, Bw = 16.000 MH No calibration applied and no bandpass applied

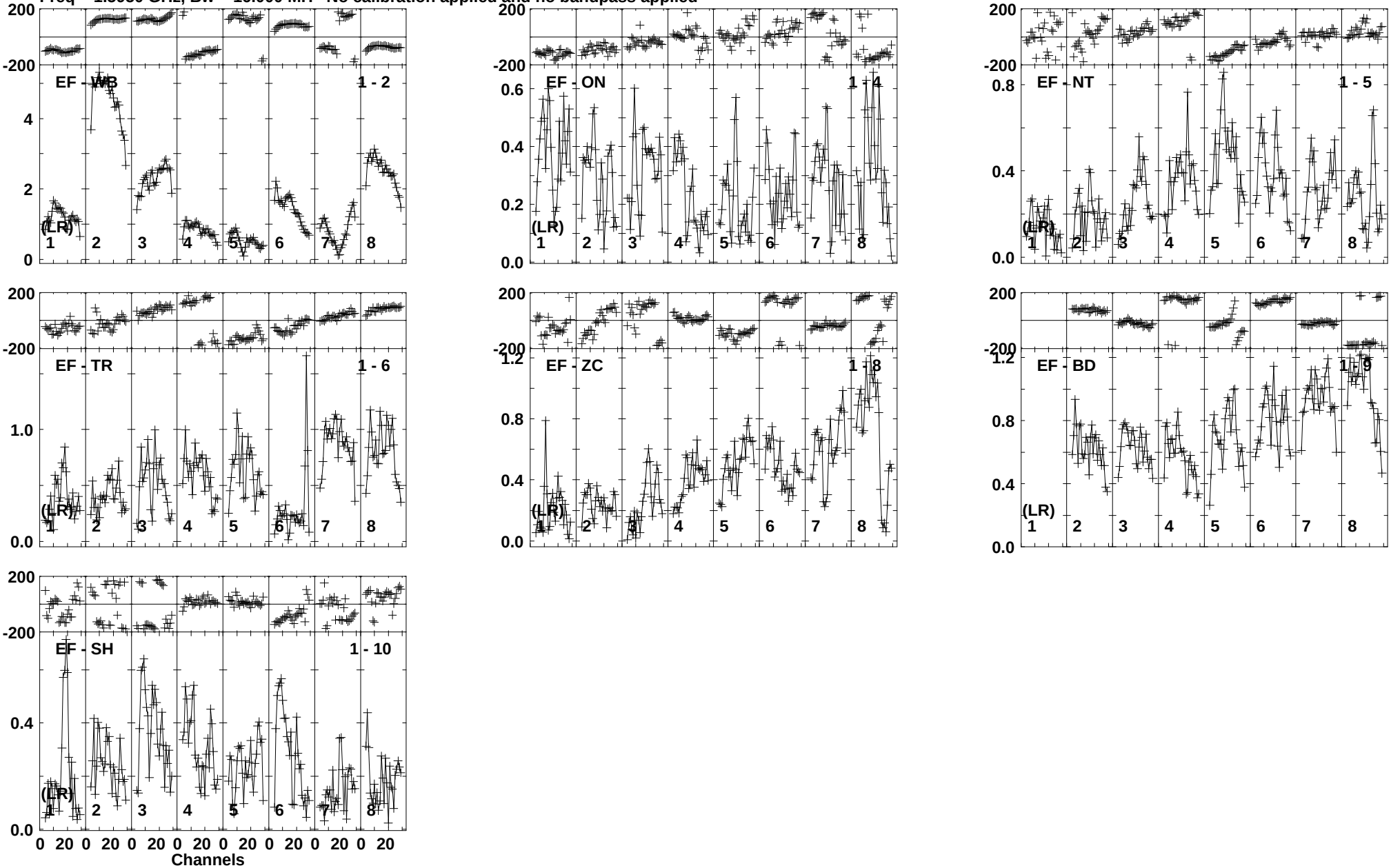

Lower frame: Milli Ampl Jy Top frame: Phas deg
Vector averaged cross-power spectrum Baseline: EF (01) - WB (02)
Timerange: 00/18:04:55 to 00/18:05:59

Plot file version 96 created 19-NOV-2014 16:36:21
ARP299C EP087G 3.UVDATA.1
Freq = 1.5950 GHz, Bw = 16.000 MH No calibration applied and no bandpass applied



Lower frame: Micro Ampl Jy Top frame: Phas deg
Vector averaged cross-power spectrum Baseline: EF (01) - WB (02)
Timerange: 00/18:06:01 to 00/18:10:29

Plot file version 97 created 19-NOV-2014 16:36:21
J1128+5925 EP087G 3.UVDATA.1
Freq = 1.5950 GHz, Bw = 16.000 MH No calibration applied and no bandpass applied

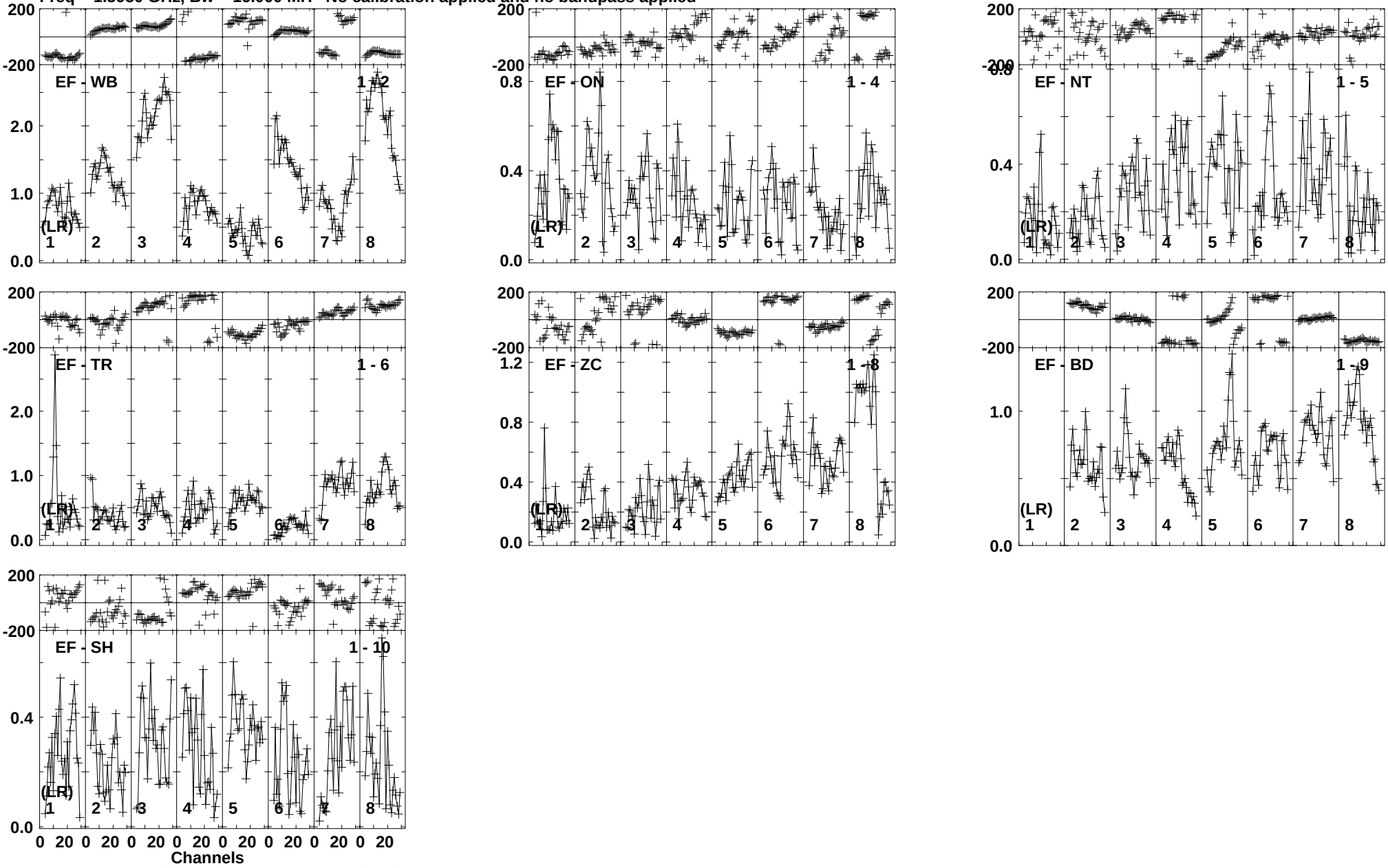

Lower frame: Milli Ampl Jy Top frame: Phas deg
Vector averaged cross-power spectrum Baseline: EF (01) - WB (02)
Timerange: 00/18:11:11 to 00/18:11:39

Plot file version 98 created 19-NOV-2014 16:36:21
ARP299C EP087G 3.UVDATA.1
Freq = 1.5950 GHz, Bw = 16.000 MH No calibration applied and no bandpass applied



Lower frame: Micro Ampl Jy Top frame: Phas deg
Vector averaged cross-power spectrum Baseline: EF (01) - WB (02)
Timerange: 00/18:11:45 to 00/18:16:09

Plot file version 99 created 19-NOV-2014 16:36:22
J1128+5925 EP087G 3.UVDATA.1
Freq = 1.5950 GHz, Bw = 16.000 MH No calibration applied and no bandpass applied

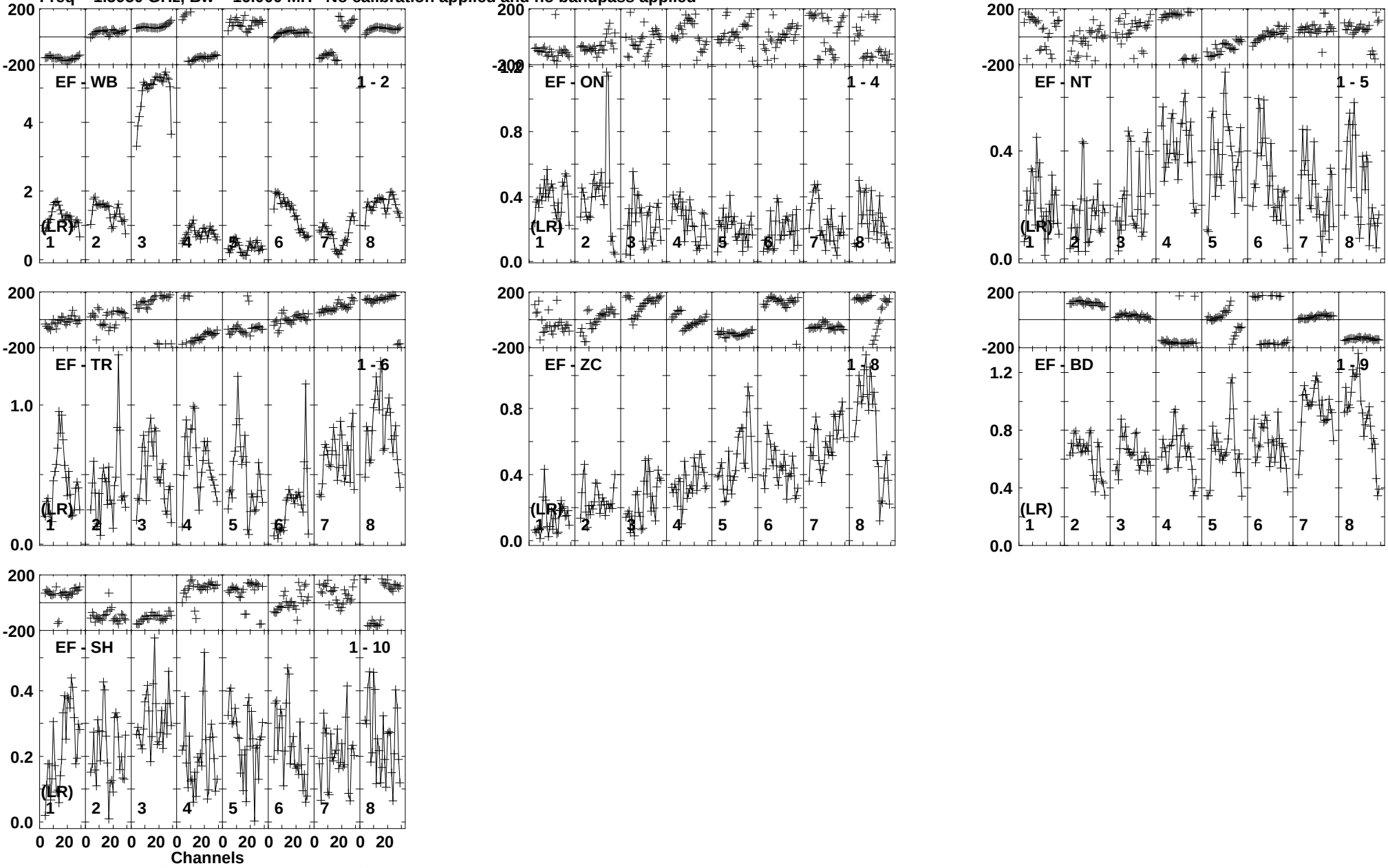

Lower frame: Milli Ampl Jy Top frame: Phas deg
Vector averaged cross-power spectrum Baseline: EF (01) - WB (02)
Timerange: 00/18:16:15 to 00/18:17:19

Plot file version 100 created 19-NOV-2014 16:36:22
ARP299C EP087G 3.UVDATA.1
Freq = 1.5950 GHz, Bw = 16.000 MH No calibration applied and no bandpass applied



Lower frame: Micro Ampl Jy Top frame: Phas deg
Vector averaged cross-power spectrum Baseline: EF (01) - WB (02)
Timerange: 00/18:17:21 to 00/18:21:49

Plot file version 101 created 19-NOV-2014 16:36:22
J1128+5925 EP087G 3.UVDATA.1
Freq = 1.5950 GHz, Bw = 16.000 MH No calibration applied and no bandpass applied

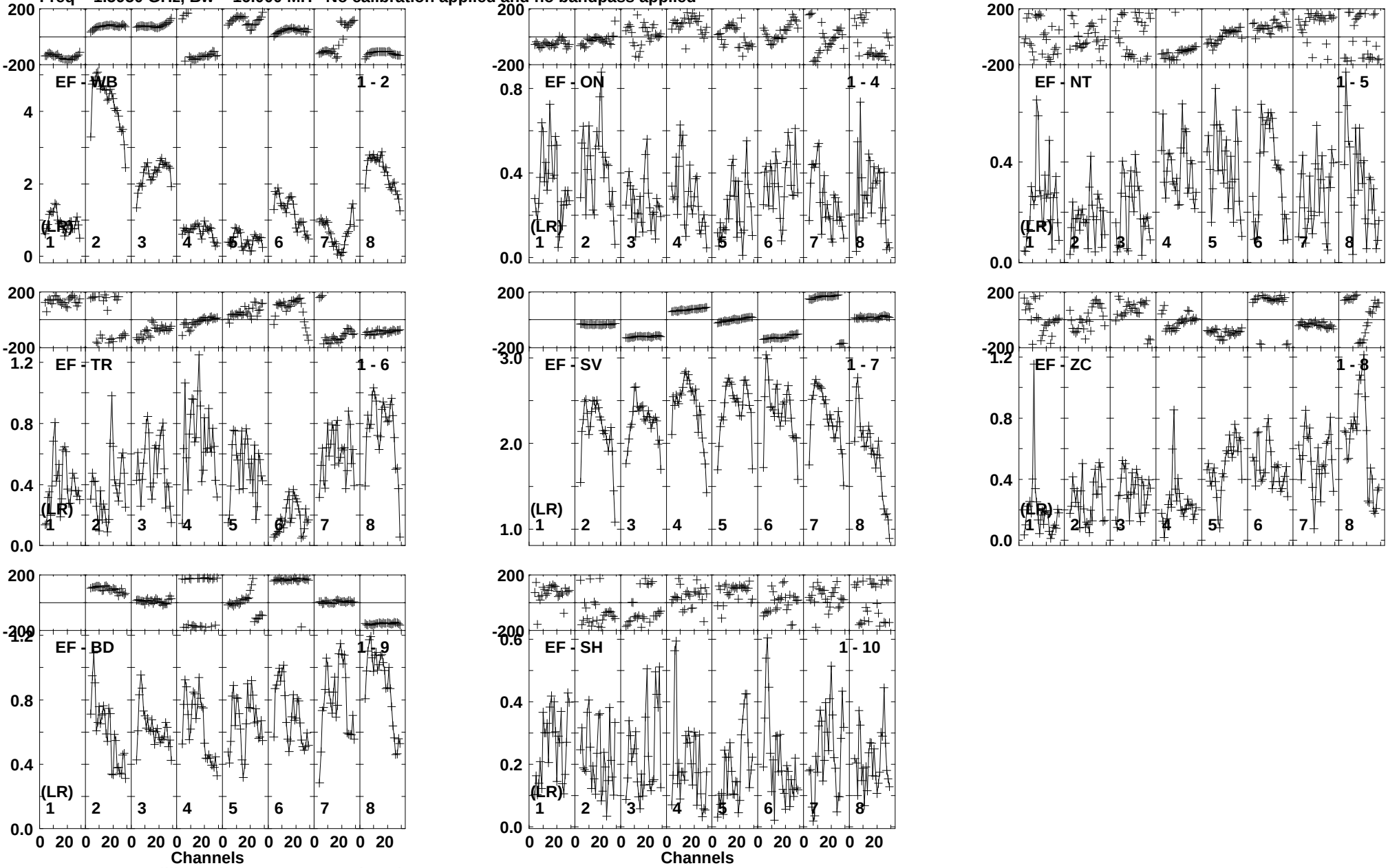

Lower frame: Milli Ampl Jy Top frame: Phas deg
Vector averaged cross-power spectrum Baseline: EF (01) - WB (02)
Timerange: 00/18:22:31 to 00/18:22:59

Plot file version 102 created 19-NOV-2014 16:36:22
ARP299C EP087G 3.UVDATA.1
Freq = 1.5950 GHz, Bw = 16.000 MH No calibration applied and no bandpass applied



Lower frame: Micro Ampl Jy Top frame: Phas deg
Vector averaged cross-power spectrum Baseline: EF (01) - WB (02)
Timerange: 00/18:23:05 to 00/18:27:29

Plot file version 103 created 19-NOV-2014 16:36:22
J1128+5925 EP087G 3.UVDATA.1
Freq = 1.5950 GHz, Bw = 16.000 MH No calibration applied and no bandpass applied



Lower frame: Milli Ampl Jy Top frame: Phas deg
Vector averaged cross-power spectrum Baseline: EF (01) - WB (02)
Timerange: 00/18:27:35 to 00/18:28:29

Plot file version 104 created 19-NOV-2014 16:36:22
ARP299C EP087G 3.UVDATA.1
Freq = 1.5950 GHz, Bw = 16.000 MH No calibration applied and no bandpass applied



Lower frame: Micro Ampl Jy Top frame: Phas deg
Vector averaged cross-power spectrum Baseline: EF (01) - WB (02)
Timerange: 00/18:28:31 to 00/18:32:59

Plot file version 105 created 19-NOV-2014 16:36:23
J1128+5925 EP087G 3.UVDATA.1
Freq = 1.5950 GHz, Bw = 16.000 MH No calibration applied and no bandpass applied

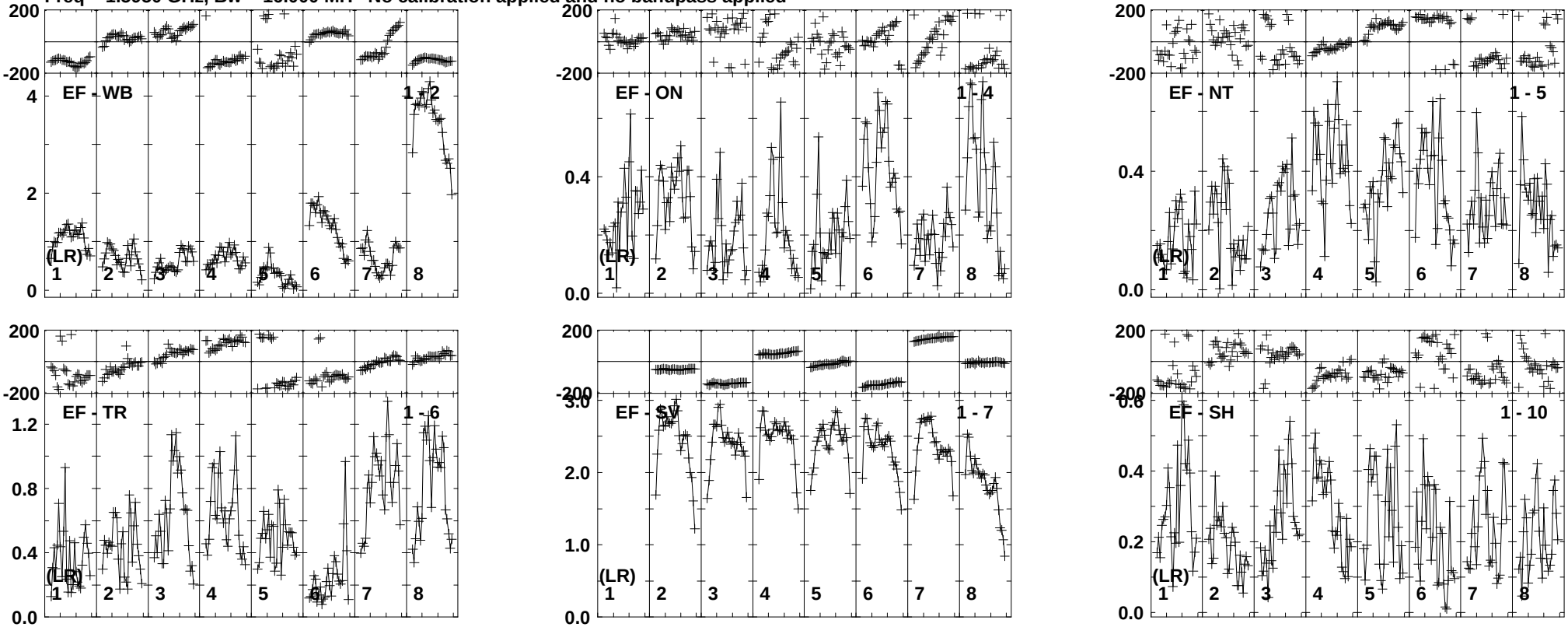

Lower frame: Milli Ampl Jy Top frame: Phas deg
Vector averaged cross-power spectrum Baseline: EF (01) - WB (02)
Timerange: 00/18:33:41 to 00/18:34:09

Plot file version 106 created 19-NOV-2014 16:36:23
ARP299C EP087G 3.UVDATA.1
Freq = 1.5950 GHz, Bw = 16.000 MH No calibration applied and no bandpass applied

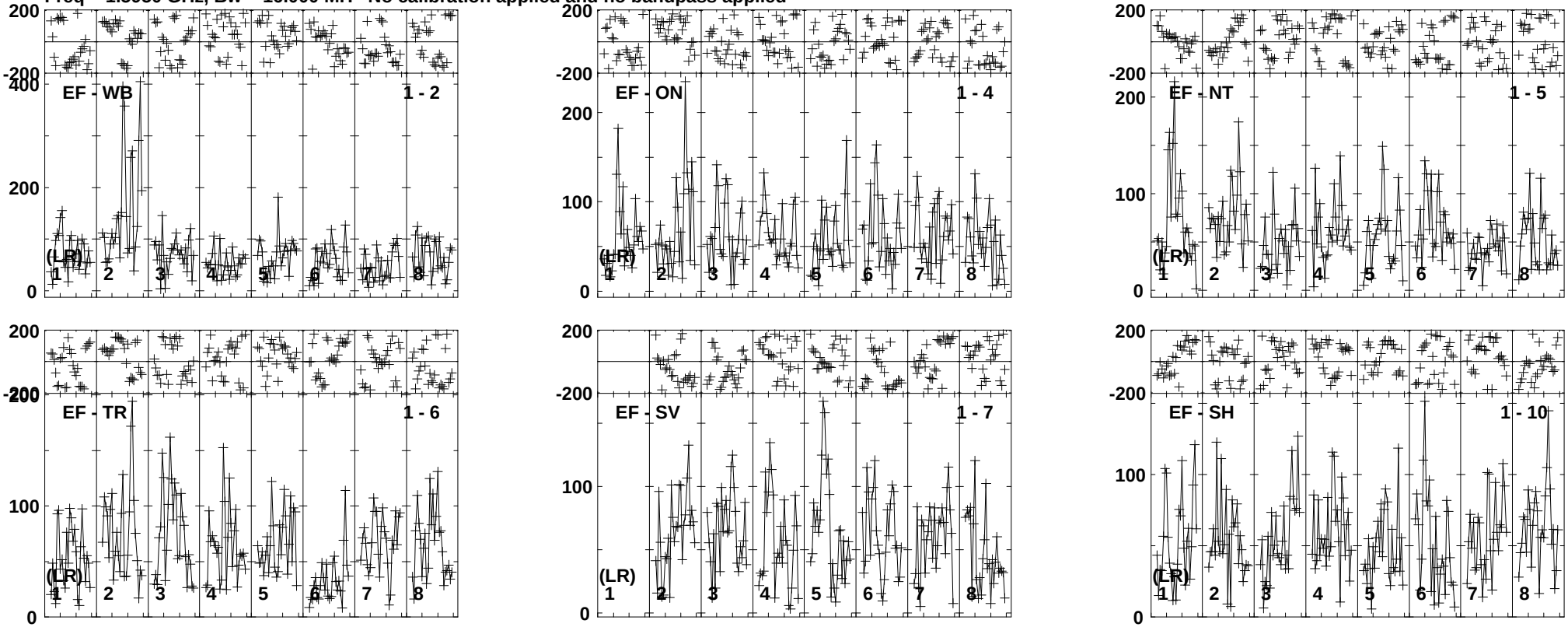

Lower frame: Micro Ampl Jy Top frame: Phas deg
Vector averaged cross-power spectrum Baseline: EF (01) - WB (02)
Timerange: 00/18:34:15 to 00/18:38:39

Plot file version 107 created 19-NOV-2014 16:36:23
J1128+5925 EP087G 3.UVDATA.1
Freq = 1.5950 GHz, Bw = 16.000 MH No calibration applied and no bandpass applied

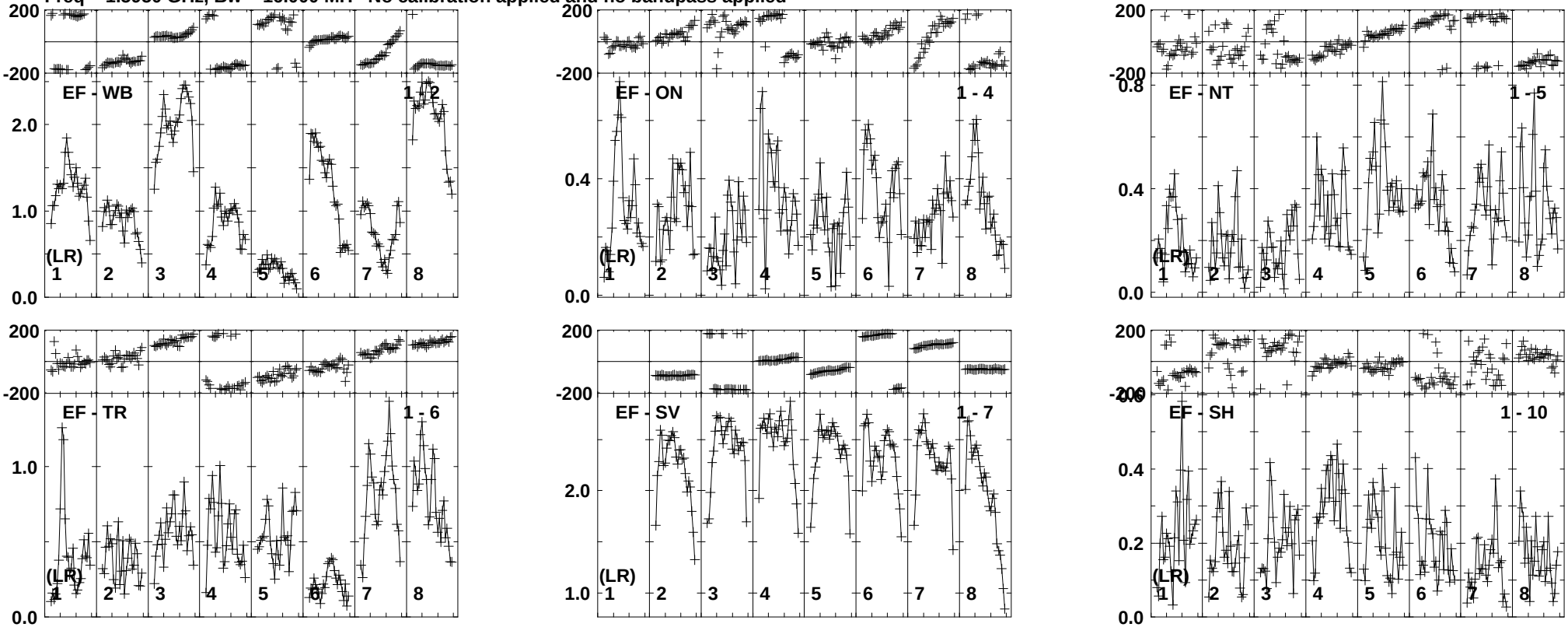

Lower frame: Milli Ampl Jy Top frame: Phas deg
Vector averaged cross-power spectrum Baseline: EF (01) - WB (02)
Timerange: 00/18:38:45 to 00/18:39:49

Plot file version 108 created 19-NOV-2014 16:36:23
ARP299C EP087G 3.UVDATA.1
Freq = 1.5950 GHz, Bw = 16.000 MH No calibration applied and no bandpass applied

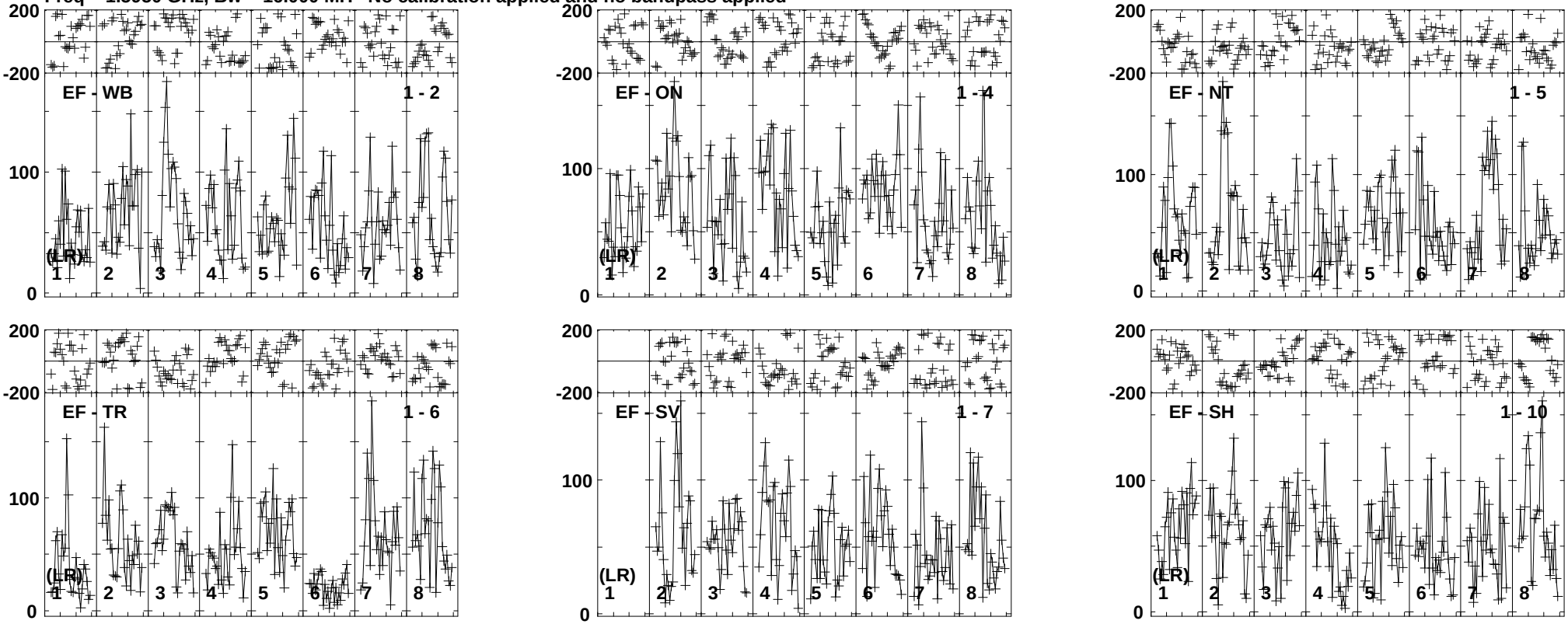

Lower frame: Micro Ampl Jy Top frame: Phas deg
Vector averaged cross-power spectrum Baseline: EF (01) - WB (02)
Timerange: 00/18:39:51 to 00/18:44:19

Plot file version 109 created 19-NOV-2014 16:36:23
J1128+5925 EP087G 3.UVDATA.1
Freq = 1.5950 GHz, Bw = 16.000 MH No calibration applied and no bandpass applied

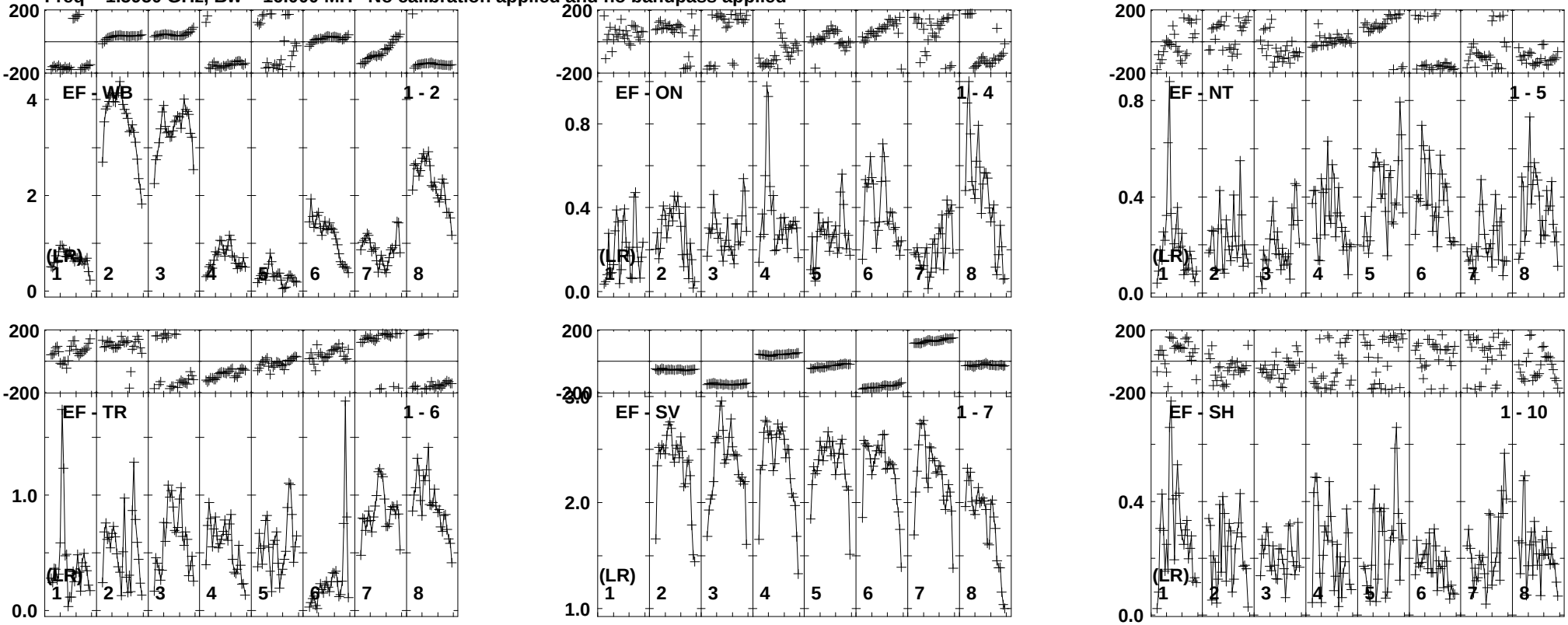

Lower frame: Milli Ampl Jy Top frame: Phas deg
Vector averaged cross-power spectrum Baseline: EF (01) - WB (02)
Timerange: 00/18:45:01 to 00/18:45:29

Plot file version 110 created 19-NOV-2014 16:36:23
ARP299C EP087G 3.UVDATA.1
Freq = 1.5950 GHz, Bw = 16.000 MH No calibration applied and no bandpass applied

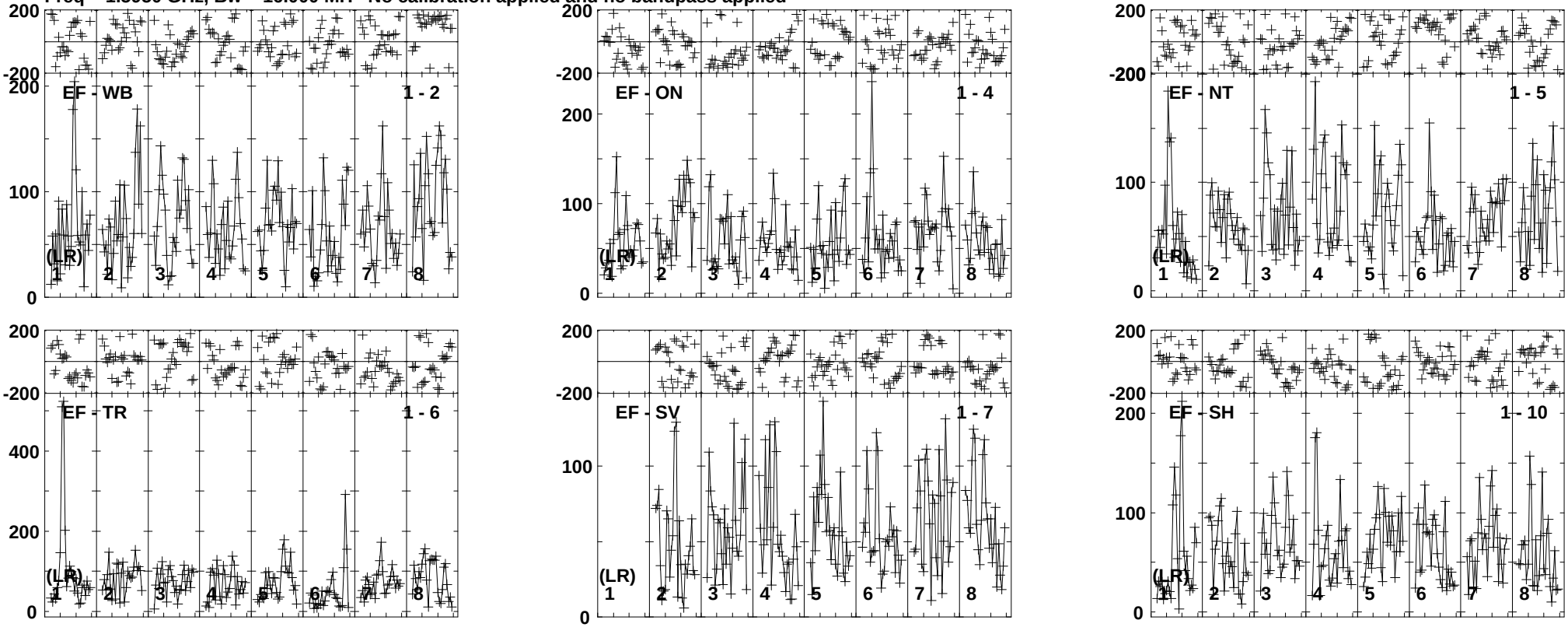

Lower frame: Micro Ampl Jy Top frame: Phas deg
Vector averaged cross-power spectrum Baseline: EF (01) - WB (02)
Timerange: 00/18:45:35 to 00/18:49:59

Plot file version 111 created 19-NOV-2014 16:36:23
J1128+5925 EP087G 3.UVDATA.1
Freq = 1.5950 GHz, Bw = 16.000 MH No calibration applied and no bandpass applied

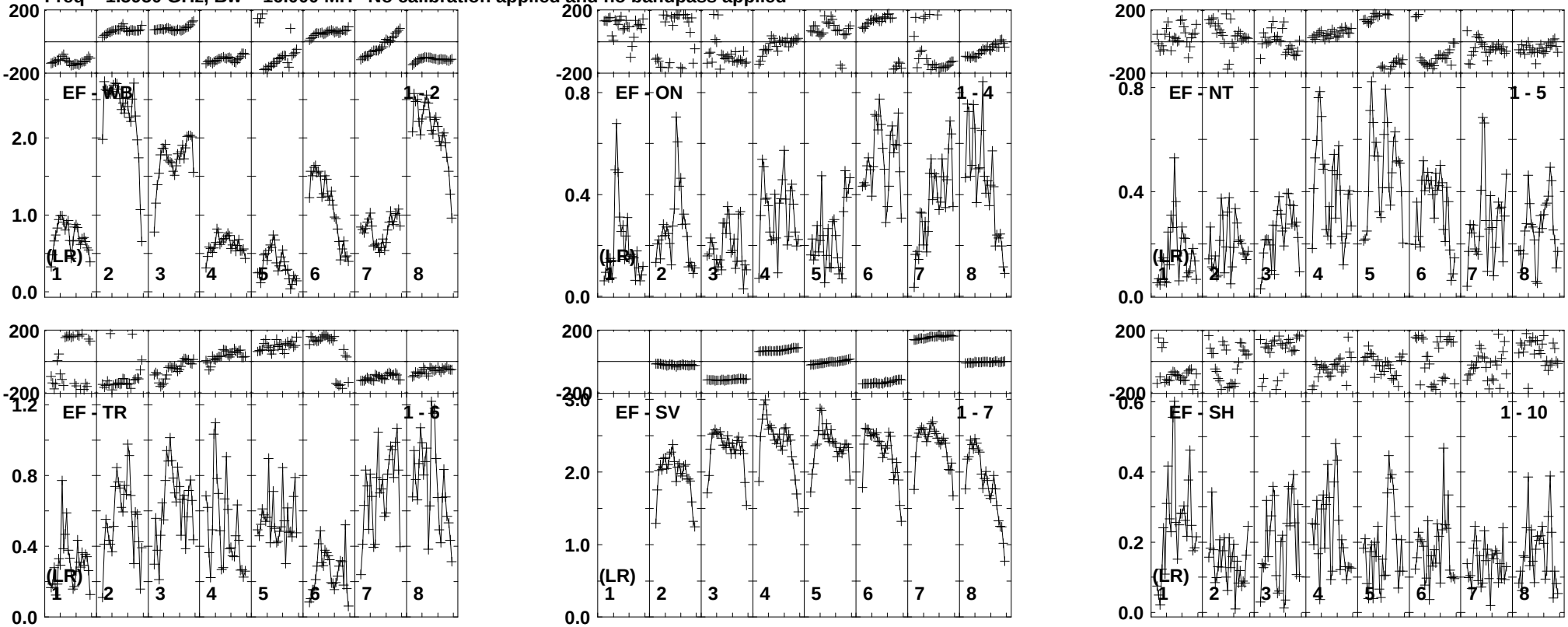

Lower frame: Milli Ampl Jy Top frame: Phas deg
Vector averaged cross-power spectrum Baseline: EF (01) - WB (02)
Timerange: 00/18:50:05 to 00/18:51:09

Plot file version 112 created 19-NOV-2014 16:36:23
ARP299C EP087G 3.UVDATA.1
Freq = 1.5950 GHz, Bw = 16.000 MH No calibration applied and no bandpass applied

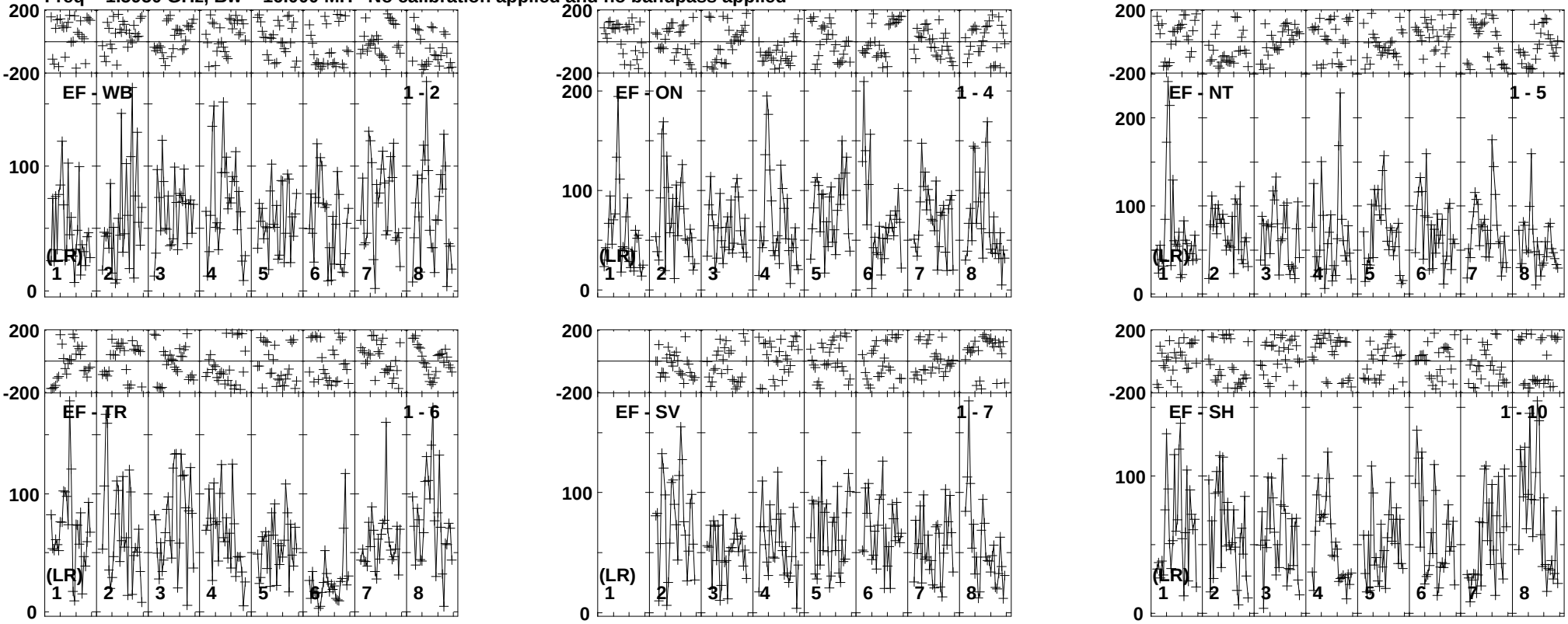

Lower frame: Micro Ampl Jy Top frame: Phas deg
Vector averaged cross-power spectrum Baseline: EF (01) - WB (02)
Timerange: 00/18:51:11 to 00/18:55:39

Plot file version 113 created 19-NOV-2014 16:36:24
J1128+5925 EP087G 3.UVDATA.1
Freq = 1.5950 GHz, Bw = 16.000 MH No calibration applied and no bandpass applied

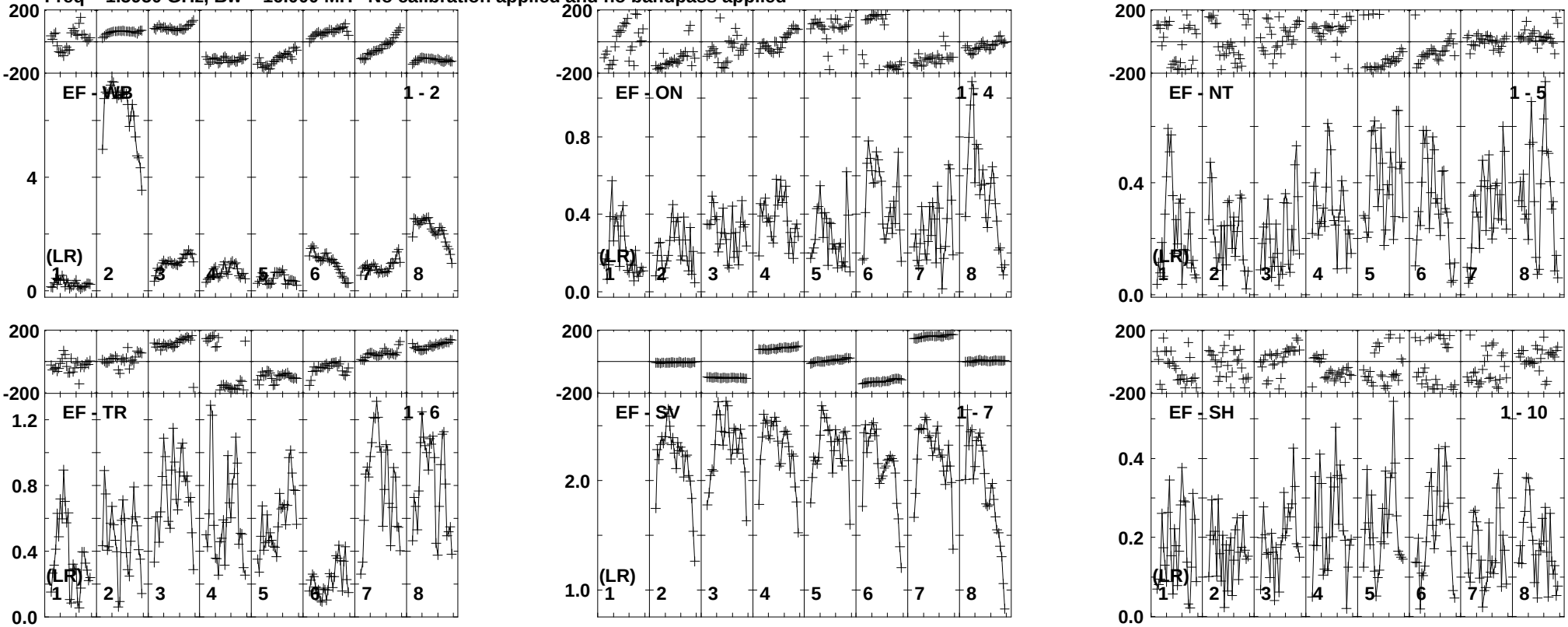

Lower frame: Milli Ampl Jy Top frame: Phas deg
Vector averaged cross-power spectrum Baseline: EF (01) - WB (02)
Timerange: 00/18:56:21 to 00/18:56:49

Plot file version 114 created 19-NOV-2014 16:36:24
ARP299C EP087G 3.UVDATA.1
Freq = 1.5950 GHz, Bw = 16.000 MH No calibration applied and no bandpass applied

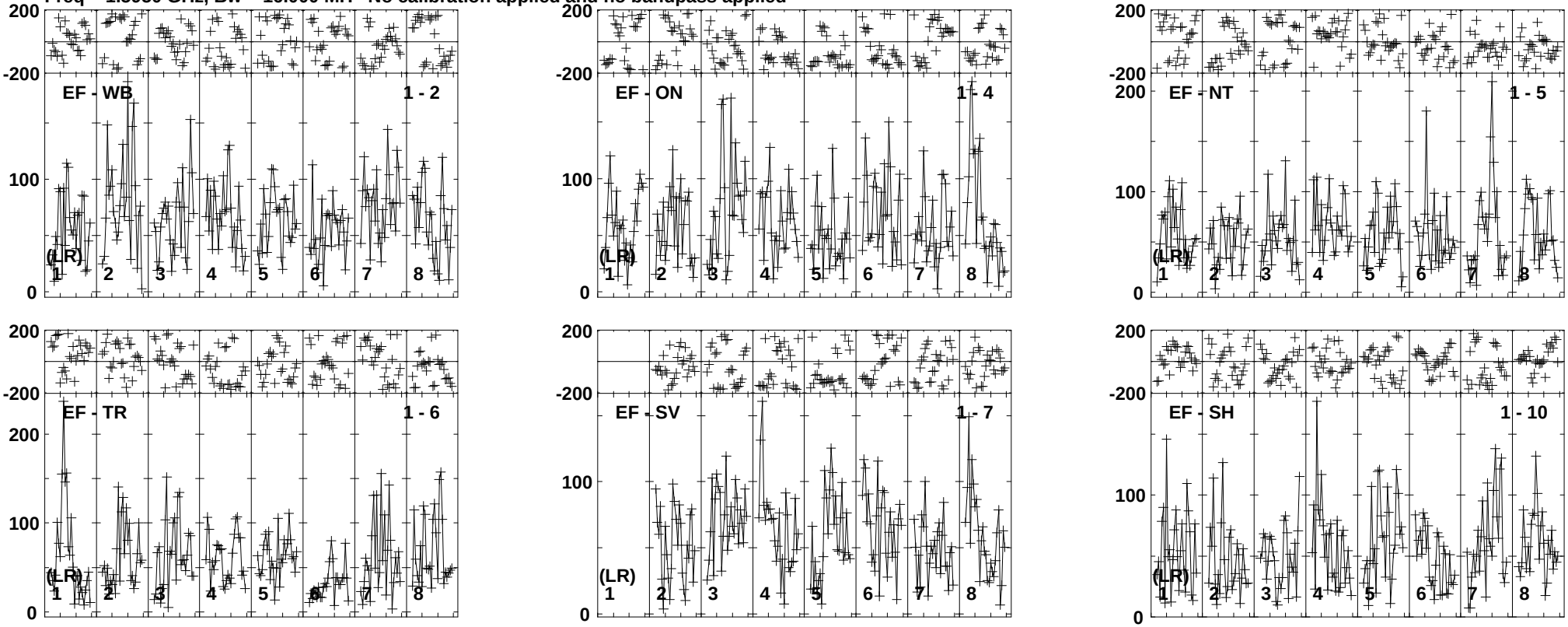

Lower frame: Micro Ampl Jy Top frame: Phas deg
Vector averaged cross-power spectrum Baseline: EF (01) - WB (02)
Timerange: 00/18:56:55 to 00/19:01:19

Plot file version 115 created 19-NOV-2014 16:36:24
J1128+5925 EP087G 3.UVDATA.1
Freq = 1.5950 GHz, Bw = 16.000 MH No calibration applied and no bandpass applied

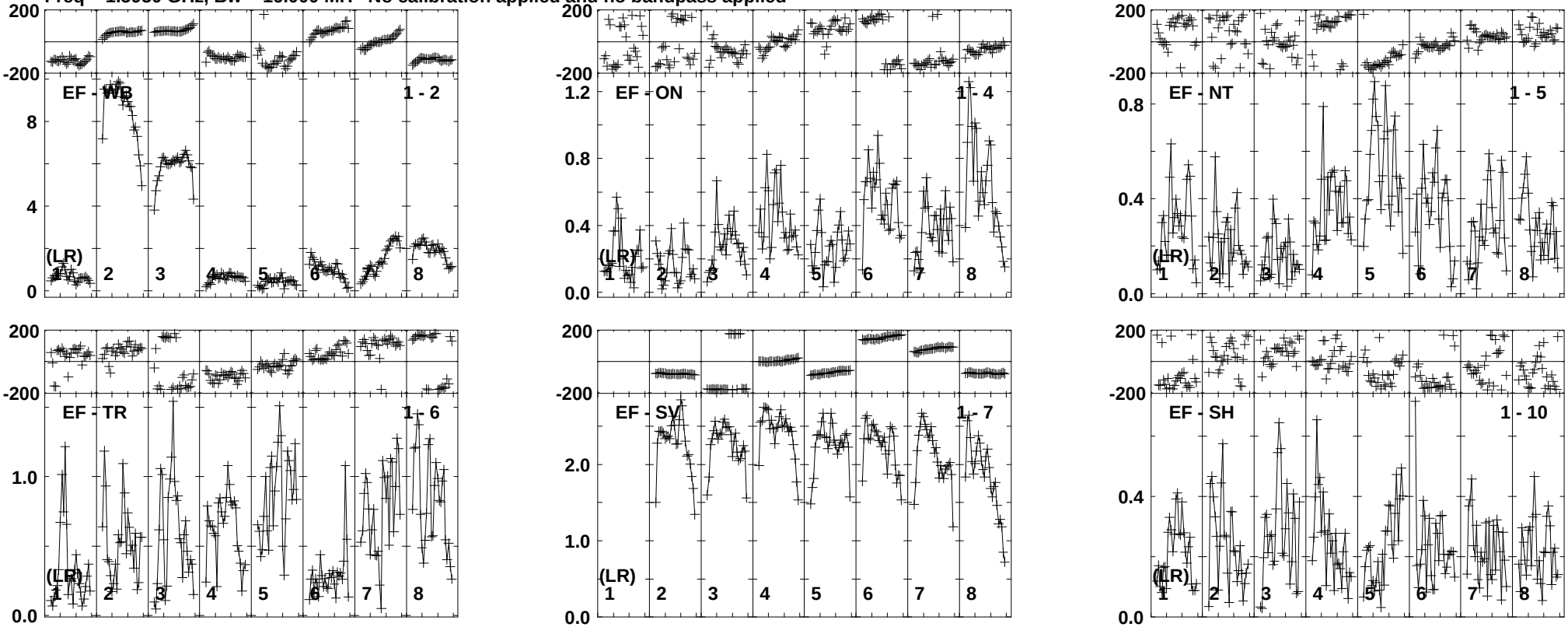

Lower frame: Milli Ampl Jy Top frame: Phas deg
Vector averaged cross-power spectrum Baseline: EF (01) - WB (02)
Timerange: 00/19:01:25 to 00/19:02:19

Plot file version 116 created 19-NOV-2014 16:36:24
ARP299C EP087G 3.UVDATA.1
Freq = 1.5950 GHz, Bw = 16.000 MH No calibration applied and no bandpass applied

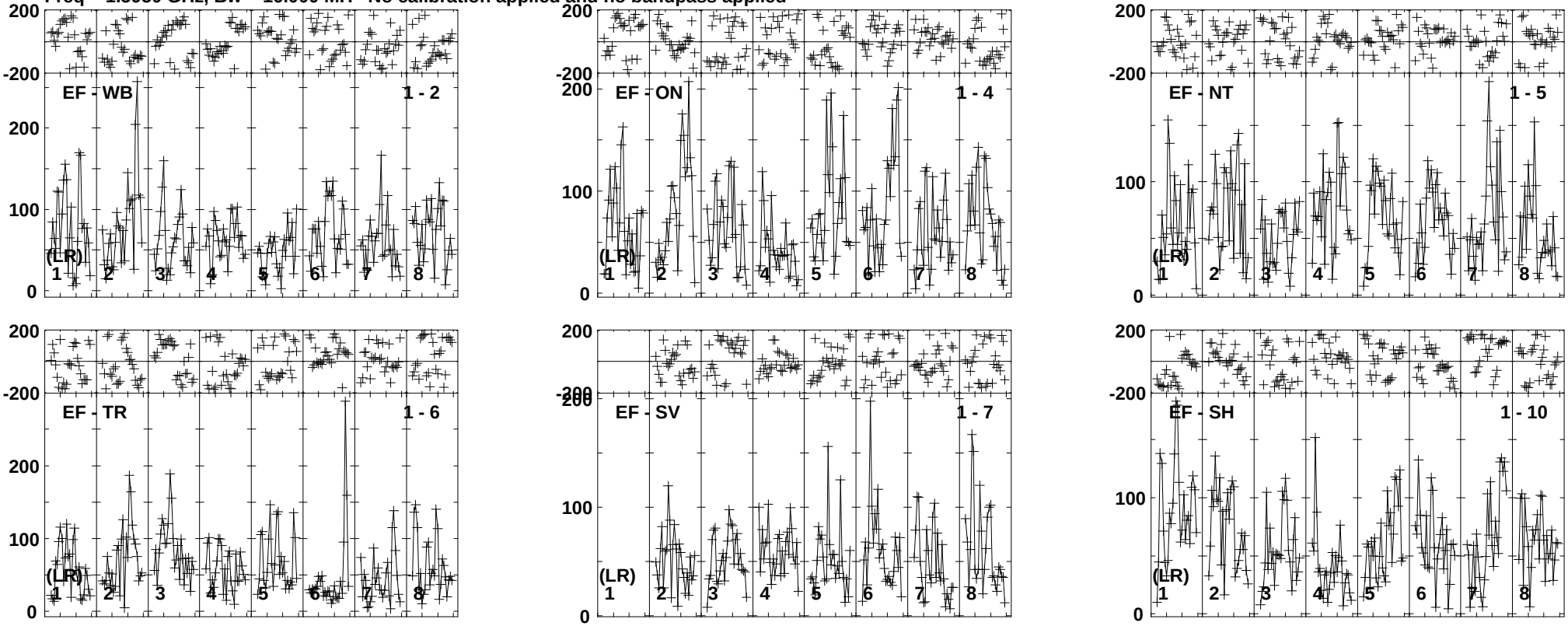

Lower frame: Micro Ampl Jy Top frame: Phas deg
Vector averaged cross-power spectrum Baseline: EF (01) - WB (02)
Timerange: 00/19:02:21 to 00/19:06:49

Plot file version 117 created 19-NOV-2014 16:36:24
J1128+5925 EP087G 3.UVDATA.1
Freq = 1.5950 GHz, Bw = 16.000 MH No calibration applied and no bandpass applied

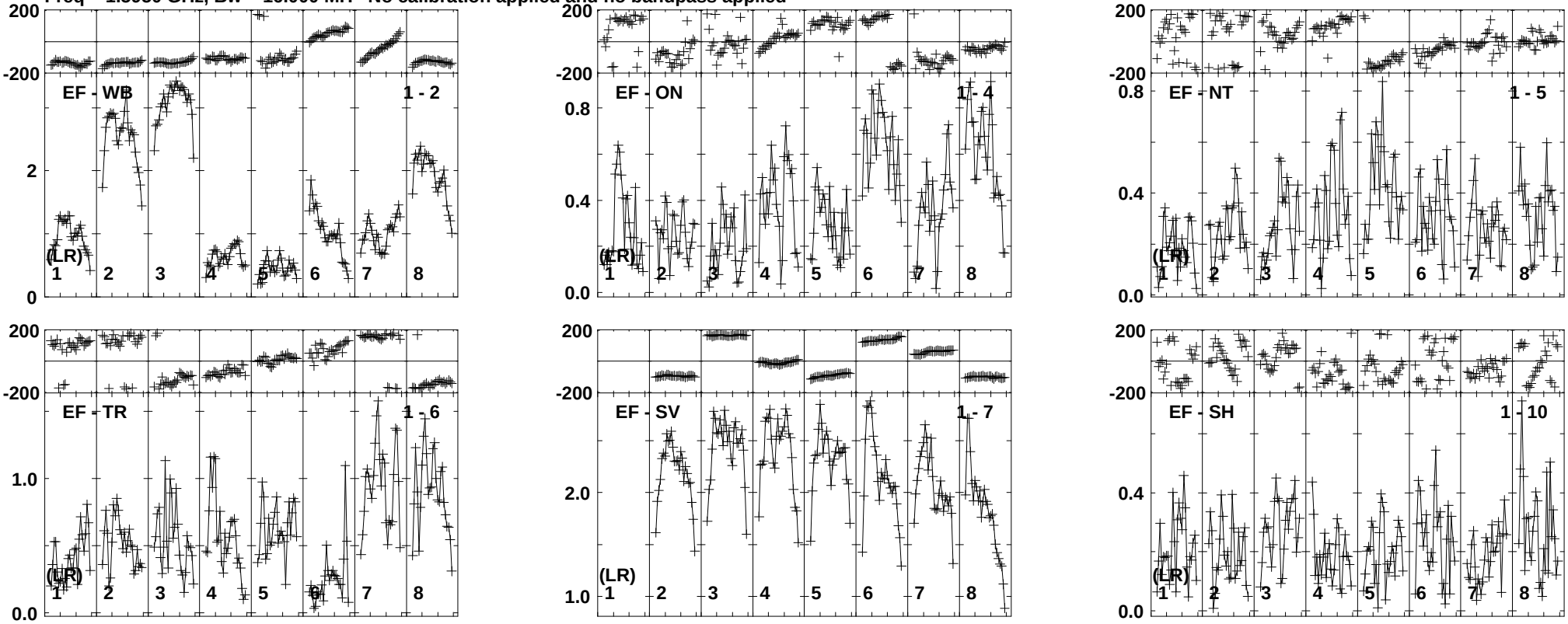

Lower frame: Milli Ampl Jy Top frame: Phas deg
Vector averaged cross-power spectrum Baseline: EF (01) - WB (02)
Timerange: 00/19:07:31 to 00/19:07:59

Plot file version 118 created 19-NOV-2014 16:36:24
ARP299C EP087G 3.UVDATA.1
Freq = 1.5950 GHz, Bw = 16.000 MH No calibration applied and no bandpass applied

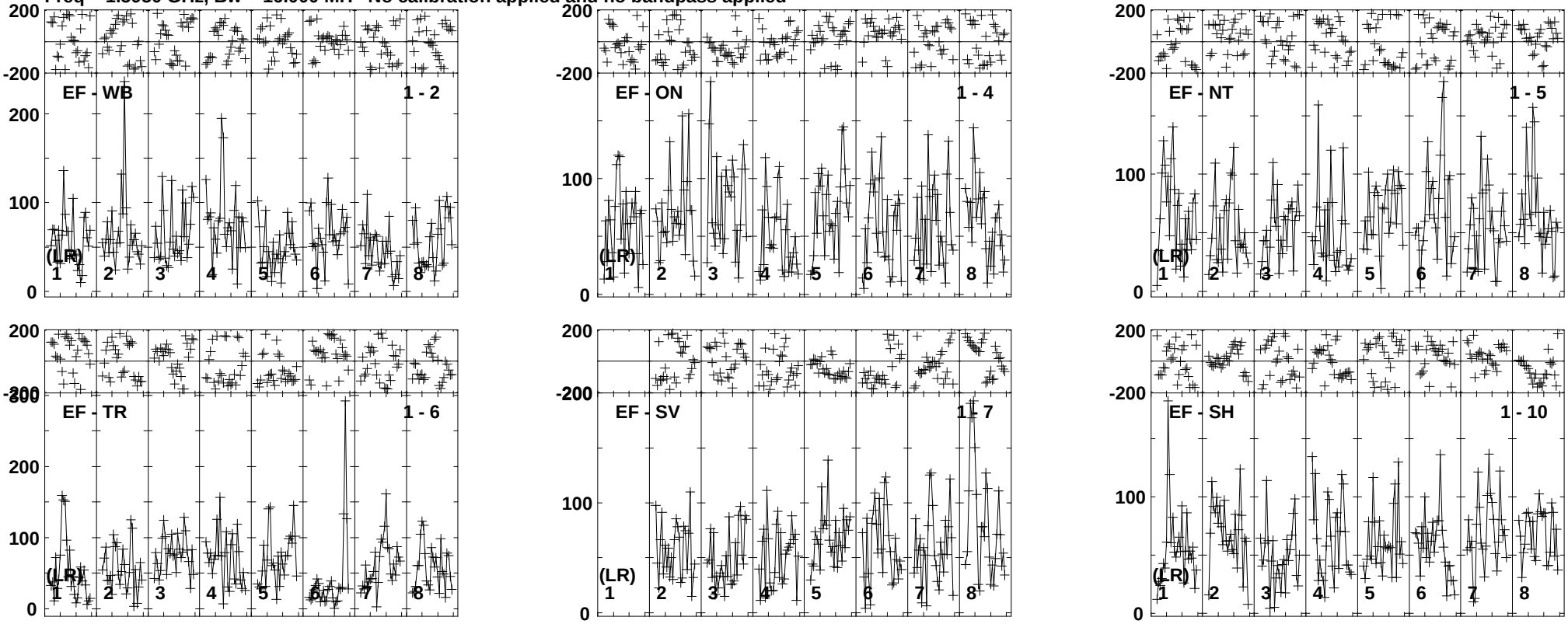

Lower frame: Micro Ampl Jy Top frame: Phas deg
Vector averaged cross-power spectrum Baseline: EF (01) - WB (02)
Timerange: 00/19:08:04 to 00/19:12:28

Plot file version 119 created 19-NOV-2014 16:36:24
J1128+5925 EP087G 3.UVDATA.1
Freq = 1.5950 GHz, Bw = 16.000 MH No calibration applied and no bandpass applied

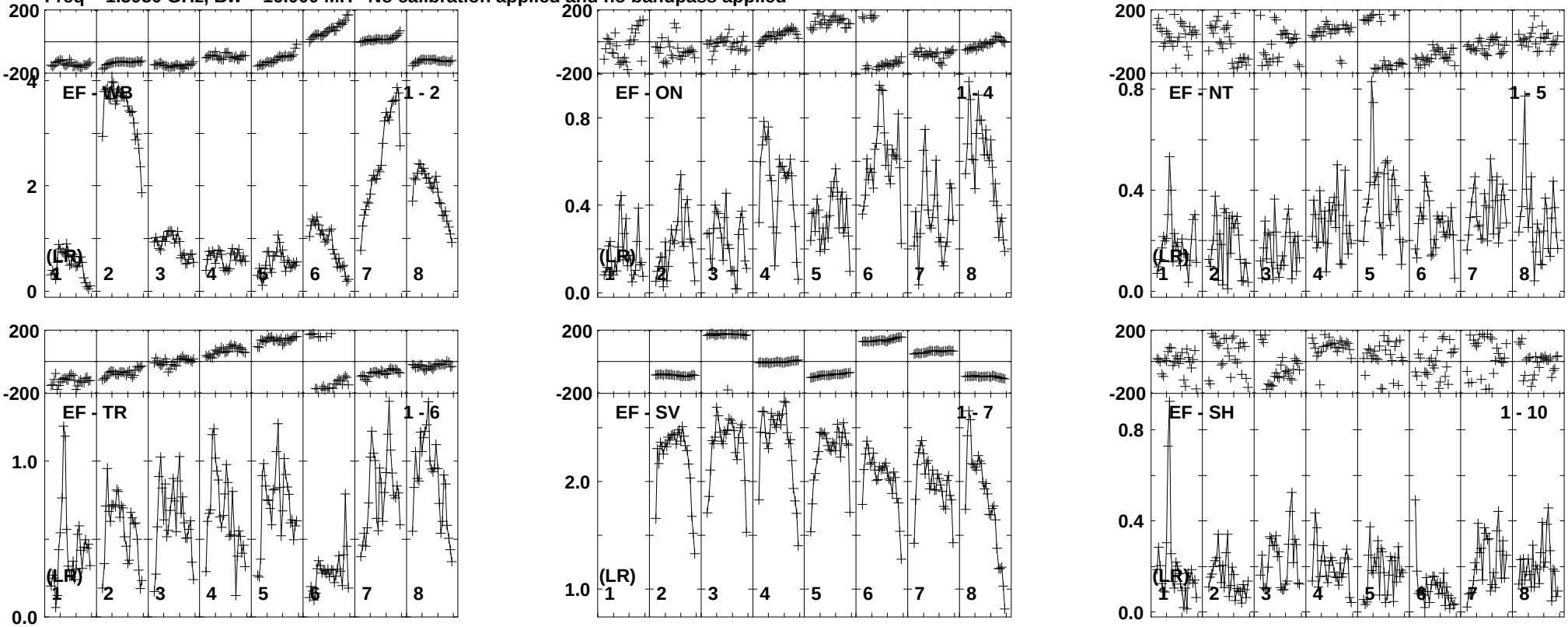

Lower frame: Milli Ampl Jy Top frame: Phas deg
Vector averaged cross-power spectrum Baseline: EF (01) - WB (02)
Timerange: 00/19:12:35 to 00/19:13:39

Plot file version 120 created 19-NOV-2014 16:36:25
ARP299C EP087G 3.UVDATA.1
Freq = 1.5950 GHz, Bw = 16.000 MH No calibration applied and no bandpass applied

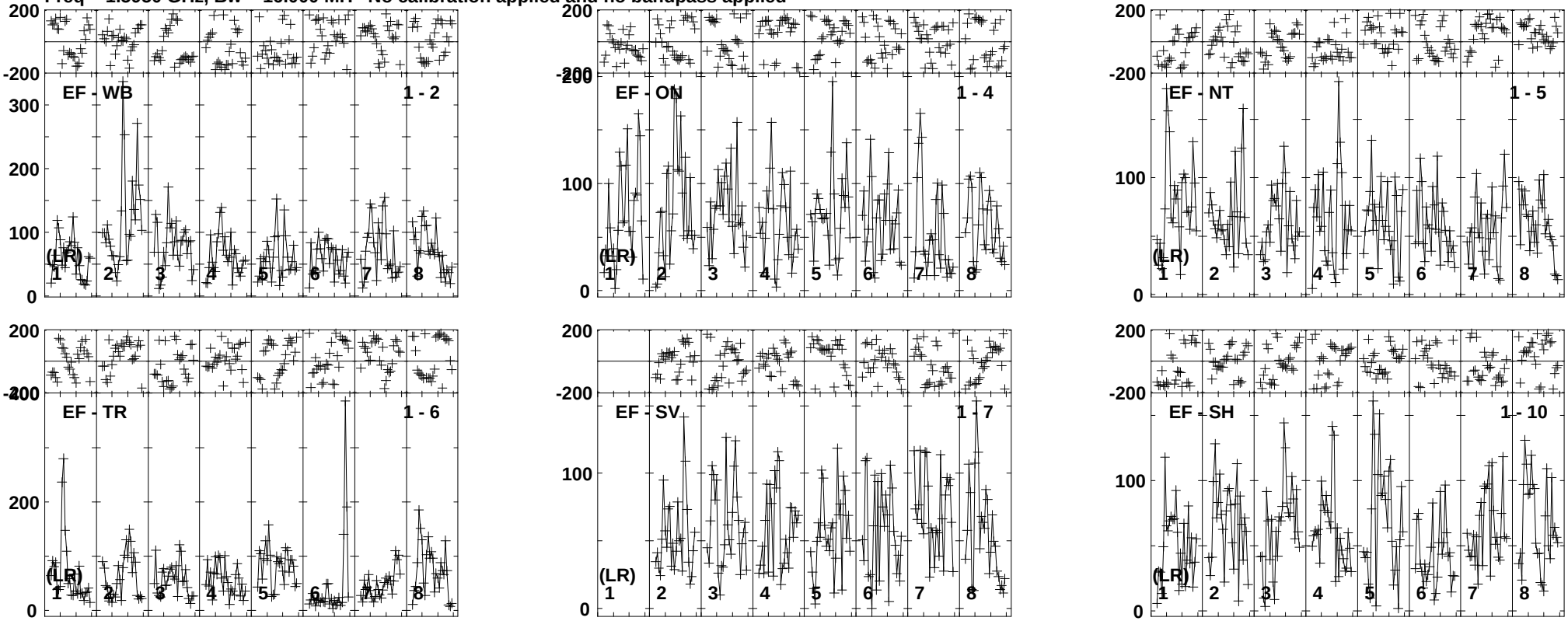

Lower frame: Micro Ampl Jy Top frame: Phas deg
Vector averaged cross-power spectrum Baseline: EF (01) - WB (02)
Timerange: 00/19:13:41 to 00/19:18:09

Plot file version 121 created 19-NOV-2014 16:36:25
J1128+5925 EP087G 3.UVDATA.1
Freq = 1.5950 GHz, Bw = 16.000 MH No calibration applied and no bandpass applied

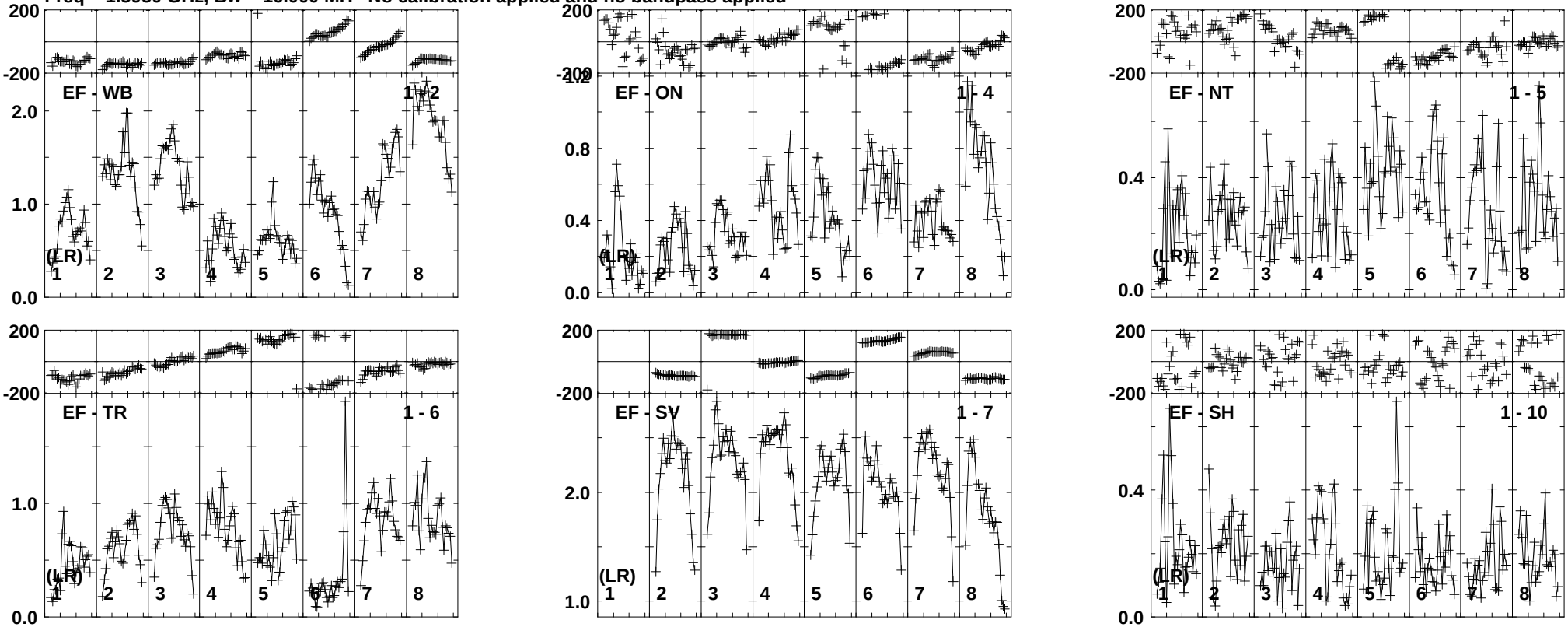

Lower frame: Milli Ampl Jy Top frame: Phas deg
Vector averaged cross-power spectrum Baseline: EF (01) - WB (02)
Timerange: 00/19:18:51 to 00/19:19:19

Plot file version 122 created 19-NOV-2014 16:36:25
ARP299C EP087G 3.UVDATA.1
Freq = 1.5950 GHz, Bw = 16.000 MH No calibration applied and no bandpass applied

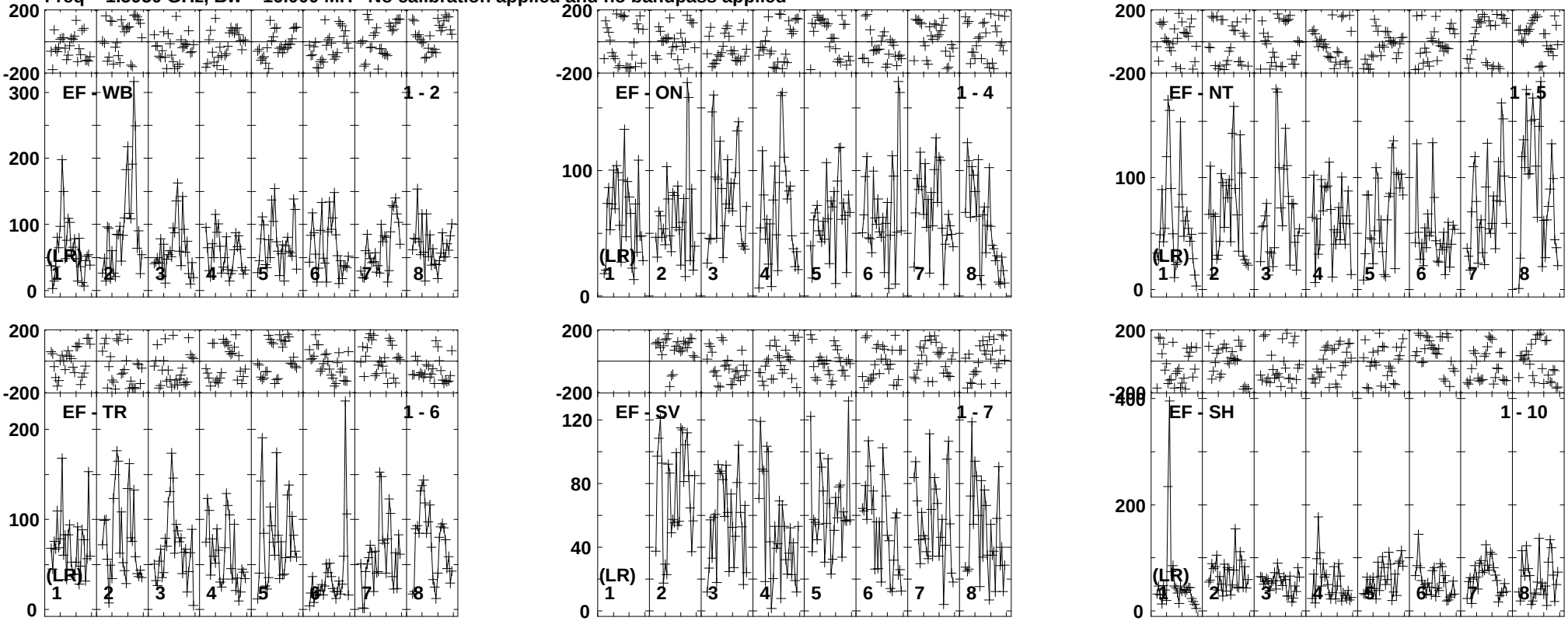

Lower frame: Micro Ampl Jy Top frame: Phas deg
Vector averaged cross-power spectrum Baseline: EF (01) - WB (02)
Timerange: 00/19:19:25 to 00/19:23:49

Plot file version 123 created 19-NOV-2014 16:36:25
J1128+5925 EP087G 3.UVDATA.1
Freq = 1.5950 GHz, Bw = 16.000 MH No calibration applied and no bandpass applied

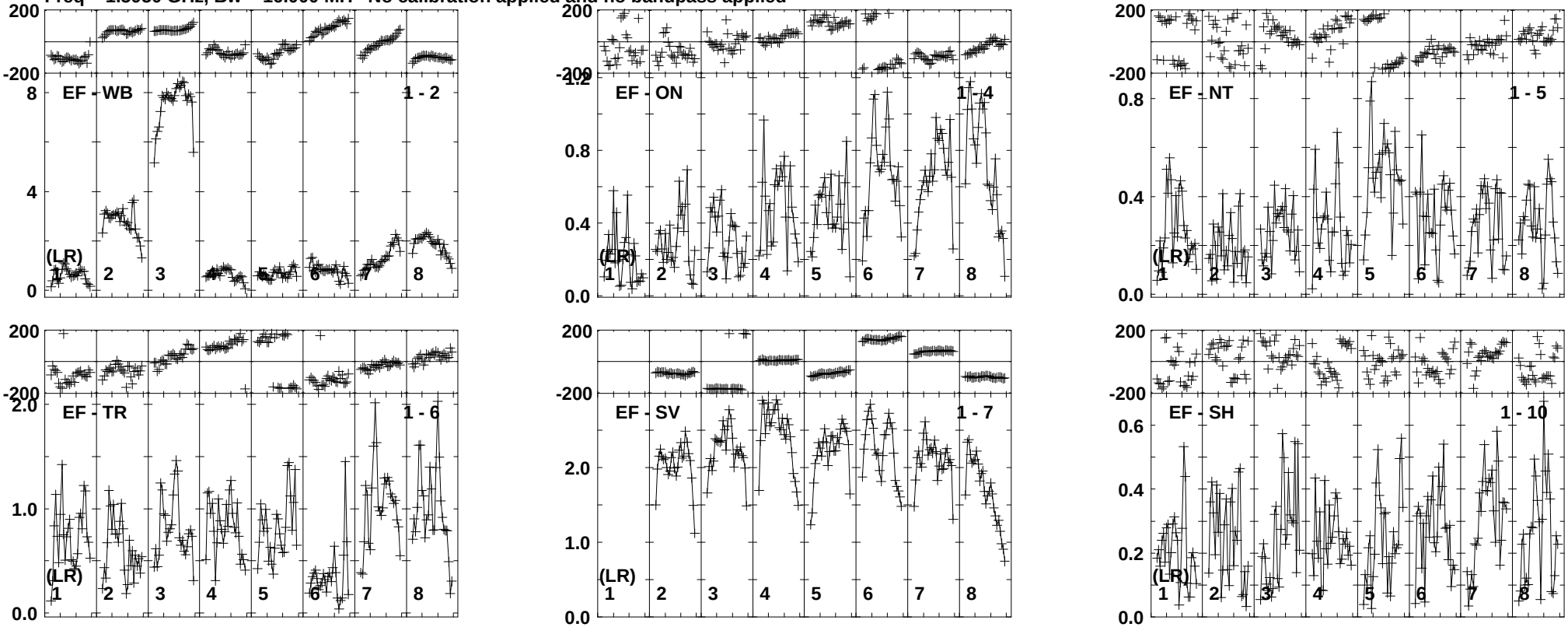

Lower frame: Milli Ampl Jy Top frame: Phas deg
Vector averaged cross-power spectrum Baseline: EF (01) - WB (02)
Timerange: 00/19:23:55 to 00/19:24:49

Plot file version 124 created 19-NOV-2014 16:36:25
ARP299C EP087G 3.UVDATA.1
Freq = 1.5950 GHz, Bw = 16.000 MH No calibration applied and no bandpass applied

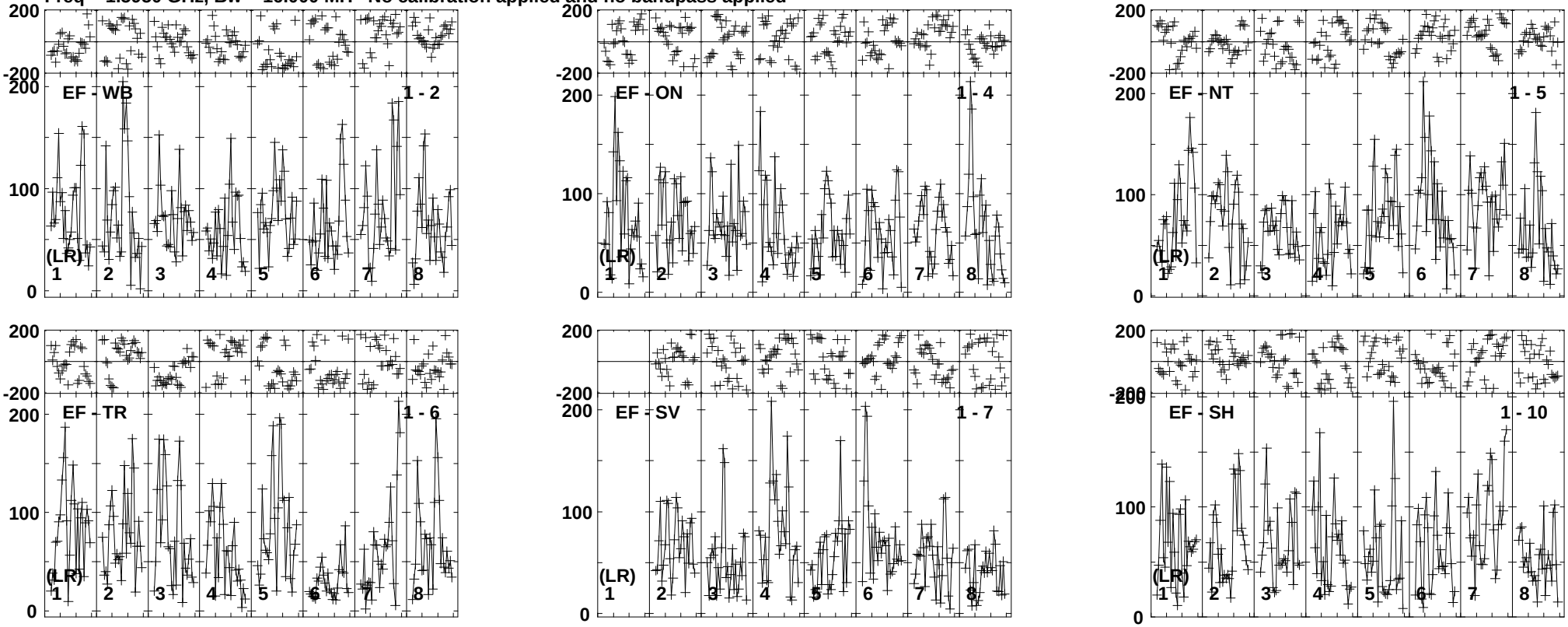

Lower frame: Micro Ampl Jy Top frame: Phas deg
Vector averaged cross-power spectrum Baseline: EF (01) - WB (02)
Timerange: 00/19:24:51 to 00/19:28:49

Plot file version 125 created 19-NOV-2014 16:36:25
J1128+5925 EP087G 3.UVDATA.1
Freq = 1.5950 GHz, Bw = 16.000 MH No calibration applied and no bandpass applied

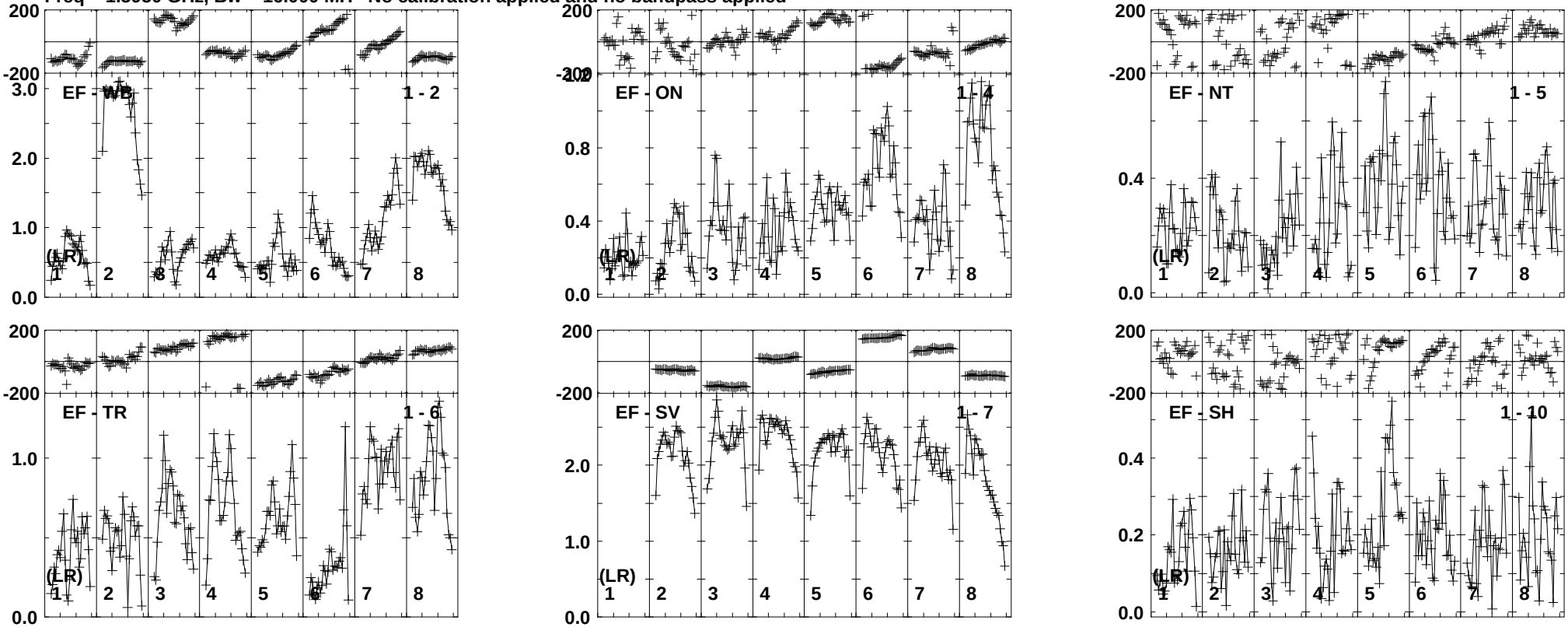

Lower frame: Milli Ampl Jy Top frame: Phas deg
Vector averaged cross-power spectrum Baseline: EF (01) - WB (02)
Timerange: 00/19:29:31 to 00/19:29:59