Plot file version 1 created 31-MAR-2014 17:11:04
3C345 EP088B 1.UVDATA.1
Freq = 1.5950 GHz, Bw = 16.000 MH No calibration applied and no bandpass applied

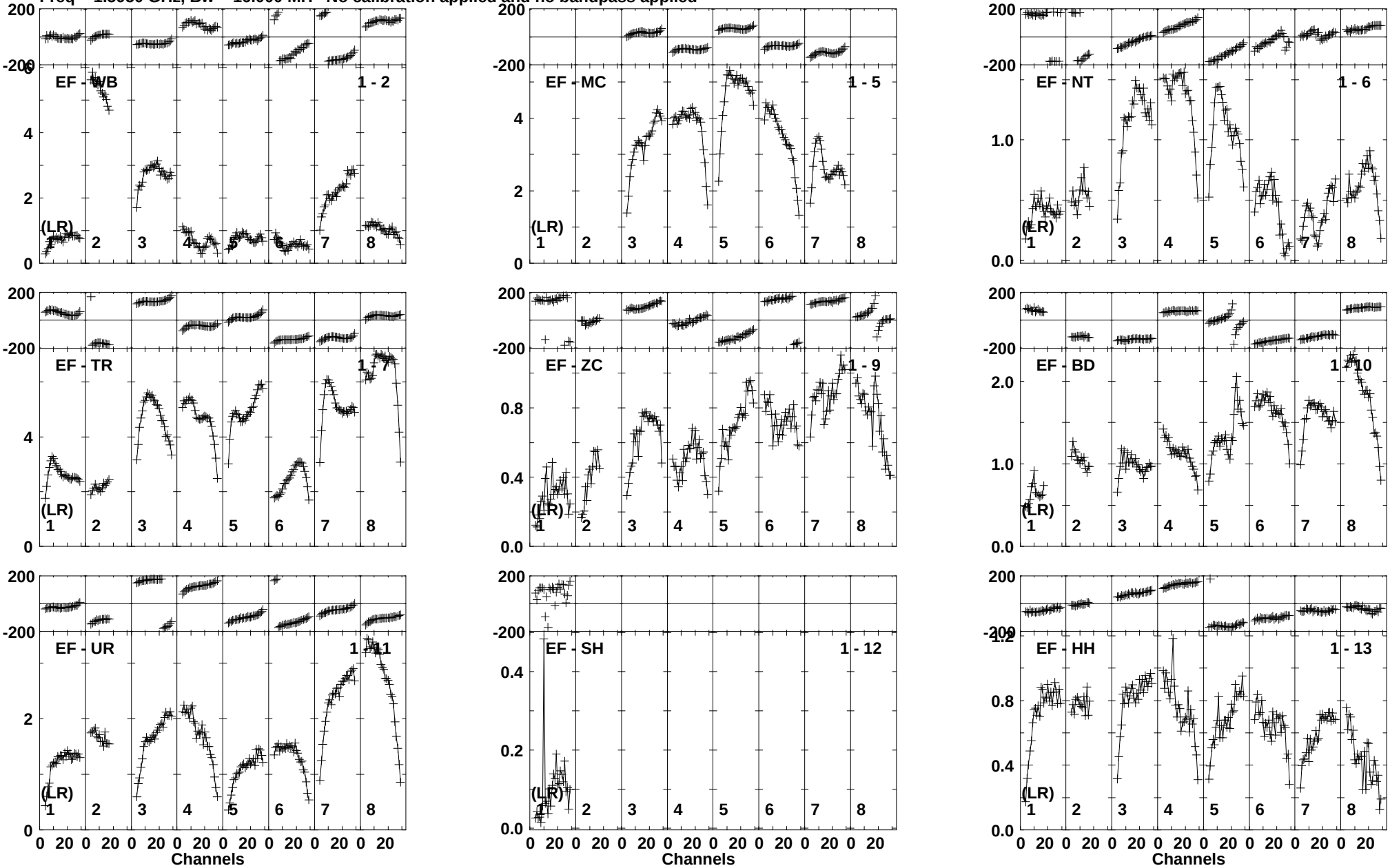

Lower frame: Milli Ampl Jy Top frame: Phas deg
Vector averaged cross-power spectrum Baseline: EF (01) - WB (02)
Timerange: 00/10:00:01 to 00/10:07:11

Plot file version 2 created 31-MAR-2014 17:11:04
J1824+5651 EP088B 1.UVDATA.1
Freq = 1.5950 GHz, Bw = 16.000 MH No calibration applied and no bandpass applied

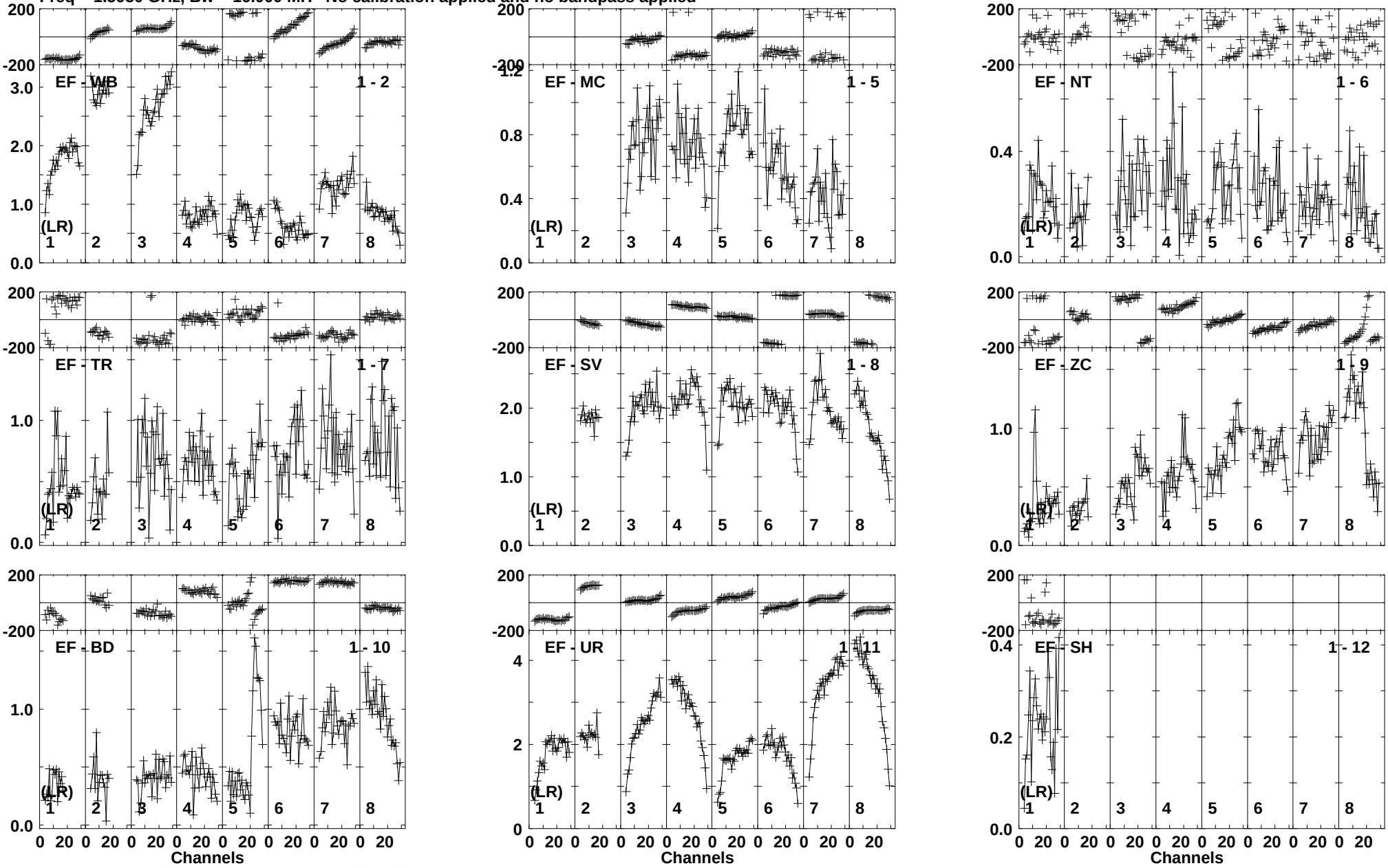

Lower frame: Milli Ampl Jy Top frame: Phas deg
Vector averaged cross-power spectrum Baseline: EF (01) - WB (02)
Timerange: 00/11:59:23 to 00/12:03:55

Plot file version 3 created 31-MAR-2014 17:11:04
NGC6670B EP088B 1.UVDATA.1
Freq = 1.5950 GHz, Bw = 16.000 MH No calibration applied and no bandpass applied

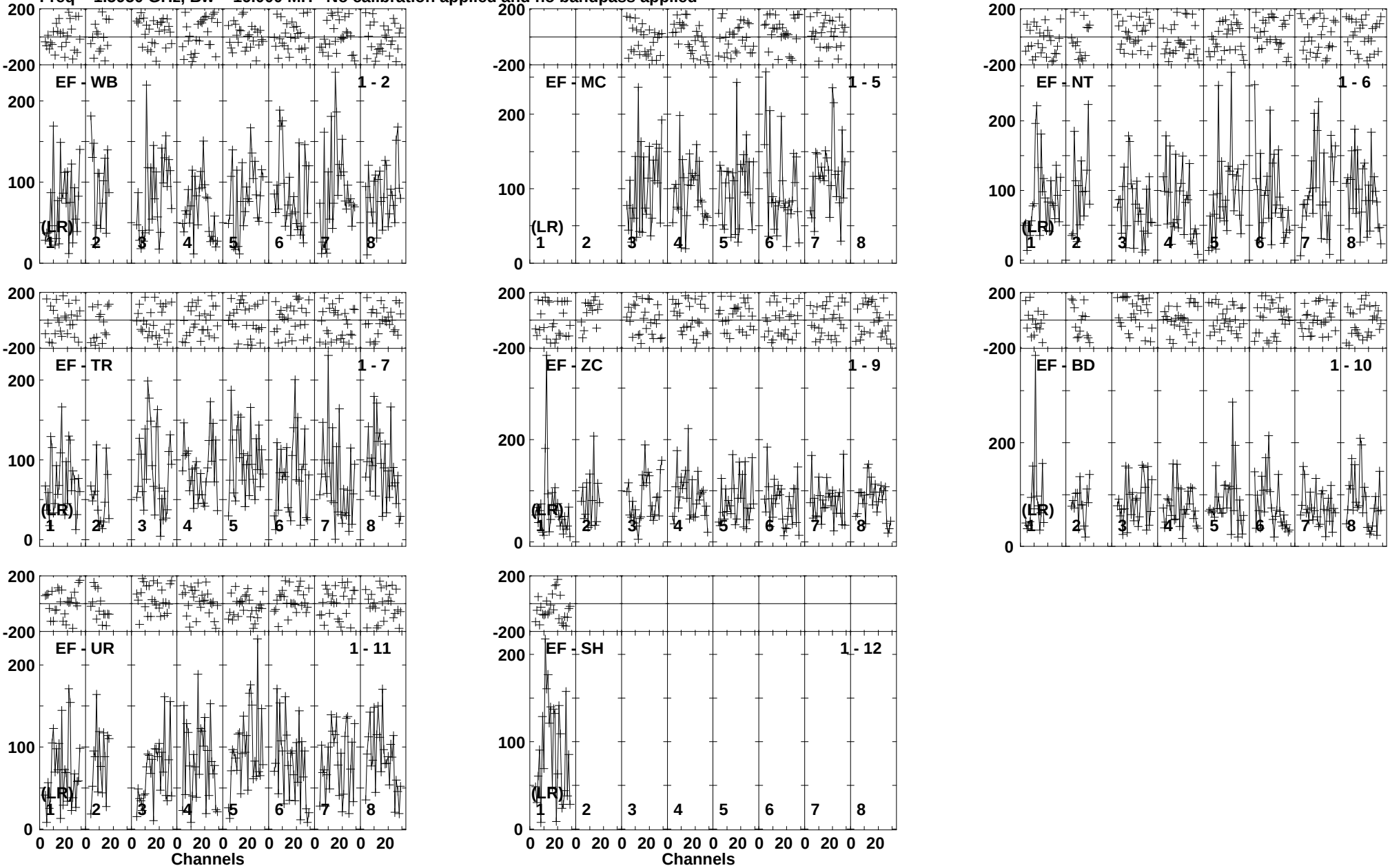

Lower frame: Micro Ampl Jy Top frame: Phas deg
Vector averaged cross-power spectrum Baseline: EF (01) - WB (02)
Timerange: 00/12:04:37 to 00/12:10:21

Plot file version 4 created 31-MAR-2014 17:11:05
J1824+5651 EP088B 1.UVDATA.1
Freq = 1.5950 GHz, Bw = 16.000 MH No calibration applied and no bandpass applied

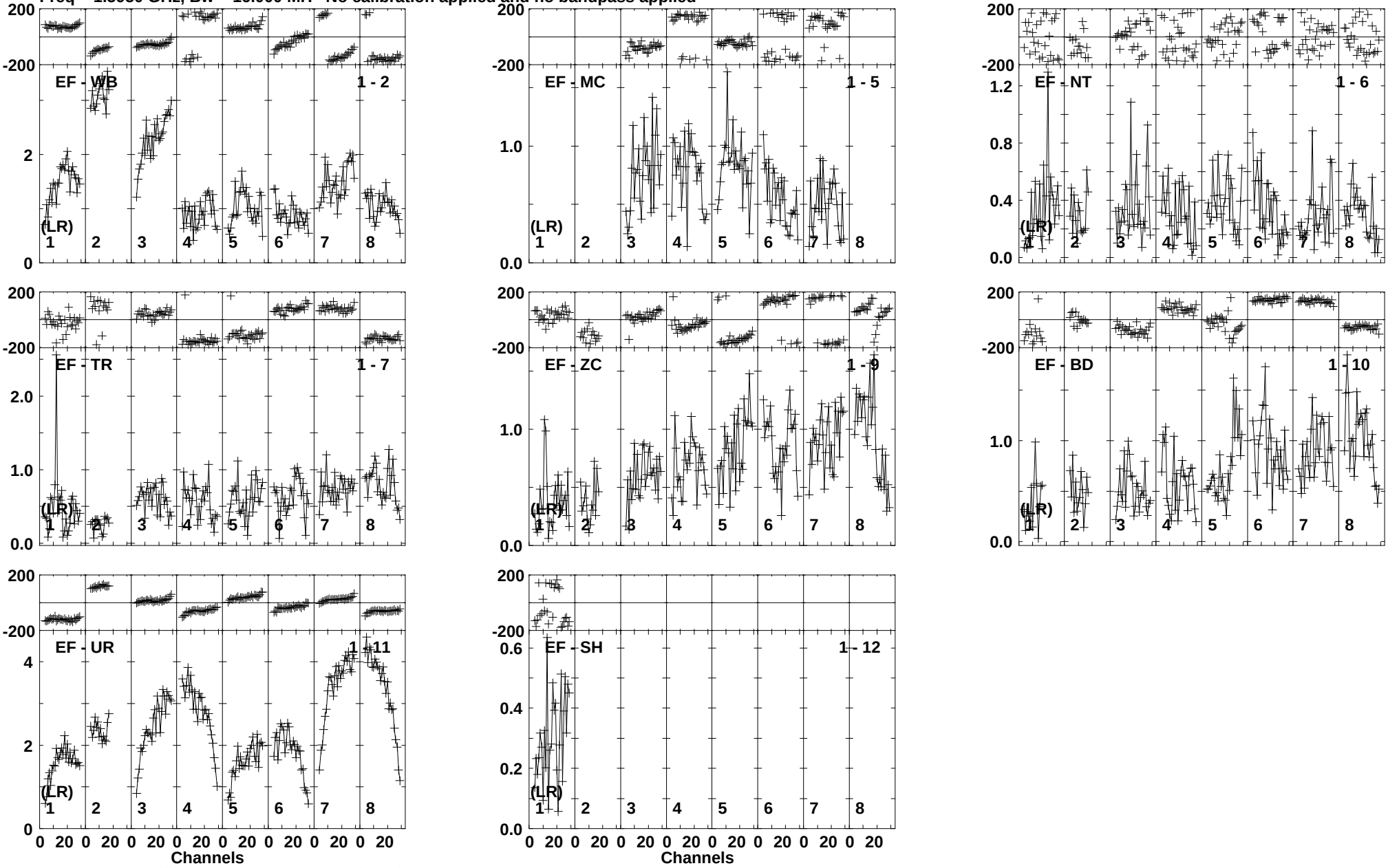

Lower frame: Milli Ampl Jy Top frame: Phas deg
Vector averaged cross-power spectrum Baseline: EF (01) - WB (02)
Timerange: 00/12:10:31 to 00/12:11:41

Plot file version 5 created 31-MAR-2014 17:11:05
NGC6670B EP088B 1.UVDATA.1
Freq = 1.5950 GHz, Bw = 16.000 MH No calibration applied and no bandpass applied



Lower frame: Micro Ampl Jy Top frame: Phas deg
Vector averaged cross-power spectrum Baseline: EF (01) - WB (02)
Timerange: 00/12:12:23 to 00/12:18:07

Plot file version 6 created 31-MAR-2014 17:11:05
J1824+5651 EP088B 1.UVDATA.1
Freq = 1.5950 GHz, Bw = 16.000 MH No calibration applied and no bandpass applied

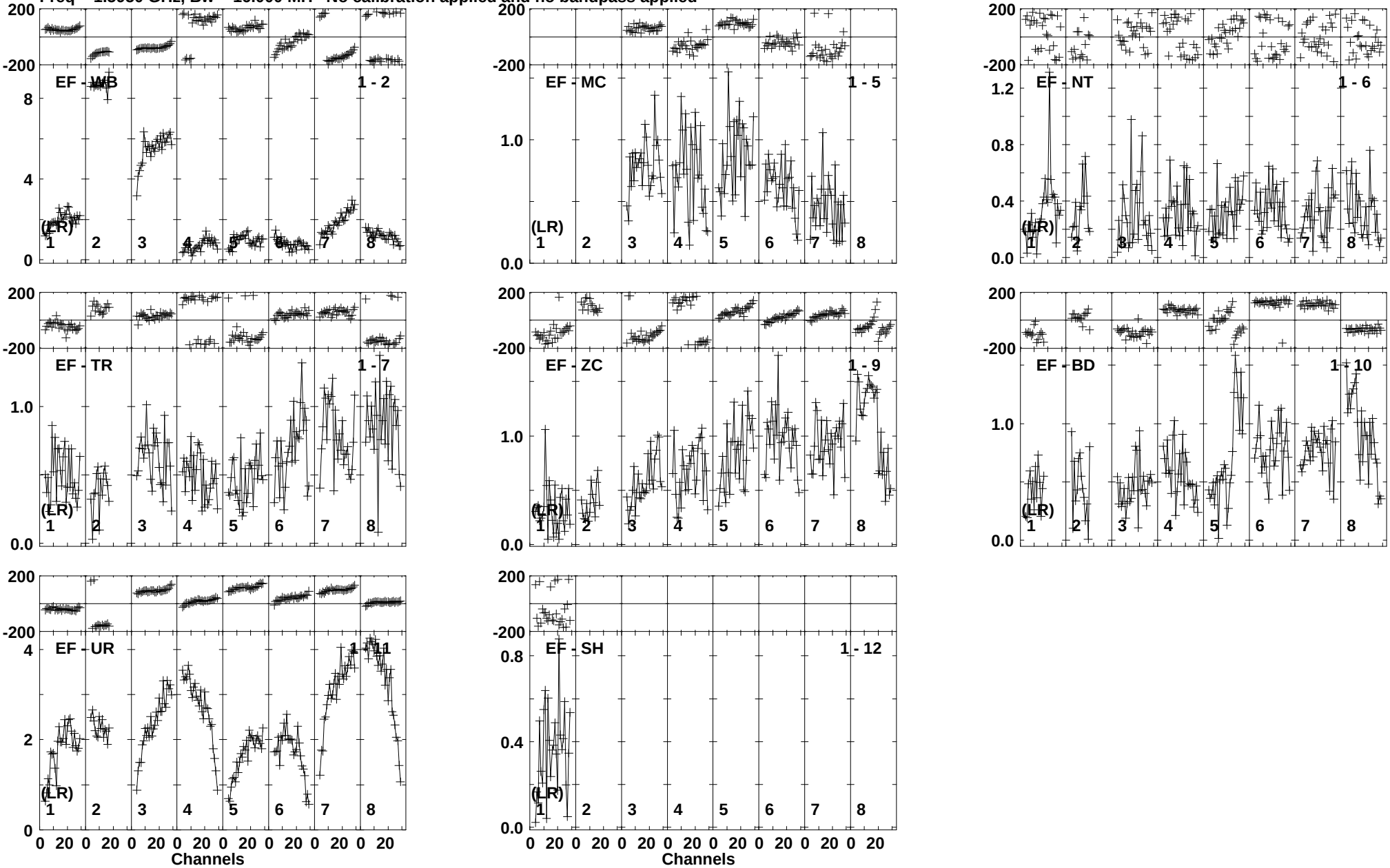

Lower frame: Milli Ampl Jy Top frame: Phas deg
Vector averaged cross-power spectrum Baseline: EF (01) - WB (02)
Timerange: 00/12:18:17 to 00/12:19:27

Plot file version 7 created 31-MAR-2014 17:11:05
NGC6670B EP088B 1.UVDATA.1
Freq = 1.5950 GHz, Bw = 16.000 MH No calibration applied and no bandpass applied

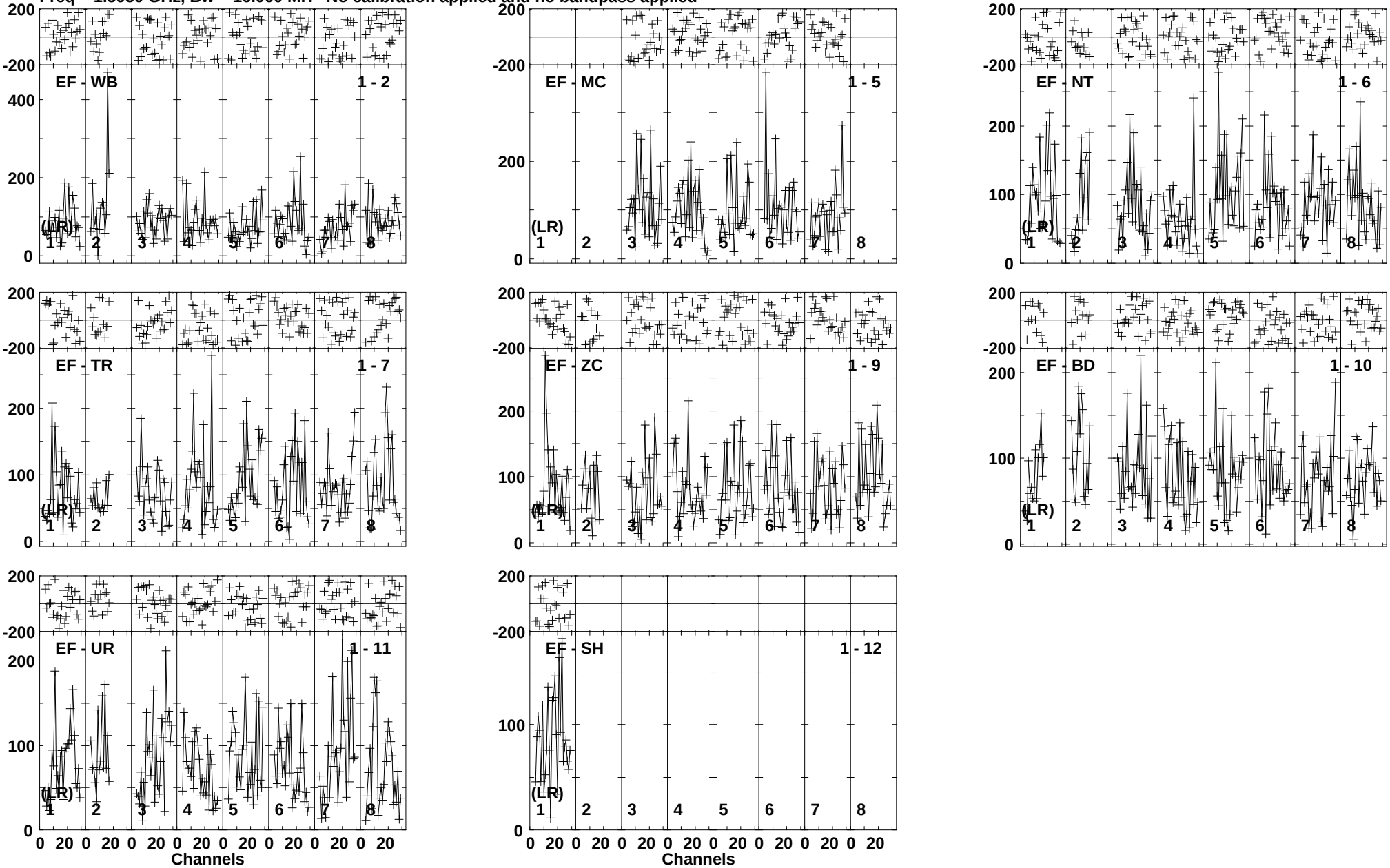

Lower frame: Micro Ampl Jy Top frame: Phas deg
Vector averaged cross-power spectrum Baseline: EF (01) - WB (02)
Timerange: 00/12:20:09 to 00/12:25:53

Plot file version 8 created 31-MAR-2014 17:11:06
J1824+5651 EP088B 1.UVDATA.1
Freq = 1.5950 GHz, Bw = 16.000 MH No calibration applied and no bandpass applied

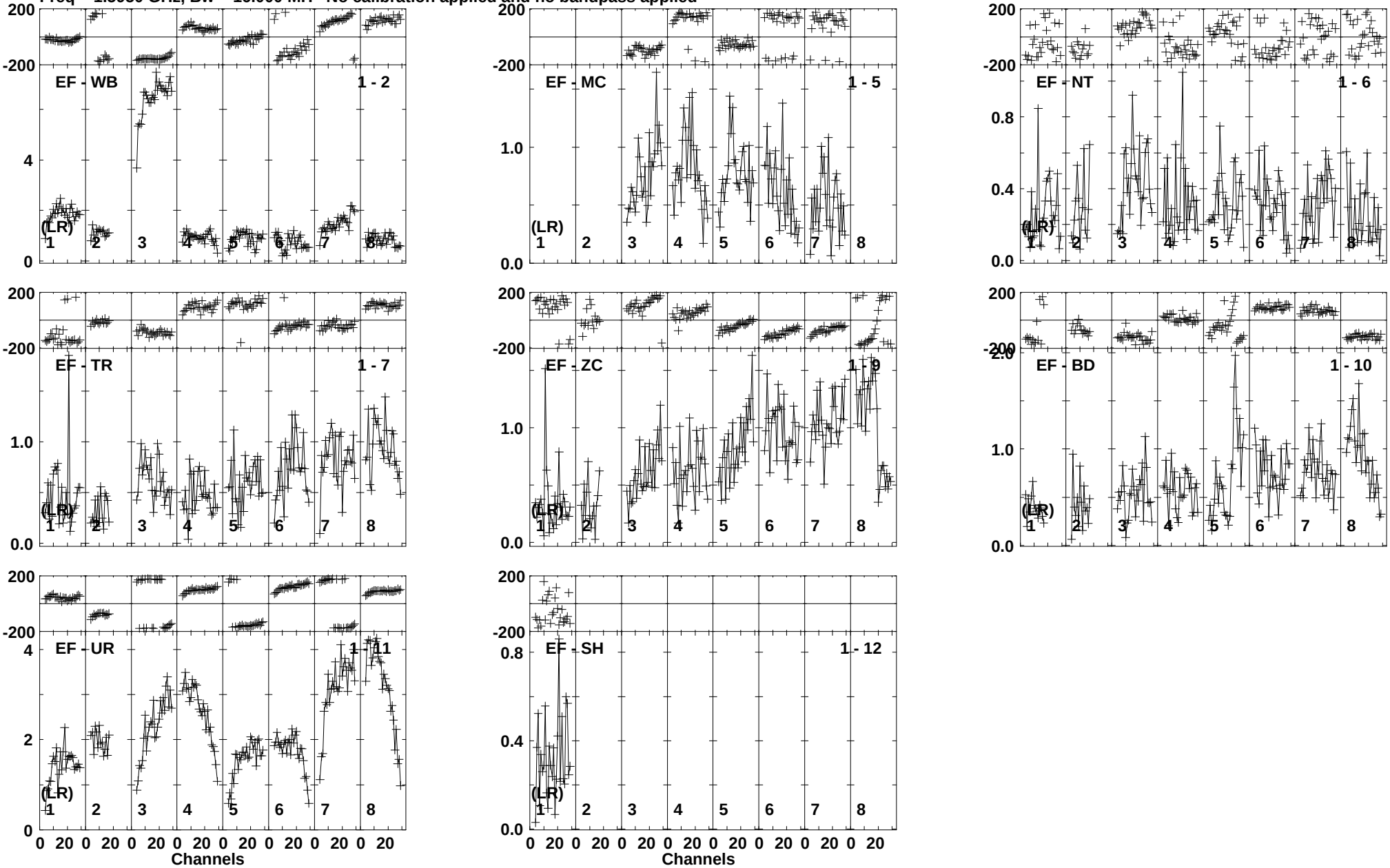

Lower frame: Milli Ampl Jy Top frame: Phas deg
Vector averaged cross-power spectrum Baseline: EF (01) - WB (02)
Timerange: 00/12:26:03 to 00/12:27:13

Plot file version 9 created 31-MAR-2014 17:11:06
NGC6670B EP088B 1.UVDATA.1
Freq = 1.5950 GHz, Bw = 16.000 MH No calibration applied and no bandpass applied



Lower frame: Micro Ampl Jy Top frame: Phas deg
Vector averaged cross-power spectrum Baseline: EF (01) - WB (02)
Timerange: 00/12:27:55 to 00/12:33:39

Plot file version 10 created 31-MAR-2014 17:11:06
J1824+5651 EP088B 1.UVDATA.1
Freq = 1.5950 GHz, Bw = 16.000 MH No calibration applied and no bandpass applied

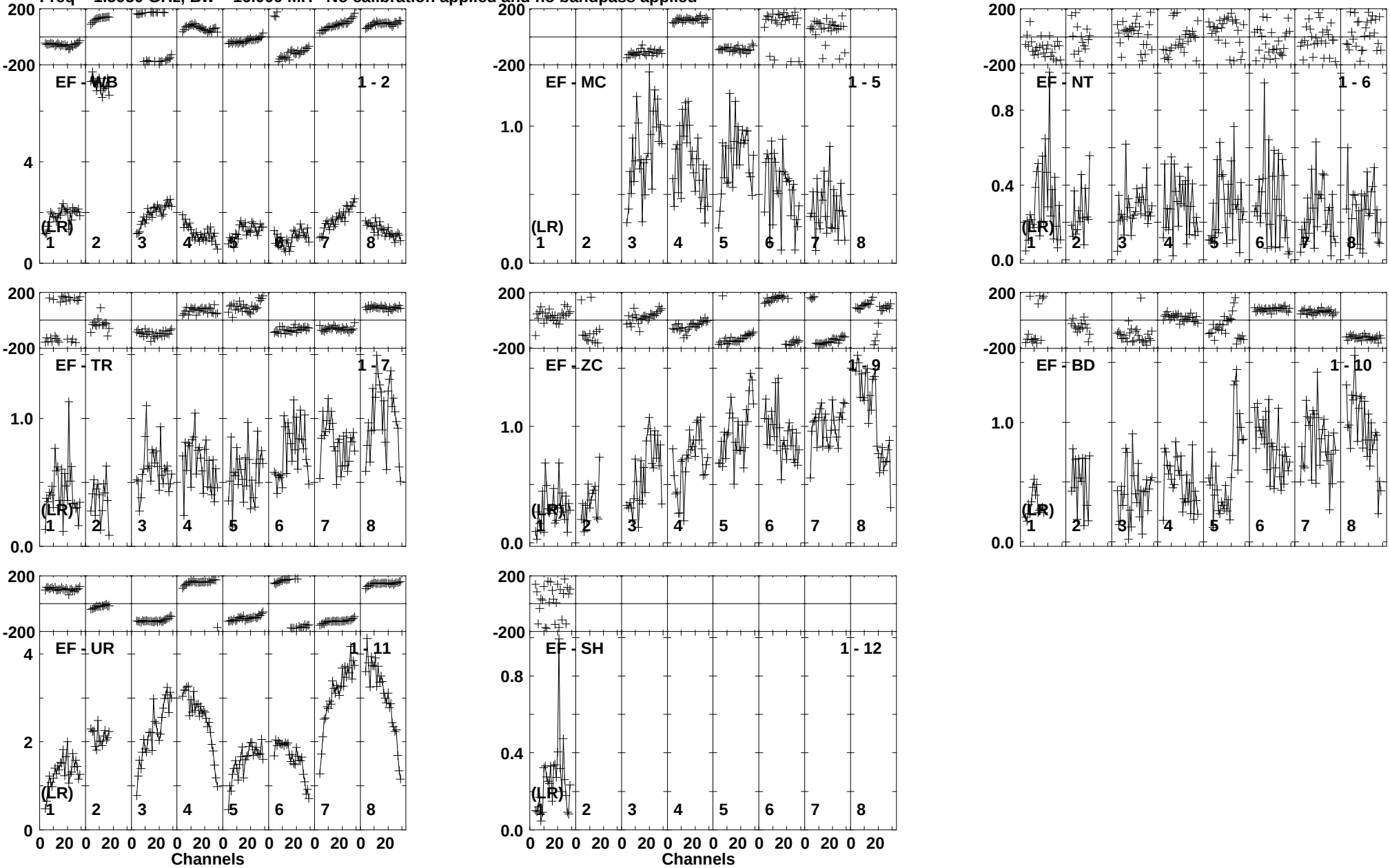

Lower frame: Milli Ampl Jy Top frame: Phas deg
Vector averaged cross-power spectrum Baseline: EF (01) - WB (02)
Timerange: 00/12:33:49 to 00/12:35:09

Plot file version 11 created 31-MAR-2014 17:11:06
NGC6670B EP088B 1.UVDATA.1
Freq = 1.5950 GHz, Bw = 16.000 MH No calibration applied and no bandpass applied

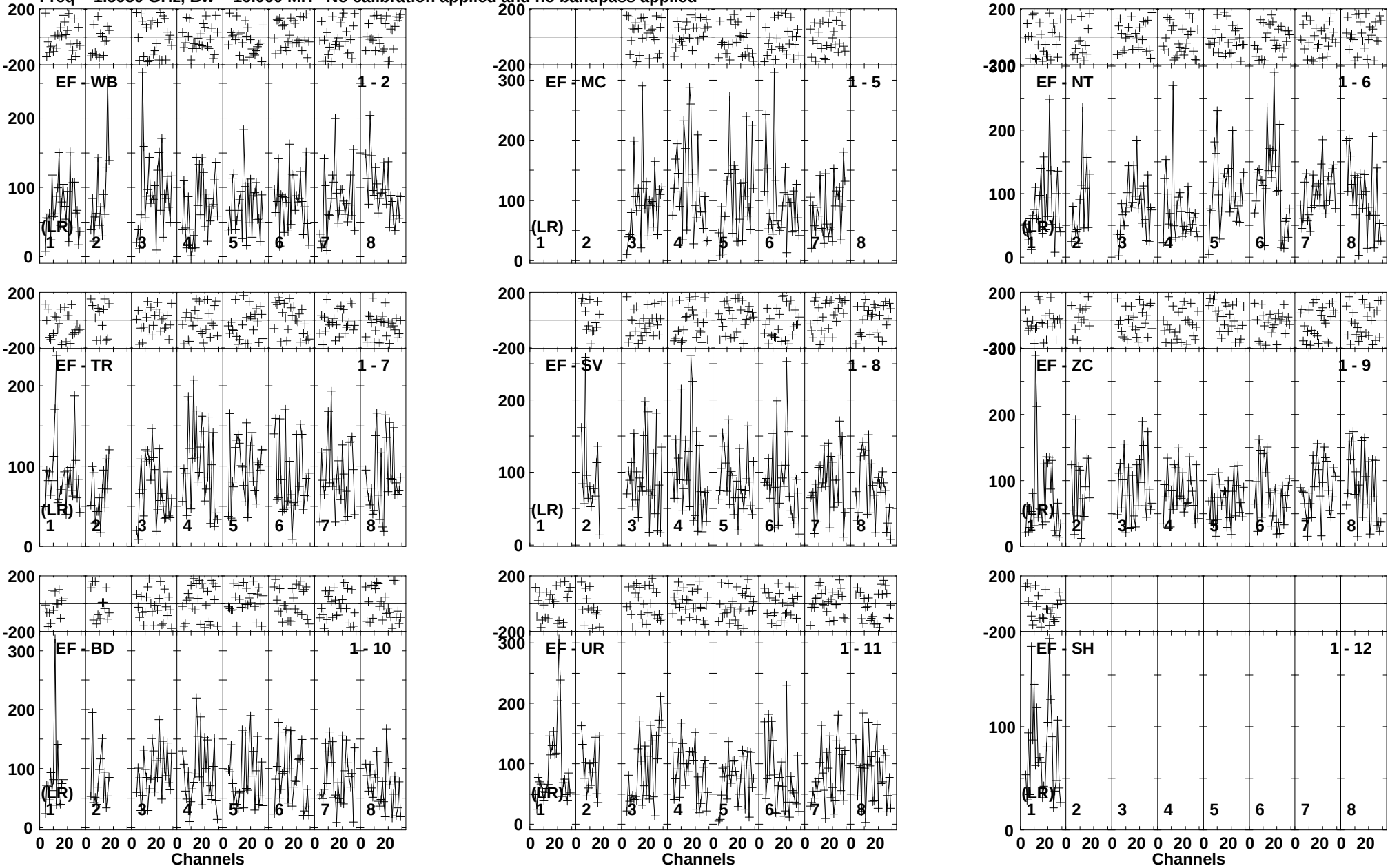

Lower frame: Micro Ampl Jy Top frame: Phas deg
Vector averaged cross-power spectrum Baseline: EF (01) - WB (02)
Timerange: 00/12:35:51 to 00/12:41:35

Plot file version 12 created 31-MAR-2014 17:11:07
J1824+5651 EP088B 1.UVDATA.1
Freq = 1.5950 GHz, Bw = 16.000 MH No calibration applied and no bandpass applied

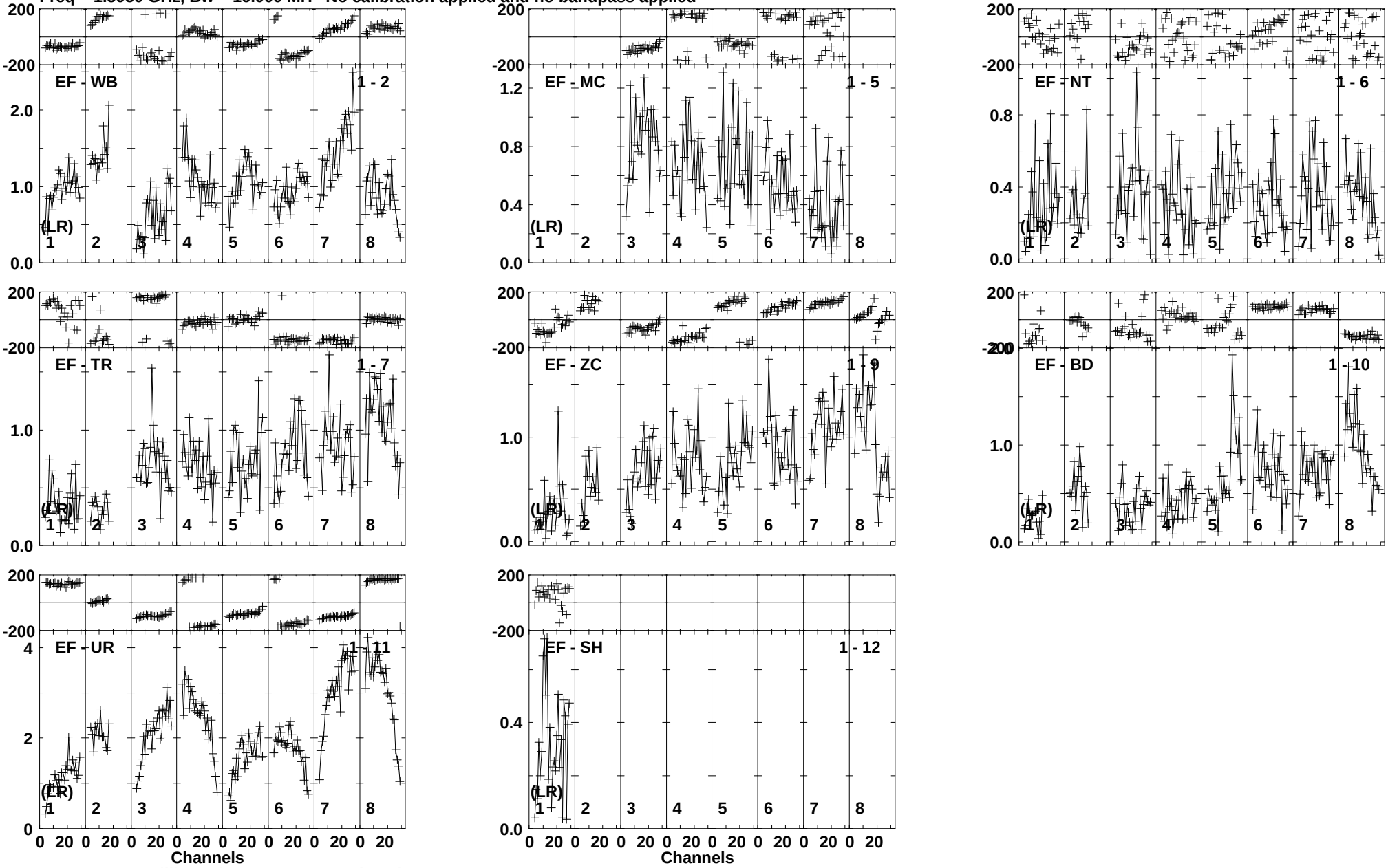

Lower frame: Milli Ampl Jy Top frame: Phas deg
Vector averaged cross-power spectrum Baseline: EF (01) - WB (02)
Timerange: 00/12:41:45 to 00/12:42:55

Plot file version 13 created 31-MAR-2014 17:11:07
NGC6670B EP088B 1.UVDATA.1
Freq = 1.5950 GHz, Bw = 16.000 MH No calibration applied and no bandpass applied



Lower frame: Micro Ampl Jy Top frame: Phas deg
Vector averaged cross-power spectrum Baseline: EF (01) - WB (02)
Timerange: 00/12:43:37 to 00/12:49:21

Plot file version 14 created 31-MAR-2014 17:11:07
J1824+5651 EP088B 1.UVDATA.1
Freq = 1.5950 GHz, Bw = 16.000 MH No calibration applied and no bandpass applied

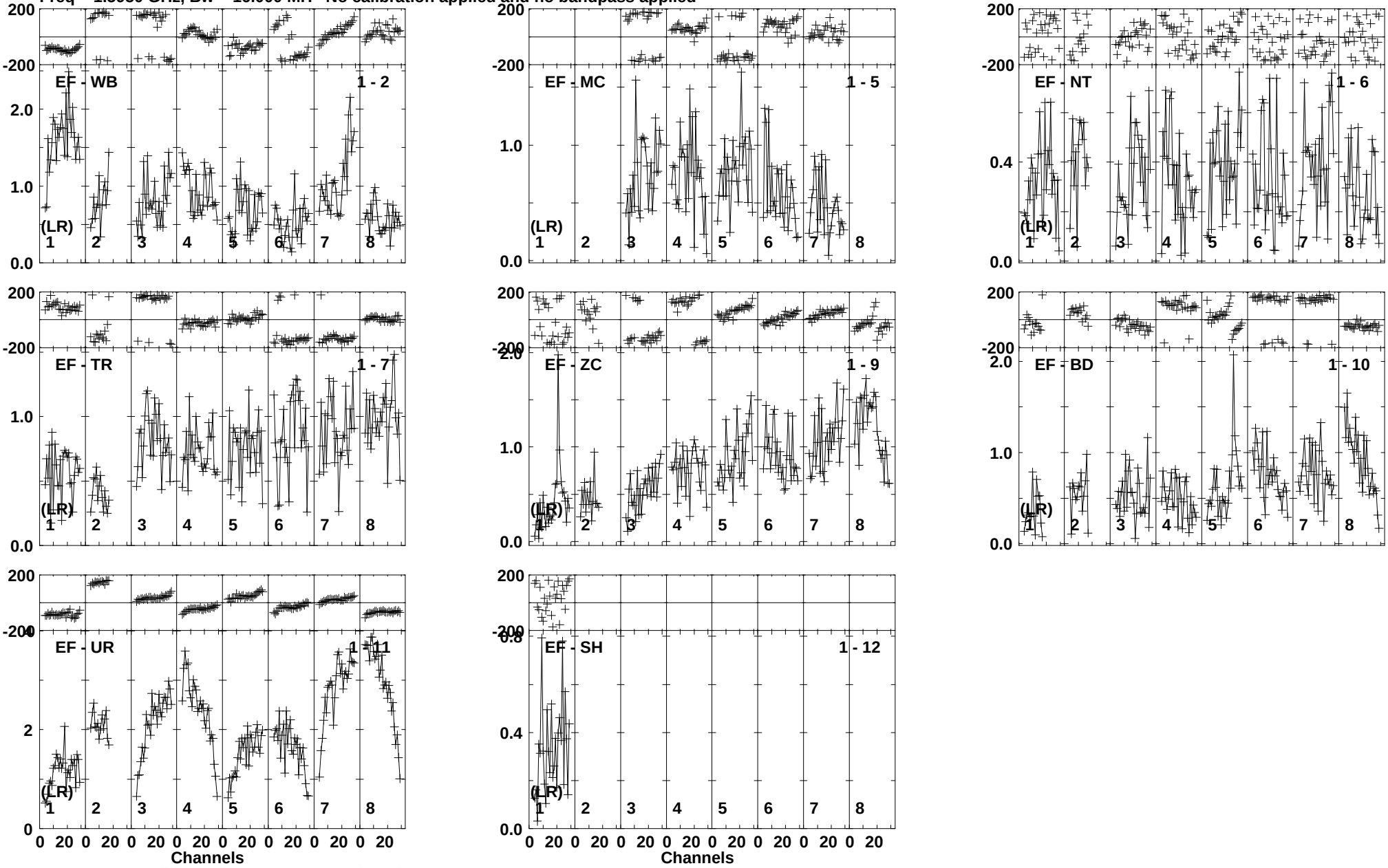

Lower frame: Milli Ampl Jy Top frame: Phas deg
Vector averaged cross-power spectrum Baseline: EF (01) - WB (02)
Timerange: 00/12:49:29 to 00/12:50:41

Plot file version 15 created 31-MAR-2014 17:11:08
NGC6670B EP088B 1.UVDATA.1
Freq = 1.5950 GHz, Bw = 16.000 MH No calibration applied and no bandpass applied



Lower frame: Micro Ampl Jy Top frame: Phas deg
Vector averaged cross-power spectrum Baseline: EF (01) - WB (02)
Timerange: 00/12:51:23 to 00/12:57:07

Plot file version 16 created 31-MAR-2014 17:11:08
J1824+5651 EP088B 1.UVDATA.1
Freq = 1.5950 GHz, Bw = 16.000 MH No calibration applied and no bandpass applied

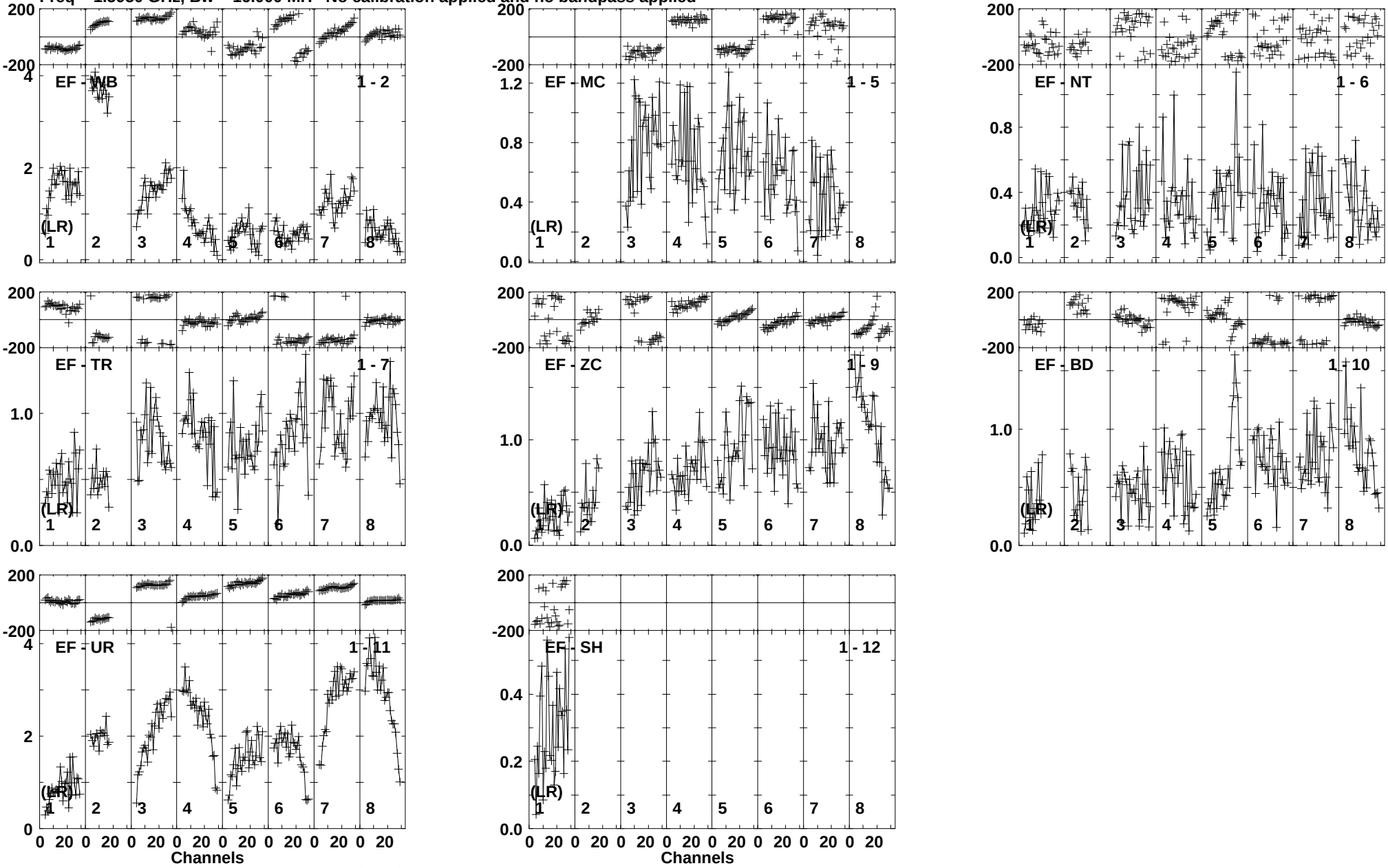

Lower frame: Milli Ampl Jy Top frame: Phas deg
Vector averaged cross-power spectrum Baseline: EF (01) - WB (02)
Timerange: 00/12:57:15 to 00/12:58:37

Plot file version 17 created 31-MAR-2014 17:11:08
NGC6670B EP088B 1.UVDATA.1
Freq = 1.5950 GHz, Bw = 16.000 MH No calibration applied and no bandpass applied

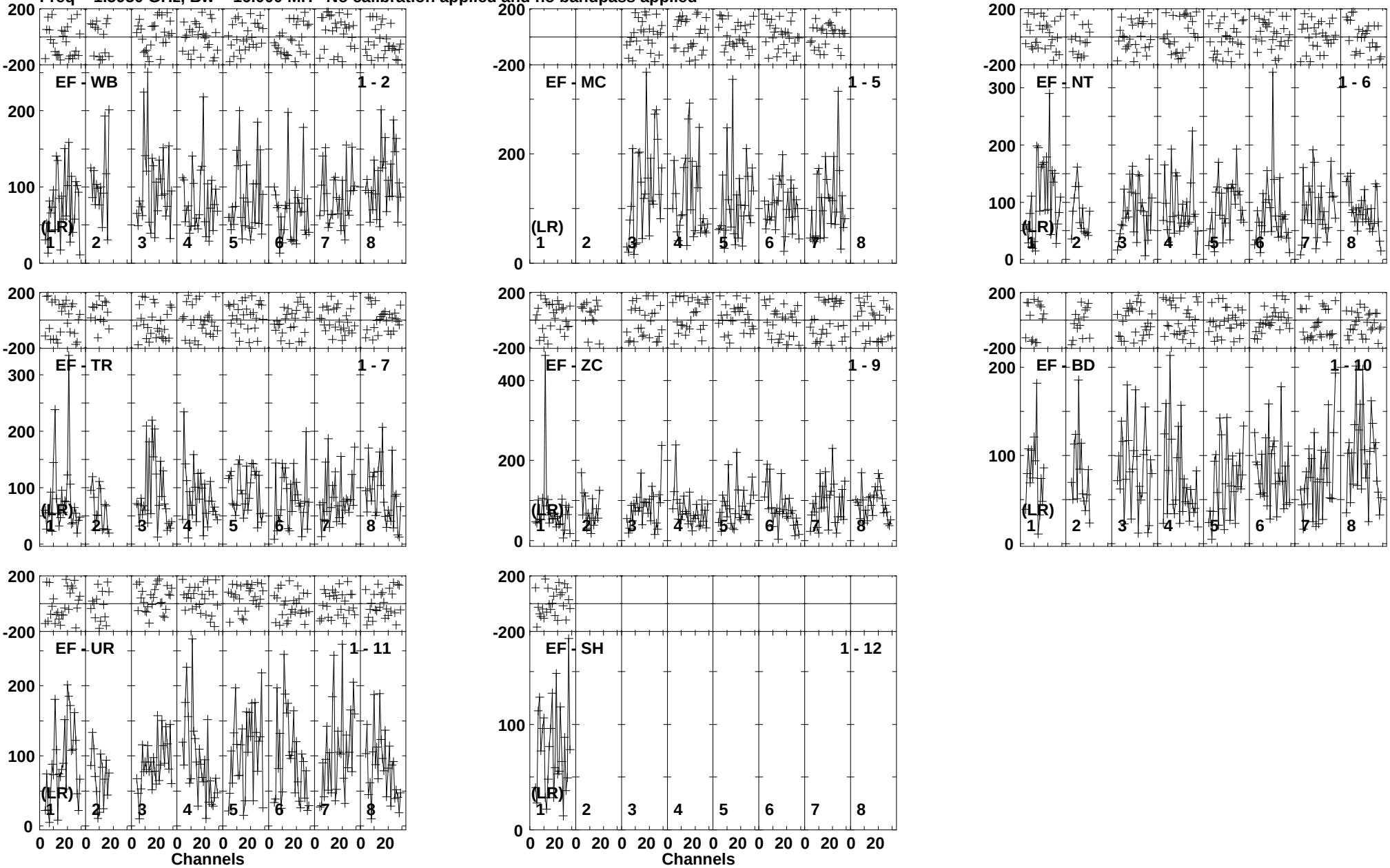

Lower frame: Micro Ampl Jy Top frame: Phas deg
Vector averaged cross-power spectrum Baseline: EF (01) - WB (02)
Timerange: 00/12:59:19 to 00/13:05:03

Plot file version 18 created 31-MAR-2014 17:11:08
J1824+5651 EP088B 1.UVDATA.1
Freq = 1.5950 GHz, Bw = 16.000 MH No calibration applied and no bandpass applied

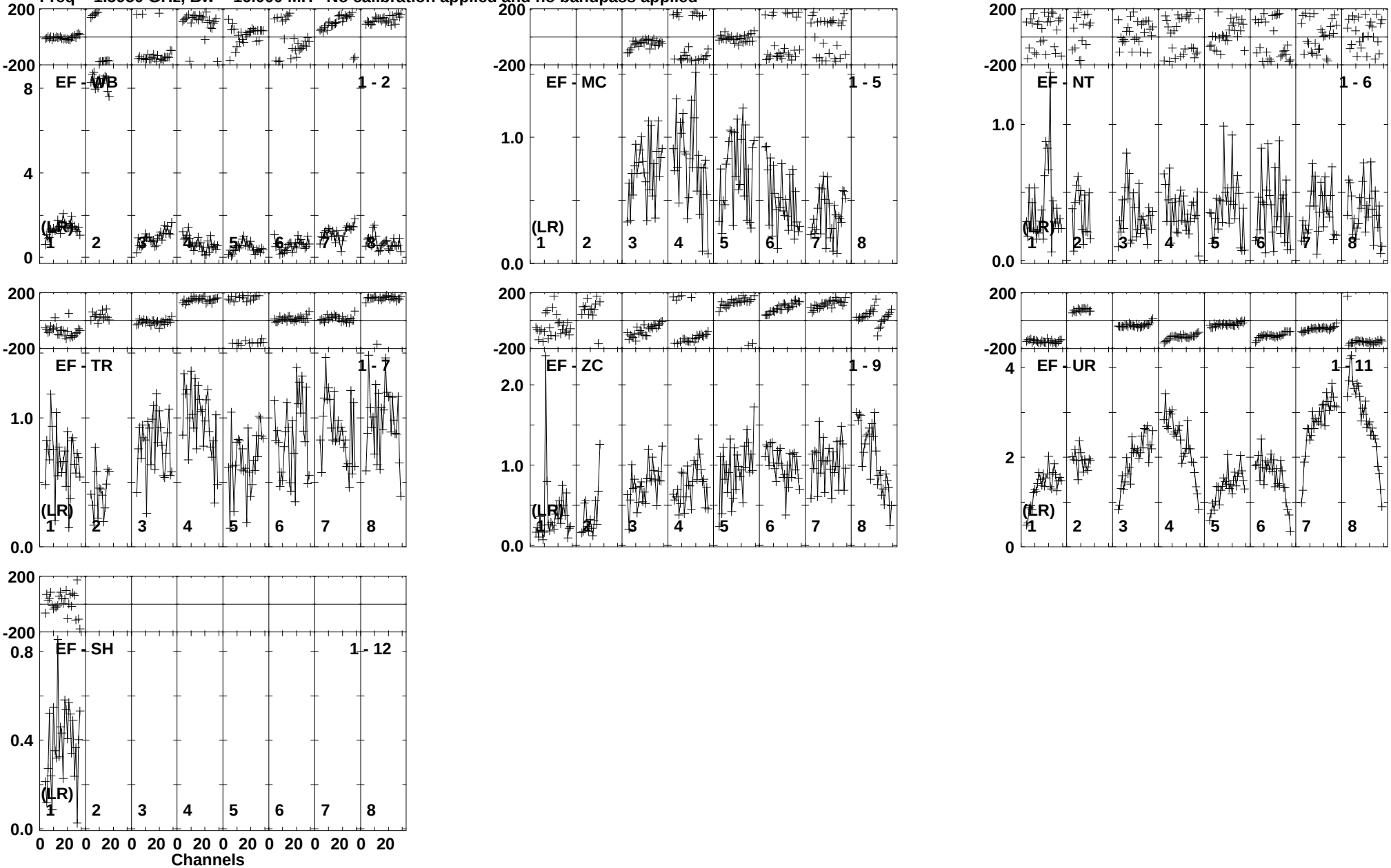

Lower frame: Milli Ampl Jy Top frame: Phas deg
Vector averaged cross-power spectrum Baseline: EF (01) - WB (02)
Timerange: 00/13:05:11 to 00/13:06:23

Plot file version 19 created 31-MAR-2014 17:11:09
NGC6670B EP088B 1.UVDATA.1
Freq = 1.5950 GHz, Bw = 16.000 MH No calibration applied and no bandpass applied

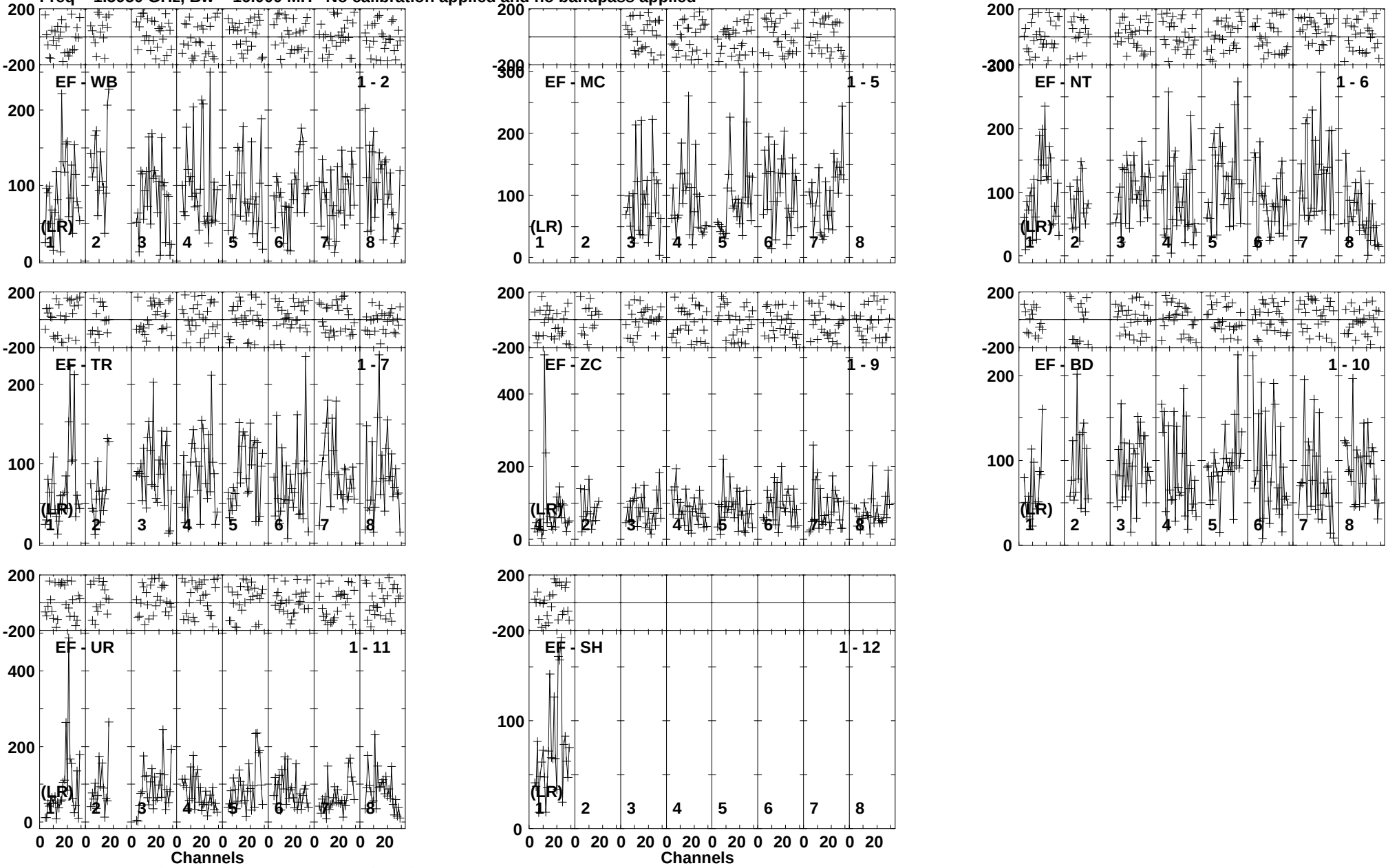

Lower frame: Micro Ampl Jy Top frame: Phas deg
Vector averaged cross-power spectrum Baseline: EF (01) - WB (02)
Timerange: 00/13:07:05 to 00/13:12:49

Plot file version 20 created 31-MAR-2014 17:11:09
J1824+5651 EP088B 1.UVDATA.1
Freq = 1.5950 GHz, Bw = 16.000 MH No calibration applied and no bandpass applied

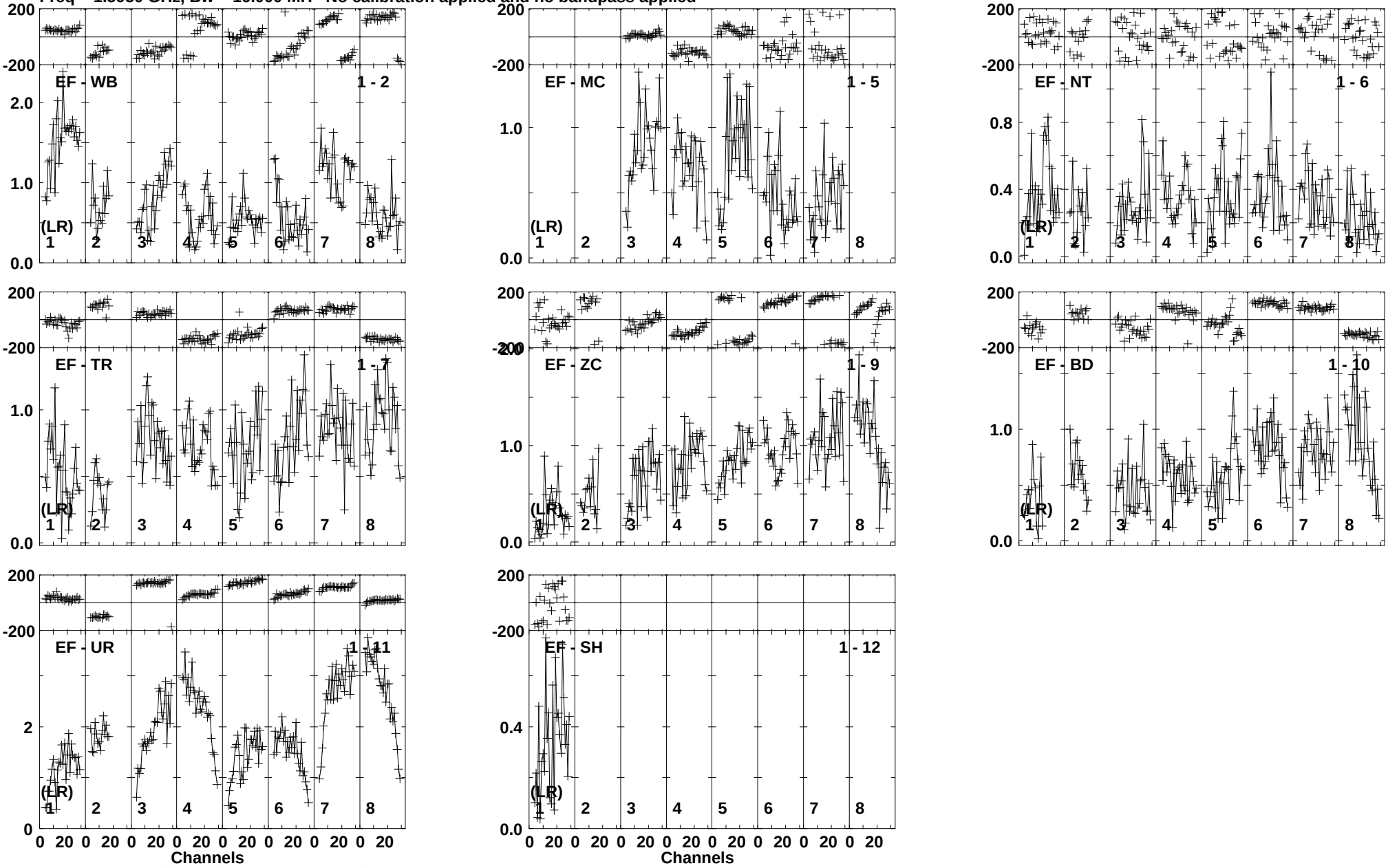

Lower frame: Milli Ampl Jy Top frame: Phas deg
Vector averaged cross-power spectrum Baseline: EF (01) - WB (02)
Timerange: 00/13:12:57 to 00/13:14:09

Plot file version 21 created 31-MAR-2014 17:11:09
NGC6670B EP088B 1.UVDATA.1
Freq = 1.5950 GHz, Bw = 16.000 MH No calibration applied and no bandpass applied



Lower frame: Micro Ampl Jy Top frame: Phas deg
Vector averaged cross-power spectrum Baseline: EF (01) - WB (02)
Timerange: 00/13:14:51 to 00/13:20:35

Plot file version 22 created 31-MAR-2014 17:11:09
J1824+5651 EP088B 1.UVDATA.1
Freq = 1.5950 GHz, Bw = 16.000 MH No calibration applied and no bandpass applied

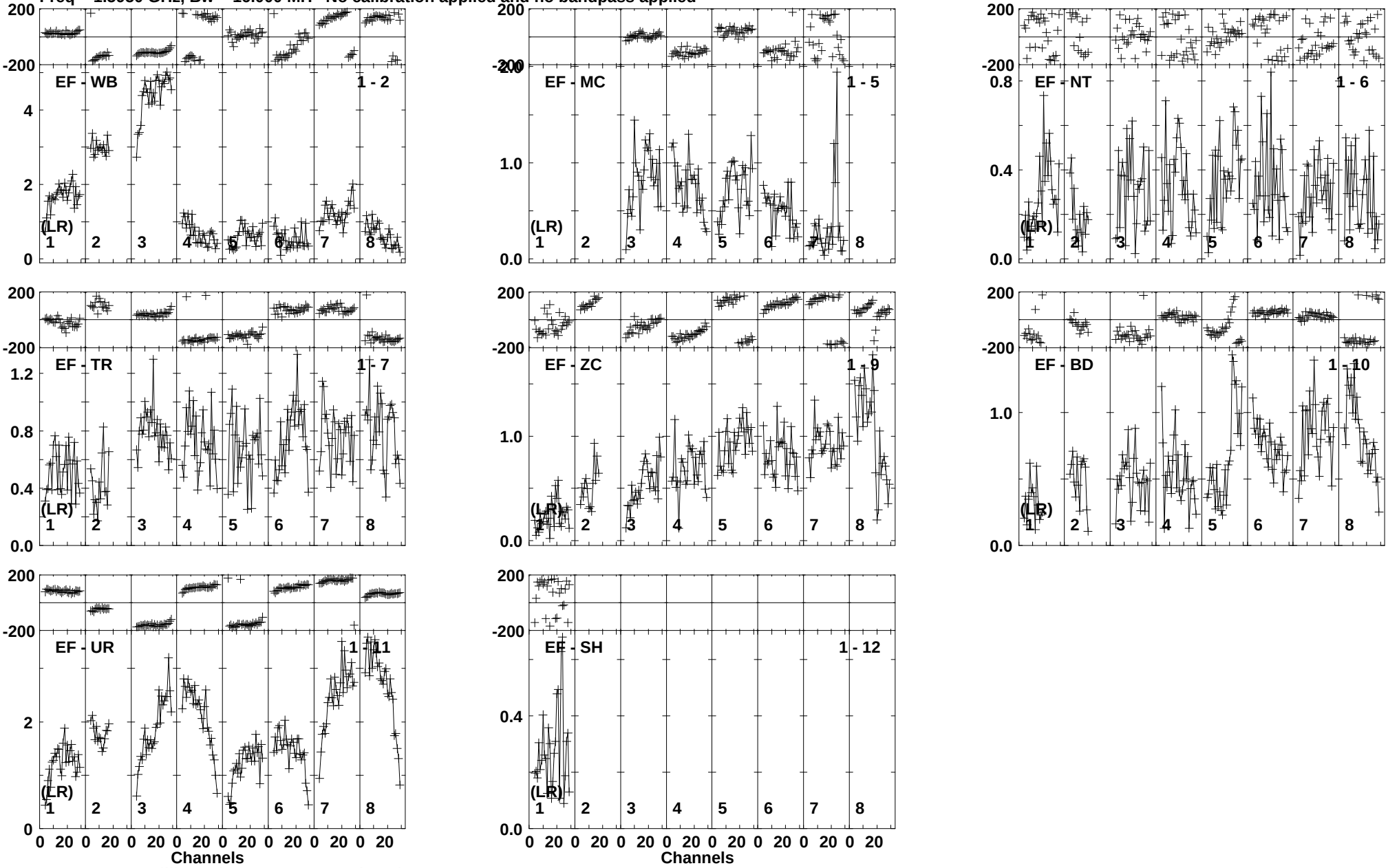

Lower frame: Milli Ampl Jy Top frame: Phas deg
Vector averaged cross-power spectrum Baseline: EF (01) - WB (02)
Timerange: 00/13:20:43 to 00/13:22:05

Plot file version 23 created 31-MAR-2014 17:11:10
NGC6670B EP088B 1.UVDATA.1
Freq = 1.5950 GHz, Bw = 16.000 MH No calibration applied and no bandpass applied



Lower frame: Micro Ampl Jy Top frame: Phas deg
Vector averaged cross-power spectrum Baseline: EF (01) - WB (02)
Timerange: 00/13:22:47 to 00/13:28:31

Plot file version 24 created 31-MAR-2014 17:11:10
J1824+5651 EP088B 1.UVDATA.1
Freq = 1.5950 GHz, Bw = 16.000 MH No calibration applied and no bandpass applied

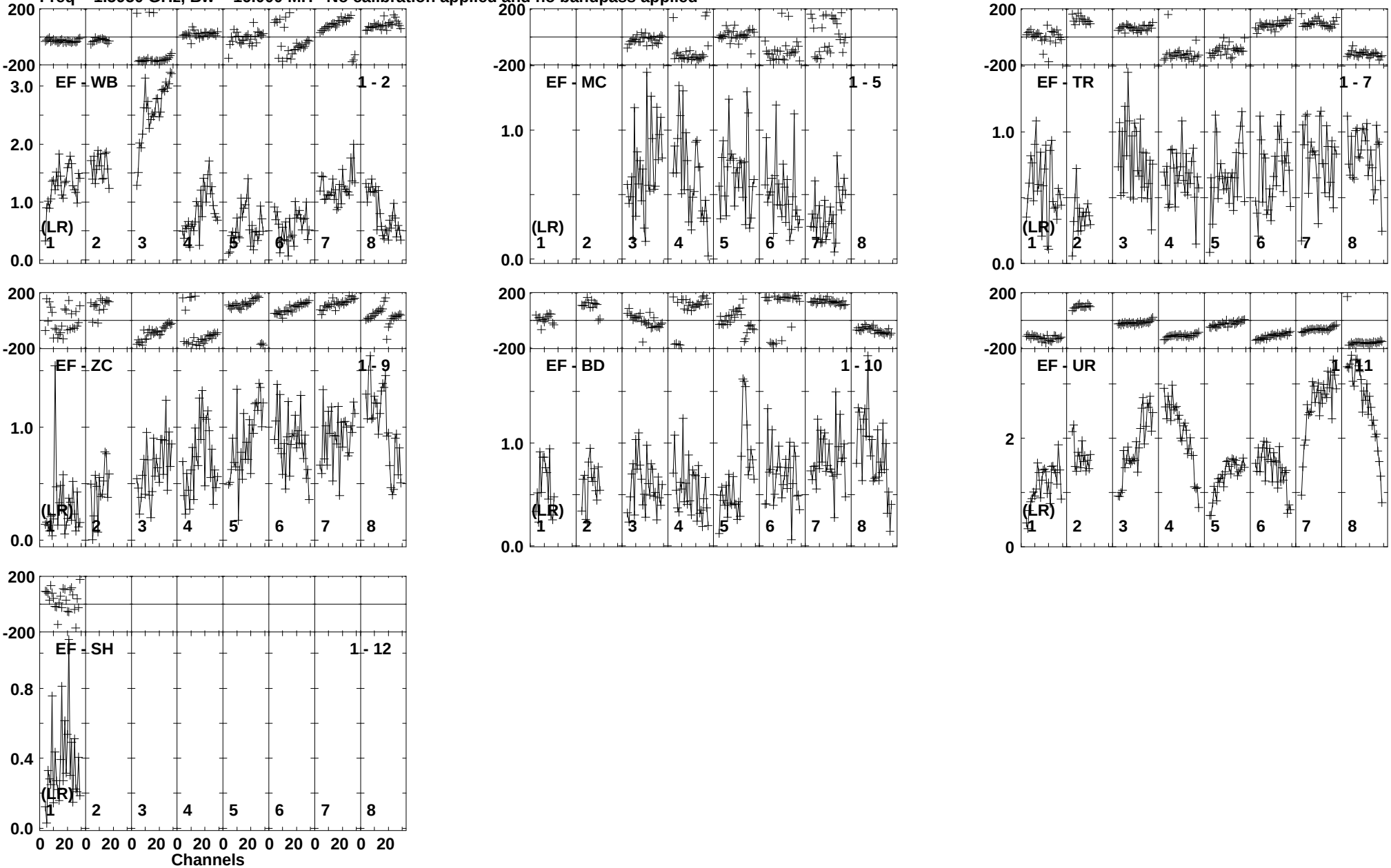

Lower frame: Milli Ampl Jy Top frame: Phas deg
Vector averaged cross-power spectrum Baseline: EF (01) - WB (02)
Timerange: 00/13:28:39 to 00/13:29:51

Plot file version 25 created 31-MAR-2014 17:11:10
NGC6670B EP088B 1.UVDATA.1
Freq = 1.5950 GHz, Bw = 16.000 MH No calibration applied and no bandpass applied



Lower frame: Micro Ampl Jy Top frame: Phas deg
Vector averaged cross-power spectrum Baseline: EF (01) - WB (02)
Timerange: 00/13:30:33 to 00/13:36:17

Plot file version 26 created 31-MAR-2014 17:11:10
J1824+5651 EP088B 1.UVDATA.1
Freq = 1.5950 GHz, Bw = 16.000 MH No calibration applied and no bandpass applied

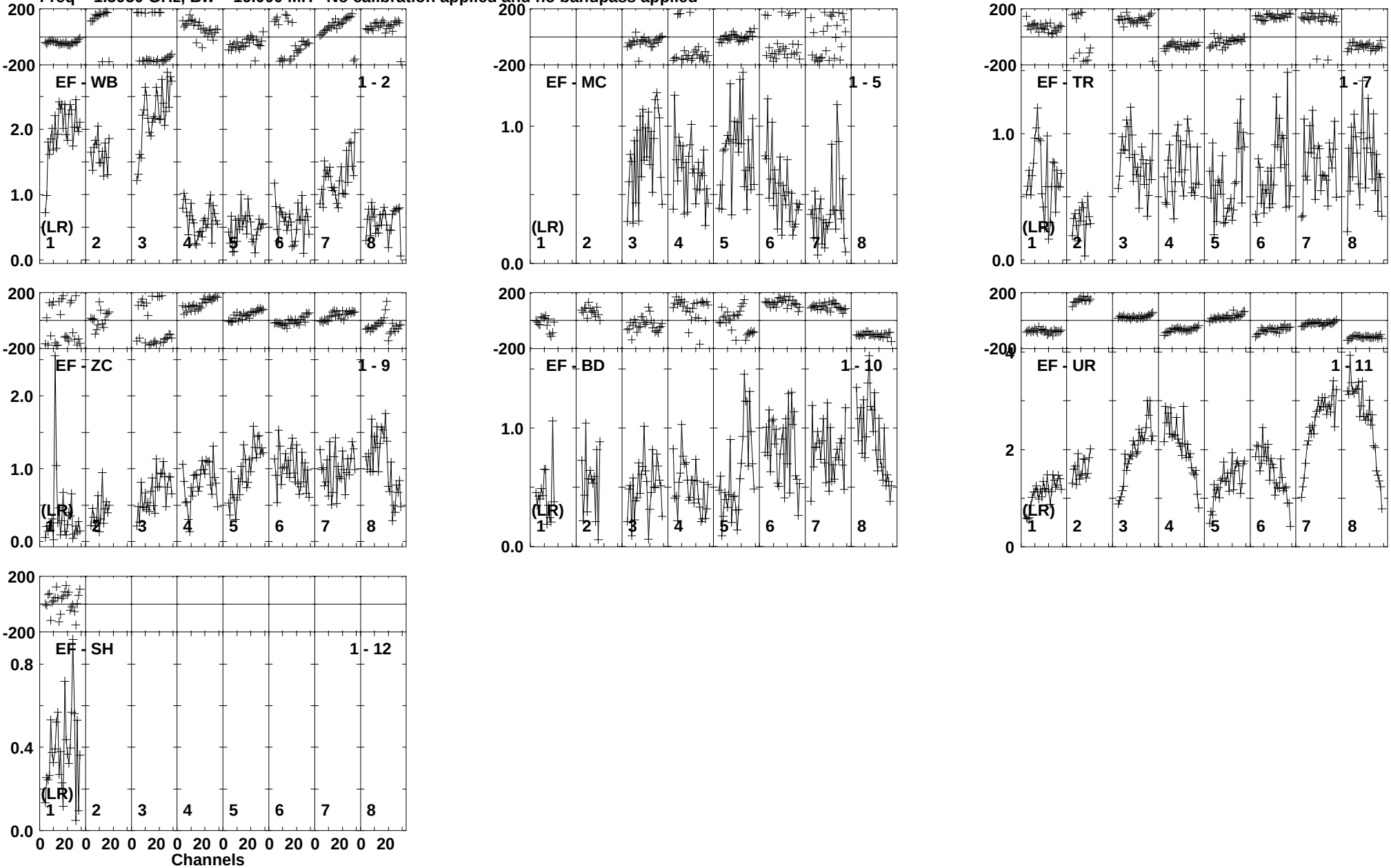

Lower frame: Milli Ampl Jy Top frame: Phas deg
Vector averaged cross-power spectrum Baseline: EF (01) - WB (02)
Timerange: 00/13:36:25 to 00/13:37:37

Plot file version 27 created 31-MAR-2014 17:11:10
NGC6670B EP088B 1.UVDATA.1
Freq = 1.5950 GHz, Bw = 16.000 MH No calibration applied and no bandpass applied



Lower frame: Micro Ampl Jy Top frame: Phas deg
Vector averaged cross-power spectrum Baseline: EF (01) - WB (02)
Timerange: 00/13:38:19 to 00/13:44:03

Plot file version 28 created 31-MAR-2014 17:11:11
J1824+5651 EP088B 1.UVDATA.1
Freq = 1.5950 GHz, Bw = 16.000 MH No calibration applied and no bandpass applied

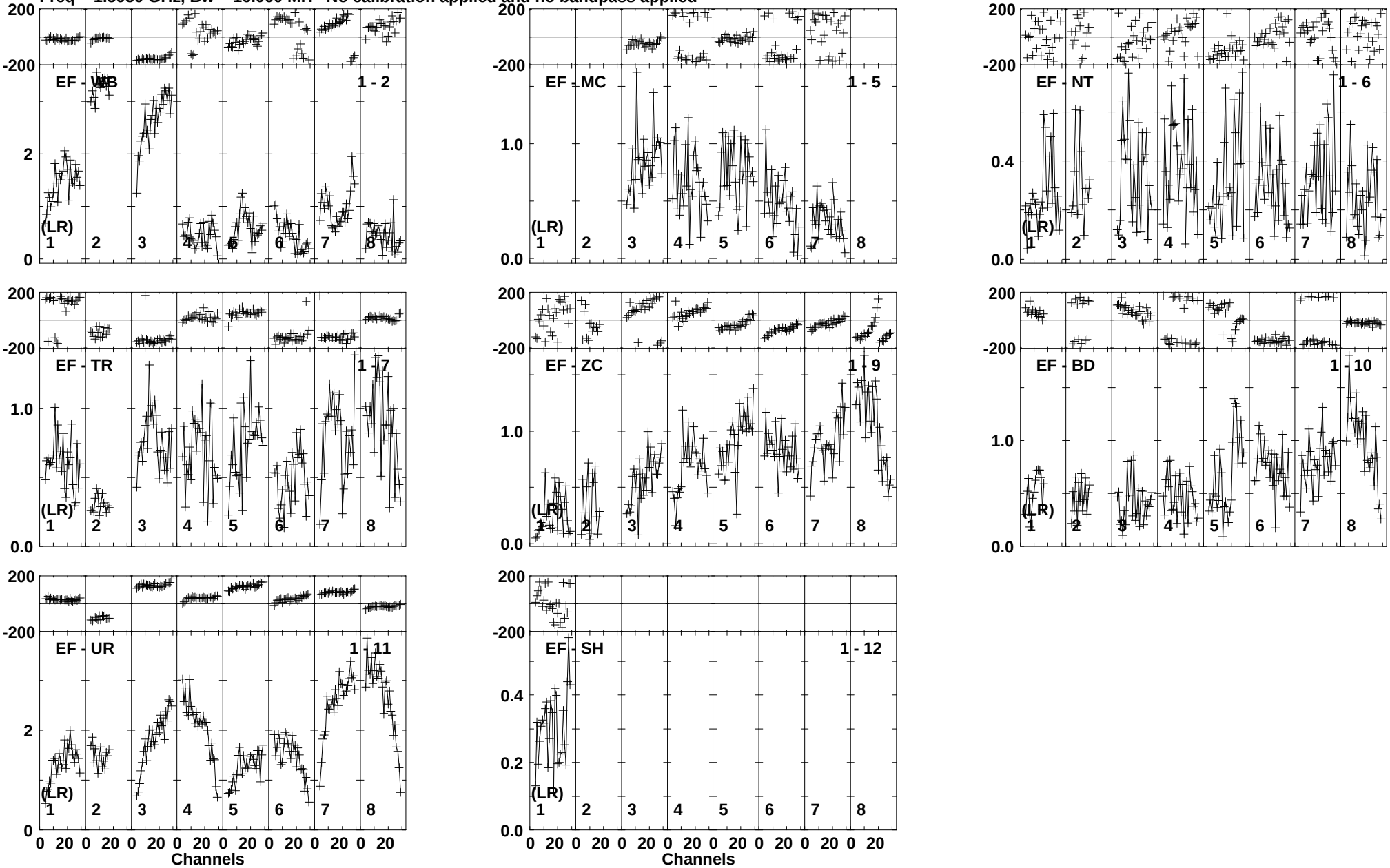

Lower frame: Milli Ampl Jy Top frame: Phas deg
Vector averaged cross-power spectrum Baseline: EF (01) - WB (02)
Timerange: 00/13:44:13 to 00/13:45:33

Plot file version 29 created 31-MAR-2014 17:11:11
NGC6670B EP088B 1.UVDATA.1
Freq = 1.5950 GHz, Bw = 16.000 MH No calibration applied and no bandpass applied

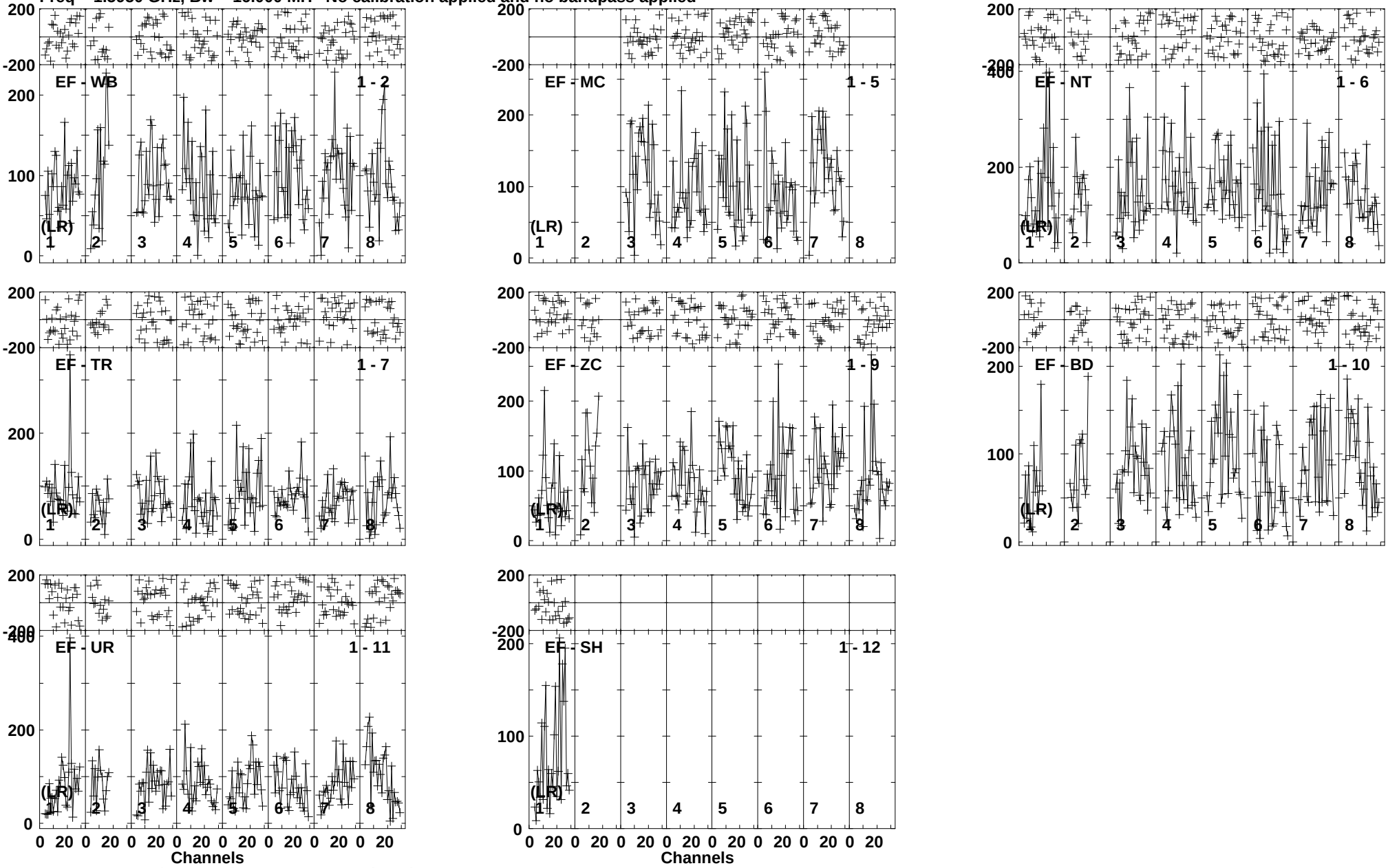

Lower frame: Micro Ampl Jy Top frame: Phas deg
Vector averaged cross-power spectrum Baseline: EF (01) - WB (02)
Timerange: 00/13:46:15 to 00/13:51:59

Plot file version 30 created 31-MAR-2014 17:11:11
J1824+5651 EP088B 1.UVDATA.1
Freq = 1.5950 GHz, Bw = 16.000 MH No calibration applied and no bandpass applied

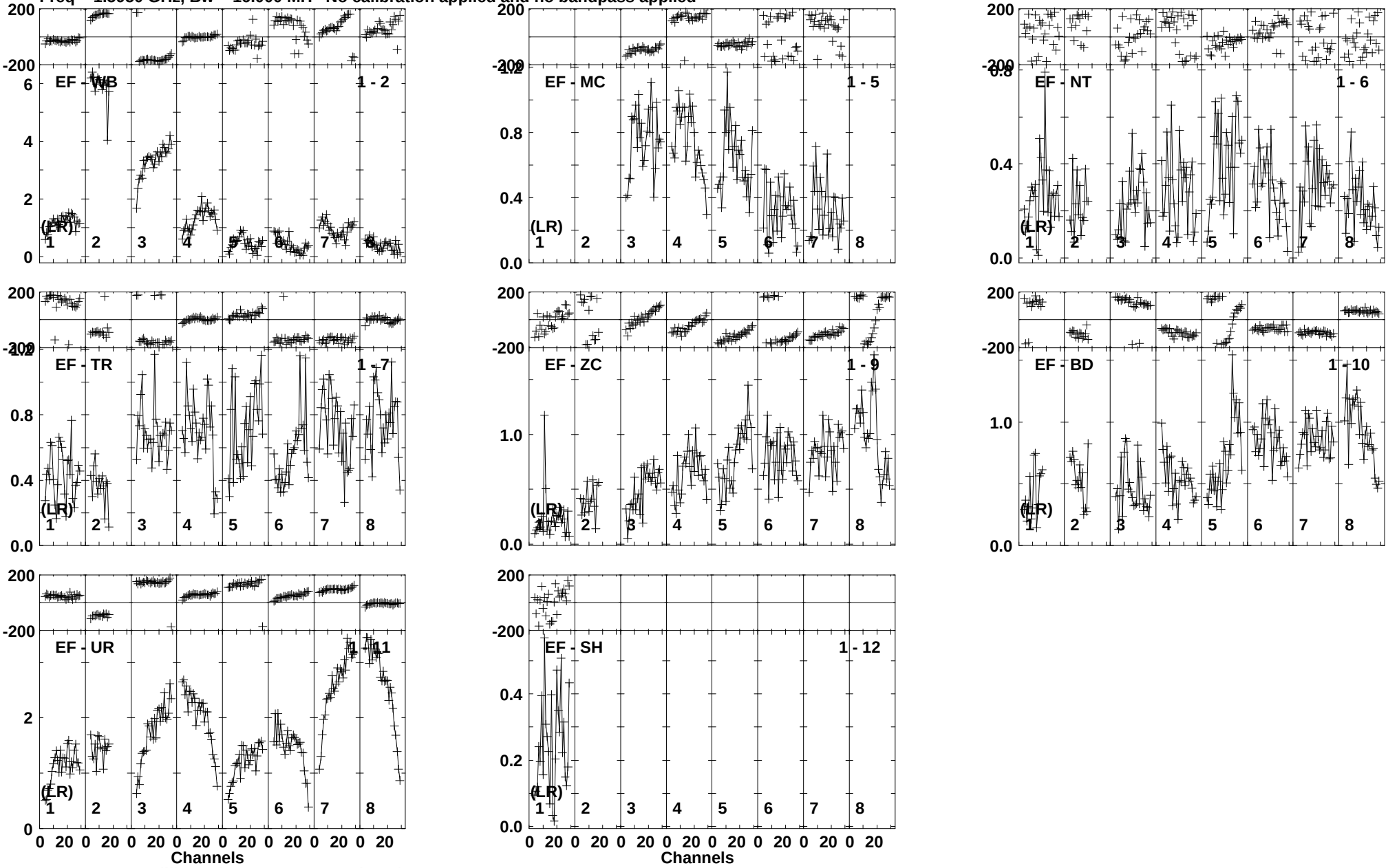

Lower frame: Milli Ampl Jy Top frame: Phas deg
Vector averaged cross-power spectrum Baseline: EF (01) - WB (02)
Timerange: 00/13:52:41 to 00/13:53:59

Plot file version 31 created 31-MAR-2014 17:11:12
VV250A EP088B 1.UVDATA.1
Freq = 1.5950 GHz, Bw = 16.000 MH No calibration applied and no bandpass applied



Lower frame: Micro Ampl Jy Top frame: Phas deg
Vector averaged cross-power spectrum Baseline: EF (01) - WB (02)
Timerange: 00/14:03:41 to 00/14:09:25

Plot file version 32 created 31-MAR-2014 17:11:12
J1302+5748 EP088B 1.UVDATA.1
Freq = 1.5950 GHz, Bw = 16.000 MH No calibration applied and no bandpass applied

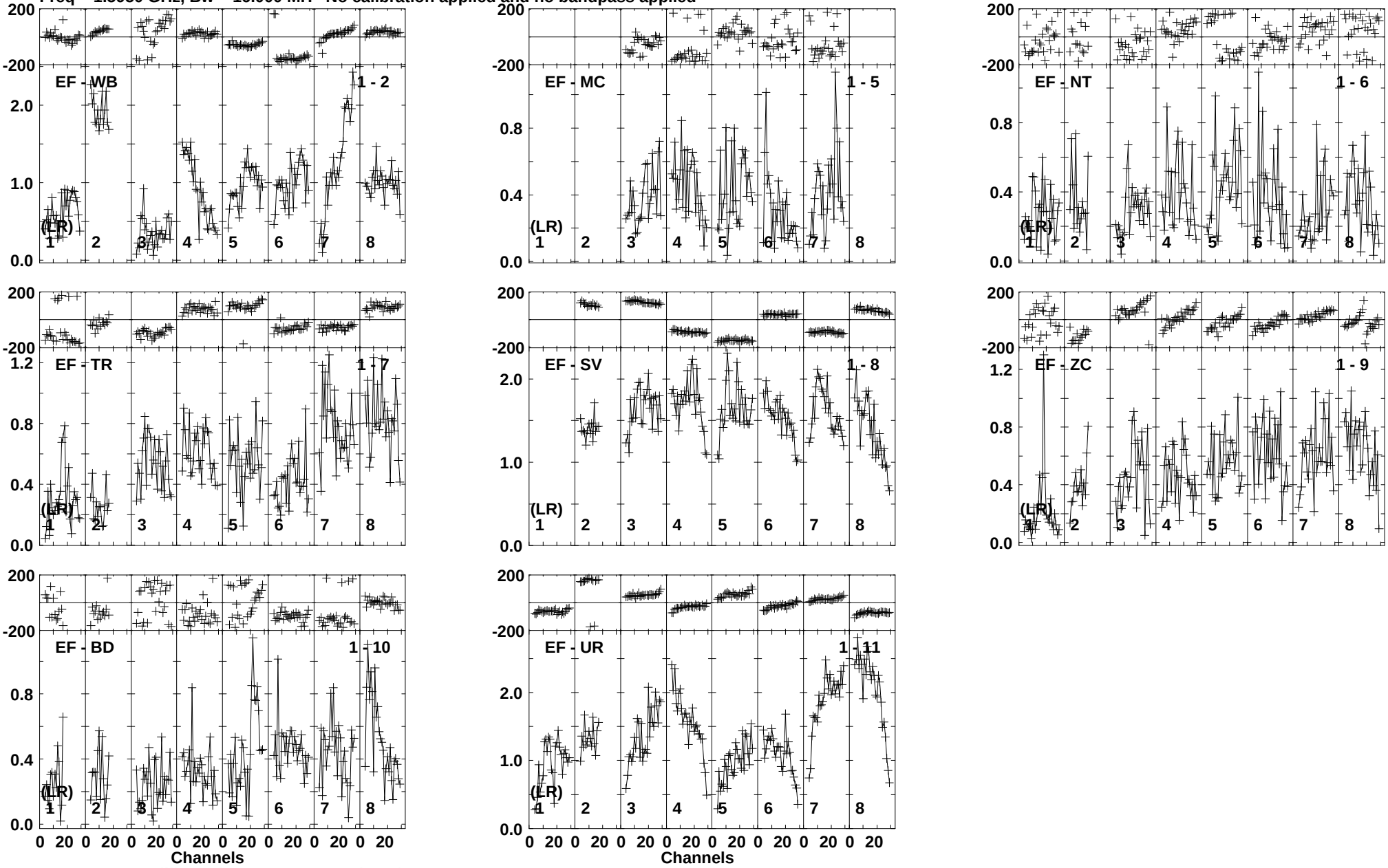

Lower frame: Milli Ampl Jy Top frame: Phas deg
Vector averaged cross-power spectrum Baseline: EF (01) - WB (02)
Timerange: 00/14:09:37 to 00/14:10:55

Plot file version 33 created 31-MAR-2014 17:11:12
VV250A EP088B 1.UVDATA.1
Freq = 1.5950 GHz, Bw = 16.000 MH No calibration applied and no bandpass applied



Lower frame: Micro Ampl Jy Top frame: Phas deg
Vector averaged cross-power spectrum Baseline: EF (01) - WB (02)
Timerange: 00/14:11:37 to 00/14:17:21

Plot file version 34 created 31-MAR-2014 17:11:12
J1302+5748 EP088B 1.UVDATA.1
Freq = 1.5950 GHz, Bw = 16.000 MH No calibration applied and no bandpass applied

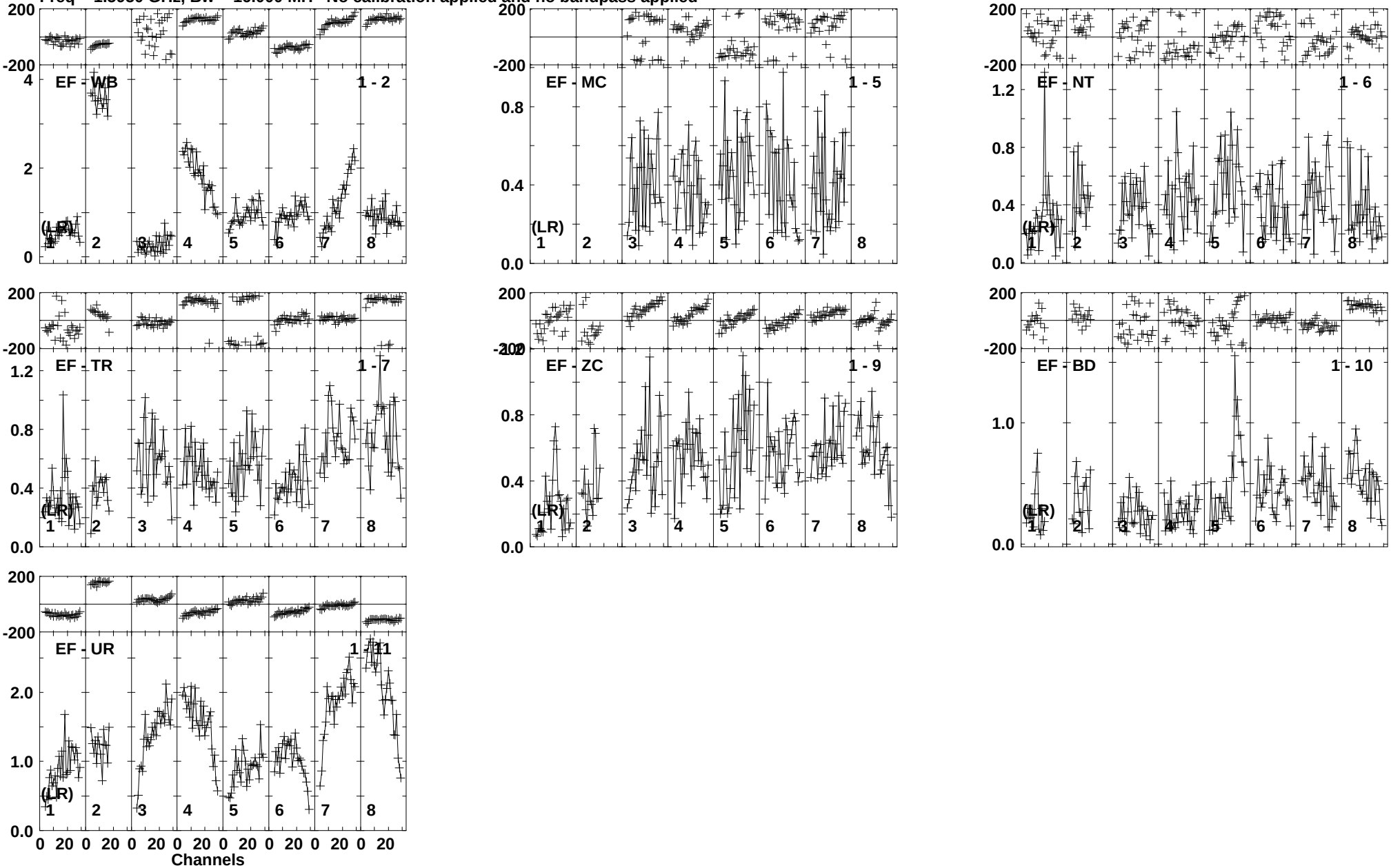

Lower frame: Milli Ampl Jy Top frame: Phas deg
Vector averaged cross-power spectrum Baseline: EF (01) - WB (02)
Timerange: 00/14:17:33 to 00/14:18:51

Plot file version 35 created 31-MAR-2014 17:11:12
VV250A EP088B 1.UVDATA.1
Freq = 1.5950 GHz, Bw = 16.000 MH No calibration applied and no bandpass applied

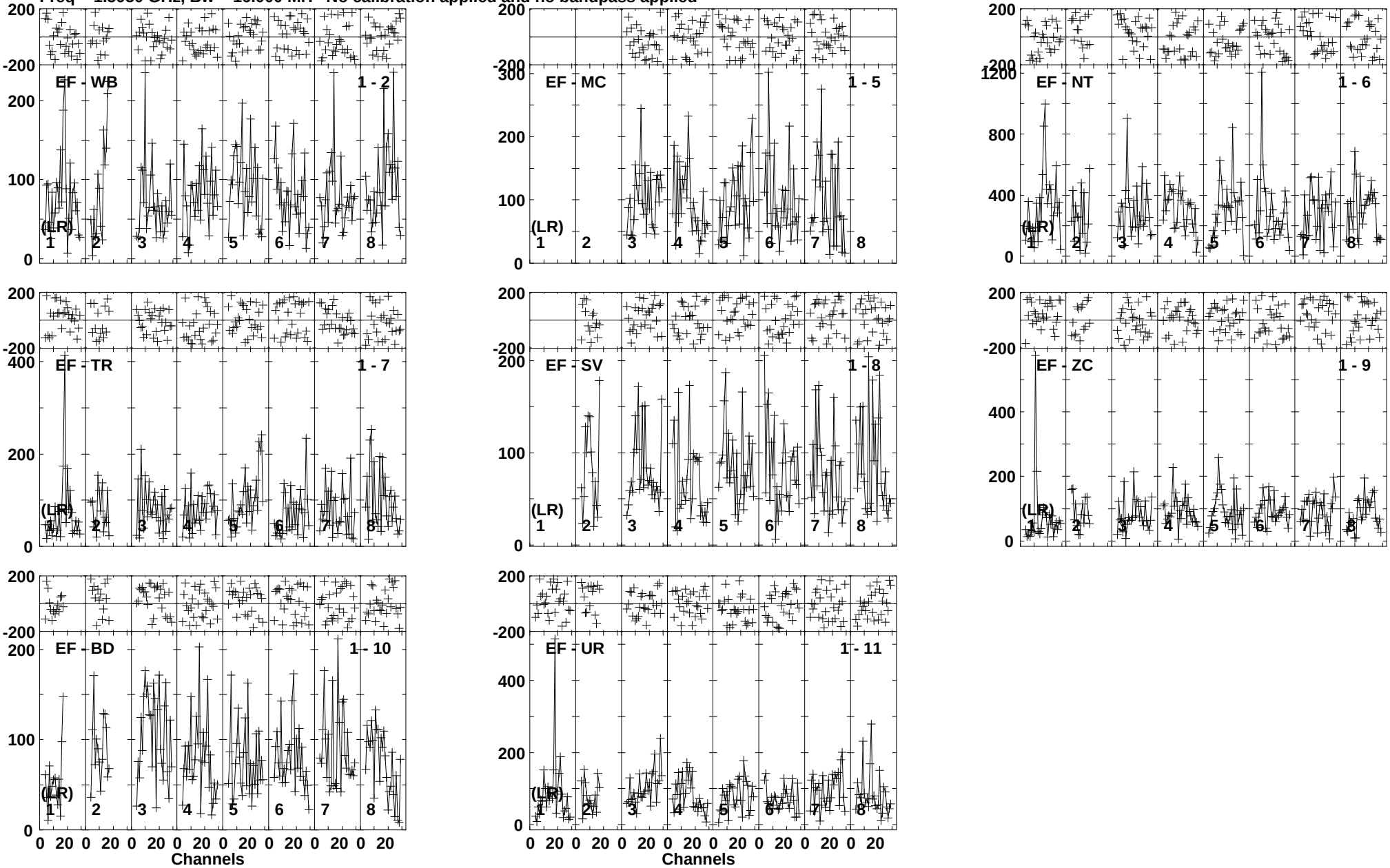

Lower frame: Micro Ampl Jy Top frame: Phas deg
Vector averaged cross-power spectrum Baseline: EF (01) - WB (02)
Timerange: 00/14:19:33 to 00/14:25:17

Plot file version 36 created 31-MAR-2014 17:11:13
J1302+5748 EP088B 1.UVDATA.1
Freq = 1.5950 GHz, Bw = 16.000 MH No calibration applied and no bandpass applied

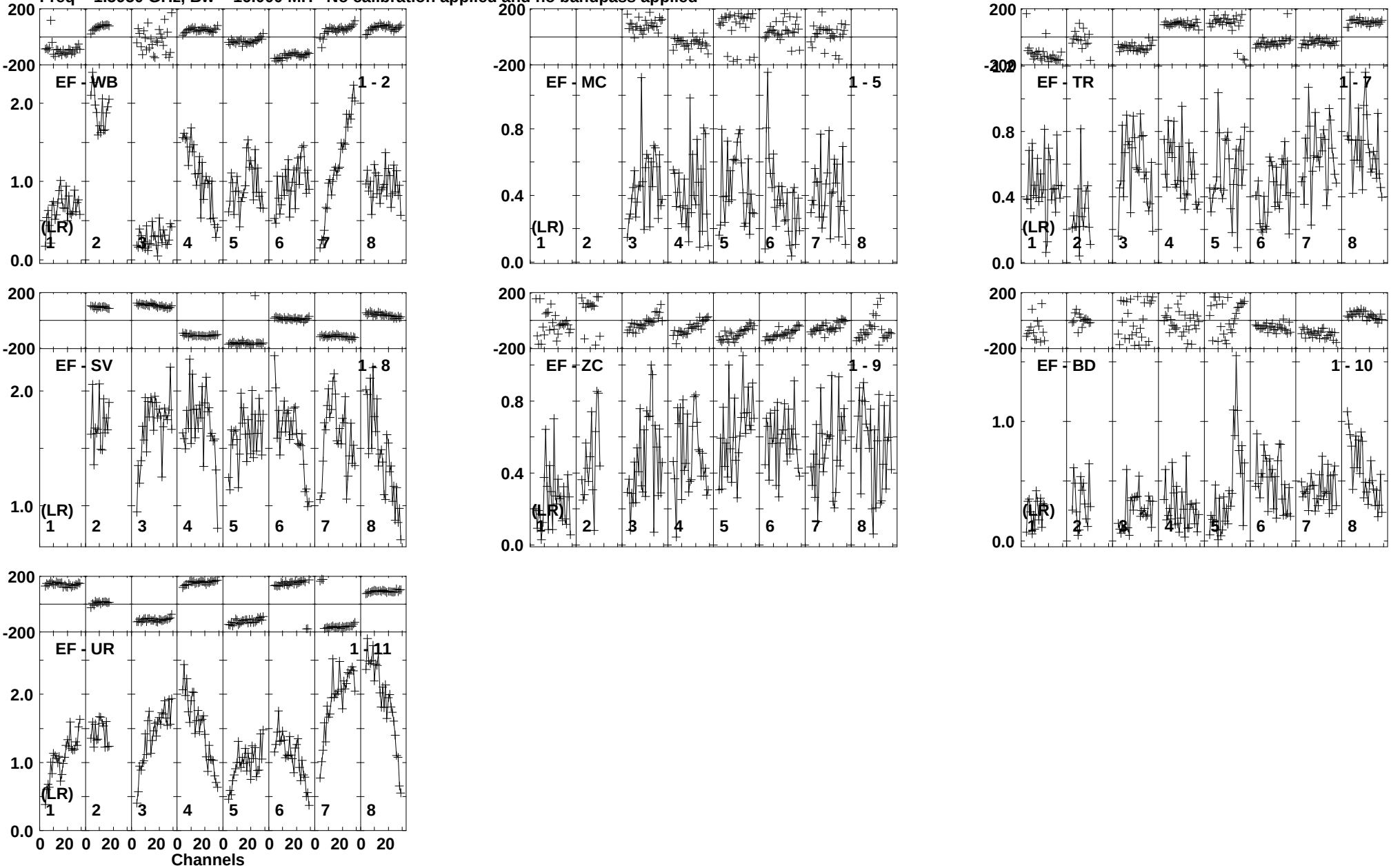

Lower frame: Milli Ampl Jy Top frame: Phas deg
Vector averaged cross-power spectrum Baseline: EF (01) - WB (02)
Timerange: 00/14:25:29 to 00/14:26:47

Plot file version 37 created 31-MAR-2014 17:11:13
VV250A EP088B 1.UVDATA.1
Freq = 1.5950 GHz, Bw = 16.000 MH No calibration applied and no bandpass applied



Lower frame: Micro Ampl Jy Top frame: Phas deg
Vector averaged cross-power spectrum Baseline: EF (01) - WB (02)
Timerange: 00/14:27:29 to 00/14:33:13

Plot file version 38 created 31-MAR-2014 17:11:13
J1302+5748 EP088B 1.UVDATA.1
Freq = 1.5950 GHz, Bw = 16.000 MH No calibration applied and no bandpass applied

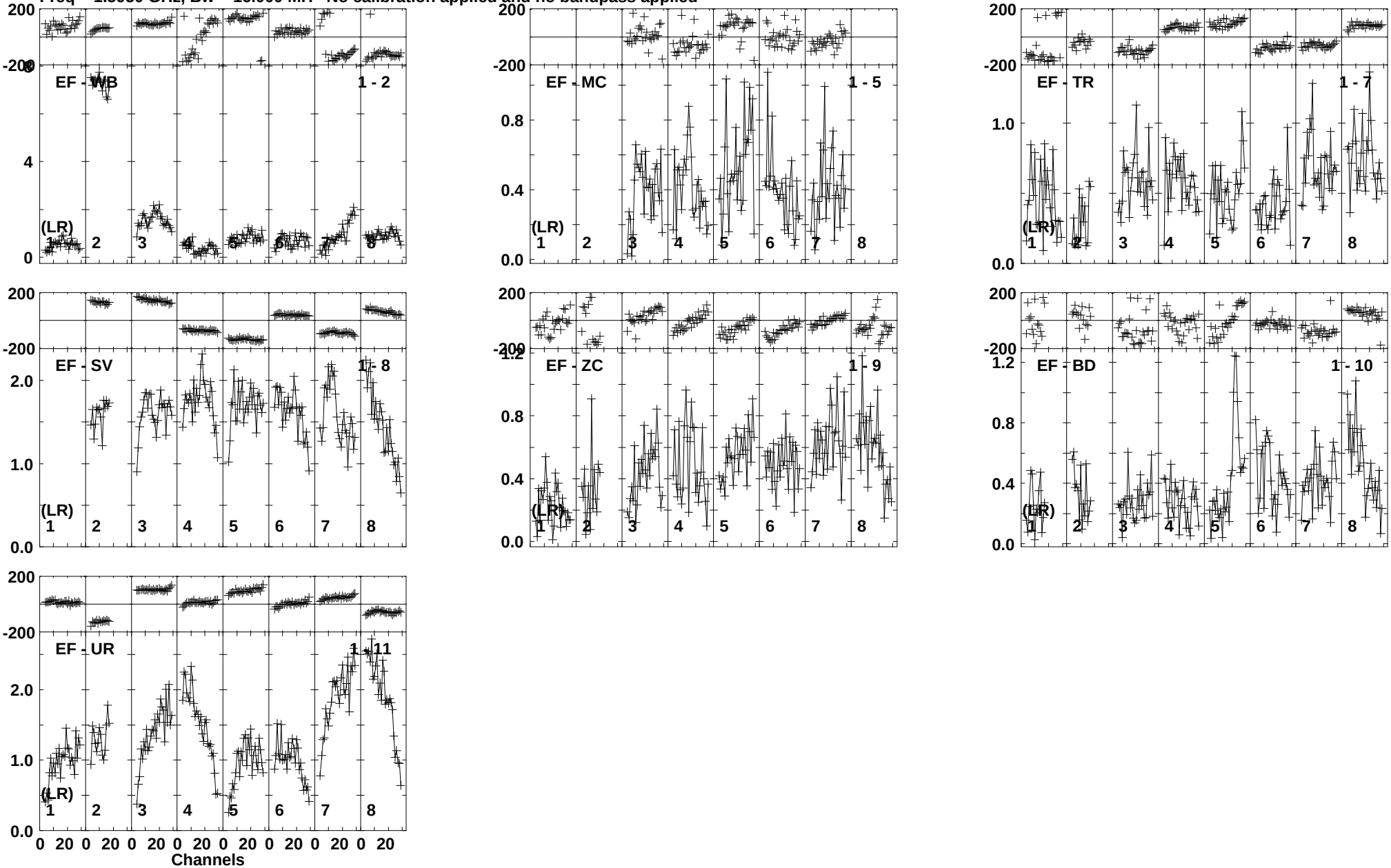

Lower frame: Milli Ampl Jy Top frame: Phas deg
Vector averaged cross-power spectrum Baseline: EF (01) - WB (02)
Timerange: 00/14:33:23 to 00/14:34:43

Plot file version 39 created 31-MAR-2014 17:11:13
VV250A EP088B 1.UVDATA.1
Freq = 1.5950 GHz, Bw = 16.000 MH No calibration applied and no bandpass applied



Lower frame: Micro Ampl Jy Top frame: Phas deg
Vector averaged cross-power spectrum Baseline: EF (01) - WB (02)
Timerange: 00/14:35:25 to 00/14:41:09

Plot file version 40 created 31-MAR-2014 17:11:14
J1302+5748 EP088B 1.UVDATA.1
Freq = 1.5950 GHz, Bw = 16.000 MH No calibration applied and no bandpass applied

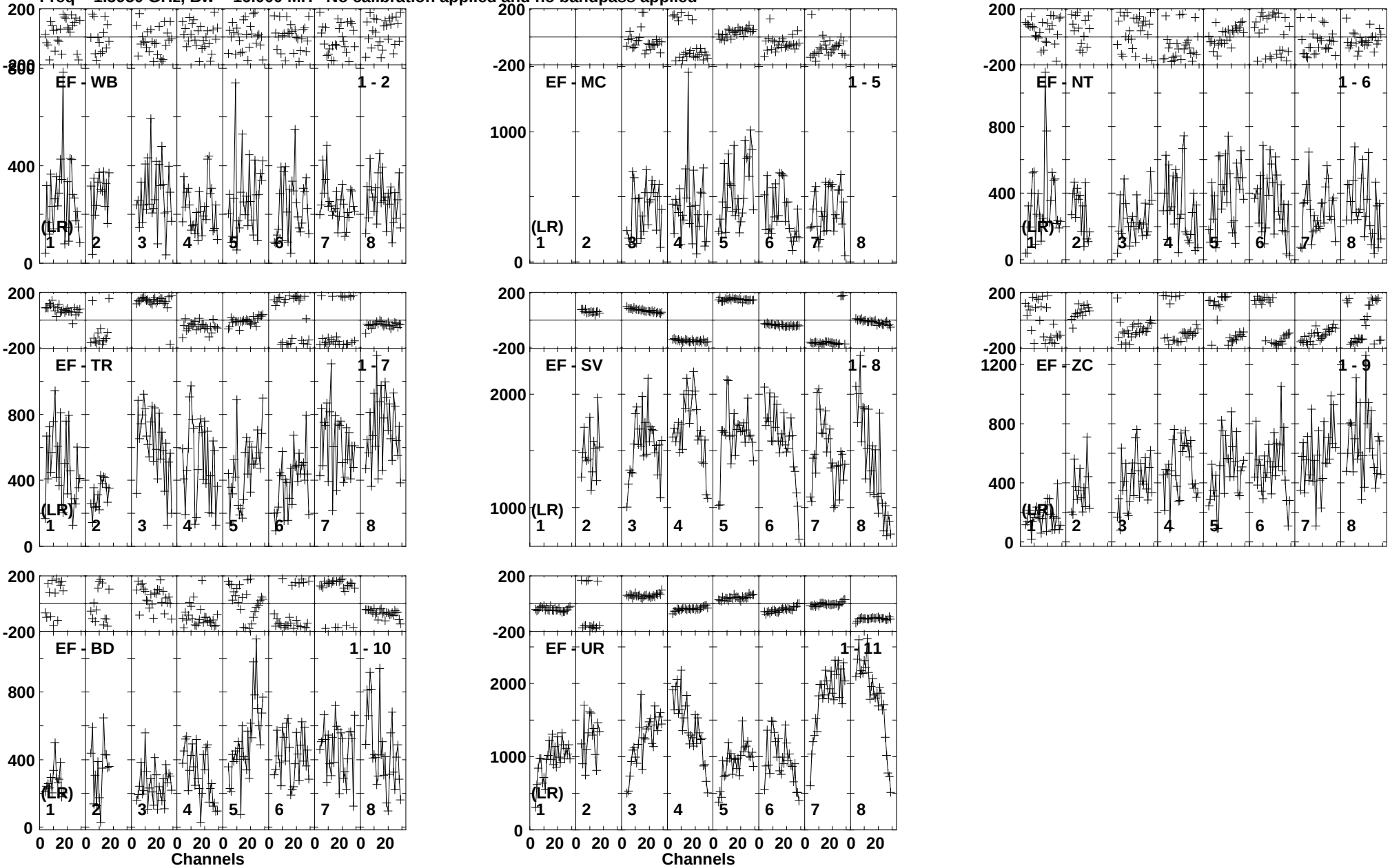

Lower frame: Micro Ampl Jy Top frame: Phas deg
Vector averaged cross-power spectrum Baseline: EF (01) - WB (02)
Timerange: 00/14:41:19 to 00/14:42:39

Plot file version 41 created 31-MAR-2014 17:11:14
VV250A EP088B 1.UVDATA.1
Freq = 1.5950 GHz, Bw = 16.000 MH No calibration applied and no bandpass applied



Lower frame: Micro Ampl Jy Top frame: Phas deg
Vector averaged cross-power spectrum Baseline: EF (01) - WB (02)
Timerange: 00/14:43:21 to 00/14:49:05

Plot file version 42 created 31-MAR-2014 17:11:14
J1302+5748 EP088B 1.UVDATA.1
Freq = 1.5950 GHz, Bw = 16.000 MH No calibration applied and no bandpass applied

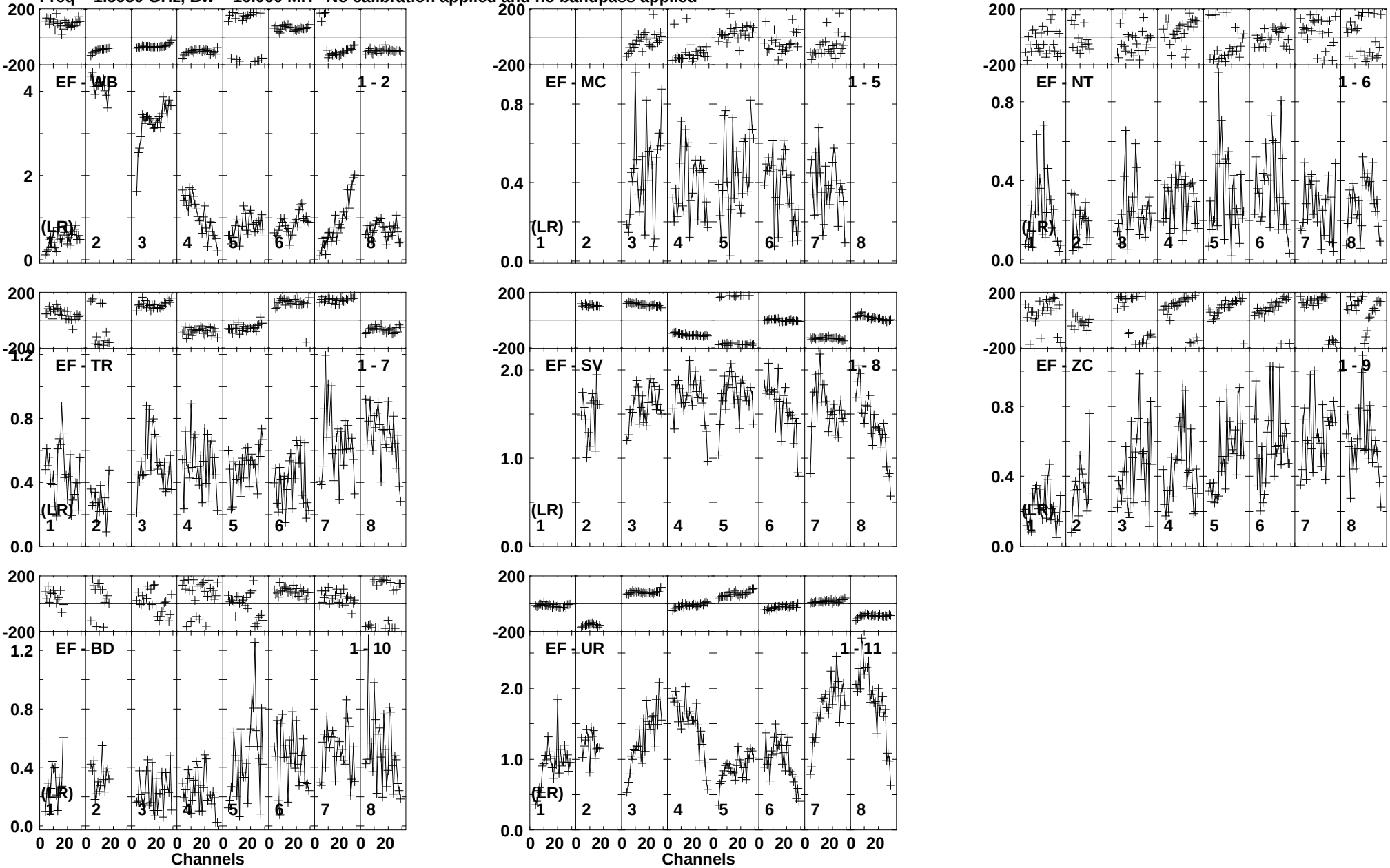

Lower frame: Milli Ampl Jy Top frame: Phas deg
Vector averaged cross-power spectrum Baseline: EF (01) - WB (02)
Timerange: 00/14:49:15 to 00/14:50:35

Plot file version 43 created 31-MAR-2014 17:11:14
VV250A EP088B 1.UVDATA.1
Freq = 1.5950 GHz, Bw = 16.000 MH No calibration applied and no bandpass applied

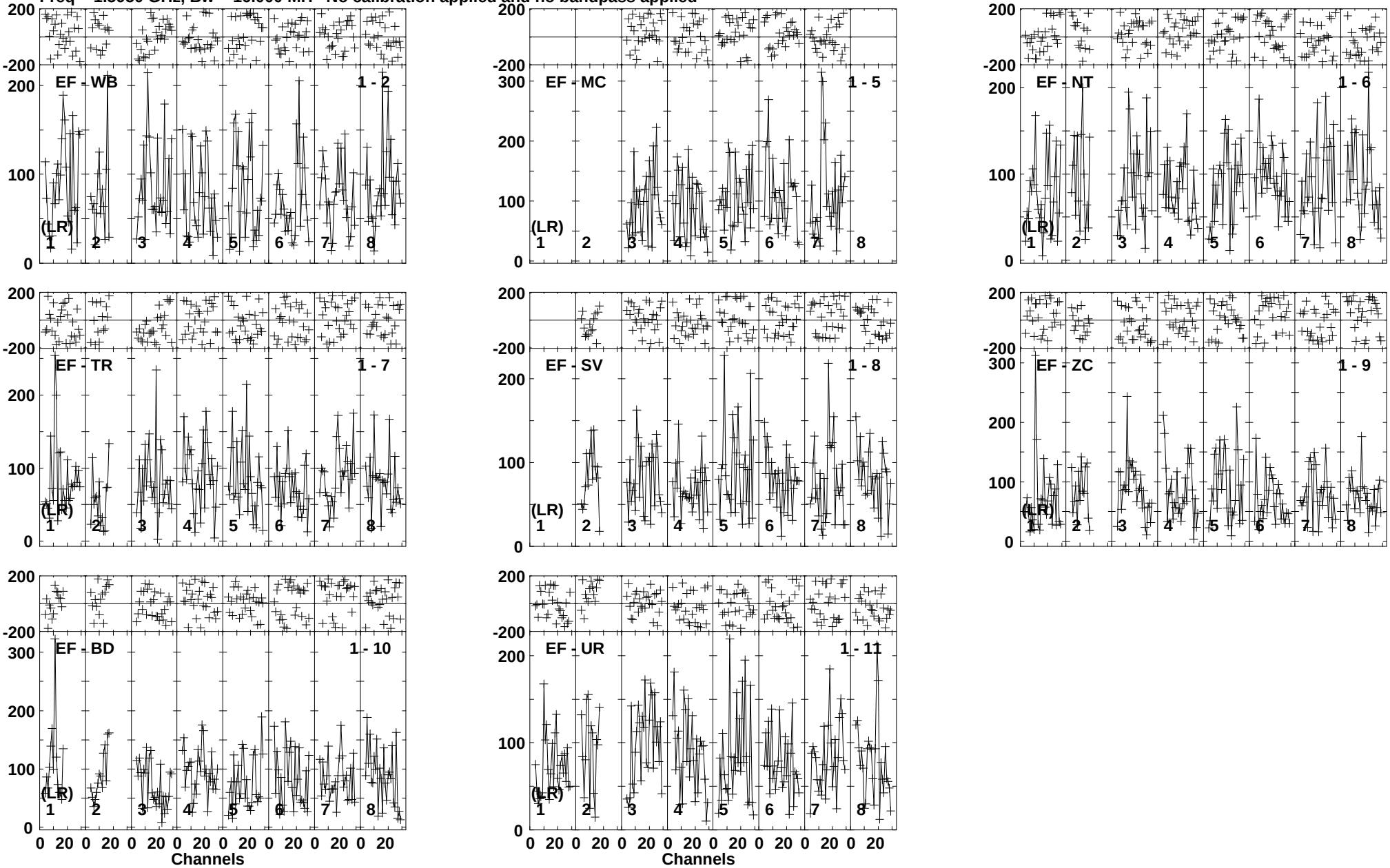

Lower frame: Micro Ampl Jy Top frame: Phas deg
Vector averaged cross-power spectrum Baseline: EF (01) - WB (02)
Timerange: 00/14:51:17 to 00/14:57:01

Plot file version 44 created 31-MAR-2014 17:11:15
J1302+5748 EP088B 1.UVDATA.1
Freq = 1.5950 GHz, Bw = 16.000 MH No calibration applied and no bandpass applied

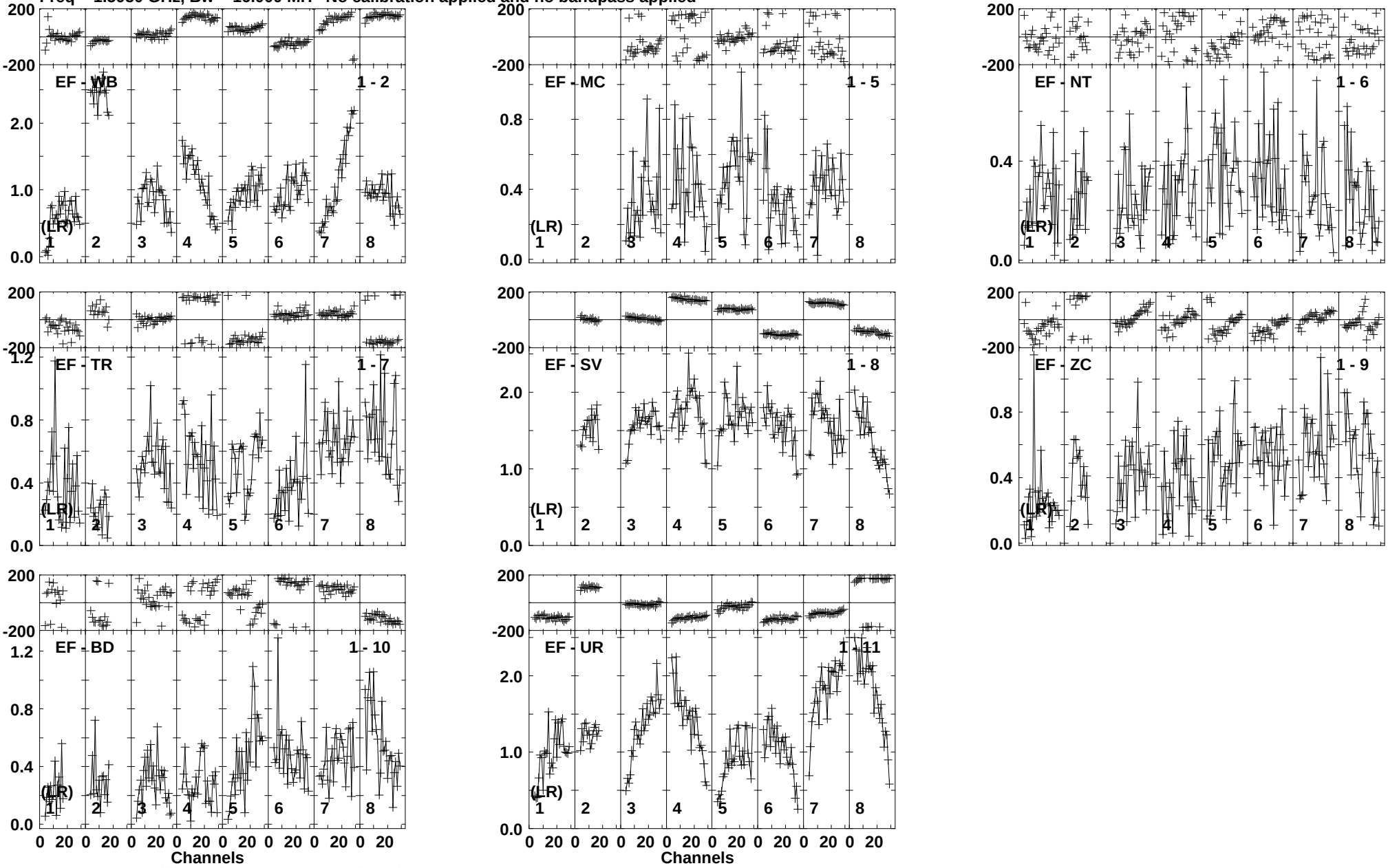

Lower frame: Milli Ampl Jy Top frame: Phas deg
Vector averaged cross-power spectrum Baseline: EF (01) - WB (02)
Timerange: 00/14:57:11 to 00/14:58:31

Plot file version 45 created 31-MAR-2014 17:11:15
VV250A EP088B 1.UVDATA.1
Freq = 1.5950 GHz, Bw = 16.000 MH No calibration applied and no bandpass applied



Lower frame: Micro Ampl Jy Top frame: Phas deg
Vector averaged cross-power spectrum Baseline: EF (01) - WB (02)
Timerange: 00/14:59:13 to 00/15:04:57

Plot file version 46 created 31-MAR-2014 17:11:15
J1302+5748 EP088B 1.UVDATA.1
Freq = 1.5950 GHz, Bw = 16.000 MH No calibration applied and no bandpass applied

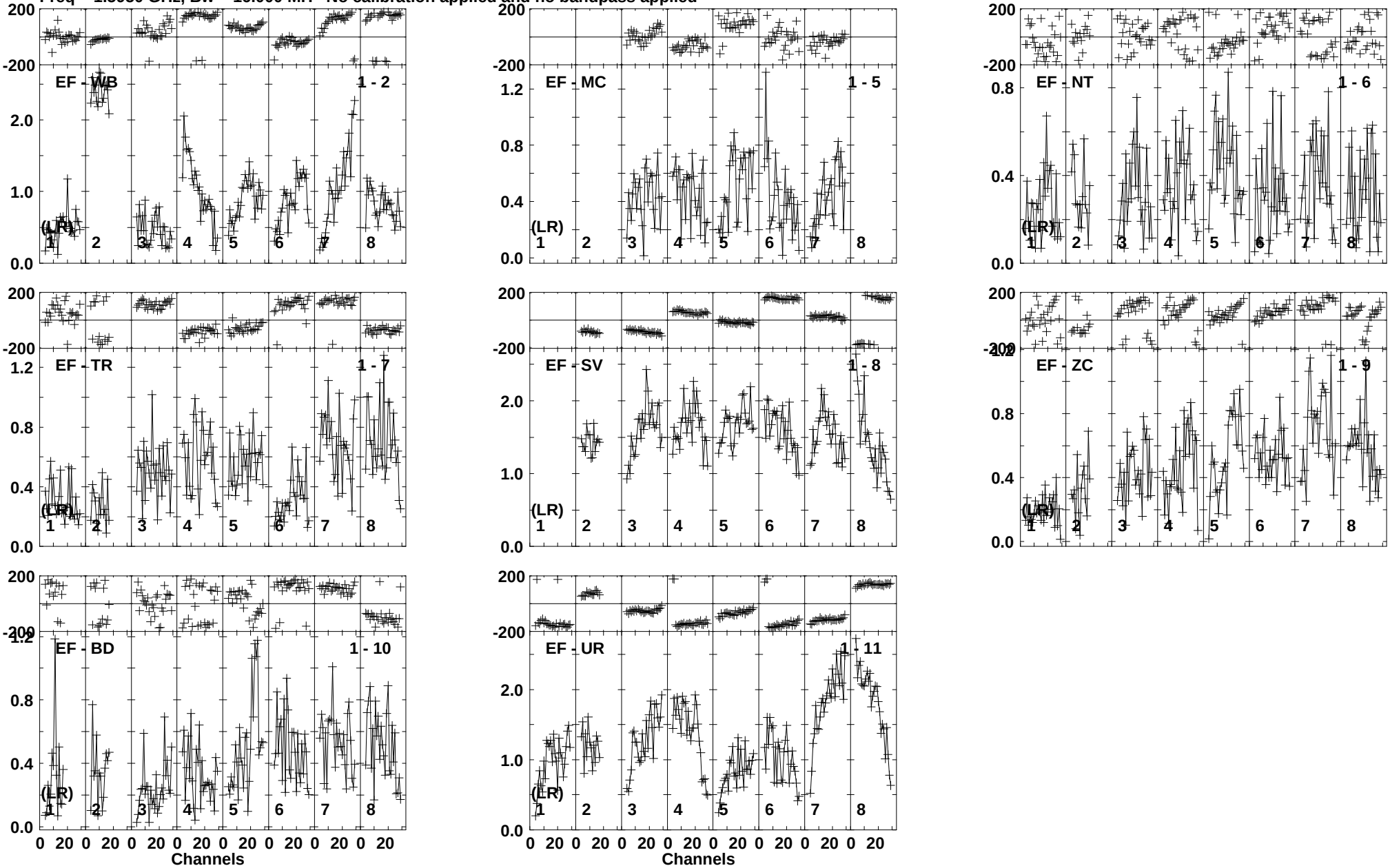

Lower frame: Milli Ampl Jy Top frame: Phas deg
Vector averaged cross-power spectrum Baseline: EF (01) - WB (02)
Timerange: 00/15:05:07 to 00/15:06:27

Plot file version 47 created 31-MAR-2014 17:11:15
VV250A EP088B 1.UVDATA.1
Freq = 1.5950 GHz, Bw = 16.000 MH No calibration applied and no bandpass applied



Lower frame: Micro Ampl Jy Top frame: Phas deg
Vector averaged cross-power spectrum Baseline: EF (01) - WB (02)
Timerange: 00/15:07:09 to 00/15:12:53

Plot file version 48 created 31-MAR-2014 17:11:16
J1302+5748 EP088B 1.UVDATA.1
Freq = 1.5950 GHz, Bw = 16.000 MH No calibration applied and no bandpass applied

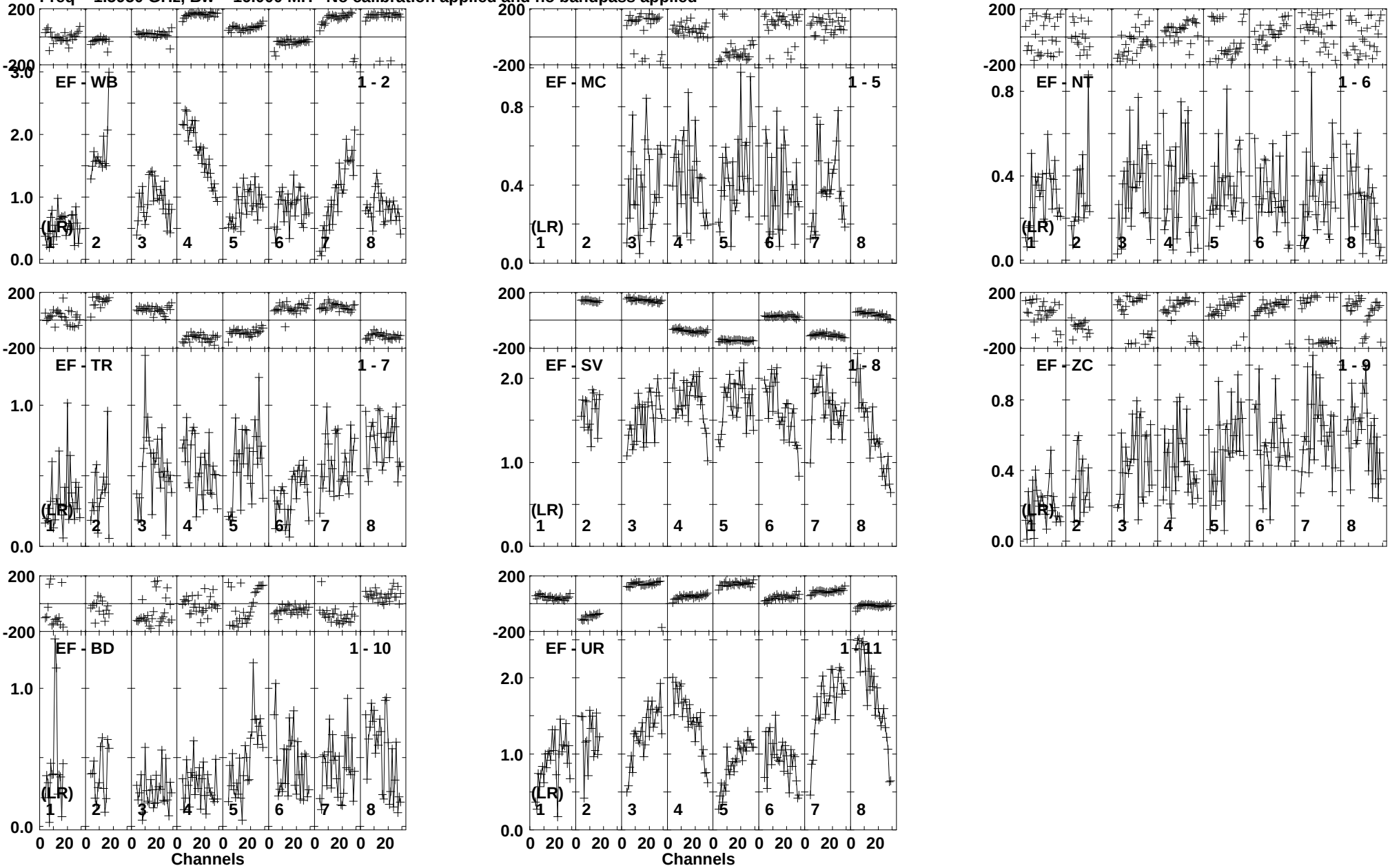

Lower frame: Milli Ampl Jy Top frame: Phas deg
Vector averaged cross-power spectrum Baseline: EF (01) - WB (02)
Timerange: 00/15:13:03 to 00/15:14:23

Plot file version 49 created 31-MAR-2014 17:11:16
VV250A EP088B 1.UVDATA.1
Freq = 1.5950 GHz, Bw = 16.000 MH No calibration applied and no bandpass applied



Lower frame: Micro Ampl Jy Top frame: Phas deg
Vector averaged cross-power spectrum Baseline: EF (01) - WB (02)
Timerange: 00/15:15:05 to 00/15:20:49

Plot file version 50 created 31-MAR-2014 17:11:16
J1302+5748 EP088B 1.UVDATA.1
Freq = 1.5950 GHz, Bw = 16.000 MH No calibration applied and no bandpass applied

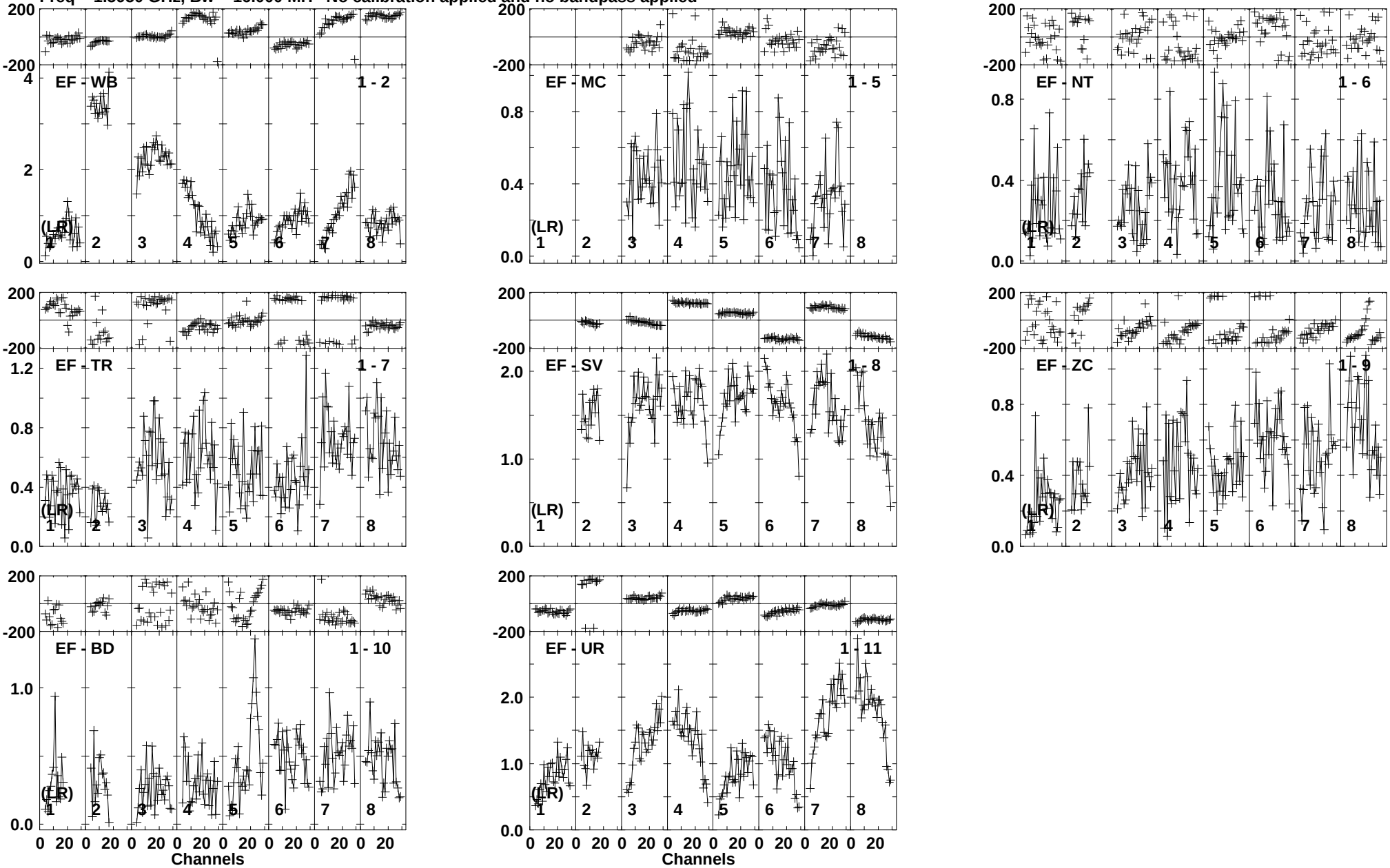

Lower frame: Milli Ampl Jy Top frame: Phas deg
Vector averaged cross-power spectrum Baseline: EF (01) - WB (02)
Timerange: 00/15:20:59 to 00/15:22:19

Plot file version 51 created 31-MAR-2014 17:11:16
VV250A EP088B 1.UVDATA.1
Freq = 1.5950 GHz, Bw = 16.000 MH No calibration applied and no bandpass applied

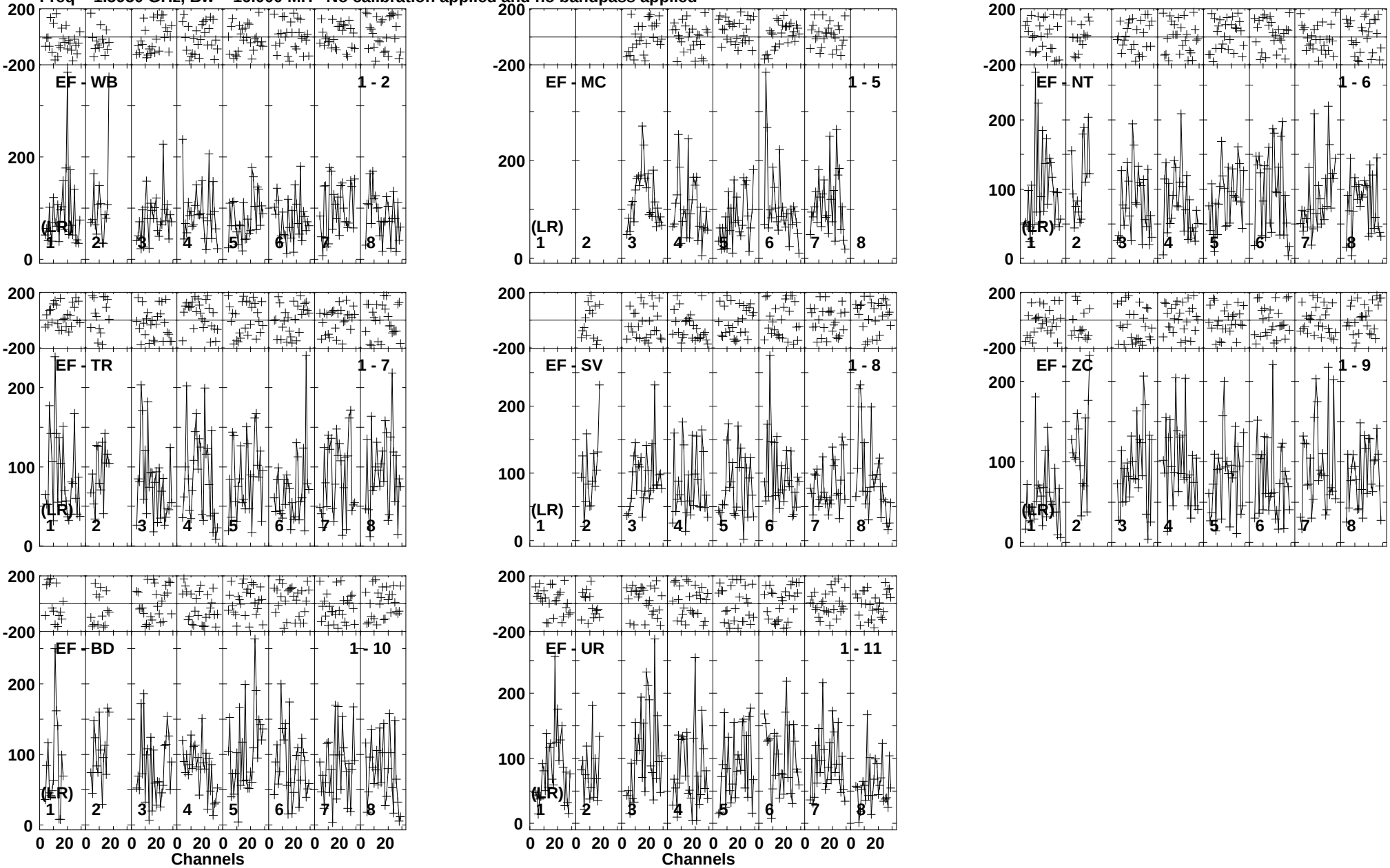

Lower frame: Micro Ampl Jy Top frame: Phas deg
Vector averaged cross-power spectrum Baseline: EF (01) - WB (02)
Timerange: 00/15:23:01 to 00/15:28:45

Plot file version 52 created 31-MAR-2014 17:11:17
J1302+5748 EP088B 1.UVDATA.1
Freq = 1.5950 GHz, Bw = 16.000 MH No calibration applied and no bandpass applied

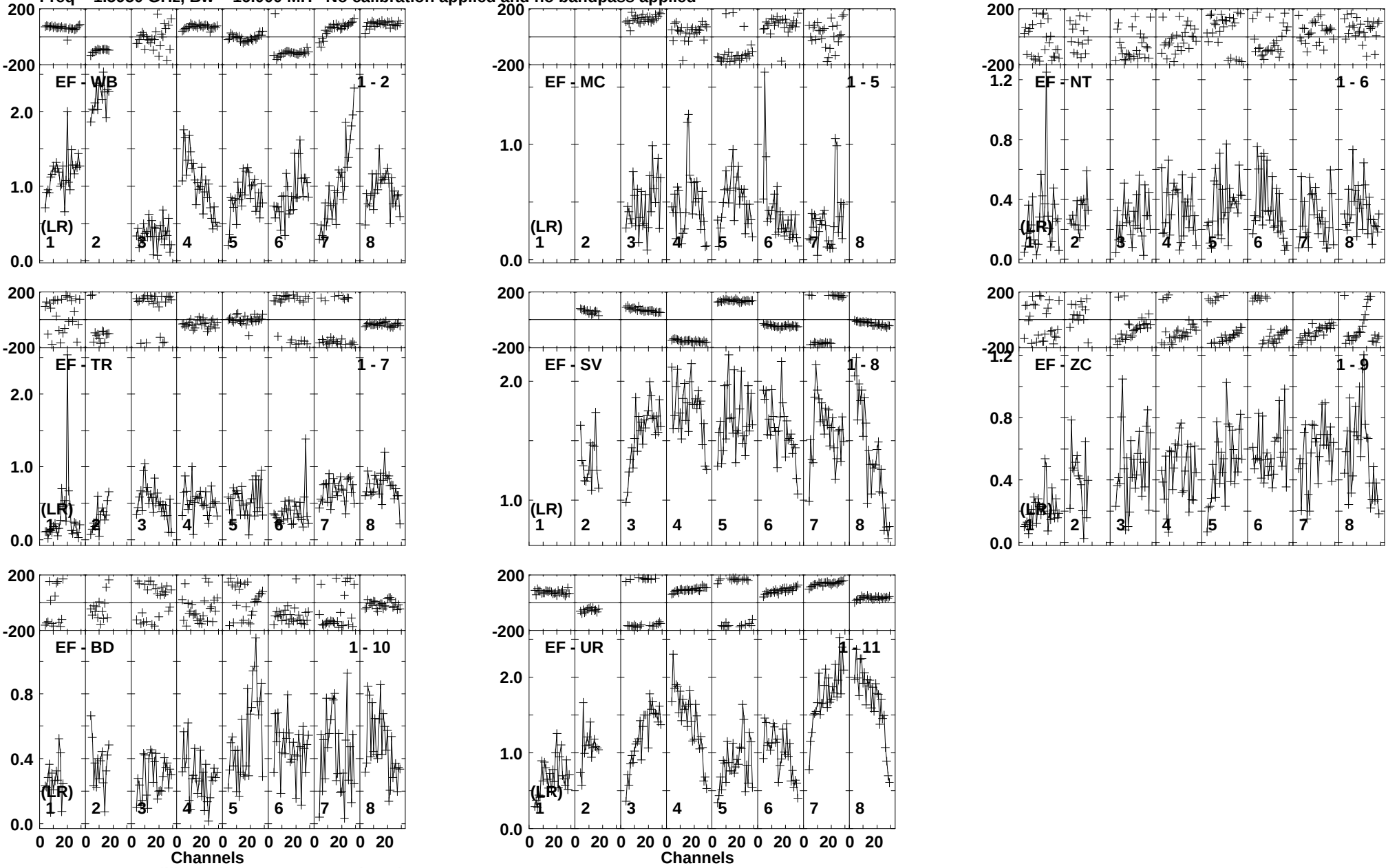

Lower frame: Milli Ampl Jy Top frame: Phas deg
Vector averaged cross-power spectrum Baseline: EF (01) - WB (02)
Timerange: 00/15:28:55 to 00/15:30:15

Plot file version 53 created 31-MAR-2014 17:11:17
VV250A EP088B 1.UVDATA.1
Freq = 1.5950 GHz, Bw = 16.000 MH No calibration applied and no bandpass applied



Lower frame: Micro Ampl Jy Top frame: Phas deg
Vector averaged cross-power spectrum Baseline: EF (01) - WB (02)
Timerange: 00/15:30:57 to 00/15:36:41

Plot file version 54 created 31-MAR-2014 17:11:17
J1302+5748 EP088B 1.UVDATA.1
Freq = 1.5950 GHz, Bw = 16.000 MH No calibration applied and no bandpass applied

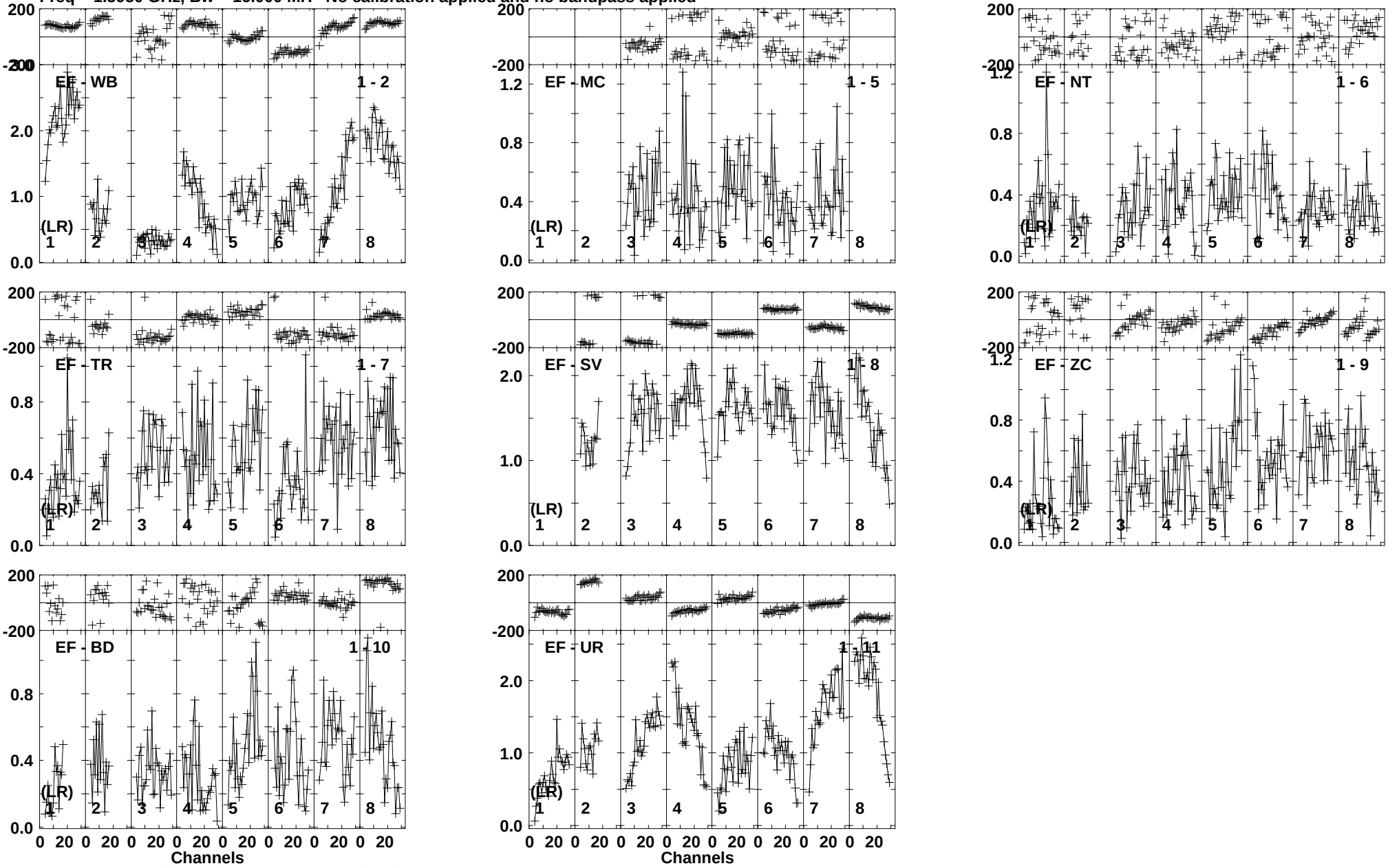

Lower frame: Milli Ampl Jy Top frame: Phas deg
Vector averaged cross-power spectrum Baseline: EF (01) - WB (02)
Timerange: 00/15:36:51 to 00/15:38:11

Plot file version 55 created 31-MAR-2014 17:11:17
VV250A EP088B 1.UVDATA.1
Freq = 1.5950 GHz, Bw = 16.000 MH No calibration applied and no bandpass applied



Lower frame: Micro Ampl Jy Top frame: Phas deg
Vector averaged cross-power spectrum Baseline: EF (01) - WB (02)
Timerange: 00/15:38:53 to 00/15:44:37

Plot file version 56 created 31-MAR-2014 17:11:18
J1302+5748 EP088B 1.UVDATA.1
Freq = 1.5950 GHz, Bw = 16.000 MH No calibration applied and no bandpass applied

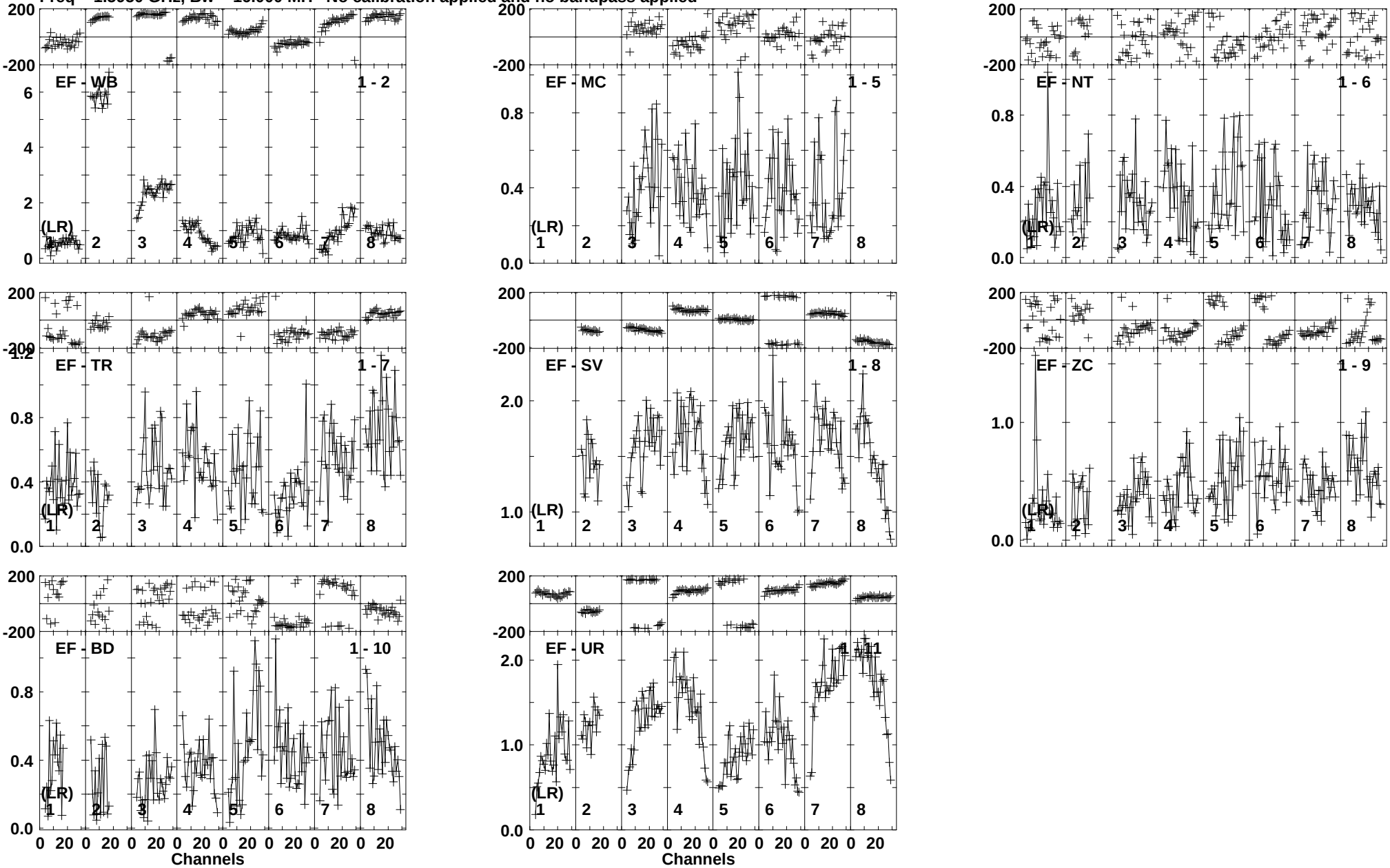

Lower frame: Milli Ampl Jy Top frame: Phas deg
Vector averaged cross-power spectrum Baseline: EF (01) - WB (02)
Timerange: 00/15:44:47 to 00/15:46:07

Plot file version 57 created 31-MAR-2014 17:11:18
VV250A EP088B 1.UVDATA.1
Freq = 1.5950 GHz, Bw = 16.000 MH No calibration applied and no bandpass applied



Lower frame: Micro Ampl Jy Top frame: Phas deg
Vector averaged cross-power spectrum Baseline: EF (01) - WB (02)
Timerange: 00/15:46:49 to 00/15:52:33

Plot file version 58 created 31-MAR-2014 17:11:18
J1302+5748 EP088B 1.UVDATA.1
Freq = 1.5950 GHz, Bw = 16.000 MH No calibration applied and no bandpass applied

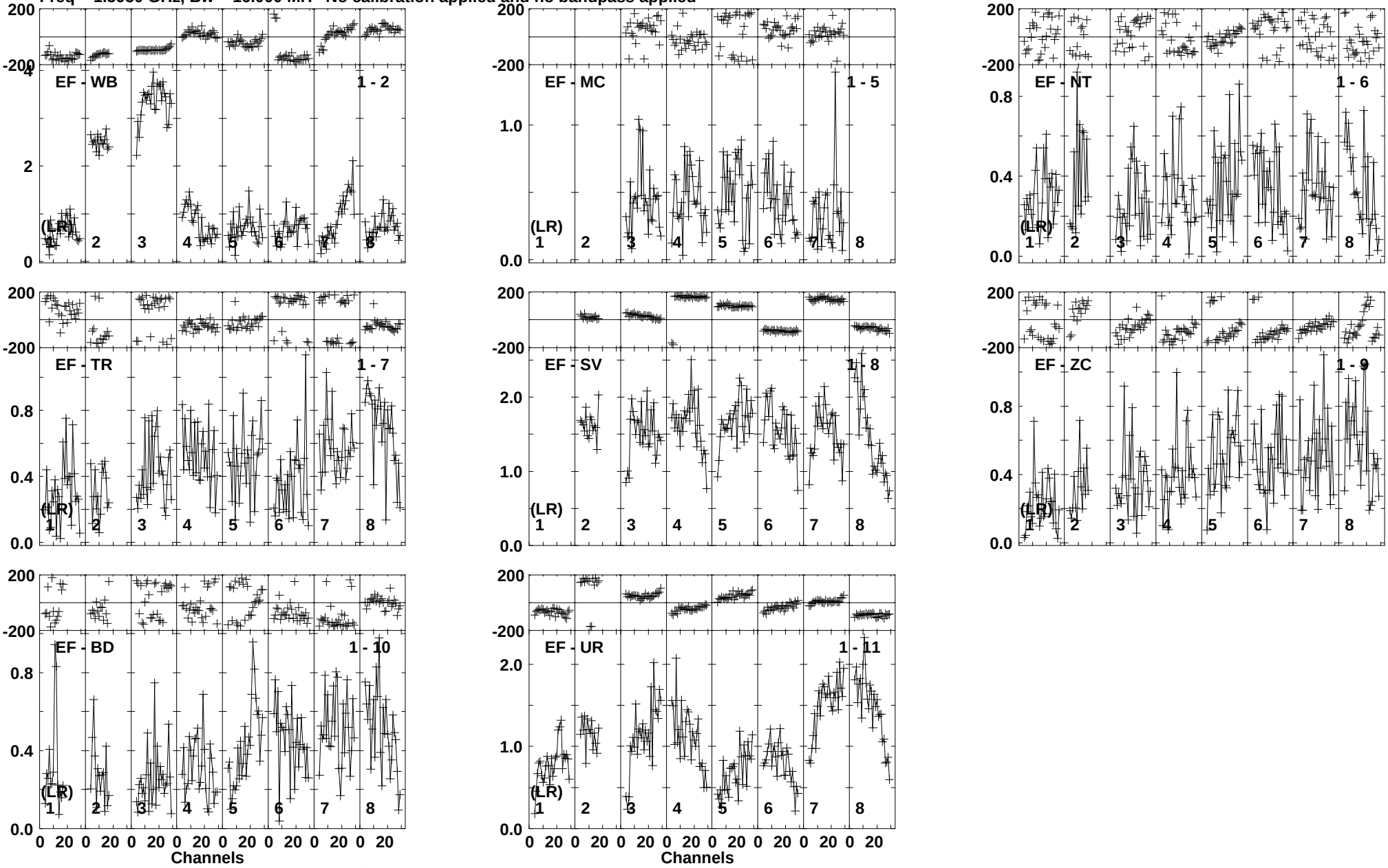

Lower frame: Milli Ampl Jy Top frame: Phas deg
Vector averaged cross-power spectrum Baseline: EF (01) - WB (02)
Timerange: 00/15:52:43 to 00/15:54:03

Plot file version 59 created 31-MAR-2014 17:11:18
J1740+5211 EP088B 1.UVDATA.1
Freq = 1.5950 GHz, Bw = 16.000 MH No calibration applied and no bandpass applied

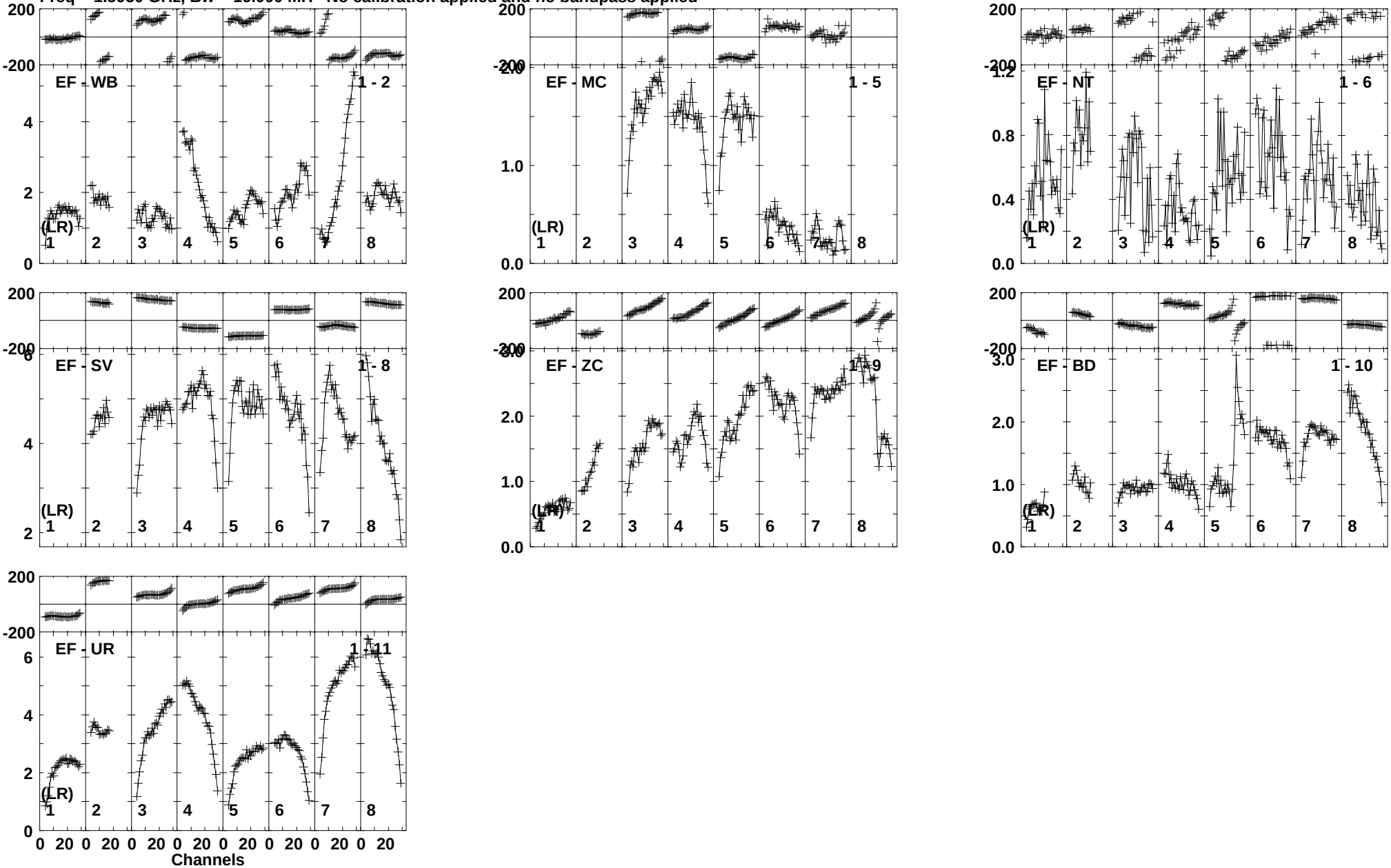

Lower frame: Milli Ampl Jy Top frame: Phas deg
Vector averaged cross-power spectrum Baseline: EF (01) - WB (02)
Timerange: 00/15:54:45 to 00/16:00:33

Plot file version 60 created 31-MAR-2014 17:11:19
IRASF17132 EP088B 1.UVDATA.1
Freq = 1.5950 GHz, Bw = 16.000 MH No calibration applied and no bandpass applied

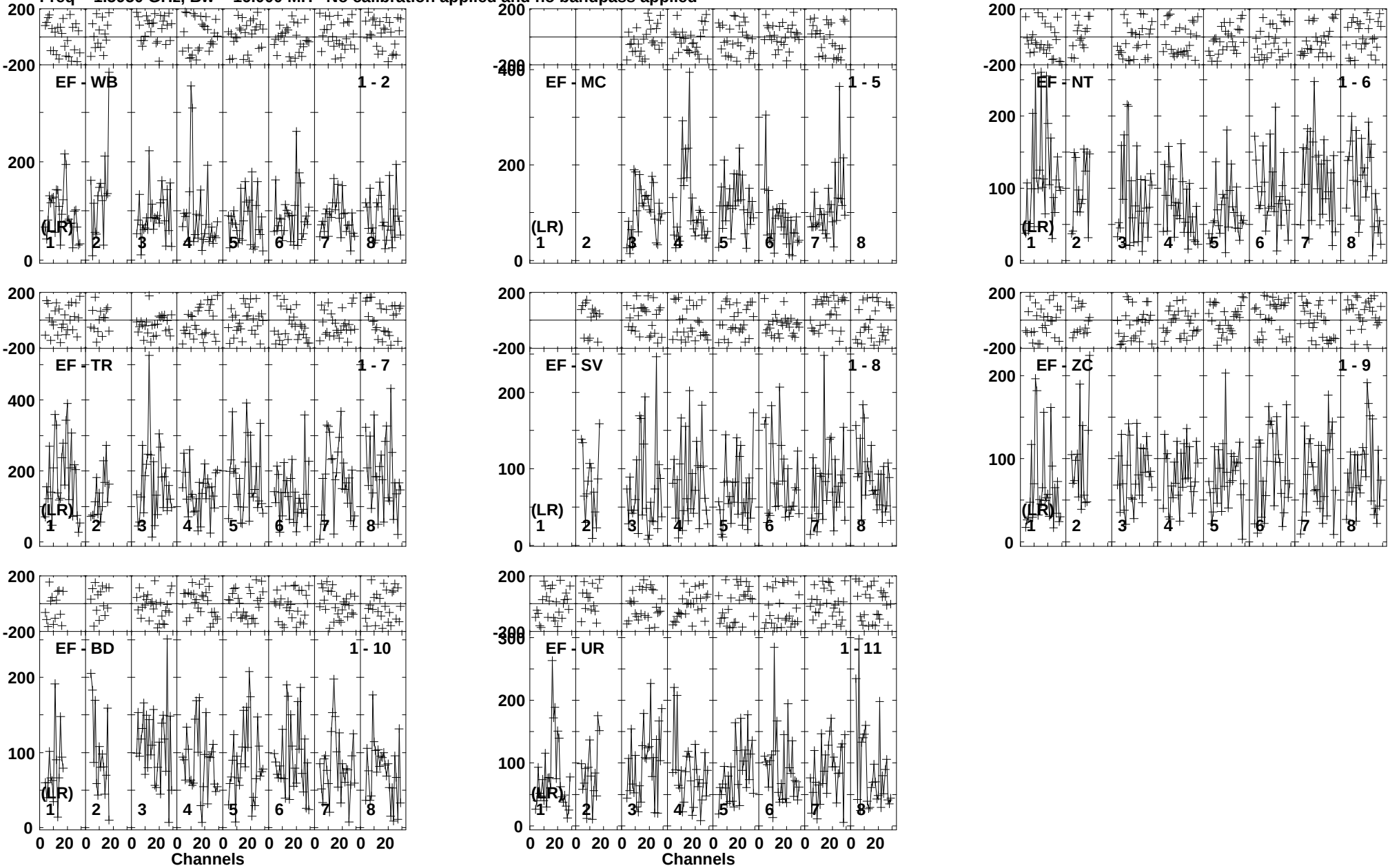

Lower frame: Micro Ampl Jy Top frame: Phas deg
Vector averaged cross-power spectrum Baseline: EF (01) - WB (02)
Timerange: 00/16:01:15 to 00/16:06:59

Plot file version 61 created 31-MAR-2014 17:11:19
J1740+5211 EP088B 1.UVDATA.1
Freq = 1.5950 GHz, Bw = 16.000 MH No calibration applied and no bandpass applied

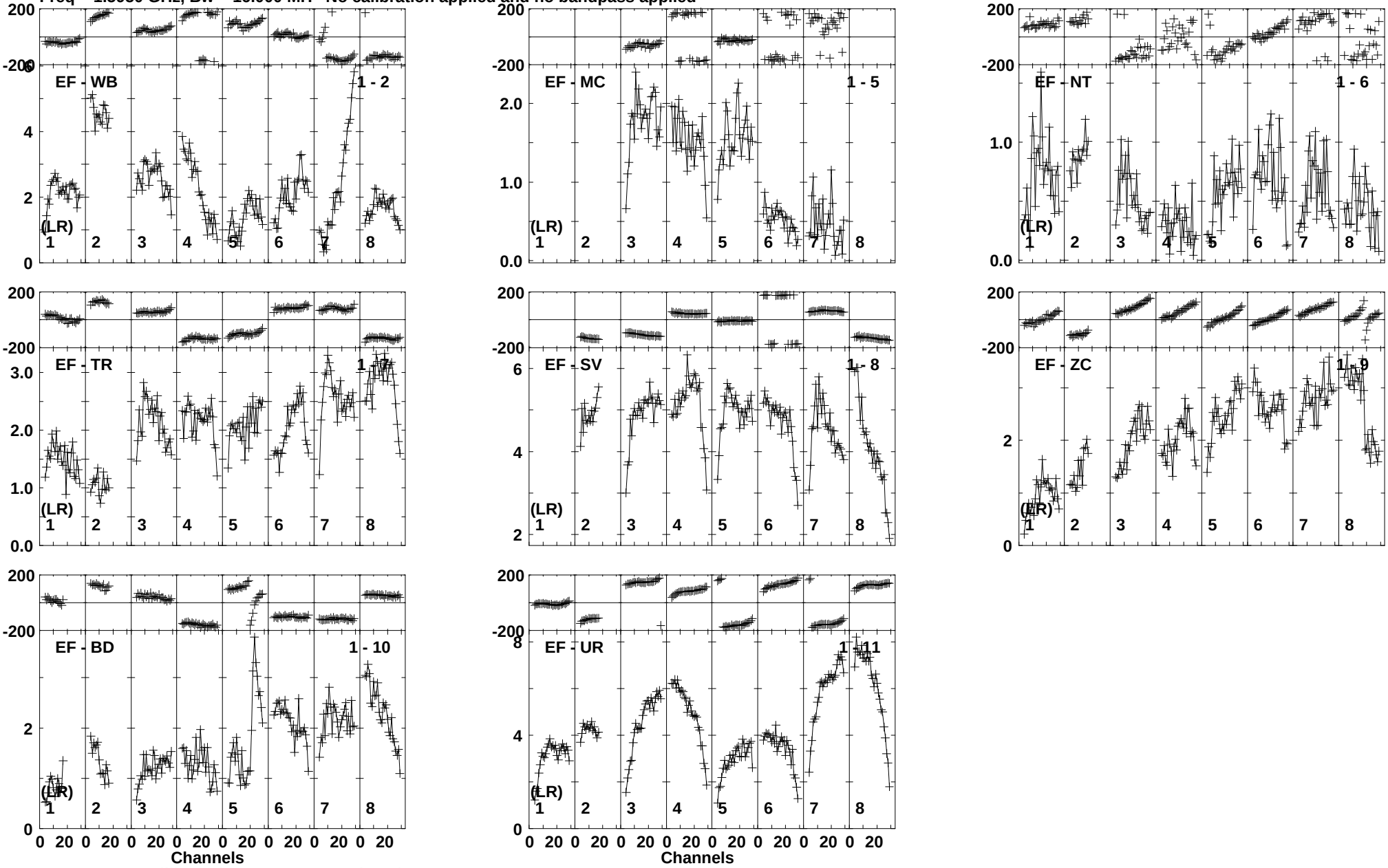

Lower frame: Milli Ampl Jy Top frame: Phas deg
Vector averaged cross-power spectrum Baseline: EF (01) - WB (02)
Timerange: 00/16:07:07 to 00/16:08:29

Plot file version 62 created 31-MAR-2014 17:11:19
IRASF17132 EP088B 1.UVDATA.1
Freq = 1.5950 GHz, Bw = 16.000 MH No calibration applied and no bandpass applied



Lower frame: Micro Ampl Jy Top frame: Phas deg
Vector averaged cross-power spectrum Baseline: EF (01) - WB (02)
Timerange: 00/16:09:11 to 00/16:14:55

Plot file version 63 created 31-MAR-2014 17:11:20
J1740+5211 EP088B 1.UVDATA.1
Freq = 1.5950 GHz, Bw = 16.000 MH No calibration applied and no bandpass applied

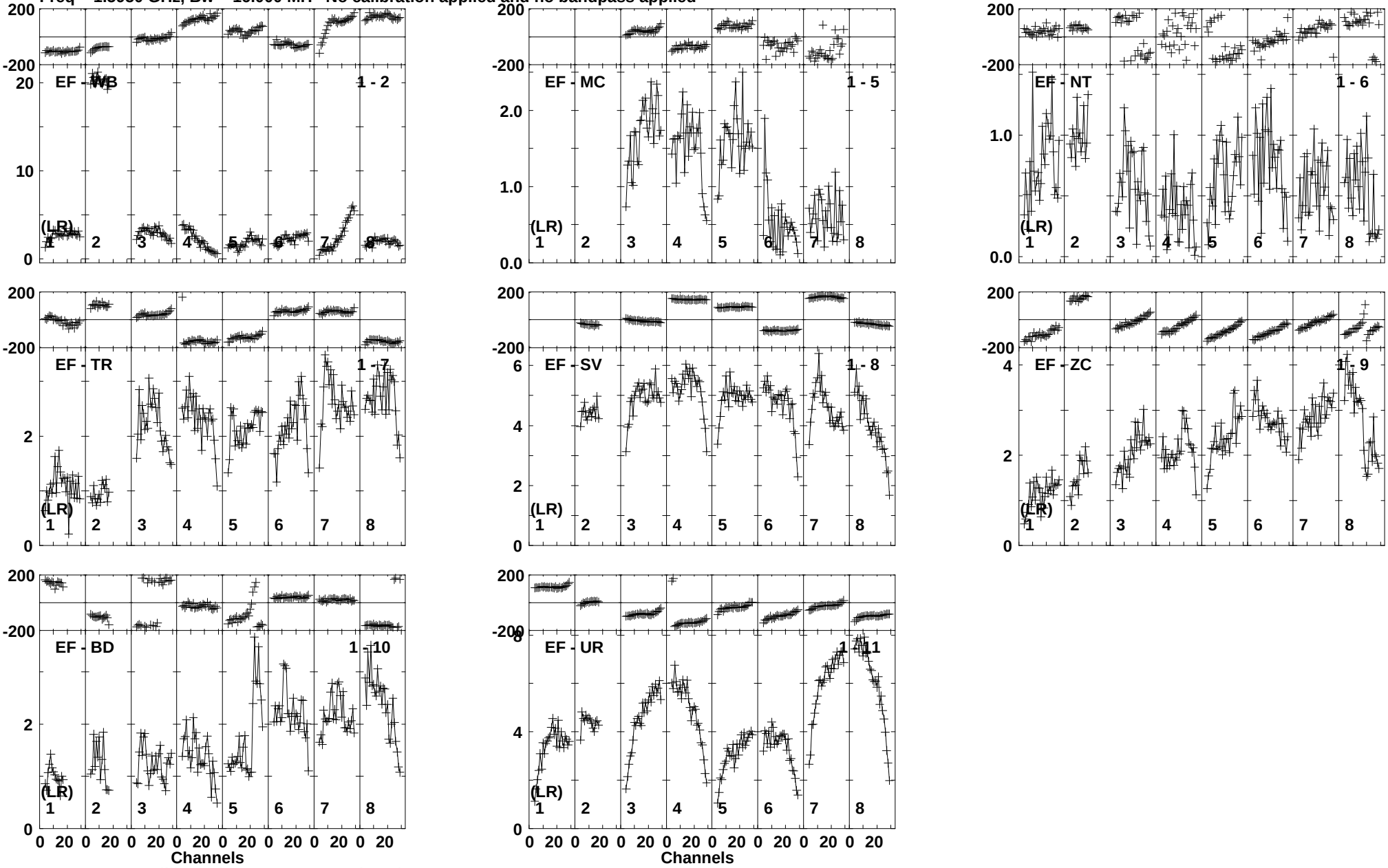

Lower frame: Milli Ampl Jy Top frame: Phas deg
Vector averaged cross-power spectrum Baseline: EF (01) - WB (02)
Timerange: 00/16:15:03 to 00/16:16:15

Plot file version 64 created 31-MAR-2014 17:11:20
IRASF17132 EP088B 1.UVDATA.1
Freq = 1.5950 GHz, Bw = 16.000 MH No calibration applied and no bandpass applied

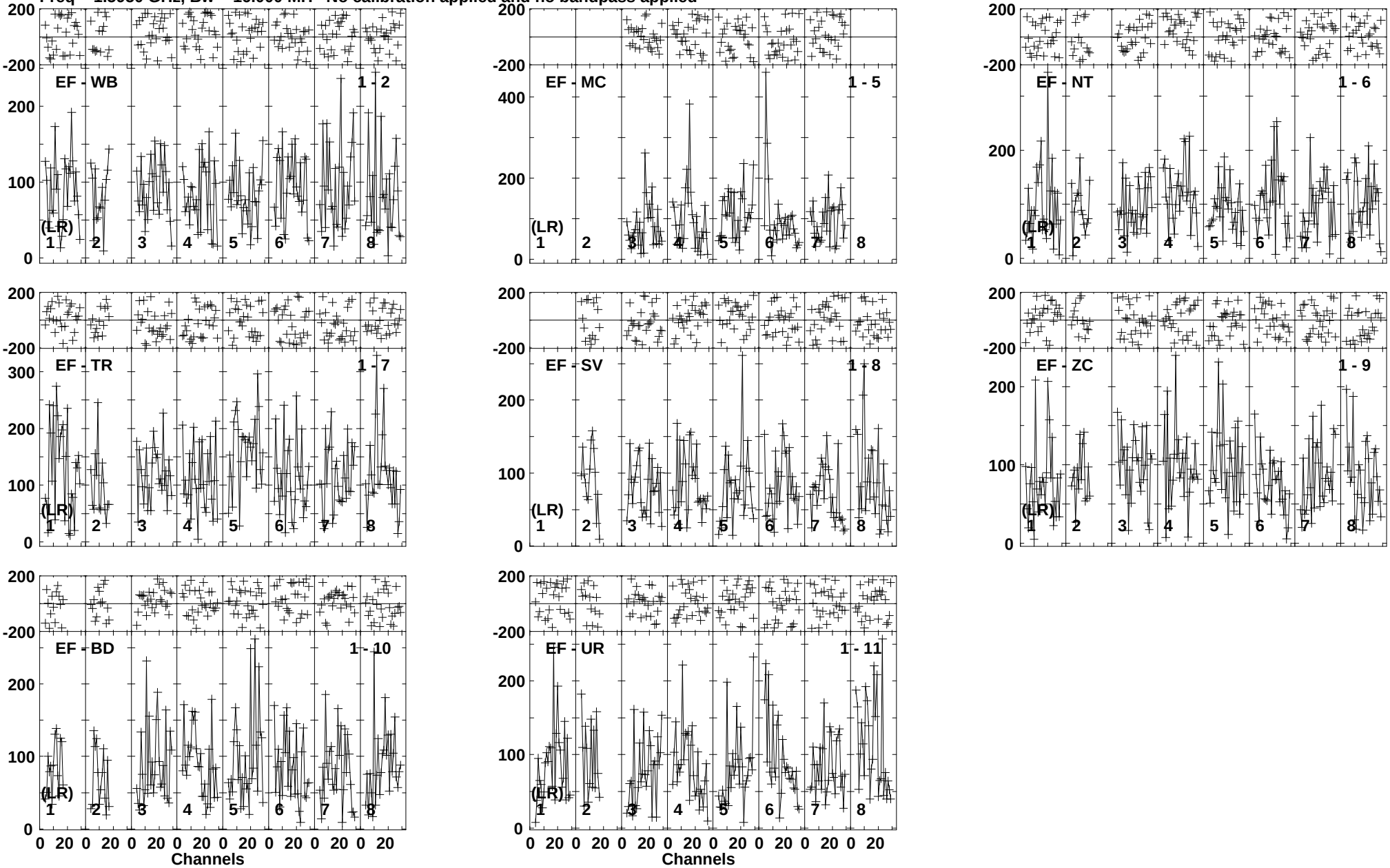

Lower frame: Micro Ampl Jy Top frame: Phas deg
Vector averaged cross-power spectrum Baseline: EF (01) - WB (02)
Timerange: 00/16:16:57 to 00/16:22:41

Plot file version 65 created 31-MAR-2014 17:11:20
J1740+5211 EP088B 1.UVDATA.1
Freq = 1.5950 GHz, Bw = 16.000 MH No calibration applied and no bandpass applied

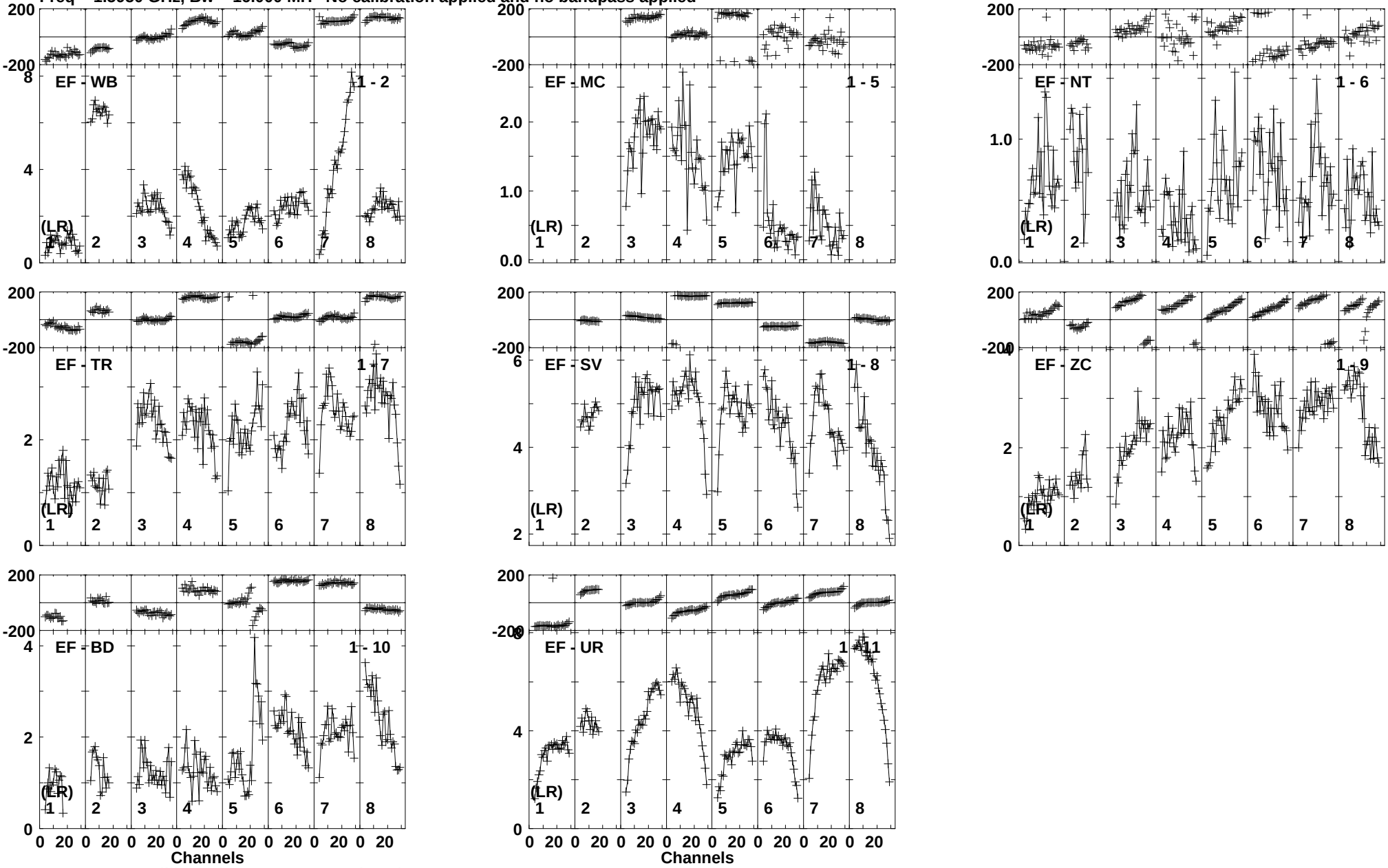

Lower frame: Milli Ampl Jy Top frame: Phas deg
Vector averaged cross-power spectrum Baseline: EF (01) - WB (02)
Timerange: 00/16:22:49 to 00/16:24:01

Plot file version 66 created 31-MAR-2014 17:11:20
IRASF17132 EP088B 1.UVDATA.1
Freq = 1.5950 GHz, Bw = 16.000 MH No calibration applied and no bandpass applied



Lower frame: Micro Ampl Jy Top frame: Phas deg
Vector averaged cross-power spectrum Baseline: EF (01) - WB (02)
Timerange: 00/16:24:43 to 00/16:30:27

Plot file version 67 created 31-MAR-2014 17:11:21
J1740+5211 EP088B 1.UVDATA.1
Freq = 1.5950 GHz, Bw = 16.000 MH No calibration applied and no bandpass applied

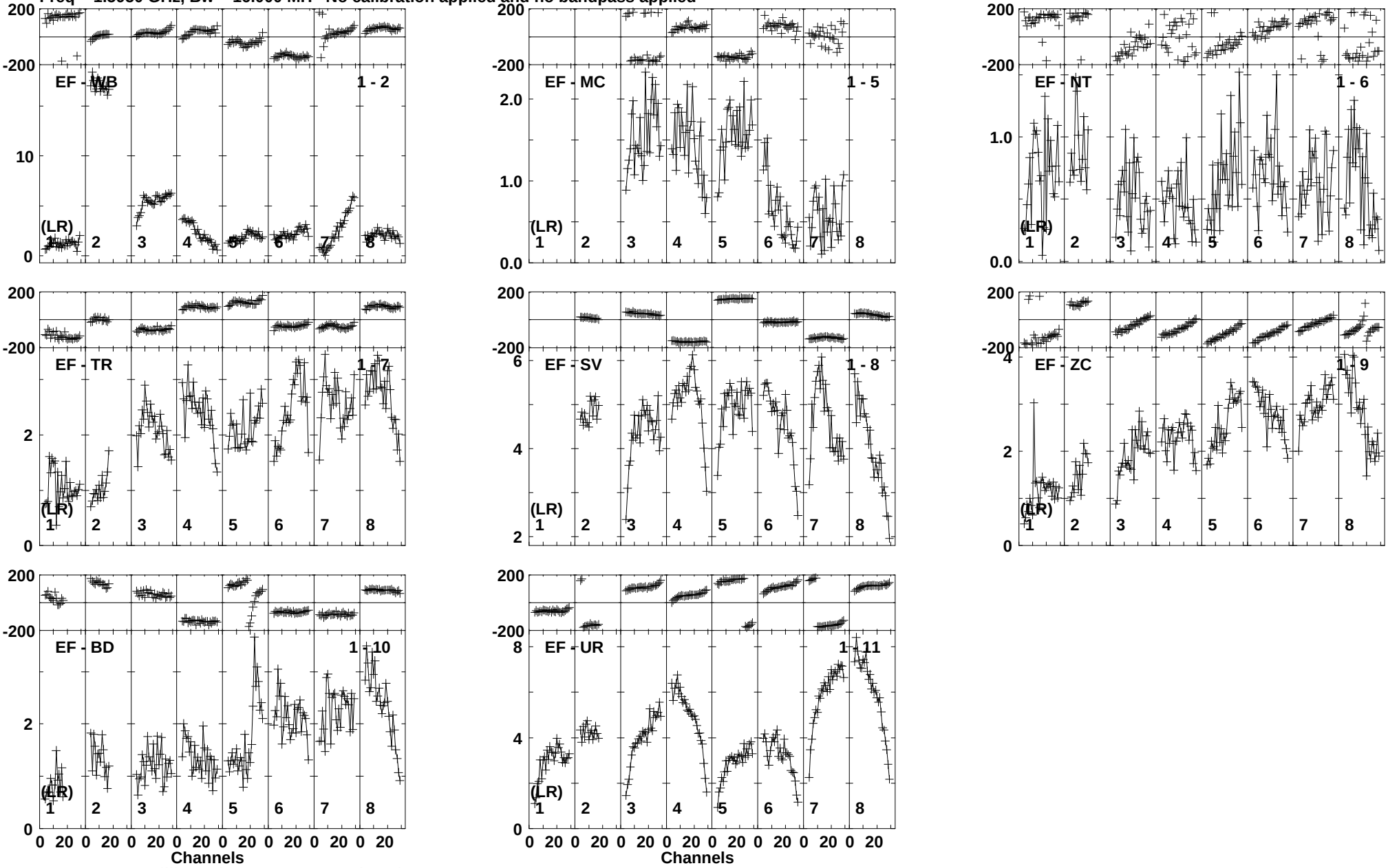

Lower frame: Milli Ampl Jy Top frame: Phas deg
Vector averaged cross-power spectrum Baseline: EF (01) - WB (02)
Timerange: 00/16:30:35 to 00/16:31:47

Plot file version 68 created 31-MAR-2014 17:11:21
IRASF17132 EP088B 1.UVDATA.1
Freq = 1.5950 GHz, Bw = 16.000 MH No calibration applied and no bandpass applied



Lower frame: Micro Ampl Jy Top frame: Phas deg
Vector averaged cross-power spectrum Baseline: EF (01) - WB (02)
Timerange: 00/16:32:29 to 00/16:38:13

Plot file version 69 created 31-MAR-2014 17:11:21
J1740+5211 EP088B 1.UVDATA.1
Freq = 1.5950 GHz, Bw = 16.000 MH No calibration applied and no bandpass applied

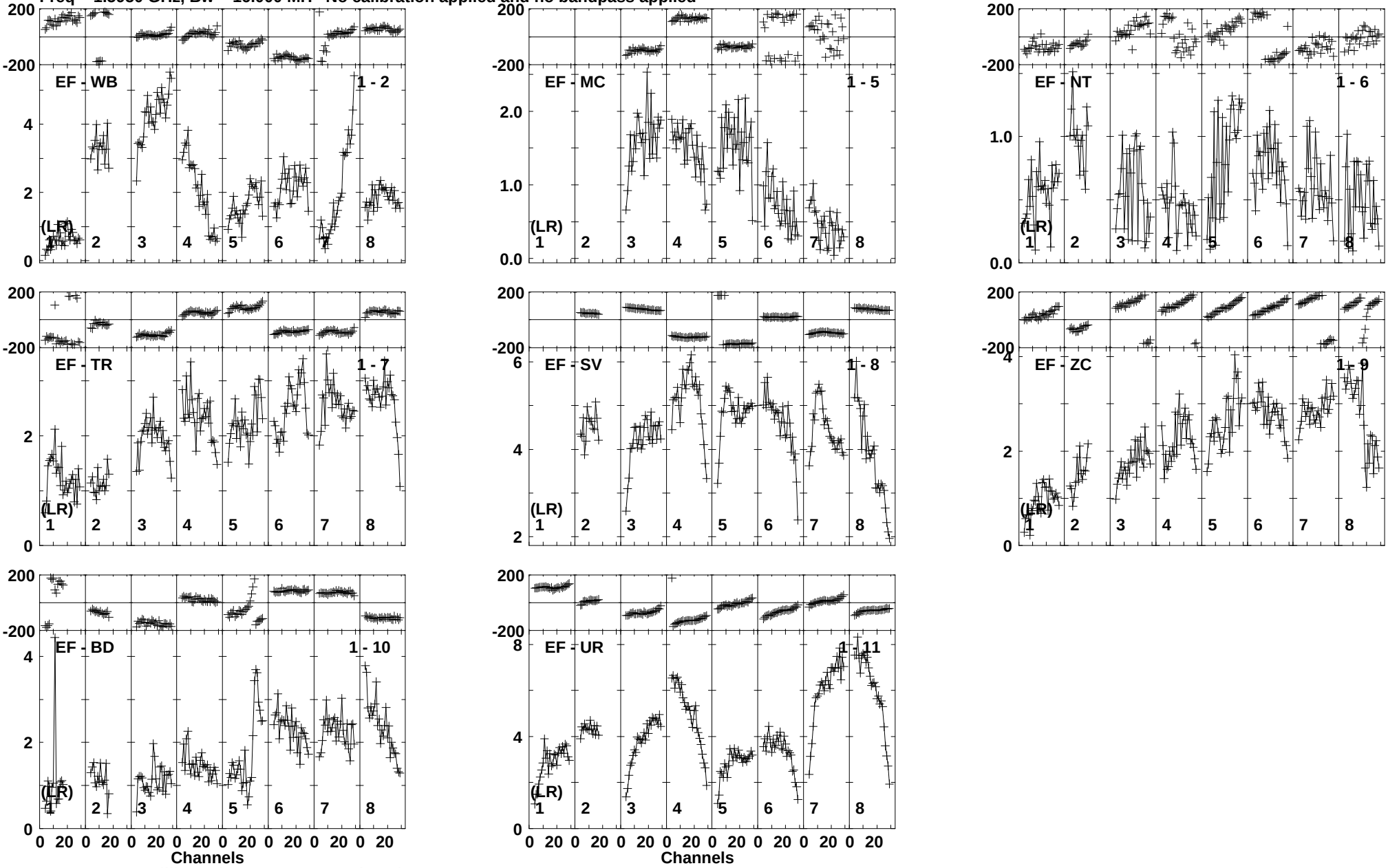

Lower frame: Milli Ampl Jy Top frame: Phas deg
Vector averaged cross-power spectrum Baseline: EF (01) - WB (02)
Timerange: 00/16:38:21 to 00/16:39:33

Plot file version 70 created 31-MAR-2014 17:11:21
IRASF17132 EP088B 1.UVDATA.1
Freq = 1.5950 GHz, Bw = 16.000 MH No calibration applied and no bandpass applied



Lower frame: Micro Ampl Jy Top frame: Phas deg
Vector averaged cross-power spectrum Baseline: EF (01) - WB (02)
Timerange: 00/16:40:15 to 00/16:45:59

Plot file version 71 created 31-MAR-2014 17:11:21
J1740+5211 EP088B 1.UVDATA.1
Freq = 1.5950 GHz, Bw = 16.000 MH No calibration applied and no bandpass applied

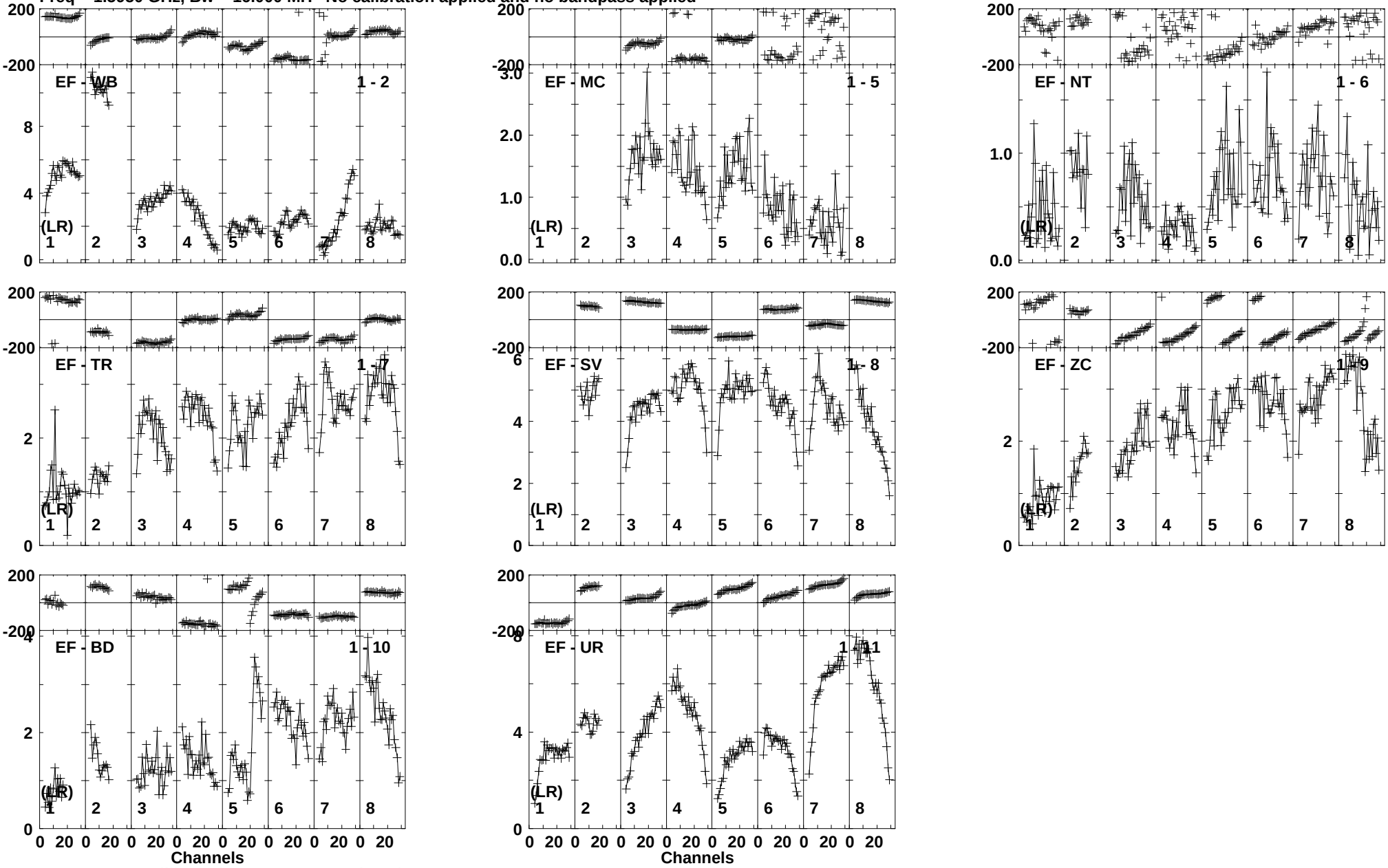

Lower frame: Milli Ampl Jy Top frame: Phas deg
Vector averaged cross-power spectrum Baseline: EF (01) - WB (02)
Timerange: 00/16:46:07 to 00/16:47:19

Plot file version 72 created 31-MAR-2014 17:11:22
IRASF17132 EP088B 1.UVDATA.1
Freq = 1.5950 GHz, Bw = 16.000 MH No calibration applied and no bandpass applied



Lower frame: Micro Ampl Jy Top frame: Phas deg
Vector averaged cross-power spectrum Baseline: EF (01) - WB (02)
Timerange: 00/16:48:01 to 00/16:53:45

Plot file version 73 created 31-MAR-2014 17:11:22
J1740+5211 EP088B 1.UVDATA.1
Freq = 1.5950 GHz, Bw = 16.000 MH No calibration applied and no bandpass applied

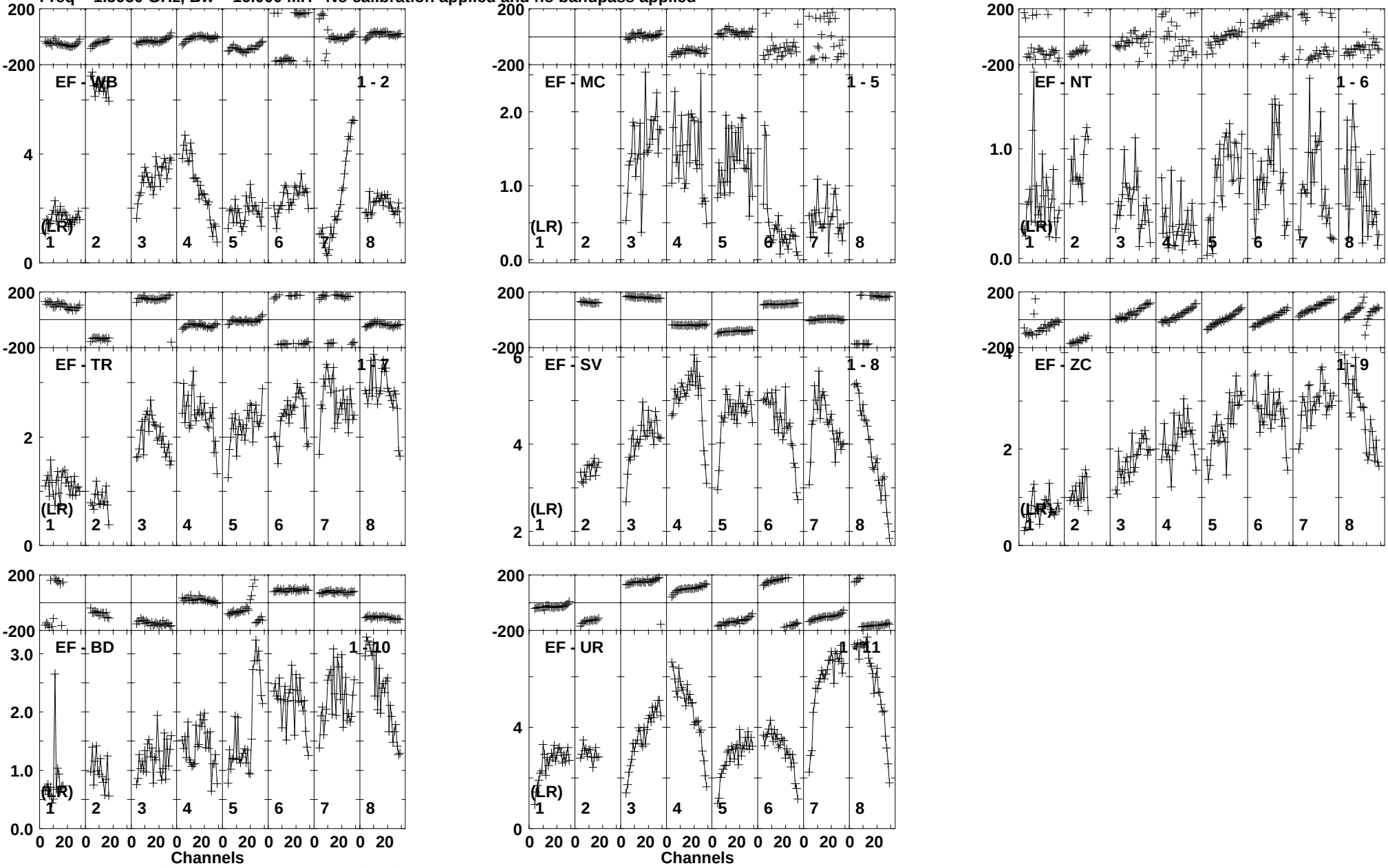

Lower frame: Milli Ampl Jy Top frame: Phas deg
Vector averaged cross-power spectrum Baseline: EF (01) - WB (02)
Timerange: 00/16:53:53 to 00/16:55:05

Plot file version 74 created 31-MAR-2014 17:11:22
IRASF17132 EP088B 1.UVDATA.1
Freq = 1.5950 GHz, Bw = 16.000 MH No calibration applied and no bandpass applied



Lower frame: Micro Ampl Jy Top frame: Phas deg
Vector averaged cross-power spectrum Baseline: EF (01) - WB (02)
Timerange: 00/16:55:47 to 00/17:01:31

Plot file version 75 created 31-MAR-2014 17:11:23
J1740+5211 EP088B 1.UVDATA.1
Freq = 1.5950 GHz, Bw = 16.000 MH No calibration applied and no bandpass applied

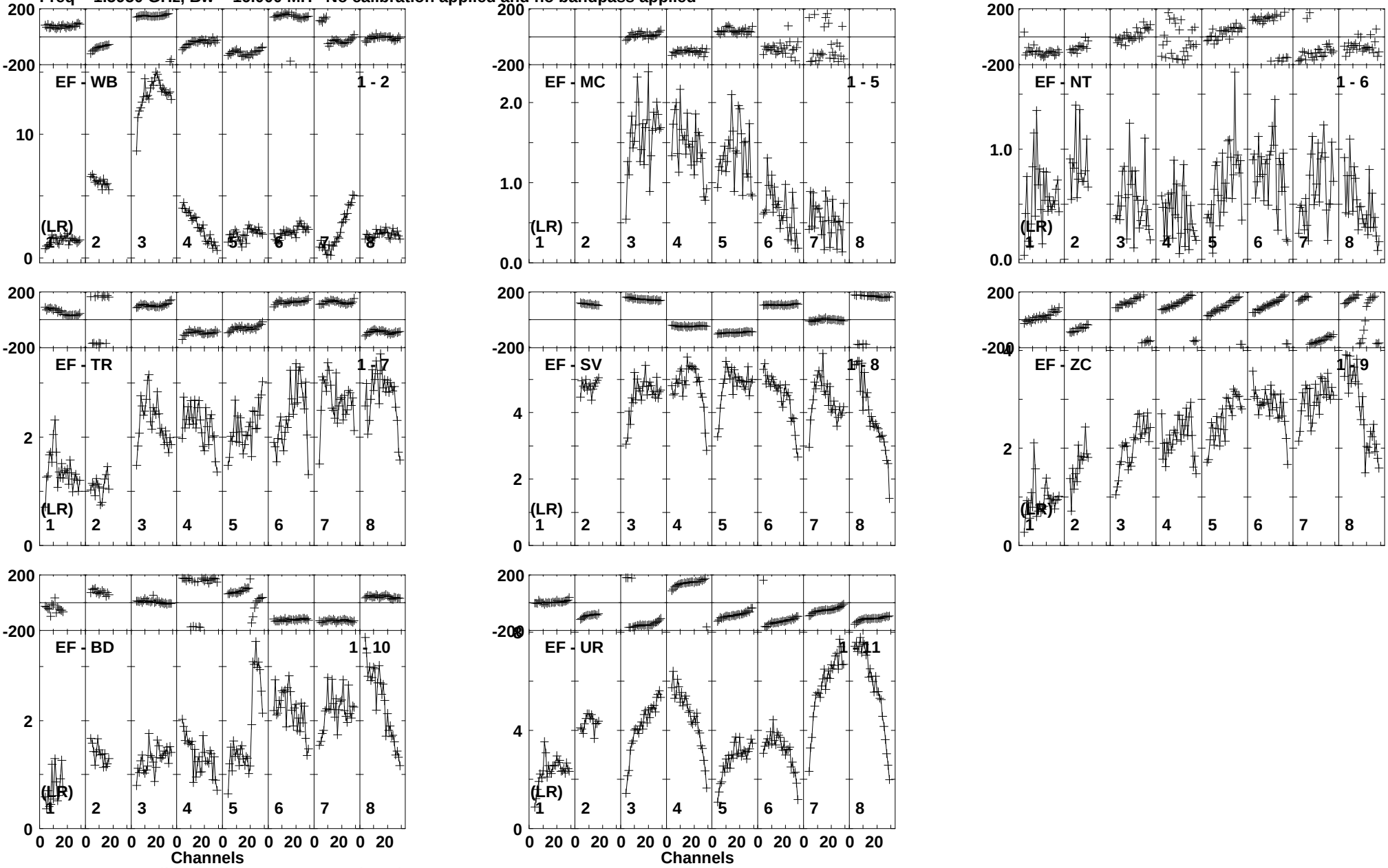

Lower frame: Milli Ampl Jy Top frame: Phas deg
Vector averaged cross-power spectrum Baseline: EF (01) - WB (02)
Timerange: 00/17:01:39 to 00/17:02:51

Plot file version 76 created 31-MAR-2014 17:11:23
IRASF17132 EP088B 1.UVDATA.1
Freq = 1.5950 GHz, Bw = 16.000 MH No calibration applied and no bandpass applied



Lower frame: Micro Ampl Jy Top frame: Phas deg
Vector averaged cross-power spectrum Baseline: EF (01) - WB (02)
Timerange: 00/17:03:33 to 00/17:09:17

Plot file version 77 created 31-MAR-2014 17:11:23
J1740+5211 EP088B 1.UVDATA.1
Freq = 1.5950 GHz, Bw = 16.000 MH No calibration applied and no bandpass applied

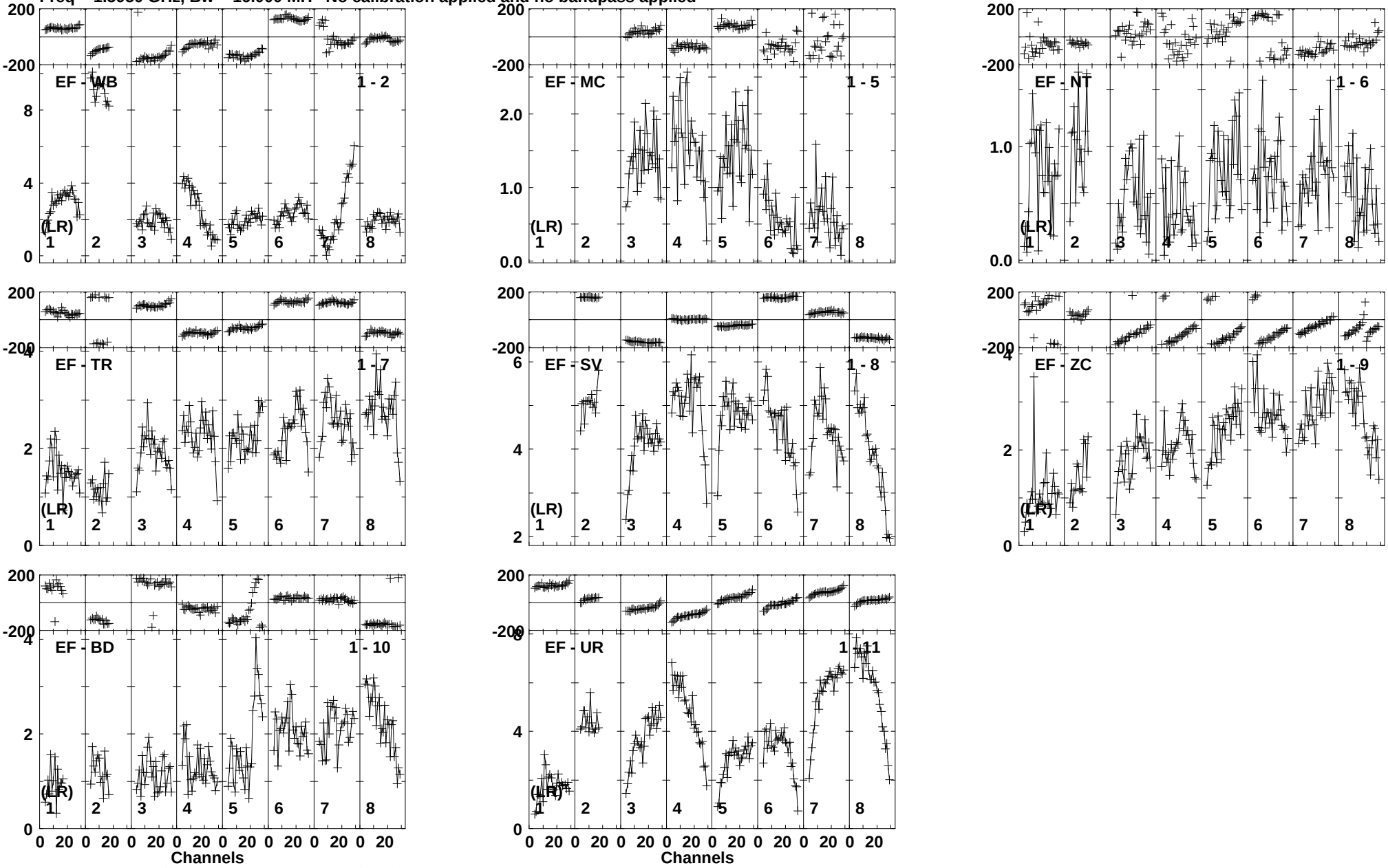

Lower frame: Milli Ampl Jy Top frame: Phas deg
Vector averaged cross-power spectrum Baseline: EF (01) - WB (02)
Timerange: 00/17:09:25 to 00/17:10:37

Plot file version 78 created 31-MAR-2014 17:11:23
IRASF17132 EP088B 1.UVDATA.1
Freq = 1.5950 GHz, Bw = 16.000 MH No calibration applied and no bandpass applied



Lower frame: Micro Ampl Jy Top frame: Phas deg
Vector averaged cross-power spectrum Baseline: EF (01) - WB (02)
Timerange: 00/17:11:19 to 00/17:17:03

Plot file version 79 created 31-MAR-2014 17:11:24
J1740+5211 EP088B 1.UVDATA.1
Freq = 1.5950 GHz, Bw = 16.000 MH No calibration applied and no bandpass applied

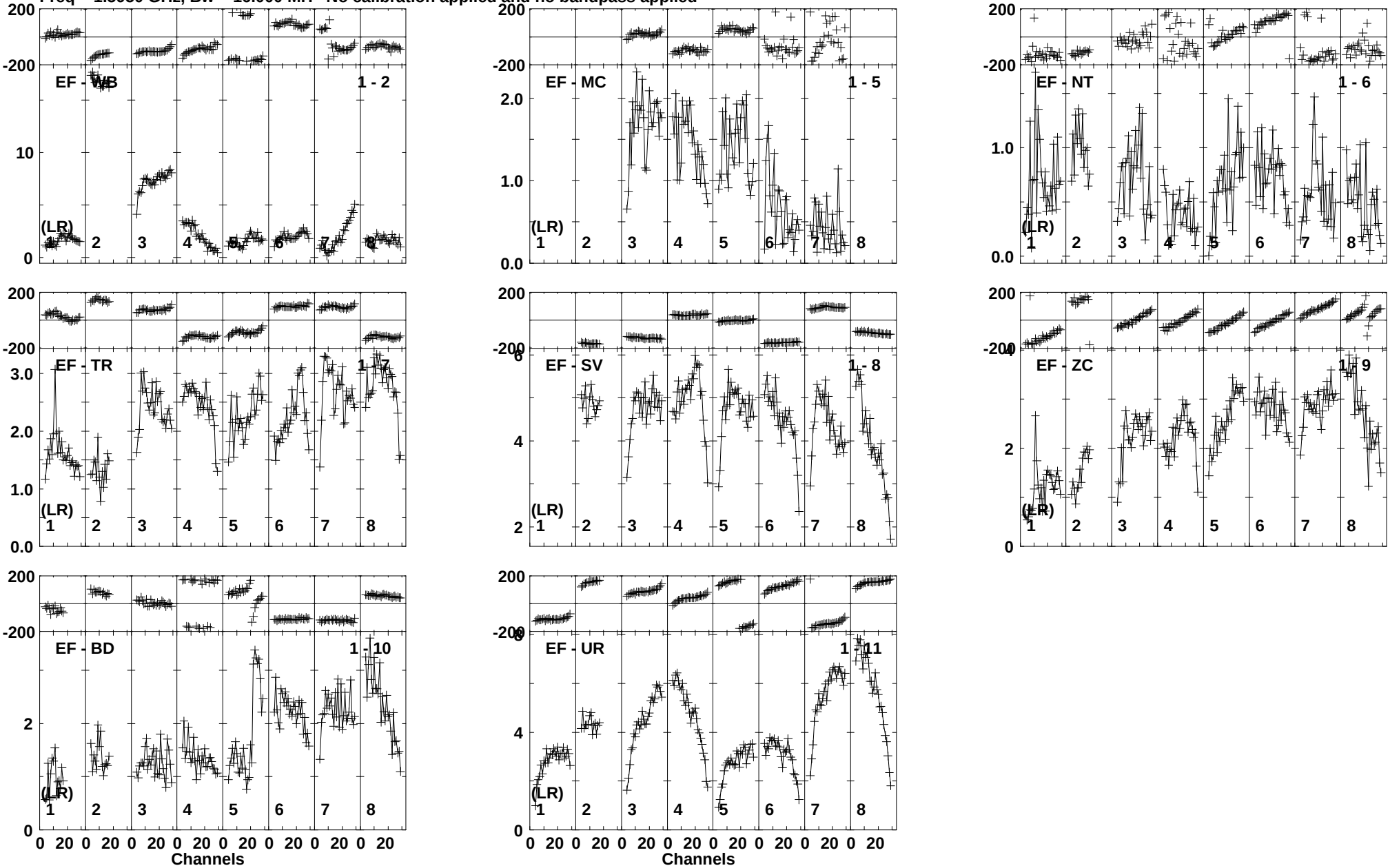

Lower frame: Milli Ampl Jy Top frame: Phas deg
Vector averaged cross-power spectrum Baseline: EF (01) - WB (02)
Timerange: 00/17:17:11 to 00/17:18:23

Plot file version 80 created 31-MAR-2014 17:11:24
IRASF17132 EP088B 1.UVDATA.1
Freq = 1.5950 GHz, Bw = 16.000 MH No calibration applied and no bandpass applied



Lower frame: Micro Ampl Jy Top frame: Phas deg
Vector averaged cross-power spectrum Baseline: EF (01) - WB (02)
Timerange: 00/17:19:05 to 00/17:24:49

Plot file version 81 created 31-MAR-2014 17:11:24
J1740+5211 EP088B 1.UVDATA.1
Freq = 1.5950 GHz, Bw = 16.000 MH No calibration applied and no bandpass applied

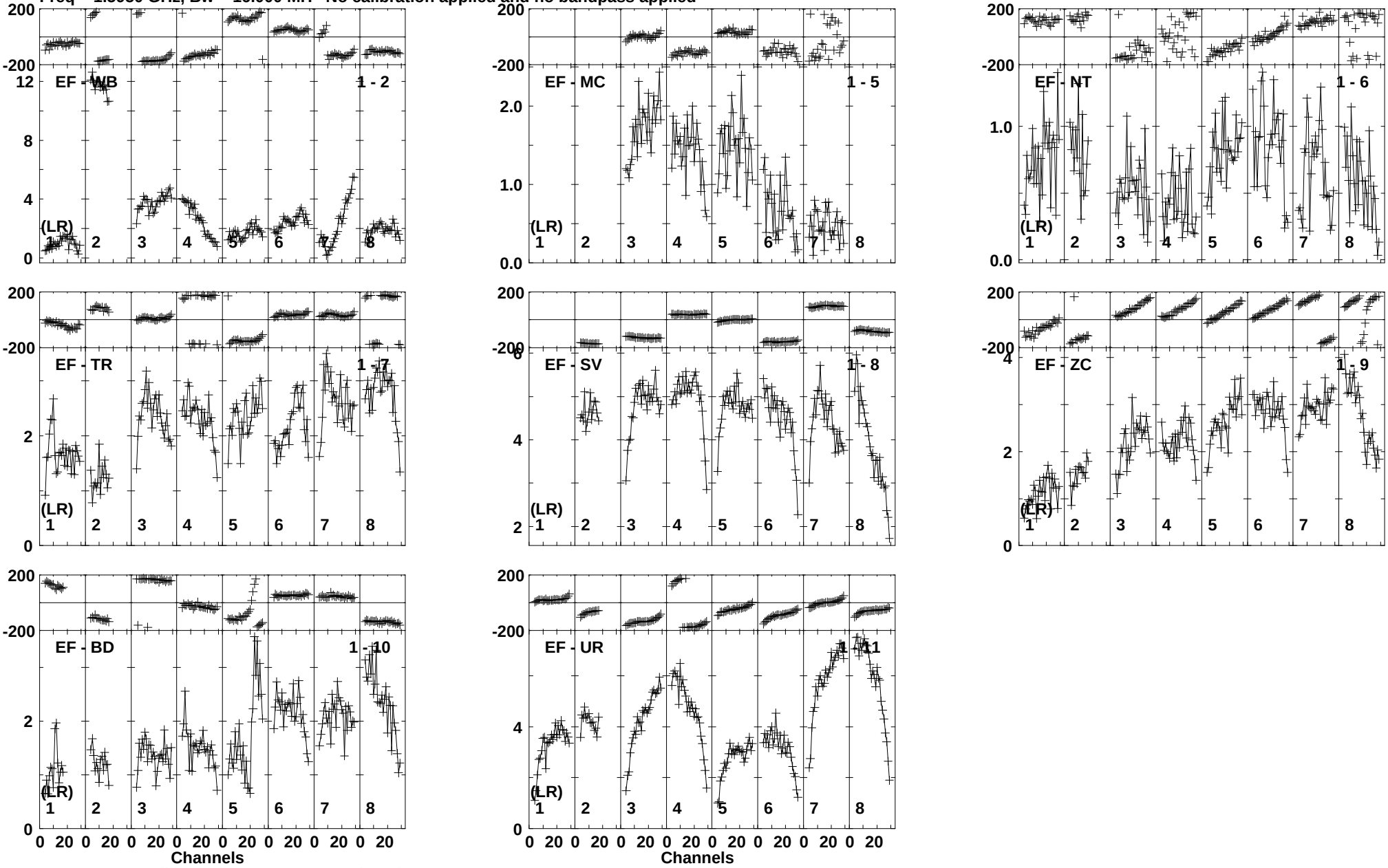

Lower frame: Milli Ampl Jy Top frame: Phas deg
Vector averaged cross-power spectrum Baseline: EF (01) - WB (02)
Timerange: 00/17:24:57 to 00/17:26:09

Plot file version 82 created 31-MAR-2014 17:11:24
IRASF17132 EP088B 1.UVDATA.1
Freq = 1.5950 GHz, Bw = 16.000 MH No calibration applied and no bandpass applied

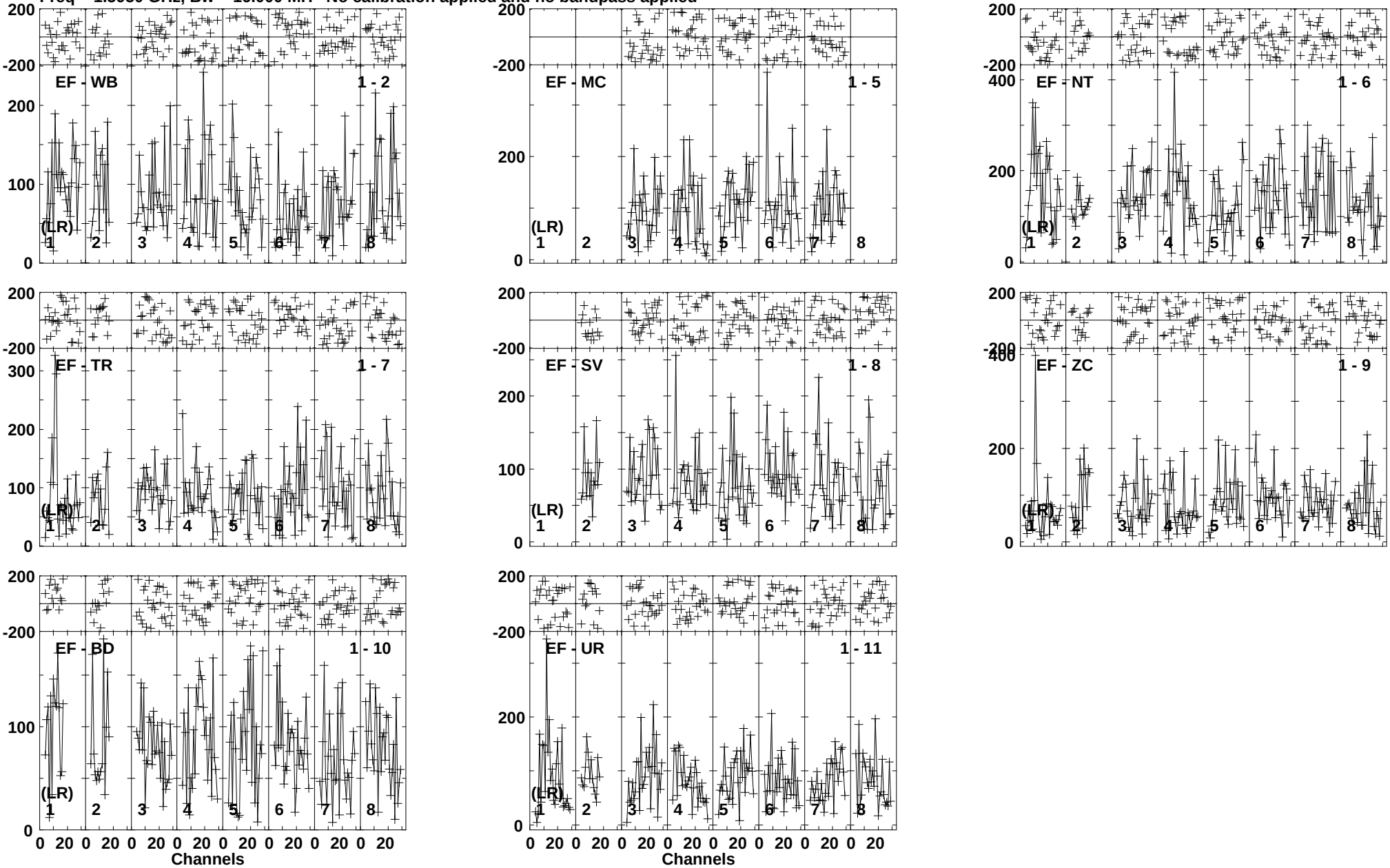

Lower frame: Micro Ampl Jy Top frame: Phas deg
Vector averaged cross-power spectrum Baseline: EF (01) - WB (02)
Timerange: 00/17:26:51 to 00/17:32:35

Plot file version 83 created 31-MAR-2014 17:11:25
J1740+5211 EP088B 1.UVDATA.1
Freq = 1.5950 GHz, Bw = 16.000 MH No calibration applied and no bandpass applied

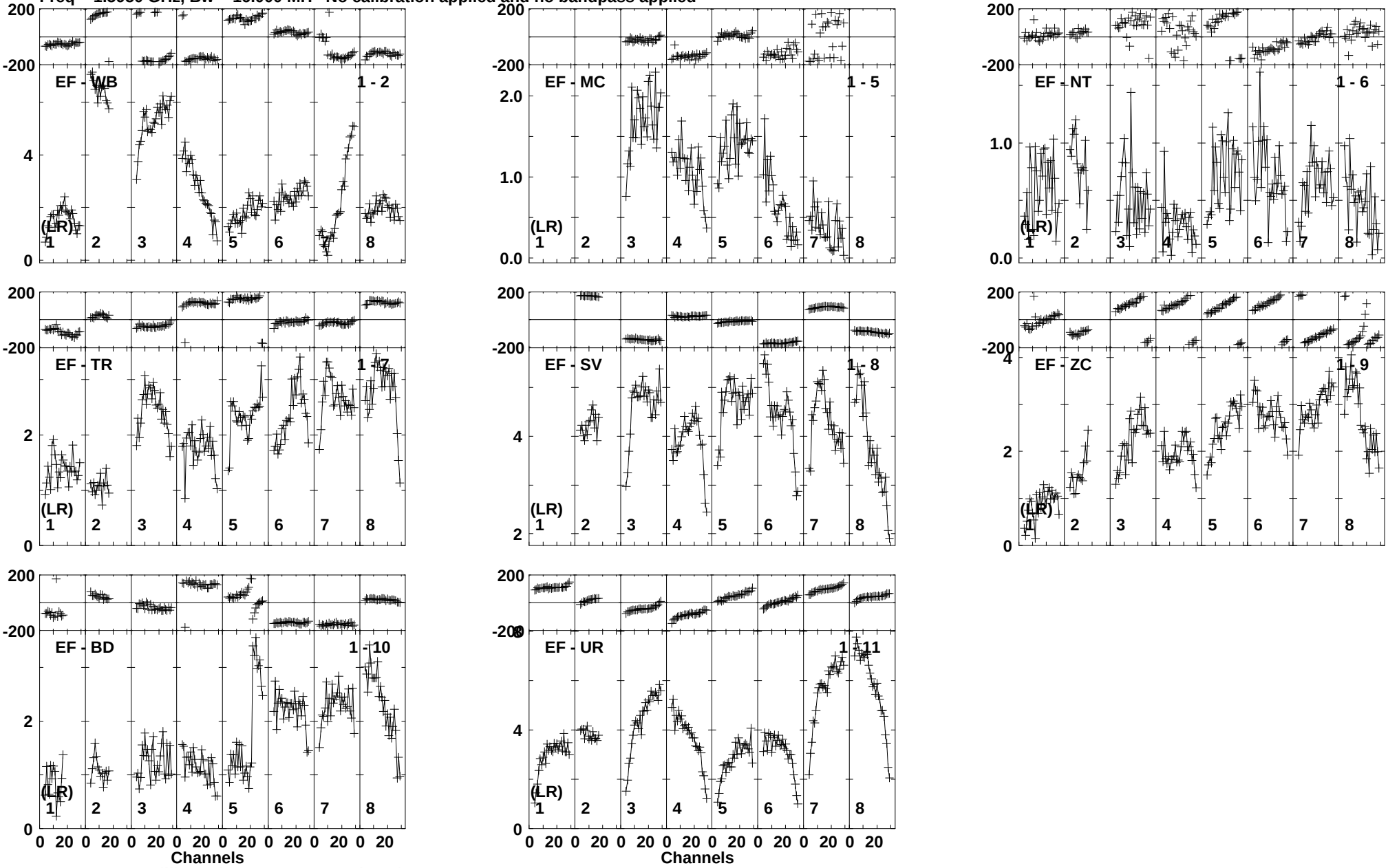

Lower frame: Milli Ampl Jy Top frame: Phas deg
Vector averaged cross-power spectrum Baseline: EF (01) - WB (02)
Timerange: 00/17:32:43 to 00/17:33:55

Plot file version 84 created 31-MAR-2014 17:11:25
IRASF17132 EP088B 1.UVDATA.1
Freq = 1.5950 GHz, Bw = 16.000 MH No calibration applied and no bandpass applied



Lower frame: Micro Ampl Jy Top frame: Phas deg
Vector averaged cross-power spectrum Baseline: EF (01) - WB (02)
Timerange: 00/17:34:37 to 00/17:40:21

Plot file version 85 created 31-MAR-2014 17:11:25
J1740+5211 EP088B 1.UVDATA.1
Freq = 1.5950 GHz, Bw = 16.000 MH No calibration applied and no bandpass applied

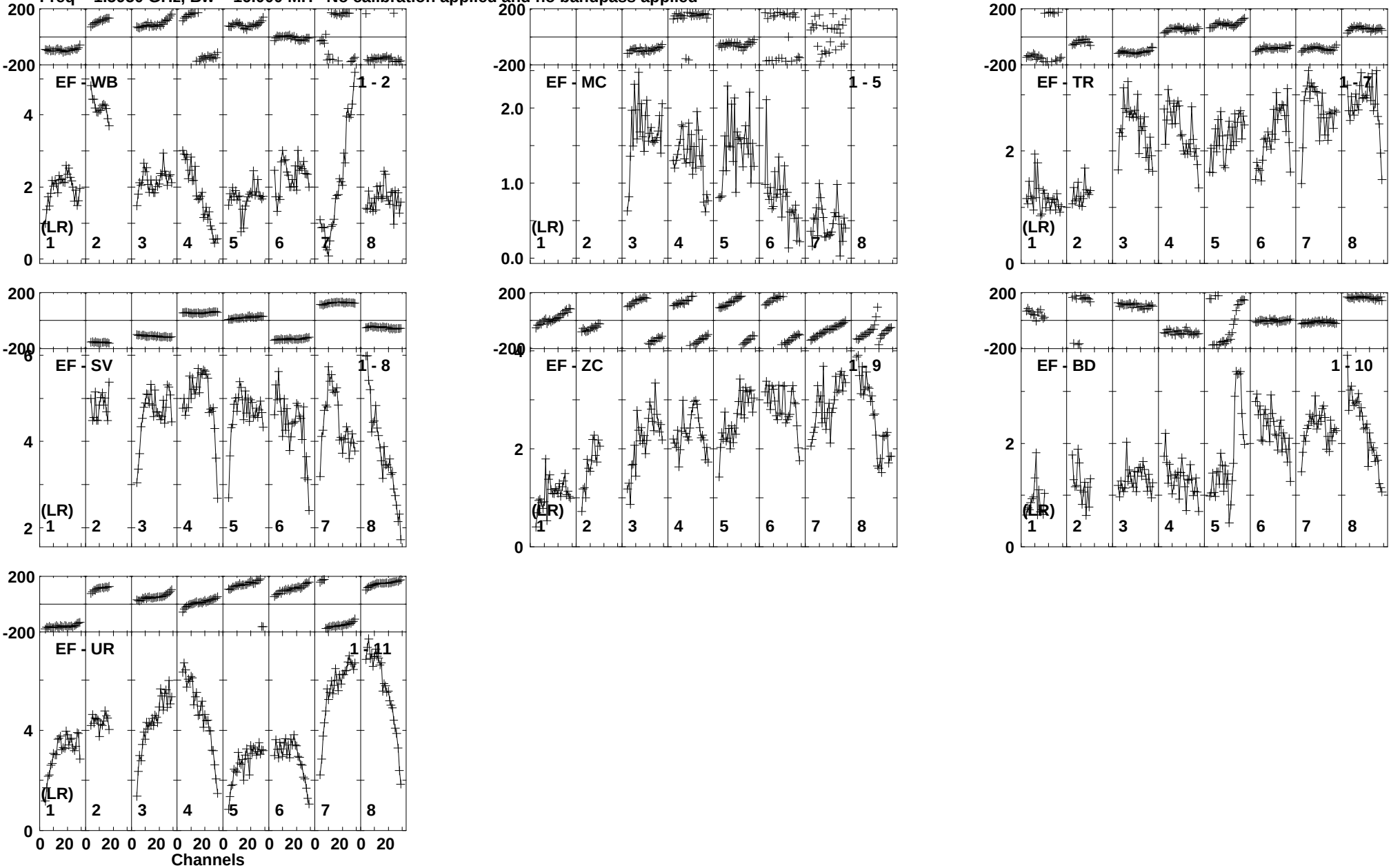

Lower frame: Milli Ampl Jy Top frame: Phas deg
Vector averaged cross-power spectrum Baseline: EF (01) - WB (02)
Timerange: 00/17:40:29 to 00/17:41:41

Plot file version 86 created 31-MAR-2014 17:11:25
IRASF17132 EP088B 1.UVDATA.1
Freq = 1.5950 GHz, Bw = 16.000 MH No calibration applied and no bandpass applied

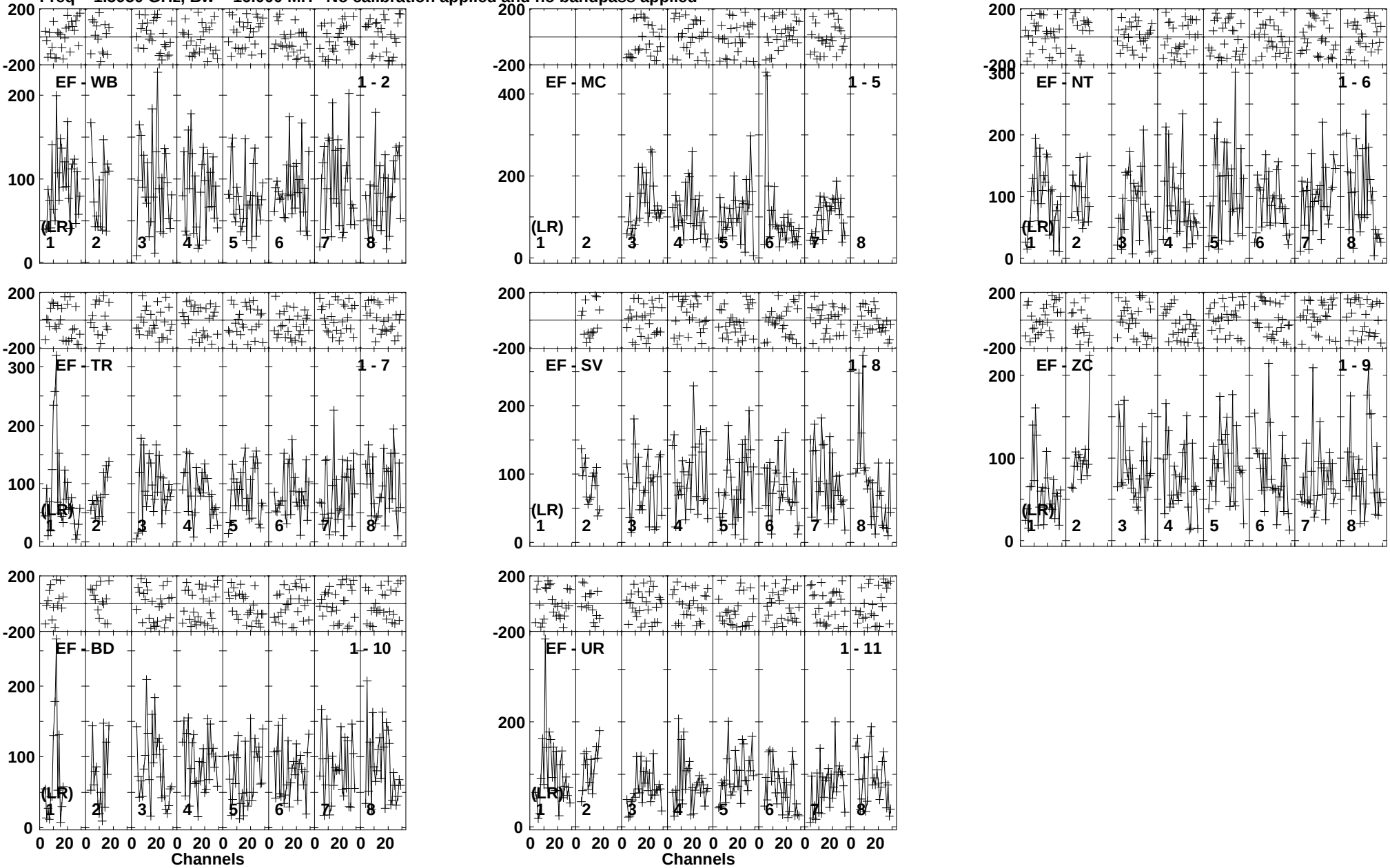

Lower frame: Micro Ampl Jy Top frame: Phas deg
Vector averaged cross-power spectrum Baseline: EF (01) - WB (02)
Timerange: 00/17:42:23 to 00/17:48:07

Plot file version 87 created 31-MAR-2014 17:11:25
J1740+5211 EP088B 1.UVDATA.1
Freq = 1.5950 GHz, Bw = 16.000 MH No calibration applied and no bandpass applied

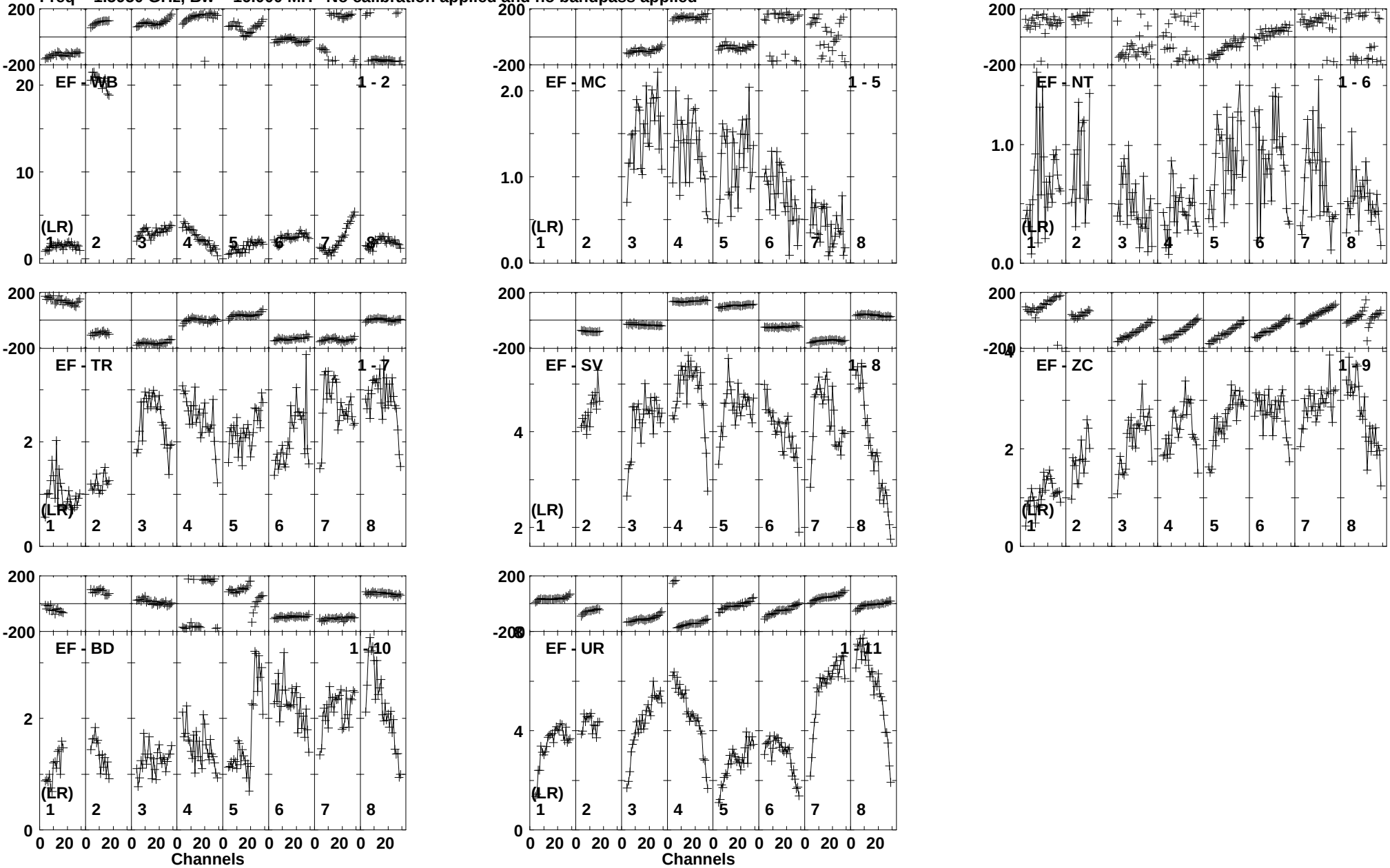

Lower frame: Milli Ampl Jy Top frame: Phas deg
Vector averaged cross-power spectrum Baseline: EF (01) - WB (02)
Timerange: 00/17:48:15 to 00/17:49:27

Plot file version 88 created 31-MAR-2014 17:11:26
IRASF17132 EP088B 1.UVDATA.1
Freq = 1.5950 GHz, Bw = 16.000 MH No calibration applied and no bandpass applied



Lower frame: Micro Ampl Jy Top frame: Phas deg
Vector averaged cross-power spectrum Baseline: EF (01) - WB (02)
Timerange: 00/17:50:09 to 00/17:55:53

Plot file version 89 created 31-MAR-2014 17:11:26
J1740+5211 EP088B 1.UVDATA.1
Freq = 1.5950 GHz, Bw = 16.000 MH No calibration applied and no bandpass applied

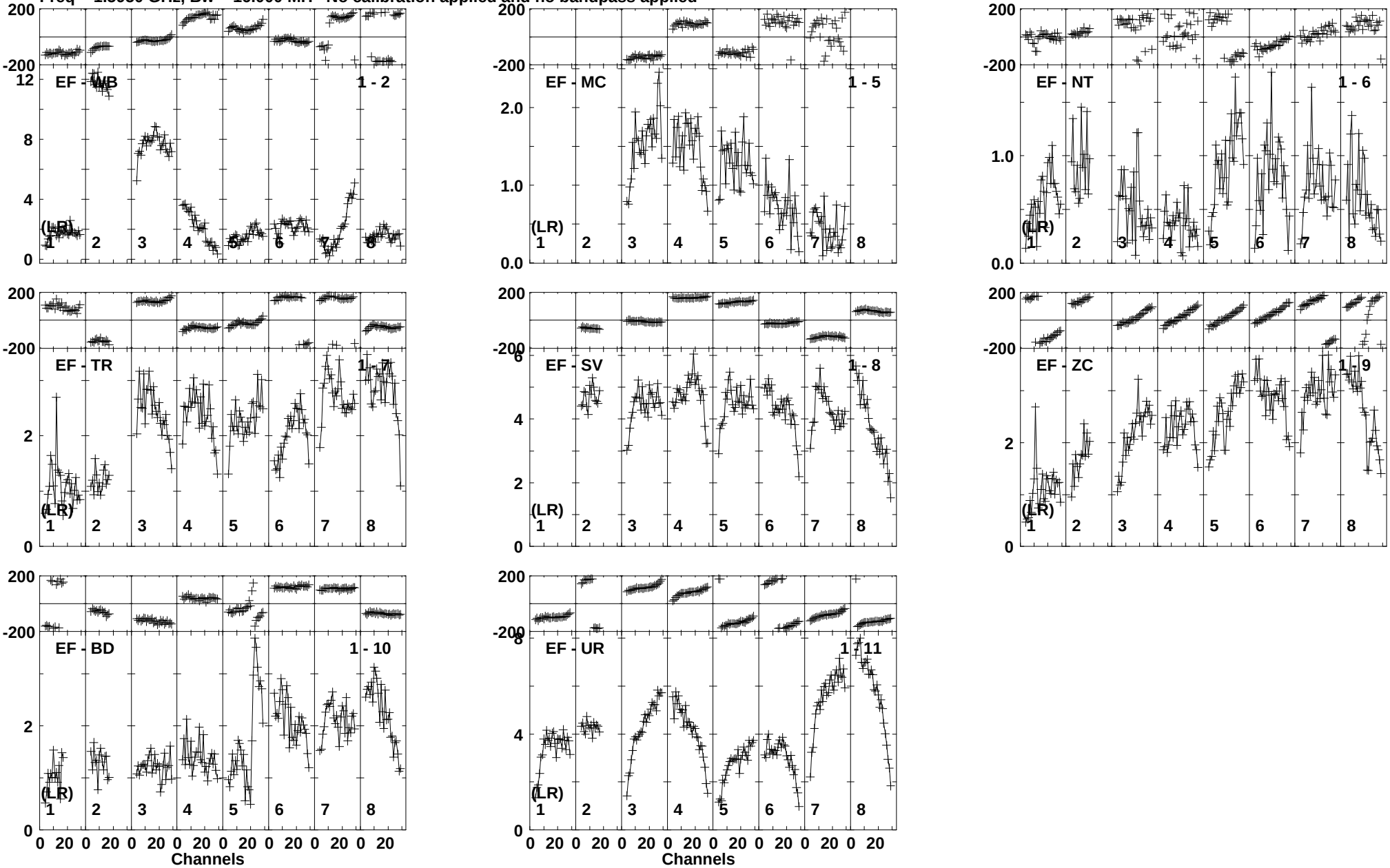

Lower frame: Milli Ampl Jy Top frame: Phas deg
Vector averaged cross-power spectrum Baseline: EF (01) - WB (02)
Timerange: 00/17:56:01 to 00/17:57:13

Plot file version 90 created 31-MAR-2014 17:11:26
IRASF17132 EP088B 1.UVDATA.1
Freq = 1.5950 GHz, Bw = 16.000 MH No calibration applied and no bandpass applied



Lower frame: Micro Ampl Jy Top frame: Phas deg
Vector averaged cross-power spectrum Baseline: EF (01) - WB (02)
Timerange: 00/17:57:55 to 00/18:03:39

Plot file version 91 created 31-MAR-2014 17:11:26
J1740+5211 EP088B 1.UVDATA.1
Freq = 1.5950 GHz, Bw = 16.000 MH No calibration applied and no bandpass applied

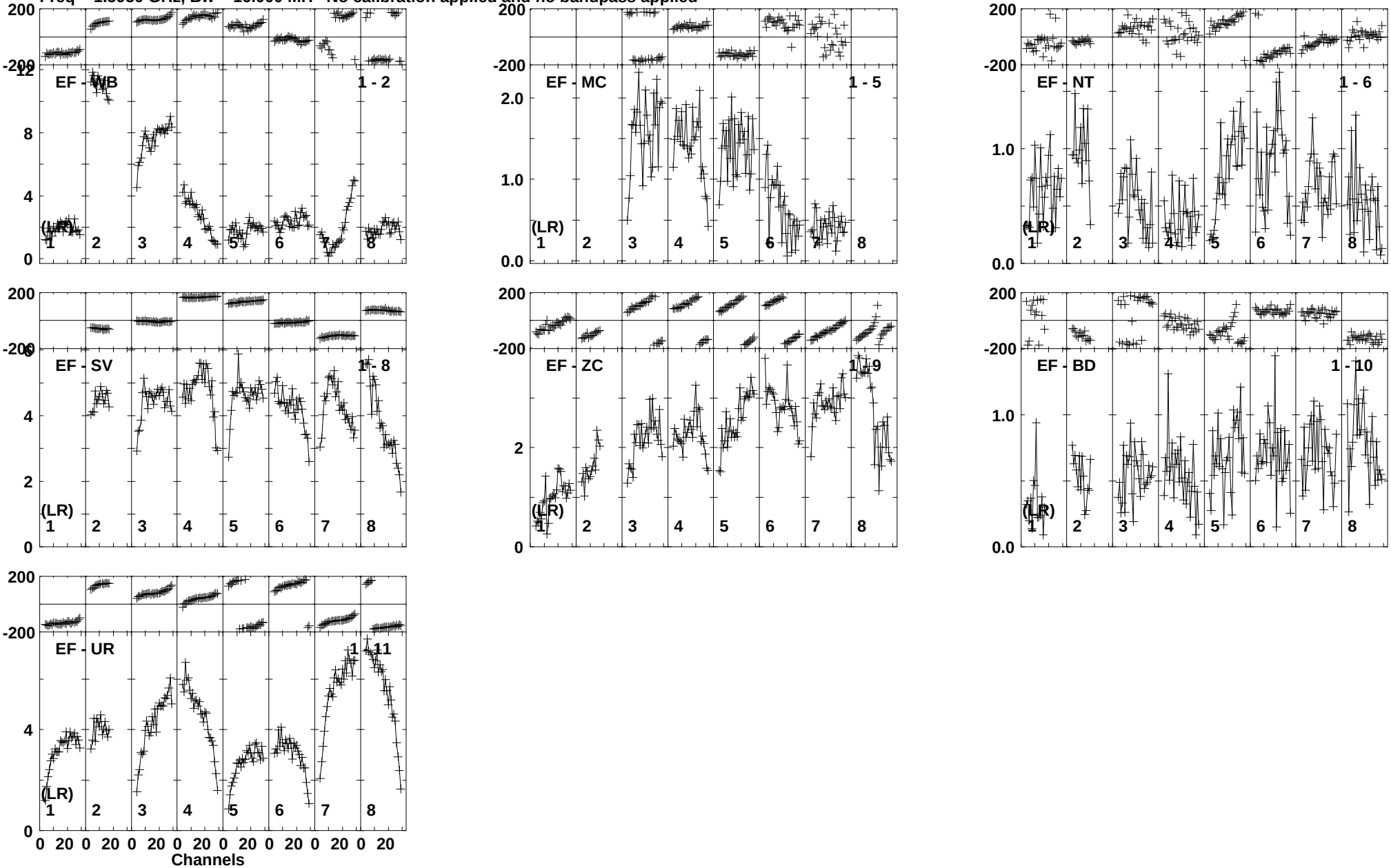

Lower frame: Milli Ampl Jy Top frame: Phas deg
Vector averaged cross-power spectrum Baseline: EF (01) - WB (02)
Timerange: 00/18:03:47 to 00/18:04:59

Plot file version 92 created 31-MAR-2014 17:11:27
IRASF17132 EP088B 1.UVDATA.1
Freq = 1.5950 GHz, Bw = 16.000 MH No calibration applied and no bandpass applied



Lower frame: Micro Ampl Jy Top frame: Phas deg
Vector averaged cross-power spectrum Baseline: EF (01) - WB (02)
Timerange: 00/18:05:41 to 00/18:11:25

Plot file version 93 created 31-MAR-2014 17:11:27
J1740+5211 EP088B 1.UVDATA.1
Freq = 1.5950 GHz, Bw = 16.000 MH No calibration applied and no bandpass applied

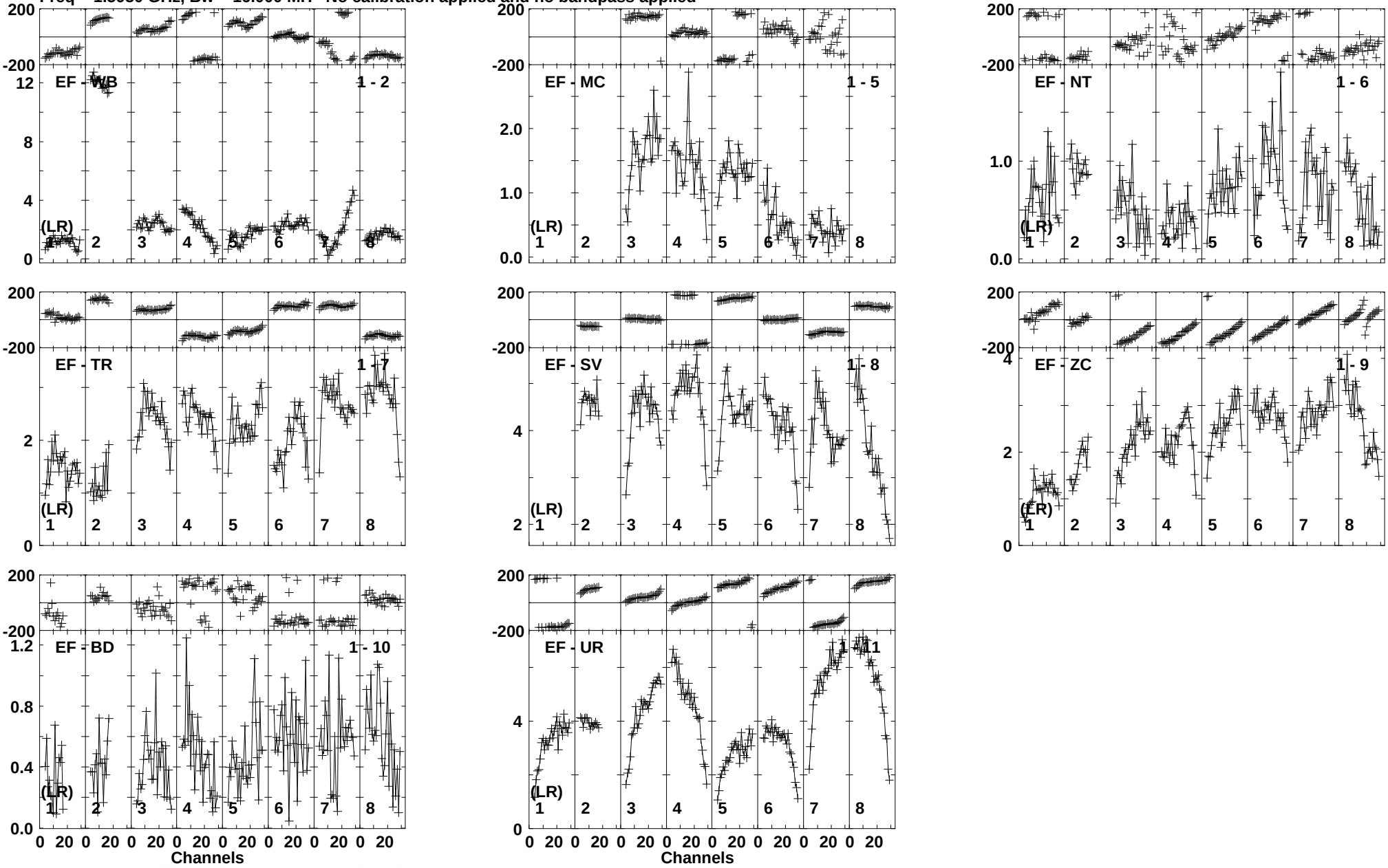

Lower frame: Milli Ampl Jy Top frame: Phas deg
Vector averaged cross-power spectrum Baseline: EF (01) - WB (02)
Timerange: 00/18:11:33 to 00/18:12:45

Plot file version 94 created 31-MAR-2014 17:11:27
IRASF17132 EP088B 1.UVDATA.1
Freq = 1.5950 GHz, Bw = 16.000 MH No calibration applied and no bandpass applied



Lower frame: Micro Ampl Jy Top frame: Phas deg
Vector averaged cross-power spectrum Baseline: EF (01) - WB (02)
Timerange: 00/18:13:27 to 00/18:19:11

Plot file version 95 created 31-MAR-2014 17:11:27
J1740+5211 EP088B 1.UVDATA.1
Freq = 1.5950 GHz, Bw = 16.000 MH No calibration applied and no bandpass applied

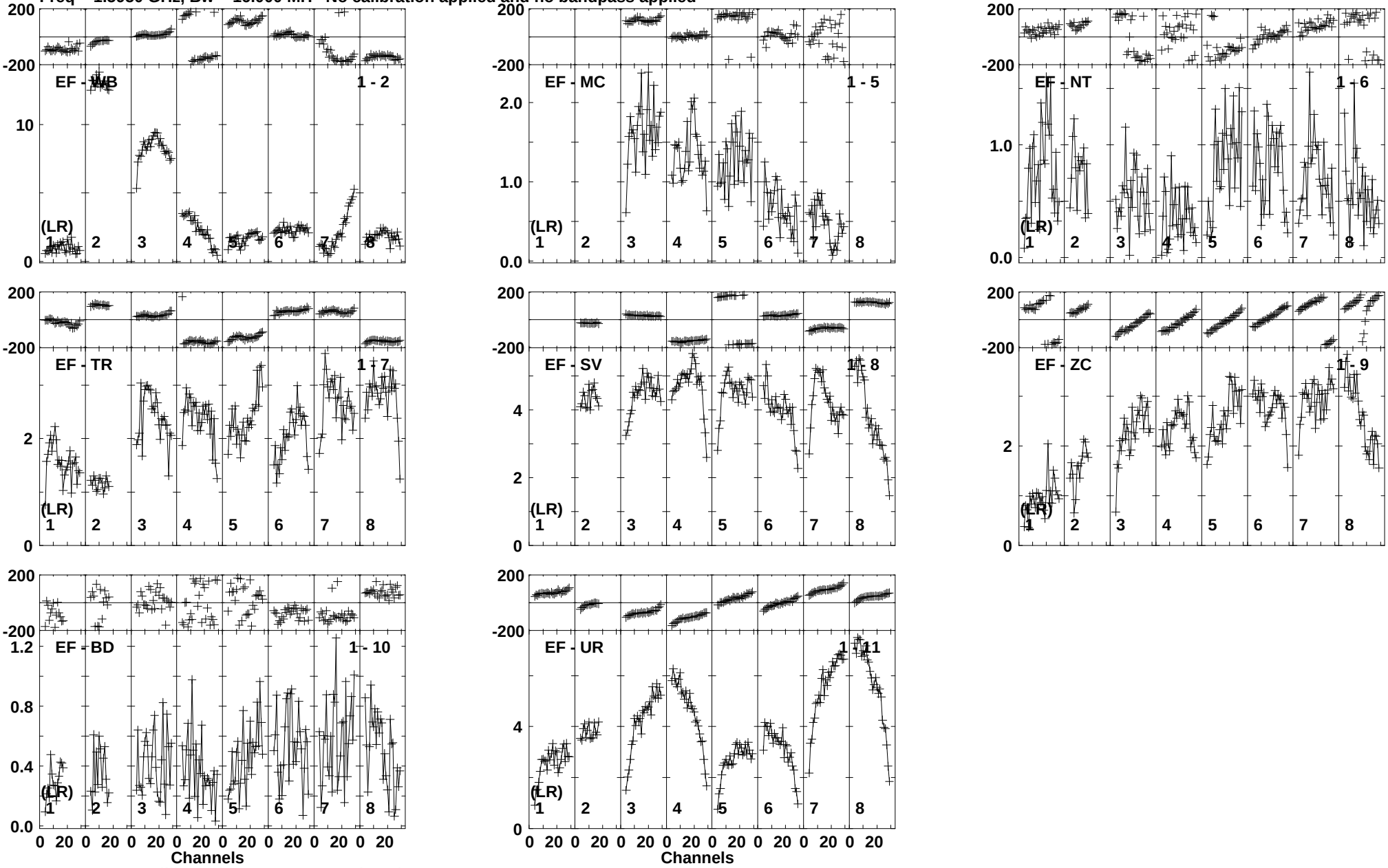

Lower frame: Milli Ampl Jy Top frame: Phas deg
Vector averaged cross-power spectrum Baseline: EF (01) - WB (02)
Timerange: 00/18:19:19 to 00/18:20:31

Plot file version 96 created 31-MAR-2014 17:11:28
J2327+0940 EP088B 1.UVDATA.1
Freq = 1.5950 GHz, Bw = 16.000 MH No calibration applied and no bandpass applied

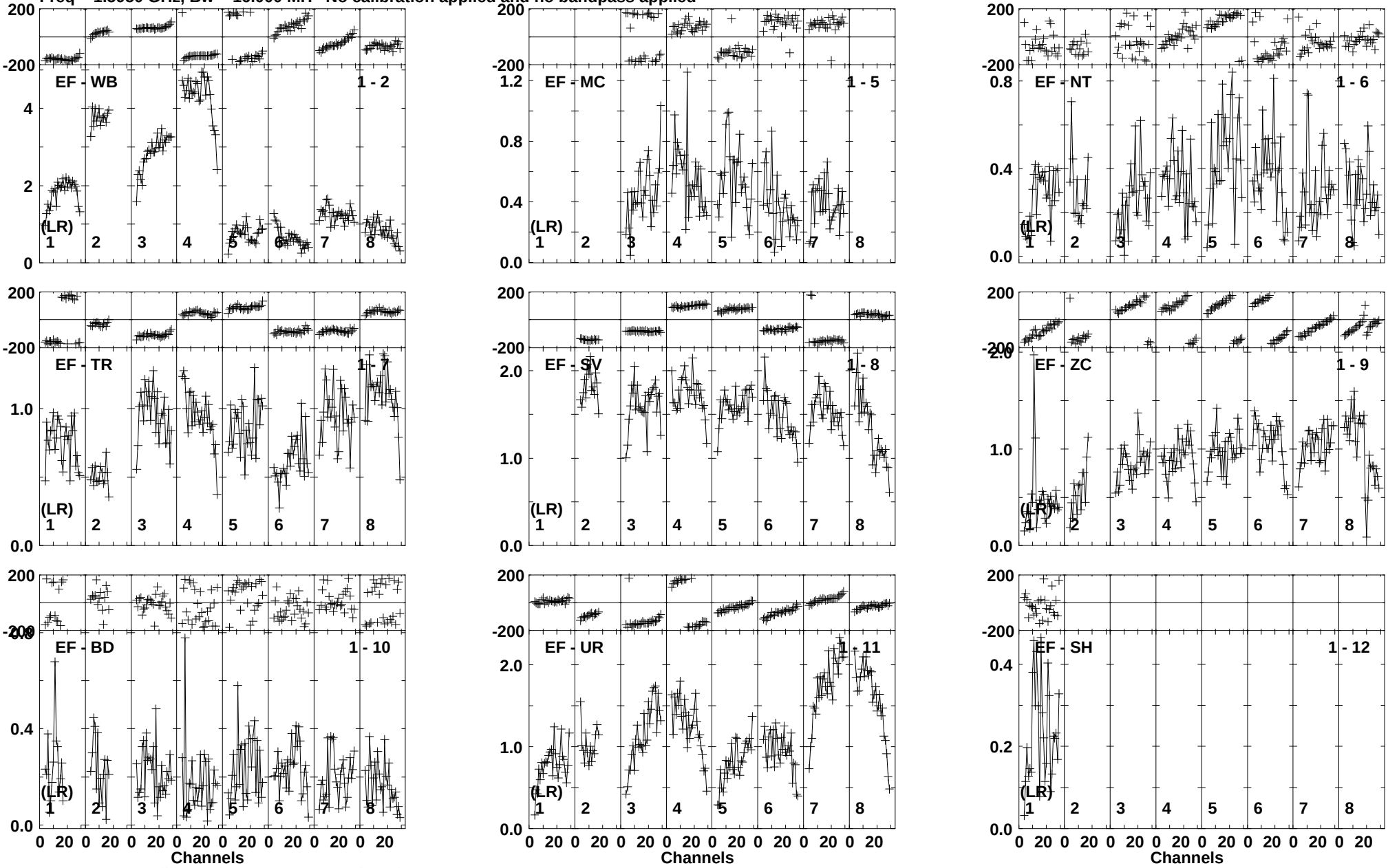

Lower frame: Milli Ampl Jy Top frame: Phas deg
Vector averaged cross-power spectrum Baseline: EF (01) - WB (02)
Timerange: 00/18:20:35 to 00/18:28:21

Plot file version 97 created 31-MAR-2014 17:11:28
J2327+0940 EP088B 1.UVDATA.1
Freq = 1.5950 GHz, Bw = 16.000 MH No calibration applied and no bandpass applied

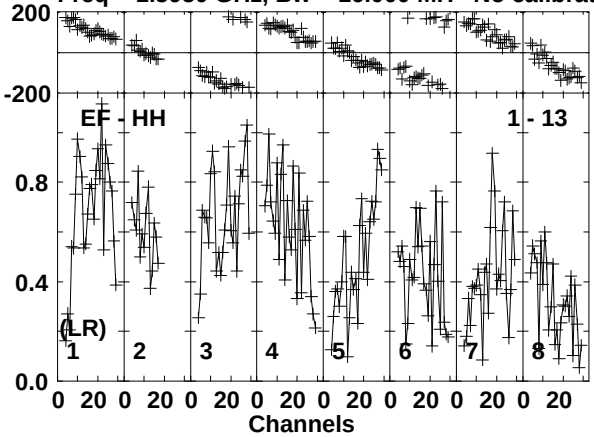

Lower frame: Milli Ampl Jy Top frame: Phas deg
Vector averaged cross-power spectrum Baseline: EF (01) - HH (13)
Timerange: 00/18:20:35 to 00/18:28:21

Plot file version 98 created 31-MAR-2014 17:11:28
NGC7674 EP088B 1.UVDATA.1
Freq = 1.5950 GHz, Bw = 16.000 MH No calibration applied and no bandpass applied

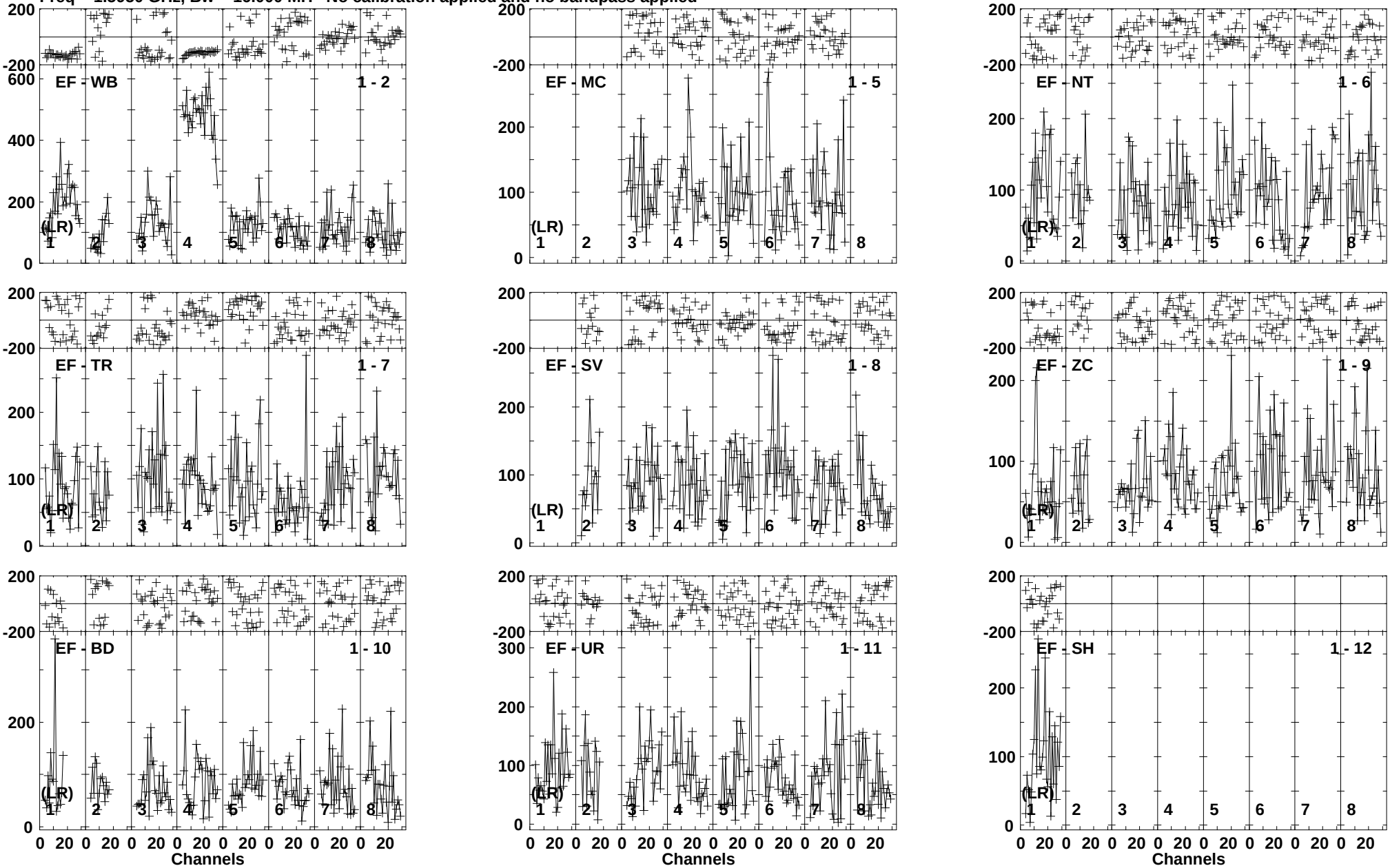

Lower frame: Micro Ampl Jy Top frame: Phas deg
Vector averaged cross-power spectrum Baseline: EF (01) - WB (02)
Timerange: 00/18:29:03 to 00/18:34:47

Plot file version 99 created 31-MAR-2014 17:11:28
NGC7674 EP088B 1.UVDATA.1
Freq = 1.5950 GHz, Bw = 16.000 MH No calibration applied and no bandpass applied

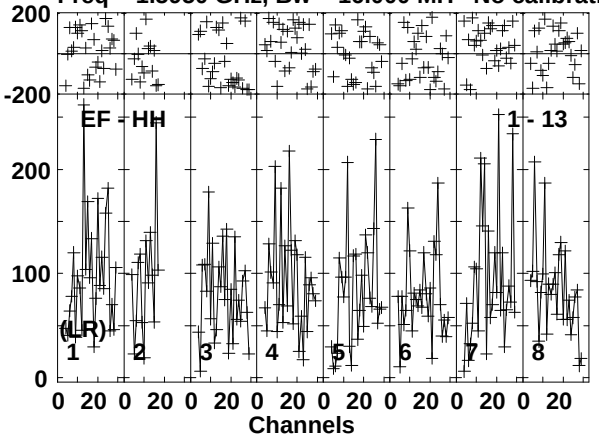

Lower frame: Micro Ampl Jy Top frame: Phas deg
Vector averaged cross-power spectrum Baseline: EF (01) - HH (13)
Timerange: 00/18:29:03 to 00/18:34:47

Plot file version 100 created 31-MAR-2014 17:11:28
J2327+0940 EP088B 1.UVDATA.1
Freq = 1.5950 GHz, Bw = 16.000 MH No calibration applied and no bandpass applied

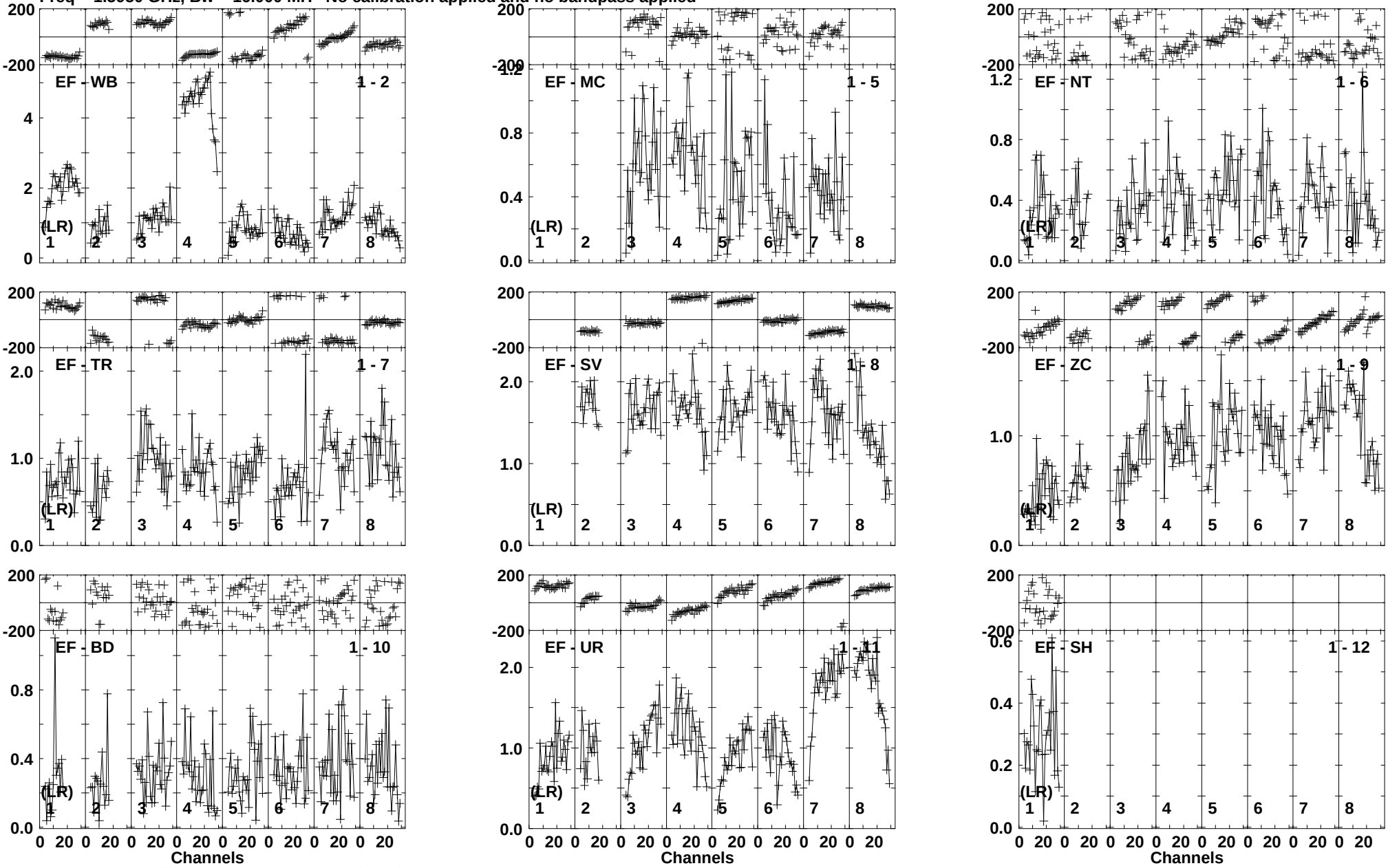

Lower frame: Milli Ampl Jy Top frame: Phas deg
Vector averaged cross-power spectrum Baseline: EF (01) - WB (02)
Timerange: 00/18:34:53 to 00/18:35:47

Plot file version 101 created 31-MAR-2014 17:11:28
J2327+0940 EP088B 1.UVDATA.1
Freq = 1.5950 GHz, Bw = 16.000 MH No calibration applied and no bandpass applied

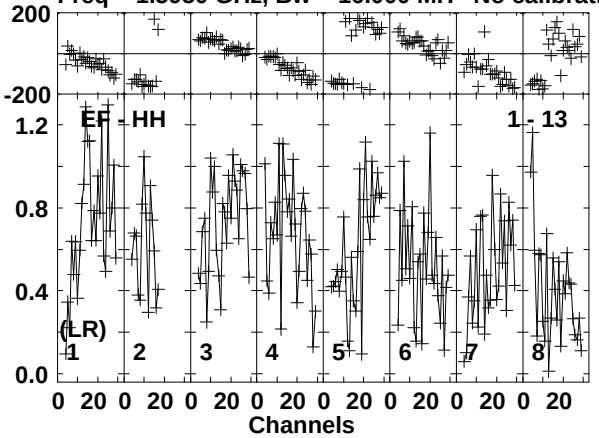

Lower frame: Milli Ampl Jy Top frame: Phas deg
Vector averaged cross-power spectrum Baseline: EF (01) - HH (13)
Timerange: 00/18:34:53 to 00/18:35:47

Plot file version 102 created 31-MAR-2014 17:11:28
NGC7674 EP088B 1.UVDATA.1
Freq = 1.5950 GHz, Bw = 16.000 MH No calibration applied and no bandpass applied



Lower frame: Micro Ampl Jy Top frame: Phas deg
Vector averaged cross-power spectrum Baseline: EF (01) - WB (02)
Timerange: 00/18:36:29 to 00/18:42:13

Plot file version 103 created 31-MAR-2014 17:11:29
J2327+0940 EP088B 1.UVDATA.1
Freq = 1.5950 GHz, Bw = 16.000 MH No calibration applied and no bandpass applied

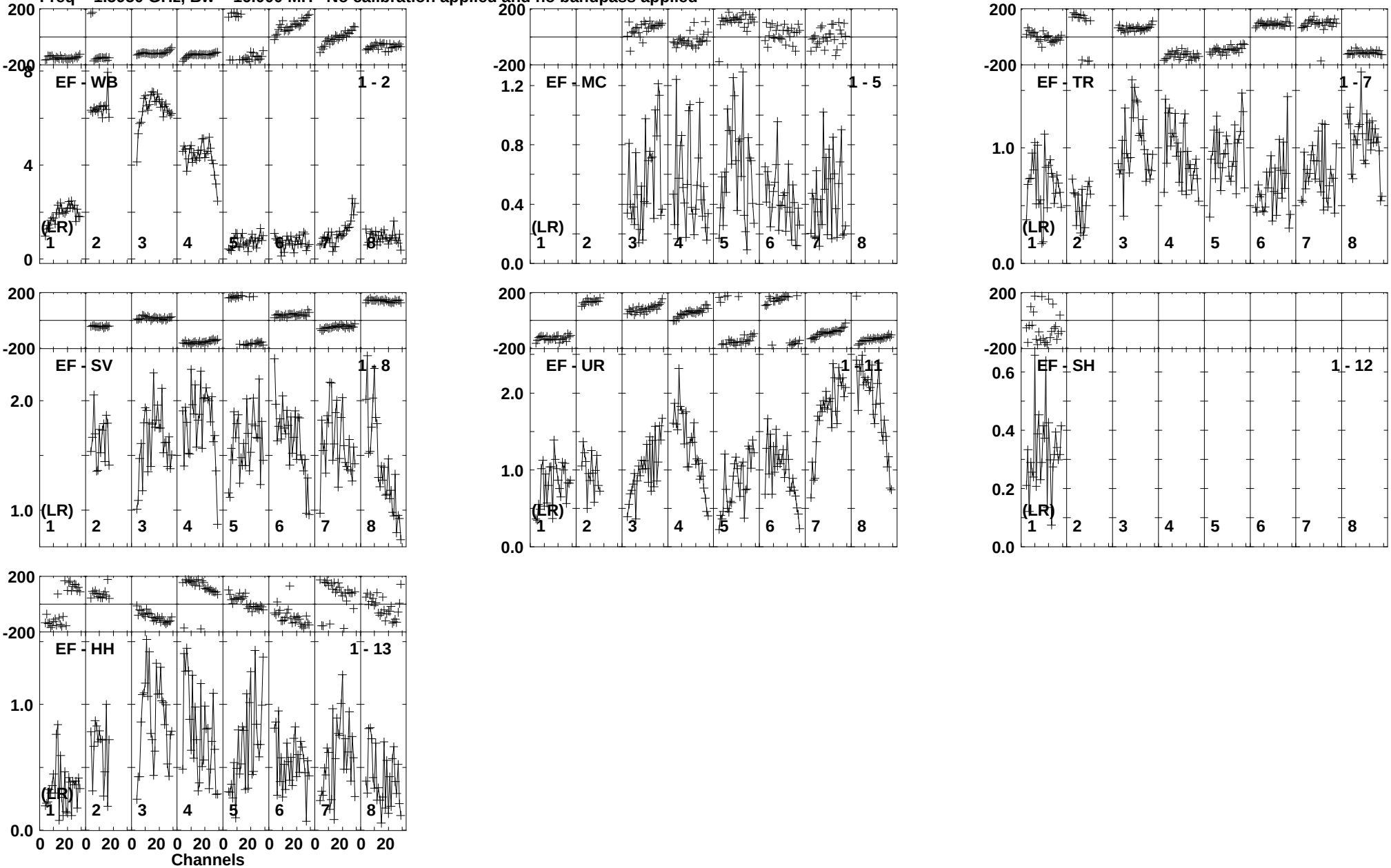

Lower frame: Milli Ampl Jy Top frame: Phas deg
Vector averaged cross-power spectrum Baseline: EF (01) - WB (02)
Timerange: 00/18:42:19 to 00/18:43:13

Plot file version 104 created 31-MAR-2014 17:11:29
NGC7674 EP088B 1.UVDATA.1
Freq = 1.5950 GHz, Bw = 16.000 MH No calibration applied and no bandpass applied

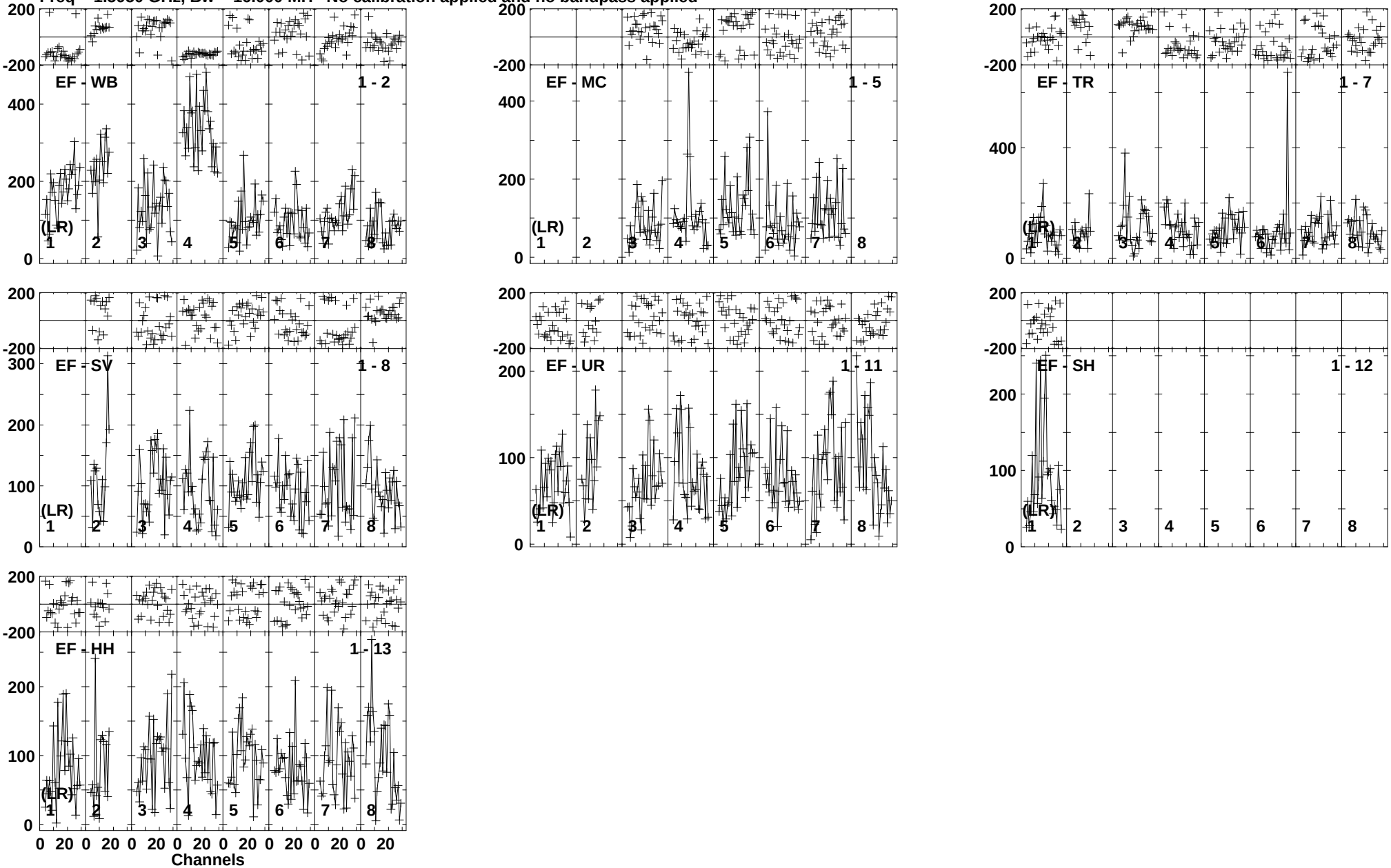

Lower frame: Micro Ampl Jy Top frame: Phas deg
Vector averaged cross-power spectrum Baseline: EF (01) - WB (02)
Timerange: 00/18:43:55 to 00/18:49:39

Plot file version 105 created 31-MAR-2014 17:11:29
J2327+0940 EP088B 1.UVDATA.1
Freq = 1.5950 GHz, Bw = 16.000 MH No calibration applied and no bandpass applied

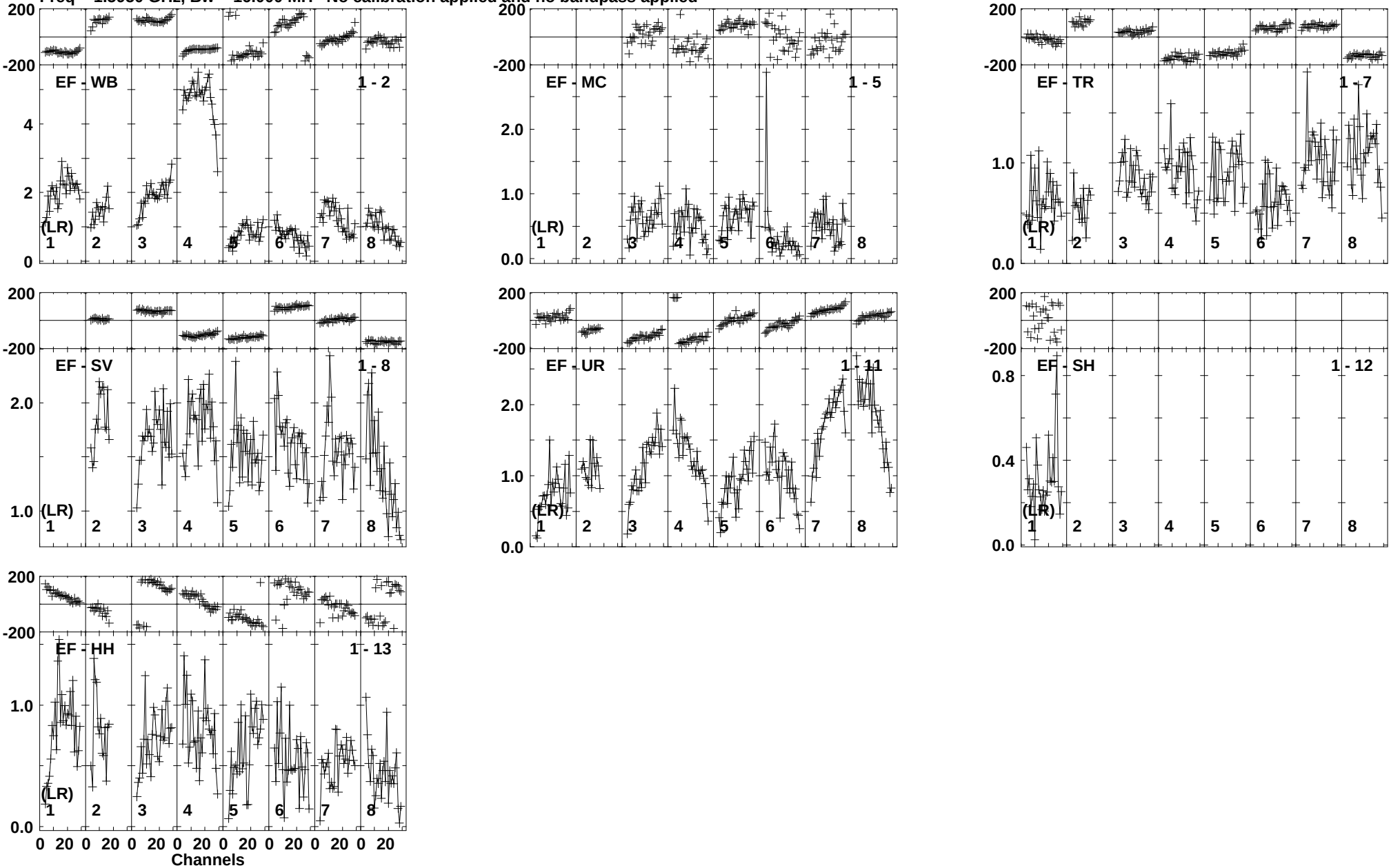

Lower frame: Milli Ampl Jy Top frame: Phas deg
Vector averaged cross-power spectrum Baseline: EF (01) - WB (02)
Timerange: 00/18:49:45 to 00/18:50:39

Plot file version 106 created 31-MAR-2014 17:11:29
NGC7674 EP088B 1.UVDATA.1
Freq = 1.5950 GHz, Bw = 16.000 MH No calibration applied and no bandpass applied

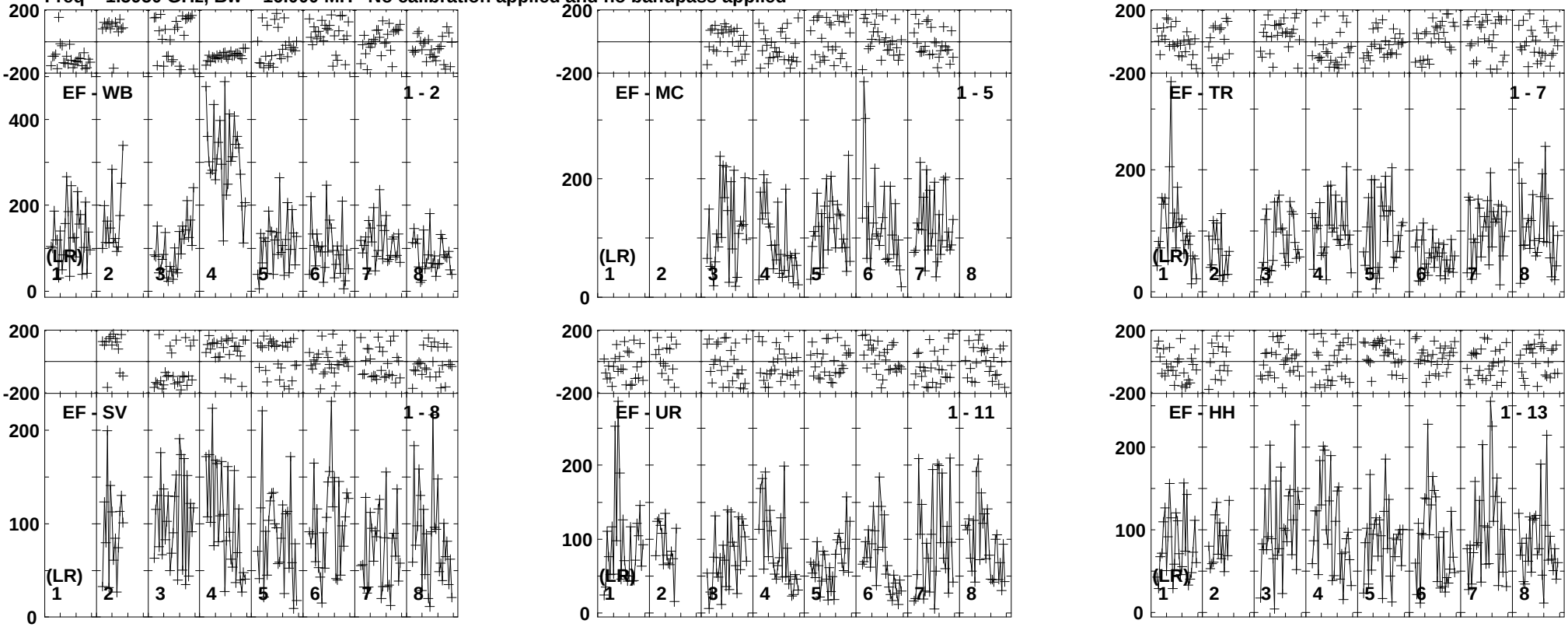

Lower frame: Micro Ampl Jy Top frame: Phas deg
Vector averaged cross-power spectrum Baseline: EF (01) - WB (02)
Timerange: 00/18:51:21 to 00/18:57:05

Plot file version 107 created 31-MAR-2014 17:11:29
J2327+0940 EP088B 1.UVDATA.1
Freq = 1.5950 GHz, Bw = 16.000 MH No calibration applied and no bandpass applied

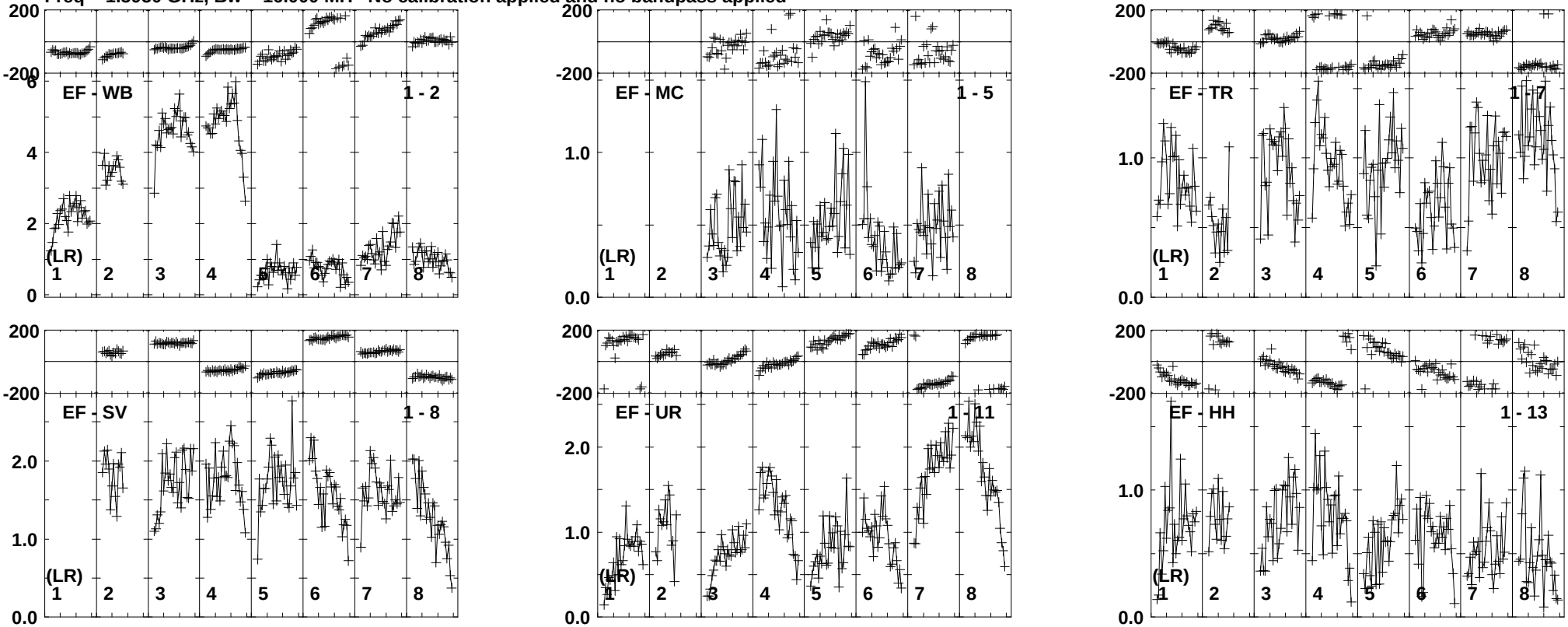

Lower frame: Milli Ampl Jy Top frame: Phas deg
Vector averaged cross-power spectrum Baseline: EF (01) - WB (02)
Timerange: 00/18:57:11 to 00/18:58:05

Plot file version 108 created 31-MAR-2014 17:11:30
NGC7674 EP088B 1.UVDATA.1
Freq = 1.5950 GHz, Bw = 16.000 MH No calibration applied and no bandpass applied

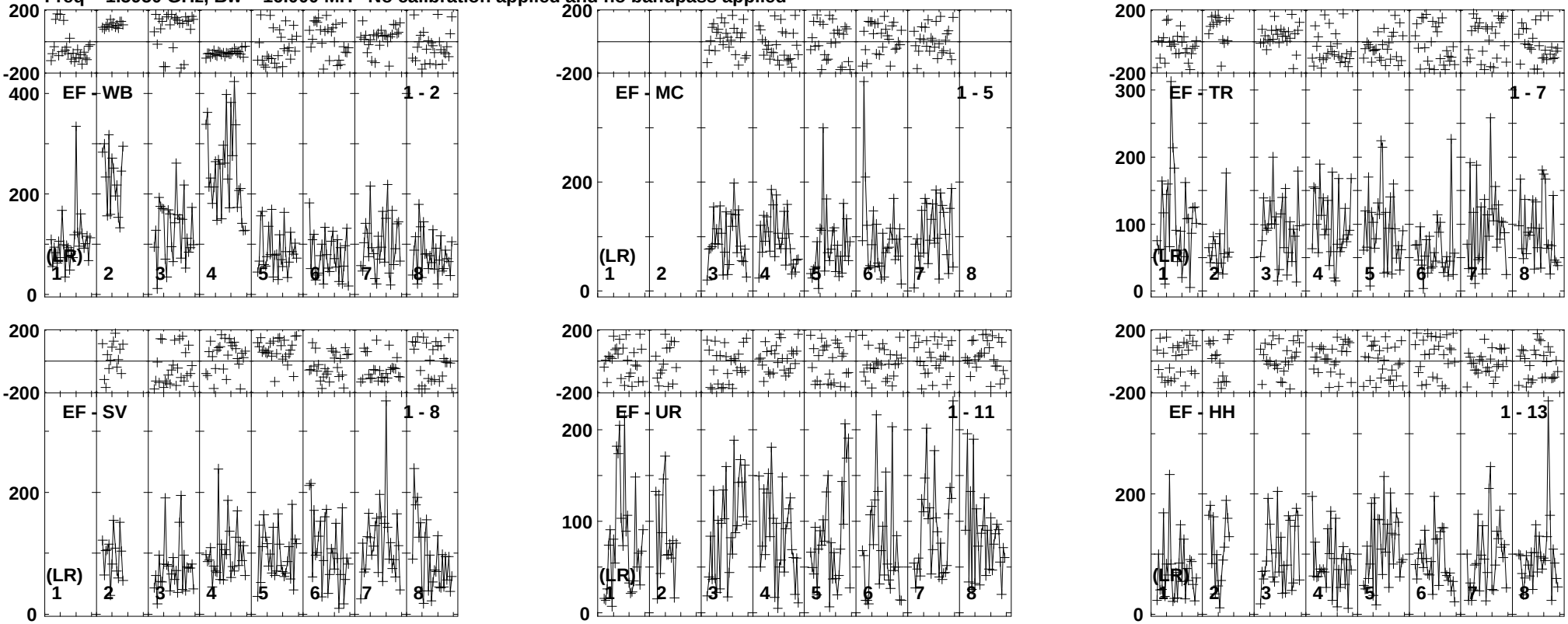

Lower frame: Micro Ampl Jy Top frame: Phas deg
Vector averaged cross-power spectrum Baseline: EF (01) - WB (02)
Timerange: 00/18:58:47 to 00/19:04:31

Plot file version 109 created 31-MAR-2014 17:11:30
J2327+0940 EP088B 1.UVDATA.1
Freq = 1.5950 GHz, Bw = 16.000 MH No calibration applied and no bandpass applied

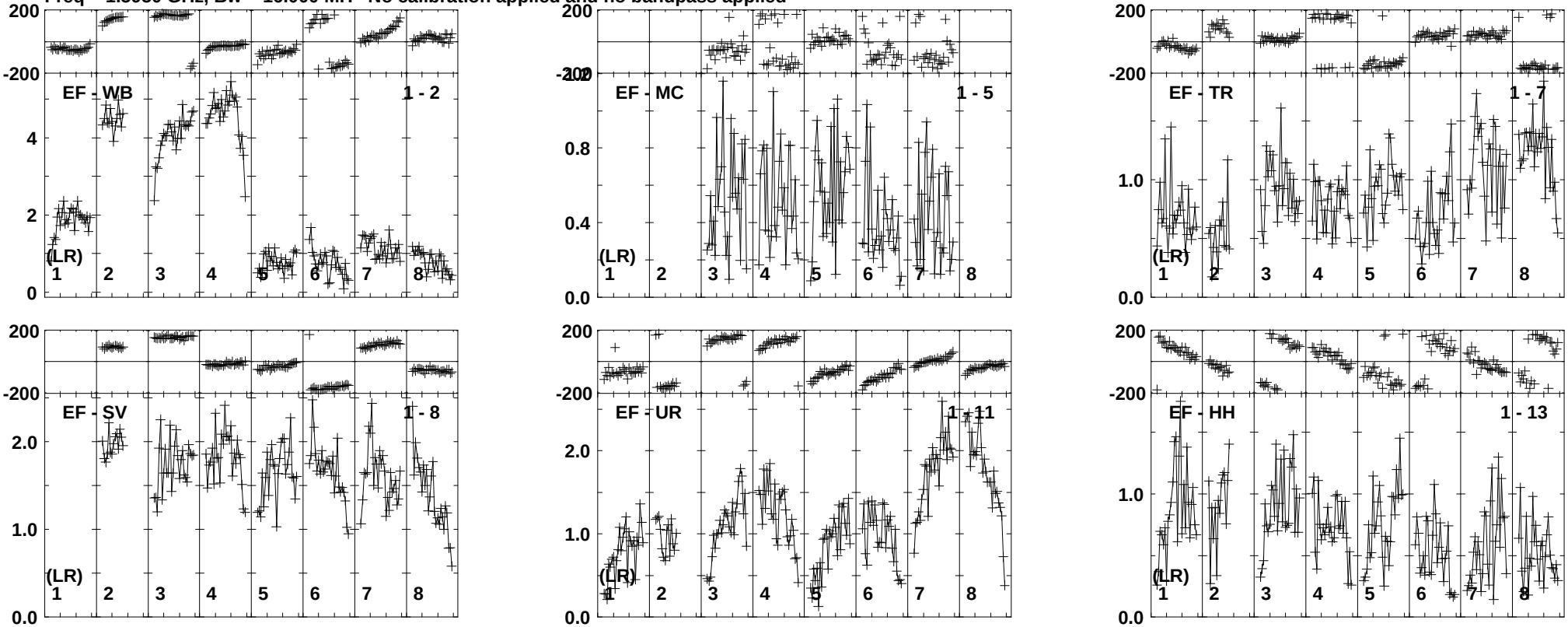

Lower frame: Milli Ampl Jy Top frame: Phas deg
Vector averaged cross-power spectrum Baseline: EF (01) - WB (02)
Timerange: 00/19:04:37 to 00/19:05:31

Plot file version 110 created 31-MAR-2014 17:11:30
NGC7674 EP088B 1.UVDATA.1
Freq = 1.5950 GHz, Bw = 16.000 MH No calibration applied and no bandpass applied

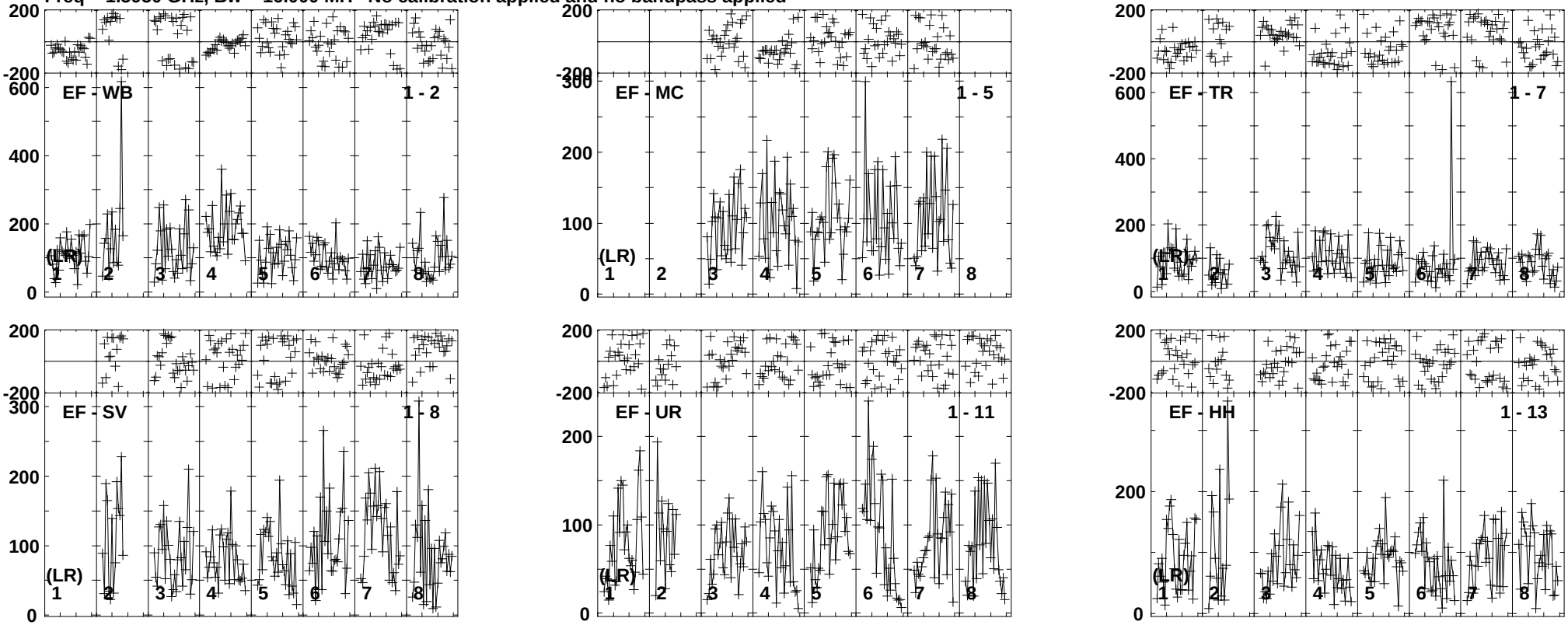

Lower frame: Micro Ampl Jy Top frame: Phas deg
Vector averaged cross-power spectrum Baseline: EF (01) - WB (02)
Timerange: 00/19:06:13 to 00/19:11:57

Plot file version 111 created 31-MAR-2014 17:11:30
J2327+0940 EP088B 1.UVDATA.1
Freq = 1.5950 GHz, Bw = 16.000 MH No calibration applied and no bandpass applied

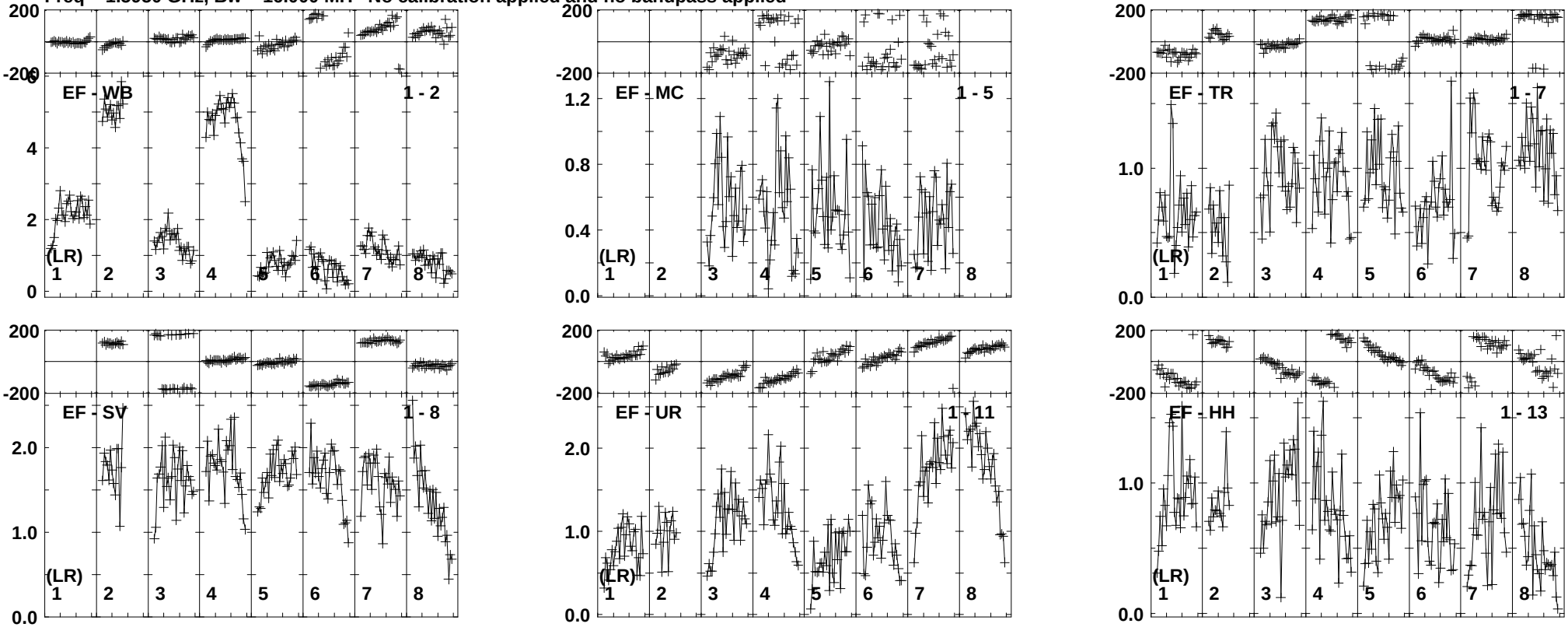

Lower frame: Milli Ampl Jy Top frame: Phas deg
Vector averaged cross-power spectrum Baseline: EF (01) - WB (02)
Timerange: 00/19:12:03 to 00/19:12:57

Plot file version 112 created 31-MAR-2014 17:11:30
NGC7674 EP088B 1.UVDATA.1
Freq = 1.5950 GHz, Bw = 16.000 MH No calibration applied and no bandpass applied

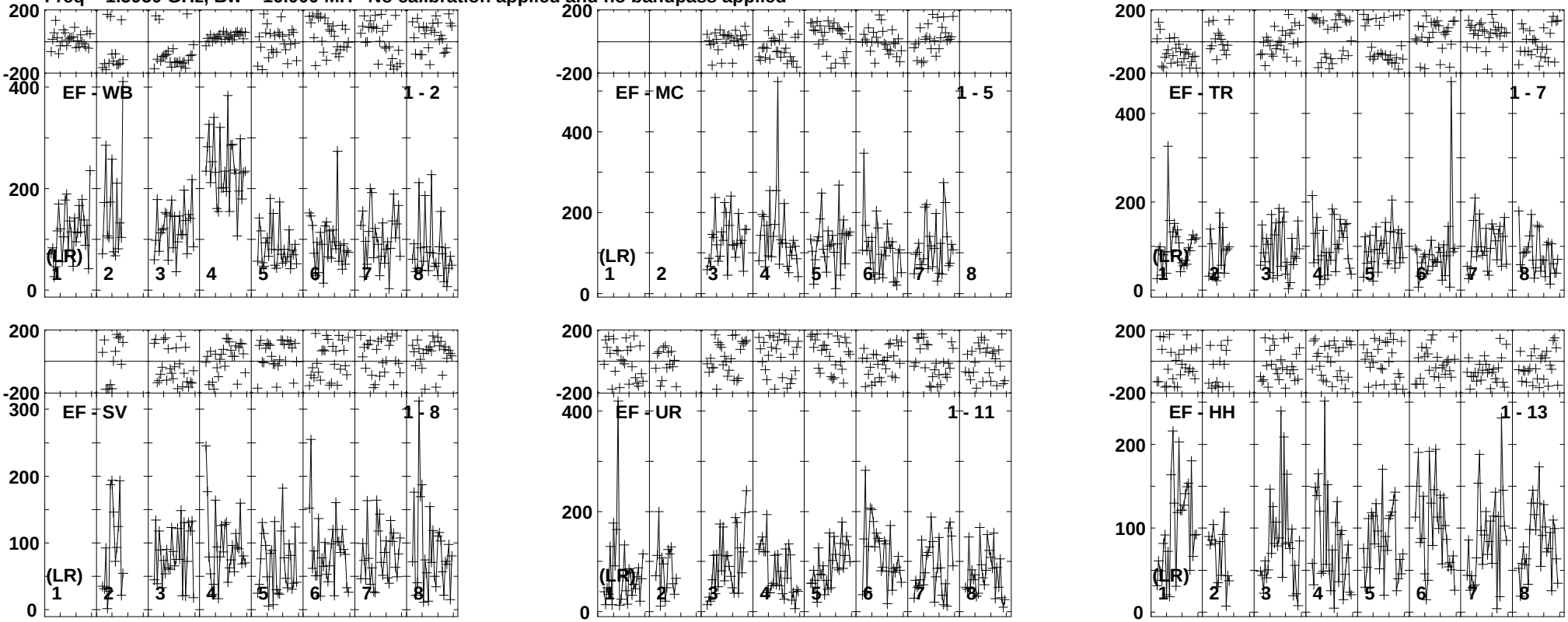

Lower frame: Micro Ampl Jy Top frame: Phas deg
Vector averaged cross-power spectrum Baseline: EF (01) - WB (02)
Timerange: 00/19:13:39 to 00/19:19:23

Plot file version 113 created 31-MAR-2014 17:11:30
J2327+0940 EP088B 1.UVDATA.1
Freq = 1.5950 GHz, Bw = 16.000 MH No calibration applied and no bandpass applied

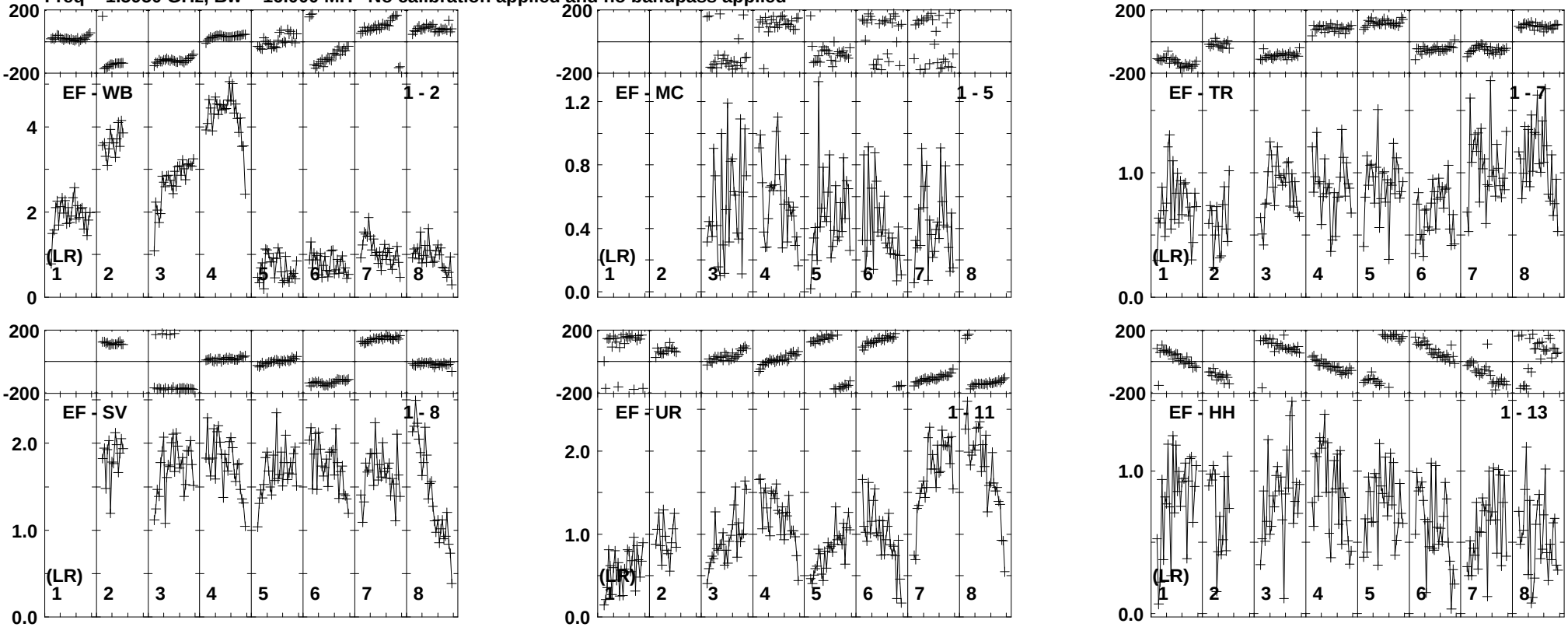

Lower frame: Milli Ampl Jy Top frame: Phas deg
Vector averaged cross-power spectrum Baseline: EF (01) - WB (02)
Timerange: 00/19:19:29 to 00/19:20:23

Plot file version 114 created 31-MAR-2014 17:11:31
NGC7674 EP088B 1.UVDATA.1
Freq = 1.5950 GHz, Bw = 16.000 MH No calibration applied and no bandpass applied

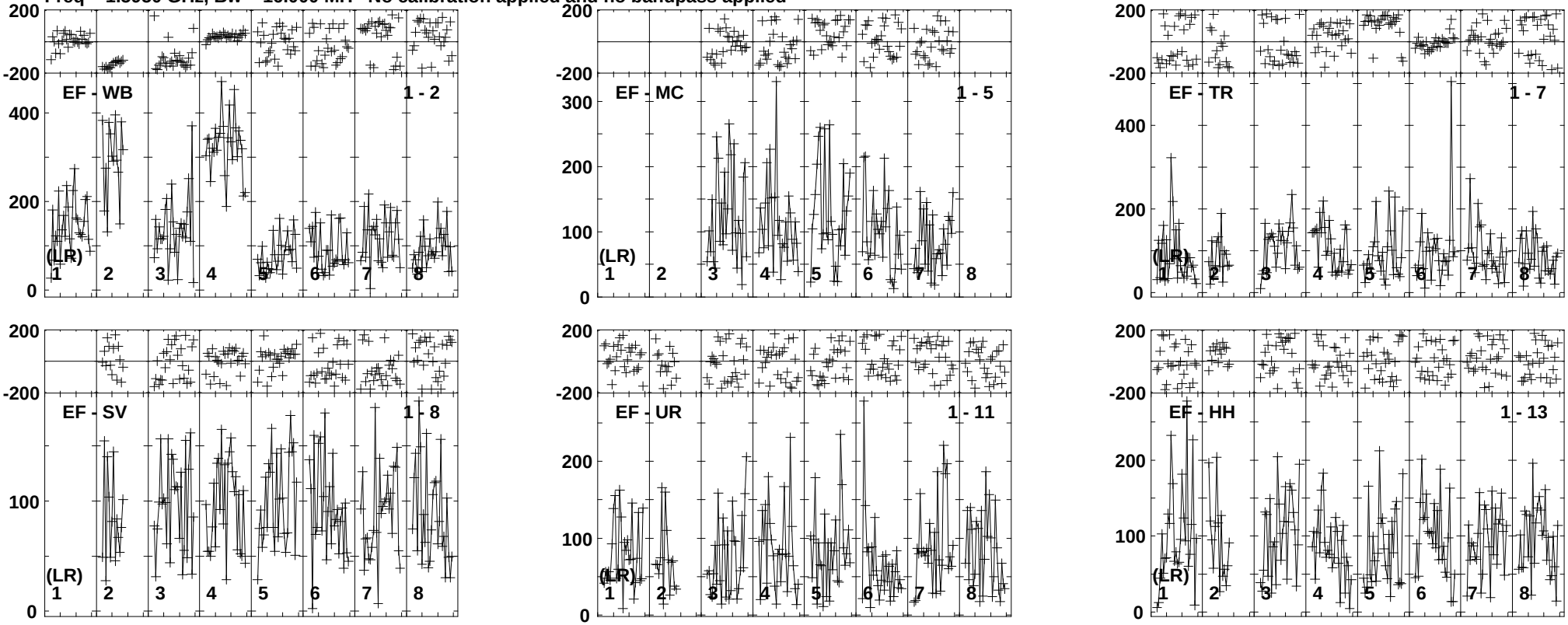

Lower frame: Micro Ampl Jy Top frame: Phas deg
Vector averaged cross-power spectrum Baseline: EF (01) - WB (02)
Timerange: 00/19:21:05 to 00/19:26:49

Plot file version 115 created 31-MAR-2014 17:11:31
J2327+0940 EP088B 1.UVDATA.1
Freq = 1.5950 GHz, Bw = 16.000 MH No calibration applied and no bandpass applied

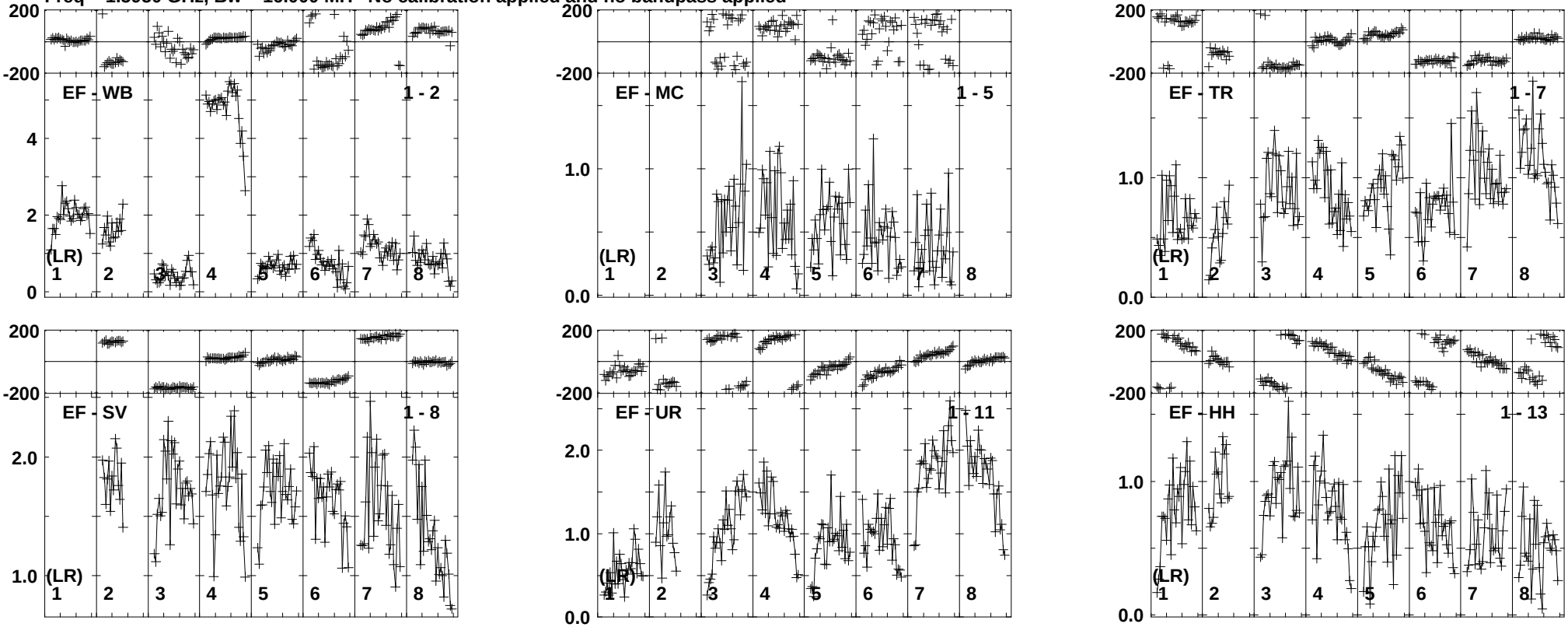

Lower frame: Milli Ampl Jy Top frame: Phas deg
Vector averaged cross-power spectrum Baseline: EF (01) - WB (02)
Timerange: 00/19:26:55 to 00/19:27:49

Plot file version 116 created 31-MAR-2014 17:11:31
NGC7674 EP088B 1.UVDATA.1
Freq = 1.5950 GHz, Bw = 16.000 MH No calibration applied and no bandpass applied

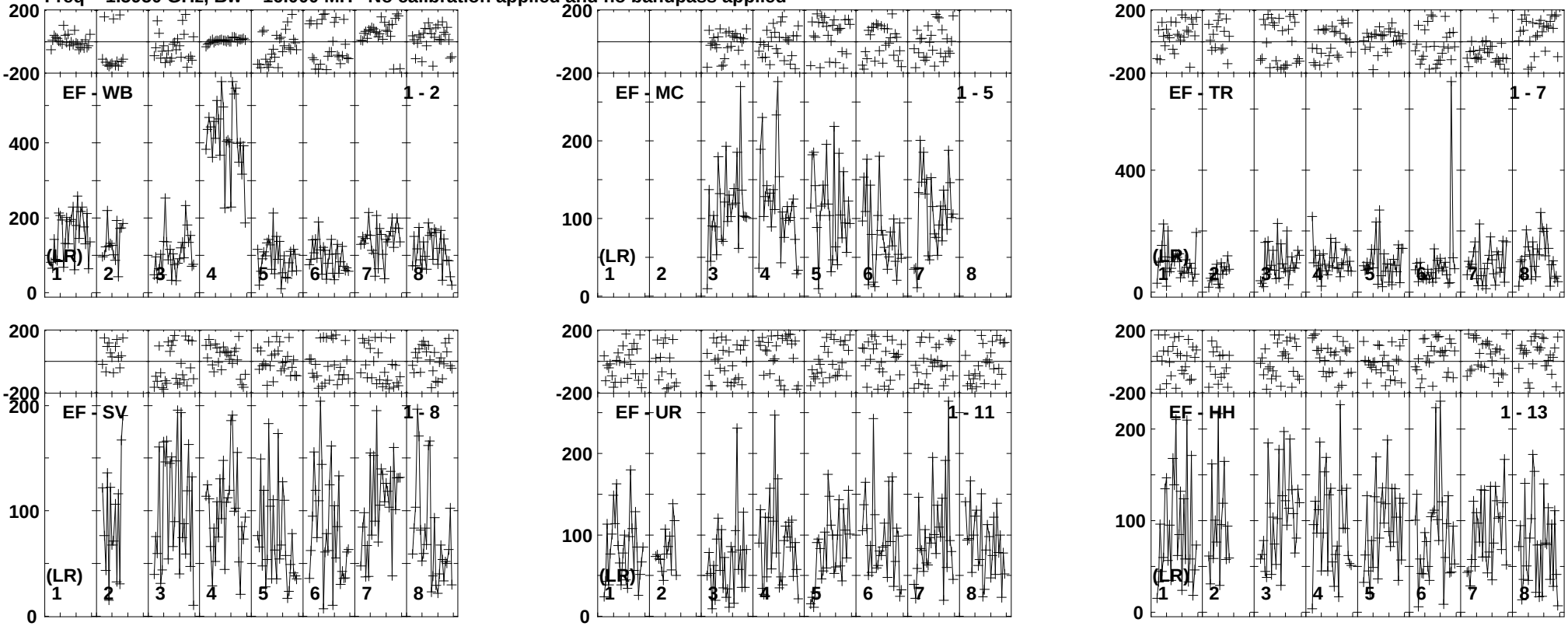

Lower frame: Micro Ampl Jy Top frame: Phas deg
Vector averaged cross-power spectrum Baseline: EF (01) - WB (02)
Timerange: 00/19:28:31 to 00/19:34:15

Plot file version 117 created 31-MAR-2014 17:11:31
J2327+0940 EP088B 1.UVDATA.1
Freq = 1.5950 GHz, Bw = 16.000 MH No calibration applied and no bandpass applied

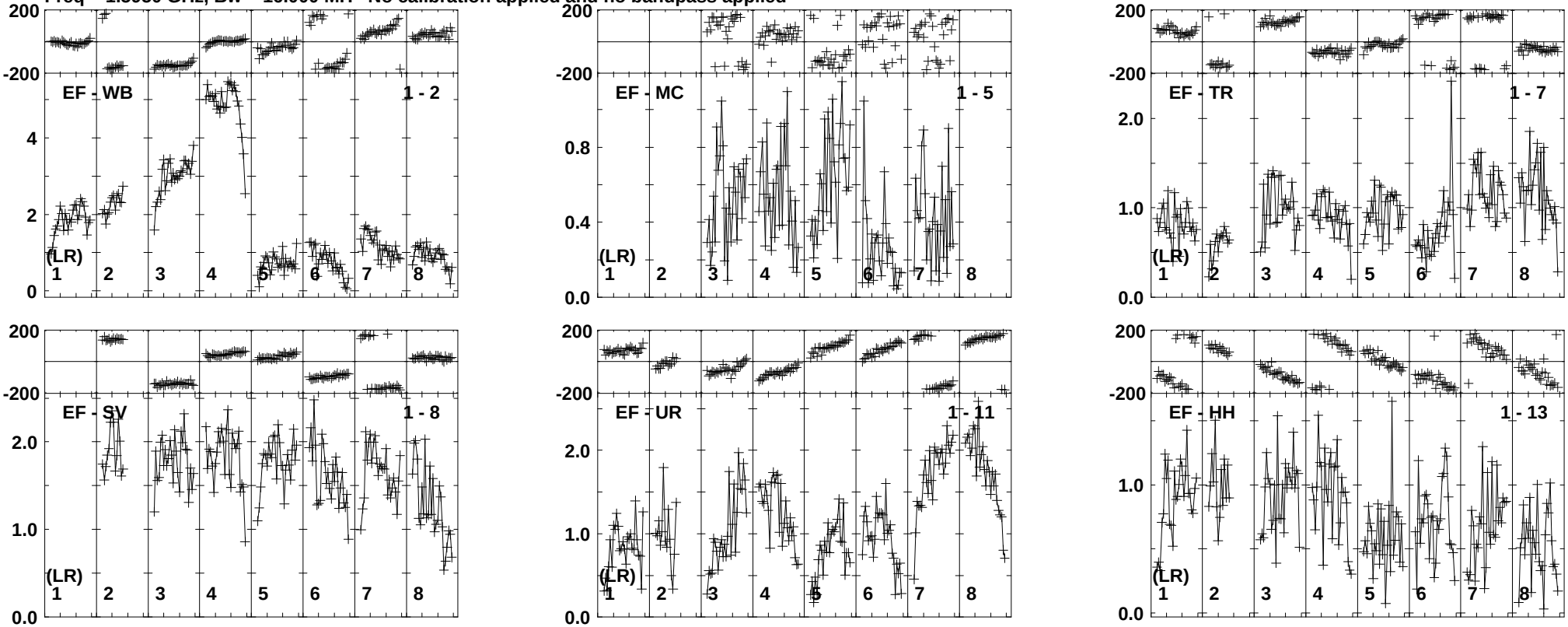

Lower frame: Milli Ampl Jy Top frame: Phas deg
Vector averaged cross-power spectrum Baseline: EF (01) - WB (02)
Timerange: 00/19:34:21 to 00/19:35:15

Plot file version 118 created 31-MAR-2014 17:11:31
NGC7674 EP088B 1.UVDATA.1
Freq = 1.5950 GHz, Bw = 16.000 MH No calibration applied and no bandpass applied

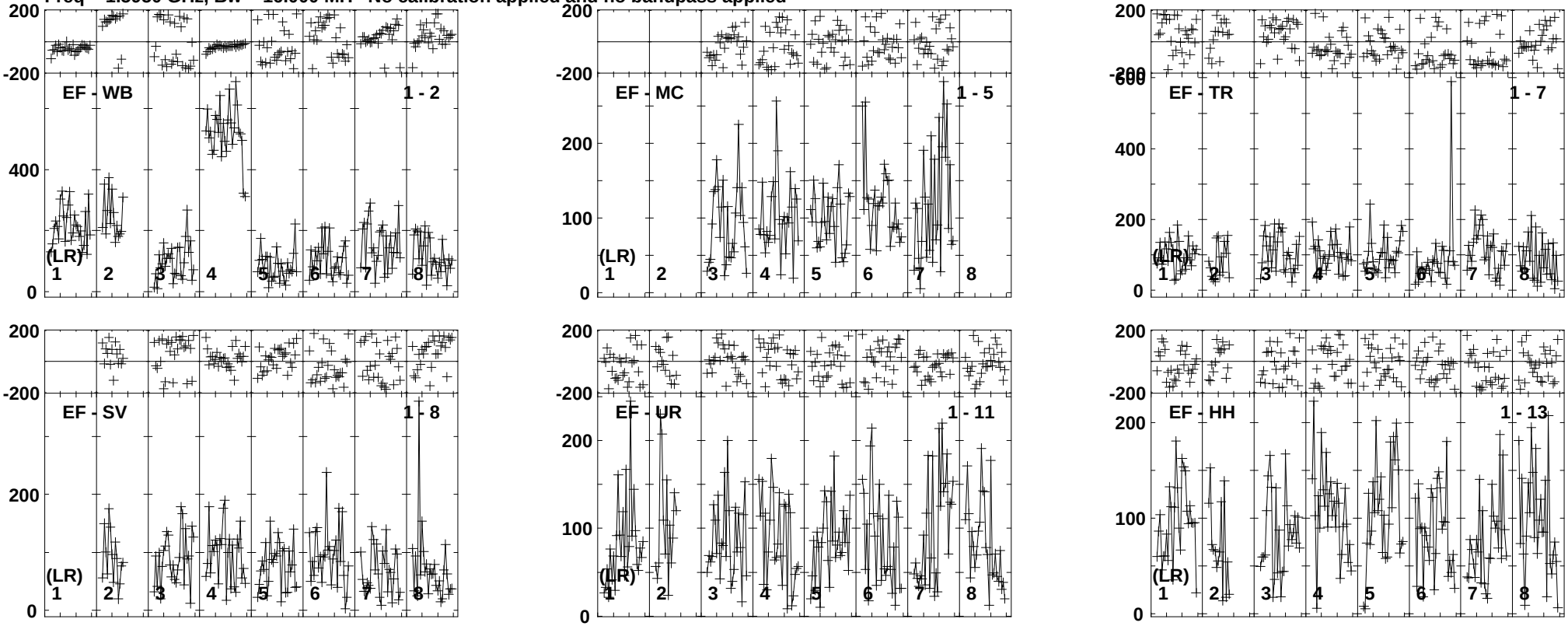

Lower frame: Micro Ampl Jy Top frame: Phas deg
Vector averaged cross-power spectrum Baseline: EF (01) - WB (02)
Timerange: 00/19:35:57 to 00/19:41:41

Plot file version 119 created 31-MAR-2014 17:11:31
J2327+0940 EP088B 1.UVDATA.1
Freq = 1.5950 GHz, Bw = 16.000 MH No calibration applied and no bandpass applied

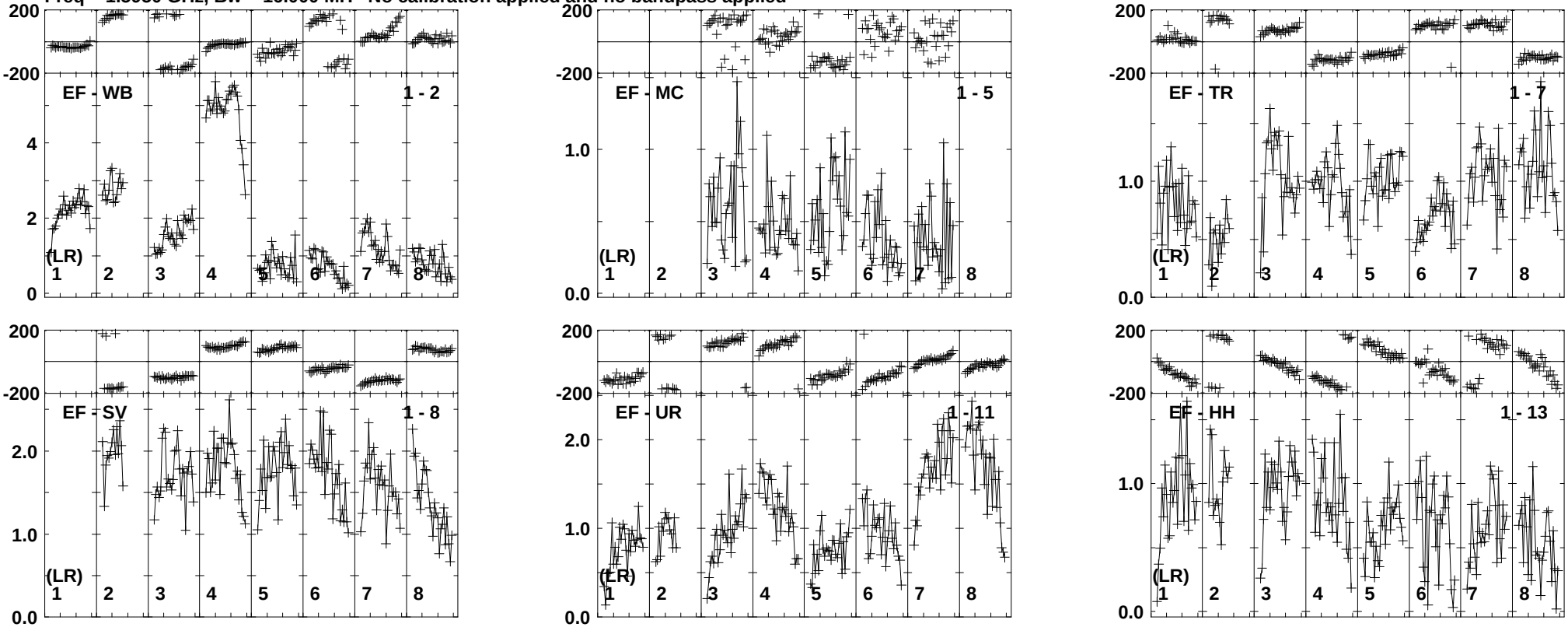

Lower frame: Milli Ampl Jy Top frame: Phas deg
Vector averaged cross-power spectrum Baseline: EF (01) - WB (02)
Timerange: 00/19:41:45 to 00/19:42:41

Plot file version 120 created 31-MAR-2014 17:11:32
NGC7674 EP088B 1.UVDATA.1
Freq = 1.5950 GHz, Bw = 16.000 MH No calibration applied and no bandpass applied

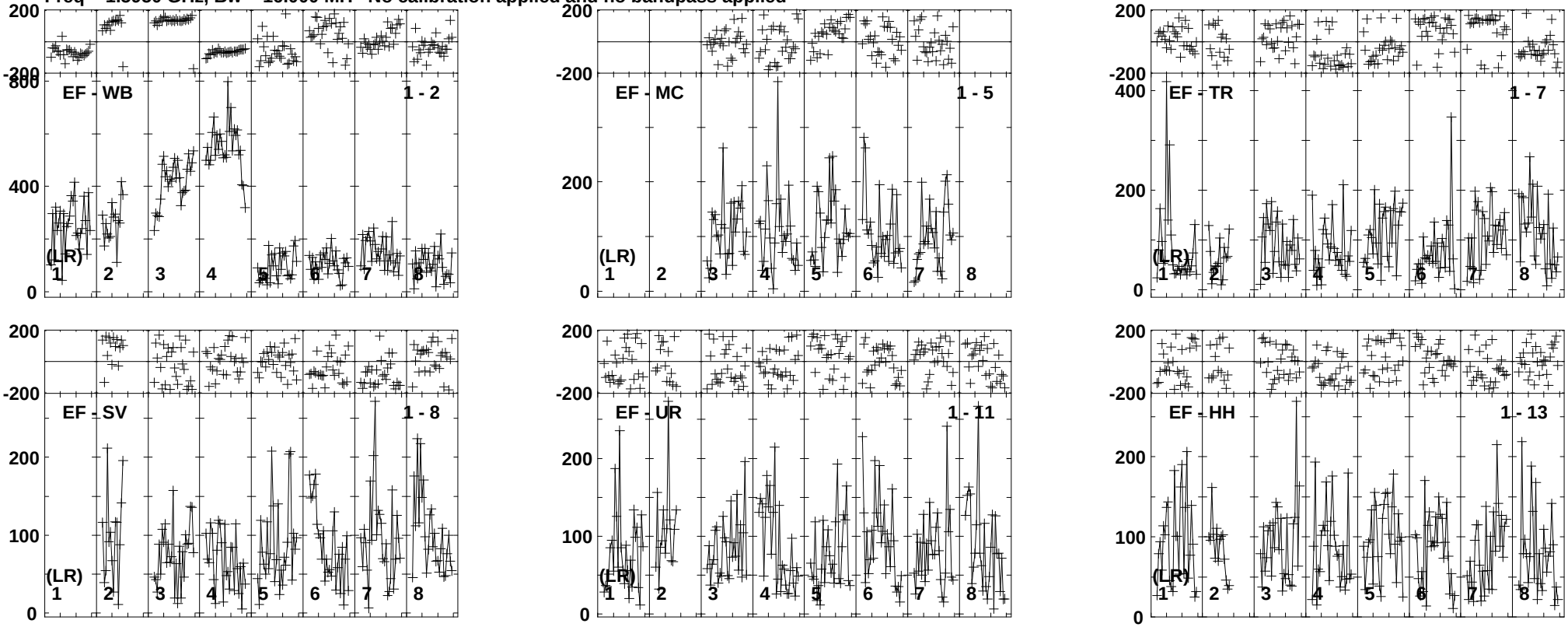

Lower frame: Micro Ampl Jy Top frame: Phas deg
Vector averaged cross-power spectrum Baseline: EF (01) - WB (02)
Timerange: 00/19:43:23 to 00/19:49:07

Plot file version 121 created 31-MAR-2014 17:11:32
J2327+0940 EP088B 1.UVDATA.1
Freq = 1.5950 GHz, Bw = 16.000 MH No calibration applied and no bandpass applied

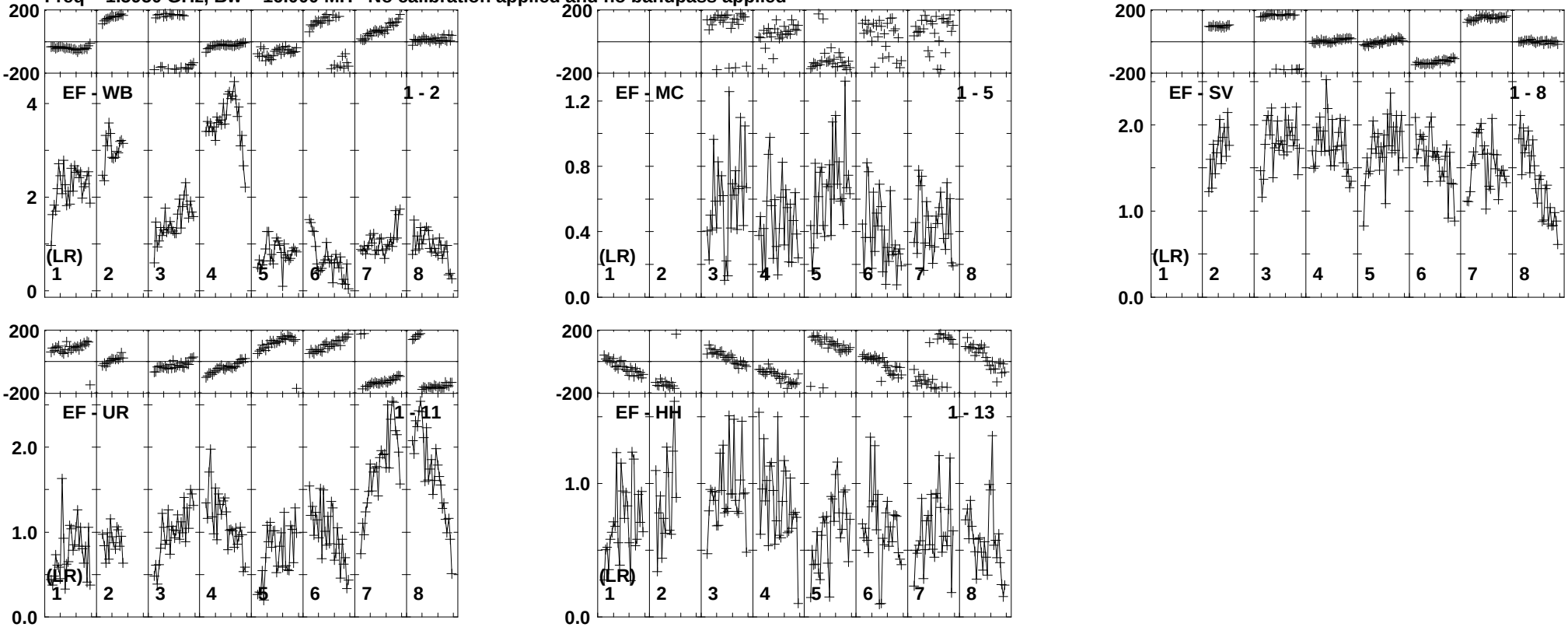

Lower frame: Milli Ampl Jy Top frame: Phas deg
Vector averaged cross-power spectrum Baseline: EF (01) - WB (02)
Timerange: 00/19:49:11 to 00/19:50:07

Plot file version 122 created 31-MAR-2014 17:11:32
NGC7674 EP088B 1.UVDATA.1
Freq = 1.5950 GHz, Bw = 16.000 MH No calibration applied and no bandpass applied

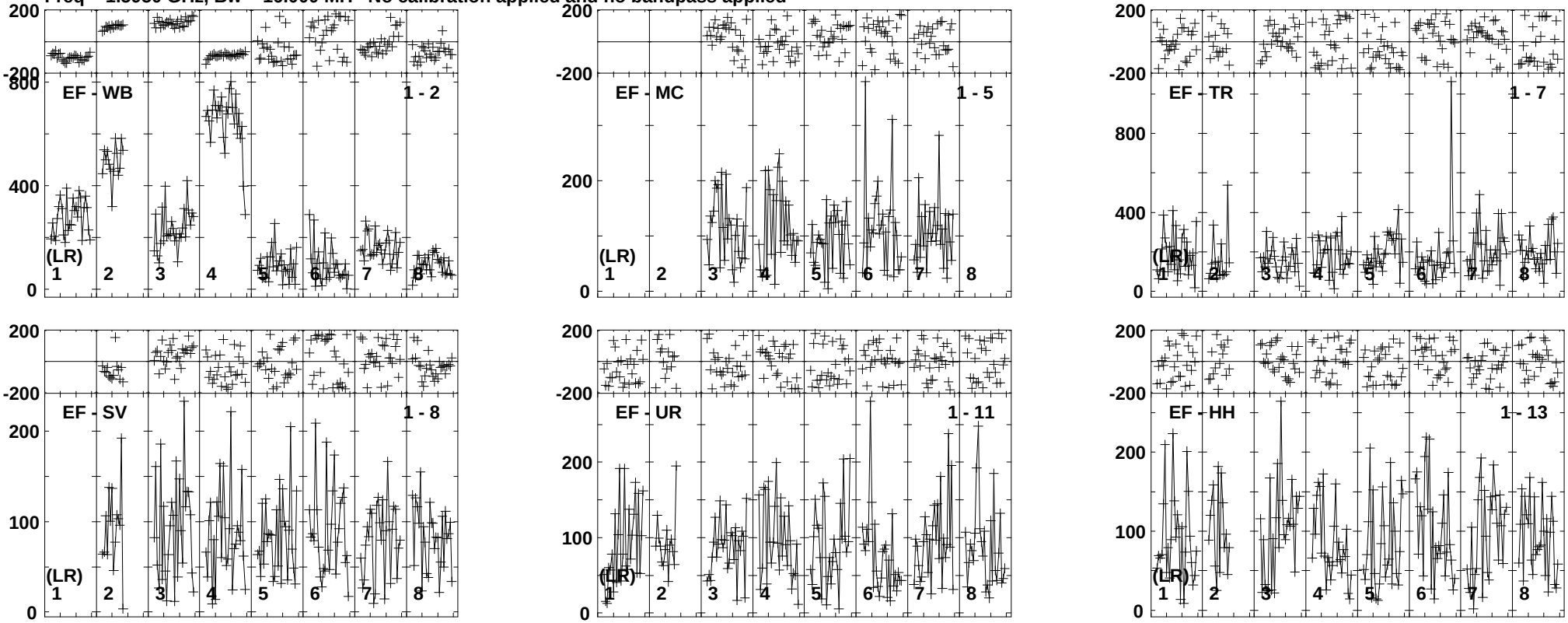

Lower frame: Micro Ampl Jy Top frame: Phas deg
Vector averaged cross-power spectrum Baseline: EF (01) - WB (02)
Timerange: 00/19:50:49 to 00/19:56:33

Plot file version 123 created 31-MAR-2014 17:11:32
J2327+0940 EP088B 1.UVDATA.1
Freq = 1.5950 GHz, Bw = 16.000 MH No calibration applied and no bandpass applied

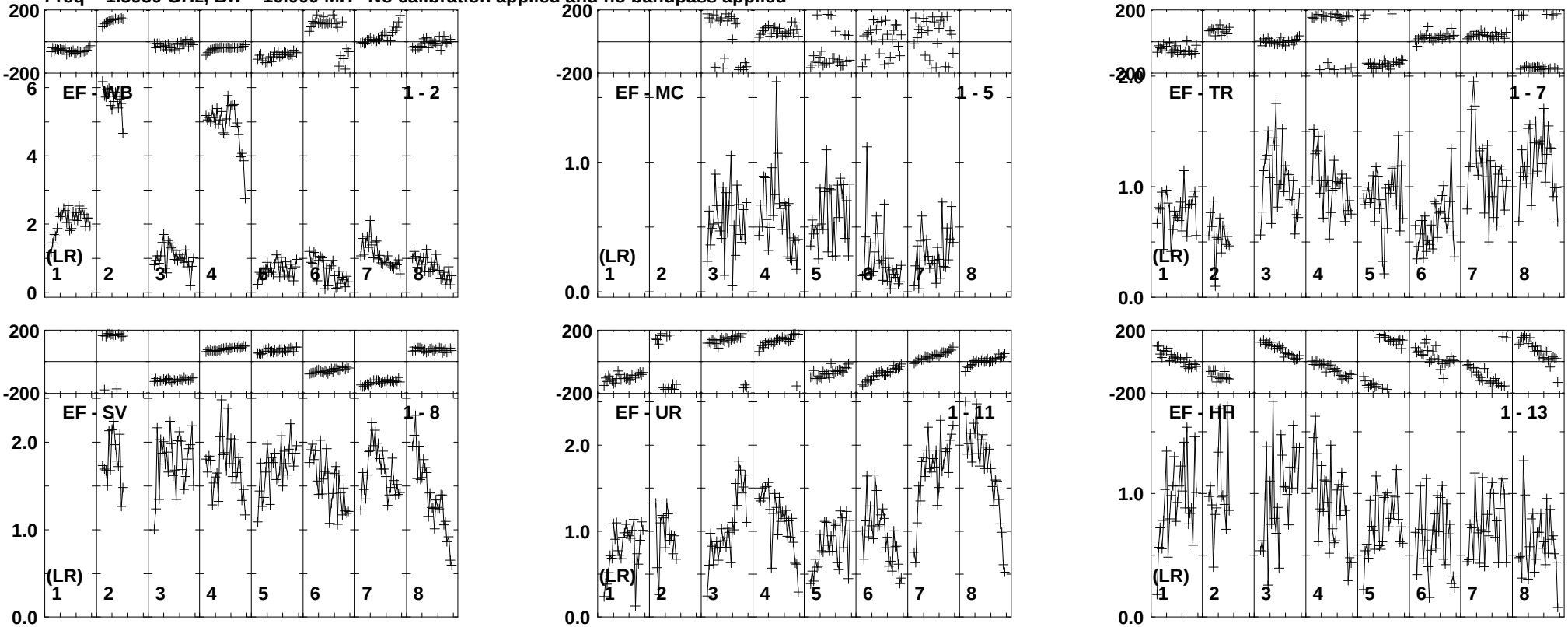

Lower frame: Milli Ampl Jy Top frame: Phas deg
Vector averaged cross-power spectrum Baseline: EF (01) - WB (02)
Timerange: 00/19:56:37 to 00/19:57:33

Plot file version 124 created 31-MAR-2014 17:11:32
NGC7674 EP088B 1.UVDATA.1
Freq = 1.5950 GHz, Bw = 16.000 MH No calibration applied and no bandpass applied

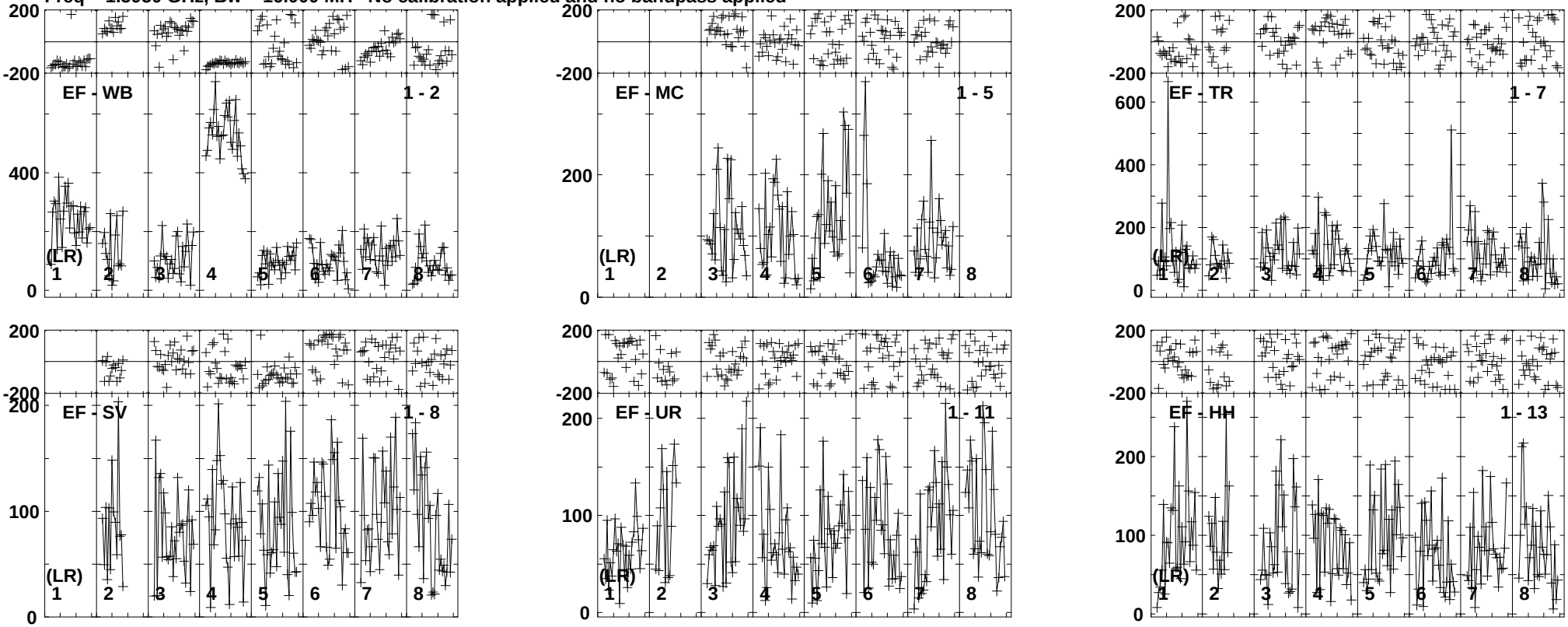

Lower frame: Micro Ampl Jy Top frame: Phas deg
Vector averaged cross-power spectrum Baseline: EF (01) - WB (02)
Timerange: 00/19:58:15 to 00/20:03:59

Plot file version 125 created 31-MAR-2014 17:11:32
J2327+0940 EP088B 1.UVDATA.1
Freq = 1.5950 GHz, Bw = 16.000 MH No calibration applied and no bandpass applied

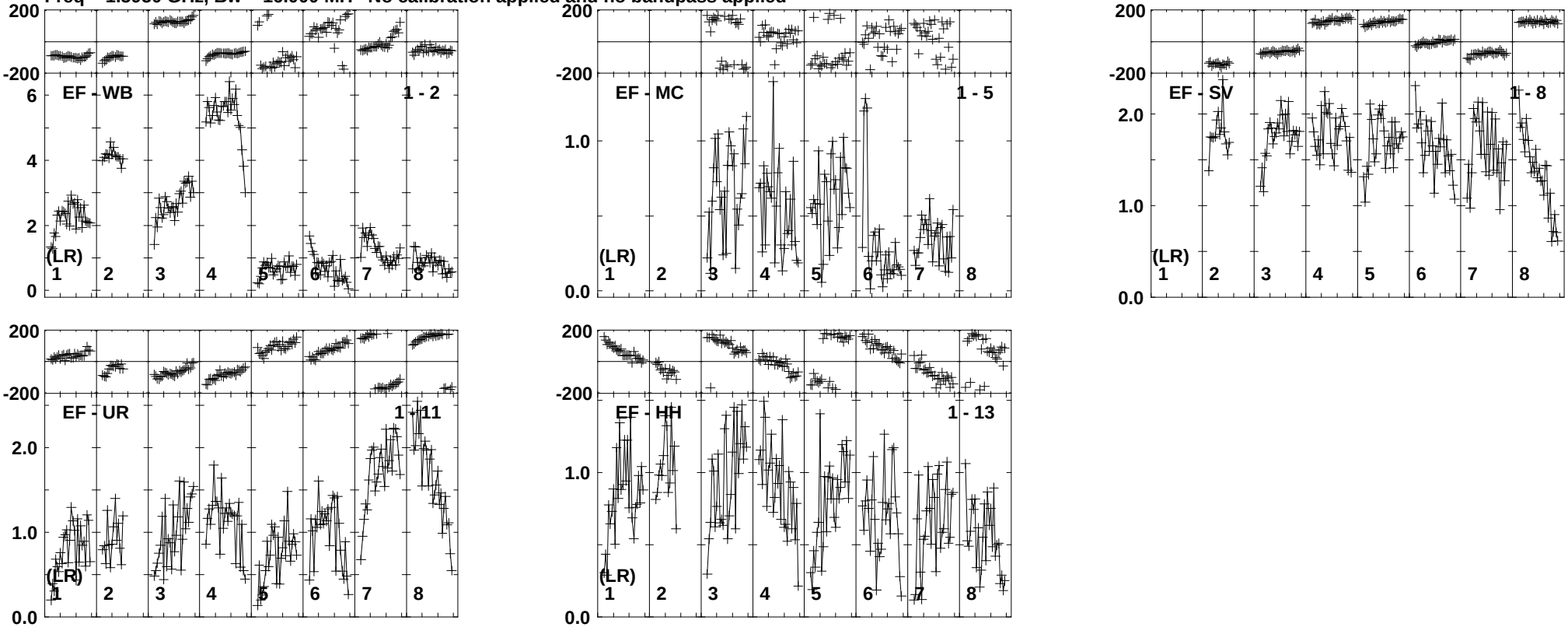

Lower frame: Milli Ampl Jy Top frame: Phas deg
Vector averaged cross-power spectrum Baseline: EF (01) - WB (02)
Timerange: 00/20:04:03 to 00/20:04:59

Plot file version 126 created 31-MAR-2014 17:11:33
NGC7674 EP088B 1.UVDATA.1
Freq = 1.5950 GHz, Bw = 16.000 MH No calibration applied and no bandpass applied

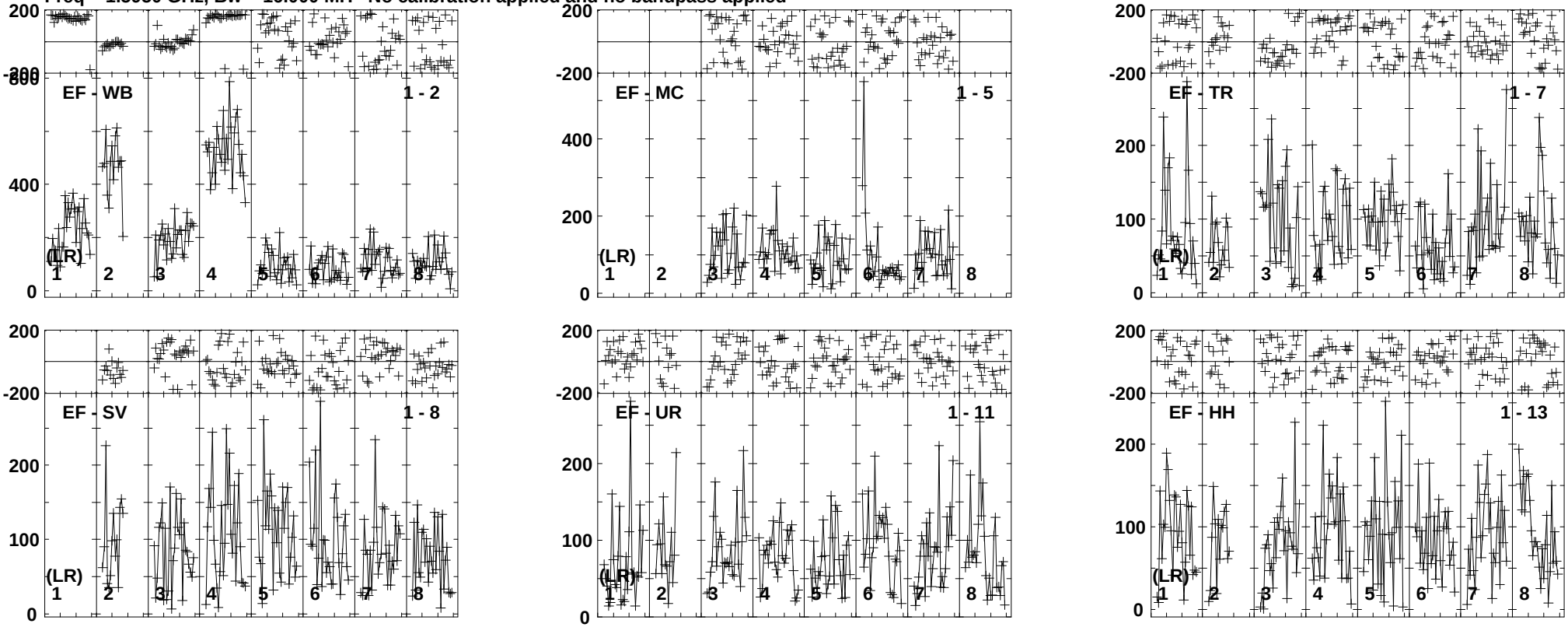

Lower frame: Micro Ampl Jy Top frame: Phas deg
Vector averaged cross-power spectrum Baseline: EF (01) - WB (02)
Timerange: 00/20:05:41 to 00/20:11:25

Plot file version 127 created 31-MAR-2014 17:11:33
J2327+0940 EP088B 1.UVDATA.1
Freq = 1.5950 GHz, Bw = 16.000 MH No calibration applied and no bandpass applied

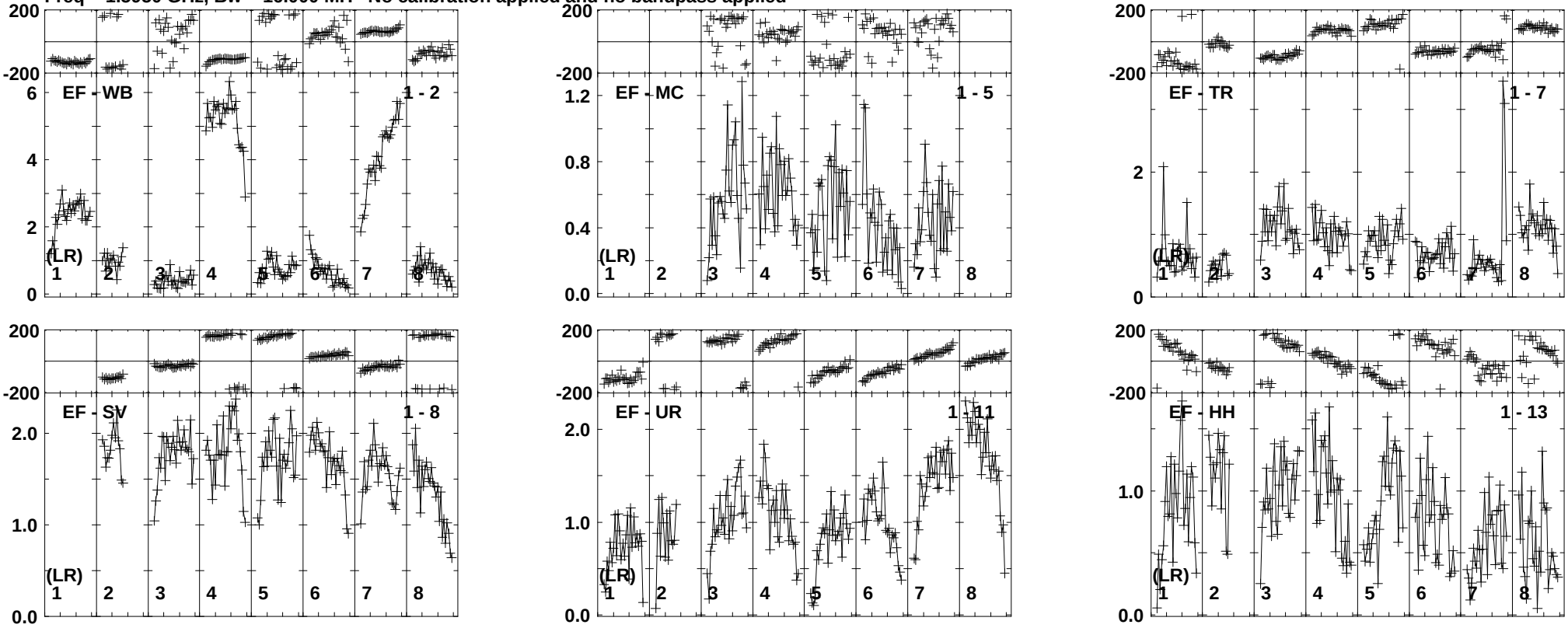

Lower frame: Milli Ampl Jy Top frame: Phas deg
Vector averaged cross-power spectrum Baseline: EF (01) - WB (02)
Timerange: 00/20:11:29 to 00/20:12:25

Plot file version 128 created 31-MAR-2014 17:11:33
J0152+2207 EP088B 1.UVDATA.1
Freq = 1.5950 GHz, Bw = 16.000 MH No calibration applied and no bandpass applied

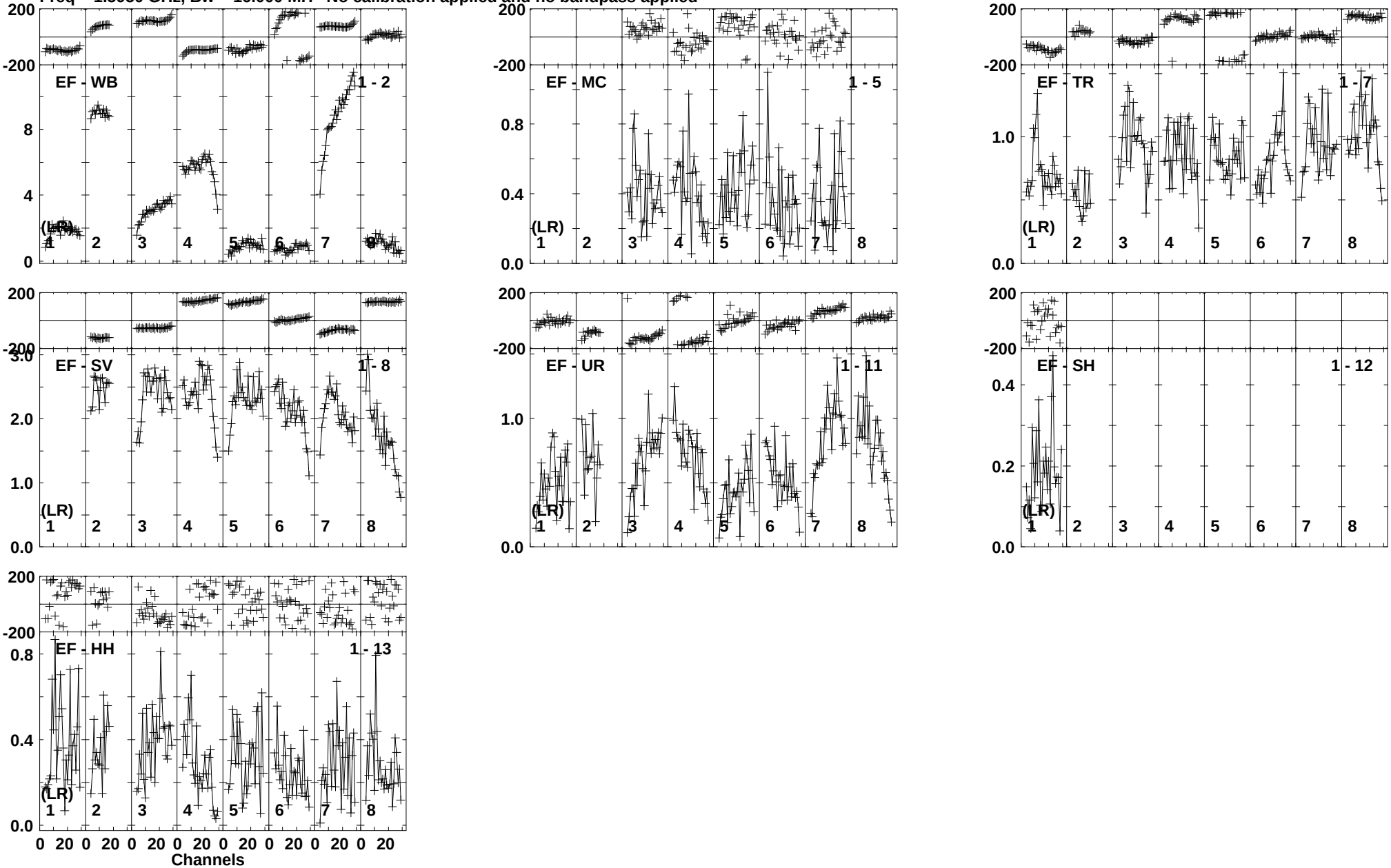

Lower frame: Milli Ampl Jy Top frame: Phas deg
Vector averaged cross-power spectrum Baseline: EF (01) - WB (02)
Timerange: 00/20:12:29 to 00/20:15:55

Plot file version 129 created 31-MAR-2014 17:11:33
NGC0695 EP088B 1.UVDATA.1
Freq = 1.5950 GHz, Bw = 16.000 MH No calibration applied and no bandpass applied



Lower frame: Micro Ampl Jy Top frame: Phas deg
Vector averaged cross-power spectrum Baseline: EF (01) - WB (02)
Timerange: 00/20:16:37 to 00/20:22:21

Plot file version 130 created 31-MAR-2014 17:11:33
J0152+2207 EP088B 1.UVDATA.1
Freq = 1.5950 GHz, Bw = 16.000 MH No calibration applied and no bandpass applied

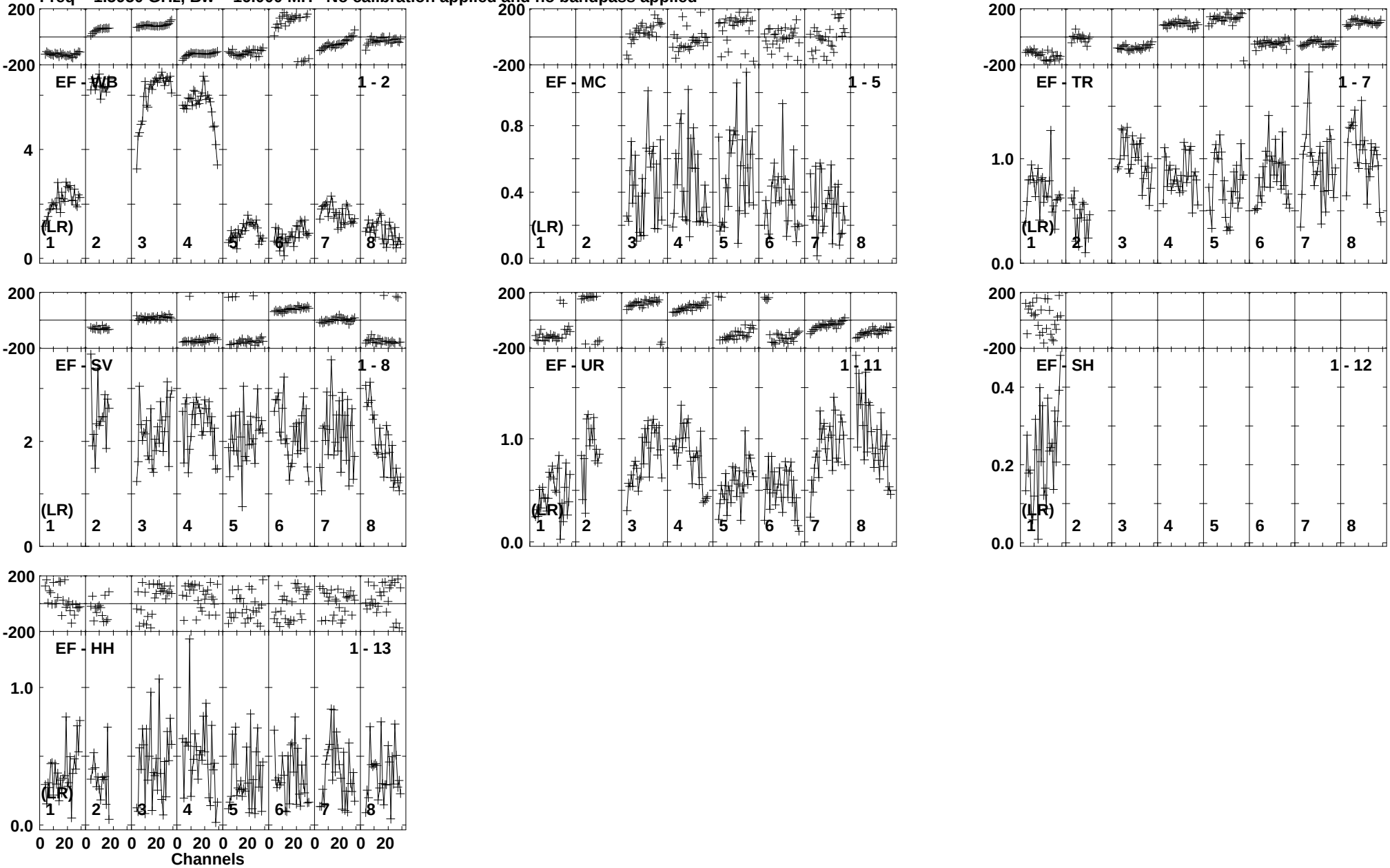

Lower frame: Milli Ampl Jy Top frame: Phas deg
Vector averaged cross-power spectrum Baseline: EF (01) - WB (02)
Timerange: 00/20:22:25 to 00/20:23:21

Plot file version 131 created 31-MAR-2014 17:11:33
NGC0695 EP088B 1.UVDATA.1
Freq = 1.5950 GHz, Bw = 16.000 MH No calibration applied and no bandpass applied



Lower frame: Micro Ampl Jy Top frame: Phas deg
Vector averaged cross-power spectrum Baseline: EF (01) - WB (02)
Timerange: 00/20:24:03 to 00/20:29:47

Plot file version 132 created 31-MAR-2014 17:11:34
J0152+2207 EP088B 1.UVDATA.1
Freq = 1.5950 GHz, Bw = 16.000 MH No calibration applied and no bandpass applied

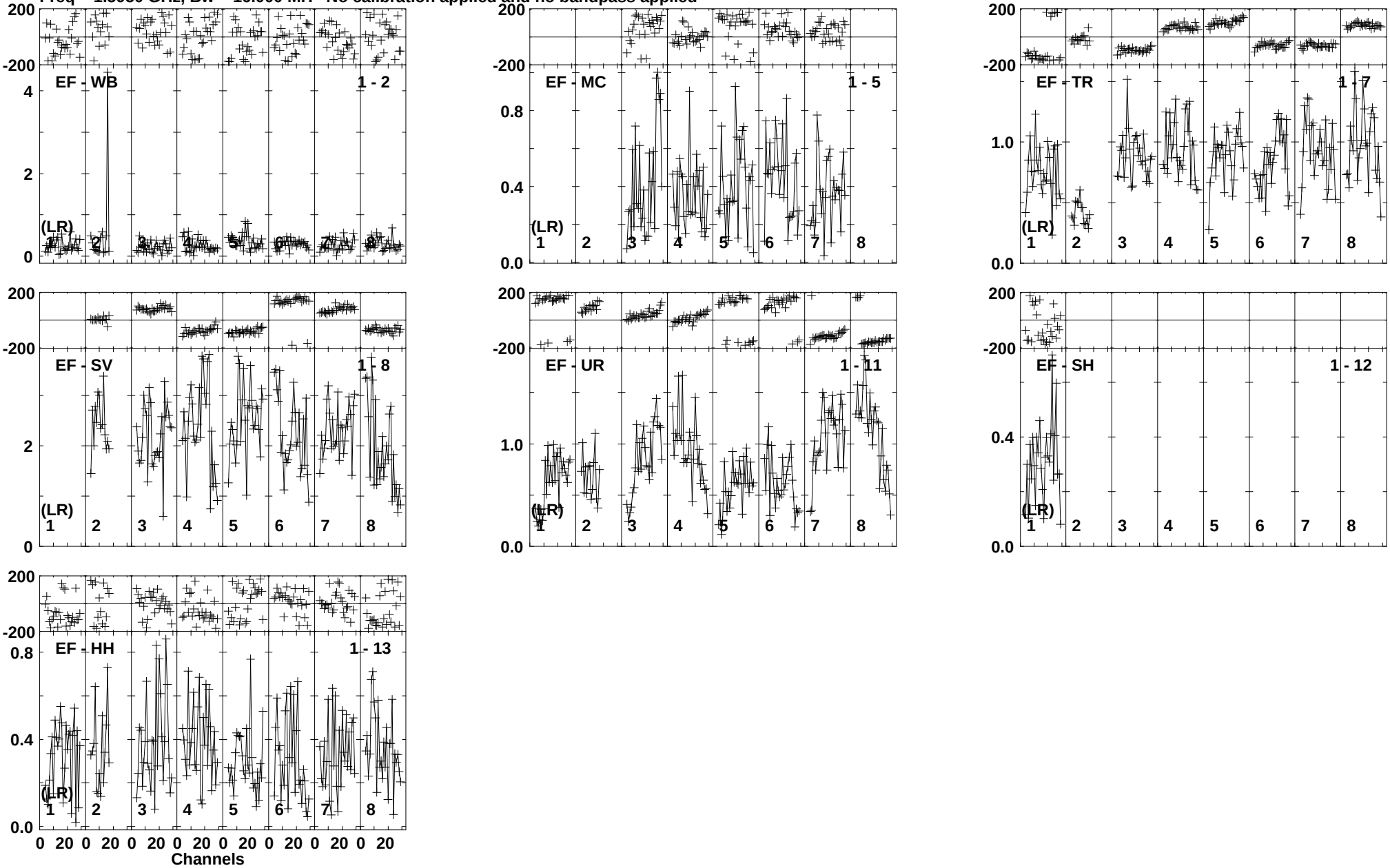

Lower frame: Milli Ampl Jy Top frame: Phas deg
Vector averaged cross-power spectrum Baseline: EF (01) - WB (02)
Timerange: 00/20:29:51 to 00/20:30:47

Plot file version 133 created 31-MAR-2014 17:11:34
NGC0695 EP088B 1.UVDATA.1
Freq = 1.5950 GHz, Bw = 16.000 MH No calibration applied and no bandpass applied



Lower frame: Micro Ampl Jy Top frame: Phas deg
Vector averaged cross-power spectrum Baseline: EF (01) - WB (02)
Timerange: 00/20:31:29 to 00/20:37:13

Plot file version 134 created 31-MAR-2014 17:11:34
J0152+2207 EP088B 1.UVDATA.1
Freq = 1.5950 GHz, Bw = 16.000 MH No calibration applied and no bandpass applied

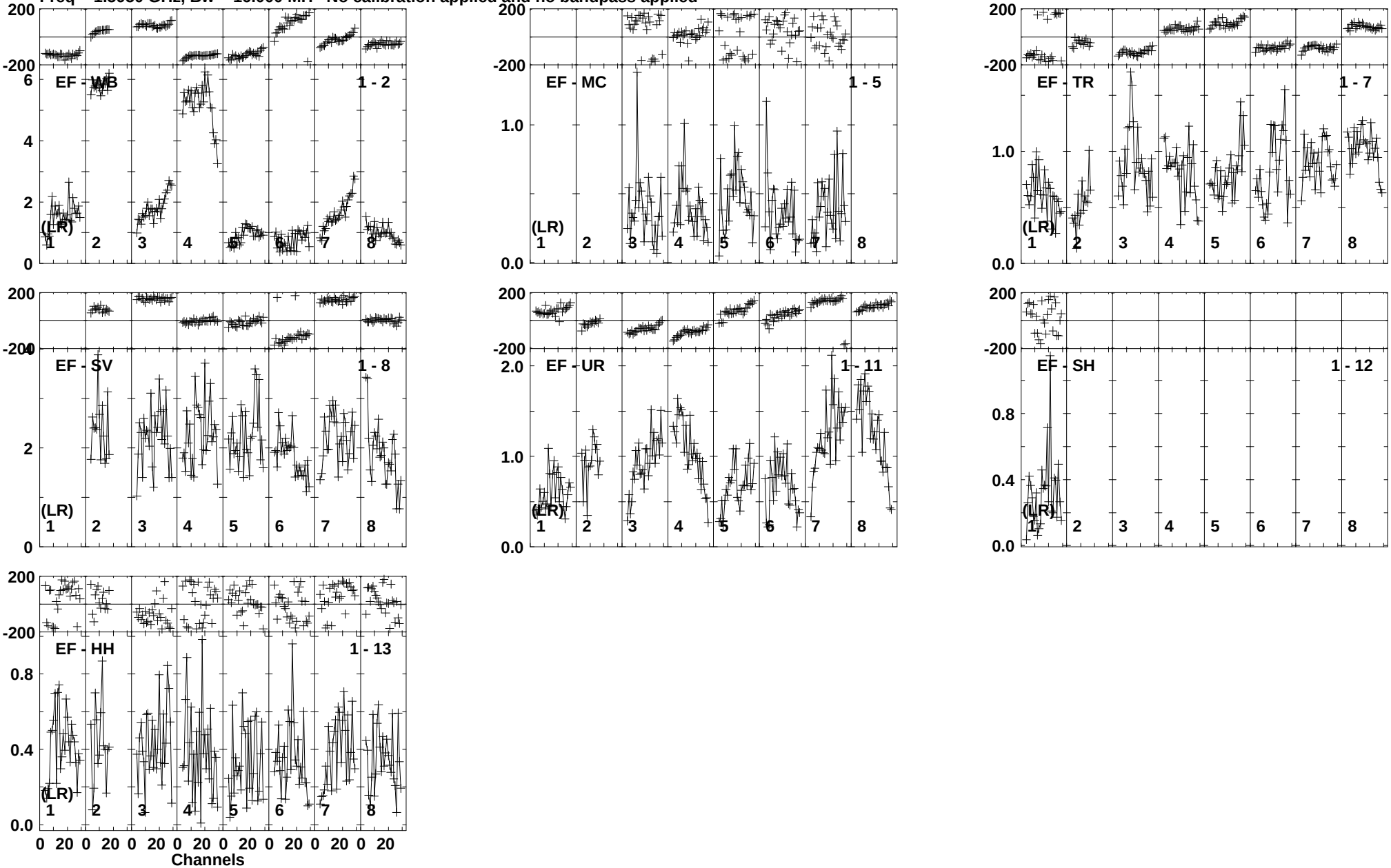

Lower frame: Milli Ampl Jy Top frame: Phas deg
Vector averaged cross-power spectrum Baseline: EF (01) - WB (02)
Timerange: 00/20:37:17 to 00/20:38:13

Plot file version 135 created 31-MAR-2014 17:11:34
NGC0695 EP088B 1.UVDATA.1
Freq = 1.5950 GHz, Bw = 16.000 MH No calibration applied and no bandpass applied



Lower frame: Micro Ampl Jy Top frame: Phas deg
Vector averaged cross-power spectrum Baseline: EF (01) - WB (02)
Timerange: 00/20:38:55 to 00/20:44:39

Plot file version 136 created 31-MAR-2014 17:11:34
J0152+2207 EP088B 1.UVDATA.1
Freq = 1.5950 GHz, Bw = 16.000 MH No calibration applied and no bandpass applied

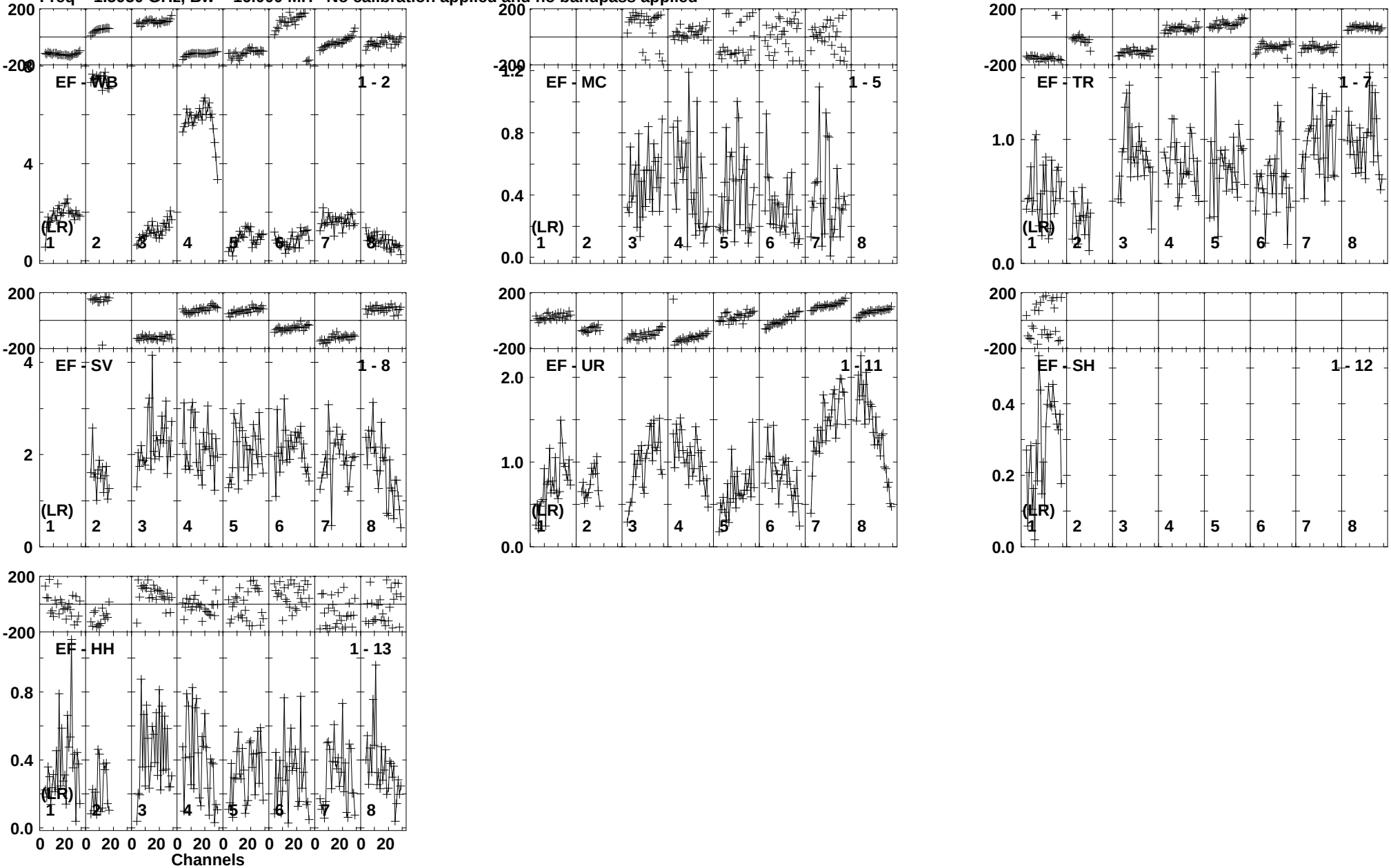

Lower frame: Milli Ampl Jy Top frame: Phas deg
Vector averaged cross-power spectrum Baseline: EF (01) - WB (02)
Timerange: 00/20:44:43 to 00/20:45:39

Plot file version 137 created 31-MAR-2014 17:11:35
NGC0695 EP088B 1.UVDATA.1
Freq = 1.5950 GHz, Bw = 16.000 MH No calibration applied and no bandpass applied



Lower frame: Micro Ampl Jy Top frame: Phas deg
Vector averaged cross-power spectrum Baseline: EF (01) - WB (02)
Timerange: 00/20:46:21 to 00/20:52:05

Plot file version 138 created 31-MAR-2014 17:11:35
J0152+2207 EP088B 1.UVDATA.1
Freq = 1.5950 GHz, Bw = 16.000 MH No calibration applied and no bandpass applied

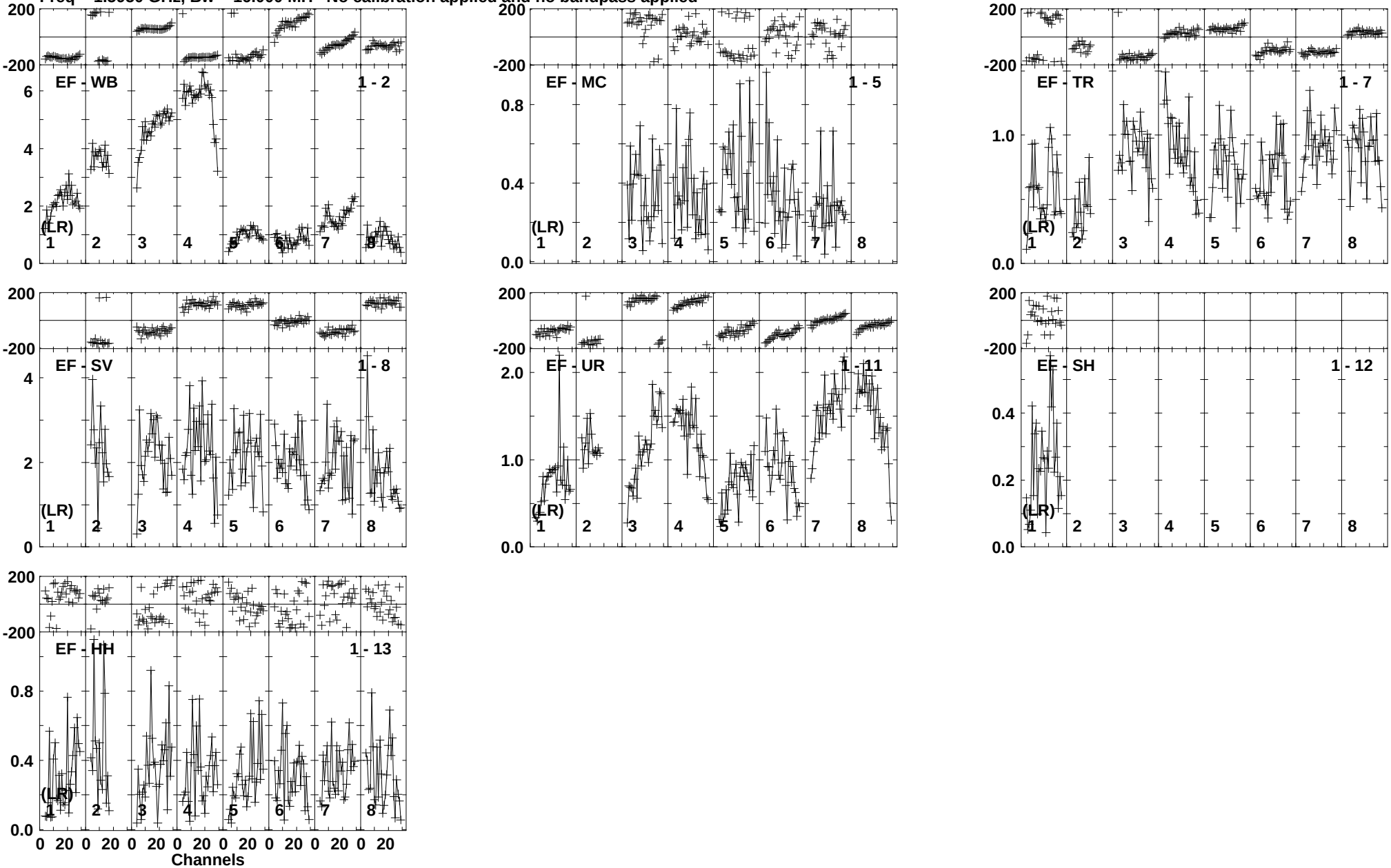

Lower frame: Milli Ampl Jy Top frame: Phas deg
Vector averaged cross-power spectrum Baseline: EF (01) - WB (02)
Timerange: 00/20:52:09 to 00/20:53:05

Plot file version 139 created 31-MAR-2014 17:11:35
NGC0695 EP088B 1.UVDATA.1
Freq = 1.5950 GHz, Bw = 16.000 MH No calibration applied and no bandpass applied



Lower frame: Micro Ampl Jy Top frame: Phas deg
Vector averaged cross-power spectrum Baseline: EF (01) - WB (02)
Timerange: 00/20:53:47 to 00/20:59:31

Plot file version 140 created 31-MAR-2014 17:11:35
J0152+2207 EP088B 1.UVDATA.1
Freq = 1.5950 GHz, Bw = 16.000 MH No calibration applied and no bandpass applied

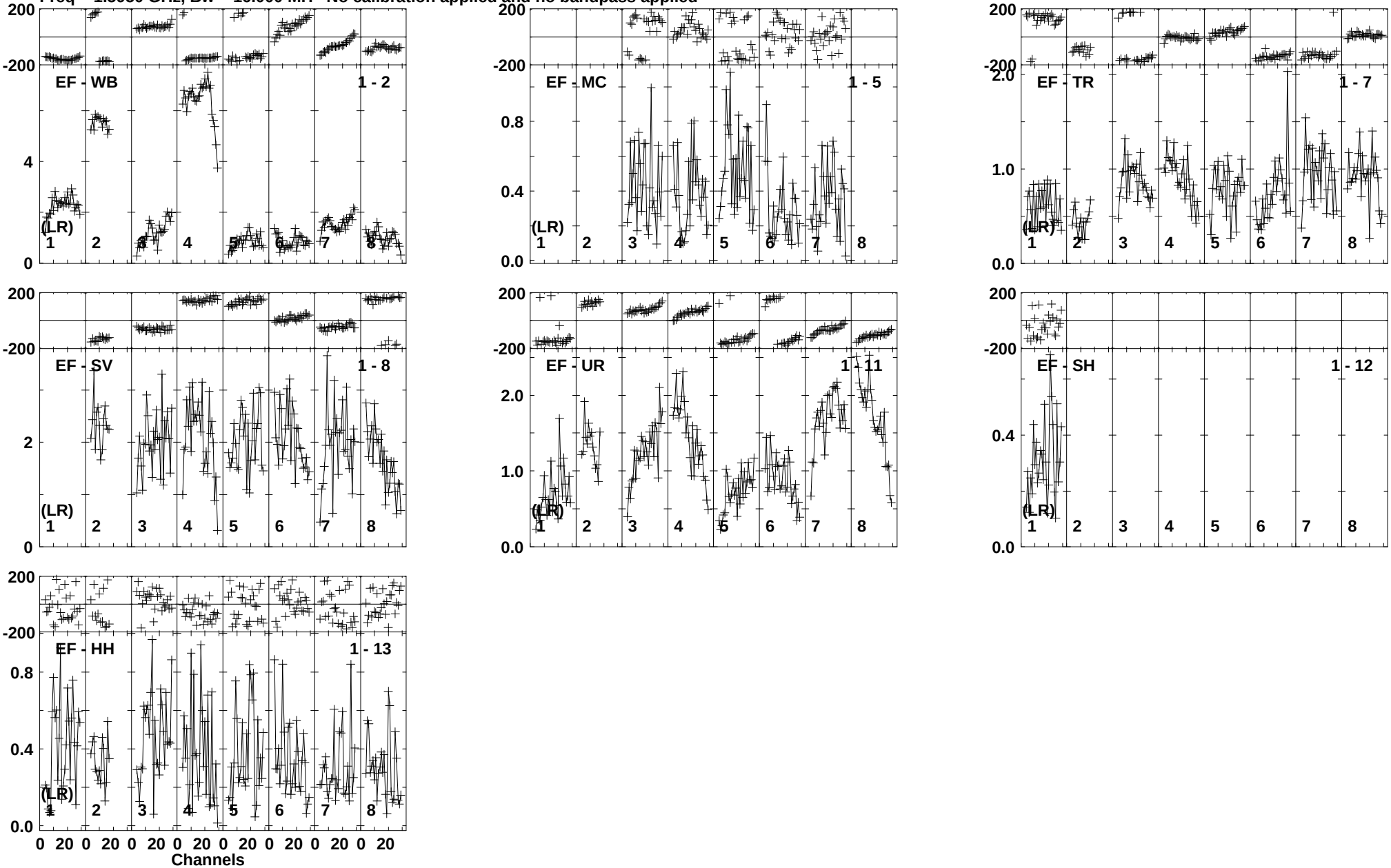

Lower frame: Milli Ampl Jy Top frame: Phas deg
Vector averaged cross-power spectrum Baseline: EF (01) - WB (02)
Timerange: 00/20:59:35 to 00/21:00:31

Plot file version 141 created 31-MAR-2014 17:11:35
NGC0695 EP088B 1.UVDATA.1
Freq = 1.5950 GHz, Bw = 16.000 MH No calibration applied and no bandpass applied



Lower frame: Micro Ampl Jy Top frame: Phas deg
Vector averaged cross-power spectrum Baseline: EF (01) - WB (02)
Timerange: 00/21:01:13 to 00/21:06:57

Plot file version 142 created 31-MAR-2014 17:11:36
J0152+2207 EP088B 1.UVDATA.1
Freq = 1.5950 GHz, Bw = 16.000 MH No calibration applied and no bandpass applied

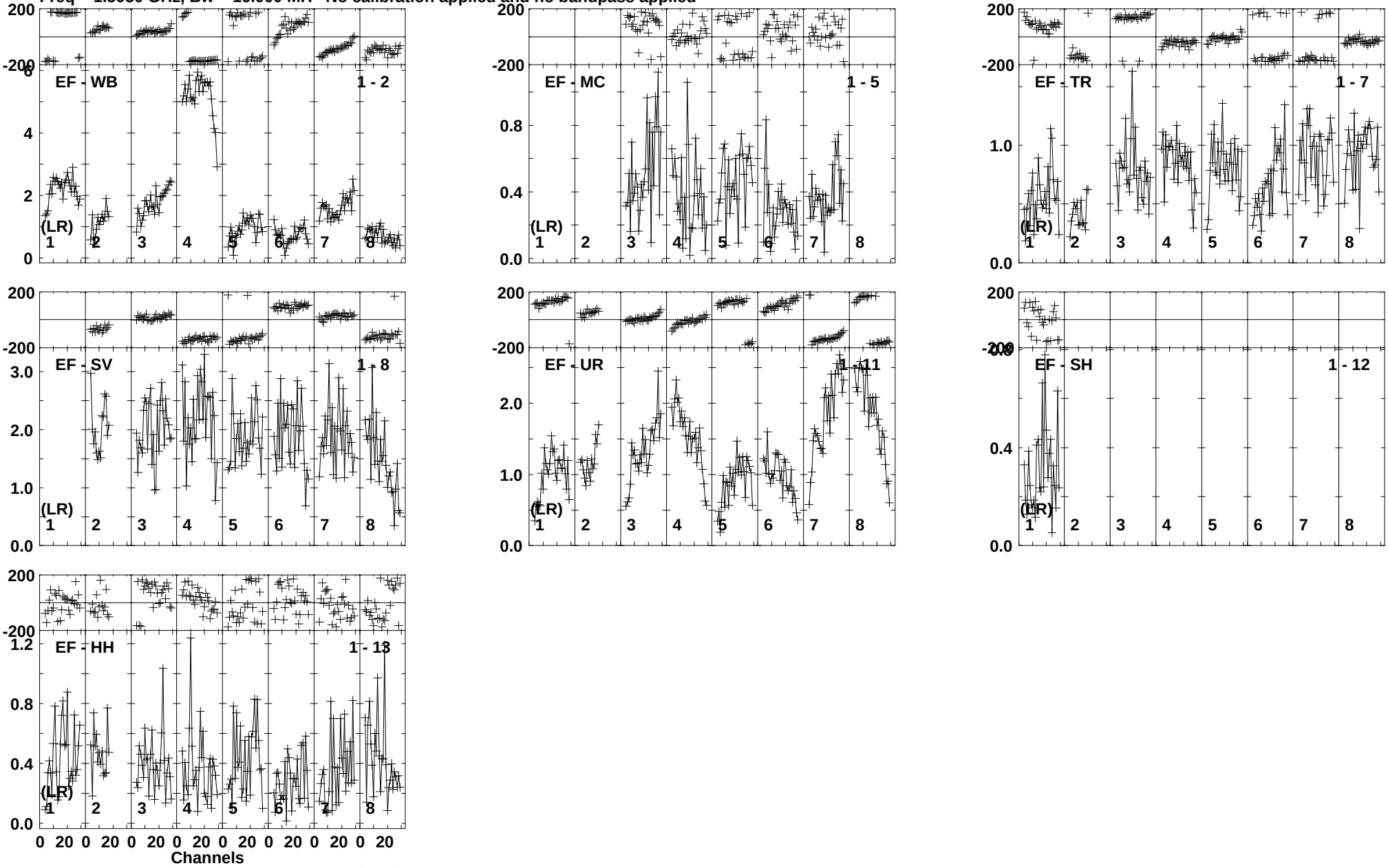

Lower frame: Milli Ampl Jy Top frame: Phas deg
Vector averaged cross-power spectrum Baseline: EF (01) - WB (02)
Timerange: 00/21:07:01 to 00/21:07:57

Plot file version 143 created 31-MAR-2014 17:11:36
NGC0695 EP088B 1.UVDATA.1
Freq = 1.5950 GHz, Bw = 16.000 MH No calibration applied and no bandpass applied



Lower frame: Micro Ampl Jy Top frame: Phas deg
Vector averaged cross-power spectrum Baseline: EF (01) - WB (02)
Timerange: 00/21:08:39 to 00/21:14:23

Plot file version 144 created 31-MAR-2014 17:11:36
J0152+2207 EP088B 1.UVDATA.1
Freq = 1.5950 GHz, Bw = 16.000 MH No calibration applied and no bandpass applied

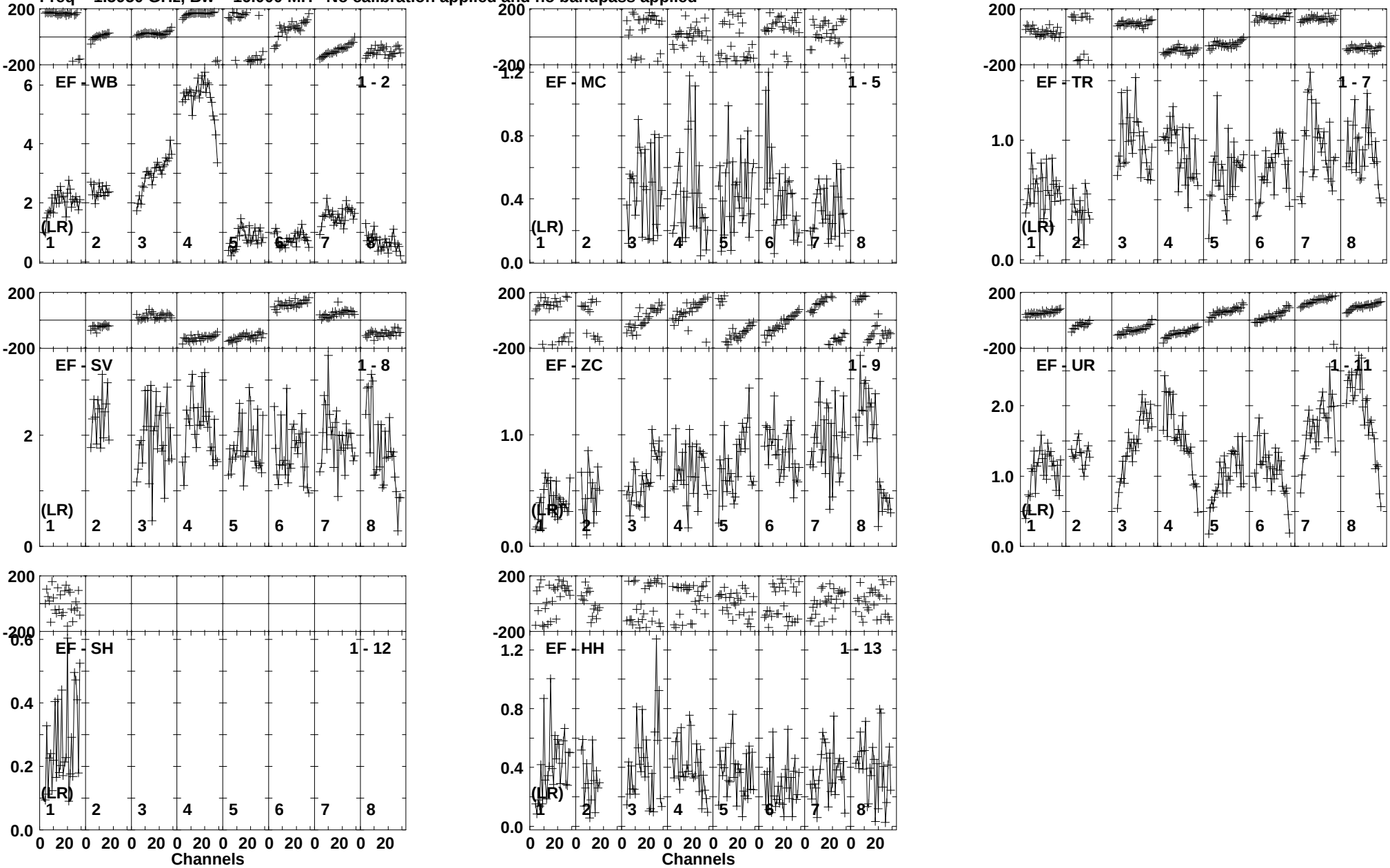

Lower frame: Milli Ampl Jy Top frame: Phas deg
Vector averaged cross-power spectrum Baseline: EF (01) - WB (02)
Timerange: 00/21:14:27 to 00/21:15:23

Plot file version 145 created 31-MAR-2014 17:11:36
NGC0695 EP088B 1.UVDATA.1
Freq = 1.5950 GHz, Bw = 16.000 MH No calibration applied and no bandpass applied



Lower frame: Micro Ampl Jy Top frame: Phas deg
Vector averaged cross-power spectrum Baseline: EF (01) - WB (02)
Timerange: 00/21:16:05 to 00/21:21:49

Plot file version 146 created 31-MAR-2014 17:11:37
J0152+2207 EP088B 1.UVDATA.1
Freq = 1.5950 GHz, Bw = 16.000 MH No calibration applied and no bandpass applied

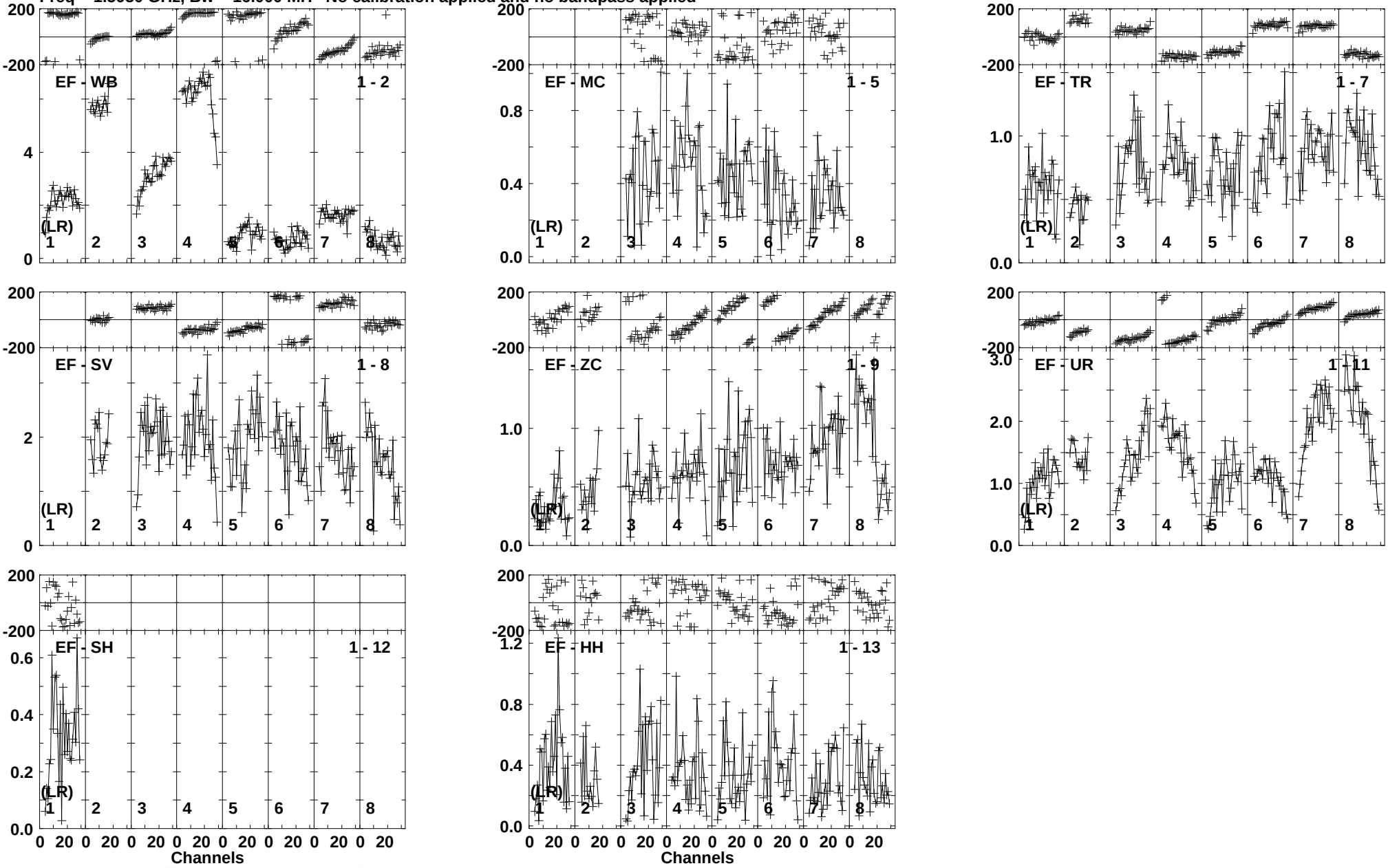

Lower frame: Milli Ampl Jy Top frame: Phas deg
Vector averaged cross-power spectrum Baseline: EF (01) - WB (02)
Timerange: 00/21:21:53 to 00/21:22:49

Plot file version 147 created 31-MAR-2014 17:11:37
NGC0695 EP088B 1.UVDATA.1
Freq = 1.5950 GHz, Bw = 16.000 MH No calibration applied and no bandpass applied



Lower frame: Micro Ampl Jy Top frame: Phas deg
Vector averaged cross-power spectrum Baseline: EF (01) - WB (02)
Timerange: 00/21:23:31 to 00/21:29:15

Plot file version 148 created 31-MAR-2014 17:11:37
J0152+2207 EP088B 1.UVDATA.1
Freq = 1.5950 GHz, Bw = 16.000 MH No calibration applied and no bandpass applied



Lower frame: Milli Ampl Jy Top frame: Phas deg
Vector averaged cross-power spectrum Baseline: EF (01) - WB (02)
Timerange: 00/21:29:19 to 00/21:30:15

Plot file version 149 created 31-MAR-2014 17:11:37
NGC0695 EP088B 1.UVDATA.1
Freq = 1.5950 GHz, Bw = 16.000 MH No calibration applied and no bandpass applied



Lower frame: Micro Ampl Jy Top frame: Phas deg
Vector averaged cross-power spectrum Baseline: EF (01) - WB (02)
Timerange: 00/21:30:57 to 00/21:36:41

Plot file version 150 created 31-MAR-2014 17:11:38
J0152+2207 EP088B 1.UVDATA.1
Freq = 1.5950 GHz, Bw = 16.000 MH No calibration applied and no bandpass applied

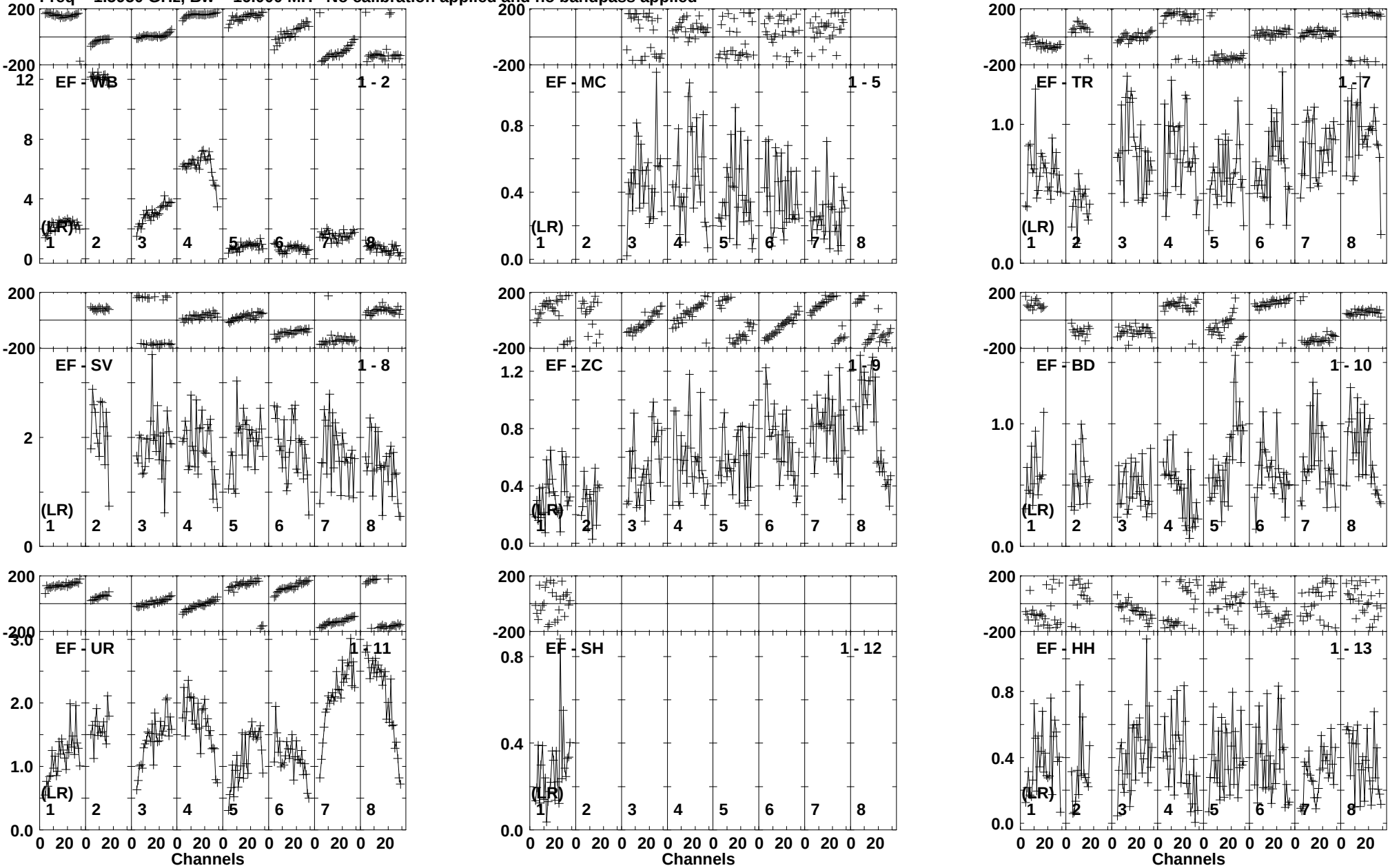

Lower frame: Milli Ampl Jy Top frame: Phas deg
Vector averaged cross-power spectrum Baseline: EF (01) - WB (02)
Timerange: 00/21:36:45 to 00/21:37:41

Plot file version 151 created 31-MAR-2014 17:11:38
NGC0695 EP088B 1.UVDATA.1
Freq = 1.5950 GHz, Bw = 16.000 MH No calibration applied and no bandpass applied

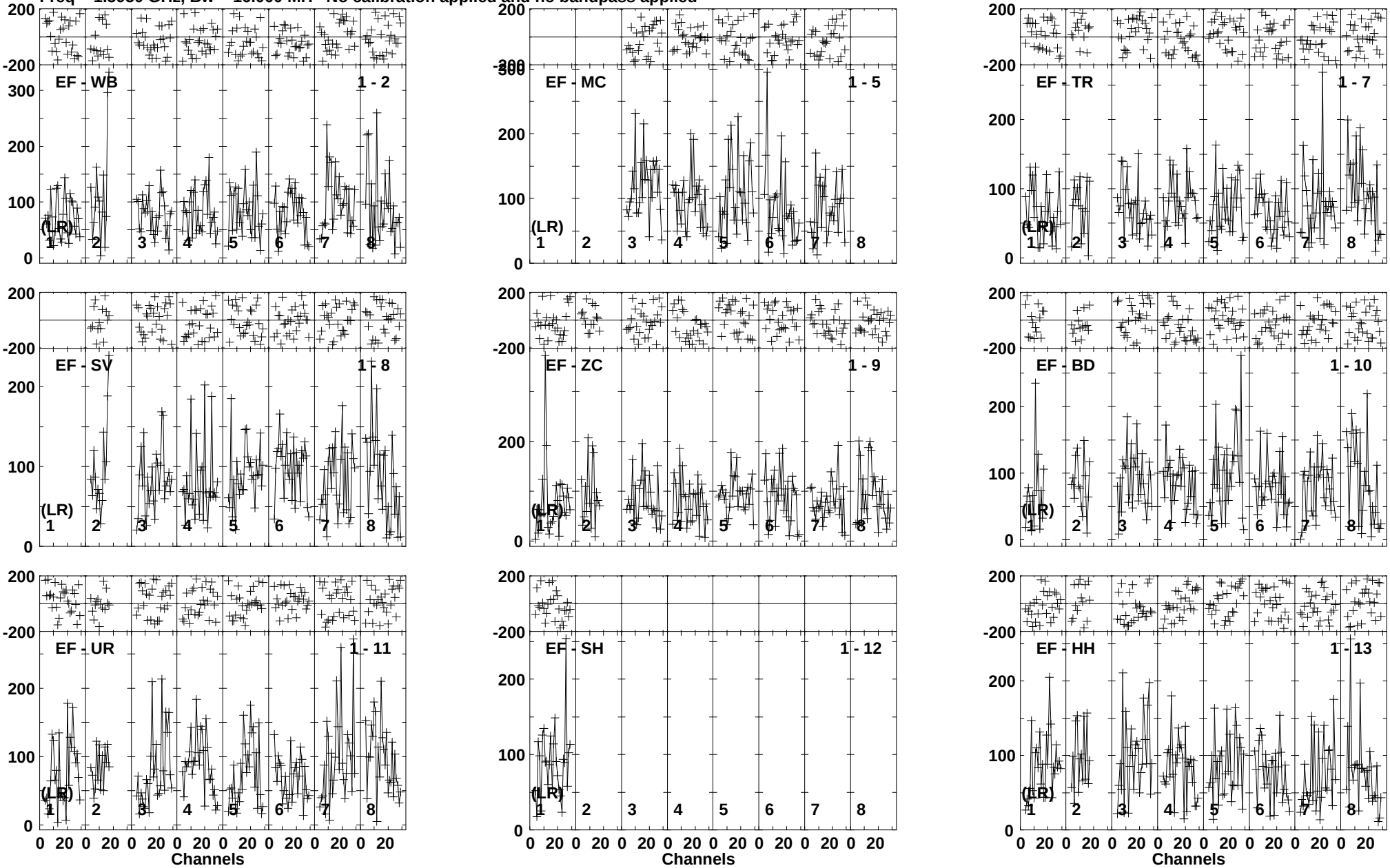

Lower frame: Micro Ampl Jy Top frame: Phas deg
Vector averaged cross-power spectrum Baseline: EF (01) - WB (02)
Timerange: 00/21:38:23 to 00/21:44:07

Plot file version 152 created 31-MAR-2014 17:11:38
J0152+2207 EP088B 1.UVDATA.1
Freq = 1.5950 GHz, Bw = 16.000 MH No calibration applied and no bandpass applied

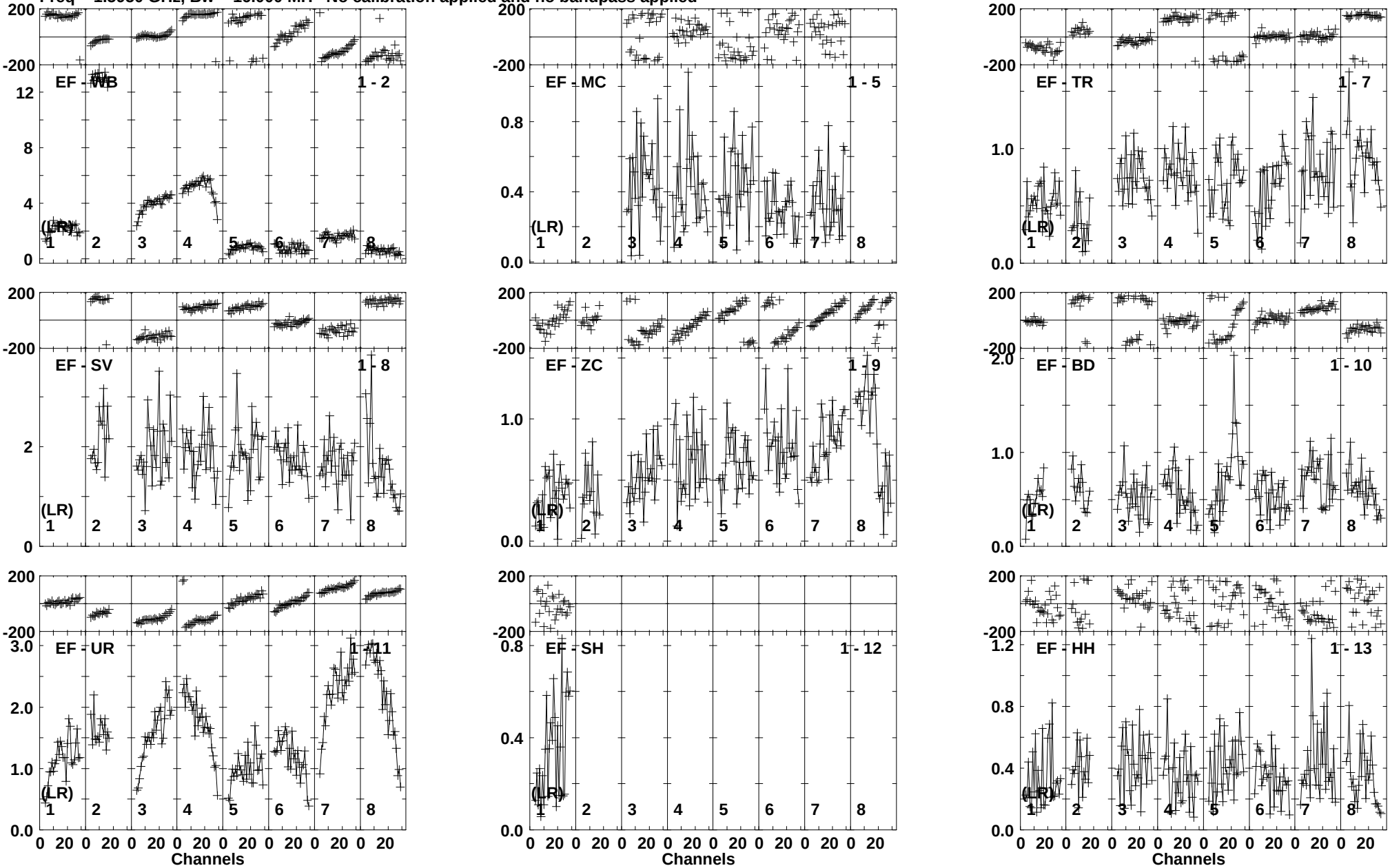

Lower frame: Milli Ampl Jy Top frame: Phas deg
Vector averaged cross-power spectrum Baseline: EF (01) - WB (02)
Timerange: 00/21:44:11 to 00/21:45:07

Plot file version 153 created 31-MAR-2014 17:11:39
NGC0695 EP088B 1.UVDATA.1
Freq = 1.5950 GHz, Bw = 16.000 MH No calibration applied and no bandpass applied

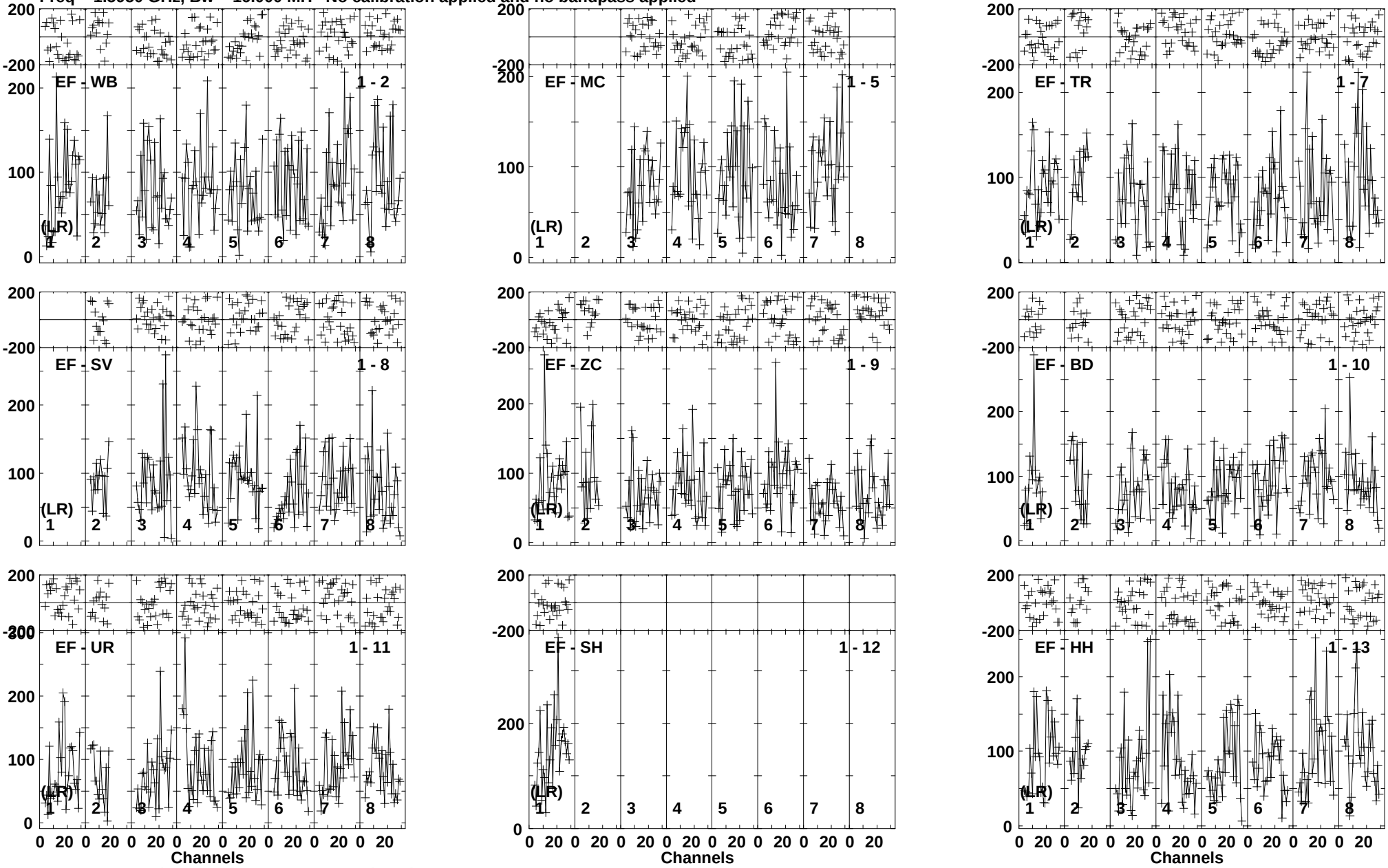

Lower frame: Micro Ampl Jy Top frame: Phas deg
Vector averaged cross-power spectrum Baseline: EF (01) - WB (02)
Timerange: 00/21:45:49 to 00/21:51:33

Plot file version 154 created 31-MAR-2014 17:11:39
J0152+2207 EP088B 1.UVDATA.1
Freq = 1.5950 GHz, Bw = 16.000 MH No calibration applied and no bandpass applied

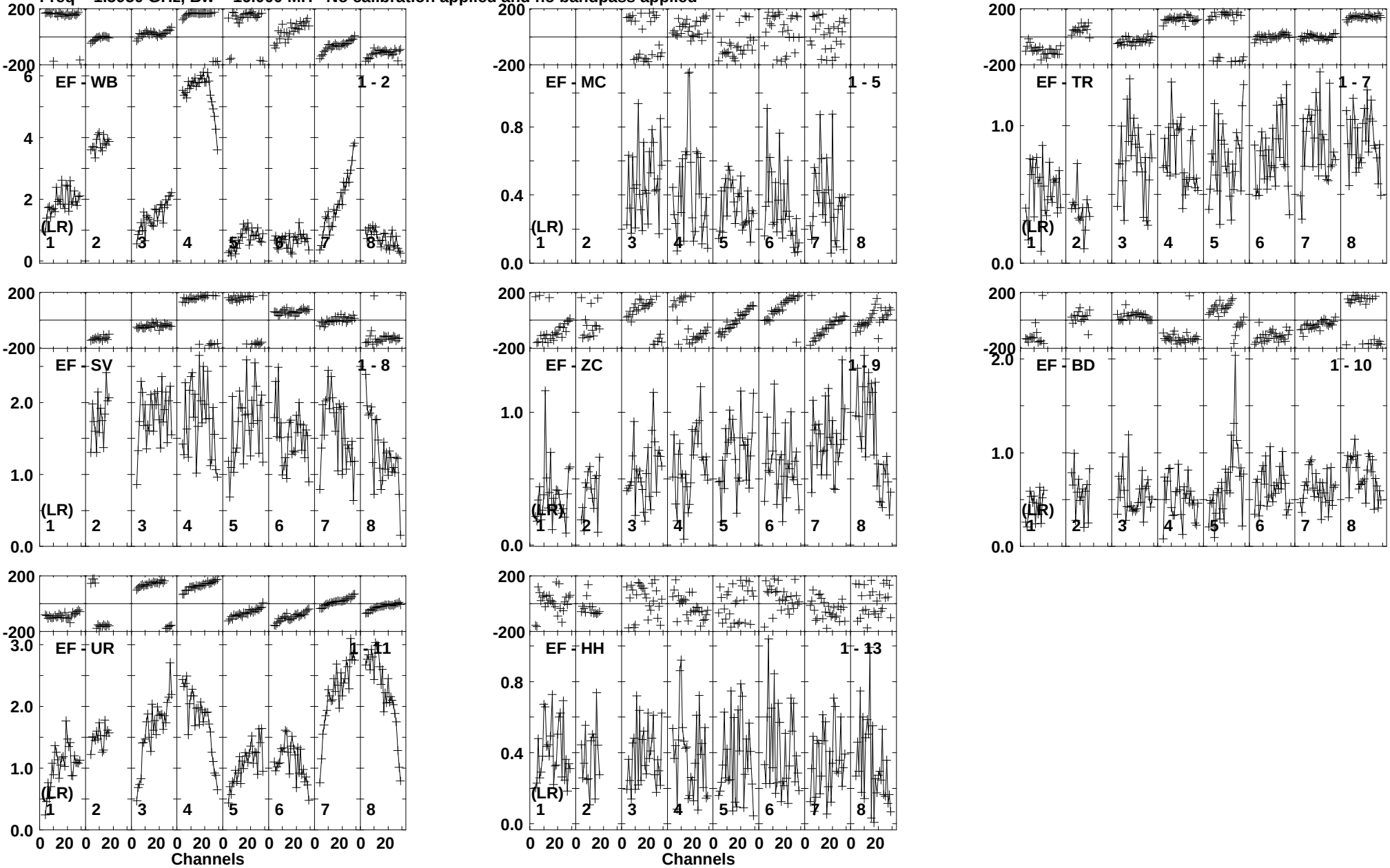

Lower frame: Milli Ampl Jy Top frame: Phas deg
Vector averaged cross-power spectrum Baseline: EF (01) - WB (02)
Timerange: 00/21:51:37 to 00/21:52:33

Plot file version 155 created 31-MAR-2014 17:11:39
NGC0695 EP088B 1.UVDATA.1
Freq = 1.5950 GHz, Bw = 16.000 MH No calibration applied and no bandpass applied



Lower frame: Micro Ampl Jy Top frame: Phas deg
Vector averaged cross-power spectrum Baseline: EF (01) - WB (02)
Timerange: 00/21:53:15 to 00/21:58:59

Plot file version 156 created 31-MAR-2014 17:11:39
J0152+2207 EP088B 1.UVDATA.1
Freq = 1.5950 GHz, Bw = 16.000 MH No calibration applied and no bandpass applied

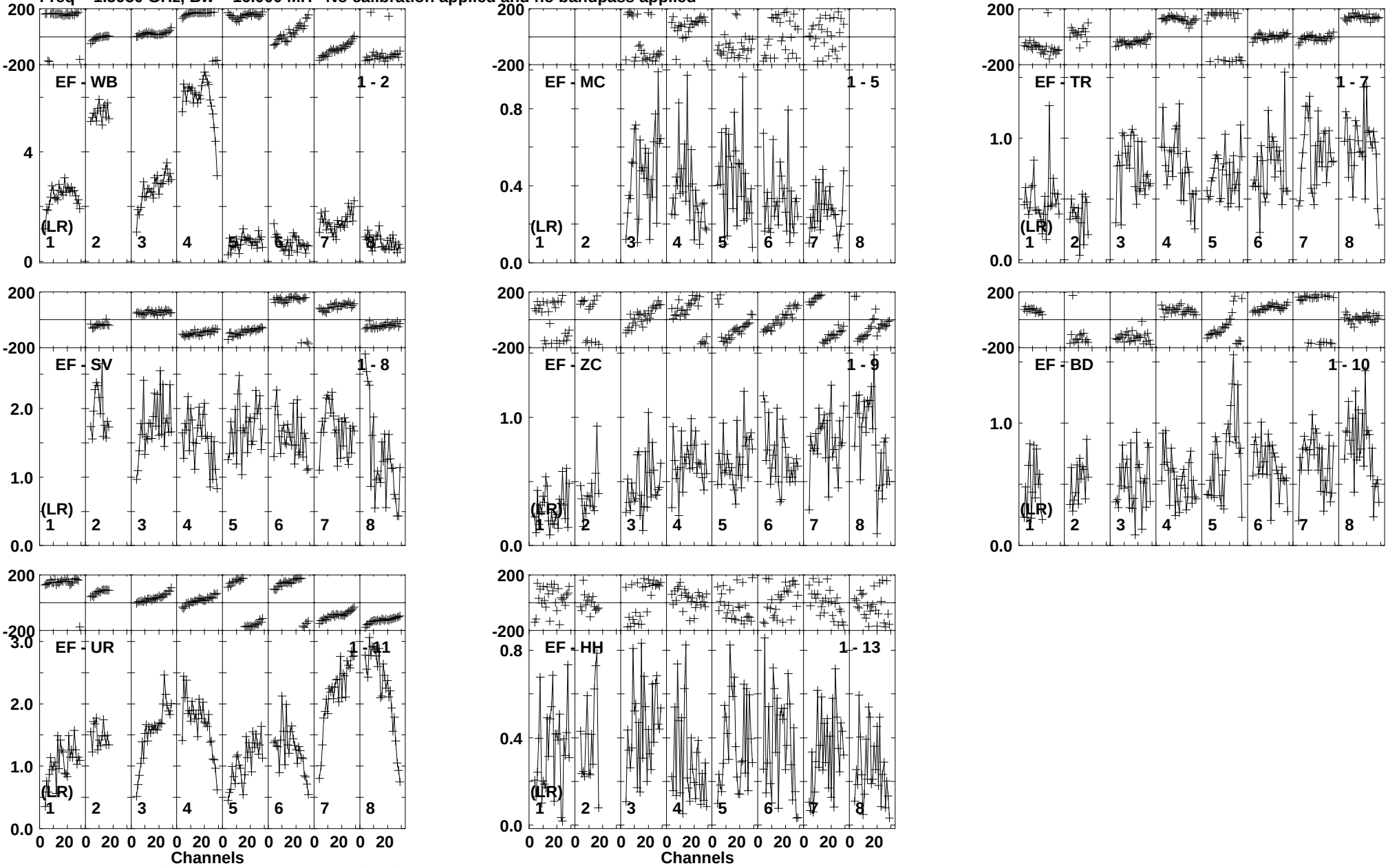

Lower frame: Milli Ampl Jy Top frame: Phas deg
Vector averaged cross-power spectrum Baseline: EF (01) - WB (02)
Timerange: 00/21:59:03 to 00/21:59:59