Plot file version 1 created 31-MAR-2014 16:57:45
3C345 EP088B 3.UVDATA.1
Freq = 1.5950 GHz, Bw = 16.000 MH Calibrated with CL # 3 and BP # 1 (BP mode 1)



Lower frame: Ampl Jy Top frame: Phas deg
Vector averaged cross-power spectrum Baseline: EF (01) - WB (02)
Timerange: 00/10:00:01 to 00/10:07:11

Plot file version 2 created 31-MAR-2014 16:57:46
3C345 EP088B 3.UVDATA.1
Freq = 1.5950 GHz, Bw = 16.000 MH Calibrated with CL # 3 and BP # 1 (BP mode 1)



Lower frame: Ampl Jy Top frame: Phas deg
Vector averaged cross-power spectrum Baseline: EF (01) - ZC (09)
Timerange: 00/10:00:01 to 00/10:07:11

Plot file version 3 created 31-MAR-2014 16:57:46
J1521+4336 EP088B 3.UVDATA.1
Freq = 1.5950 GHz, Bw = 16.000 MH Calibrated with CL # 3 and BP # 1 (BP mode 1)

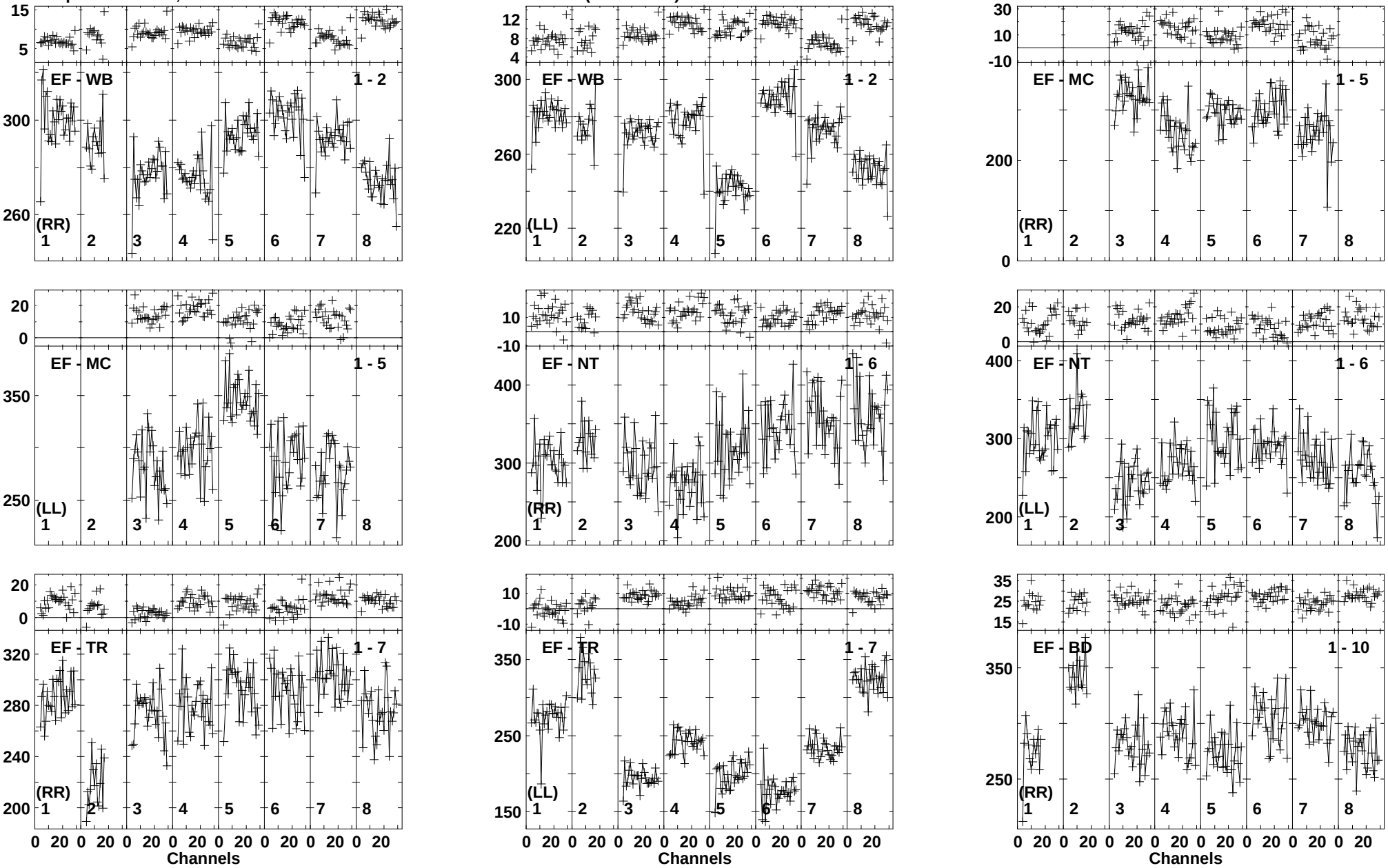

Lower frame: Milli Ampl Jy Top frame: Phas deg
Vector averaged cross-power spectrum Baseline: EF (01) - WB (02)
Timerange: 00/10:07:39 to 00/10:09:31

Plot file version 4 created 31-MAR-2014 16:57:46
J1521+4336 EP088B 3.UVDATA.1
Freq = 1.5950 GHz, Bw = 16.000 MH Calibrated with CL # 3 and BP # 1 (BP mode 1)

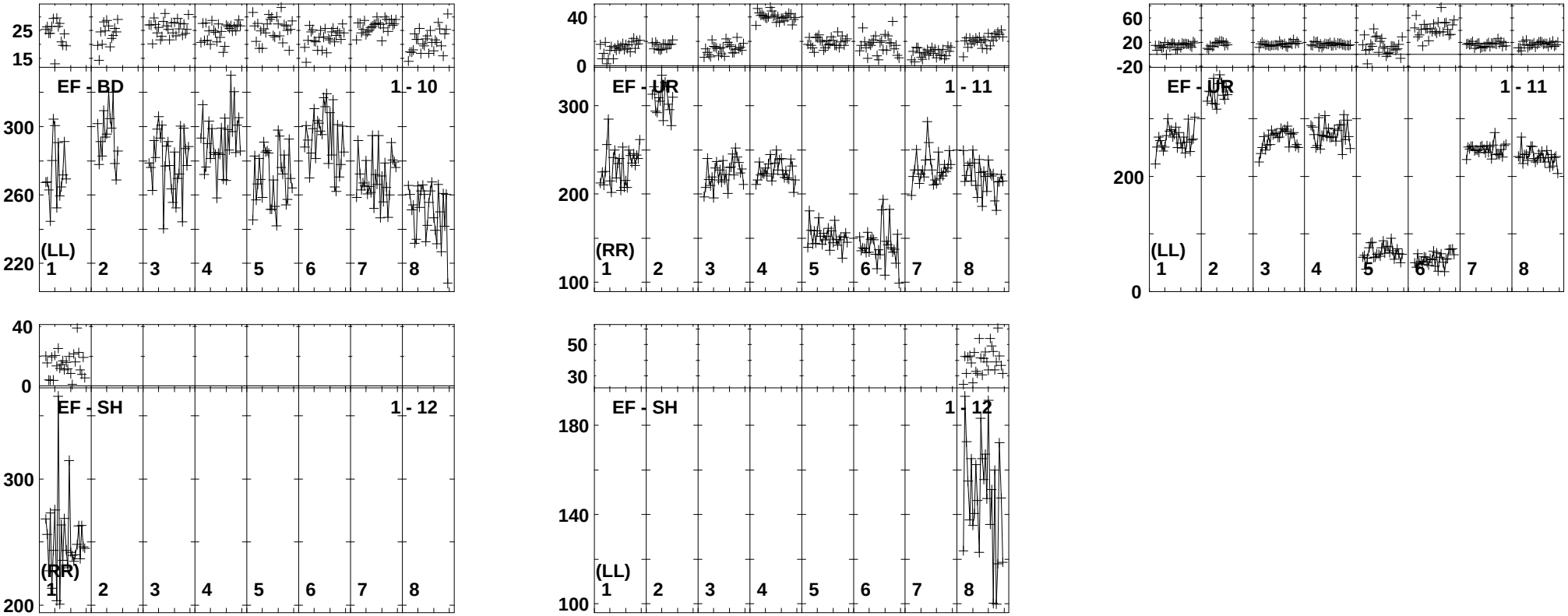

Lower frame: Milli Ampl Jy Top frame: Phas deg
Vector averaged cross-power spectrum Baseline: EF (01) - BD (10)
Timerange: 00/10:07:39 to 00/10:09:31

Plot file version 5 created 31-MAR-2014 16:57:46
VV705B EP088B 3.UVDATA.1
Freq = 1.5950 GHz, Bw = 16.000 MH Calibrated with CL # 3 and BP # 1 (BP mode 1)

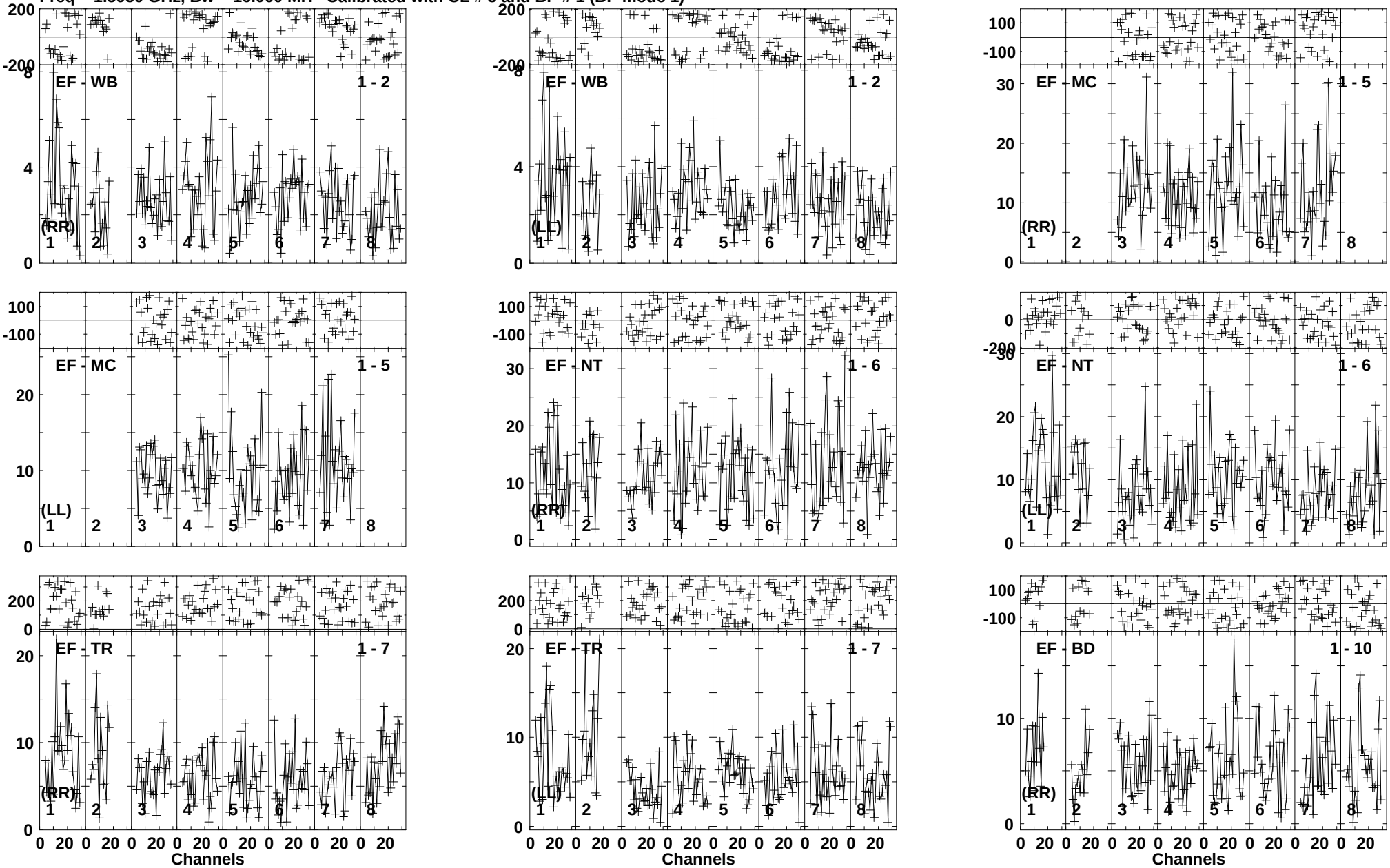

Lower frame: Milli Ampl Jy Top frame: Phas deg
Vector averaged cross-power spectrum Baseline: EF (01) - WB (02)
Timerange: 00/10:10:13 to 00/10:15:57

Plot file version 6 created 31-MAR-2014 16:57:47
VV705B EP088B 3.UVDATA.1
Freq = 1.5950 GHz, Bw = 16.000 MH Calibrated with CL # 3 and BP # 1 (BP mode 1)

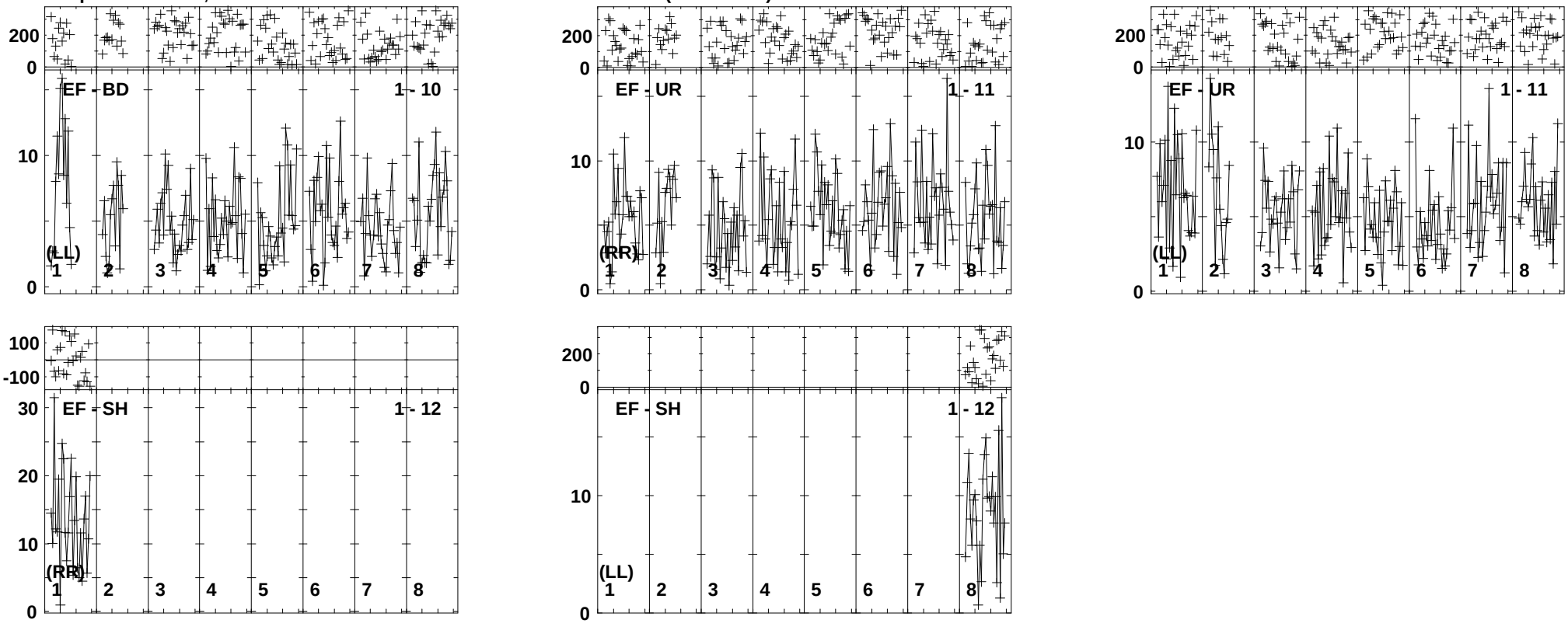

Lower frame: Milli Ampl Jy Top frame: Phas deg
Vector averaged cross-power spectrum Baseline: EF (01) - BD (10)
Timerange: 00/10:10:13 to 00/10:15:57

Plot file version 7 created 31-MAR-2014 16:57:47
J1521+4336 EP088B 3.UVDATA.1
Freq = 1.5950 GHz, Bw = 16.000 MH Calibrated with CL # 3 and BP # 1 (BP mode 1)

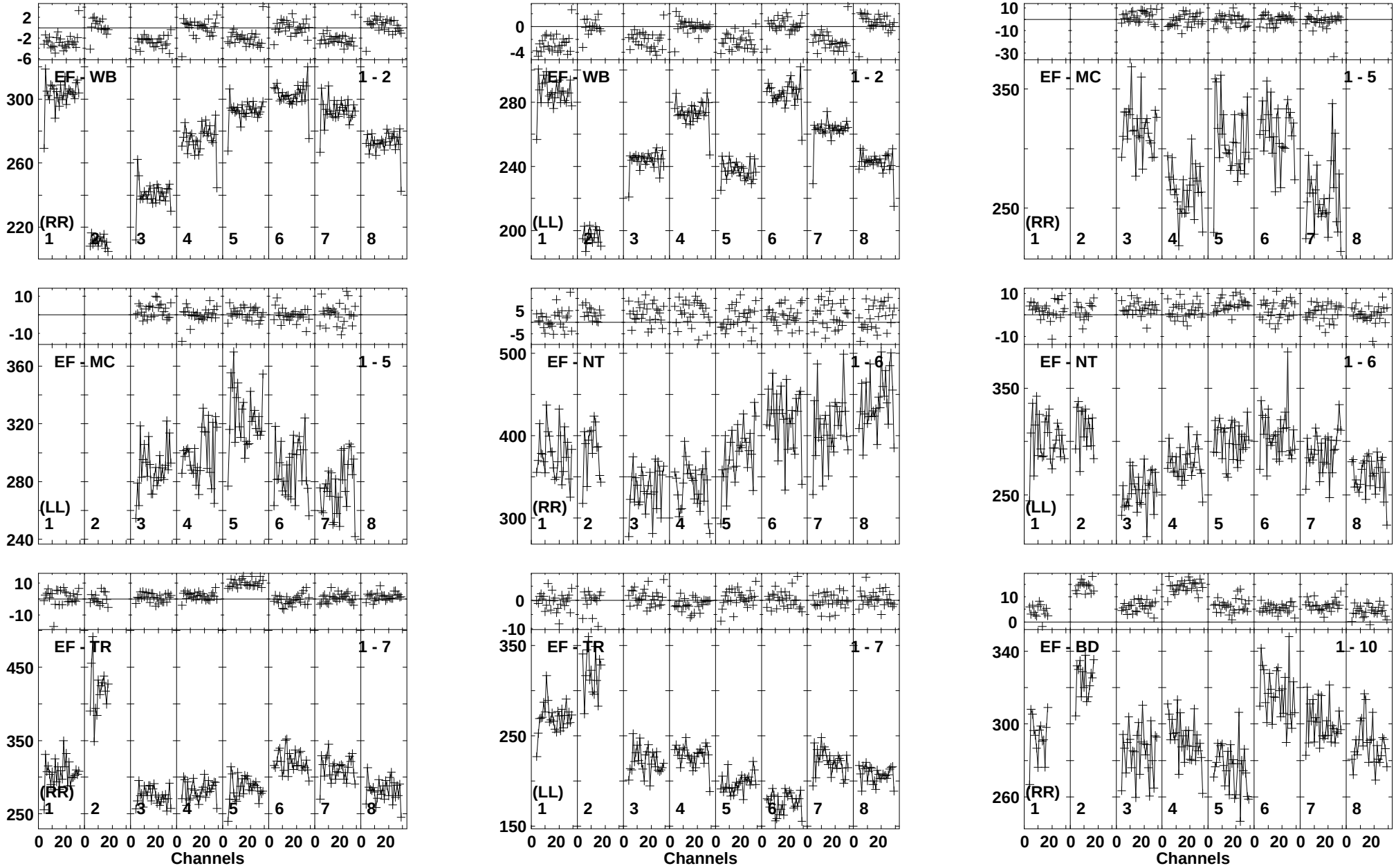

Lower frame: Milli Ampl Jy Top frame: Phas deg
Vector averaged cross-power spectrum Baseline: EF (01) - WB (02)
Timerange: 00/10:16:03 to 00/10:17:27

Plot file version 8 created 31-MAR-2014 16:57:47
J1521+4336 EP088B 3.UVDATA.1
Freq = 1.5950 GHz, Bw = 16.000 MH Calibrated with CL # 3 and BP # 1 (BP mode 1)

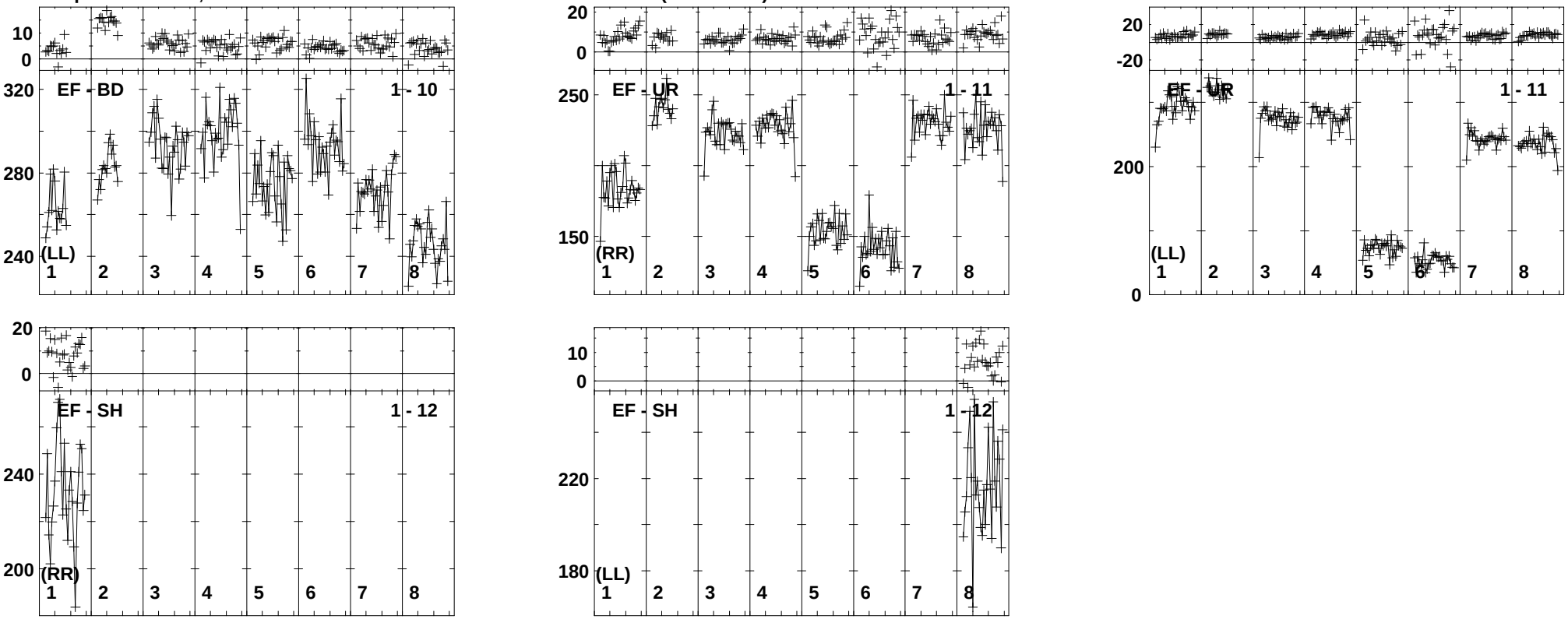

Lower frame: Milli Ampl Jy Top frame: Phas deg
Vector averaged cross-power spectrum Baseline: EF (01) - BD (10)
Timerange: 00/10:16:03 to 00/10:17:27

Plot file version 9 created 31-MAR-2014 16:57:47
VV705B EP088B 3.UVDATA.1
Freq = 1.5950 GHz, Bw = 16.000 MH Calibrated with CL # 3 and BP # 1 (BP mode 1)

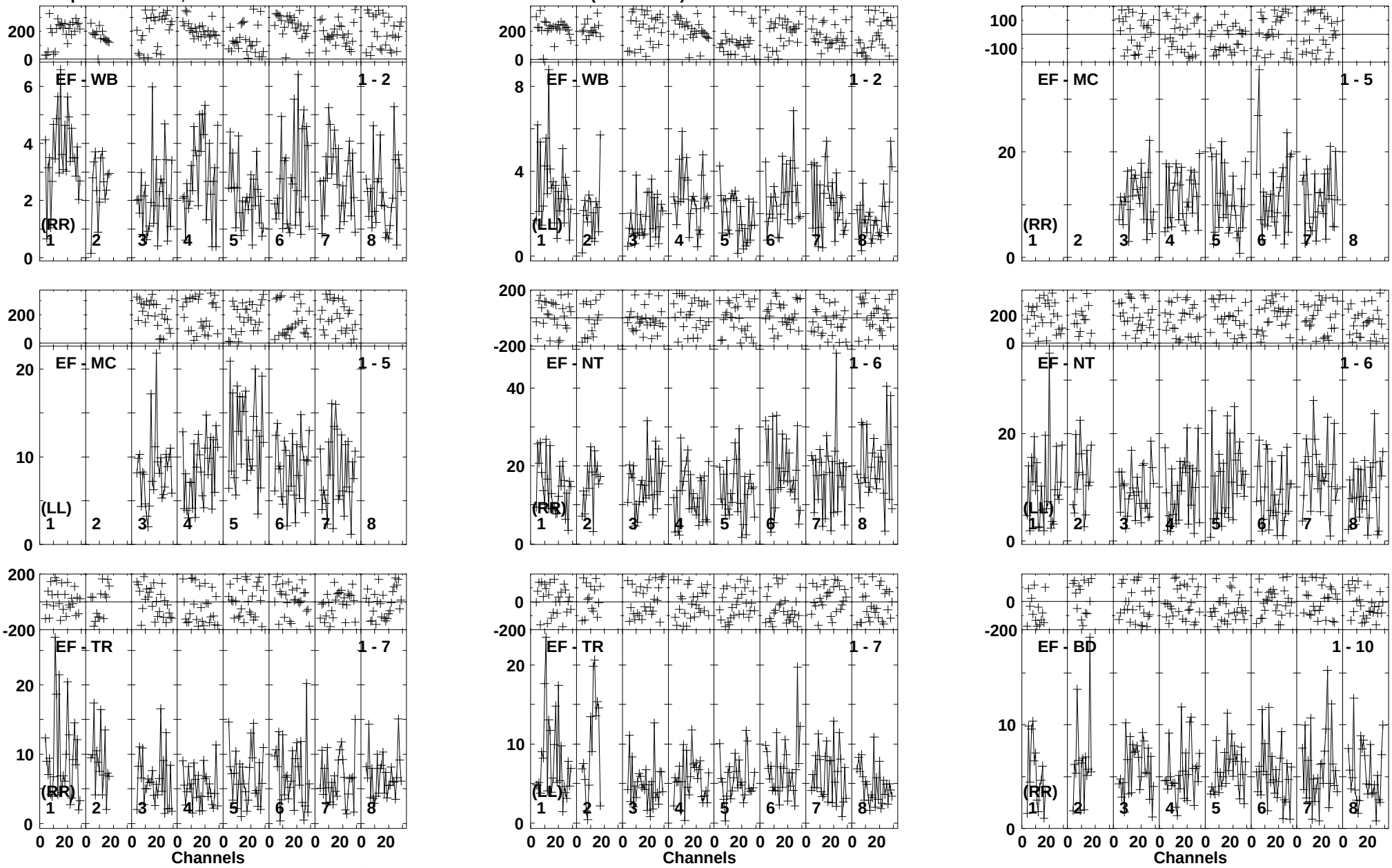

Lower frame: Milli Ampl Jy Top frame: Phas deg
Vector averaged cross-power spectrum Baseline: EF (01) - WB (02)
Timerange: 00/10:18:09 to 00/10:23:53

Plot file version 10 created 31-MAR-2014 16:57:47
VV705B EP088B 3.UVDATA.1
Freq = 1.5950 GHz, Bw = 16.000 MH Calibrated with CL # 3 and BP # 1 (BP mode 1)

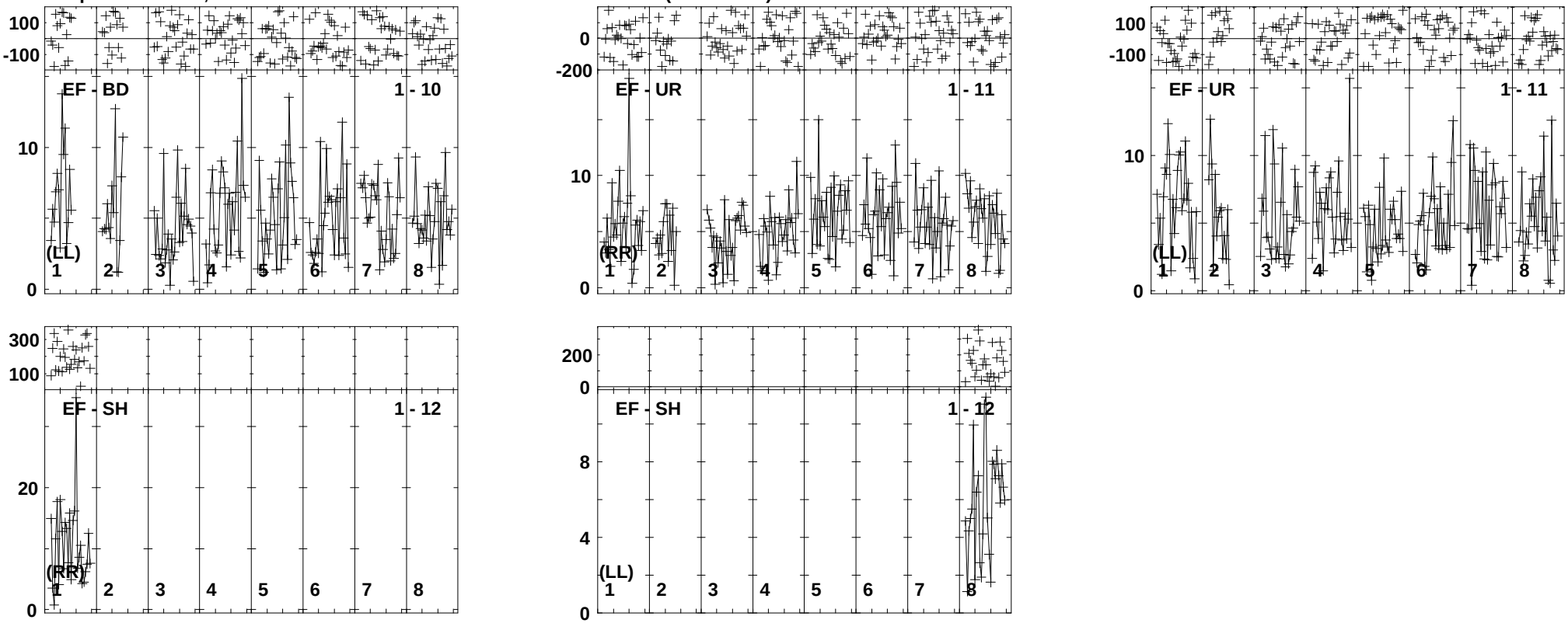

Lower frame: Milli Ampl Jy Top frame: Phas deg
Vector averaged cross-power spectrum Baseline: EF (01) - BD (10)
Timerange: 00/10:18:09 to 00/10:23:53

Plot file version 11 created 31-MAR-2014 16:57:48
J1521+4336 EP088B 3.UVDATA.1
Freq = 1.5950 GHz, Bw = 16.000 MH Calibrated with CL # 3 and BP # 1 (BP mode 1)

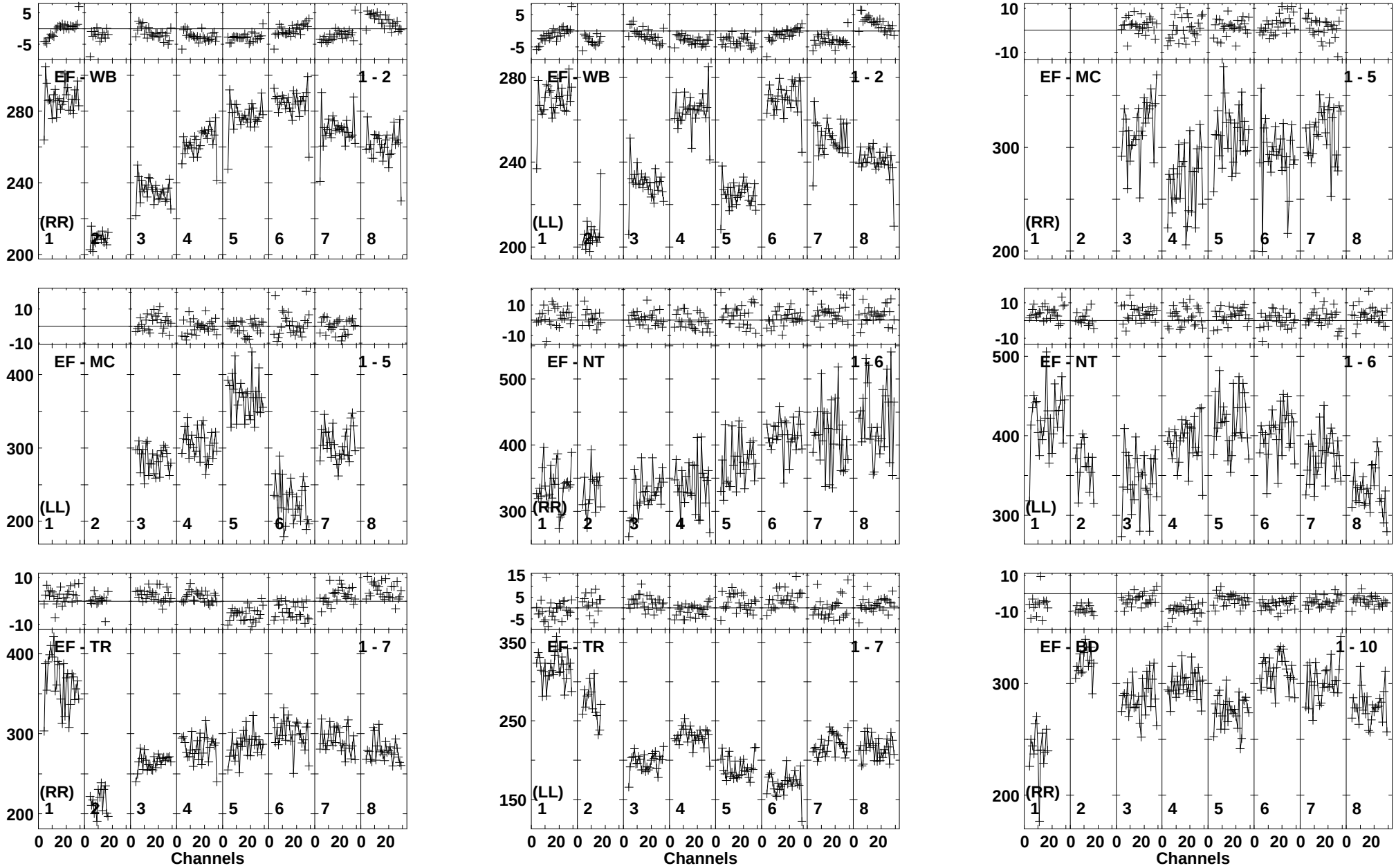

Lower frame: Milli Ampl Jy Top frame: Phas deg
Vector averaged cross-power spectrum Baseline: EF (01) - WB (02)
Timerange: 00/10:23:59 to 00/10:25:13

Plot file version 12 created 31-MAR-2014 16:57:48
J1521+4336 EP088B 3.UVDATA.1
Freq = 1.5950 GHz, Bw = 16.000 MH Calibrated with CL # 3 and BP # 1 (BP mode 1)

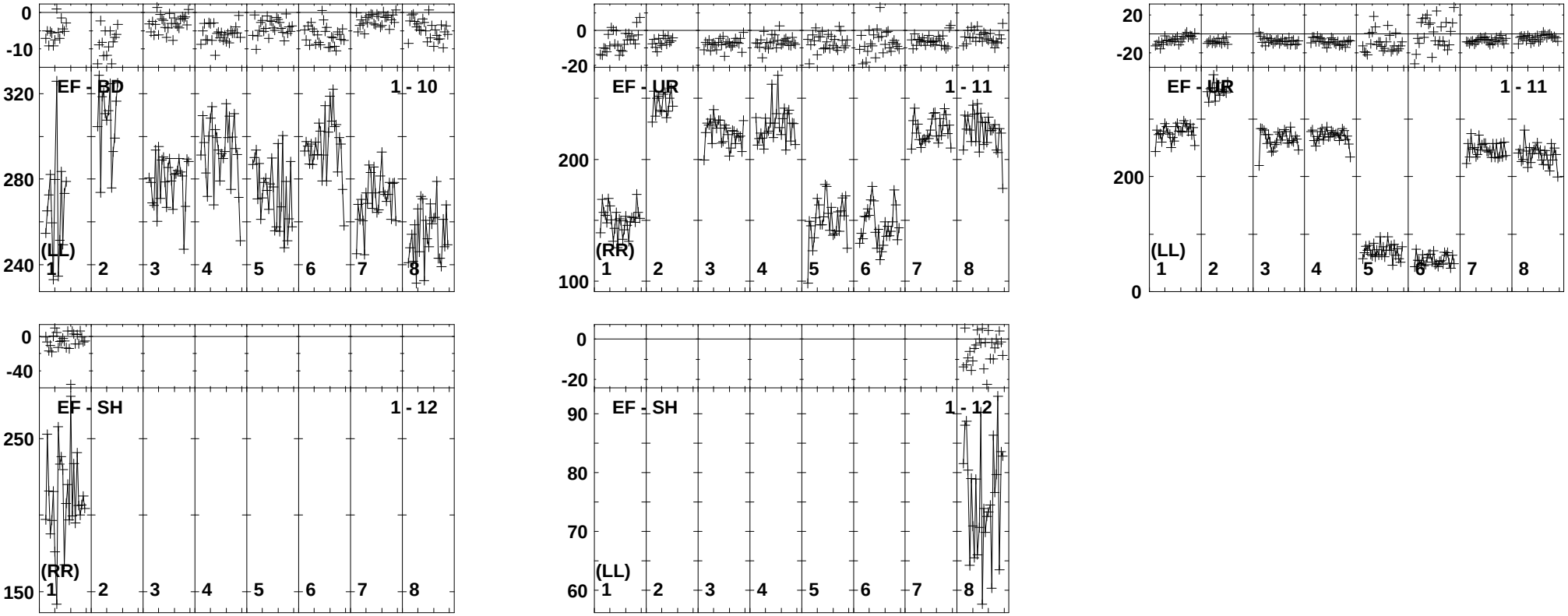

Lower frame: Milli Ampl Jy Top frame: Phas deg
Vector averaged cross-power spectrum Baseline: EF (01) - BD (10)
Timerange: 00/10:23:59 to 00/10:25:13

Plot file version 13 created 31-MAR-2014 16:57:48
VV705B EP088B 3.UVDATA.1
Freq = 1.5950 GHz, Bw = 16.000 MH Calibrated with CL # 3 and BP # 1 (BP mode 1)

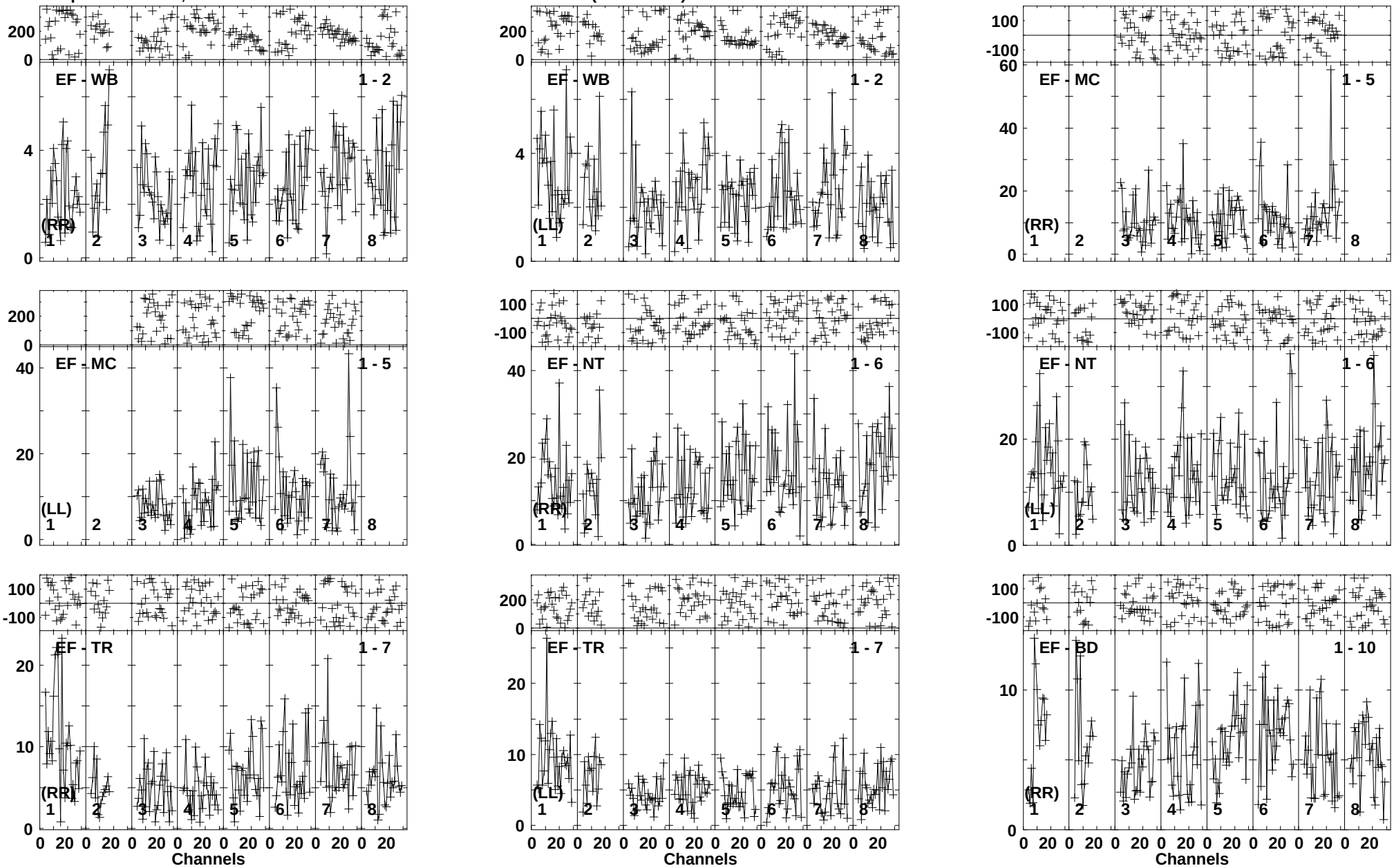

Lower frame: Milli Ampl Jy Top frame: Phas deg
Vector averaged cross-power spectrum Baseline: EF (01) - WB (02)
Timerange: 00/10:25:55 to 00/10:31:39

Plot file version 14 created 31-MAR-2014 16:57:48
VV705B EP088B 3.UVDATA.1
Freq = 1.5950 GHz, Bw = 16.000 MH Calibrated with CL # 3 and BP # 1 (BP mode 1)

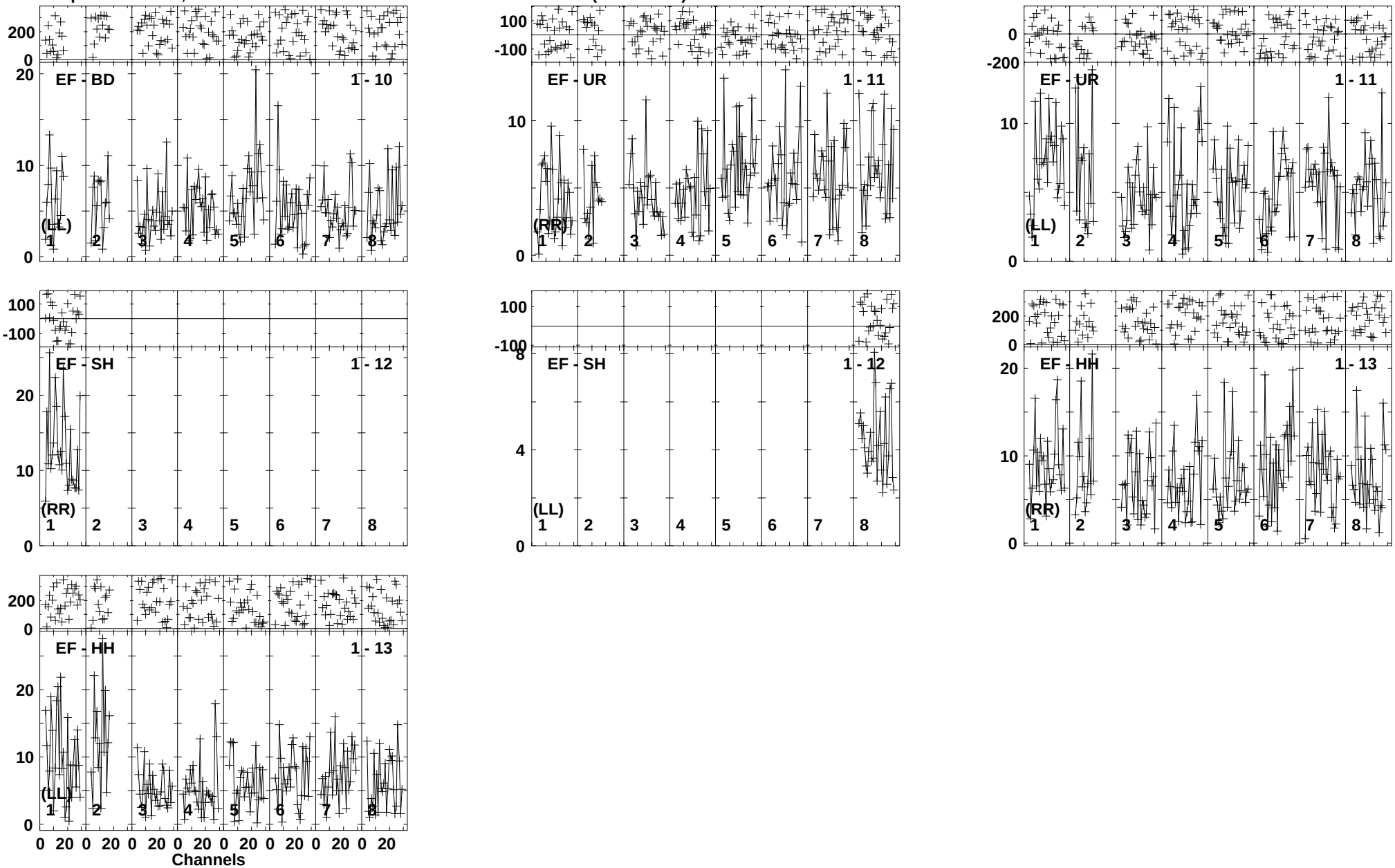

Lower frame: Milli Ampl Jy Top frame: Phas deg
Vector averaged cross-power spectrum Baseline: EF (01) - BD (10)
Timerange: 00/10:25:55 to 00/10:31:39

Plot file version 15 created 31-MAR-2014 16:57:48
J1521+4336 EP088B 3.UVDATA.1
Freq = 1.5950 GHz, Bw = 16.000 MH Calibrated with CL # 3 and BP # 1 (BP mode 1)

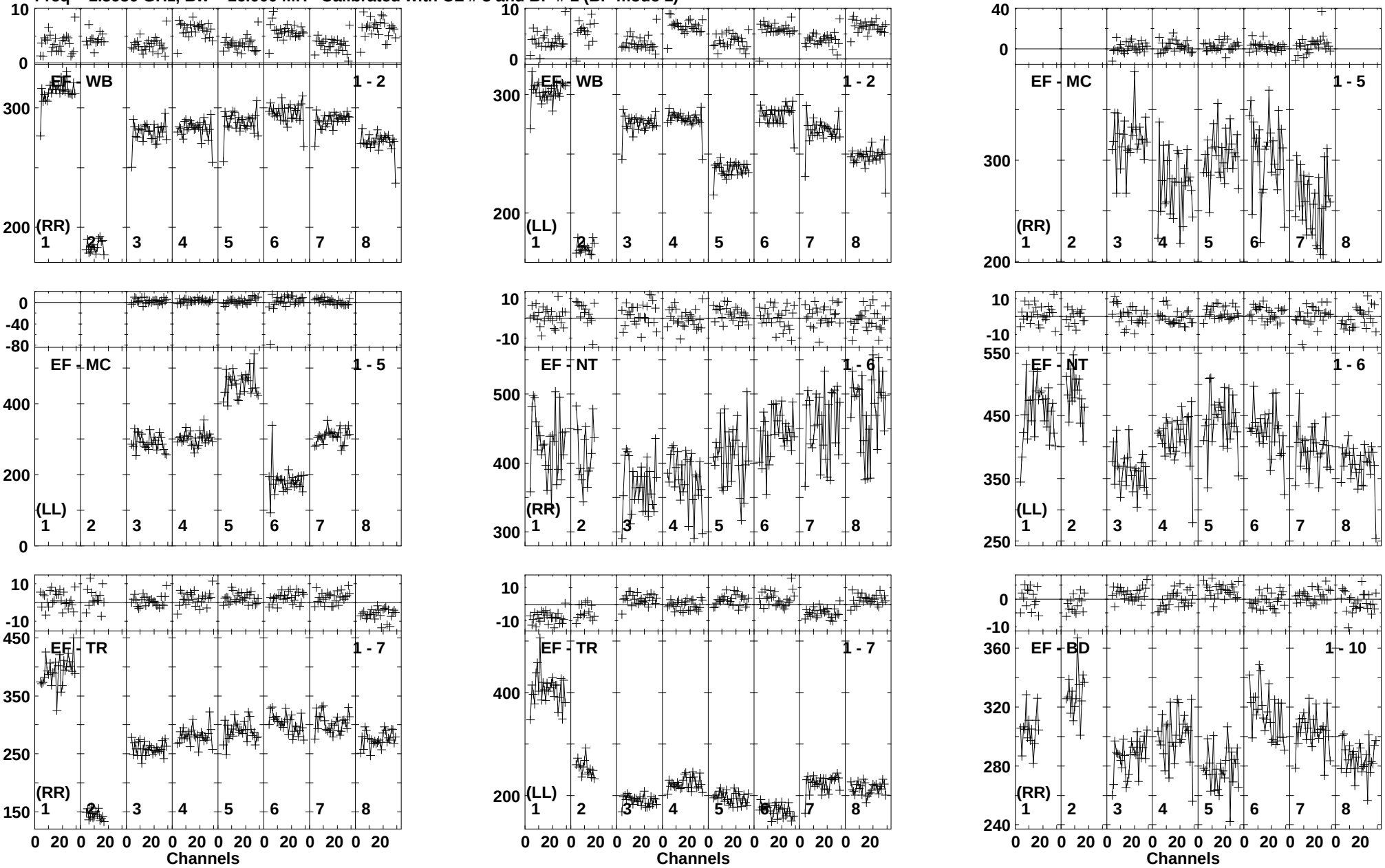

Lower frame: Milli Ampl Jy Top frame: Phas deg
Vector averaged cross-power spectrum Baseline: EF (01) - WB (02)
Timerange: 00/10:31:45 to 00/10:32:59

Plot file version 16 created 31-MAR-2014 16:57:49
J1521+4336 EP088B 3.UVDATA.1
Freq = 1.5950 GHz, Bw = 16.000 MH Calibrated with CL # 3 and BP # 1 (BP mode 1)

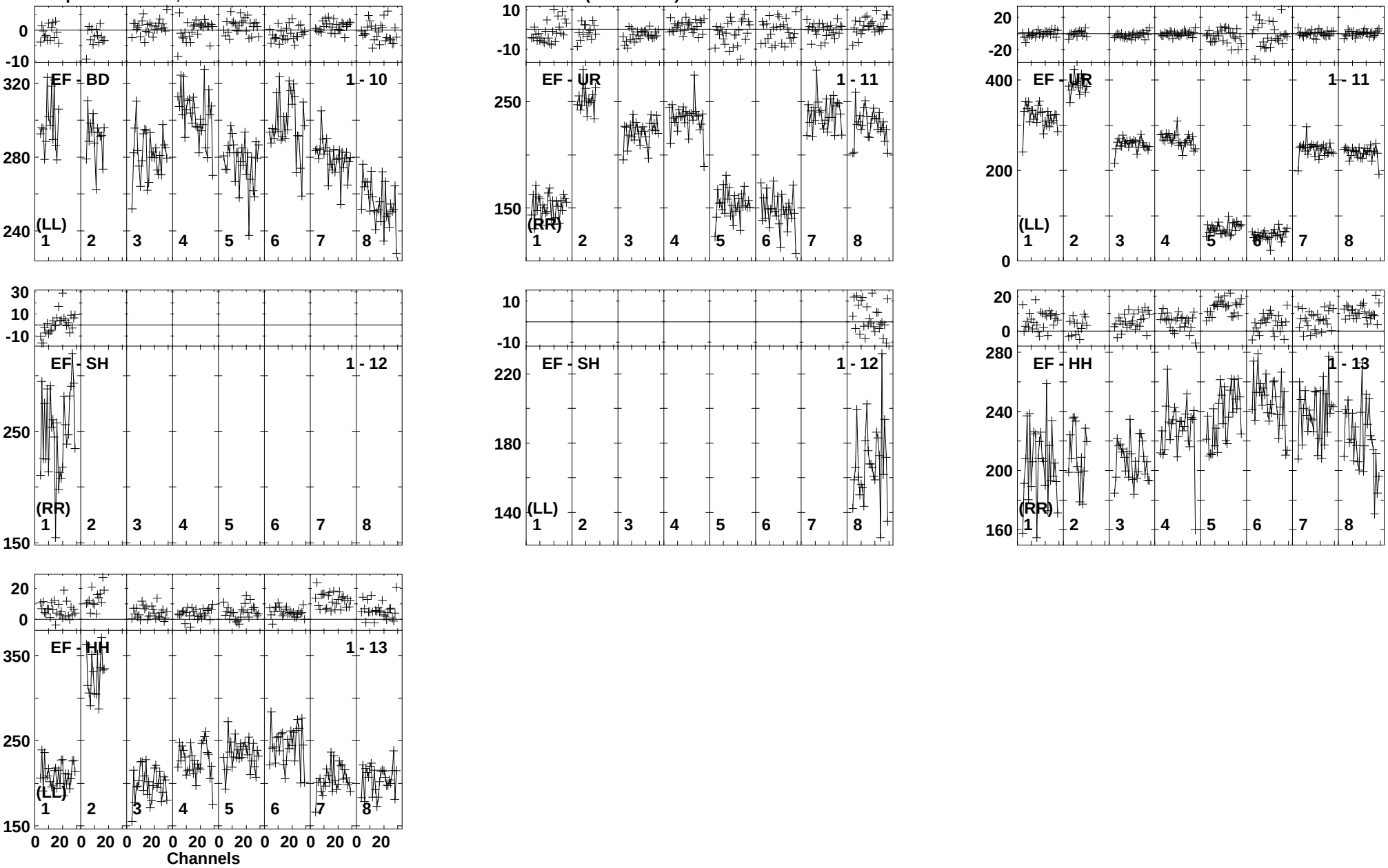

Lower frame: Milli Ampl Jy Top frame: Phas deg
Vector averaged cross-power spectrum Baseline: EF (01) - BD (10)
Timerange: 00/10:31:45 to 00/10:32:59

Plot file version 17 created 31-MAR-2014 16:57:49
VV705B EP088B 3.UVDATA.1
Freq = 1.5950 GHz, Bw = 16.000 MH Calibrated with CL # 3 and BP # 1 (BP mode 1)

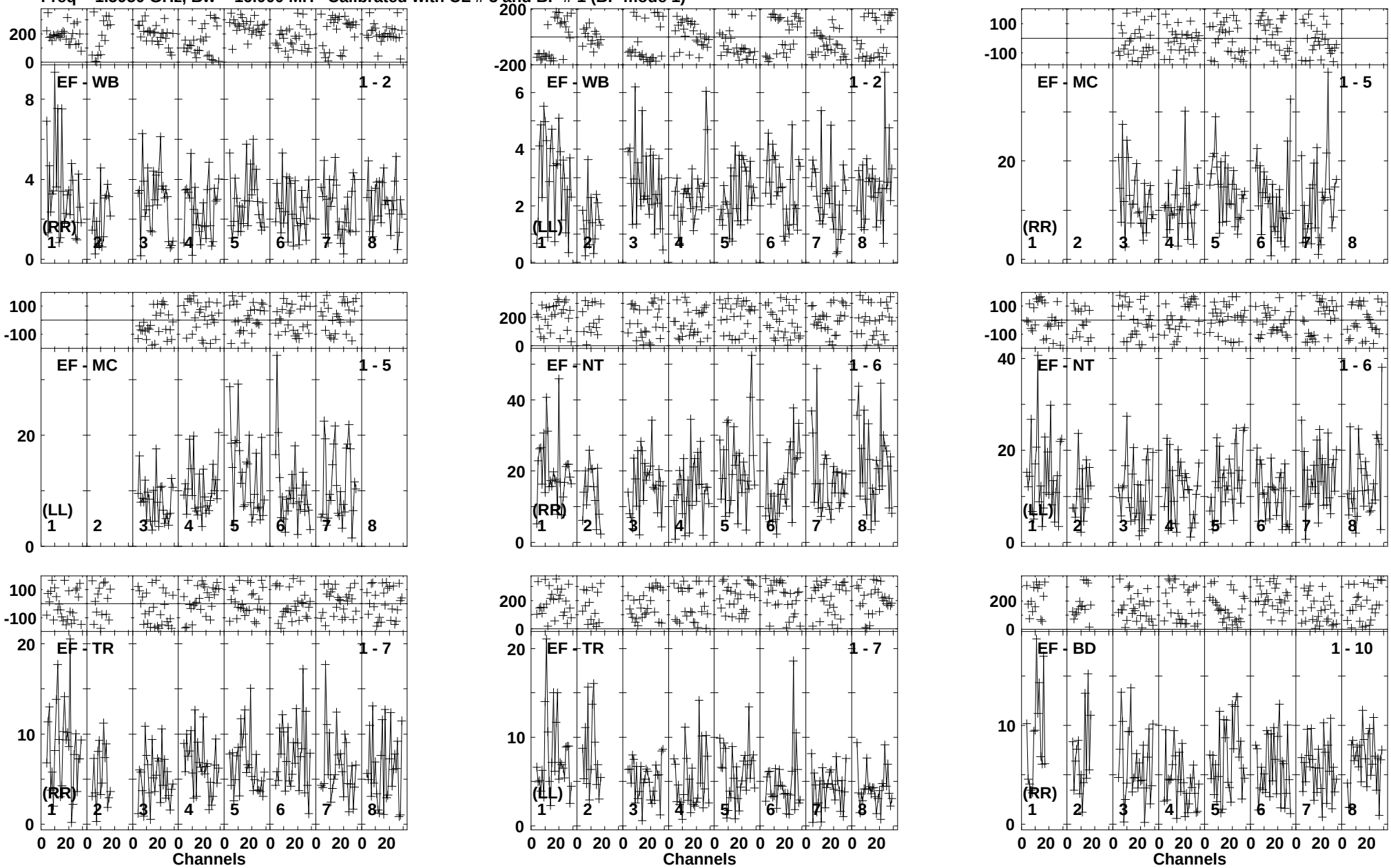

Lower frame: Milli Ampl Jy Top frame: Phas deg
Vector averaged cross-power spectrum Baseline: EF (01) - WB (02)
Timerange: 00/10:33:41 to 00/10:39:25

Plot file version 18 created 31-MAR-2014 16:57:49
VV705B EP088B 3.UVDATA.1
Freq = 1.5950 GHz, Bw = 16.000 MH Calibrated with CL # 3 and BP # 1 (BP mode 1)

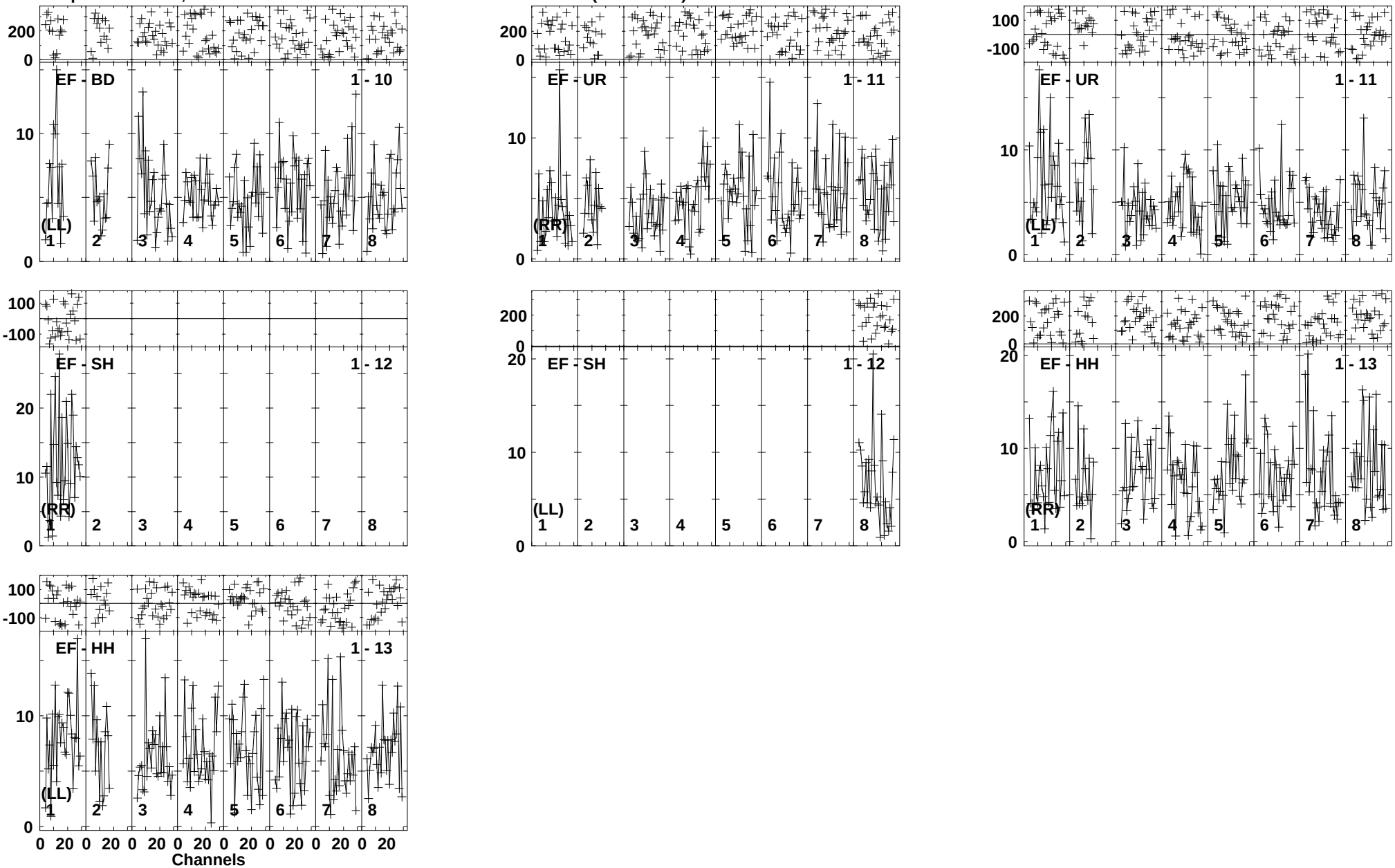

Lower frame: Milli Ampl Jy Top frame: Phas deg
Vector averaged cross-power spectrum Baseline: EF (01) - BD (10)
Timerange: 00/10:33:41 to 00/10:39:25

Plot file version 19 created 31-MAR-2014 16:57:49
J1521+4336 EP088B 3.UVDATA.1
Freq = 1.5950 GHz, Bw = 16.000 MH Calibrated with CL # 3 and BP # 1 (BP mode 1)

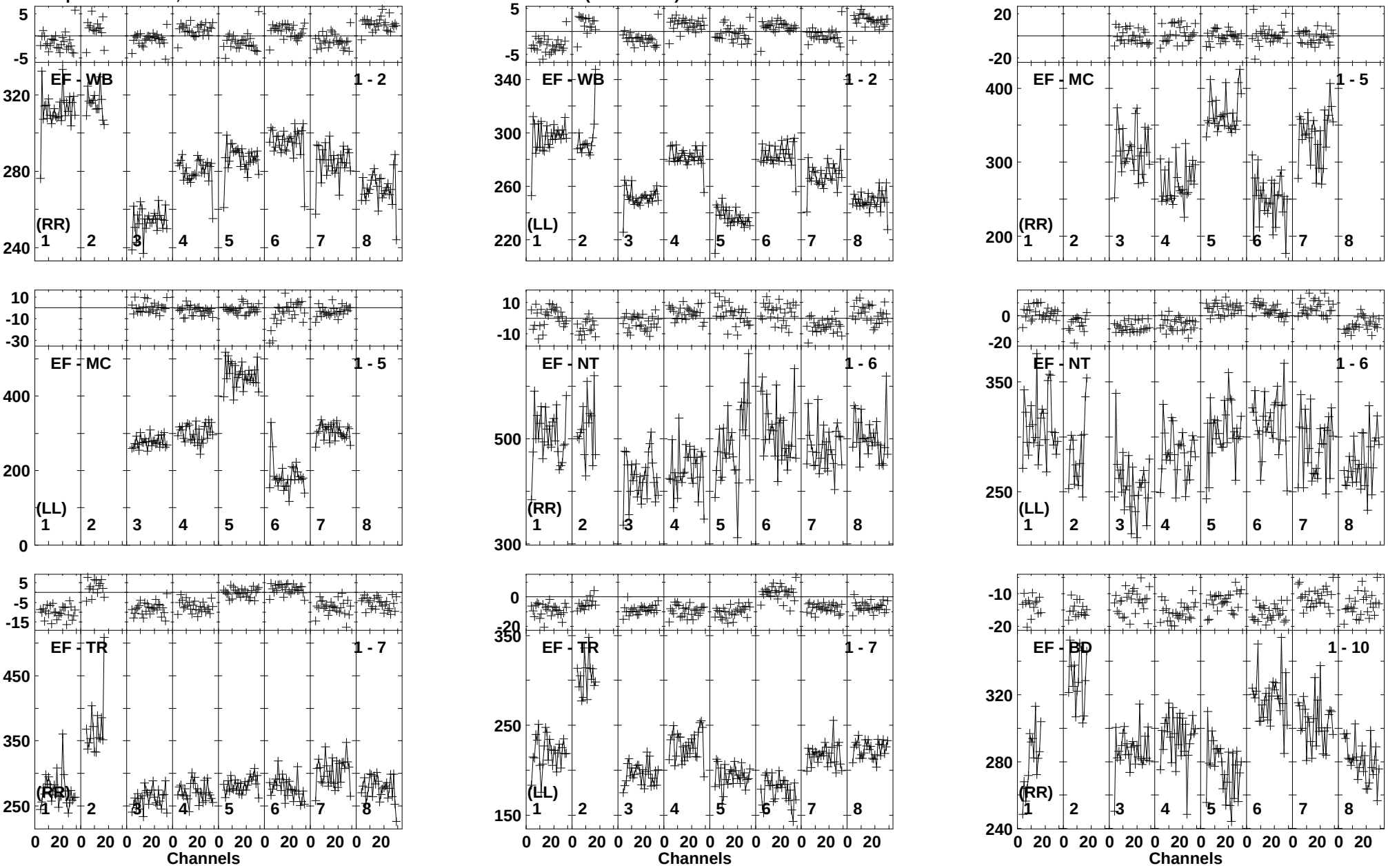

Lower frame: Milli Ampl Jy Top frame: Phas deg
Vector averaged cross-power spectrum Baseline: EF (01) - WB (02)
Timerange: 00/10:39:31 to 00/10:40:45

Plot file version 20 created 31-MAR-2014 16:57:50
J1521+4336 EP088B 3.UVDATA.1
Freq = 1.5950 GHz, Bw = 16.000 MH Calibrated with CL # 3 and BP # 1 (BP mode 1)



Lower frame: Milli Ampl Jy Top frame: Phas deg
Vector averaged cross-power spectrum Baseline: EF (01) - BD (10)
Timerange: 00/10:39:31 to 00/10:40:45

Plot file version 21 created 31-MAR-2014 16:57:50
VV705B EP088B 3.UVDATA.1
Freq = 1.5950 GHz, Bw = 16.000 MH Calibrated with CL # 3 and BP # 1 (BP mode 1)

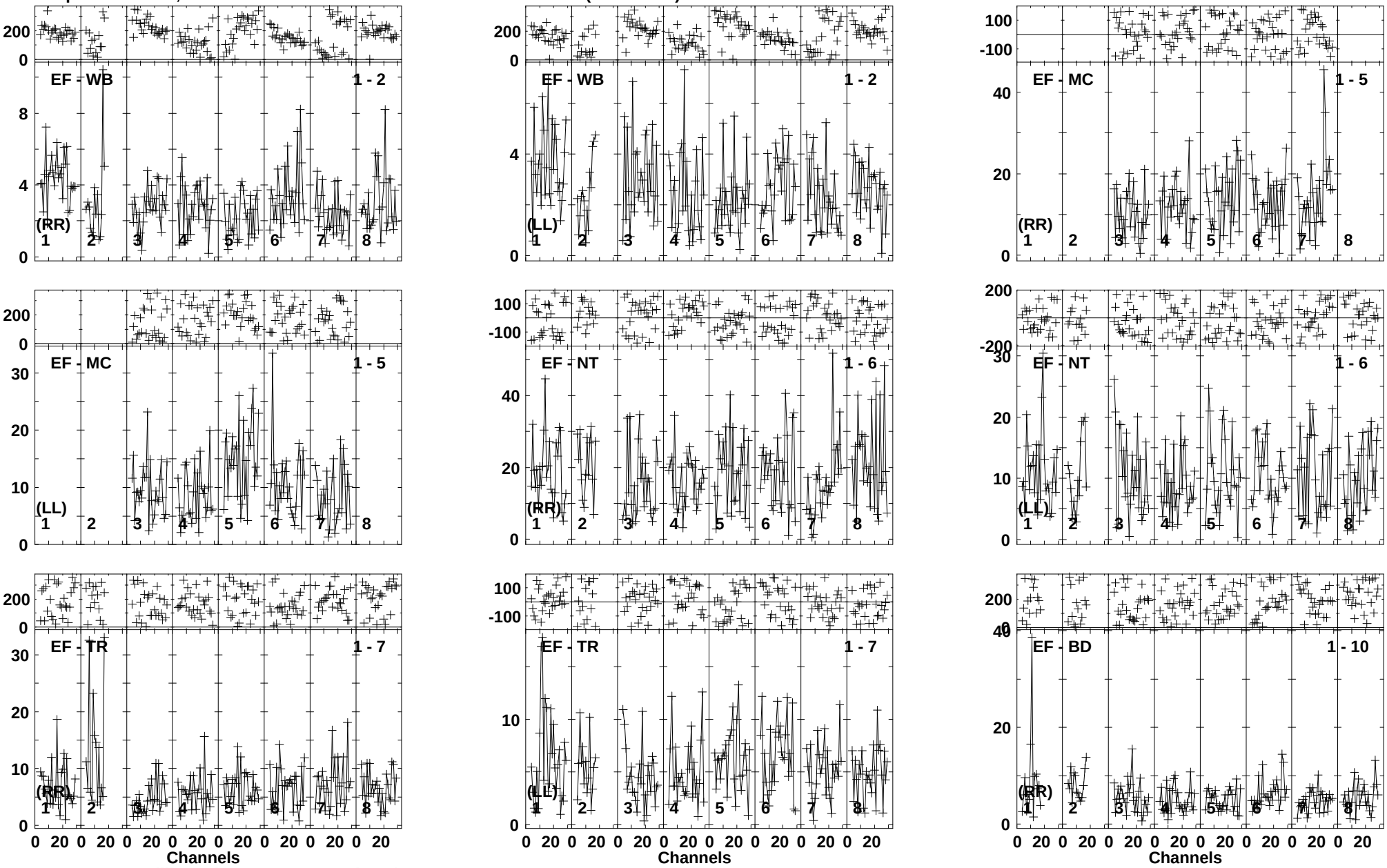

Lower frame: Milli Ampl Jy Top frame: Phas deg
Vector averaged cross-power spectrum Baseline: EF (01) - WB (02)
Timerange: 00/10:41:27 to 00/10:47:11

Plot file version 22 created 31-MAR-2014 16:57:50
VV705B EP088B 3.UVDATA.1
Freq = 1.5950 GHz, Bw = 16.000 MH Calibrated with CL # 3 and BP # 1 (BP mode 1)

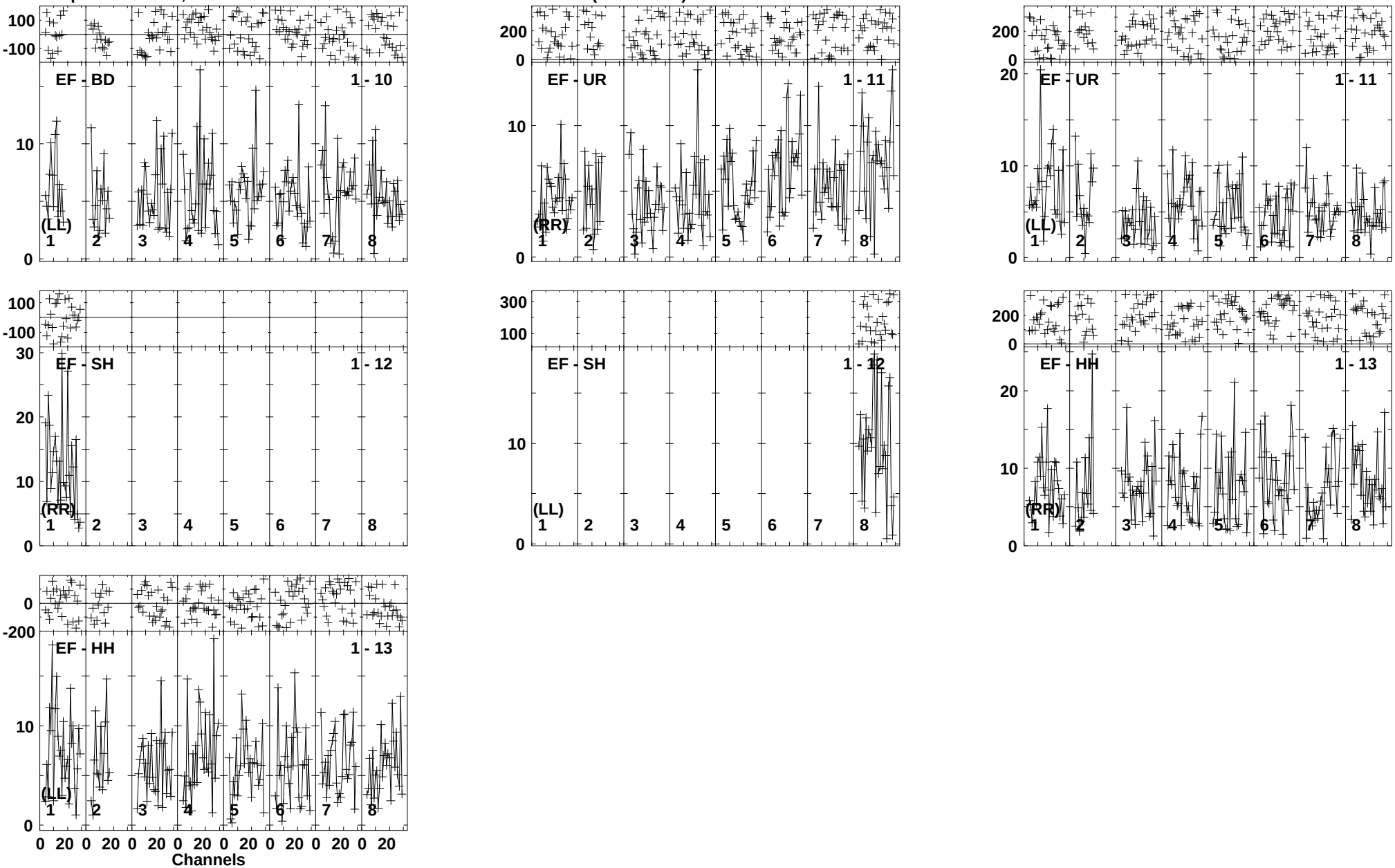

Lower frame: Milli Ampl Jy Top frame: Phas deg
Vector averaged cross-power spectrum Baseline: EF (01) - BD (10)
Timerange: 00/10:41:27 to 00/10:47:11

Plot file version 23 created 31-MAR-2014 16:57:50
J1521+4336 EP088B 3.UVDATA.1
Freq = 1.5950 GHz, Bw = 16.000 MH Calibrated with CL # 3 and BP # 1 (BP mode 1)

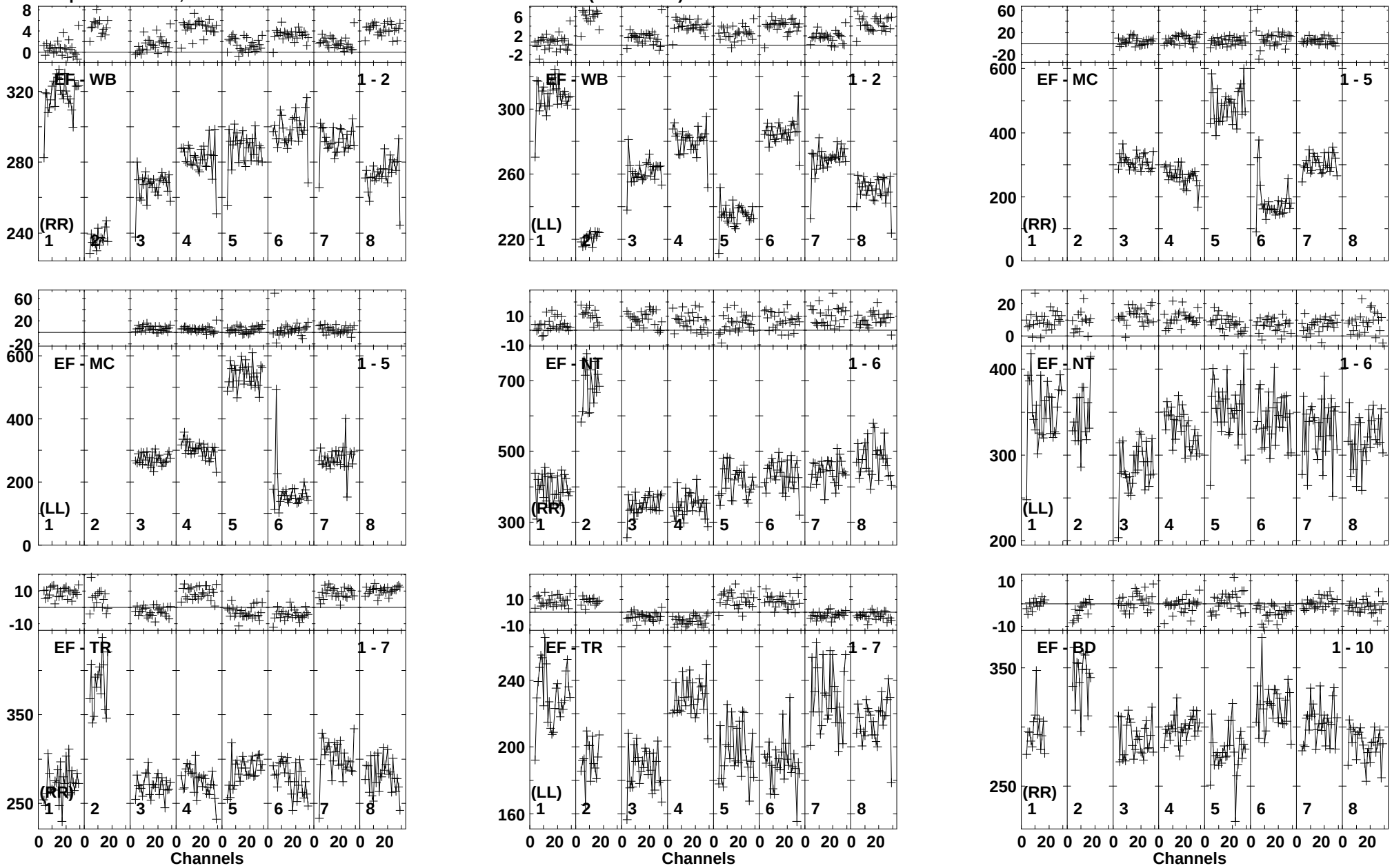

Lower frame: Milli Ampl Jy Top frame: Phas deg
Vector averaged cross-power spectrum Baseline: EF (01) - WB (02)
Timerange: 00/10:47:17 to 00/10:48:31

Plot file version 24 created 31-MAR-2014 16:57:50
J1521+4336 EP088B 3.UVDATA.1
Freq = 1.5950 GHz, Bw = 16.000 MH Calibrated with CL # 3 and BP # 1 (BP mode 1)

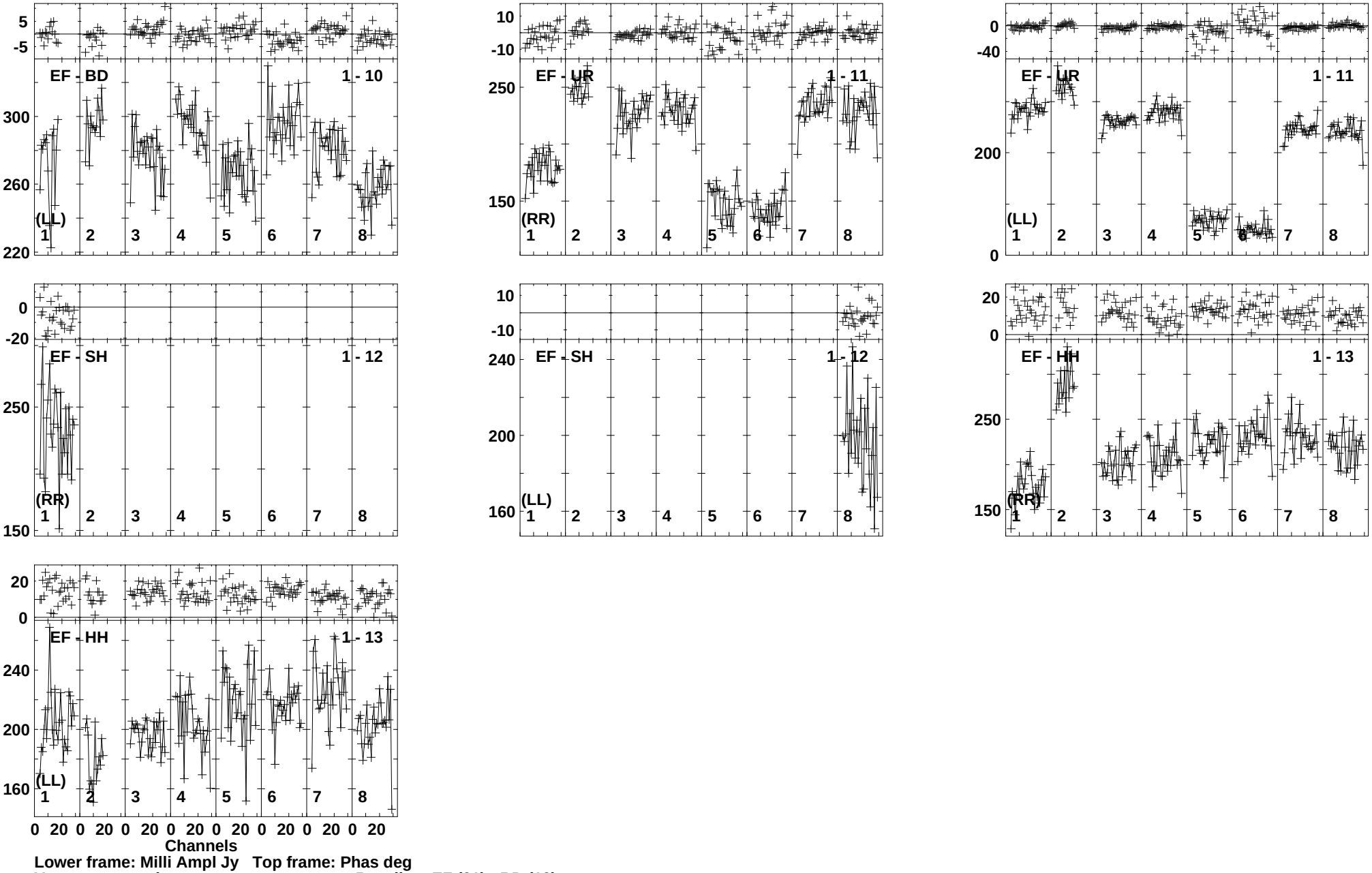

Lower frame: Milli Ampl Jy Top frame: Phas deg
Vector averaged cross-power spectrum Baseline: EF (01) - BD (10)
Timerange: 00/10:47:17 to 00/10:48:31

Plot file version 25 created 31-MAR-2014 16:57:50
VV705B EP088B 3.UVDATA.1
Freq = 1.5950 GHz, Bw = 16.000 MH Calibrated with CL # 3 and BP # 1 (BP mode 1)

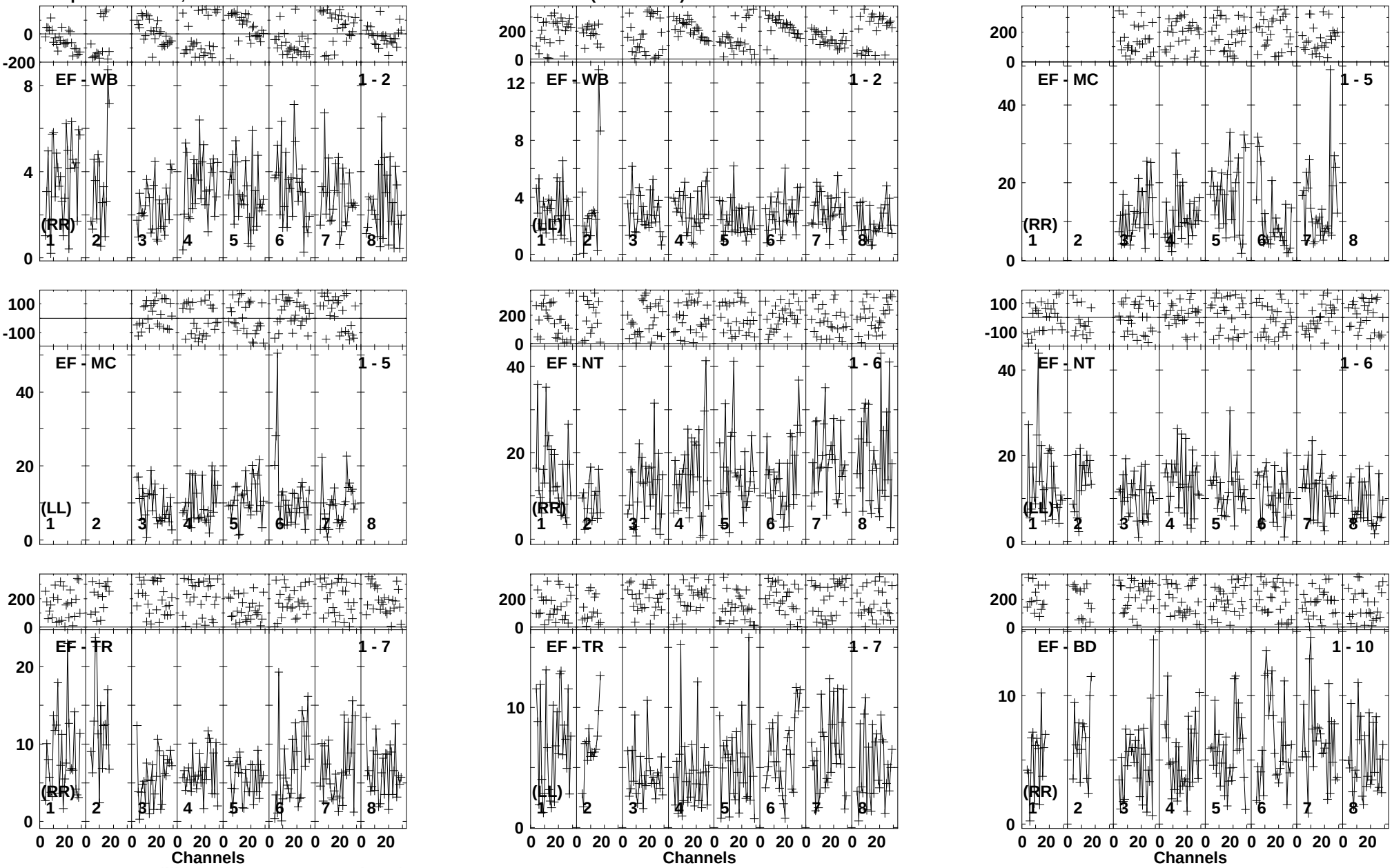

Lower frame: Milli Ampl Jy Top frame: Phas deg
Vector averaged cross-power spectrum Baseline: EF (01) - WB (02)
Timerange: 00/10:49:13 to 00/10:54:57

Plot file version 26 created 31-MAR-2014 16:57:51
VV705B EP088B 3.UVDATA.1
Freq = 1.5950 GHz, Bw = 16.000 MH Calibrated with CL # 3 and BP # 1 (BP mode 1)



Lower frame: Milli Ampl Jy Top frame: Phas deg
Vector averaged cross-power spectrum Baseline: EF (01) - BD (10)
Timerange: 00/10:49:13 to 00/10:54:57

Plot file version 27 created 31-MAR-2014 16:57:51
J1521+4336 EP088B 3.UVDATA.1
Freq = 1.5950 GHz, Bw = 16.000 MH Calibrated with CL # 3 and BP # 1 (BP mode 1)

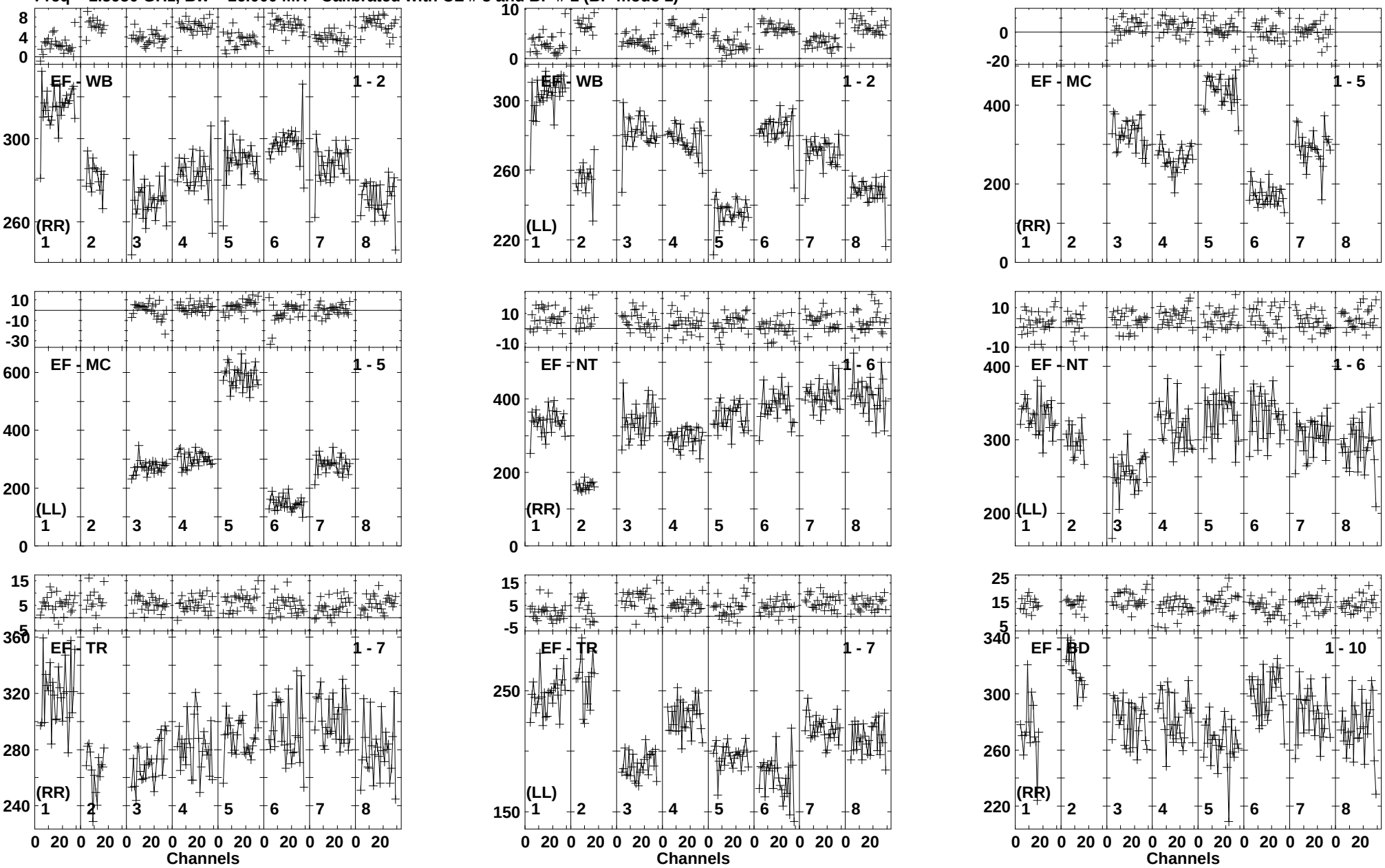

Lower frame: Milli Ampl Jy Top frame: Phas deg
Vector averaged cross-power spectrum Baseline: EF (01) - WB (02)
Timerange: 00/10:55:03 to 00/10:56:17

Plot file version 28 created 31-MAR-2014 16:57:51
J1521+4336 EP088B 3.UVDATA.1
Freq = 1.5950 GHz, Bw = 16.000 MH Calibrated with CL # 3 and BP # 1 (BP mode 1)



Lower frame: Milli Ampl Jy Top frame: Phas deg
Vector averaged cross-power spectrum Baseline: EF (01) - BD (10)
Timerange: 00/10:55:03 to 00/10:56:17

Plot file version 29 created 31-MAR-2014 16:57:51
VV705B EP088B 3.UVDATA.1
Freq = 1.5950 GHz, Bw = 16.000 MH Calibrated with CL # 3 and BP # 1 (BP mode 1)

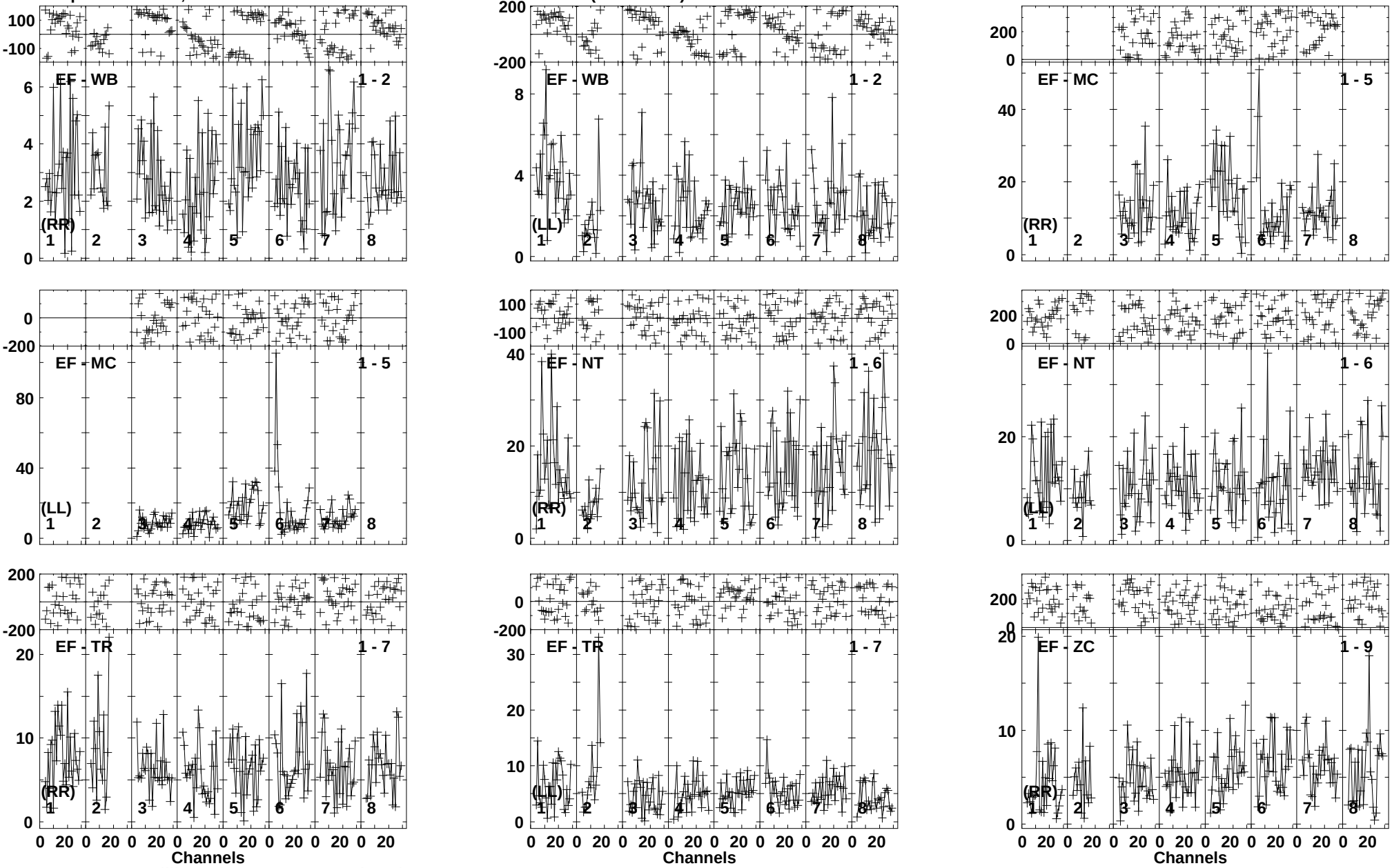

Lower frame: Milli Ampl Jy Top frame: Phas deg
Vector averaged cross-power spectrum Baseline: EF (01) - WB (02)
Timerange: 00/10:56:59 to 00/11:02:43

Plot file version 30 created 31-MAR-2014 16:57:51
VV705B EP088B 3.UVDATA.1
Freq = 1.5950 GHz, Bw = 16.000 MH Calibrated with CL # 3 and BP # 1 (BP mode 1)

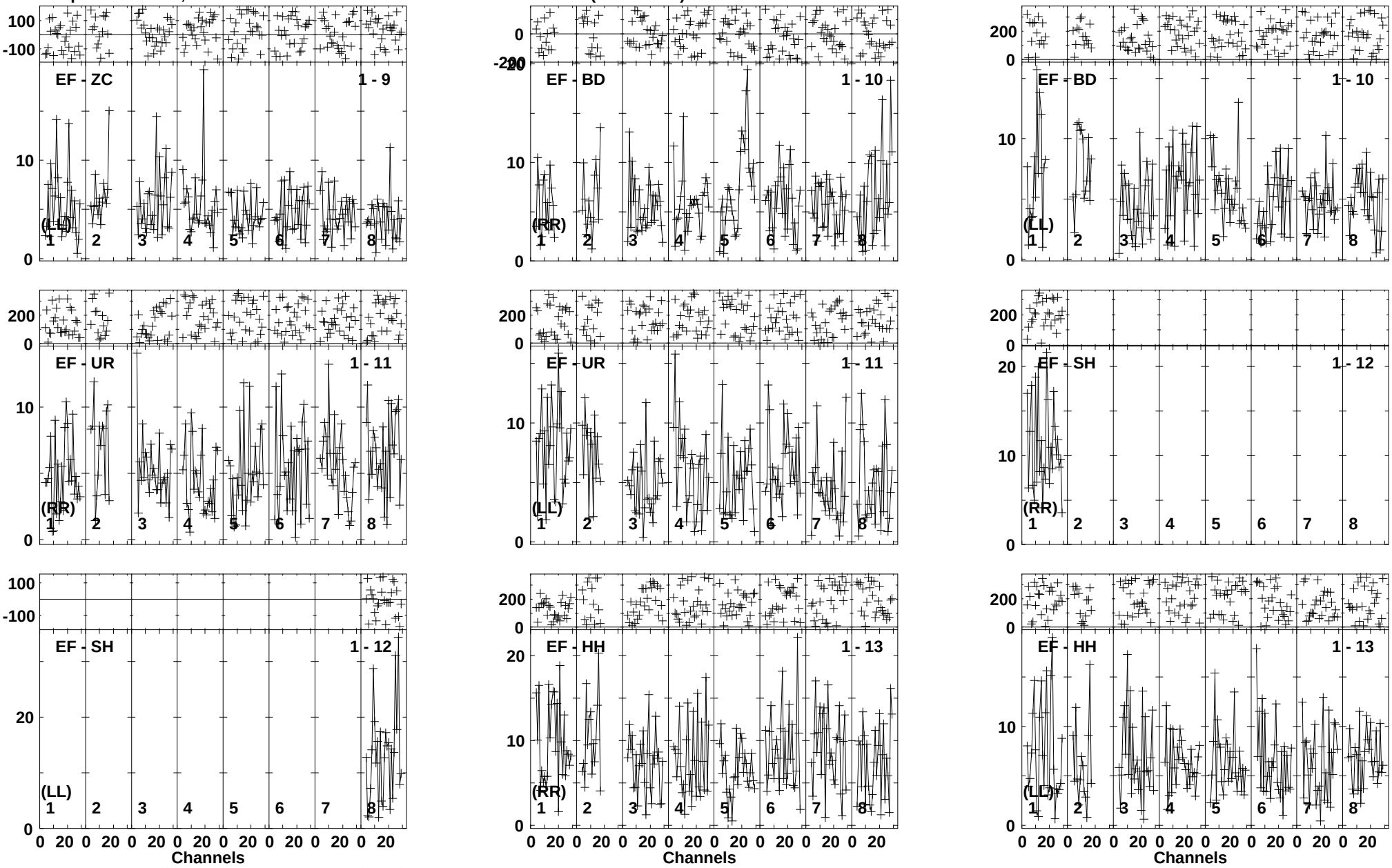

Lower frame: Milli Ampl Jy Top frame: Phas deg
Vector averaged cross-power spectrum Baseline: EF (01) - ZC (09)
Timerange: 00/10:56:59 to 00/11:02:43

Plot file version 31 created 31-MAR-2014 16:57:52
J1521+4336 EP088B 3.UVDATA.1
Freq = 1.5950 GHz, Bw = 16.000 MH Calibrated with CL # 3 and BP # 1 (BP mode 1)

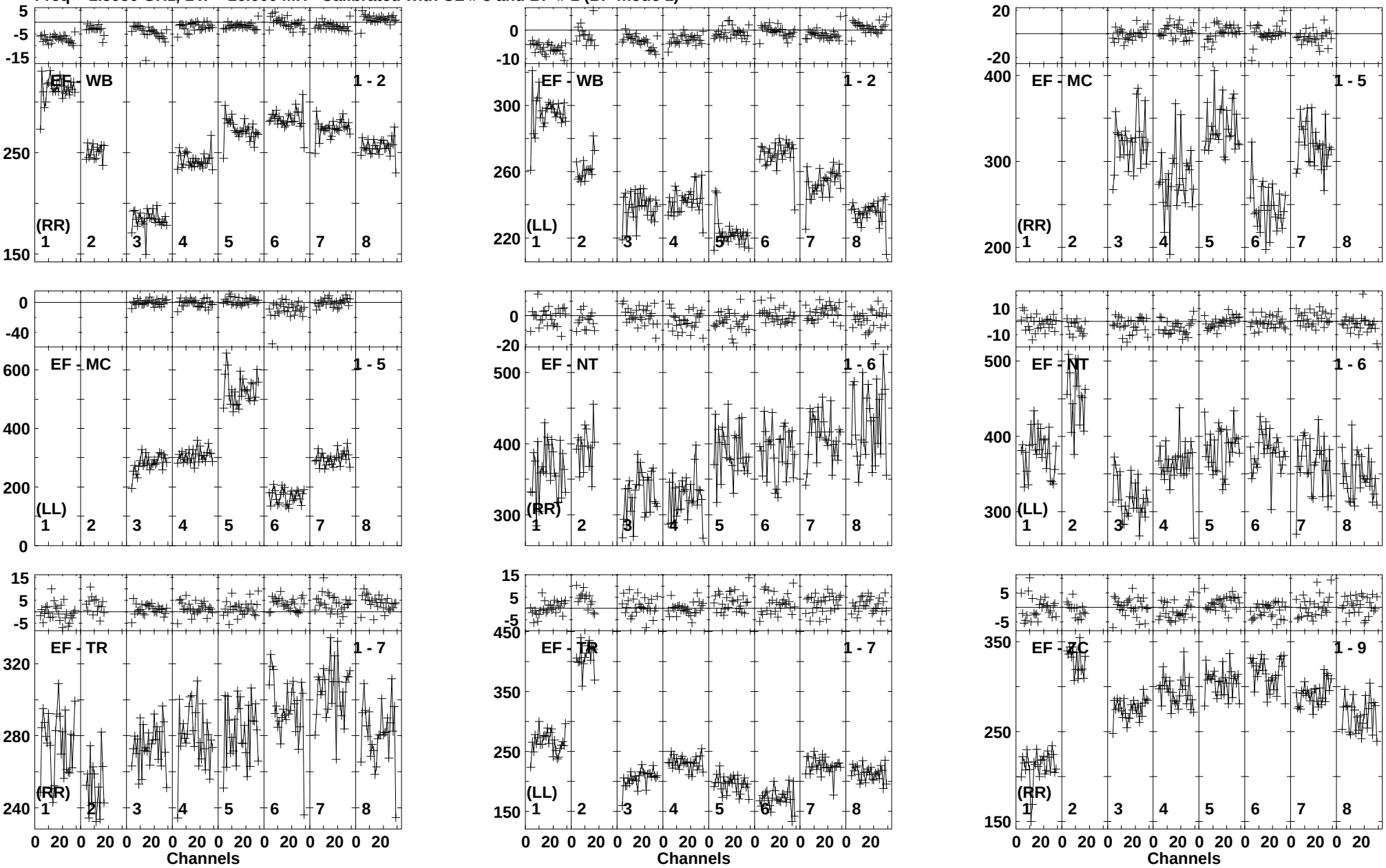

Lower frame: Milli Ampl Jy Top frame: Phas deg
Vector averaged cross-power spectrum Baseline: EF (01) - WB (02)
Timerange: 00/11:02:49 to 00/11:04:03

Plot file version 32 created 31-MAR-2014 16:57:52
J1521+4336 EP088B 3.UVDATA.1
Freq = 1.5950 GHz, Bw = 16.000 MH Calibrated with CL # 3 and BP # 1 (BP mode 1)

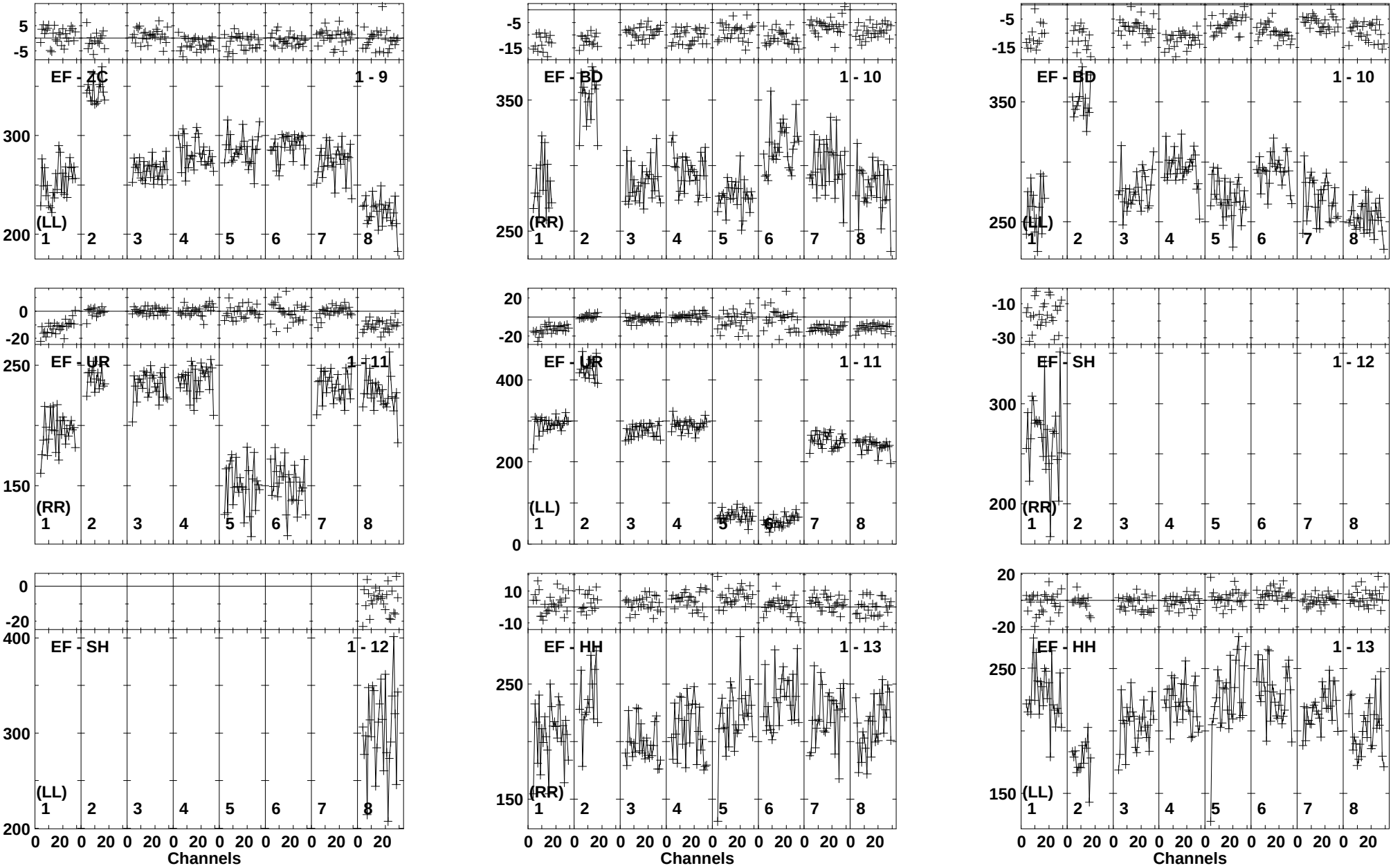

Lower frame: Milli Ampl Jy Top frame: Phas deg
Vector averaged cross-power spectrum Baseline: EF (01) - ZC (09)
Timerange: 00/11:02:49 to 00/11:04:03

Plot file version 33 created 31-MAR-2014 16:57:52
VV705B EP088B 3.UVDATA.1
Freq = 1.5950 GHz, Bw = 16.000 MH Calibrated with CL # 3 and BP # 1 (BP mode 1)

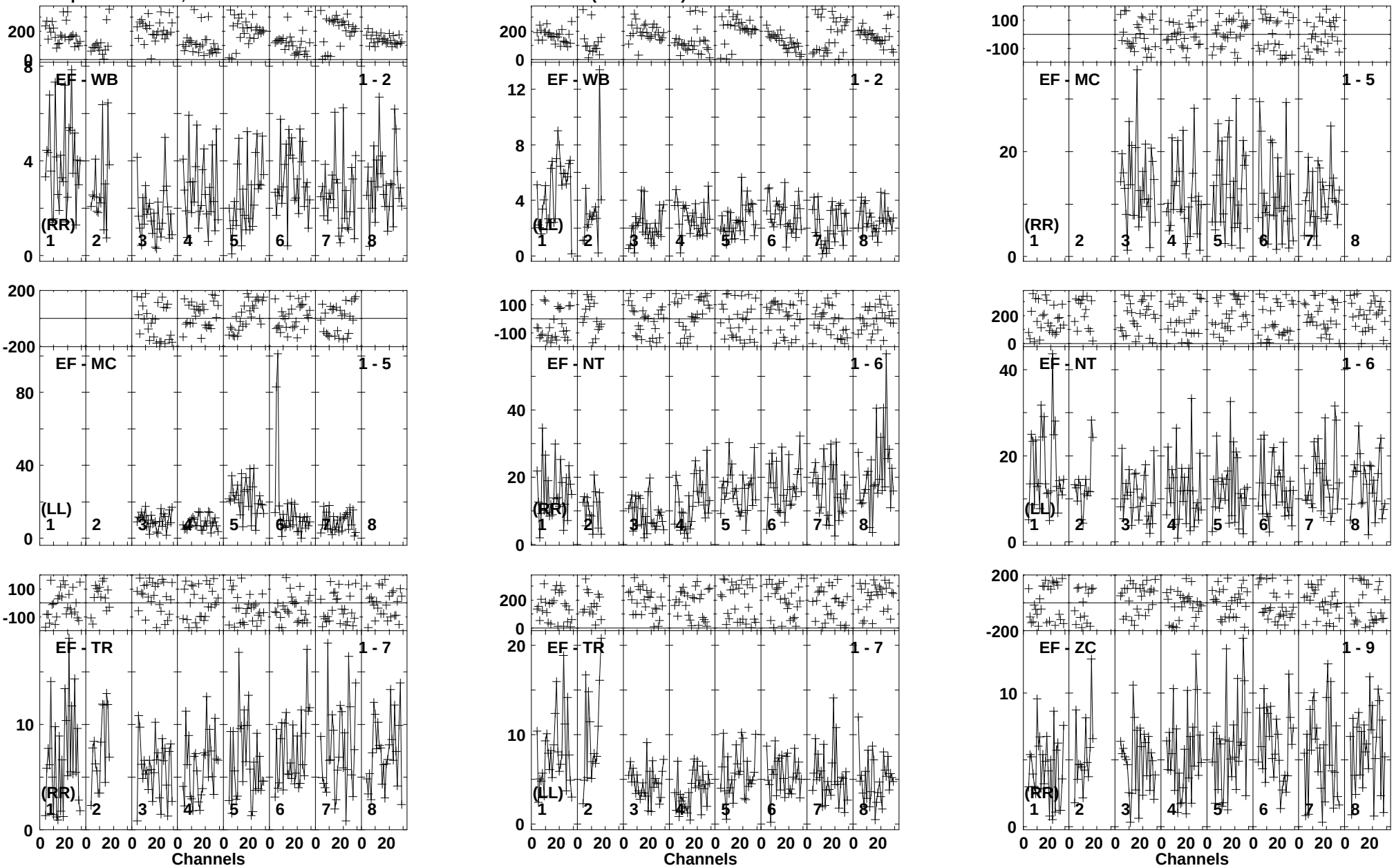

Lower frame: Milli Ampl Jy Top frame: Phas deg
Vector averaged cross-power spectrum Baseline: EF (01) - WB (02)
Timerange: 00/11:04:45 to 00/11:10:29

Plot file version 34 created 31-MAR-2014 16:57:52
VV705B EP088B 3.UVDATA.1
Freq = 1.5950 GHz, Bw = 16.000 MH Calibrated with CL # 3 and BP # 1 (BP mode 1)

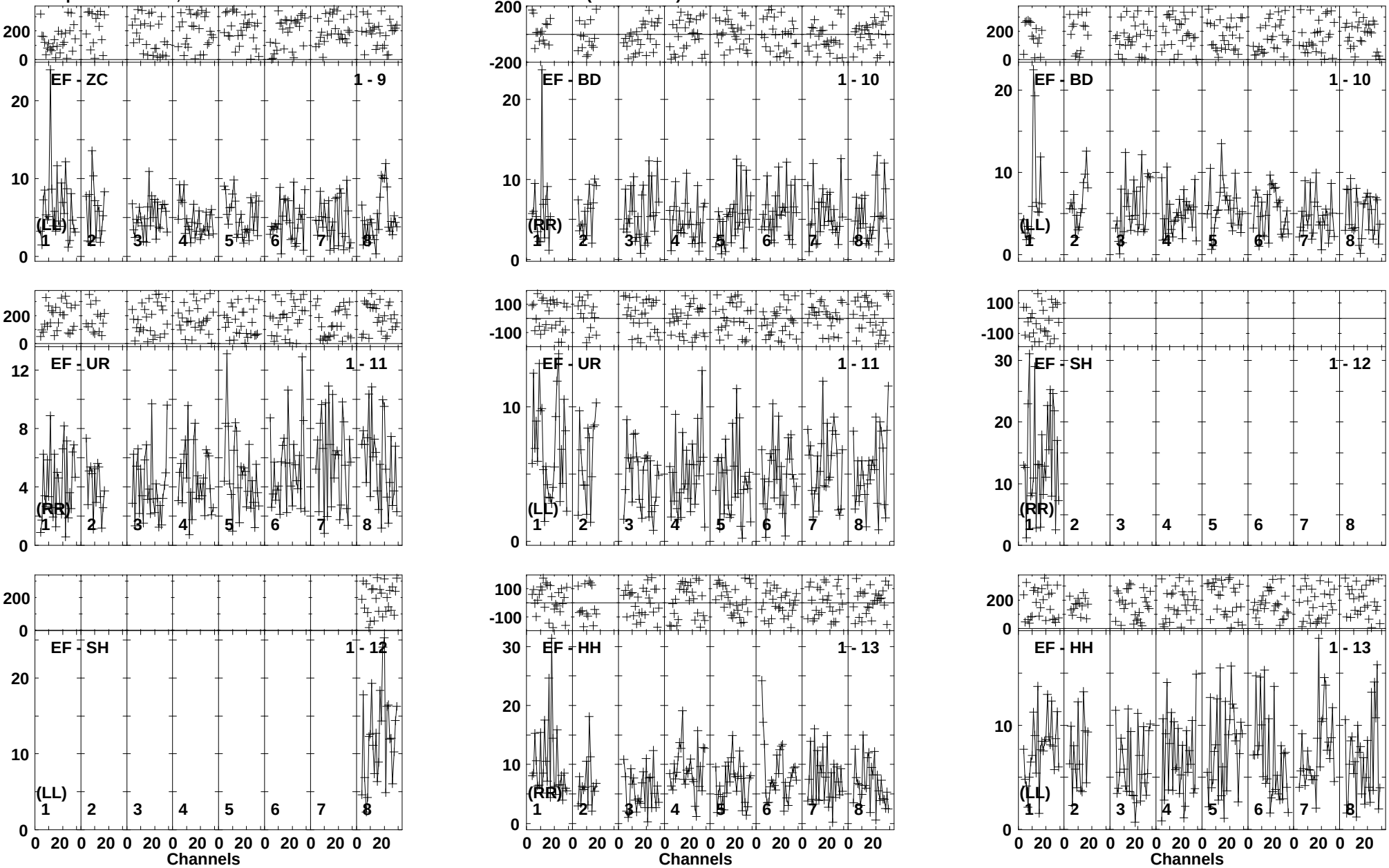

Lower frame: Milli Ampl Jy Top frame: Phas deg
Vector averaged cross-power spectrum Baseline: EF (01) - ZC (09)
Timerange: 00/11:04:45 to 00/11:10:29

Plot file version 35 created 31-MAR-2014 16:57:53
J1521+4336 EP088B 3.UVDATA.1
Freq = 1.5950 GHz, Bw = 16.000 MH Calibrated with CL # 3 and BP # 1 (BP mode 1)

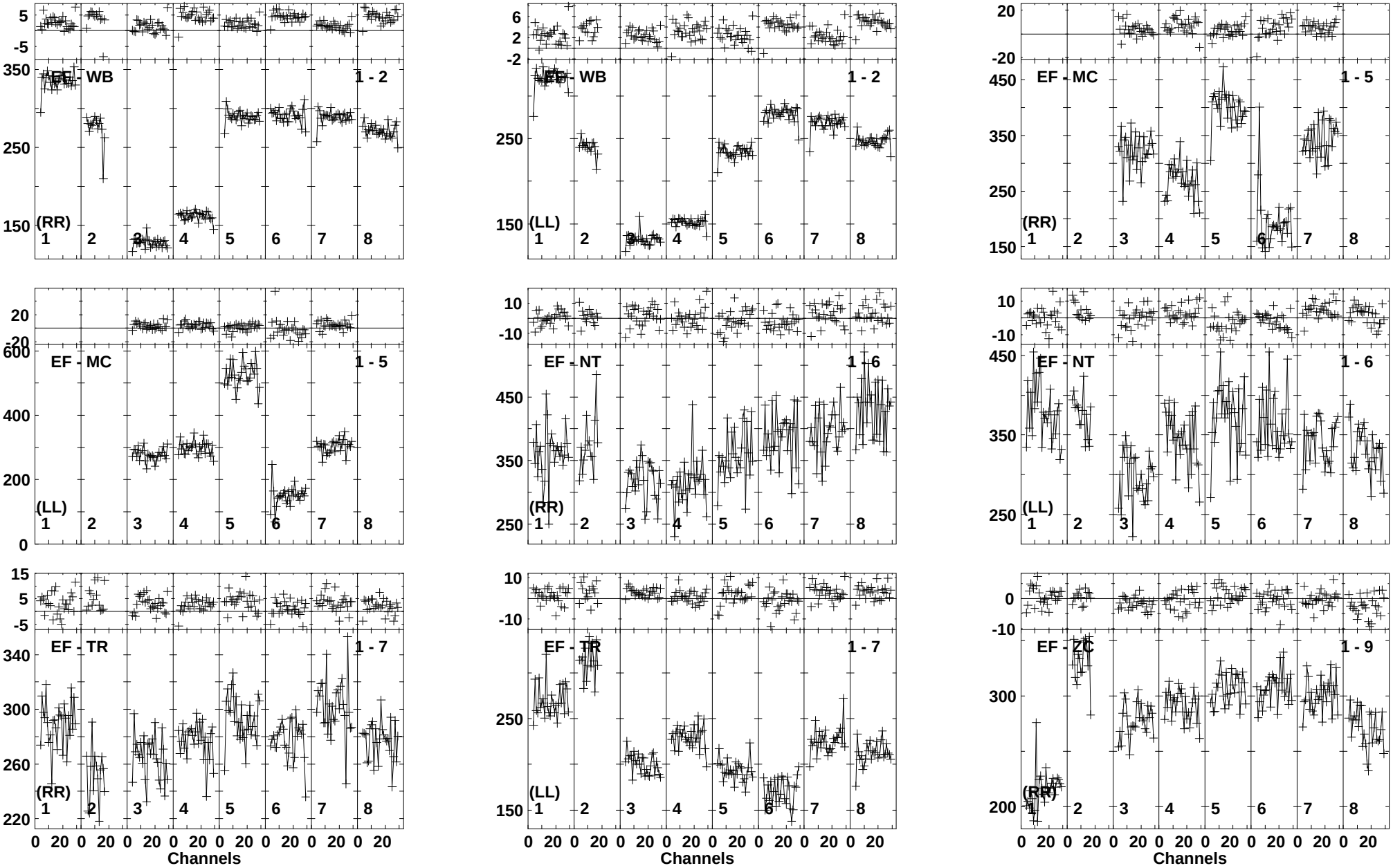

Lower frame: Milli Ampl Jy Top frame: Phas deg
Vector averaged cross-power spectrum Baseline: EF (01) - WB (02)
Timerange: 00/11:10:35 to 00/11:11:49

Plot file version 36 created 31-MAR-2014 16:57:53
J1521+4336 EP088B 3.UVDATA.1
Freq = 1.5950 GHz, Bw = 16.000 MH Calibrated with CL # 3 and BP # 1 (BP mode 1)

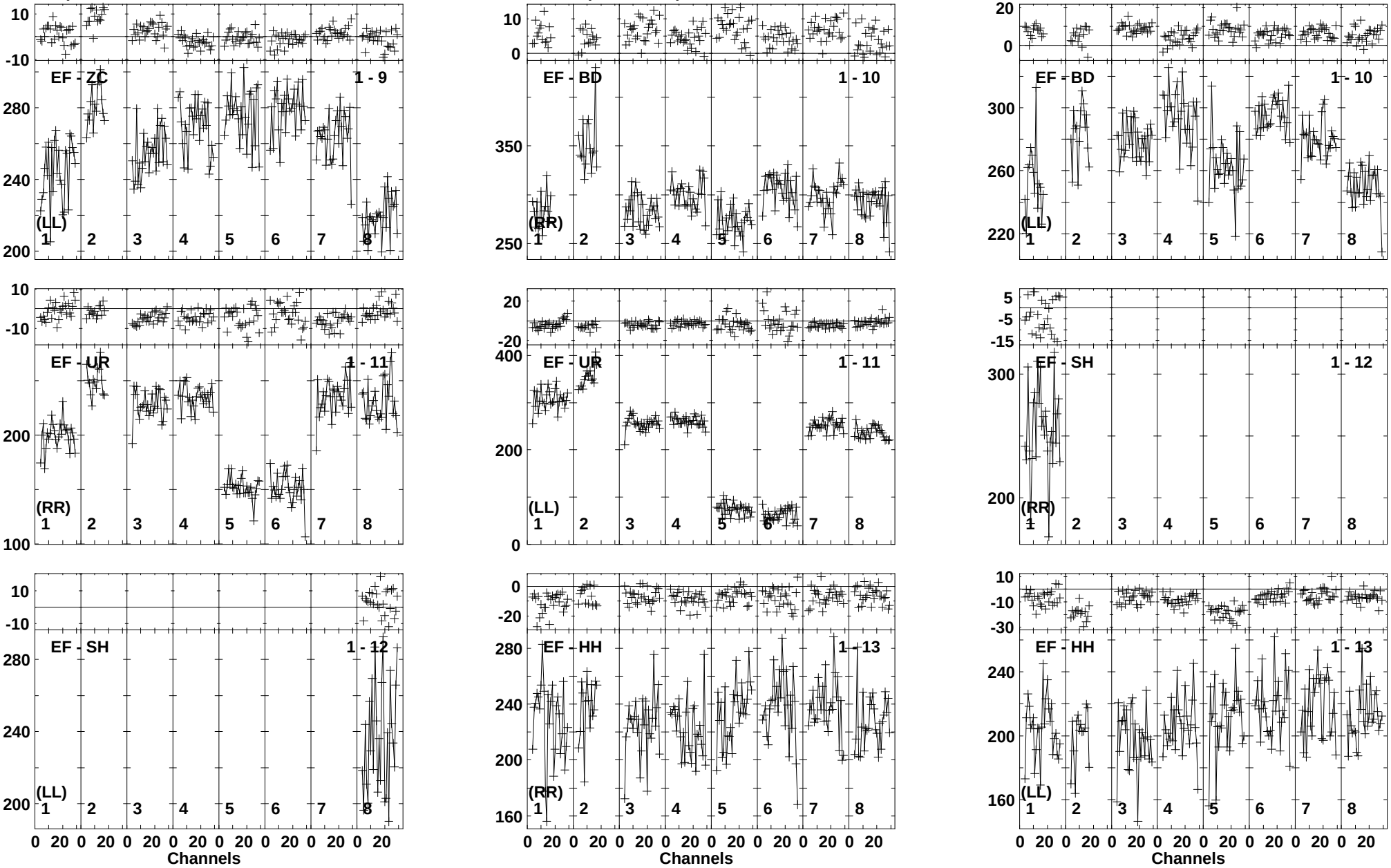

Lower frame: Milli Ampl Jy Top frame: Phas deg
Vector averaged cross-power spectrum Baseline: EF (01) - ZC (09)
Timerange: 00/11:10:35 to 00/11:11:49

Plot file version 37 created 31-MAR-2014 16:57:53
VV705B EP088B 3.UVDATA.1
Freq = 1.5950 GHz, Bw = 16.000 MH Calibrated with CL # 3 and BP # 1 (BP mode 1)

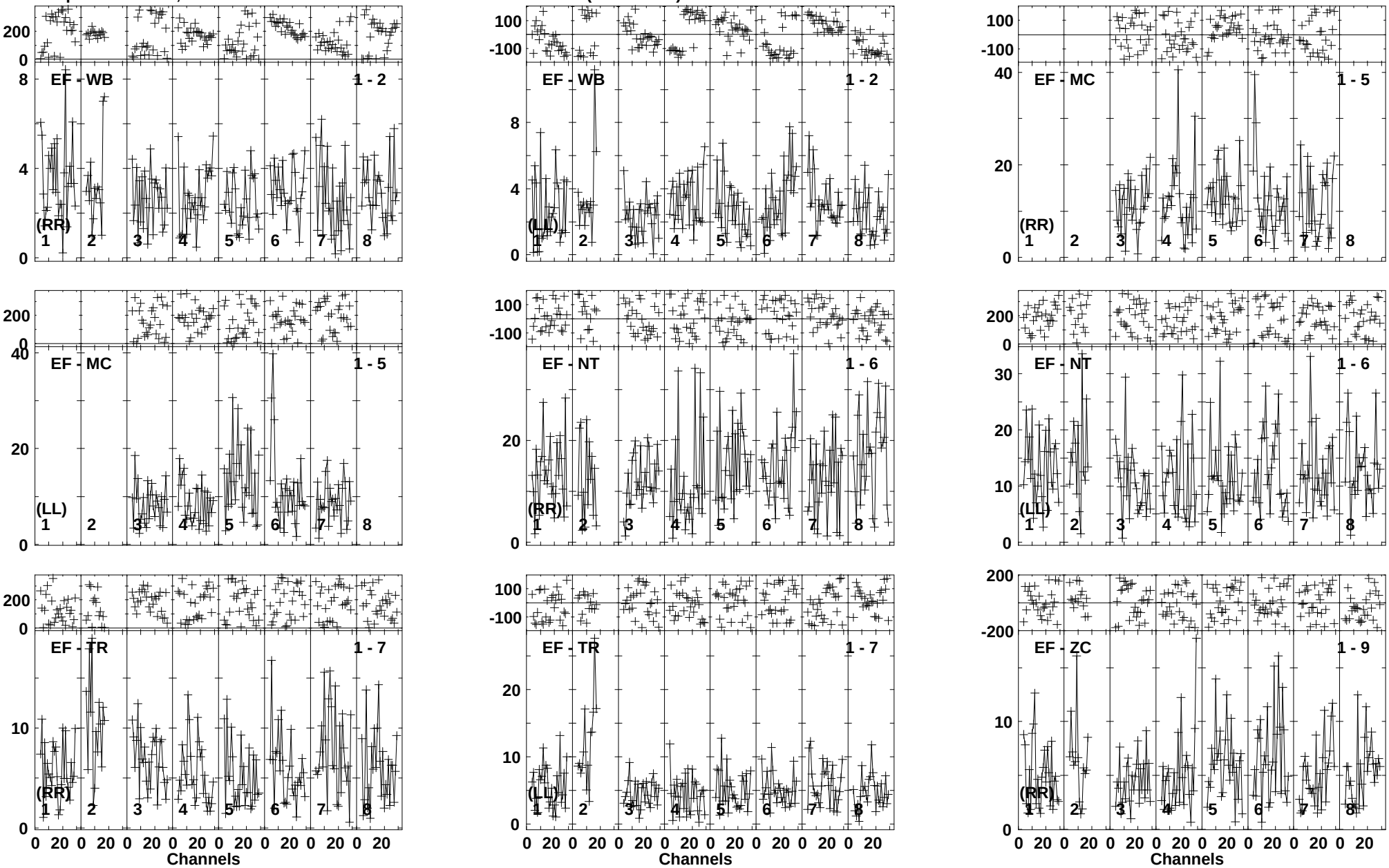

Lower frame: Milli Ampl Jy Top frame: Phas deg
Vector averaged cross-power spectrum Baseline: EF (01) - WB (02)
Timerange: 00/11:12:31 to 00/11:18:15

Plot file version 38 created 31-MAR-2014 16:57:53
VV705B EP088B 3.UVDATA.1
Freq = 1.5950 GHz, Bw = 16.000 MH Calibrated with CL # 3 and BP # 1 (BP mode 1)

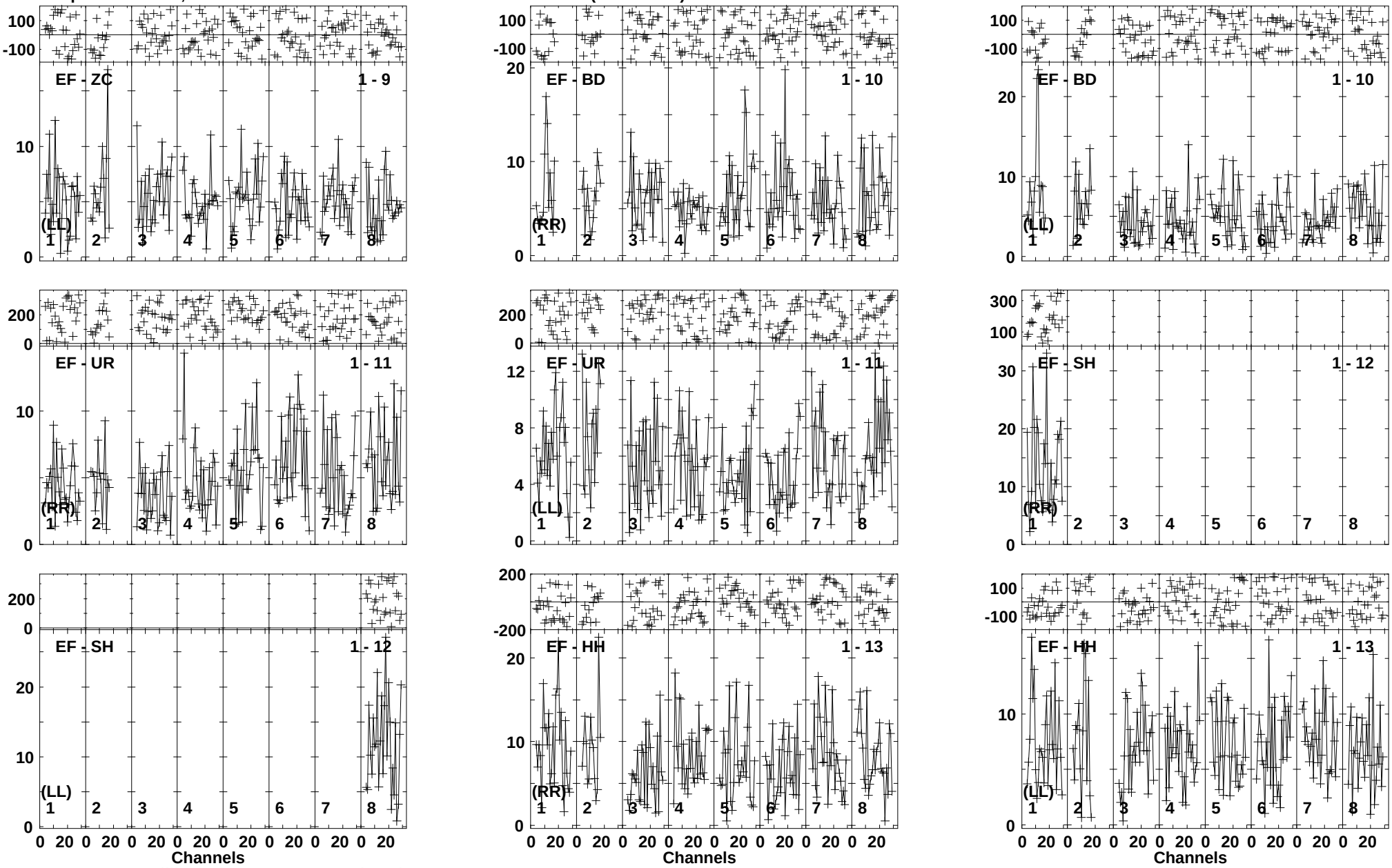

Lower frame: Milli Ampl Jy Top frame: Phas deg
Vector averaged cross-power spectrum Baseline: EF (01) - ZC (09)
Timerange: 00/11:12:31 to 00/11:18:15

Plot file version 39 created 31-MAR-2014 16:57:54
J1521+4336 EP088B 3.UVDATA.1
Freq = 1.5950 GHz, Bw = 16.000 MH Calibrated with CL # 3 and BP # 1 (BP mode 1)

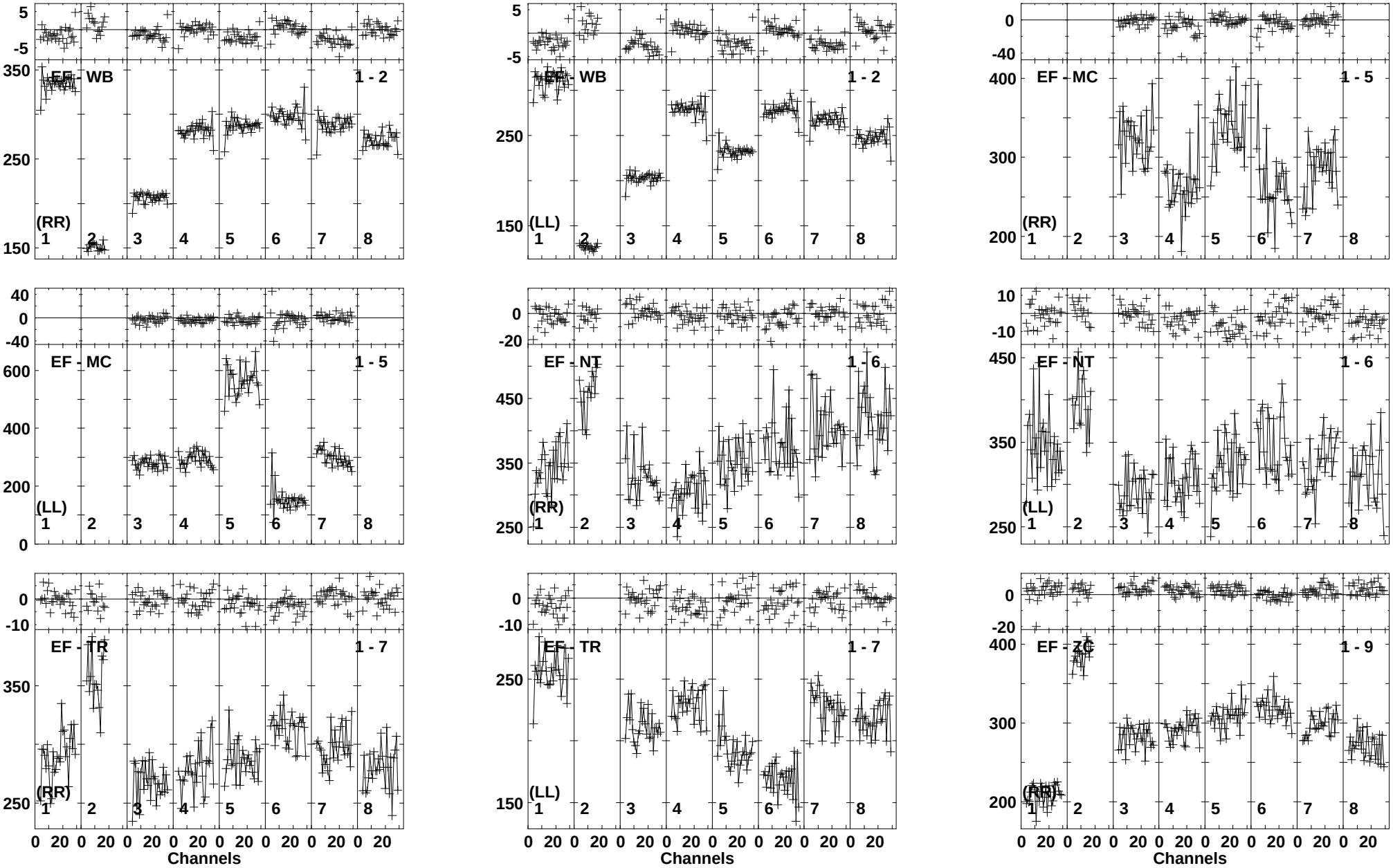

Lower frame: Milli Ampl Jy Top frame: Phas deg
Vector averaged cross-power spectrum Baseline: EF (01) - WB (02)
Timerange: 00/11:18:21 to 00/11:19:35

Plot file version 40 created 31-MAR-2014 16:57:54
J1521+4336 EP088B 3.UVDATA.1
Freq = 1.5950 GHz, Bw = 16.000 MH Calibrated with CL # 3 and BP # 1 (BP mode 1)

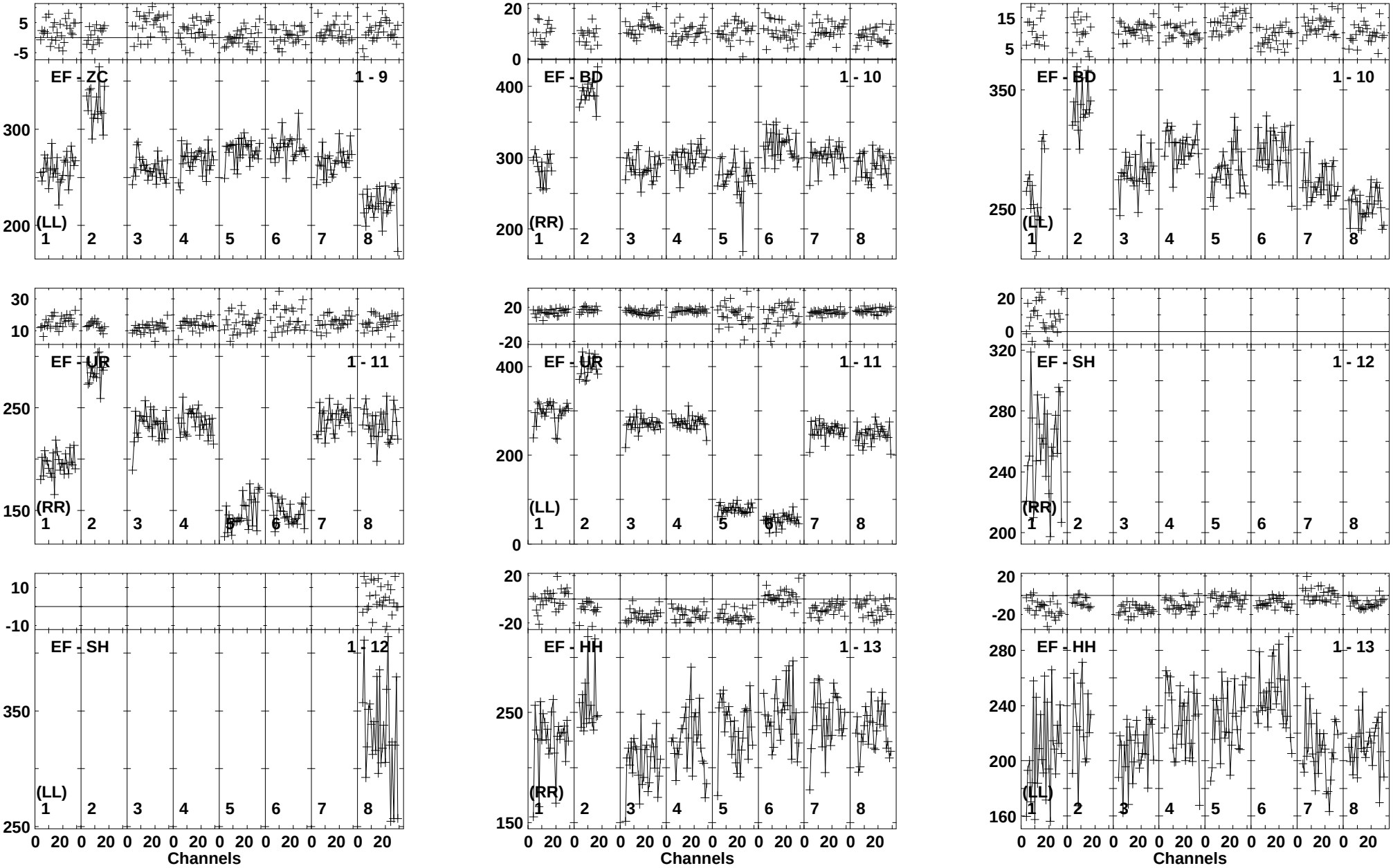

Lower frame: Milli Ampl Jy Top frame: Phas deg
Vector averaged cross-power spectrum Baseline: EF (01) - ZC (09)
Timerange: 00/11:18:21 to 00/11:19:35

Plot file version 41 created 31-MAR-2014 16:57:54
VV705B EP088B 3.UVDATA.1
Freq = 1.5950 GHz, Bw = 16.000 MH Calibrated with CL # 3 and BP # 1 (BP mode 1)

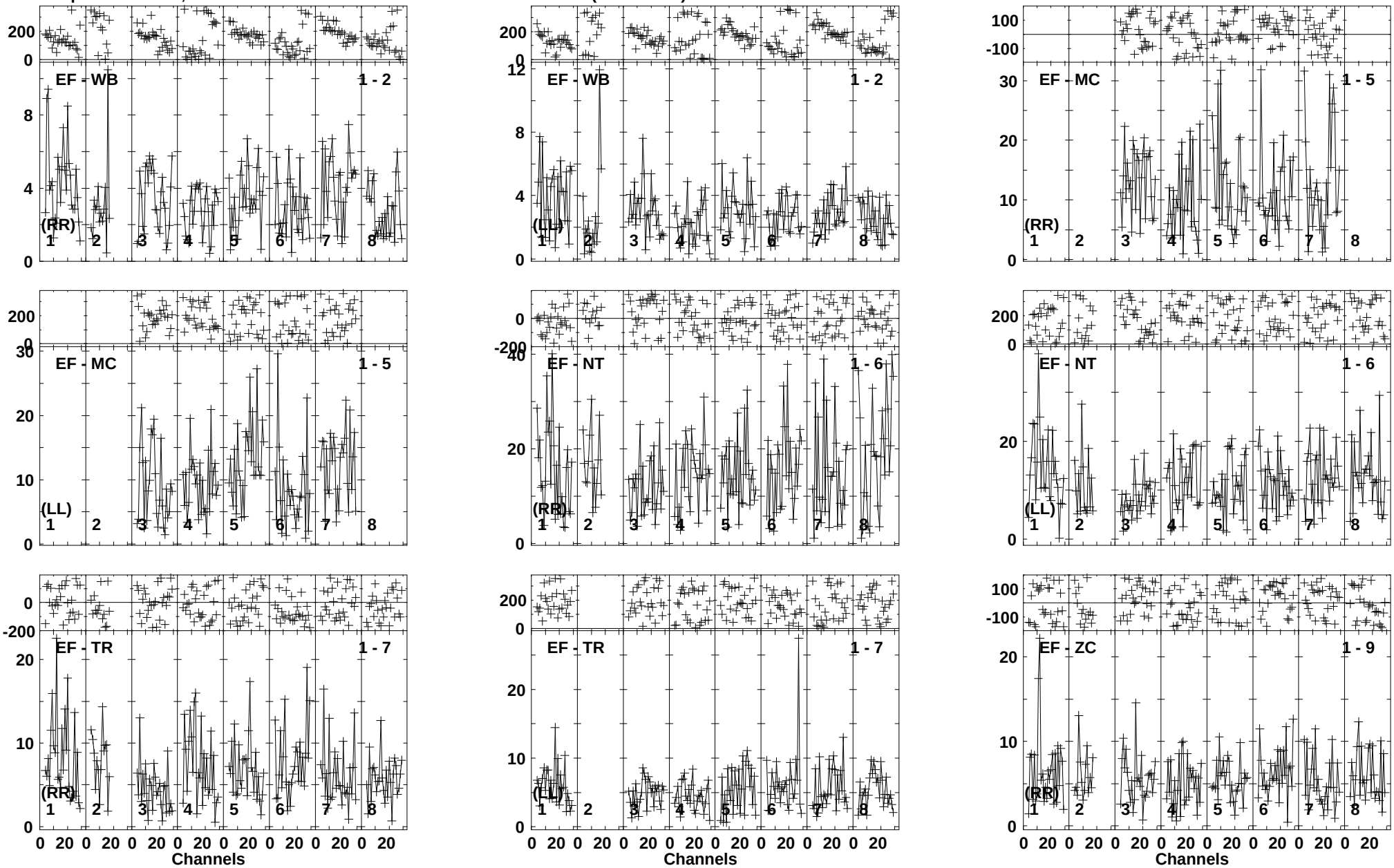

Lower frame: Milli Ampl Jy Top frame: Phas deg
Vector averaged cross-power spectrum Baseline: EF (01) - WB (02)
Timerange: 00/11:20:17 to 00/11:26:01

Plot file version 42 created 31-MAR-2014 16:57:54
VV705B EP088B 3.UVDATA.1
Freq = 1.5950 GHz, Bw = 16.000 MH Calibrated with CL # 3 and BP # 1 (BP mode 1)

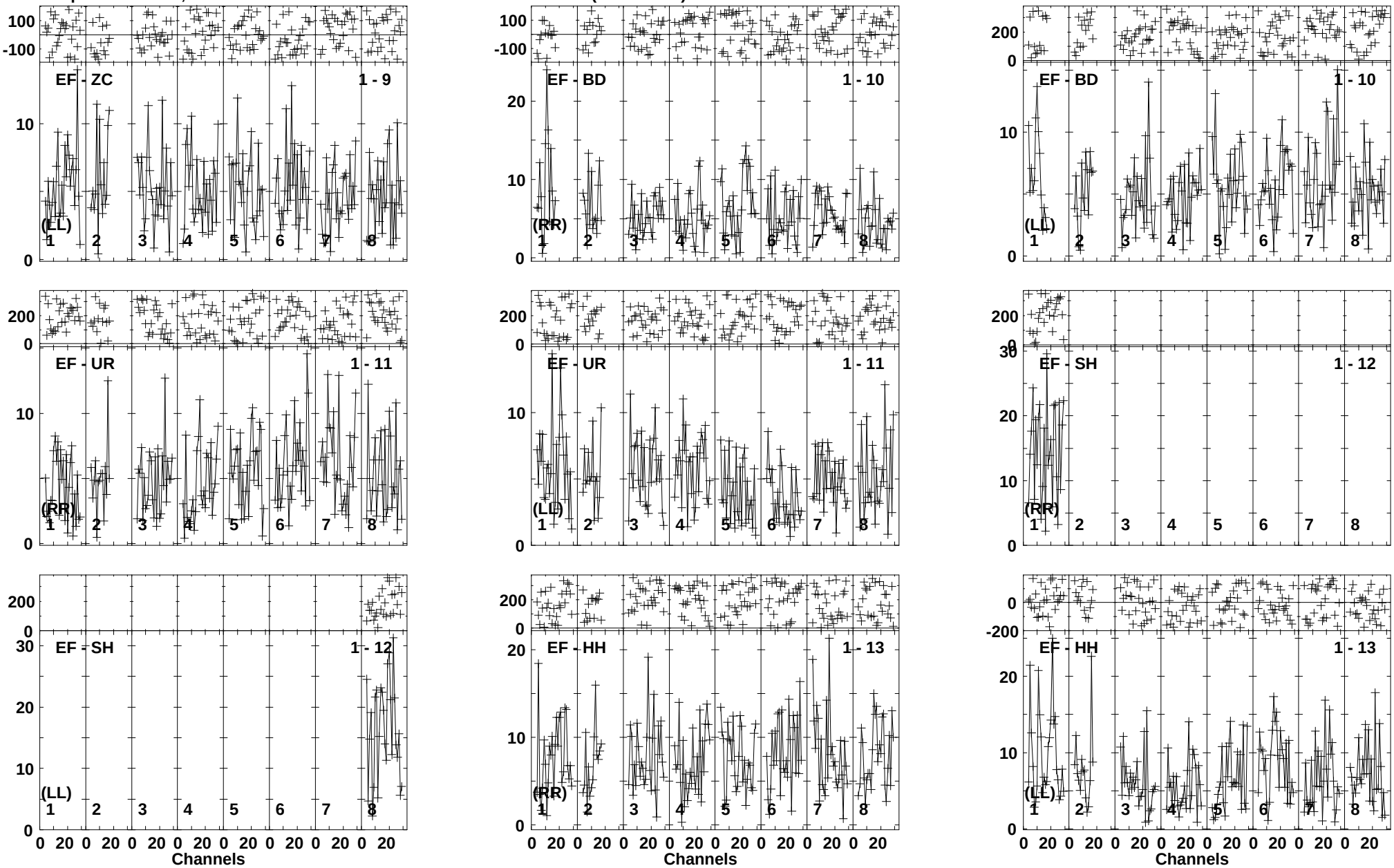

Lower frame: Milli Ampl Jy Top frame: Phas deg
Vector averaged cross-power spectrum Baseline: EF (01) - ZC (09)
Timerange: 00/11:20:17 to 00/11:26:01

Plot file version 43 created 31-MAR-2014 16:57:55
J1521+4336 EP088B 3.UVDATA.1
Freq = 1.5950 GHz, Bw = 16.000 MH Calibrated with CL # 3 and BP # 1 (BP mode 1)

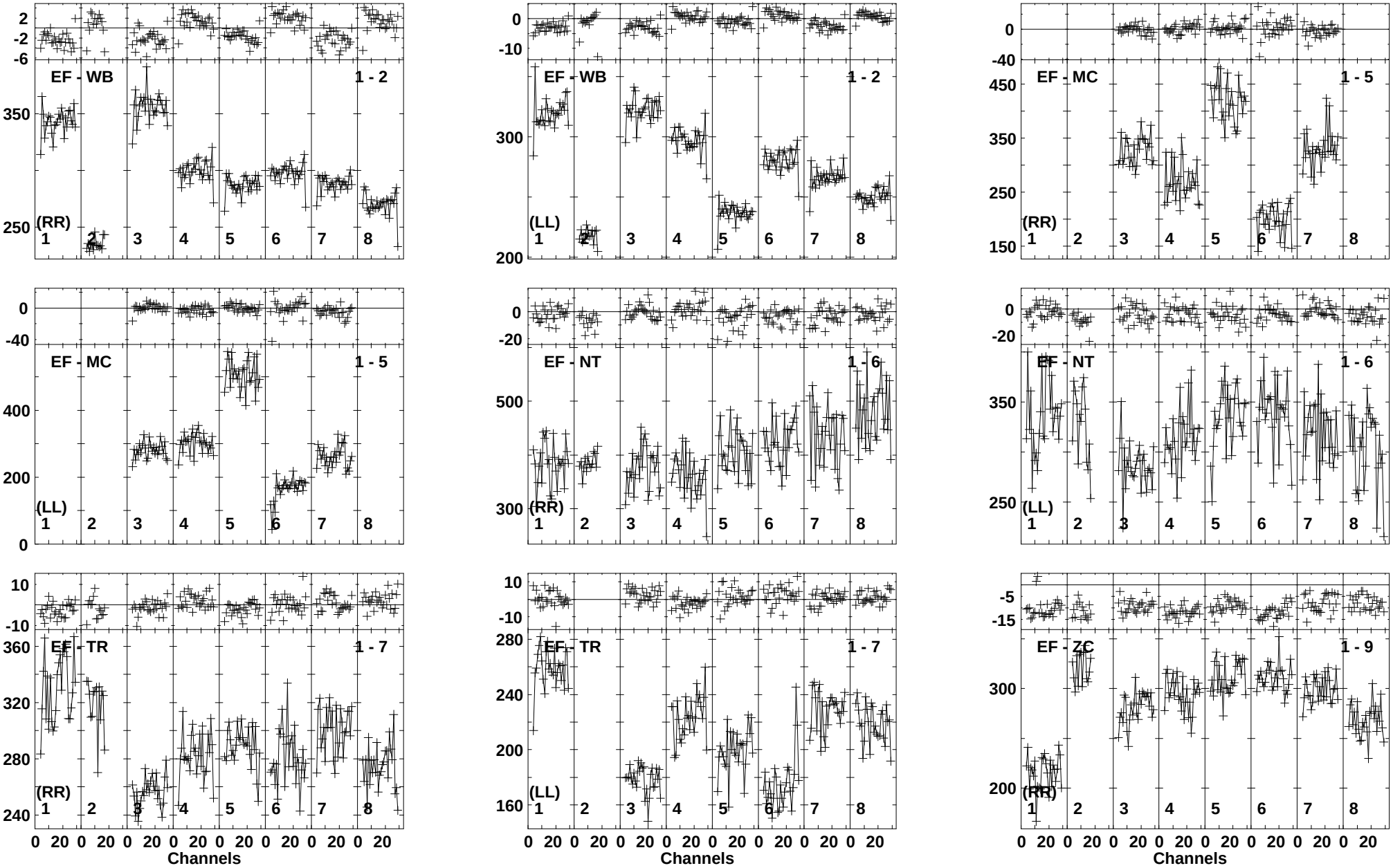

Lower frame: Milli Ampl Jy Top frame: Phas deg
Vector averaged cross-power spectrum Baseline: EF (01) - WB (02)
Timerange: 00/11:26:07 to 00/11:27:21

Plot file version 44 created 31-MAR-2014 16:57:55
J1521+4336 EP088B 3.UVDATA.1
Freq = 1.5950 GHz, Bw = 16.000 MH Calibrated with CL # 3 and BP # 1 (BP mode 1)

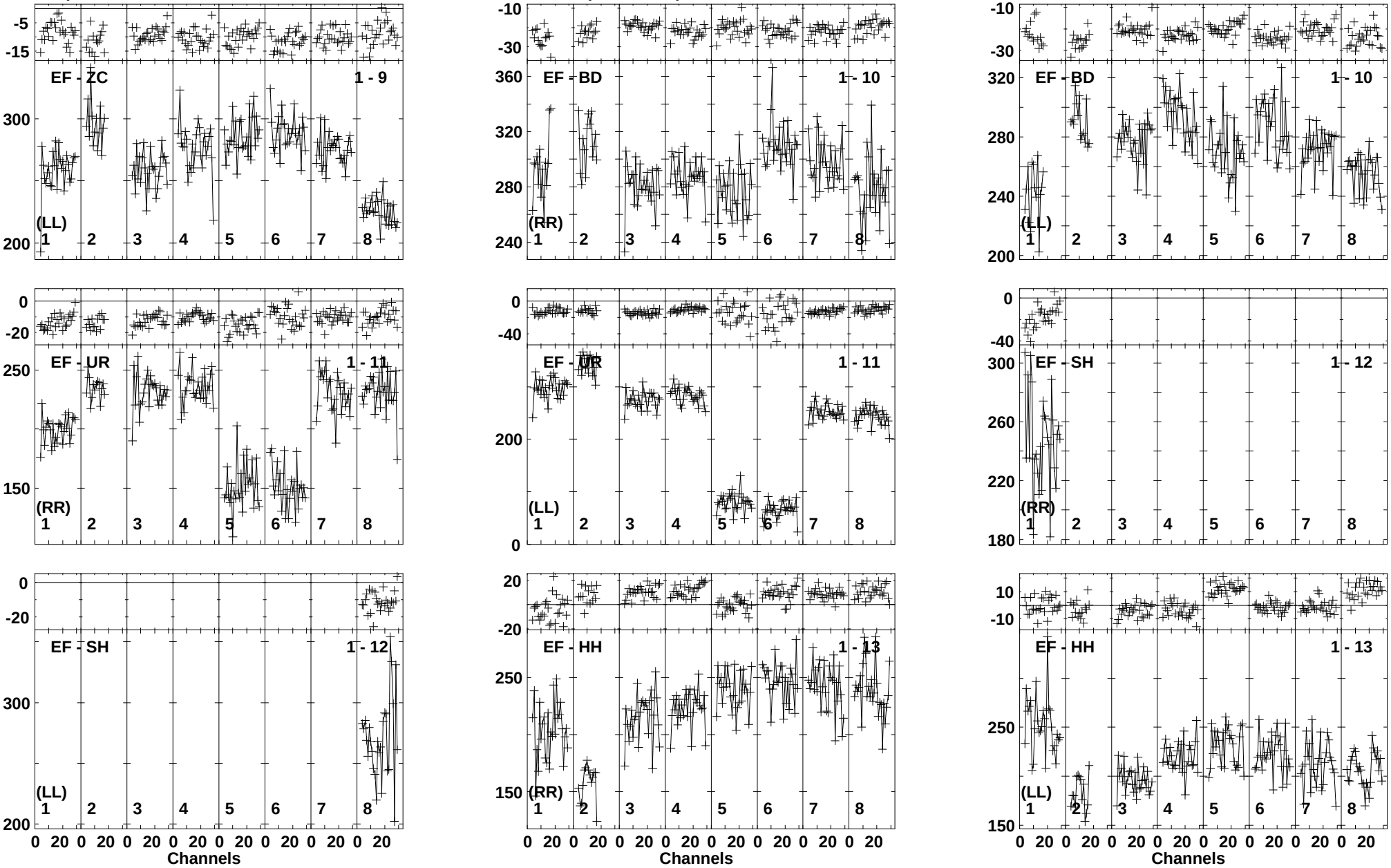

Lower frame: Milli Ampl Jy Top frame: Phas deg
Vector averaged cross-power spectrum Baseline: EF (01) - ZC (09)
Timerange: 00/11:26:07 to 00/11:27:21

Plot file version 45 created 31-MAR-2014 16:57:55
VV705B EP088B 3.UVDATA.1
Freq = 1.5950 GHz, Bw = 16.000 MH Calibrated with CL # 3 and BP # 1 (BP mode 1)

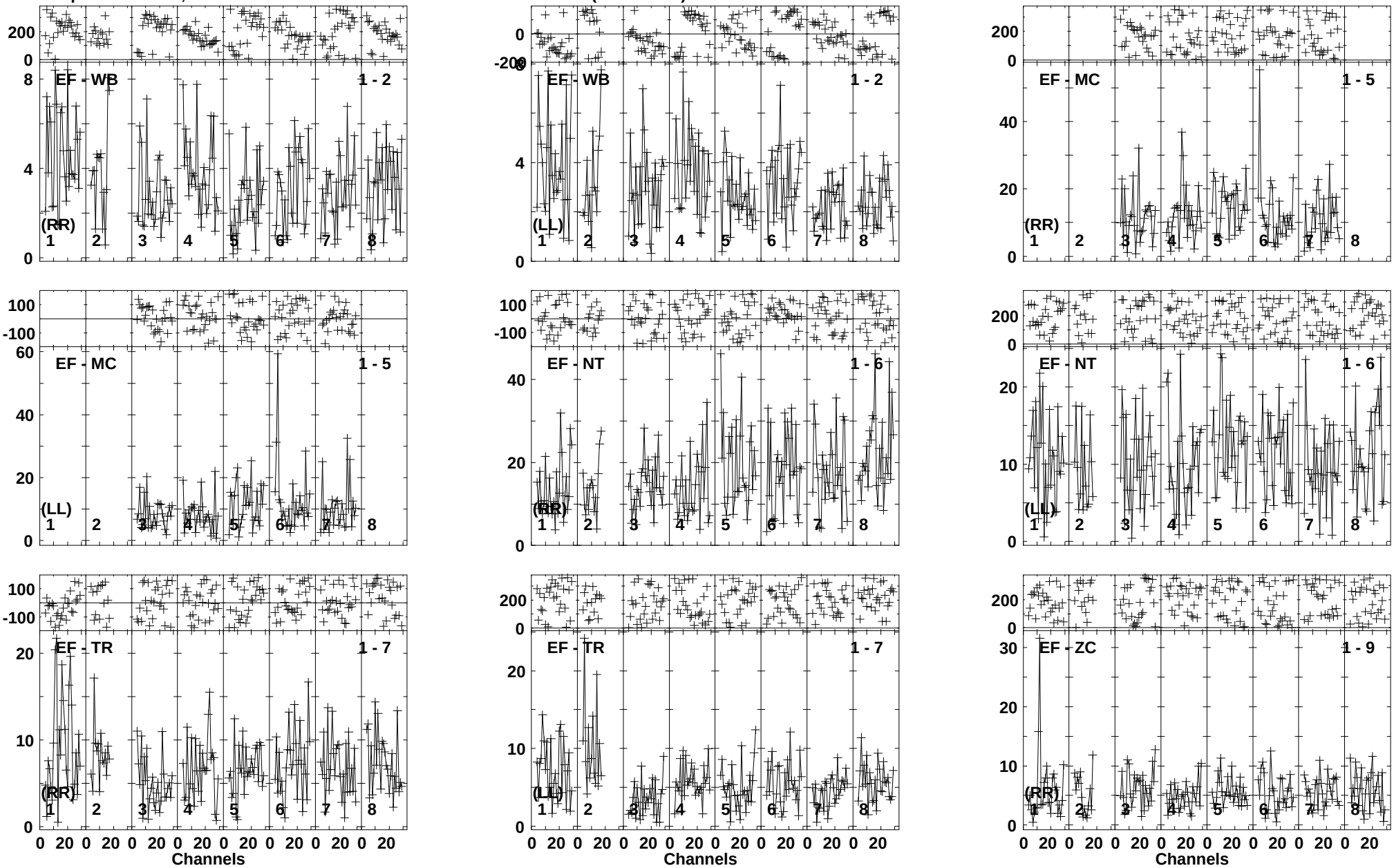

Lower frame: Milli Ampl Jy Top frame: Phas deg
Vector averaged cross-power spectrum Baseline: EF (01) - WB (02)
Timerange: 00/11:28:03 to 00/11:33:47

Plot file version 46 created 31-MAR-2014 16:57:55
VV705B EP088B 3.UVDATA.1
Freq = 1.5950 GHz, Bw = 16.000 MH Calibrated with CL # 3 and BP # 1 (BP mode 1)

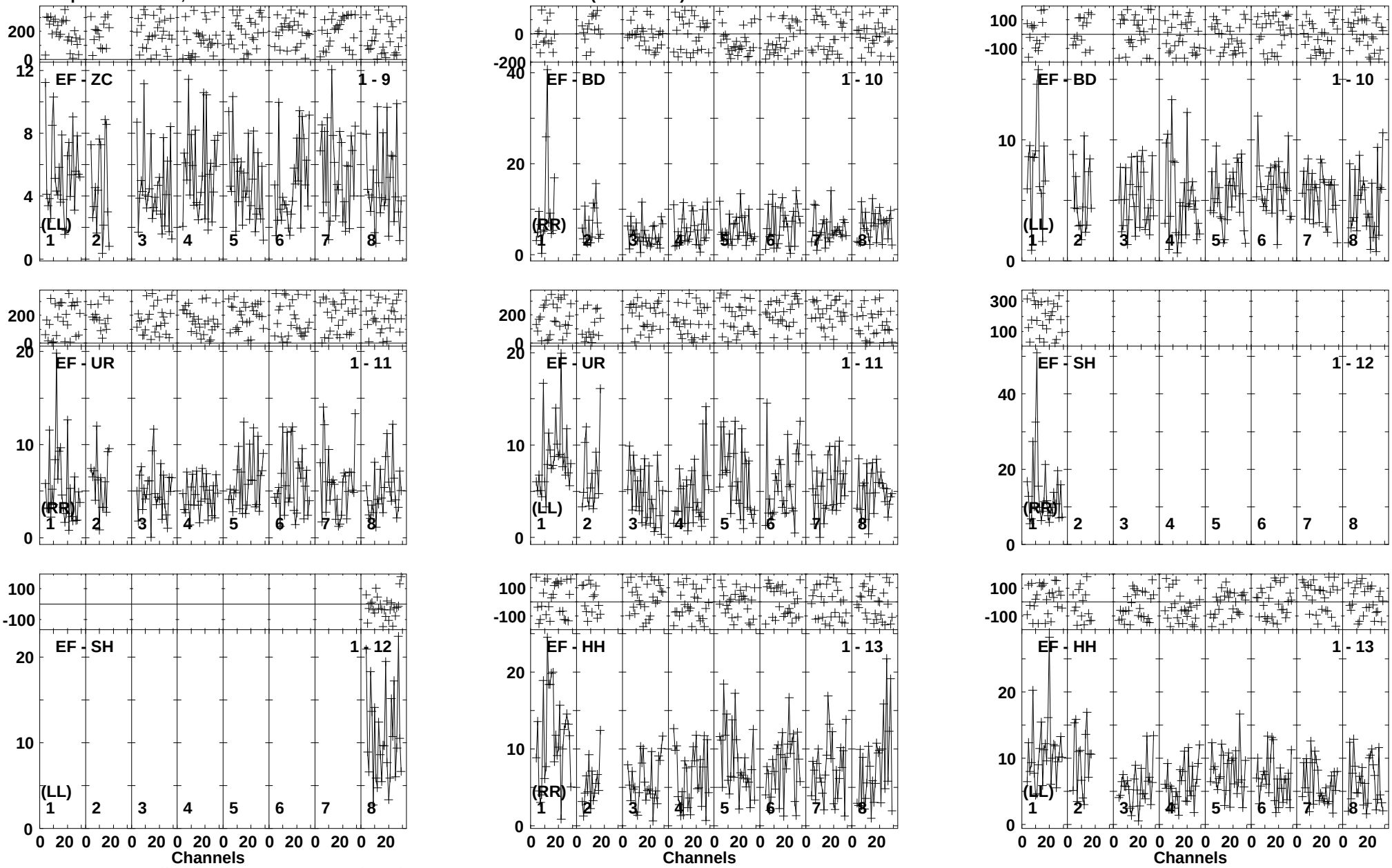

Lower frame: Milli Ampl Jy Top frame: Phas deg
Vector averaged cross-power spectrum Baseline: EF (01) - ZC (09)
Timerange: 00/11:28:03 to 00/11:33:47

Plot file version 47 created 31-MAR-2014 16:57:55
J1521+4336 EP088B 3.UVDATA.1
Freq = 1.5950 GHz, Bw = 16.000 MH Calibrated with CL # 3 and BP # 1 (BP mode 1)

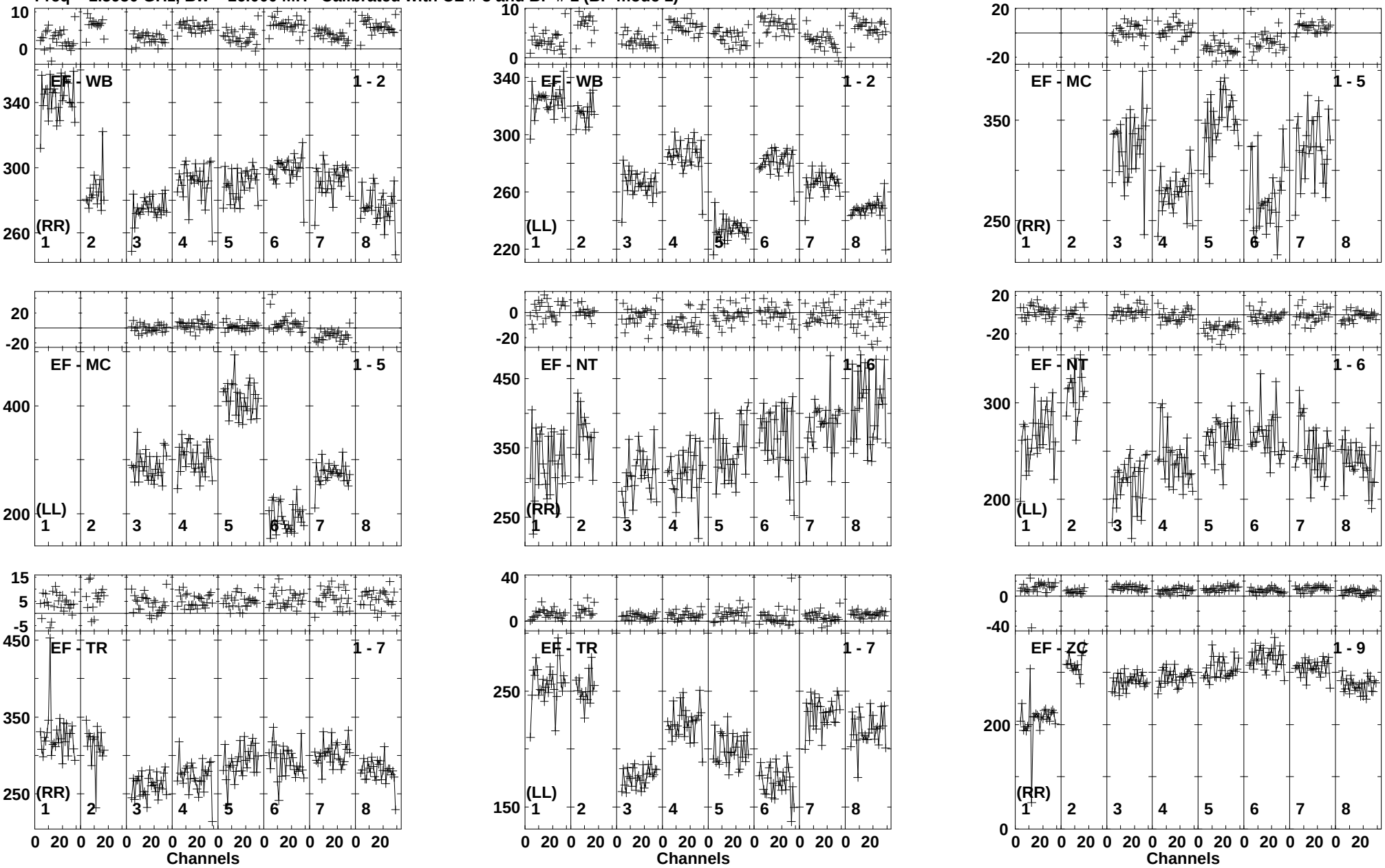

Lower frame: Milli Ampl Jy Top frame: Phas deg
Vector averaged cross-power spectrum Baseline: EF (01) - WB (02)
Timerange: 00/11:33:53 to 00/11:35:07

Plot file version 48 created 31-MAR-2014 16:57:56
J1521+4336 EP088B 3.UVDATA.1
Freq = 1.5950 GHz, Bw = 16.000 MH Calibrated with CL # 3 and BP # 1 (BP mode 1)

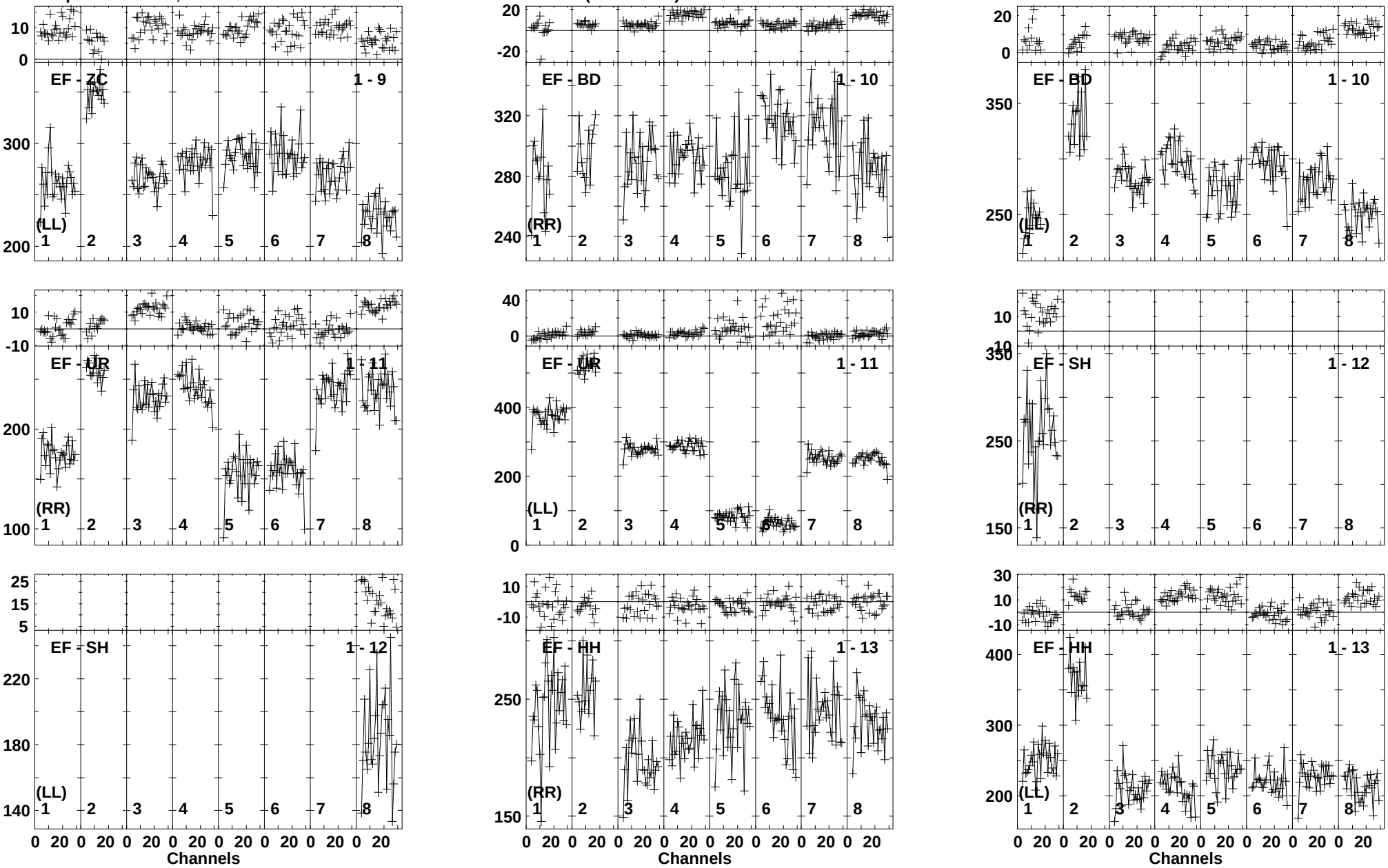

Lower frame: Milli Ampl Jy Top frame: Phas deg
Vector averaged cross-power spectrum Baseline: EF (01) - ZC (09)
Timerange: 00/11:33:53 to 00/11:35:07

Plot file version 49 created 31-MAR-2014 16:57:56
VV705B EP088B 3.UVDATA.1
Freq = 1.5950 GHz, Bw = 16.000 MH Calibrated with CL # 3 and BP # 1 (BP mode 1)

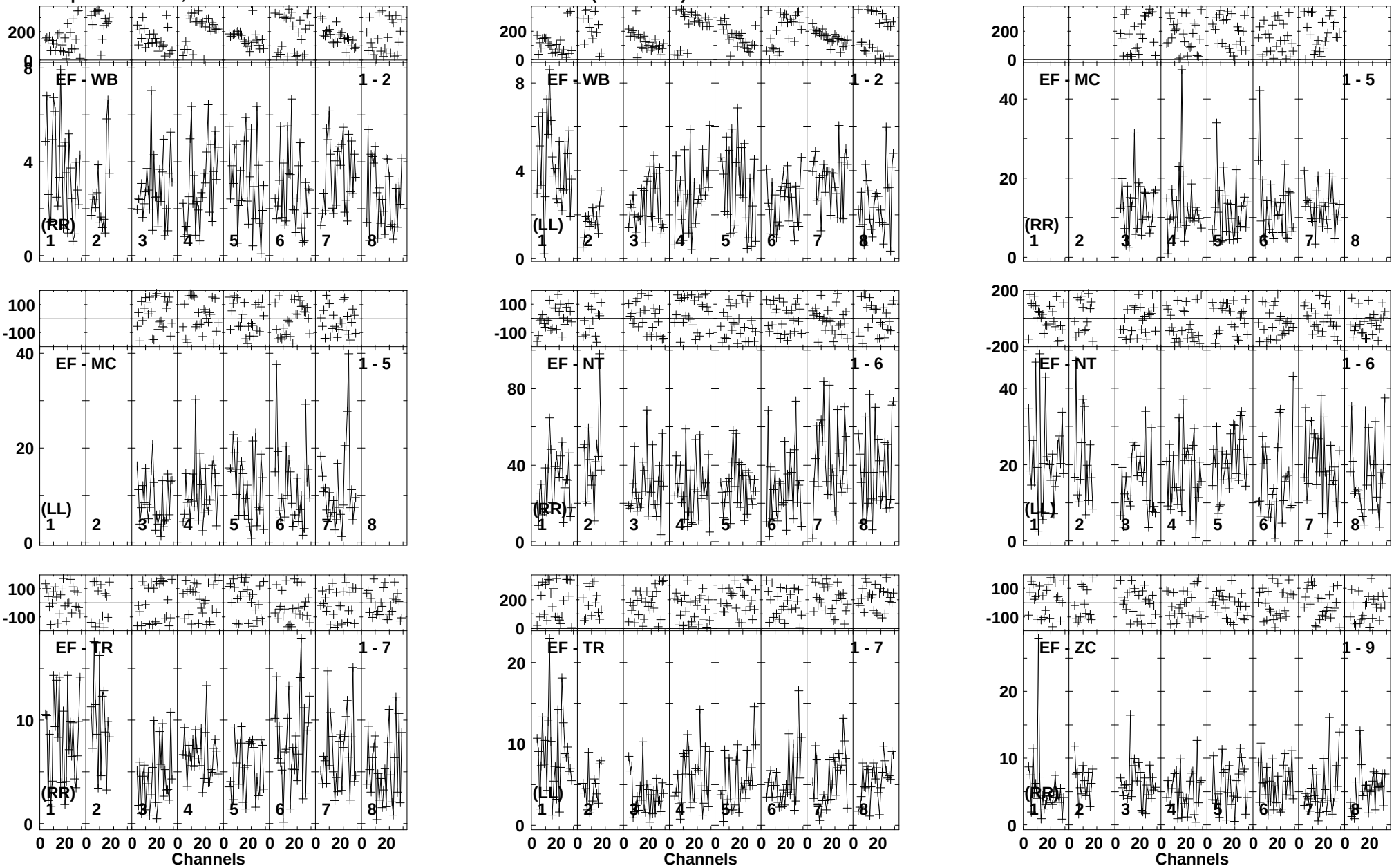

Lower frame: Milli Ampl Jy Top frame: Phas deg
Vector averaged cross-power spectrum Baseline: EF (01) - WB (02)
Timerange: 00/11:35:49 to 00/11:41:33

Plot file version 50 created 31-MAR-2014 16:57:56
VV705B EP088B 3.UVDATA.1
Freq = 1.5950 GHz, Bw = 16.000 MH Calibrated with CL # 3 and BP # 1 (BP mode 1)

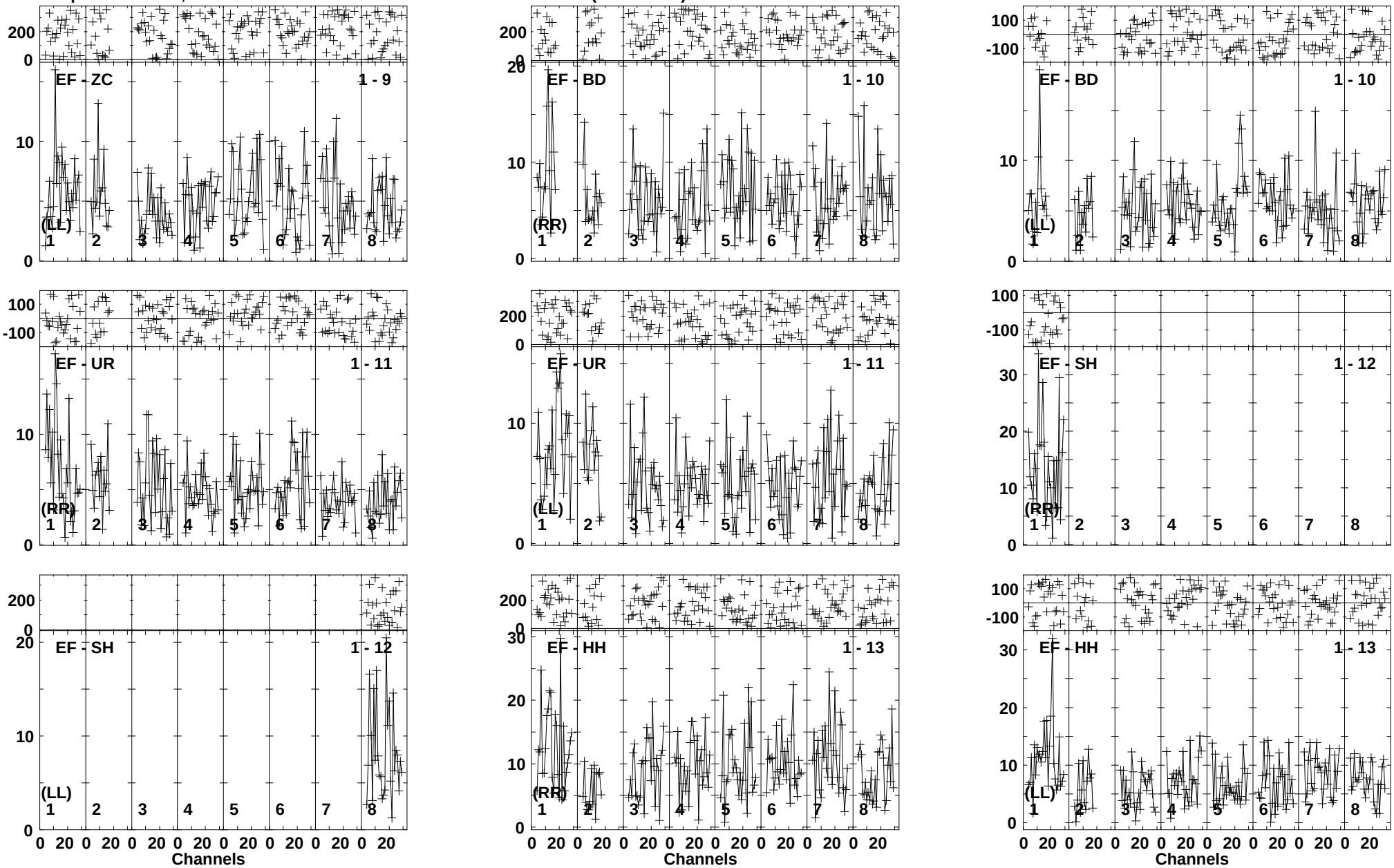

Lower frame: Milli Ampl Jy Top frame: Phas deg
Vector averaged cross-power spectrum Baseline: EF (01) - ZC (09)
Timerange: 00/11:35:49 to 00/11:41:33

Plot file version 51 created 31-MAR-2014 16:57:56
J1521+4336 EP088B 3.UVDATA.1
Freq = 1.5950 GHz, Bw = 16.000 MH Calibrated with CL # 3 and BP # 1 (BP mode 1)

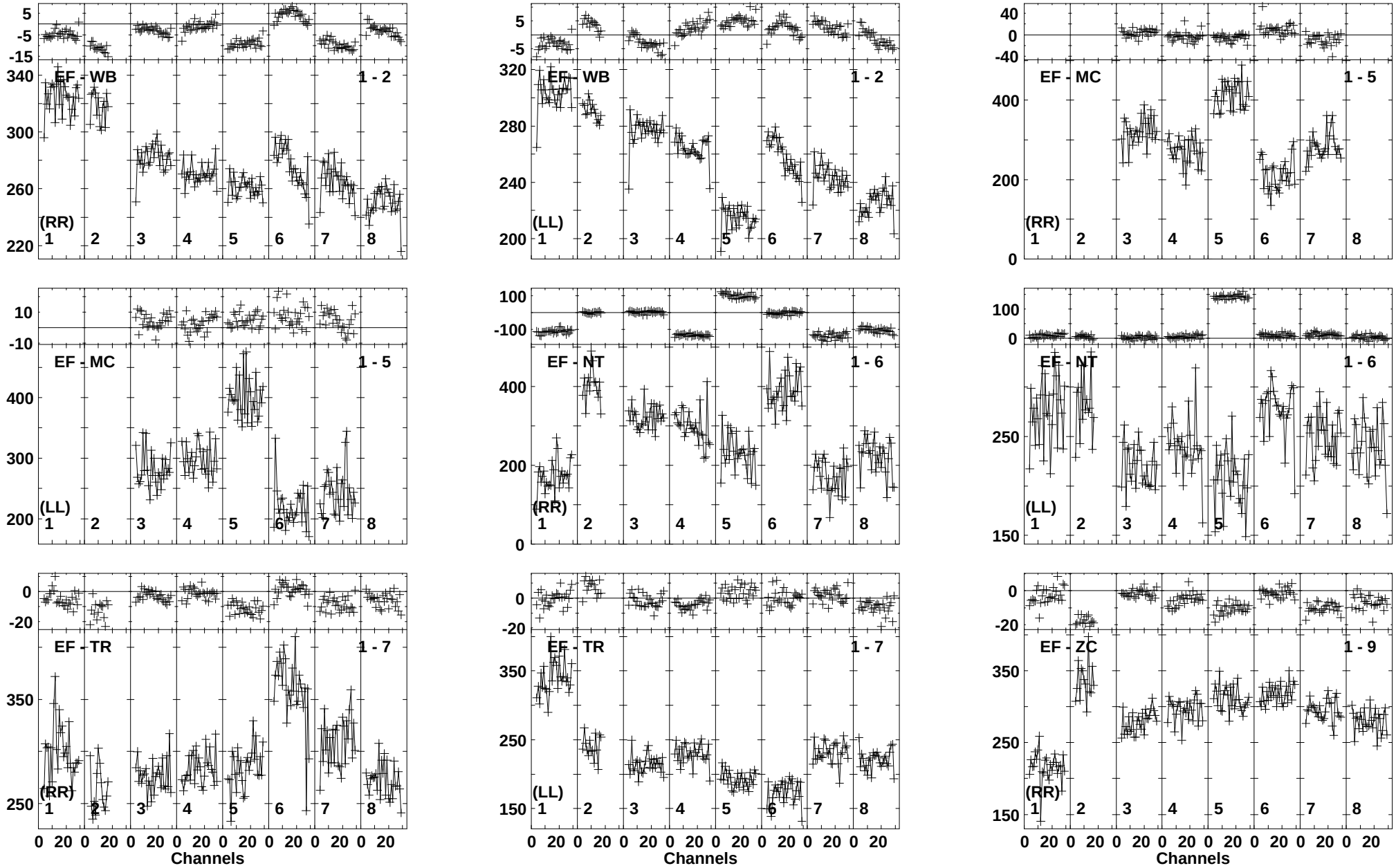

Lower frame: Milli Ampl Jy Top frame: Phas deg
Vector averaged cross-power spectrum Baseline: EF (01) - WB (02)
Timerange: 00/11:41:39 to 00/11:42:53

Plot file version 52 created 31-MAR-2014 16:57:57
J1521+4336 EP088B 3.UVDATA.1
Freq = 1.5950 GHz, Bw = 16.000 MH Calibrated with CL # 3 and BP # 1 (BP mode 1)

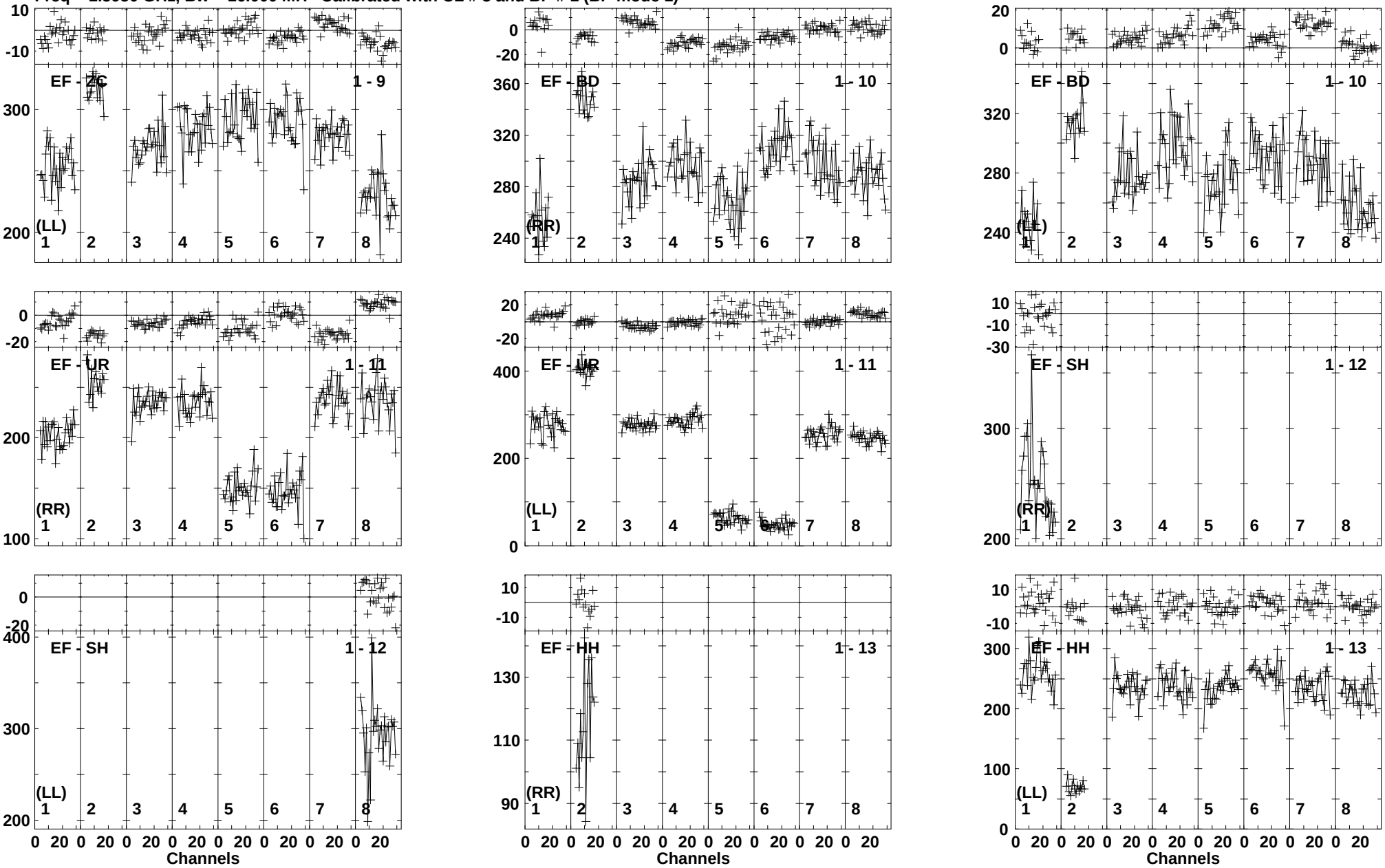

Lower frame: Milli Ampl Jy Top frame: Phas deg
Vector averaged cross-power spectrum Baseline: EF (01) - ZC (09)
Timerange: 00/11:41:39 to 00/11:42:53

Plot file version 53 created 31-MAR-2014 16:57:57
VV705B EP088B 3.UVDATA.1
Freq = 1.5950 GHz, Bw = 16.000 MH Calibrated with CL # 3 and BP # 1 (BP mode 1)

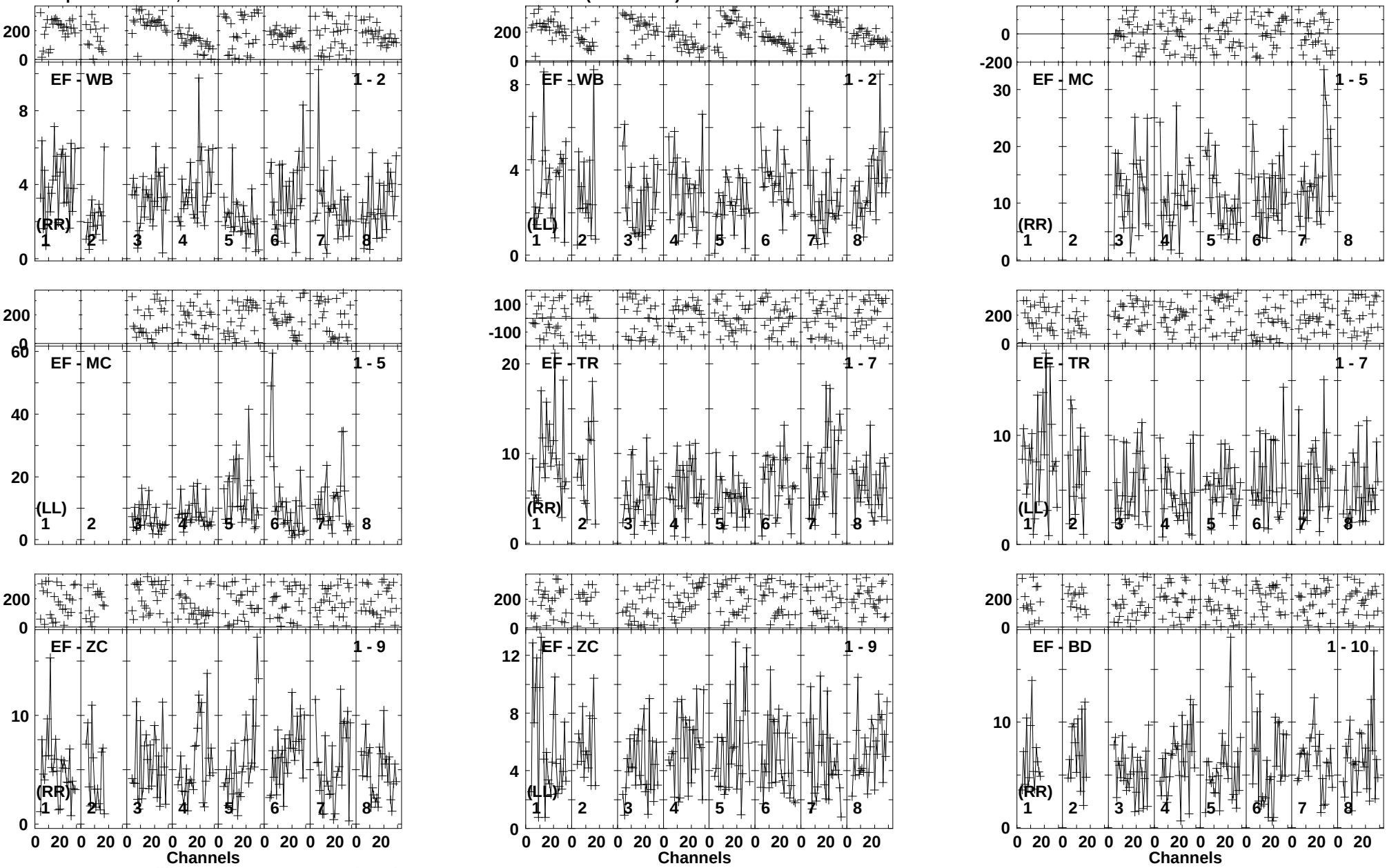

Lower frame: Milli Ampl Jy Top frame: Phas deg
Vector averaged cross-power spectrum Baseline: EF (01) - WB (02)
Timerange: 00/11:43:35 to 00/11:49:19

Plot file version 54 created 31-MAR-2014 16:57:57
VV705B EP088B 3.UVDATA.1
Freq = 1.5950 GHz, Bw = 16.000 MH Calibrated with CL # 3 and BP # 1 (BP mode 1)

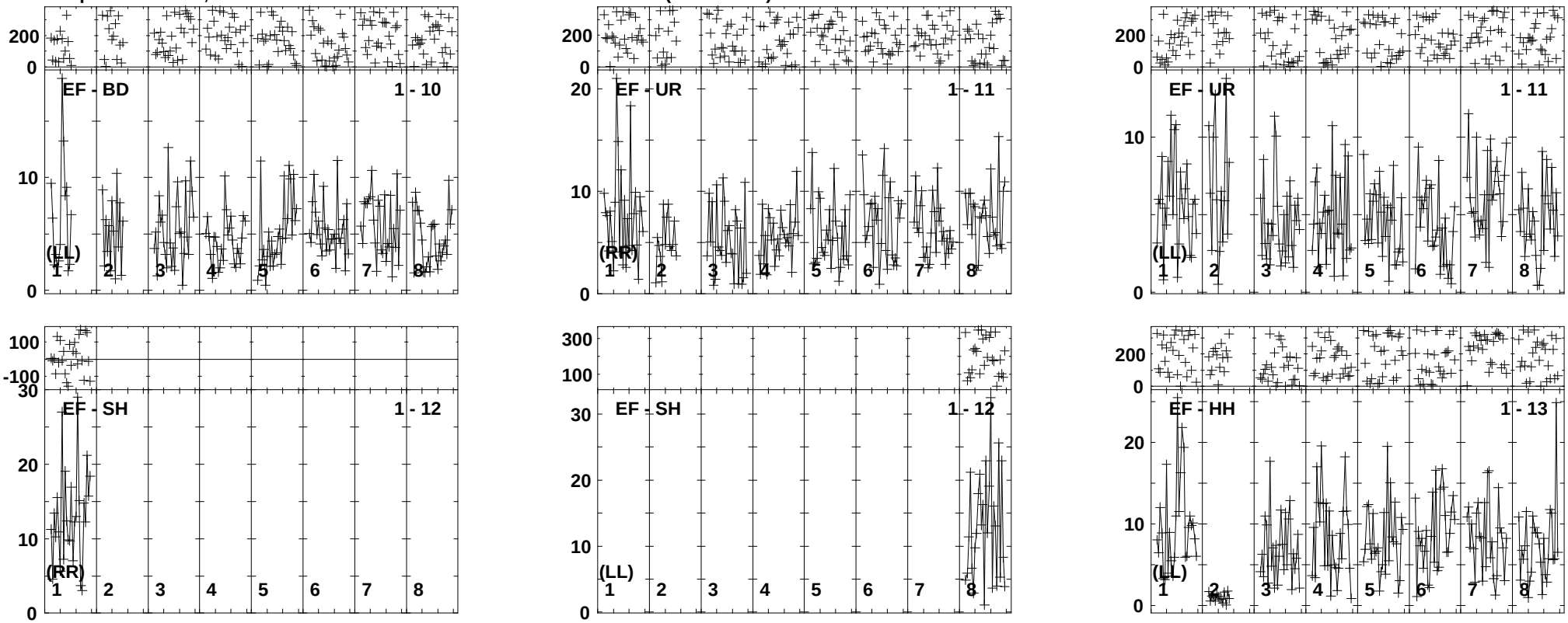

Lower frame: Milli Ampl Jy Top frame: Phas deg
Vector averaged cross-power spectrum Baseline: EF (01) - BD (10)
Timerange: 00/11:43:35 to 00/11:49:19

Plot file version 55 created 31-MAR-2014 16:57:57
J1521+4336 EP088B 3.UVDATA.1
Freq = 1.5950 GHz, Bw = 16.000 MH Calibrated with CL # 3 and BP # 1 (BP mode 1)

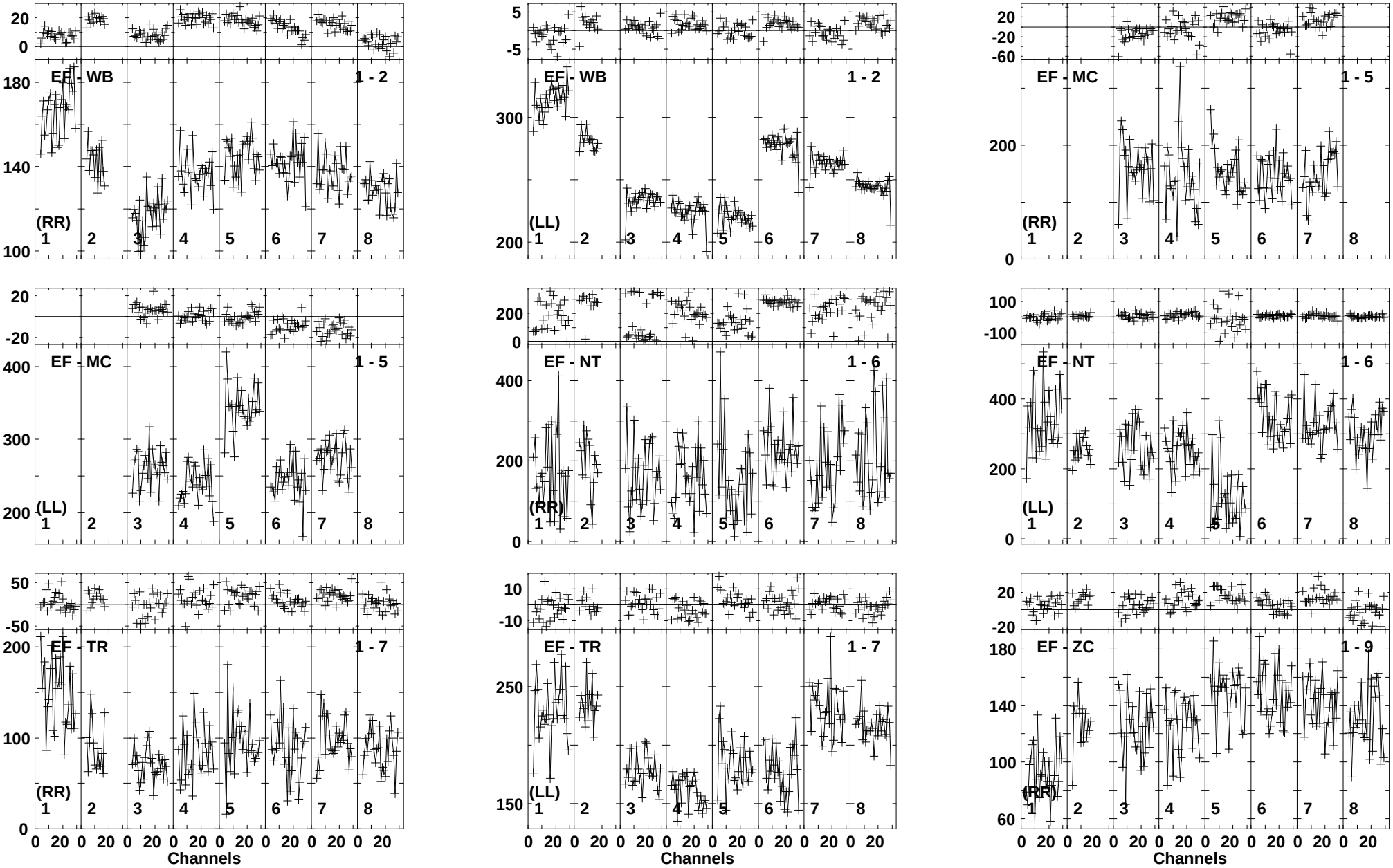

Lower frame: Milli Ampl Jy Top frame: Phas deg
Vector averaged cross-power spectrum Baseline: EF (01) - WB (02)
Timerange: 00/11:49:25 to 00/11:50:39

Plot file version 56 created 31-MAR-2014 16:57:57
J1521+4336 EP088B 3.UVDATA.1
Freq = 1.5950 GHz, Bw = 16.000 MH Calibrated with CL # 3 and BP # 1 (BP mode 1)

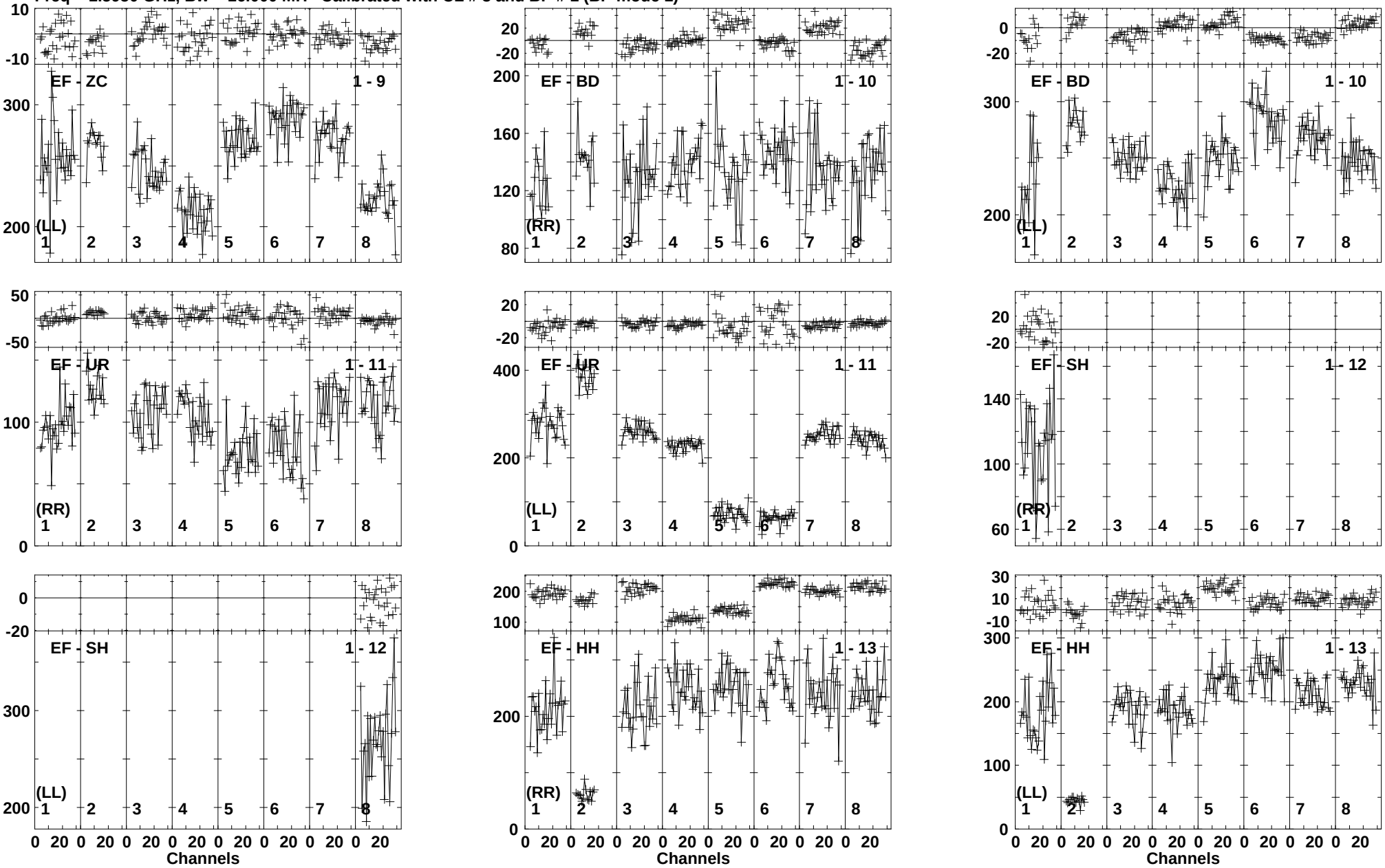

Lower frame: Milli Ampl Jy Top frame: Phas deg
Vector averaged cross-power spectrum Baseline: EF (01) - ZC (09)
Timerange: 00/11:49:25 to 00/11:50:39

Plot file version 57 created 31-MAR-2014 16:57:58
VV705B EP088B 3.UVDATA.1
Freq = 1.5950 GHz, Bw = 16.000 MH Calibrated with CL # 3 and BP # 1 (BP mode 1)

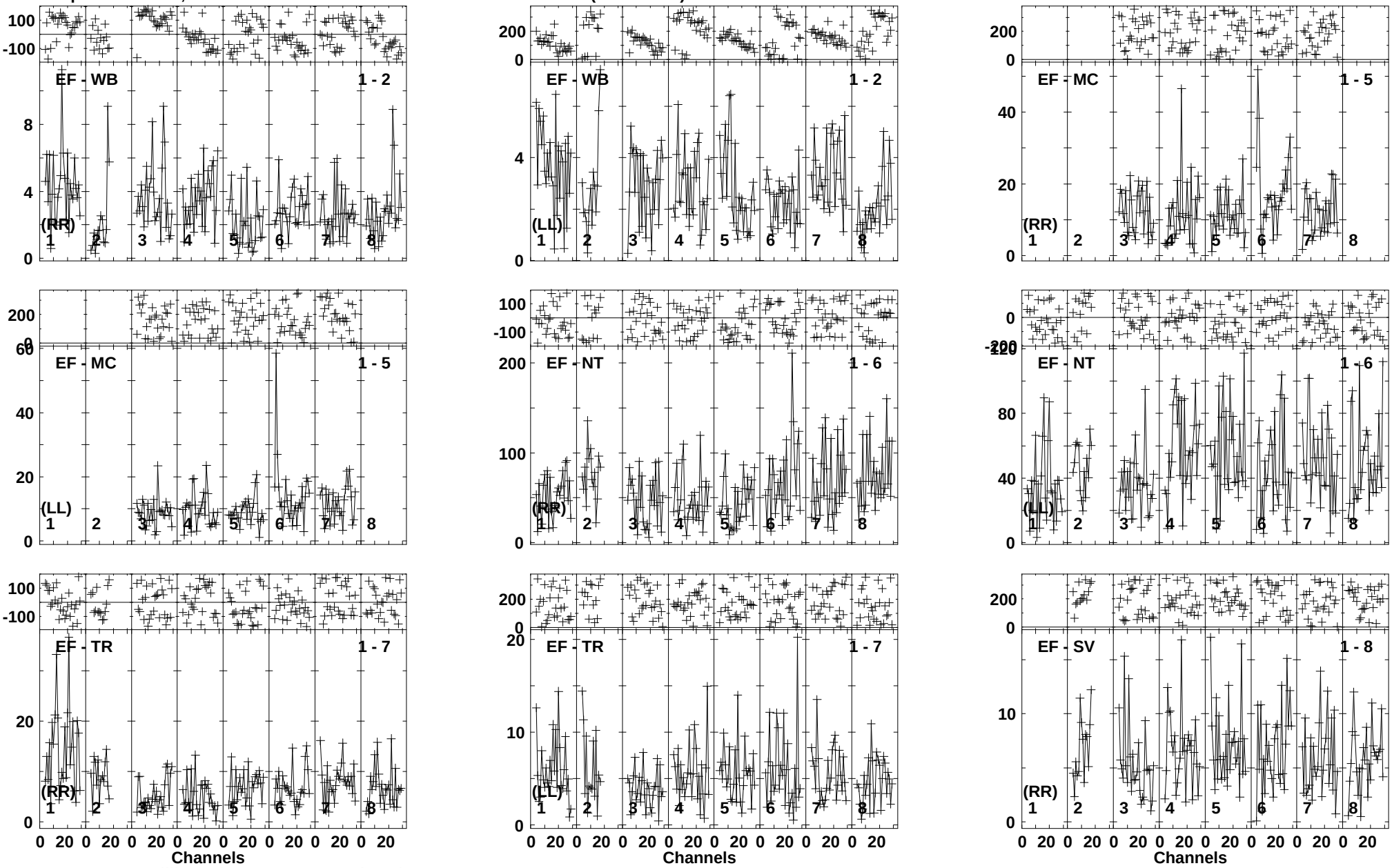

Lower frame: Milli Ampl Jy Top frame: Phas deg
Vector averaged cross-power spectrum Baseline: EF (01) - WB (02)
Timerange: 00/11:51:21 to 00/11:57:05

Plot file version 58 created 31-MAR-2014 16:57:58
VV705B EP088B 3.UVDATA.1
Freq = 1.5950 GHz, Bw = 16.000 MH Calibrated with CL # 3 and BP # 1 (BP mode 1)

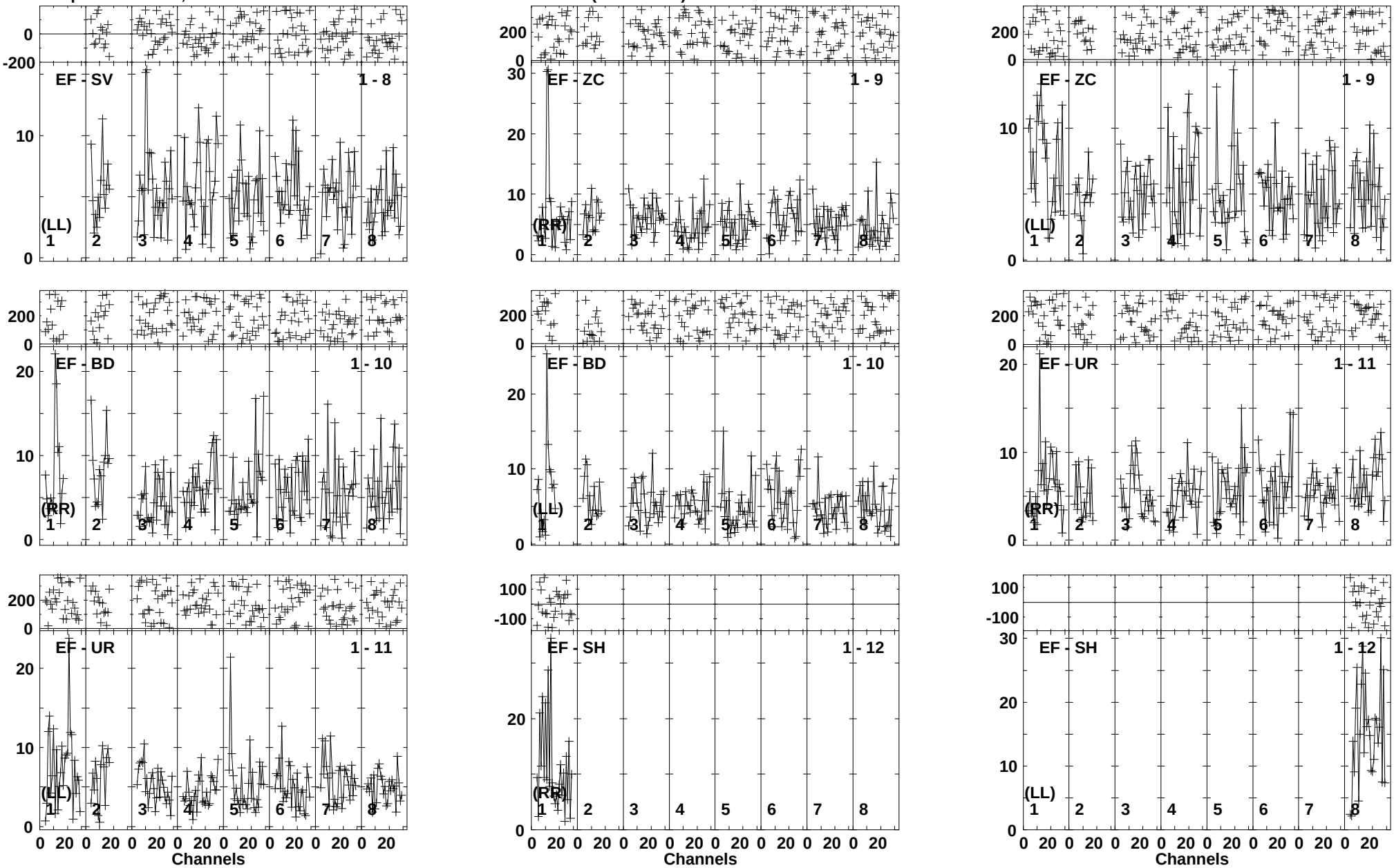

Lower frame: Milli Ampl Jy Top frame: Phas deg
Vector averaged cross-power spectrum Baseline: EF (01) - SV (08)
Timerange: 00/11:51:21 to 00/11:57:05

Plot file version 59 created 31-MAR-2014 16:57:58
VV705B EP088B 3.UVDATA.1
Freq = 1.5950 GHz, Bw = 16.000 MH Calibrated with CL # 3 and BP # 1 (BP mode 1)

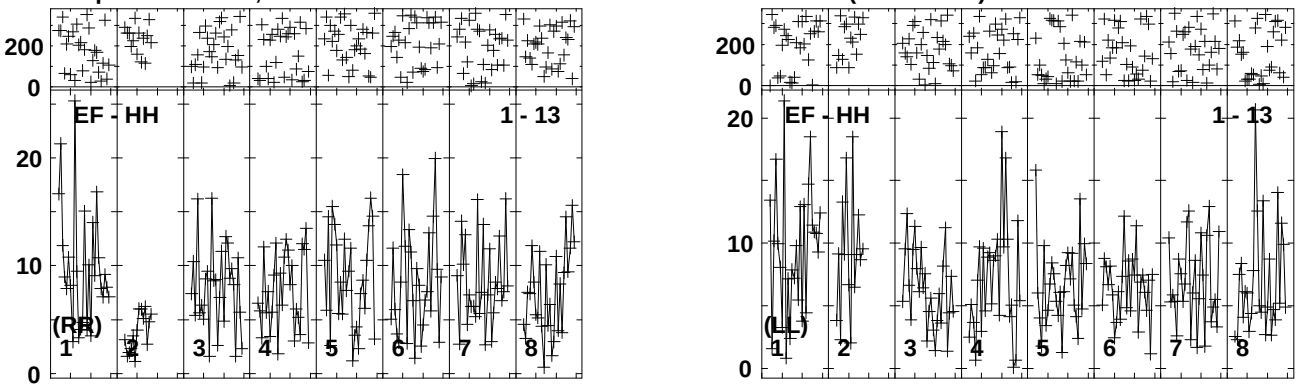

Lower frame: Milli Ampl Jy Top frame: Phas deg
Vector averaged cross-power spectrum Baseline: EF (01) - HH (13)
Timerange: 00/11:51:21 to 00/11:57:05

Plot file version 60 created 31-MAR-2014 16:57:58
J1521+4336 EP088B 3.UVDATA.1
Freq = 1.5950 GHz, Bw = 16.000 MH Calibrated with CL # 3 and BP # 1 (BP mode 1)

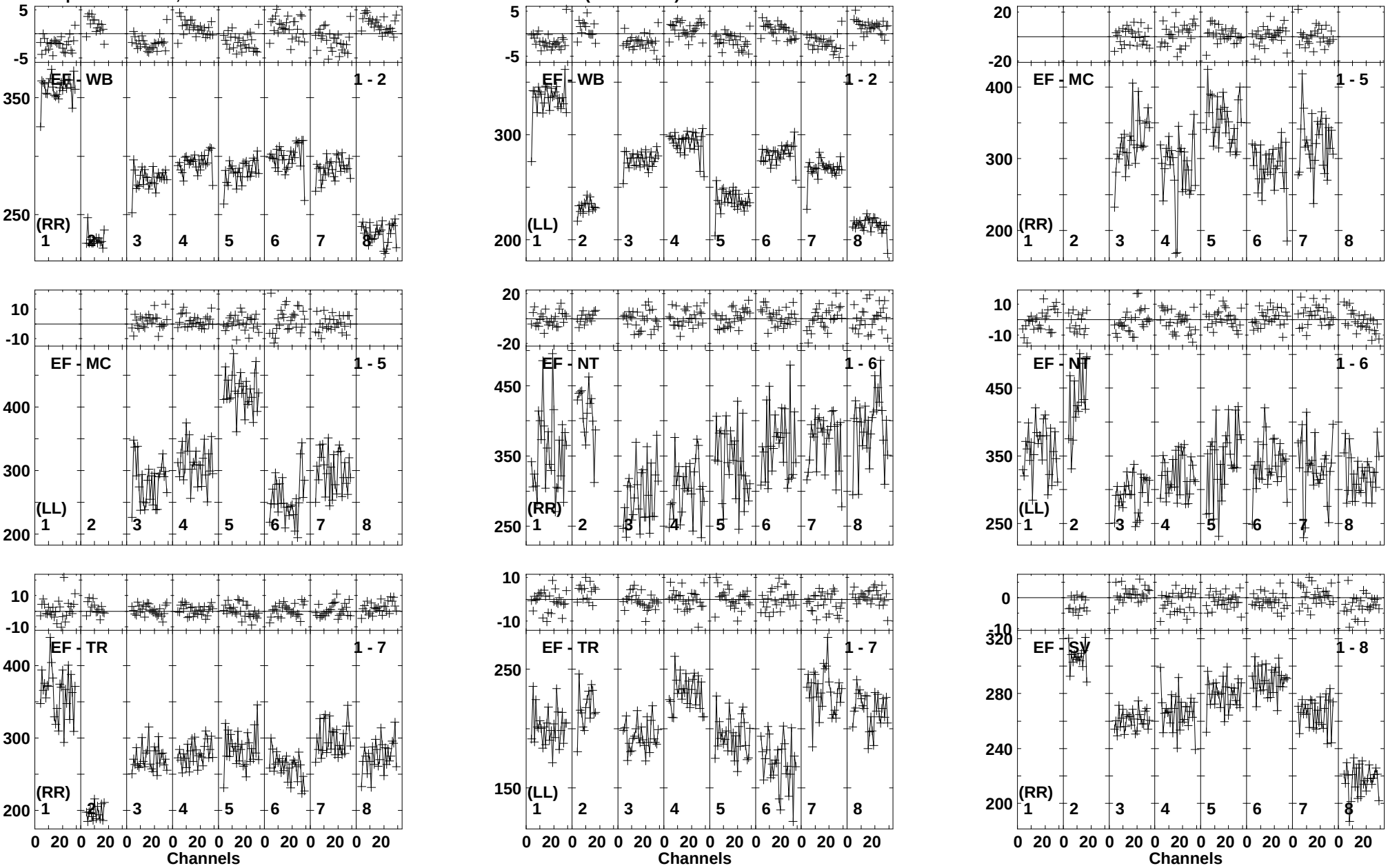

Lower frame: Milli Ampl Jy Top frame: Phas deg
Vector averaged cross-power spectrum Baseline: EF (01) - WB (02)
Timerange: 00/11:57:11 to 00/11:58:25

Plot file version 61 created 31-MAR-2014 16:57:58
J1521+4336 EP088B 3.UVDATA.1
Freq = 1.5950 GHz, Bw = 16.000 MH Calibrated with CL # 3 and BP # 1 (BP mode 1)

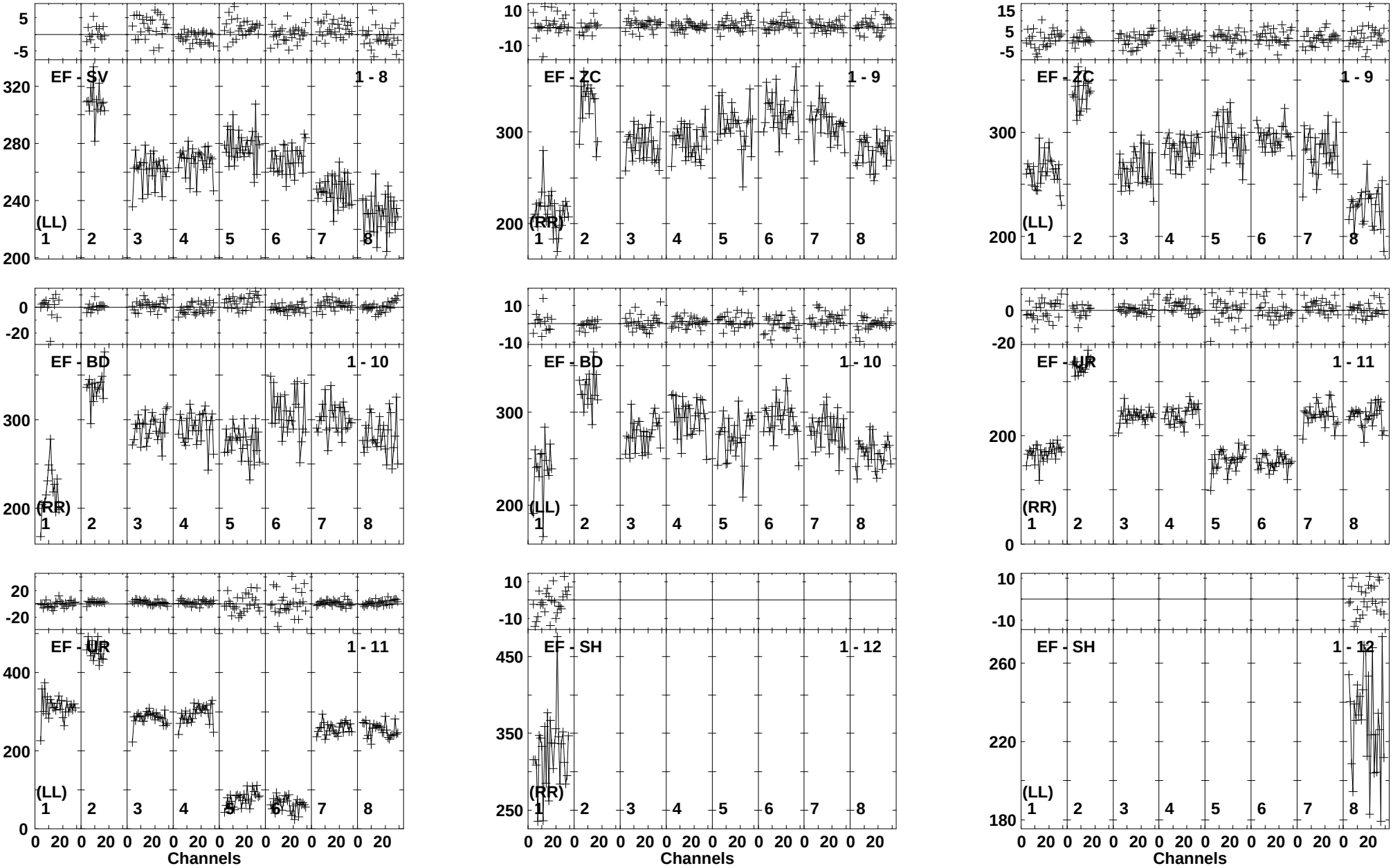

Lower frame: Milli Ampl Jy Top frame: Phas deg
Vector averaged cross-power spectrum Baseline: EF (01) - SV (08)
Timerange: 00/11:57:11 to 00/11:58:25

Plot file version 62 created 31-MAR-2014 16:57:58
J1521+4336 EP088B 3.UVDATA.1
Freq = 1.5950 GHz, Bw = 16.000 MH Calibrated with CL # 3 and BP # 1 (BP mode 1)

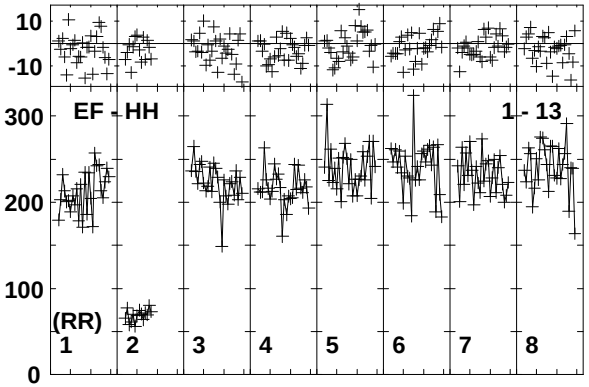

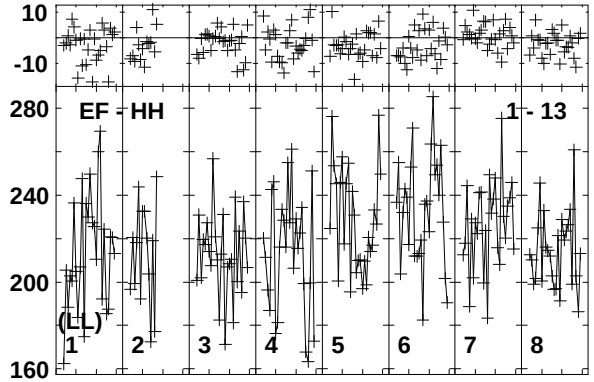

Lower frame: Milli Ampl Jy Top frame: Phas deg
Vector averaged cross-power spectrum Baseline: EF (01) - HH (13)
Timerange: 00/11:57:11 to 00/11:58:25