Plot file version 1 created 22-JUL-2014 18:09:32
J1102+2757 EP088C.UVDATA.1
Freq = 1.5950 GHz, Bw = 16.000 MH Calibrated with CL # 3 and BP # 1 (BP mode 1)

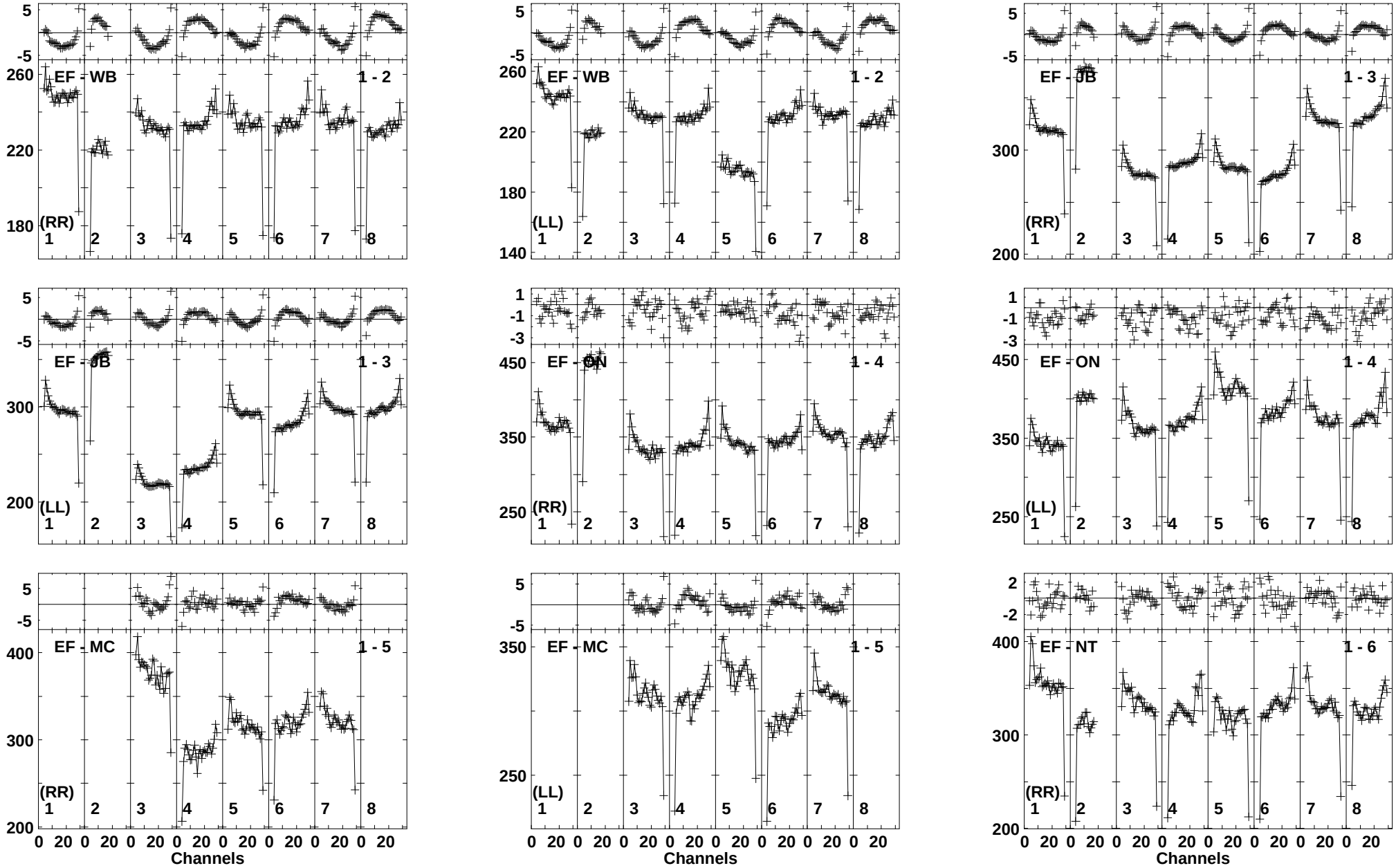

Lower frame: Milli Ampl Jy Top frame: Phas deg
Vector averaged cross-power spectrum Baseline: EF (01) - WB (02)
Timerange: 00/21:30:01 to 00/21:34:49

Plot file version 2 created 22-JUL-2014 18:09:32
J1102+2757 EP088C.UVDATA.1
Freq = 1.5950 GHz, Bw = 16.000 MH Calibrated with CL # 3 and BP # 1 (BP mode 1)

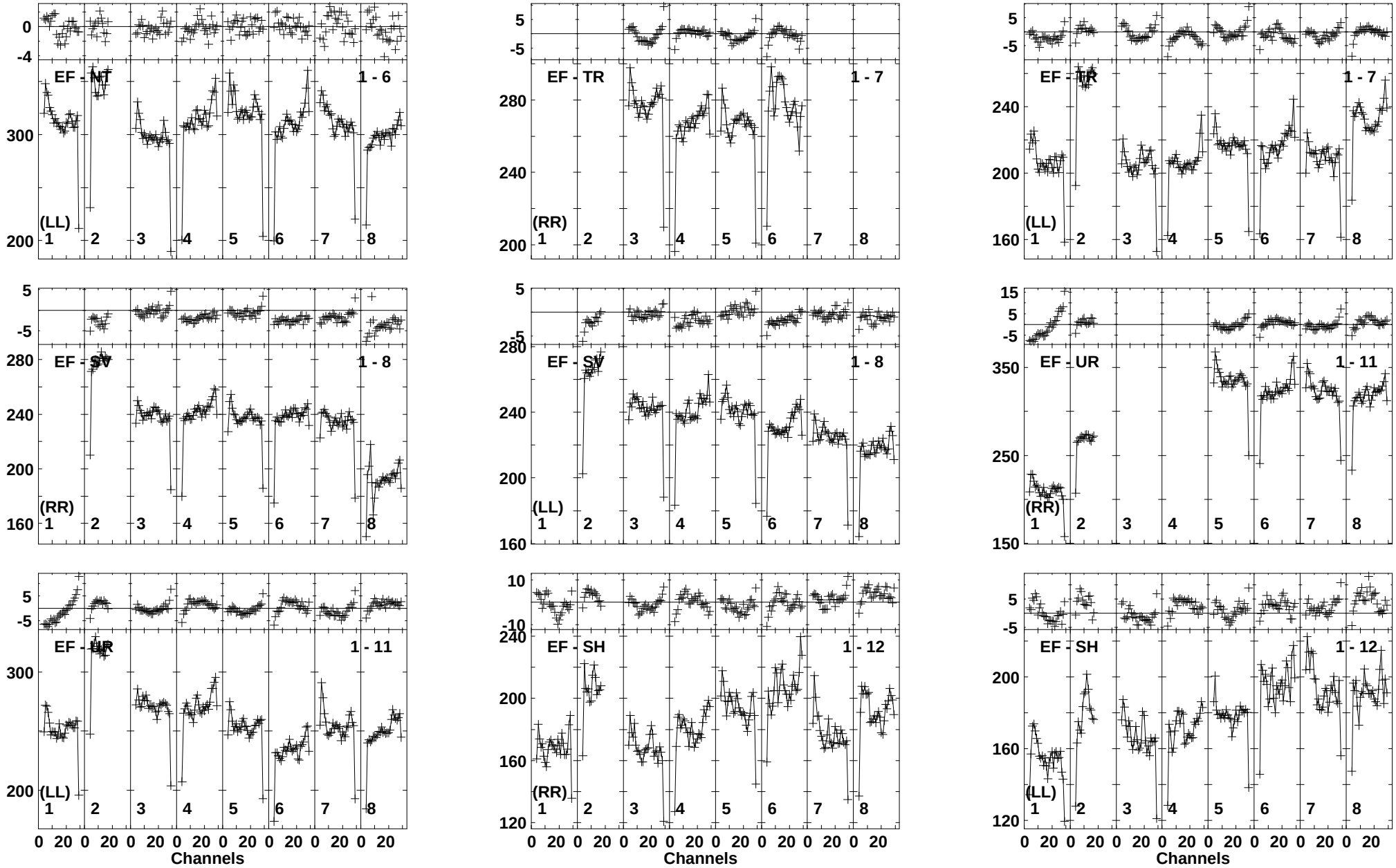

Lower frame: Milli Ampl Jy Top frame: Phas deg
Vector averaged cross-power spectrum Baseline: EF (01) - NT (06)
Timerange: 00/21:30:01 to 00/21:34:49

Plot file version 3 created 22-JUL-2014 18:09:33
J1102+2757 EP088C.UVDATA.1
Freq = 1.5950 GHz, Bw = 16.000 MH Calibrated with CL # 3 and BP # 1 (BP mode 1)

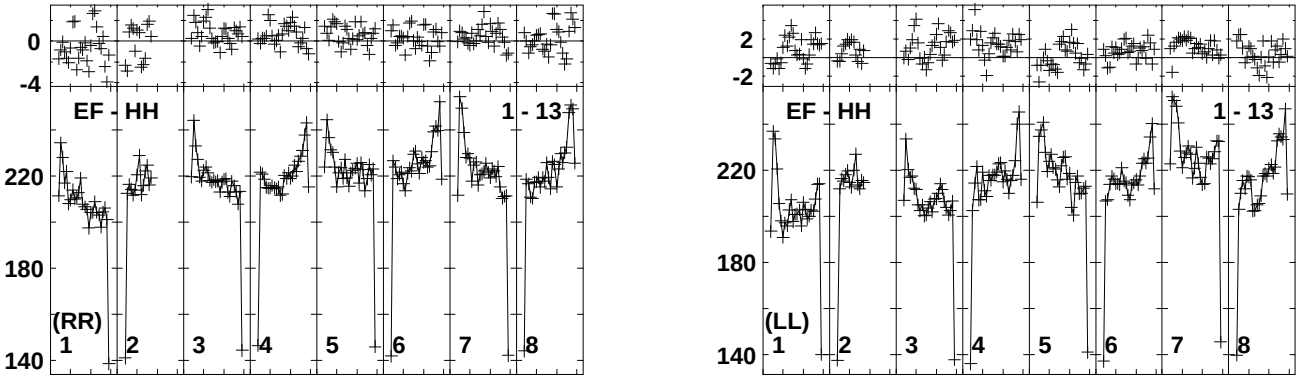

Lower frame: Milli Ampl Jy Top frame: Phas deg
Vector averaged cross-power spectrum Baseline: EF (01) - HH (13)
Timerange: 00/21:30:01 to 00/21:34:49

Plot file version 4 created 22-JUL-2014 18:09:33
IRAS10565 EP088C.UVDATA.1
Freq = 1.5950 GHz, Bw = 16.000 MH Calibrated with CL # 3 and BP # 1 (BP mode 1)

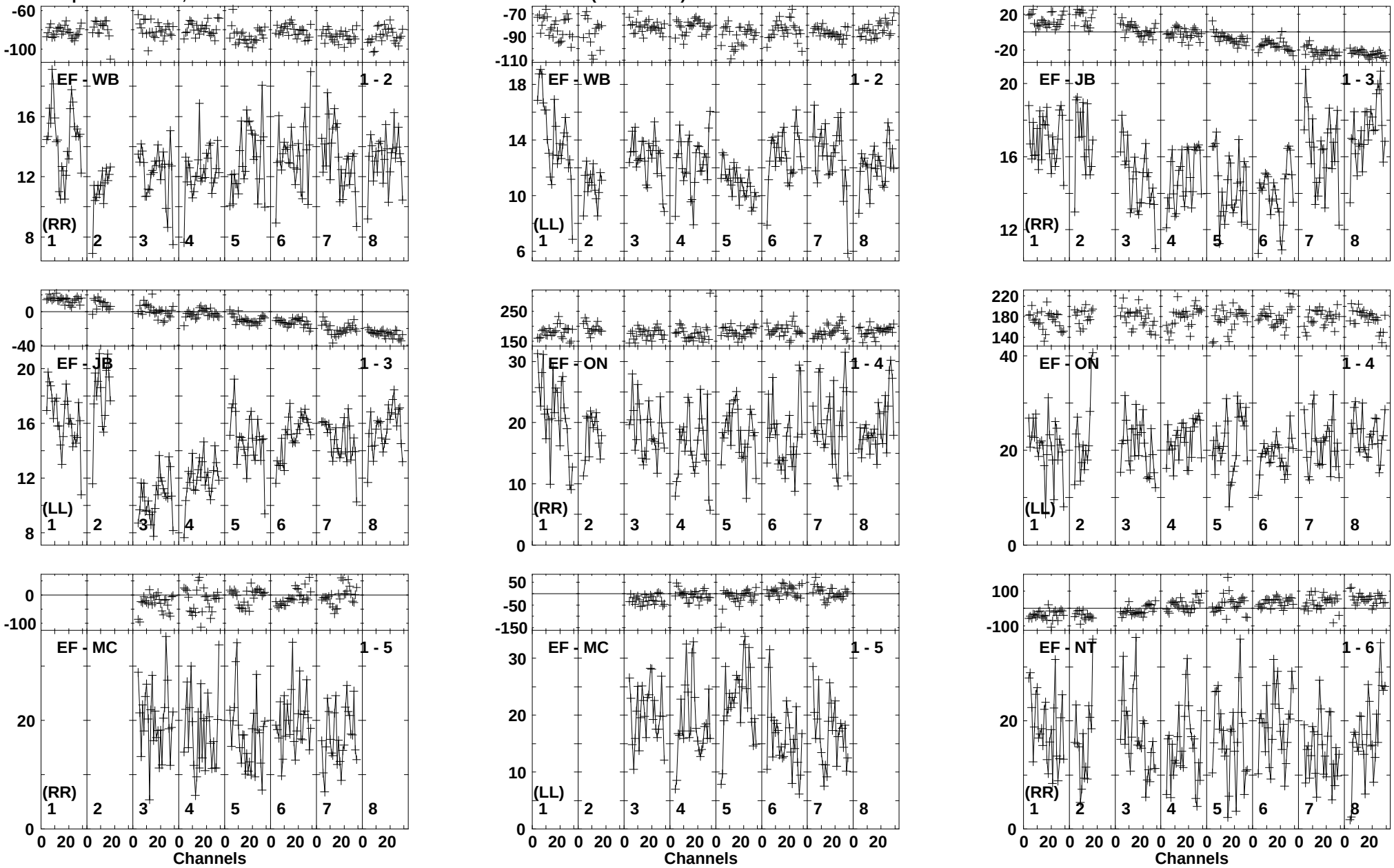

Lower frame: Milli Ampl Jy Top frame: Phas deg
Vector averaged cross-power spectrum Baseline: EF (01) - WB (02)
Timerange: 00/21:35:51 to 00/21:39:29

Plot file version 5 created 22-JUL-2014 18:09:34
IRAS10565 EP088C.UVDATA.1
Freq = 1.5950 GHz, Bw = 16.000 MH Calibrated with CL # 3 and BP # 1 (BP mode 1)

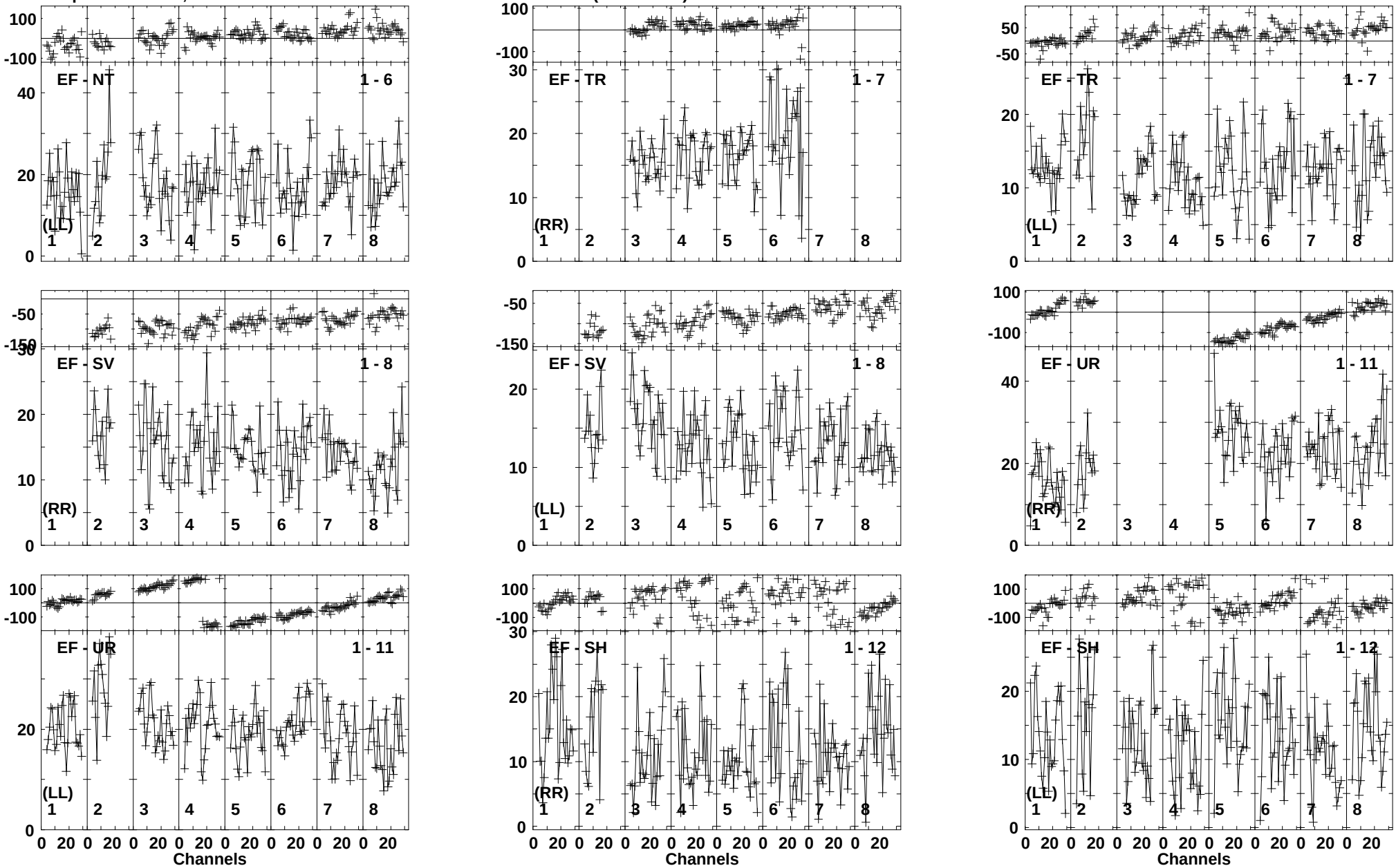

Lower frame: Milli Ampl Jy Top frame: Phas deg
Vector averaged cross-power spectrum Baseline: EF (01) - NT (06)
Timerange: 00/21:35:51 to 00/21:39:29

Plot file version 6 created 22-JUL-2014 18:09:34
IRAS10565 EP088C.UVDATA.1
Freq = 1.5950 GHz, Bw = 16.000 MH Calibrated with CL # 3 and BP # 1 (BP mode 1)

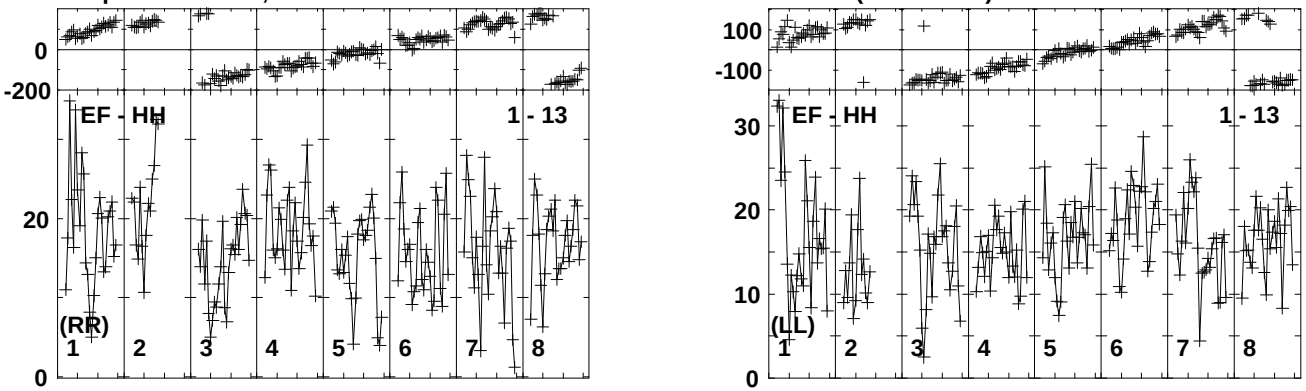

Lower frame: Milli Ampl Jy Top frame: Phas deg
Vector averaged cross-power spectrum Baseline: EF (01) - HH (13)
Timerange: 00/21:35:51 to 00/21:39:29

Plot file version 7 created 22-JUL-2014 18:09:34
J1102+2757 EP088C.UVDATA.1
Freq = 1.5950 GHz, Bw = 16.000 MH Calibrated with CL # 3 and BP # 1 (BP mode 1)

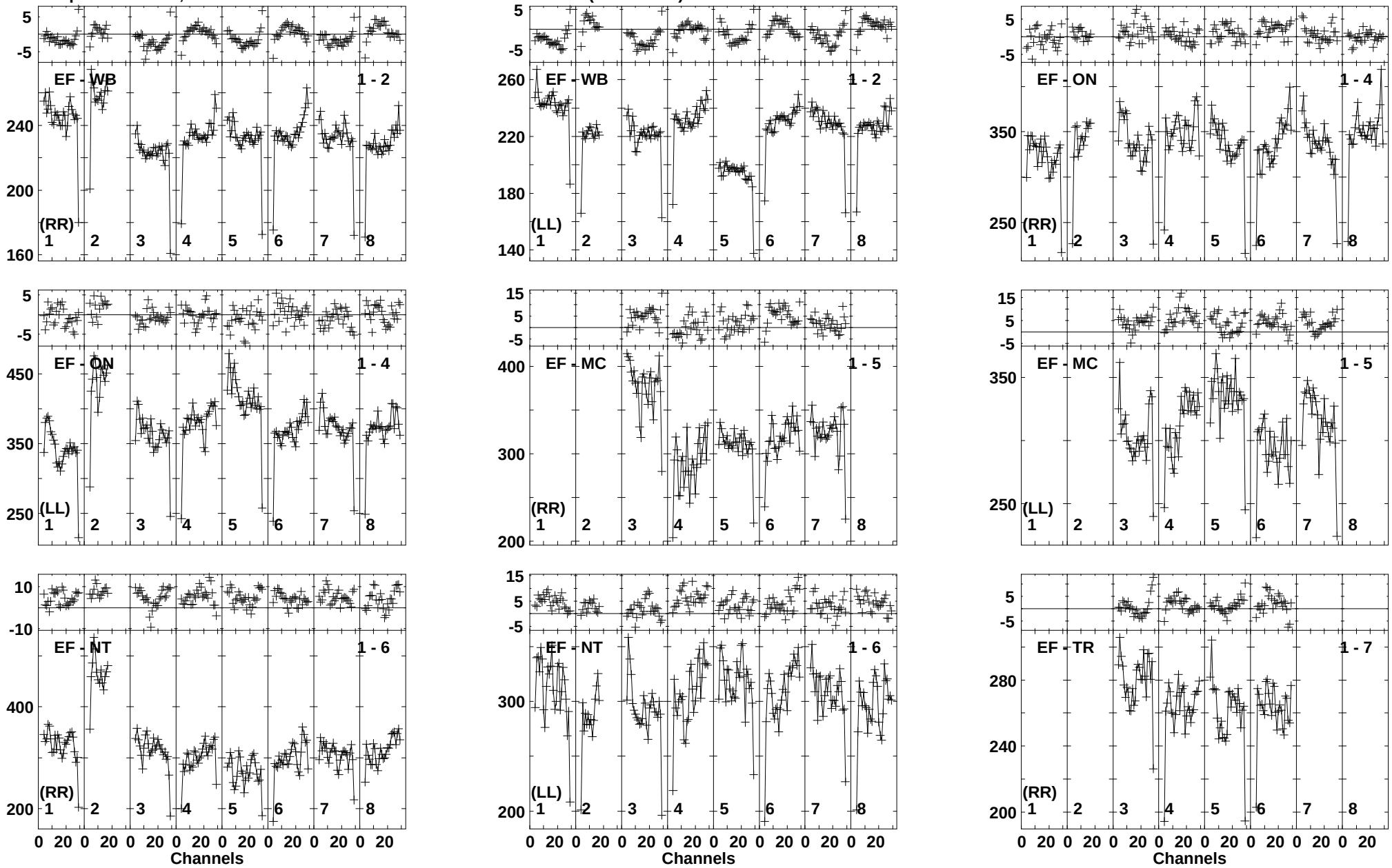

Lower frame: Milli Ampl Jy Top frame: Phas deg
Vector averaged cross-power spectrum Baseline: EF (01) - WB (02)
Timerange: 00/21:39:38 to 00/21:40:48

Plot file version 8 created 22-JUL-2014 18:09:35
J1102+2757 EP088C.UVDATA.1
Freq = 1.5950 GHz, Bw = 16.000 MH Calibrated with CL # 3 and BP # 1 (BP mode 1)

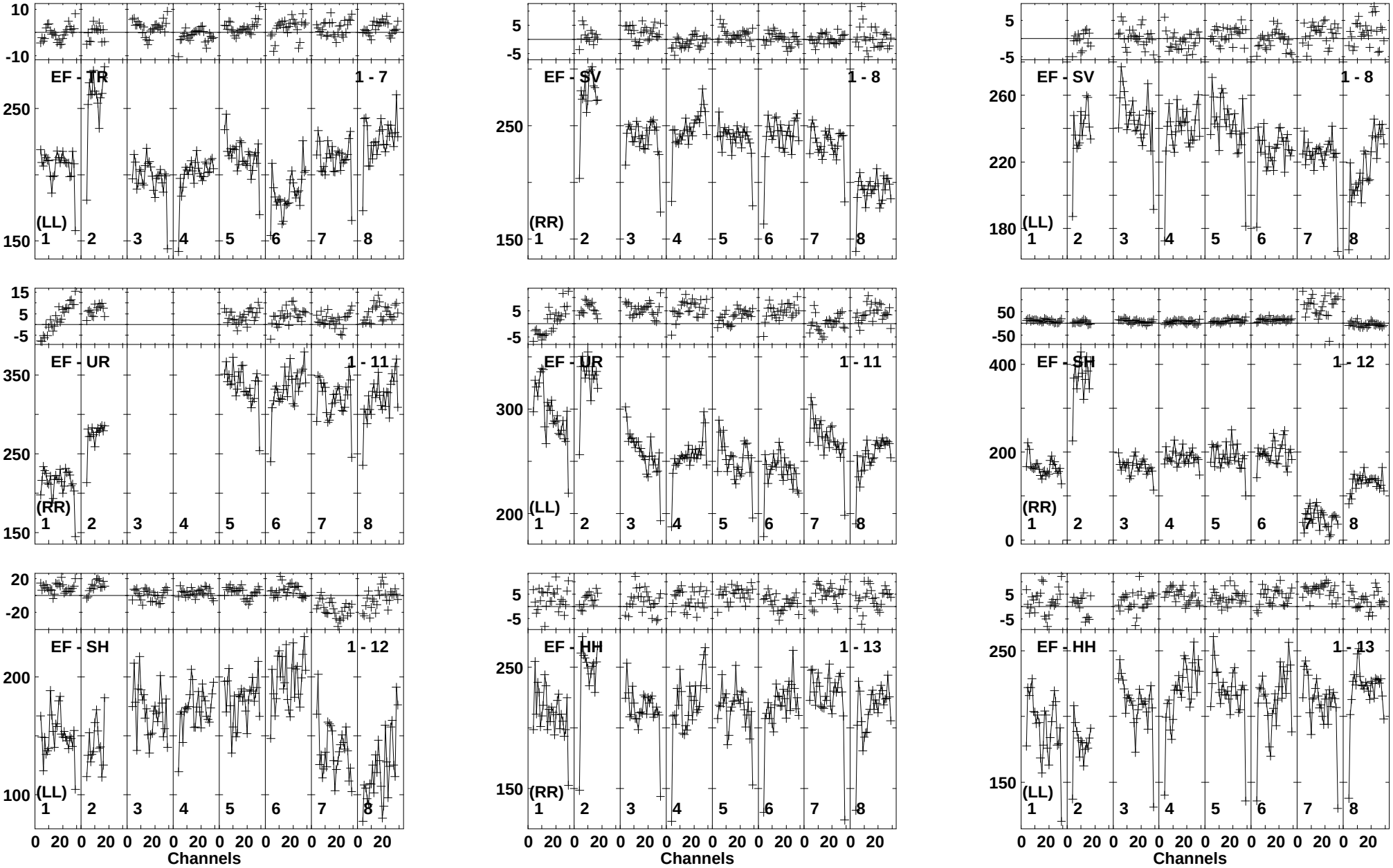

Lower frame: Milli Ampl Jy Top frame: Phas deg
Vector averaged cross-power spectrum Baseline: EF (01) - TR (07)
Timerange: 00/21:39:38 to 00/21:40:48

Plot file version 9 created 22-JUL-2014 18:09:35
IRAS10565 EP088C.UVDATA.1
Freq = 1.5950 GHz, Bw = 16.000 MH Calibrated with CL # 3 and BP # 1 (BP mode 1)

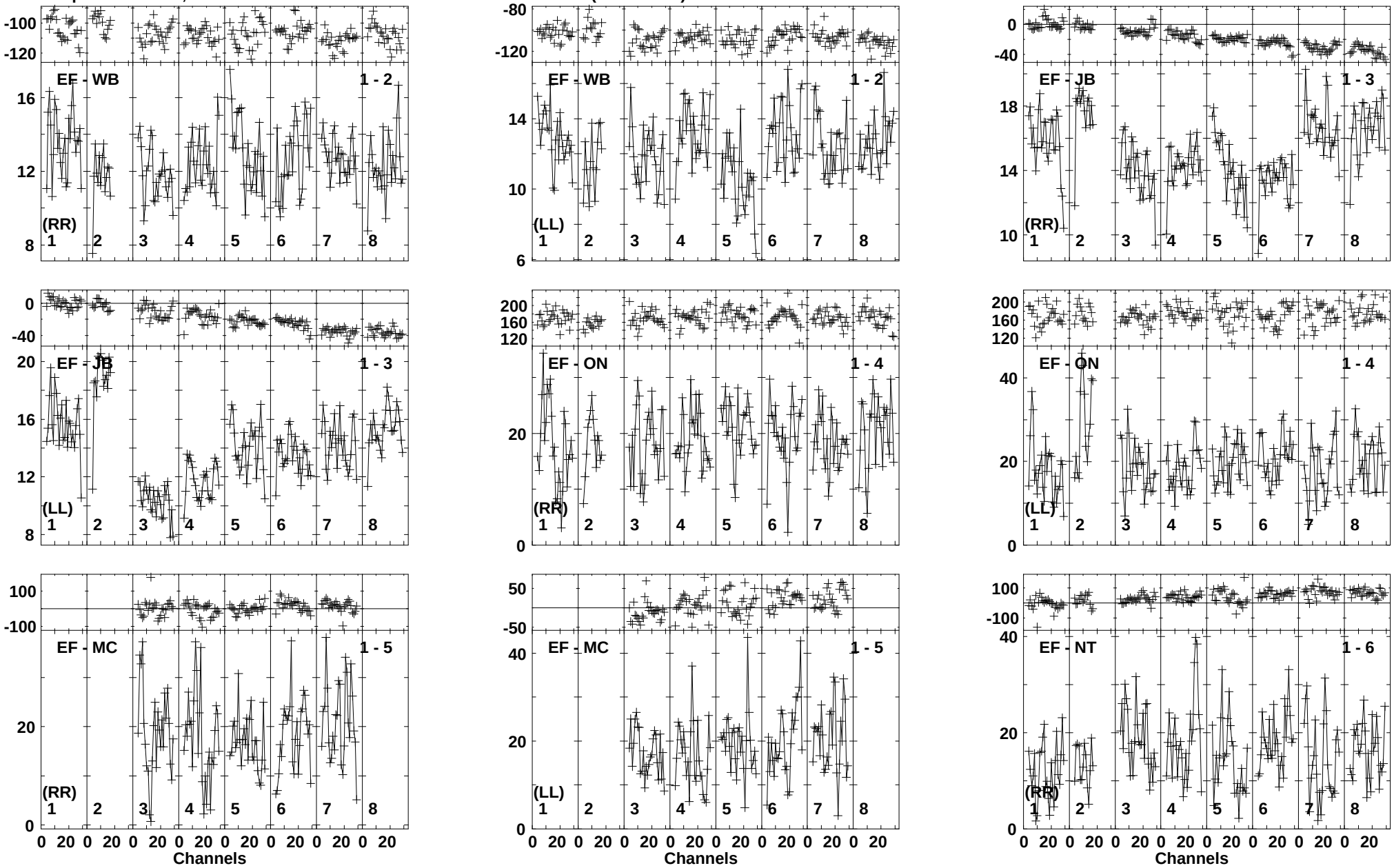

Lower frame: Milli Ampl Jy Top frame: Phas deg
Vector averaged cross-power spectrum Baseline: EF (01) - WB (02)
Timerange: 00/21:41:51 to 00/21:45:29

Plot file version 10 created 22-JUL-2014 18:09:36
IRAS10565 EP088C.UVDATA.1
Freq = 1.5950 GHz, Bw = 16.000 MH Calibrated with CL # 3 and BP # 1 (BP mode 1)

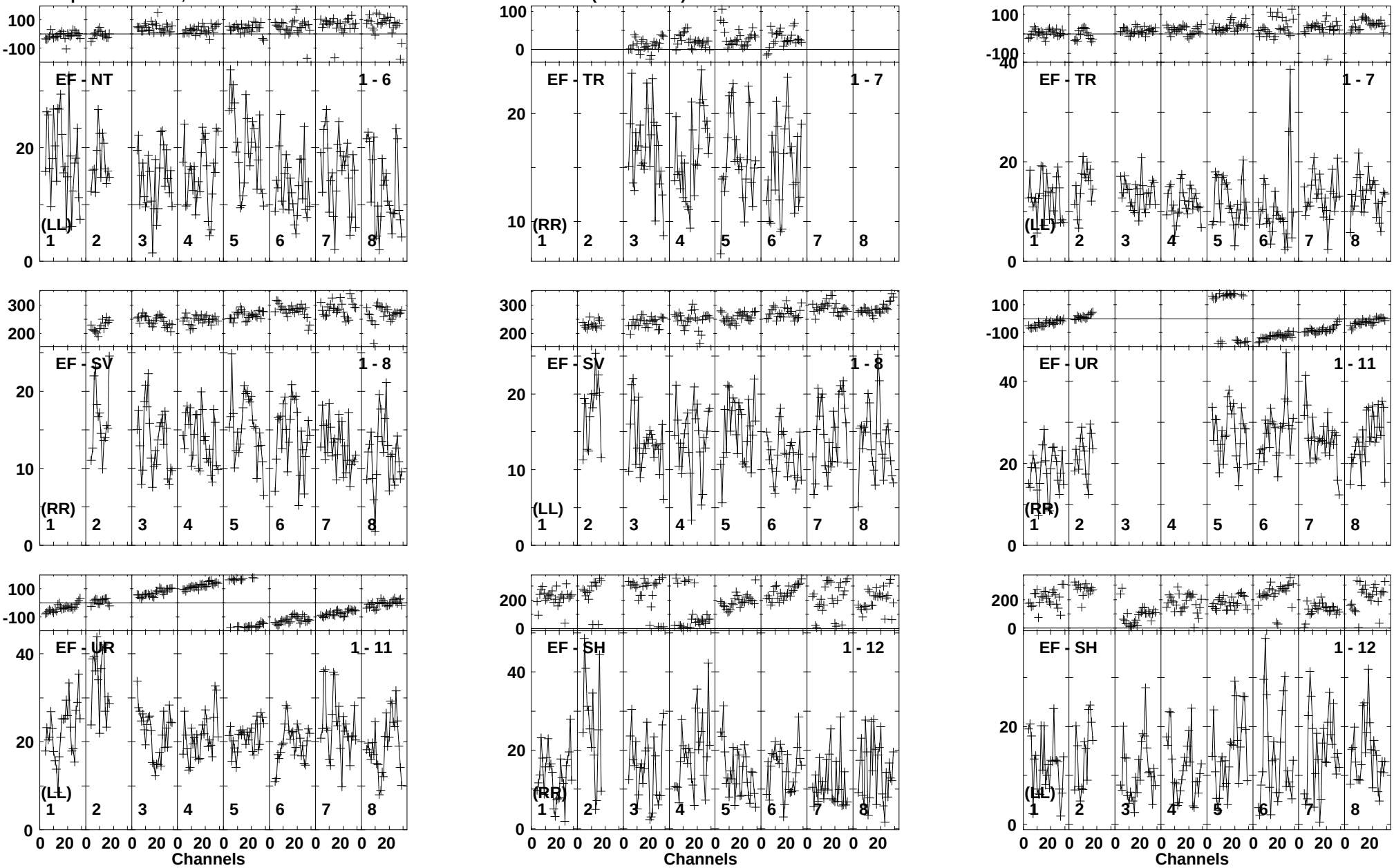

Lower frame: Milli Ampl Jy Top frame: Phas deg
Vector averaged cross-power spectrum Baseline: EF (01) - NT (06)
Timerange: 00/21:41:51 to 00/21:45:29

Plot file version 11 created 22-JUL-2014 18:09:36
IRAS10565 EP088C.UVDATA.1
Freq = 1.5950 GHz, Bw = 16.000 MH Calibrated with CL # 3 and BP # 1 (BP mode 1)

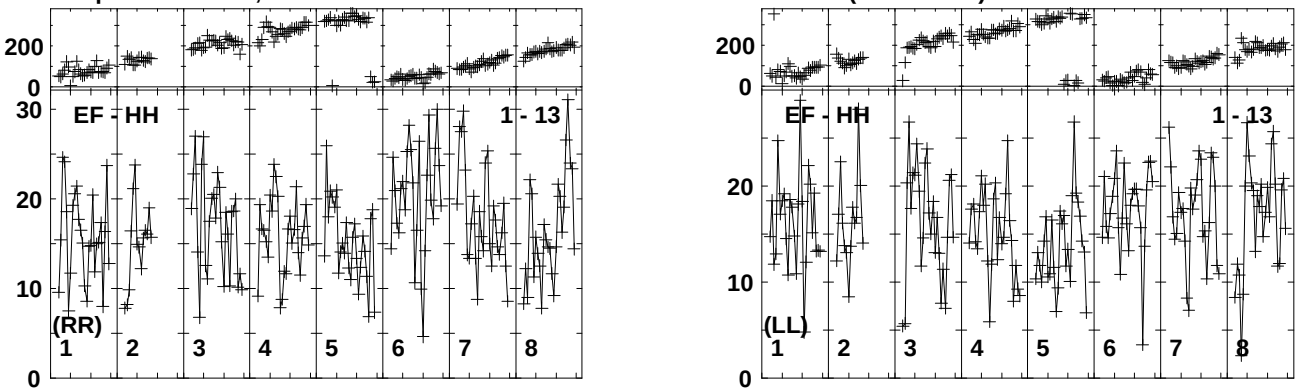

Lower frame: Milli Ampl Jy Top frame: Phas deg
Vector averaged cross-power spectrum Baseline: EF (01) - HH (13)
Timerange: 00/21:41:51 to 00/21:45:29

Plot file version 12 created 22-JUL-2014 18:09:37
J1102+2757 EP088C.UVDATA.1
Freq = 1.5950 GHz, Bw = 16.000 MH Calibrated with CL # 3 and BP # 1 (BP mode 1)

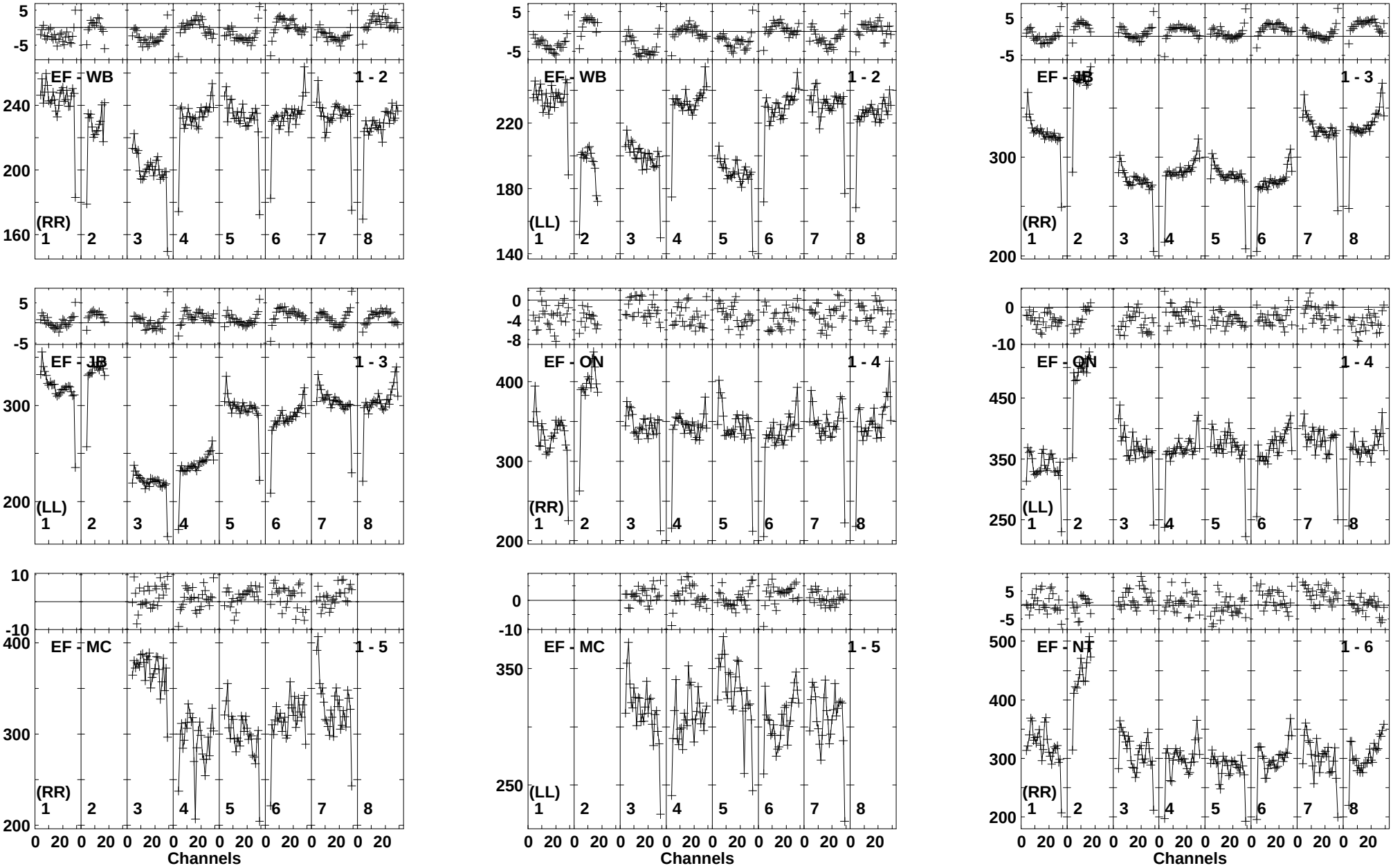

Lower frame: Milli Ampl Jy Top frame: Phas deg
Vector averaged cross-power spectrum Baseline: EF (01) - WB (02)
Timerange: 00/21:45:38 to 00/21:46:48

Plot file version 13 created 22-JUL-2014 18:09:37
J1102+2757 EP088C.UVDATA.1
Freq = 1.5950 GHz, Bw = 16.000 MH Calibrated with CL # 3 and BP # 1 (BP mode 1)

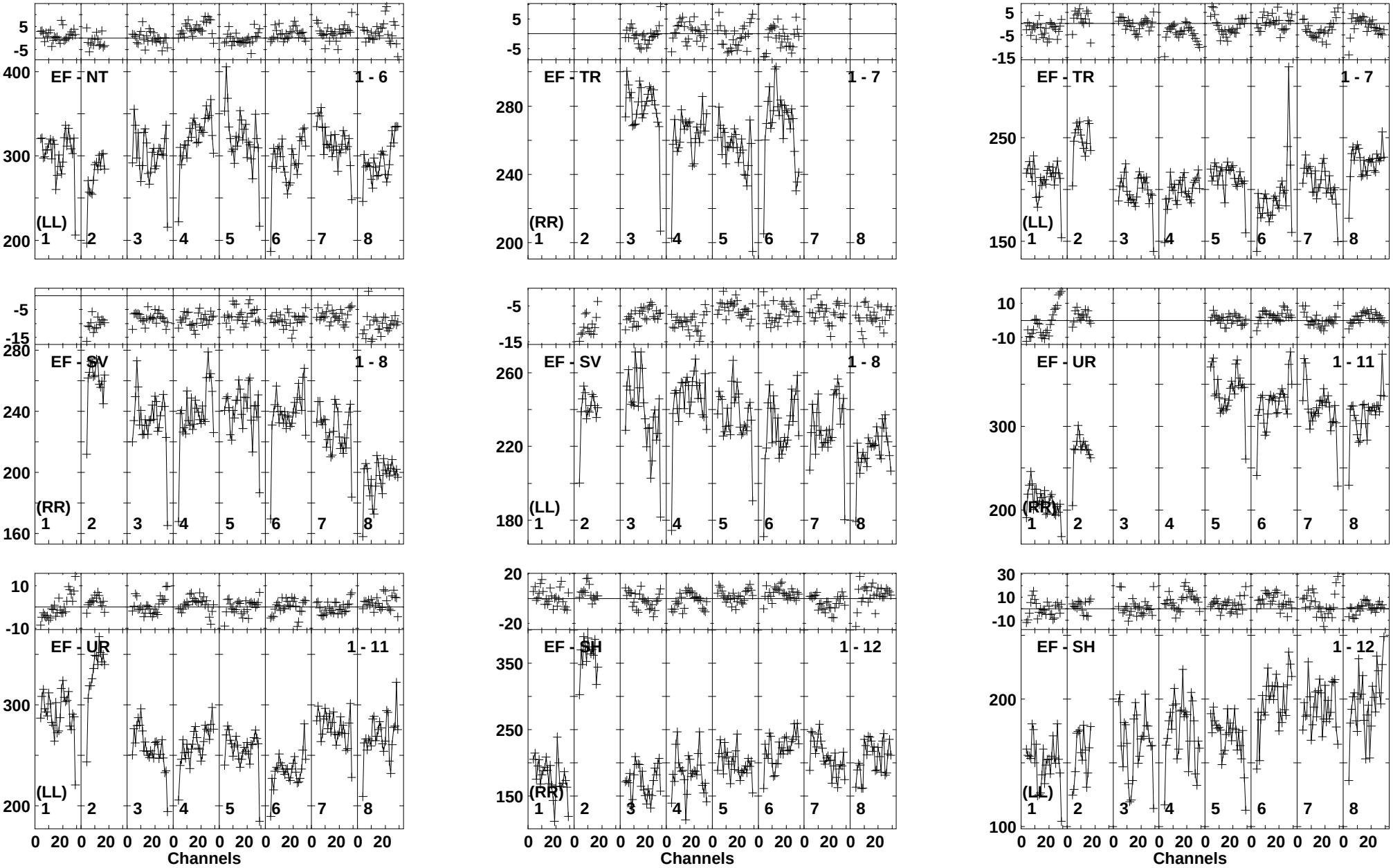

Lower frame: Milli Ampl Jy Top frame: Phas deg
Vector averaged cross-power spectrum Baseline: EF (01) - NT (06)
Timerange: 00/21:45:38 to 00/21:46:48

Plot file version 14 created 22-JUL-2014 18:09:37
J1102+2757 EP088C.UVDATA.1
Freq = 1.5950 GHz, Bw = 16.000 MH Calibrated with CL # 3 and BP # 1 (BP mode 1)

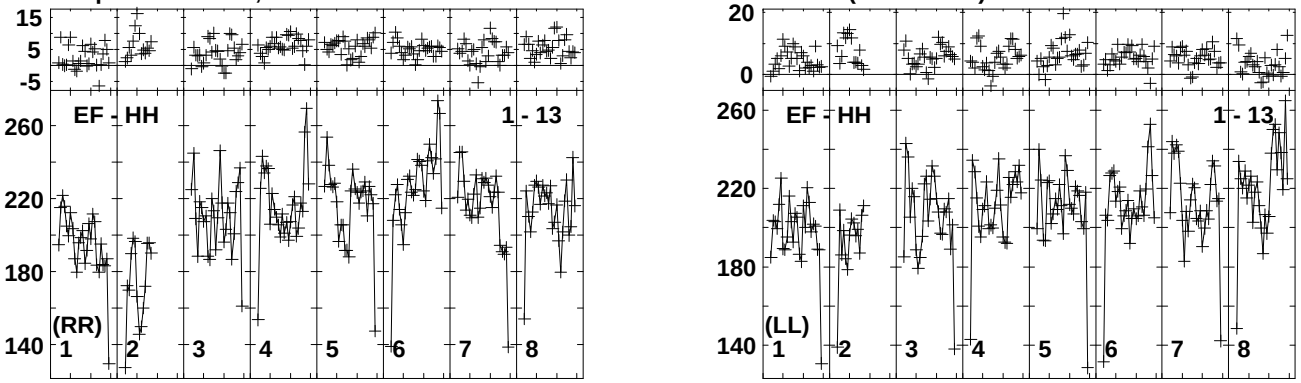

Lower frame: Milli Ampl Jy Top frame: Phas deg
Vector averaged cross-power spectrum Baseline: EF (01) - HH (13)
Timerange: 00/21:45:38 to 00/21:46:48

Plot file version 15 created 22-JUL-2014 18:09:37
IRAS10565 EP088C.UVDATA.1
Freq = 1.5950 GHz, Bw = 16.000 MH Calibrated with CL # 3 and BP # 1 (BP mode 1)

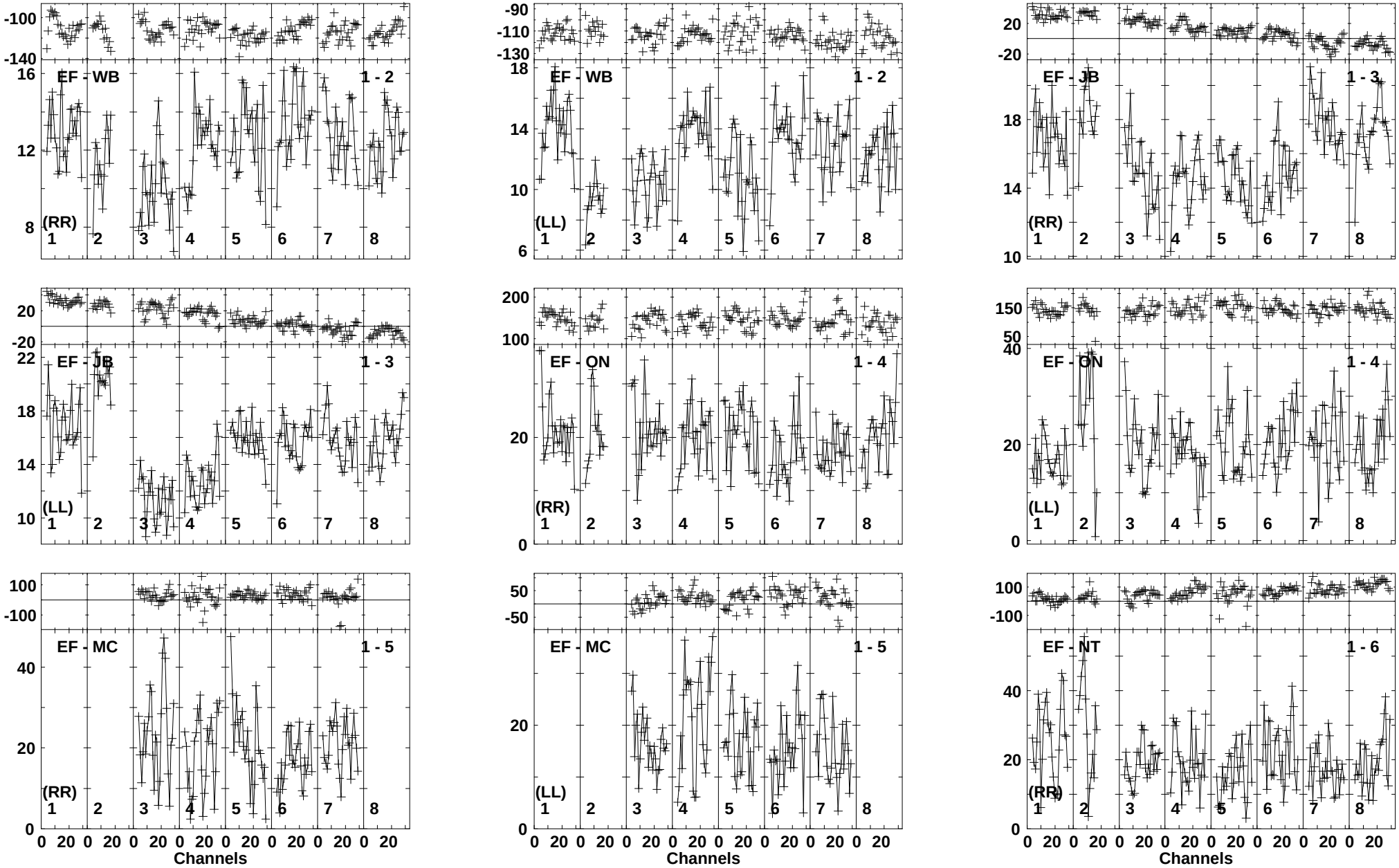

Lower frame: Milli Ampl Jy Top frame: Phas deg
Vector averaged cross-power spectrum Baseline: EF (01) - WB (02)
Timerange: 00/21:46:59 to 00/21:50:29

Plot file version 16 created 22-JUL-2014 18:09:38
IRAS10565 EP088C.UVDATA.1
Freq = 1.5950 GHz, Bw = 16.000 MH Calibrated with CL # 3 and BP # 1 (BP mode 1)

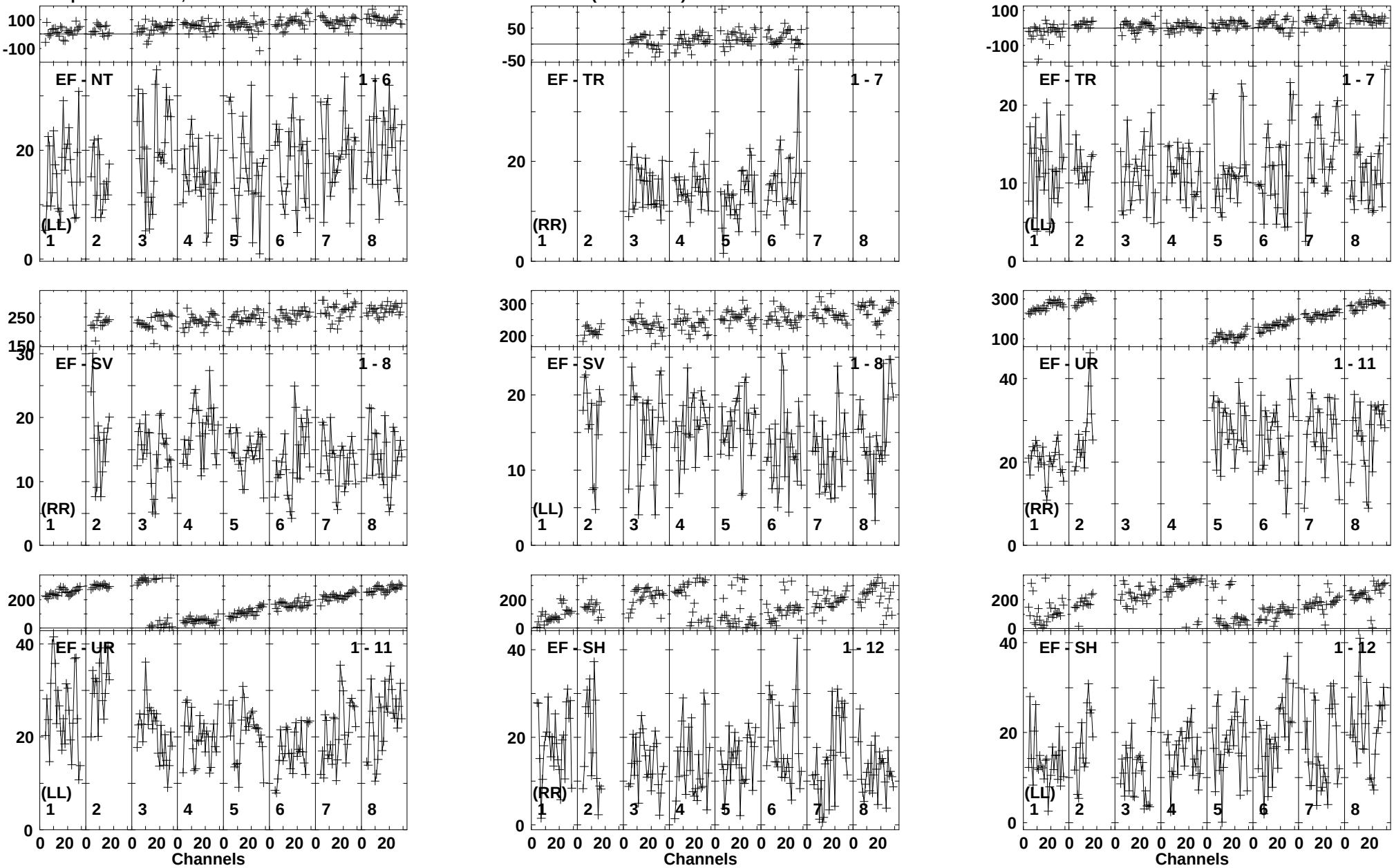

Lower frame: Milli Ampl Jy Top frame: Phas deg
Vector averaged cross-power spectrum Baseline: EF (01) - NT (06)
Timerange: 00/21:46:59 to 00/21:50:29

Plot file version 17 created 22-JUL-2014 18:09:38
IRAS10565 EP088C.UVDATA.1
Freq = 1.5950 GHz, Bw = 16.000 MH Calibrated with CL # 3 and BP # 1 (BP mode 1)

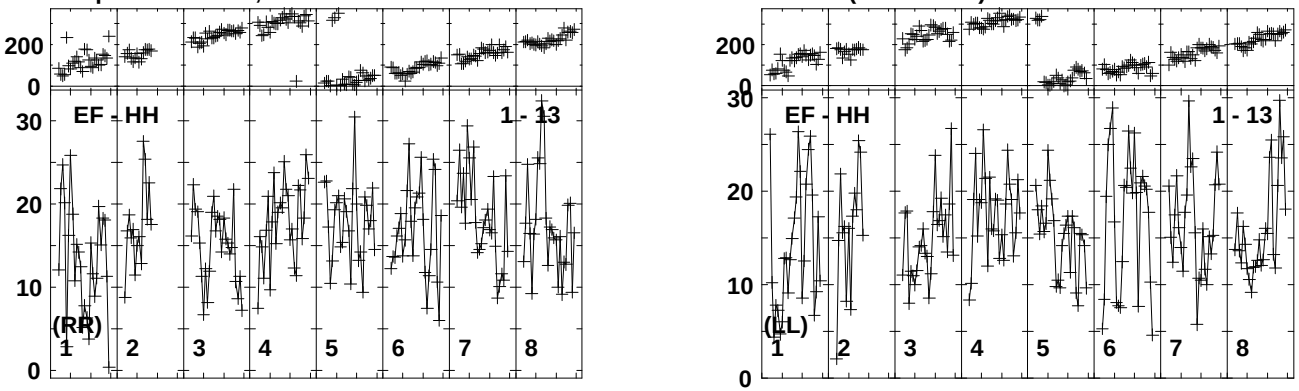

Lower frame: Milli Ampl Jy Top frame: Phas deg
Vector averaged cross-power spectrum Baseline: EF (01) - HH (13)
Timerange: 00/21:46:59 to 00/21:50:29

Plot file version 18 created 22-JUL-2014 18:09:38
J1102+2757 EP088C.UVDATA.1
Freq = 1.5950 GHz, Bw = 16.000 MH Calibrated with CL # 3 and BP # 1 (BP mode 1)

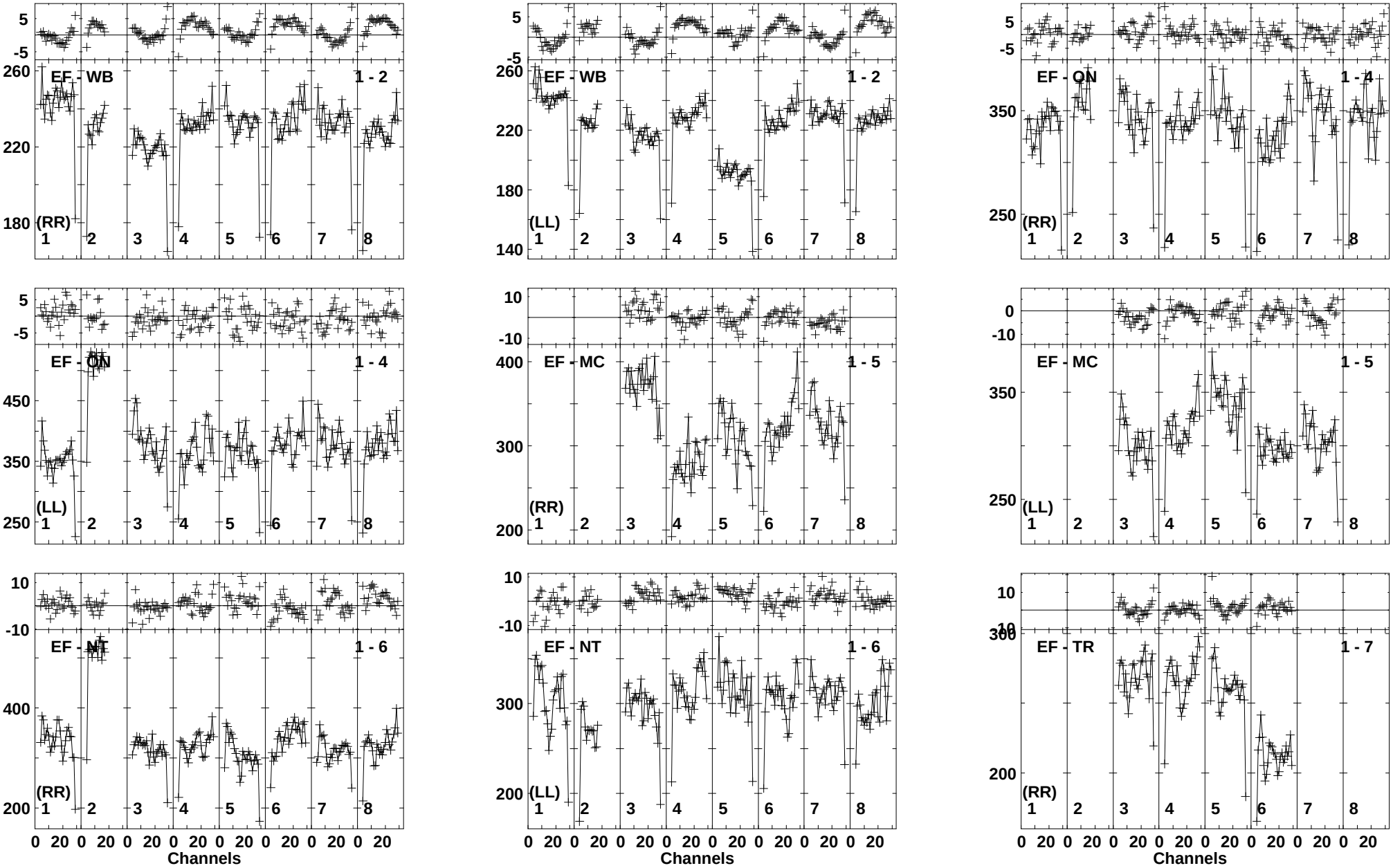

Lower frame: Milli Ampl Jy Top frame: Phas deg
Vector averaged cross-power spectrum Baseline: EF (01) - WB (02)
Timerange: 00/21:50:38 to 00/21:51:48

Plot file version 19 created 22-JUL-2014 18:09:39
J1102+2757 EP088C.UVDATA.1
Freq = 1.5950 GHz, Bw = 16.000 MH Calibrated with CL # 3 and BP # 1 (BP mode 1)

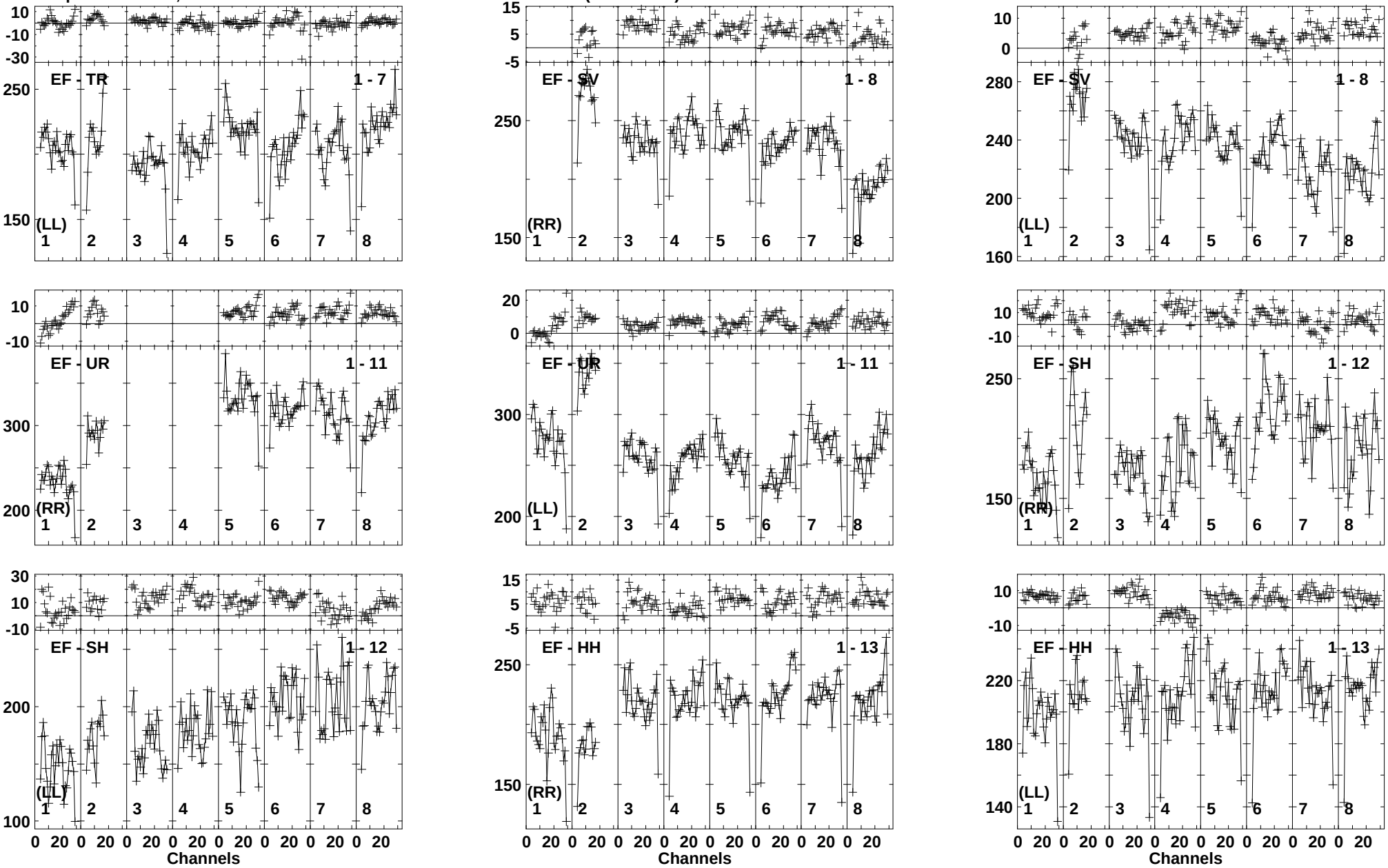

Lower frame: Milli Ampl Jy Top frame: Phas deg
Vector averaged cross-power spectrum Baseline: EF (01) - TR (07)
Timerange: 00/21:50:38 to 00/21:51:48

Plot file version 20 created 22-JUL-2014 18:09:39
IRAS10565 EP088C.UVDATA.1
Freq = 1.5950 GHz, Bw = 16.000 MH Calibrated with CL # 3 and BP # 1 (BP mode 1)

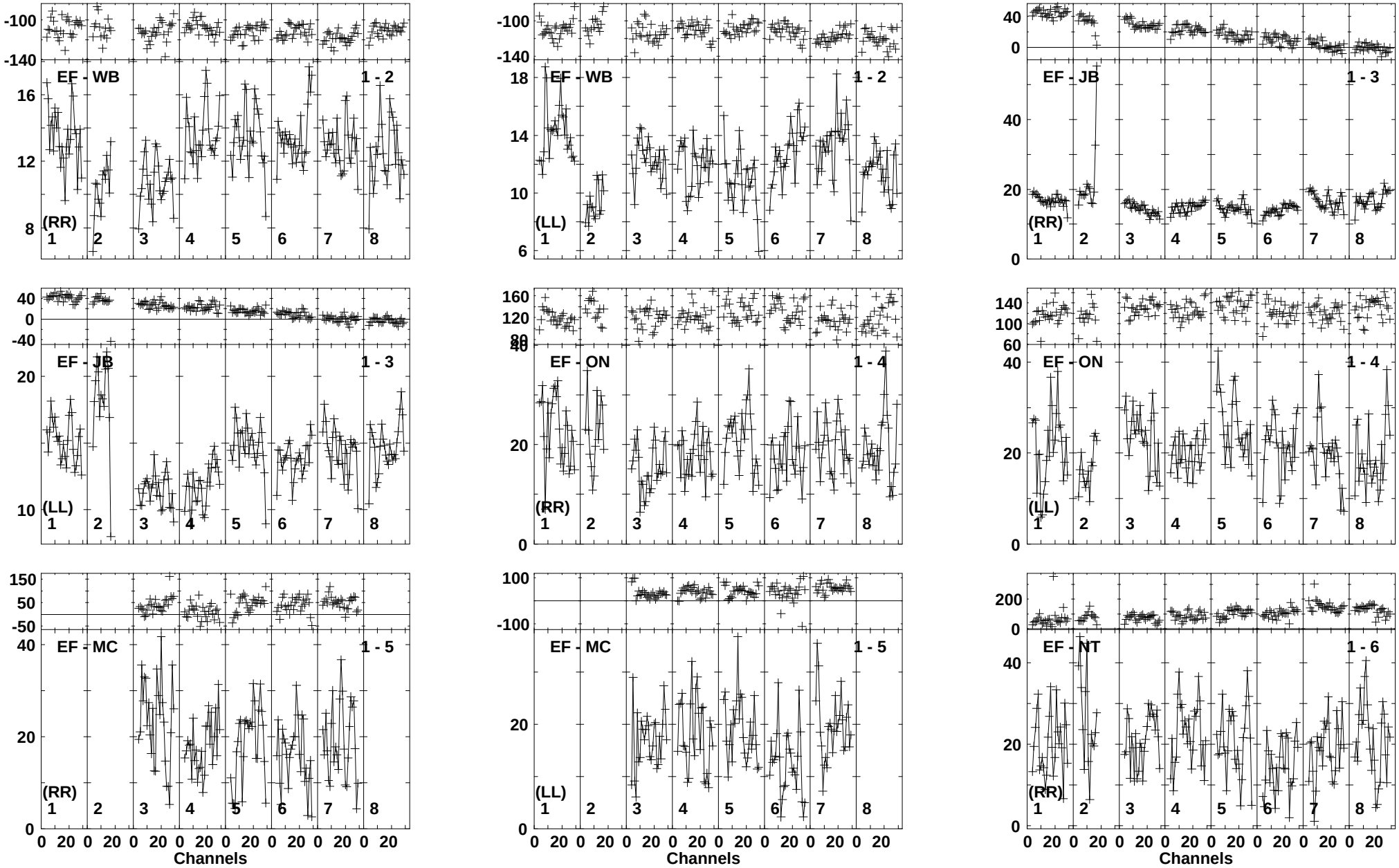

Lower frame: Milli Ampl Jy Top frame: Phas deg
Vector averaged cross-power spectrum Baseline: EF (01) - WB (02)
Timerange: 00/21:52:51 to 00/21:56:29

Plot file version 21 created 22-JUL-2014 18:09:40
IRAS10565 EP088C.UVDATA.1
Freq = 1.5950 GHz, Bw = 16.000 MH Calibrated with CL # 3 and BP # 1 (BP mode 1)

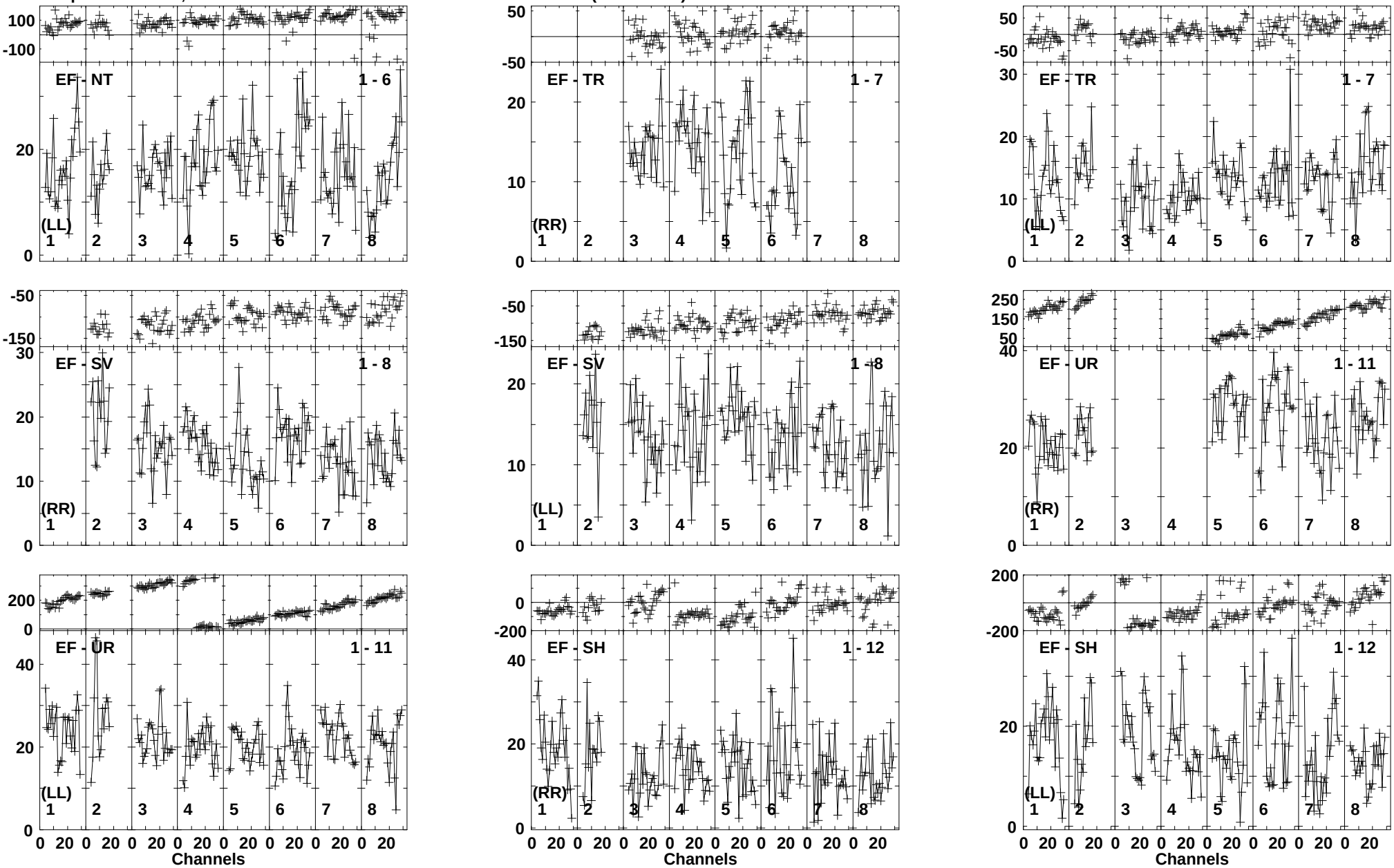

Lower frame: Milli Ampl Jy Top frame: Phas deg
Vector averaged cross-power spectrum Baseline: EF (01) - NT (06)
Timerange: 00/21:52:51 to 00/21:56:29

Plot file version 22 created 22-JUL-2014 18:09:40
IRAS10565 EP088C.UVDATA.1
Freq = 1.5950 GHz, Bw = 16.000 MH Calibrated with CL # 3 and BP # 1 (BP mode 1)

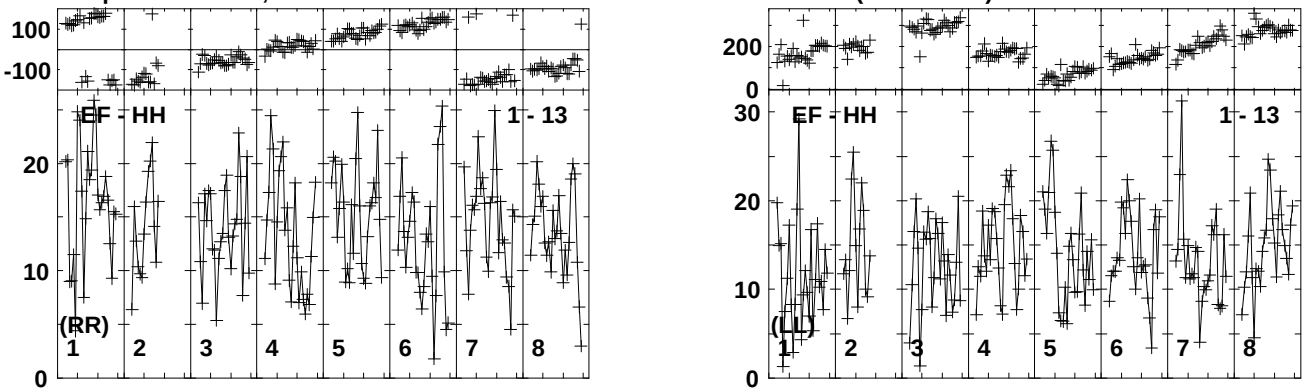

Lower frame: Milli Ampl Jy Top frame: Phas deg
Vector averaged cross-power spectrum Baseline: EF (01) - HH (13)
Timerange: 00/21:52:51 to 00/21:56:29

Plot file version 23 created 22-JUL-2014 18:09:40
J1102+2757 EP088C.UVDATA.1
Freq = 1.5950 GHz, Bw = 16.000 MH Calibrated with CL # 3 and BP # 1 (BP mode 1)

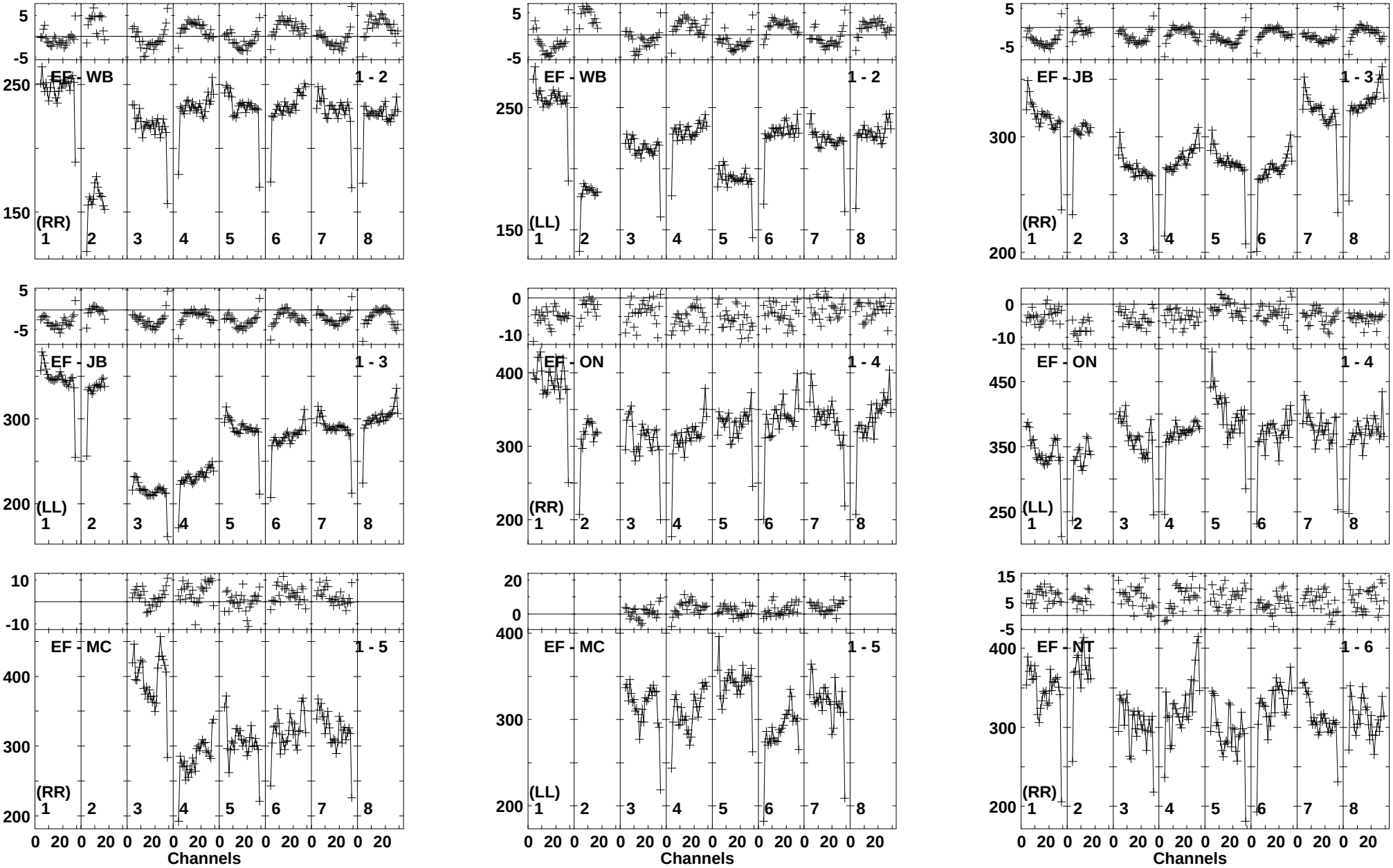

Lower frame: Milli Ampl Jy Top frame: Phas deg
Vector averaged cross-power spectrum Baseline: EF (01) - WB (02)
Timerange: 00/21:56:38 to 00/21:57:48

Plot file version 24 created 22-JUL-2014 18:09:41
J1102+2757 EP088C.UVDATA.1
Freq = 1.5950 GHz, Bw = 16.000 MH Calibrated with CL # 3 and BP # 1 (BP mode 1)

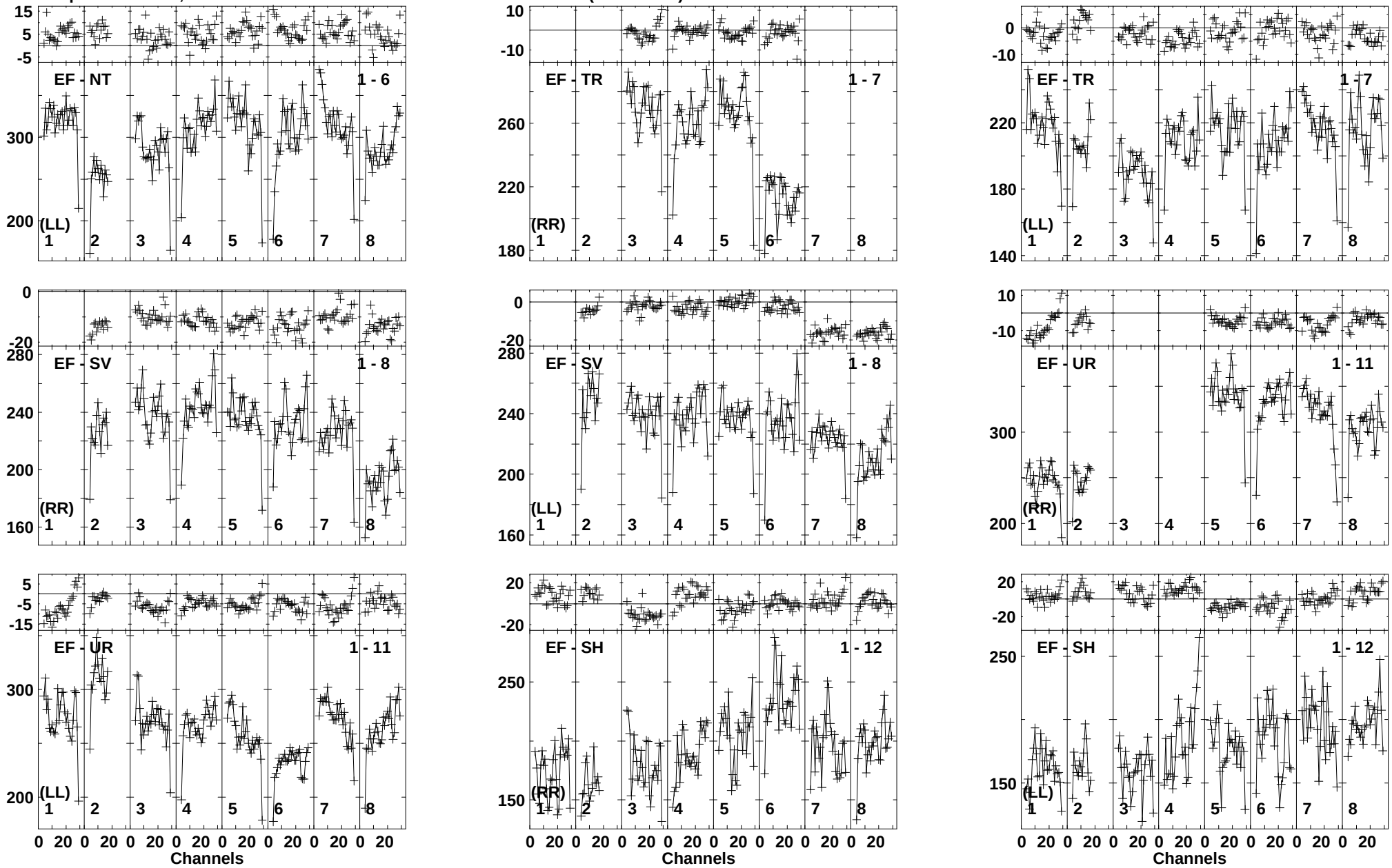

Lower frame: Milli Ampl Jy Top frame: Phas deg
Vector averaged cross-power spectrum Baseline: EF (01) - NT (06)
Timerange: 00/21:56:38 to 00/21:57:48

Plot file version 25 created 22-JUL-2014 18:09:41
J1102+2757 EP088C.UVDATA.1
Freq = 1.5950 GHz, Bw = 16.000 MH Calibrated with CL # 3 and BP # 1 (BP mode 1)

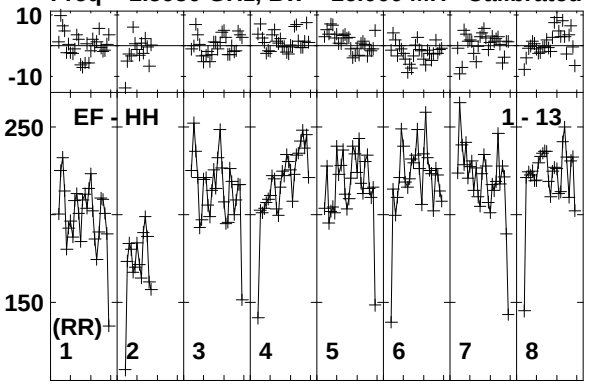

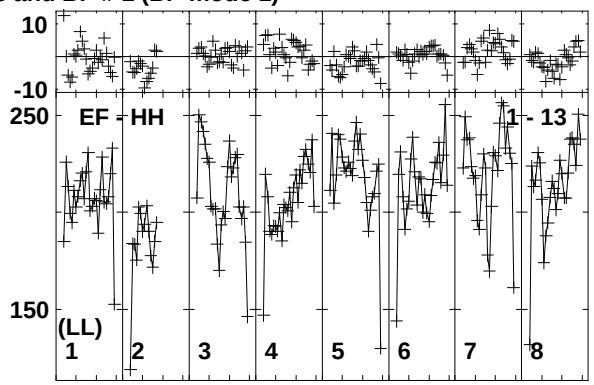

Lower frame: Milli Ampl Jy Top frame: Phas deg
Vector averaged cross-power spectrum Baseline: EF (01) - HH (13)
Timerange: 00/21:56:38 to 00/21:57:48

Plot file version 26 created 22-JUL-2014 18:09:41
IRAS10565 EP088C.UVDATA.1
Freq = 1.5950 GHz, Bw = 16.000 MH Calibrated with CL # 3 and BP # 1 (BP mode 1)

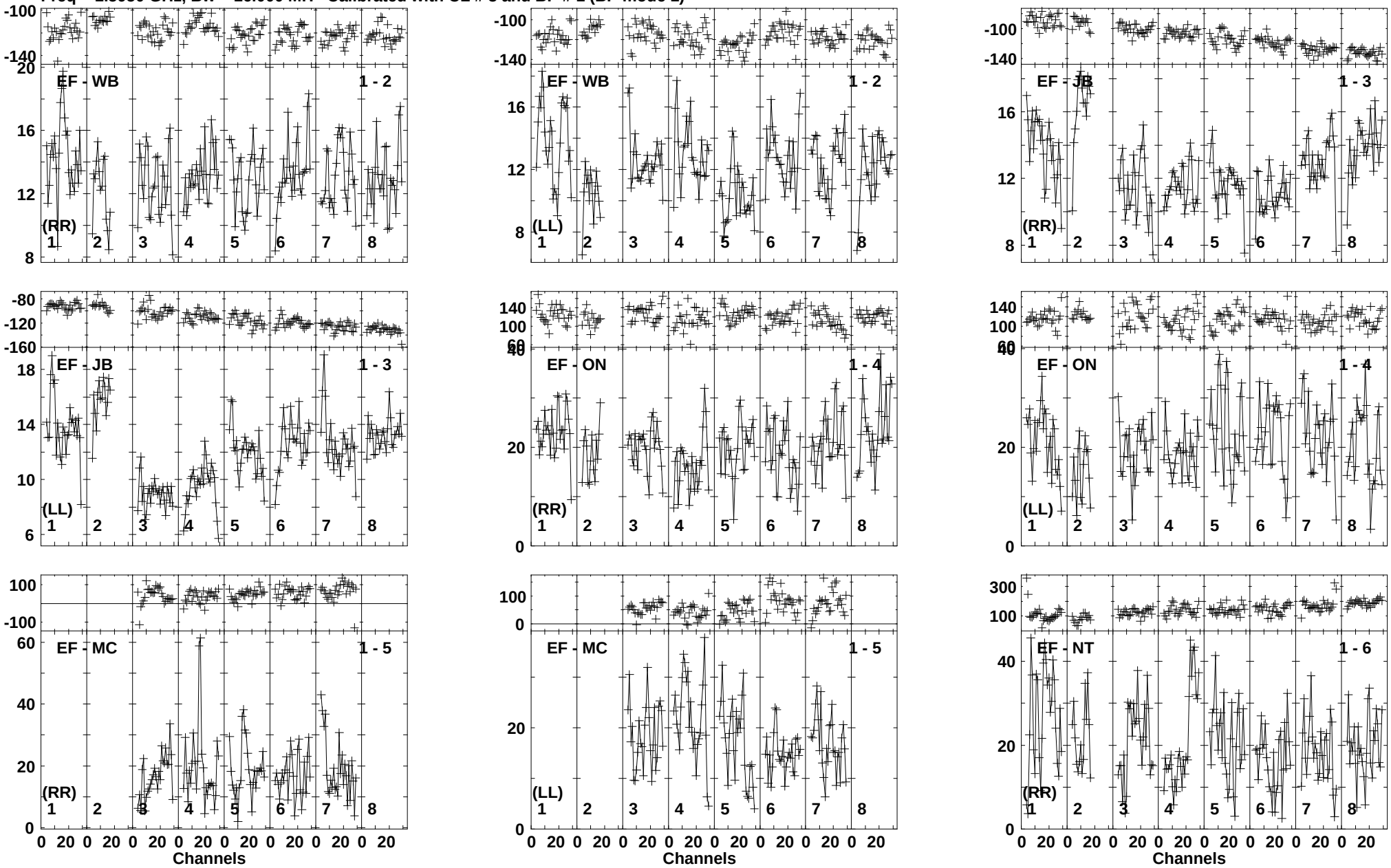

Lower frame: Milli Ampl Jy Top frame: Phas deg
Vector averaged cross-power spectrum Baseline: EF (01) - WB (02)
Timerange: 00/21:57:59 to 00/22:01:29

Plot file version 27 created 22-JUL-2014 18:09:42
IRAS10565 EP088C.UVDATA.1
Freq = 1.5950 GHz, Bw = 16.000 MH Calibrated with CL # 3 and BP # 1 (BP mode 1)

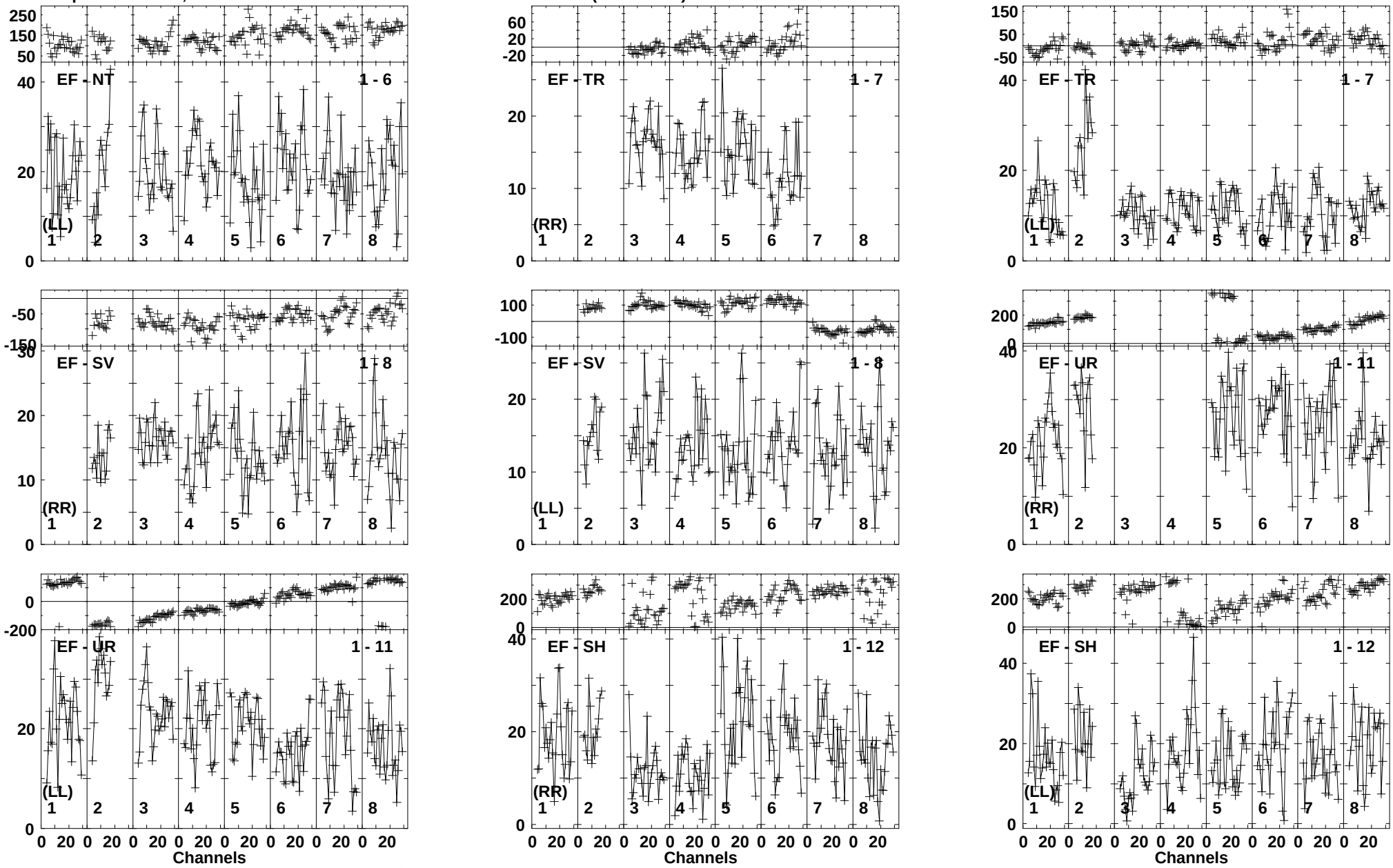

Lower frame: Milli Ampl Jy Top frame: Phas deg
Vector averaged cross-power spectrum Baseline: EF (01) - NT (06)
Timerange: 00/21:57:59 to 00/22:01:29

Plot file version 28 created 22-JUL-2014 18:09:42
IRAS10565 EP088C.UVDATA.1
Freq = 1.5950 GHz, Bw = 16.000 MH Calibrated with CL # 3 and BP # 1 (BP mode 1)

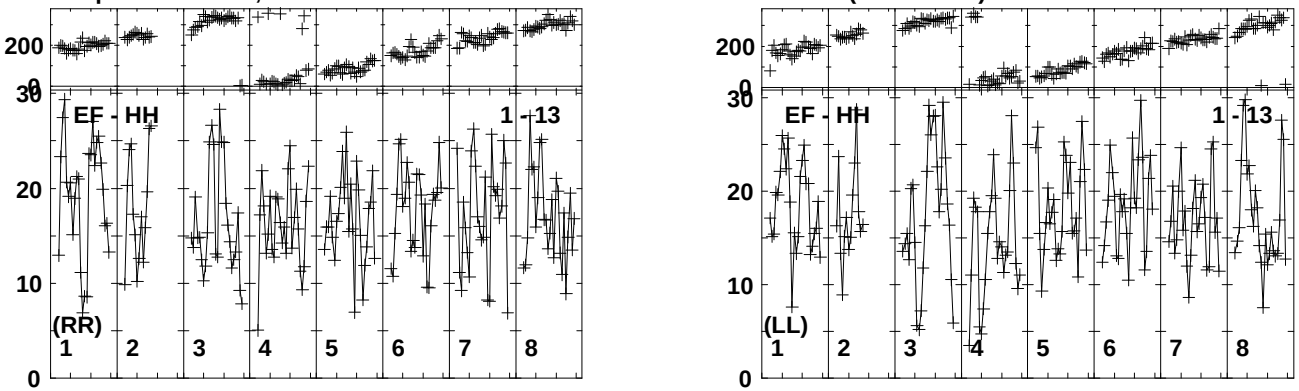

Lower frame: Milli Ampl Jy Top frame: Phas deg
Vector averaged cross-power spectrum Baseline: EF (01) - HH (13)
Timerange: 00/21:57:59 to 00/22:01:29

Plot file version 29 created 22-JUL-2014 18:09:43
J1102+2757 EP088C.UVDATA.1
Freq = 1.5950 GHz, Bw = 16.000 MH Calibrated with CL # 3 and BP # 1 (BP mode 1)

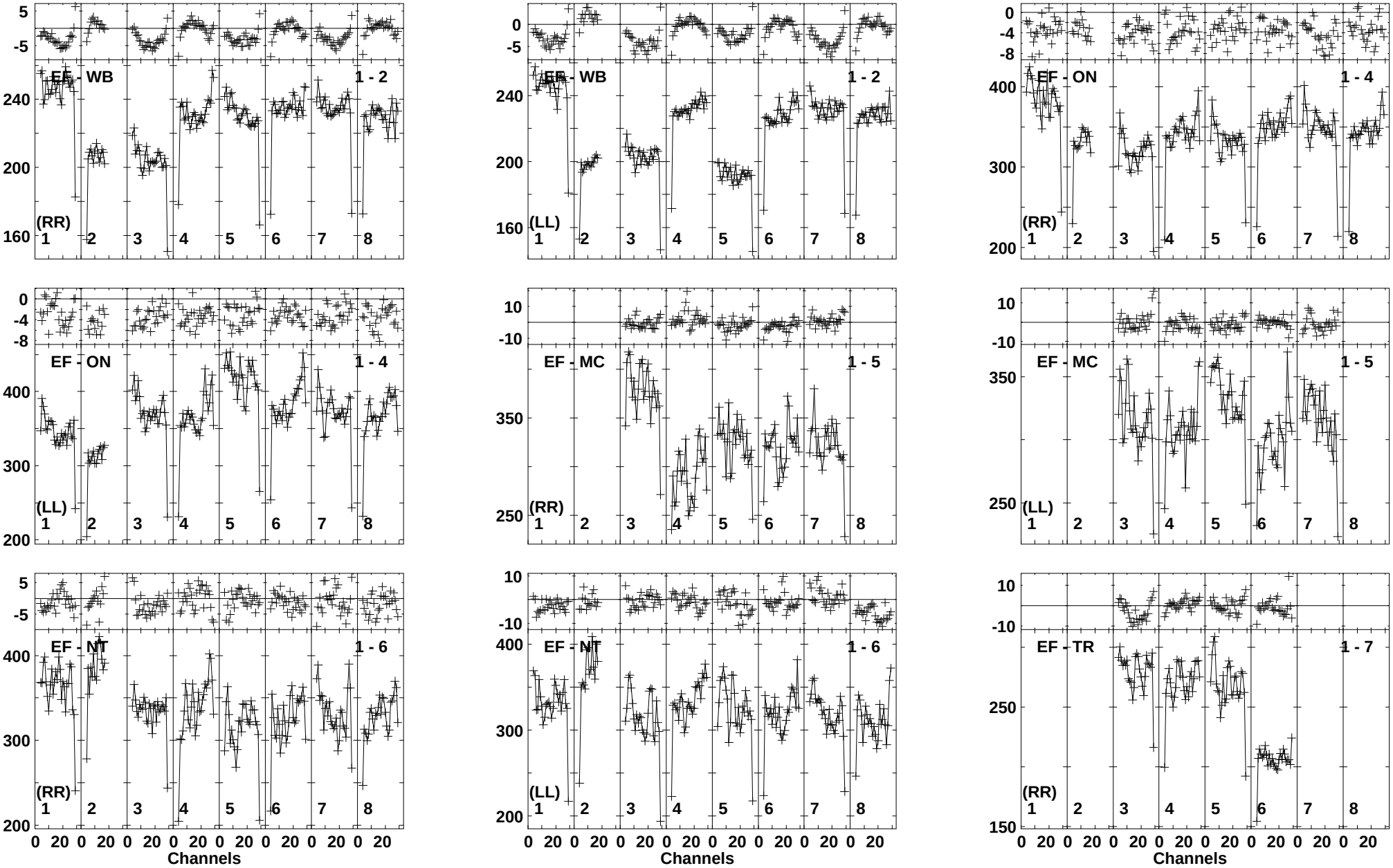

Lower frame: Milli Ampl Jy Top frame: Phas deg
Vector averaged cross-power spectrum Baseline: EF (01) - WB (02)
Timerange: 00/22:01:39 to 00/22:02:49

Plot file version 30 created 22-JUL-2014 18:09:43
J1102+2757 EP088C.UVDATA.1
Freq = 1.5950 GHz, Bw = 16.000 MH Calibrated with CL # 3 and BP # 1 (BP mode 1)

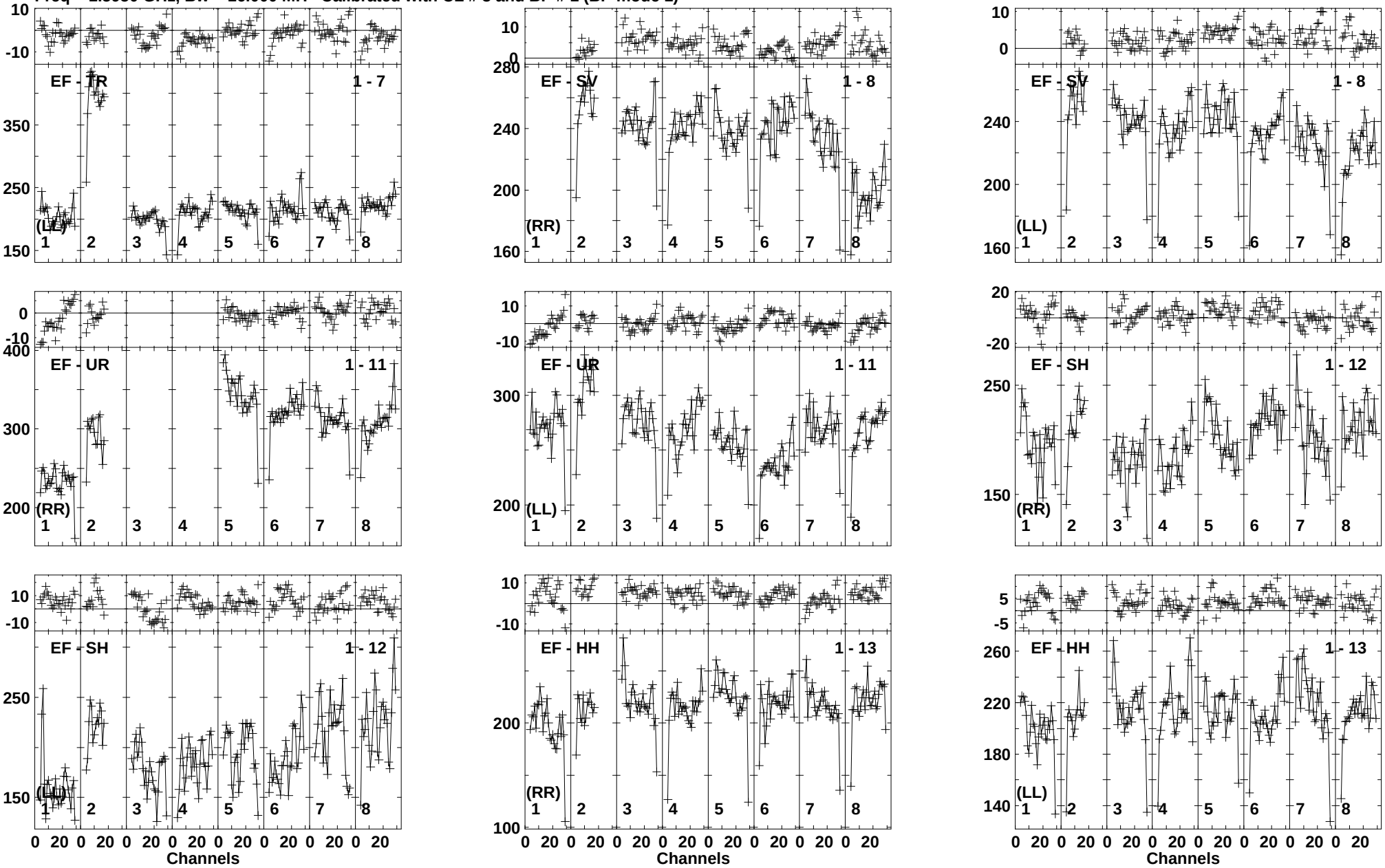

Lower frame: Milli Ampl Jy Top frame: Phas deg
Vector averaged cross-power spectrum Baseline: EF (01) - TR (07)
Timerange: 00/22:01:39 to 00/22:02:49

Plot file version 31 created 22-JUL-2014 18:09:44
IRAS10565 EP088C.UVDATA.1
Freq = 1.5950 GHz, Bw = 16.000 MH Calibrated with CL # 3 and BP # 1 (BP mode 1)

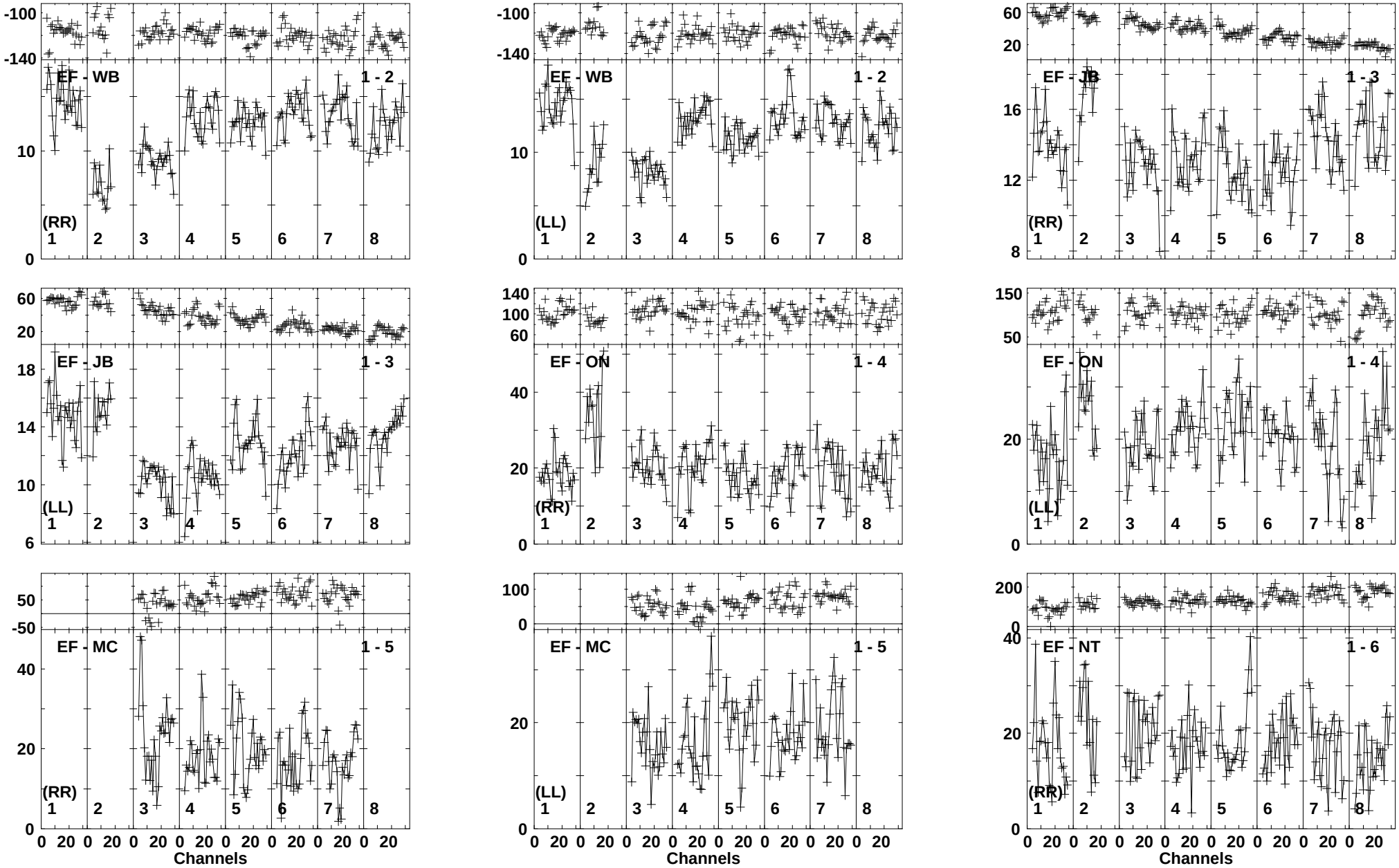

Lower frame: Milli Ampl Jy Top frame: Phas deg
Vector averaged cross-power spectrum Baseline: EF (01) - WB (02)
Timerange: 00/22:03:51 to 00/22:07:29

Plot file version 32 created 22-JUL-2014 18:09:44
IRAS10565 EP088C.UVDATA.1
Freq = 1.5950 GHz, Bw = 16.000 MH Calibrated with CL # 3 and BP # 1 (BP mode 1)

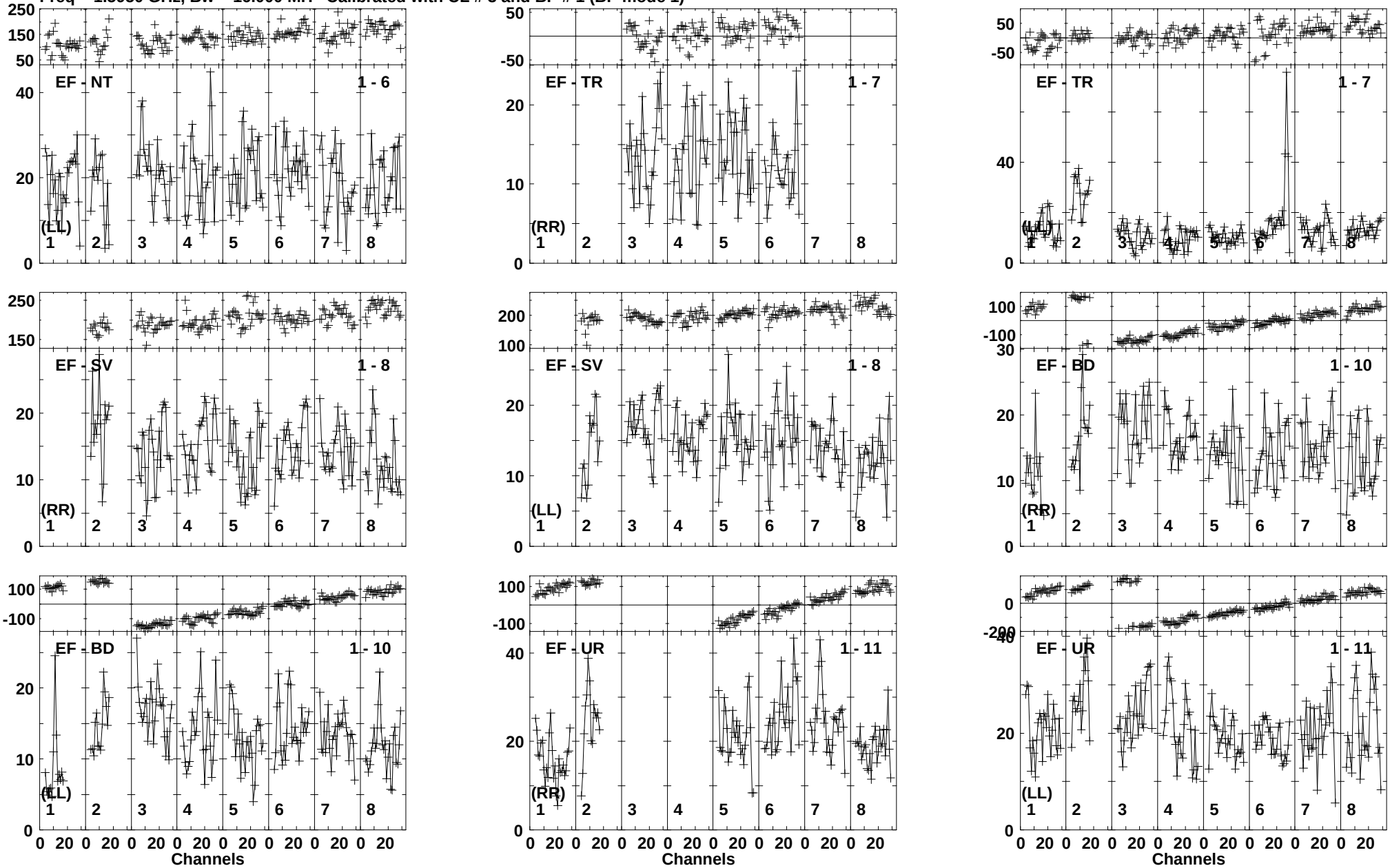

Lower frame: Milli Ampl Jy Top frame: Phas deg
Vector averaged cross-power spectrum Baseline: EF (01) - NT (06)
Timerange: 00/22:03:51 to 00/22:07:29

Plot file version 33 created 22-JUL-2014 18:09:45
IRAS10565 EP088C.UVDATA.1
Freq = 1.5950 GHz, Bw = 16.000 MH Calibrated with CL # 3 and BP # 1 (BP mode 1)

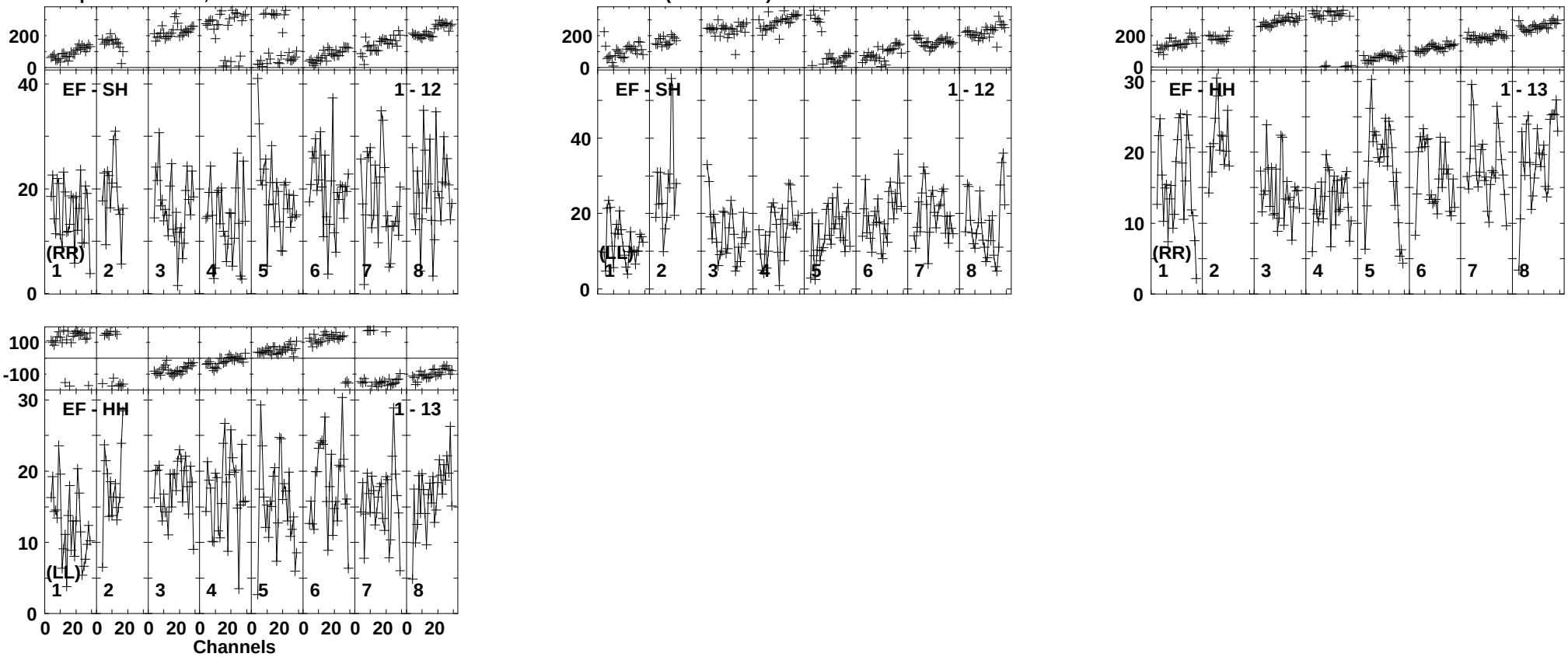

Lower frame: Milli Ampl Jy Top frame: Phas deg
Vector averaged cross-power spectrum Baseline: EF (01) - SH (12)
Timerange: 00/22:03:51 to 00/22:07:29

Plot file version 34 created 22-JUL-2014 18:09:45
J1102+2757 EP088C.UVDATA.1
Freq = 1.5950 GHz, Bw = 16.000 MH Calibrated with CL # 3 and BP # 1 (BP mode 1)

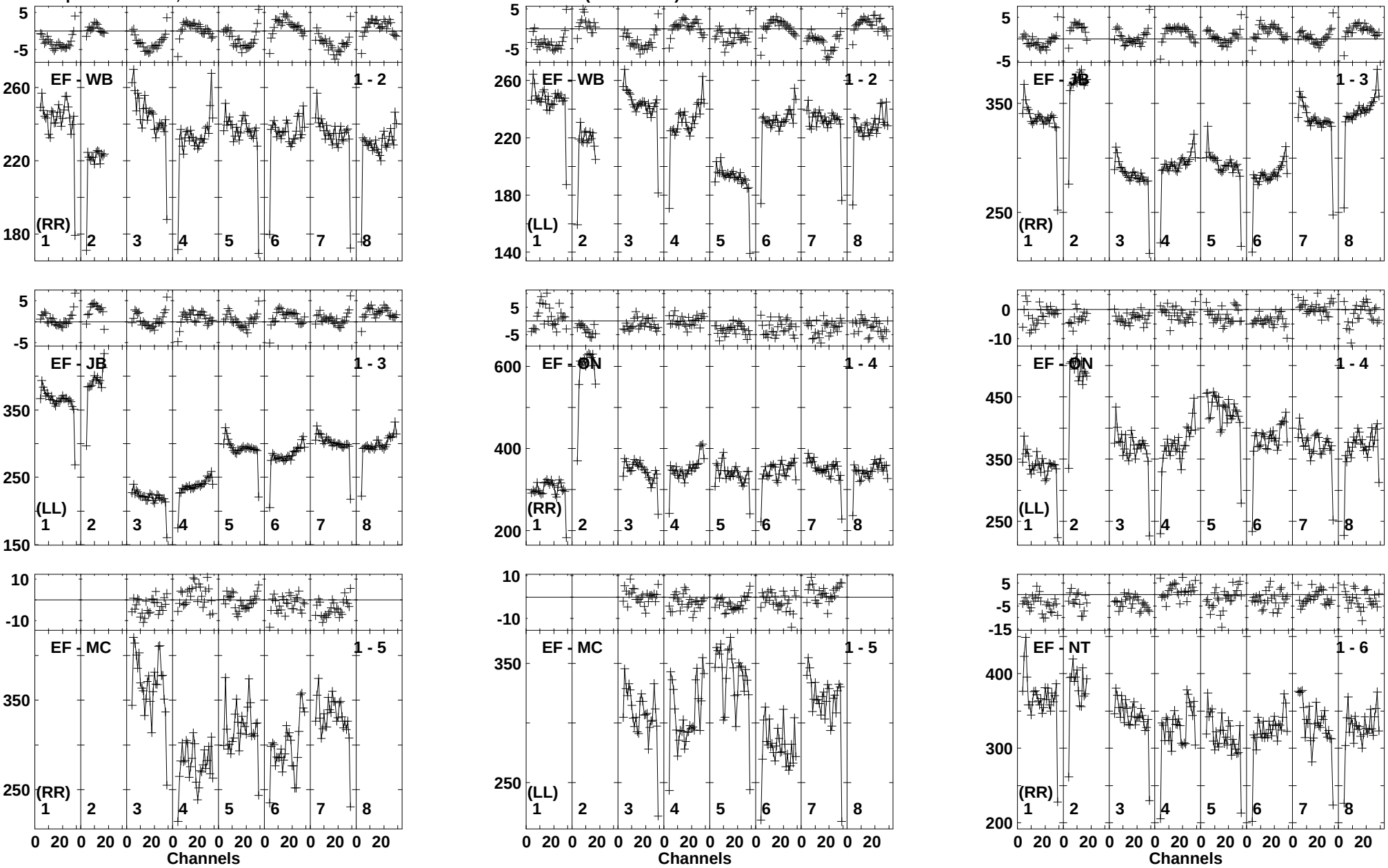

Lower frame: Milli Ampl Jy Top frame: Phas deg
Vector averaged cross-power spectrum Baseline: EF (01) - WB (02)
Timerange: 00/22:07:39 to 00/22:08:49

Plot file version 35 created 22-JUL-2014 18:09:45
J1102+2757 EP088C.UVDATA.1
Freq = 1.5950 GHz, Bw = 16.000 MH Calibrated with CL # 3 and BP # 1 (BP mode 1)

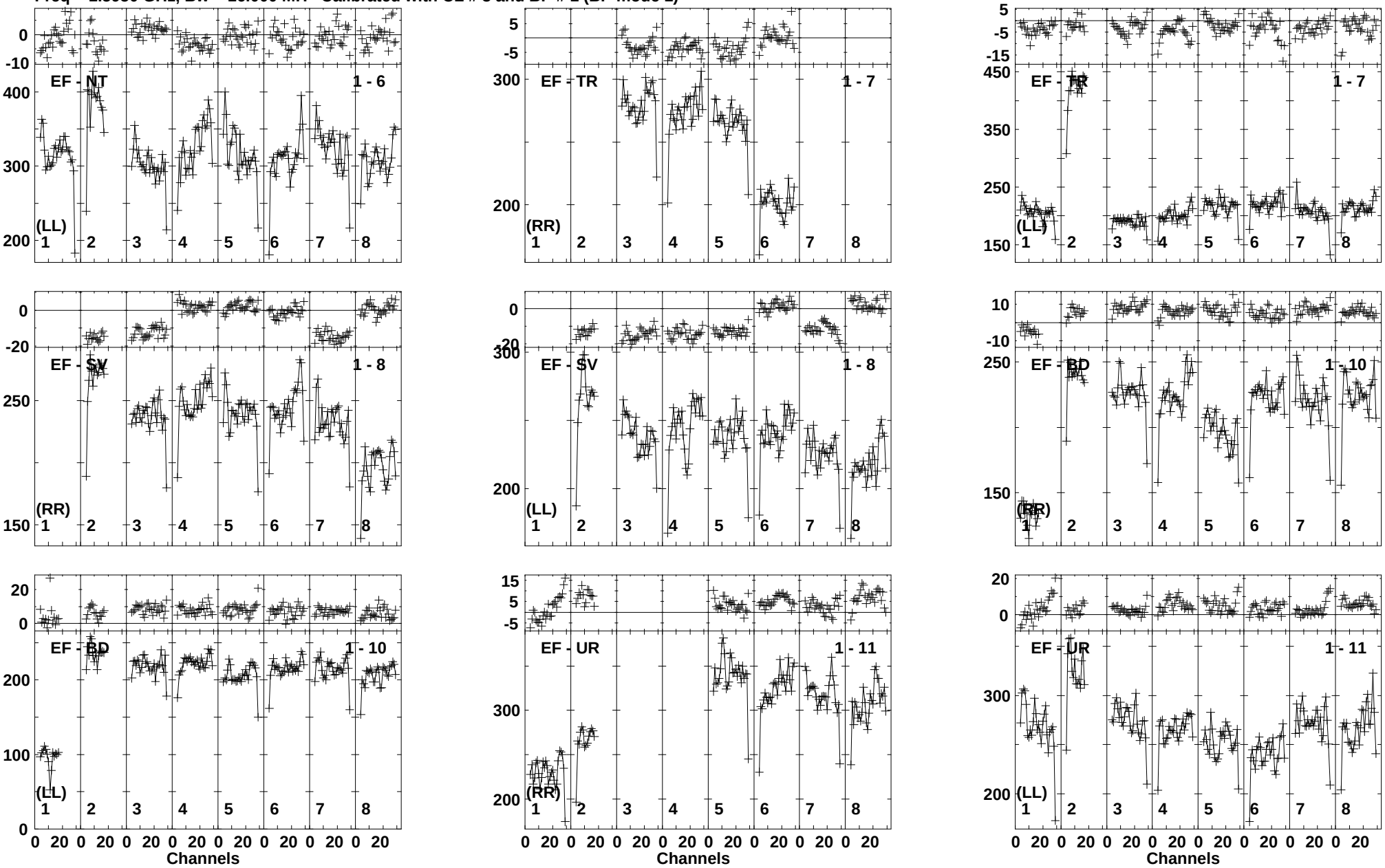

Lower frame: Milli Ampl Jy Top frame: Phas deg
Vector averaged cross-power spectrum Baseline: EF (01) - NT (06)
Timerange: 00/22:07:39 to 00/22:08:49

Plot file version 36 created 22-JUL-2014 18:09:46
J1102+2757 EP088C.UVDATA.1
Freq = 1.5950 GHz, Bw = 16.000 MH Calibrated with CL # 3 and BP # 1 (BP mode 1)

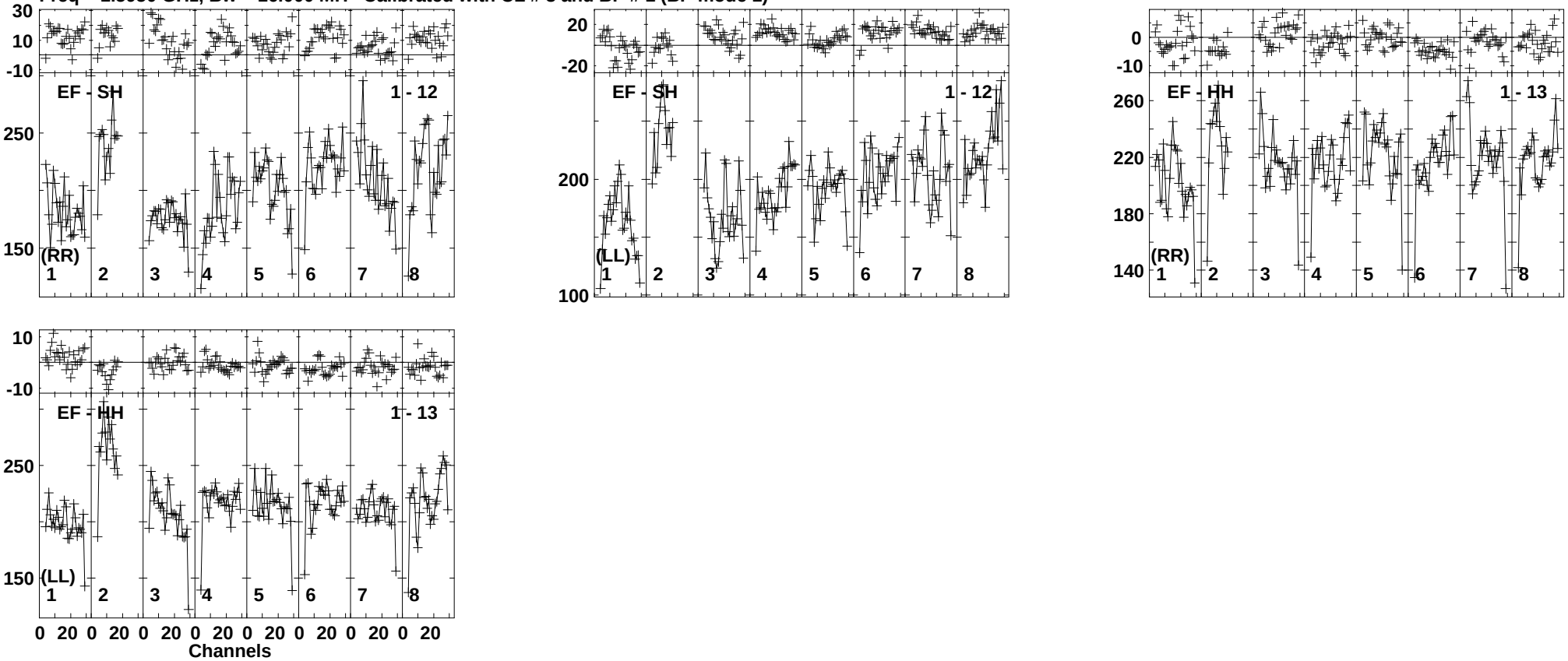

Lower frame: Milli Ampl Jy Top frame: Phas deg
Vector averaged cross-power spectrum Baseline: EF (01) - SH (12)
Timerange: 00/22:07:39 to 00/22:08:49

Plot file version 37 created 22-JUL-2014 18:09:46
IRAS10565 EP088C.UVDATA.1
Freq = 1.5950 GHz, Bw = 16.000 MH Calibrated with CL # 3 and BP # 1 (BP mode 1)

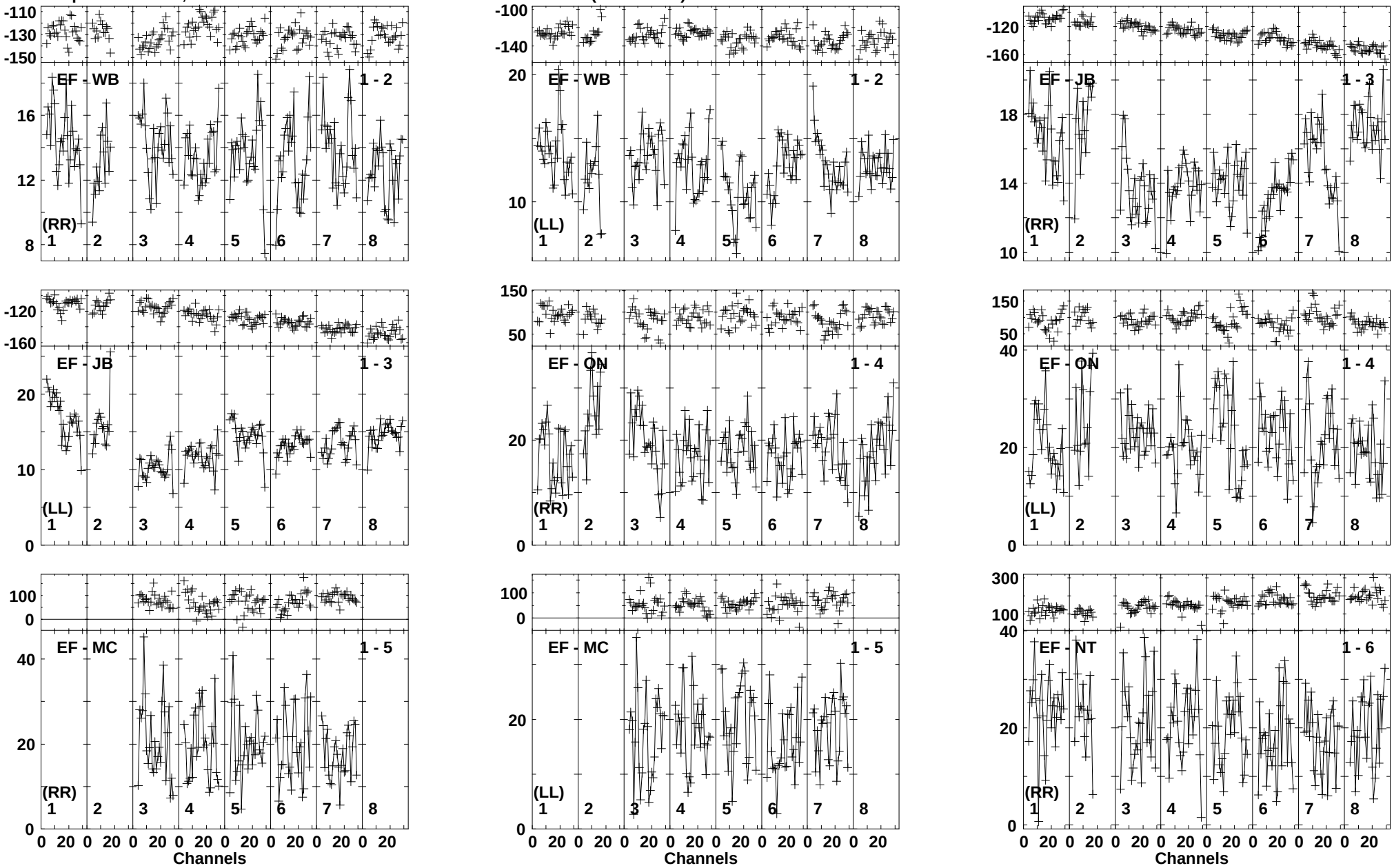

Lower frame: Milli Ampl Jy Top frame: Phas deg
Vector averaged cross-power spectrum Baseline: EF (01) - WB (02)
Timerange: 00/22:08:59 to 00/22:12:29

Plot file version 38 created 22-JUL-2014 18:09:46
IRAS10565 EP088C.UVDATA.1
Freq = 1.5950 GHz, Bw = 16.000 MH Calibrated with CL # 3 and BP # 1 (BP mode 1)

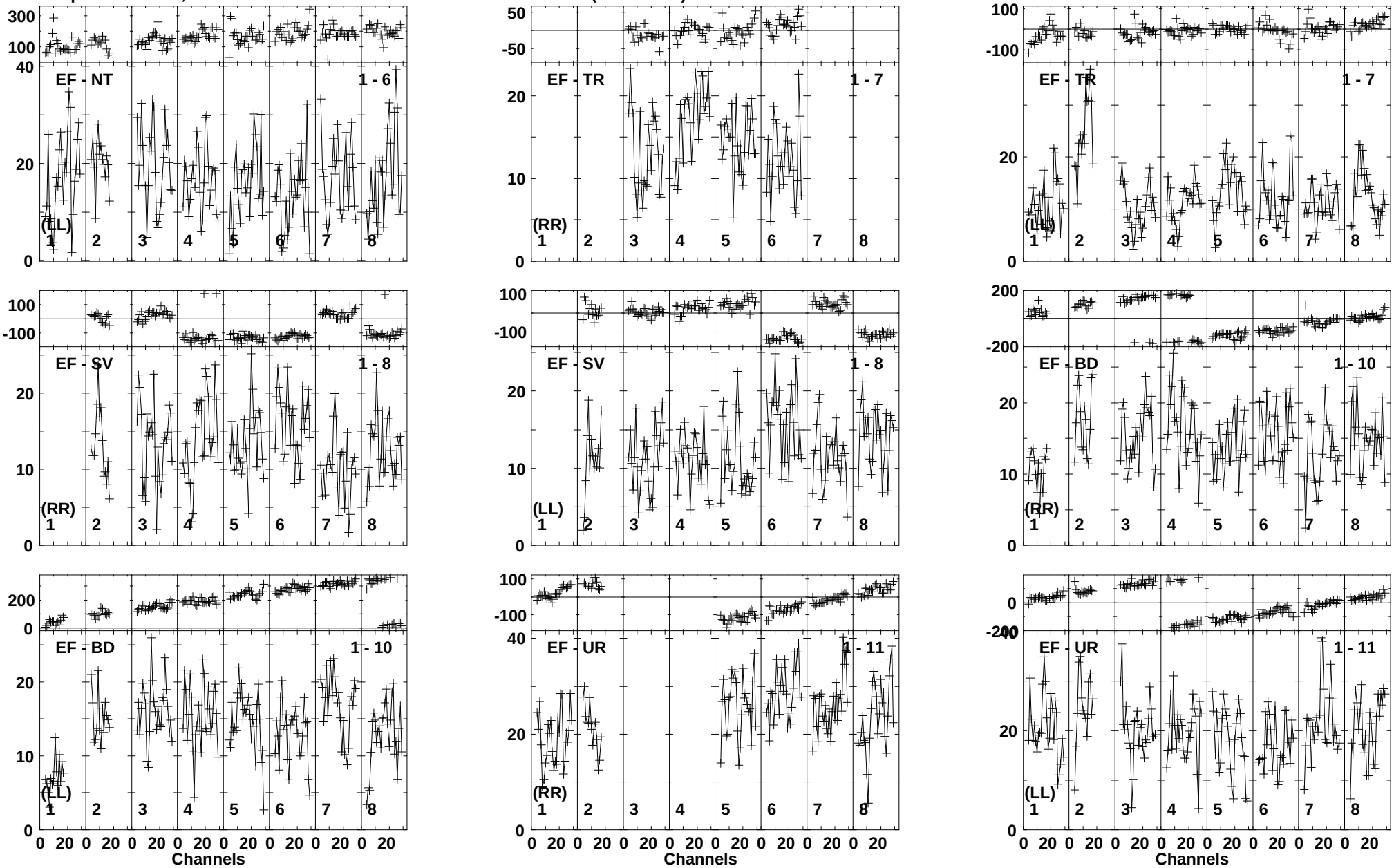

Lower frame: Milli Ampl Jy Top frame: Phas deg
Vector averaged cross-power spectrum Baseline: EF (01) - NT (06)
Timerange: 00/22:08:59 to 00/22:12:29

Plot file version 39 created 22-JUL-2014 18:09:47
IRAS10565 EP088C.UVDATA.1
Freq = 1.5950 GHz, Bw = 16.000 MH Calibrated with CL # 3 and BP # 1 (BP mode 1)

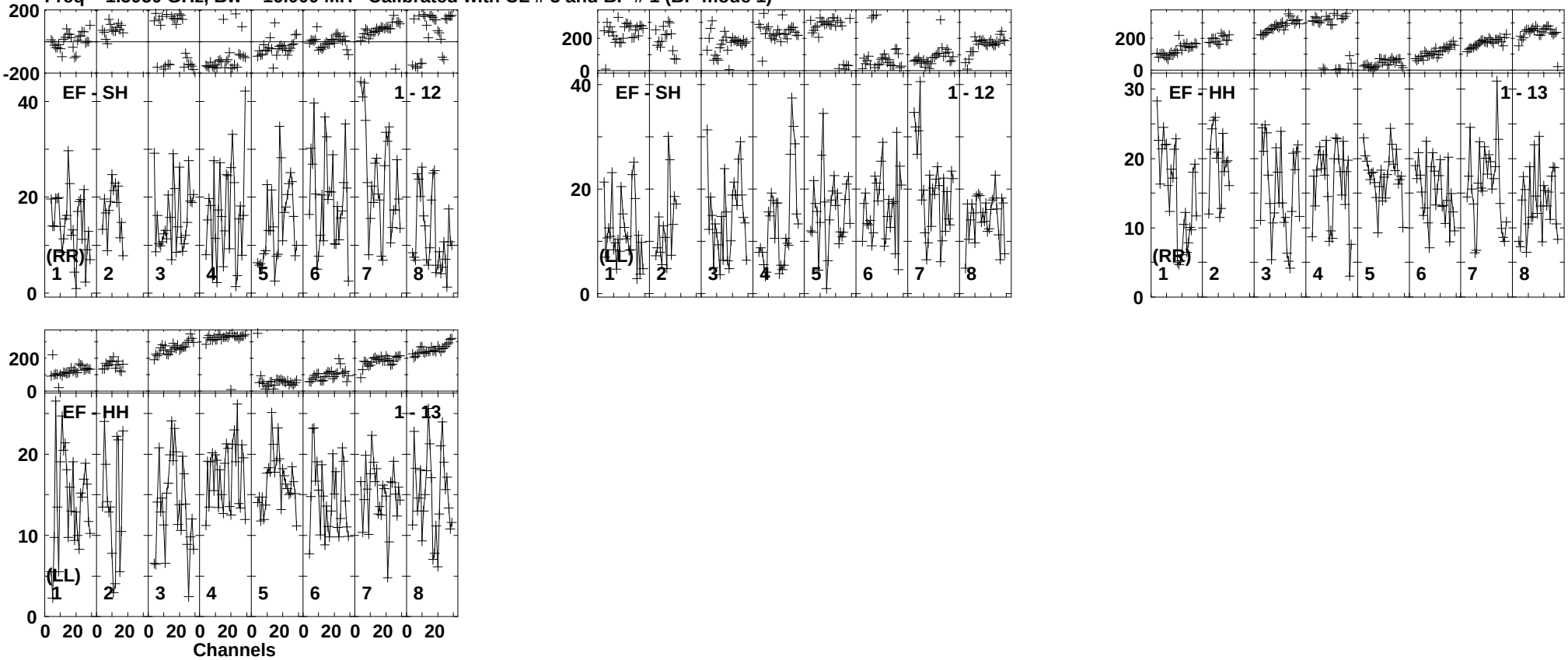

Lower frame: Milli Ampl Jy Top frame: Phas deg
Vector averaged cross-power spectrum Baseline: EF (01) - SH (12)
Timerange: 00/22:08:59 to 00/22:12:29

Plot file version 40 created 22-JUL-2014 18:09:47
J1102+2757 EP088C.UVDATA.1
Freq = 1.5950 GHz, Bw = 16.000 MH Calibrated with CL # 3 and BP # 1 (BP mode 1)

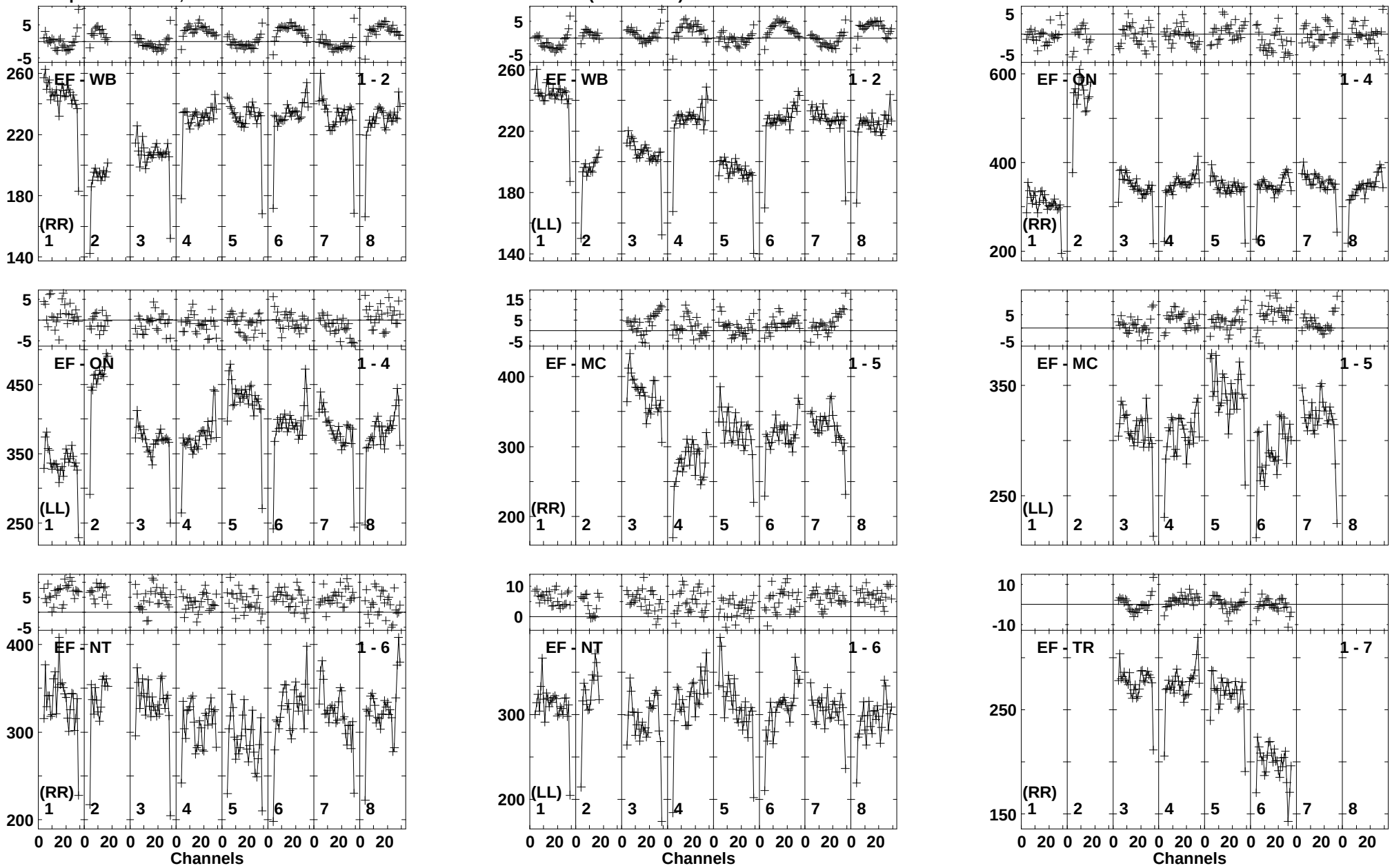

Lower frame: Milli Ampl Jy Top frame: Phas deg
Vector averaged cross-power spectrum Baseline: EF (01) - WB (02)
Timerange: 00/22:12:39 to 00/22:13:49

Plot file version 41 created 22-JUL-2014 18:09:48
J1102+2757 EP088C.UVDATA.1
Freq = 1.5950 GHz, Bw = 16.000 MH Calibrated with CL # 3 and BP # 1 (BP mode 1)

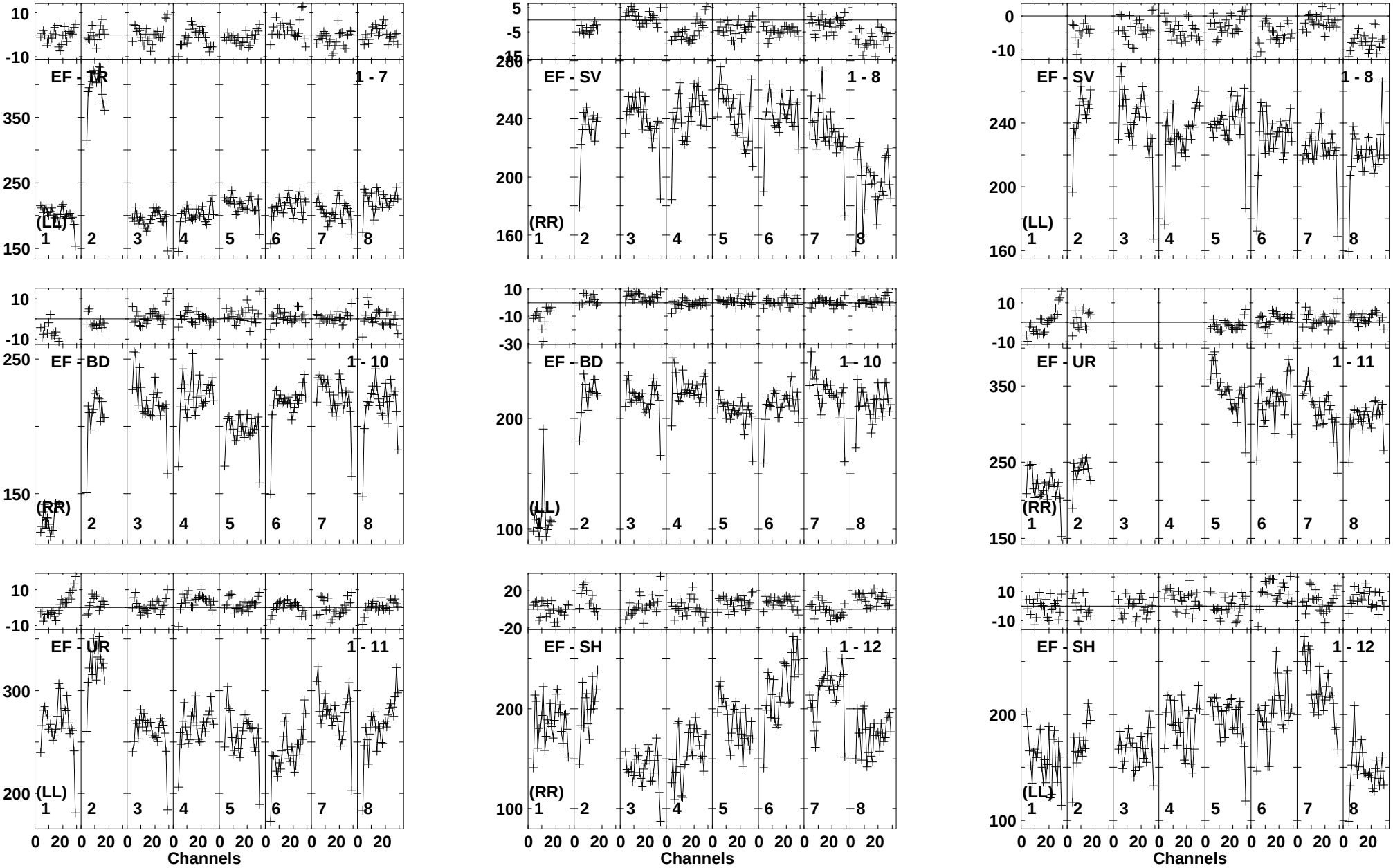

Lower frame: Milli Ampl Jy Top frame: Phas deg
Vector averaged cross-power spectrum Baseline: EF (01) - TR (07)
Timerange: 00/22:12:39 to 00/22:13:49

Plot file version 42 created 22-JUL-2014 18:09:48
J1102+2757 EP088C.UVDATA.1
Freq = 1.5950 GHz, Bw = 16.000 MH Calibrated with CL # 3 and BP # 1 (BP mode 1)

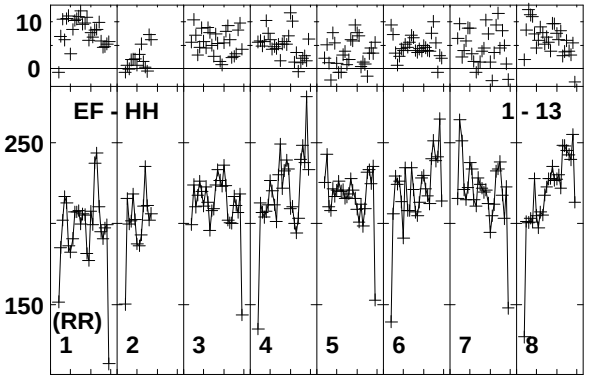

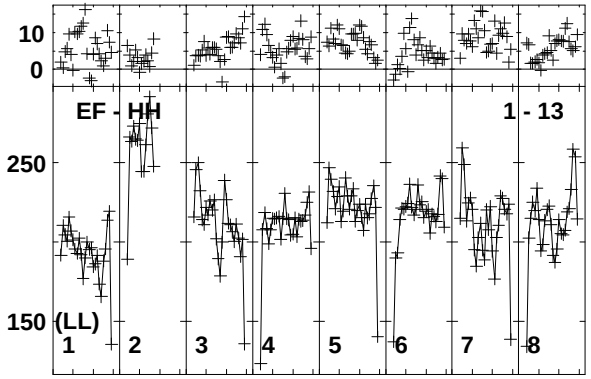

Lower frame: Milli Ampl Jy Top frame: Phas deg
Vector averaged cross-power spectrum Baseline: EF (01) - HH (13)
Timerange: 00/22:12:39 to 00/22:13:49

Plot file version 43 created 22-JUL-2014 18:09:48
IRAS10565 EP088C.UVDATA.1
Freq = 1.5950 GHz, Bw = 16.000 MH Calibrated with CL # 3 and BP # 1 (BP mode 1)

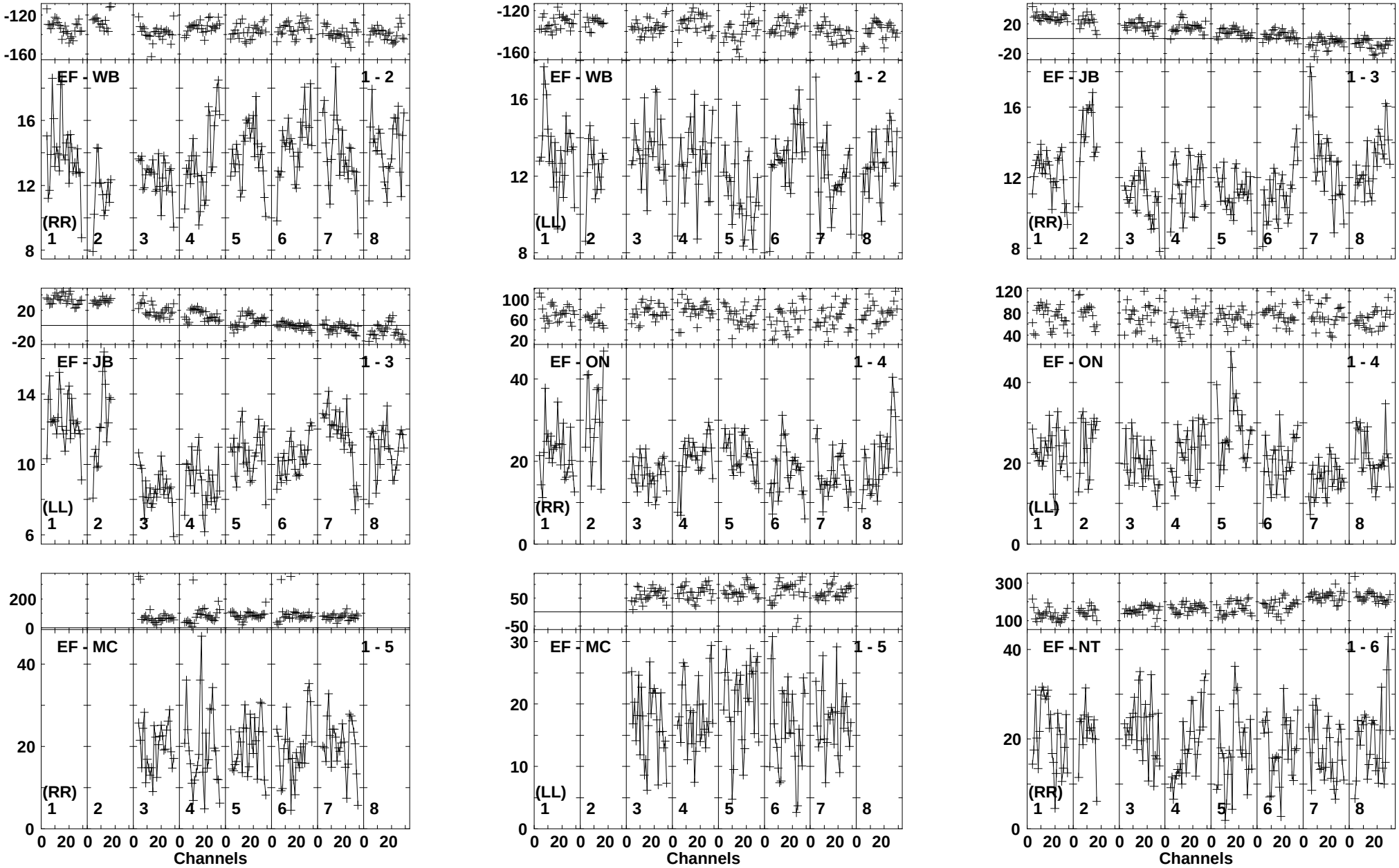

Lower frame: Milli Ampl Jy Top frame: Phas deg
Vector averaged cross-power spectrum Baseline: EF (01) - WB (02)
Timerange: 00/22:14:51 to 00/22:18:29

Plot file version 44 created 22-JUL-2014 18:09:49
IRAS10565 EP088C.UVDATA.1
Freq = 1.5950 GHz, Bw = 16.000 MH Calibrated with CL # 3 and BP # 1 (BP mode 1)

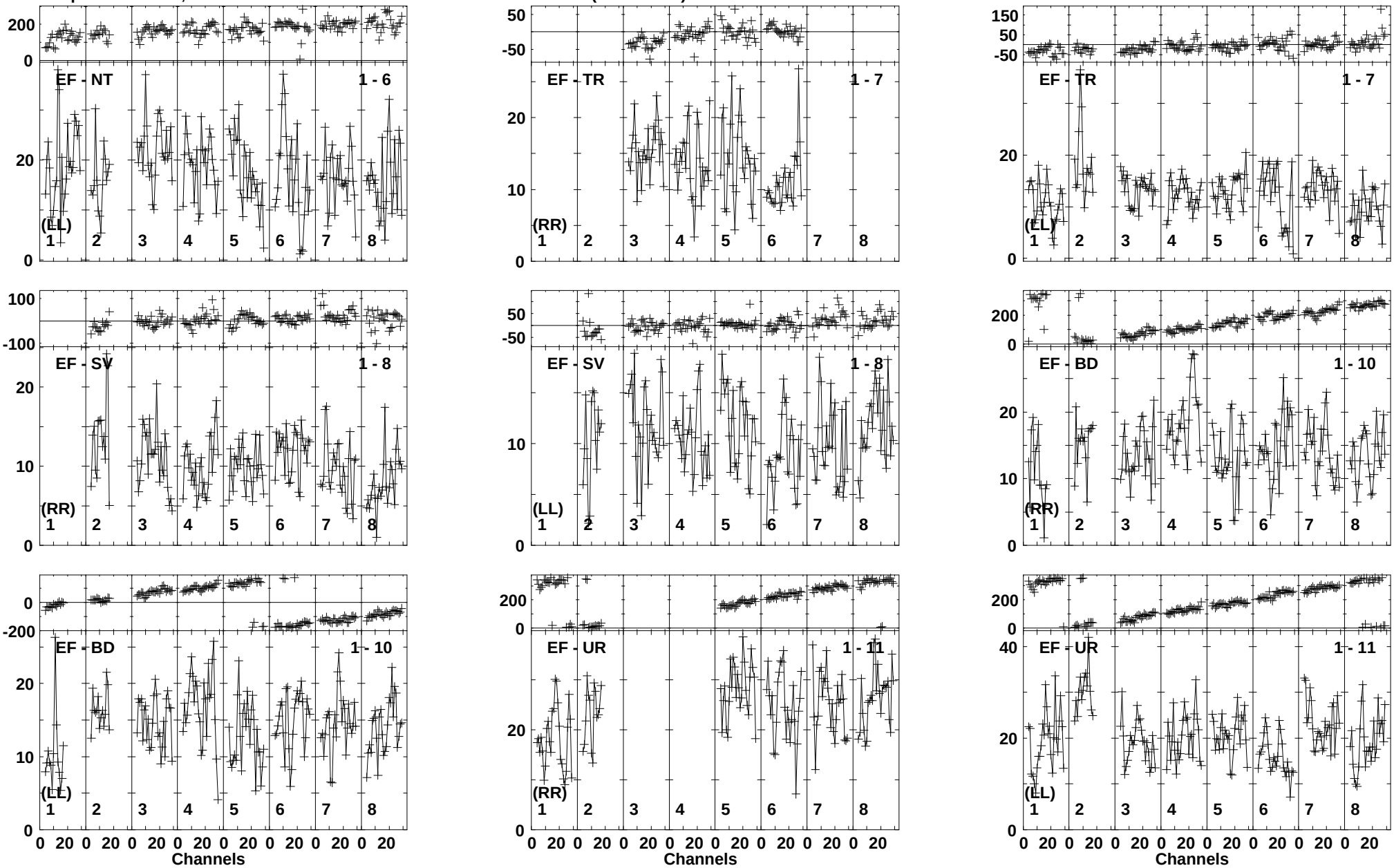

Lower frame: Milli Ampl Jy Top frame: Phas deg
Vector averaged cross-power spectrum Baseline: EF (01) - NT (06)
Timerange: 00/22:14:51 to 00/22:18:29

Plot file version 45 created 22-JUL-2014 18:09:49
IRAS10565 EP088C.UVDATA.1
Freq = 1.5950 GHz, Bw = 16.000 MH Calibrated with CL # 3 and BP # 1 (BP mode 1)

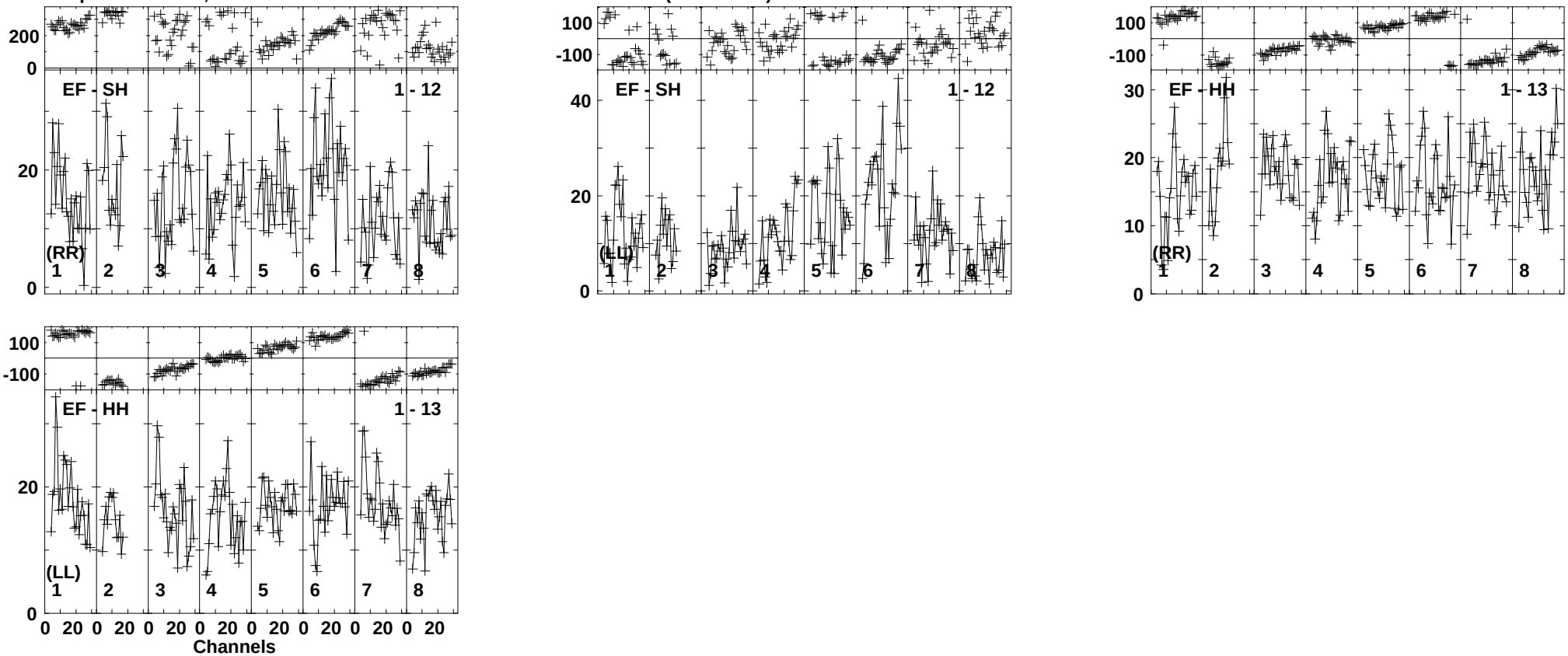

Lower frame: Milli Ampl Jy Top frame: Phas deg
Vector averaged cross-power spectrum Baseline: EF (01) - SH (12)
Timerange: 00/22:14:51 to 00/22:18:29

Plot file version 46 created 22-JUL-2014 18:09:49
J1102+2757 EP088C.UVDATA.1
Freq = 1.5950 GHz, Bw = 16.000 MH Calibrated with CL # 3 and BP # 1 (BP mode 1)

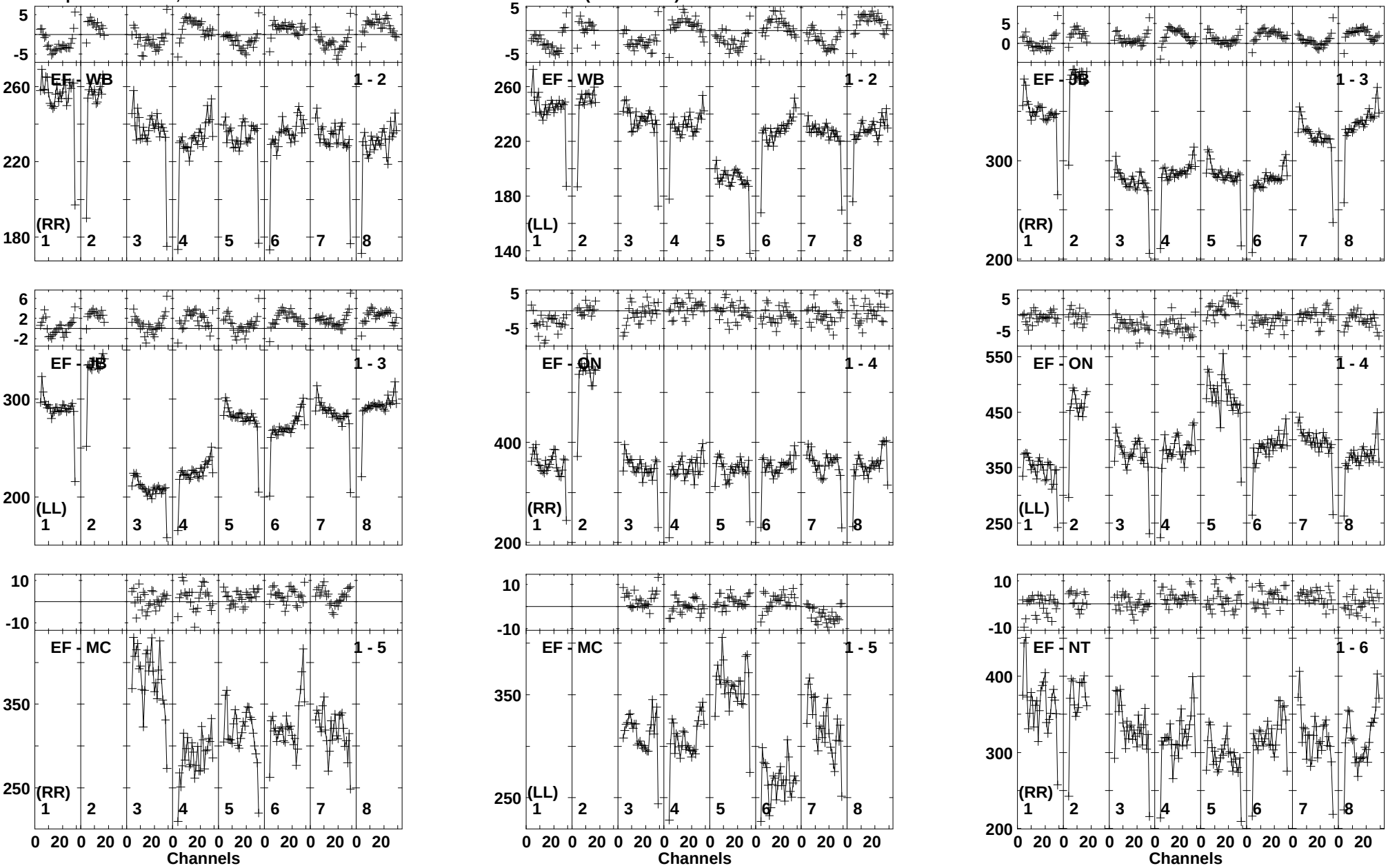

Lower frame: Milli Ampl Jy Top frame: Phas deg
Vector averaged cross-power spectrum Baseline: EF (01) - WB (02)
Timerange: 00/22:18:39 to 00/22:19:49

Plot file version 47 created 22-JUL-2014 18:09:50
J1102+2757 EP088C.UVDATA.1
Freq = 1.5950 GHz, Bw = 16.000 MH Calibrated with CL # 3 and BP # 1 (BP mode 1)

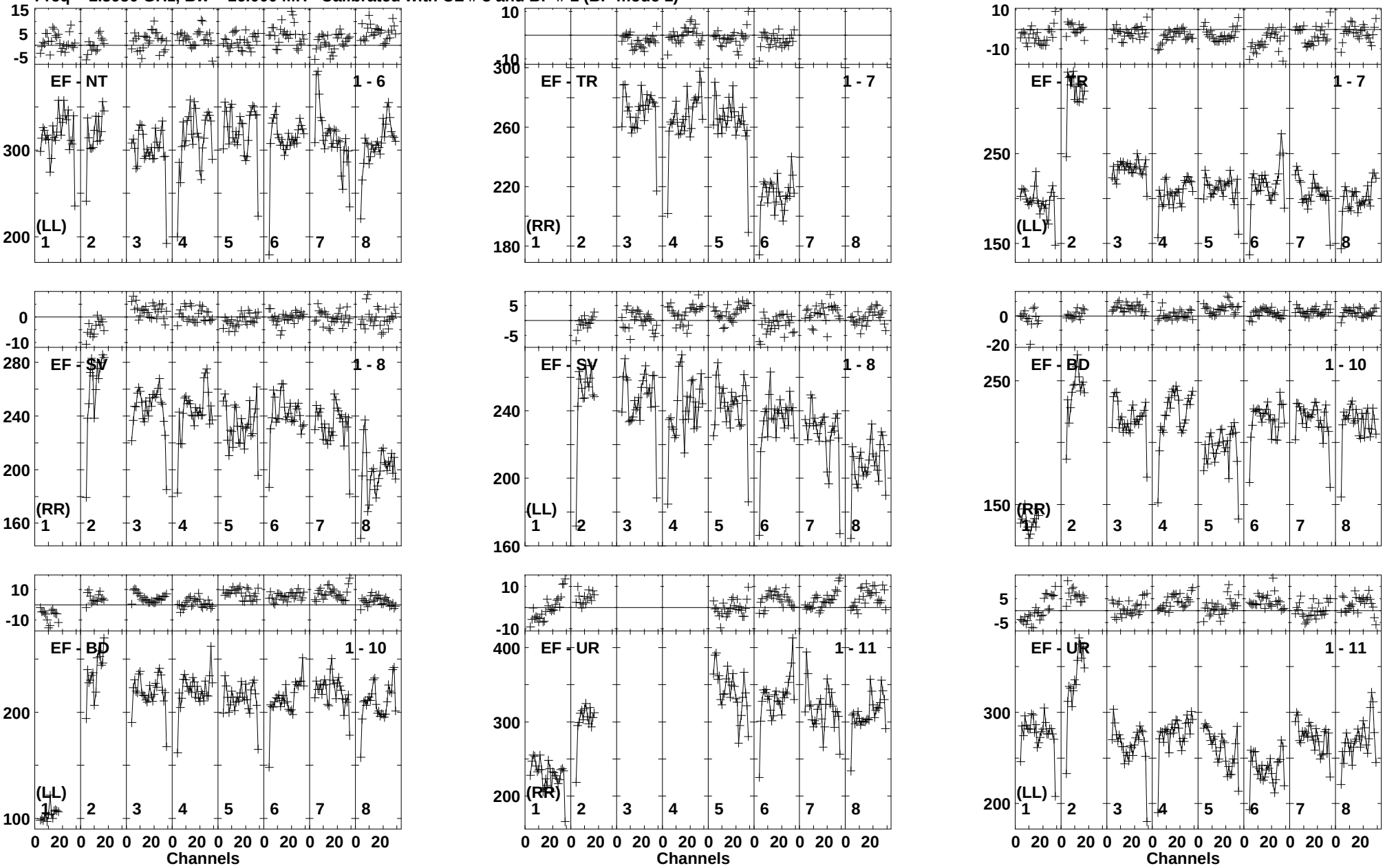

Lower frame: Milli Ampl Jy Top frame: Phas deg
Vector averaged cross-power spectrum Baseline: EF (01) - NT (06)
Timerange: 00/22:18:39 to 00/22:19:49

Plot file version 48 created 22-JUL-2014 18:09:50
J1102+2757 EP088C.UVDATA.1
Freq = 1.5950 GHz, Bw = 16.000 MH Calibrated with CL # 3 and BP # 1 (BP mode 1)

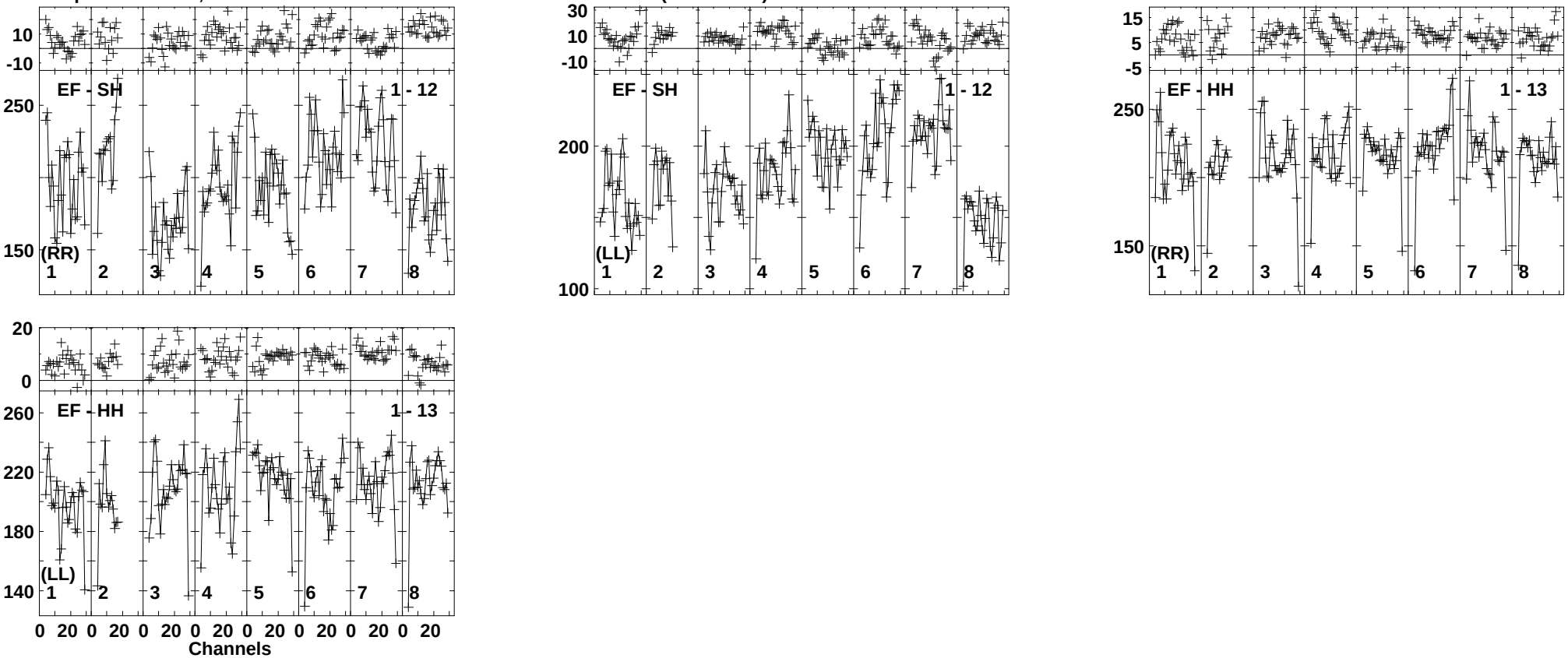

Lower frame: Milli Ampl Jy Top frame: Phas deg
Vector averaged cross-power spectrum Baseline: EF (01) - SH (12)
Timerange: 00/22:18:39 to 00/22:19:49

Plot file version 49 created 22-JUL-2014 18:09:50
IRAS10565 EP088C.UVDATA.1
Freq = 1.5950 GHz, Bw = 16.000 MH Calibrated with CL # 3 and BP # 1 (BP mode 1)

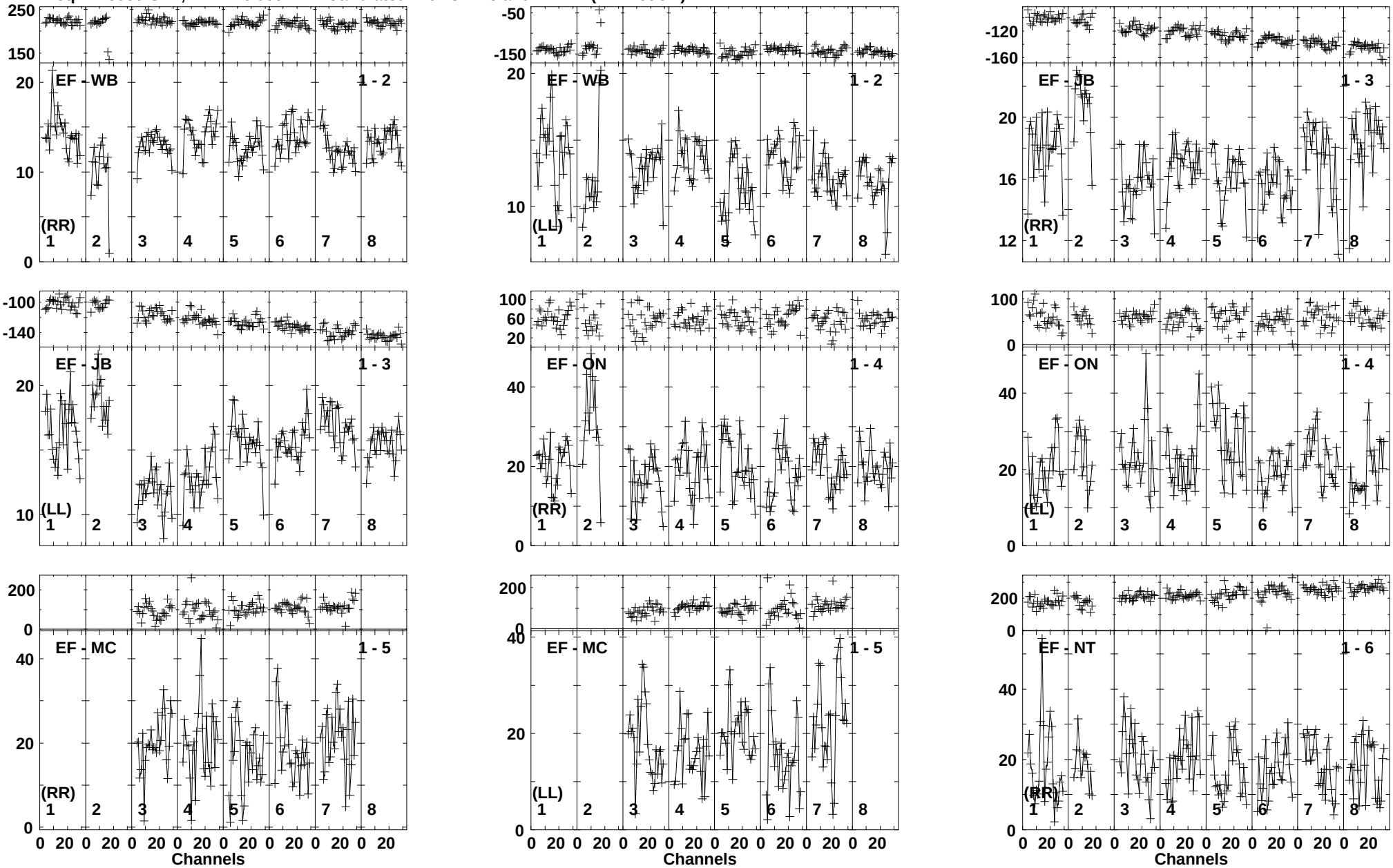

Lower frame: Milli Ampl Jy Top frame: Phas deg
Vector averaged cross-power spectrum Baseline: EF (01) - WB (02)
Timerange: 00/22:19:59 to 00/22:23:29

Plot file version 50 created 22-JUL-2014 18:09:51
IRAS10565 EP088C.UVDATA.1
Freq = 1.5950 GHz, Bw = 16.000 MH Calibrated with CL # 3 and BP # 1 (BP mode 1)

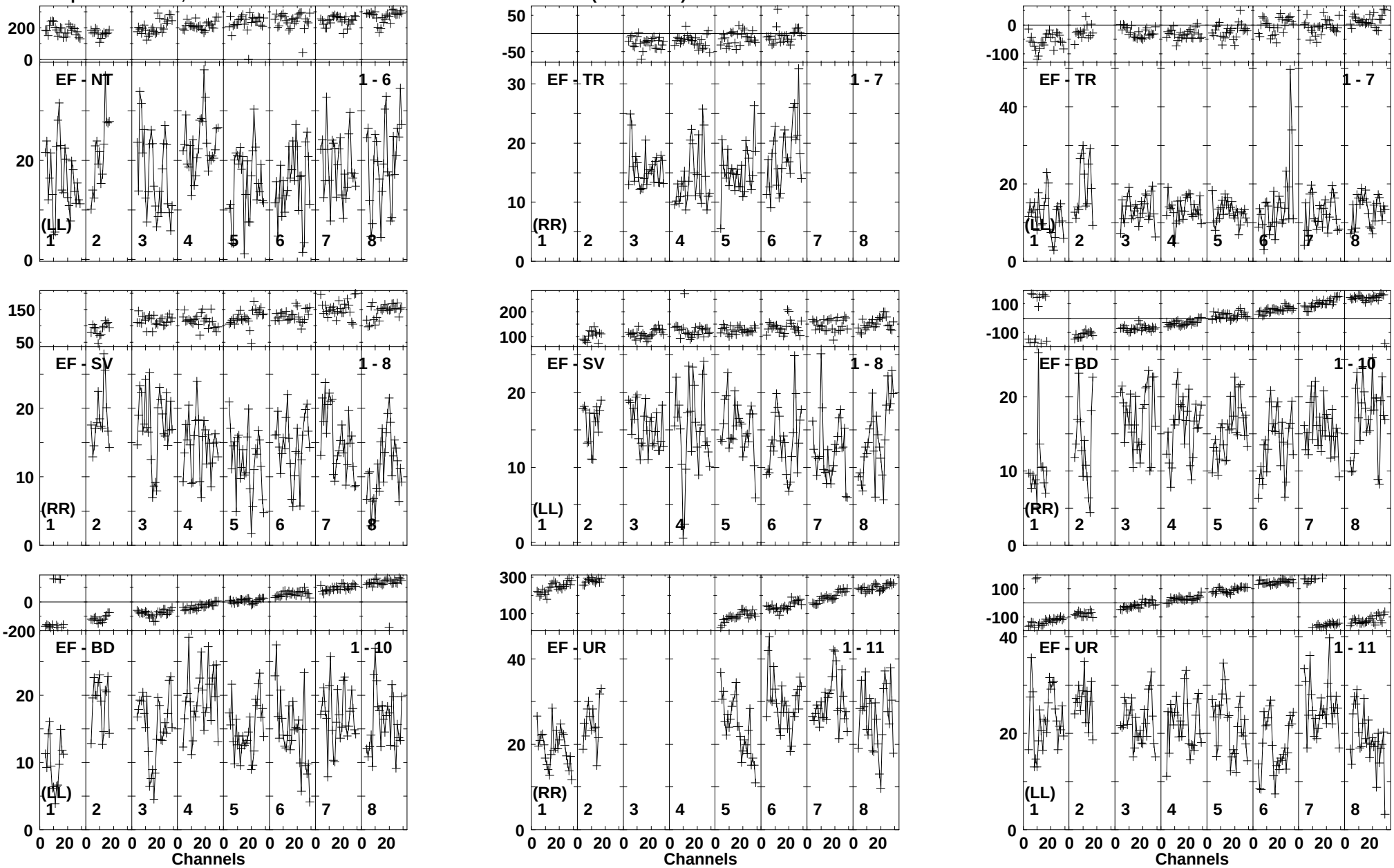

Lower frame: Milli Ampl Jy Top frame: Phas deg
Vector averaged cross-power spectrum Baseline: EF (01) - NT (06)
Timerange: 00/22:19:59 to 00/22:23:29

Plot file version 51 created 22-JUL-2014 18:09:51
IRAS10565 EP088C.UVDATA.1
Freq = 1.5950 GHz, Bw = 16.000 MH Calibrated with CL # 3 and BP # 1 (BP mode 1)

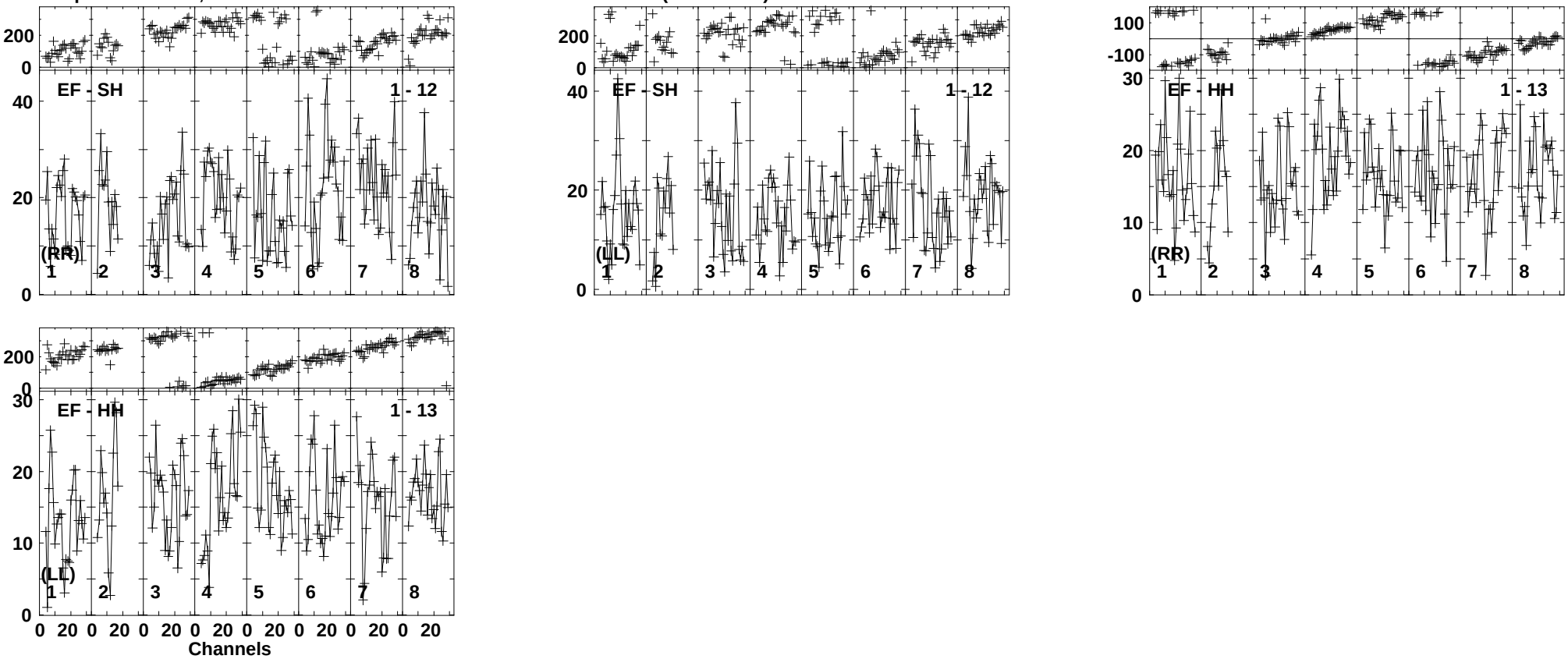

Lower frame: Milli Ampl Jy Top frame: Phas deg
Vector averaged cross-power spectrum Baseline: EF (01) - SH (12)
Timerange: 00/22:19:59 to 00/22:23:29

Plot file version 52 created 22-JUL-2014 18:09:52
J1102+2757 EP088C.UVDATA.1
Freq = 1.5950 GHz, Bw = 16.000 MH Calibrated with CL # 3 and BP # 1 (BP mode 1)

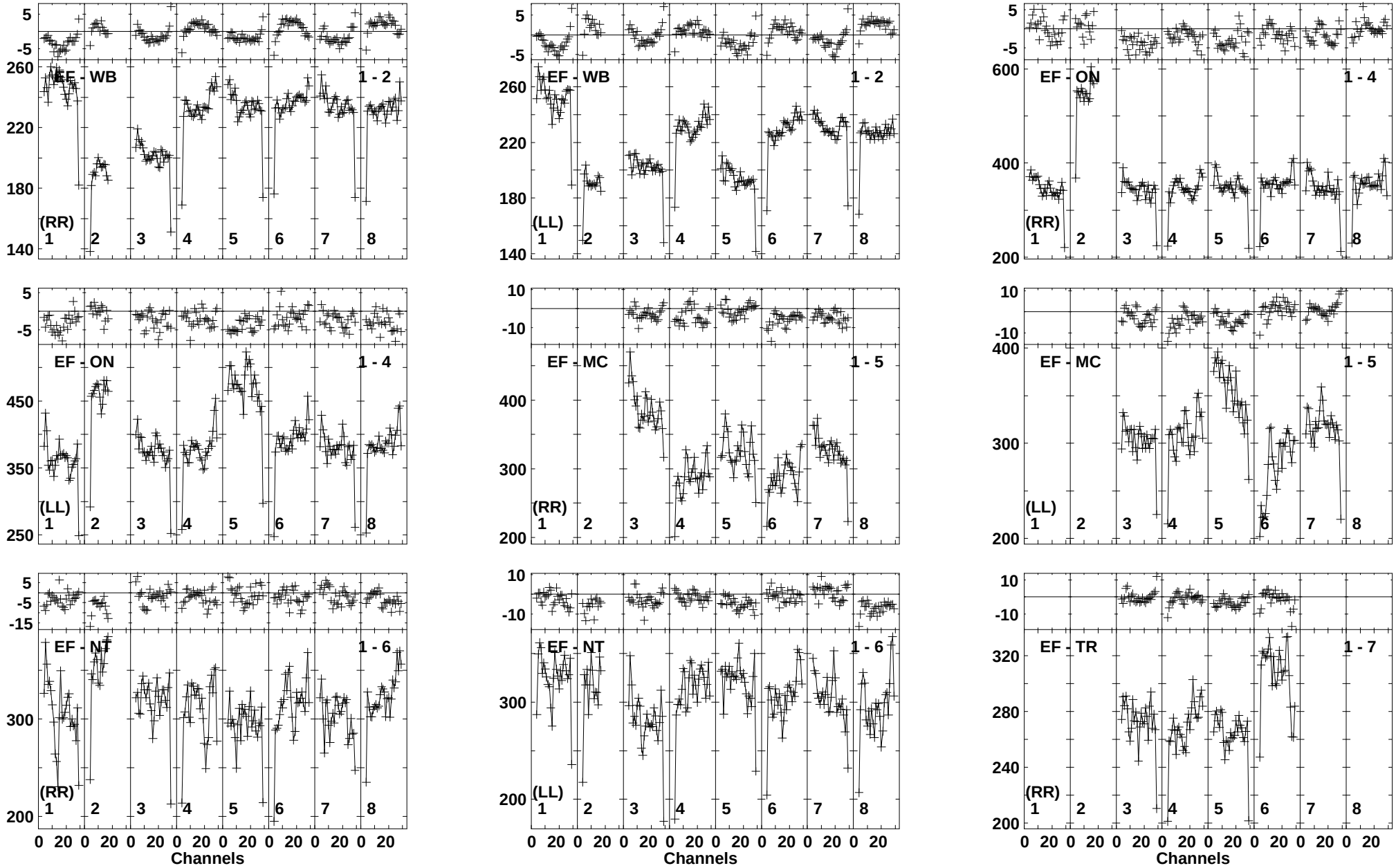

Lower frame: Milli Ampl Jy Top frame: Phas deg
Vector averaged cross-power spectrum Baseline: EF (01) - WB (02)
Timerange: 00/22:23:39 to 00/22:24:49

Plot file version 53 created 22-JUL-2014 18:09:52
J1102+2757 EP088C.UVDATA.1
Freq = 1.5950 GHz, Bw = 16.000 MH Calibrated with CL # 3 and BP # 1 (BP mode 1)

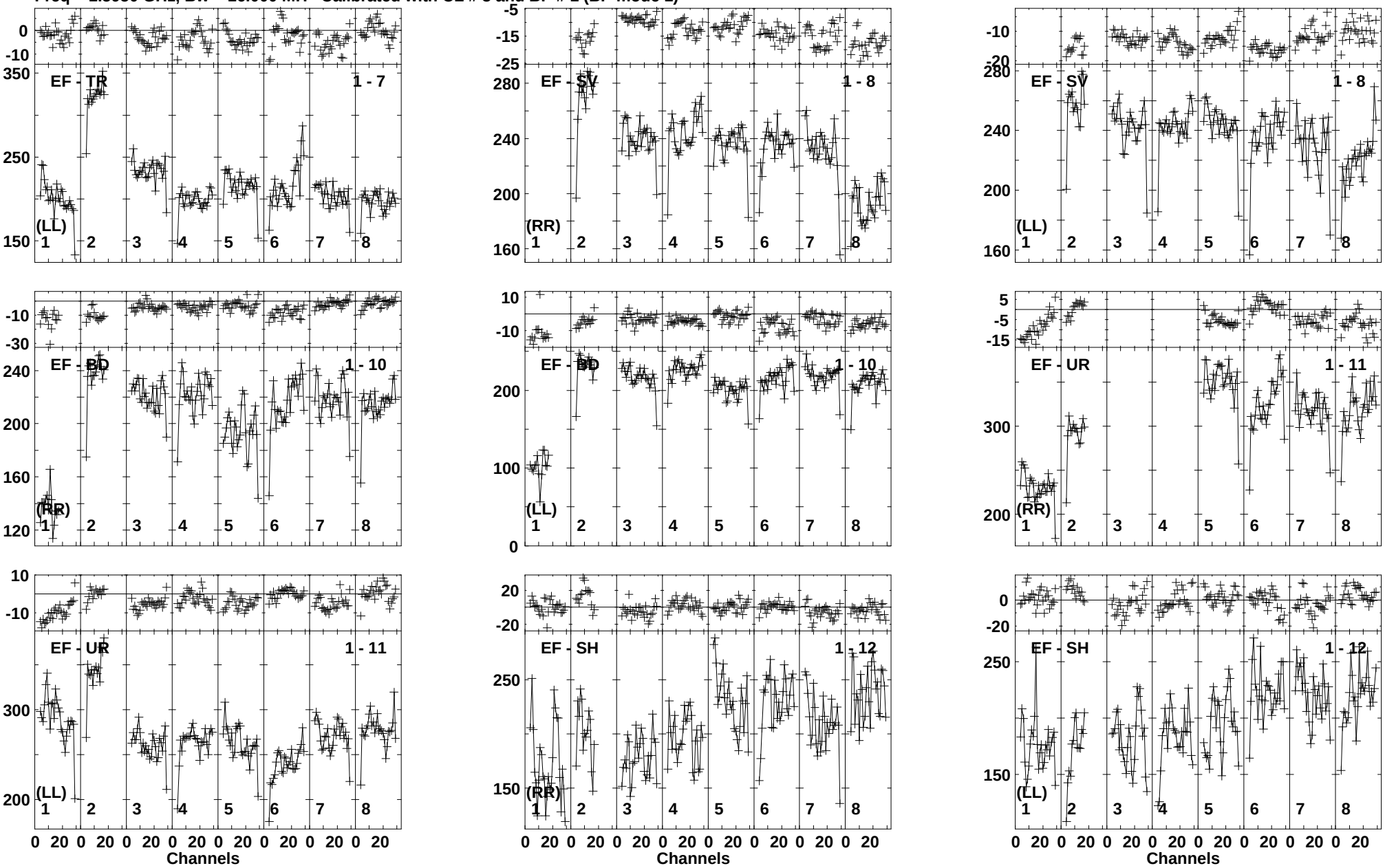

Lower frame: Milli Ampl Jy Top frame: Phas deg
Vector averaged cross-power spectrum Baseline: EF (01) - TR (07)
Timerange: 00/22:23:39 to 00/22:24:49

Plot file version 54 created 22-JUL-2014 18:09:52
J1102+2757 EP088C.UVDATA.1
Freq = 1.5950 GHz, Bw = 16.000 MH Calibrated with CL # 3 and BP # 1 (BP mode 1)

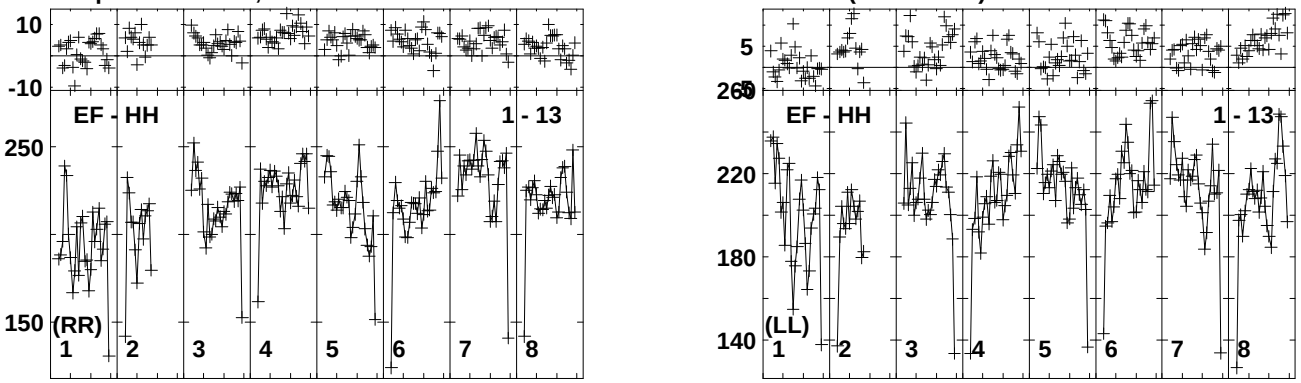

Lower frame: Milli Ampl Jy Top frame: Phas deg
Vector averaged cross-power spectrum Baseline: EF (01) - HH (13)
Timerange: 00/22:23:39 to 00/22:24:49

Plot file version 55 created 22-JUL-2014 18:09:53
IRAS10565 EP088C.UVDATA.1
Freq = 1.5950 GHz, Bw = 16.000 MH Calibrated with CL # 3 and BP # 1 (BP mode 1)

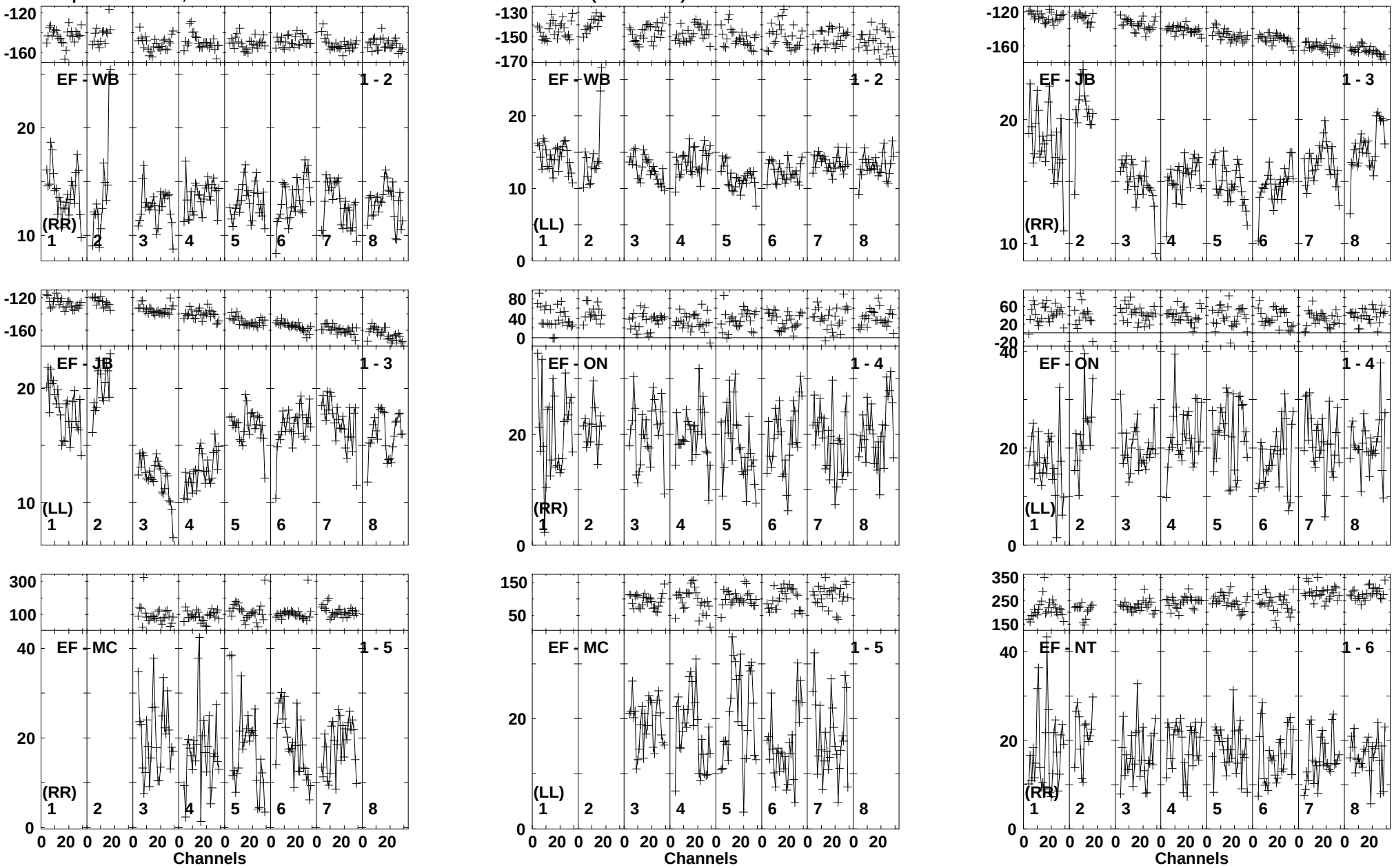

Lower frame: Milli Ampl Jy Top frame: Phas deg
Vector averaged cross-power spectrum Baseline: EF (01) - WB (02)
Timerange: 00/22:25:51 to 00/22:29:29

Plot file version 56 created 22-JUL-2014 18:09:53
IRAS10565 EP088C.UVDATA.1
Freq = 1.5950 GHz, Bw = 16.000 MH Calibrated with CL # 3 and BP # 1 (BP mode 1)

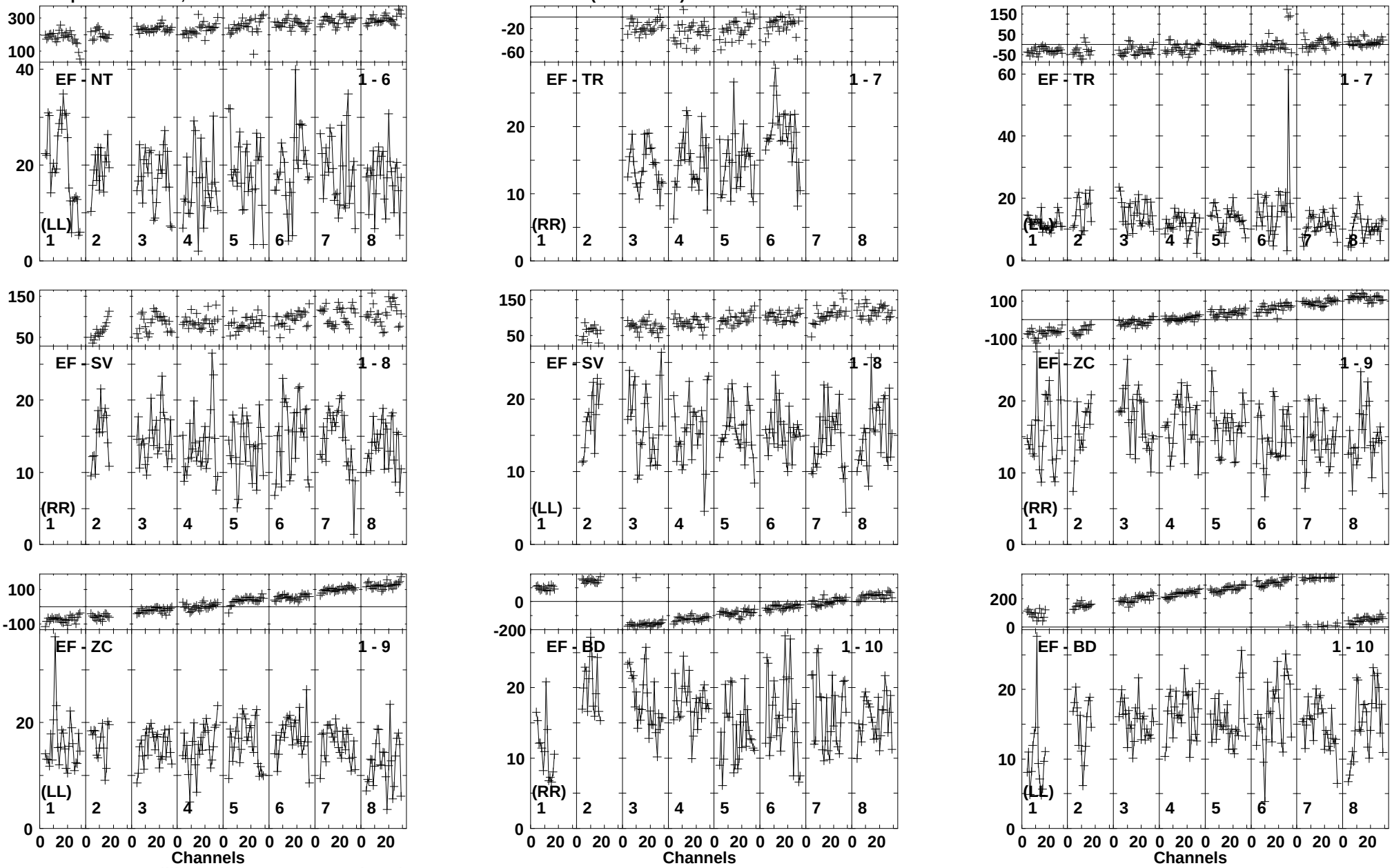

Lower frame: Milli Ampl Jy Top frame: Phas deg
Vector averaged cross-power spectrum Baseline: EF (01) - NT (06)
Timerange: 00/22:25:51 to 00/22:29:29

Plot file version 57 created 22-JUL-2014 18:09:53
IRAS10565 EP088C.UVDATA.1
Freq = 1.5950 GHz, Bw = 16.000 MH Calibrated with CL # 3 and BP # 1 (BP mode 1)

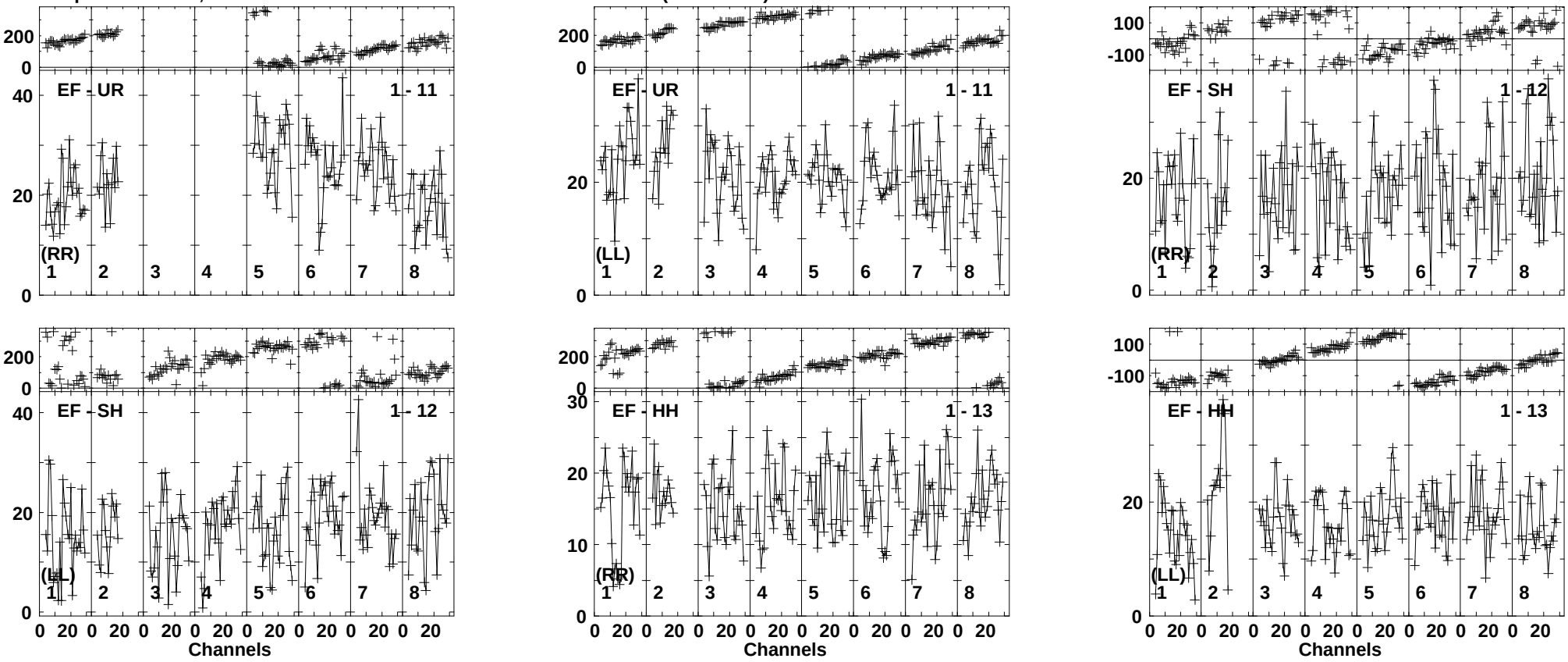

Lower frame: Milli Ampl Jy Top frame: Phas deg
Vector averaged cross-power spectrum Baseline: EF (01) - UR (11)
Timerange: 00/22:25:51 to 00/22:29:29

Plot file version 58 created 22-JUL-2014 18:09:54
J1102+2757 EP088C.UVDATA.1
Freq = 1.5950 GHz, Bw = 16.000 MH Calibrated with CL # 3 and BP # 1 (BP mode 1)

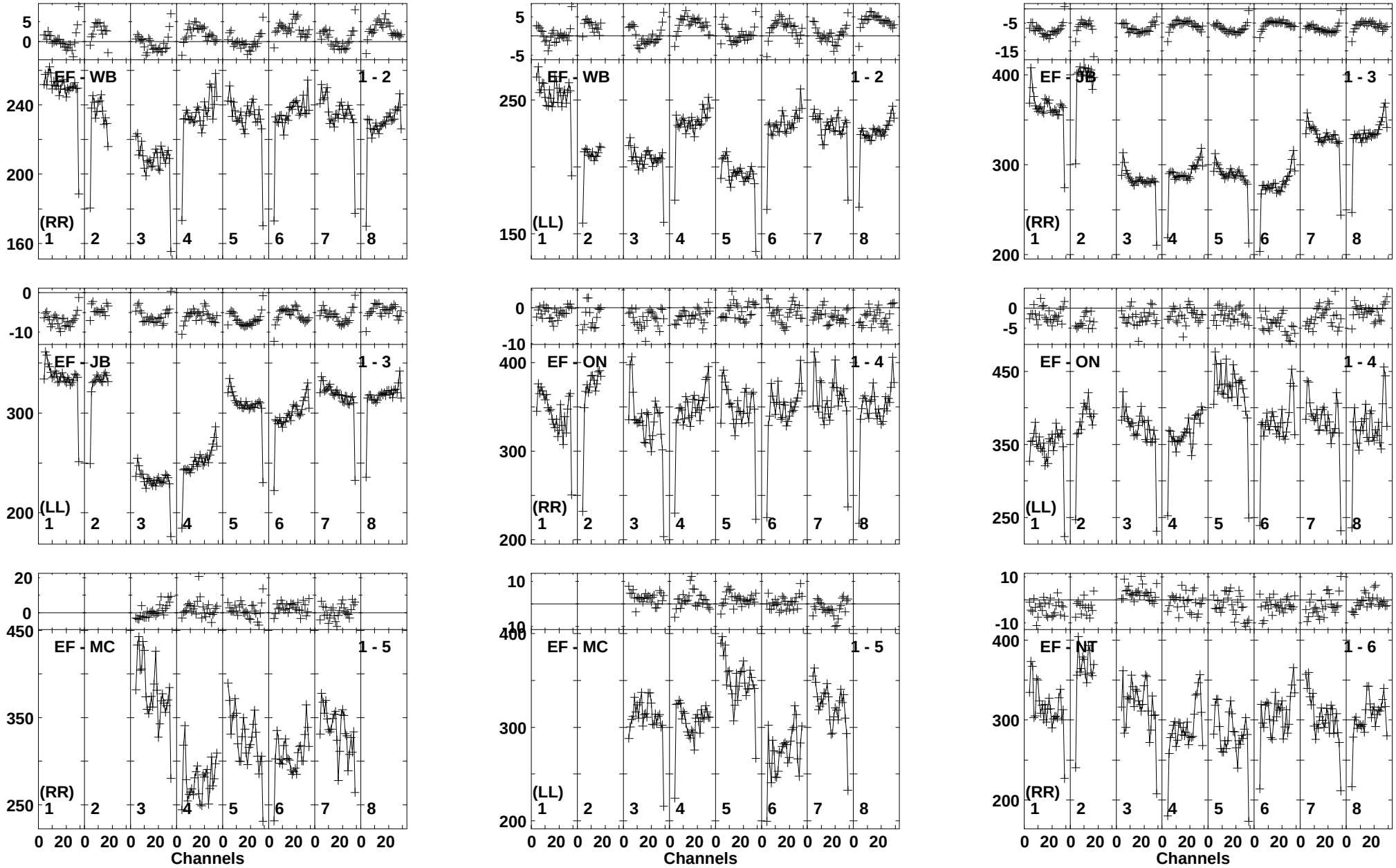

Lower frame: Milli Ampl Jy Top frame: Phas deg
Vector averaged cross-power spectrum Baseline: EF (01) - WB (02)
Timerange: 00/22:29:39 to 00/22:30:49

Plot file version 59 created 22-JUL-2014 18:09:54
J1102+2757 EP088C.UVDATA.1
Freq = 1.5950 GHz, Bw = 16.000 MH Calibrated with CL # 3 and BP # 1 (BP mode 1)

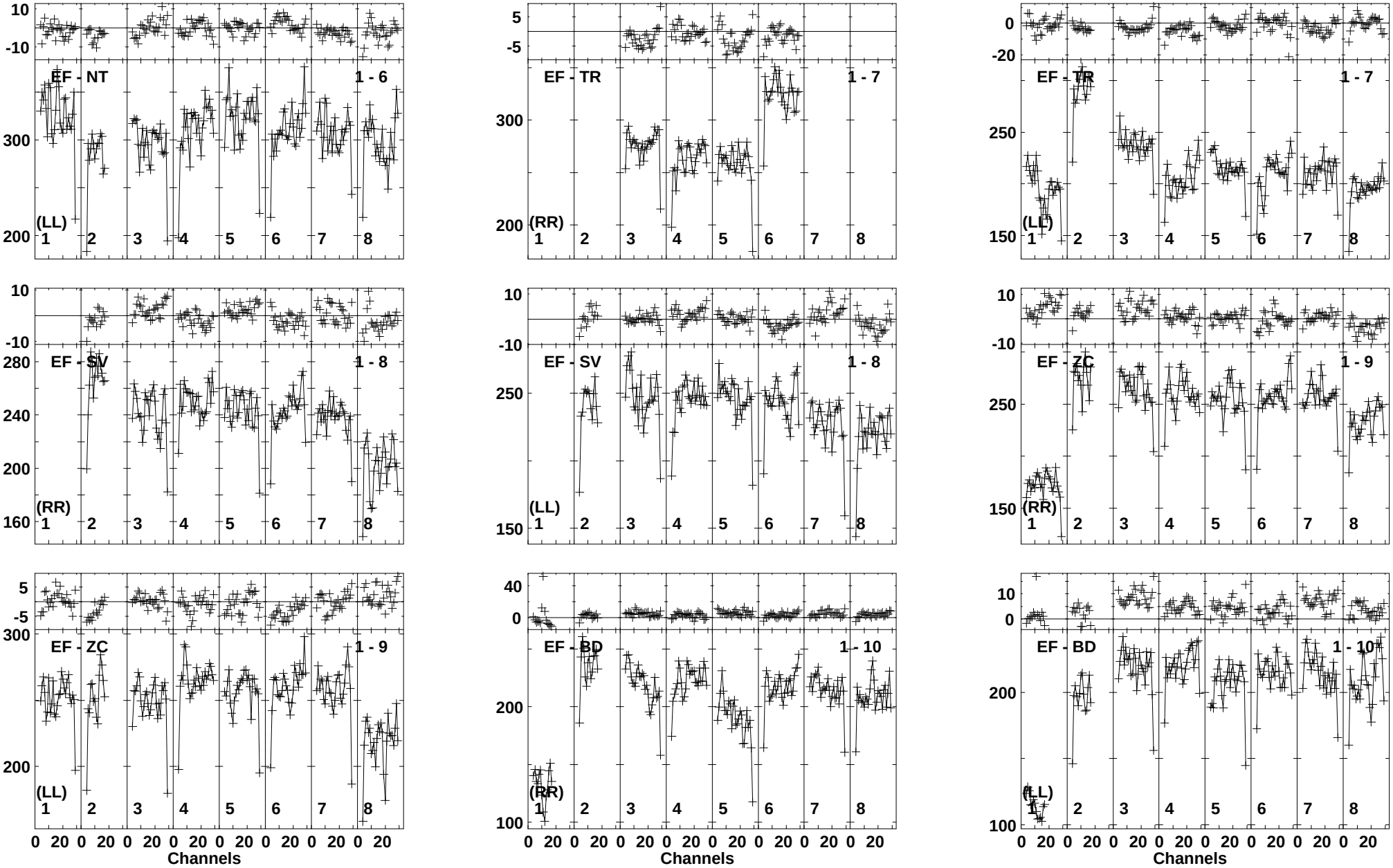

Lower frame: Milli Ampl Jy Top frame: Phas deg
Vector averaged cross-power spectrum Baseline: EF (01) - NT (06)
Timerange: 00/22:29:39 to 00/22:30:49

Plot file version 60 created 22-JUL-2014 18:09:54
J1102+2757 EP088C.UVDATA.1
Freq = 1.5950 GHz, Bw = 16.000 MH Calibrated with CL # 3 and BP # 1 (BP mode 1)

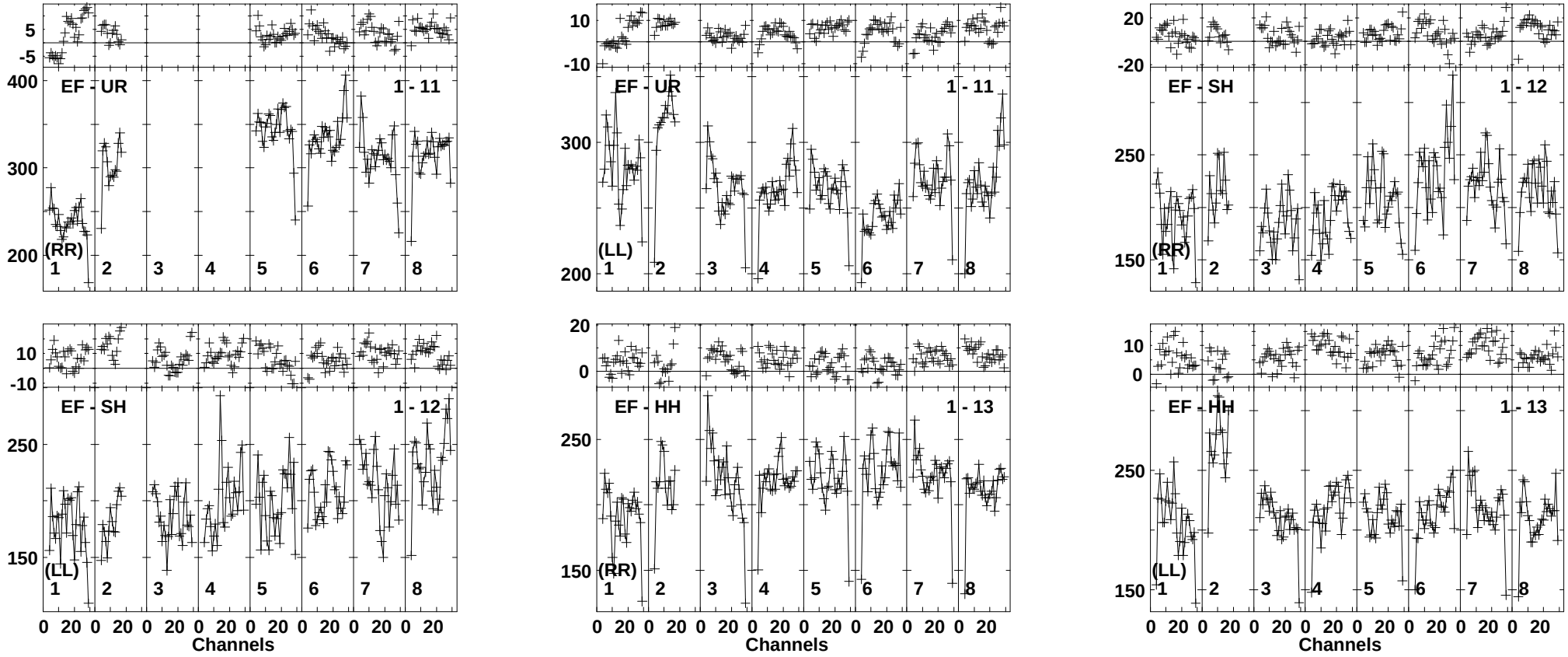

Lower frame: Milli Ampl Jy Top frame: Phas deg
Vector averaged cross-power spectrum Baseline: EF (01) - UR (11)
Timerange: 00/22:29:39 to 00/22:30:49

Plot file version 61 created 22-JUL-2014 18:09:55
IRAS10565 EP088C.UVDATA.1
Freq = 1.5950 GHz, Bw = 16.000 MH Calibrated with CL # 3 and BP # 1 (BP mode 1)

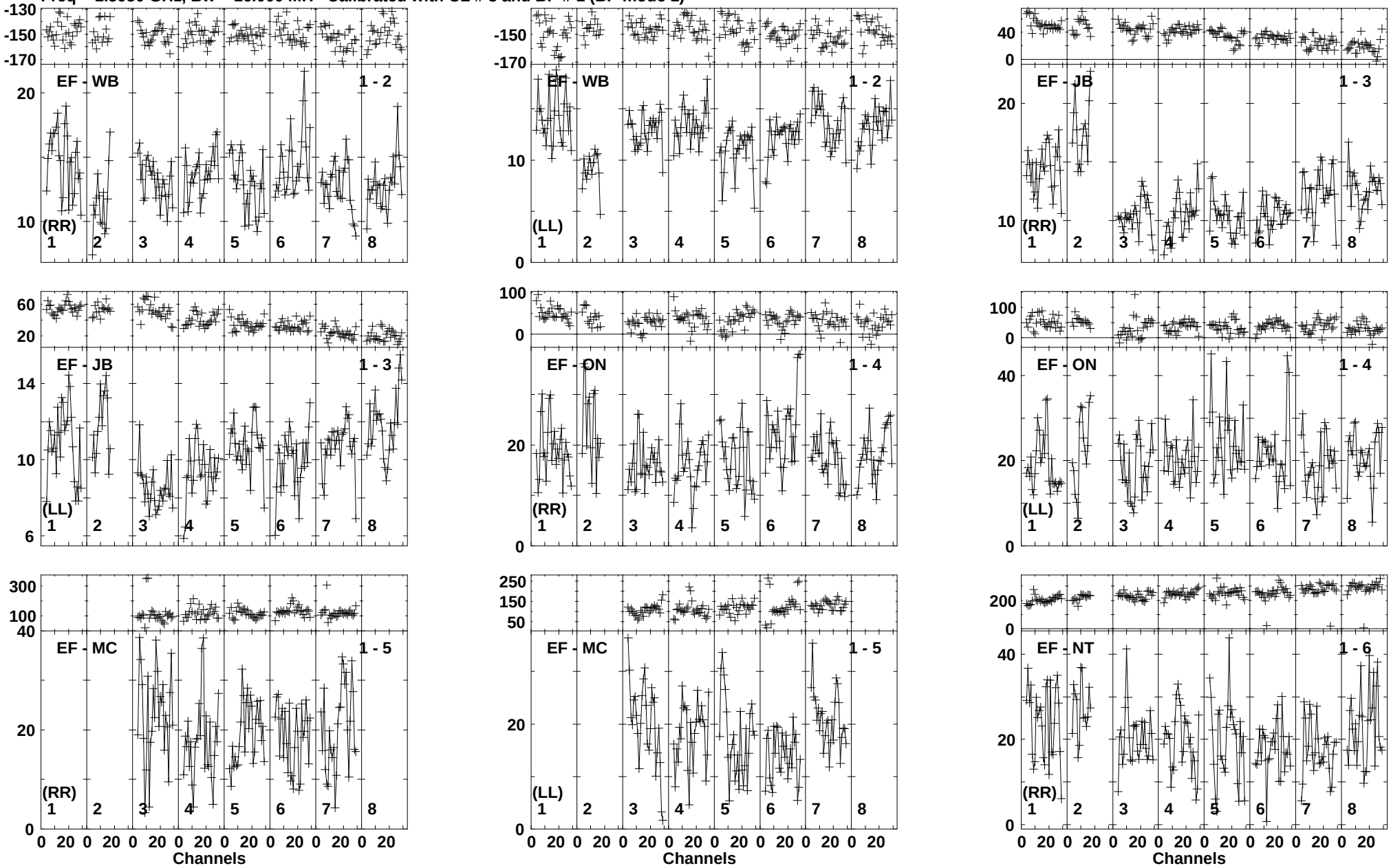

Lower frame: Milli Ampl Jy Top frame: Phas deg
Vector averaged cross-power spectrum Baseline: EF (01) - WB (02)
Timerange: 00/22:30:59 to 00/22:34:29

Plot file version 62 created 22-JUL-2014 18:09:55
IRAS10565 EP088C.UVDATA.1
Freq = 1.5950 GHz, Bw = 16.000 MH Calibrated with CL # 3 and BP # 1 (BP mode 1)

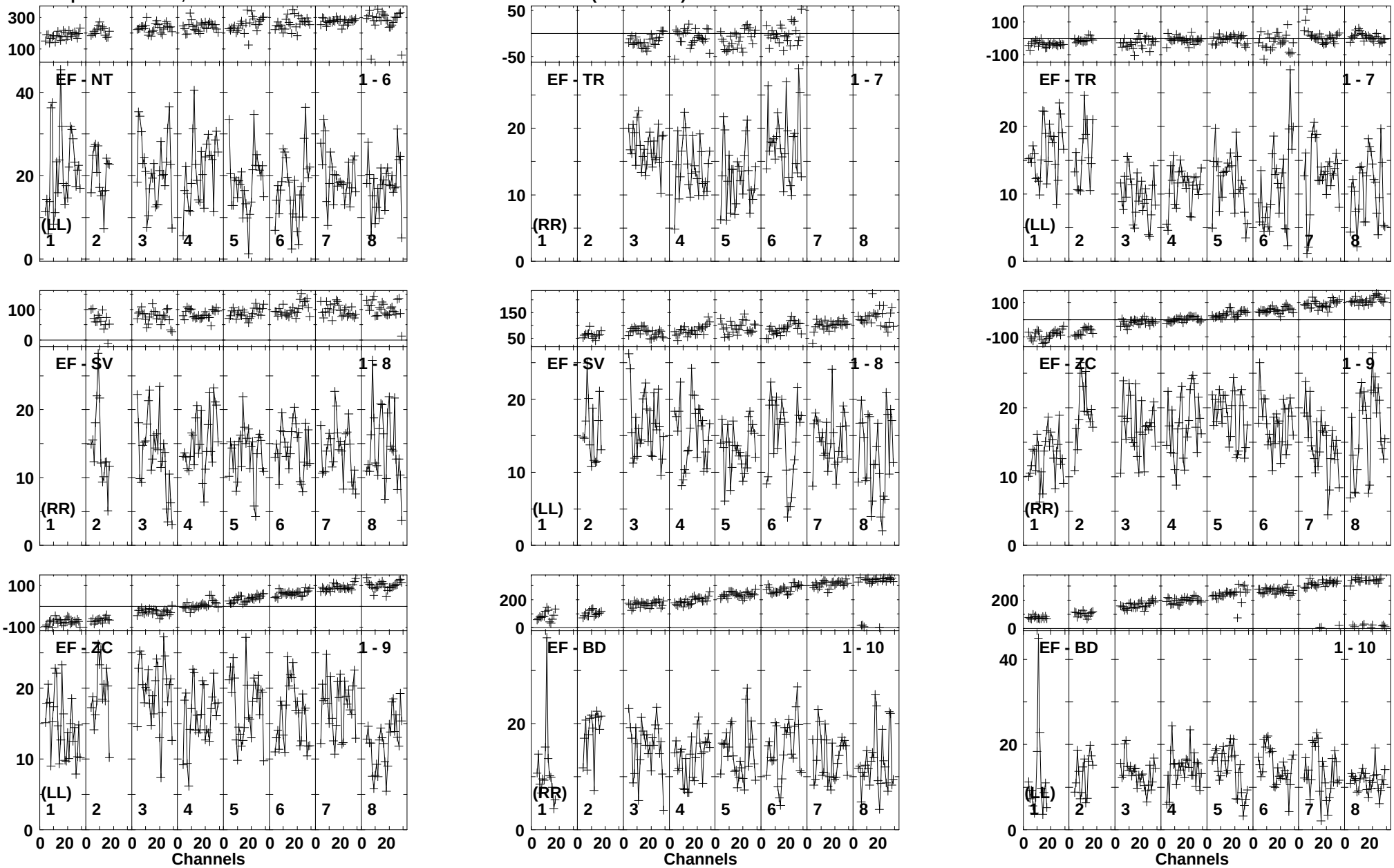

Lower frame: Milli Ampl Jy Top frame: Phas deg
Vector averaged cross-power spectrum Baseline: EF (01) - NT (06)
Timerange: 00/22:30:59 to 00/22:34:29

Plot file version 63 created 22-JUL-2014 18:09:55
IRAS10565 EP088C.UVDATA.1
Freq = 1.5950 GHz, Bw = 16.000 MH Calibrated with CL # 3 and BP # 1 (BP mode 1)

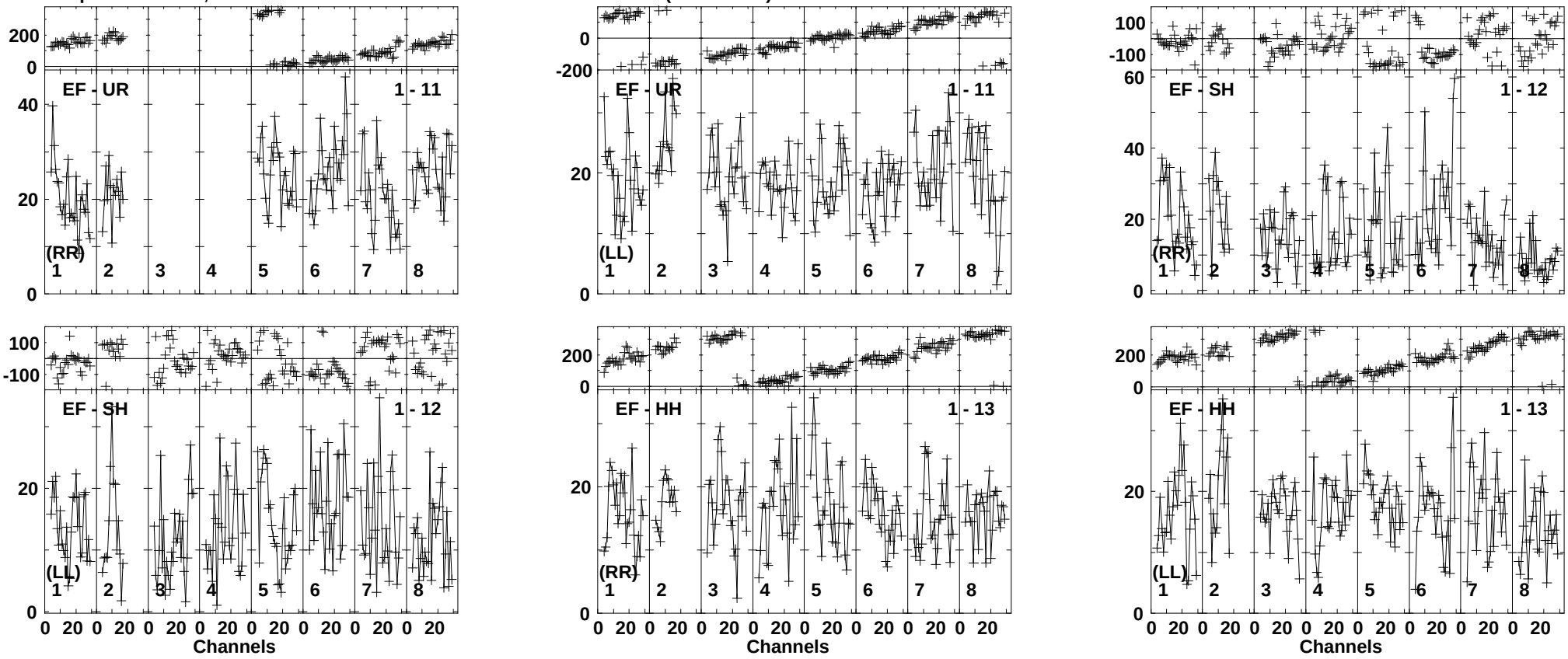

Lower frame: Milli Ampl Jy Top frame: Phas deg
Vector averaged cross-power spectrum Baseline: EF (01) - UR (11)
Timerange: 00/22:30:59 to 00/22:34:29

Plot file version 64 created 22-JUL-2014 18:09:56
J1102+2757 EP088C.UVDATA.1
Freq = 1.5950 GHz, Bw = 16.000 MH Calibrated with CL # 3 and BP # 1 (BP mode 1)

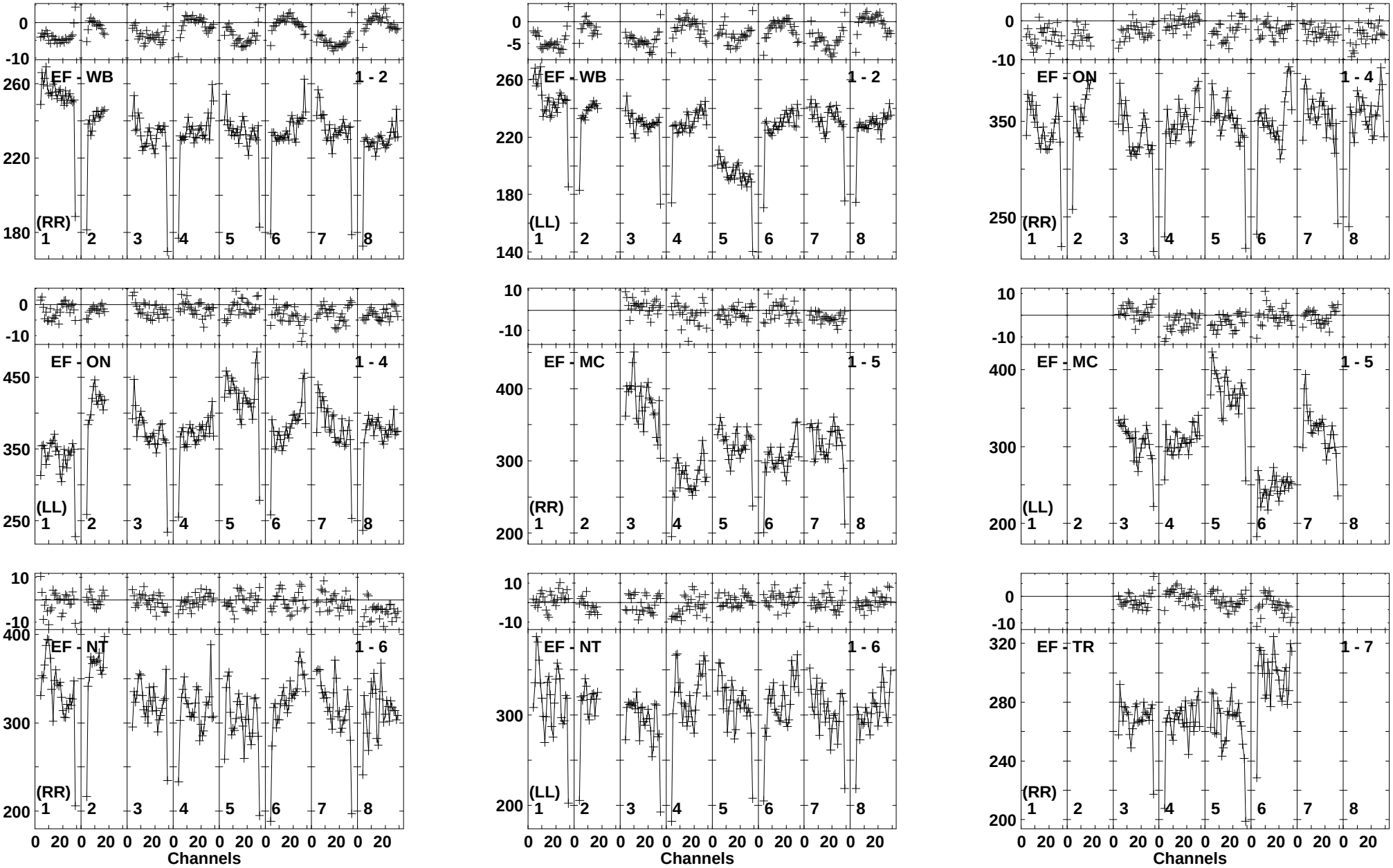

Lower frame: Milli Ampl Jy Top frame: Phas deg
Vector averaged cross-power spectrum Baseline: EF (01) - WB (02)
Timerange: 00/22:34:39 to 00/22:35:49

Plot file version 65 created 22-JUL-2014 18:09:56
J1102+2757 EP088C.UVDATA.1
Freq = 1.5950 GHz, Bw = 16.000 MH Calibrated with CL # 3 and BP # 1 (BP mode 1)

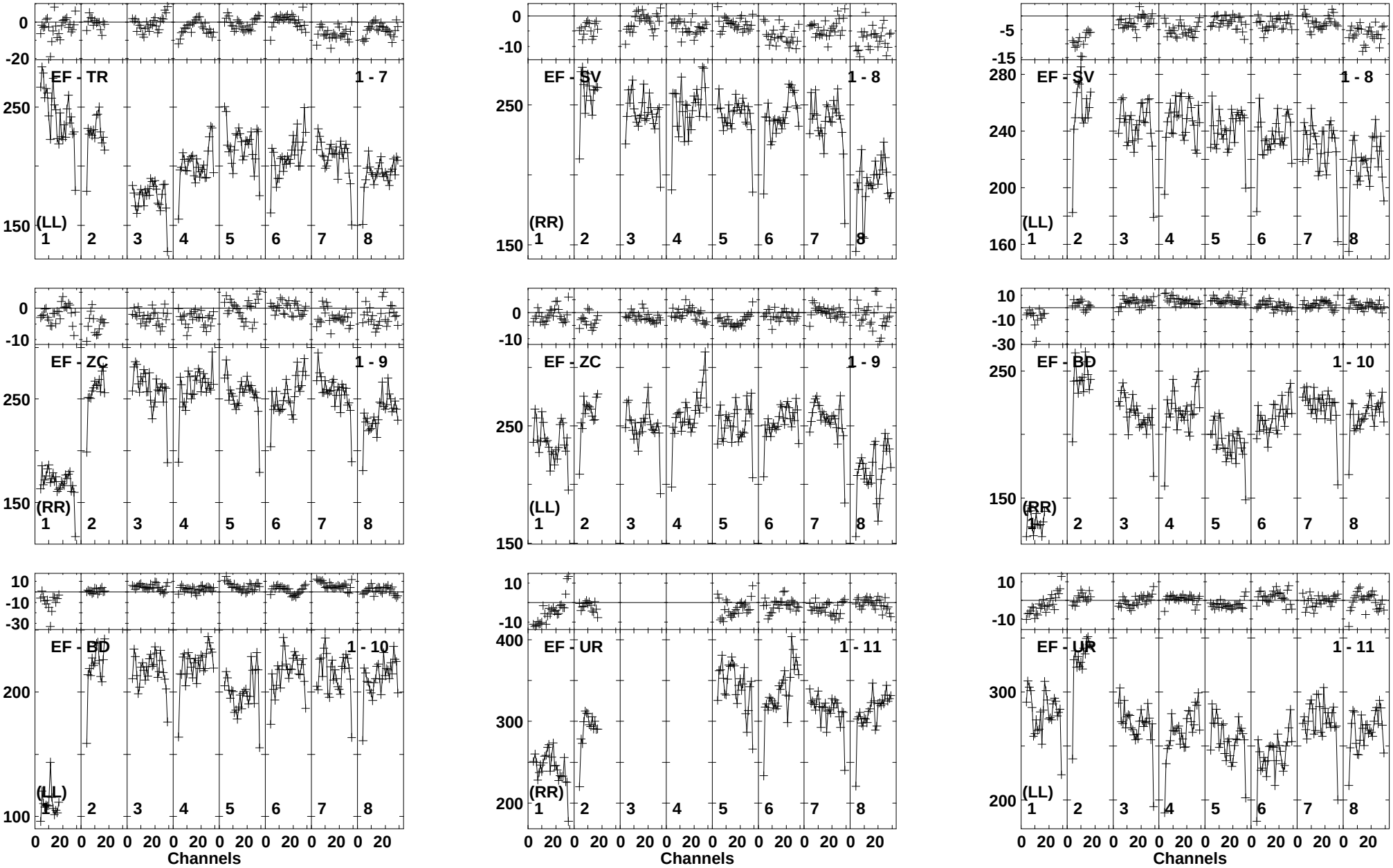

Lower frame: Milli Ampl Jy Top frame: Phas deg
Vector averaged cross-power spectrum Baseline: EF (01) - TR (07)
Timerange: 00/22:34:39 to 00/22:35:49

Plot file version 66 created 22-JUL-2014 18:09:57
J1102+2757 EP088C.UVDATA.1
Freq = 1.5950 GHz, Bw = 16.000 MH Calibrated with CL # 3 and BP # 1 (BP mode 1)

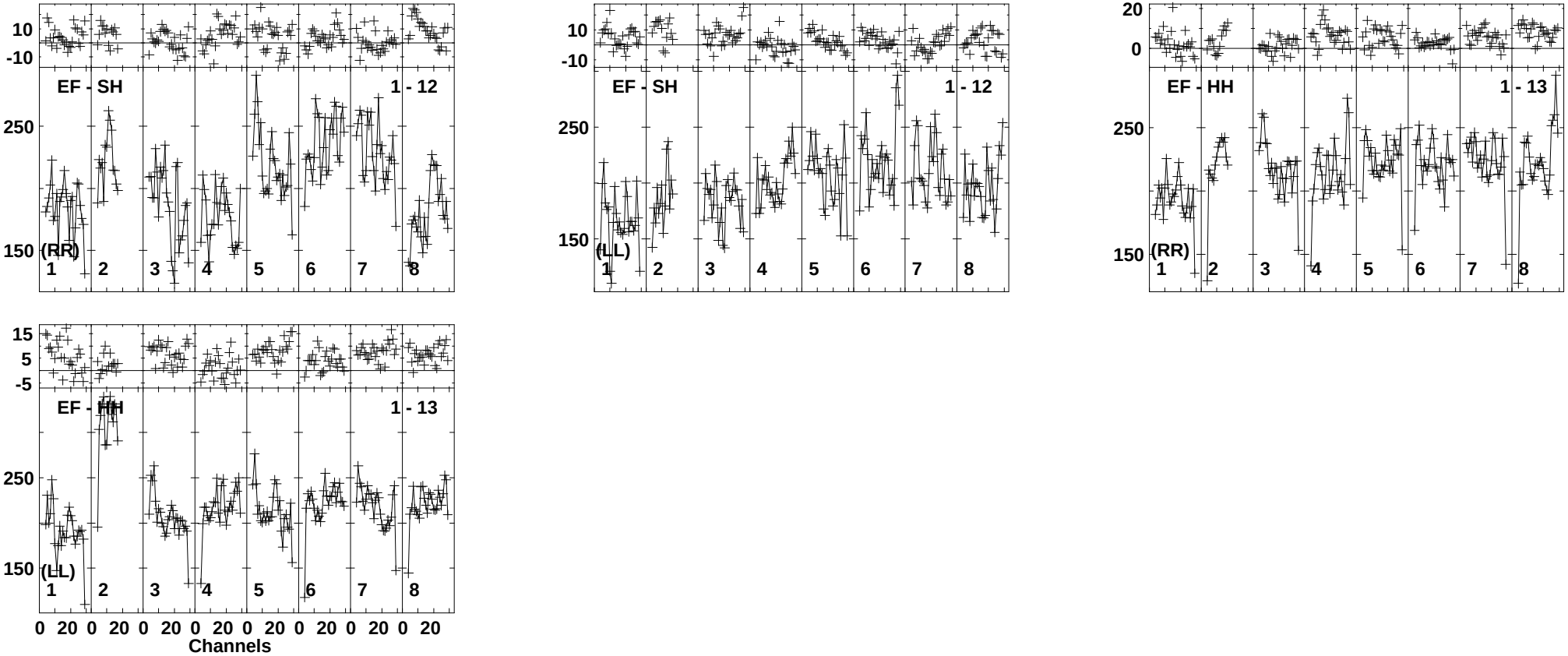

Lower frame: Milli Ampl Jy Top frame: Phas deg
Vector averaged cross-power spectrum Baseline: EF (01) - SH (12)
Timerange: 00/22:34:39 to 00/22:35:49

Plot file version 67 created 22-JUL-2014 18:09:57
IRAS10565 EP088C.UVDATA.1
Freq = 1.5950 GHz, Bw = 16.000 MH Calibrated with CL # 3 and BP # 1 (BP mode 1)

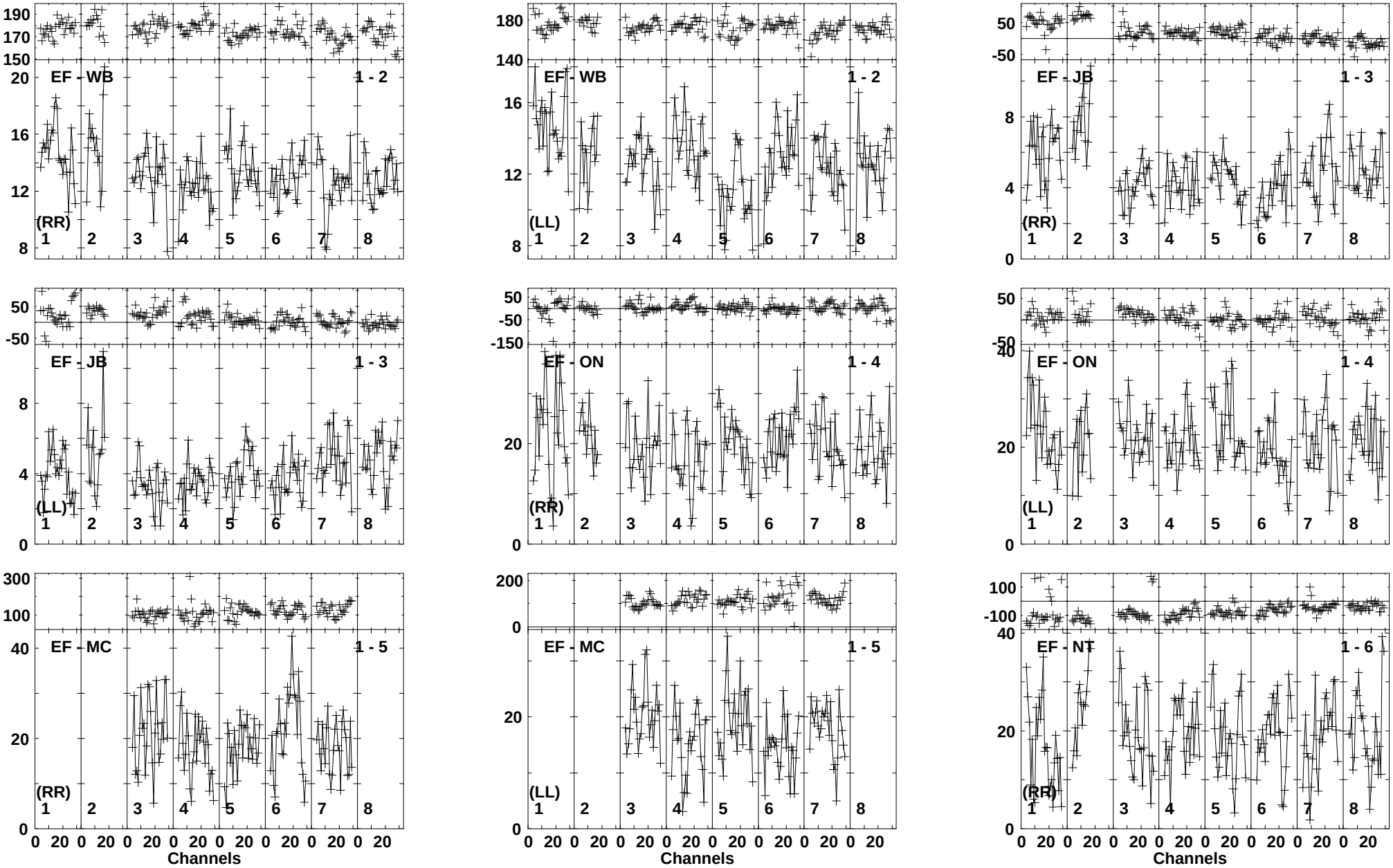

Lower frame: Milli Ampl Jy Top frame: Phas deg
Vector averaged cross-power spectrum Baseline: EF (01) - WB (02)
Timerange: 00/22:36:51 to 00/22:40:29

Plot file version 68 created 22-JUL-2014 18:09:57
IRAS10565 EP088C.UVDATA.1
Freq = 1.5950 GHz, Bw = 16.000 MH Calibrated with CL # 3 and BP # 1 (BP mode 1)

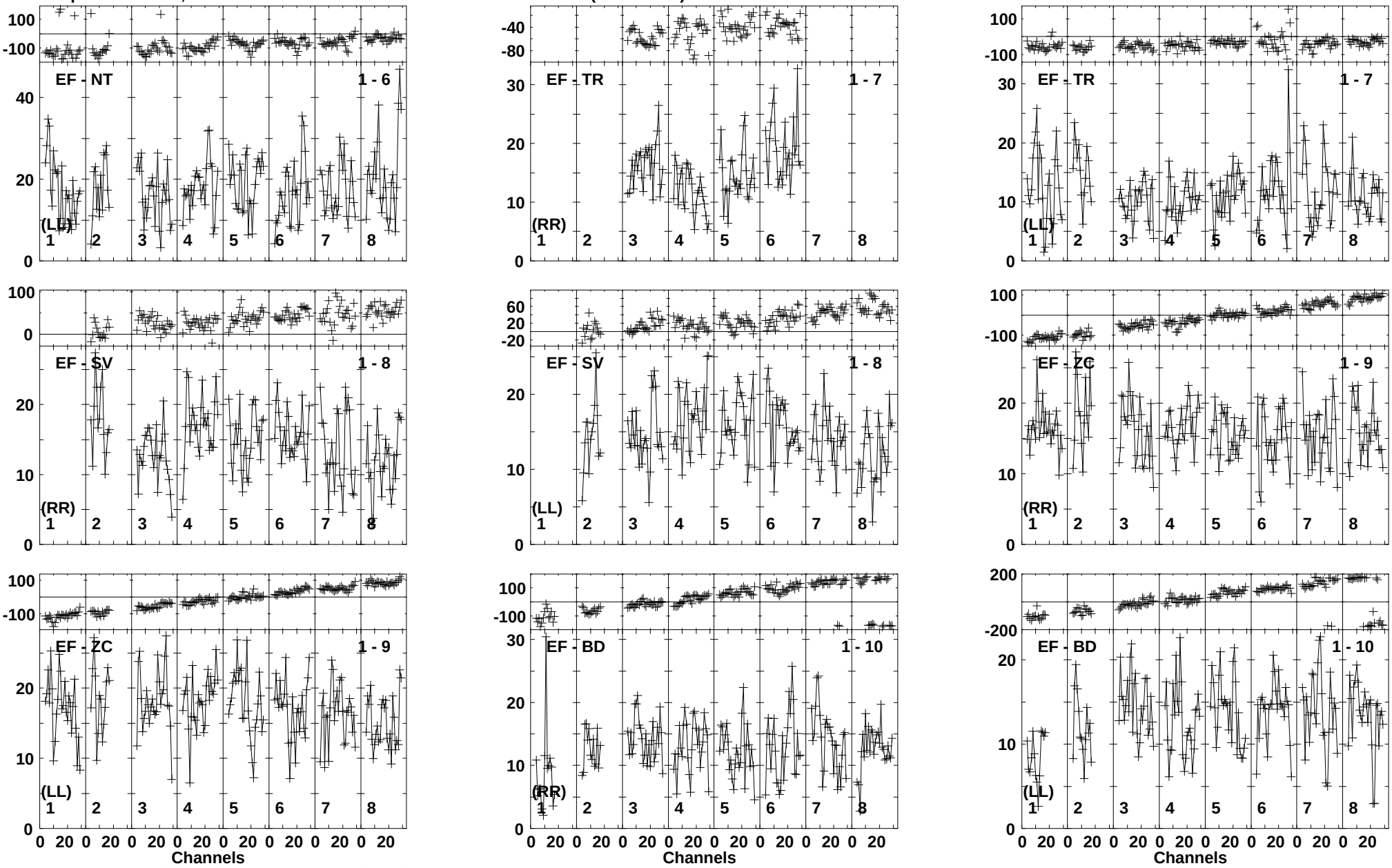

Lower frame: Milli Ampl Jy Top frame: Phas deg
Vector averaged cross-power spectrum Baseline: EF (01) - NT (06)
Timerange: 00/22:36:51 to 00/22:40:29

Plot file version 69 created 22-JUL-2014 18:09:58
IRAS10565 EP088C.UVDATA.1
Freq = 1.5950 GHz, Bw = 16.000 MH Calibrated with CL # 3 and BP # 1 (BP mode 1)

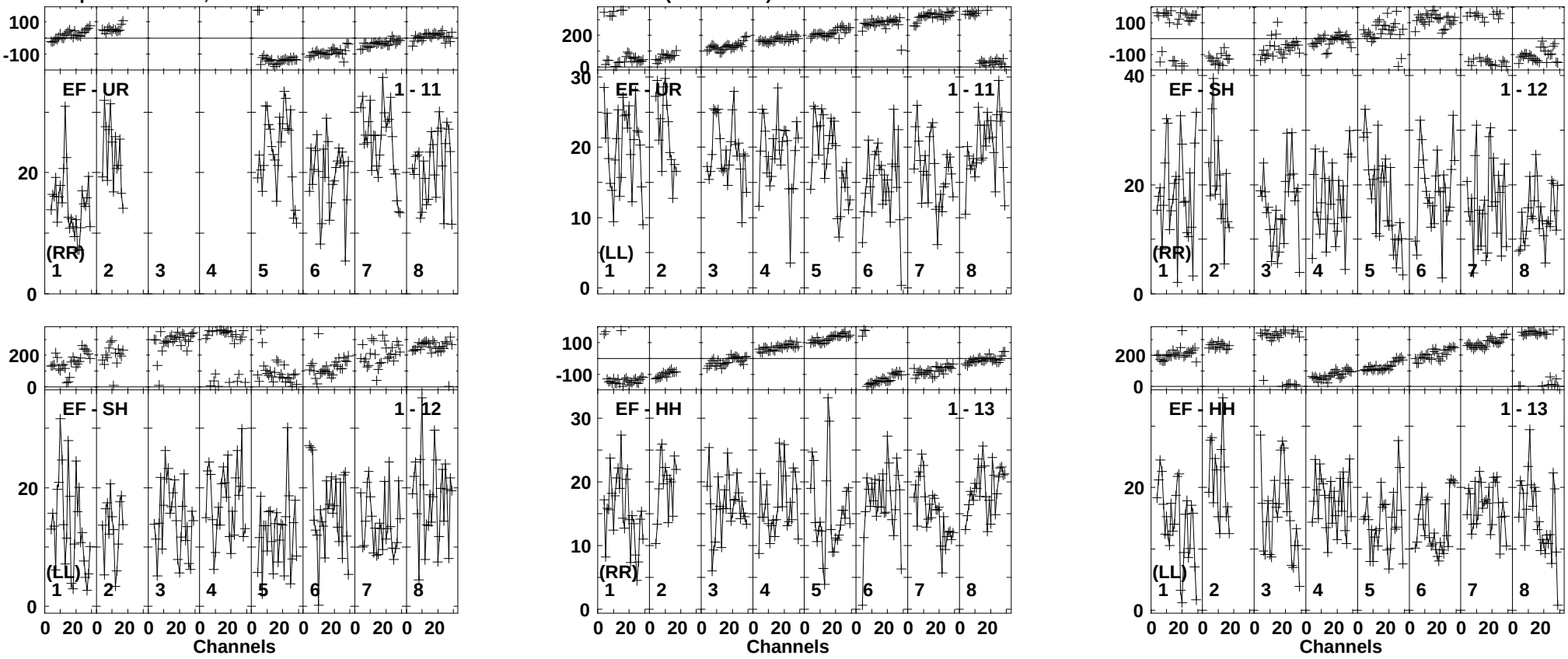

Lower frame: Milli Ampl Jy Top frame: Phas deg
Vector averaged cross-power spectrum Baseline: EF (01) - UR (11)
Timerange: 00/22:36:51 to 00/22:40:29

Plot file version 70 created 22-JUL-2014 18:09:58
J1102+2757 EP088C.UVDATA.1
Freq = 1.5950 GHz, Bw = 16.000 MH Calibrated with CL # 3 and BP # 1 (BP mode 1)

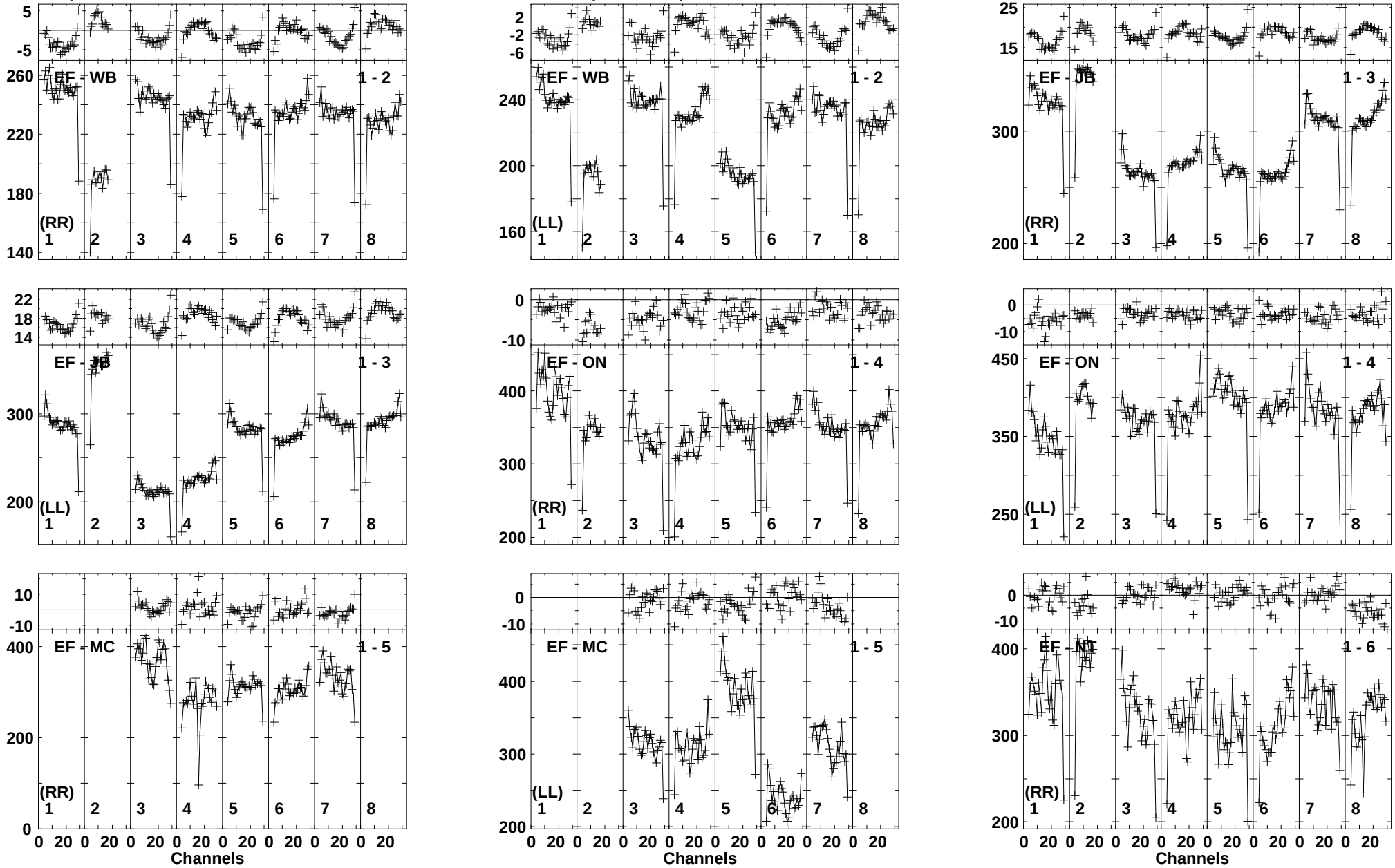

Lower frame: Milli Ampl Jy Top frame: Phas deg
Vector averaged cross-power spectrum Baseline: EF (01) - WB (02)
Timerange: 00/22:40:39 to 00/22:41:49

Plot file version 71 created 22-JUL-2014 18:09:58
J1102+2757 EP088C.UVDATA.1
Freq = 1.5950 GHz, Bw = 16.000 MH Calibrated with CL # 3 and BP # 1 (BP mode 1)

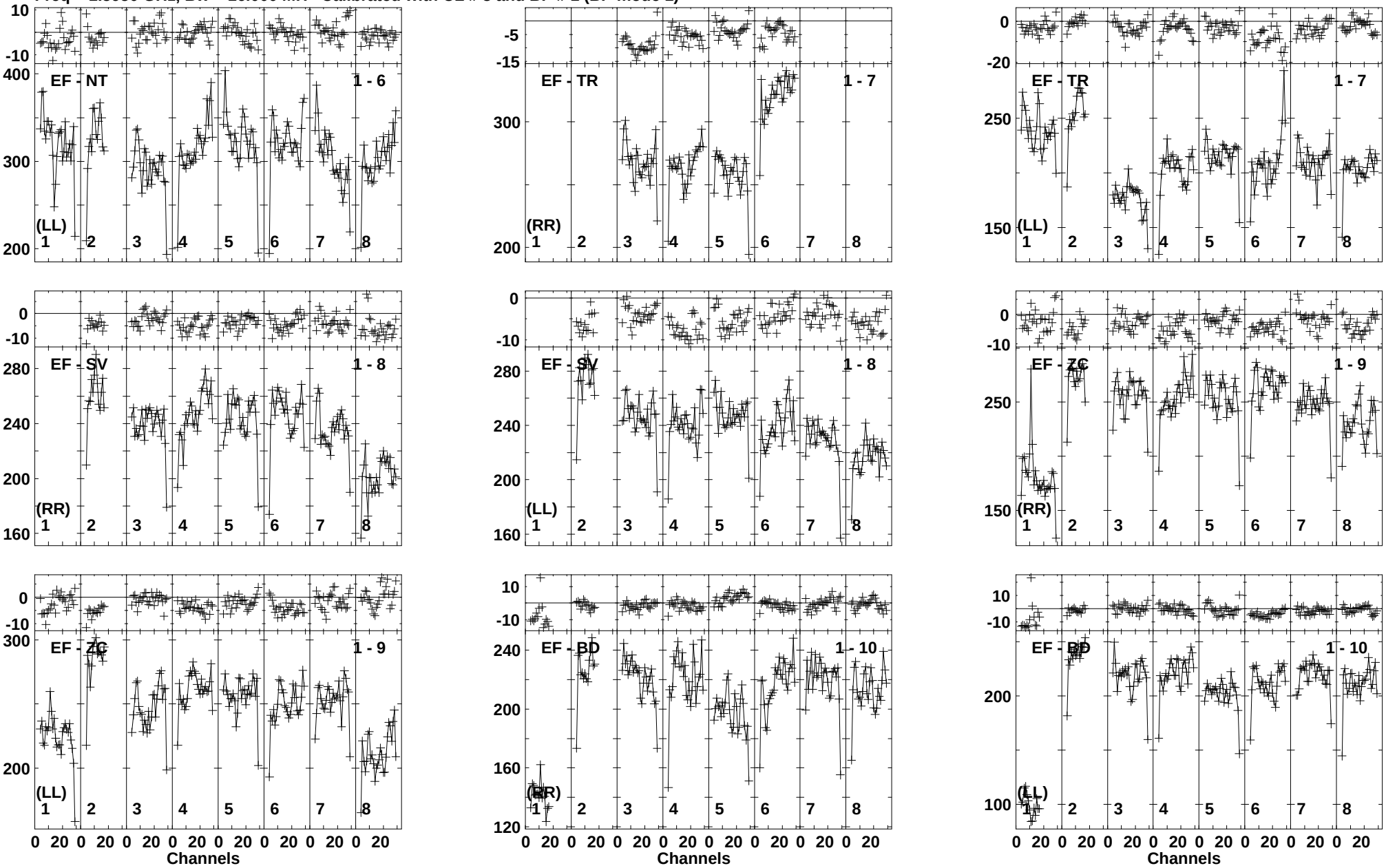

Lower frame: Milli Ampl Jy Top frame: Phas deg
Vector averaged cross-power spectrum Baseline: EF (01) - NT (06)
Timerange: 00/22:40:39 to 00/22:41:49

Plot file version 72 created 22-JUL-2014 18:09:59
J1102+2757 EP088C.UVDATA.1
Freq = 1.5950 GHz, Bw = 16.000 MH Calibrated with CL # 3 and BP # 1 (BP mode 1)

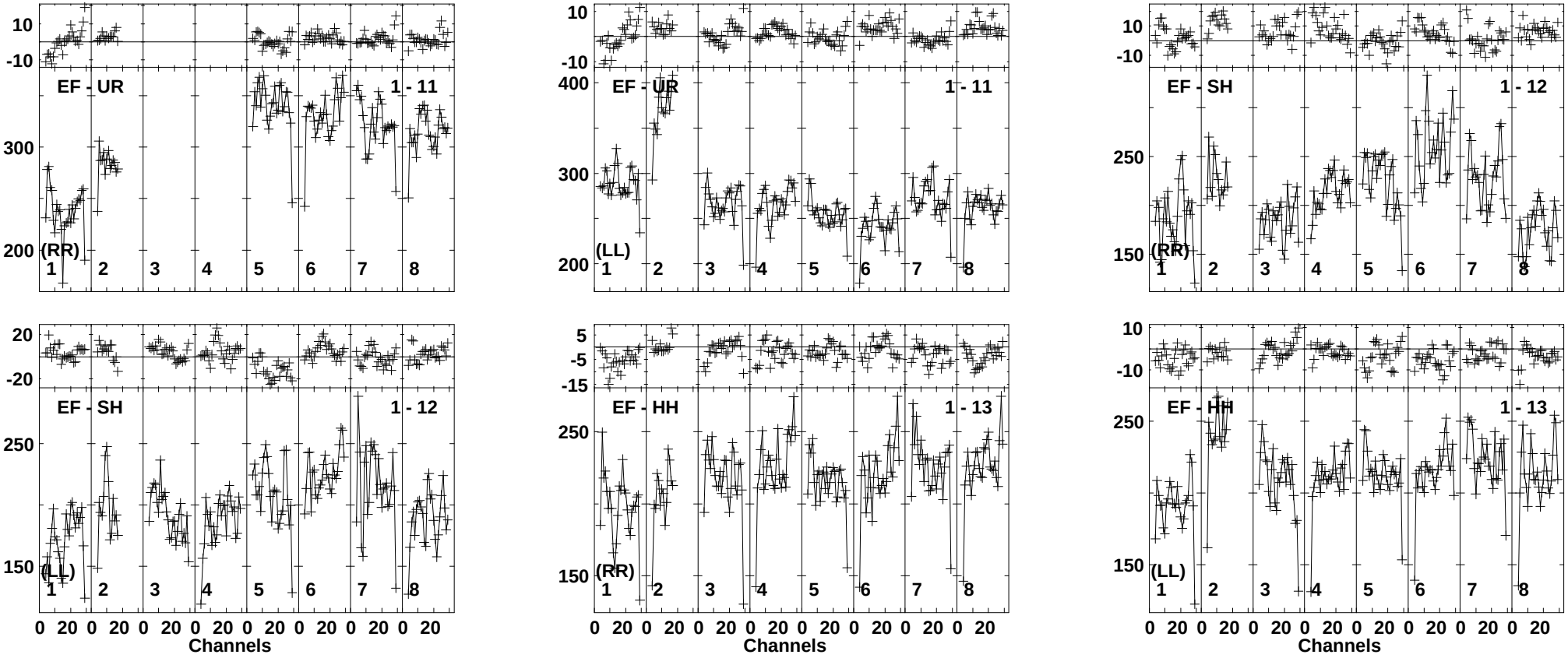

Lower frame: Milli Ampl Jy Top frame: Phas deg
Vector averaged cross-power spectrum Baseline: EF (01) - UR (11)
Timerange: 00/22:40:39 to 00/22:41:49

Plot file version 73 created 22-JUL-2014 18:09:59
IRAS10565 EP088C.UVDATA.1
Freq = 1.5950 GHz, Bw = 16.000 MH Calibrated with CL # 3 and BP # 1 (BP mode 1)

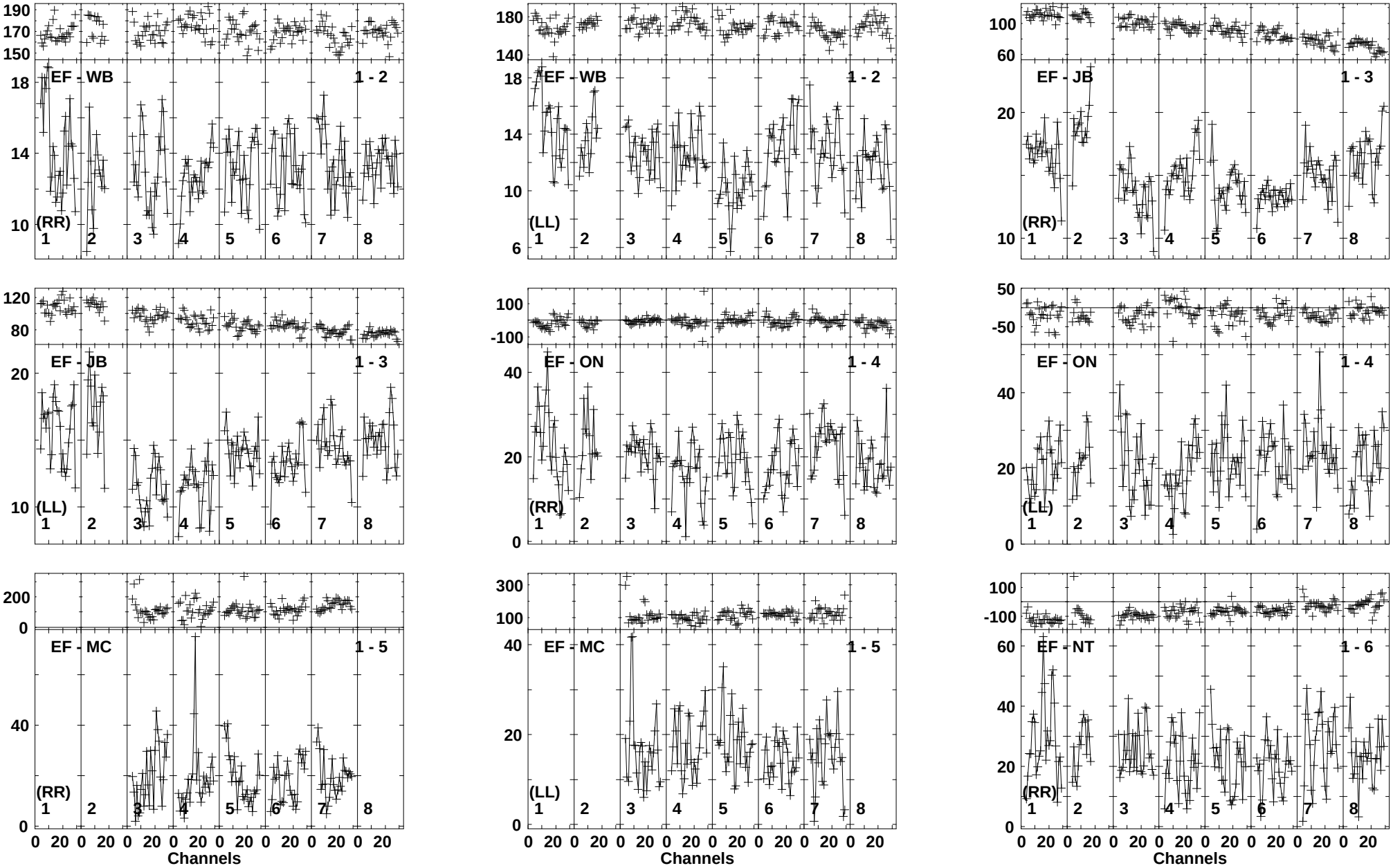

Lower frame: Milli Ampl Jy Top frame: Phas deg
Vector averaged cross-power spectrum Baseline: EF (01) - WB (02)
Timerange: 00/22:41:59 to 00/22:45:29

Plot file version 74 created 22-JUL-2014 18:09:59
IRAS10565 EP088C.UVDATA.1
Freq = 1.5950 GHz, Bw = 16.000 MH Calibrated with CL # 3 and BP # 1 (BP mode 1)

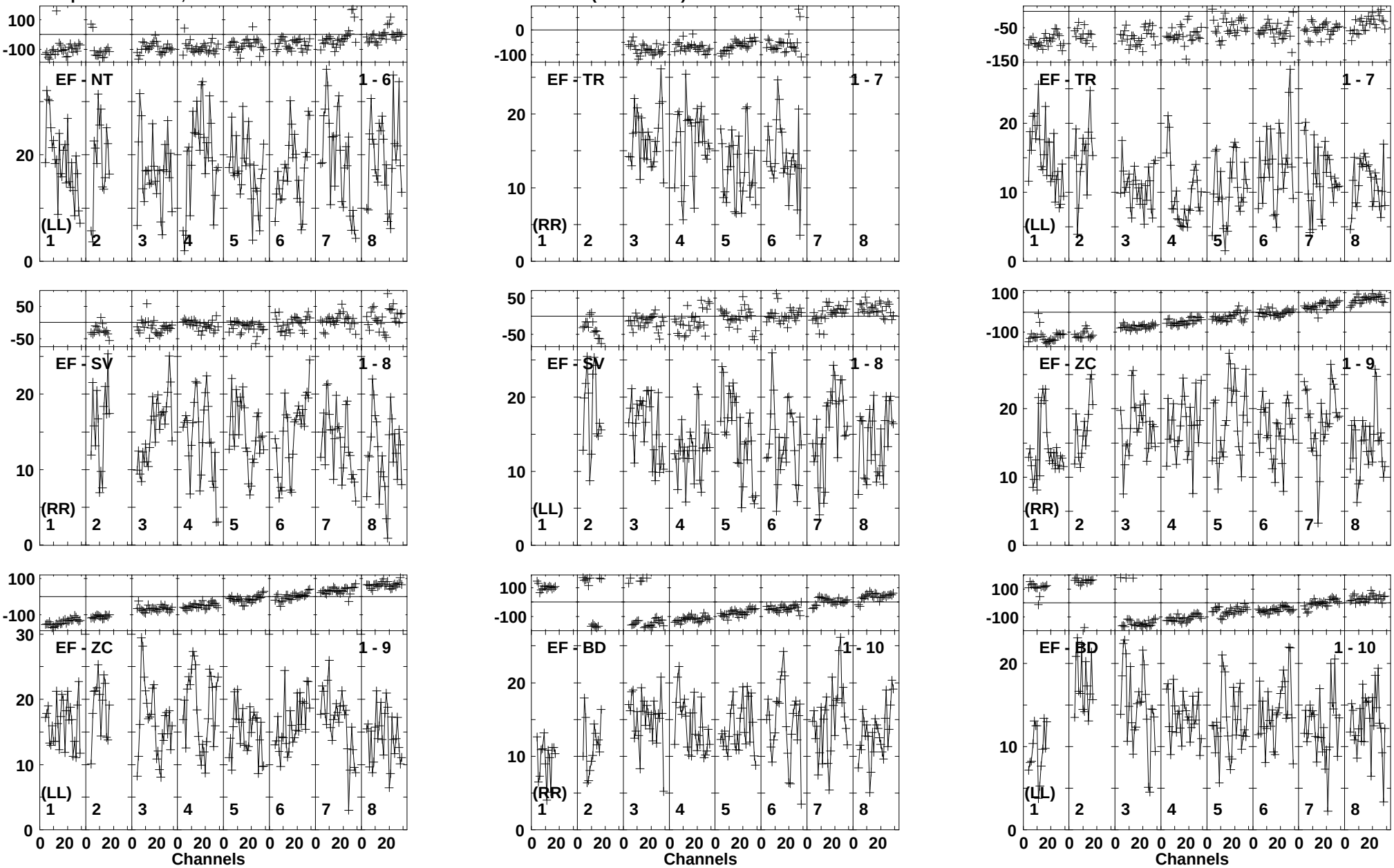

Lower frame: Milli Ampl Jy Top frame: Phas deg
Vector averaged cross-power spectrum Baseline: EF (01) - NT (06)
Timerange: 00/22:41:59 to 00/22:45:29

Plot file version 75 created 22-JUL-2014 18:10:00
IRAS10565 EP088C.UVDATA.1
Freq = 1.5950 GHz, Bw = 16.000 MH Calibrated with CL # 3 and BP # 1 (BP mode 1)

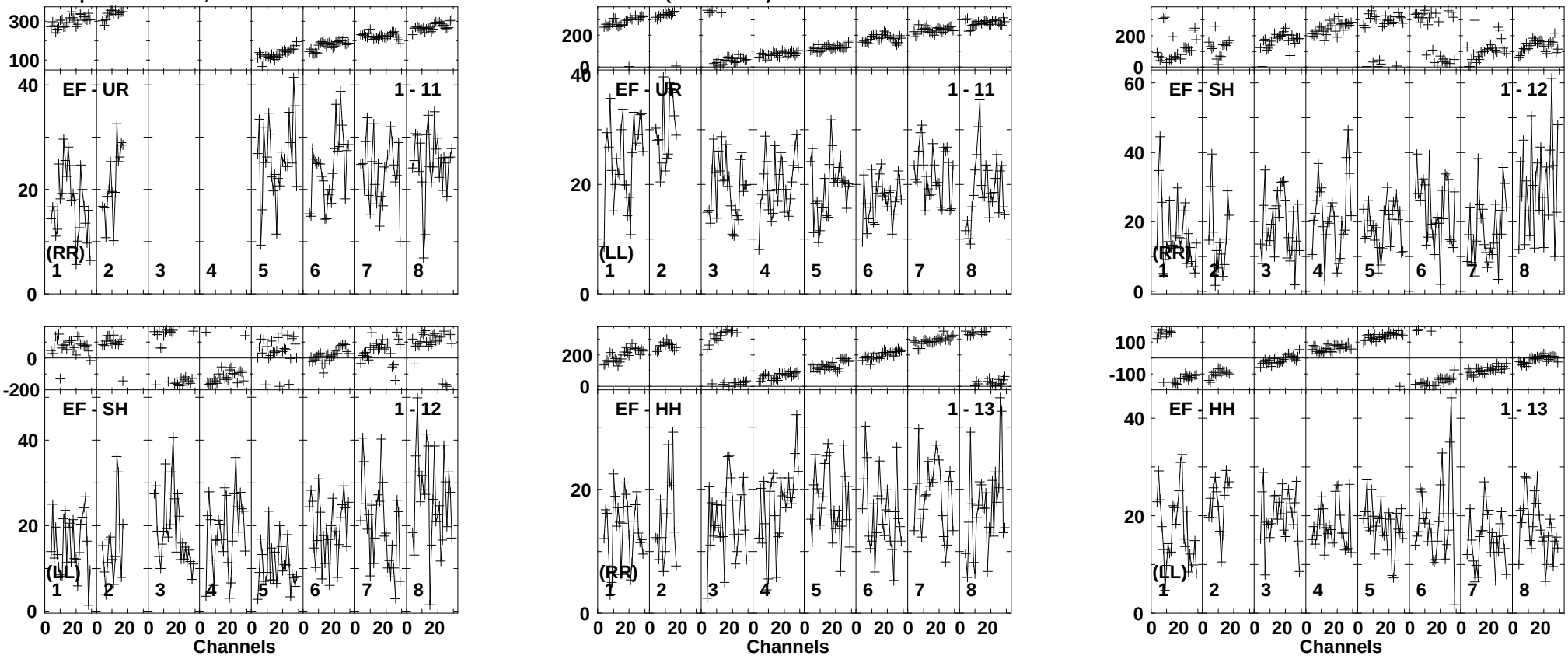

Lower frame: Milli Ampl Jy Top frame: Phas deg
Vector averaged cross-power spectrum Baseline: EF (01) - UR (11)
Timerange: 00/22:41:59 to 00/22:45:29

Plot file version 76 created 22-JUL-2014 18:10:00
J1102+2757 EP088C.UVDATA.1
Freq = 1.5950 GHz, Bw = 16.000 MH Calibrated with CL # 3 and BP # 1 (BP mode 1)

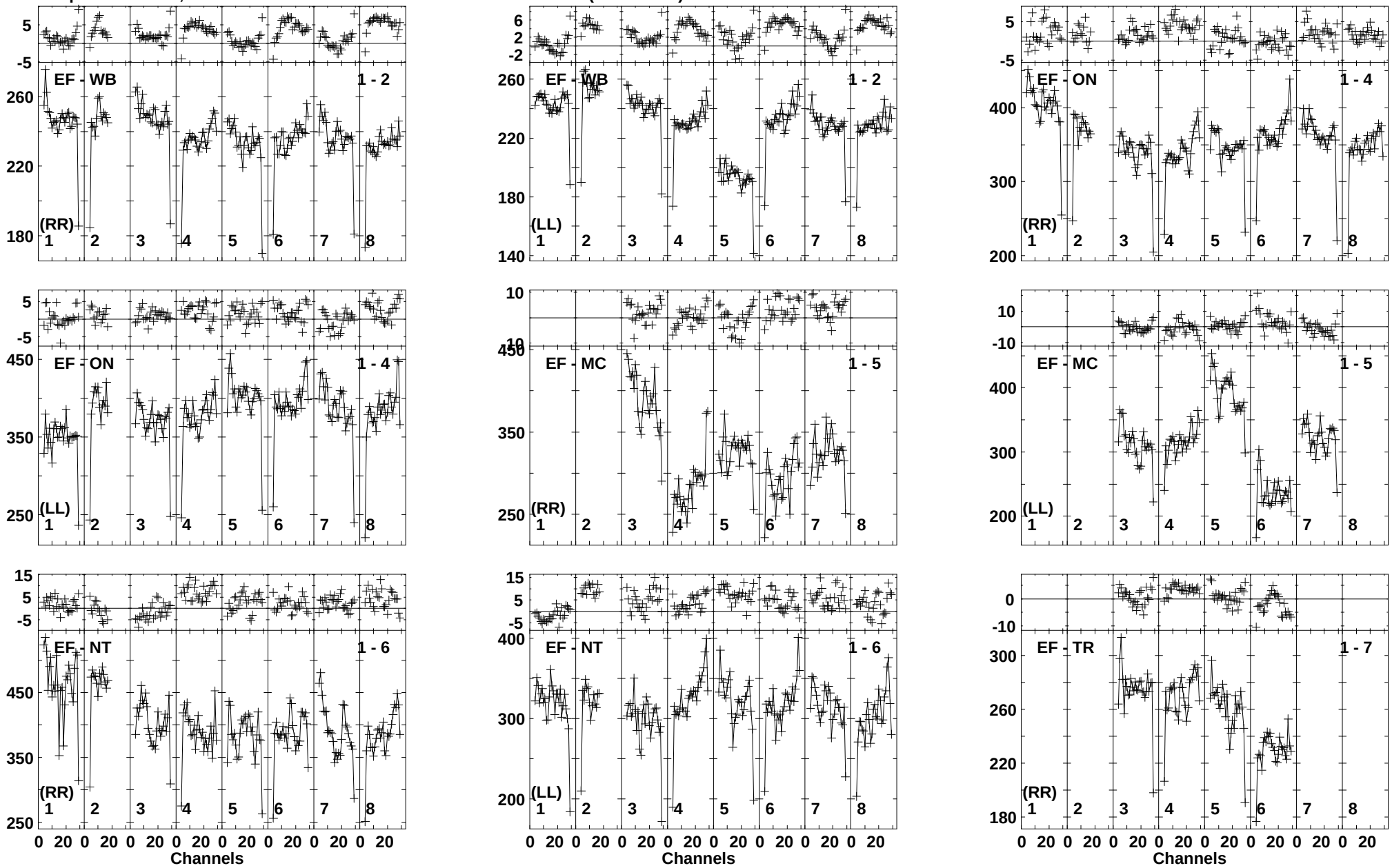

Lower frame: Milli Ampl Jy Top frame: Phas deg
Vector averaged cross-power spectrum Baseline: EF (01) - WB (02)
Timerange: 00/22:45:39 to 00/22:46:49

Plot file version 77 created 22-JUL-2014 18:10:00
J1102+2757 EP088C.UVDATA.1
Freq = 1.5950 GHz, Bw = 16.000 MH Calibrated with CL # 3 and BP # 1 (BP mode 1)

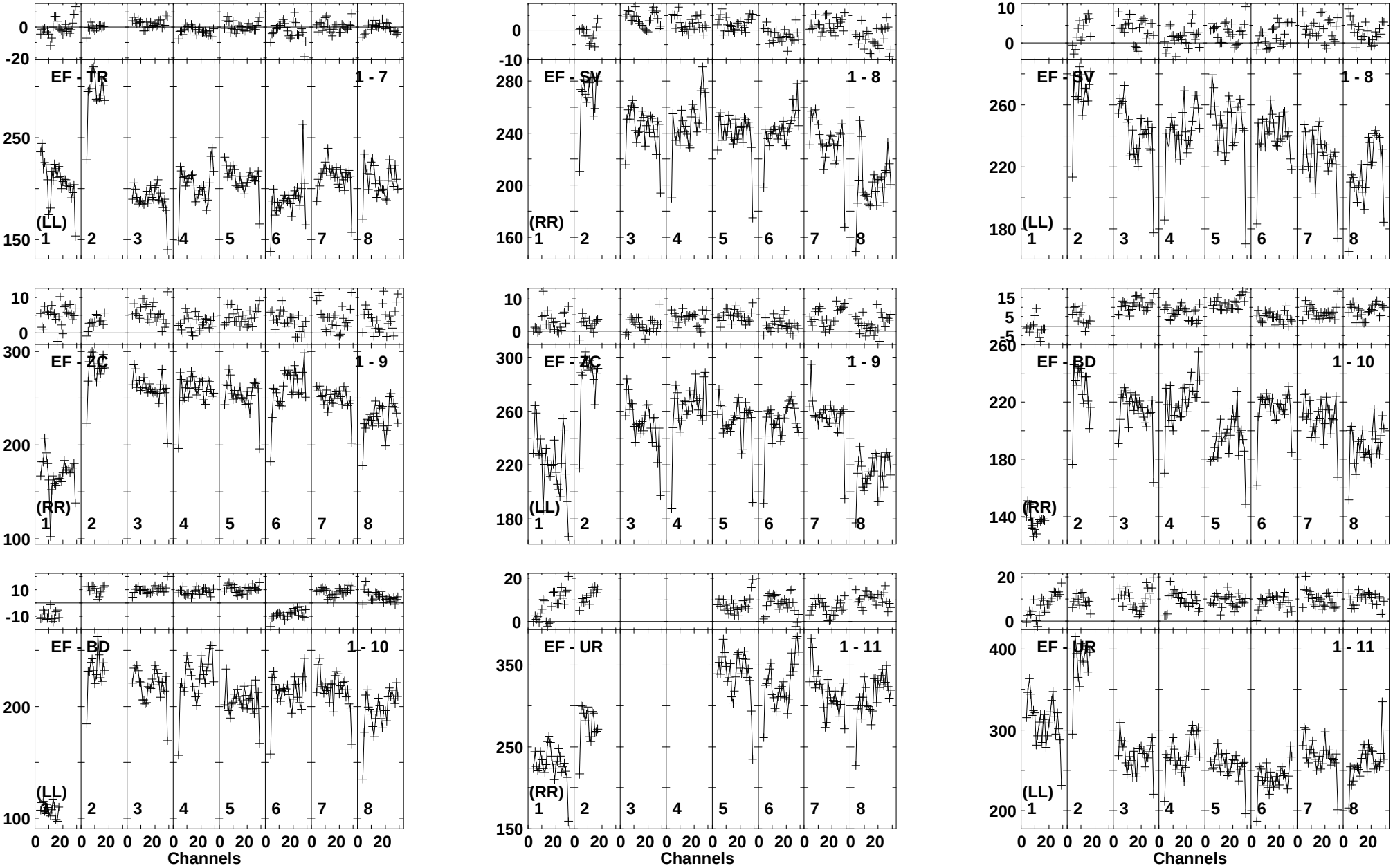

Lower frame: Milli Ampl Jy Top frame: Phas deg
Vector averaged cross-power spectrum Baseline: EF (01) - TR (07)
Timerange: 00/22:45:39 to 00/22:46:49

Plot file version 78 created 22-JUL-2014 18:10:01
J1102+2757 EP088C.UVDATA.1
Freq = 1.5950 GHz, Bw = 16.000 MH Calibrated with CL # 3 and BP # 1 (BP mode 1)

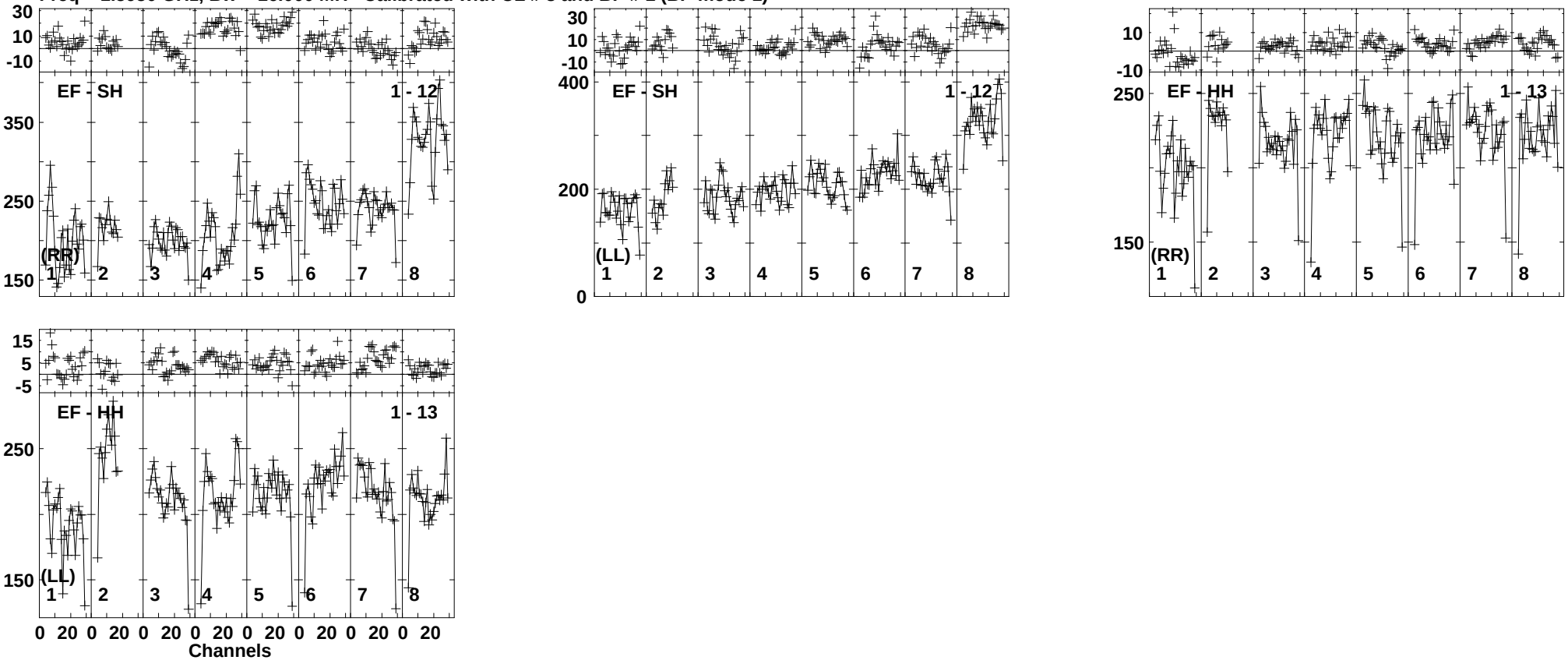

Lower frame: Milli Ampl Jy Top frame: Phas deg
Vector averaged cross-power spectrum Baseline: EF (01) - SH (12)
Timerange: 00/22:45:39 to 00/22:46:49

Plot file version 79 created 22-JUL-2014 18:10:01
IRAS10565 EP088C.UVDATA.1
Freq = 1.5950 GHz, Bw = 16.000 MH Calibrated with CL # 3 and BP # 1 (BP mode 1)

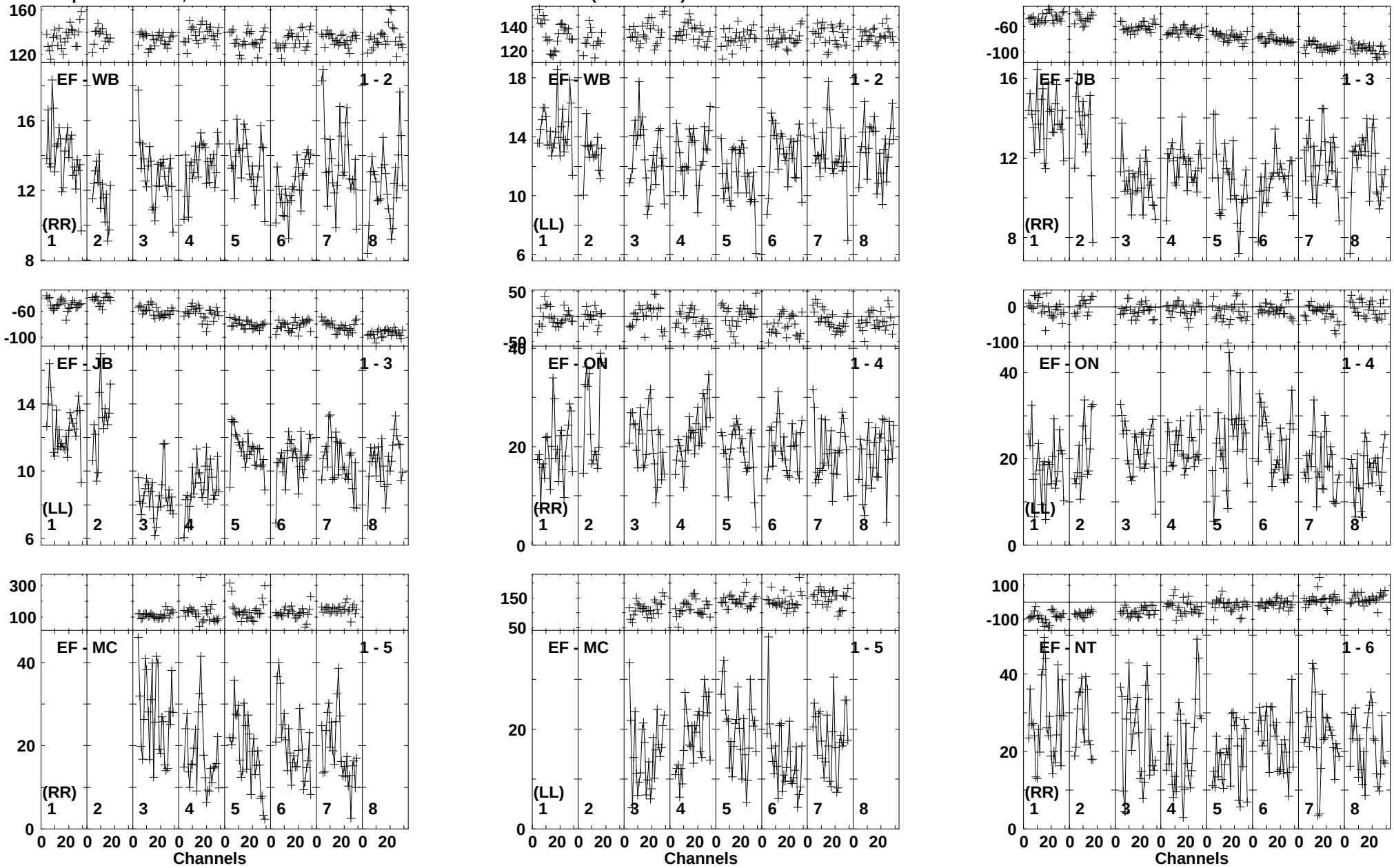

Lower frame: Milli Ampl Jy Top frame: Phas deg
Vector averaged cross-power spectrum Baseline: EF (01) - WB (02)
Timerange: 00/22:47:51 to 00/22:51:29

Plot file version 80 created 22-JUL-2014 18:10:02
IRAS10565 EP088C.UVDATA.1
Freq = 1.5950 GHz, Bw = 16.000 MH Calibrated with CL # 3 and BP # 1 (BP mode 1)

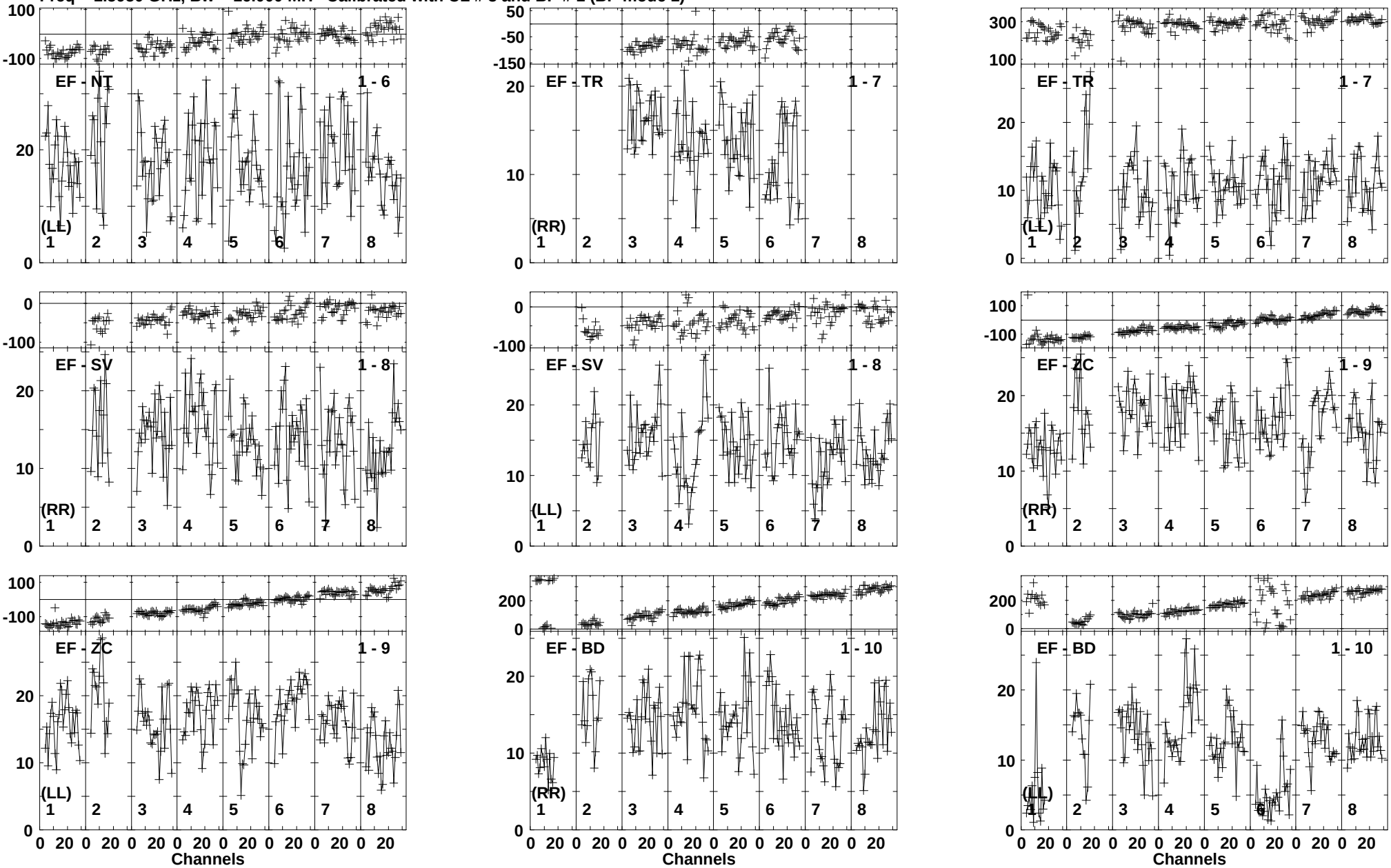

Lower frame: Milli Ampl Jy Top frame: Phas deg
Vector averaged cross-power spectrum Baseline: EF (01) - NT (06)
Timerange: 00/22:47:51 to 00/22:51:29

Plot file version 81 created 22-JUL-2014 18:10:02
IRAS10565 EP088C.UVDATA.1
Freq = 1.5950 GHz, Bw = 16.000 MH Calibrated with CL # 3 and BP # 1 (BP mode 1)

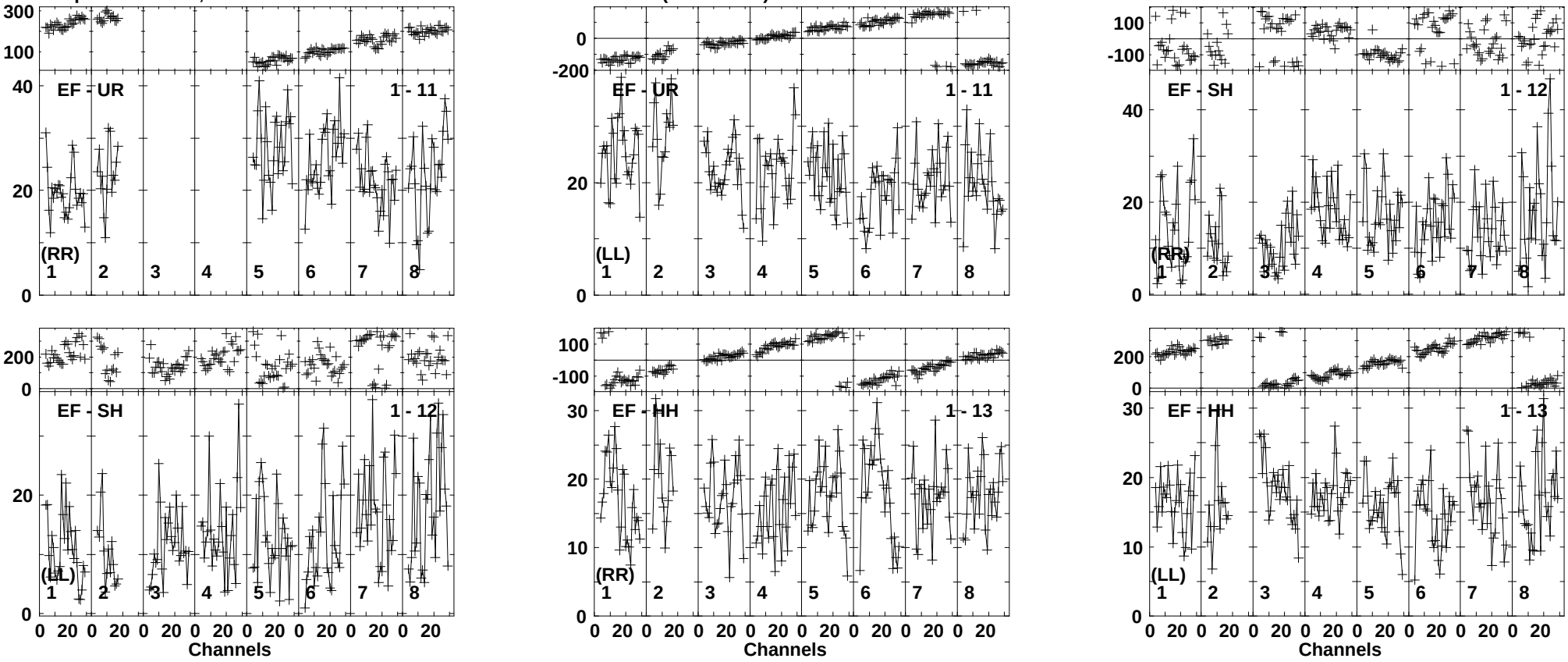

Lower frame: Milli Ampl Jy Top frame: Phas deg
Vector averaged cross-power spectrum Baseline: EF (01) - UR (11)
Timerange: 00/22:47:51 to 00/22:51:29

Plot file version 82 created 22-JUL-2014 18:10:02
J1102+2757 EP088C.UVDATA.1
Freq = 1.5950 GHz, Bw = 16.000 MH Calibrated with CL # 3 and BP # 1 (BP mode 1)

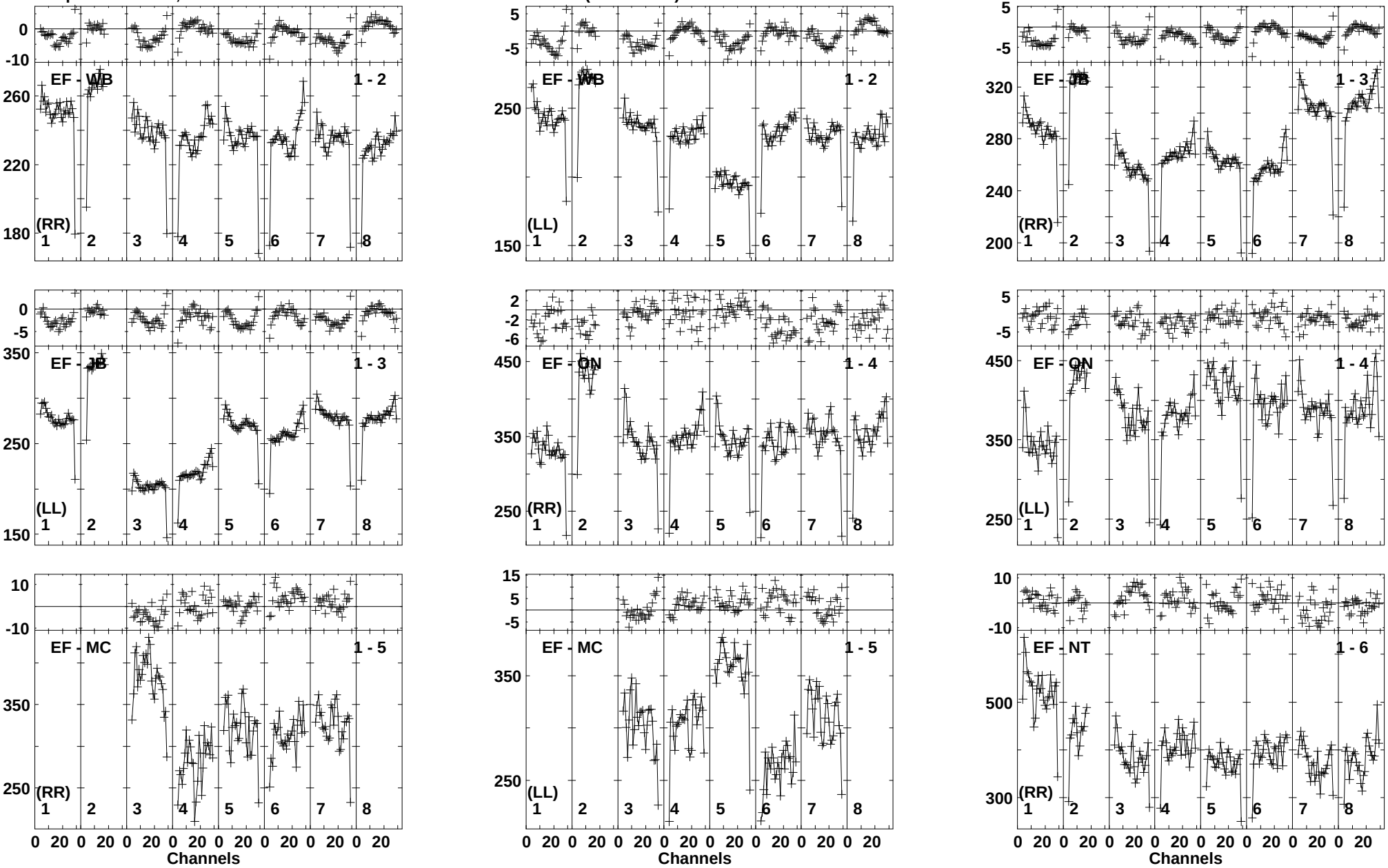

Lower frame: Milli Ampl Jy Top frame: Phas deg
Vector averaged cross-power spectrum Baseline: EF (01) - WB (02)
Timerange: 00/22:51:39 to 00/22:52:49

Plot file version 83 created 22-JUL-2014 18:10:03
J1102+2757 EP088C.UVDATA.1
Freq = 1.5950 GHz, Bw = 16.000 MH Calibrated with CL # 3 and BP # 1 (BP mode 1)

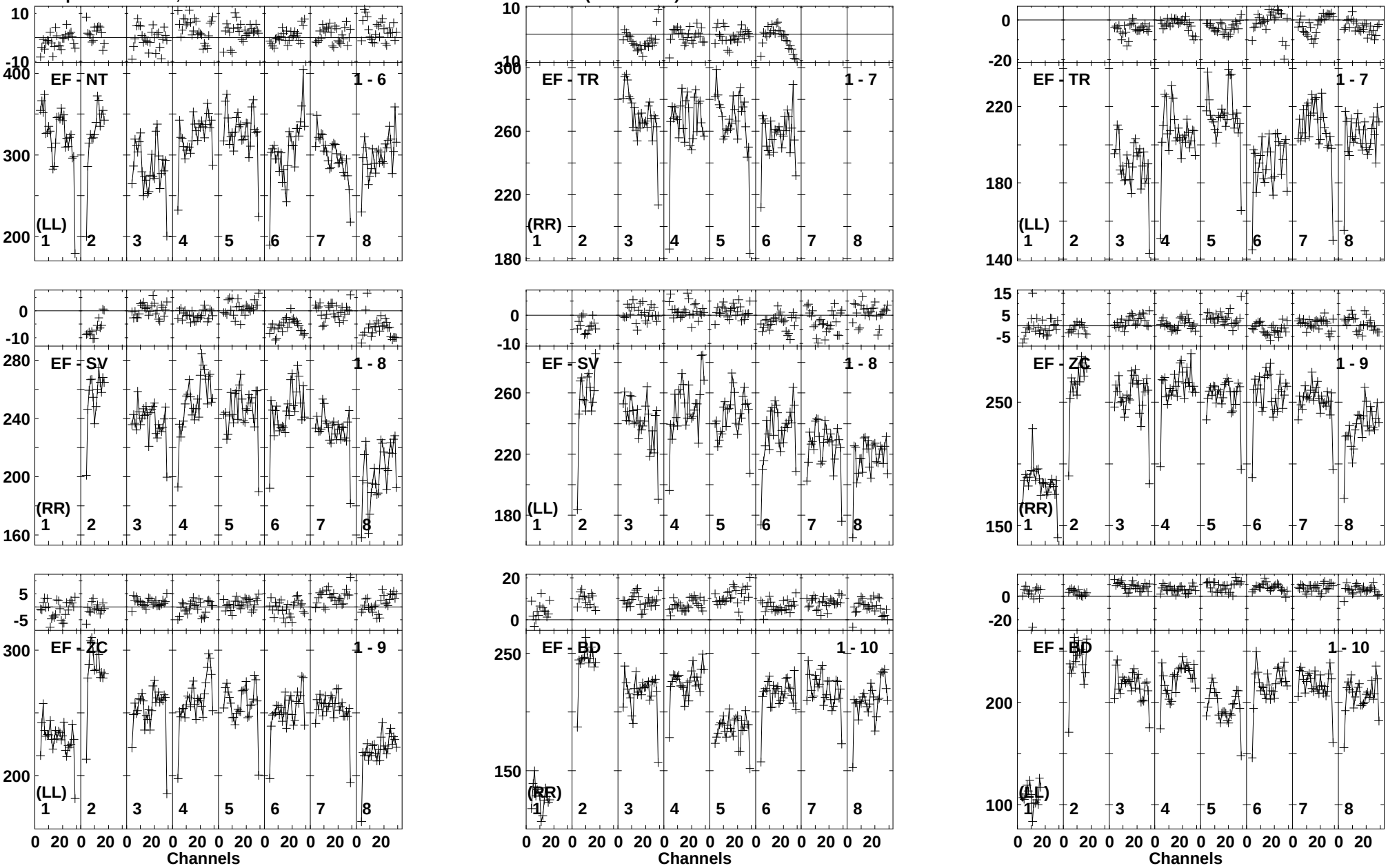

Lower frame: Milli Ampl Jy Top frame: Phas deg
Vector averaged cross-power spectrum Baseline: EF (01) - NT (06)
Timerange: 00/22:51:39 to 00/22:52:49

Plot file version 84 created 22-JUL-2014 18:10:03
J1102+2757 EP088C.UVDATA.1
Freq = 1.5950 GHz, Bw = 16.000 MH Calibrated with CL # 3 and BP # 1 (BP mode 1)

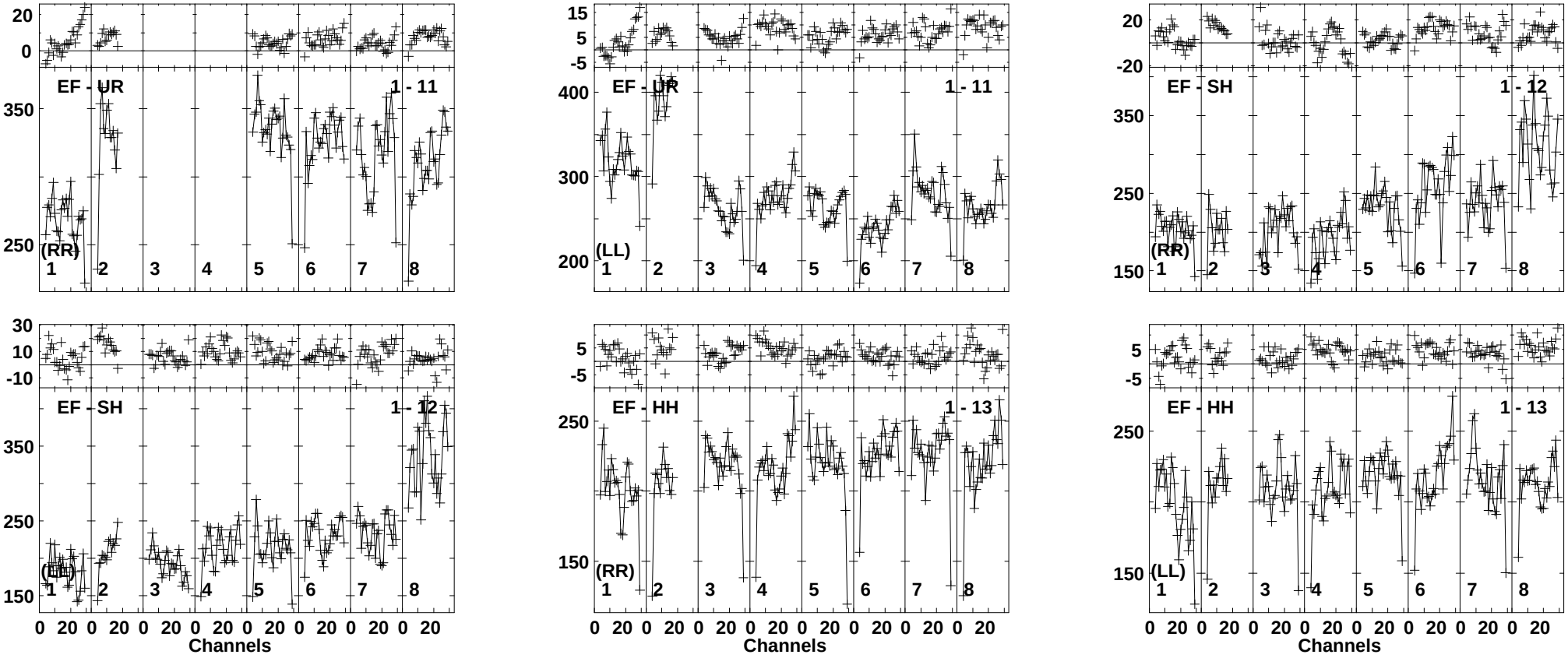

Lower frame: Milli Ampl Jy Top frame: Phas deg
Vector averaged cross-power spectrum Baseline: EF (01) - UR (11)
Timerange: 00/22:51:39 to 00/22:52:49

Plot file version 85 created 22-JUL-2014 18:10:03
IRAS10565 EP088C.UVDATA.1
Freq = 1.5950 GHz, Bw = 16.000 MH Calibrated with CL # 3 and BP # 1 (BP mode 1)

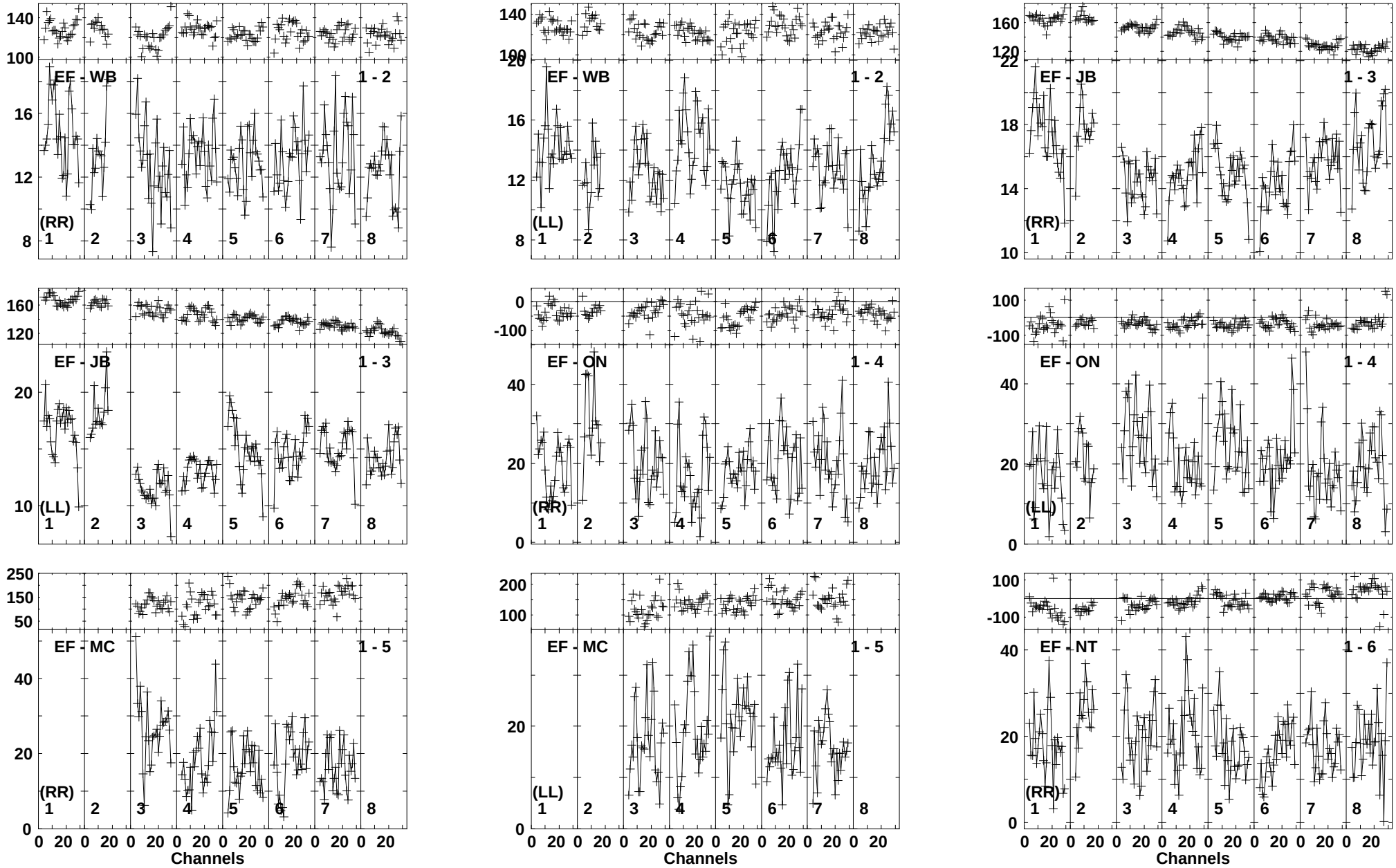

Lower frame: Milli Ampl Jy Top frame: Phas deg
Vector averaged cross-power spectrum Baseline: EF (01) - WB (02)
Timerange: 00/22:52:59 to 00/22:56:29

Plot file version 86 created 22-JUL-2014 18:10:04
IRAS10565 EP088C.UVDATA.1
Freq = 1.5950 GHz, Bw = 16.000 MH Calibrated with CL # 3 and BP # 1 (BP mode 1)

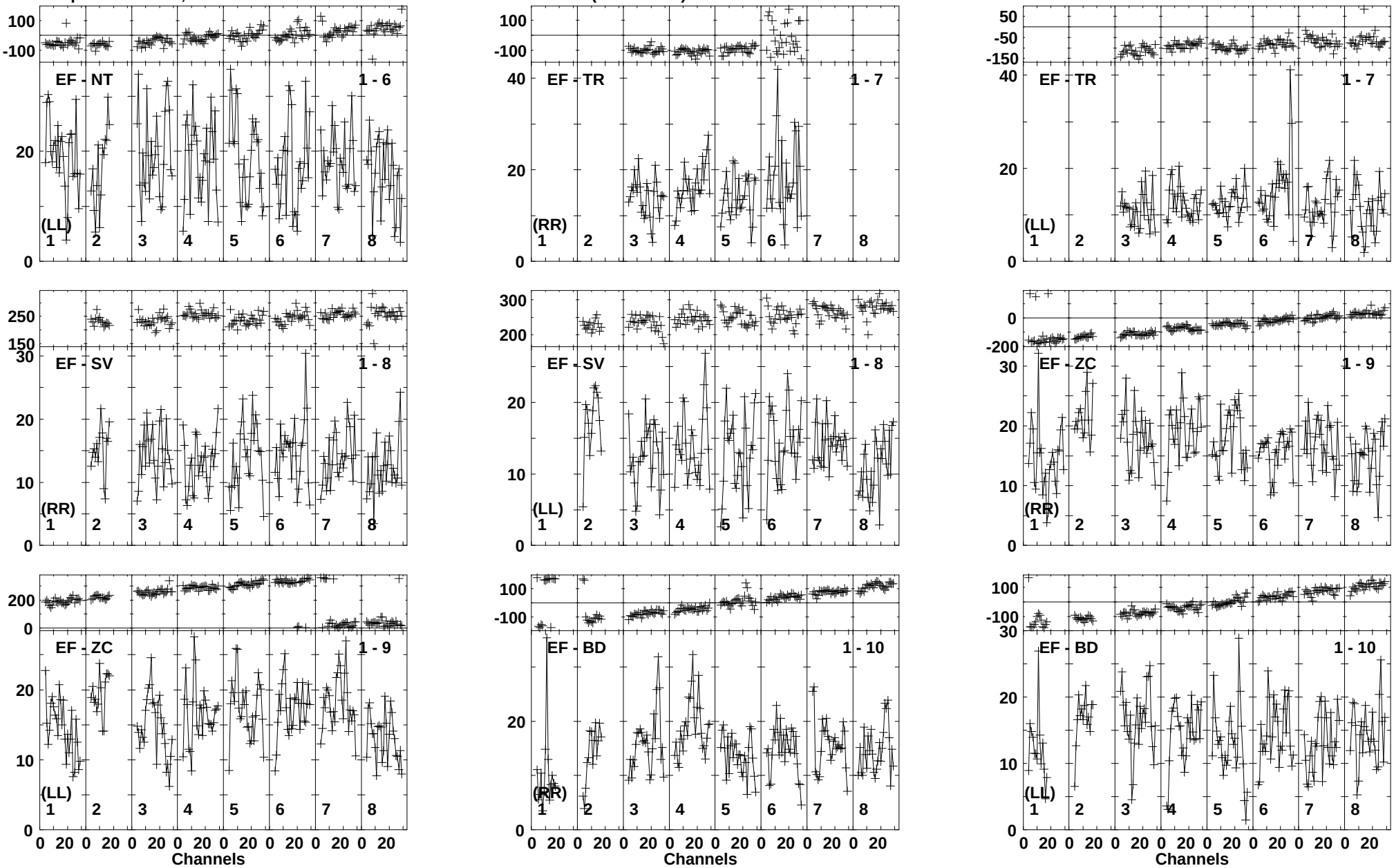

Lower frame: Milli Ampl Jy Top frame: Phas deg
Vector averaged cross-power spectrum Baseline: EF (01) - NT (06)
Timerange: 00/22:52:59 to 00/22:56:29

Plot file version 87 created 22-JUL-2014 18:10:04
IRAS10565 EP088C.UVDATA.1
Freq = 1.5950 GHz, Bw = 16.000 MH Calibrated with CL # 3 and BP # 1 (BP mode 1)

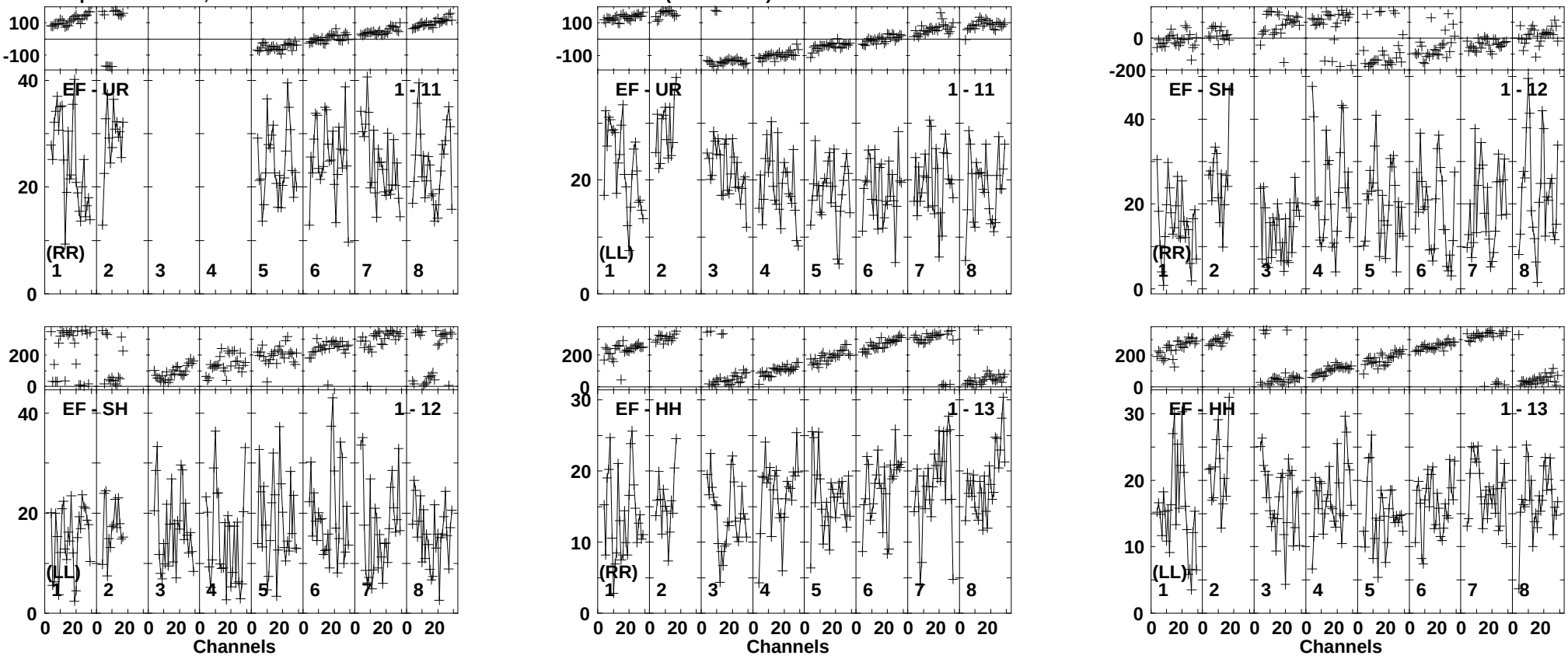

Lower frame: Milli Ampl Jy Top frame: Phas deg
Vector averaged cross-power spectrum Baseline: EF (01) - UR (11)
Timerange: 00/22:52:59 to 00/22:56:29

Plot file version 88 created 22-JUL-2014 18:10:04
J1102+2757 EP088C.UVDATA.1
Freq = 1.5950 GHz, Bw = 16.000 MH Calibrated with CL # 3 and BP # 1 (BP mode 1)

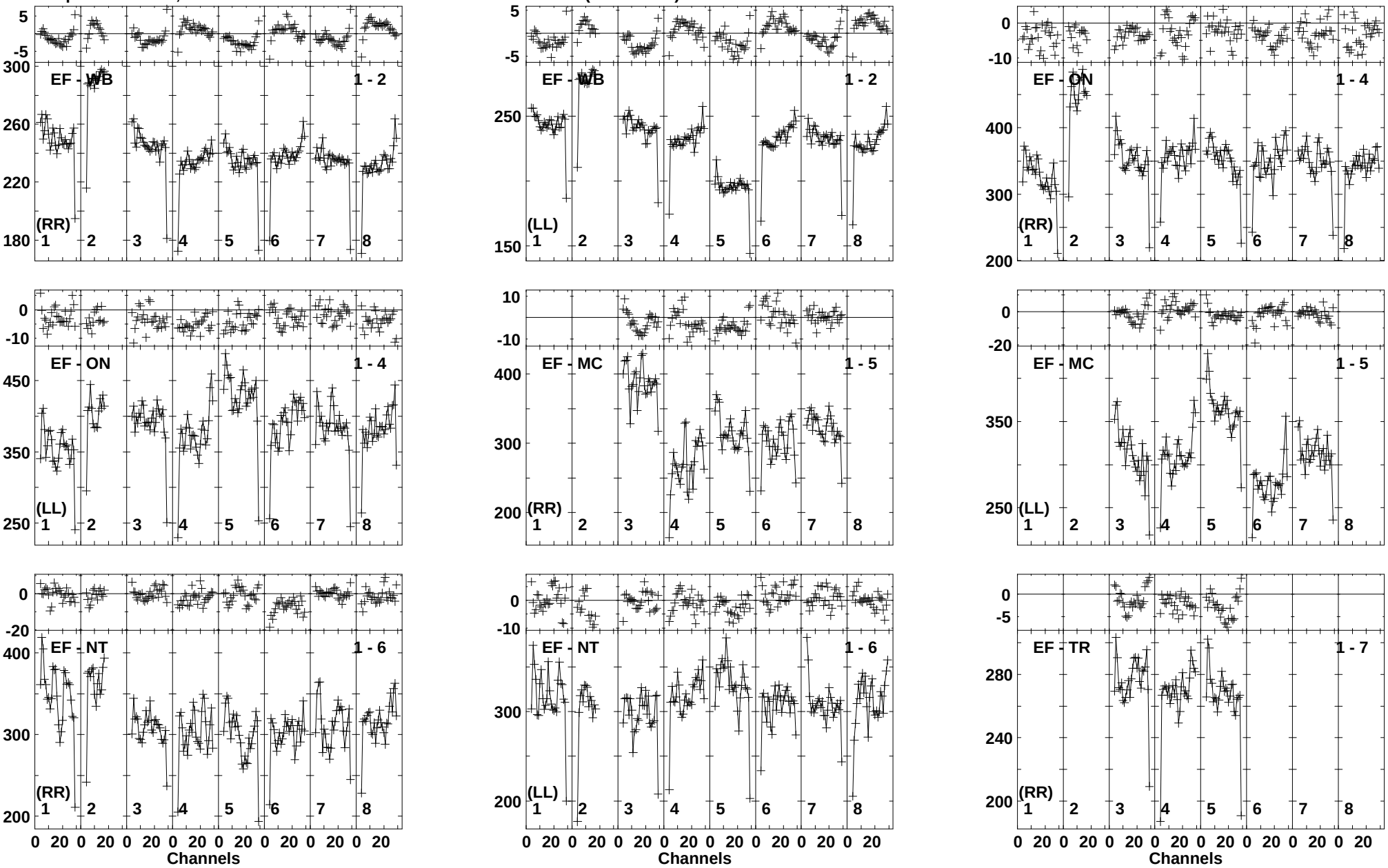

Lower frame: Milli Ampl Jy Top frame: Phas deg
Vector averaged cross-power spectrum Baseline: EF (01) - WB (02)
Timerange: 00/22:56:39 to 00/22:57:49

Plot file version 89 created 22-JUL-2014 18:10:05
J1102+2757 EP088C.UVDATA.1
Freq = 1.5950 GHz, Bw = 16.000 MH Calibrated with CL # 3 and BP # 1 (BP mode 1)

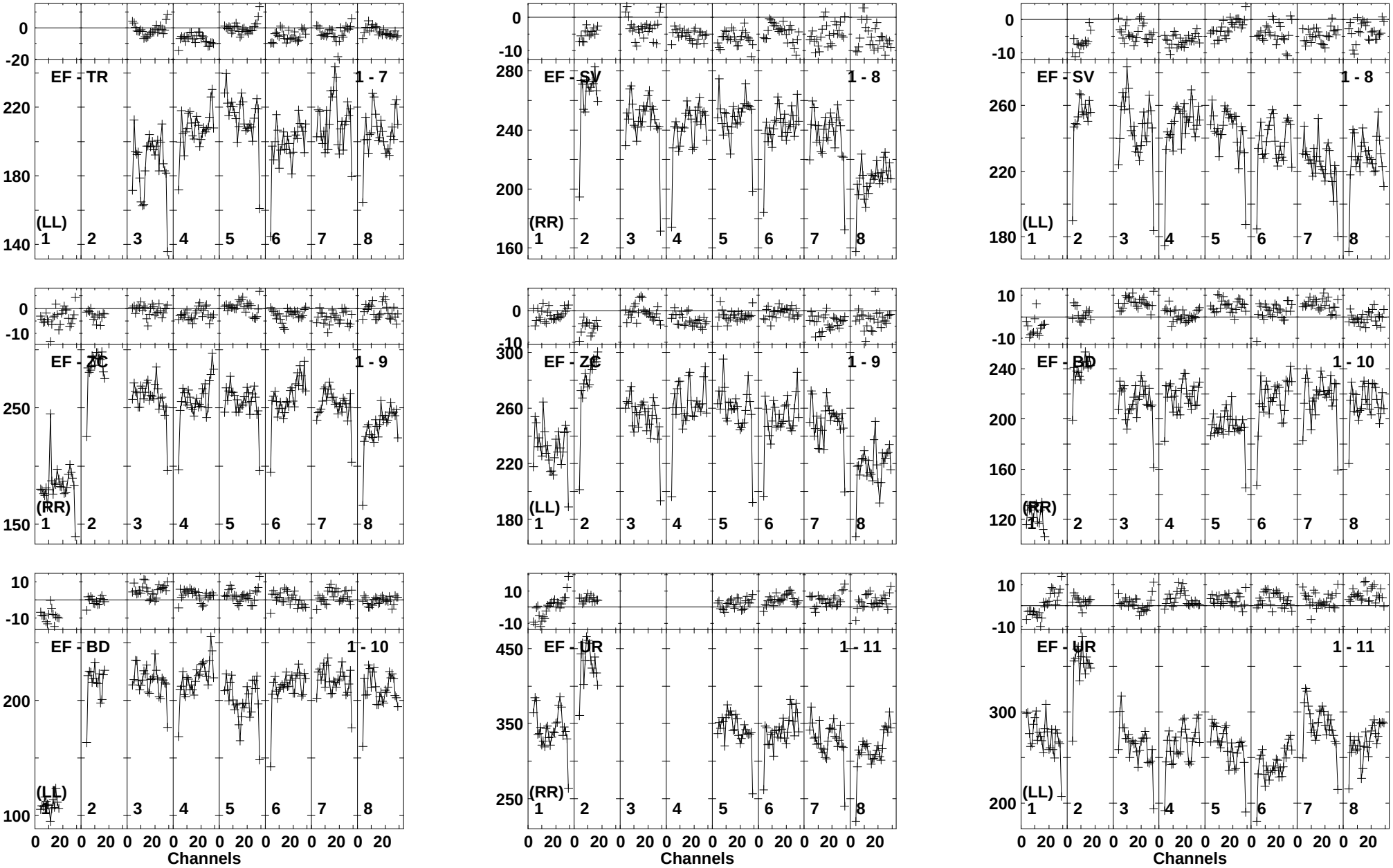

Lower frame: Milli Ampl Jy Top frame: Phas deg
Vector averaged cross-power spectrum Baseline: EF (01) - TR (07)
Timerange: 00/22:56:39 to 00/22:57:49

Plot file version 90 created 22-JUL-2014 18:10:05
J1102+2757 EP088C.UVDATA.1
Freq = 1.5950 GHz, Bw = 16.000 MH Calibrated with CL # 3 and BP # 1 (BP mode 1)

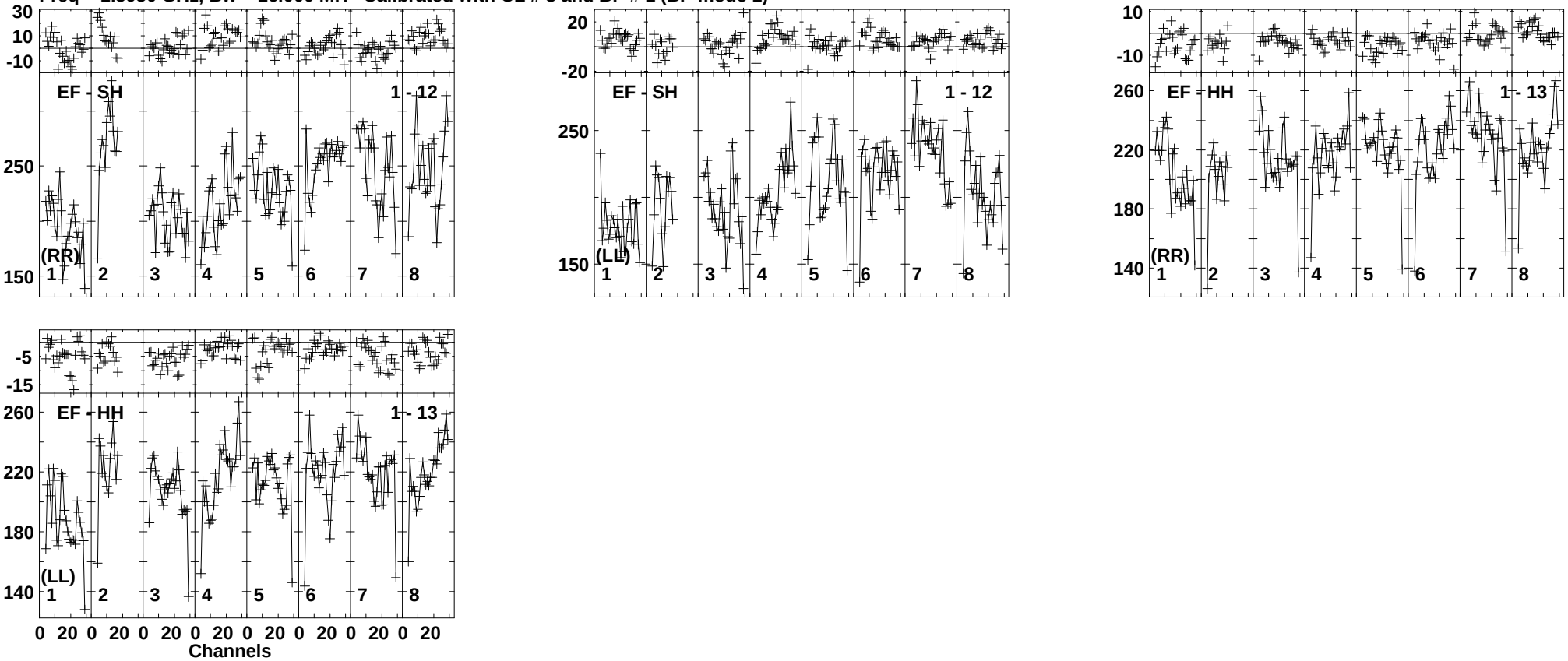

Lower frame: Milli Ampl Jy Top frame: Phas deg
Vector averaged cross-power spectrum Baseline: EF (01) - SH (12)
Timerange: 00/22:56:39 to 00/22:57:49

Plot file version 91 created 22-JUL-2014 18:10:05
IRAS10565 EP088C.UVDATA.1
Freq = 1.5950 GHz, Bw = 16.000 MH Calibrated with CL # 3 and BP # 1 (BP mode 1)

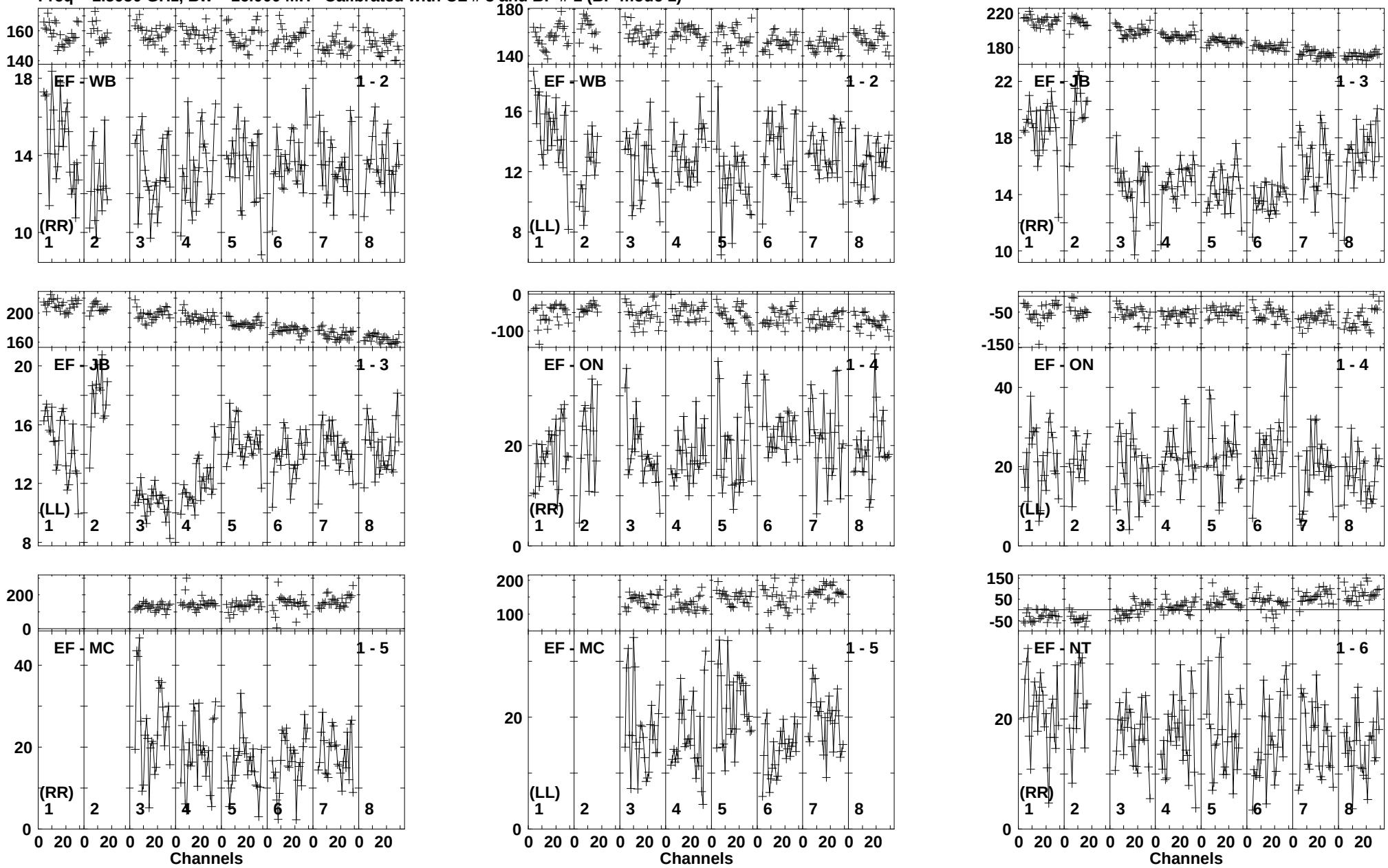

Lower frame: Milli Ampl Jy Top frame: Phas deg
Vector averaged cross-power spectrum Baseline: EF (01) - WB (02)
Timerange: 00/22:58:51 to 00/23:02:29

Plot file version 92 created 22-JUL-2014 18:10:06
IRAS10565 EP088C.UVDATA.1
Freq = 1.5950 GHz, Bw = 16.000 MH Calibrated with CL # 3 and BP # 1 (BP mode 1)

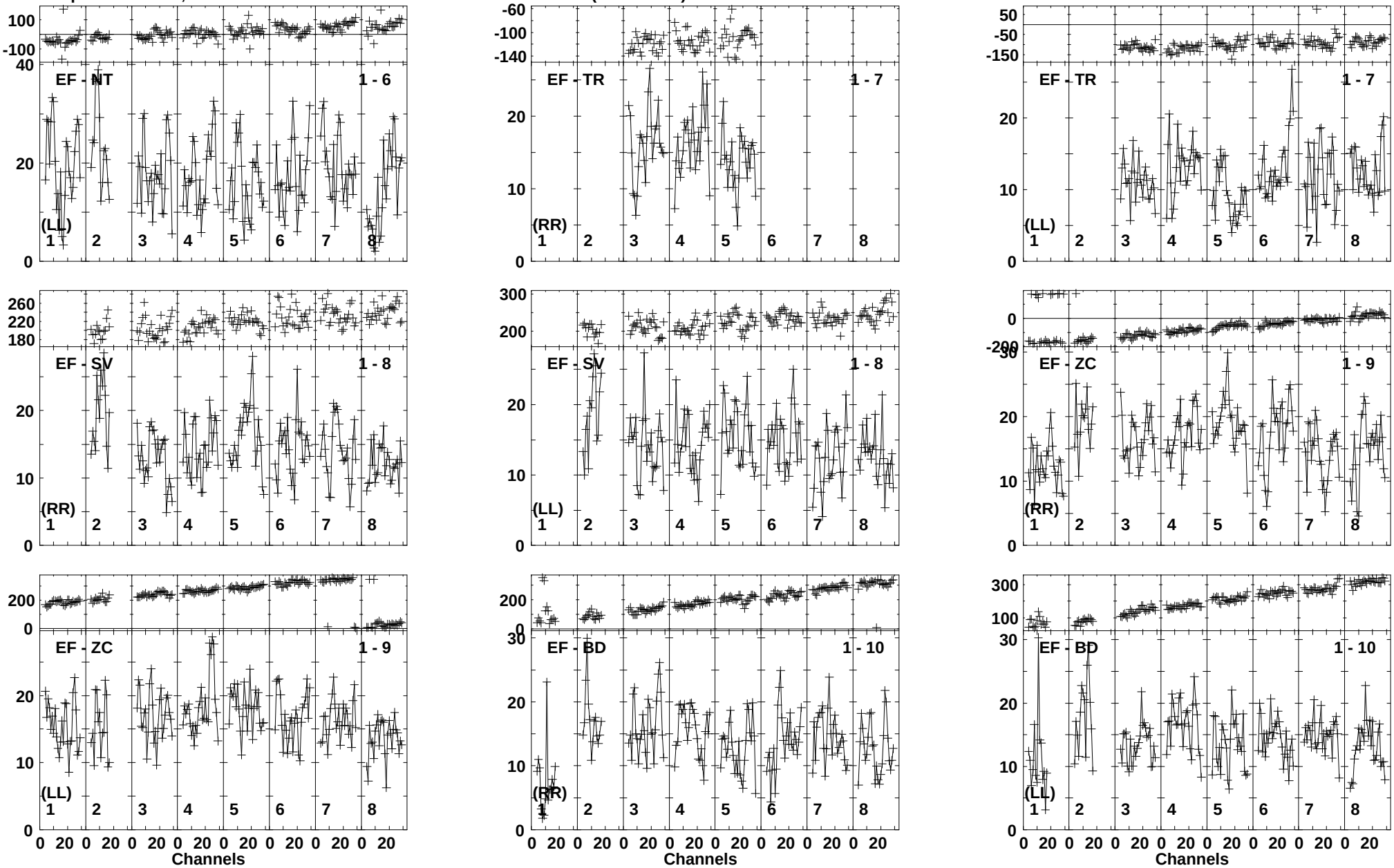

Lower frame: Milli Ampl Jy Top frame: Phas deg
Vector averaged cross-power spectrum Baseline: EF (01) - NT (06)
Timerange: 00/22:58:51 to 00/23:02:29

Plot file version 93 created 22-JUL-2014 18:10:06
IRAS10565 EP088C.UVDATA.1
Freq = 1.5950 GHz, Bw = 16.000 MH Calibrated with CL # 3 and BP # 1 (BP mode 1)

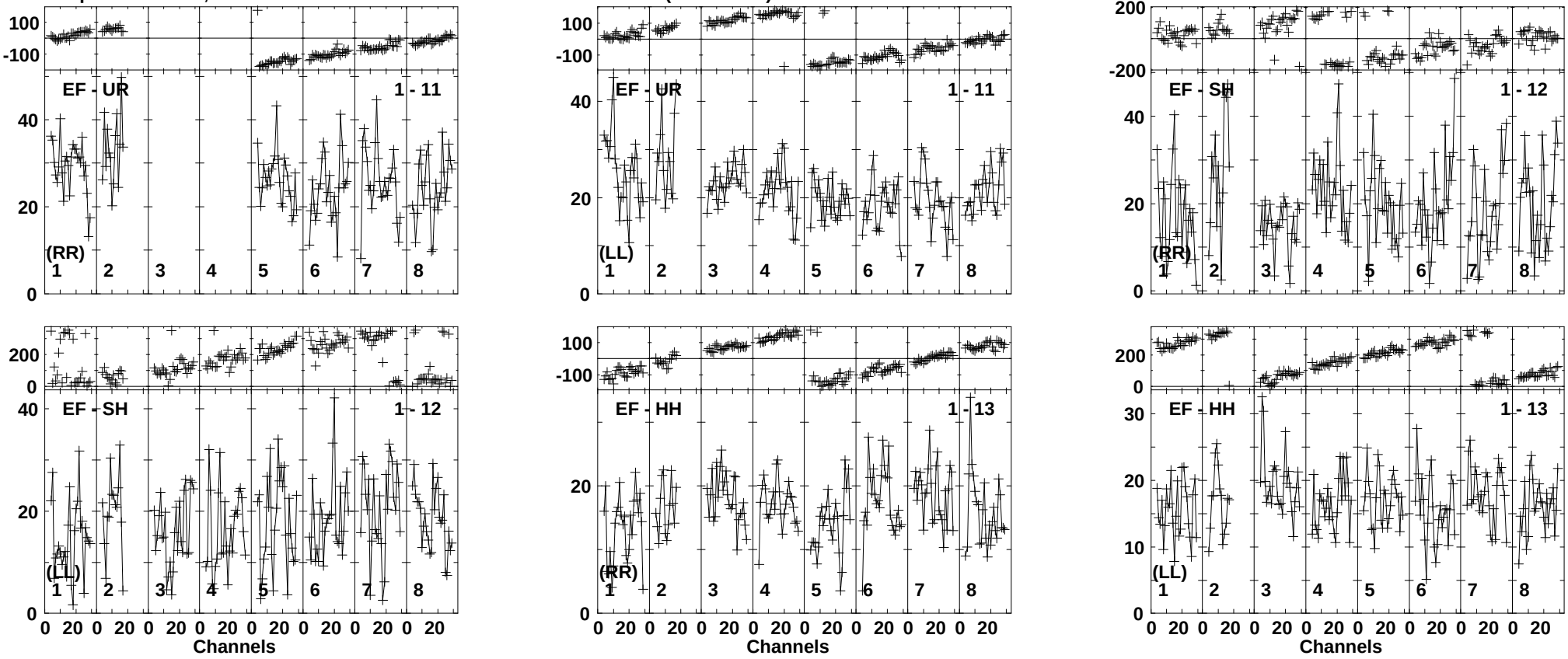

Lower frame: Milli Ampl Jy Top frame: Phas deg
Vector averaged cross-power spectrum Baseline: EF (01) - UR (11)
Timerange: 00/22:58:51 to 00/23:02:29

Plot file version 94 created 22-JUL-2014 18:10:06
J1102+2757 EP088C.UVDATA.1
Freq = 1.5950 GHz, Bw = 16.000 MH Calibrated with CL # 3 and BP # 1 (BP mode 1)

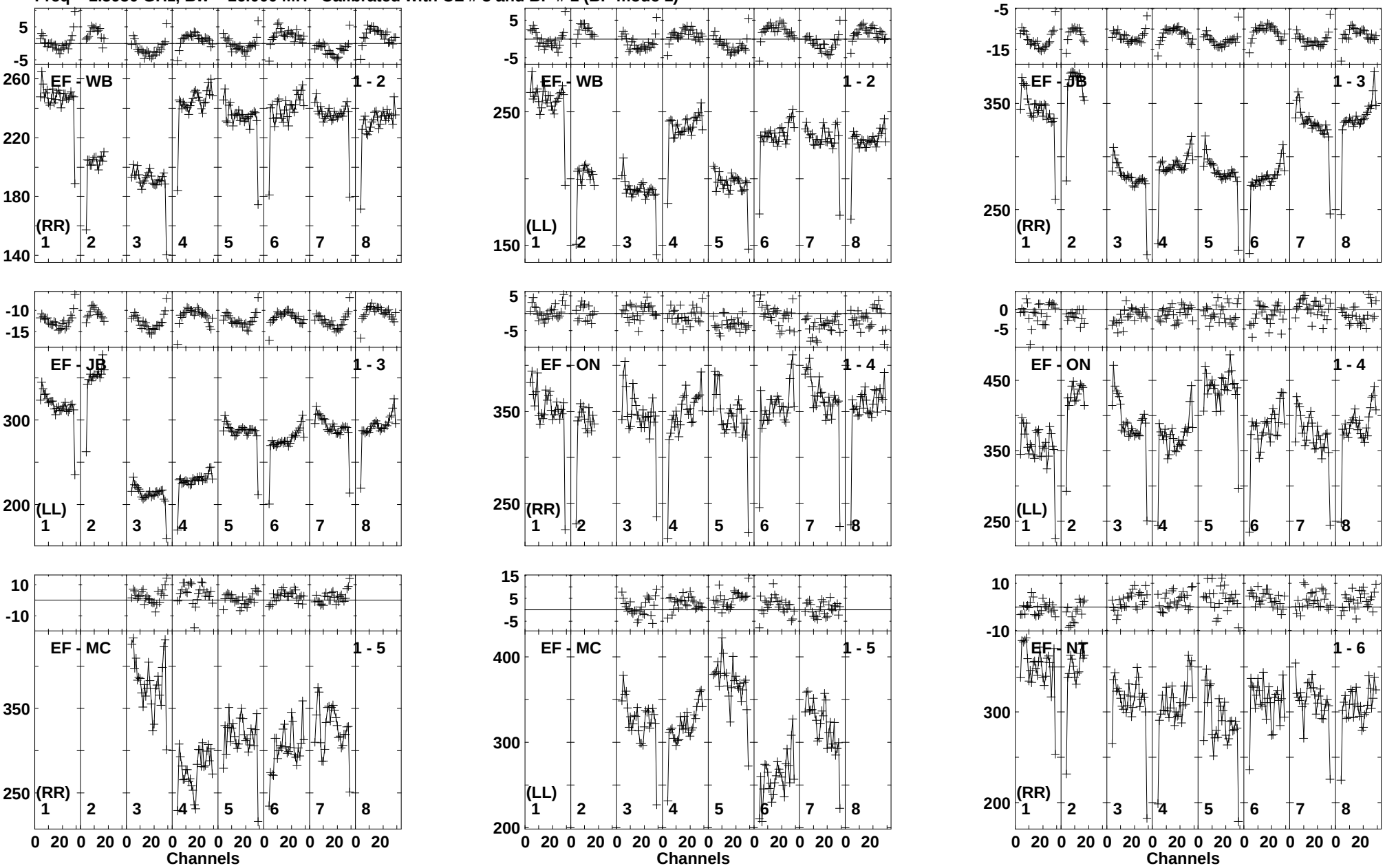

Lower frame: Milli Ampl Jy Top frame: Phas deg
Vector averaged cross-power spectrum Baseline: EF (01) - WB (02)
Timerange: 00/23:02:39 to 00/23:03:49

Plot file version 95 created 22-JUL-2014 18:10:07
J1102+2757 EP088C.UVDATA.1
Freq = 1.5950 GHz, Bw = 16.000 MH Calibrated with CL # 3 and BP # 1 (BP mode 1)

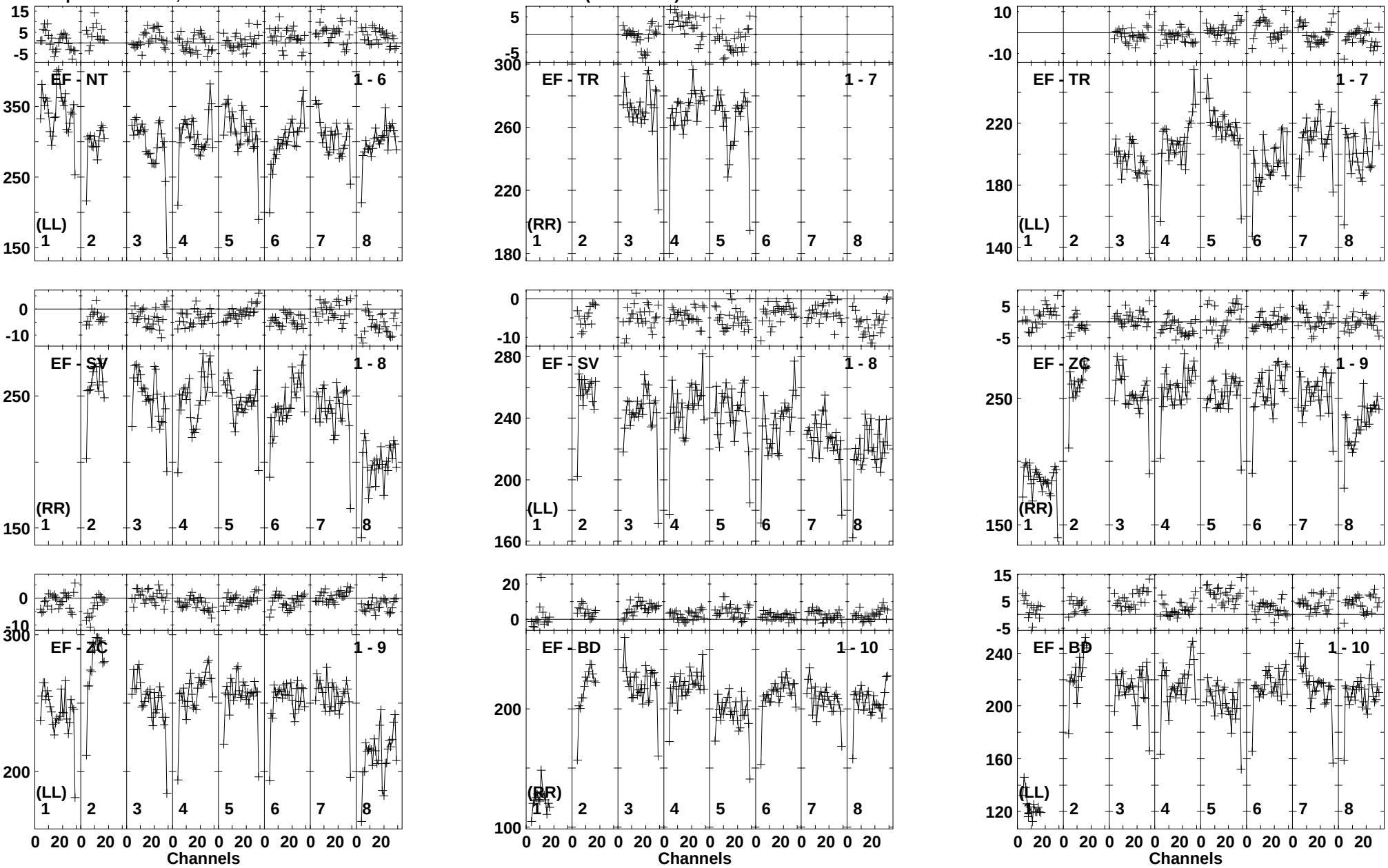

Lower frame: Milli Ampl Jy Top frame: Phas deg
Vector averaged cross-power spectrum Baseline: EF (01) - NT (06)
Timerange: 00/23:02:39 to 00/23:03:49

Plot file version 96 created 22-JUL-2014 18:10:07
J1102+2757 EP088C.UVDATA.1
Freq = 1.5950 GHz, Bw = 16.000 MH Calibrated with CL # 3 and BP # 1 (BP mode 1)

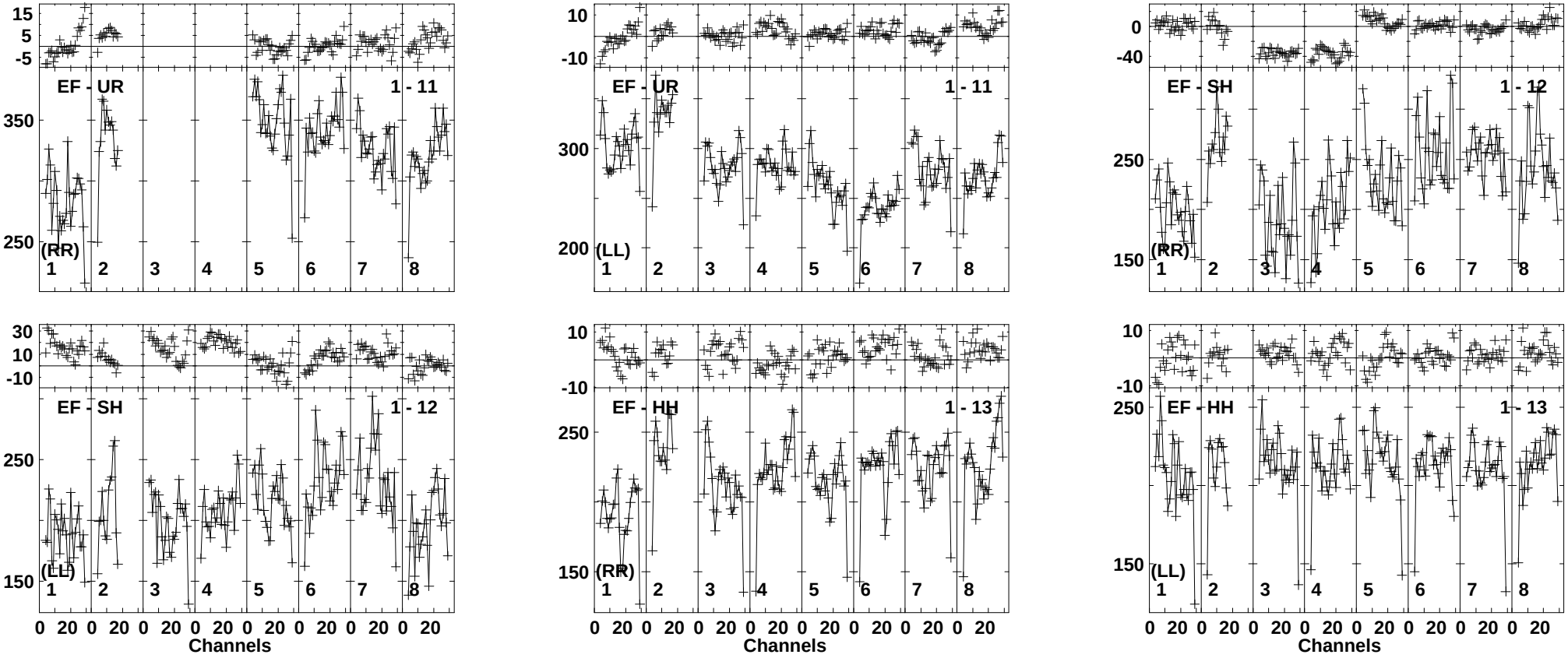

Lower frame: Milli Ampl Jy Top frame: Phas deg
Vector averaged cross-power spectrum Baseline: EF (01) - UR (11)
Timerange: 00/23:02:39 to 00/23:03:49

Plot file version 97 created 22-JUL-2014 18:10:07
IRAS10565 EP088C.UVDATA.1
Freq = 1.5950 GHz, Bw = 16.000 MH Calibrated with CL # 3 and BP # 1 (BP mode 1)

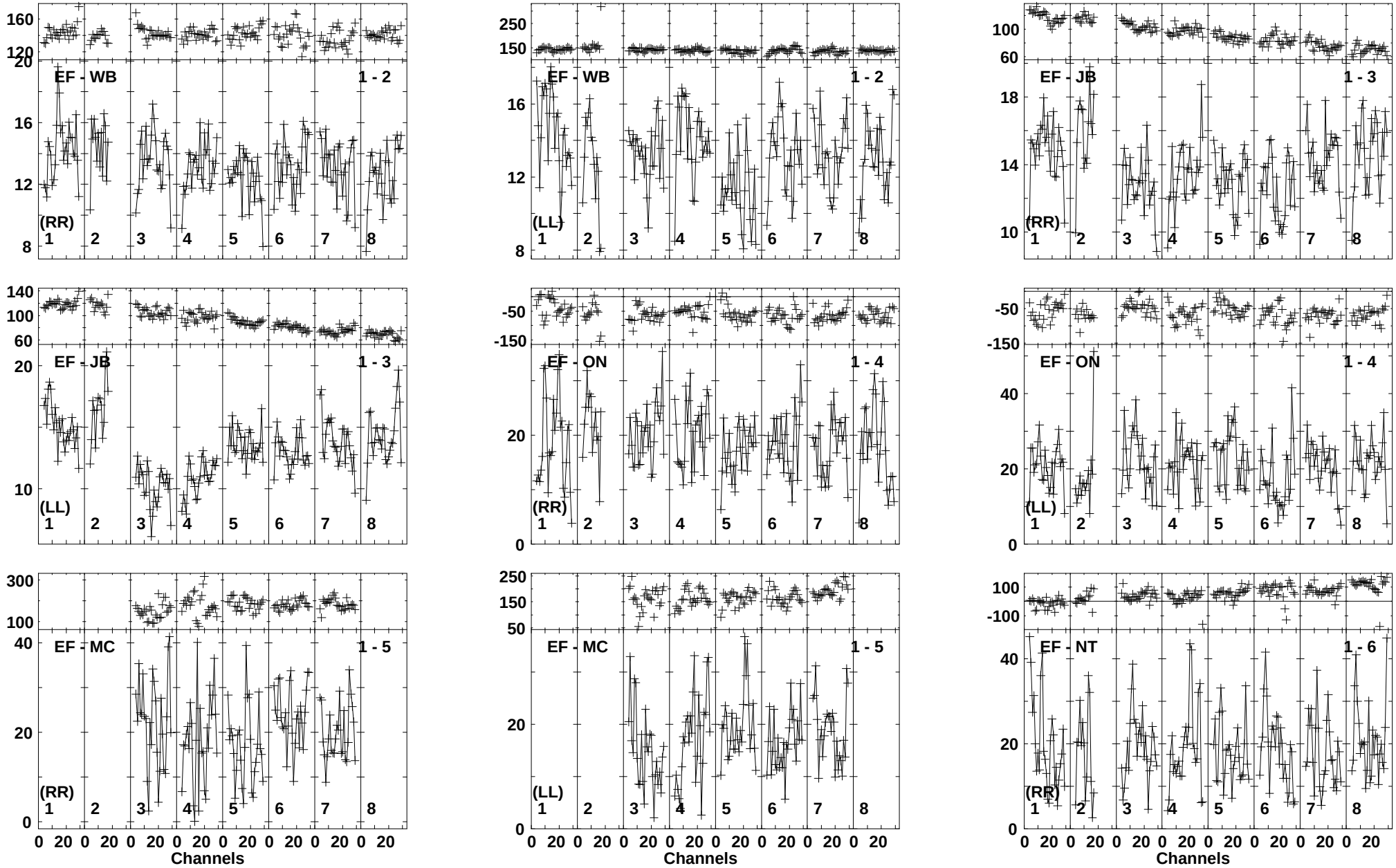

Lower frame: Milli Ampl Jy Top frame: Phas deg
Vector averaged cross-power spectrum Baseline: EF (01) - WB (02)
Timerange: 00/23:03:59 to 00/23:07:29

Plot file version 98 created 22-JUL-2014 18:10:08
IRAS10565 EP088C.UVDATA.1
Freq = 1.5950 GHz, Bw = 16.000 MH Calibrated with CL # 3 and BP # 1 (BP mode 1)

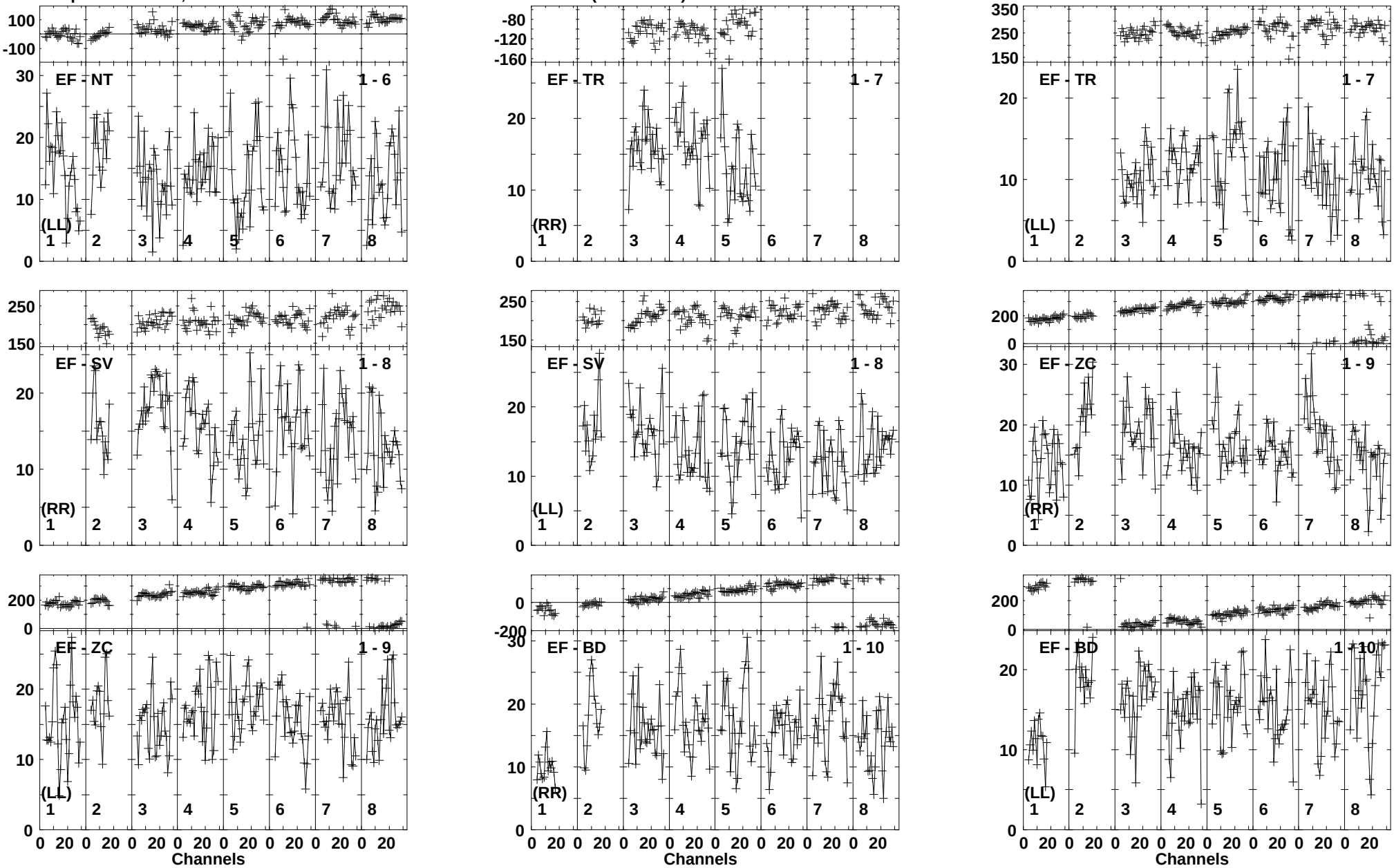

Lower frame: Milli Ampl Jy Top frame: Phas deg
Vector averaged cross-power spectrum Baseline: EF (01) - NT (06)
Timerange: 00/23:03:59 to 00/23:07:29

Plot file version 99 created 22-JUL-2014 18:10:08
IRAS10565 EP088C.UVDATA.1
Freq = 1.5950 GHz, Bw = 16.000 MH Calibrated with CL # 3 and BP # 1 (BP mode 1)

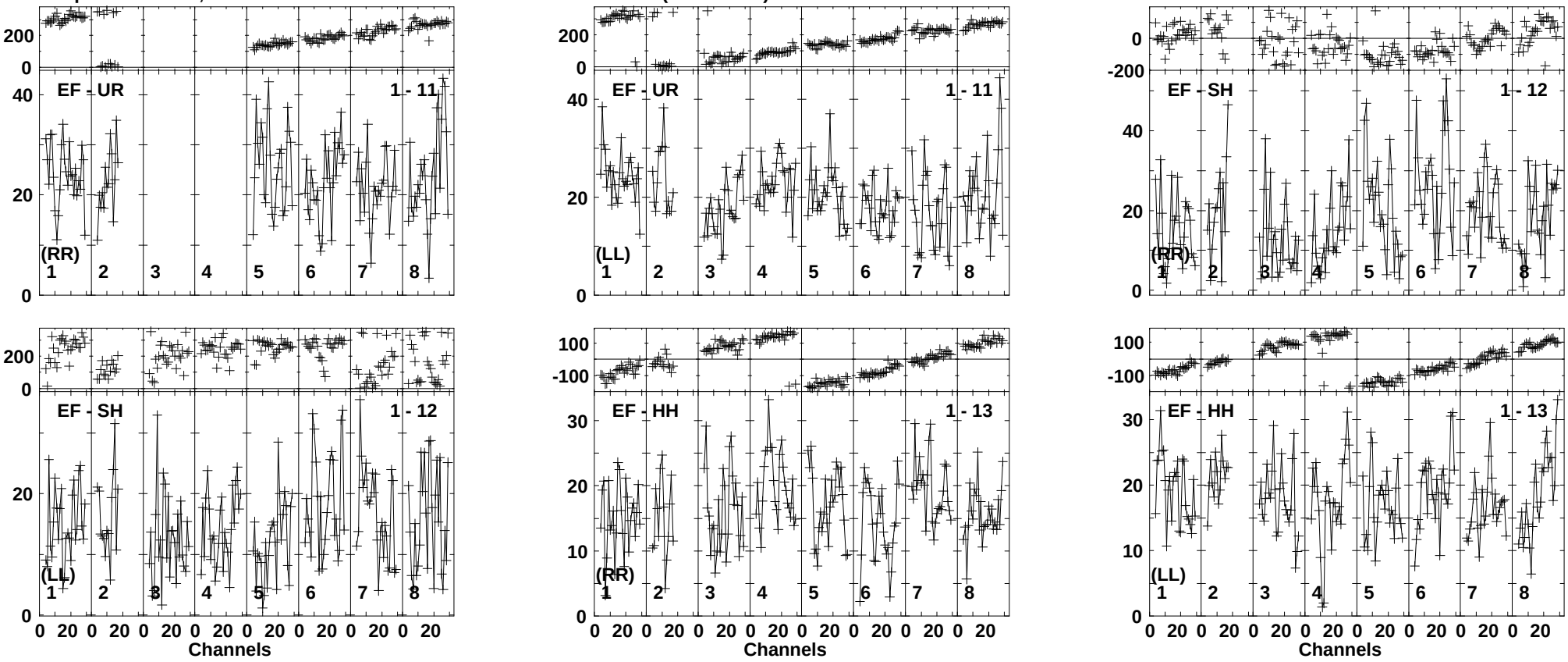

Lower frame: Milli Ampl Jy Top frame: Phas deg
Vector averaged cross-power spectrum Baseline: EF (01) - UR (11)
Timerange: 00/23:03:59 to 00/23:07:29

Plot file version 100 created 22-JUL-2014 18:10:08
J1102+2757 EP088C.UVDATA.1
Freq = 1.5950 GHz, Bw = 16.000 MH Calibrated with CL # 3 and BP # 1 (BP mode 1)

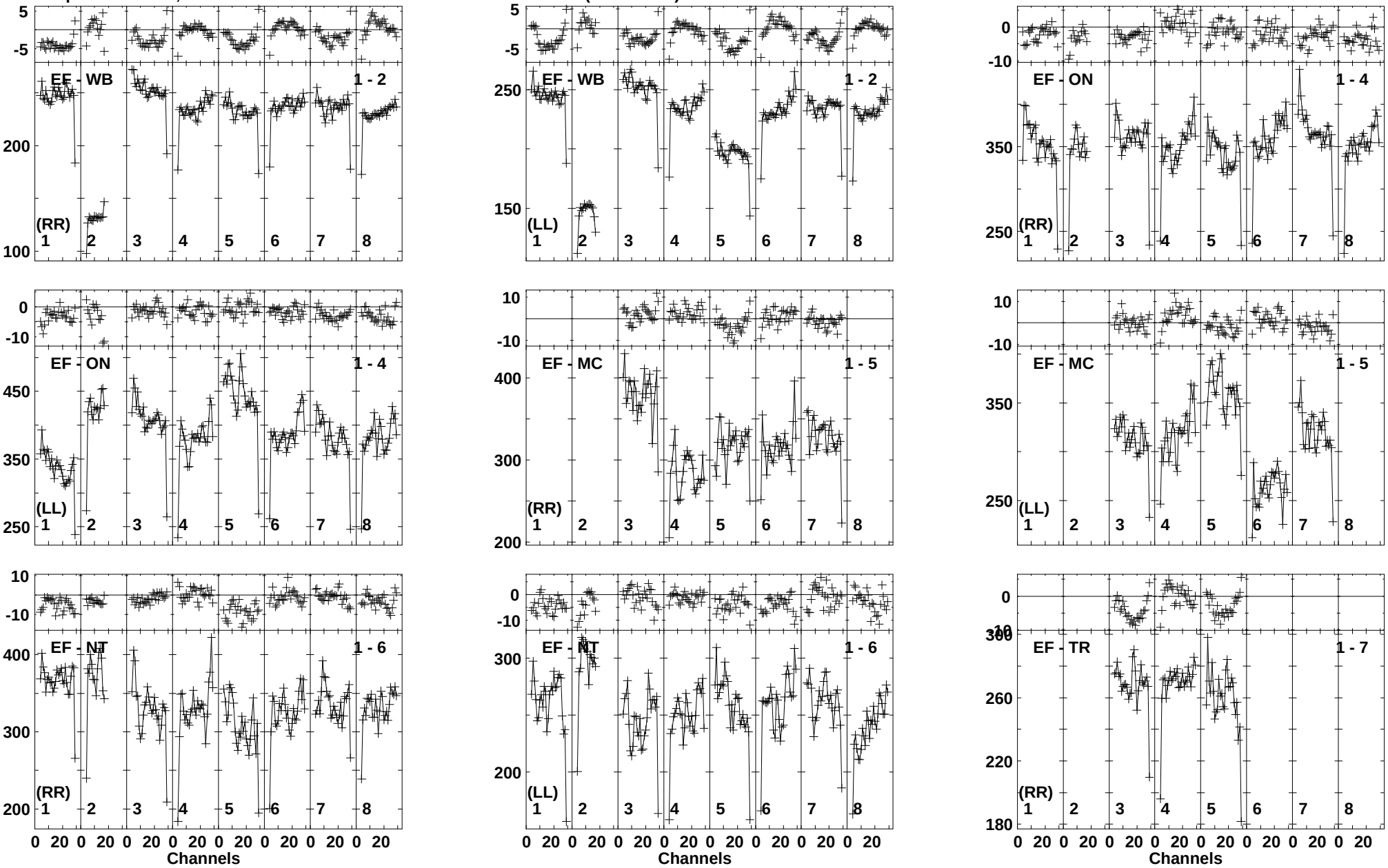

Lower frame: Milli Ampl Jy Top frame: Phas deg
Vector averaged cross-power spectrum Baseline: EF (01) - WB (02)
Timerange: 00/23:07:39 to 00/23:08:49

Plot file version 101 created 22-JUL-2014 18:10:09
J1102+2757 EP088C.UVDATA.1
Freq = 1.5950 GHz, Bw = 16.000 MH Calibrated with CL # 3 and BP # 1 (BP mode 1)

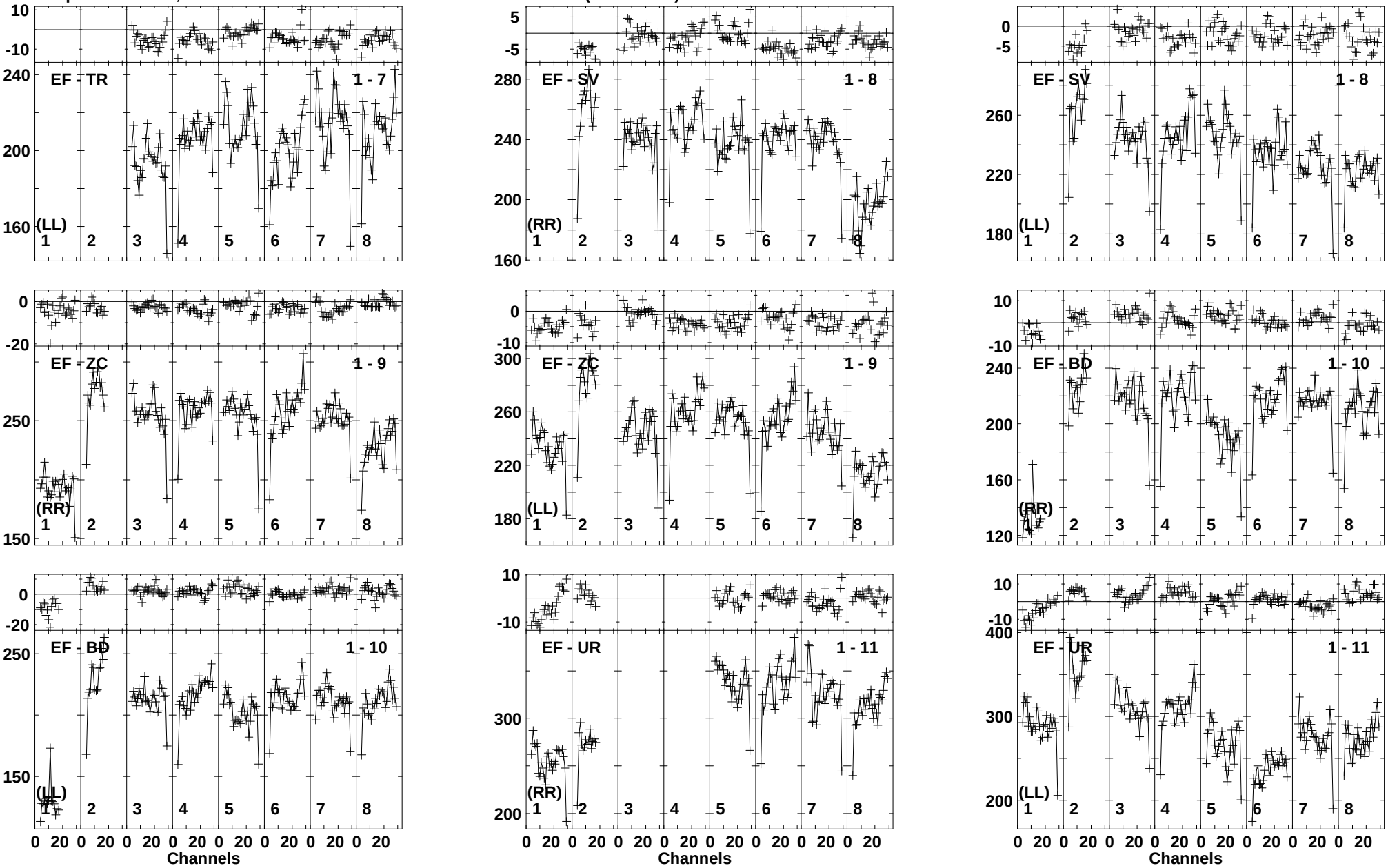

Lower frame: Milli Ampl Jy Top frame: Phas deg
Vector averaged cross-power spectrum Baseline: EF (01) - TR (07)
Timerange: 00/23:07:39 to 00/23:08:49

Plot file version 102 created 22-JUL-2014 18:10:09
J1102+2757 EP088C.UVDATA.1
Freq = 1.5950 GHz, Bw = 16.000 MH Calibrated with CL # 3 and BP # 1 (BP mode 1)

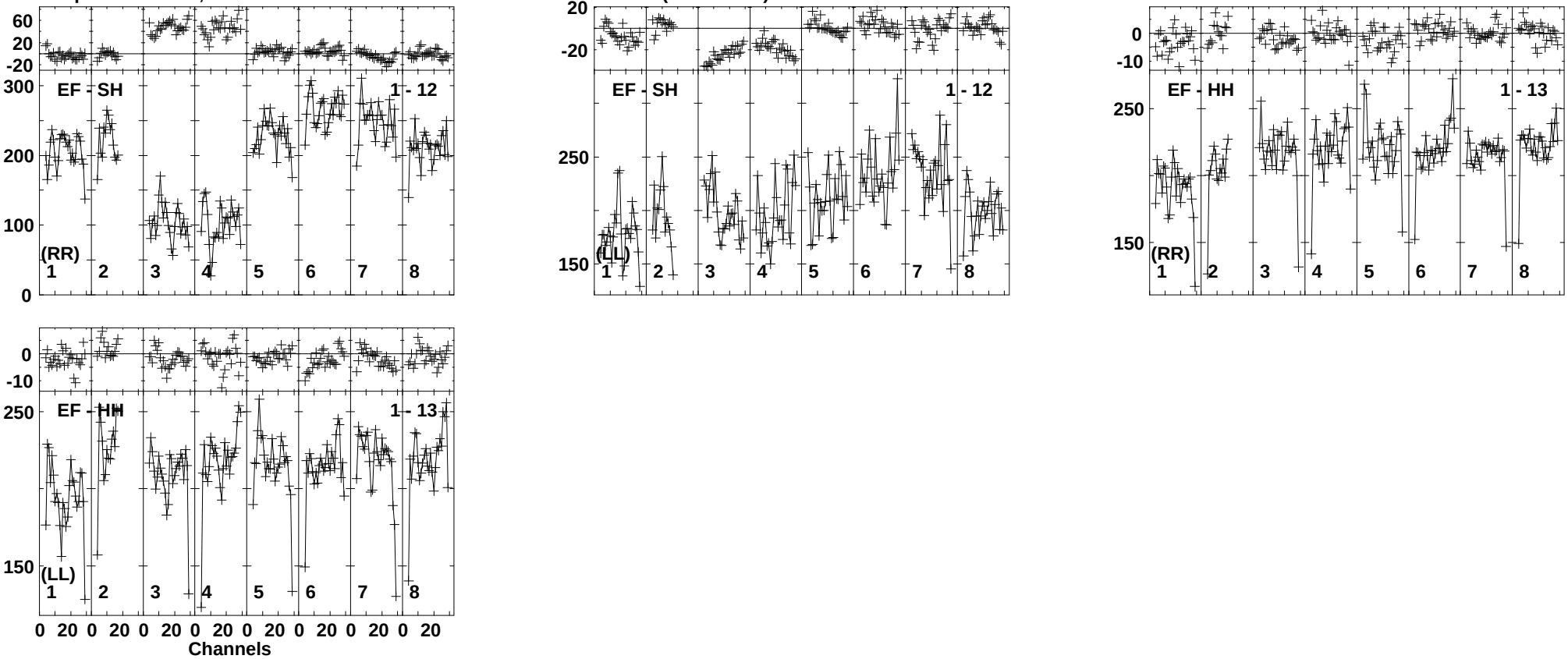

Lower frame: Milli Ampl Jy Top frame: Phas deg
Vector averaged cross-power spectrum Baseline: EF (01) - SH (12)
Timerange: 00/23:07:39 to 00/23:08:49

Plot file version 103 created 22-JUL-2014 18:10:09
IRAS10565 EP088C.UVDATA.1
Freq = 1.5950 GHz, Bw = 16.000 MH Calibrated with CL # 3 and BP # 1 (BP mode 1)

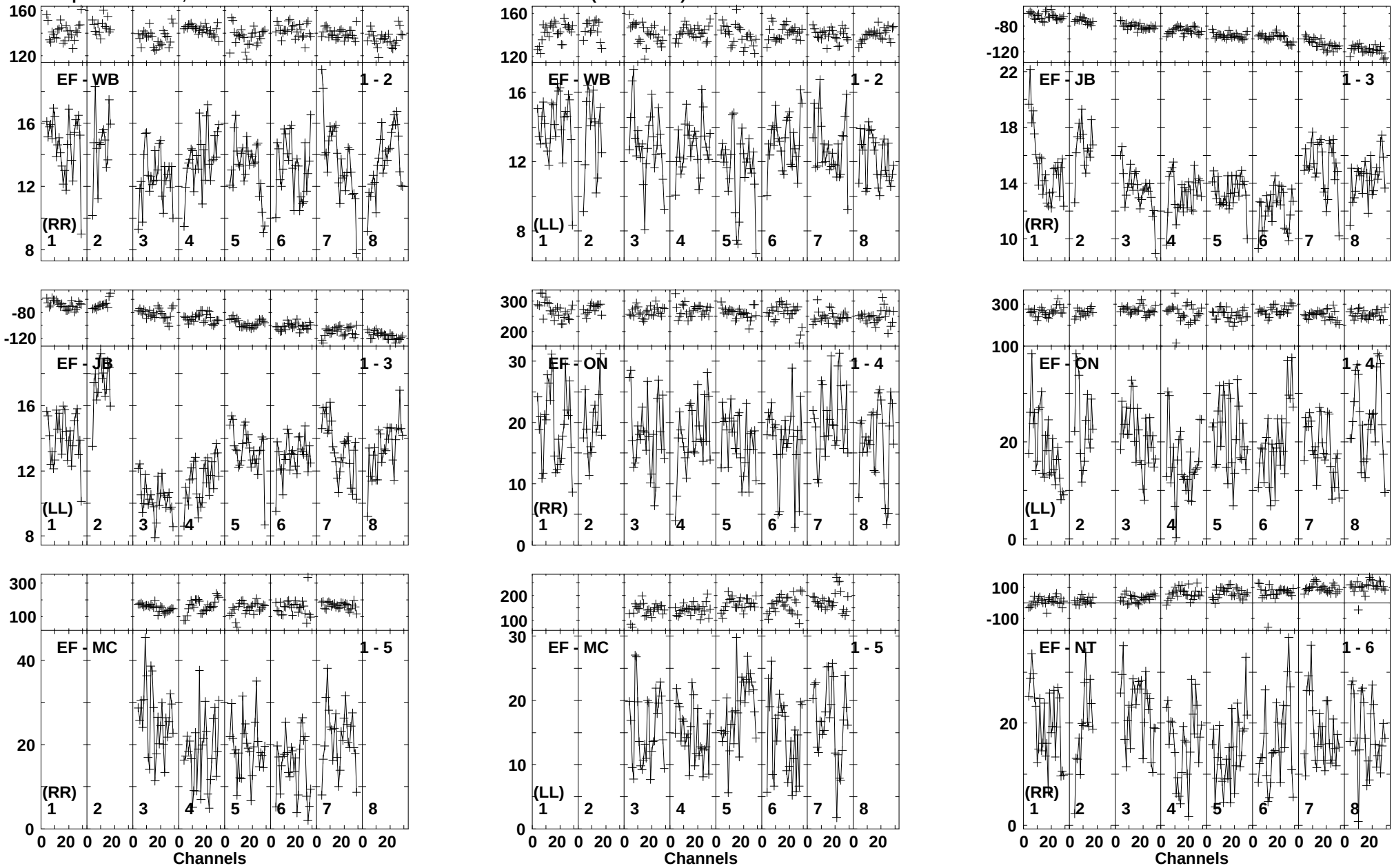

Lower frame: Milli Ampl Jy Top frame: Phas deg
Vector averaged cross-power spectrum Baseline: EF (01) - WB (02)
Timerange: 00/23:09:51 to 00/23:13:29

Plot file version 104 created 22-JUL-2014 18:10:10
IRAS10565 EP088C.UVDATA.1
Freq = 1.5950 GHz, Bw = 16.000 MH Calibrated with CL # 3 and BP # 1 (BP mode 1)

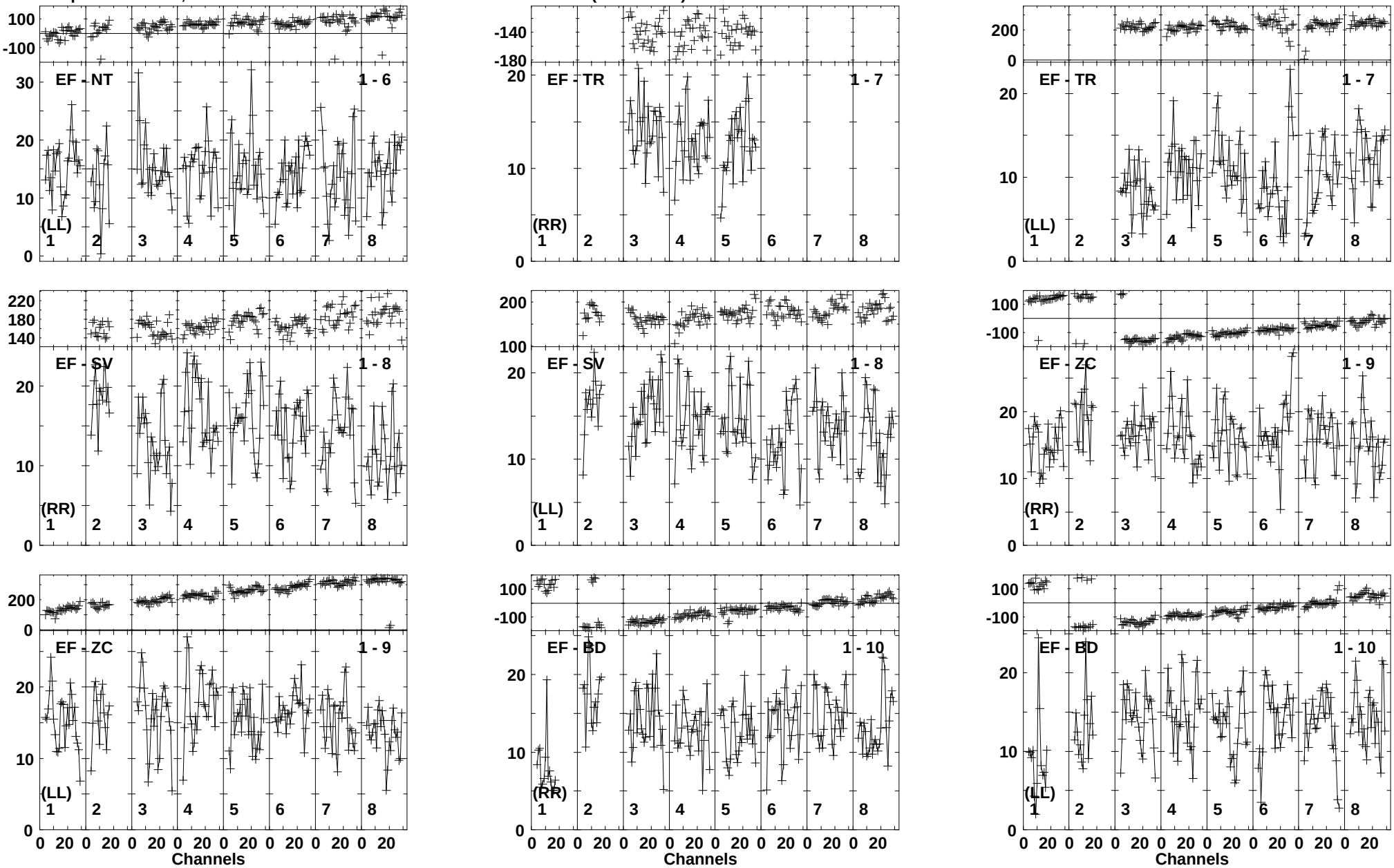

Lower frame: Milli Ampl Jy Top frame: Phas deg
Vector averaged cross-power spectrum Baseline: EF (01) - NT (06)
Timerange: 00/23:09:51 to 00/23:13:29

Plot file version 105 created 22-JUL-2014 18:10:10
IRAS10565 EP088C.UVDATA.1
Freq = 1.5950 GHz, Bw = 16.000 MH Calibrated with CL # 3 and BP # 1 (BP mode 1)

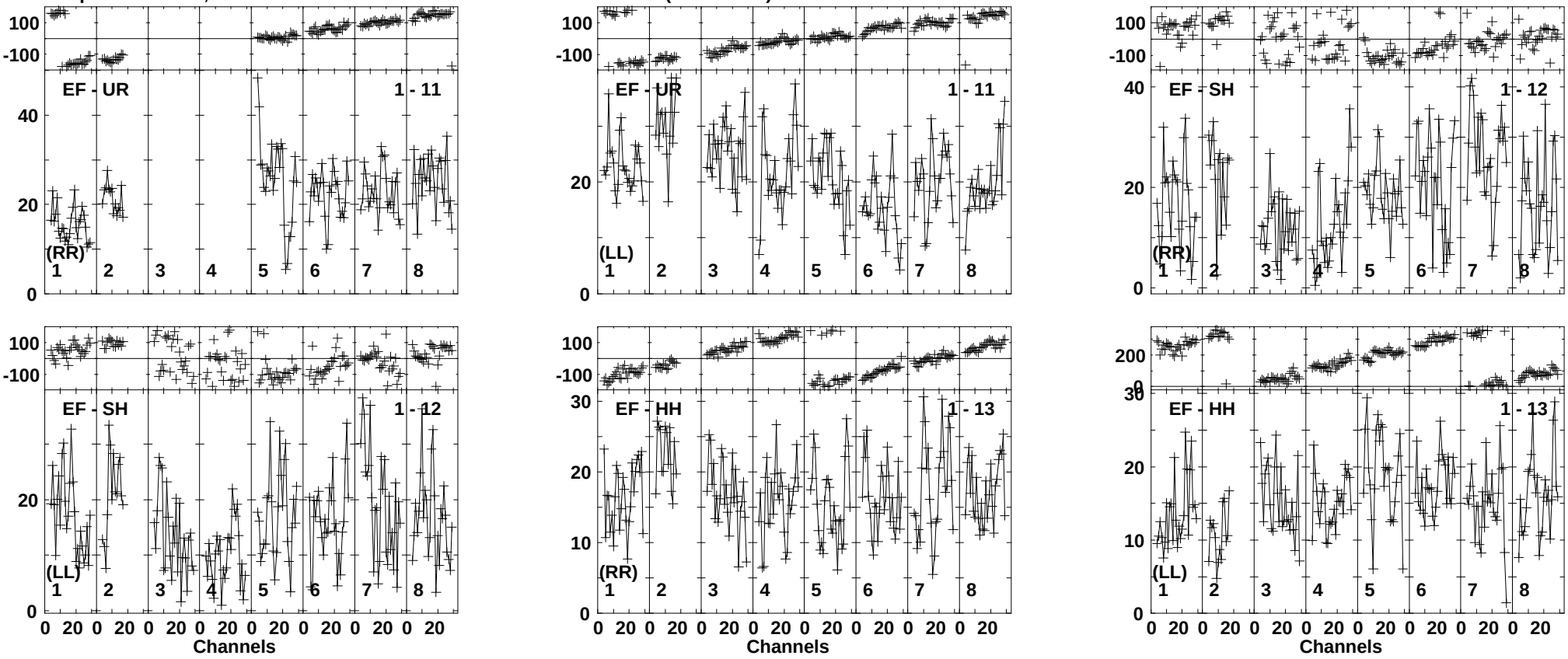

Lower frame: Milli Ampl Jy Top frame: Phas deg
Vector averaged cross-power spectrum Baseline: EF (01) - UR (11)
Timerange: 00/23:09:51 to 00/23:13:29

Plot file version 106 created 22-JUL-2014 18:10:10
J1102+2757 EP088C.UVDATA.1
Freq = 1.5950 GHz, Bw = 16.000 MH Calibrated with CL # 3 and BP # 1 (BP mode 1)

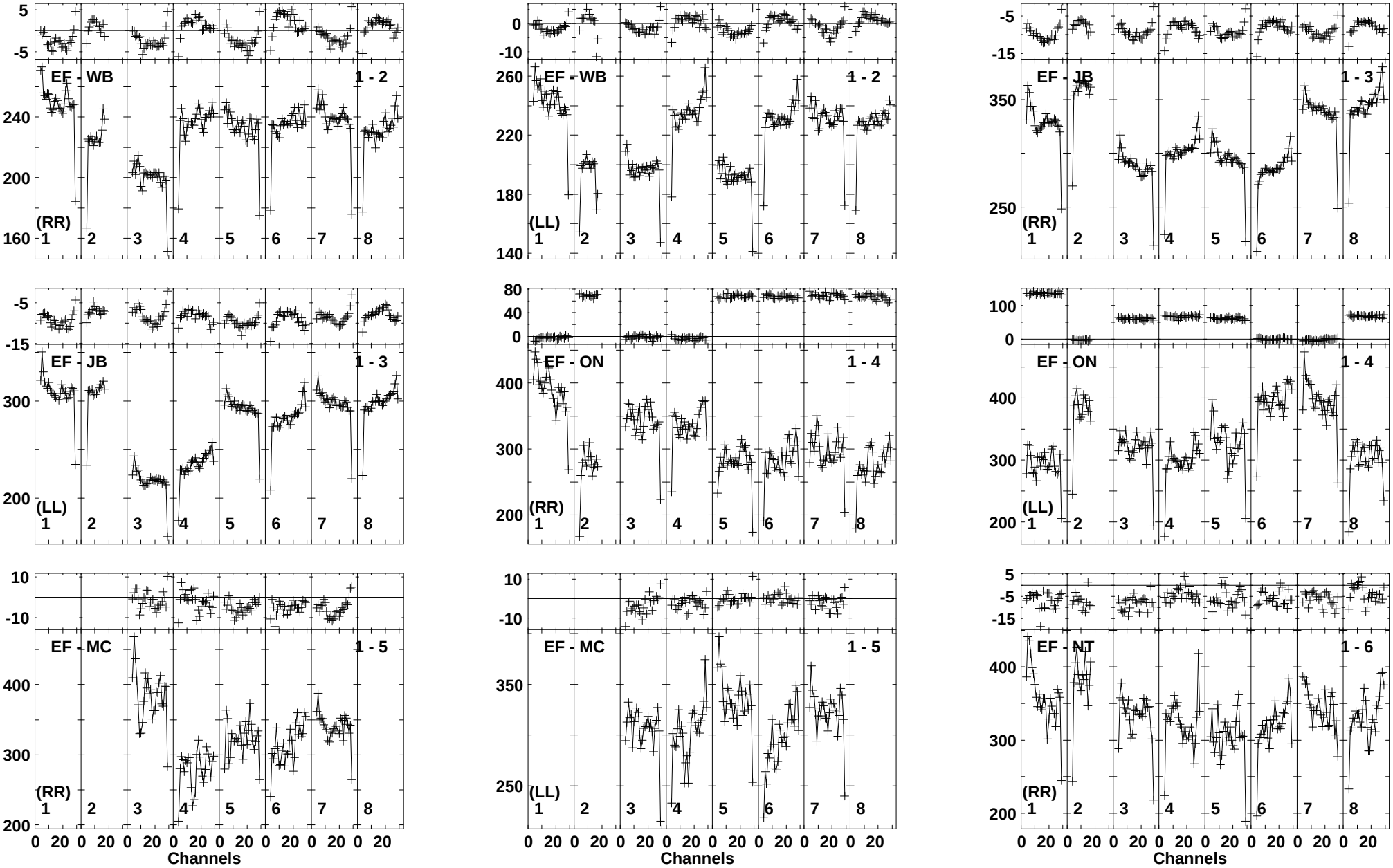

Lower frame: Milli Ampl Jy Top frame: Phas deg
Vector averaged cross-power spectrum Baseline: EF (01) - WB (02)
Timerange: 00/23:13:39 to 00/23:14:49

Plot file version 107 created 22-JUL-2014 18:10:11
J1102+2757 EP088C.UVDATA.1
Freq = 1.5950 GHz, Bw = 16.000 MH Calibrated with CL # 3 and BP # 1 (BP mode 1)

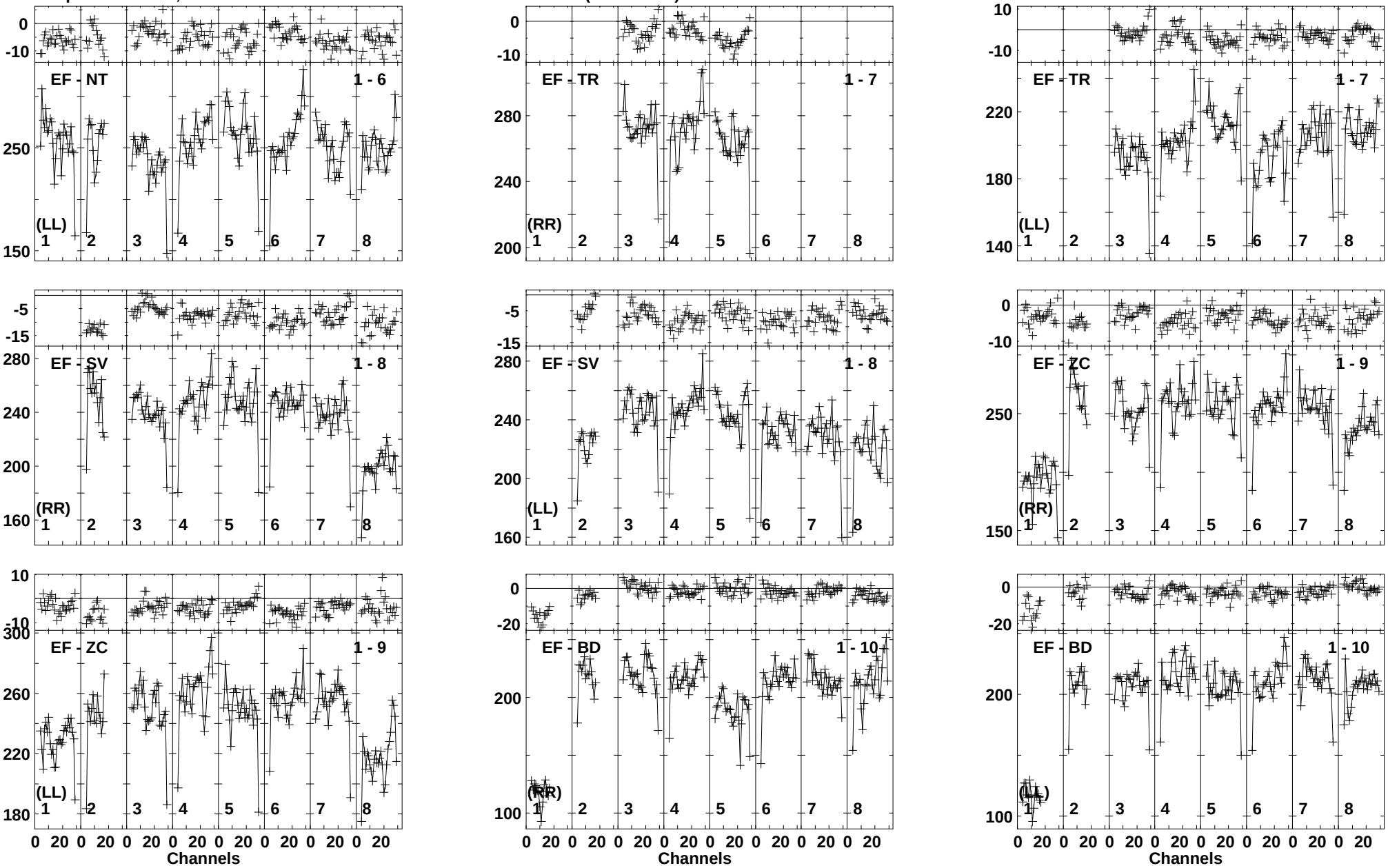

Lower frame: Milli Ampl Jy Top frame: Phas deg
Vector averaged cross-power spectrum Baseline: EF (01) - NT (06)
Timerange: 00/23:13:39 to 00/23:14:49

Plot file version 108 created 22-JUL-2014 18:10:11
J1102+2757 EP088C.UVDATA.1
Freq = 1.5950 GHz, Bw = 16.000 MH Calibrated with CL # 3 and BP # 1 (BP mode 1)

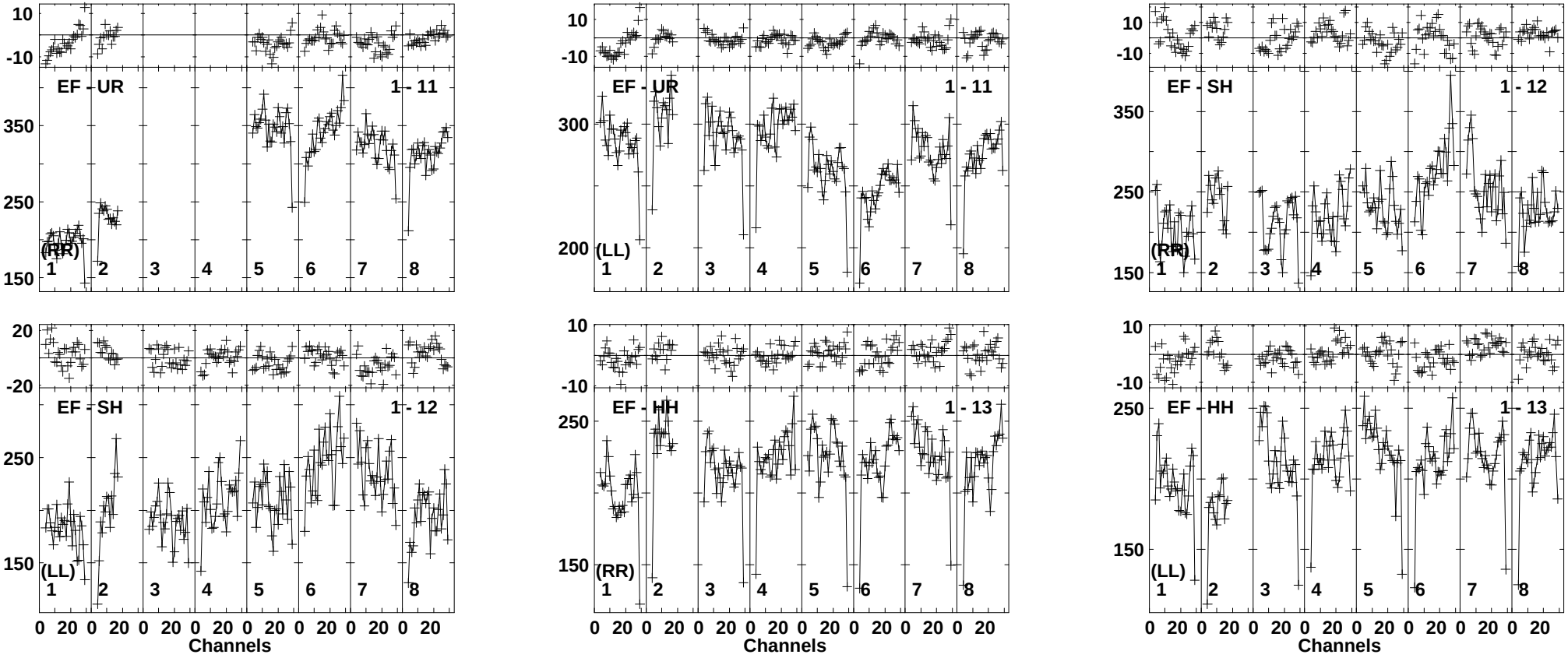

Lower frame: Milli Ampl Jy Top frame: Phas deg
Vector averaged cross-power spectrum Baseline: EF (01) - UR (11)
Timerange: 00/23:13:39 to 00/23:14:49

Plot file version 109 created 22-JUL-2014 18:10:12
IRAS10565 EP088C.UVDATA.1
Freq = 1.5950 GHz, Bw = 16.000 MH Calibrated with CL # 3 and BP # 1 (BP mode 1)

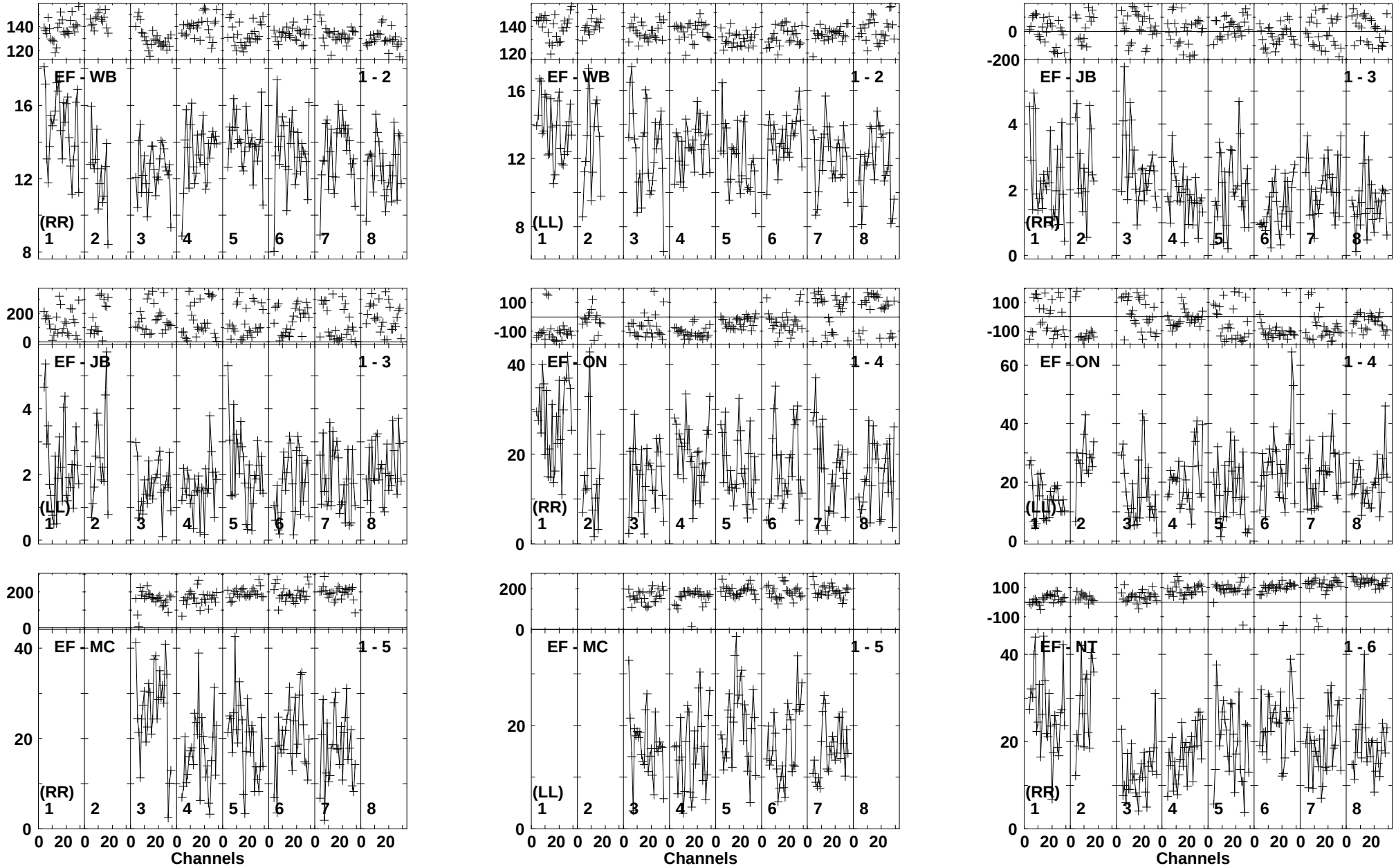

Lower frame: Milli Ampl Jy Top frame: Phas deg
Vector averaged cross-power spectrum Baseline: EF (01) - WB (02)
Timerange: 00/23:14:59 to 00/23:18:29

Plot file version 110 created 22-JUL-2014 18:10:12
IRAS10565 EP088C.UVDATA.1
Freq = 1.5950 GHz, Bw = 16.000 MH Calibrated with CL # 3 and BP # 1 (BP mode 1)

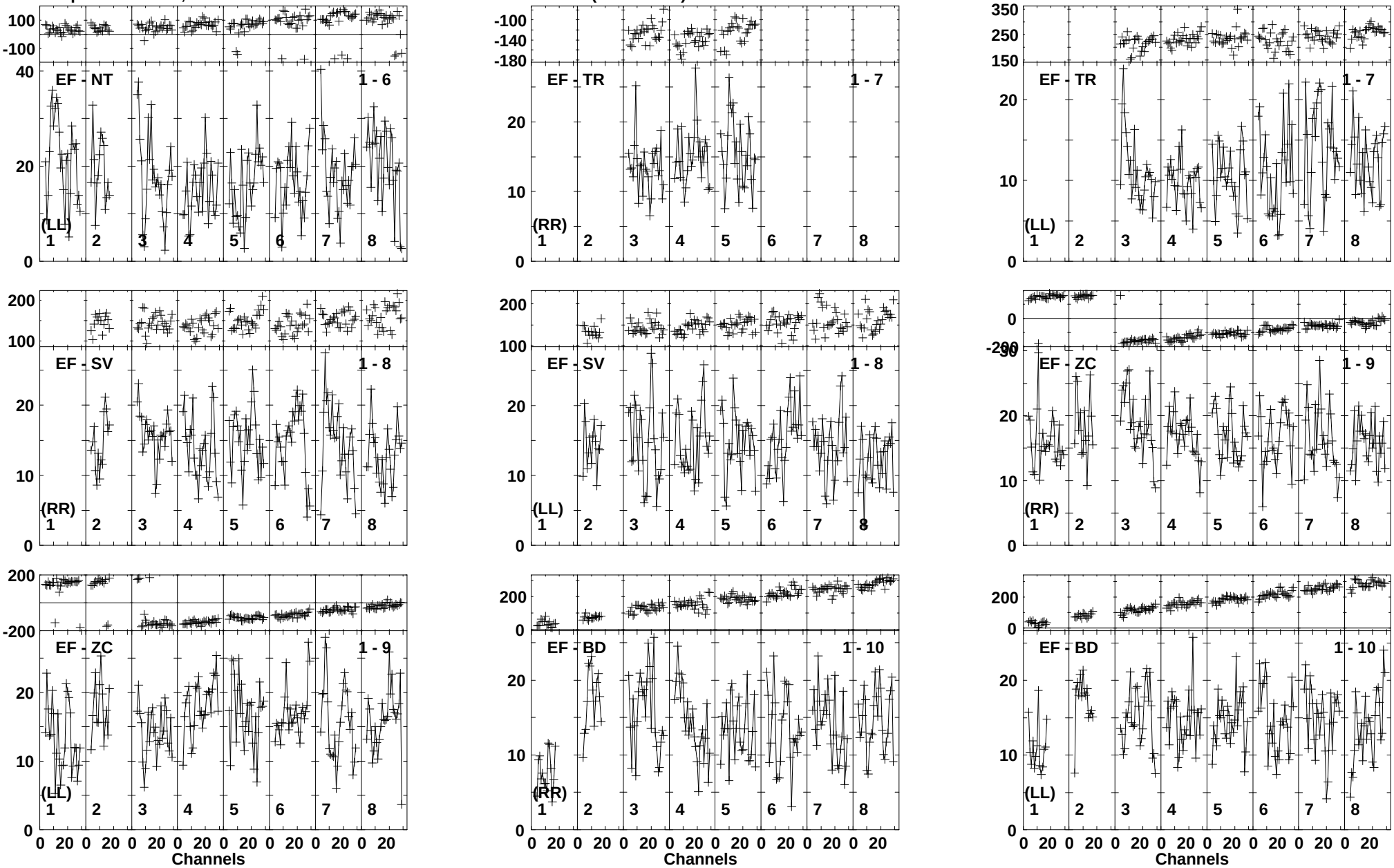

Lower frame: Milli Ampl Jy Top frame: Phas deg
Vector averaged cross-power spectrum Baseline: EF (01) - NT (06)
Timerange: 00/23:14:59 to 00/23:18:29

Plot file version 111 created 22-JUL-2014 18:10:12
IRAS10565 EP088C.UVDATA.1
Freq = 1.5950 GHz, Bw = 16.000 MH Calibrated with CL # 3 and BP # 1 (BP mode 1)

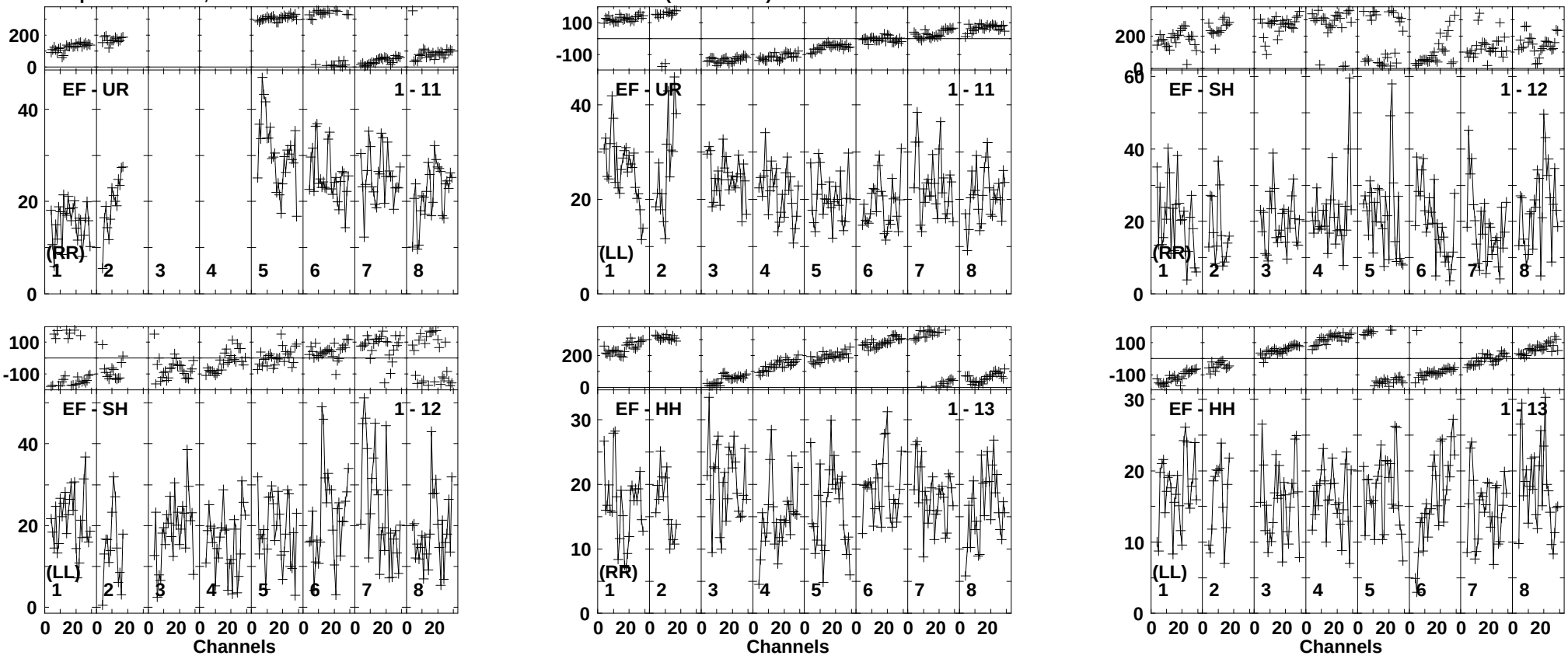

Lower frame: Milli Ampl Jy Top frame: Phas deg
Vector averaged cross-power spectrum Baseline: EF (01) - UR (11)
Timerange: 00/23:14:59 to 00/23:18:29

Plot file version 112 created 22-JUL-2014 18:10:13
J1102+2757 EP088C.UVDATA.1
Freq = 1.5950 GHz, Bw = 16.000 MH Calibrated with CL # 3 and BP # 1 (BP mode 1)

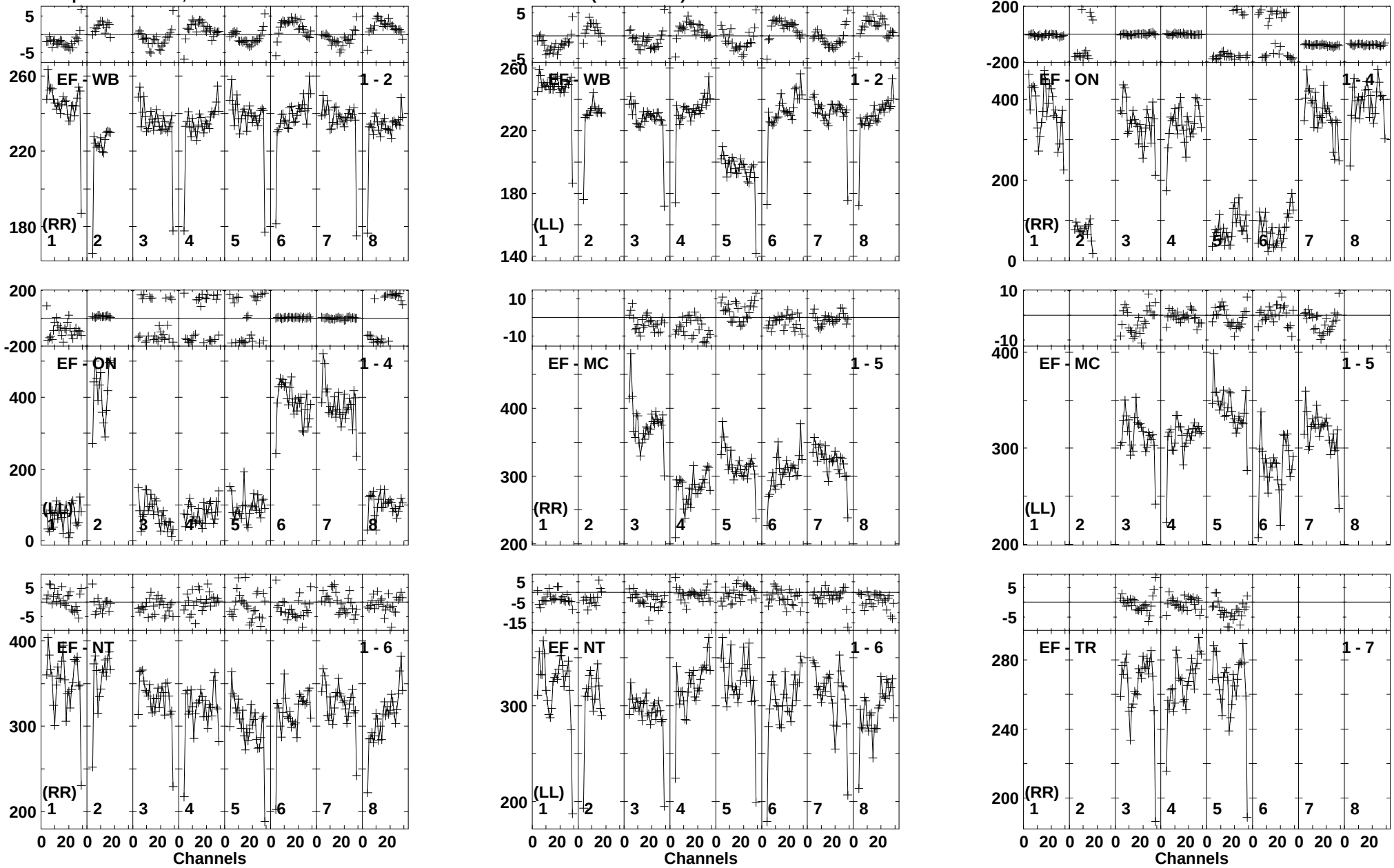

Lower frame: Milli Ampl Jy Top frame: Phas deg
Vector averaged cross-power spectrum Baseline: EF (01) - WB (02)
Timerange: 00/23:18:39 to 00/23:19:49

Plot file version 113 created 22-JUL-2014 18:10:13
J1102+2757 EP088C.UVDATA.1
Freq = 1.5950 GHz, Bw = 16.000 MH Calibrated with CL # 3 and BP # 1 (BP mode 1)

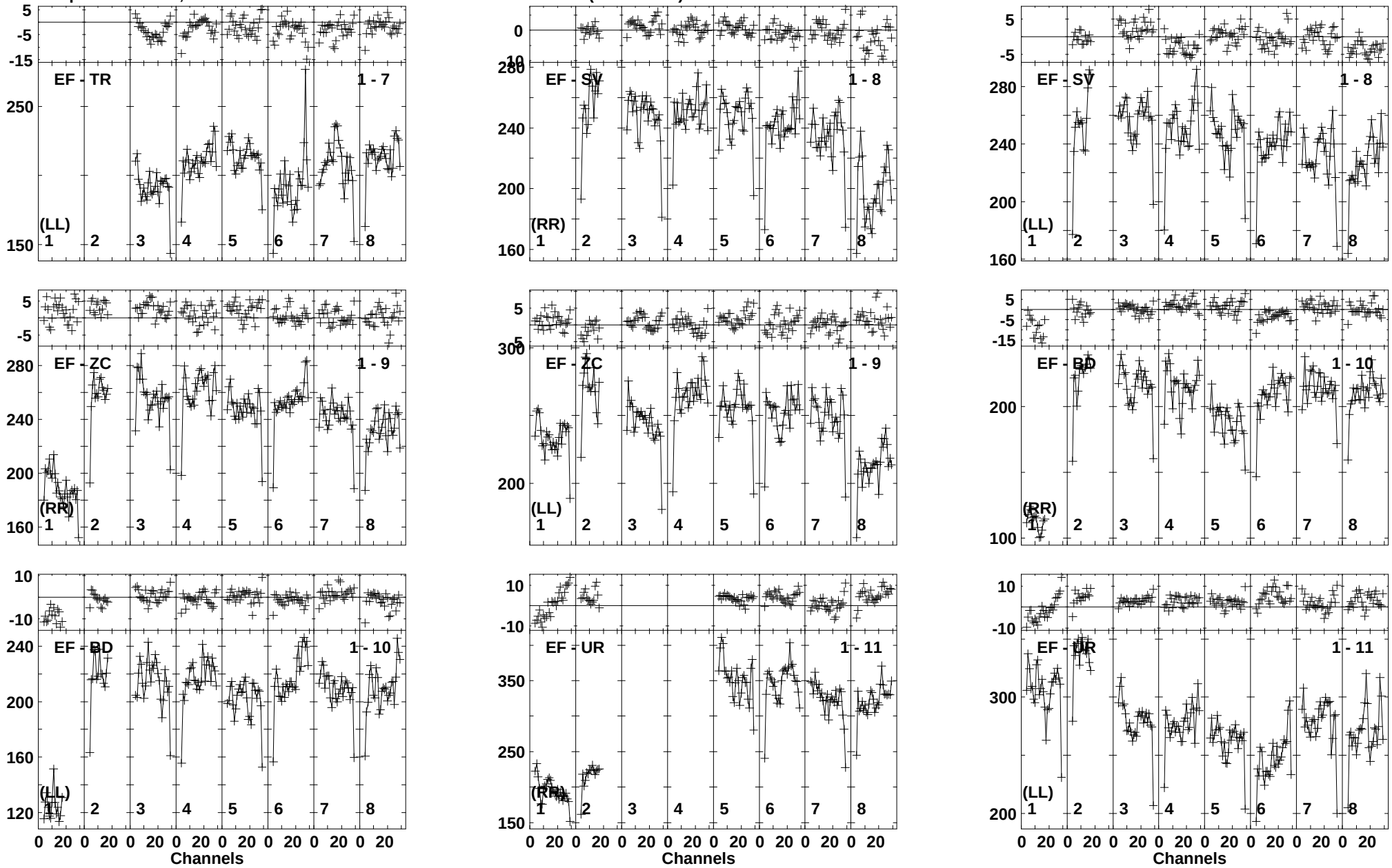

Lower frame: Milli Ampl Jy Top frame: Phas deg
Vector averaged cross-power spectrum Baseline: EF (01) - TR (07)
Timerange: 00/23:18:39 to 00/23:19:49

Plot file version 114 created 22-JUL-2014 18:10:13
J1102+2757 EP088C.UVDATA.1
Freq = 1.5950 GHz, Bw = 16.000 MH Calibrated with CL # 3 and BP # 1 (BP mode 1)

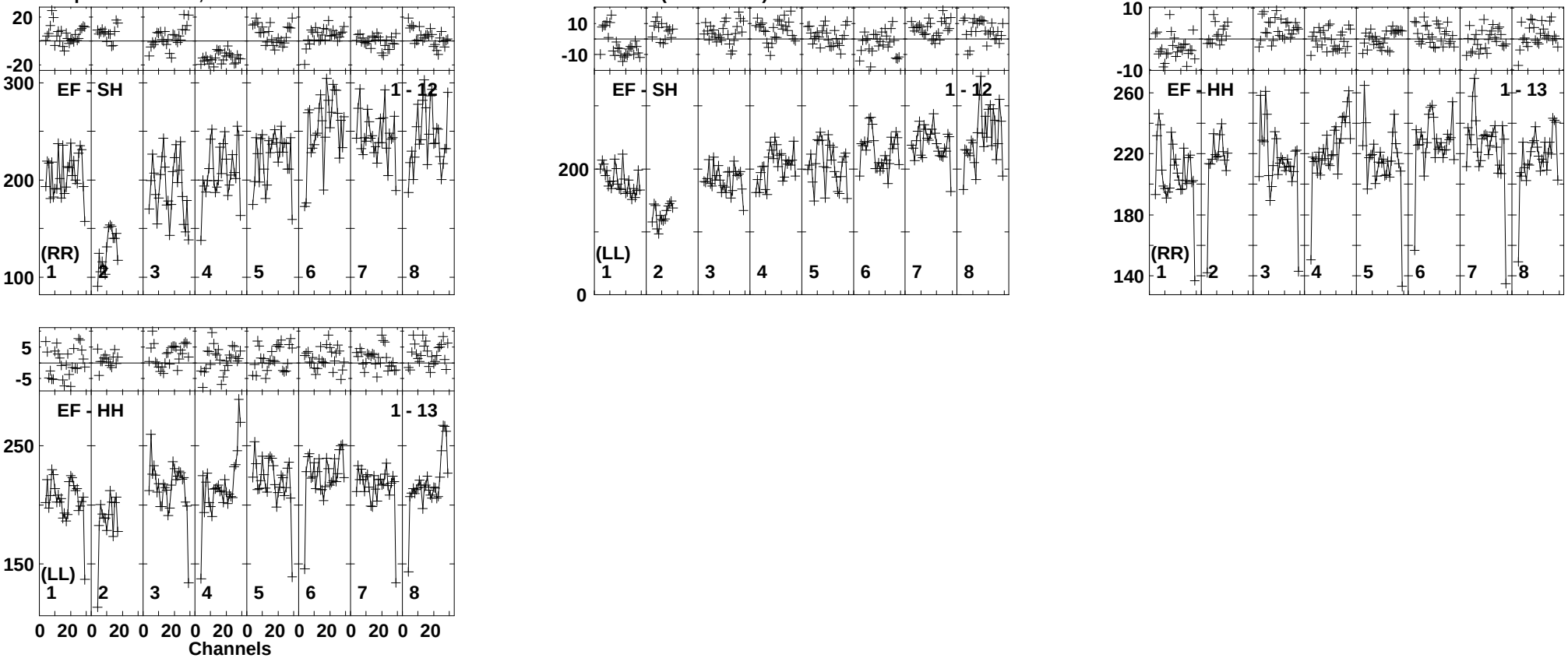

Lower frame: Milli Ampl Jy Top frame: Phas deg
Vector averaged cross-power spectrum Baseline: EF (01) - SH (12)
Timerange: 00/23:18:39 to 00/23:19:49

Plot file version 115 created 22-JUL-2014 18:10:14
IRAS10565 EP088C.UVDATA.1
Freq = 1.5950 GHz, Bw = 16.000 MH Calibrated with CL # 3 and BP # 1 (BP mode 1)

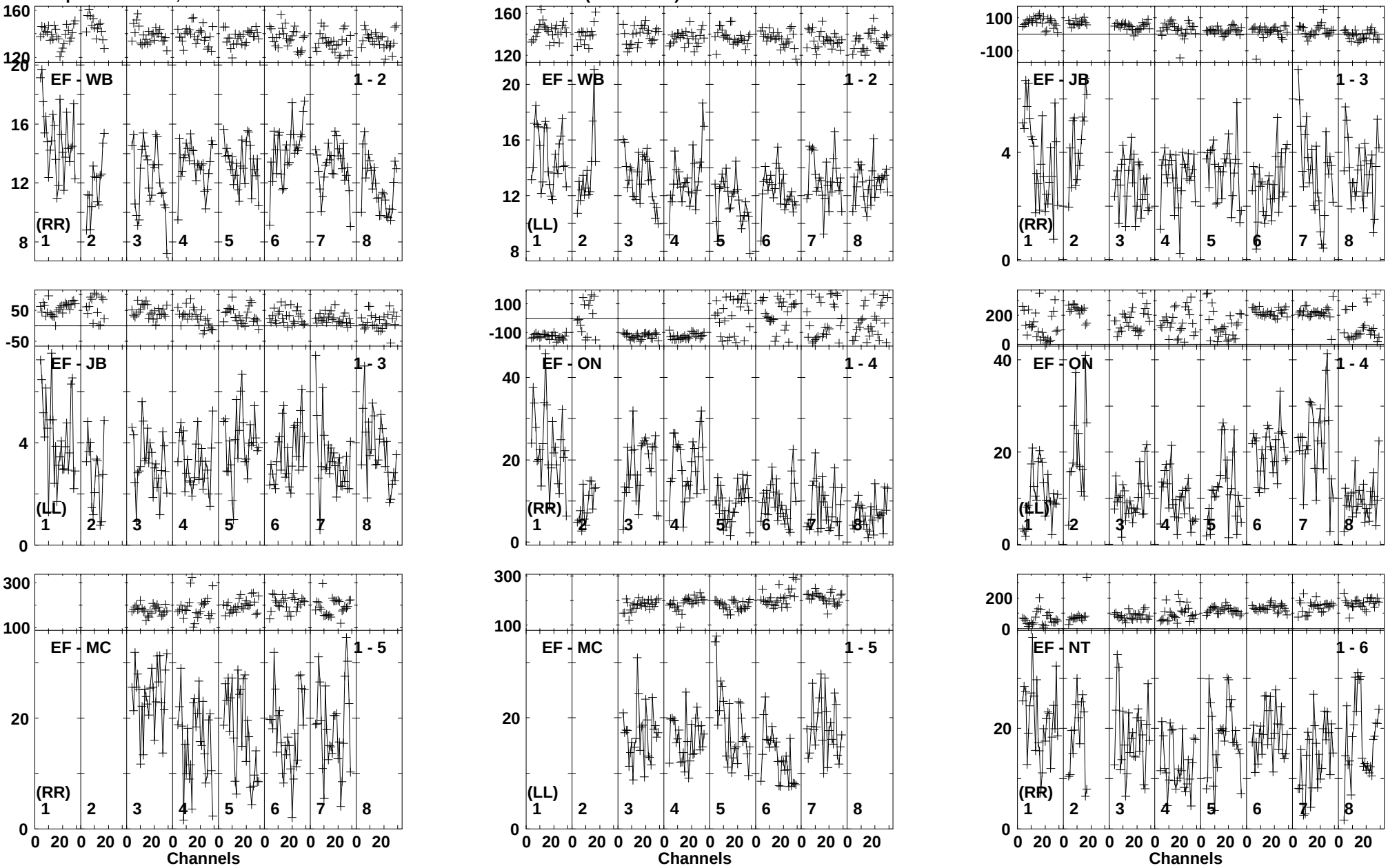

Lower frame: Milli Ampl Jy Top frame: Phas deg
Vector averaged cross-power spectrum Baseline: EF (01) - WB (02)
Timerange: 00/23:20:51 to 00/23:24:29

Plot file version 116 created 22-JUL-2014 18:10:14
IRAS10565 EP088C.UVDATA.1
Freq = 1.5950 GHz, Bw = 16.000 MH Calibrated with CL # 3 and BP # 1 (BP mode 1)

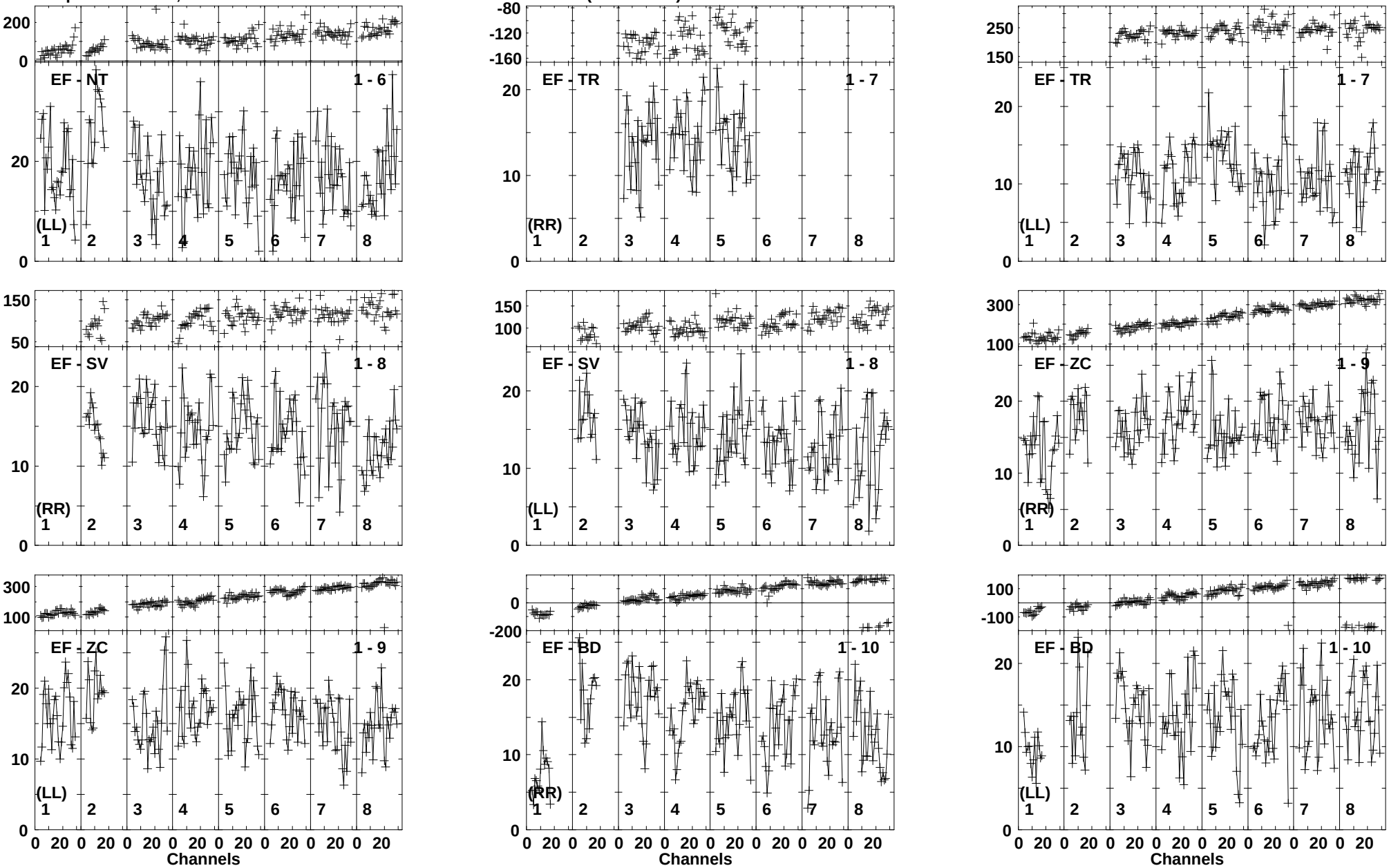

Lower frame: Milli Ampl Jy Top frame: Phas deg
Vector averaged cross-power spectrum Baseline: EF (01) - NT (06)
Timerange: 00/23:20:51 to 00/23:24:29

Plot file version 117 created 22-JUL-2014 18:10:15
IRAS10565 EP088C.UVDATA.1
Freq = 1.5950 GHz, Bw = 16.000 MH Calibrated with CL # 3 and BP # 1 (BP mode 1)

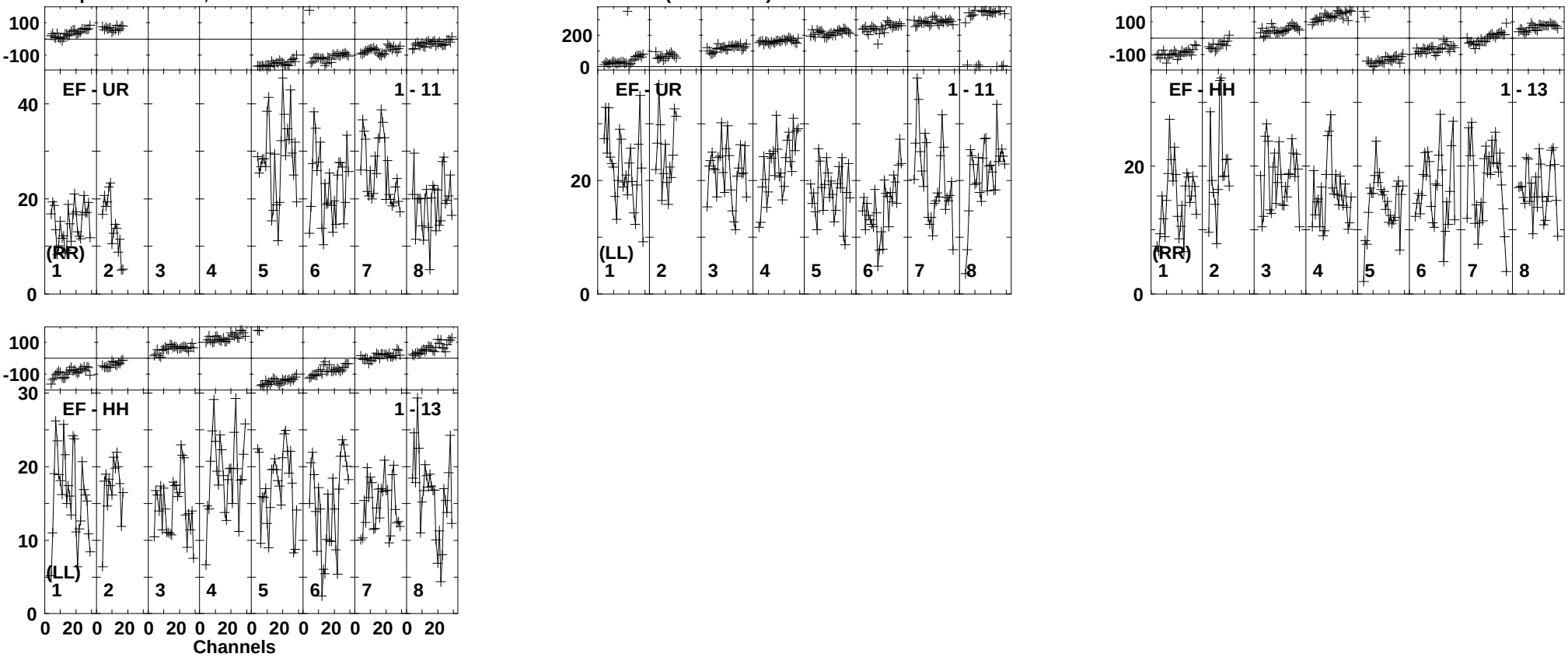

Lower frame: Milli Ampl Jy Top frame: Phas deg
Vector averaged cross-power spectrum Baseline: EF (01) - UR (11)
Timerange: 00/23:20:51 to 00/23:24:29

Plot file version 118 created 22-JUL-2014 18:10:15
J1102+2757 EP088C.UVDATA.1
Freq = 1.5950 GHz, Bw = 16.000 MH Calibrated with CL # 3 and BP # 1 (BP mode 1)

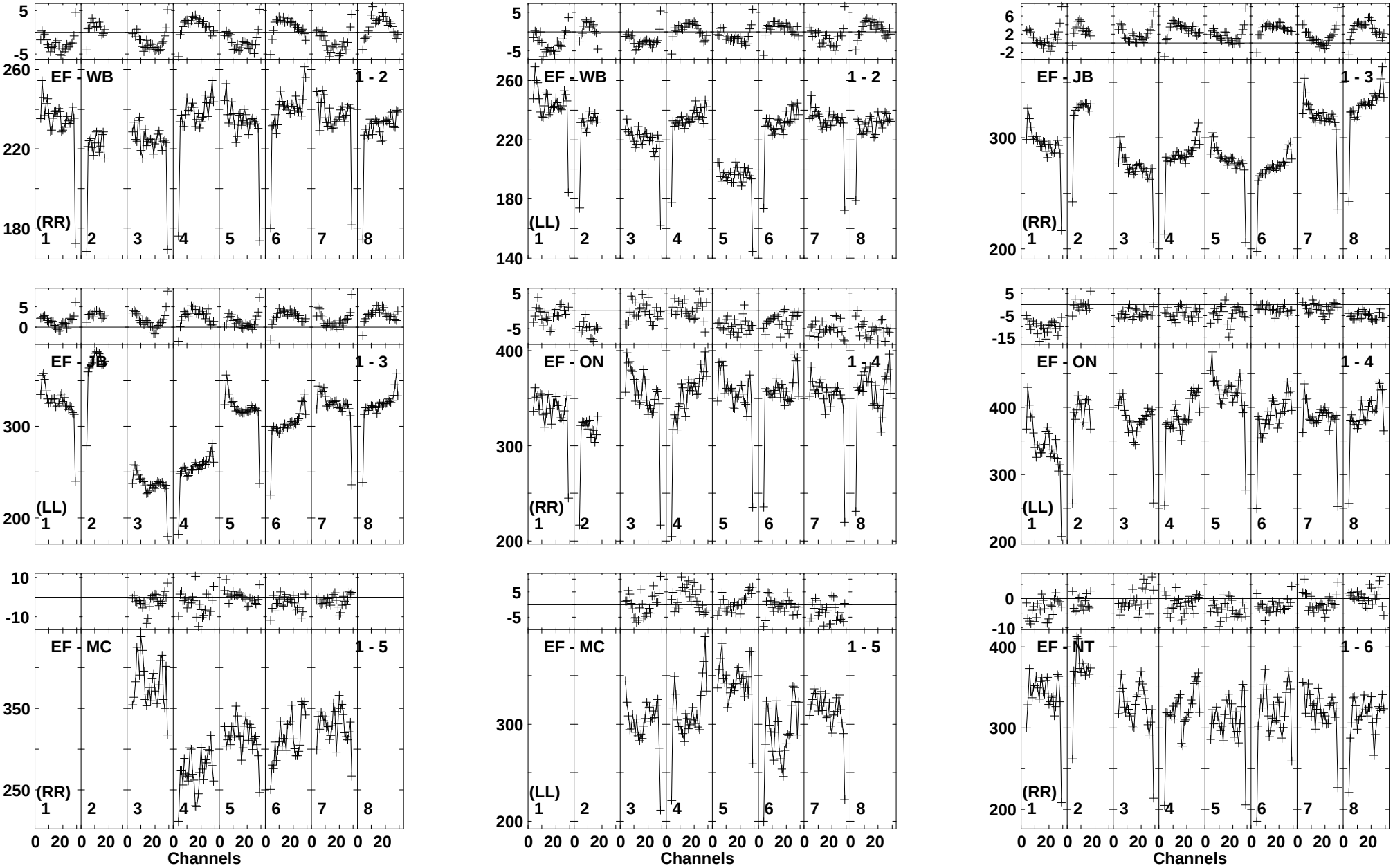

Lower frame: Milli Ampl Jy Top frame: Phas deg
Vector averaged cross-power spectrum Baseline: EF (01) - WB (02)
Timerange: 00/23:24:31 to 00/23:25:49

Plot file version 119 created 22-JUL-2014 18:10:15
J1102+2757 EP088C.UVDATA.1
Freq = 1.5950 GHz, Bw = 16.000 MH Calibrated with CL # 3 and BP # 1 (BP mode 1)

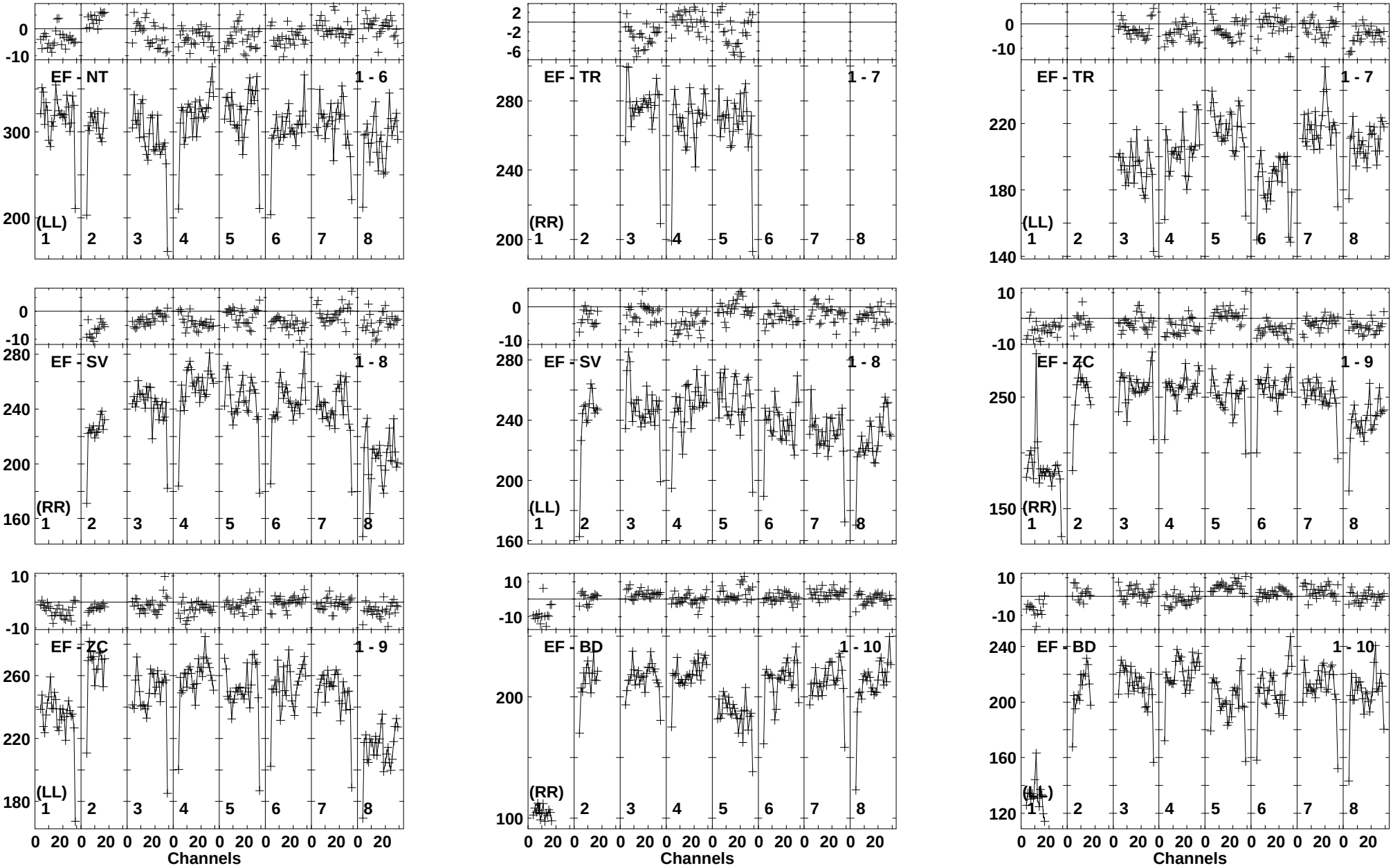

Lower frame: Milli Ampl Jy Top frame: Phas deg
Vector averaged cross-power spectrum Baseline: EF (01) - NT (06)
Timerange: 00/23:24:31 to 00/23:25:49

Plot file version 120 created 22-JUL-2014 18:10:16
J1102+2757 EP088C.UVDATA.1
Freq = 1.5950 GHz, Bw = 16.000 MH Calibrated with CL # 3 and BP # 1 (BP mode 1)

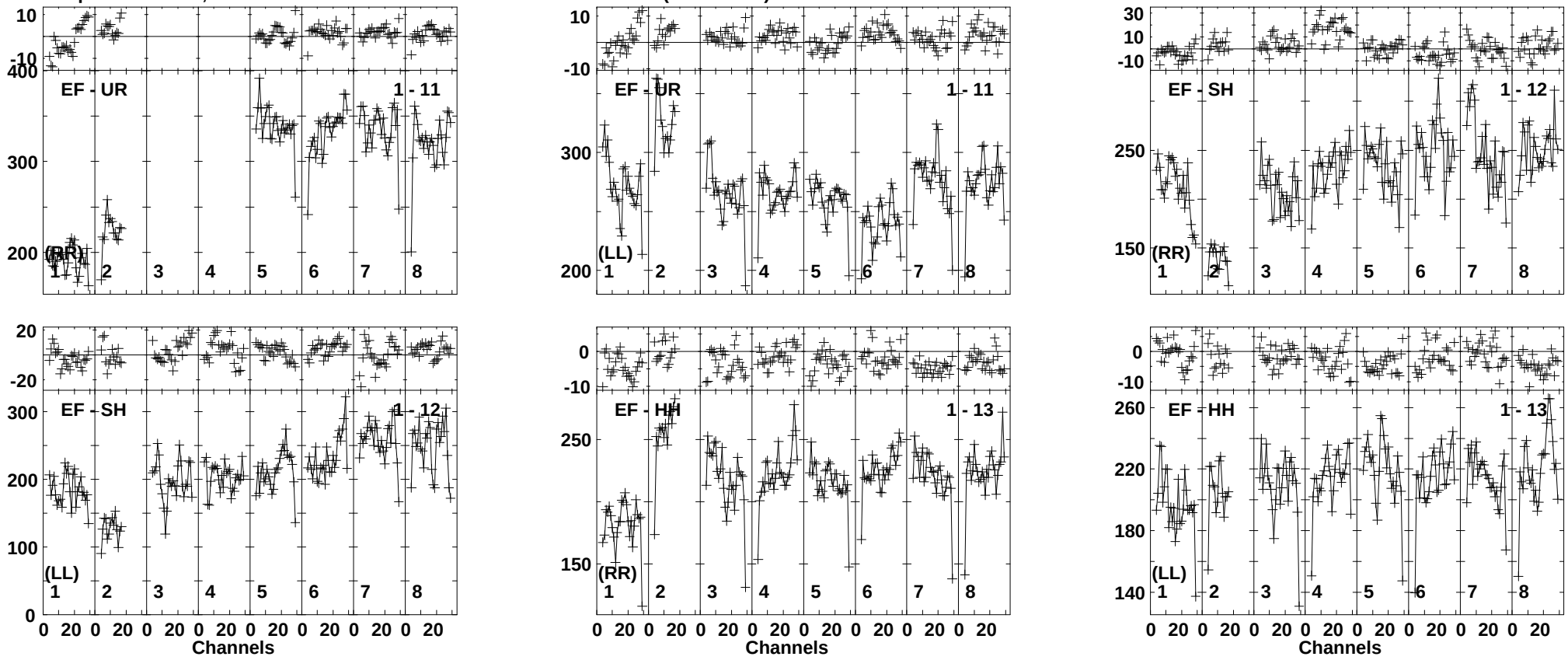

Lower frame: Milli Ampl Jy Top frame: Phas deg
Vector averaged cross-power spectrum Baseline: EF (01) - UR (11)
Timerange: 00/23:24:31 to 00/23:25:49

Plot file version 121 created 22-JUL-2014 18:10:16
IRAS10565 EP088C.UVDATA.1
Freq = 1.5950 GHz, Bw = 16.000 MH Calibrated with CL # 3 and BP # 1 (BP mode 1)

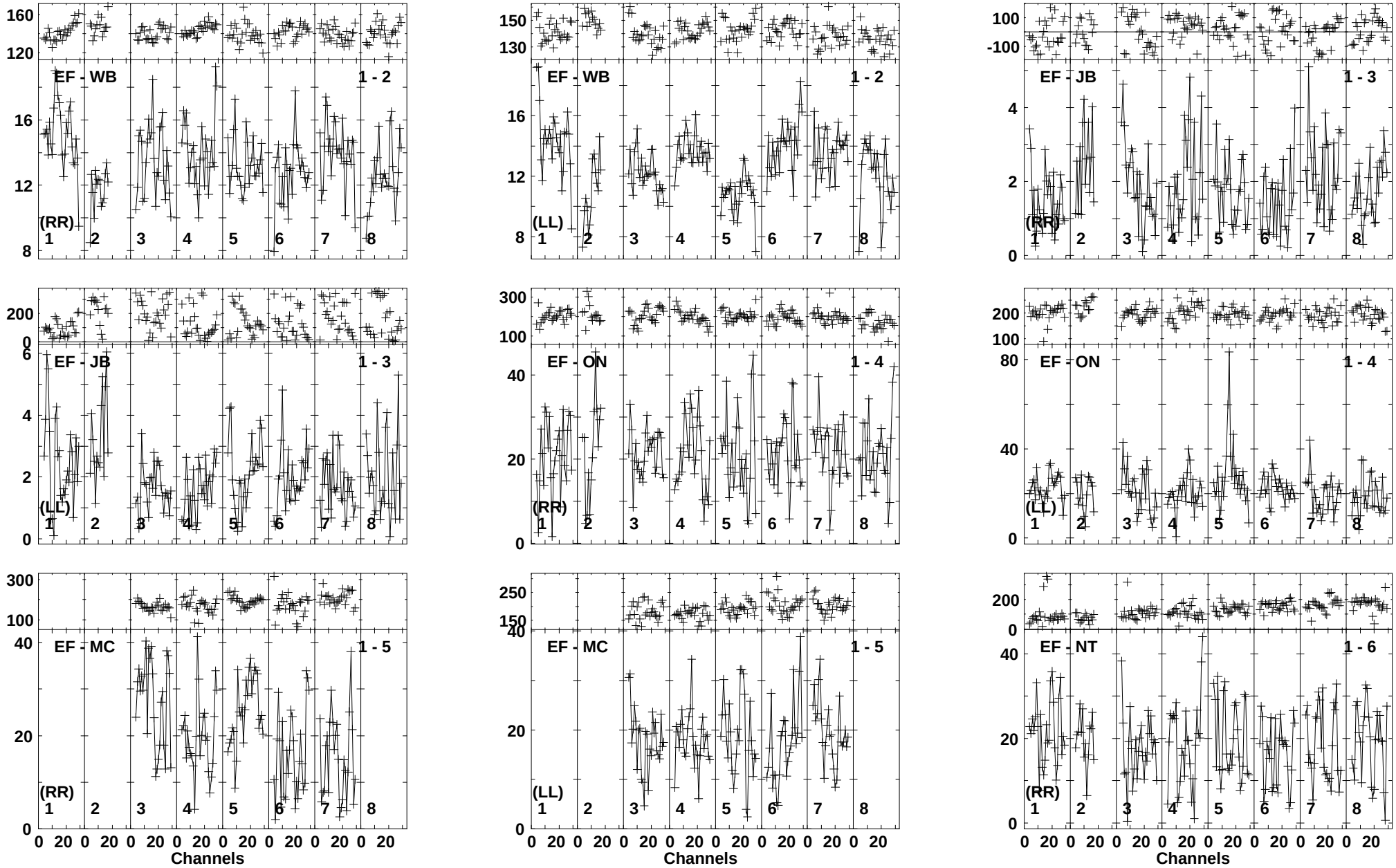

Lower frame: Milli Ampl Jy Top frame: Phas deg
Vector averaged cross-power spectrum Baseline: EF (01) - WB (02)
Timerange: 00/23:25:59 to 00/23:29:29

Plot file version 122 created 22-JUL-2014 18:10:16
IRAS10565 EP088C.UVDATA.1
Freq = 1.5950 GHz, Bw = 16.000 MH Calibrated with CL # 3 and BP # 1 (BP mode 1)

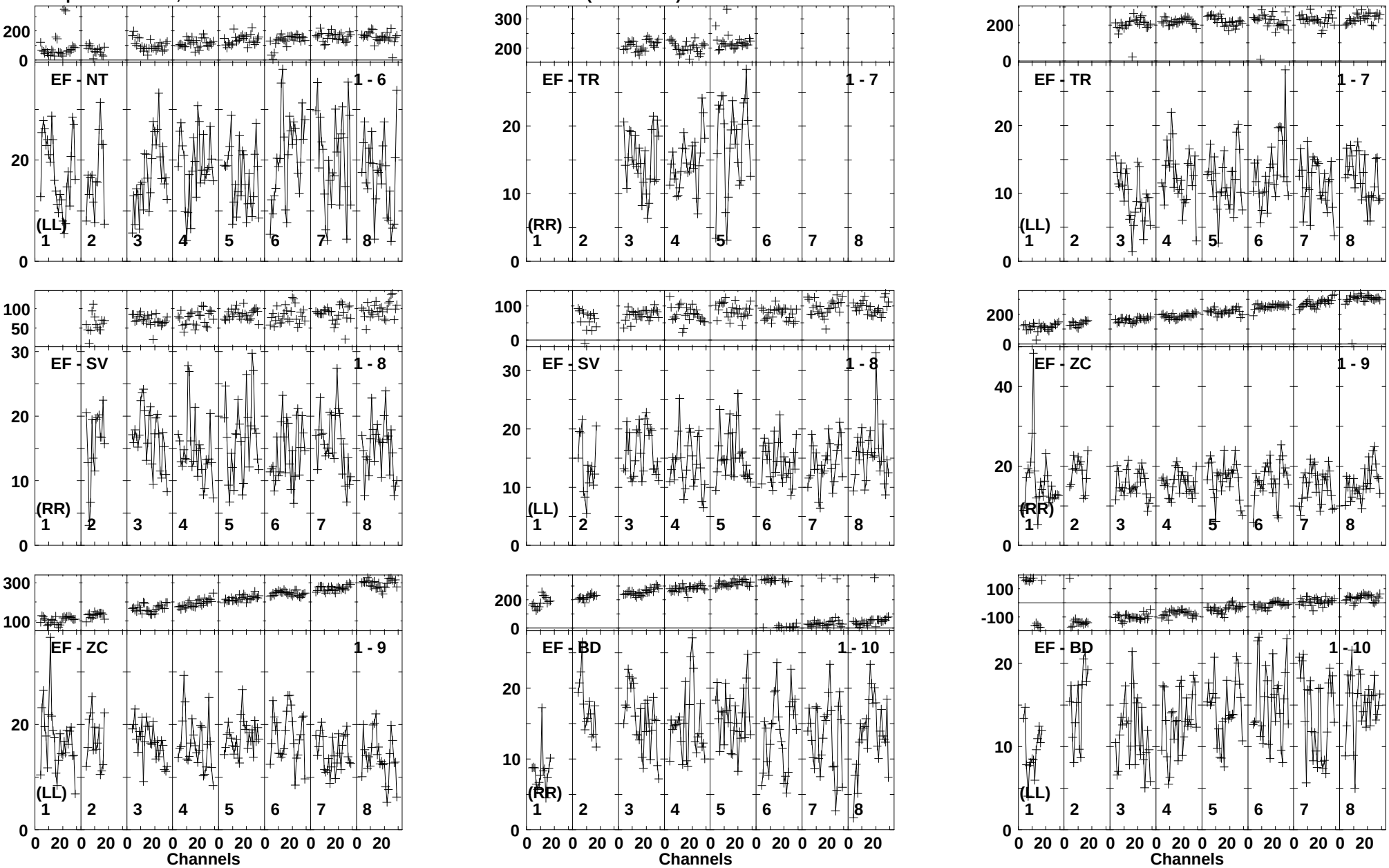

Lower frame: Milli Ampl Jy Top frame: Phas deg
Vector averaged cross-power spectrum Baseline: EF (01) - NT (06)
Timerange: 00/23:25:59 to 00/23:29:29

Plot file version 123 created 22-JUL-2014 18:10:17
IRAS10565 EP088C.UVDATA.1
Freq = 1.5950 GHz, Bw = 16.000 MH Calibrated with CL # 3 and BP # 1 (BP mode 1)

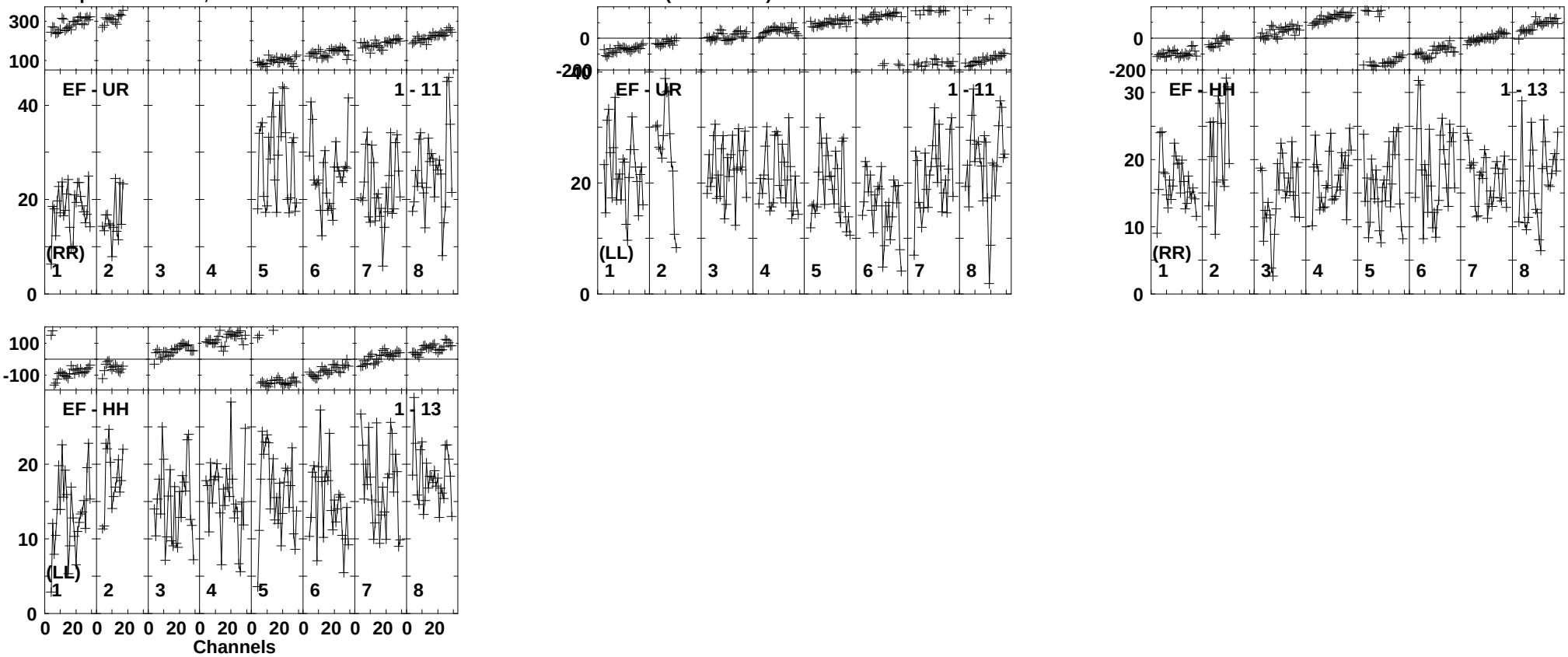

Lower frame: Milli Ampl Jy Top frame: Phas deg
Vector averaged cross-power spectrum Baseline: EF (01) - UR (11)
Timerange: 00/23:25:59 to 00/23:29:29

Plot file version 124 created 22-JUL-2014 18:10:17
J1102+2757 EP088C.UVDATA.1
Freq = 1.5950 GHz, Bw = 16.000 MH Calibrated with CL # 3 and BP # 1 (BP mode 1)

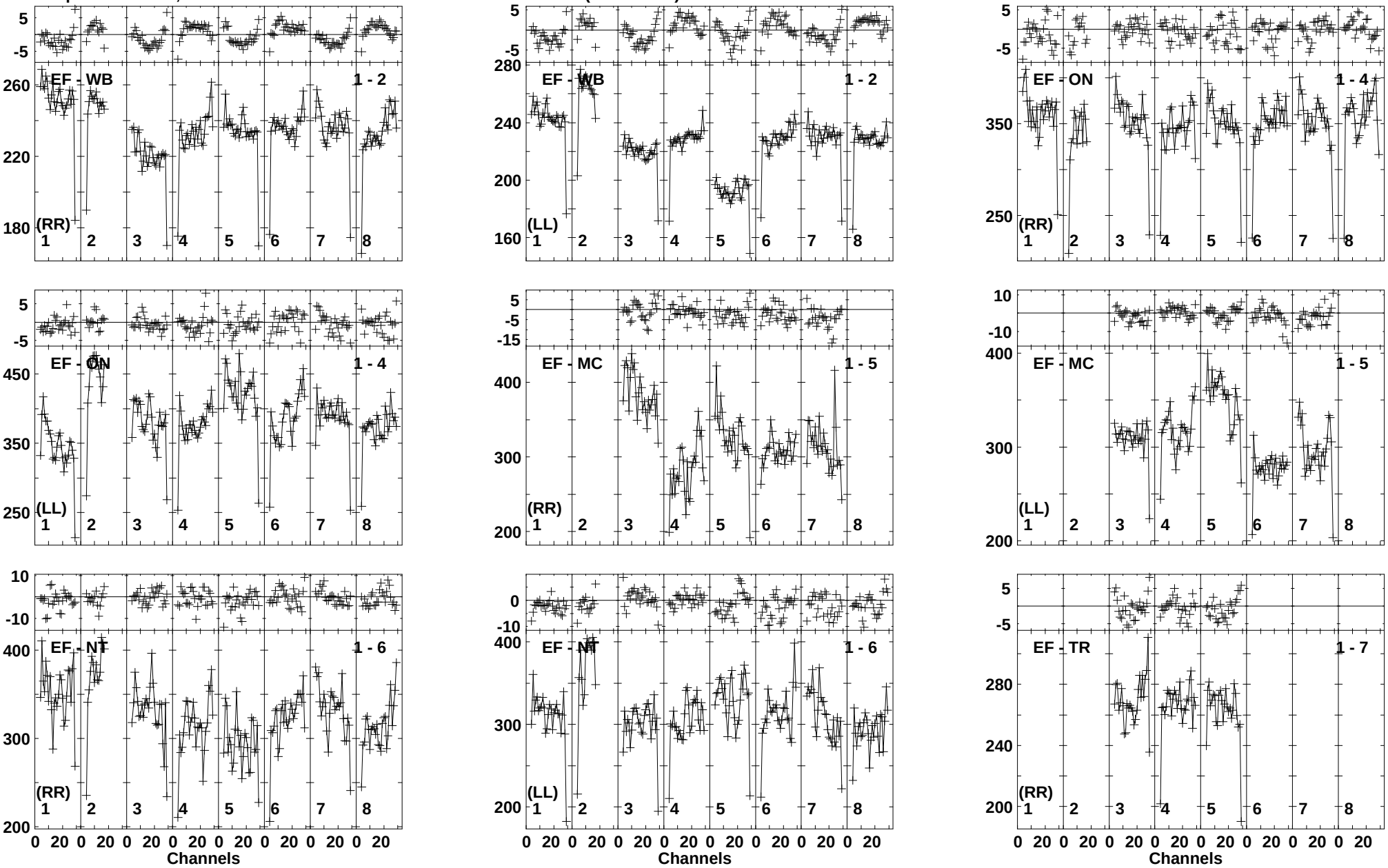

Lower frame: Milli Ampl Jy Top frame: Phas deg
Vector averaged cross-power spectrum Baseline: EF (01) - WB (02)
Timerange: 00/23:29:31 to 00/23:30:49

Plot file version 125 created 22-JUL-2014 18:10:17
J1102+2757 EP088C.UVDATA.1
Freq = 1.5950 GHz, Bw = 16.000 MH Calibrated with CL # 3 and BP # 1 (BP mode 1)

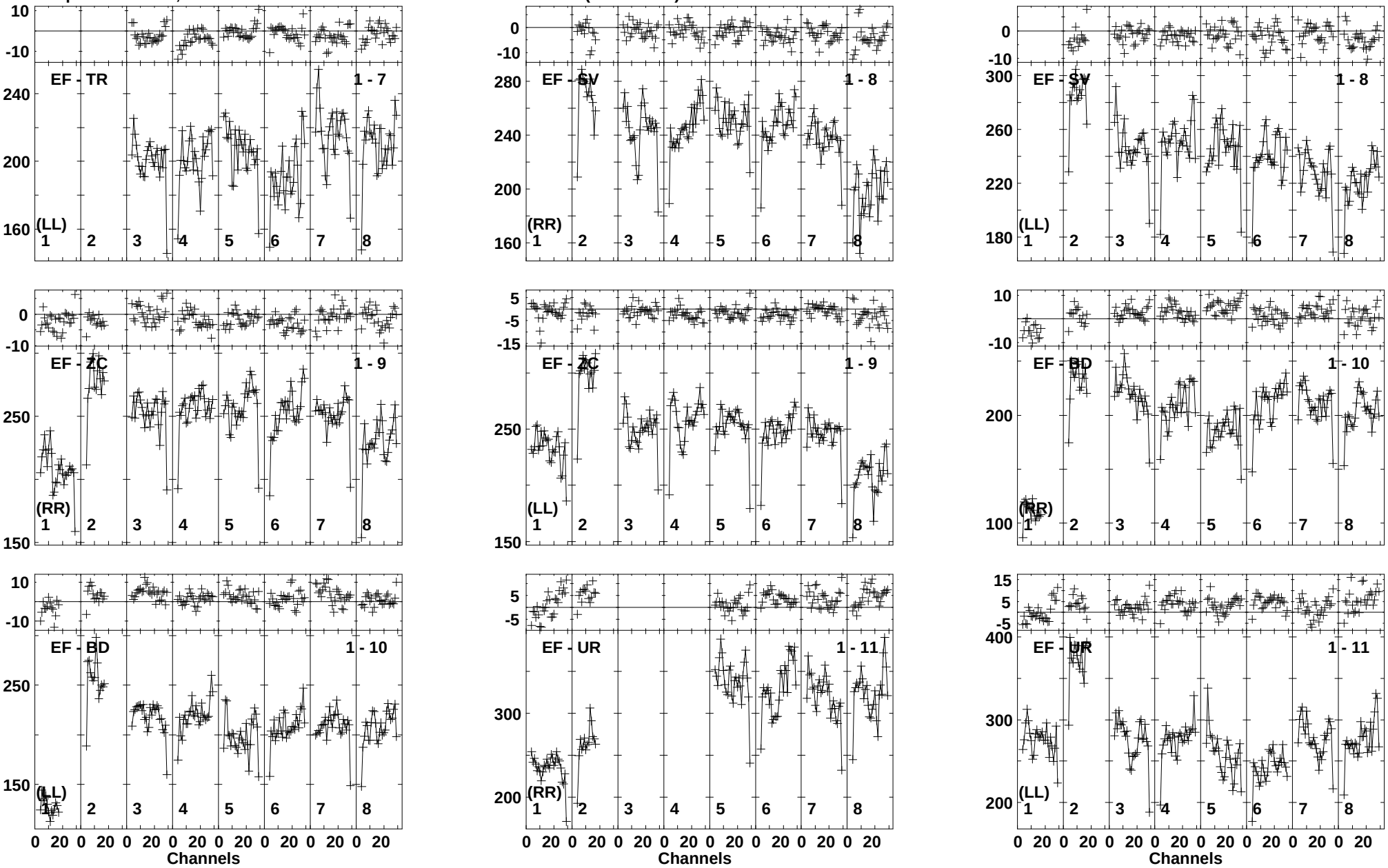

Lower frame: Milli Ampl Jy Top frame: Phas deg
Vector averaged cross-power spectrum Baseline: EF (01) - TR (07)
Timerange: 00/23:29:31 to 00/23:30:49

Plot file version 126 created 22-JUL-2014 18:10:18
J1102+2757 EP088C.UVDATA.1
Freq = 1.5950 GHz, Bw = 16.000 MH Calibrated with CL # 3 and BP # 1 (BP mode 1)

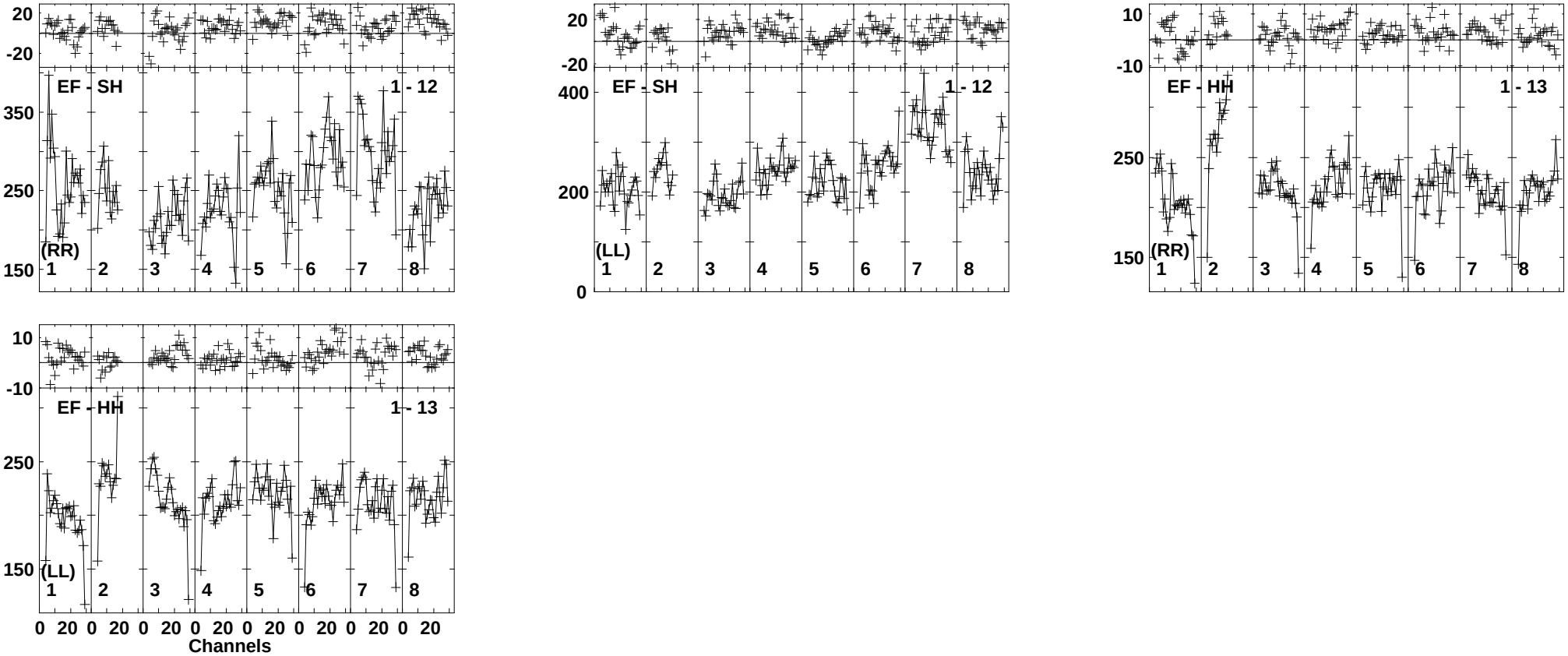

Lower frame: Milli Ampl Jy Top frame: Phas deg
Vector averaged cross-power spectrum Baseline: EF (01) - SH (12)
Timerange: 00/23:29:31 to 00/23:30:49

Plot file version 127 created 22-JUL-2014 18:10:18
J1453+2648 EP088C.UVDATA.1
Freq = 1.5950 GHz, Bw = 16.000 MH Calibrated with CL # 3 and BP # 1 (BP mode 1)

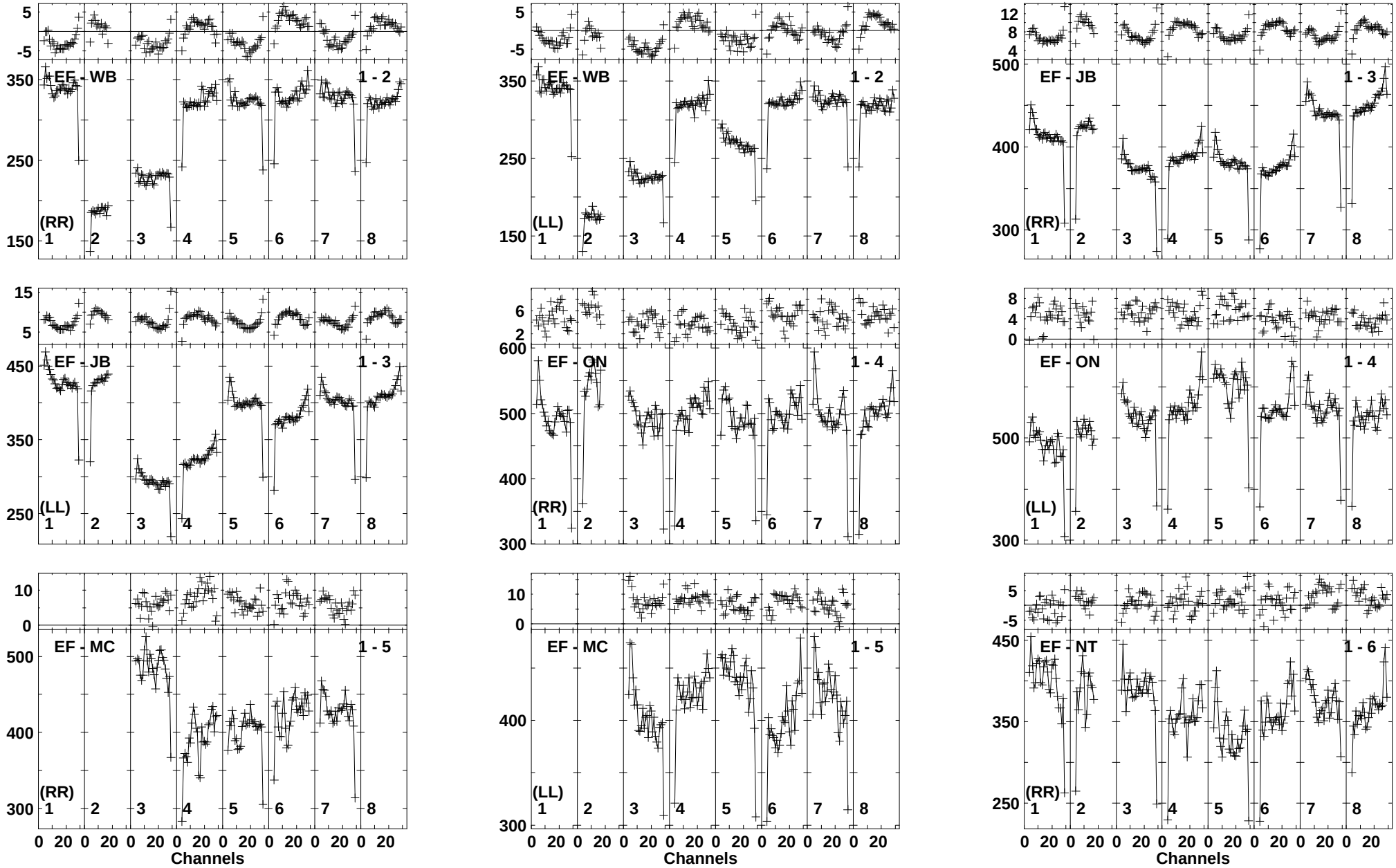

Lower frame: Milli Ampl Jy Top frame: Phas deg
Vector averaged cross-power spectrum Baseline: EF (01) - WB (02)
Timerange: 00/23:32:08 to 00/23:34:48

Plot file version 128 created 22-JUL-2014 18:10:18
J1453+2648 EP088C.UVDATA.1
Freq = 1.5950 GHz, Bw = 16.000 MH Calibrated with CL # 3 and BP # 1 (BP mode 1)

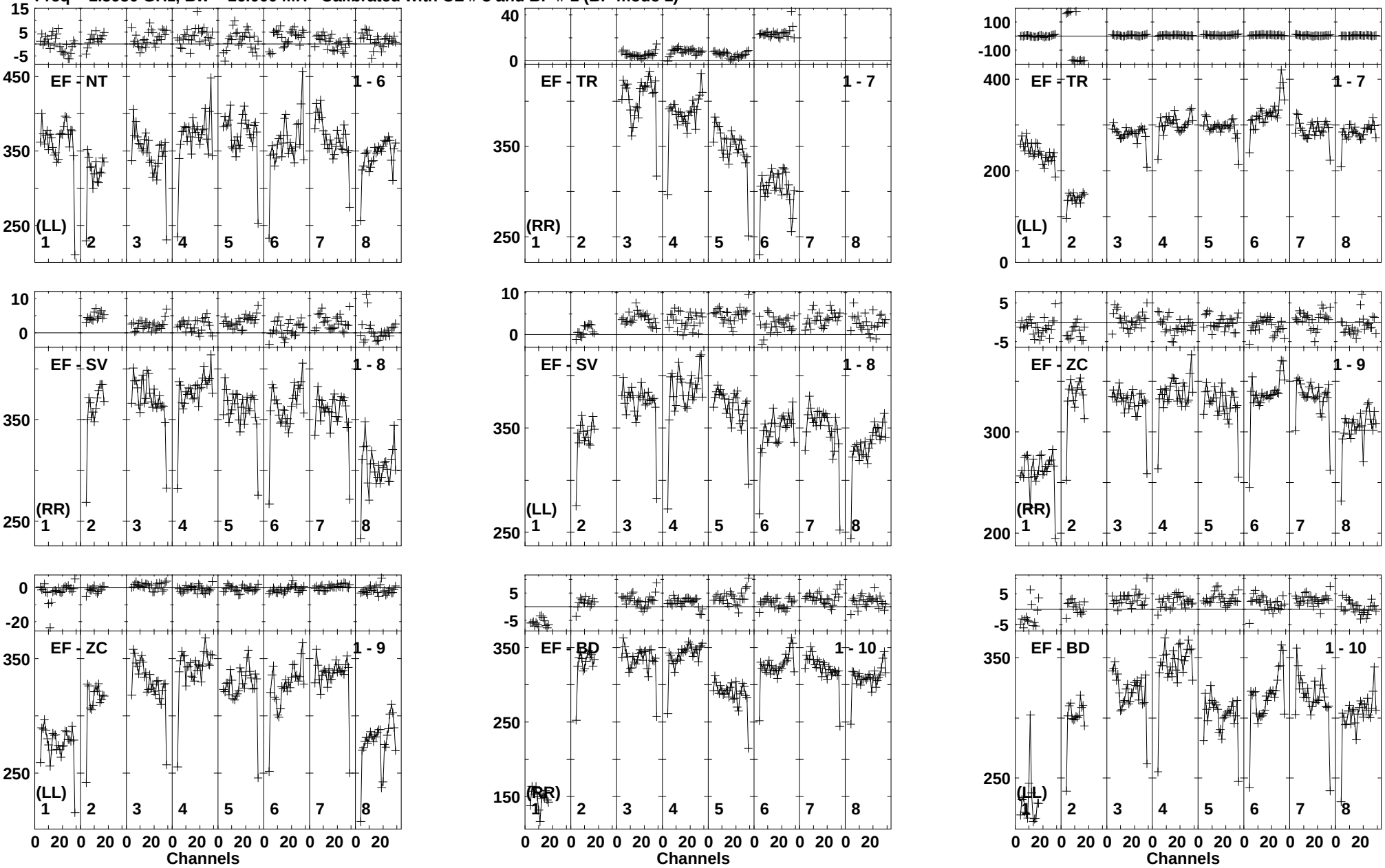

Lower frame: Milli Ampl Jy Top frame: Phas deg
Vector averaged cross-power spectrum Baseline: EF (01) - NT (06)
Timerange: 00/23:32:08 to 00/23:34:48

Plot file version 129 created 22-JUL-2014 18:10:19
J1453+2648 EP088C.UVDATA.1
Freq = 1.5950 GHz, Bw = 16.000 MH Calibrated with CL # 3 and BP # 1 (BP mode 1)

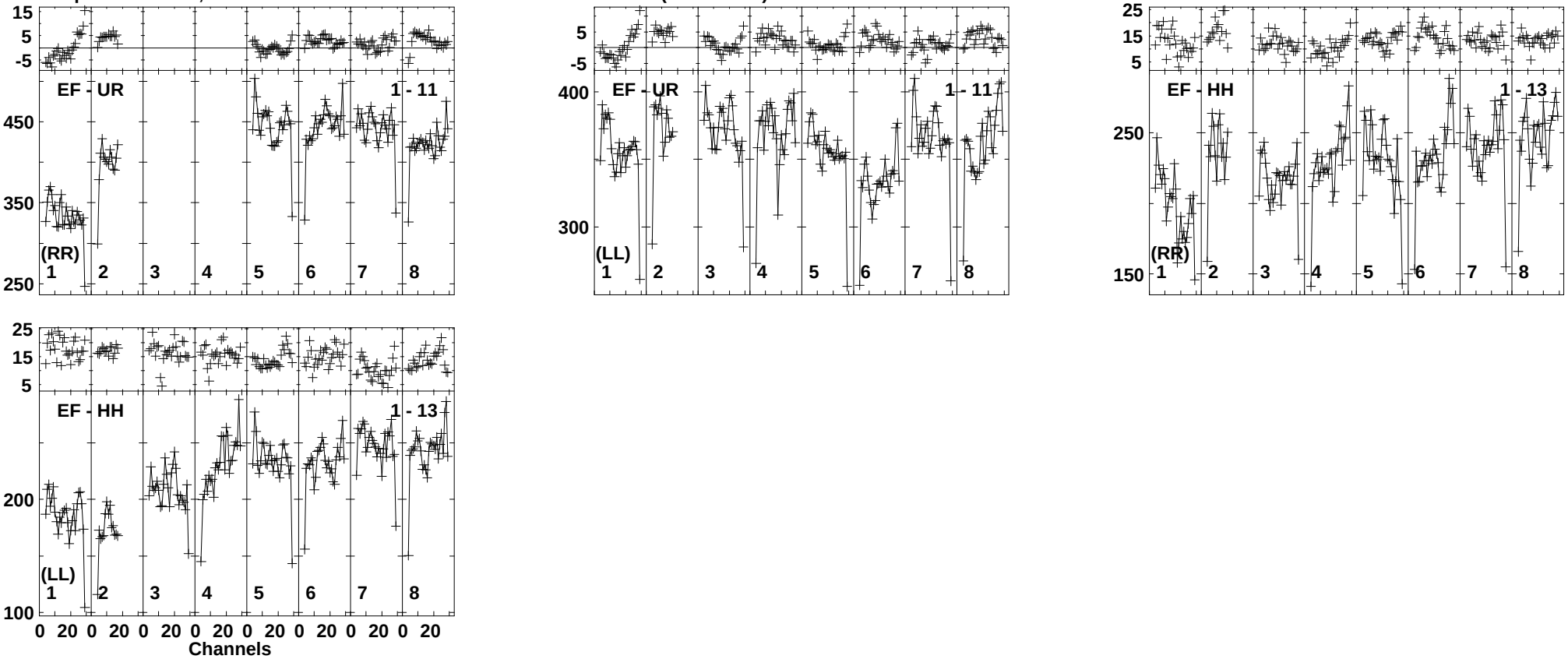

Lower frame: Milli Ampl Jy Top frame: Phas deg
Vector averaged cross-power spectrum Baseline: EF (01) - UR (11)
Timerange: 00/23:32:08 to 00/23:34:48

Plot file version 130 created 22-JUL-2014 18:10:19
VV340A EP088C.UVDATA.1
Freq = 1.5950 GHz, Bw = 16.000 MH Calibrated with CL # 3 and BP # 1 (BP mode 1)

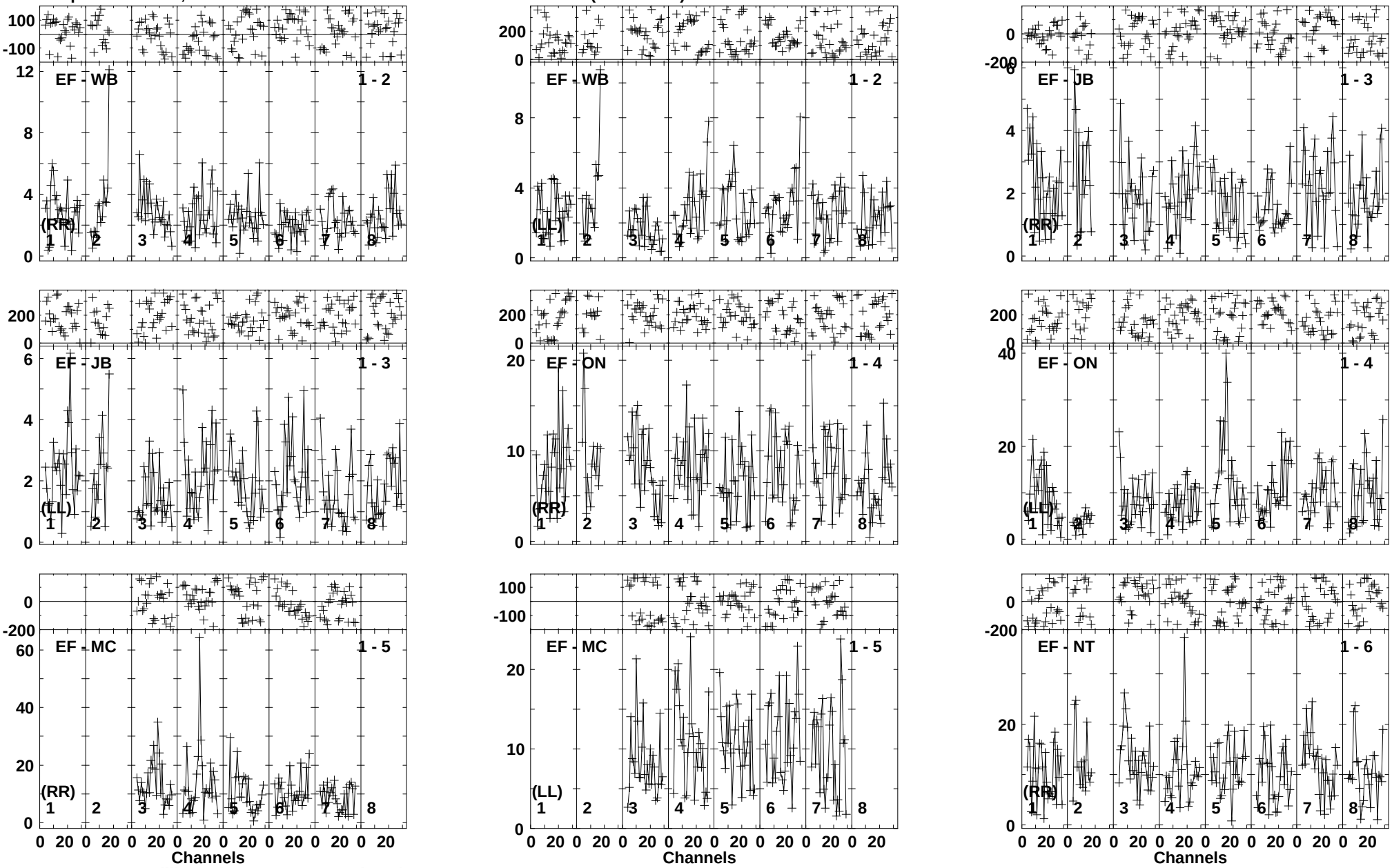

Lower frame: Milli Ampl Jy Top frame: Phas deg
Vector averaged cross-power spectrum Baseline: EF (01) - WB (02)
Timerange: 00/23:35:31 to 00/23:39:09

Plot file version 131 created 22-JUL-2014 18:10:19
VV340A EP088C.UVDATA.1
Freq = 1.5950 GHz, Bw = 16.000 MH Calibrated with CL # 3 and BP # 1 (BP mode 1)



Lower frame: Milli Ampl Jy Top frame: Phas deg
Vector averaged cross-power spectrum Baseline: EF (01) - NT (06)
Timerange: 00/23:35:31 to 00/23:39:09

Plot file version 132 created 22-JUL-2014 18:10:20
VV340A EP088C.UVDATA.1
Freq = 1.5950 GHz, Bw = 16.000 MH Calibrated with CL # 3 and BP # 1 (BP mode 1)

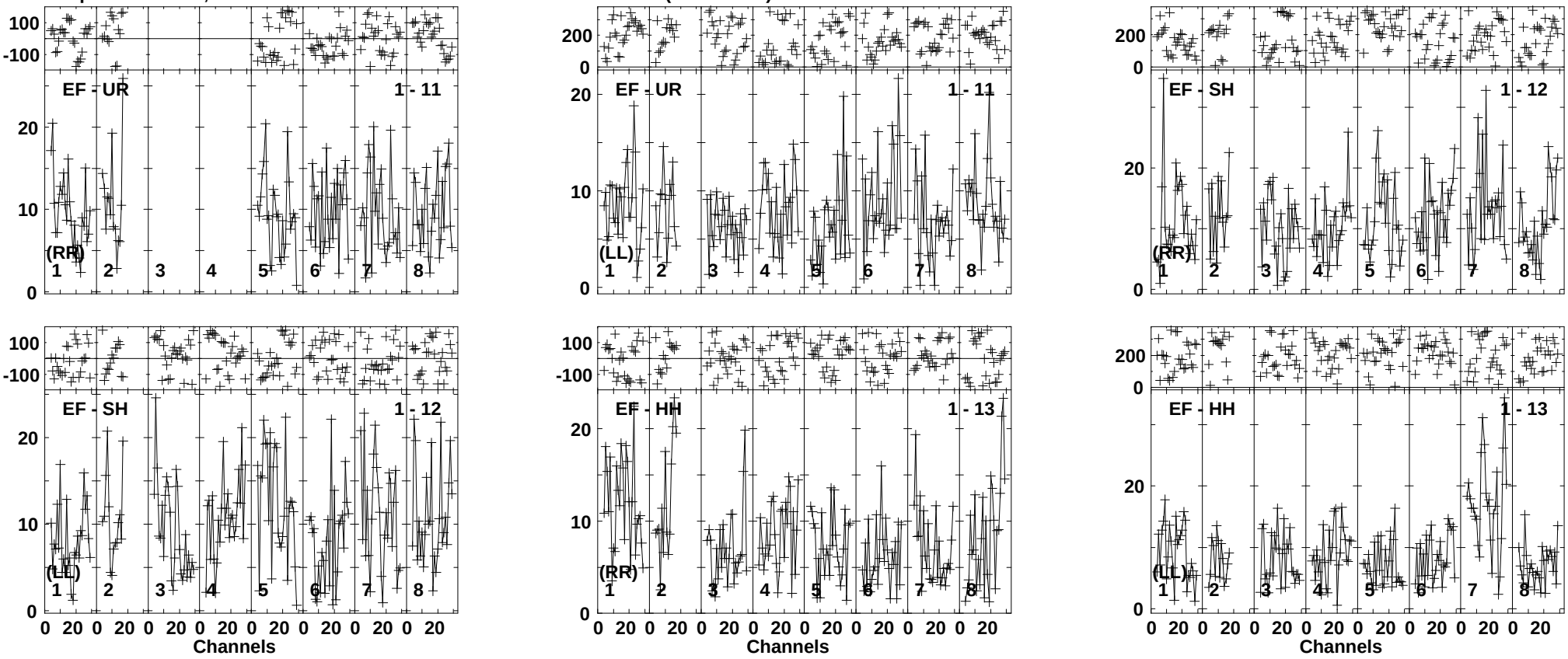

Lower frame: Milli Ampl Jy Top frame: Phas deg
Vector averaged cross-power spectrum Baseline: EF (01) - UR (11)
Timerange: 00/23:35:31 to 00/23:39:09

Plot file version 133 created 22-JUL-2014 18:10:20
J1453+2648 EP088C.UVDATA.1
Freq = 1.5950 GHz, Bw = 16.000 MH Calibrated with CL # 3 and BP # 1 (BP mode 1)

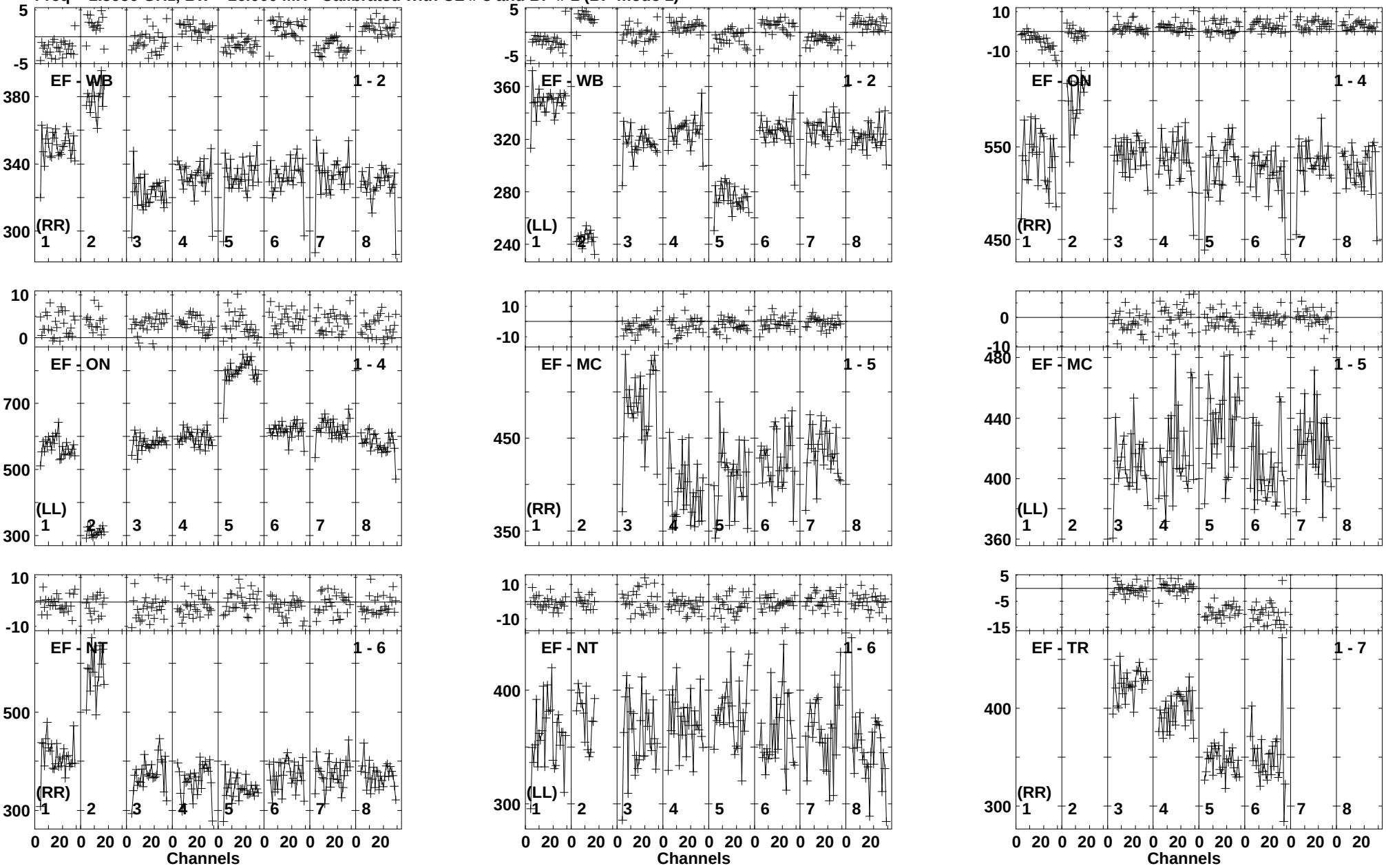

Lower frame: Milli Ampl Jy Top frame: Phas deg
Vector averaged cross-power spectrum Baseline: EF (01) - WB (02)
Timerange: 00/23:39:16 to 00/23:40:28

Plot file version 134 created 22-JUL-2014 18:10:21
J1453+2648 EP088C.UVDATA.1
Freq = 1.5950 GHz, Bw = 16.000 MH Calibrated with CL # 3 and BP # 1 (BP mode 1)

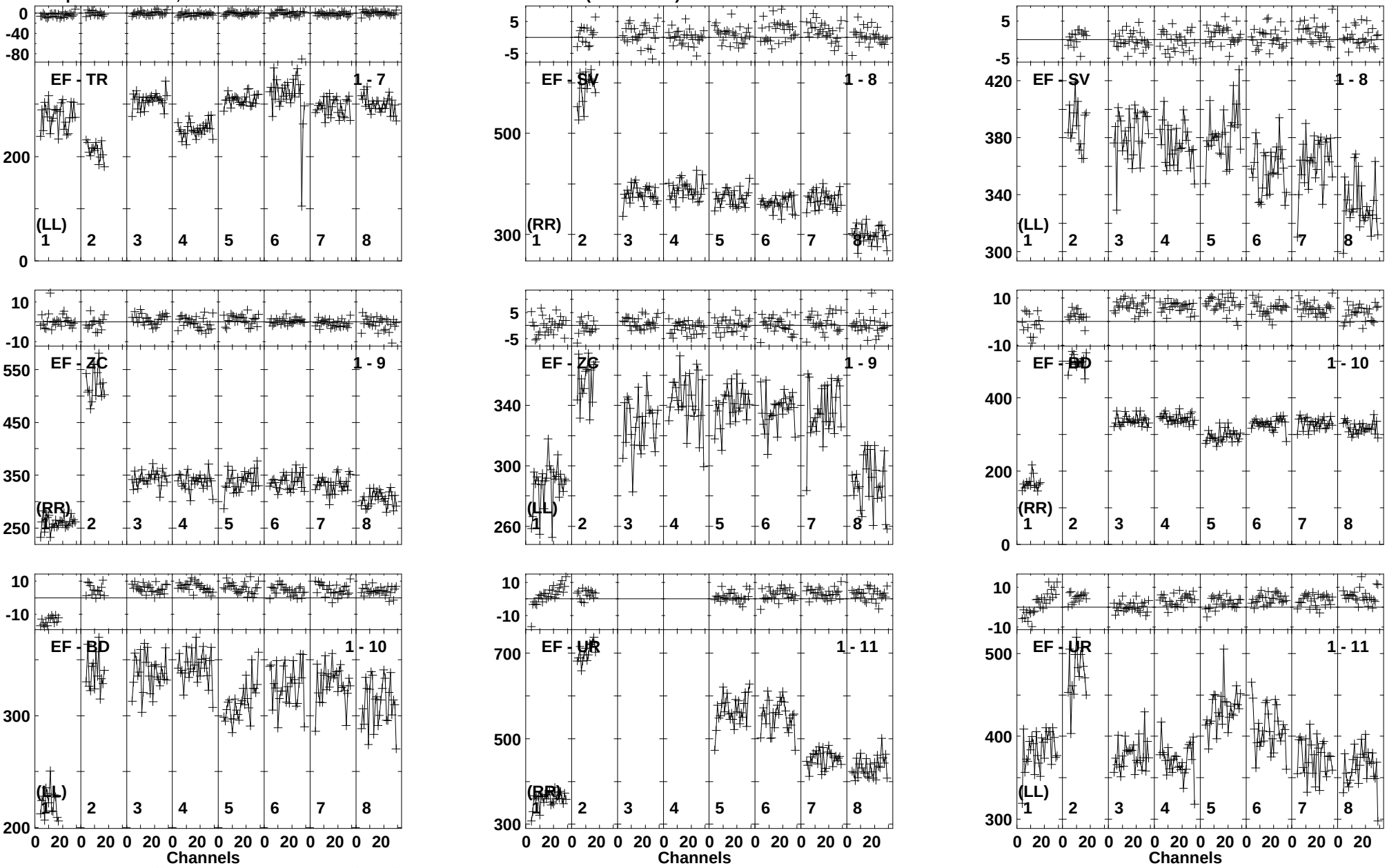

Lower frame: Milli Ampl Jy Top frame: Phas deg
Vector averaged cross-power spectrum Baseline: EF (01) - TR (07)
Timerange: 00/23:39:16 to 00/23:40:28

Plot file version 135 created 22-JUL-2014 18:10:21
J1453+2648 EP088C.UVDATA.1
Freq = 1.5950 GHz, Bw = 16.000 MH Calibrated with CL # 3 and BP # 1 (BP mode 1)

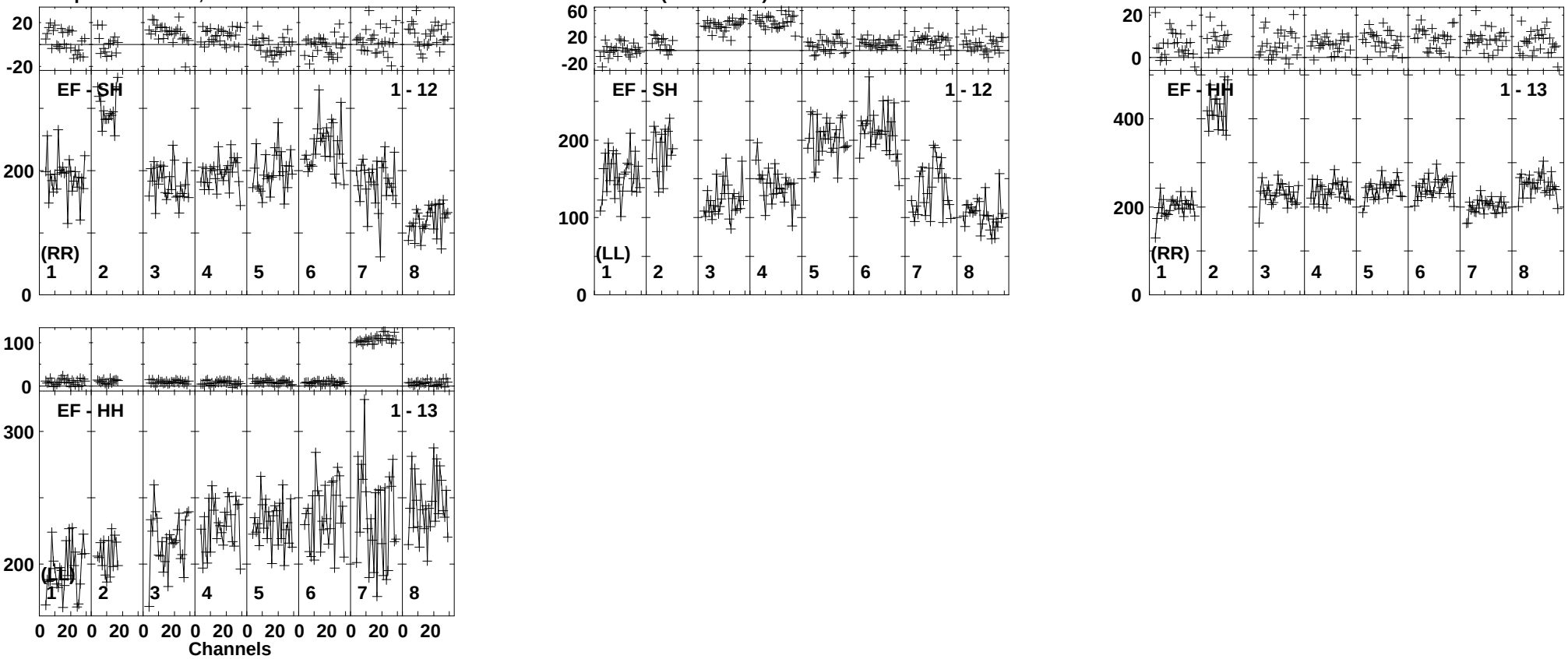

Lower frame: Milli Ampl Jy Top frame: Phas deg
Vector averaged cross-power spectrum Baseline: EF (01) - SH (12)
Timerange: 00/23:39:16 to 00/23:40:28

Plot file version 136 created 22-JUL-2014 18:10:21
VV340A EP088C.UVDATA.1
Freq = 1.5950 GHz, Bw = 16.000 MH Calibrated with CL # 3 and BP # 1 (BP mode 1)

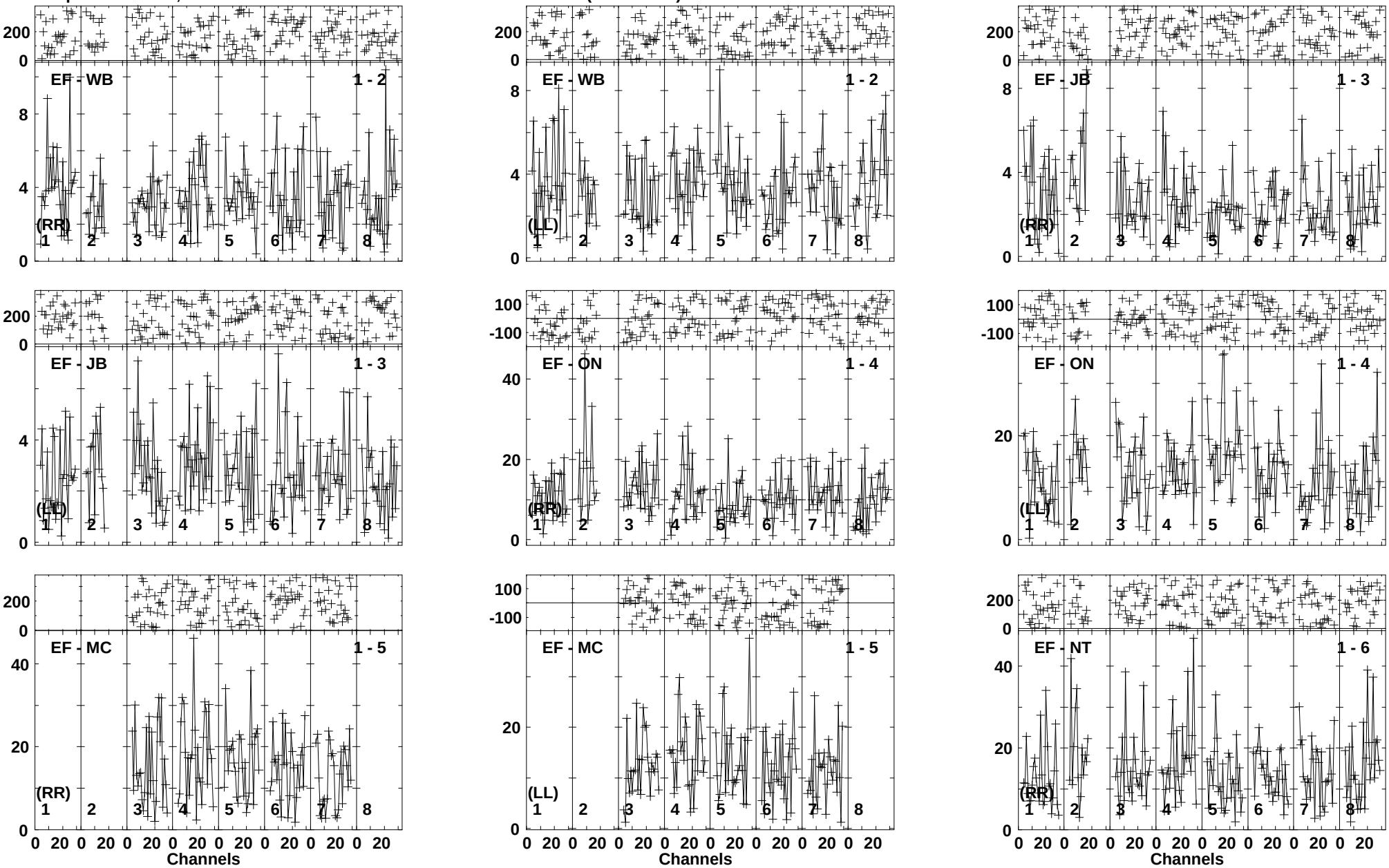

Lower frame: Milli Ampl Jy Top frame: Phas deg
Vector averaged cross-power spectrum Baseline: EF (01) - WB (02)
Timerange: 00/23:41:11 to 00/23:44:49

Plot file version 137 created 22-JUL-2014 18:10:22
VV340A EP088C.UVDATA.1
Freq = 1.5950 GHz, Bw = 16.000 MH Calibrated with CL # 3 and BP # 1 (BP mode 1)

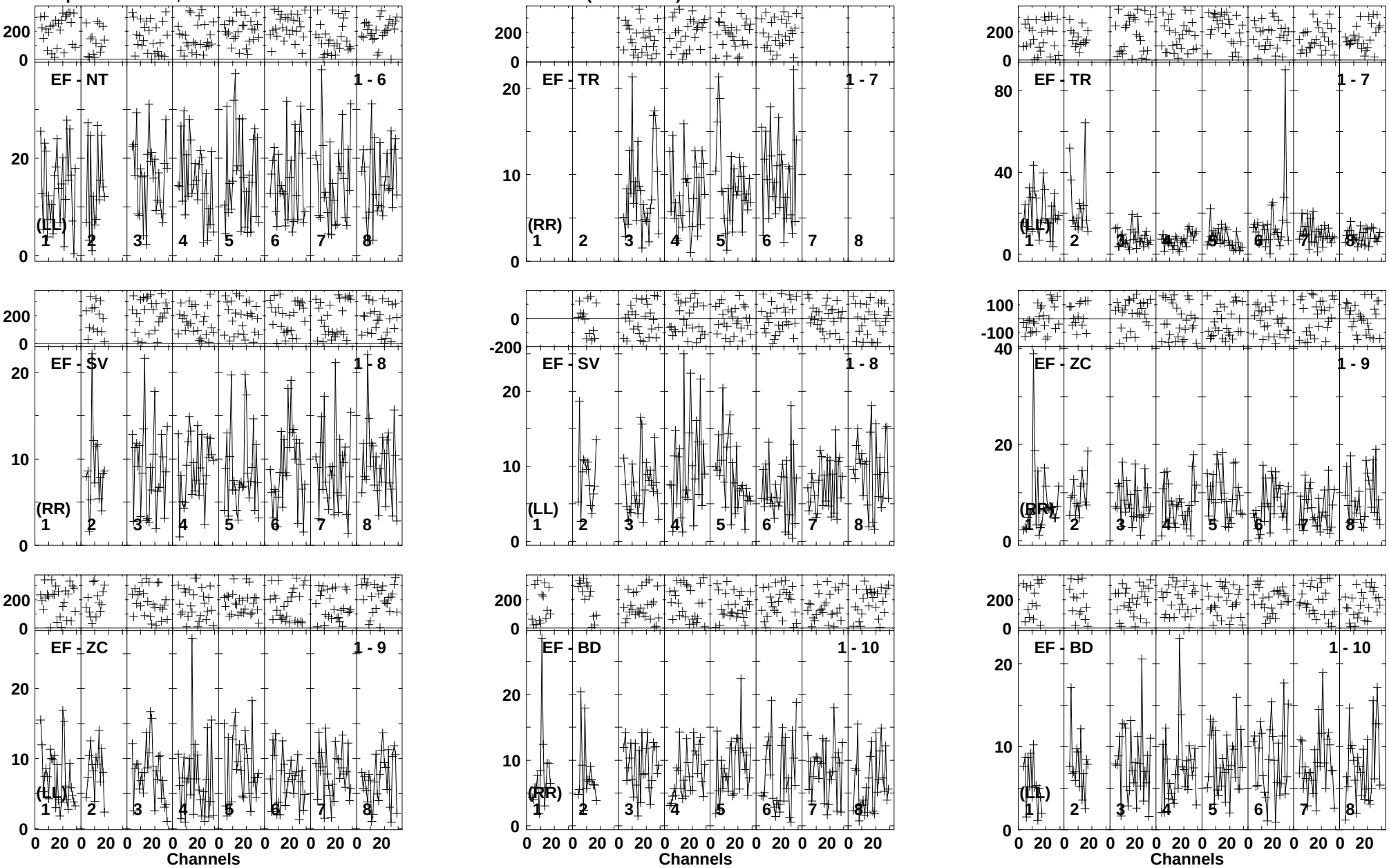

Lower frame: Milli Ampl Jy Top frame: Phas deg
Vector averaged cross-power spectrum Baseline: EF (01) - NT (06)
Timerange: 00/23:41:11 to 00/23:44:49

Plot file version 138 created 22-JUL-2014 18:10:22
VV340A EP088C.UVDATA.1
Freq = 1.5950 GHz, Bw = 16.000 MH Calibrated with CL # 3 and BP # 1 (BP mode 1)

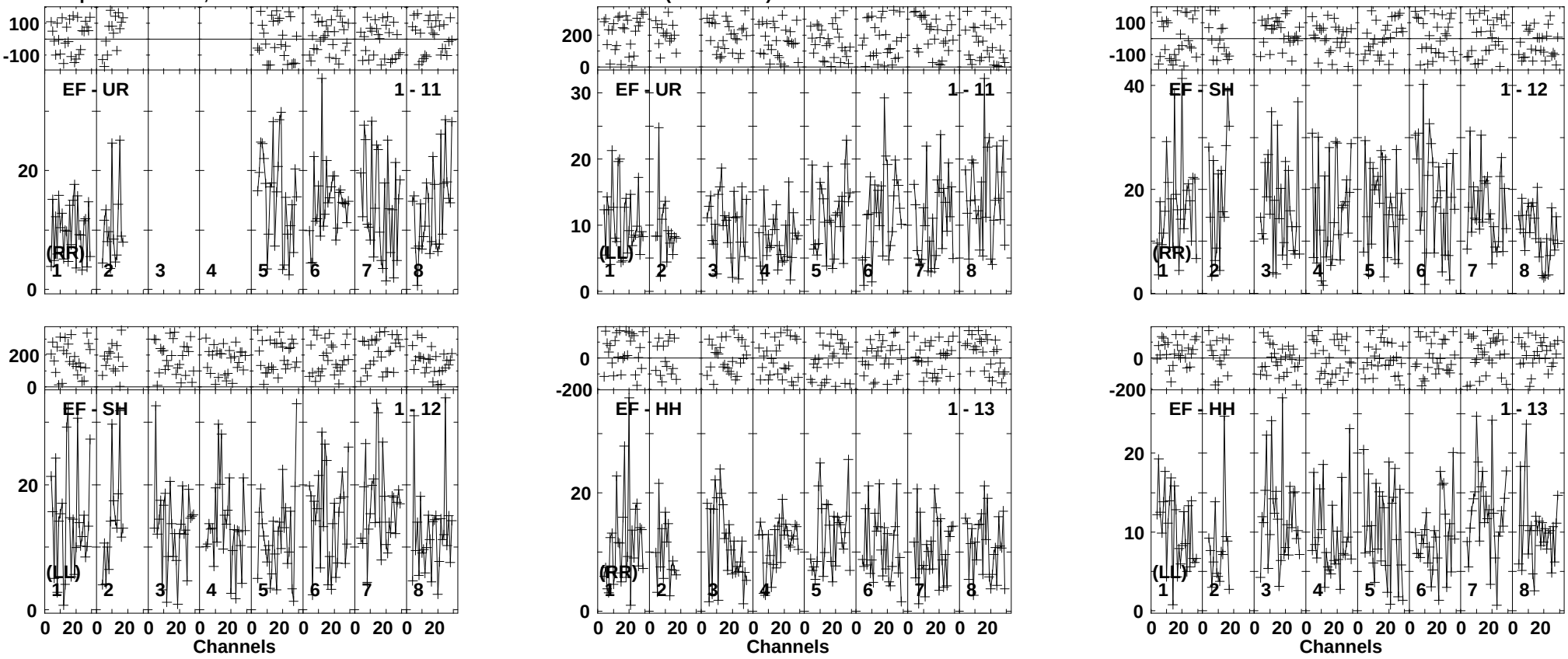

Lower frame: Milli Ampl Jy Top frame: Phas deg
Vector averaged cross-power spectrum Baseline: EF (01) - UR (11)
Timerange: 00/23:41:11 to 00/23:44:49

Plot file version 139 created 22-JUL-2014 18:10:23
J1453+2648 EP088C.UVDATA.1
Freq = 1.5950 GHz, Bw = 16.000 MH Calibrated with CL # 3 and BP # 1 (BP mode 1)

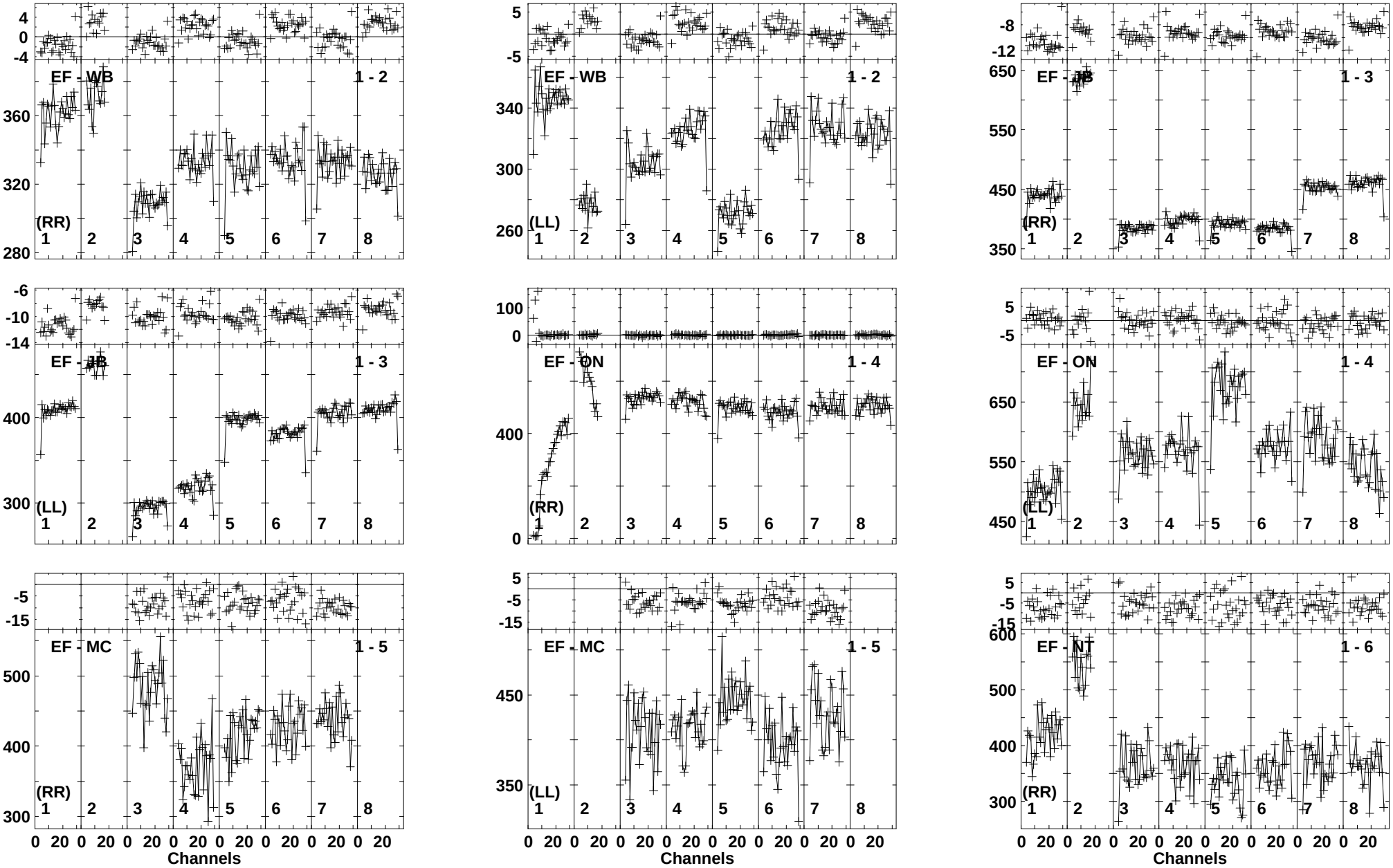

Lower frame: Milli Ampl Jy Top frame: Phas deg
Vector averaged cross-power spectrum Baseline: EF (01) - WB (02)
Timerange: 00/23:44:56 to 00/23:45:58

Plot file version 140 created 22-JUL-2014 18:10:23
J1453+2648 EP088C.UVDATA.1
Freq = 1.5950 GHz, Bw = 16.000 MH Calibrated with CL # 3 and BP # 1 (BP mode 1)

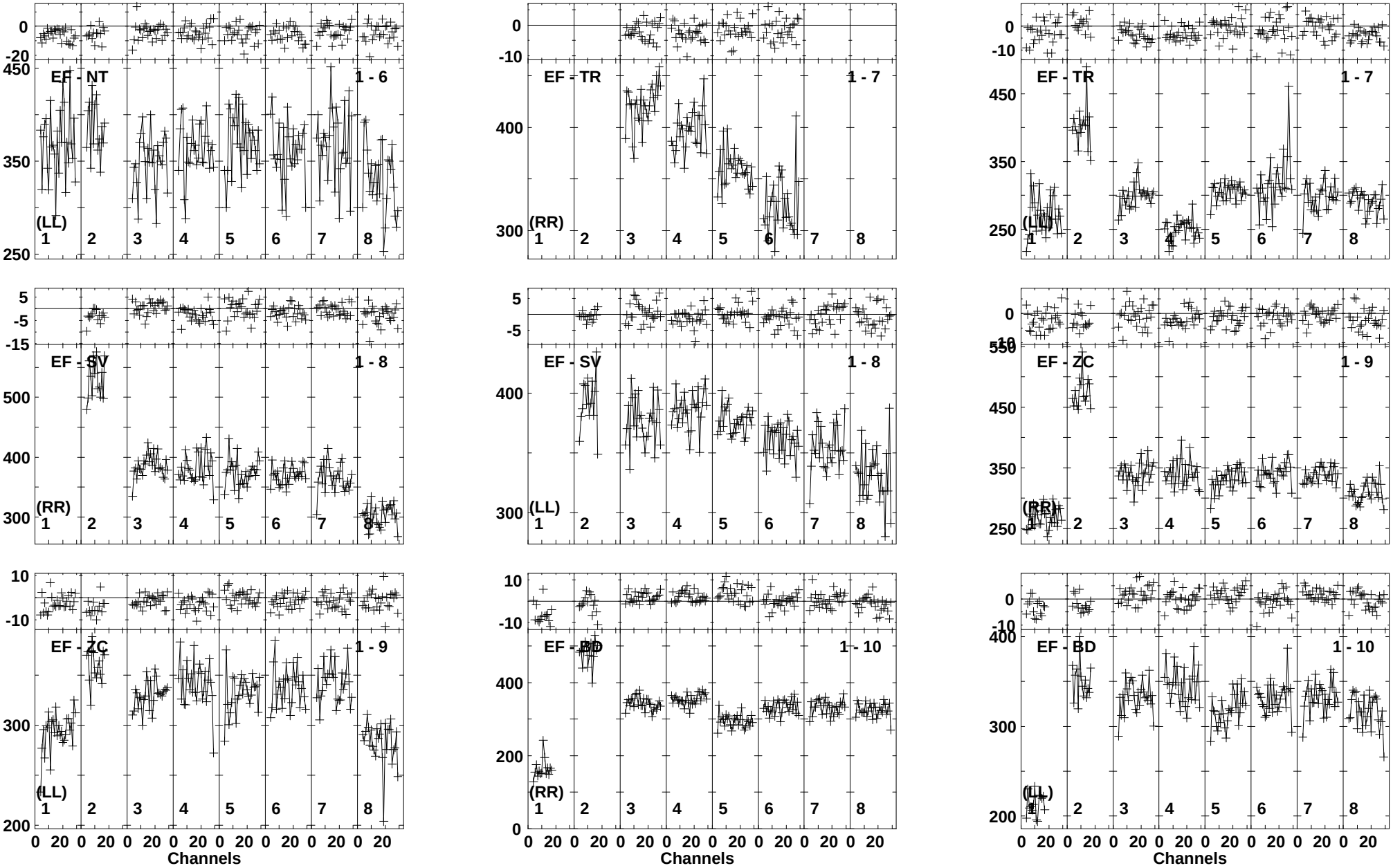

Lower frame: Milli Ampl Jy Top frame: Phas deg
Vector averaged cross-power spectrum Baseline: EF (01) - NT (06)
Timerange: 00/23:44:56 to 00/23:45:58

Plot file version 141 created 22-JUL-2014 18:10:23
J1453+2648 EP088C.UVDATA.1
Freq = 1.5950 GHz, Bw = 16.000 MH Calibrated with CL # 3 and BP # 1 (BP mode 1)

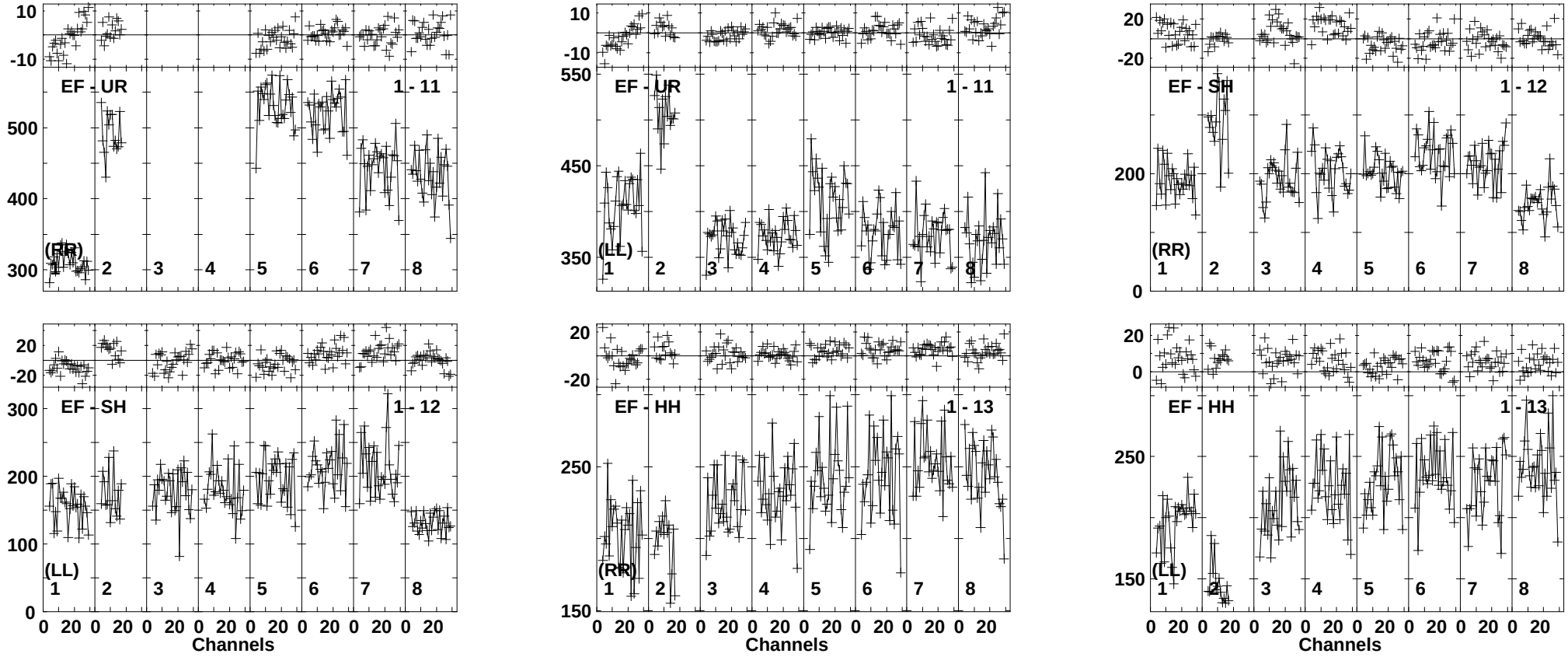

Lower frame: Milli Ampl Jy Top frame: Phas deg
Vector averaged cross-power spectrum Baseline: EF (01) - UR (11)
Timerange: 00/23:44:56 to 00/23:45:58

Plot file version 142 created 22-JUL-2014 18:10:24
VV340A EP088C.UVDATA.1
Freq = 1.5950 GHz, Bw = 16.000 MH Calibrated with CL # 3 and BP # 1 (BP mode 1)

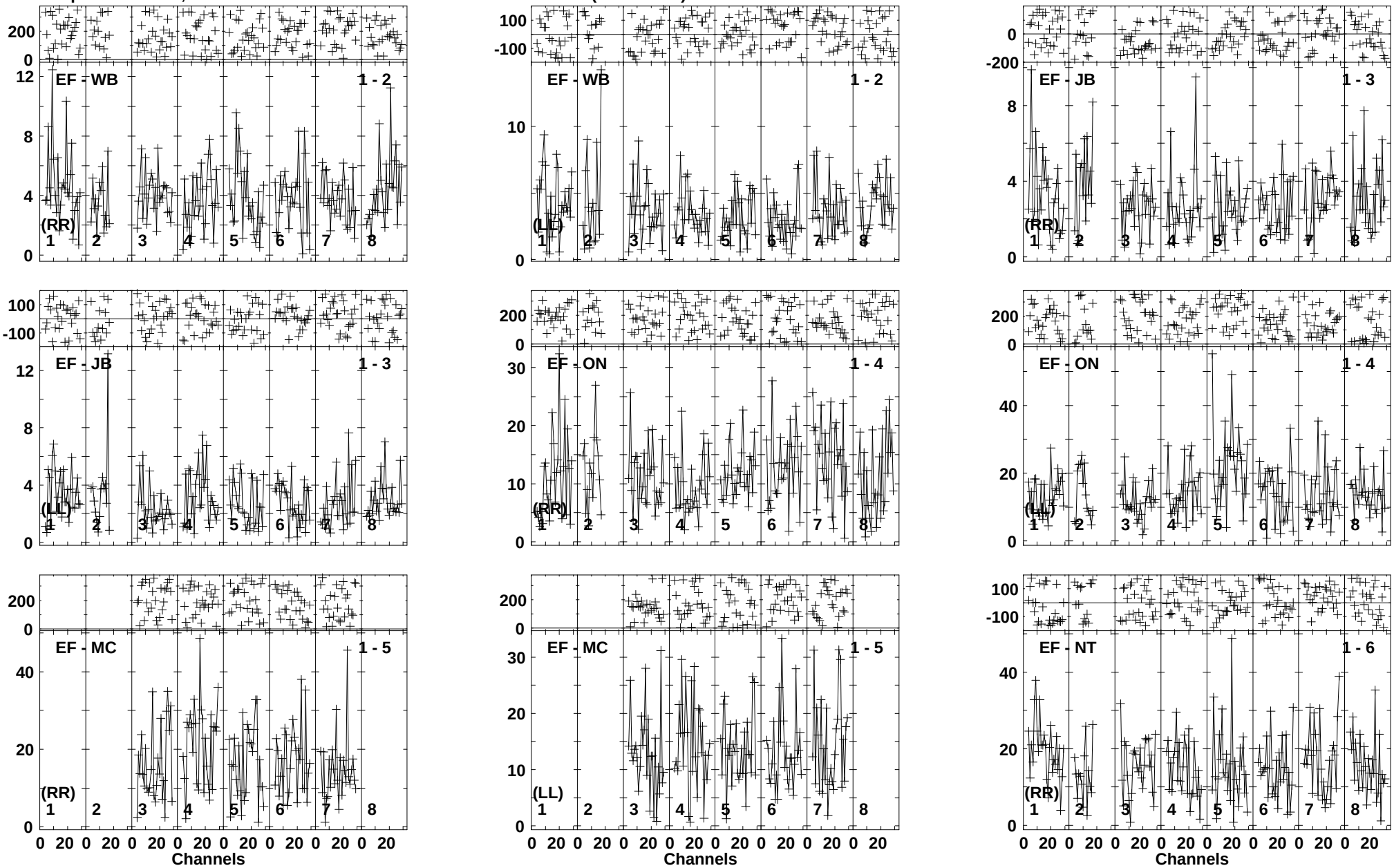

Lower frame: Milli Ampl Jy Top frame: Phas deg
Vector averaged cross-power spectrum Baseline: EF (01) - WB (02)
Timerange: 00/23:46:06 to 00/23:49:38

Plot file version 143 created 22-JUL-2014 18:10:24
VV340A EP088C.UVDATA.1
Freq = 1.5950 GHz, Bw = 16.000 MH Calibrated with CL # 3 and BP # 1 (BP mode 1)

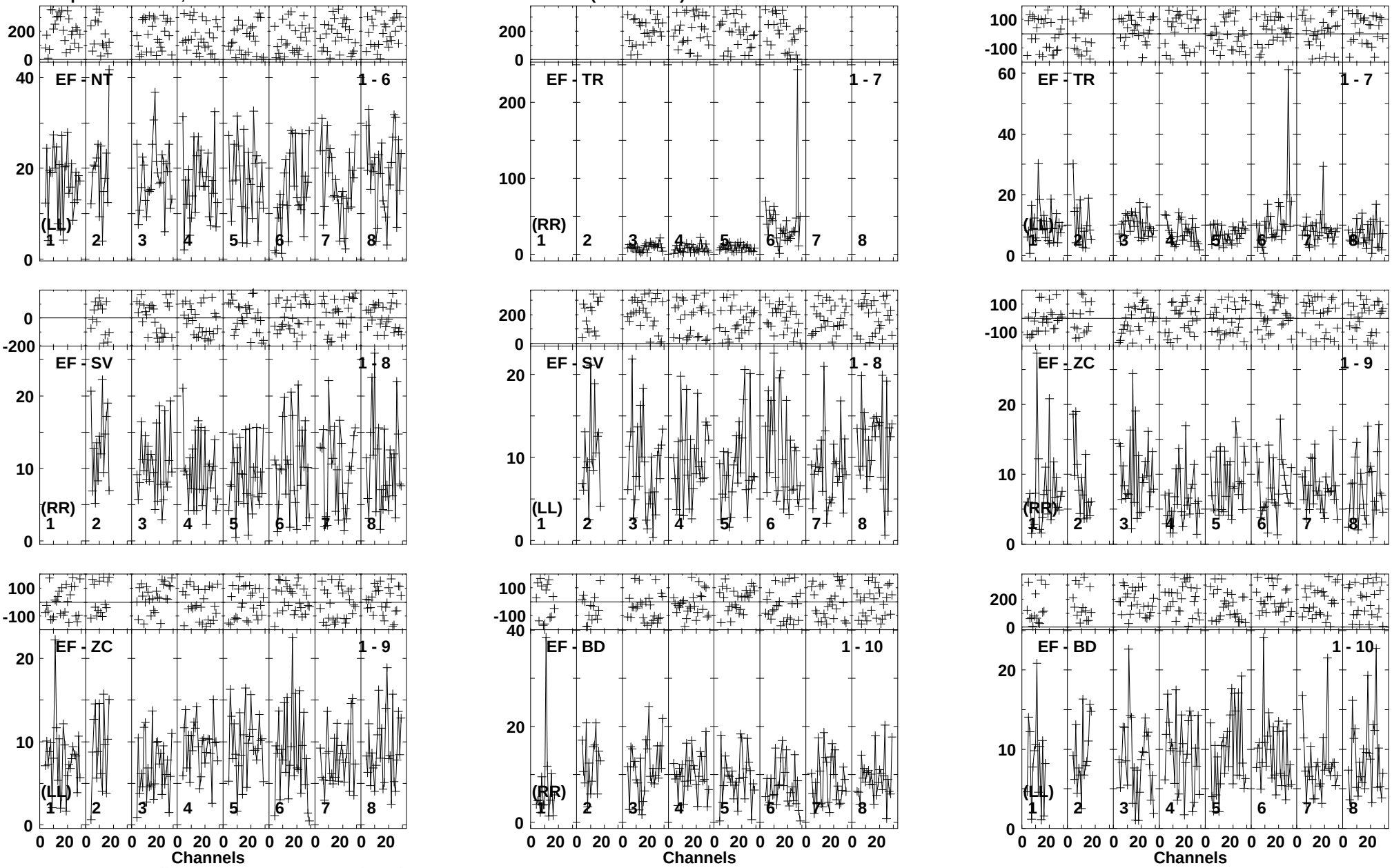

Lower frame: Milli Ampl Jy Top frame: Phas deg
Vector averaged cross-power spectrum Baseline: EF (01) - NT (06)
Timerange: 00/23:46:06 to 00/23:49:38

Plot file version 144 created 22-JUL-2014 18:10:25
VV340A EP088C.UVDATA.1
Freq = 1.5950 GHz, Bw = 16.000 MH Calibrated with CL # 3 and BP # 1 (BP mode 1)

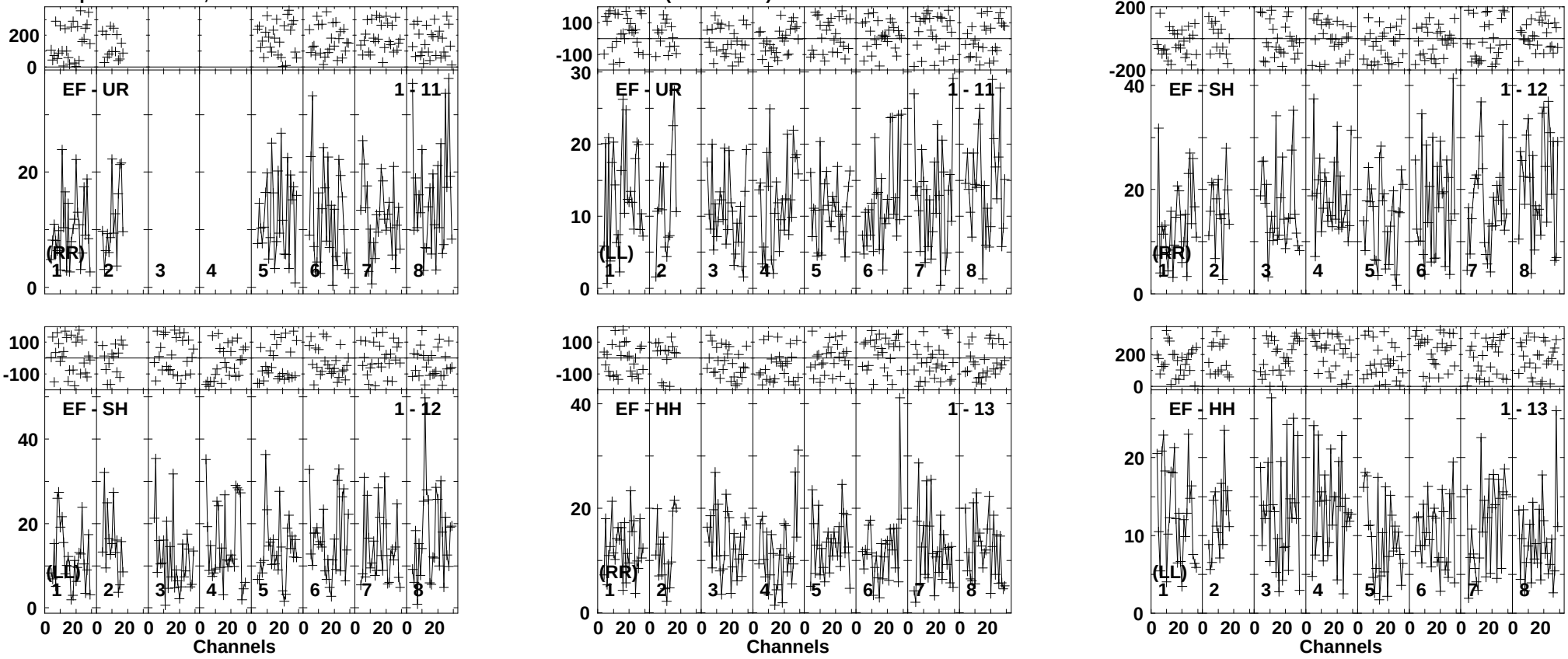

Lower frame: Milli Ampl Jy Top frame: Phas deg
Vector averaged cross-power spectrum Baseline: EF (01) - UR (11)
Timerange: 00/23:46:06 to 00/23:49:38

Plot file version 145 created 22-JUL-2014 18:10:25
J1453+2648 EP088C.UVDATA.1
Freq = 1.5950 GHz, Bw = 16.000 MH Calibrated with CL # 3 and BP # 1 (BP mode 1)

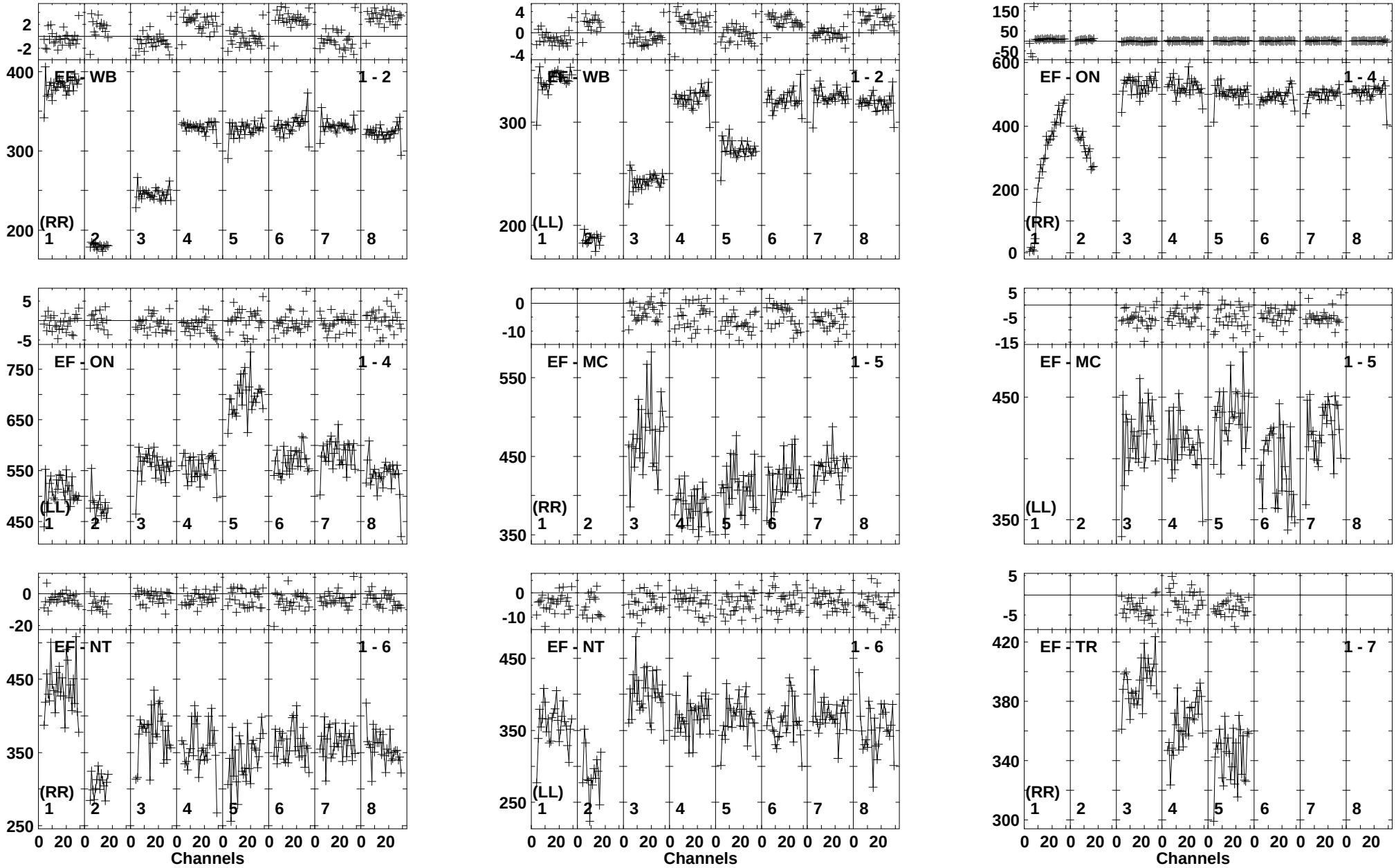

Lower frame: Milli Ampl Jy Top frame: Phas deg
Vector averaged cross-power spectrum Baseline: EF (01) - WB (02)
Timerange: 00/23:49:46 to 00/23:50:58

Plot file version 146 created 22-JUL-2014 18:10:25
J1453+2648 EP088C.UVDATA.1
Freq = 1.5950 GHz, Bw = 16.000 MH Calibrated with CL # 3 and BP # 1 (BP mode 1)

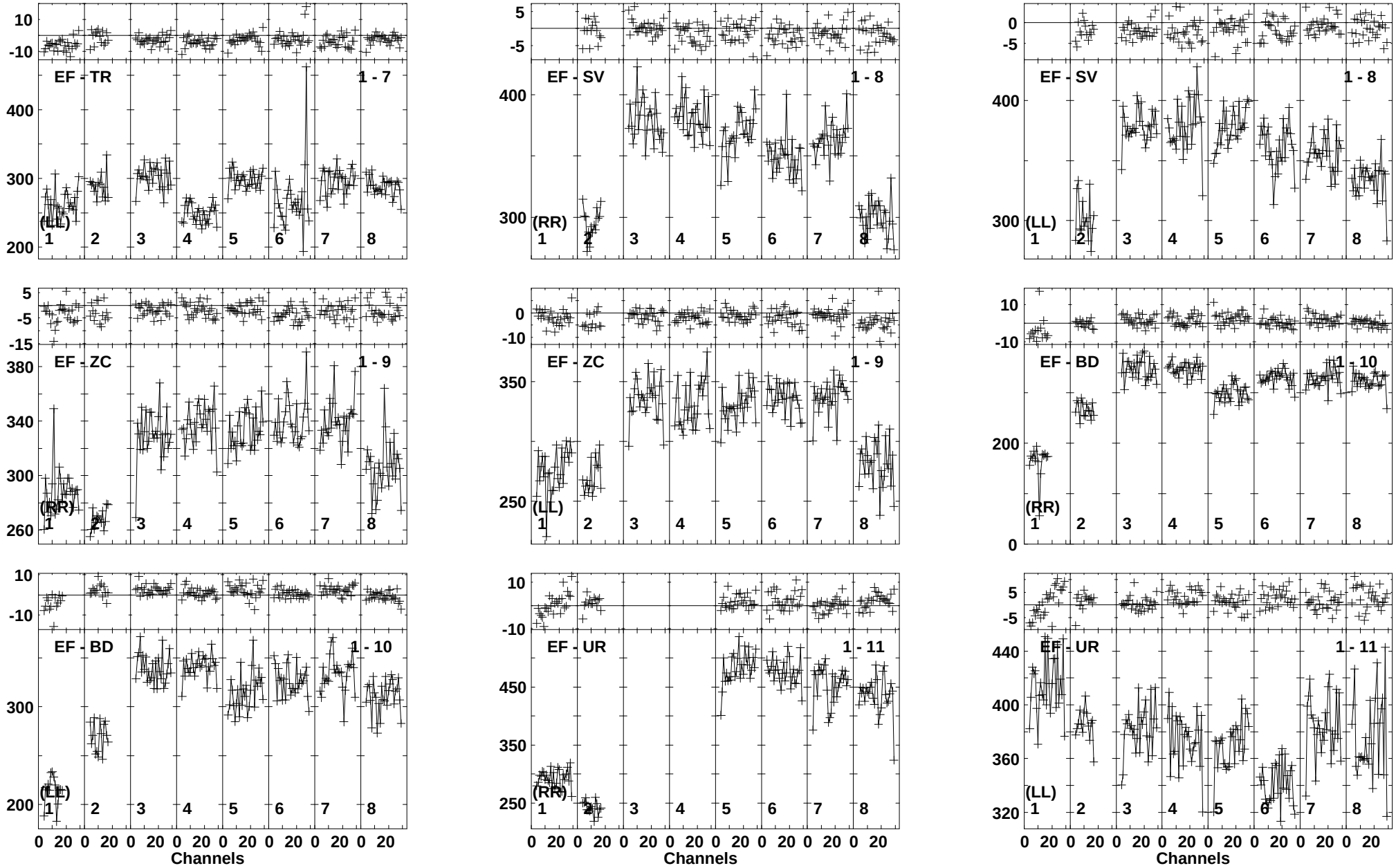

Lower frame: Milli Ampl Jy Top frame: Phas deg
Vector averaged cross-power spectrum Baseline: EF (01) - TR (07)
Timerange: 00/23:49:46 to 00/23:50:58

Plot file version 147 created 22-JUL-2014 18:10:26
J1453+2648 EP088C.UVDATA.1
Freq = 1.5950 GHz, Bw = 16.000 MH Calibrated with CL # 3 and BP # 1 (BP mode 1)

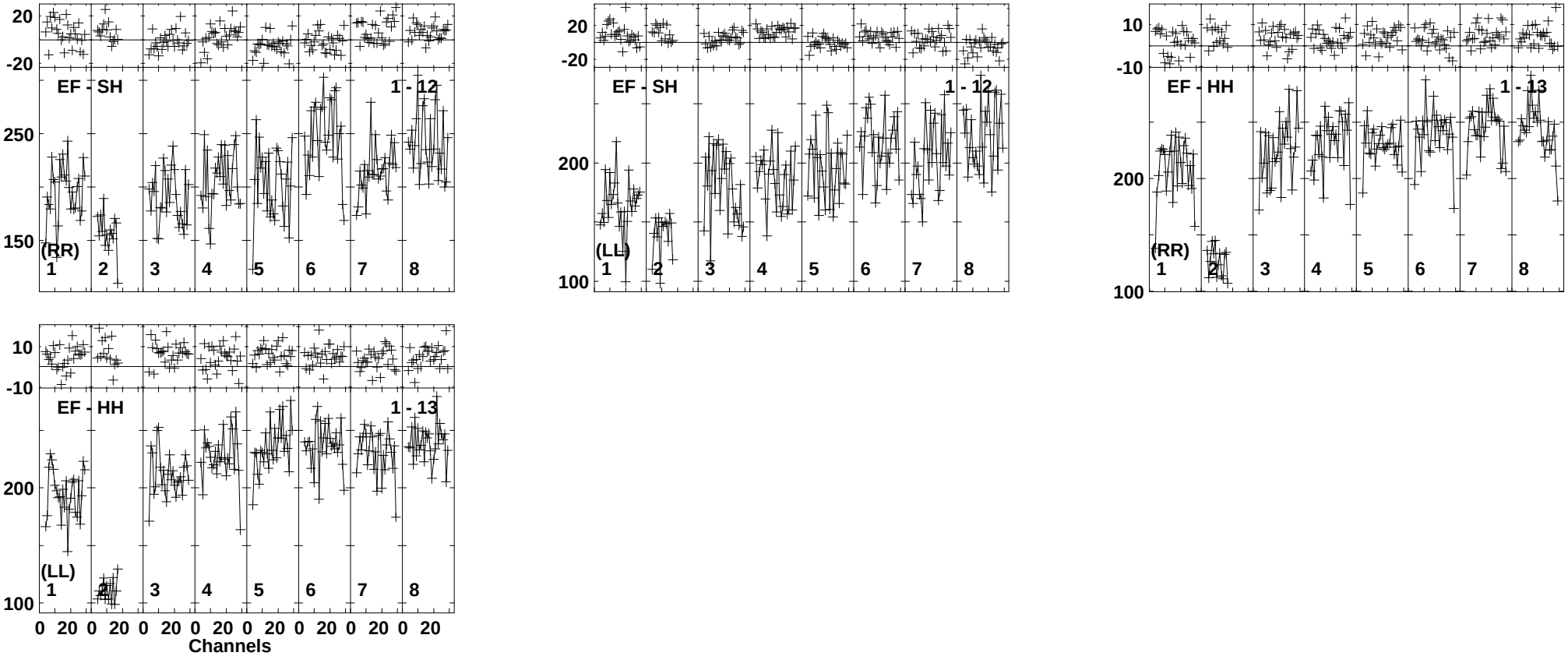

Lower frame: Milli Ampl Jy Top frame: Phas deg
Vector averaged cross-power spectrum Baseline: EF (01) - SH (12)
Timerange: 00/23:49:46 to 00/23:50:58

Plot file version 148 created 22-JUL-2014 18:10:26
VV340A EP088C.UVDATA.1
Freq = 1.5950 GHz, Bw = 16.000 MH Calibrated with CL # 3 and BP # 1 (BP mode 1)

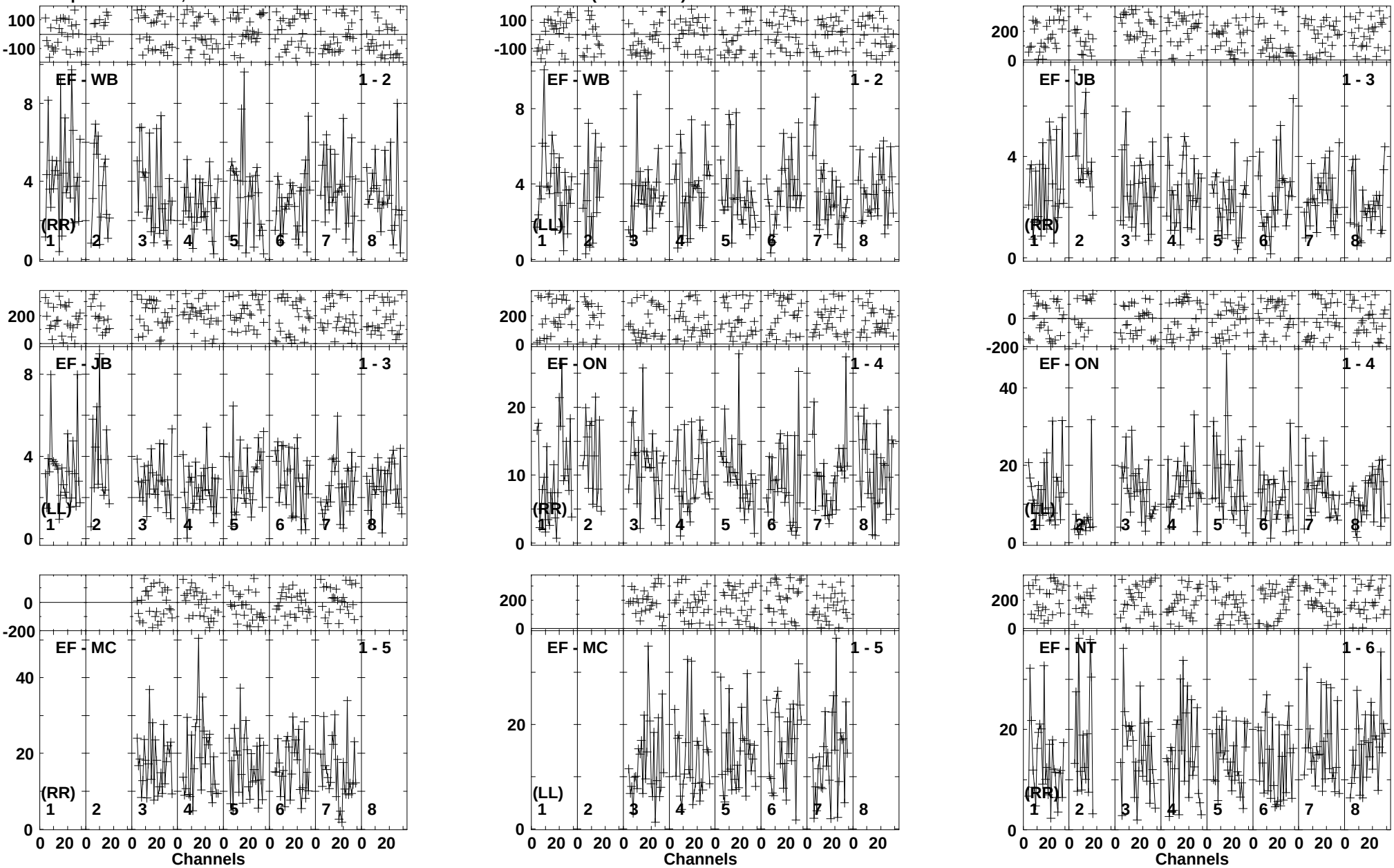

Lower frame: Milli Ampl Jy Top frame: Phas deg
Vector averaged cross-power spectrum Baseline: EF (01) - WB (02)
Timerange: 00/23:51:41 to 00/23:55:19

Plot file version 149 created 22-JUL-2014 18:10:26
VV340A EP088C.UVDATA.1
Freq = 1.5950 GHz, Bw = 16.000 MH Calibrated with CL # 3 and BP # 1 (BP mode 1)



Lower frame: Milli Ampl Jy Top frame: Phas deg
Vector averaged cross-power spectrum Baseline: EF (01) - NT (06)
Timerange: 00/23:51:41 to 00/23:55:19

Plot file version 150 created 22-JUL-2014 18:10:27
VV340A EP088C.UVDATA.1
Freq = 1.5950 GHz, Bw = 16.000 MH Calibrated with CL # 3 and BP # 1 (BP mode 1)

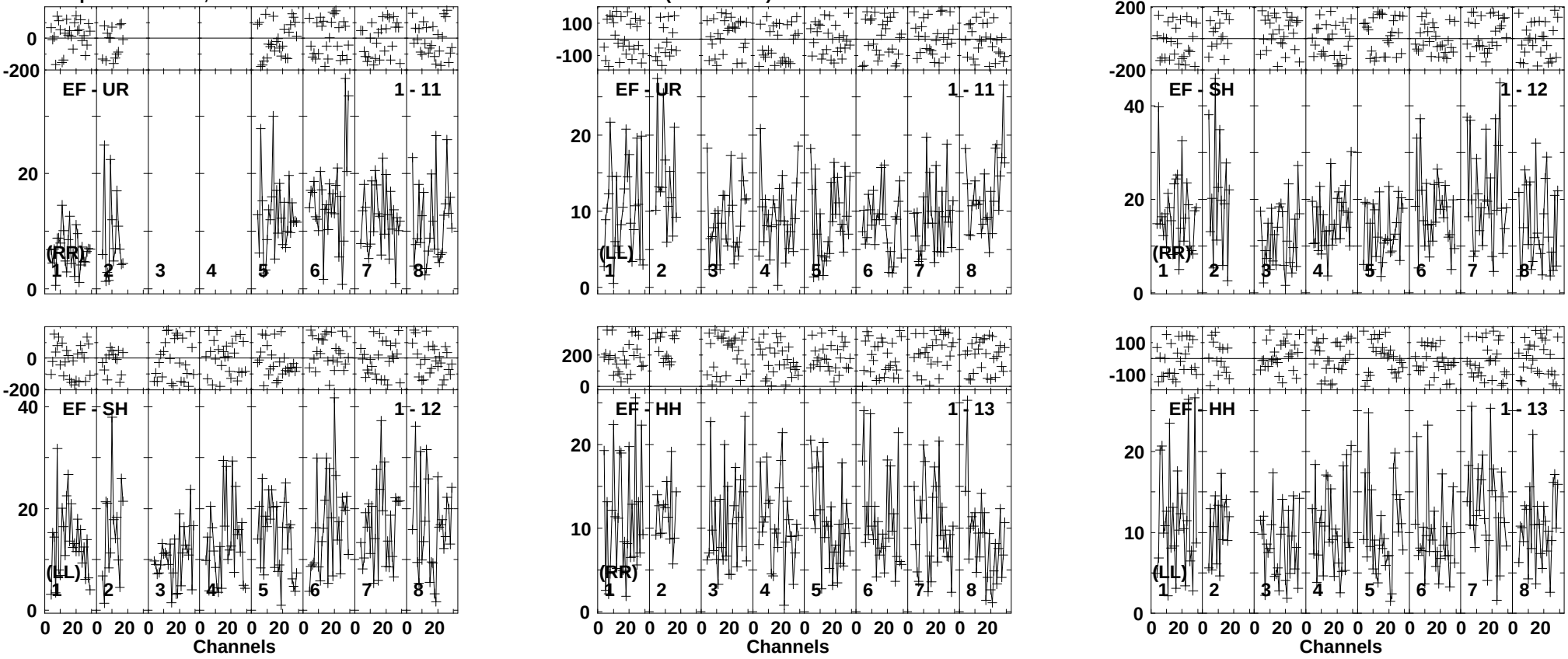

Lower frame: Milli Ampl Jy Top frame: Phas deg
Vector averaged cross-power spectrum Baseline: EF (01) - UR (11)
Timerange: 00/23:51:41 to 00/23:55:19

Plot file version 151 created 22-JUL-2014 18:10:27
J1453+2648 EP088C.UVDATA.1
Freq = 1.5950 GHz, Bw = 16.000 MH Calibrated with CL # 3 and BP # 1 (BP mode 1)

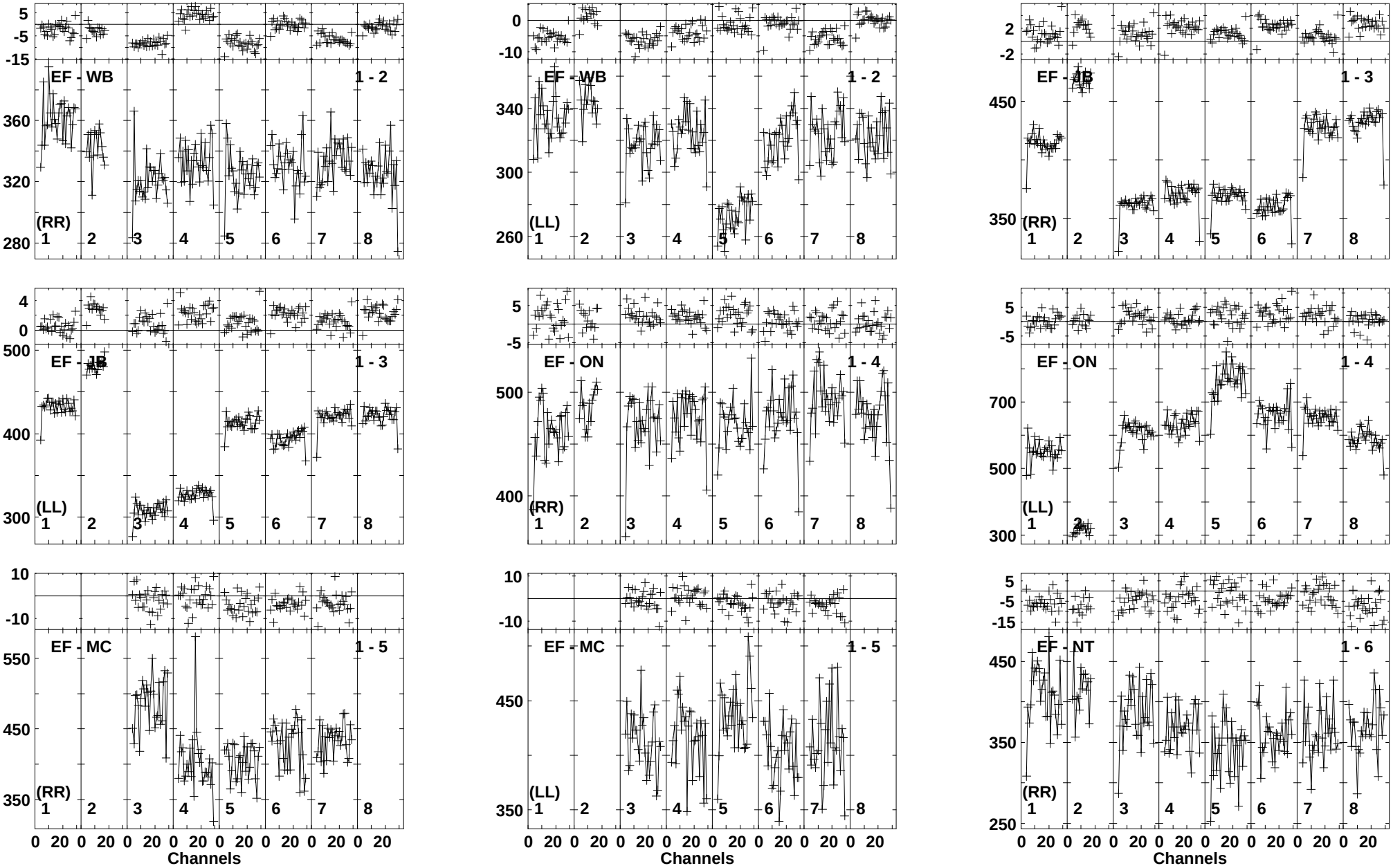

Lower frame: Milli Ampl Jy Top frame: Phas deg
Vector averaged cross-power spectrum Baseline: EF (01) - WB (02)
Timerange: 00/23:55:26 to 00/23:56:28

Plot file version 152 created 22-JUL-2014 18:10:28
J1453+2648 EP088C.UVDATA.1
Freq = 1.5950 GHz, Bw = 16.000 MH Calibrated with CL # 3 and BP # 1 (BP mode 1)

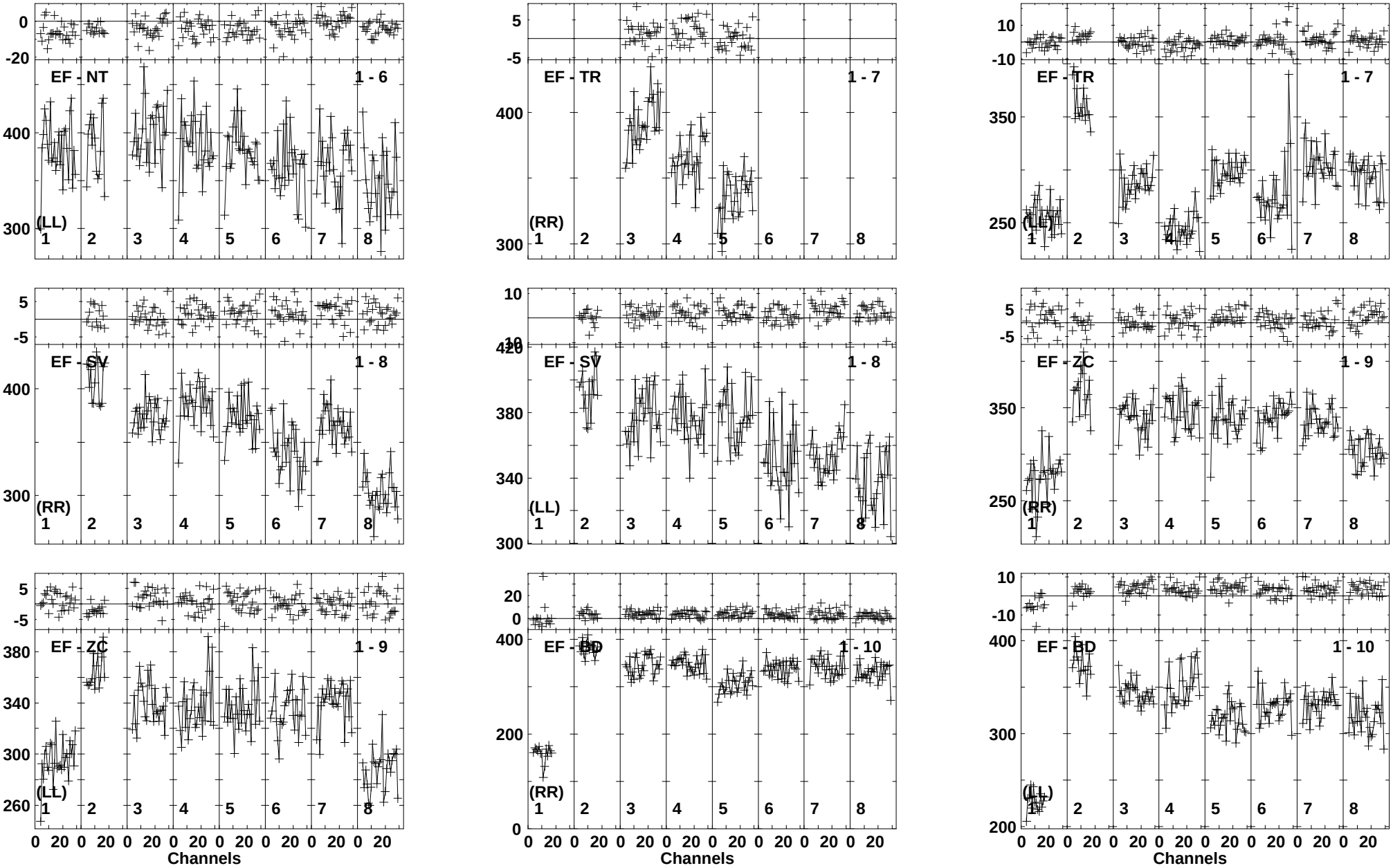

Lower frame: Milli Ampl Jy Top frame: Phas deg
Vector averaged cross-power spectrum Baseline: EF (01) - NT (06)
Timerange: 00/23:55:26 to 00/23:56:28

Plot file version 153 created 22-JUL-2014 18:10:28
J1453+2648 EP088C.UVDATA.1
Freq = 1.5950 GHz, Bw = 16.000 MH Calibrated with CL # 3 and BP # 1 (BP mode 1)

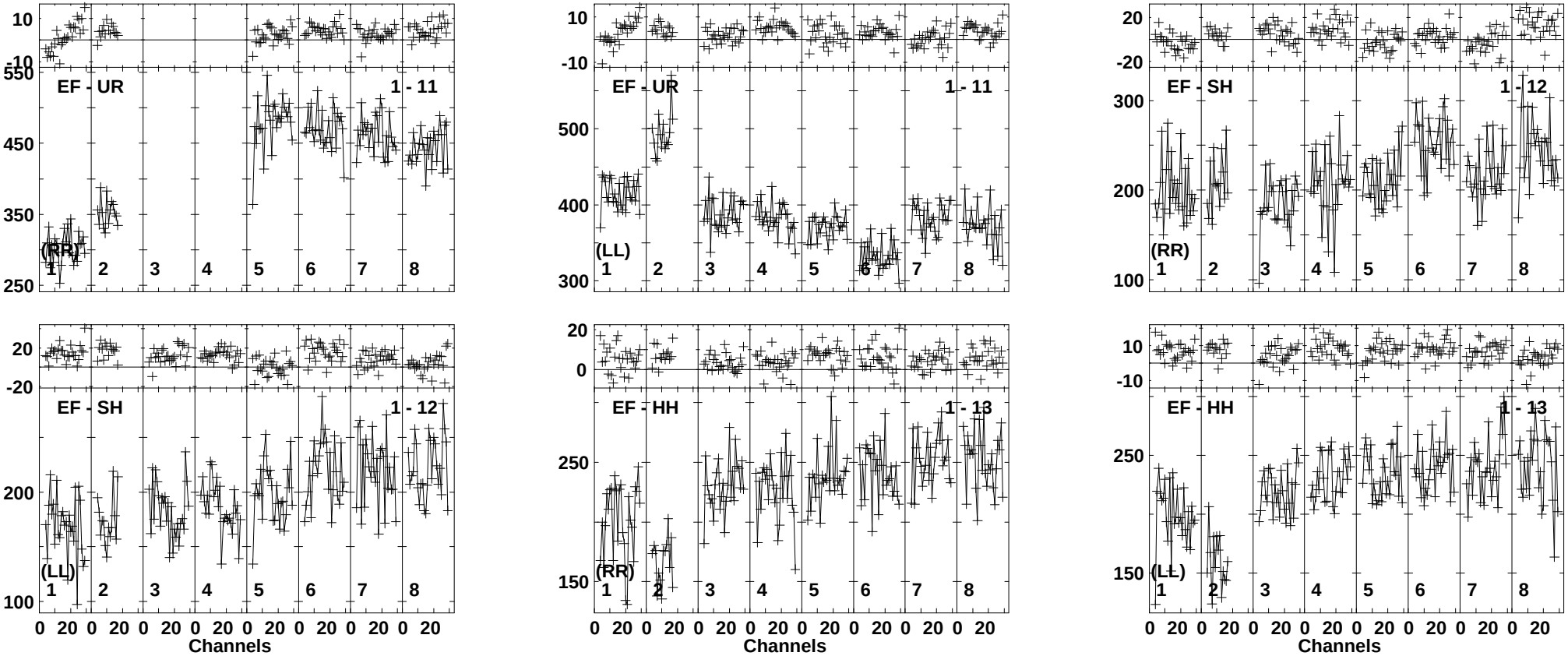

Lower frame: Milli Ampl Jy Top frame: Phas deg
Vector averaged cross-power spectrum Baseline: EF (01) - UR (11)
Timerange: 00/23:55:26 to 00/23:56:28

Plot file version 154 created 22-JUL-2014 18:10:28
VV340A EP088C.UVDATA.1
Freq = 1.5950 GHz, Bw = 16.000 MH Calibrated with CL # 3 and BP # 1 (BP mode 1)

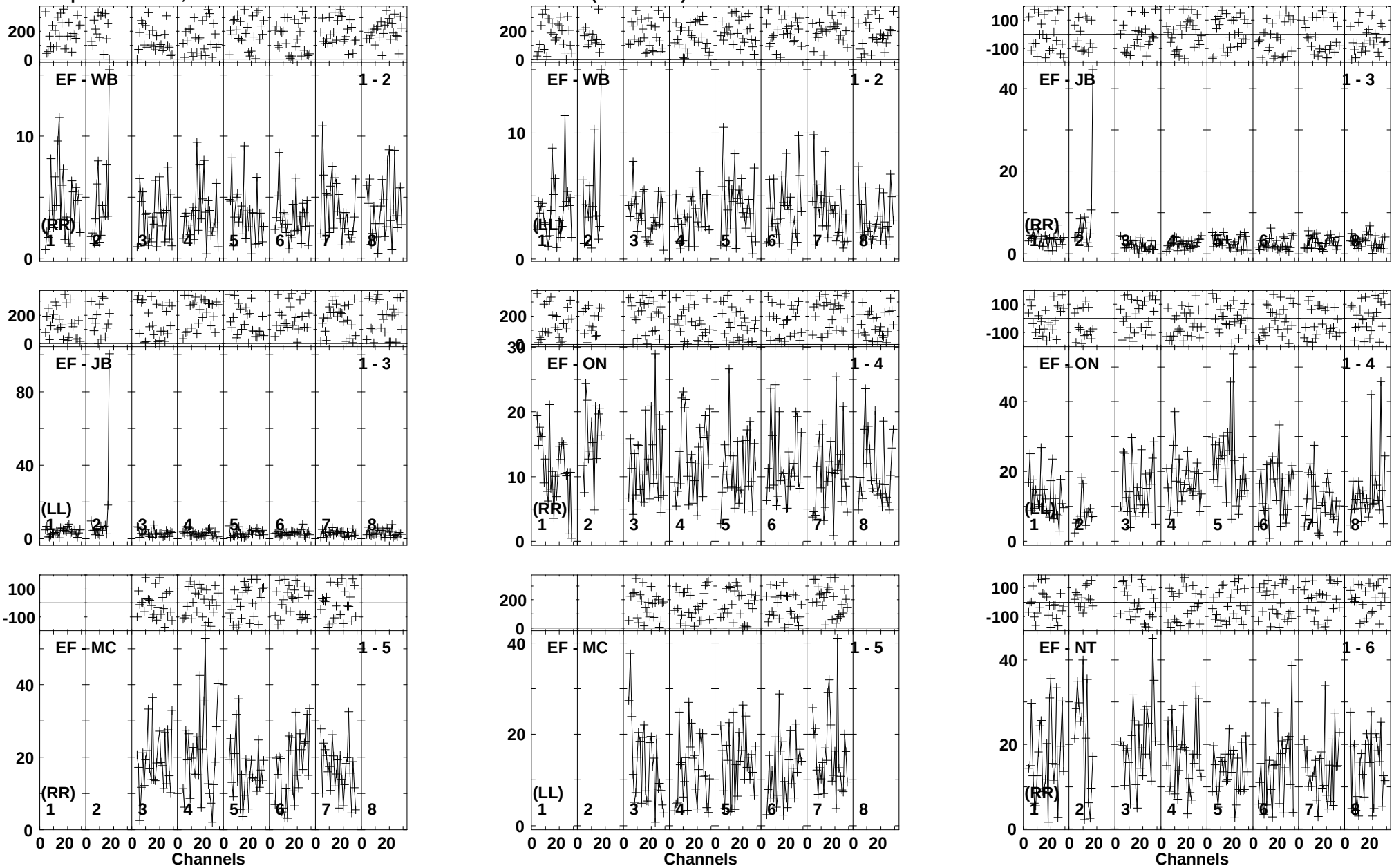

Lower frame: Milli Ampl Jy Top frame: Phas deg
Vector averaged cross-power spectrum Baseline: EF (01) - WB (02)
Timerange: 00/23:56:36 to 01/00:00:08

Plot file version 155 created 22-JUL-2014 18:10:29
VV340A EP088C.UVDATA.1
Freq = 1.5950 GHz, Bw = 16.000 MH Calibrated with CL # 3 and BP # 1 (BP mode 1)

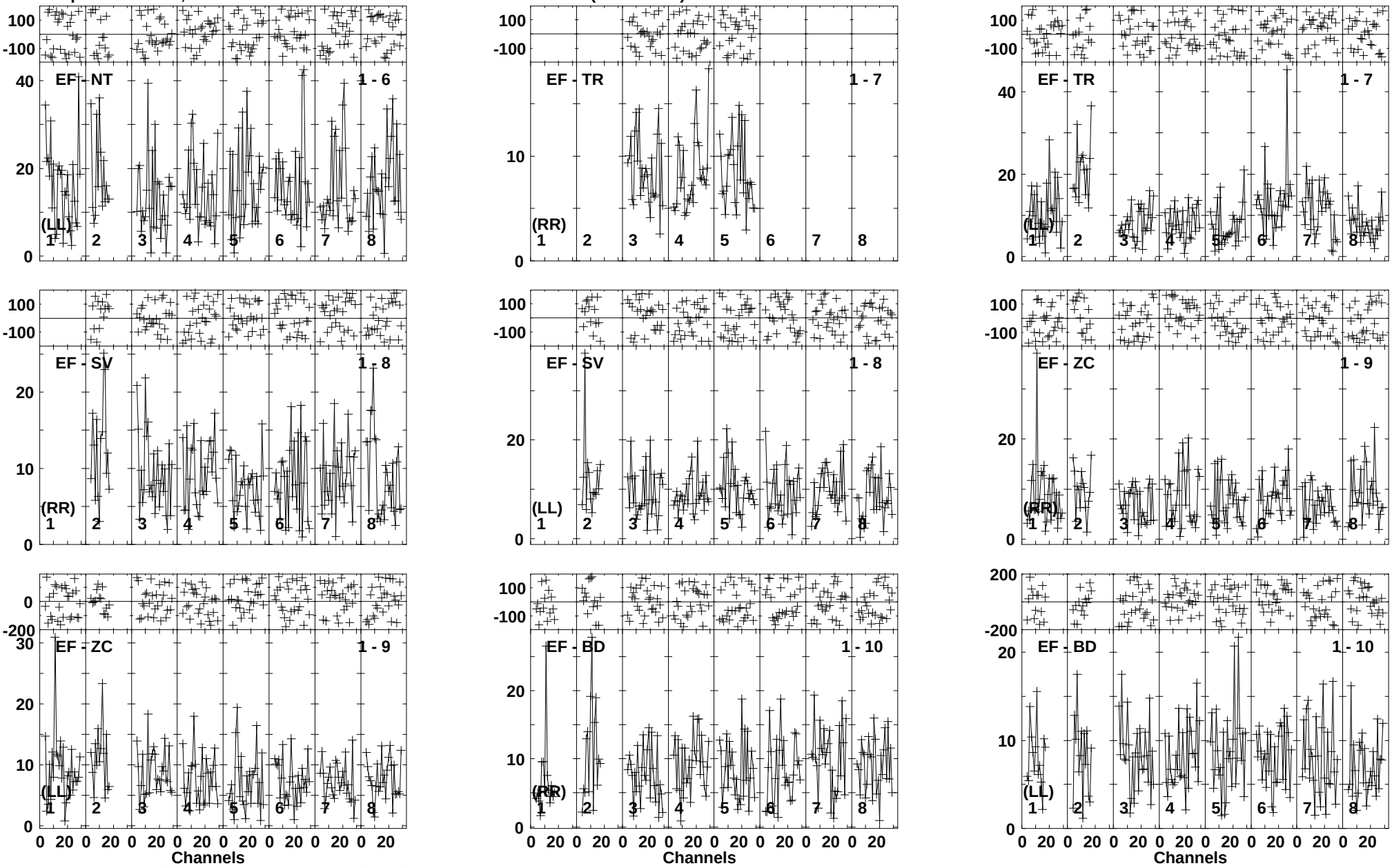

Lower frame: Milli Ampl Jy Top frame: Phas deg
Vector averaged cross-power spectrum Baseline: EF (01) - NT (06)
Timerange: 00/23:56:36 to 01/00:00:08

Plot file version 156 created 22-JUL-2014 18:10:29
VV340A EP088C.UVDATA.1
Freq = 1.5950 GHz, Bw = 16.000 MH Calibrated with CL # 3 and BP # 1 (BP mode 1)

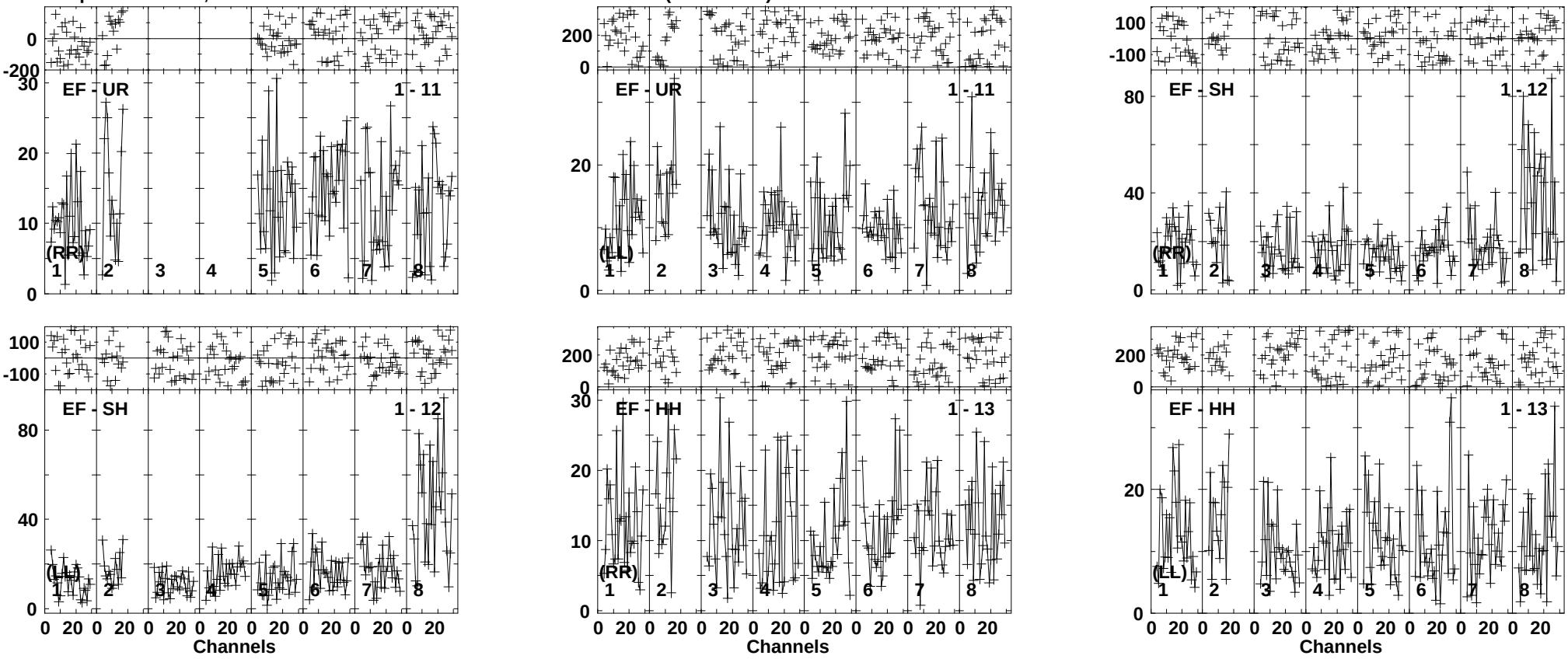

Lower frame: Milli Ampl Jy Top frame: Phas deg
Vector averaged cross-power spectrum Baseline: EF (01) - UR (11)
Timerange: 00/23:56:36 to 01/00:00:08

Plot file version 157 created 22-JUL-2014 18:10:29
J1453+2648 EP088C.UVDATA.1
Freq = 1.5950 GHz, Bw = 16.000 MH Calibrated with CL # 3 and BP # 1 (BP mode 1)

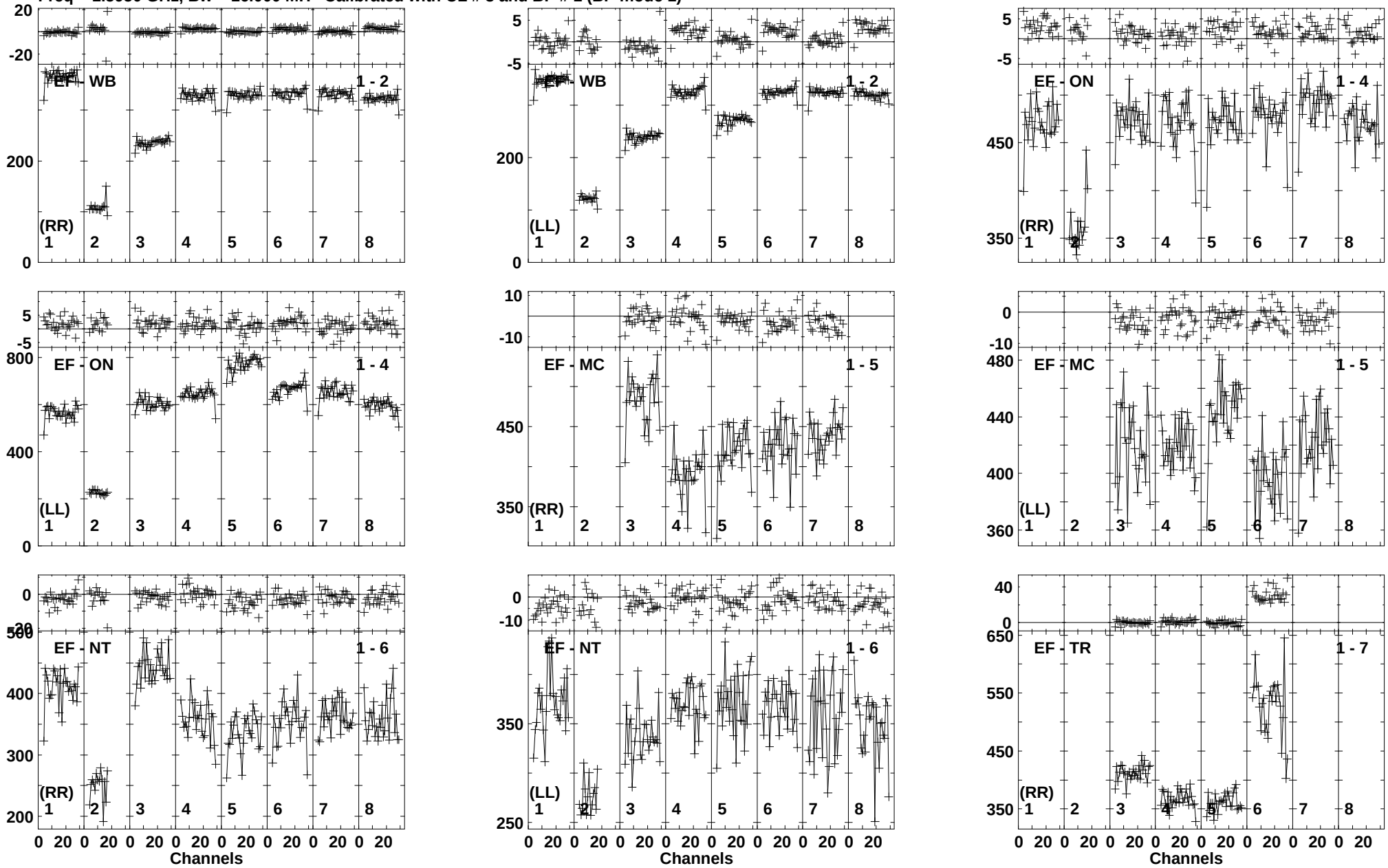

Lower frame: Milli Ampl Jy Top frame: Phas deg
Vector averaged cross-power spectrum Baseline: EF (01) - WB (02)
Timerange: 01/00:00:16 to 01/00:01:28

Plot file version 158 created 22-JUL-2014 18:10:30
J1453+2648 EP088C.UVDATA.1
Freq = 1.5950 GHz, Bw = 16.000 MH Calibrated with CL # 3 and BP # 1 (BP mode 1)

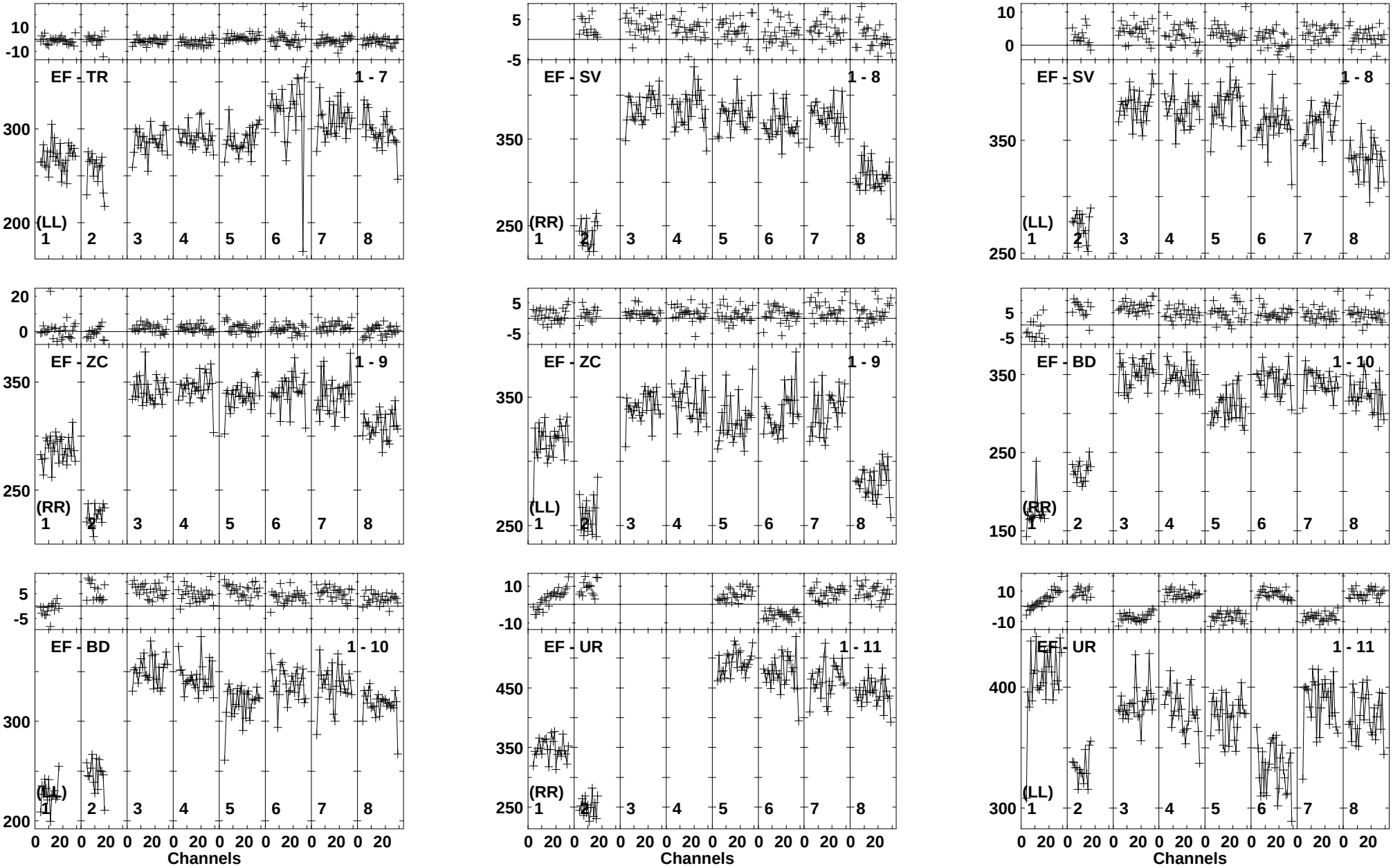

Lower frame: Milli Ampl Jy Top frame: Phas deg
Vector averaged cross-power spectrum Baseline: EF (01) - TR (07)
Timerange: 01/00:00:16 to 01/00:01:28

Plot file version 159 created 22-JUL-2014 18:10:30
J1453+2648 EP088C.UVDATA.1
Freq = 1.5950 GHz, Bw = 16.000 MH Calibrated with CL # 3 and BP # 1 (BP mode 1)

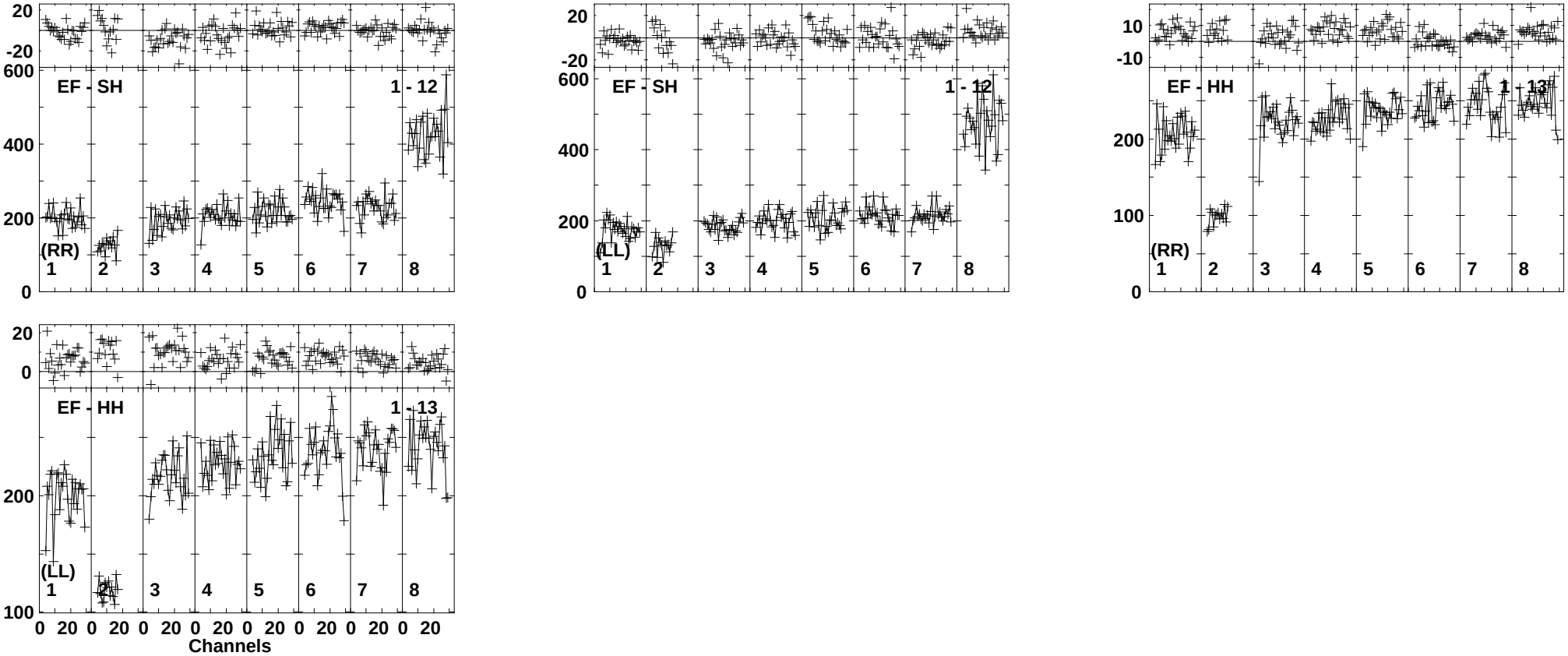

Lower frame: Milli Ampl Jy Top frame: Phas deg
Vector averaged cross-power spectrum Baseline: EF (01) - SH (12)
Timerange: 01/00:00:16 to 01/00:01:28

Plot file version 160 created 22-JUL-2014 18:10:30
VV340A EP088C.UVDATA.1
Freq = 1.5950 GHz, Bw = 16.000 MH Calibrated with CL # 3 and BP # 1 (BP mode 1)

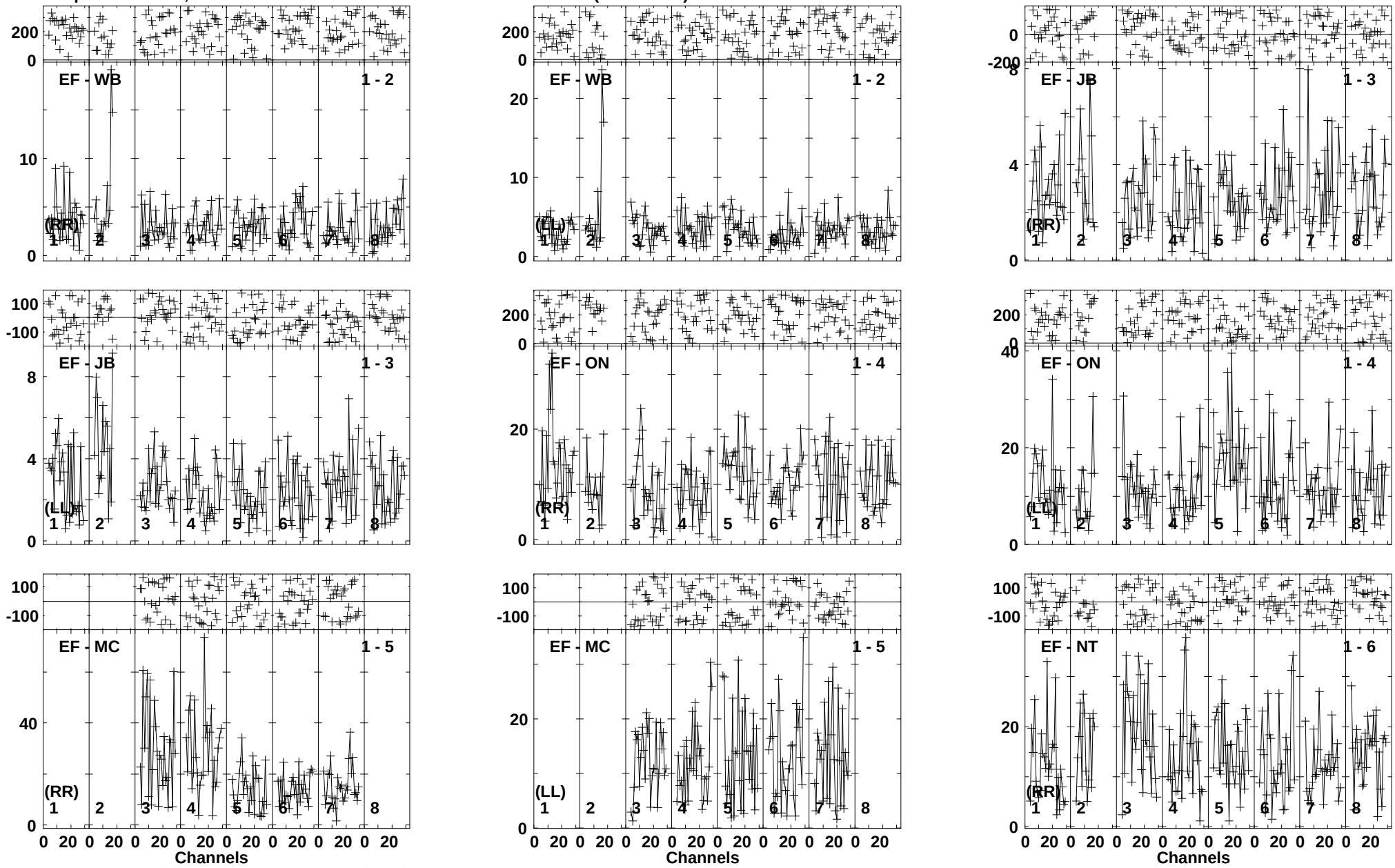

Lower frame: Milli Ampl Jy Top frame: Phas deg
Vector averaged cross-power spectrum Baseline: EF (01) - WB (02)
Timerange: 01/00:02:11 to 01/00:05:49

Plot file version 161 created 22-JUL-2014 18:10:31
VV340A EP088C.UVDATA.1
Freq = 1.5950 GHz, Bw = 16.000 MH Calibrated with CL # 3 and BP # 1 (BP mode 1)

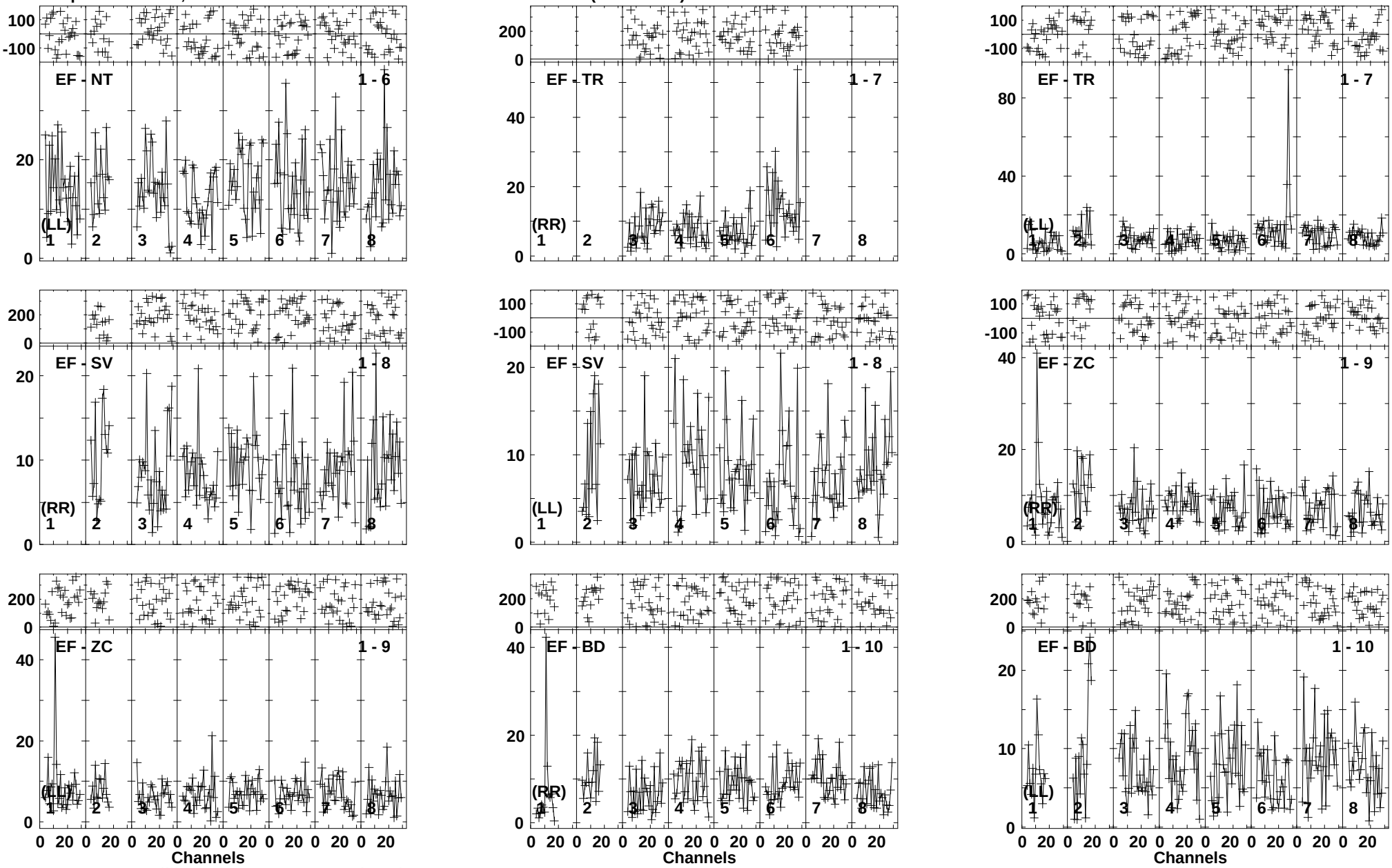

Lower frame: Milli Ampl Jy Top frame: Phas deg
Vector averaged cross-power spectrum Baseline: EF (01) - NT (06)
Timerange: 01/00:02:11 to 01/00:05:49

Plot file version 162 created 22-JUL-2014 18:10:31
VV340A EP088C.UVDATA.1
Freq = 1.5950 GHz, Bw = 16.000 MH Calibrated with CL # 3 and BP # 1 (BP mode 1)

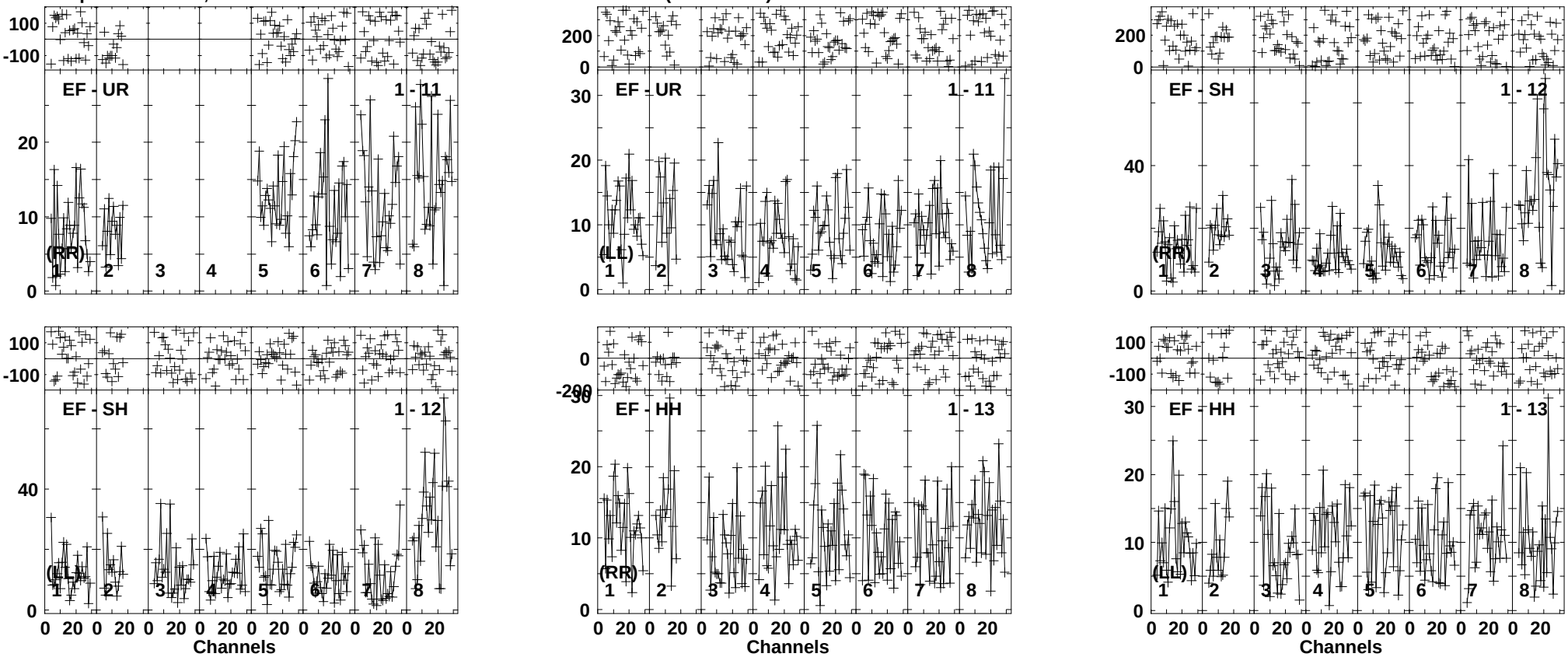

Lower frame: Milli Ampl Jy Top frame: Phas deg
Vector averaged cross-power spectrum Baseline: EF (01) - UR (11)
Timerange: 01/00:02:11 to 01/00:05:49

Plot file version 163 created 22-JUL-2014 18:10:32
J1453+2648 EP088C.UVDATA.1
Freq = 1.5950 GHz, Bw = 16.000 MH Calibrated with CL # 3 and BP # 1 (BP mode 1)

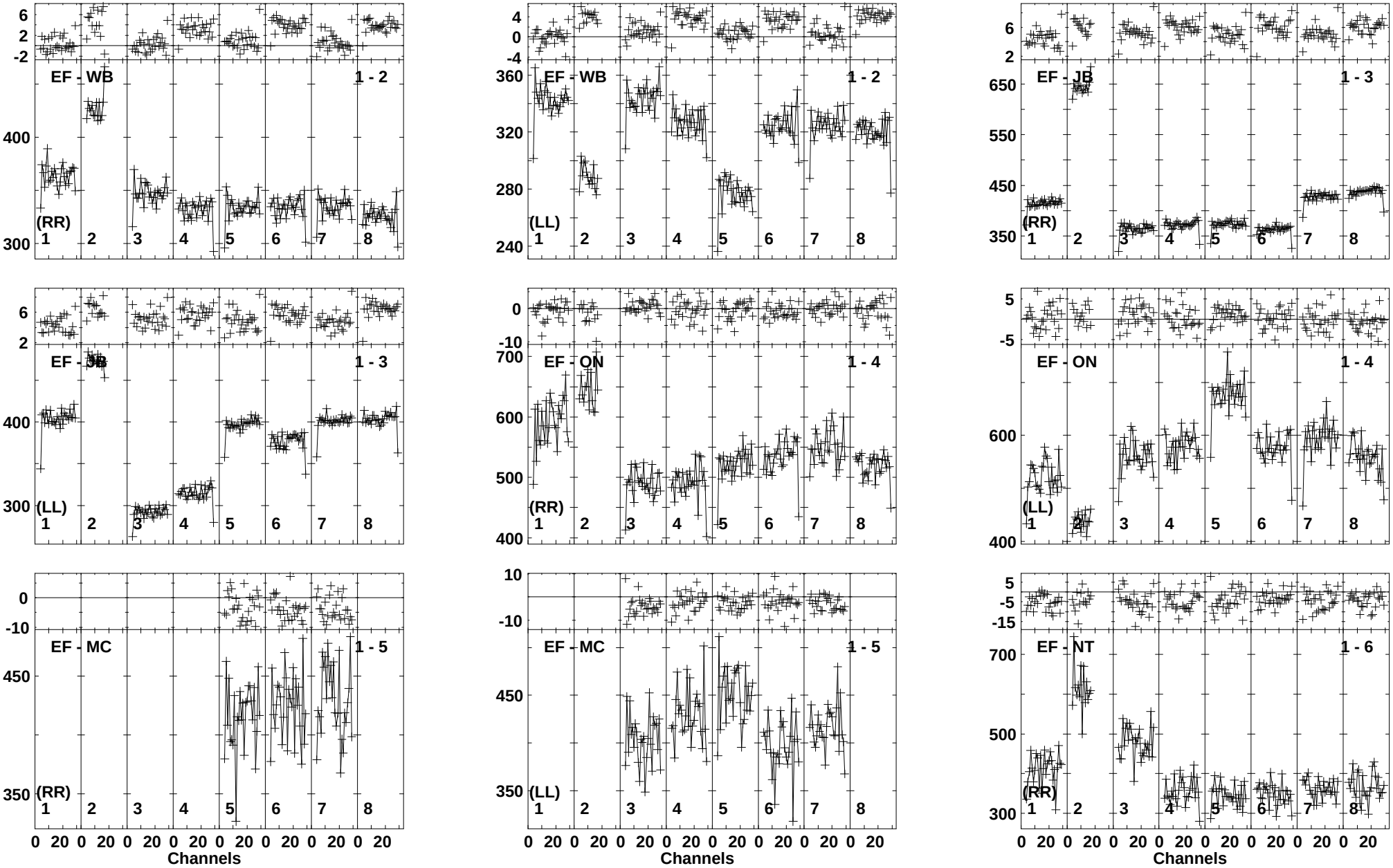

Lower frame: Milli Ampl Jy Top frame: Phas deg
Vector averaged cross-power spectrum Baseline: EF (01) - WB (02)
Timerange: 01/00:05:56 to 01/00:06:58

Plot file version 164 created 22-JUL-2014 18:10:32
J1453+2648 EP088C.UVDATA.1
Freq = 1.5950 GHz, Bw = 16.000 MH Calibrated with CL # 3 and BP # 1 (BP mode 1)

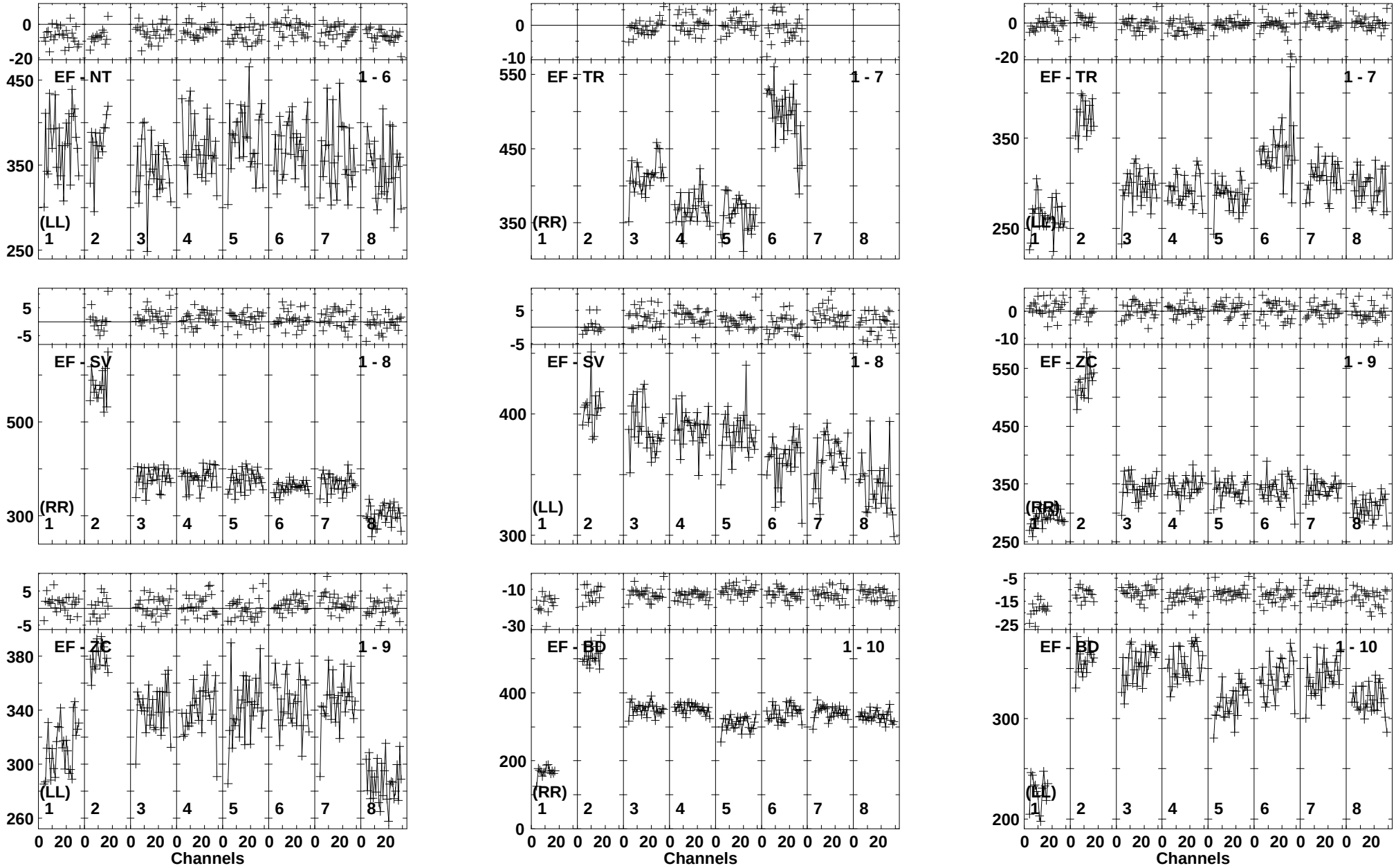

Lower frame: Milli Ampl Jy Top frame: Phas deg
Vector averaged cross-power spectrum Baseline: EF (01) - NT (06)
Timerange: 01/00:05:56 to 01/00:06:58

Plot file version 165 created 22-JUL-2014 18:10:32
J1453+2648 EP088C.UVDATA.1
Freq = 1.5950 GHz, Bw = 16.000 MH Calibrated with CL # 3 and BP # 1 (BP mode 1)

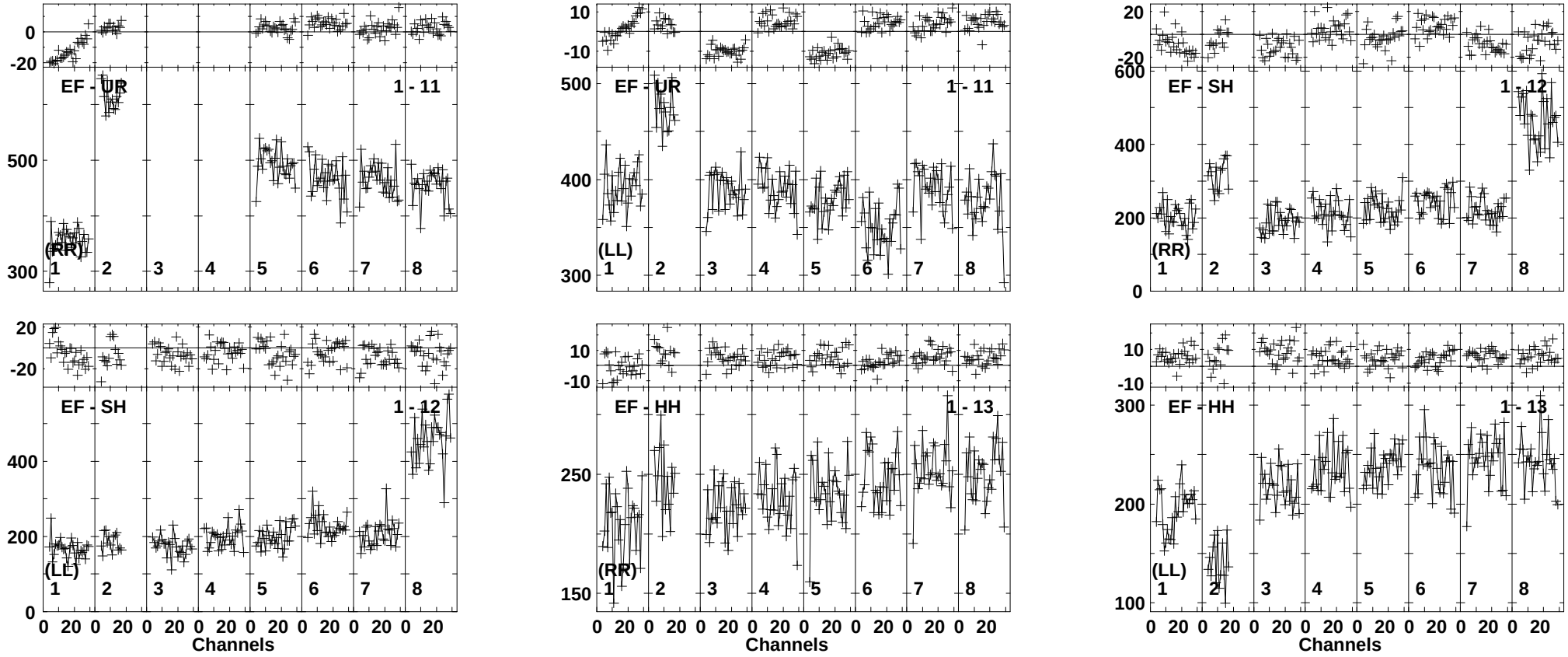

Lower frame: Milli Ampl Jy Top frame: Phas deg
Vector averaged cross-power spectrum Baseline: EF (01) - UR (11)
Timerange: 01/00:05:56 to 01/00:06:58

Plot file version 166 created 22-JUL-2014 18:10:33
VV340A EP088C.UVDATA.1
Freq = 1.5950 GHz, Bw = 16.000 MH Calibrated with CL # 3 and BP # 1 (BP mode 1)

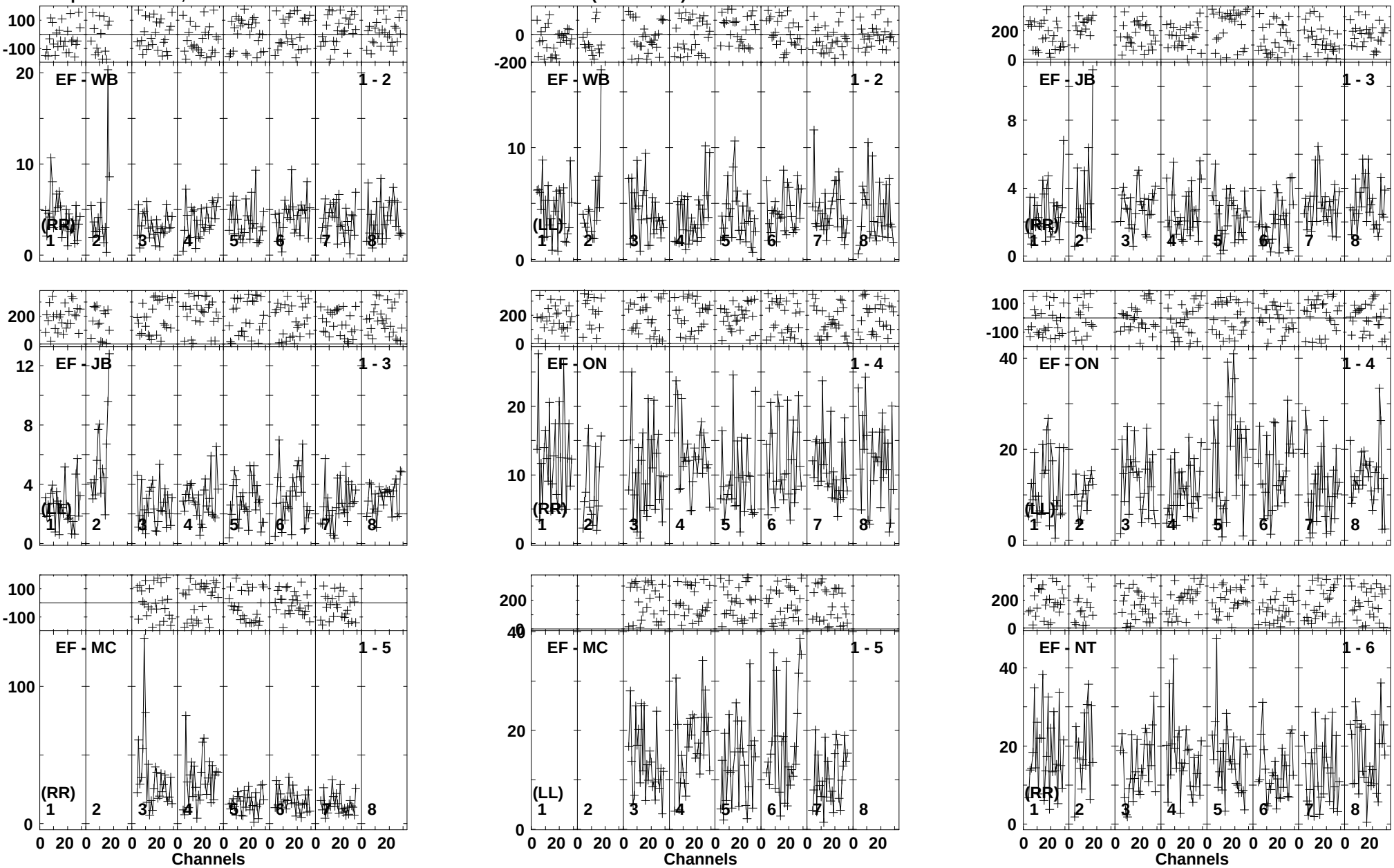

Lower frame: Milli Ampl Jy Top frame: Phas deg
Vector averaged cross-power spectrum Baseline: EF (01) - WB (02)
Timerange: 01/00:07:06 to 01/00:10:38

Plot file version 167 created 22-JUL-2014 18:10:33
VV340A EP088C.UVDATA.1
Freq = 1.5950 GHz, Bw = 16.000 MH Calibrated with CL # 3 and BP # 1 (BP mode 1)

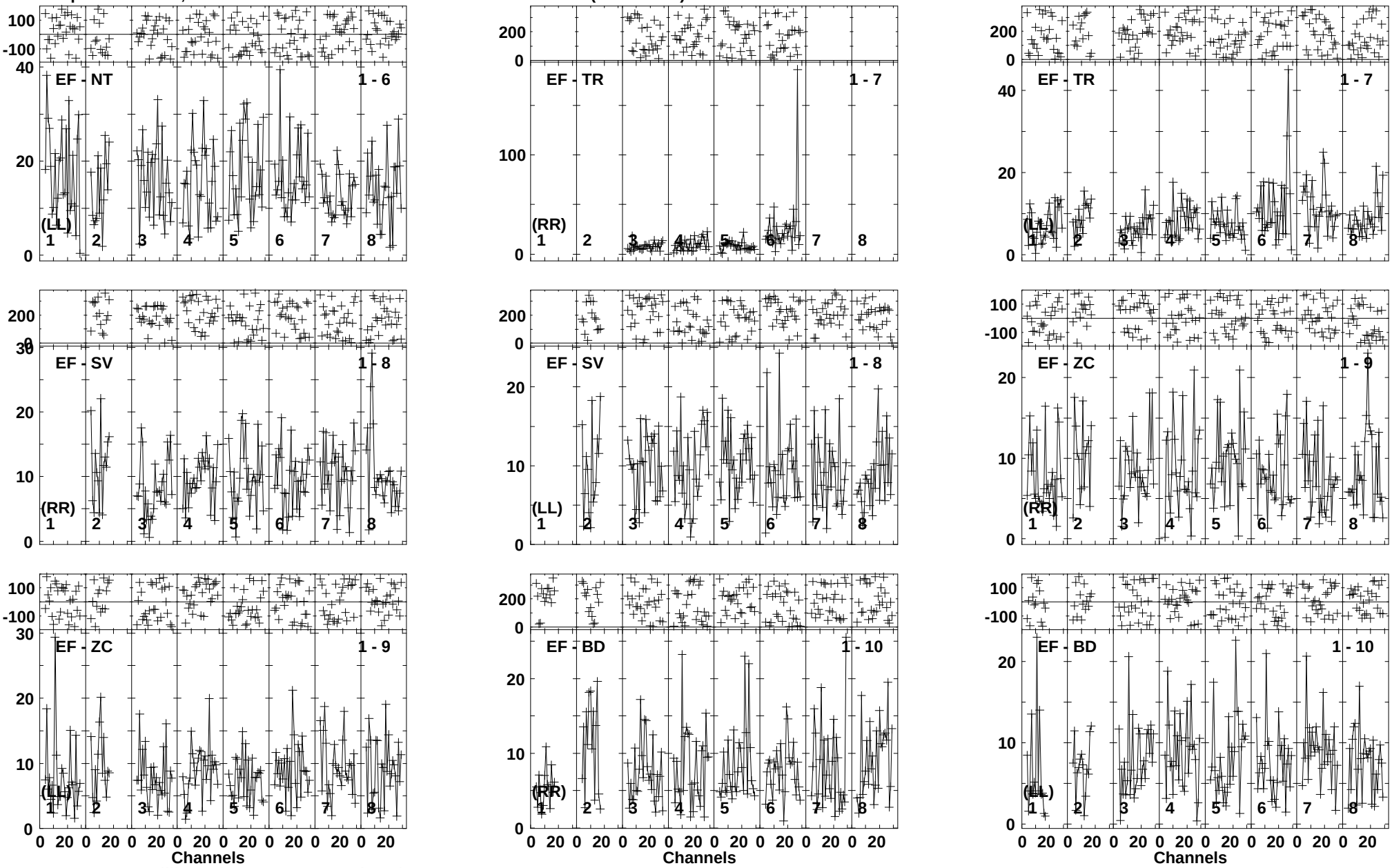

Lower frame: Milli Ampl Jy Top frame: Phas deg
Vector averaged cross-power spectrum Baseline: EF (01) - NT (06)
Timerange: 01/00:07:06 to 01/00:10:38

Plot file version 168 created 22-JUL-2014 18:10:33
VV340A EP088C.UVDATA.1
Freq = 1.5950 GHz, Bw = 16.000 MH Calibrated with CL # 3 and BP # 1 (BP mode 1)

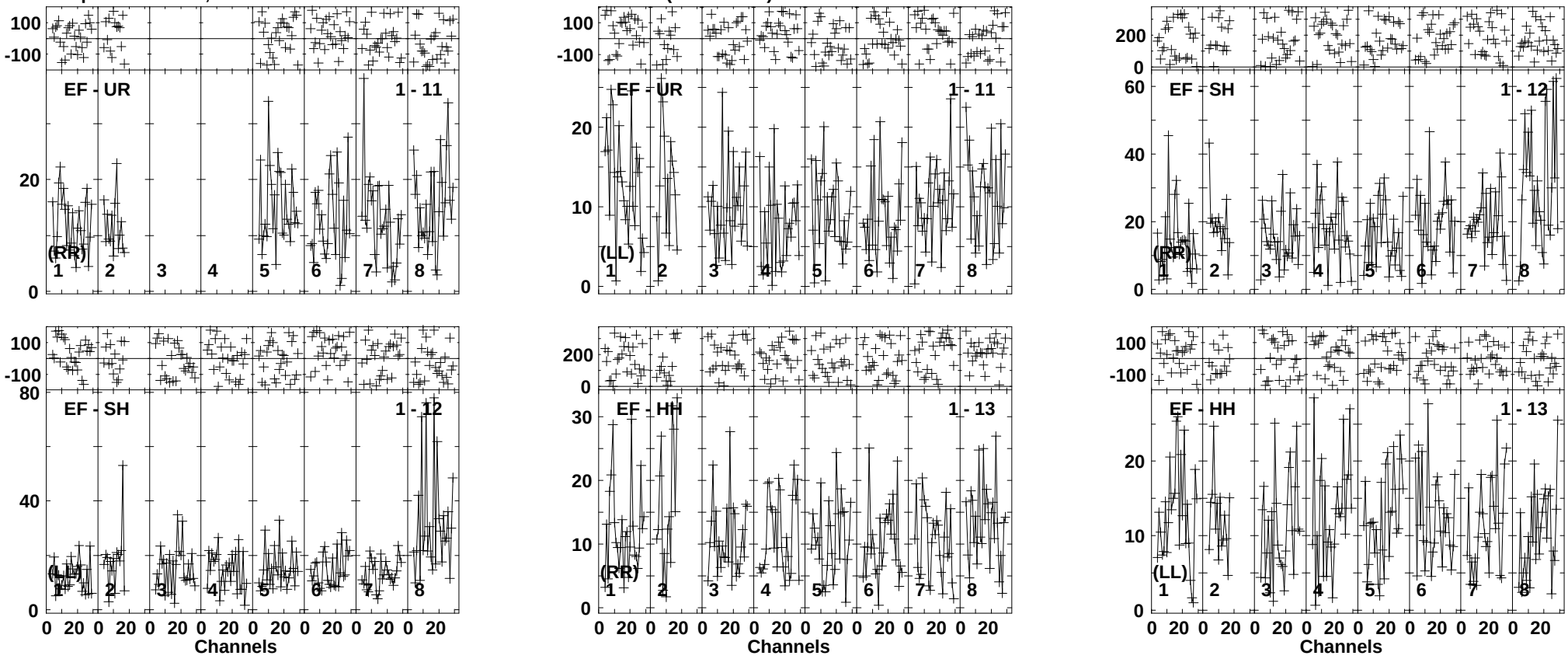

Lower frame: Milli Ampl Jy Top frame: Phas deg
Vector averaged cross-power spectrum Baseline: EF (01) - UR (11)
Timerange: 01/00:07:06 to 01/00:10:38

Plot file version 169 created 22-JUL-2014 18:10:34
J1453+2648 EP088C.UVDATA.1
Freq = 1.5950 GHz, Bw = 16.000 MH Calibrated with CL # 3 and BP # 1 (BP mode 1)

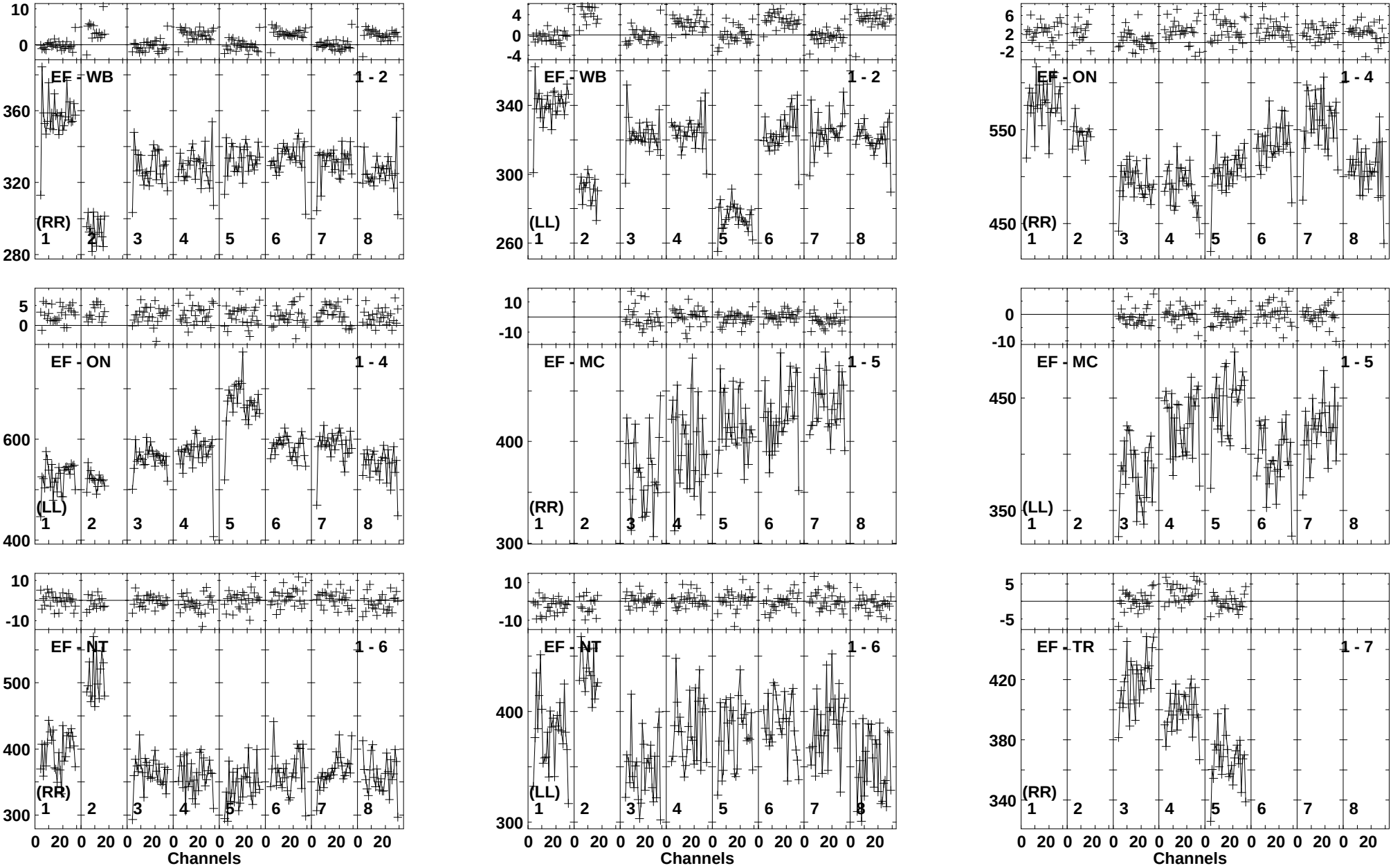

Lower frame: Milli Ampl Jy Top frame: Phas deg
Vector averaged cross-power spectrum Baseline: EF (01) - WB (02)
Timerange: 01/00:10:46 to 01/00:11:58

Plot file version 170 created 22-JUL-2014 18:10:34
J1453+2648 EP088C.UVDATA.1
Freq = 1.5950 GHz, Bw = 16.000 MH Calibrated with CL # 3 and BP # 1 (BP mode 1)

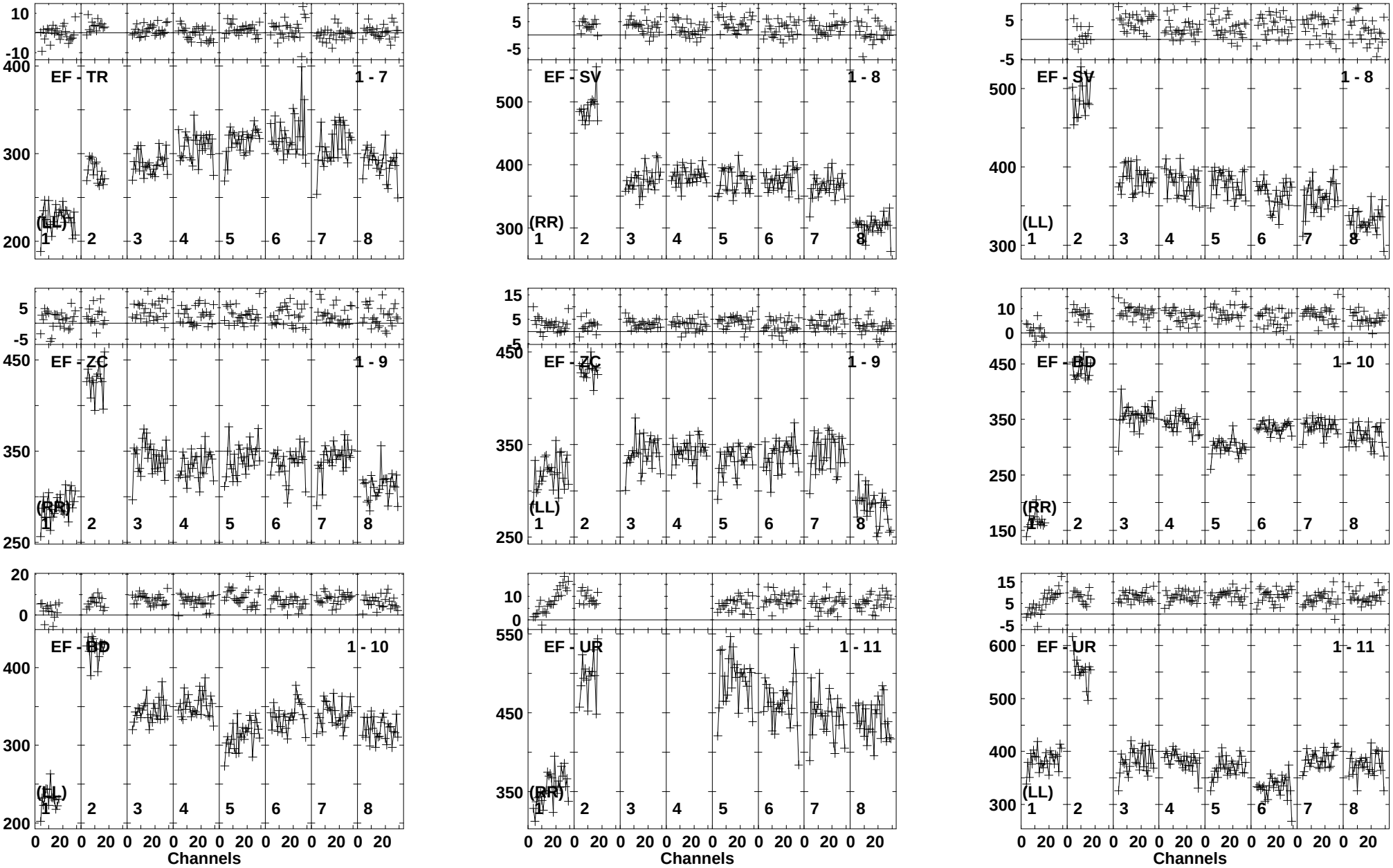

Lower frame: Milli Ampl Jy Top frame: Phas deg
Vector averaged cross-power spectrum Baseline: EF (01) - TR (07)
Timerange: 01/00:10:46 to 01/00:11:58

Plot file version 171 created 22-JUL-2014 18:10:34
J1453+2648 EP088C.UVDATA.1
Freq = 1.5950 GHz, Bw = 16.000 MH Calibrated with CL # 3 and BP # 1 (BP mode 1)

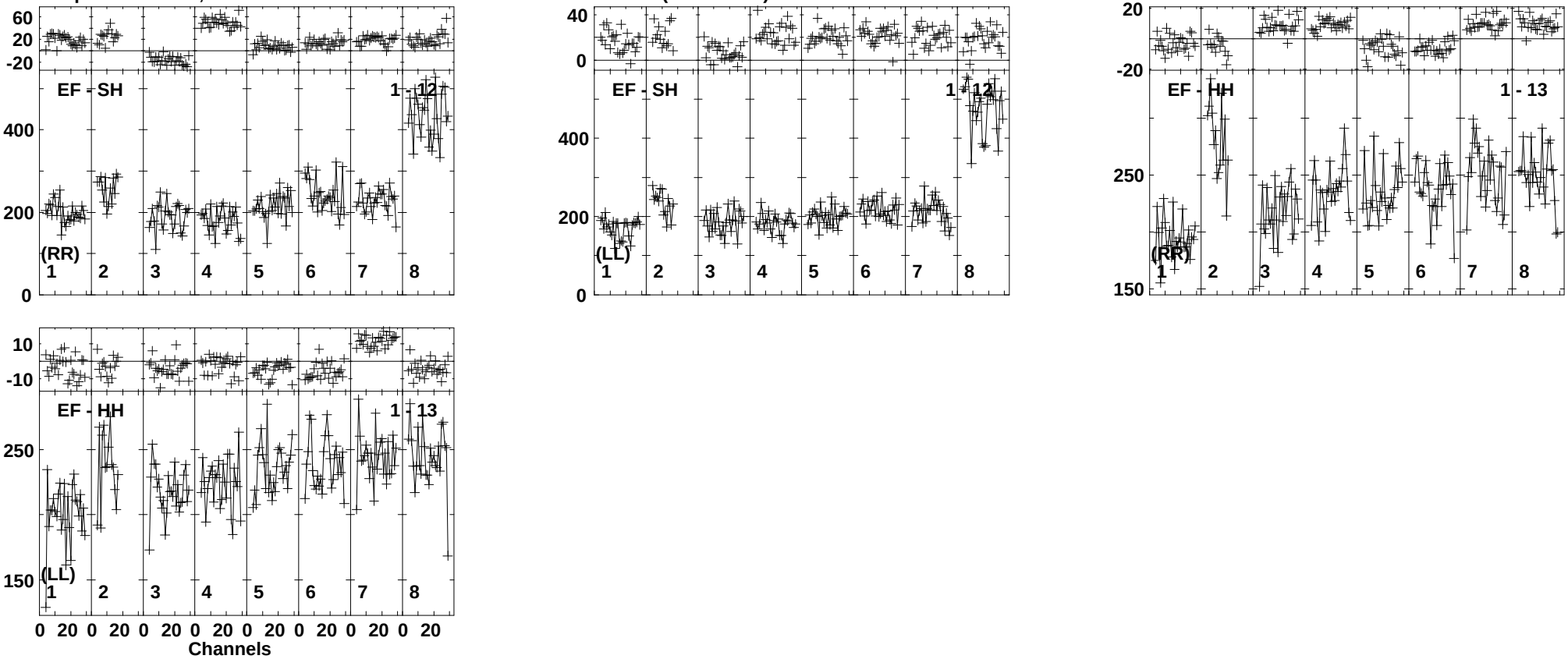

Lower frame: Milli Ampl Jy Top frame: Phas deg
Vector averaged cross-power spectrum Baseline: EF (01) - SH (12)
Timerange: 01/00:10:46 to 01/00:11:58

Plot file version 172 created 22-JUL-2014 18:10:35
VV340A EP088C.UVDATA.1
Freq = 1.5950 GHz, Bw = 16.000 MH Calibrated with CL # 3 and BP # 1 (BP mode 1)

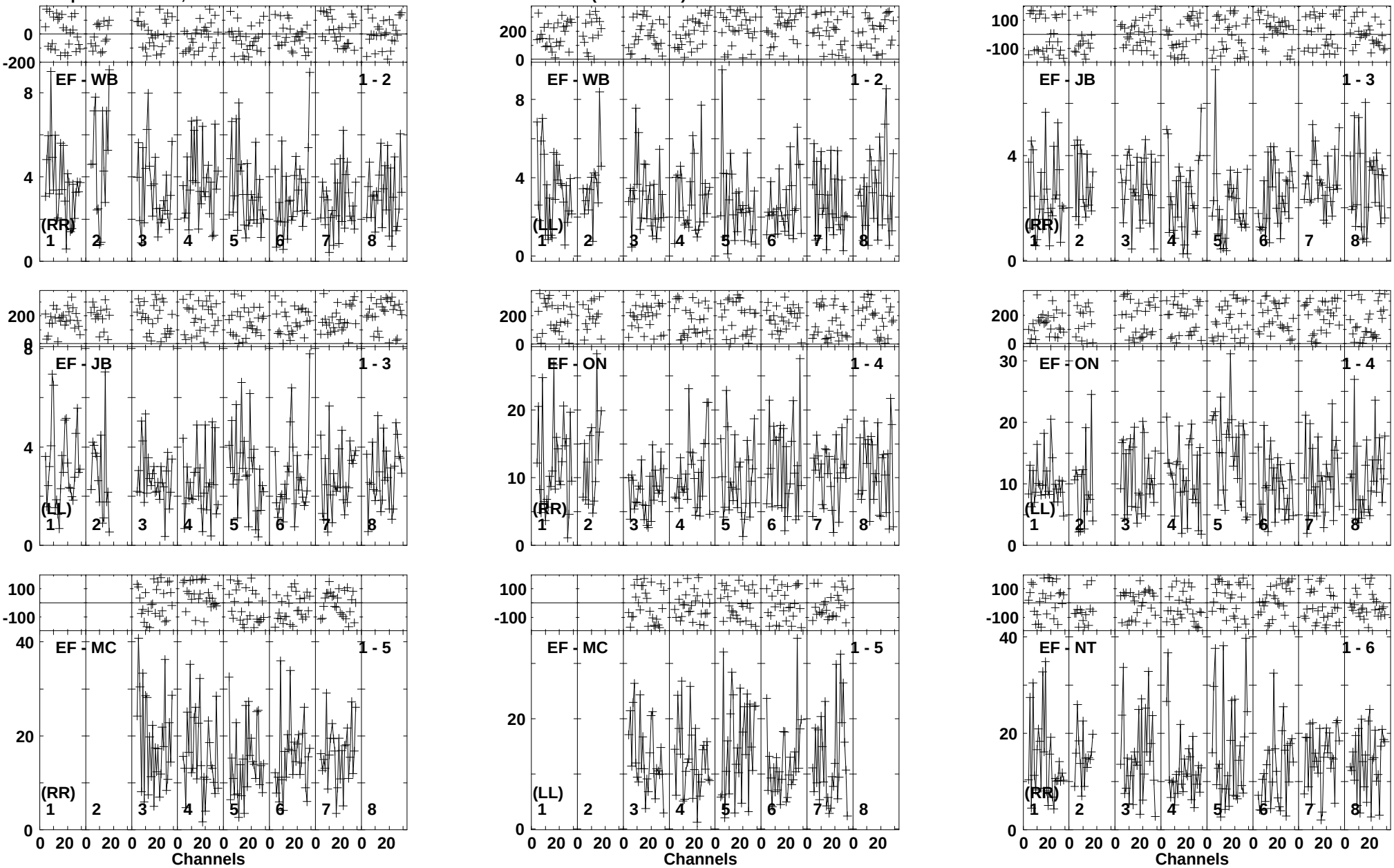

Lower frame: Milli Ampl Jy Top frame: Phas deg
Vector averaged cross-power spectrum Baseline: EF (01) - WB (02)
Timerange: 01/00:12:41 to 01/00:16:19

Plot file version 173 created 22-JUL-2014 18:10:35
VV340A EP088C.UVDATA.1
Freq = 1.5950 GHz, Bw = 16.000 MH Calibrated with CL # 3 and BP # 1 (BP mode 1)



Lower frame: Milli Ampl Jy Top frame: Phas deg
Vector averaged cross-power spectrum Baseline: EF (01) - NT (06)
Timerange: 01/00:12:41 to 01/00:16:19

Plot file version 174 created 22-JUL-2014 18:10:36
VV340A EP088C.UVDATA.1
Freq = 1.5950 GHz, Bw = 16.000 MH Calibrated with CL # 3 and BP # 1 (BP mode 1)

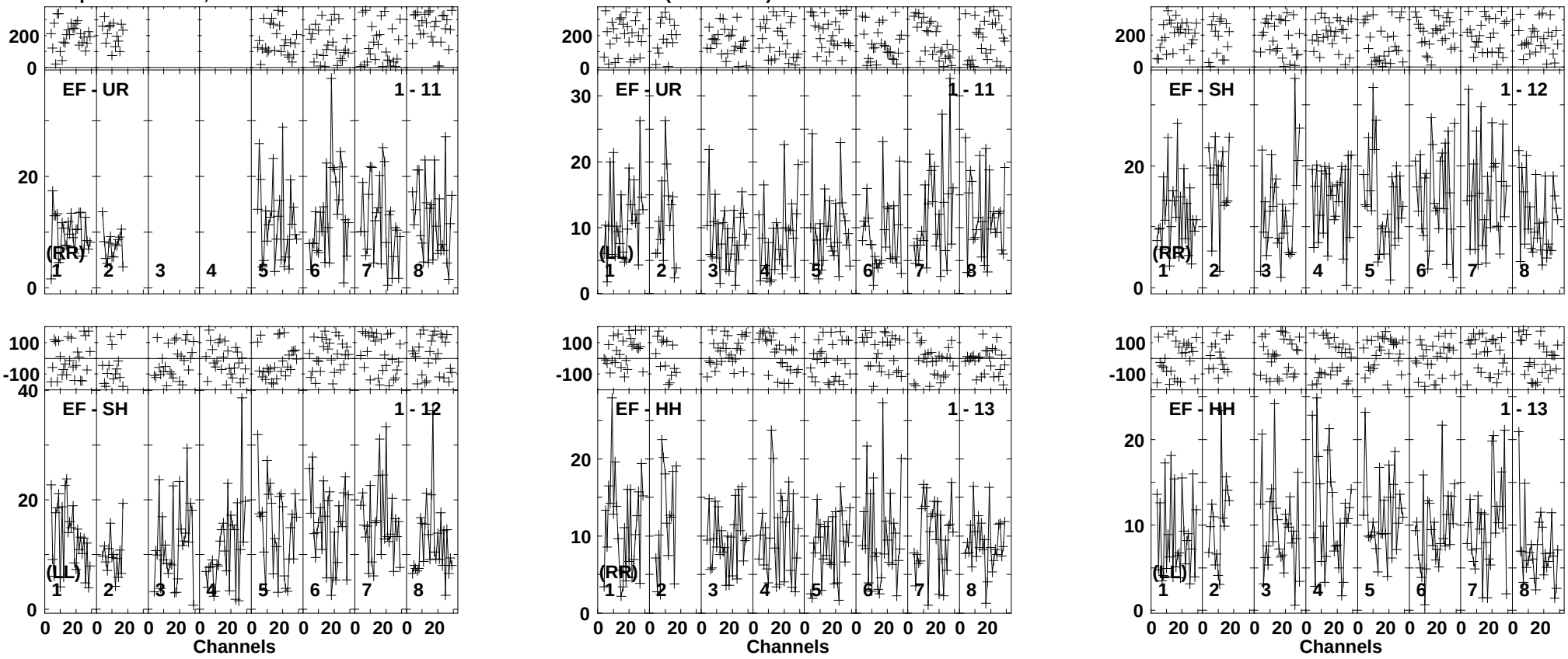

Lower frame: Milli Ampl Jy Top frame: Phas deg
Vector averaged cross-power spectrum Baseline: EF (01) - UR (11)
Timerange: 01/00:12:41 to 01/00:16:19

Plot file version 175 created 22-JUL-2014 18:10:36
J1453+2648 EP088C.UVDATA.1
Freq = 1.5950 GHz, Bw = 16.000 MH Calibrated with CL # 3 and BP # 1 (BP mode 1)

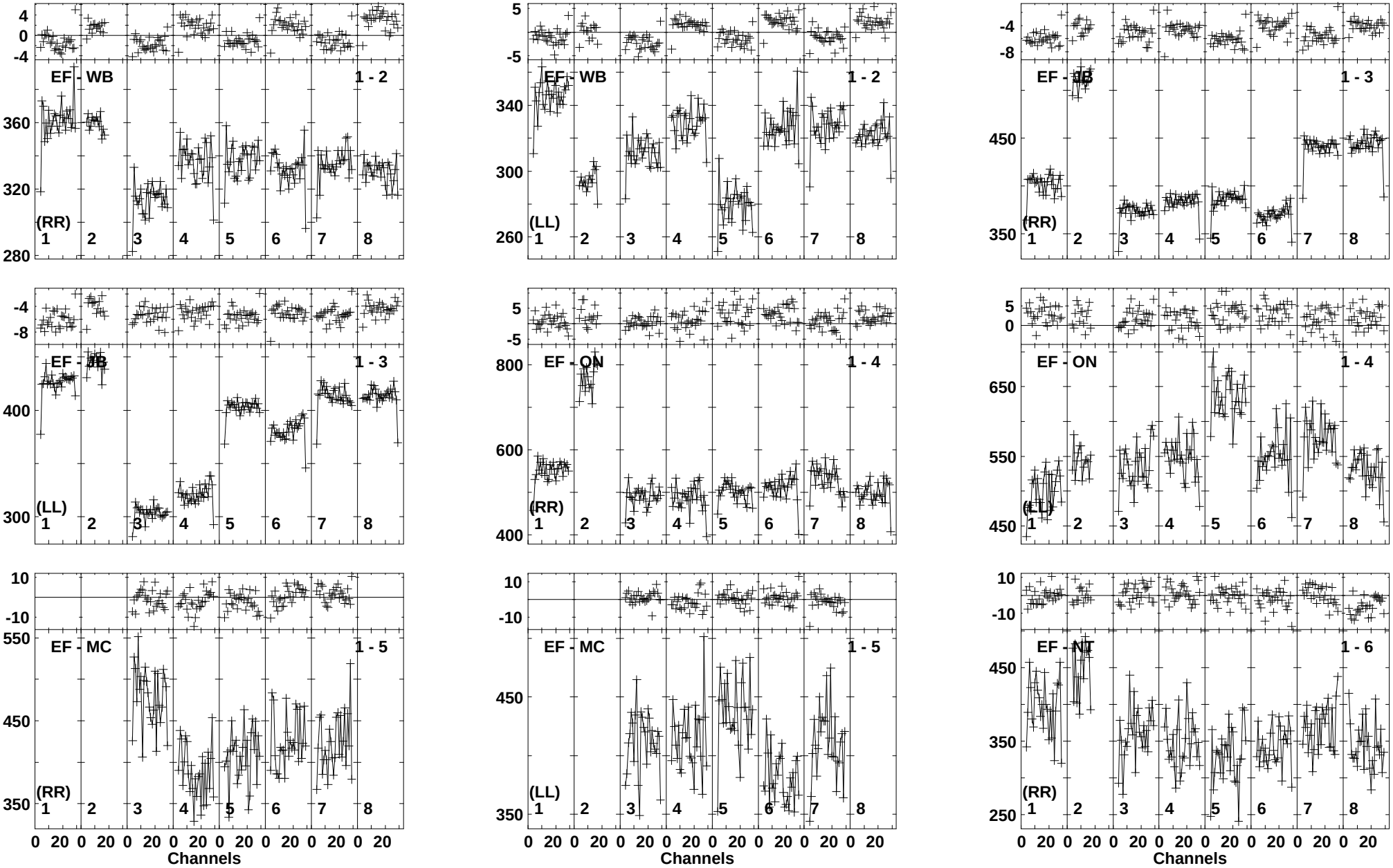

Lower frame: Milli Ampl Jy Top frame: Phas deg
Vector averaged cross-power spectrum Baseline: EF (01) - WB (02)
Timerange: 01/00:16:26 to 01/00:17:28

Plot file version 176 created 22-JUL-2014 18:10:36
J1453+2648 EP088C.UVDATA.1
Freq = 1.5950 GHz, Bw = 16.000 MH Calibrated with CL # 3 and BP # 1 (BP mode 1)

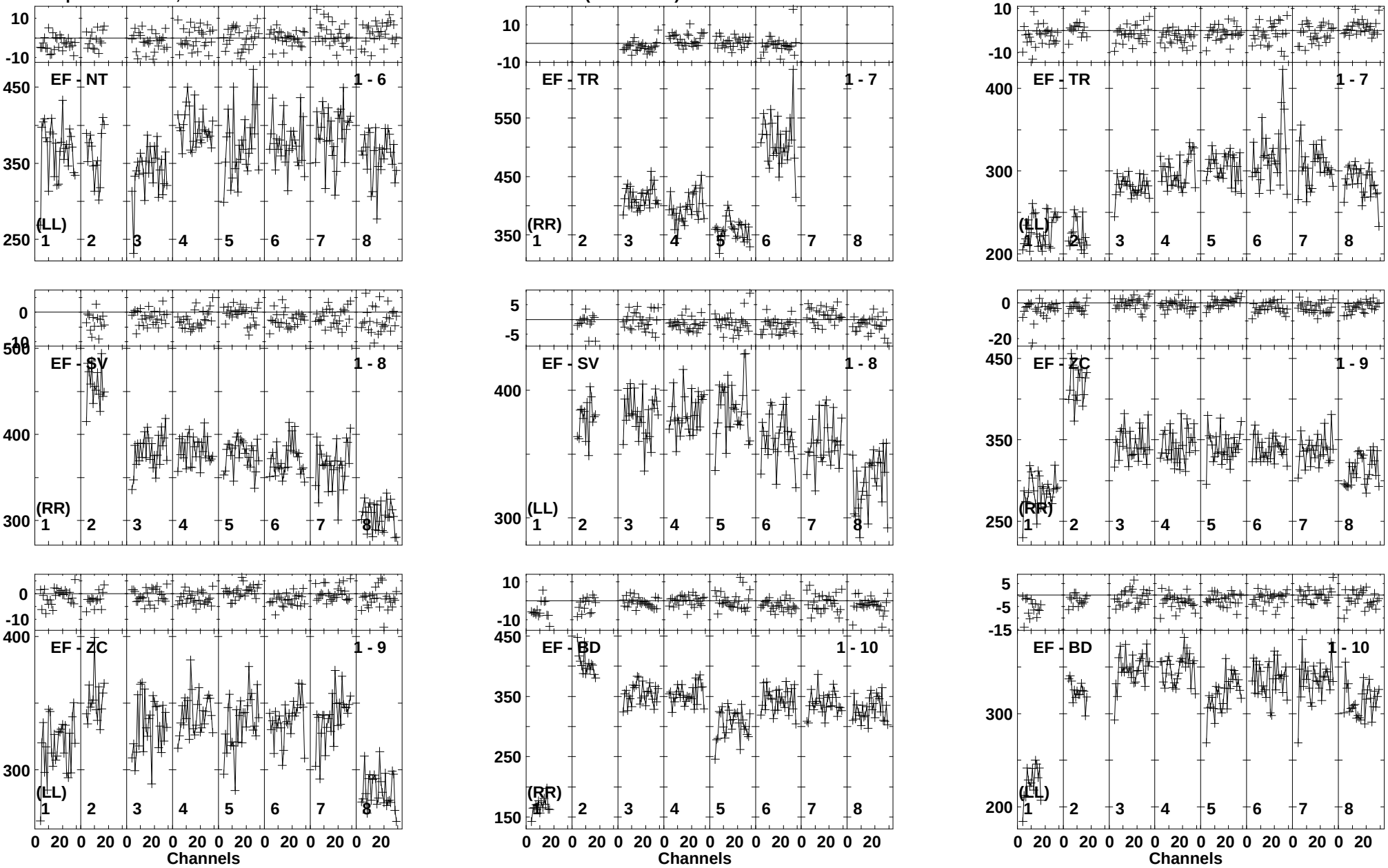

Lower frame: Milli Ampl Jy Top frame: Phas deg
Vector averaged cross-power spectrum Baseline: EF (01) - NT (06)
Timerange: 01/00:16:26 to 01/00:17:28

Plot file version 177 created 22-JUL-2014 18:10:37
J1453+2648 EP088C.UVDATA.1
Freq = 1.5950 GHz, Bw = 16.000 MH Calibrated with CL # 3 and BP # 1 (BP mode 1)

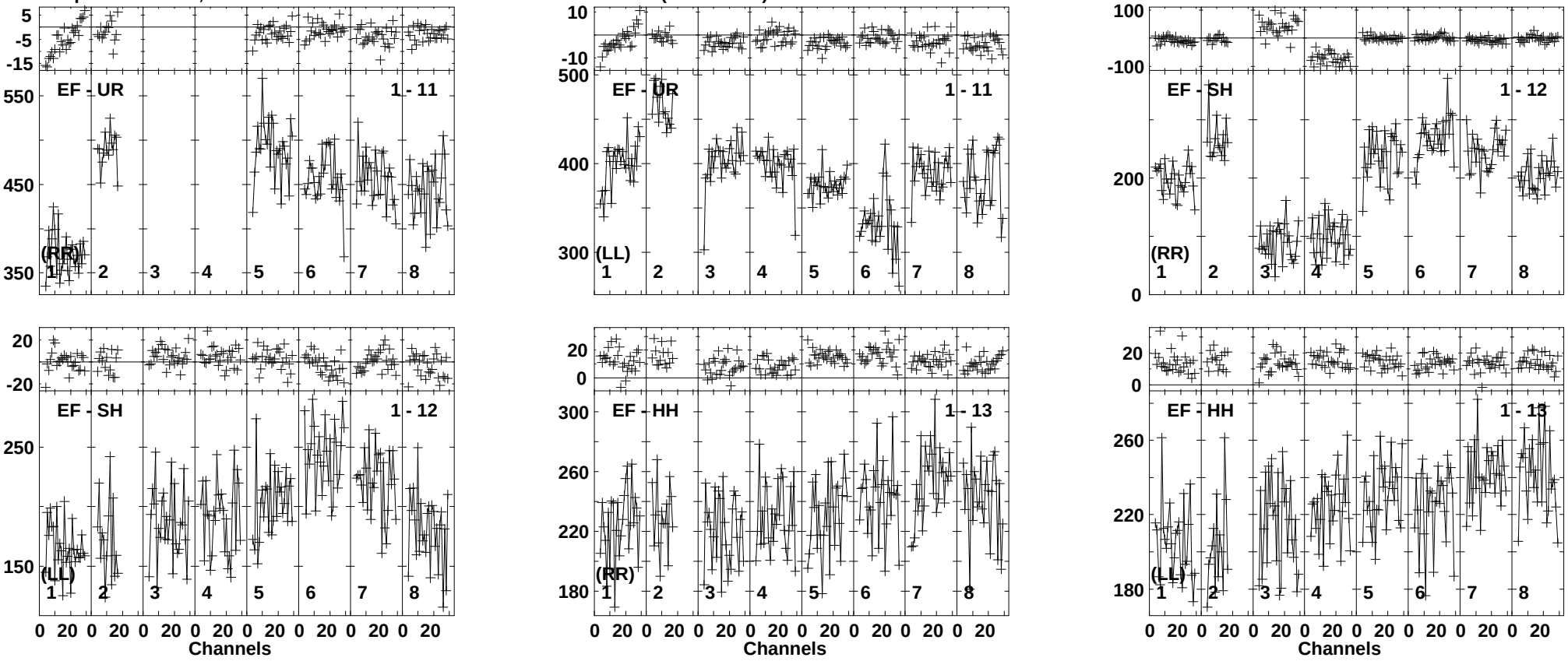

Lower frame: Milli Ampl Jy Top frame: Phas deg
Vector averaged cross-power spectrum Baseline: EF (01) - UR (11)
Timerange: 01/00:16:26 to 01/00:17:28

Plot file version 178 created 22-JUL-2014 18:10:37
VV340A EP088C.UVDATA.1
Freq = 1.5950 GHz, Bw = 16.000 MH Calibrated with CL # 3 and BP # 1 (BP mode 1)

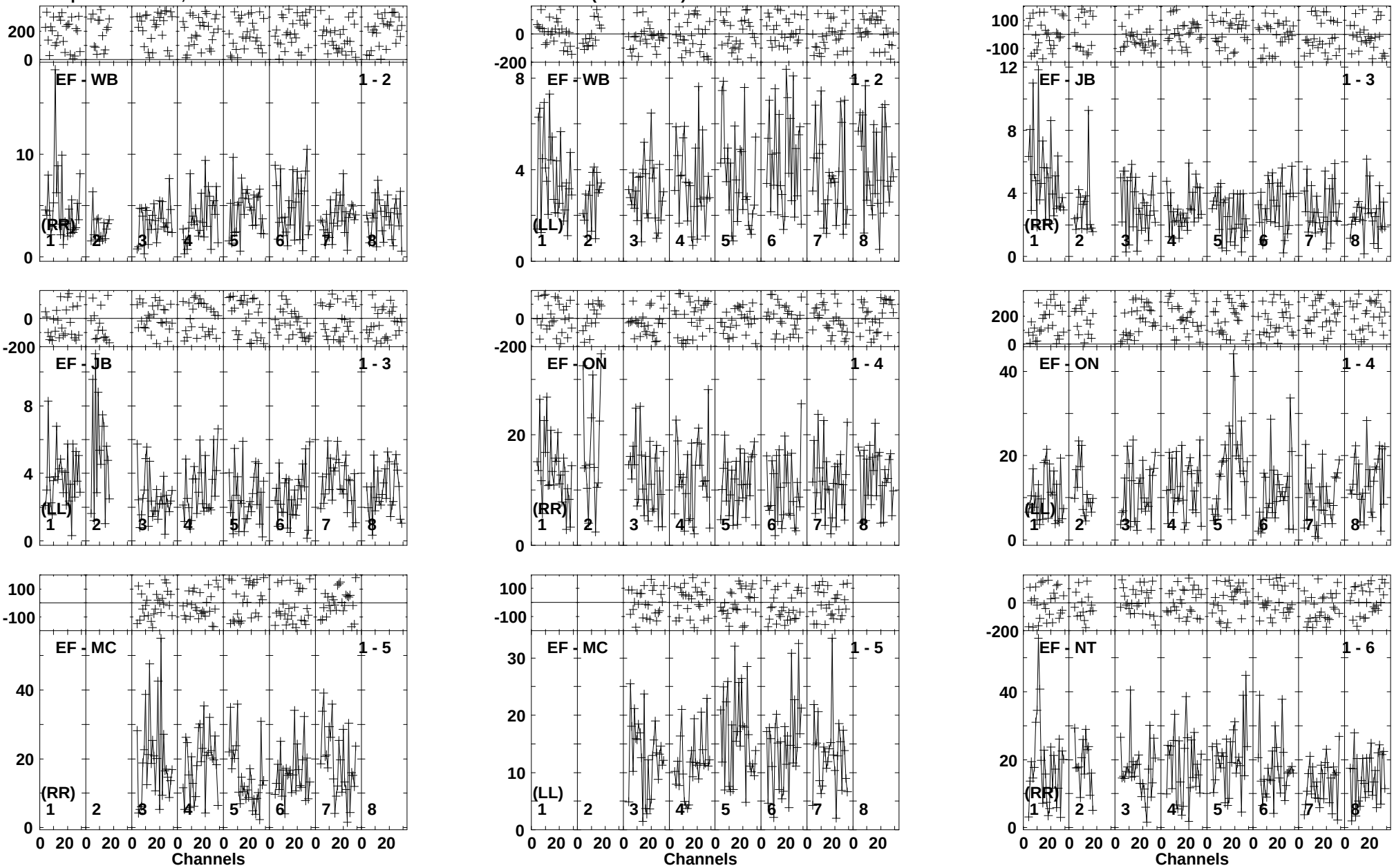

Lower frame: Milli Ampl Jy Top frame: Phas deg
Vector averaged cross-power spectrum Baseline: EF (01) - WB (02)
Timerange: 01/00:17:36 to 01/00:21:08

Plot file version 179 created 22-JUL-2014 18:10:37
VV340A EP088C.UVDATA.1
Freq = 1.5950 GHz, Bw = 16.000 MH Calibrated with CL # 3 and BP # 1 (BP mode 1)



Lower frame: Milli Ampl Jy Top frame: Phas deg
Vector averaged cross-power spectrum Baseline: EF (01) - NT (06)
Timerange: 01/00:17:36 to 01/00:21:08

Plot file version 180 created 22-JUL-2014 18:10:38
VV340A EP088C.UVDATA.1
Freq = 1.5950 GHz, Bw = 16.000 MH Calibrated with CL # 3 and BP # 1 (BP mode 1)

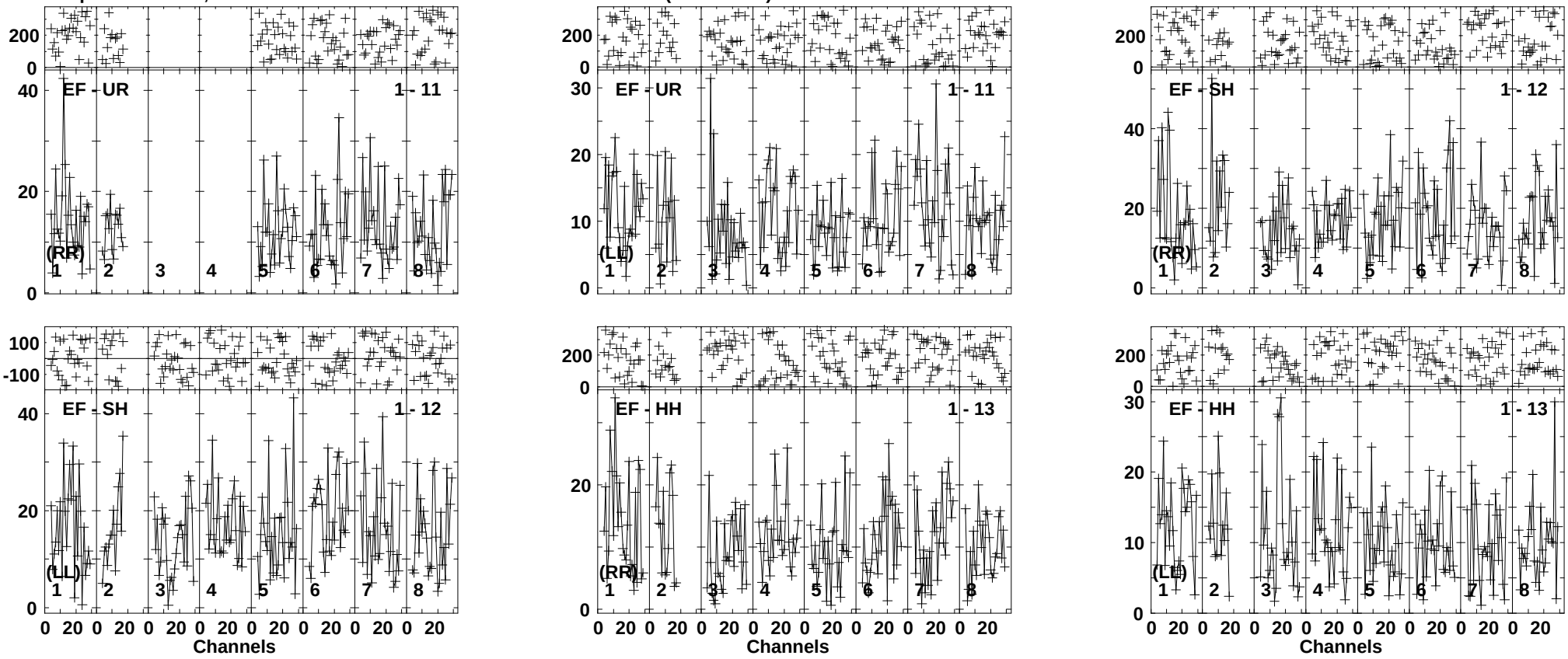

Lower frame: Milli Ampl Jy Top frame: Phas deg
Vector averaged cross-power spectrum Baseline: EF (01) - UR (11)
Timerange: 01/00:17:36 to 01/00:21:08

Plot file version 181 created 22-JUL-2014 18:10:38
J1453+2648 EP088C.UVDATA.1
Freq = 1.5950 GHz, Bw = 16.000 MH Calibrated with CL # 3 and BP # 1 (BP mode 1)

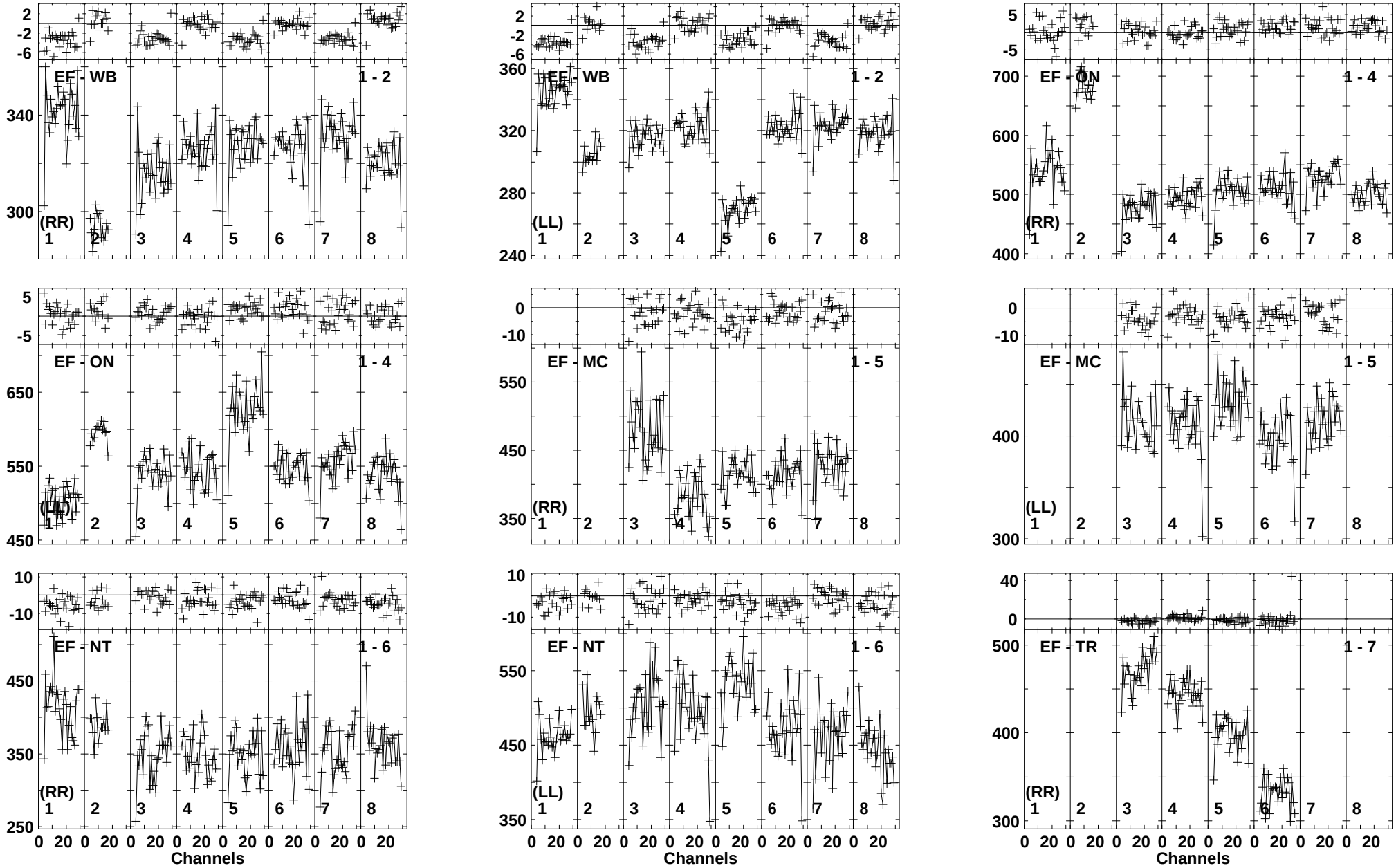

Lower frame: Milli Ampl Jy Top frame: Phas deg
Vector averaged cross-power spectrum Baseline: EF (01) - WB (02)
Timerange: 01/00:21:16 to 01/00:22:28

Plot file version 182 created 22-JUL-2014 18:10:38
J1453+2648 EP088C.UVDATA.1
Freq = 1.5950 GHz, Bw = 16.000 MH Calibrated with CL # 3 and BP # 1 (BP mode 1)

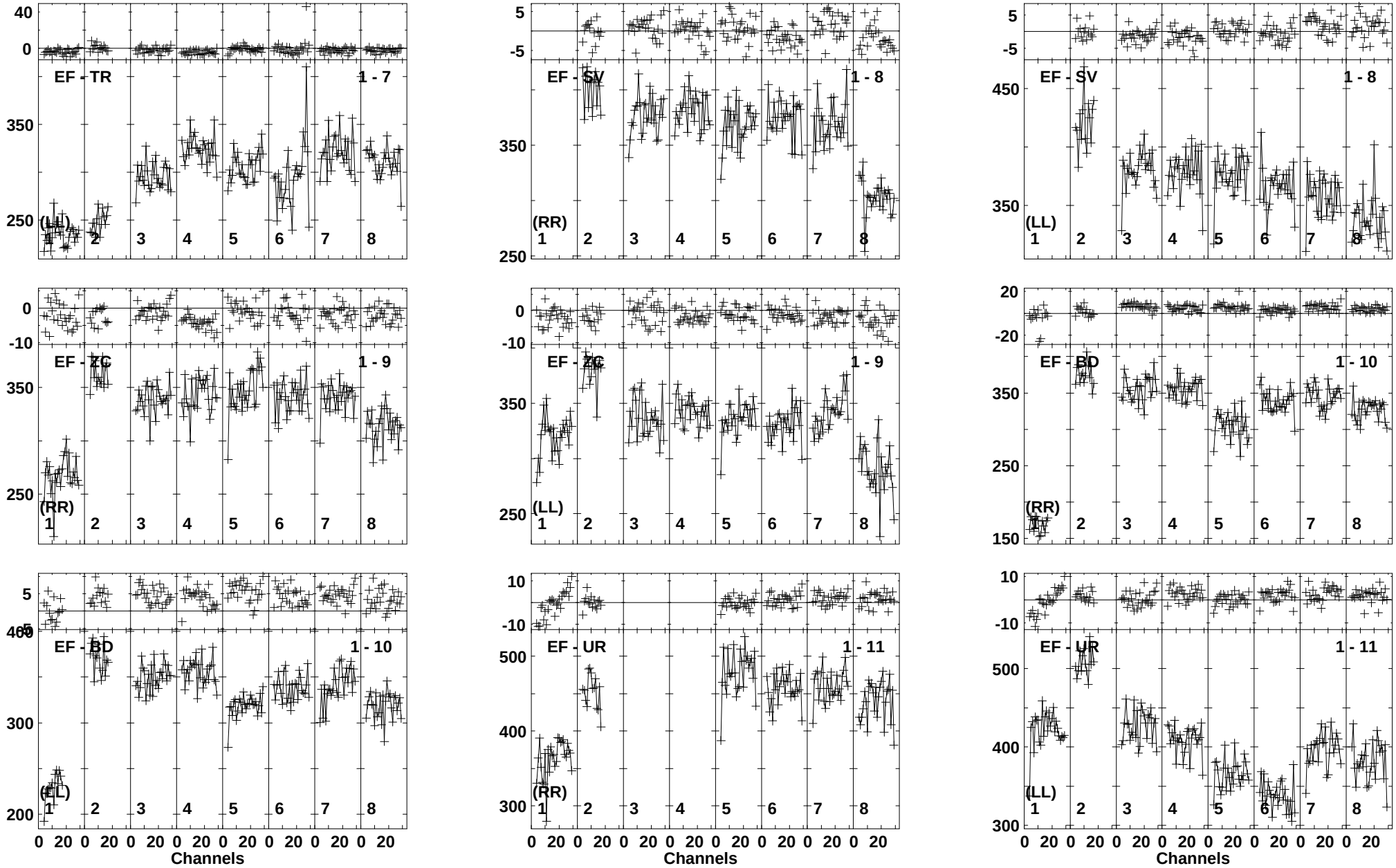

Lower frame: Milli Ampl Jy Top frame: Phas deg
Vector averaged cross-power spectrum Baseline: EF (01) - TR (07)
Timerange: 01/00:21:16 to 01/00:22:28

Plot file version 183 created 22-JUL-2014 18:10:39
J1453+2648 EP088C.UVDATA.1
Freq = 1.5950 GHz, Bw = 16.000 MH Calibrated with CL # 3 and BP # 1 (BP mode 1)

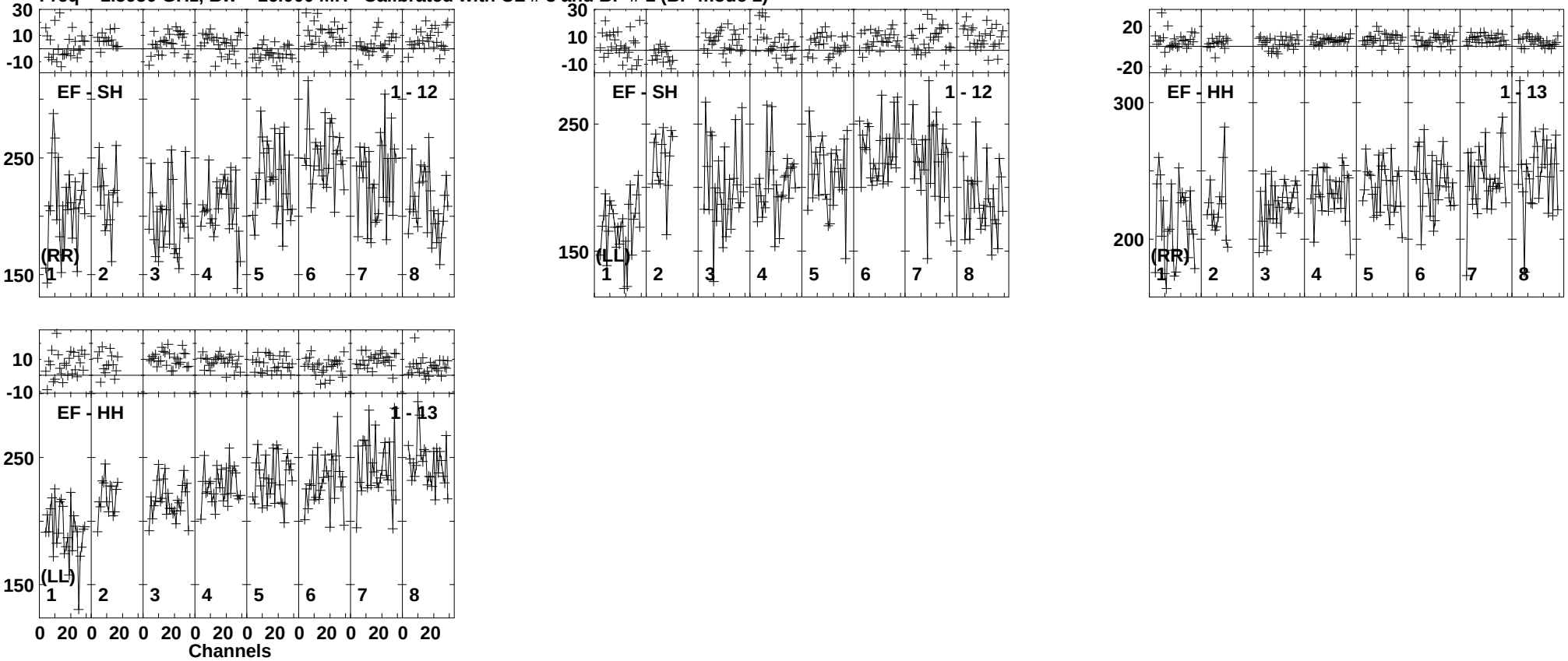

Lower frame: Milli Ampl Jy Top frame: Phas deg
Vector averaged cross-power spectrum Baseline: EF (01) - SH (12)
Timerange: 01/00:21:16 to 01/00:22:28

Plot file version 184 created 22-JUL-2014 18:10:39
VV340A EP088C.UVDATA.1
Freq = 1.5950 GHz, Bw = 16.000 MH Calibrated with CL # 3 and BP # 1 (BP mode 1)

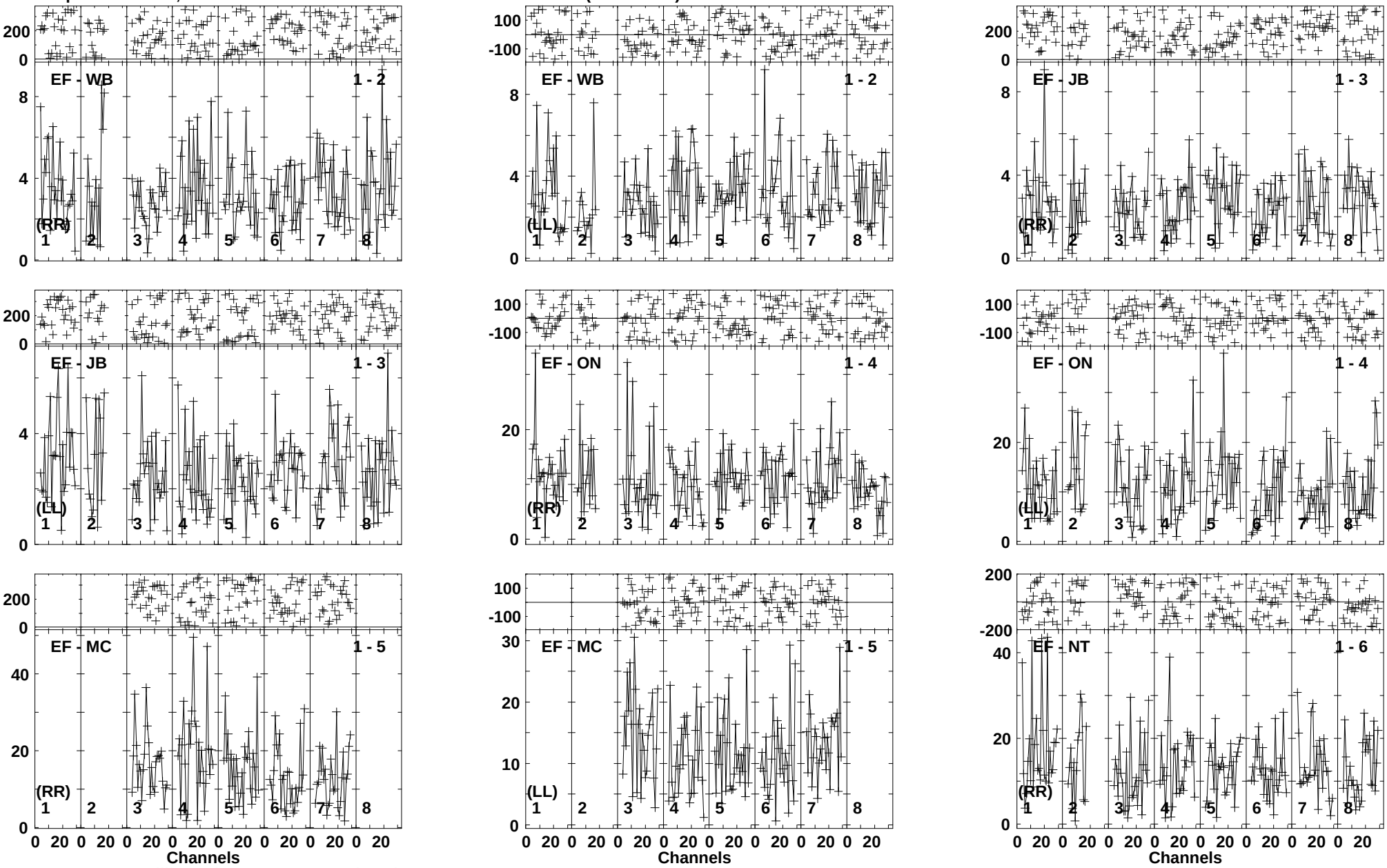

Lower frame: Milli Ampl Jy Top frame: Phas deg
Vector averaged cross-power spectrum Baseline: EF (01) - WB (02)
Timerange: 01/00:23:11 to 01/00:26:49

Plot file version 185 created 22-JUL-2014 18:10:39
VV340A EP088C.UVDATA.1
Freq = 1.5950 GHz, Bw = 16.000 MH Calibrated with CL # 3 and BP # 1 (BP mode 1)

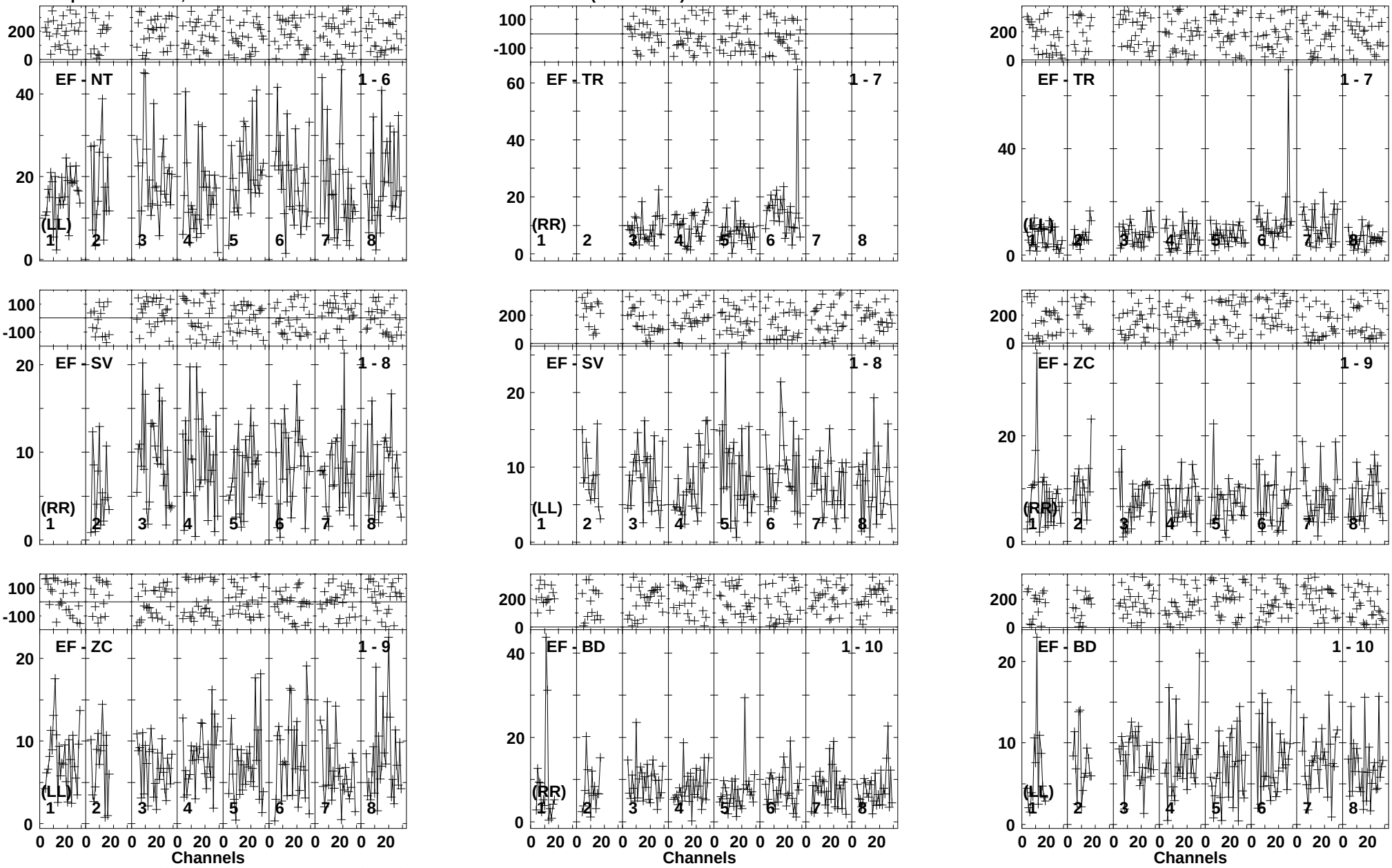

Lower frame: Milli Ampl Jy Top frame: Phas deg
Vector averaged cross-power spectrum Baseline: EF (01) - NT (06)
Timerange: 01/00:23:11 to 01/00:26:49

Plot file version 186 created 22-JUL-2014 18:10:40
VV340A EP088C.UVDATA.1
Freq = 1.5950 GHz, Bw = 16.000 MH Calibrated with CL # 3 and BP # 1 (BP mode 1)

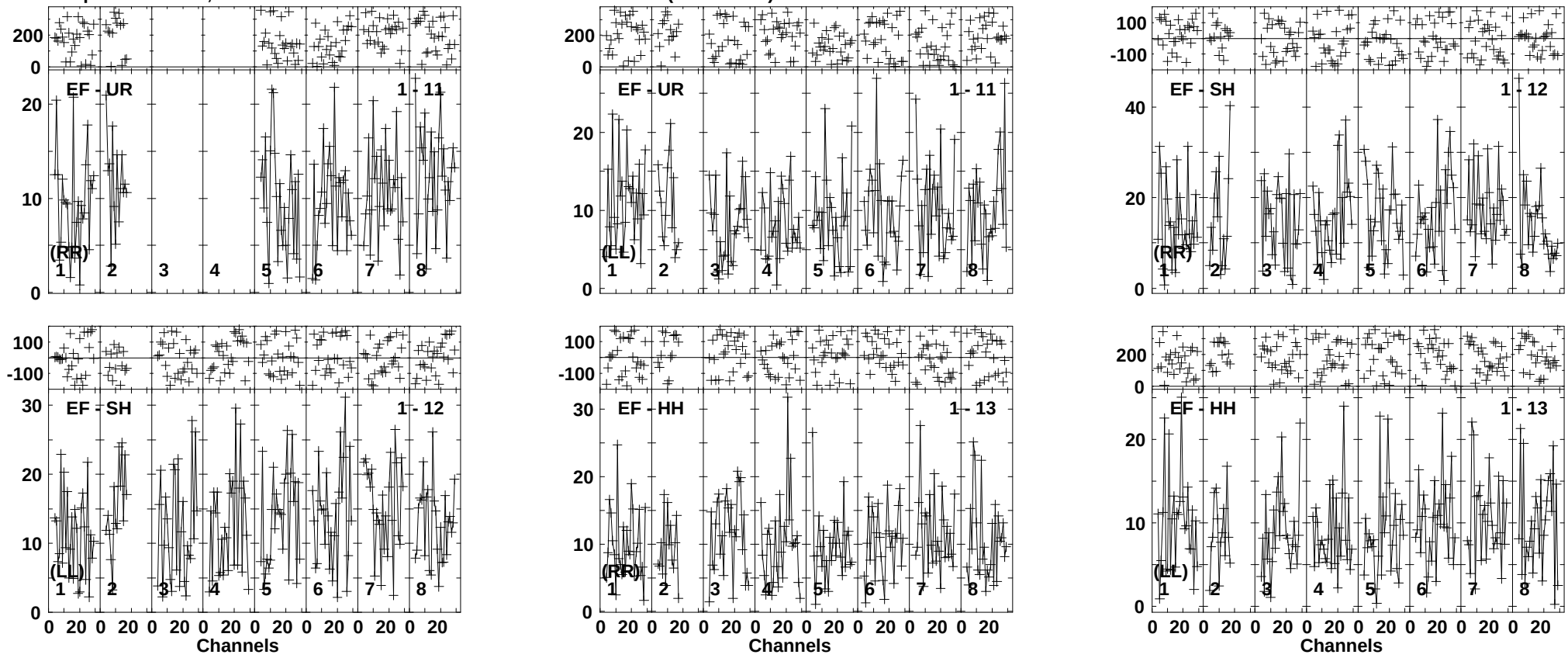

Lower frame: Milli Ampl Jy Top frame: Phas deg
Vector averaged cross-power spectrum Baseline: EF (01) - UR (11)
Timerange: 01/00:23:11 to 01/00:26:49

Plot file version 187 created 22-JUL-2014 18:10:40
J1453+2648 EP088C.UVDATA.1
Freq = 1.5950 GHz, Bw = 16.000 MH Calibrated with CL # 3 and BP # 1 (BP mode 1)

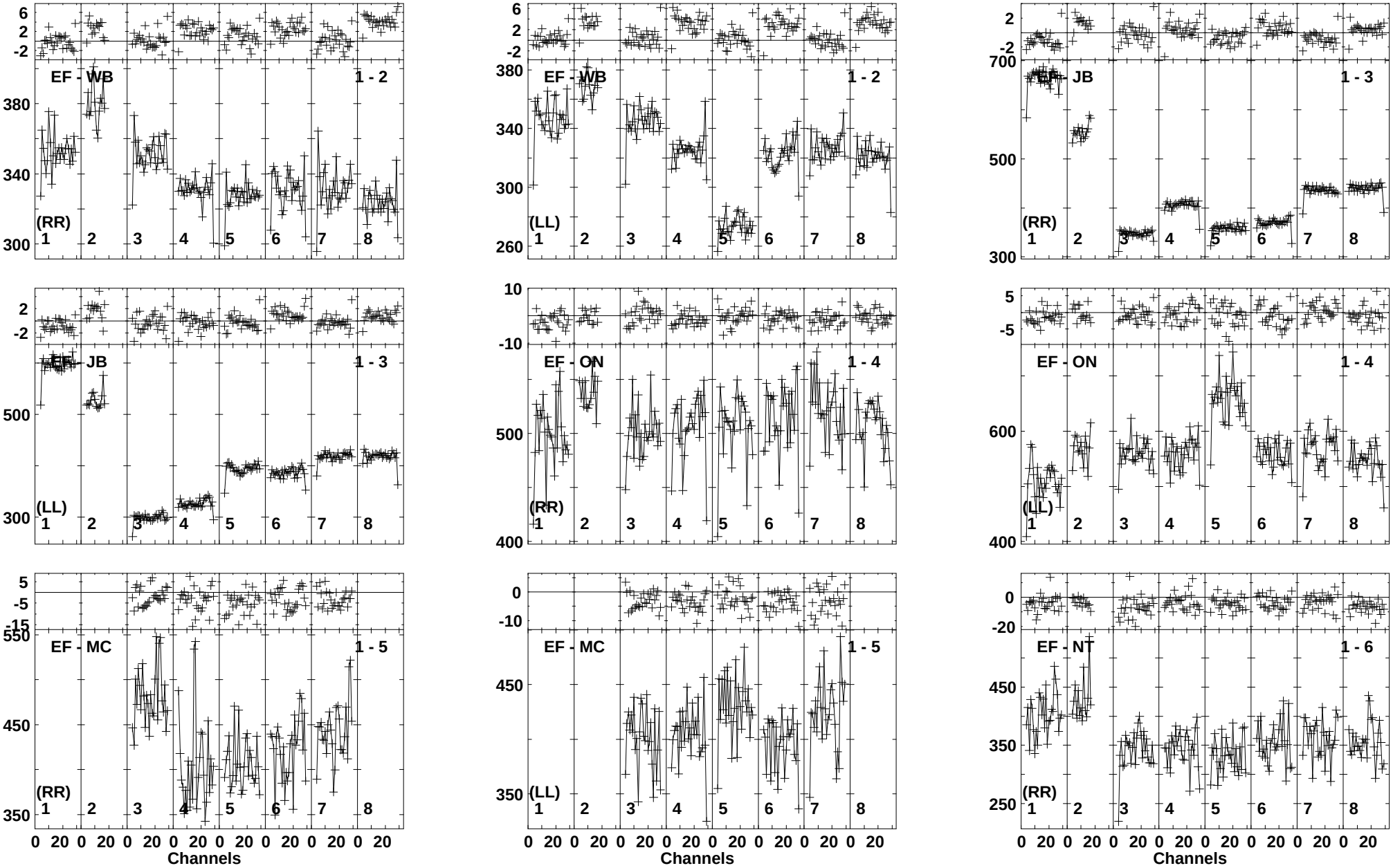

Lower frame: Milli Ampl Jy Top frame: Phas deg
Vector averaged cross-power spectrum Baseline: EF (01) - WB (02)
Timerange: 01/00:26:56 to 01/00:27:58

Plot file version 188 created 22-JUL-2014 18:10:41
J1453+2648 EP088C.UVDATA.1
Freq = 1.5950 GHz, Bw = 16.000 MH Calibrated with CL # 3 and BP # 1 (BP mode 1)

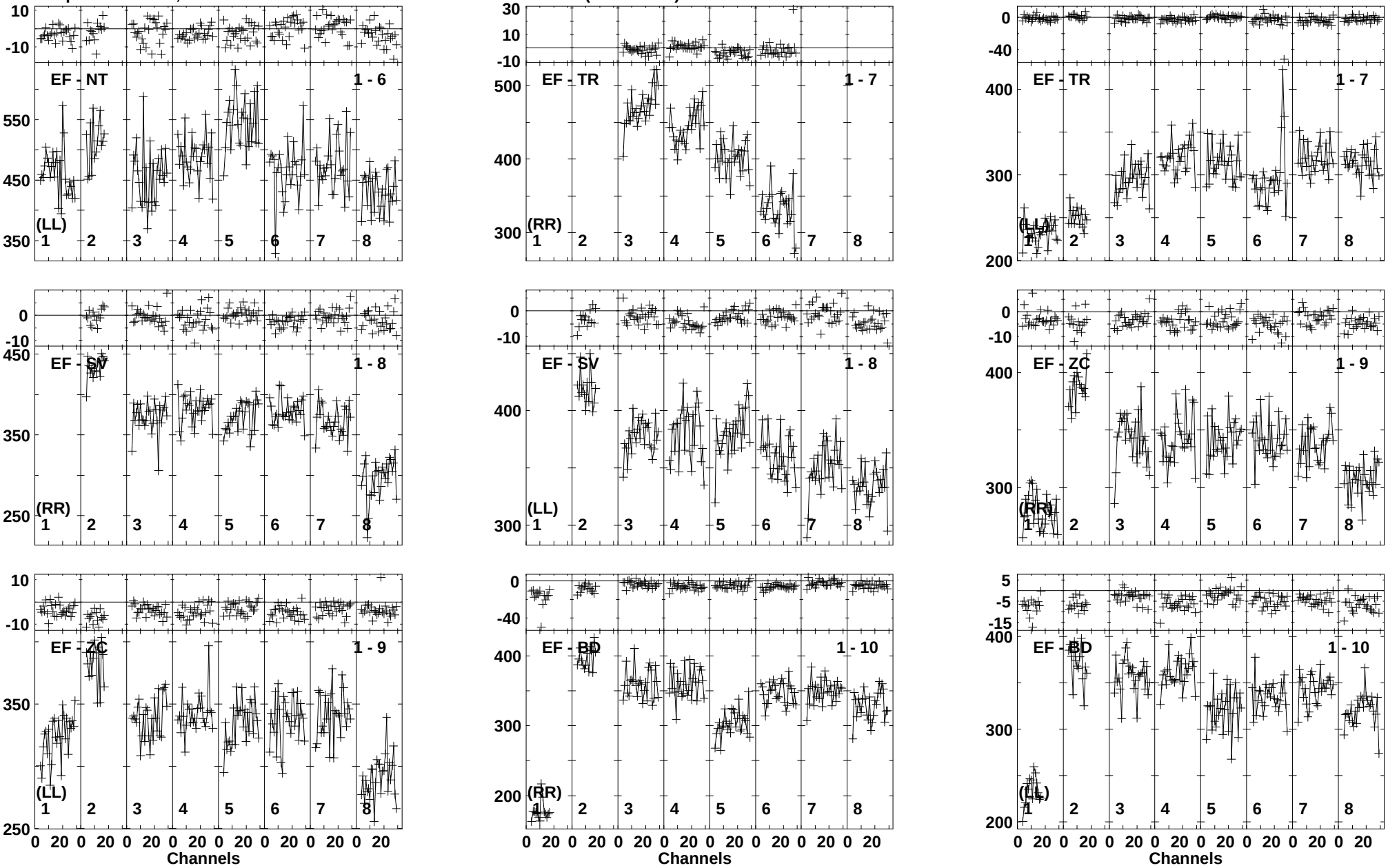

Lower frame: Milli Ampl Jy Top frame: Phas deg
Vector averaged cross-power spectrum Baseline: EF (01) - NT (06)
Timerange: 01/00:26:56 to 01/00:27:58

Plot file version 189 created 22-JUL-2014 18:10:41
J1453+2648 EP088C.UVDATA.1
Freq = 1.5950 GHz, Bw = 16.000 MH Calibrated with CL # 3 and BP # 1 (BP mode 1)

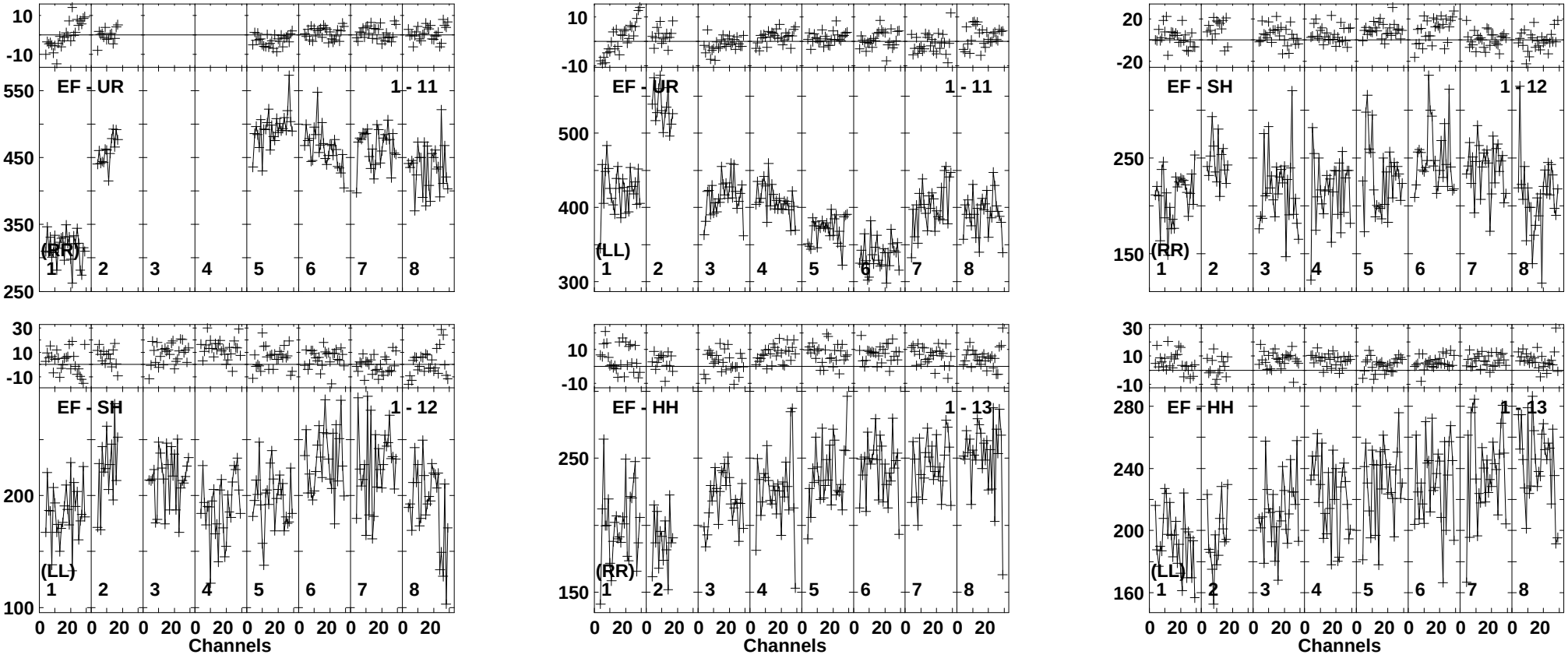

Lower frame: Milli Ampl Jy Top frame: Phas deg
Vector averaged cross-power spectrum Baseline: EF (01) - UR (11)
Timerange: 01/00:26:56 to 01/00:27:58

Plot file version 190 created 22-JUL-2014 18:10:41
VV340A EP088C.UVDATA.1
Freq = 1.5950 GHz, Bw = 16.000 MH Calibrated with CL # 3 and BP # 1 (BP mode 1)

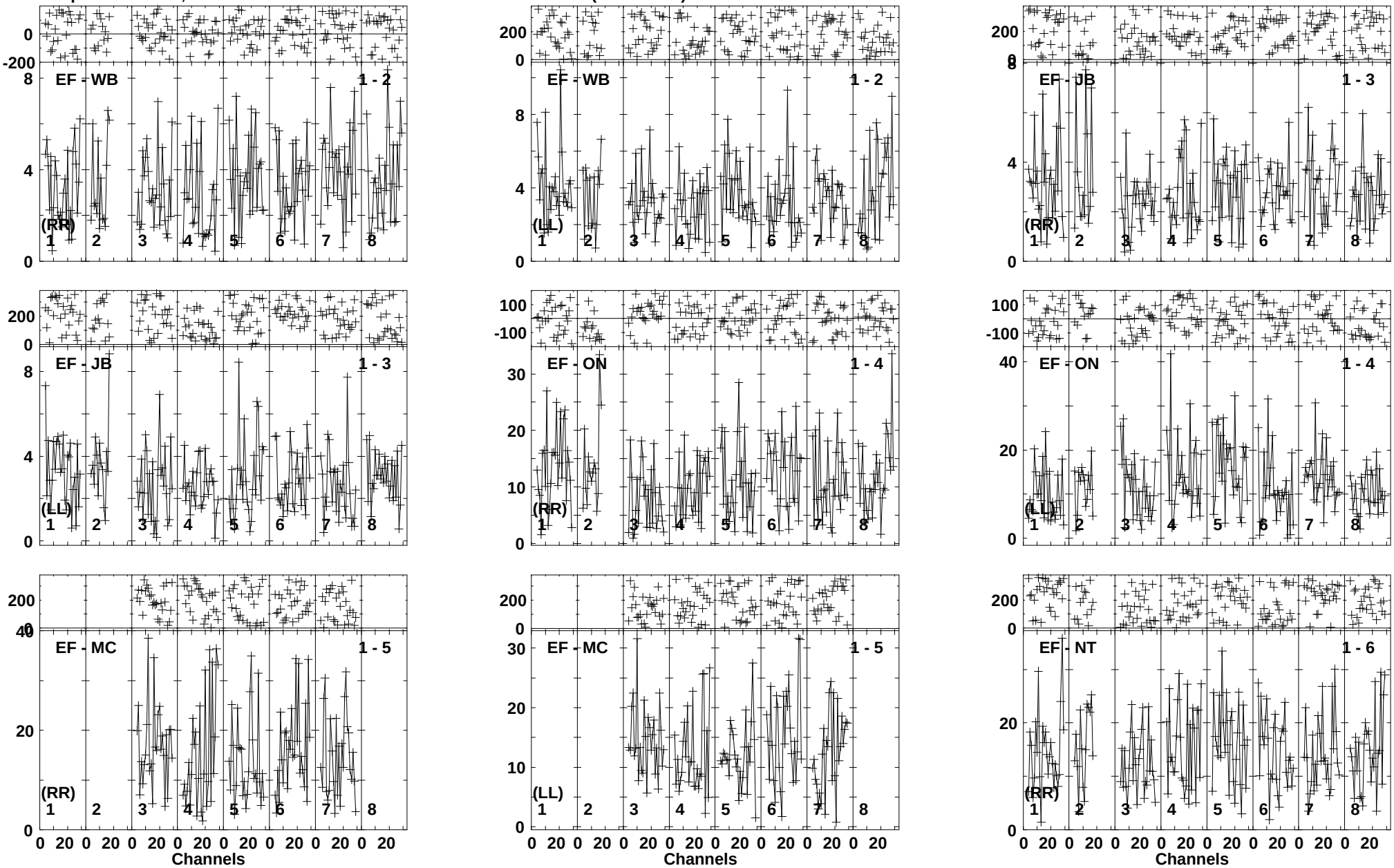

Lower frame: Milli Ampl Jy Top frame: Phas deg
Vector averaged cross-power spectrum Baseline: EF (01) - WB (02)
Timerange: 01/00:28:06 to 01/00:31:38

Plot file version 191 created 22-JUL-2014 18:10:42
VV340A EP088C.UVDATA.1
Freq = 1.5950 GHz, Bw = 16.000 MH Calibrated with CL # 3 and BP # 1 (BP mode 1)

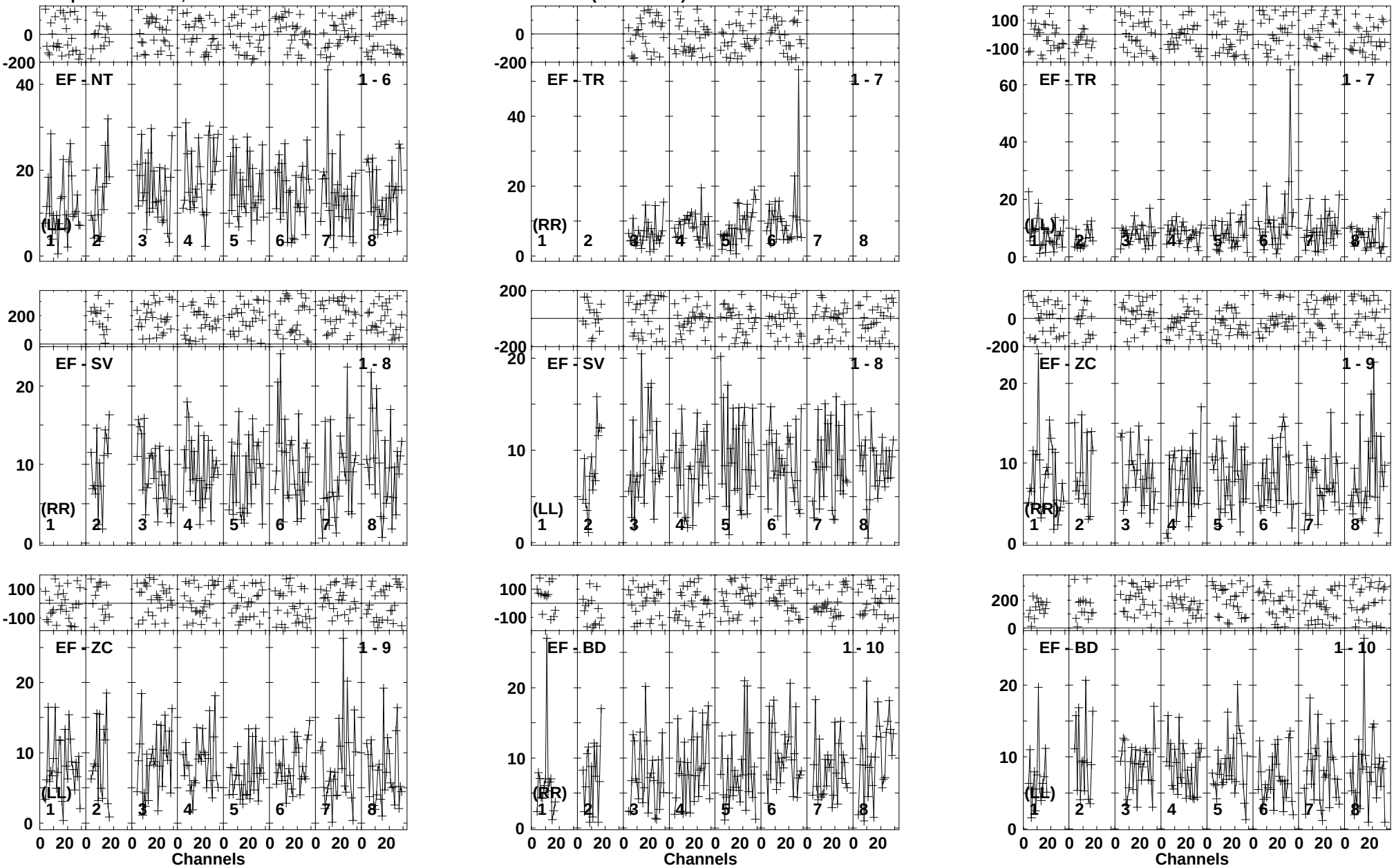

Lower frame: Milli Ampl Jy Top frame: Phas deg
Vector averaged cross-power spectrum Baseline: EF (01) - NT (06)
Timerange: 01/00:28:06 to 01/00:31:38

Plot file version 192 created 22-JUL-2014 18:10:42
VV340A EP088C.UVDATA.1
Freq = 1.5950 GHz, Bw = 16.000 MH Calibrated with CL # 3 and BP # 1 (BP mode 1)

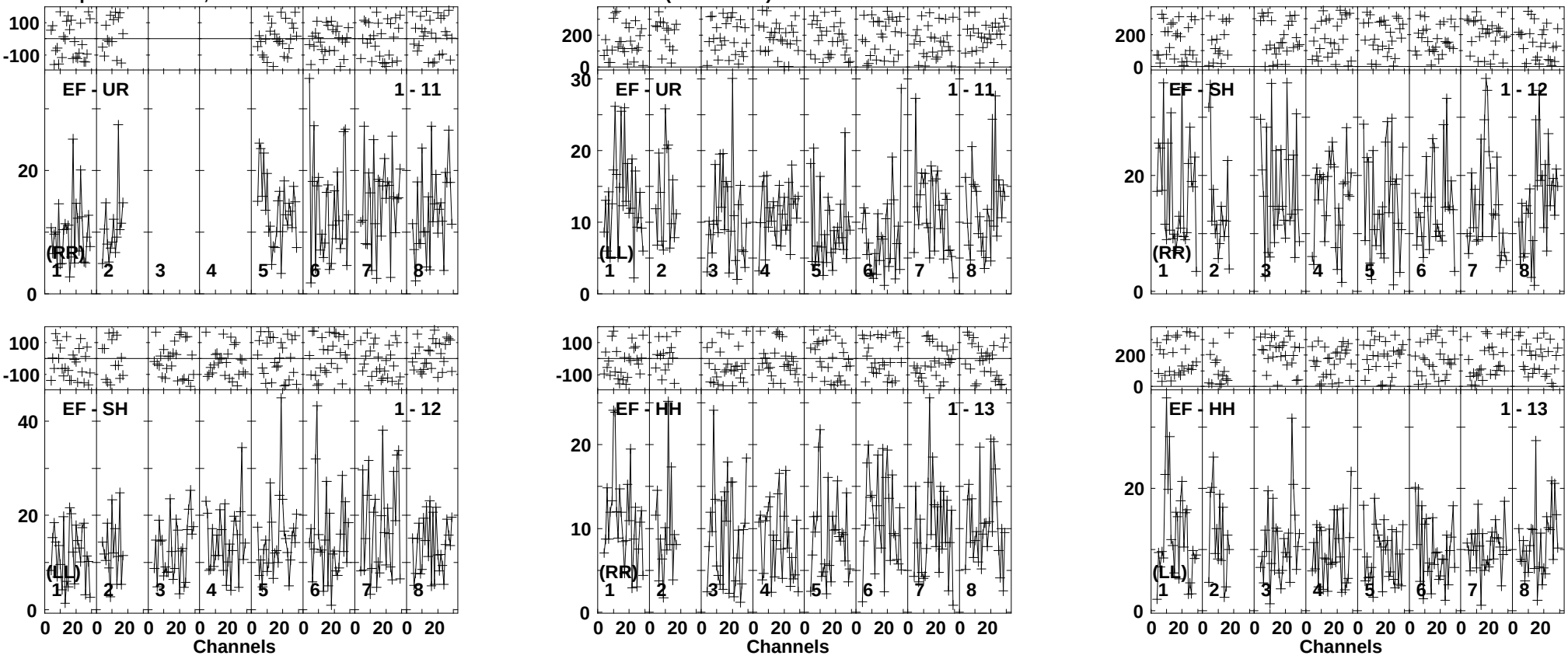

Lower frame: Milli Ampl Jy Top frame: Phas deg
Vector averaged cross-power spectrum Baseline: EF (01) - UR (11)
Timerange: 01/00:28:06 to 01/00:31:38

Plot file version 193 created 22-JUL-2014 18:10:42
J1453+2648 EP088C.UVDATA.1
Freq = 1.5950 GHz, Bw = 16.000 MH Calibrated with CL # 3 and BP # 1 (BP mode 1)

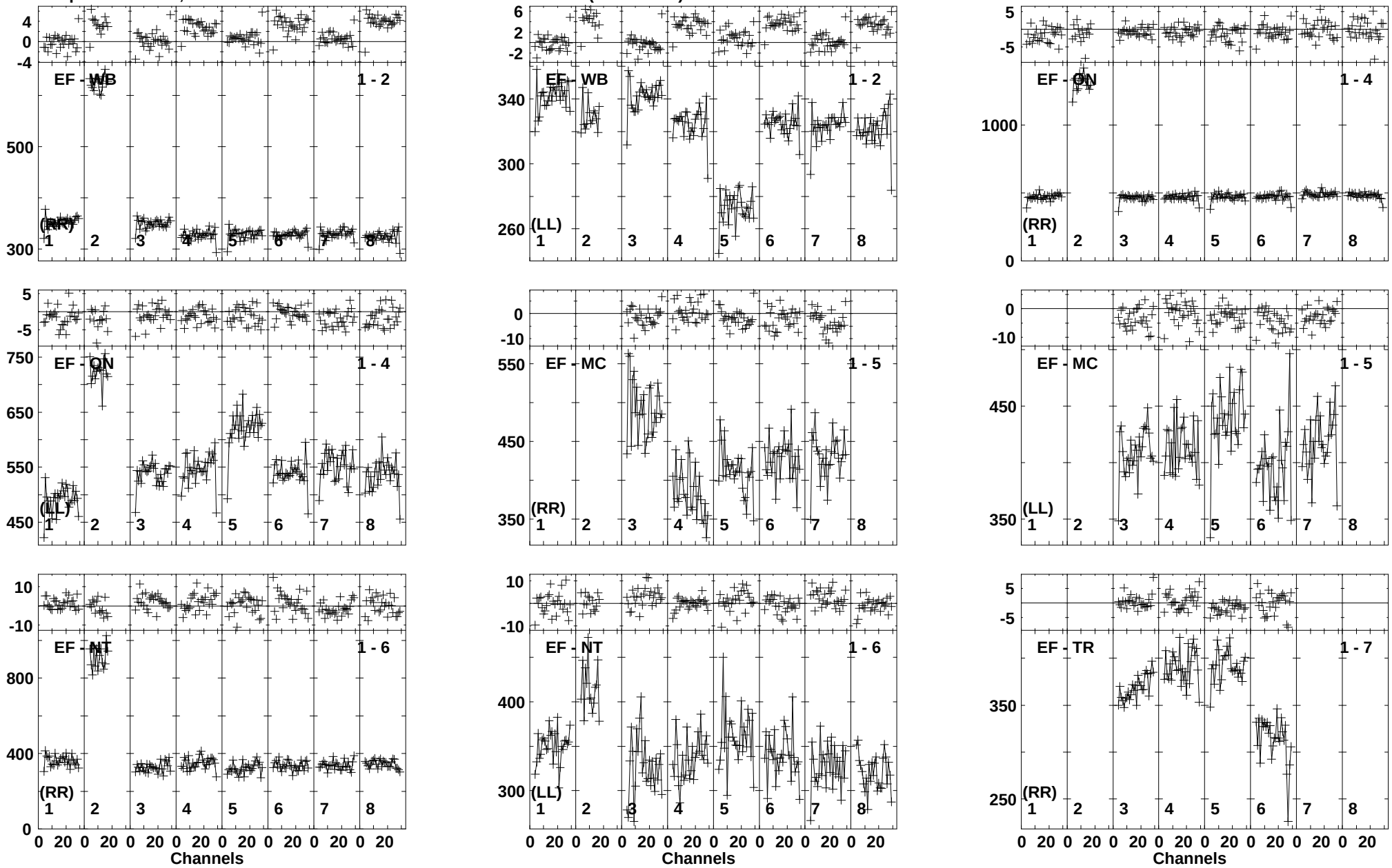

Lower frame: Milli Ampl Jy Top frame: Phas deg
Vector averaged cross-power spectrum Baseline: EF (01) - WB (02)
Timerange: 01/00:31:46 to 01/00:32:58

Plot file version 194 created 22-JUL-2014 18:10:43
J1453+2648 EP088C.UVDATA.1
Freq = 1.5950 GHz, Bw = 16.000 MH Calibrated with CL # 3 and BP # 1 (BP mode 1)

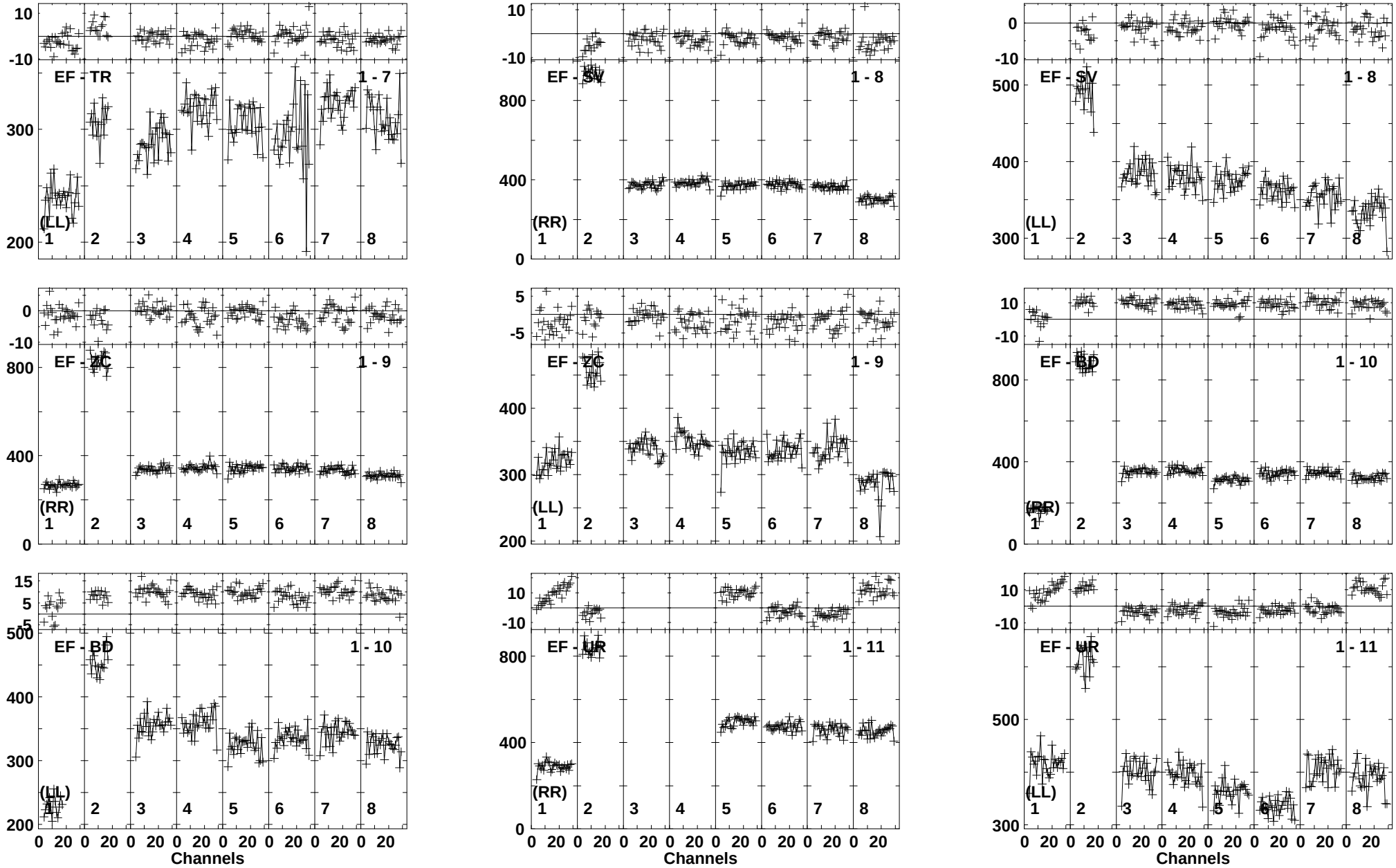

Lower frame: Milli Ampl Jy Top frame: Phas deg
Vector averaged cross-power spectrum Baseline: EF (01) - TR (07)
Timerange: 01/00:31:46 to 01/00:32:58

Plot file version 195 created 22-JUL-2014 18:10:43
J1453+2648 EP088C.UVDATA.1
Freq = 1.5950 GHz, Bw = 16.000 MH Calibrated with CL # 3 and BP # 1 (BP mode 1)

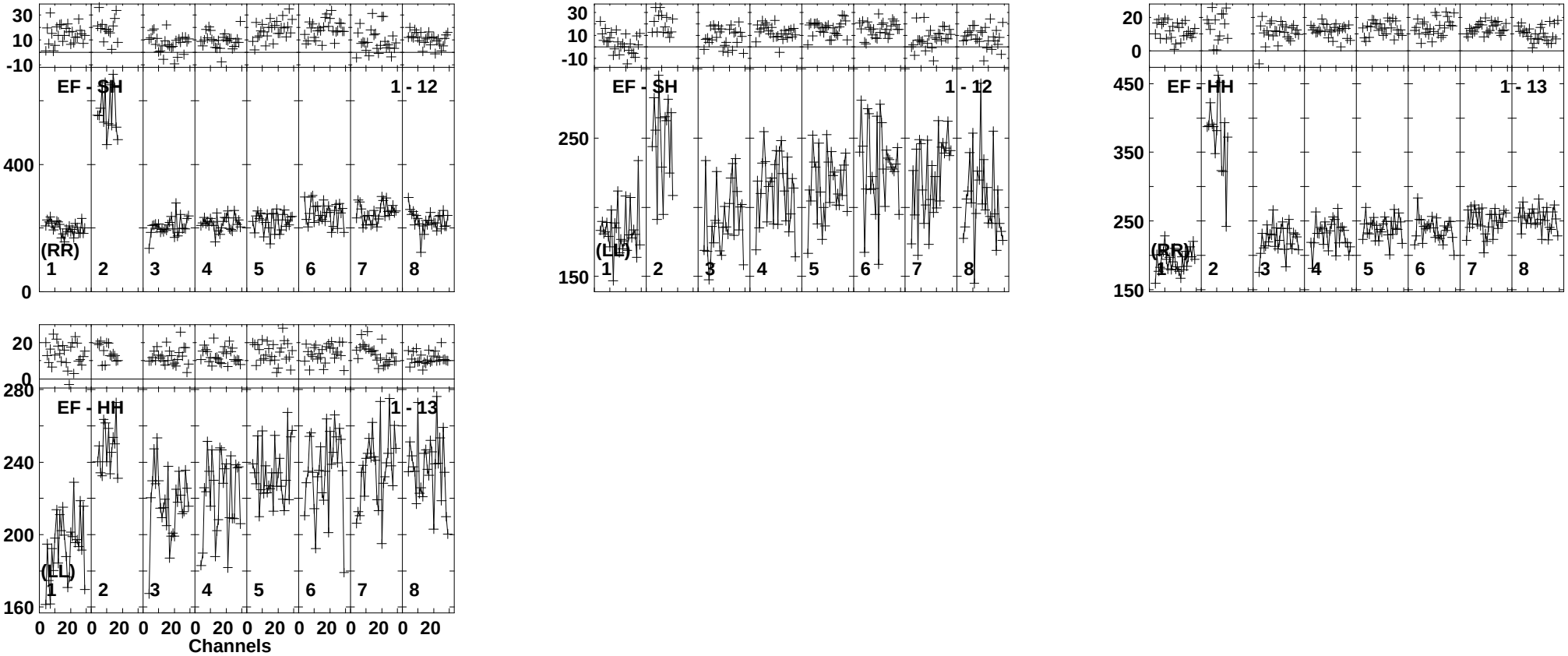

Lower frame: Milli Ampl Jy Top frame: Phas deg
Vector averaged cross-power spectrum Baseline: EF (01) - SH (12)
Timerange: 01/00:31:46 to 01/00:32:58

Plot file version 196 created 22-JUL-2014 18:10:43
VV340A EP088C.UVDATA.1
Freq = 1.5950 GHz, Bw = 16.000 MH Calibrated with CL # 3 and BP # 1 (BP mode 1)



Lower frame: Milli Ampl Jy Top frame: Phas deg
Vector averaged cross-power spectrum Baseline: EF (01) - WB (02)
Timerange: 01/00:33:41 to 01/00:37:19

Plot file version 197 created 22-JUL-2014 18:10:44
VV340A EP088C.UVDATA.1
Freq = 1.5950 GHz, Bw = 16.000 MH Calibrated with CL # 3 and BP # 1 (BP mode 1)

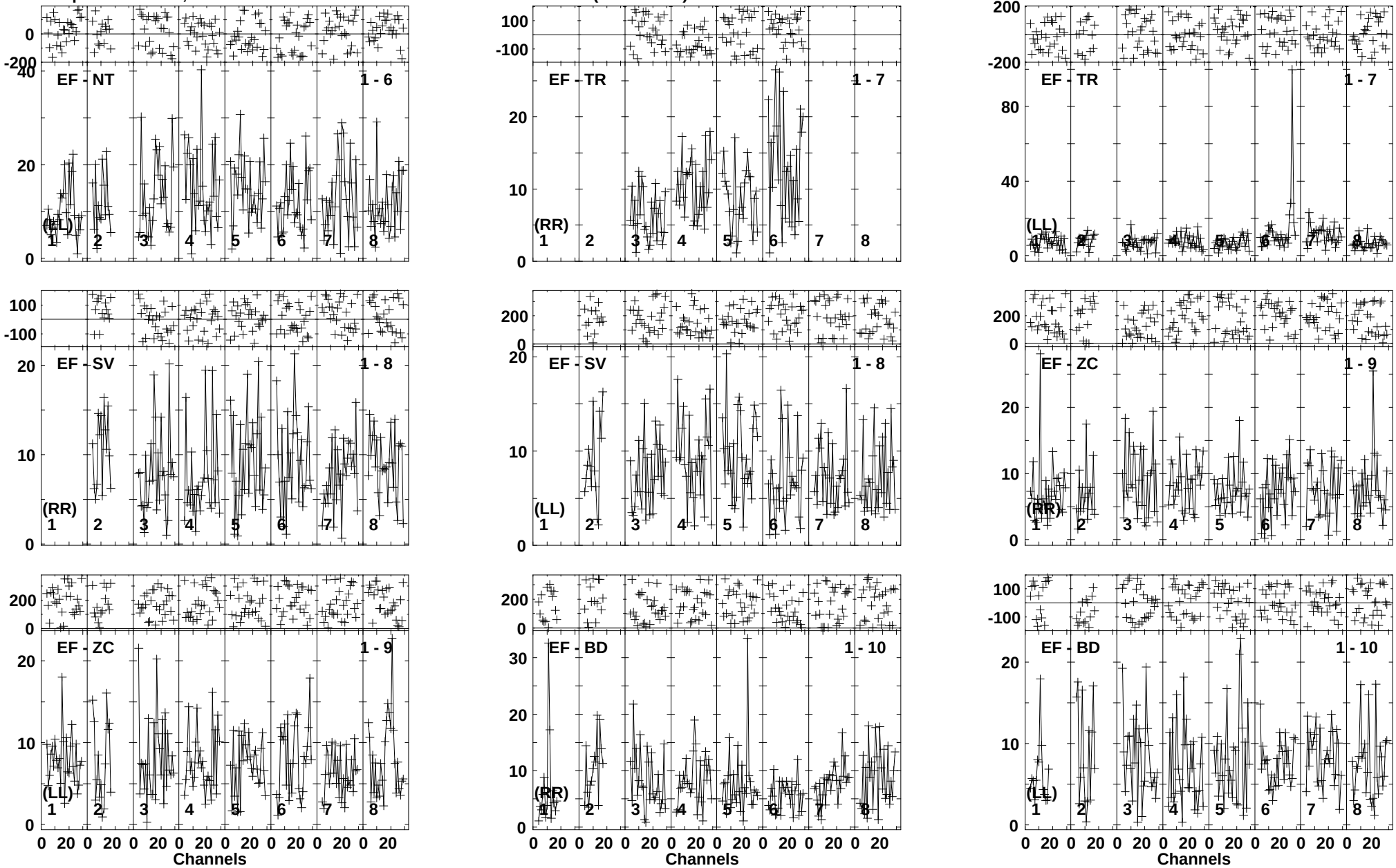

Lower frame: Milli Ampl Jy Top frame: Phas deg
Vector averaged cross-power spectrum Baseline: EF (01) - NT (06)
Timerange: 01/00:33:41 to 01/00:37:19

Plot file version 198 created 22-JUL-2014 18:10:44
VV340A EP088C.UVDATA.1
Freq = 1.5950 GHz, Bw = 16.000 MH Calibrated with CL # 3 and BP # 1 (BP mode 1)

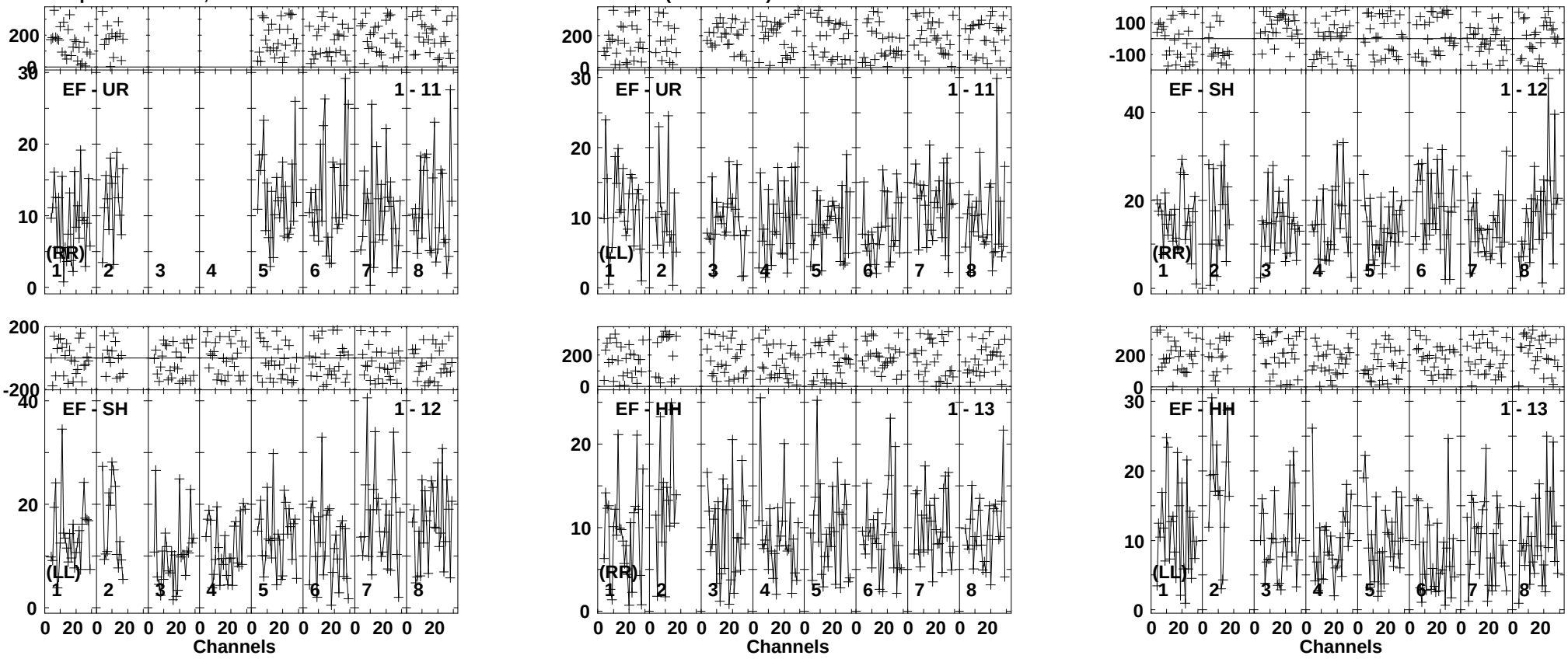

Lower frame: Milli Ampl Jy Top frame: Phas deg
Vector averaged cross-power spectrum Baseline: EF (01) - UR (11)
Timerange: 01/00:33:41 to 01/00:37:19

Plot file version 199 created 22-JUL-2014 18:10:44
J1453+2648 EP088C.UVDATA.1
Freq = 1.5950 GHz, Bw = 16.000 MH Calibrated with CL # 3 and BP # 1 (BP mode 1)

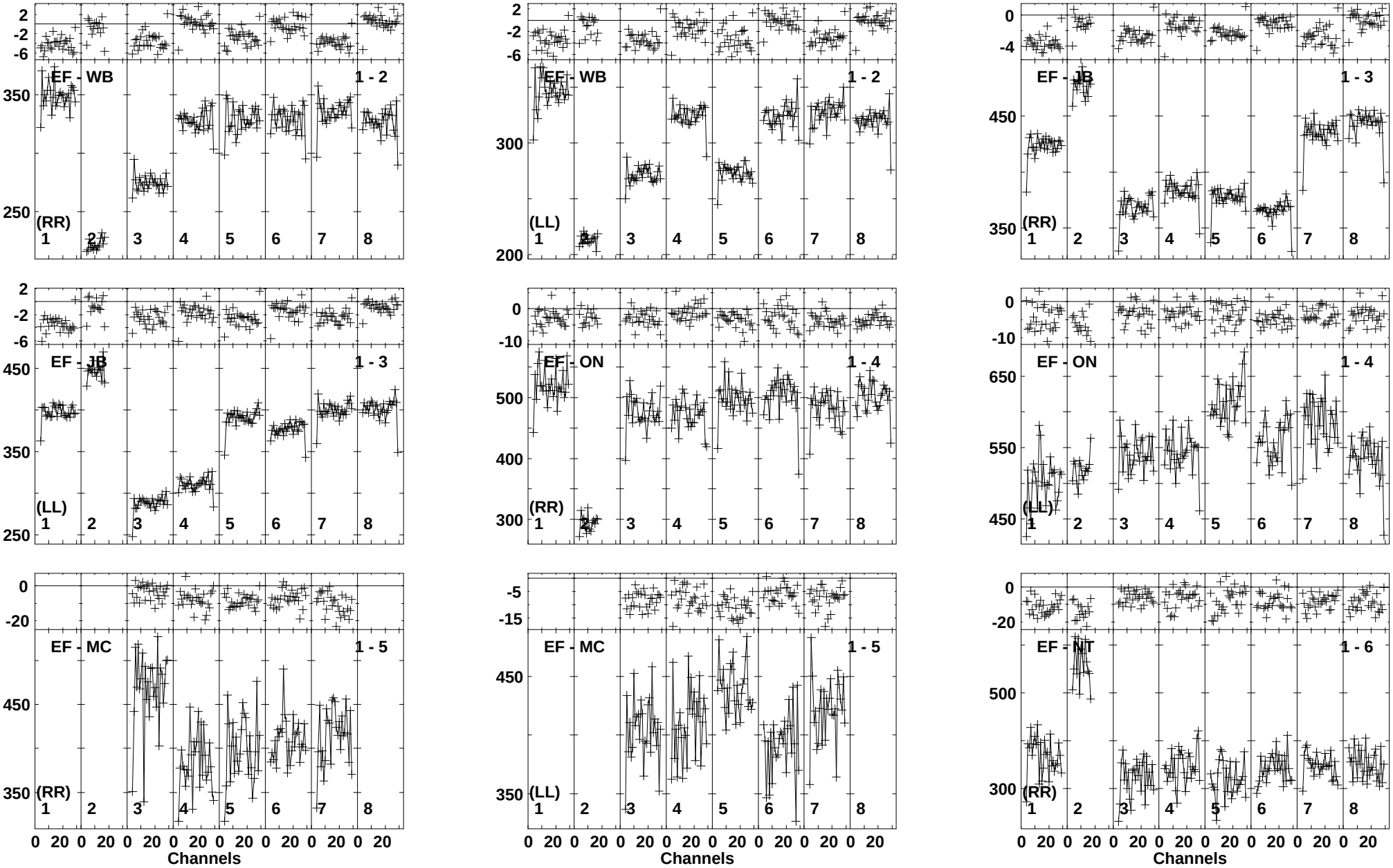

Lower frame: Milli Ampl Jy Top frame: Phas deg
Vector averaged cross-power spectrum Baseline: EF (01) - WB (02)
Timerange: 01/00:37:26 to 01/00:38:28

Plot file version 200 created 22-JUL-2014 18:10:45
J1453+2648 EP088C.UVDATA.1
Freq = 1.5950 GHz, Bw = 16.000 MH Calibrated with CL # 3 and BP # 1 (BP mode 1)

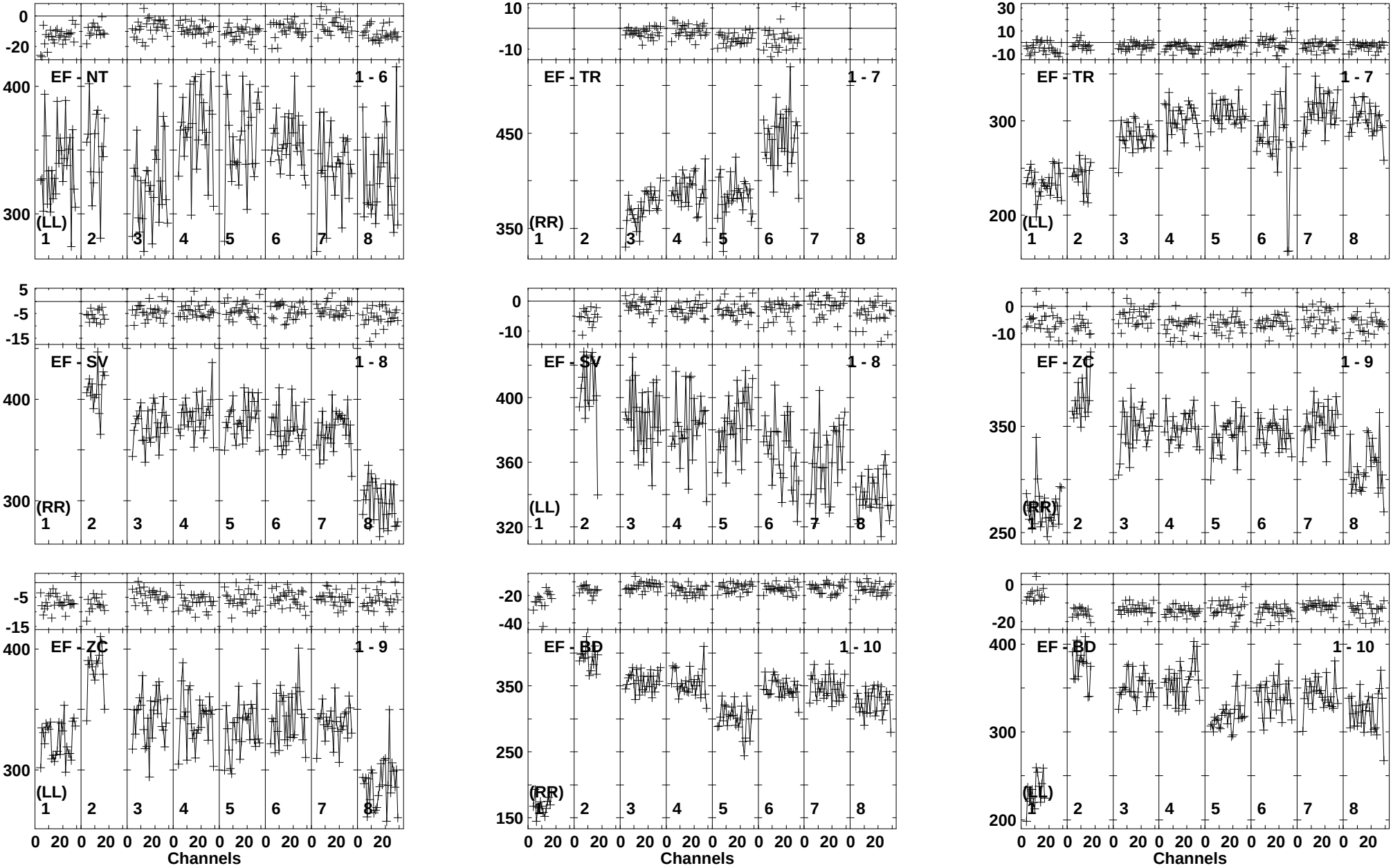

Lower frame: Milli Ampl Jy Top frame: Phas deg
Vector averaged cross-power spectrum Baseline: EF (01) - NT (06)
Timerange: 01/00:37:26 to 01/00:38:28

Plot file version 201 created 22-JUL-2014 18:10:45
J1453+2648 EP088C.UVDATA.1
Freq = 1.5950 GHz, Bw = 16.000 MH Calibrated with CL # 3 and BP # 1 (BP mode 1)

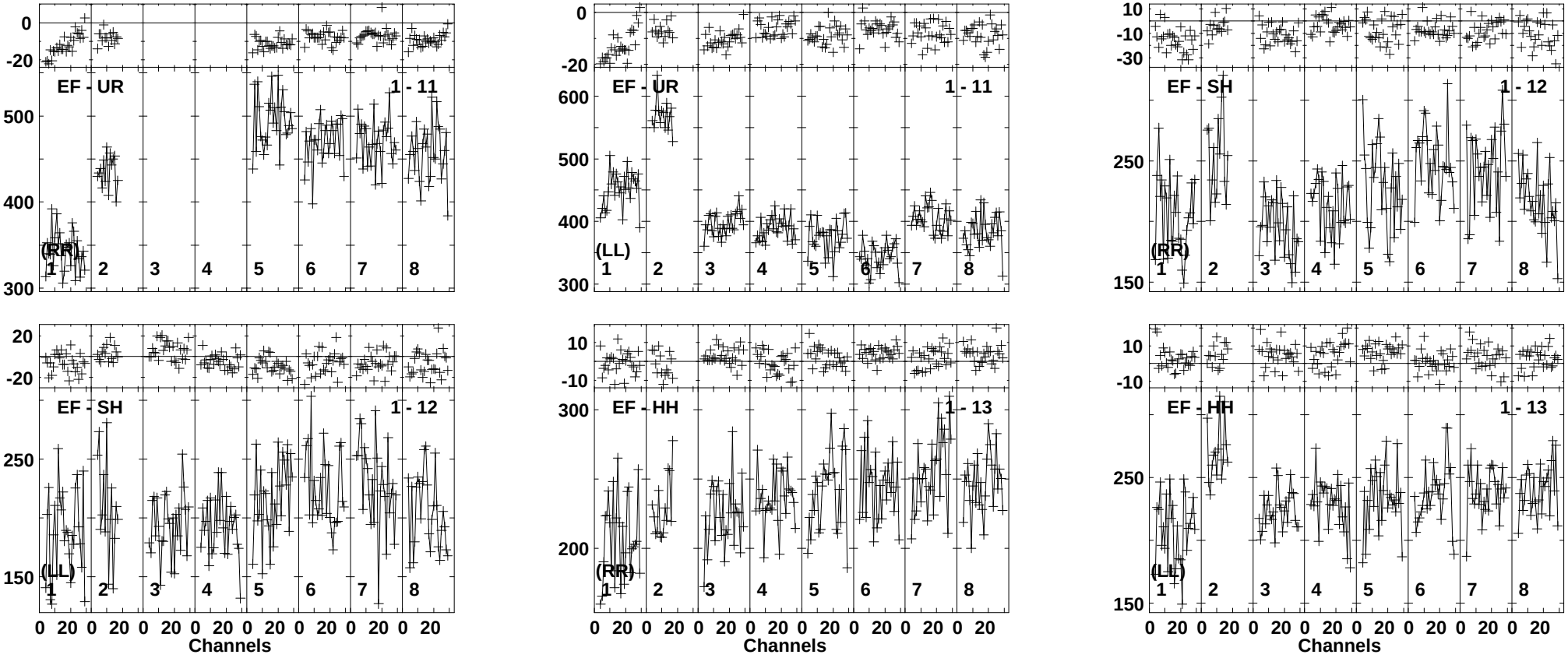

Lower frame: Milli Ampl Jy Top frame: Phas deg
Vector averaged cross-power spectrum Baseline: EF (01) - UR (11)
Timerange: 01/00:37:26 to 01/00:38:28

Plot file version 202 created 22-JUL-2014 18:10:46
VV340A EP088C.UVDATA.1
Freq = 1.5950 GHz, Bw = 16.000 MH Calibrated with CL # 3 and BP # 1 (BP mode 1)

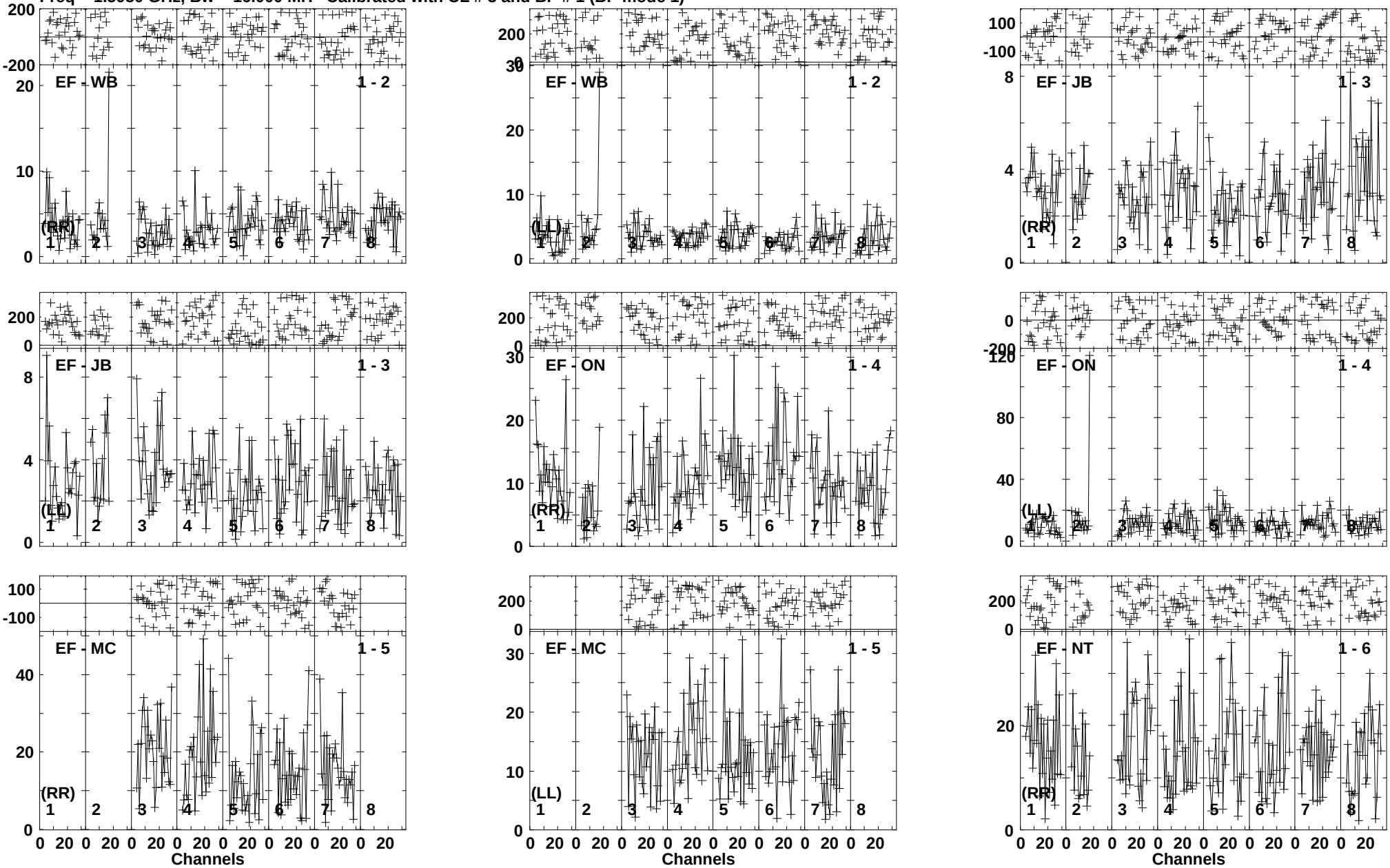

Lower frame: Milli Ampl Jy Top frame: Phas deg
Vector averaged cross-power spectrum Baseline: EF (01) - WB (02)
Timerange: 01/00:38:37 to 01/00:42:09

Plot file version 203 created 22-JUL-2014 18:10:46
VV340A EP088C.UVDATA.1
Freq = 1.5950 GHz, Bw = 16.000 MH Calibrated with CL # 3 and BP # 1 (BP mode 1)



Lower frame: Milli Ampl Jy Top frame: Phas deg
Vector averaged cross-power spectrum Baseline: EF (01) - NT (06)
Timerange: 01/00:38:37 to 01/00:42:09

Plot file version 204 created 22-JUL-2014 18:10:46
VV340A EP088C.UVDATA.1
Freq = 1.5950 GHz, Bw = 16.000 MH Calibrated with CL # 3 and BP # 1 (BP mode 1)

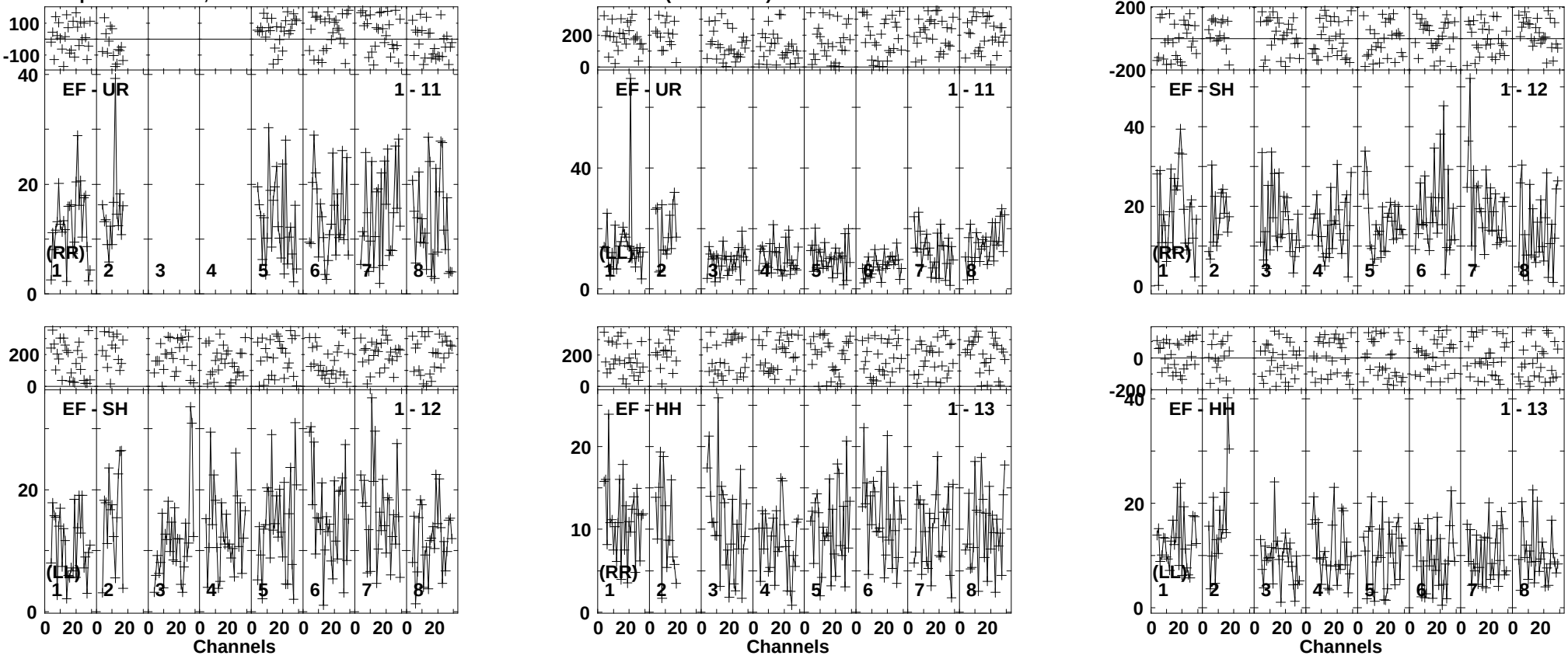

Lower frame: Milli Ampl Jy Top frame: Phas deg
Vector averaged cross-power spectrum Baseline: EF (01) - UR (11)
Timerange: 01/00:38:37 to 01/00:42:09

Plot file version 205 created 22-JUL-2014 18:10:47
J1453+2648 EP088C.UVDATA.1
Freq = 1.5950 GHz, Bw = 16.000 MH Calibrated with CL # 3 and BP # 1 (BP mode 1)

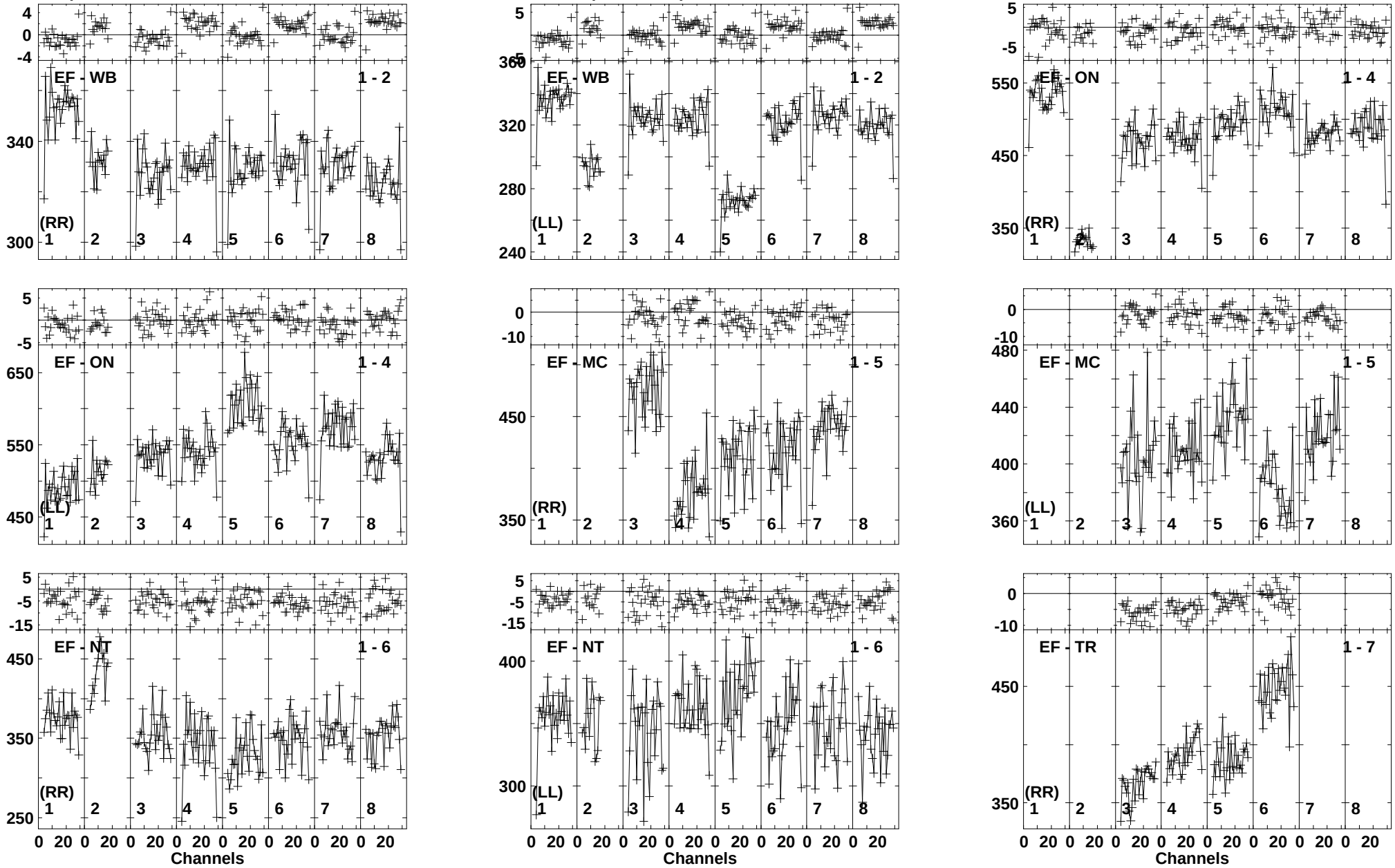

Lower frame: Milli Ampl Jy Top frame: Phas deg
Vector averaged cross-power spectrum Baseline: EF (01) - WB (02)
Timerange: 01/00:42:17 to 01/00:43:29

Plot file version 206 created 22-JUL-2014 18:10:47
J1453+2648 EP088C.UVDATA.1
Freq = 1.5950 GHz, Bw = 16.000 MH Calibrated with CL # 3 and BP # 1 (BP mode 1)

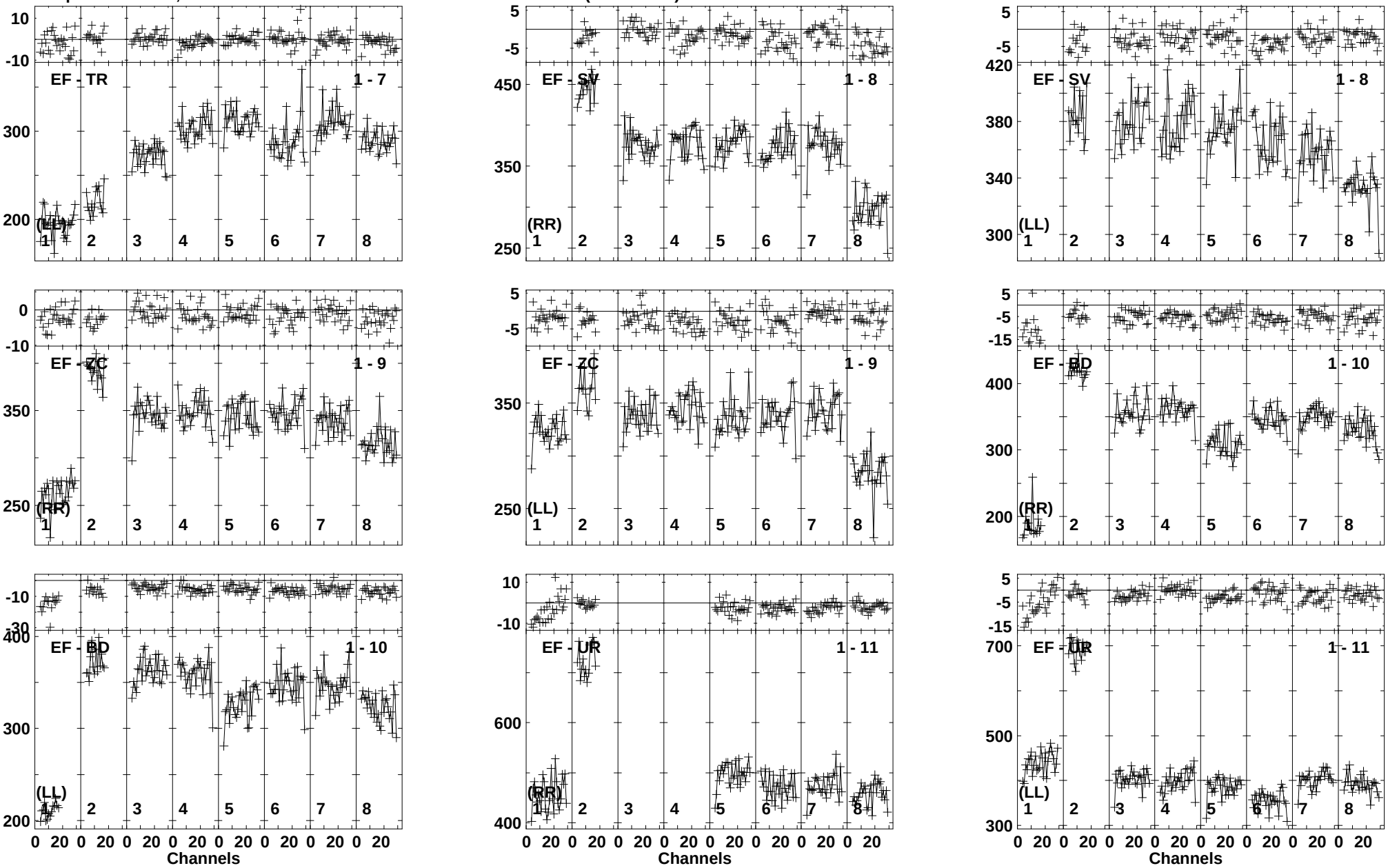

Lower frame: Milli Ampl Jy Top frame: Phas deg
Vector averaged cross-power spectrum Baseline: EF (01) - TR (07)
Timerange: 01/00:42:17 to 01/00:43:29

Plot file version 207 created 22-JUL-2014 18:10:48
J1453+2648 EP088C.UVDATA.1
Freq = 1.5950 GHz, Bw = 16.000 MH Calibrated with CL # 3 and BP # 1 (BP mode 1)

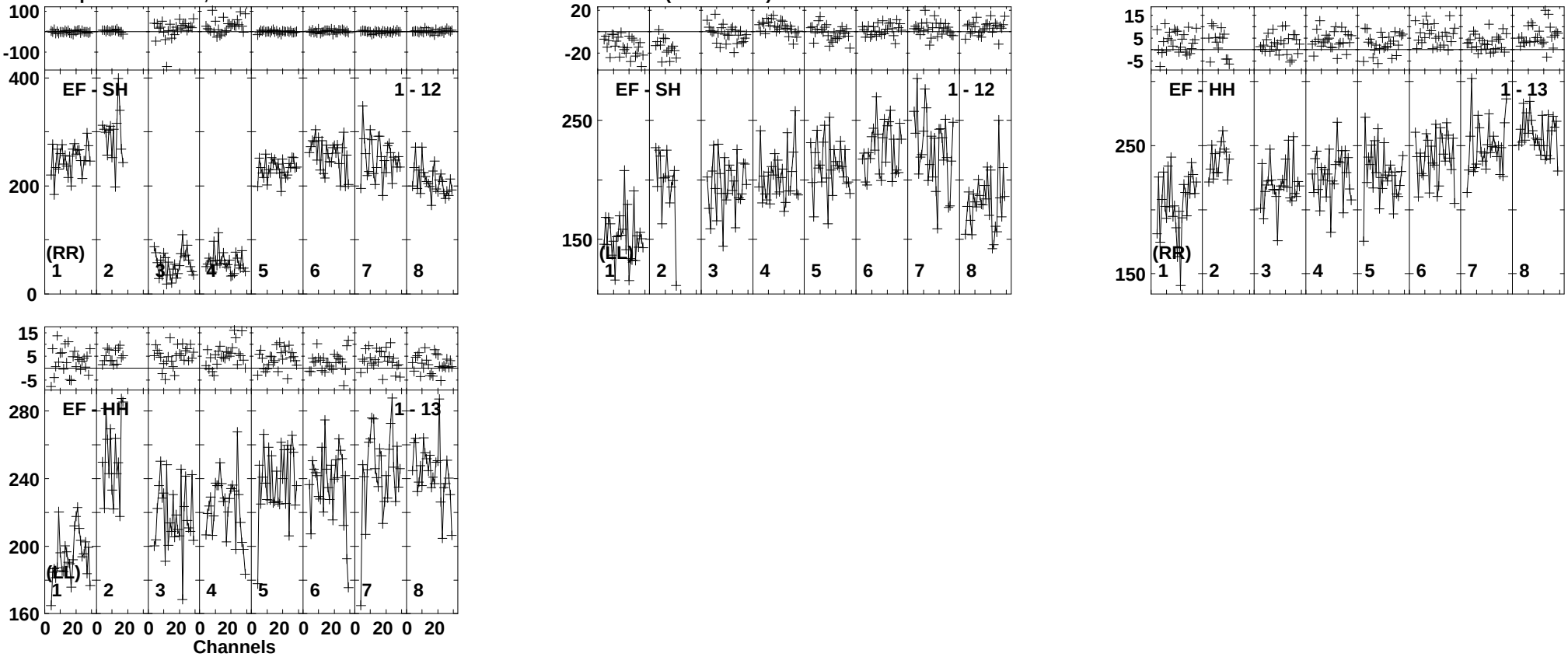

Lower frame: Milli Ampl Jy Top frame: Phas deg
Vector averaged cross-power spectrum Baseline: EF (01) - SH (12)
Timerange: 01/00:42:17 to 01/00:43:29

Plot file version 208 created 22-JUL-2014 18:10:48
VV340A EP088C.UVDATA.1
Freq = 1.5950 GHz, Bw = 16.000 MH Calibrated with CL # 3 and BP # 1 (BP mode 1)

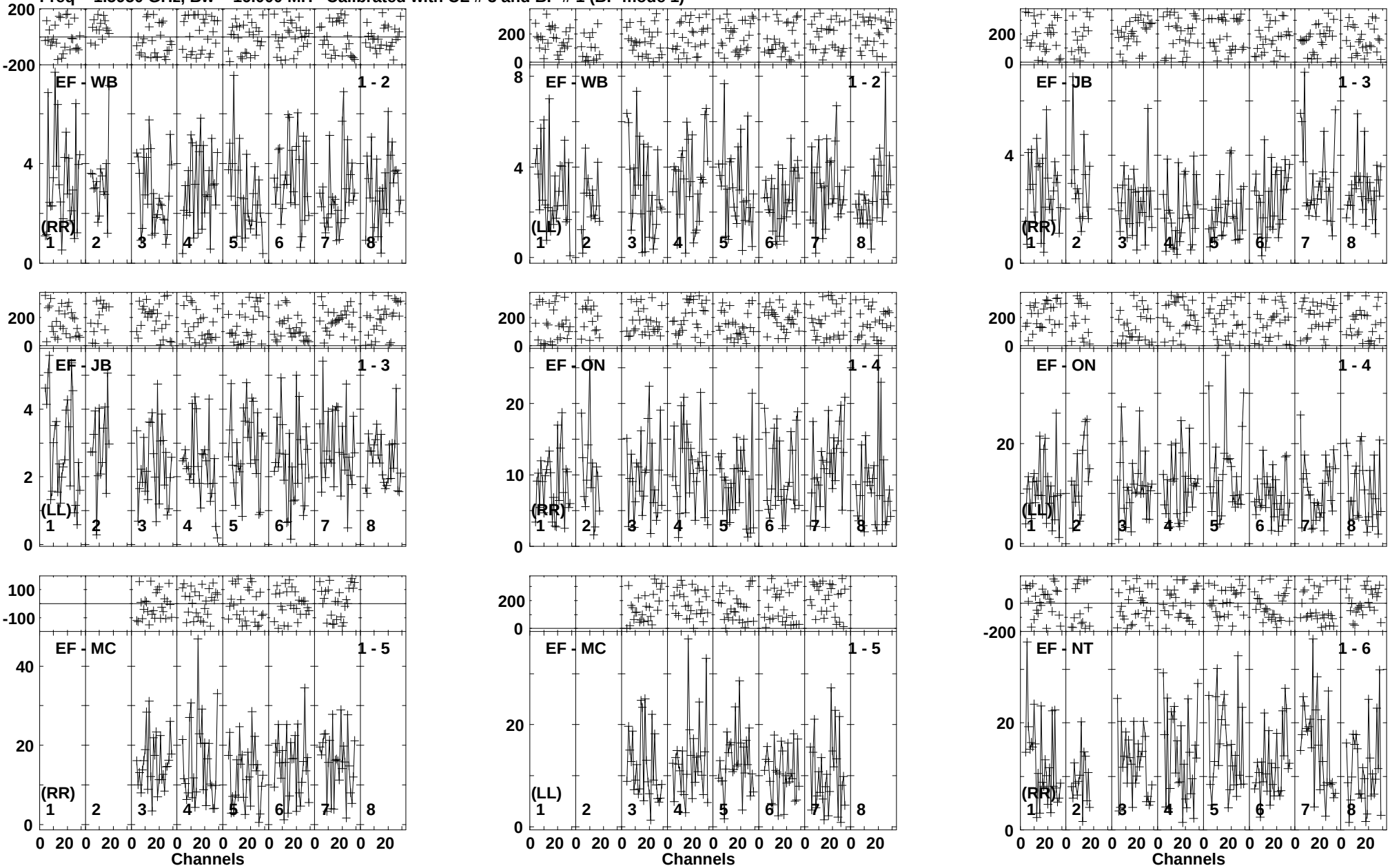

Lower frame: Milli Ampl Jy Top frame: Phas deg
Vector averaged cross-power spectrum Baseline: EF (01) - WB (02)
Timerange: 01/00:44:11 to 01/00:47:49

Plot file version 209 created 22-JUL-2014 18:10:48
VV340A EP088C.UVDATA.1
Freq = 1.5950 GHz, Bw = 16.000 MH Calibrated with CL # 3 and BP # 1 (BP mode 1)



Lower frame: Milli Ampl Jy Top frame: Phas deg
Vector averaged cross-power spectrum Baseline: EF (01) - NT (06)
Timerange: 01/00:44:11 to 01/00:47:49

Plot file version 210 created 22-JUL-2014 18:10:49
VV340A EP088C.UVDATA.1
Freq = 1.5950 GHz, Bw = 16.000 MH Calibrated with CL # 3 and BP # 1 (BP mode 1)

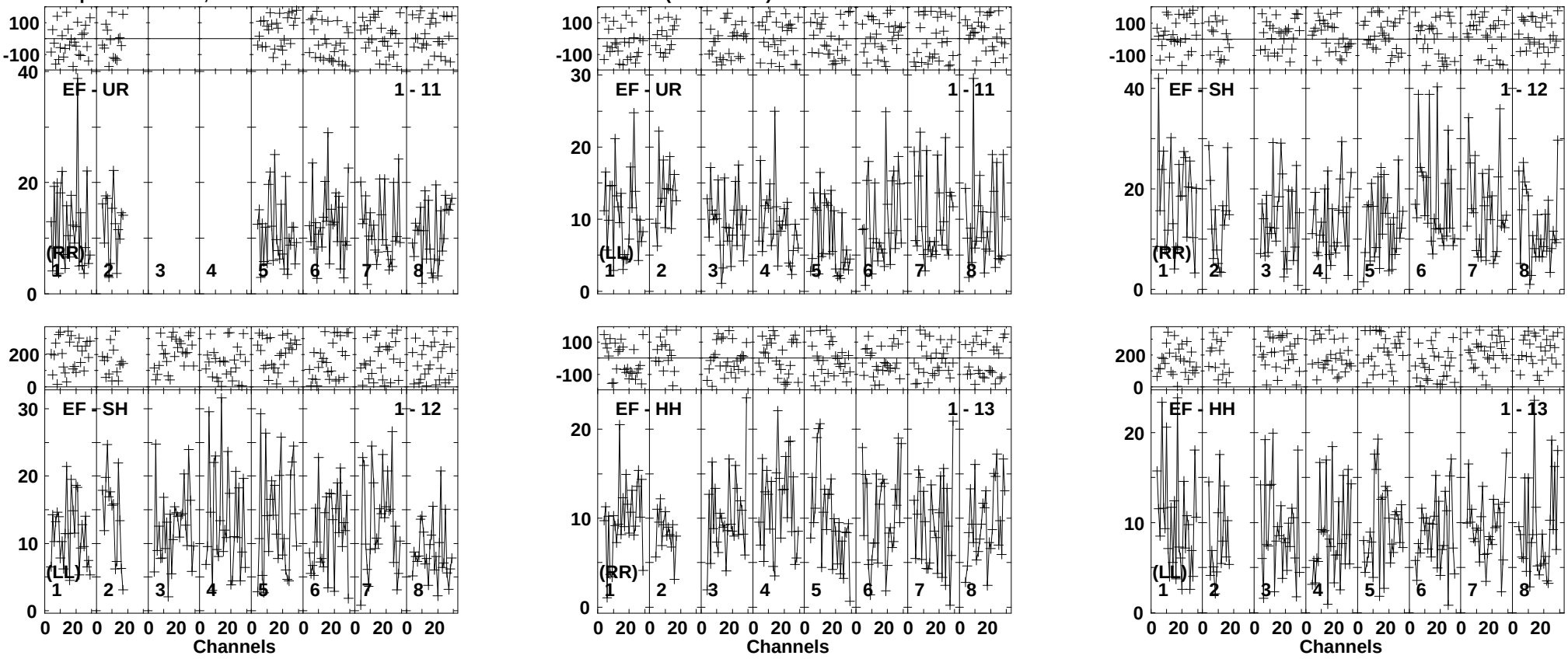

Lower frame: Milli Ampl Jy Top frame: Phas deg
Vector averaged cross-power spectrum Baseline: EF (01) - UR (11)
Timerange: 01/00:44:11 to 01/00:47:49

Plot file version 211 created 22-JUL-2014 18:10:49
J1453+2648 EP088C.UVDATA.1
Freq = 1.5950 GHz, Bw = 16.000 MH Calibrated with CL # 3 and BP # 1 (BP mode 1)

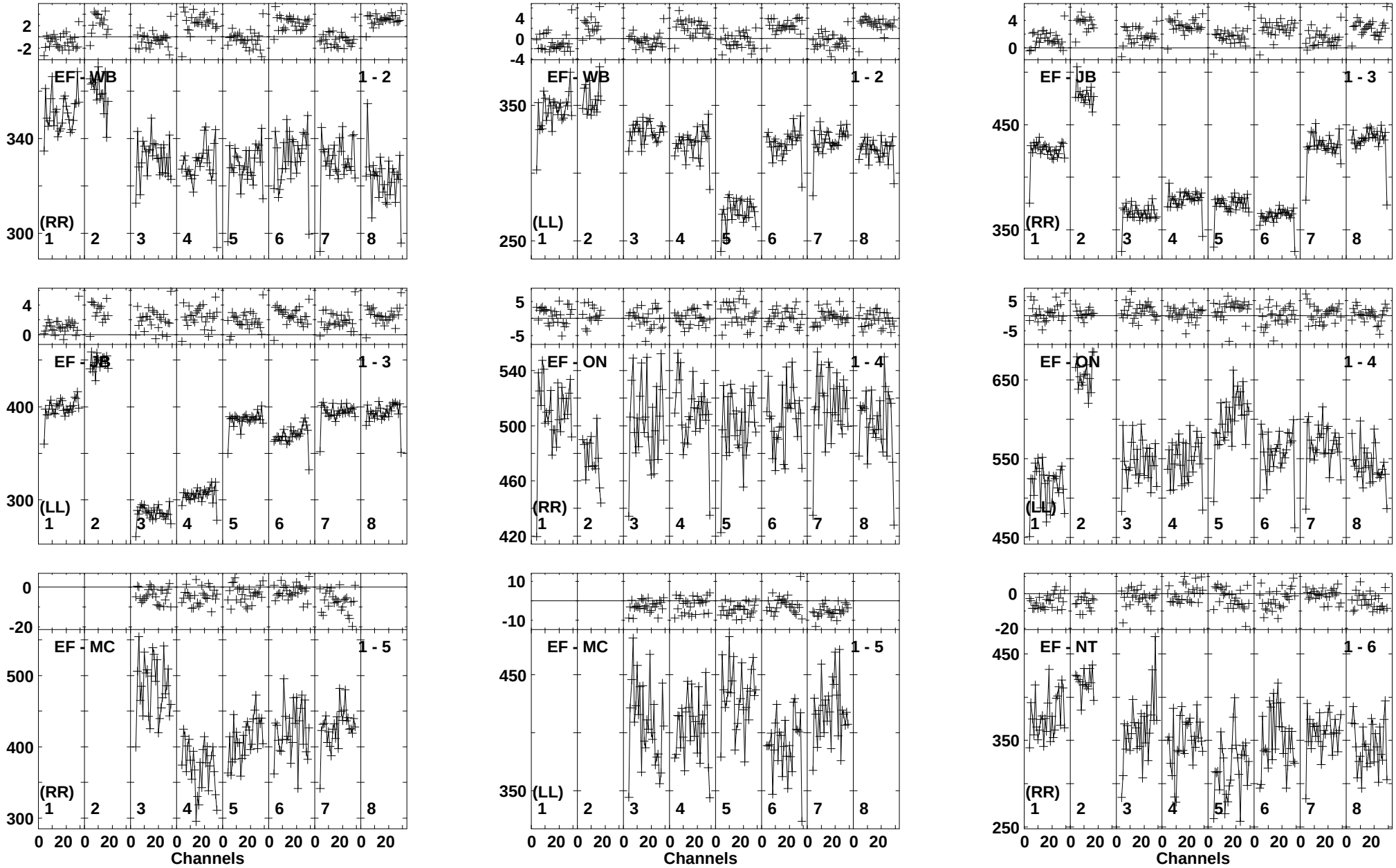

Lower frame: Milli Ampl Jy Top frame: Phas deg
Vector averaged cross-power spectrum Baseline: EF (01) - WB (02)
Timerange: 01/00:47:57 to 01/00:48:59

Plot file version 212 created 22-JUL-2014 18:10:49
J1453+2648 EP088C.UVDATA.1
Freq = 1.5950 GHz, Bw = 16.000 MH Calibrated with CL # 3 and BP # 1 (BP mode 1)

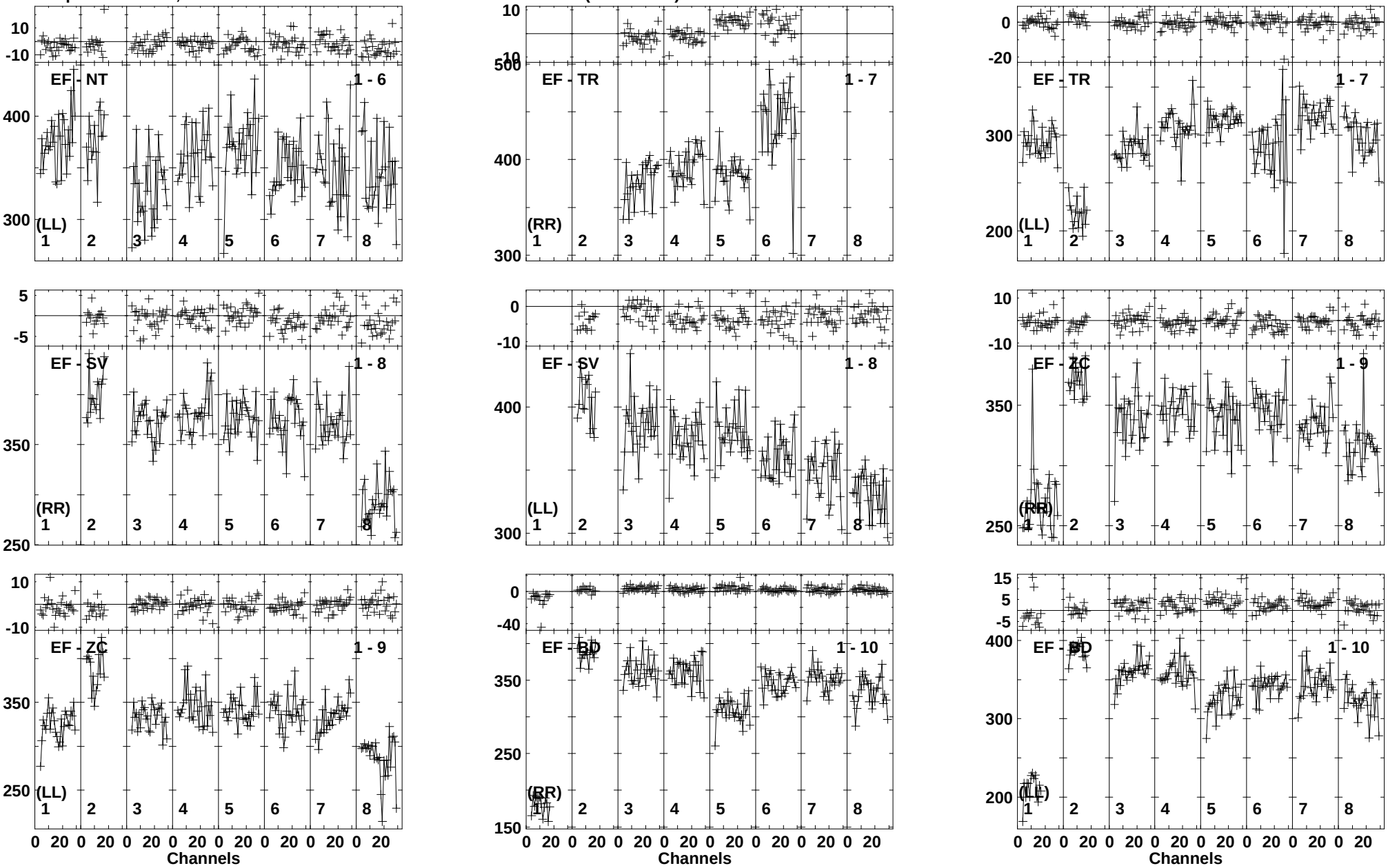

Lower frame: Milli Ampl Jy Top frame: Phas deg
Vector averaged cross-power spectrum Baseline: EF (01) - NT (06)
Timerange: 01/00:47:57 to 01/00:48:59

Plot file version 213 created 22-JUL-2014 18:10:50
J1453+2648 EP088C.UVDATA.1
Freq = 1.5950 GHz, Bw = 16.000 MH Calibrated with CL # 3 and BP # 1 (BP mode 1)

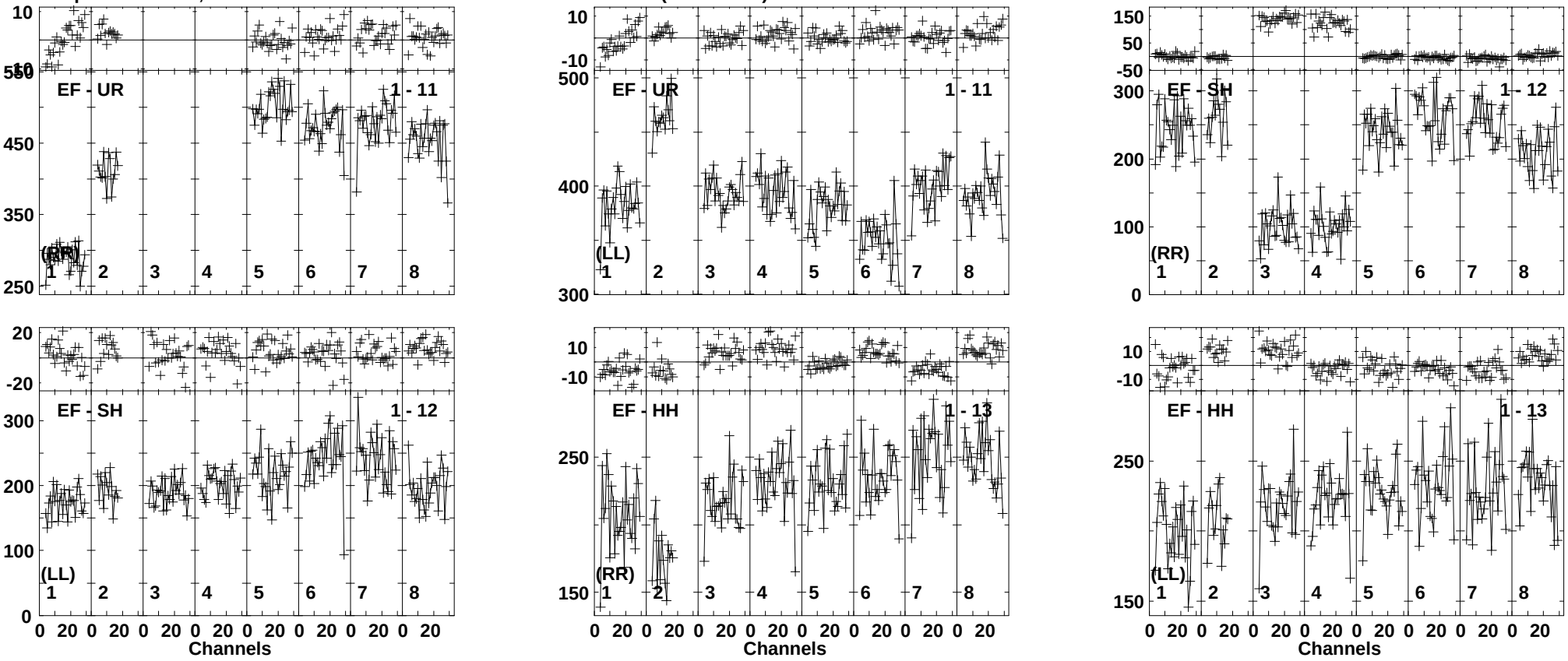

Lower frame: Milli Ampl Jy Top frame: Phas deg
Vector averaged cross-power spectrum Baseline: EF (01) - UR (11)
Timerange: 01/00:47:57 to 01/00:48:59

Plot file version 214 created 22-JUL-2014 18:10:50
VV340A EP088C.UVDATA.1
Freq = 1.5950 GHz, Bw = 16.000 MH Calibrated with CL # 3 and BP # 1 (BP mode 1)

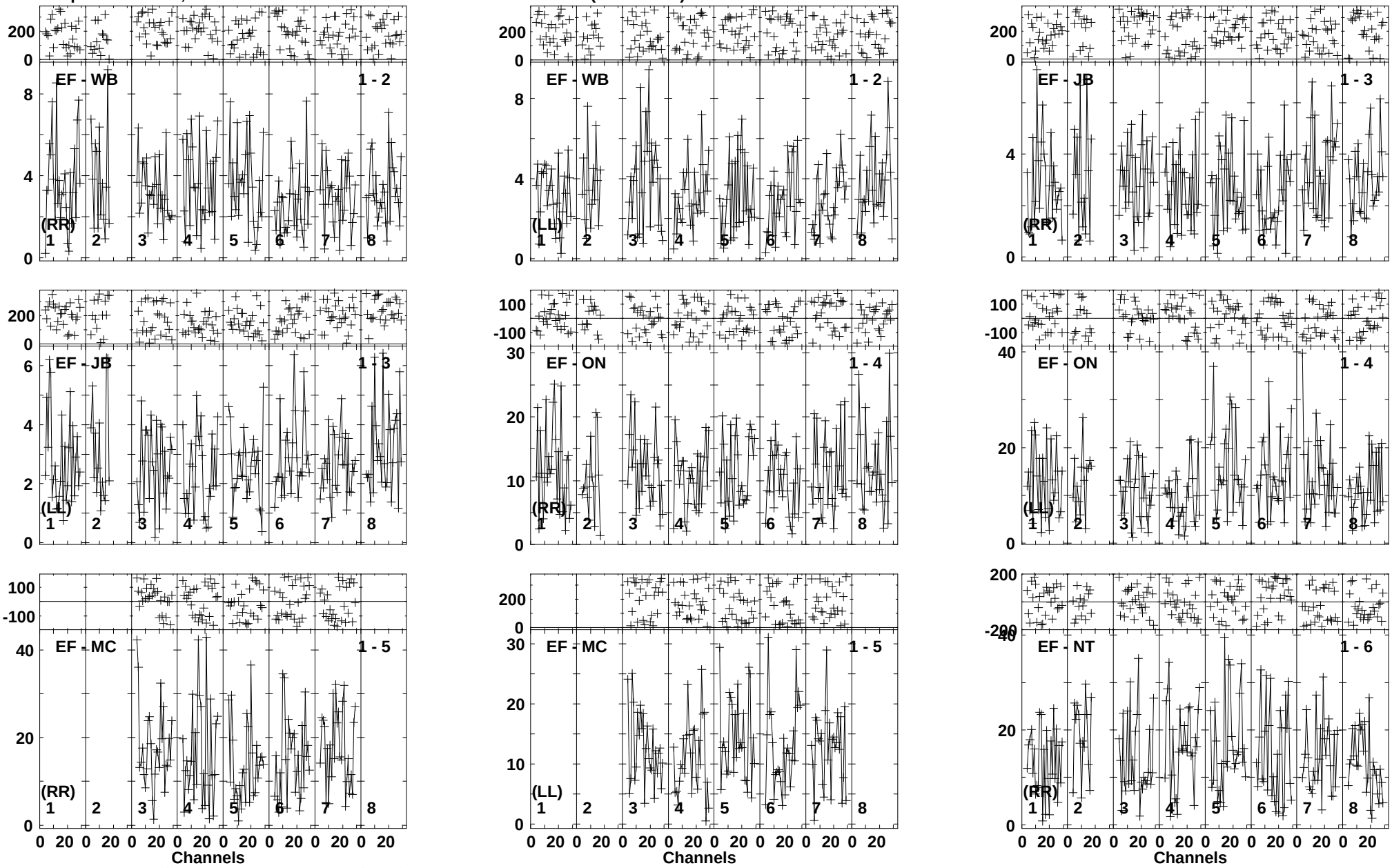

Lower frame: Milli Ampl Jy Top frame: Phas deg
Vector averaged cross-power spectrum Baseline: EF (01) - WB (02)
Timerange: 01/00:49:07 to 01/00:52:39

Plot file version 215 created 22-JUL-2014 18:10:51
VV340A EP088C.UVDATA.1
Freq = 1.5950 GHz, Bw = 16.000 MH Calibrated with CL # 3 and BP # 1 (BP mode 1)

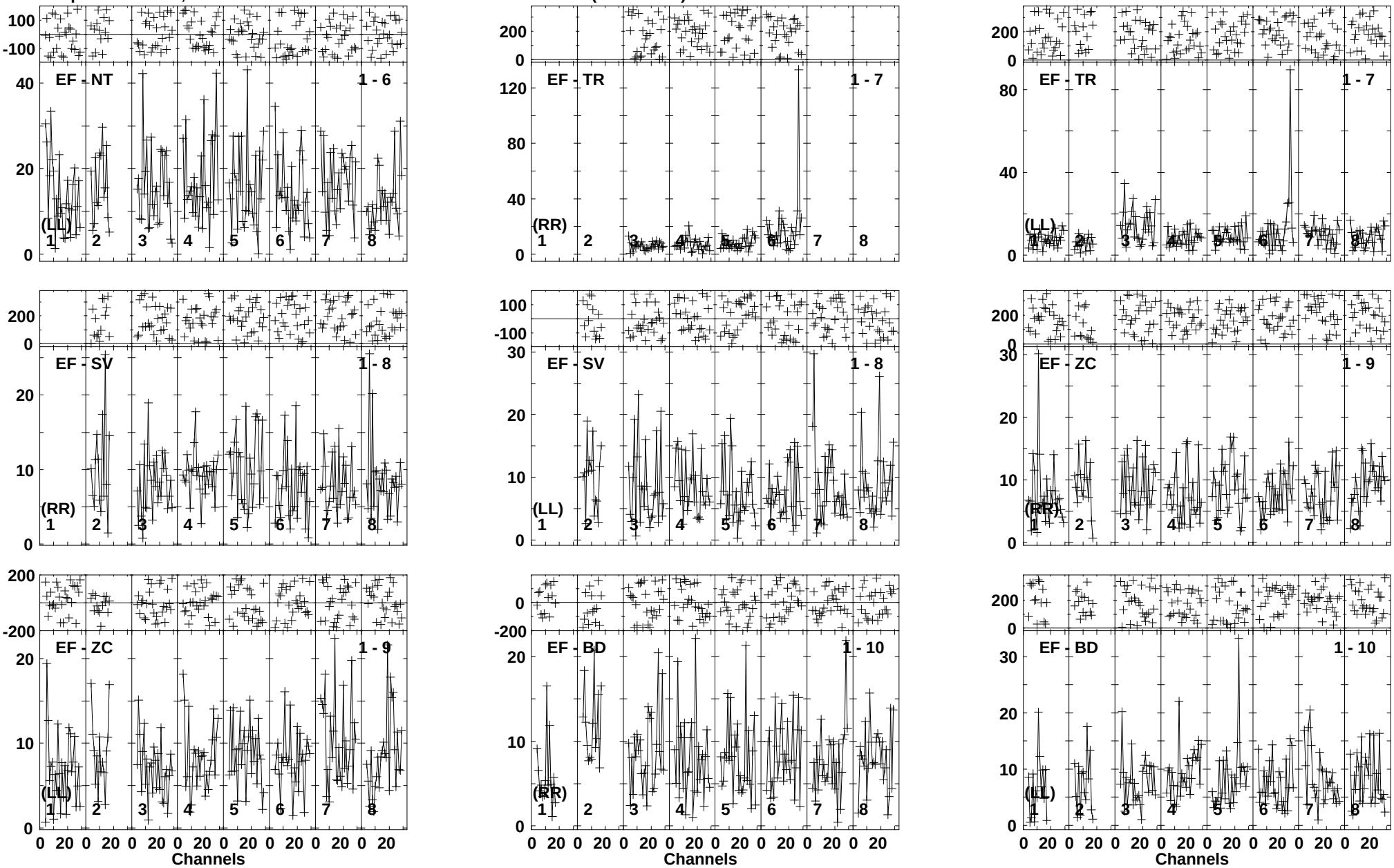

Lower frame: Milli Ampl Jy Top frame: Phas deg
Vector averaged cross-power spectrum Baseline: EF (01) - NT (06)
Timerange: 01/00:49:07 to 01/00:52:39

Plot file version 216 created 22-JUL-2014 18:10:51
VV340A EP088C.UVDATA.1
Freq = 1.5950 GHz, Bw = 16.000 MH Calibrated with CL # 3 and BP # 1 (BP mode 1)

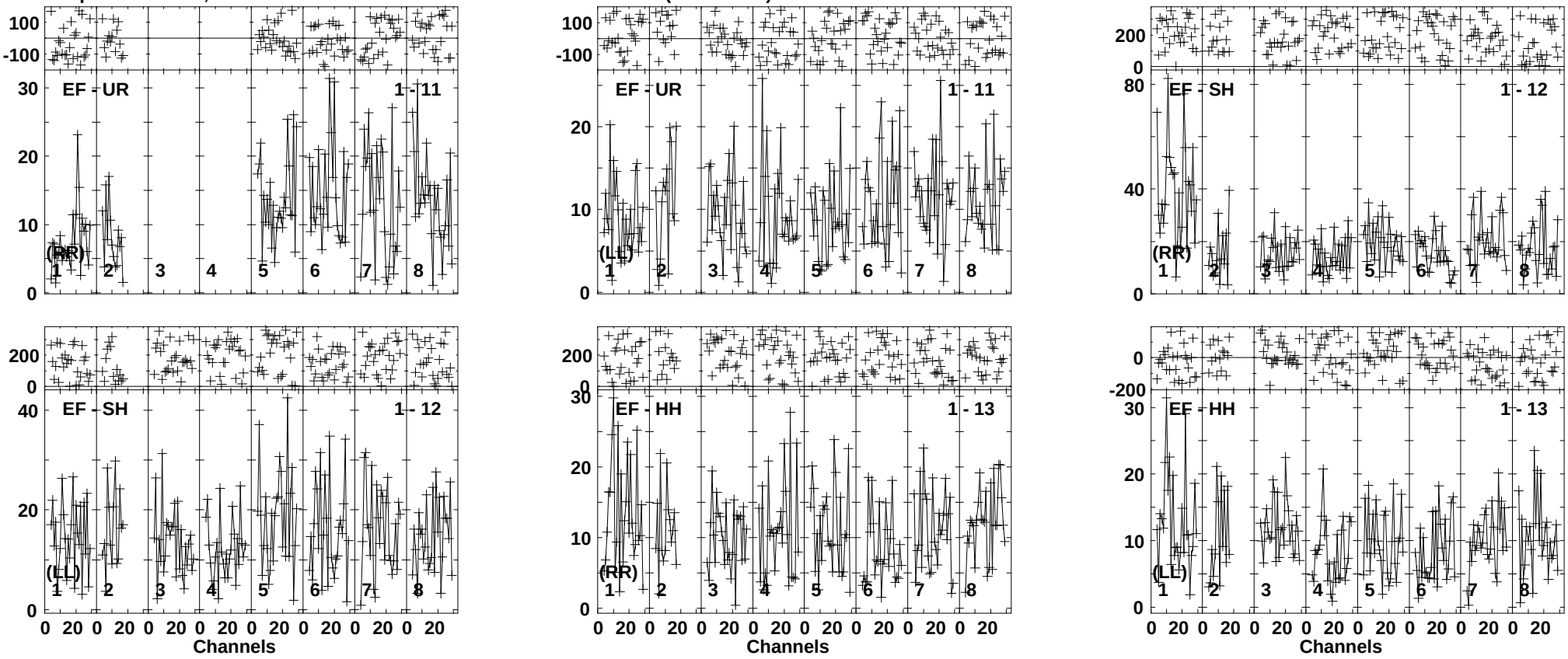

Lower frame: Milli Ampl Jy Top frame: Phas deg
Vector averaged cross-power spectrum Baseline: EF (01) - UR (11)
Timerange: 01/00:49:07 to 01/00:52:39

Plot file version 217 created 22-JUL-2014 18:10:51
J1453+2648 EP088C.UVDATA.1
Freq = 1.5950 GHz, Bw = 16.000 MH Calibrated with CL # 3 and BP # 1 (BP mode 1)

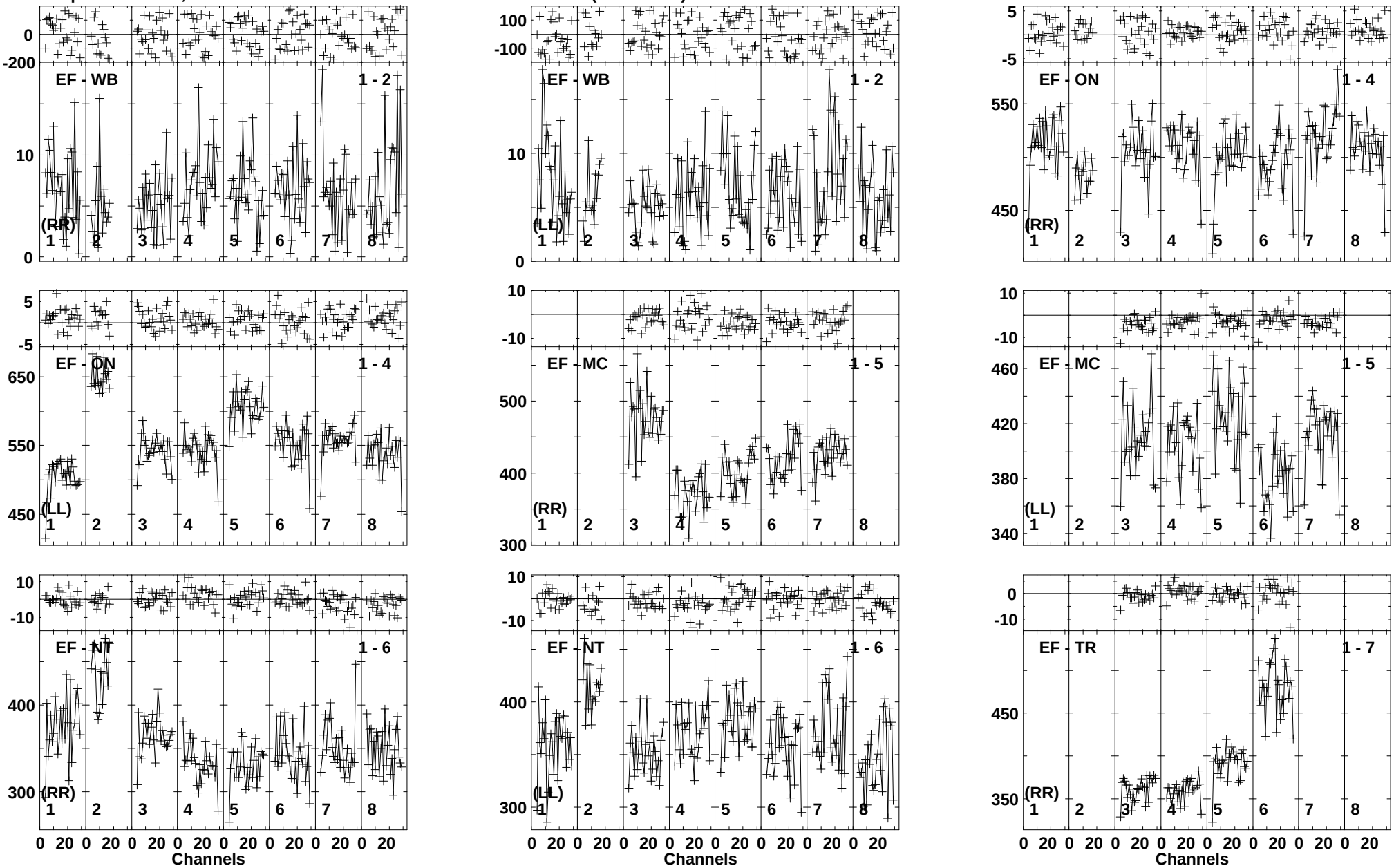

Lower frame: Milli Ampl Jy Top frame: Phas deg
Vector averaged cross-power spectrum Baseline: EF (01) - WB (02)
Timerange: 01/00:52:47 to 01/00:53:59

Plot file version 218 created 22-JUL-2014 18:10:52
J1453+2648 EP088C.UVDATA.1
Freq = 1.5950 GHz, Bw = 16.000 MH Calibrated with CL # 3 and BP # 1 (BP mode 1)

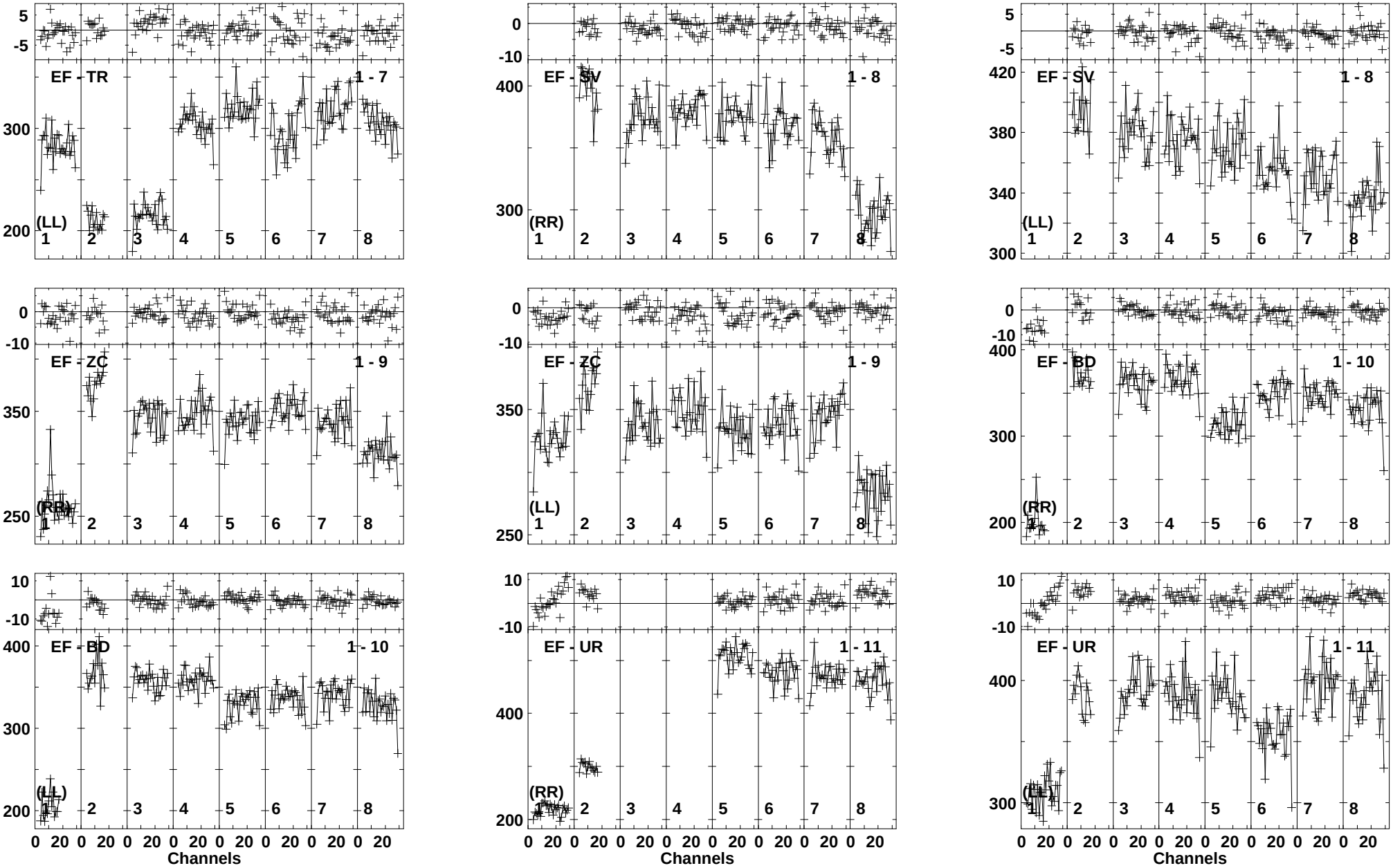

Lower frame: Milli Ampl Jy Top frame: Phas deg
Vector averaged cross-power spectrum Baseline: EF (01) - TR (07)
Timerange: 01/00:52:47 to 01/00:53:59

Plot file version 219 created 22-JUL-2014 18:10:52
J1453+2648 EP088C.UVDATA.1
Freq = 1.5950 GHz, Bw = 16.000 MH Calibrated with CL # 3 and BP # 1 (BP mode 1)

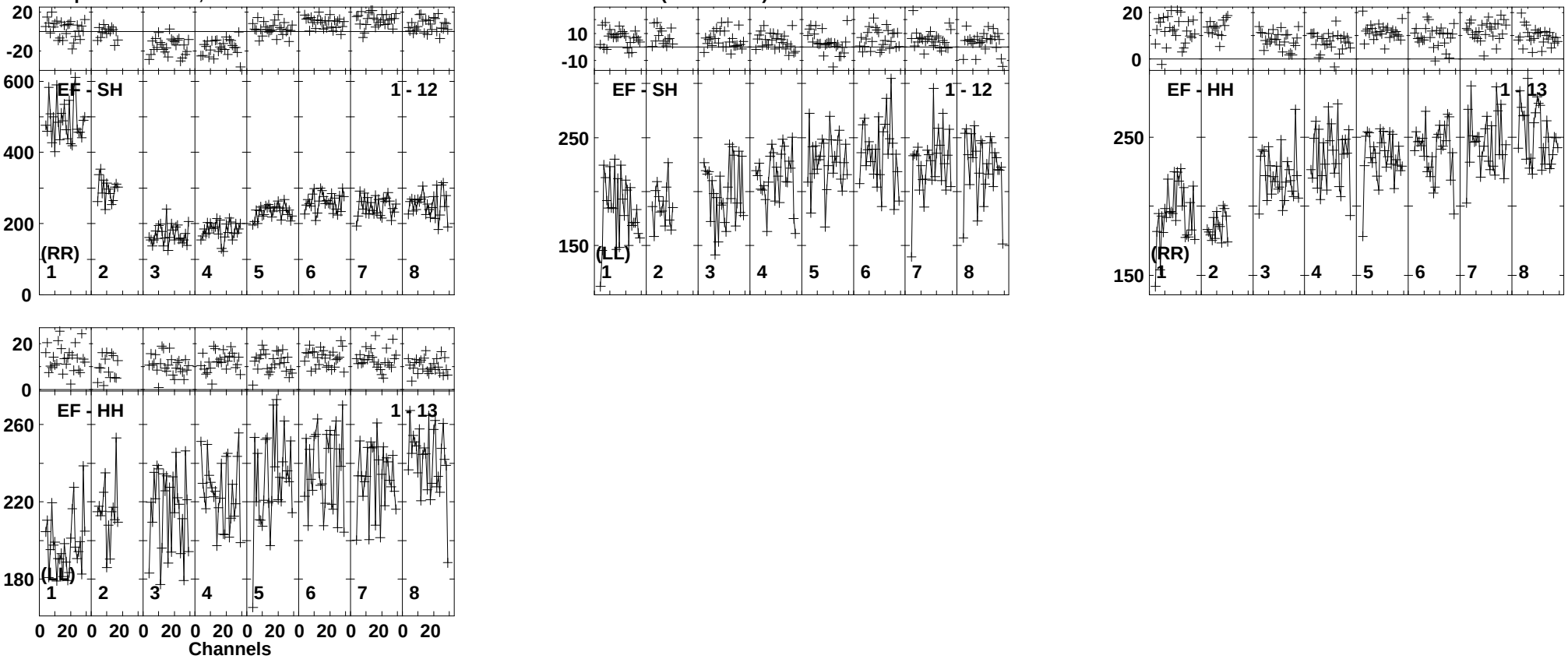

Lower frame: Milli Ampl Jy Top frame: Phas deg
Vector averaged cross-power spectrum Baseline: EF (01) - SH (12)
Timerange: 01/00:52:47 to 01/00:53:59

Plot file version 220 created 22-JUL-2014 18:10:52
VV340A EP088C.UVDATA.1
Freq = 1.5950 GHz, Bw = 16.000 MH Calibrated with CL # 3 and BP # 1 (BP mode 1)

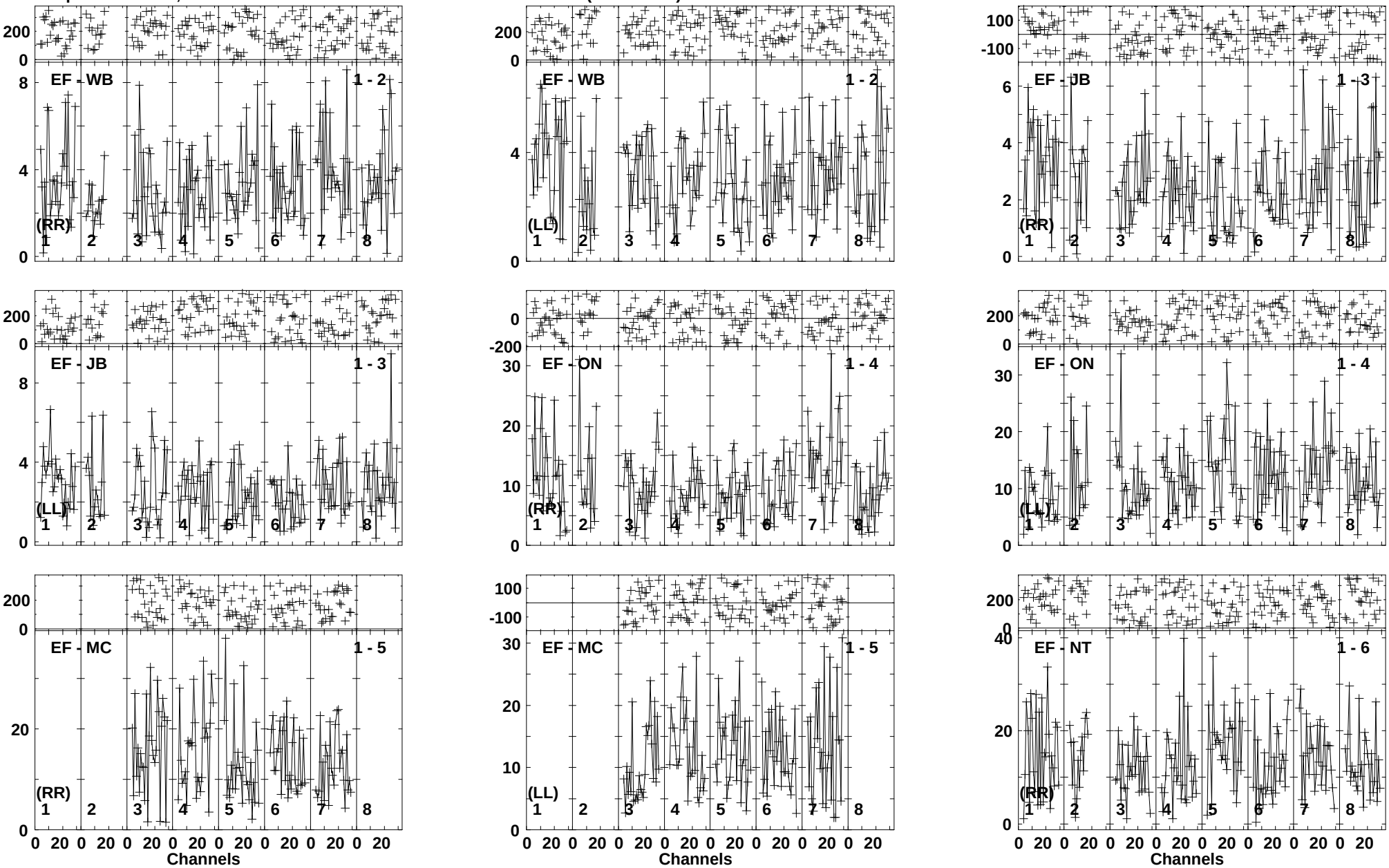

Lower frame: Milli Ampl Jy Top frame: Phas deg
Vector averaged cross-power spectrum Baseline: EF (01) - WB (02)
Timerange: 01/00:54:41 to 01/00:58:19

Plot file version 221 created 22-JUL-2014 18:10:53
VV340A EP088C.UVDATA.1
Freq = 1.5950 GHz, Bw = 16.000 MH Calibrated with CL # 3 and BP # 1 (BP mode 1)



Lower frame: Milli Ampl Jy Top frame: Phas deg
Vector averaged cross-power spectrum Baseline: EF (01) - NT (06)
Timerange: 01/00:54:41 to 01/00:58:19

Plot file version 222 created 22-JUL-2014 18:10:53
VV340A EP088C.UVDATA.1
Freq = 1.5950 GHz, Bw = 16.000 MH Calibrated with CL # 3 and BP # 1 (BP mode 1)

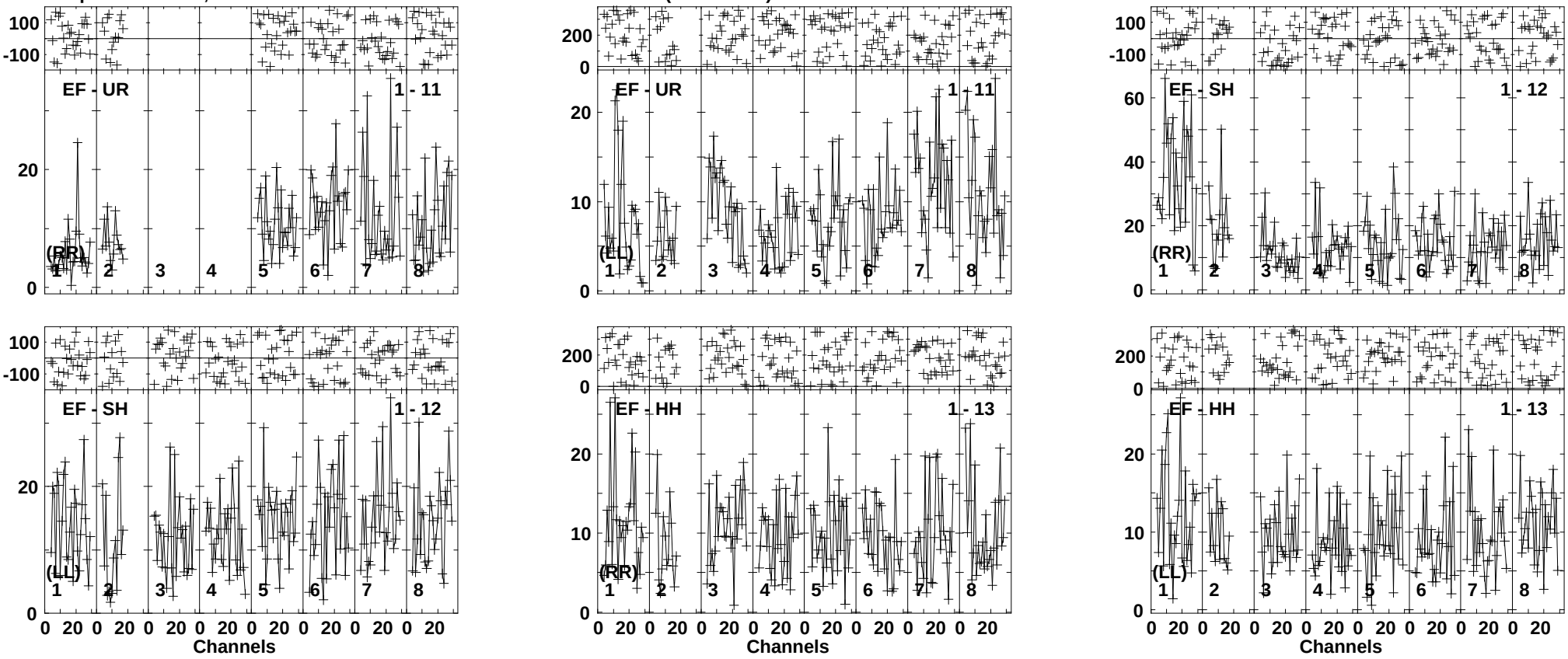

Lower frame: Milli Ampl Jy Top frame: Phas deg
Vector averaged cross-power spectrum Baseline: EF (01) - UR (11)
Timerange: 01/00:54:41 to 01/00:58:19

Plot file version 223 created 22-JUL-2014 18:10:54
J1453+2648 EP088C.UVDATA.1
Freq = 1.5950 GHz, Bw = 16.000 MH Calibrated with CL # 3 and BP # 1 (BP mode 1)

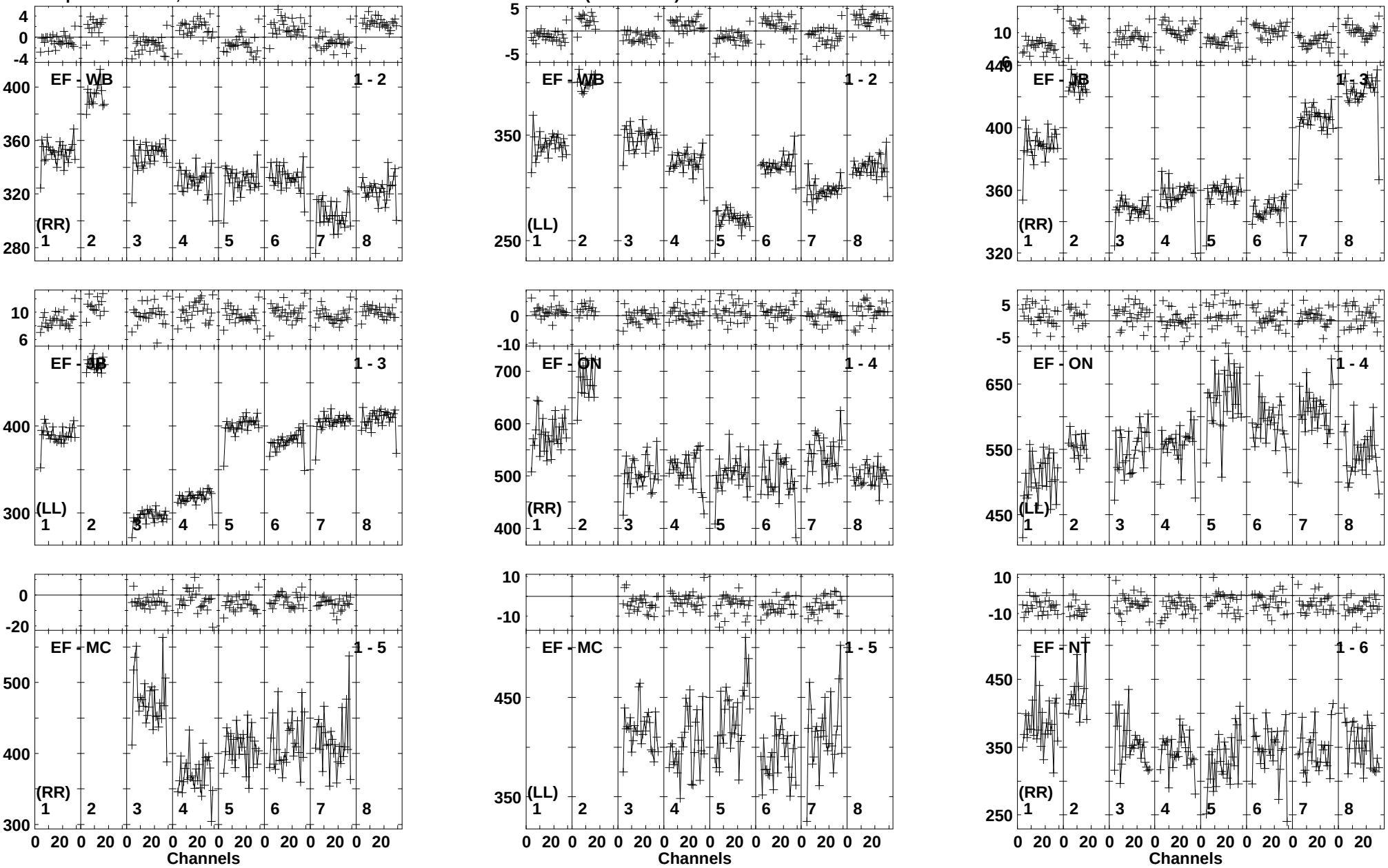

Lower frame: Milli Ampl Jy Top frame: Phas deg
Vector averaged cross-power spectrum Baseline: EF (01) - WB (02)
Timerange: 01/00:58:27 to 01/00:59:29

Plot file version 224 created 22-JUL-2014 18:10:54
J1453+2648 EP088C.UVDATA.1
Freq = 1.5950 GHz, Bw = 16.000 MH Calibrated with CL # 3 and BP # 1 (BP mode 1)

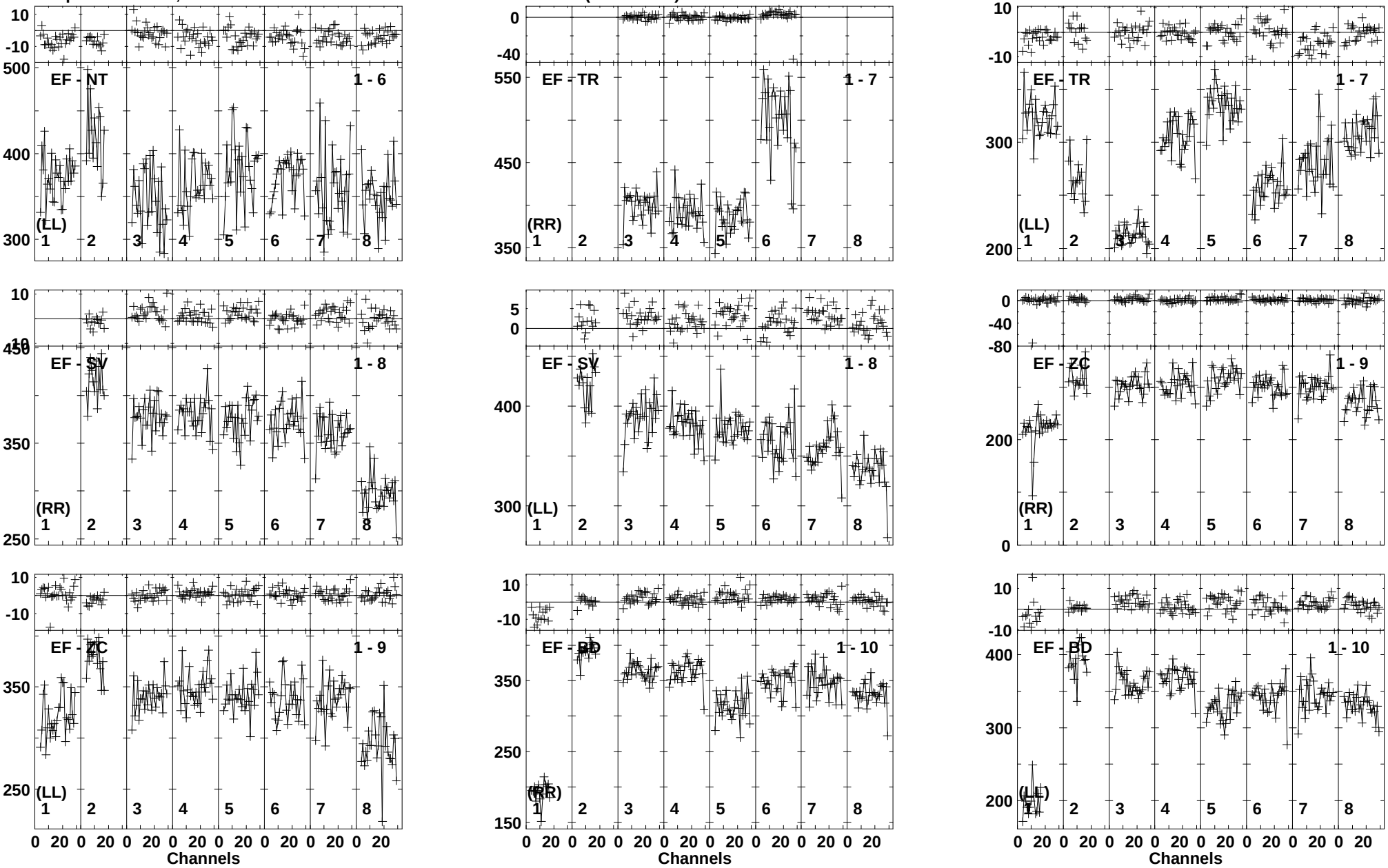

Lower frame: Milli Ampl Jy Top frame: Phas deg
Vector averaged cross-power spectrum Baseline: EF (01) - NT (06)
Timerange: 01/00:58:27 to 01/00:59:29

Plot file version 225 created 22-JUL-2014 18:10:54
J1453+2648 EP088C.UVDATA.1
Freq = 1.5950 GHz, Bw = 16.000 MH Calibrated with CL # 3 and BP # 1 (BP mode 1)

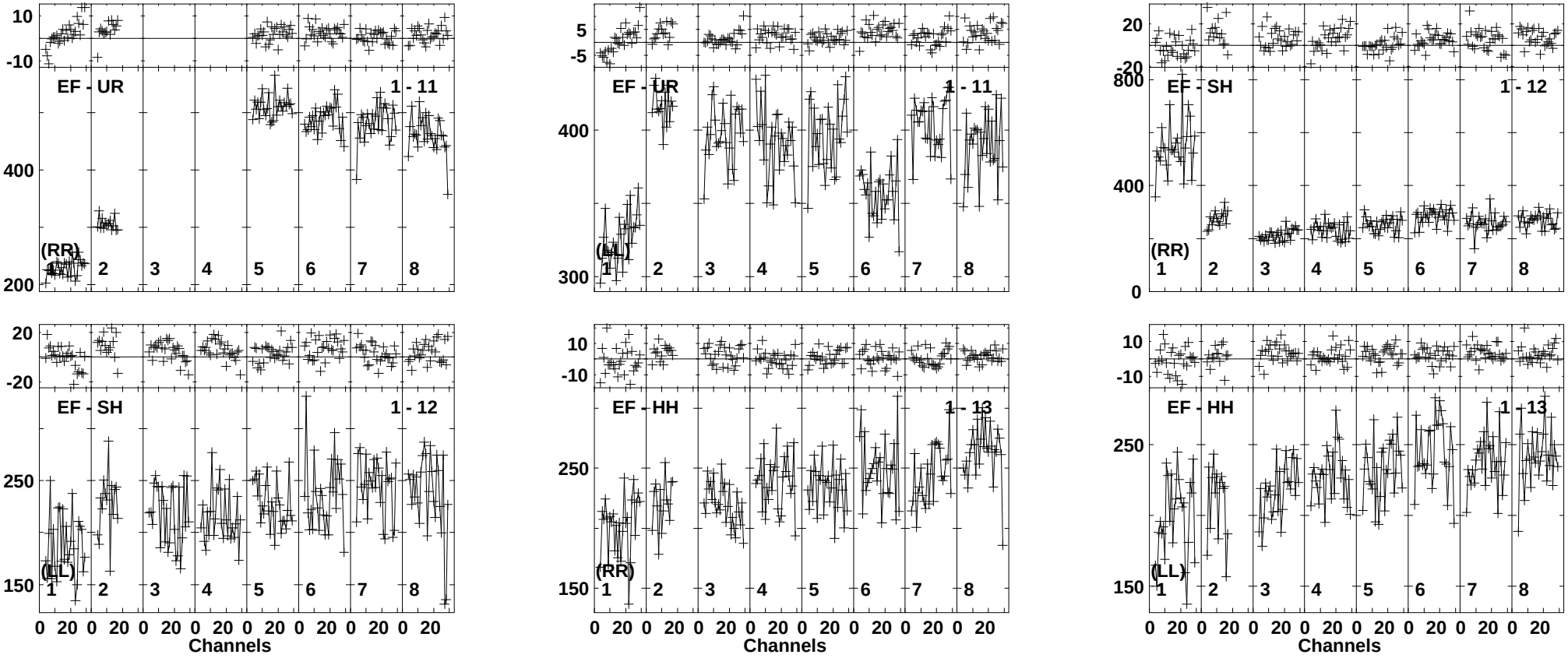

Lower frame: Milli Ampl Jy Top frame: Phas deg
Vector averaged cross-power spectrum Baseline: EF (01) - UR (11)
Timerange: 01/00:58:27 to 01/00:59:29

Plot file version 226 created 22-JUL-2014 18:10:54
VV340A EP088C.UVDATA.1
Freq = 1.5950 GHz, Bw = 16.000 MH Calibrated with CL # 3 and BP # 1 (BP mode 1)

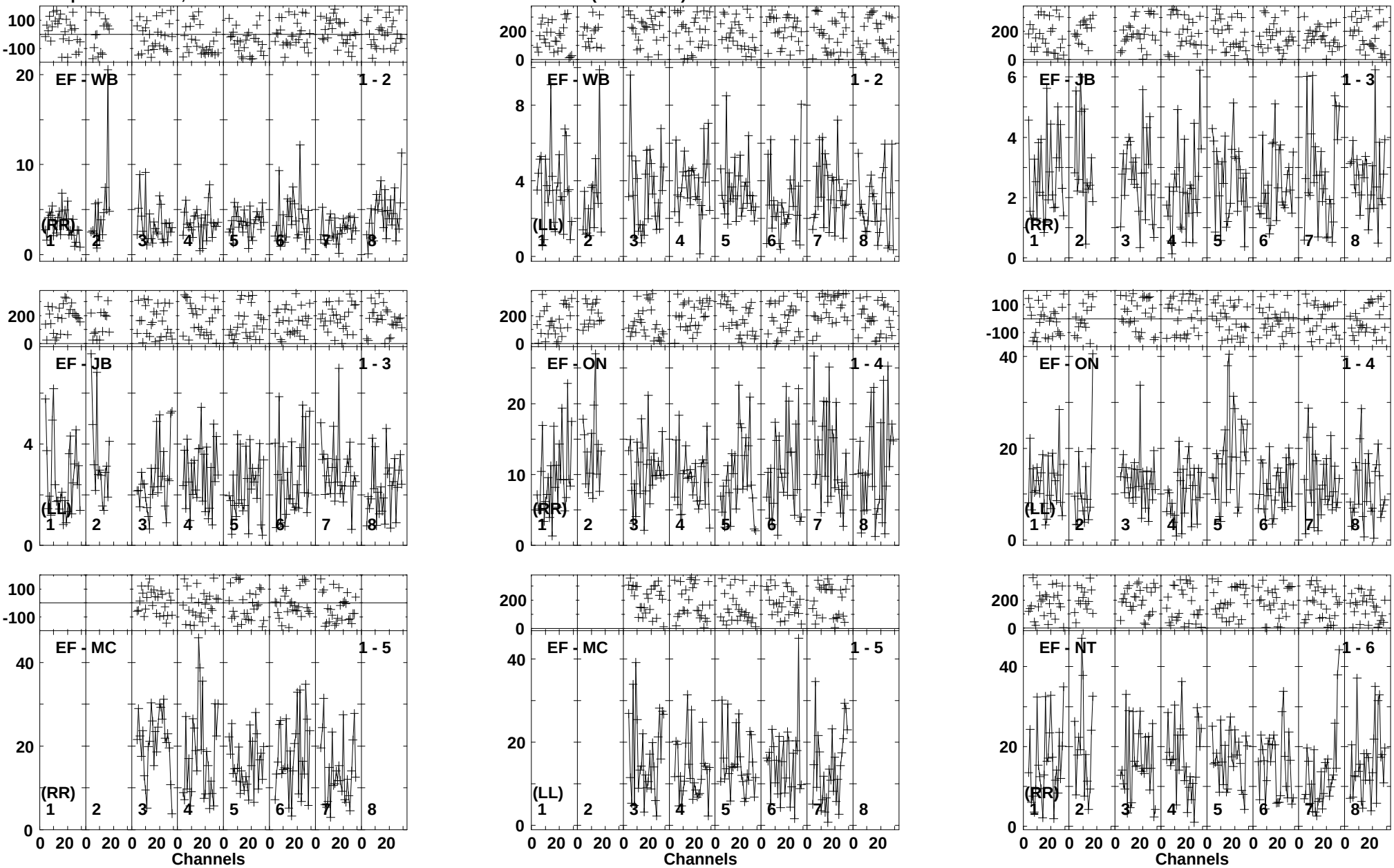

Lower frame: Milli Ampl Jy Top frame: Phas deg
Vector averaged cross-power spectrum Baseline: EF (01) - WB (02)
Timerange: 01/00:59:37 to 01/01:03:09

Plot file version 227 created 22-JUL-2014 18:10:55
VV340A EP088C.UVDATA.1
Freq = 1.5950 GHz, Bw = 16.000 MH Calibrated with CL # 3 and BP # 1 (BP mode 1)



Lower frame: Milli Ampl Jy Top frame: Phas deg
Vector averaged cross-power spectrum Baseline: EF (01) - NT (06)
Timerange: 01/00:59:37 to 01/01:03:09

Plot file version 228 created 22-JUL-2014 18:10:55
VV340A EP088C.UVDATA.1
Freq = 1.5950 GHz, Bw = 16.000 MH Calibrated with CL # 3 and BP # 1 (BP mode 1)

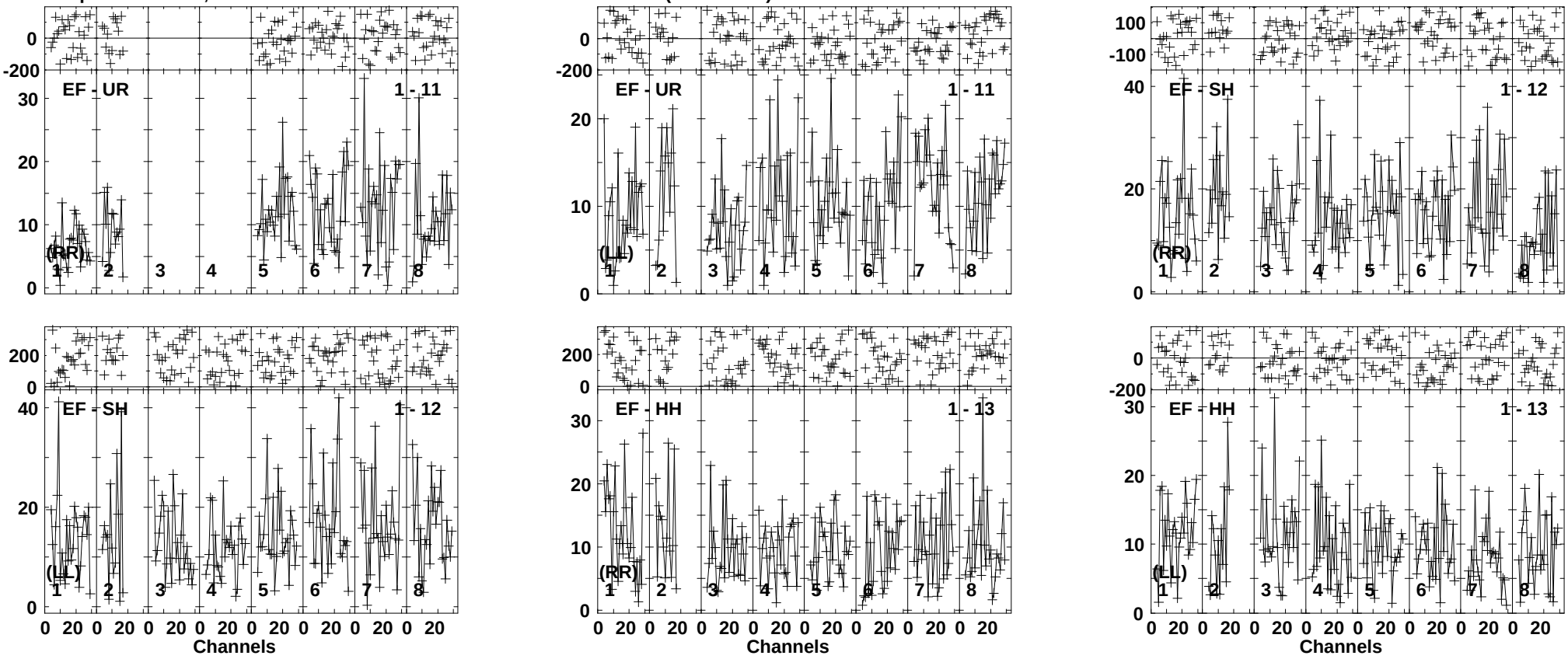

Lower frame: Milli Ampl Jy Top frame: Phas deg
Vector averaged cross-power spectrum Baseline: EF (01) - UR (11)
Timerange: 01/00:59:37 to 01/01:03:09

Plot file version 229 created 22-JUL-2014 18:10:56
J1453+2648 EP088C.UVDATA.1
Freq = 1.5950 GHz, Bw = 16.000 MH Calibrated with CL # 3 and BP # 1 (BP mode 1)

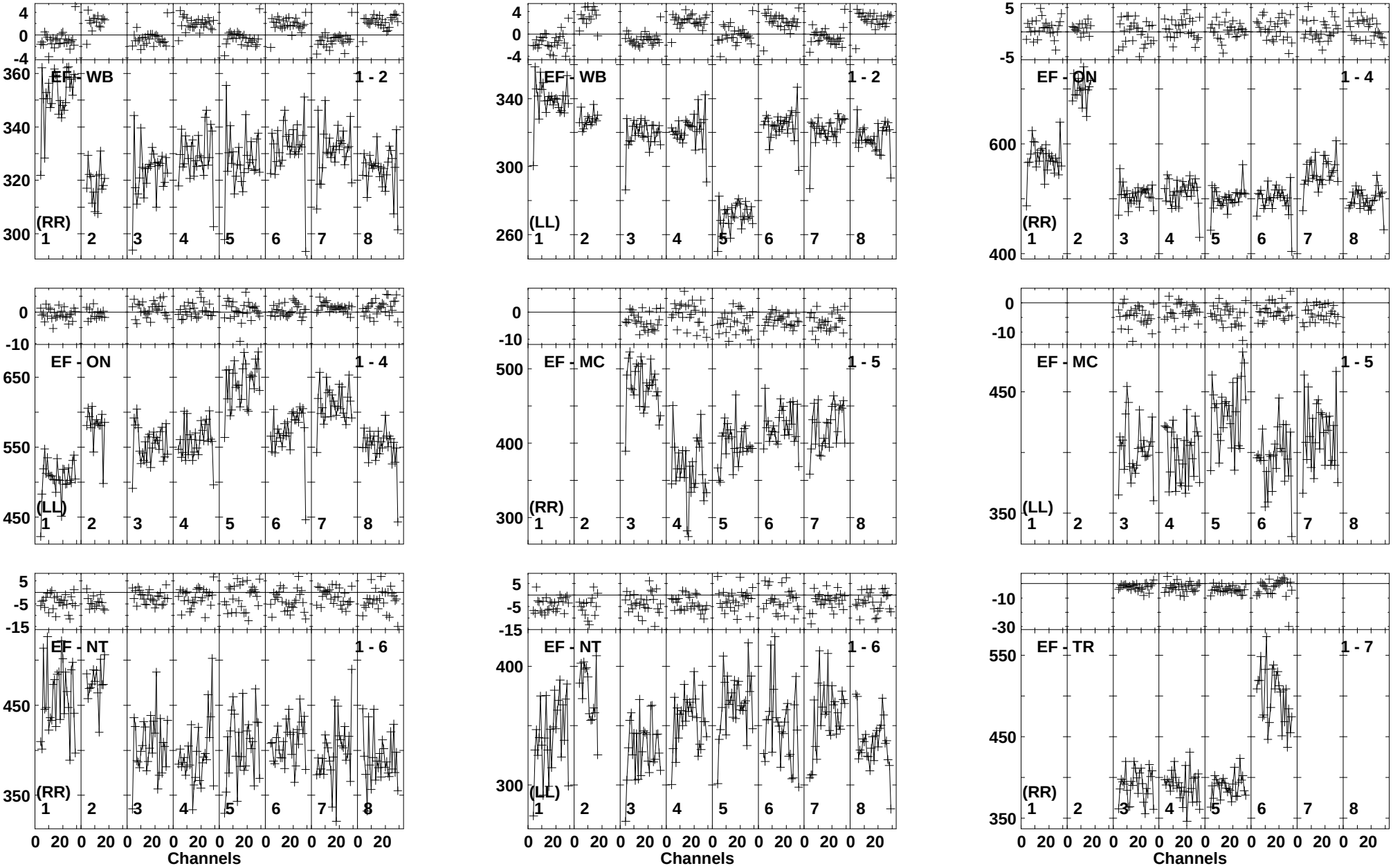

Lower frame: Milli Ampl Jy Top frame: Phas deg
Vector averaged cross-power spectrum Baseline: EF (01) - WB (02)
Timerange: 01/01:03:17 to 01/01:04:29

Plot file version 230 created 22-JUL-2014 18:10:56
J1453+2648 EP088C.UVDATA.1
Freq = 1.5950 GHz, Bw = 16.000 MH Calibrated with CL # 3 and BP # 1 (BP mode 1)

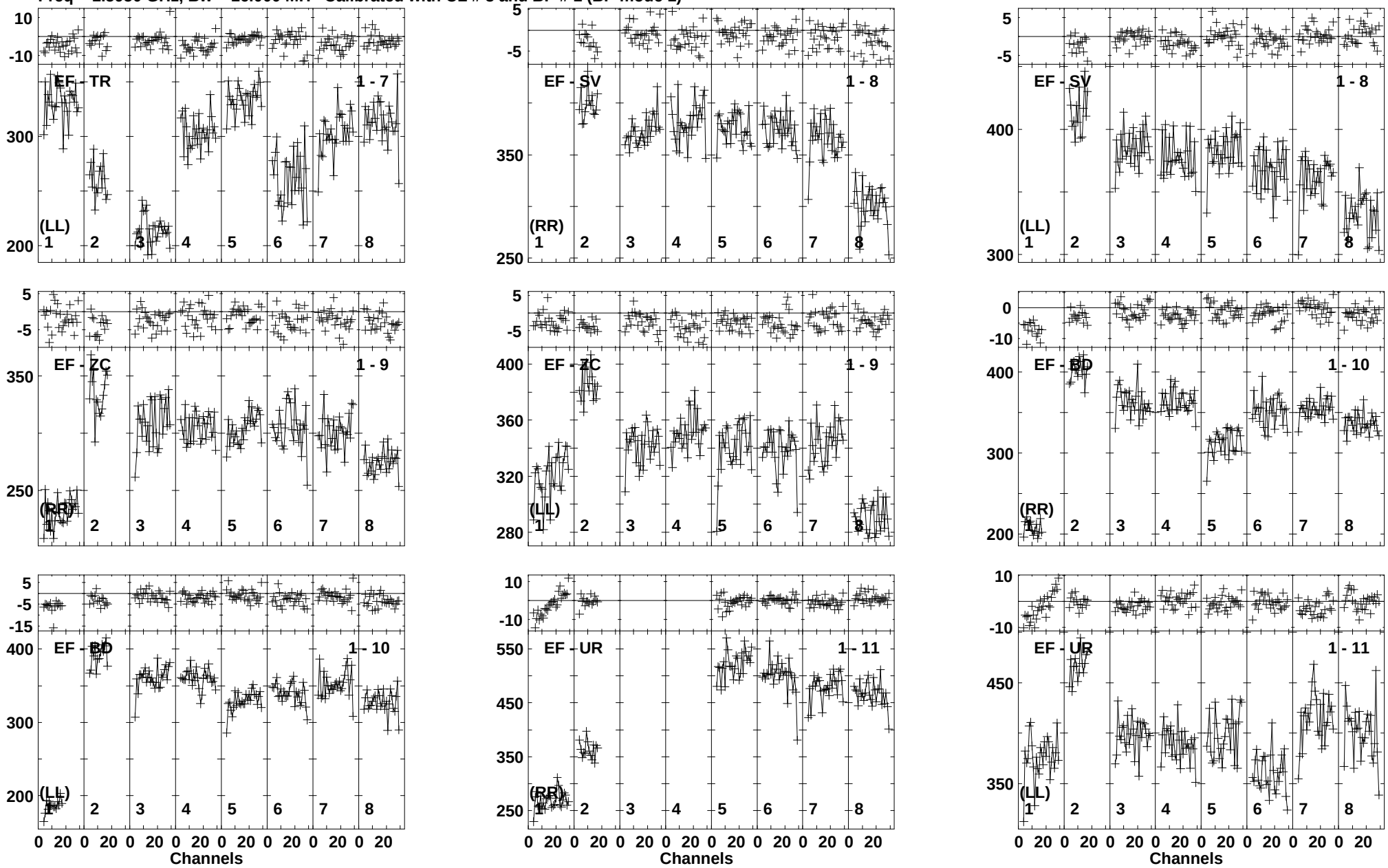

Lower frame: Milli Ampl Jy Top frame: Phas deg
Vector averaged cross-power spectrum Baseline: EF (01) - TR (07)
Timerange: 01/01:03:17 to 01/01:04:29

Plot file version 231 created 22-JUL-2014 18:10:57
J1453+2648 EP088C.UVDATA.1
Freq = 1.5950 GHz, Bw = 16.000 MH Calibrated with CL # 3 and BP # 1 (BP mode 1)

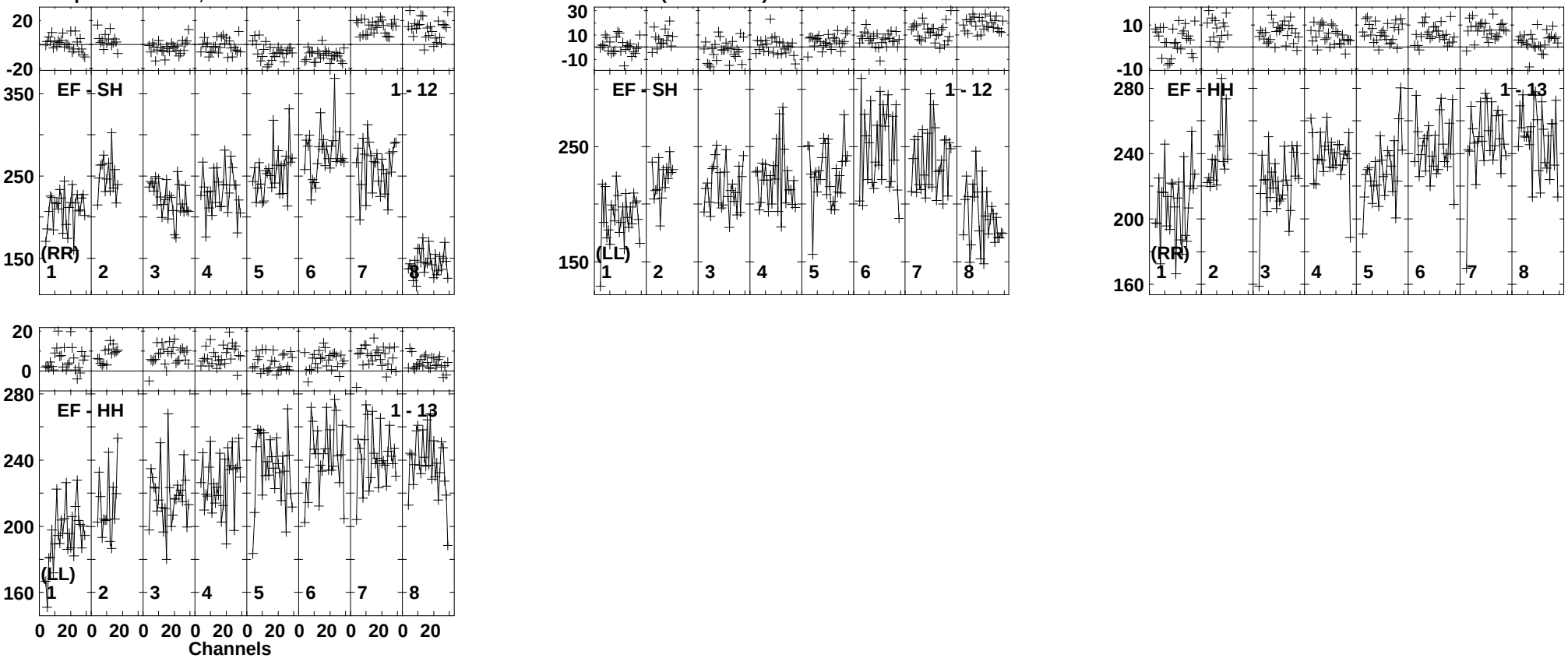

Lower frame: Milli Ampl Jy Top frame: Phas deg
Vector averaged cross-power spectrum Baseline: EF (01) - SH (12)
Timerange: 01/01:03:17 to 01/01:04:29

Plot file version 232 created 22-JUL-2014 18:10:57
VV340A EP088C.UVDATA.1
Freq = 1.5950 GHz, Bw = 16.000 MH Calibrated with CL # 3 and BP # 1 (BP mode 1)

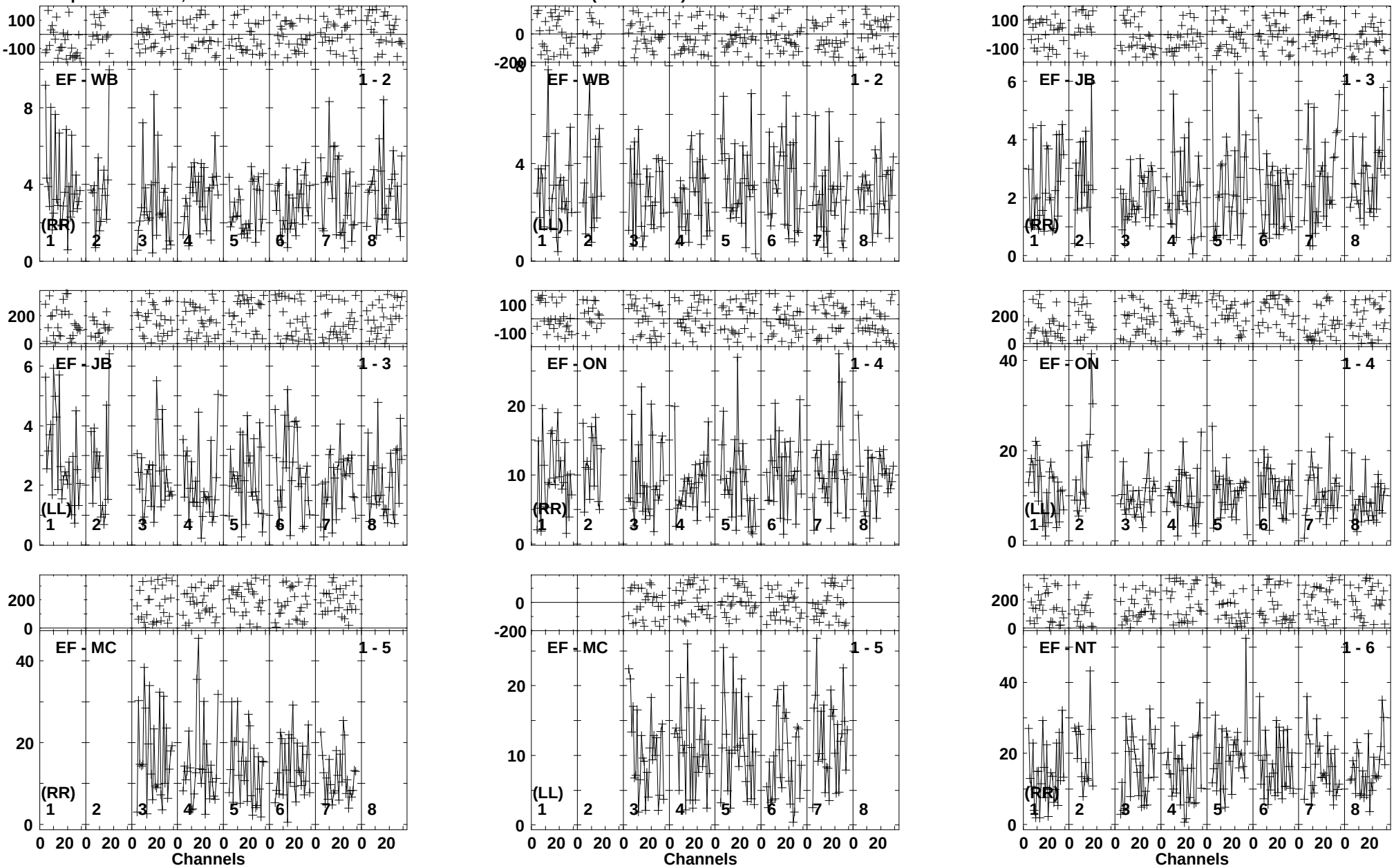

Lower frame: Milli Ampl Jy Top frame: Phas deg
Vector averaged cross-power spectrum Baseline: EF (01) - WB (02)
Timerange: 01/01:05:11 to 01/01:08:49

Plot file version 233 created 22-JUL-2014 18:10:57
VV340A EP088C.UVDATA.1
Freq = 1.5950 GHz, Bw = 16.000 MH Calibrated with CL # 3 and BP # 1 (BP mode 1)

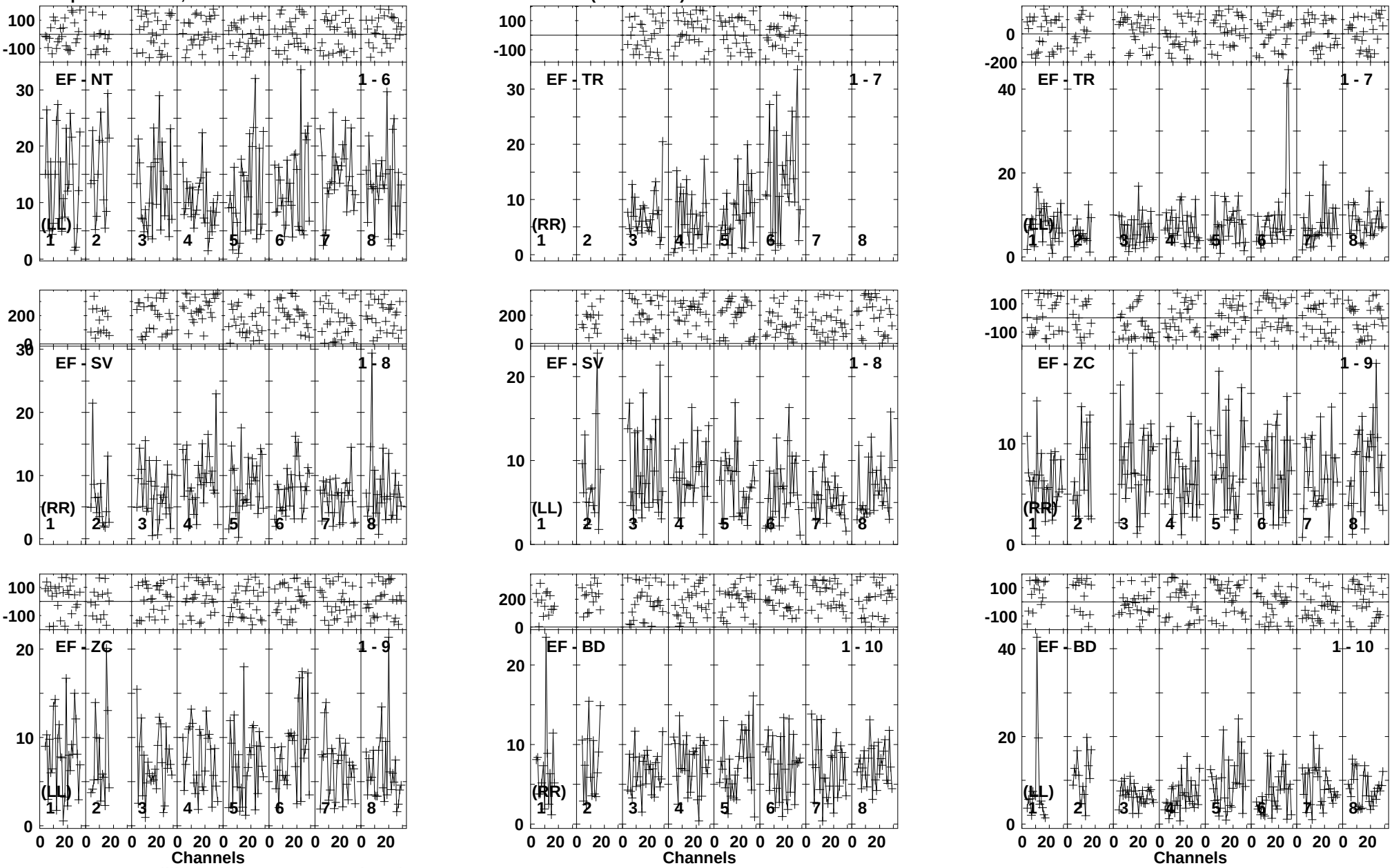

Lower frame: Milli Ampl Jy Top frame: Phas deg
Vector averaged cross-power spectrum Baseline: EF (01) - NT (06)
Timerange: 01/01:05:11 to 01/01:08:49

Plot file version 234 created 22-JUL-2014 18:10:58
VV340A EP088C.UVDATA.1
Freq = 1.5950 GHz, Bw = 16.000 MH Calibrated with CL # 3 and BP # 1 (BP mode 1)

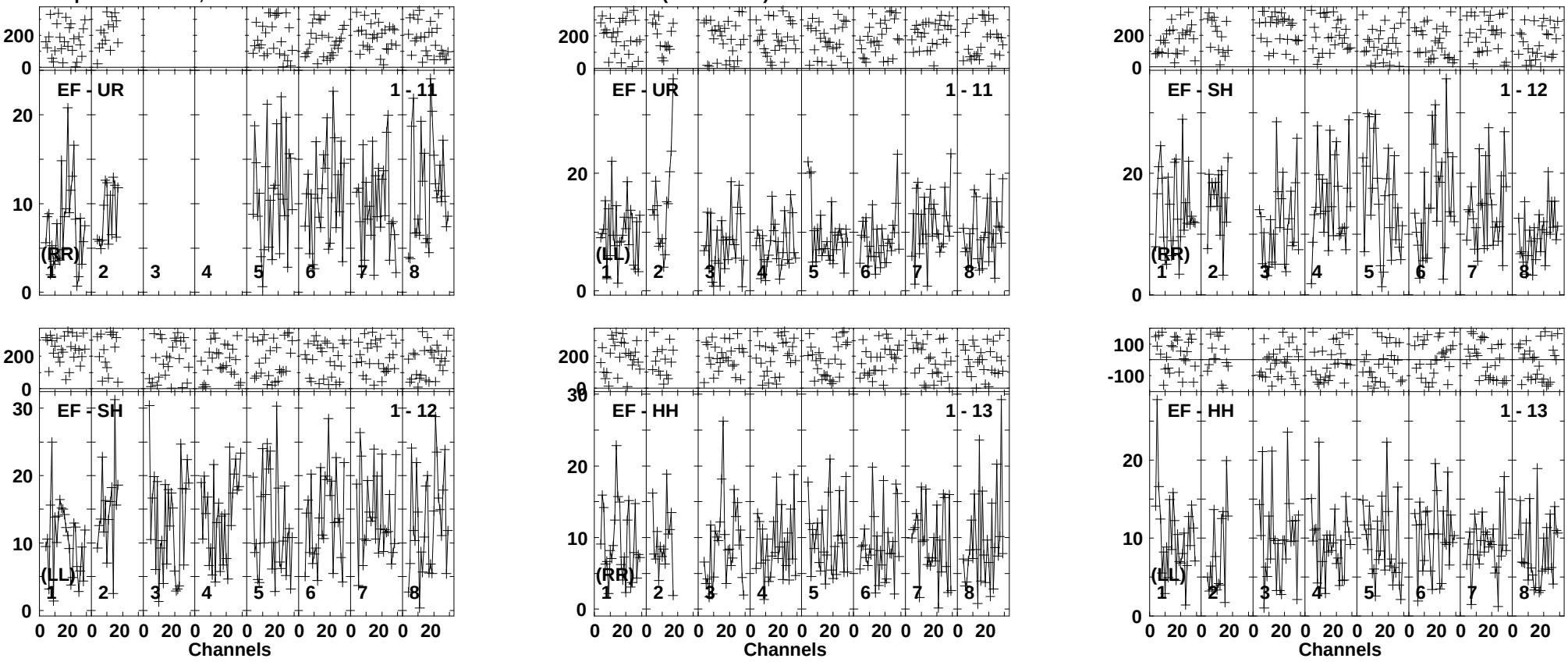

Lower frame: Milli Ampl Jy Top frame: Phas deg
Vector averaged cross-power spectrum Baseline: EF (01) - UR (11)
Timerange: 01/01:05:11 to 01/01:08:49

Plot file version 235 created 22-JUL-2014 18:10:58
J1453+2648 EP088C.UVDATA.1
Freq = 1.5950 GHz, Bw = 16.000 MH Calibrated with CL # 3 and BP # 1 (BP mode 1)

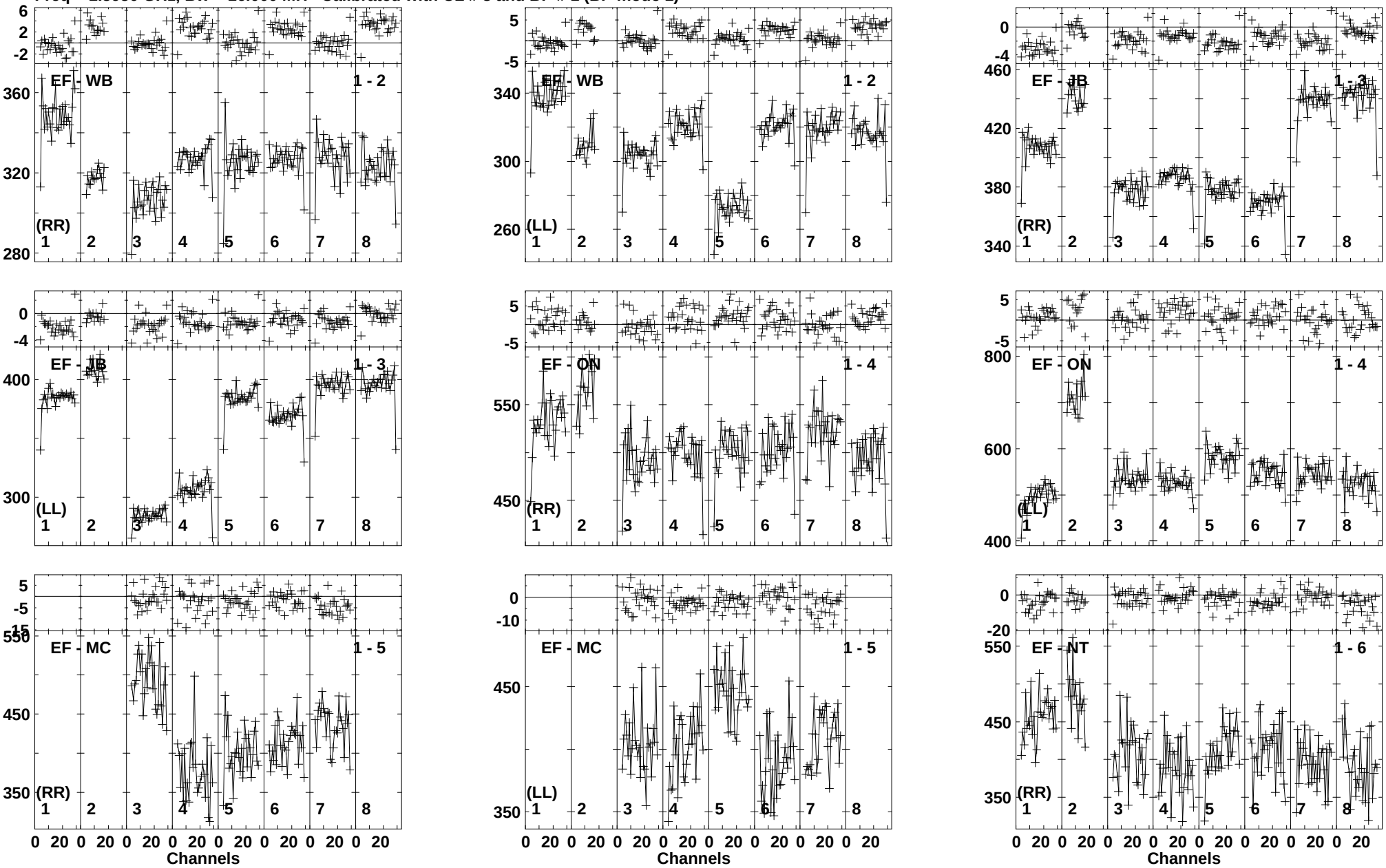

Lower frame: Milli Ampl Jy Top frame: Phas deg
Vector averaged cross-power spectrum Baseline: EF (01) - WB (02)
Timerange: 01/01:08:57 to 01/01:09:59

Plot file version 236 created 22-JUL-2014 18:10:58
J1453+2648 EP088C.UVDATA.1
Freq = 1.5950 GHz, Bw = 16.000 MH Calibrated with CL # 3 and BP # 1 (BP mode 1)

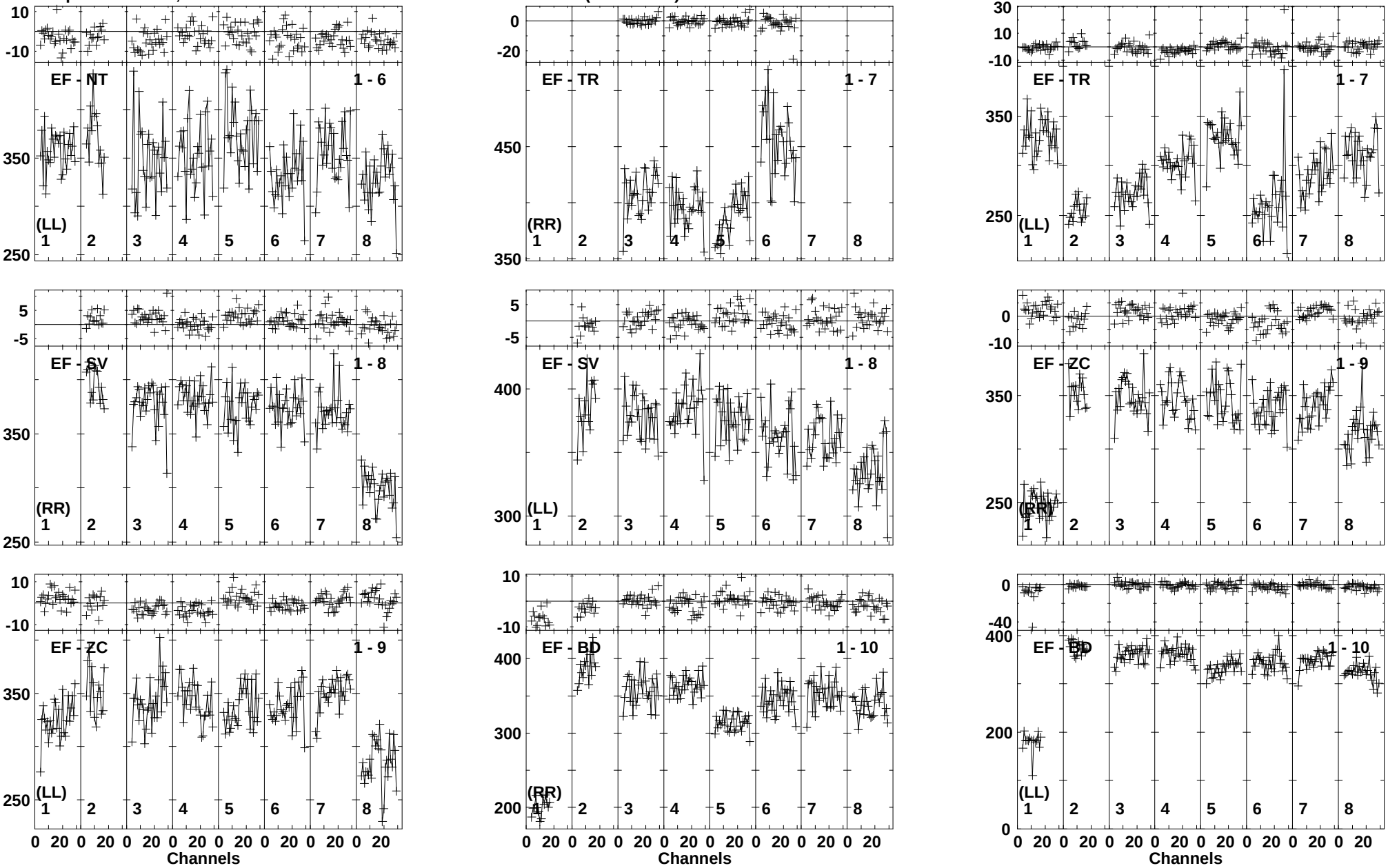

Lower frame: Milli Ampl Jy Top frame: Phas deg
Vector averaged cross-power spectrum Baseline: EF (01) - NT (06)
Timerange: 01/01:08:57 to 01/01:09:59

Plot file version 237 created 22-JUL-2014 18:10:59
J1453+2648 EP088C.UVDATA.1
Freq = 1.5950 GHz, Bw = 16.000 MH Calibrated with CL # 3 and BP # 1 (BP mode 1)

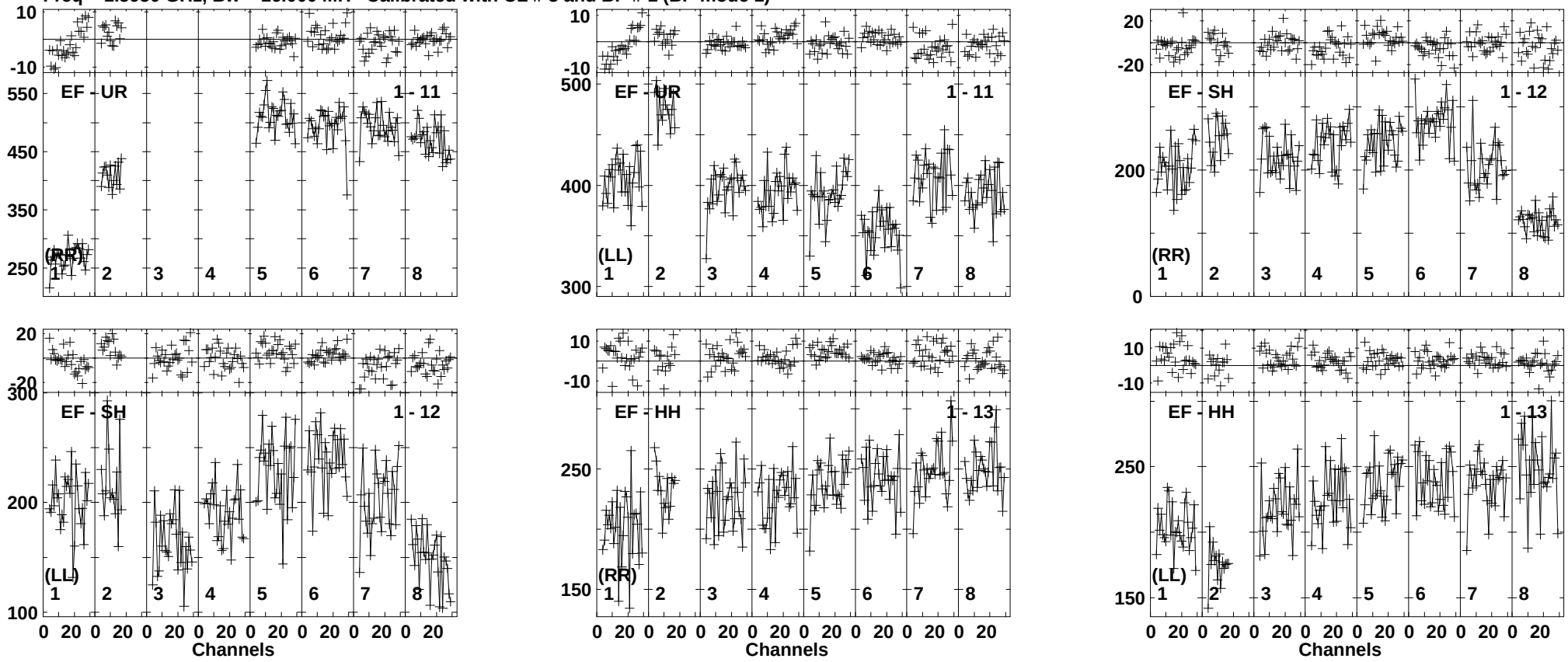

Lower frame: Milli Ampl Jy Top frame: Phas deg
Vector averaged cross-power spectrum Baseline: EF (01) - UR (11)
Timerange: 01/01:08:57 to 01/01:09:59

Plot file version 238 created 22-JUL-2014 18:10:59
VV340A EP088C.UVDATA.1
Freq = 1.5950 GHz, Bw = 16.000 MH Calibrated with CL # 3 and BP # 1 (BP mode 1)

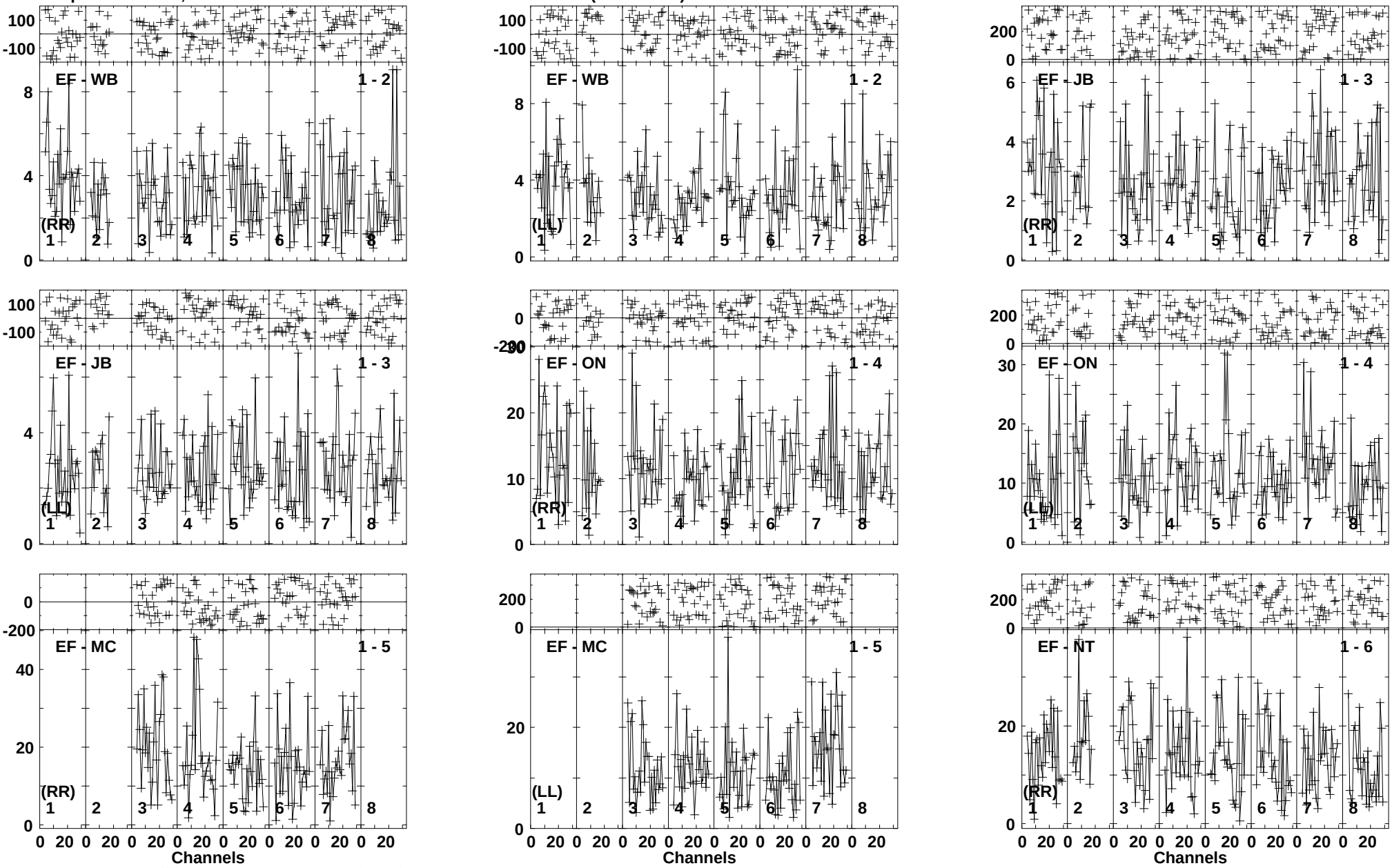

Lower frame: Milli Ampl Jy Top frame: Phas deg
Vector averaged cross-power spectrum Baseline: EF (01) - WB (02)
Timerange: 01/01:10:07 to 01/01:13:39

Plot file version 239 created 22-JUL-2014 18:10:59
VV340A EP088C.UVDATA.1
Freq = 1.5950 GHz, Bw = 16.000 MH Calibrated with CL # 3 and BP # 1 (BP mode 1)

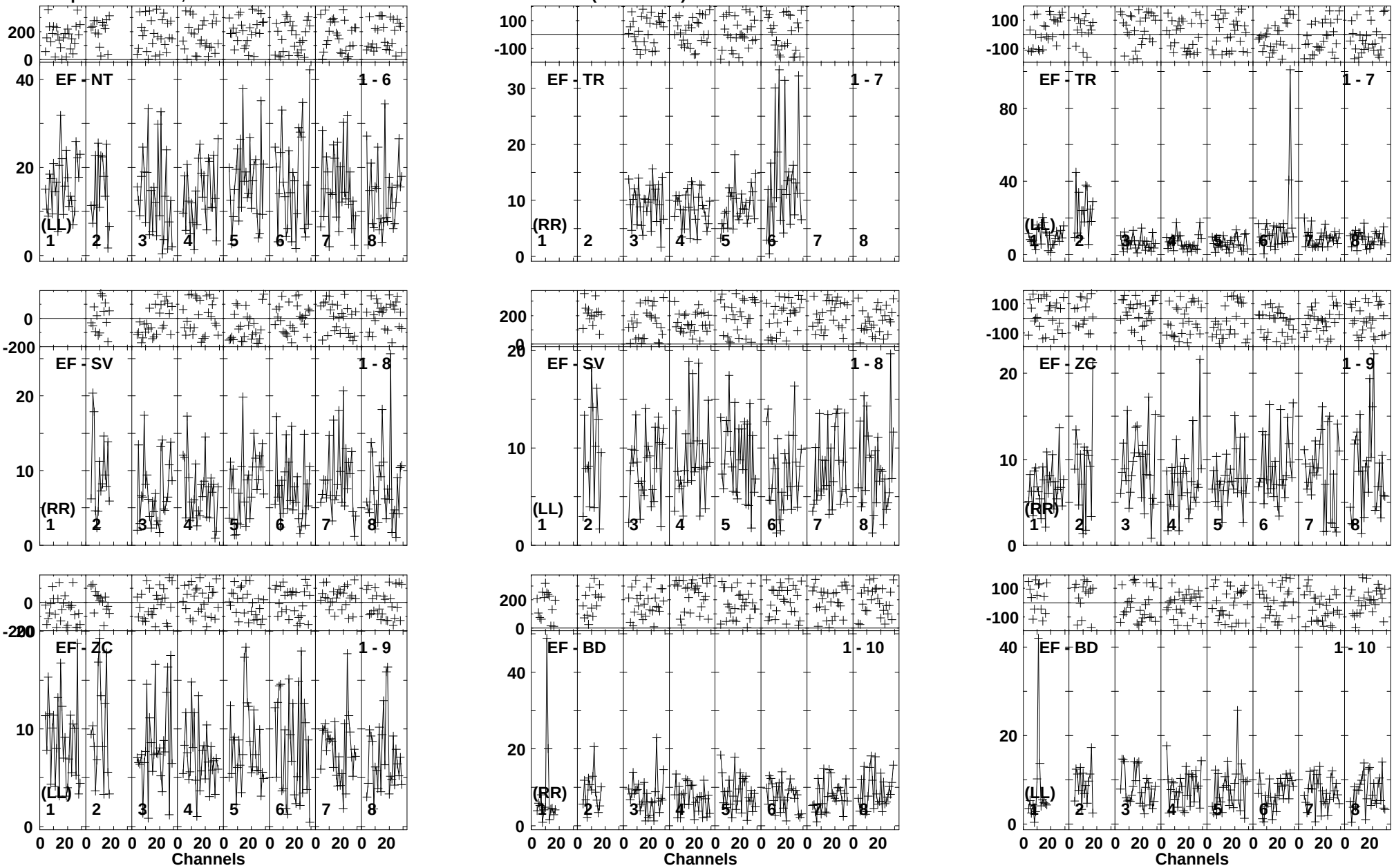

Lower frame: Milli Ampl Jy Top frame: Phas deg
Vector averaged cross-power spectrum Baseline: EF (01) - NT (06)
Timerange: 01/01:10:07 to 01/01:13:39

Plot file version 240 created 22-JUL-2014 18:11:00
VV340A EP088C.UVDATA.1
Freq = 1.5950 GHz, Bw = 16.000 MH Calibrated with CL # 3 and BP # 1 (BP mode 1)

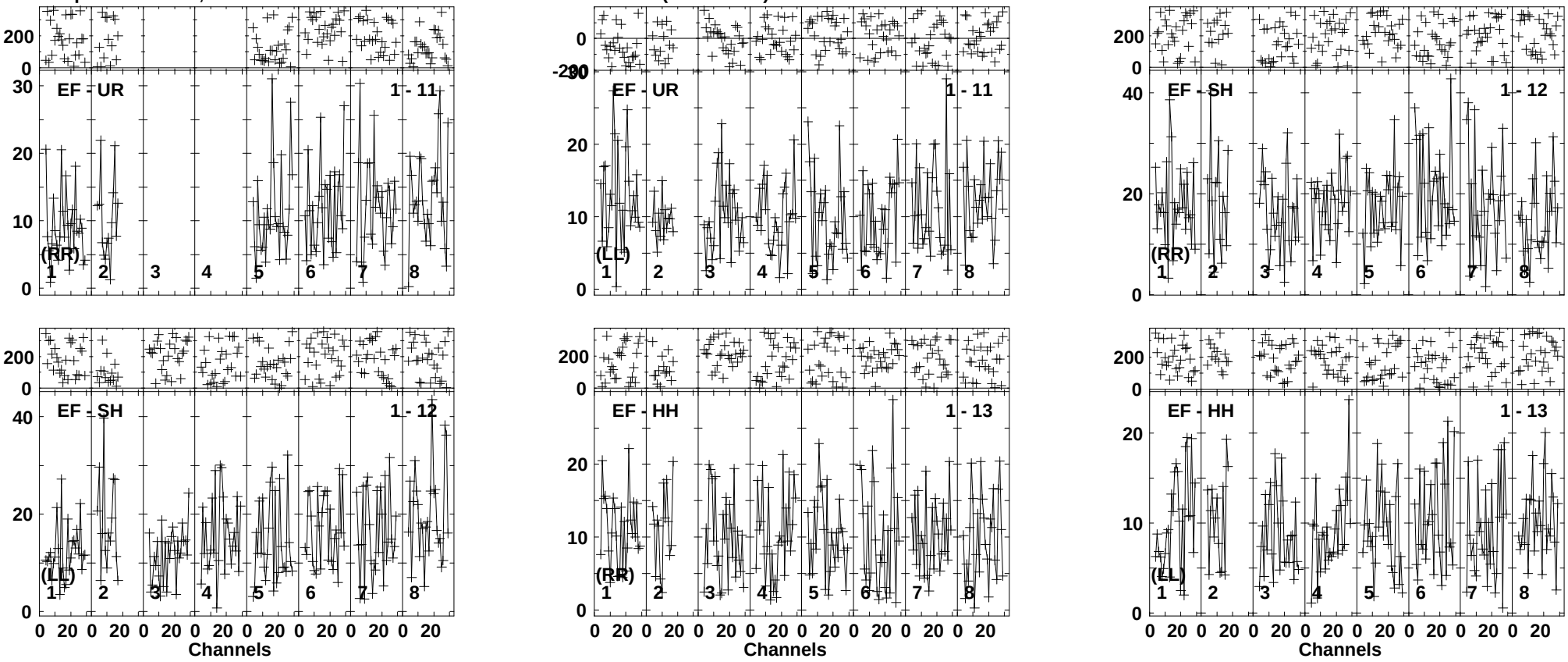

Lower frame: Milli Ampl Jy Top frame: Phas deg
Vector averaged cross-power spectrum Baseline: EF (01) - UR (11)
Timerange: 01/01:10:07 to 01/01:13:39

Plot file version 241 created 22-JUL-2014 18:11:00
J1453+2648 EP088C.UVDATA.1
Freq = 1.5950 GHz, Bw = 16.000 MH Calibrated with CL # 3 and BP # 1 (BP mode 1)

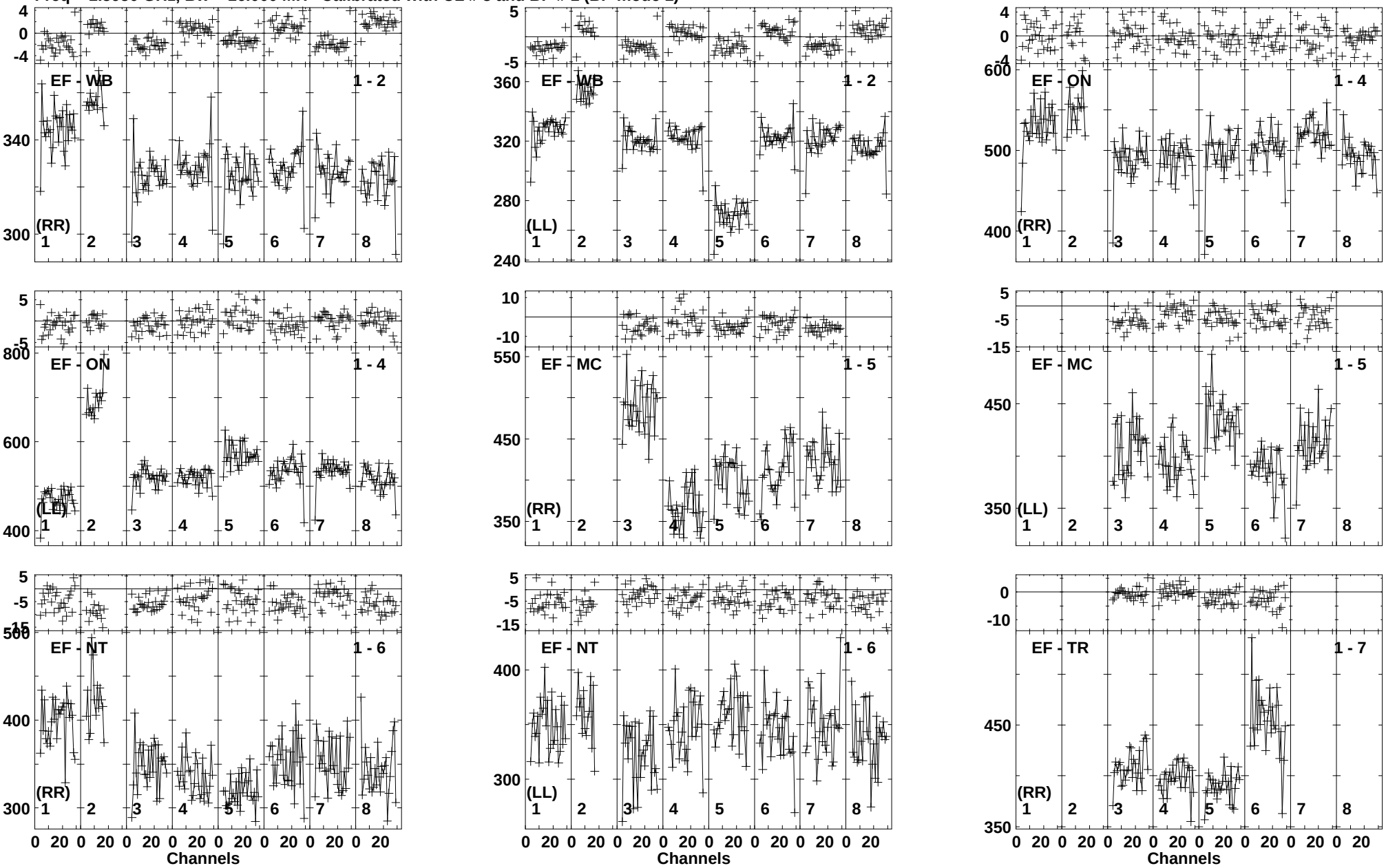

Lower frame: Milli Ampl Jy Top frame: Phas deg
Vector averaged cross-power spectrum Baseline: EF (01) - WB (02)
Timerange: 01/01:13:47 to 01/01:14:59

Plot file version 242 created 22-JUL-2014 18:11:00
J1453+2648 EP088C.UVDATA.1
Freq = 1.5950 GHz, Bw = 16.000 MH Calibrated with CL # 3 and BP # 1 (BP mode 1)

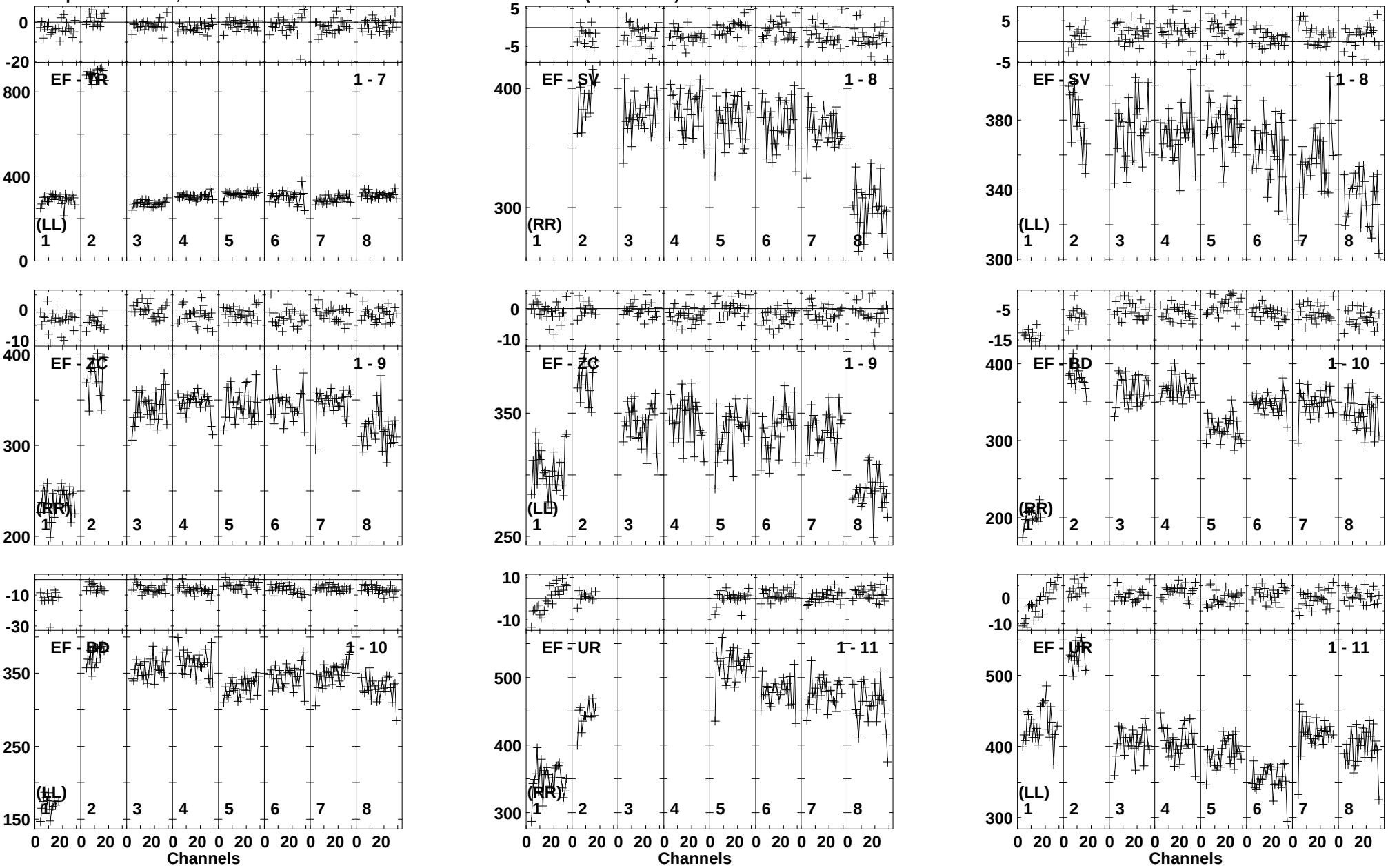

Lower frame: Milli Ampl Jy Top frame: Phas deg
Vector averaged cross-power spectrum Baseline: EF (01) - TR (07)
Timerange: 01/01:13:47 to 01/01:14:59

Plot file version 243 created 22-JUL-2014 18:11:01
J1453+2648 EP088C.UVDATA.1
Freq = 1.5950 GHz, Bw = 16.000 MH Calibrated with CL # 3 and BP # 1 (BP mode 1)

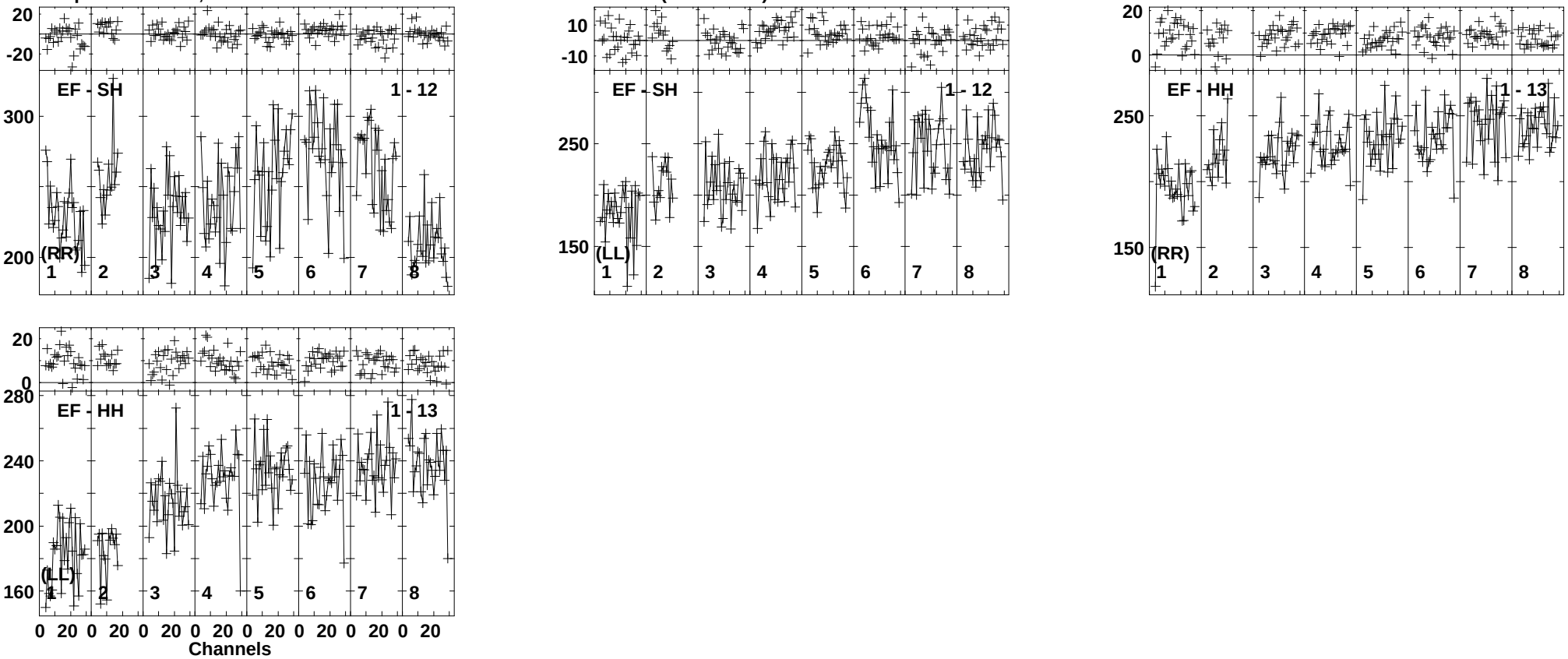

Lower frame: Milli Ampl Jy Top frame: Phas deg
Vector averaged cross-power spectrum Baseline: EF (01) - SH (12)
Timerange: 01/01:13:47 to 01/01:14:59

Plot file version 244 created 22-JUL-2014 18:11:01
VV340A EP088C.UVDATA.1
Freq = 1.5950 GHz, Bw = 16.000 MH Calibrated with CL # 3 and BP # 1 (BP mode 1)

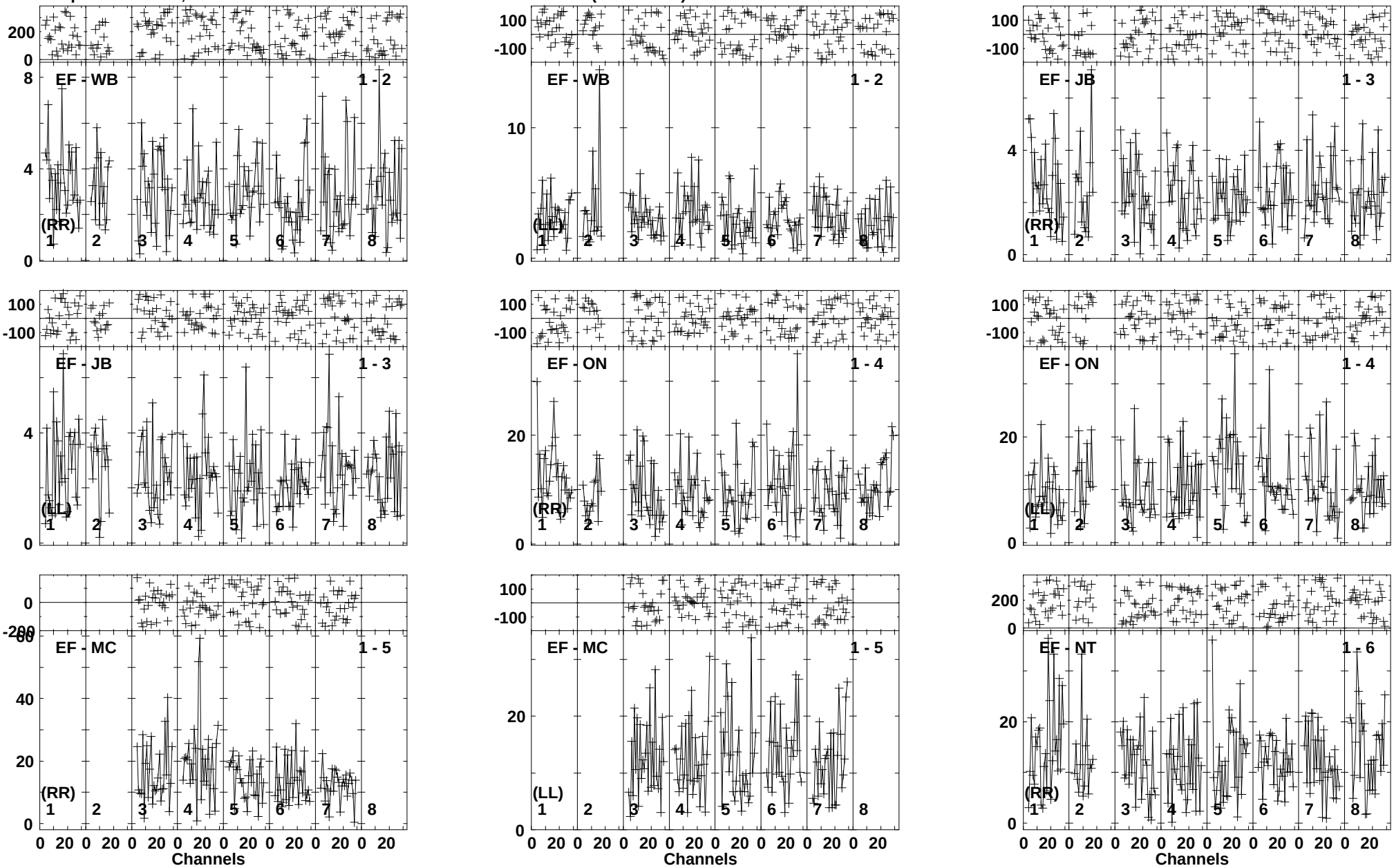

Lower frame: Milli Ampl Jy Top frame: Phas deg
Vector averaged cross-power spectrum Baseline: EF (01) - WB (02)
Timerange: 01/01:15:41 to 01/01:19:19

Plot file version 245 created 22-JUL-2014 18:11:02
VV340A EP088C.UVDATA.1
Freq = 1.5950 GHz, Bw = 16.000 MH Calibrated with CL # 3 and BP # 1 (BP mode 1)

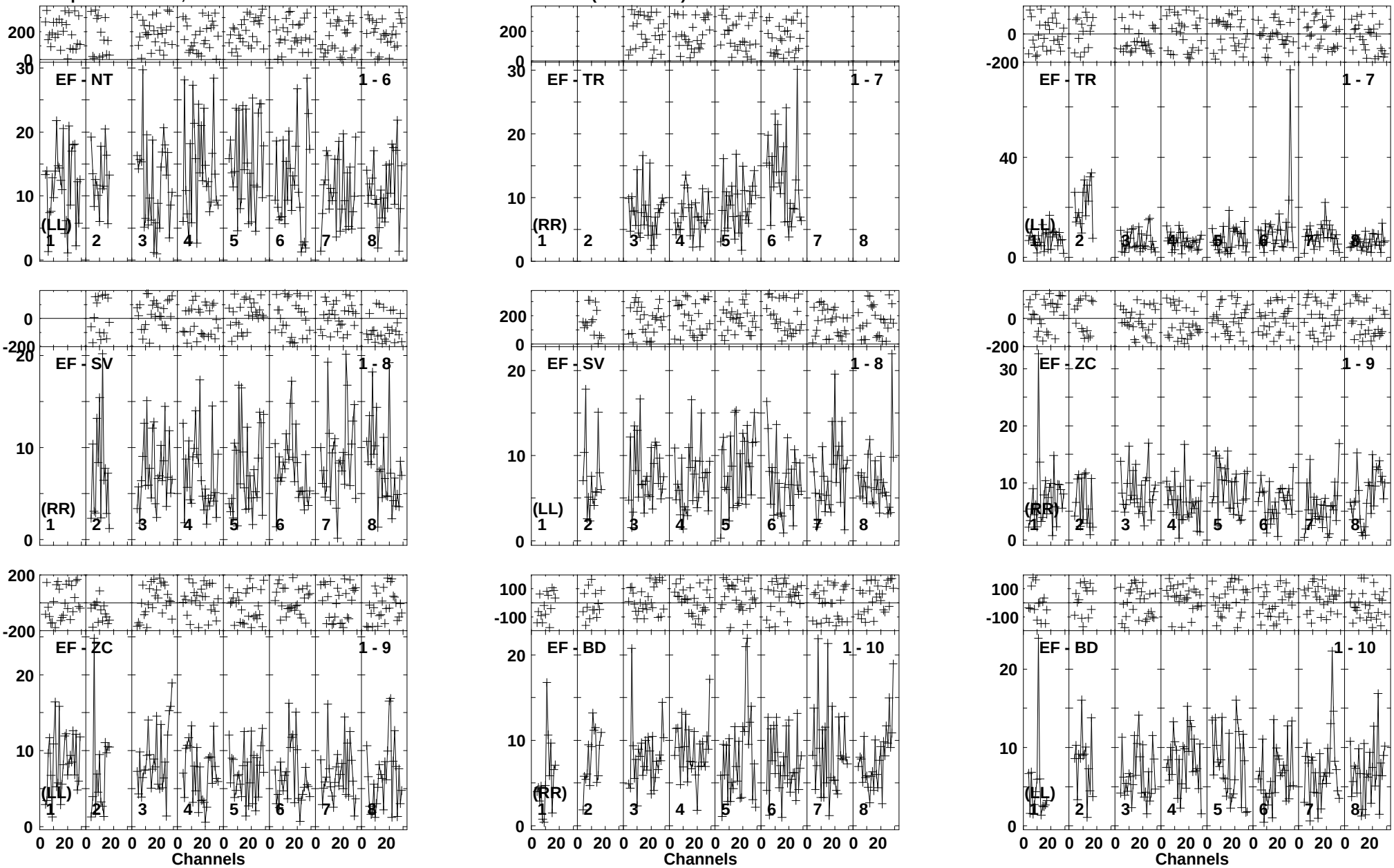

Lower frame: Milli Ampl Jy Top frame: Phas deg
Vector averaged cross-power spectrum Baseline: EF (01) - NT (06)
Timerange: 01/01:15:41 to 01/01:19:19

Plot file version 246 created 22-JUL-2014 18:11:02
VV340A EP088C.UVDATA.1
Freq = 1.5950 GHz, Bw = 16.000 MH Calibrated with CL # 3 and BP # 1 (BP mode 1)

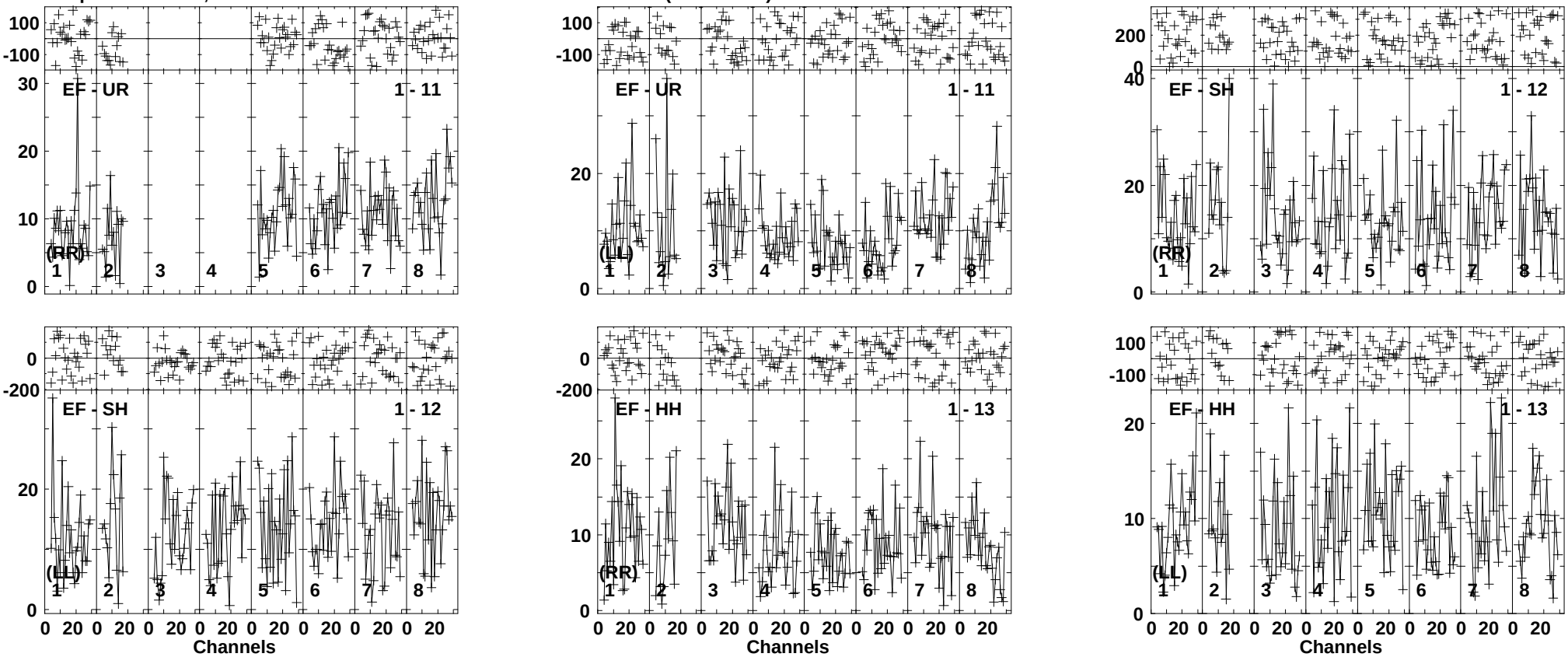

Lower frame: Milli Ampl Jy Top frame: Phas deg
Vector averaged cross-power spectrum Baseline: EF (01) - UR (11)
Timerange: 01/01:15:41 to 01/01:19:19

Plot file version 247 created 22-JUL-2014 18:11:02
J1453+2648 EP088C.UVDATA.1
Freq = 1.5950 GHz, Bw = 16.000 MH Calibrated with CL # 3 and BP # 1 (BP mode 1)

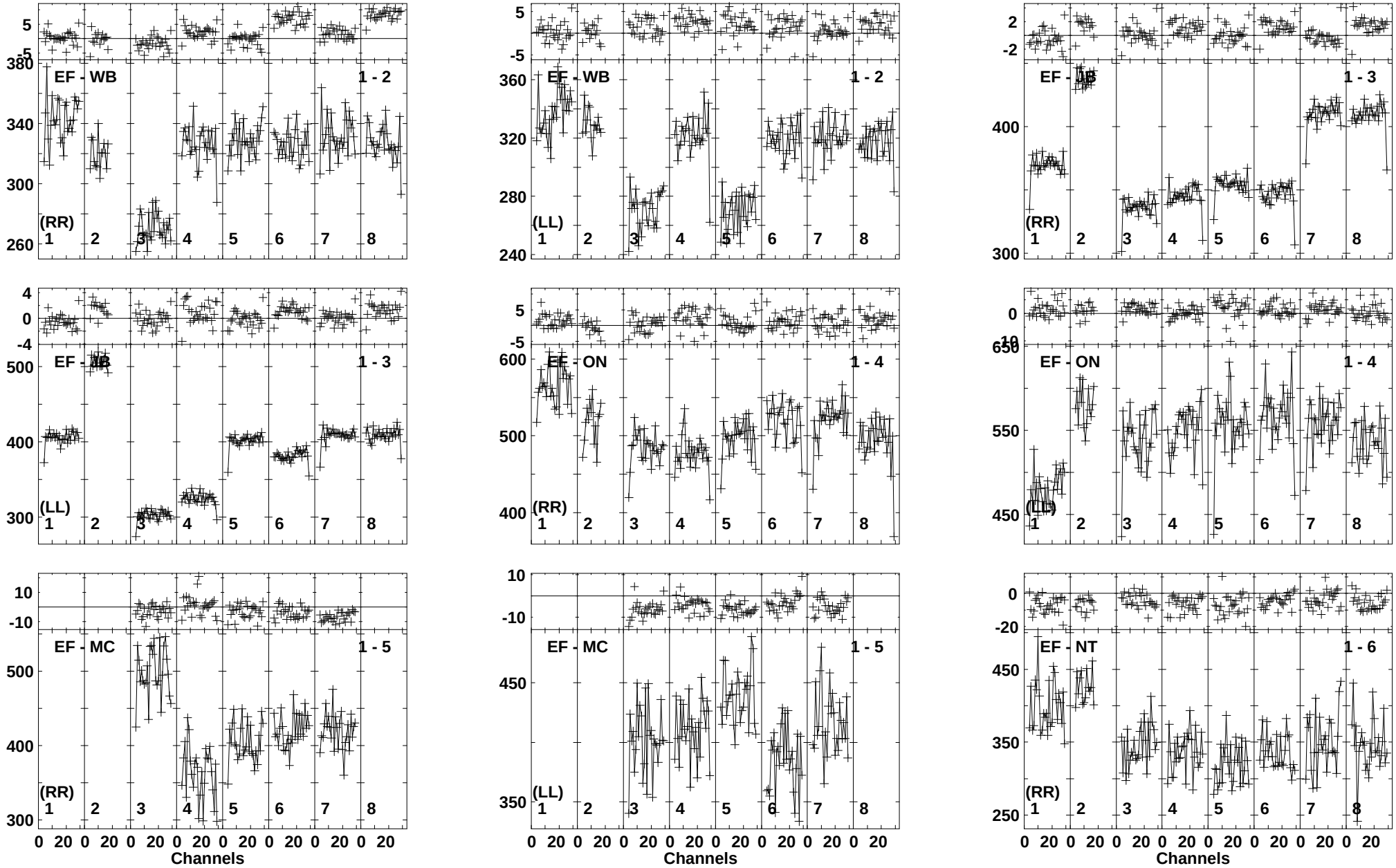

Lower frame: Milli Ampl Jy Top frame: Phas deg
Vector averaged cross-power spectrum Baseline: EF (01) - WB (02)
Timerange: 01/01:19:27 to 01/01:20:29

Plot file version 248 created 22-JUL-2014 18:11:03
J1453+2648 EP088C.UVDATA.1
Freq = 1.5950 GHz, Bw = 16.000 MH Calibrated with CL # 3 and BP # 1 (BP mode 1)

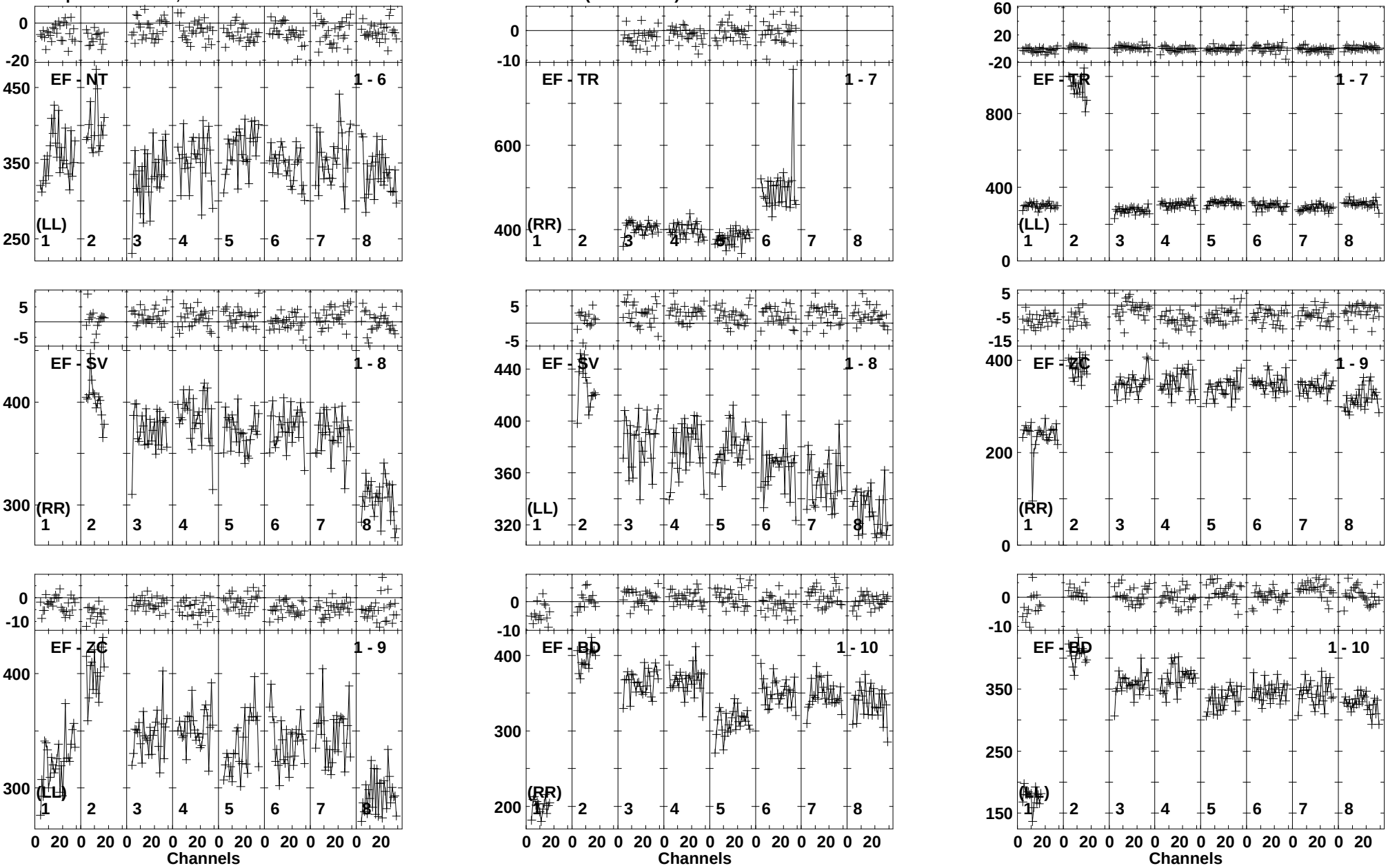

Lower frame: Milli Ampl Jy Top frame: Phas deg
Vector averaged cross-power spectrum Baseline: EF (01) - NT (06)
Timerange: 01/01:19:27 to 01/01:20:29

Plot file version 249 created 22-JUL-2014 18:11:03
J1453+2648 EP088C.UVDATA.1
Freq = 1.5950 GHz, Bw = 16.000 MH Calibrated with CL # 3 and BP # 1 (BP mode 1)

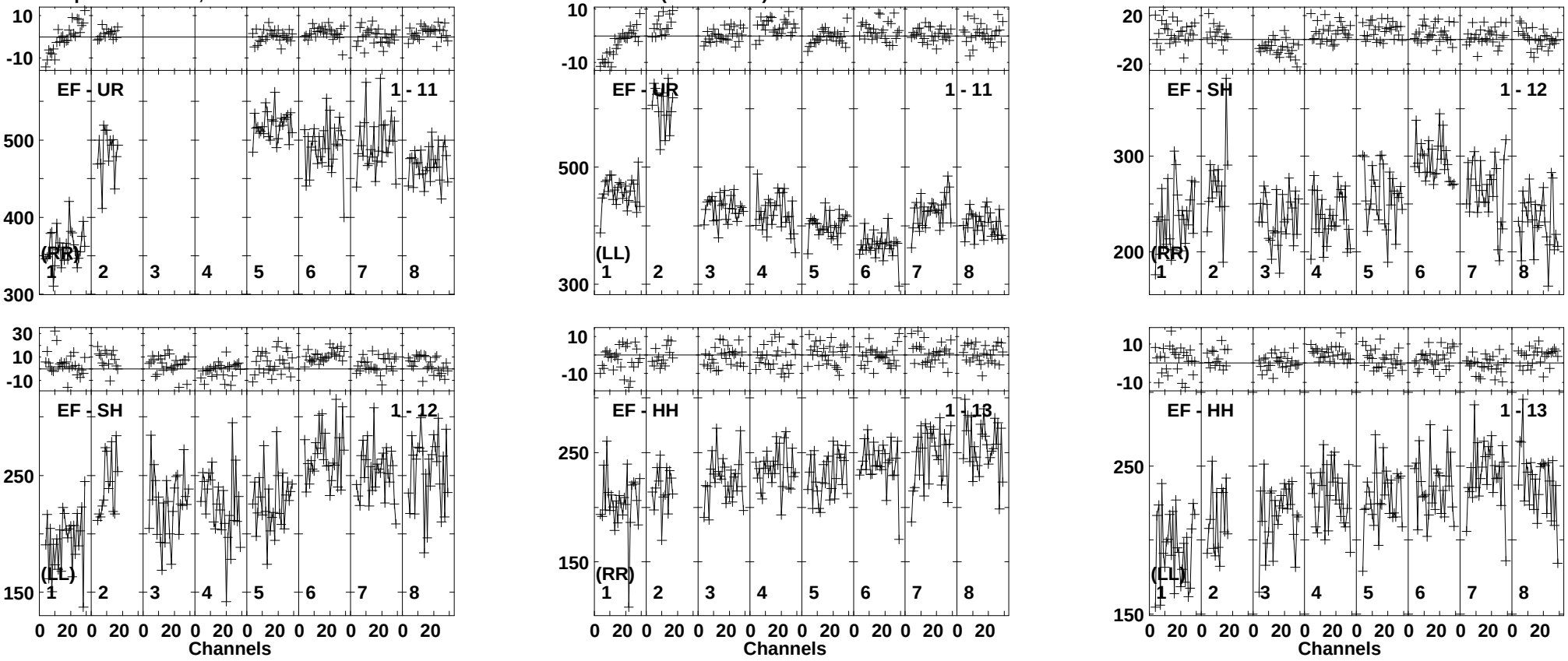

Lower frame: Milli Ampl Jy Top frame: Phas deg
Vector averaged cross-power spectrum Baseline: EF (01) - UR (11)
Timerange: 01/01:19:27 to 01/01:20:29

Plot file version 250 created 22-JUL-2014 18:11:03
VV340A EP088C.UVDATA.1
Freq = 1.5950 GHz, Bw = 16.000 MH Calibrated with CL # 3 and BP # 1 (BP mode 1)

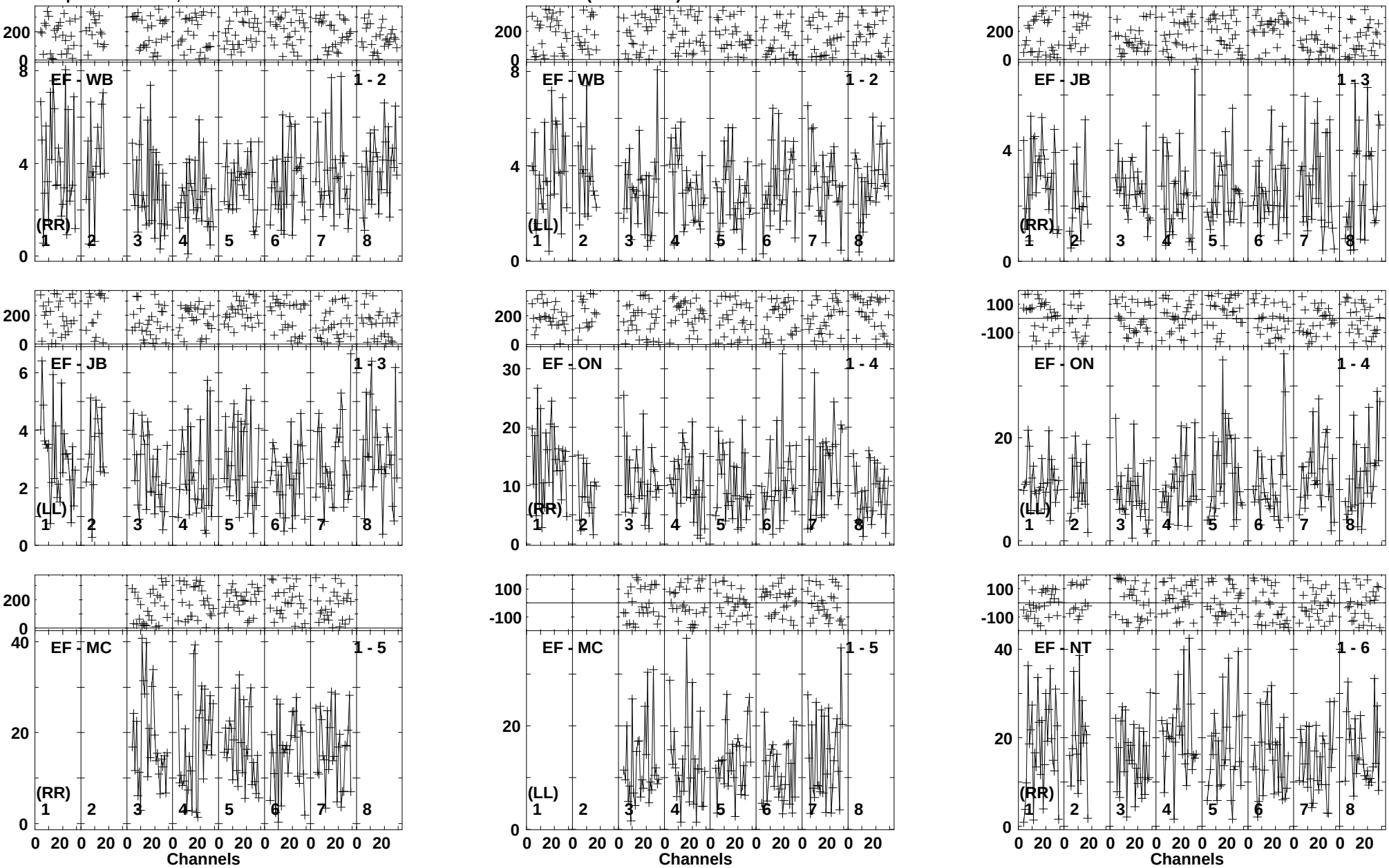

Lower frame: Milli Ampl Jy Top frame: Phas deg
Vector averaged cross-power spectrum Baseline: EF (01) - WB (02)
Timerange: 01/01:20:37 to 01/01:24:09

Plot file version 251 created 22-JUL-2014 18:11:04
VV340A EP088C.UVDATA.1
Freq = 1.5950 GHz, Bw = 16.000 MH Calibrated with CL # 3 and BP # 1 (BP mode 1)

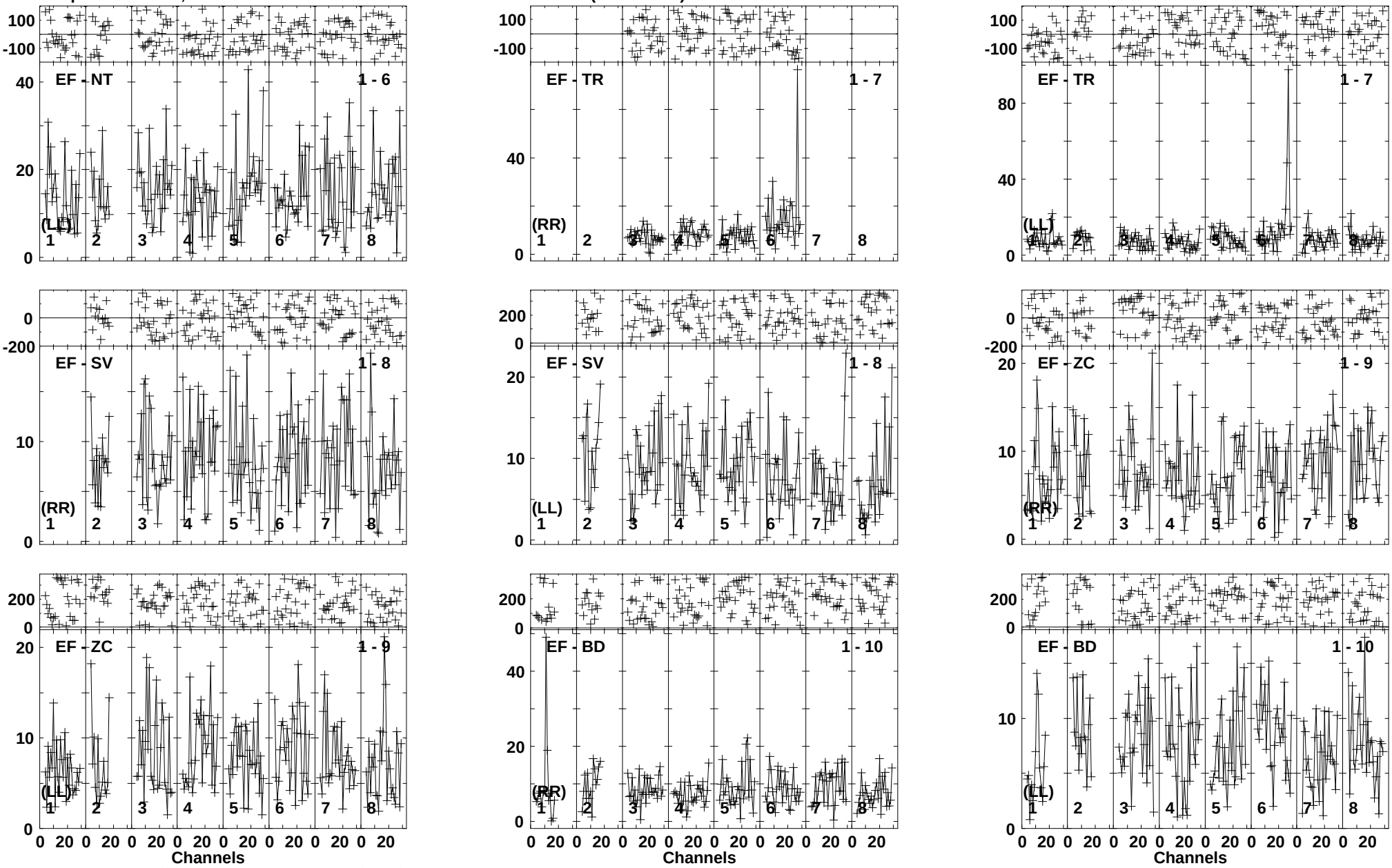

Lower frame: Milli Ampl Jy Top frame: Phas deg
Vector averaged cross-power spectrum Baseline: EF (01) - NT (06)
Timerange: 01/01:20:37 to 01/01:24:09

Plot file version 252 created 22-JUL-2014 18:11:04
VV340A EP088C.UVDATA.1
Freq = 1.5950 GHz, Bw = 16.000 MH Calibrated with CL # 3 and BP # 1 (BP mode 1)

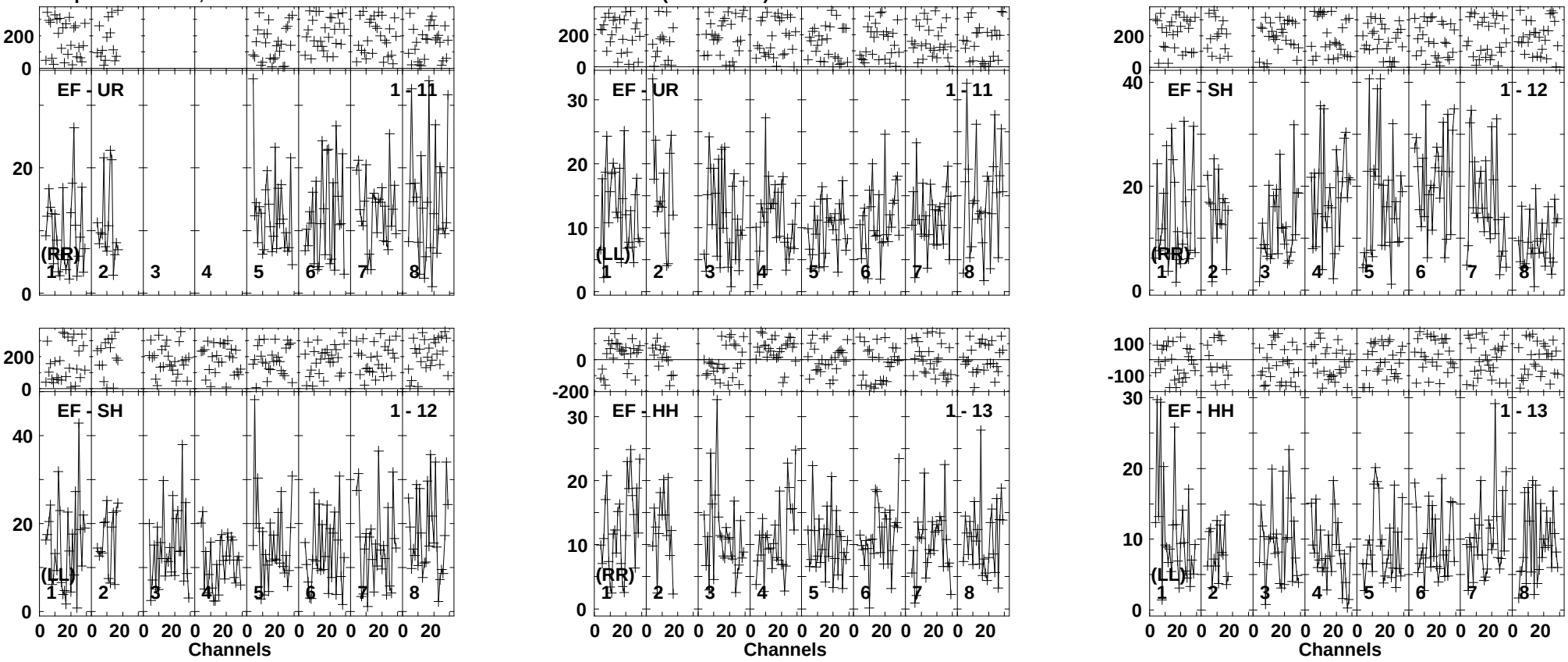

Lower frame: Milli Ampl Jy Top frame: Phas deg
Vector averaged cross-power spectrum Baseline: EF (01) - UR (11)
Timerange: 01/01:20:37 to 01/01:24:09

Plot file version 253 created 22-JUL-2014 18:11:04
J1453+2648 EP088C.UVDATA.1
Freq = 1.5950 GHz, Bw = 16.000 MH Calibrated with CL # 3 and BP # 1 (BP mode 1)

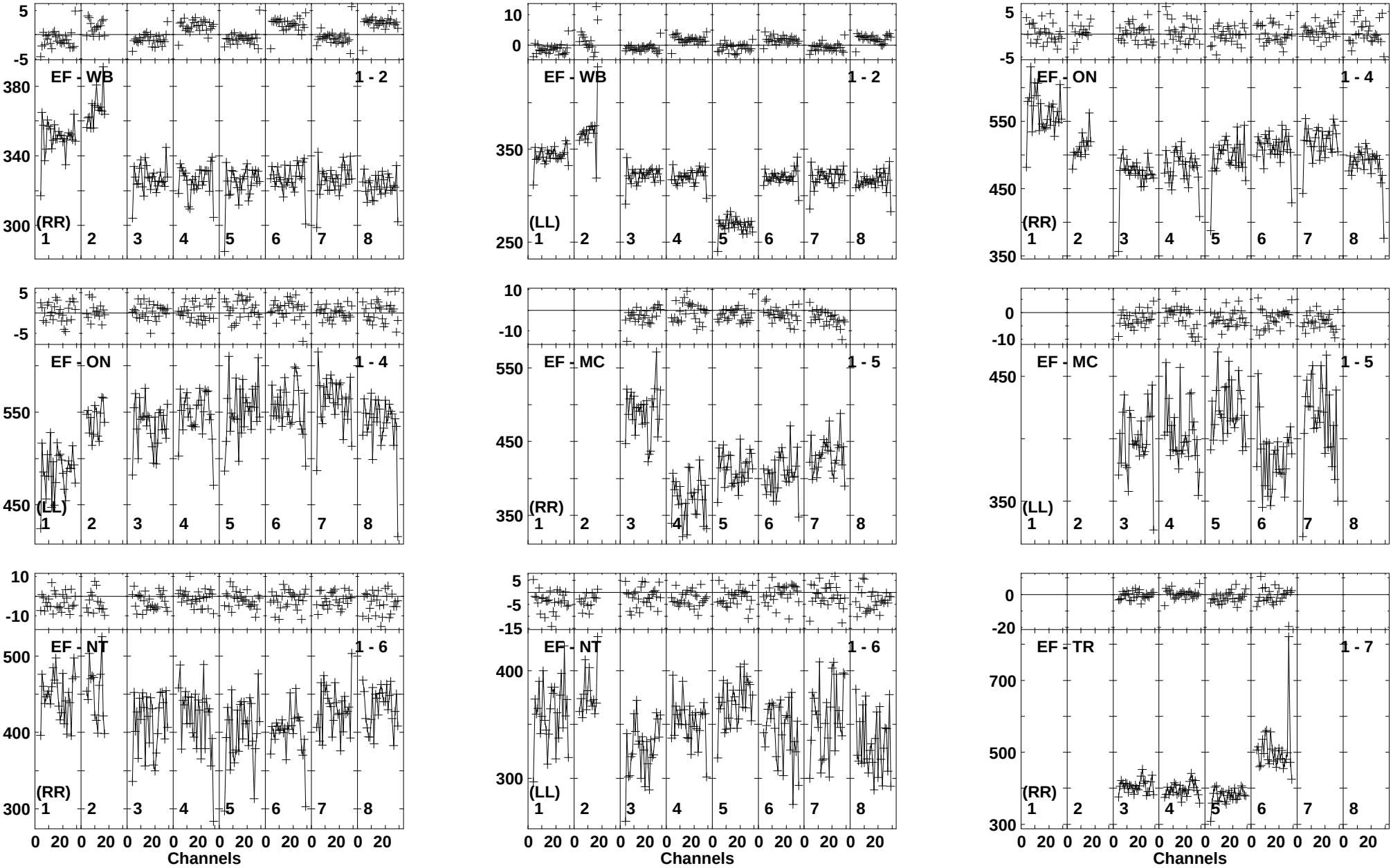

Lower frame: Milli Ampl Jy Top frame: Phas deg
Vector averaged cross-power spectrum Baseline: EF (01) - WB (02)
Timerange: 01/01:24:17 to 01/01:25:29

Plot file version 254 created 22-JUL-2014 18:11:05
J1453+2648 EP088C.UVDATA.1
Freq = 1.5950 GHz, Bw = 16.000 MH Calibrated with CL # 3 and BP # 1 (BP mode 1)

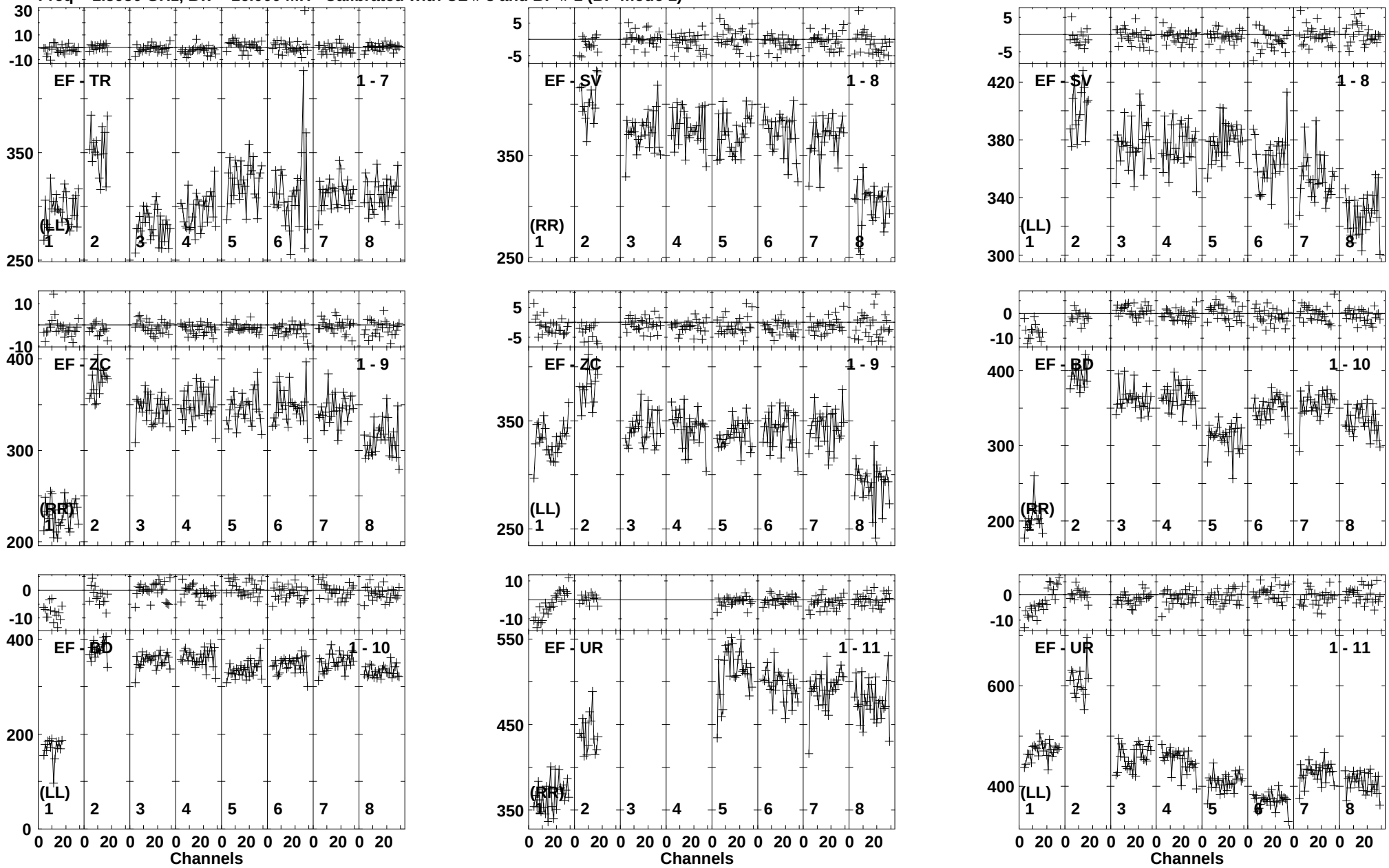

Lower frame: Milli Ampl Jy Top frame: Phas deg
Vector averaged cross-power spectrum Baseline: EF (01) - TR (07)
Timerange: 01/01:24:17 to 01/01:25:29

Plot file version 255 created 22-JUL-2014 18:11:05
J1453+2648 EP088C.UVDATA.1
Freq = 1.5950 GHz, Bw = 16.000 MH Calibrated with CL # 3 and BP # 1 (BP mode 1)

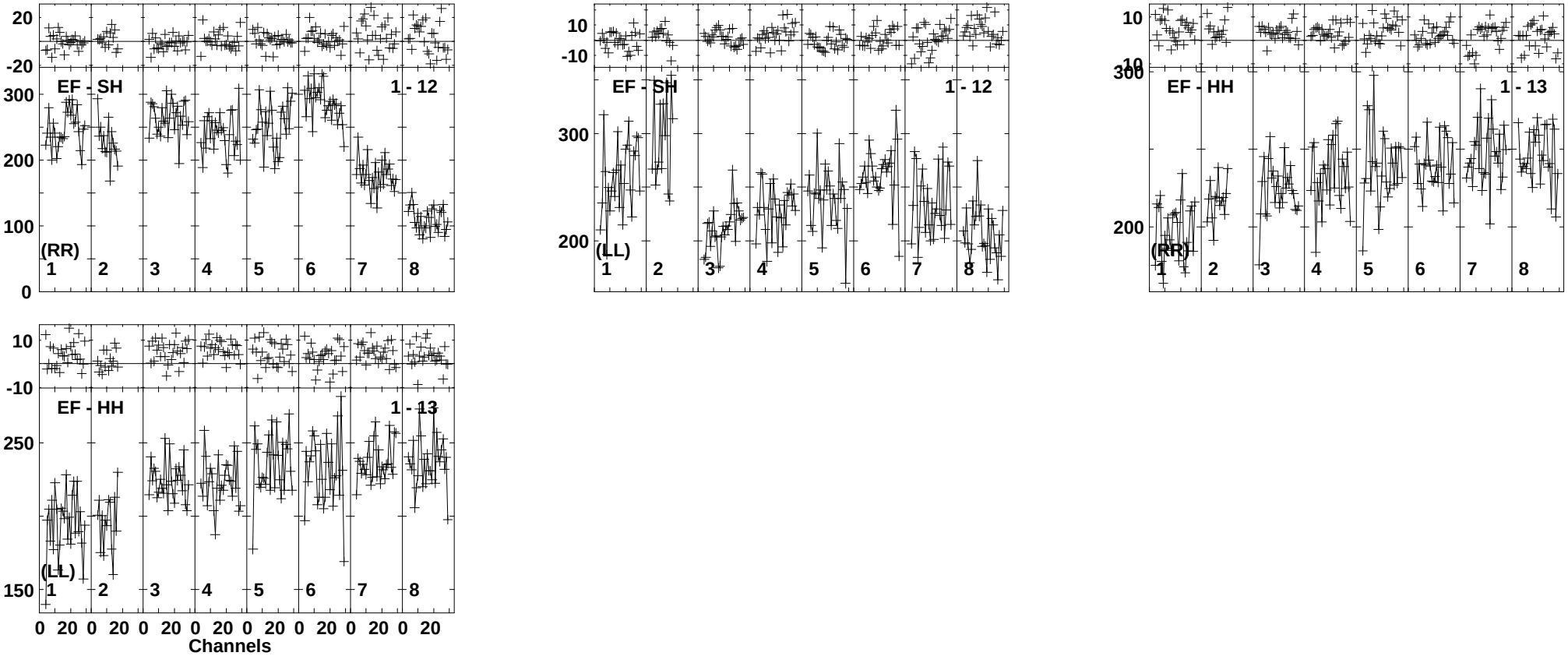

Lower frame: Milli Ampl Jy Top frame: Phas deg
Vector averaged cross-power spectrum Baseline: EF (01) - SH (12)
Timerange: 01/01:24:17 to 01/01:25:29

Plot file version 256 created 22-JUL-2014 18:11:05
J1522+3144 EP088C.UVDATA.1
Freq = 1.5950 GHz, Bw = 16.000 MH Calibrated with CL # 3 and BP # 1 (BP mode 1)

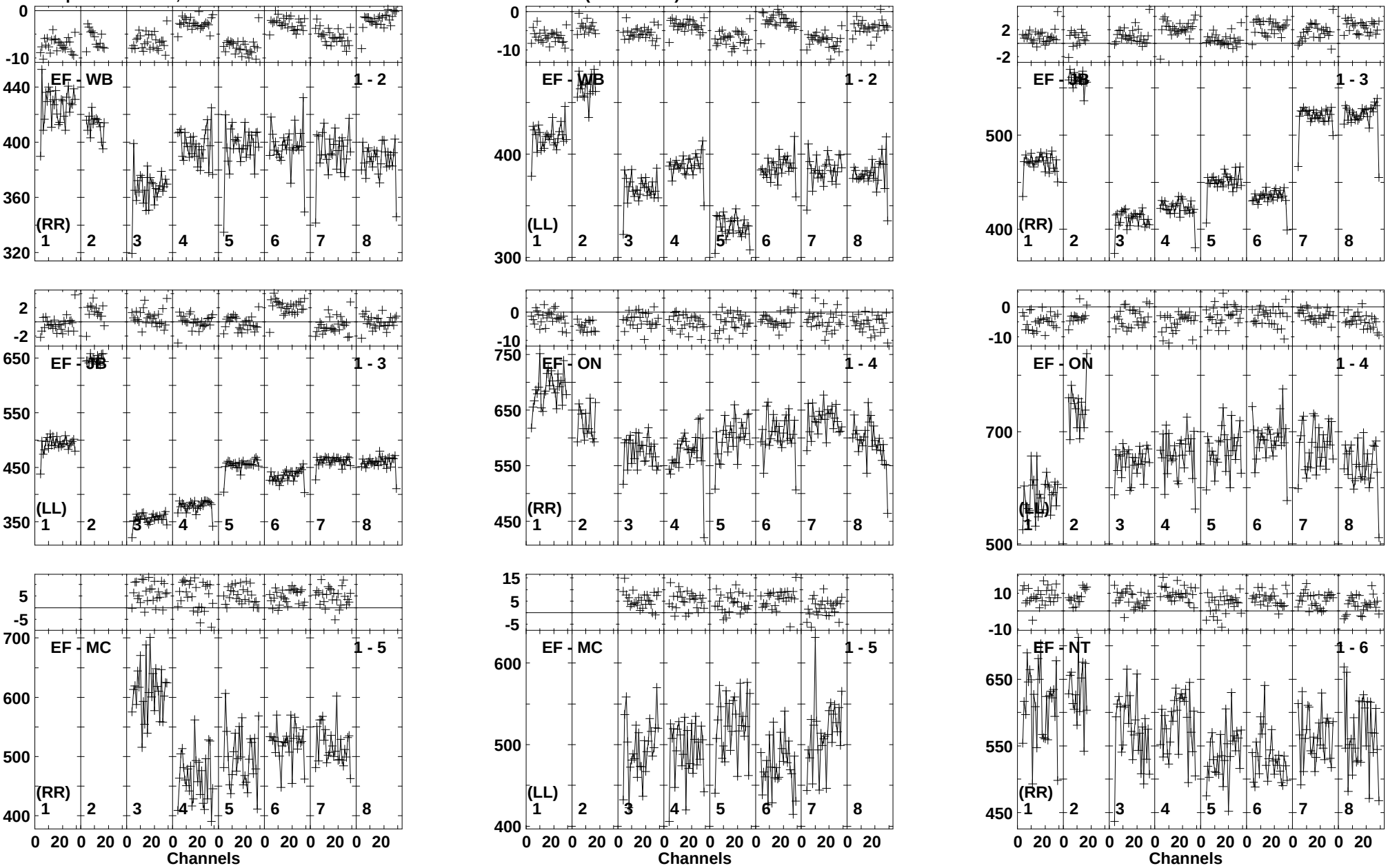

Lower frame: Milli Ampl Jy Top frame: Phas deg
Vector averaged cross-power spectrum Baseline: EF (01) - WB (02)
Timerange: 01/01:25:31 to 01/01:26:59

Plot file version 257 created 22-JUL-2014 18:11:06
J1522+3144 EP088C.UVDATA.1
Freq = 1.5950 GHz, Bw = 16.000 MH Calibrated with CL # 3 and BP # 1 (BP mode 1)

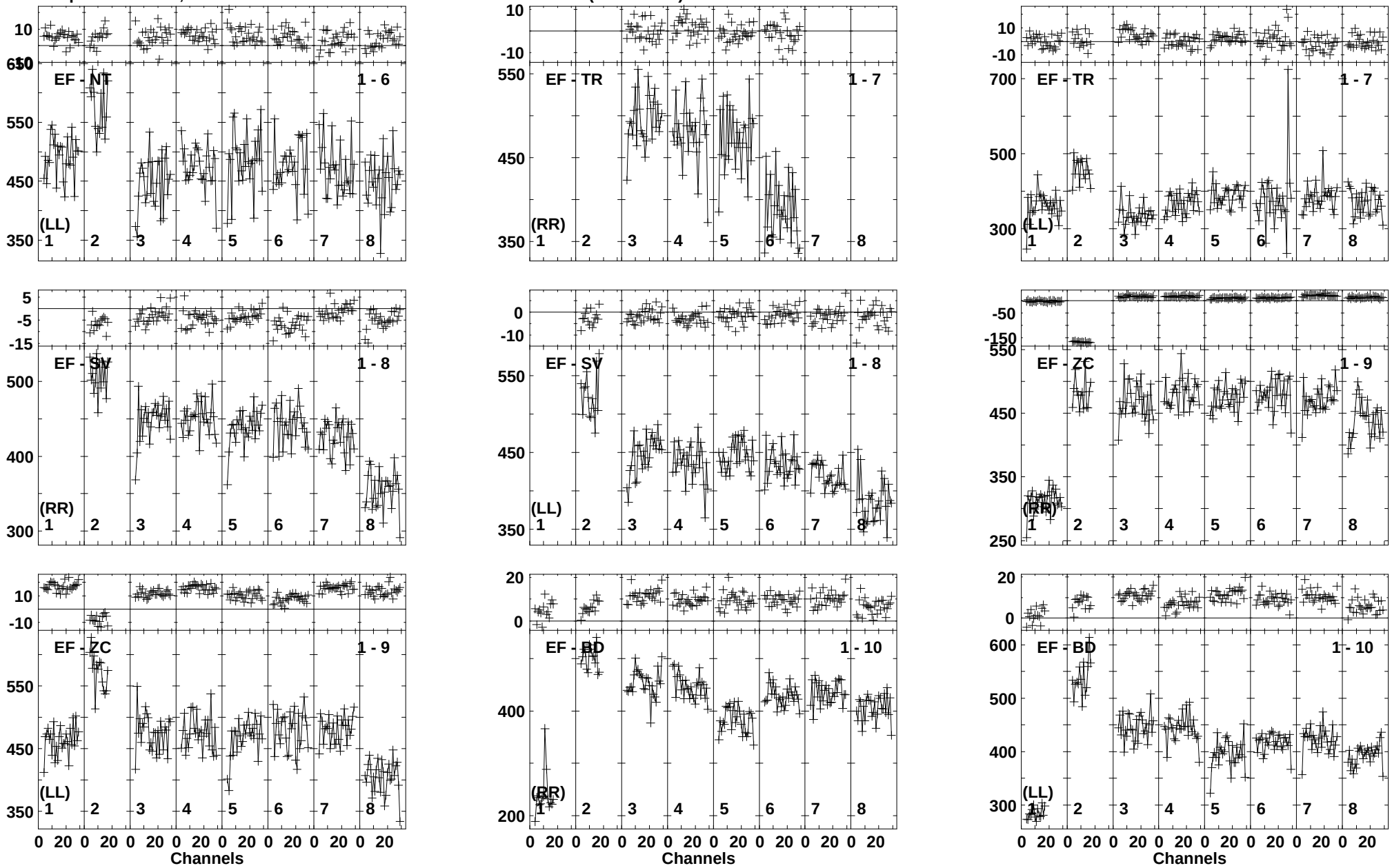

Lower frame: Milli Ampl Jy Top frame: Phas deg
Vector averaged cross-power spectrum Baseline: EF (01) - NT (06)
Timerange: 01/01:25:31 to 01/01:26:59

Plot file version 258 created 22-JUL-2014 18:11:06
J1522+3144 EP088C.UVDATA.1
Freq = 1.5950 GHz, Bw = 16.000 MH Calibrated with CL # 3 and BP # 1 (BP mode 1)

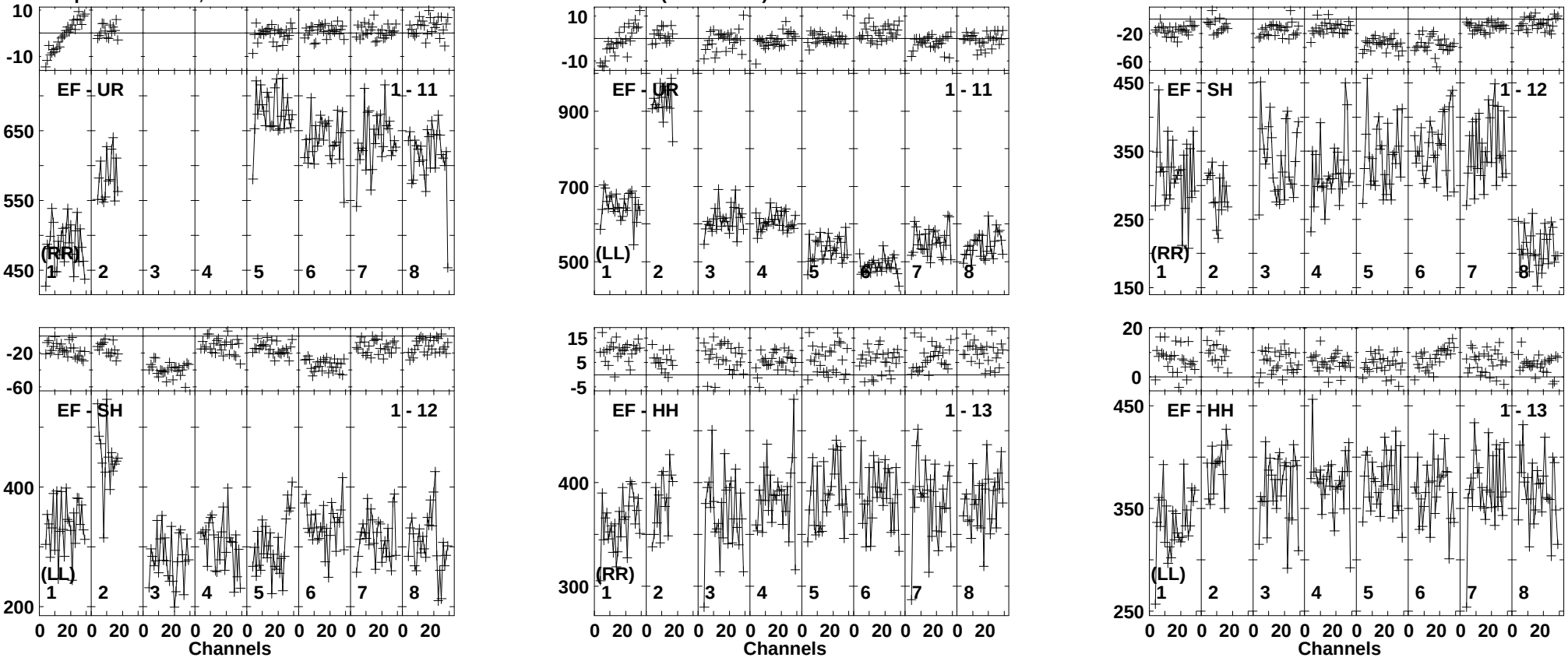

Lower frame: Milli Ampl Jy Top frame: Phas deg
Vector averaged cross-power spectrum Baseline: EF (01) - UR (11)
Timerange: 01/01:25:31 to 01/01:26:59

Plot file version 259 created 22-JUL-2014 18:11:06
IRASF15250 EP088C.UVDATA.1
Freq = 1.5950 GHz, Bw = 16.000 MH Calibrated with CL # 3 and BP # 1 (BP mode 1)

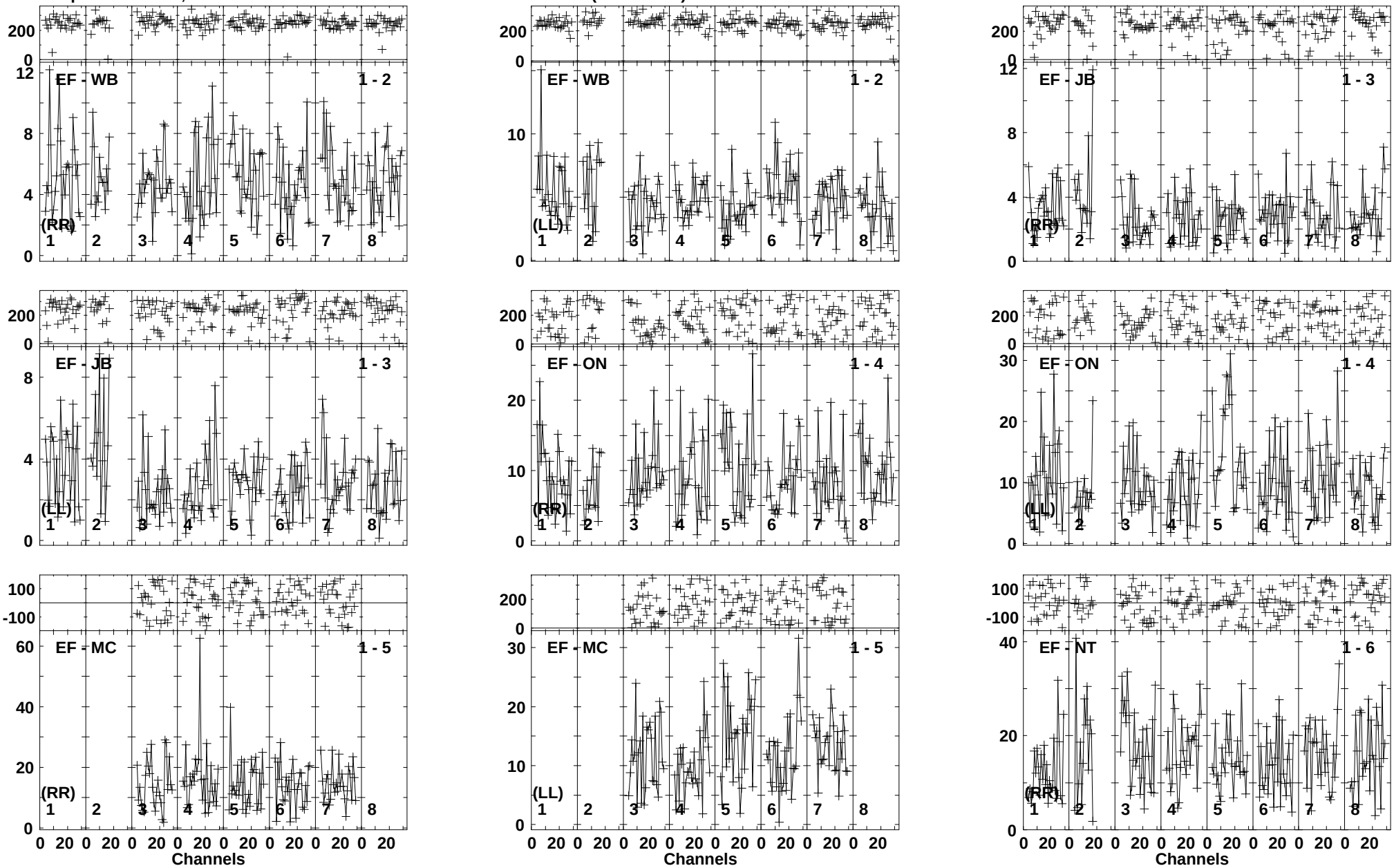

Lower frame: Milli Ampl Jy Top frame: Phas deg
Vector averaged cross-power spectrum Baseline: EF (01) - WB (02)
Timerange: 01/01:28:01 to 01/01:31:39

Plot file version 260 created 22-JUL-2014 18:11:07
IRASF15250 EP088C.UVDATA.1
Freq = 1.5950 GHz, Bw = 16.000 MH Calibrated with CL # 3 and BP # 1 (BP mode 1)



Lower frame: Milli Ampl Jy Top frame: Phas deg
Vector averaged cross-power spectrum Baseline: EF (01) - NT (06)
Timerange: 01/01:28:01 to 01/01:31:39

Plot file version 261 created 22-JUL-2014 18:11:07
IRASF15250 EP088C.UVDATA.1
Freq = 1.5950 GHz, Bw = 16.000 MH Calibrated with CL # 3 and BP # 1 (BP mode 1)

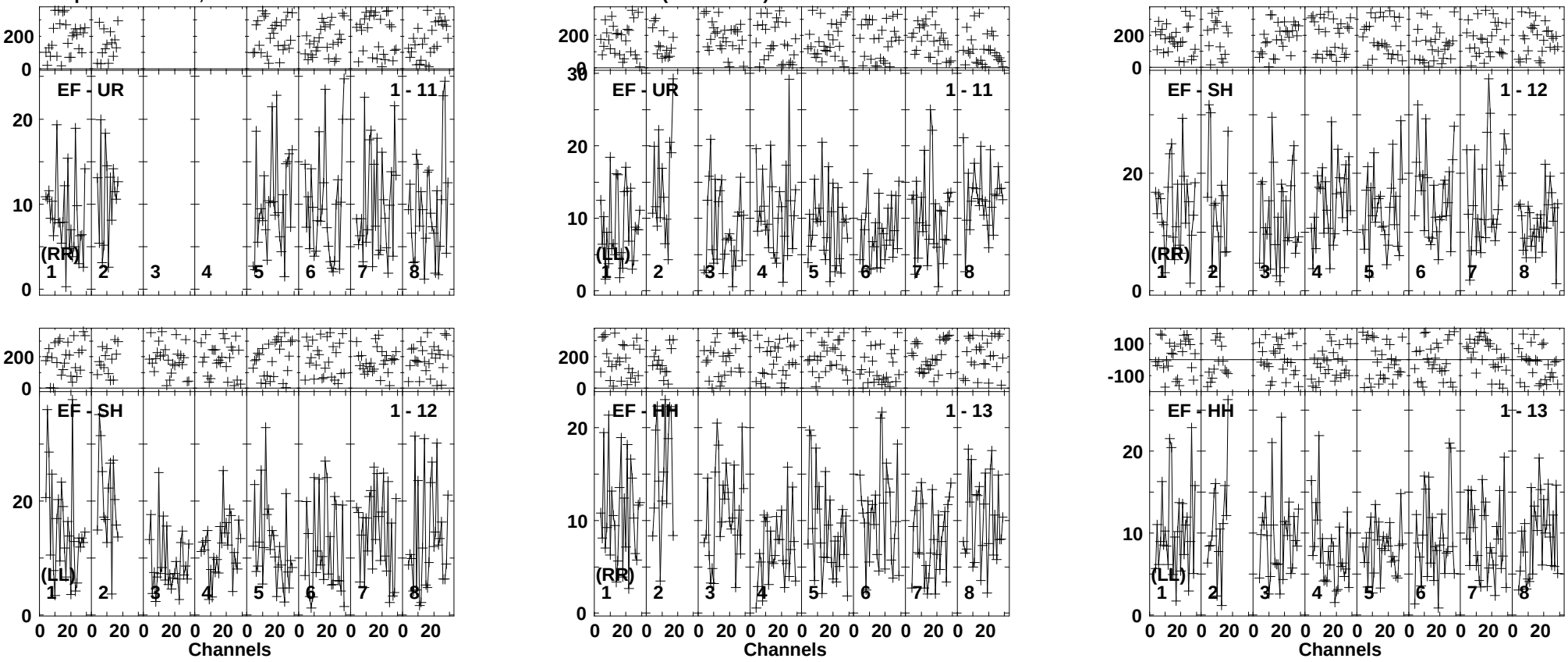

Lower frame: Milli Ampl Jy Top frame: Phas deg
Vector averaged cross-power spectrum Baseline: EF (01) - UR (11)
Timerange: 01/01:28:01 to 01/01:31:39

Plot file version 262 created 22-JUL-2014 18:11:08
J1522+3144 EP088C.UVDATA.1
Freq = 1.5950 GHz, Bw = 16.000 MH Calibrated with CL # 3 and BP # 1 (BP mode 1)

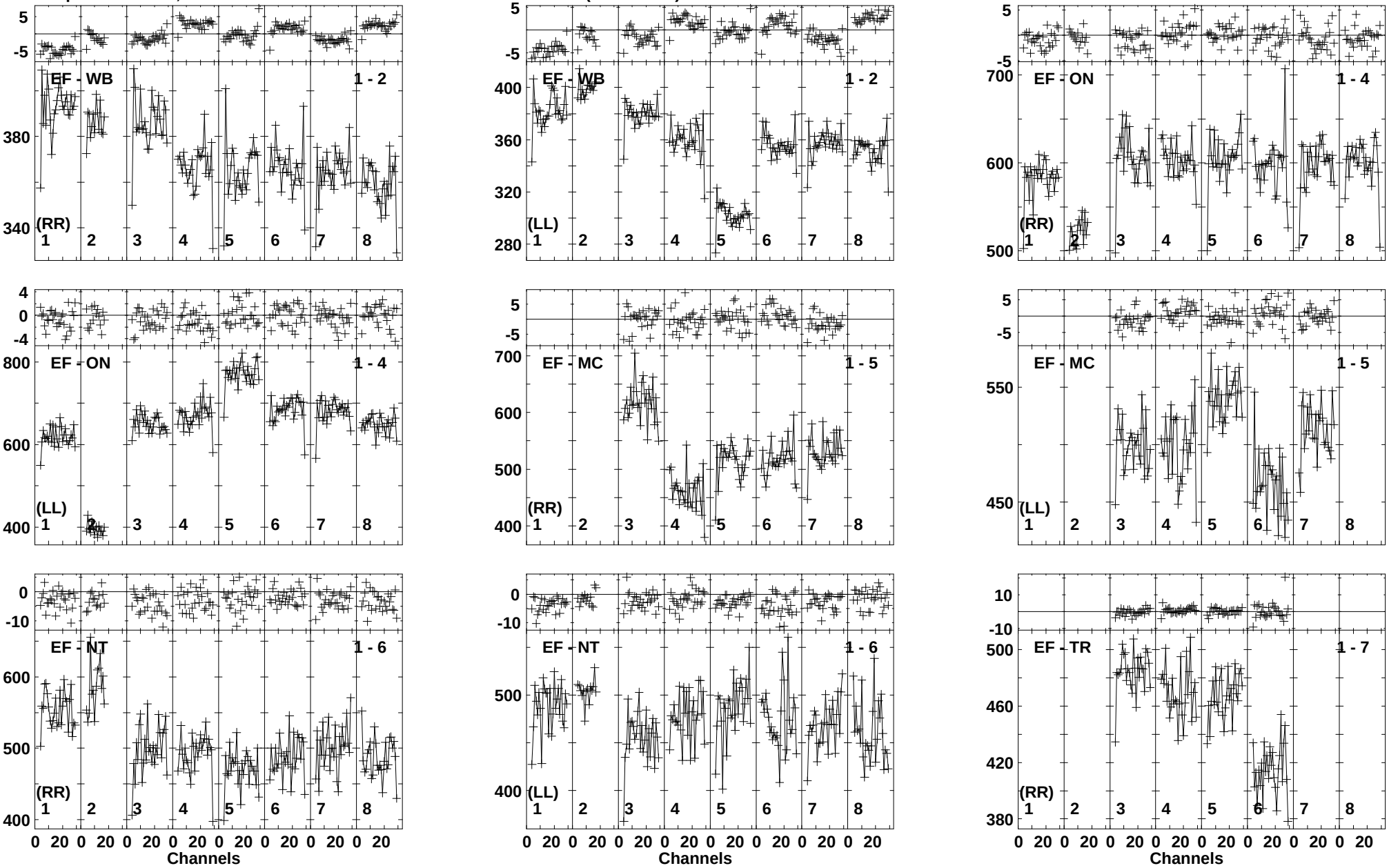

Lower frame: Milli Ampl Jy Top frame: Phas deg
Vector averaged cross-power spectrum Baseline: EF (01) - WB (02)
Timerange: 01/01:31:50 to 01/01:33:04

Plot file version 263 created 22-JUL-2014 18:11:08
J1522+3144 EP088C.UVDATA.1
Freq = 1.5950 GHz, Bw = 16.000 MH Calibrated with CL # 3 and BP # 1 (BP mode 1)

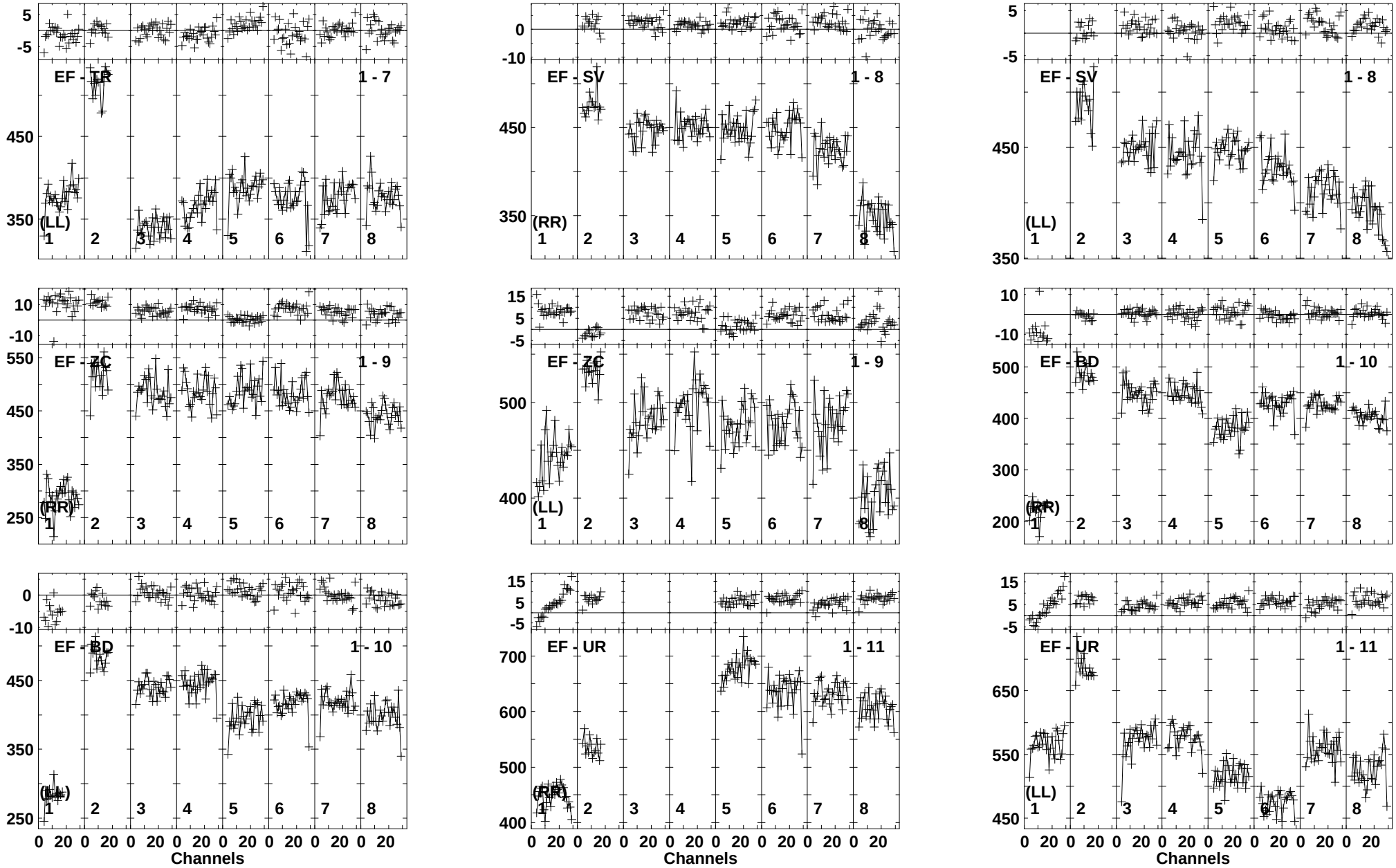

Lower frame: Milli Ampl Jy Top frame: Phas deg
Vector averaged cross-power spectrum Baseline: EF (01) - TR (07)
Timerange: 01/01:31:50 to 01/01:33:04

Plot file version 264 created 22-JUL-2014 18:11:08
J1522+3144 EP088C.UVDATA.1
Freq = 1.5950 GHz, Bw = 16.000 MH Calibrated with CL # 3 and BP # 1 (BP mode 1)

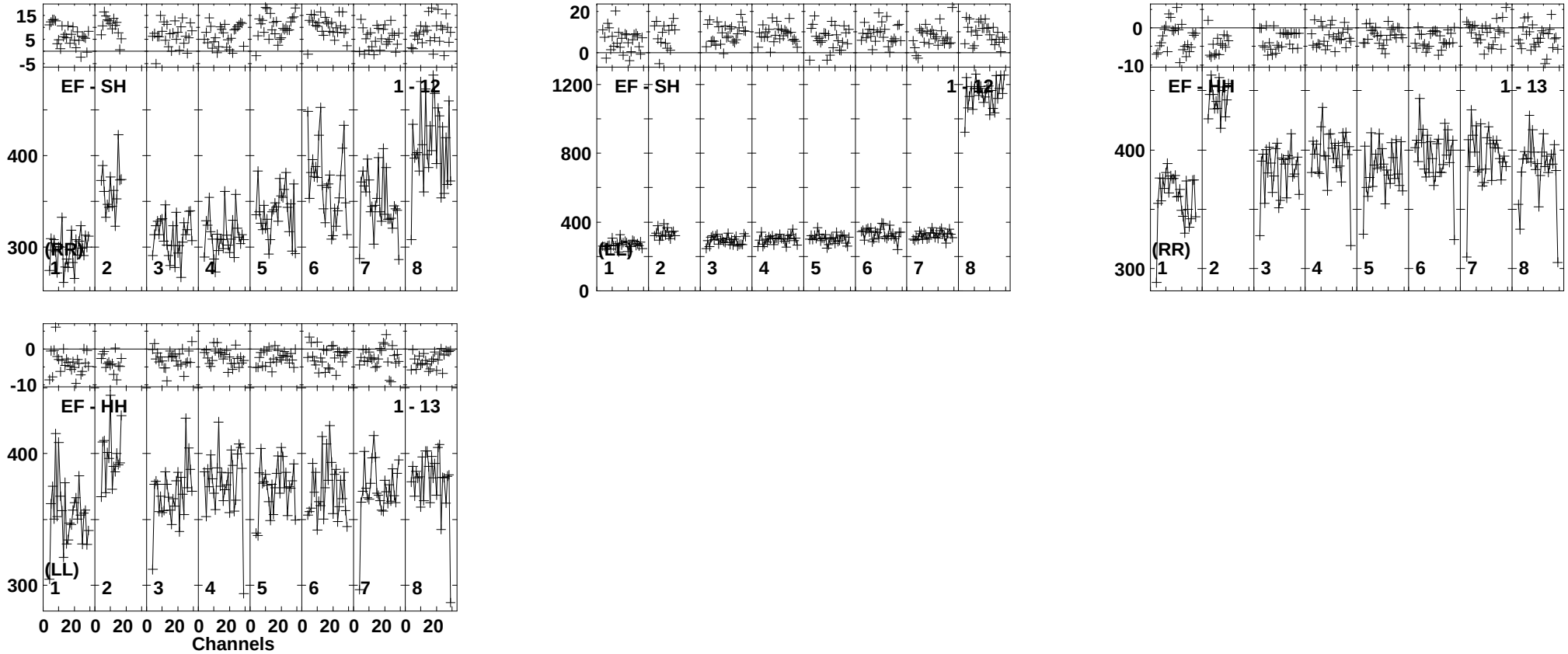

Lower frame: Milli Ampl Jy Top frame: Phas deg
Vector averaged cross-power spectrum Baseline: EF (01) - SH (12)
Timerange: 01/01:31:50 to 01/01:33:04

Plot file version 265 created 22-JUL-2014 18:11:09
IRASF15250 EP088C.UVDATA.1
Freq = 1.5950 GHz, Bw = 16.000 MH Calibrated with CL # 3 and BP # 1 (BP mode 1)

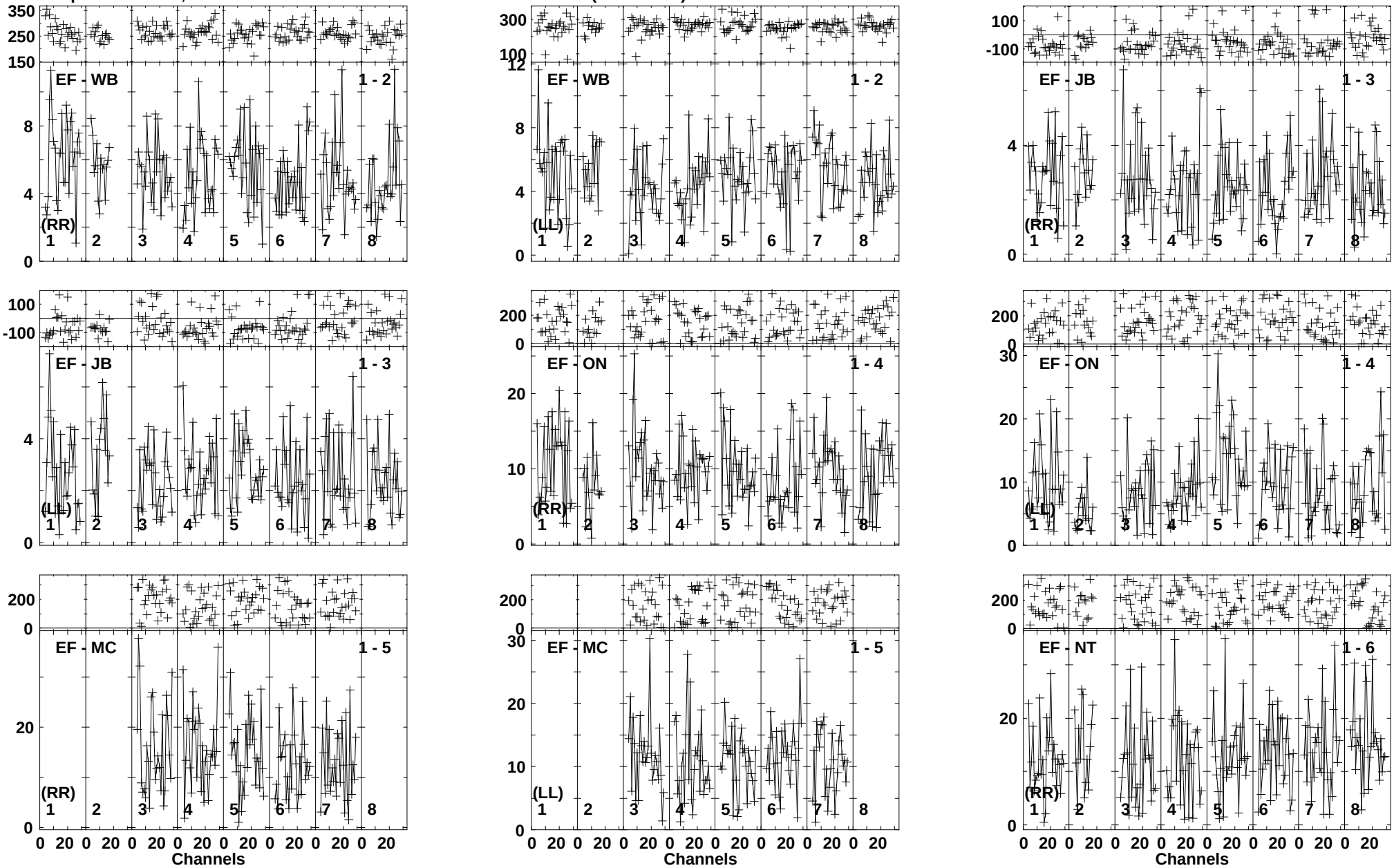

Lower frame: Milli Ampl Jy Top frame: Phas deg
Vector averaged cross-power spectrum Baseline: EF (01) - WB (02)
Timerange: 01/01:34:06 to 01/01:37:44

Plot file version 266 created 22-JUL-2014 18:11:09
IRASF15250 EP088C.UVDATA.1
Freq = 1.5950 GHz, Bw = 16.000 MH Calibrated with CL # 3 and BP # 1 (BP mode 1)



Lower frame: Milli Ampl Jy Top frame: Phas deg
Vector averaged cross-power spectrum Baseline: EF (01) - NT (06)
Timerange: 01/01:34:06 to 01/01:37:44

Plot file version 267 created 22-JUL-2014 18:11:09
IRASF15250 EP088C.UVDATA.1
Freq = 1.5950 GHz, Bw = 16.000 MH Calibrated with CL # 3 and BP # 1 (BP mode 1)

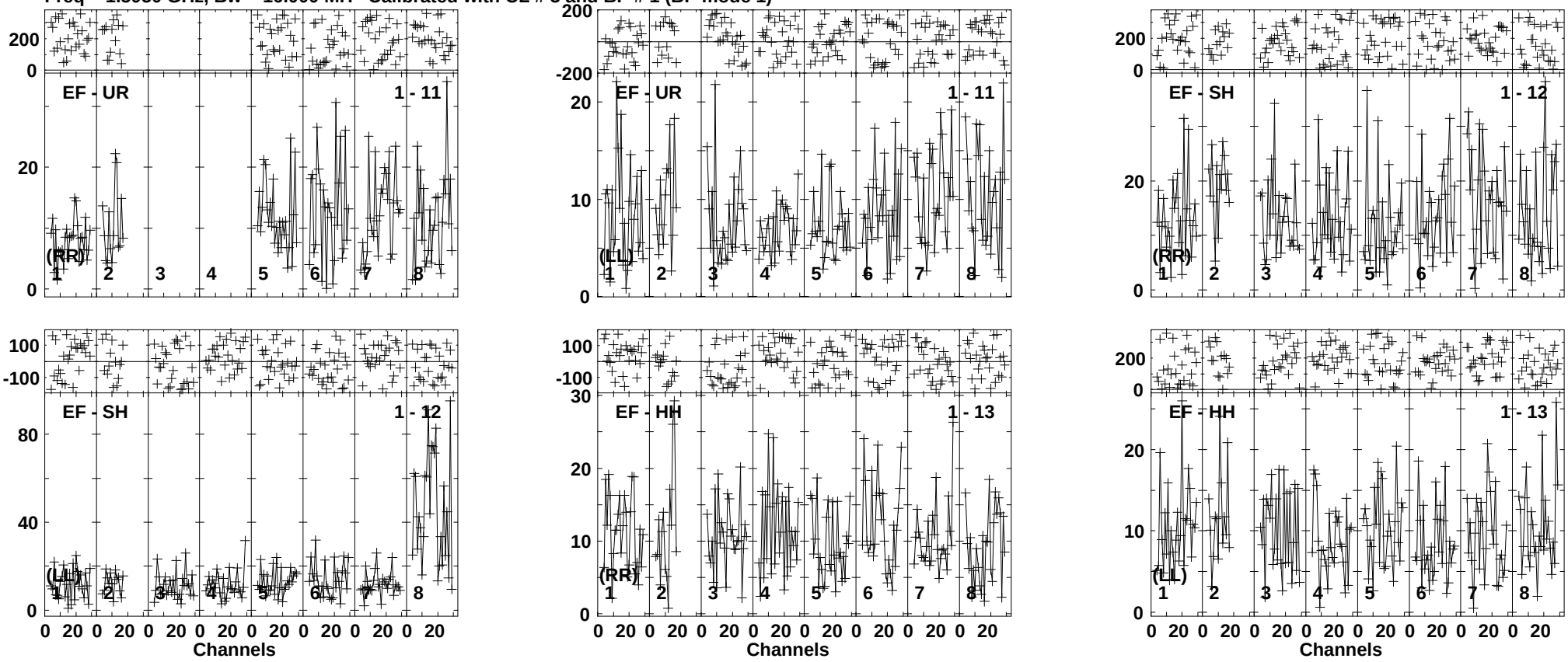

Lower frame: Milli Ampl Jy Top frame: Phas deg
Vector averaged cross-power spectrum Baseline: EF (01) - UR (11)
Timerange: 01/01:34:06 to 01/01:37:44

Plot file version 268 created 22-JUL-2014 18:11:10
J1522+3144 EP088C.UVDATA.1
Freq = 1.5950 GHz, Bw = 16.000 MH Calibrated with CL # 3 and BP # 1 (BP mode 1)

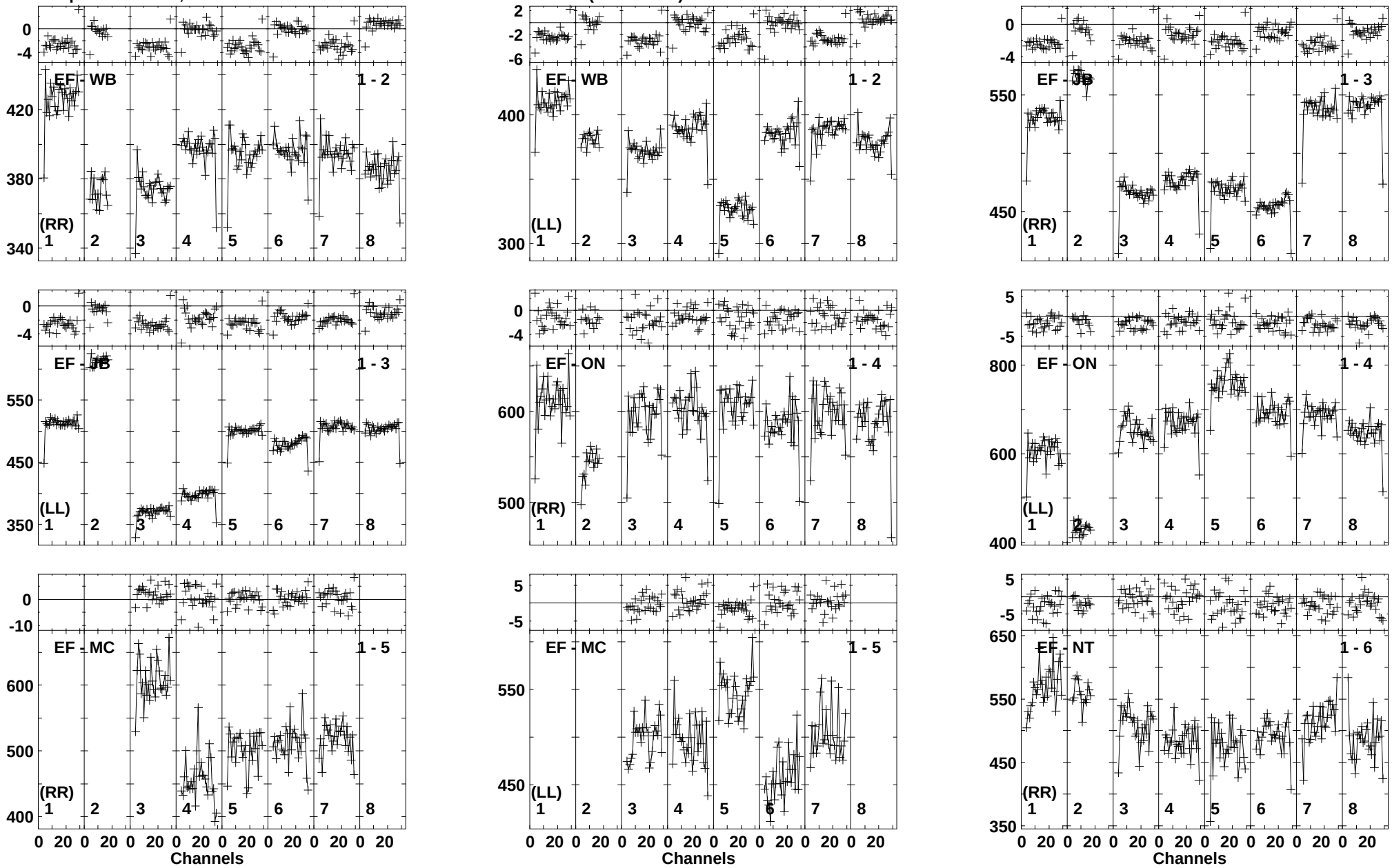

Lower frame: Milli Ampl Jy Top frame: Phas deg
Vector averaged cross-power spectrum Baseline: EF (01) - WB (02)
Timerange: 01/01:37:54 to 01/01:39:14

Plot file version 269 created 22-JUL-2014 18:11:10
J1522+3144 EP088C.UVDATA.1
Freq = 1.5950 GHz, Bw = 16.000 MH Calibrated with CL # 3 and BP # 1 (BP mode 1)

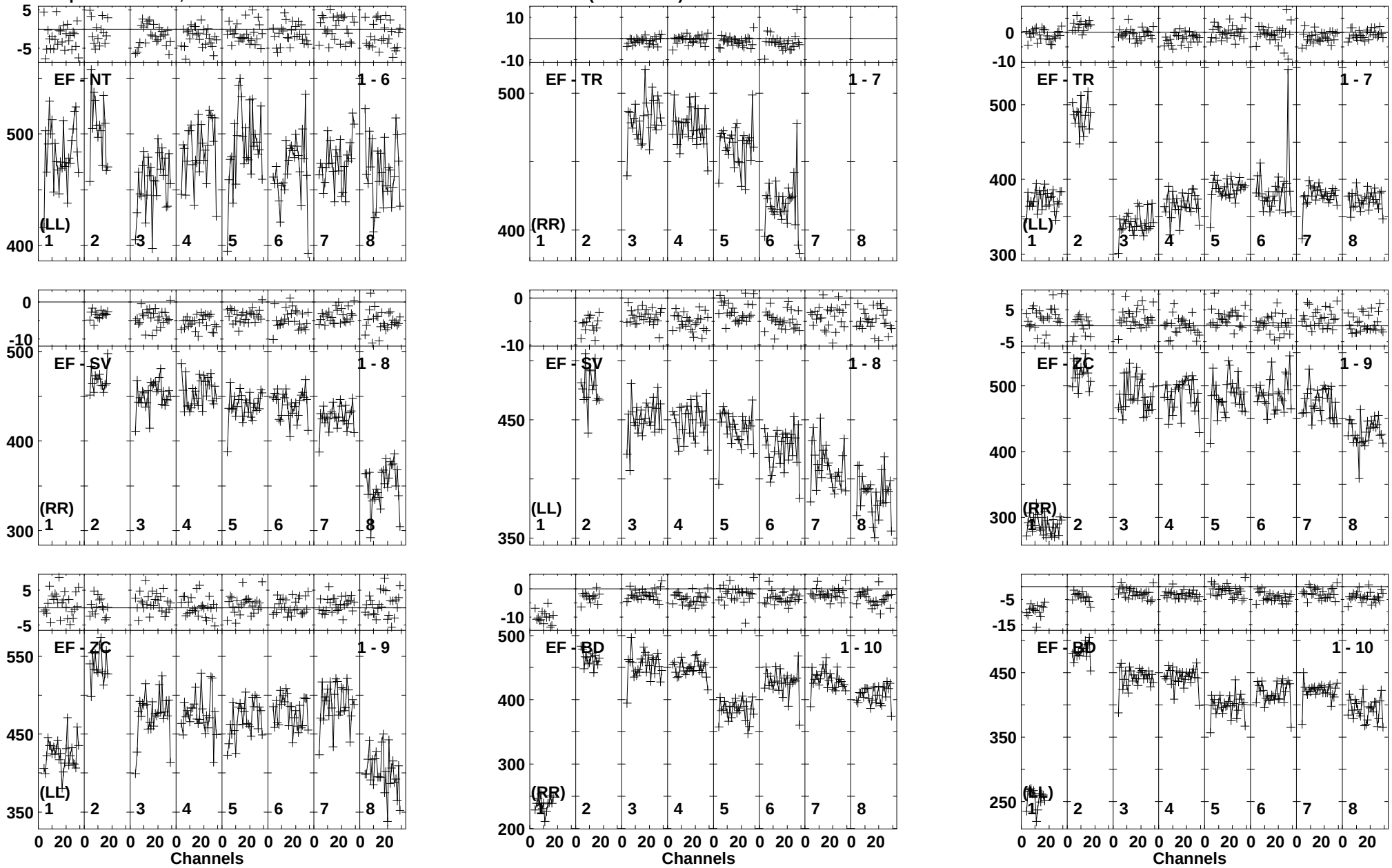

Lower frame: Milli Ampl Jy Top frame: Phas deg
Vector averaged cross-power spectrum Baseline: EF (01) - NT (06)
Timerange: 01/01:37:54 to 01/01:39:14

Plot file version 270 created 22-JUL-2014 18:11:10
J1522+3144 EP088C.UVDATA.1
Freq = 1.5950 GHz, Bw = 16.000 MH Calibrated with CL # 3 and BP # 1 (BP mode 1)

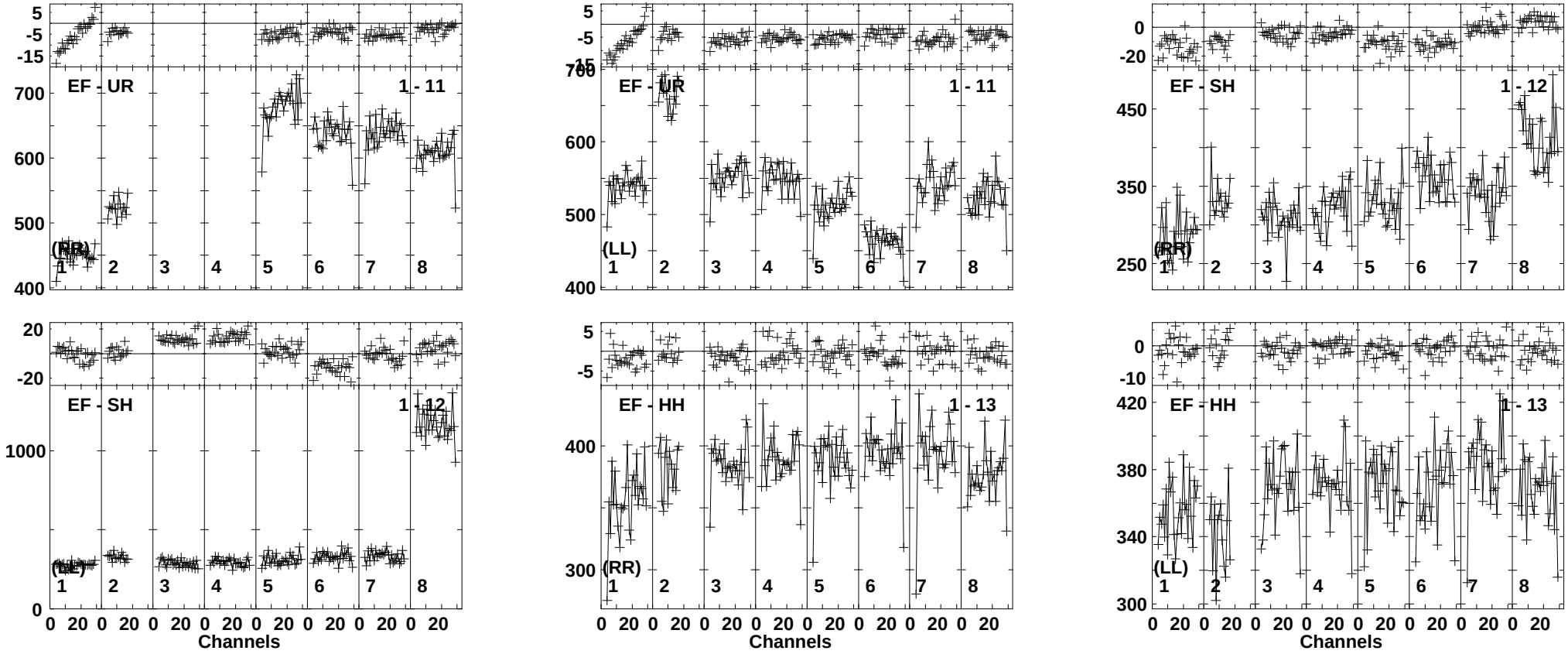

Lower frame: Milli Ampl Jy Top frame: Phas deg
Vector averaged cross-power spectrum Baseline: EF (01) - UR (11)
Timerange: 01/01:37:54 to 01/01:39:14

Plot file version 271 created 22-JUL-2014 18:11:11
IRASF15250 EP088C.UVDATA.1
Freq = 1.5950 GHz, Bw = 16.000 MH Calibrated with CL # 3 and BP # 1 (BP mode 1)

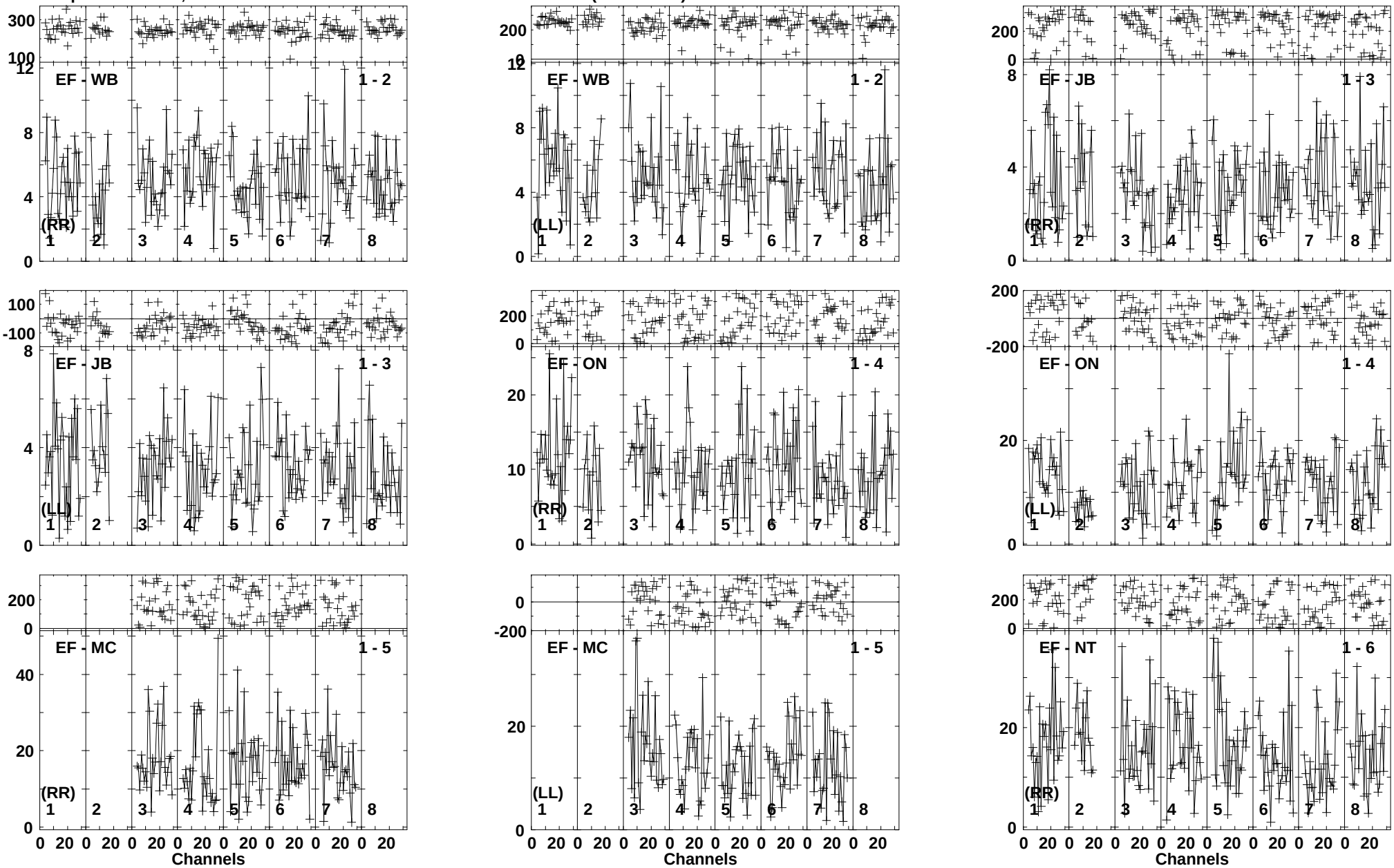

Lower frame: Milli Ampl Jy Top frame: Phas deg
Vector averaged cross-power spectrum Baseline: EF (01) - WB (02)
Timerange: 01/01:39:24 to 01/01:42:54

Plot file version 272 created 22-JUL-2014 18:11:11
IRASF15250 EP088C.UVDATA.1
Freq = 1.5950 GHz, Bw = 16.000 MH Calibrated with CL # 3 and BP # 1 (BP mode 1)

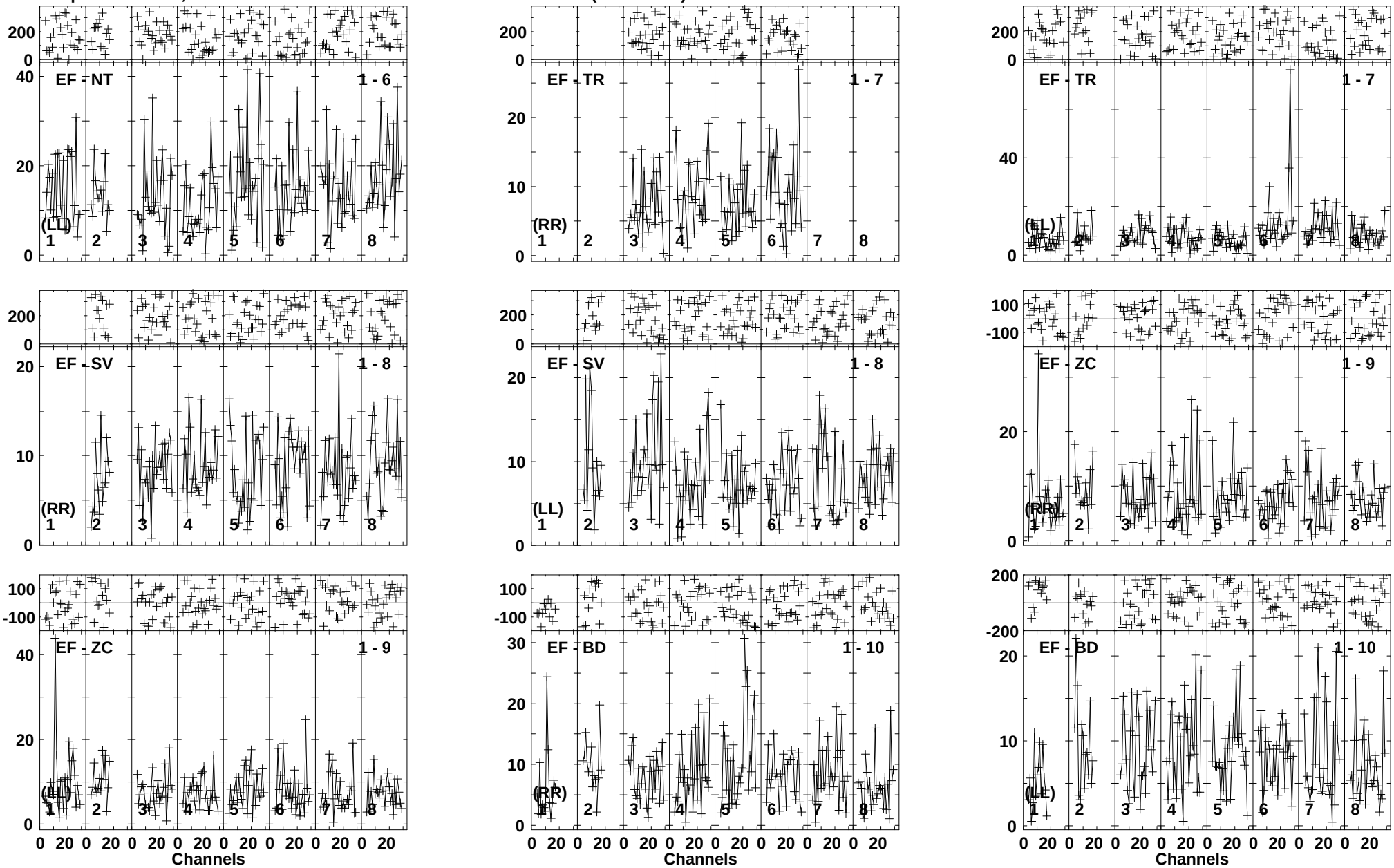

Lower frame: Milli Ampl Jy Top frame: Phas deg
Vector averaged cross-power spectrum Baseline: EF (01) - NT (06)
Timerange: 01/01:39:24 to 01/01:42:54

Plot file version 273 created 22-JUL-2014 18:11:12
IRASF15250 EP088C.UVDATA.1
Freq = 1.5950 GHz, Bw = 16.000 MH Calibrated with CL # 3 and BP # 1 (BP mode 1)

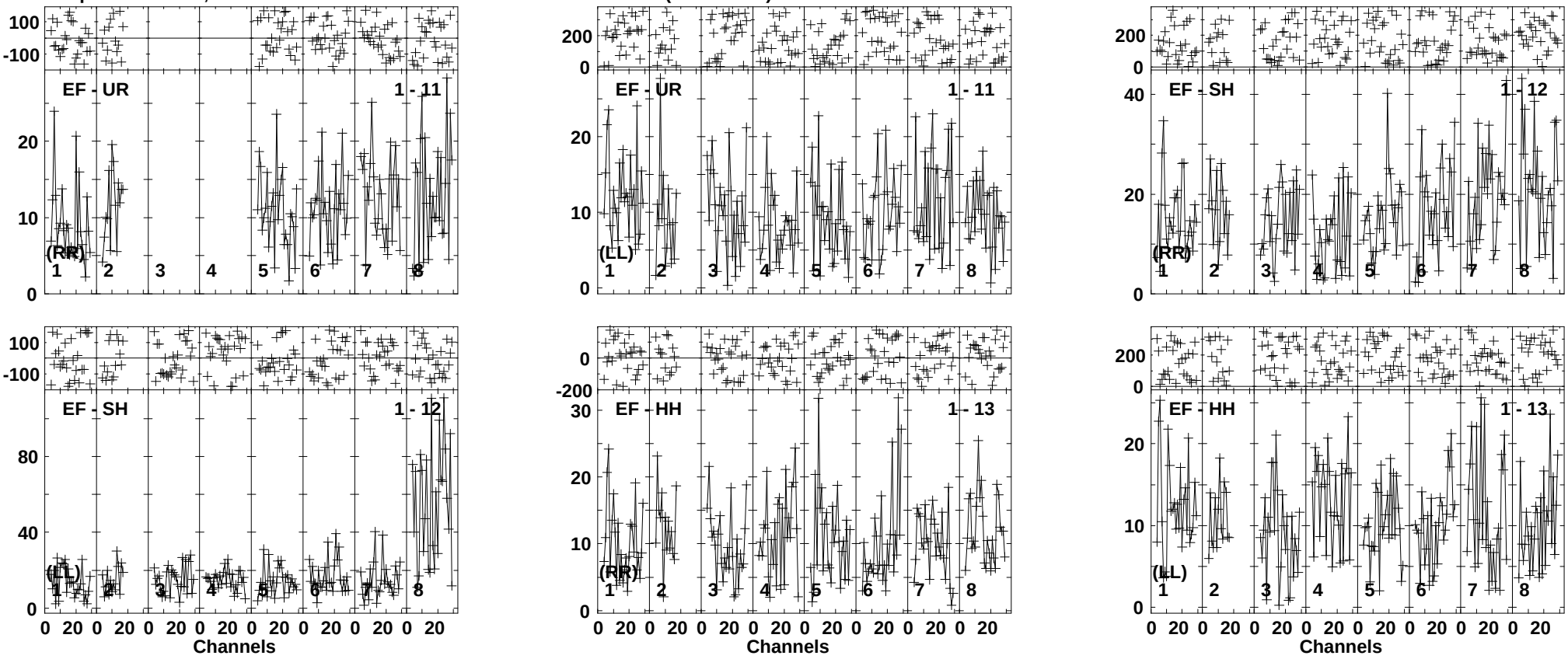

Lower frame: Milli Ampl Jy Top frame: Phas deg
Vector averaged cross-power spectrum Baseline: EF (01) - UR (11)
Timerange: 01/01:39:24 to 01/01:42:54

Plot file version 274 created 22-JUL-2014 18:11:12
J1522+3144 EP088C.UVDATA.1
Freq = 1.5950 GHz, Bw = 16.000 MH Calibrated with CL # 3 and BP # 1 (BP mode 1)

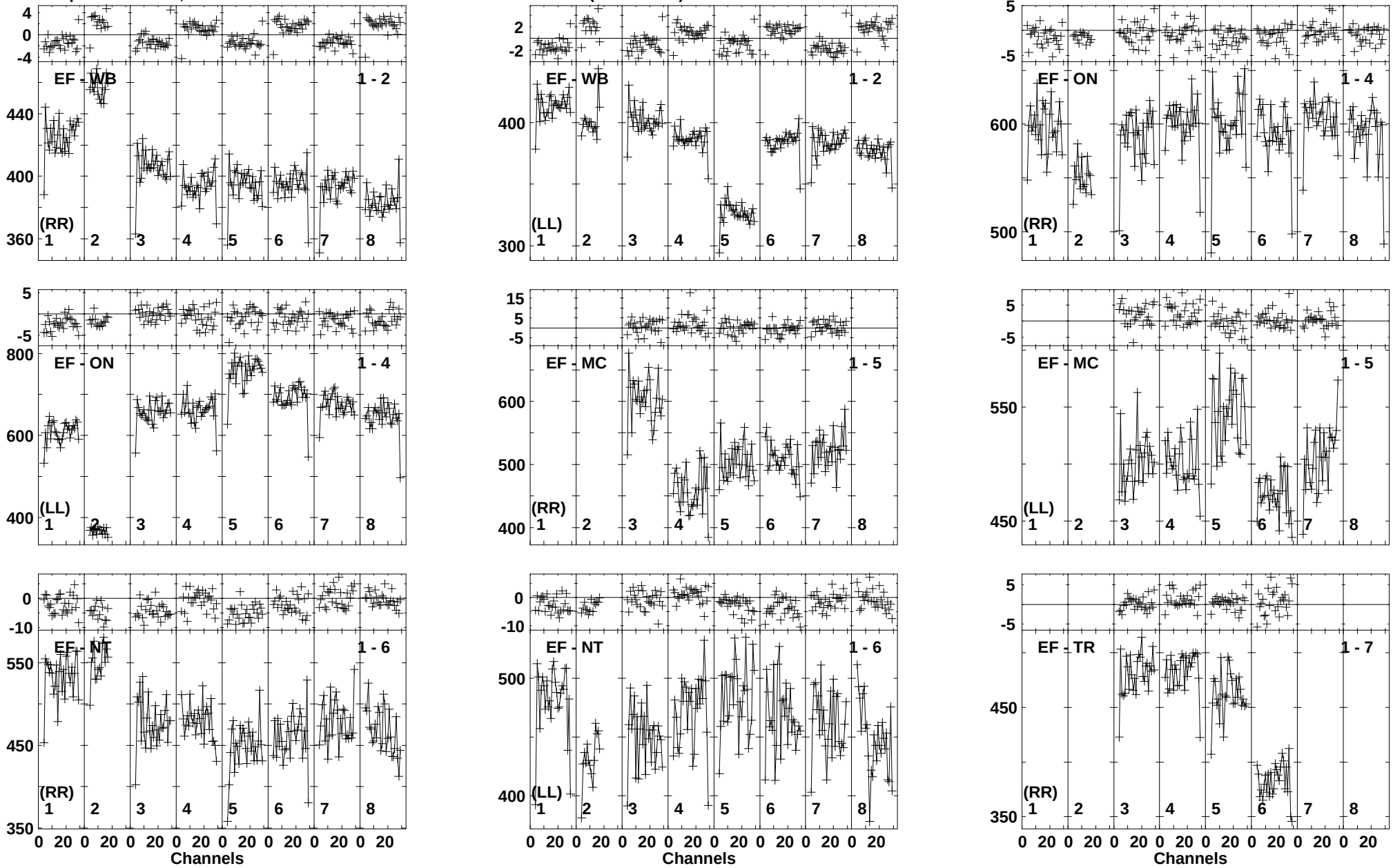

Lower frame: Milli Ampl Jy Top frame: Phas deg
Vector averaged cross-power spectrum Baseline: EF (01) - WB (02)
Timerange: 01/01:43:04 to 01/01:44:18

Plot file version 275 created 22-JUL-2014 18:11:12
J1522+3144 EP088C.UVDATA.1
Freq = 1.5950 GHz, Bw = 16.000 MH Calibrated with CL # 3 and BP # 1 (BP mode 1)

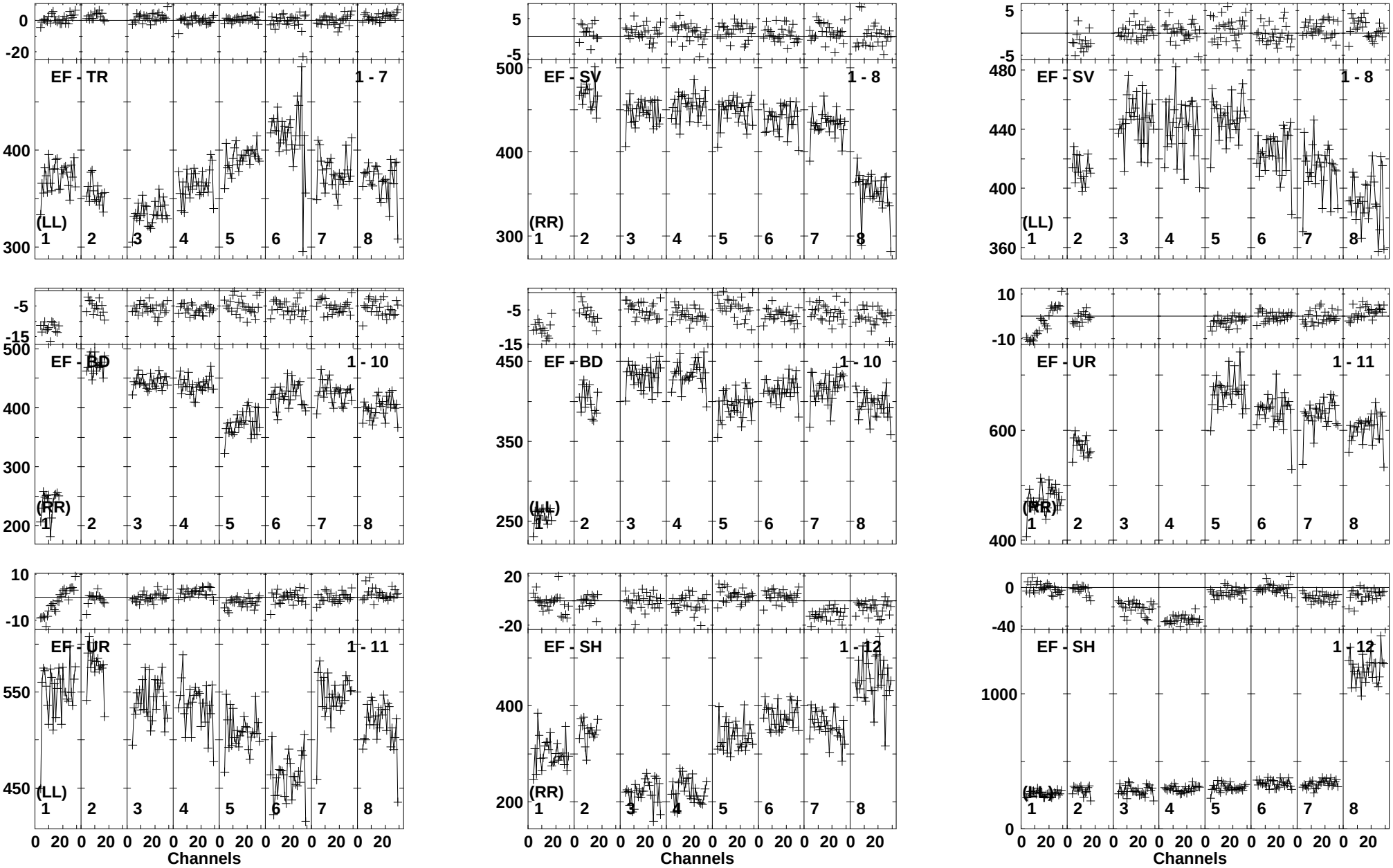

Lower frame: Milli Ampl Jy Top frame: Phas deg
Vector averaged cross-power spectrum Baseline: EF (01) - TR (07)
Timerange: 01/01:43:04 to 01/01:44:18

Plot file version 276 created 22-JUL-2014 18:11:13
J1522+3144 EP088C.UVDATA.1
Freq = 1.5950 GHz, Bw = 16.000 MH Calibrated with CL # 3 and BP # 1 (BP mode 1)

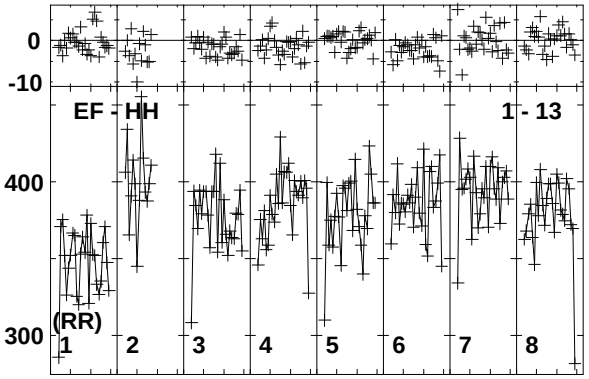

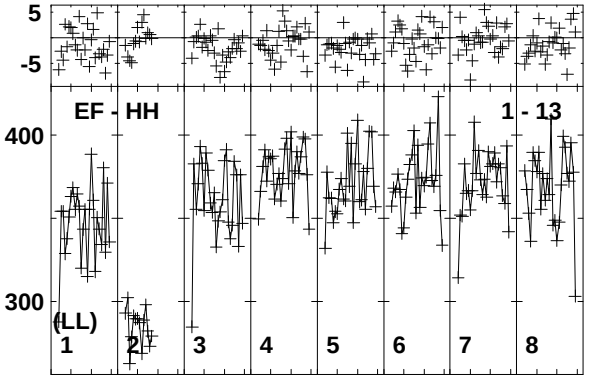

Lower frame: Milli Ampl Jy Top frame: Phas deg
Vector averaged cross-power spectrum Baseline: EF (01) - HH (13)
Timerange: 01/01:43:04 to 01/01:44:18

Plot file version 277 created 22-JUL-2014 18:11:13
IRASF15250 EP088C.UVDATA.1
Freq = 1.5950 GHz, Bw = 16.000 MH Calibrated with CL # 3 and BP # 1 (BP mode 1)

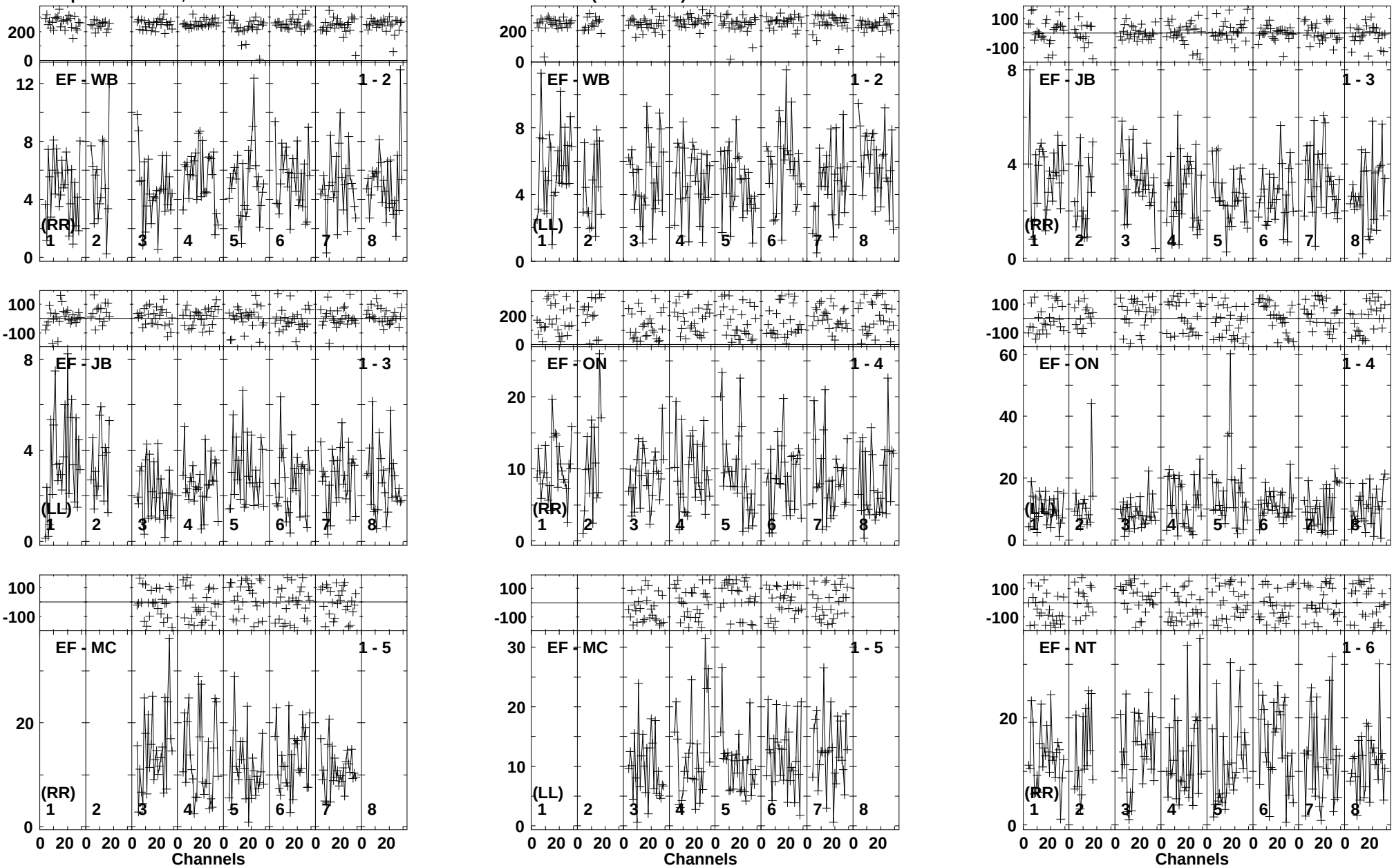

Lower frame: Milli Ampl Jy Top frame: Phas deg
Vector averaged cross-power spectrum Baseline: EF (01) - WB (02)
Timerange: 01/01:45:21 to 01/01:48:59

Plot file version 278 created 22-JUL-2014 18:11:13
IRASF15250 EP088C.UVDATA.1
Freq = 1.5950 GHz, Bw = 16.000 MH Calibrated with CL # 3 and BP # 1 (BP mode 1)

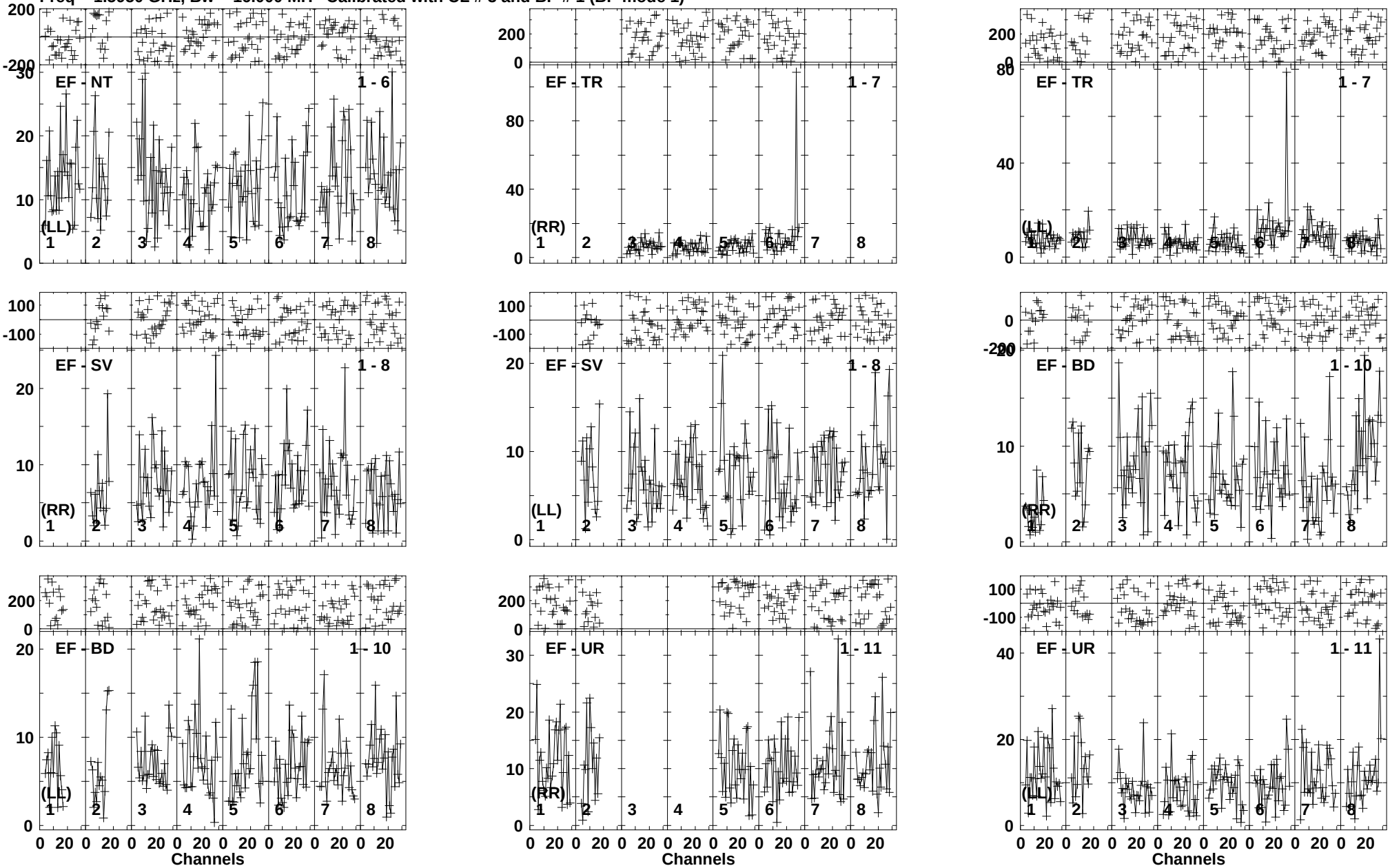

Lower frame: Milli Ampl Jy Top frame: Phas deg
Vector averaged cross-power spectrum Baseline: EF (01) - NT (06)
Timerange: 01/01:45:21 to 01/01:48:59

Plot file version 279 created 22-JUL-2014 18:11:14
IRASF15250 EP088C.UVDATA.1
Freq = 1.5950 GHz, Bw = 16.000 MH Calibrated with CL # 3 and BP # 1 (BP mode 1)

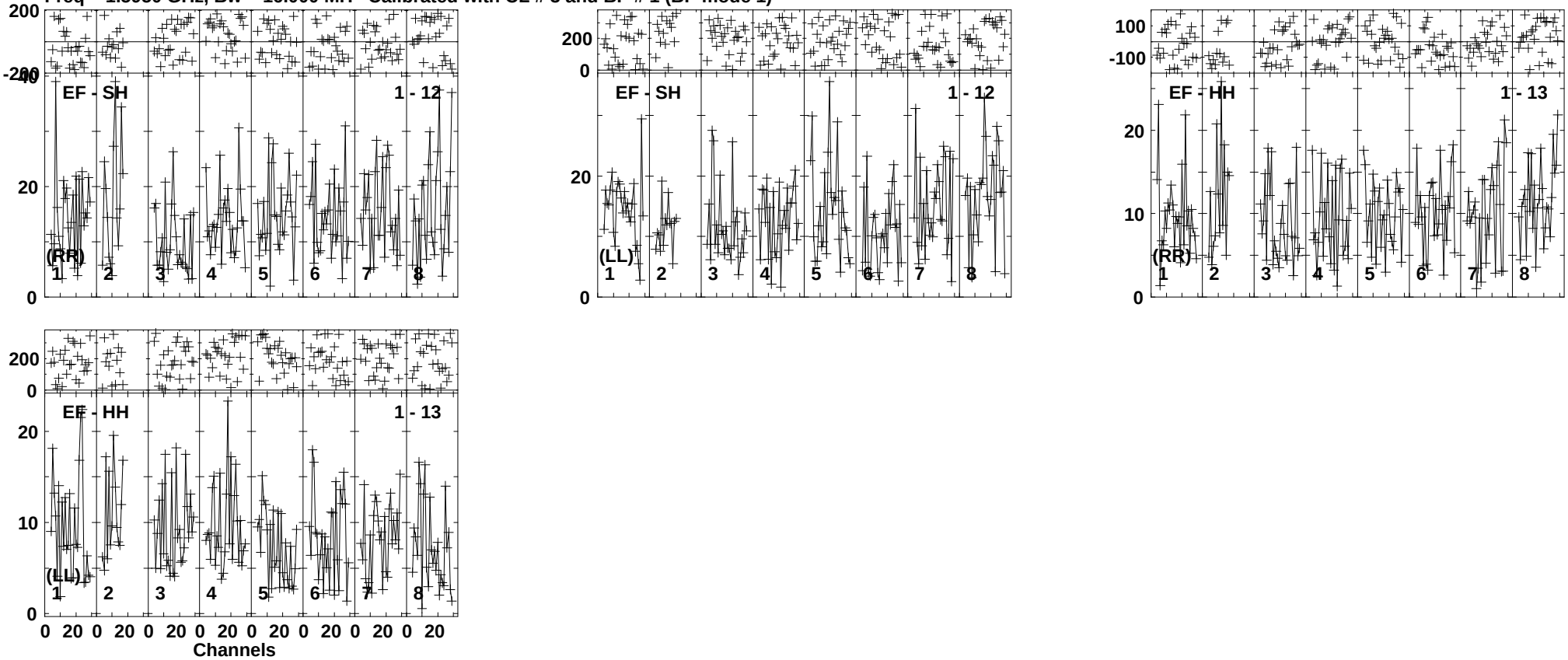

Lower frame: Milli Ampl Jy Top frame: Phas deg
Vector averaged cross-power spectrum Baseline: EF (01) - SH (12)
Timerange: 01/01:45:21 to 01/01:48:59

Plot file version 280 created 22-JUL-2014 18:11:14
J1522+3144 EP088C.UVDATA.1
Freq = 1.5950 GHz, Bw = 16.000 MH Calibrated with CL # 3 and BP # 1 (BP mode 1)

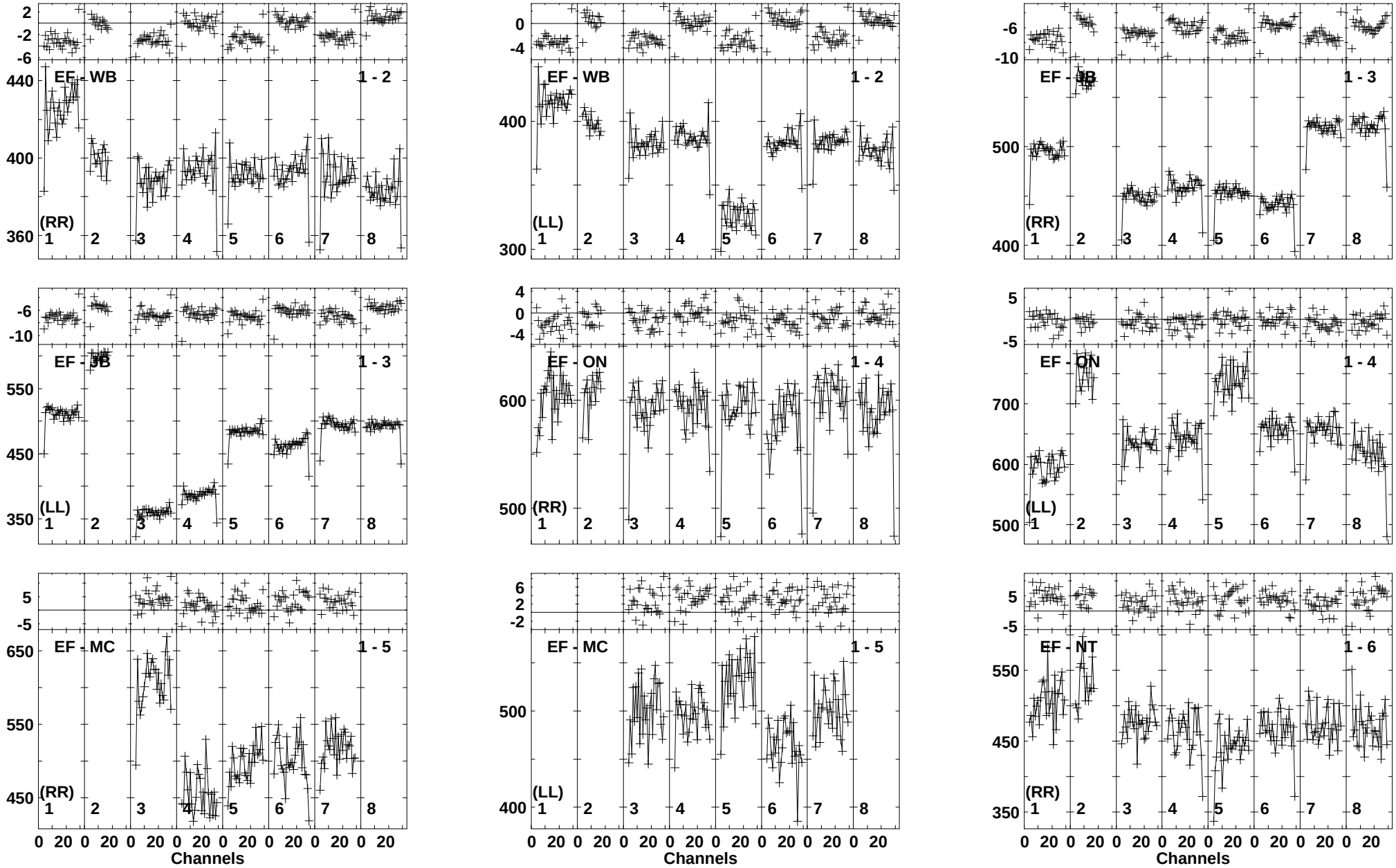

Lower frame: Milli Ampl Jy Top frame: Phas deg
Vector averaged cross-power spectrum Baseline: EF (01) - WB (02)
Timerange: 01/01:49:09 to 01/01:50:29

Plot file version 281 created 22-JUL-2014 18:11:14
J1522+3144 EP088C.UVDATA.1
Freq = 1.5950 GHz, Bw = 16.000 MH Calibrated with CL # 3 and BP # 1 (BP mode 1)

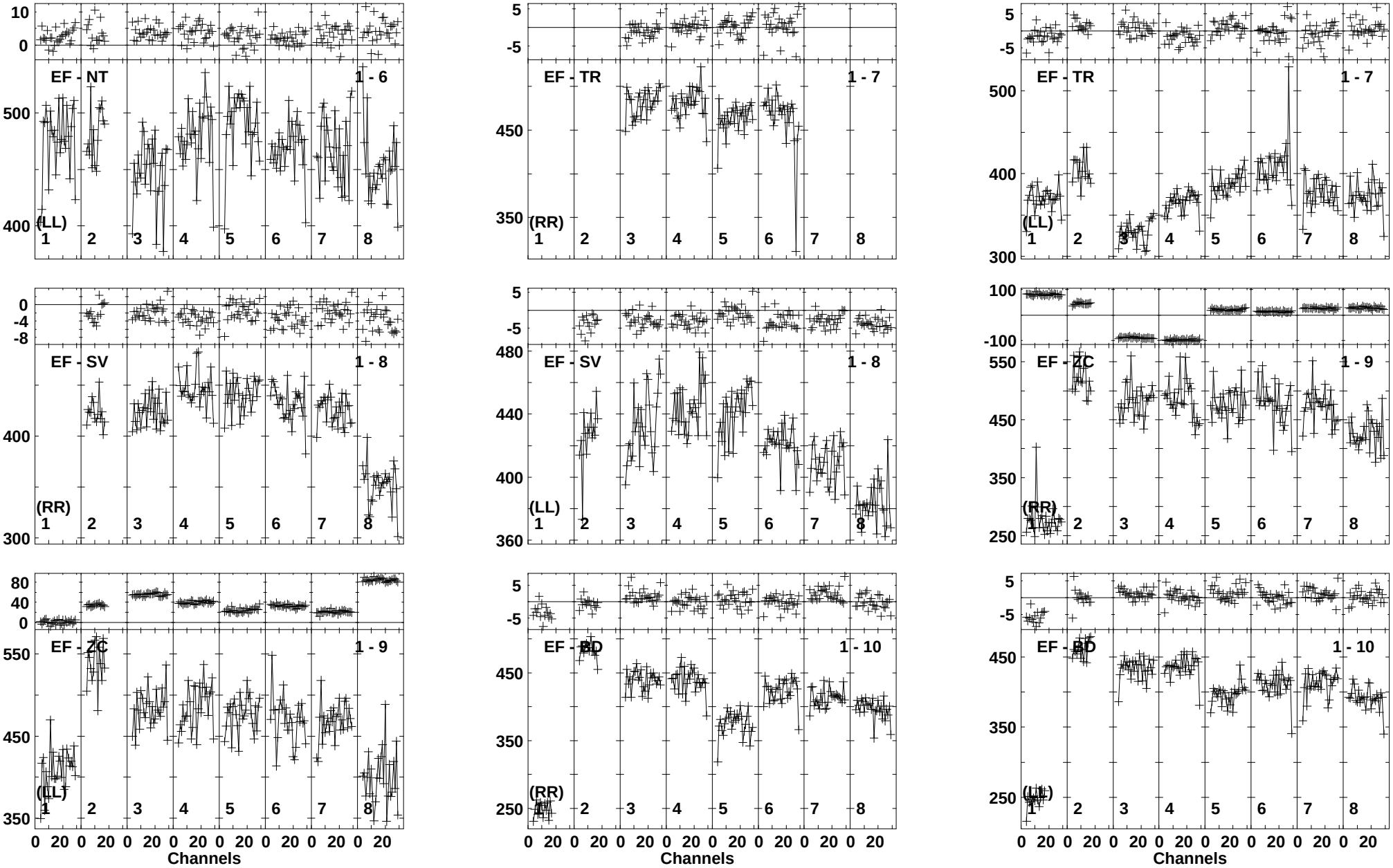

Lower frame: Milli Ampl Jy Top frame: Phas deg
Vector averaged cross-power spectrum Baseline: EF (01) - NT (06)
Timerange: 01/01:49:09 to 01/01:50:29

Plot file version 282 created 22-JUL-2014 18:11:15
J1522+3144 EP088C.UVDATA.1
Freq = 1.5950 GHz, Bw = 16.000 MH Calibrated with CL # 3 and BP # 1 (BP mode 1)

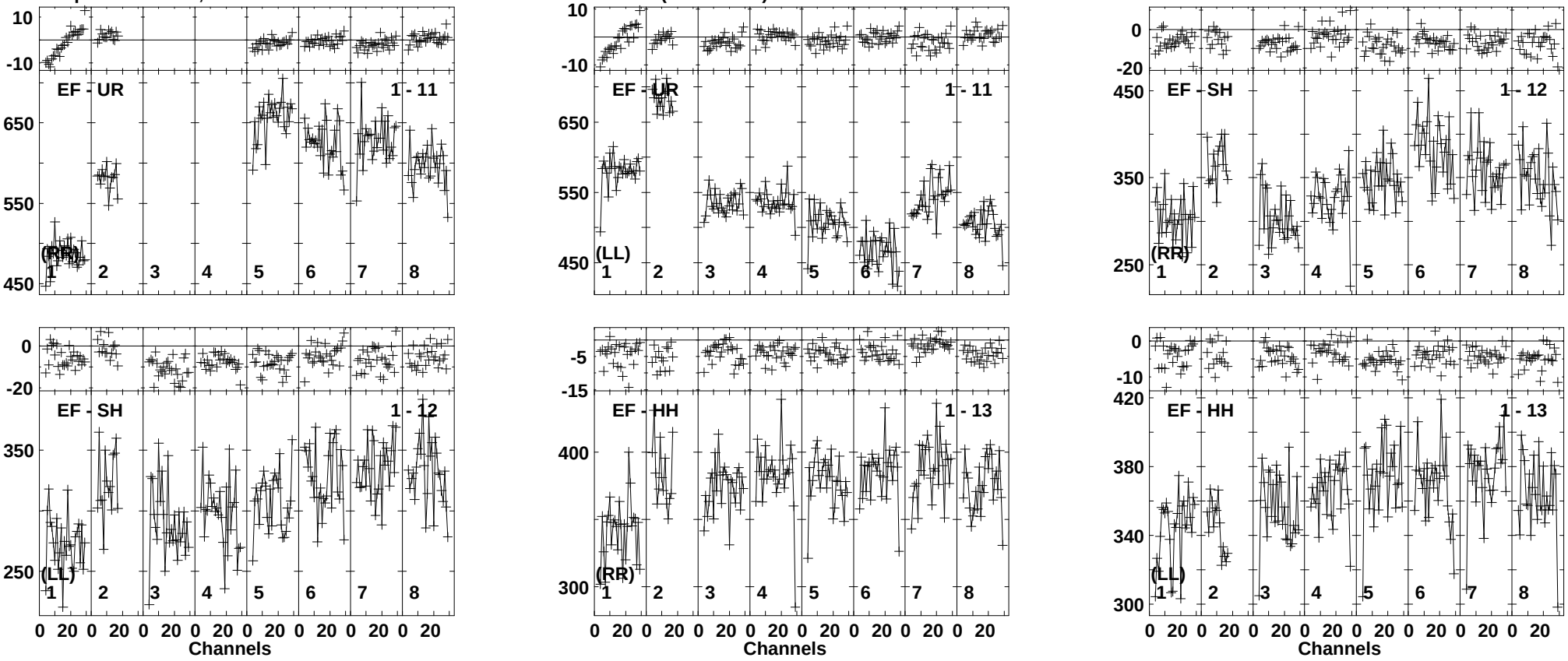

Lower frame: Milli Ampl Jy Top frame: Phas deg
Vector averaged cross-power spectrum Baseline: EF (01) - UR (11)
Timerange: 01/01:49:09 to 01/01:50:29

Plot file version 283 created 22-JUL-2014 18:11:15
IRASF15250 EP088C.UVDATA.1
Freq = 1.5950 GHz, Bw = 16.000 MH Calibrated with CL # 3 and BP # 1 (BP mode 1)

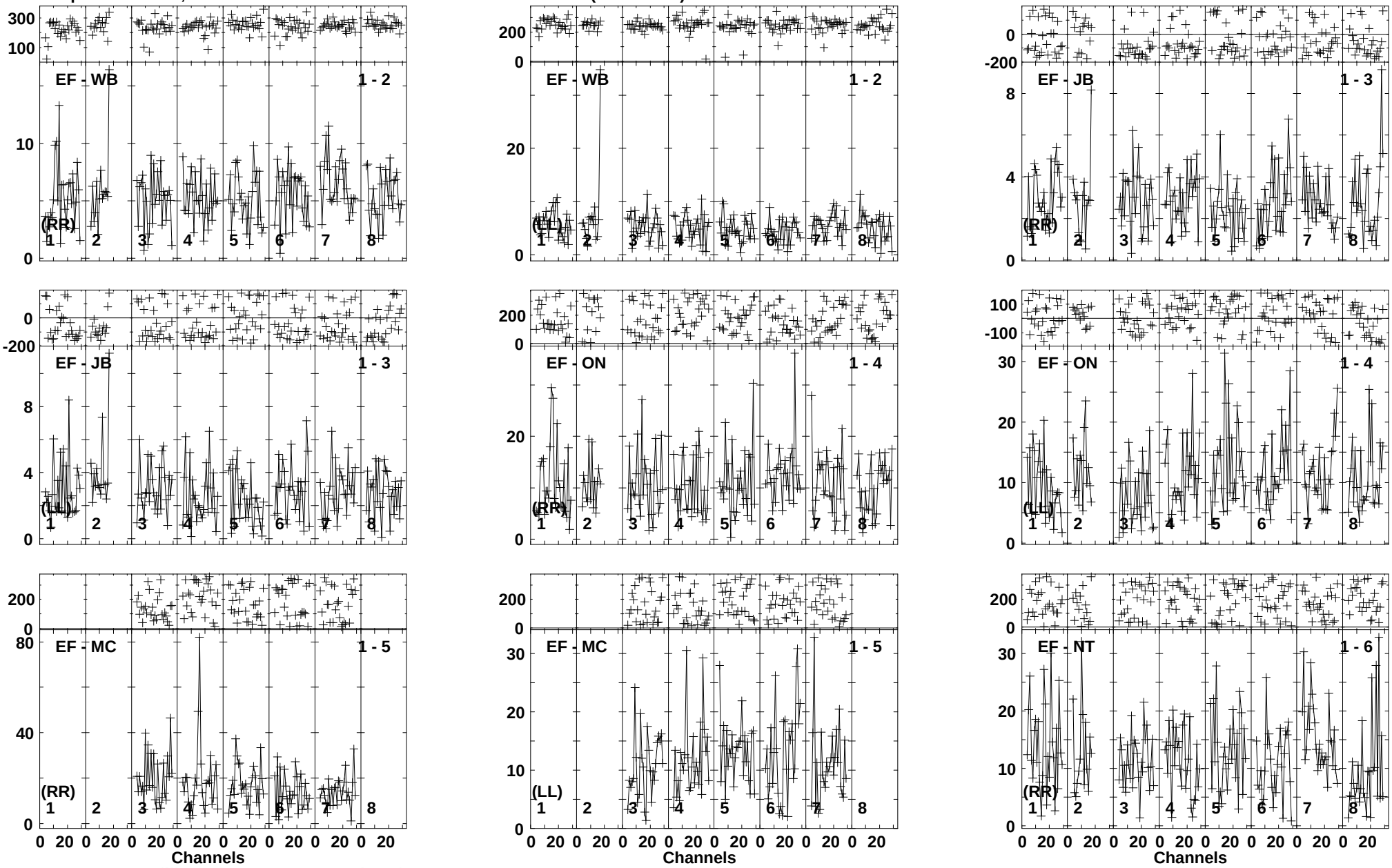

Lower frame: Milli Ampl Jy Top frame: Phas deg
Vector averaged cross-power spectrum Baseline: EF (01) - WB (02)
Timerange: 01/01:50:39 to 01/01:54:09

Plot file version 284 created 22-JUL-2014 18:11:16
IRASF15250 EP088C.UVDATA.1
Freq = 1.5950 GHz, Bw = 16.000 MH Calibrated with CL # 3 and BP # 1 (BP mode 1)



Lower frame: Milli Ampl Jy Top frame: Phas deg
Vector averaged cross-power spectrum Baseline: EF (01) - NT (06)
Timerange: 01/01:50:39 to 01/01:54:09

Plot file version 285 created 22-JUL-2014 18:11:16
IRASF15250 EP088C.UVDATA.1
Freq = 1.5950 GHz, Bw = 16.000 MH Calibrated with CL # 3 and BP # 1 (BP mode 1)

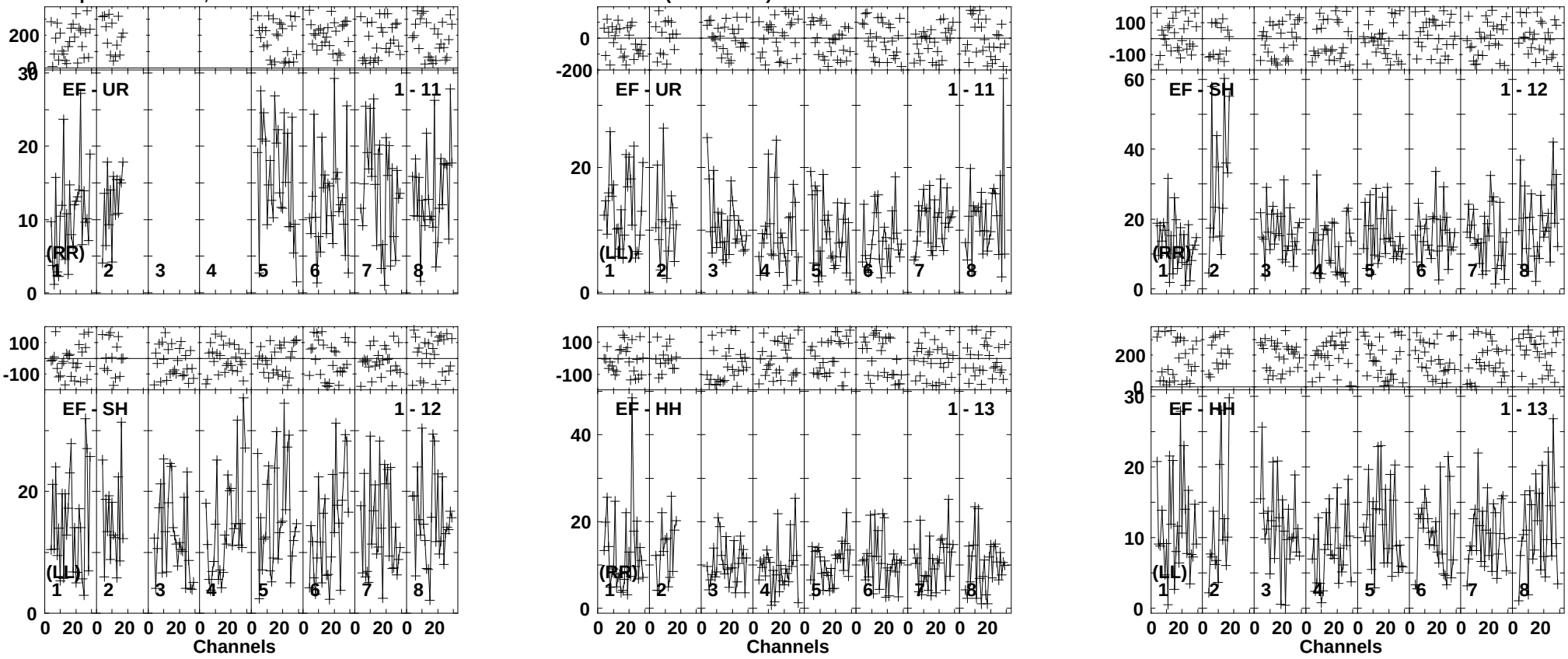

Lower frame: Milli Ampl Jy Top frame: Phas deg
Vector averaged cross-power spectrum Baseline: EF (01) - UR (11)
Timerange: 01/01:50:39 to 01/01:54:09

Plot file version 286 created 22-JUL-2014 18:11:16
J1522+3144 EP088C.UVDATA.1
Freq = 1.5950 GHz, Bw = 16.000 MH Calibrated with CL # 3 and BP # 1 (BP mode 1)

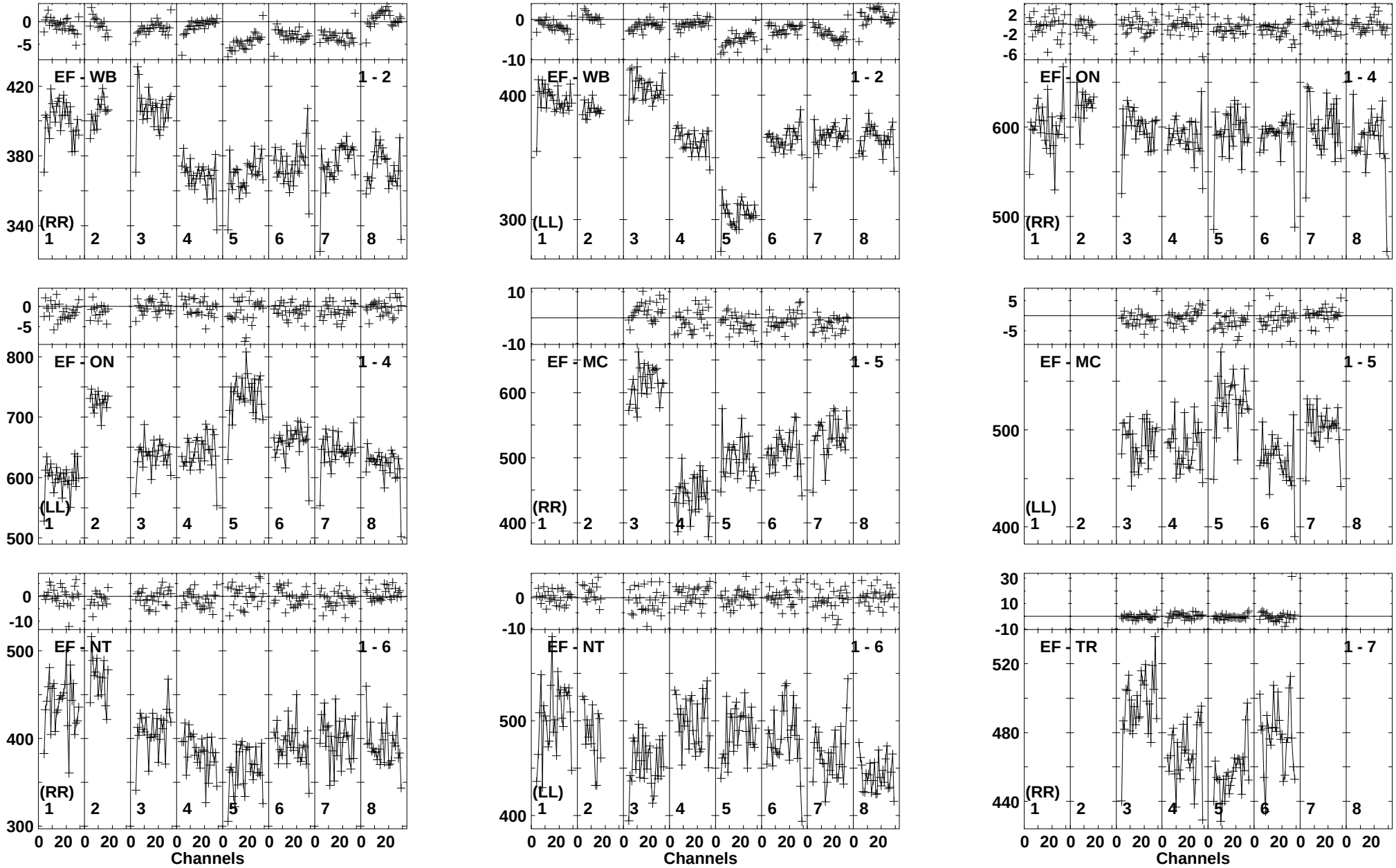

Lower frame: Milli Ampl Jy Top frame: Phas deg
Vector averaged cross-power spectrum Baseline: EF (01) - WB (02)
Timerange: 01/01:54:19 to 01/01:55:33

Plot file version 287 created 22-JUL-2014 18:11:17
J1522+3144 EP088C.UVDATA.1
Freq = 1.5950 GHz, Bw = 16.000 MH Calibrated with CL # 3 and BP # 1 (BP mode 1)

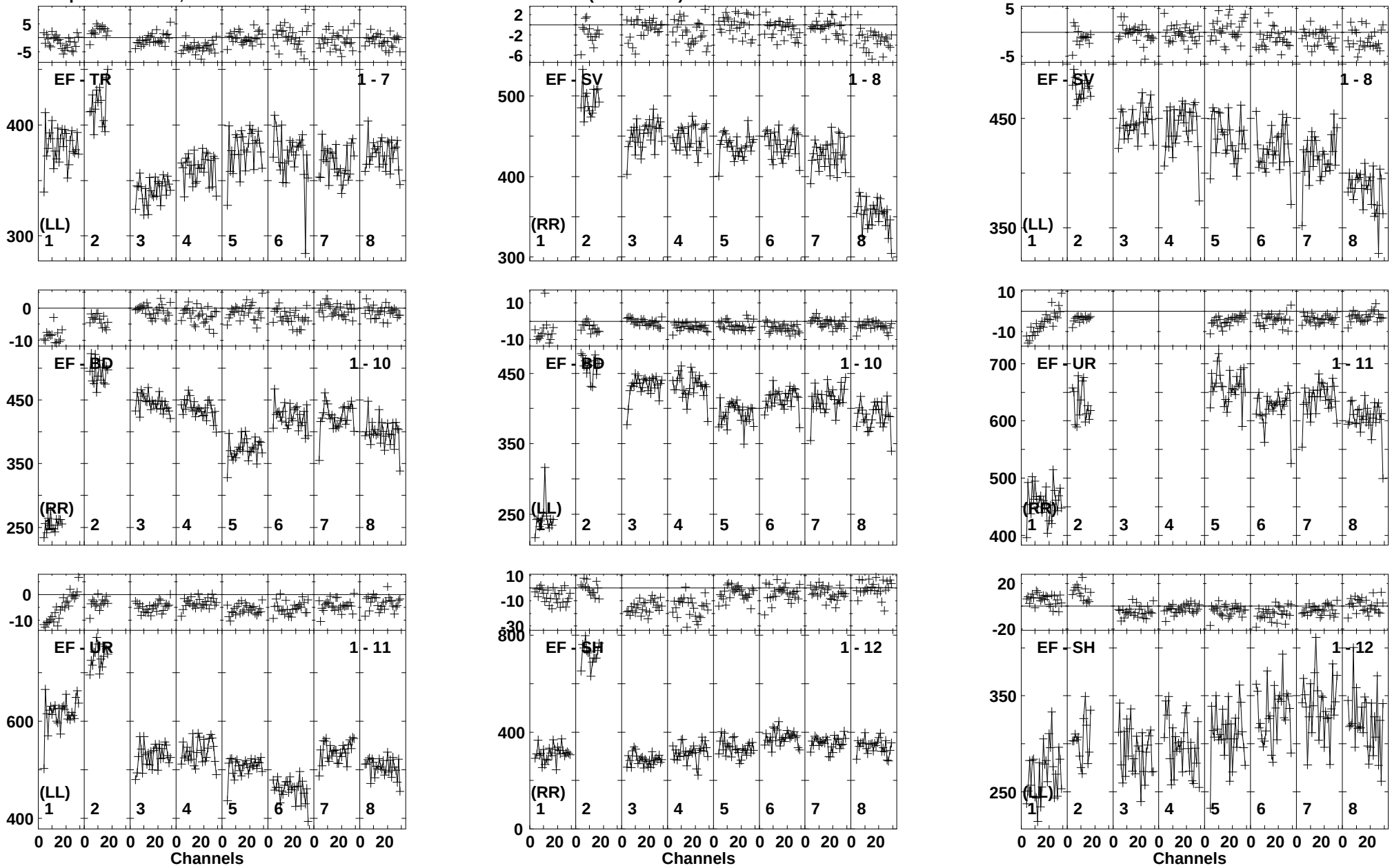

Lower frame: Milli Ampl Jy Top frame: Phas deg
Vector averaged cross-power spectrum Baseline: EF (01) - TR (07)
Timerange: 01/01:54:19 to 01/01:55:33

Plot file version 288 created 22-JUL-2014 18:11:17
J1522+3144 EP088C.UVDATA.1
Freq = 1.5950 GHz, Bw = 16.000 MH Calibrated with CL # 3 and BP # 1 (BP mode 1)

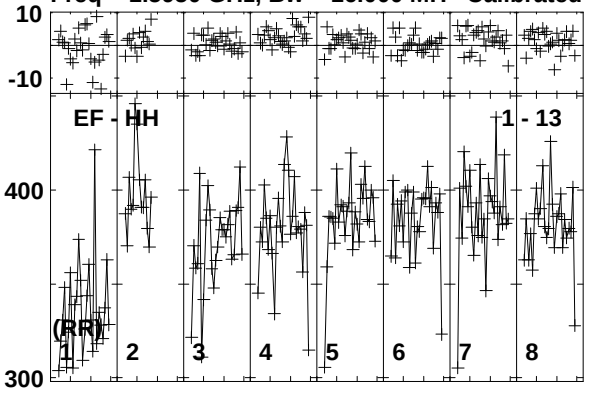

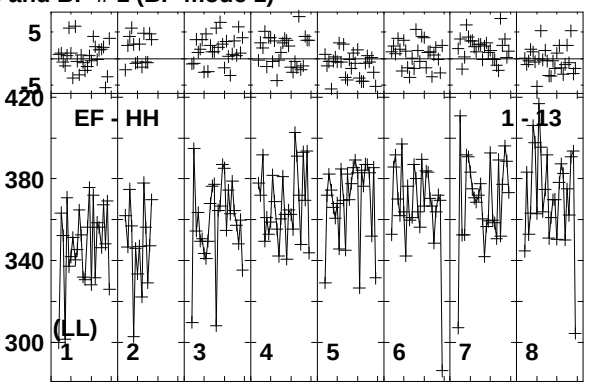

Lower frame: Milli Ampl Jy Top frame: Phas deg
Vector averaged cross-power spectrum Baseline: EF (01) - HH (13)
Timerange: 01/01:54:19 to 01/01:55:33

Plot file version 289 created 22-JUL-2014 18:11:17
IRASF15250 EP088C.UVDATA.1
Freq = 1.5950 GHz, Bw = 16.000 MH Calibrated with CL # 3 and BP # 1 (BP mode 1)

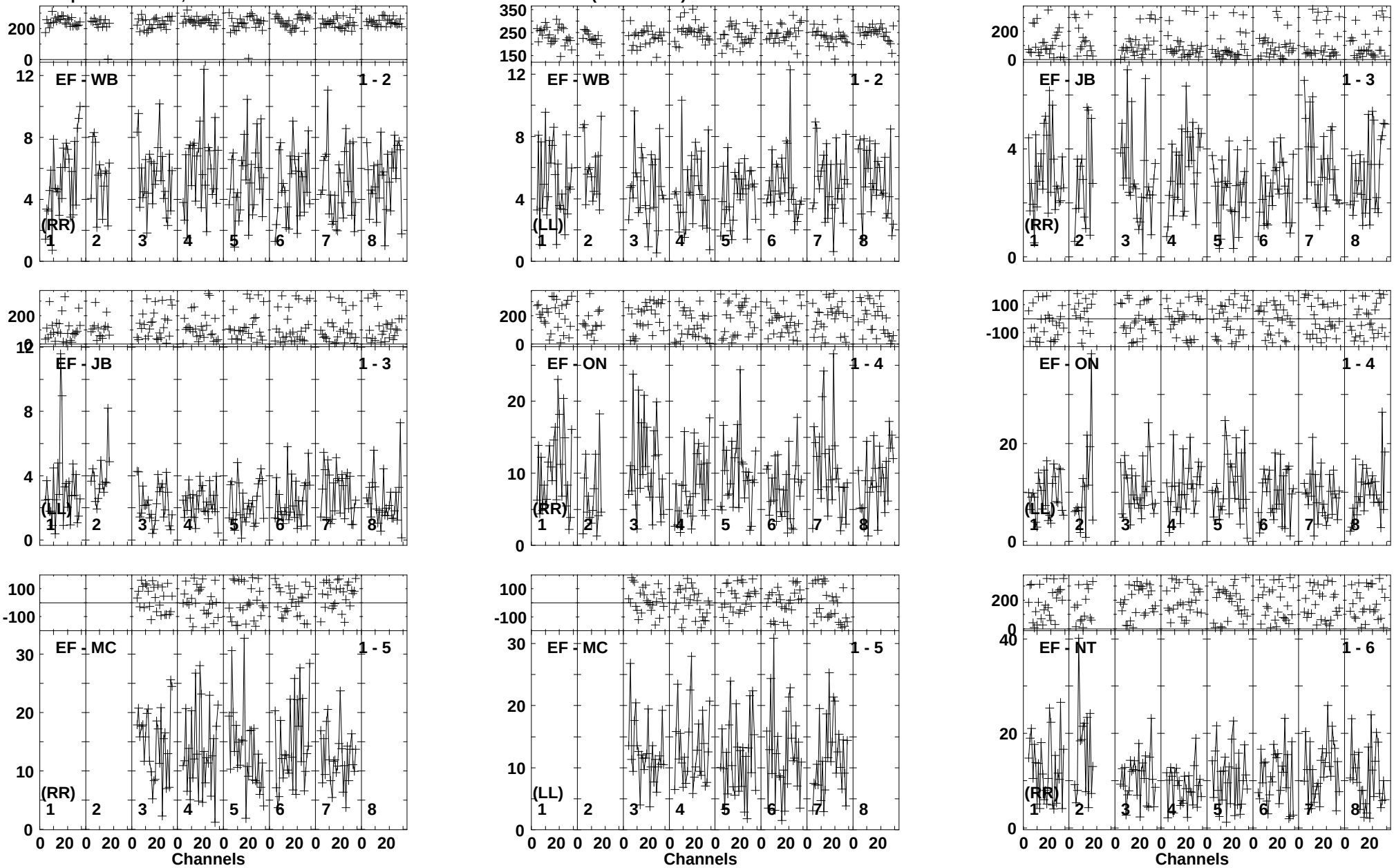

Lower frame: Milli Ampl Jy Top frame: Phas deg
Vector averaged cross-power spectrum Baseline: EF (01) - WB (02)
Timerange: 01/01:56:36 to 01/02:00:14

Plot file version 290 created 22-JUL-2014 18:11:18
IRASF15250 EP088C.UVDATA.1
Freq = 1.5950 GHz, Bw = 16.000 MH Calibrated with CL # 3 and BP # 1 (BP mode 1)

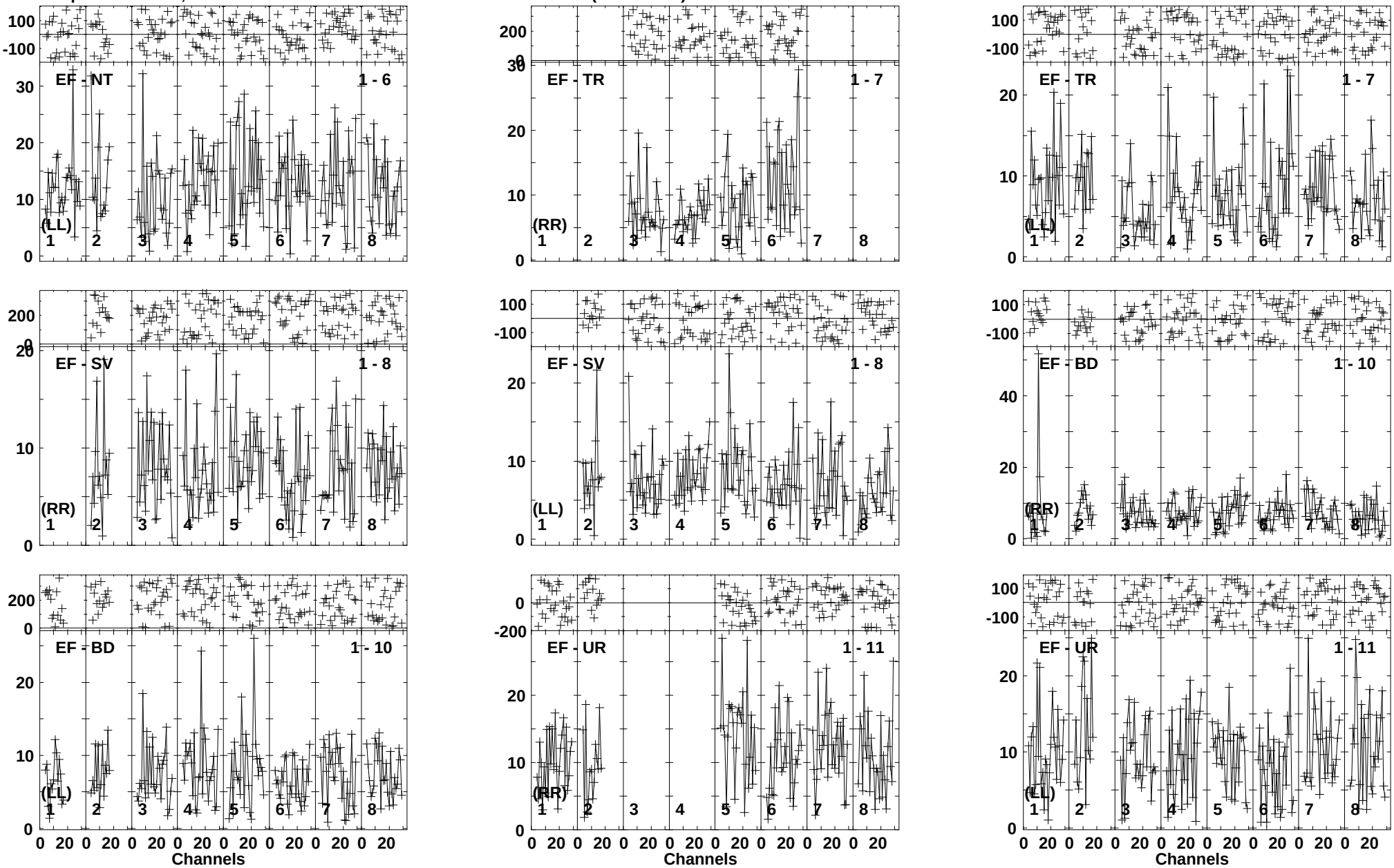

Lower frame: Milli Ampl Jy Top frame: Phas deg
Vector averaged cross-power spectrum Baseline: EF (01) - NT (06)
Timerange: 01/01:56:36 to 01/02:00:14

Plot file version 291 created 22-JUL-2014 18:11:18
IRASF15250 EP088C.UVDATA.1
Freq = 1.5950 GHz, Bw = 16.000 MH Calibrated with CL # 3 and BP # 1 (BP mode 1)

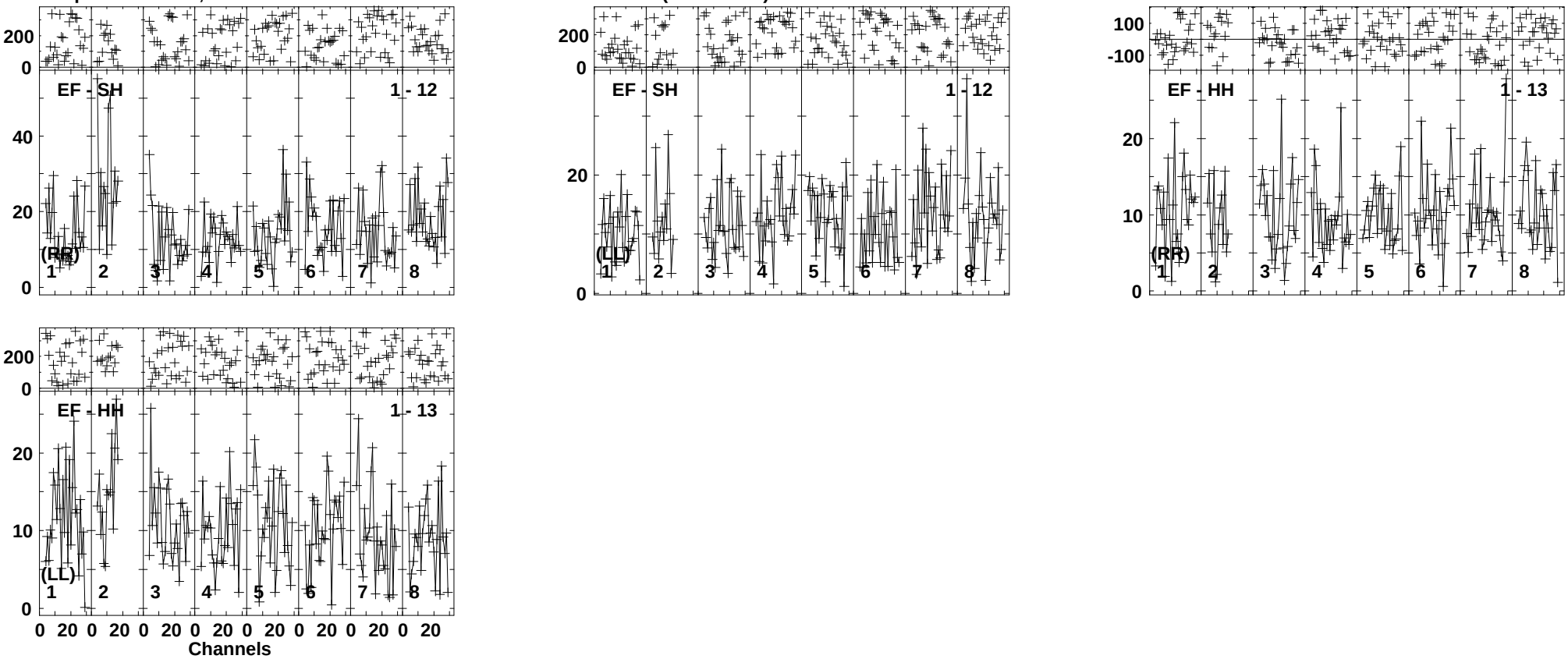

Lower frame: Milli Ampl Jy Top frame: Phas deg
Vector averaged cross-power spectrum Baseline: EF (01) - SH (12)
Timerange: 01/01:56:36 to 01/02:00:14

Plot file version 292 created 22-JUL-2014 18:11:19
J1522+3144 EP088C.UVDATA.1
Freq = 1.5950 GHz, Bw = 16.000 MH Calibrated with CL # 3 and BP # 1 (BP mode 1)

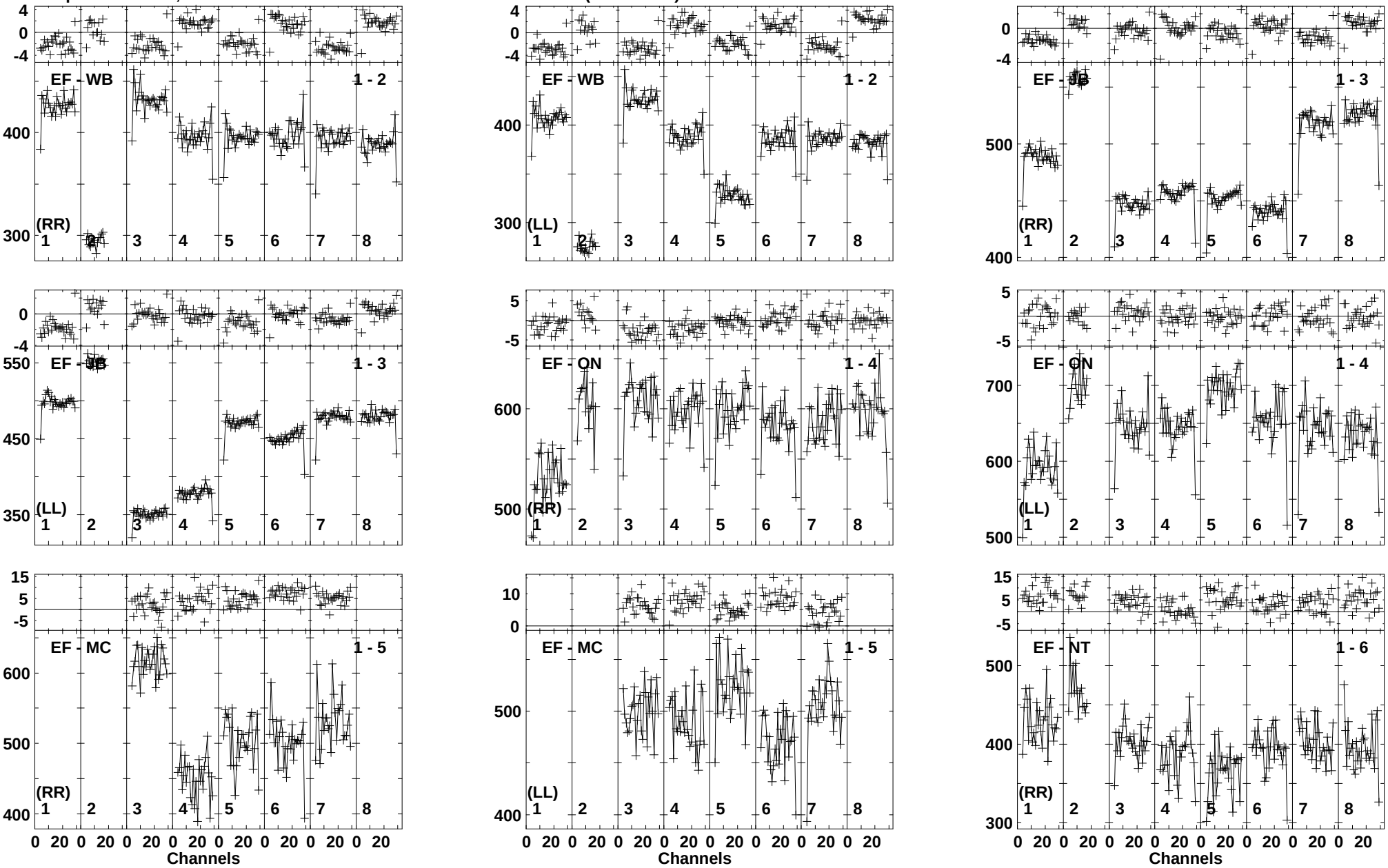

Lower frame: Milli Ampl Jy Top frame: Phas deg
Vector averaged cross-power spectrum Baseline: EF (01) - WB (02)
Timerange: 01/02:00:16 to 01/02:01:44

Plot file version 293 created 22-JUL-2014 18:11:19
J1522+3144 EP088C.UVDATA.1
Freq = 1.5950 GHz, Bw = 16.000 MH Calibrated with CL # 3 and BP # 1 (BP mode 1)

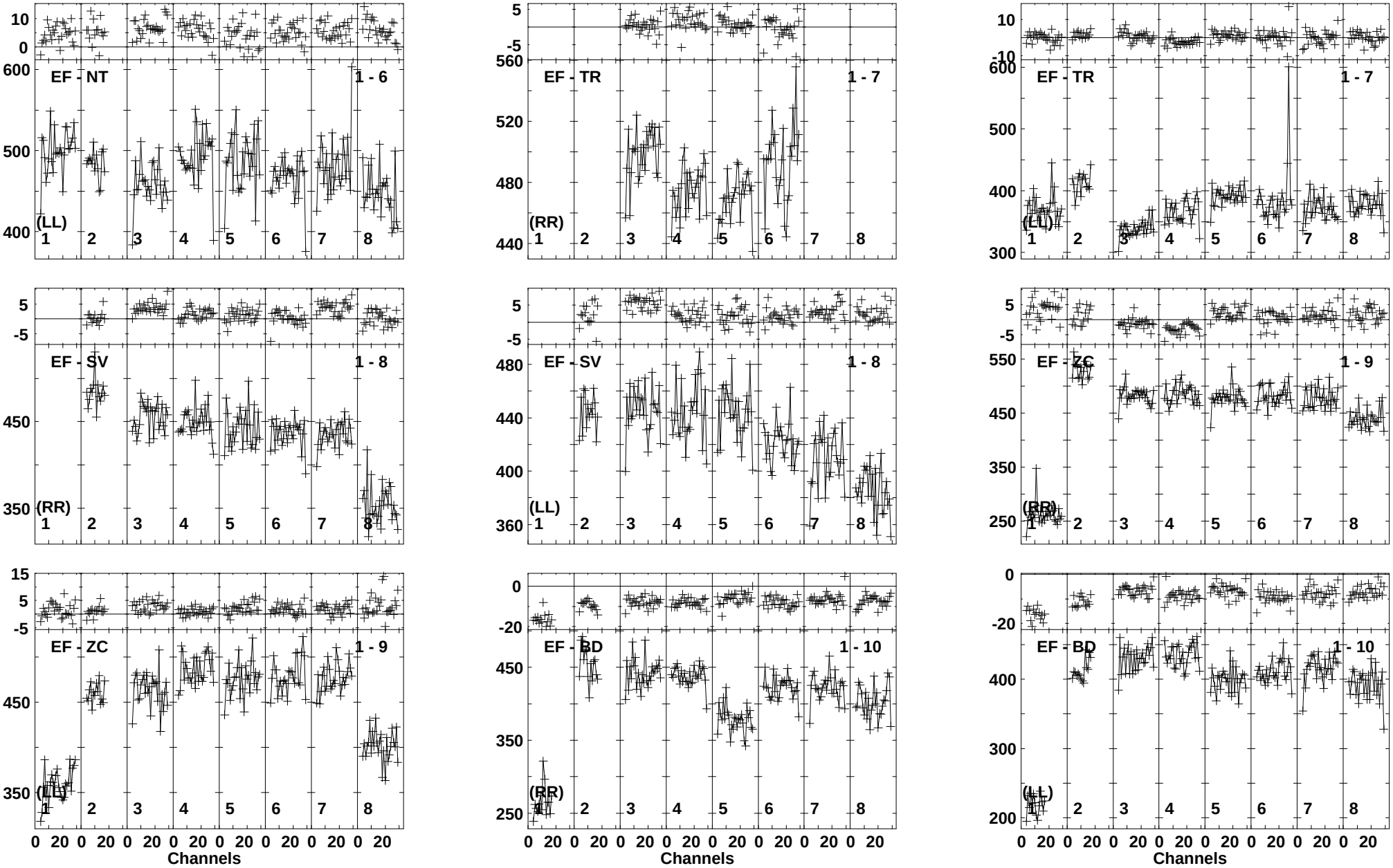

Lower frame: Milli Ampl Jy Top frame: Phas deg
Vector averaged cross-power spectrum Baseline: EF (01) - NT (06)
Timerange: 01/02:00:16 to 01/02:01:44

Plot file version 294 created 22-JUL-2014 18:11:19
J1522+3144 EP088C.UVDATA.1
Freq = 1.5950 GHz, Bw = 16.000 MH Calibrated with CL # 3 and BP # 1 (BP mode 1)

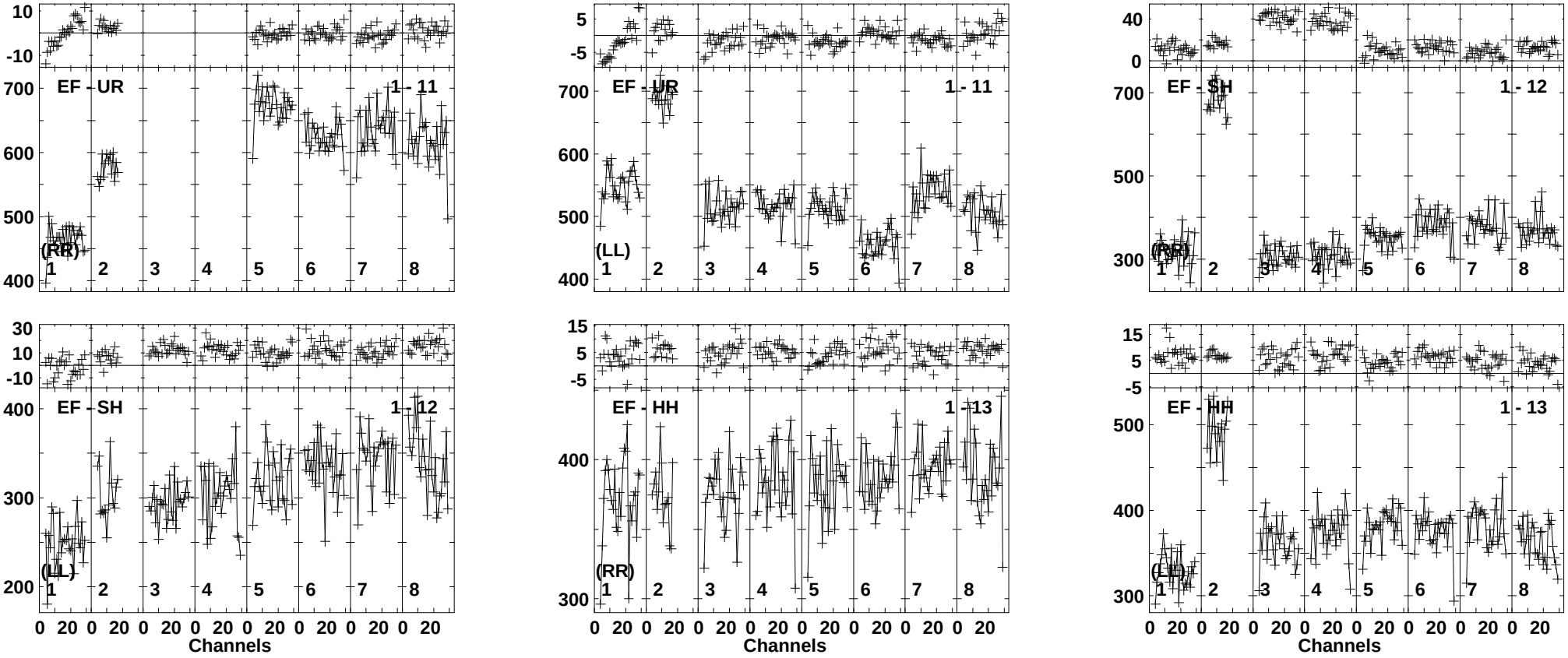

Lower frame: Milli Ampl Jy Top frame: Phas deg
Vector averaged cross-power spectrum Baseline: EF (01) - UR (11)
Timerange: 01/02:00:16 to 01/02:01:44

Plot file version 295 created 22-JUL-2014 18:11:19
IRASF15250 EP088C.UVDATA.1
Freq = 1.5950 GHz, Bw = 16.000 MH Calibrated with CL # 3 and BP # 1 (BP mode 1)

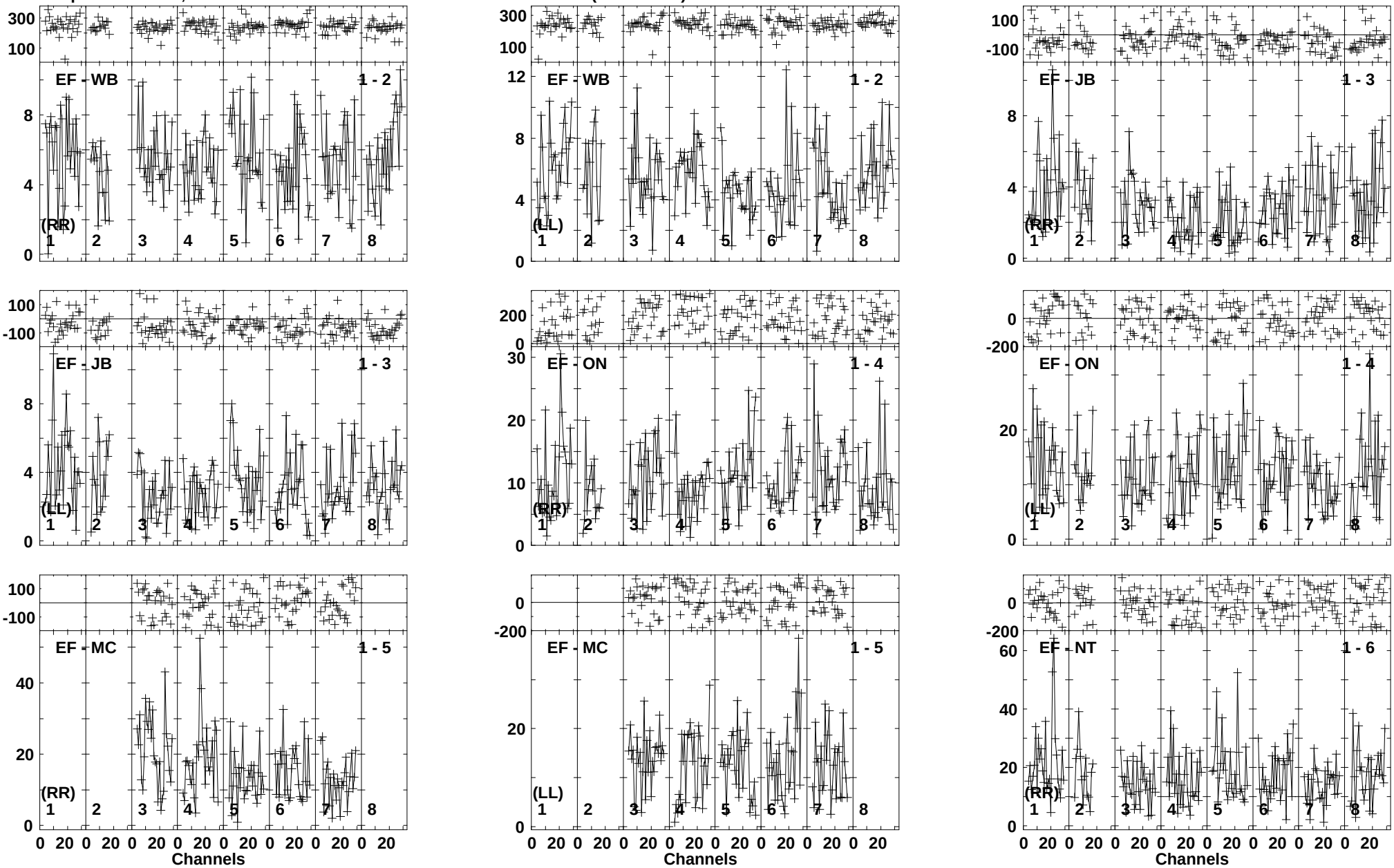

Lower frame: Milli Ampl Jy Top frame: Phas deg
Vector averaged cross-power spectrum Baseline: EF (01) - WB (02)
Timerange: 01/02:01:54 to 01/02:05:24

Plot file version 296 created 22-JUL-2014 18:11:20
IRASF15250 EP088C.UVDATA.1
Freq = 1.5950 GHz, Bw = 16.000 MH Calibrated with CL # 3 and BP # 1 (BP mode 1)

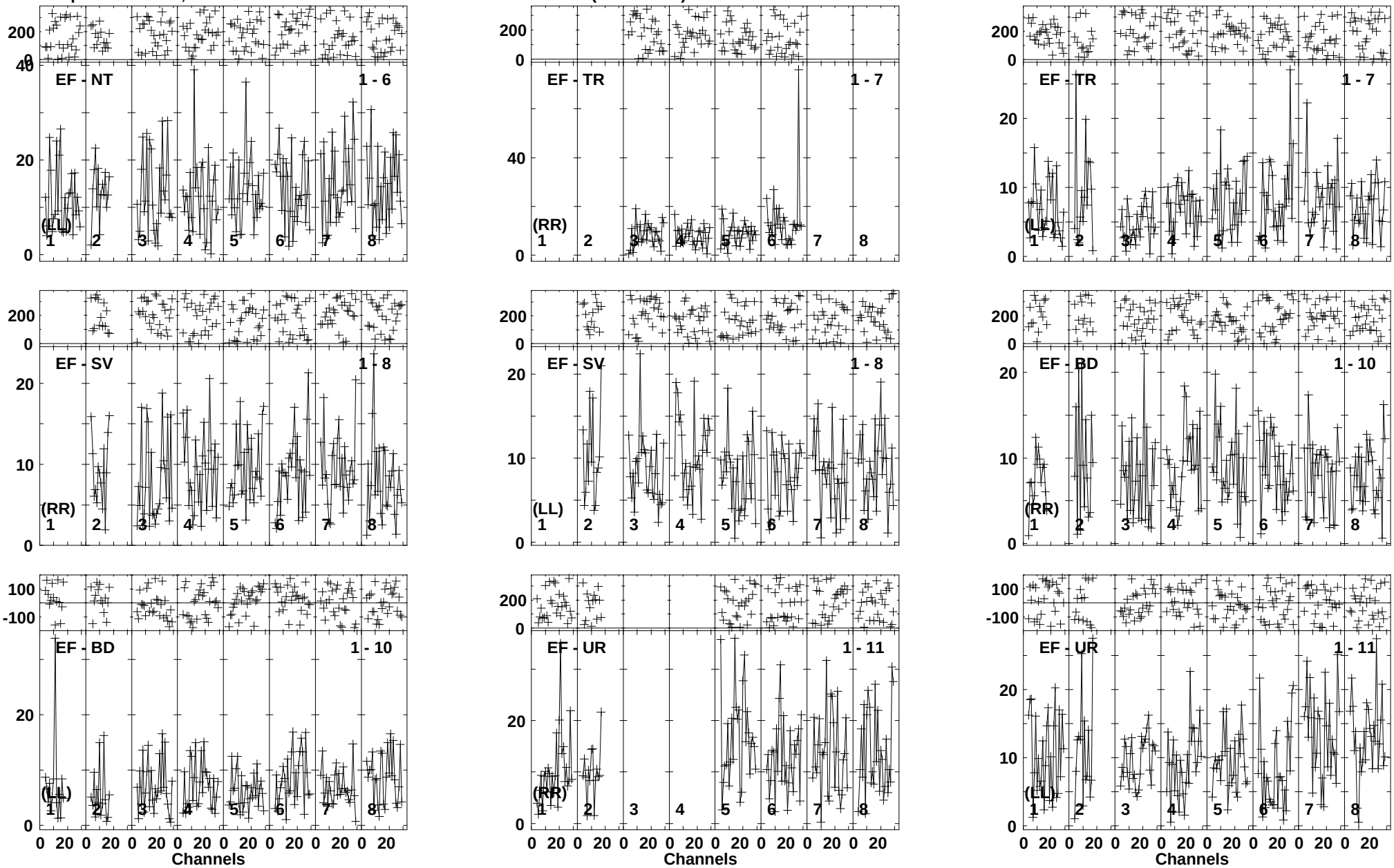

Lower frame: Milli Ampl Jy Top frame: Phas deg
Vector averaged cross-power spectrum Baseline: EF (01) - NT (06)
Timerange: 01/02:01:54 to 01/02:05:24

Plot file version 297 created 22-JUL-2014 18:11:20
IRASF15250 EP088C.UVDATA.1
Freq = 1.5950 GHz, Bw = 16.000 MH Calibrated with CL # 3 and BP # 1 (BP mode 1)

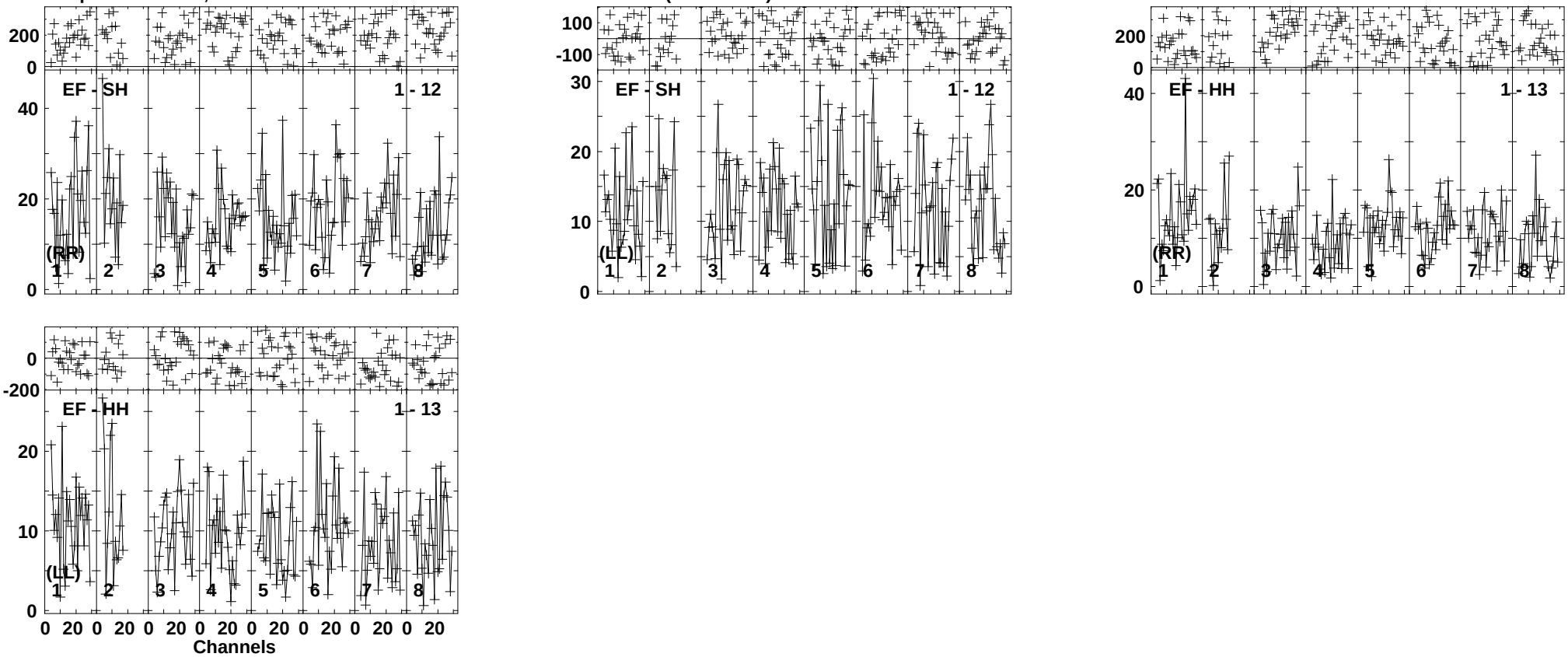

Lower frame: Milli Ampl Jy Top frame: Phas deg
Vector averaged cross-power spectrum Baseline: EF (01) - SH (12)
Timerange: 01/02:01:54 to 01/02:05:24

Plot file version 298 created 22-JUL-2014 18:11:21
J1522+3144 EP088C.UVDATA.1
Freq = 1.5950 GHz, Bw = 16.000 MH Calibrated with CL # 3 and BP # 1 (BP mode 1)

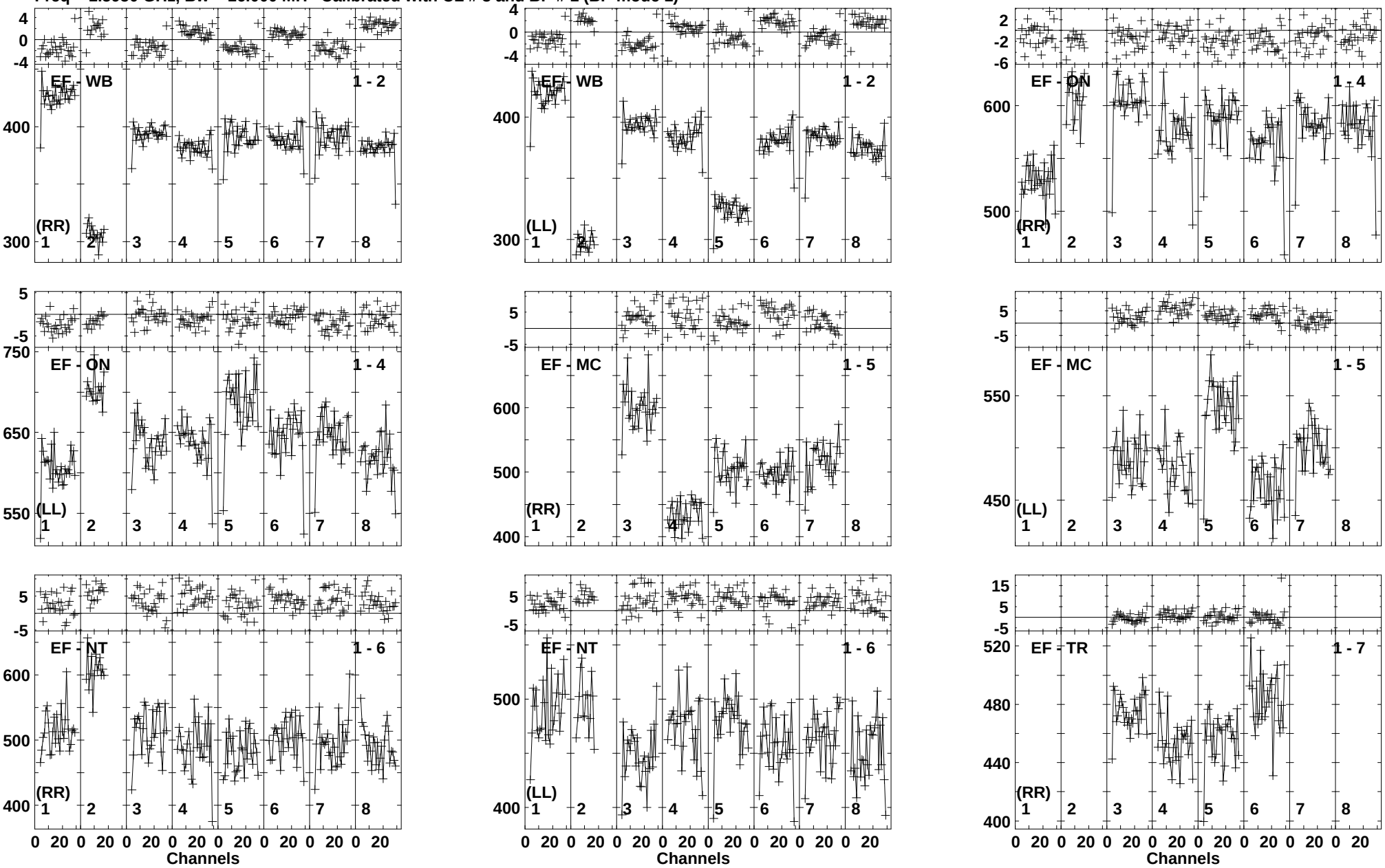

Lower frame: Milli Ampl Jy Top frame: Phas deg
Vector averaged cross-power spectrum Baseline: EF (01) - WB (02)
Timerange: 01/02:05:26 to 01/02:06:48

Plot file version 299 created 22-JUL-2014 18:11:21
J1522+3144 EP088C.UVDATA.1
Freq = 1.5950 GHz, Bw = 16.000 MH Calibrated with CL # 3 and BP # 1 (BP mode 1)

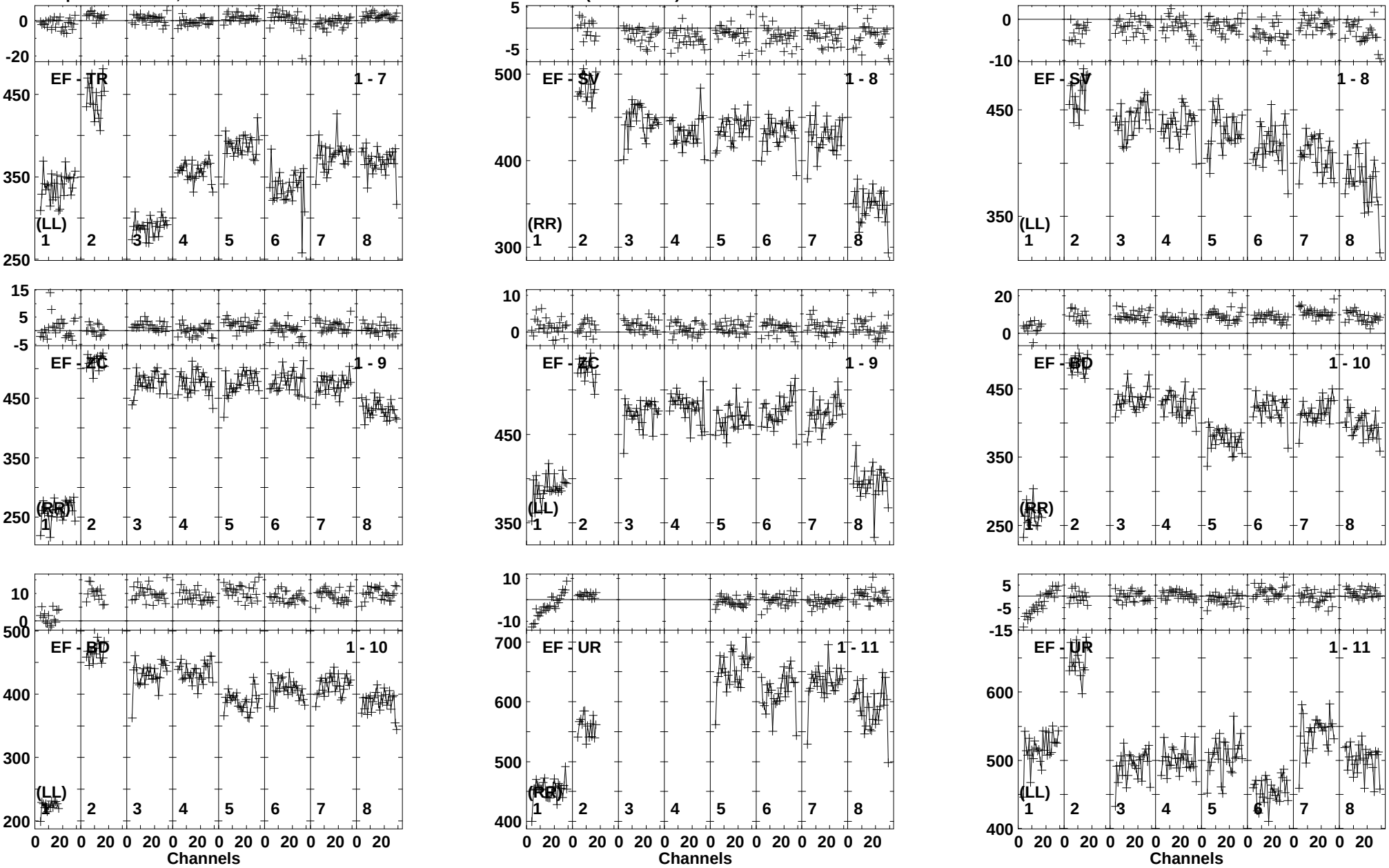

Lower frame: Milli Ampl Jy Top frame: Phas deg
Vector averaged cross-power spectrum Baseline: EF (01) - TR (07)
Timerange: 01/02:05:26 to 01/02:06:48

Plot file version 300 created 22-JUL-2014 18:11:21
J1522+3144 EP088C.UVDATA.1
Freq = 1.5950 GHz, Bw = 16.000 MH Calibrated with CL # 3 and BP # 1 (BP mode 1)



Lower frame: Milli Ampl Jy Top frame: Phas deg
Vector averaged cross-power spectrum Baseline: EF (01) - SH (12)
Timerange: 01/02:05:26 to 01/02:06:48

Plot file version 301 created 22-JUL-2014 18:11:22
IRASF15250 EP088C.UVDATA.1
Freq = 1.5950 GHz, Bw = 16.000 MH Calibrated with CL # 3 and BP # 1 (BP mode 1)

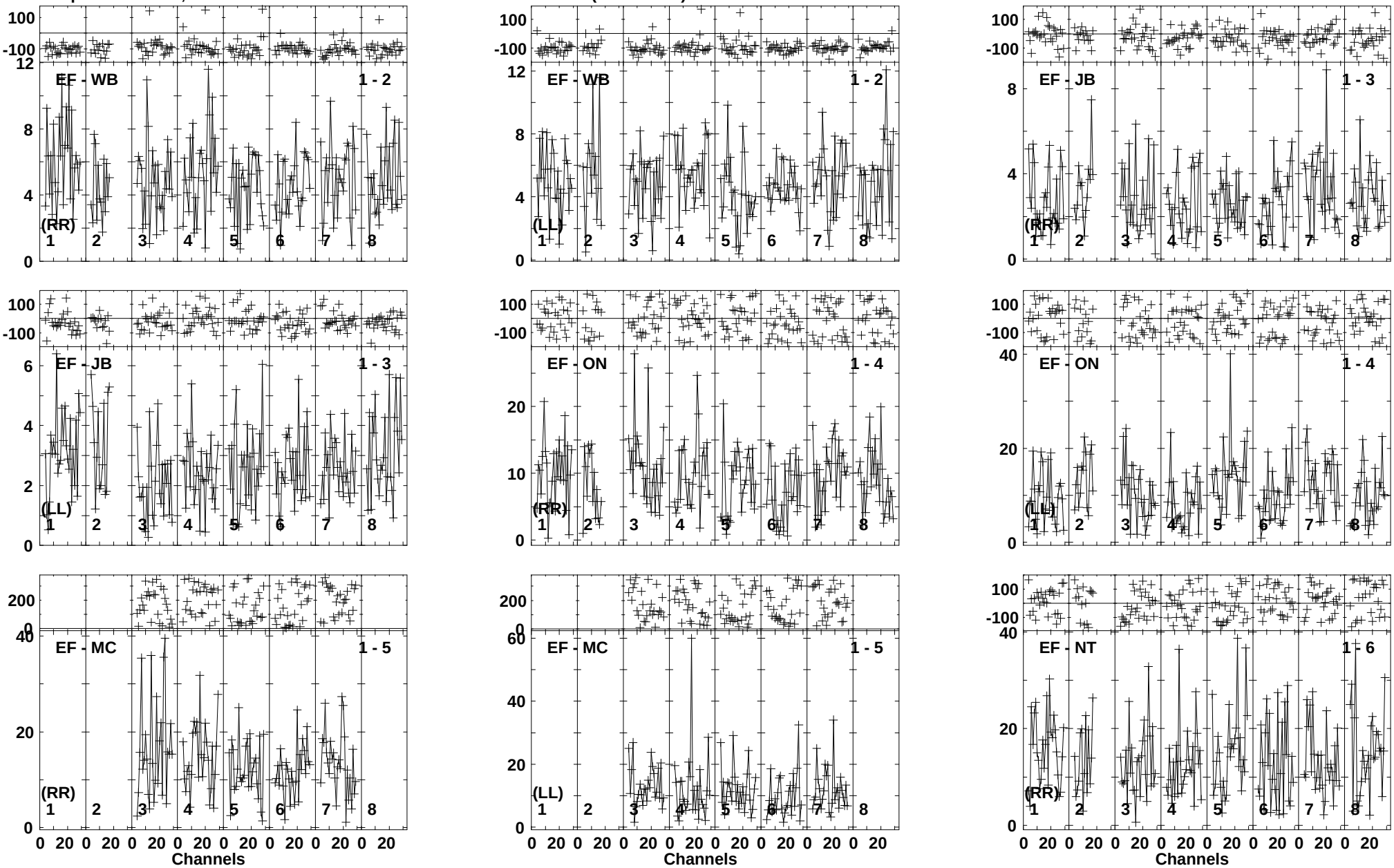

Lower frame: Milli Ampl Jy Top frame: Phas deg
Vector averaged cross-power spectrum Baseline: EF (01) - WB (02)
Timerange: 01/02:07:51 to 01/02:11:29

Plot file version 302 created 22-JUL-2014 18:11:22
IRASF15250 EP088C.UVDATA.1
Freq = 1.5950 GHz, Bw = 16.000 MH Calibrated with CL # 3 and BP # 1 (BP mode 1)

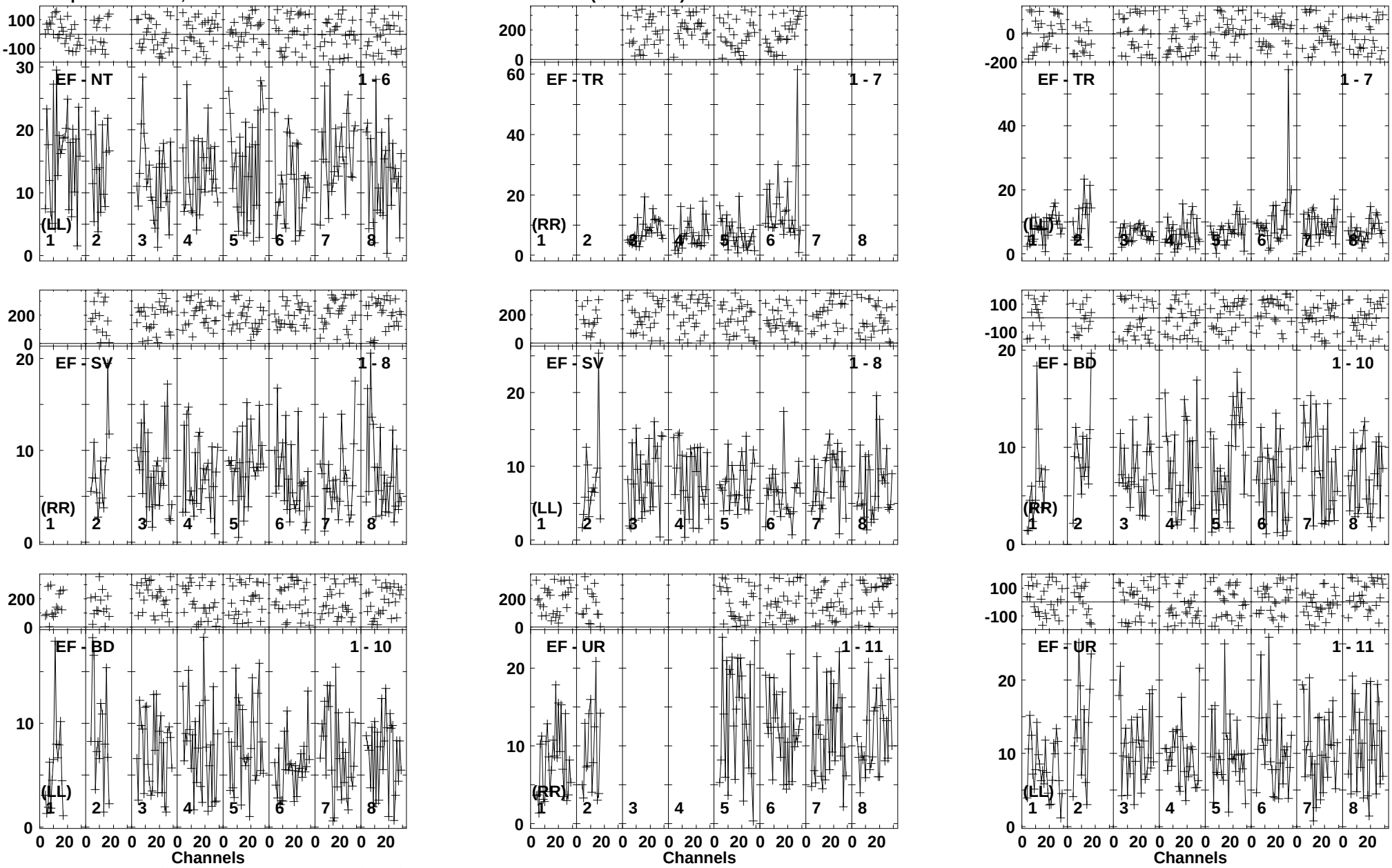

Lower frame: Milli Ampl Jy Top frame: Phas deg
Vector averaged cross-power spectrum Baseline: EF (01) - NT (06)
Timerange: 01/02:07:51 to 01/02:11:29

Plot file version 303 created 22-JUL-2014 18:11:23
IRASF15250 EP088C.UVDATA.1
Freq = 1.5950 GHz, Bw = 16.000 MH Calibrated with CL # 3 and BP # 1 (BP mode 1)



Lower frame: Milli Ampl Jy Top frame: Phas deg
Vector averaged cross-power spectrum Baseline: EF (01) - SH (12)
Timerange: 01/02:07:51 to 01/02:11:29

Plot file version 304 created 22-JUL-2014 18:11:23
J1522+3144 EP088C.UVDATA.1
Freq = 1.5950 GHz, Bw = 16.000 MH Calibrated with CL # 3 and BP # 1 (BP mode 1)

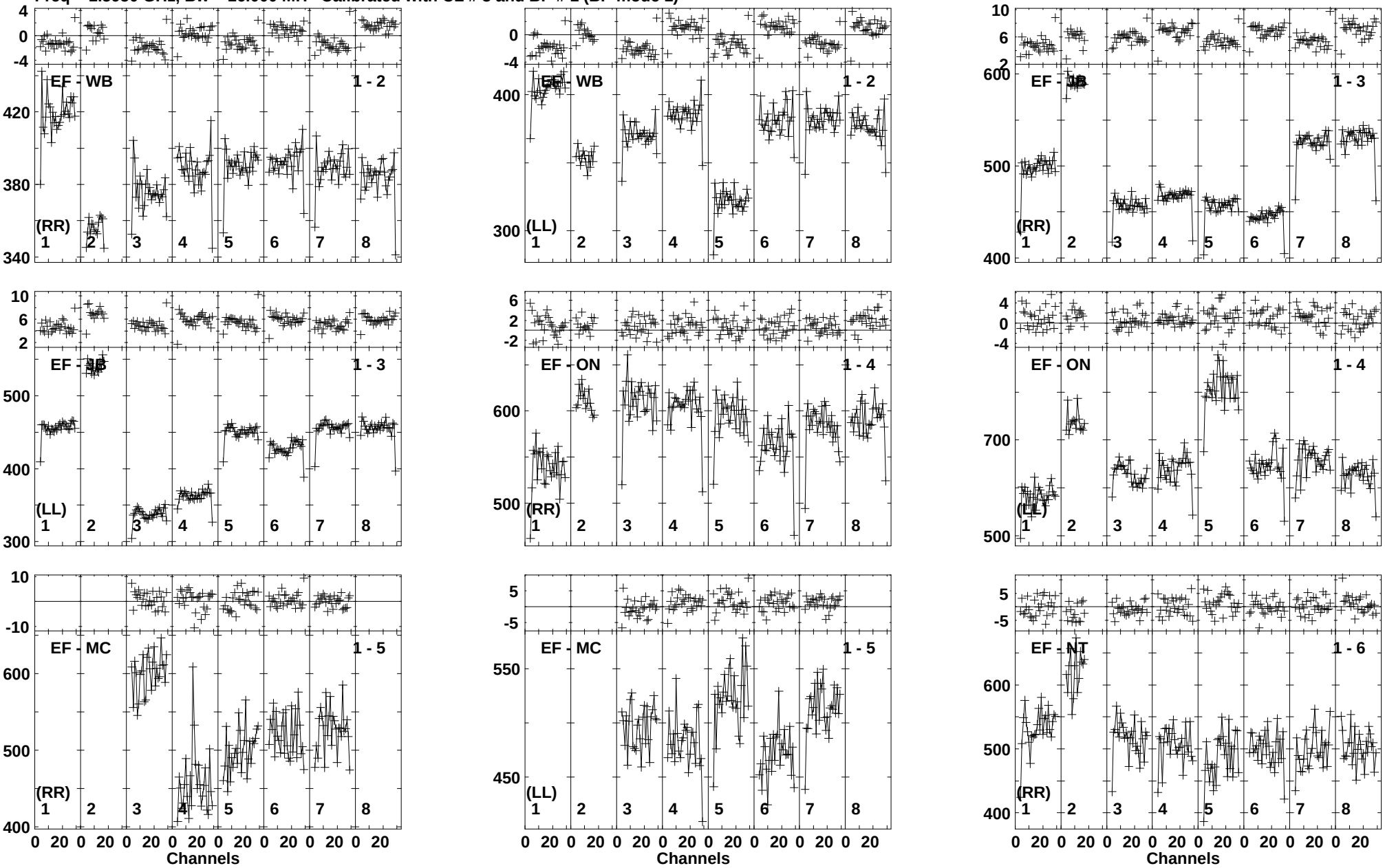

Lower frame: Milli Ampl Jy Top frame: Phas deg
Vector averaged cross-power spectrum Baseline: EF (01) - WB (02)
Timerange: 01/02:11:31 to 01/02:12:59

Plot file version 305 created 22-JUL-2014 18:11:23
J1522+3144 EP088C.UVDATA.1
Freq = 1.5950 GHz, Bw = 16.000 MH Calibrated with CL # 3 and BP # 1 (BP mode 1)

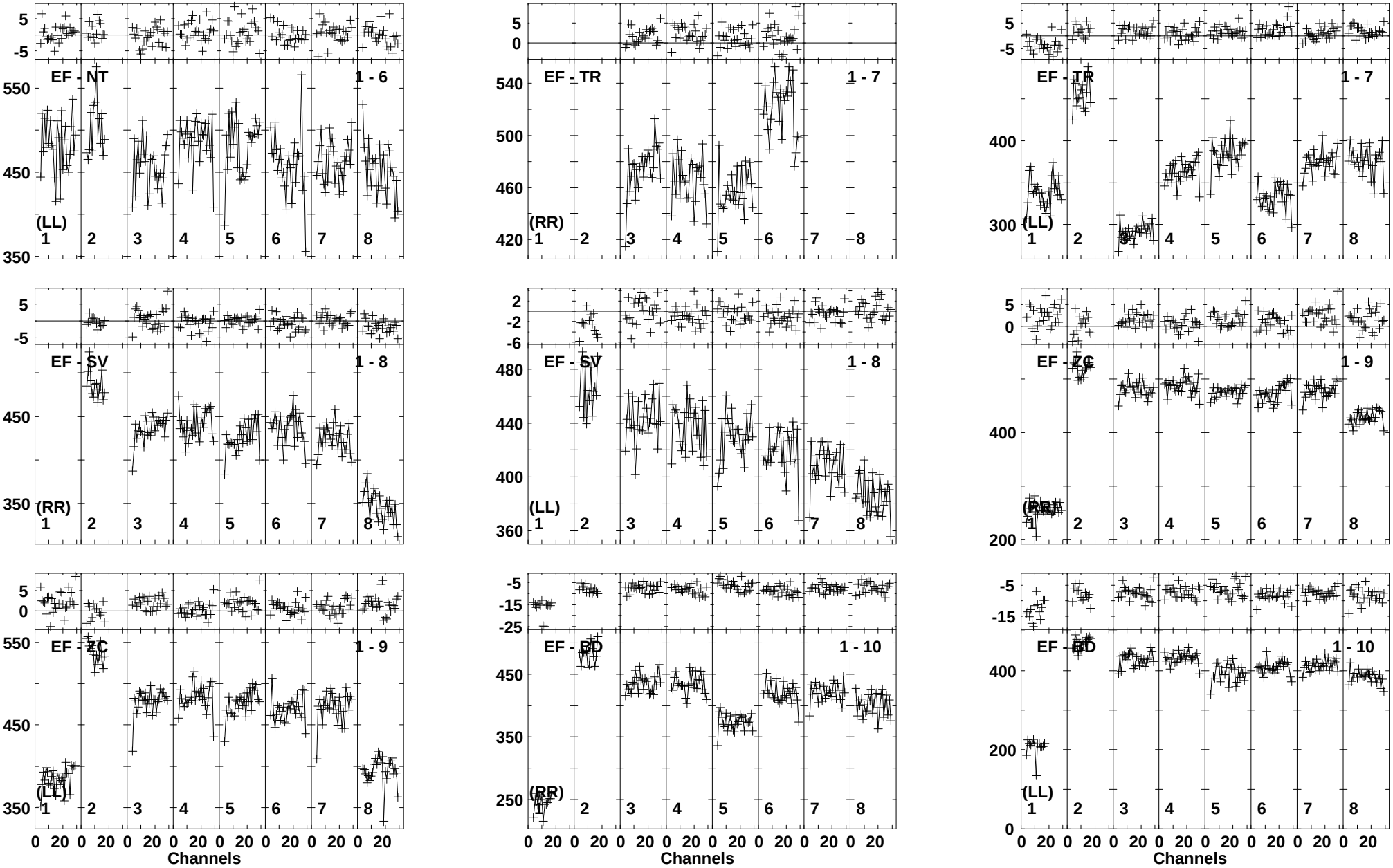

Lower frame: Milli Ampl Jy Top frame: Phas deg
Vector averaged cross-power spectrum Baseline: EF (01) - NT (06)
Timerange: 01/02:11:31 to 01/02:12:59

Plot file version 306 created 22-JUL-2014 18:11:24
J1522+3144 EP088C.UVDATA.1
Freq = 1.5950 GHz, Bw = 16.000 MH Calibrated with CL # 3 and BP # 1 (BP mode 1)

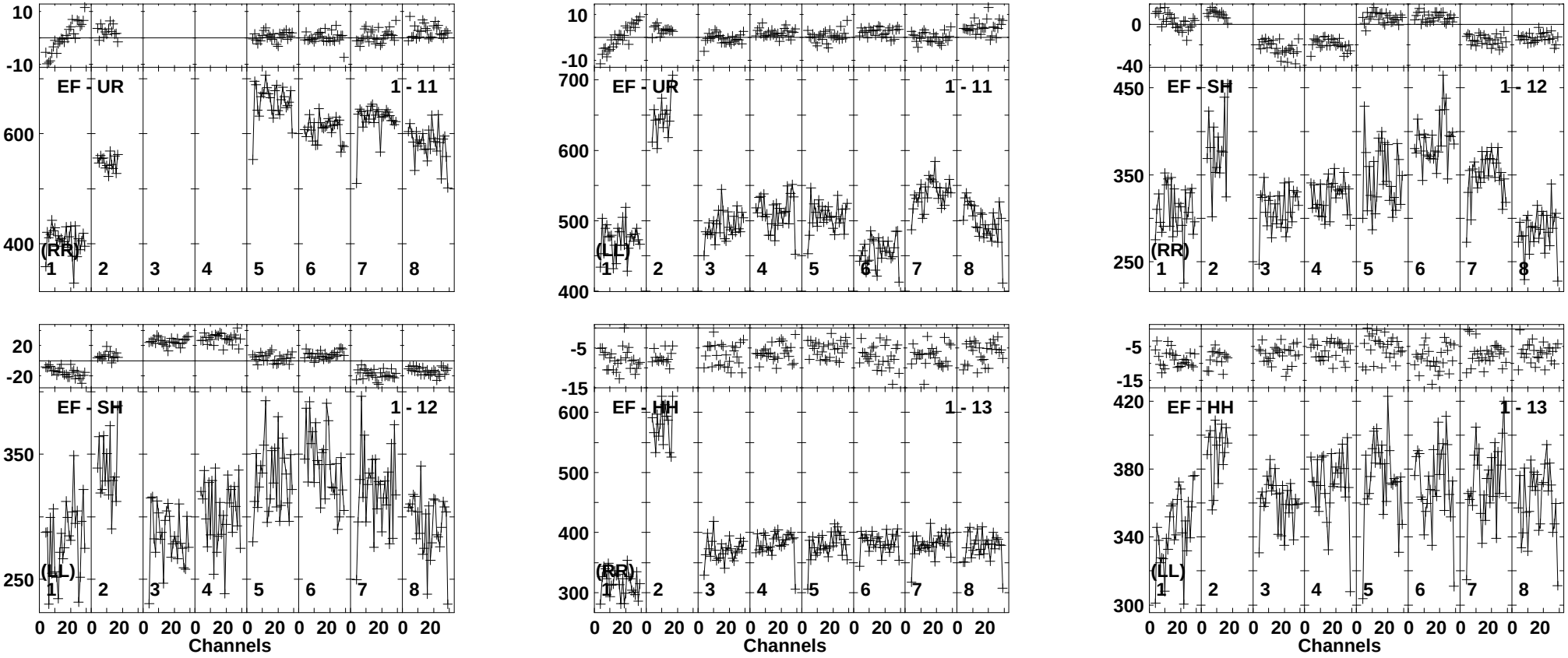

Lower frame: Milli Ampl Jy Top frame: Phas deg
Vector averaged cross-power spectrum Baseline: EF (01) - UR (11)
Timerange: 01/02:11:31 to 01/02:12:59

Plot file version 307 created 22-JUL-2014 18:11:24
IRASF15250 EP088C.UVDATA.1
Freq = 1.5950 GHz, Bw = 16.000 MH Calibrated with CL # 3 and BP # 1 (BP mode 1)

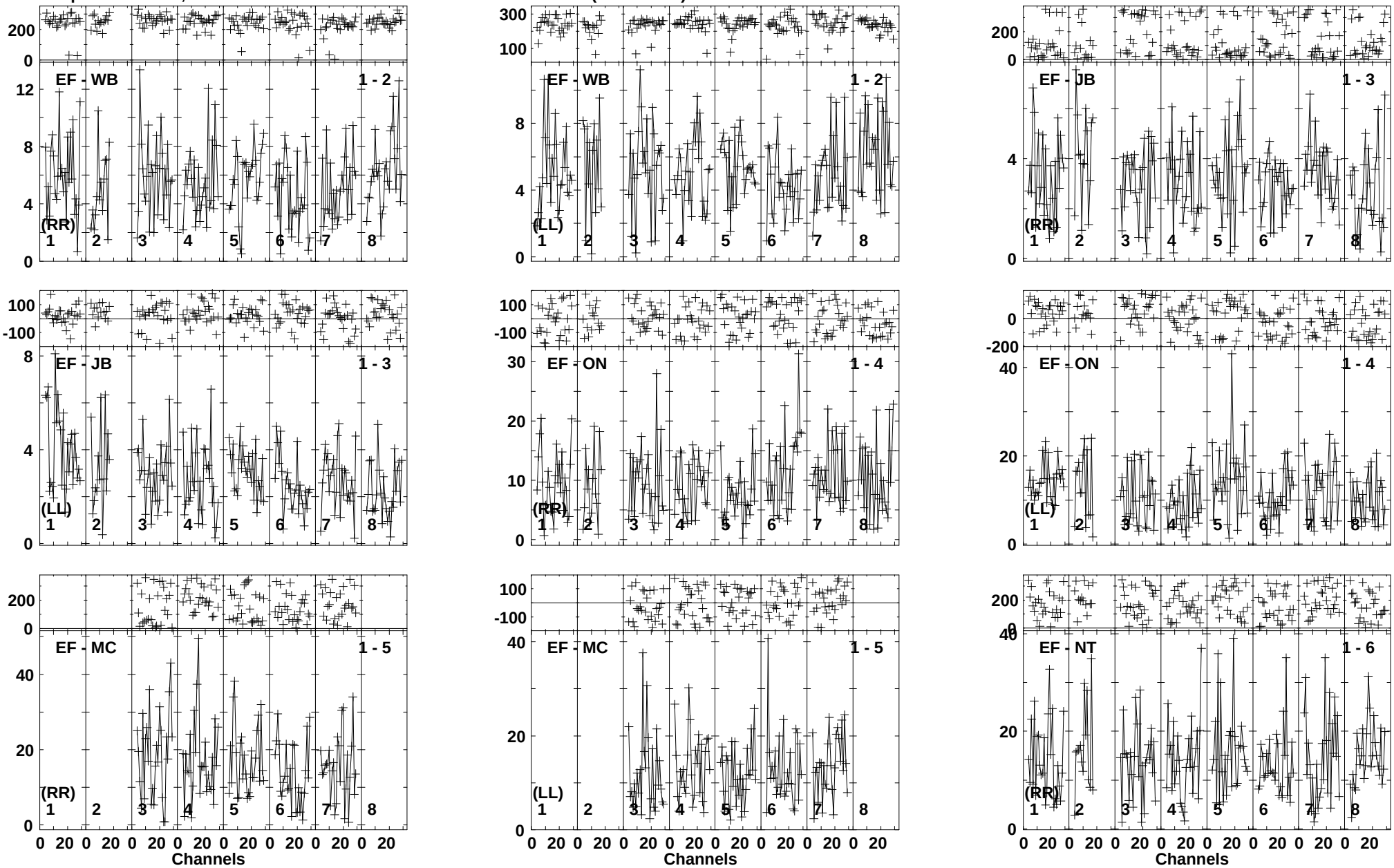

Lower frame: Milli Ampl Jy Top frame: Phas deg
Vector averaged cross-power spectrum Baseline: EF (01) - WB (02)
Timerange: 01/02:13:09 to 01/02:16:39

Plot file version 308 created 22-JUL-2014 18:11:24
IRASF15250 EP088C.UVDATA.1
Freq = 1.5950 GHz, Bw = 16.000 MH Calibrated with CL # 3 and BP # 1 (BP mode 1)

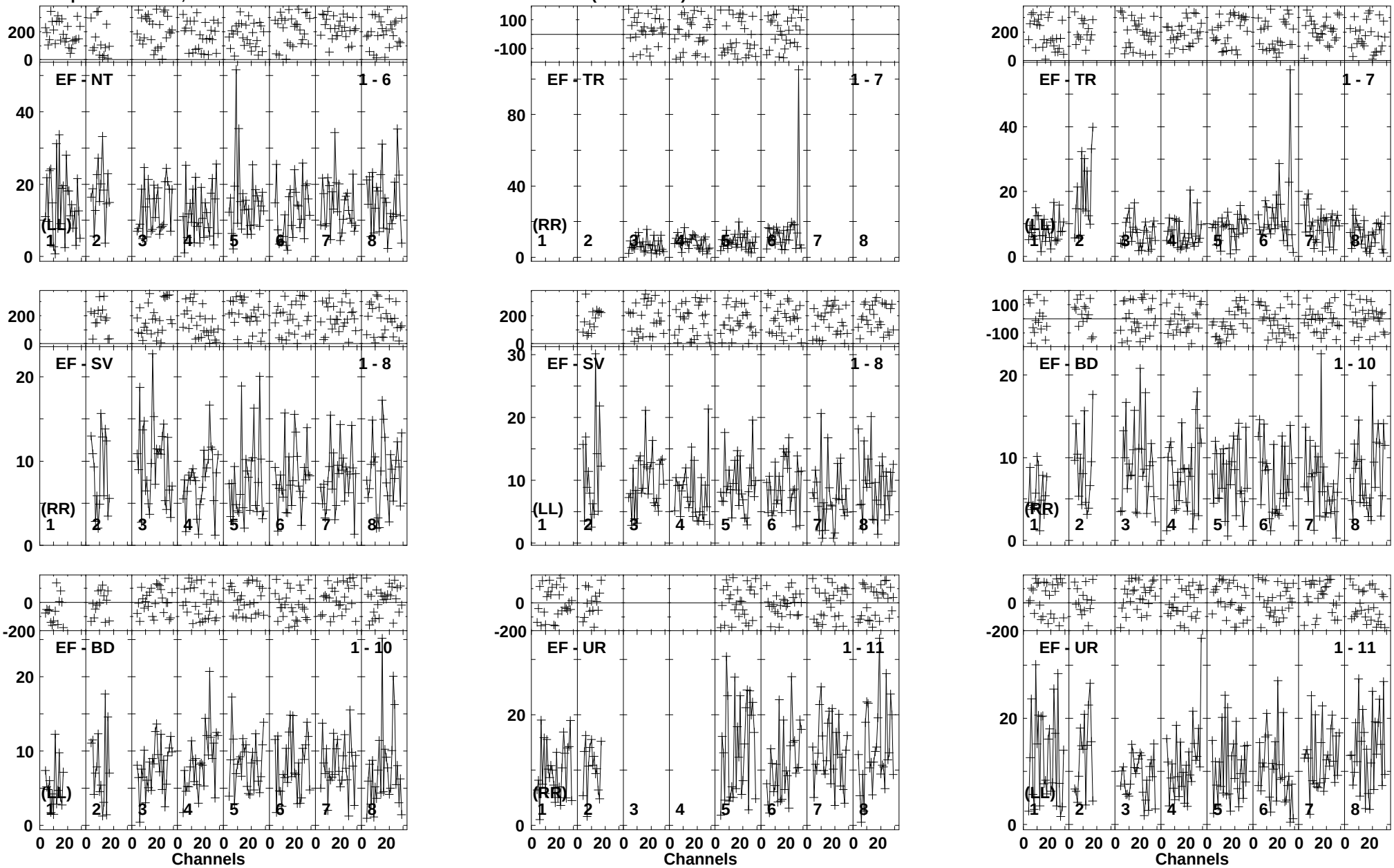

Lower frame: Milli Ampl Jy Top frame: Phas deg
Vector averaged cross-power spectrum Baseline: EF (01) - NT (06)
Timerange: 01/02:13:09 to 01/02:16:39

Plot file version 309 created 22-JUL-2014 18:11:25
IRASF15250 EP088C.UVDATA.1
Freq = 1.5950 GHz, Bw = 16.000 MH Calibrated with CL # 3 and BP # 1 (BP mode 1)

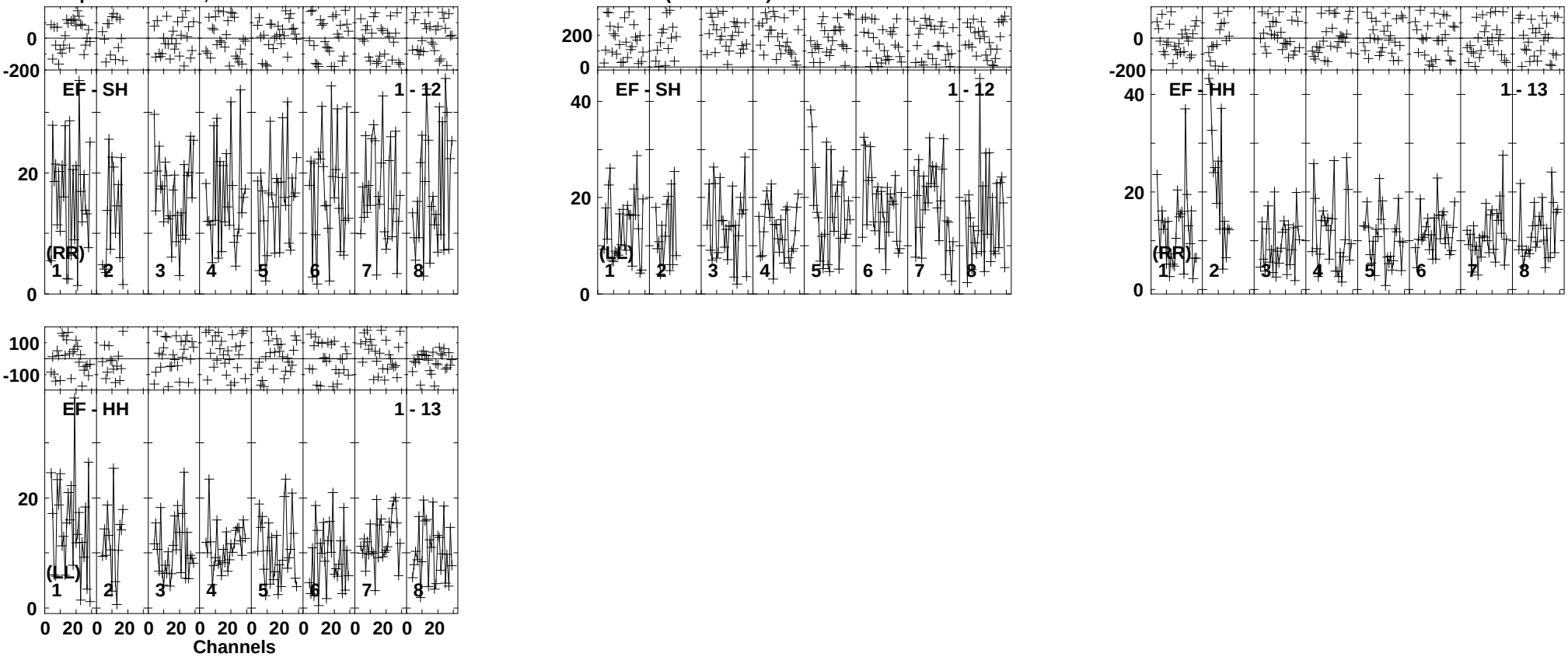

Lower frame: Milli Ampl Jy Top frame: Phas deg
Vector averaged cross-power spectrum Baseline: EF (01) - SH (12)
Timerange: 01/02:13:09 to 01/02:16:39

Plot file version 310 created 22-JUL-2014 18:11:25
J1522+3144 EP088C.UVDATA.1
Freq = 1.5950 GHz, Bw = 16.000 MH Calibrated with CL # 3 and BP # 1 (BP mode 1)

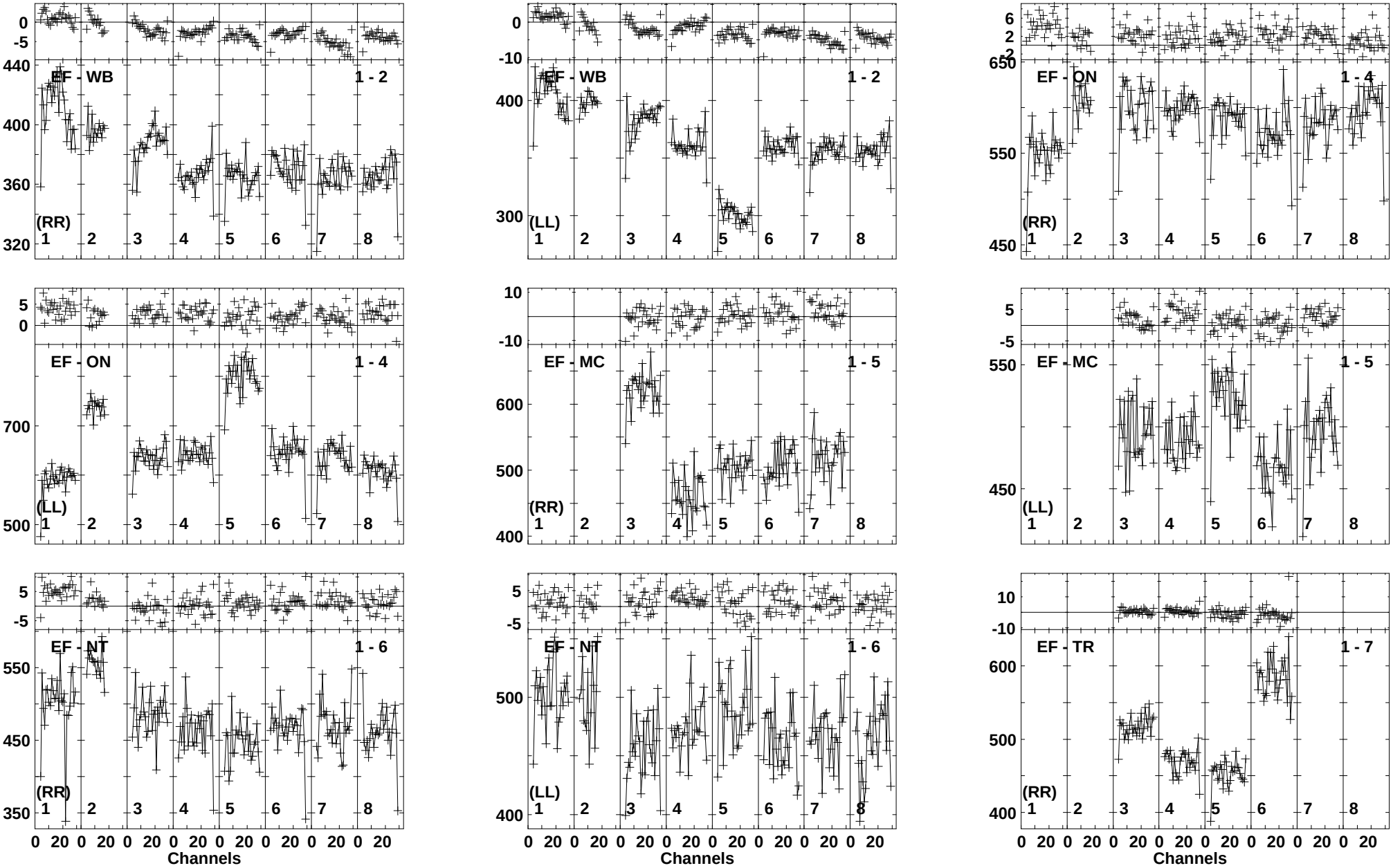

Lower frame: Milli Ampl Jy Top frame: Phas deg
Vector averaged cross-power spectrum Baseline: EF (01) - WB (02)
Timerange: 01/02:16:41 to 01/02:18:03

Plot file version 311 created 22-JUL-2014 18:11:25
J1522+3144 EP088C.UVDATA.1
Freq = 1.5950 GHz, Bw = 16.000 MH Calibrated with CL # 3 and BP # 1 (BP mode 1)



Lower frame: Milli Ampl Jy Top frame: Phas deg
Vector averaged cross-power spectrum Baseline: EF (01) - TR (07)
Timerange: 01/02:16:41 to 01/02:18:03

Plot file version 312 created 22-JUL-2014 18:11:26
J1522+3144 EP088C.UVDATA.1
Freq = 1.5950 GHz, Bw = 16.000 MH Calibrated with CL # 3 and BP # 1 (BP mode 1)

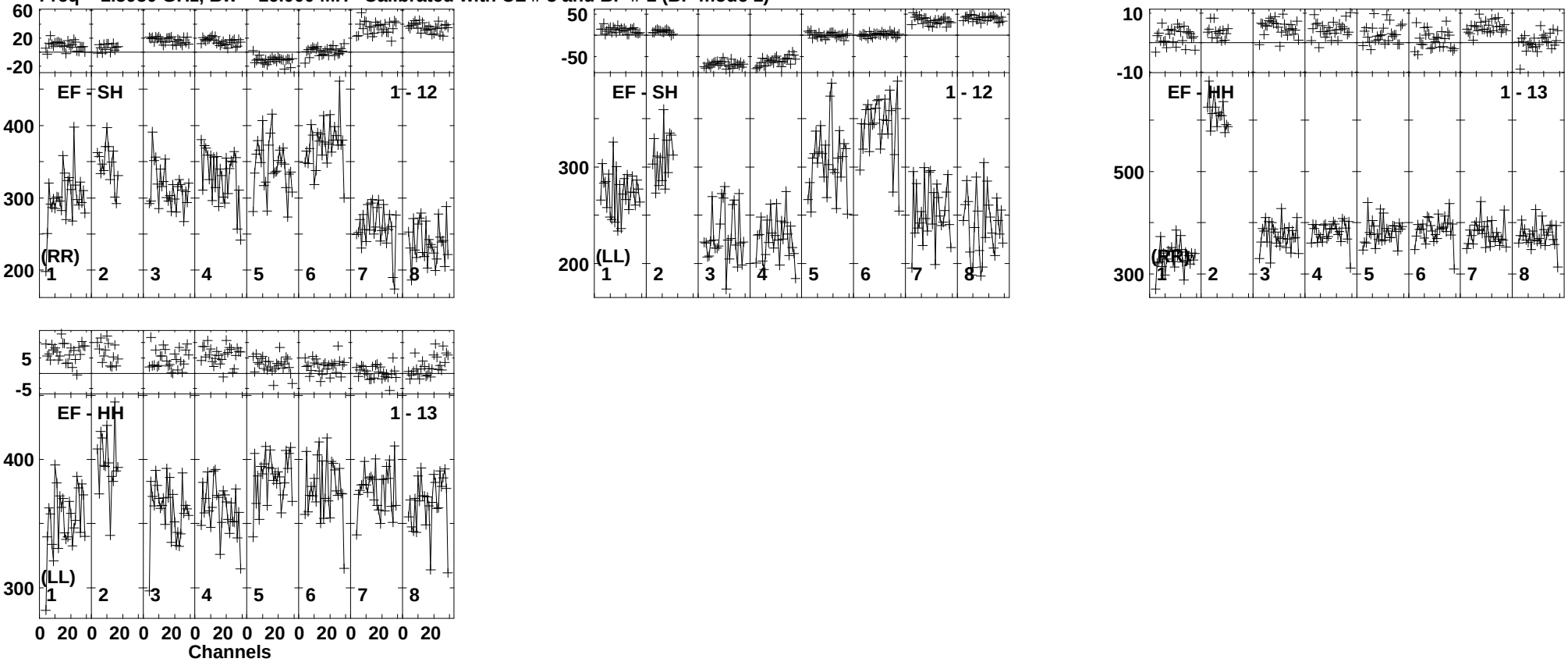

Lower frame: Milli Ampl Jy Top frame: Phas deg
Vector averaged cross-power spectrum Baseline: EF (01) - SH (12)
Timerange: 01/02:16:41 to 01/02:18:03

Plot file version 313 created 22-JUL-2014 18:11:26
IRASF15250 EP088C.UVDATA.1
Freq = 1.5950 GHz, Bw = 16.000 MH Calibrated with CL # 3 and BP # 1 (BP mode 1)

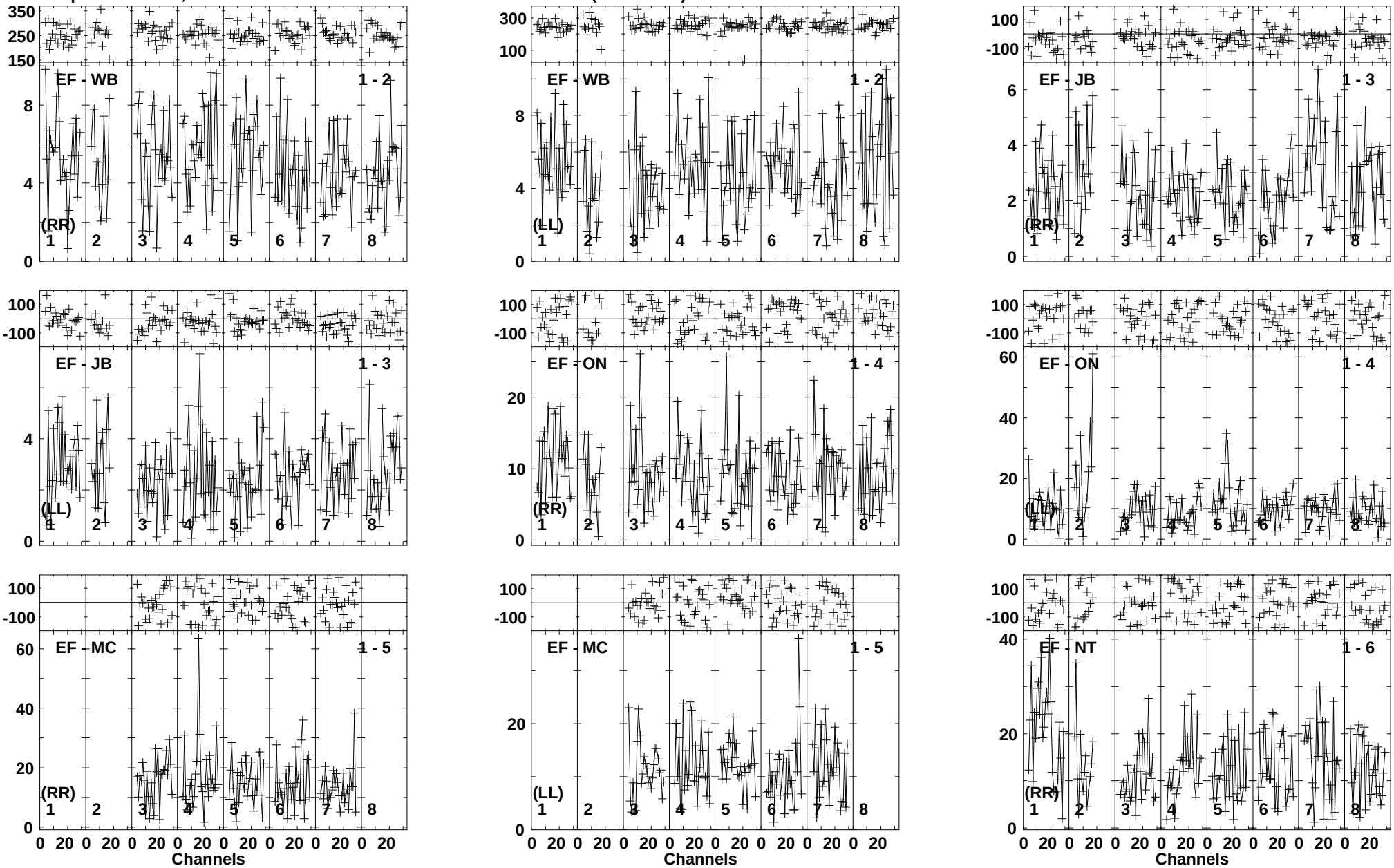

Lower frame: Milli Ampl Jy Top frame: Phas deg
Vector averaged cross-power spectrum Baseline: EF (01) - WB (02)
Timerange: 01/02:19:06 to 01/02:22:44

Plot file version 314 created 22-JUL-2014 18:11:26
IRASF15250 EP088C.UVDATA.1
Freq = 1.5950 GHz, Bw = 16.000 MH Calibrated with CL # 3 and BP # 1 (BP mode 1)

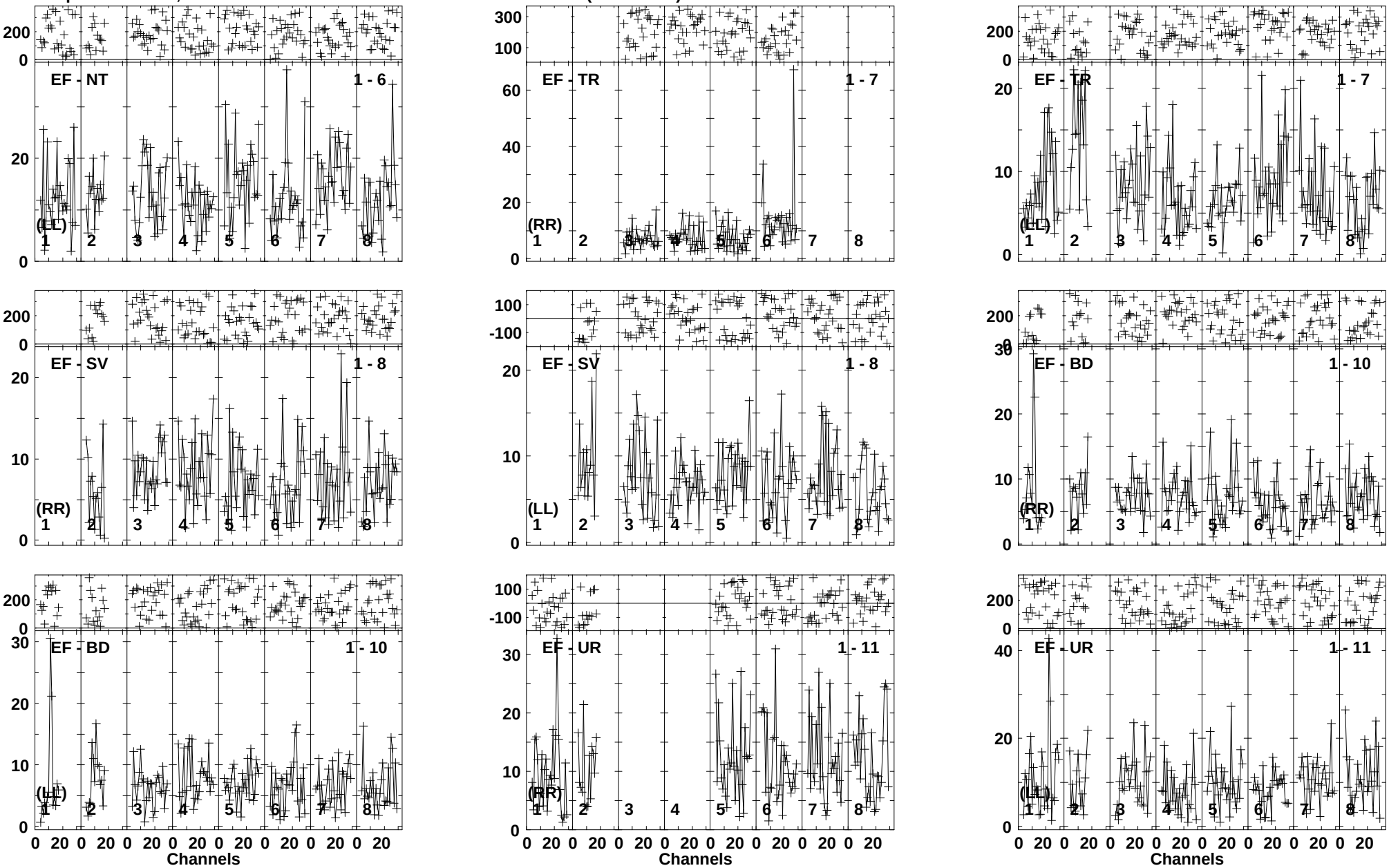

Lower frame: Milli Ampl Jy Top frame: Phas deg
Vector averaged cross-power spectrum Baseline: EF (01) - NT (06)
Timerange: 01/02:19:06 to 01/02:22:44

Plot file version 315 created 22-JUL-2014 18:11:27
IRASF15250 EP088C.UVDATA.1
Freq = 1.5950 GHz, Bw = 16.000 MH Calibrated with CL # 3 and BP # 1 (BP mode 1)



Lower frame: Milli Ampl Jy Top frame: Phas deg
Vector averaged cross-power spectrum Baseline: EF (01) - SH (12)
Timerange: 01/02:19:06 to 01/02:22:44

Plot file version 316 created 22-JUL-2014 18:11:27
J1522+3144 EP088C.UVDATA.1
Freq = 1.5950 GHz, Bw = 16.000 MH Calibrated with CL # 3 and BP # 1 (BP mode 1)

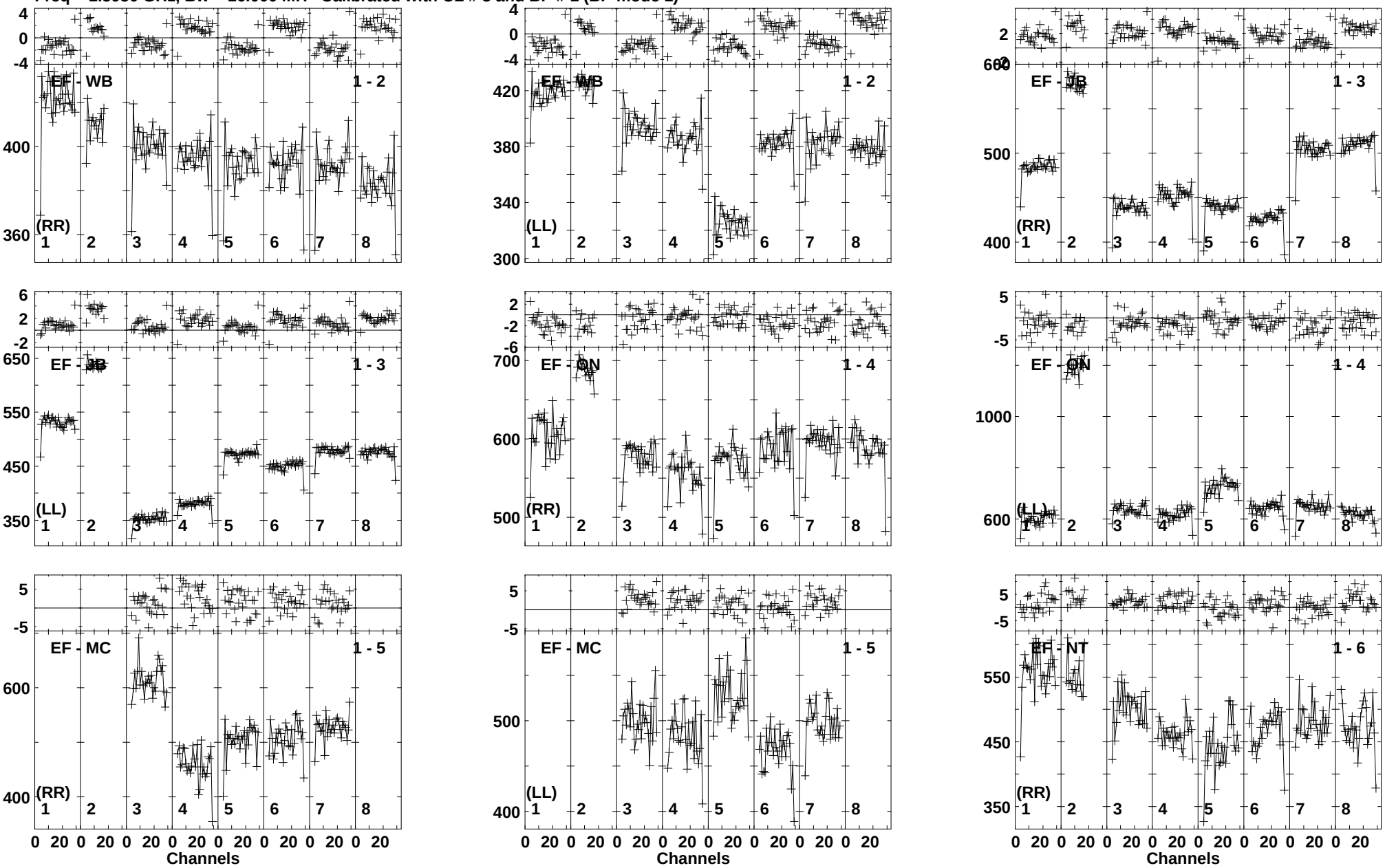

Lower frame: Milli Ampl Jy Top frame: Phas deg
Vector averaged cross-power spectrum Baseline: EF (01) - WB (02)
Timerange: 01/02:22:46 to 01/02:24:14

Plot file version 317 created 22-JUL-2014 18:11:28
J1522+3144 EP088C.UVDATA.1
Freq = 1.5950 GHz, Bw = 16.000 MH Calibrated with CL # 3 and BP # 1 (BP mode 1)

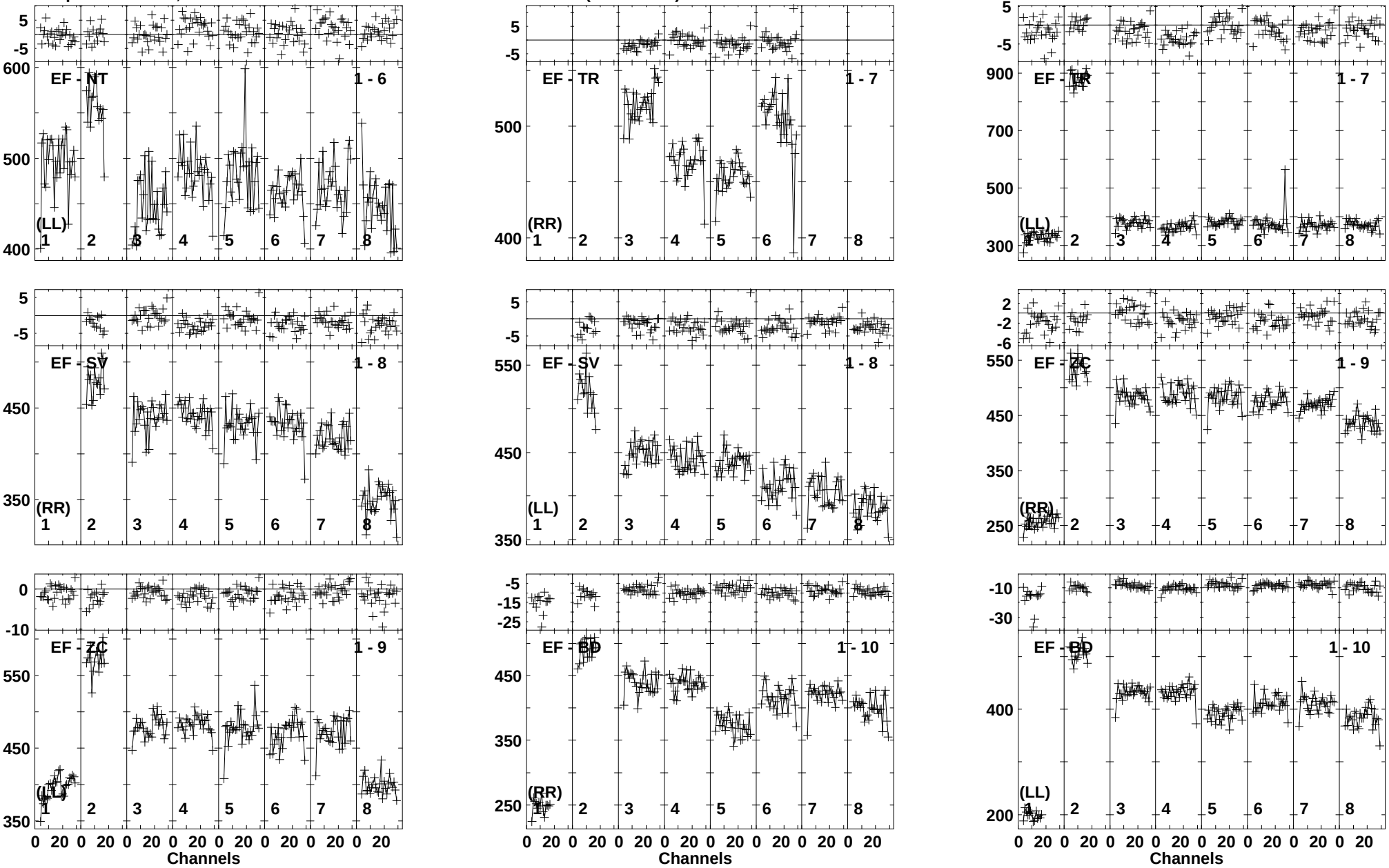

Lower frame: Milli Ampl Jy Top frame: Phas deg
Vector averaged cross-power spectrum Baseline: EF (01) - NT (06)
Timerange: 01/02:22:46 to 01/02:24:14

Plot file version 318 created 22-JUL-2014 18:11:28
J1522+3144 EP088C.UVDATA.1
Freq = 1.5950 GHz, Bw = 16.000 MH Calibrated with CL # 3 and BP # 1 (BP mode 1)

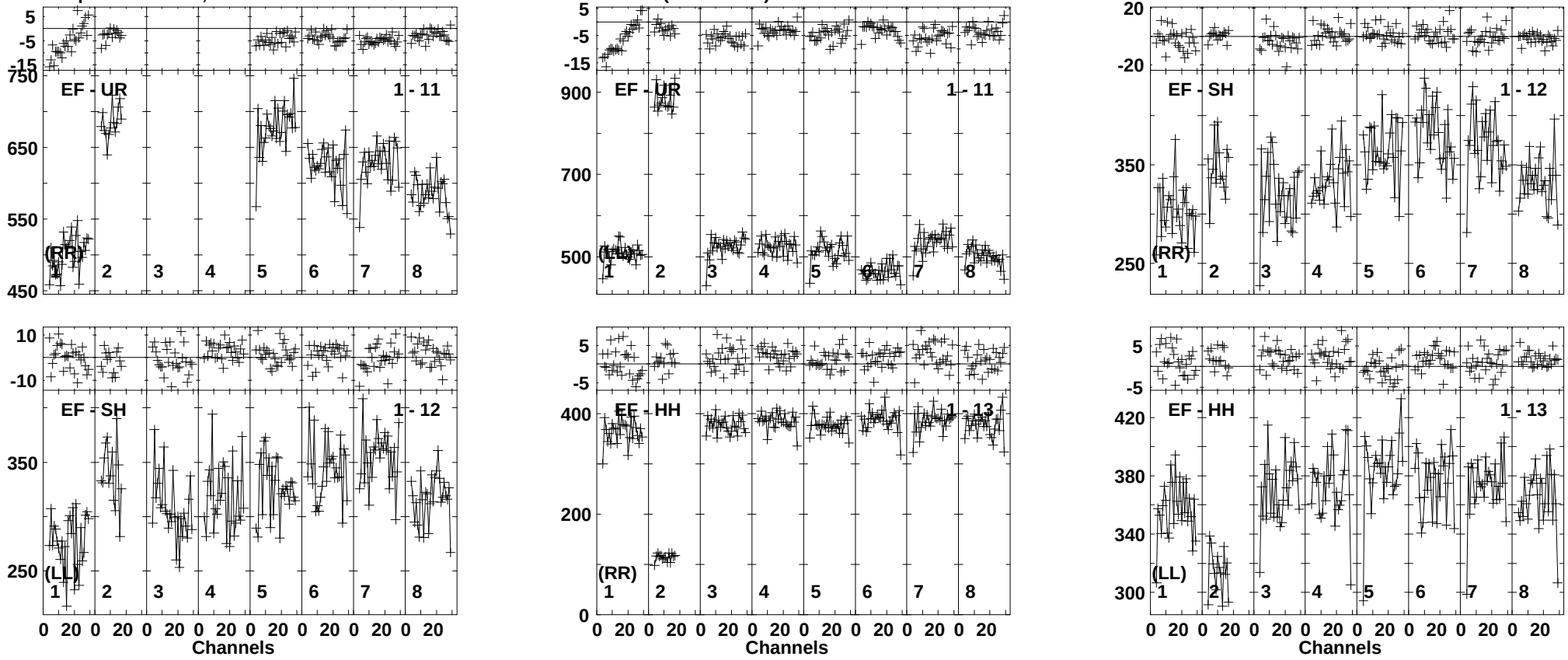

Lower frame: Milli Ampl Jy Top frame: Phas deg
Vector averaged cross-power spectrum Baseline: EF (01) - UR (11)
Timerange: 01/02:22:46 to 01/02:24:14

Plot file version 319 created 22-JUL-2014 18:11:28
IRASF15250 EP088C.UVDATA.1
Freq = 1.5950 GHz, Bw = 16.000 MH Calibrated with CL # 3 and BP # 1 (BP mode 1)

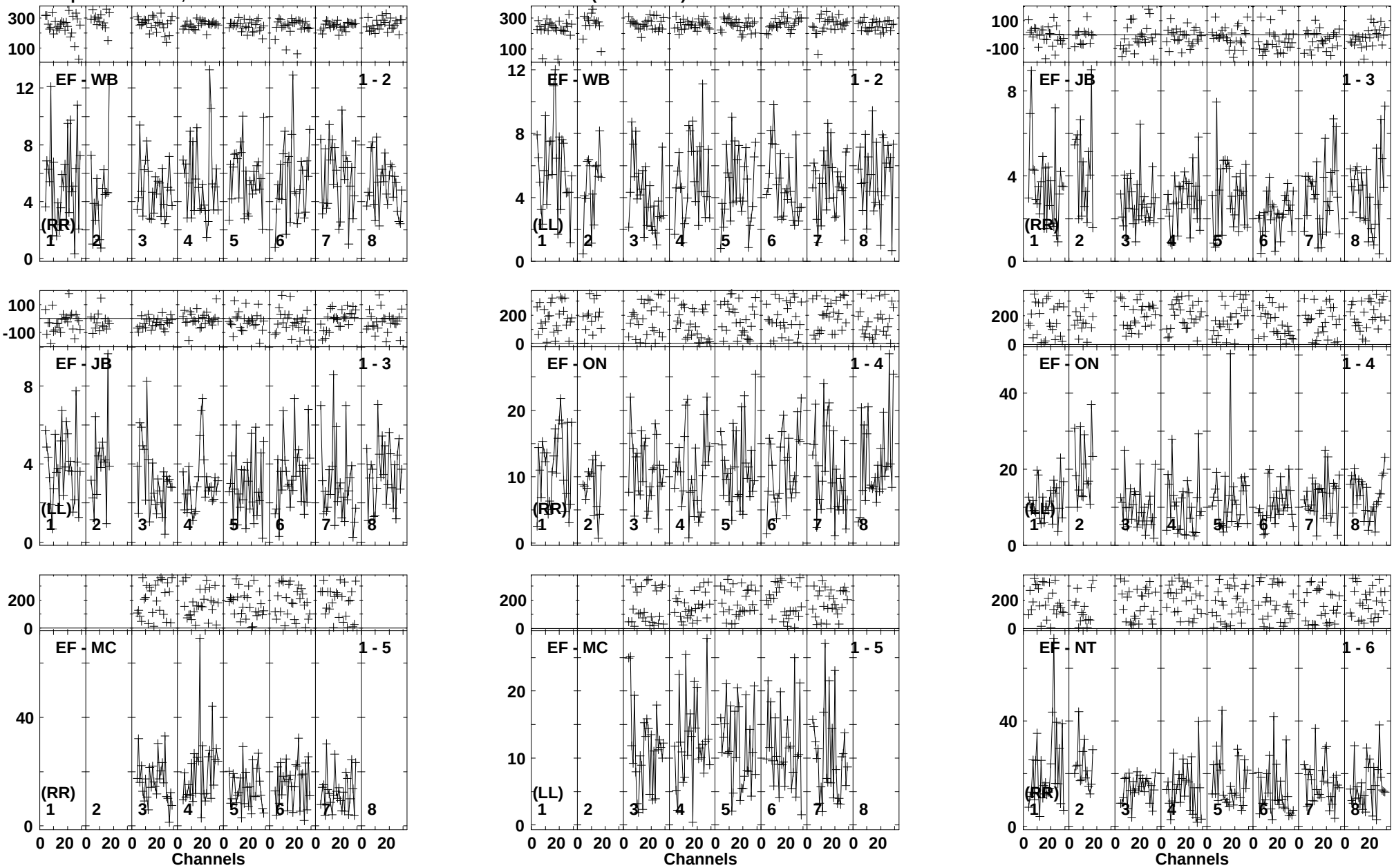

Lower frame: Milli Ampl Jy Top frame: Phas deg
Vector averaged cross-power spectrum Baseline: EF (01) - WB (02)
Timerange: 01/02:24:24 to 01/02:27:54

Plot file version 320 created 22-JUL-2014 18:11:29
IRASF15250 EP088C.UVDATA.1
Freq = 1.5950 GHz, Bw = 16.000 MH Calibrated with CL # 3 and BP # 1 (BP mode 1)

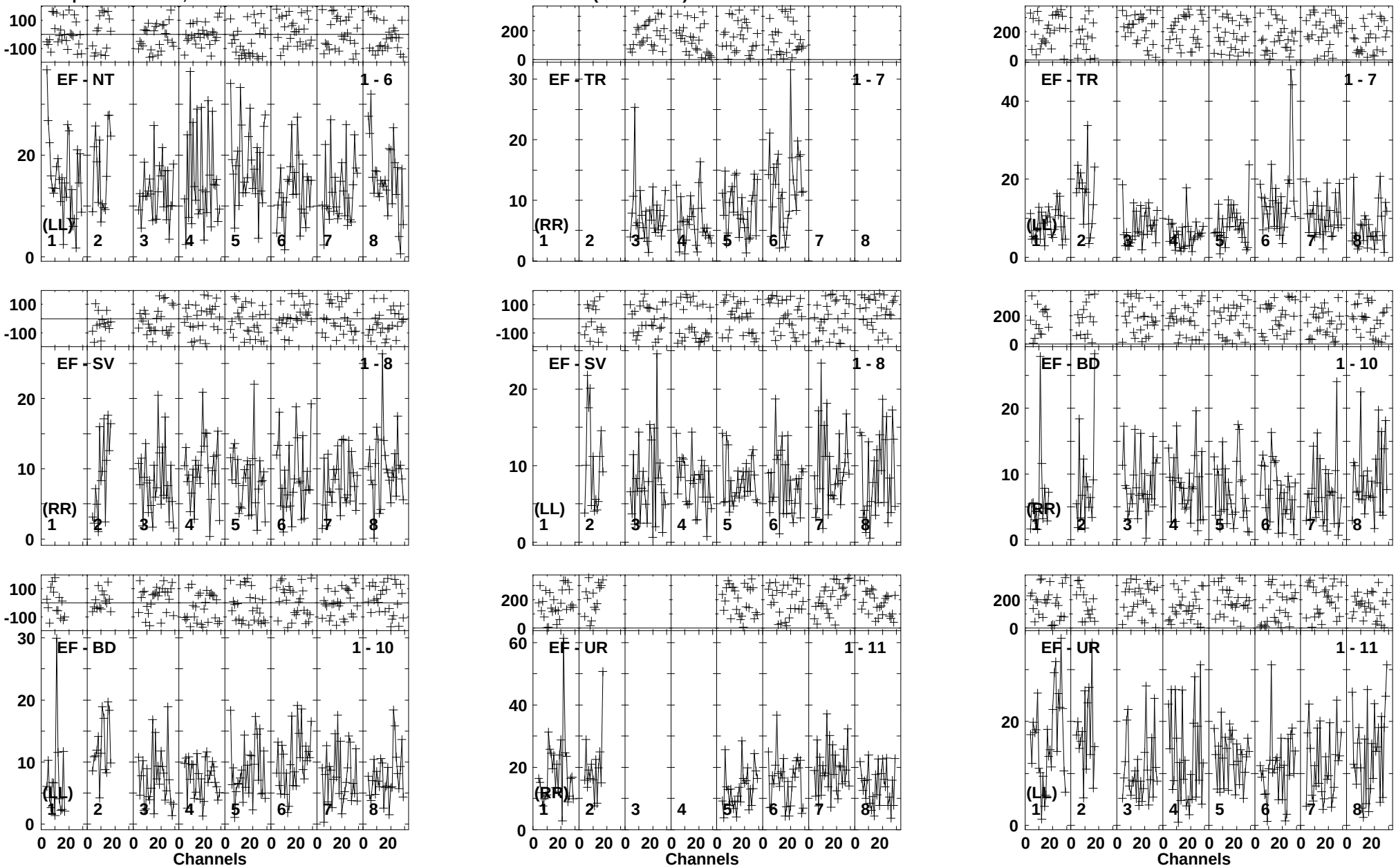

Lower frame: Milli Ampl Jy Top frame: Phas deg
Vector averaged cross-power spectrum Baseline: EF (01) - NT (06)
Timerange: 01/02:24:24 to 01/02:27:54

Plot file version 321 created 22-JUL-2014 18:11:29
IRASF15250 EP088C.UVDATA.1
Freq = 1.5950 GHz, Bw = 16.000 MH Calibrated with CL # 3 and BP # 1 (BP mode 1)

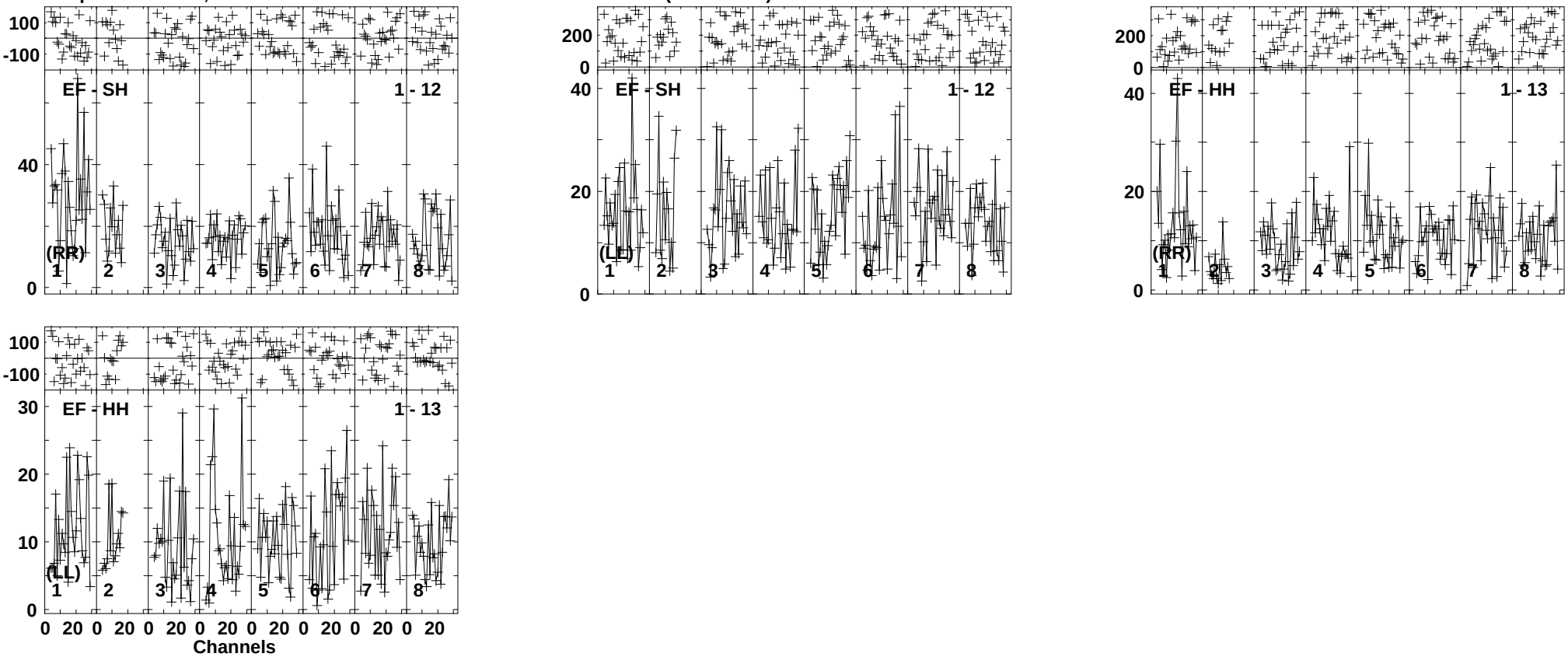

Lower frame: Milli Ampl Jy Top frame: Phas deg
Vector averaged cross-power spectrum Baseline: EF (01) - SH (12)
Timerange: 01/02:24:24 to 01/02:27:54

Plot file version 322 created 22-JUL-2014 18:11:29
J1522+3144 EP088C.UVDATA.1
Freq = 1.5950 GHz, Bw = 16.000 MH Calibrated with CL # 3 and BP # 1 (BP mode 1)

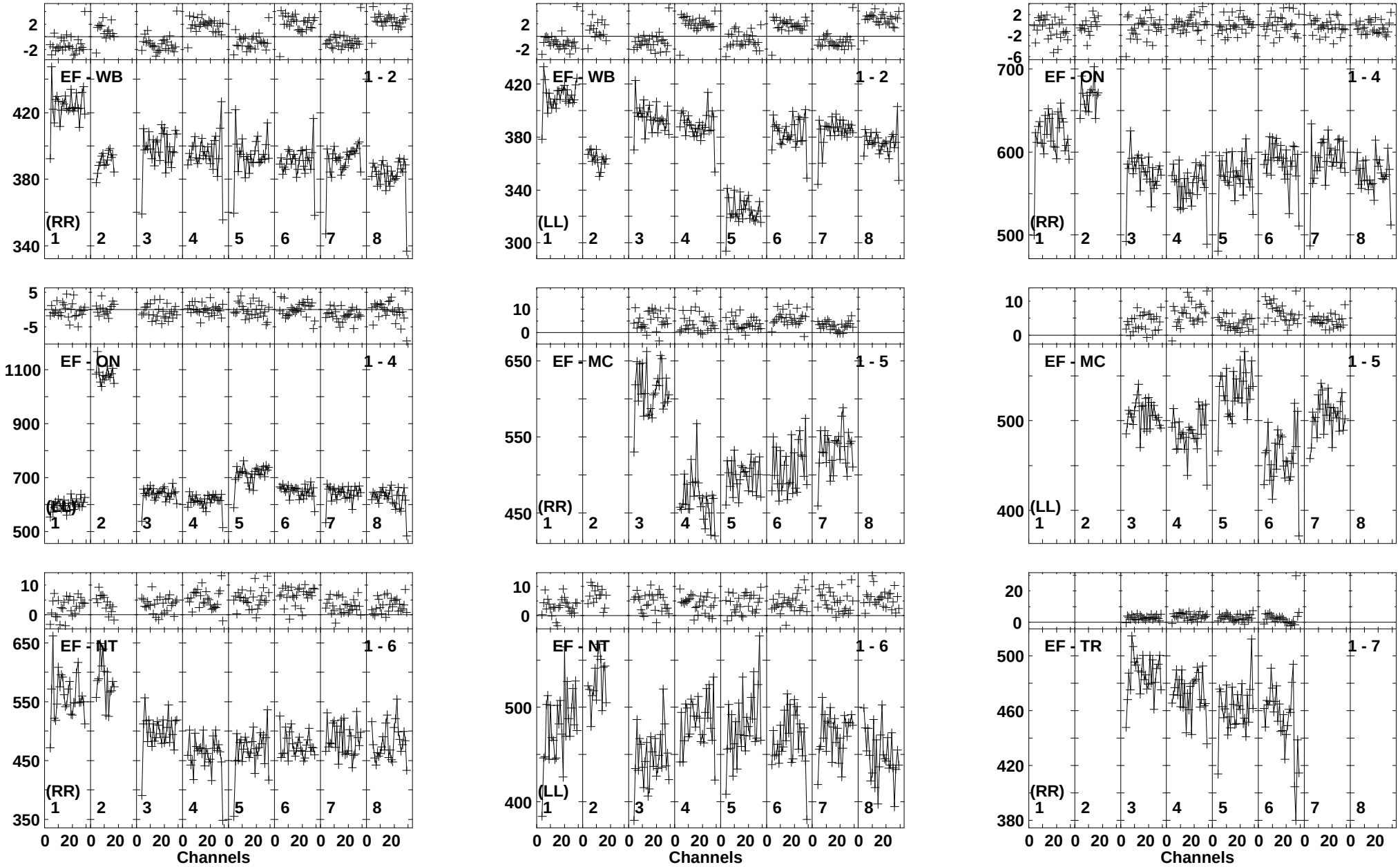

Lower frame: Milli Ampl Jy Top frame: Phas deg
Vector averaged cross-power spectrum Baseline: EF (01) - WB (02)
Timerange: 01/02:27:56 to 01/02:29:18

Plot file version 323 created 22-JUL-2014 18:11:30
J1522+3144 EP088C.UVDATA.1
Freq = 1.5950 GHz, Bw = 16.000 MH Calibrated with CL # 3 and BP # 1 (BP mode 1)

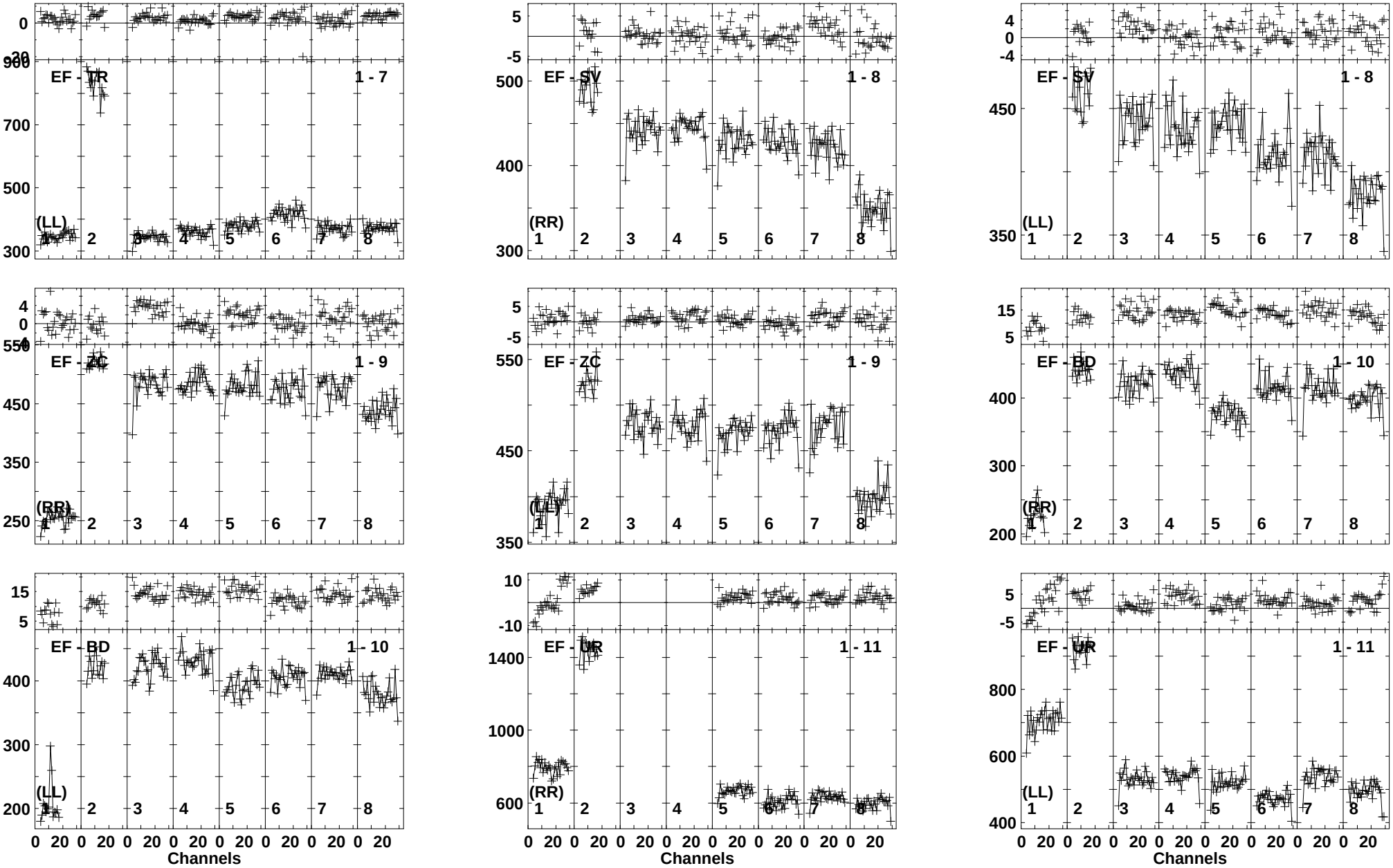

Lower frame: Milli Ampl Jy Top frame: Phas deg
Vector averaged cross-power spectrum Baseline: EF (01) - TR (07)
Timerange: 01/02:27:56 to 01/02:29:18

Plot file version 324 created 22-JUL-2014 18:11:30
J1522+3144 EP088C.UVDATA.1
Freq = 1.5950 GHz, Bw = 16.000 MH Calibrated with CL # 3 and BP # 1 (BP mode 1)

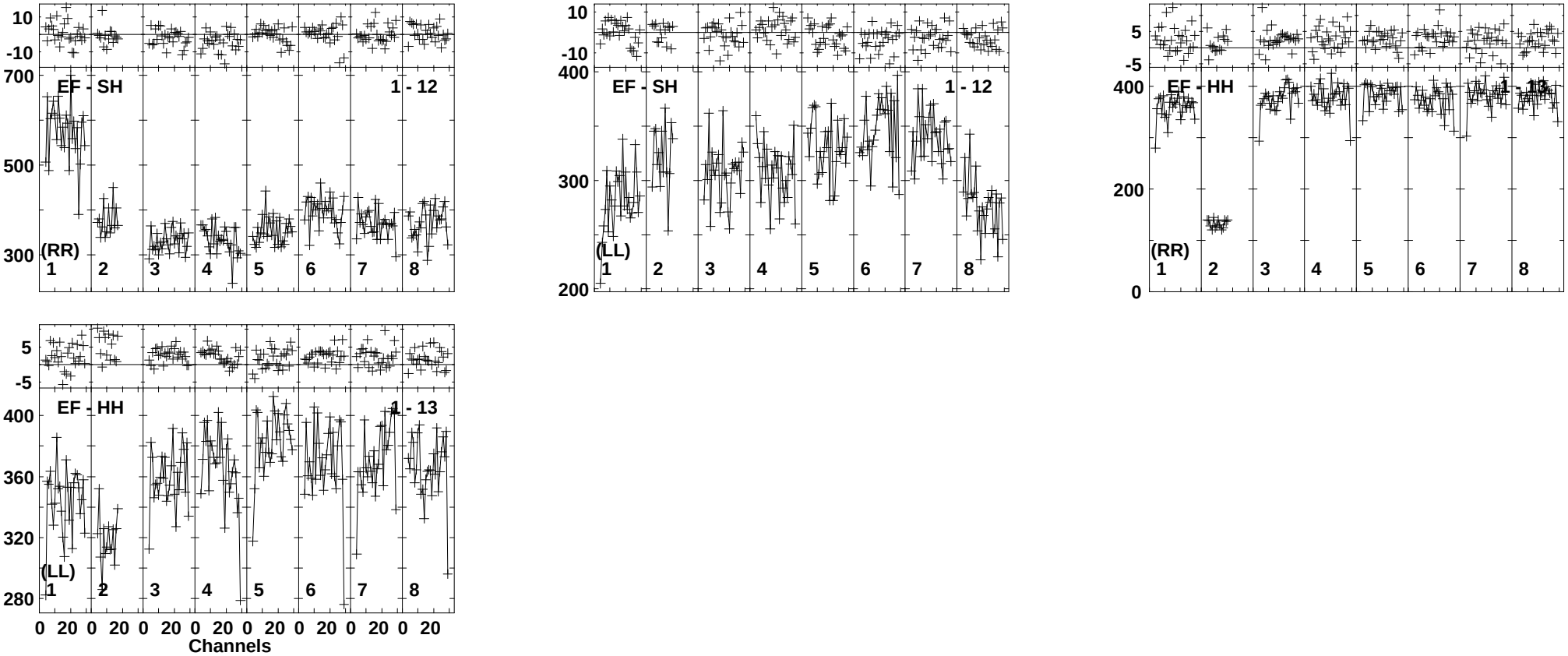

Lower frame: Milli Ampl Jy Top frame: Phas deg
Vector averaged cross-power spectrum Baseline: EF (01) - SH (12)
Timerange: 01/02:27:56 to 01/02:29:18

Plot file version 325 created 22-JUL-2014 18:11:30
IRASF15250 EP088C.UVDATA.1
Freq = 1.5950 GHz, Bw = 16.000 MH Calibrated with CL # 3 and BP # 1 (BP mode 1)

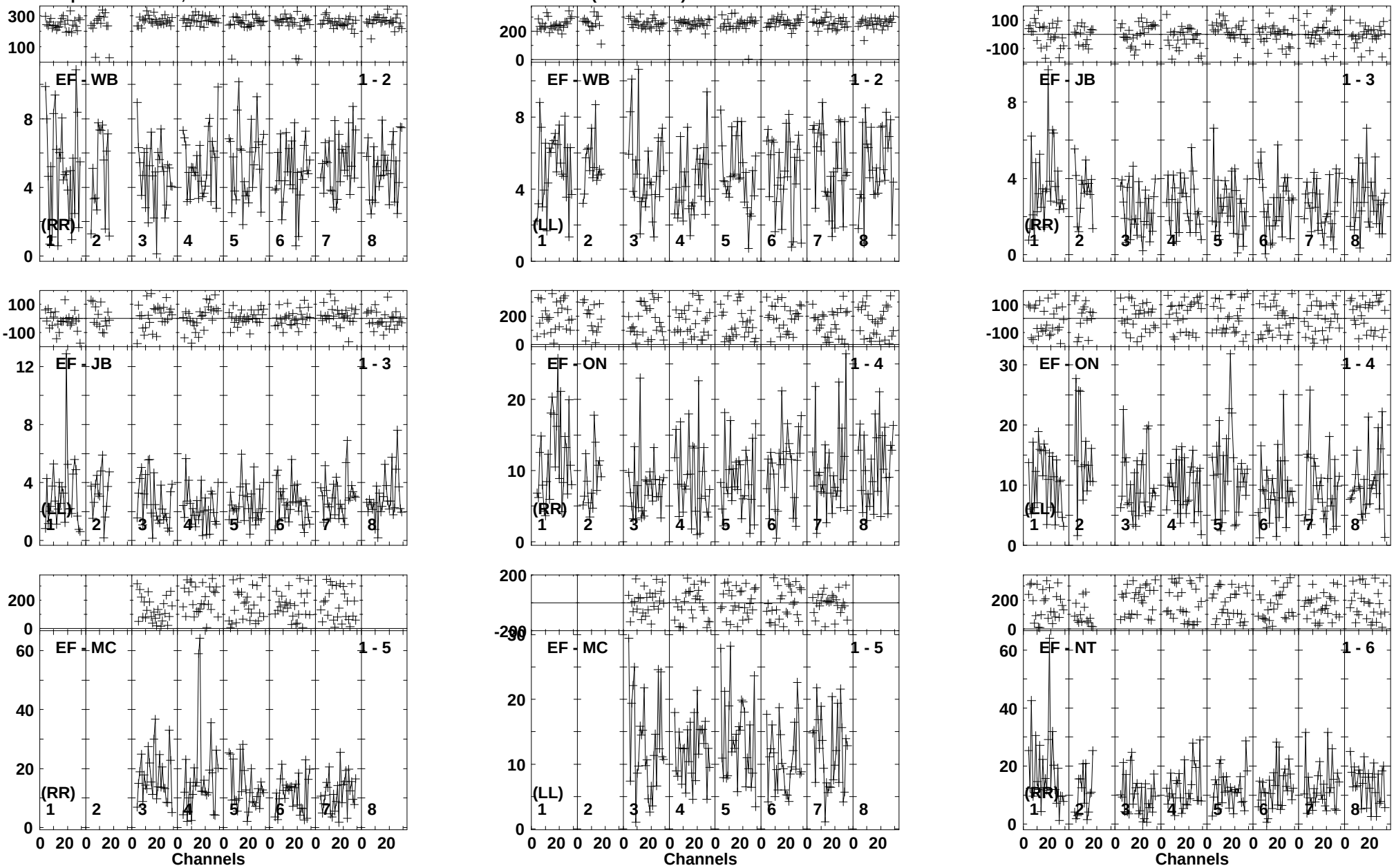

Lower frame: Milli Ampl Jy Top frame: Phas deg
Vector averaged cross-power spectrum Baseline: EF (01) - WB (02)
Timerange: 01/02:30:21 to 01/02:33:59

Plot file version 326 created 22-JUL-2014 18:11:31
IRASF15250 EP088C.UVDATA.1
Freq = 1.5950 GHz, Bw = 16.000 MH Calibrated with CL # 3 and BP # 1 (BP mode 1)

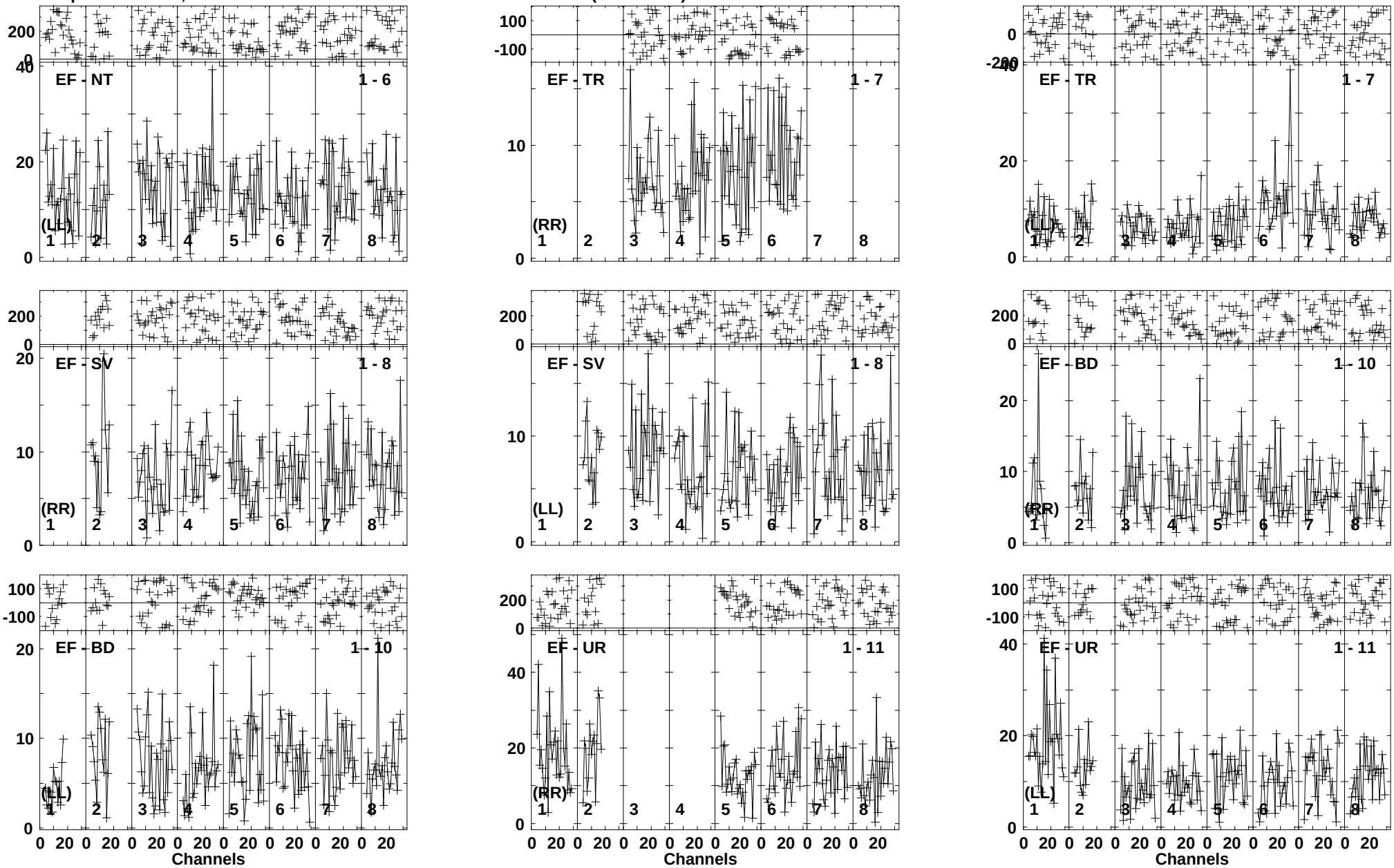

Lower frame: Milli Ampl Jy Top frame: Phas deg
Vector averaged cross-power spectrum Baseline: EF (01) - NT (06)
Timerange: 01/02:30:21 to 01/02:33:59

Plot file version 327 created 22-JUL-2014 18:11:31
IRASF15250 EP088C.UVDATA.1
Freq = 1.5950 GHz, Bw = 16.000 MH Calibrated with CL # 3 and BP # 1 (BP mode 1)

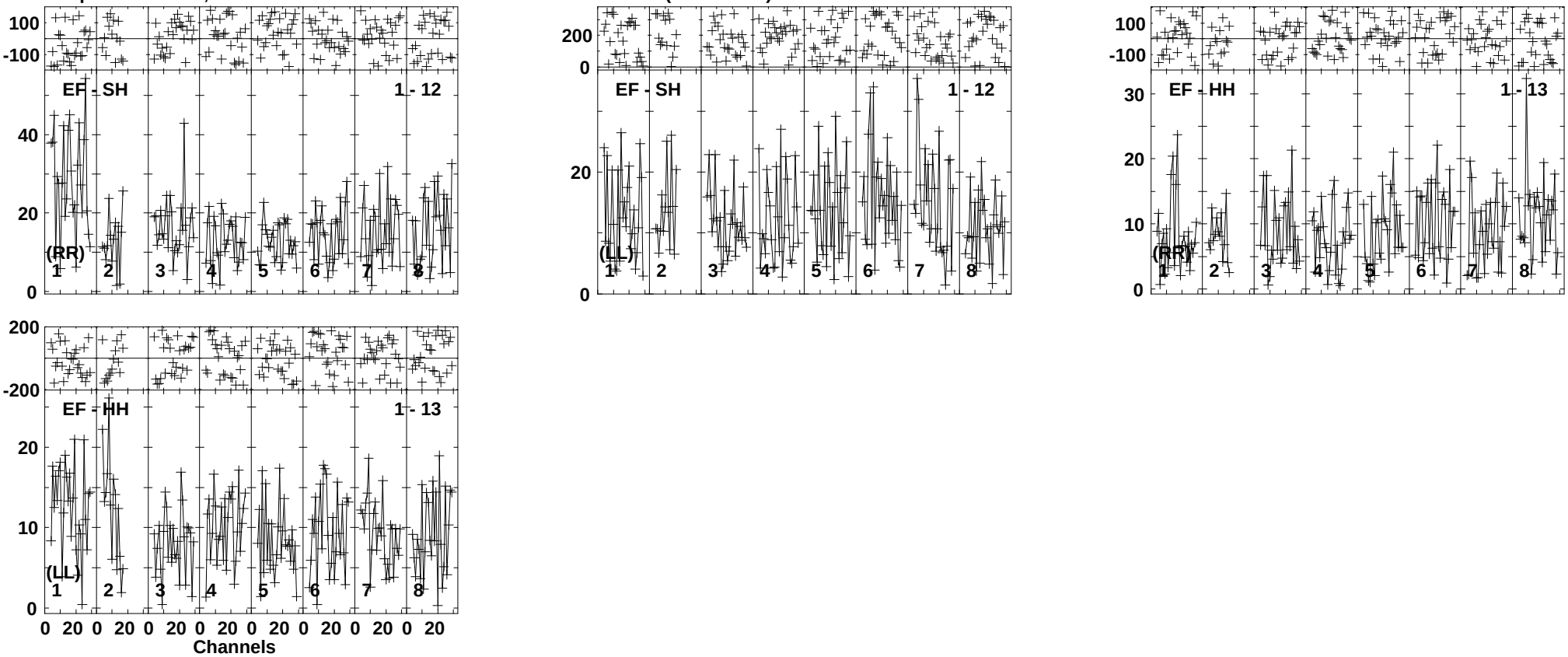

Lower frame: Milli Ampl Jy Top frame: Phas deg
Vector averaged cross-power spectrum Baseline: EF (01) - SH (12)
Timerange: 01/02:30:21 to 01/02:33:59

Plot file version 328 created 22-JUL-2014 18:11:31
J1522+3144 EP088C.UVDATA.1
Freq = 1.5950 GHz, Bw = 16.000 MH Calibrated with CL # 3 and BP # 1 (BP mode 1)

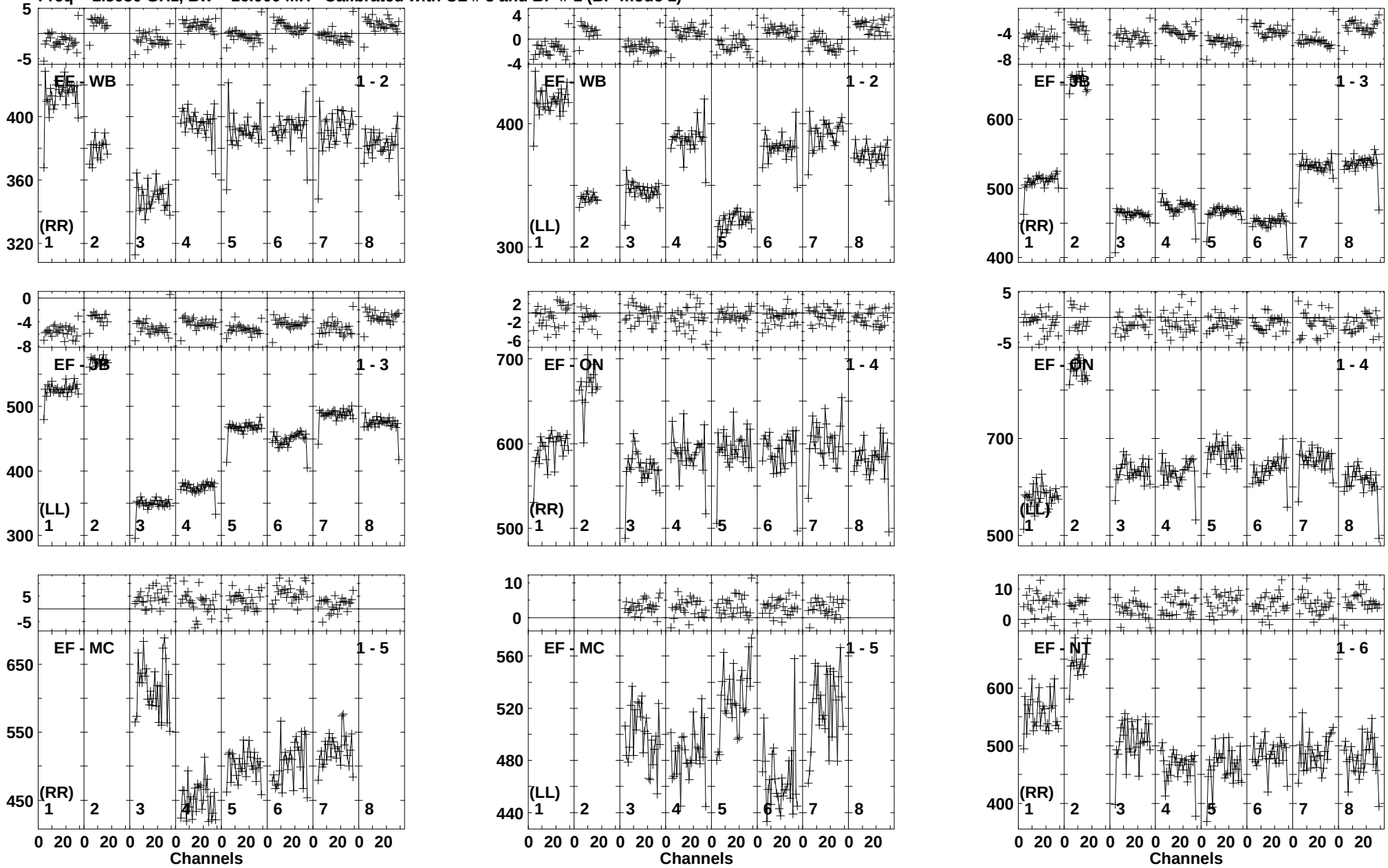

Lower frame: Milli Ampl Jy Top frame: Phas deg
Vector averaged cross-power spectrum Baseline: EF (01) - WB (02)
Timerange: 01/02:34:01 to 01/02:35:29

Plot file version 329 created 22-JUL-2014 18:11:32
J1522+3144 EP088C.UVDATA.1
Freq = 1.5950 GHz, Bw = 16.000 MH Calibrated with CL # 3 and BP # 1 (BP mode 1)

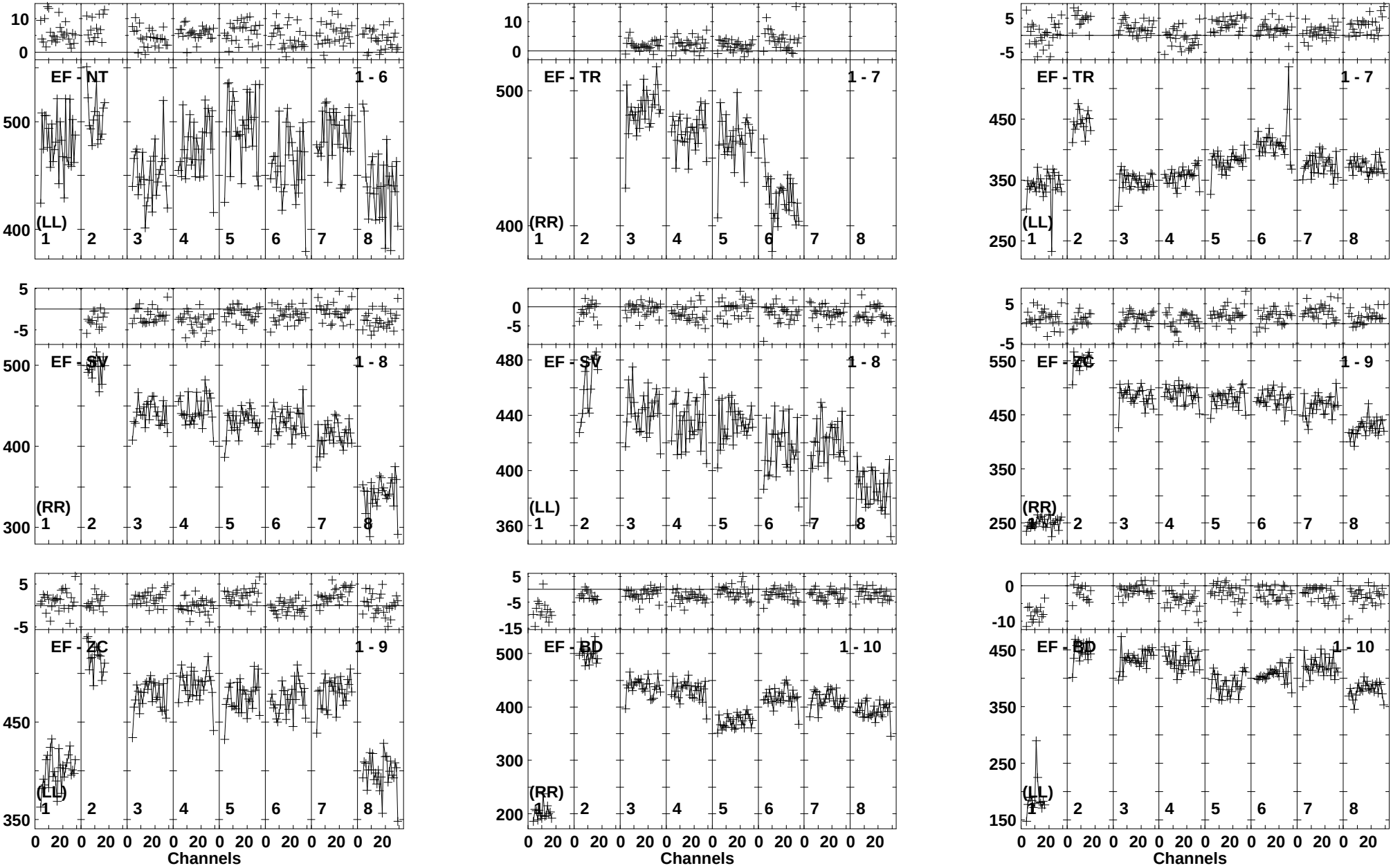

Lower frame: Milli Ampl Jy Top frame: Phas deg
Vector averaged cross-power spectrum Baseline: EF (01) - NT (06)
Timerange: 01/02:34:01 to 01/02:35:29

Plot file version 330 created 22-JUL-2014 18:11:32
J1522+3144 EP088C.UVDATA.1
Freq = 1.5950 GHz, Bw = 16.000 MH Calibrated with CL # 3 and BP # 1 (BP mode 1)

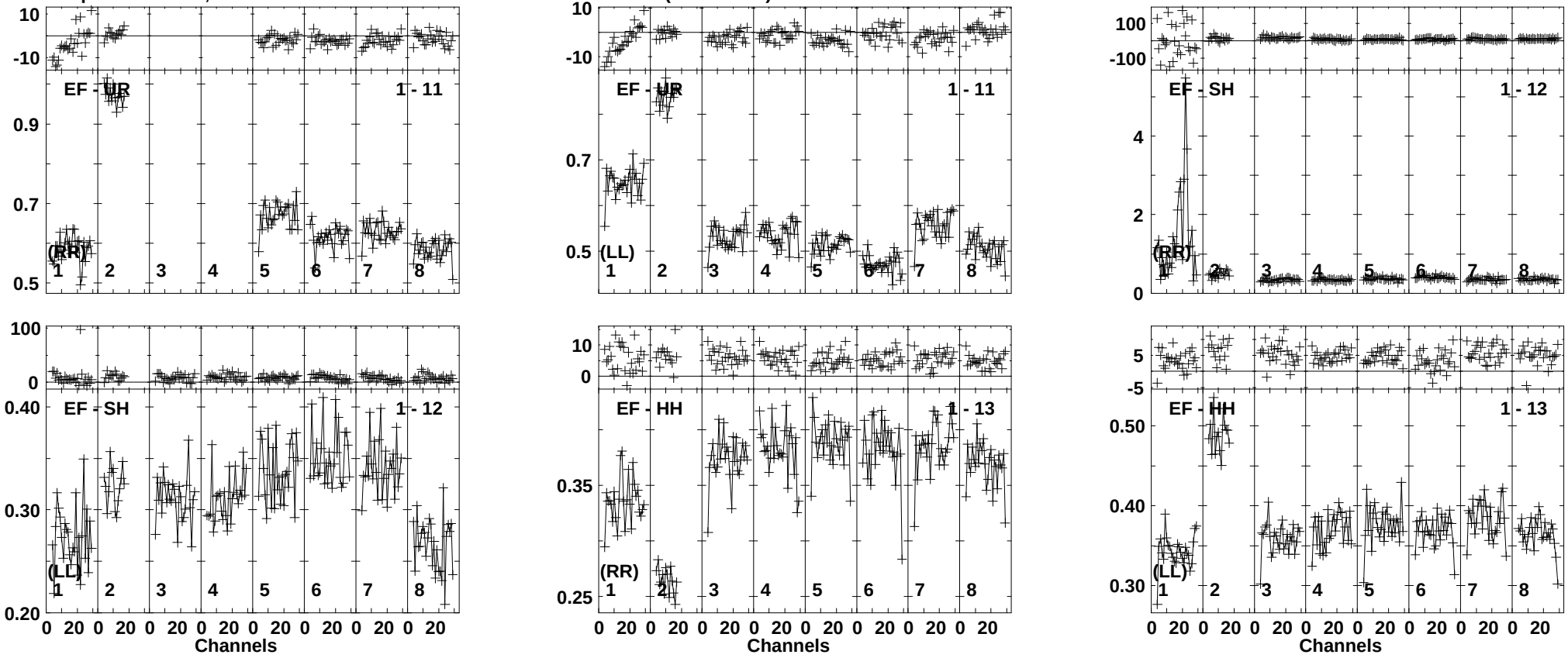

Lower frame: Ampl Jy Top frame: Phas deg
Vector averaged cross-power spectrum Baseline: EF (01) - UR (11)
Timerange: 01/02:34:01 to 01/02:35:29

Plot file version 331 created 22-JUL-2014 18:11:32
IRASF15250 EP088C.UVDATA.1
Freq = 1.5950 GHz, Bw = 16.000 MH Calibrated with CL # 3 and BP # 1 (BP mode 1)

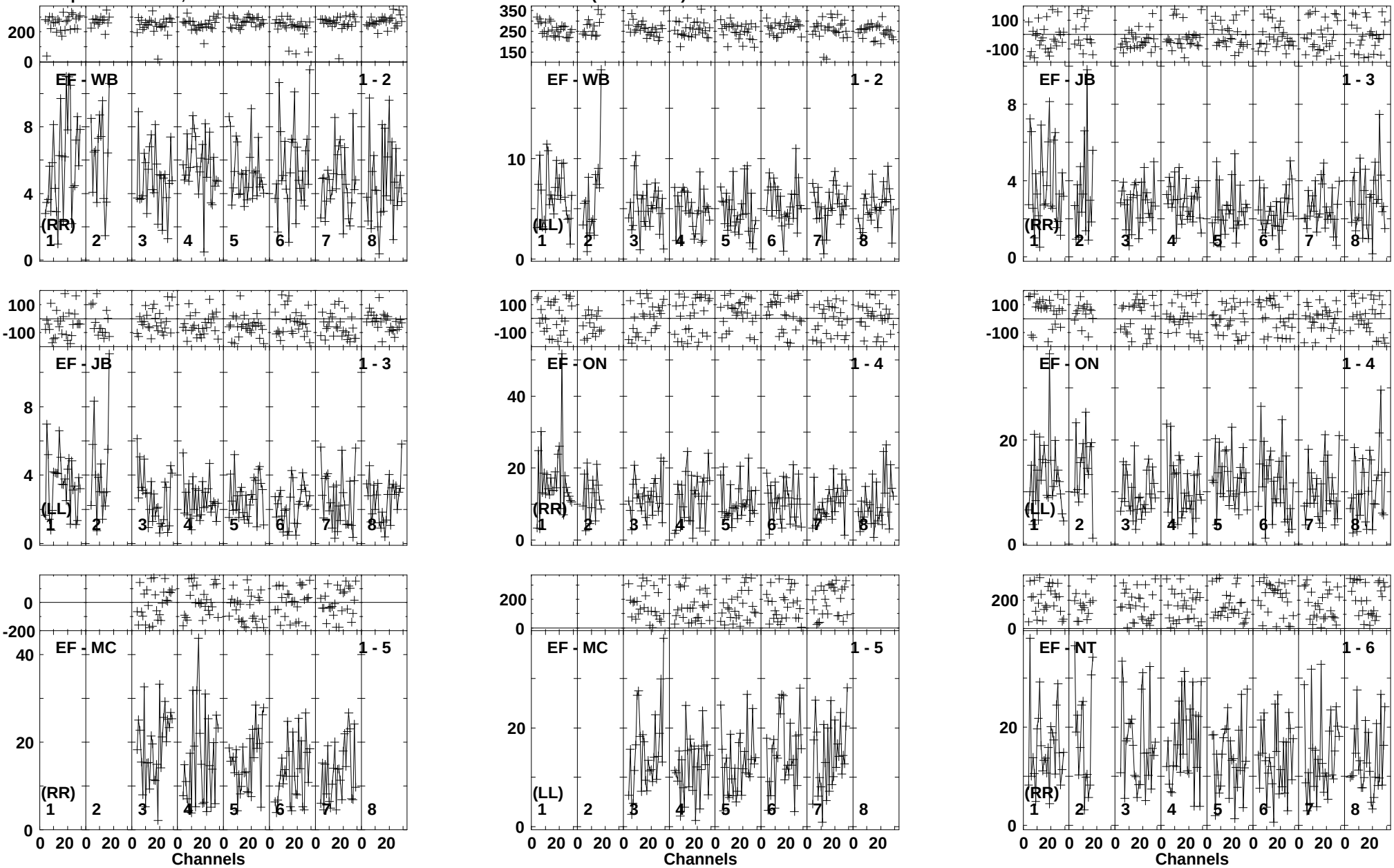

Lower frame: Milli Ampl Jy Top frame: Phas deg
Vector averaged cross-power spectrum Baseline: EF (01) - WB (02)
Timerange: 01/02:35:39 to 01/02:39:09

Plot file version 332 created 22-JUL-2014 18:11:33
IRASF15250 EP088C.UVDATA.1
Freq = 1.5950 GHz, Bw = 16.000 MH Calibrated with CL # 3 and BP # 1 (BP mode 1)

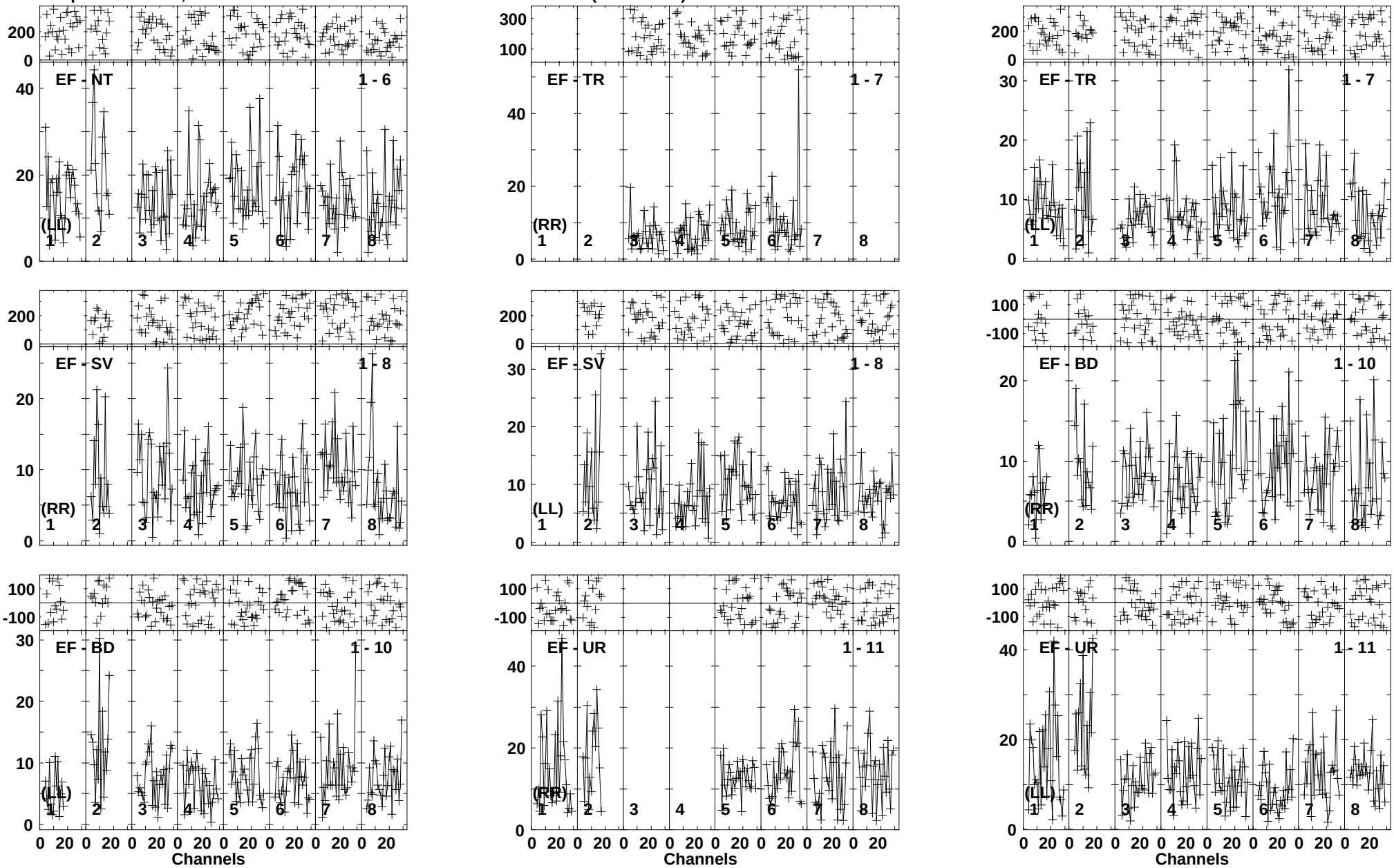

Lower frame: Milli Ampl Jy Top frame: Phas deg
Vector averaged cross-power spectrum Baseline: EF (01) - NT (06)
Timerange: 01/02:35:39 to 01/02:39:09

Plot file version 333 created 22-JUL-2014 18:11:33
IRASF15250 EP088C.UVDATA.1
Freq = 1.5950 GHz, Bw = 16.000 MH Calibrated with CL # 3 and BP # 1 (BP mode 1)

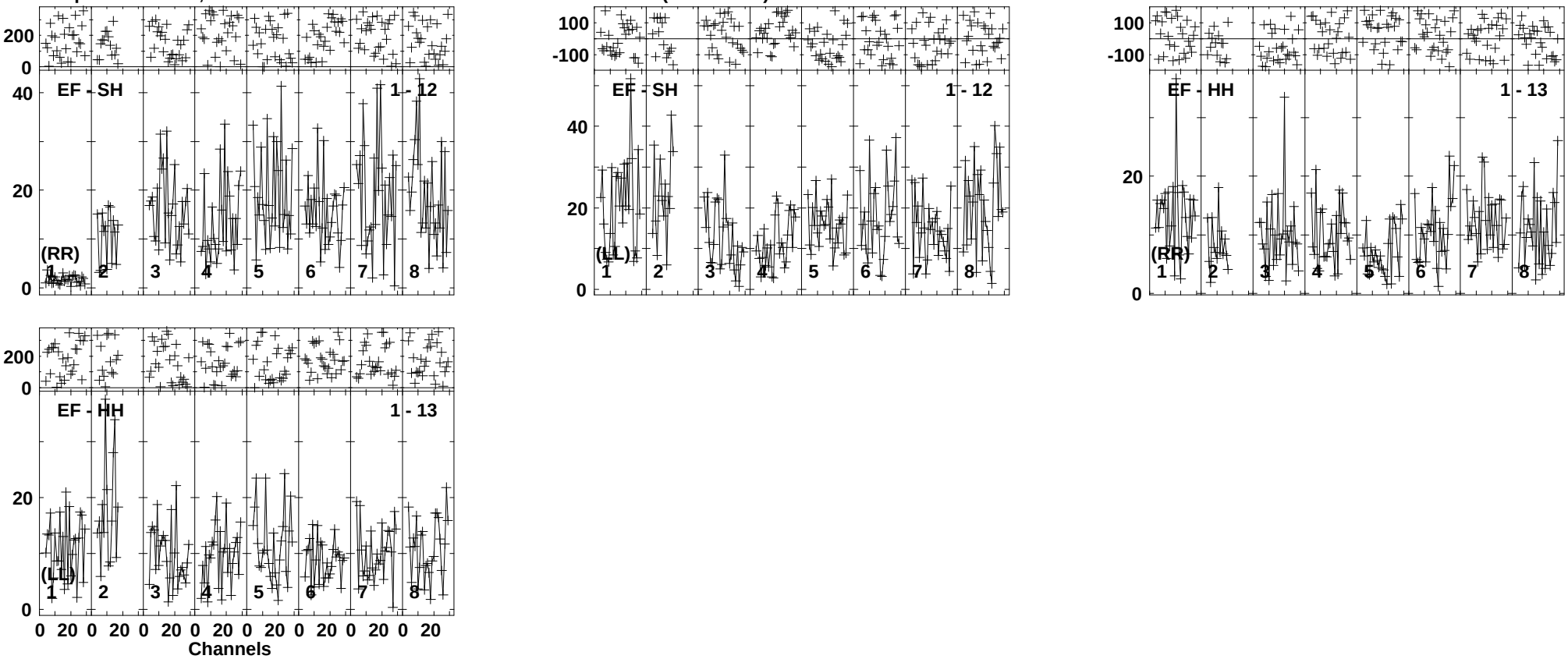

Lower frame: Milli Ampl Jy Top frame: Phas deg
Vector averaged cross-power spectrum Baseline: EF (01) - SH (12)
Timerange: 01/02:35:39 to 01/02:39:09

Plot file version 334 created 22-JUL-2014 18:11:34
J1522+3144 EP088C.UVDATA.1
Freq = 1.5950 GHz, Bw = 16.000 MH Calibrated with CL # 3 and BP # 1 (BP mode 1)

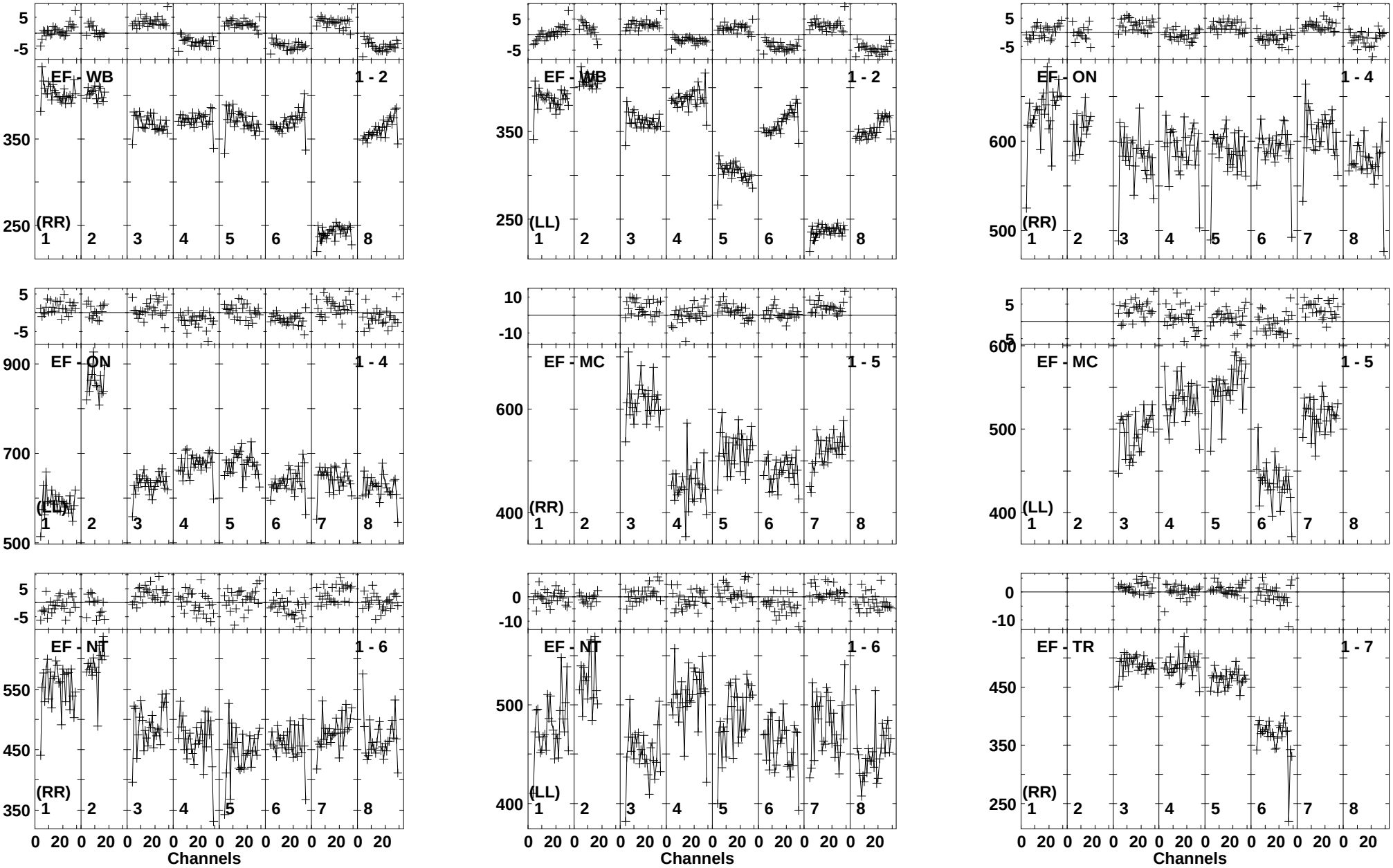

Lower frame: Milli Ampl Jy Top frame: Phas deg
Vector averaged cross-power spectrum Baseline: EF (01) - WB (02)
Timerange: 01/02:39:11 to 01/02:40:33

Plot file version 335 created 22-JUL-2014 18:11:34
J1522+3144 EP088C.UVDATA.1
Freq = 1.5950 GHz, Bw = 16.000 MH Calibrated with CL # 3 and BP # 1 (BP mode 1)

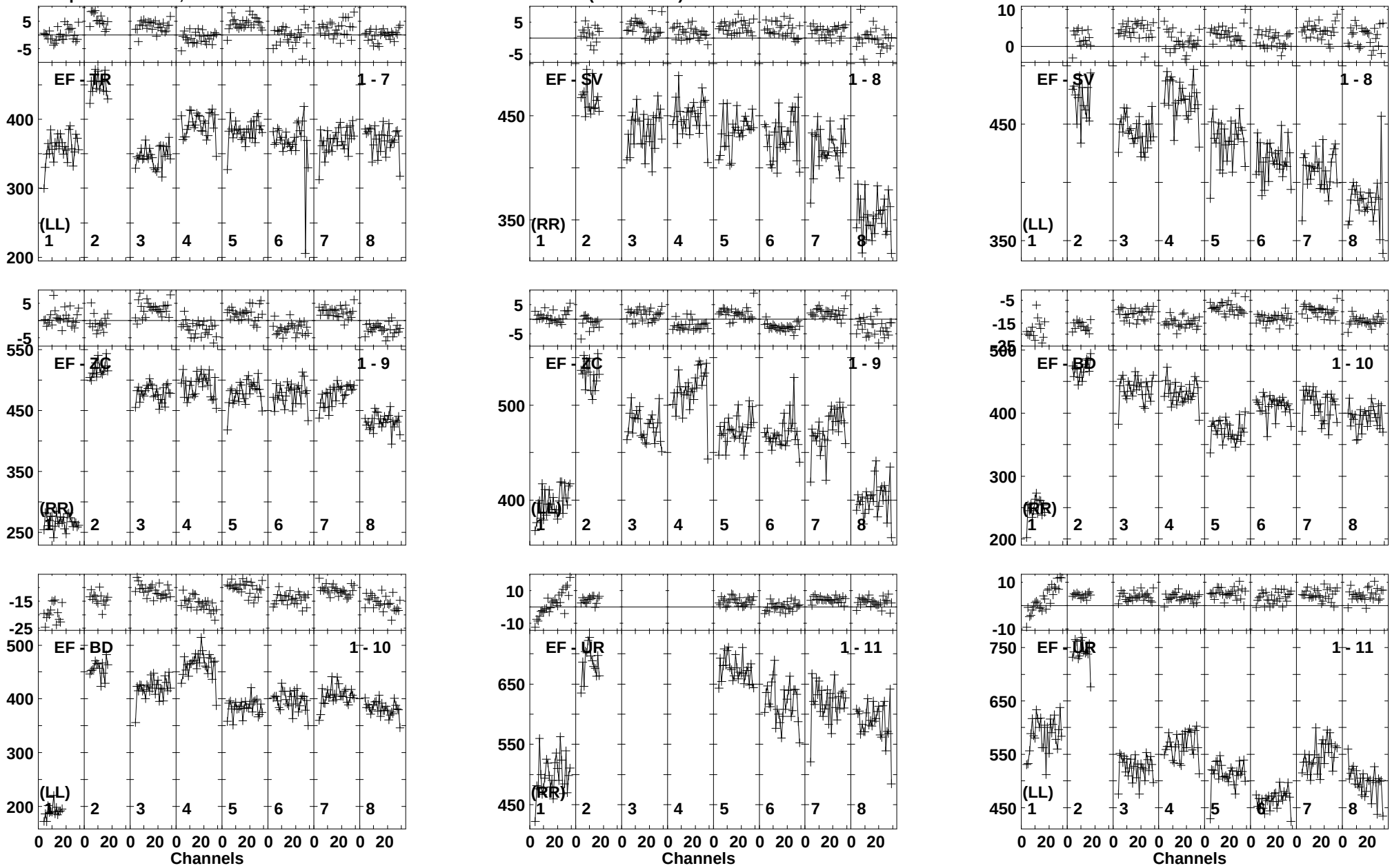

Lower frame: Milli Ampl Jy Top frame: Phas deg
Vector averaged cross-power spectrum Baseline: EF (01) - TR (07)
Timerange: 01/02:39:11 to 01/02:40:33

Plot file version 336 created 22-JUL-2014 18:11:34
J1522+3144 EP088C.UVDATA.1
Freq = 1.5950 GHz, Bw = 16.000 MH Calibrated with CL # 3 and BP # 1 (BP mode 1)

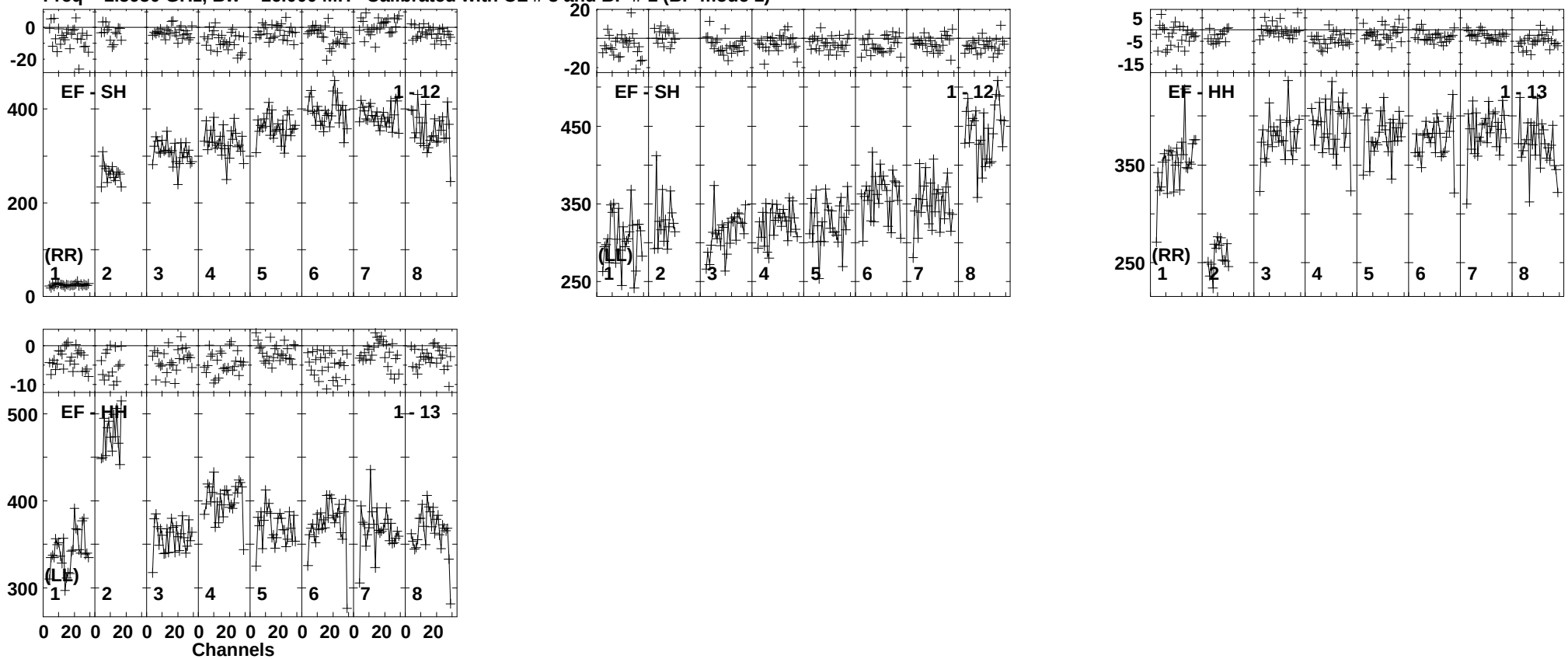

Lower frame: Milli Ampl Jy Top frame: Phas deg
Vector averaged cross-power spectrum Baseline: EF (01) - SH (12)
Timerange: 01/02:39:11 to 01/02:40:33

Plot file version 337 created 22-JUL-2014 18:11:35
IRASF15250 EP088C.UVDATA.1
Freq = 1.5950 GHz, Bw = 16.000 MH Calibrated with CL # 3 and BP # 1 (BP mode 1)

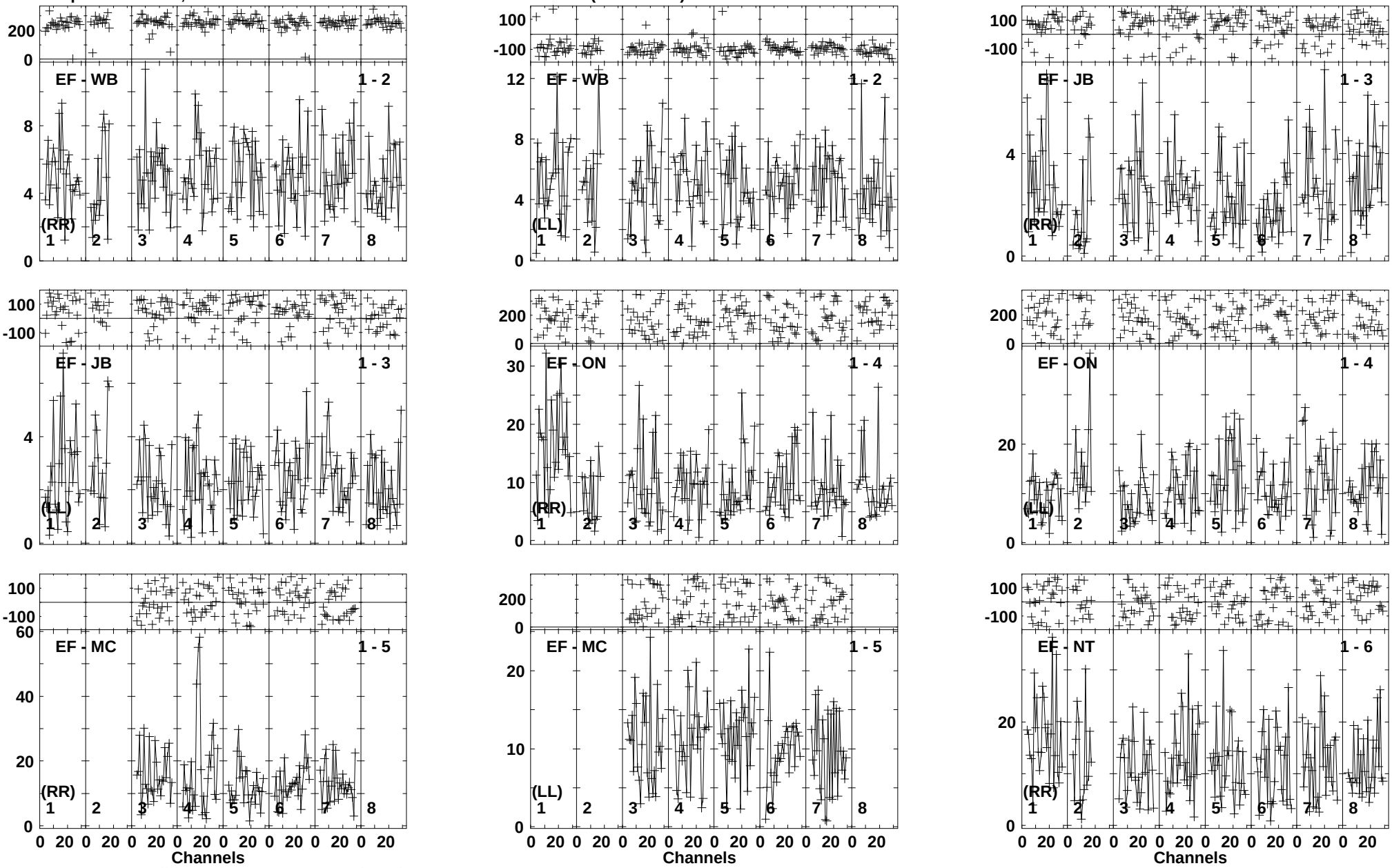

Lower frame: Milli Ampl Jy Top frame: Phas deg
Vector averaged cross-power spectrum Baseline: EF (01) - WB (02)
Timerange: 01/02:41:36 to 01/02:45:14

Plot file version 338 created 22-JUL-2014 18:11:35
IRASF15250 EP088C.UVDATA.1
Freq = 1.5950 GHz, Bw = 16.000 MH Calibrated with CL # 3 and BP # 1 (BP mode 1)

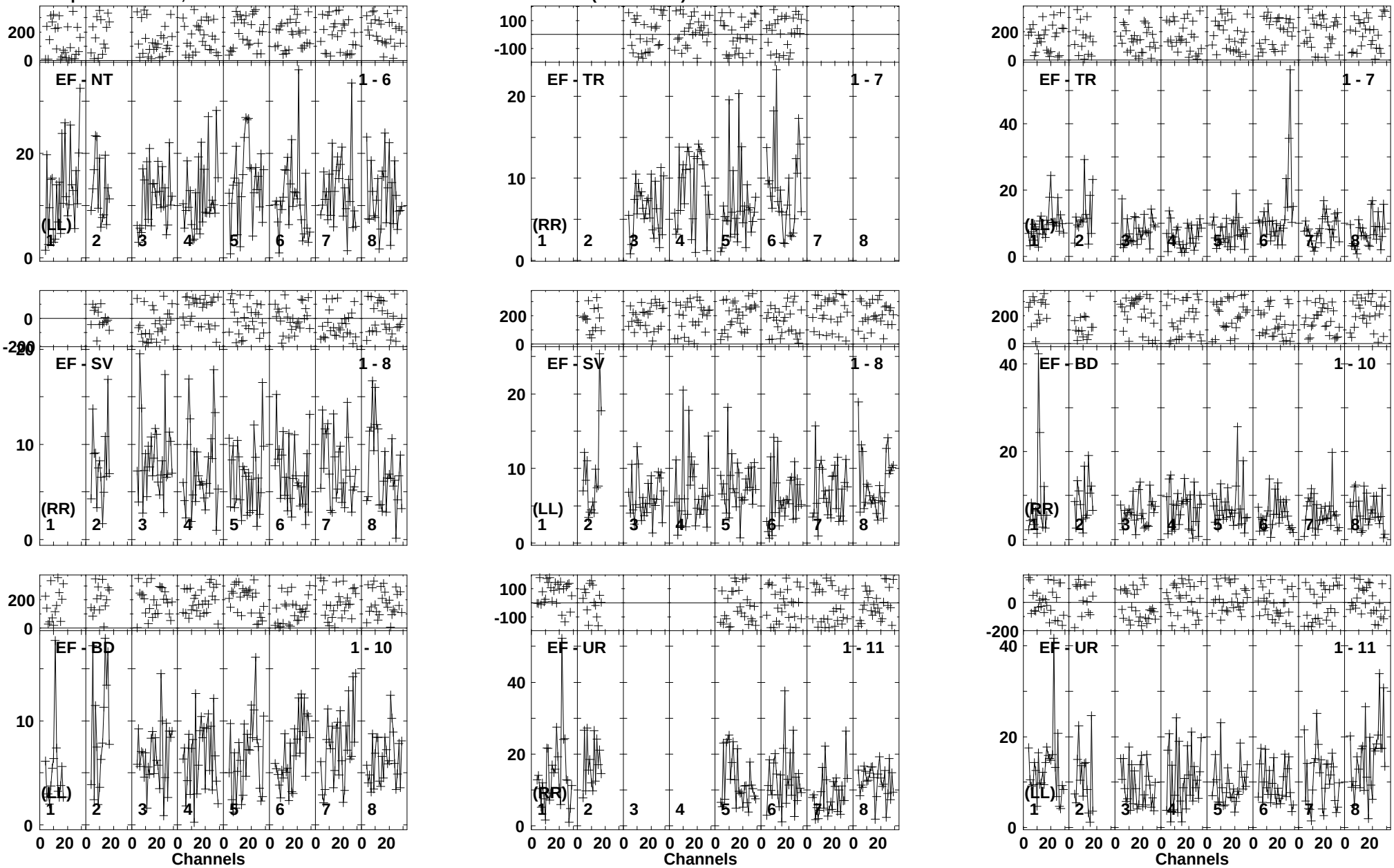

Lower frame: Milli Ampl Jy Top frame: Phas deg
Vector averaged cross-power spectrum Baseline: EF (01) - NT (06)
Timerange: 01/02:41:36 to 01/02:45:14

Plot file version 339 created 22-JUL-2014 18:11:36
IRASF15250 EP088C.UVDATA.1
Freq = 1.5950 GHz, Bw = 16.000 MH Calibrated with CL # 3 and BP # 1 (BP mode 1)



Lower frame: Milli Ampl Jy Top frame: Phas deg
Vector averaged cross-power spectrum Baseline: EF (01) - SH (12)
Timerange: 01/02:41:36 to 01/02:45:14

Plot file version 340 created 22-JUL-2014 18:11:36
J1522+3144 EP088C.UVDATA.1
Freq = 1.5950 GHz, Bw = 16.000 MH Calibrated with CL # 3 and BP # 1 (BP mode 1)

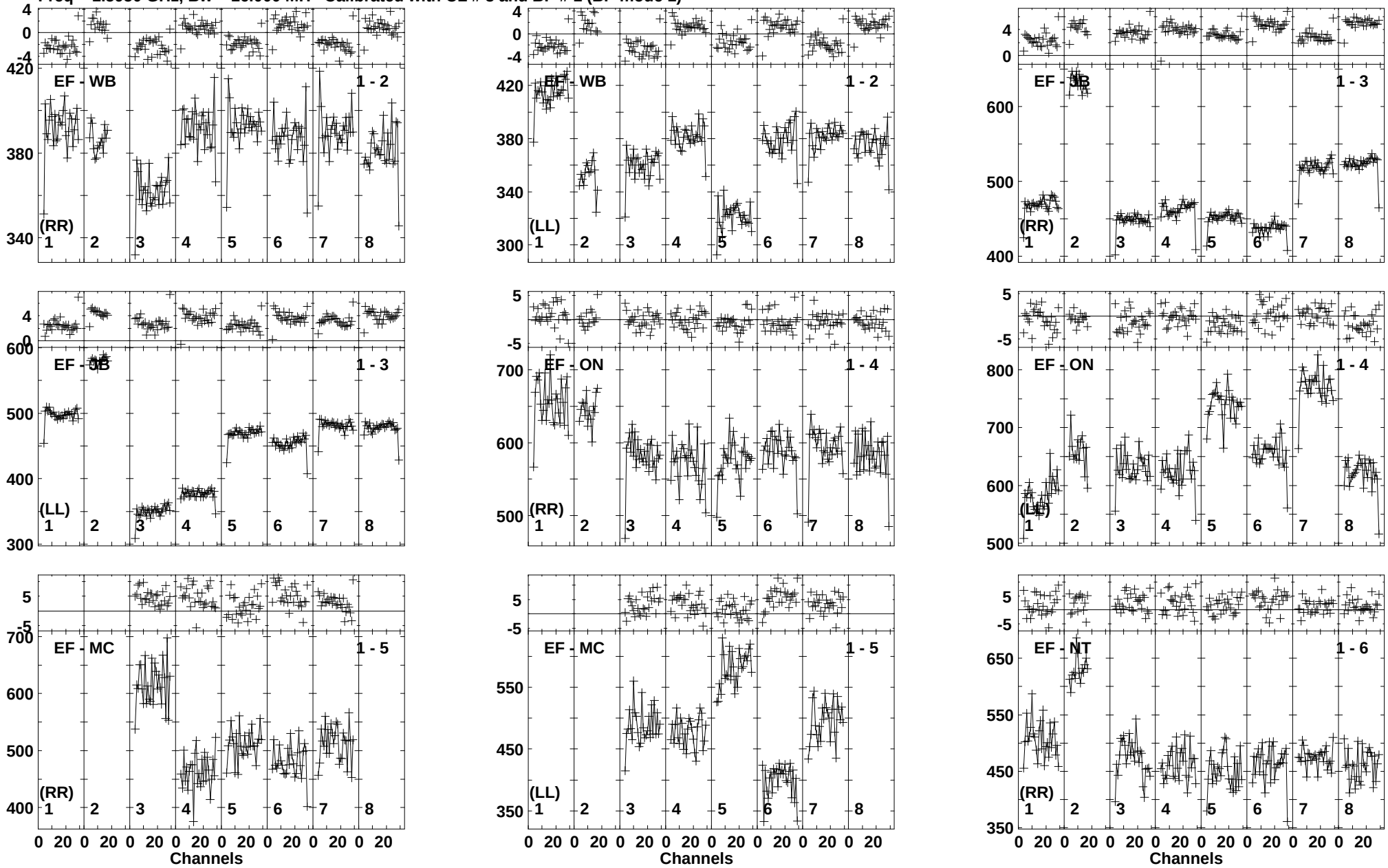

Lower frame: Milli Ampl Jy Top frame: Phas deg
Vector averaged cross-power spectrum Baseline: EF (01) - WB (02)
Timerange: 01/02:45:16 to 01/02:46:44

Plot file version 341 created 22-JUL-2014 18:11:36
J1522+3144 EP088C.UVDATA.1
Freq = 1.5950 GHz, Bw = 16.000 MH Calibrated with CL # 3 and BP # 1 (BP mode 1)

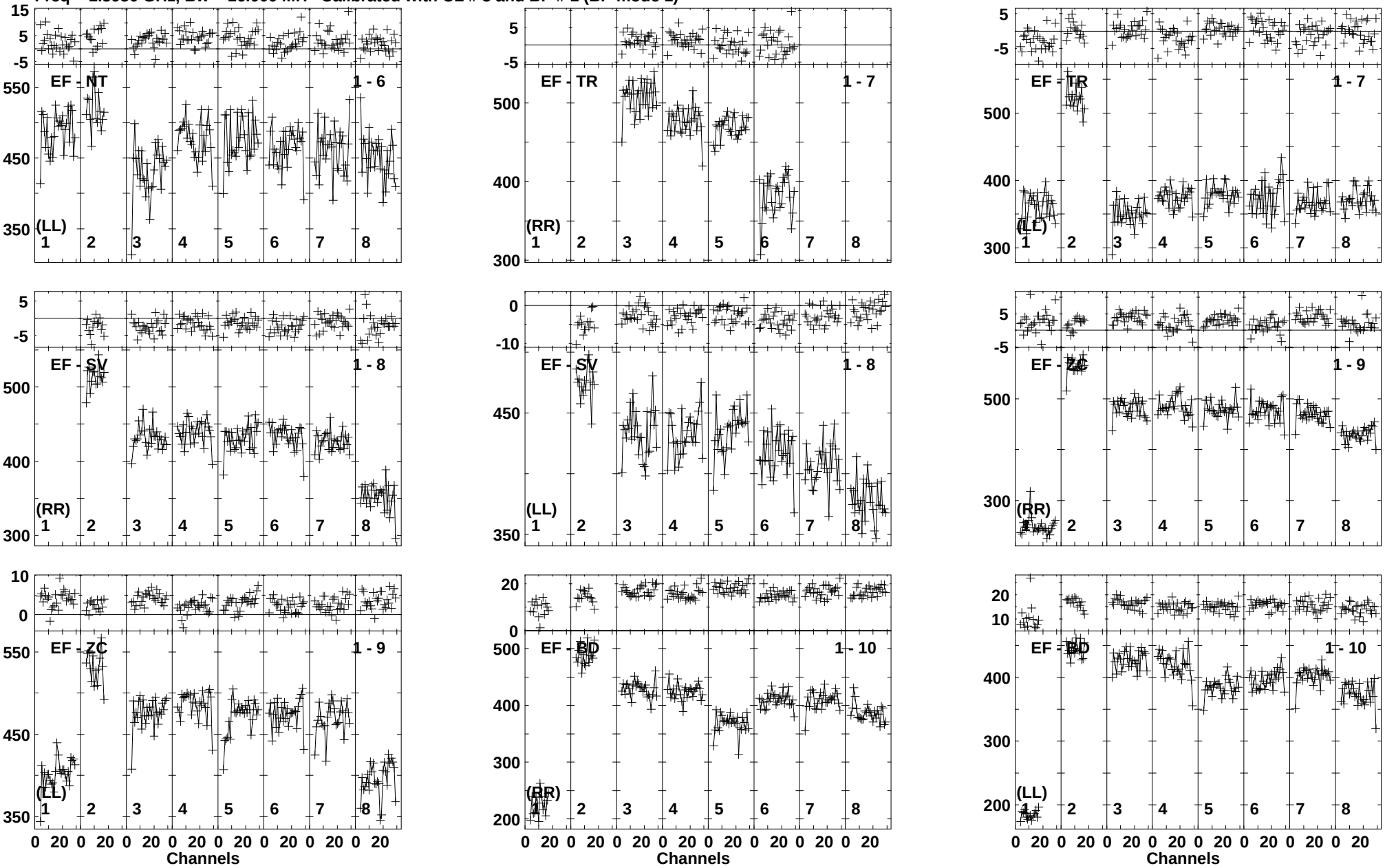

Lower frame: Milli Ampl Jy Top frame: Phas deg
Vector averaged cross-power spectrum Baseline: EF (01) - NT (06)
Timerange: 01/02:45:16 to 01/02:46:44

Plot file version 342 created 22-JUL-2014 18:11:37
J1522+3144 EP088C.UVDATA.1
Freq = 1.5950 GHz, Bw = 16.000 MH Calibrated with CL # 3 and BP # 1 (BP mode 1)

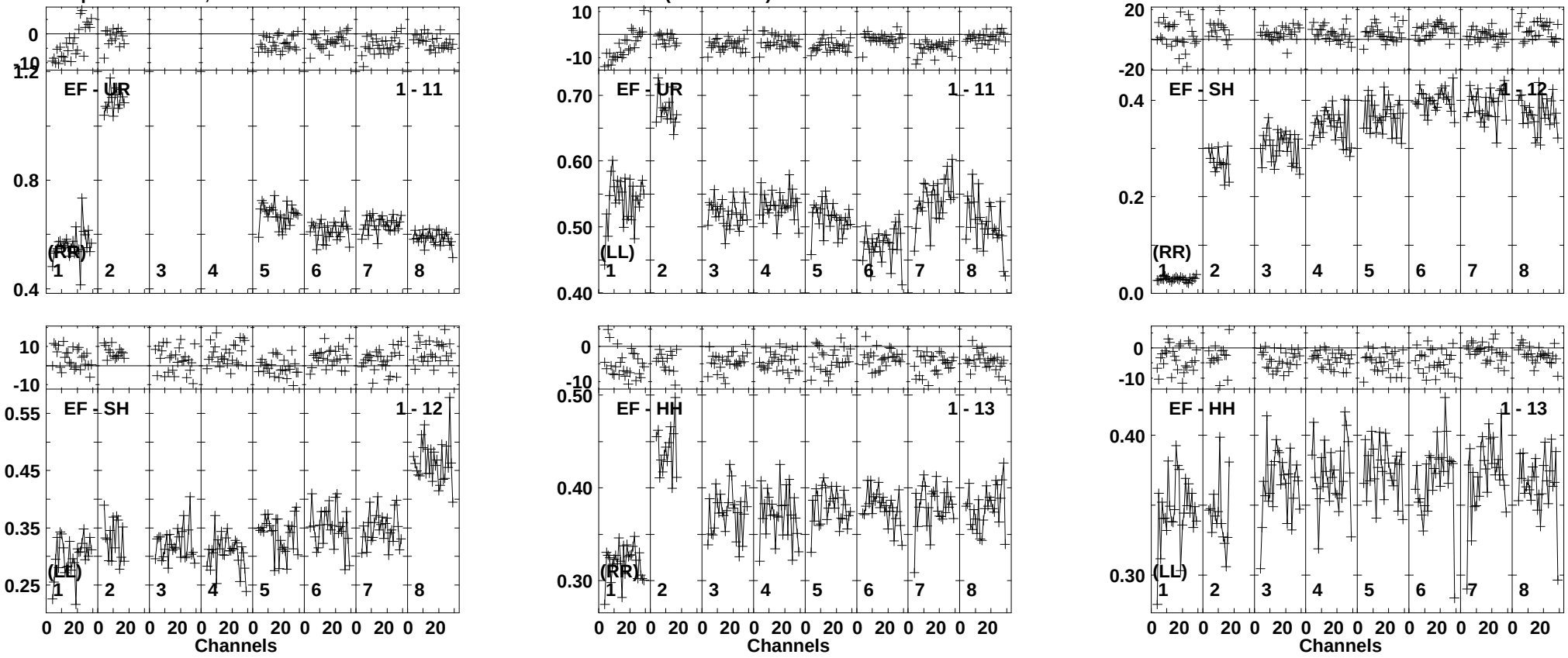

Lower frame: Ampl Jy Top frame: Phas deg
Vector averaged cross-power spectrum Baseline: EF (01) - UR (11)
Timerange: 01/02:45:16 to 01/02:46:44

Plot file version 343 created 22-JUL-2014 18:11:37
IRASF15250 EP088C.UVDATA.1
Freq = 1.5950 GHz, Bw = 16.000 MH Calibrated with CL # 3 and BP # 1 (BP mode 1)

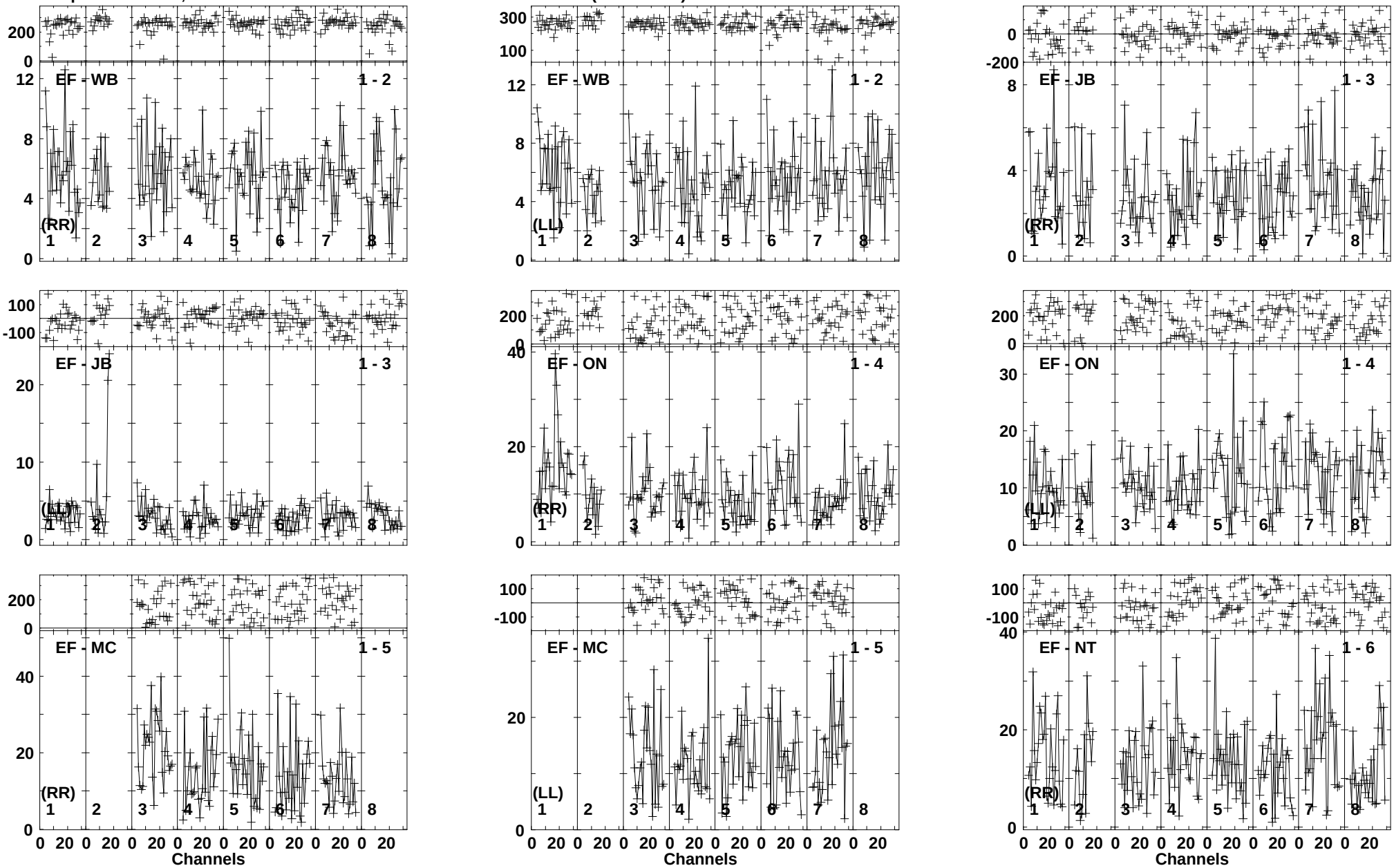

Lower frame: Milli Ampl Jy Top frame: Phas deg
Vector averaged cross-power spectrum Baseline: EF (01) - WB (02)
Timerange: 01/02:46:55 to 01/02:50:23

Plot file version 344 created 22-JUL-2014 18:11:37
IRASF15250 EP088C.UVDATA.1
Freq = 1.5950 GHz, Bw = 16.000 MH Calibrated with CL # 3 and BP # 1 (BP mode 1)

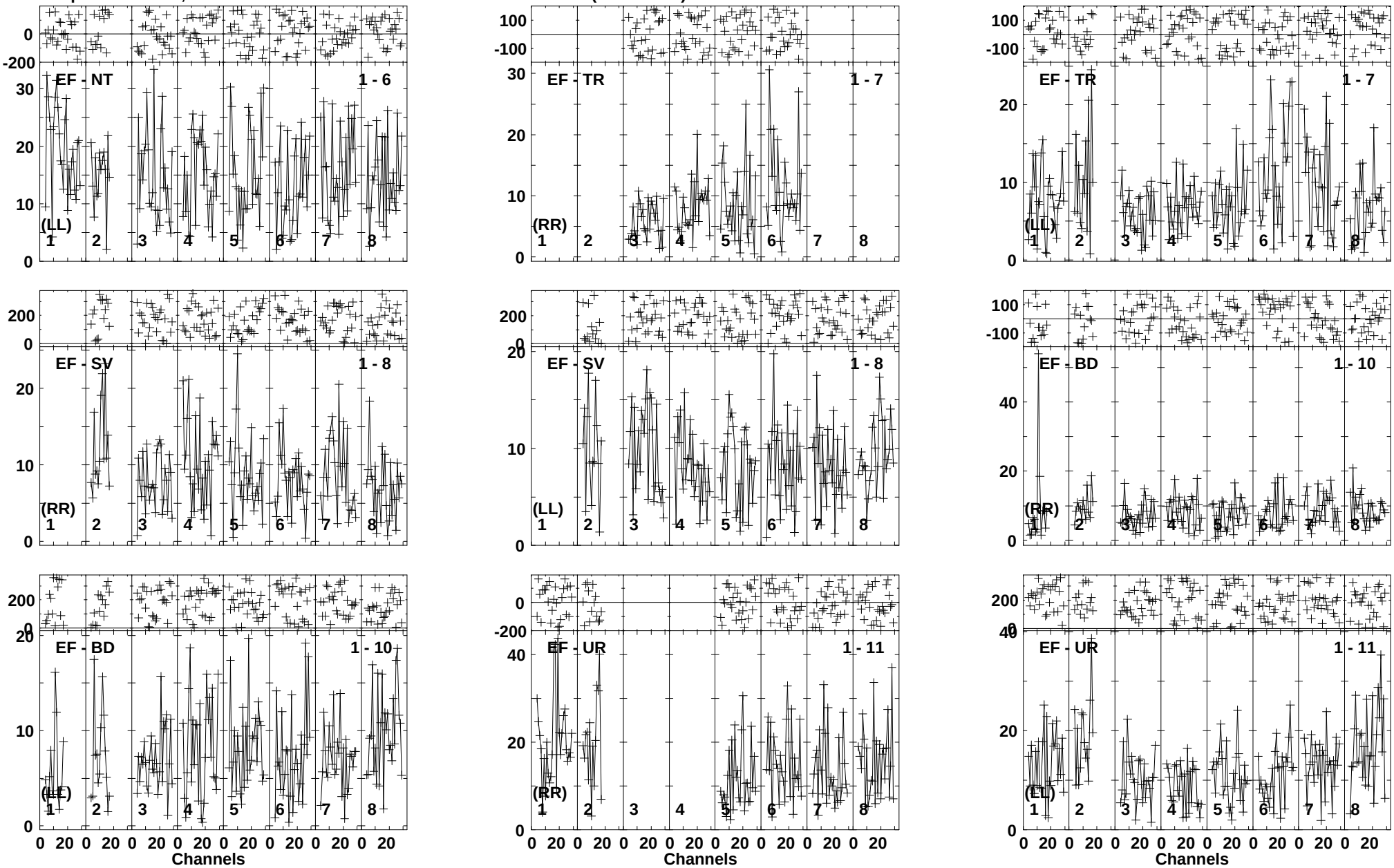

Lower frame: Milli Ampl Jy Top frame: Phas deg
Vector averaged cross-power spectrum Baseline: EF (01) - NT (06)
Timerange: 01/02:46:55 to 01/02:50:23

Plot file version 345 created 22-JUL-2014 18:11:38
IRASF15250 EP088C.UVDATA.1
Freq = 1.5950 GHz, Bw = 16.000 MH Calibrated with CL # 3 and BP # 1 (BP mode 1)

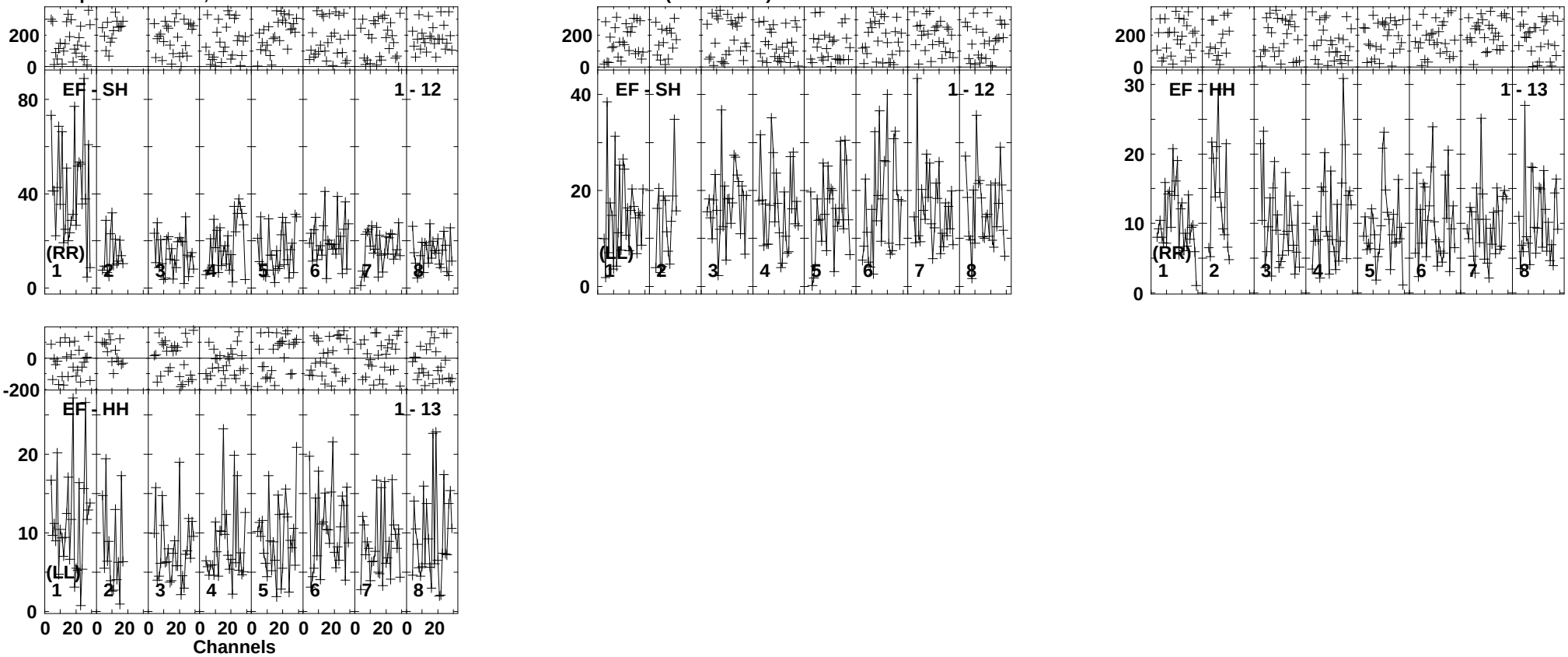

Lower frame: Milli Ampl Jy Top frame: Phas deg
Vector averaged cross-power spectrum Baseline: EF (01) - SH (12)
Timerange: 01/02:46:55 to 01/02:50:23

Plot file version 346 created 22-JUL-2014 18:11:38
J1522+3144 EP088C.UVDATA.1
Freq = 1.5950 GHz, Bw = 16.000 MH Calibrated with CL # 3 and BP # 1 (BP mode 1)

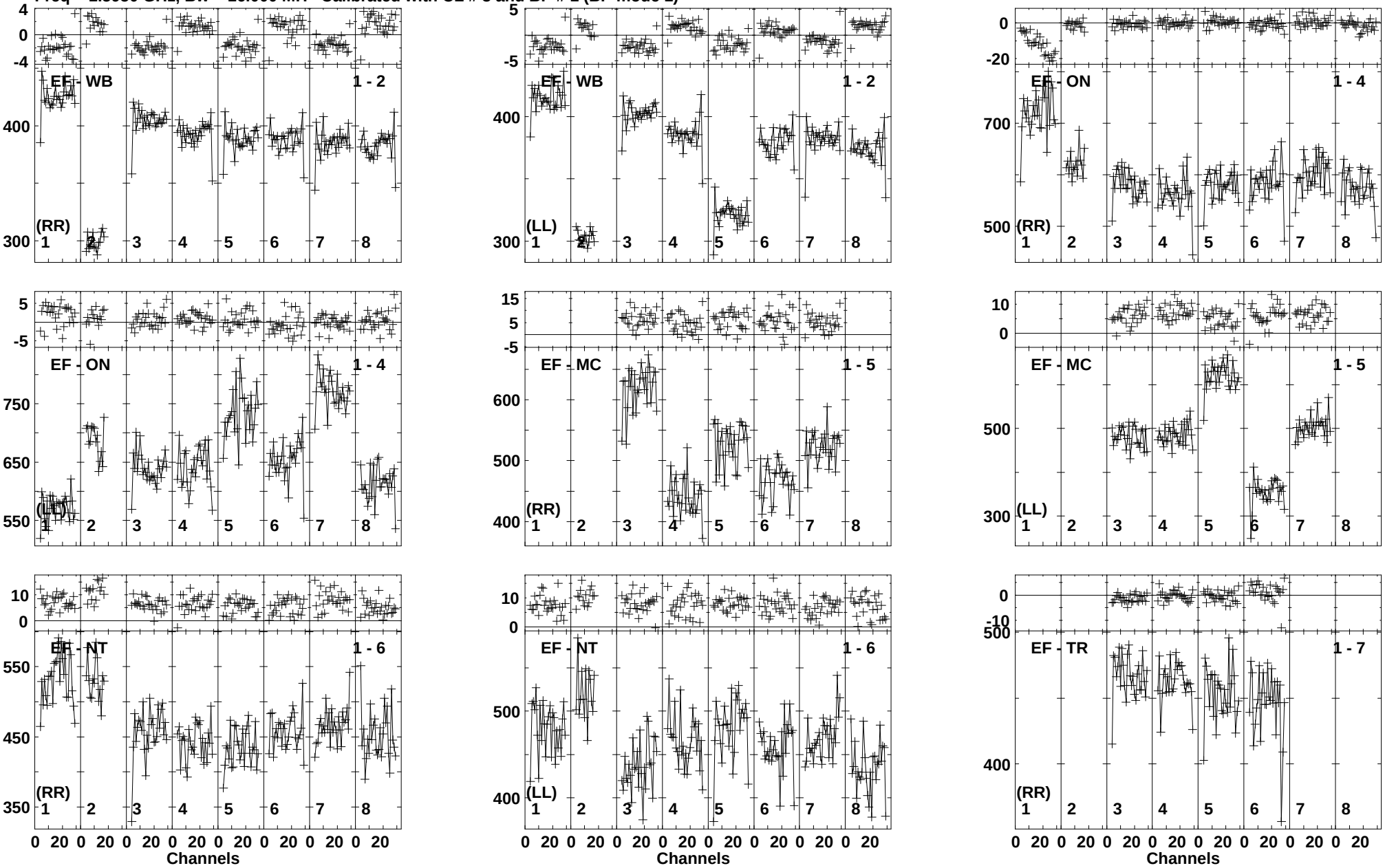

Lower frame: Milli Ampl Jy Top frame: Phas deg
Vector averaged cross-power spectrum Baseline: EF (01) - WB (02)
Timerange: 01/02:50:26 to 01/02:51:48

Plot file version 347 created 22-JUL-2014 18:11:38
J1522+3144 EP088C.UVDATA.1
Freq = 1.5950 GHz, Bw = 16.000 MH Calibrated with CL # 3 and BP # 1 (BP mode 1)



Lower frame: Milli Ampl Jy Top frame: Phas deg
Vector averaged cross-power spectrum Baseline: EF (01) - TR (07)
Timerange: 01/02:50:26 to 01/02:51:48

Plot file version 348 created 22-JUL-2014 18:11:39
J1522+3144 EP088C.UVDATA.1
Freq = 1.5950 GHz, Bw = 16.000 MH Calibrated with CL # 3 and BP # 1 (BP mode 1)

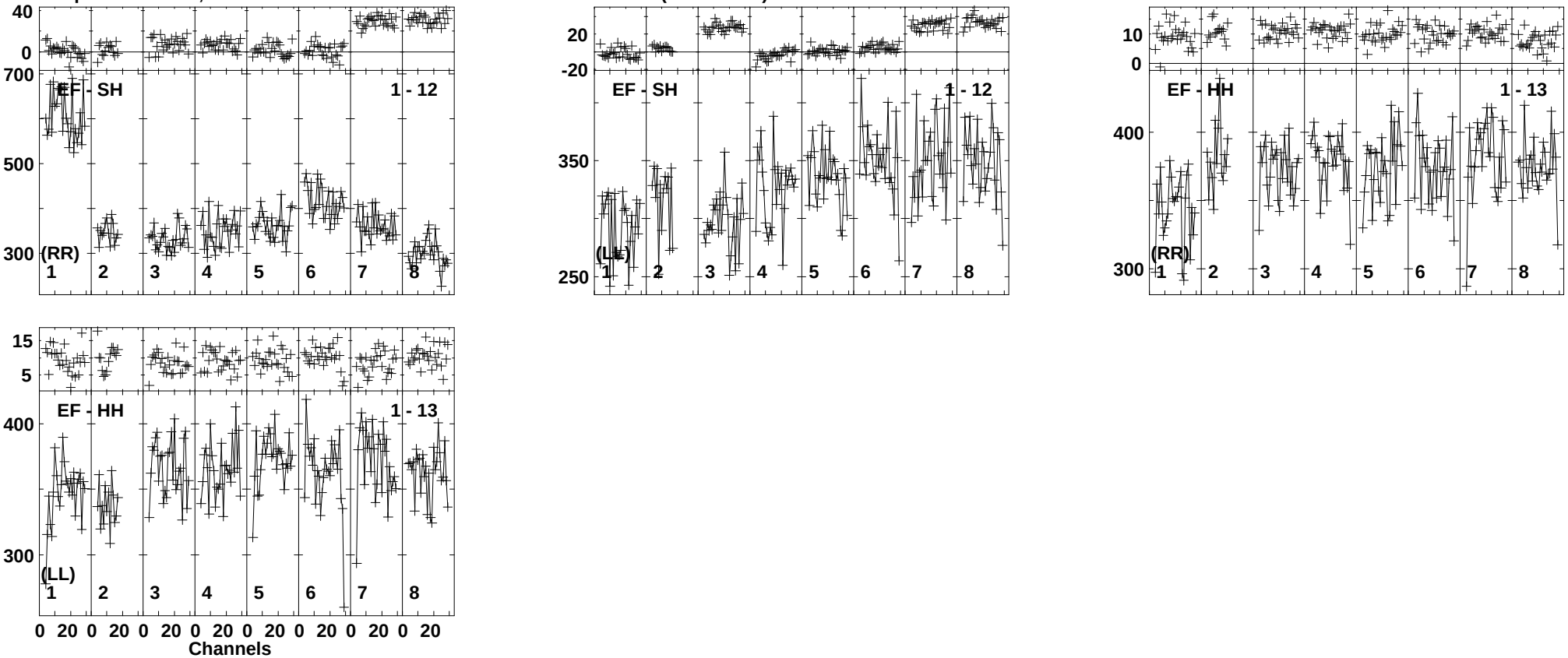

Lower frame: Milli Ampl Jy Top frame: Phas deg
Vector averaged cross-power spectrum Baseline: EF (01) - SH (12)
Timerange: 01/02:50:26 to 01/02:51:48

Plot file version 349 created 22-JUL-2014 18:11:39
IRASF15250 EP088C.UVDATA.1
Freq = 1.5950 GHz, Bw = 16.000 MH Calibrated with CL # 3 and BP # 1 (BP mode 1)

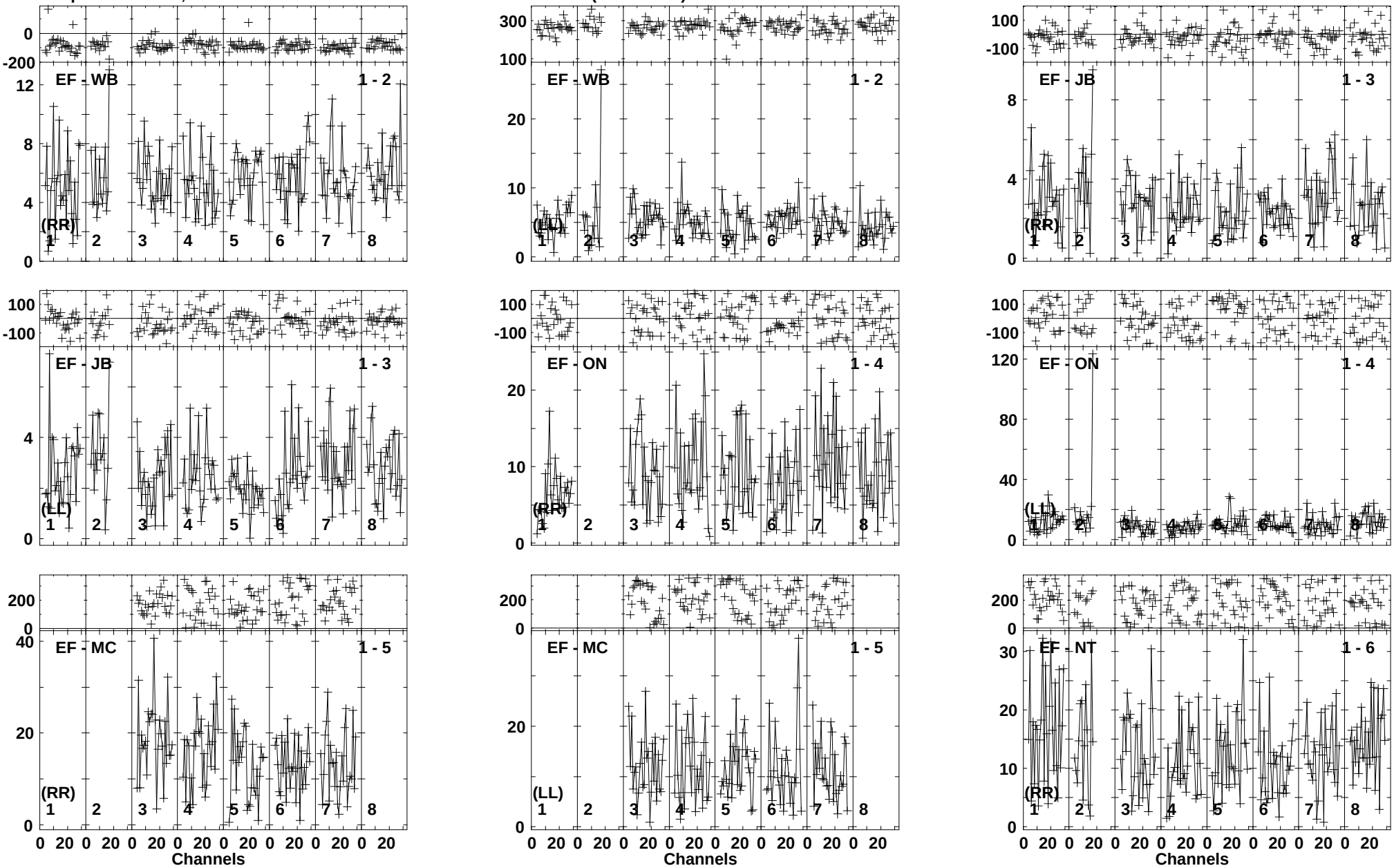

Lower frame: Milli Ampl Jy Top frame: Phas deg
Vector averaged cross-power spectrum Baseline: EF (01) - WB (02)
Timerange: 01/02:52:51 to 01/02:56:29

Plot file version 350 created 22-JUL-2014 18:11:39
IRASF15250 EP088C.UVDATA.1
Freq = 1.5950 GHz, Bw = 16.000 MH Calibrated with CL # 3 and BP # 1 (BP mode 1)

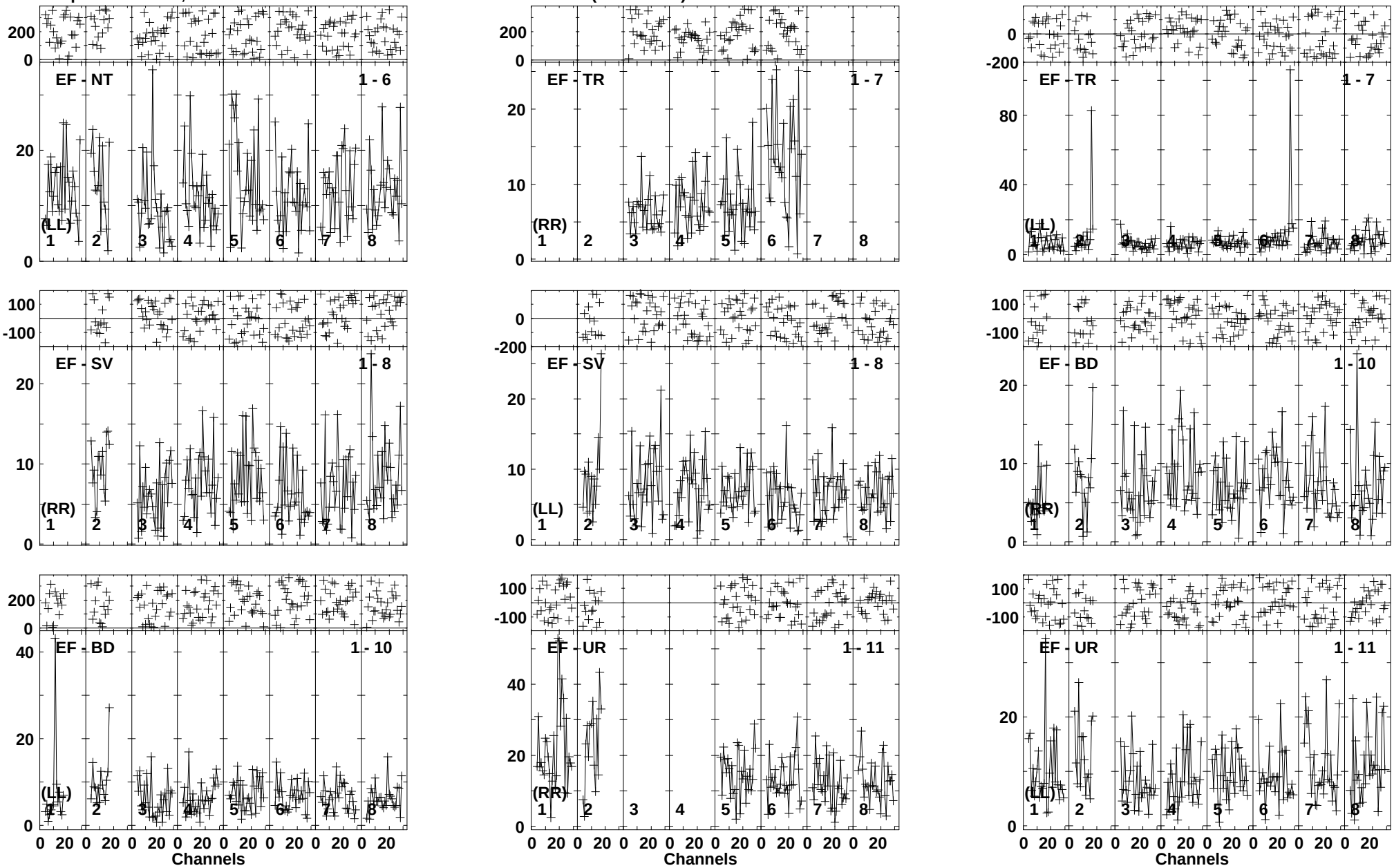

Lower frame: Milli Ampl Jy Top frame: Phas deg
Vector averaged cross-power spectrum Baseline: EF (01) - NT (06)
Timerange: 01/02:52:51 to 01/02:56:29

Plot file version 351 created 22-JUL-2014 18:11:40
IRASF15250 EP088C.UVDATA.1
Freq = 1.5950 GHz, Bw = 16.000 MH Calibrated with CL # 3 and BP # 1 (BP mode 1)

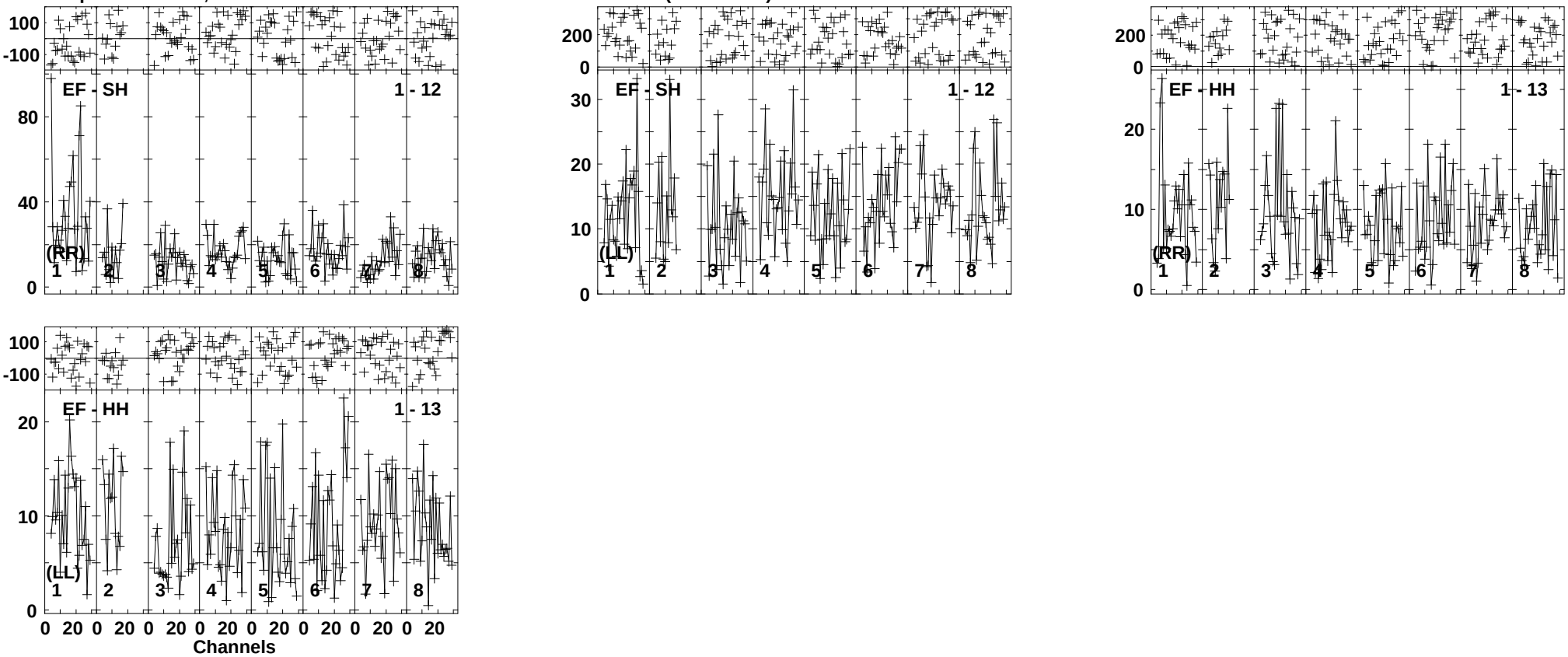

Lower frame: Milli Ampl Jy Top frame: Phas deg
Vector averaged cross-power spectrum Baseline: EF (01) - SH (12)
Timerange: 01/02:52:51 to 01/02:56:29

Plot file version 352 created 22-JUL-2014 18:11:40
J1522+3144 EP088C.UVDATA.1
Freq = 1.5950 GHz, Bw = 16.000 MH Calibrated with CL # 3 and BP # 1 (BP mode 1)

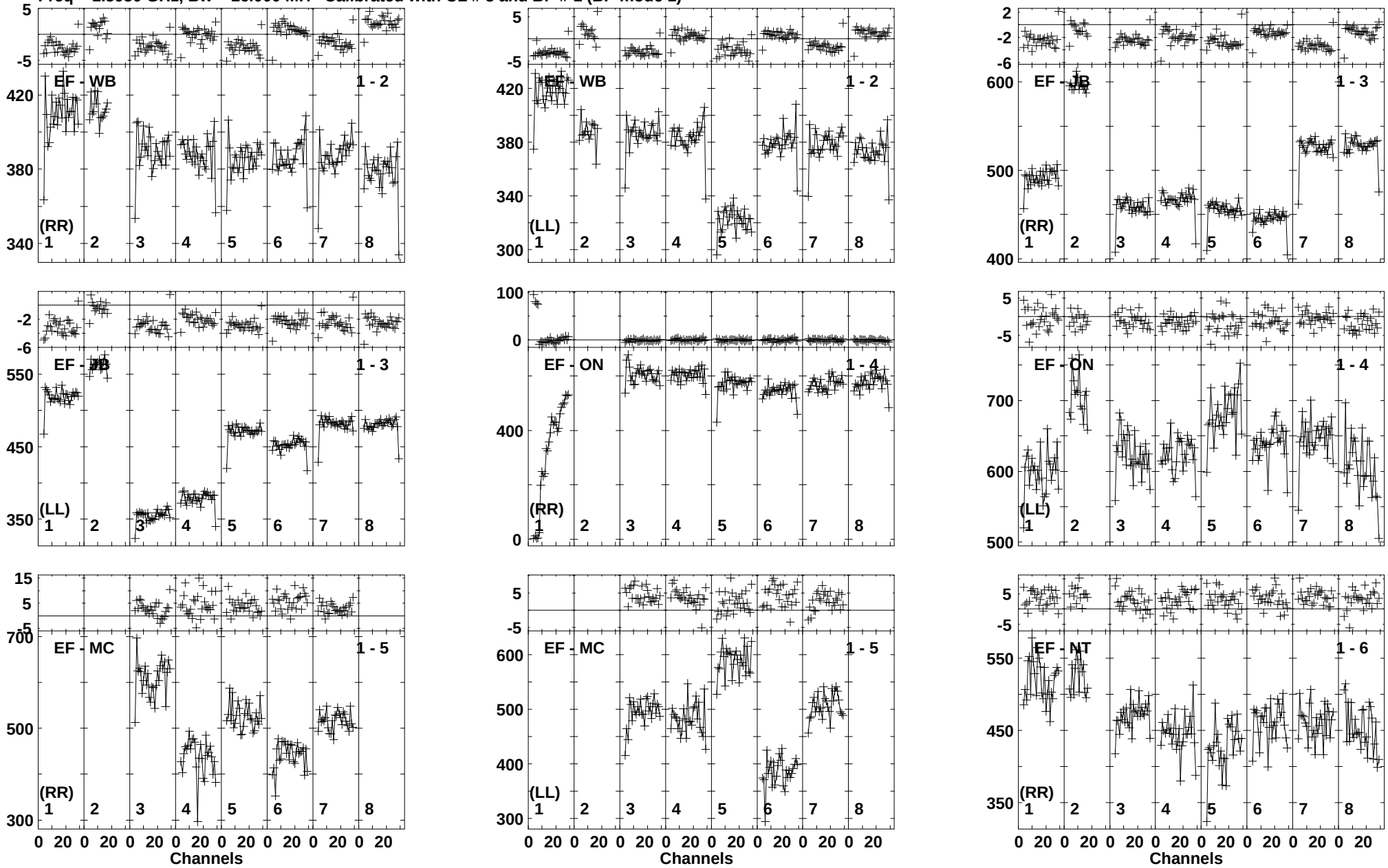

Lower frame: Milli Ampl Jy Top frame: Phas deg
Vector averaged cross-power spectrum Baseline: EF (01) - WB (02)
Timerange: 01/02:56:31 to 01/02:57:59

Plot file version 353 created 22-JUL-2014 18:11:40
J1522+3144 EP088C.UVDATA.1
Freq = 1.5950 GHz, Bw = 16.000 MH Calibrated with CL # 3 and BP # 1 (BP mode 1)

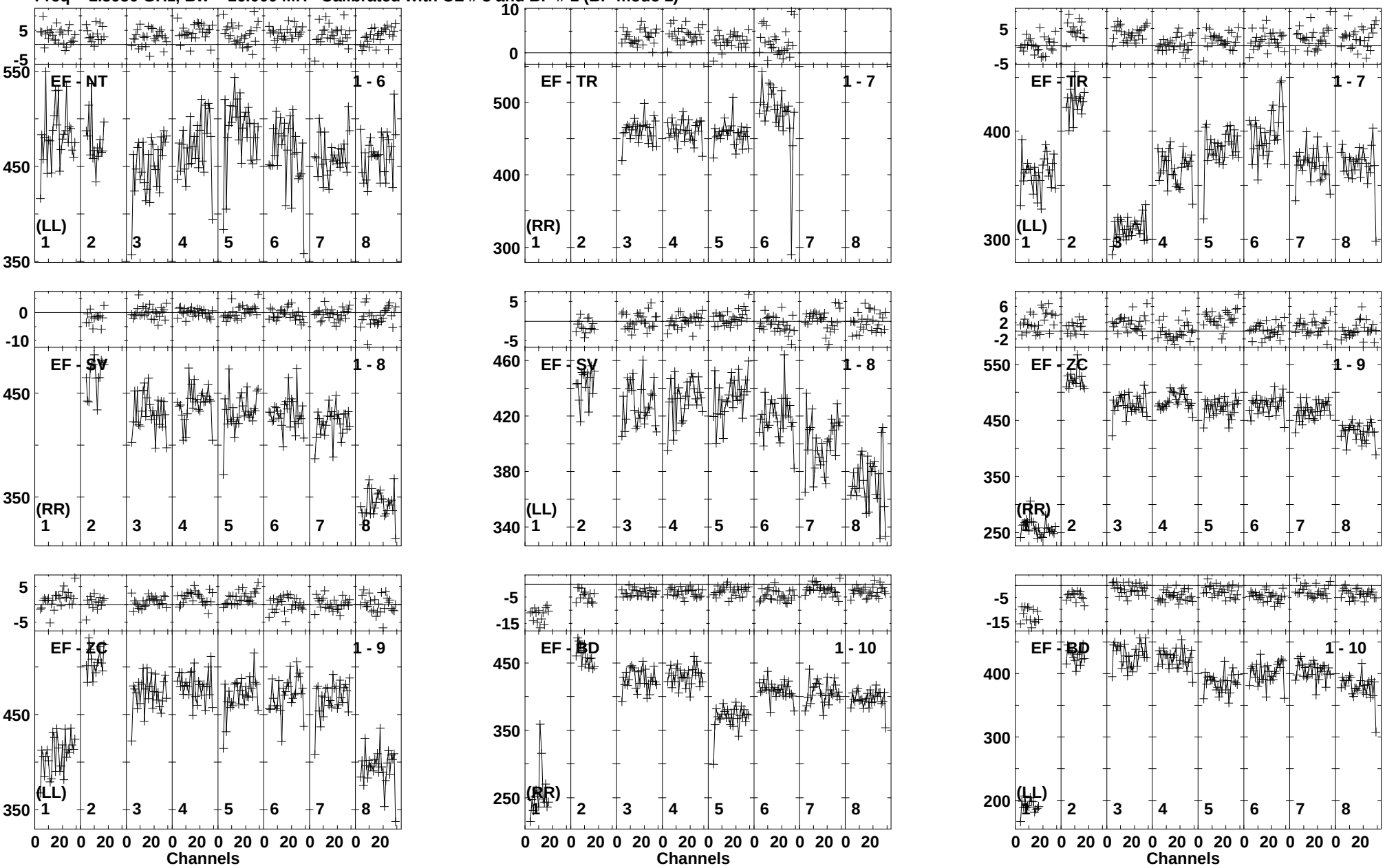

Lower frame: Milli Ampl Jy Top frame: Phas deg
Vector averaged cross-power spectrum Baseline: EF (01) - NT (06)
Timerange: 01/02:56:31 to 01/02:57:59

Plot file version 354 created 22-JUL-2014 18:11:41
J1522+3144 EP088C.UVDATA.1
Freq = 1.5950 GHz, Bw = 16.000 MH Calibrated with CL # 3 and BP # 1 (BP mode 1)

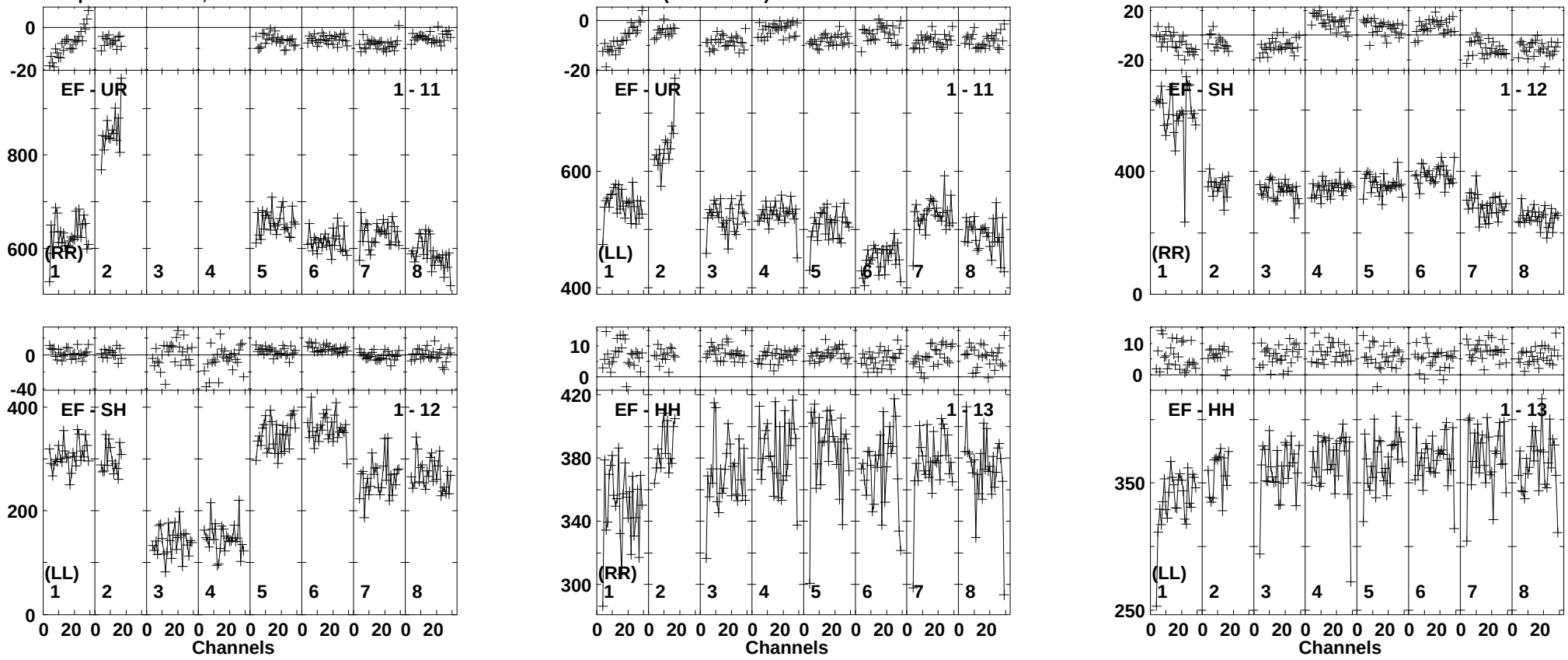

Lower frame: Milli Ampl Jy Top frame: Phas deg
Vector averaged cross-power spectrum Baseline: EF (01) - UR (11)
Timerange: 01/02:56:31 to 01/02:57:59

Plot file version 355 created 22-JUL-2014 18:11:41
IRASF15250 EP088C.UVDATA.1
Freq = 1.5950 GHz, Bw = 16.000 MH Calibrated with CL # 3 and BP # 1 (BP mode 1)

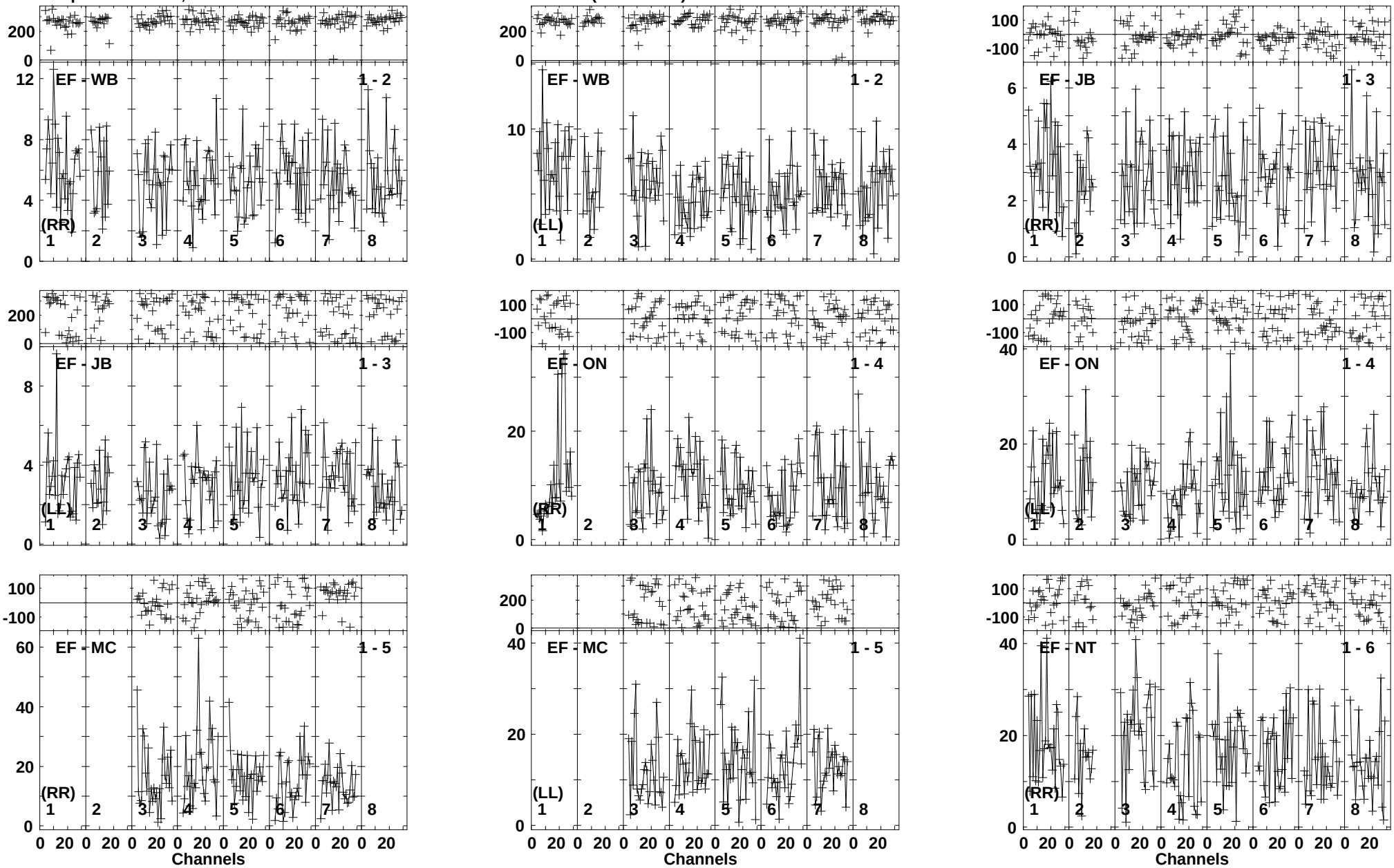

Lower frame: Milli Ampl Jy Top frame: Phas deg
Vector averaged cross-power spectrum Baseline: EF (01) - WB (02)
Timerange: 01/02:58:10 to 01/03:01:38

Plot file version 356 created 22-JUL-2014 18:11:41
IRASF15250 EP088C.UVDATA.1
Freq = 1.5950 GHz, Bw = 16.000 MH Calibrated with CL # 3 and BP # 1 (BP mode 1)

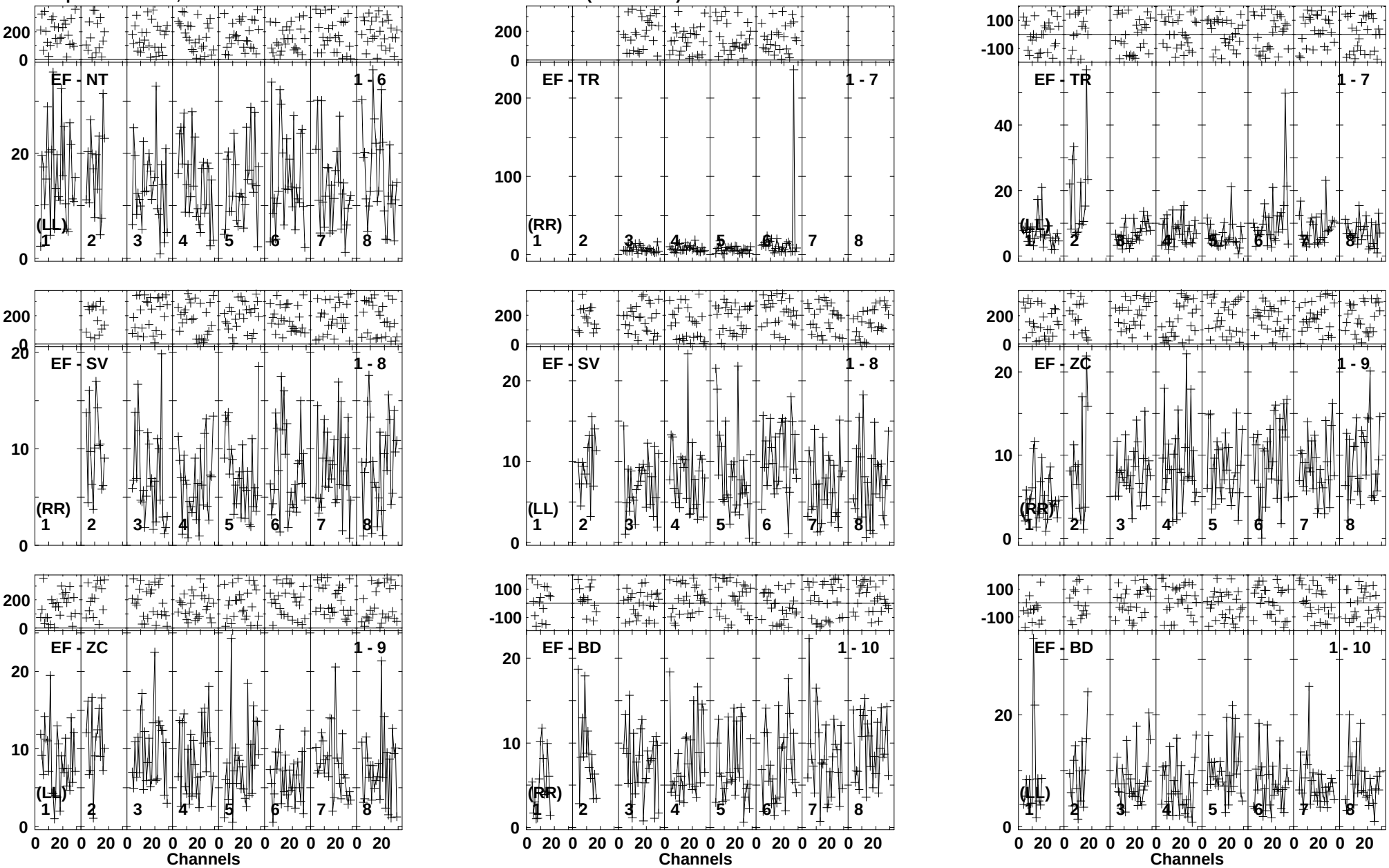

Lower frame: Milli Ampl Jy Top frame: Phas deg
Vector averaged cross-power spectrum Baseline: EF (01) - NT (06)
Timerange: 01/02:58:10 to 01/03:01:38

Plot file version 357 created 22-JUL-2014 18:11:42
IRASF15250 EP088C.UVDATA.1
Freq = 1.5950 GHz, Bw = 16.000 MH Calibrated with CL # 3 and BP # 1 (BP mode 1)

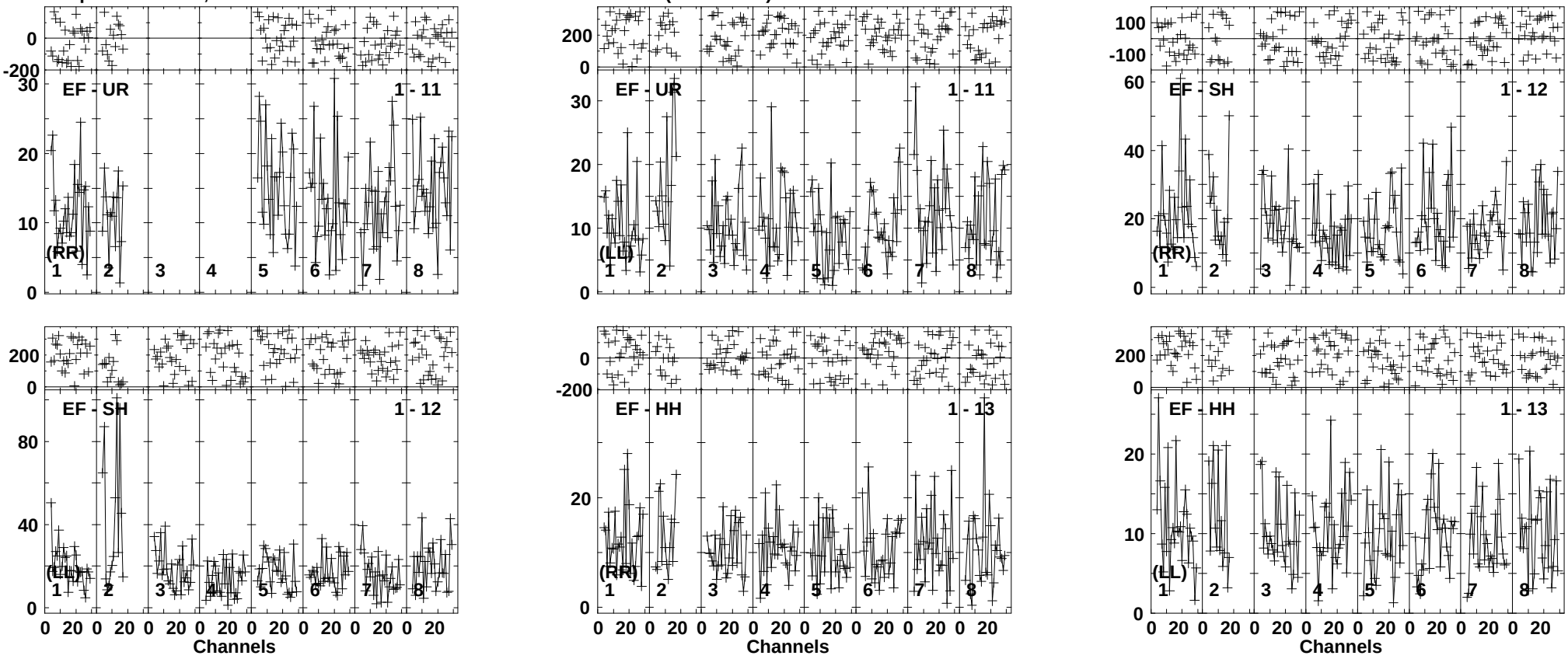

Lower frame: Milli Ampl Jy Top frame: Phas deg
Vector averaged cross-power spectrum Baseline: EF (01) - UR (11)
Timerange: 01/02:58:10 to 01/03:01:38

Plot file version 358 created 22-JUL-2014 18:11:42
J1522+3144 EP088C.UVDATA.1
Freq = 1.5950 GHz, Bw = 16.000 MH Calibrated with CL # 3 and BP # 1 (BP mode 1)

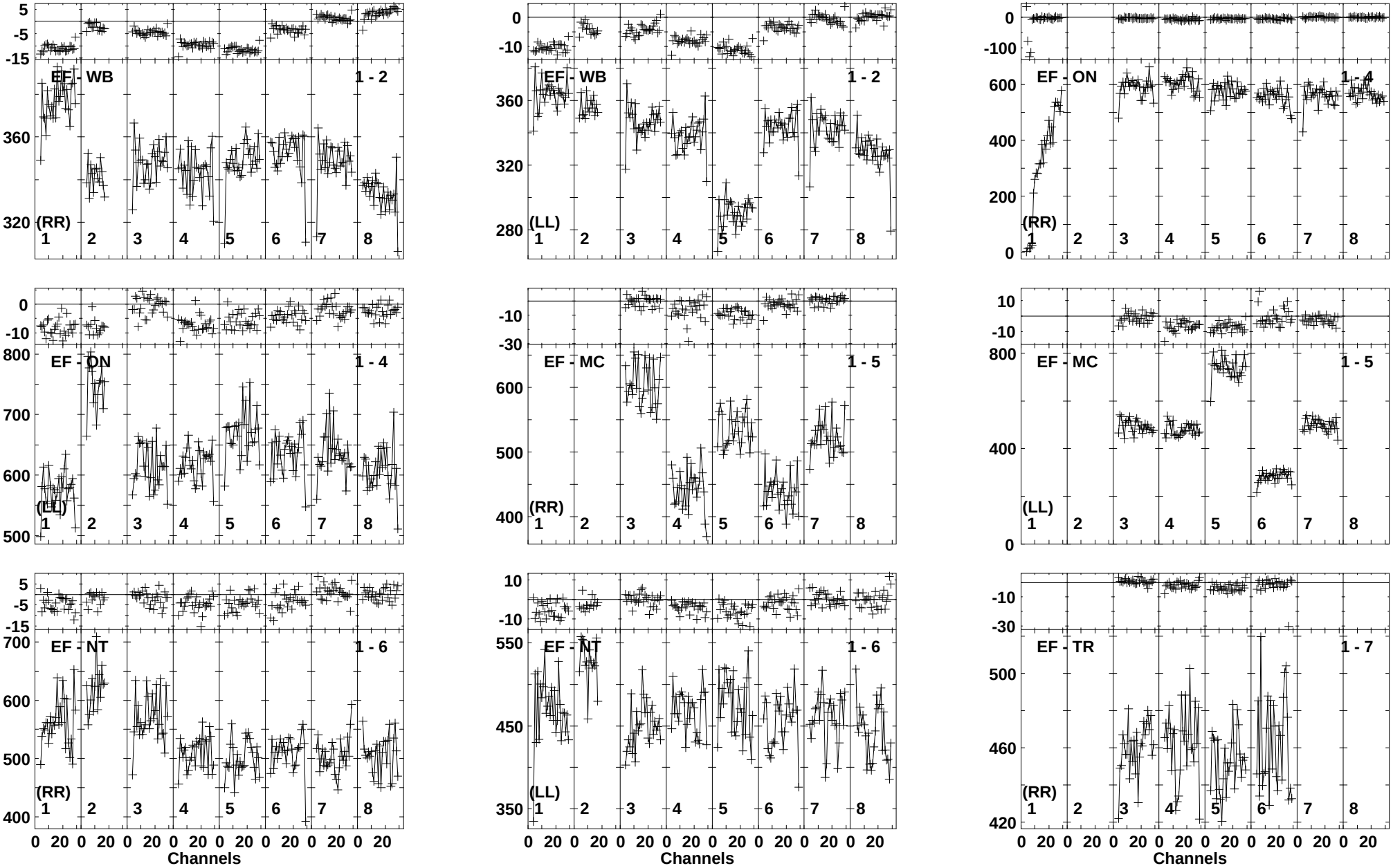

Lower frame: Milli Ampl Jy Top frame: Phas deg
Vector averaged cross-power spectrum Baseline: EF (01) - WB (02)
Timerange: 01/03:01:50 to 01/03:03:04

Plot file version 359 created 22-JUL-2014 18:11:43
J1522+3144 EP088C.UVDATA.1
Freq = 1.5950 GHz, Bw = 16.000 MH Calibrated with CL # 3 and BP # 1 (BP mode 1)

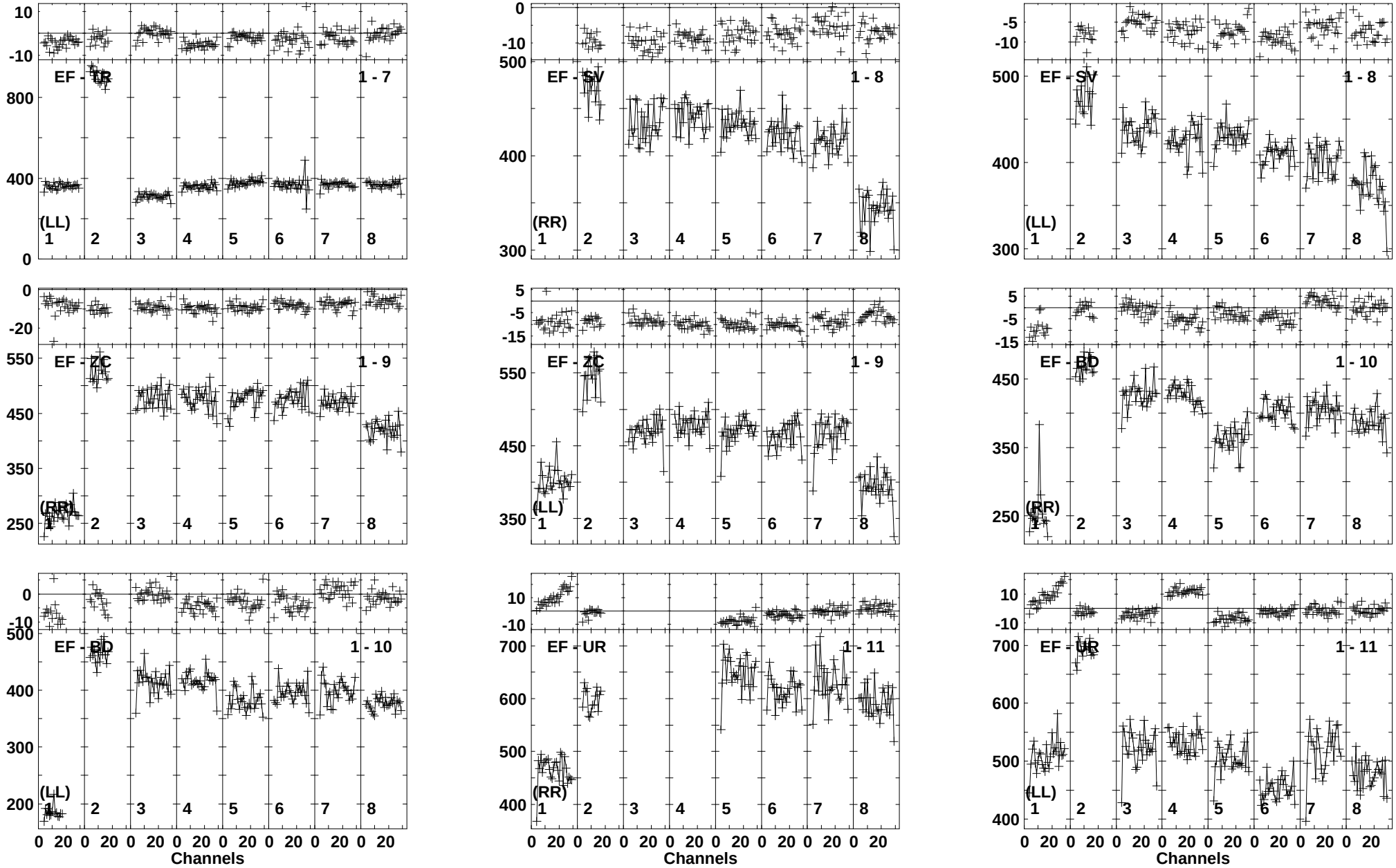

Lower frame: Milli Ampl Jy Top frame: Phas deg
Vector averaged cross-power spectrum Baseline: EF (01) - TR (07)
Timerange: 01/03:01:50 to 01/03:03:04

Plot file version 360 created 22-JUL-2014 18:11:43
J1522+3144 EP088C.UVDATA.1
Freq = 1.5950 GHz, Bw = 16.000 MH Calibrated with CL # 3 and BP # 1 (BP mode 1)

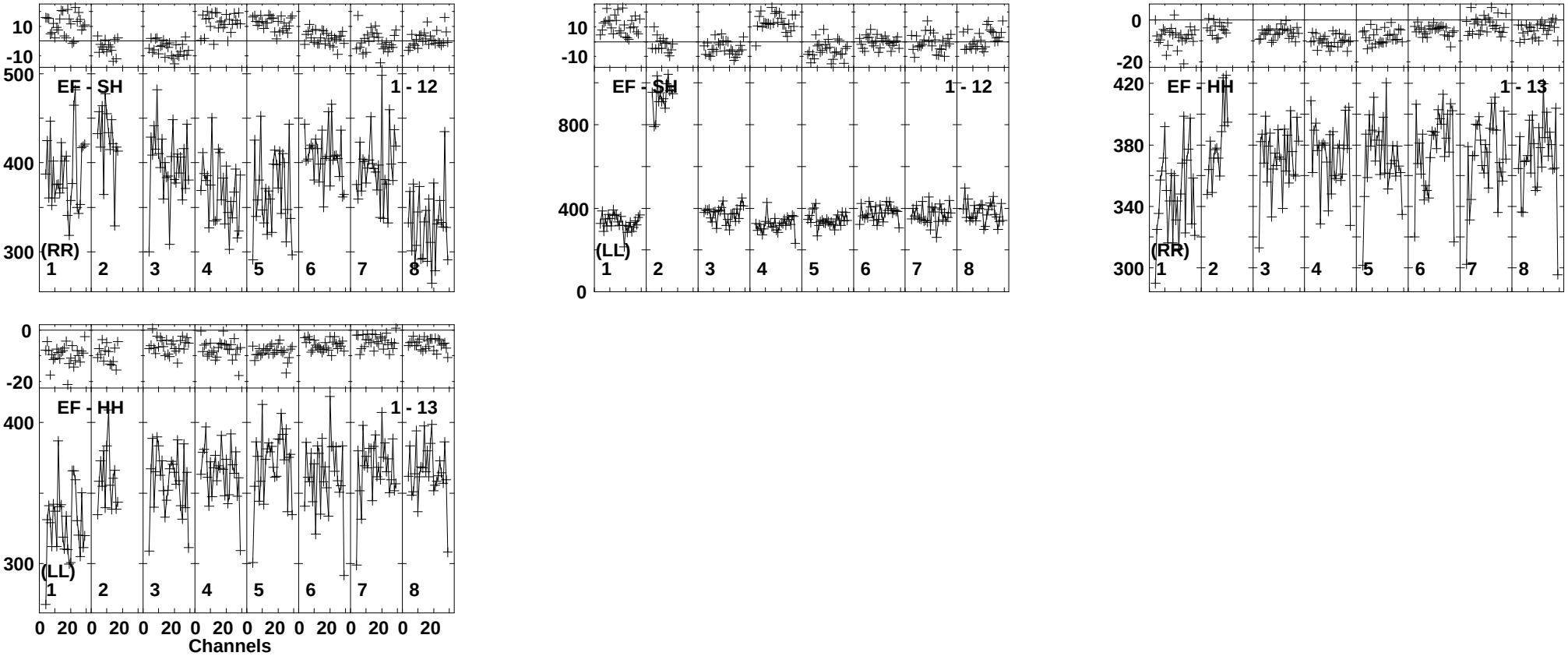

Lower frame: Milli Ampl Jy Top frame: Phas deg
Vector averaged cross-power spectrum Baseline: EF (01) - SH (12)
Timerange: 01/03:01:50 to 01/03:03:04

Plot file version 361 created 22-JUL-2014 18:11:43
IRASF15250 EP088C.UVDATA.1
Freq = 1.5950 GHz, Bw = 16.000 MH Calibrated with CL # 3 and BP # 1 (BP mode 1)

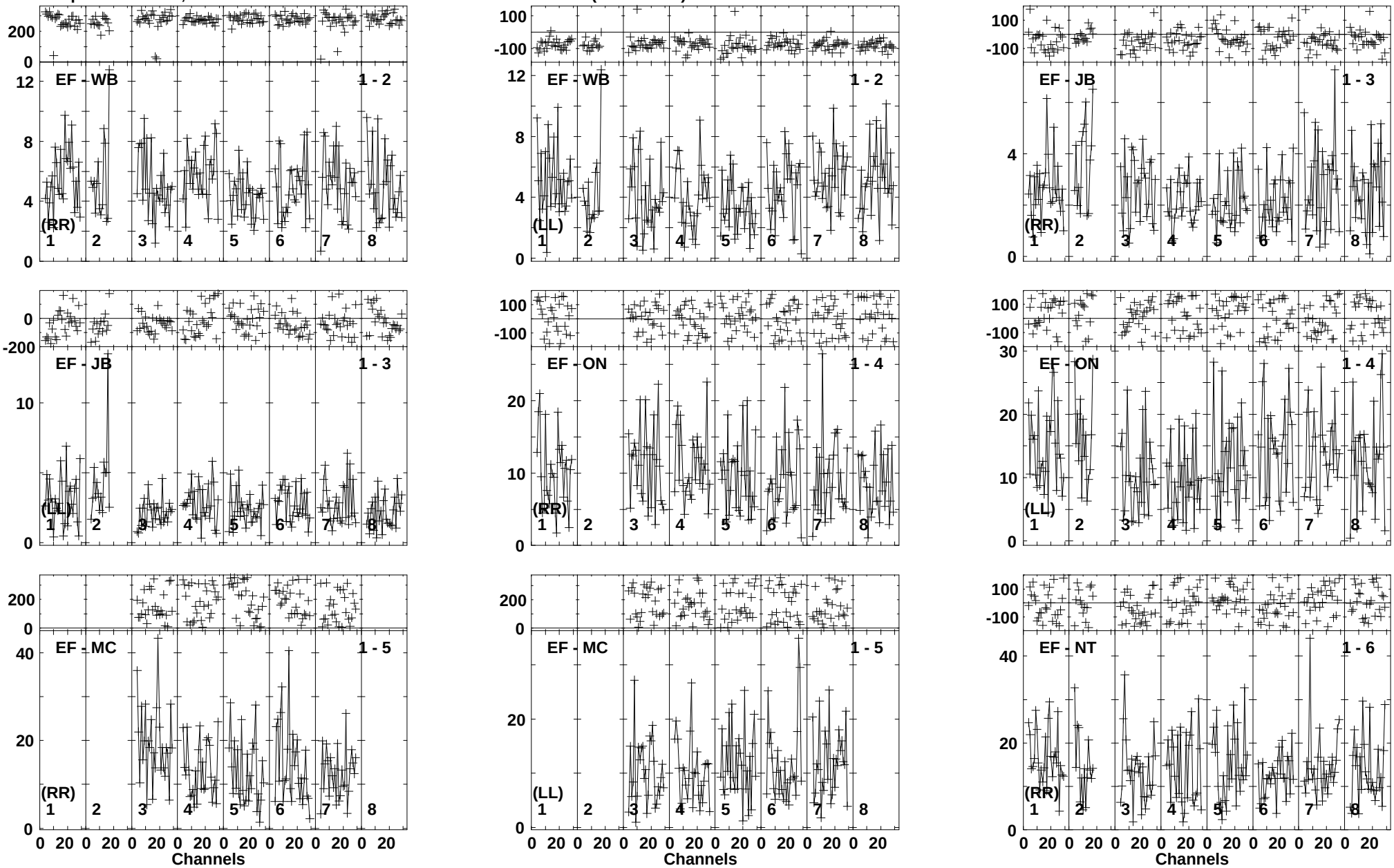

Lower frame: Milli Ampl Jy Top frame: Phas deg
Vector averaged cross-power spectrum Baseline: EF (01) - WB (02)
Timerange: 01/03:04:06 to 01/03:07:44

Plot file version 362 created 22-JUL-2014 18:11:43
IRASF15250 EP088C.UVDATA.1
Freq = 1.5950 GHz, Bw = 16.000 MH Calibrated with CL # 3 and BP # 1 (BP mode 1)

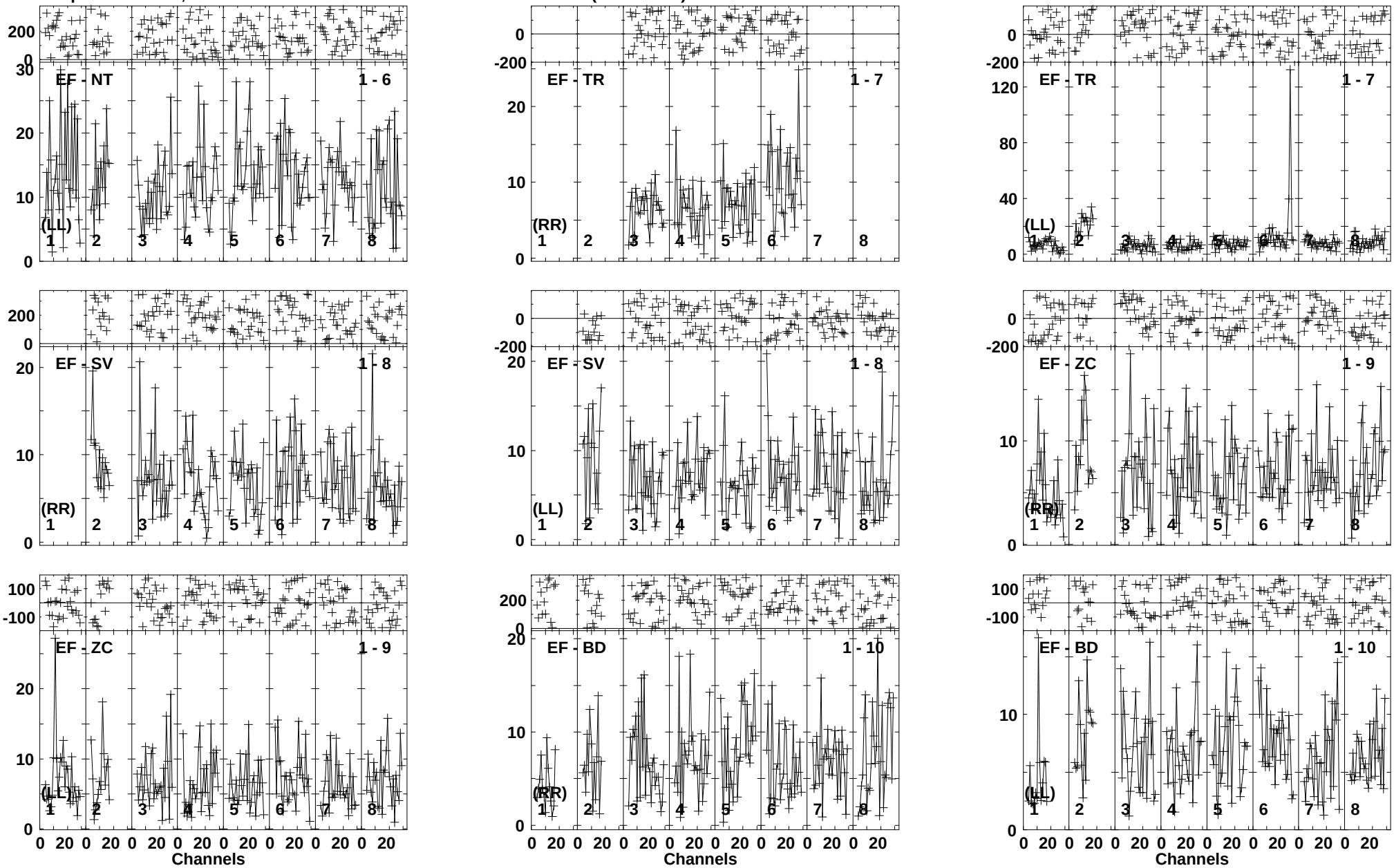

Lower frame: Milli Ampl Jy Top frame: Phas deg
Vector averaged cross-power spectrum Baseline: EF (01) - NT (06)
Timerange: 01/03:04:06 to 01/03:07:44

Plot file version 363 created 22-JUL-2014 18:11:44
IRASF15250 EP088C.UVDATA.1
Freq = 1.5950 GHz, Bw = 16.000 MH Calibrated with CL # 3 and BP # 1 (BP mode 1)

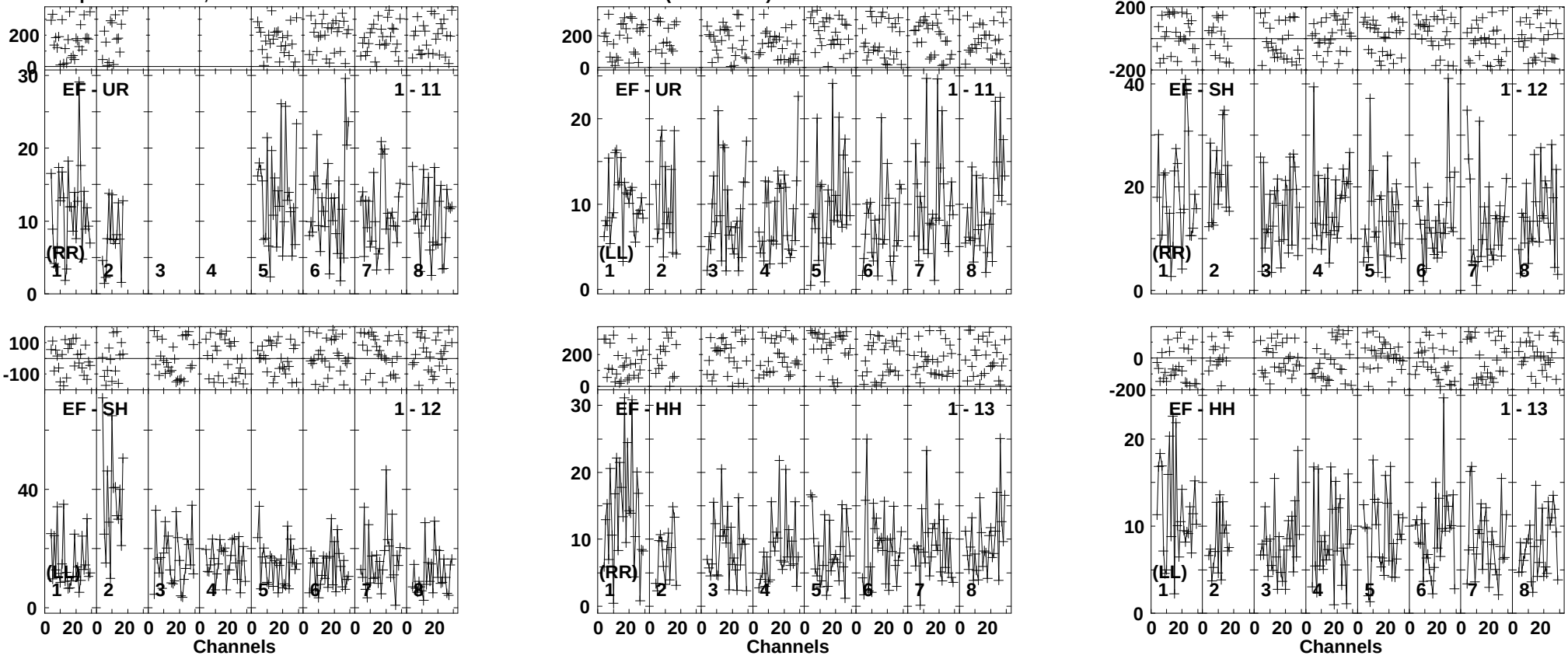

Lower frame: Milli Ampl Jy Top frame: Phas deg
Vector averaged cross-power spectrum Baseline: EF (01) - UR (11)
Timerange: 01/03:04:06 to 01/03:07:44

Plot file version 364 created 22-JUL-2014 18:11:44
J1522+3144 EP088C.UVDATA.1
Freq = 1.5950 GHz, Bw = 16.000 MH Calibrated with CL # 3 and BP # 1 (BP mode 1)

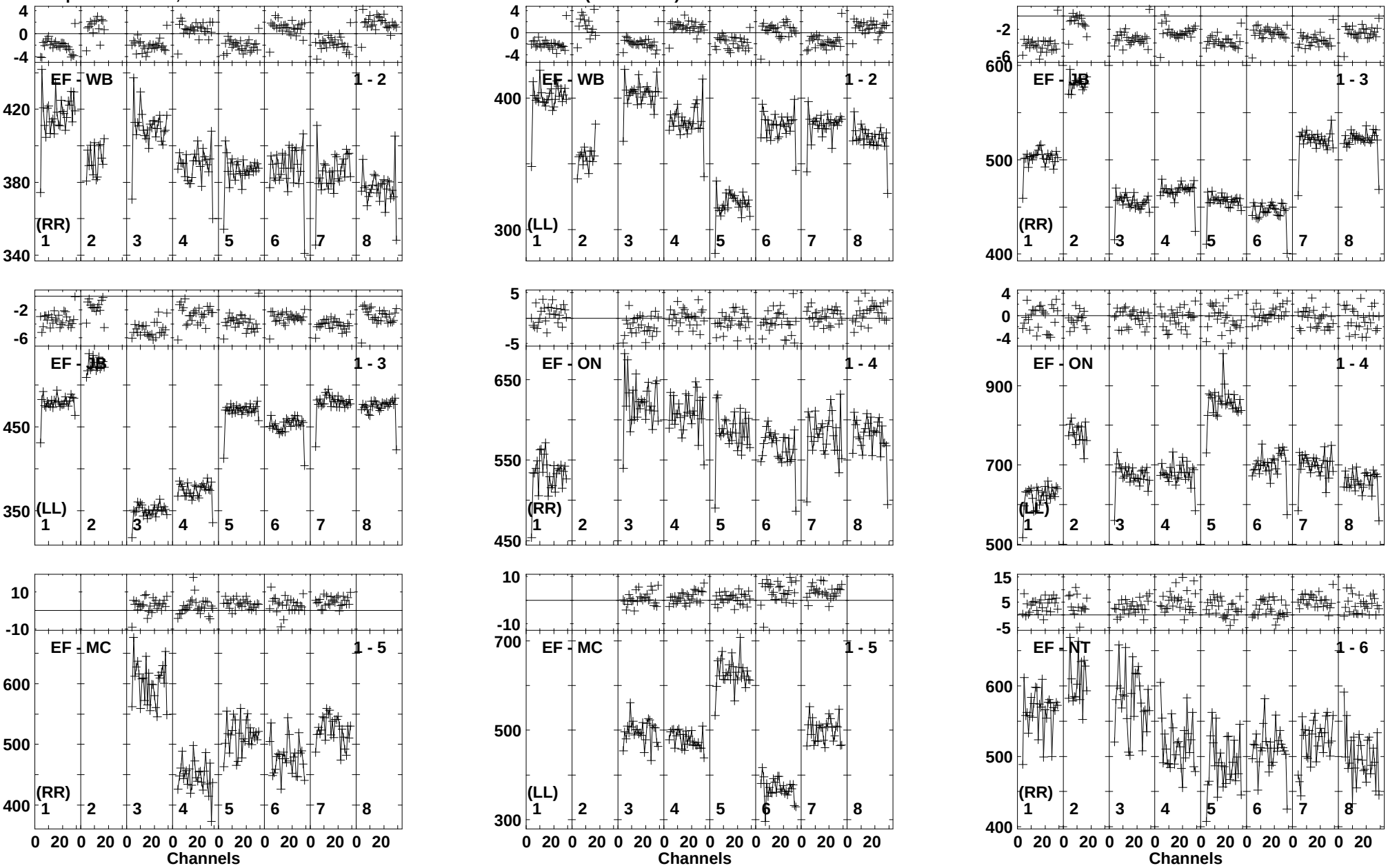

Lower frame: Milli Ampl Jy Top frame: Phas deg
Vector averaged cross-power spectrum Baseline: EF (01) - WB (02)
Timerange: 01/03:07:55 to 01/03:09:13

Plot file version 365 created 22-JUL-2014 18:11:45
J1522+3144 EP088C.UVDATA.1
Freq = 1.5950 GHz, Bw = 16.000 MH Calibrated with CL # 3 and BP # 1 (BP mode 1)

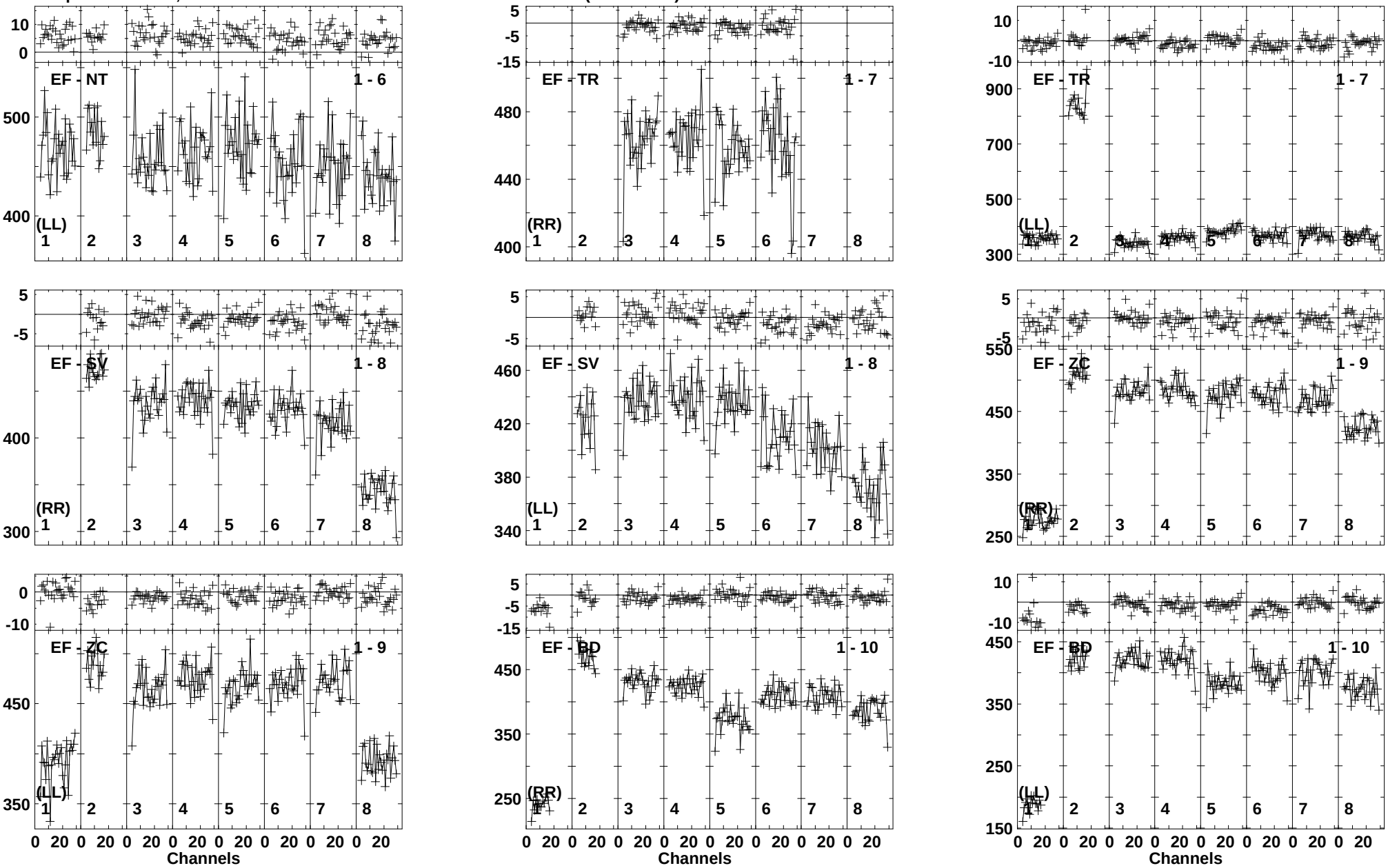

Lower frame: Milli Ampl Jy Top frame: Phas deg
Vector averaged cross-power spectrum Baseline: EF (01) - NT (06)
Timerange: 01/03:07:55 to 01/03:09:13

Plot file version 366 created 22-JUL-2014 18:11:45
J1522+3144 EP088C.UVDATA.1
Freq = 1.5950 GHz, Bw = 16.000 MH Calibrated with CL # 3 and BP # 1 (BP mode 1)

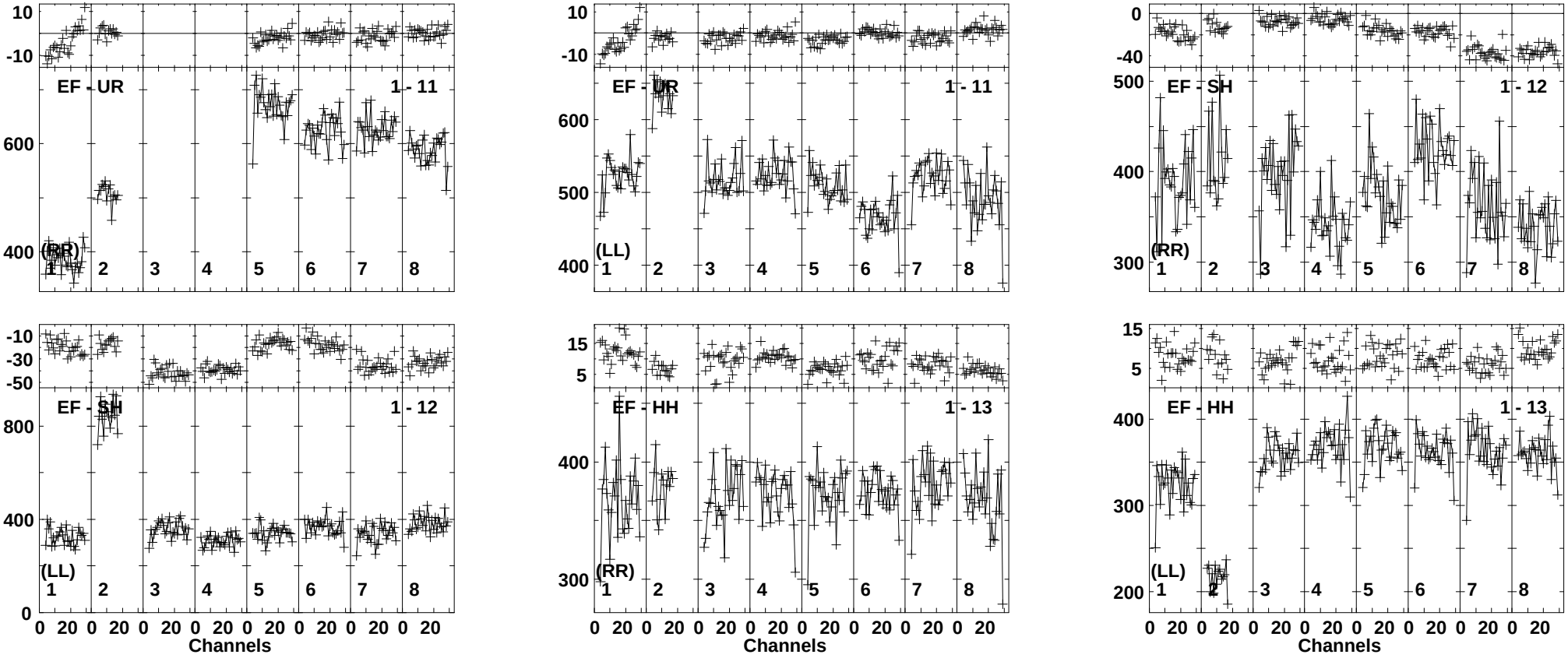

Lower frame: Milli Ampl Jy Top frame: Phas deg
Vector averaged cross-power spectrum Baseline: EF (01) - UR (11)
Timerange: 01/03:07:55 to 01/03:09:13

Plot file version 367 created 22-JUL-2014 18:11:45
IRASF15250 EP088C.UVDATA.1
Freq = 1.5950 GHz, Bw = 16.000 MH Calibrated with CL # 3 and BP # 1 (BP mode 1)



Lower frame: Milli Ampl Jy Top frame: Phas deg
Vector averaged cross-power spectrum Baseline: EF (01) - WB (02)
Timerange: 01/03:09:25 to 01/03:12:53

Plot file version 368 created 22-JUL-2014 18:11:46
IRASF15250 EP088C.UVDATA.1
Freq = 1.5950 GHz, Bw = 16.000 MH Calibrated with CL # 3 and BP # 1 (BP mode 1)

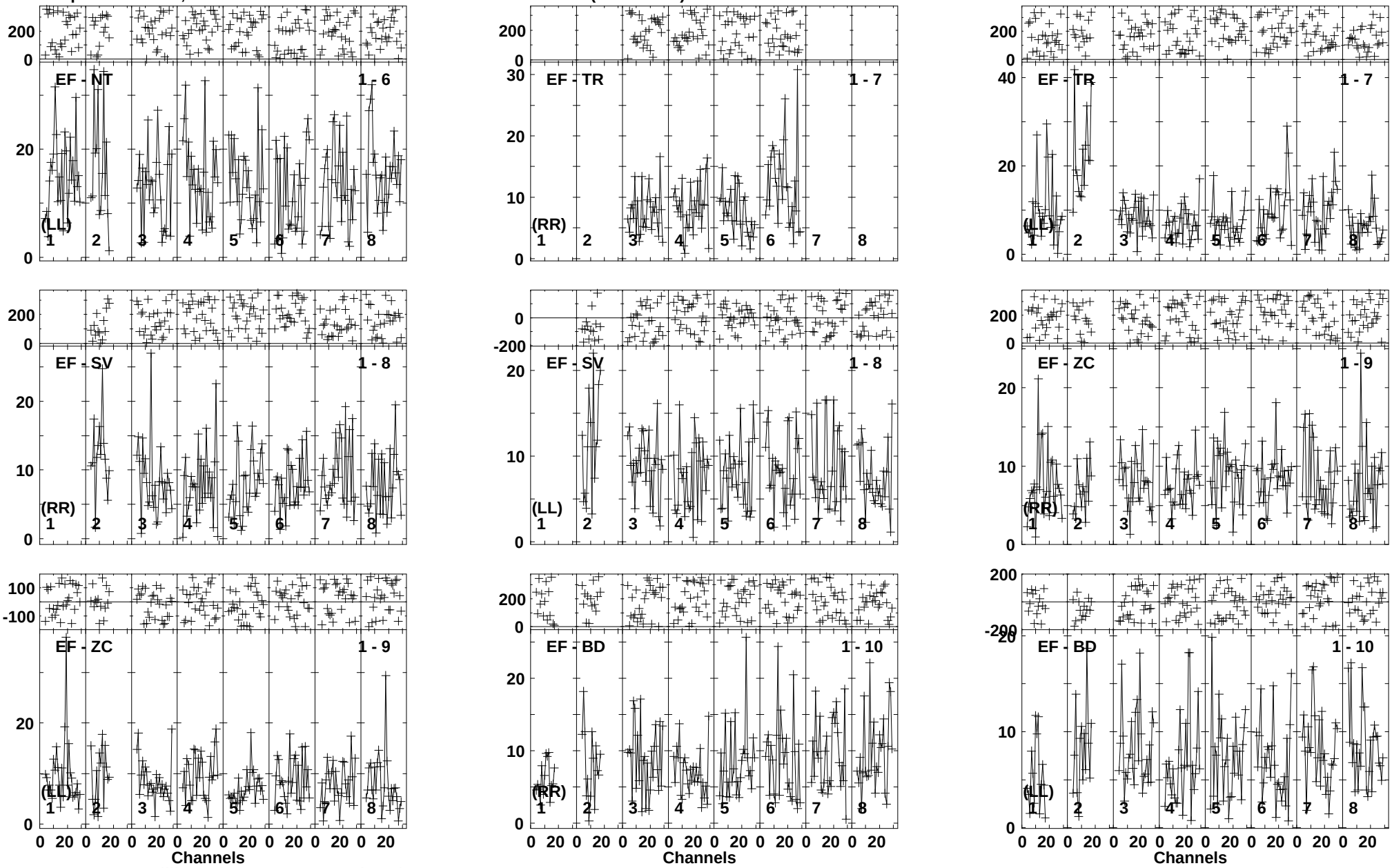

Lower frame: Milli Ampl Jy Top frame: Phas deg
Vector averaged cross-power spectrum Baseline: EF (01) - NT (06)
Timerange: 01/03:09:25 to 01/03:12:53

Plot file version 369 created 22-JUL-2014 18:11:46
IRASF15250 EP088C.UVDATA.1
Freq = 1.5950 GHz, Bw = 16.000 MH Calibrated with CL # 3 and BP # 1 (BP mode 1)

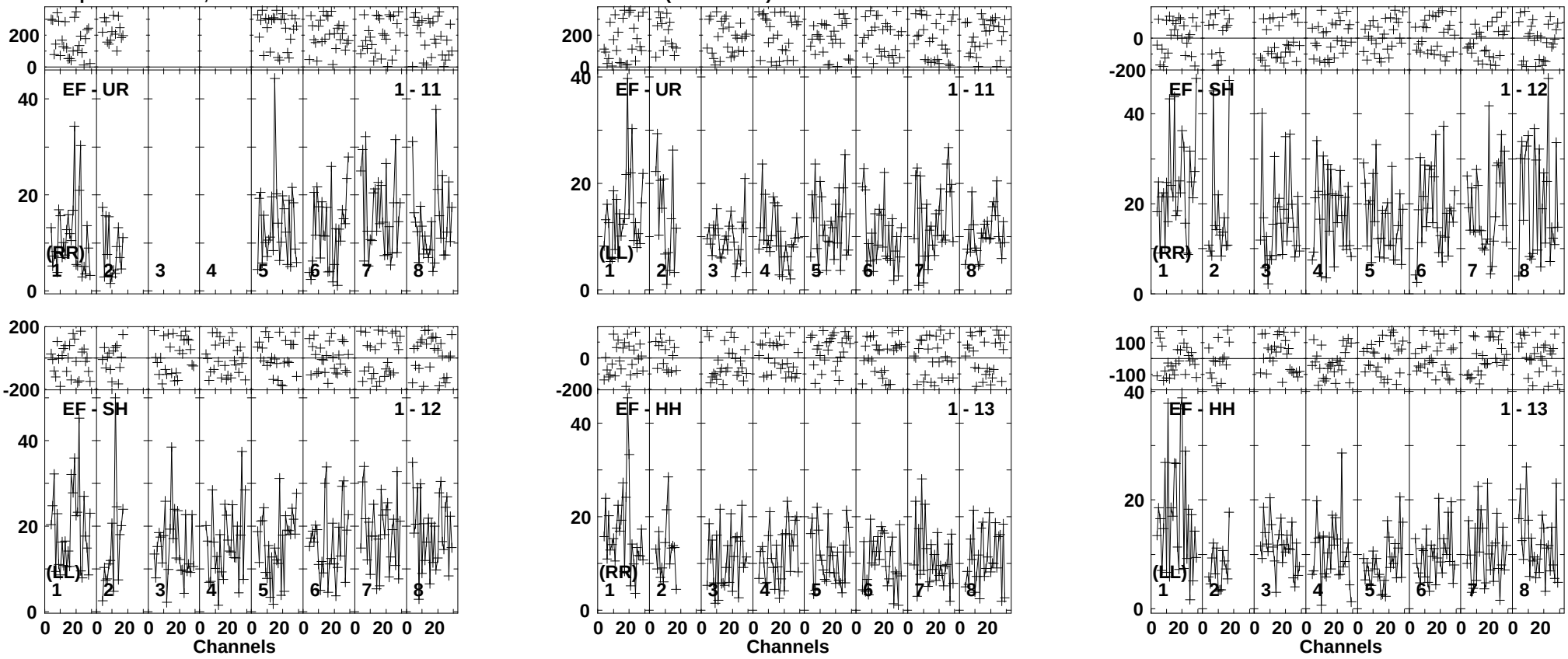

Lower frame: Milli Ampl Jy Top frame: Phas deg
Vector averaged cross-power spectrum Baseline: EF (01) - UR (11)
Timerange: 01/03:09:25 to 01/03:12:53

Plot file version 370 created 22-JUL-2014 18:11:46
J1522+3144 EP088C.UVDATA.1
Freq = 1.5950 GHz, Bw = 16.000 MH Calibrated with CL # 3 and BP # 1 (BP mode 1)

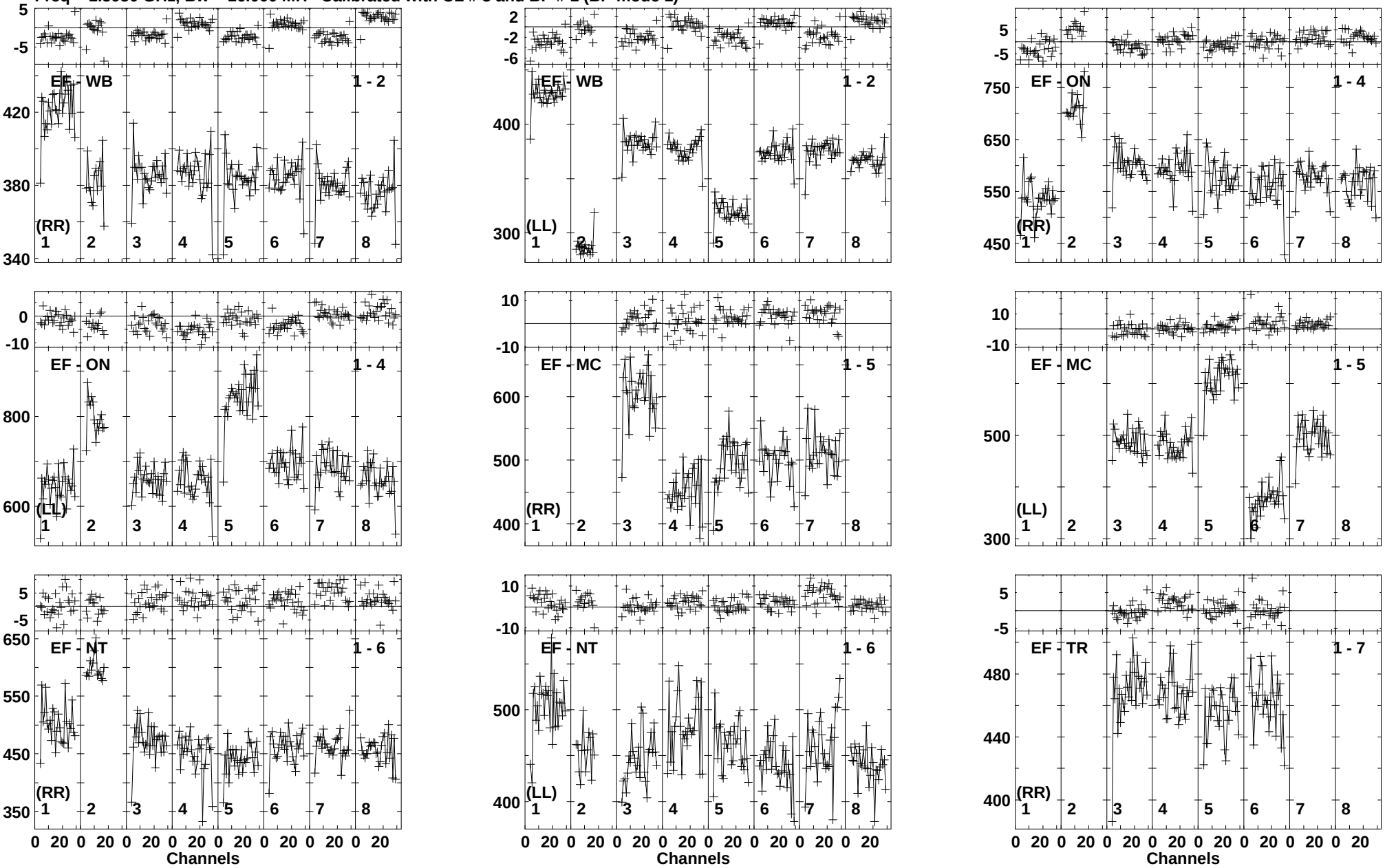

Lower frame: Milli Ampl Jy Top frame: Phas deg
Vector averaged cross-power spectrum Baseline: EF (01) - WB (02)
Timerange: 01/03:13:05 to 01/03:14:19

Plot file version 371 created 22-JUL-2014 18:11:47
J1522+3144 EP088C.UVDATA.1
Freq = 1.5950 GHz, Bw = 16.000 MH Calibrated with CL # 3 and BP # 1 (BP mode 1)

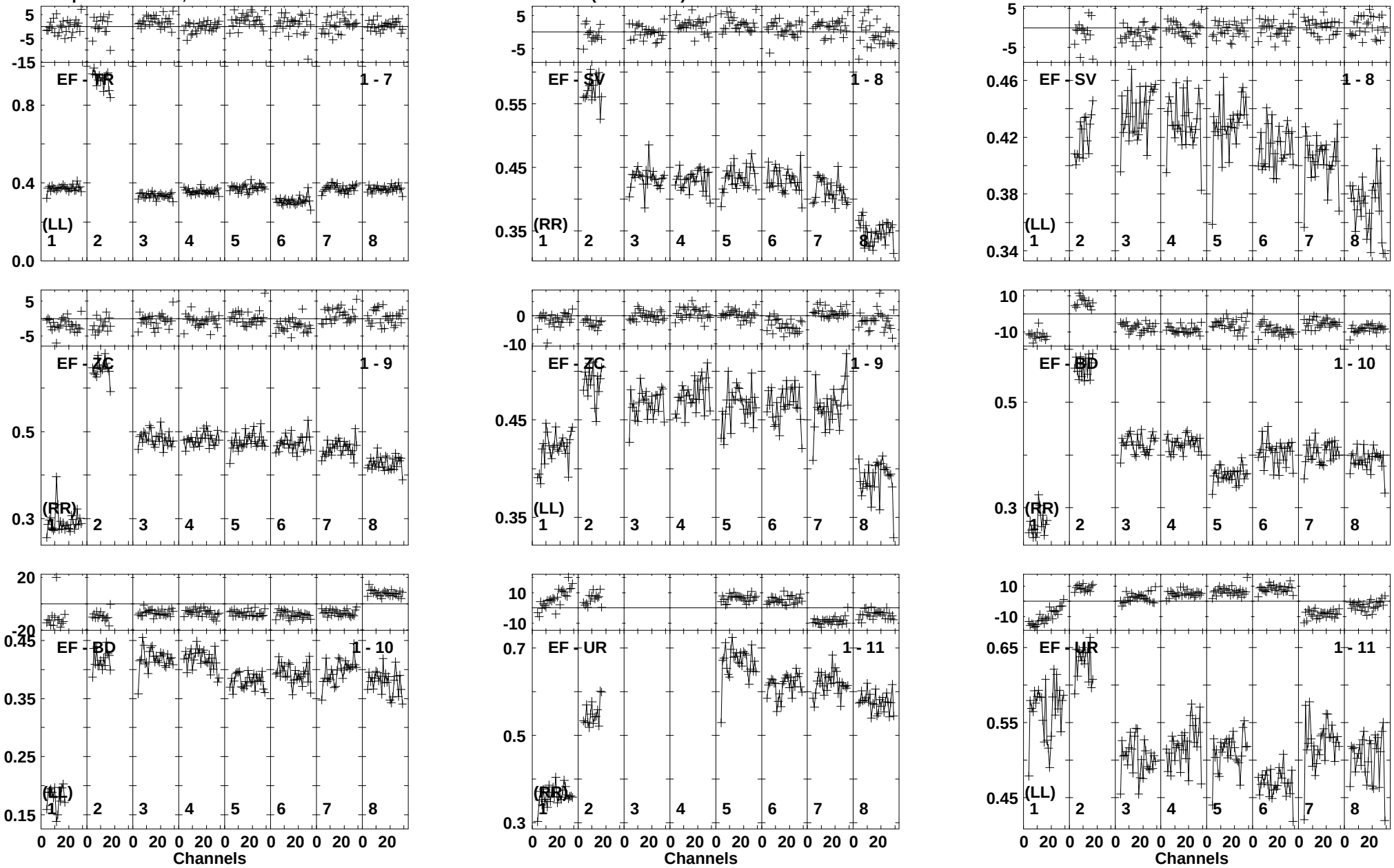

Lower frame: Ampl Jy Top frame: Phas deg
Vector averaged cross-power spectrum Baseline: EF (01) - TR (07)
Timerange: 01/03:13:05 to 01/03:14:19

Plot file version 372 created 22-JUL-2014 18:11:47
J1522+3144 EP088C.UVDATA.1
Freq = 1.5950 GHz, Bw = 16.000 MH Calibrated with CL # 3 and BP # 1 (BP mode 1)

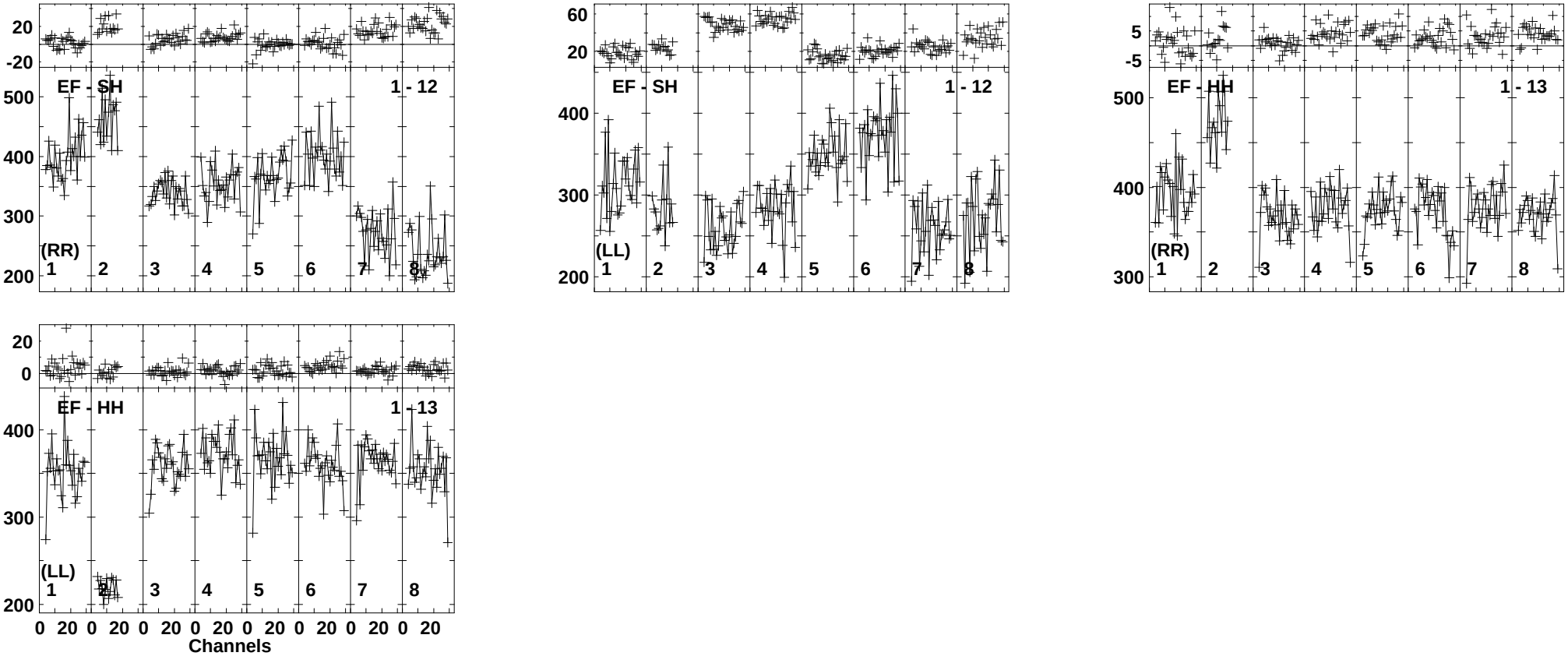

Lower frame: Milli Ampl Jy Top frame: Phas deg
Vector averaged cross-power spectrum Baseline: EF (01) - SH (12)
Timerange: 01/03:13:05 to 01/03:14:19

Plot file version 373 created 22-JUL-2014 18:11:47
IRASF15250 EP088C.UVDATA.1
Freq = 1.5950 GHz, Bw = 16.000 MH Calibrated with CL # 3 and BP # 1 (BP mode 1)

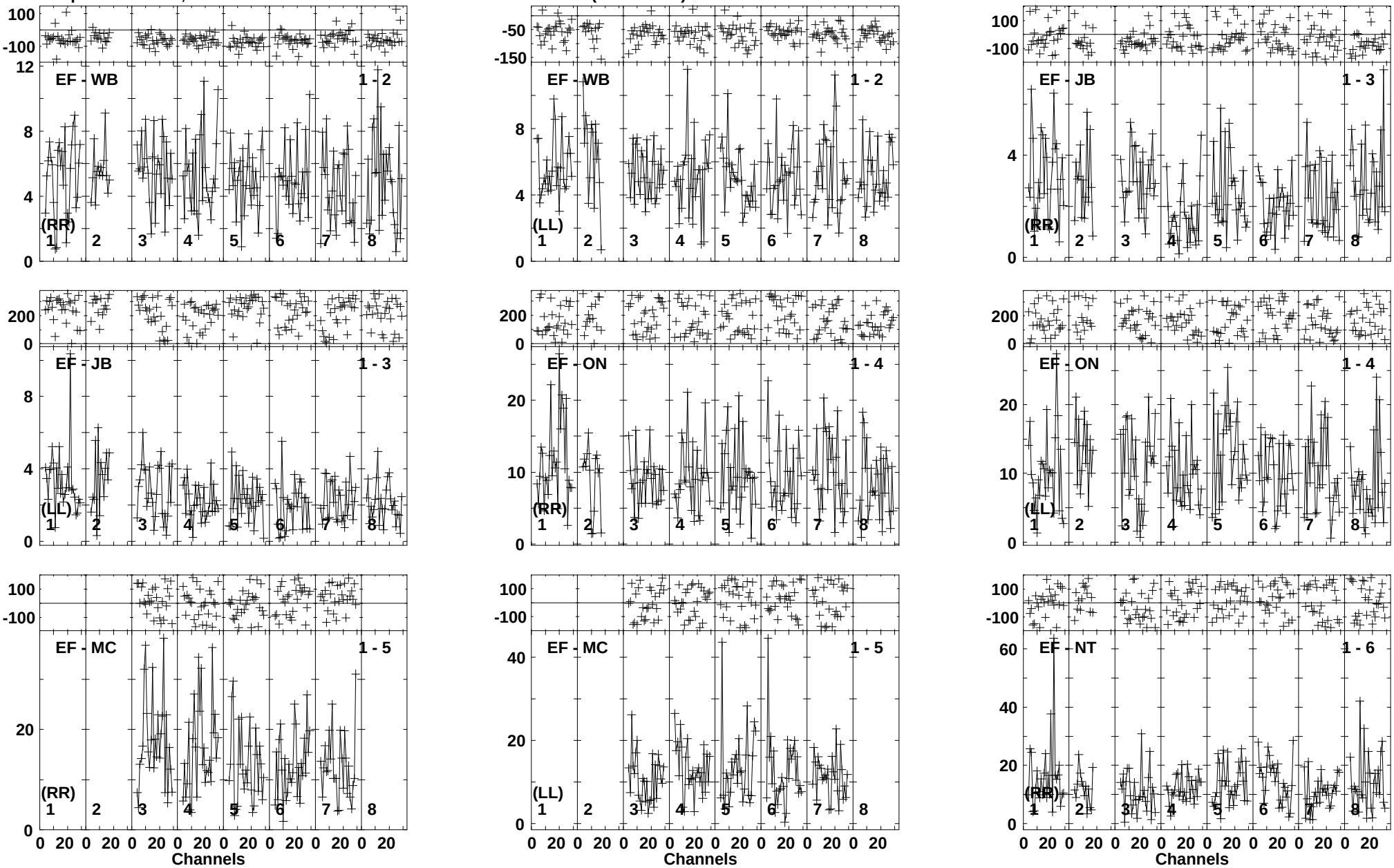

Lower frame: Milli Ampl Jy Top frame: Phas deg
Vector averaged cross-power spectrum Baseline: EF (01) - WB (02)
Timerange: 01/03:15:21 to 01/03:18:59

Plot file version 374 created 22-JUL-2014 18:11:48
IRASF15250 EP088C.UVDATA.1
Freq = 1.5950 GHz, Bw = 16.000 MH Calibrated with CL # 3 and BP # 1 (BP mode 1)

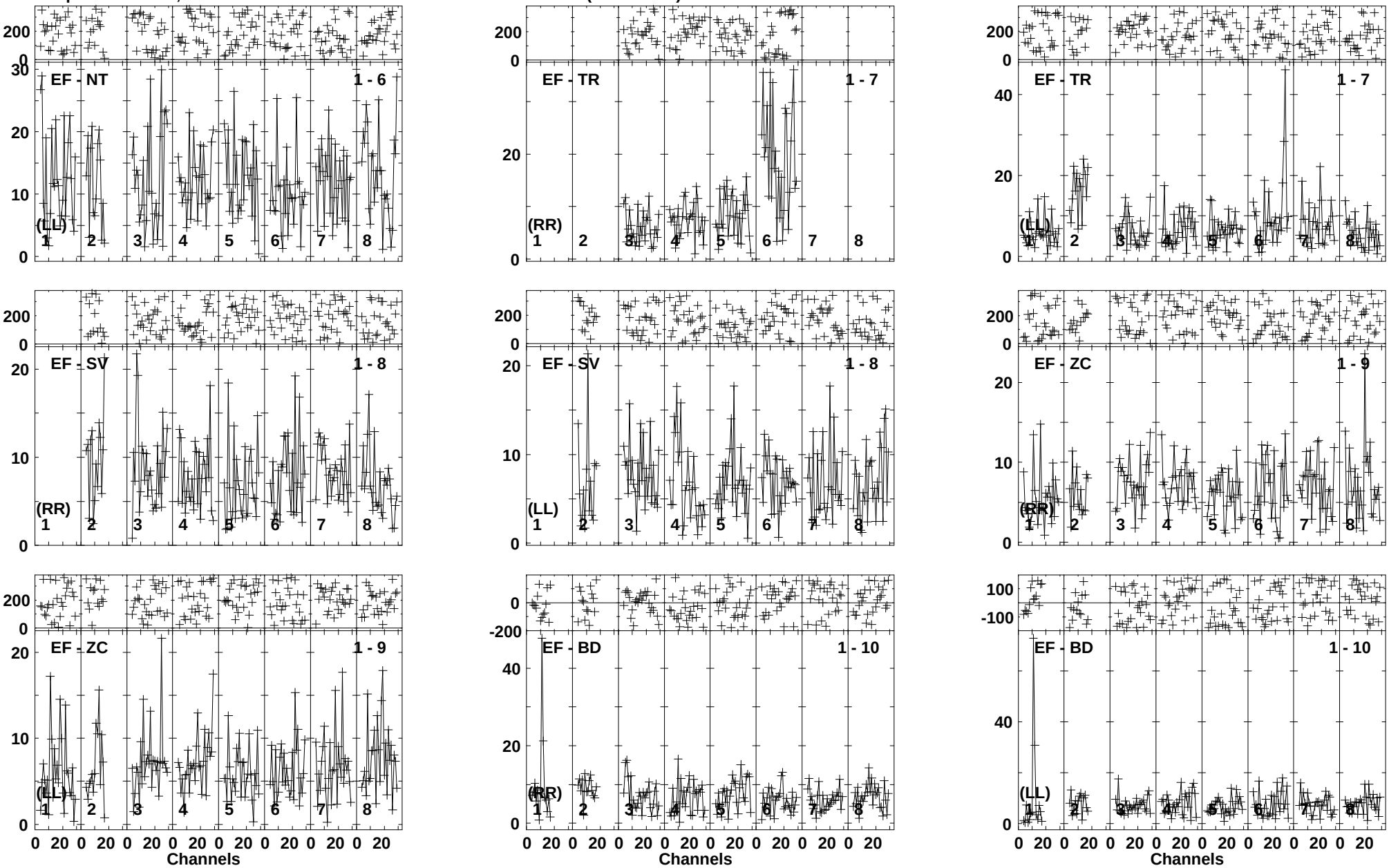

Lower frame: Milli Ampl Jy Top frame: Phas deg
Vector averaged cross-power spectrum Baseline: EF (01) - NT (06)
Timerange: 01/03:15:21 to 01/03:18:59

Plot file version 375 created 22-JUL-2014 18:11:48
IRASF15250 EP088C.UVDATA.1
Freq = 1.5950 GHz, Bw = 16.000 MH Calibrated with CL # 3 and BP # 1 (BP mode 1)

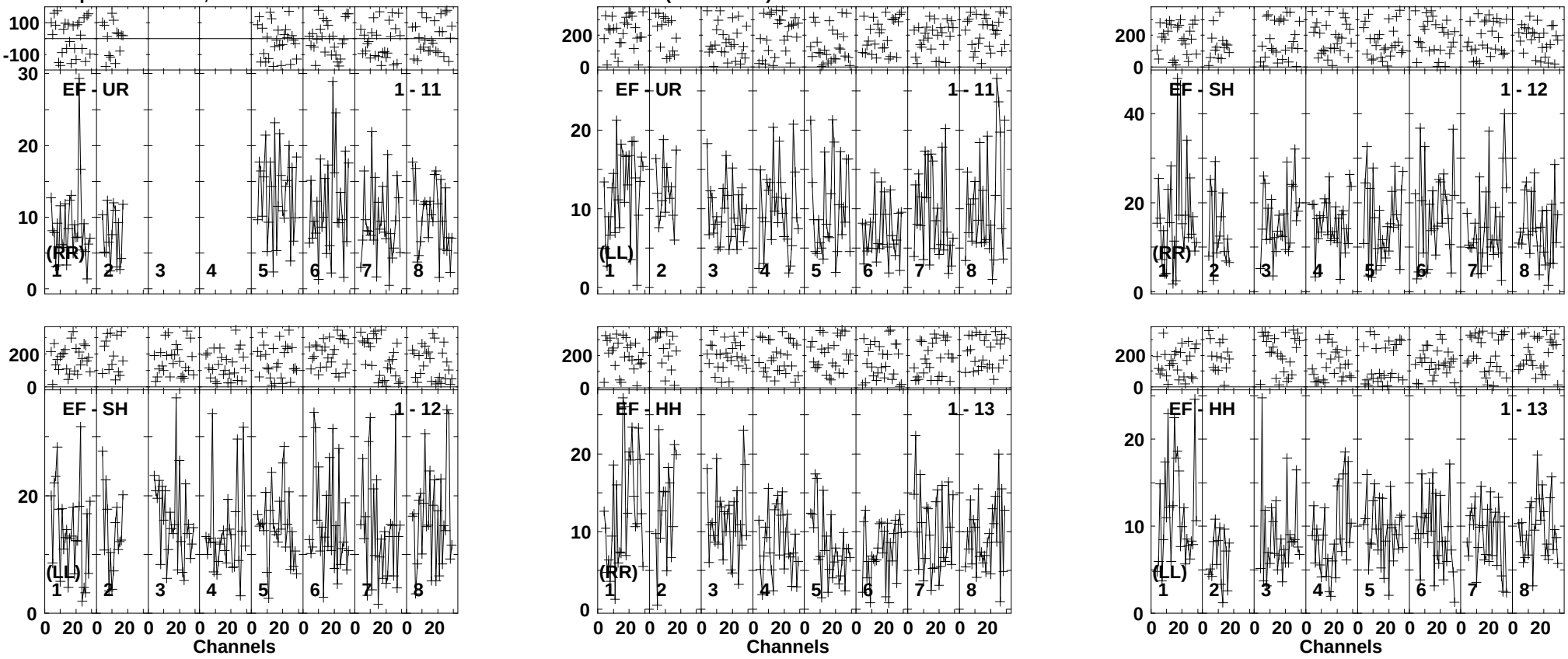

Lower frame: Milli Ampl Jy Top frame: Phas deg
Vector averaged cross-power spectrum Baseline: EF (01) - UR (11)
Timerange: 01/03:15:21 to 01/03:18:59

Plot file version 376 created 22-JUL-2014 18:11:49
J1522+3144 EP088C.UVDATA.1
Freq = 1.5950 GHz, Bw = 16.000 MH Calibrated with CL # 3 and BP # 1 (BP mode 1)

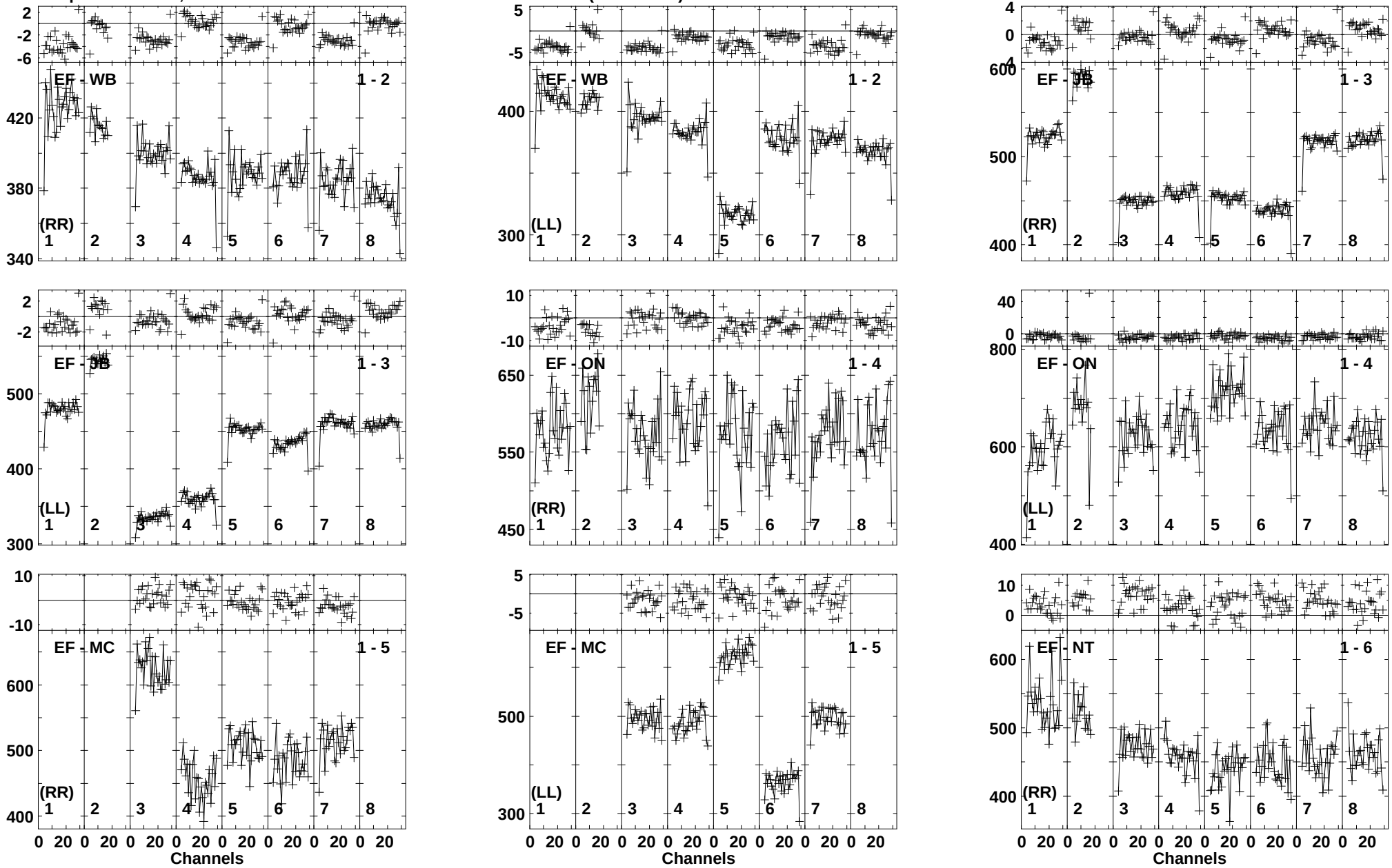

Lower frame: Milli Ampl Jy Top frame: Phas deg
Vector averaged cross-power spectrum Baseline: EF (01) - WB (02)
Timerange: 01/03:19:10 to 01/03:20:28

Plot file version 377 created 22-JUL-2014 18:11:49
J1522+3144 EP088C.UVDATA.1
Freq = 1.5950 GHz, Bw = 16.000 MH Calibrated with CL # 3 and BP # 1 (BP mode 1)

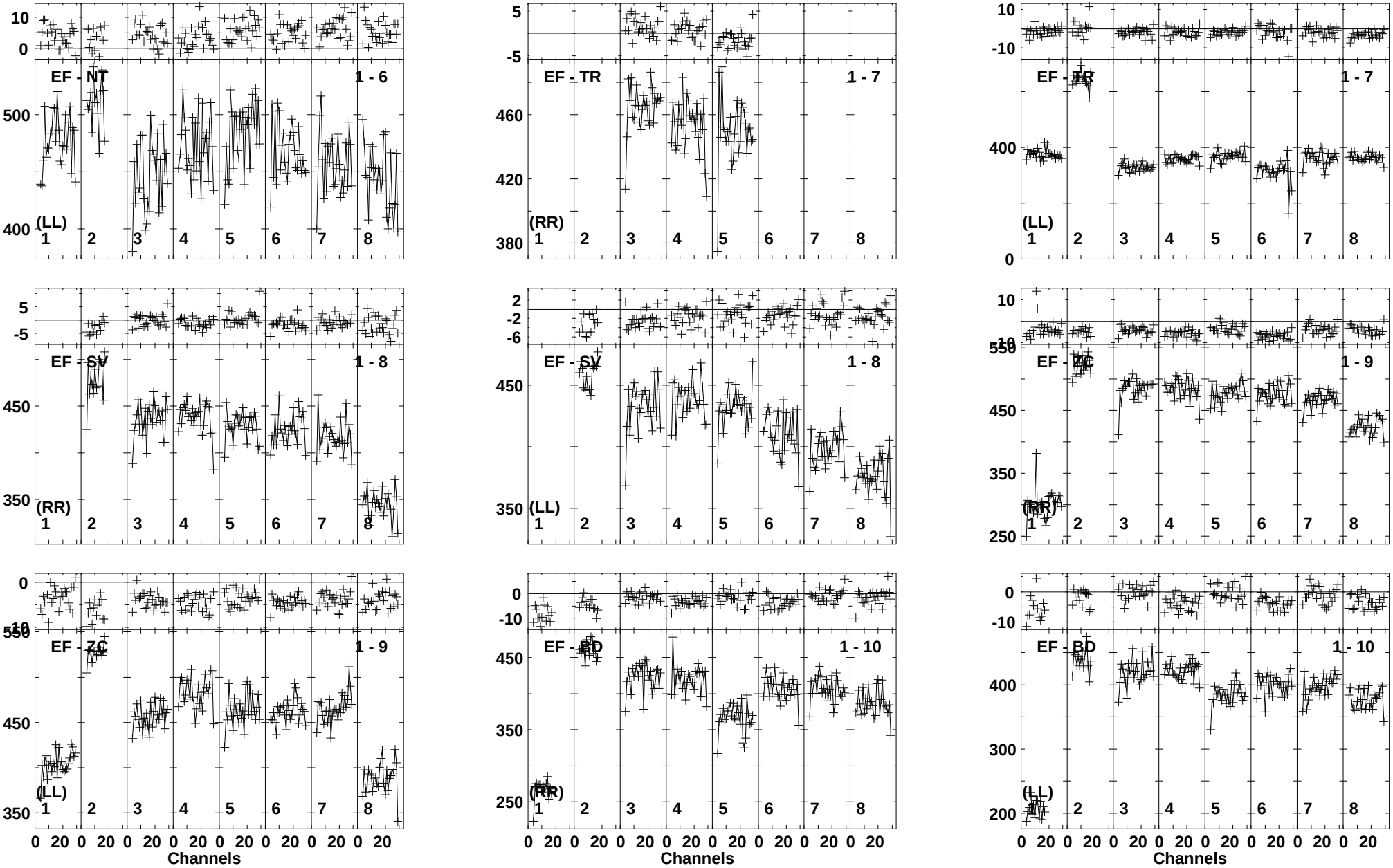

Lower frame: Milli Ampl Jy Top frame: Phas deg
Vector averaged cross-power spectrum Baseline: EF (01) - NT (06)
Timerange: 01/03:19:10 to 01/03:20:28

Plot file version 378 created 22-JUL-2014 18:11:49
J1522+3144 EP088C.UVDATA.1
Freq = 1.5950 GHz, Bw = 16.000 MH Calibrated with CL # 3 and BP # 1 (BP mode 1)

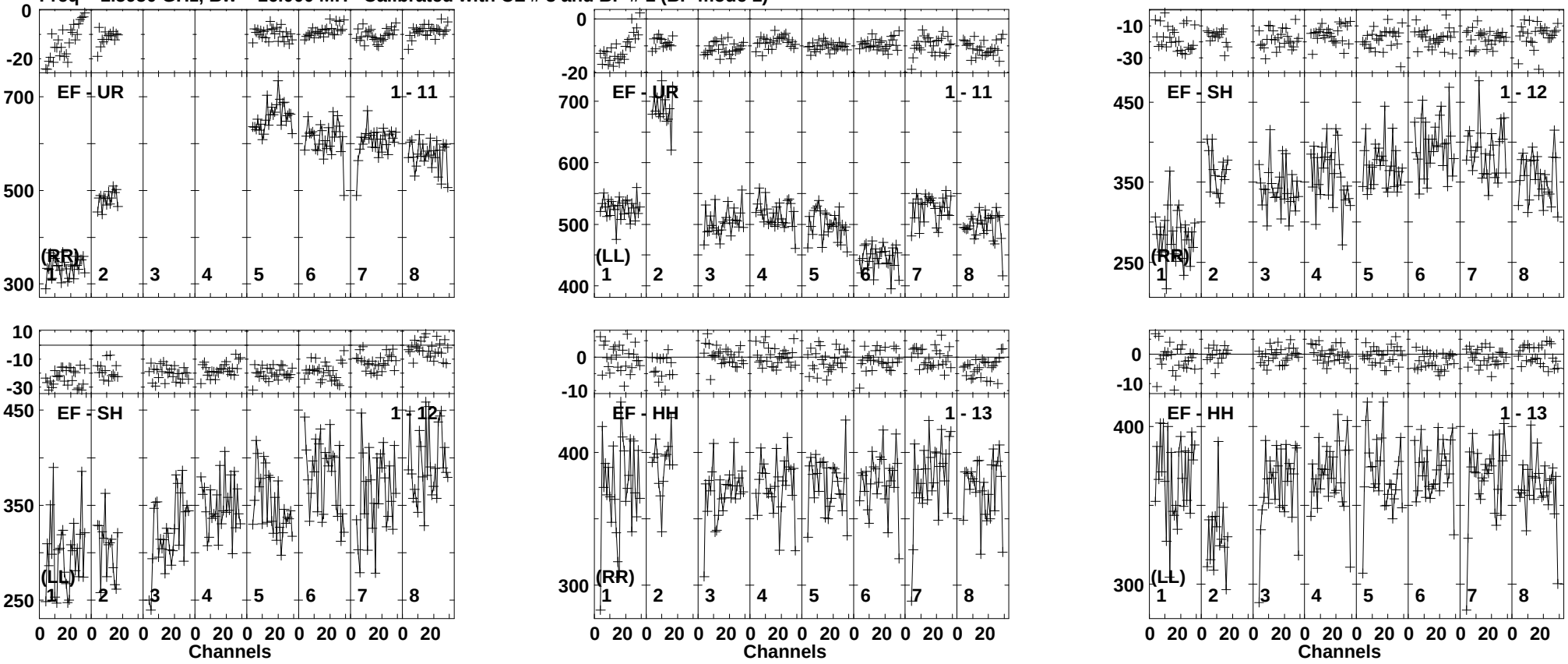

Lower frame: Milli Ampl Jy Top frame: Phas deg
Vector averaged cross-power spectrum Baseline: EF (01) - UR (11)
Timerange: 01/03:19:10 to 01/03:20:28

Plot file version 379 created 22-JUL-2014 18:11:50
IRASF15250 EP088C.UVDATA.1
Freq = 1.5950 GHz, Bw = 16.000 MH Calibrated with CL # 3 and BP # 1 (BP mode 1)

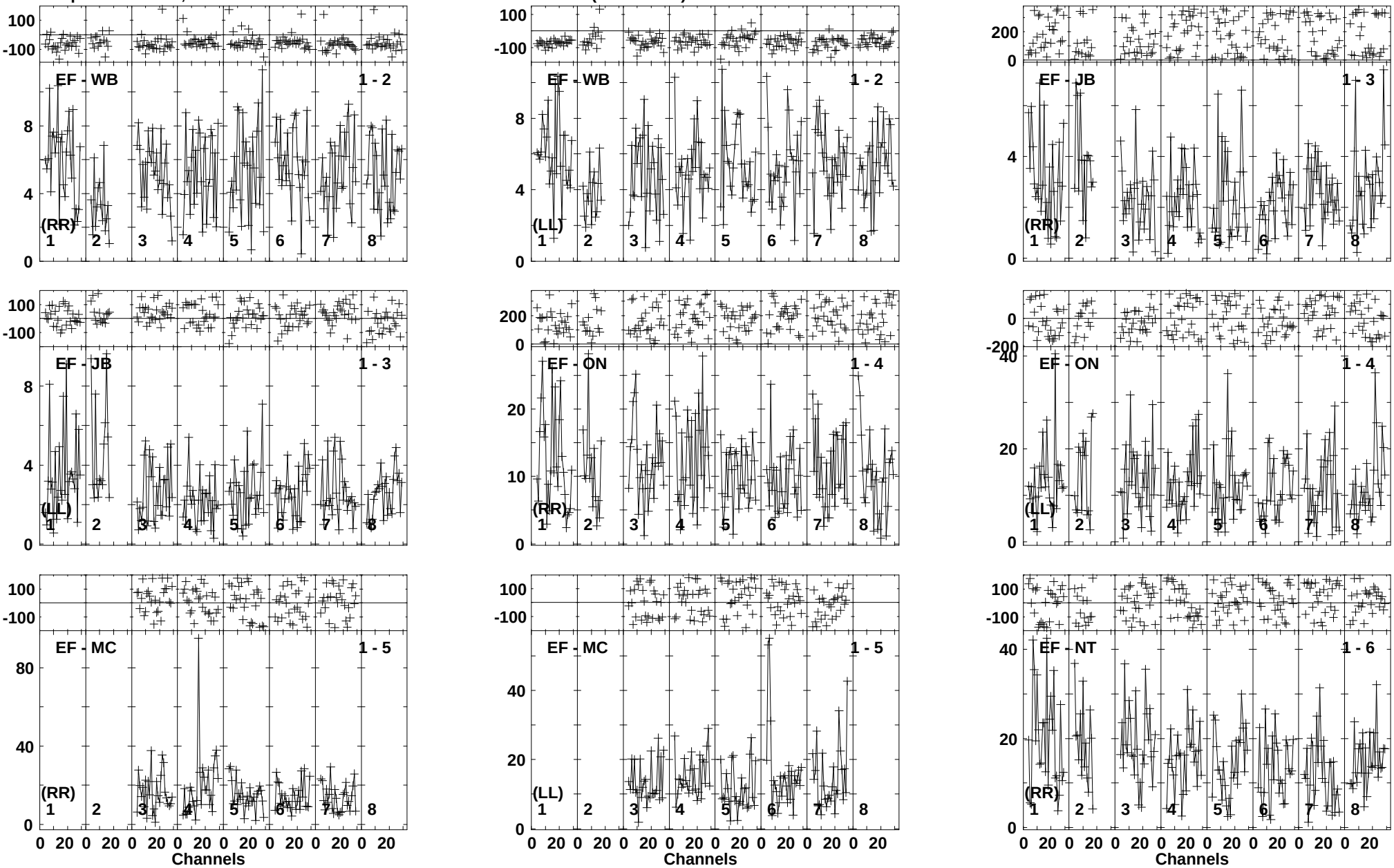

Lower frame: Milli Ampl Jy Top frame: Phas deg
Vector averaged cross-power spectrum Baseline: EF (01) - WB (02)
Timerange: 01/03:20:40 to 01/03:24:08

Plot file version 380 created 22-JUL-2014 18:11:50
IRASF15250 EP088C.UVDATA.1
Freq = 1.5950 GHz, Bw = 16.000 MH Calibrated with CL # 3 and BP # 1 (BP mode 1)

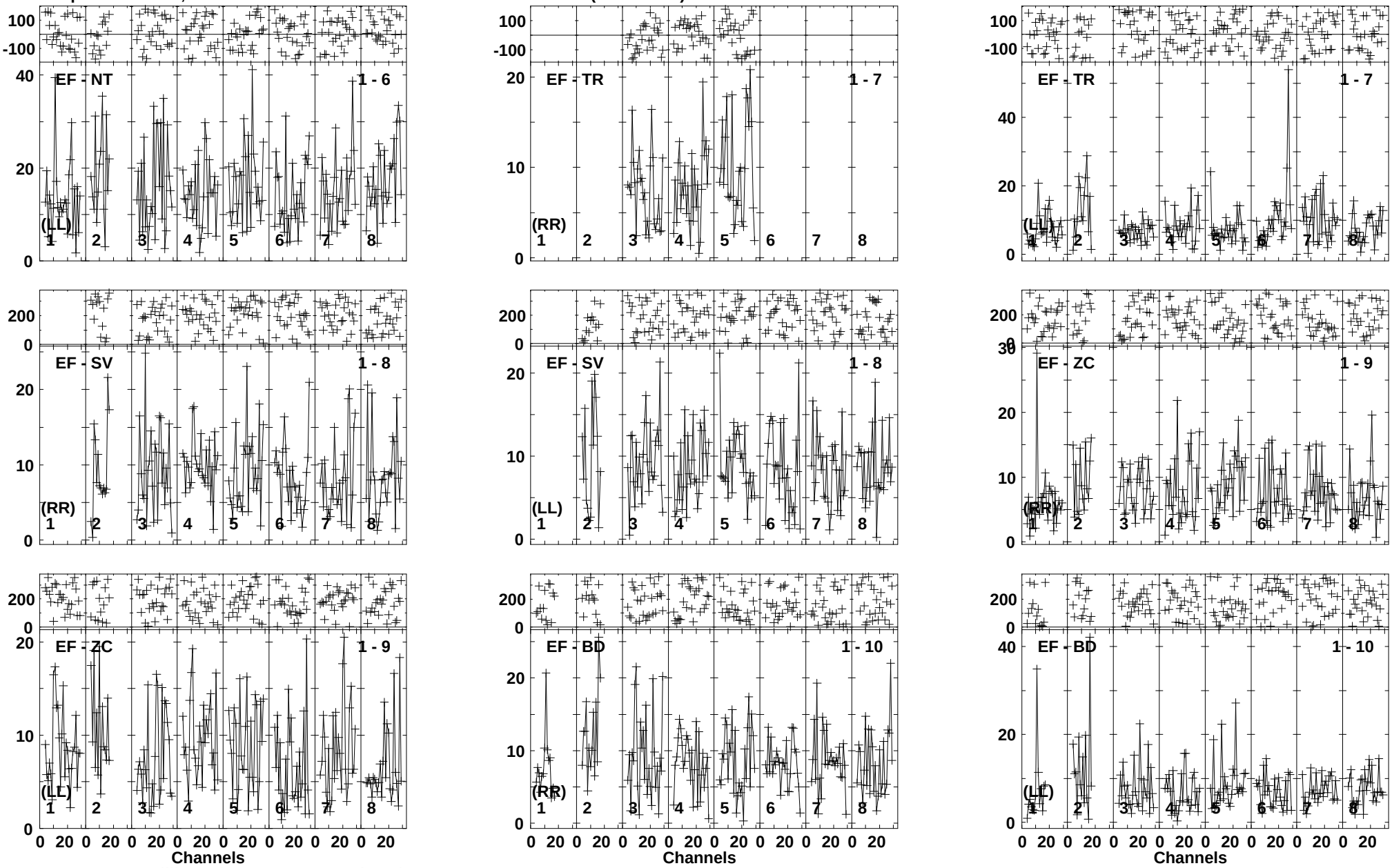

Lower frame: Milli Ampl Jy Top frame: Phas deg
Vector averaged cross-power spectrum Baseline: EF (01) - NT (06)
Timerange: 01/03:20:40 to 01/03:24:08

Plot file version 381 created 22-JUL-2014 18:11:51
IRASF15250 EP088C.UVDATA.1
Freq = 1.5950 GHz, Bw = 16.000 MH Calibrated with CL # 3 and BP # 1 (BP mode 1)

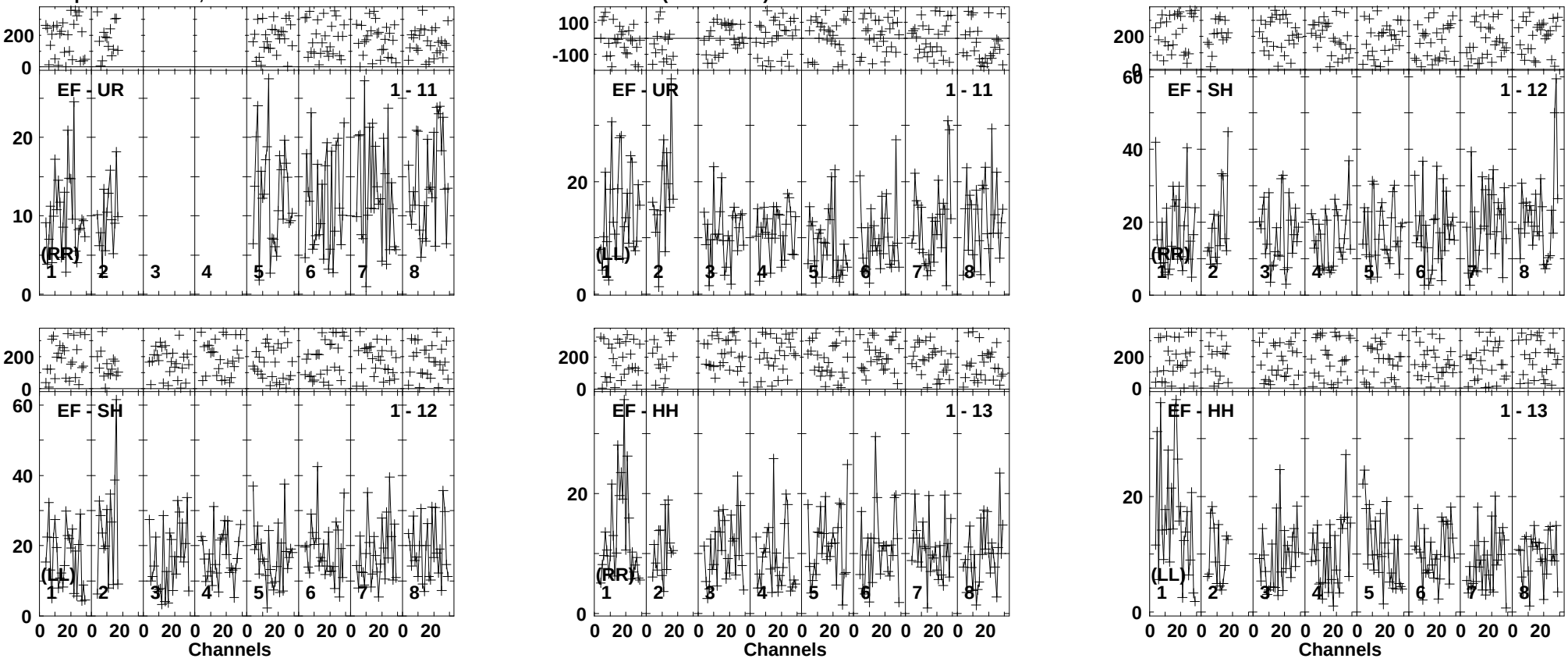

Lower frame: Milli Ampl Jy Top frame: Phas deg
Vector averaged cross-power spectrum Baseline: EF (01) - UR (11)
Timerange: 01/03:20:40 to 01/03:24:08

Plot file version 382 created 22-JUL-2014 18:11:51
J1522+3144 EP088C.UVDATA.1
Freq = 1.5950 GHz, Bw = 16.000 MH Calibrated with CL # 3 and BP # 1 (BP mode 1)

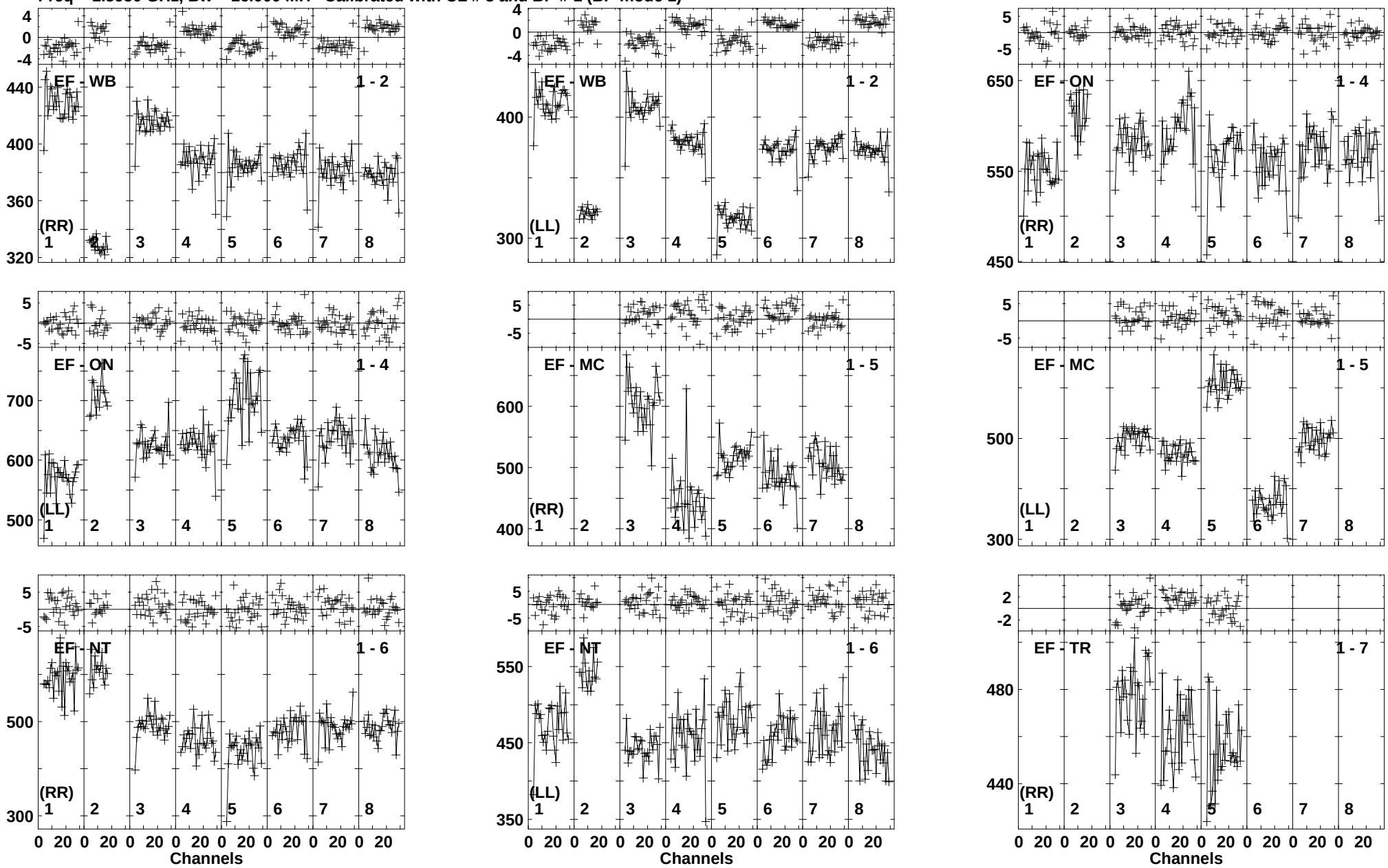

Lower frame: Milli Ampl Jy Top frame: Phas deg
Vector averaged cross-power spectrum Baseline: EF (01) - WB (02)
Timerange: 01/03:24:20 to 01/03:25:38

Plot file version 383 created 22-JUL-2014 18:11:51
J1522+3144 EP088C.UVDATA.1
Freq = 1.5950 GHz, Bw = 16.000 MH Calibrated with CL # 3 and BP # 1 (BP mode 1)

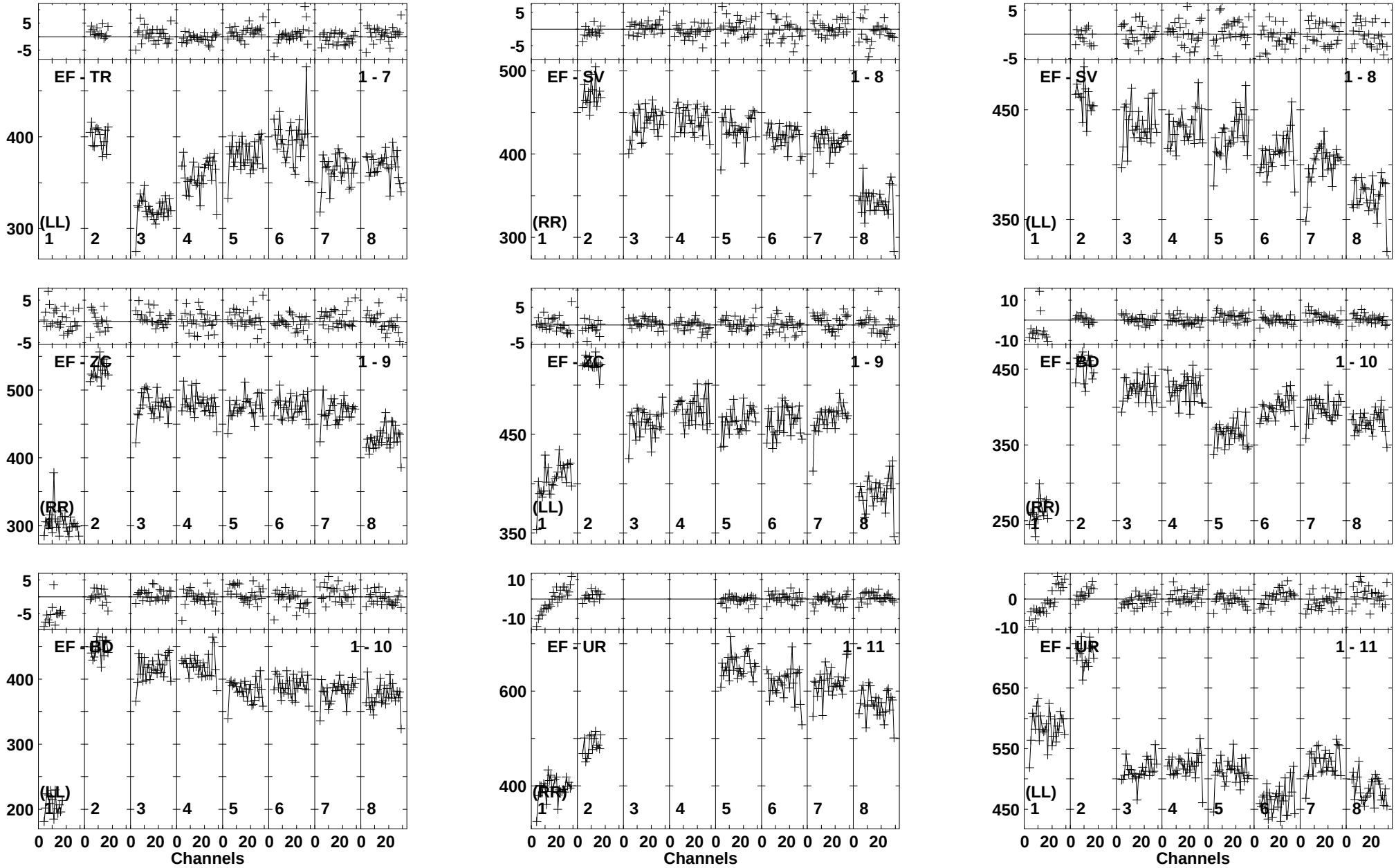

Lower frame: Milli Ampl Jy Top frame: Phas deg
Vector averaged cross-power spectrum Baseline: EF (01) - TR (07)
Timerange: 01/03:24:20 to 01/03:25:38

Plot file version 384 created 22-JUL-2014 18:11:52
J1522+3144 EP088C.UVDATA.1
Freq = 1.5950 GHz, Bw = 16.000 MH Calibrated with CL # 3 and BP # 1 (BP mode 1)

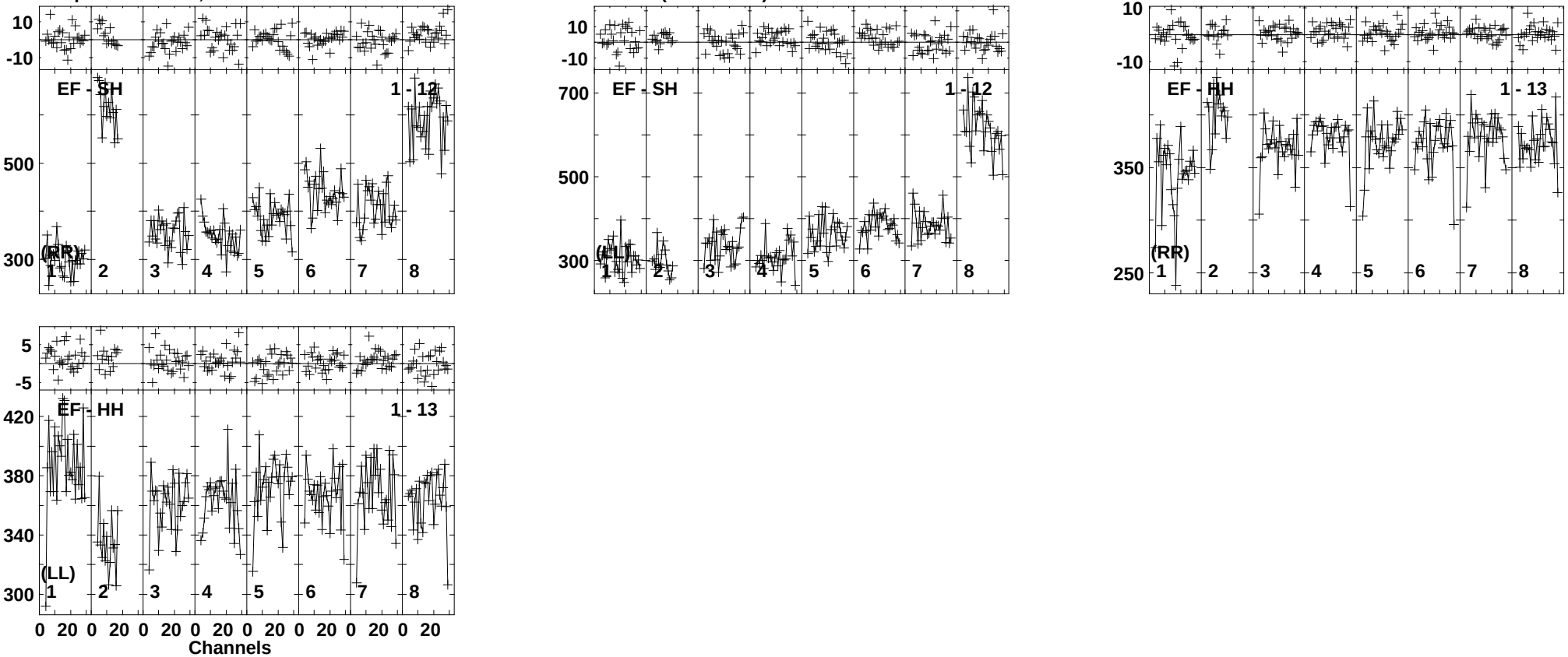

Lower frame: Milli Ampl Jy Top frame: Phas deg
Vector averaged cross-power spectrum Baseline: EF (01) - SH (12)
Timerange: 01/03:24:20 to 01/03:25:38

Plot file version 385 created 22-JUL-2014 18:11:52
J1824+5651 EP088C.UVDATA.1
Freq = 1.5950 GHz, Bw = 16.000 MH Calibrated with CL # 3 and BP # 1 (BP mode 1)

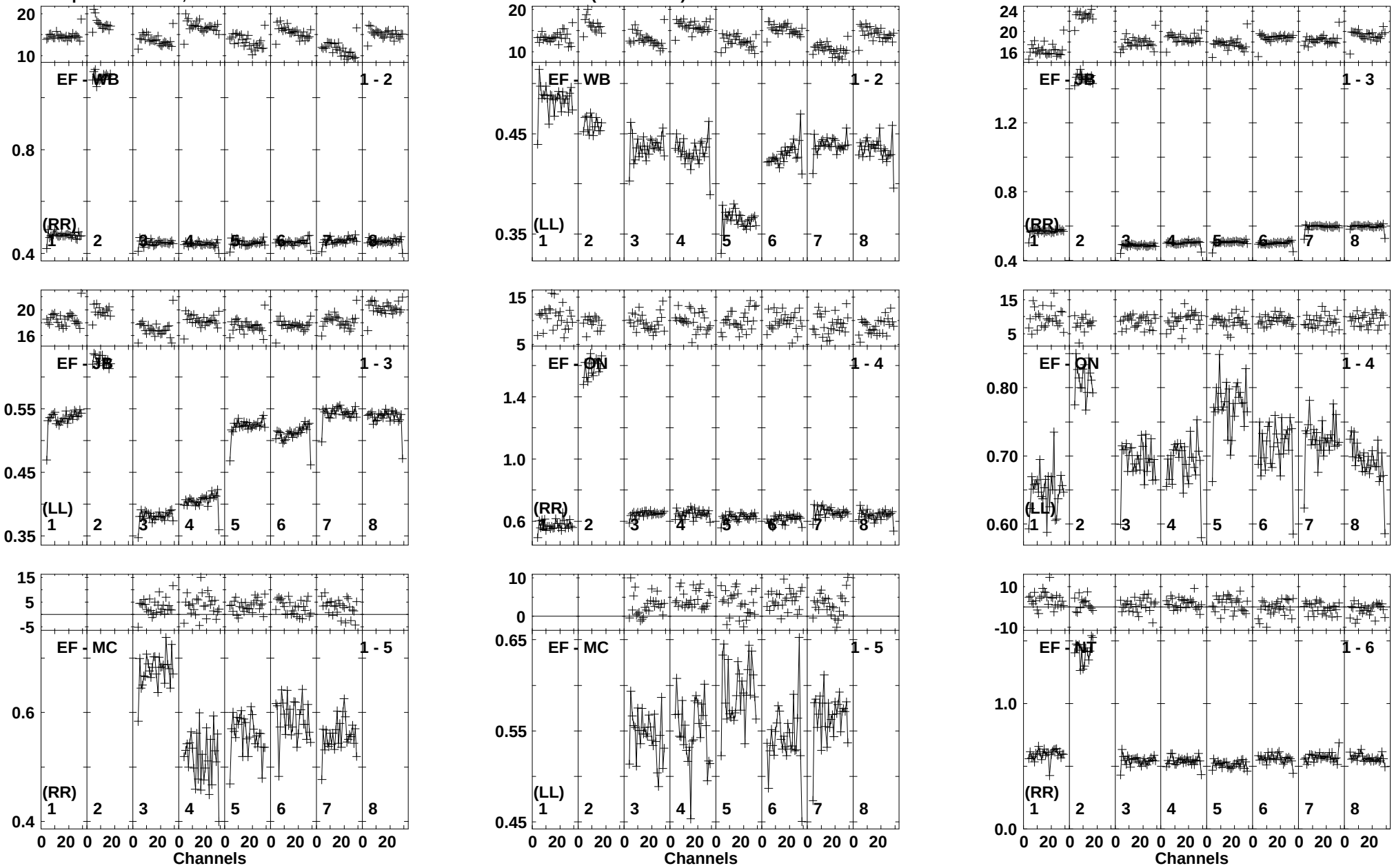

Lower frame: Ampl Jy Top frame: Phas deg
Vector averaged cross-power spectrum Baseline: EF (01) - WB (02)
Timerange: 01/03:26:44 to 01/03:29:58

Plot file version 386 created 22-JUL-2014 18:11:52
J1824+5651 EP088C.UVDATA.1
Freq = 1.5950 GHz, Bw = 16.000 MH Calibrated with CL # 3 and BP # 1 (BP mode 1)

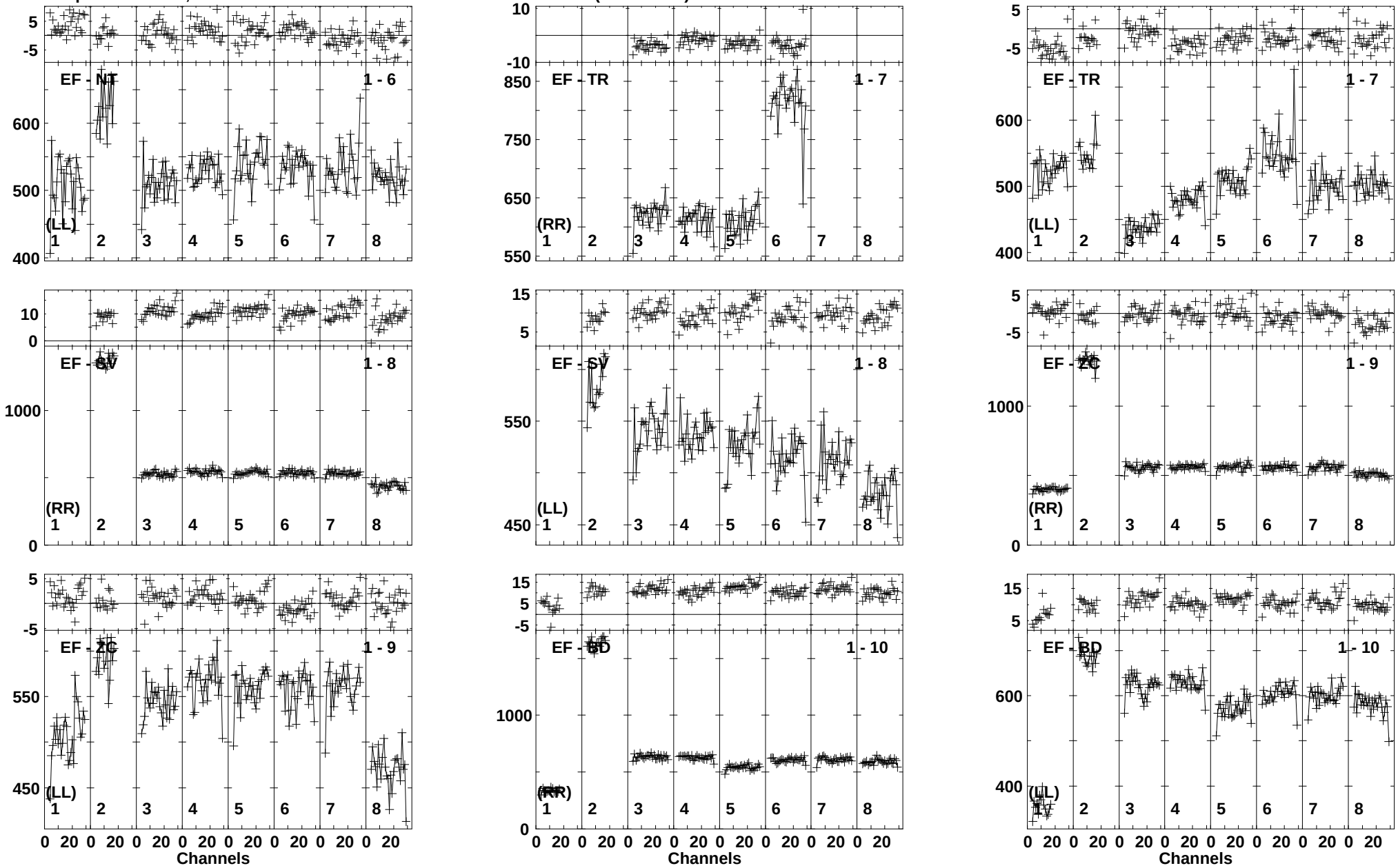

Lower frame: Milli Ampl Jy Top frame: Phas deg
Vector averaged cross-power spectrum Baseline: EF (01) - NT (06)
Timerange: 01/03:26:44 to 01/03:29:58

Plot file version 387 created 22-JUL-2014 18:11:53
J1824+5651 EP088C.UVDATA.1
Freq = 1.5950 GHz, Bw = 16.000 MH Calibrated with CL # 3 and BP # 1 (BP mode 1)

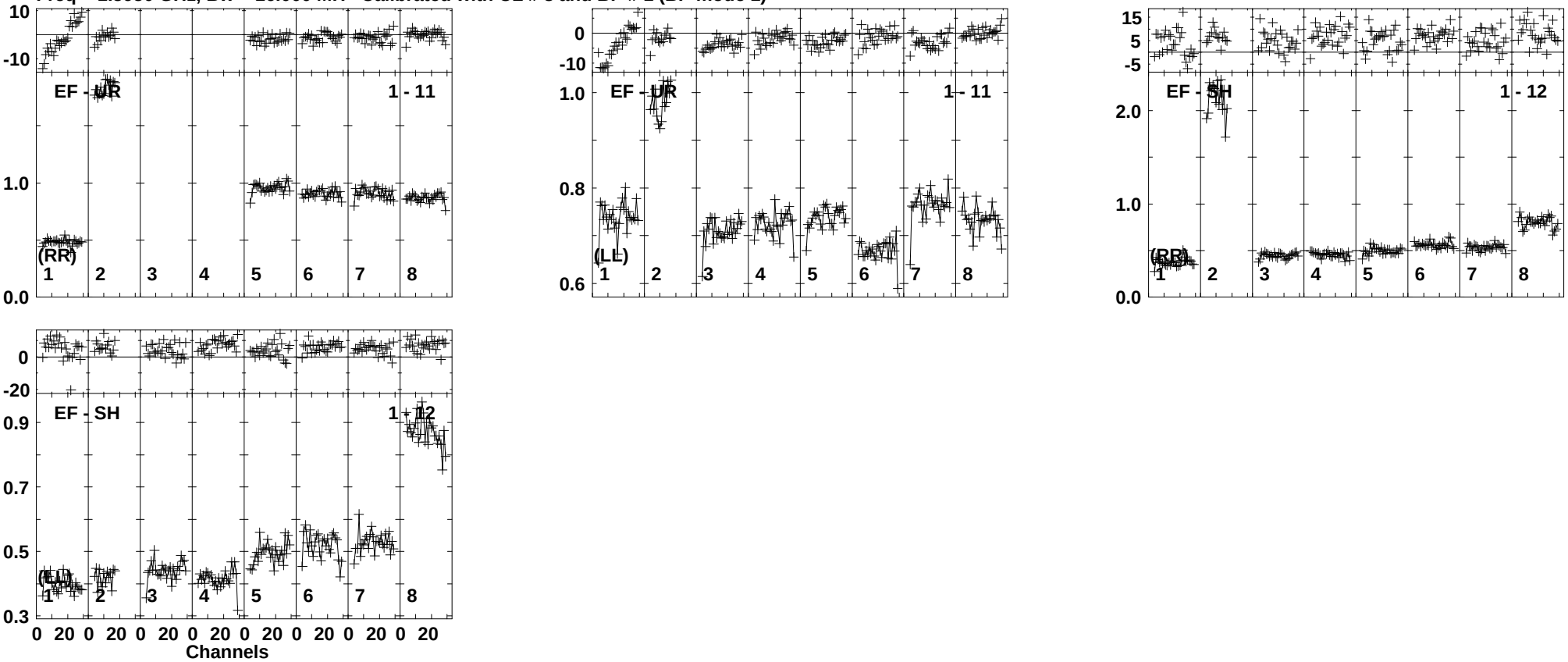

Lower frame: Ampl Jy Top frame: Phas deg
Vector averaged cross-power spectrum Baseline: EF (01) - UR (11)
Timerange: 01/03:26:44 to 01/03:29:58

Plot file version 388 created 22-JUL-2014 18:11:53
NGC6670A EP088C.UVDATA.1
Freq = 1.5950 GHz, Bw = 16.000 MH Calibrated with CL # 3 and BP # 1 (BP mode 1)

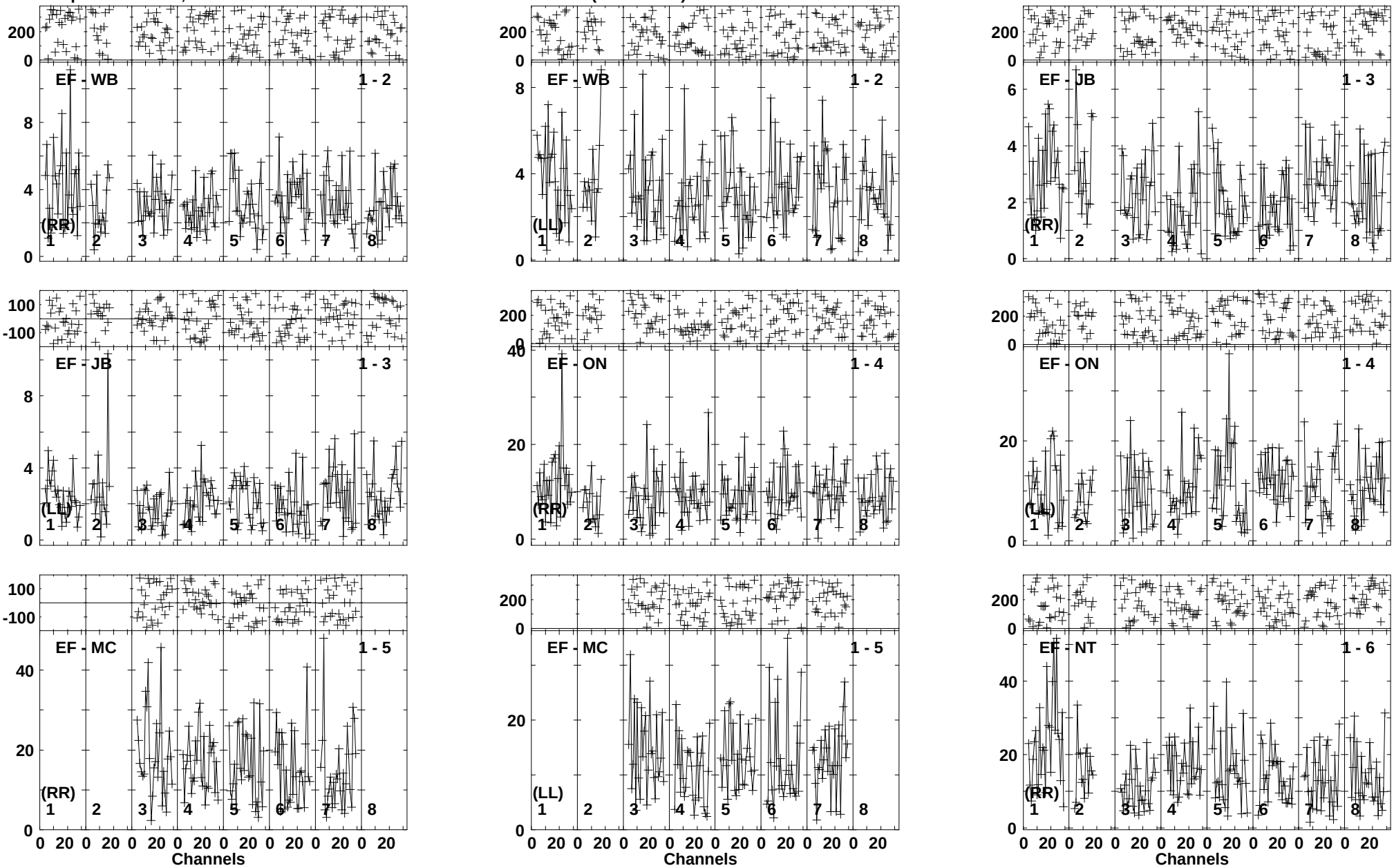

Lower frame: Milli Ampl Jy Top frame: Phas deg
Vector averaged cross-power spectrum Baseline: EF (01) - WB (02)
Timerange: 01/03:31:01 to 01/03:34:39

Plot file version 389 created 22-JUL-2014 18:11:53
NGC6670A EP088C.UVDATA.1
Freq = 1.5950 GHz, Bw = 16.000 MH Calibrated with CL # 3 and BP # 1 (BP mode 1)

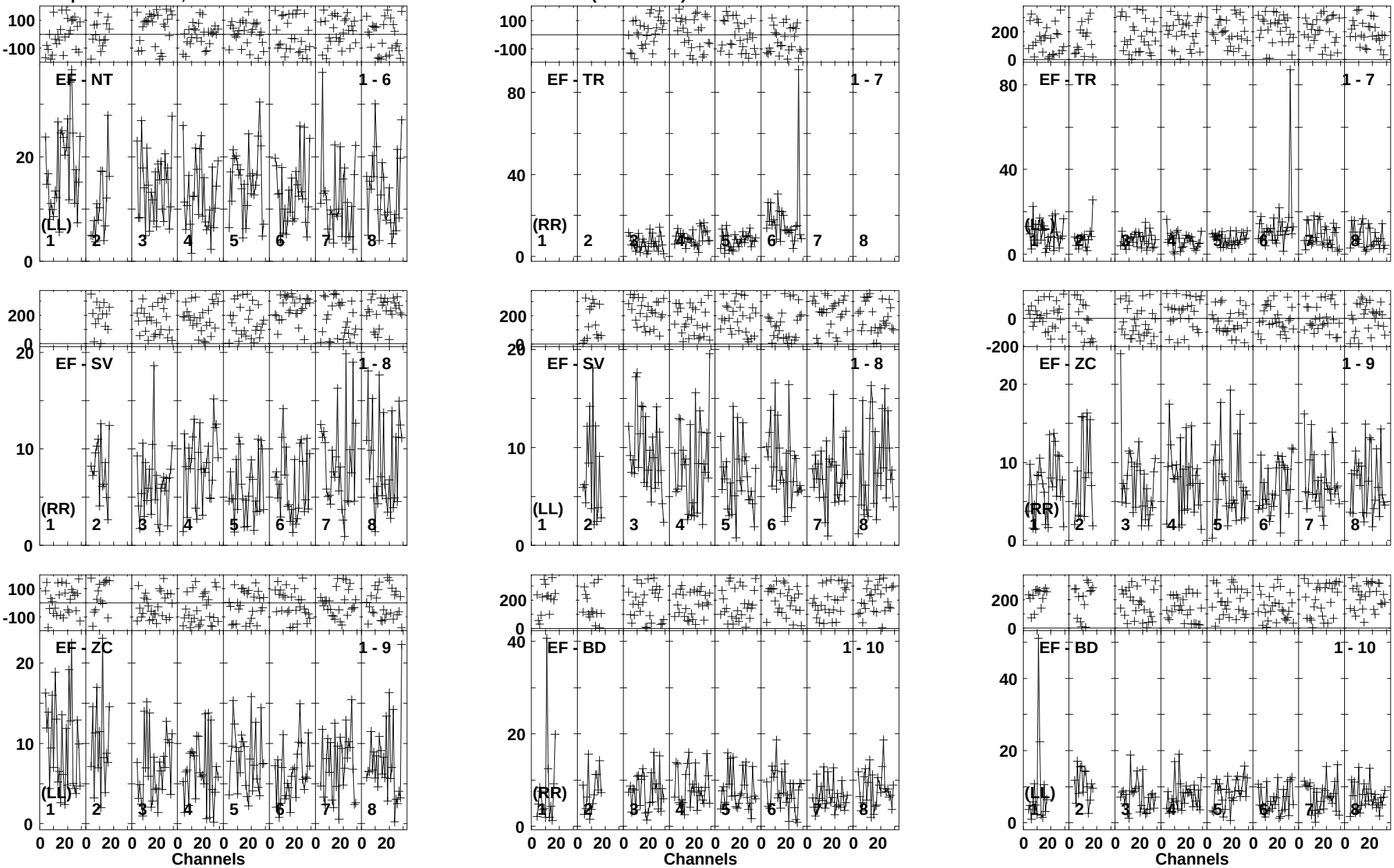

Lower frame: Milli Ampl Jy Top frame: Phas deg
Vector averaged cross-power spectrum Baseline: EF (01) - NT (06)
Timerange: 01/03:31:01 to 01/03:34:39

Plot file version 390 created 22-JUL-2014 18:11:54
NGC6670A EP088C.UVDATA.1
Freq = 1.5950 GHz, Bw = 16.000 MH Calibrated with CL # 3 and BP # 1 (BP mode 1)



Lower frame: Milli Ampl Jy Top frame: Phas deg
Vector averaged cross-power spectrum Baseline: EF (01) - UR (11)
Timerange: 01/03:31:01 to 01/03:34:39

Plot file version 391 created 22-JUL-2014 18:11:54
J1824+5651 EP088C.UVDATA.1
Freq = 1.5950 GHz, Bw = 16.000 MH Calibrated with CL # 3 and BP # 1 (BP mode 1)

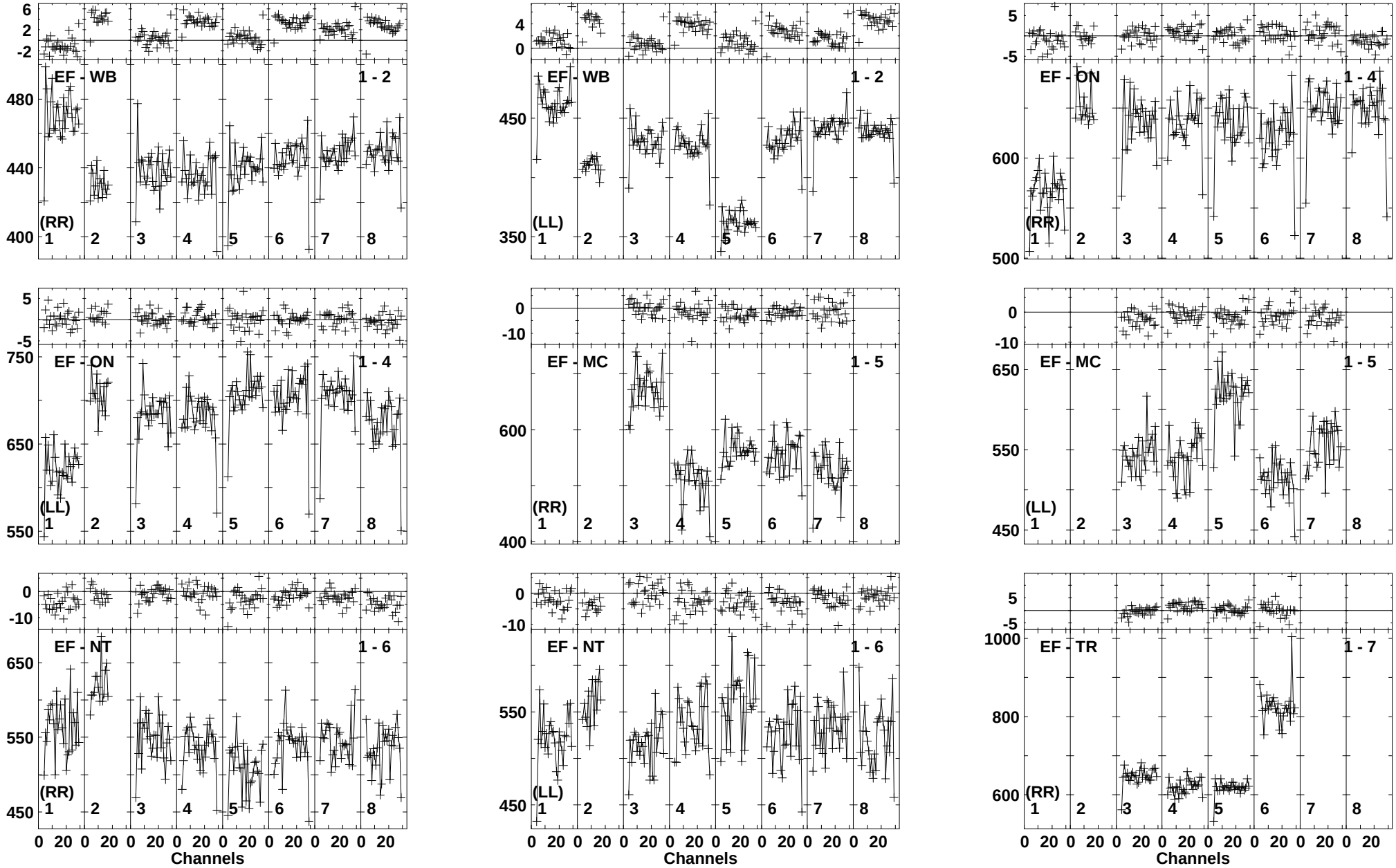

Lower frame: Milli Ampl Jy Top frame: Phas deg
Vector averaged cross-power spectrum Baseline: EF (01) - WB (02)
Timerange: 01/03:34:49 to 01/03:35:59

Plot file version 392 created 22-JUL-2014 18:11:54
J1824+5651 EP088C.UVDATA.1
Freq = 1.5950 GHz, Bw = 16.000 MH Calibrated with CL # 3 and BP # 1 (BP mode 1)

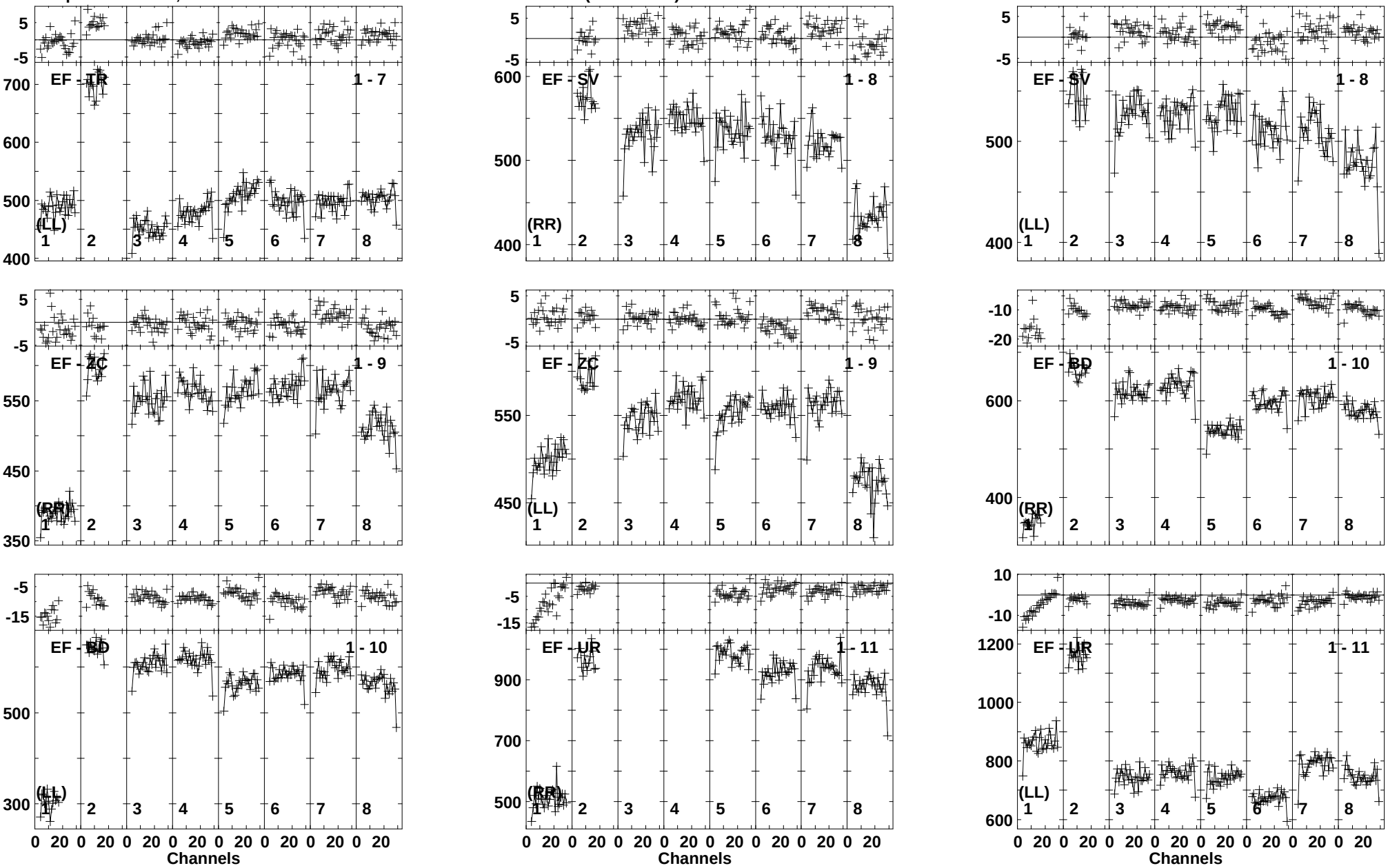

Lower frame: Milli Ampl Jy Top frame: Phas deg
Vector averaged cross-power spectrum Baseline: EF (01) - TR (07)
Timerange: 01/03:34:49 to 01/03:35:59

Plot file version 393 created 22-JUL-2014 18:11:55
J1824+5651 EP088C.UVDATA.1
Freq = 1.5950 GHz, Bw = 16.000 MH Calibrated with CL # 3 and BP # 1 (BP mode 1)

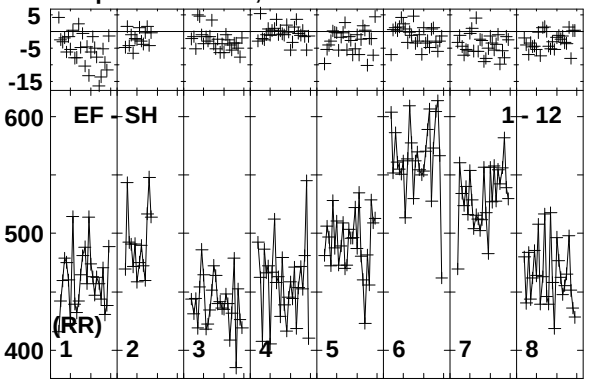

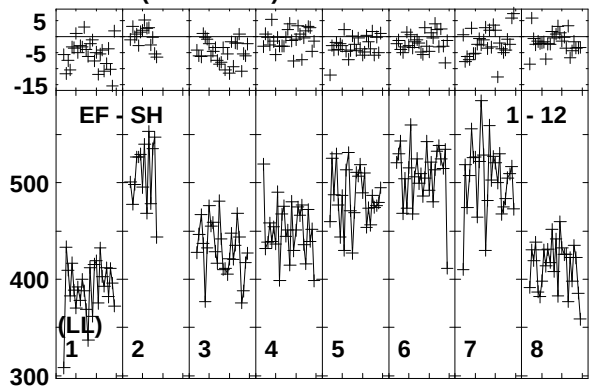

Lower frame: Milli Ampl Jy Top frame: Phas deg
Vector averaged cross-power spectrum Baseline: EF (01) - SH (12)
Timerange: 01/03:34:49 to 01/03:35:59

Plot file version 394 created 22-JUL-2014 18:12:06
NGC6670A EP088C.UVDATA.1
Freq = 1.5950 GHz, Bw = 16.000 MH Calibrated with CL # 3 and BP # 1 (BP mode 1)



Lower frame: Milli Ampl Jy Top frame: Phas deg
Vector averaged cross-power spectrum Baseline: EF (01) - WB (02)
Timerange: 01/04:15:09 to 01/04:18:39

Plot file version 395 created 22-JUL-2014 18:12:07
NGC6670A EP088C.UVDATA.1
Freq = 1.5950 GHz, Bw = 16.000 MH Calibrated with CL # 3 and BP # 1 (BP mode 1)

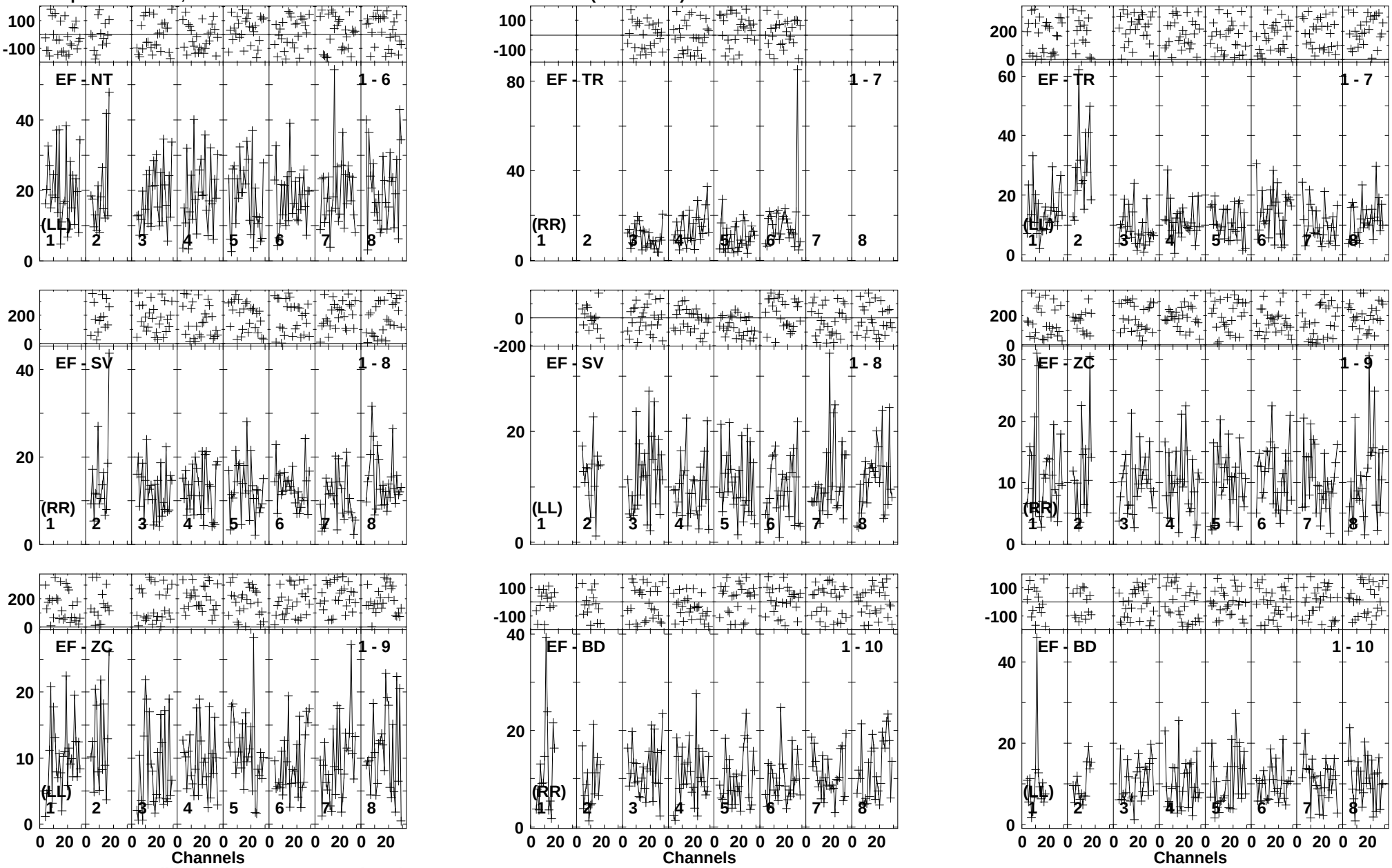

Lower frame: Milli Ampl Jy Top frame: Phas deg
Vector averaged cross-power spectrum Baseline: EF (01) - NT (06)
Timerange: 01/04:15:09 to 01/04:18:39

Plot file version 396 created 22-JUL-2014 18:12:07
NGC6670A EP088C.UVDATA.1
Freq = 1.5950 GHz, Bw = 16.000 MH Calibrated with CL # 3 and BP # 1 (BP mode 1)

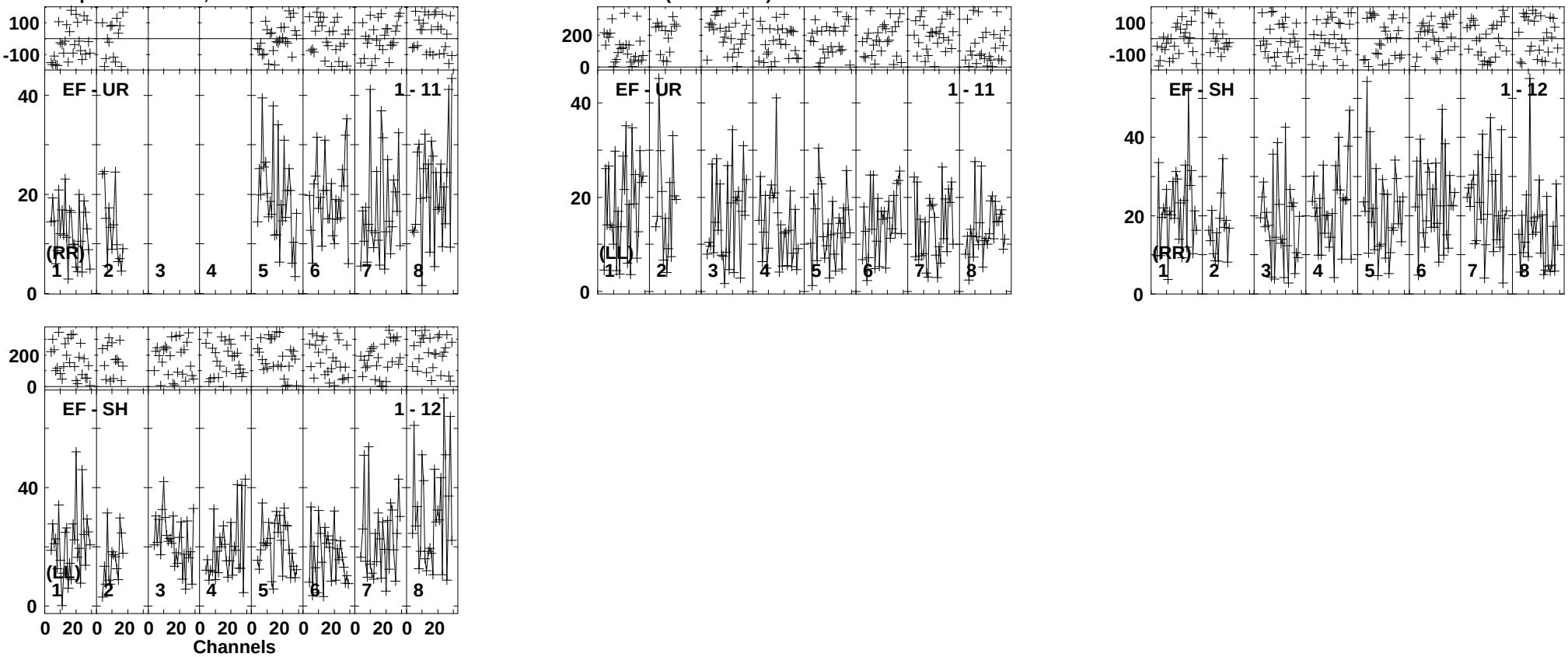

Lower frame: Milli Ampl Jy Top frame: Phas deg
Vector averaged cross-power spectrum Baseline: EF (01) - UR (11)
Timerange: 01/04:15:09 to 01/04:18:39

Plot file version 397 created 22-JUL-2014 18:12:07
J1824+5651 EP088C.UVDATA.1
Freq = 1.5950 GHz, Bw = 16.000 MH Calibrated with CL # 3 and BP # 1 (BP mode 1)

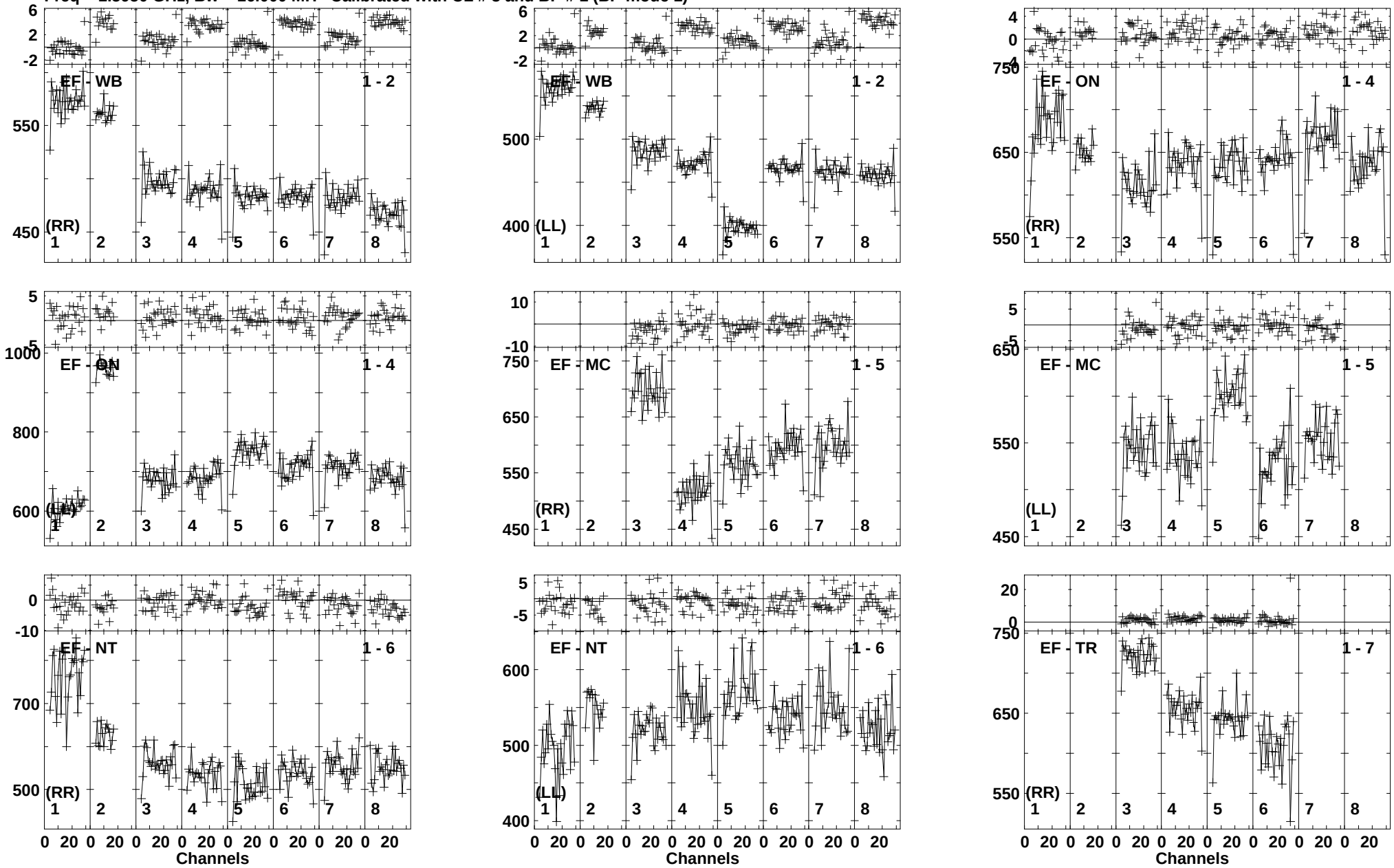

Lower frame: Milli Ampl Jy Top frame: Phas deg
Vector averaged cross-power spectrum Baseline: EF (01) - WB (02)
Timerange: 01/04:18:49 to 01/04:19:59

Plot file version 398 created 22-JUL-2014 18:12:08
J1824+5651 EP088C.UVDATA.1
Freq = 1.5950 GHz, Bw = 16.000 MH Calibrated with CL # 3 and BP # 1 (BP mode 1)

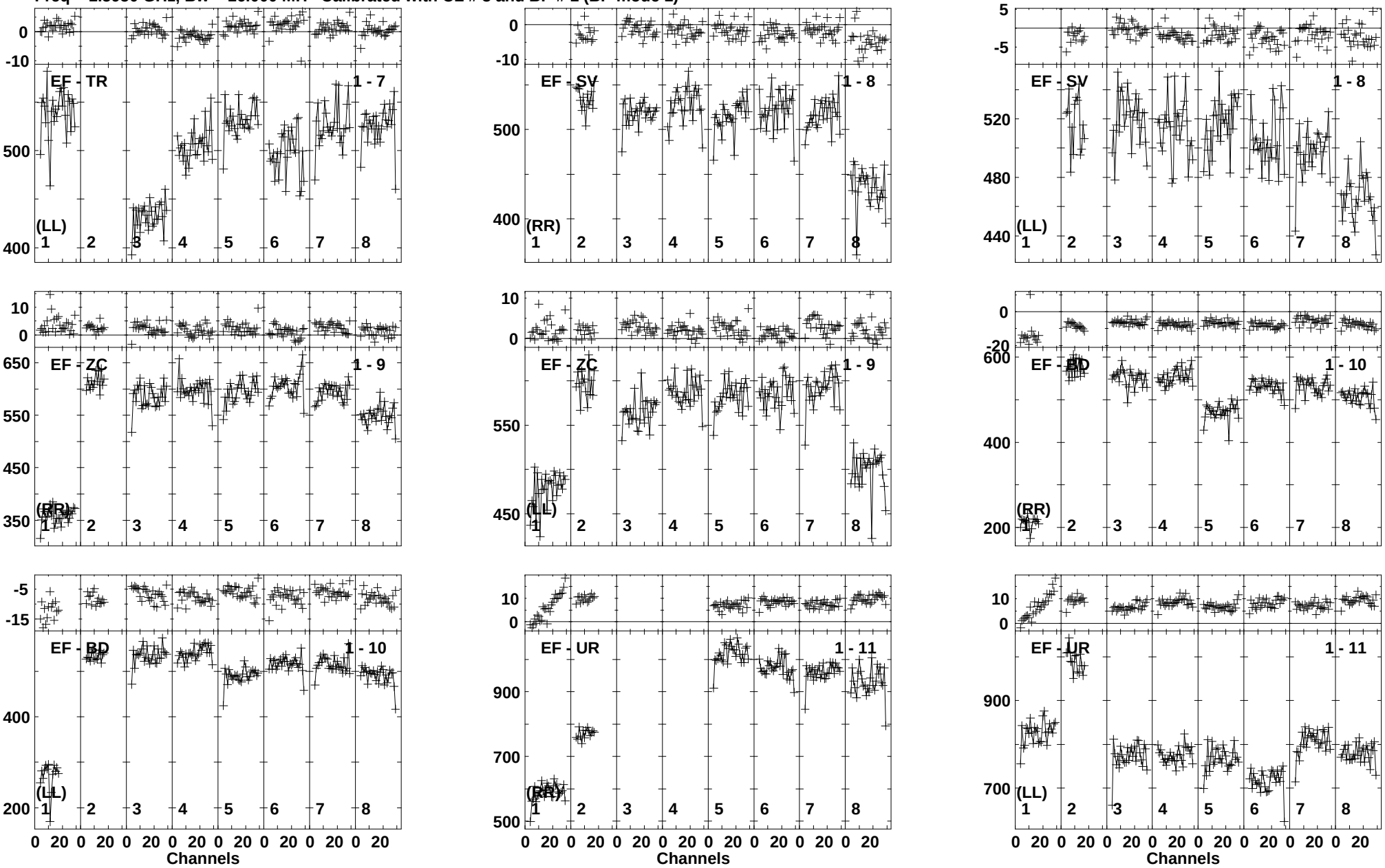

Lower frame: Milli Ampl Jy Top frame: Phas deg
Vector averaged cross-power spectrum Baseline: EF (01) - TR (07)
Timerange: 01/04:18:49 to 01/04:19:59

Plot file version 399 created 22-JUL-2014 18:12:08
J1824+5651 EP088C.UVDATA.1
Freq = 1.5950 GHz, Bw = 16.000 MH Calibrated with CL # 3 and BP # 1 (BP mode 1)

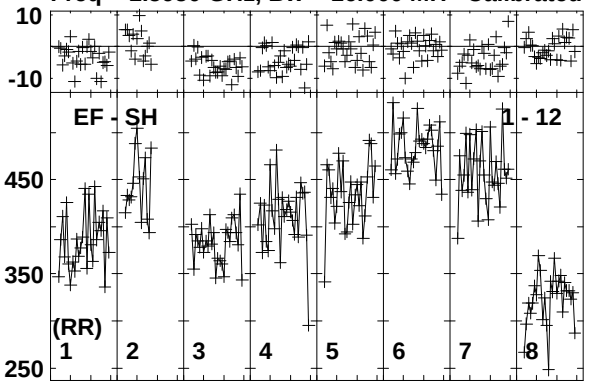

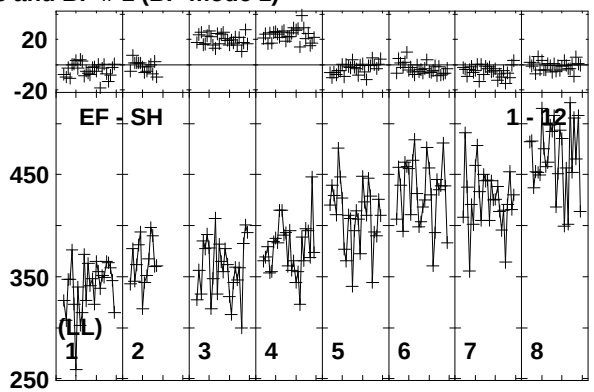

Lower frame: Milli Ampl Jy Top frame: Phas deg
Vector averaged cross-power spectrum Baseline: EF (01) - SH (12)
Timerange: 01/04:18:49 to 01/04:19:59

Plot file version 400 created 22-JUL-2014 18:12:08
NGC6670A EP088C.UVDATA.1
Freq = 1.5950 GHz, Bw = 16.000 MH Calibrated with CL # 3 and BP # 1 (BP mode 1)



Lower frame: Milli Ampl Jy Top frame: Phas deg
Vector averaged cross-power spectrum Baseline: EF (01) - WB (02)
Timerange: 01/04:21:01 to 01/04:24:39

Plot file version 401 created 22-JUL-2014 18:12:09
NGC6670A EP088C.UVDATA.1
Freq = 1.5950 GHz, Bw = 16.000 MH Calibrated with CL # 3 and BP # 1 (BP mode 1)

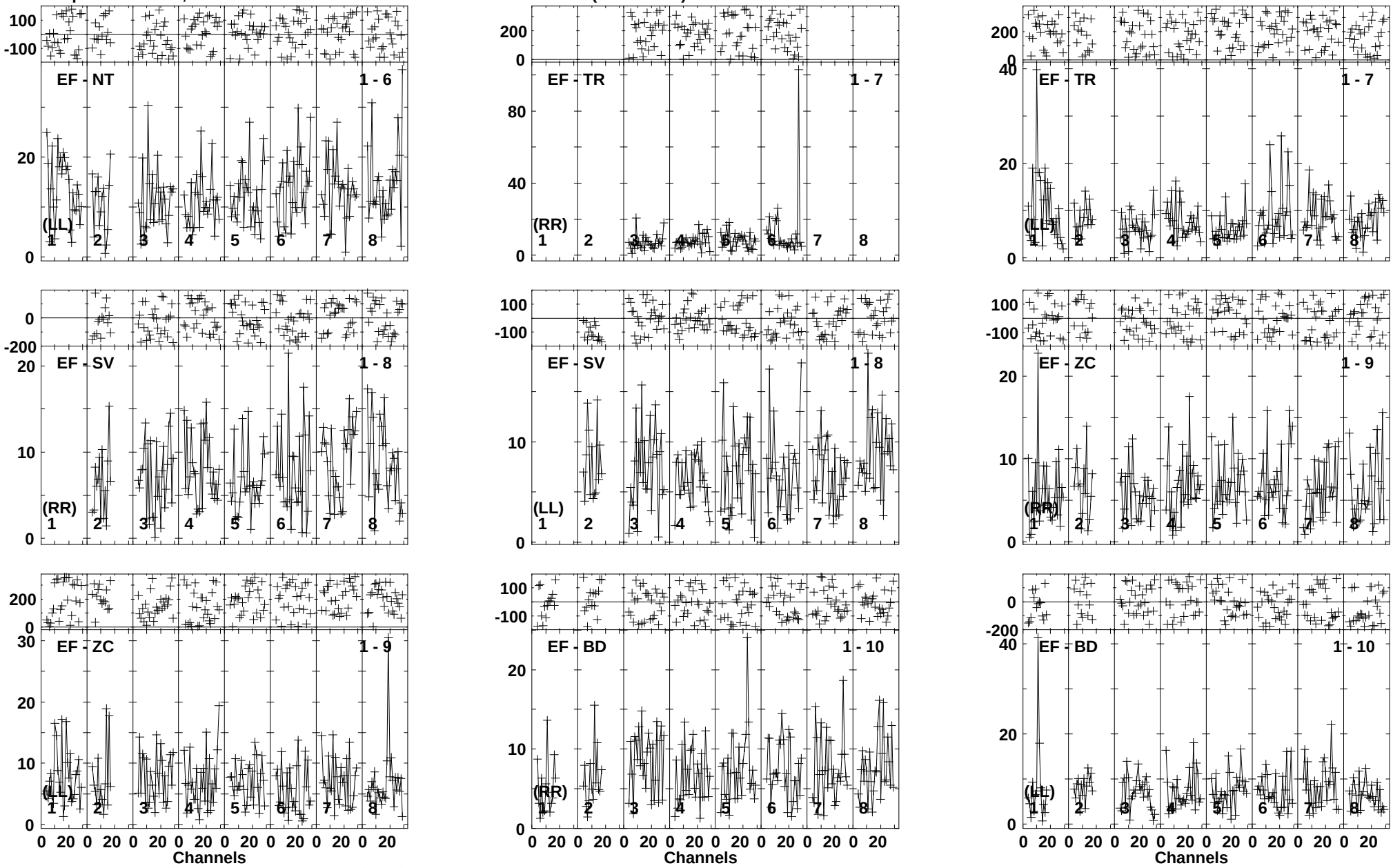

Lower frame: Milli Ampl Jy Top frame: Phas deg
Vector averaged cross-power spectrum Baseline: EF (01) - NT (06)
Timerange: 01/04:21:01 to 01/04:24:39

Plot file version 402 created 22-JUL-2014 18:12:09
NGC6670A EP088C.UVDATA.1
Freq = 1.5950 GHz, Bw = 16.000 MH Calibrated with CL # 3 and BP # 1 (BP mode 1)



Lower frame: Milli Ampl Jy Top frame: Phas deg
Vector averaged cross-power spectrum Baseline: EF (01) - UR (11)
Timerange: 01/04:21:01 to 01/04:24:39

Plot file version 403 created 22-JUL-2014 18:12:09
J1824+5651 EP088C.UVDATA.1
Freq = 1.5950 GHz, Bw = 16.000 MH Calibrated with CL # 3 and BP # 1 (BP mode 1)

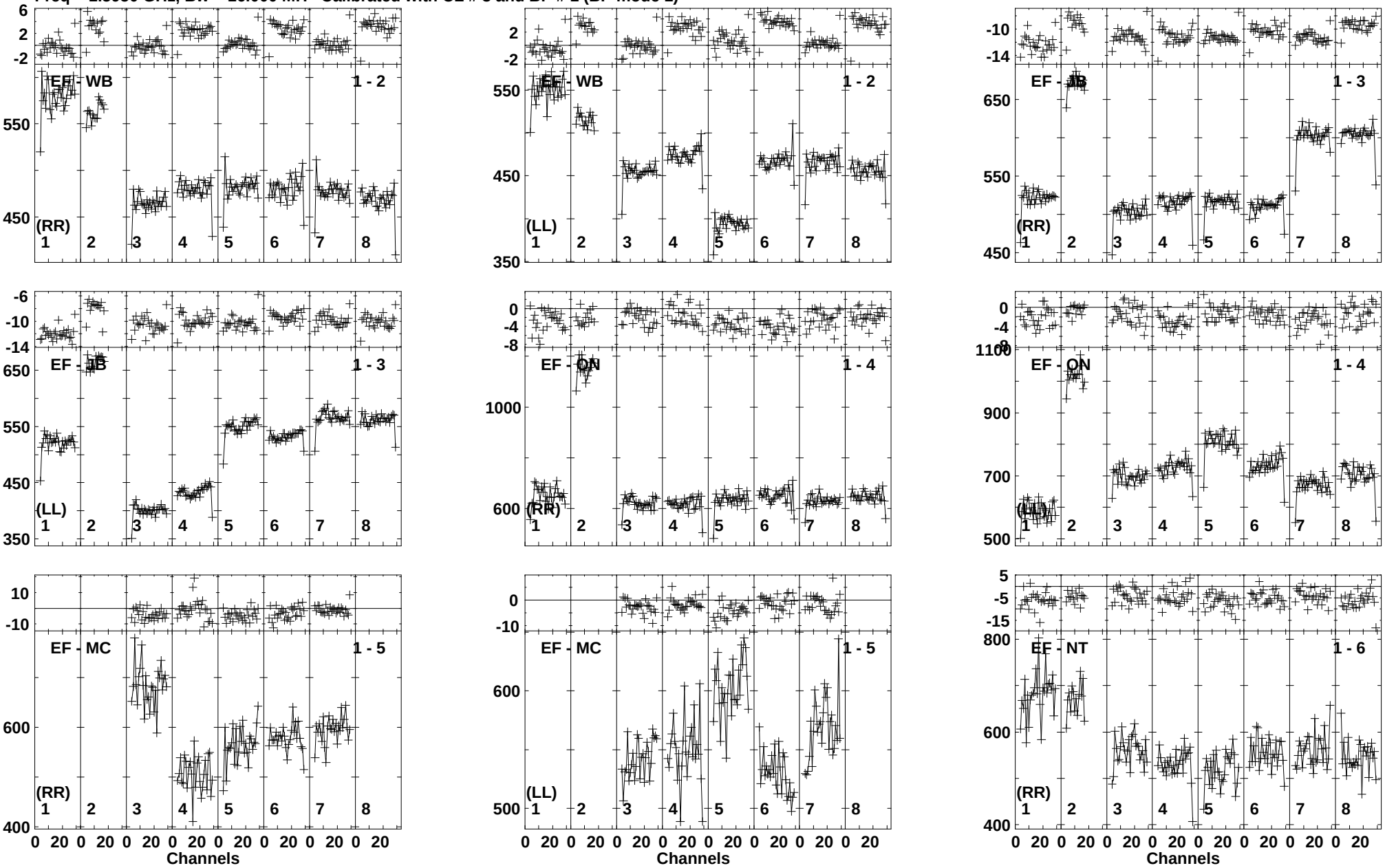

Lower frame: Milli Ampl Jy Top frame: Phas deg
Vector averaged cross-power spectrum Baseline: EF (01) - WB (02)
Timerange: 01/04:24:49 to 01/04:25:59

Plot file version 404 created 22-JUL-2014 18:12:10
J1824+5651 EP088C.UVDATA.1
Freq = 1.5950 GHz, Bw = 16.000 MH Calibrated with CL # 3 and BP # 1 (BP mode 1)

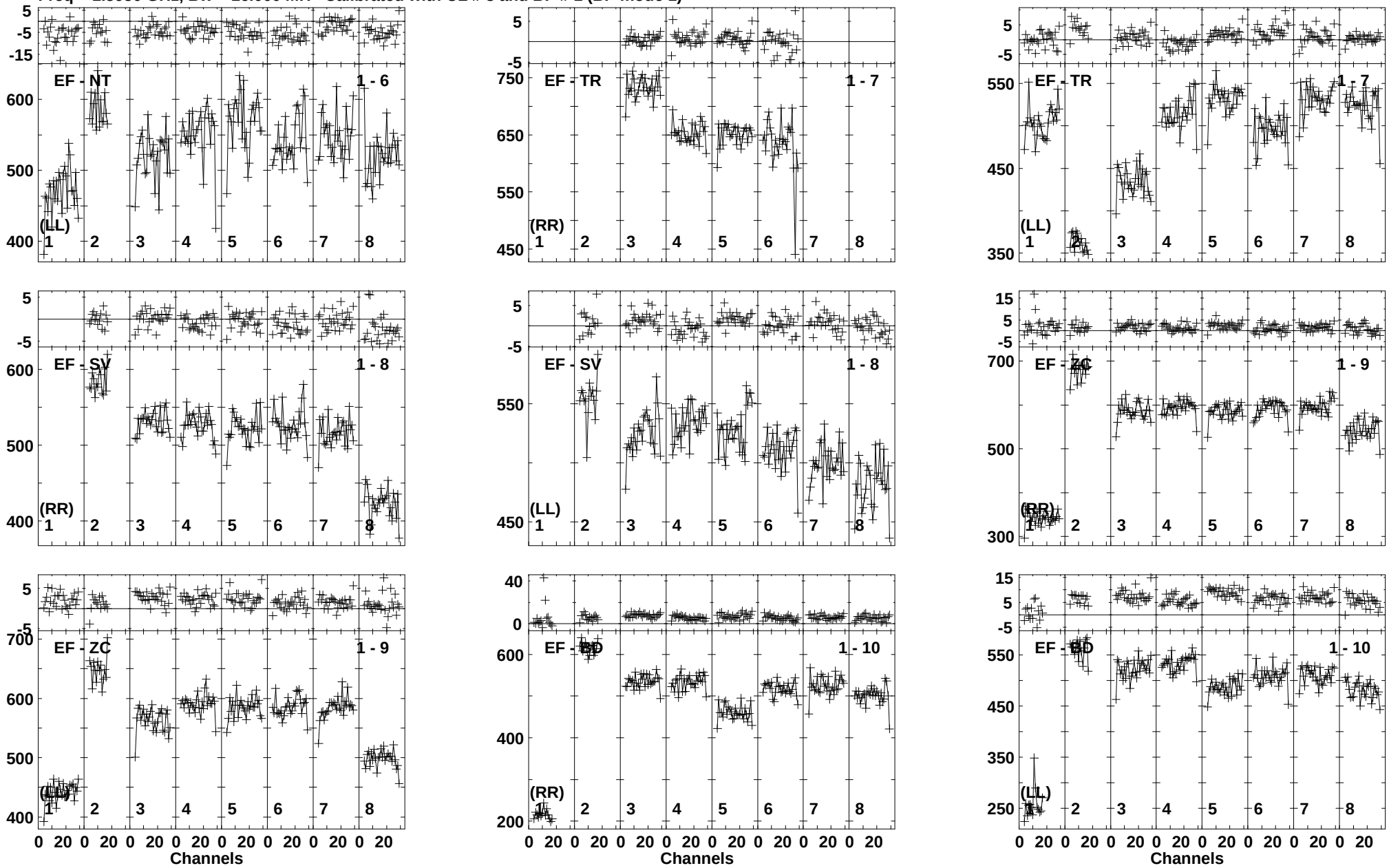

Lower frame: Milli Ampl Jy Top frame: Phas deg
Vector averaged cross-power spectrum Baseline: EF (01) - NT (06)
Timerange: 01/04:24:49 to 01/04:25:59

Plot file version 405 created 22-JUL-2014 18:12:10
J1824+5651 EP088C.UVDATA.1
Freq = 1.5950 GHz, Bw = 16.000 MH Calibrated with CL # 3 and BP # 1 (BP mode 1)

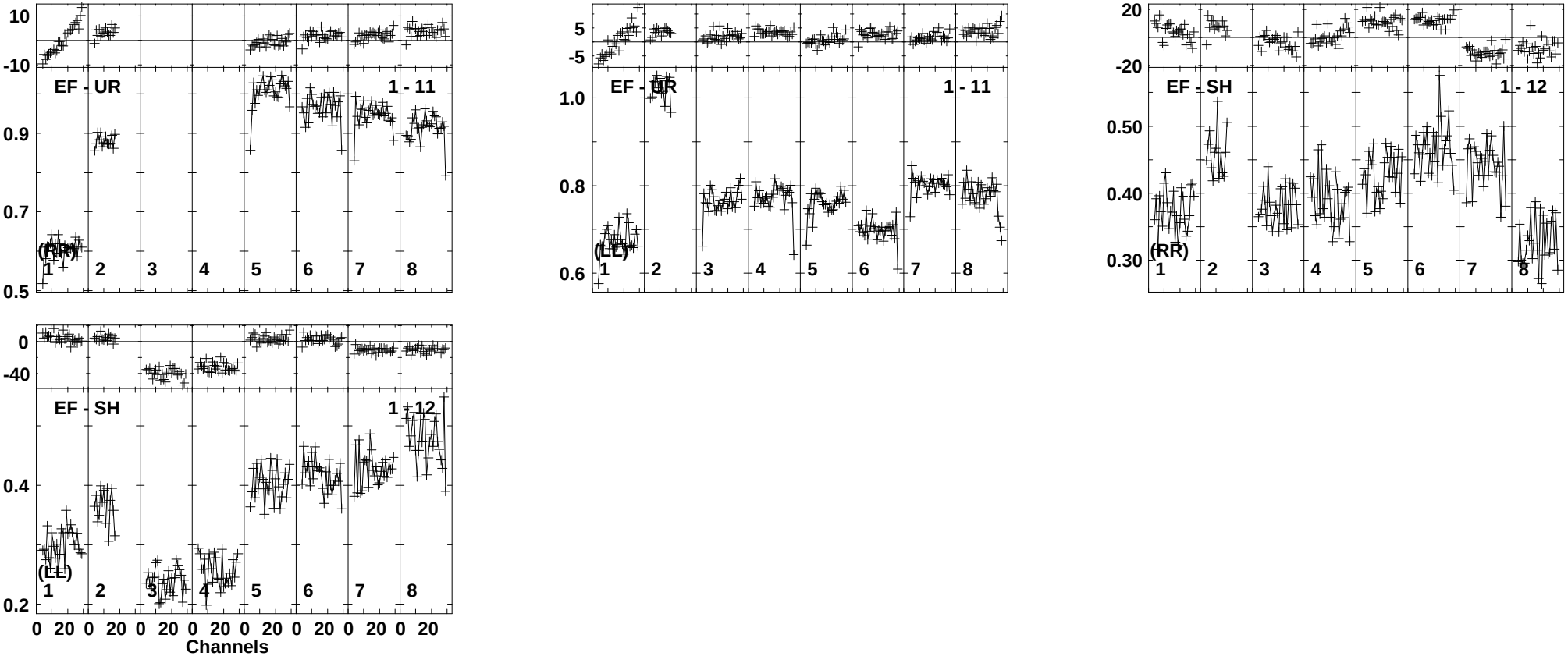

Lower frame: Ampl Jy Top frame: Phas deg
Vector averaged cross-power spectrum Baseline: EF (01) - UR (11)
Timerange: 01/04:24:49 to 01/04:25:59

Plot file version 406 created 22-JUL-2014 18:12:10
NGC6670A EP088C.UVDATA.1
Freq = 1.5950 GHz, Bw = 16.000 MH Calibrated with CL # 3 and BP # 1 (BP mode 1)

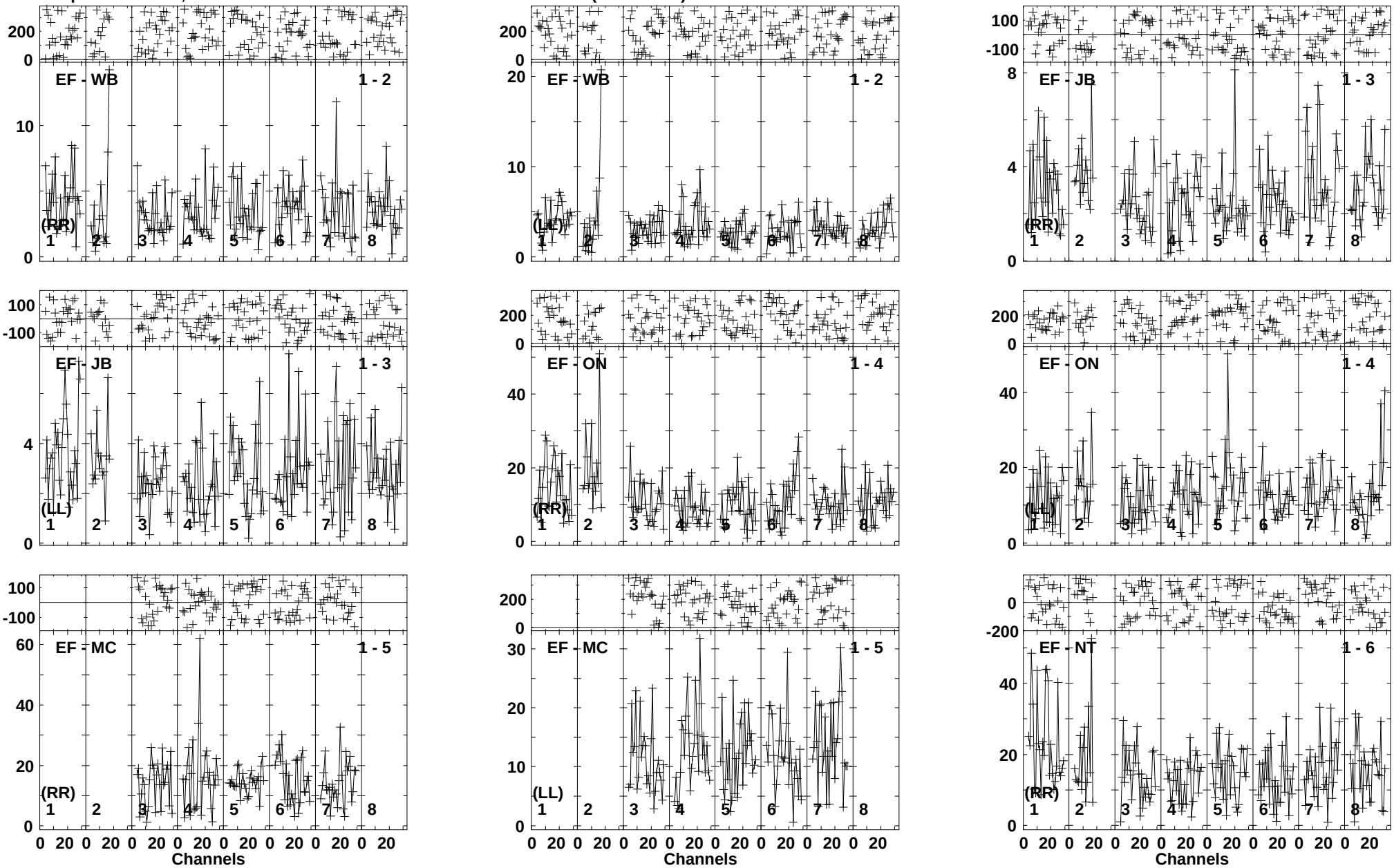

Lower frame: Milli Ampl Jy Top frame: Phas deg
Vector averaged cross-power spectrum Baseline: EF (01) - WB (02)
Timerange: 01/04:26:09 to 01/04:29:39

Plot file version 407 created 22-JUL-2014 18:12:11
NGC6670A EP088C.UVDATA.1
Freq = 1.5950 GHz, Bw = 16.000 MH Calibrated with CL # 3 and BP # 1 (BP mode 1)



Lower frame: Milli Ampl Jy Top frame: Phas deg
Vector averaged cross-power spectrum Baseline: EF (01) - NT (06)
Timerange: 01/04:26:09 to 01/04:29:39

Plot file version 408 created 22-JUL-2014 18:12:11
NGC6670A EP088C.UVDATA.1
Freq = 1.5950 GHz, Bw = 16.000 MH Calibrated with CL # 3 and BP # 1 (BP mode 1)

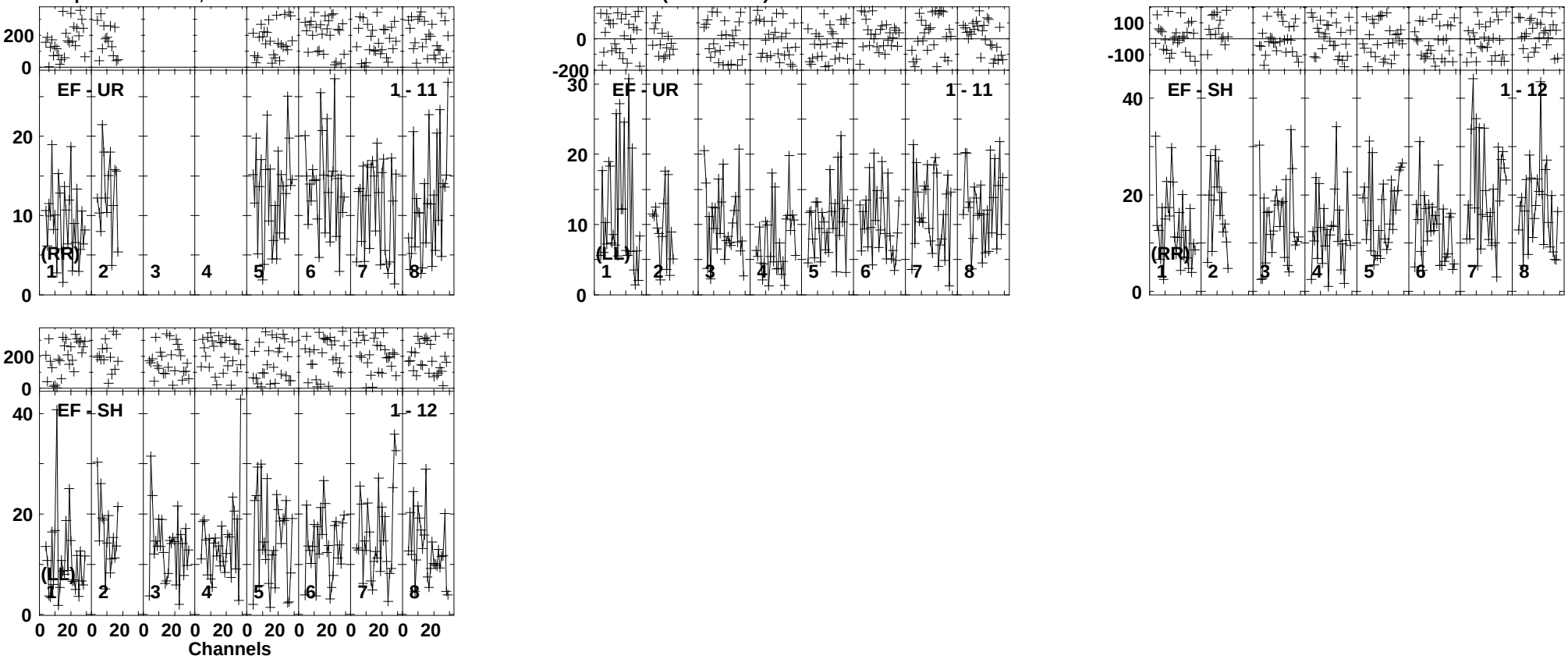

Lower frame: Milli Ampl Jy Top frame: Phas deg
Vector averaged cross-power spectrum Baseline: EF (01) - UR (11)
Timerange: 01/04:26:09 to 01/04:29:39

Plot file version 409 created 22-JUL-2014 18:12:12
J1824+5651 EP088C.UVDATA.1
Freq = 1.5950 GHz, Bw = 16.000 MH Calibrated with CL # 3 and BP # 1 (BP mode 1)

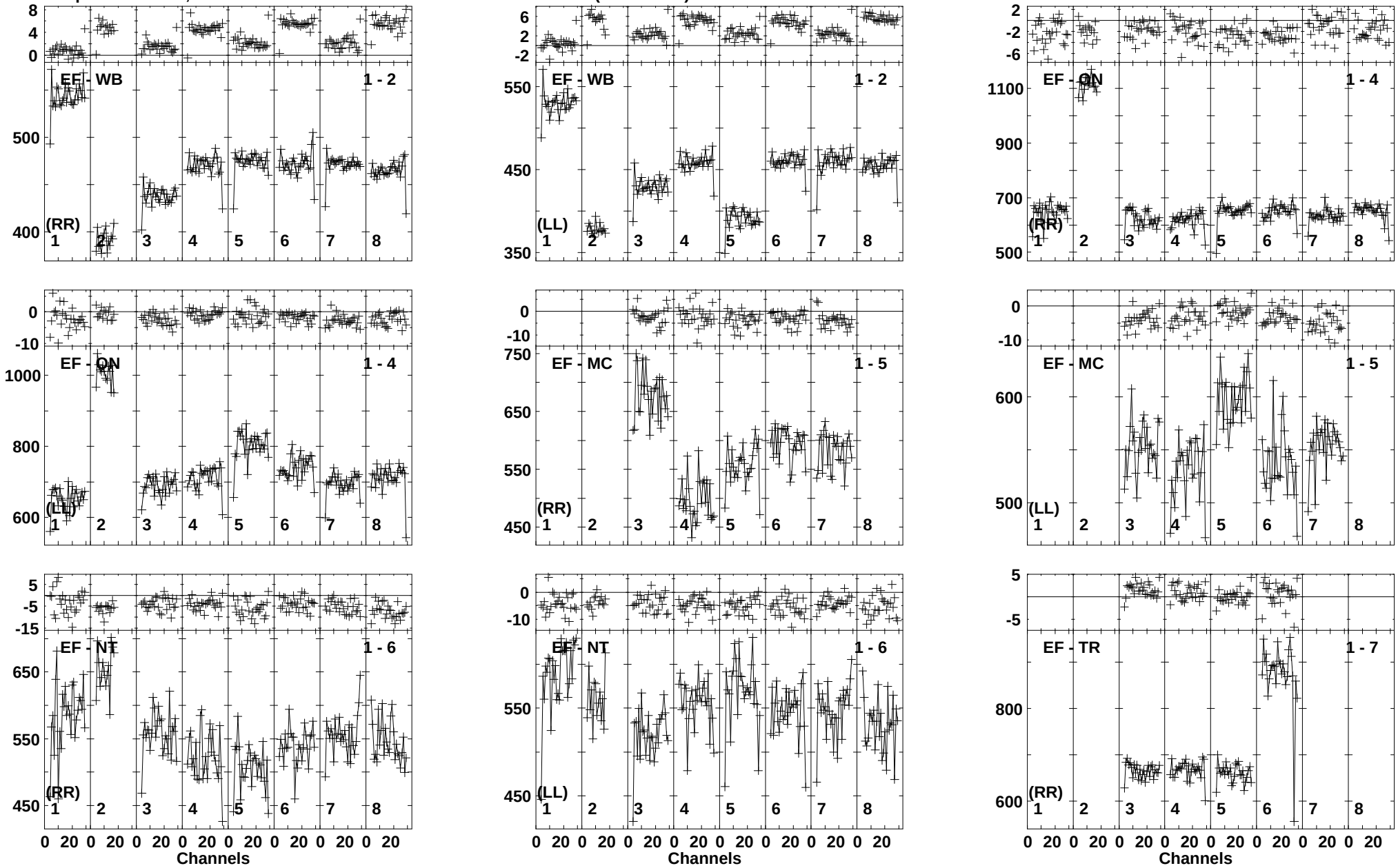

Lower frame: Milli Ampl Jy Top frame: Phas deg
Vector averaged cross-power spectrum Baseline: EF (01) - WB (02)
Timerange: 01/04:29:49 to 01/04:30:59

Plot file version 410 created 22-JUL-2014 18:12:12
J1824+5651 EP088C.UVDATA.1
Freq = 1.5950 GHz, Bw = 16.000 MH Calibrated with CL # 3 and BP # 1 (BP mode 1)

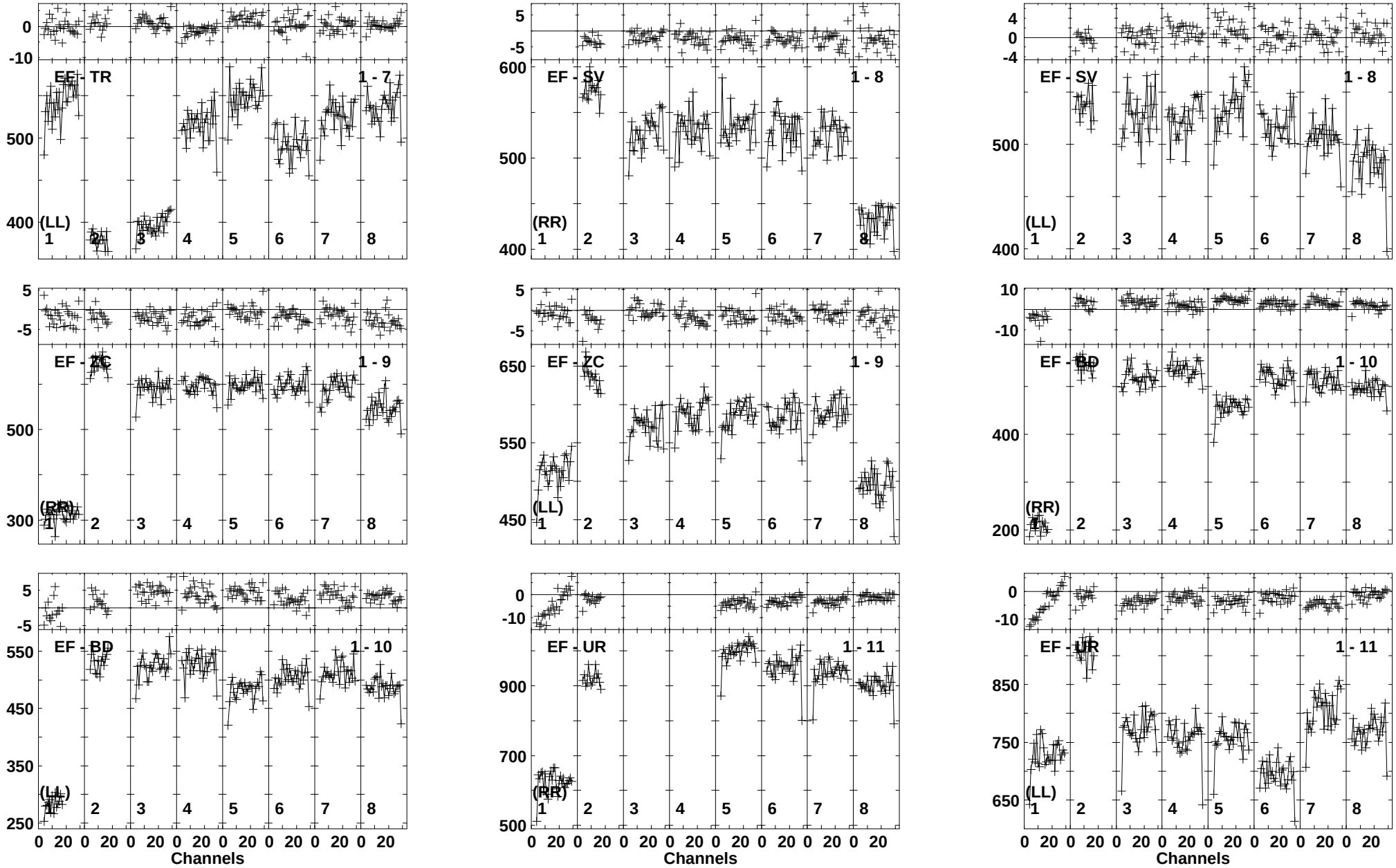

Lower frame: Milli Ampl Jy Top frame: Phas deg
Vector averaged cross-power spectrum Baseline: EF (01) - TR (07)
Timerange: 01/04:29:49 to 01/04:30:59

Plot file version 411 created 22-JUL-2014 18:12:12
J1824+5651 EP088C.UVDATA.1
Freq = 1.5950 GHz, Bw = 16.000 MH Calibrated with CL # 3 and BP # 1 (BP mode 1)

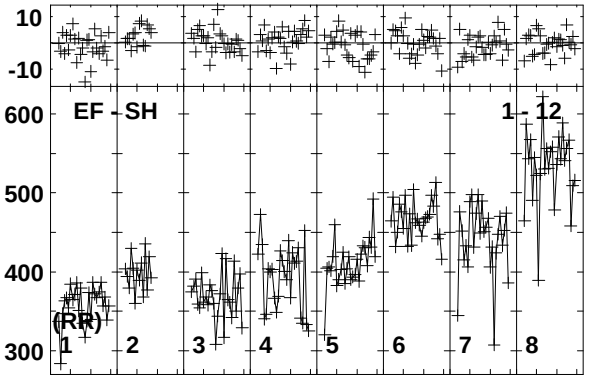

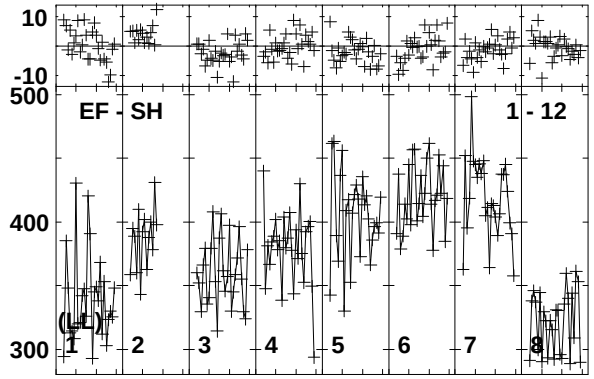

Lower frame: Milli Ampl Jy Top frame: Phas deg
Vector averaged cross-power spectrum Baseline: EF (01) - SH (12)
Timerange: 01/04:29:49 to 01/04:30:59

Plot file version 412 created 22-JUL-2014 18:12:13
NGC6670A EP088C.UVDATA.1
Freq = 1.5950 GHz, Bw = 16.000 MH Calibrated with CL # 3 and BP # 1 (BP mode 1)



Lower frame: Milli Ampl Jy Top frame: Phas deg
Vector averaged cross-power spectrum Baseline: EF (01) - WB (02)
Timerange: 01/04:32:01 to 01/04:35:39

Plot file version 413 created 22-JUL-2014 18:12:13
NGC6670A EP088C.UVDATA.1
Freq = 1.5950 GHz, Bw = 16.000 MH Calibrated with CL # 3 and BP # 1 (BP mode 1)

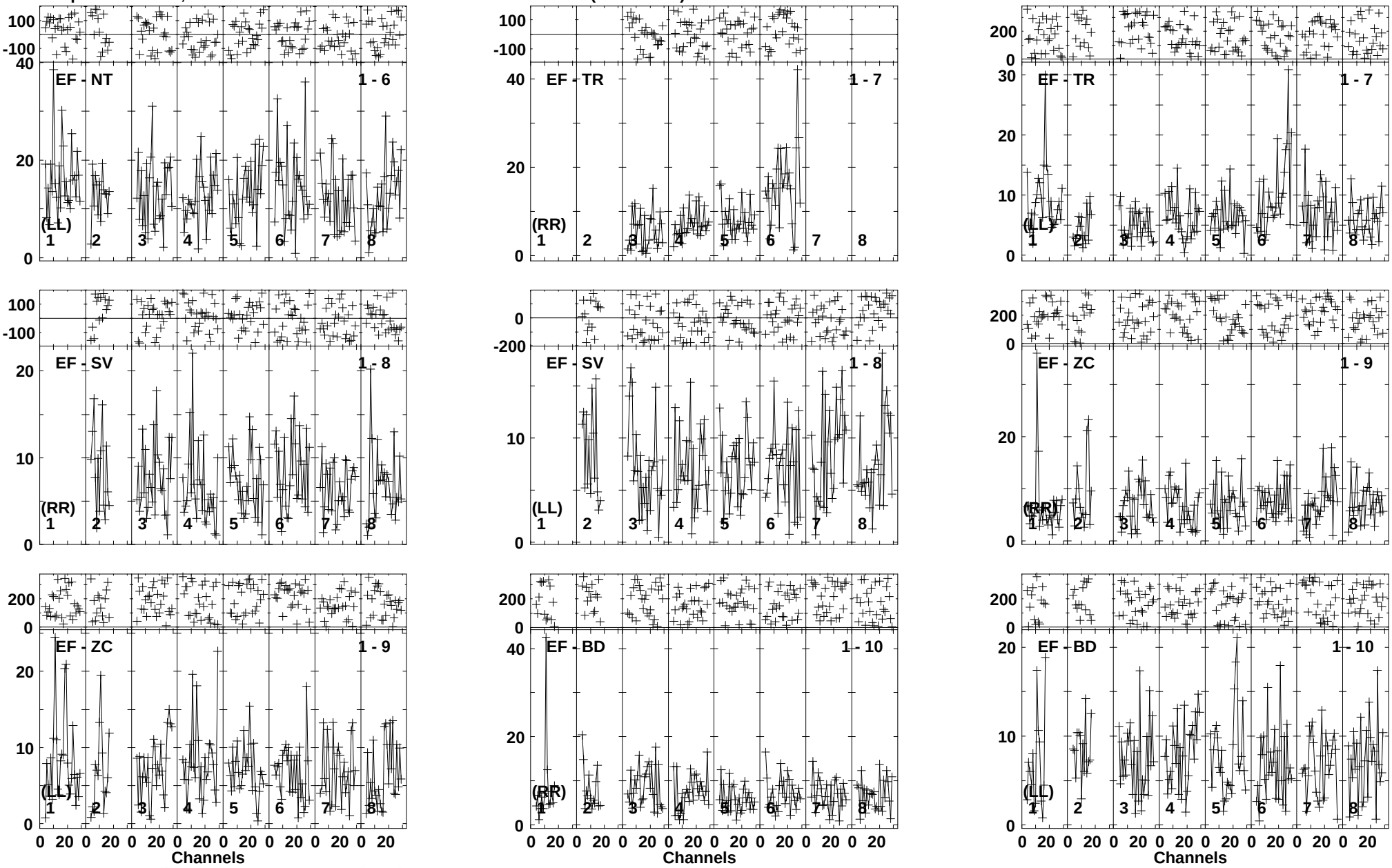

Lower frame: Milli Ampl Jy Top frame: Phas deg
Vector averaged cross-power spectrum Baseline: EF (01) - NT (06)
Timerange: 01/04:32:01 to 01/04:35:39

Plot file version 414 created 22-JUL-2014 18:12:13
NGC6670A EP088C.UVDATA.1
Freq = 1.5950 GHz, Bw = 16.000 MH Calibrated with CL # 3 and BP # 1 (BP mode 1)

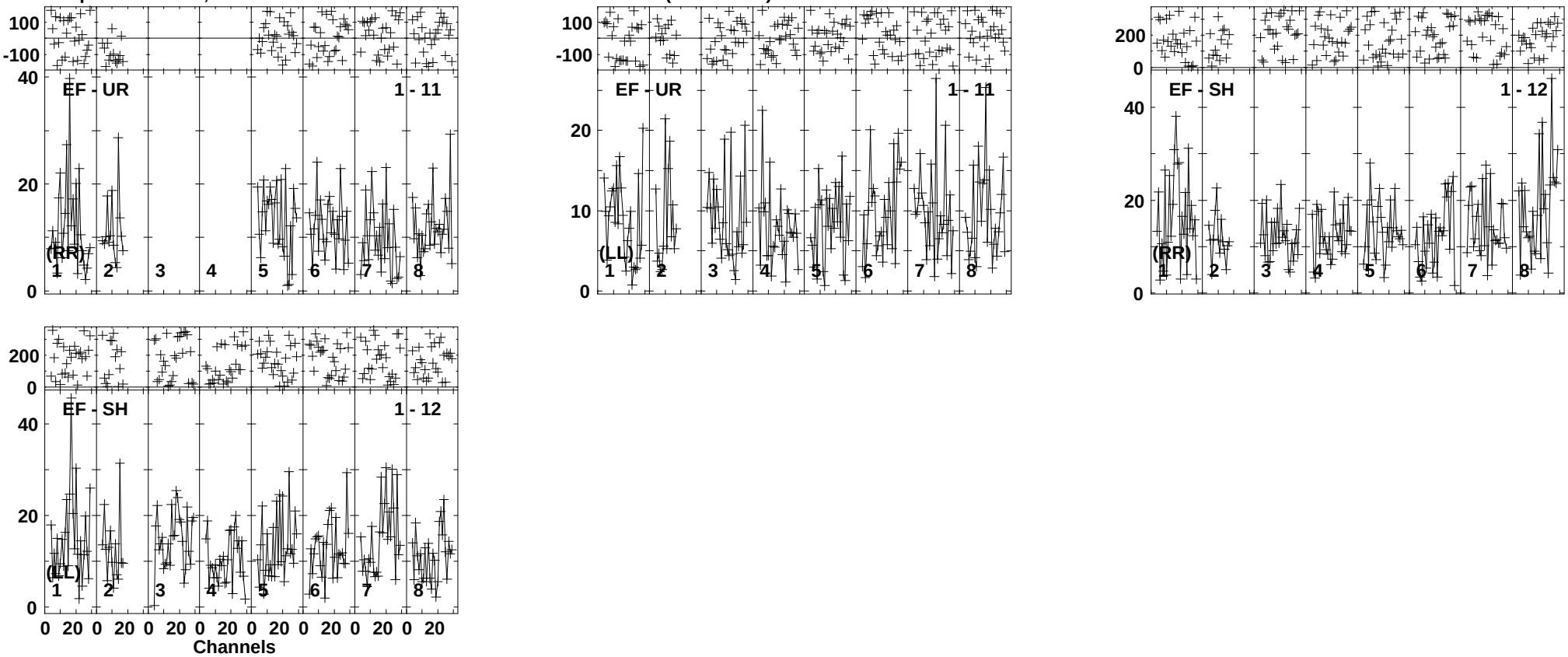

Lower frame: Milli Ampl Jy Top frame: Phas deg
Vector averaged cross-power spectrum Baseline: EF (01) - UR (11)
Timerange: 01/04:32:01 to 01/04:35:39

Plot file version 415 created 22-JUL-2014 18:12:14
J1824+5651 EP088C.UVDATA.1
Freq = 1.5950 GHz, Bw = 16.000 MH Calibrated with CL # 3 and BP # 1 (BP mode 1)

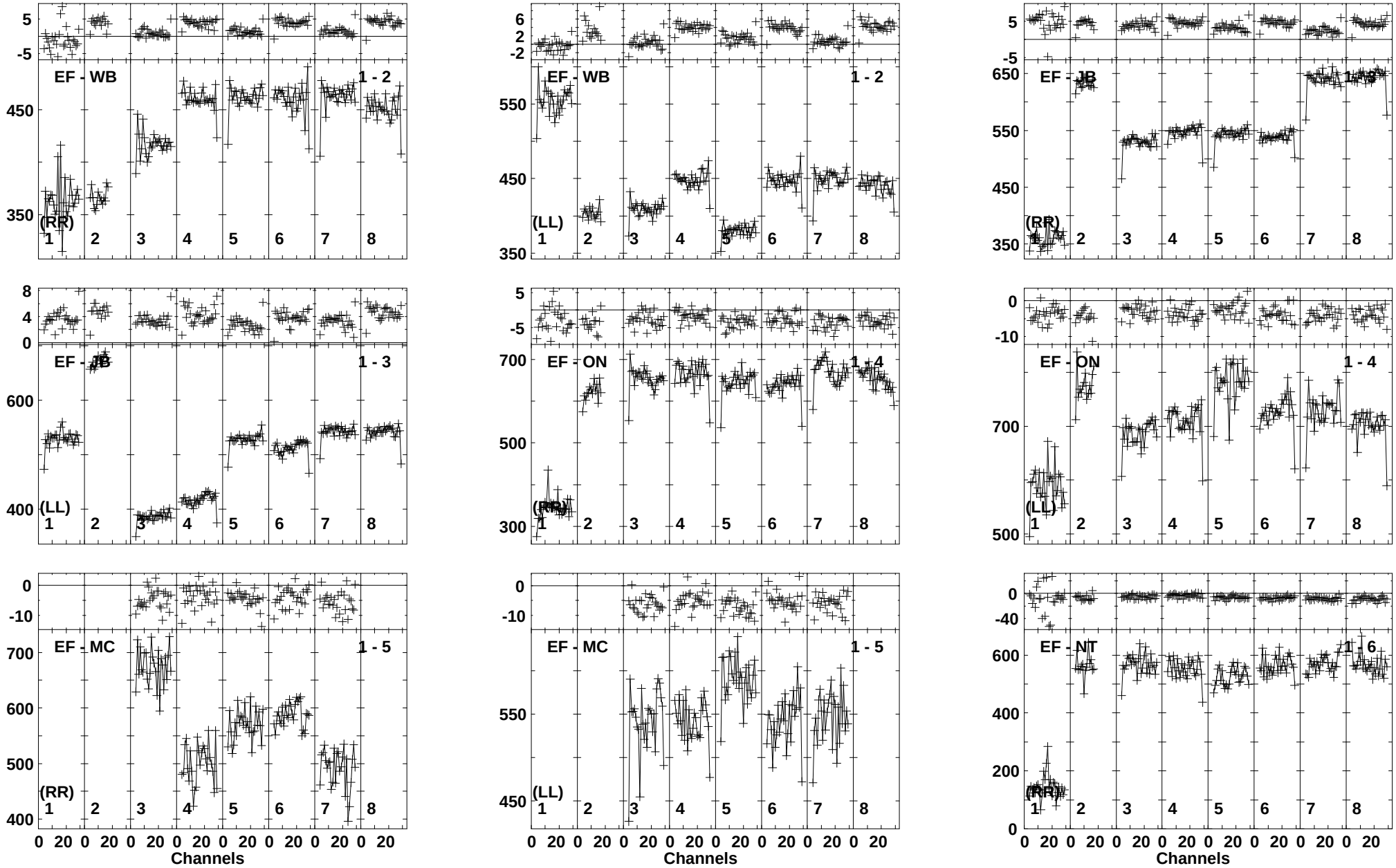

Lower frame: Milli Ampl Jy Top frame: Phas deg
Vector averaged cross-power spectrum Baseline: EF (01) - WB (02)
Timerange: 01/04:35:49 to 01/04:36:59

Plot file version 416 created 22-JUL-2014 18:12:14
J1824+5651 EP088C.UVDATA.1
Freq = 1.5950 GHz, Bw = 16.000 MH Calibrated with CL # 3 and BP # 1 (BP mode 1)

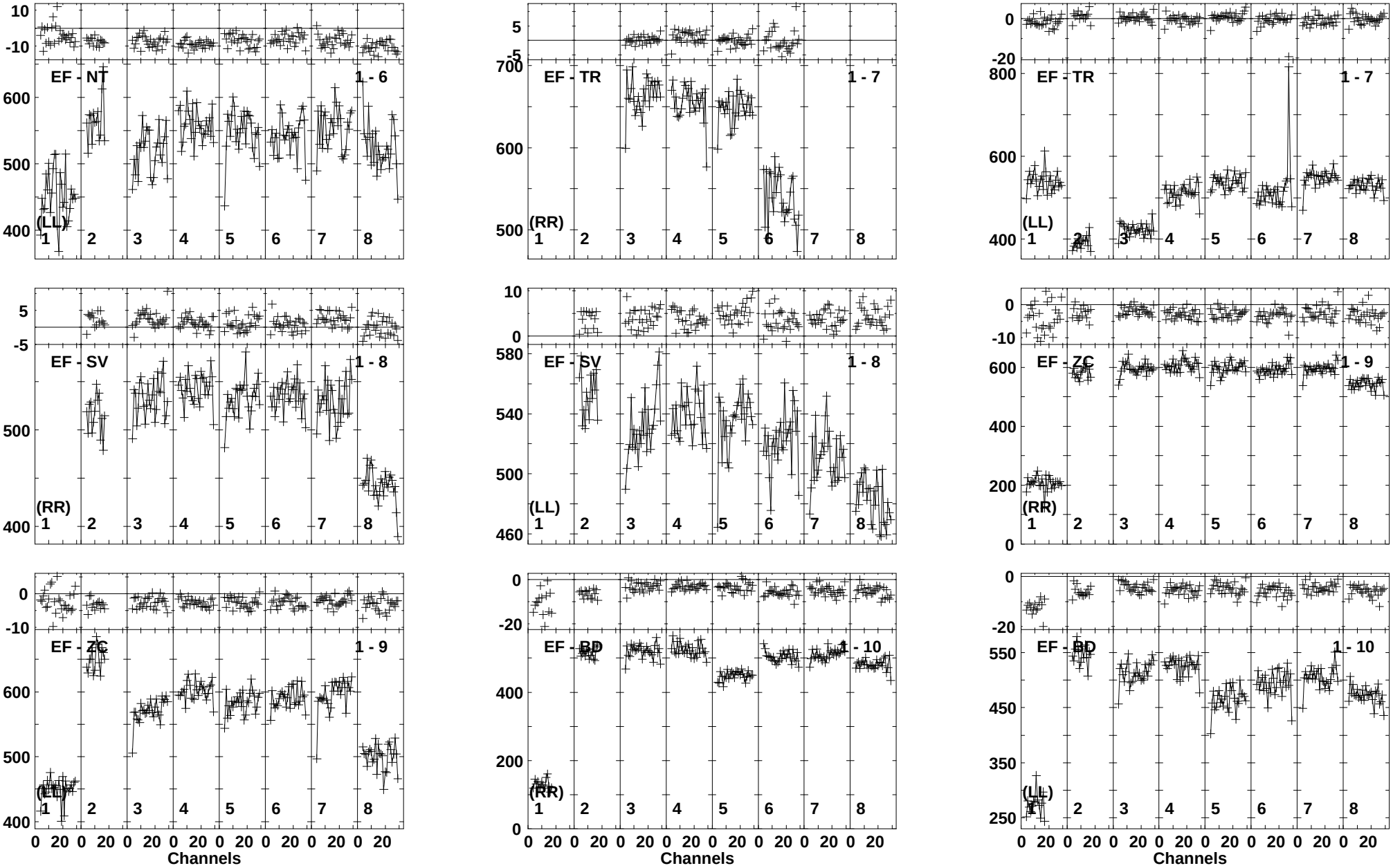

Lower frame: Milli Ampl Jy Top frame: Phas deg
Vector averaged cross-power spectrum Baseline: EF (01) - NT (06)
Timerange: 01/04:35:49 to 01/04:36:59

Plot file version 417 created 22-JUL-2014 18:12:14
J1824+5651 EP088C.UVDATA.1
Freq = 1.5950 GHz, Bw = 16.000 MH Calibrated with CL # 3 and BP # 1 (BP mode 1)

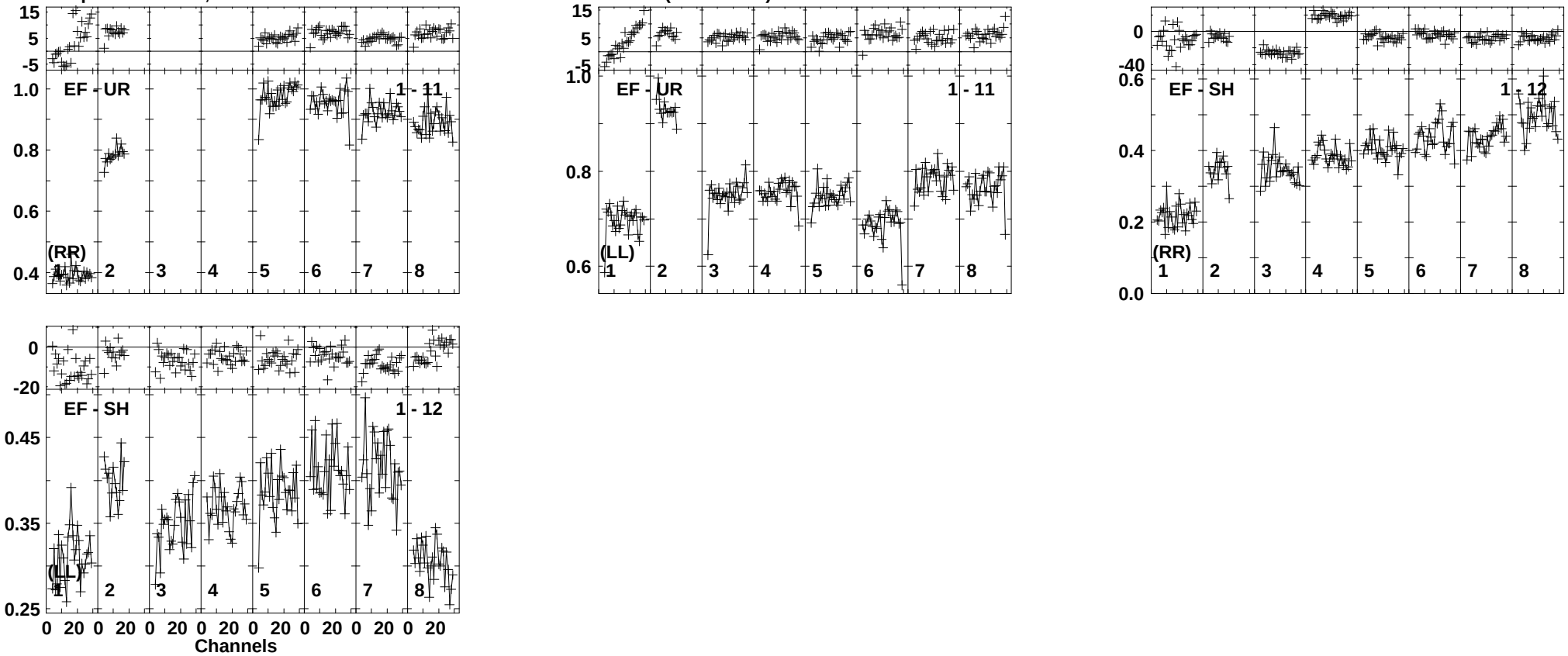

Lower frame: Ampl Jy Top frame: Phas deg
Vector averaged cross-power spectrum Baseline: EF (01) - UR (11)
Timerange: 01/04:35:49 to 01/04:36:59

Plot file version 418 created 22-JUL-2014 18:12:15
NGC6670A EP088C.UVDATA.1
Freq = 1.5950 GHz, Bw = 16.000 MH Calibrated with CL # 3 and BP # 1 (BP mode 1)

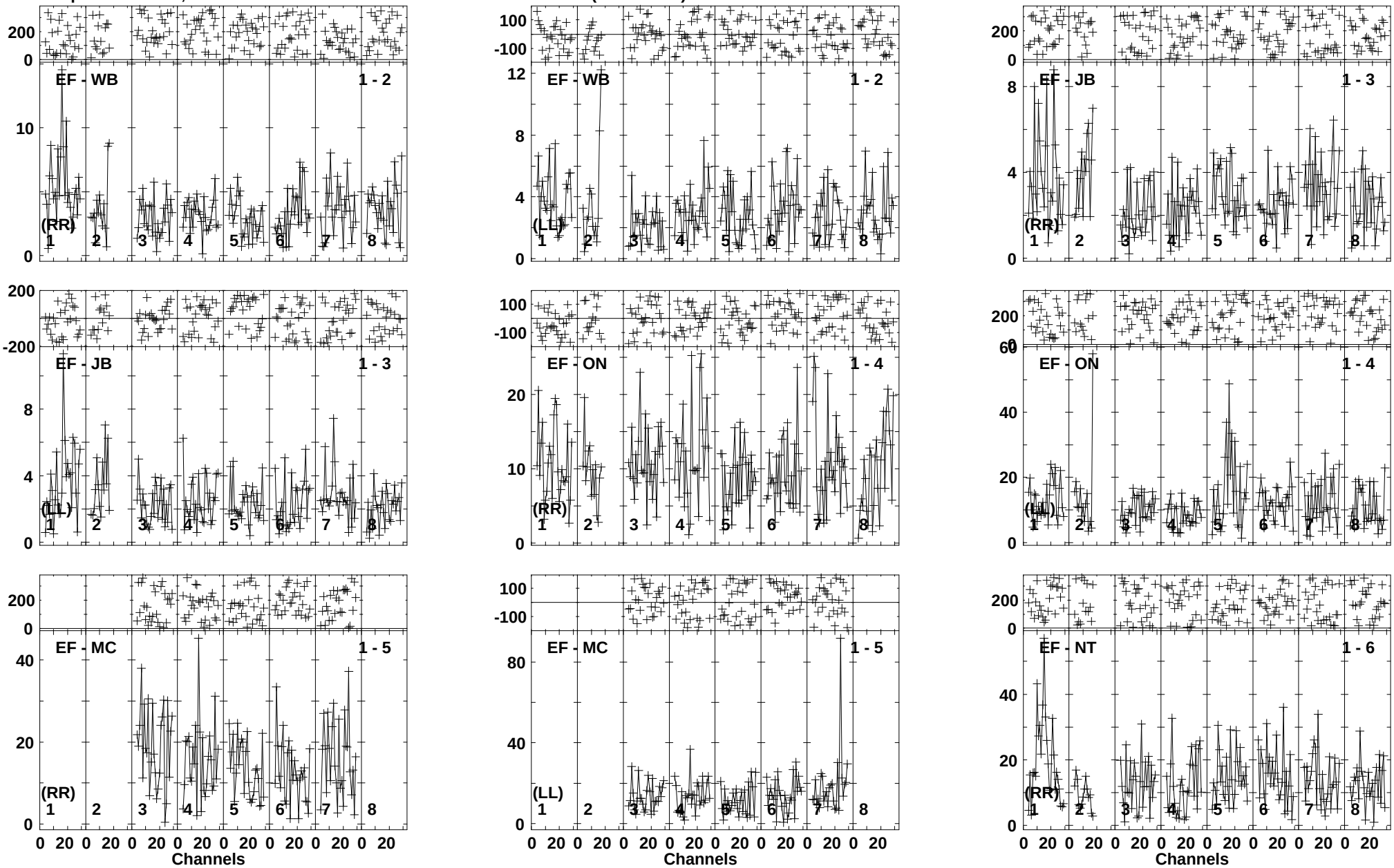

Lower frame: Milli Ampl Jy Top frame: Phas deg
Vector averaged cross-power spectrum Baseline: EF (01) - WB (02)
Timerange: 01/04:37:09 to 01/04:40:39

Plot file version 419 created 22-JUL-2014 18:12:15
NGC6670A EP088C.UVDATA.1
Freq = 1.5950 GHz, Bw = 16.000 MH Calibrated with CL # 3 and BP # 1 (BP mode 1)

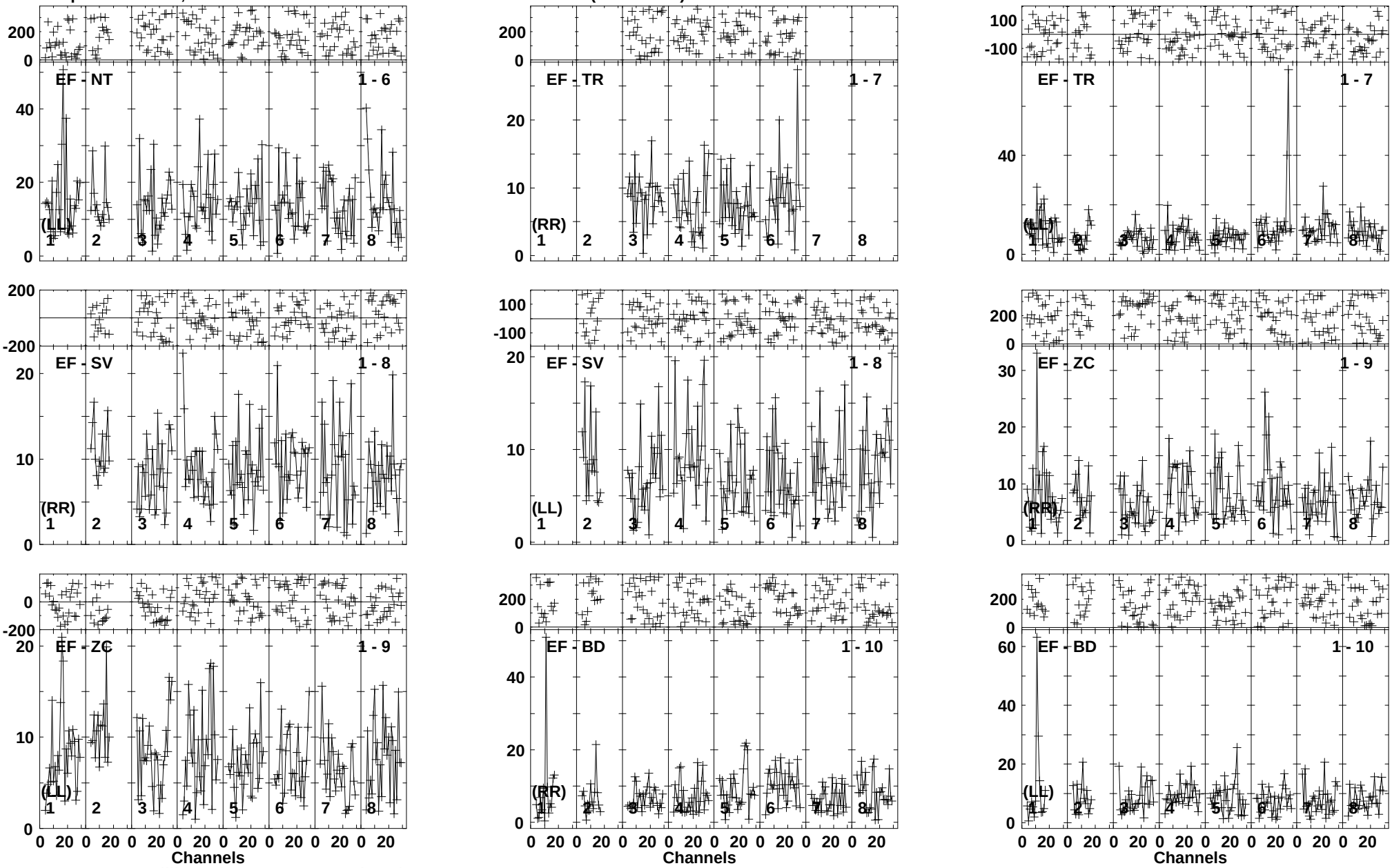

Lower frame: Milli Ampl Jy Top frame: Phas deg
Vector averaged cross-power spectrum Baseline: EF (01) - NT (06)
Timerange: 01/04:37:09 to 01/04:40:39

Plot file version 420 created 22-JUL-2014 18:12:16
NGC6670A EP088C.UVDATA.1
Freq = 1.5950 GHz, Bw = 16.000 MH Calibrated with CL # 3 and BP # 1 (BP mode 1)

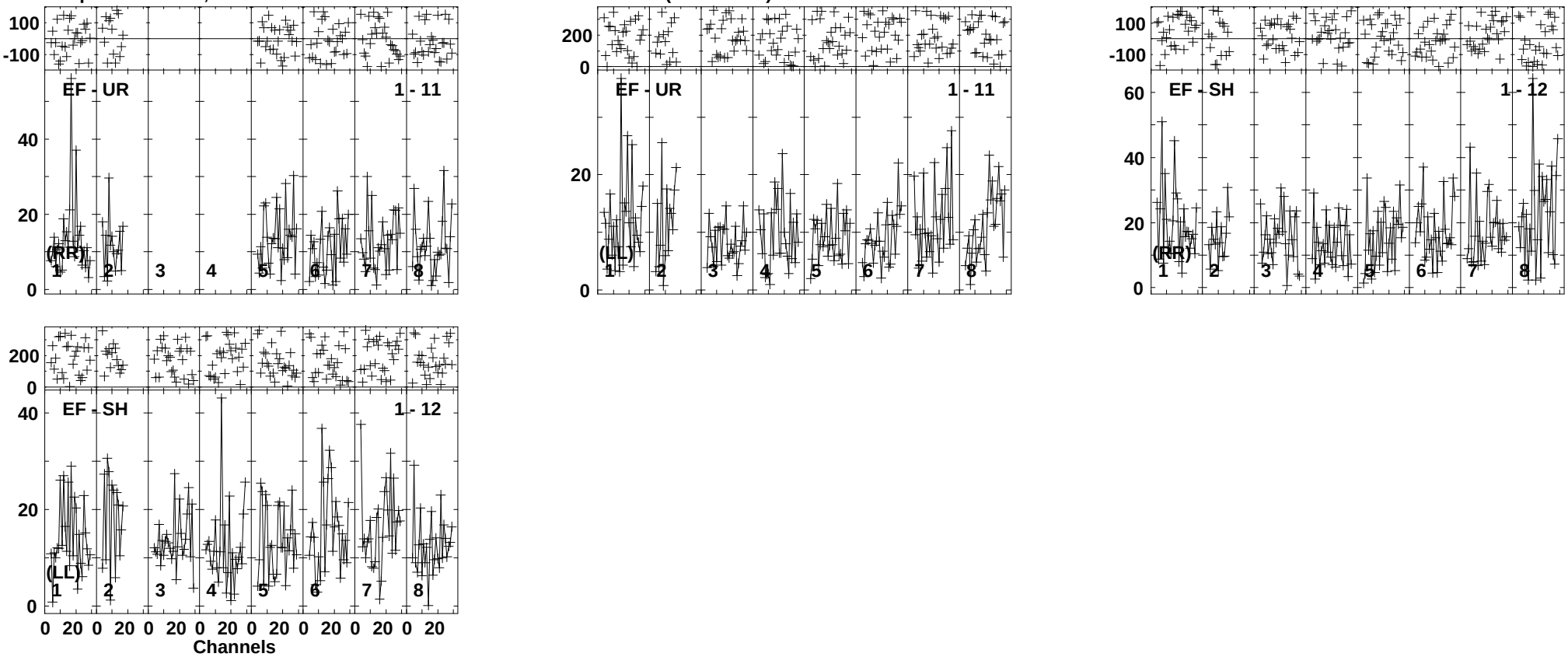

Lower frame: Milli Ampl Jy Top frame: Phas deg
Vector averaged cross-power spectrum Baseline: EF (01) - UR (11)
Timerange: 01/04:37:09 to 01/04:40:39

Plot file version 421 created 22-JUL-2014 18:12:16
J1824+5651 EP088C.UVDATA.1
Freq = 1.5950 GHz, Bw = 16.000 MH Calibrated with CL # 3 and BP # 1 (BP mode 1)

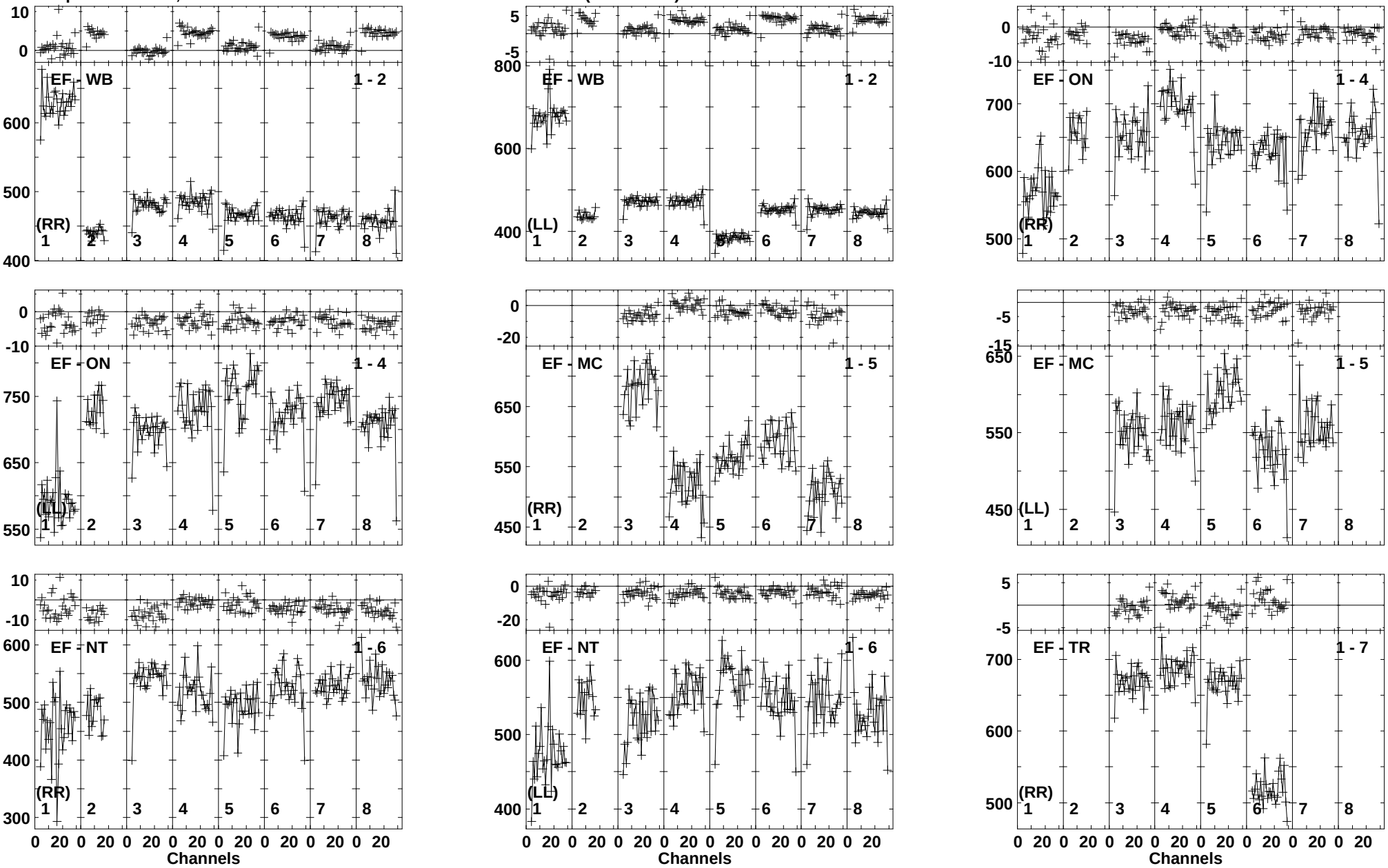

Lower frame: Milli Ampl Jy Top frame: Phas deg
Vector averaged cross-power spectrum Baseline: EF (01) - WB (02)
Timerange: 01/04:40:49 to 01/04:41:59

Plot file version 422 created 22-JUL-2014 18:12:16
J1824+5651 EP088C.UVDATA.1
Freq = 1.5950 GHz, Bw = 16.000 MH Calibrated with CL # 3 and BP # 1 (BP mode 1)

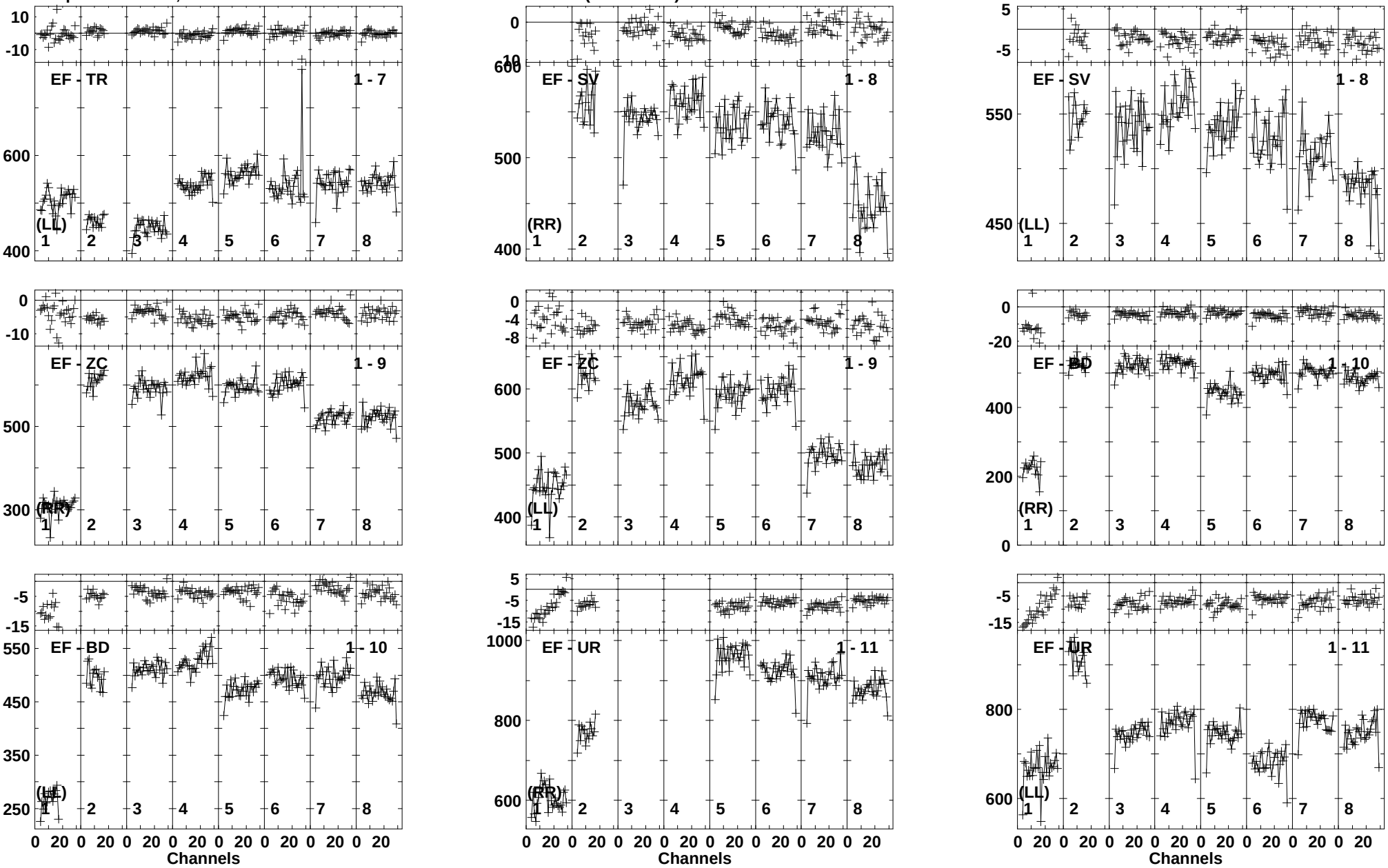

Lower frame: Milli Ampl Jy Top frame: Phas deg
Vector averaged cross-power spectrum Baseline: EF (01) - TR (07)
Timerange: 01/04:40:49 to 01/04:41:59

Plot file version 423 created 22-JUL-2014 18:12:17
J1824+5651 EP088C.UVDATA.1
Freq = 1.5950 GHz, Bw = 16.000 MH Calibrated with CL # 3 and BP # 1 (BP mode 1)

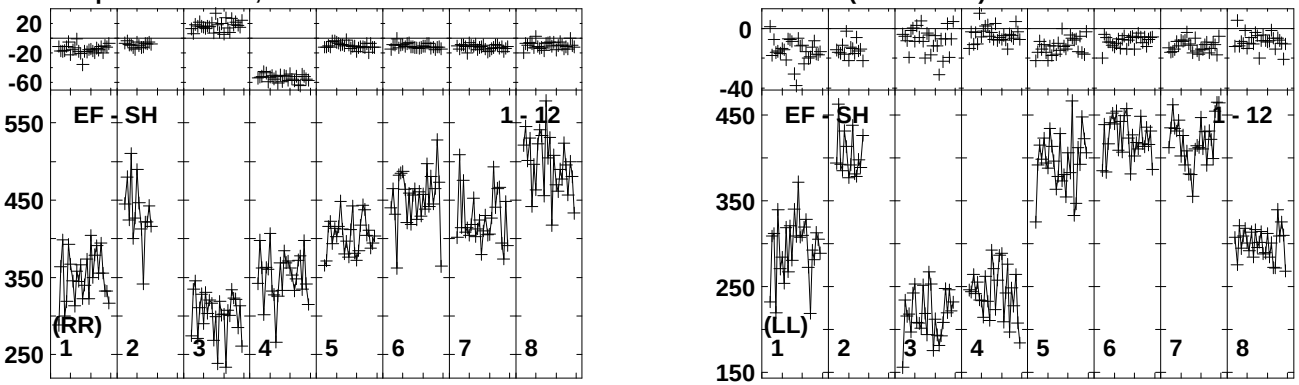

Lower frame: Milli Ampl Jy Top frame: Phas deg
Vector averaged cross-power spectrum Baseline: EF (01) - SH (12)
Timerange: 01/04:40:49 to 01/04:41:59

Plot file version 424 created 22-JUL-2014 18:12:17
NGC6670A EP088C.UVDATA.1
Freq = 1.5950 GHz, Bw = 16.000 MH Calibrated with CL # 3 and BP # 1 (BP mode 1)



Lower frame: Milli Ampl Jy Top frame: Phas deg
Vector averaged cross-power spectrum Baseline: EF (01) - WB (02)
Timerange: 01/04:43:01 to 01/04:46:39

Plot file version 425 created 22-JUL-2014 18:12:17
NGC6670A EP088C.UVDATA.1
Freq = 1.5950 GHz, Bw = 16.000 MH Calibrated with CL # 3 and BP # 1 (BP mode 1)

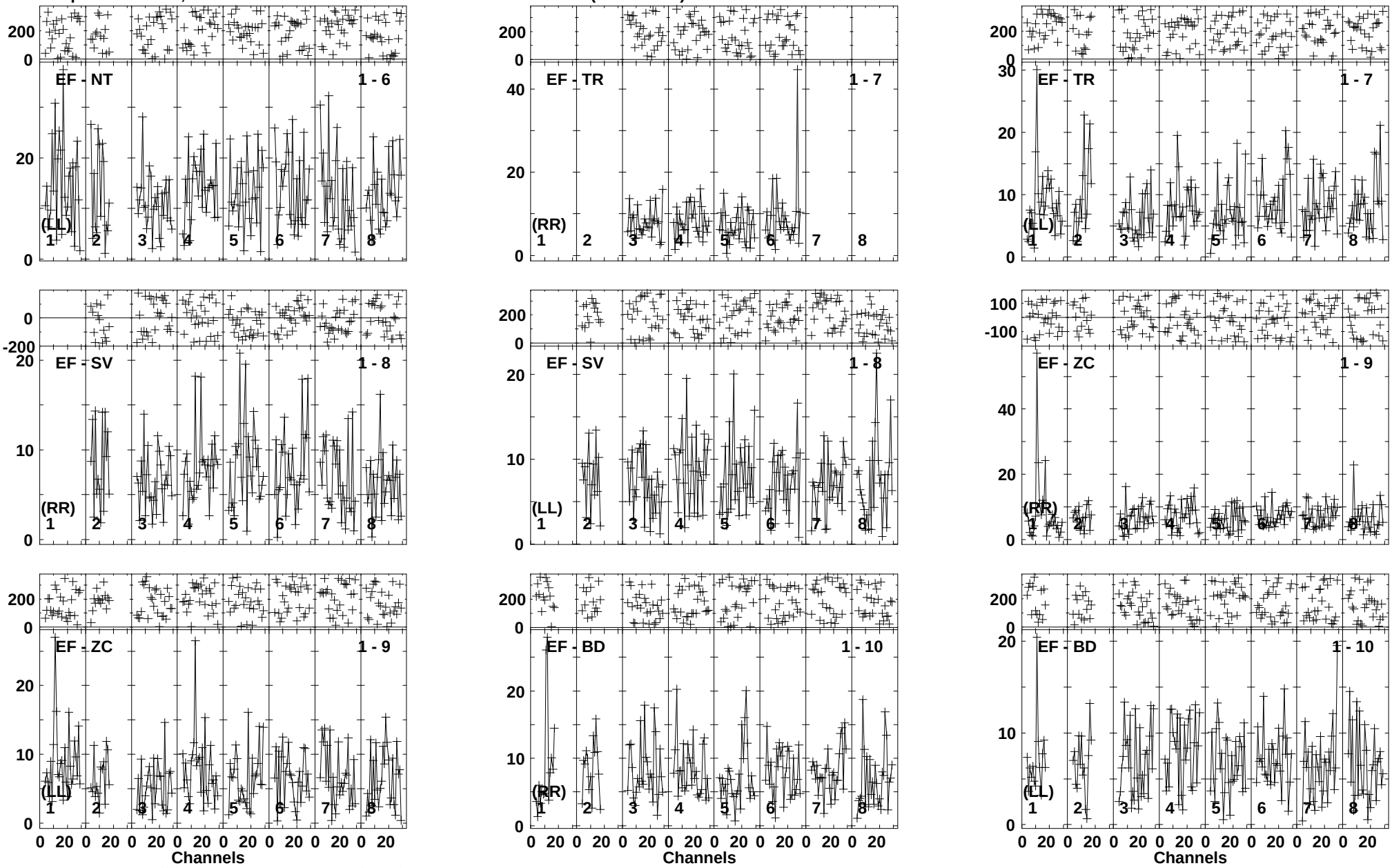

Lower frame: Milli Ampl Jy Top frame: Phas deg
Vector averaged cross-power spectrum Baseline: EF (01) - NT (06)
Timerange: 01/04:43:01 to 01/04:46:39

Plot file version 426 created 22-JUL-2014 18:12:18
NGC6670A EP088C.UVDATA.1
Freq = 1.5950 GHz, Bw = 16.000 MH Calibrated with CL # 3 and BP # 1 (BP mode 1)

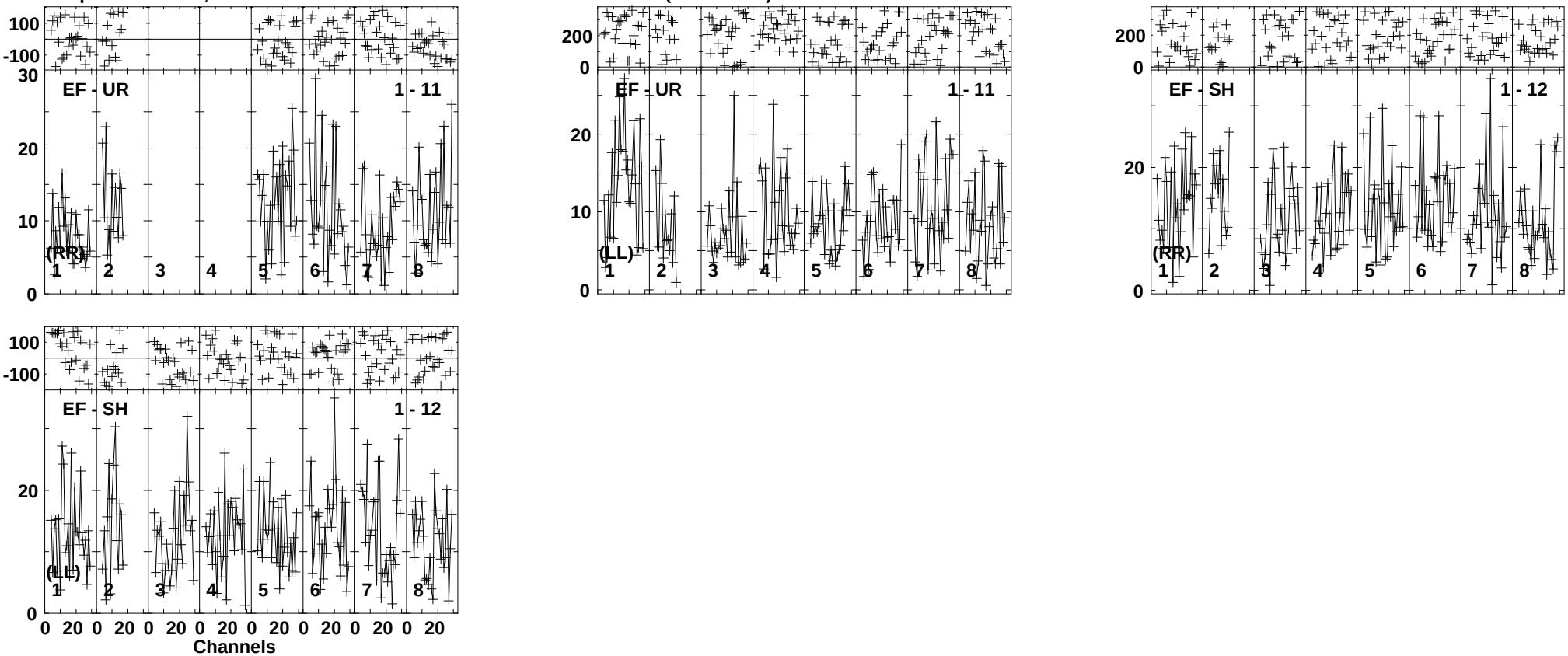

Lower frame: Milli Ampl Jy Top frame: Phas deg
Vector averaged cross-power spectrum Baseline: EF (01) - UR (11)
Timerange: 01/04:43:01 to 01/04:46:39

Plot file version 427 created 22-JUL-2014 18:12:18
J1824+5651 EP088C.UVDATA.1
Freq = 1.5950 GHz, Bw = 16.000 MH Calibrated with CL # 3 and BP # 1 (BP mode 1)

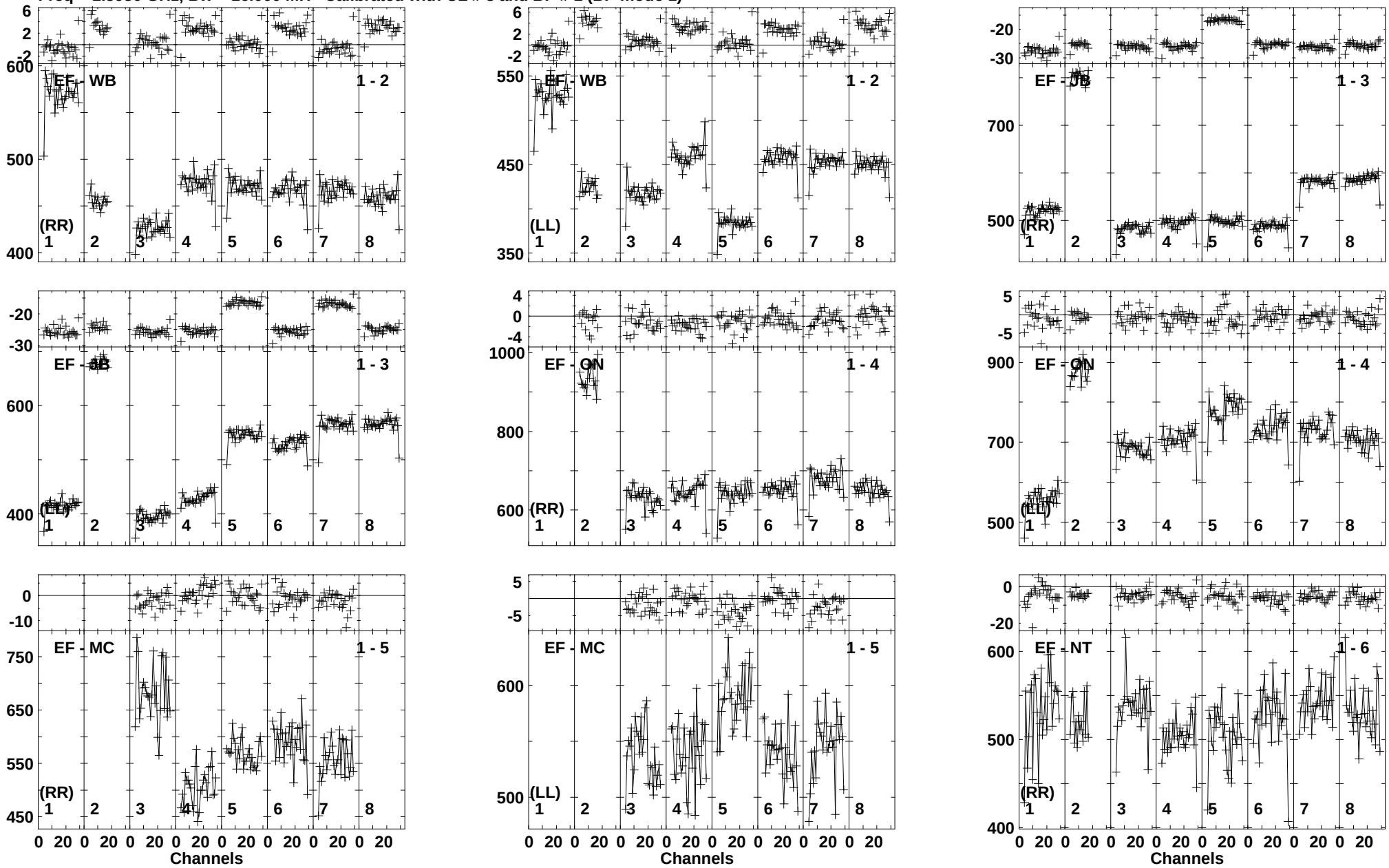

Lower frame: Milli Ampl Jy Top frame: Phas deg
Vector averaged cross-power spectrum Baseline: EF (01) - WB (02)
Timerange: 01/04:46:49 to 01/04:47:59

Plot file version 428 created 22-JUL-2014 18:12:18
J1824+5651 EP088C.UVDATA.1
Freq = 1.5950 GHz, Bw = 16.000 MH Calibrated with CL # 3 and BP # 1 (BP mode 1)

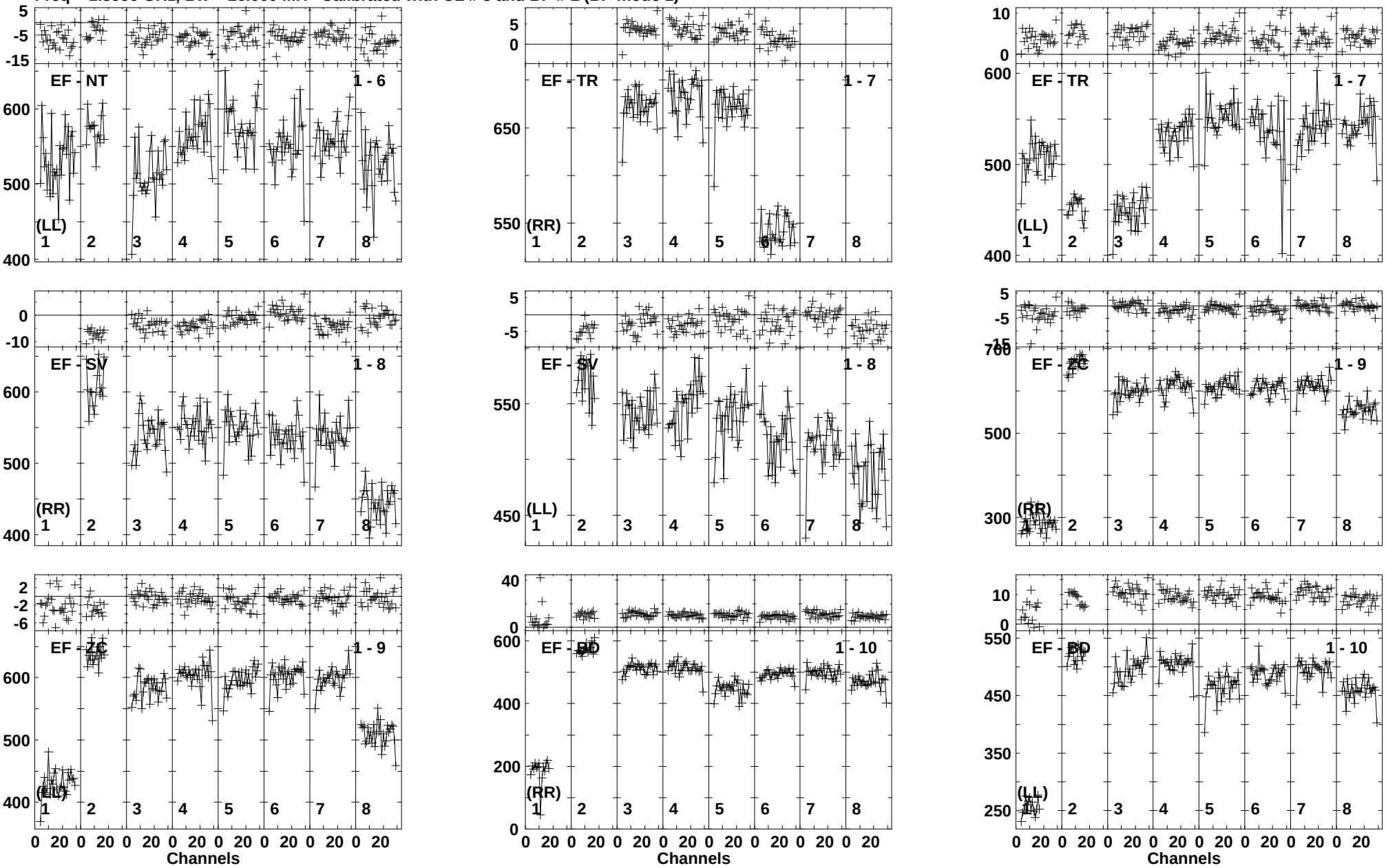

Lower frame: Milli Ampl Jy Top frame: Phas deg
Vector averaged cross-power spectrum Baseline: EF (01) - NT (06)
Timerange: 01/04:46:49 to 01/04:47:59

Plot file version 429 created 22-JUL-2014 18:12:19
J1824+5651 EP088C.UVDATA.1
Freq = 1.5950 GHz, Bw = 16.000 MH Calibrated with CL # 3 and BP # 1 (BP mode 1)

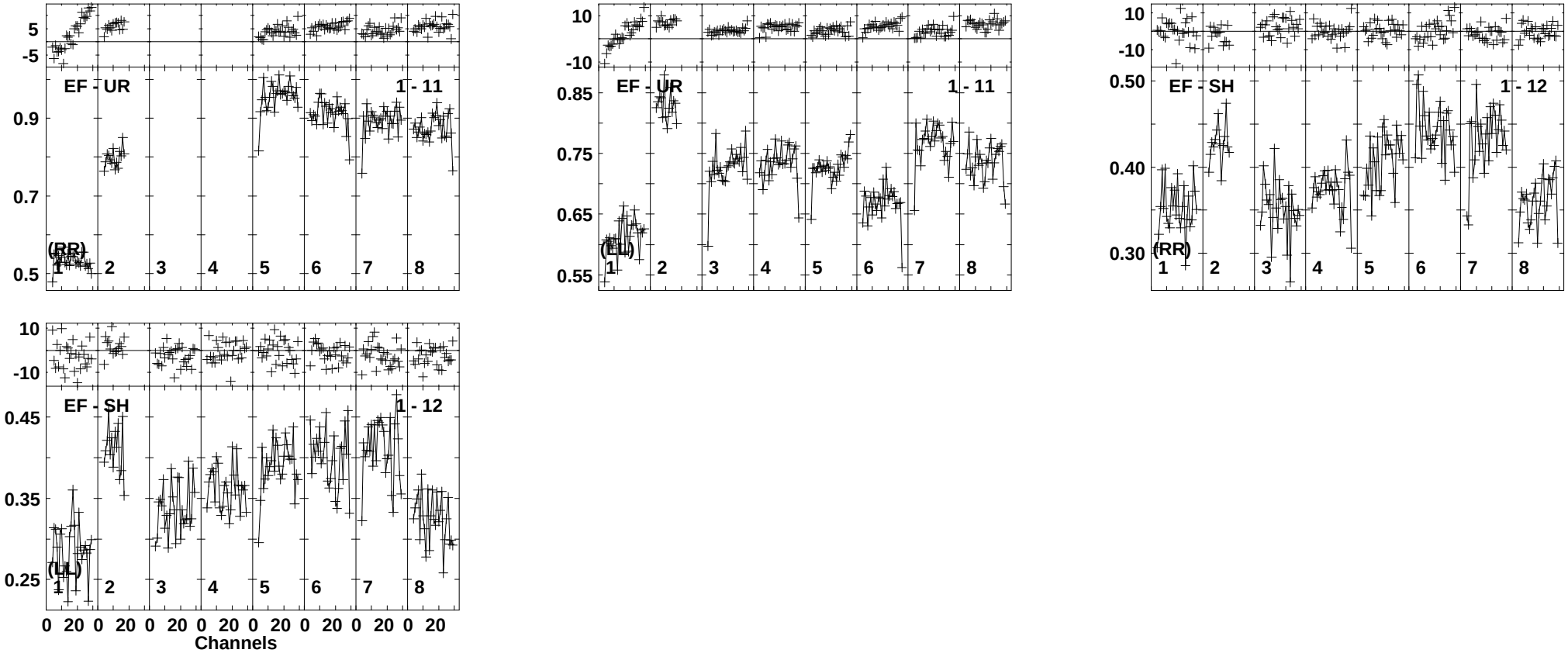

Lower frame: Ampl Jy Top frame: Phas deg
Vector averaged cross-power spectrum Baseline: EF (01) - UR (11)
Timerange: 01/04:46:49 to 01/04:47:59

Plot file version 430 created 22-JUL-2014 18:12:19
NGC6670A EP088C.UVDATA.1
Freq = 1.5950 GHz, Bw = 16.000 MH Calibrated with CL # 3 and BP # 1 (BP mode 1)

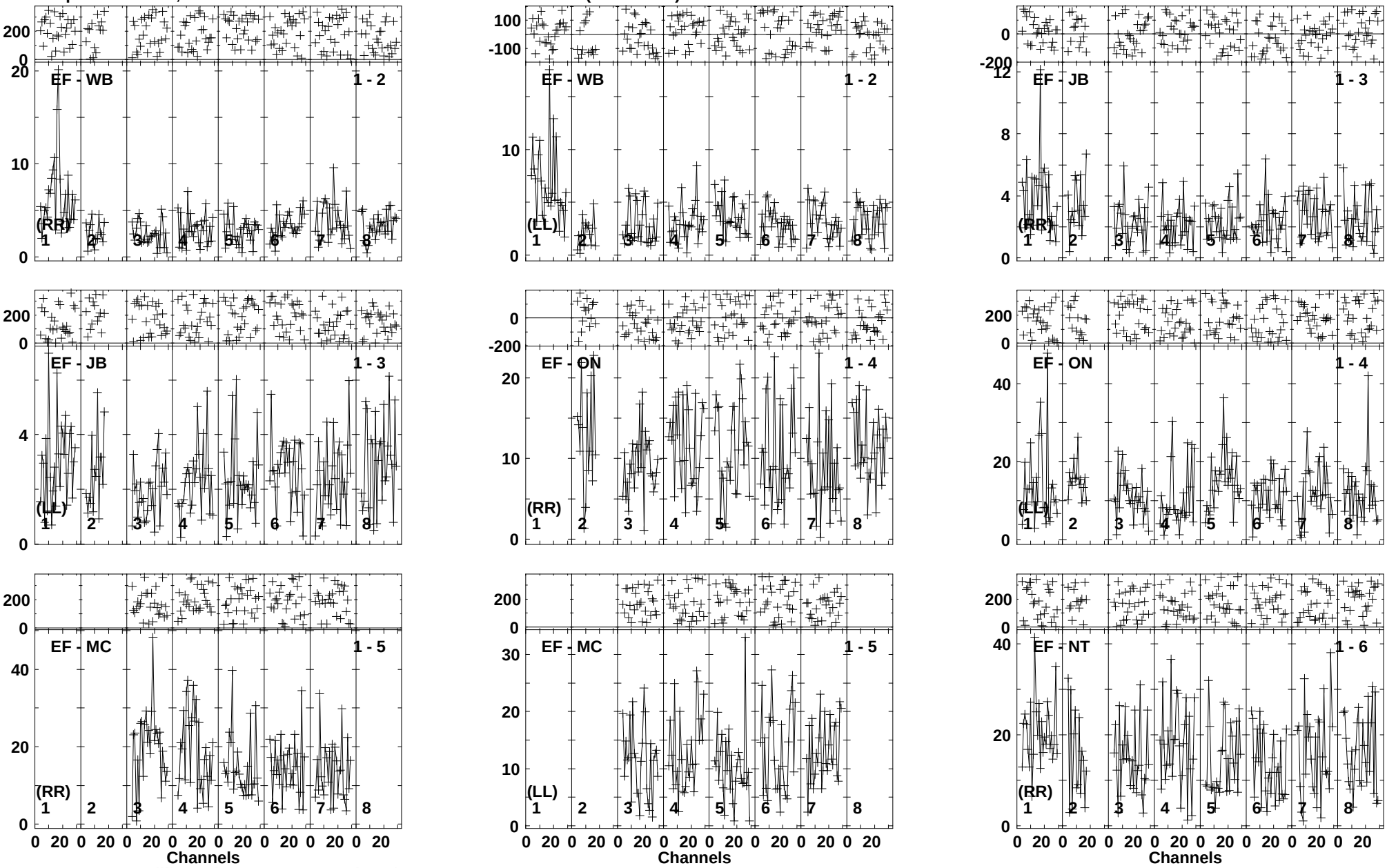

Lower frame: Milli Ampl Jy Top frame: Phas deg
Vector averaged cross-power spectrum Baseline: EF (01) - WB (02)
Timerange: 01/04:48:09 to 01/04:51:39

Plot file version 431 created 22-JUL-2014 18:12:20
NGC6670A EP088C.UVDATA.1
Freq = 1.5950 GHz, Bw = 16.000 MH Calibrated with CL # 3 and BP # 1 (BP mode 1)

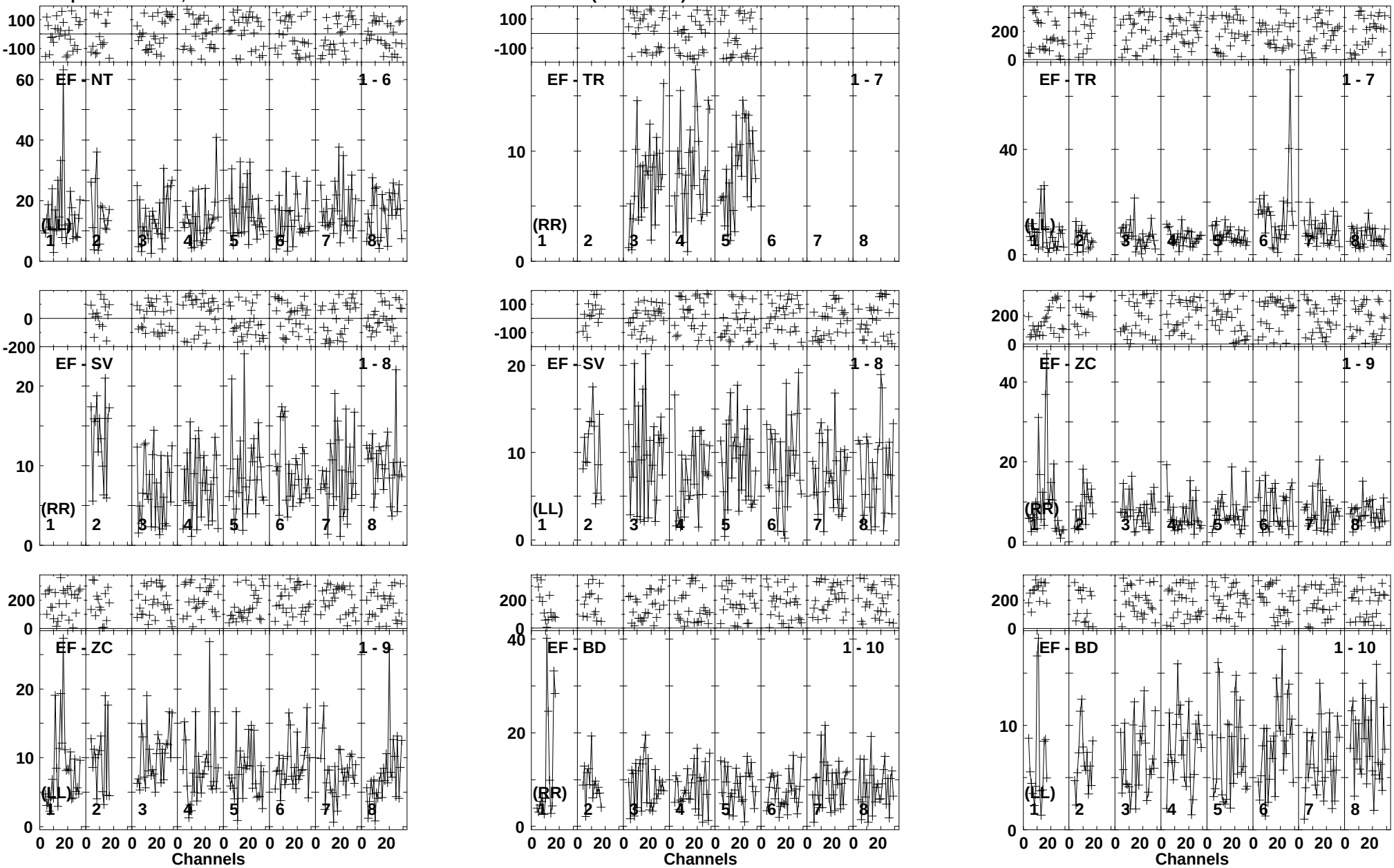

Lower frame: Milli Ampl Jy Top frame: Phas deg
Vector averaged cross-power spectrum Baseline: EF (01) - NT (06)
Timerange: 01/04:48:09 to 01/04:51:39

Plot file version 432 created 22-JUL-2014 18:12:20
NGC6670A EP088C.UVDATA.1
Freq = 1.5950 GHz, Bw = 16.000 MH Calibrated with CL # 3 and BP # 1 (BP mode 1)

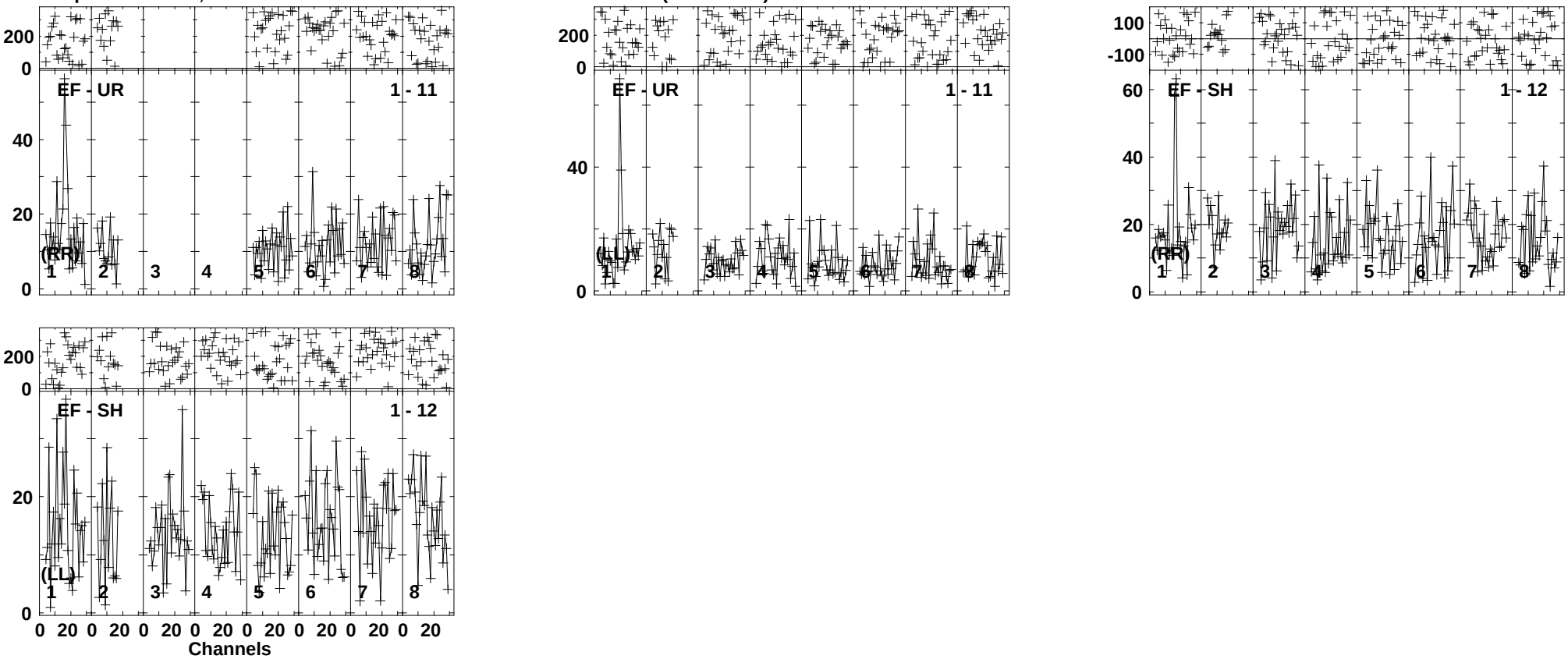

Lower frame: Milli Ampl Jy Top frame: Phas deg
Vector averaged cross-power spectrum Baseline: EF (01) - UR (11)
Timerange: 01/04:48:09 to 01/04:51:39

Plot file version 433 created 22-JUL-2014 18:12:20
J1824+5651 EP088C.UVDATA.1
Freq = 1.5950 GHz, Bw = 16.000 MH Calibrated with CL # 3 and BP # 1 (BP mode 1)

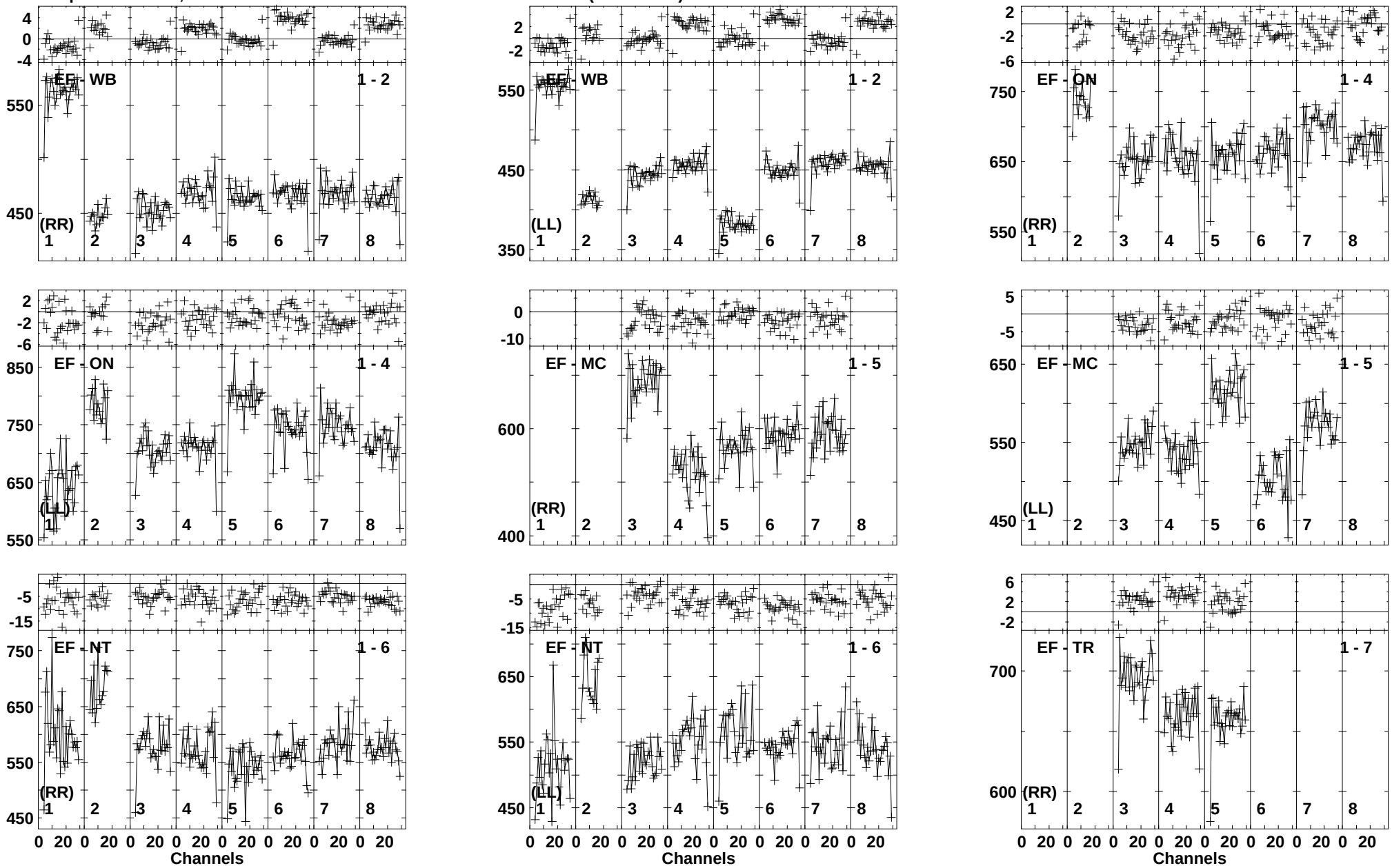

Lower frame: Milli Ampl Jy Top frame: Phas deg
Vector averaged cross-power spectrum Baseline: EF (01) - WB (02)
Timerange: 01/04:51:49 to 01/04:52:59

Plot file version 434 created 22-JUL-2014 18:12:21
J1824+5651 EP088C.UVDATA.1
Freq = 1.5950 GHz, Bw = 16.000 MH Calibrated with CL # 3 and BP # 1 (BP mode 1)

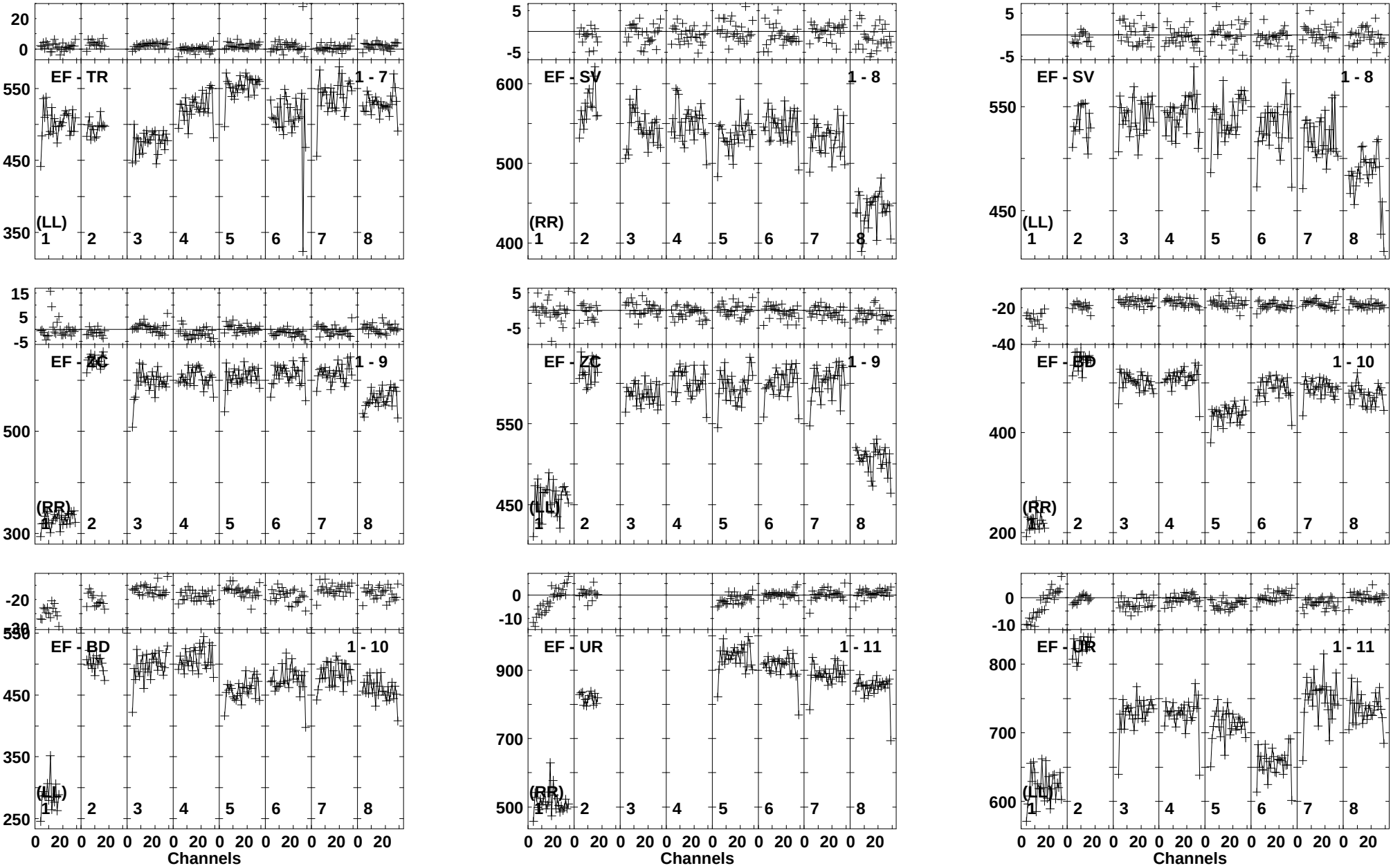

Lower frame: Milli Ampl Jy Top frame: Phas deg
Vector averaged cross-power spectrum Baseline: EF (01) - TR (07)
Timerange: 01/04:51:49 to 01/04:52:59

Plot file version 435 created 22-JUL-2014 18:12:21
J1824+5651 EP088C.UVDATA.1
Freq = 1.5950 GHz, Bw = 16.000 MH Calibrated with CL # 3 and BP # 1 (BP mode 1)

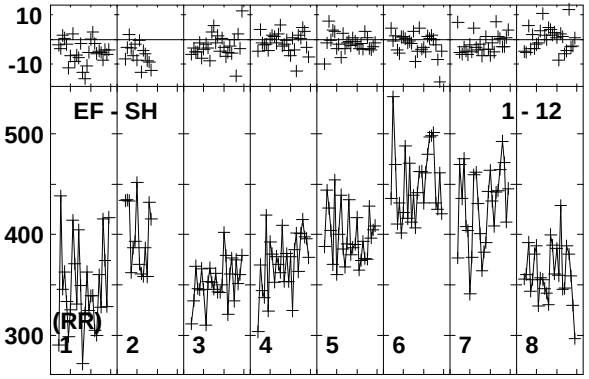

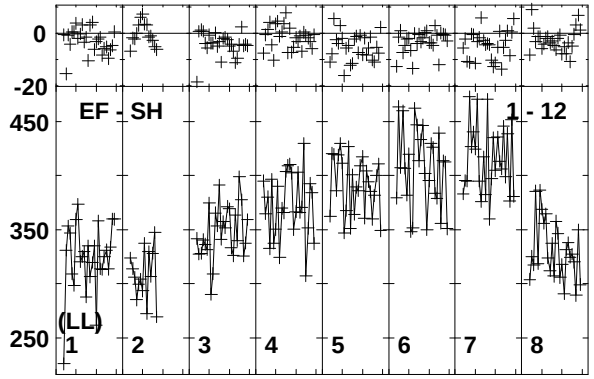

Lower frame: Milli Ampl Jy Top frame: Phas deg
Vector averaged cross-power spectrum Baseline: EF (01) - SH (12)
Timerange: 01/04:51:49 to 01/04:52:59

Plot file version 436 created 22-JUL-2014 18:12:21
NGC6670A EP088C.UVDATA.1
Freq = 1.5950 GHz, Bw = 16.000 MH Calibrated with CL # 3 and BP # 1 (BP mode 1)

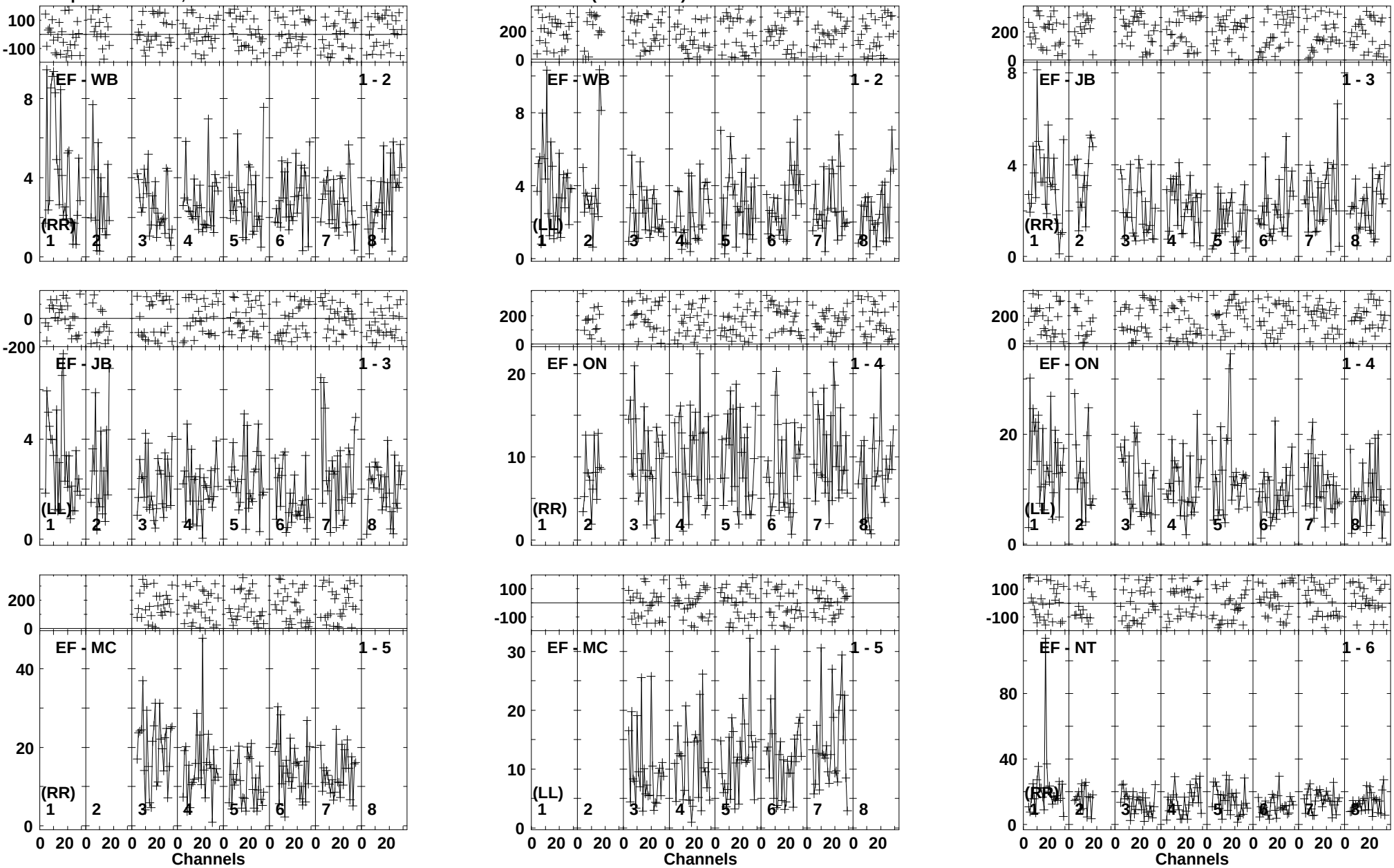

Lower frame: Milli Ampl Jy Top frame: Phas deg
Vector averaged cross-power spectrum Baseline: EF (01) - WB (02)
Timerange: 01/04:54:01 to 01/04:57:39

Plot file version 437 created 22-JUL-2014 18:12:22
NGC6670A EP088C.UVDATA.1
Freq = 1.5950 GHz, Bw = 16.000 MH Calibrated with CL # 3 and BP # 1 (BP mode 1)

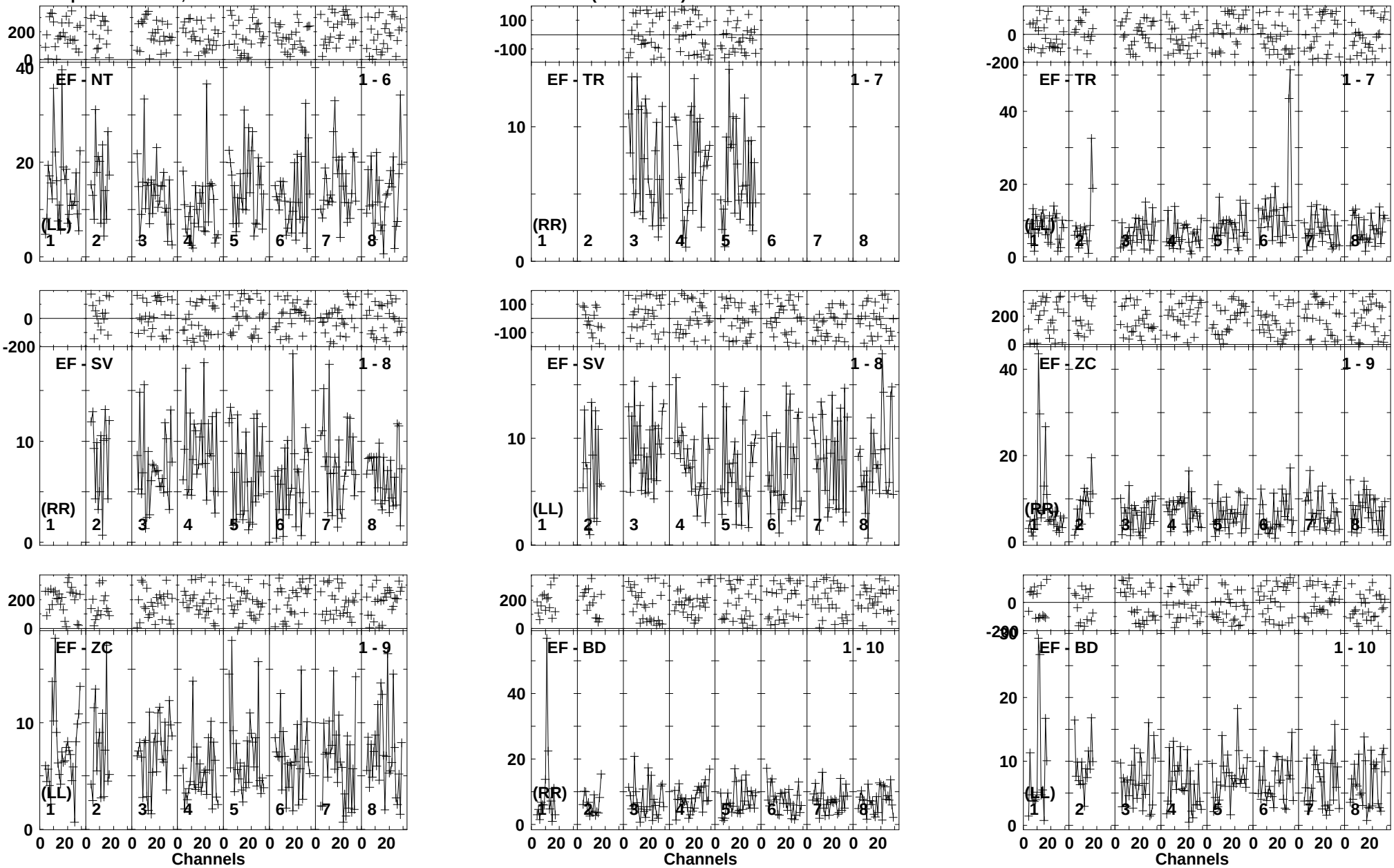

Lower frame: Milli Ampl Jy Top frame: Phas deg
Vector averaged cross-power spectrum Baseline: EF (01) - NT (06)
Timerange: 01/04:54:01 to 01/04:57:39

Plot file version 438 created 22-JUL-2014 18:12:22
NGC6670A EP088C.UVDATA.1
Freq = 1.5950 GHz, Bw = 16.000 MH Calibrated with CL # 3 and BP # 1 (BP mode 1)

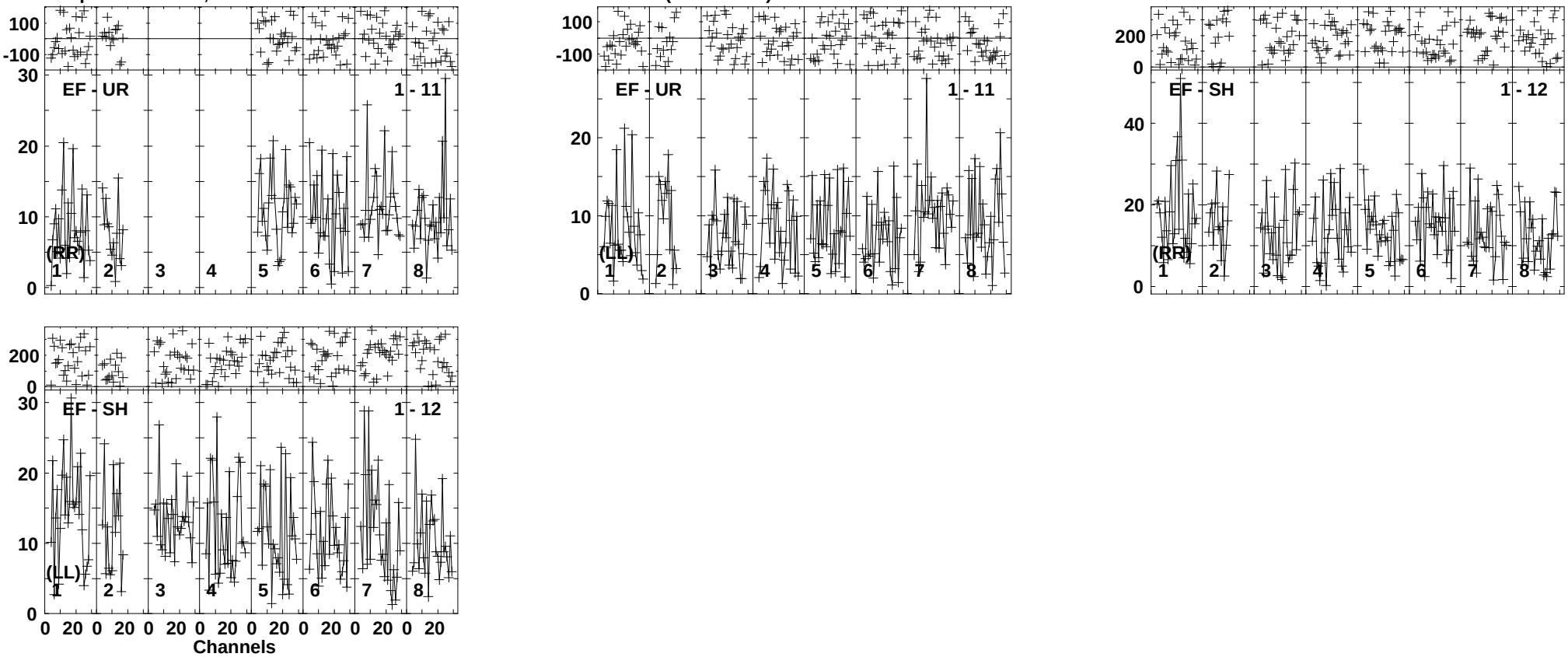

Lower frame: Milli Ampl Jy Top frame: Phas deg
Vector averaged cross-power spectrum Baseline: EF (01) - UR (11)
Timerange: 01/04:54:01 to 01/04:57:39

Plot file version 439 created 22-JUL-2014 18:12:23
J1824+5651 EP088C.UVDATA.1
Freq = 1.5950 GHz, Bw = 16.000 MH Calibrated with CL # 3 and BP # 1 (BP mode 1)

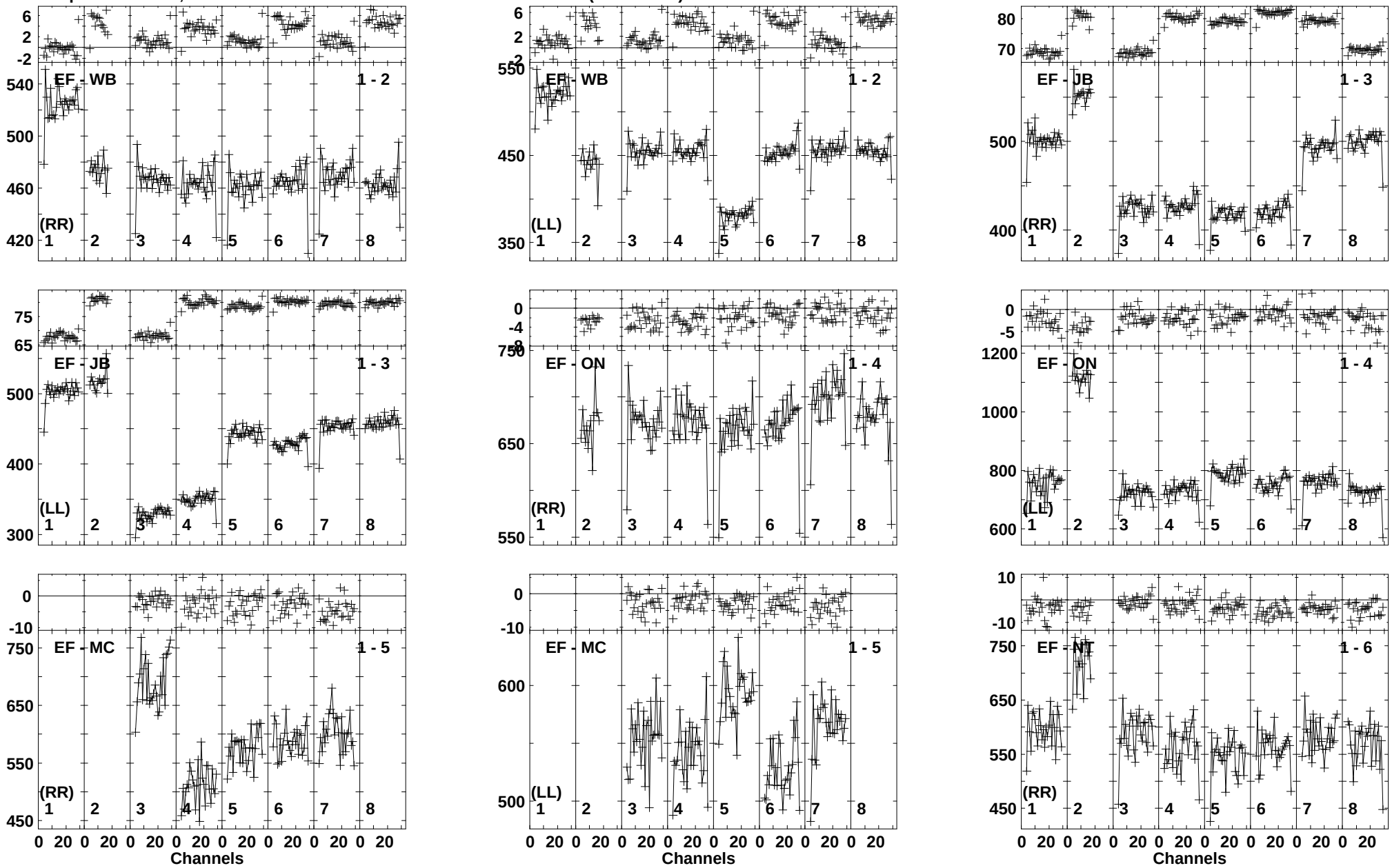

Lower frame: Milli Ampl Jy Top frame: Phas deg
Vector averaged cross-power spectrum Baseline: EF (01) - WB (02)
Timerange: 01/04:57:49 to 01/04:58:59

Plot file version 440 created 22-JUL-2014 18:12:23
J1824+5651 EP088C.UVDATA.1
Freq = 1.5950 GHz, Bw = 16.000 MH Calibrated with CL # 3 and BP # 1 (BP mode 1)

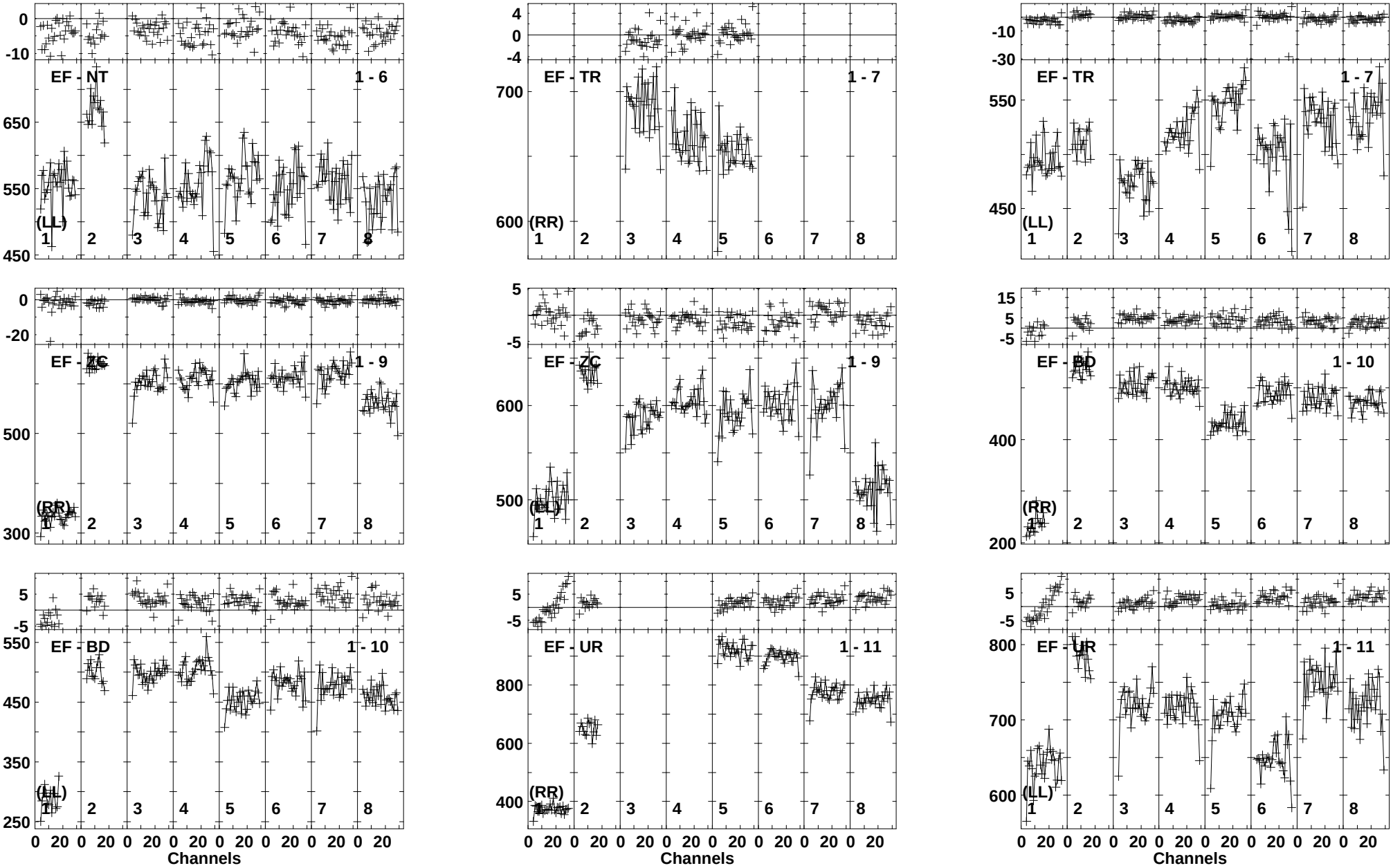

Lower frame: Milli Ampl Jy Top frame: Phas deg
Vector averaged cross-power spectrum Baseline: EF (01) - NT (06)
Timerange: 01/04:57:49 to 01/04:58:59

Plot file version 441 created 22-JUL-2014 18:12:23
J1824+5651 EP088C.UVDATA.1
Freq = 1.5950 GHz, Bw = 16.000 MH Calibrated with CL # 3 and BP # 1 (BP mode 1)

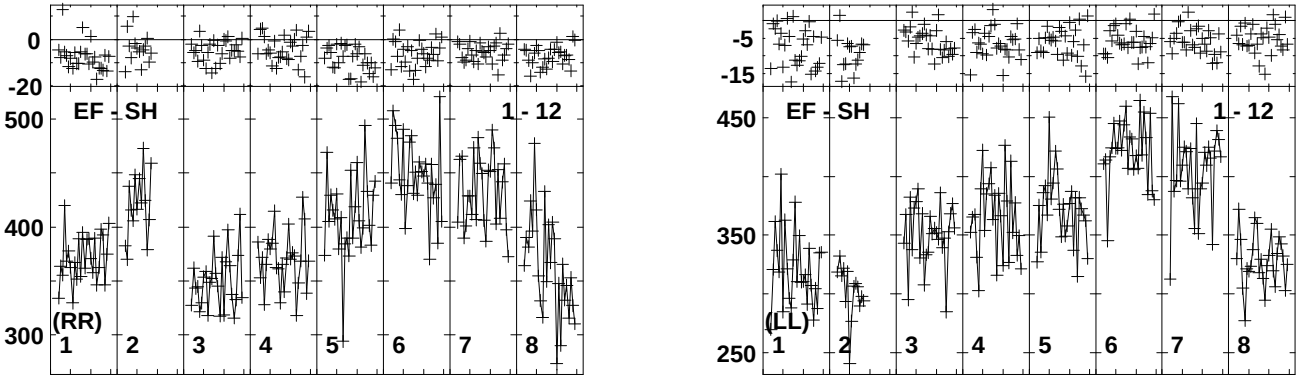

Lower frame: Milli Ampl Jy Top frame: Phas deg
Vector averaged cross-power spectrum Baseline: EF (01) - SH (12)
Timerange: 01/04:57:49 to 01/04:58:59

Plot file version 442 created 22-JUL-2014 18:12:24
NGC6670A EP088C.UVDATA.1
Freq = 1.5950 GHz, Bw = 16.000 MH Calibrated with CL # 3 and BP # 1 (BP mode 1)

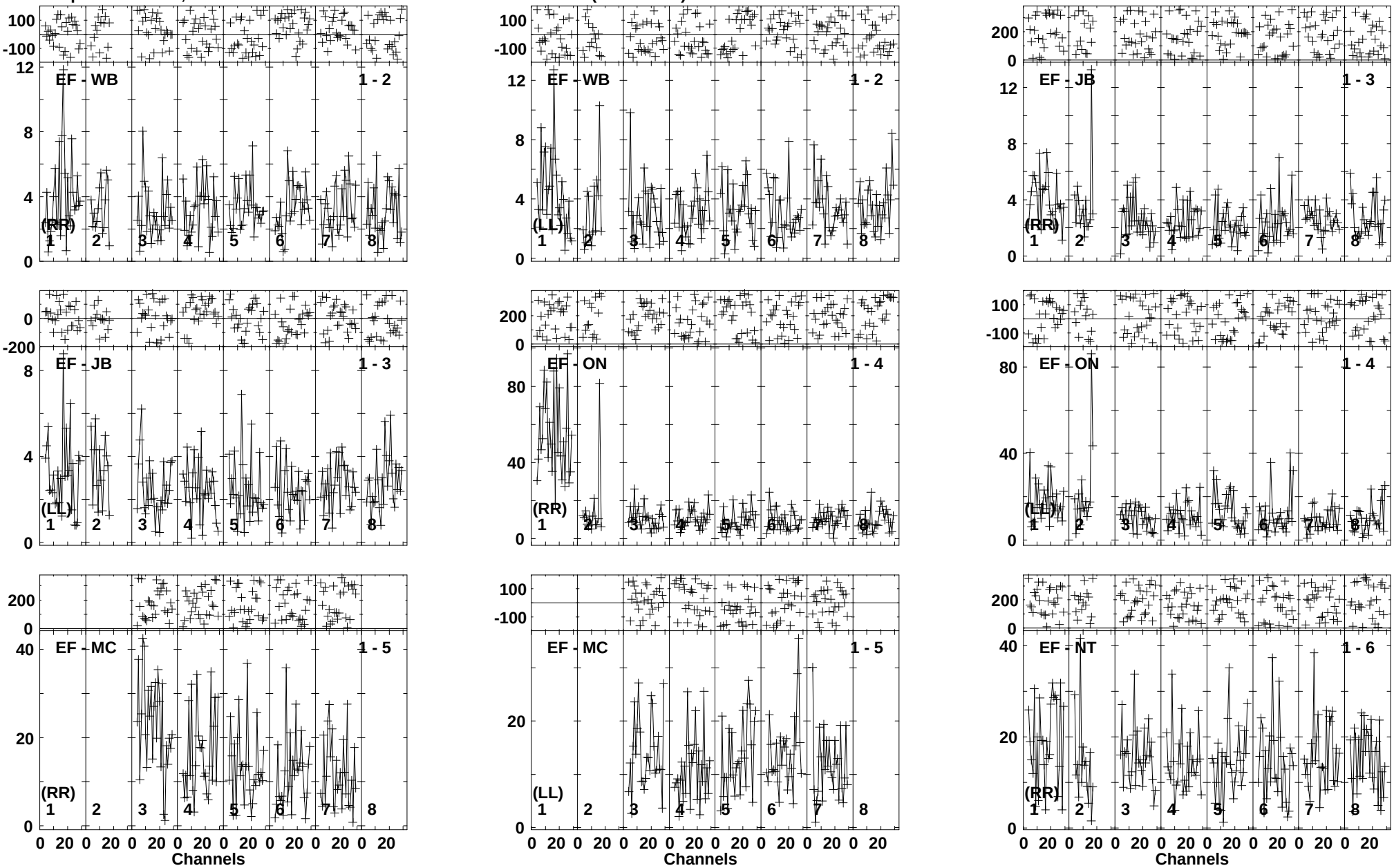

Lower frame: Milli Ampl Jy Top frame: Phas deg
Vector averaged cross-power spectrum Baseline: EF (01) - WB (02)
Timerange: 01/04:59:09 to 01/05:02:39

Plot file version 443 created 22-JUL-2014 18:12:24
NGC6670A EP088C.UVDATA.1
Freq = 1.5950 GHz, Bw = 16.000 MH Calibrated with CL # 3 and BP # 1 (BP mode 1)

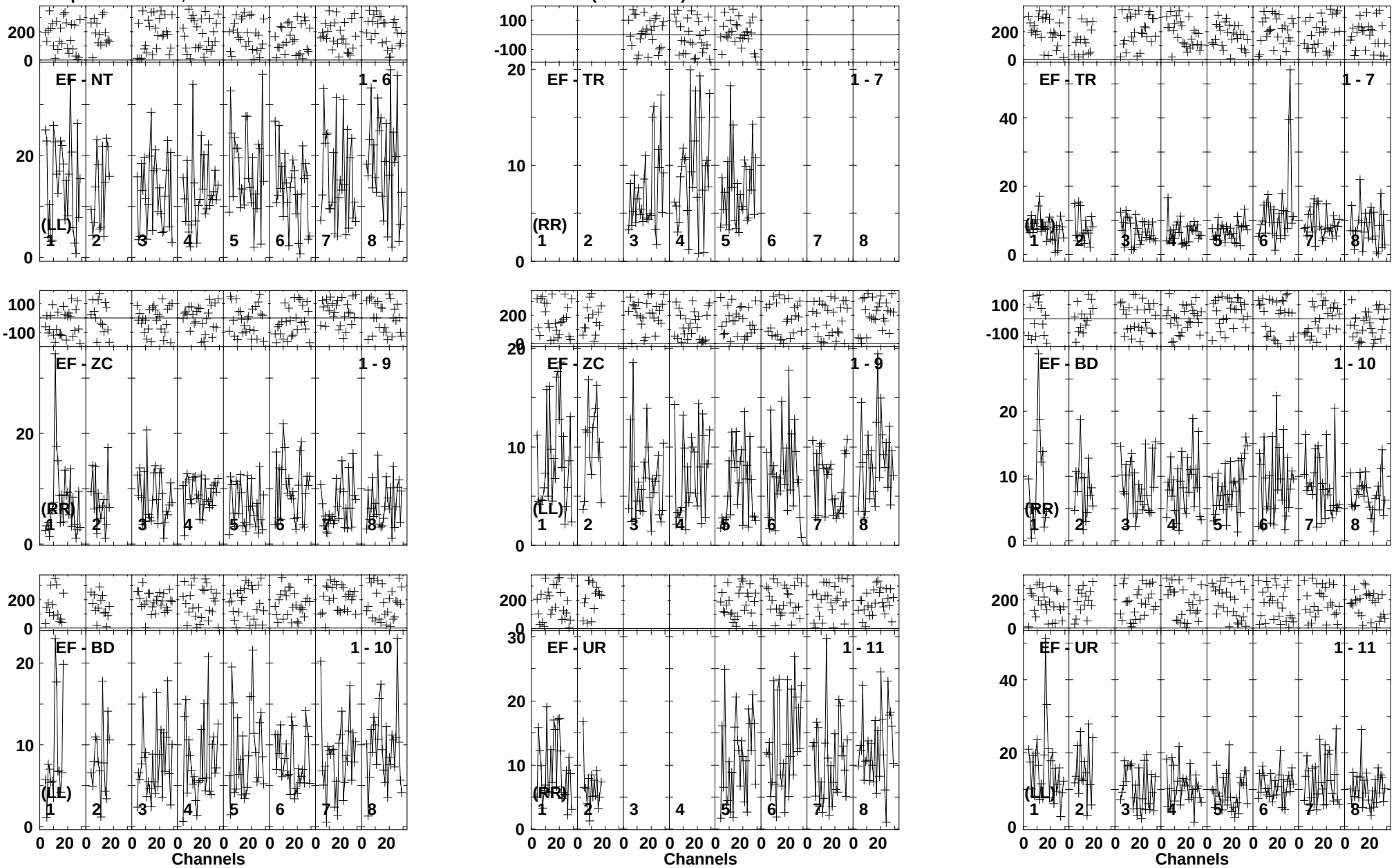

Lower frame: Milli Ampl Jy Top frame: Phas deg
Vector averaged cross-power spectrum Baseline: EF (01) - NT (06)
Timerange: 01/04:59:09 to 01/05:02:39

Plot file version 444 created 22-JUL-2014 18:12:24
NGC6670A EP088C.UVDATA.1
Freq = 1.5950 GHz, Bw = 16.000 MH Calibrated with CL # 3 and BP # 1 (BP mode 1)

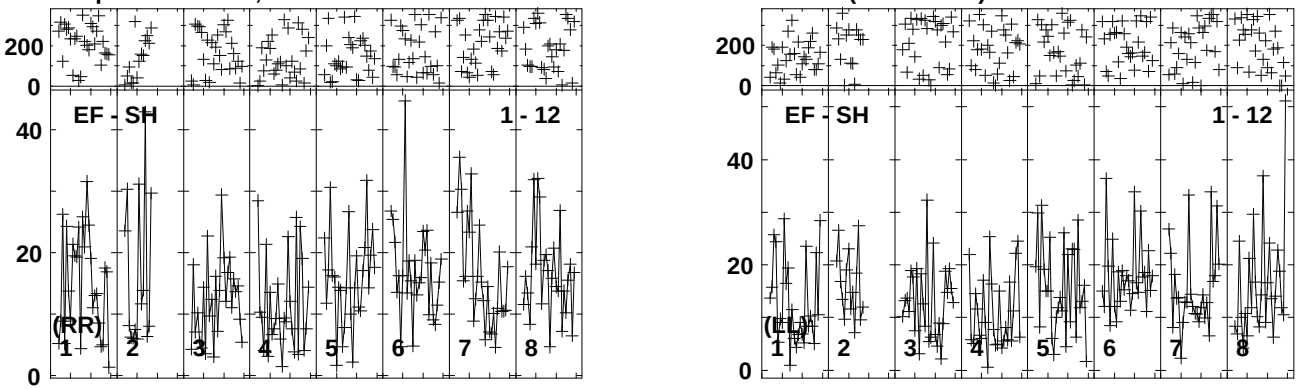

Lower frame: Milli Ampl Jy Top frame: Phas deg
Vector averaged cross-power spectrum Baseline: EF (01) - SH (12)
Timerange: 01/04:59:09 to 01/05:02:39

Plot file version 445 created 22-JUL-2014 18:12:25
J1824+5651 EP088C.UVDATA.1
Freq = 1.5950 GHz, Bw = 16.000 MH Calibrated with CL # 3 and BP # 1 (BP mode 1)

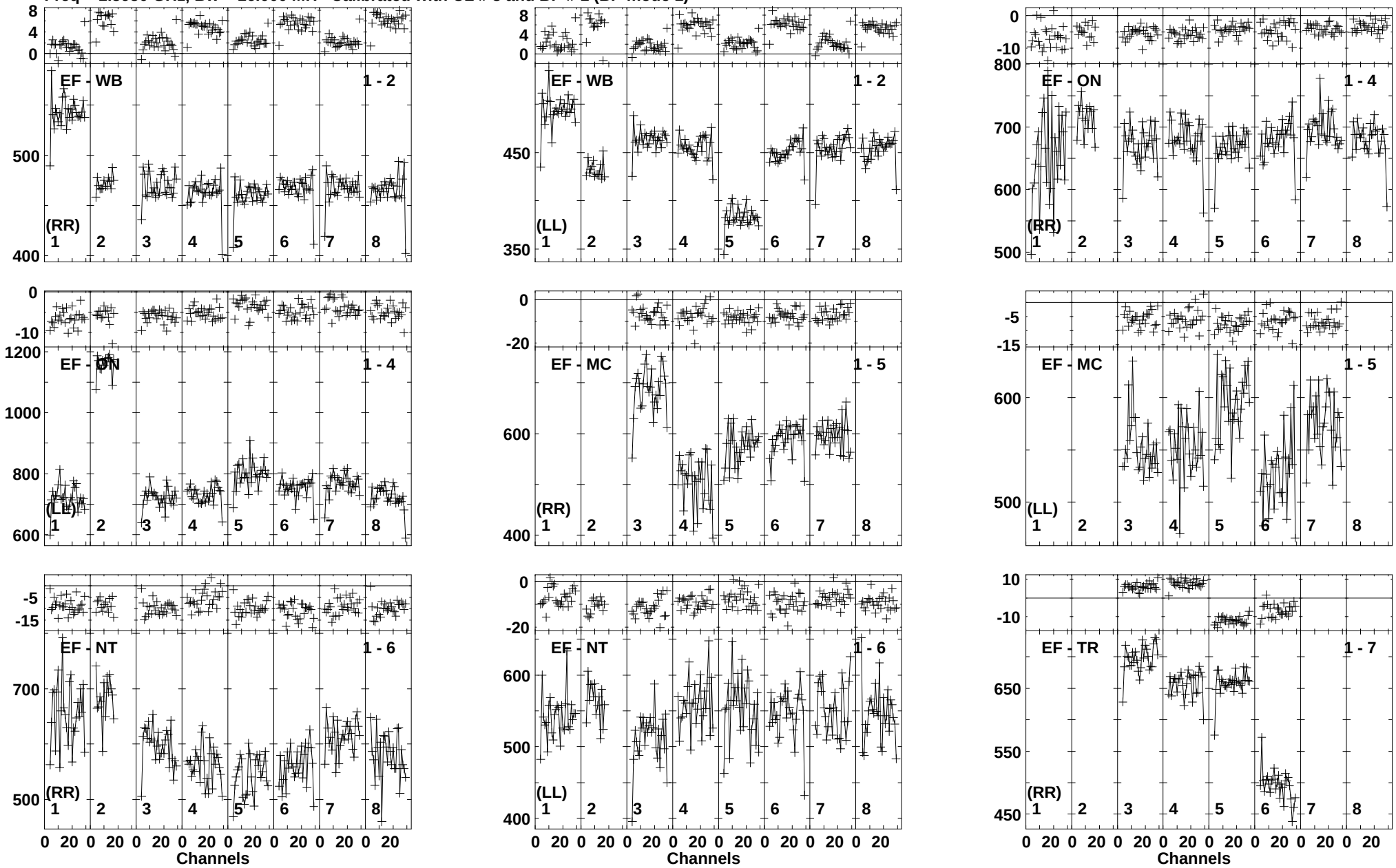

Lower frame: Milli Ampl Jy Top frame: Phas deg
Vector averaged cross-power spectrum Baseline: EF (01) - WB (02)
Timerange: 01/05:02:48 to 01/05:03:58

Plot file version 446 created 22-JUL-2014 18:12:25
J1824+5651 EP088C.UVDATA.1
Freq = 1.5950 GHz, Bw = 16.000 MH Calibrated with CL # 3 and BP # 1 (BP mode 1)

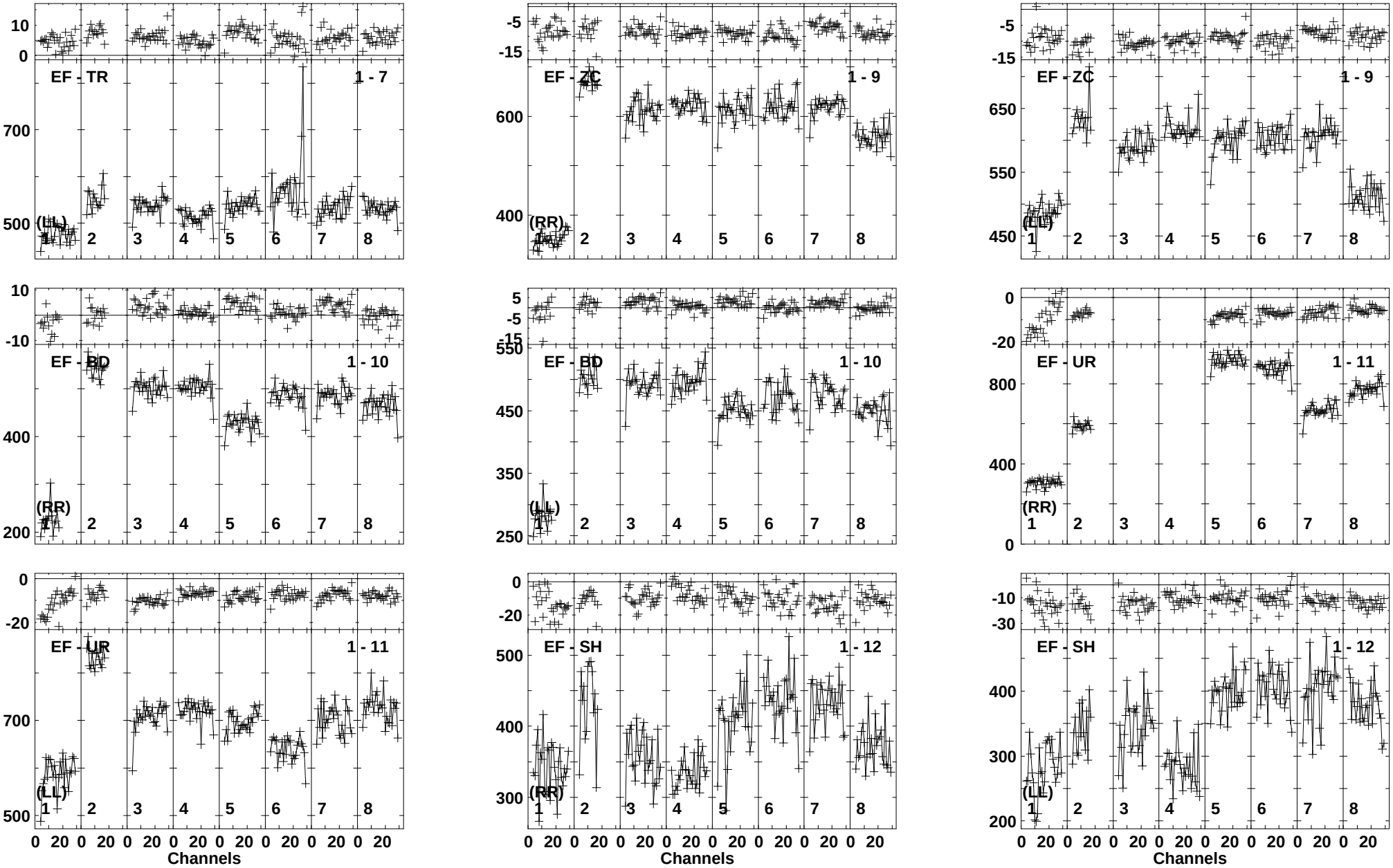

Lower frame: Milli Ampl Jy Top frame: Phas deg
Vector averaged cross-power spectrum Baseline: EF (01) - TR (07)
Timerange: 01/05:02:48 to 01/05:03:58

Plot file version 447 created 22-JUL-2014 18:12:25
NGC6670A EP088C.UVDATA.1
Freq = 1.5950 GHz, Bw = 16.000 MH Calibrated with CL # 3 and BP # 1 (BP mode 1)

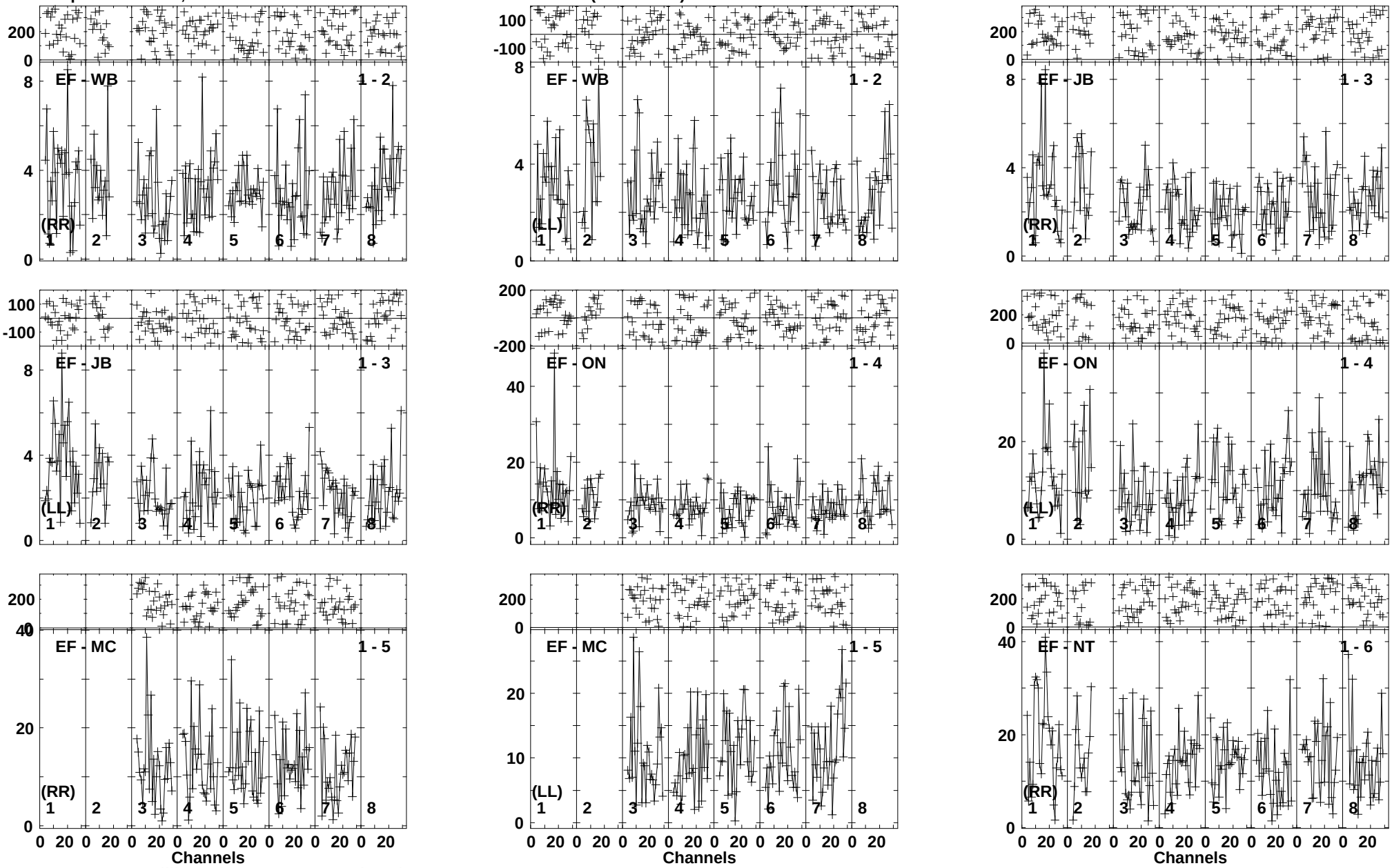

Lower frame: Milli Ampl Jy Top frame: Phas deg
Vector averaged cross-power spectrum Baseline: EF (01) - WB (02)
Timerange: 01/05:05:01 to 01/05:08:39

Plot file version 448 created 22-JUL-2014 18:12:26
NGC6670A EP088C.UVDATA.1
Freq = 1.5950 GHz, Bw = 16.000 MH Calibrated with CL # 3 and BP # 1 (BP mode 1)

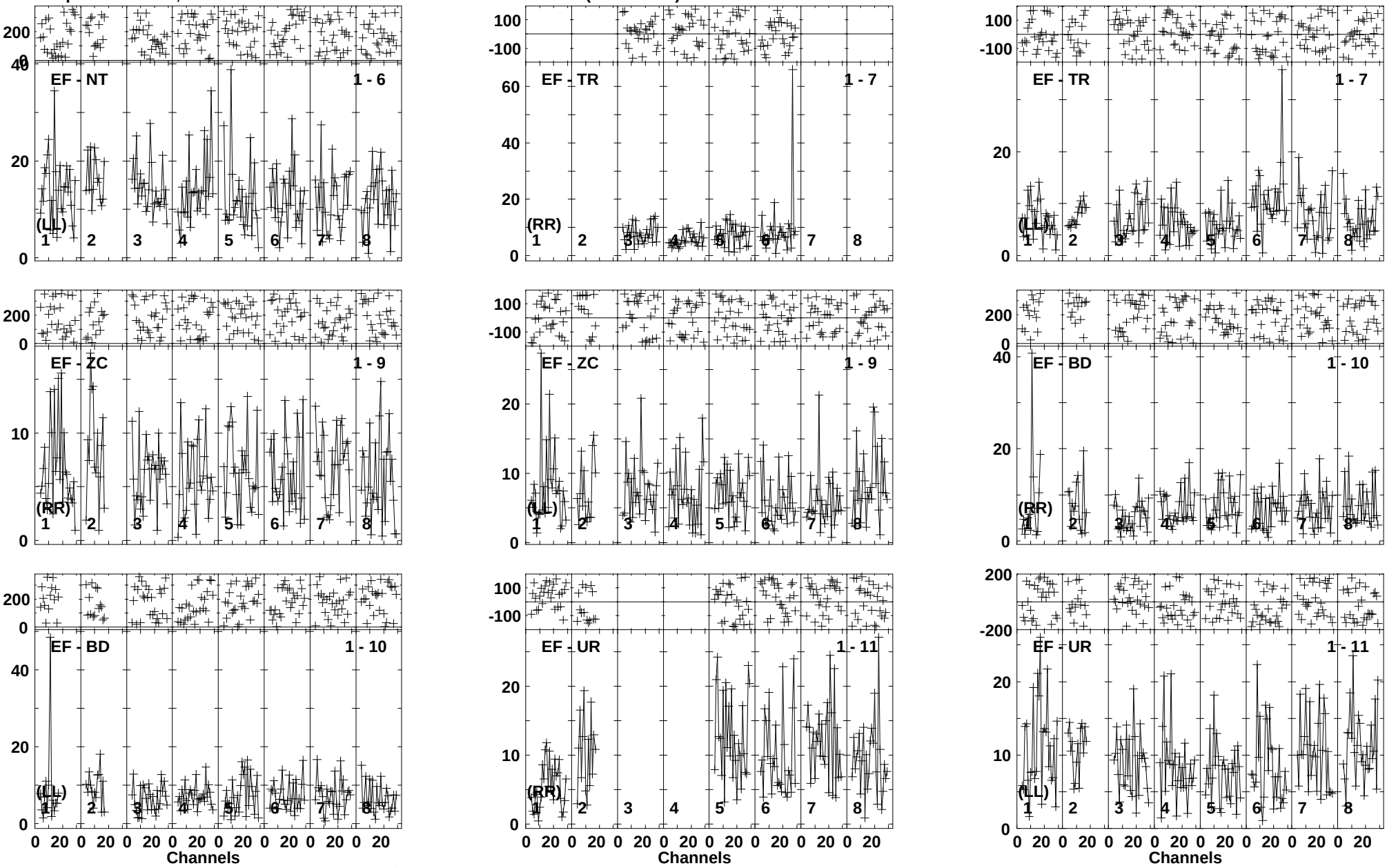

Lower frame: Milli Ampl Jy Top frame: Phas deg
Vector averaged cross-power spectrum Baseline: EF (01) - NT (06)
Timerange: 01/05:05:01 to 01/05:08:39

Plot file version 449 created 22-JUL-2014 18:12:26
NGC6670A EP088C.UVDATA.1
Freq = 1.5950 GHz, Bw = 16.000 MH Calibrated with CL # 3 and BP # 1 (BP mode 1)

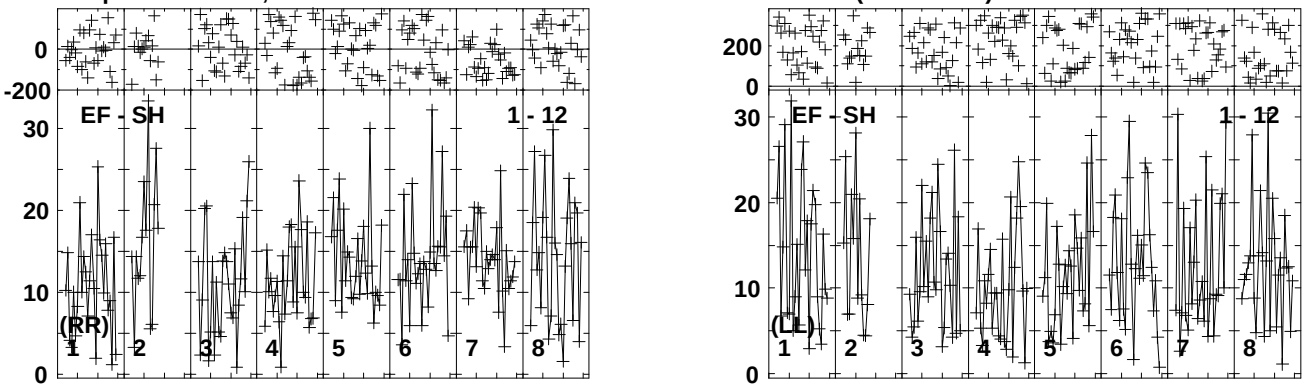

Lower frame: Milli Ampl Jy Top frame: Phas deg
Vector averaged cross-power spectrum Baseline: EF (01) - SH (12)
Timerange: 01/05:05:01 to 01/05:08:39

Plot file version 450 created 22-JUL-2014 18:12:27
J1824+5651 EP088C.UVDATA.1
Freq = 1.5950 GHz, Bw = 16.000 MH Calibrated with CL # 3 and BP # 1 (BP mode 1)

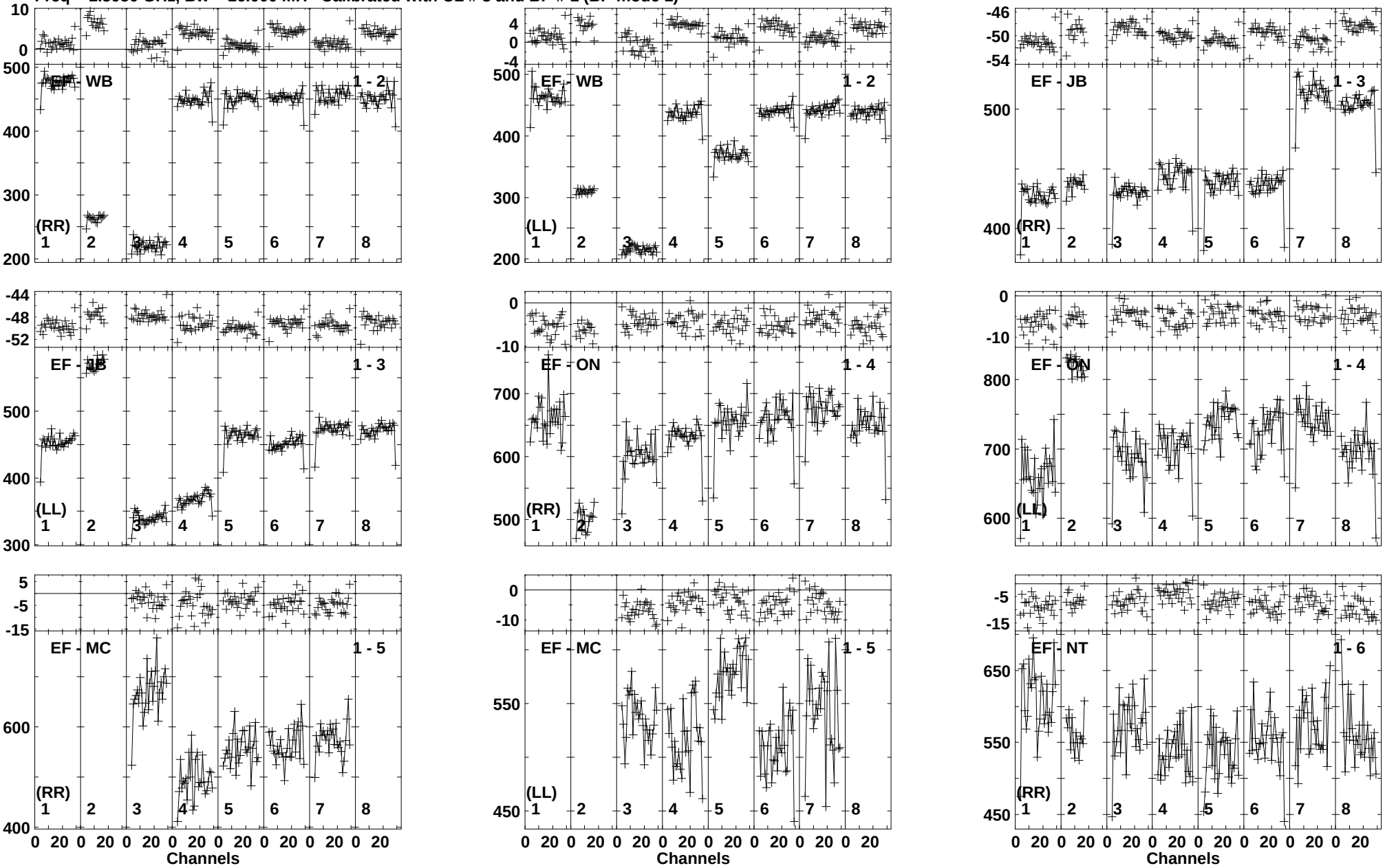

Lower frame: Milli Ampl Jy Top frame: Phas deg
Vector averaged cross-power spectrum Baseline: EF (01) - WB (02)
Timerange: 01/05:08:48 to 01/05:09:58

Plot file version 451 created 22-JUL-2014 18:12:27
J1824+5651 EP088C.UVDATA.1
Freq = 1.5950 GHz, Bw = 16.000 MH Calibrated with CL # 3 and BP # 1 (BP mode 1)



Lower frame: Milli Ampl Jy Top frame: Phas deg
Vector averaged cross-power spectrum Baseline: EF (01) - NT (06)
Timerange: 01/05:08:48 to 01/05:09:58

Plot file version 452 created 22-JUL-2014 18:12:27
J1824+5651 EP088C.UVDATA.1
Freq = 1.5950 GHz, Bw = 16.000 MH Calibrated with CL # 3 and BP # 1 (BP mode 1)

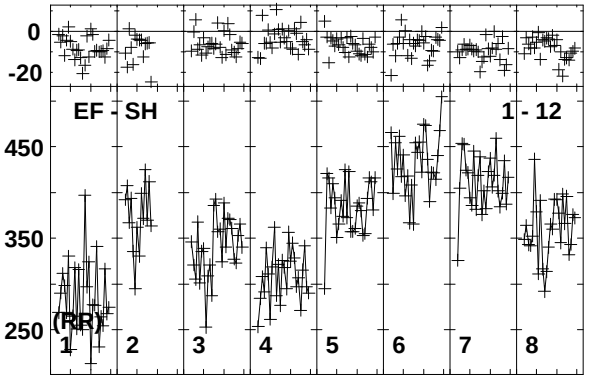

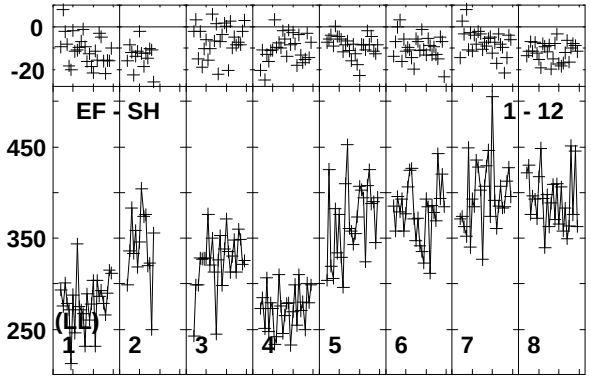

Lower frame: Milli Ampl Jy Top frame: Phas deg
Vector averaged cross-power spectrum Baseline: EF (01) - SH (12)
Timerange: 01/05:08:48 to 01/05:09:58

Plot file version 453 created 22-JUL-2014 18:12:28
NGC6670A EP088C.UVDATA.1
Freq = 1.5950 GHz, Bw = 16.000 MH Calibrated with CL # 3 and BP # 1 (BP mode 1)

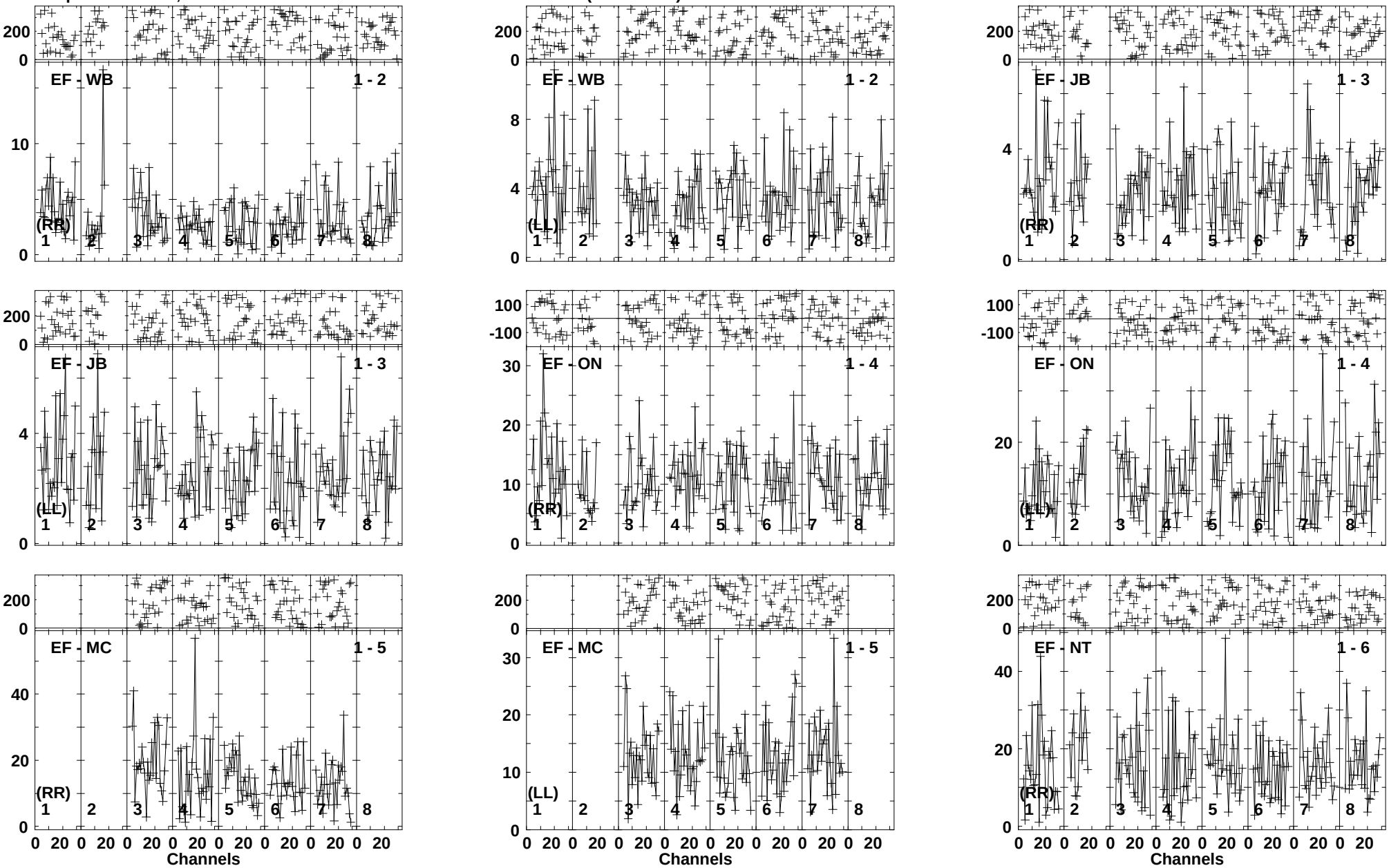

Lower frame: Milli Ampl Jy Top frame: Phas deg
Vector averaged cross-power spectrum Baseline: EF (01) - WB (02)
Timerange: 01/05:10:08 to 01/05:13:38

Plot file version 454 created 22-JUL-2014 18:12:28
NGC6670A EP088C.UVDATA.1
Freq = 1.5950 GHz, Bw = 16.000 MH Calibrated with CL # 3 and BP # 1 (BP mode 1)

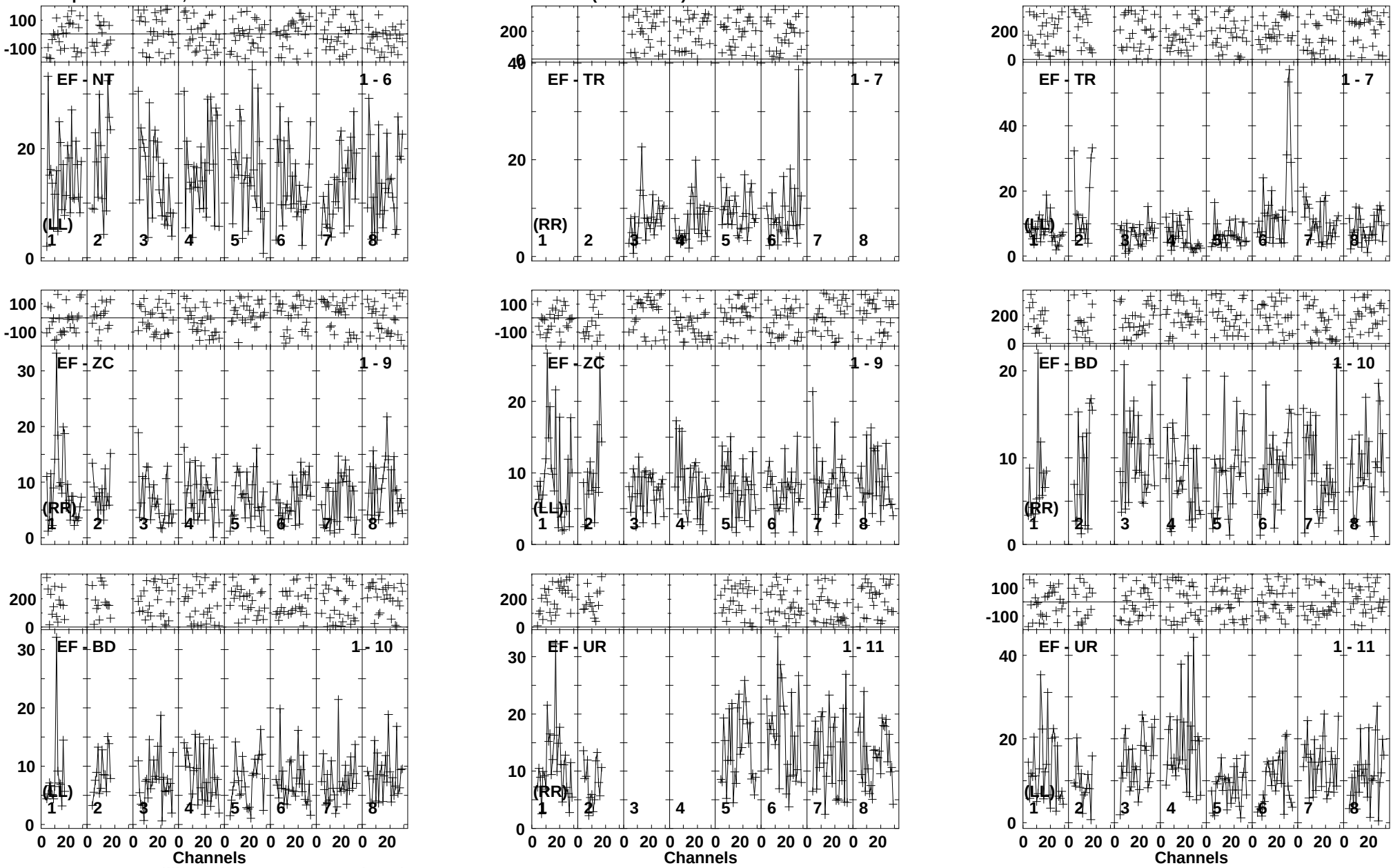

Lower frame: Milli Ampl Jy Top frame: Phas deg
Vector averaged cross-power spectrum Baseline: EF (01) - NT (06)
Timerange: 01/05:10:08 to 01/05:13:38

Plot file version 455 created 22-JUL-2014 18:12:28
NGC6670A EP088C.UVDATA.1
Freq = 1.5950 GHz, Bw = 16.000 MH Calibrated with CL # 3 and BP # 1 (BP mode 1)

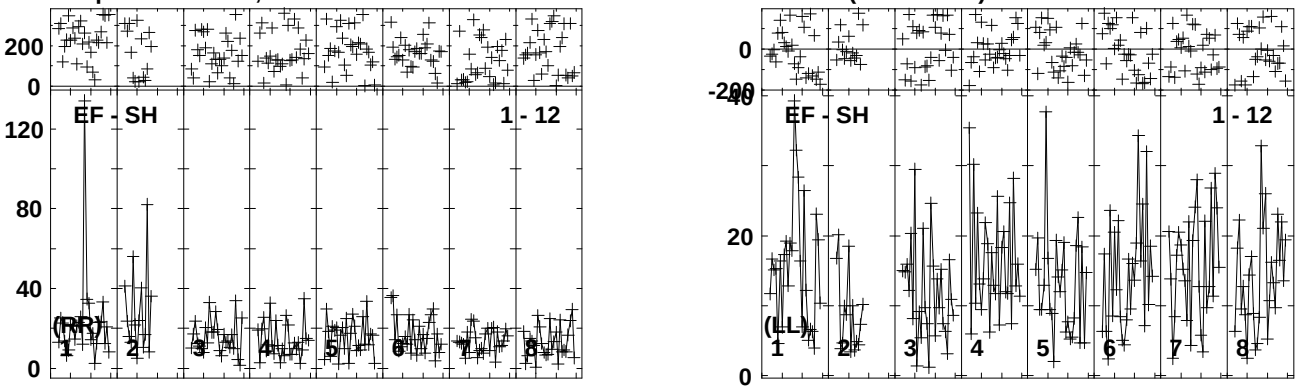

Lower frame: Milli Ampl Jy Top frame: Phas deg
Vector averaged cross-power spectrum Baseline: EF (01) - SH (12)
Timerange: 01/05:10:08 to 01/05:13:38

Plot file version 456 created 22-JUL-2014 18:12:29
J1824+5651 EP088C.UVDATA.1
Freq = 1.5950 GHz, Bw = 16.000 MH Calibrated with CL # 3 and BP # 1 (BP mode 1)

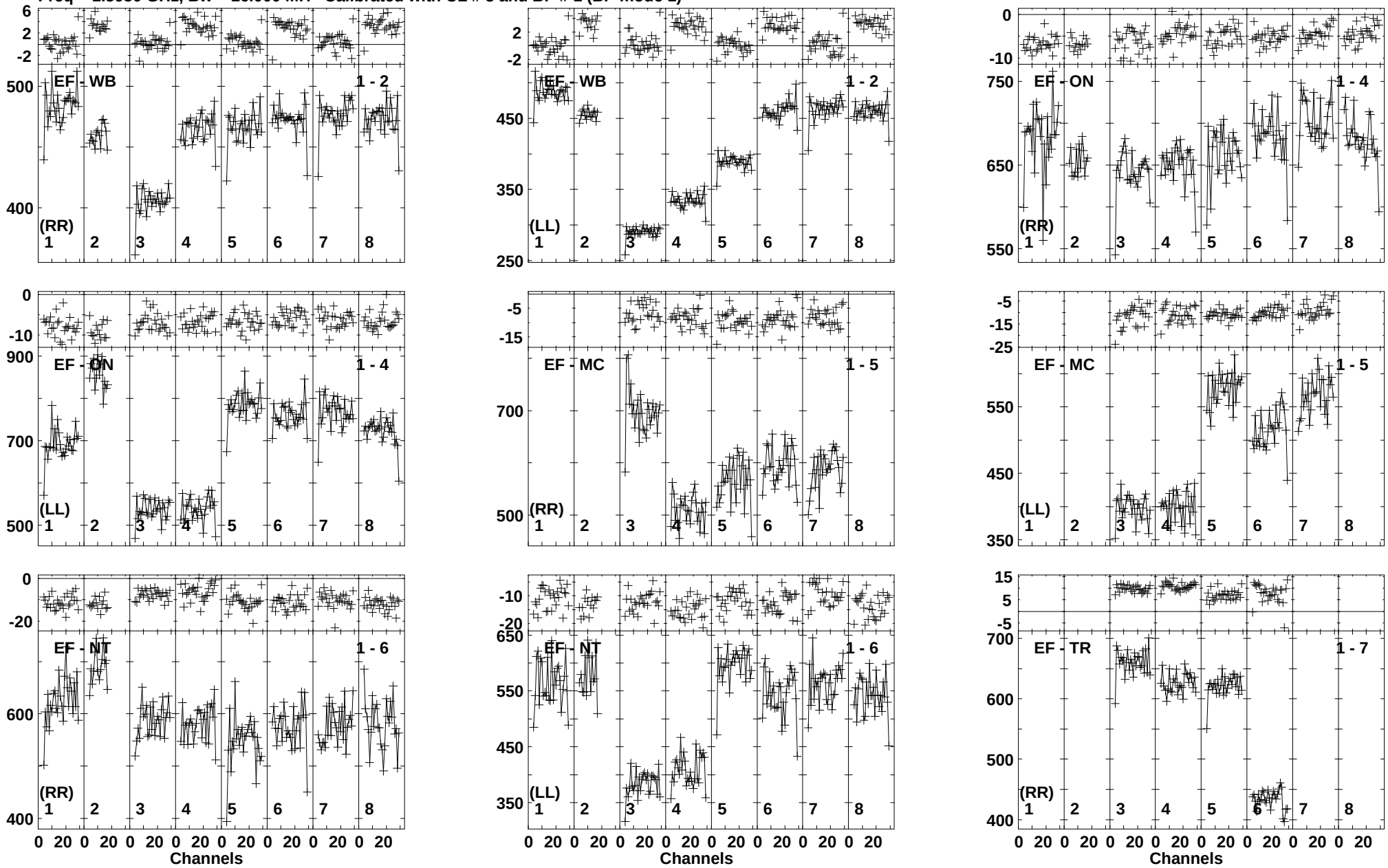

Lower frame: Milli Ampl Jy Top frame: Phas deg
Vector averaged cross-power spectrum Baseline: EF (01) - WB (02)
Timerange: 01/05:13:48 to 01/05:14:58

Plot file version 457 created 22-JUL-2014 18:12:29
J1824+5651 EP088C.UVDATA.1
Freq = 1.5950 GHz, Bw = 16.000 MH Calibrated with CL # 3 and BP # 1 (BP mode 1)



Lower frame: Milli Ampl Jy Top frame: Phas deg
Vector averaged cross-power spectrum Baseline: EF (01) - TR (07)
Timerange: 01/05:13:48 to 01/05:14:58

Plot file version 458 created 22-JUL-2014 18:12:30
NGC6670A EP088C.UVDATA.1
Freq = 1.5950 GHz, Bw = 16.000 MH Calibrated with CL # 3 and BP # 1 (BP mode 1)



Lower frame: Milli Ampl Jy Top frame: Phas deg
Vector averaged cross-power spectrum Baseline: EF (01) - WB (02)
Timerange: 01/05:16:01 to 01/05:19:39

Plot file version 459 created 22-JUL-2014 18:12:30
NGC6670A EP088C.UVDATA.1
Freq = 1.5950 GHz, Bw = 16.000 MH Calibrated with CL # 3 and BP # 1 (BP mode 1)

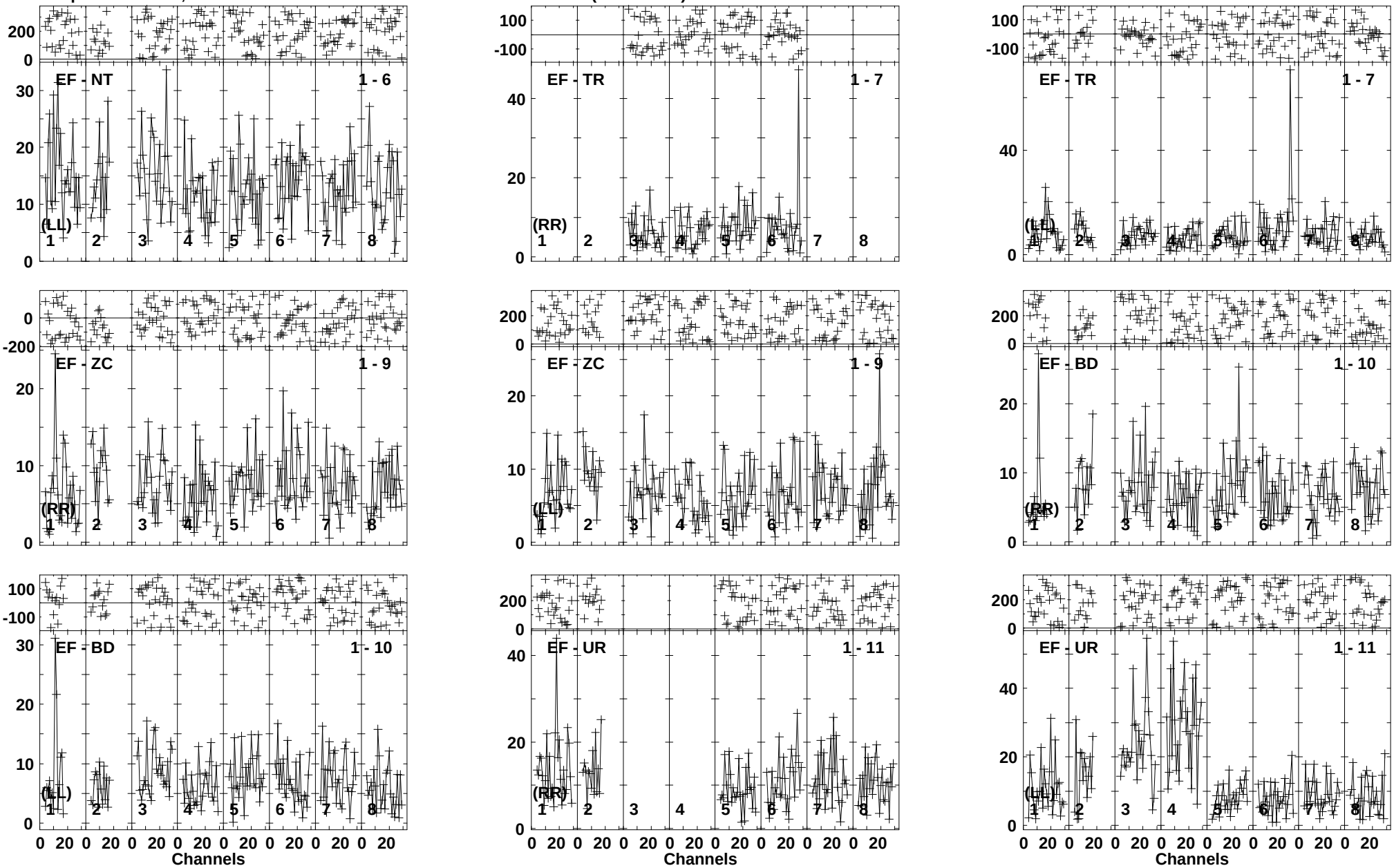

Lower frame: Milli Ampl Jy Top frame: Phas deg
Vector averaged cross-power spectrum Baseline: EF (01) - NT (06)
Timerange: 01/05:16:01 to 01/05:19:39

Plot file version 460 created 22-JUL-2014 18:12:30
NGC6670A EP088C.UVDATA.1
Freq = 1.5950 GHz, Bw = 16.000 MH Calibrated with CL # 3 and BP # 1 (BP mode 1)

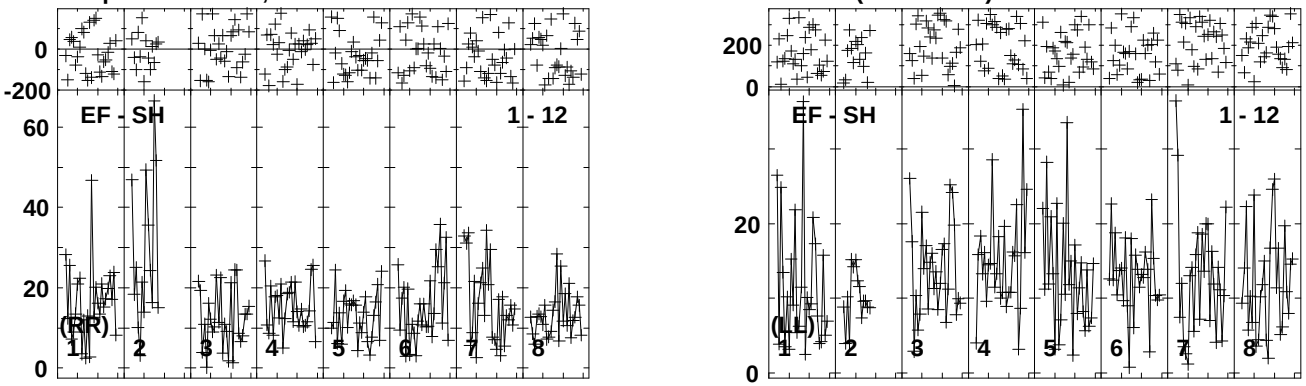

Lower frame: Milli Ampl Jy Top frame: Phas deg
Vector averaged cross-power spectrum Baseline: EF (01) - SH (12)
Timerange: 01/05:16:01 to 01/05:19:39

Plot file version 461 created 22-JUL-2014 18:12:31
J1824+5651 EP088C.UVDATA.1
Freq = 1.5950 GHz, Bw = 16.000 MH Calibrated with CL # 3 and BP # 1 (BP mode 1)

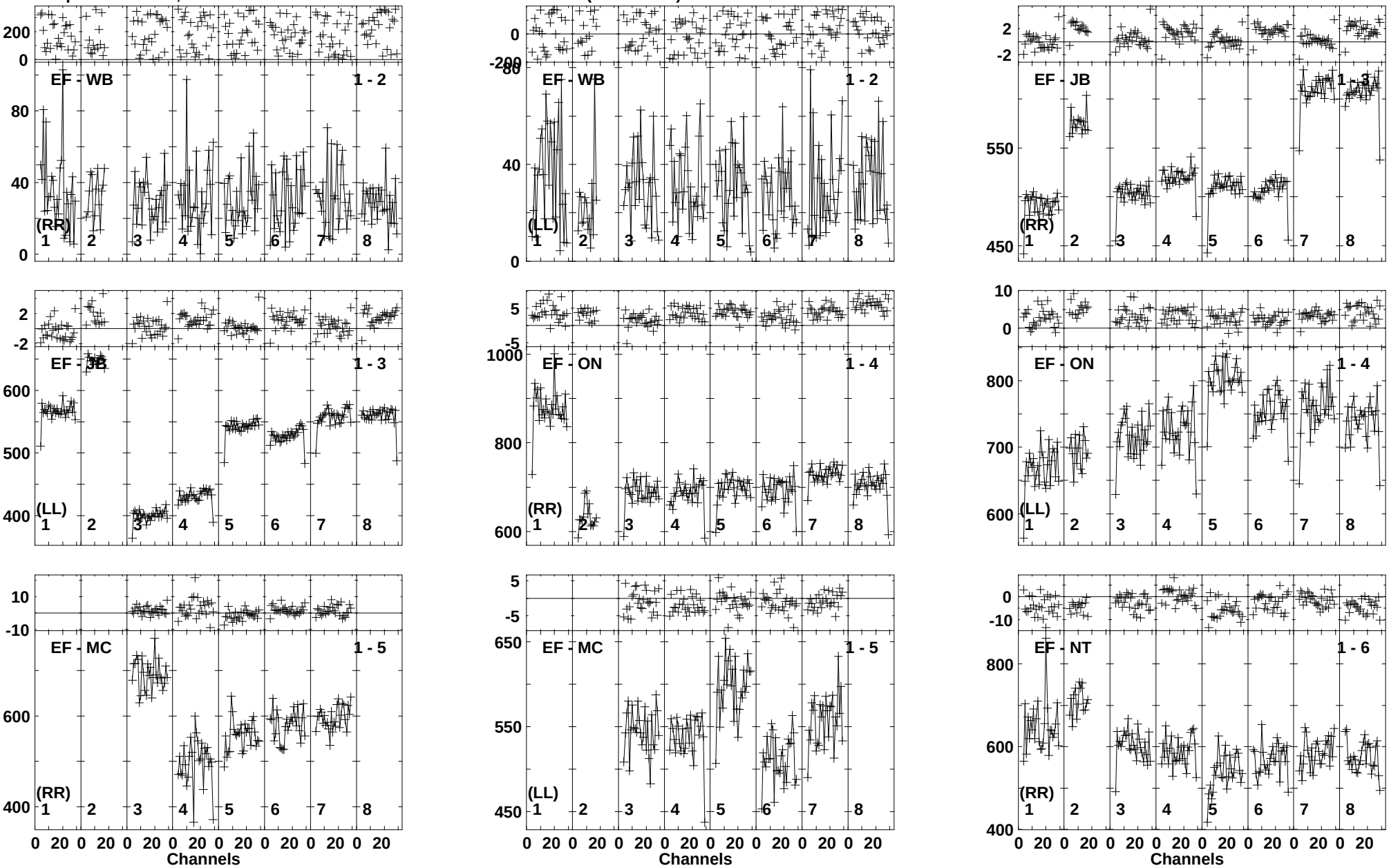

Lower frame: Milli Ampl Jy Top frame: Phas deg
Vector averaged cross-power spectrum Baseline: EF (01) - WB (02)
Timerange: 01/05:19:48 to 01/05:20:58

Plot file version 462 created 22-JUL-2014 18:12:31
J1824+5651 EP088C.UVDATA.1
Freq = 1.5950 GHz, Bw = 16.000 MH Calibrated with CL # 3 and BP # 1 (BP mode 1)

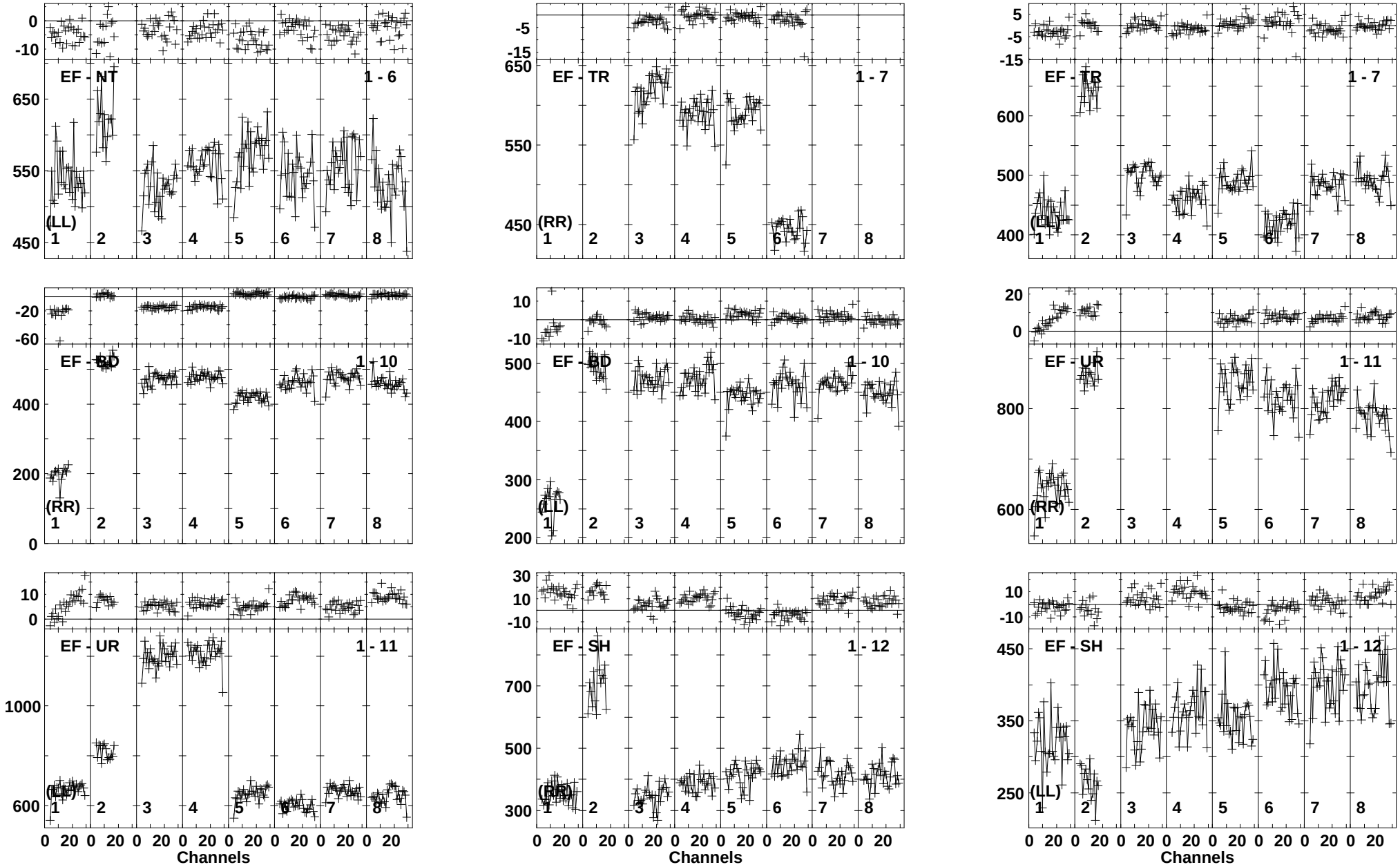

Lower frame: Milli Ampl Jy Top frame: Phas deg
Vector averaged cross-power spectrum Baseline: EF (01) - NT (06)
Timerange: 01/05:19:48 to 01/05:20:58

Plot file version 463 created 22-JUL-2014 18:12:32
NGC6670A EP088C.UVDATA.1
Freq = 1.5950 GHz, Bw = 16.000 MH Calibrated with CL # 3 and BP # 1 (BP mode 1)

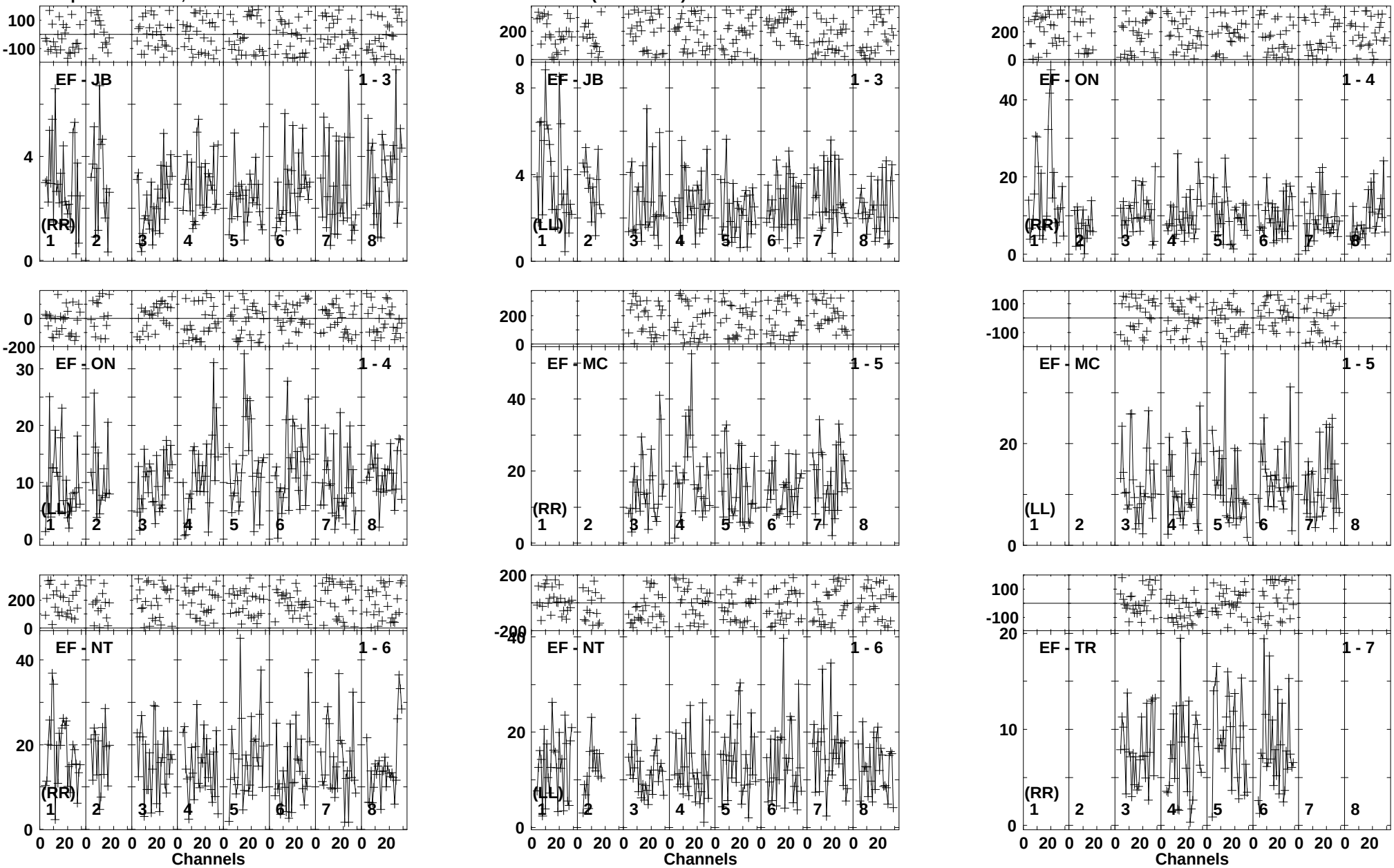

Lower frame: Milli Ampl Jy Top frame: Phas deg
Vector averaged cross-power spectrum Baseline: EF (01) - JB (03)
Timerange: 01/05:21:08 to 01/05:24:38

Plot file version 464 created 22-JUL-2014 18:12:32
NGC6670A EP088C.UVDATA.1
Freq = 1.5950 GHz, Bw = 16.000 MH Calibrated with CL # 3 and BP # 1 (BP mode 1)



Lower frame: Milli Ampl Jy Top frame: Phas deg
Vector averaged cross-power spectrum Baseline: EF (01) - TR (07)
Timerange: 01/05:21:08 to 01/05:24:38

Plot file version 465 created 22-JUL-2014 18:12:33
J1824+5651 EP088C.UVDATA.1
Freq = 1.5950 GHz, Bw = 16.000 MH Calibrated with CL # 3 and BP # 1 (BP mode 1)

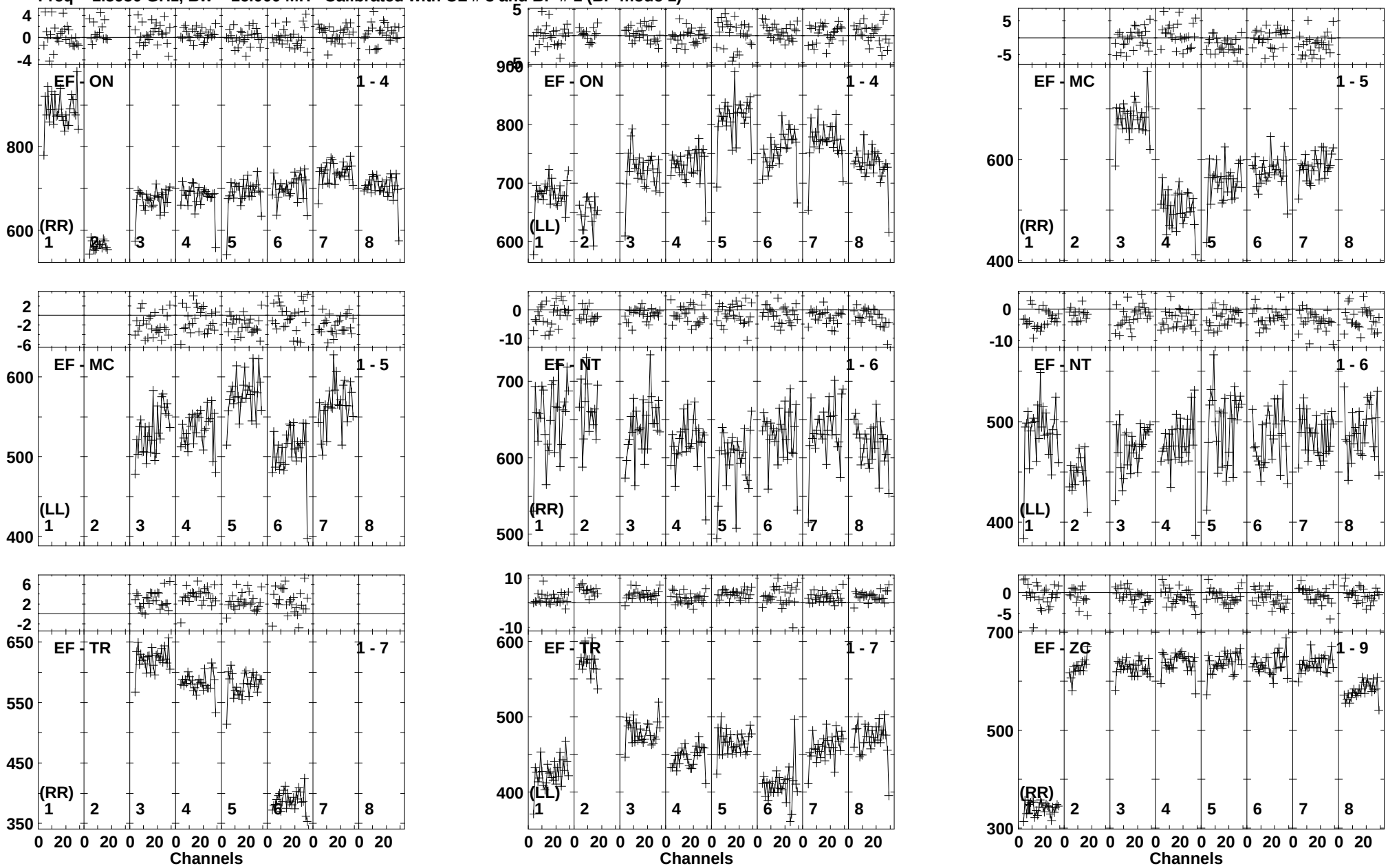

Lower frame: Milli Ampl Jy Top frame: Phas deg
Vector averaged cross-power spectrum Baseline: EF (01) - ON (04)
Timerange: 01/05:24:48 to 01/05:26:04

Plot file version 466 created 22-JUL-2014 18:12:33
J1824+5651 EP088C.UVDATA.1
Freq = 1.5950 GHz, Bw = 16.000 MH Calibrated with CL # 3 and BP # 1 (BP mode 1)



Lower frame: Milli Ampl Jy Top frame: Phas deg
Vector averaged cross-power spectrum Baseline: EF (01) - ZC (09)
Timerange: 01/05:24:48 to 01/05:26:04

Plot file version 467 created 22-JUL-2014 18:12:34
J2108+1430 EP088C.UVDATA.1
Freq = 1.5950 GHz, Bw = 16.000 MH Calibrated with CL # 3 and BP # 1 (BP mode 1)

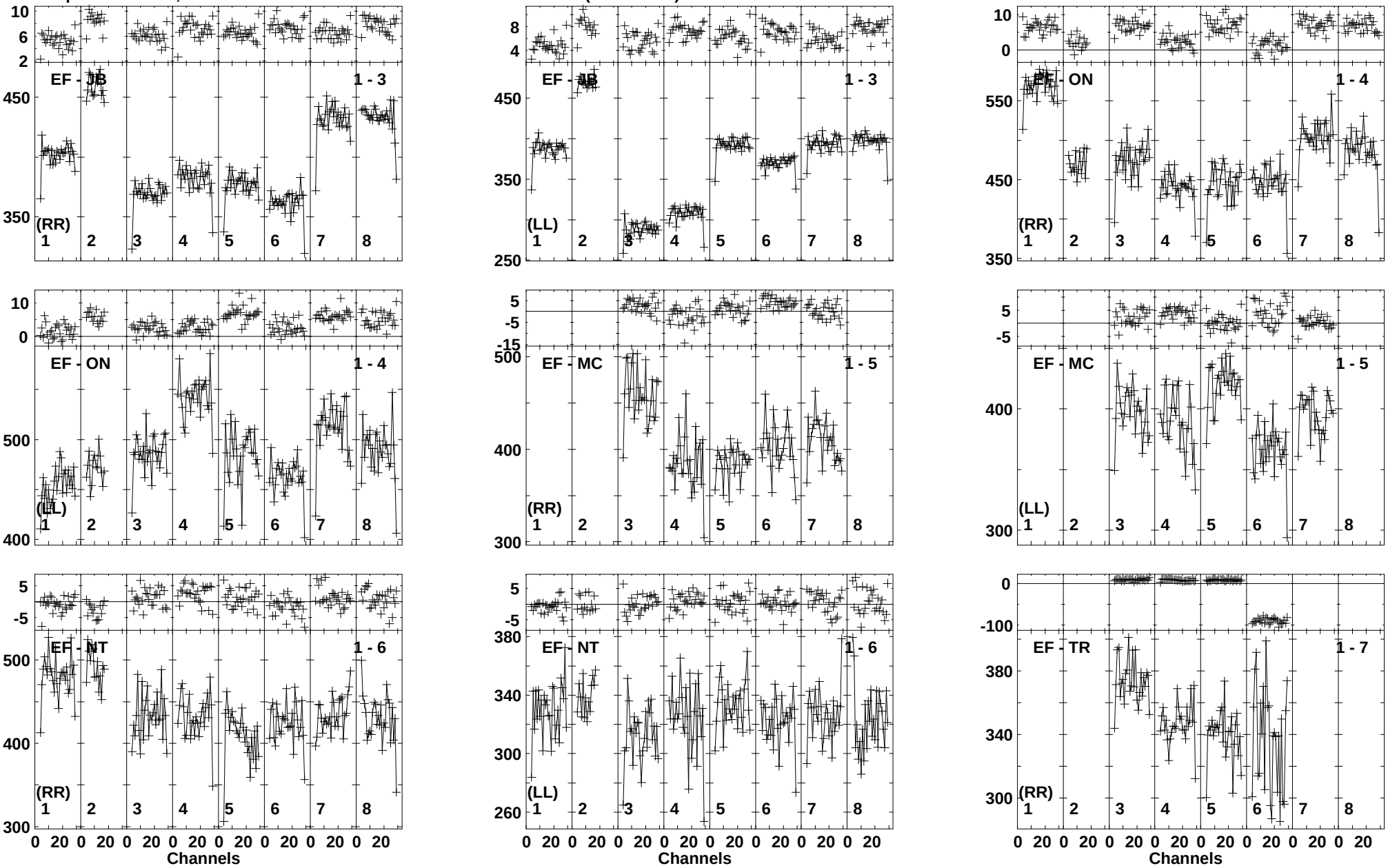

Lower frame: Milli Ampl Jy Top frame: Phas deg
Vector averaged cross-power spectrum Baseline: EF (01) - JB (03)
Timerange: 01/05:26:46 to 01/05:31:28

Plot file version 468 created 22-JUL-2014 18:12:34
J2108+1430 EP088C.UVDATA.1
Freq = 1.5950 GHz, Bw = 16.000 MH Calibrated with CL # 3 and BP # 1 (BP mode 1)

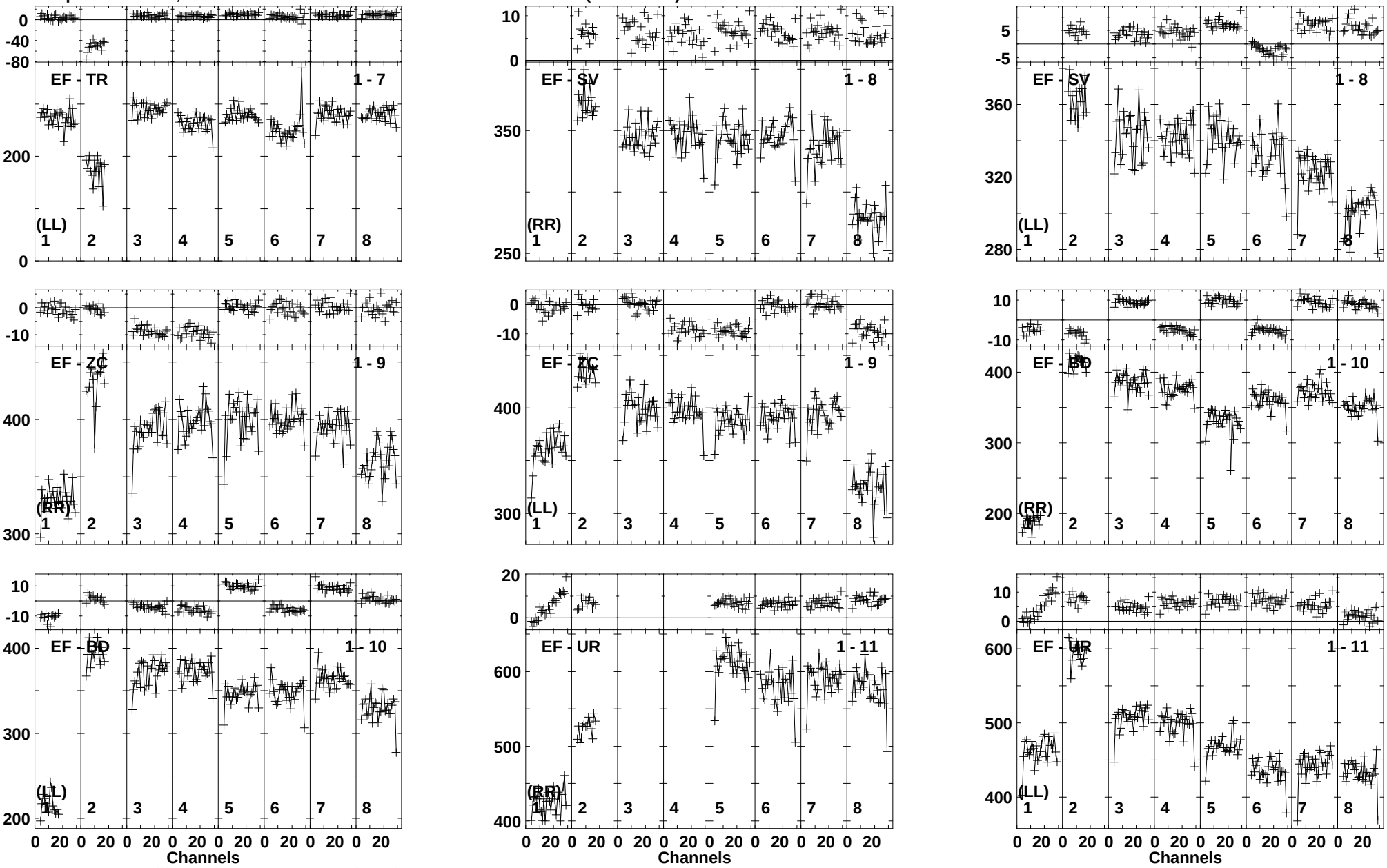

Lower frame: Milli Ampl Jy Top frame: Phas deg
Vector averaged cross-power spectrum Baseline: EF (01) - TR (07)
Timerange: 01/05:26:46 to 01/05:31:28

Plot file version 469 created 22-JUL-2014 18:12:34
J2108+1430 EP088C.UVDATA.1
Freq = 1.5950 GHz, Bw = 16.000 MH Calibrated with CL # 3 and BP # 1 (BP mode 1)

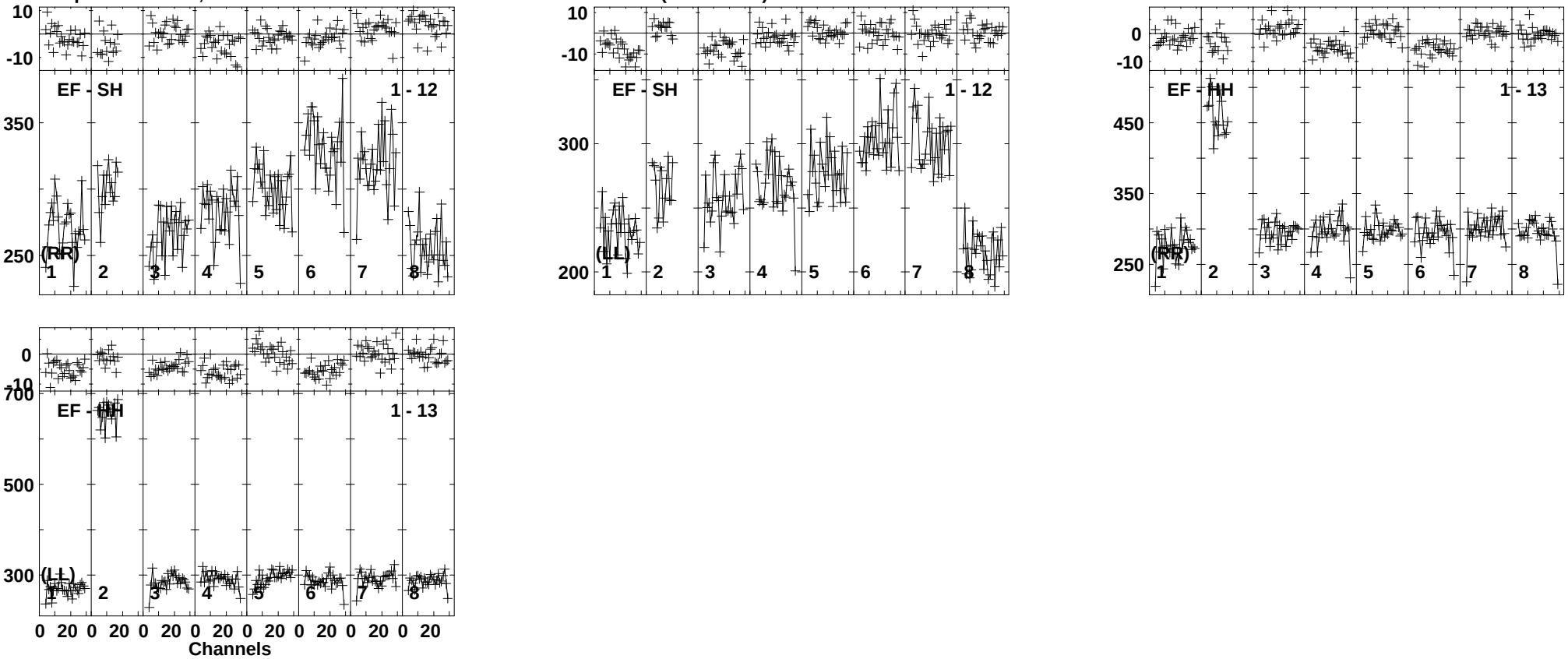

Lower frame: Milli Ampl Jy Top frame: Phas deg
Vector averaged cross-power spectrum Baseline: EF (01) - SH (12)
Timerange: 01/05:26:46 to 01/05:31:28

Plot file version 470 created 22-JUL-2014 18:12:35
CGCG448 EP088C.UVDATA.1
Freq = 1.5950 GHz, Bw = 16.000 MH Calibrated with CL # 3 and BP # 1 (BP mode 1)



Lower frame: Milli Ampl Jy Top frame: Phas deg
Vector averaged cross-power spectrum Baseline: EF (01) - JB (03)
Timerange: 01/05:32:11 to 01/05:35:49

Plot file version 471 created 22-JUL-2014 18:12:35
CGCG448 EP088C.UVDATA.1
Freq = 1.5950 GHz, Bw = 16.000 MH Calibrated with CL # 3 and BP # 1 (BP mode 1)

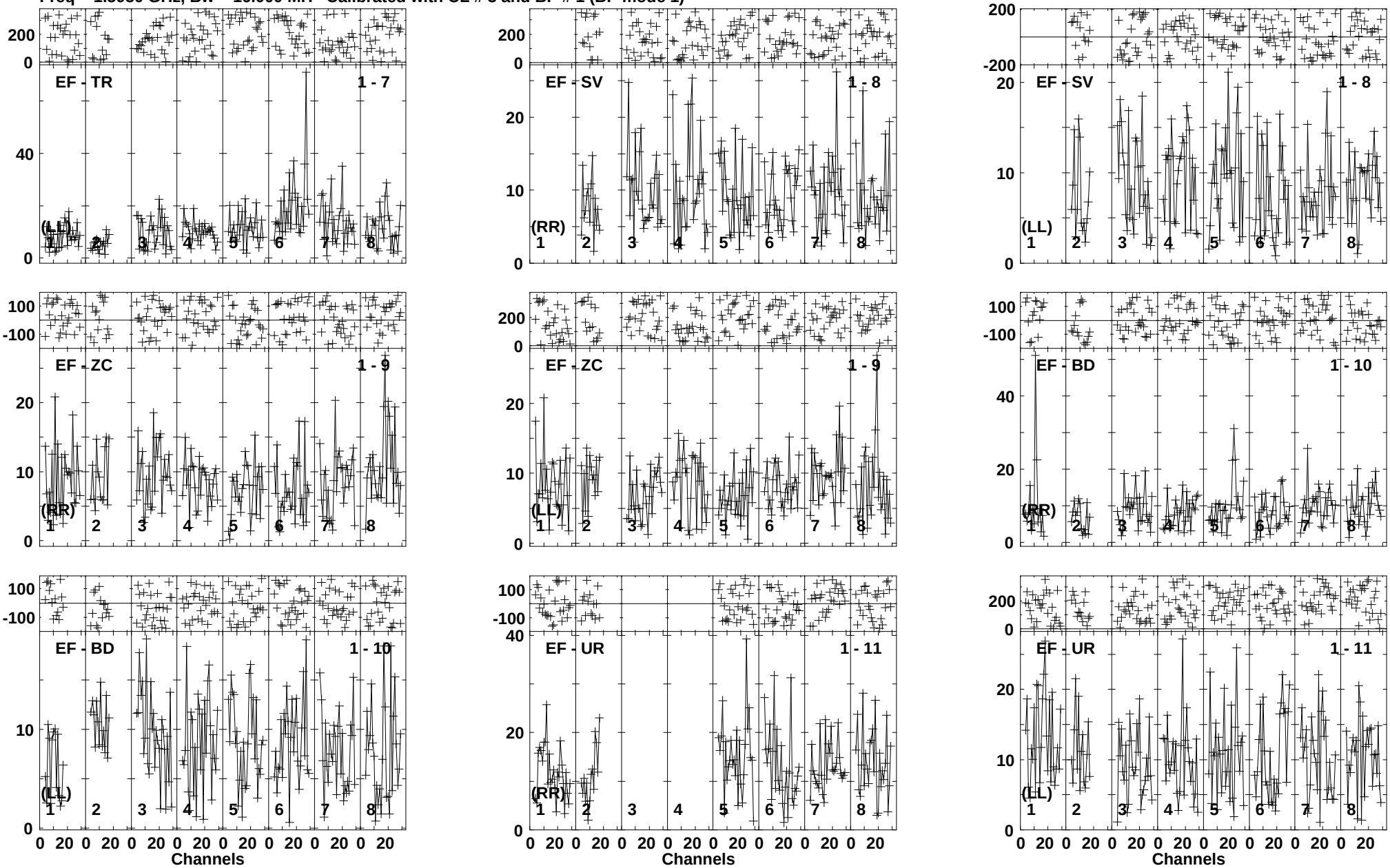

Lower frame: Milli Ampl Jy Top frame: Phas deg
Vector averaged cross-power spectrum Baseline: EF (01) - TR (07)
Timerange: 01/05:32:11 to 01/05:35:49

Plot file version 472 created 22-JUL-2014 18:12:36
CGCG448 EP088C.UVDATA.1
Freq = 1.5950 GHz, Bw = 16.000 MH Calibrated with CL # 3 and BP # 1 (BP mode 1)

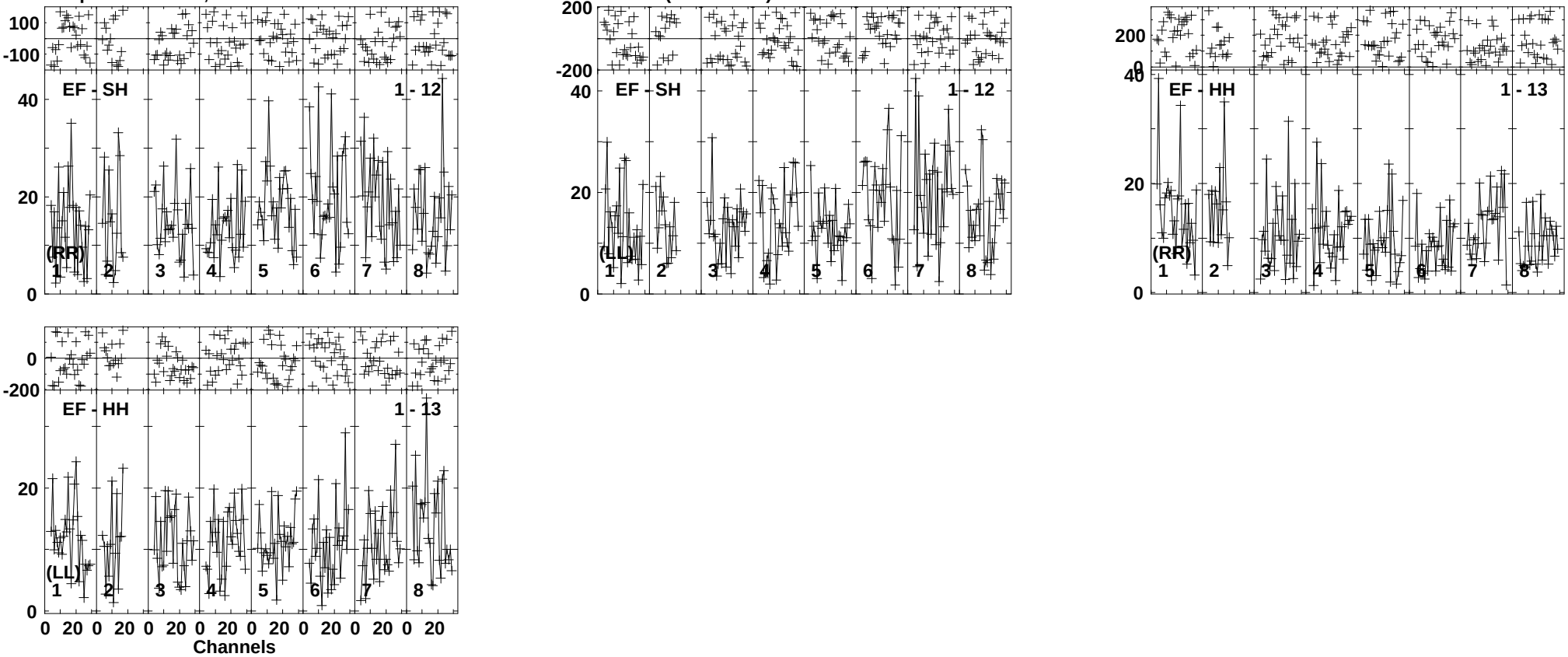

Lower frame: Milli Ampl Jy Top frame: Phas deg
Vector averaged cross-power spectrum Baseline: EF (01) - SH (12)
Timerange: 01/05:32:11 to 01/05:35:49

Plot file version 473 created 22-JUL-2014 18:12:36
J2108+1430 EP088C.UVDATA.1
Freq = 1.5950 GHz, Bw = 16.000 MH Calibrated with CL # 3 and BP # 1 (BP mode 1)

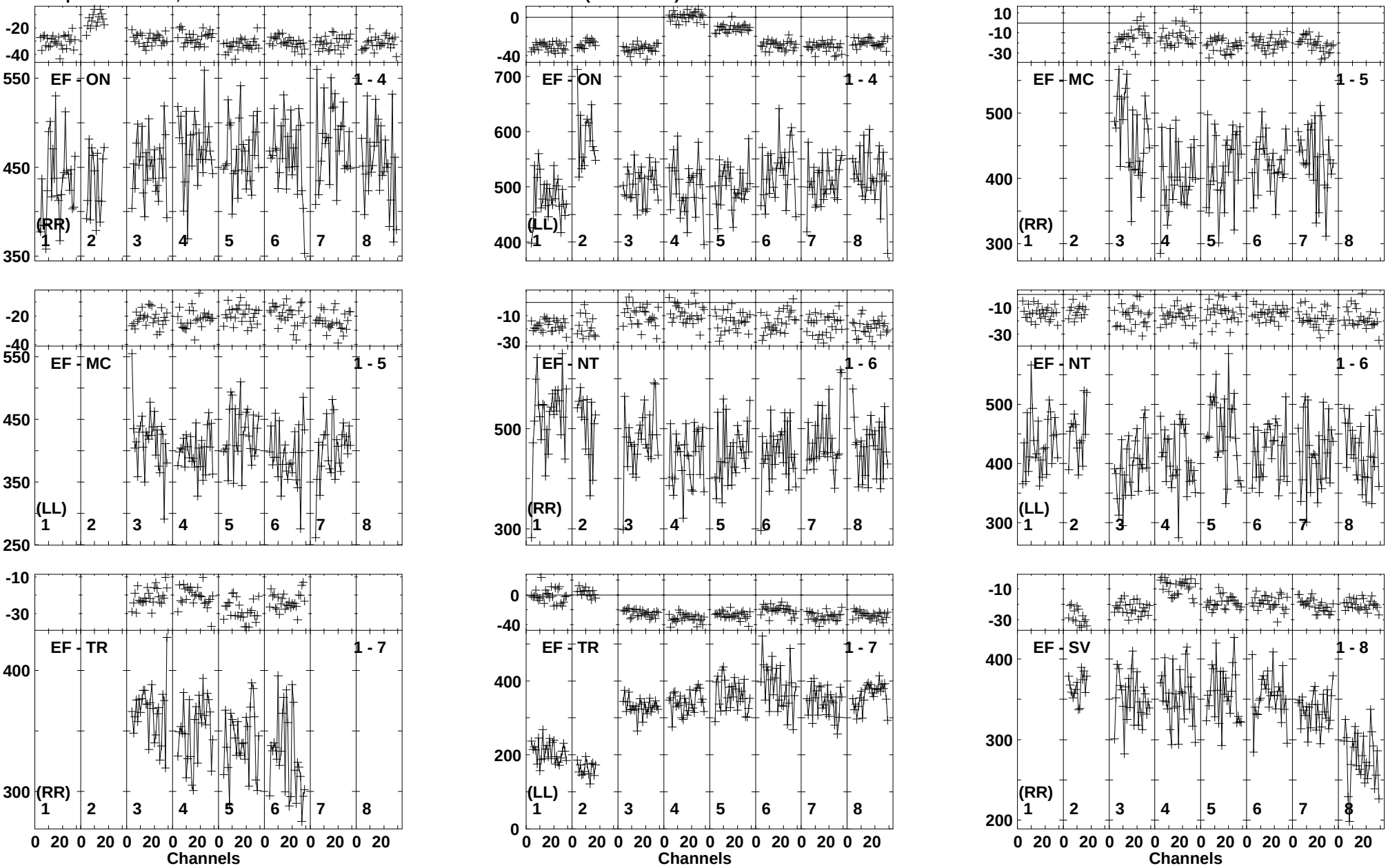

Lower frame: Milli Ampl Jy Top frame: Phas deg
Vector averaged cross-power spectrum Baseline: EF (01) - ON (04)
Timerange: 01/05:36:00 to 01/05:37:04

Plot file version 474 created 22-JUL-2014 18:12:36
J2108+1430 EP088C.UVDATA.1
Freq = 1.5950 GHz, Bw = 16.000 MH Calibrated with CL # 3 and BP # 1 (BP mode 1)

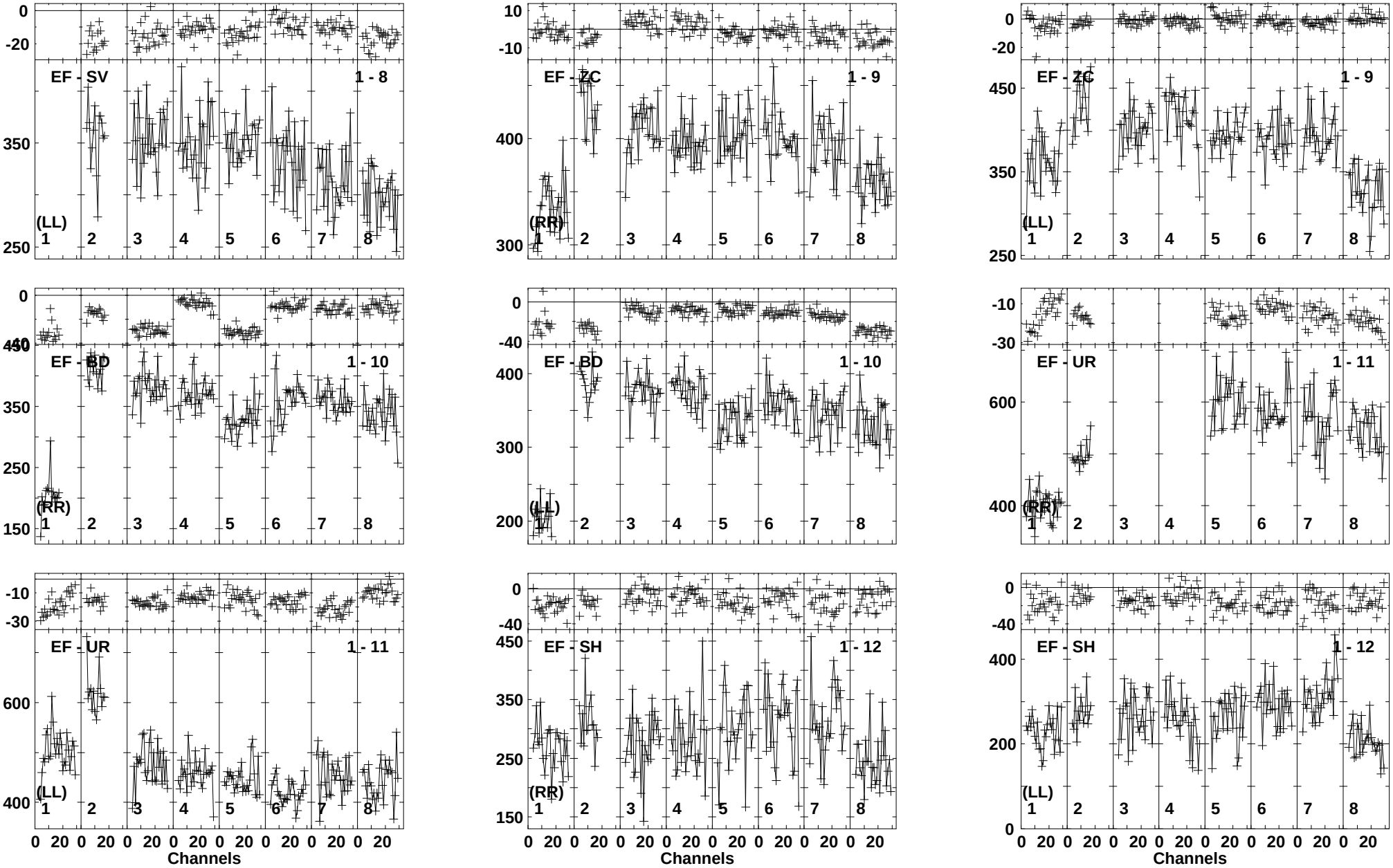

Lower frame: Milli Ampl Jy Top frame: Phas deg
Vector averaged cross-power spectrum Baseline: EF (01) - SV (08)
Timerange: 01/05:36:00 to 01/05:37:04

Plot file version 475 created 22-JUL-2014 18:12:37
J2108+1430 EP088C.UVDATA.1
Freq = 1.5950 GHz, Bw = 16.000 MH Calibrated with CL # 3 and BP # 1 (BP mode 1)

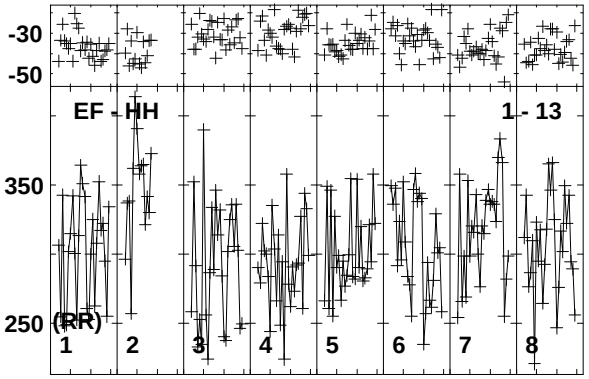

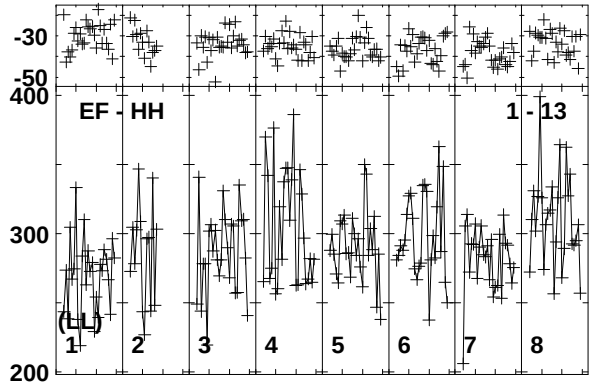

Lower frame: Milli Ampl Jy Top frame: Phas deg
Vector averaged cross-power spectrum Baseline: EF (01) - HH (13)
Timerange: 01/05:36:00 to 01/05:37:04

Plot file version 476 created 22-JUL-2014 18:12:37
CGCG448 EP088C.UVDATA.1
Freq = 1.5950 GHz, Bw = 16.000 MH Calibrated with CL # 3 and BP # 1 (BP mode 1)

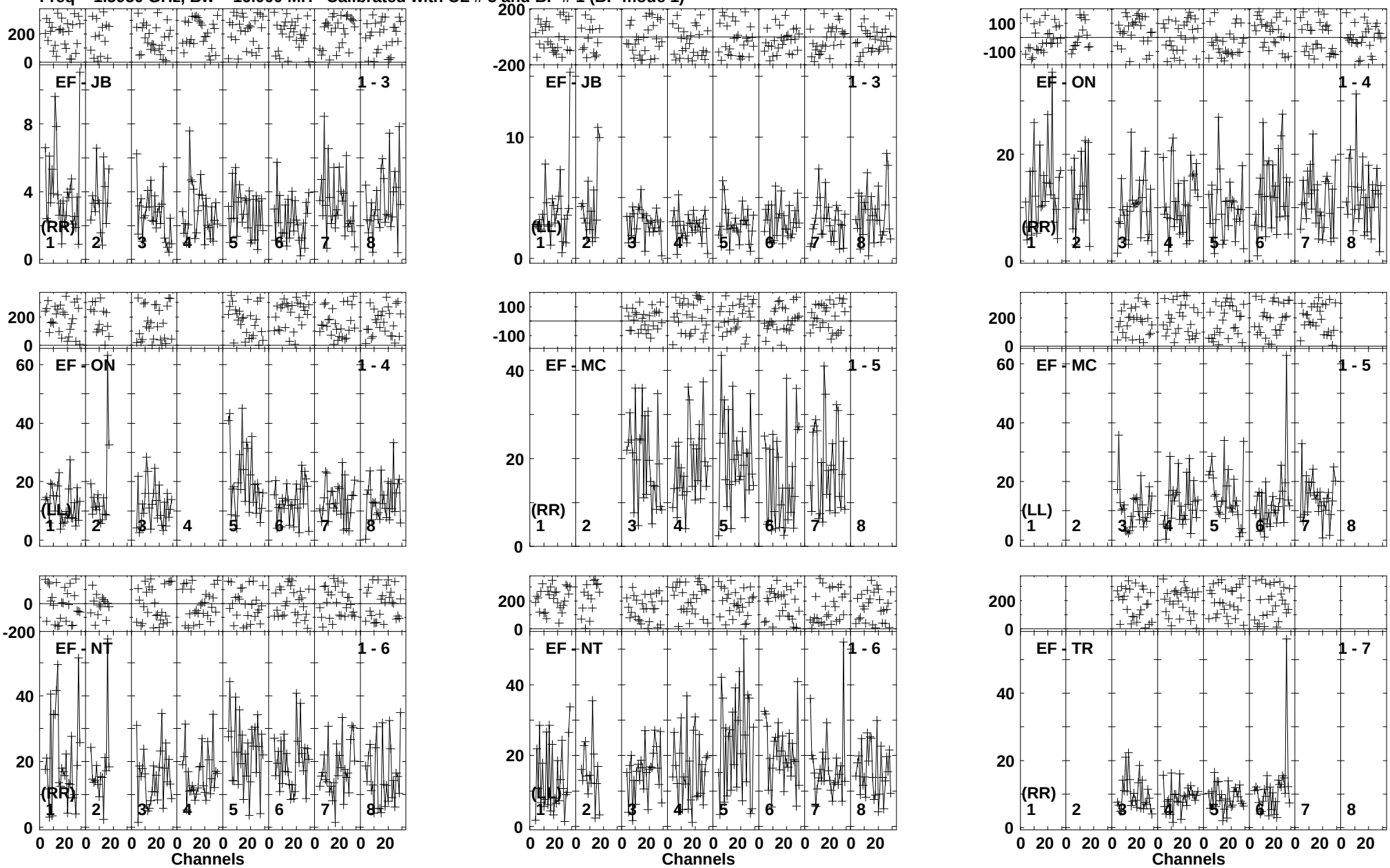

Lower frame: Milli Ampl Jy Top frame: Phas deg
Vector averaged cross-power spectrum Baseline: EF (01) - JB (03)
Timerange: 01/05:37:46 to 01/05:41:22

Plot file version 477 created 22-JUL-2014 18:12:37
CGCG448 EP088C.UVDATA.1
Freq = 1.5950 GHz, Bw = 16.000 MH Calibrated with CL # 3 and BP # 1 (BP mode 1)

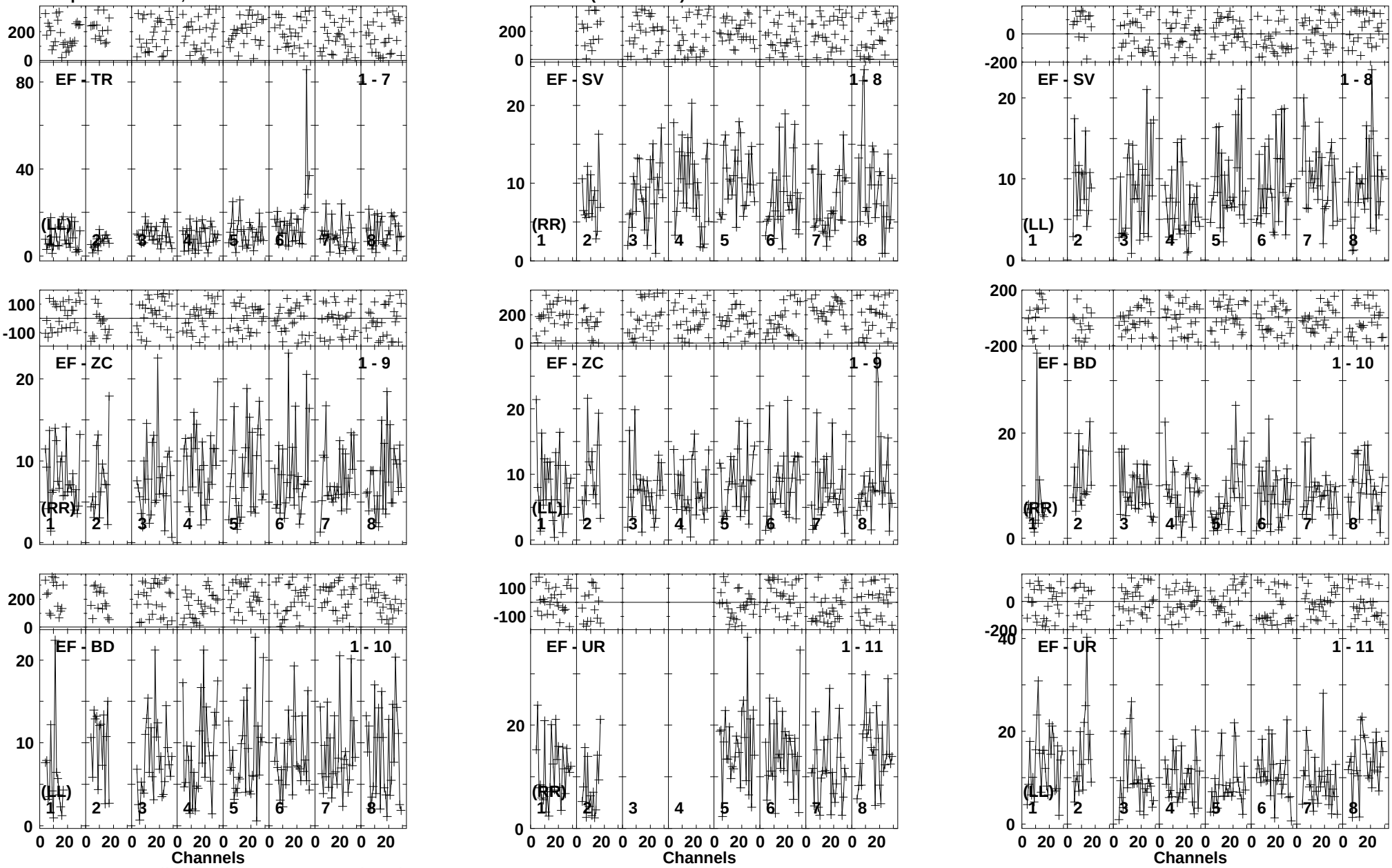

Lower frame: Milli Ampl Jy Top frame: Phas deg
Vector averaged cross-power spectrum Baseline: EF (01) - TR (07)
Timerange: 01/05:37:46 to 01/05:41:22

Plot file version 478 created 22-JUL-2014 18:12:38
CGCG448 EP088C.UVDATA.1
Freq = 1.5950 GHz, Bw = 16.000 MH Calibrated with CL # 3 and BP # 1 (BP mode 1)



Lower frame: Milli Ampl Jy Top frame: Phas deg
Vector averaged cross-power spectrum Baseline: EF (01) - SH (12)
Timerange: 01/05:37:46 to 01/05:41:22

Plot file version 479 created 22-JUL-2014 18:12:38
J2108+1430 EP088C.UVDATA.1
Freq = 1.5950 GHz, Bw = 16.000 MH Calibrated with CL # 3 and BP # 1 (BP mode 1)

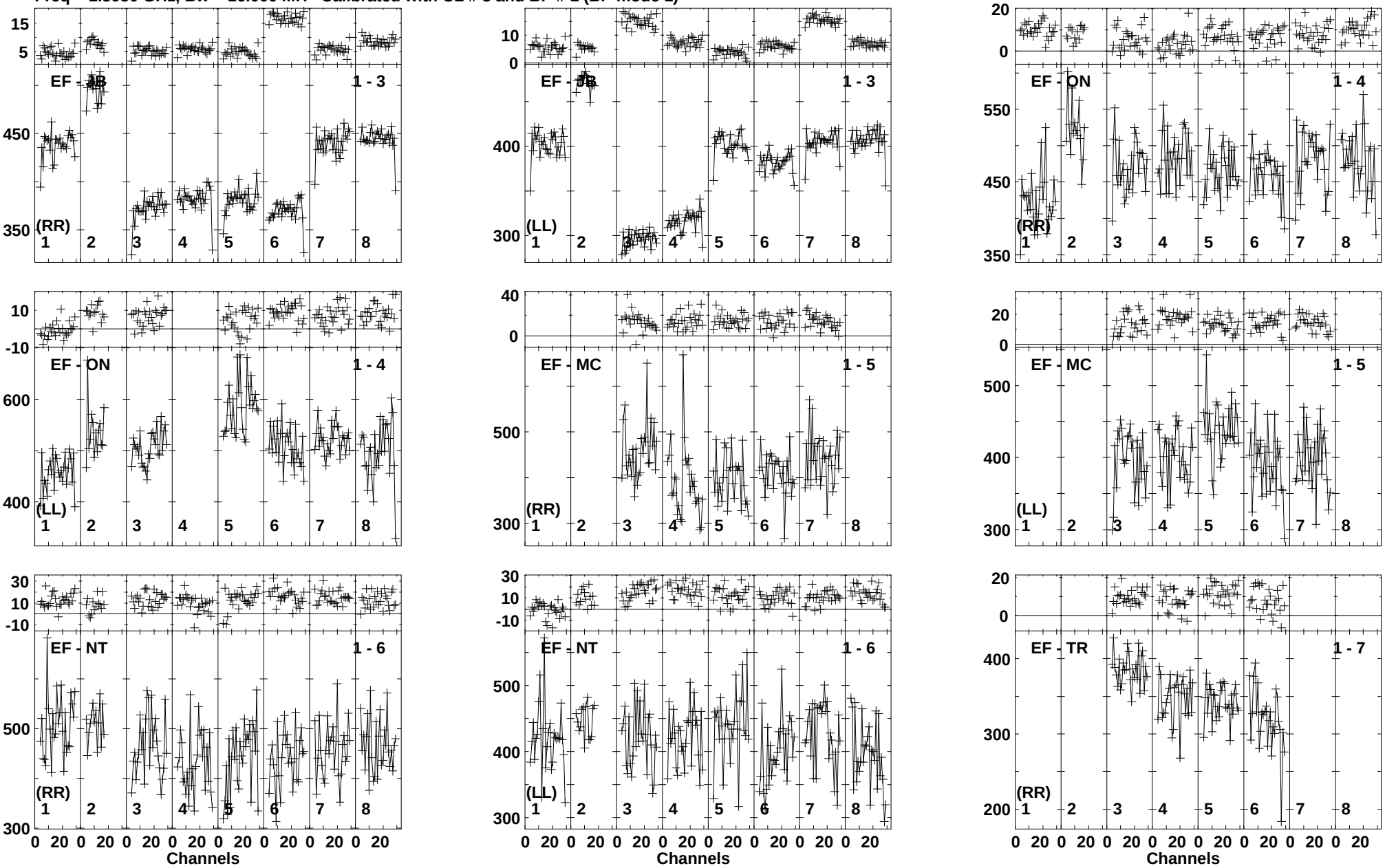

Lower frame: Milli Ampl Jy Top frame: Phas deg
Vector averaged cross-power spectrum Baseline: EF (01) - JB (03)
Timerange: 01/05:41:33 to 01/05:42:37

Plot file version 480 created 22-JUL-2014 18:12:38
J2108+1430 EP088C.UVDATA.1
Freq = 1.5950 GHz, Bw = 16.000 MH Calibrated with CL # 3 and BP # 1 (BP mode 1)

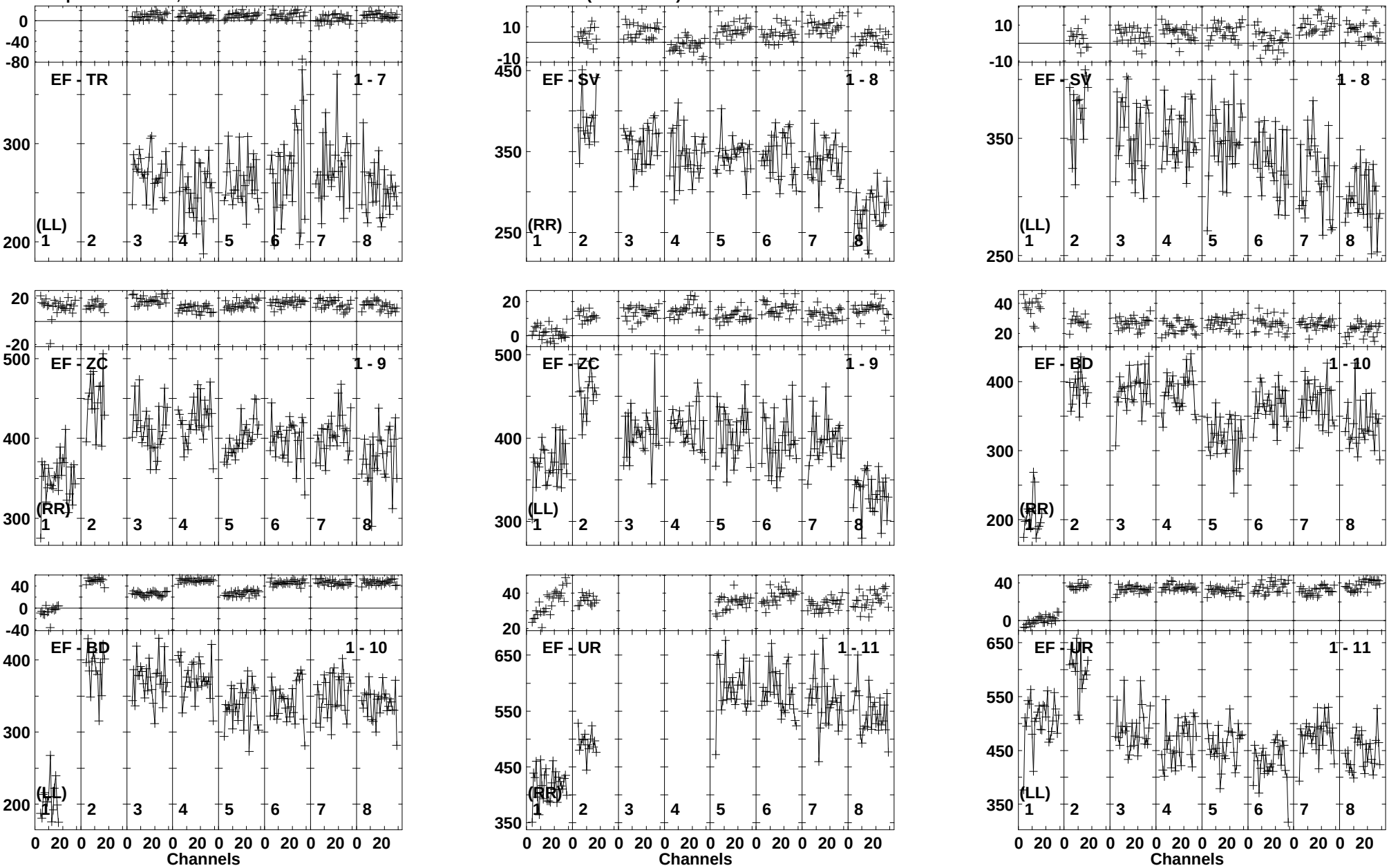

Lower frame: Milli Ampl Jy Top frame: Phas deg
Vector averaged cross-power spectrum Baseline: EF (01) - TR (07)
Timerange: 01/05:41:33 to 01/05:42:37

Plot file version 481 created 22-JUL-2014 18:12:39
J2108+1430 EP088C.UVDATA.1
Freq = 1.5950 GHz, Bw = 16.000 MH Calibrated with CL # 3 and BP # 1 (BP mode 1)

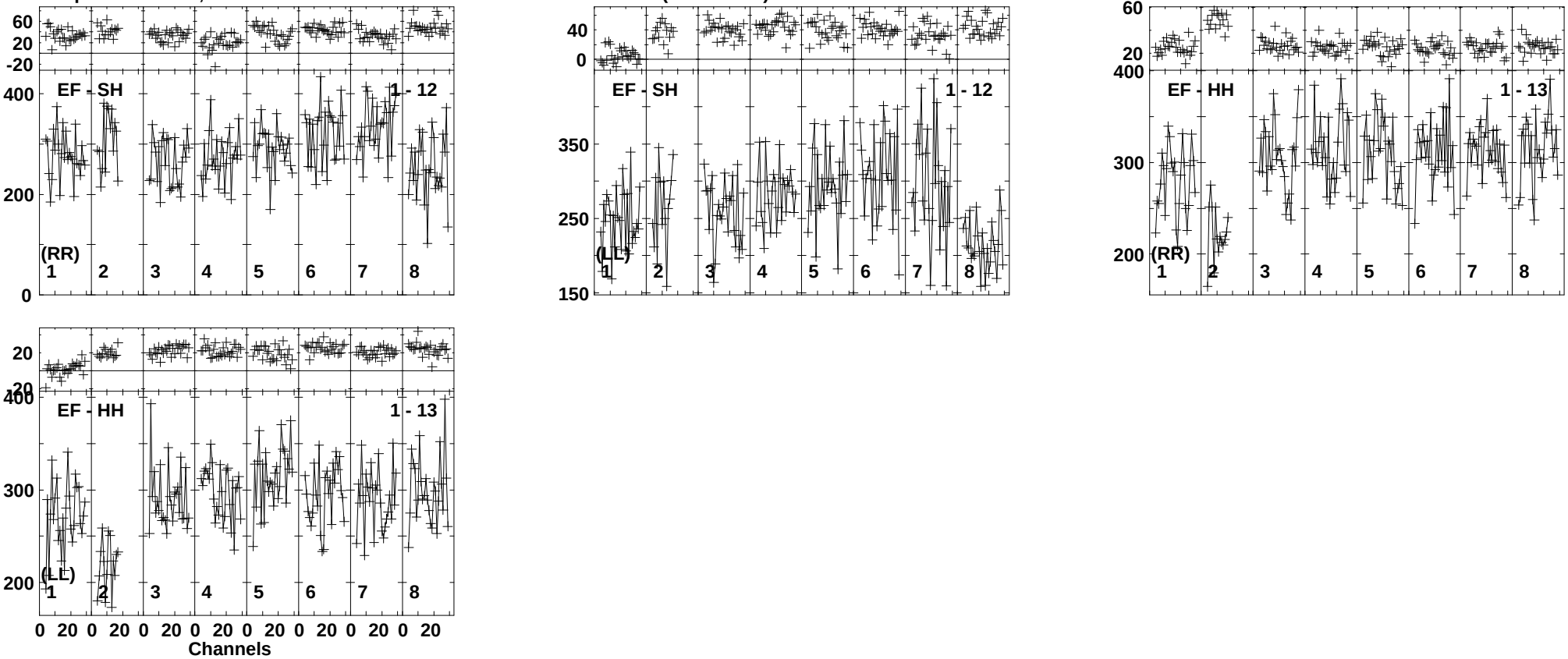

Lower frame: Milli Ampl Jy Top frame: Phas deg
Vector averaged cross-power spectrum Baseline: EF (01) - SH (12)
Timerange: 01/05:41:33 to 01/05:42:37

Plot file version 482 created 22-JUL-2014 18:12:39
CGCG448 EP088C.UVDATA.1
Freq = 1.5950 GHz, Bw = 16.000 MH Calibrated with CL # 3 and BP # 1 (BP mode 1)

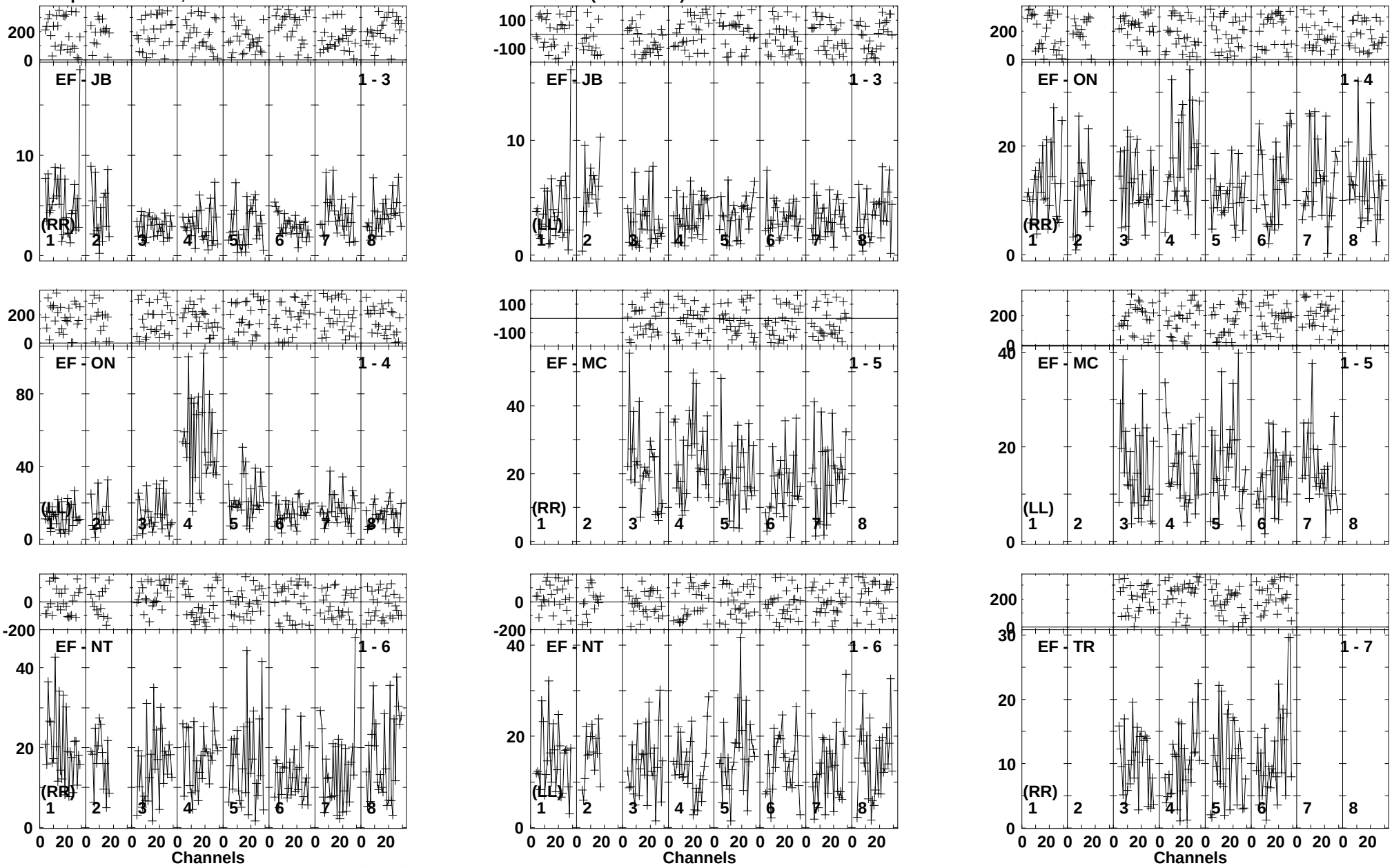

Lower frame: Milli Ampl Jy Top frame: Phas deg
Vector averaged cross-power spectrum Baseline: EF (01) - JB (03)
Timerange: 01/05:42:48 to 01/05:46:16

Plot file version 483 created 22-JUL-2014 18:12:39
CGCG448 EP088C.UVDATA.1
Freq = 1.5950 GHz, Bw = 16.000 MH Calibrated with CL # 3 and BP # 1 (BP mode 1)

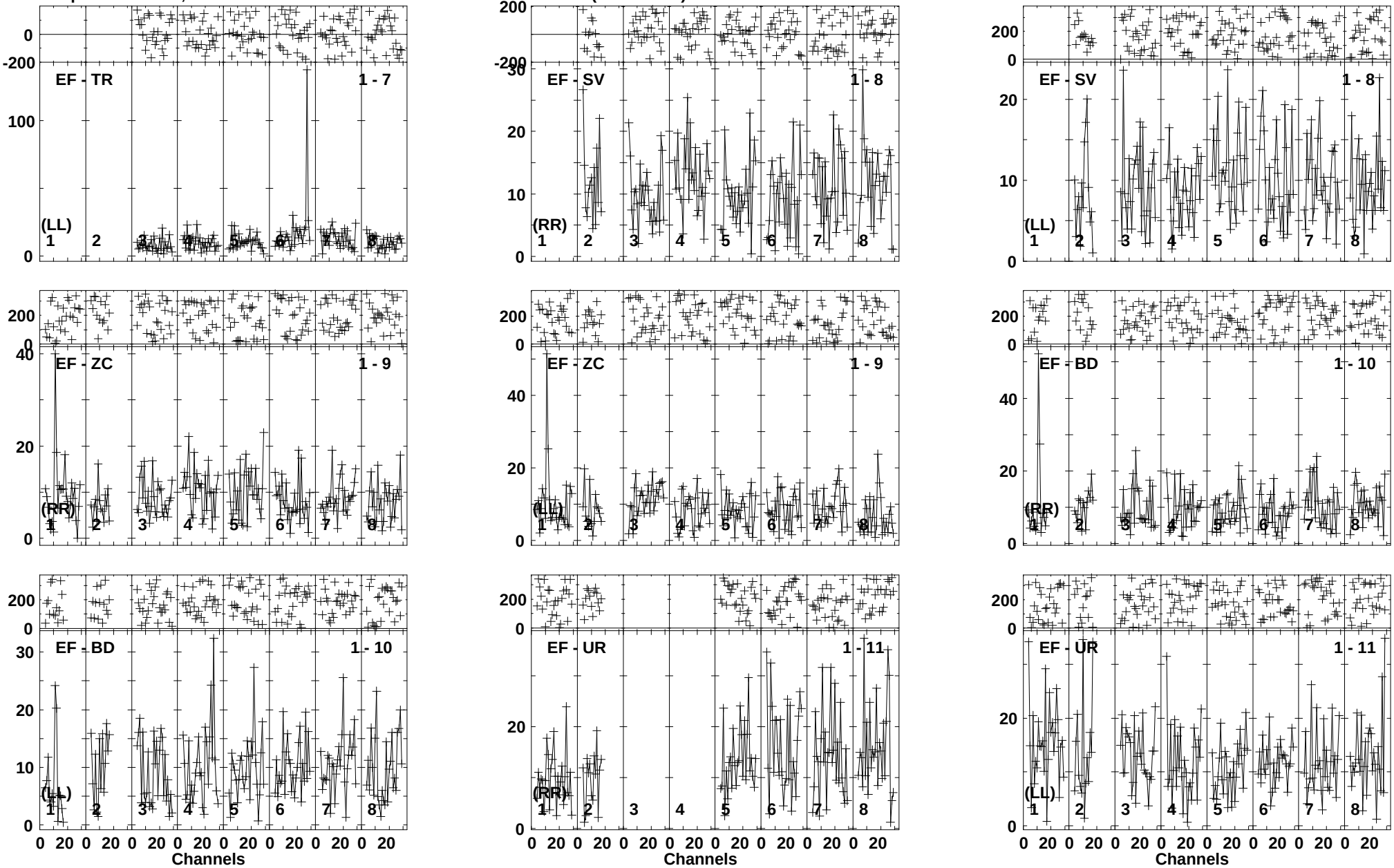

Lower frame: Milli Ampl Jy Top frame: Phas deg
Vector averaged cross-power spectrum Baseline: EF (01) - TR (07)
Timerange: 01/05:42:48 to 01/05:46:16

Plot file version 484 created 22-JUL-2014 18:12:40
CGCG448 EP088C.UVDATA.1
Freq = 1.5950 GHz, Bw = 16.000 MH Calibrated with CL # 3 and BP # 1 (BP mode 1)

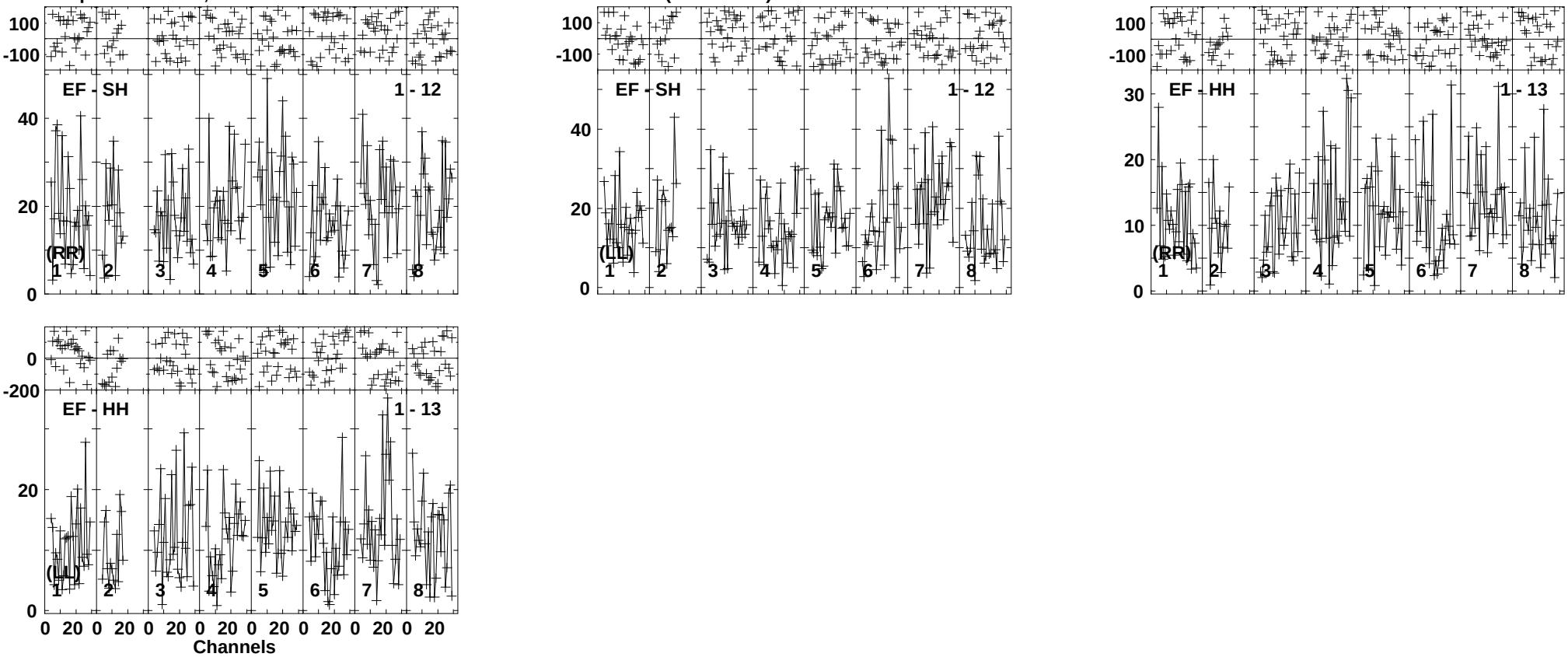

Lower frame: Milli Ampl Jy Top frame: Phas deg
Vector averaged cross-power spectrum Baseline: EF (01) - SH (12)
Timerange: 01/05:42:48 to 01/05:46:16

Plot file version 485 created 22-JUL-2014 18:12:40
J2108+1430 EP088C.UVDATA.1
Freq = 1.5950 GHz, Bw = 16.000 MH Calibrated with CL # 3 and BP # 1 (BP mode 1)

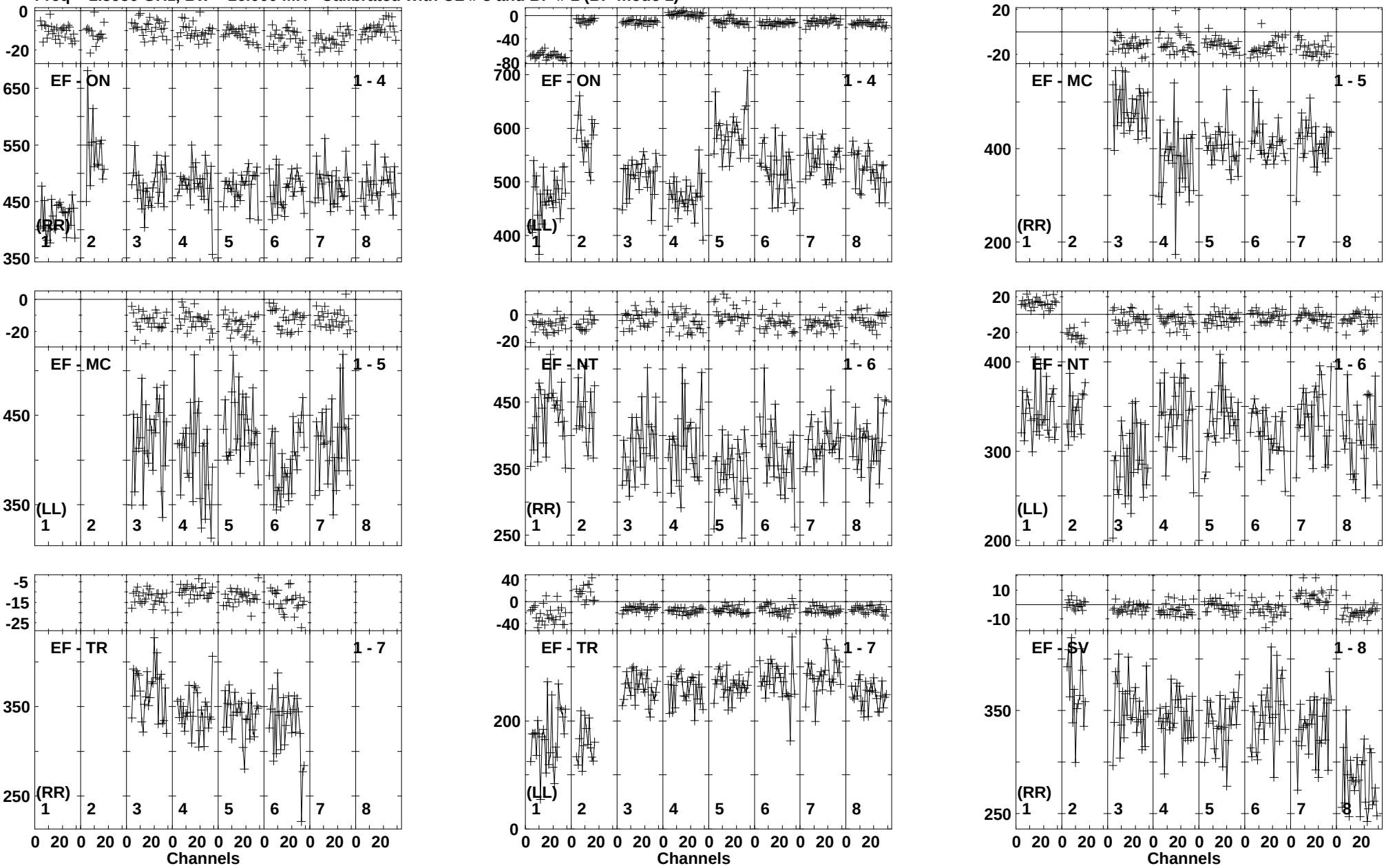

Lower frame: Milli Ampl Jy Top frame: Phas deg
Vector averaged cross-power spectrum Baseline: EF (01) - ON (04)
Timerange: 01/05:46:27 to 01/05:47:31

Plot file version 486 created 22-JUL-2014 18:12:40
J2108+1430 EP088C.UVDATA.1
Freq = 1.5950 GHz, Bw = 16.000 MH Calibrated with CL # 3 and BP # 1 (BP mode 1)

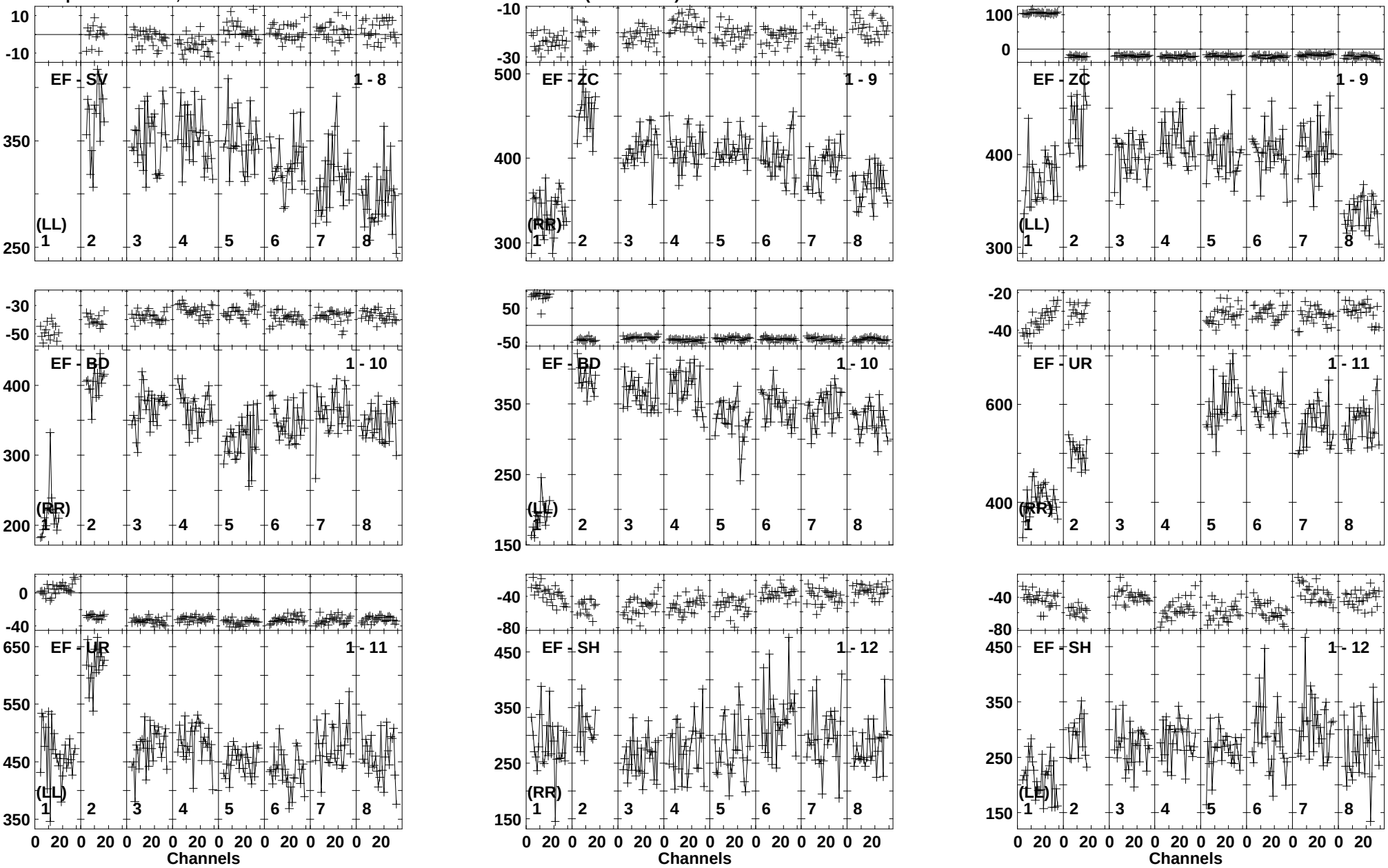

Lower frame: Milli Ampl Jy Top frame: Phas deg
Vector averaged cross-power spectrum Baseline: EF (01) - SV (08)
Timerange: 01/05:46:27 to 01/05:47:31

Plot file version 487 created 22-JUL-2014 18:12:41
J2108+1430 EP088C.UVDATA.1
Freq = 1.5950 GHz, Bw = 16.000 MH Calibrated with CL # 3 and BP # 1 (BP mode 1)

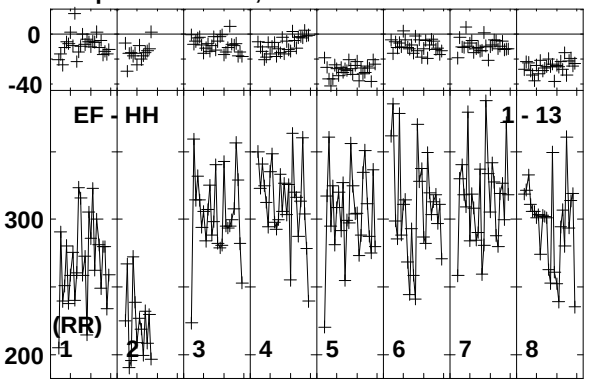

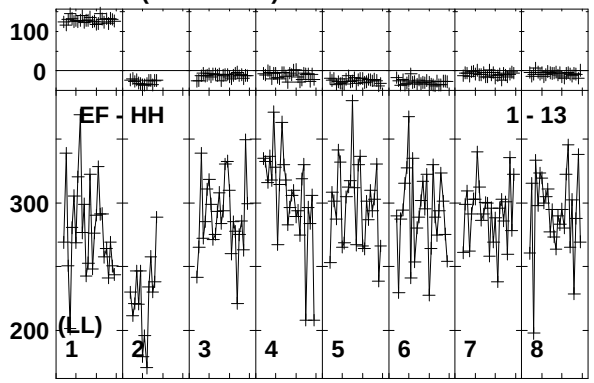

Lower frame: Milli Ampl Jy Top frame: Phas deg
Vector averaged cross-power spectrum Baseline: EF (01) - HH (13)
Timerange: 01/05:46:27 to 01/05:47:31

Plot file version 488 created 22-JUL-2014 18:12:41
CGCG448 EP088C.UVDATA.1
Freq = 1.5950 GHz, Bw = 16.000 MH Calibrated with CL # 3 and BP # 1 (BP mode 1)

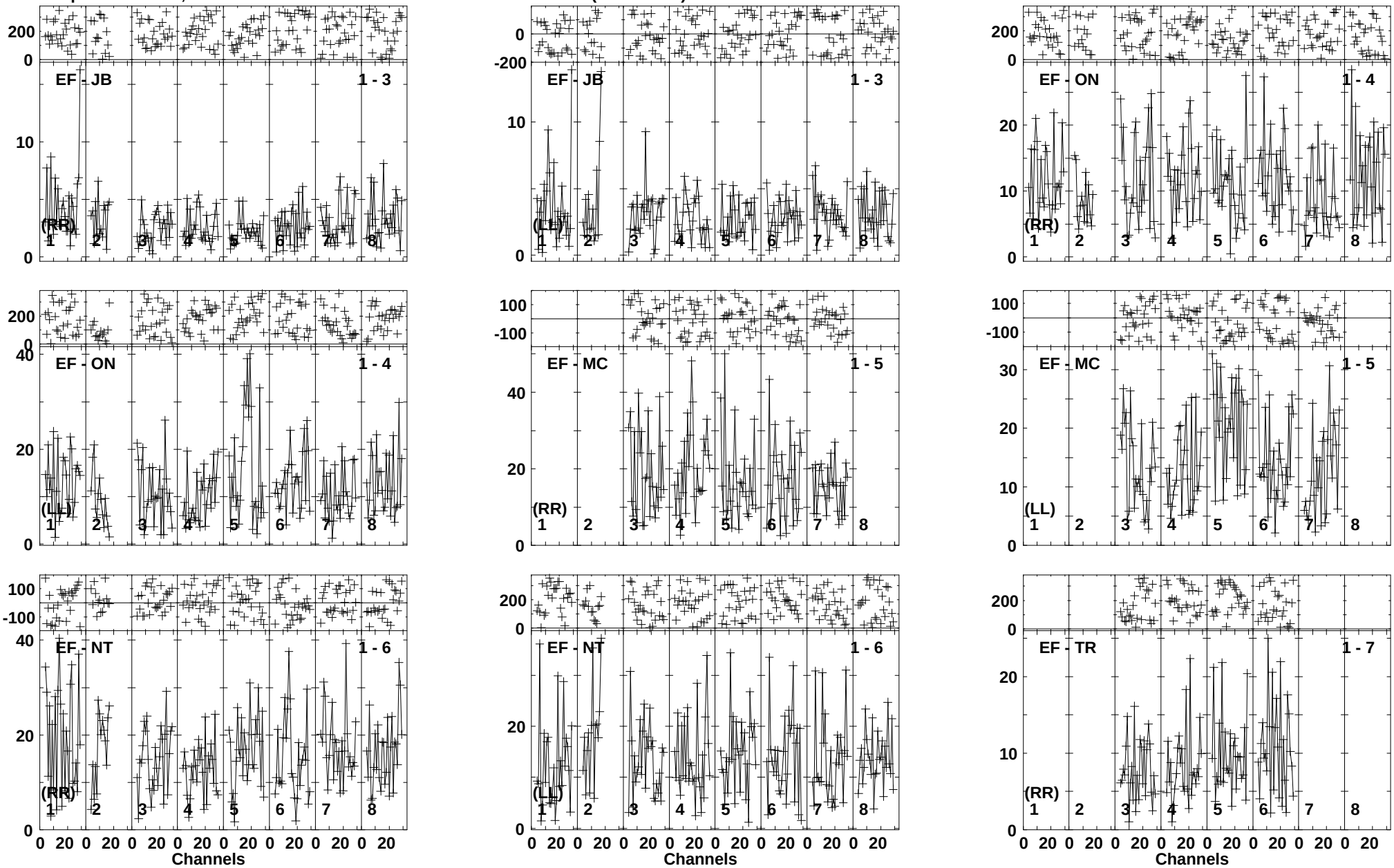

Lower frame: Milli Ampl Jy Top frame: Phas deg
Vector averaged cross-power spectrum Baseline: EF (01) - JB (03)
Timerange: 01/05:48:13 to 01/05:51:49

Plot file version 489 created 22-JUL-2014 18:12:41
CGCG448 EP088C.UVDATA.1
Freq = 1.5950 GHz, Bw = 16.000 MH Calibrated with CL # 3 and BP # 1 (BP mode 1)

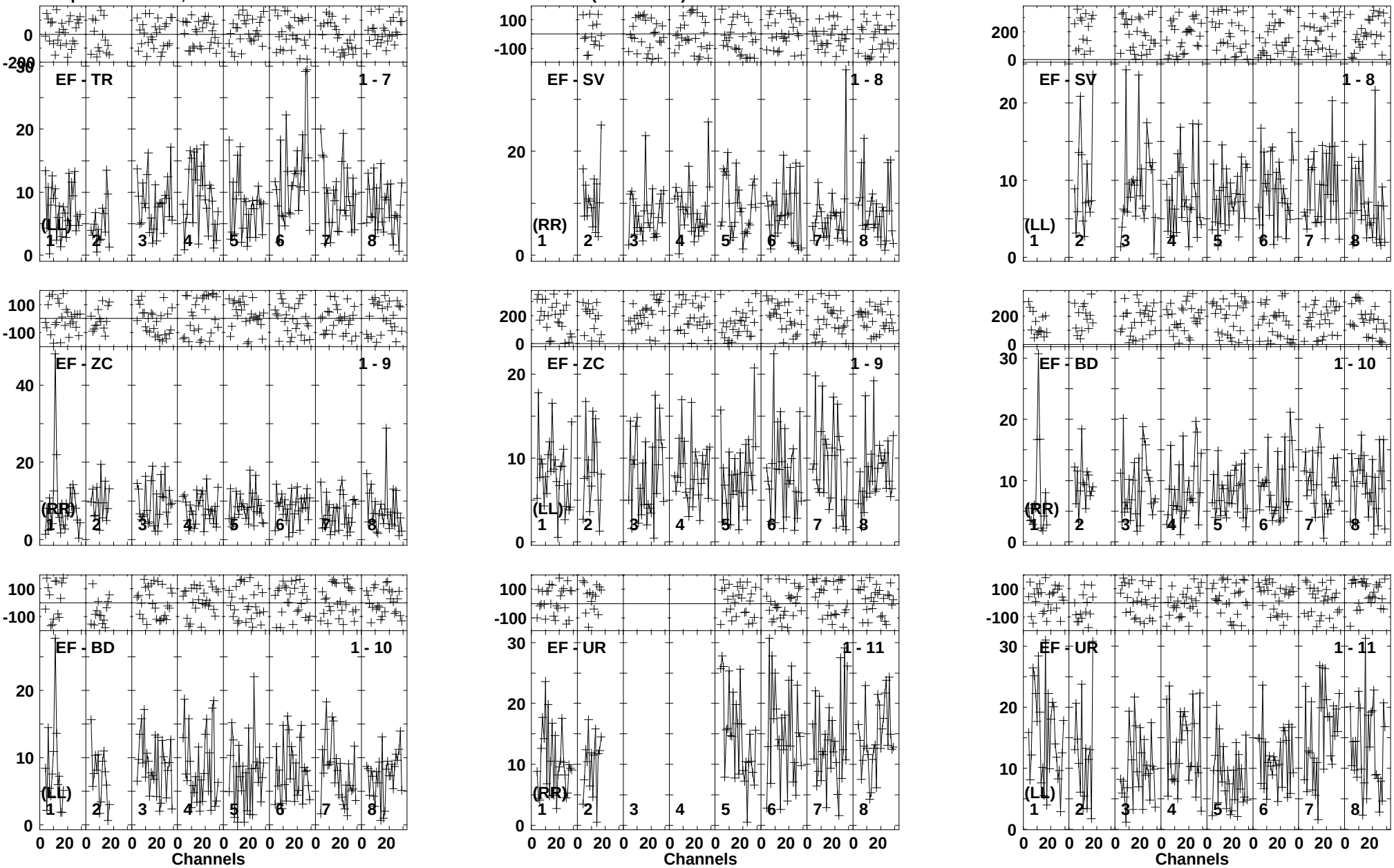

Lower frame: Milli Ampl Jy Top frame: Phas deg
Vector averaged cross-power spectrum Baseline: EF (01) - TR (07)
Timerange: 01/05:48:13 to 01/05:51:49

Plot file version 490 created 22-JUL-2014 18:12:42
CGCG448 EP088C.UVDATA.1
Freq = 1.5950 GHz, Bw = 16.000 MH Calibrated with CL # 3 and BP # 1 (BP mode 1)

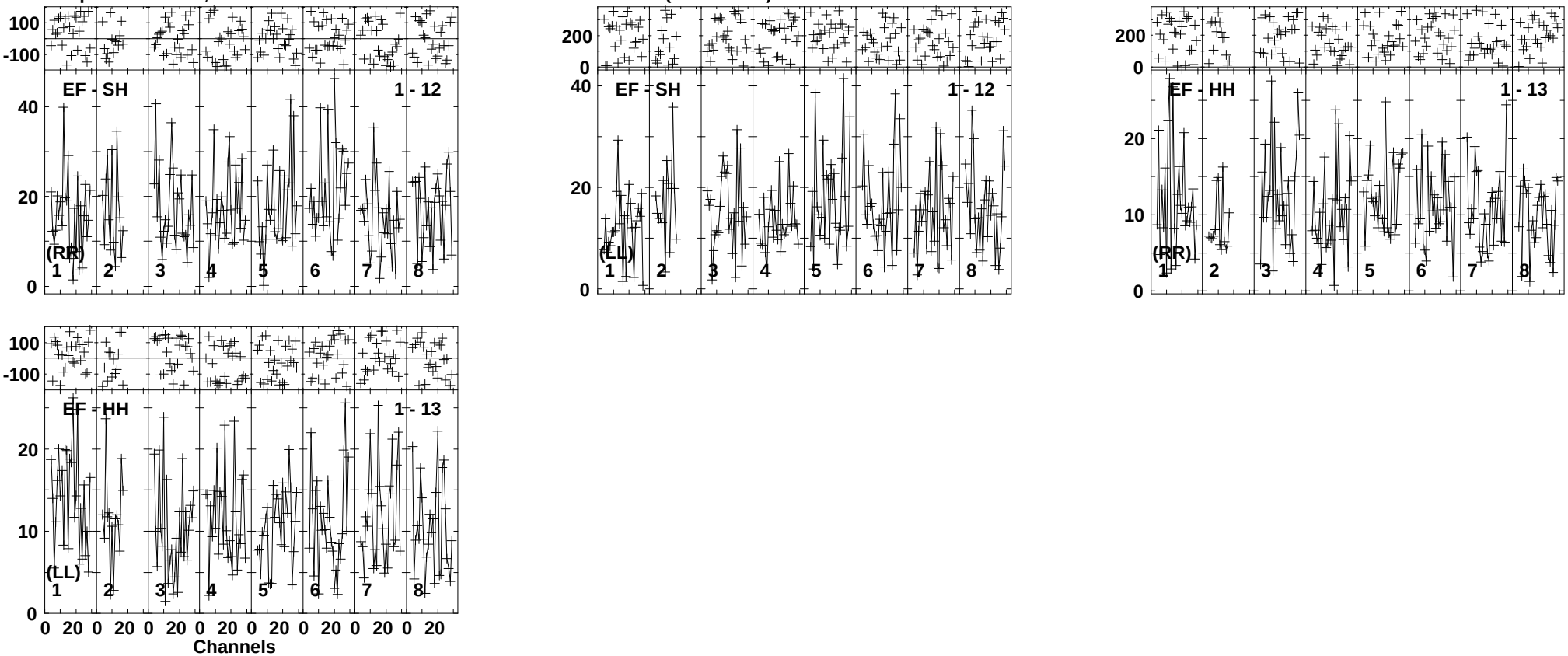

Lower frame: Milli Ampl Jy Top frame: Phas deg
Vector averaged cross-power spectrum Baseline: EF (01) - SH (12)
Timerange: 01/05:48:13 to 01/05:51:49

Plot file version 491 created 22-JUL-2014 18:12:42
J2108+1430 EP088C.UVDATA.1
Freq = 1.5950 GHz, Bw = 16.000 MH Calibrated with CL # 3 and BP # 1 (BP mode 1)

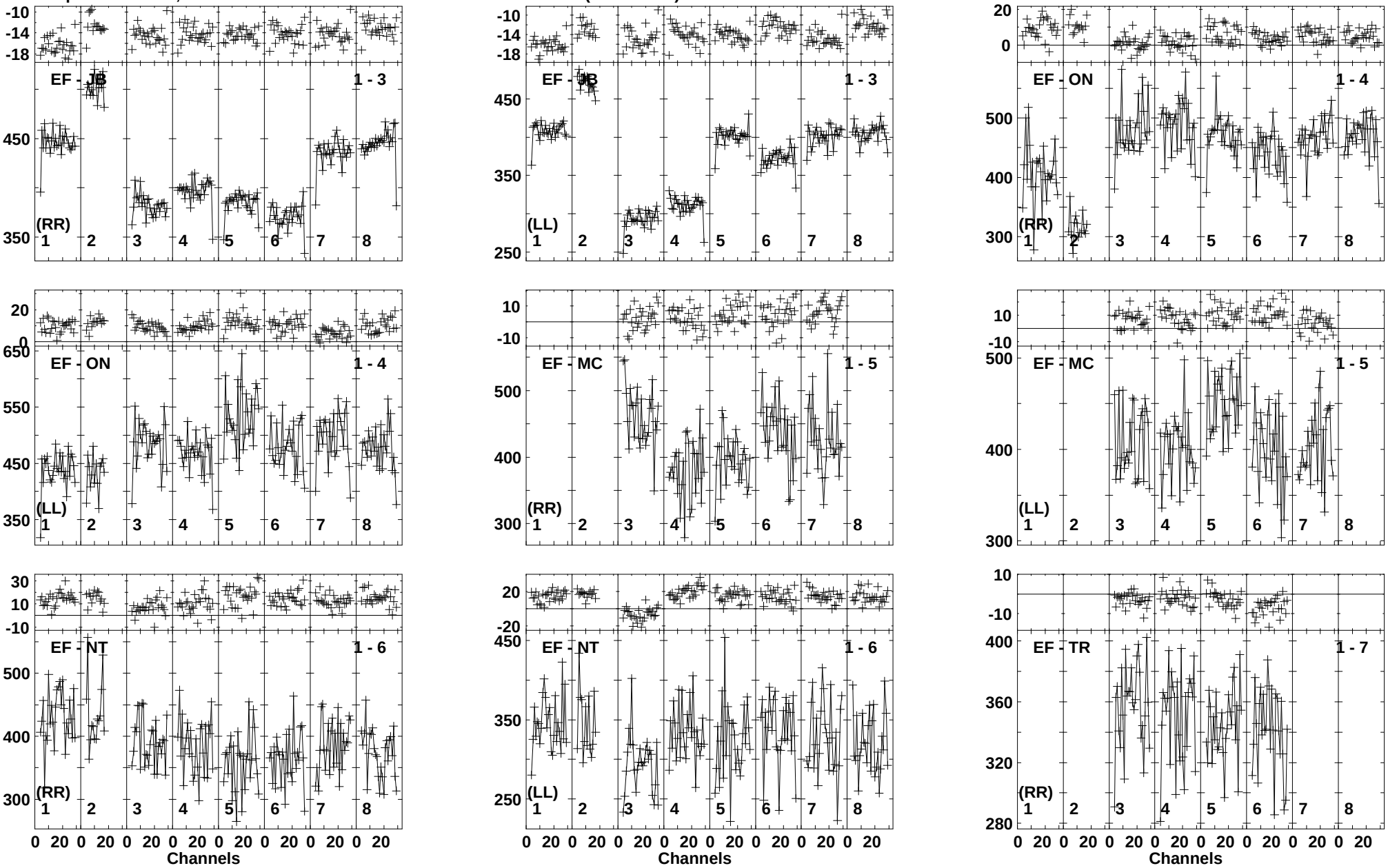

Lower frame: Milli Ampl Jy Top frame: Phas deg
Vector averaged cross-power spectrum Baseline: EF (01) - JB (03)
Timerange: 01/05:52:00 to 01/05:53:04

Plot file version 492 created 22-JUL-2014 18:12:42
J2108+1430 EP088C.UVDATA.1
Freq = 1.5950 GHz, Bw = 16.000 MH Calibrated with CL # 3 and BP # 1 (BP mode 1)

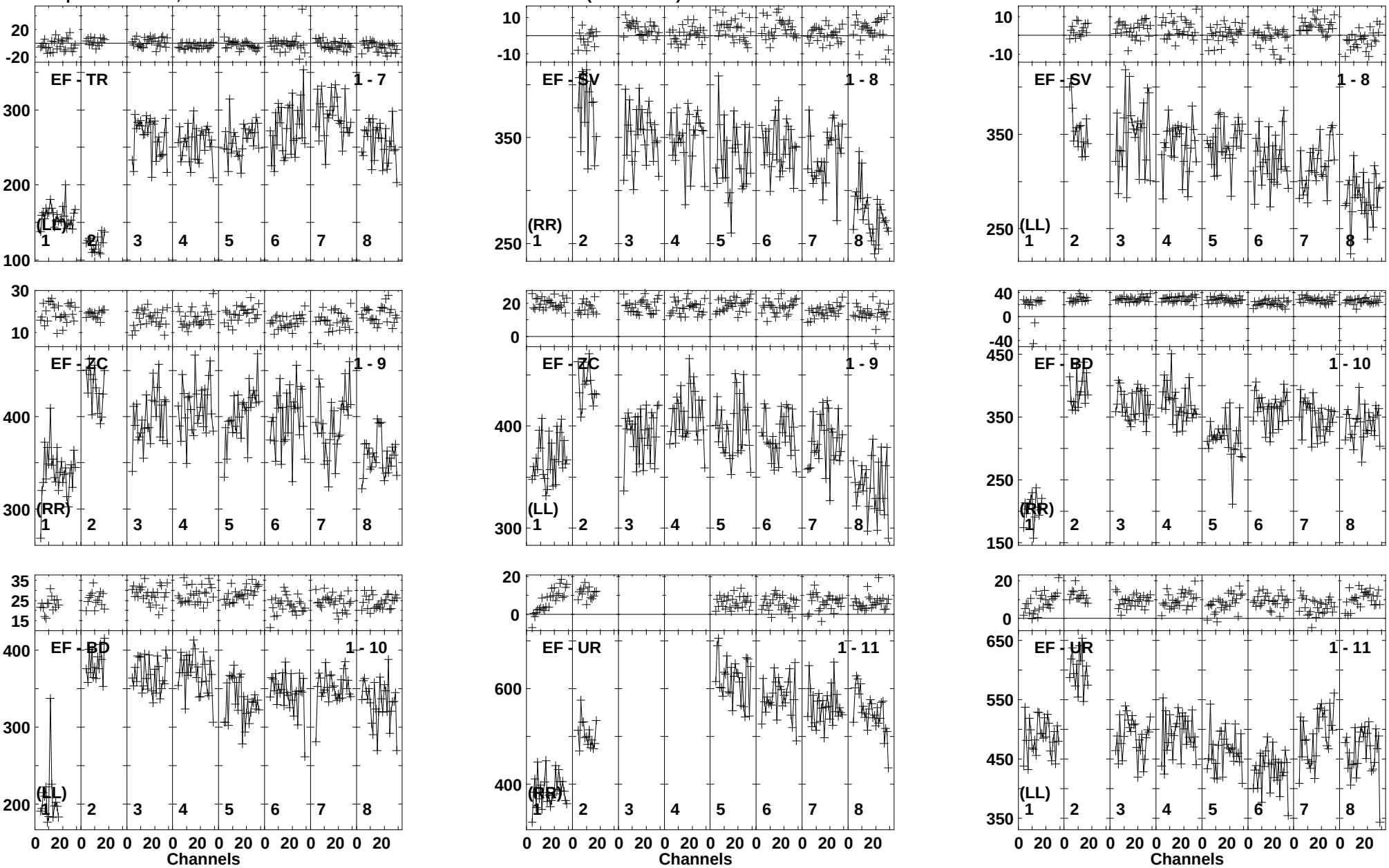

Lower frame: Milli Ampl Jy Top frame: Phas deg
Vector averaged cross-power spectrum Baseline: EF (01) - TR (07)
Timerange: 01/05:52:00 to 01/05:53:04

Plot file version 493 created 22-JUL-2014 18:12:43
J2108+1430 EP088C.UVDATA.1
Freq = 1.5950 GHz, Bw = 16.000 MH Calibrated with CL # 3 and BP # 1 (BP mode 1)

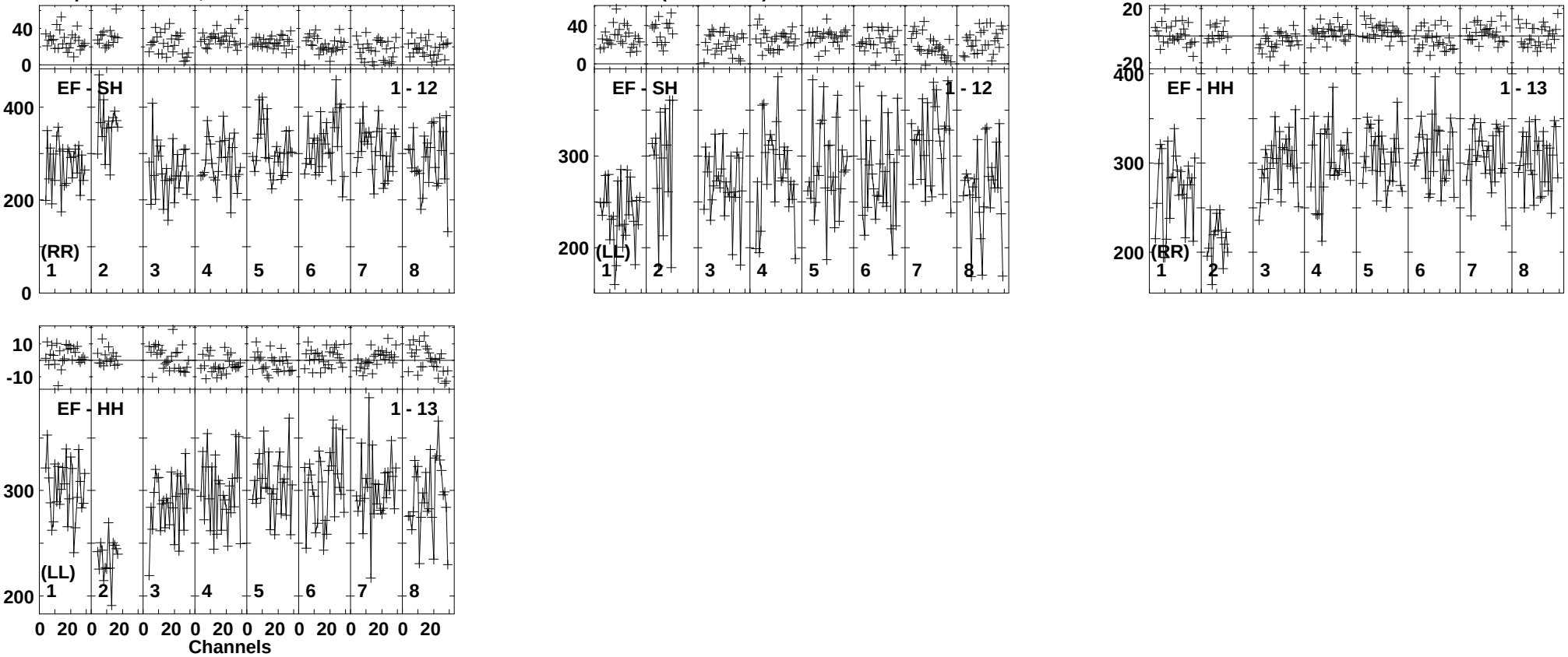

Lower frame: Milli Ampl Jy Top frame: Phas deg
Vector averaged cross-power spectrum Baseline: EF (01) - SH (12)
Timerange: 01/05:52:00 to 01/05:53:04

Plot file version 494 created 22-JUL-2014 18:12:43
CGCG448 EP088C.UVDATA.1
Freq = 1.5950 GHz, Bw = 16.000 MH Calibrated with CL # 3 and BP # 1 (BP mode 1)

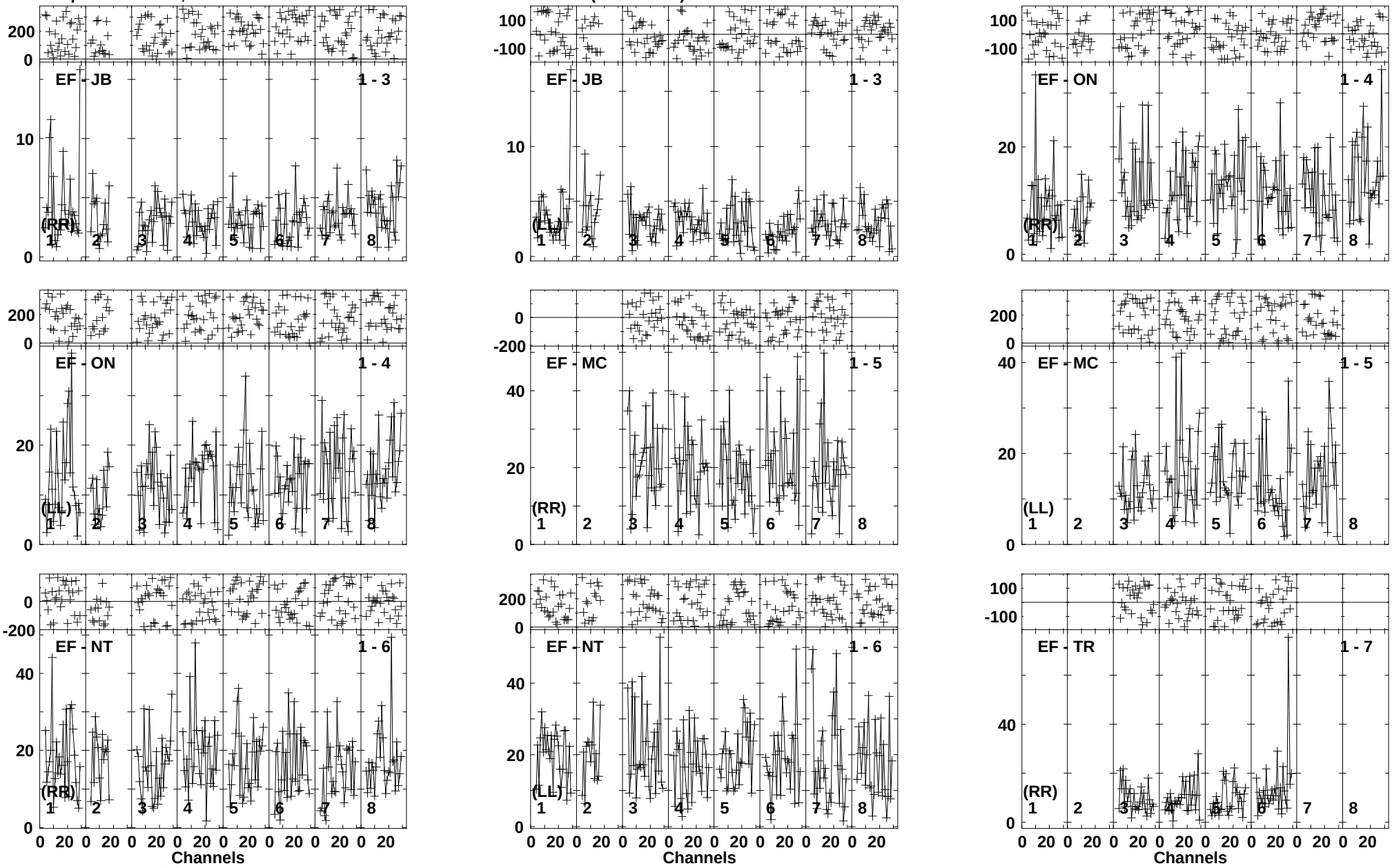

Lower frame: Milli Ampl Jy Top frame: Phas deg
Vector averaged cross-power spectrum Baseline: EF (01) - JB (03)
Timerange: 01/05:53:15 to 01/05:56:43

Plot file version 495 created 22-JUL-2014 18:12:43
CGCG448 EP088C.UVDATA.1
Freq = 1.5950 GHz, Bw = 16.000 MH Calibrated with CL # 3 and BP # 1 (BP mode 1)

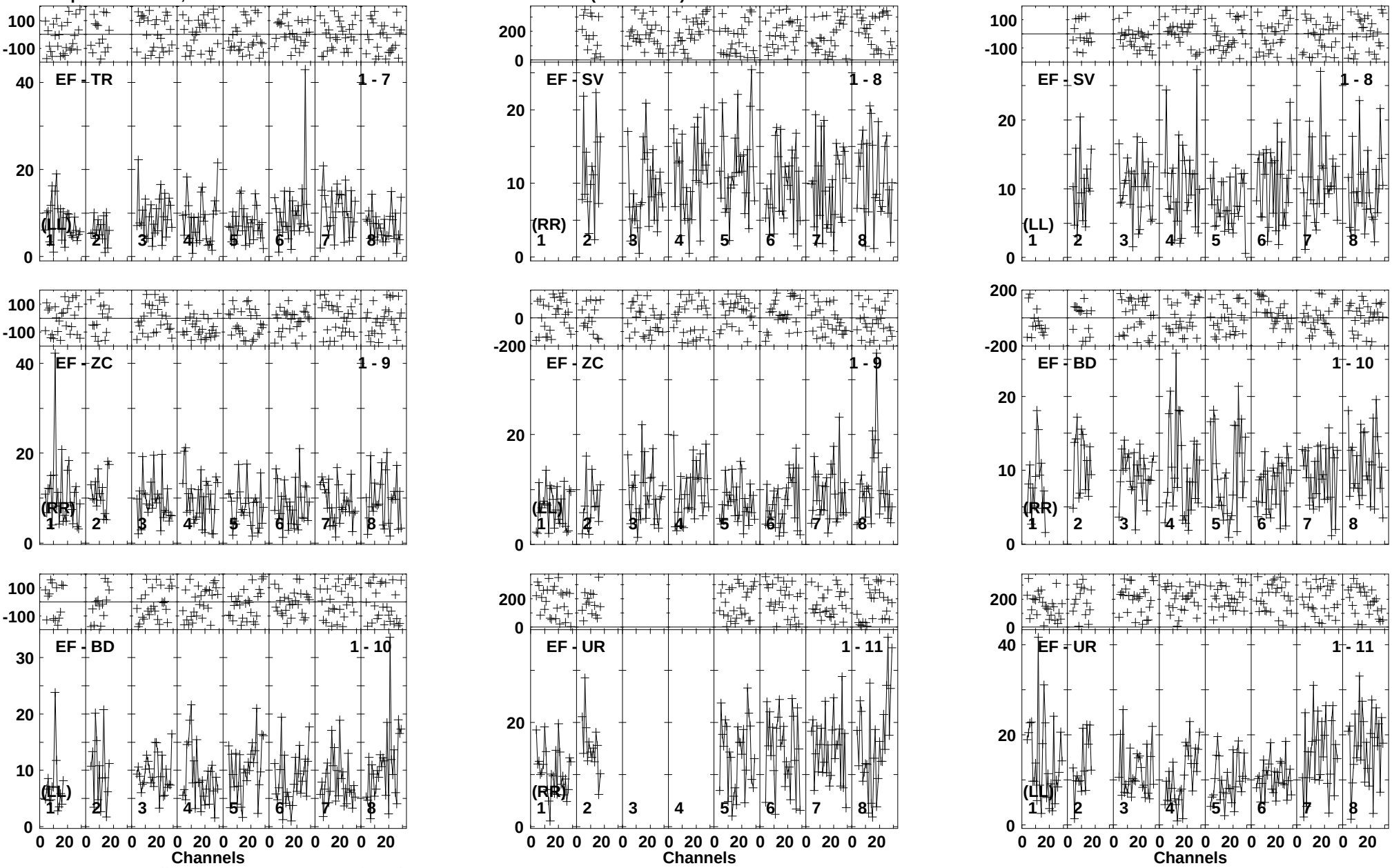

Lower frame: Milli Ampl Jy Top frame: Phas deg
Vector averaged cross-power spectrum Baseline: EF (01) - TR (07)
Timerange: 01/05:53:15 to 01/05:56:43

Plot file version 496 created 22-JUL-2014 18:12:44
CGCG448 EP088C.UVDATA.1
Freq = 1.5950 GHz, Bw = 16.000 MH Calibrated with CL # 3 and BP # 1 (BP mode 1)

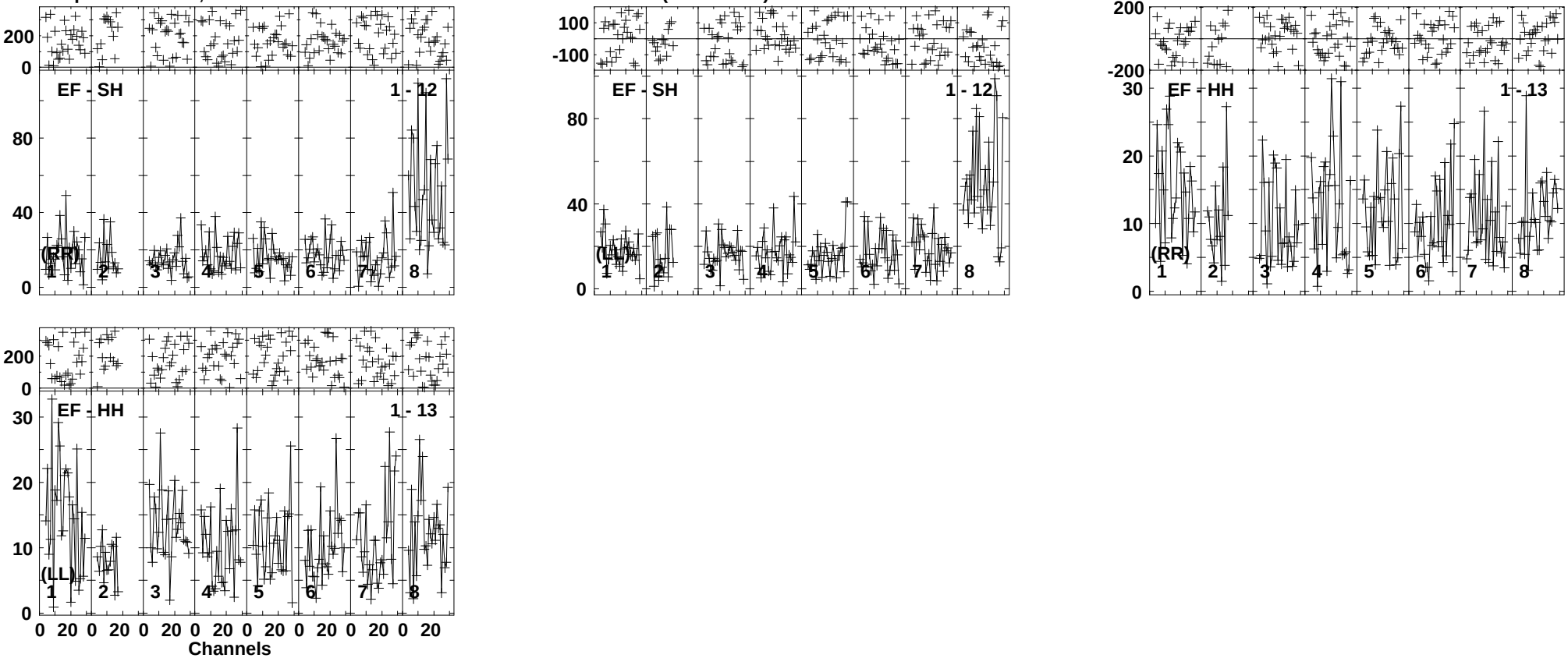

Lower frame: Milli Ampl Jy Top frame: Phas deg
Vector averaged cross-power spectrum Baseline: EF (01) - SH (12)
Timerange: 01/05:53:15 to 01/05:56:43

Plot file version 497 created 22-JUL-2014 18:12:44
J2108+1430 EP088C.UVDATA.1
Freq = 1.5950 GHz, Bw = 16.000 MH Calibrated with CL # 3 and BP # 1 (BP mode 1)

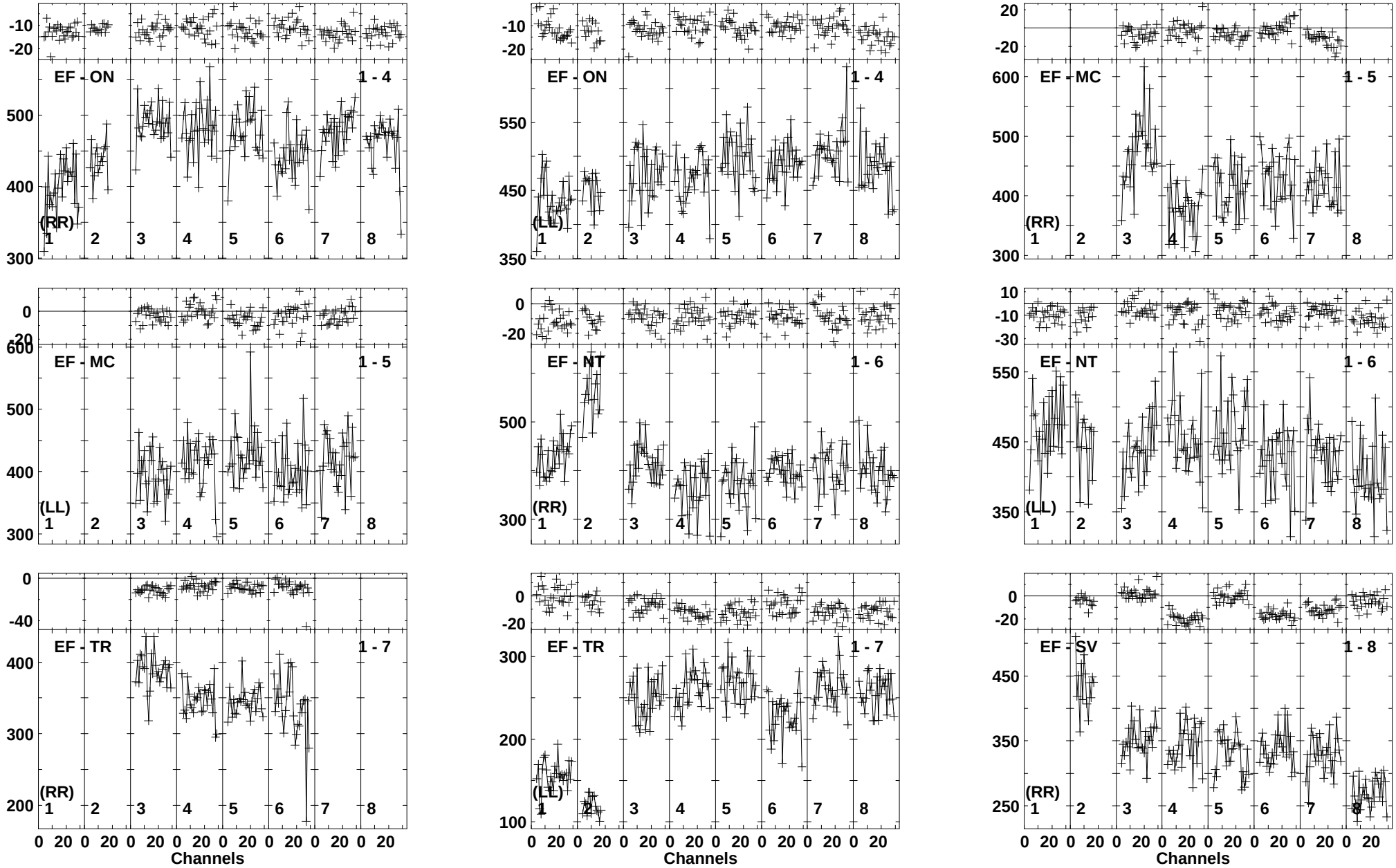

Lower frame: Milli Ampl Jy Top frame: Phas deg
Vector averaged cross-power spectrum Baseline: EF (01) - ON (04)
Timerange: 01/05:56:54 to 01/05:57:58

Plot file version 498 created 22-JUL-2014 18:12:44
J2108+1430 EP088C.UVDATA.1
Freq = 1.5950 GHz, Bw = 16.000 MH Calibrated with CL # 3 and BP # 1 (BP mode 1)

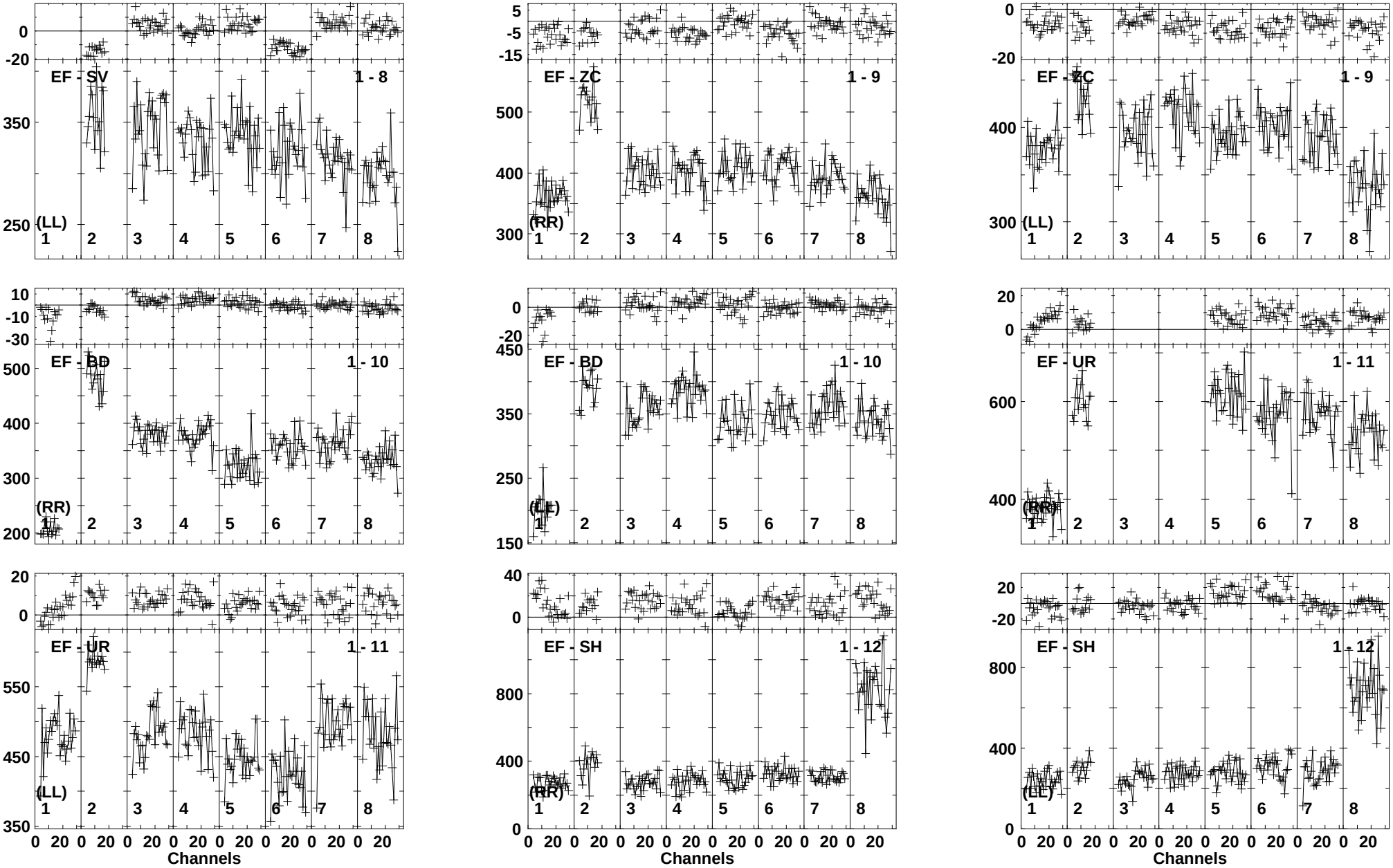

Lower frame: Milli Ampl Jy Top frame: Phas deg
Vector averaged cross-power spectrum Baseline: EF (01) - SV (08)
Timerange: 01/05:56:54 to 01/05:57:58

Plot file version 499 created 22-JUL-2014 18:12:45
J2108+1430 EP088C.UVDATA.1
Freq = 1.5950 GHz, Bw = 16.000 MH Calibrated with CL # 3 and BP # 1 (BP mode 1)

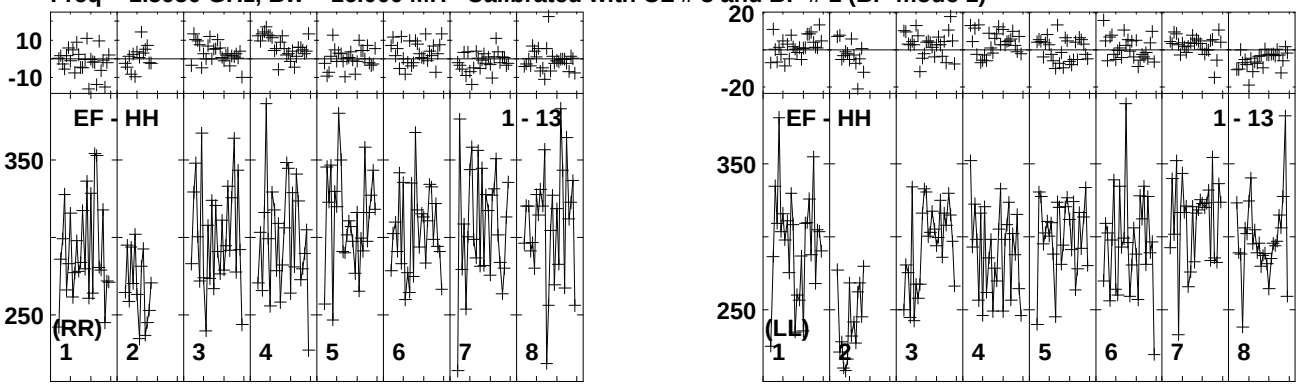

Lower frame: Milli Ampl Jy Top frame: Phas deg
Vector averaged cross-power spectrum Baseline: EF (01) - HH (13)
Timerange: 01/05:56:54 to 01/05:57:58

Plot file version 500 created 22-JUL-2014 18:12:45
CGCG448 EP088C.UVDATA.1
Freq = 1.5950 GHz, Bw = 16.000 MH Calibrated with CL # 3 and BP # 1 (BP mode 1)

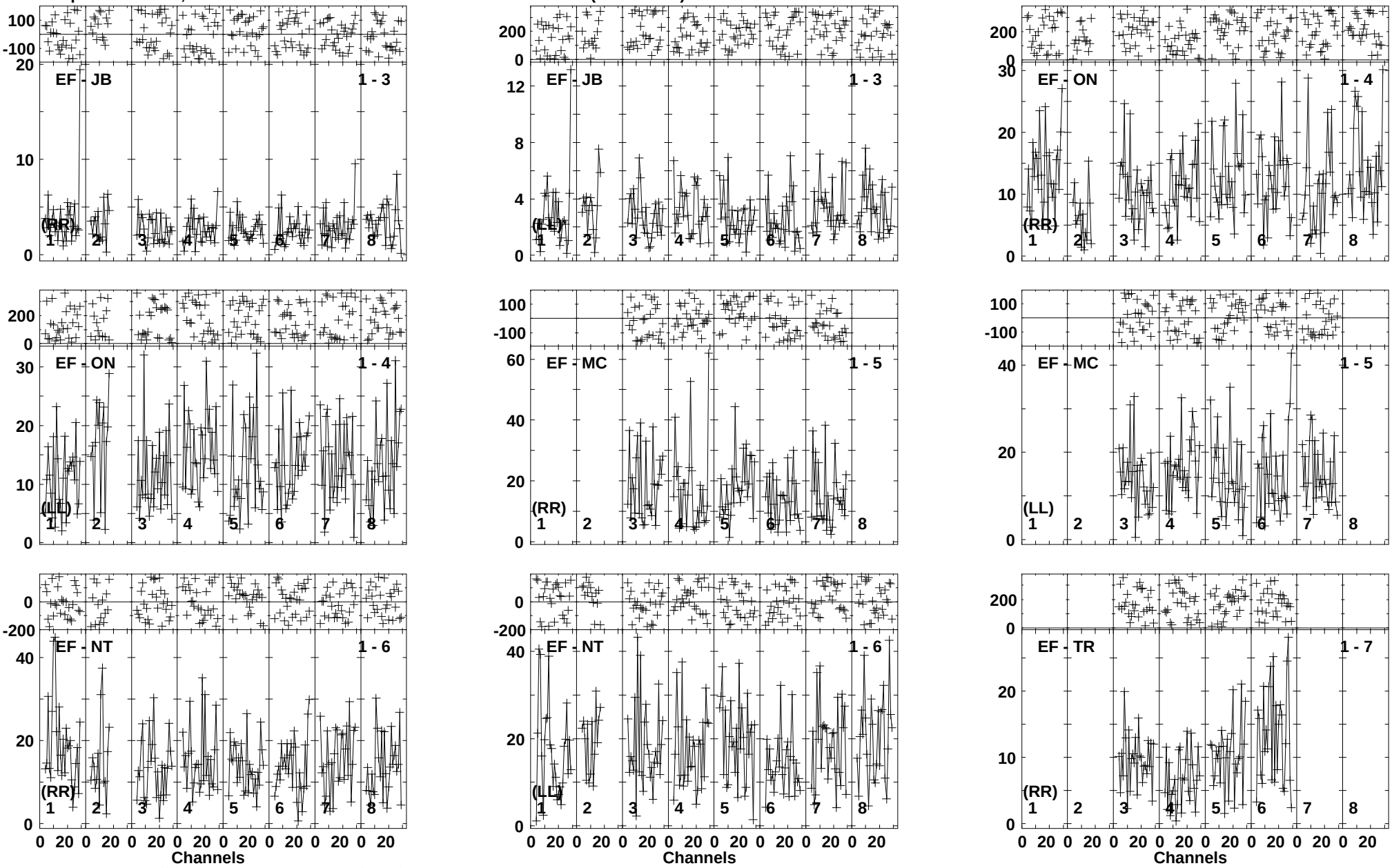

Lower frame: Milli Ampl Jy Top frame: Phas deg
Vector averaged cross-power spectrum Baseline: EF (01) - JB (03)
Timerange: 01/05:58:40 to 01/06:02:16

Plot file version 501 created 22-JUL-2014 18:12:45
CGCG448 EP088C.UVDATA.1
Freq = 1.5950 GHz, Bw = 16.000 MH Calibrated with CL # 3 and BP # 1 (BP mode 1)

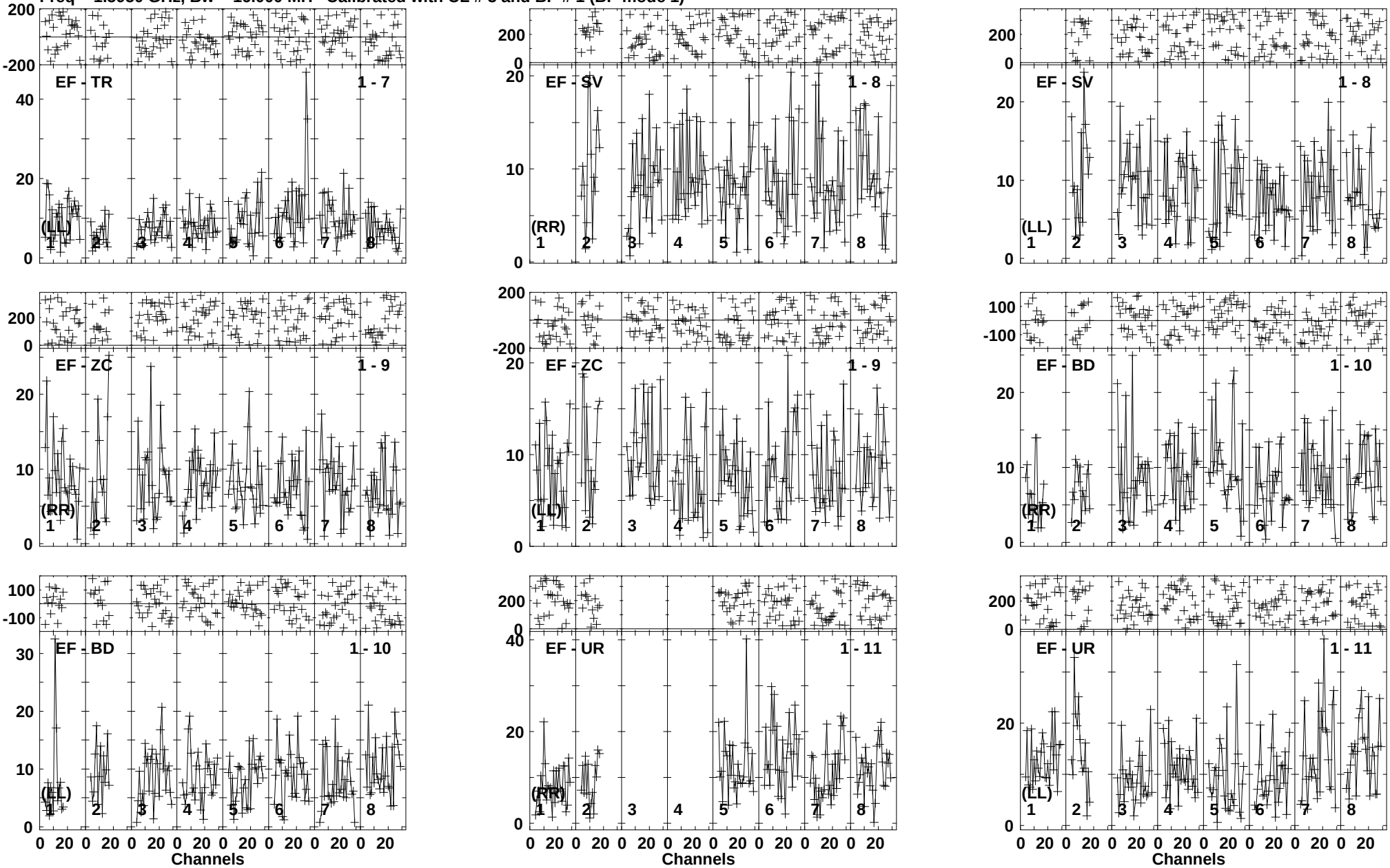

Lower frame: Milli Ampl Jy Top frame: Phas deg
Vector averaged cross-power spectrum Baseline: EF (01) - TR (07)
Timerange: 01/05:58:40 to 01/06:02:16

Plot file version 502 created 22-JUL-2014 18:12:46
CGCG448 EP088C.UVDATA.1
Freq = 1.5950 GHz, Bw = 16.000 MH Calibrated with CL # 3 and BP # 1 (BP mode 1)

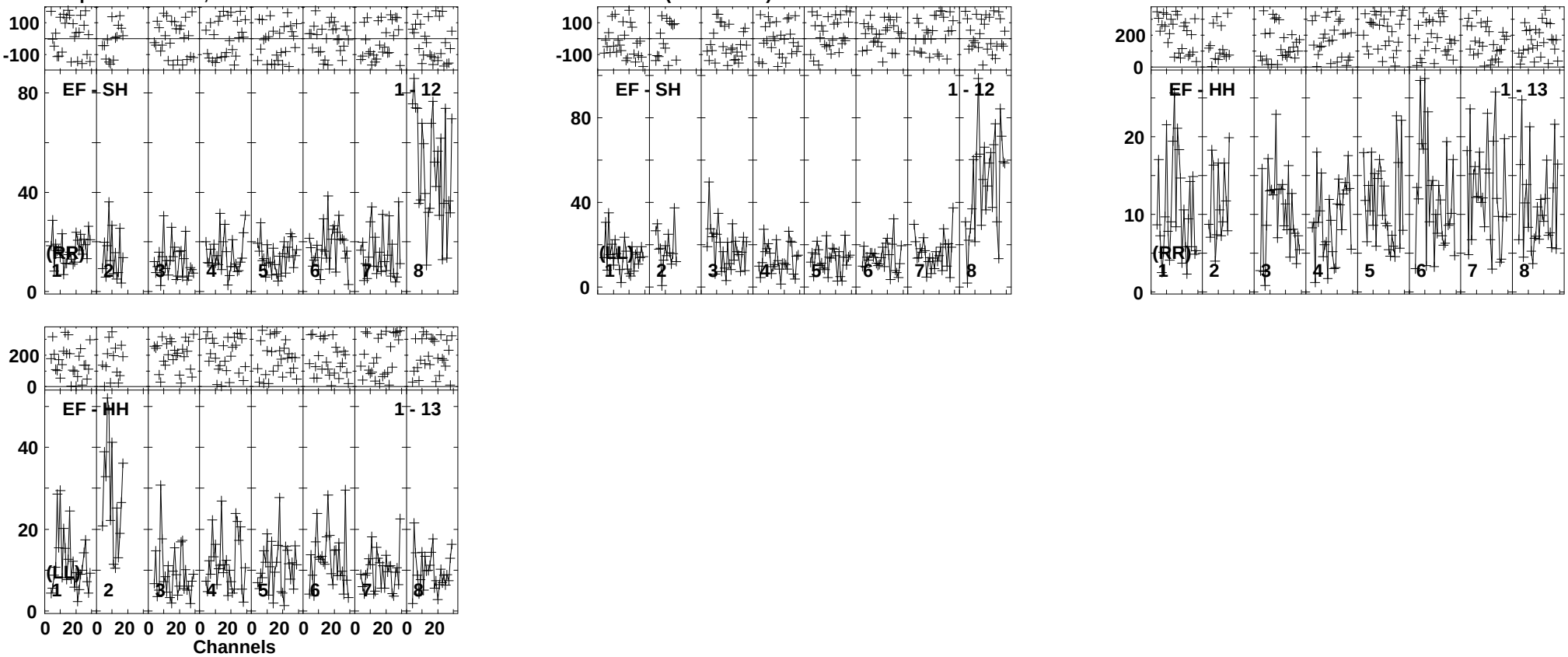

Lower frame: Milli Ampl Jy Top frame: Phas deg
Vector averaged cross-power spectrum Baseline: EF (01) - SH (12)
Timerange: 01/05:58:40 to 01/06:02:16

Plot file version 503 created 22-JUL-2014 18:12:46
J2108+1430 EP088C.UVDATA.1
Freq = 1.5950 GHz, Bw = 16.000 MH Calibrated with CL # 3 and BP # 1 (BP mode 1)

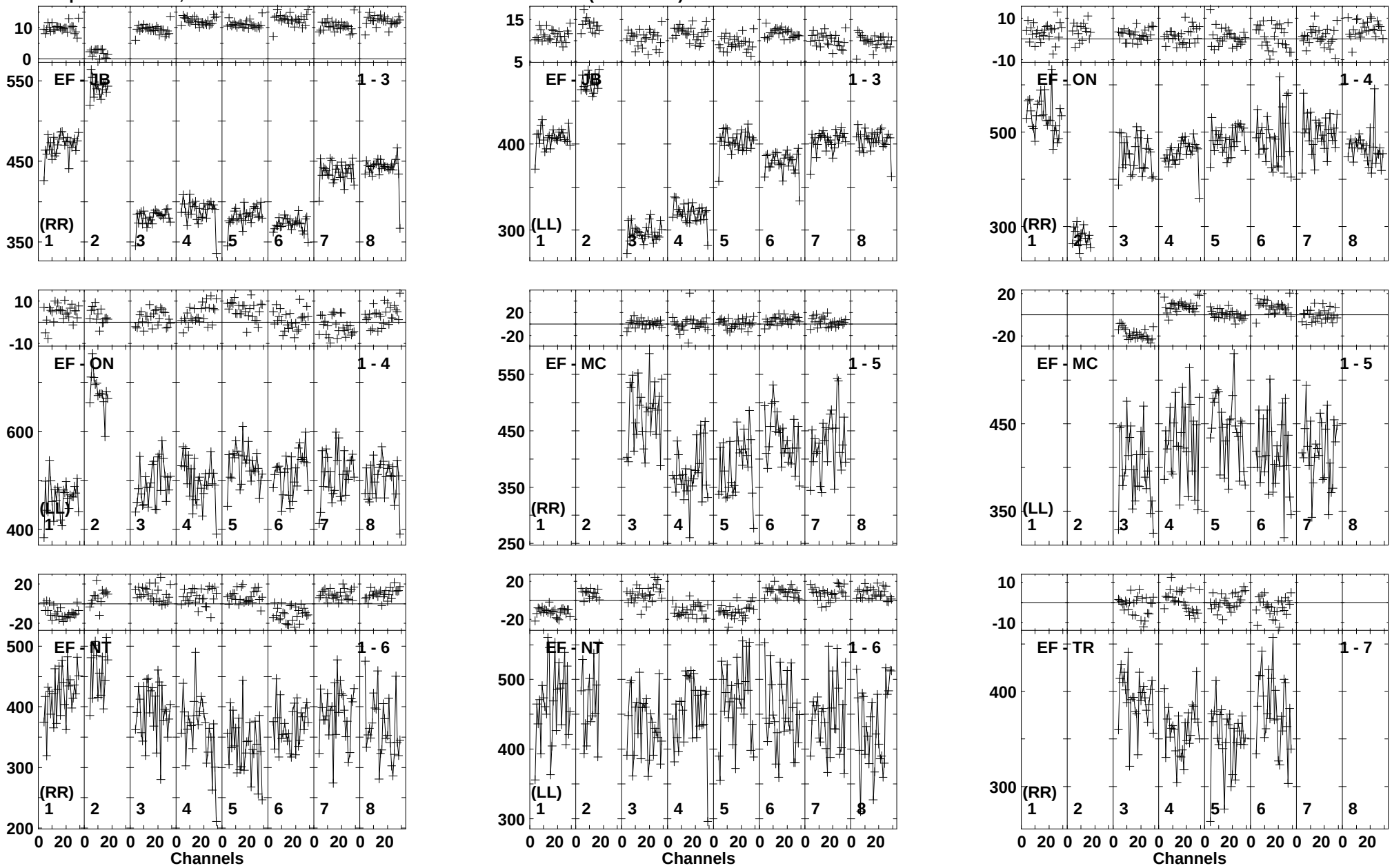

Lower frame: Milli Ampl Jy Top frame: Phas deg
Vector averaged cross-power spectrum Baseline: EF (01) - JB (03)
Timerange: 01/06:02:27 to 01/06:03:31

Plot file version 504 created 22-JUL-2014 18:12:46
J2108+1430 EP088C.UVDATA.1
Freq = 1.5950 GHz, Bw = 16.000 MH Calibrated with CL # 3 and BP # 1 (BP mode 1)

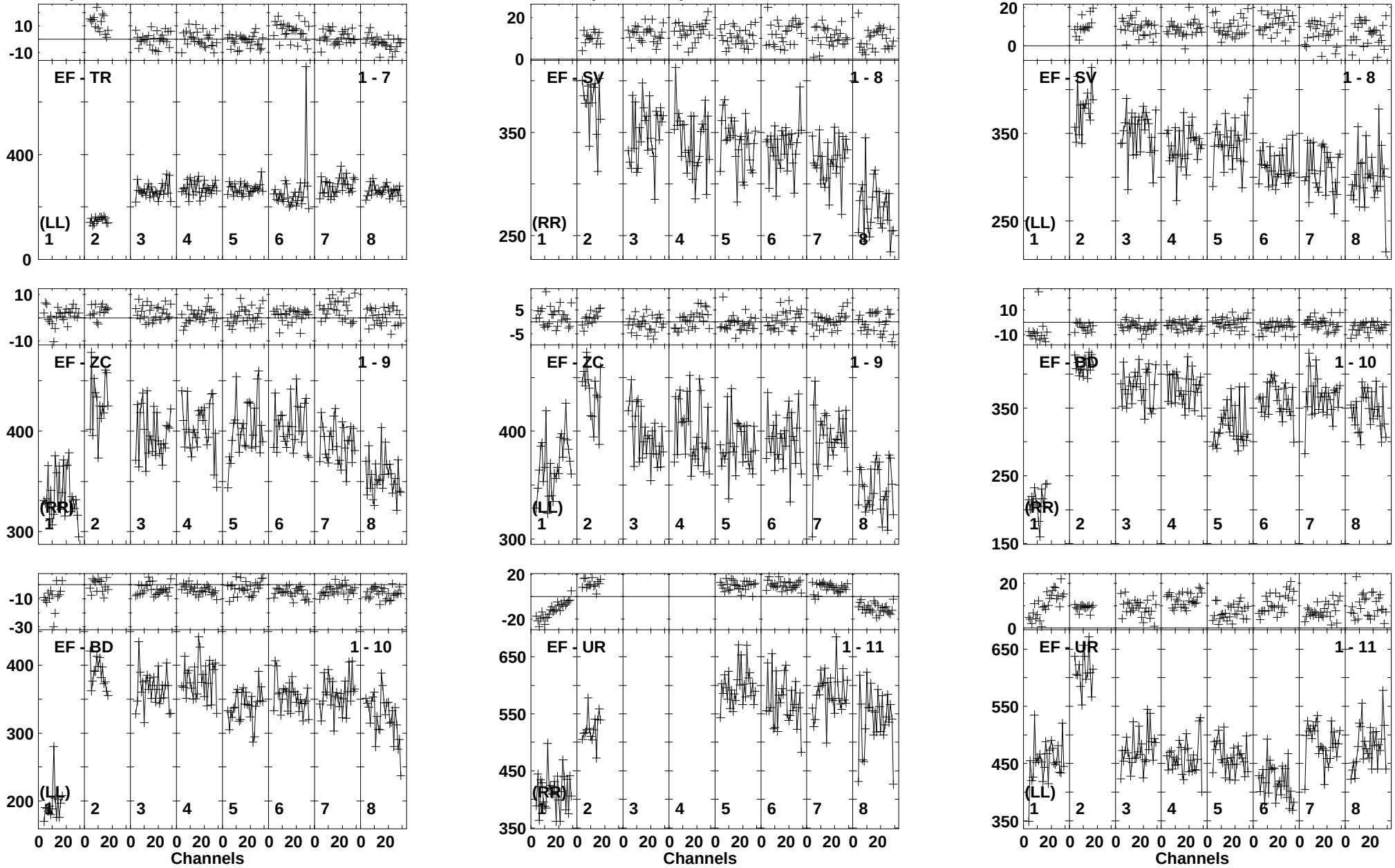

Lower frame: Milli Ampl Jy Top frame: Phas deg
Vector averaged cross-power spectrum Baseline: EF (01) - TR (07)
Timerange: 01/06:02:27 to 01/06:03:31

Plot file version 505 created 22-JUL-2014 18:12:47
J2108+1430 EP088C.UVDATA.1
Freq = 1.5950 GHz, Bw = 16.000 MH Calibrated with CL # 3 and BP # 1 (BP mode 1)

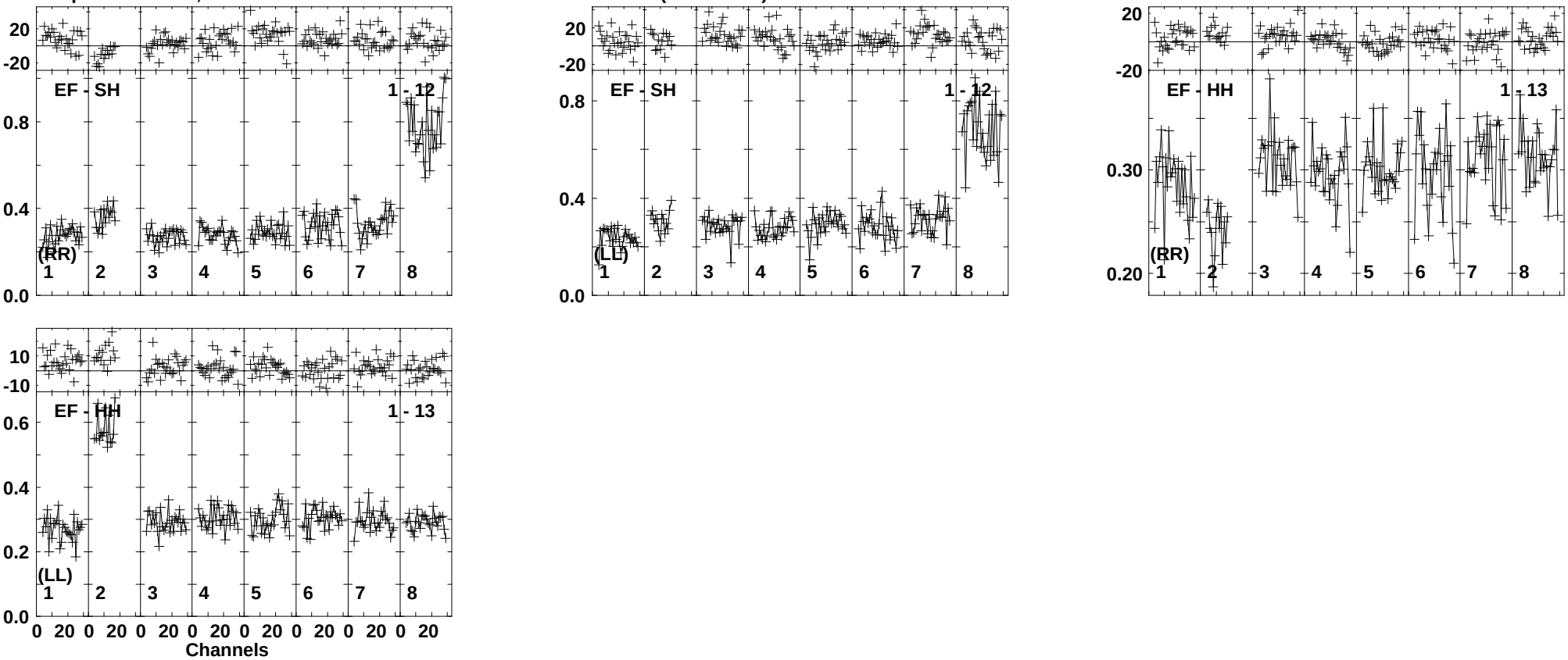

Lower frame: Ampl Jy Top frame: Phas deg
Vector averaged cross-power spectrum Baseline: EF (01) - SH (12)
Timerange: 01/06:02:27 to 01/06:03:31

Plot file version 506 created 22-JUL-2014 18:12:47
CGCG448 EP088C.UVDATA.1
Freq = 1.5950 GHz, Bw = 16.000 MH Calibrated with CL # 3 and BP # 1 (BP mode 1)

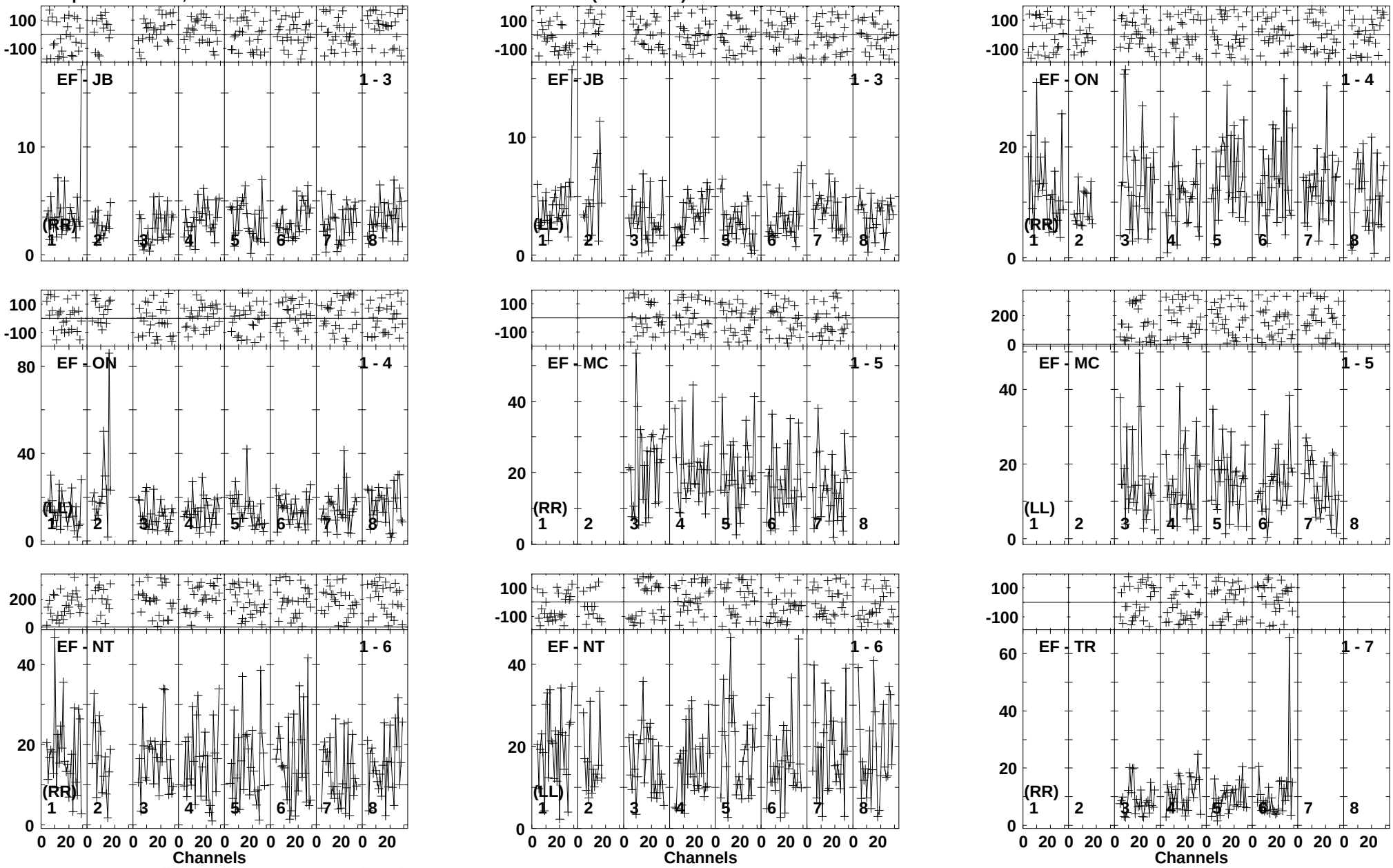

Lower frame: Milli Ampl Jy Top frame: Phas deg
Vector averaged cross-power spectrum Baseline: EF (01) - JB (03)
Timerange: 01/06:03:42 to 01/06:07:10

Plot file version 507 created 22-JUL-2014 18:12:48
CGCG448 EP088C.UVDATA.1
Freq = 1.5950 GHz, Bw = 16.000 MH Calibrated with CL # 3 and BP # 1 (BP mode 1)

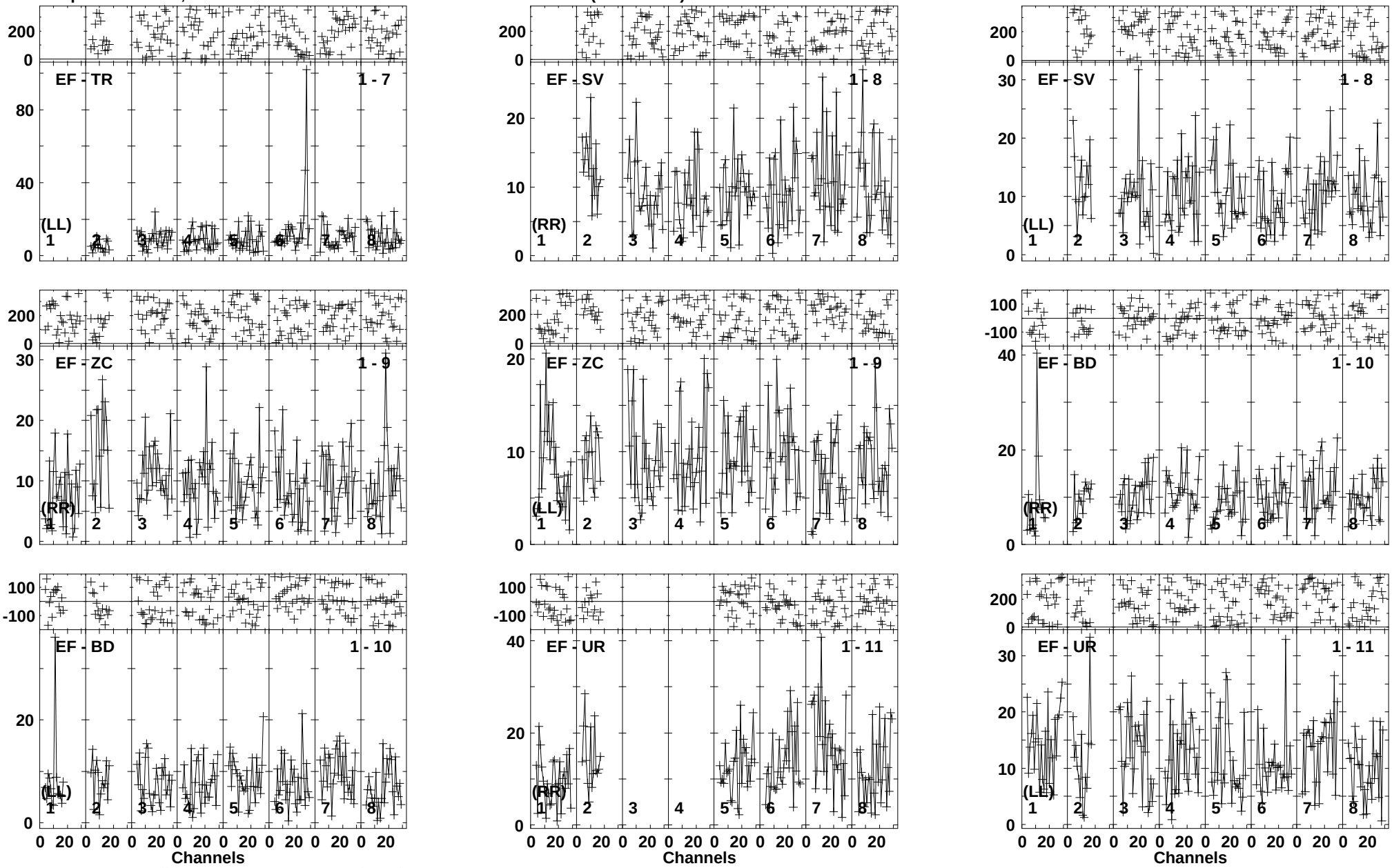

Lower frame: Milli Ampl Jy Top frame: Phas deg
Vector averaged cross-power spectrum Baseline: EF (01) - TR (07)
Timerange: 01/06:03:42 to 01/06:07:10

Plot file version 508 created 22-JUL-2014 18:12:48
CGCG448 EP088C.UVDATA.1
Freq = 1.5950 GHz, Bw = 16.000 MH Calibrated with CL # 3 and BP # 1 (BP mode 1)



Lower frame: Milli Ampl Jy Top frame: Phas deg
Vector averaged cross-power spectrum Baseline: EF (01) - SH (12)
Timerange: 01/06:03:42 to 01/06:07:10

Plot file version 509 created 22-JUL-2014 18:12:48
J2108+1430 EP088C.UVDATA.1
Freq = 1.5950 GHz, Bw = 16.000 MH Calibrated with CL # 3 and BP # 1 (BP mode 1)

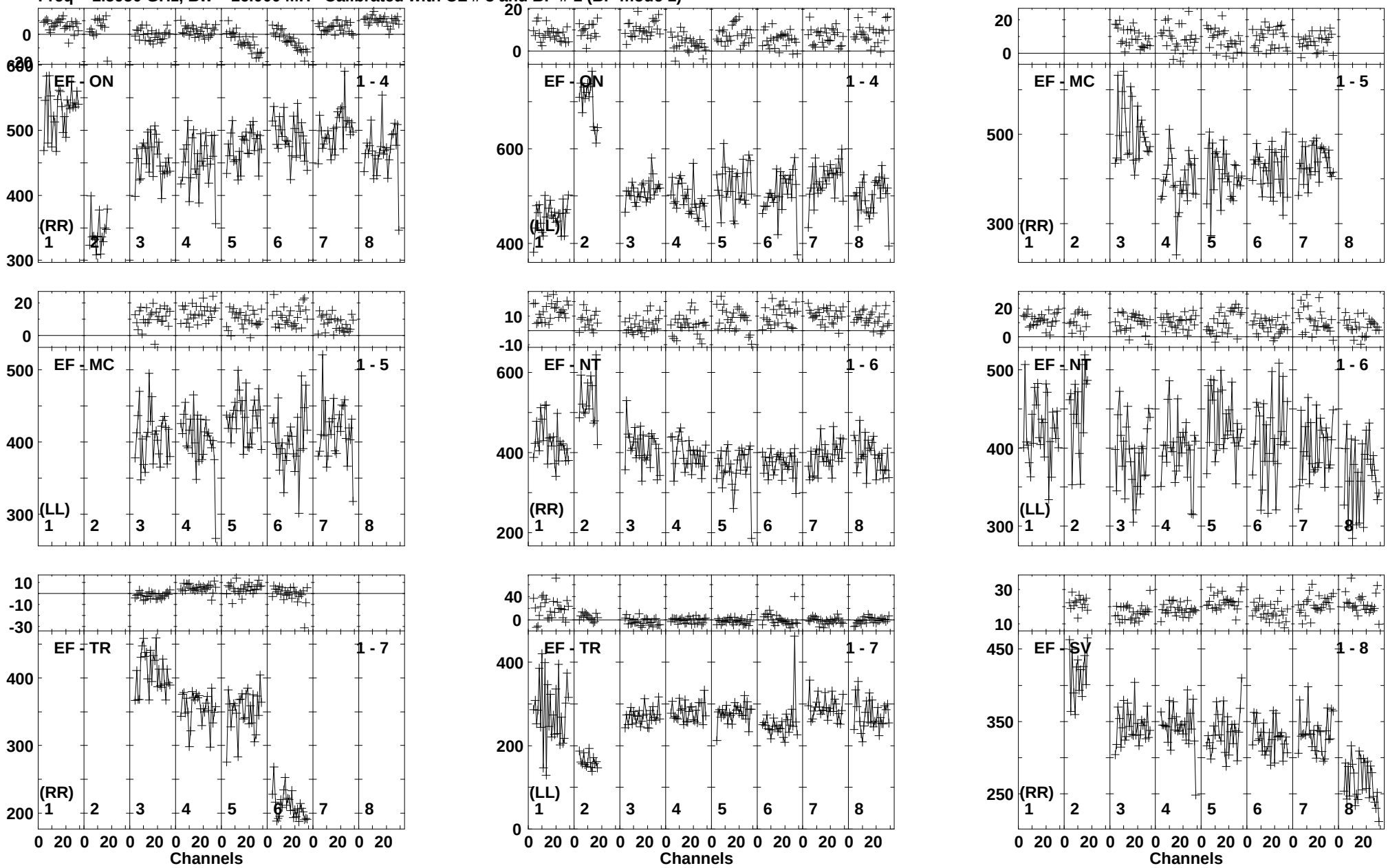

Lower frame: Milli Ampl Jy Top frame: Phas deg
Vector averaged cross-power spectrum Baseline: EF (01) - ON (04)
Timerange: 01/06:07:21 to 01/06:08:25

Plot file version 510 created 22-JUL-2014 18:12:49
J2108+1430 EP088C.UVDATA.1
Freq = 1.5950 GHz, Bw = 16.000 MH Calibrated with CL # 3 and BP # 1 (BP mode 1)

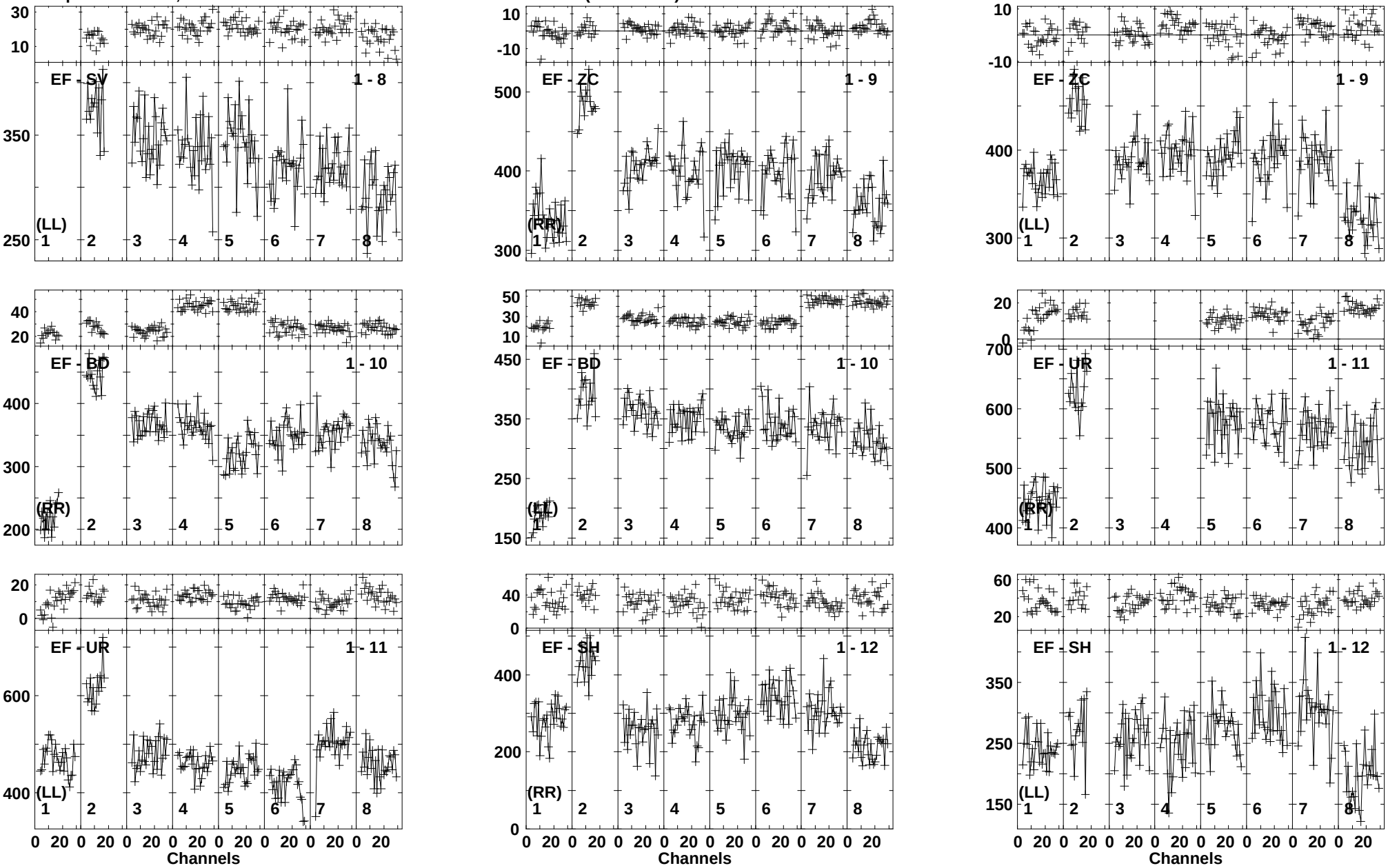

Lower frame: Milli Ampl Jy Top frame: Phas deg
Vector averaged cross-power spectrum Baseline: EF (01) - SV (08)
Timerange: 01/06:07:21 to 01/06:08:25

Plot file version 511 created 22-JUL-2014 18:12:49
J2108+1430 EP088C.UVDATA.1
Freq = 1.5950 GHz, Bw = 16.000 MH Calibrated with CL # 3 and BP # 1 (BP mode 1)

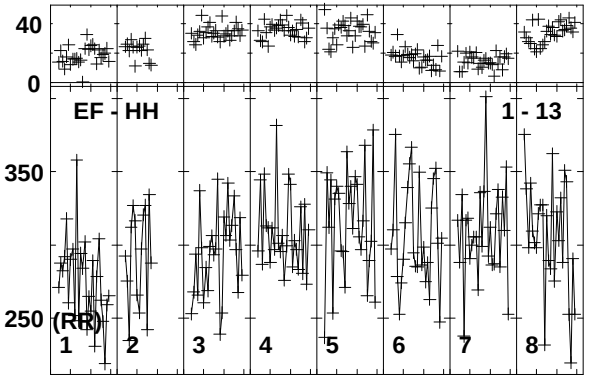

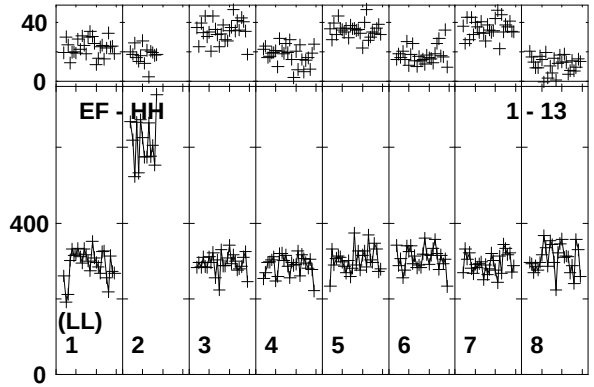

Lower frame: Milli Ampl Jy Top frame: Phas deg
Vector averaged cross-power spectrum Baseline: EF (01) - HH (13)
Timerange: 01/06:07:21 to 01/06:08:25

Plot file version 512 created 22-JUL-2014 18:12:49
CGCG448 EP088C.UVDATA.1
Freq = 1.5950 GHz, Bw = 16.000 MH Calibrated with CL # 3 and BP # 1 (BP mode 1)

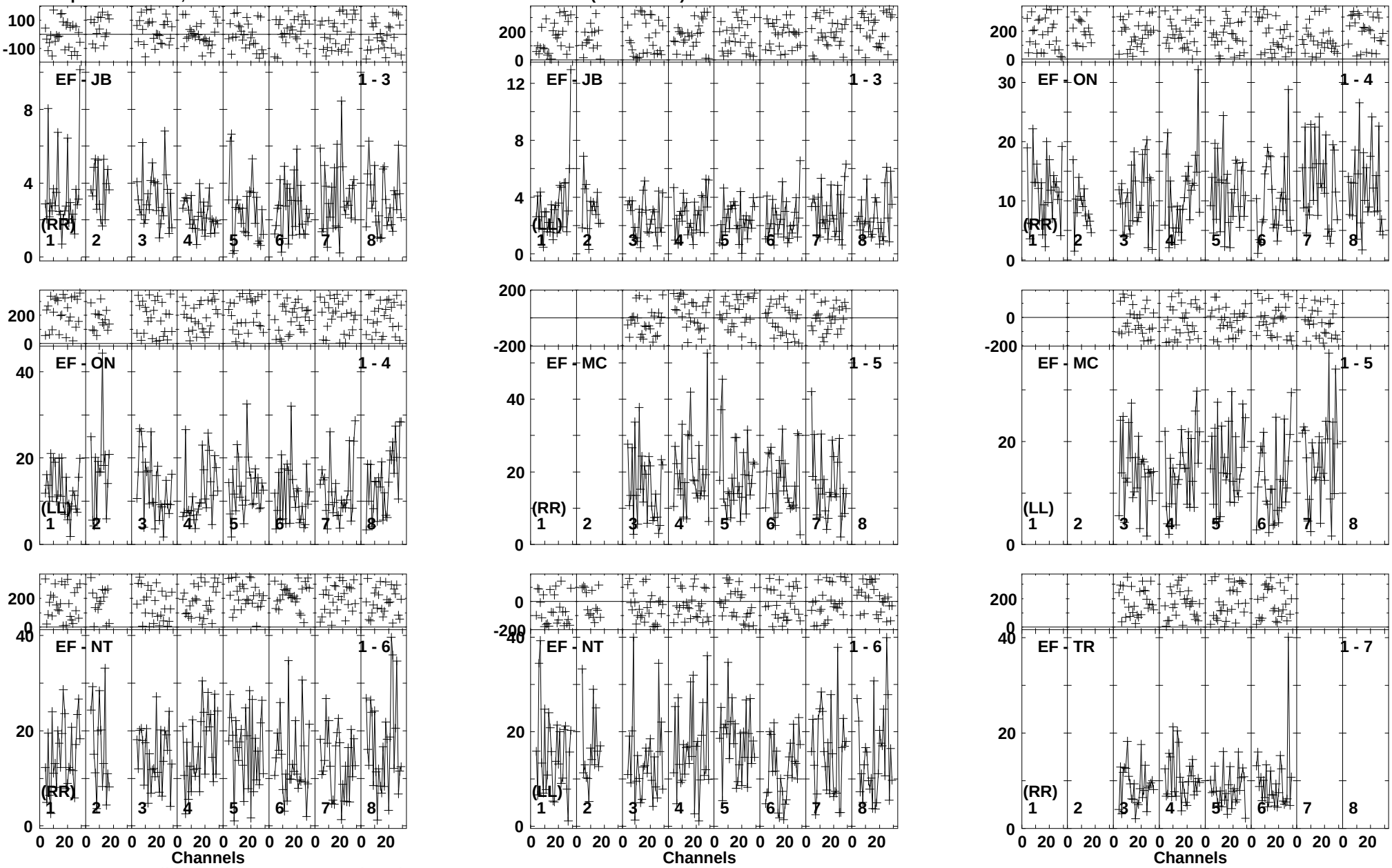

Lower frame: Milli Ampl Jy Top frame: Phas deg
Vector averaged cross-power spectrum Baseline: EF (01) - JB (03)
Timerange: 01/06:09:07 to 01/06:12:43

Plot file version 513 created 22-JUL-2014 18:12:50
CGCG448 EP088C.UVDATA.1
Freq = 1.5950 GHz, Bw = 16.000 MH Calibrated with CL # 3 and BP # 1 (BP mode 1)

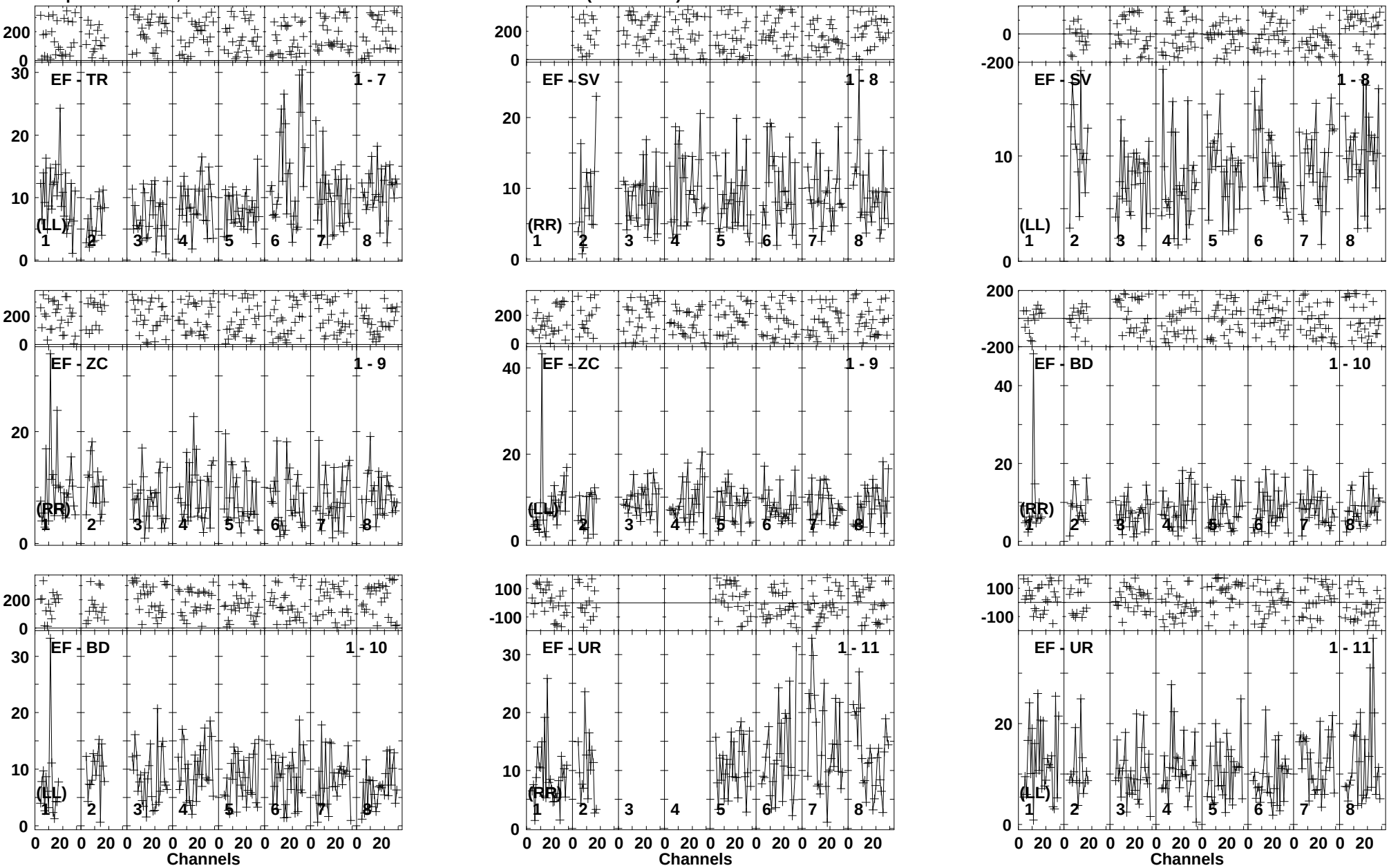

Lower frame: Milli Ampl Jy Top frame: Phas deg
Vector averaged cross-power spectrum Baseline: EF (01) - TR (07)
Timerange: 01/06:09:07 to 01/06:12:43

Plot file version 514 created 22-JUL-2014 18:12:50
CGCG448 EP088C.UVDATA.1
Freq = 1.5950 GHz, Bw = 16.000 MH Calibrated with CL # 3 and BP # 1 (BP mode 1)

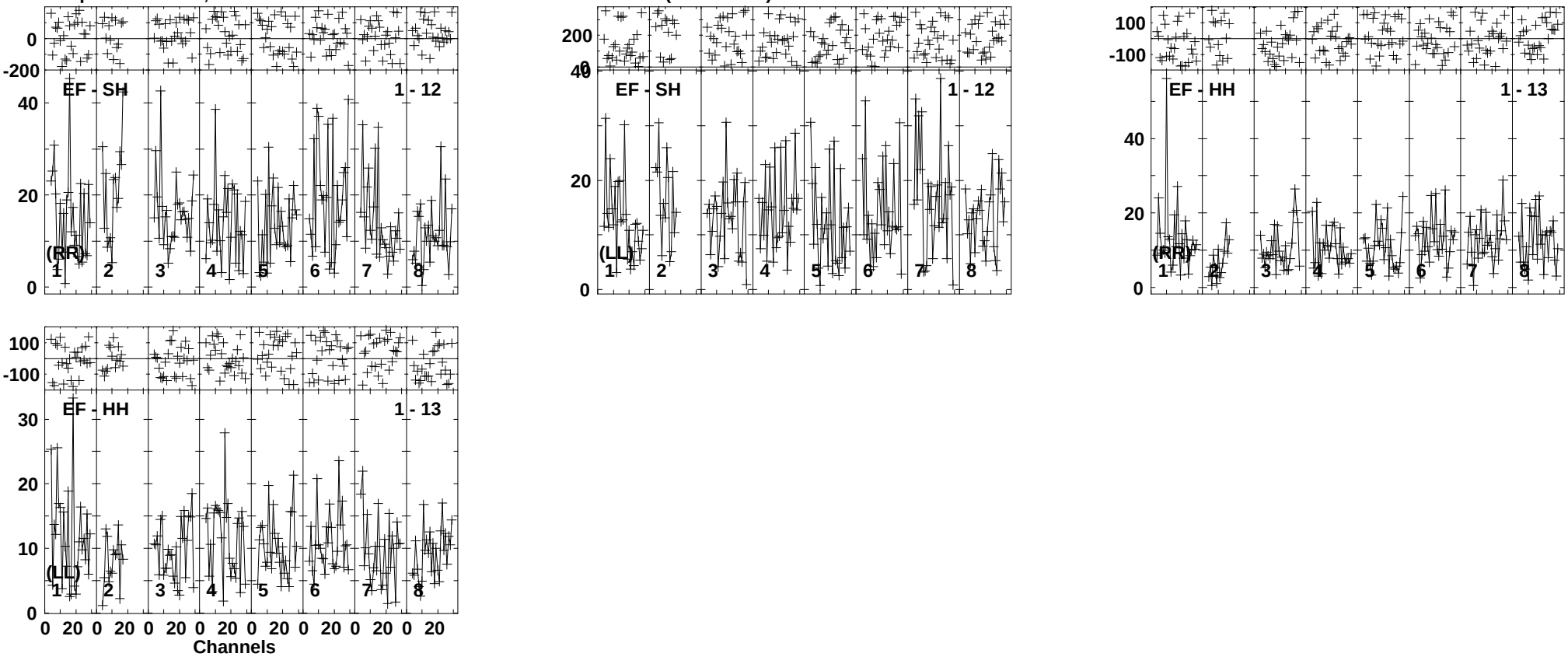

Lower frame: Milli Ampl Jy Top frame: Phas deg
Vector averaged cross-power spectrum Baseline: EF (01) - SH (12)
Timerange: 01/06:09:07 to 01/06:12:43

Plot file version 515 created 22-JUL-2014 18:12:51
J2108+1430 EP088C.UVDATA.1
Freq = 1.5950 GHz, Bw = 16.000 MH Calibrated with CL # 3 and BP # 1 (BP mode 1)

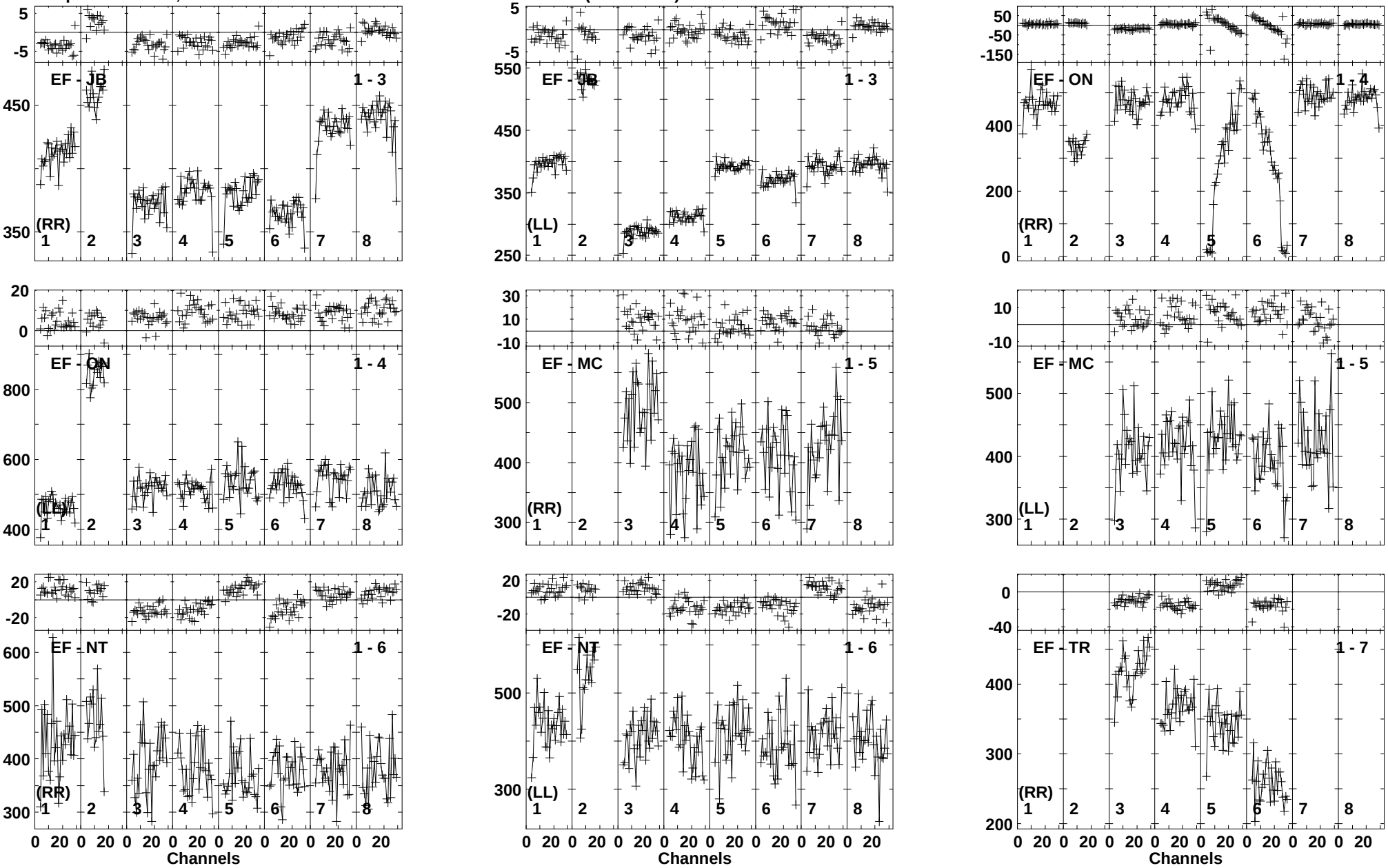

Lower frame: Milli Ampl Jy Top frame: Phas deg
Vector averaged cross-power spectrum Baseline: EF (01) - JB (03)
Timerange: 01/06:12:54 to 01/06:13:58

Plot file version 516 created 22-JUL-2014 18:12:51
J2108+1430 EP088C.UVDATA.1
Freq = 1.5950 GHz, Bw = 16.000 MH Calibrated with CL # 3 and BP # 1 (BP mode 1)

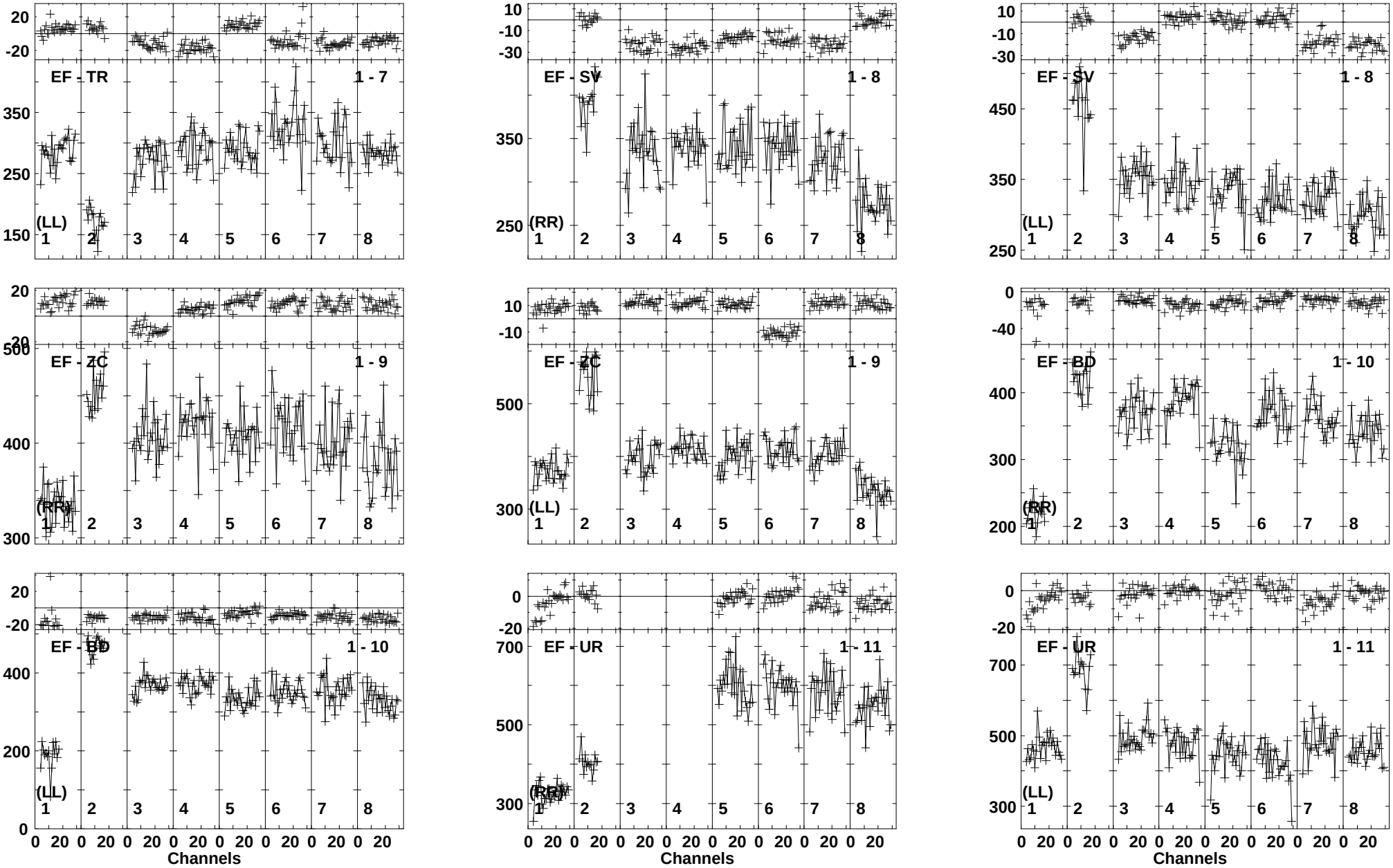

Lower frame: Milli Ampl Jy Top frame: Phas deg
Vector averaged cross-power spectrum Baseline: EF (01) - TR (07)
Timerange: 01/06:12:54 to 01/06:13:58

Plot file version 517 created 22-JUL-2014 18:12:51
J2108+1430 EP088C.UVDATA.1
Freq = 1.5950 GHz, Bw = 16.000 MH Calibrated with CL # 3 and BP # 1 (BP mode 1)

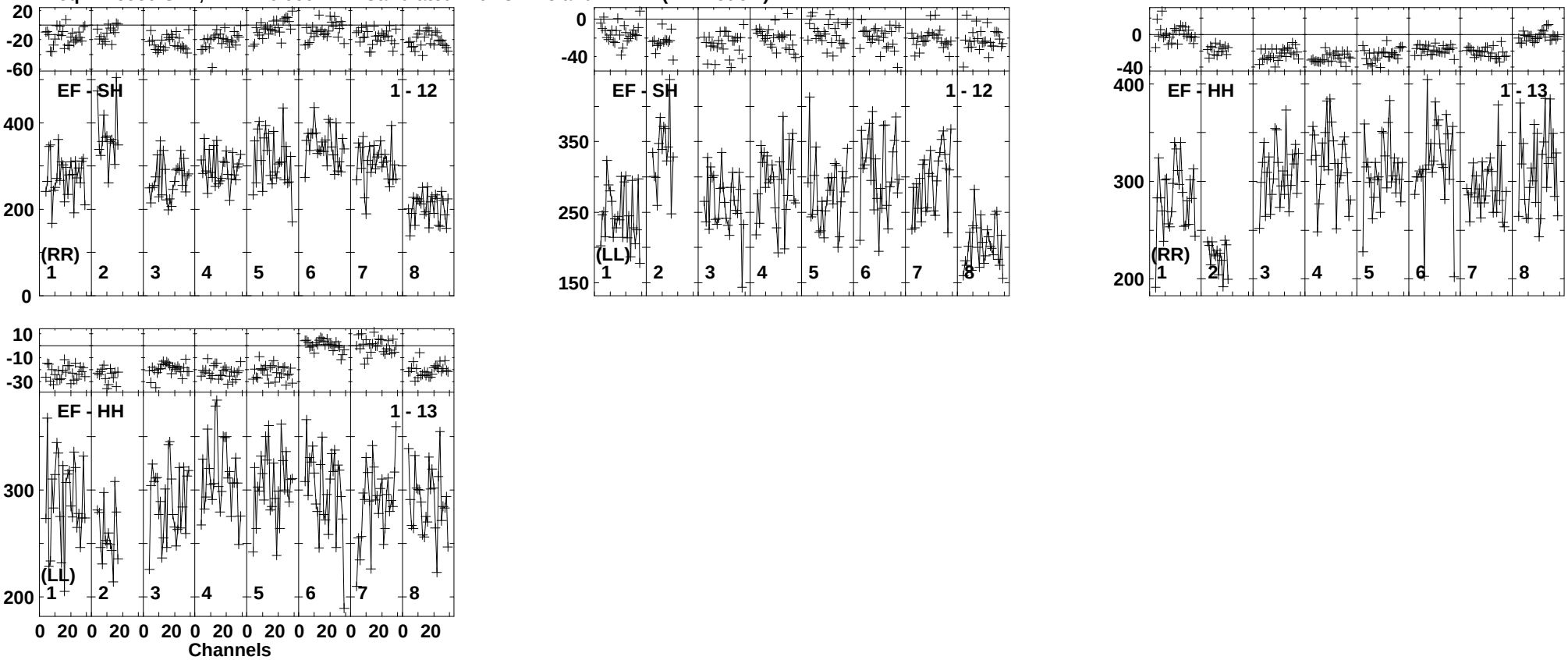

Lower frame: Milli Ampl Jy Top frame: Phas deg
Vector averaged cross-power spectrum Baseline: EF (01) - SH (12)
Timerange: 01/06:12:54 to 01/06:13:58

Plot file version 518 created 22-JUL-2014 18:12:52
CGCG448 EP088C.UVDATA.1
Freq = 1.5950 GHz, Bw = 16.000 MH Calibrated with CL # 3 and BP # 1 (BP mode 1)

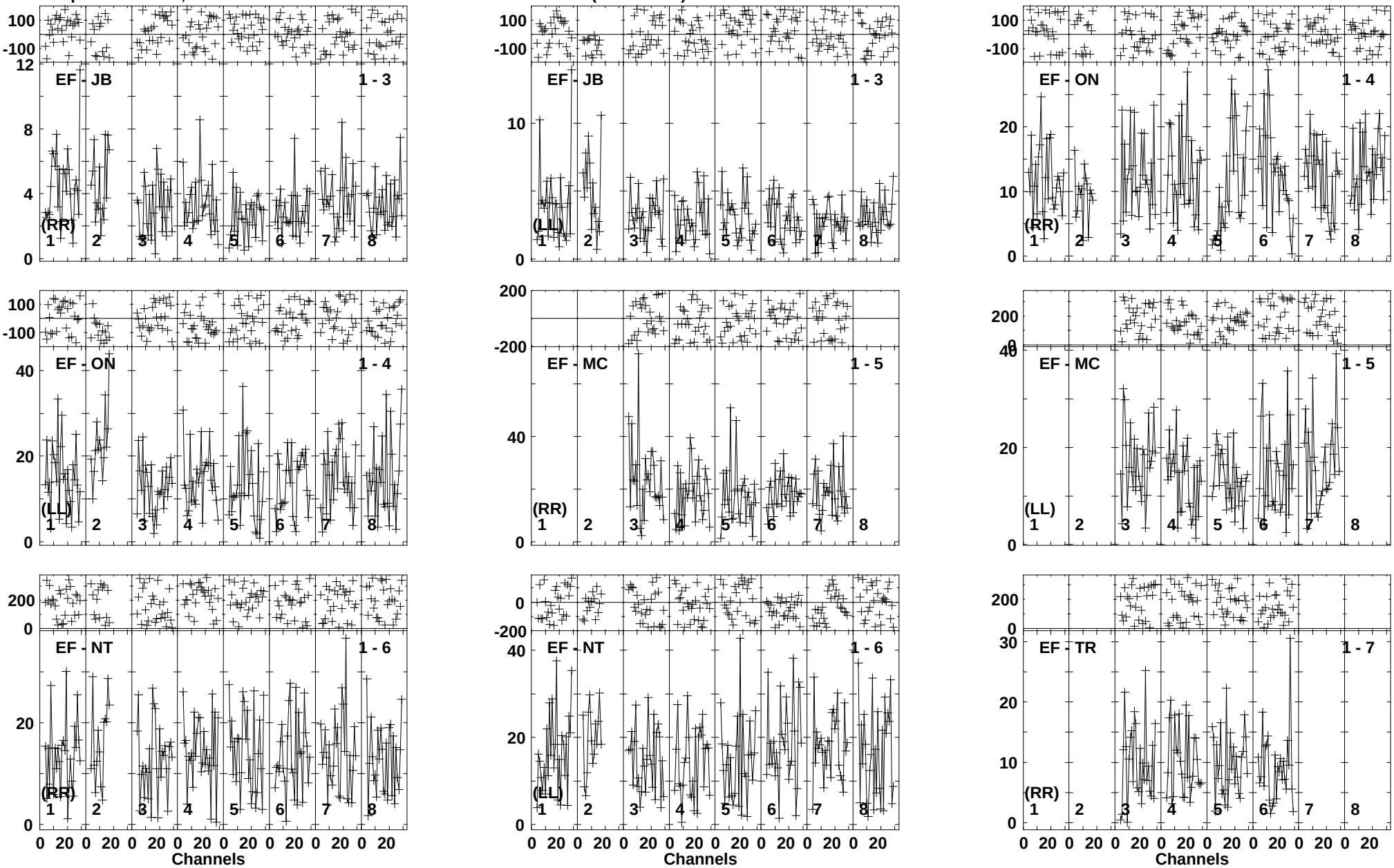

Lower frame: Milli Ampl Jy Top frame: Phas deg
Vector averaged cross-power spectrum Baseline: EF (01) - JB (03)
Timerange: 01/06:14:09 to 01/06:17:37

Plot file version 519 created 22-JUL-2014 18:12:52
CGCG448 EP088C.UVDATA.1
Freq = 1.5950 GHz, Bw = 16.000 MH Calibrated with CL # 3 and BP # 1 (BP mode 1)

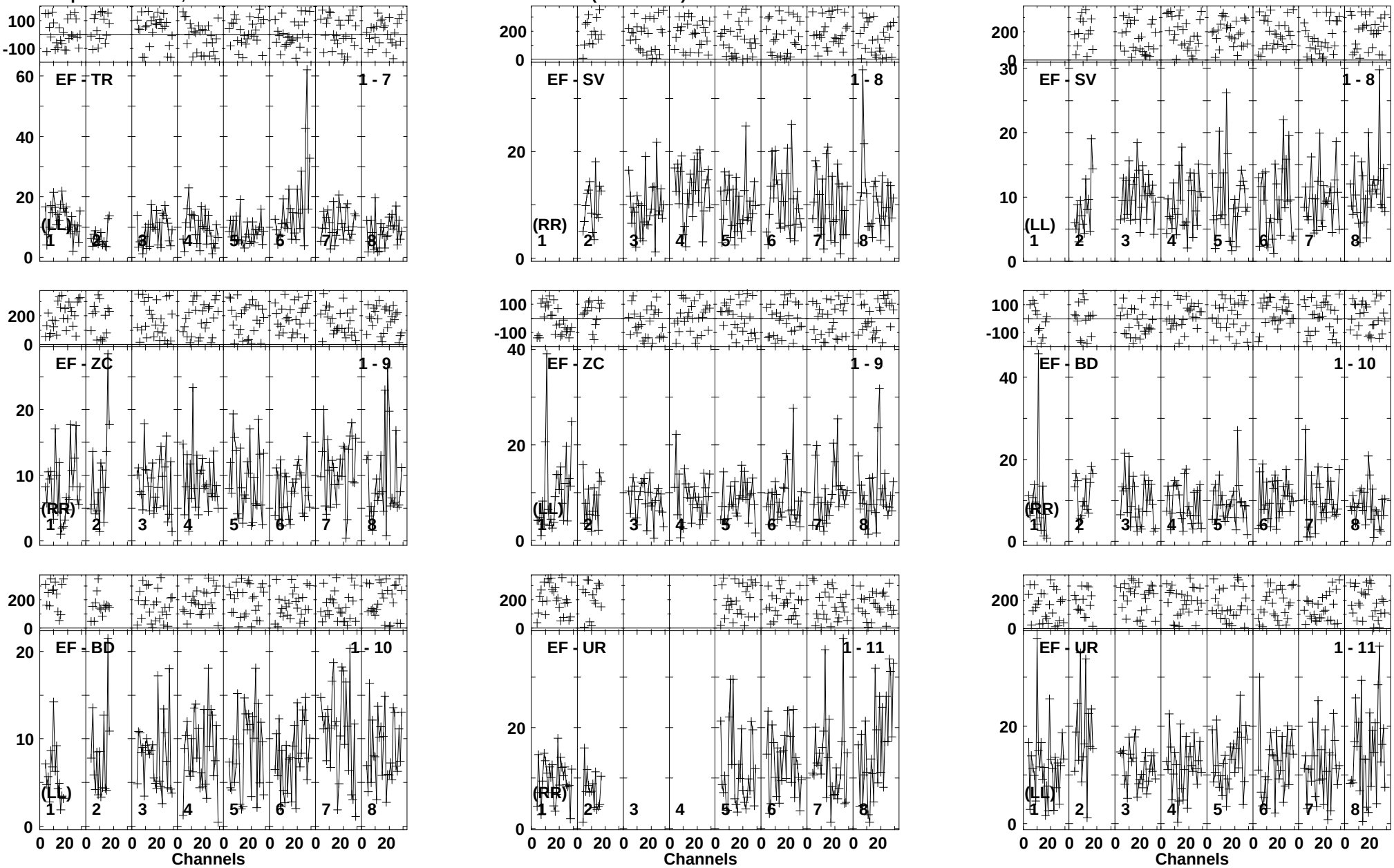

Lower frame: Milli Ampl Jy Top frame: Phas deg
Vector averaged cross-power spectrum Baseline: EF (01) - TR (07)
Timerange: 01/06:14:09 to 01/06:17:37

Plot file version 520 created 22-JUL-2014 18:12:53
CGCG448 EP088C.UVDATA.1
Freq = 1.5950 GHz, Bw = 16.000 MH Calibrated with CL # 3 and BP # 1 (BP mode 1)

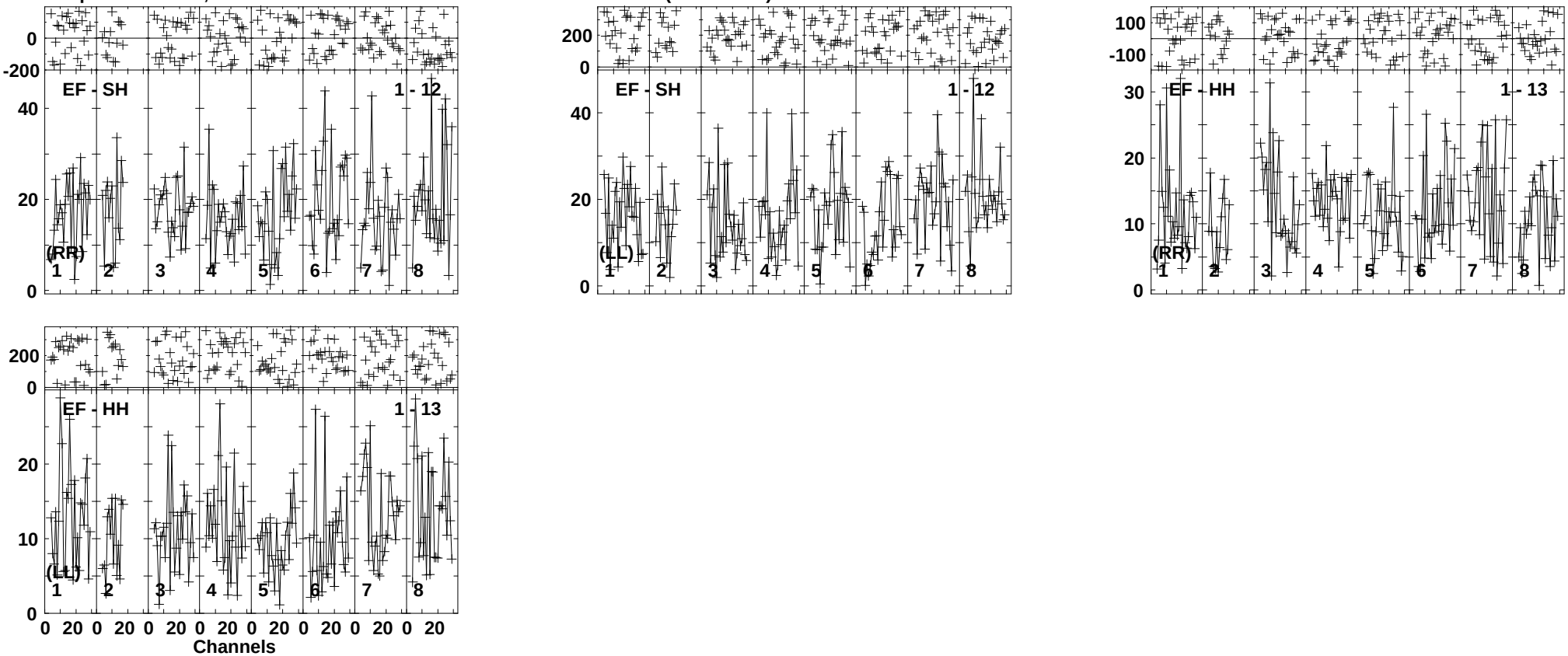

Lower frame: Milli Ampl Jy Top frame: Phas deg
Vector averaged cross-power spectrum Baseline: EF (01) - SH (12)
Timerange: 01/06:14:09 to 01/06:17:37

Plot file version 521 created 22-JUL-2014 18:12:53
J2108+1430 EP088C.UVDATA.1
Freq = 1.5950 GHz, Bw = 16.000 MH Calibrated with CL # 3 and BP # 1 (BP mode 1)

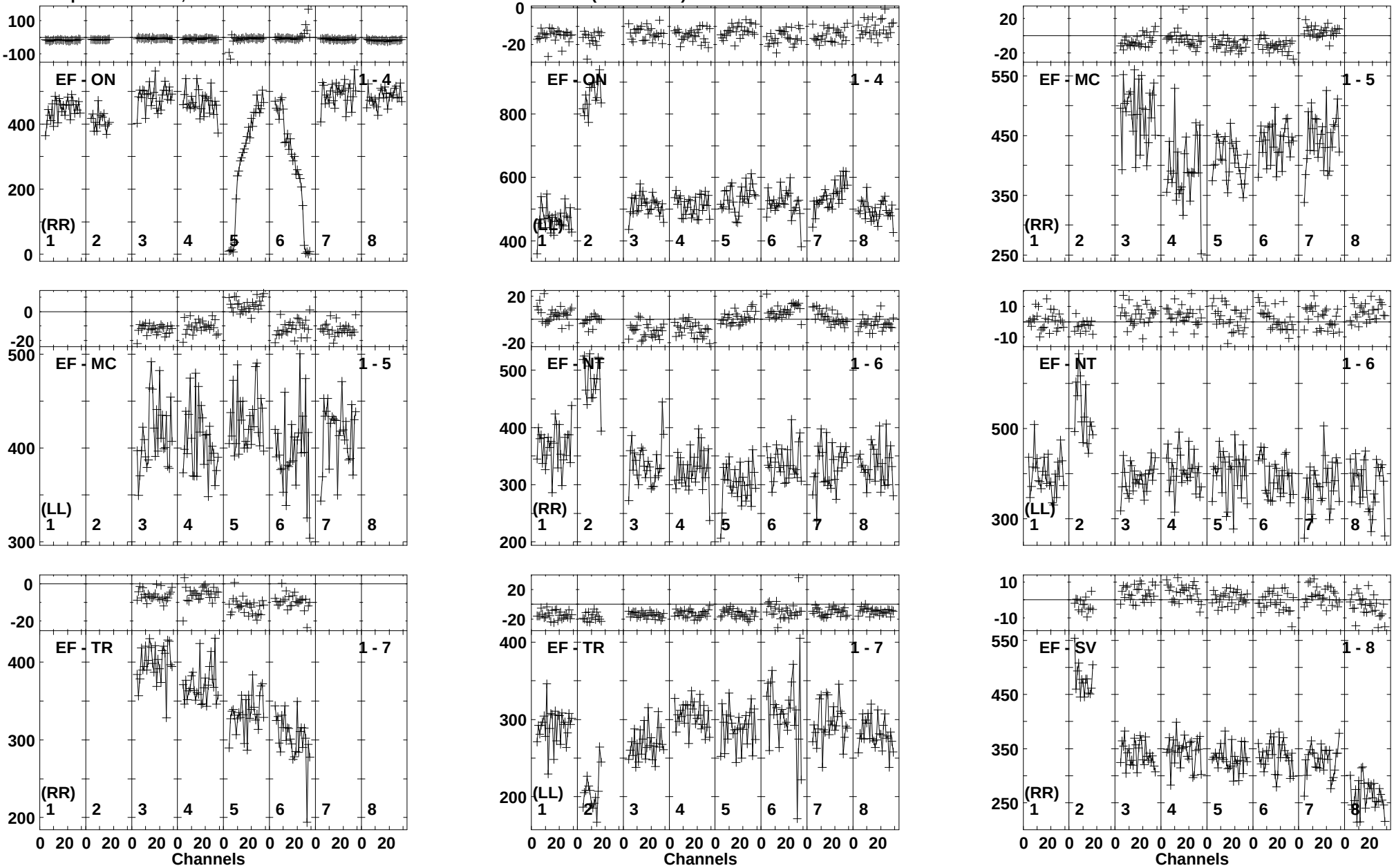

Lower frame: Milli Ampl Jy Top frame: Phas deg
Vector averaged cross-power spectrum Baseline: EF (01) - ON (04)
Timerange: 01/06:17:48 to 01/06:18:52

Plot file version 522 created 22-JUL-2014 18:12:53
J2108+1430 EP088C.UVDATA.1
Freq = 1.5950 GHz, Bw = 16.000 MH Calibrated with CL # 3 and BP # 1 (BP mode 1)

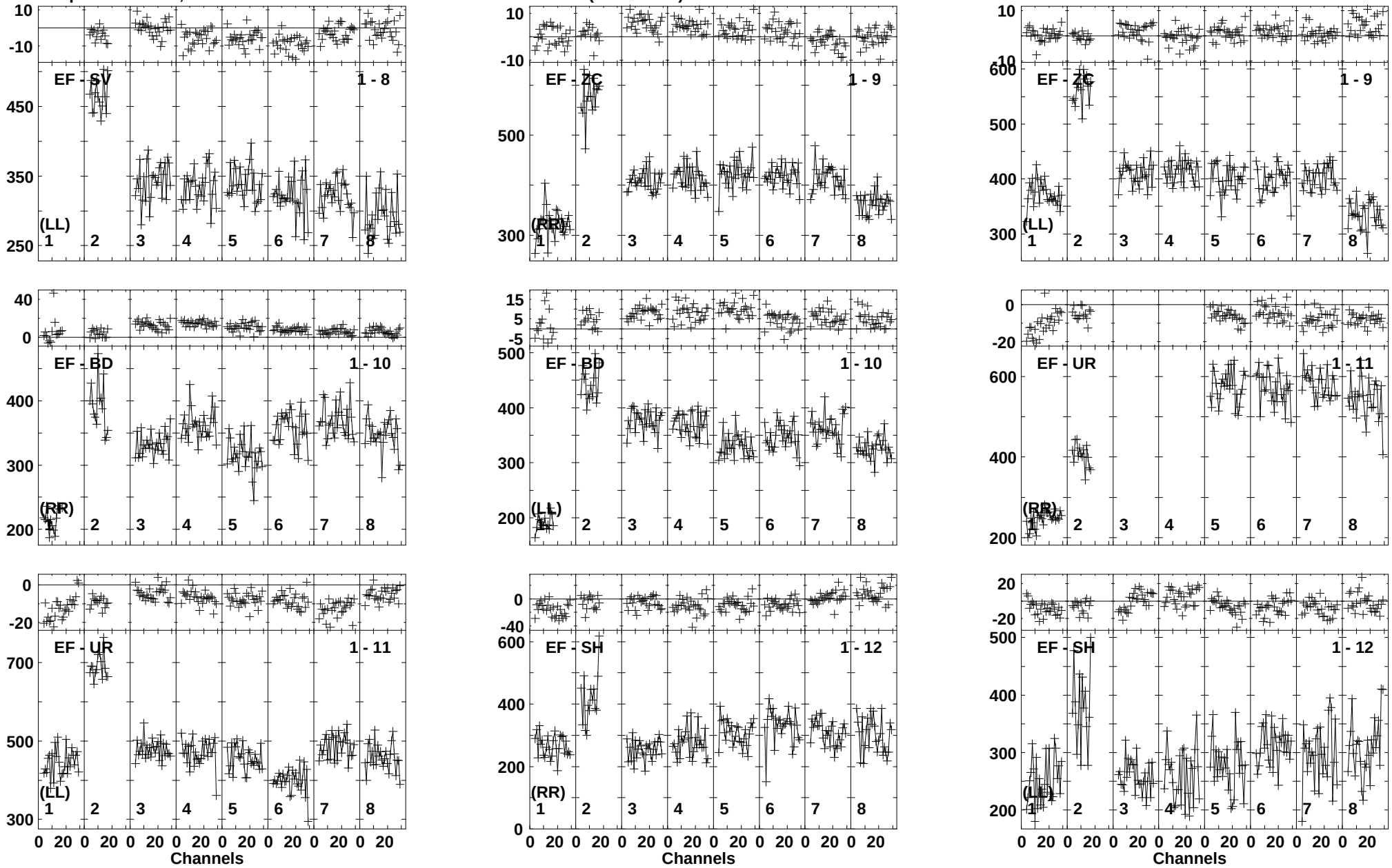

Lower frame: Milli Ampl Jy Top frame: Phas deg
Vector averaged cross-power spectrum Baseline: EF (01) - SV (08)
Timerange: 01/06:17:48 to 01/06:18:52

Plot file version 523 created 22-JUL-2014 18:12:54
J2108+1430 EP088C.UVDATA.1
Freq = 1.5950 GHz, Bw = 16.000 MH Calibrated with CL # 3 and BP # 1 (BP mode 1)

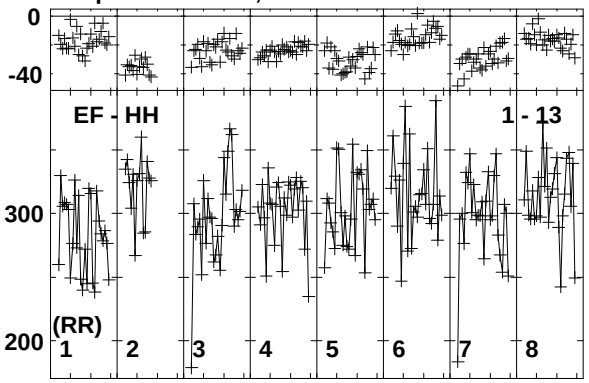

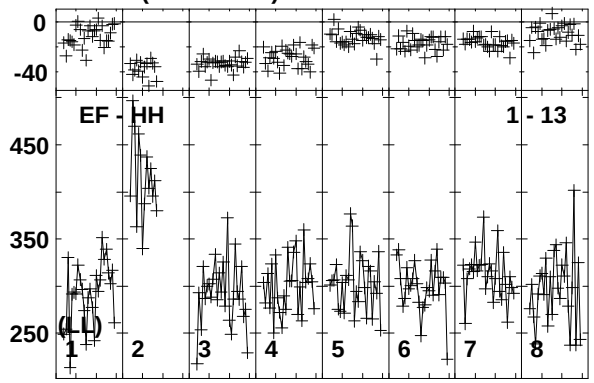

Lower frame: Milli Ampl Jy Top frame: Phas deg
Vector averaged cross-power spectrum Baseline: EF (01) - HH (13)
Timerange: 01/06:17:48 to 01/06:18:52

Plot file version 524 created 22-JUL-2014 18:12:54
CGCG448 EP088C.UVDATA.1
Freq = 1.5950 GHz, Bw = 16.000 MH Calibrated with CL # 3 and BP # 1 (BP mode 1)

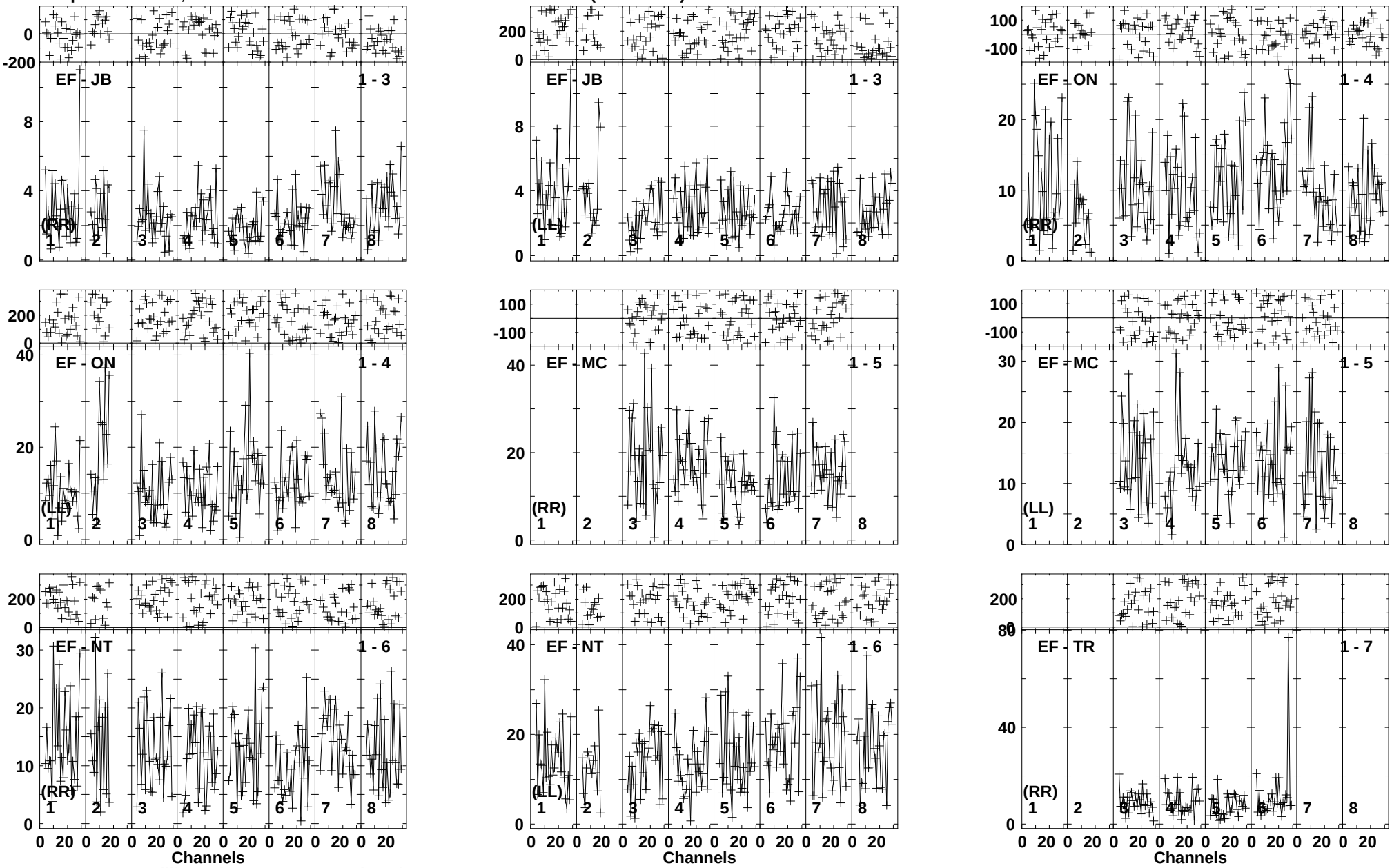

Lower frame: Milli Ampl Jy Top frame: Phas deg
Vector averaged cross-power spectrum Baseline: EF (01) - JB (03)
Timerange: 01/06:19:34 to 01/06:23:10

Plot file version 525 created 22-JUL-2014 18:12:54
CGCG448 EP088C.UVDATA.1
Freq = 1.5950 GHz, Bw = 16.000 MH Calibrated with CL # 3 and BP # 1 (BP mode 1)

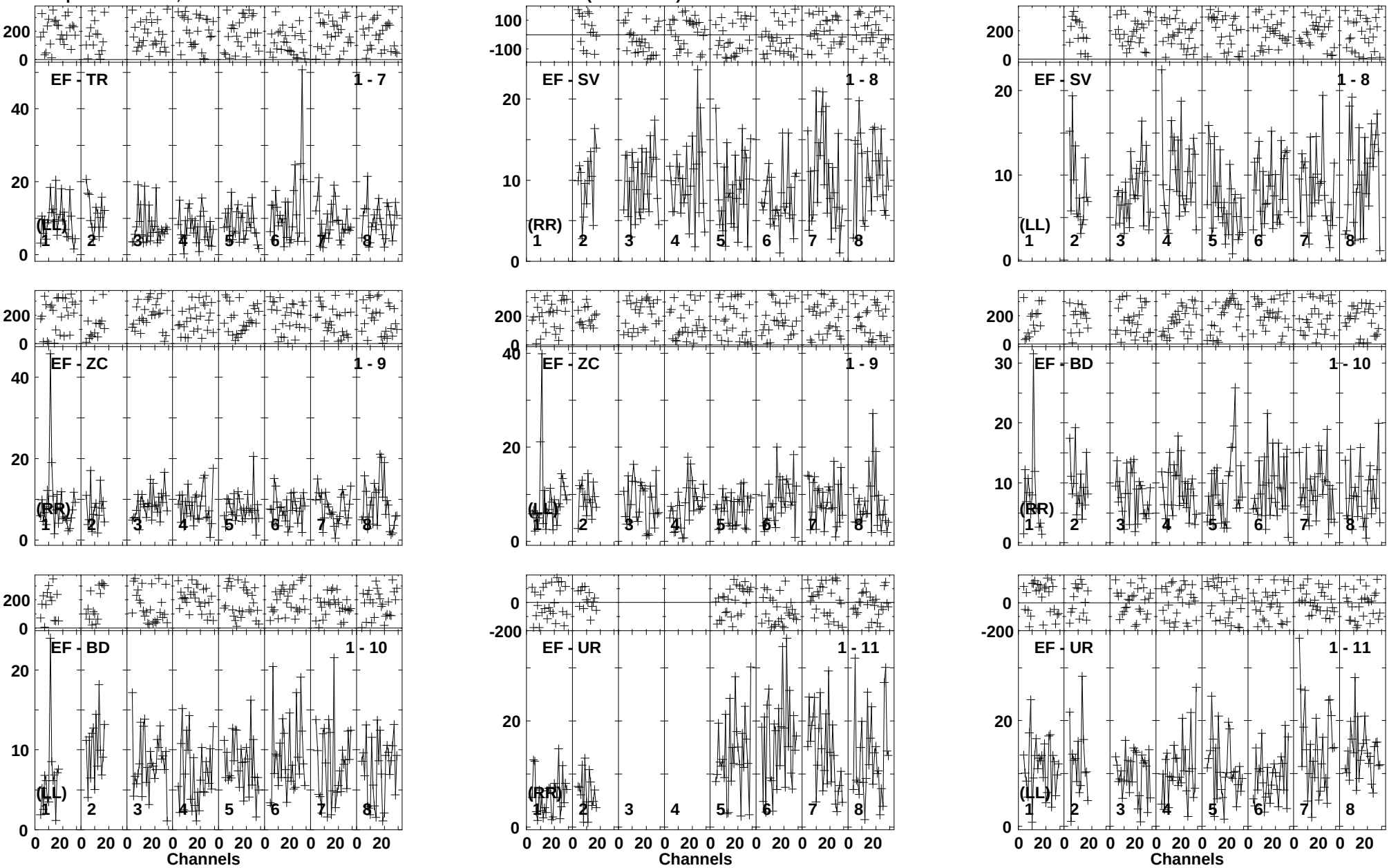

Lower frame: Milli Ampl Jy Top frame: Phas deg
Vector averaged cross-power spectrum Baseline: EF (01) - TR (07)
Timerange: 01/06:19:34 to 01/06:23:10

Plot file version 526 created 22-JUL-2014 18:12:55
CGCG448 EP088C.UVDATA.1
Freq = 1.5950 GHz, Bw = 16.000 MH Calibrated with CL # 3 and BP # 1 (BP mode 1)

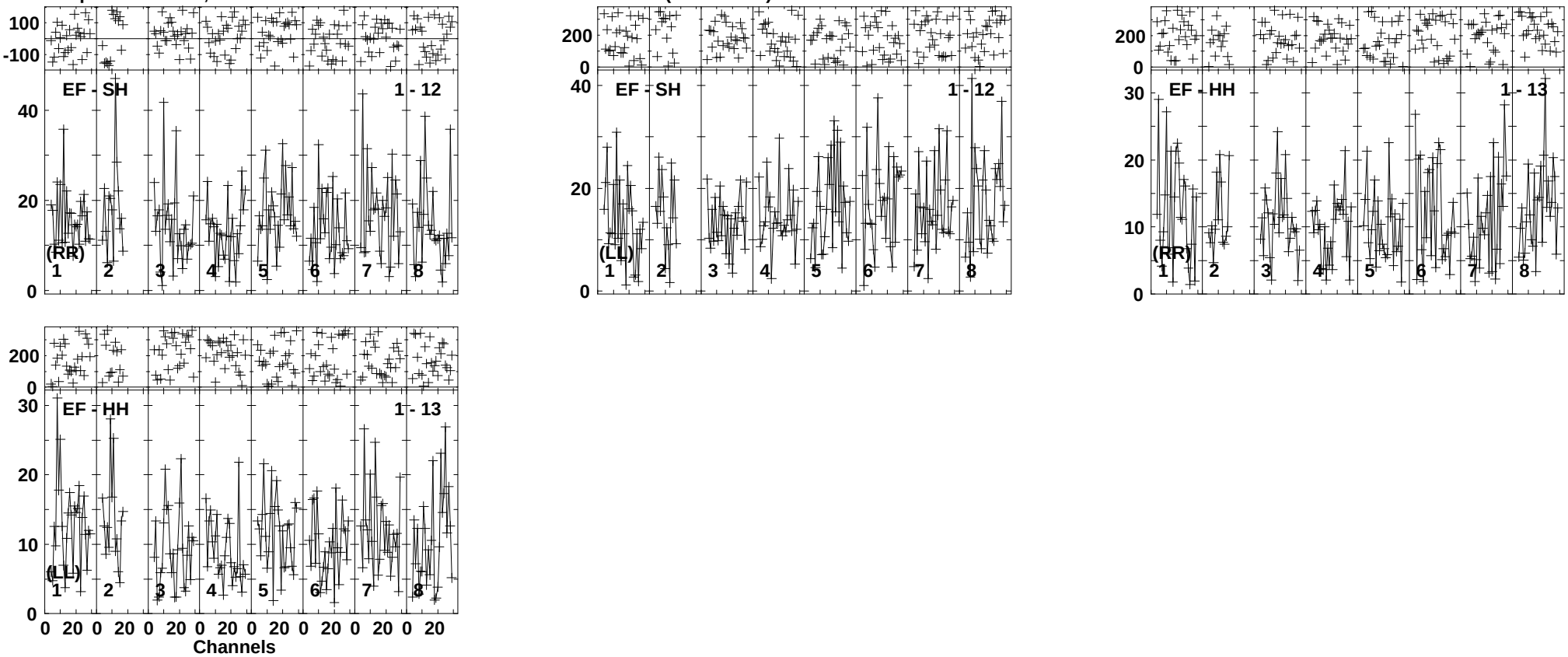

Lower frame: Milli Ampl Jy Top frame: Phas deg
Vector averaged cross-power spectrum Baseline: EF (01) - SH (12)
Timerange: 01/06:19:34 to 01/06:23:10

Plot file version 527 created 22-JUL-2014 18:12:55
J2108+1430 EP088C.UVDATA.1
Freq = 1.5950 GHz, Bw = 16.000 MH Calibrated with CL # 3 and BP # 1 (BP mode 1)

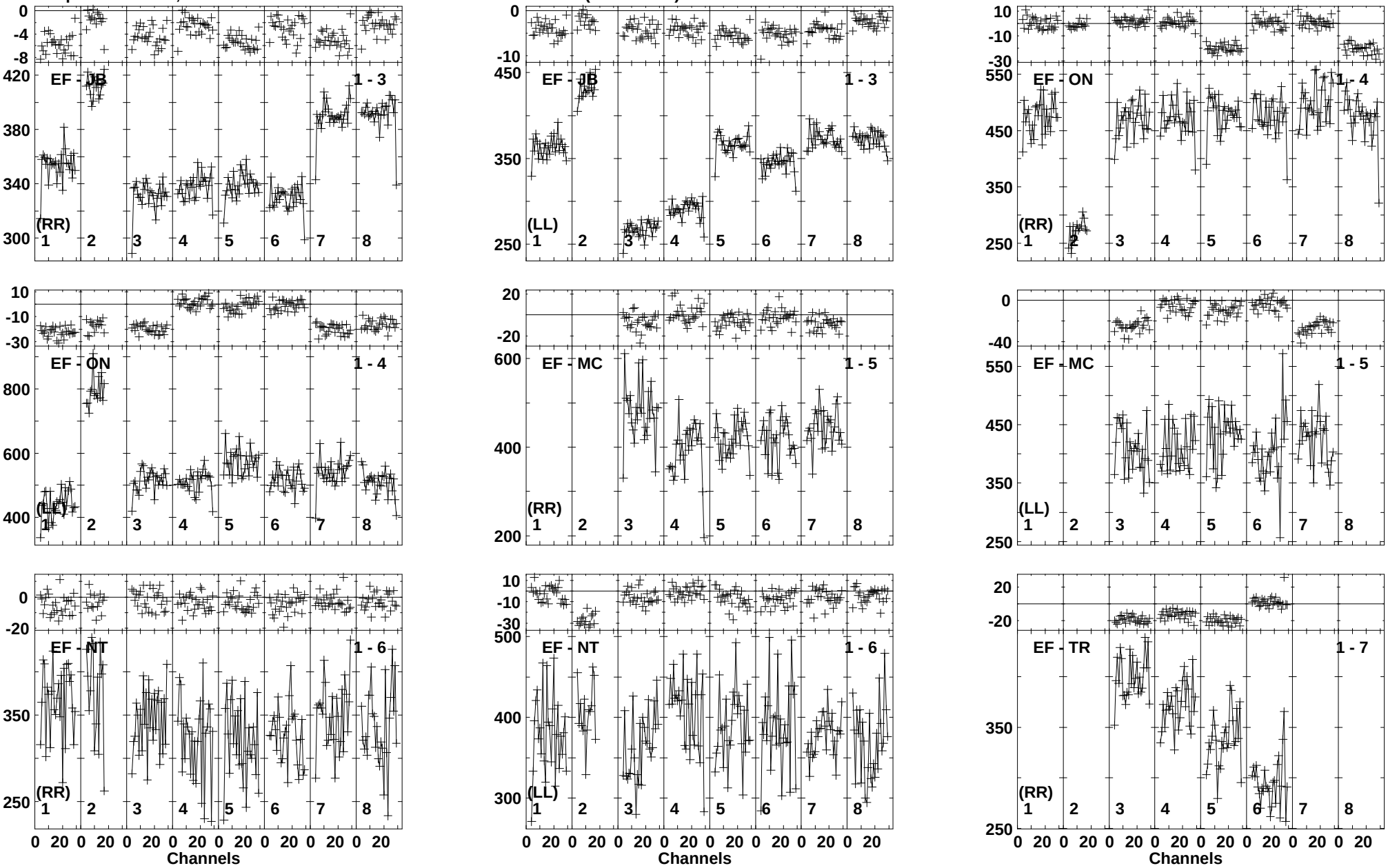

Lower frame: Milli Ampl Jy Top frame: Phas deg
Vector averaged cross-power spectrum Baseline: EF (01) - JB (03)
Timerange: 01/06:23:21 to 01/06:24:25

Plot file version 528 created 22-JUL-2014 18:12:55
J2108+1430 EP088C.UVDATA.1
Freq = 1.5950 GHz, Bw = 16.000 MH Calibrated with CL # 3 and BP # 1 (BP mode 1)

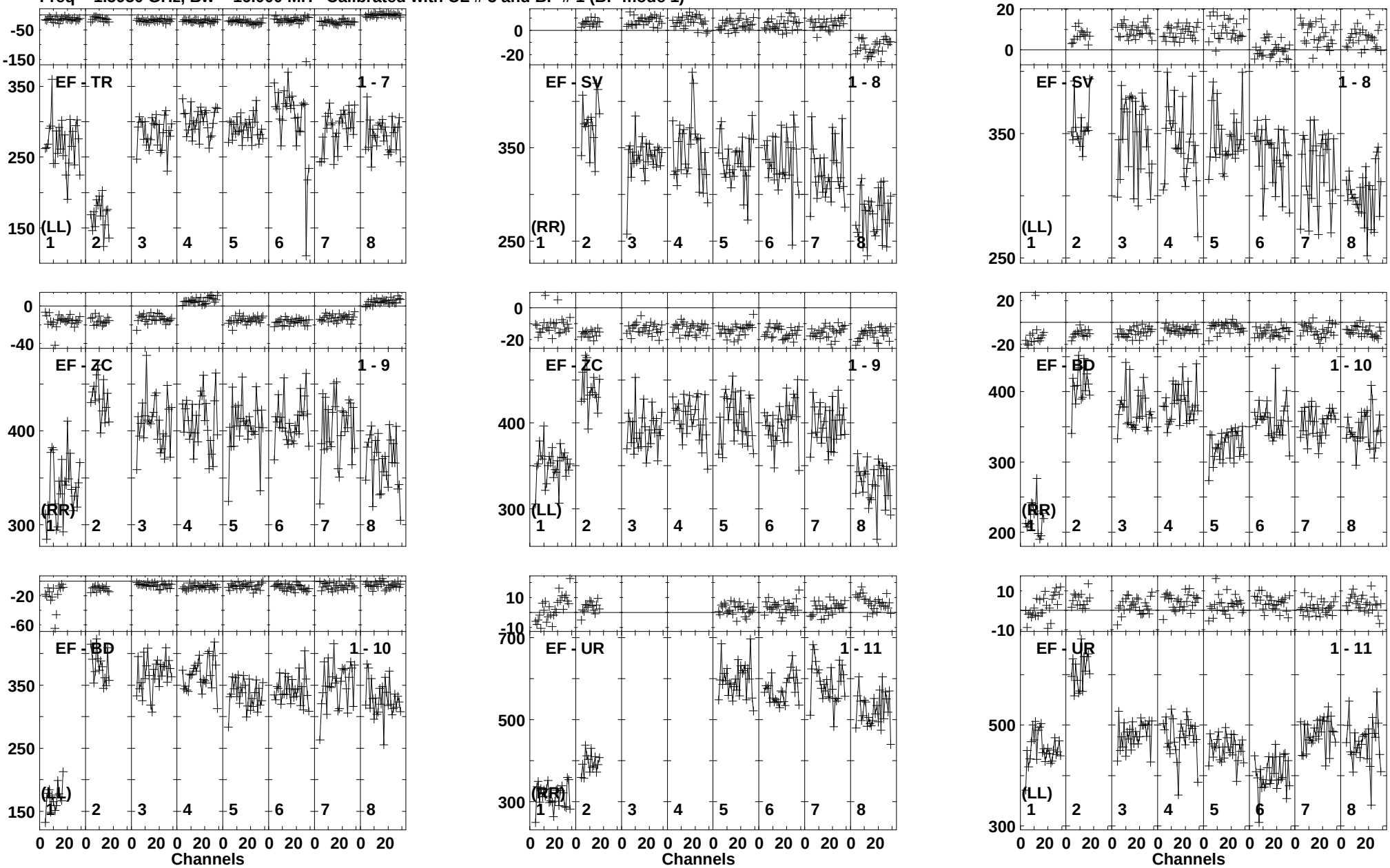

Lower frame: Milli Ampl Jy Top frame: Phas deg
Vector averaged cross-power spectrum Baseline: EF (01) - TR (07)
Timerange: 01/06:23:21 to 01/06:24:25

Plot file version 529 created 22-JUL-2014 18:12:56
J2108+1430 EP088C.UVDATA.1
Freq = 1.5950 GHz, Bw = 16.000 MH Calibrated with CL # 3 and BP # 1 (BP mode 1)

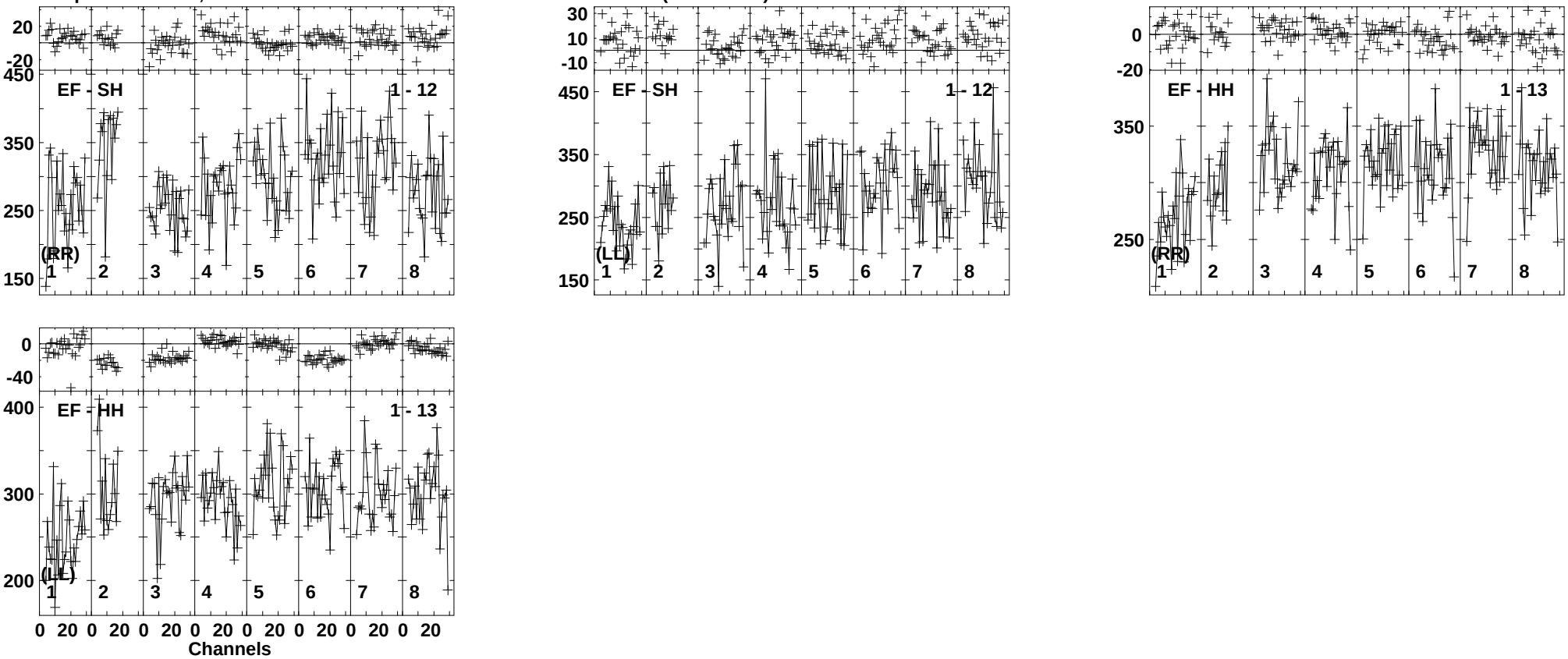

Lower frame: Milli Ampl Jy Top frame: Phas deg
Vector averaged cross-power spectrum Baseline: EF (01) - SH (12)
Timerange: 01/06:23:21 to 01/06:24:25

Plot file version 530 created 22-JUL-2014 18:12:56
CGCG448 EP088C.UVDATA.1
Freq = 1.5950 GHz, Bw = 16.000 MH Calibrated with CL # 3 and BP # 1 (BP mode 1)

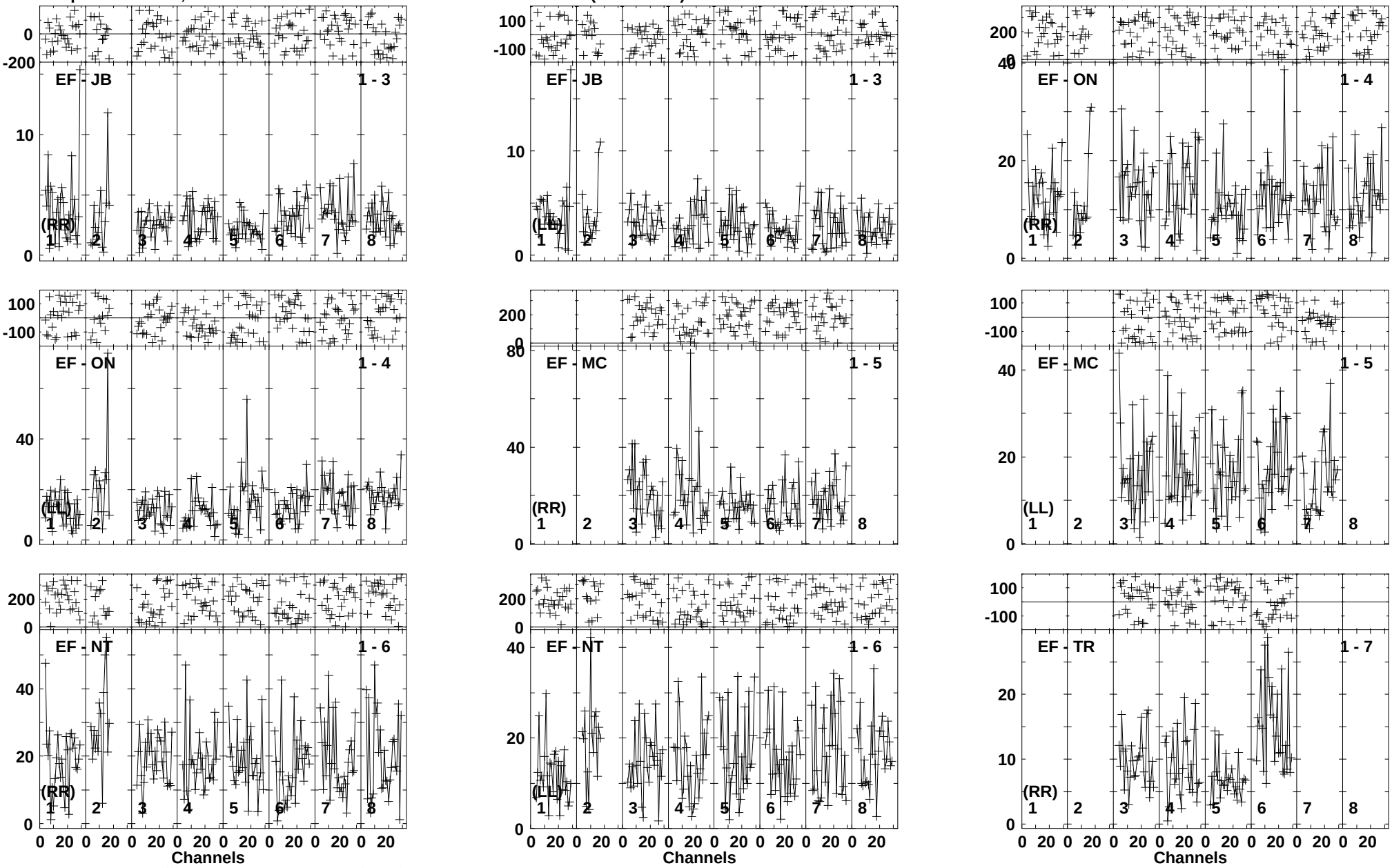

Lower frame: Milli Ampl Jy Top frame: Phas deg
Vector averaged cross-power spectrum Baseline: EF (01) - JB (03)
Timerange: 01/06:24:36 to 01/06:28:04

Plot file version 531 created 22-JUL-2014 18:12:56
CGCG448 EP088C.UVDATA.1
Freq = 1.5950 GHz, Bw = 16.000 MH Calibrated with CL # 3 and BP # 1 (BP mode 1)

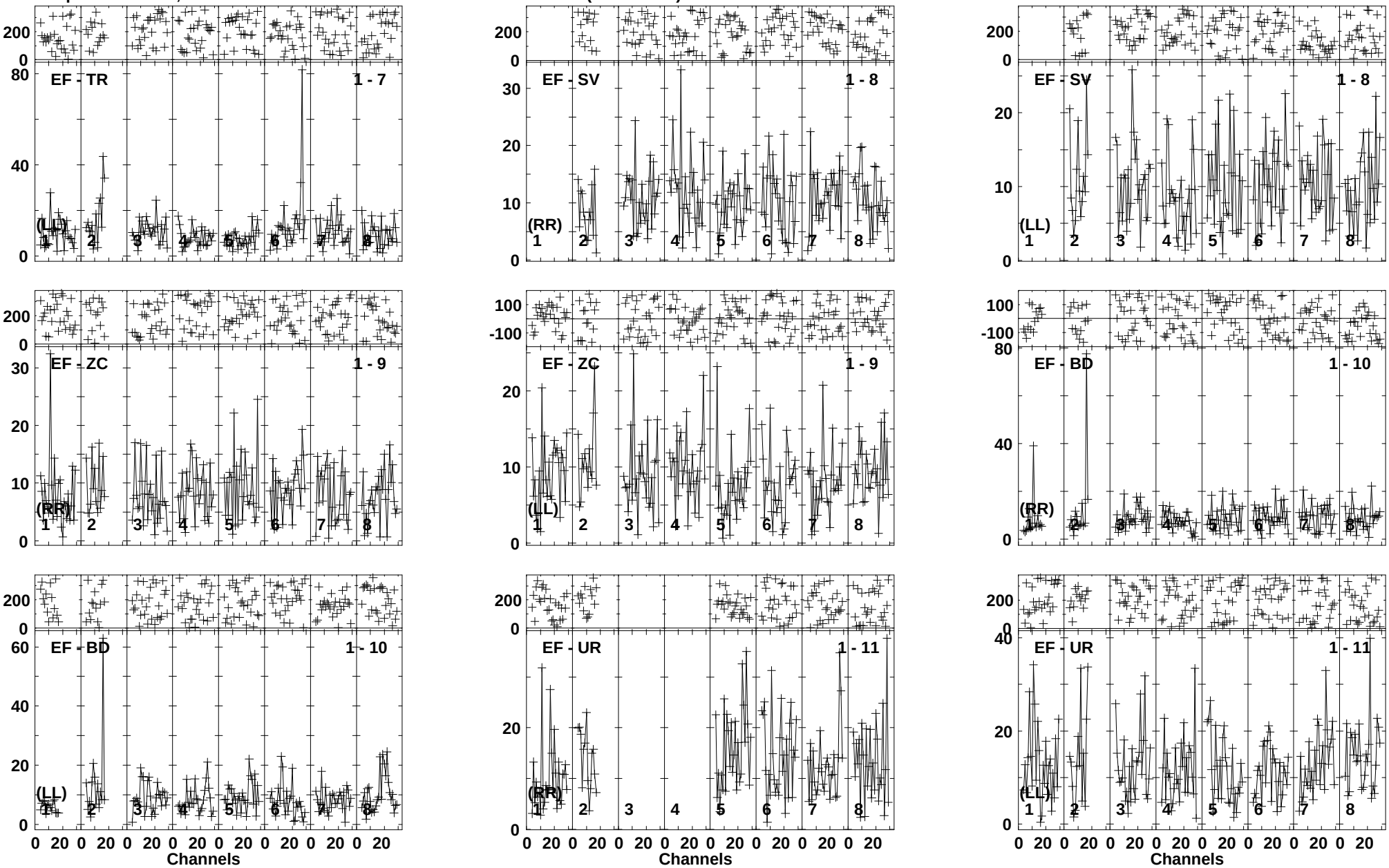

Lower frame: Milli Ampl Jy Top frame: Phas deg
Vector averaged cross-power spectrum Baseline: EF (01) - TR (07)
Timerange: 01/06:24:36 to 01/06:28:04

Plot file version 532 created 22-JUL-2014 18:12:57
CGCG448 EP088C.UVDATA.1
Freq = 1.5950 GHz, Bw = 16.000 MH Calibrated with CL # 3 and BP # 1 (BP mode 1)

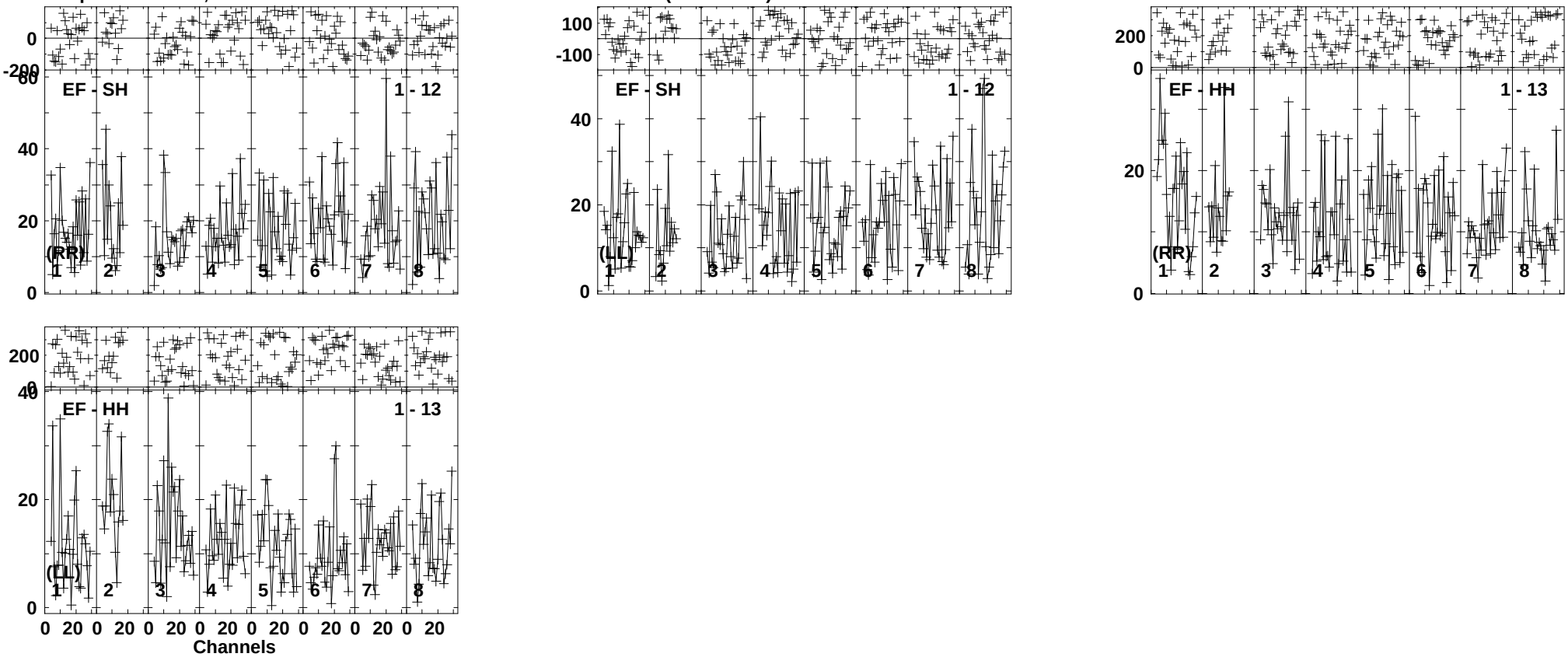

Lower frame: Milli Ampl Jy Top frame: Phas deg
Vector averaged cross-power spectrum Baseline: EF (01) - SH (12)
Timerange: 01/06:24:36 to 01/06:28:04

Plot file version 533 created 22-JUL-2014 18:12:57
J2108+1430 EP088C.UVDATA.1
Freq = 1.5950 GHz, Bw = 16.000 MH Calibrated with CL # 3 and BP # 1 (BP mode 1)

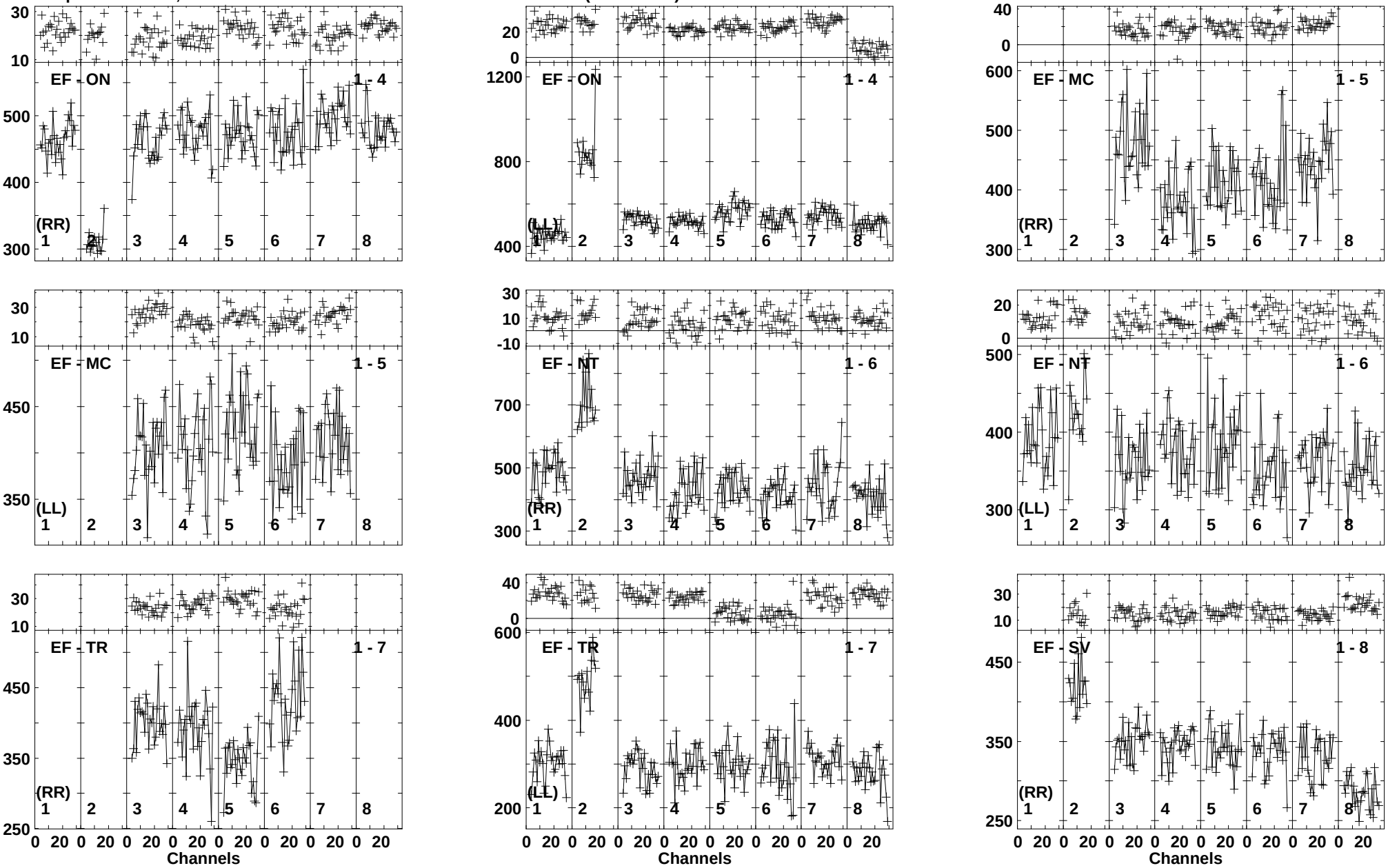

Lower frame: Milli Ampl Jy Top frame: Phas deg
Vector averaged cross-power spectrum Baseline: EF (01) - ON (04)
Timerange: 01/06:28:14 to 01/06:29:18

Plot file version 534 created 22-JUL-2014 18:12:58
J2108+1430 EP088C.UVDATA.1
Freq = 1.5950 GHz, Bw = 16.000 MH Calibrated with CL # 3 and BP # 1 (BP mode 1)

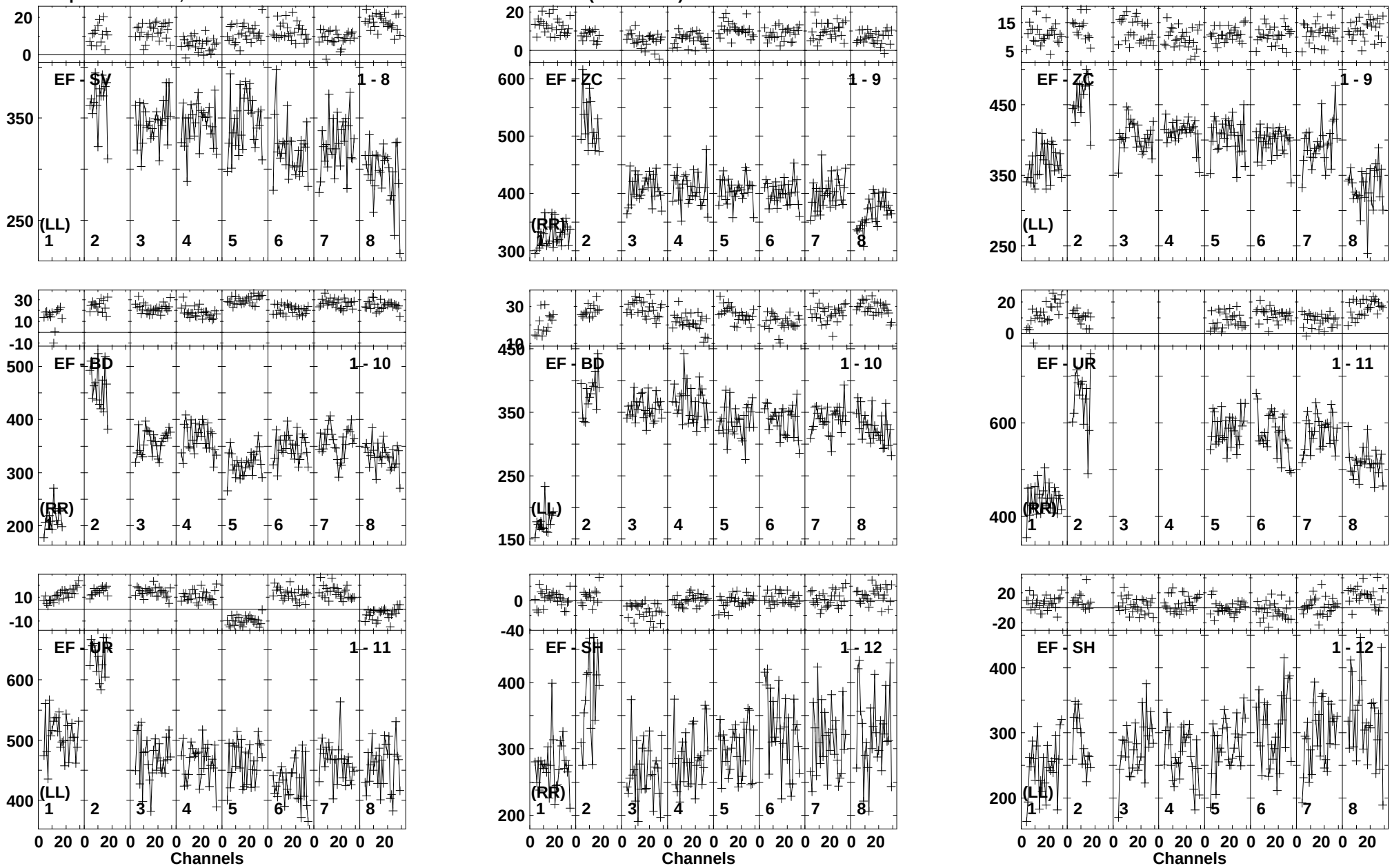

Lower frame: Milli Ampl Jy Top frame: Phas deg
Vector averaged cross-power spectrum Baseline: EF (01) - SV (08)
Timerange: 01/06:28:14 to 01/06:29:18

Plot file version 535 created 22-JUL-2014 18:12:58
J2108+1430 EP088C.UVDATA.1
Freq = 1.5950 GHz, Bw = 16.000 MH Calibrated with CL # 3 and BP # 1 (BP mode 1)

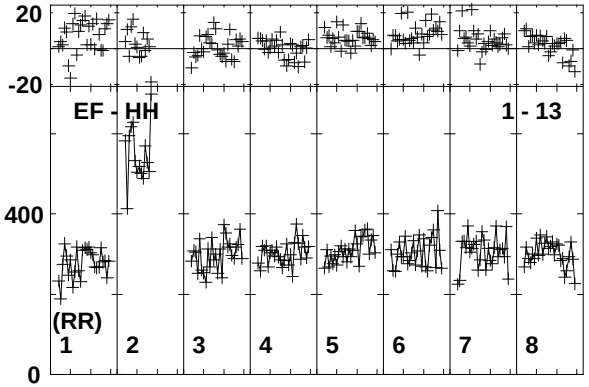

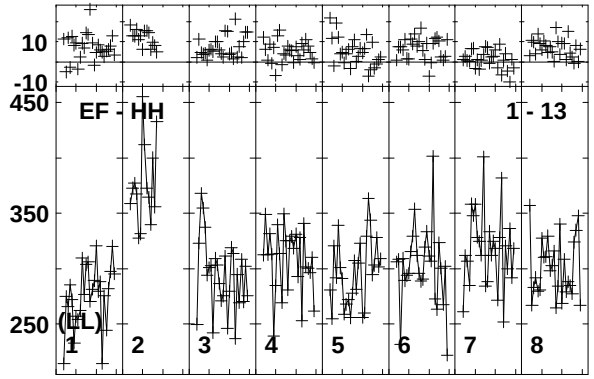

Lower frame: Milli Ampl Jy Top frame: Phas deg
Vector averaged cross-power spectrum Baseline: EF (01) - HH (13)
Timerange: 01/06:28:14 to 01/06:29:18

Plot file version 536 created 22-JUL-2014 18:12:58
CGCG448 EP088C.UVDATA.1
Freq = 1.5950 GHz, Bw = 16.000 MH Calibrated with CL # 3 and BP # 1 (BP mode 1)

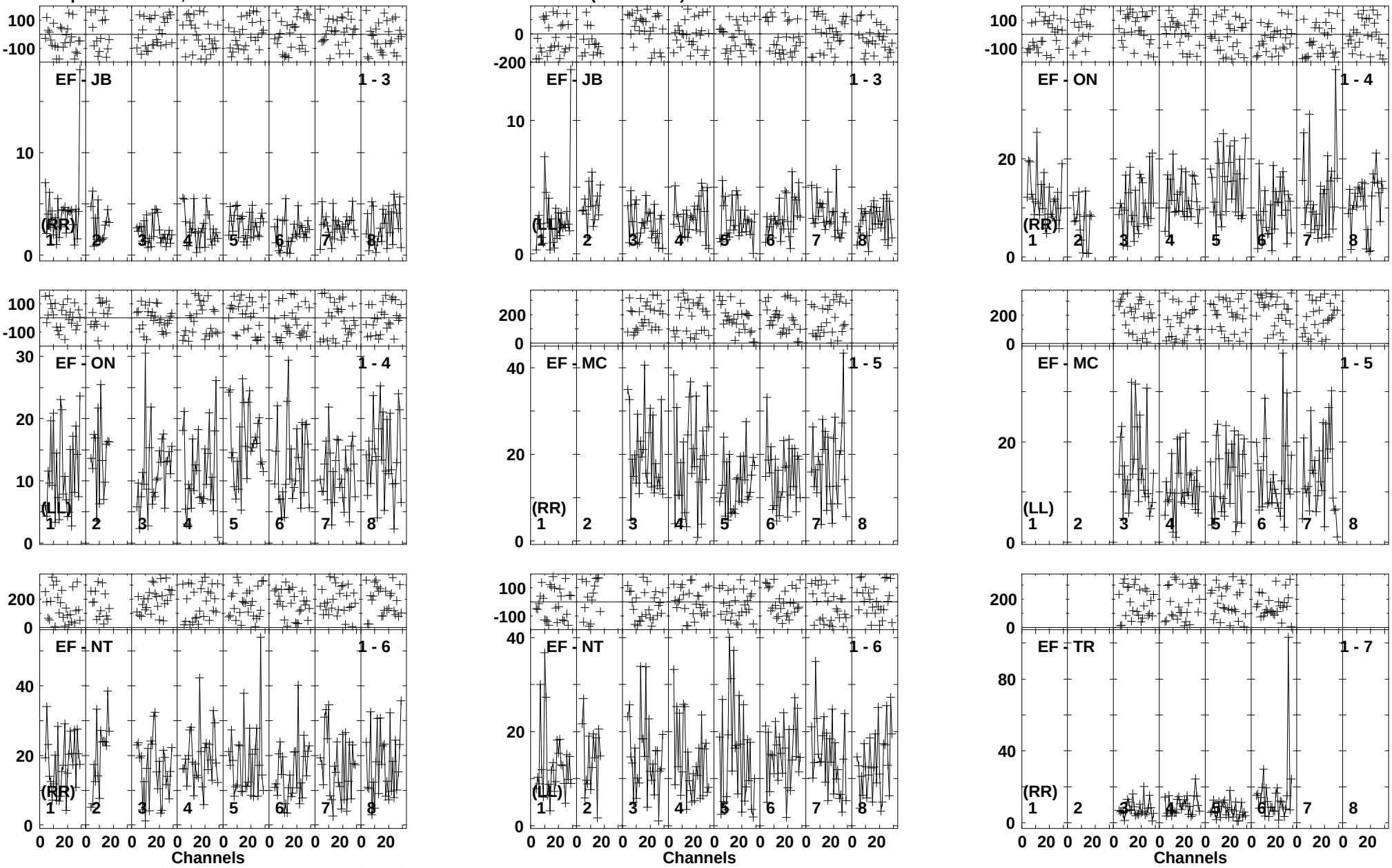

Lower frame: Milli Ampl Jy Top frame: Phas deg
Vector averaged cross-power spectrum Baseline: EF (01) - JB (03)
Timerange: 01/06:30:01 to 01/06:33:37

Plot file version 537 created 22-JUL-2014 18:12:59
CGCG448 EP088C.UVDATA.1
Freq = 1.5950 GHz, Bw = 16.000 MH Calibrated with CL # 3 and BP # 1 (BP mode 1)

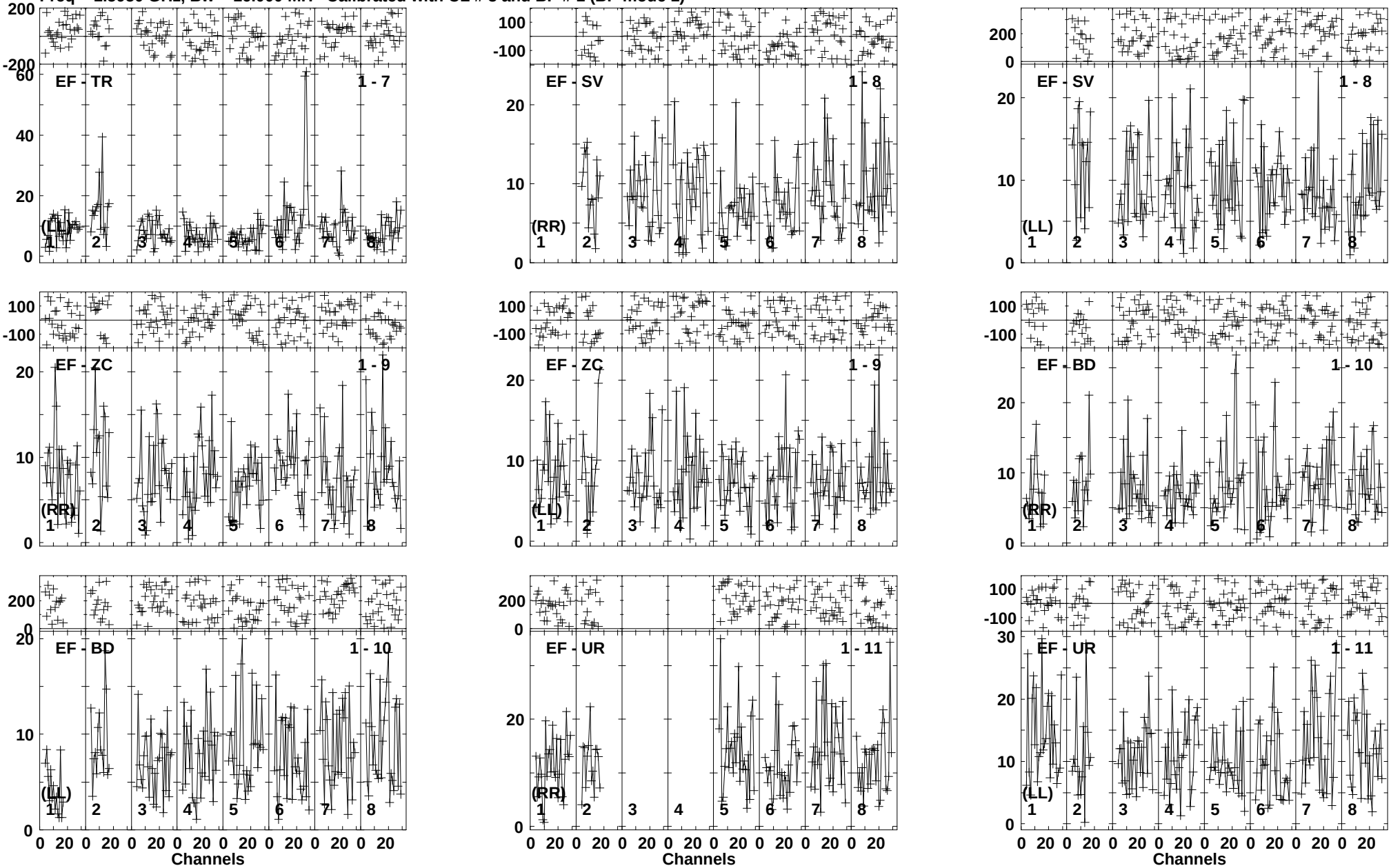

Lower frame: Milli Ampl Jy Top frame: Phas deg
Vector averaged cross-power spectrum Baseline: EF (01) - TR (07)
Timerange: 01/06:30:01 to 01/06:33:37

Plot file version 538 created 22-JUL-2014 18:12:59
CGCG448 EP088C.UVDATA.1
Freq = 1.5950 GHz, Bw = 16.000 MH Calibrated with CL # 3 and BP # 1 (BP mode 1)

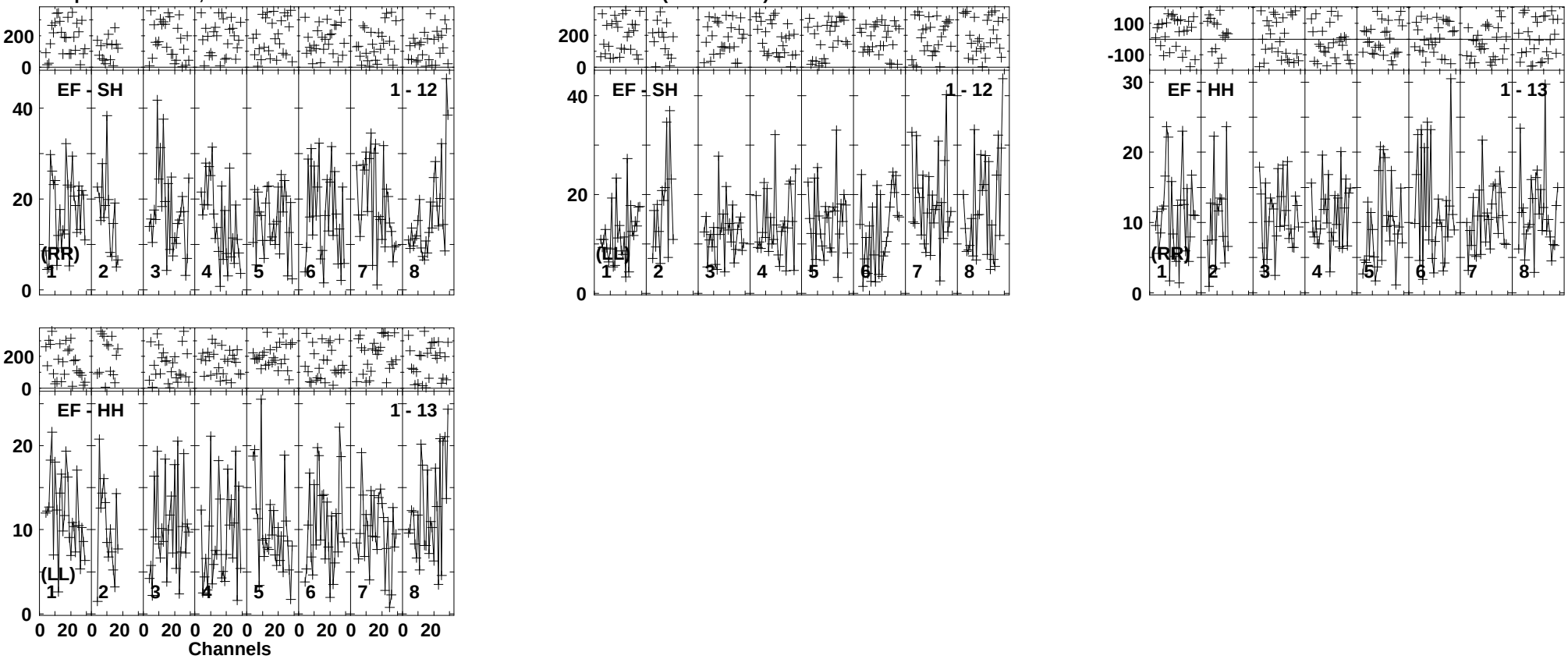

Lower frame: Milli Ampl Jy Top frame: Phas deg
Vector averaged cross-power spectrum Baseline: EF (01) - SH (12)
Timerange: 01/06:30:01 to 01/06:33:37

Plot file version 539 created 22-JUL-2014 18:12:59
J2108+1430 EP088C.UVDATA.1
Freq = 1.5950 GHz, Bw = 16.000 MH Calibrated with CL # 3 and BP # 1 (BP mode 1)

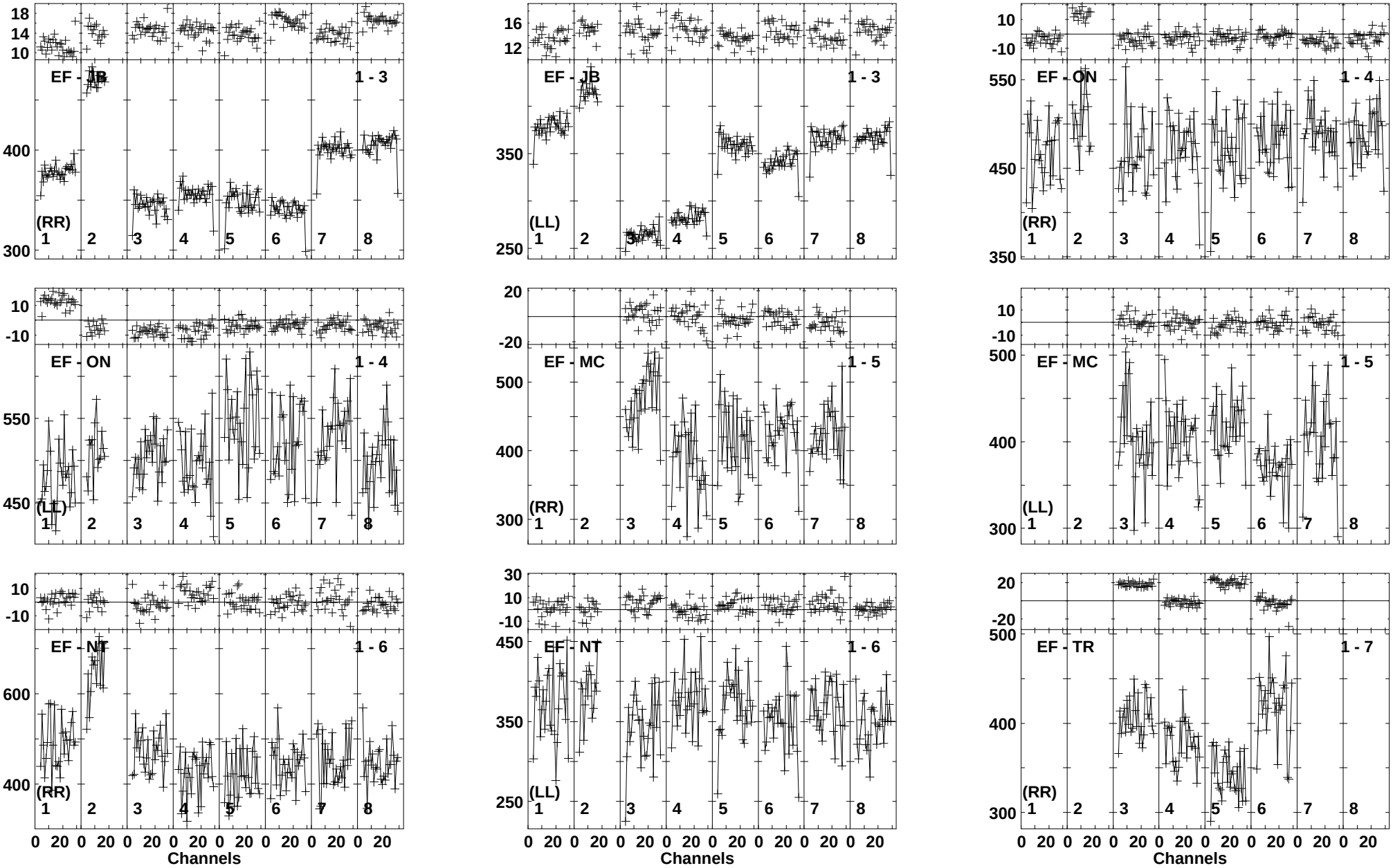

Lower frame: Milli Ampl Jy Top frame: Phas deg
Vector averaged cross-power spectrum Baseline: EF (01) - JB (03)
Timerange: 01/06:33:47 to 01/06:34:51

Plot file version 540 created 22-JUL-2014 18:13:00
J2108+1430 EP088C.UVDATA.1
Freq = 1.5950 GHz, Bw = 16.000 MH Calibrated with CL # 3 and BP # 1 (BP mode 1)

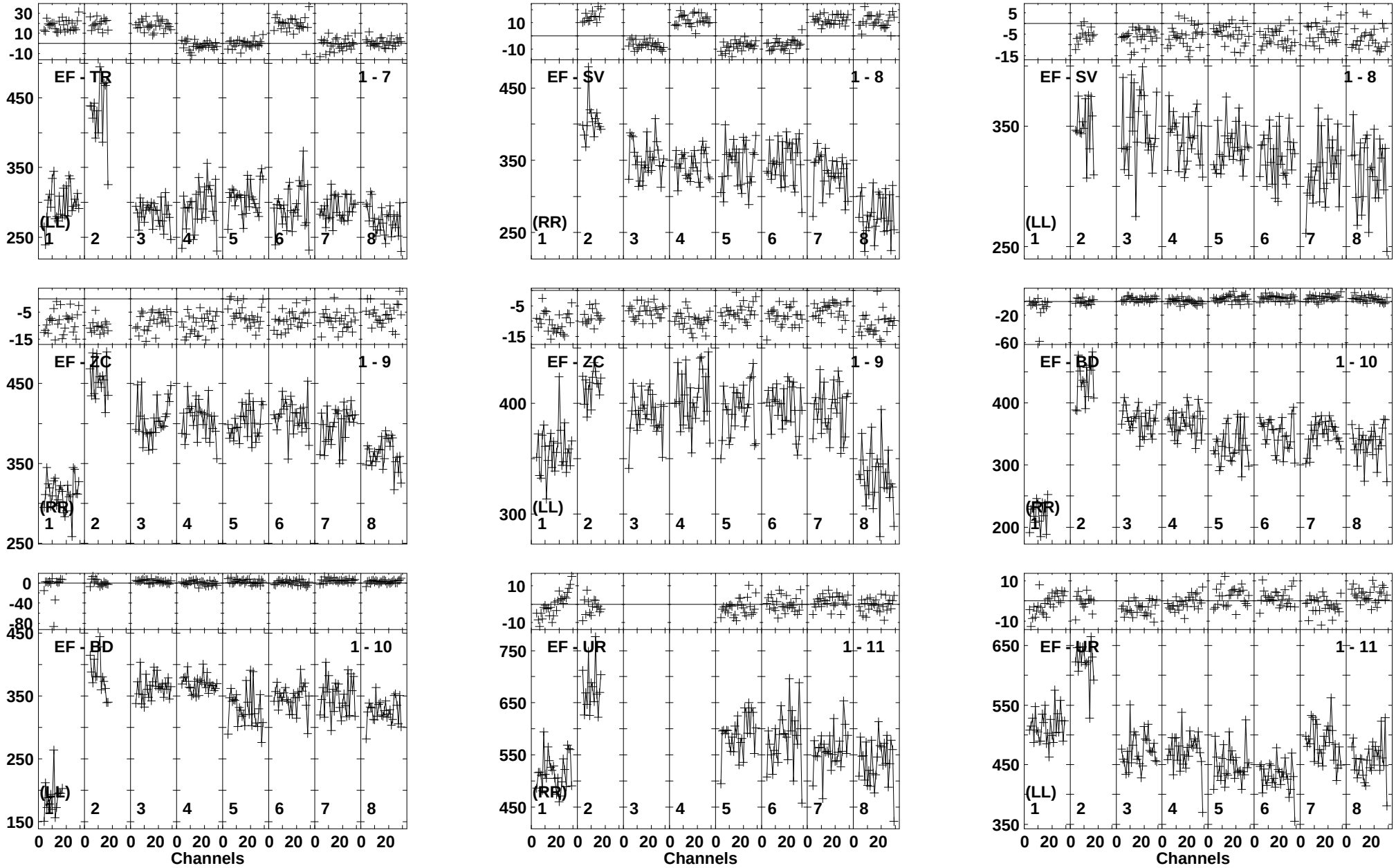

Lower frame: Milli Ampl Jy Top frame: Phas deg
Vector averaged cross-power spectrum Baseline: EF (01) - TR (07)
Timerange: 01/06:33:47 to 01/06:34:51

Plot file version 541 created 22-JUL-2014 18:13:00
J2108+1430 EP088C.UVDATA.1
Freq = 1.5950 GHz, Bw = 16.000 MH Calibrated with CL # 3 and BP # 1 (BP mode 1)

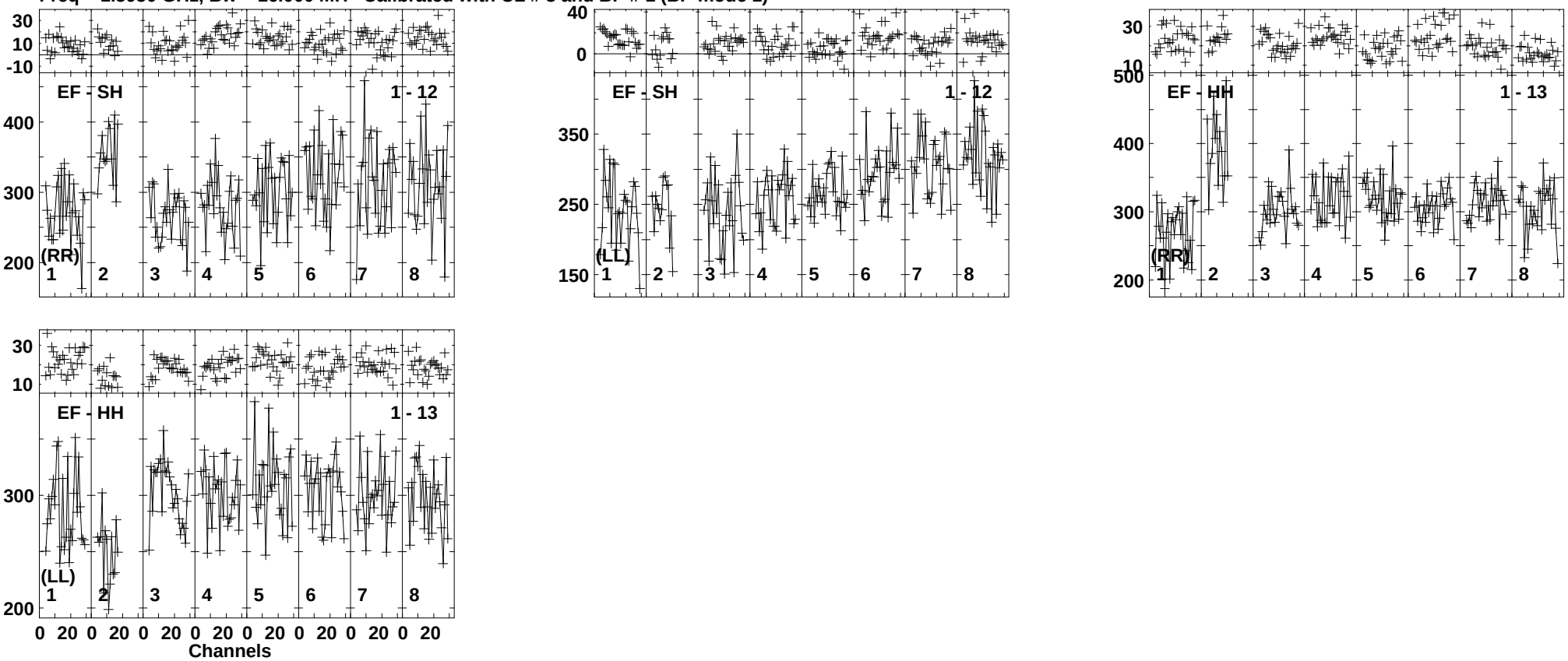

Lower frame: Milli Ampl Jy Top frame: Phas deg
Vector averaged cross-power spectrum Baseline: EF (01) - SH (12)
Timerange: 01/06:33:47 to 01/06:34:51

Plot file version 542 created 22-JUL-2014 18:13:01
CGCG448 EP088C.UVDATA.1
Freq = 1.5950 GHz, Bw = 16.000 MH Calibrated with CL # 3 and BP # 1 (BP mode 1)

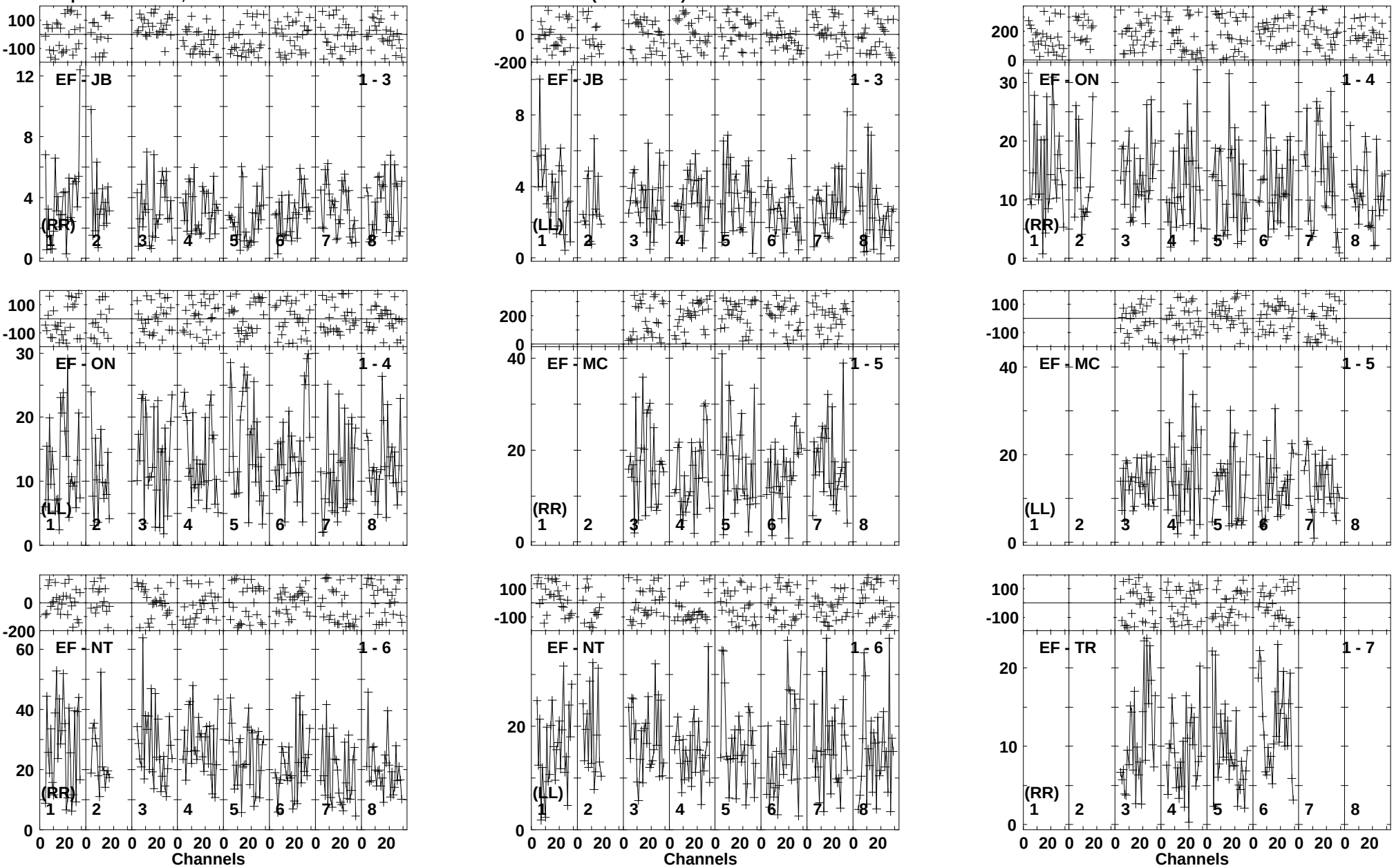

Lower frame: Milli Ampl Jy Top frame: Phas deg
Vector averaged cross-power spectrum Baseline: EF (01) - JB (03)
Timerange: 01/06:35:02 to 01/06:38:30

Plot file version 543 created 22-JUL-2014 18:13:01
CGCG448 EP088C.UVDATA.1
Freq = 1.5950 GHz, Bw = 16.000 MH Calibrated with CL # 3 and BP # 1 (BP mode 1)

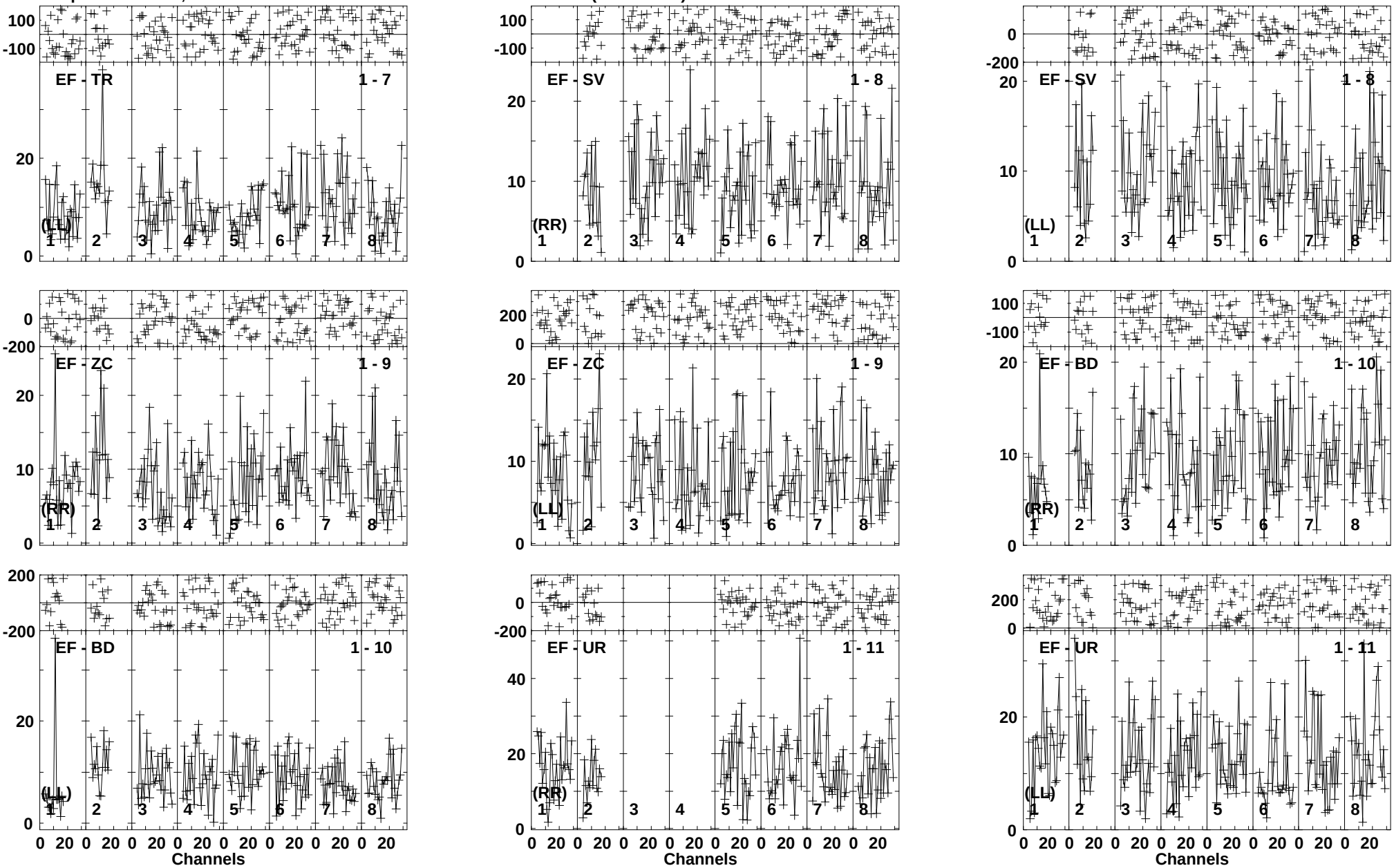

Lower frame: Milli Ampl Jy Top frame: Phas deg
Vector averaged cross-power spectrum Baseline: EF (01) - TR (07)
Timerange: 01/06:35:02 to 01/06:38:30

Plot file version 544 created 22-JUL-2014 18:13:01
CGCG448 EP088C.UVDATA.1
Freq = 1.5950 GHz, Bw = 16.000 MH Calibrated with CL # 3 and BP # 1 (BP mode 1)



Lower frame: Milli Ampl Jy Top frame: Phas deg
Vector averaged cross-power spectrum Baseline: EF (01) - SH (12)
Timerange: 01/06:35:02 to 01/06:38:30

Plot file version 545 created 22-JUL-2014 18:13:02
J2108+1430 EP088C.UVDATA.1
Freq = 1.5950 GHz, Bw = 16.000 MH Calibrated with CL # 3 and BP # 1 (BP mode 1)

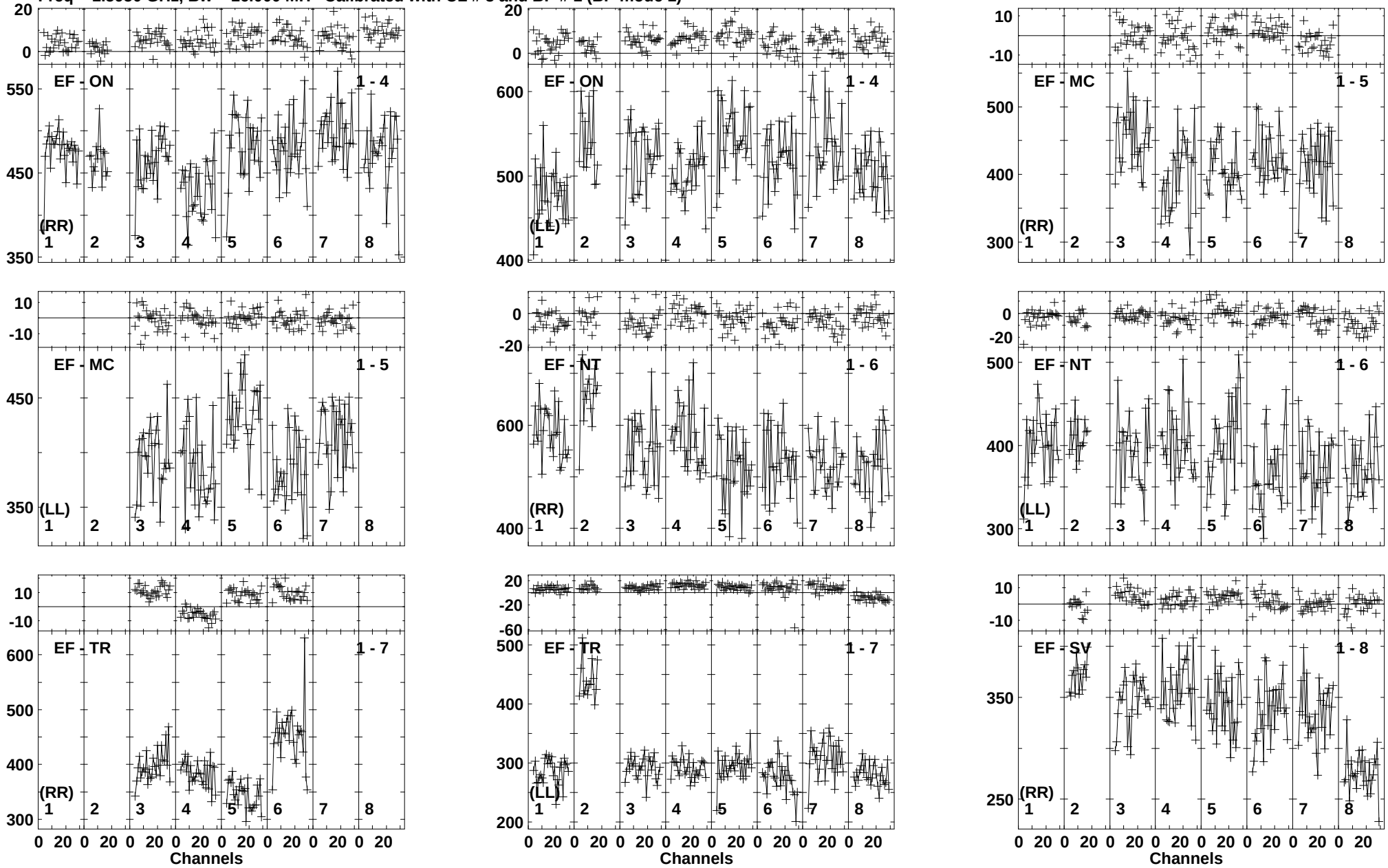

Lower frame: Milli Ampl Jy Top frame: Phas deg
Vector averaged cross-power spectrum Baseline: EF (01) - ON (04)
Timerange: 01/06:38:41 to 01/06:39:45

Plot file version 546 created 22-JUL-2014 18:13:02
J2108+1430 EP088C.UVDATA.1
Freq = 1.5950 GHz, Bw = 16.000 MH Calibrated with CL # 3 and BP # 1 (BP mode 1)

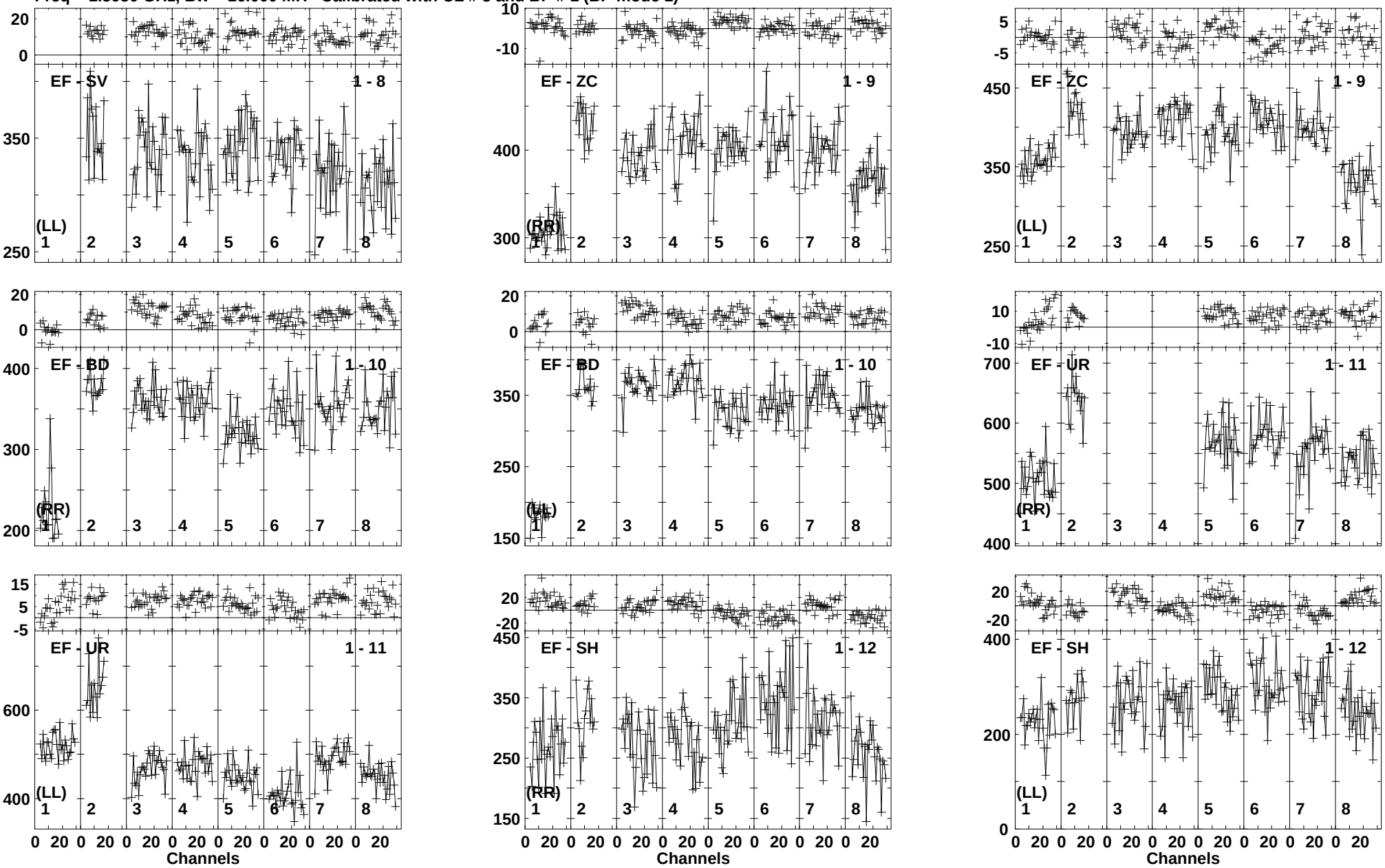

Lower frame: Milli Ampl Jy Top frame: Phas deg
Vector averaged cross-power spectrum Baseline: EF (01) - SV (08)
Timerange: 01/06:38:41 to 01/06:39:45

Plot file version 547 created 22-JUL-2014 18:13:03
J2108+1430 EP088C.UVDATA.1
Freq = 1.5950 GHz, Bw = 16.000 MH Calibrated with CL # 3 and BP # 1 (BP mode 1)

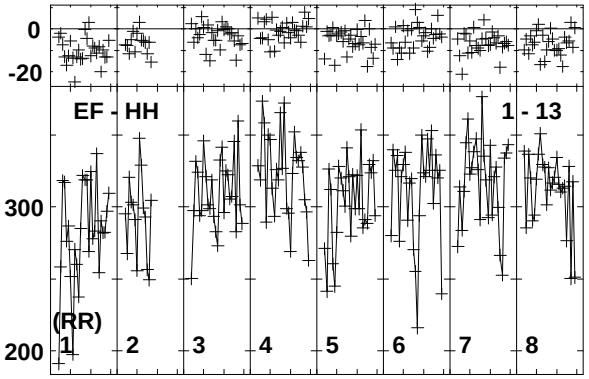

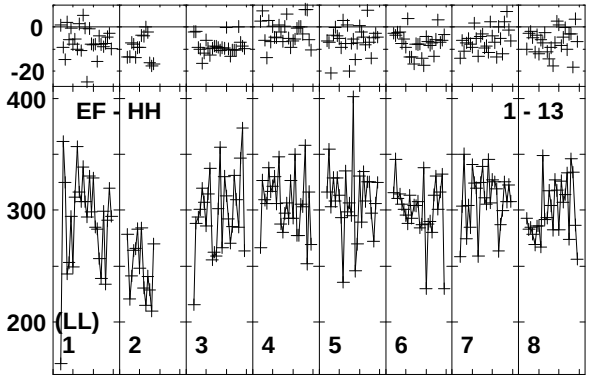

Lower frame: Milli Ampl Jy Top frame: Phas deg
Vector averaged cross-power spectrum Baseline: EF (01) - HH (13)
Timerange: 01/06:38:41 to 01/06:39:45

Plot file version 548 created 22-JUL-2014 18:13:03
CGCG448 EP088C.UVDATA.1
Freq = 1.5950 GHz, Bw = 16.000 MH Calibrated with CL # 3 and BP # 1 (BP mode 1)

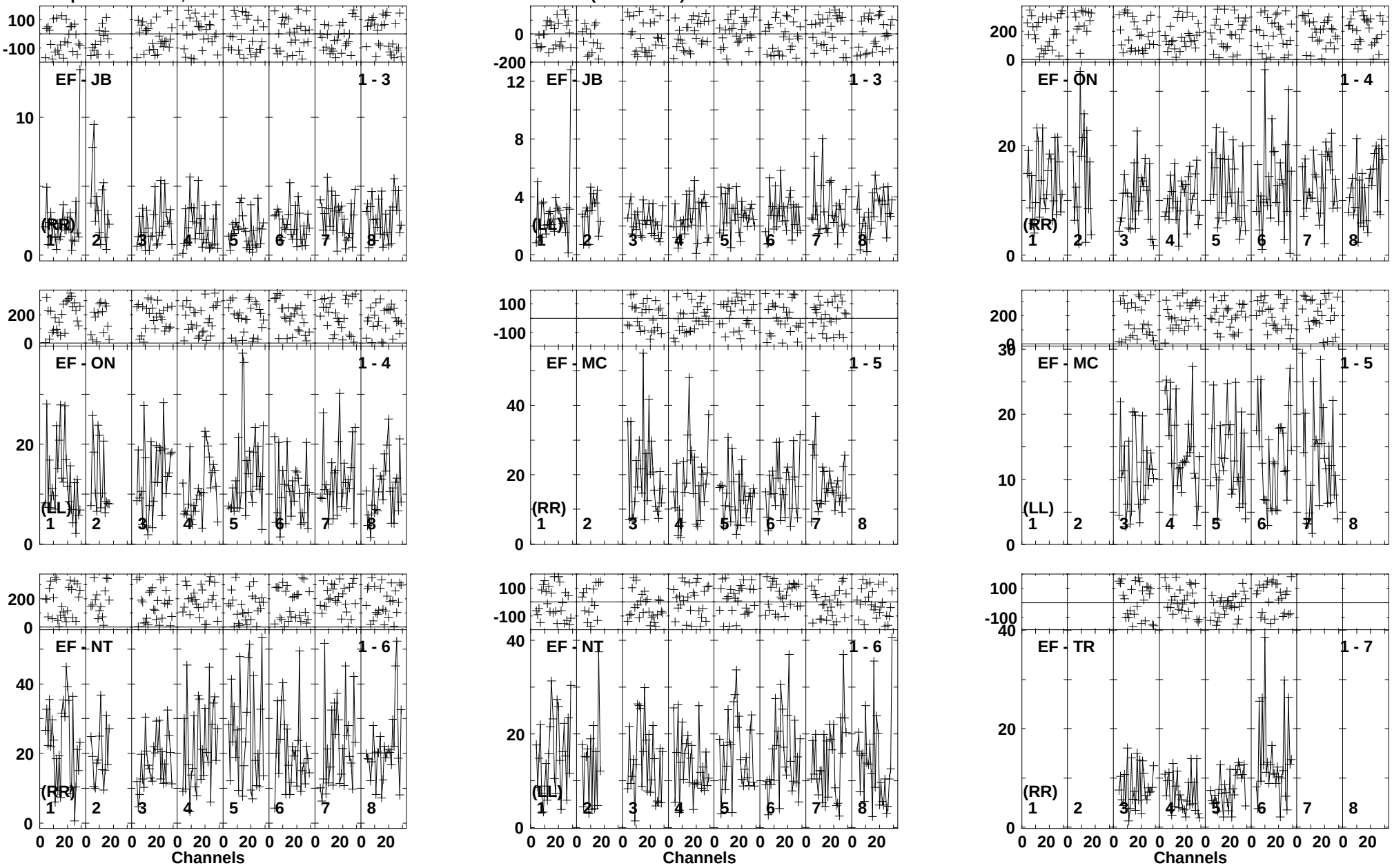

Lower frame: Milli Ampl Jy Top frame: Phas deg
Vector averaged cross-power spectrum Baseline: EF (01) - JB (03)
Timerange: 01/06:40:28 to 01/06:44:04

Plot file version 549 created 22-JUL-2014 18:13:03
CGCG448 EP088C.UVDATA.1
Freq = 1.5950 GHz, Bw = 16.000 MH Calibrated with CL # 3 and BP # 1 (BP mode 1)

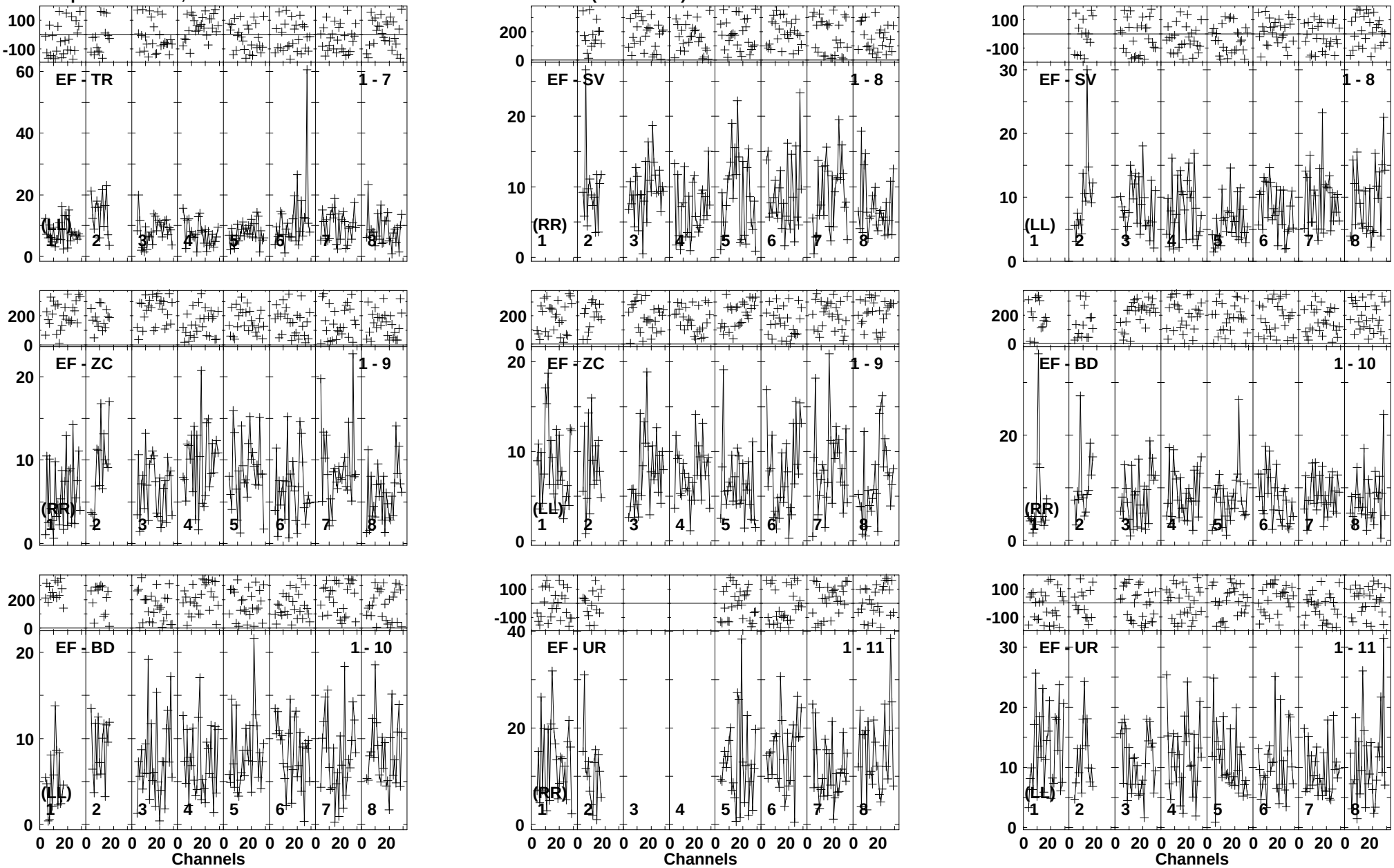

Lower frame: Milli Ampl Jy Top frame: Phas deg
Vector averaged cross-power spectrum Baseline: EF (01) - TR (07)
Timerange: 01/06:40:28 to 01/06:44:04

Plot file version 550 created 22-JUL-2014 18:13:04
CGCG448 EP088C.UVDATA.1
Freq = 1.5950 GHz, Bw = 16.000 MH Calibrated with CL # 3 and BP # 1 (BP mode 1)

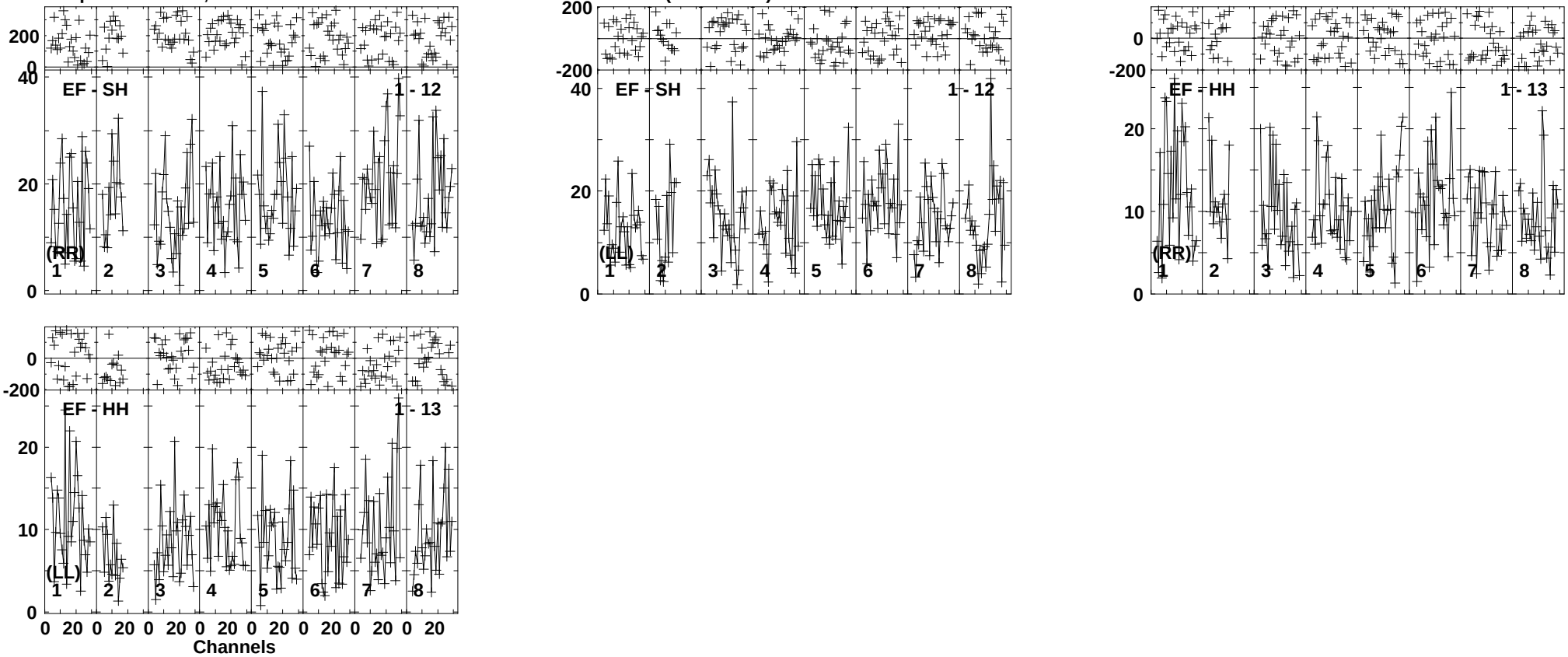

Lower frame: Milli Ampl Jy Top frame: Phas deg
Vector averaged cross-power spectrum Baseline: EF (01) - SH (12)
Timerange: 01/06:40:28 to 01/06:44:04

Plot file version 551 created 22-JUL-2014 18:13:04
J2108+1430 EP088C.UVDATA.1
Freq = 1.5950 GHz, Bw = 16.000 MH Calibrated with CL # 3 and BP # 1 (BP mode 1)

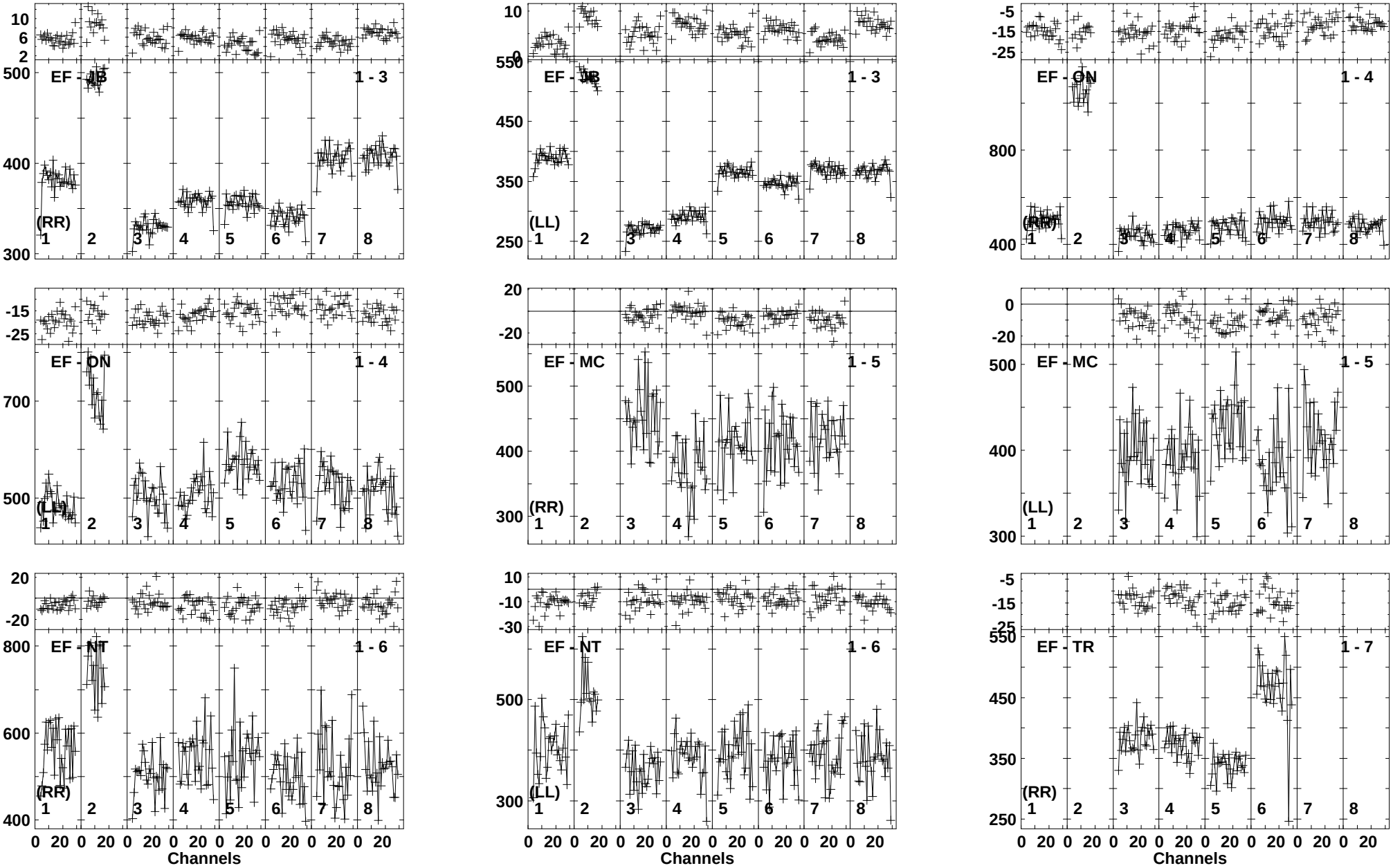

Lower frame: Milli Ampl Jy Top frame: Phas deg
Vector averaged cross-power spectrum Baseline: EF (01) - JB (03)
Timerange: 01/06:44:14 to 01/06:45:18

Plot file version 552 created 22-JUL-2014 18:13:04
J2108+1430 EP088C.UVDATA.1
Freq = 1.5950 GHz, Bw = 16.000 MH Calibrated with CL # 3 and BP # 1 (BP mode 1)

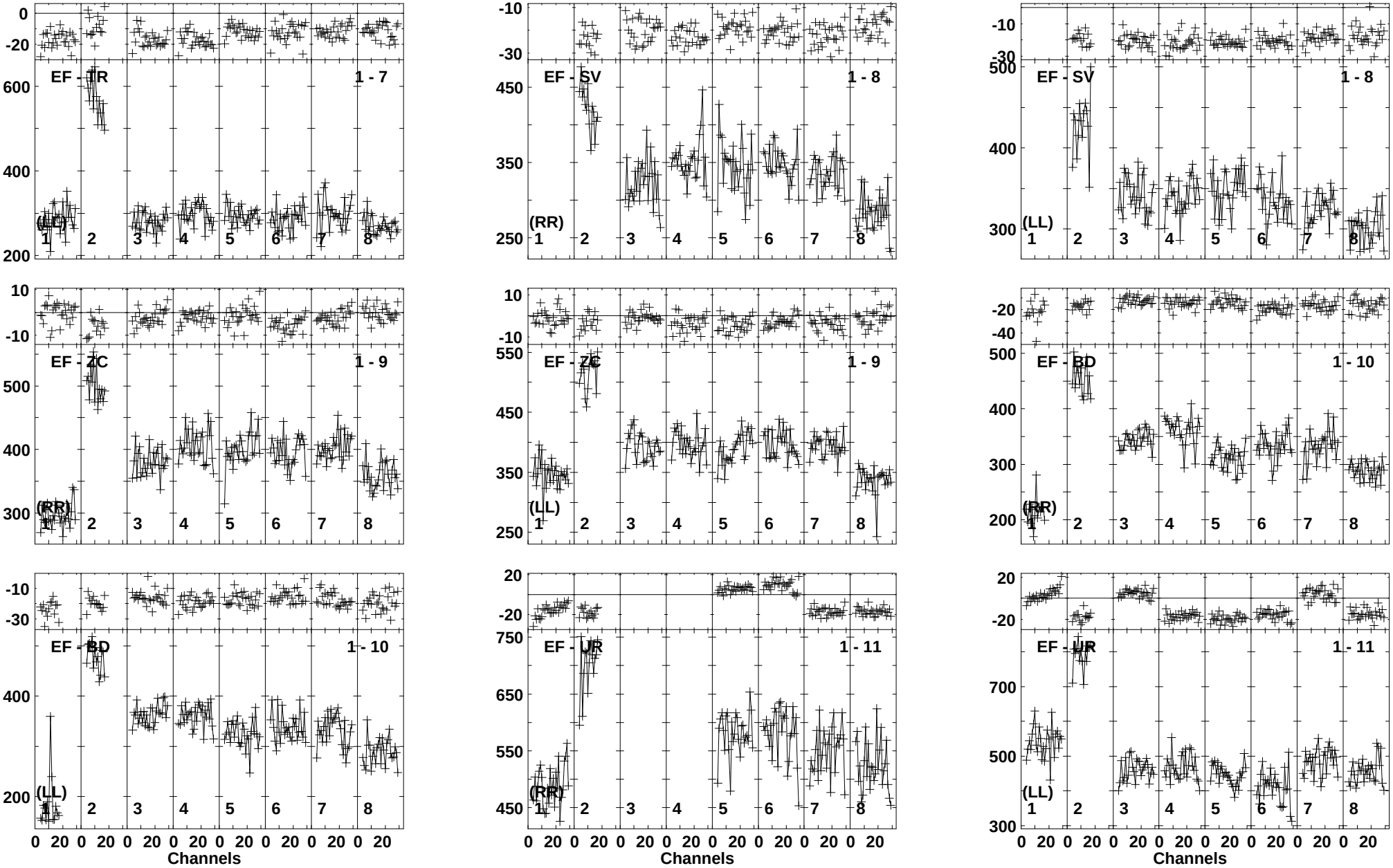

Lower frame: Milli Ampl Jy Top frame: Phas deg
Vector averaged cross-power spectrum Baseline: EF (01) - TR (07)
Timerange: 01/06:44:14 to 01/06:45:18

Plot file version 553 created 22-JUL-2014 18:13:05
J2108+1430 EP088C.UVDATA.1
Freq = 1.5950 GHz, Bw = 16.000 MH Calibrated with CL # 3 and BP # 1 (BP mode 1)

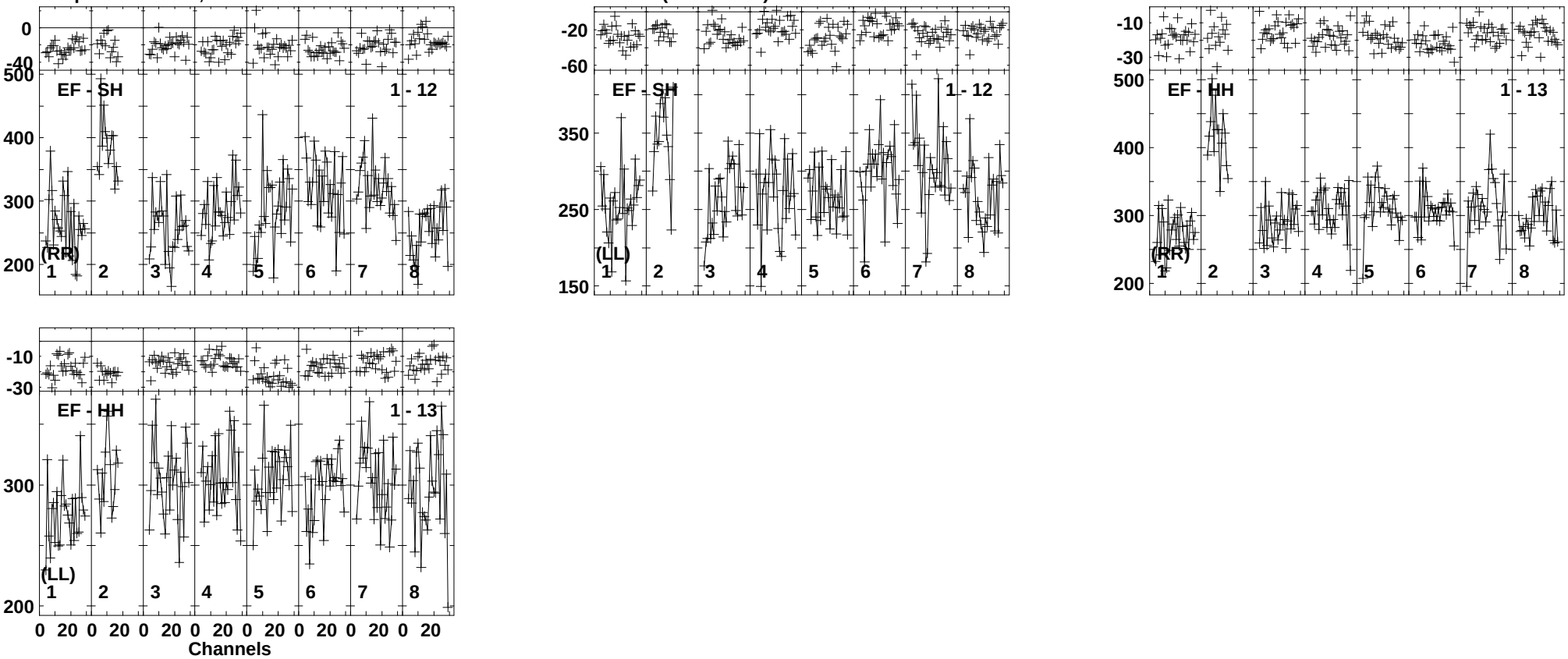

Lower frame: Milli Ampl Jy Top frame: Phas deg
Vector averaged cross-power spectrum Baseline: EF (01) - SH (12)
Timerange: 01/06:44:14 to 01/06:45:18

Plot file version 554 created 22-JUL-2014 18:13:05
CGCG448 EP088C.UVDATA.1
Freq = 1.5950 GHz, Bw = 16.000 MH Calibrated with CL # 3 and BP # 1 (BP mode 1)

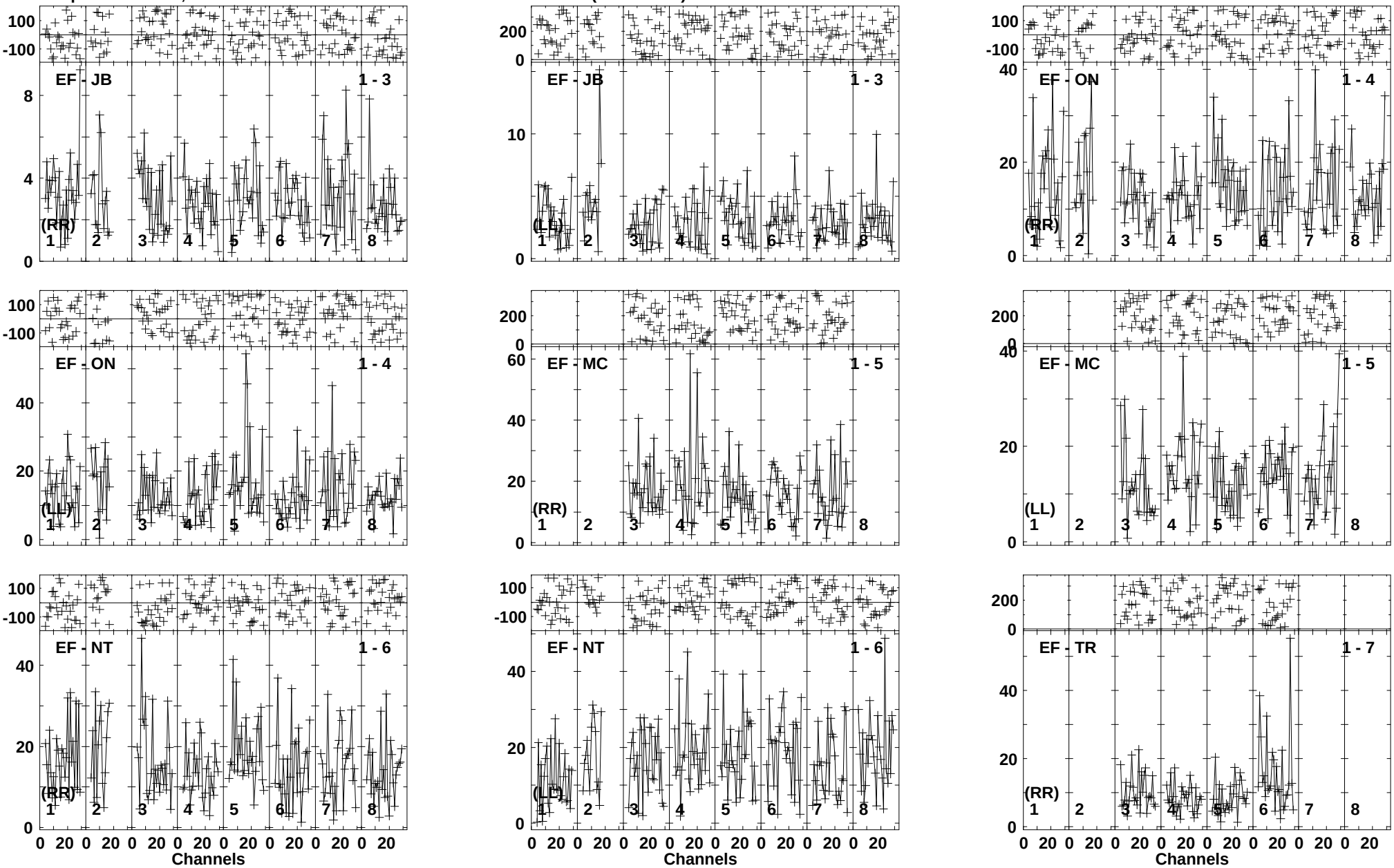

Lower frame: Milli Ampl Jy Top frame: Phas deg
Vector averaged cross-power spectrum Baseline: EF (01) - JB (03)
Timerange: 01/06:45:29 to 01/06:48:57

Plot file version 555 created 22-JUL-2014 18:13:05
CGCG448 EP088C.UVDATA.1
Freq = 1.5950 GHz, Bw = 16.000 MH Calibrated with CL # 3 and BP # 1 (BP mode 1)

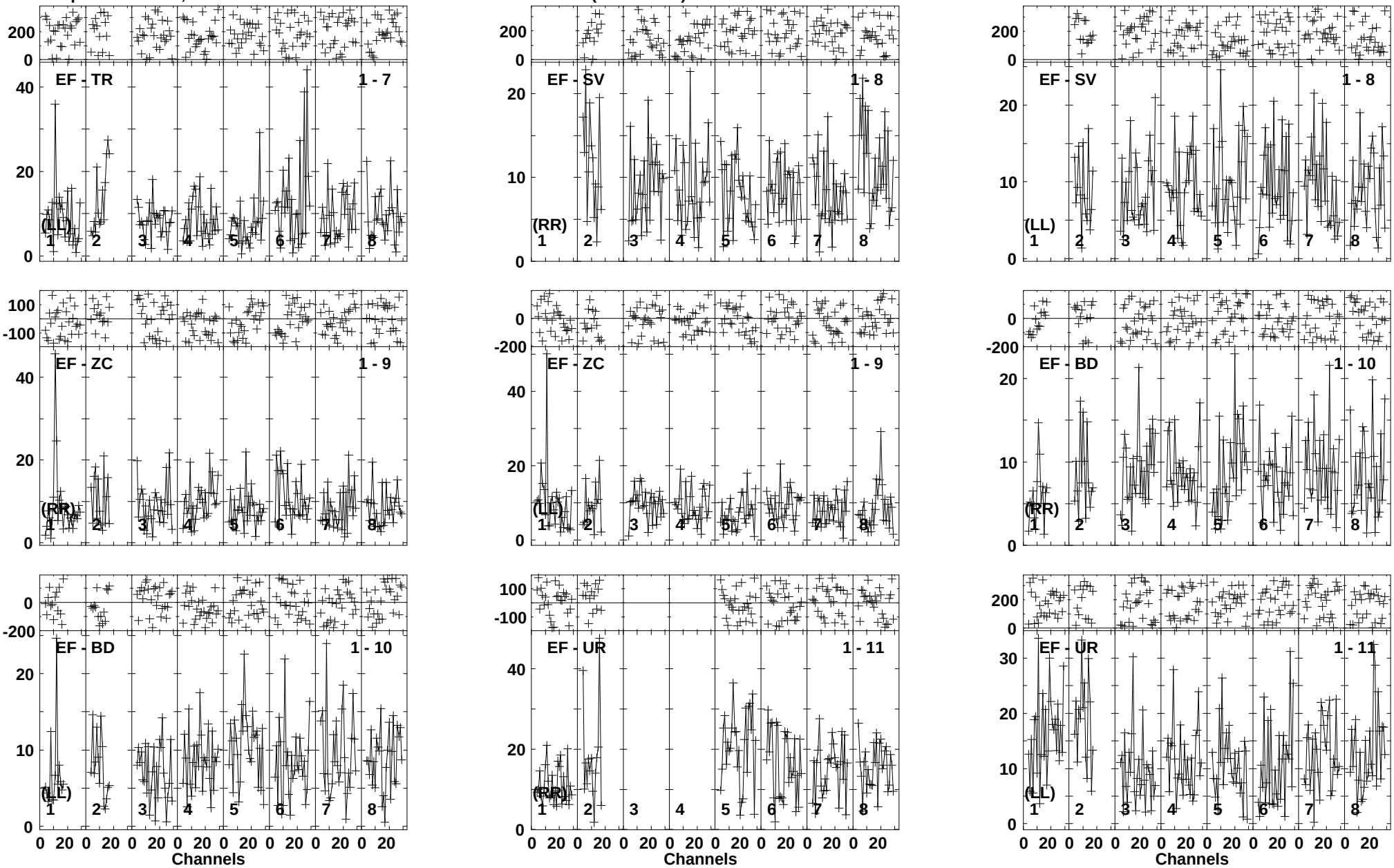

Lower frame: Milli Ampl Jy Top frame: Phas deg
Vector averaged cross-power spectrum Baseline: EF (01) - TR (07)
Timerange: 01/06:45:29 to 01/06:48:57

Plot file version 556 created 22-JUL-2014 18:13:06
CGCG448 EP088C.UVDATA.1
Freq = 1.5950 GHz, Bw = 16.000 MH Calibrated with CL # 3 and BP # 1 (BP mode 1)



Lower frame: Milli Ampl Jy Top frame: Phas deg
Vector averaged cross-power spectrum Baseline: EF (01) - SH (12)
Timerange: 01/06:45:29 to 01/06:48:57

Plot file version 557 created 22-JUL-2014 18:13:06
J2108+1430 EP088C.UVDATA.1
Freq = 1.5950 GHz, Bw = 16.000 MH Calibrated with CL # 3 and BP # 1 (BP mode 1)

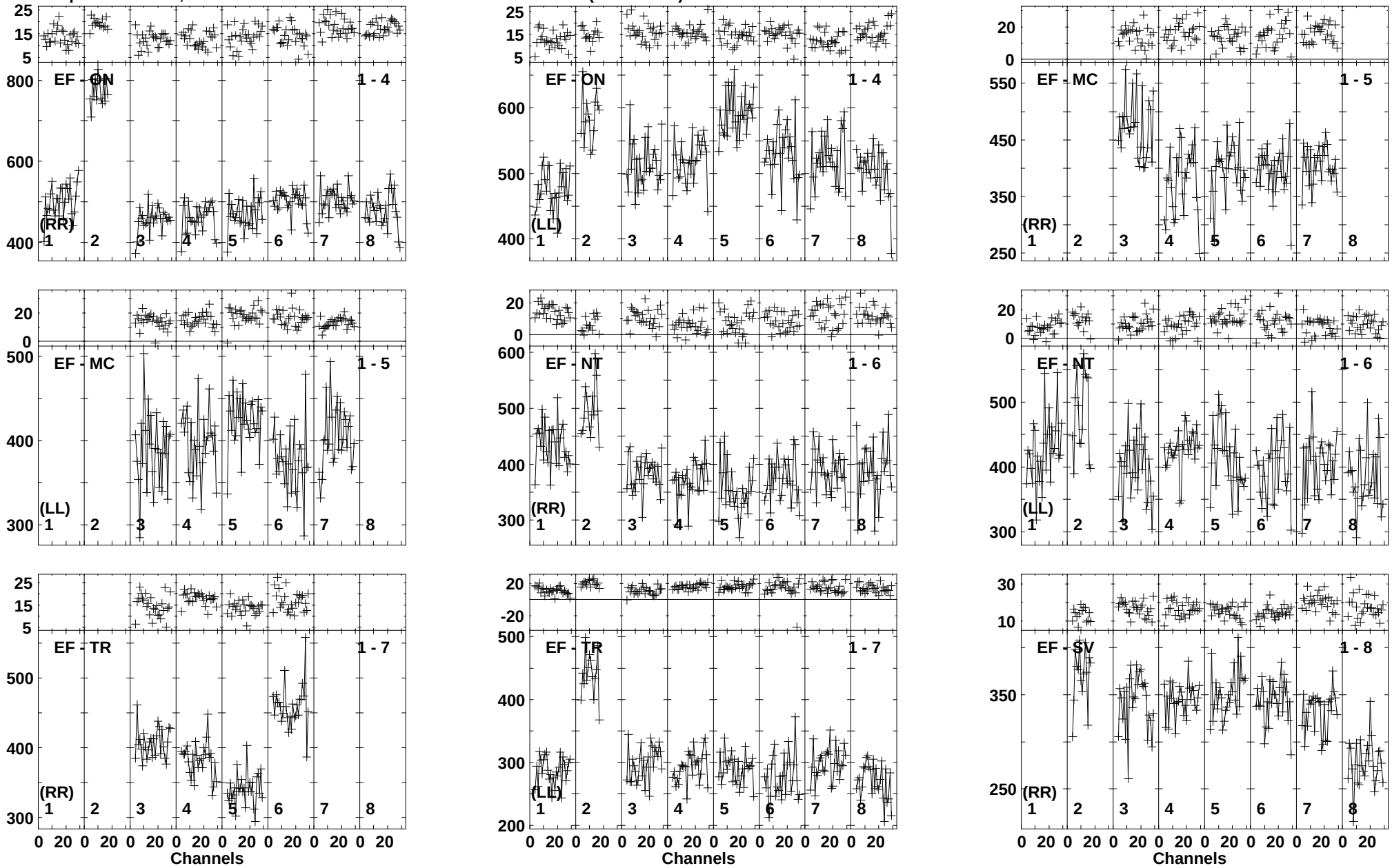

Lower frame: Milli Ampl Jy Top frame: Phas deg
Vector averaged cross-power spectrum Baseline: EF (01) - ON (04)
Timerange: 01/06:49:08 to 01/06:50:12

Plot file version 558 created 22-JUL-2014 18:13:06
J2108+1430 EP088C.UVDATA.1
Freq = 1.5950 GHz, Bw = 16.000 MH Calibrated with CL # 3 and BP # 1 (BP mode 1)

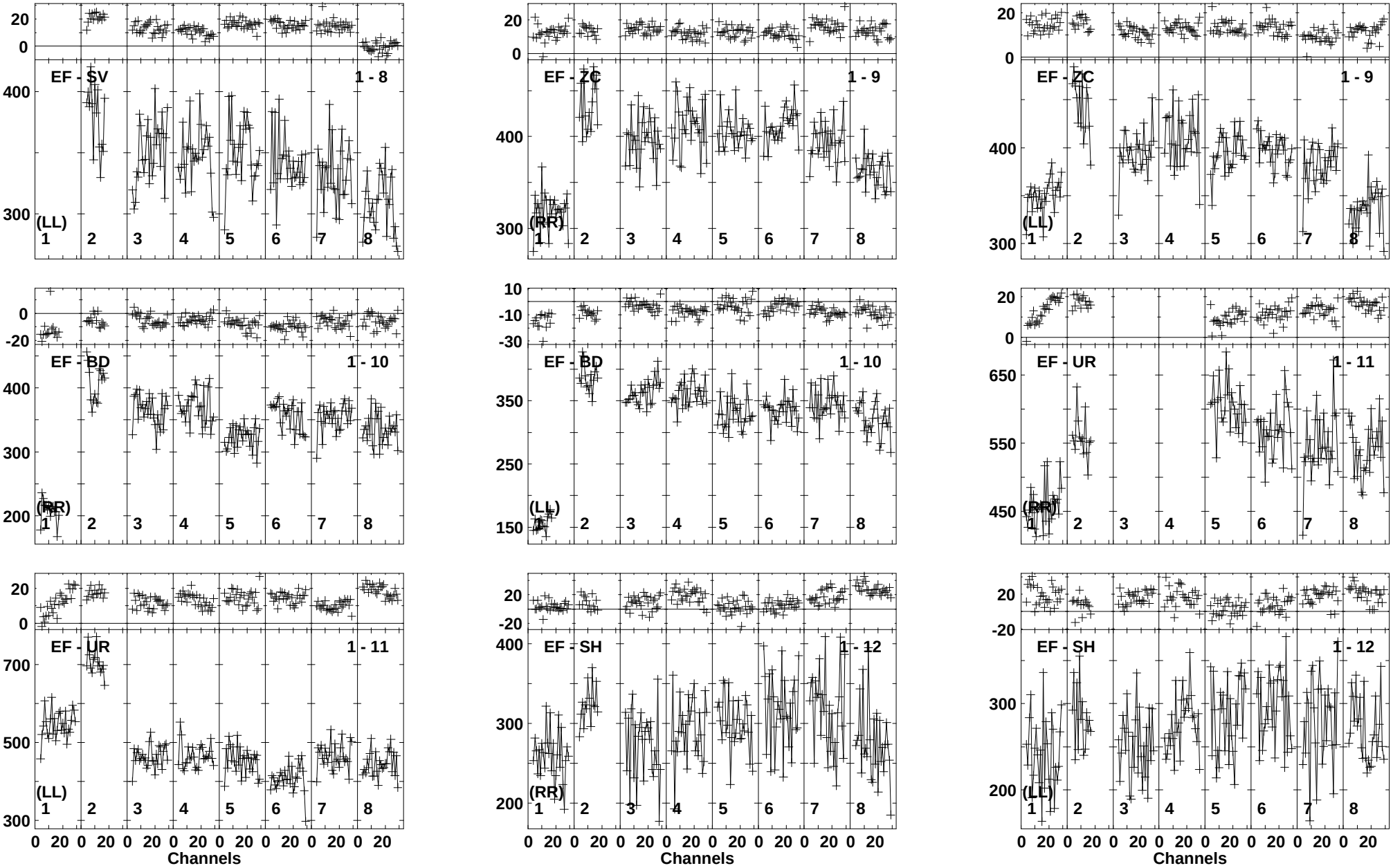

Lower frame: Milli Ampl Jy Top frame: Phas deg
Vector averaged cross-power spectrum Baseline: EF (01) - SV (08)
Timerange: 01/06:49:08 to 01/06:50:12

Plot file version 559 created 22-JUL-2014 18:13:07
J2108+1430 EP088C.UVDATA.1
Freq = 1.5950 GHz, Bw = 16.000 MH Calibrated with CL # 3 and BP # 1 (BP mode 1)

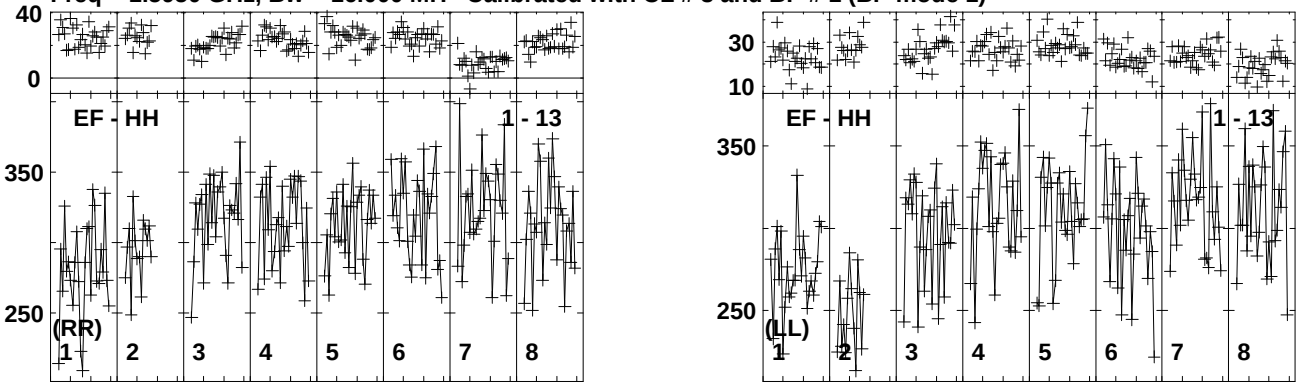

Lower frame: Milli Ampl Jy Top frame: Phas deg
Vector averaged cross-power spectrum Baseline: EF (01) - HH (13)
Timerange: 01/06:49:08 to 01/06:50:12

Plot file version 560 created 22-JUL-2014 18:13:07
CGCG448 EP088C.UVDATA.1
Freq = 1.5950 GHz, Bw = 16.000 MH Calibrated with CL # 3 and BP # 1 (BP mode 1)

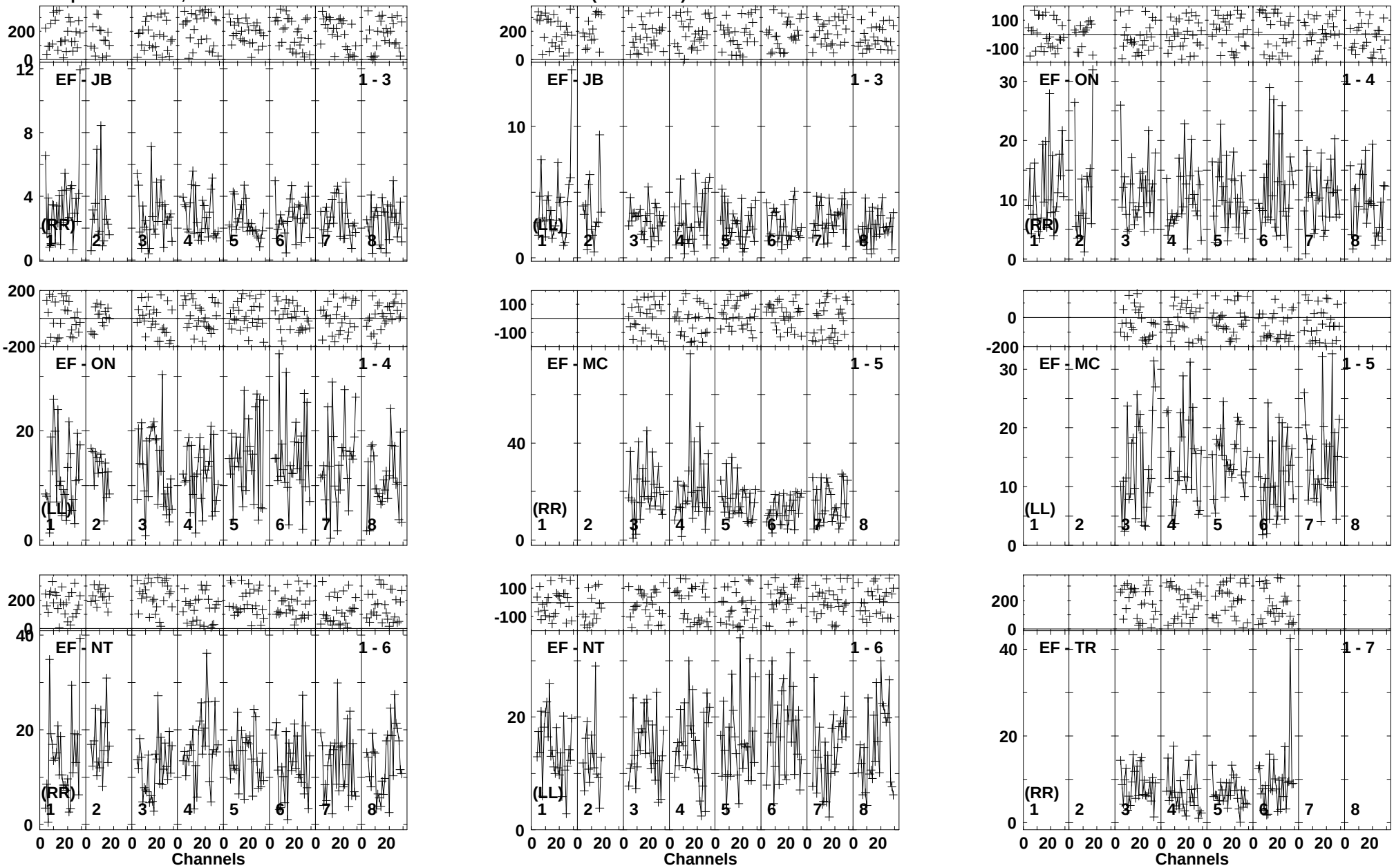

Lower frame: Milli Ampl Jy Top frame: Phas deg
Vector averaged cross-power spectrum Baseline: EF (01) - JB (03)
Timerange: 01/06:50:55 to 01/06:54:31

Plot file version 561 created 22-JUL-2014 18:13:07
CGCG448 EP088C.UVDATA.1
Freq = 1.5950 GHz, Bw = 16.000 MH Calibrated with CL # 3 and BP # 1 (BP mode 1)

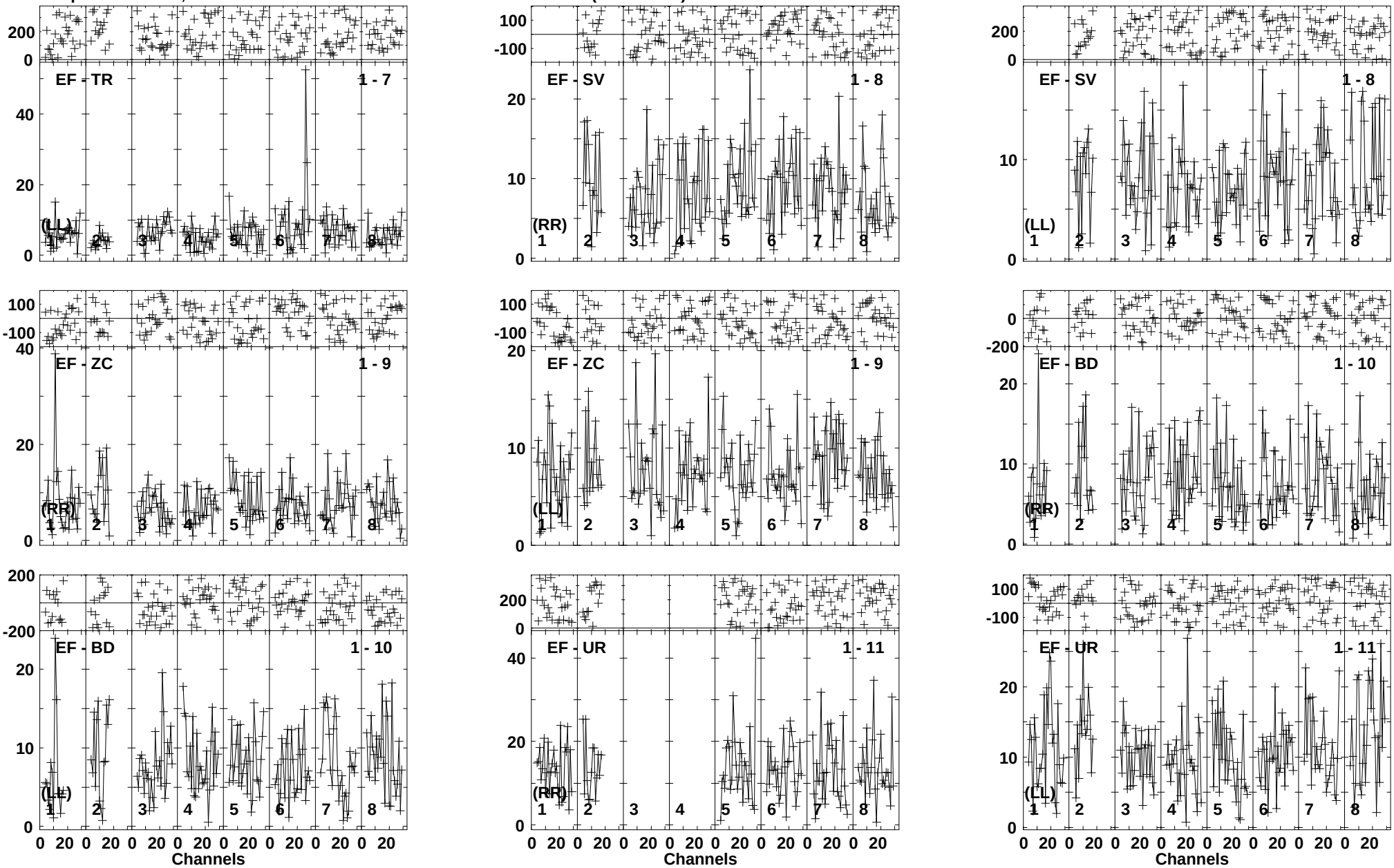

Lower frame: Milli Ampl Jy Top frame: Phas deg
Vector averaged cross-power spectrum Baseline: EF (01) - TR (07)
Timerange: 01/06:50:55 to 01/06:54:31

Plot file version 562 created 22-JUL-2014 18:13:08
CGCG448 EP088C.UVDATA.1
Freq = 1.5950 GHz, Bw = 16.000 MH Calibrated with CL # 3 and BP # 1 (BP mode 1)

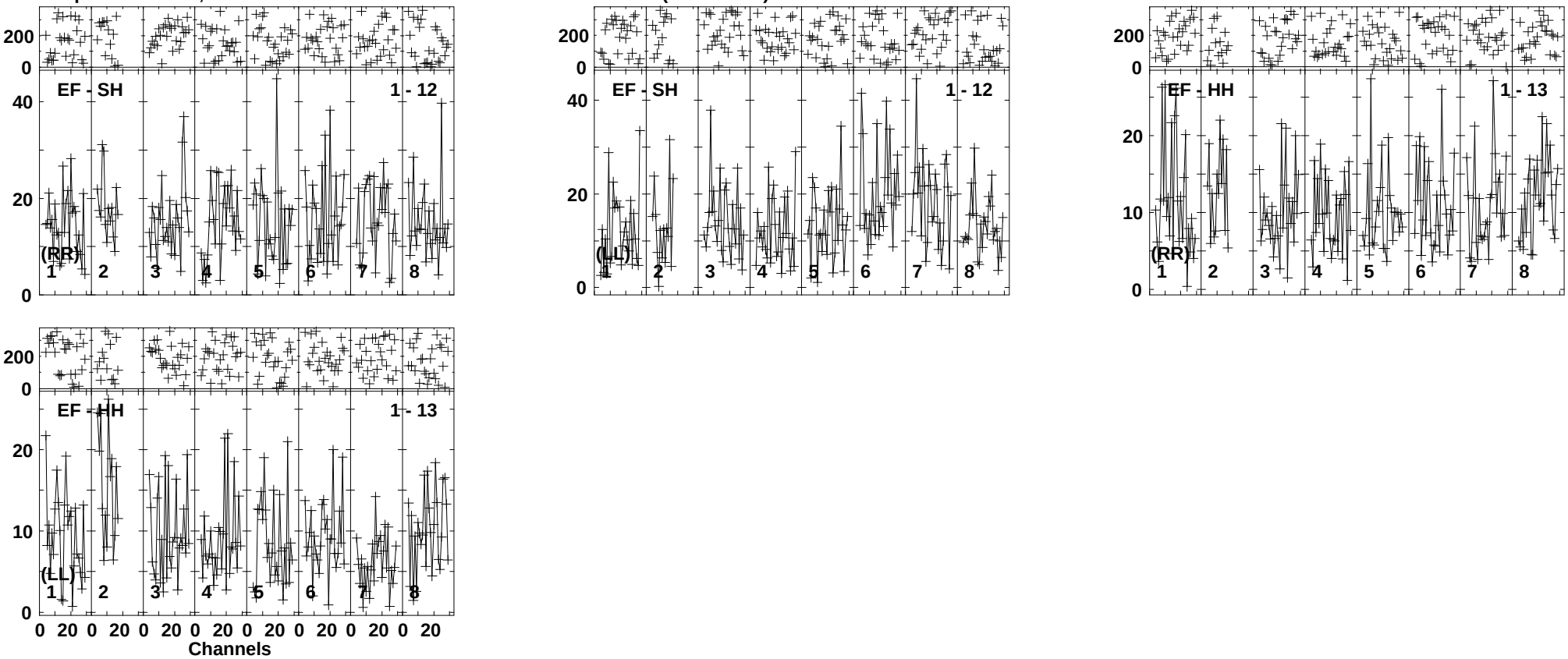

Lower frame: Milli Ampl Jy Top frame: Phas deg
Vector averaged cross-power spectrum Baseline: EF (01) - SH (12)
Timerange: 01/06:50:55 to 01/06:54:31

Plot file version 563 created 22-JUL-2014 18:13:08
J2108+1430 EP088C.UVDATA.1
Freq = 1.5950 GHz, Bw = 16.000 MH Calibrated with CL # 3 and BP # 1 (BP mode 1)

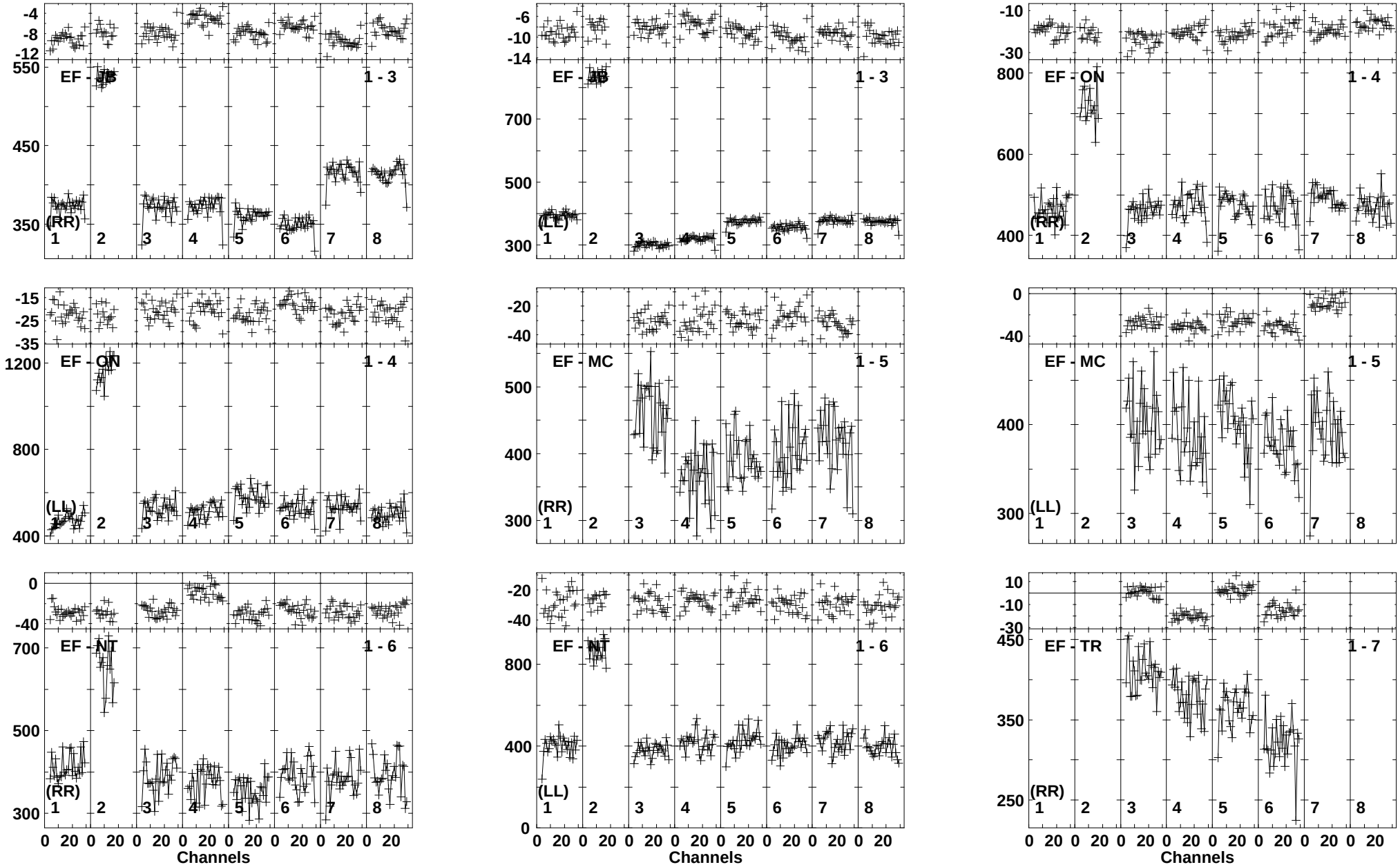

Lower frame: Milli Ampl Jy Top frame: Phas deg
Vector averaged cross-power spectrum Baseline: EF (01) - JB (03)
Timerange: 01/06:54:41 to 01/06:55:45

Plot file version 564 created 22-JUL-2014 18:13:09
J2108+1430 EP088C.UVDATA.1
Freq = 1.5950 GHz, Bw = 16.000 MH Calibrated with CL # 3 and BP # 1 (BP mode 1)

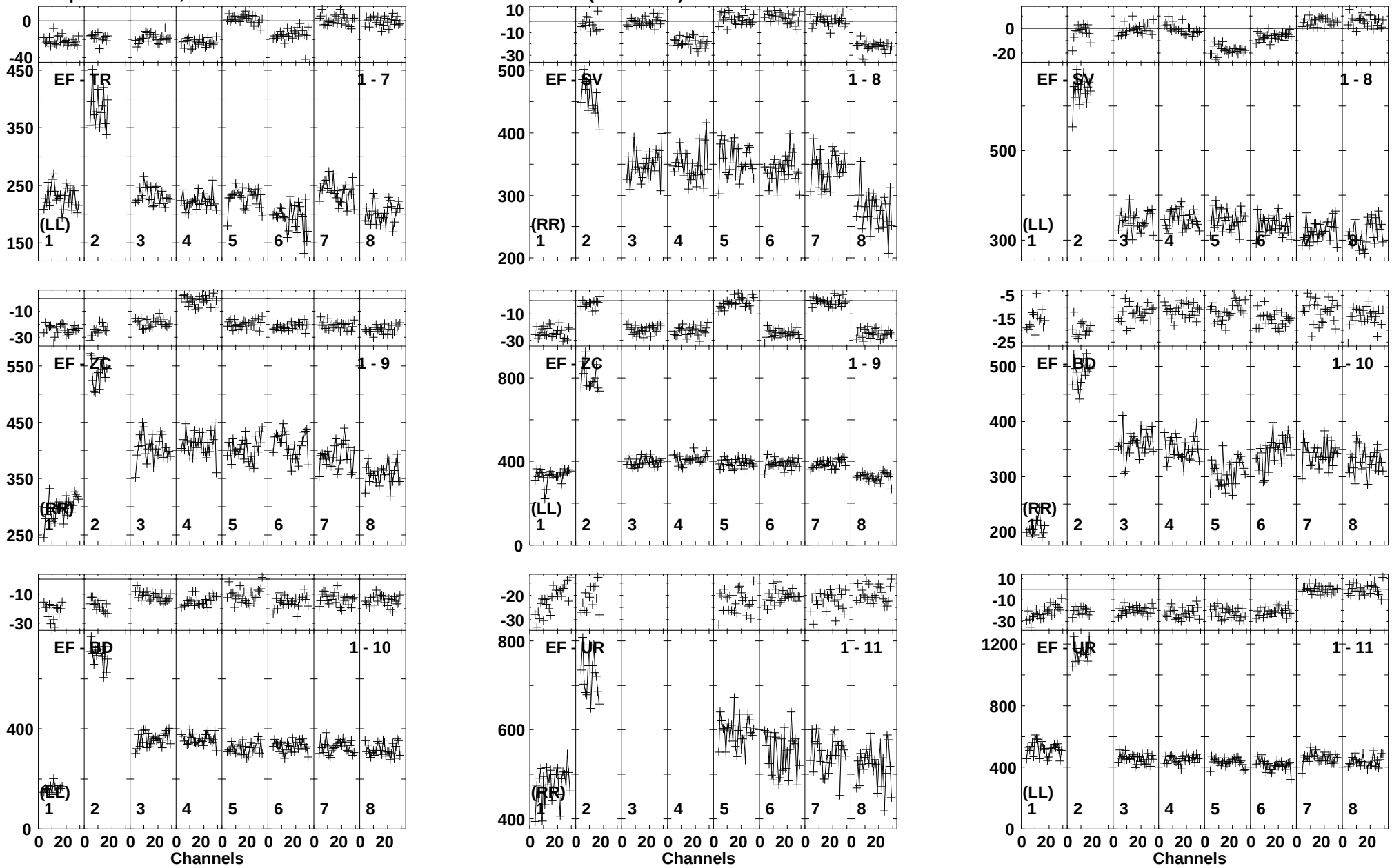

Lower frame: Milli Ampl Jy Top frame: Phas deg
Vector averaged cross-power spectrum Baseline: EF (01) - TR (07)
Timerange: 01/06:54:41 to 01/06:55:45

Plot file version 565 created 22-JUL-2014 18:13:09
J2108+1430 EP088C.UVDATA.1
Freq = 1.5950 GHz, Bw = 16.000 MH Calibrated with CL # 3 and BP # 1 (BP mode 1)

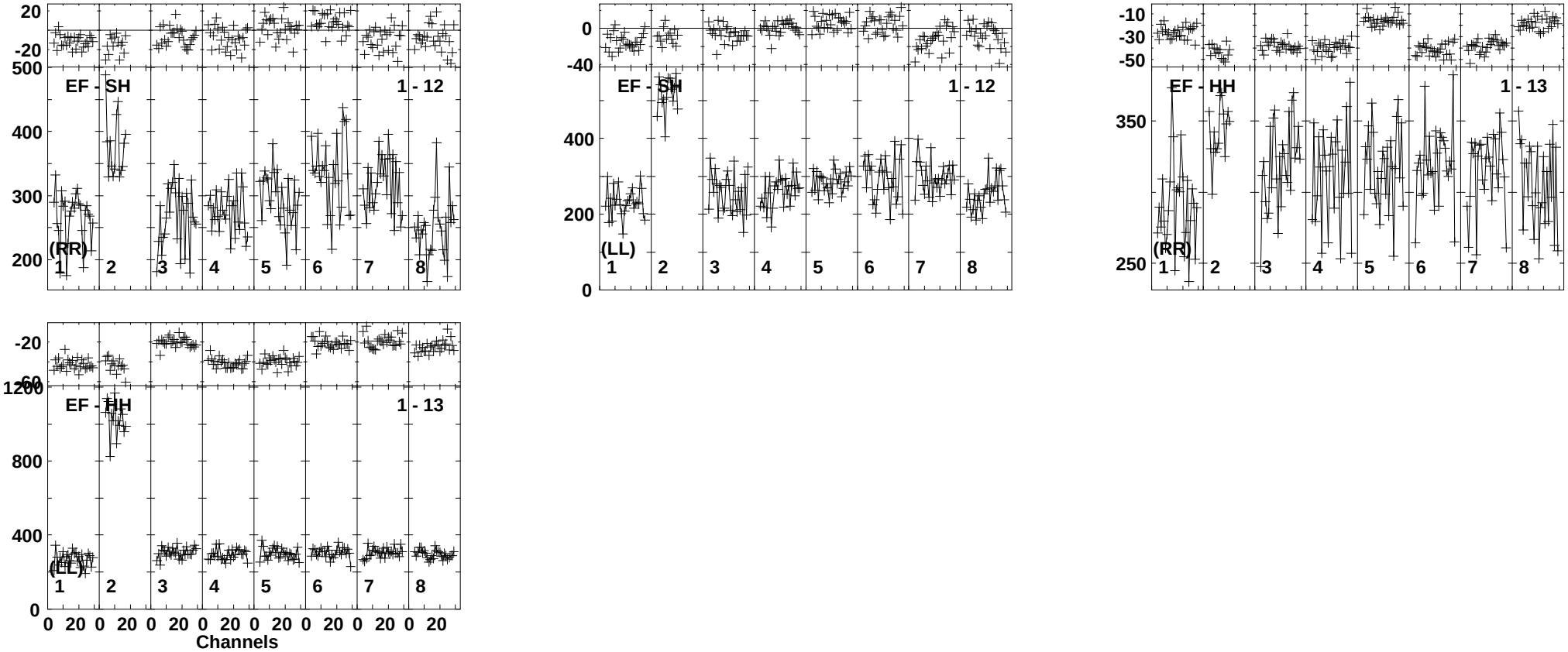

Lower frame: Milli Ampl Jy Top frame: Phas deg
Vector averaged cross-power spectrum Baseline: EF (01) - SH (12)
Timerange: 01/06:54:41 to 01/06:55:45

Plot file version 566 created 22-JUL-2014 18:13:09
CGCG448 EP088C.UVDATA.1
Freq = 1.5950 GHz, Bw = 16.000 MH Calibrated with CL # 3 and BP # 1 (BP mode 1)

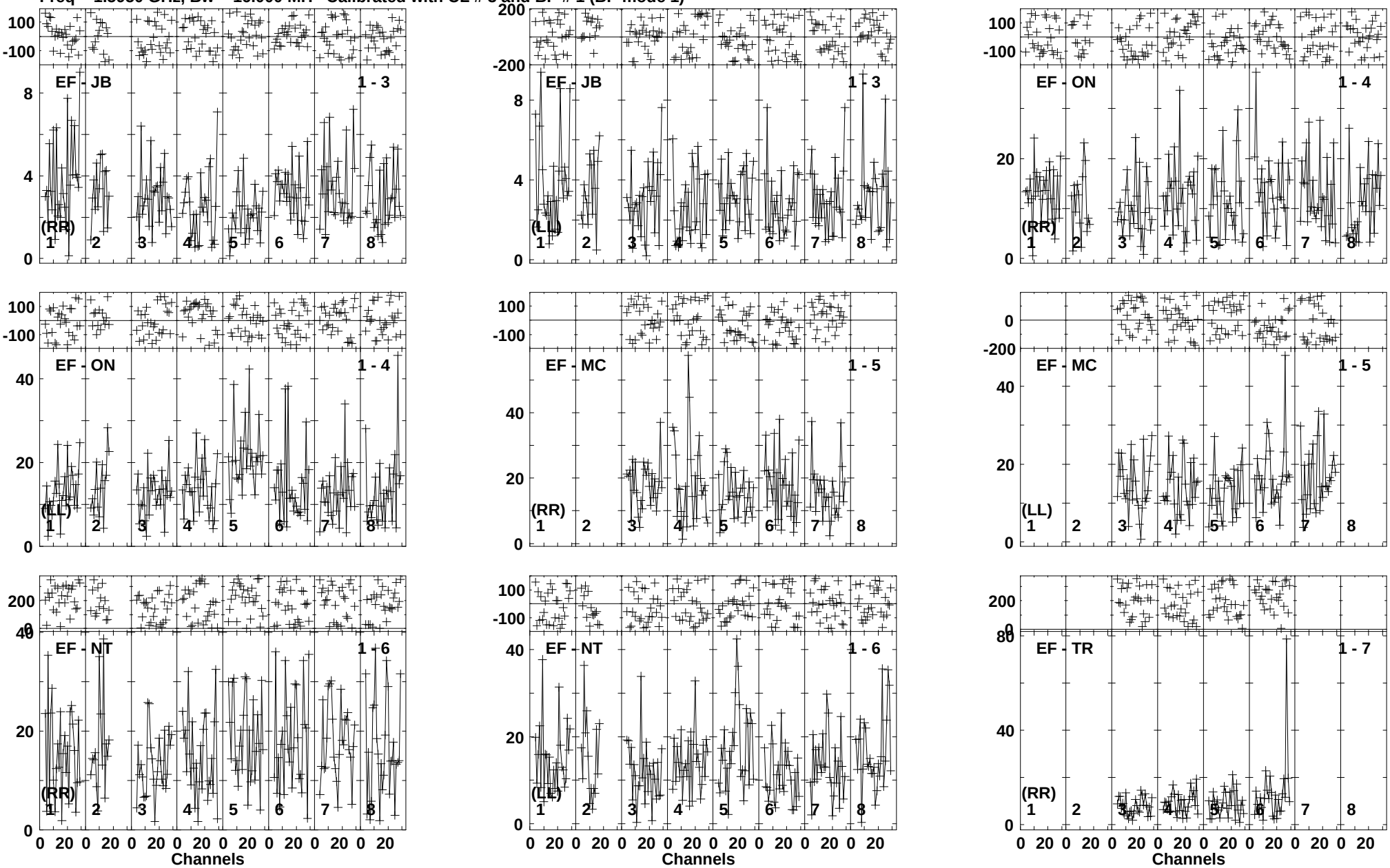

Lower frame: Milli Ampl Jy Top frame: Phas deg
Vector averaged cross-power spectrum Baseline: EF (01) - JB (03)
Timerange: 01/06:55:56 to 01/06:59:24

Plot file version 567 created 22-JUL-2014 18:13:10
CGCG448 EP088C.UVDATA.1
Freq = 1.5950 GHz, Bw = 16.000 MH Calibrated with CL # 3 and BP # 1 (BP mode 1)

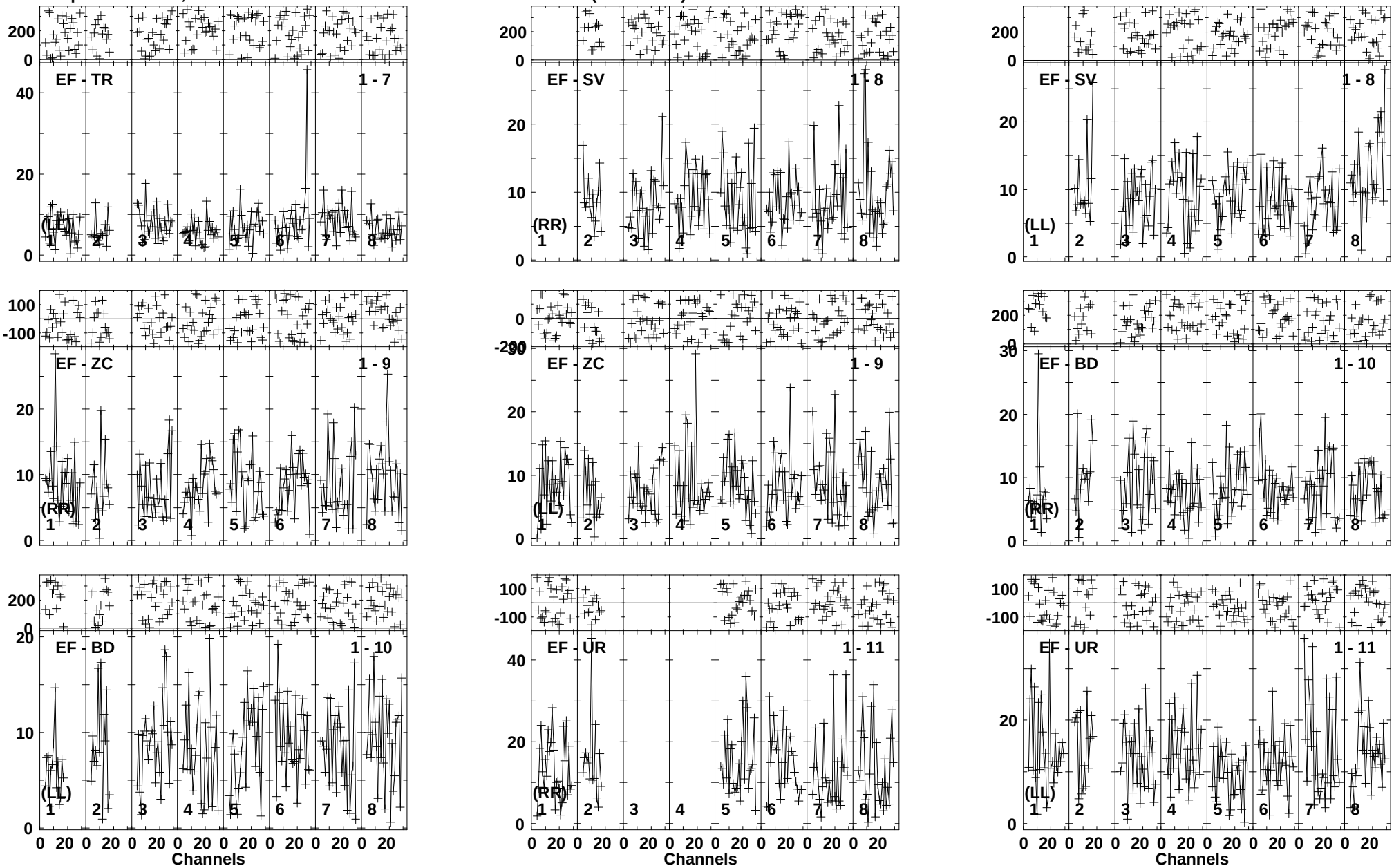

Lower frame: Milli Ampl Jy Top frame: Phas deg
Vector averaged cross-power spectrum Baseline: EF (01) - TR (07)
Timerange: 01/06:55:56 to 01/06:59:24

Plot file version 568 created 22-JUL-2014 18:13:10
CGCG448 EP088C.UVDATA.1
Freq = 1.5950 GHz, Bw = 16.000 MH Calibrated with CL # 3 and BP # 1 (BP mode 1)

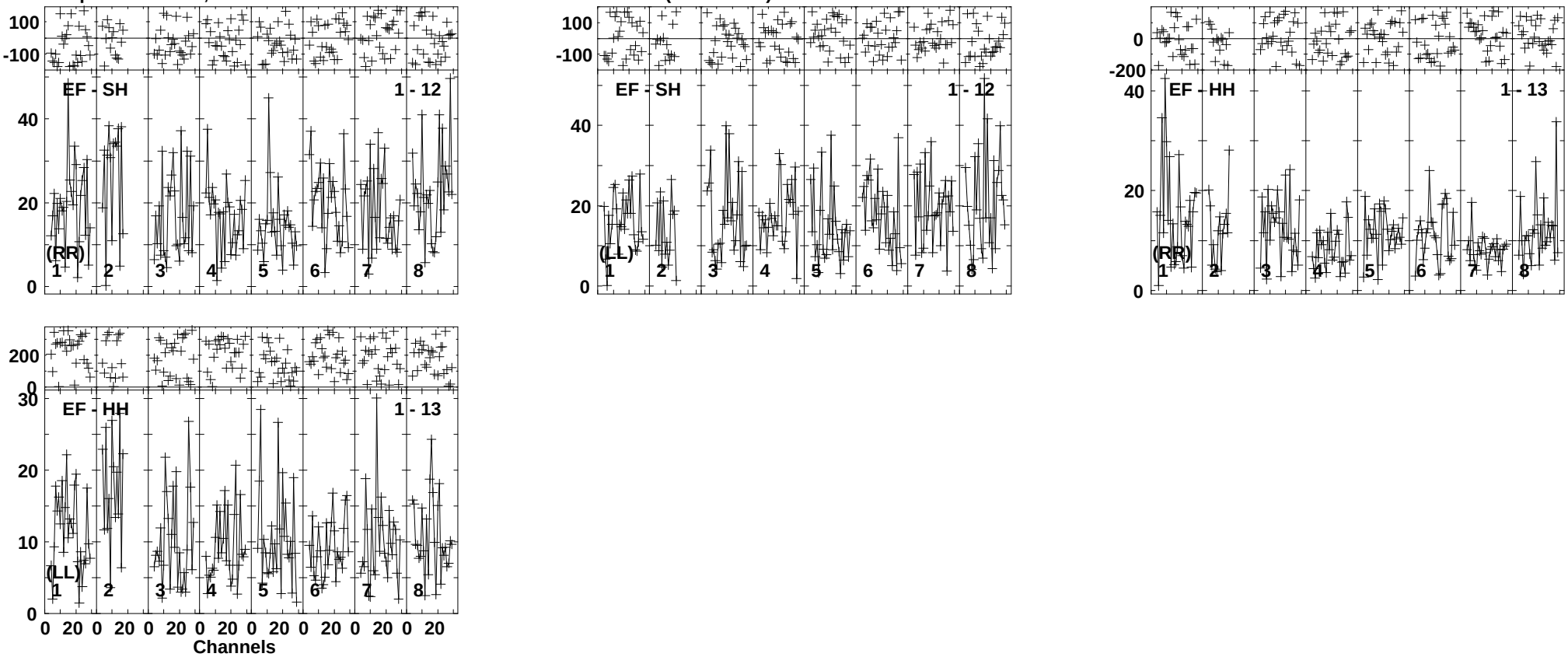

Lower frame: Milli Ampl Jy Top frame: Phas deg
Vector averaged cross-power spectrum Baseline: EF (01) - SH (12)
Timerange: 01/06:55:56 to 01/06:59:24

Plot file version 569 created 22-JUL-2014 18:13:10
J2108+1430 EP088C.UVDATA.1
Freq = 1.5950 GHz, Bw = 16.000 MH Calibrated with CL # 3 and BP # 1 (BP mode 1)

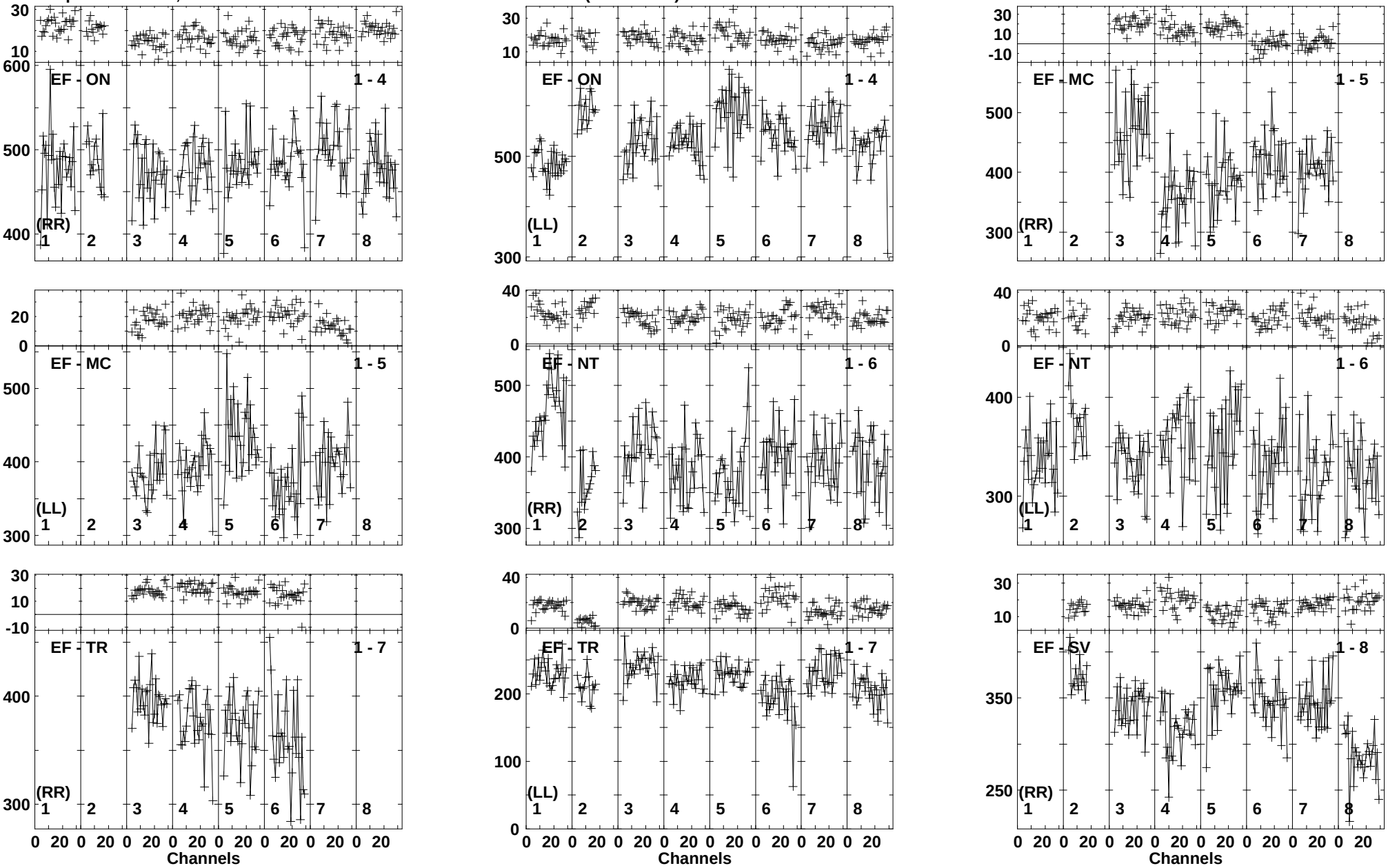

Lower frame: Milli Ampl Jy Top frame: Phas deg
Vector averaged cross-power spectrum Baseline: EF (01) - ON (04)
Timerange: 01/06:59:35 to 01/07:00:39

Plot file version 570 created 22-JUL-2014 18:13:11
J2108+1430 EP088C.UVDATA.1
Freq = 1.5950 GHz, Bw = 16.000 MH Calibrated with CL # 3 and BP # 1 (BP mode 1)

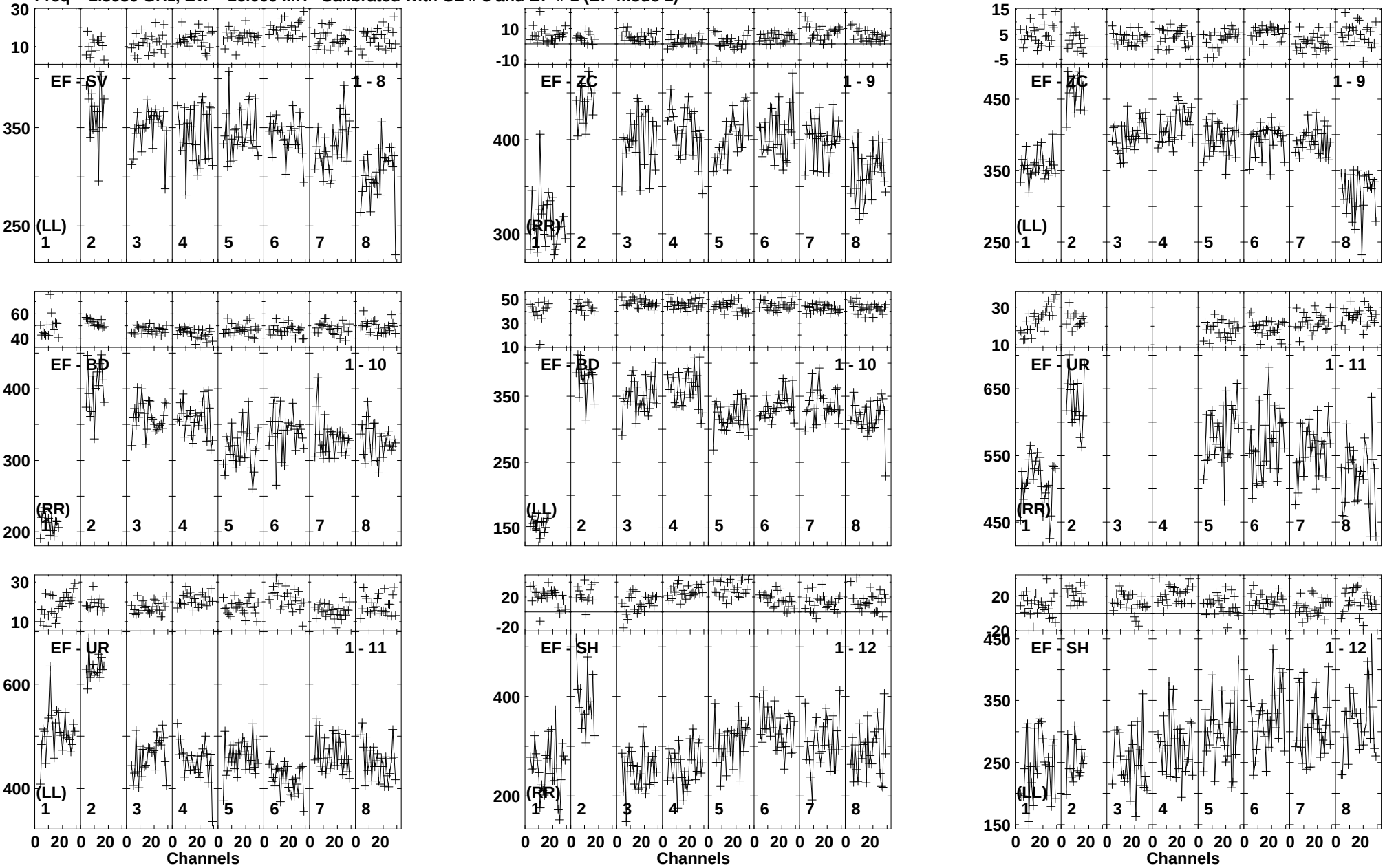

Lower frame: Milli Ampl Jy Top frame: Phas deg
Vector averaged cross-power spectrum Baseline: EF (01) - SV (08)
Timerange: 01/06:59:35 to 01/07:00:39

Plot file version 571 created 22-JUL-2014 18:13:11
J2108+1430 EP088C.UVDATA.1
Freq = 1.5950 GHz, Bw = 16.000 MH Calibrated with CL # 3 and BP # 1 (BP mode 1)

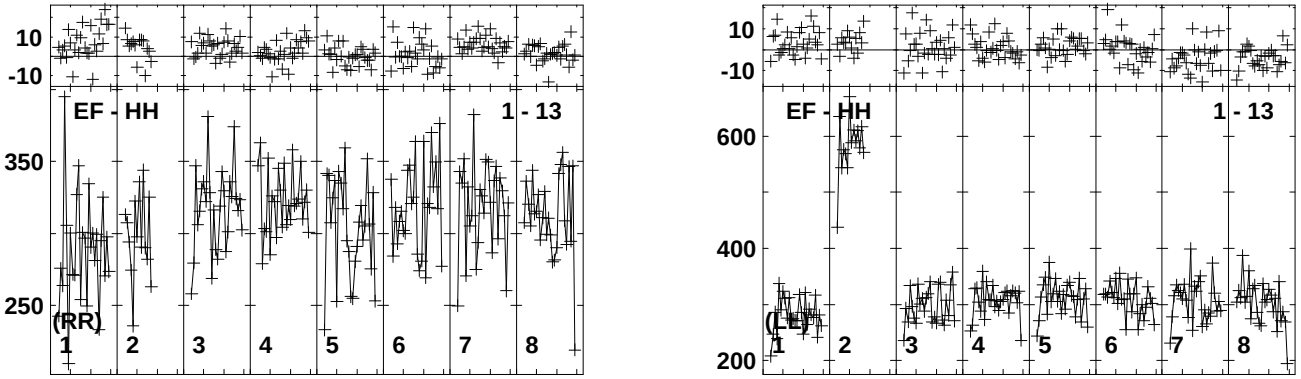

Lower frame: Milli Ampl Jy Top frame: Phas deg
Vector averaged cross-power spectrum Baseline: EF (01) - HH (13)
Timerange: 01/06:59:35 to 01/07:00:39

Plot file version 572 created 22-JUL-2014 18:13:11
CGCG448 EP088C.UVDATA.1
Freq = 1.5950 GHz, Bw = 16.000 MH Calibrated with CL # 3 and BP # 1 (BP mode 1)

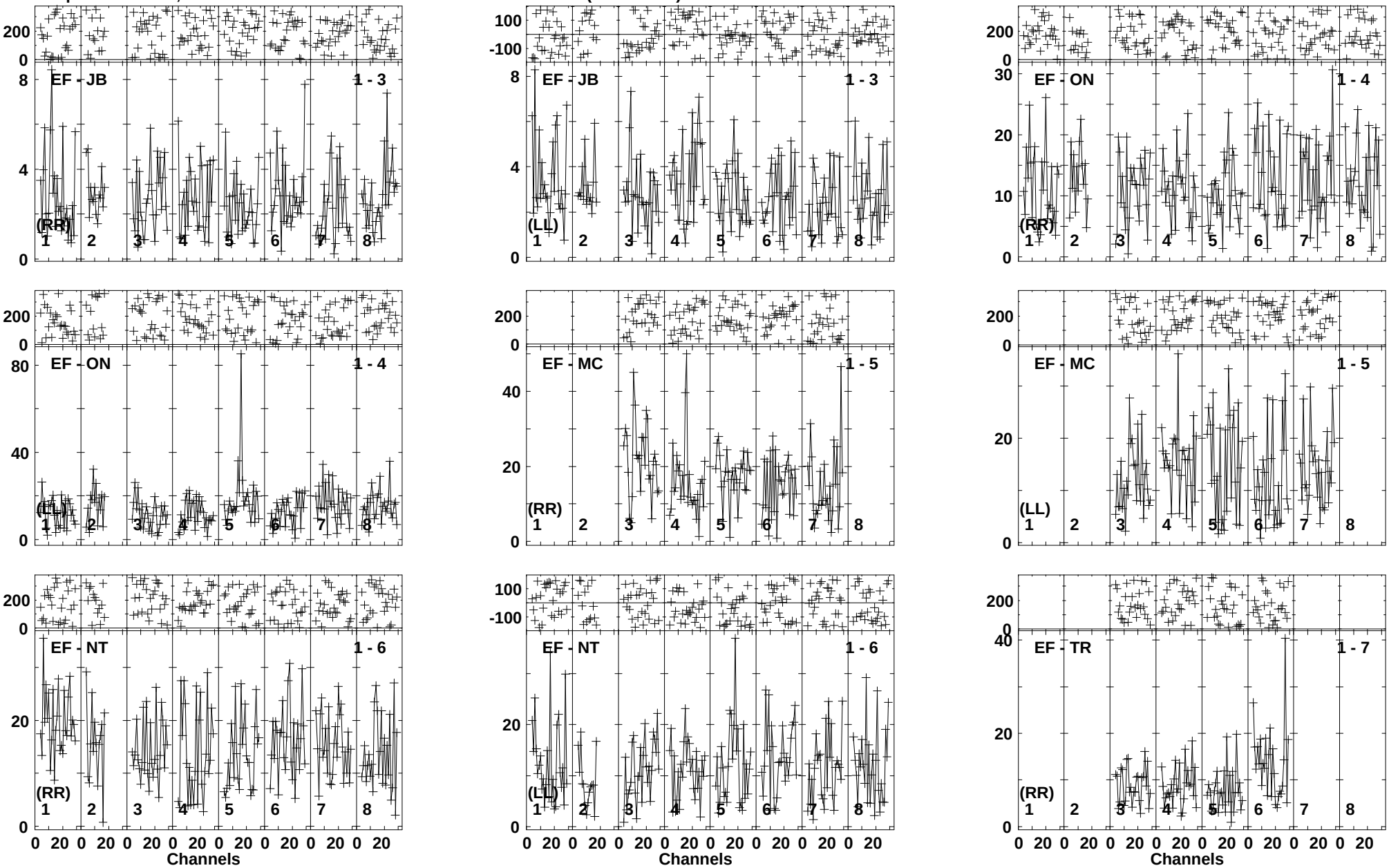

Lower frame: Milli Ampl Jy Top frame: Phas deg
Vector averaged cross-power spectrum Baseline: EF (01) - JB (03)
Timerange: 01/07:01:22 to 01/07:04:58

Plot file version 573 created 22-JUL-2014 18:13:12
CGCG448 EP088C.UVDATA.1
Freq = 1.5950 GHz, Bw = 16.000 MH Calibrated with CL # 3 and BP # 1 (BP mode 1)

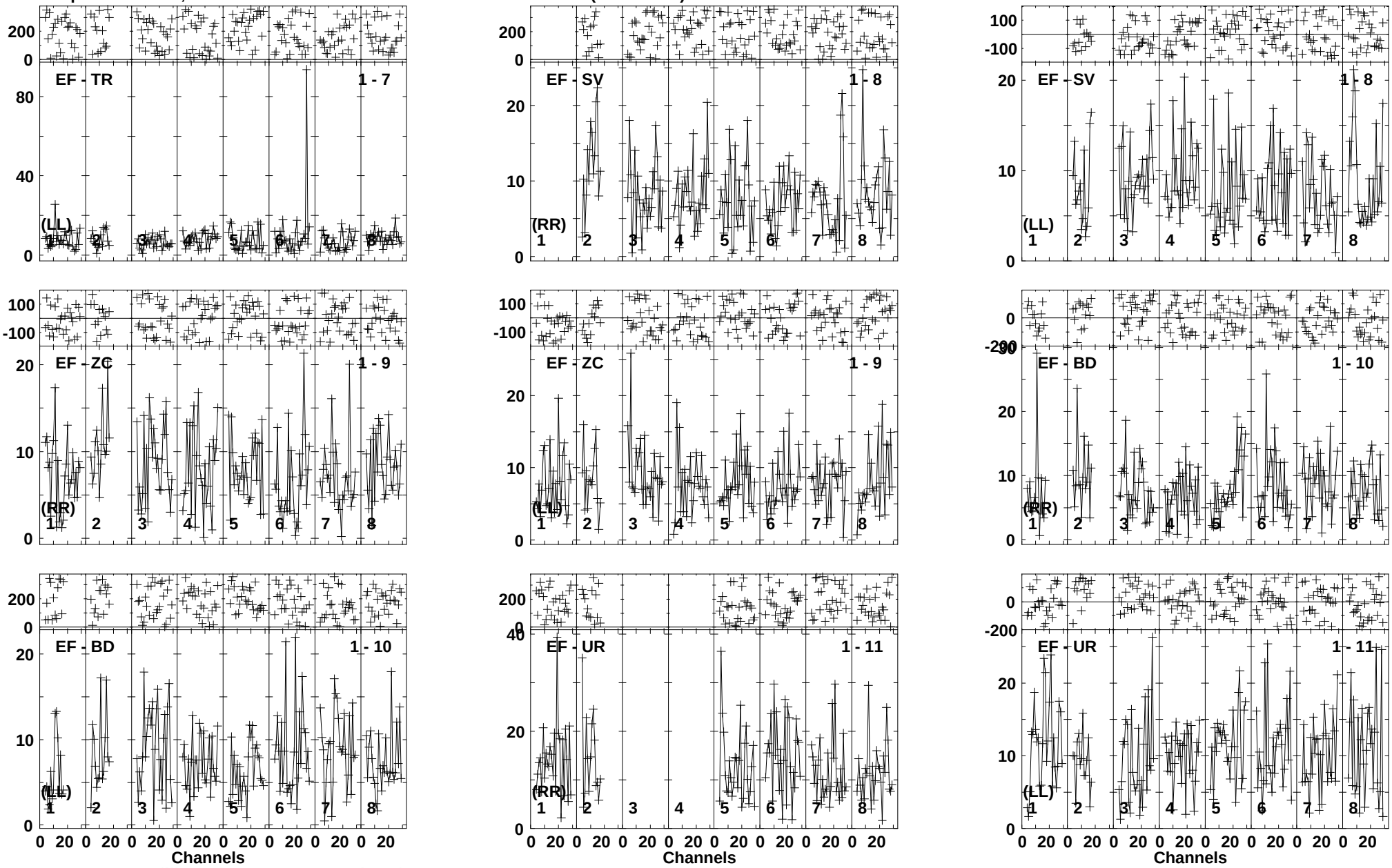

Lower frame: Milli Ampl Jy Top frame: Phas deg
Vector averaged cross-power spectrum Baseline: EF (01) - TR (07)
Timerange: 01/07:01:22 to 01/07:04:58

Plot file version 574 created 22-JUL-2014 18:13:12
CGCG448 EP088C.UVDATA.1
Freq = 1.5950 GHz, Bw = 16.000 MH Calibrated with CL # 3 and BP # 1 (BP mode 1)

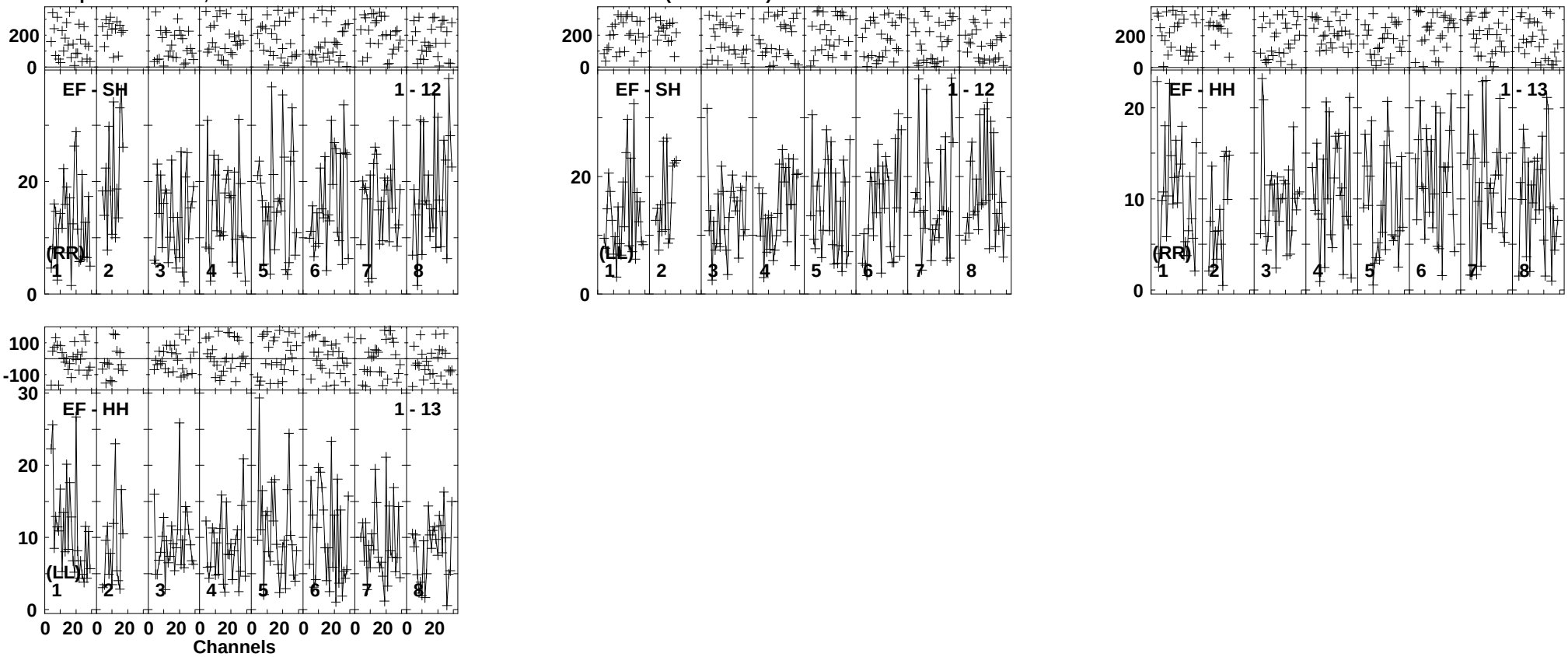

Lower frame: Milli Ampl Jy Top frame: Phas deg
Vector averaged cross-power spectrum Baseline: EF (01) - SH (12)
Timerange: 01/07:01:22 to 01/07:04:58

Plot file version 575 created 22-JUL-2014 18:13:12
J2108+1430 EP088C.UVDATA.1
Freq = 1.5950 GHz, Bw = 16.000 MH Calibrated with CL # 3 and BP # 1 (BP mode 1)

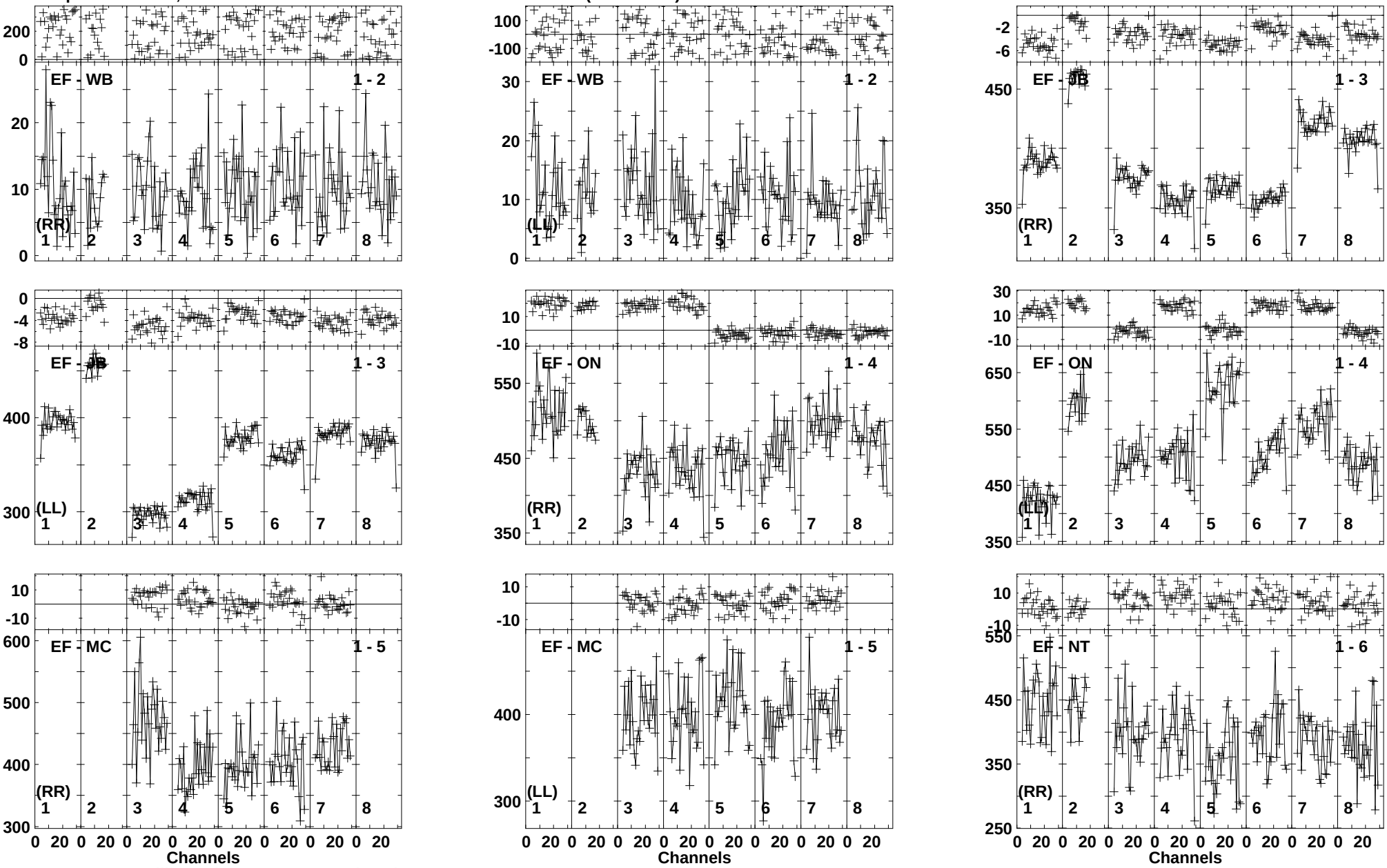

Lower frame: Milli Ampl Jy Top frame: Phas deg
Vector averaged cross-power spectrum Baseline: EF (01) - WB (02)
Timerange: 01/07:05:08 to 01/07:06:12

Plot file version 576 created 22-JUL-2014 18:13:13
J2108+1430 EP088C.UVDATA.1
Freq = 1.5950 GHz, Bw = 16.000 MH Calibrated with CL # 3 and BP # 1 (BP mode 1)

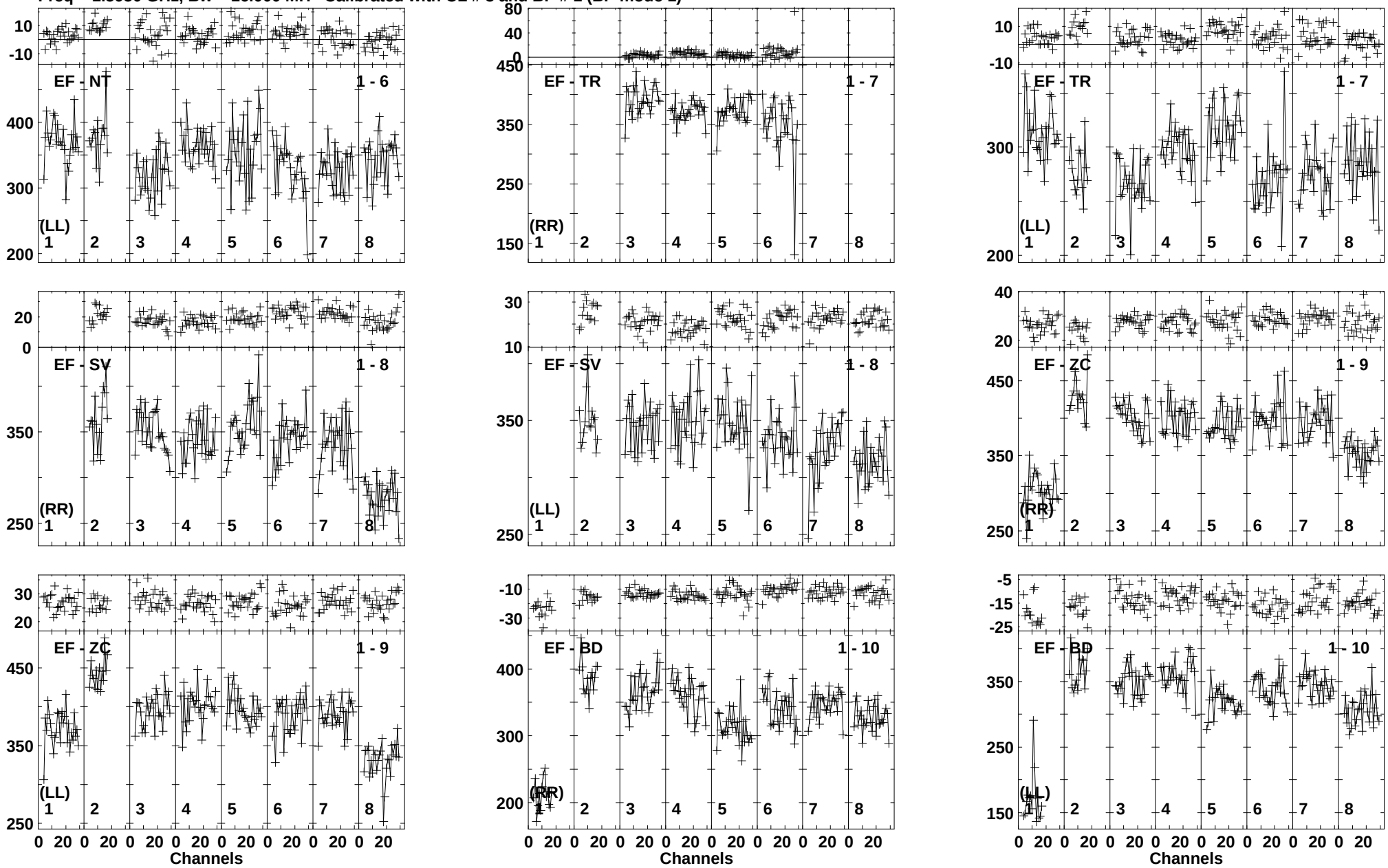

Lower frame: Milli Ampl Jy Top frame: Phas deg
Vector averaged cross-power spectrum Baseline: EF (01) - NT (06)
Timerange: 01/07:05:08 to 01/07:06:12

Plot file version 577 created 22-JUL-2014 18:13:13
J2108+1430 EP088C.UVDATA.1
Freq = 1.5950 GHz, Bw = 16.000 MH Calibrated with CL # 3 and BP # 1 (BP mode 1)

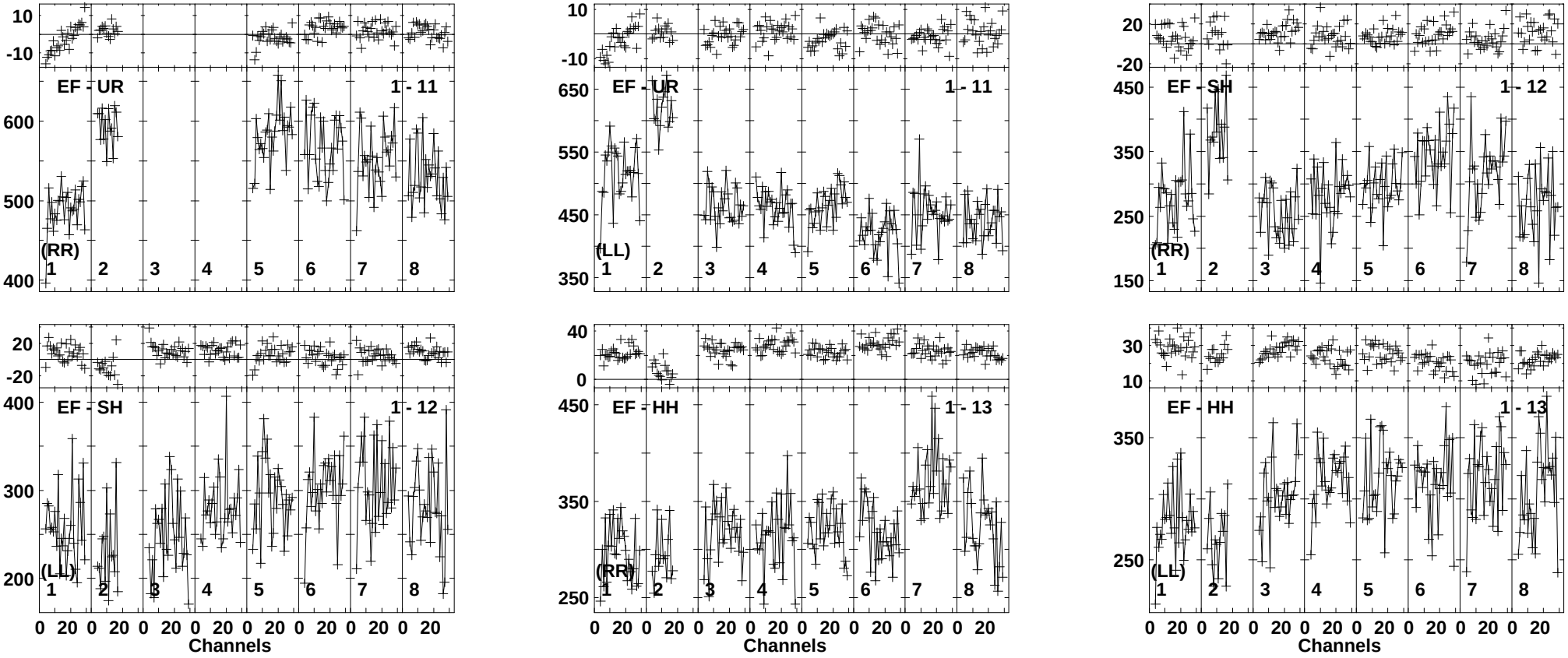

Lower frame: Milli Ampl Jy Top frame: Phas deg
Vector averaged cross-power spectrum Baseline: EF (01) - UR (11)
Timerange: 01/07:05:08 to 01/07:06:12

Plot file version 578 created 22-JUL-2014 18:13:14
CGCG448 EP088C.UVDATA.1
Freq = 1.5950 GHz, Bw = 16.000 MH Calibrated with CL # 3 and BP # 1 (BP mode 1)

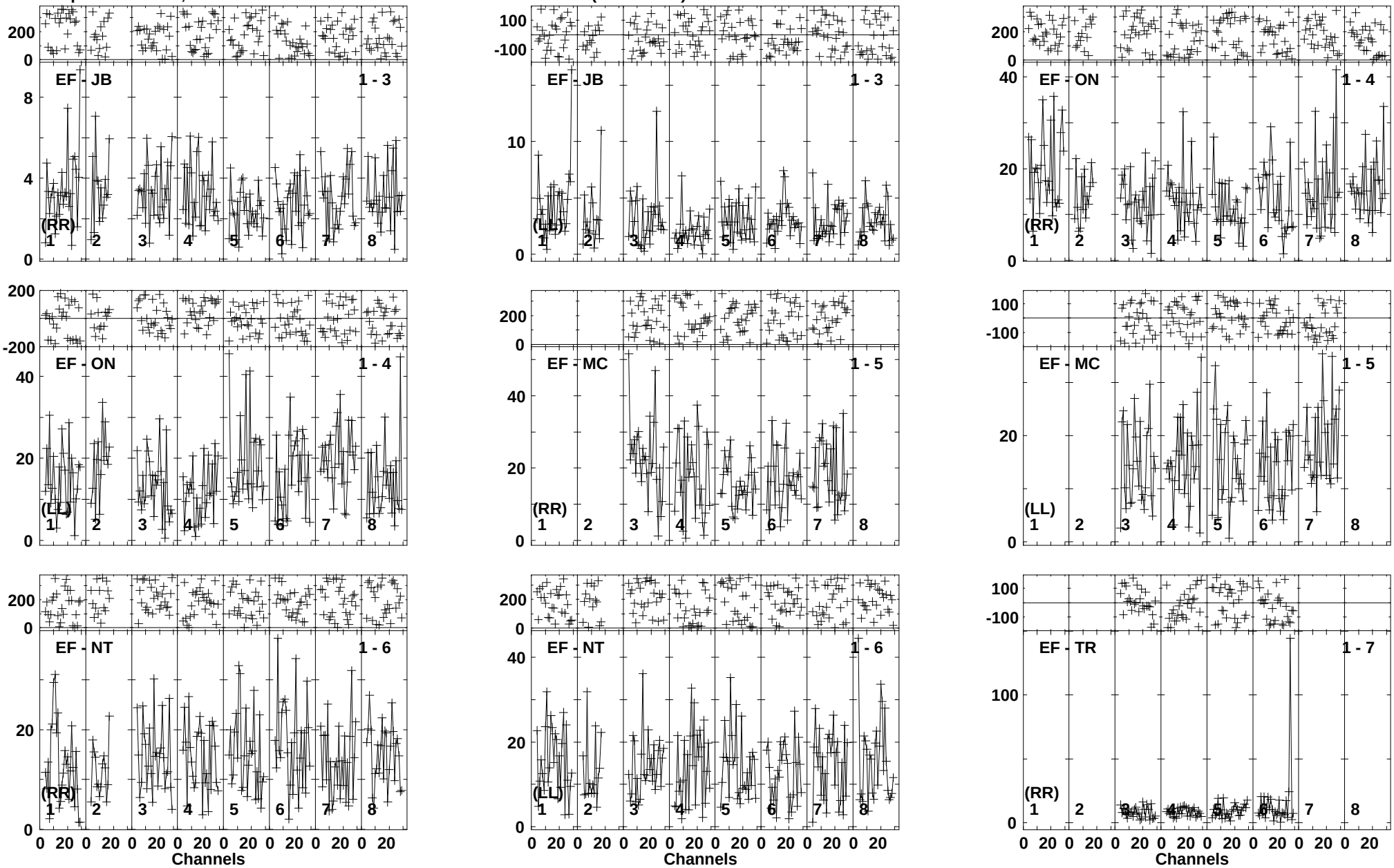

Lower frame: Milli Ampl Jy Top frame: Phas deg
Vector averaged cross-power spectrum Baseline: EF (01) - JB (03)
Timerange: 01/07:06:23 to 01/07:09:51

Plot file version 579 created 22-JUL-2014 18:13:14
CGCG448 EP088C.UVDATA.1
Freq = 1.5950 GHz, Bw = 16.000 MH Calibrated with CL # 3 and BP # 1 (BP mode 1)

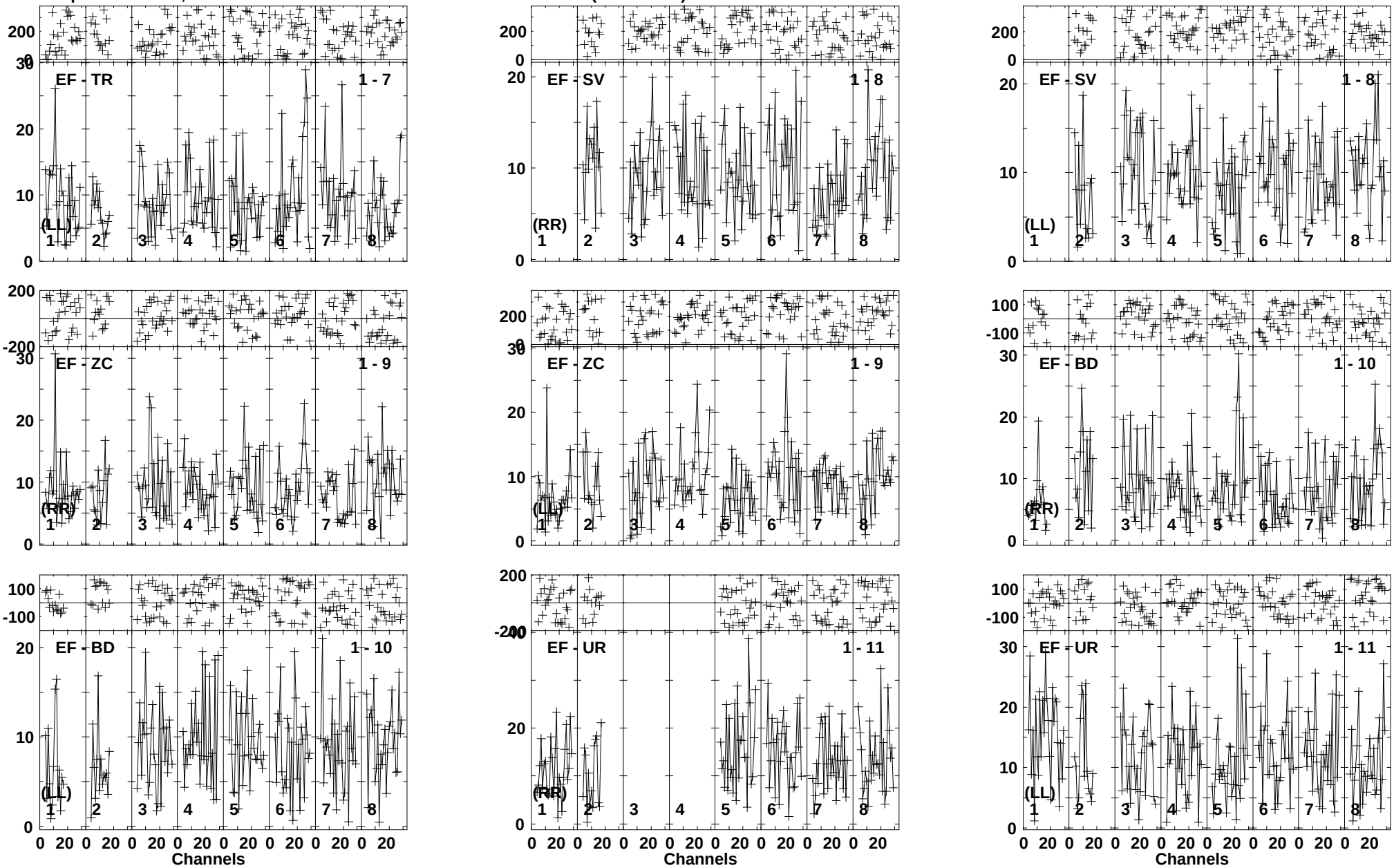

Lower frame: Milli Ampl Jy Top frame: Phas deg
Vector averaged cross-power spectrum Baseline: EF (01) - TR (07)
Timerange: 01/07:06:23 to 01/07:09:51

Plot file version 580 created 22-JUL-2014 18:13:14
CGCG448 EP088C.UVDATA.1
Freq = 1.5950 GHz, Bw = 16.000 MH Calibrated with CL # 3 and BP # 1 (BP mode 1)



Lower frame: Milli Ampl Jy Top frame: Phas deg
Vector averaged cross-power spectrum Baseline: EF (01) - SH (12)
Timerange: 01/07:06:23 to 01/07:09:51

Plot file version 581 created 22-JUL-2014 18:13:15
J2108+1430 EP088C.UVDATA.1
Freq = 1.5950 GHz, Bw = 16.000 MH Calibrated with CL # 3 and BP # 1 (BP mode 1)

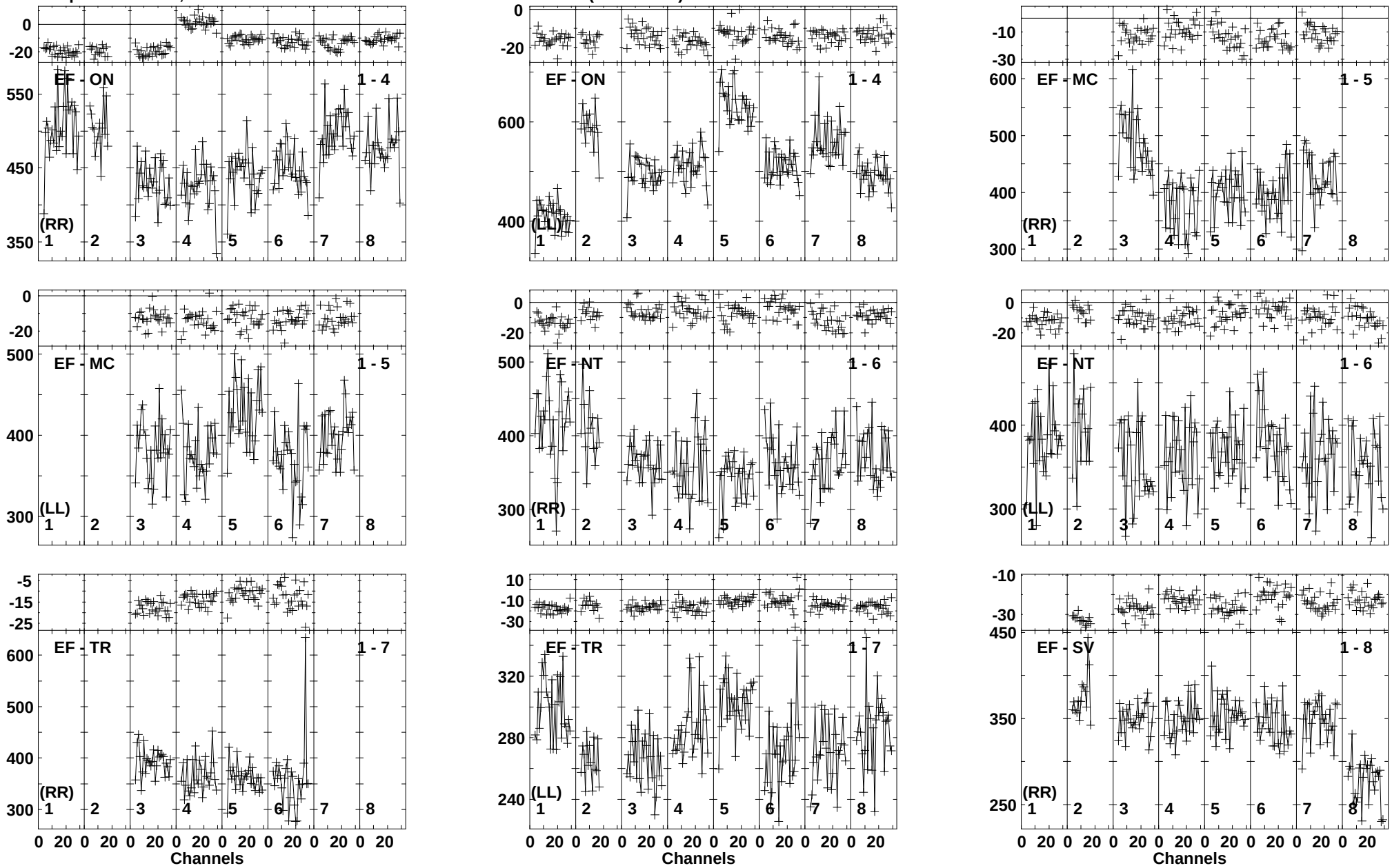

Lower frame: Milli Ampl Jy Top frame: Phas deg
Vector averaged cross-power spectrum Baseline: EF (01) - ON (04)
Timerange: 01/07:10:02 to 01/07:11:06

Plot file version 582 created 22-JUL-2014 18:13:15
J2108+1430 EP088C.UVDATA.1
Freq = 1.5950 GHz, Bw = 16.000 MH Calibrated with CL # 3 and BP # 1 (BP mode 1)

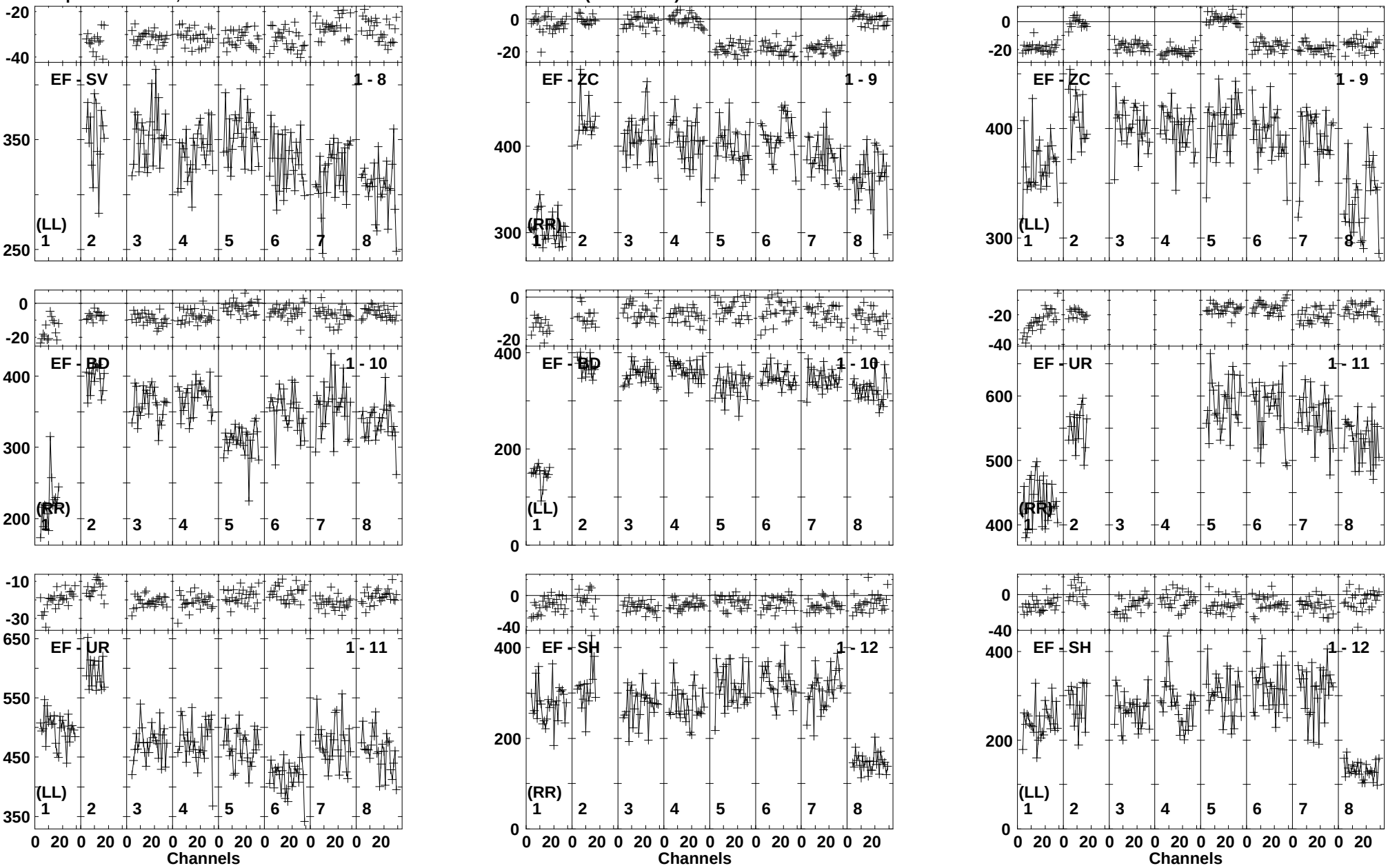

Lower frame: Milli Ampl Jy Top frame: Phas deg
Vector averaged cross-power spectrum Baseline: EF (01) - SV (08)
Timerange: 01/07:10:02 to 01/07:11:06

Plot file version 583 created 22-JUL-2014 18:13:16
J2108+1430 EP088C.UVDATA.1
Freq = 1.5950 GHz, Bw = 16.000 MH Calibrated with CL # 3 and BP # 1 (BP mode 1)

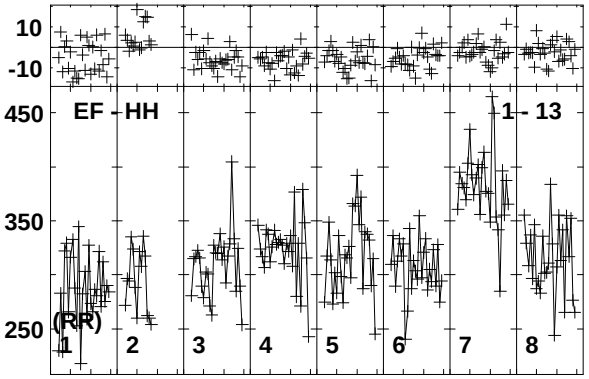

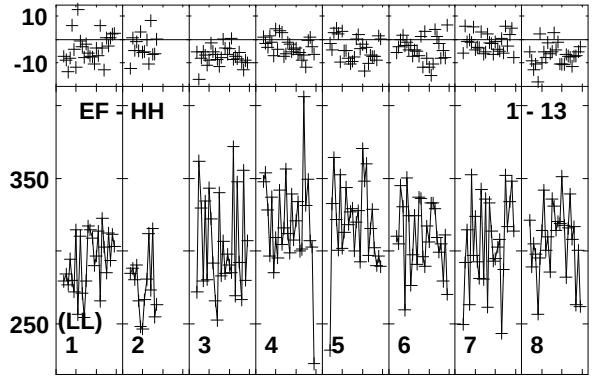

Lower frame: Milli Ampl Jy Top frame: Phas deg
Vector averaged cross-power spectrum Baseline: EF (01) - HH (13)
Timerange: 01/07:10:02 to 01/07:11:06

Plot file version 584 created 22-JUL-2014 18:13:16
CGCG448 EP088C.UVDATA.1
Freq = 1.5950 GHz, Bw = 16.000 MH Calibrated with CL # 3 and BP # 1 (BP mode 1)

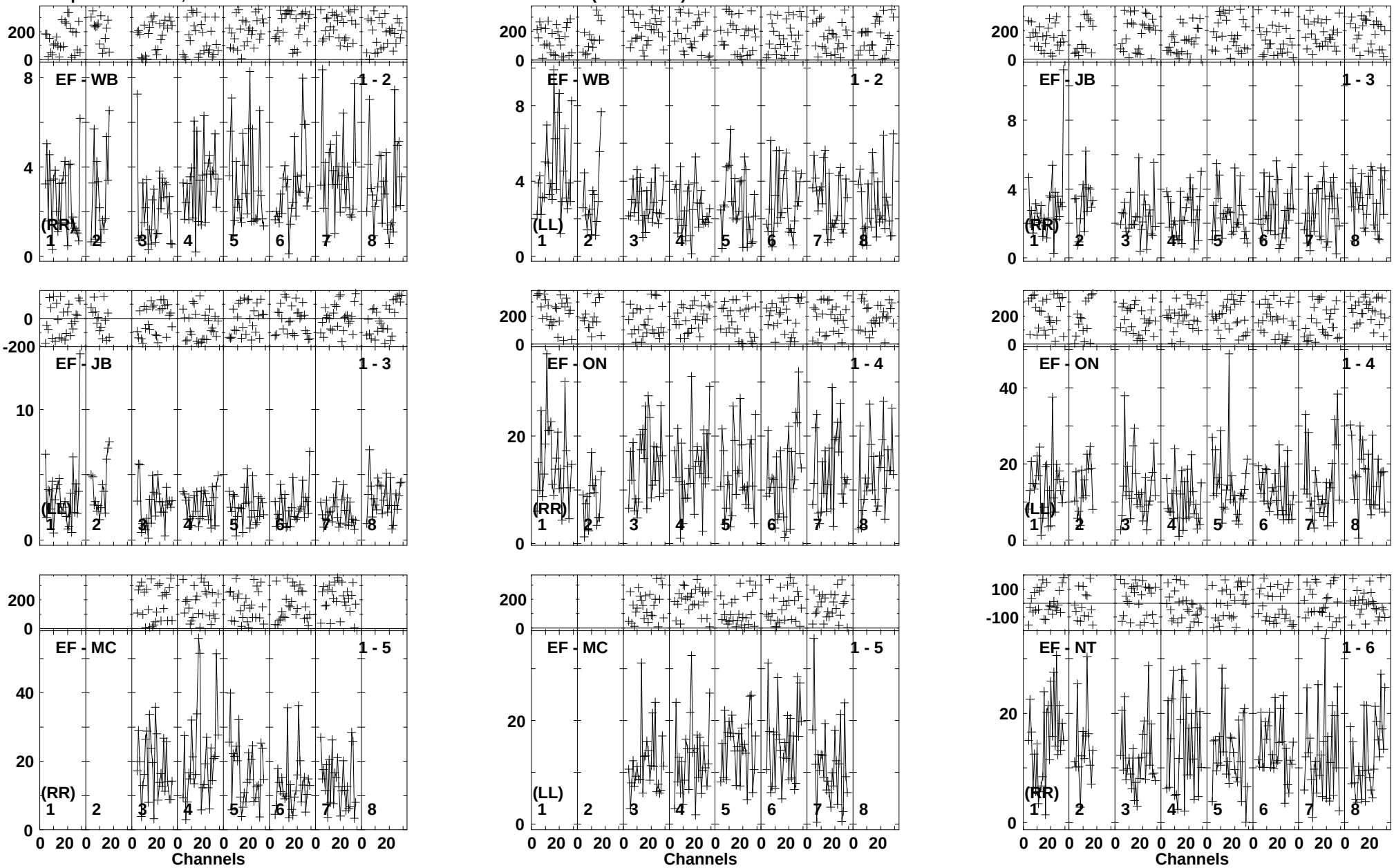

Lower frame: Milli Ampl Jy Top frame: Phas deg
Vector averaged cross-power spectrum Baseline: EF (01) - WB (02)
Timerange: 01/07:11:49 to 01/07:15:25

Plot file version 585 created 22-JUL-2014 18:13:16
CGCG448 EP088C.UVDATA.1
Freq = 1.5950 GHz, Bw = 16.000 MH Calibrated with CL # 3 and BP # 1 (BP mode 1)

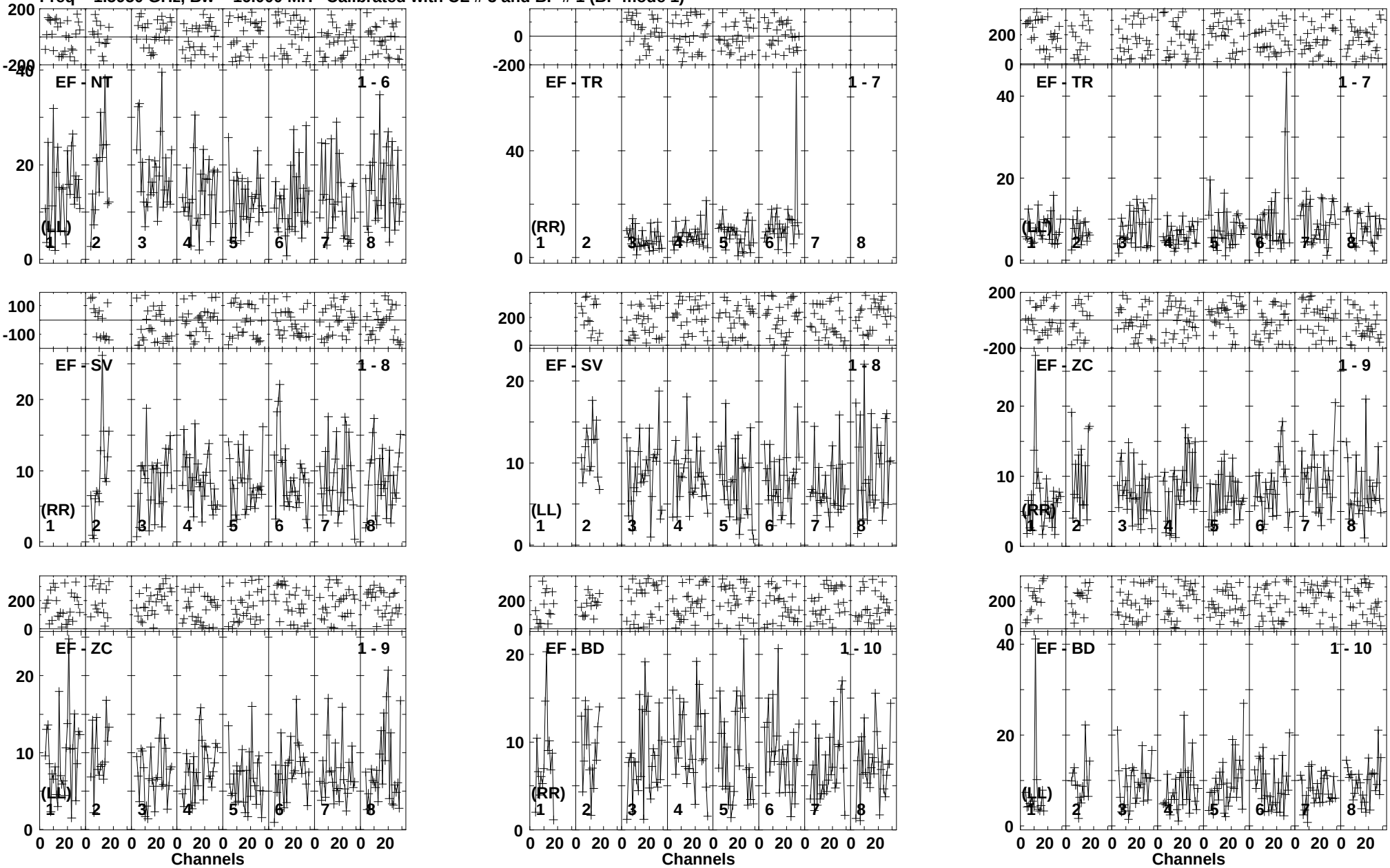

Lower frame: Milli Ampl Jy Top frame: Phas deg
Vector averaged cross-power spectrum Baseline: EF (01) - NT (06)
Timerange: 01/07:11:49 to 01/07:15:25

Plot file version 586 created 22-JUL-2014 18:13:17
CGCG448 EP088C.UVDATA.1
Freq = 1.5950 GHz, Bw = 16.000 MH Calibrated with CL # 3 and BP # 1 (BP mode 1)

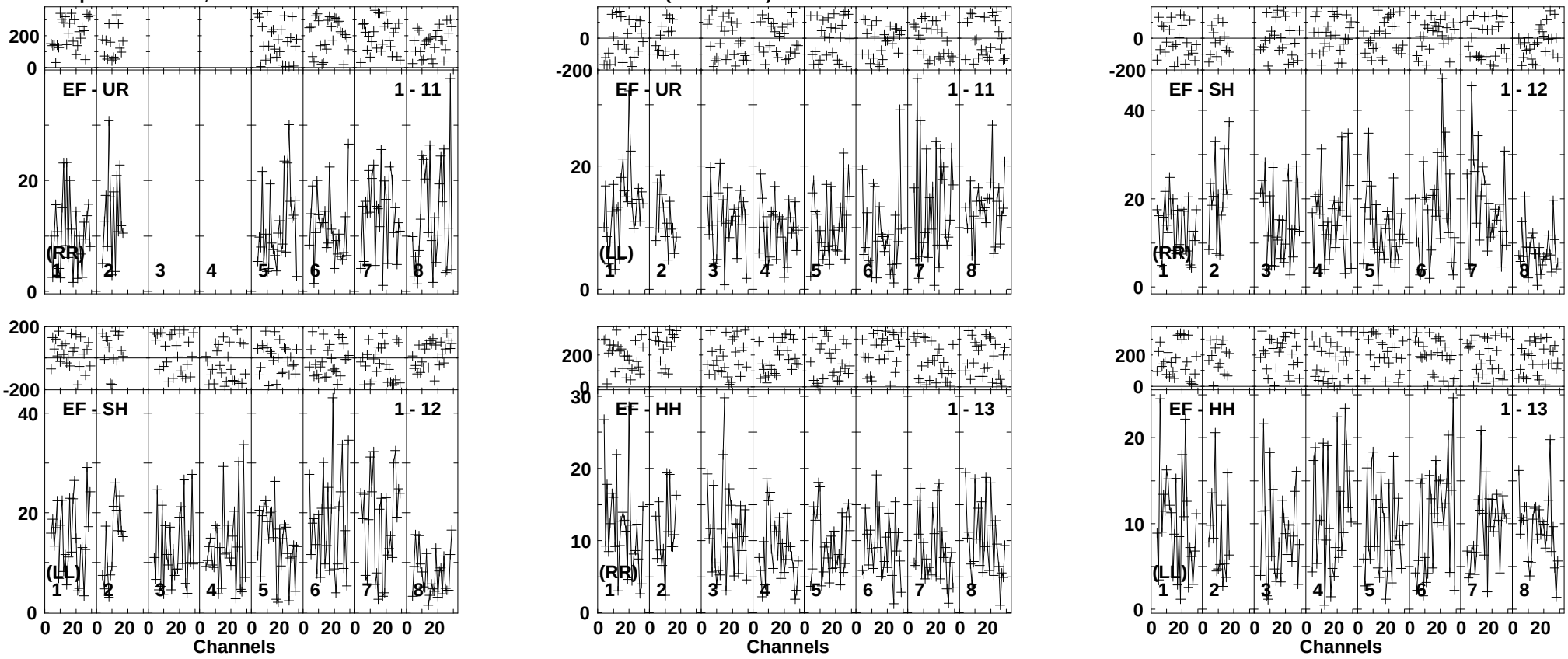

Lower frame: Milli Ampl Jy Top frame: Phas deg
Vector averaged cross-power spectrum Baseline: EF (01) - UR (11)
Timerange: 01/07:11:49 to 01/07:15:25

Plot file version 587 created 22-JUL-2014 18:13:17
J2108+1430 EP088C.UVDATA.1
Freq = 1.5950 GHz, Bw = 16.000 MH Calibrated with CL # 3 and BP # 1 (BP mode 1)

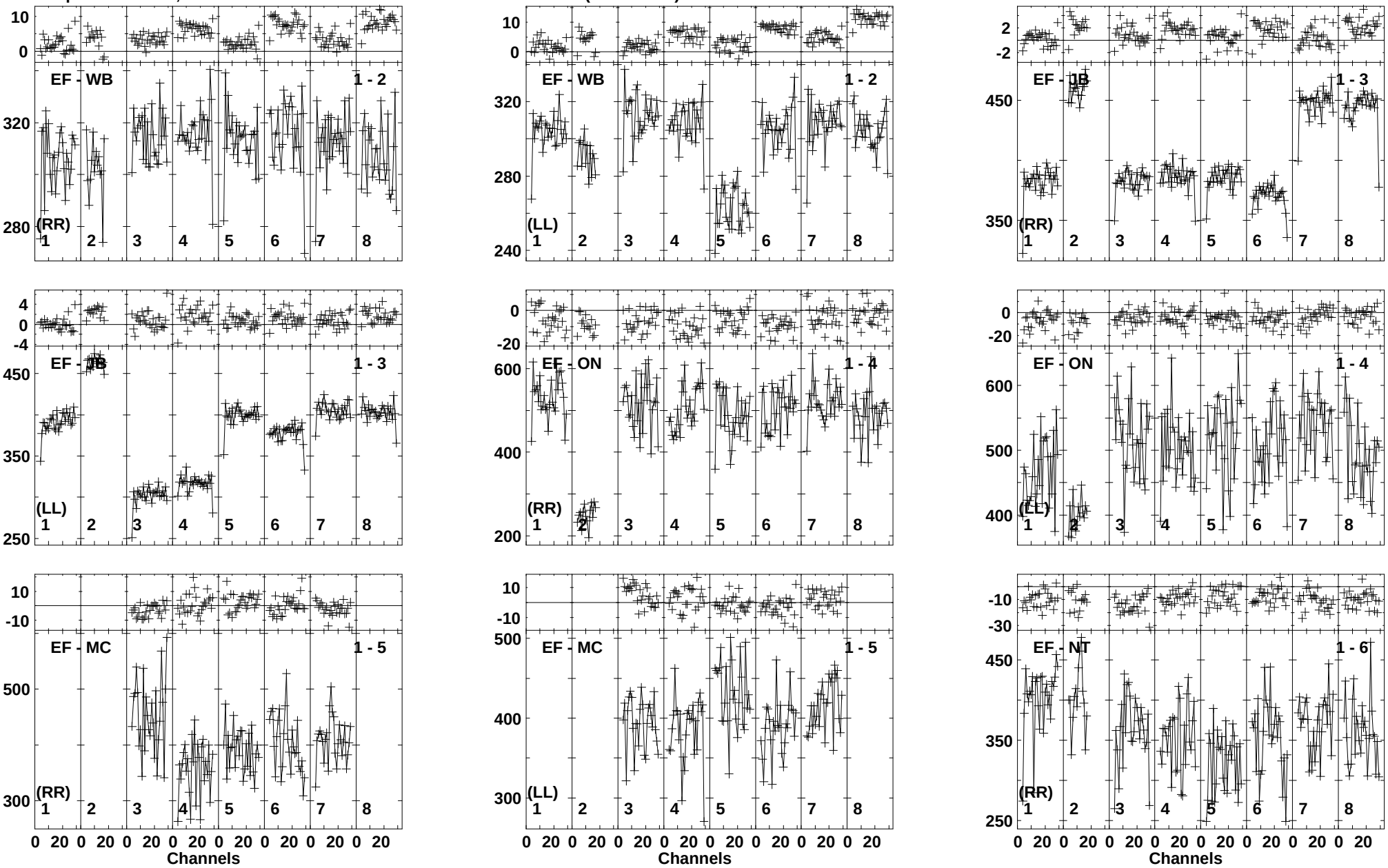

Lower frame: Milli Ampl Jy Top frame: Phas deg
Vector averaged cross-power spectrum Baseline: EF (01) - WB (02)
Timerange: 01/07:15:35 to 01/07:16:39

Plot file version 588 created 22-JUL-2014 18:13:17
J2108+1430 EP088C.UVDATA.1
Freq = 1.5950 GHz, Bw = 16.000 MH Calibrated with CL # 3 and BP # 1 (BP mode 1)

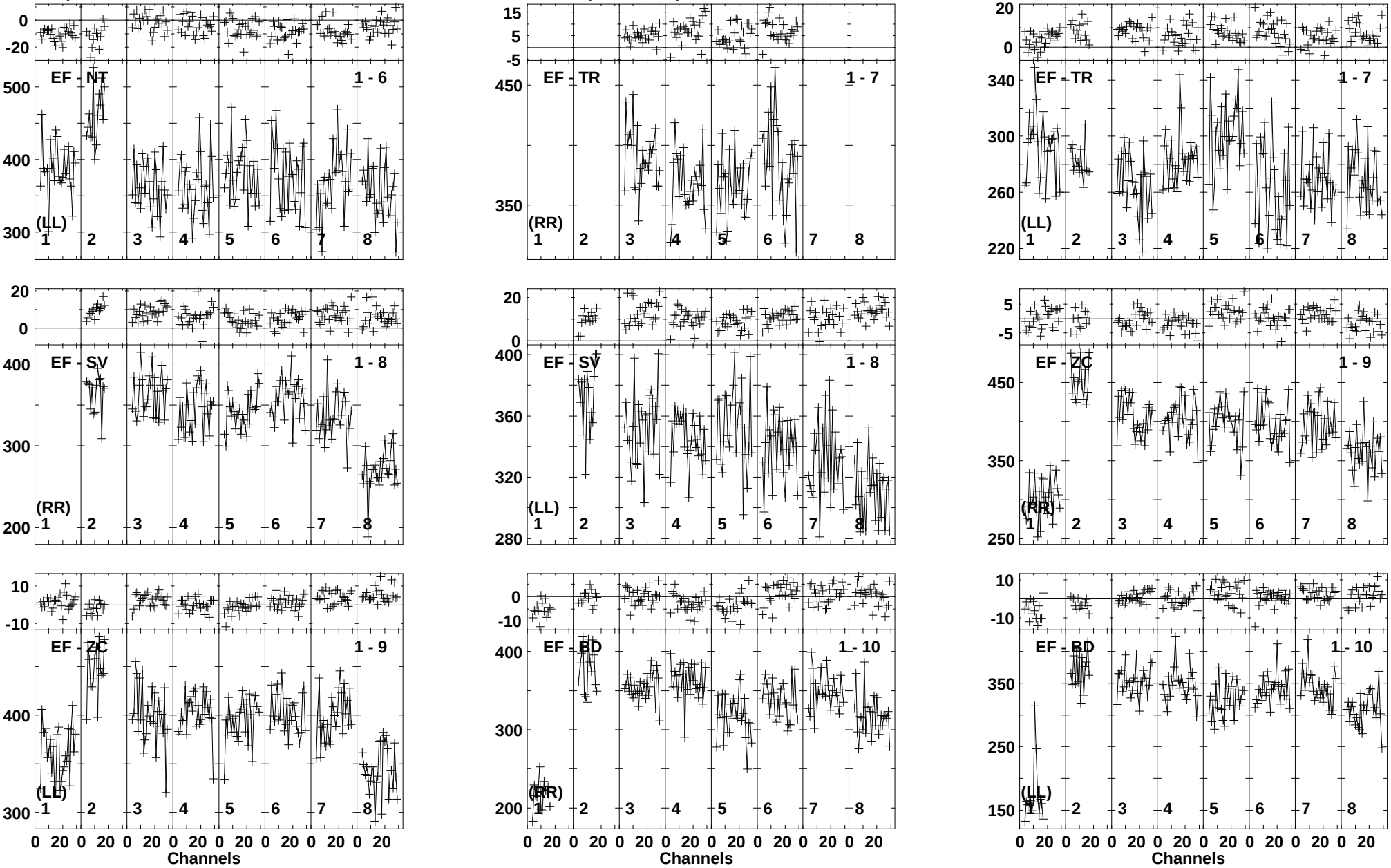

Lower frame: Milli Ampl Jy Top frame: Phas deg
Vector averaged cross-power spectrum Baseline: EF (01) - NT (06)
Timerange: 01/07:15:35 to 01/07:16:39

Plot file version 589 created 22-JUL-2014 18:13:18
J2108+1430 EP088C.UVDATA.1
Freq = 1.5950 GHz, Bw = 16.000 MH Calibrated with CL # 3 and BP # 1 (BP mode 1)

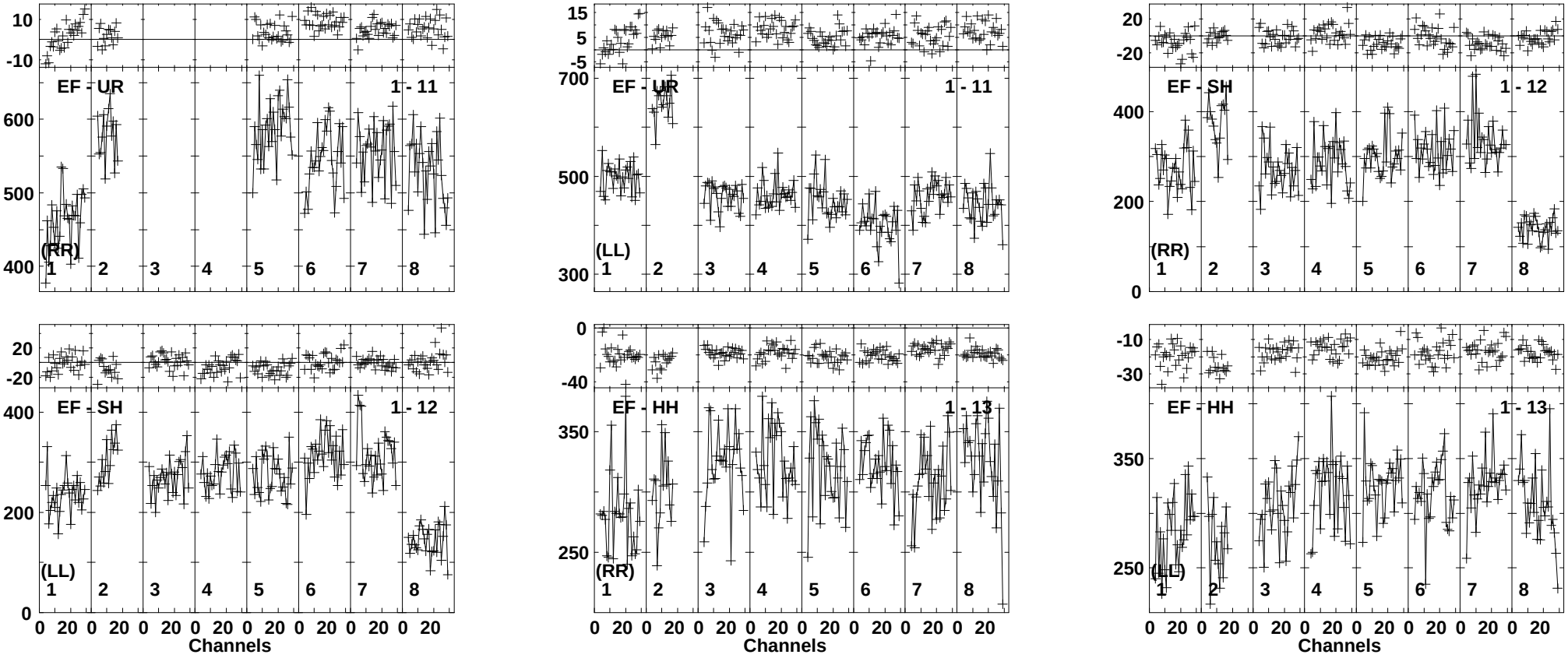

Lower frame: Milli Ampl Jy Top frame: Phas deg
Vector averaged cross-power spectrum Baseline: EF (01) - UR (11)
Timerange: 01/07:15:35 to 01/07:16:39

Plot file version 590 created 22-JUL-2014 18:13:18
CGCG448 EP088C.UVDATA.1
Freq = 1.5950 GHz, Bw = 16.000 MH Calibrated with CL # 3 and BP # 1 (BP mode 1)

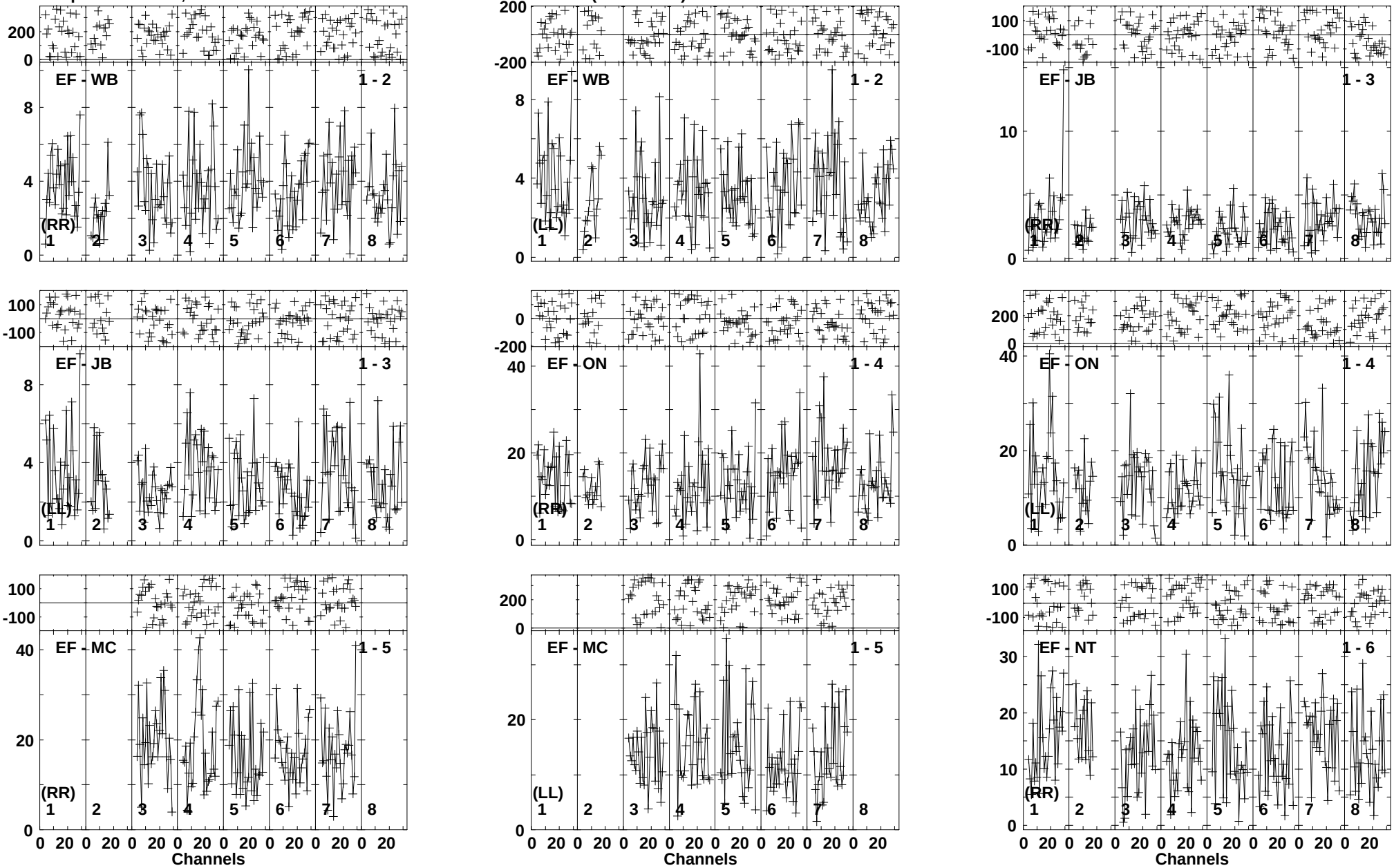

Lower frame: Milli Ampl Jy Top frame: Phas deg
Vector averaged cross-power spectrum Baseline: EF (01) - WB (02)
Timerange: 01/07:16:50 to 01/07:20:18

Plot file version 591 created 22-JUL-2014 18:13:18
CGCG448 EP088C.UVDATA.1
Freq = 1.5950 GHz, Bw = 16.000 MH Calibrated with CL # 3 and BP # 1 (BP mode 1)

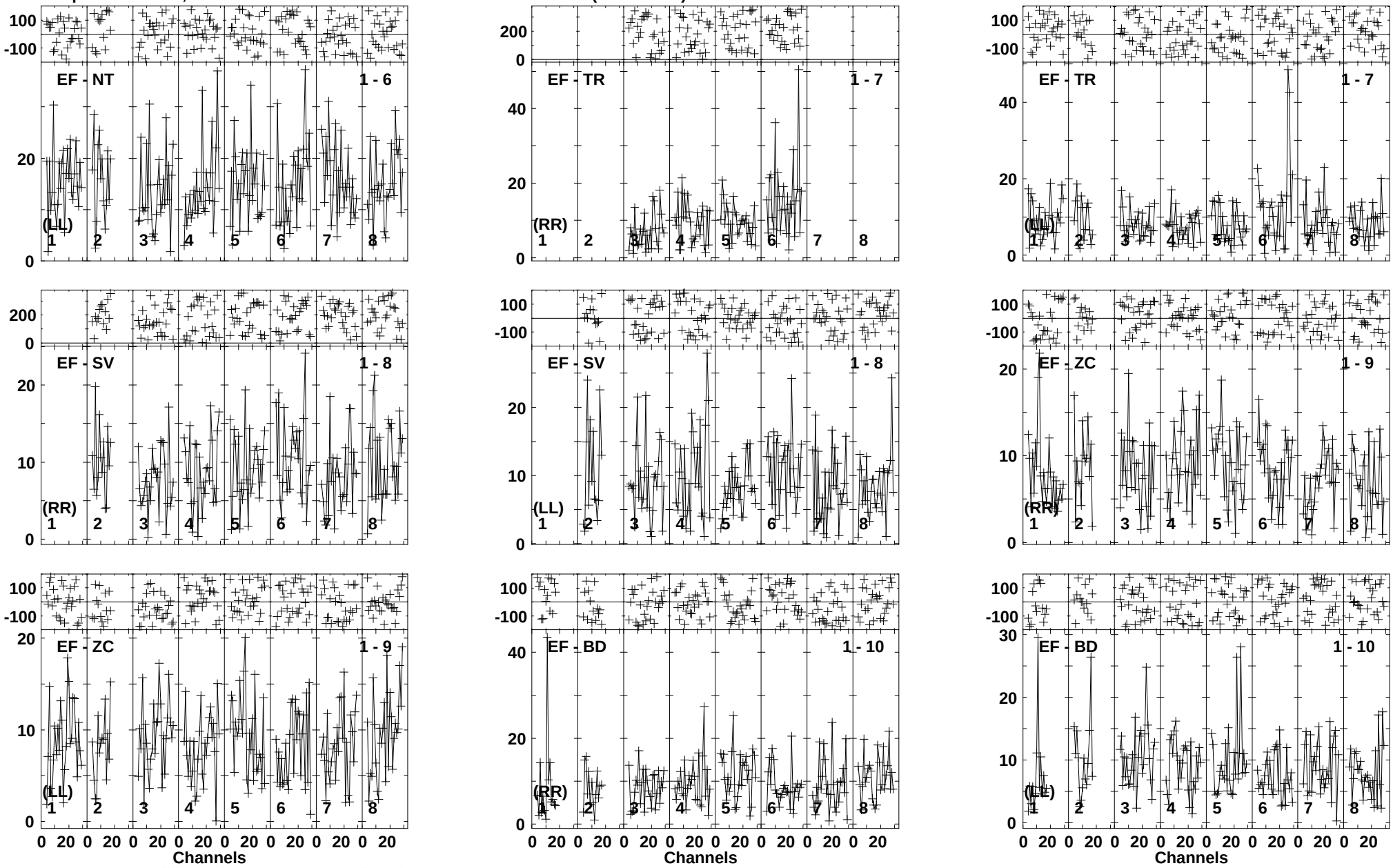

Lower frame: Milli Ampl Jy Top frame: Phas deg
Vector averaged cross-power spectrum Baseline: EF (01) - NT (06)
Timerange: 01/07:16:50 to 01/07:20:18

Plot file version 592 created 22-JUL-2014 18:13:19
CGCG448 EP088C.UVDATA.1
Freq = 1.5950 GHz, Bw = 16.000 MH Calibrated with CL # 3 and BP # 1 (BP mode 1)

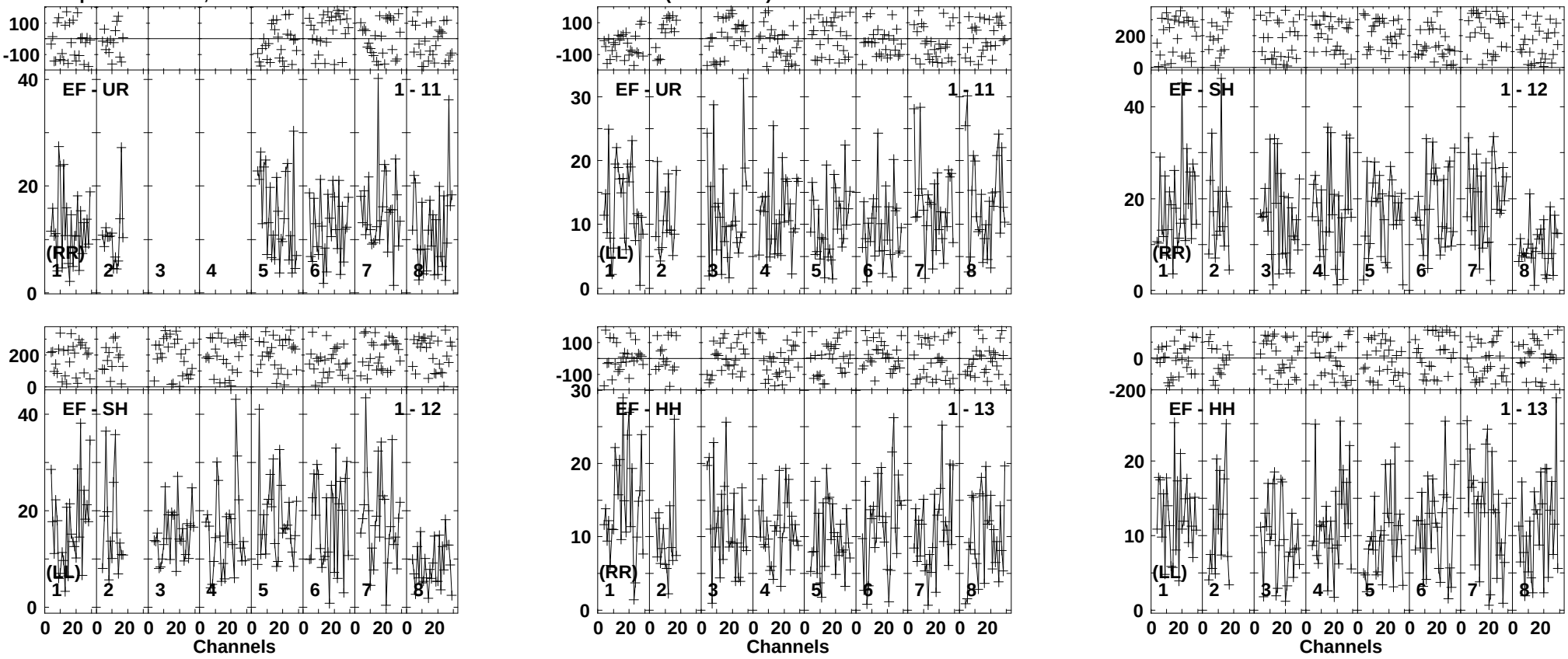

Lower frame: Milli Ampl Jy Top frame: Phas deg
Vector averaged cross-power spectrum Baseline: EF (01) - UR (11)
Timerange: 01/07:16:50 to 01/07:20:18

Plot file version 593 created 22-JUL-2014 18:13:19
J2108+1430 EP088C.UVDATA.1
Freq = 1.5950 GHz, Bw = 16.000 MH Calibrated with CL # 3 and BP # 1 (BP mode 1)

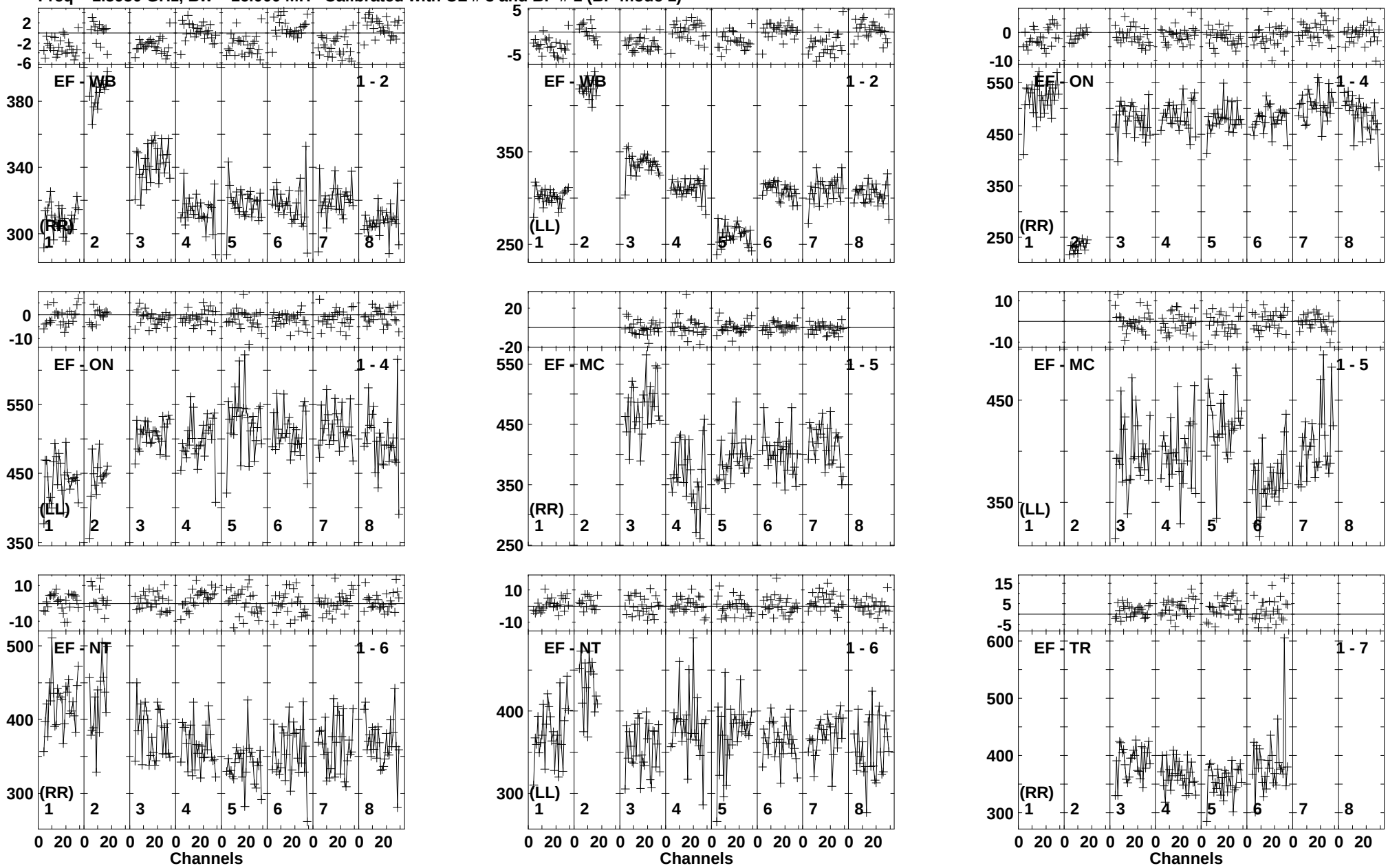

Lower frame: Milli Ampl Jy Top frame: Phas deg
Vector averaged cross-power spectrum Baseline: EF (01) - WB (02)
Timerange: 01/07:20:29 to 01/07:21:39

Plot file version 594 created 22-JUL-2014 18:13:20
J2108+1430 EP088C.UVDATA.1
Freq = 1.5950 GHz, Bw = 16.000 MH Calibrated with CL # 3 and BP # 1 (BP mode 1)

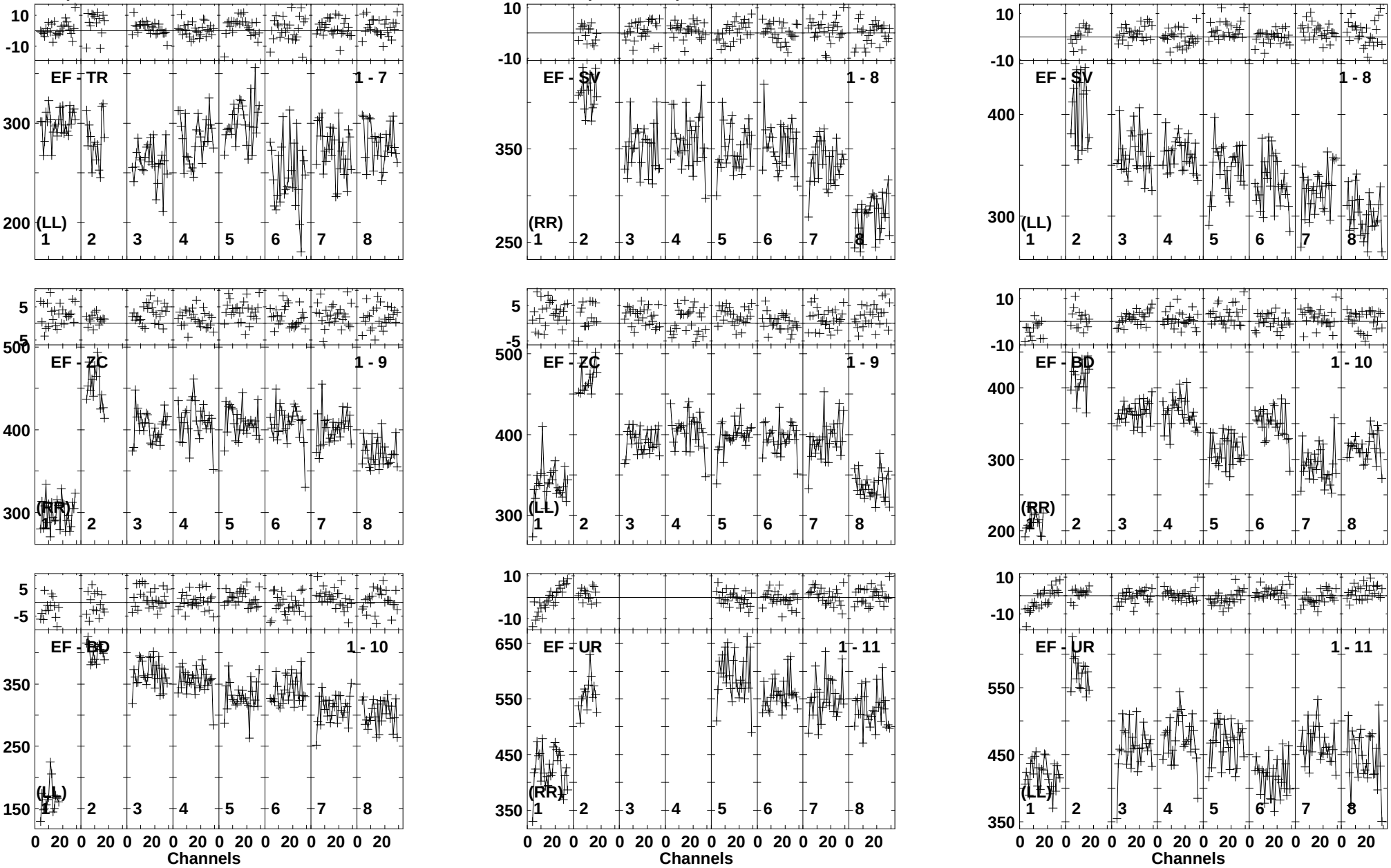

Lower frame: Milli Ampl Jy Top frame: Phas deg
Vector averaged cross-power spectrum Baseline: EF (01) - TR (07)
Timerange: 01/07:20:29 to 01/07:21:39

Plot file version 595 created 22-JUL-2014 18:13:20
J2108+1430 EP088C.UVDATA.1
Freq = 1.5950 GHz, Bw = 16.000 MH Calibrated with CL # 3 and BP # 1 (BP mode 1)

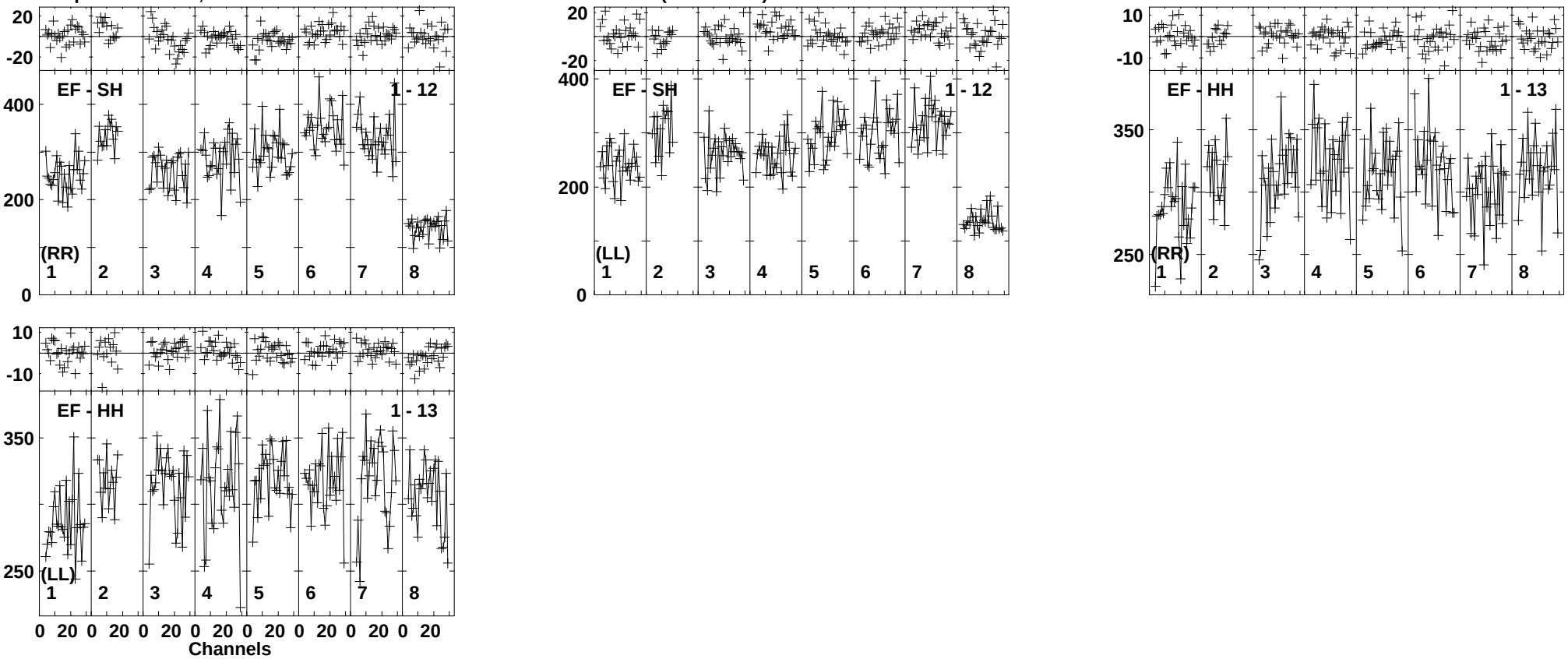

Lower frame: Milli Ampl Jy Top frame: Phas deg
Vector averaged cross-power spectrum Baseline: EF (01) - SH (12)
Timerange: 01/07:20:29 to 01/07:21:39

Plot file version 596 created 22-JUL-2014 18:13:20
3C454.3 EP088C.UVDATA.1
Freq = 1.5950 GHz, Bw = 16.000 MH Calibrated with CL # 3 and BP # 1 (BP mode 1)

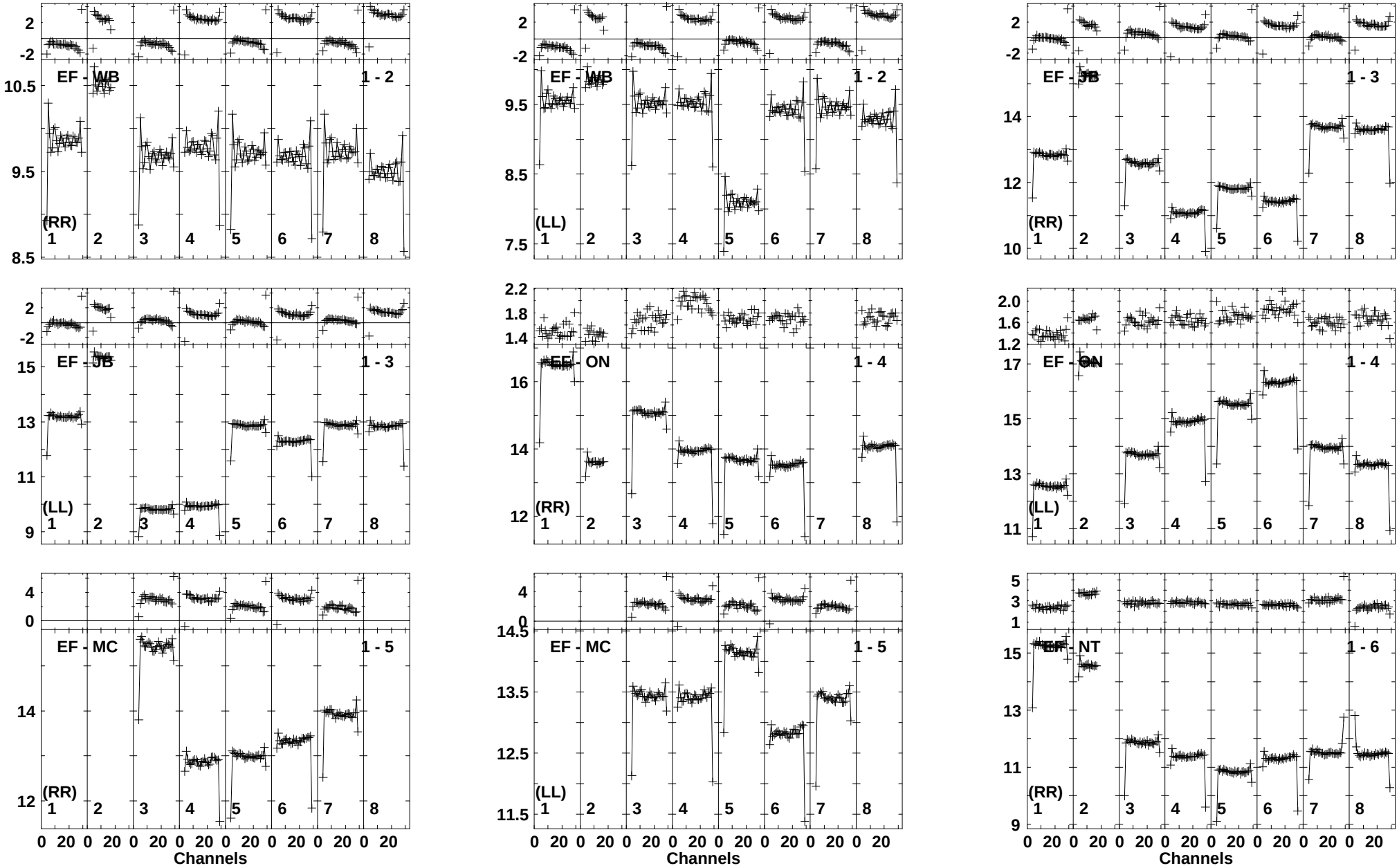

Lower frame: Ampl Jy Top frame: Phas deg
Vector averaged cross-power spectrum Baseline: EF (01) - WB (02)
Timerange: 01/07:22:21 to 01/07:27:13

Plot file version 597 created 22-JUL-2014 18:13:21
3C454.3 EP088C.UVDATA.1
Freq = 1.5950 GHz, Bw = 16.000 MH Calibrated with CL # 3 and BP # 1 (BP mode 1)

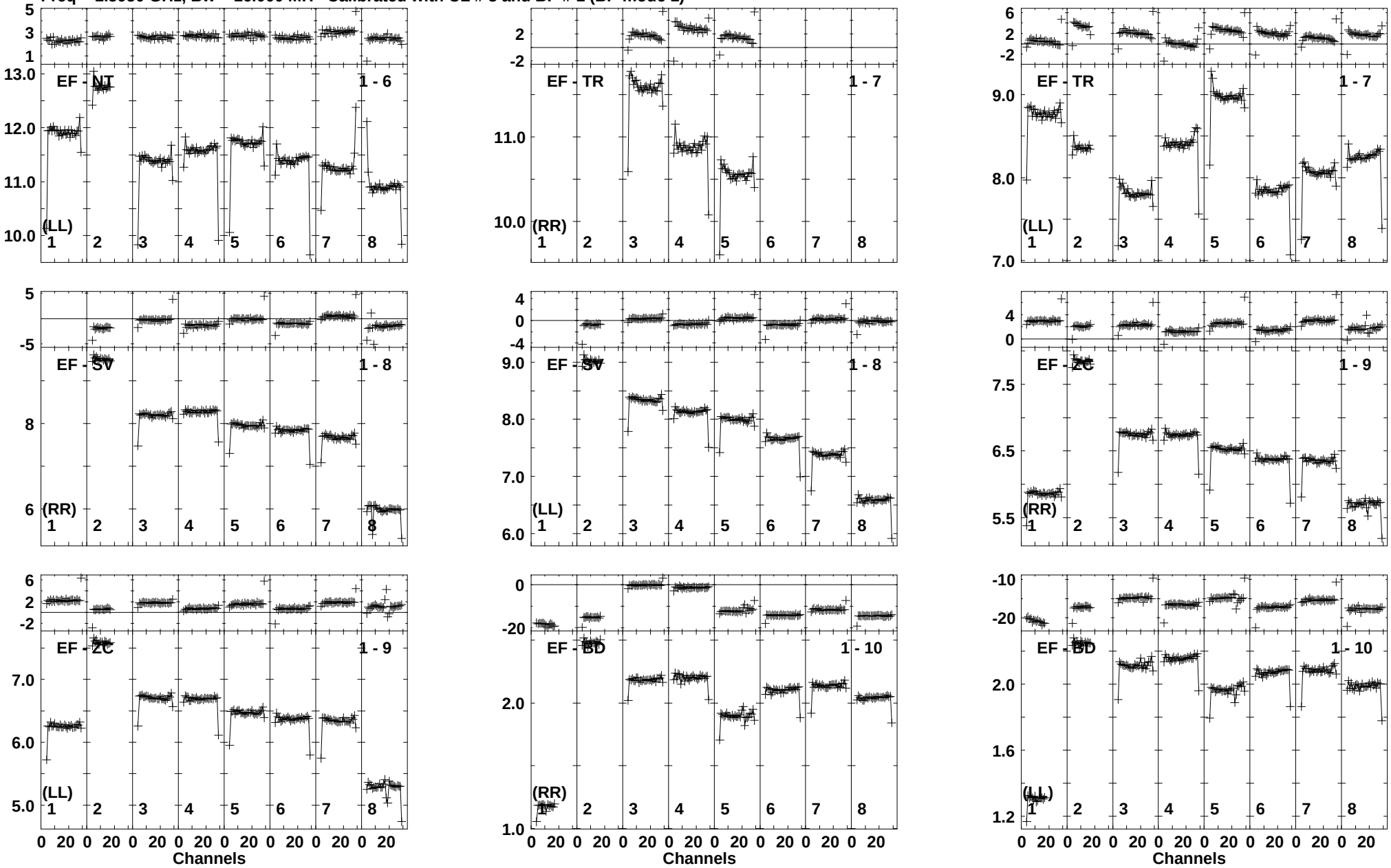

Lower frame: Ampl Jy Top frame: Phas deg
Vector averaged cross-power spectrum Baseline: EF (01) - NT (06)
Timerange: 01/07:22:21 to 01/07:27:13

Plot file version 598 created 22-JUL-2014 18:13:21
3C454.3 EP088C.UVDATA.1
Freq = 1.5950 GHz, Bw = 16.000 MH Calibrated with CL # 3 and BP # 1 (BP mode 1)

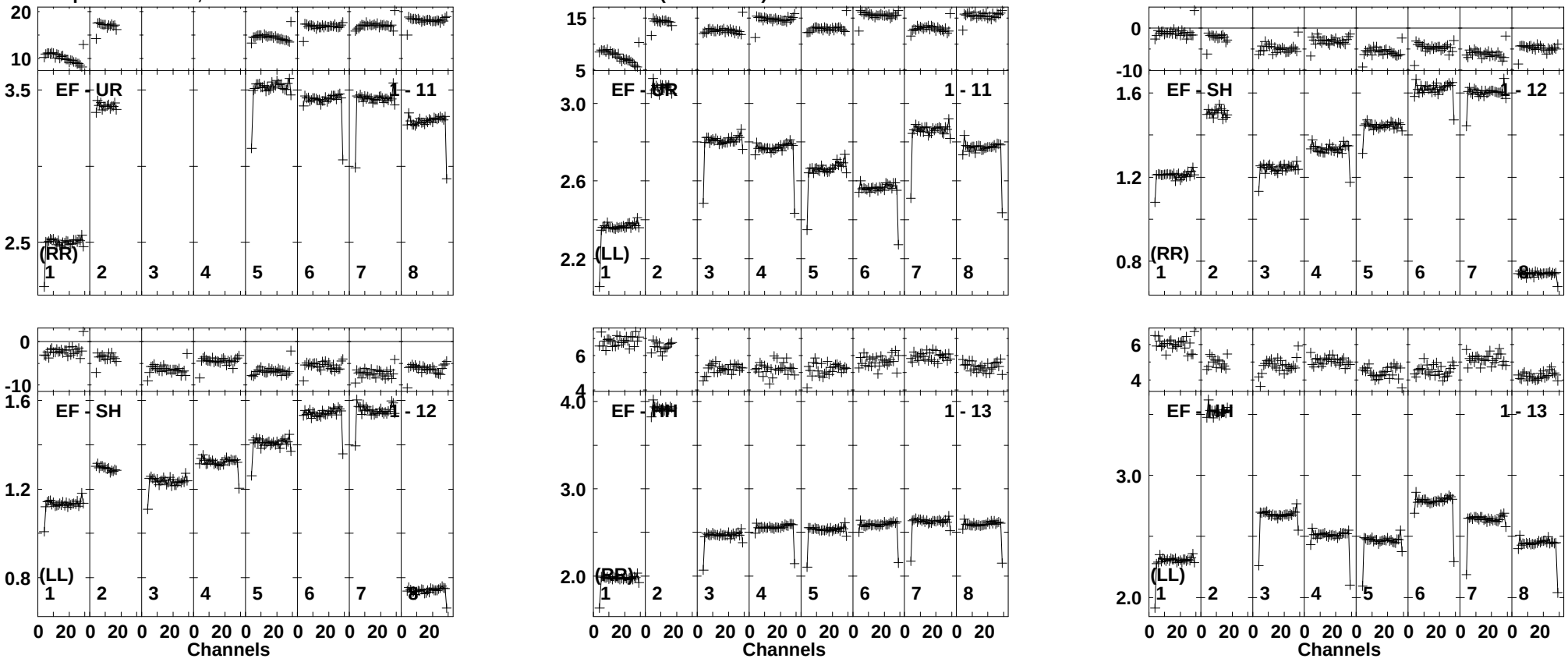

Lower frame: Ampl Jy Top frame: Phas deg
Vector averaged cross-power spectrum Baseline: EF (01) - UR (11)
Timerange: 01/07:22:21 to 01/07:27:13

Plot file version 599 created 22-JUL-2014 18:13:22
J1549+5038 EP088C.UVDATA.1
Freq = 1.5950 GHz, Bw = 16.000 MH Calibrated with CL # 3 and BP # 1 (BP mode 1)

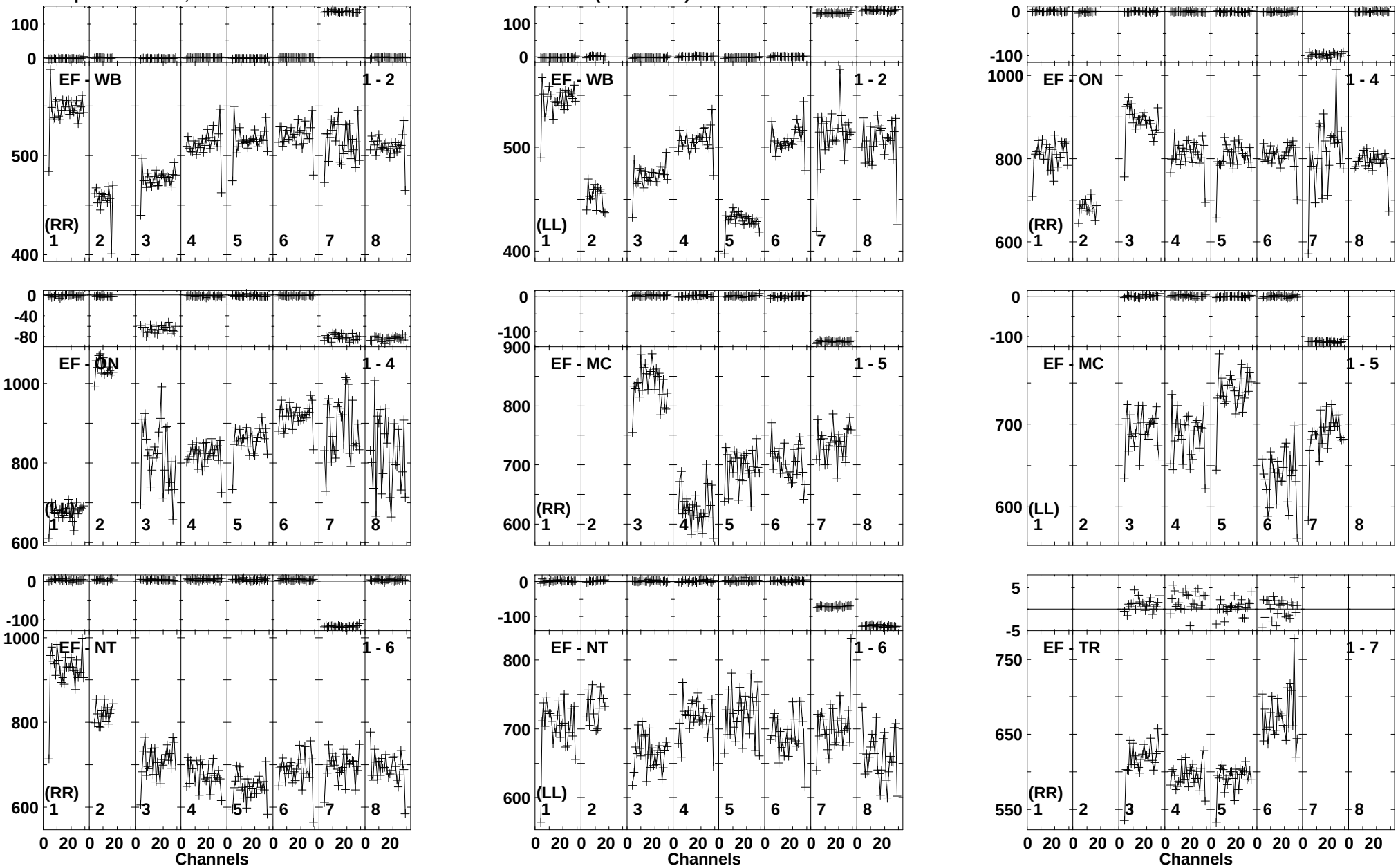

Lower frame: Milli Ampl Jy Top frame: Phas deg
Vector averaged cross-power spectrum Baseline: EF (01) - WB (02)
Timerange: 01/07:29:24 to 01/07:35:58

Plot file version 600 created 22-JUL-2014 18:13:22
J1549+5038 EP088C.UVDATA.1
Freq = 1.5950 GHz, Bw = 16.000 MH Calibrated with CL # 3 and BP # 1 (BP mode 1)

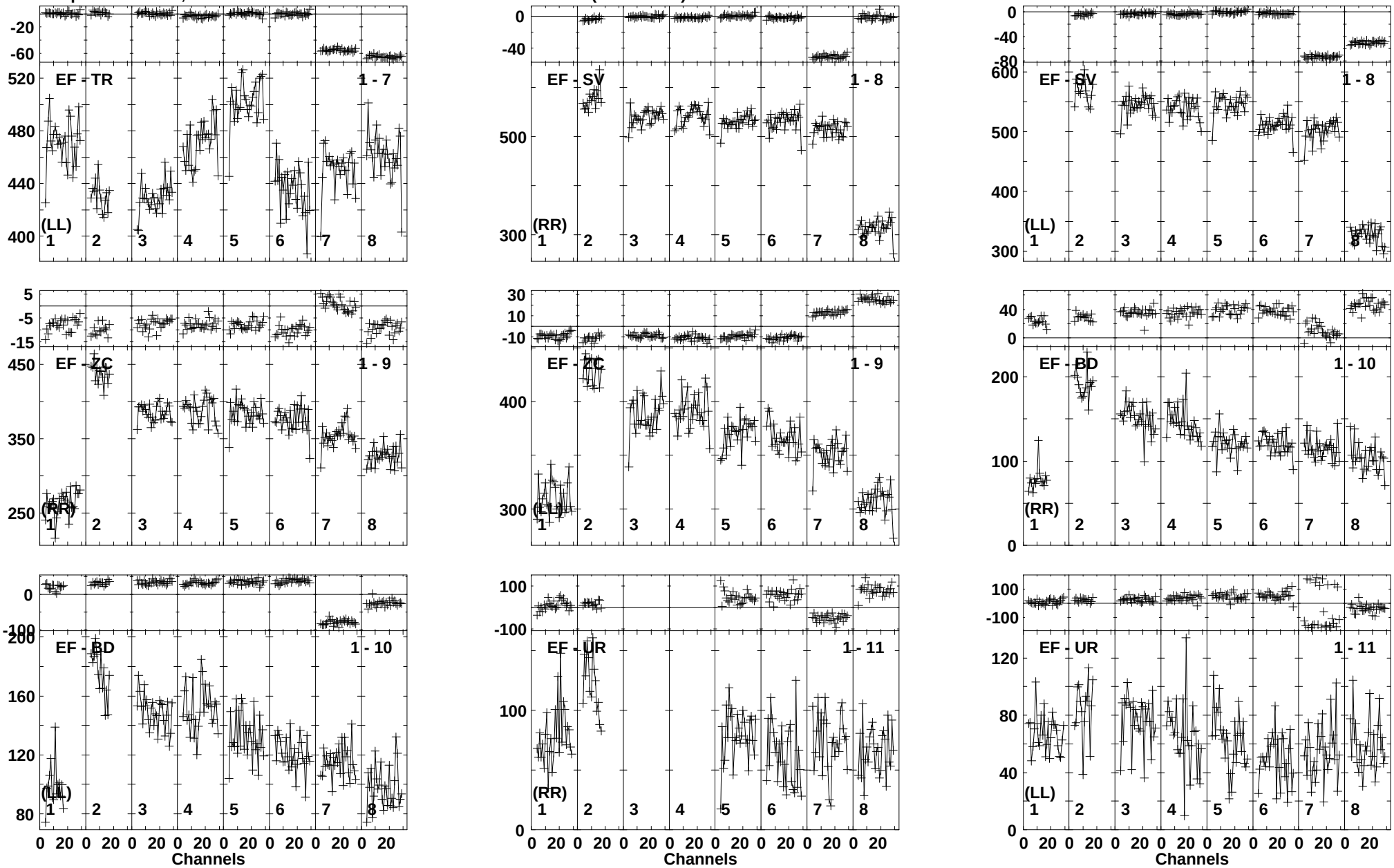

Lower frame: Milli Ampl Jy Top frame: Phas deg
Vector averaged cross-power spectrum Baseline: EF (01) - TR (07)
Timerange: 01/07:29:24 to 01/07:35:58

Plot file version 601 created 22-JUL-2014 18:13:23
NGC6090A EP088C.UVDATA.1
Freq = 1.5950 GHz, Bw = 16.000 MH Calibrated with CL # 3 and BP # 1 (BP mode 1)

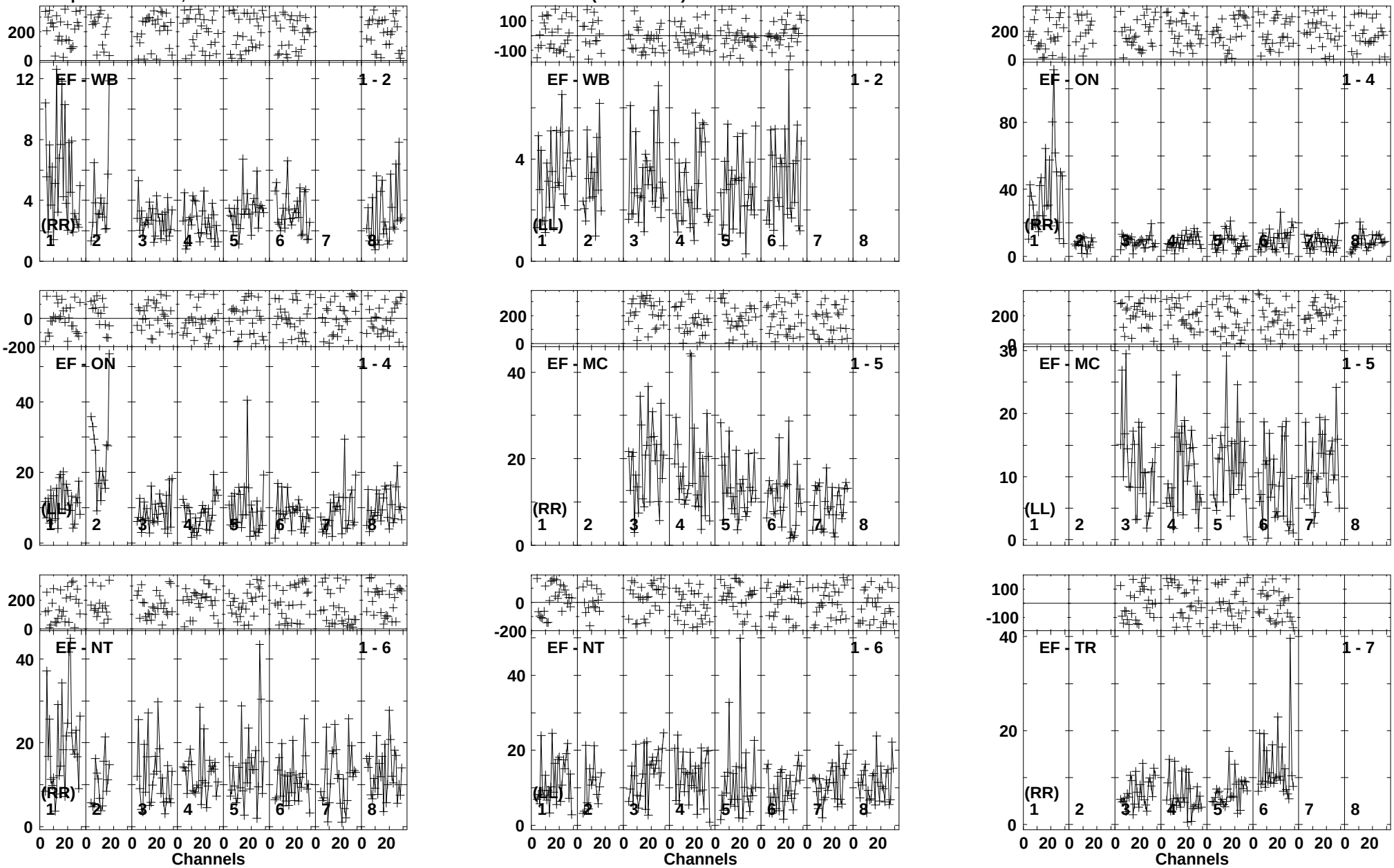

Lower frame: Milli Ampl Jy Top frame: Phas deg
Vector averaged cross-power spectrum Baseline: EF (01) - WB (02)
Timerange: 01/07:36:41 to 01/07:40:19

Plot file version 602 created 22-JUL-2014 18:13:23
NGC6090A EP088C.UVDATA.1
Freq = 1.5950 GHz, Bw = 16.000 MH Calibrated with CL # 3 and BP # 1 (BP mode 1)

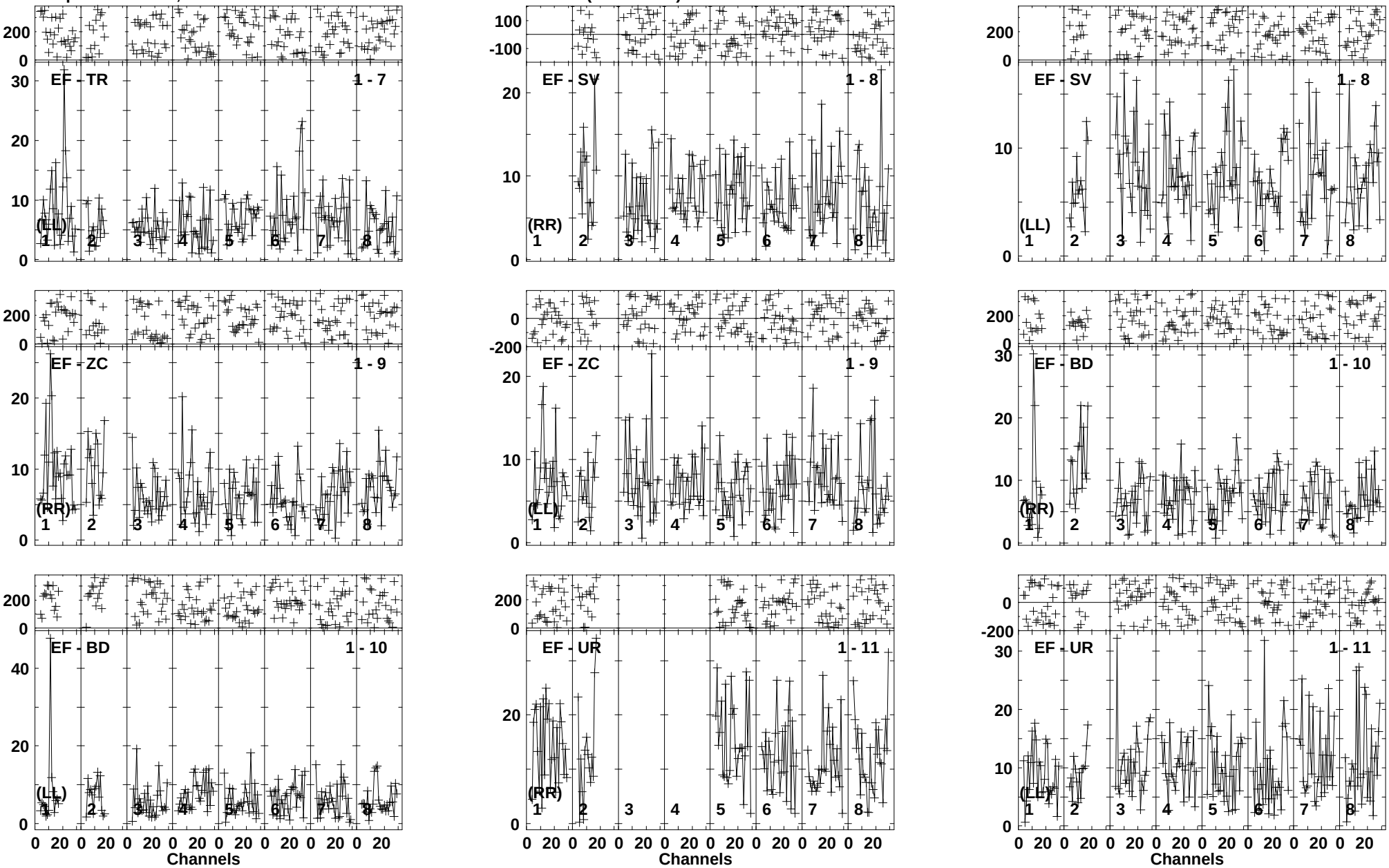

Lower frame: Milli Ampl Jy Top frame: Phas deg
Vector averaged cross-power spectrum Baseline: EF (01) - TR (07)
Timerange: 01/07:36:41 to 01/07:40:19

Plot file version 603 created 22-JUL-2014 18:13:24
J1549+5038 EP088C.UVDATA.1
Freq = 1.5950 GHz, Bw = 16.000 MH Calibrated with CL # 3 and BP # 1 (BP mode 1)

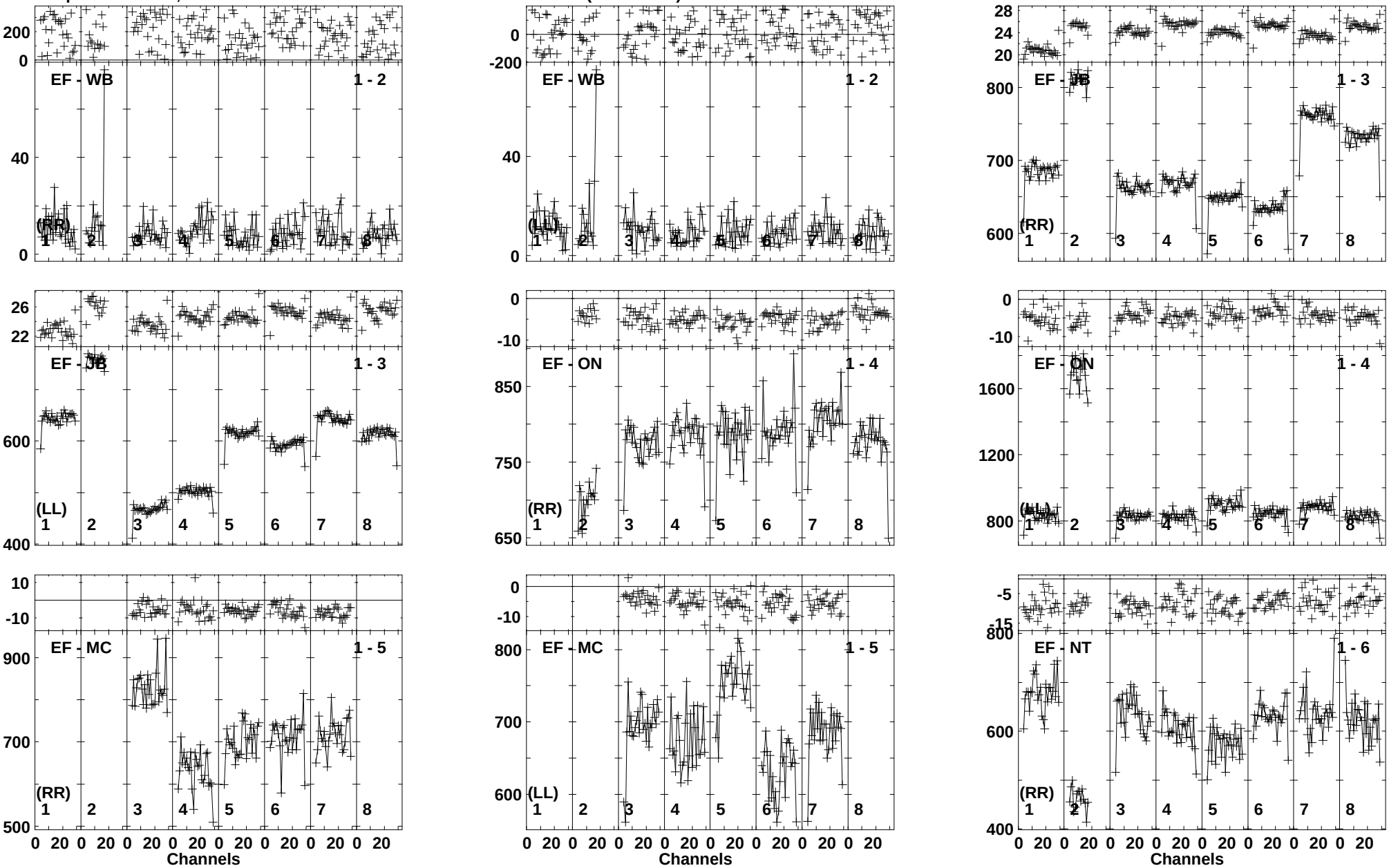

Lower frame: Milli Ampl Jy Top frame: Phas deg
Vector averaged cross-power spectrum Baseline: EF (01) - WB (02)
Timerange: 01/07:40:29 to 01/07:41:39

Plot file version 604 created 22-JUL-2014 18:13:24
J1549+5038 EP088C.UVDATA.1
Freq = 1.5950 GHz, Bw = 16.000 MH Calibrated with CL # 3 and BP # 1 (BP mode 1)

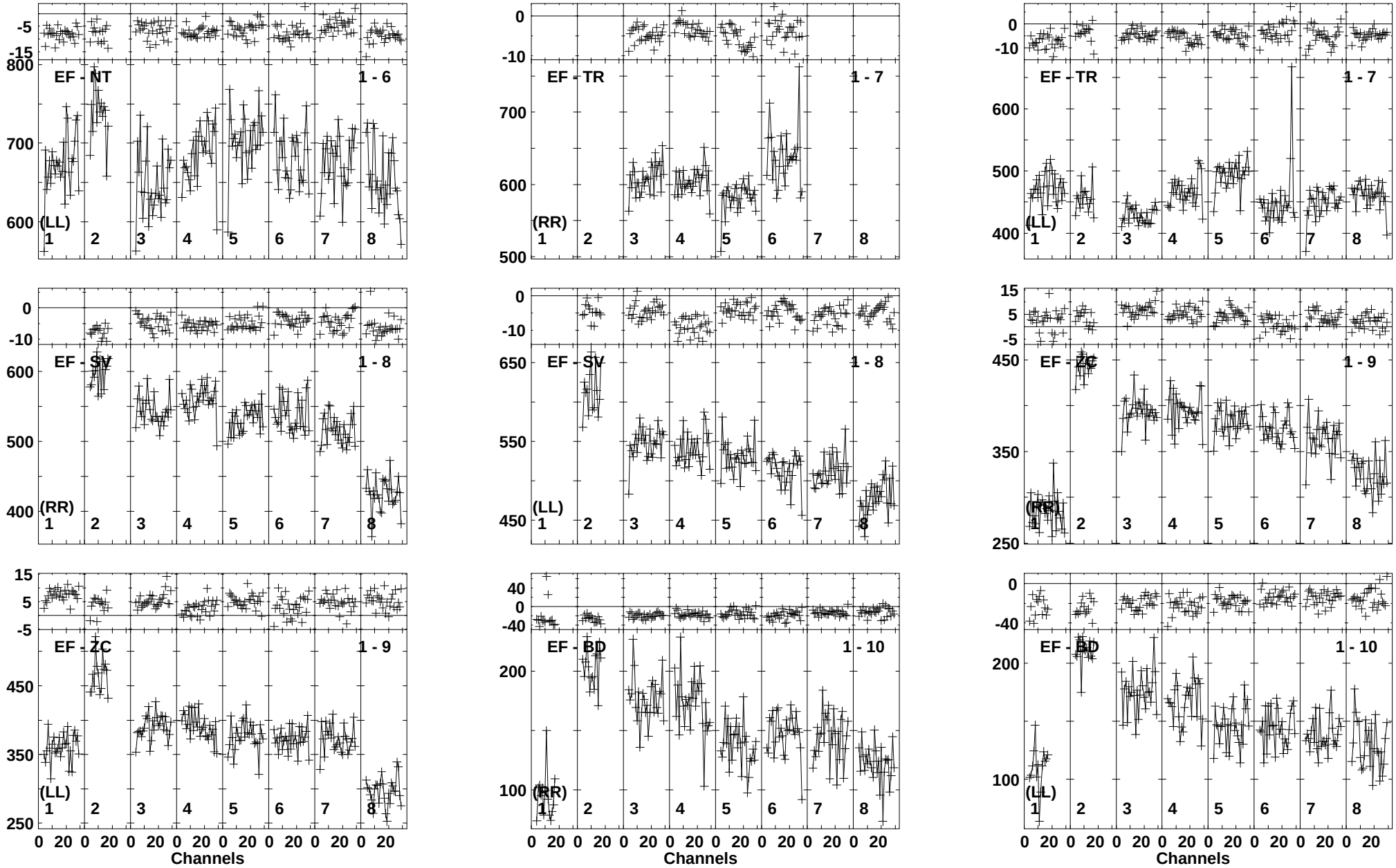

Lower frame: Milli Ampl Jy Top frame: Phas deg
Vector averaged cross-power spectrum Baseline: EF (01) - NT (06)
Timerange: 01/07:40:29 to 01/07:41:39

Plot file version 605 created 22-JUL-2014 18:13:25
J1549+5038 EP088C.UVDATA.1
Freq = 1.5950 GHz, Bw = 16.000 MH Calibrated with CL # 3 and BP # 1 (BP mode 1)

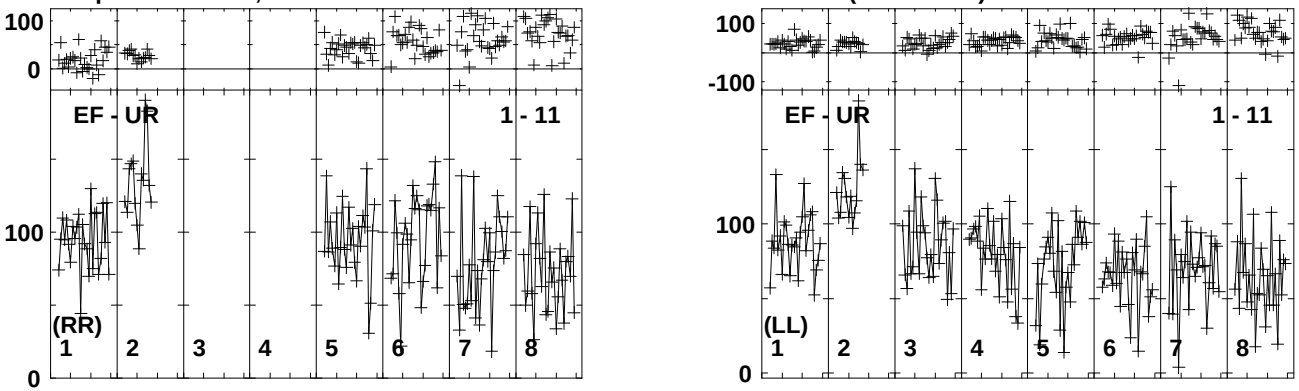

Lower frame: Milli Ampl Jy Top frame: Phas deg
Vector averaged cross-power spectrum Baseline: EF (01) - UR (11)
Timerange: 01/07:40:29 to 01/07:41:39

Plot file version 606 created 22-JUL-2014 18:13:25
NGC6090A EP088C.UVDATA.1
Freq = 1.5950 GHz, Bw = 16.000 MH Calibrated with CL # 3 and BP # 1 (BP mode 1)



Lower frame: Milli Ampl Jy Top frame: Phas deg
Vector averaged cross-power spectrum Baseline: EF (01) - WB (02)
Timerange: 01/07:42:21 to 01/07:45:59

Plot file version 607 created 22-JUL-2014 18:13:25
NGC6090A EP088C.UVDATA.1
Freq = 1.5950 GHz, Bw = 16.000 MH Calibrated with CL # 3 and BP # 1 (BP mode 1)

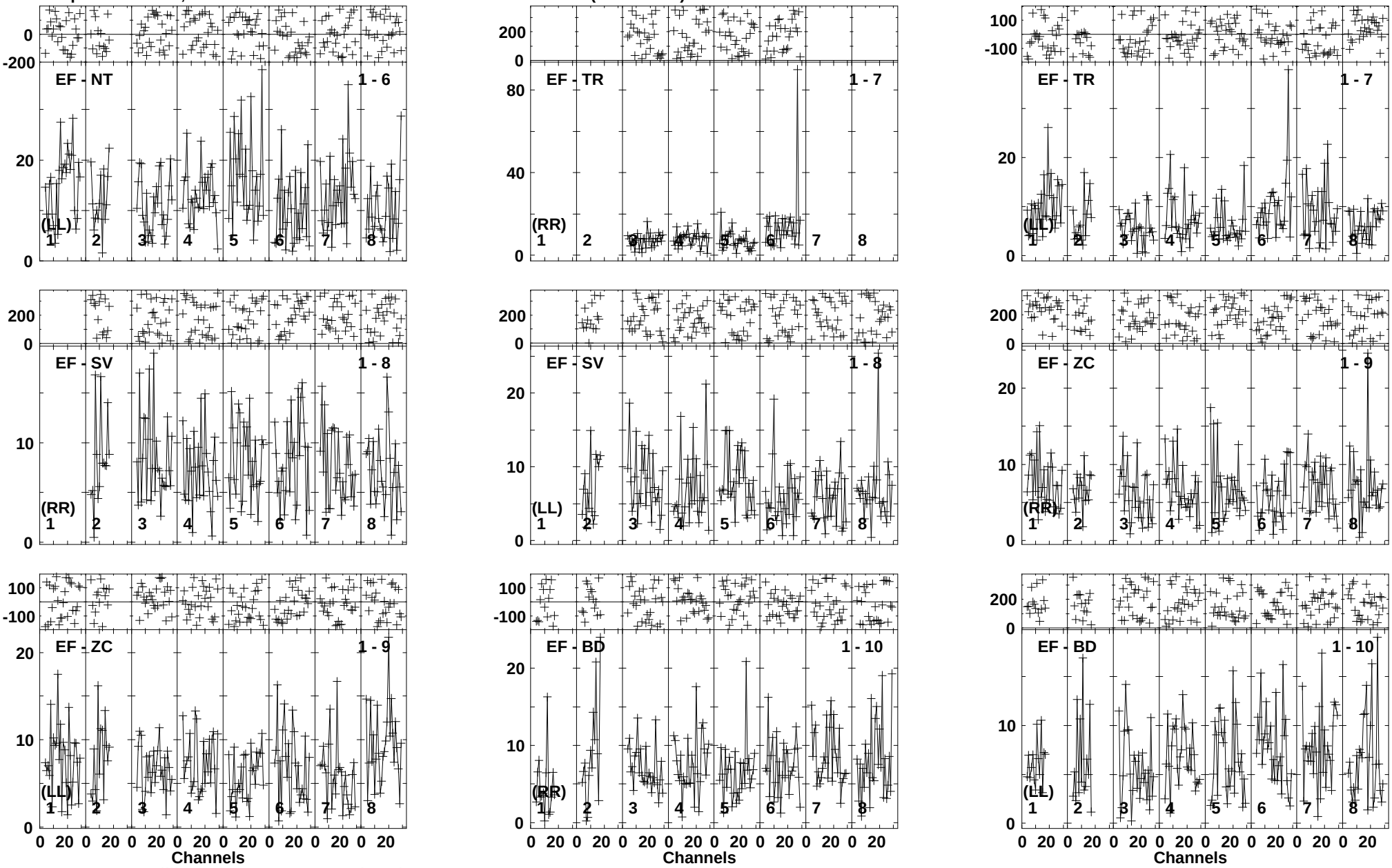

Lower frame: Milli Ampl Jy Top frame: Phas deg
Vector averaged cross-power spectrum Baseline: EF (01) - NT (06)
Timerange: 01/07:42:21 to 01/07:45:59

Plot file version 608 created 22-JUL-2014 18:13:26
NGC6090A EP088C.UVDATA.1
Freq = 1.5950 GHz, Bw = 16.000 MH Calibrated with CL # 3 and BP # 1 (BP mode 1)

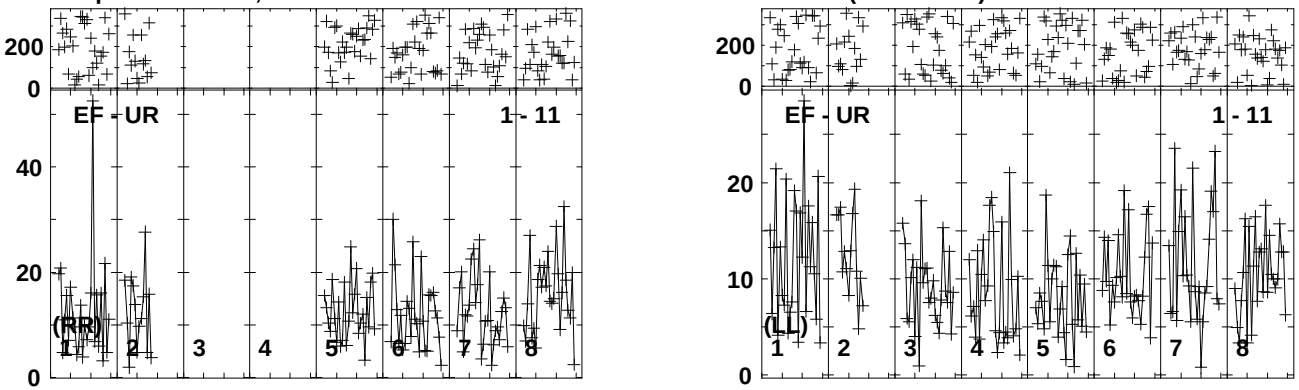

Lower frame: Milli Ampl Jy Top frame: Phas deg
Vector averaged cross-power spectrum Baseline: EF (01) - UR (11)
Timerange: 01/07:42:21 to 01/07:45:59

Plot file version 609 created 22-JUL-2014 18:13:26
J1549+5038 EP088C.UVDATA.1
Freq = 1.5950 GHz, Bw = 16.000 MH Calibrated with CL # 3 and BP # 1 (BP mode 1)

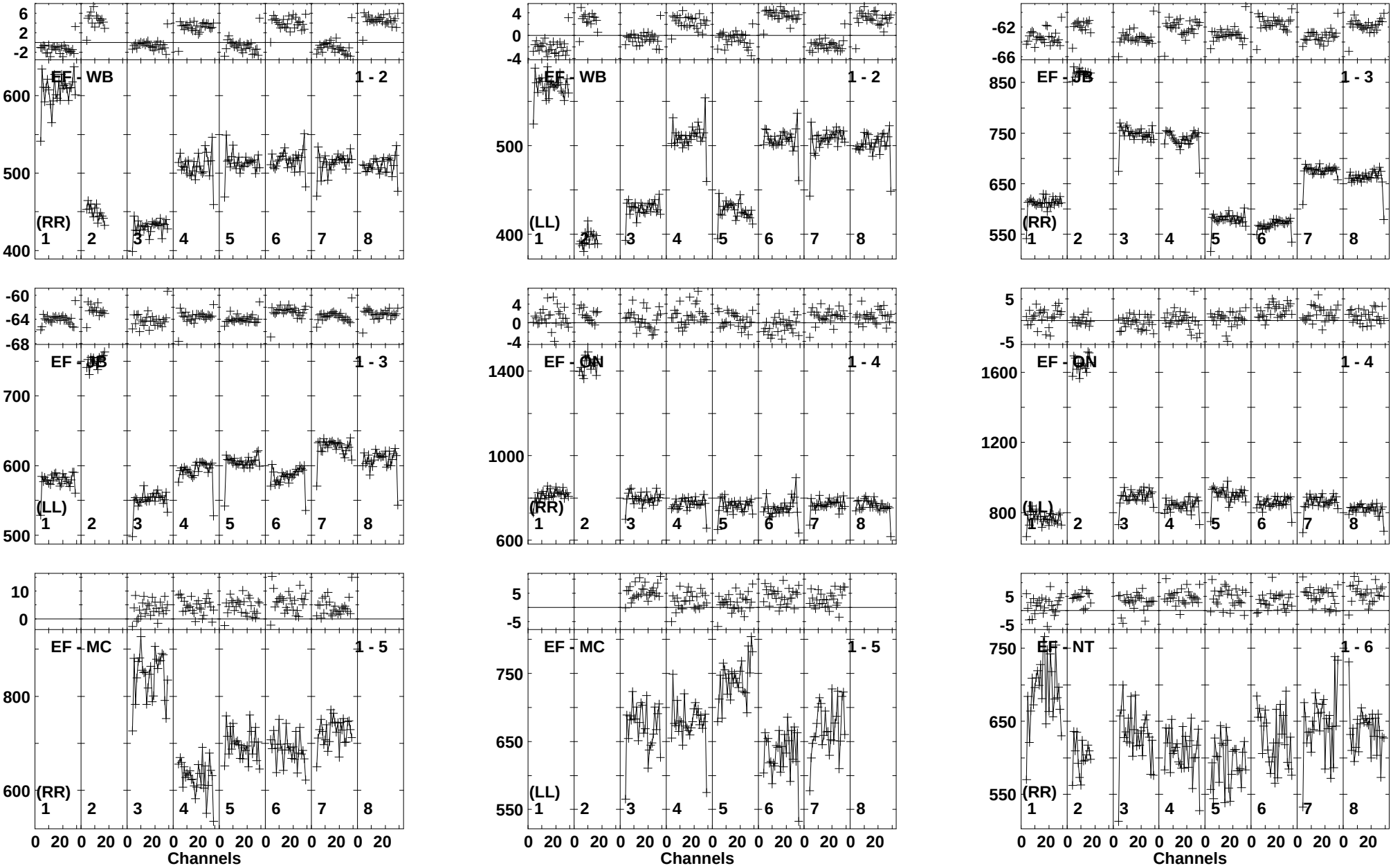

Lower frame: Milli Ampl Jy Top frame: Phas deg
Vector averaged cross-power spectrum Baseline: EF (01) - WB (02)
Timerange: 01/07:46:10 to 01/07:47:18

Plot file version 610 created 22-JUL-2014 18:13:26
J1549+5038 EP088C.UVDATA.1
Freq = 1.5950 GHz, Bw = 16.000 MH Calibrated with CL # 3 and BP # 1 (BP mode 1)

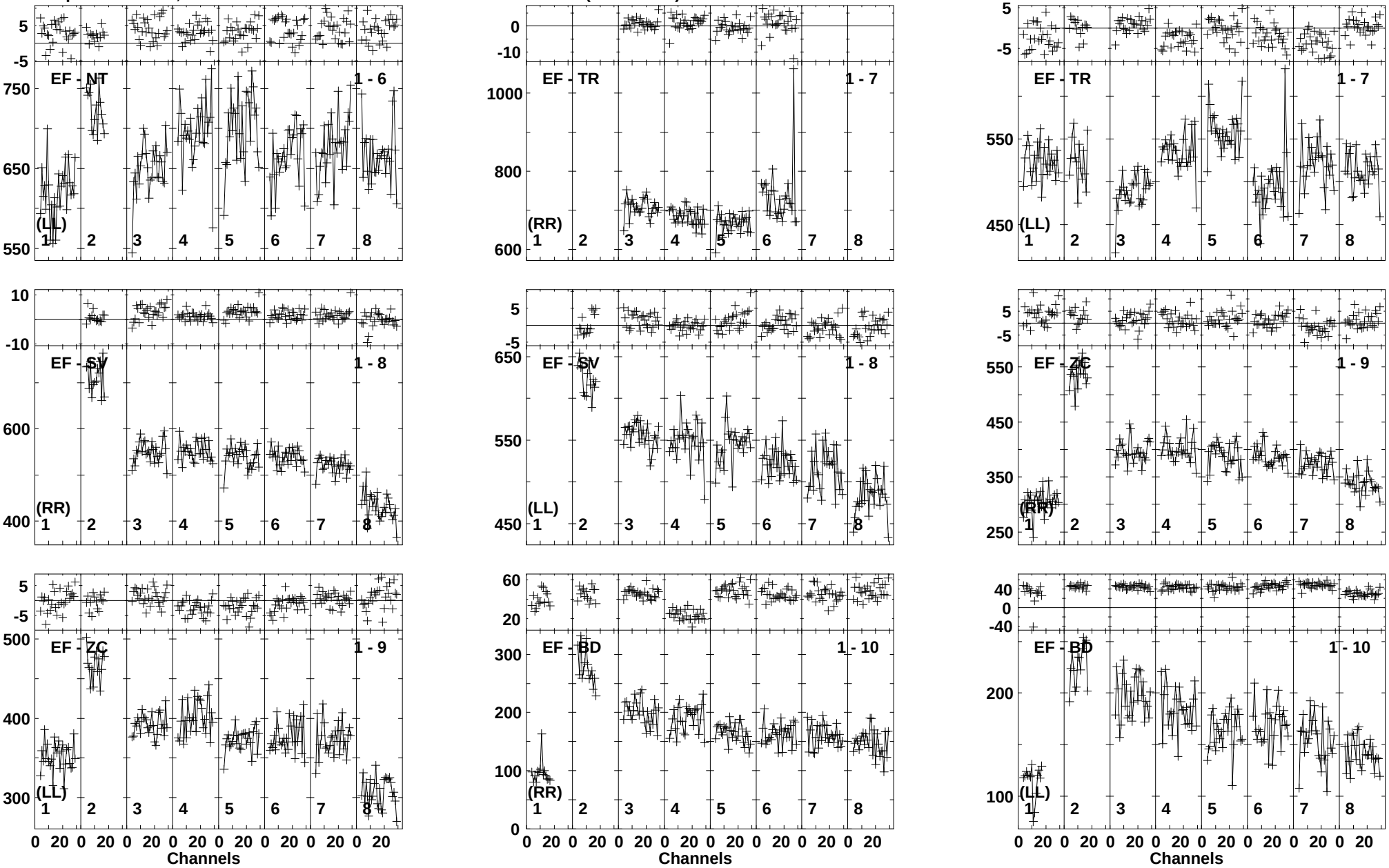

Lower frame: Milli Ampl Jy Top frame: Phas deg
Vector averaged cross-power spectrum Baseline: EF (01) - NT (06)
Timerange: 01/07:46:10 to 01/07:47:18

Plot file version 611 created 22-JUL-2014 18:13:27
J1549+5038 EP088C.UVDATA.1
Freq = 1.5950 GHz, Bw = 16.000 MH Calibrated with CL # 3 and BP # 1 (BP mode 1)

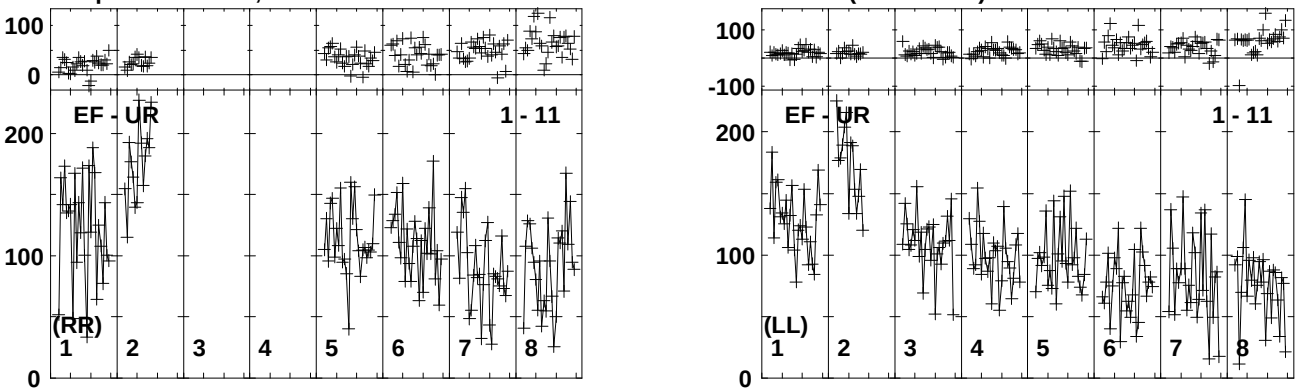

Lower frame: Milli Ampl Jy Top frame: Phas deg
Vector averaged cross-power spectrum Baseline: EF (01) - UR (11)
Timerange: 01/07:46:10 to 01/07:47:18

Plot file version 612 created 22-JUL-2014 18:13:27
NGC6090A EP088C.UVDATA.1
Freq = 1.5950 GHz, Bw = 16.000 MH Calibrated with CL # 3 and BP # 1 (BP mode 1)

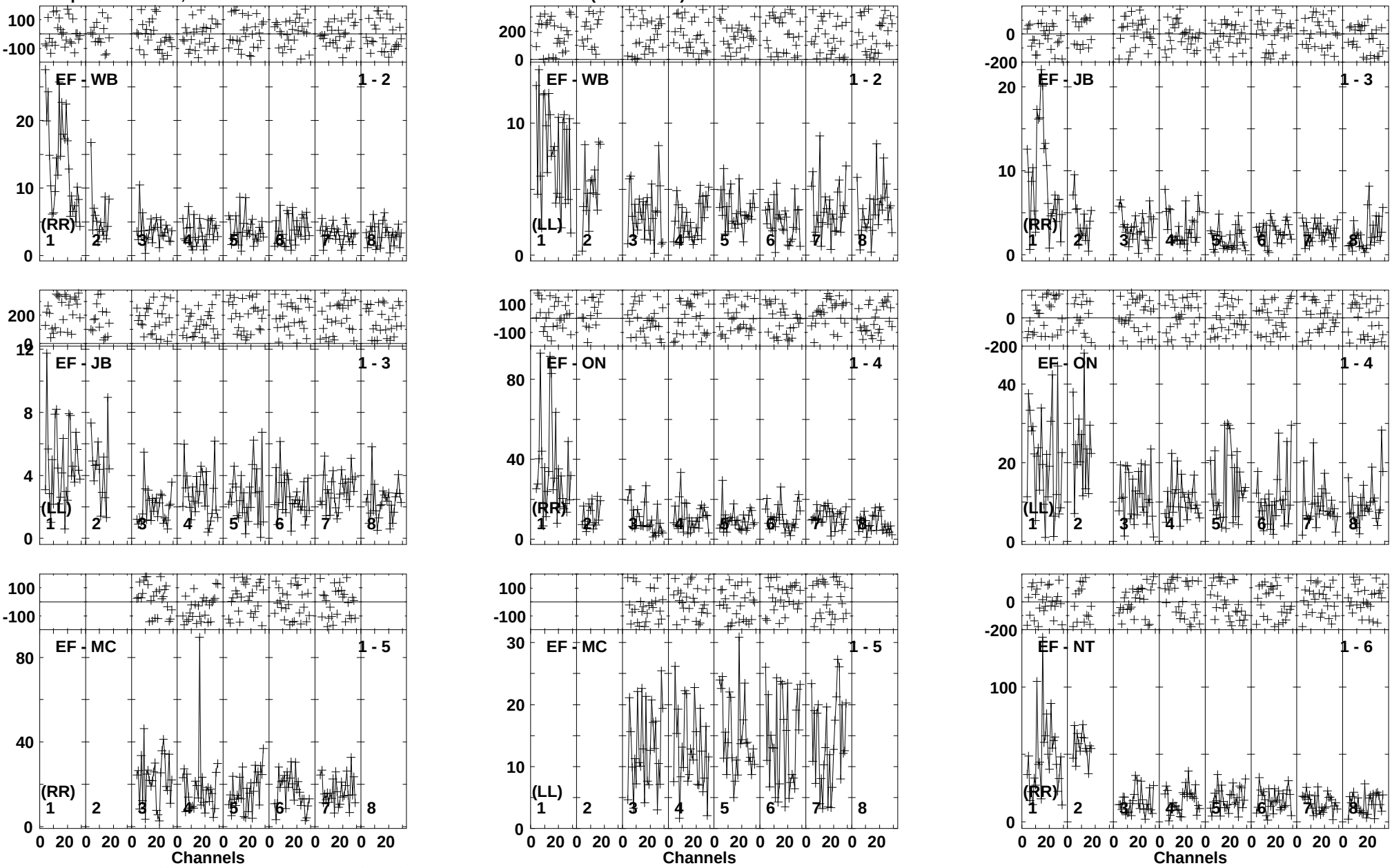

Lower frame: Milli Ampl Jy Top frame: Phas deg
Vector averaged cross-power spectrum Baseline: EF (01) - WB (02)
Timerange: 01/07:47:29 to 01/07:50:59

Plot file version 613 created 22-JUL-2014 18:13:27
NGC6090A EP088C.UVDATA.1
Freq = 1.5950 GHz, Bw = 16.000 MH Calibrated with CL # 3 and BP # 1 (BP mode 1)

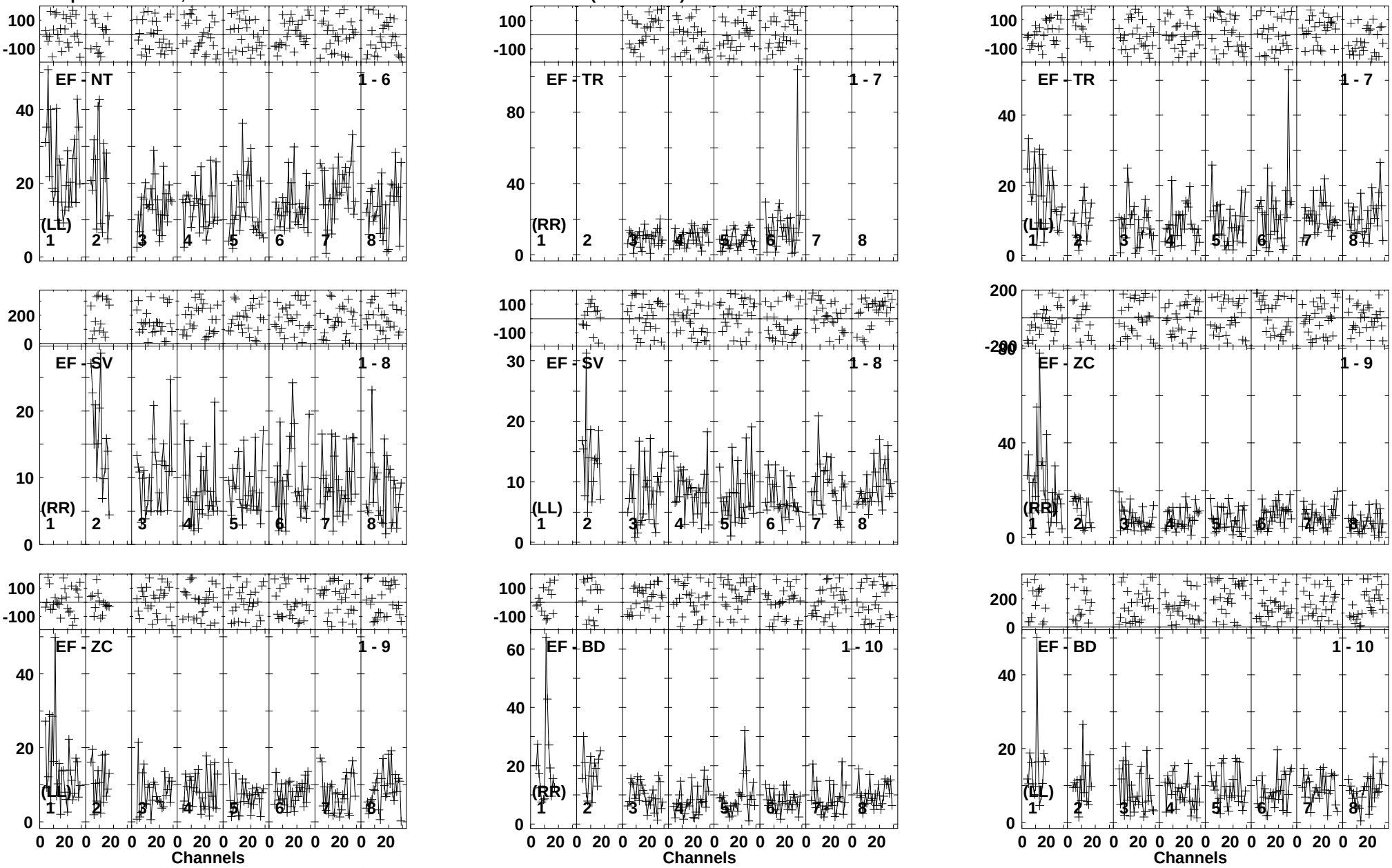

Lower frame: Milli Ampl Jy Top frame: Phas deg
Vector averaged cross-power spectrum Baseline: EF (01) - NT (06)
Timerange: 01/07:47:29 to 01/07:50:59

Plot file version 614 created 22-JUL-2014 18:13:28
NGC6090A EP088C.UVDATA.1
Freq = 1.5950 GHz, Bw = 16.000 MH Calibrated with CL # 3 and BP # 1 (BP mode 1)

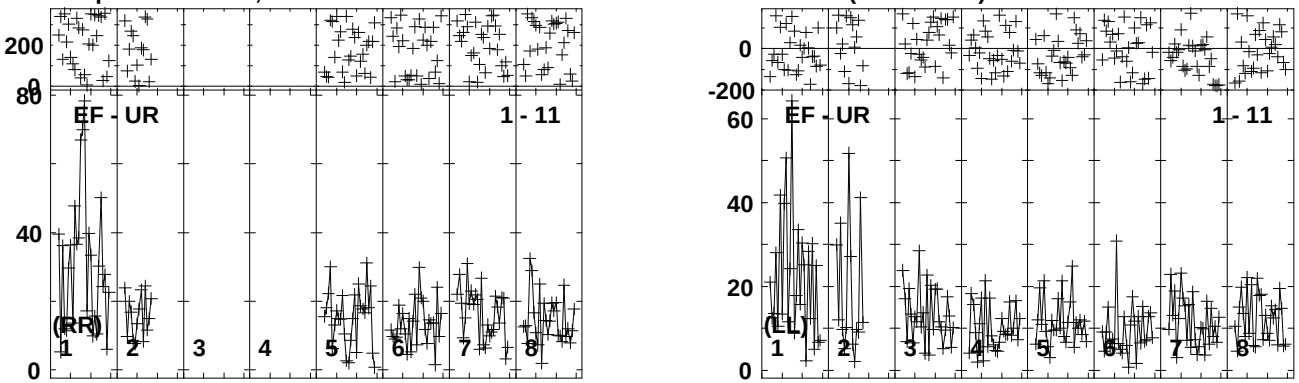

Lower frame: Milli Ampl Jy Top frame: Phas deg
Vector averaged cross-power spectrum Baseline: EF (01) - UR (11)
Timerange: 01/07:47:29 to 01/07:50:59

Plot file version 615 created 22-JUL-2014 18:13:28
J1549+5038 EP088C.UVDATA.1
Freq = 1.5950 GHz, Bw = 16.000 MH Calibrated with CL # 3 and BP # 1 (BP mode 1)

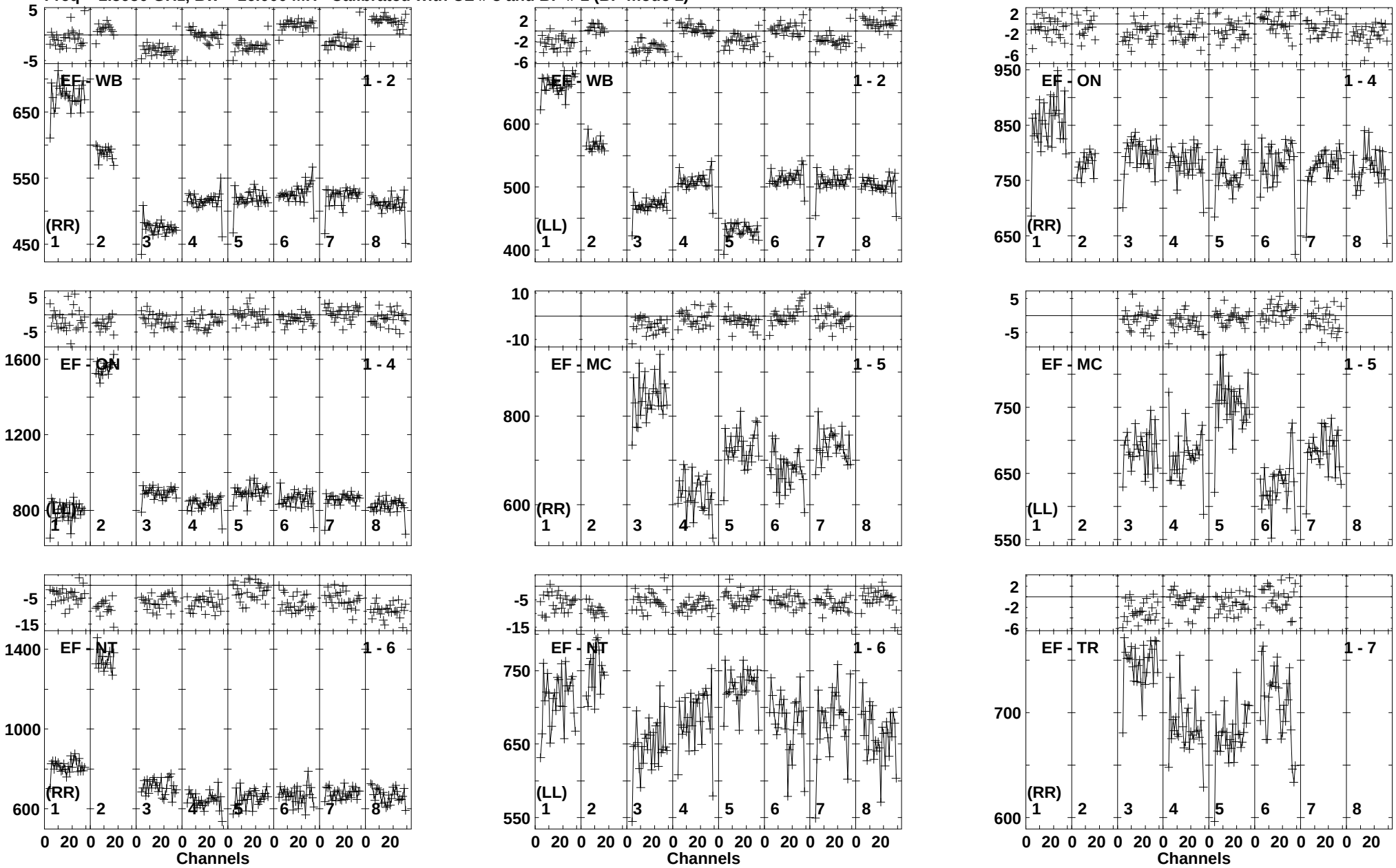

Lower frame: Milli Ampl Jy Top frame: Phas deg
Vector averaged cross-power spectrum Baseline: EF (01) - WB (02)
Timerange: 01/07:51:10 to 01/07:52:18

Plot file version 616 created 22-JUL-2014 18:13:28
J1549+5038 EP088C.UVDATA.1
Freq = 1.5950 GHz, Bw = 16.000 MH Calibrated with CL # 3 and BP # 1 (BP mode 1)

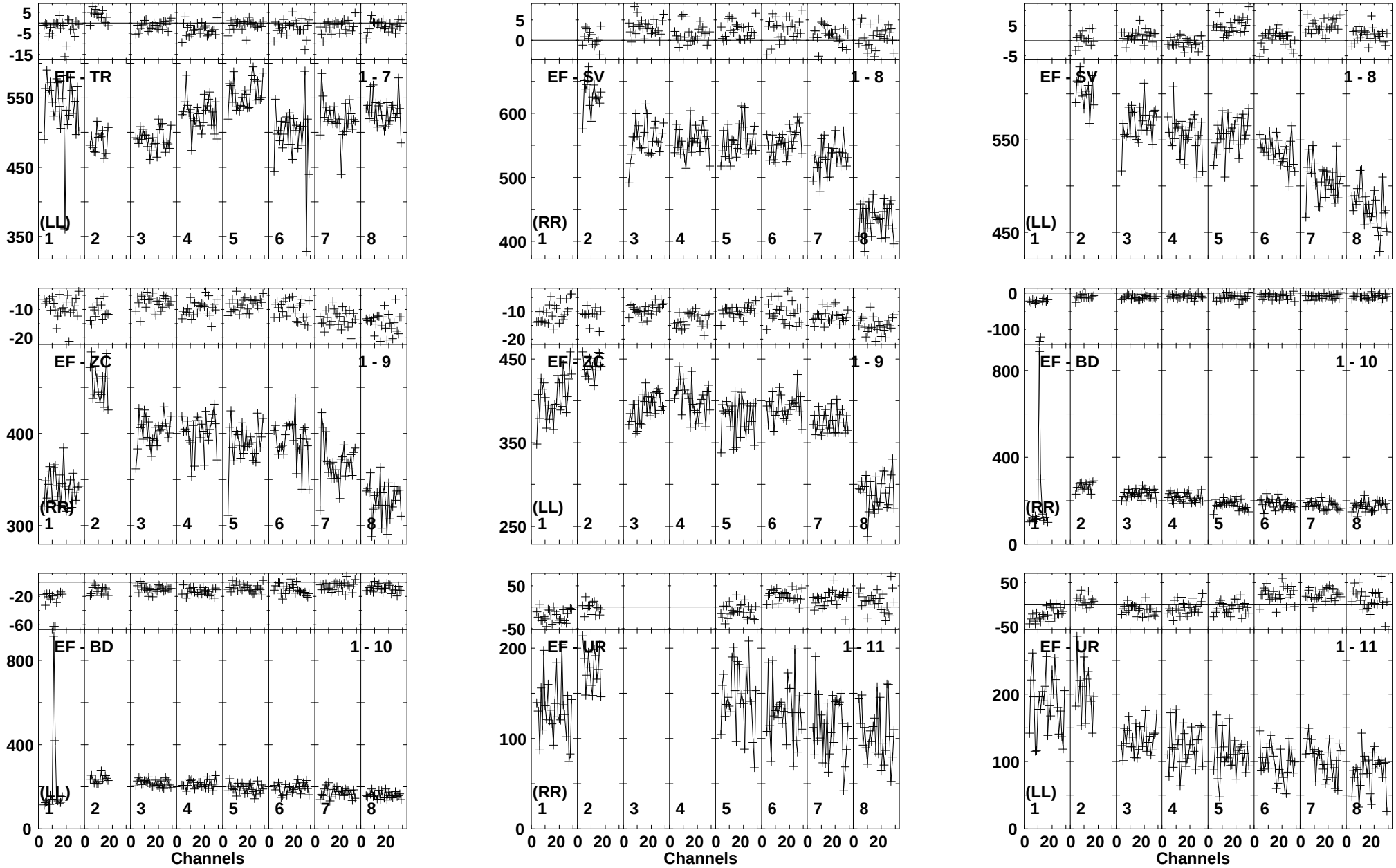

Lower frame: Milli Ampl Jy Top frame: Phas deg
Vector averaged cross-power spectrum Baseline: EF (01) - TR (07)
Timerange: 01/07:51:10 to 01/07:52:18

Plot file version 617 created 22-JUL-2014 18:13:29
NGC6090A EP088C.UVDATA.1
Freq = 1.5950 GHz, Bw = 16.000 MH Calibrated with CL # 3 and BP # 1 (BP mode 1)

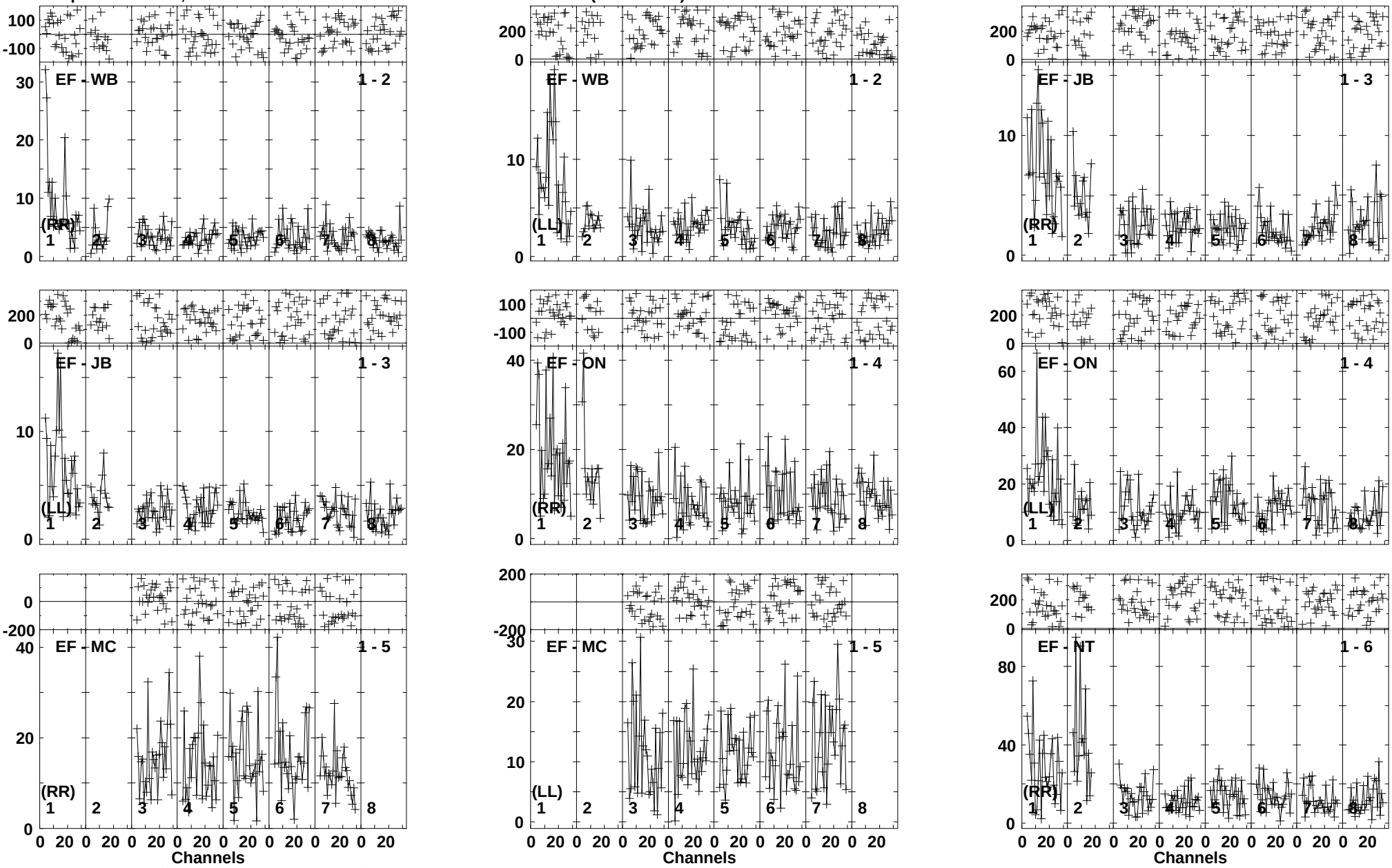

Lower frame: Milli Ampl Jy Top frame: Phas deg
Vector averaged cross-power spectrum Baseline: EF (01) - WB (02)
Timerange: 01/07:53:01 to 01/07:56:39

Plot file version 618 created 22-JUL-2014 18:13:29
NGC6090A EP088C.UVDATA.1
Freq = 1.5950 GHz, Bw = 16.000 MH Calibrated with CL # 3 and BP # 1 (BP mode 1)

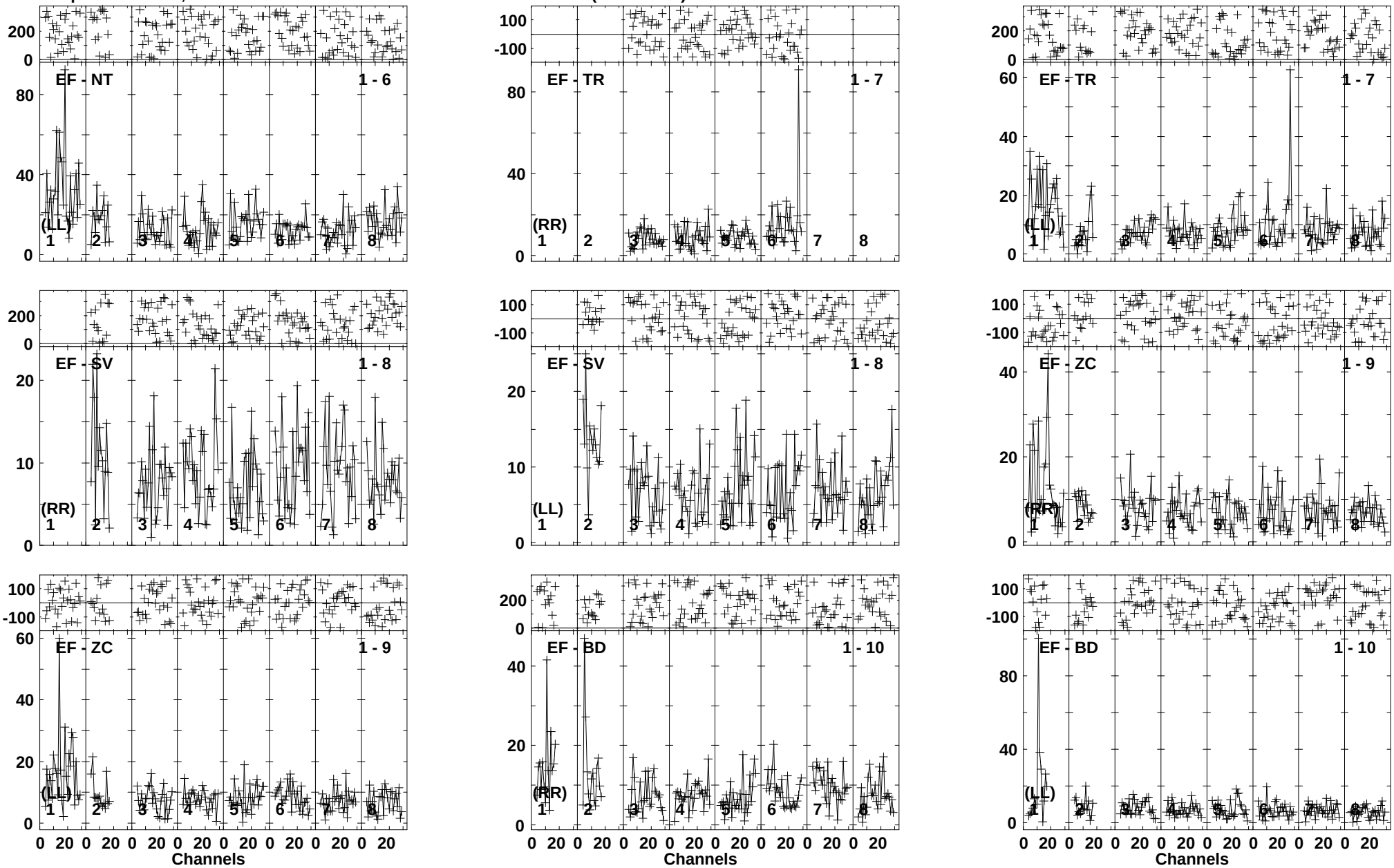

Lower frame: Milli Ampl Jy Top frame: Phas deg
Vector averaged cross-power spectrum Baseline: EF (01) - NT (06)
Timerange: 01/07:53:01 to 01/07:56:39

Plot file version 619 created 22-JUL-2014 18:13:30
NGC6090A EP088C.UVDATA.1
Freq = 1.5950 GHz, Bw = 16.000 MH Calibrated with CL # 3 and BP # 1 (BP mode 1)

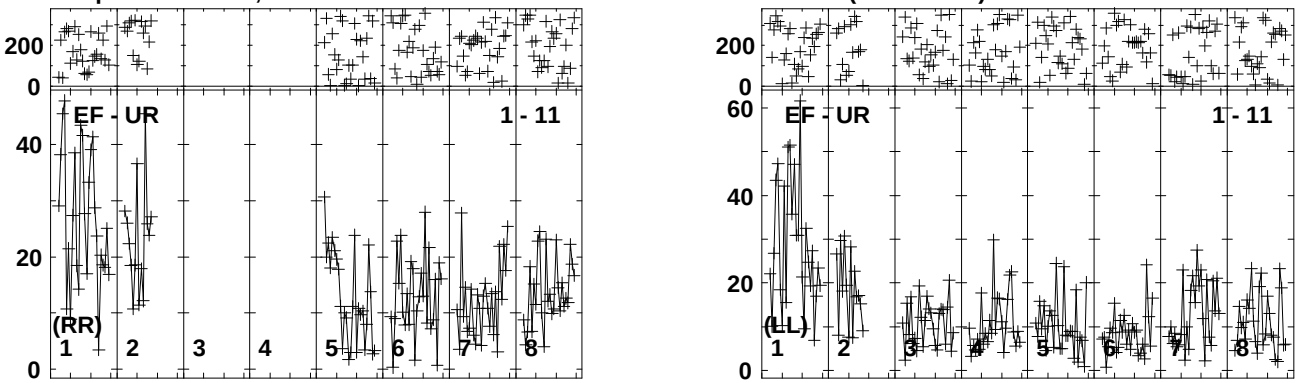

Lower frame: Milli Ampl Jy Top frame: Phas deg
Vector averaged cross-power spectrum Baseline: EF (01) - UR (11)
Timerange: 01/07:53:01 to 01/07:56:39

Plot file version 620 created 22-JUL-2014 18:13:30
J1549+5038 EP088C.UVDATA.1
Freq = 1.5950 GHz, Bw = 16.000 MH Calibrated with CL # 3 and BP # 1 (BP mode 1)

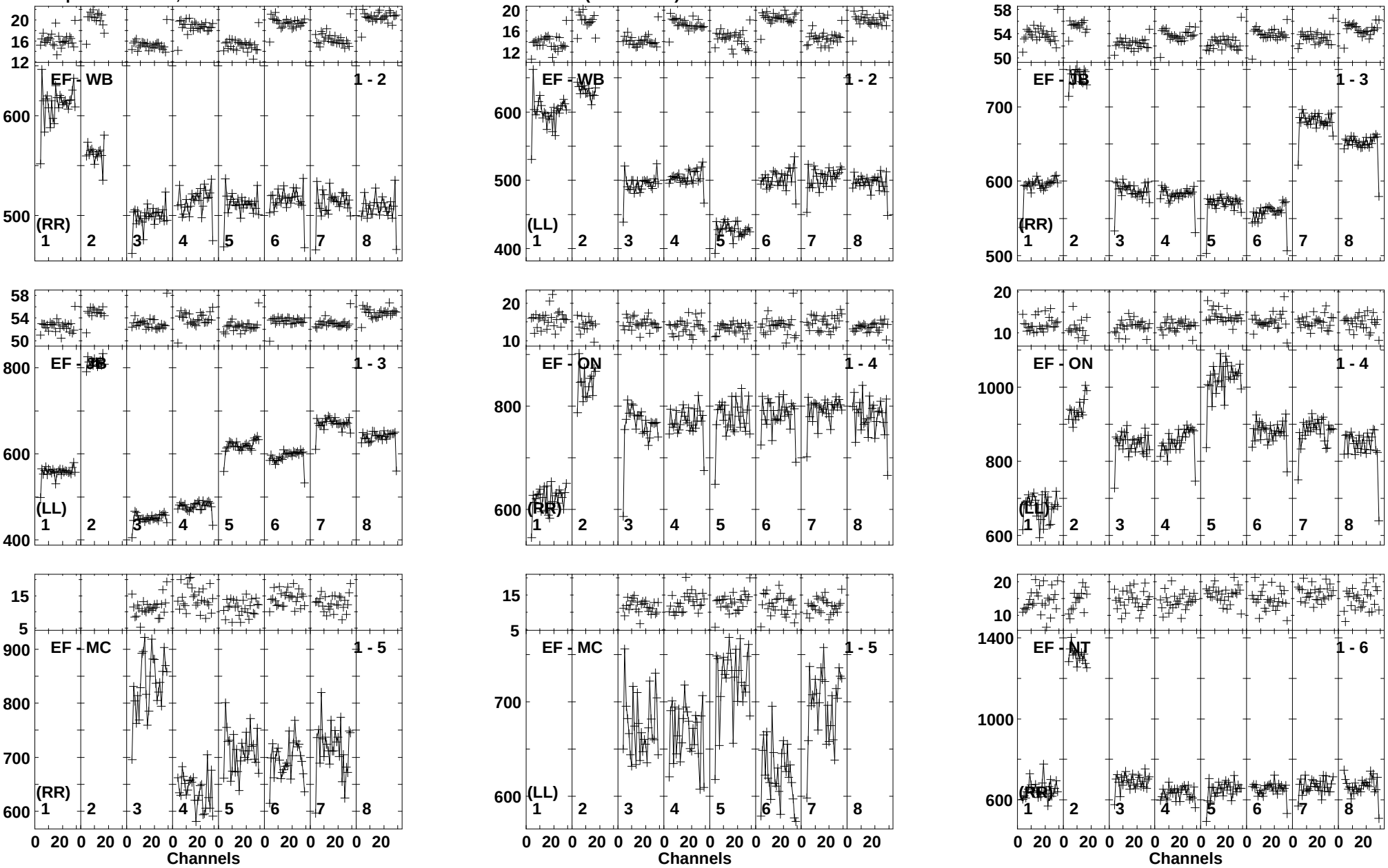

Lower frame: Milli Ampl Jy Top frame: Phas deg
Vector averaged cross-power spectrum Baseline: EF (01) - WB (02)
Timerange: 01/07:56:50 to 01/07:57:58

Plot file version 621 created 22-JUL-2014 18:13:30
J1549+5038 EP088C.UVDATA.1
Freq = 1.5950 GHz, Bw = 16.000 MH Calibrated with CL # 3 and BP # 1 (BP mode 1)

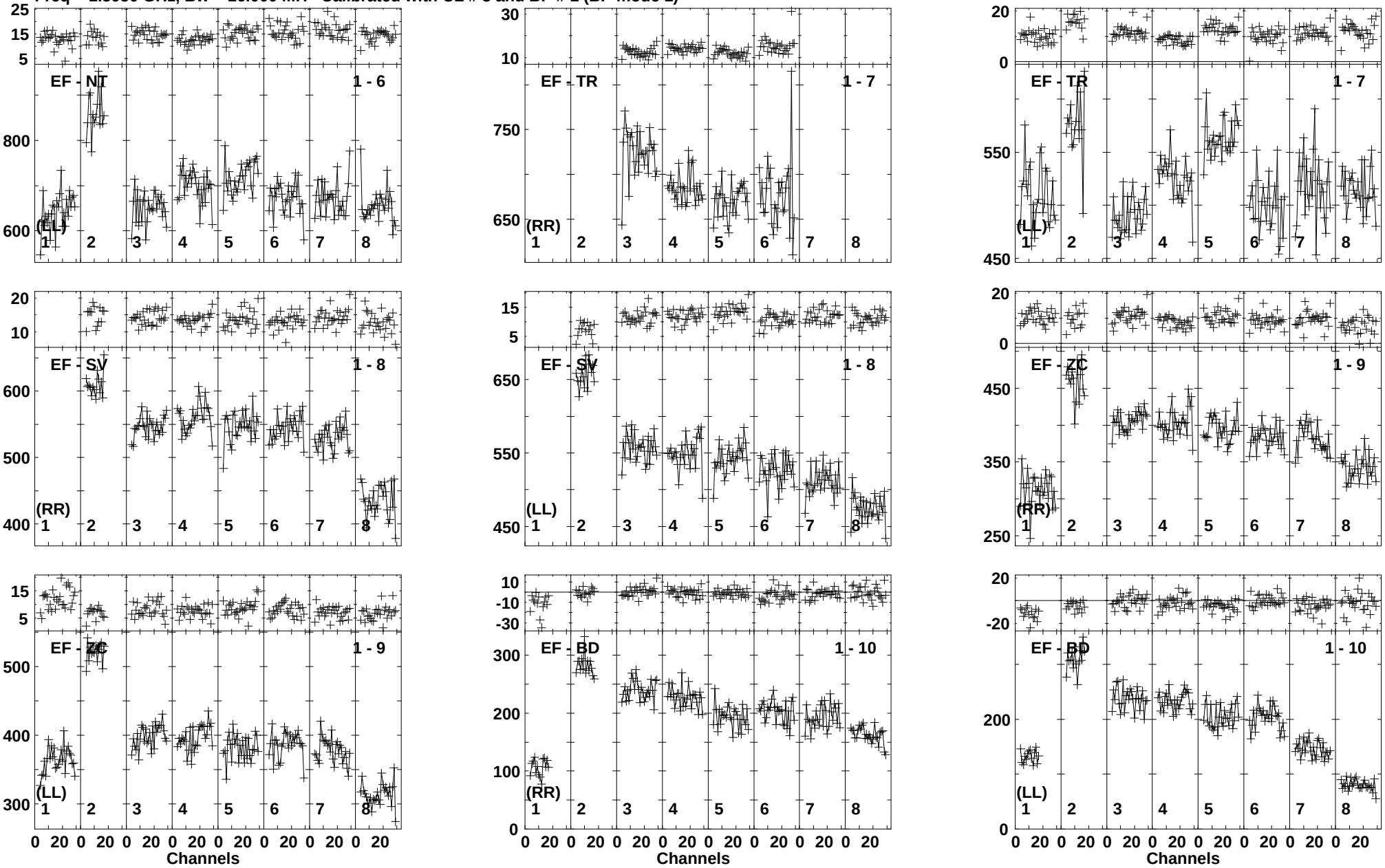

Lower frame: Milli Ampl Jy Top frame: Phas deg
Vector averaged cross-power spectrum Baseline: EF (01) - NT (06)
Timerange: 01/07:56:50 to 01/07:57:58

Plot file version 622 created 22-JUL-2014 18:13:31
J1549+5038 EP088C.UVDATA.1
Freq = 1.5950 GHz, Bw = 16.000 MH Calibrated with CL # 3 and BP # 1 (BP mode 1)

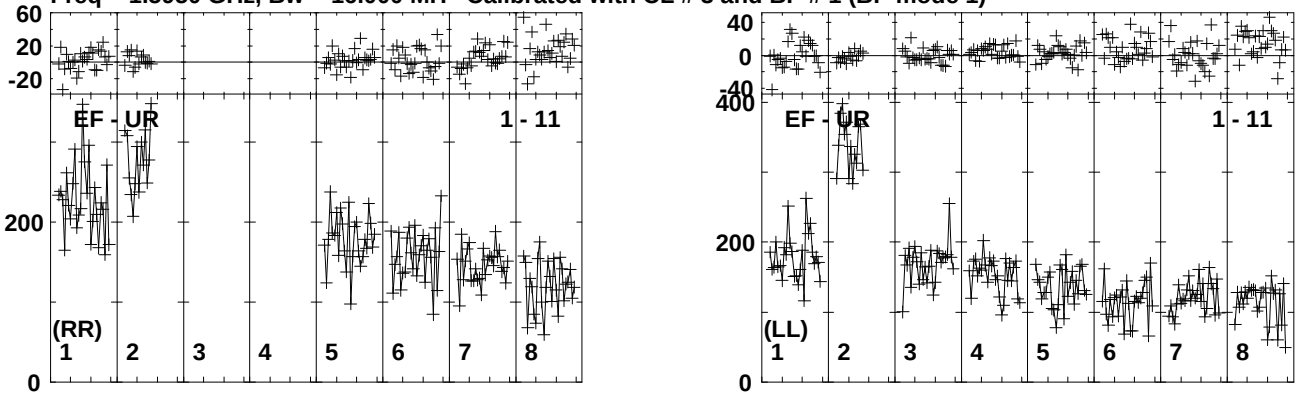

Lower frame: Milli Ampl Jy Top frame: Phas deg
Vector averaged cross-power spectrum Baseline: EF (01) - UR (11)
Timerange: 01/07:56:50 to 01/07:57:58

Plot file version 623 created 22-JUL-2014 18:13:31
NGC6090A EP088C.UVDATA.1
Freq = 1.5950 GHz, Bw = 16.000 MH Calibrated with CL # 3 and BP # 1 (BP mode 1)

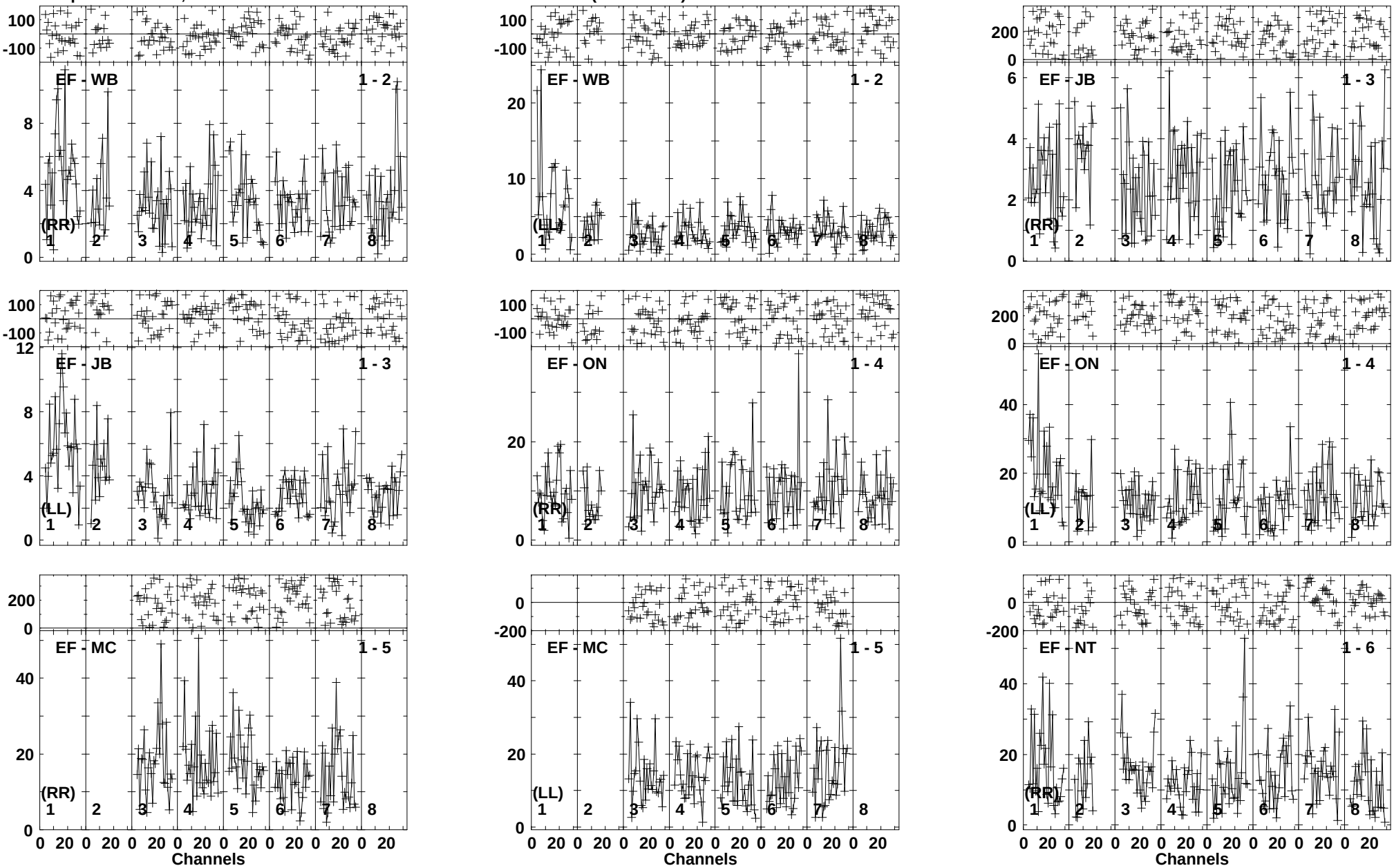

Lower frame: Milli Ampl Jy Top frame: Phas deg
Vector averaged cross-power spectrum Baseline: EF (01) - WB (02)
Timerange: 01/07:58:10 to 01/08:01:38

Plot file version 624 created 22-JUL-2014 18:13:31
NGC6090A EP088C.UVDATA.1
Freq = 1.5950 GHz, Bw = 16.000 MH Calibrated with CL # 3 and BP # 1 (BP mode 1)



Lower frame: Milli Ampl Jy Top frame: Phas deg
Vector averaged cross-power spectrum Baseline: EF (01) - NT (06)
Timerange: 01/07:58:10 to 01/08:01:38

Plot file version 625 created 22-JUL-2014 18:13:32
NGC6090A EP088C.UVDATA.1
Freq = 1.5950 GHz, Bw = 16.000 MH Calibrated with CL # 3 and BP # 1 (BP mode 1)

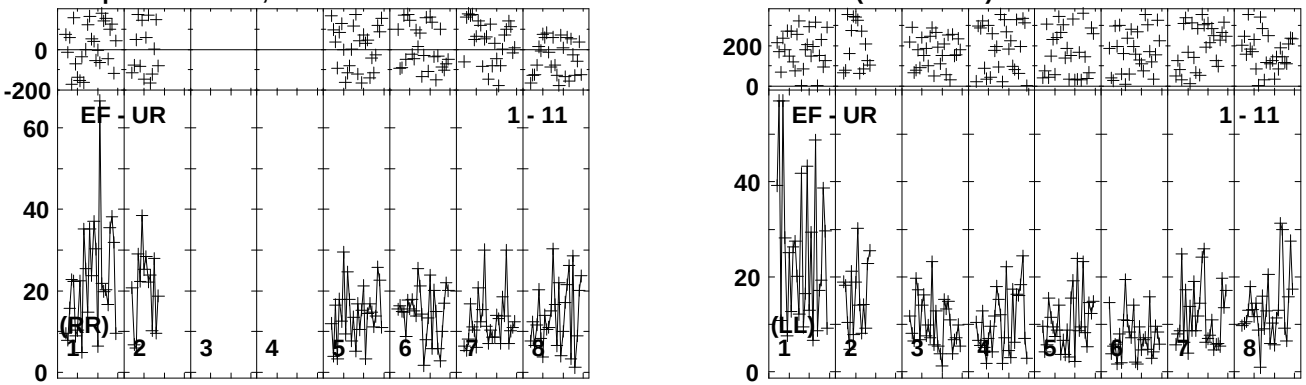

Lower frame: Milli Ampl Jy Top frame: Phas deg
Vector averaged cross-power spectrum Baseline: EF (01) - UR (11)
Timerange: 01/07:58:10 to 01/08:01:38

Plot file version 626 created 22-JUL-2014 18:13:32
J1549+5038 EP088C.UVDATA.1
Freq = 1.5950 GHz, Bw = 16.000 MH Calibrated with CL # 3 and BP # 1 (BP mode 1)

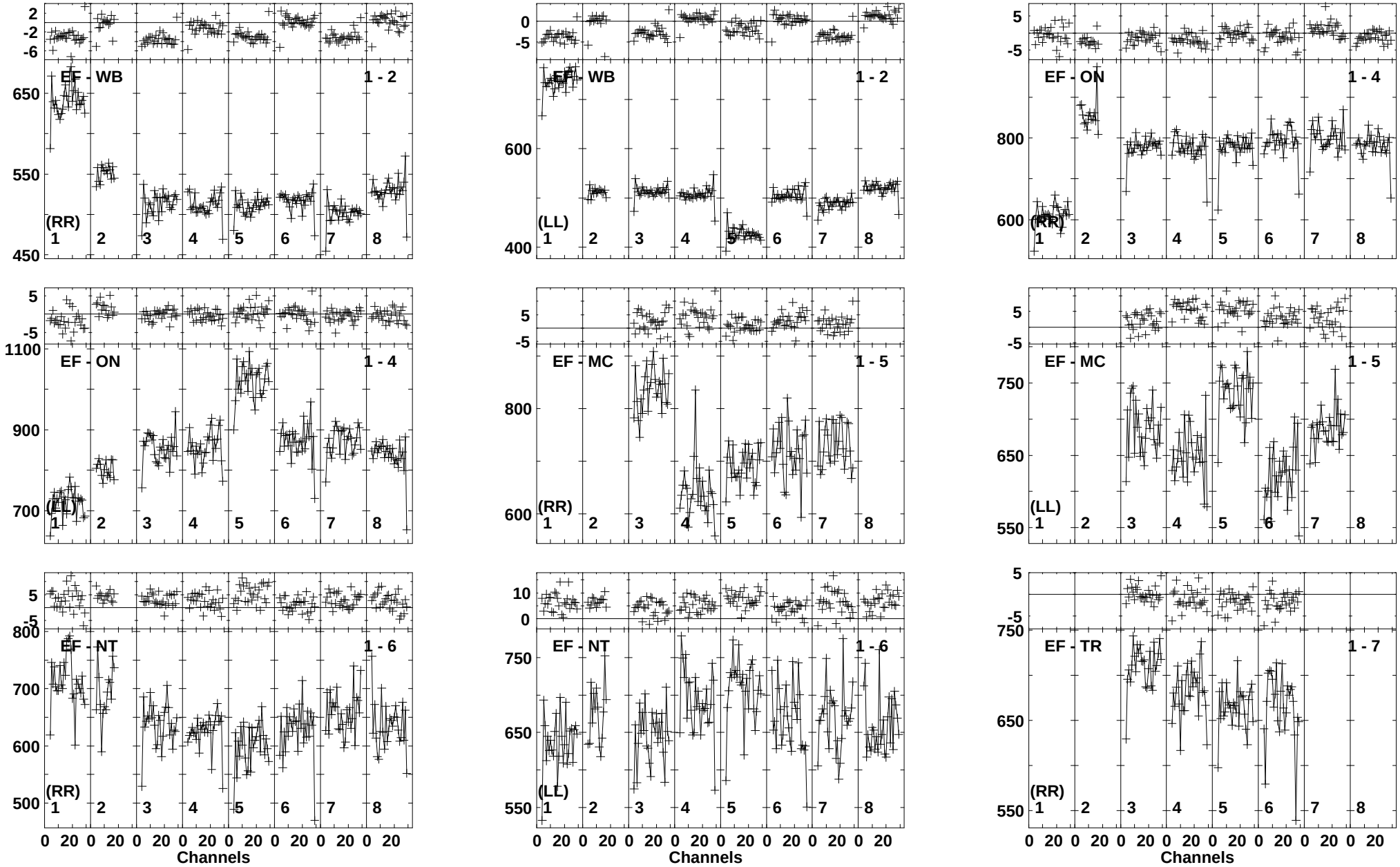

Lower frame: Milli Ampl Jy Top frame: Phas deg
Vector averaged cross-power spectrum Baseline: EF (01) - WB (02)
Timerange: 01/08:01:50 to 01/08:02:58

Plot file version 627 created 22-JUL-2014 18:13:32
J1549+5038 EP088C.UVDATA.1
Freq = 1.5950 GHz, Bw = 16.000 MH Calibrated with CL # 3 and BP # 1 (BP mode 1)

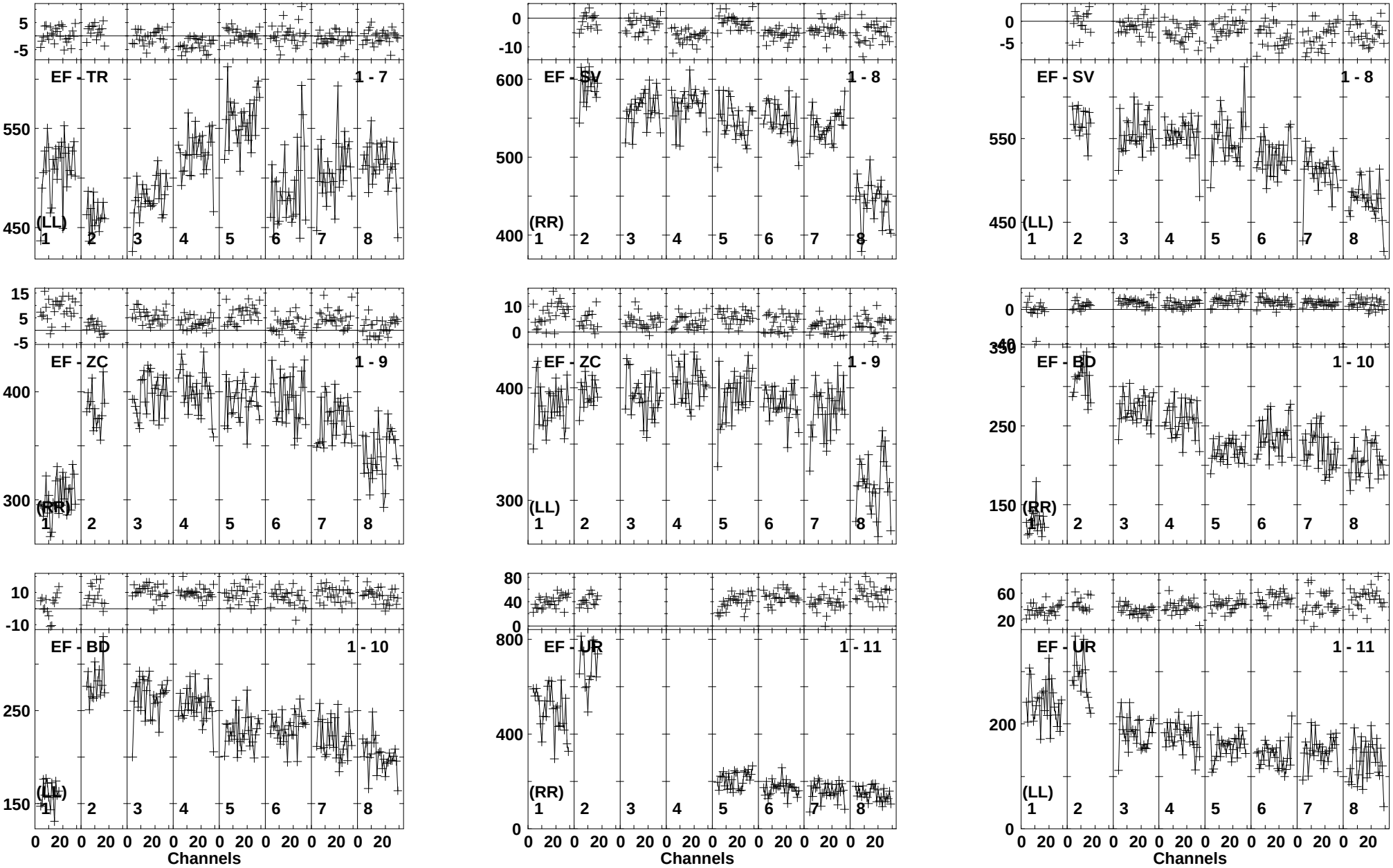

Lower frame: Milli Ampl Jy Top frame: Phas deg
Vector averaged cross-power spectrum Baseline: EF (01) - TR (07)
Timerange: 01/08:01:50 to 01/08:02:58

Plot file version 628 created 22-JUL-2014 18:13:33
NGC6090A EP088C.UVDATA.1
Freq = 1.5950 GHz, Bw = 16.000 MH Calibrated with CL # 3 and BP # 1 (BP mode 1)



Lower frame: Milli Ampl Jy Top frame: Phas deg
Vector averaged cross-power spectrum Baseline: EF (01) - WB (02)
Timerange: 01/08:03:41 to 01/08:07:19

Plot file version 629 created 22-JUL-2014 18:13:33
NGC6090A EP088C.UVDATA.1
Freq = 1.5950 GHz, Bw = 16.000 MH Calibrated with CL # 3 and BP # 1 (BP mode 1)



Lower frame: Milli Ampl Jy Top frame: Phas deg
Vector averaged cross-power spectrum Baseline: EF (01) - NT (06)
Timerange: 01/08:03:41 to 01/08:07:19

Plot file version 630 created 22-JUL-2014 18:13:34
NGC6090A EP088C.UVDATA.1
Freq = 1.5950 GHz, Bw = 16.000 MH Calibrated with CL # 3 and BP # 1 (BP mode 1)

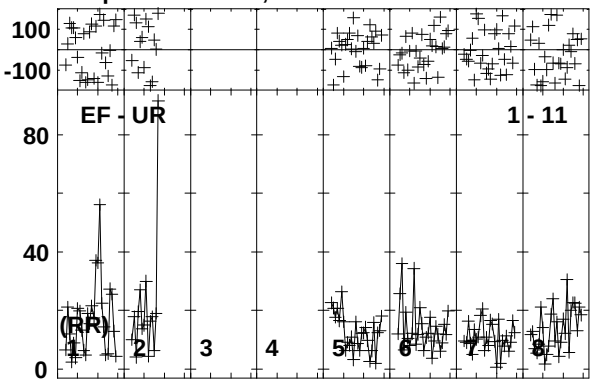

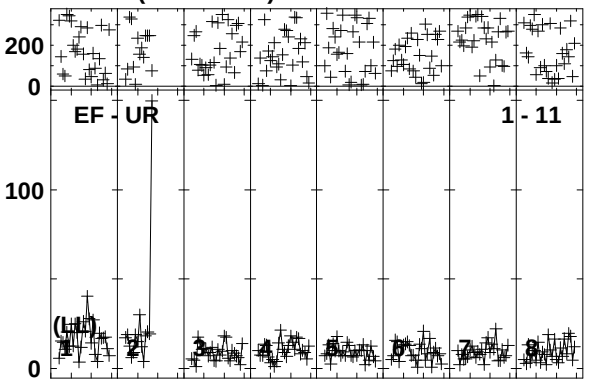

Lower frame: Milli Ampl Jy Top frame: Phas deg
Vector averaged cross-power spectrum Baseline: EF (01) - UR (11)
Timerange: 01/08:03:41 to 01/08:07:19

Plot file version 631 created 22-JUL-2014 18:13:34
J1549+5038 EP088C.UVDATA.1
Freq = 1.5950 GHz, Bw = 16.000 MH Calibrated with CL # 3 and BP # 1 (BP mode 1)

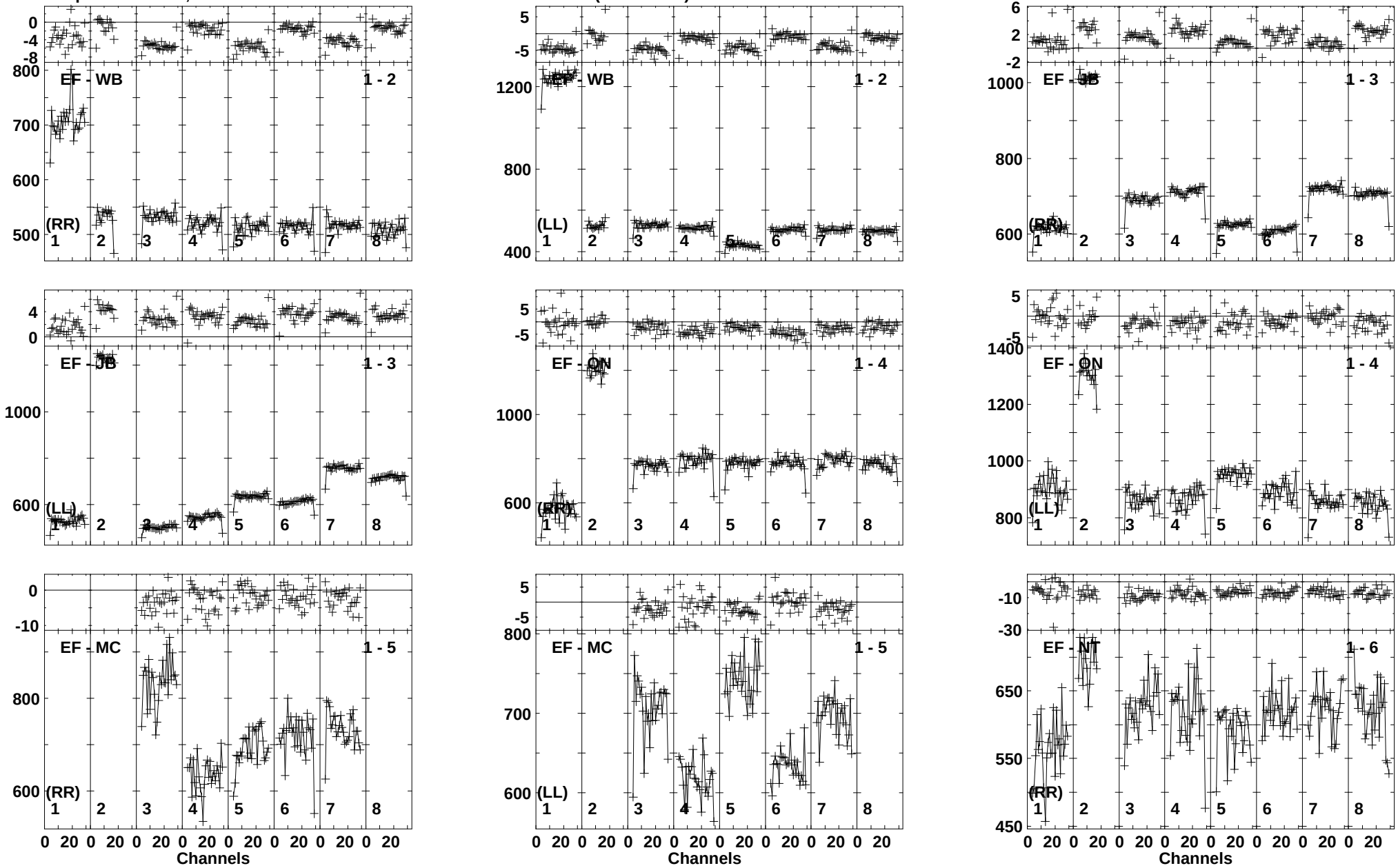

Lower frame: Milli Ampl Jy Top frame: Phas deg
Vector averaged cross-power spectrum Baseline: EF (01) - WB (02)
Timerange: 01/08:07:30 to 01/08:08:38

Plot file version 632 created 22-JUL-2014 18:13:34
J1549+5038 EP088C.UVDATA.1
Freq = 1.5950 GHz, Bw = 16.000 MH Calibrated with CL # 3 and BP # 1 (BP mode 1)

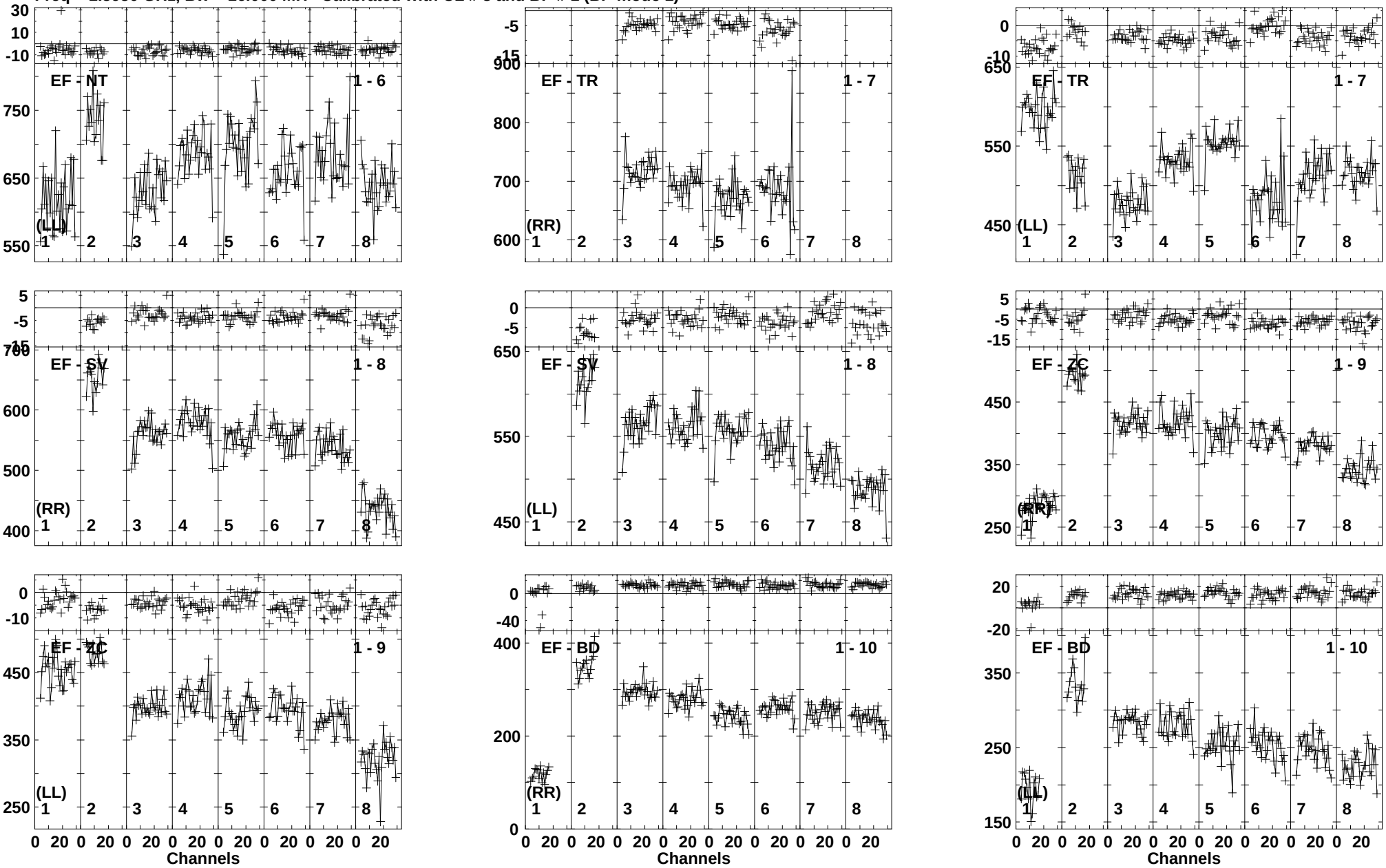

Lower frame: Milli Ampl Jy Top frame: Phas deg
Vector averaged cross-power spectrum Baseline: EF (01) - NT (06)
Timerange: 01/08:07:30 to 01/08:08:38

Plot file version 633 created 22-JUL-2014 18:13:35
J1549+5038 EP088C.UVDATA.1
Freq = 1.5950 GHz, Bw = 16.000 MH Calibrated with CL # 3 and BP # 1 (BP mode 1)

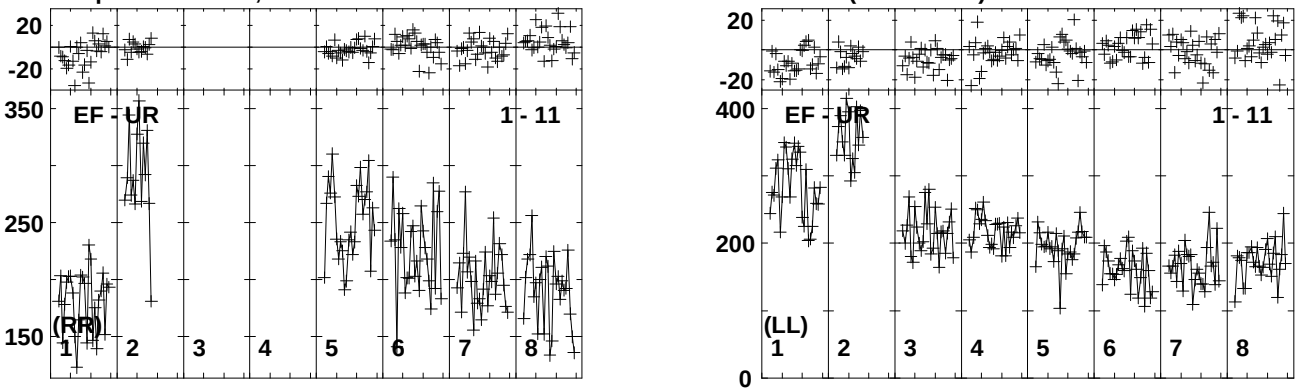

Lower frame: Milli Ampl Jy Top frame: Phas deg
Vector averaged cross-power spectrum Baseline: EF (01) - UR (11)
Timerange: 01/08:07:30 to 01/08:08:38

Plot file version 634 created 22-JUL-2014 18:13:35
NGC6090A EP088C.UVDATA.1
Freq = 1.5950 GHz, Bw = 16.000 MH Calibrated with CL # 3 and BP # 1 (BP mode 1)

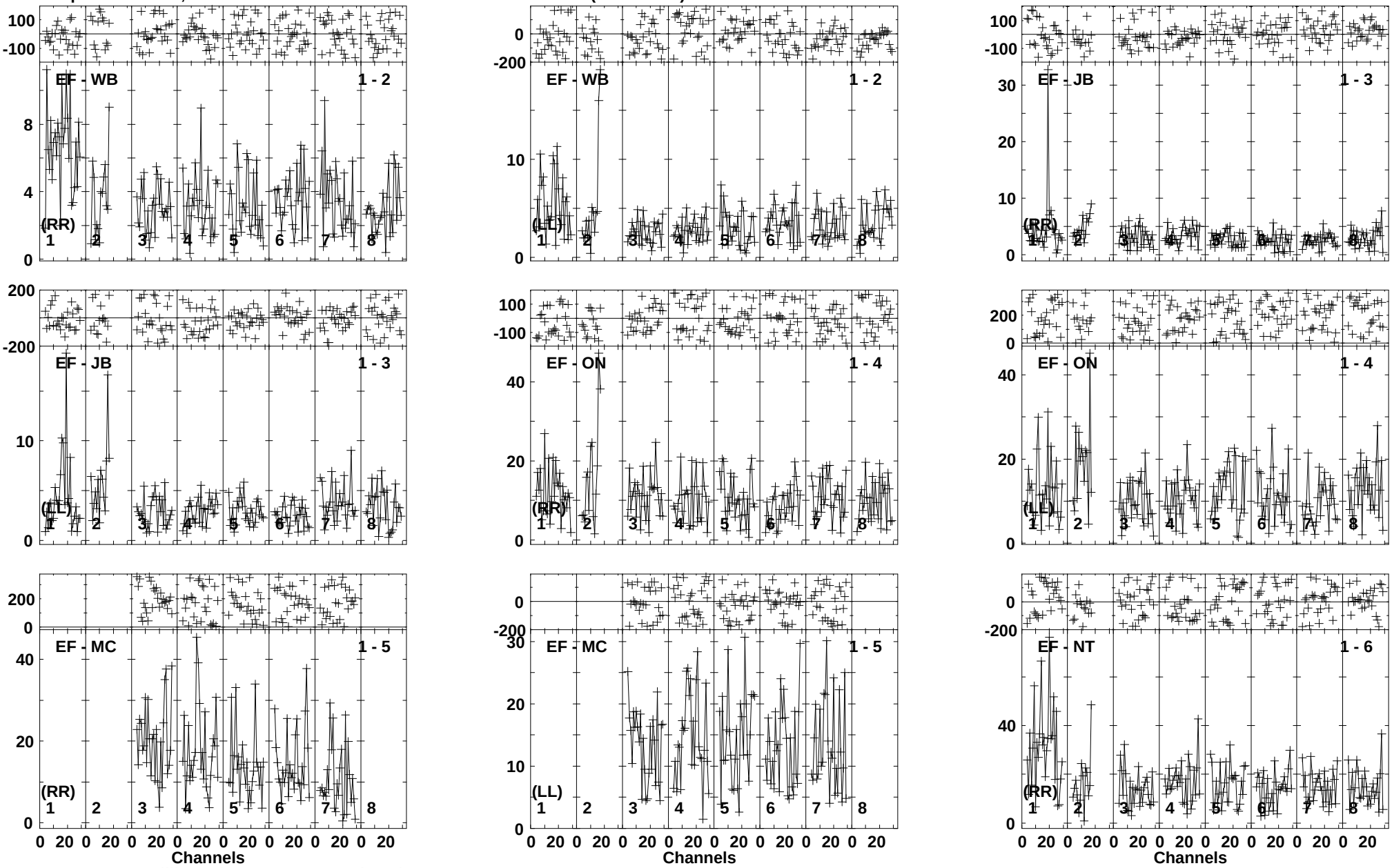

Lower frame: Milli Ampl Jy Top frame: Phas deg
Vector averaged cross-power spectrum Baseline: EF (01) - WB (02)
Timerange: 01/08:08:50 to 01/08:12:18

Plot file version 635 created 22-JUL-2014 18:13:35
NGC6090A EP088C.UVDATA.1
Freq = 1.5950 GHz, Bw = 16.000 MH Calibrated with CL # 3 and BP # 1 (BP mode 1)

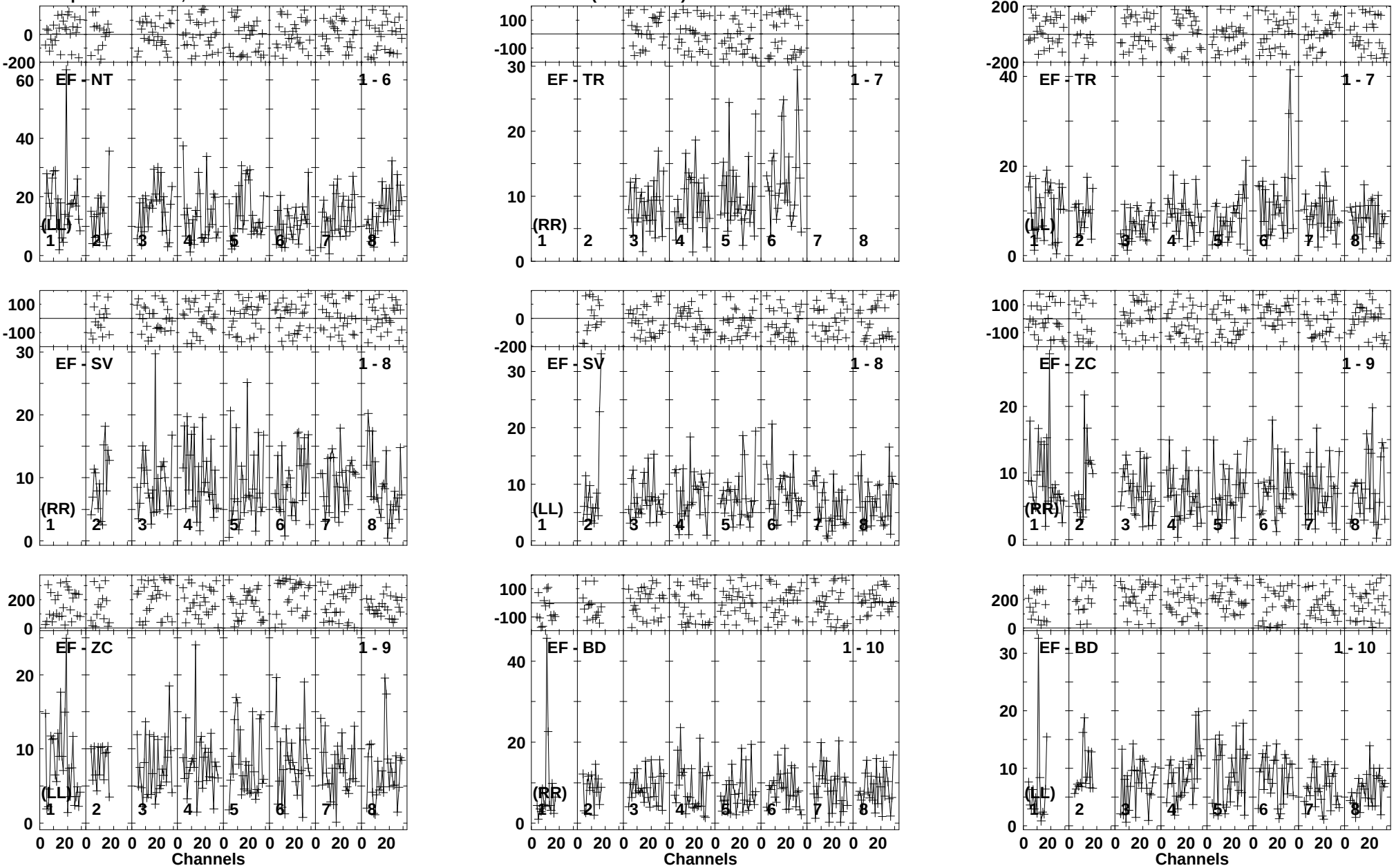

Lower frame: Milli Ampl Jy Top frame: Phas deg
Vector averaged cross-power spectrum Baseline: EF (01) - NT (06)
Timerange: 01/08:08:50 to 01/08:12:18

Plot file version 636 created 22-JUL-2014 18:13:36
NGC6090A EP088C.UVDATA.1
Freq = 1.5950 GHz, Bw = 16.000 MH Calibrated with CL # 3 and BP # 1 (BP mode 1)

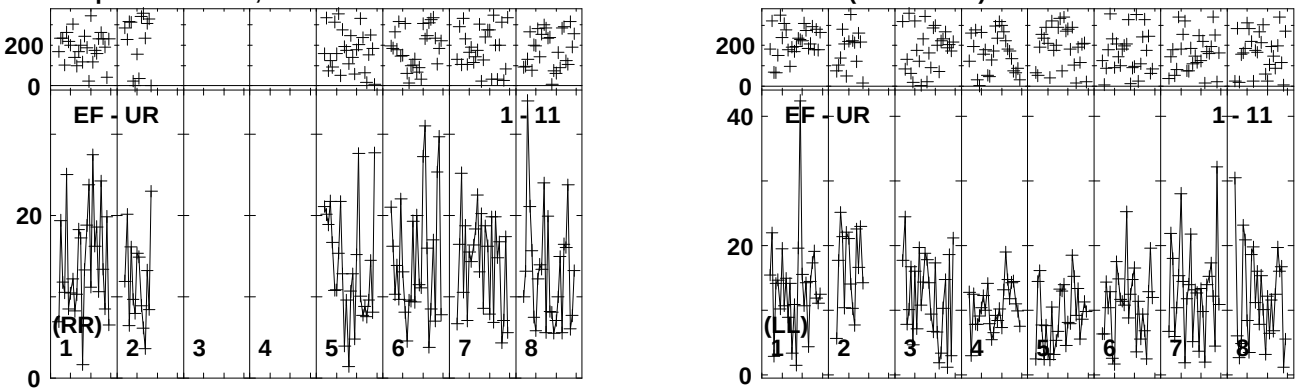

Lower frame: Milli Ampl Jy Top frame: Phas deg
Vector averaged cross-power spectrum Baseline: EF (01) - UR (11)
Timerange: 01/08:08:50 to 01/08:12:18

Plot file version 637 created 22-JUL-2014 18:13:36
J1549+5038 EP088C.UVDATA.1
Freq = 1.5950 GHz, Bw = 16.000 MH Calibrated with CL # 3 and BP # 1 (BP mode 1)



Lower frame: Milli Ampl Jy Top frame: Phas deg
Vector averaged cross-power spectrum Baseline: EF (01) - WB (02)
Timerange: 01/08:12:30 to 01/08:13:38

Plot file version 638 created 22-JUL-2014 18:13:36
J1549+5038 EP088C.UVDATA.1
Freq = 1.5950 GHz, Bw = 16.000 MH Calibrated with CL # 3 and BP # 1 (BP mode 1)

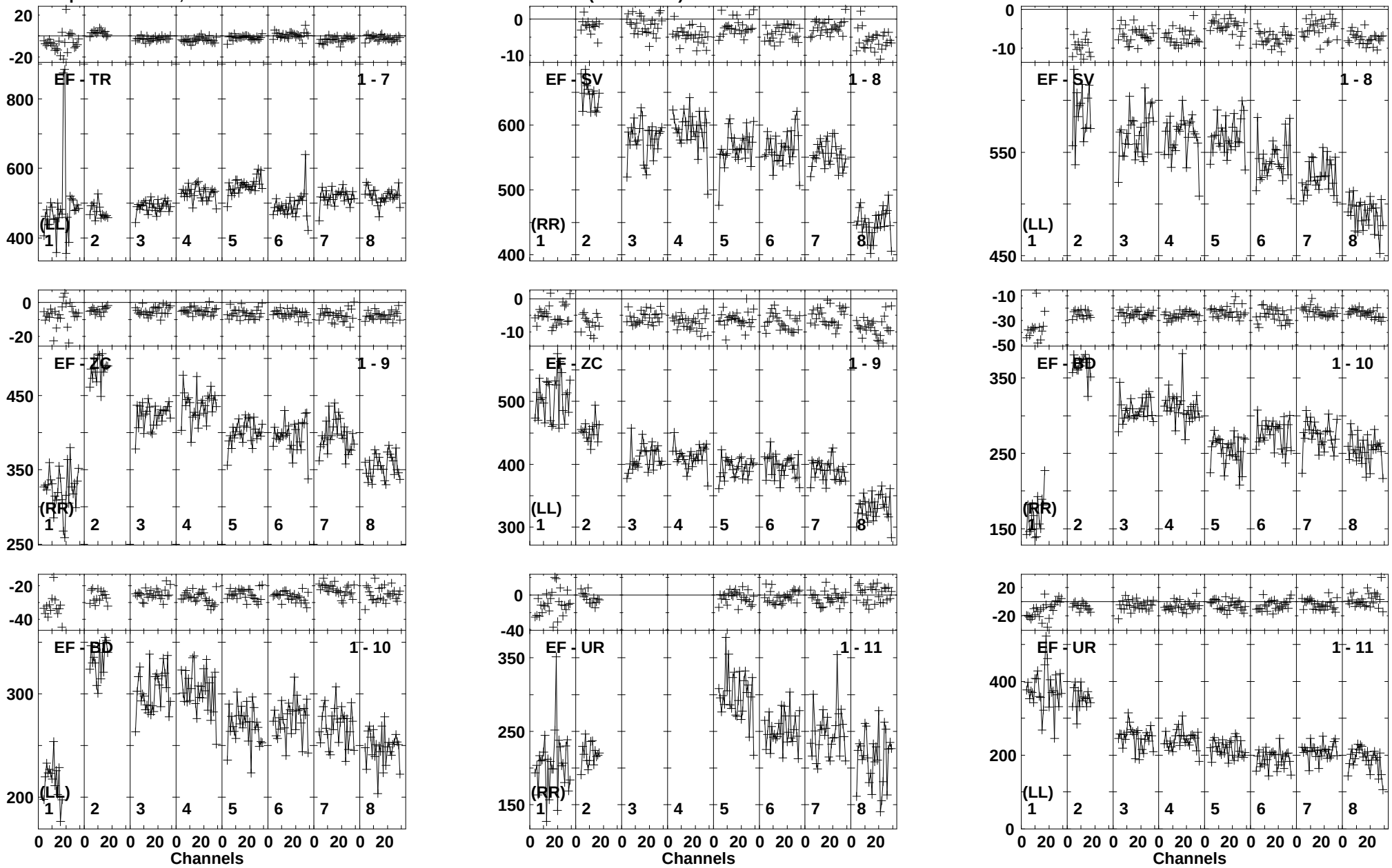

Lower frame: Milli Ampl Jy Top frame: Phas deg
Vector averaged cross-power spectrum Baseline: EF (01) - TR (07)
Timerange: 01/08:12:30 to 01/08:13:38

Plot file version 639 created 22-JUL-2014 18:13:37
NGC6090A EP088C.UVDATA.1
Freq = 1.5950 GHz, Bw = 16.000 MH Calibrated with CL # 3 and BP # 1 (BP mode 1)

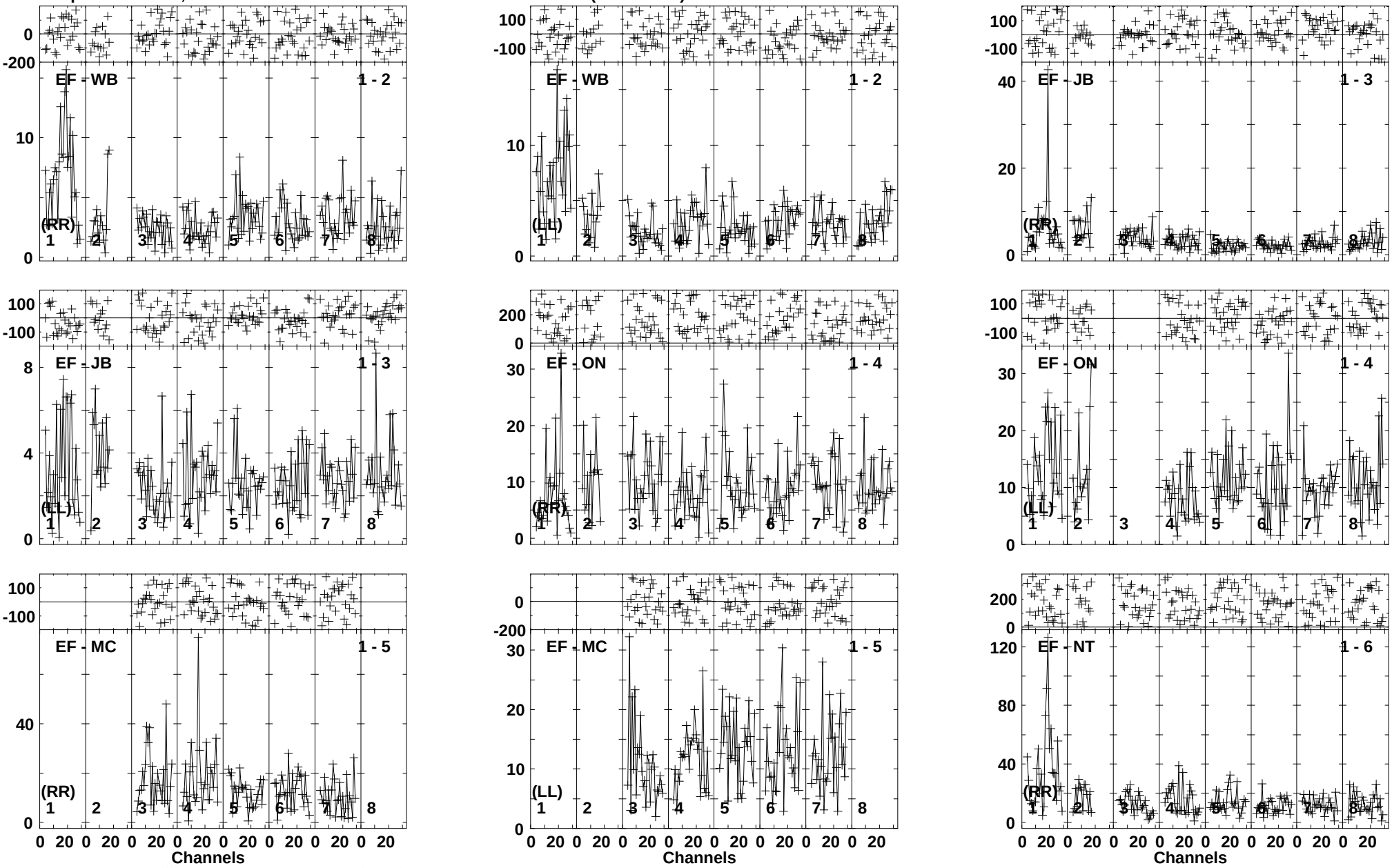

Lower frame: Milli Ampl Jy Top frame: Phas deg
Vector averaged cross-power spectrum Baseline: EF (01) - WB (02)
Timerange: 01/08:14:21 to 01/08:17:59

Plot file version 640 created 22-JUL-2014 18:13:37
NGC6090A EP088C.UVDATA.1
Freq = 1.5950 GHz, Bw = 16.000 MH Calibrated with CL # 3 and BP # 1 (BP mode 1)



Lower frame: Milli Ampl Jy Top frame: Phas deg
Vector averaged cross-power spectrum Baseline: EF (01) - NT (06)
Timerange: 01/08:14:21 to 01/08:17:59

Plot file version 641 created 22-JUL-2014 18:13:38
NGC6090A EP088C.UVDATA.1
Freq = 1.5950 GHz, Bw = 16.000 MH Calibrated with CL # 3 and BP # 1 (BP mode 1)

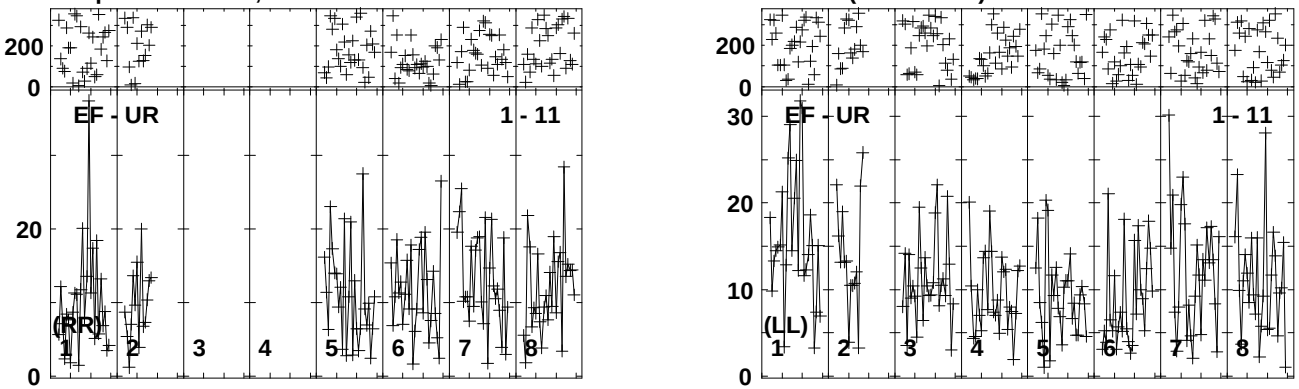

Lower frame: Milli Ampl Jy Top frame: Phas deg
Vector averaged cross-power spectrum Baseline: EF (01) - UR (11)
Timerange: 01/08:14:21 to 01/08:17:59

Plot file version 642 created 22-JUL-2014 18:13:38
J1549+5038 EP088C.UVDATA.1
Freq = 1.5950 GHz, Bw = 16.000 MH Calibrated with CL # 3 and BP # 1 (BP mode 1)

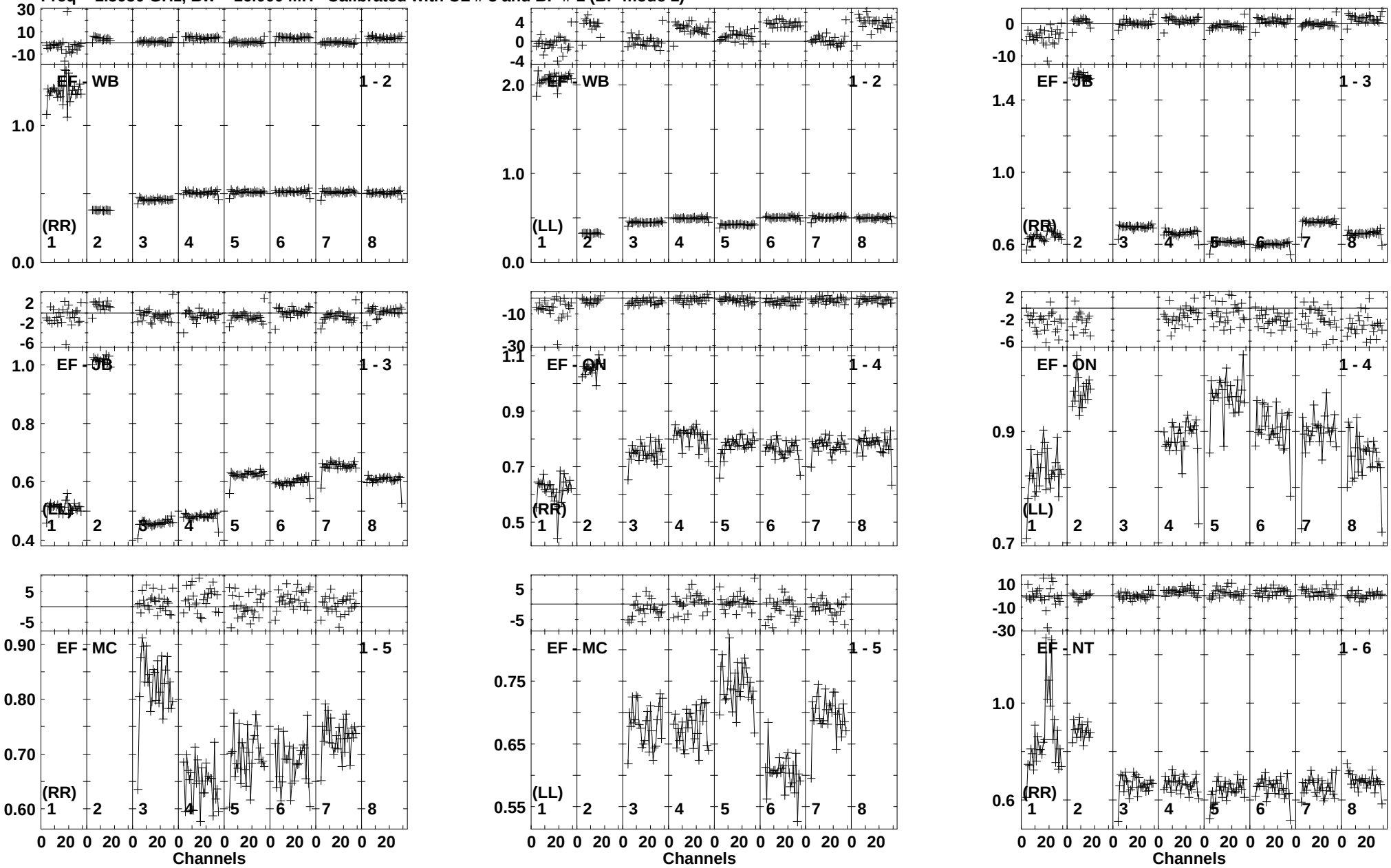

Lower frame: Ampl Jy Top frame: Phas deg
Vector averaged cross-power spectrum Baseline: EF (01) - WB (02)
Timerange: 01/08:18:10 to 01/08:19:18

Plot file version 643 created 22-JUL-2014 18:13:38
J1549+5038 EP088C.UVDATA.1
Freq = 1.5950 GHz, Bw = 16.000 MH Calibrated with CL # 3 and BP # 1 (BP mode 1)

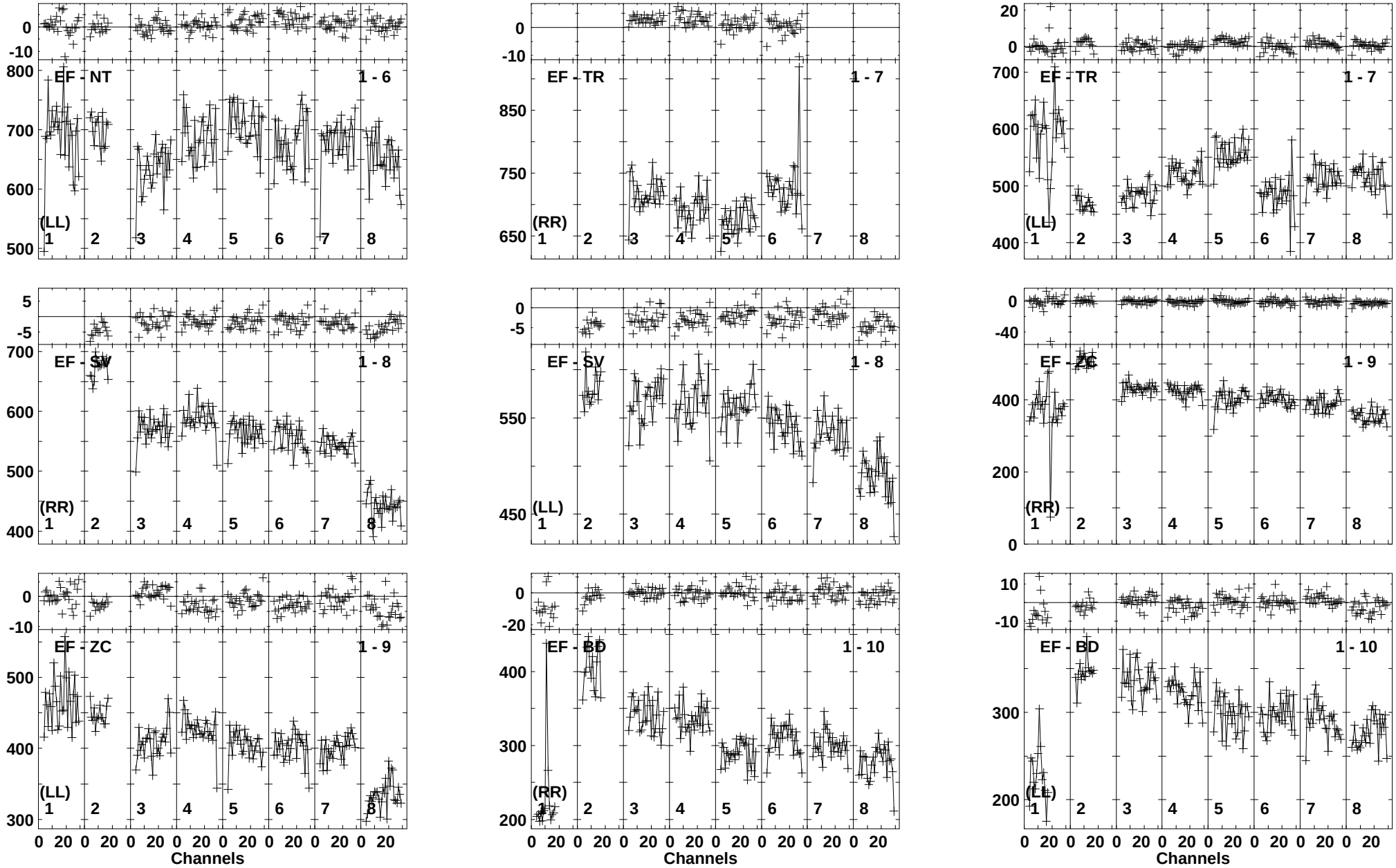

Lower frame: Milli Ampl Jy Top frame: Phas deg
Vector averaged cross-power spectrum Baseline: EF (01) - NT (06)
Timerange: 01/08:18:10 to 01/08:19:18

Plot file version 644 created 22-JUL-2014 18:13:39
J1549+5038 EP088C.UVDATA.1
Freq = 1.5950 GHz, Bw = 16.000 MH Calibrated with CL # 3 and BP # 1 (BP mode 1)

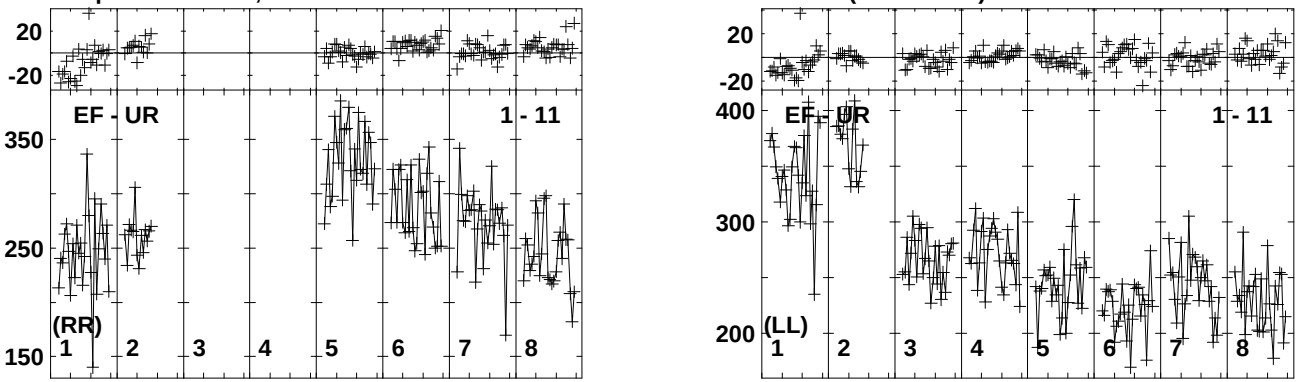

Lower frame: Milli Ampl Jy Top frame: Phas deg
Vector averaged cross-power spectrum Baseline: EF (01) - UR (11)
Timerange: 01/08:18:10 to 01/08:19:18

Plot file version 645 created 22-JUL-2014 18:13:39
NGC6090A EP088C.UVDATA.1
Freq = 1.5950 GHz, Bw = 16.000 MH Calibrated with CL # 3 and BP # 1 (BP mode 1)

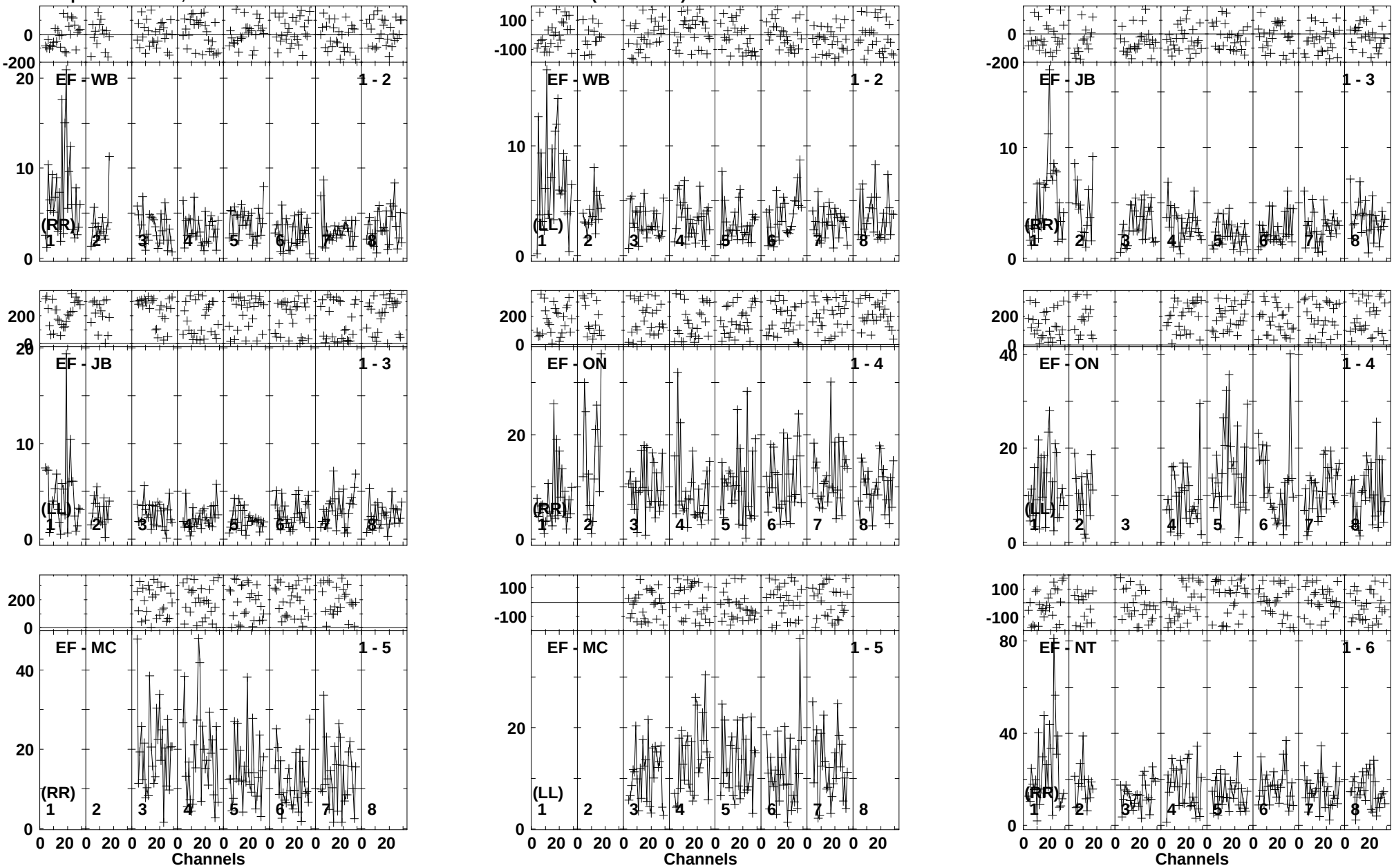

Lower frame: Milli Ampl Jy Top frame: Phas deg
Vector averaged cross-power spectrum Baseline: EF (01) - WB (02)
Timerange: 01/08:19:30 to 01/08:22:58

Plot file version 646 created 22-JUL-2014 18:13:39
NGC6090A EP088C.UVDATA.1
Freq = 1.5950 GHz, Bw = 16.000 MH Calibrated with CL # 3 and BP # 1 (BP mode 1)



Lower frame: Milli Ampl Jy Top frame: Phas deg
Vector averaged cross-power spectrum Baseline: EF (01) - NT (06)
Timerange: 01/08:19:30 to 01/08:22:58

Plot file version 647 created 22-JUL-2014 18:13:40
NGC6090A EP088C.UVDATA.1
Freq = 1.5950 GHz, Bw = 16.000 MH Calibrated with CL # 3 and BP # 1 (BP mode 1)

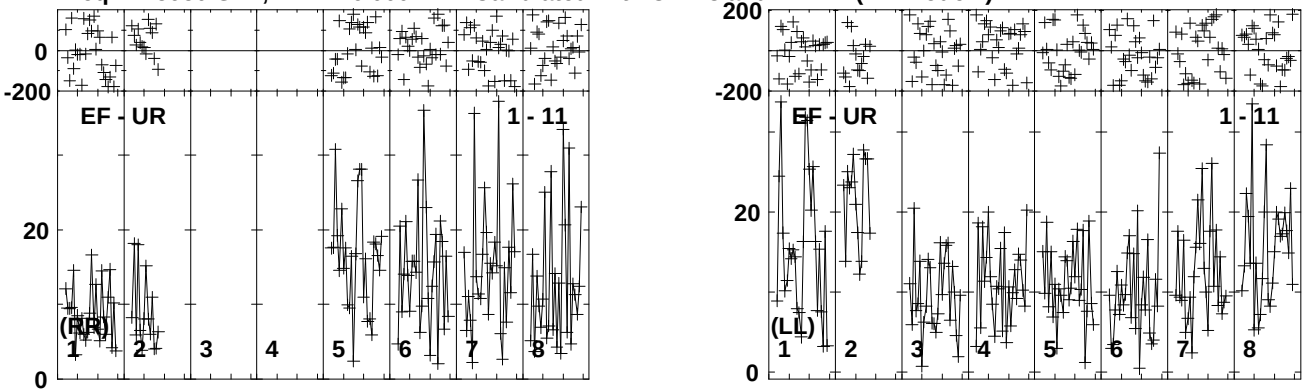

Lower frame: Milli Ampl Jy Top frame: Phas deg
Vector averaged cross-power spectrum Baseline: EF (01) - UR (11)
Timerange: 01/08:19:30 to 01/08:22:58

Plot file version 648 created 22-JUL-2014 18:13:40
J1549+5038 EP088C.UVDATA.1
Freq = 1.5950 GHz, Bw = 16.000 MH Calibrated with CL # 3 and BP # 1 (BP mode 1)



Lower frame: Milli Ampl Jy Top frame: Phas deg
Vector averaged cross-power spectrum Baseline: EF (01) - WB (02)
Timerange: 01/08:23:10 to 01/08:24:18

Plot file version 649 created 22-JUL-2014 18:13:40
J1549+5038 EP088C.UVDATA.1
Freq = 1.5950 GHz, Bw = 16.000 MH Calibrated with CL # 3 and BP # 1 (BP mode 1)

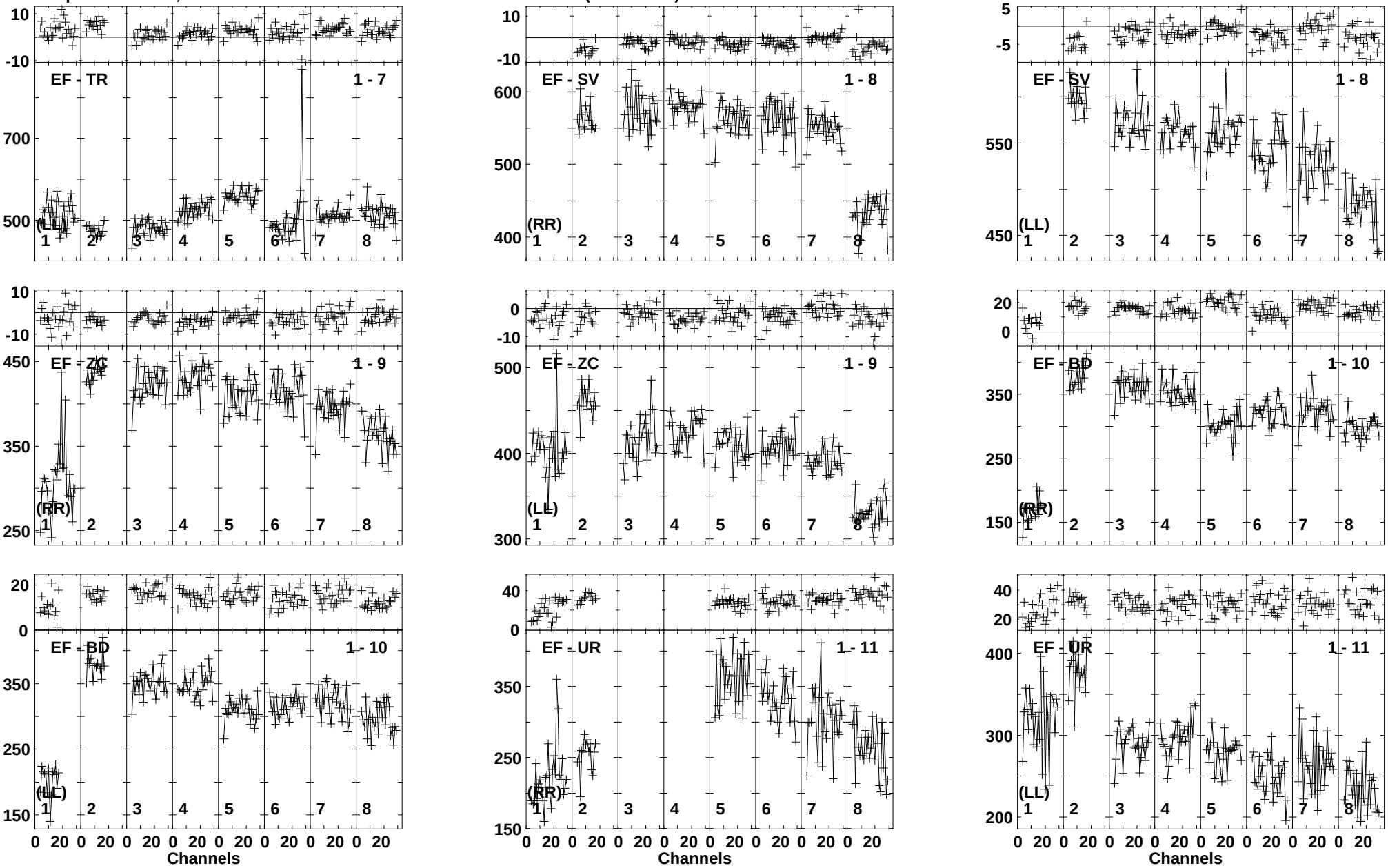

Lower frame: Milli Ampl Jy Top frame: Phas deg
Vector averaged cross-power spectrum Baseline: EF (01) - TR (07)
Timerange: 01/08:23:10 to 01/08:24:18

Plot file version 650 created 22-JUL-2014 18:13:41
NGC6090A EP088C.UVDATA.1
Freq = 1.5950 GHz, Bw = 16.000 MH Calibrated with CL # 3 and BP # 1 (BP mode 1)

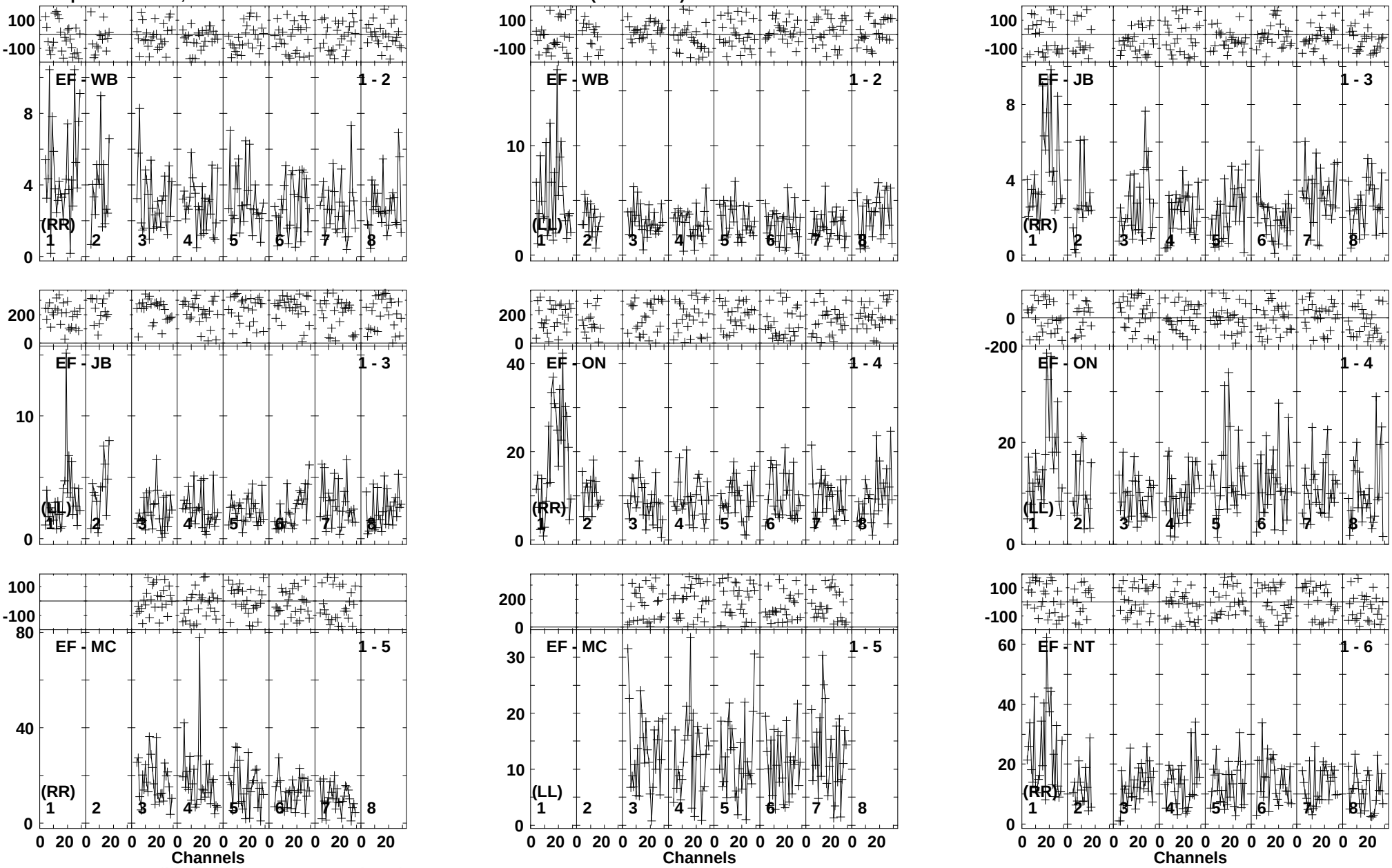

Lower frame: Milli Ampl Jy Top frame: Phas deg
Vector averaged cross-power spectrum Baseline: EF (01) - WB (02)
Timerange: 01/08:25:01 to 01/08:28:39

Plot file version 651 created 22-JUL-2014 18:13:41
NGC6090A EP088C.UVDATA.1
Freq = 1.5950 GHz, Bw = 16.000 MH Calibrated with CL # 3 and BP # 1 (BP mode 1)

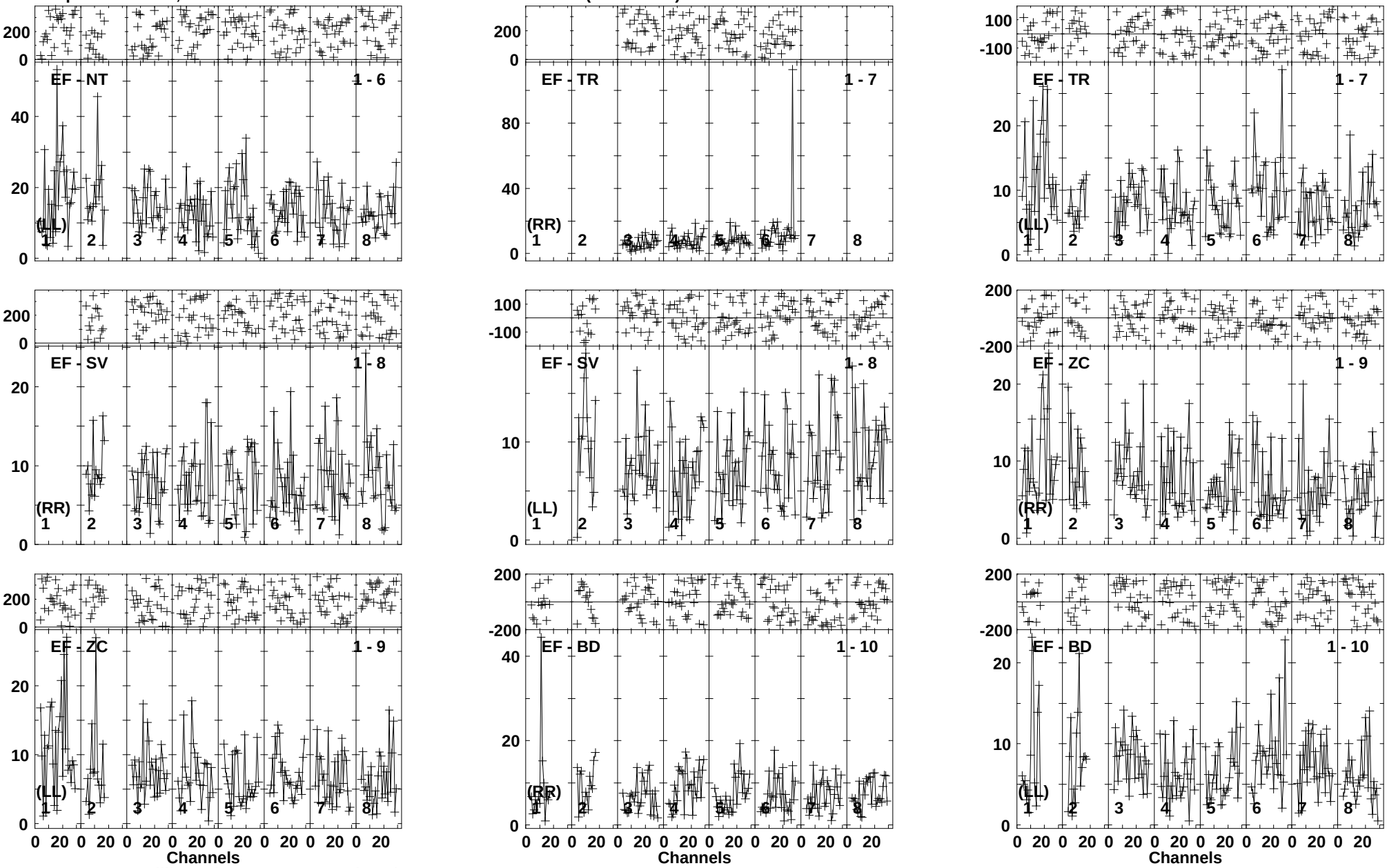

Lower frame: Milli Ampl Jy Top frame: Phas deg
Vector averaged cross-power spectrum Baseline: EF (01) - NT (06)
Timerange: 01/08:25:01 to 01/08:28:39

Plot file version 652 created 22-JUL-2014 18:13:42
NGC6090A EP088C.UVDATA.1
Freq = 1.5950 GHz, Bw = 16.000 MH Calibrated with CL # 3 and BP # 1 (BP mode 1)

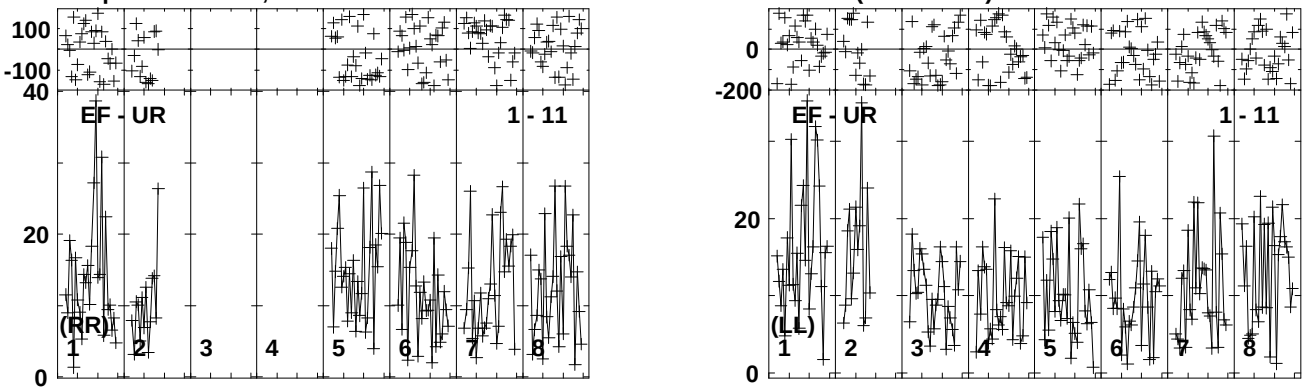

Lower frame: Milli Ampl Jy Top frame: Phas deg
Vector averaged cross-power spectrum Baseline: EF (01) - UR (11)
Timerange: 01/08:25:01 to 01/08:28:39

Plot file version 653 created 22-JUL-2014 18:13:42
J1549+5038 EP088C.UVDATA.1
Freq = 1.5950 GHz, Bw = 16.000 MH Calibrated with CL # 3 and BP # 1 (BP mode 1)

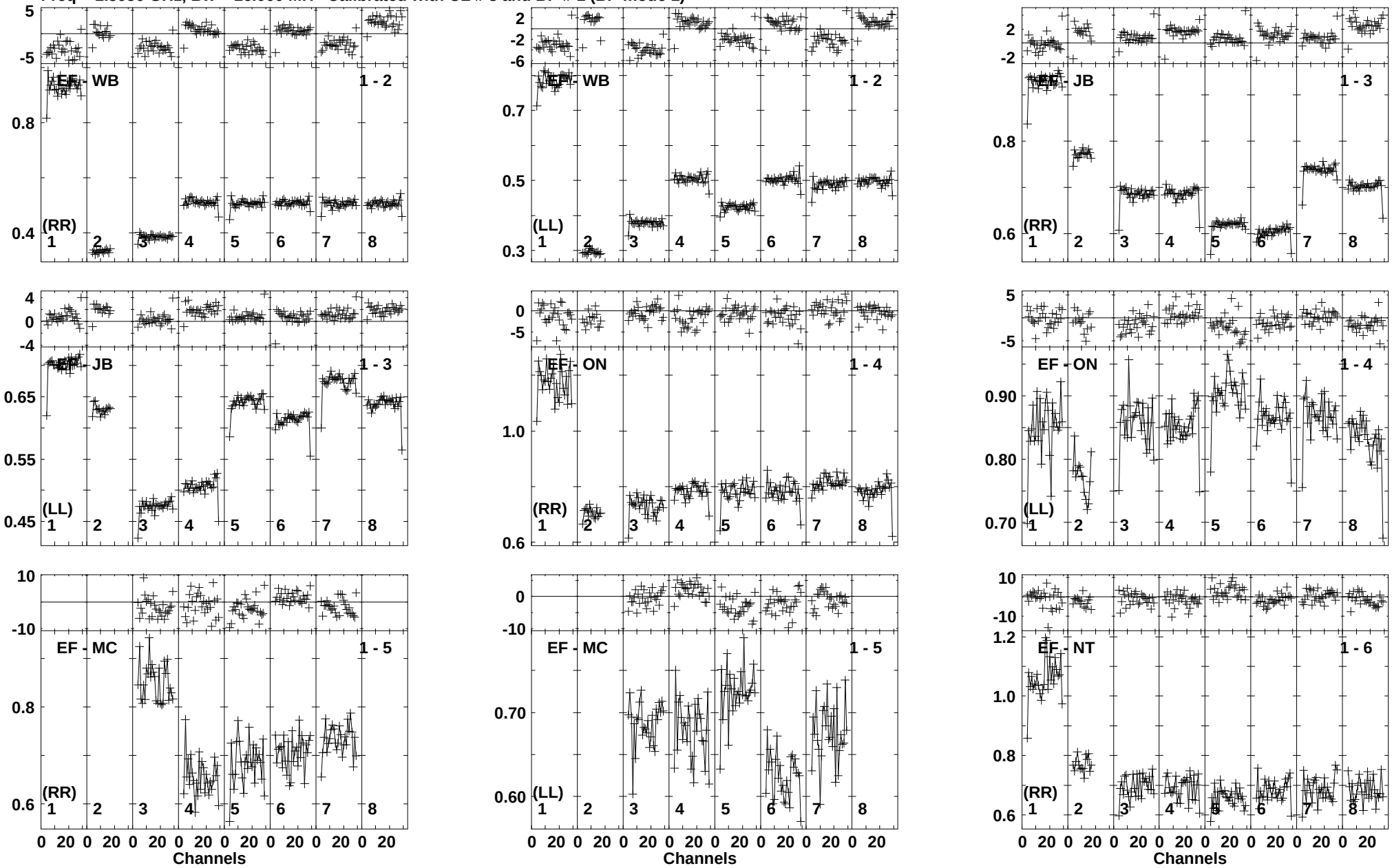

Lower frame: Ampl Jy Top frame: Phas deg
Vector averaged cross-power spectrum Baseline: EF (01) - WB (02)
Timerange: 01/08:28:50 to 01/08:29:58

Plot file version 654 created 22-JUL-2014 18:13:42
J1549+5038 EP088C.UVDATA.1
Freq = 1.5950 GHz, Bw = 16.000 MH Calibrated with CL # 3 and BP # 1 (BP mode 1)

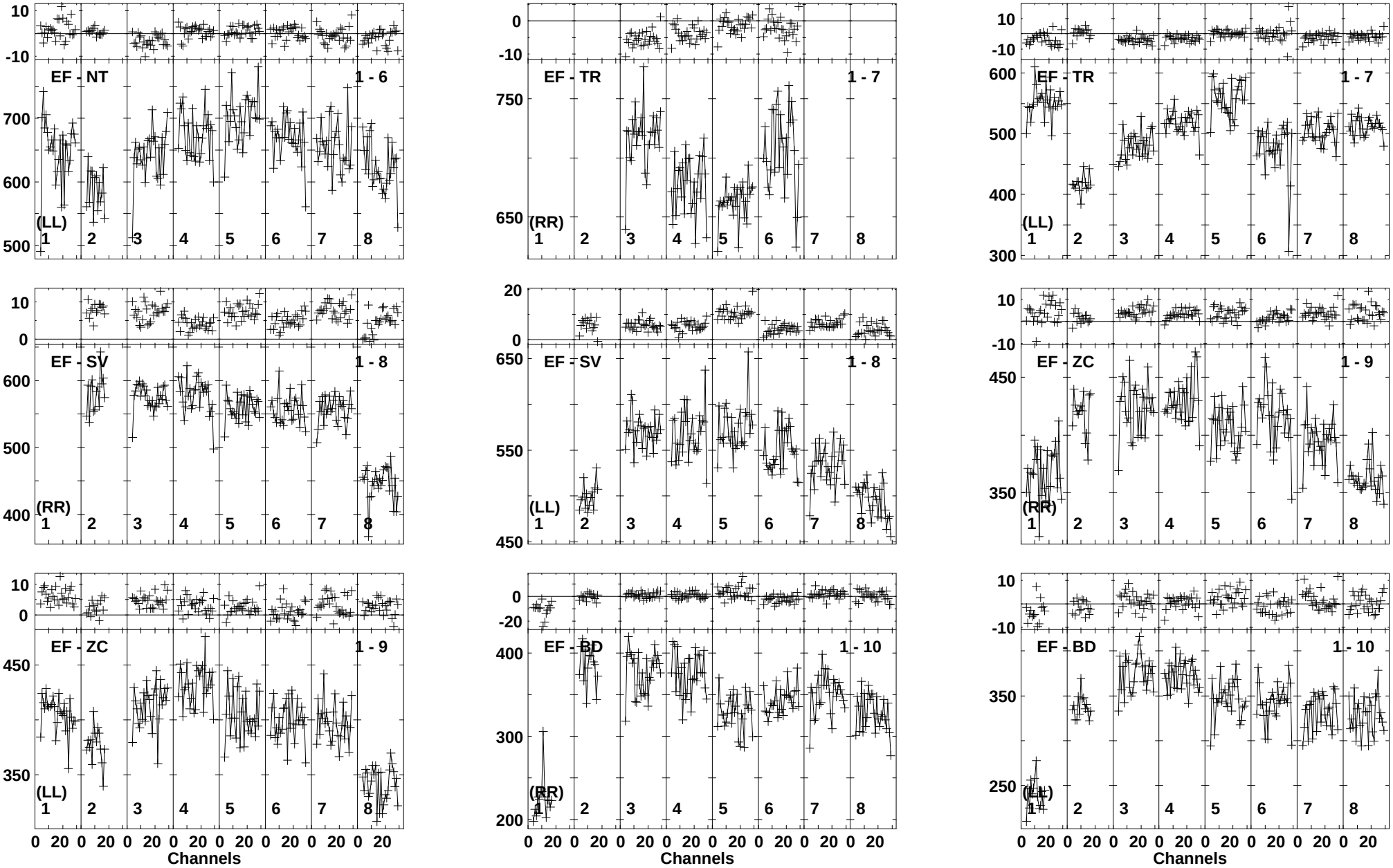

Lower frame: Milli Ampl Jy Top frame: Phas deg
Vector averaged cross-power spectrum Baseline: EF (01) - NT (06)
Timerange: 01/08:28:50 to 01/08:29:58

Plot file version 655 created 22-JUL-2014 18:13:43
J1549+5038 EP088C.UVDATA.1
Freq = 1.5950 GHz, Bw = 16.000 MH Calibrated with CL # 3 and BP # 1 (BP mode 1)

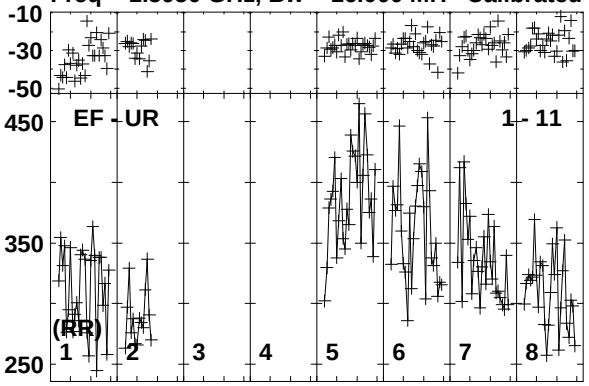

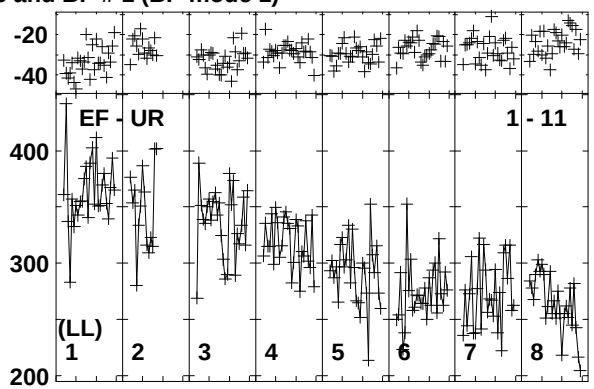

Lower frame: Milli Ampl Jy Top frame: Phas deg
Vector averaged cross-power spectrum Baseline: EF (01) - UR (11)
Timerange: 01/08:28:50 to 01/08:29:58

Plot file version 656 created 22-JUL-2014 18:13:43
NGC6090A EP088C.UVDATA.1
Freq = 1.5950 GHz, Bw = 16.000 MH Calibrated with CL # 3 and BP # 1 (BP mode 1)



Lower frame: Milli Ampl Jy Top frame: Phas deg
Vector averaged cross-power spectrum Baseline: EF (01) - WB (02)
Timerange: 01/08:30:10 to 01/08:33:38

Plot file version 657 created 22-JUL-2014 18:13:43
NGC6090A EP088C.UVDATA.1
Freq = 1.5950 GHz, Bw = 16.000 MH Calibrated with CL # 3 and BP # 1 (BP mode 1)

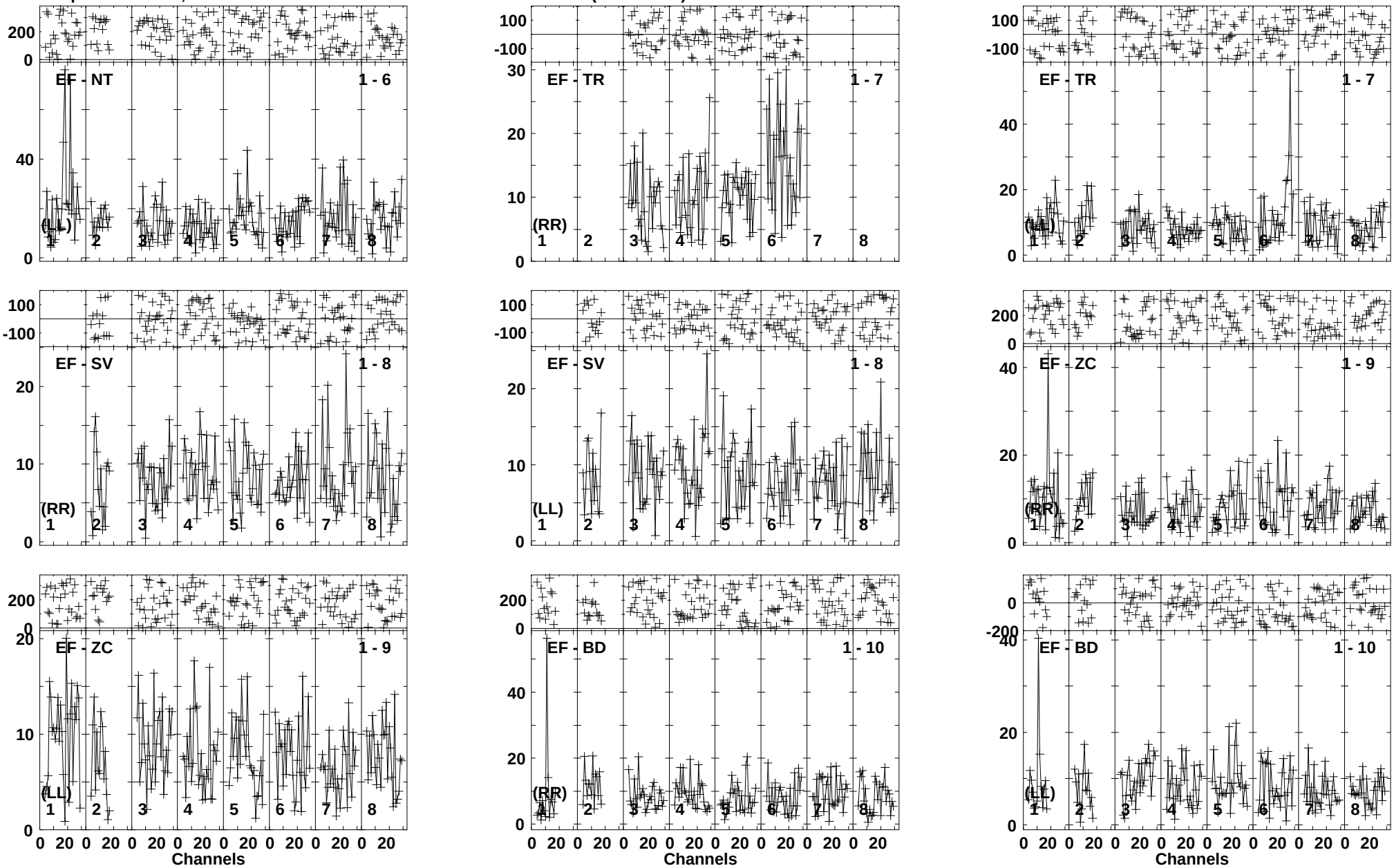

Lower frame: Milli Ampl Jy Top frame: Phas deg
Vector averaged cross-power spectrum Baseline: EF (01) - NT (06)
Timerange: 01/08:30:10 to 01/08:33:38

Plot file version 658 created 22-JUL-2014 18:13:44
NGC6090A EP088C.UVDATA.1
Freq = 1.5950 GHz, Bw = 16.000 MH Calibrated with CL # 3 and BP # 1 (BP mode 1)

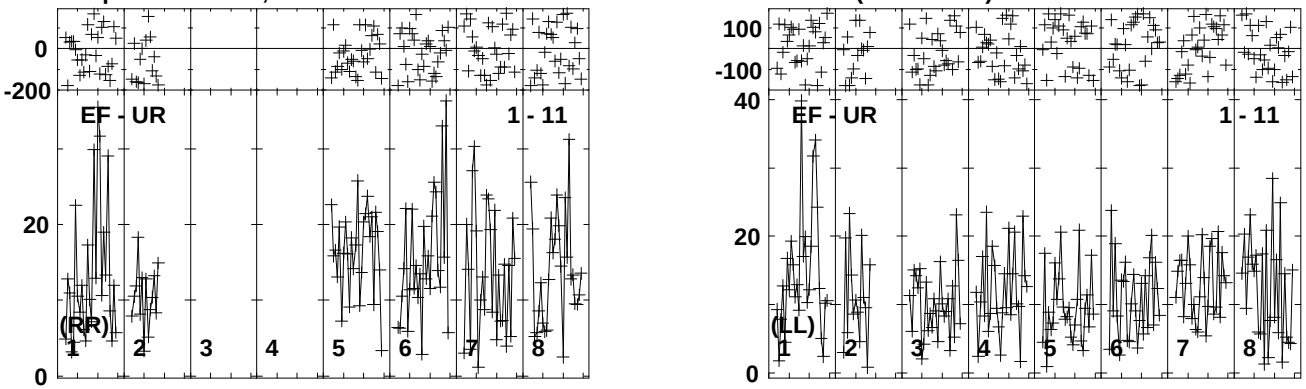

Lower frame: Milli Ampl Jy Top frame: Phas deg
Vector averaged cross-power spectrum Baseline: EF (01) - UR (11)
Timerange: 01/08:30:10 to 01/08:33:38

Plot file version 659 created 22-JUL-2014 18:13:44
J1549+5038 EP088C.UVDATA.1
Freq = 1.5950 GHz, Bw = 16.000 MH Calibrated with CL # 3 and BP # 1 (BP mode 1)

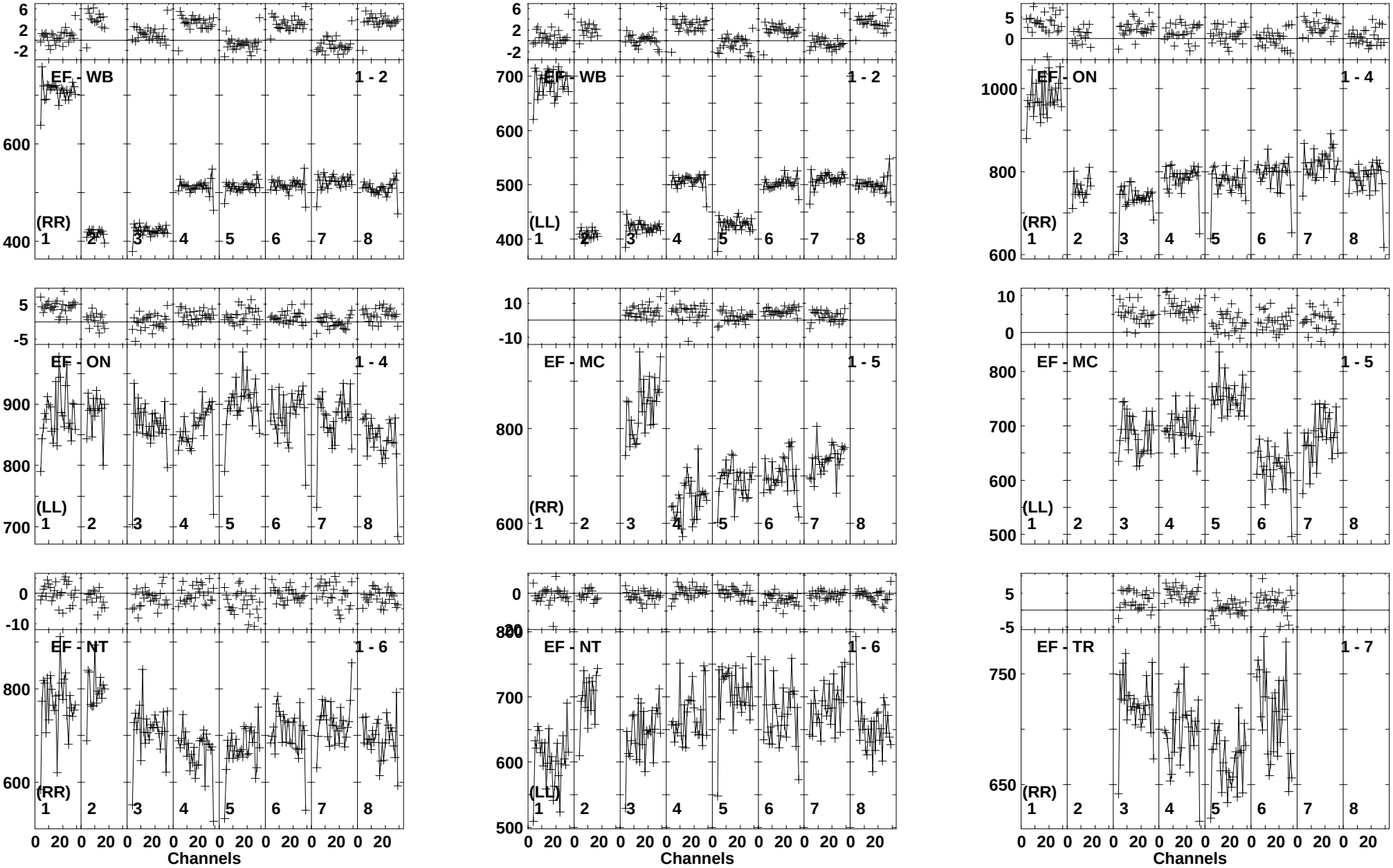

Lower frame: Milli Ampl Jy Top frame: Phas deg
Vector averaged cross-power spectrum Baseline: EF (01) - WB (02)
Timerange: 01/08:33:50 to 01/08:34:58

Plot file version 660 created 22-JUL-2014 18:13:44
J1549+5038 EP088C.UVDATA.1
Freq = 1.5950 GHz, Bw = 16.000 MH Calibrated with CL # 3 and BP # 1 (BP mode 1)

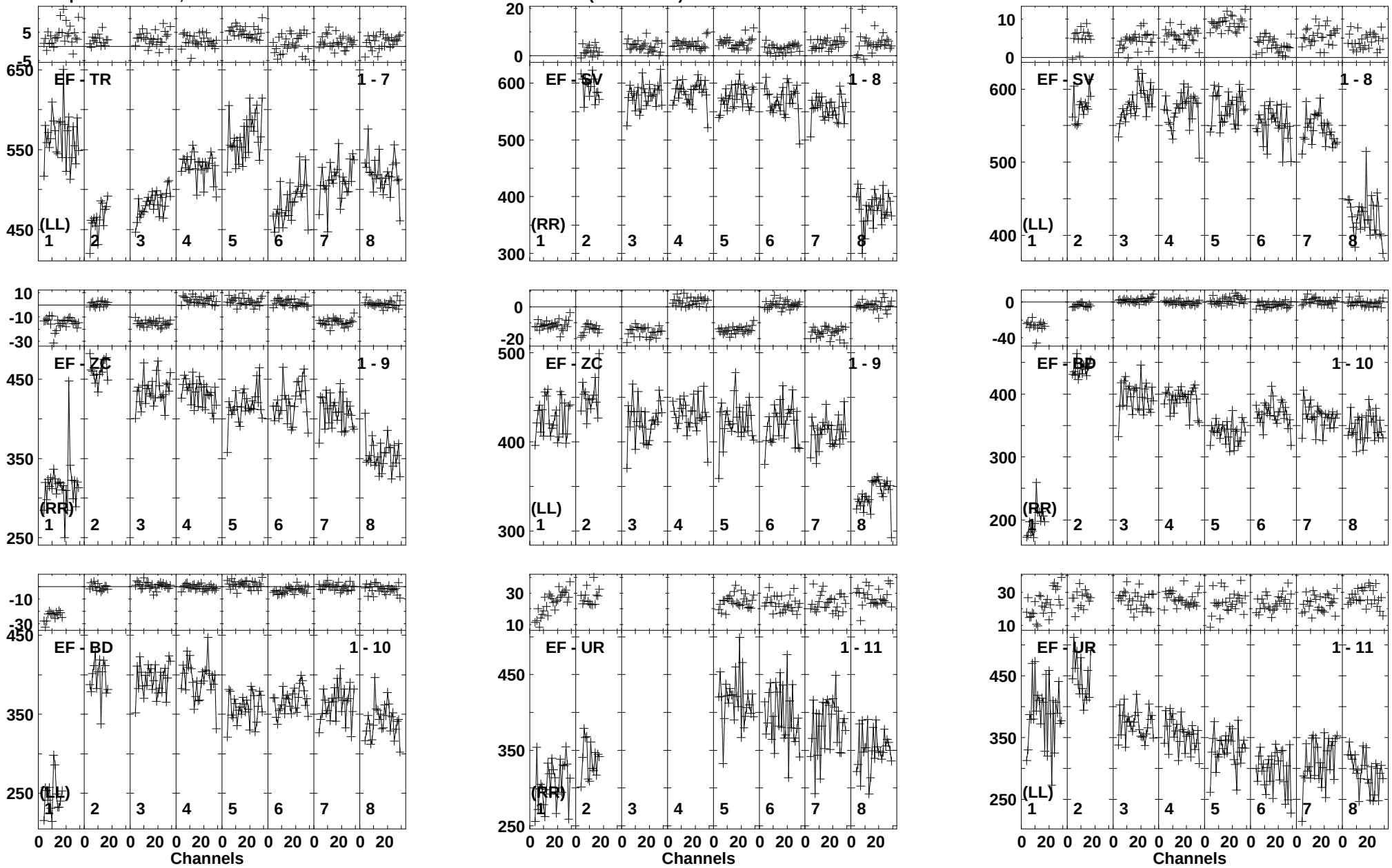

Lower frame: Milli Ampl Jy Top frame: Phas deg
Vector averaged cross-power spectrum Baseline: EF (01) - TR (07)
Timerange: 01/08:33:50 to 01/08:34:58

Plot file version 661 created 22-JUL-2014 18:13:45
NGC6090A EP088C.UVDATA.1
Freq = 1.5950 GHz, Bw = 16.000 MH Calibrated with CL # 3 and BP # 1 (BP mode 1)

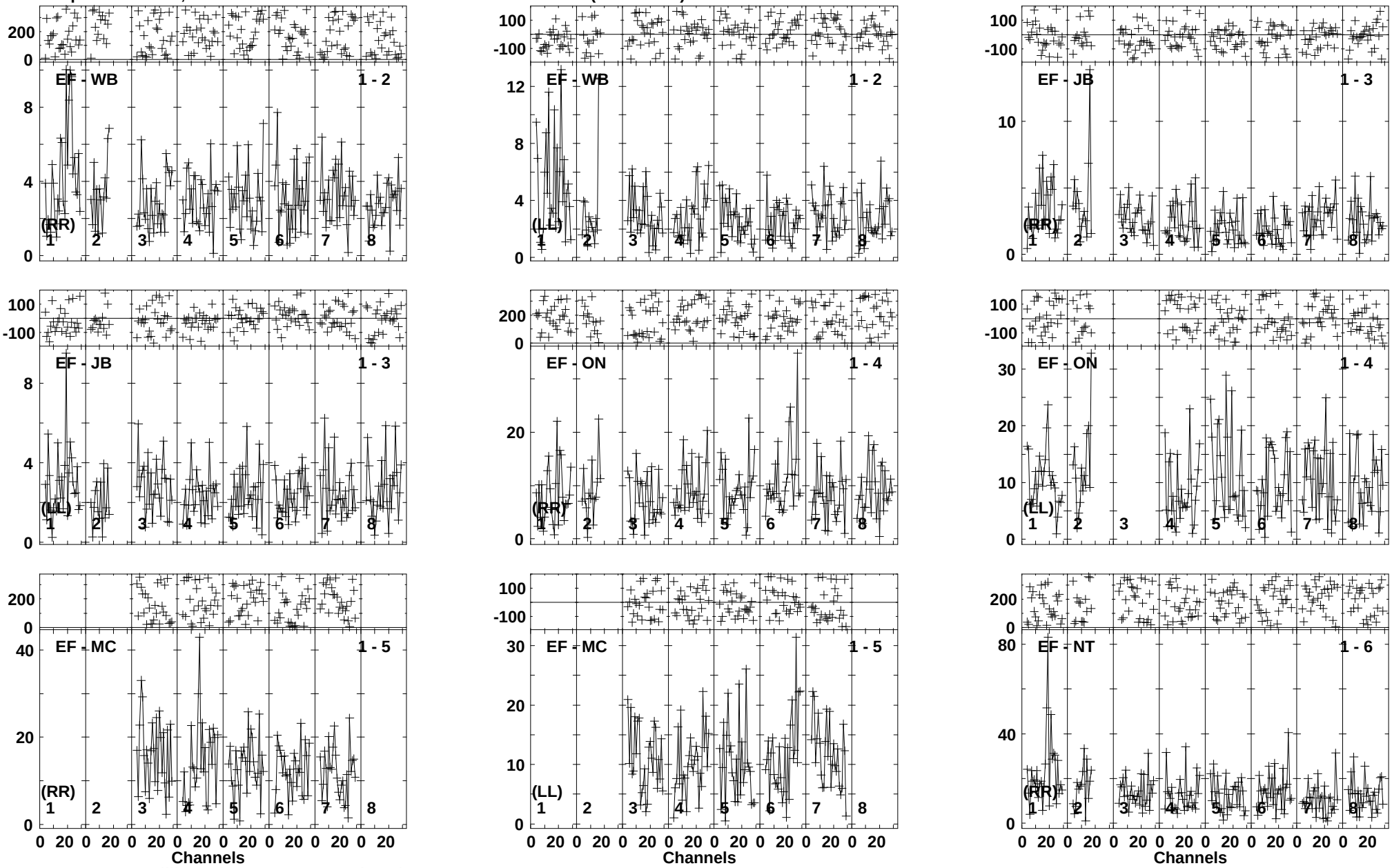

Lower frame: Milli Ampl Jy Top frame: Phas deg
Vector averaged cross-power spectrum Baseline: EF (01) - WB (02)
Timerange: 01/08:36:01 to 01/08:39:39

Plot file version 662 created 22-JUL-2014 18:13:45
NGC6090A EP088C.UVDATA.1
Freq = 1.5950 GHz, Bw = 16.000 MH Calibrated with CL # 3 and BP # 1 (BP mode 1)

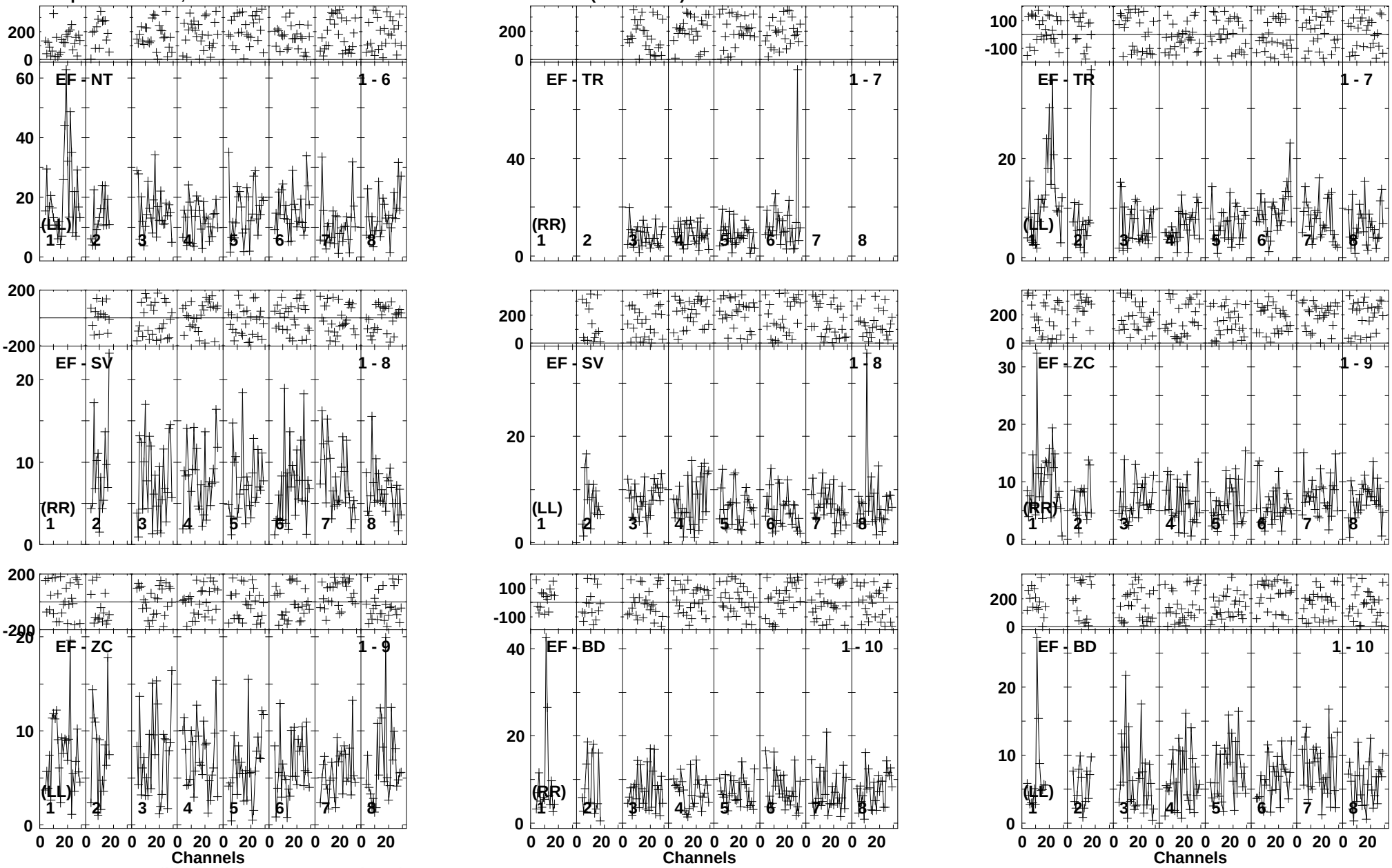

Lower frame: Milli Ampl Jy Top frame: Phas deg
Vector averaged cross-power spectrum Baseline: EF (01) - NT (06)
Timerange: 01/08:36:01 to 01/08:39:39

Plot file version 663 created 22-JUL-2014 18:13:46
NGC6090A EP088C.UVDATA.1
Freq = 1.5950 GHz, Bw = 16.000 MH Calibrated with CL # 3 and BP # 1 (BP mode 1)

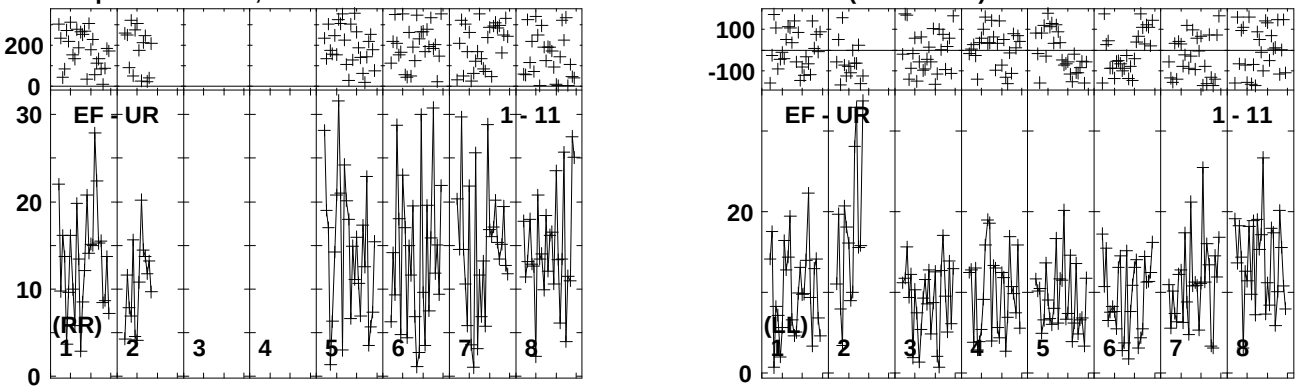

Lower frame: Milli Ampl Jy Top frame: Phas deg
Vector averaged cross-power spectrum Baseline: EF (01) - UR (11)
Timerange: 01/08:36:01 to 01/08:39:39

Plot file version 664 created 22-JUL-2014 18:13:46
J1549+5038 EP088C.UVDATA.1
Freq = 1.5950 GHz, Bw = 16.000 MH Calibrated with CL # 3 and BP # 1 (BP mode 1)

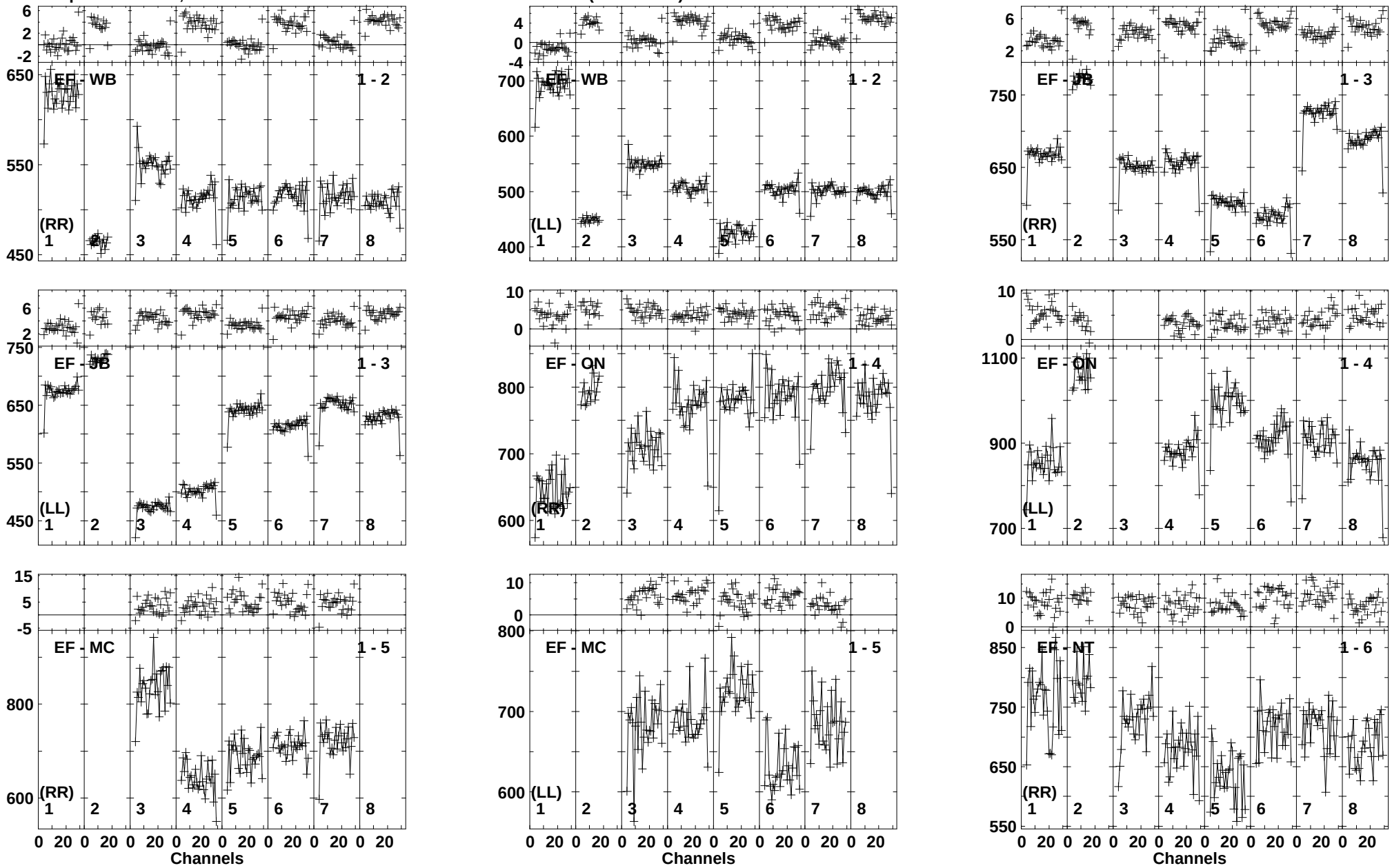

Lower frame: Milli Ampl Jy Top frame: Phas deg
Vector averaged cross-power spectrum Baseline: EF (01) - WB (02)
Timerange: 01/08:39:50 to 01/08:40:58

Plot file version 665 created 22-JUL-2014 18:13:46
J1549+5038 EP088C.UVDATA.1
Freq = 1.5950 GHz, Bw = 16.000 MH Calibrated with CL # 3 and BP # 1 (BP mode 1)

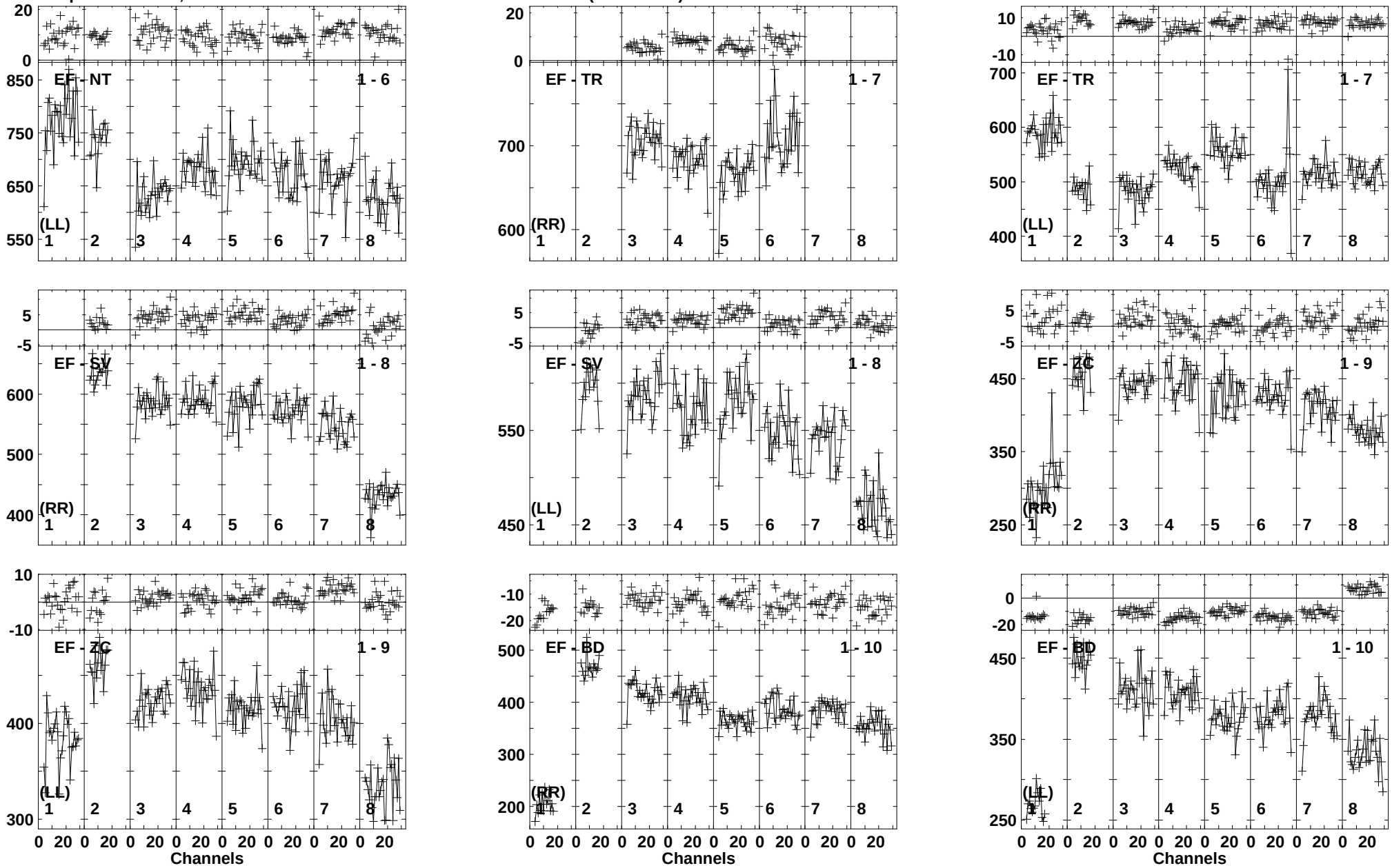

Lower frame: Milli Ampl Jy Top frame: Phas deg
Vector averaged cross-power spectrum Baseline: EF (01) - NT (06)
Timerange: 01/08:39:50 to 01/08:40:58

Plot file version 666 created 22-JUL-2014 18:13:47
J1549+5038 EP088C.UVDATA.1
Freq = 1.5950 GHz, Bw = 16.000 MH Calibrated with CL # 3 and BP # 1 (BP mode 1)

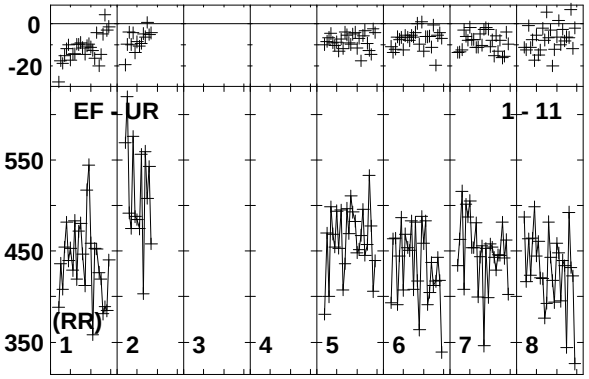

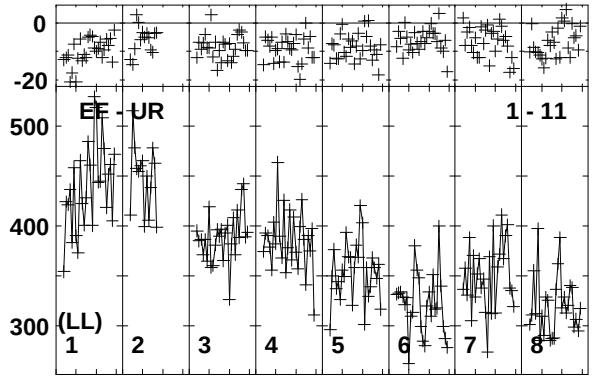

Lower frame: Milli Ampl Jy Top frame: Phas deg
Vector averaged cross-power spectrum Baseline: EF (01) - UR (11)
Timerange: 01/08:39:50 to 01/08:40:58

Plot file version 667 created 22-JUL-2014 18:13:47
NGC6090A EP088C.UVDATA.1
Freq = 1.5950 GHz, Bw = 16.000 MH Calibrated with CL # 3 and BP # 1 (BP mode 1)

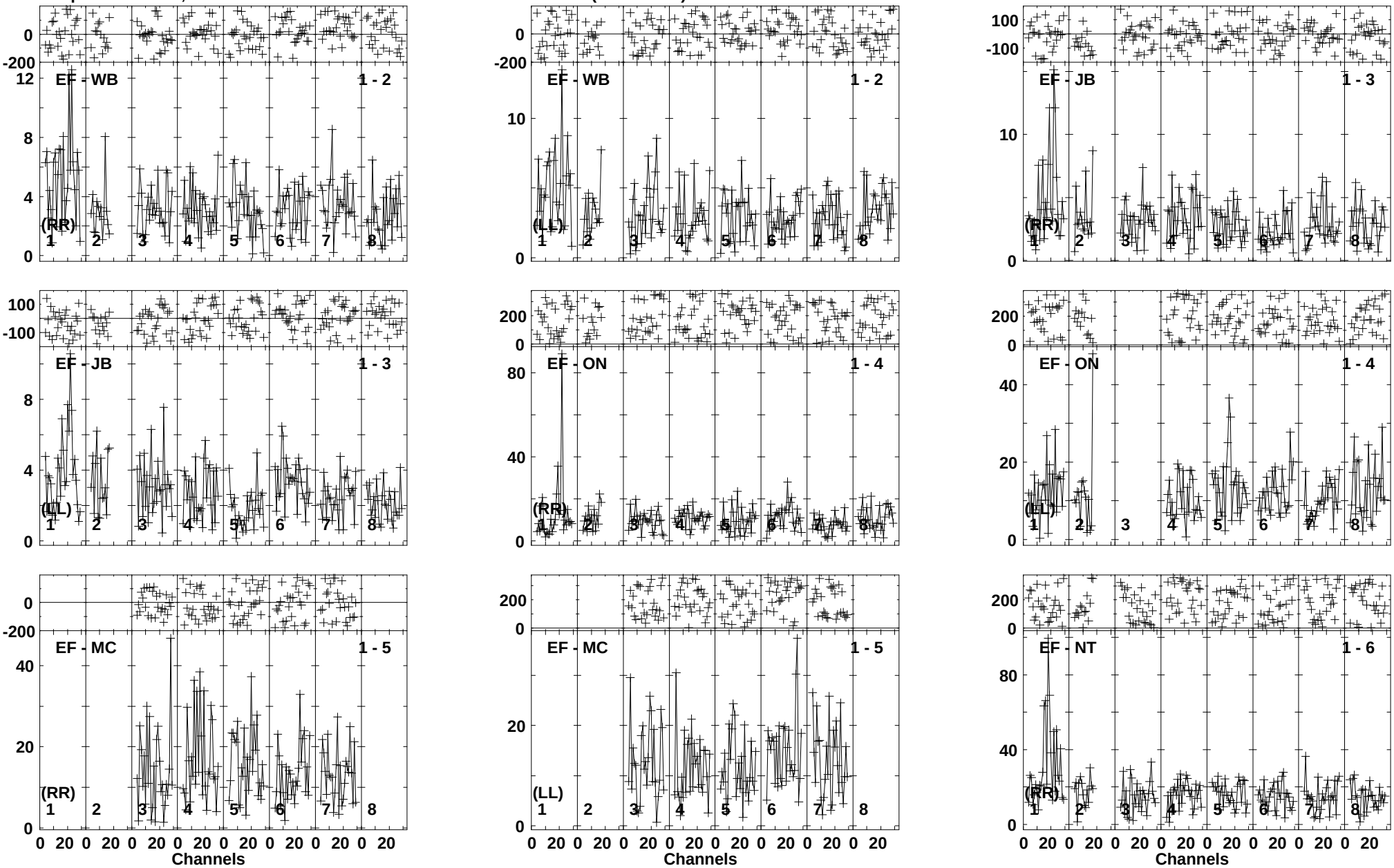

Lower frame: Milli Ampl Jy Top frame: Phas deg
Vector averaged cross-power spectrum Baseline: EF (01) - WB (02)
Timerange: 01/08:41:10 to 01/08:44:38

Plot file version 668 created 22-JUL-2014 18:13:47
NGC6090A EP088C.UVDATA.1
Freq = 1.5950 GHz, Bw = 16.000 MH Calibrated with CL # 3 and BP # 1 (BP mode 1)

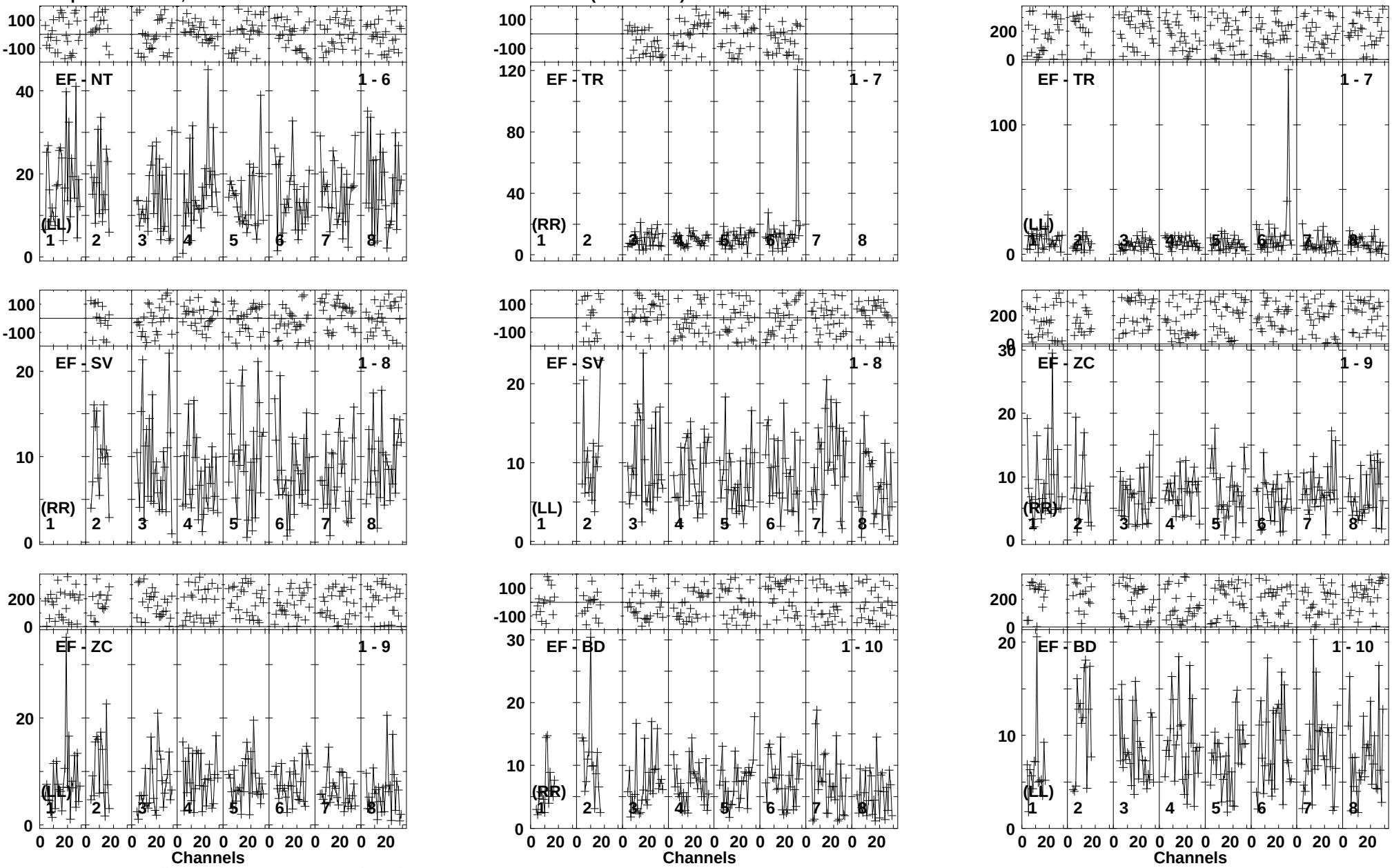

Lower frame: Milli Ampl Jy Top frame: Phas deg
Vector averaged cross-power spectrum Baseline: EF (01) - NT (06)
Timerange: 01/08:41:10 to 01/08:44:38

Plot file version 669 created 22-JUL-2014 18:13:48
NGC6090A EP088C.UVDATA.1
Freq = 1.5950 GHz, Bw = 16.000 MH Calibrated with CL # 3 and BP # 1 (BP mode 1)

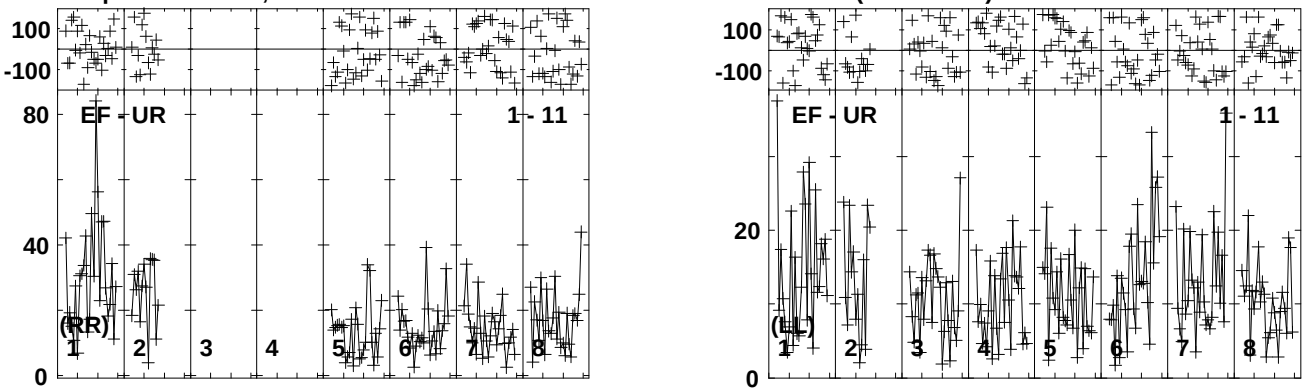

Lower frame: Milli Ampl Jy Top frame: Phas deg
Vector averaged cross-power spectrum Baseline: EF (01) - UR (11)
Timerange: 01/08:41:10 to 01/08:44:38

Plot file version 670 created 22-JUL-2014 18:13:48
J1549+5038 EP088C.UVDATA.1
Freq = 1.5950 GHz, Bw = 16.000 MH Calibrated with CL # 3 and BP # 1 (BP mode 1)

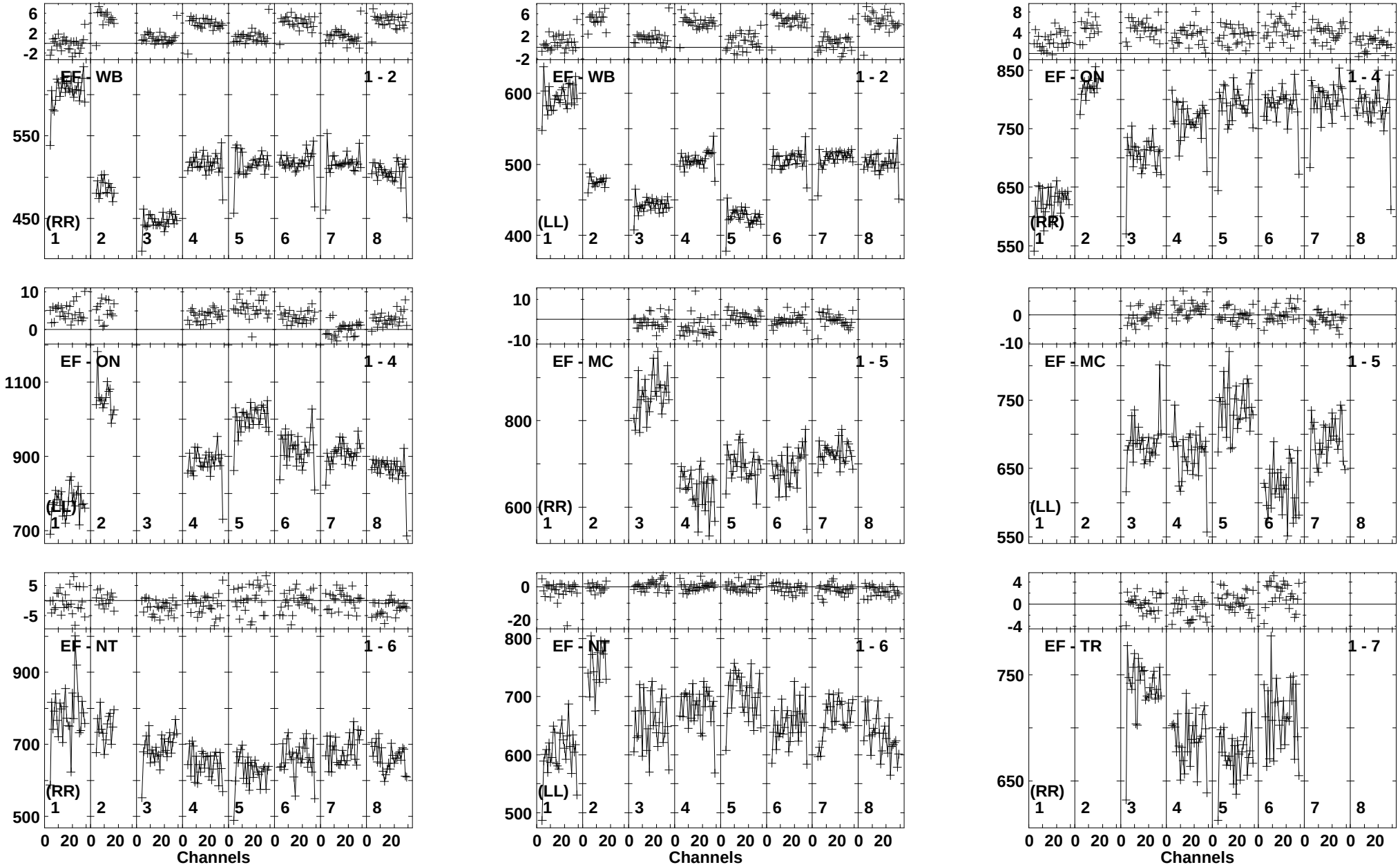

Lower frame: Milli Ampl Jy Top frame: Phas deg
Vector averaged cross-power spectrum Baseline: EF (01) - WB (02)
Timerange: 01/08:44:50 to 01/08:45:58

Plot file version 671 created 22-JUL-2014 18:13:49
J1549+5038 EP088C.UVDATA.1
Freq = 1.5950 GHz, Bw = 16.000 MH Calibrated with CL # 3 and BP # 1 (BP mode 1)

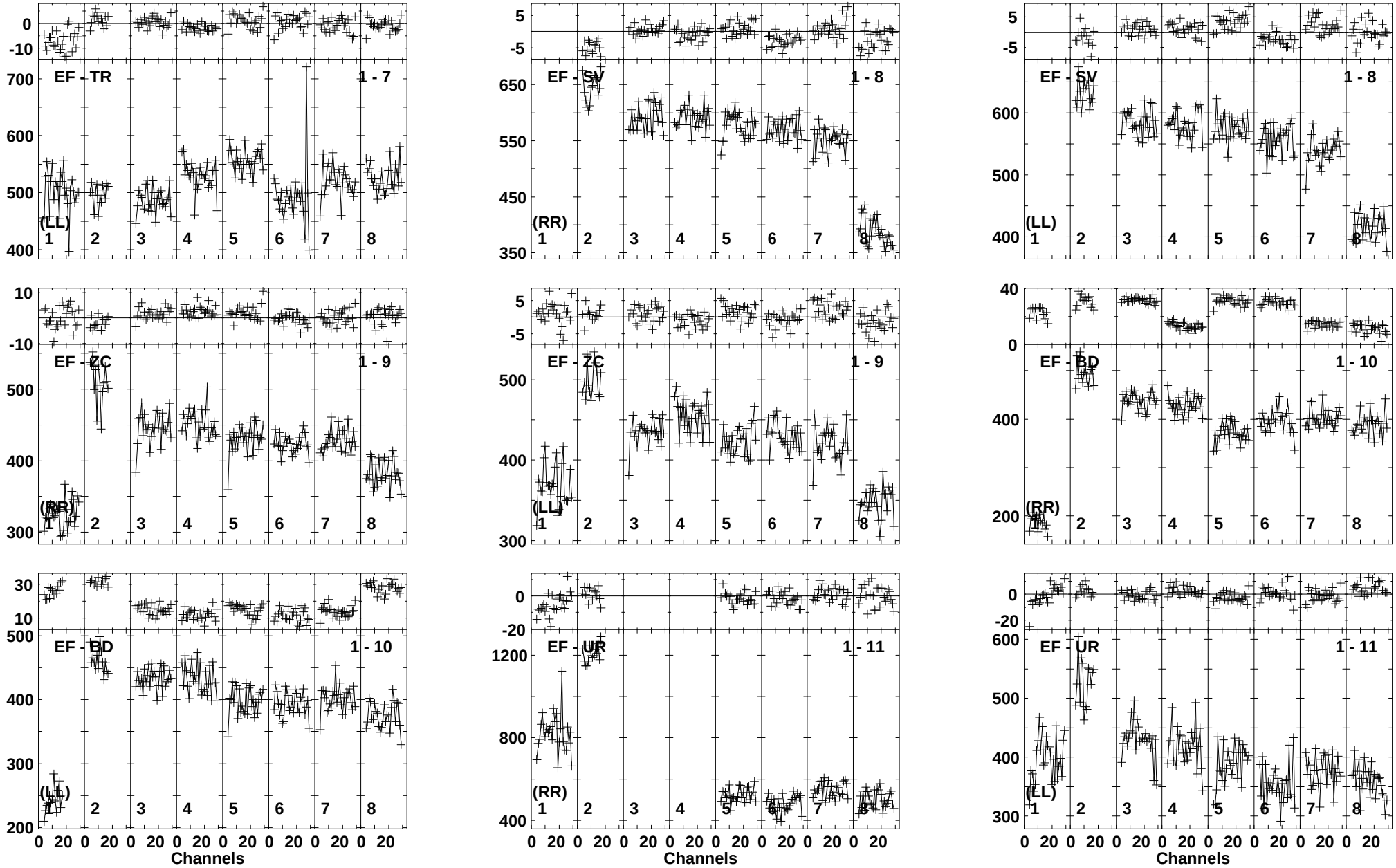

Lower frame: Milli Ampl Jy Top frame: Phas deg
Vector averaged cross-power spectrum Baseline: EF (01) - TR (07)
Timerange: 01/08:44:50 to 01/08:45:58

Plot file version 672 created 22-JUL-2014 18:13:49
NGC6090A EP088C.UVDATA.1
Freq = 1.5950 GHz, Bw = 16.000 MH Calibrated with CL # 3 and BP # 1 (BP mode 1)

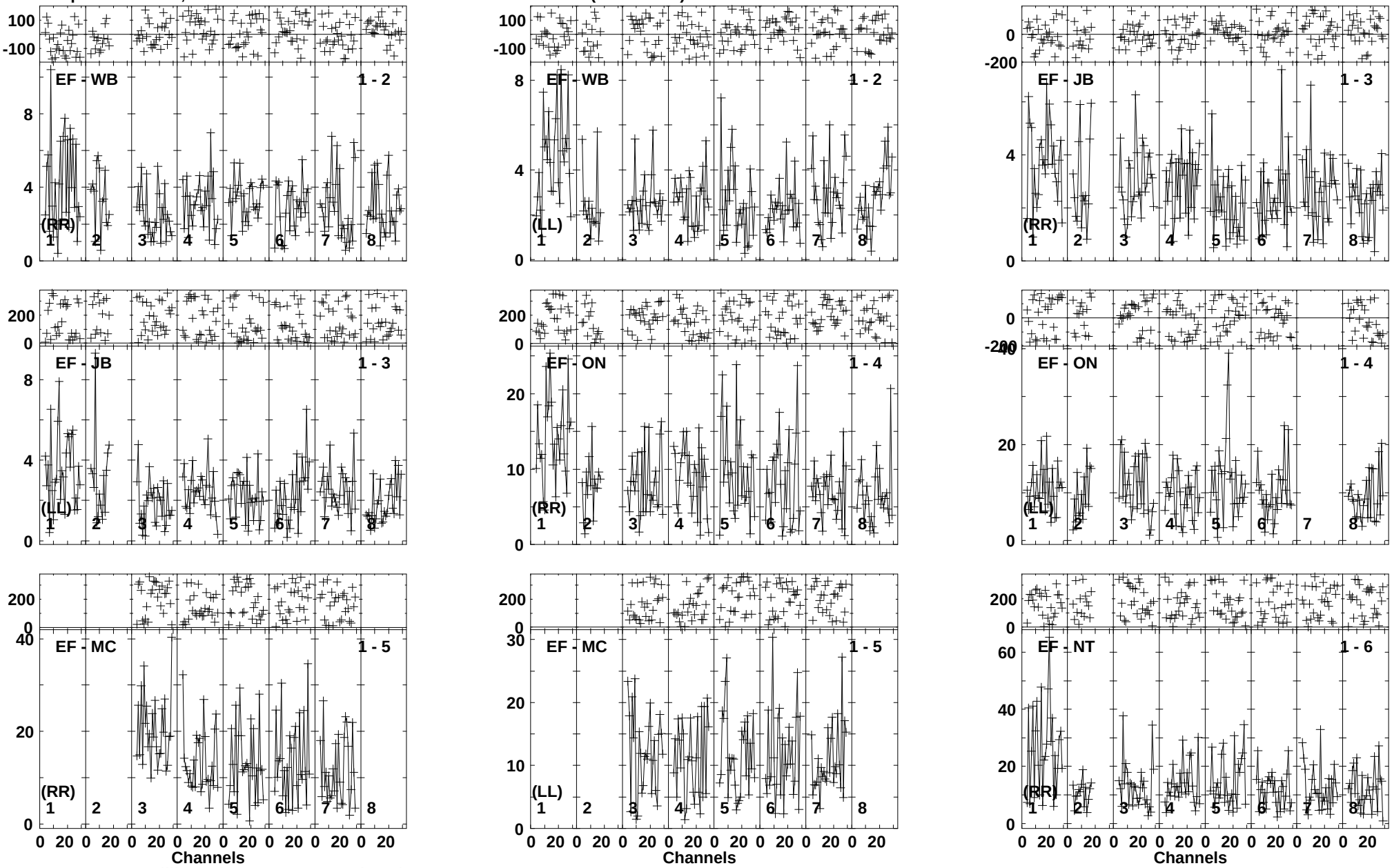

Lower frame: Milli Ampl Jy Top frame: Phas deg
Vector averaged cross-power spectrum Baseline: EF (01) - WB (02)
Timerange: 01/08:47:01 to 01/08:50:39

Plot file version 673 created 22-JUL-2014 18:13:49
NGC6090A EP088C.UVDATA.1
Freq = 1.5950 GHz, Bw = 16.000 MH Calibrated with CL # 3 and BP # 1 (BP mode 1)



Lower frame: Milli Ampl Jy Top frame: Phas deg
Vector averaged cross-power spectrum Baseline: EF (01) - NT (06)
Timerange: 01/08:47:01 to 01/08:50:39

Plot file version 674 created 22-JUL-2014 18:13:50
NGC6090A EP088C.UVDATA.1
Freq = 1.5950 GHz, Bw = 16.000 MH Calibrated with CL # 3 and BP # 1 (BP mode 1)

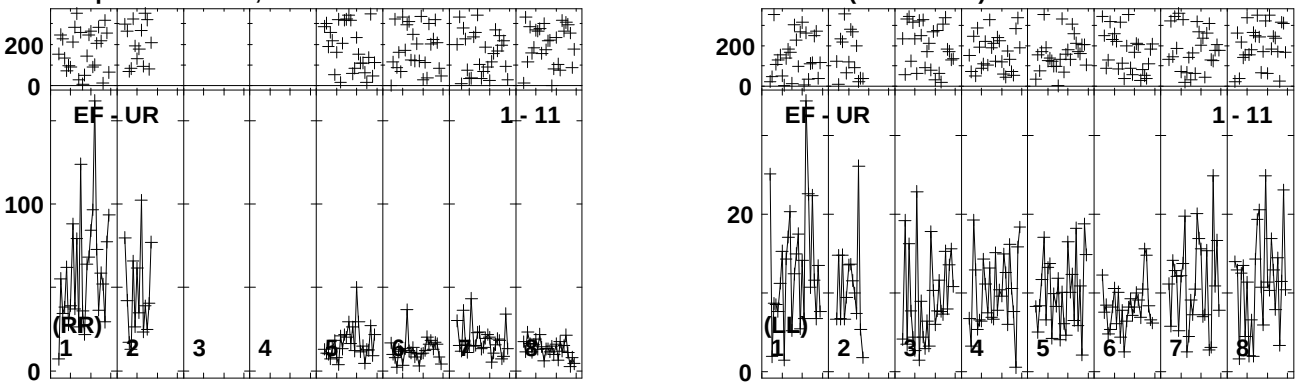

Lower frame: Milli Ampl Jy Top frame: Phas deg
Vector averaged cross-power spectrum Baseline: EF (01) - UR (11)
Timerange: 01/08:47:01 to 01/08:50:39

Plot file version 675 created 22-JUL-2014 18:13:50
J1549+5038 EP088C.UVDATA.1
Freq = 1.5950 GHz, Bw = 16.000 MH Calibrated with CL # 3 and BP # 1 (BP mode 1)

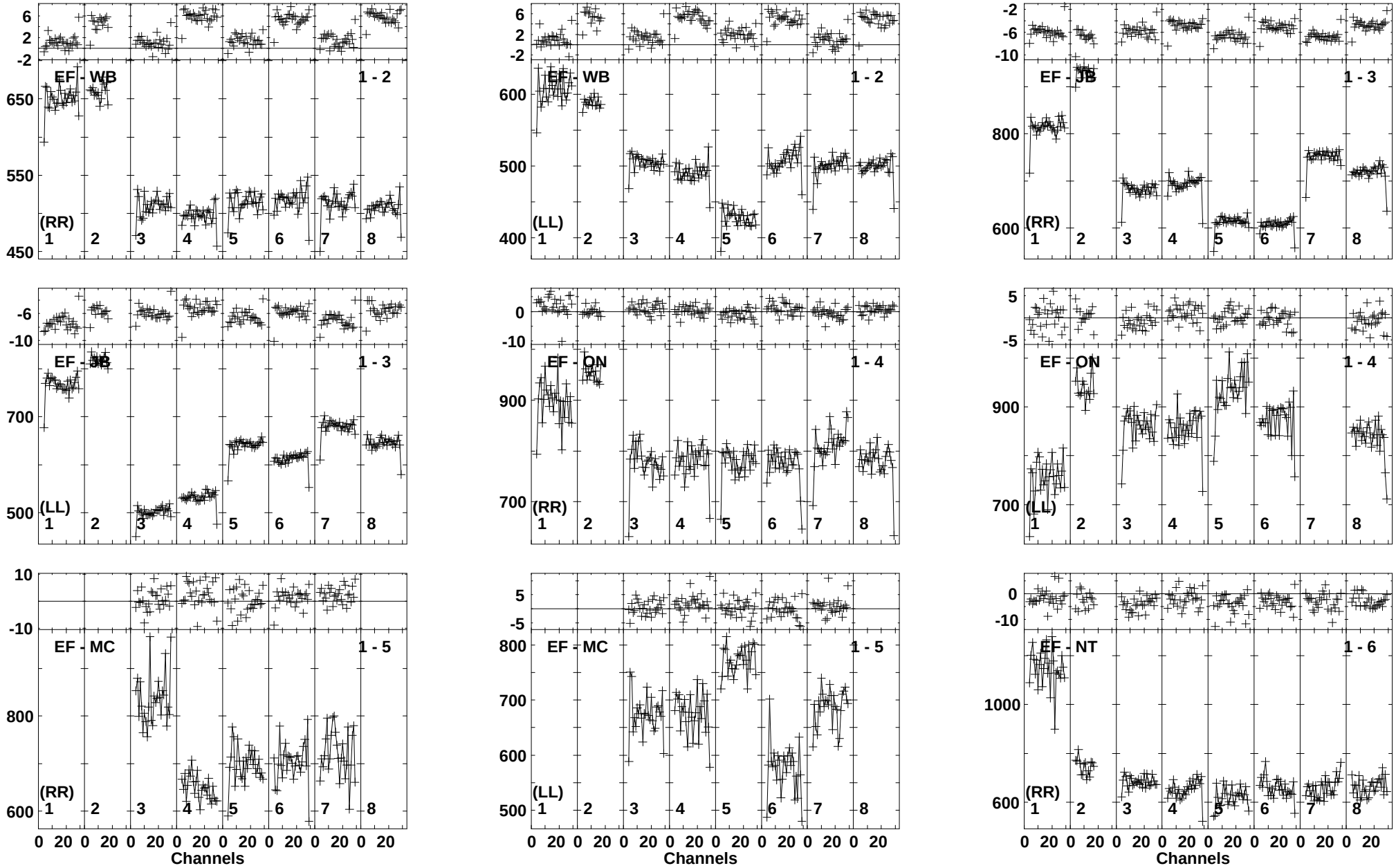

Lower frame: Milli Ampl Jy Top frame: Phas deg
Vector averaged cross-power spectrum Baseline: EF (01) - WB (02)
Timerange: 01/08:50:50 to 01/08:51:58

Plot file version 676 created 22-JUL-2014 18:13:51
J1549+5038 EP088C.UVDATA.1
Freq = 1.5950 GHz, Bw = 16.000 MH Calibrated with CL # 3 and BP # 1 (BP mode 1)

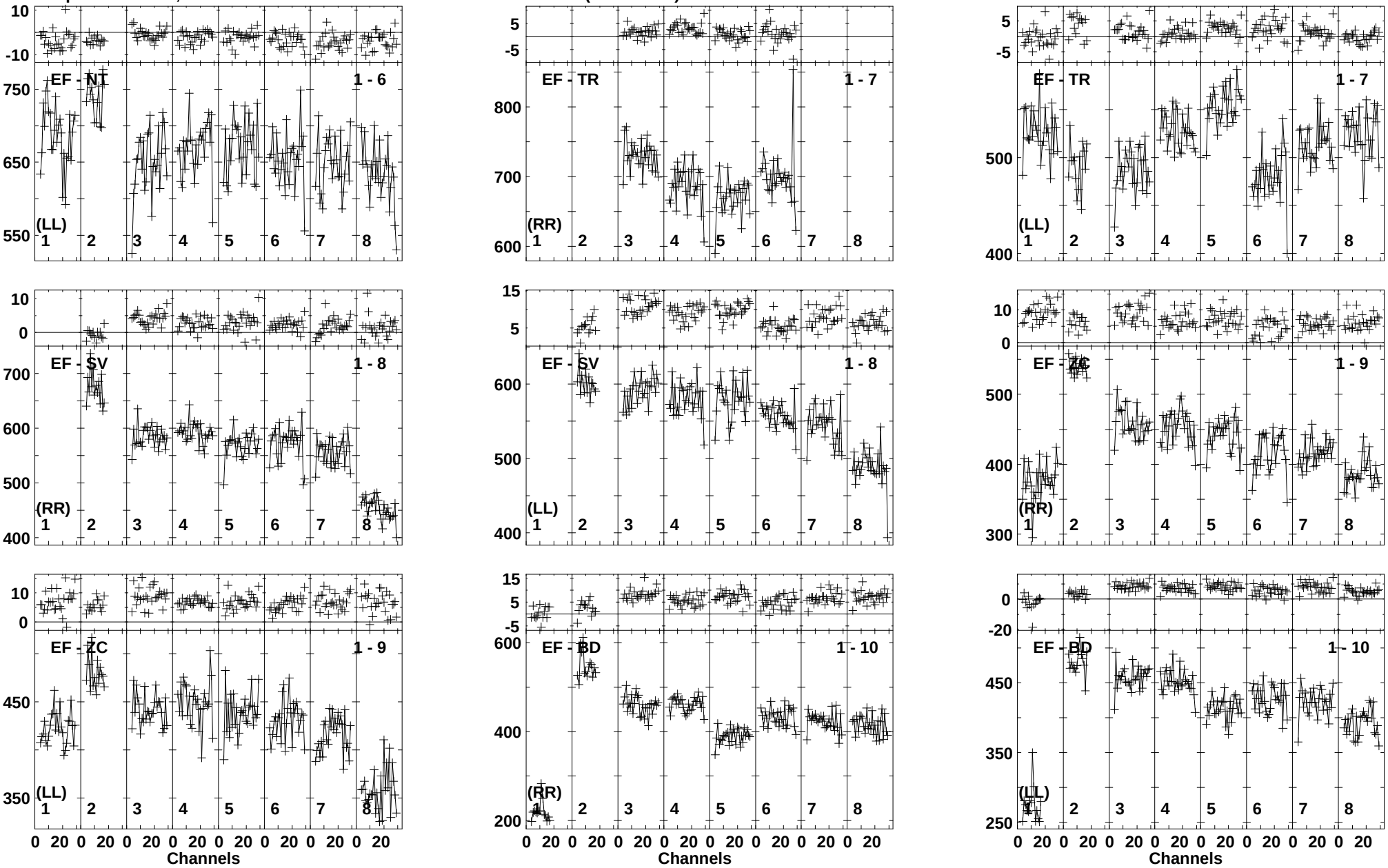

Lower frame: Milli Ampl Jy Top frame: Phas deg
Vector averaged cross-power spectrum Baseline: EF (01) - NT (06)
Timerange: 01/08:50:50 to 01/08:51:58

Plot file version 677 created 22-JUL-2014 18:13:51
J1549+5038 EP088C.UVDATA.1
Freq = 1.5950 GHz, Bw = 16.000 MH Calibrated with CL # 3 and BP # 1 (BP mode 1)

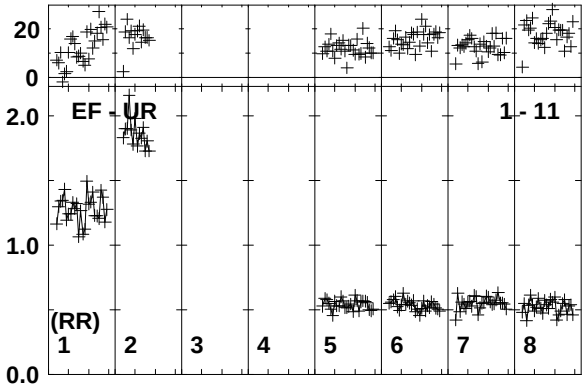

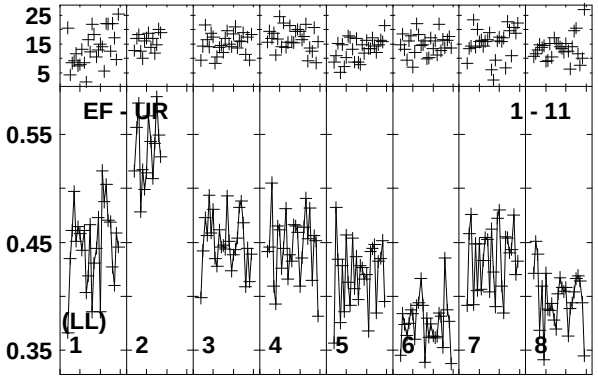

Lower frame: Ampl Jy Top frame: Phas deg
Vector averaged cross-power spectrum Baseline: EF (01) - UR (11)
Timerange: 01/08:50:50 to 01/08:51:58

Plot file version 678 created 22-JUL-2014 18:13:51
NGC6090A EP088C.UVDATA.1
Freq = 1.5950 GHz, Bw = 16.000 MH Calibrated with CL # 3 and BP # 1 (BP mode 1)

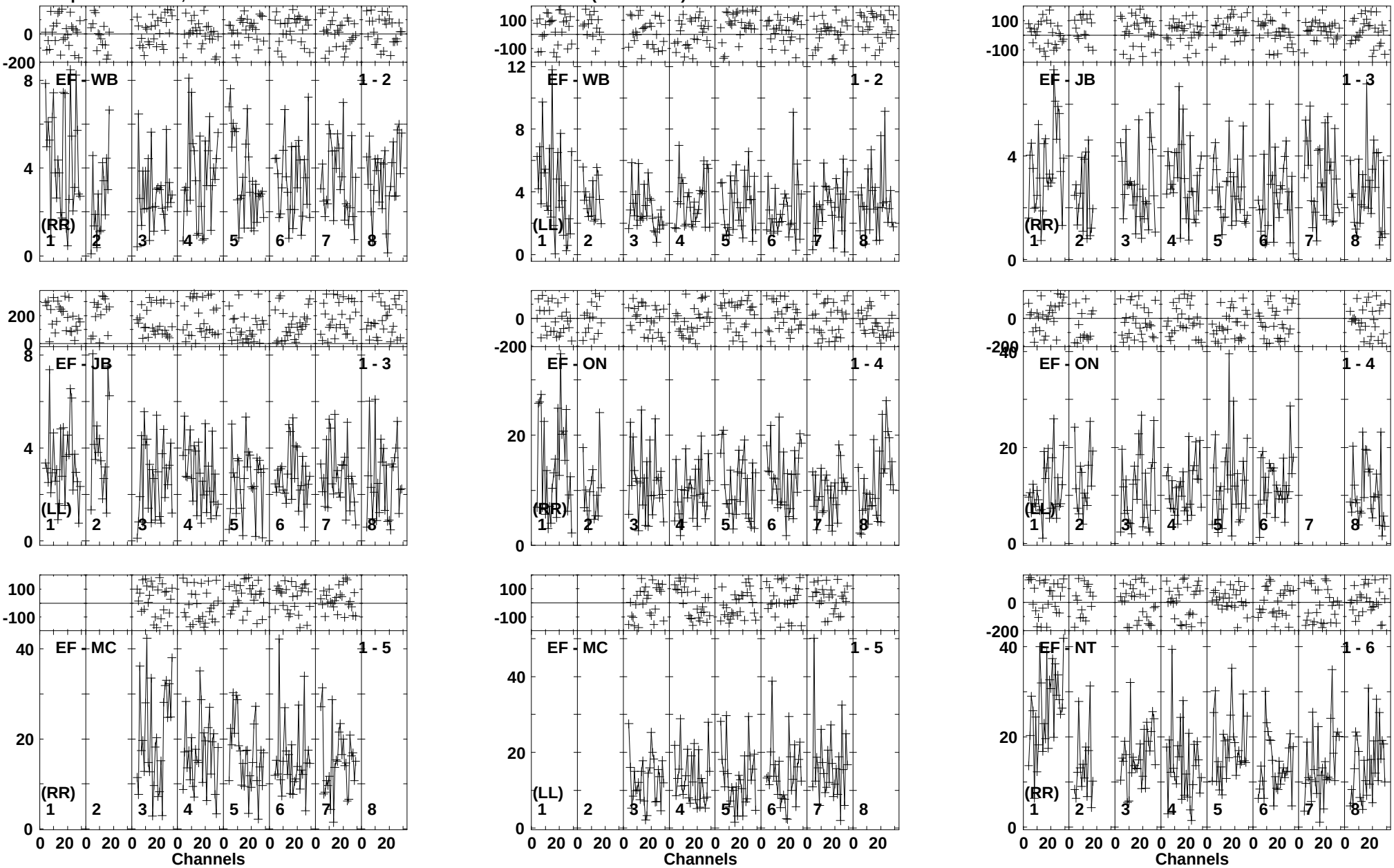

Lower frame: Milli Ampl Jy Top frame: Phas deg
Vector averaged cross-power spectrum Baseline: EF (01) - WB (02)
Timerange: 01/08:52:10 to 01/08:55:38

Plot file version 679 created 22-JUL-2014 18:13:52
NGC6090A EP088C.UVDATA.1
Freq = 1.5950 GHz, Bw = 16.000 MH Calibrated with CL # 3 and BP # 1 (BP mode 1)

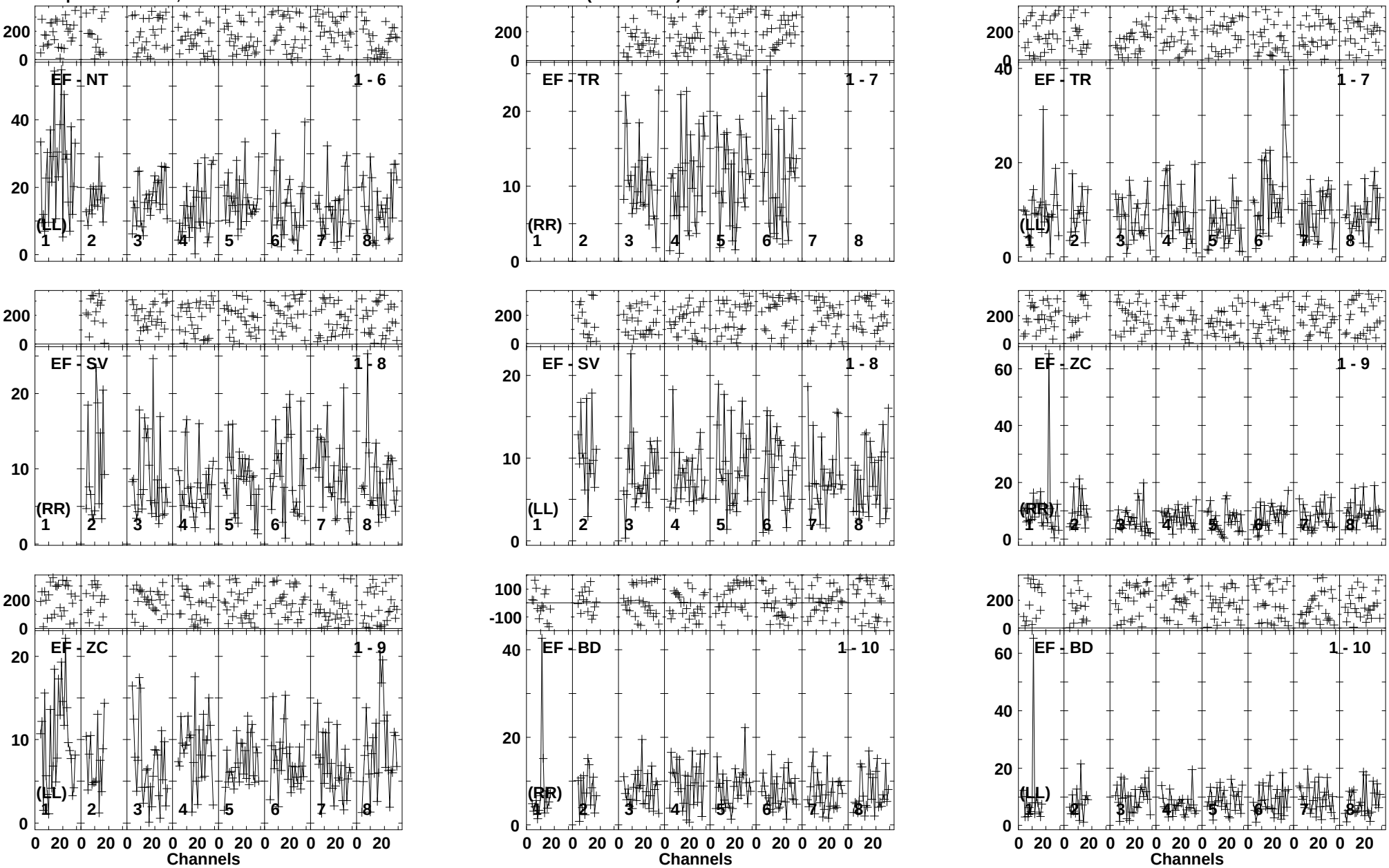

Lower frame: Milli Ampl Jy Top frame: Phas deg
Vector averaged cross-power spectrum Baseline: EF (01) - NT (06)
Timerange: 01/08:52:10 to 01/08:55:38

Plot file version 680 created 22-JUL-2014 18:13:52
NGC6090A EP088C.UVDATA.1
Freq = 1.5950 GHz, Bw = 16.000 MH Calibrated with CL # 3 and BP # 1 (BP mode 1)

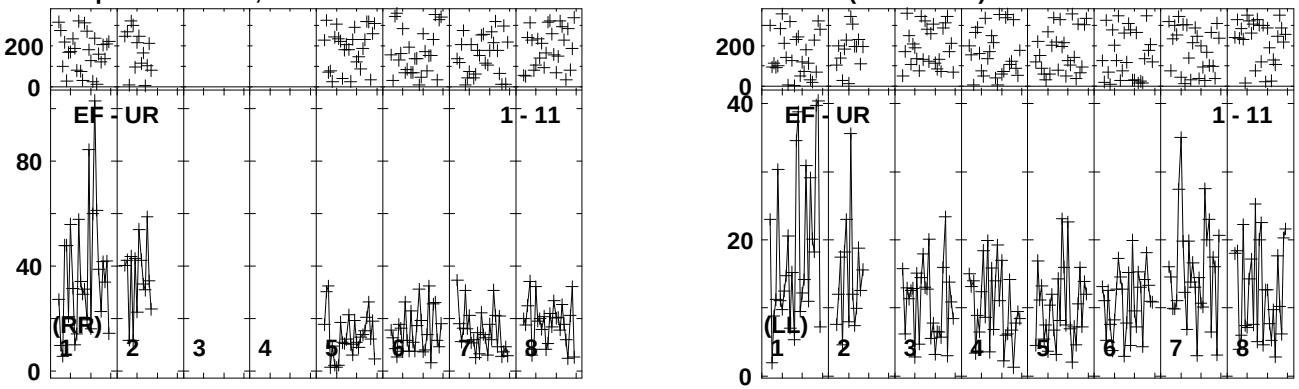

Lower frame: Milli Ampl Jy Top frame: Phas deg
Vector averaged cross-power spectrum Baseline: EF (01) - UR (11)
Timerange: 01/08:52:10 to 01/08:55:38

Plot file version 681 created 22-JUL-2014 18:13:52
J1549+5038 EP088C.UVDATA.1
Freq = 1.5950 GHz, Bw = 16.000 MH Calibrated with CL # 3 and BP # 1 (BP mode 1)

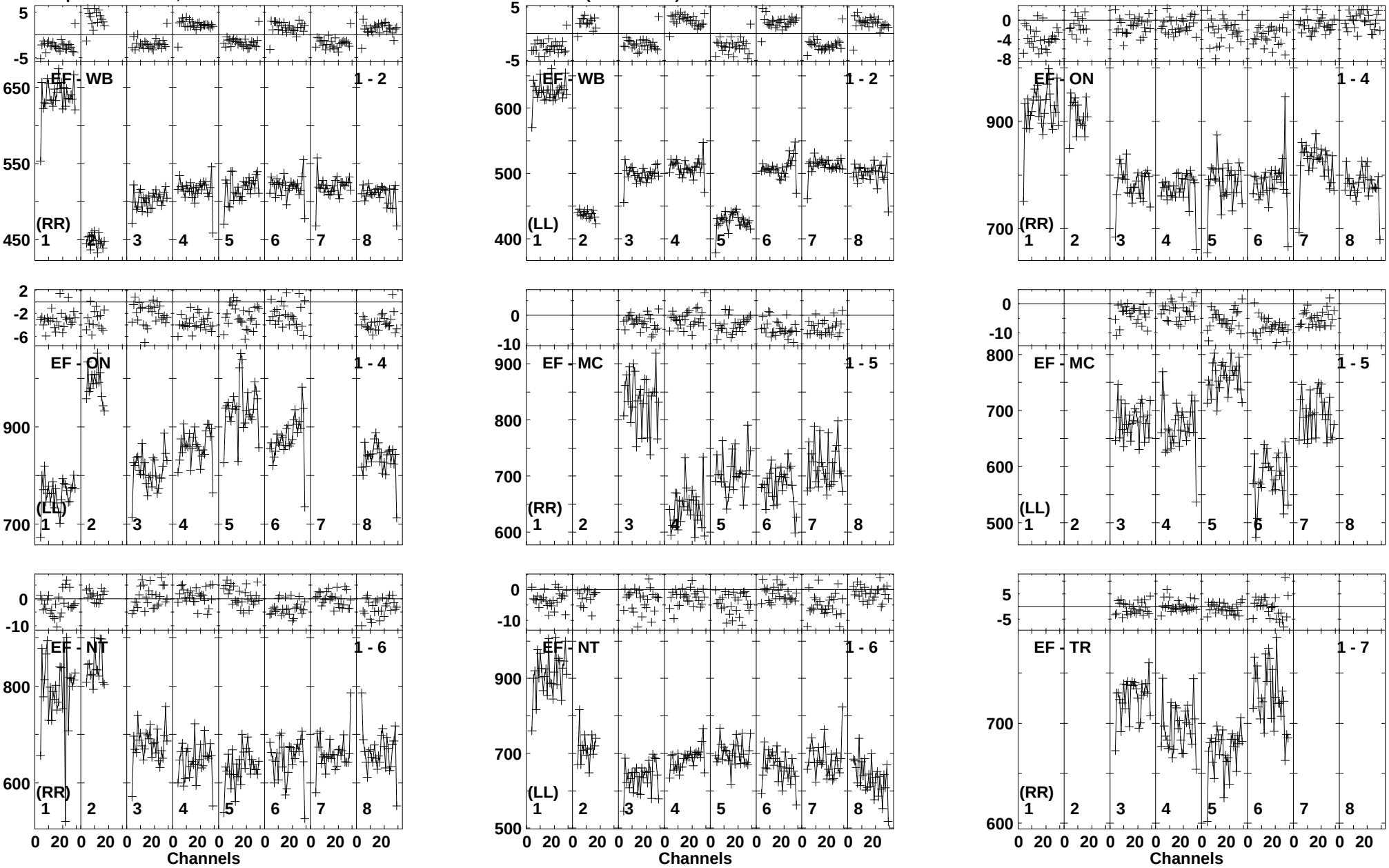

Lower frame: Milli Ampl Jy Top frame: Phas deg
Vector averaged cross-power spectrum Baseline: EF (01) - WB (02)
Timerange: 01/08:55:50 to 01/08:56:58

Plot file version 682 created 22-JUL-2014 18:13:53
J1549+5038 EP088C.UVDATA.1
Freq = 1.5950 GHz, Bw = 16.000 MH Calibrated with CL # 3 and BP # 1 (BP mode 1)

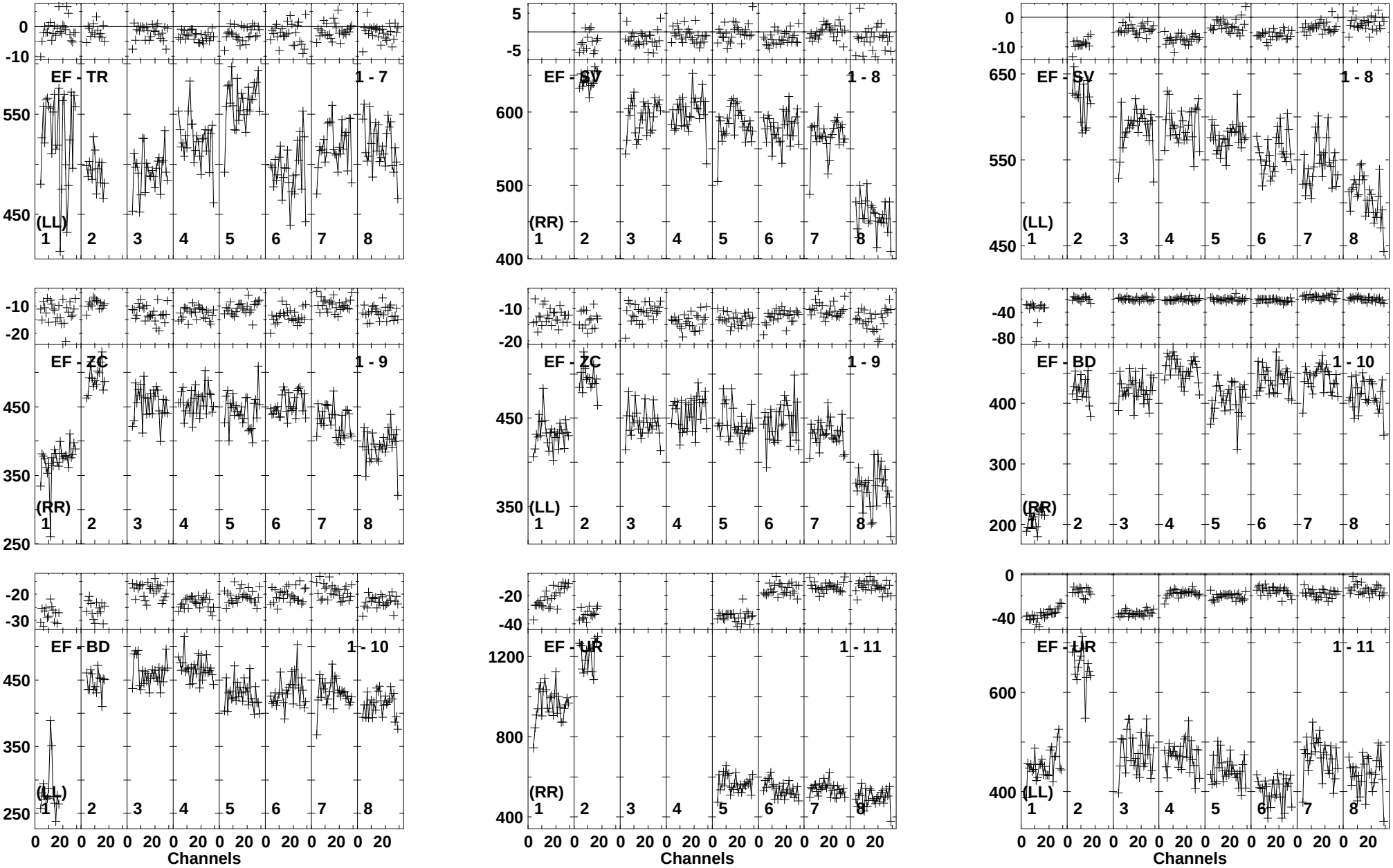

Lower frame: Milli Ampl Jy Top frame: Phas deg
Vector averaged cross-power spectrum Baseline: EF (01) - TR (07)
Timerange: 01/08:55:50 to 01/08:56:58

Plot file version 683 created 22-JUL-2014 18:13:53
NGC6090A EP088C.UVDATA.1
Freq = 1.5950 GHz, Bw = 16.000 MH Calibrated with CL # 3 and BP # 1 (BP mode 1)

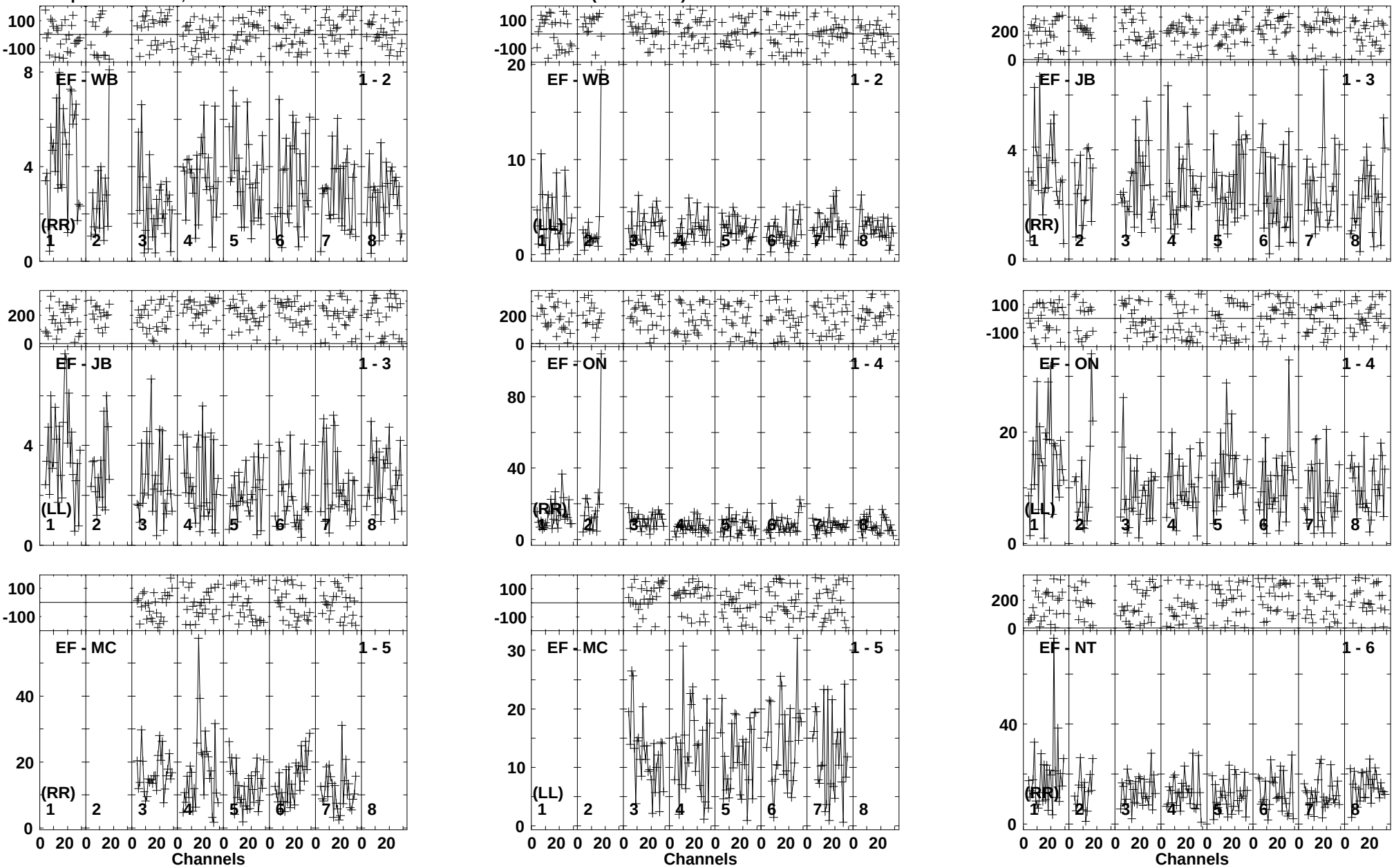

Lower frame: Milli Ampl Jy Top frame: Phas deg
Vector averaged cross-power spectrum Baseline: EF (01) - WB (02)
Timerange: 01/08:58:01 to 01/09:01:39

Plot file version 684 created 22-JUL-2014 18:13:54
NGC6090A EP088C.UVDATA.1
Freq = 1.5950 GHz, Bw = 16.000 MH Calibrated with CL # 3 and BP # 1 (BP mode 1)

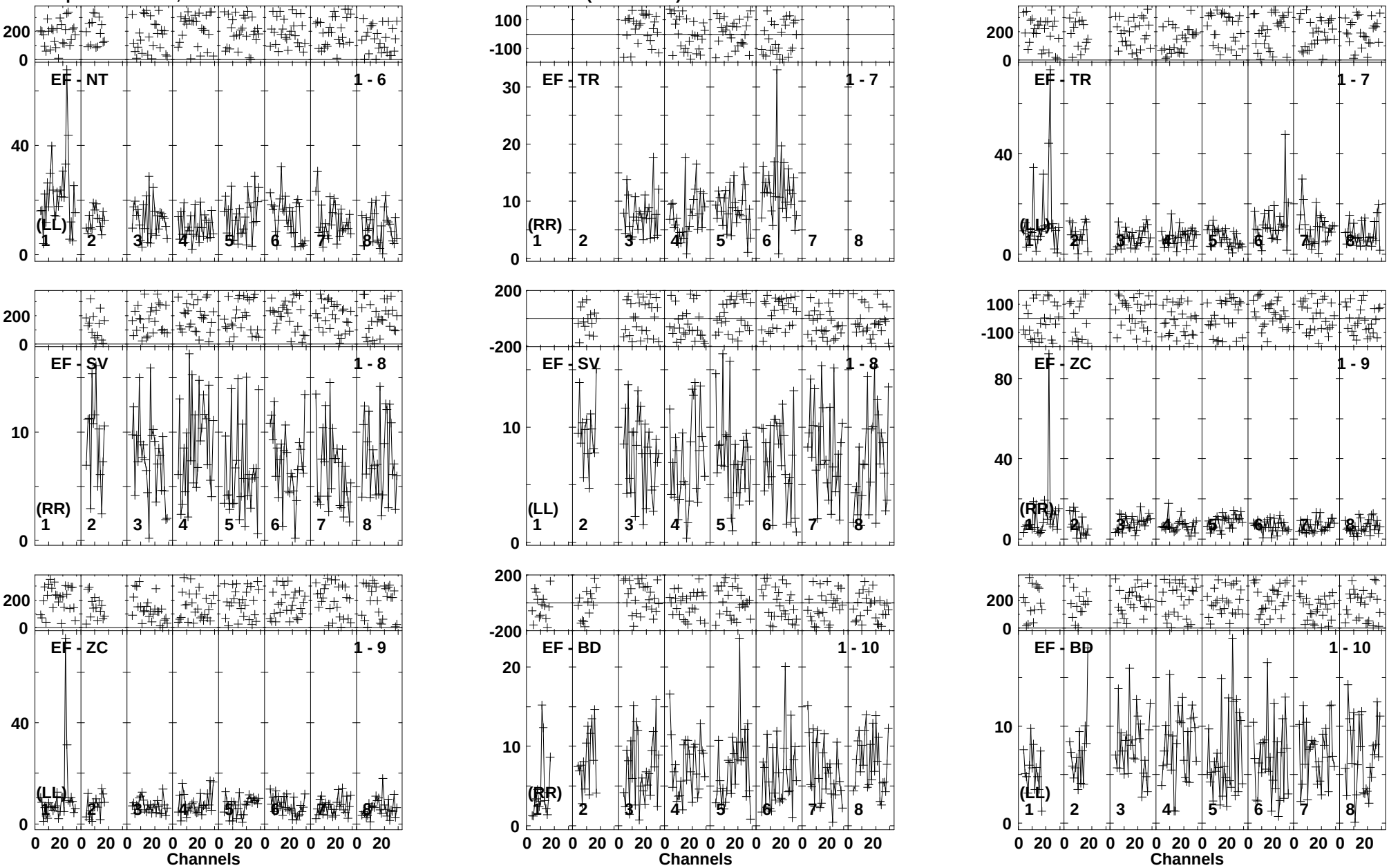

Lower frame: Milli Ampl Jy Top frame: Phas deg
Vector averaged cross-power spectrum Baseline: EF (01) - NT (06)
Timerange: 01/08:58:01 to 01/09:01:39

Plot file version 685 created 22-JUL-2014 18:13:54
NGC6090A EP088C.UVDATA.1
Freq = 1.5950 GHz, Bw = 16.000 MH Calibrated with CL # 3 and BP # 1 (BP mode 1)

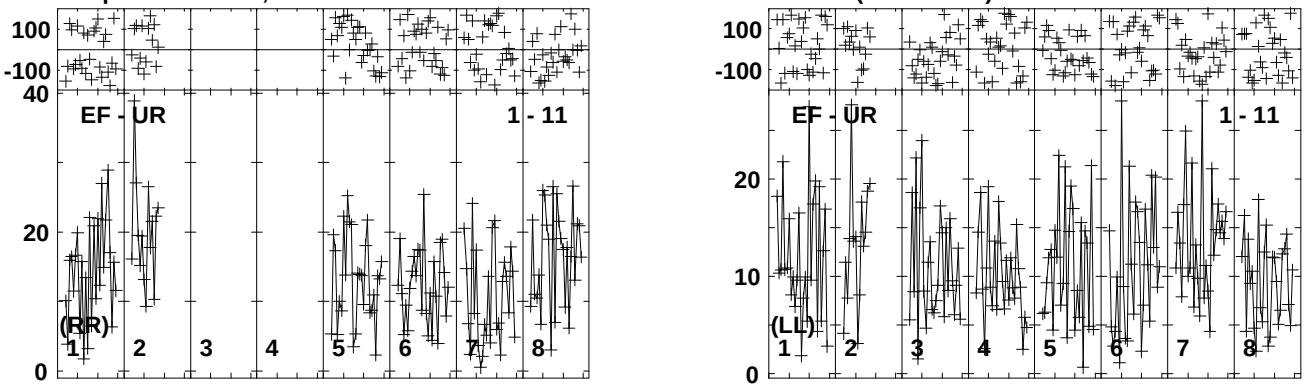

Lower frame: Milli Ampl Jy Top frame: Phas deg
Vector averaged cross-power spectrum Baseline: EF (01) - UR (11)
Timerange: 01/08:58:01 to 01/09:01:39

Plot file version 686 created 22-JUL-2014 18:13:54
J1549+5038 EP088C.UVDATA.1
Freq = 1.5950 GHz, Bw = 16.000 MH Calibrated with CL # 3 and BP # 1 (BP mode 1)

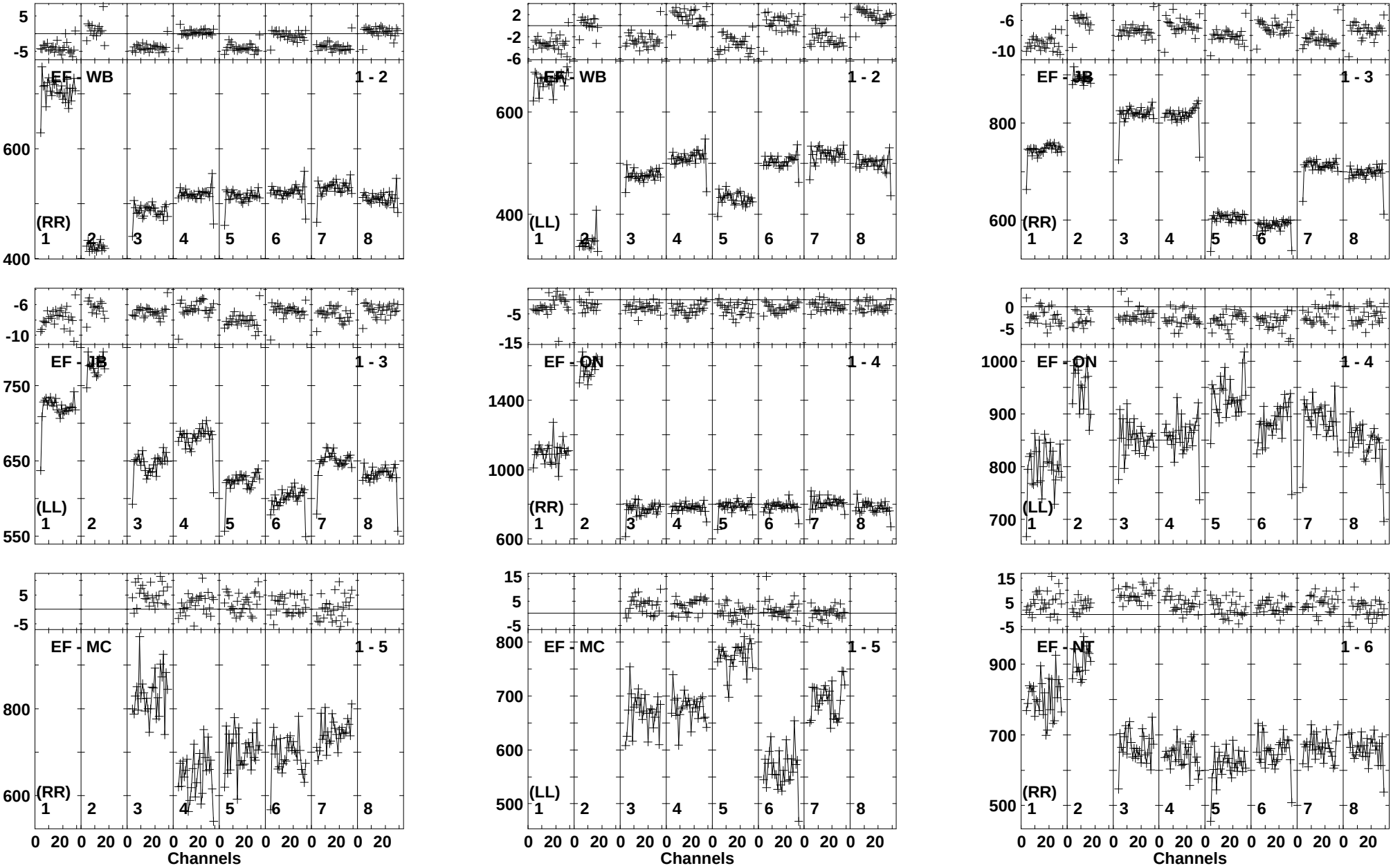

Lower frame: Milli Ampl Jy Top frame: Phas deg
Vector averaged cross-power spectrum Baseline: EF (01) - WB (02)
Timerange: 01/09:01:50 to 01/09:02:58

Plot file version 687 created 22-JUL-2014 18:13:55
J1549+5038 EP088C.UVDATA.1
Freq = 1.5950 GHz, Bw = 16.000 MH Calibrated with CL # 3 and BP # 1 (BP mode 1)

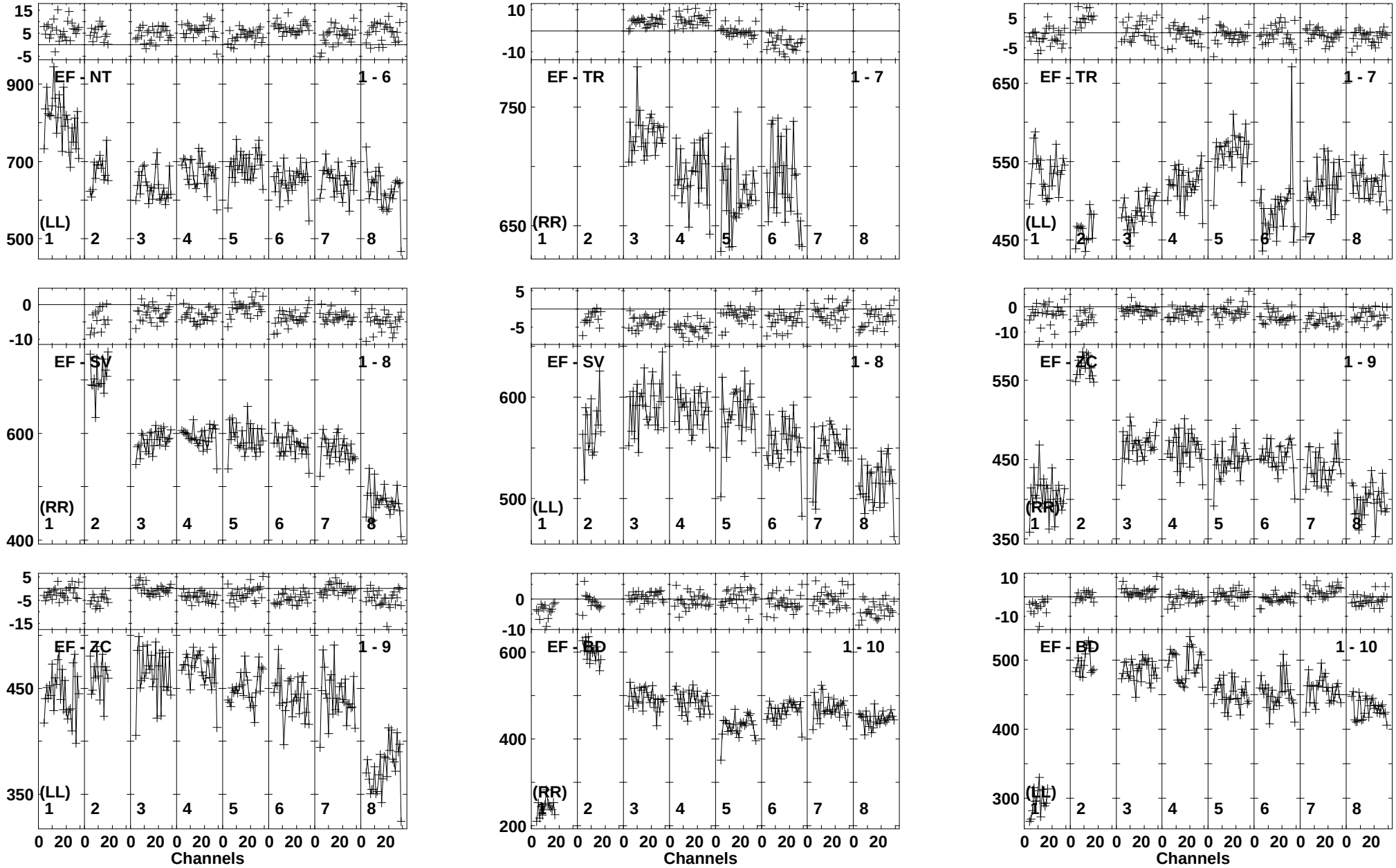

Lower frame: Milli Ampl Jy Top frame: Phas deg
Vector averaged cross-power spectrum Baseline: EF (01) - NT (06)
Timerange: 01/09:01:50 to 01/09:02:58

Plot file version 688 created 22-JUL-2014 18:13:55
J1549+5038 EP088C.UVDATA.1
Freq = 1.5950 GHz, Bw = 16.000 MH Calibrated with CL # 3 and BP # 1 (BP mode 1)

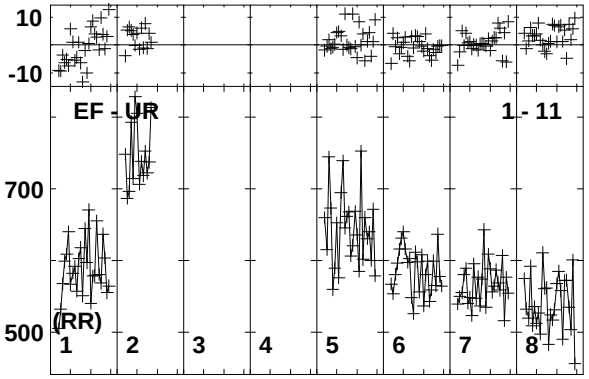

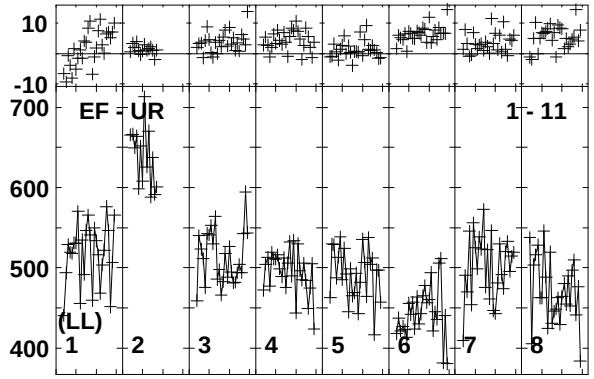

Lower frame: Milli Ampl Jy Top frame: Phas deg
Vector averaged cross-power spectrum Baseline: EF (01) - UR (11)
Timerange: 01/09:01:50 to 01/09:02:58

Plot file version 689 created 22-JUL-2014 18:13:55
NGC6090A EP088C.UVDATA.1
Freq = 1.5950 GHz, Bw = 16.000 MH Calibrated with CL # 3 and BP # 1 (BP mode 1)

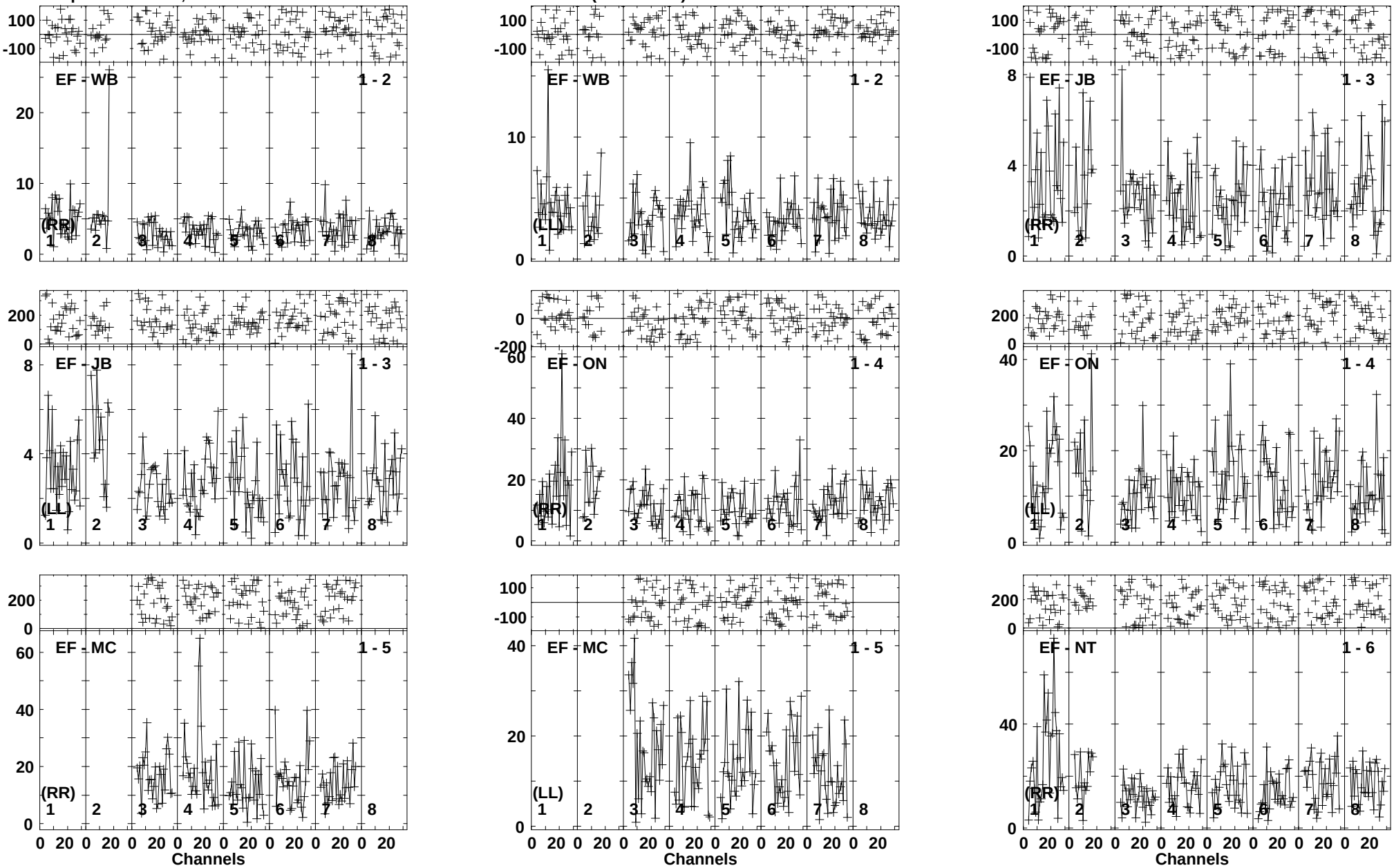

Lower frame: Milli Ampl Jy Top frame: Phas deg
Vector averaged cross-power spectrum Baseline: EF (01) - WB (02)
Timerange: 01/09:03:10 to 01/09:06:38

Plot file version 690 created 22-JUL-2014 18:13:56
NGC6090A EP088C.UVDATA.1
Freq = 1.5950 GHz, Bw = 16.000 MH Calibrated with CL # 3 and BP # 1 (BP mode 1)

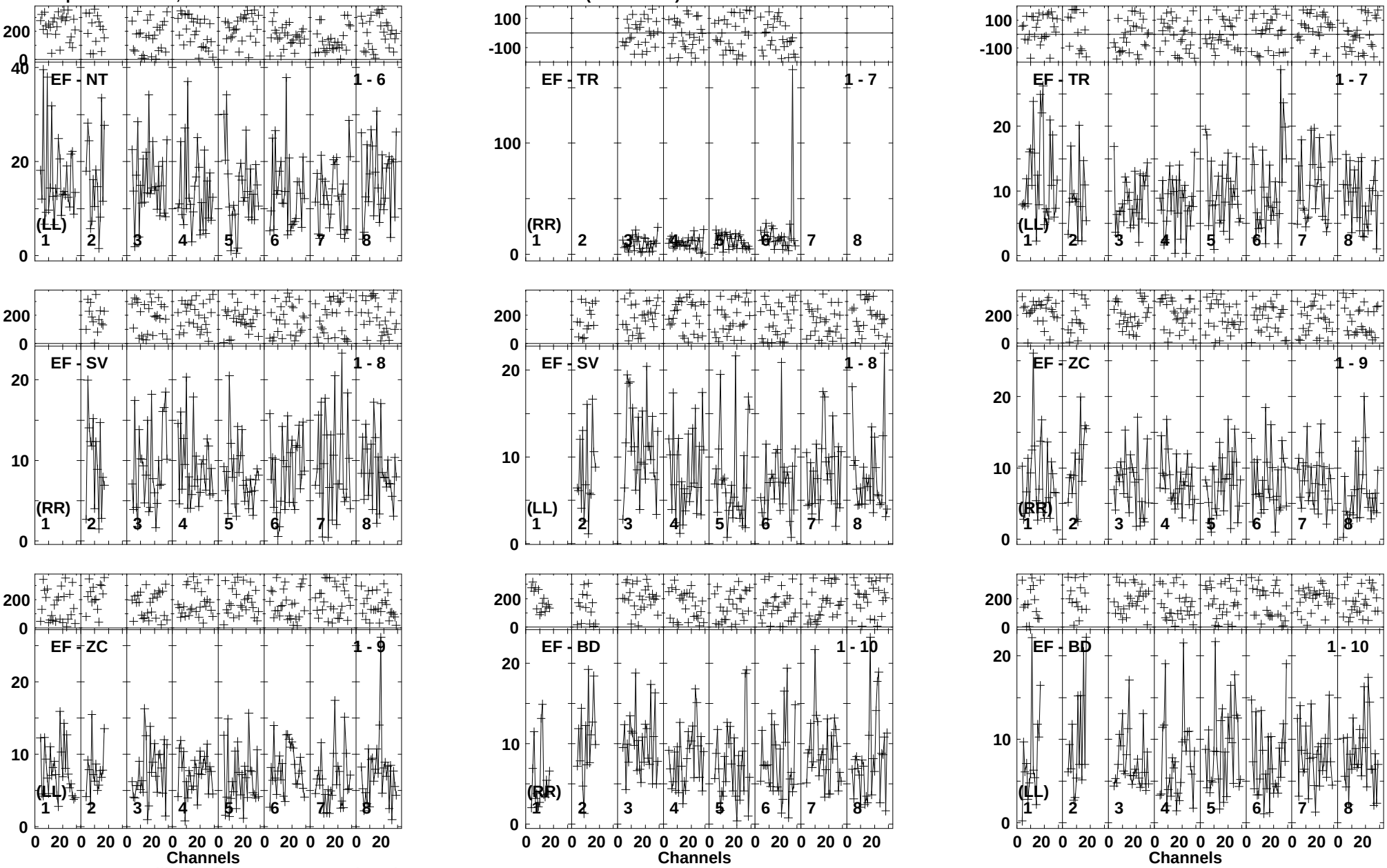

Lower frame: Milli Ampl Jy Top frame: Phas deg
Vector averaged cross-power spectrum Baseline: EF (01) - NT (06)
Timerange: 01/09:03:10 to 01/09:06:38

Plot file version 691 created 22-JUL-2014 18:13:56
NGC6090A EP088C.UVDATA.1
Freq = 1.5950 GHz, Bw = 16.000 MH Calibrated with CL # 3 and BP # 1 (BP mode 1)

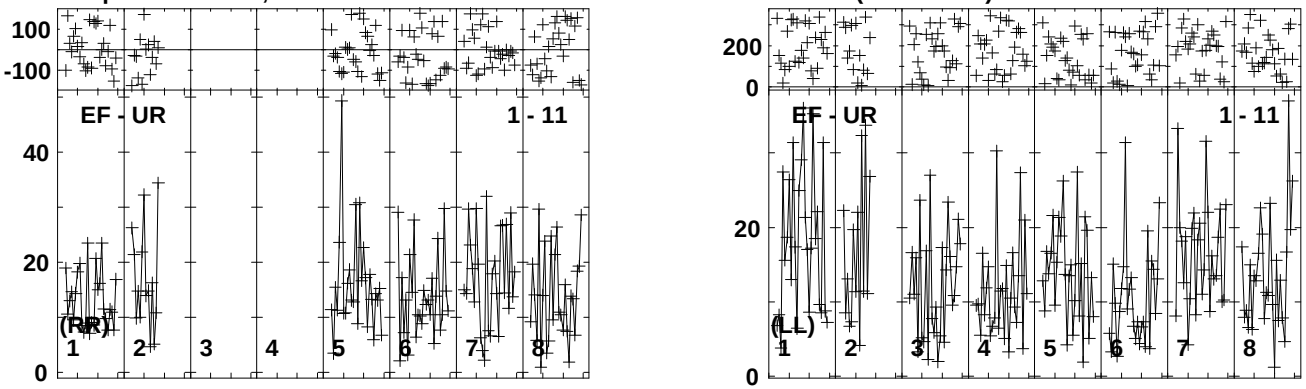

Lower frame: Milli Ampl Jy Top frame: Phas deg
Vector averaged cross-power spectrum Baseline: EF (01) - UR (11)
Timerange: 01/09:03:10 to 01/09:06:38

Plot file version 692 created 22-JUL-2014 18:13:57
J1549+5038 EP088C.UVDATA.1
Freq = 1.5950 GHz, Bw = 16.000 MH Calibrated with CL # 3 and BP # 1 (BP mode 1)

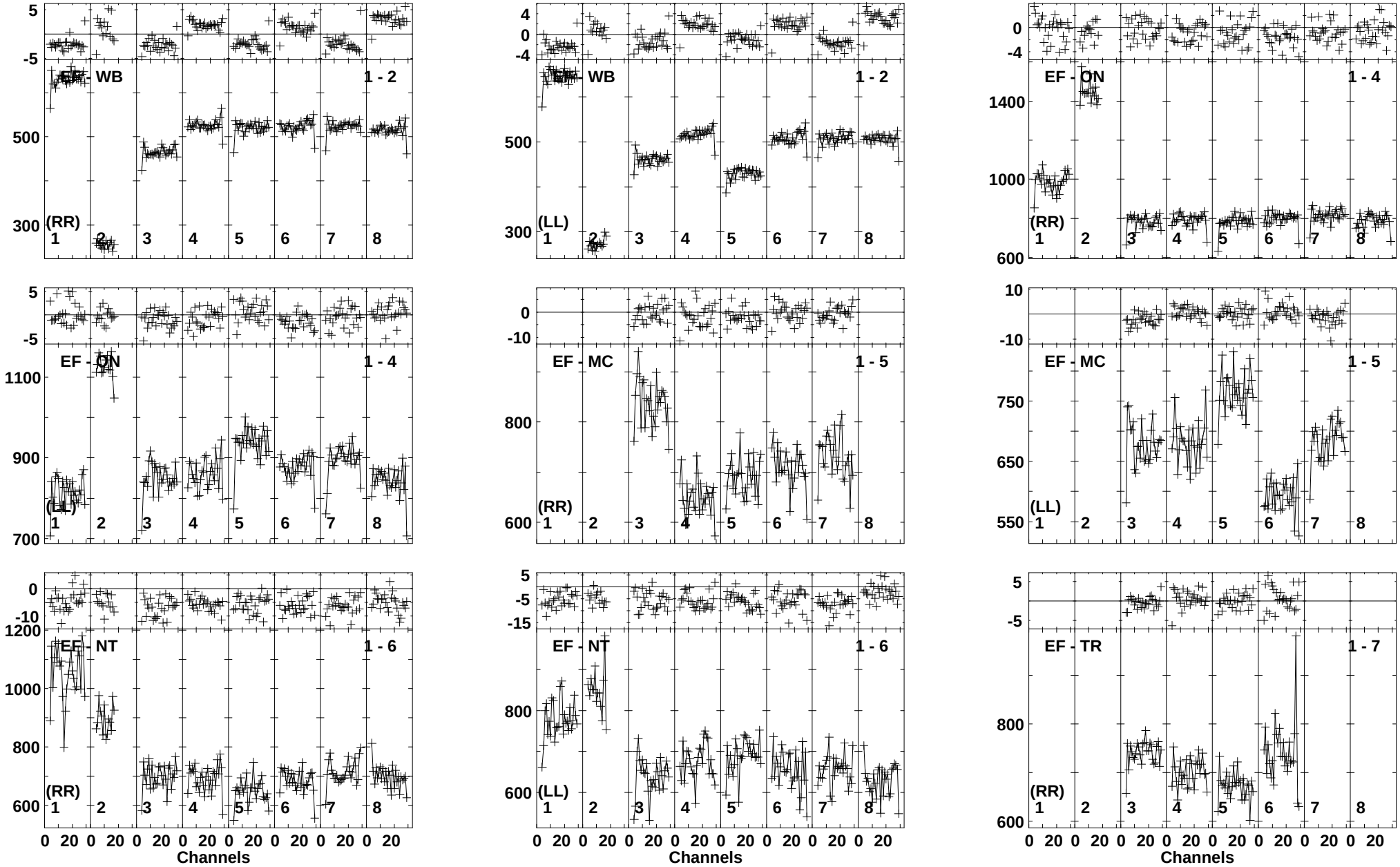

Lower frame: Milli Ampl Jy Top frame: Phas deg
Vector averaged cross-power spectrum Baseline: EF (01) - WB (02)
Timerange: 01/09:06:50 to 01/09:07:58

Plot file version 693 created 22-JUL-2014 18:13:57
J1549+5038 EP088C.UVDATA.1
Freq = 1.5950 GHz, Bw = 16.000 MH Calibrated with CL # 3 and BP # 1 (BP mode 1)

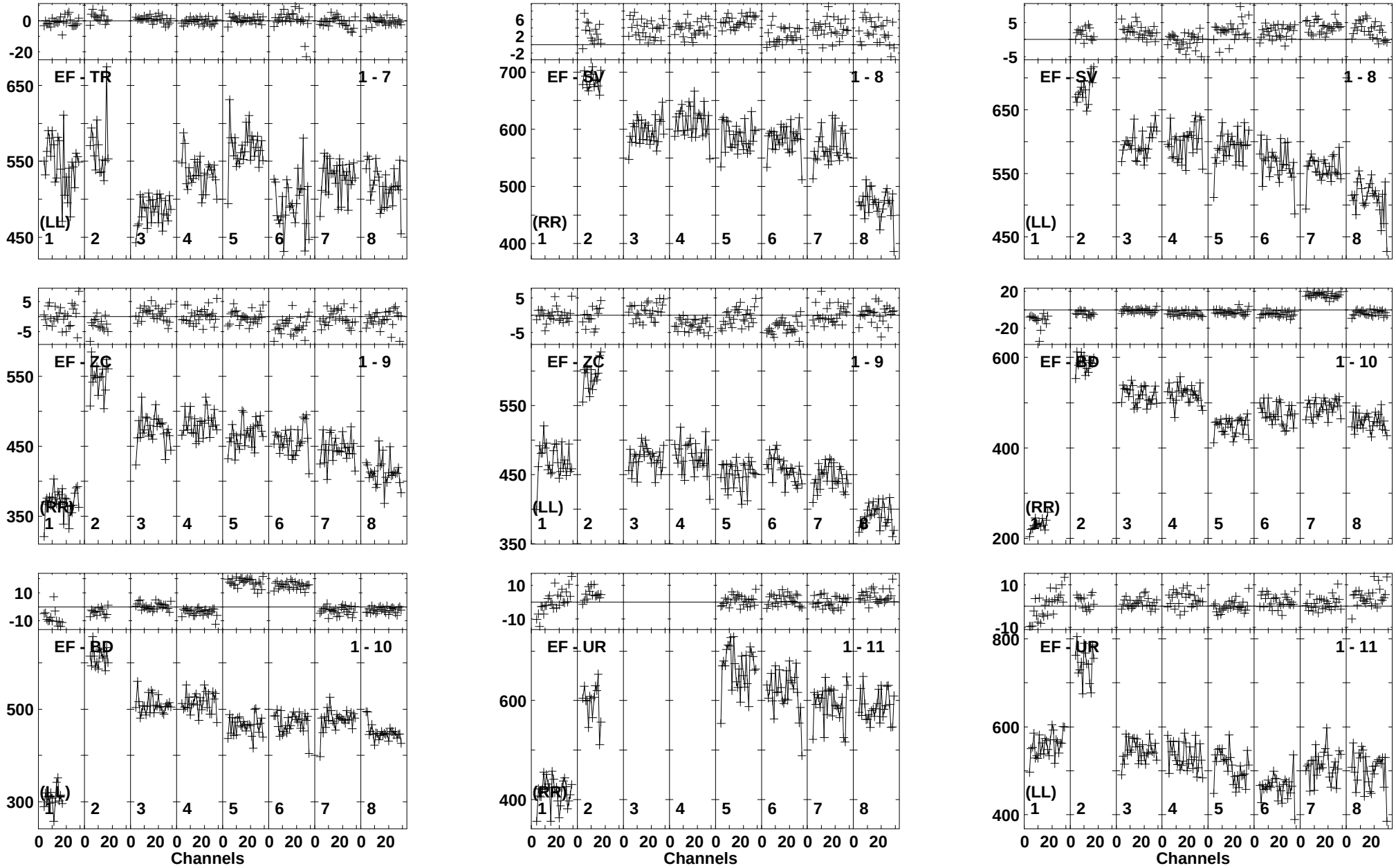

Lower frame: Milli Ampl Jy Top frame: Phas deg
Vector averaged cross-power spectrum Baseline: EF (01) - TR (07)
Timerange: 01/09:06:50 to 01/09:07:58

Plot file version 694 created 22-JUL-2014 18:13:58
NGC6090A EP088C.UVDATA.1
Freq = 1.5950 GHz, Bw = 16.000 MH Calibrated with CL # 3 and BP # 1 (BP mode 1)

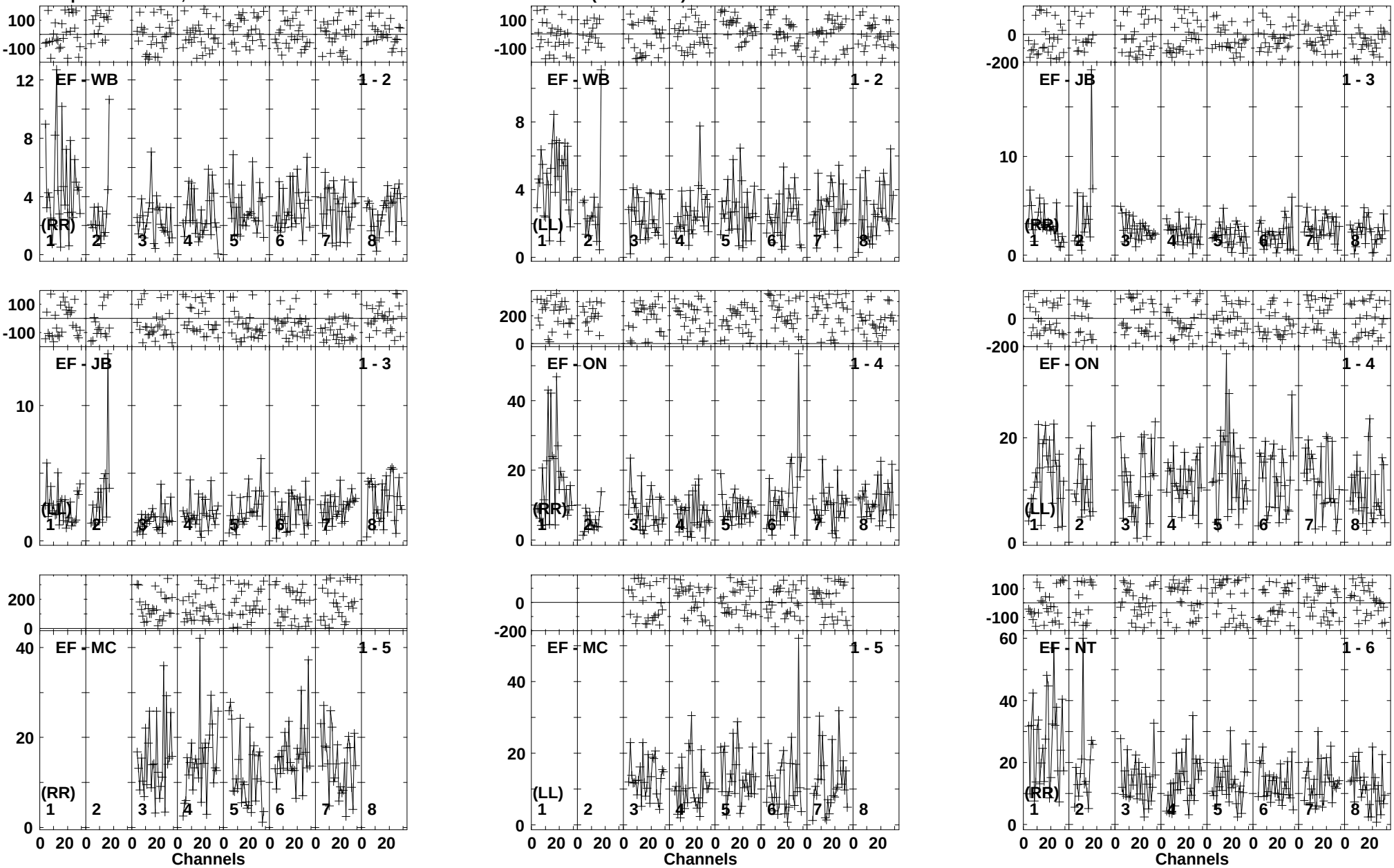

Lower frame: Milli Ampl Jy Top frame: Phas deg
Vector averaged cross-power spectrum Baseline: EF (01) - WB (02)
Timerange: 01/09:09:01 to 01/09:12:39

Plot file version 695 created 22-JUL-2014 18:13:58
NGC6090A EP088C.UVDATA.1
Freq = 1.5950 GHz, Bw = 16.000 MH Calibrated with CL # 3 and BP # 1 (BP mode 1)

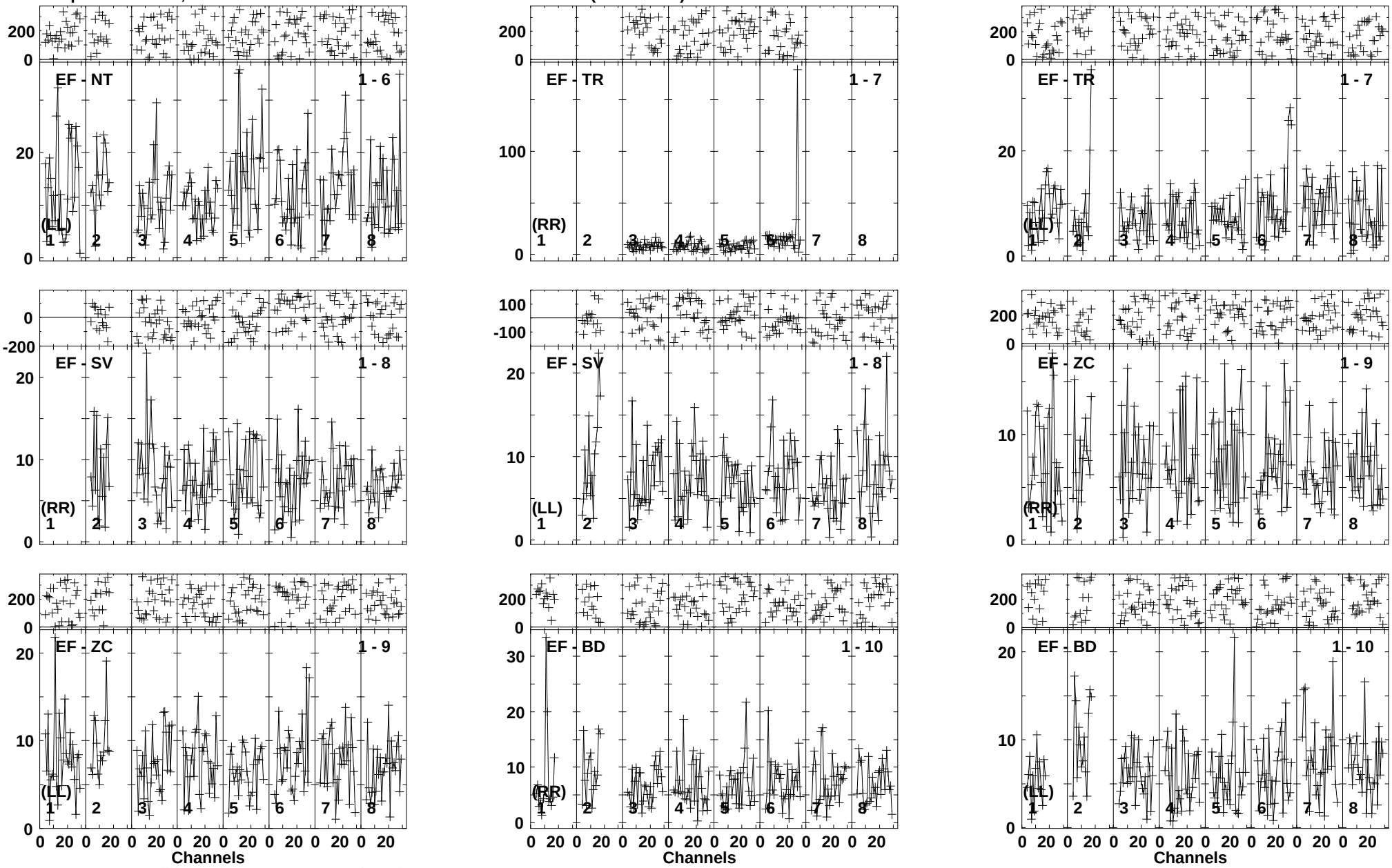

Lower frame: Milli Ampl Jy Top frame: Phas deg
Vector averaged cross-power spectrum Baseline: EF (01) - NT (06)
Timerange: 01/09:09:01 to 01/09:12:39

Plot file version 696 created 22-JUL-2014 18:13:59
NGC6090A EP088C.UVDATA.1
Freq = 1.5950 GHz, Bw = 16.000 MH Calibrated with CL # 3 and BP # 1 (BP mode 1)

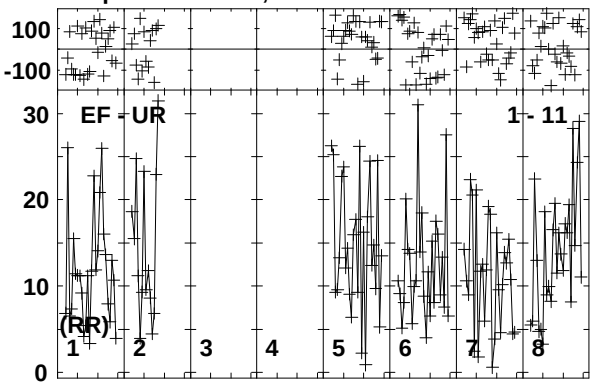

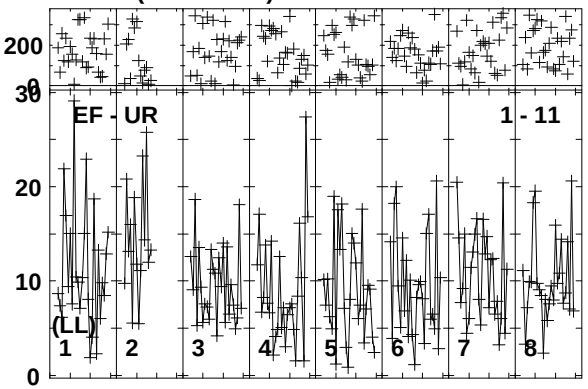

Lower frame: Milli Ampl Jy Top frame: Phas deg
Vector averaged cross-power spectrum Baseline: EF (01) - UR (11)
Timerange: 01/09:09:01 to 01/09:12:39

Plot file version 697 created 22-JUL-2014 18:13:59
J1549+5038 EP088C.UVDATA.1
Freq = 1.5950 GHz, Bw = 16.000 MH Calibrated with CL # 3 and BP # 1 (BP mode 1)

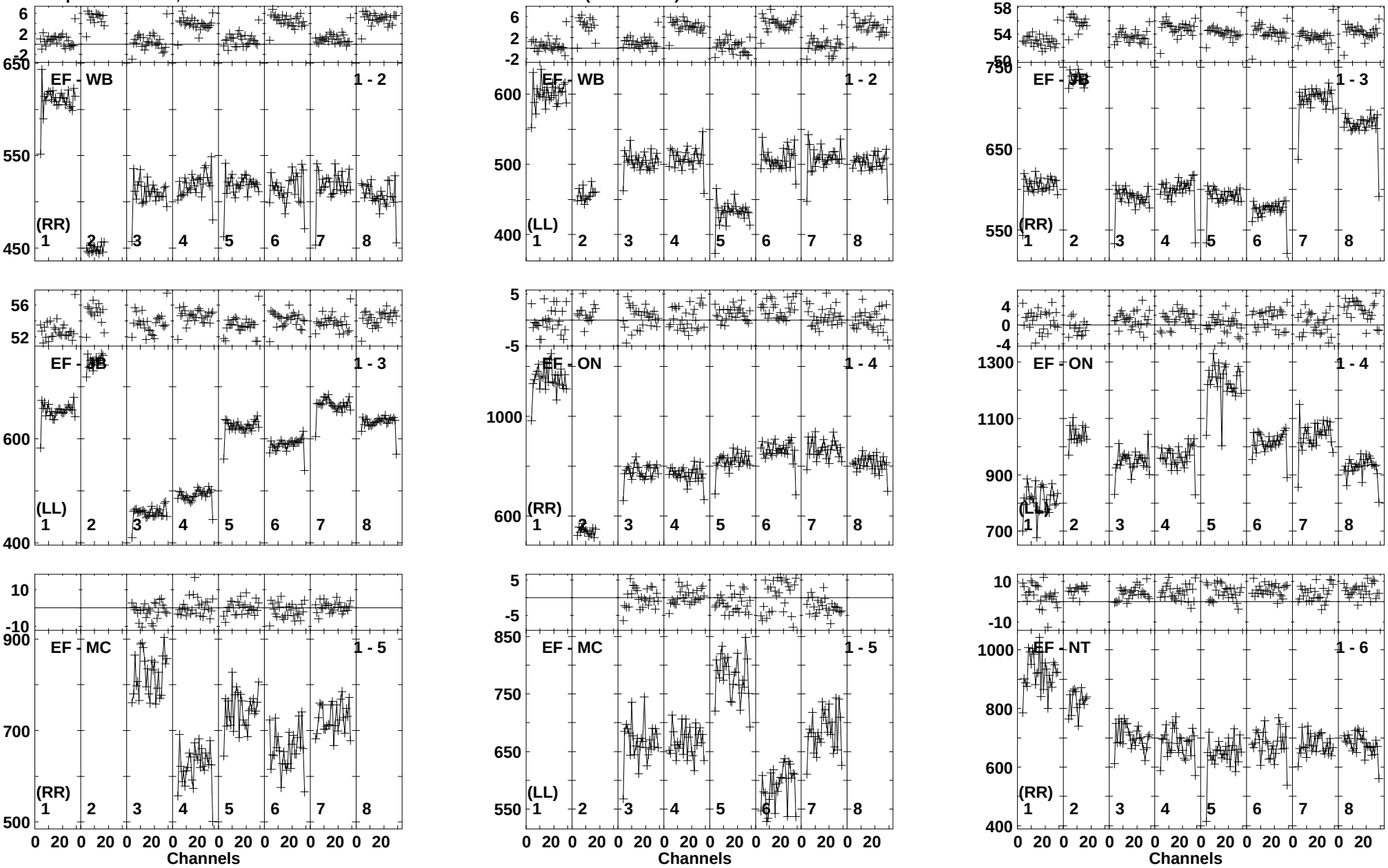

Lower frame: Milli Ampl Jy Top frame: Phas deg
Vector averaged cross-power spectrum Baseline: EF (01) - WB (02)
Timerange: 01/09:12:51 to 01/09:13:59

Plot file version 698 created 22-JUL-2014 18:13:59
J1549+5038 EP088C.UVDATA.1
Freq = 1.5950 GHz, Bw = 16.000 MH Calibrated with CL # 3 and BP # 1 (BP mode 1)

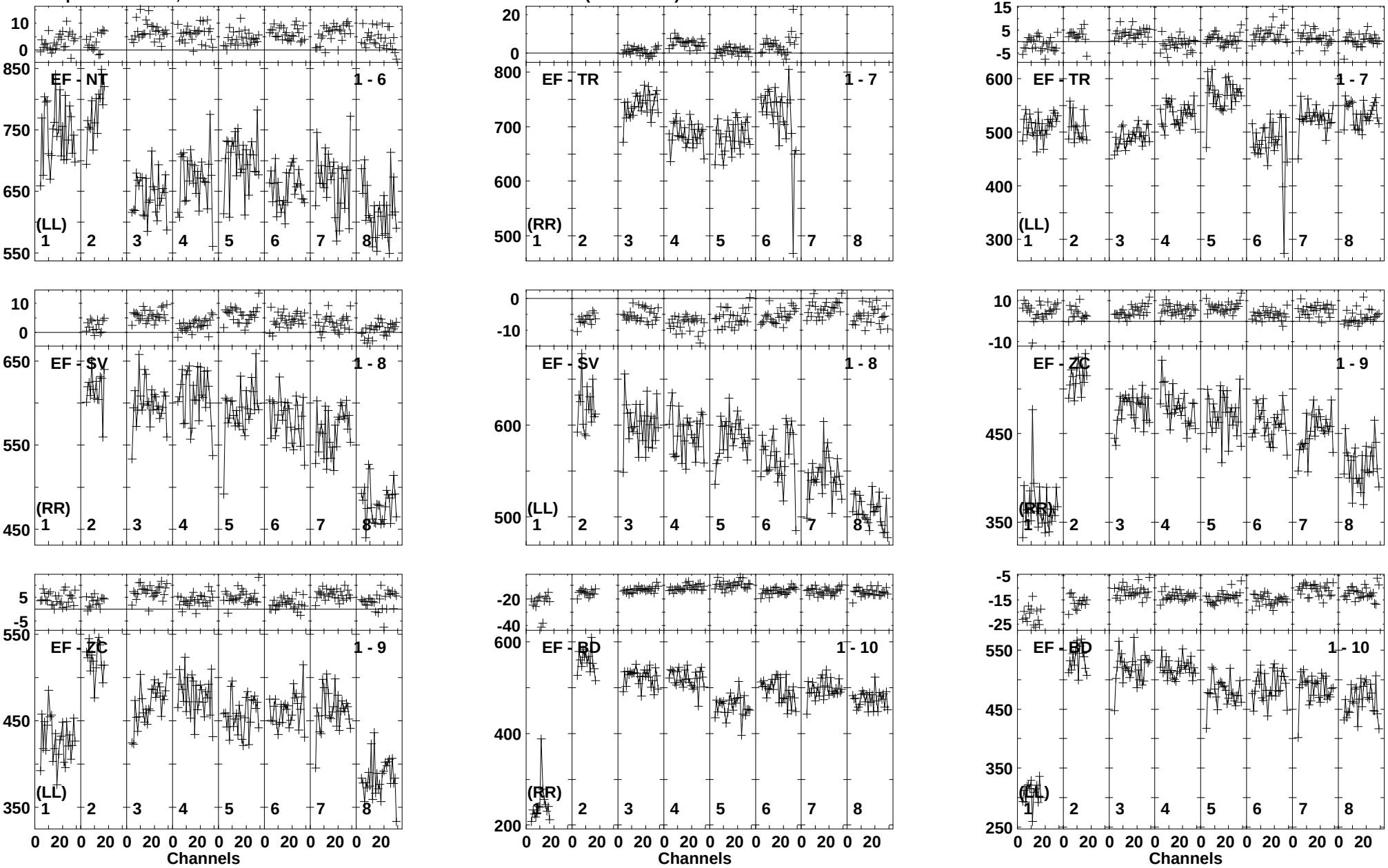

Lower frame: Milli Ampl Jy Top frame: Phas deg
Vector averaged cross-power spectrum Baseline: EF (01) - NT (06)
Timerange: 01/09:12:51 to 01/09:13:59

Plot file version 699 created 22-JUL-2014 18:13:59
J1549+5038 EP088C.UVDATA.1
Freq = 1.5950 GHz, Bw = 16.000 MH Calibrated with CL # 3 and BP # 1 (BP mode 1)

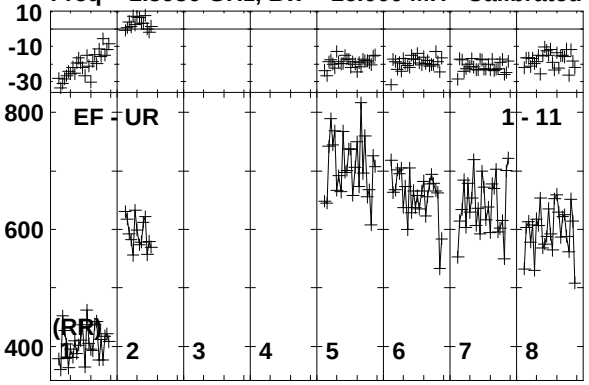

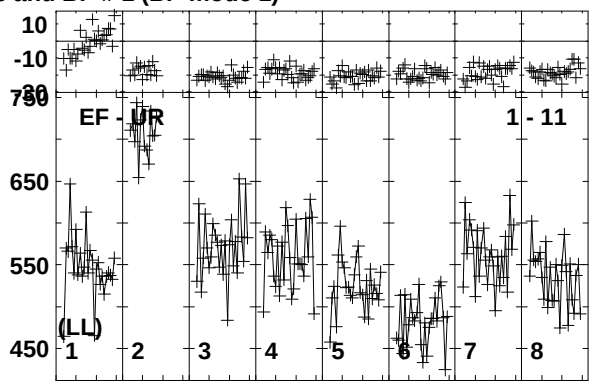

Lower frame: Milli Ampl Jy Top frame: Phas deg
Vector averaged cross-power spectrum Baseline: EF (01) - UR (11)
Timerange: 01/09:12:51 to 01/09:13:59

Plot file version 700 created 22-JUL-2014 18:14:00
NGC6090A EP088C.UVDATA.1
Freq = 1.5950 GHz, Bw = 16.000 MH Calibrated with CL # 3 and BP # 1 (BP mode 1)

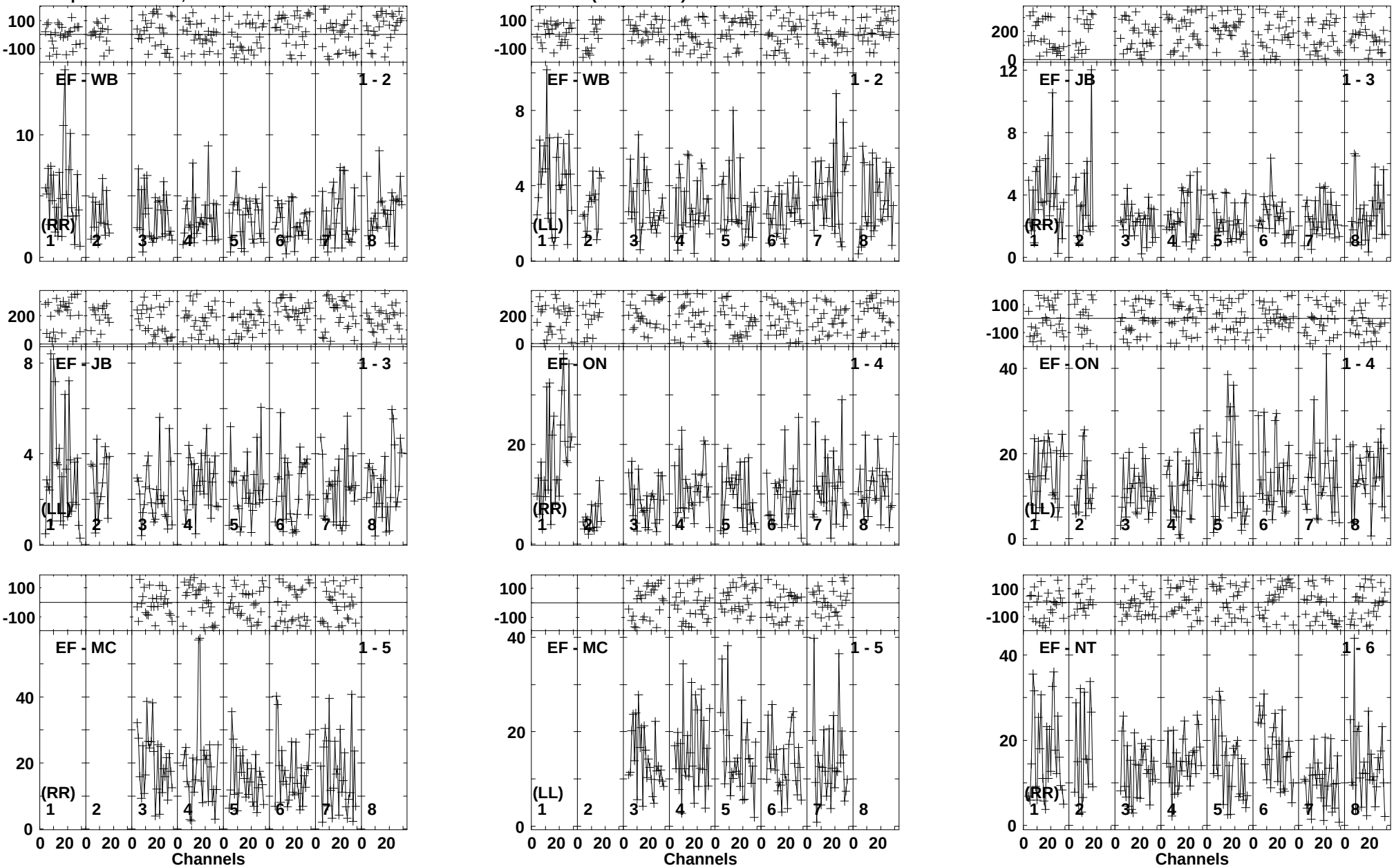

Lower frame: Milli Ampl Jy Top frame: Phas deg
Vector averaged cross-power spectrum Baseline: EF (01) - WB (02)
Timerange: 01/09:14:10 to 01/09:17:38

Plot file version 701 created 22-JUL-2014 18:14:00
NGC6090A EP088C.UVDATA.1
Freq = 1.5950 GHz, Bw = 16.000 MH Calibrated with CL # 3 and BP # 1 (BP mode 1)

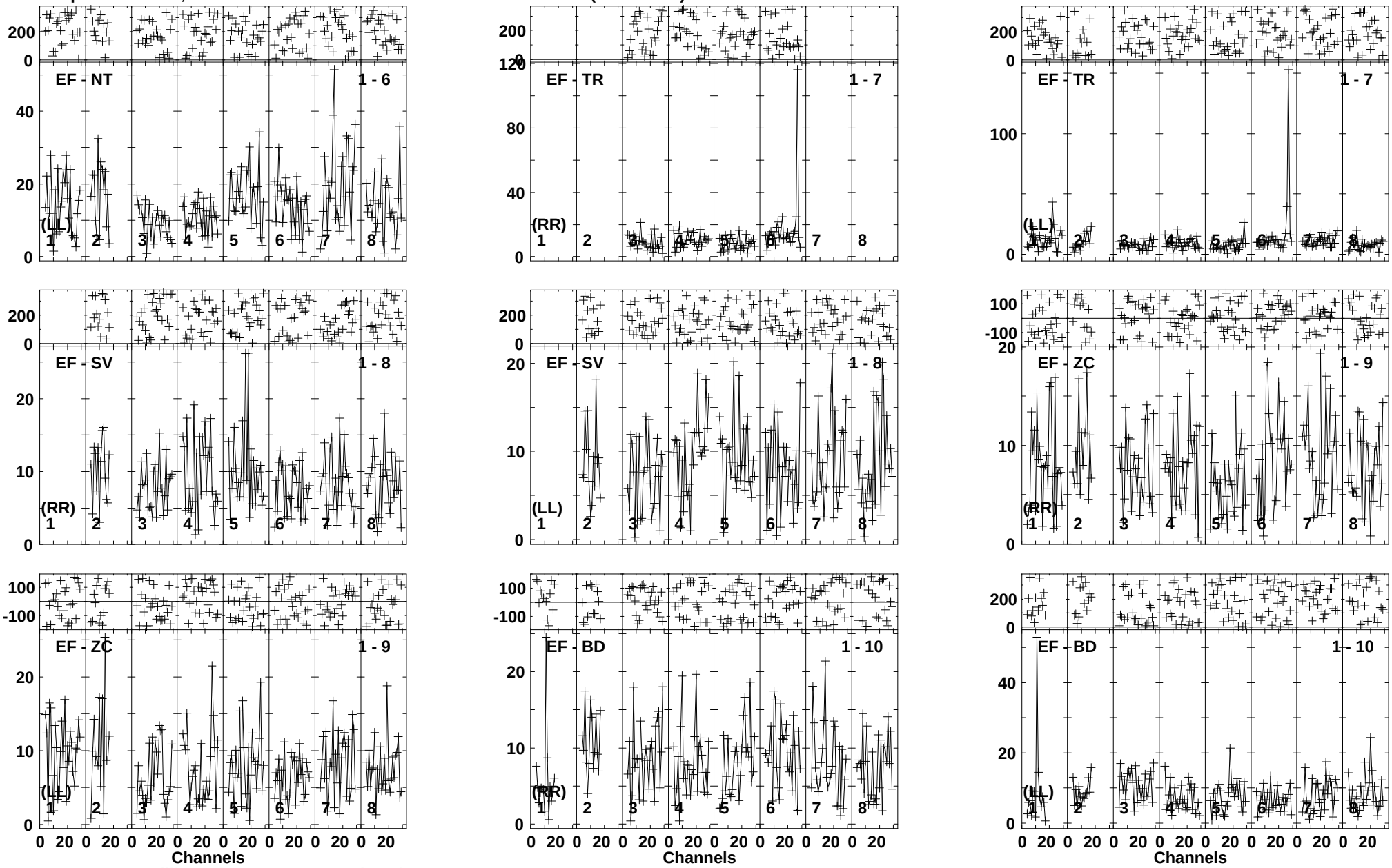

Lower frame: Milli Ampl Jy Top frame: Phas deg
Vector averaged cross-power spectrum Baseline: EF (01) - NT (06)
Timerange: 01/09:14:10 to 01/09:17:38

Plot file version 702 created 22-JUL-2014 18:14:00
NGC6090A EP088C.UVDATA.1
Freq = 1.5950 GHz, Bw = 16.000 MH Calibrated with CL # 3 and BP # 1 (BP mode 1)

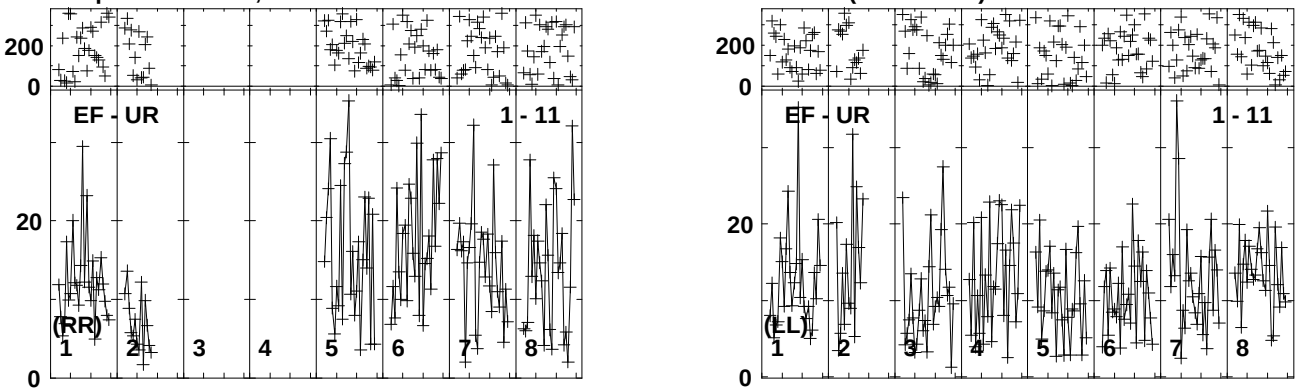

Lower frame: Milli Ampl Jy Top frame: Phas deg
Vector averaged cross-power spectrum Baseline: EF (01) - UR (11)
Timerange: 01/09:14:10 to 01/09:17:38

Plot file version 703 created 22-JUL-2014 18:14:01
J1549+5038 EP088C.UVDATA.1
Freq = 1.5950 GHz, Bw = 16.000 MH Calibrated with CL # 3 and BP # 1 (BP mode 1)

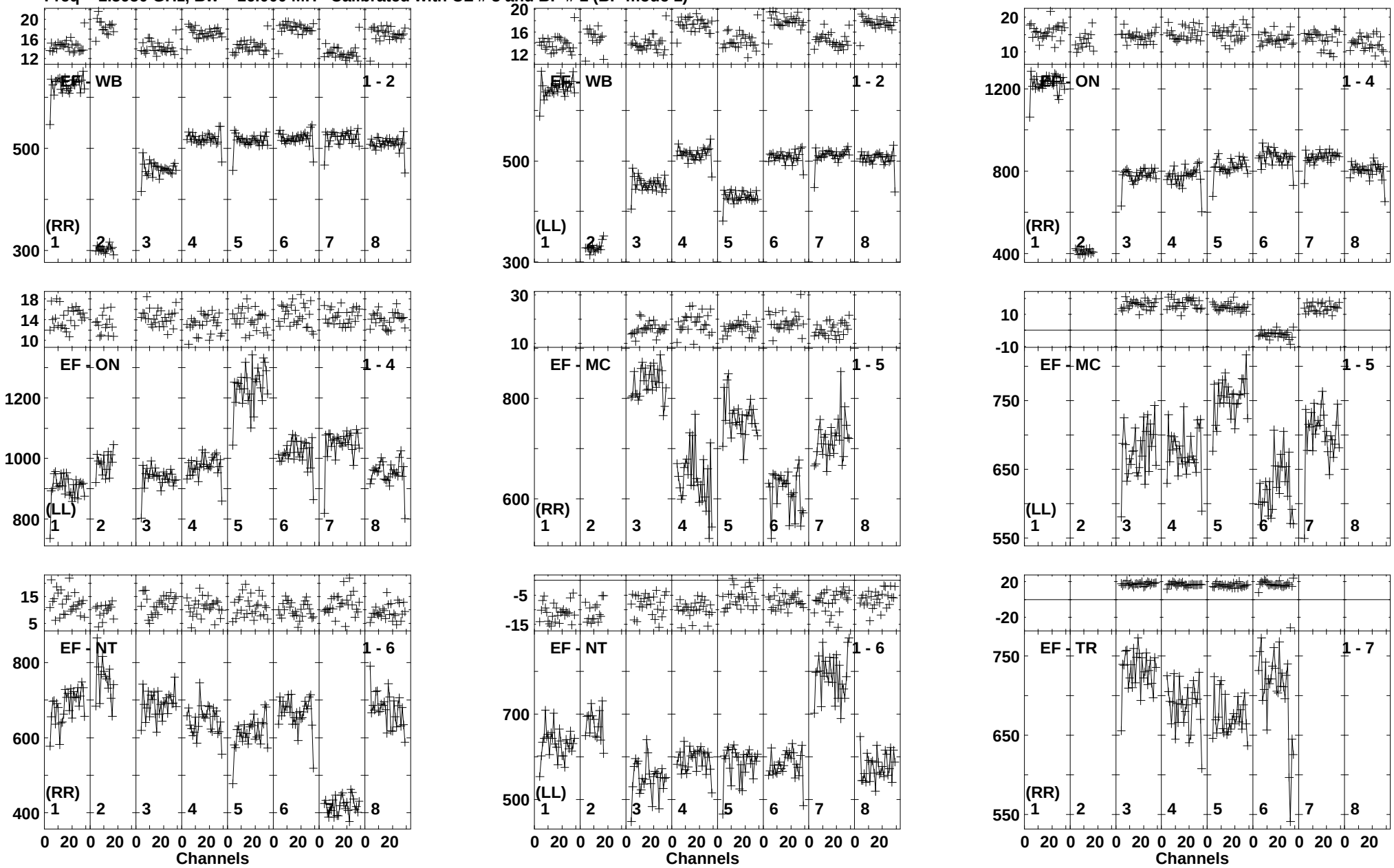

Lower frame: Milli Ampl Jy Top frame: Phas deg
Vector averaged cross-power spectrum Baseline: EF (01) - WB (02)
Timerange: 01/09:17:51 to 01/09:18:59

Plot file version 704 created 22-JUL-2014 18:14:01
J1549+5038 EP088C.UVDATA.1
Freq = 1.5950 GHz, Bw = 16.000 MH Calibrated with CL # 3 and BP # 1 (BP mode 1)

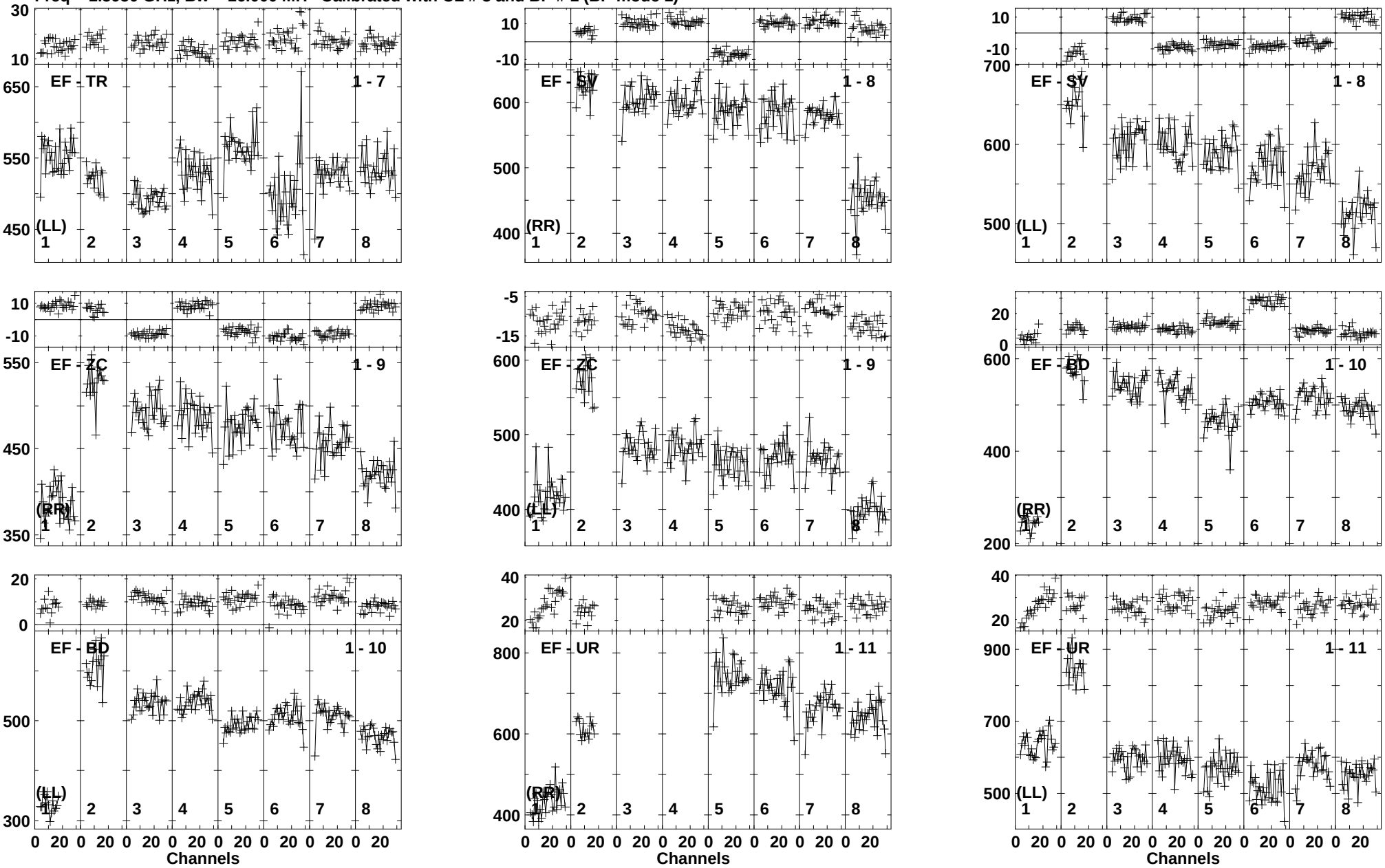

Lower frame: Milli Ampl Jy Top frame: Phas deg
Vector averaged cross-power spectrum Baseline: EF (01) - TR (07)
Timerange: 01/09:17:51 to 01/09:18:59

Plot file version 705 created 22-JUL-2014 18:14:02
NGC6090A EP088C.UVDATA.1
Freq = 1.5950 GHz, Bw = 16.000 MH Calibrated with CL # 3 and BP # 1 (BP mode 1)

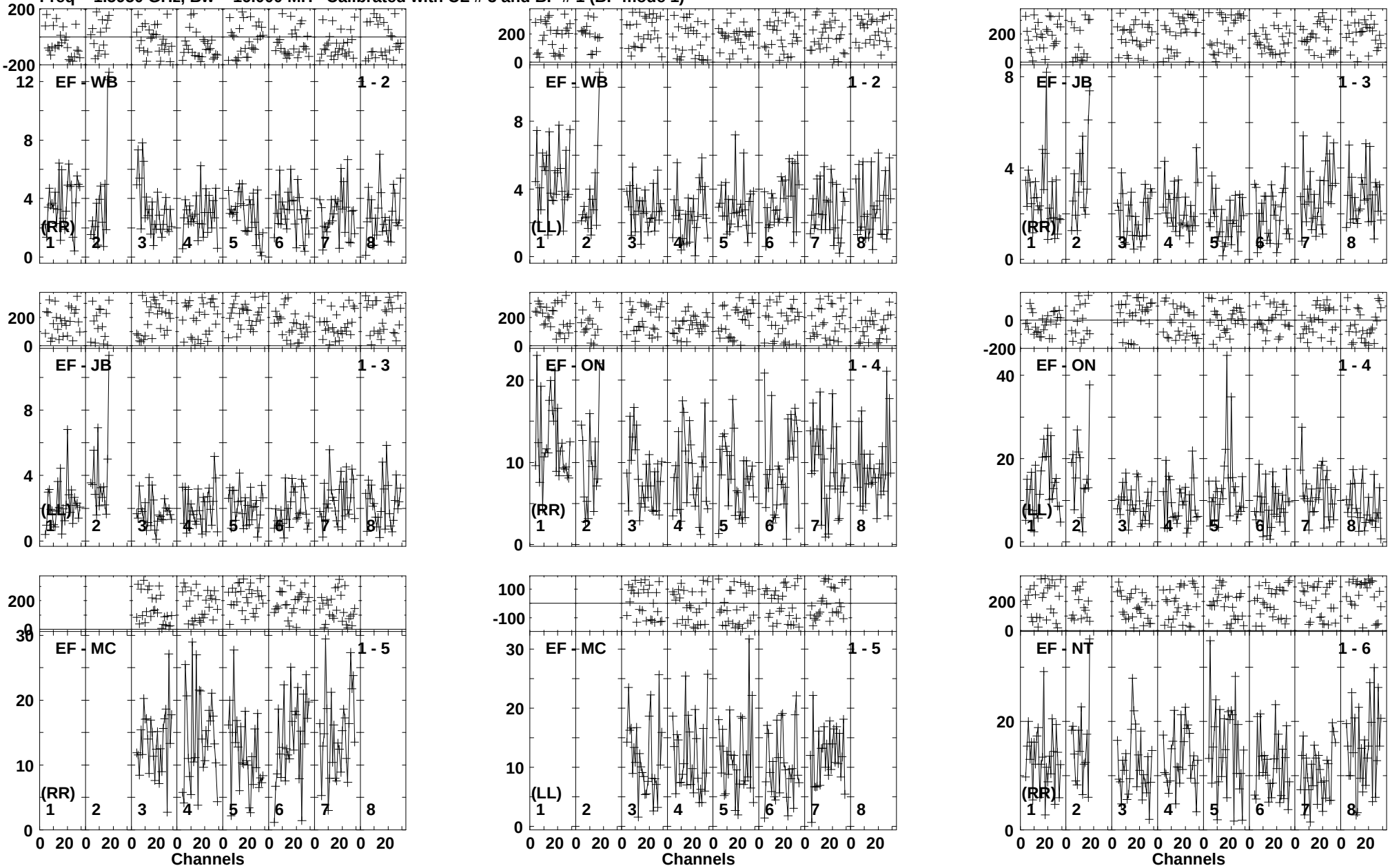

Lower frame: Milli Ampl Jy Top frame: Phas deg
Vector averaged cross-power spectrum Baseline: EF (01) - WB (02)
Timerange: 01/09:20:01 to 01/09:23:39

Plot file version 706 created 22-JUL-2014 18:14:02
NGC6090A EP088C.UVDATA.1
Freq = 1.5950 GHz, Bw = 16.000 MH Calibrated with CL # 3 and BP # 1 (BP mode 1)

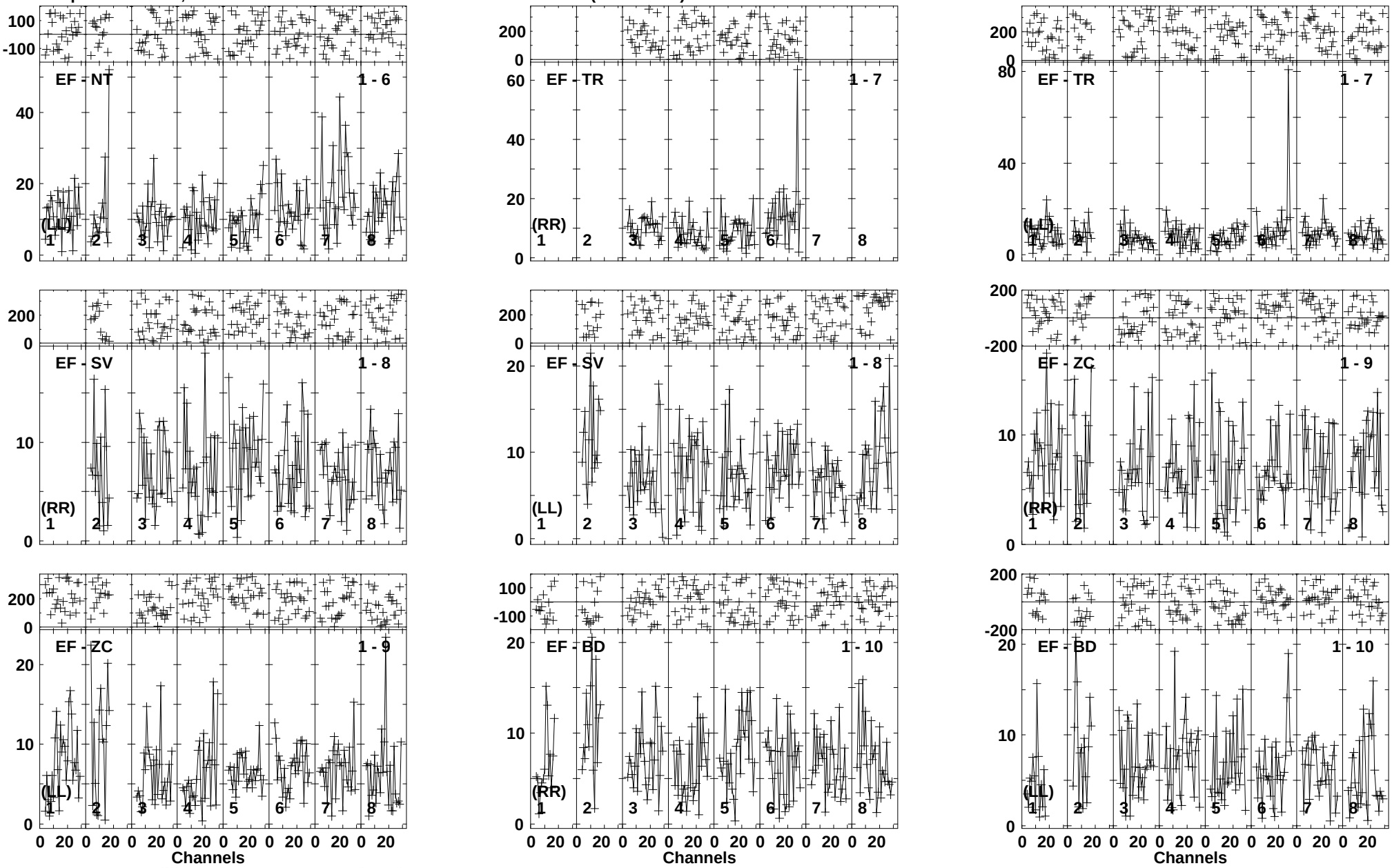

Lower frame: Milli Ampl Jy Top frame: Phas deg
Vector averaged cross-power spectrum Baseline: EF (01) - NT (06)
Timerange: 01/09:20:01 to 01/09:23:39

Plot file version 707 created 22-JUL-2014 18:14:02
NGC6090A EP088C.UVDATA.1
Freq = 1.5950 GHz, Bw = 16.000 MH Calibrated with CL # 3 and BP # 1 (BP mode 1)

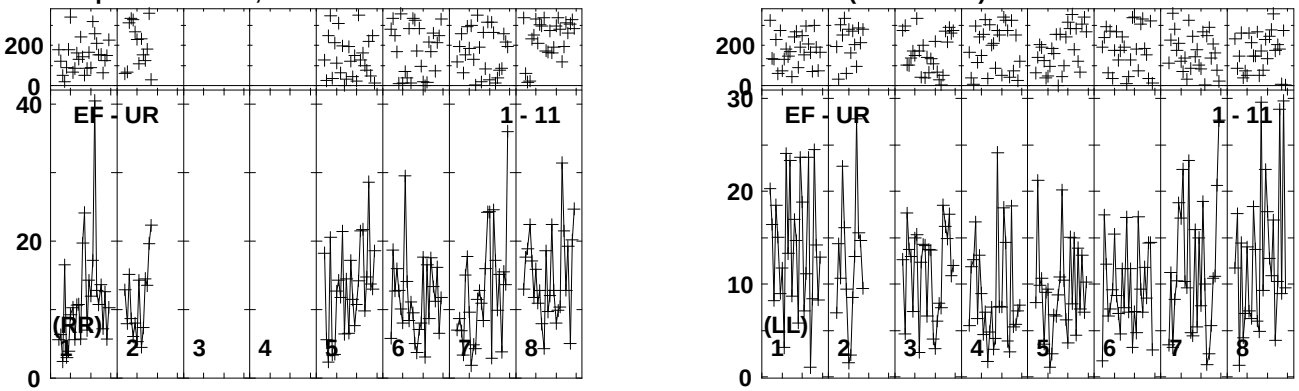

Lower frame: Milli Ampl Jy Top frame: Phas deg
Vector averaged cross-power spectrum Baseline: EF (01) - UR (11)
Timerange: 01/09:20:01 to 01/09:23:39

Plot file version 708 created 22-JUL-2014 18:14:03
J1549+5038 EP088C.UVDATA.1
Freq = 1.5950 GHz, Bw = 16.000 MH Calibrated with CL # 3 and BP # 1 (BP mode 1)

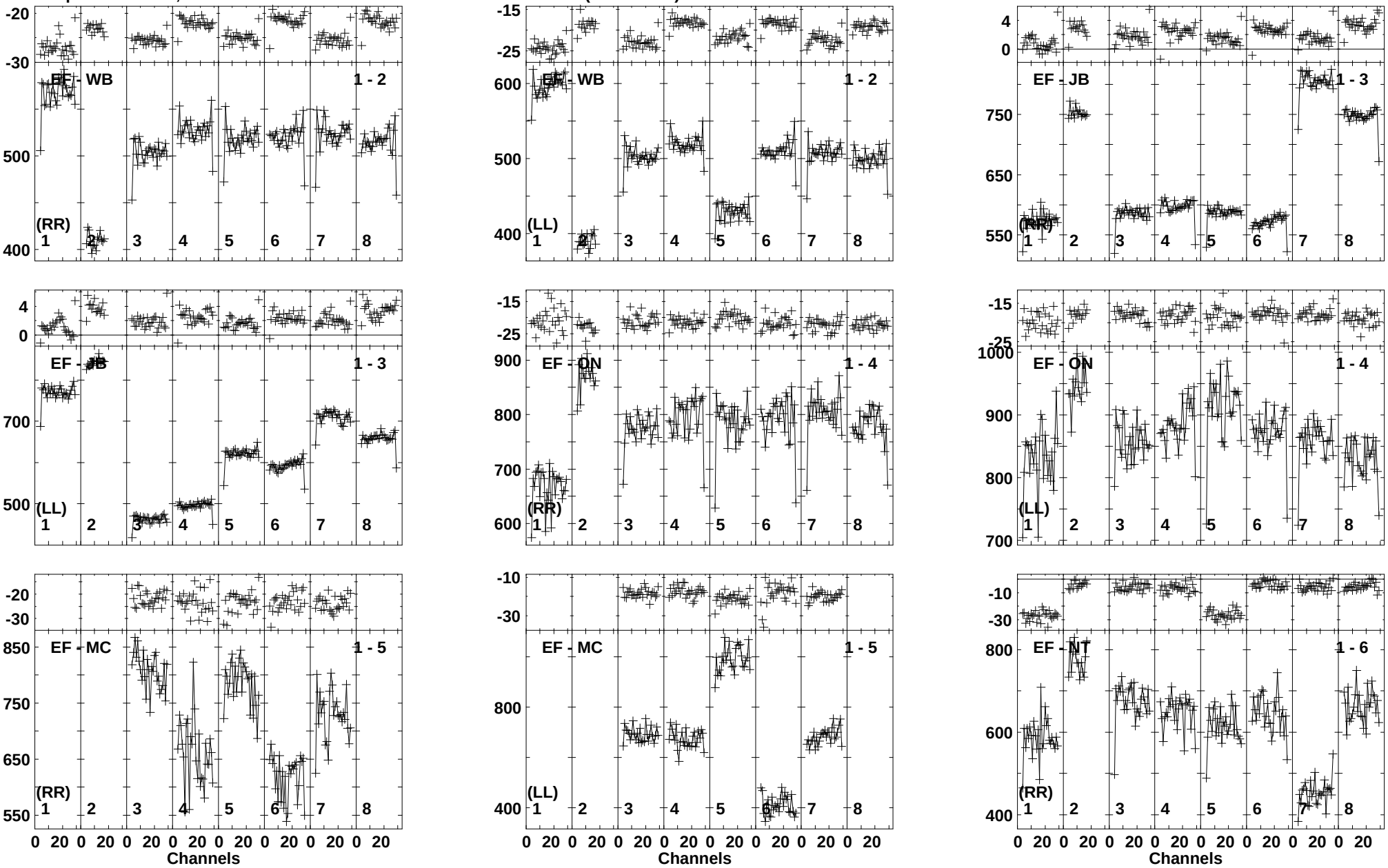

Lower frame: Milli Ampl Jy Top frame: Phas deg
Vector averaged cross-power spectrum Baseline: EF (01) - WB (02)
Timerange: 01/09:23:50 to 01/09:24:58

Plot file version 709 created 22-JUL-2014 18:14:03
J1549+5038 EP088C.UVDATA.1
Freq = 1.5950 GHz, Bw = 16.000 MH Calibrated with CL # 3 and BP # 1 (BP mode 1)

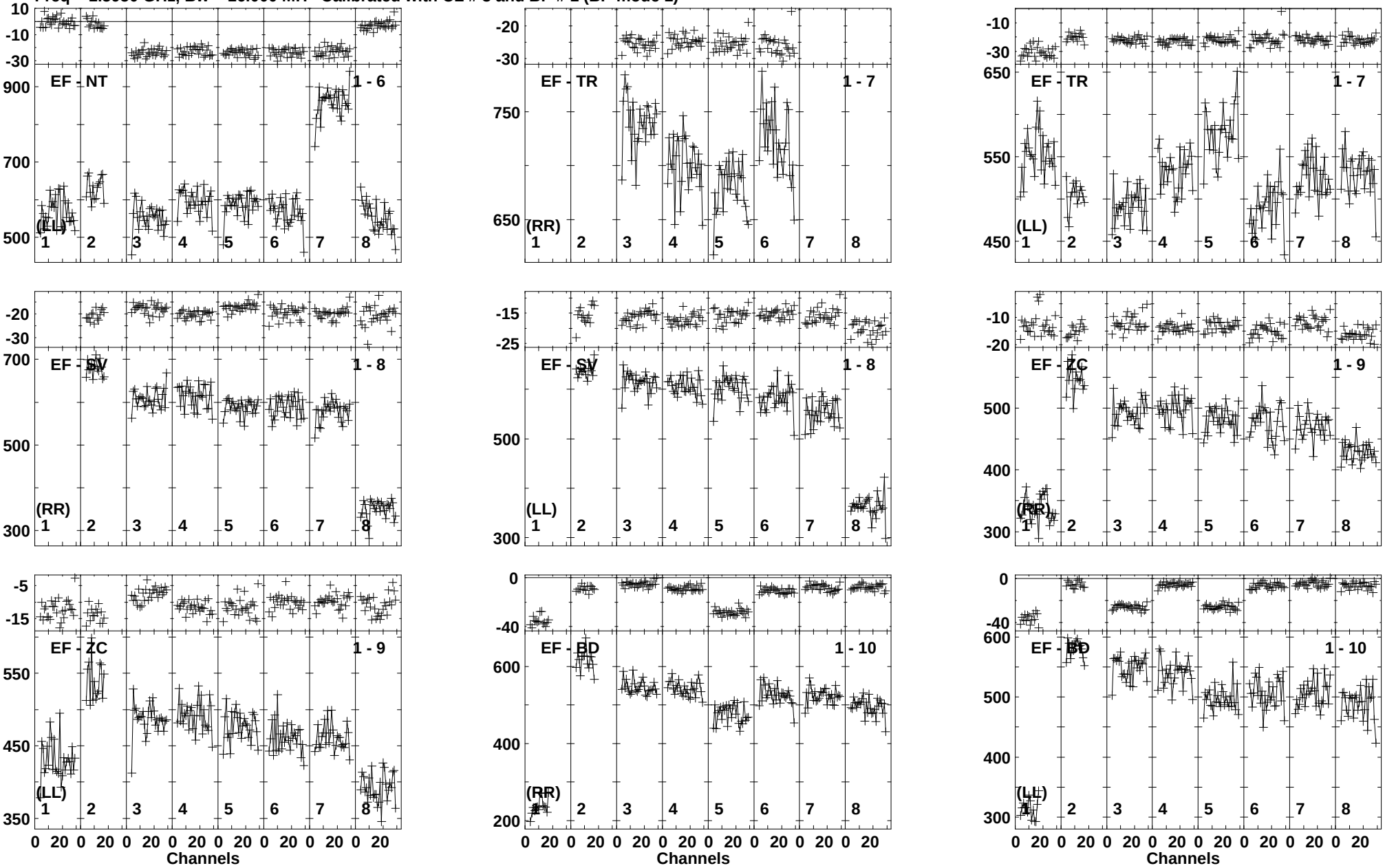

Lower frame: Milli Ampl Jy Top frame: Phas deg
Vector averaged cross-power spectrum Baseline: EF (01) - NT (06)
Timerange: 01/09:23:50 to 01/09:24:58

Plot file version 710 created 22-JUL-2014 18:14:03
J1549+5038 EP088C.UVDATA.1
Freq = 1.5950 GHz, Bw = 16.000 MH Calibrated with CL # 3 and BP # 1 (BP mode 1)

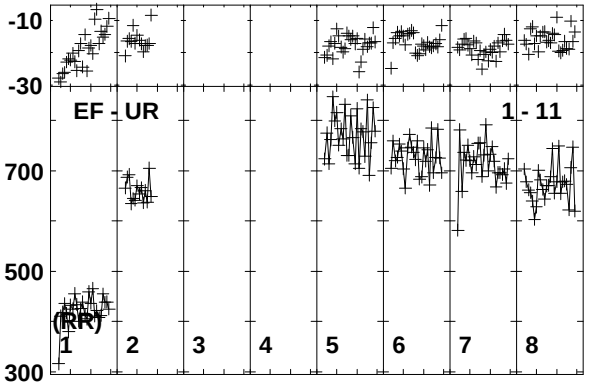

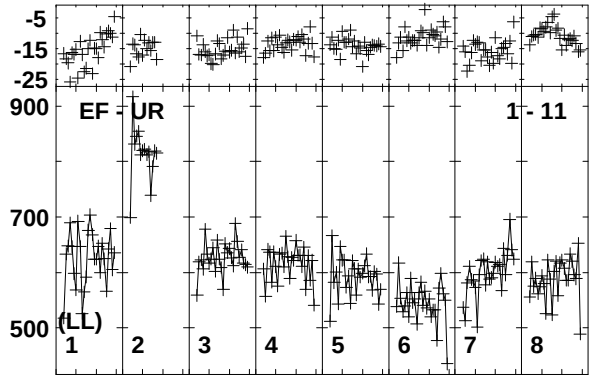

Lower frame: Milli Ampl Jy Top frame: Phas deg
Vector averaged cross-power spectrum Baseline: EF (01) - UR (11)
Timerange: 01/09:23:50 to 01/09:24:58

Plot file version 711 created 22-JUL-2014 18:14:03
NGC6090A EP088C.UVDATA.1
Freq = 1.5950 GHz, Bw = 16.000 MH Calibrated with CL # 3 and BP # 1 (BP mode 1)

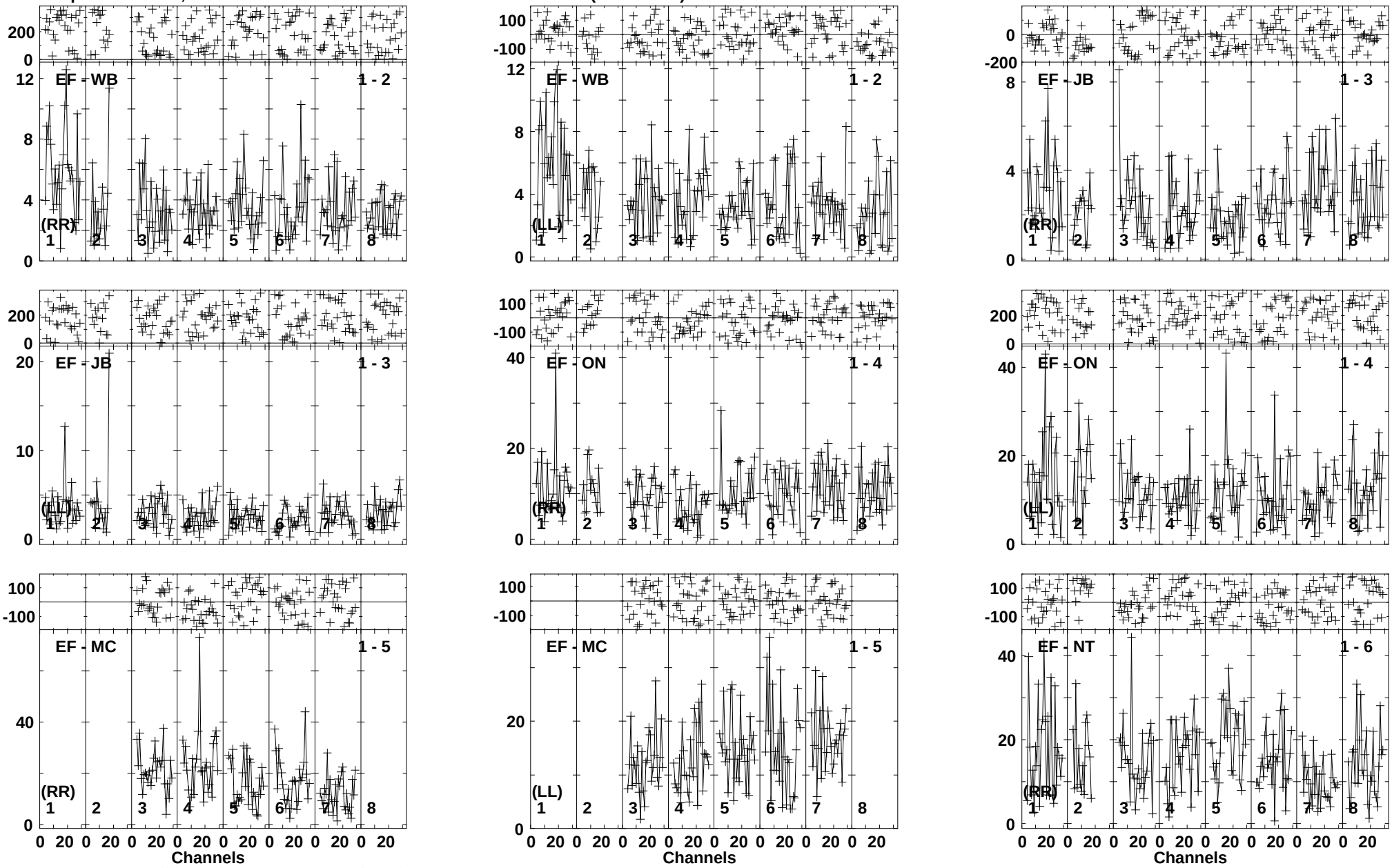

Lower frame: Milli Ampl Jy Top frame: Phas deg
Vector averaged cross-power spectrum Baseline: EF (01) - WB (02)
Timerange: 01/09:25:10 to 01/09:28:38

Plot file version 712 created 22-JUL-2014 18:14:04
NGC6090A EP088C.UVDATA.1
Freq = 1.5950 GHz, Bw = 16.000 MH Calibrated with CL # 3 and BP # 1 (BP mode 1)

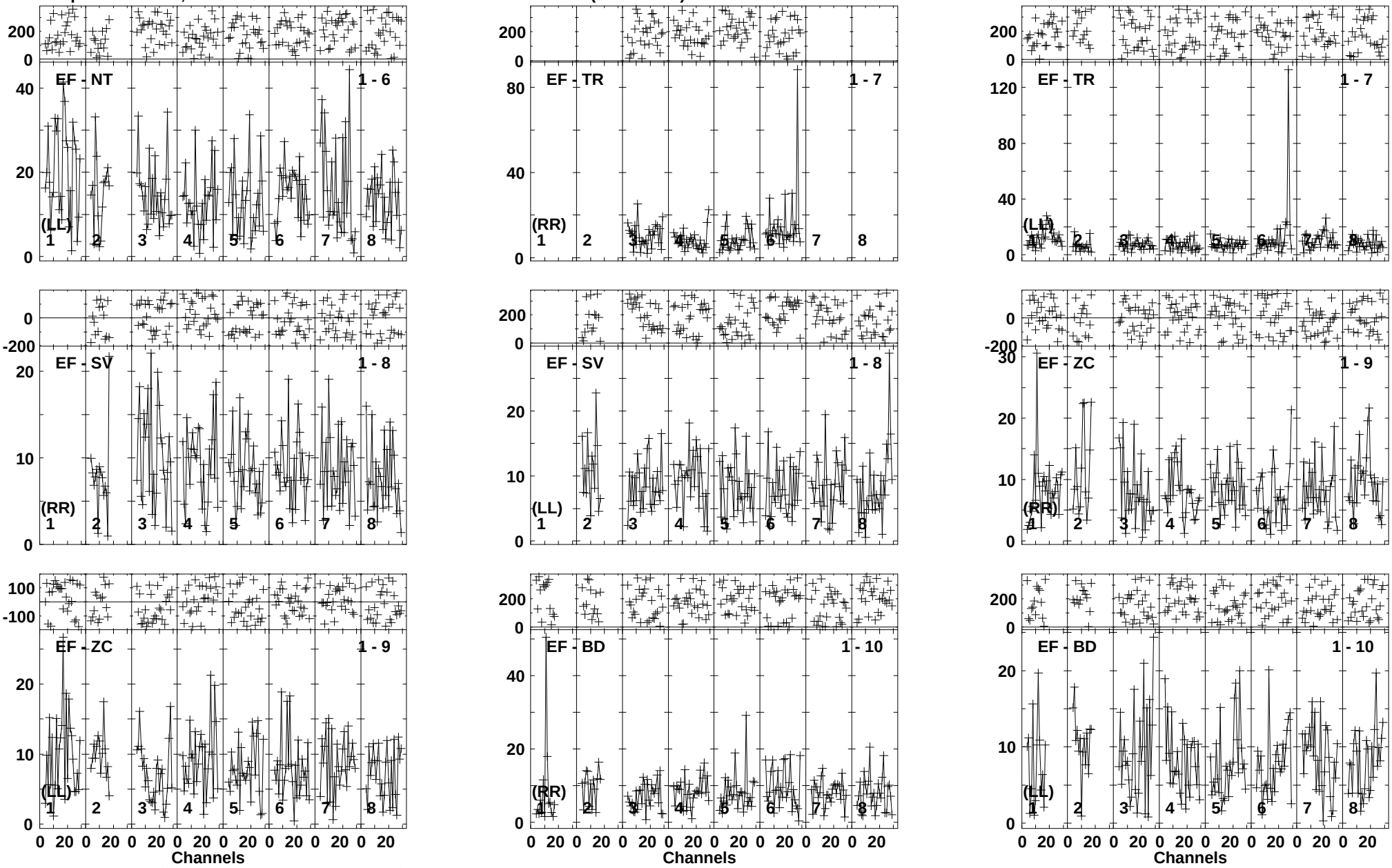

Lower frame: Milli Ampl Jy Top frame: Phas deg
Vector averaged cross-power spectrum Baseline: EF (01) - NT (06)
Timerange: 01/09:25:10 to 01/09:28:38

Plot file version 713 created 22-JUL-2014 18:14:04
NGC6090A EP088C.UVDATA.1
Freq = 1.5950 GHz, Bw = 16.000 MH Calibrated with CL # 3 and BP # 1 (BP mode 1)

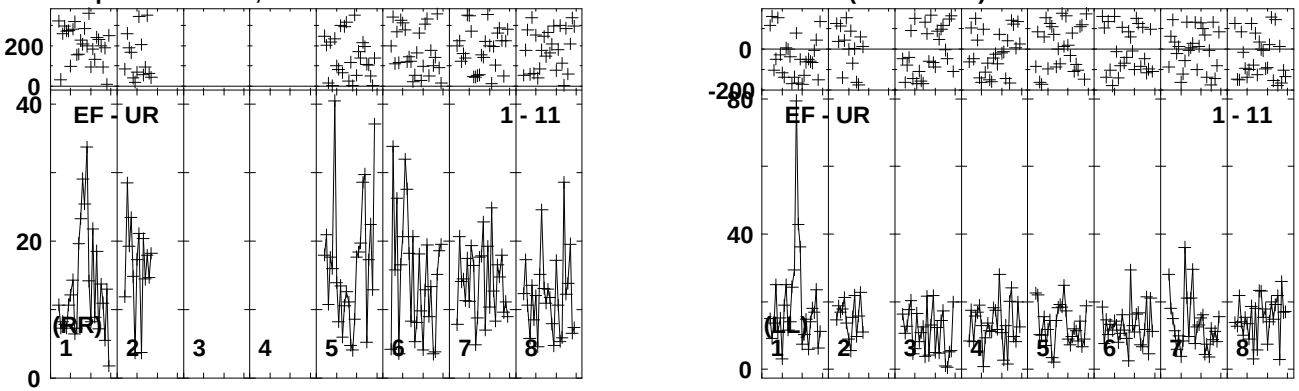

Lower frame: Milli Ampl Jy Top frame: Phas deg
Vector averaged cross-power spectrum Baseline: EF (01) - UR (11)
Timerange: 01/09:25:10 to 01/09:28:38

Plot file version 714 created 22-JUL-2014 18:14:04
J1549+5038 EP088C.UVDATA.1
Freq = 1.5950 GHz, Bw = 16.000 MH Calibrated with CL # 3 and BP # 1 (BP mode 1)

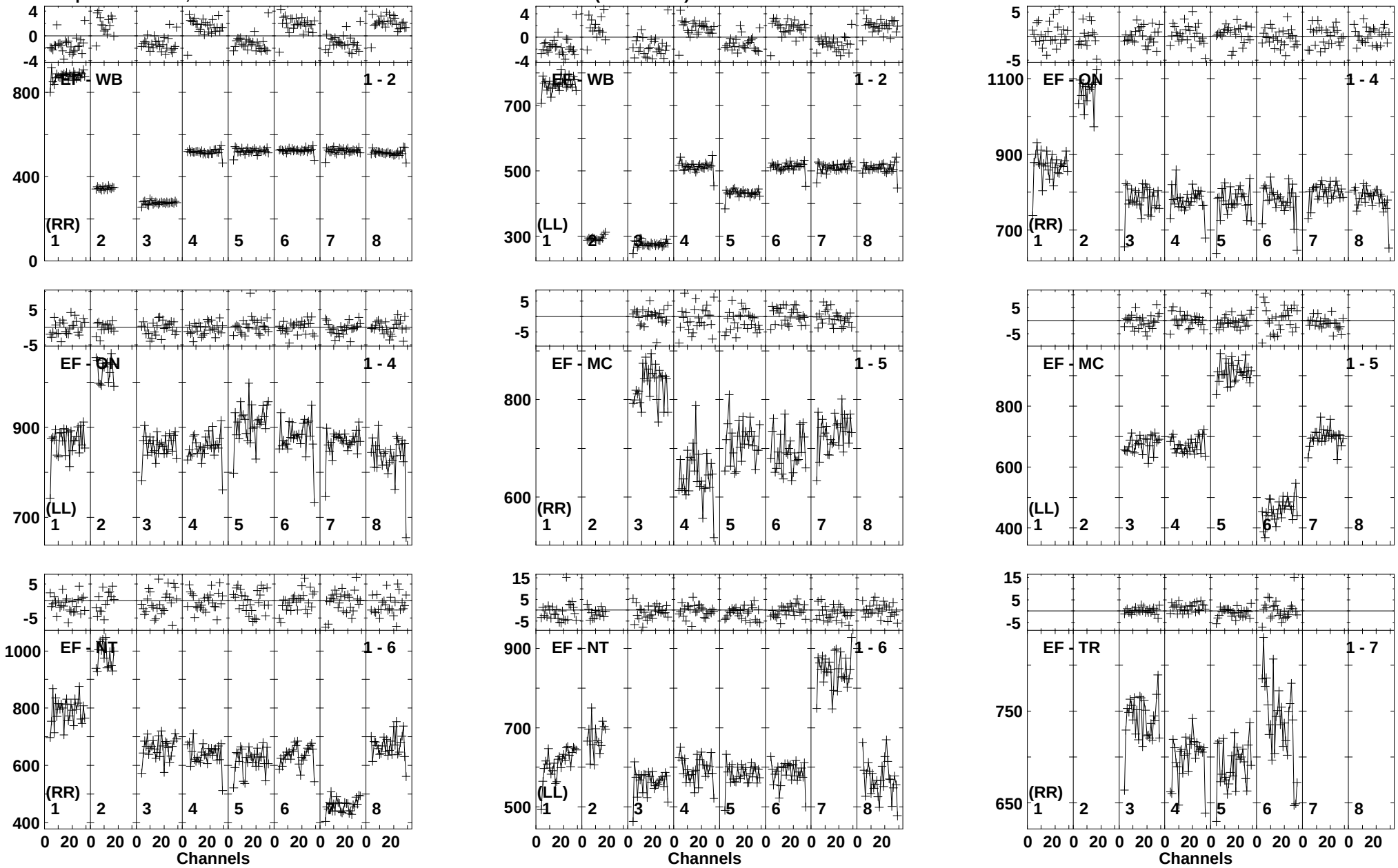

Lower frame: Milli Ampl Jy Top frame: Phas deg
Vector averaged cross-power spectrum Baseline: EF (01) - WB (02)
Timerange: 01/09:28:50 to 01/09:29:58

Plot file version 715 created 22-JUL-2014 18:14:05
J1549+5038 EP088C.UVDATA.1
Freq = 1.5950 GHz, Bw = 16.000 MH Calibrated with CL # 3 and BP # 1 (BP mode 1)

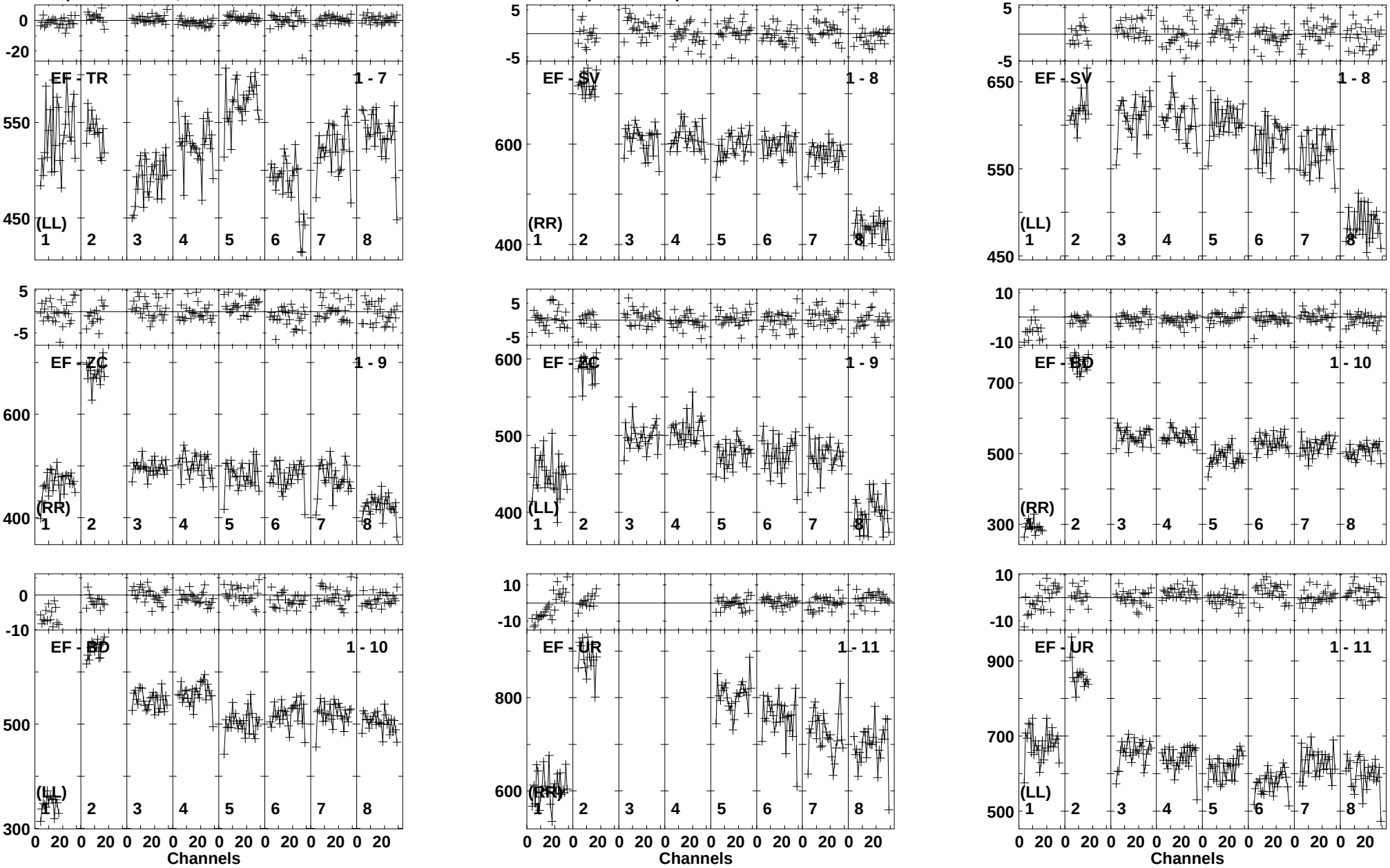

Lower frame: Milli Ampl Jy Top frame: Phas deg
Vector averaged cross-power spectrum Baseline: EF (01) - TR (07)
Timerange: 01/09:28:50 to 01/09:29:58