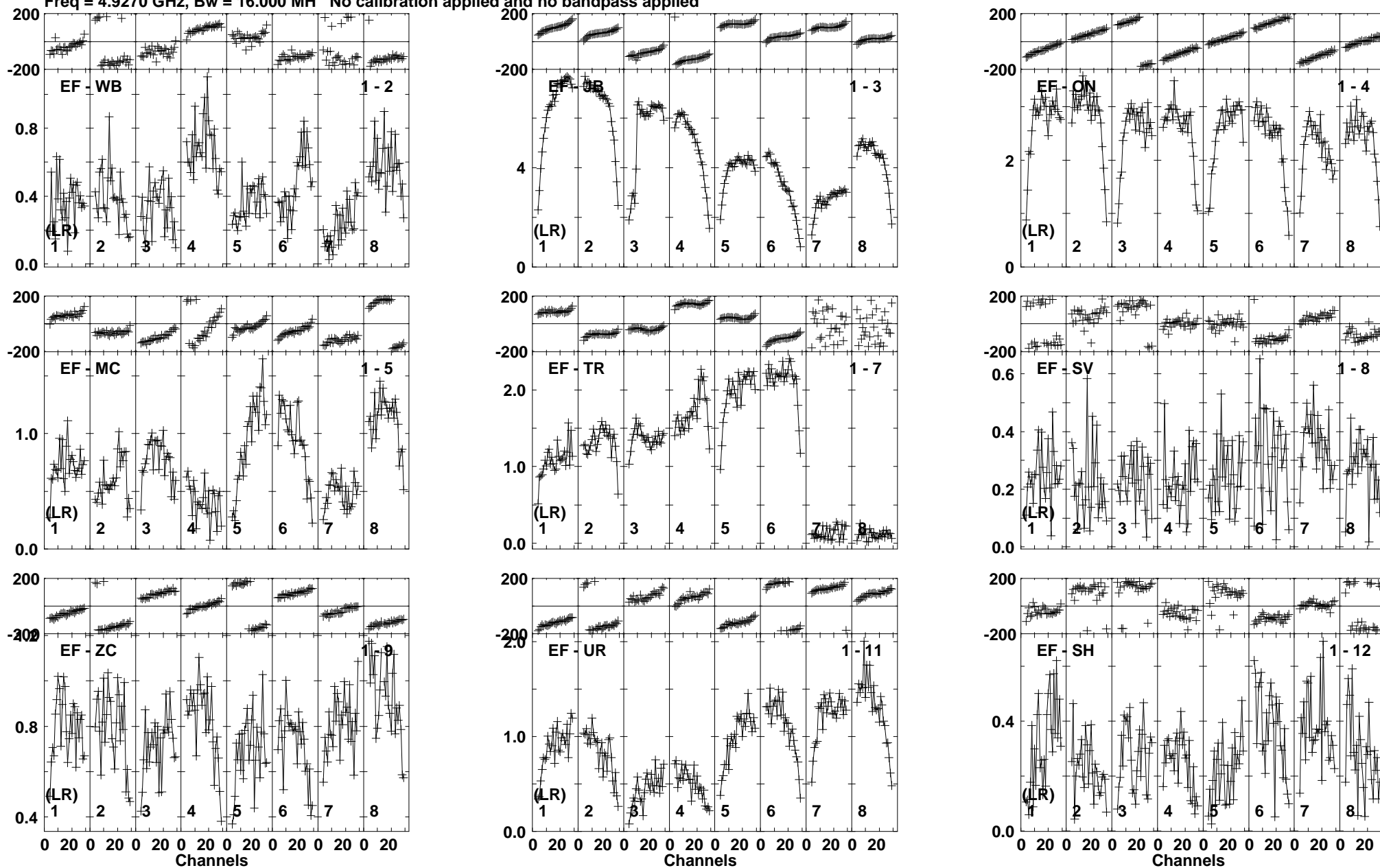


Plot file version 1 created 11-JUL-2014 16:49:15

3C454.3 EP088D 2.UVDATA.1

Freq = 4.9270 GHz, Bw = 16.000 MH No calibration applied and no bandpass applied

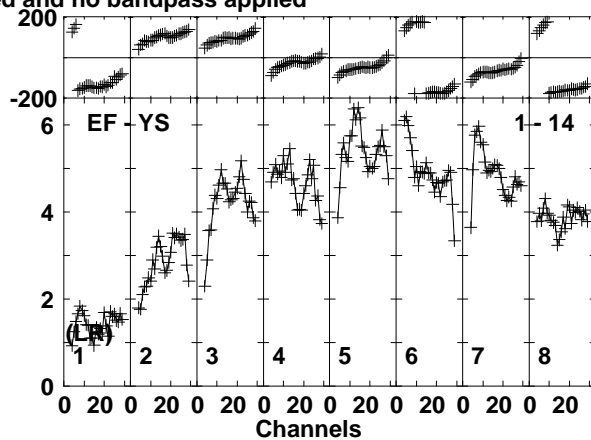
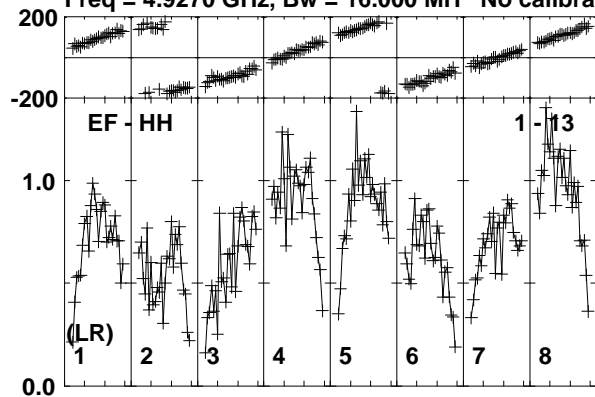


Lower frame: Milli Ampl Jy Top frame: Phas deg
Vector averaged cross-power spectrum Baseline: EF (01) - WB (02)
Timerange: 00/06:52:20 to 00/06:57:15

Plot file version 2 created 11-JUL-2014 16:49:16

3C454.3 EP088D 2.UVDATA.1

Freq = 4.9270 GHz, Bw = 16.000 MH No calibration applied and no bandpass applied

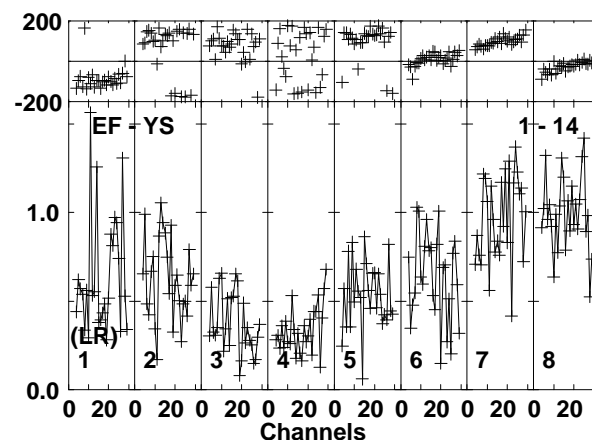
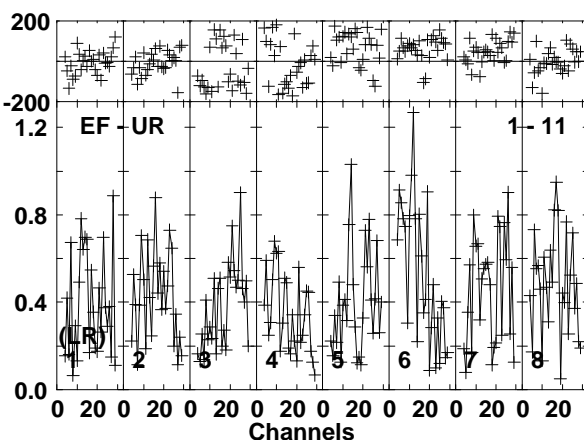
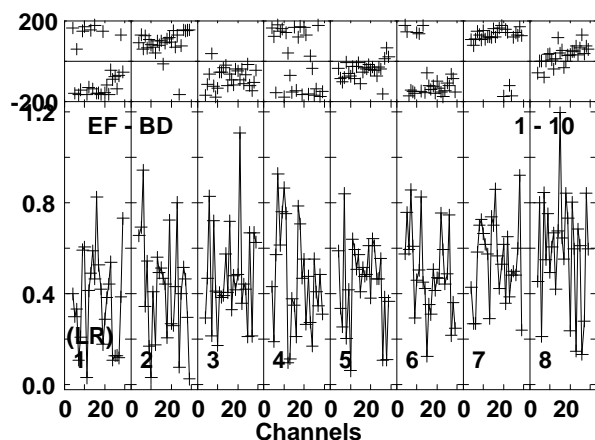
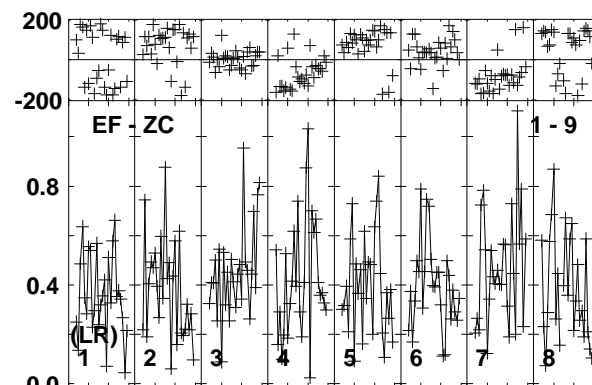
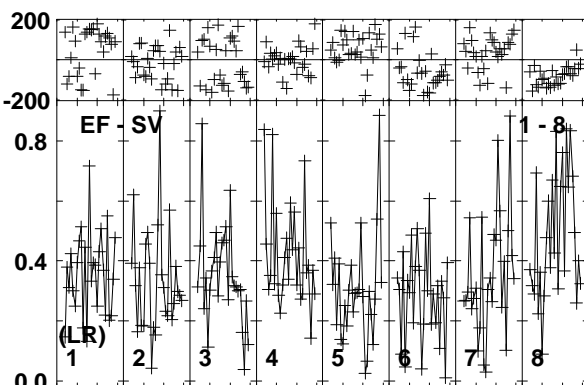
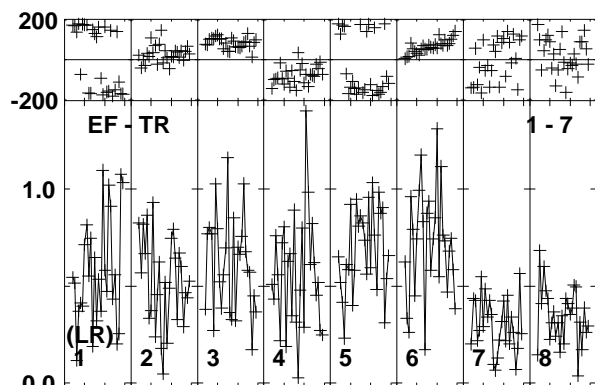
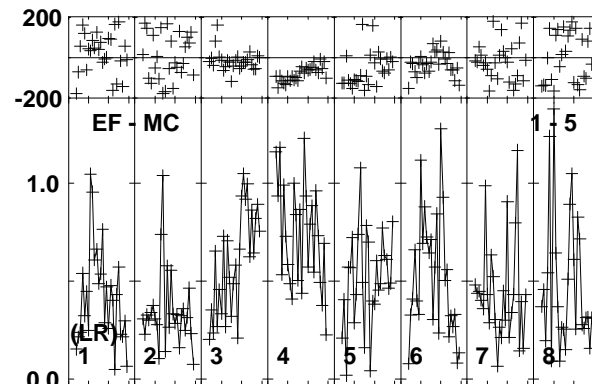
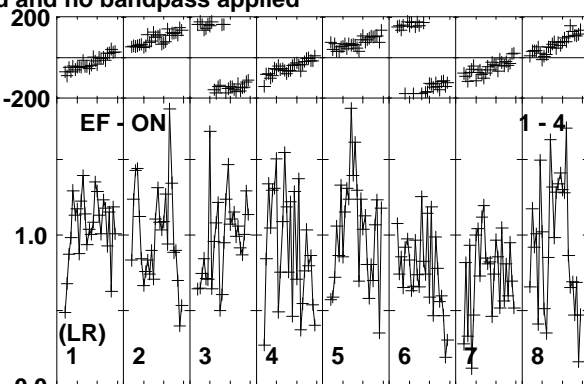
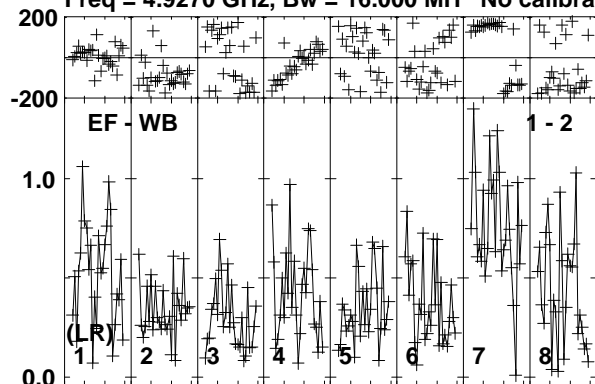


Lower frame: Milli Ampl Jy Top frame: Phas deg
Vector averaged cross-power spectrum Baseline: EF (01) - HH (13)
Timerange: 00/06:52:20 to 00/06:57:15

Plot file version 3 created 11-JUL-2014 16:49:16

J1549+5038 EP088D 2.UVDATA.1

Freq = 4.9270 GHz, Bw = 16.000 MH No calibration applied and no bandpass applied




Lower frame: Milli Ampl Jy Top frame: Phas deg
Vector averaged cross-power spectrum Baseline: EF (01) - WB (02)
Timerange: 00/06:59:23 to 00/07:06:00

Plot file version 4 created 11-JUL-2014 16:49:16

NGC6090A EP088D 2.UVDATA.1

Freq = 4.9270 GHz, Bw = 16.000 MH No calibration applied and no bandpass applied

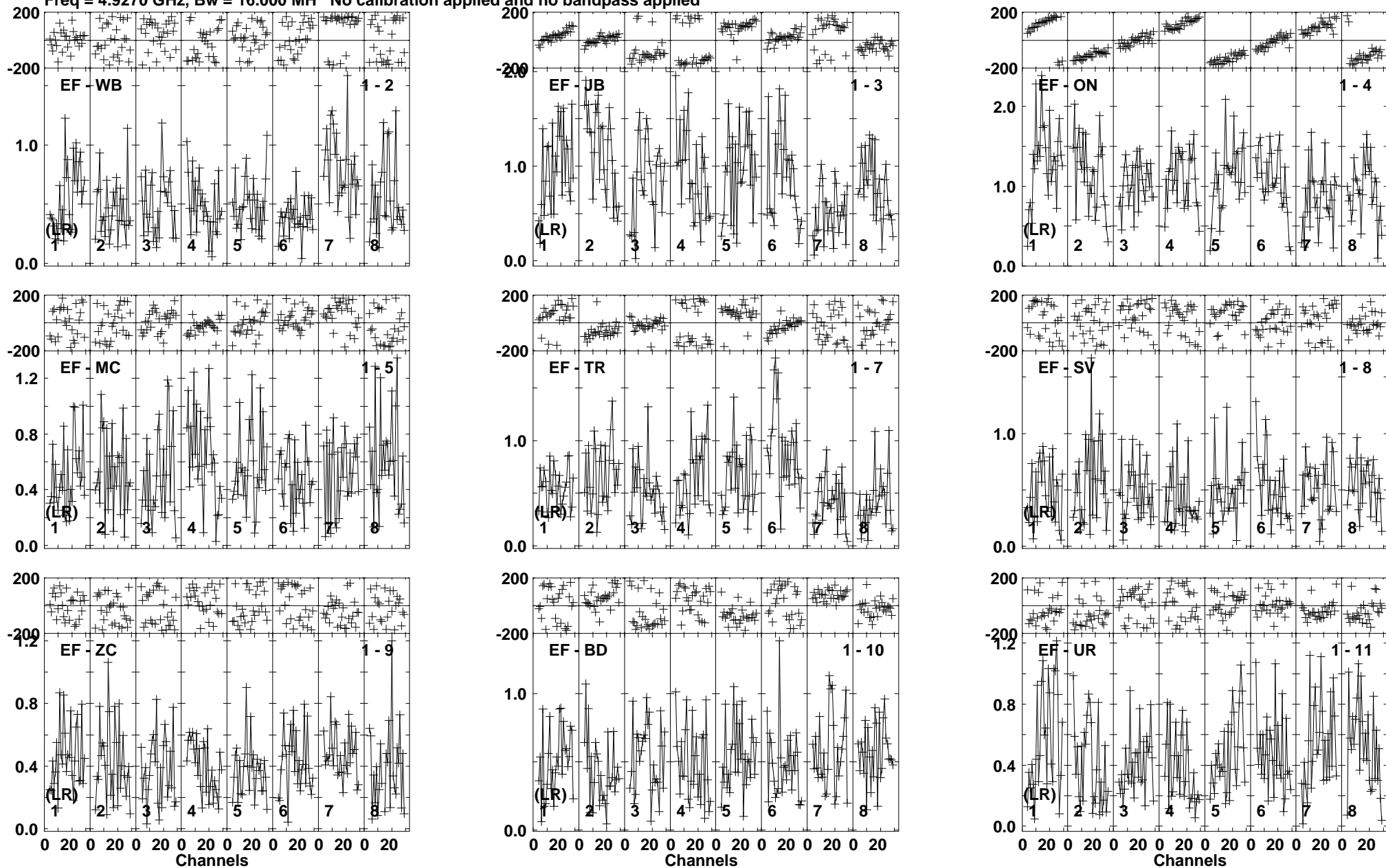


Lower frame: Micro Ampl Jy Top frame: Phas deg
Vector averaged cross-power spectrum Baseline: EF (01) - WB (02)
Timerange: 00/07:06:40 to 00/07:10:20

Plot file version 5 created 11-JUL-2014 16:49:16

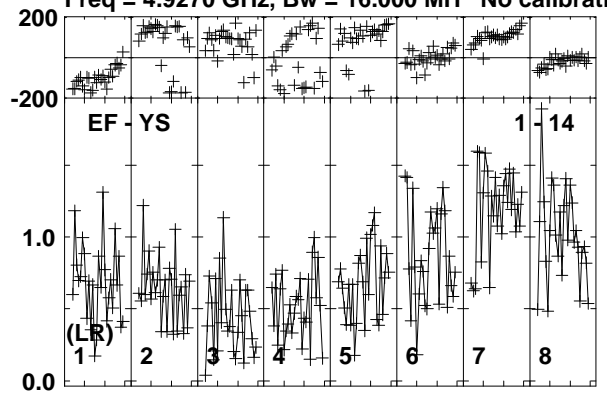
J1549+5038 EP088D 2.UVDATA.1

Freq = 4.9270 GHz, Bw = 16.000 MH No calibration applied and no bandpass applied



Lower frame: Milli Ampl Jy Top frame: Phas deg
Vector averaged cross-power spectrum Baseline: EF (01) - WB (02)
Timerange: 00/07:10:31 to 00/07:11:39

Plot file version 6 created 11-JUL-2014 16:49:17
J1549+5038 EP088D 2.UVDATA.1
Freq = 4.9270 GHz, Bw = 16.000 MH No calibration applied and no bandpass applied

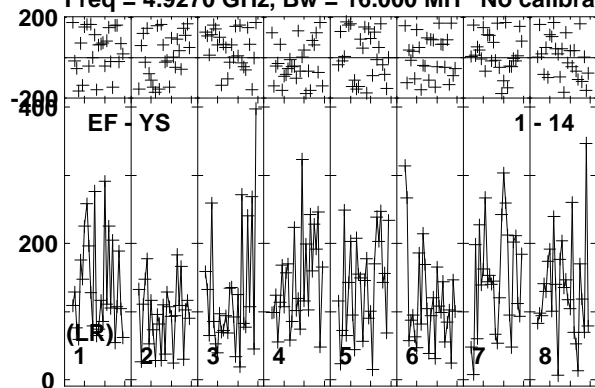


Lower frame: Milli Ampl Jy Top frame: Phas deg
Vector averaged cross-power spectrum Baseline: EF (01) - YS (14)
Timerange: 00/07:10:31 to 00/07:11:39

Plot file version 8 created 11-JUL-2014 16:49:17

NGC6090A EP088D 2.UVDATA.1

Freq = 4.9270 GHz, Bw = 16.000 MH No calibration applied and no bandpass applied

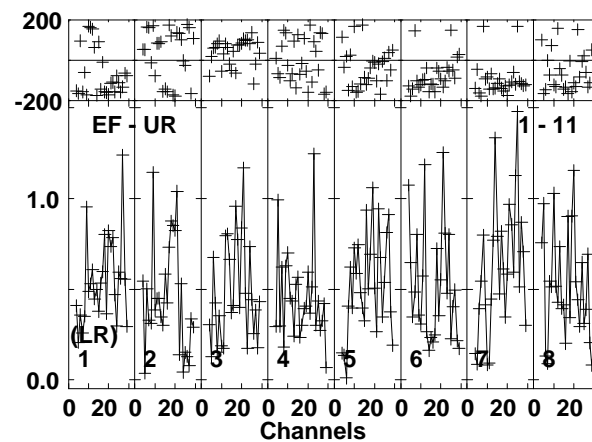
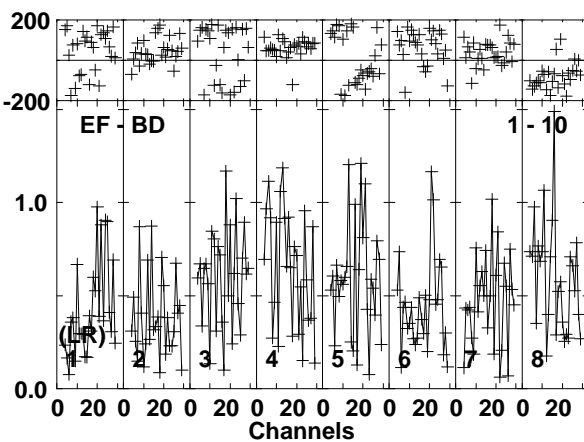
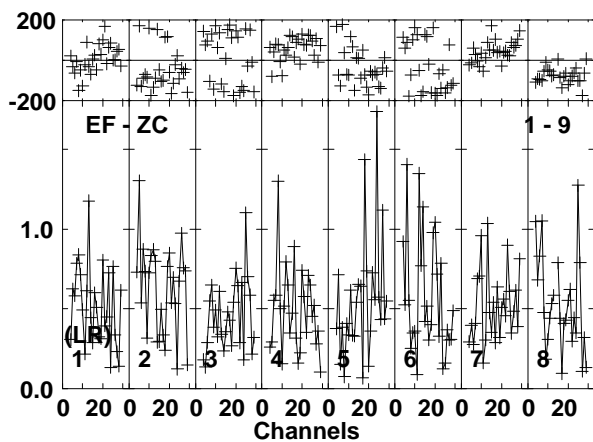
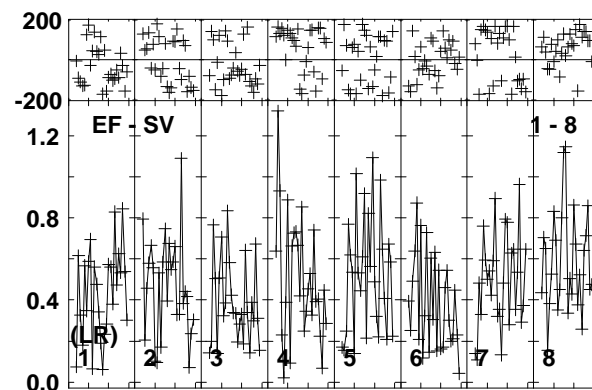
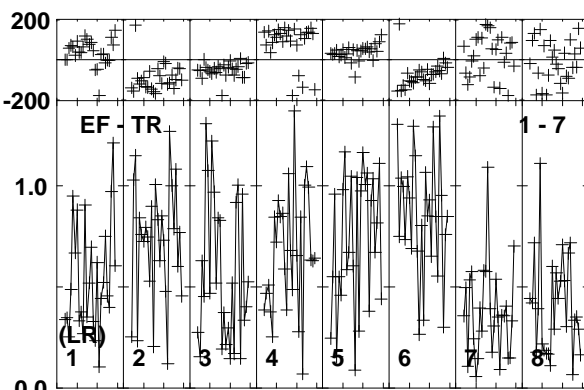
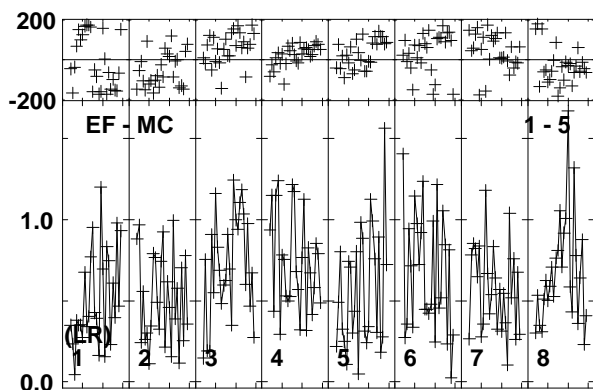
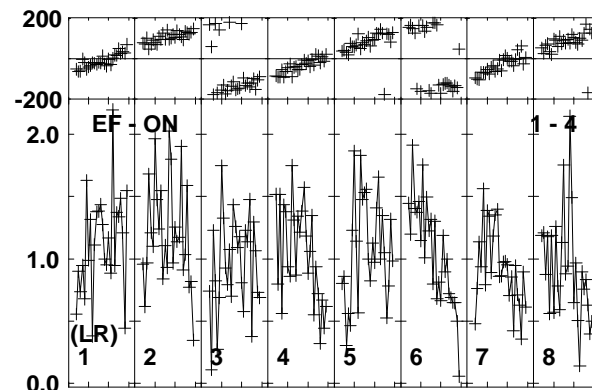
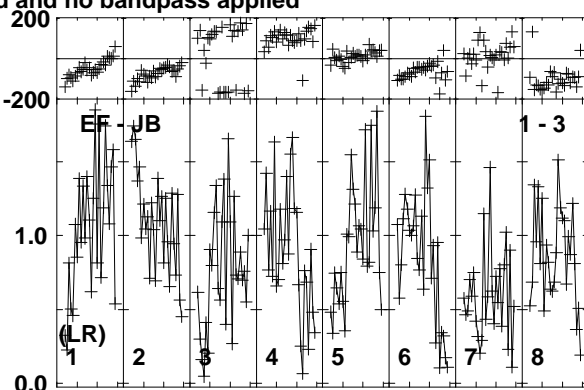
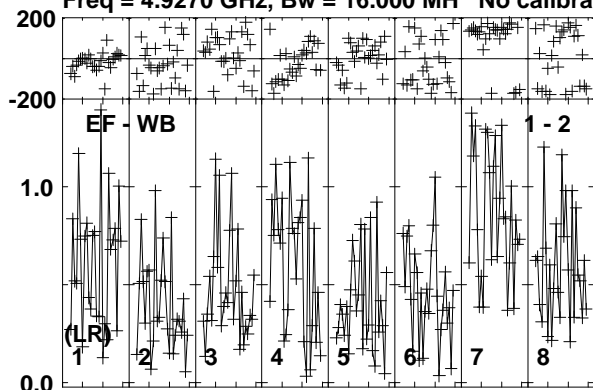


Lower frame: Micro Ampl Jy Top frame: Phas deg
Vector averaged cross-power spectrum Baseline: EF (01) - YS (14)
Timerange: 00/07:12:20 to 00/07:15:59

Plot file version 9 created 11-JUL-2014 16:49:17

J1549+5038 EP088D 2.UVDATA.1

Freq = 4.9270 GHz, Bw = 16.000 MH No calibration applied and no bandpass applied

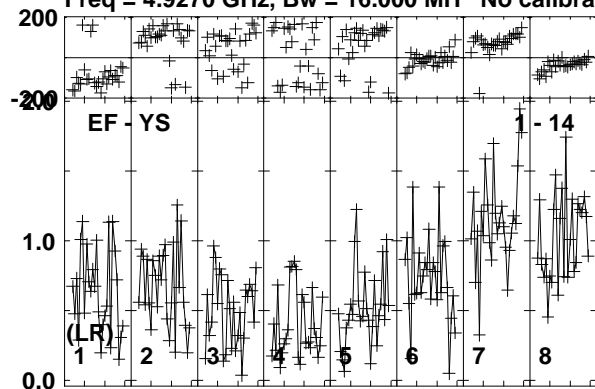


Lower frame: Milli Ampl Jy Top frame: Phas deg
Vector averaged cross-power spectrum Baseline: EF (01) - WB (02)
Timerange: 00/07:16:10 to 00/07:17:19

Plot file version 10 created 11-JUL-2014 16:49:17

J1549+5038 EP088D 2.UVDATA.1

Freq = 4.9270 GHz, Bw = 16.000 MH No calibration applied and no bandpass applied

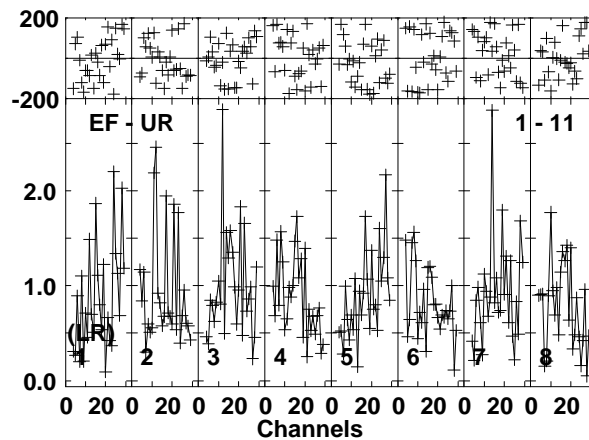
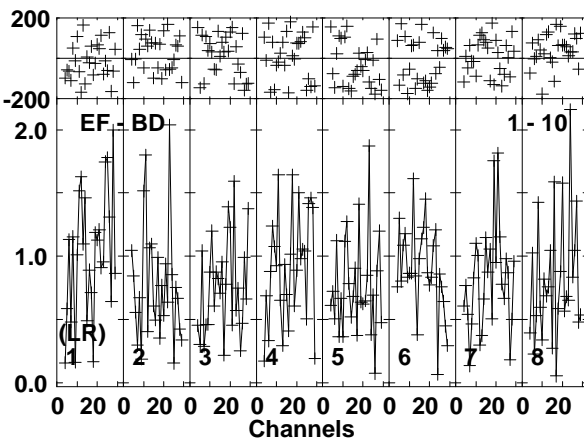
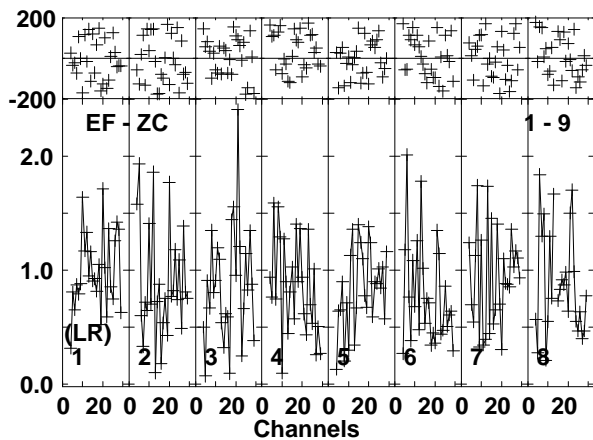
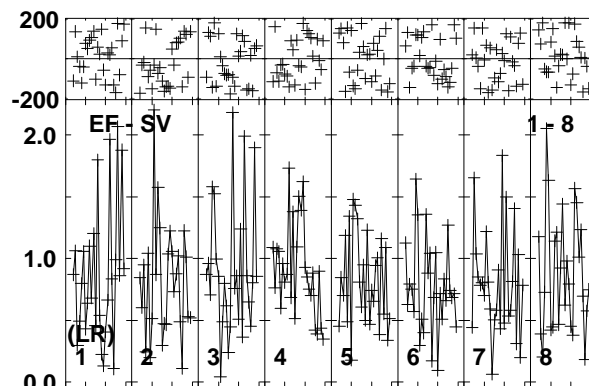
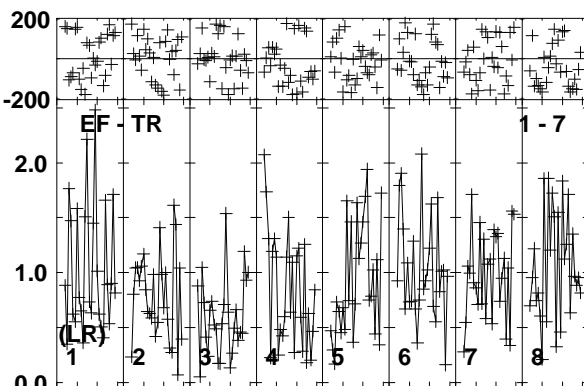
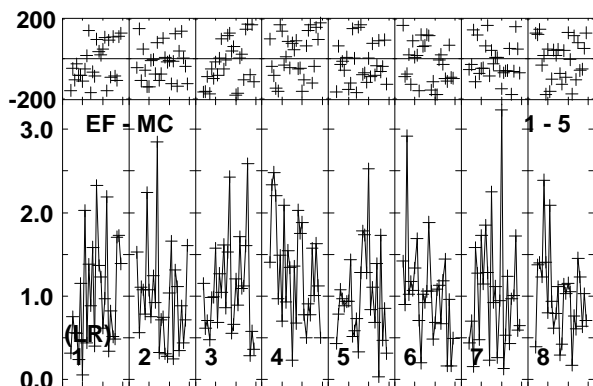
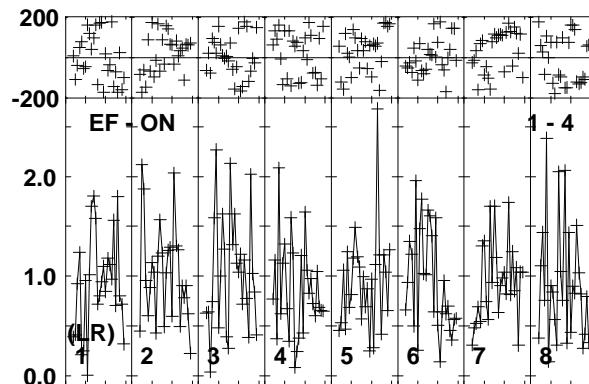
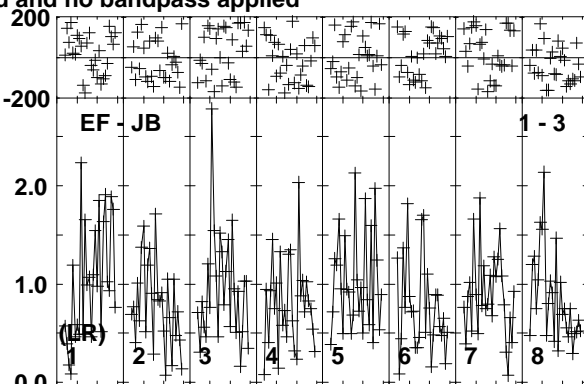
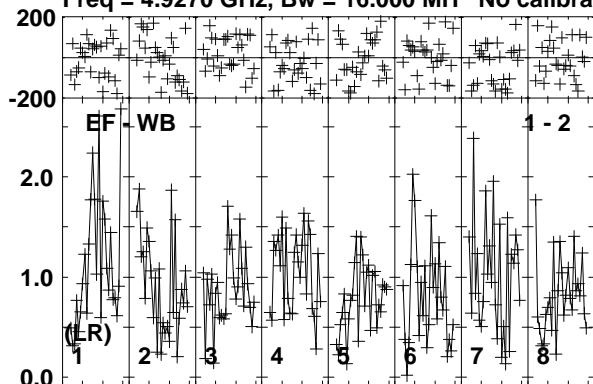


Lower frame: Milli Ampl Jy Top frame: Phas deg
Vector averaged cross-power spectrum Baseline: EF (01) - YS (14)
Timerange: 00/07:16:10 to 00/07:17:19

Plot file version 11 created 11-JUL-2014 16:49:18

NGC6090A EP088D 2.UVDATA.1

Freq = 4.9270 GHz, Bw = 16.000 MH No calibration applied and no bandpass applied

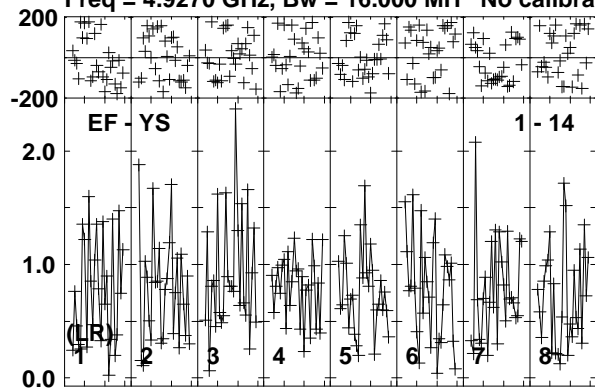


Lower frame: Milli Ampl Jy Top frame: Phas deg
Vector averaged cross-power spectrum Baseline: EF (01) - WB (02)
Timerange: 00/07:23:00 to 00/07:26:40

Plot file version 12 created 11-JUL-2014 16:49:19

NGC6090A EP088D 2.UVDATA.1

Freq = 4.9270 GHz, Bw = 16.000 MH No calibration applied and no bandpass applied

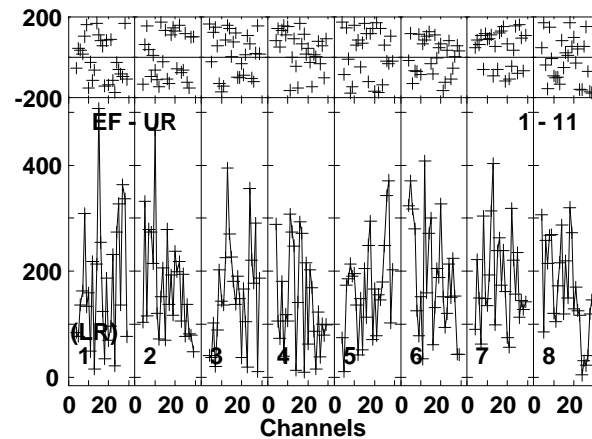
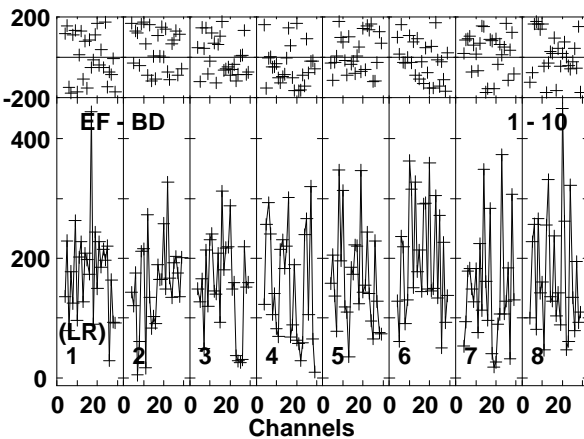
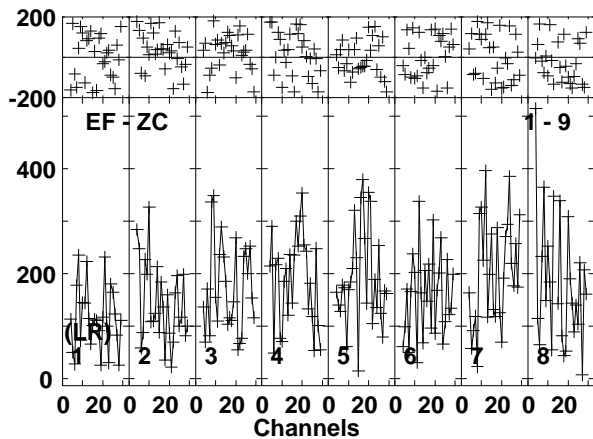
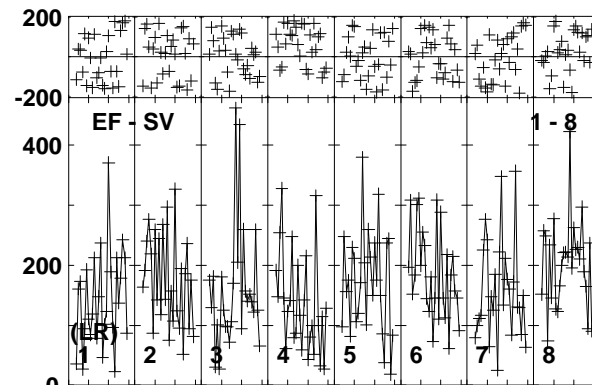
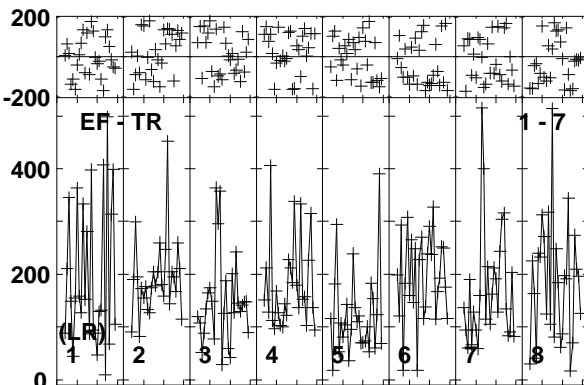
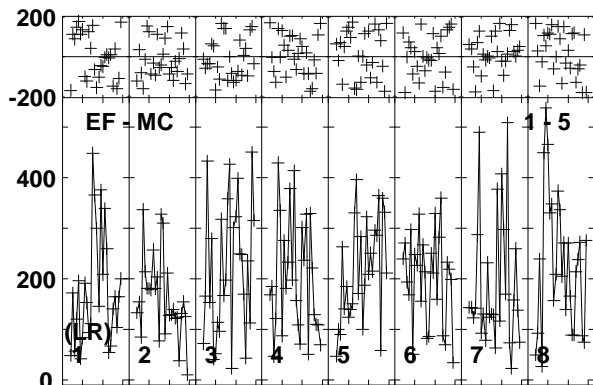
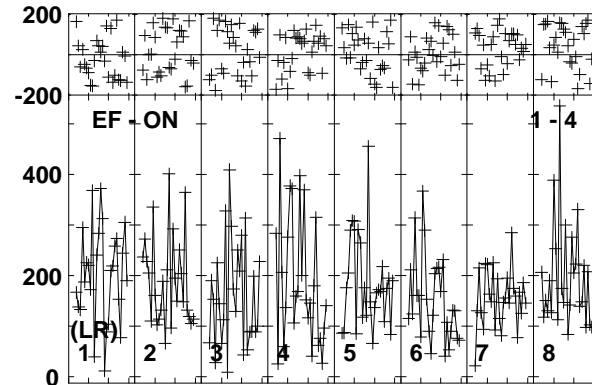
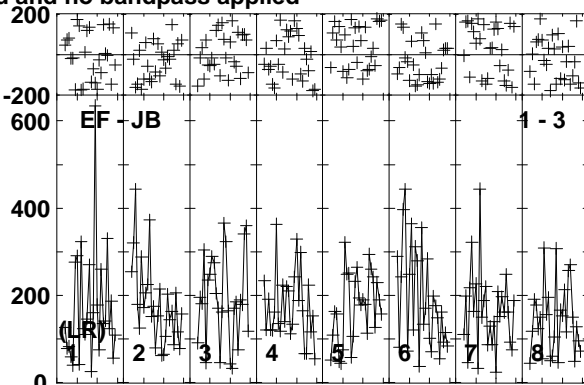
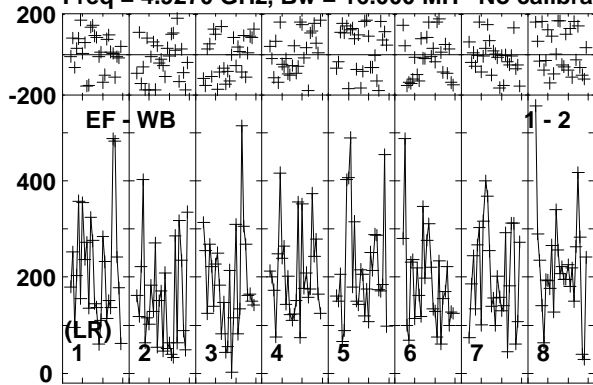


Lower frame: Milli Ampl Jy Top frame: Phas deg
Vector averaged cross-power spectrum Baseline: EF (01) - YS (14)
Timerange: 00/07:23:00 to 00/07:26:40

Plot file version 13 created 11-JUL-2014 16:49:20

NGC6090A EP088D 2.UVDATA.1

Freq = 4.9270 GHz, Bw = 16.000 MH No calibration applied and no bandpass applied

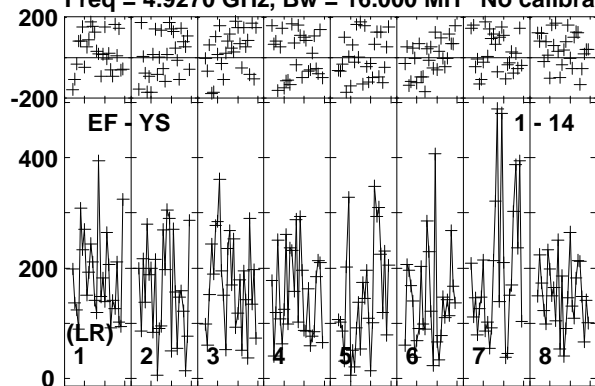


Lower frame: Micro Ampl Jy Top frame: Phas deg
Vector averaged cross-power spectrum Baseline: EF (01) - WB (02)
Timerange: 00/07:33:41 to 00/07:37:20

Plot file version 14 created 11-JUL-2014 16:49:20

NGC6090A EP088D 2.UVDATA.1

Freq = 4.9270 GHz, Bw = 16.000 MH No calibration applied and no bandpass applied

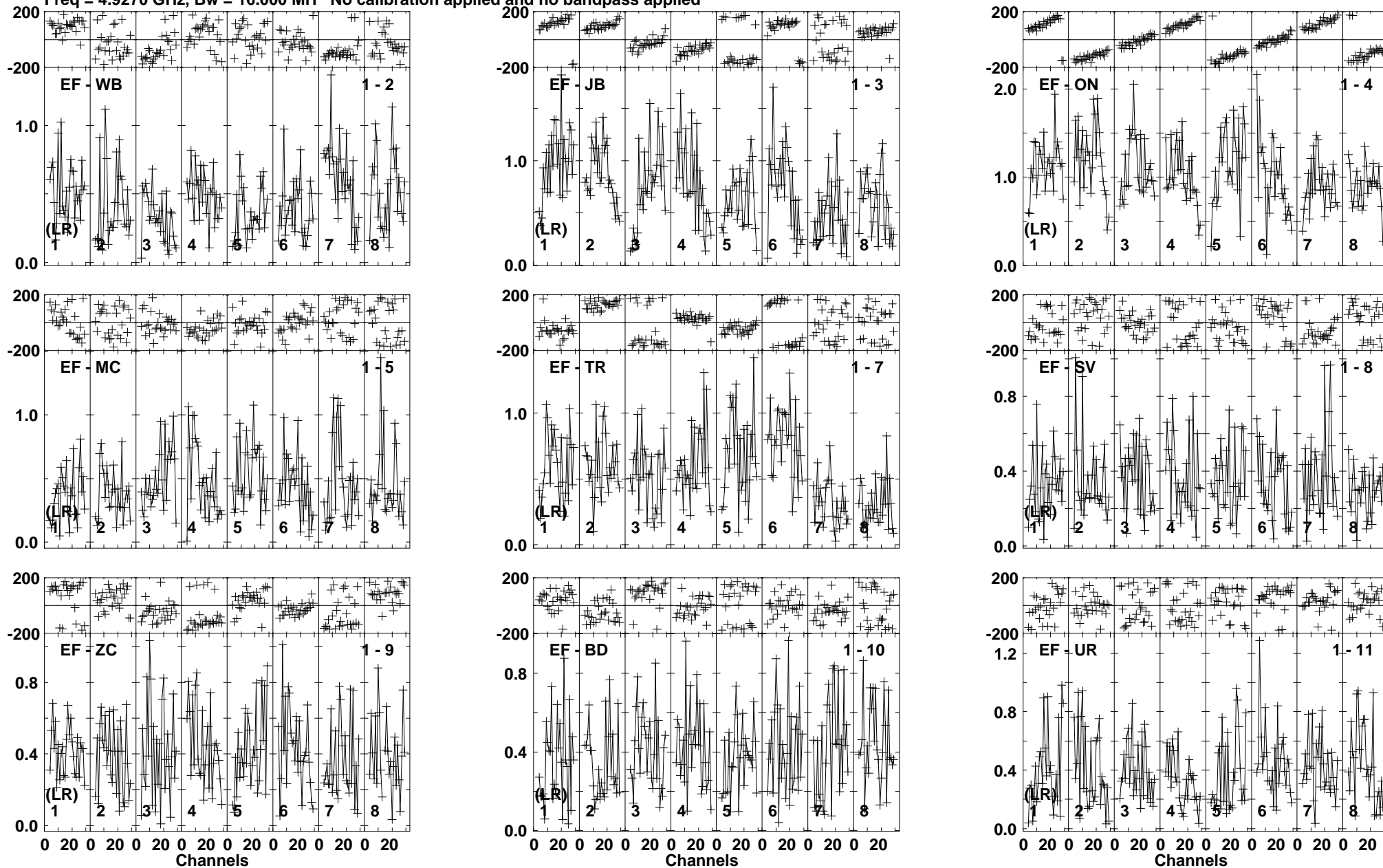


Lower frame: Micro Ampl Jy Top frame: Phas deg
Vector averaged cross-power spectrum Baseline: EF (01) - YS (14)
Timerange: 00/07:33:41 to 00/07:37:20

Plot file version 15 created 11-JUL-2014 16:49:20

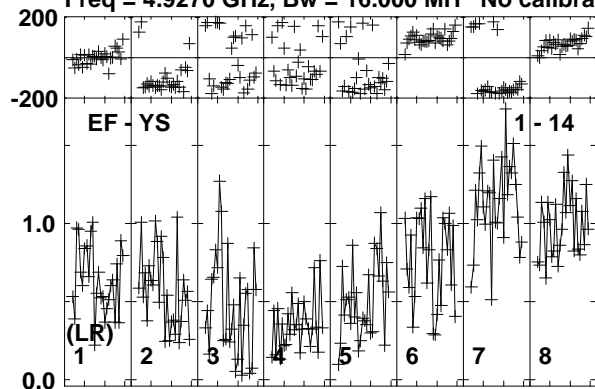
J1549+5038 EP088D 2.UVDATA.1

Freq = 4.9270 GHz, Bw = 16.000 MH No calibration applied and no bandpass applied



Lower frame: Milli Ampl Jy Top frame: Phas deg
Vector averaged cross-power spectrum Baseline: EF (01) - WB (02)
Timerange: 00/07:37:31 to 00/07:38:40

Plot file version 16 created 11-JUL-2014 16:49:20
J1549+5038 EP088D 2.UVDATA.1
Freq = 4.9270 GHz, Bw = 16.000 MH No calibration applied and no bandpass applied

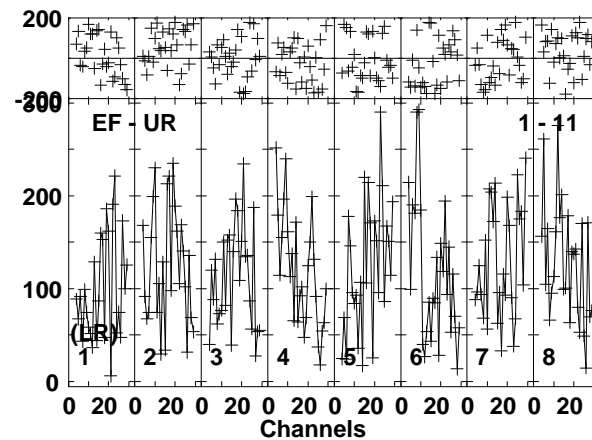
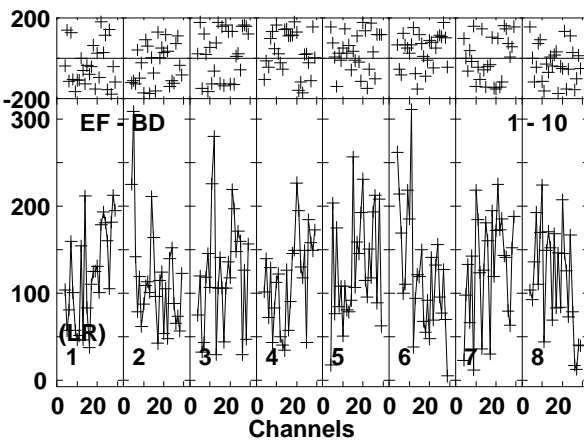
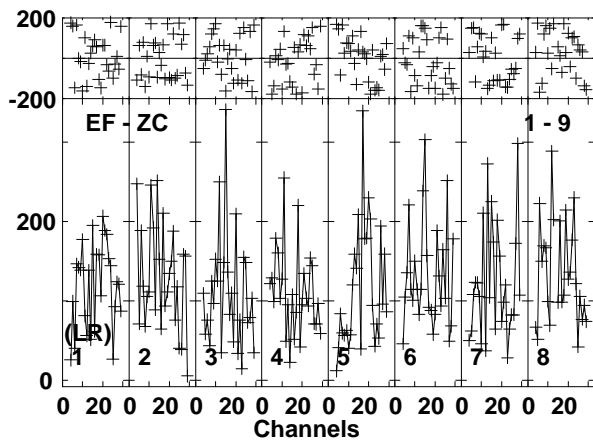
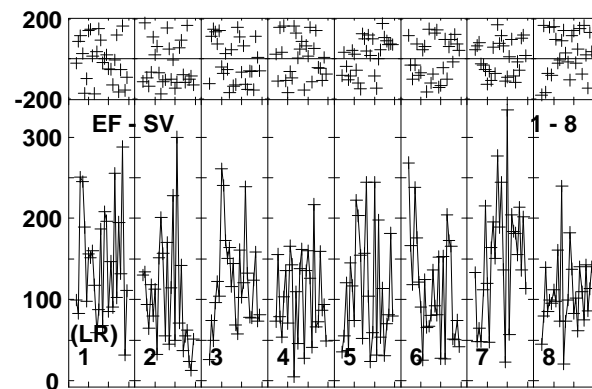
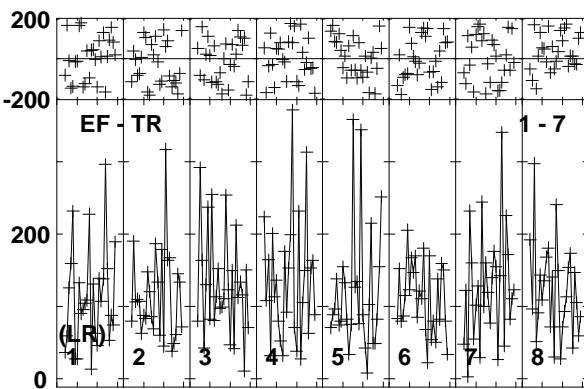
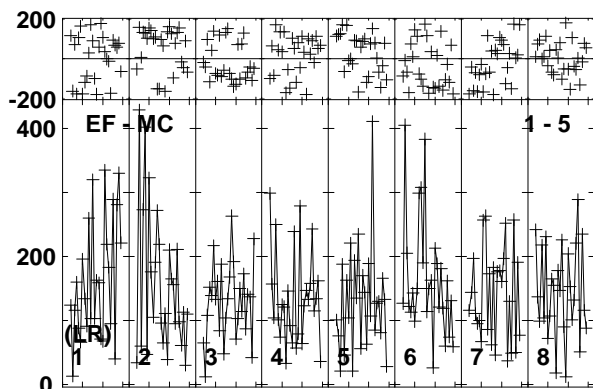
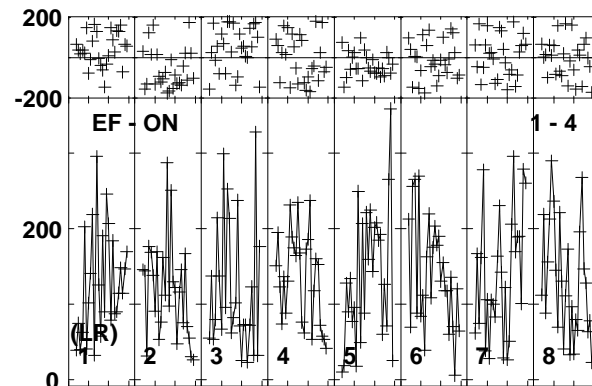
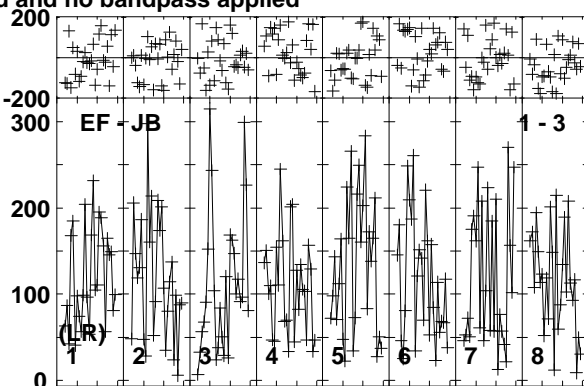
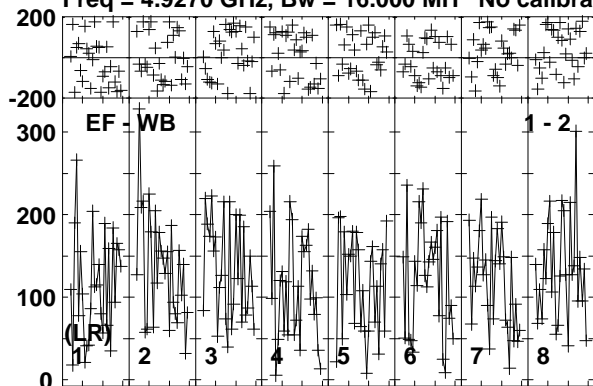


Lower frame: Milli Ampl Jy Top frame: Phas deg
Vector averaged cross-power spectrum Baseline: EF (01) - YS (14)
Timerange: 00/07:37:31 to 00/07:38:40

Plot file version 17 created 11-JUL-2014 16:49:20

NGC6090A EP088D 2.UVDATA.1

Freq = 4.9270 GHz, Bw = 16.000 MH No calibration applied and no bandpass applied

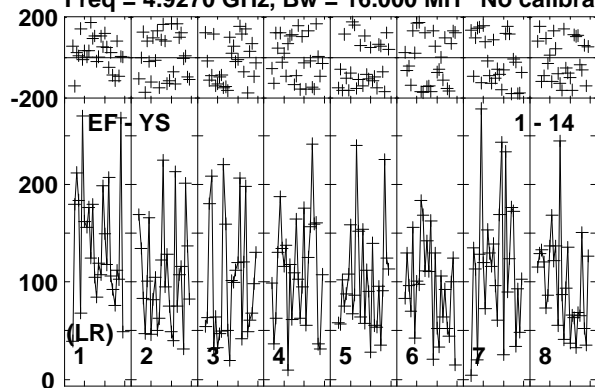


Lower frame: Micro Ampl Jy Top frame: Phas deg
Vector averaged cross-power spectrum Baseline: EF (01) - WB (02)
Timerange: 00/07:38:51 to 00/07:42:20

Plot file version 18 created 11-JUL-2014 16:49:21

NGC6090A EP088D 2.UVDATA.1

Freq = 4.9270 GHz, Bw = 16.000 MH No calibration applied and no bandpass applied

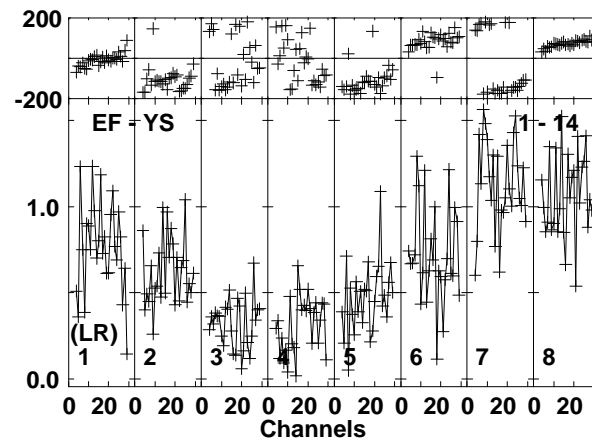
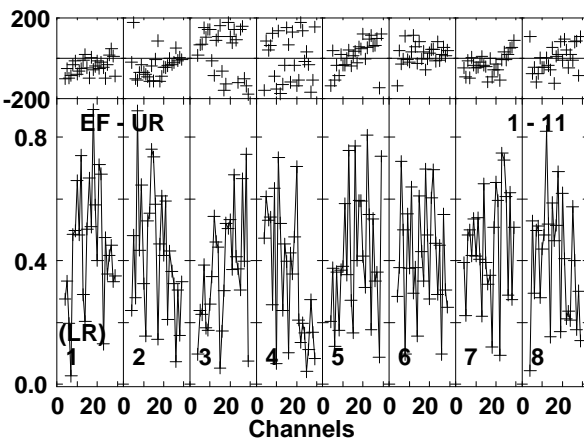
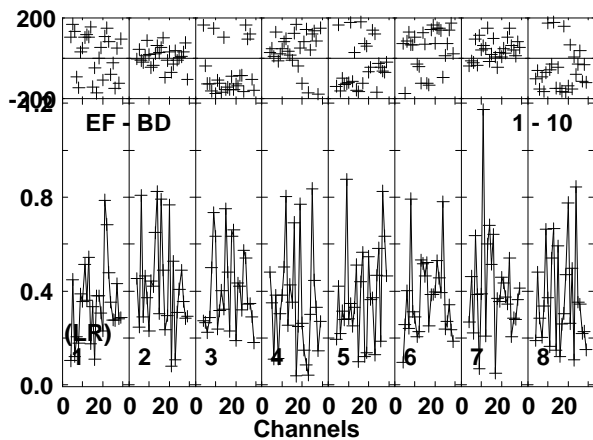
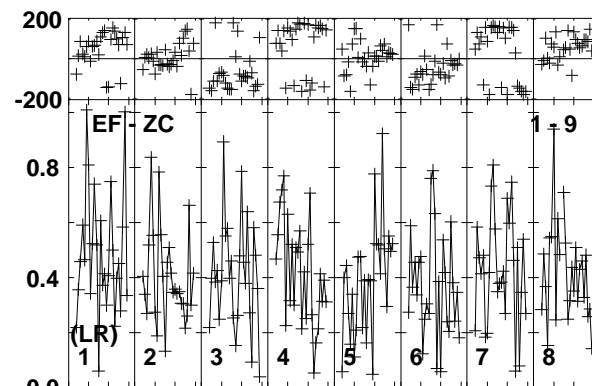
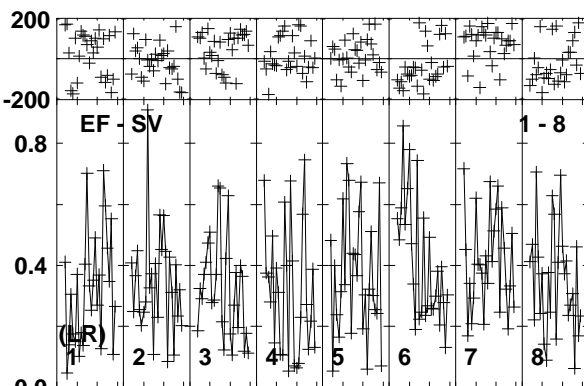
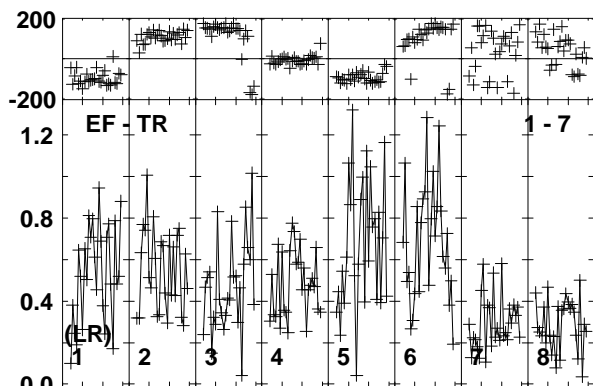
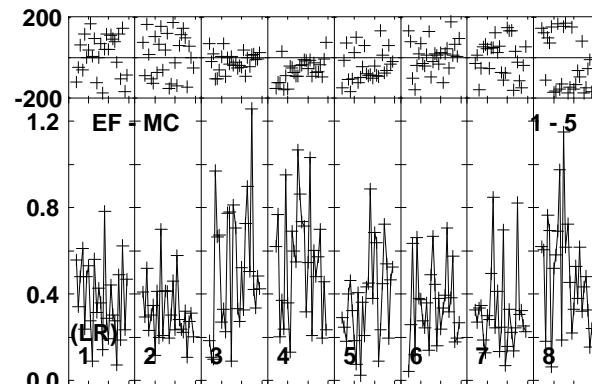
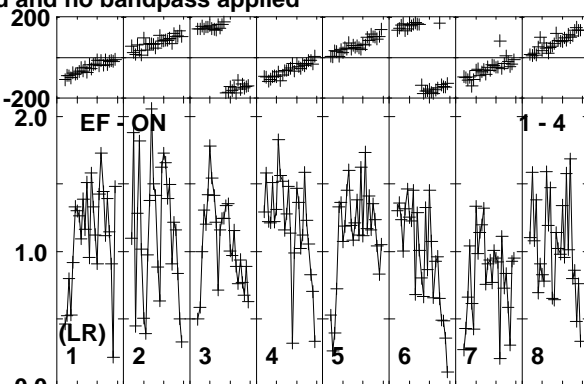
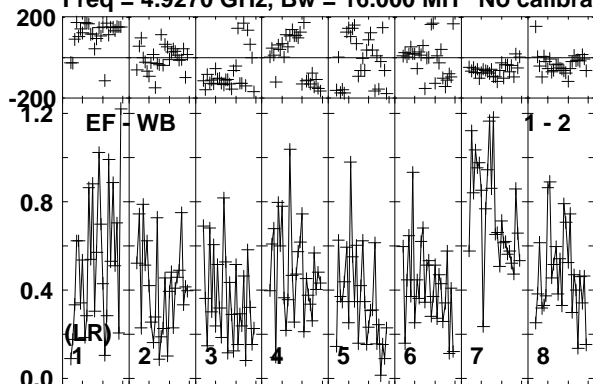


Lower frame: Micro Ampl Jy Top frame: Phas deg
Vector averaged cross-power spectrum Baseline: EF (01) - YS (14)
Timerange: 00/07:38:51 to 00/07:42:20

Plot file version 19 created 11-JUL-2014 16:49:21

J1549+5038 EP088D 2.UVDATA.1

Freq = 4.9270 GHz, Bw = 16.000 MH No calibration applied and no bandpass applied




Lower frame: Milli Ampl Jy Top frame: Phas deg
Vector averaged cross-power spectrum Baseline: EF (01) - WB (02)
Timerange: 00/07:42:31 to 00/07:43:39

Plot file version 20 created 11-JUL-2014 16:49:21

NGC6090A EP088D 2.UVDATA.1

Freq = 4.9270 GHz, Bw = 16.000 MH No calibration applied and no bandpass applied

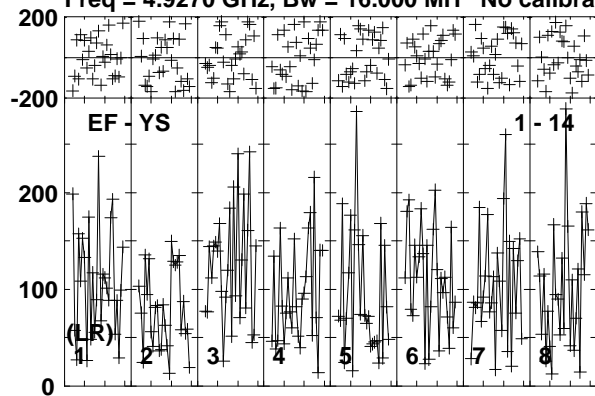


Lower frame: Micro Ampl Jy Top frame: Phas deg
Vector averaged cross-power spectrum Baseline: EF (01) - WB (02)
Timerange: 00/07:44:20 to 00/07:47:59

Plot file version 21 created 11-JUL-2014 16:49:22

NGC6090A EP088D 2.UVDATA.1

Freq = 4.9270 GHz, Bw = 16.000 MH No calibration applied and no bandpass applied

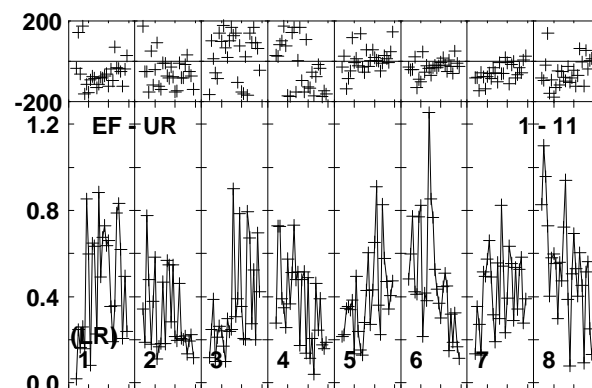
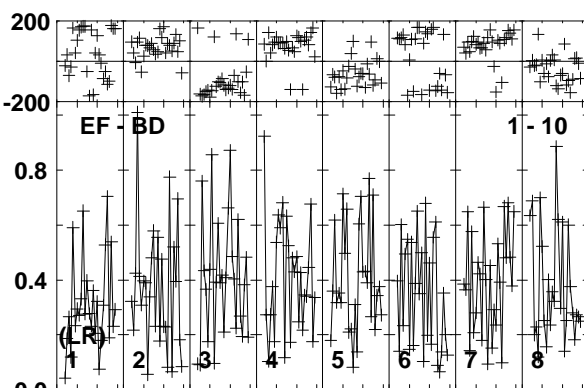
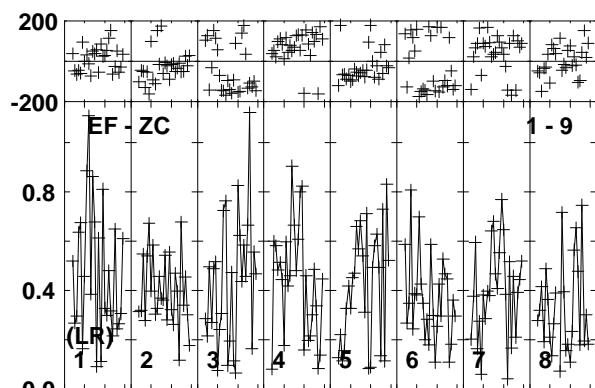
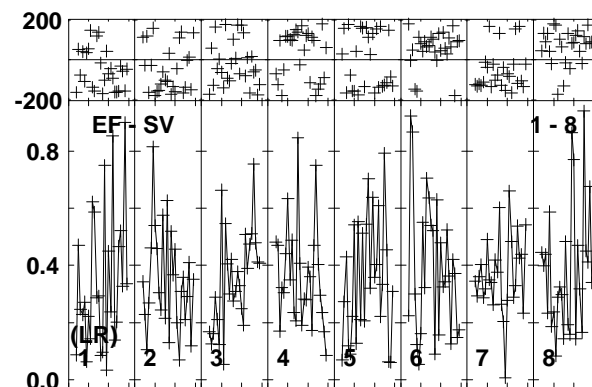
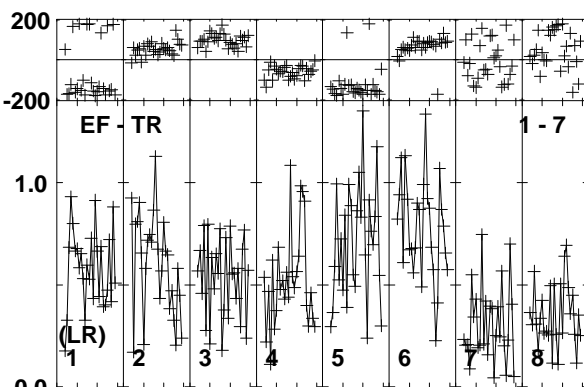
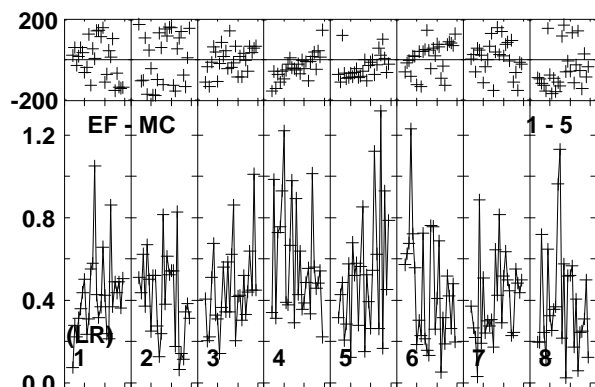
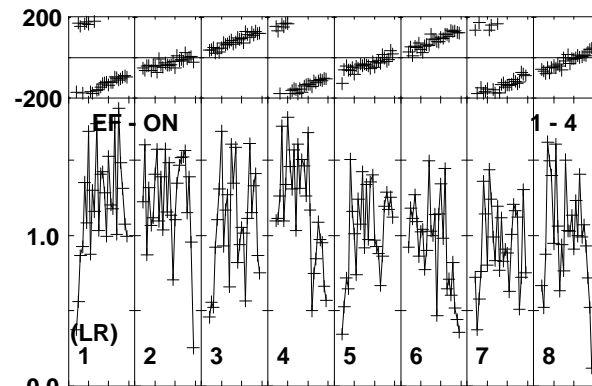
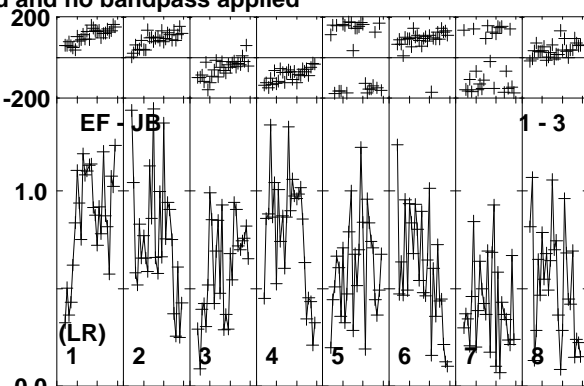
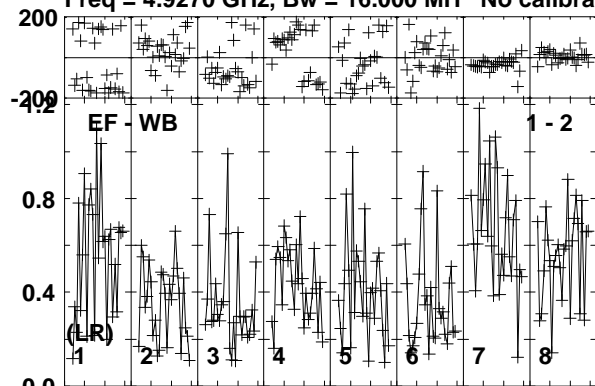


Lower frame: Micro Ampl Jy Top frame: Phas deg
Vector averaged cross-power spectrum Baseline: EF (01) - YS (14)
Timerange: 00/07:44:20 to 00/07:47:59

Plot file version 22 created 11-JUL-2014 16:49:22

J1549+5038 EP088D 2.UVDATA.1

Freq = 4.9270 GHz, Bw = 16.000 MH No calibration applied and no bandpass applied

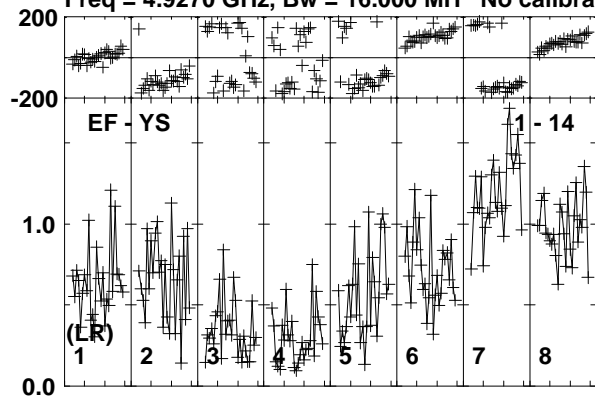


Lower frame: Milli Ampl Jy Top frame: Phas deg
Vector averaged cross-power spectrum Baseline: EF (01) - WB (02)
Timerange: 00/07:48:10 to 00/07:49:19

Plot file version 23 created 11-JUL-2014 16:49:22

J1549+5038 EP088D 2.UVDATA.1

Freq = 4.9270 GHz, Bw = 16.000 MH No calibration applied and no bandpass applied




Lower frame: Milli Ampl Jy Top frame: Phas deg
Vector averaged cross-power spectrum Baseline: EF (01) - YS (14)
Timerange: 00/07:48:10 to 00/07:49:19

Plot file version 24 created 11-JUL-2014 16:49:22

NGC6090A EP088D 2.UVDATA.1

Freq = 4.9270 GHz, Bw = 16.000 MH No calibration applied and no bandpass applied

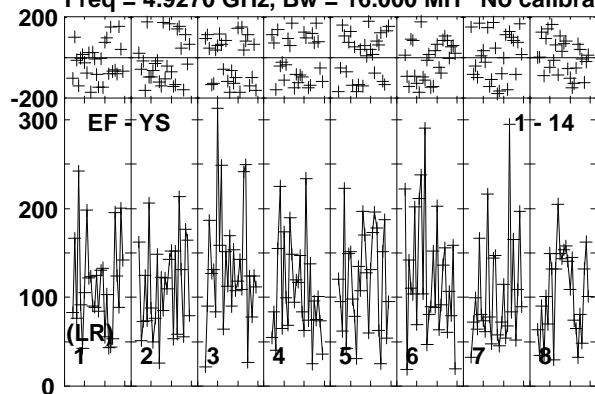


Lower frame: Micro Ampl Jy Top frame: Phas deg
Vector averaged cross-power spectrum Baseline: EF (01) - WB (02)
Timerange: 00/07:49:31 to 00/07:53:00

Plot file version 25 created 11-JUL-2014 16:49:22

NGC6090A EP088D 2.UVDATA.1

Freq = 4.9270 GHz, Bw = 16.000 MH No calibration applied and no bandpass applied

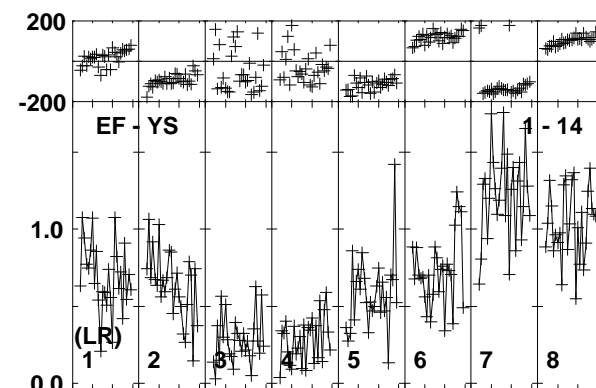
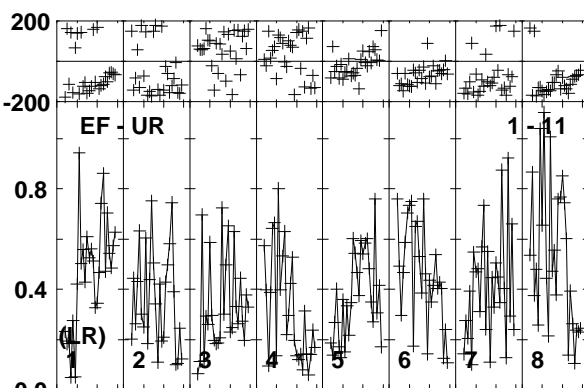
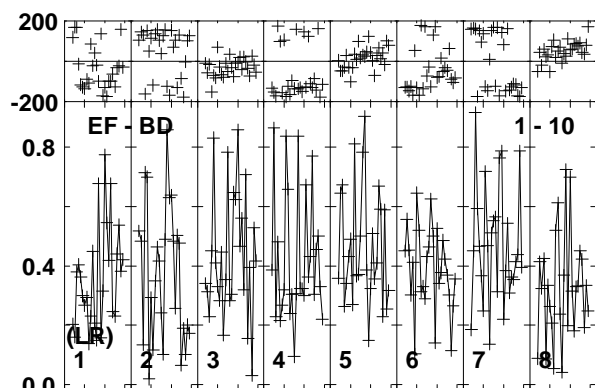
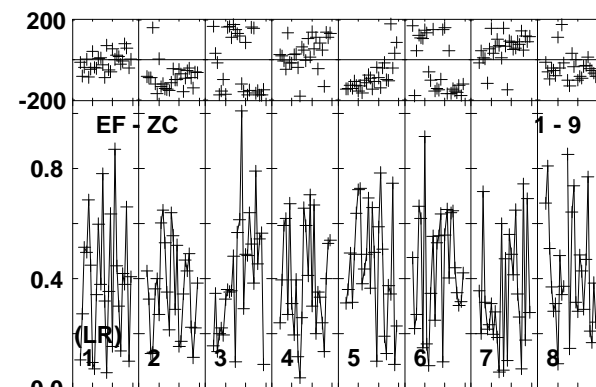
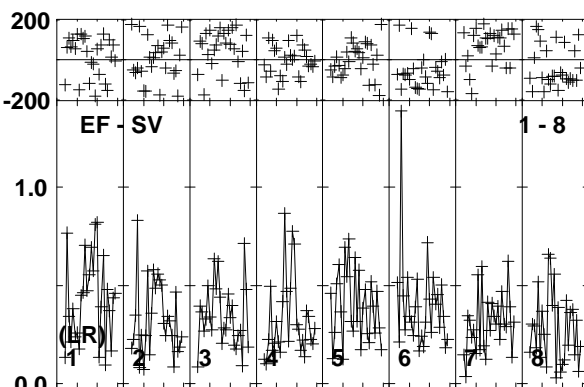
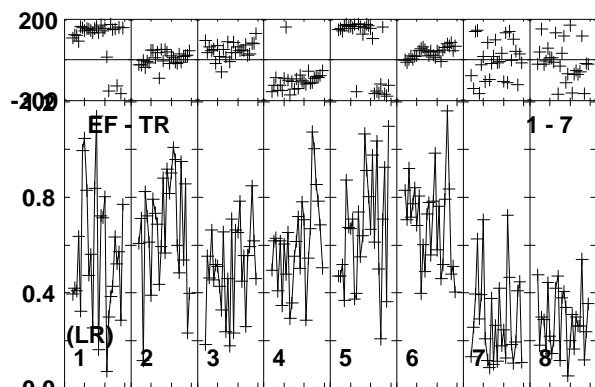
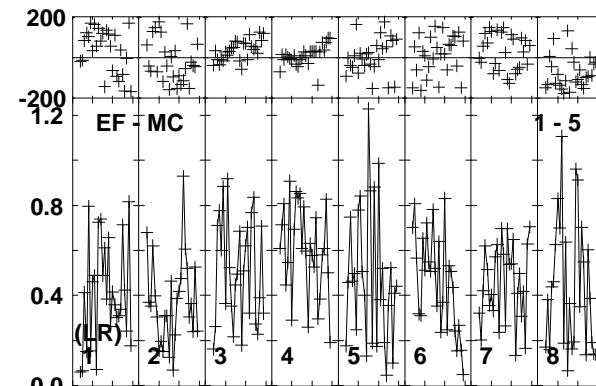
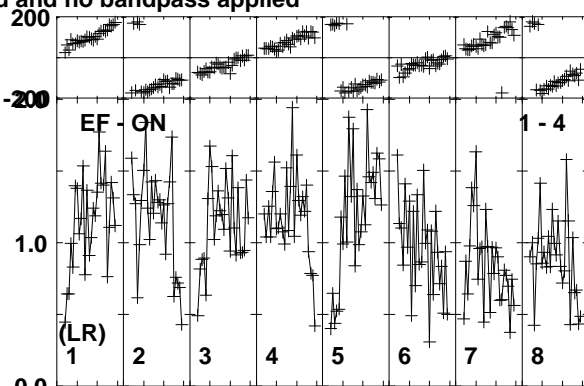
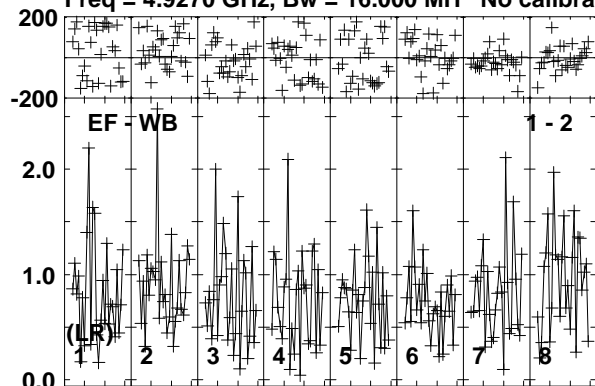


Lower frame: Micro Ampl Jy Top frame: Phas deg
Vector averaged cross-power spectrum Baseline: EF (01) - YS (14)
Timerange: 00/07:49:31 to 00/07:53:00

Plot file version 26 created 11-JUL-2014 16:49:22

J1549+5038 EP088D 2.UVDATA.1

Freq = 4.9270 GHz, Bw = 16.000 MH No calibration applied and no bandpass applied

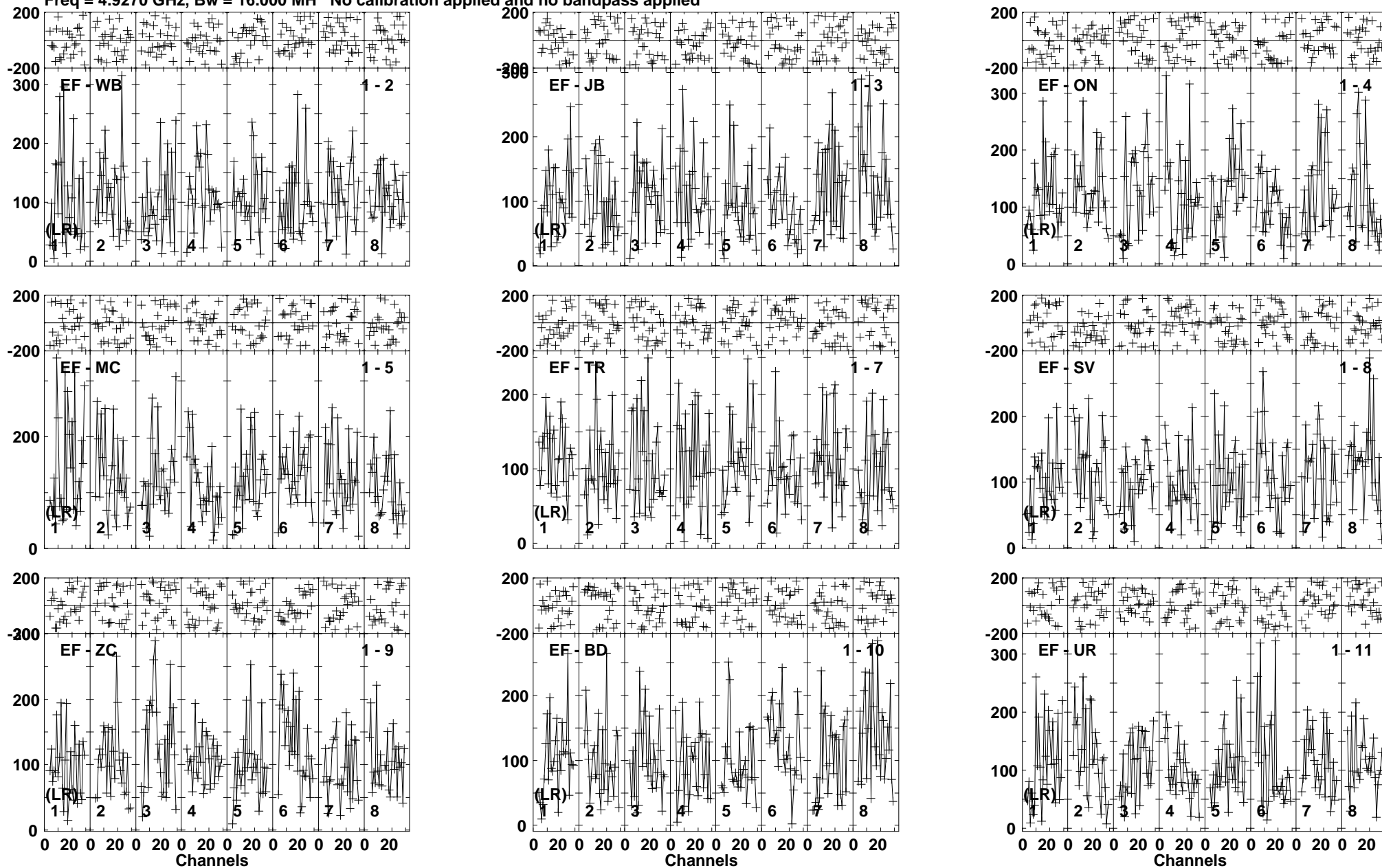


Lower frame: Milli Ampl Jy Top frame: Phas deg
Vector averaged cross-power spectrum Baseline: EF (01) - WB (02)
Timerange: 00/07:53:11 to 00/07:54:20

Plot file version 27 created 11-JUL-2014 16:49:23

NGC6090A EP088D 2.UVDATA.1

Freq = 4.9270 GHz, Bw = 16.000 MH No calibration applied and no bandpass applied

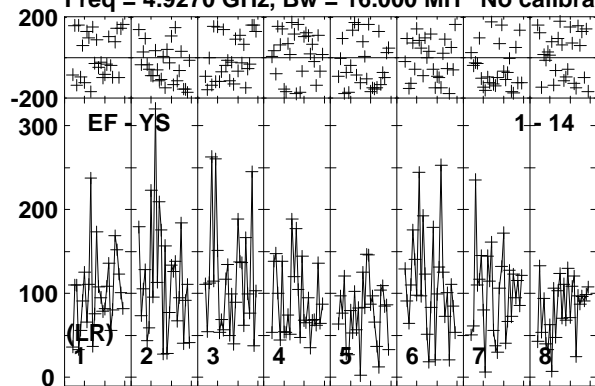


Lower frame: Micro Ampl Jy Top frame: Phas deg
Vector averaged cross-power spectrum Baseline: EF (01) - WB (02)
Timerange: 00/07:55:00 to 00/07:58:40

Plot file version 28 created 11-JUL-2014 16:49:23

NGC6090A EP088D 2.UVDATA.1

Freq = 4.9270 GHz, Bw = 16.000 MH No calibration applied and no bandpass applied

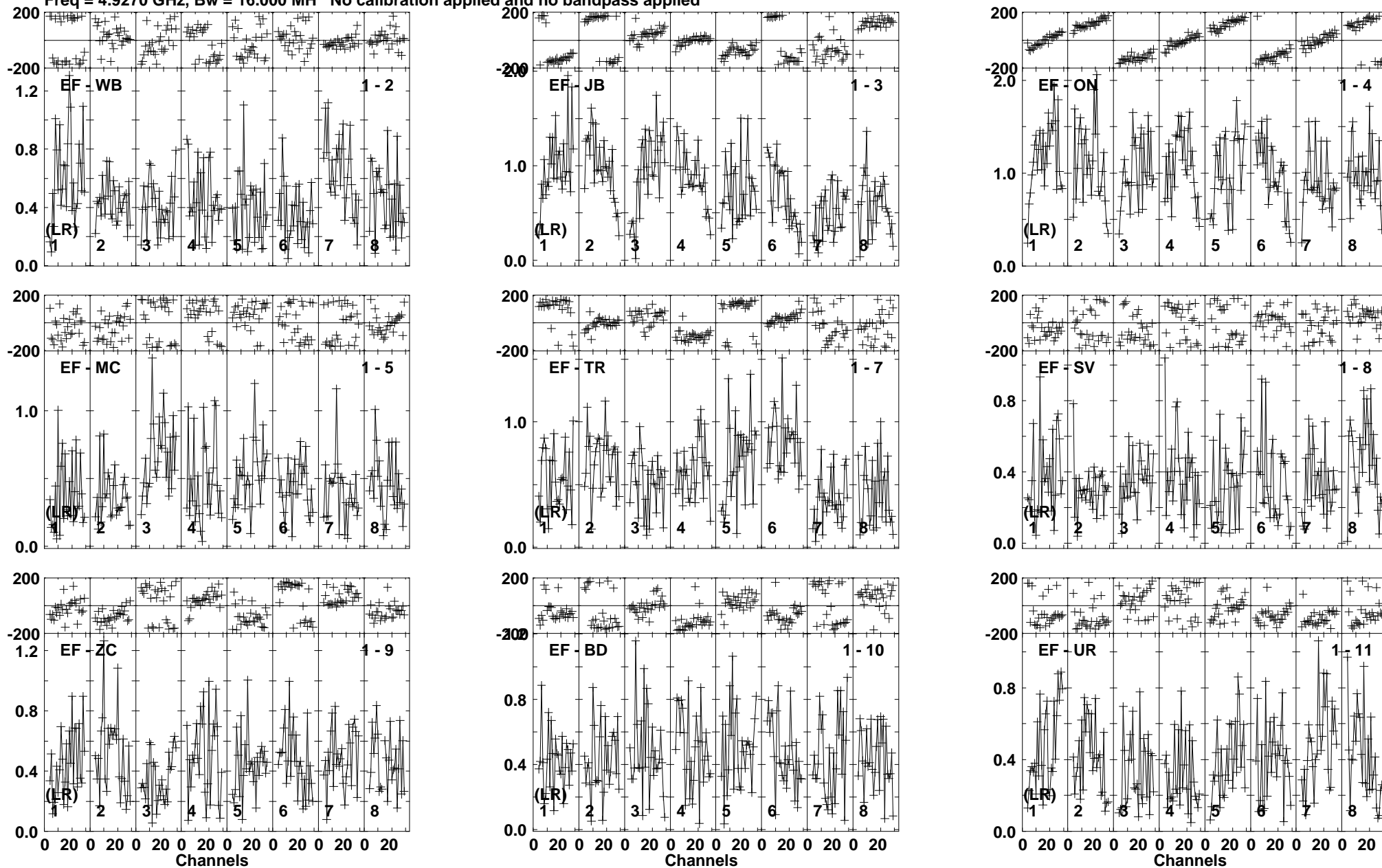


Lower frame: Micro Ampl Jy Top frame: Phas deg
Vector averaged cross-power spectrum Baseline: EF (01) - YS (14)
Timerange: 00/07:55:00 to 00/07:58:40

Plot file version 29 created 11-JUL-2014 16:49:23

J1549+5038 EP088D 2.UVDATA.1

Freq = 4.9270 GHz, Bw = 16.000 MH No calibration applied and no bandpass applied

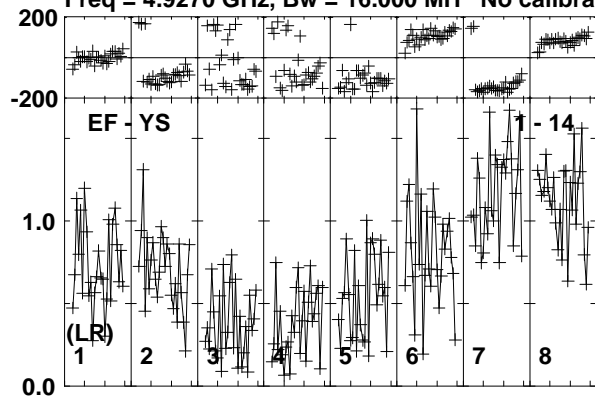


Lower frame: Milli Ampl Jy Top frame: Phas deg
Vector averaged cross-power spectrum Baseline: EF (01) - WB (02)
Timerange: 00/07:58:51 to 00/07:59:59

Plot file version 30 created 11-JUL-2014 16:49:23

J1549+5038 EP088D 2.UVDATA.1

Freq = 4.9270 GHz, Bw = 16.000 MH No calibration applied and no bandpass applied

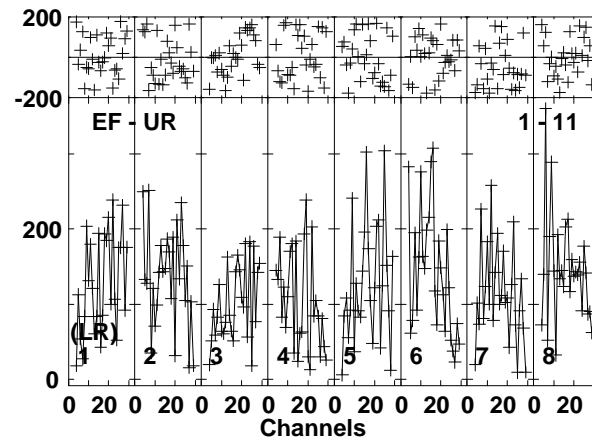
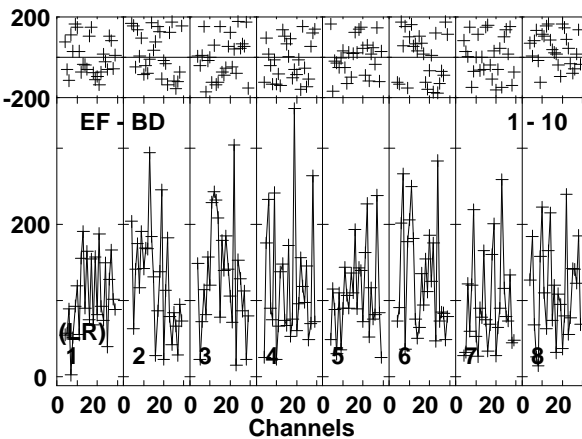
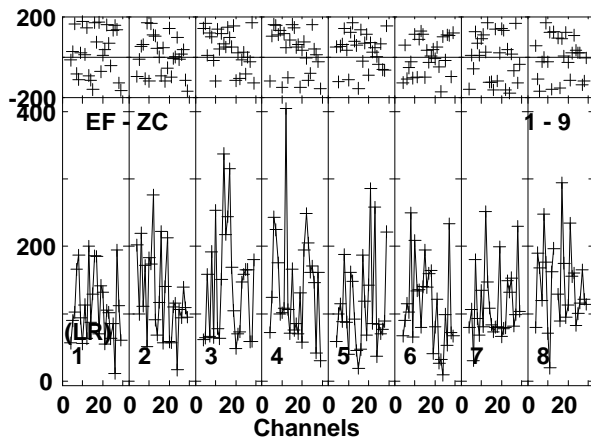
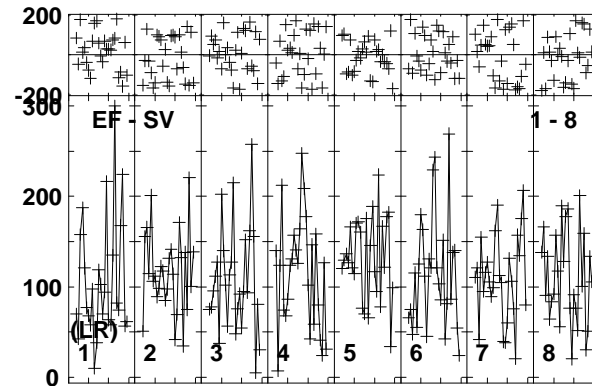
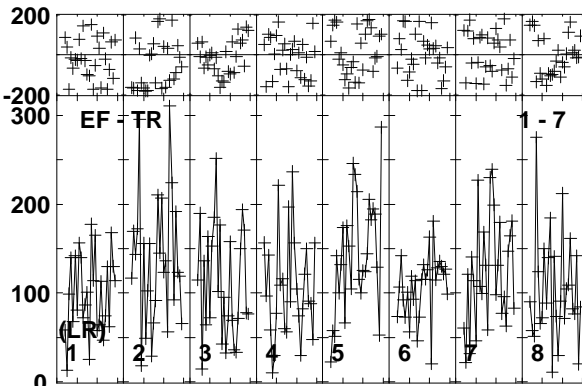
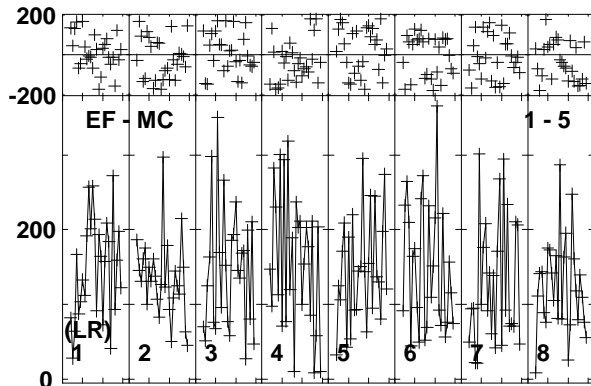
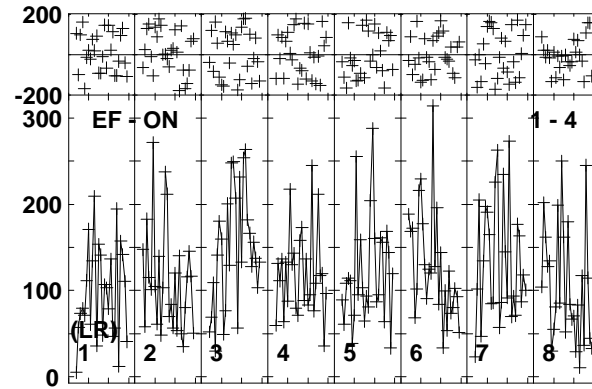
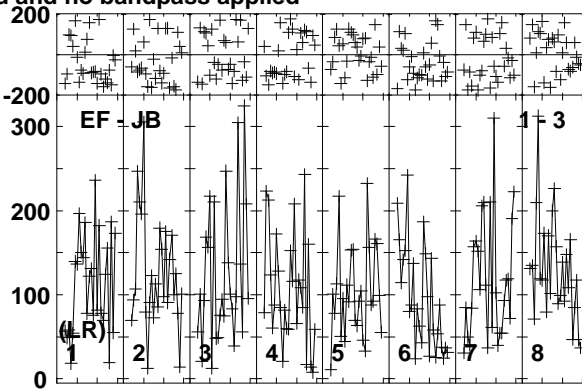
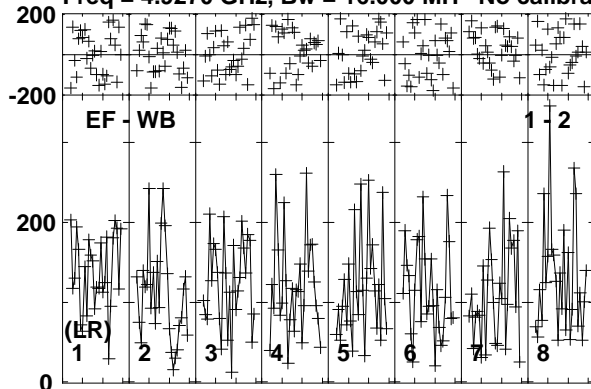


Lower frame: Milli Ampl Jy Top frame: Phas deg
Vector averaged cross-power spectrum Baseline: EF (01) - YS (14)
Timerange: 00/07:58:51 to 00/07:59:59

Plot file version 31 created 11-JUL-2014 16:49:23

NGC6090A EP088D 2.UVDATA.1

Freq = 4.9270 GHz, Bw = 16.000 MH No calibration applied and no bandpass applied

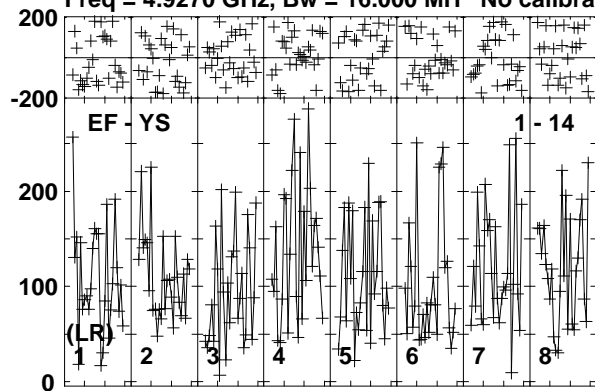


Lower frame: Micro Ampl Jy Top frame: Phas deg
Vector averaged cross-power spectrum Baseline: EF (01) - WB (02)
Timerange: 00/08:00:10 to 00/08:03:39

Plot file version 32 created 11-JUL-2014 16:49:24

NGC6090A EP088D 2.UVDATA.1

Freq = 4.9270 GHz, Bw = 16.000 MH No calibration applied and no bandpass applied

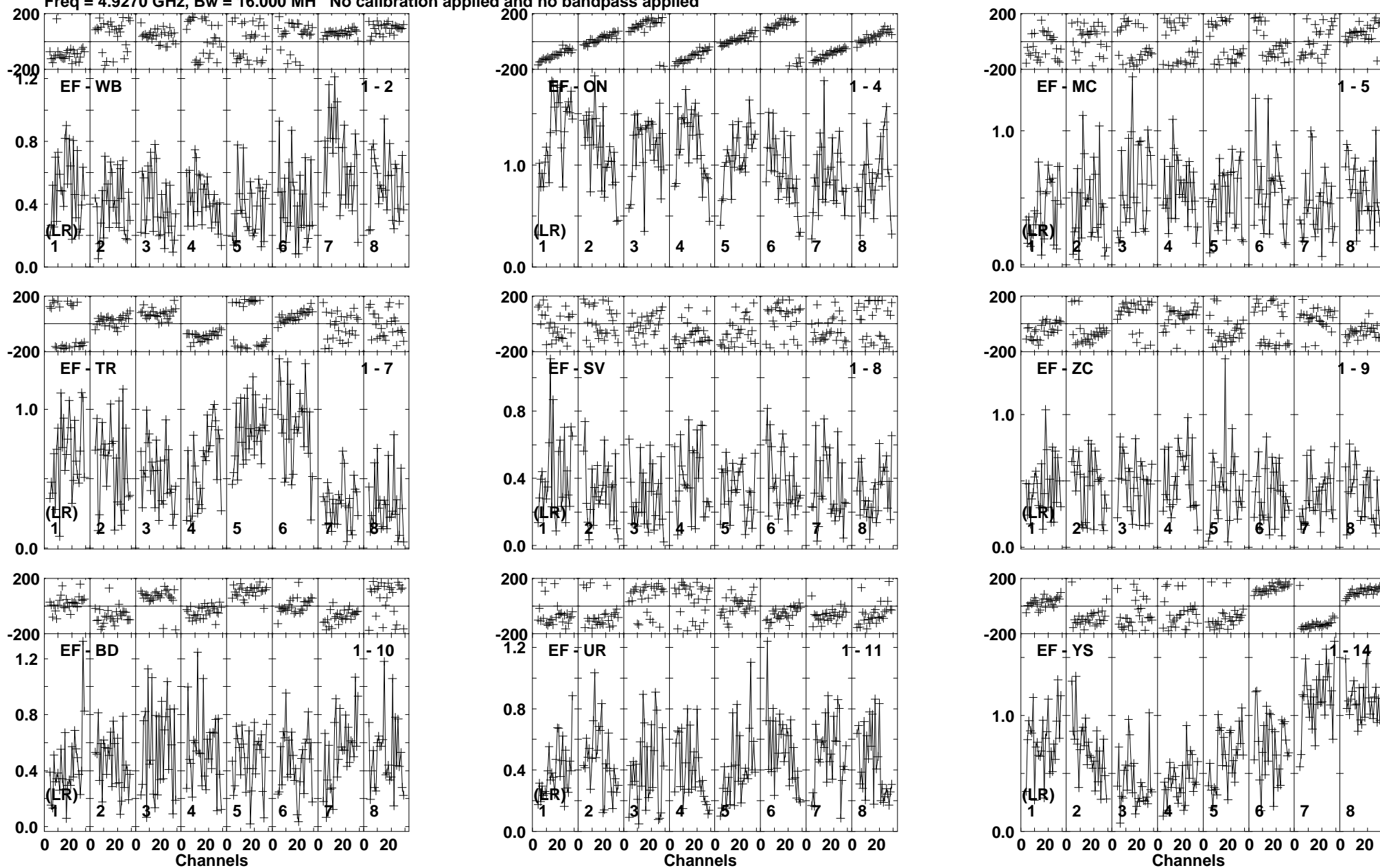


Lower frame: Micro Ampl Jy Top frame: Phas deg
Vector averaged cross-power spectrum Baseline: EF (01) - YS (14)
Timerange: 00/08:00:10 to 00/08:03:39

Plot file version 33 created 11-JUL-2014 16:49:24

J1549+5038 EP088D 2.UVDATA.1

Freq = 4.9270 GHz, Bw = 16.000 MH No calibration applied and no bandpass applied

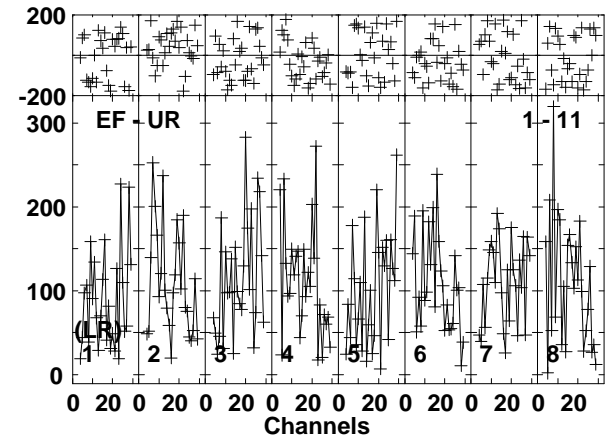
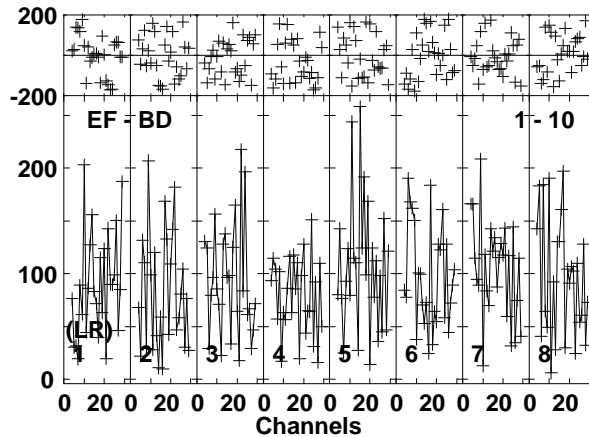
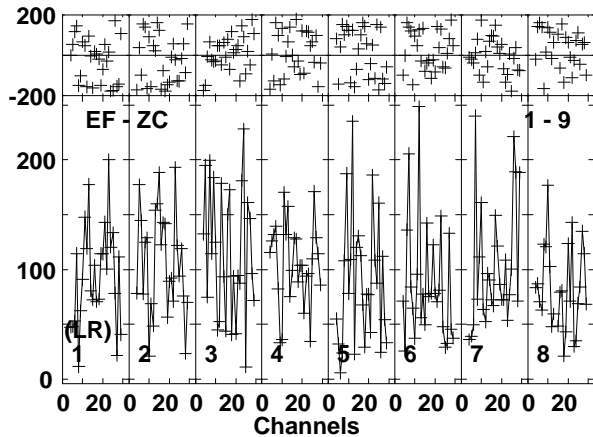
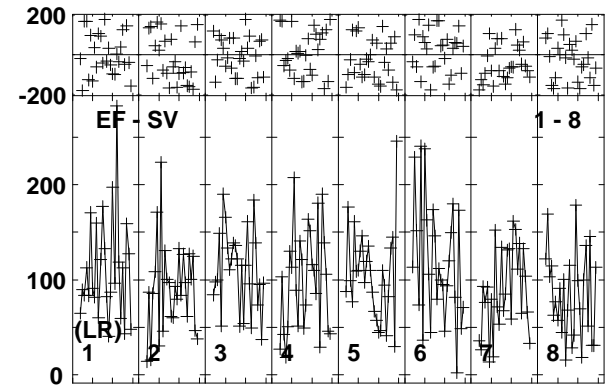
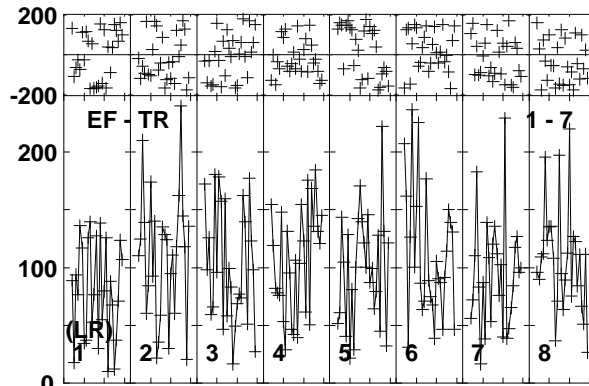
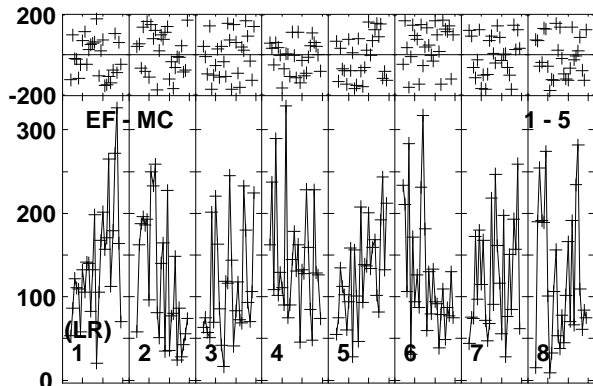
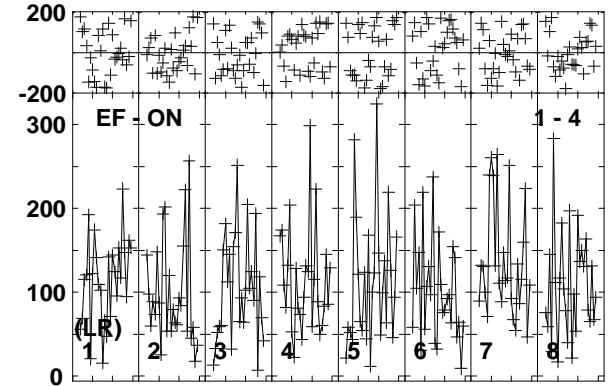
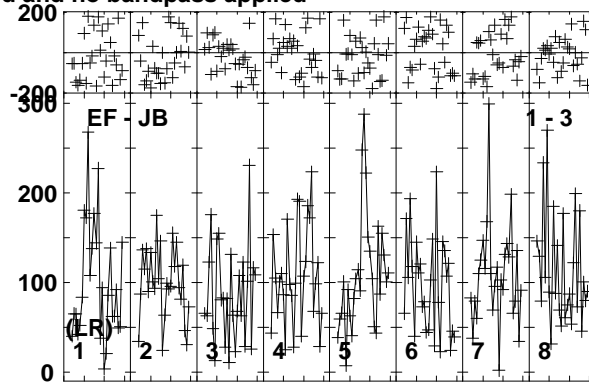
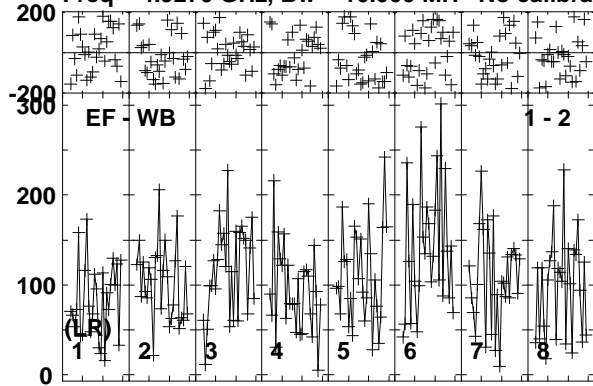


Lower frame: Milli Ampl Jy Top frame: Phas deg
Vector averaged cross-power spectrum Baseline: EF (01) - WB (02)
Timerange: 00/08:03:51 to 00/08:04:59

Plot file version 34 created 11-JUL-2014 16:49:24

NGC6090A EP088D 2.UVDATA.1

Freq = 4.9270 GHz, Bw = 16.000 MH No calibration applied and no bandpass applied

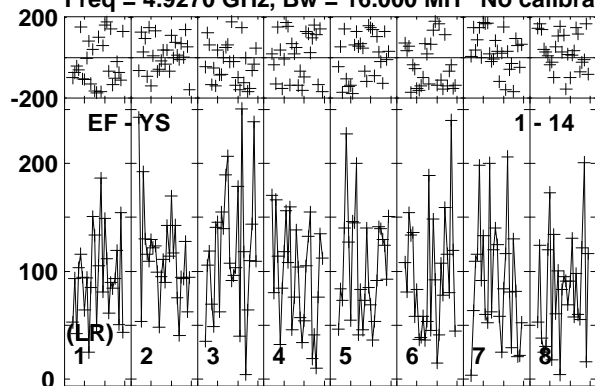


Lower frame: Micro Ampl Jy Top frame: Phas deg
Vector averaged cross-power spectrum Baseline: EF (01) - WB (02)
Timerange: 00/08:06:00 to 00/08:09:40

Plot file version 35 created 11-JUL-2014 16:49:25

NGC6090A EP088D 2.UVDATA.1

Freq = 4.9270 GHz, Bw = 16.000 MH No calibration applied and no bandpass applied

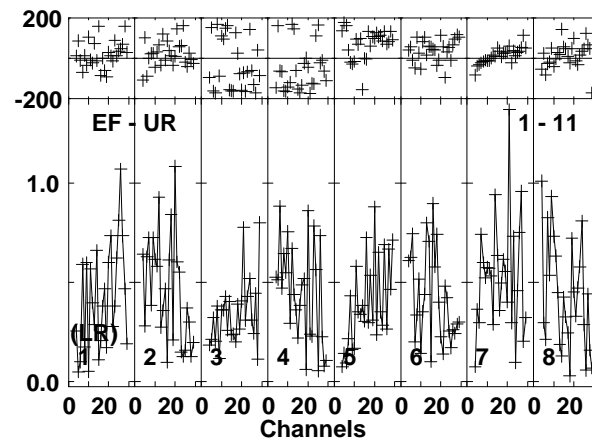
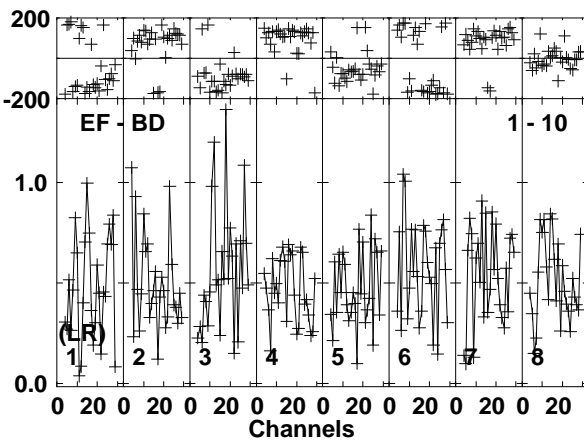
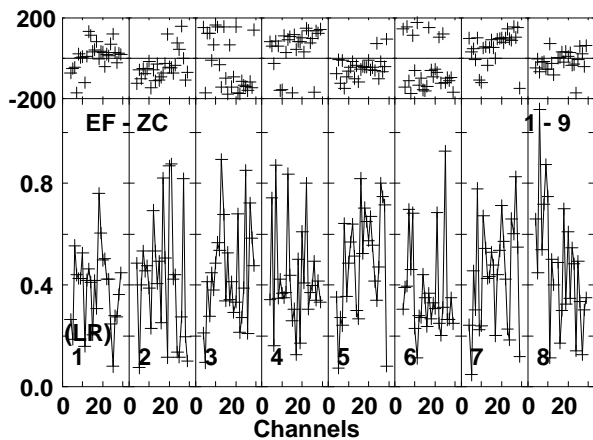
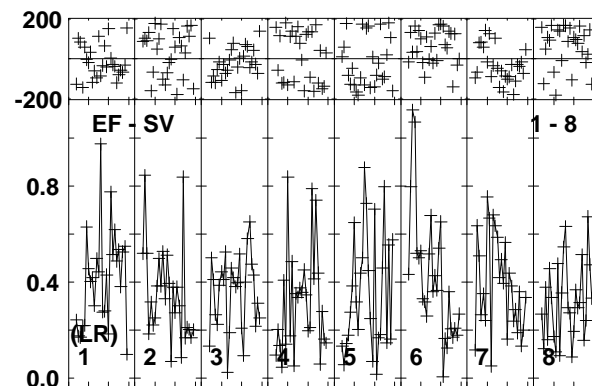
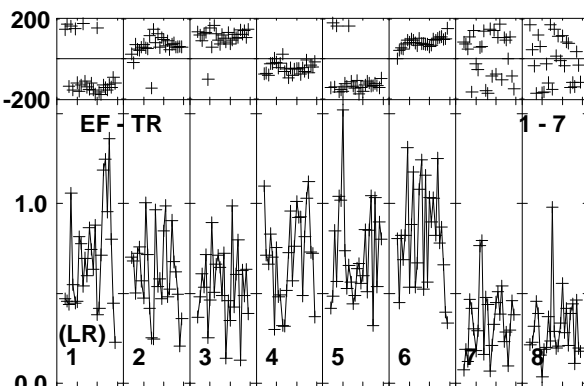
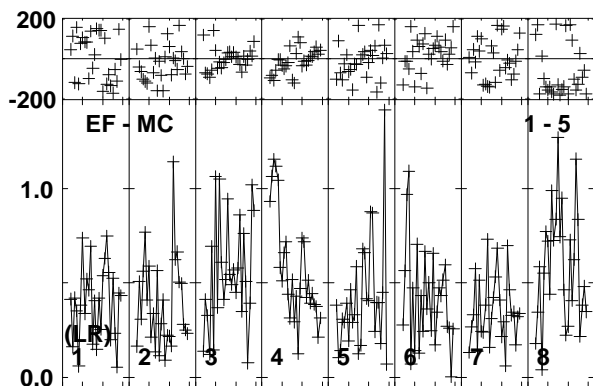
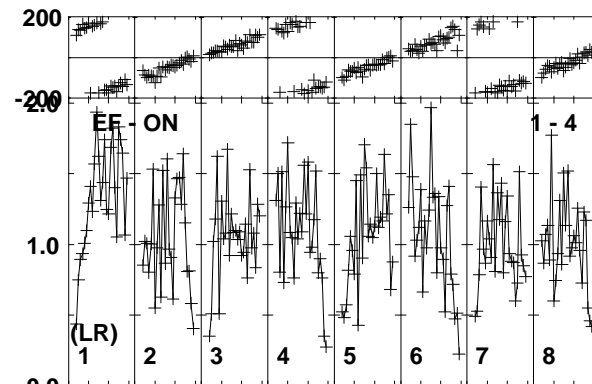
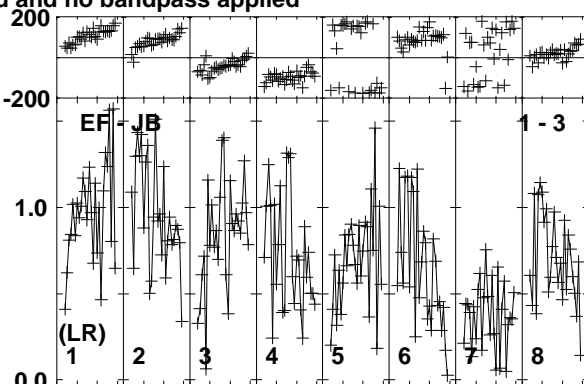
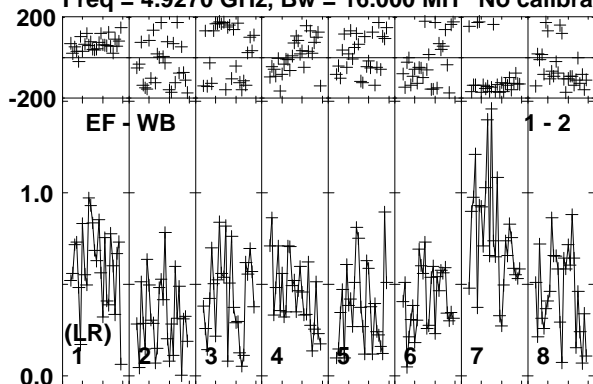


Lower frame: Micro Ampl Jy Top frame: Phas deg
Vector averaged cross-power spectrum Baseline: EF (01) - YS (14)
Timerange: 00/08:06:00 to 00/08:09:40

Plot file version 36 created 11-JUL-2014 16:49:25

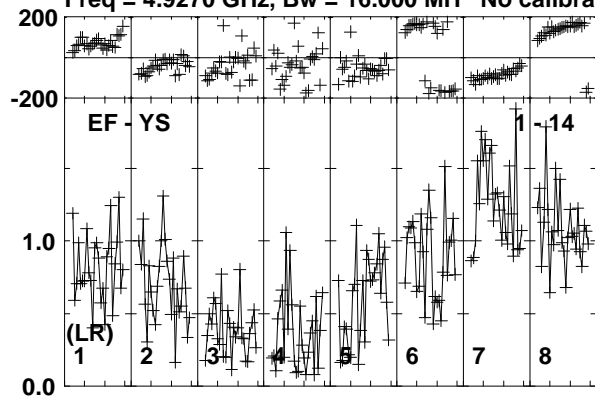
J1549+5038 EP088D 2.UVDATA.1

Freq = 4.9270 GHz, Bw = 16.000 MH No calibration applied and no bandpass applied



Lower frame: Milli Ampl Jy Top frame: Phas deg
Vector averaged cross-power spectrum Baseline: EF (01) - WB (02)
Timerange: 00/08:09:51 to 00/08:10:59

Plot file version 37 created 11-JUL-2014 16:49:25
J1549+5038 EP088D 2.UVDATA.1
Freq = 4.9270 GHz, Bw = 16.000 MH No calibration applied and no bandpass applied

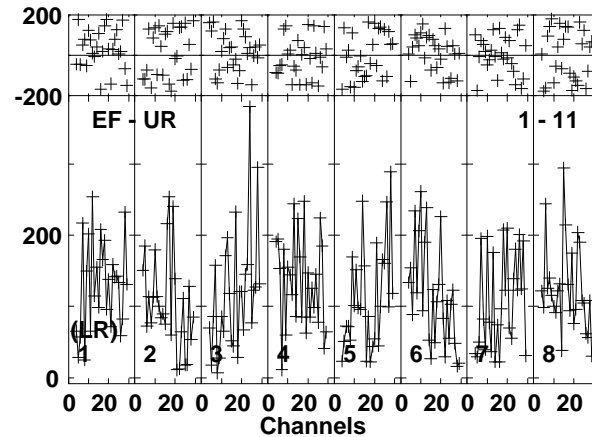
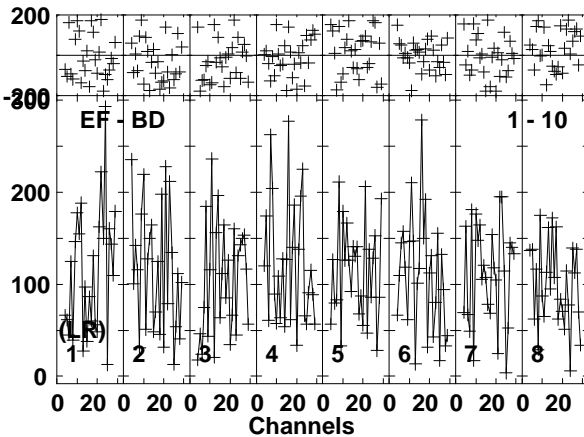
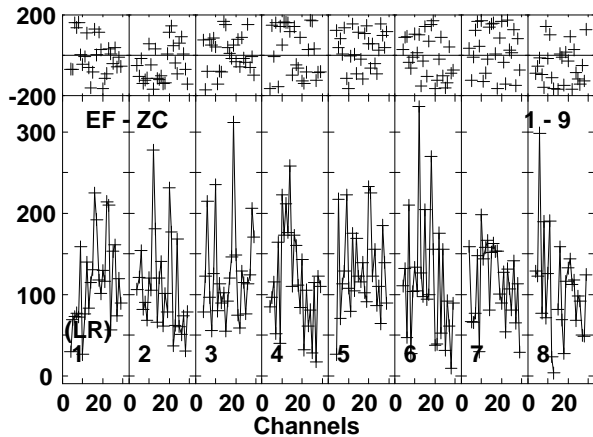
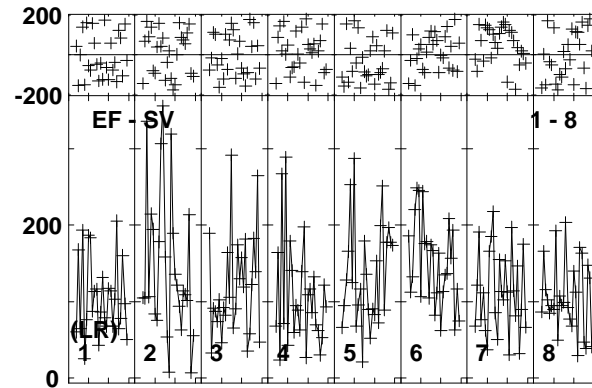
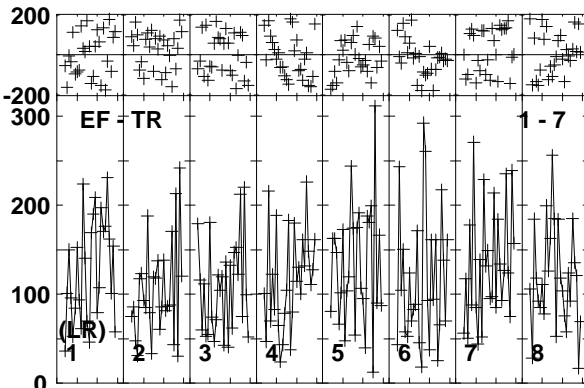
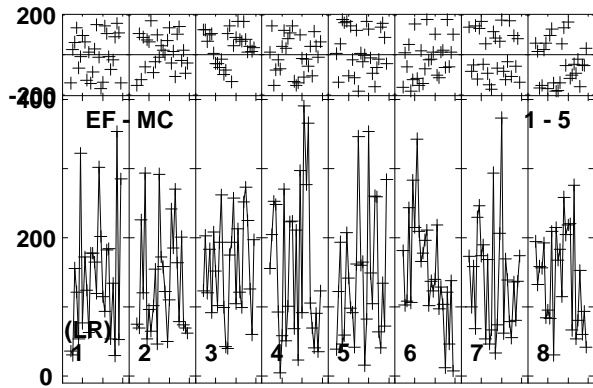
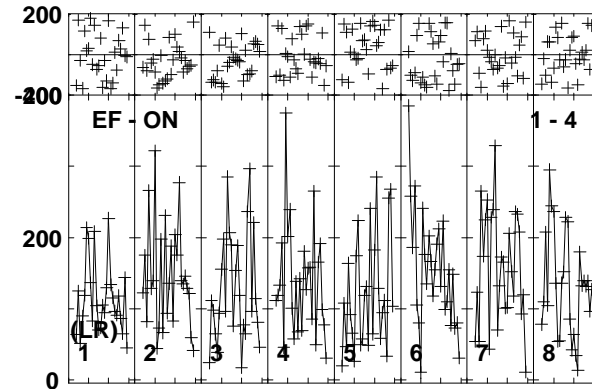
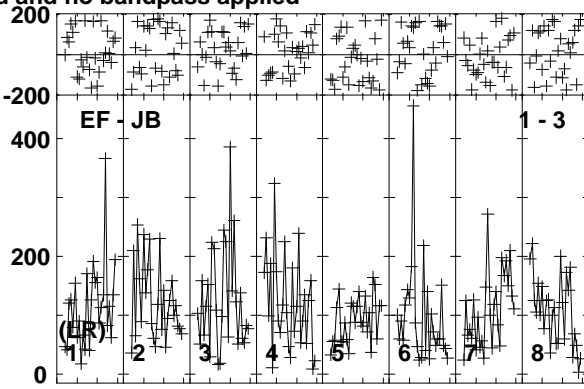
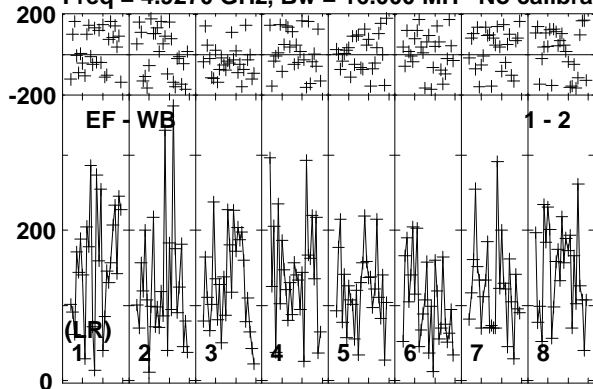


Lower frame: Milli Ampl Jy Top frame: Phas deg
Vector averaged cross-power spectrum Baseline: EF (01) - YS (14)
Timerange: 00/08:09:51 to 00/08:10:59

Plot file version 38 created 11-JUL-2014 16:49:25

NGC6090A EP088D 2.UVDATA.1

Freq = 4.9270 GHz, Bw = 16.000 MH No calibration applied and no bandpass applied

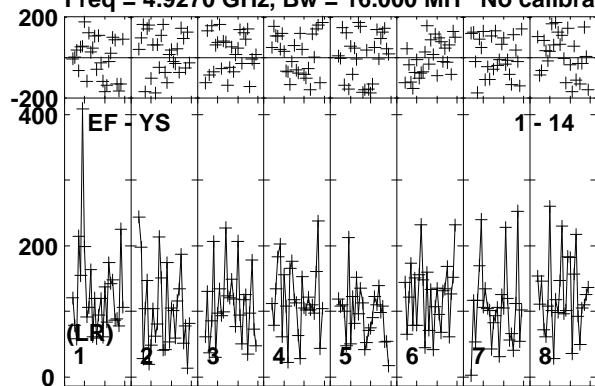


Lower frame: Micro Ampl Jy Top frame: Phas deg
Vector averaged cross-power spectrum Baseline: EF (01) - WB (02)
Timerange: 00/08:11:10 to 00/08:14:40

Plot file version 39 created 11-JUL-2014 16:49:25

NGC6090A EP088D 2.UVDATA.1

Freq = 4.9270 GHz, Bw = 16.000 MH No calibration applied and no bandpass applied

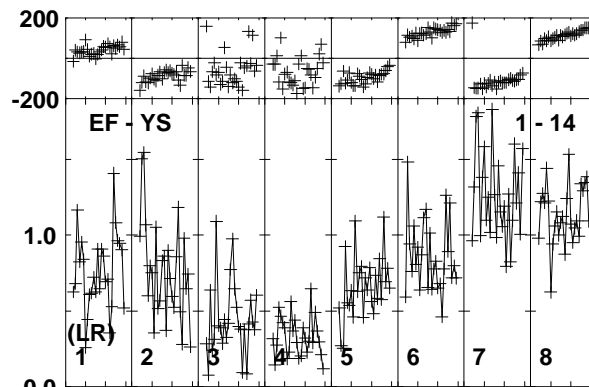
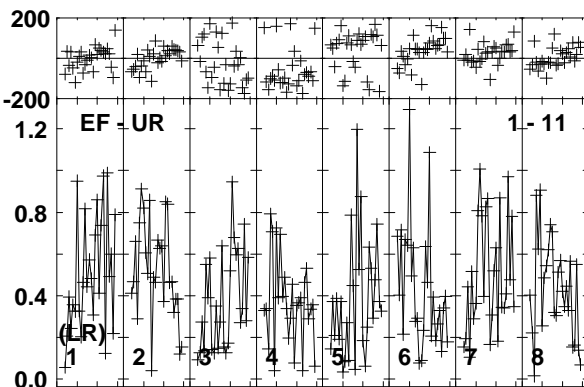
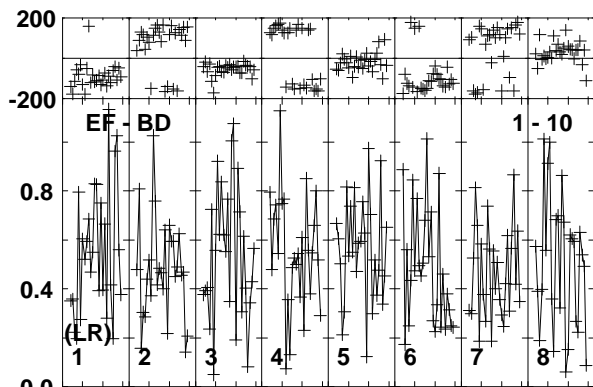
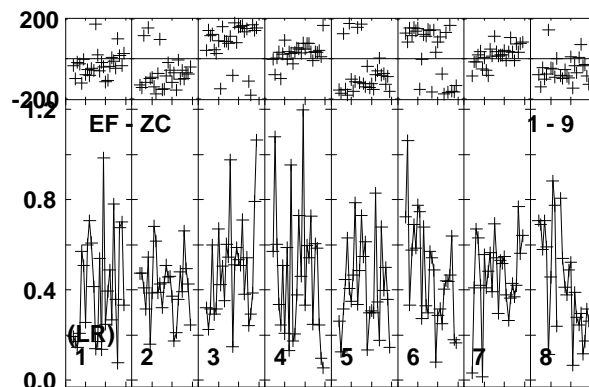
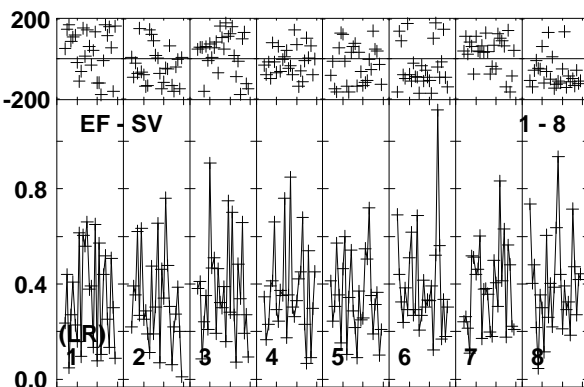
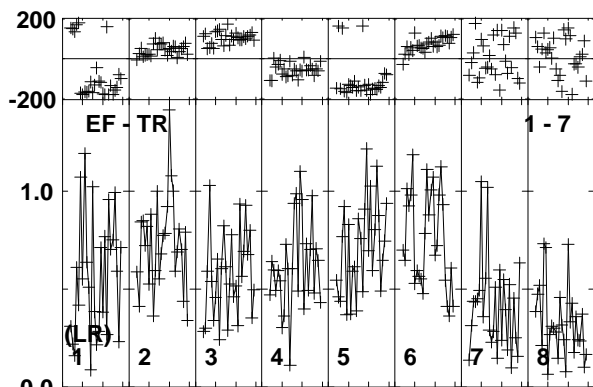
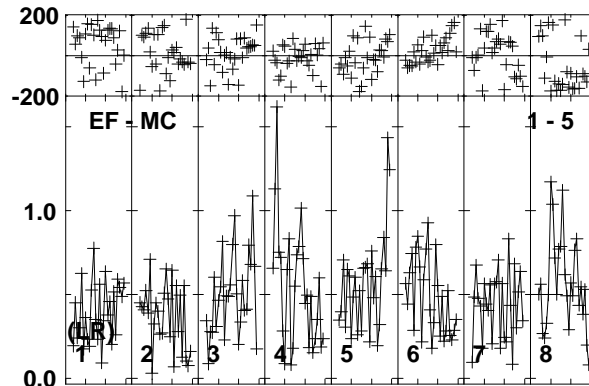
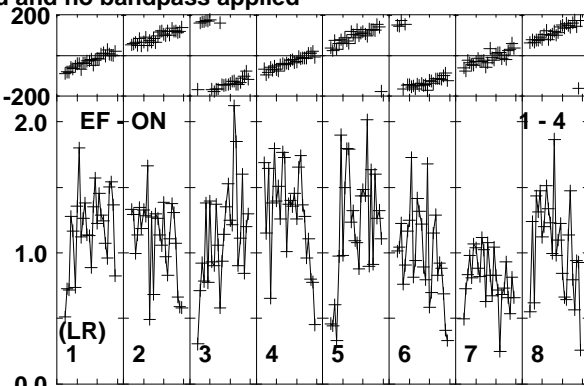
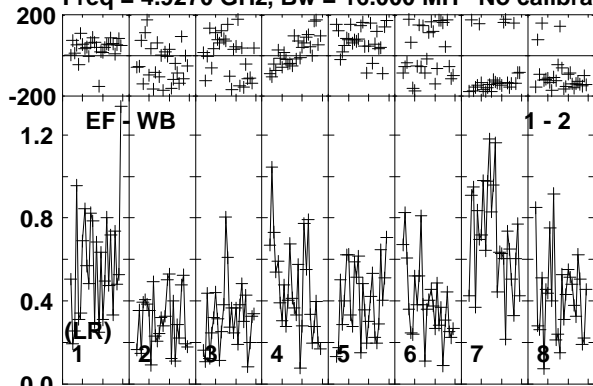


Lower frame: Micro Ampl Jy Top frame: Phas deg
Vector averaged cross-power spectrum Baseline: EF (01) - YS (14)
Timerange: 00/08:11:10 to 00/08:14:40

Plot file version 40 created 11-JUL-2014 16:49:25

J1549+5038 EP088D 2.UVDATA.1

Freq = 4.9270 GHz, Bw = 16.000 MH No calibration applied and no bandpass applied

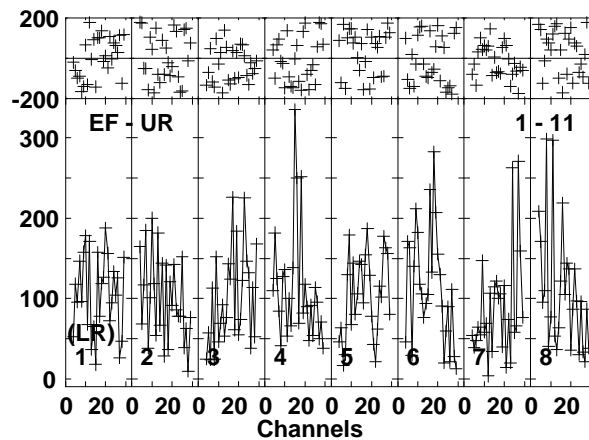
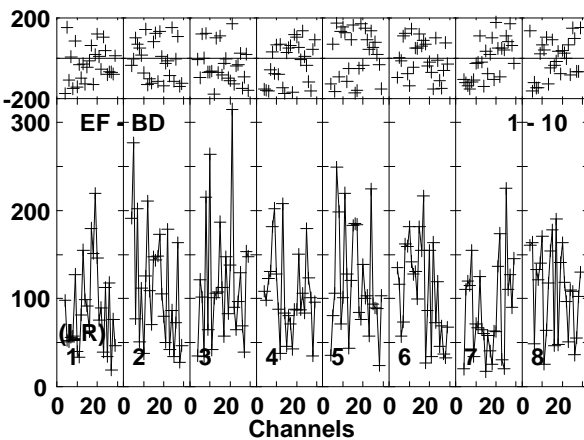
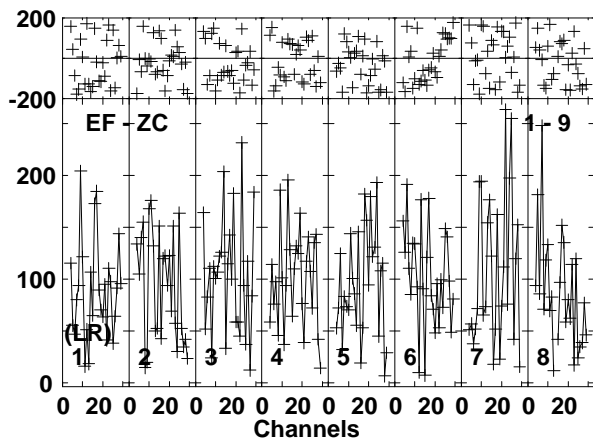
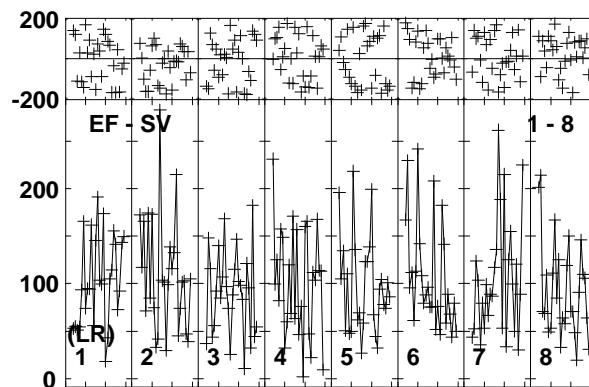
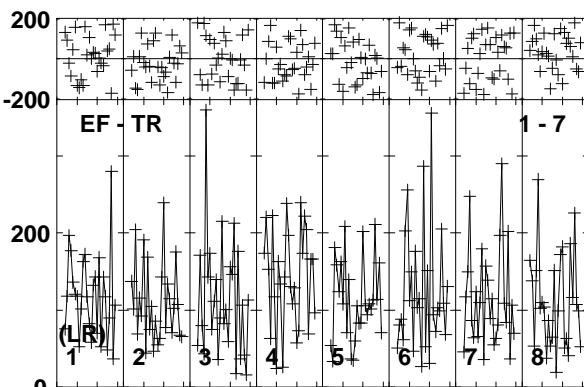
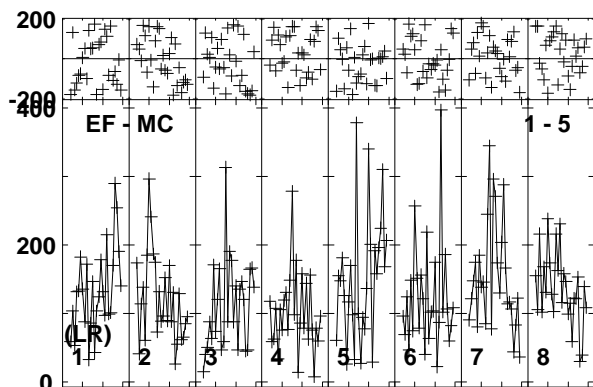
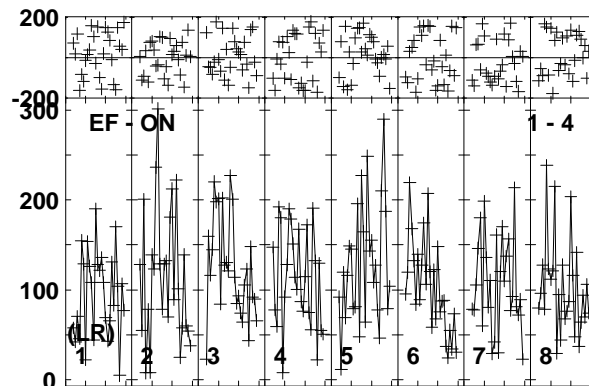
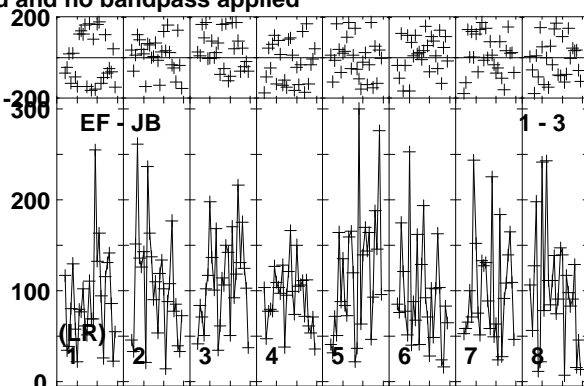
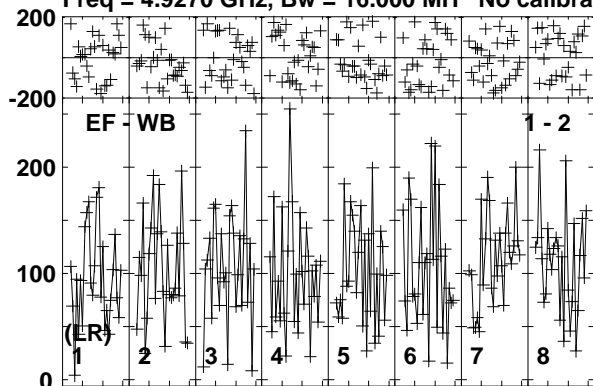


Lower frame: Milli Ampl Jy Top frame: Phas deg
Vector averaged cross-power spectrum Baseline: EF (01) - WB (02)
Timerange: 00/08:14:51 to 00/08:16:00

Plot file version 41 created 11-JUL-2014 16:49:26

NGC6090A EP088D 2.UVDATA.1

Freq = 4.9270 GHz, Bw = 16.000 MH No calibration applied and no bandpass applied

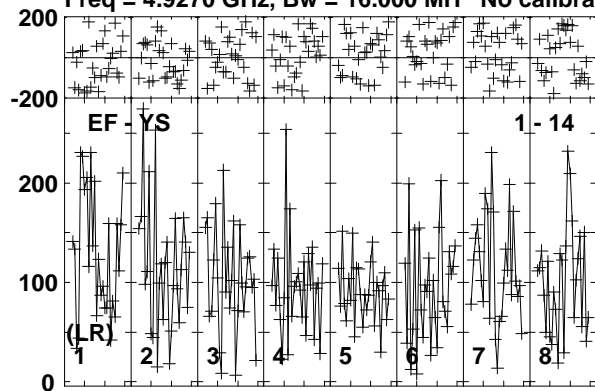


Lower frame: Micro Ampl Jy Top frame: Phas deg
Vector averaged cross-power spectrum Baseline: EF (01) - WB (02)
Timerange: 00/08:17:00 to 00/08:20:40

Plot file version 42 created 11-JUL-2014 16:49:26

NGC6090A EP088D 2.UVDATA.1

Freq = 4.9270 GHz, Bw = 16.000 MH No calibration applied and no bandpass applied

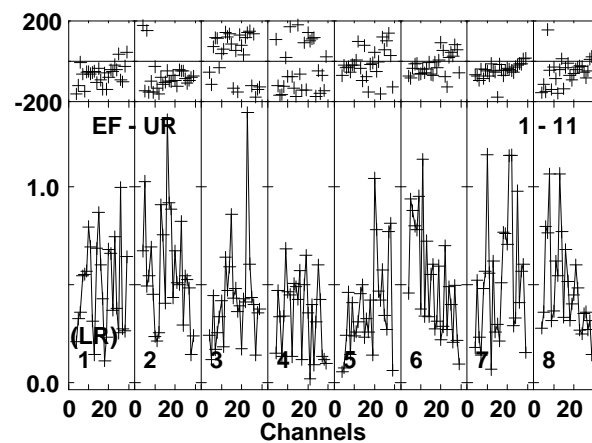
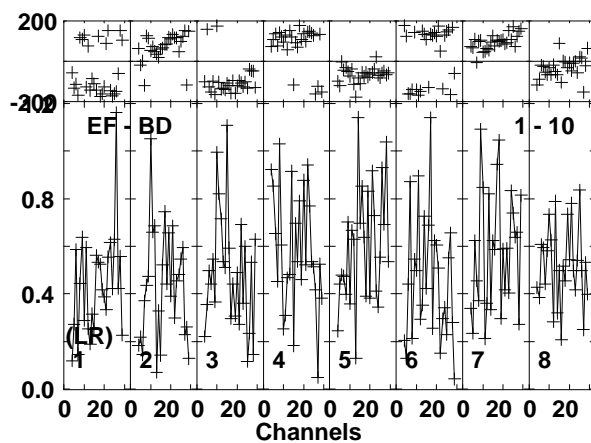
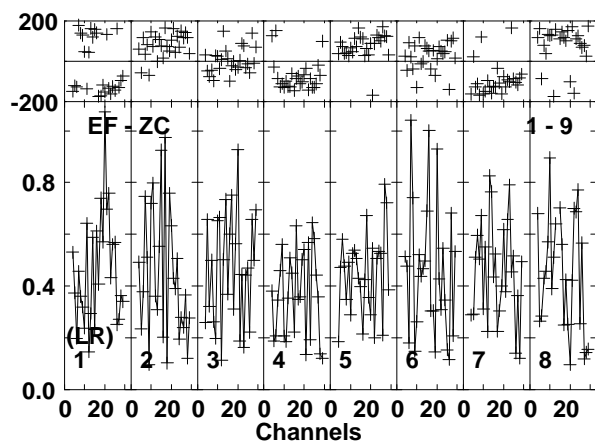
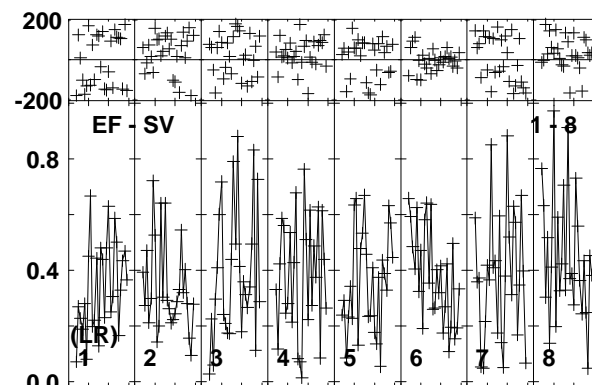
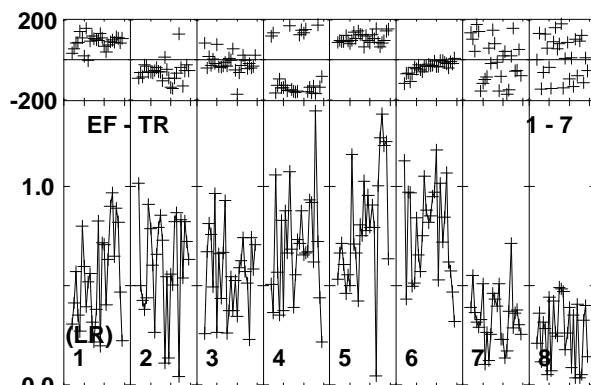
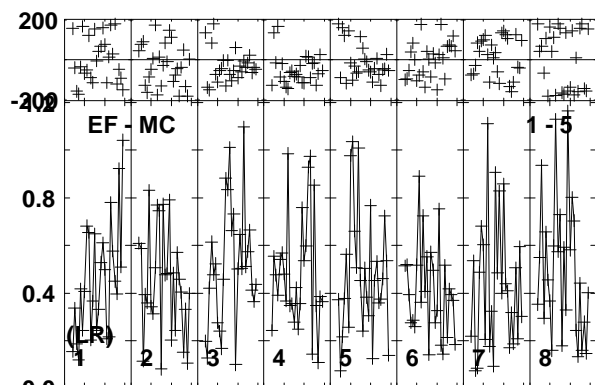
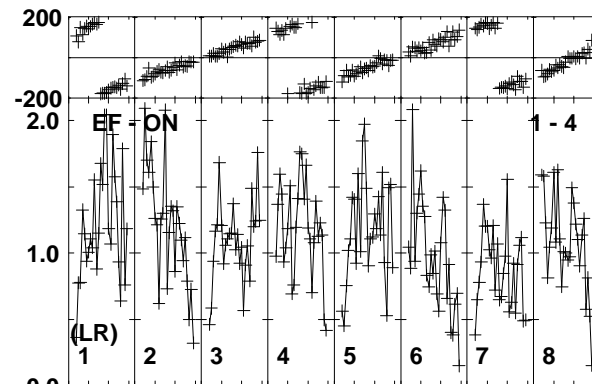
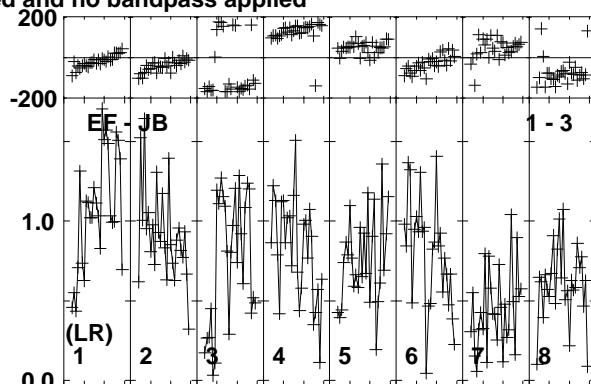
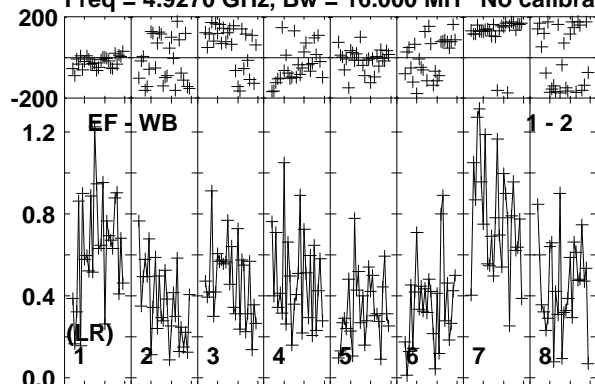


Lower frame: Micro Ampl Jy Top frame: Phas deg
Vector averaged cross-power spectrum Baseline: EF (01) - YS (14)
Timerange: 00/08:17:00 to 00/08:20:40

Plot file version 43 created 11-JUL-2014 16:49:26

J1549+5038 EP088D 2.UVDATA.1

Freq = 4.9270 GHz, Bw = 16.000 MH No calibration applied and no bandpass applied

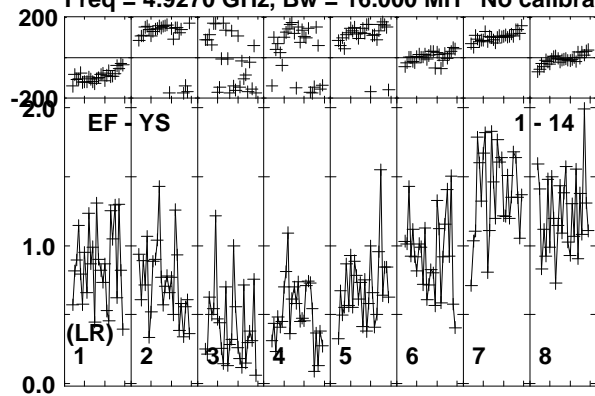


Lower frame: Milli Ampl Jy Top frame: Phas deg
Vector averaged cross-power spectrum Baseline: EF (01) - WB (02)
Timerange: 00/08:20:51 to 00/08:21:59

Plot file version 44 created 11-JUL-2014 16:49:26

J1549+5038 EP088D 2.UVDATA.1

Freq = 4.9270 GHz, Bw = 16.000 MH No calibration applied and no bandpass applied

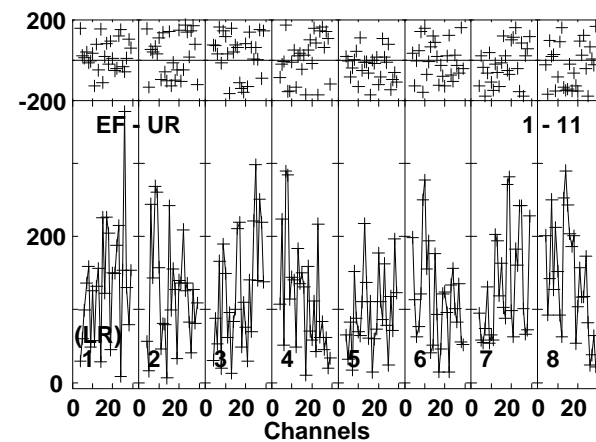
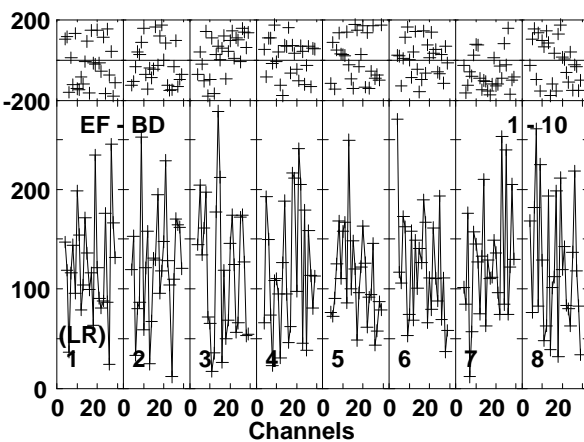
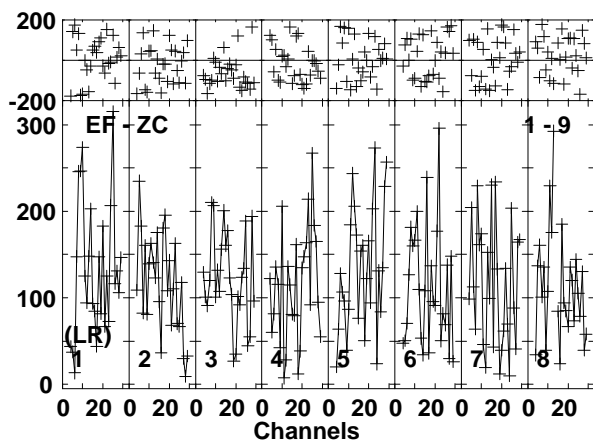
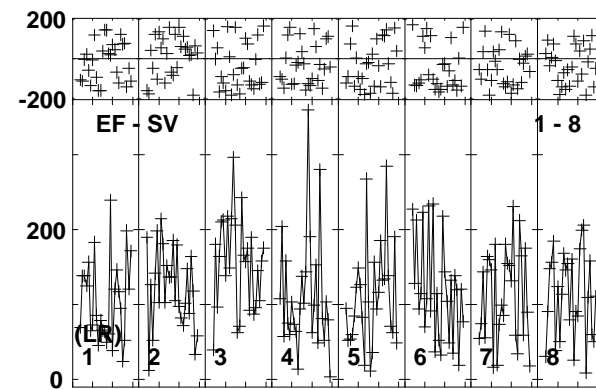
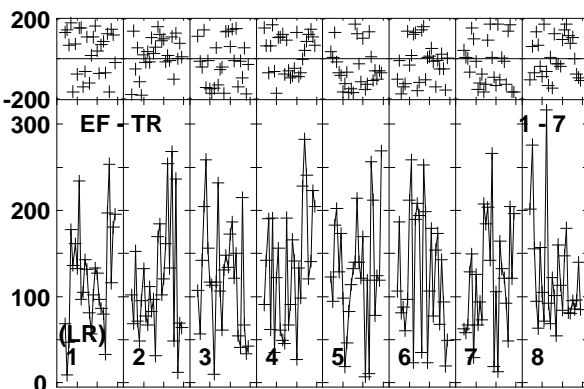
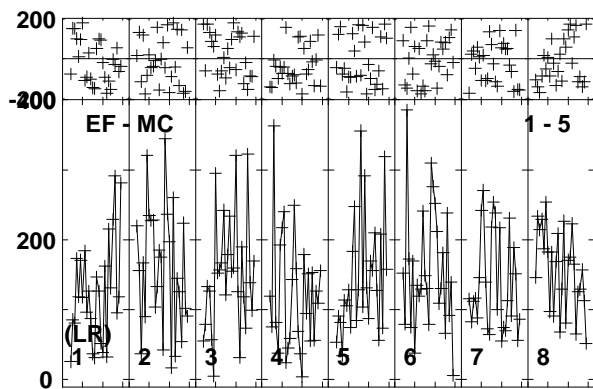
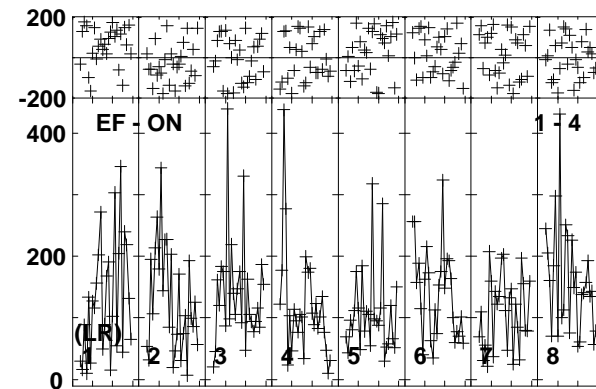
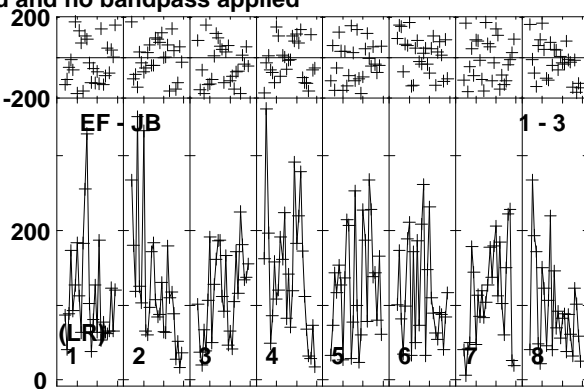
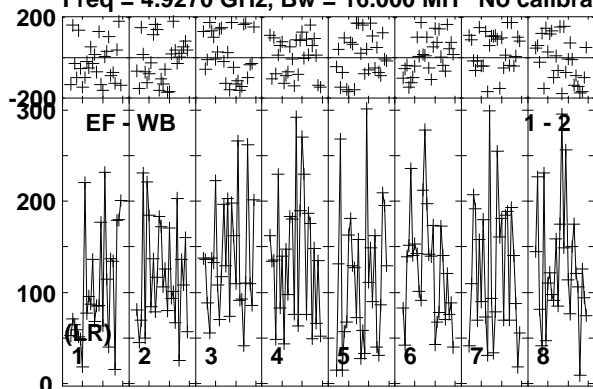


Lower frame: Milli Ampl Jy Top frame: Phas deg
Vector averaged cross-power spectrum Baseline: EF (01) - YS (14)
Timerange: 00/08:20:51 to 00/08:21:59

Plot file version 45 created 11-JUL-2014 16:49:27

NGC6090A EP08D 2.UVDATA.1

Freq = 4.9270 GHz, Bw = 16.000 MH No calibration applied and no bandpass applied

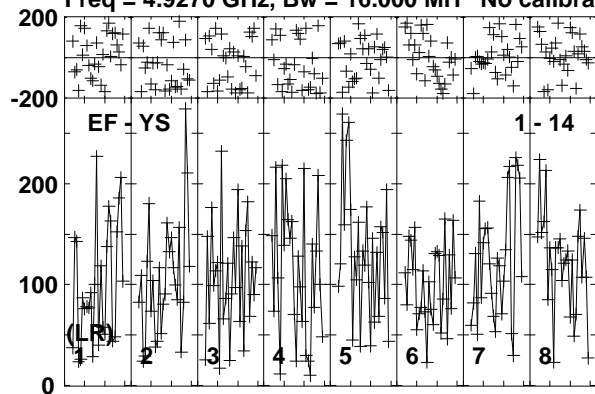


Lower frame: Micro Ampl Jy Top frame: Phas deg
Vector averaged cross-power spectrum Baseline: EF (01) - WB (02)
Timerange: 00/08:22:10 to 00/08:25:40

Plot file version 46 created 11-JUL-2014 16:49:27

NGC6090A EP088D 2.UVDATA.1

Freq = 4.9270 GHz, Bw = 16.000 MH No calibration applied and no bandpass applied

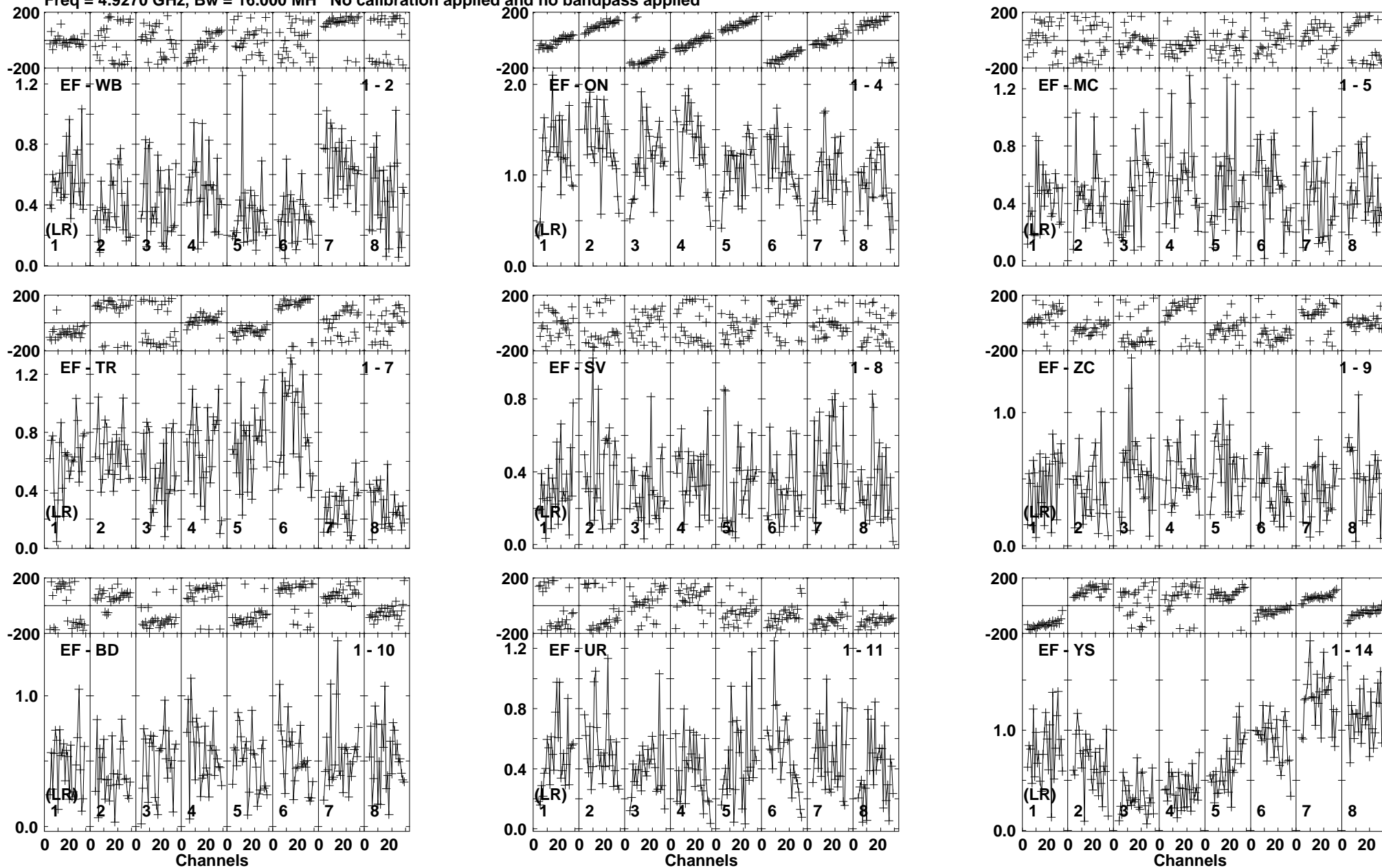


Lower frame: Micro Ampl Jy Top frame: Phas deg
Vector averaged cross-power spectrum Baseline: EF (01) - YS (14)
Timerange: 00/08:22:10 to 00/08:25:40

Plot file version 47 created 11-JUL-2014 16:49:27

J1549+5038 EP088D 2.UVDATA.1

Freq = 4.9270 GHz, Bw = 16.000 MH No calibration applied and no bandpass applied

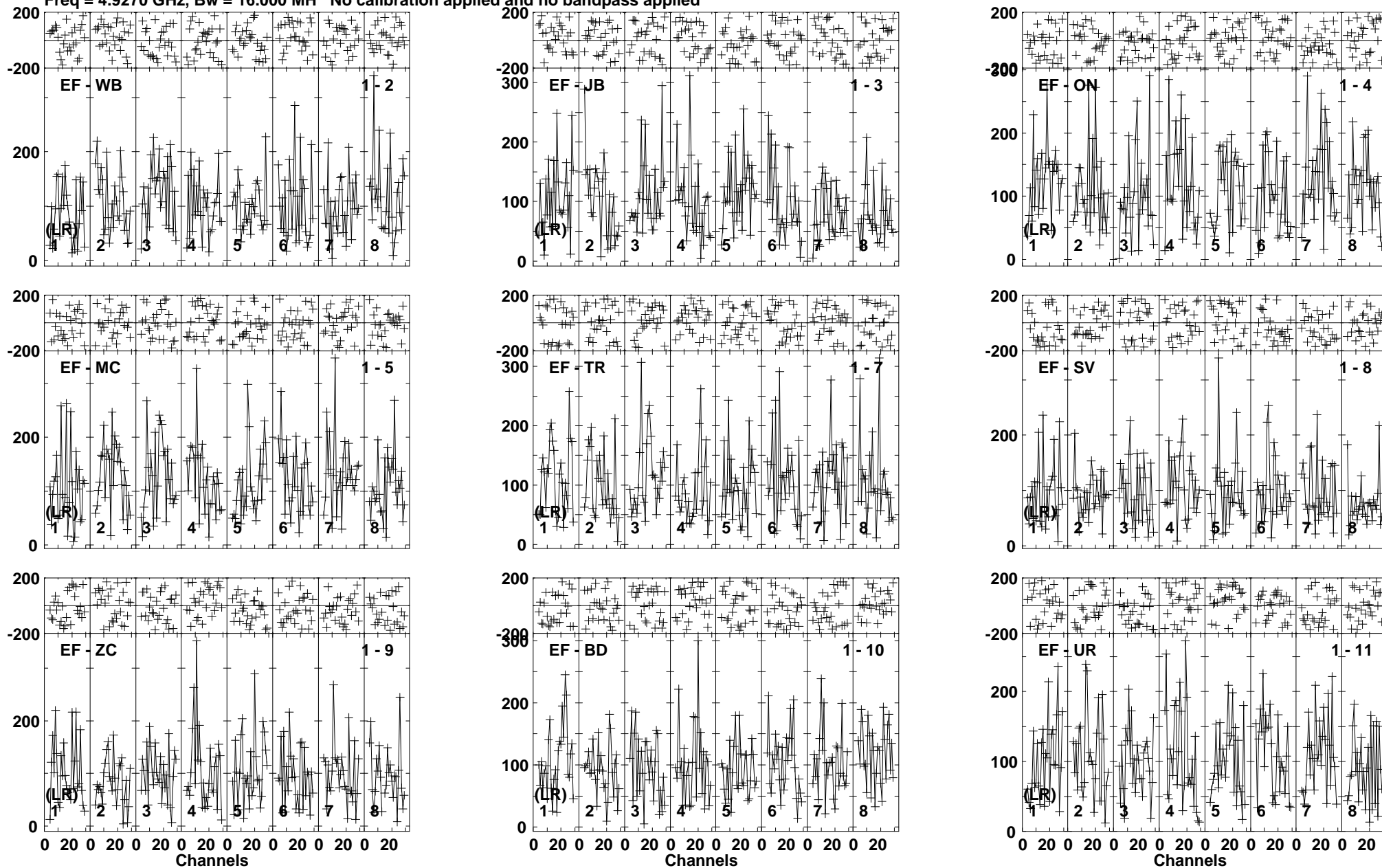


Lower frame: Milli Ampl Jy Top frame: Phas deg
Vector averaged cross-power spectrum Baseline: EF (01) - WB (02)
Timerange: 00/08:25:51 to 00/08:27:00

Plot file version 48 created 11-JUL-2014 16:49:27

NGC6090A EP088D 2.UVDATA.1

Freq = 4.9270 GHz, Bw = 16.000 MH No calibration applied and no bandpass applied

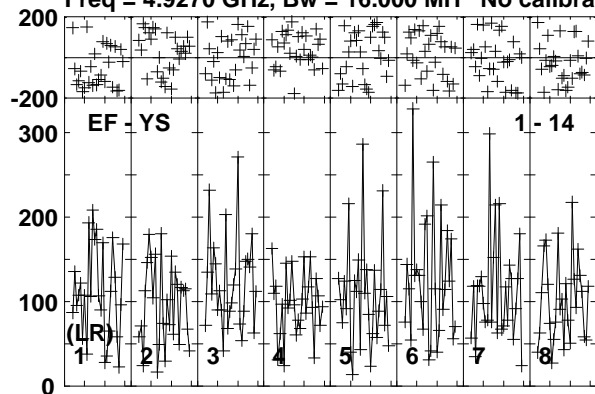


Lower frame: Micro Ampl Jy Top frame: Phas deg
Vector averaged cross-power spectrum Baseline: EF (01) - WB (02)
Timerange: 00/08:28:00 to 00/08:31:40

Plot file version 49 created 11-JUL-2014 16:49:28

NGC6090A EP088D 2.UVDATA.1

Freq = 4.9270 GHz, Bw = 16.000 MH No calibration applied and no bandpass applied

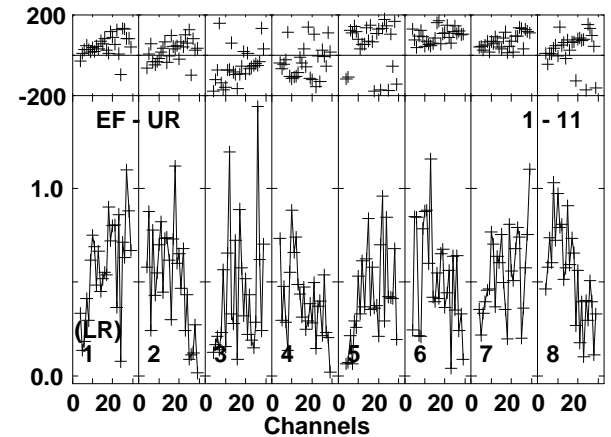
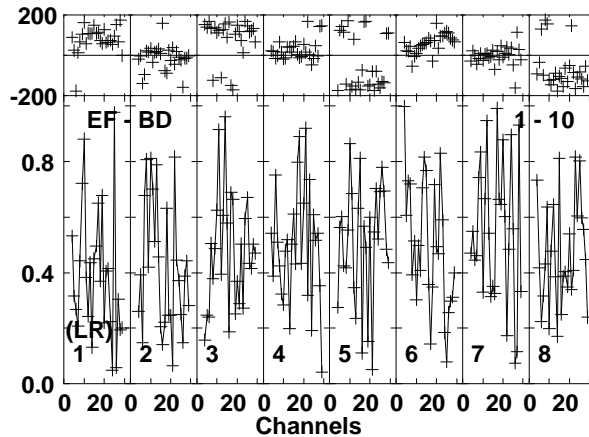
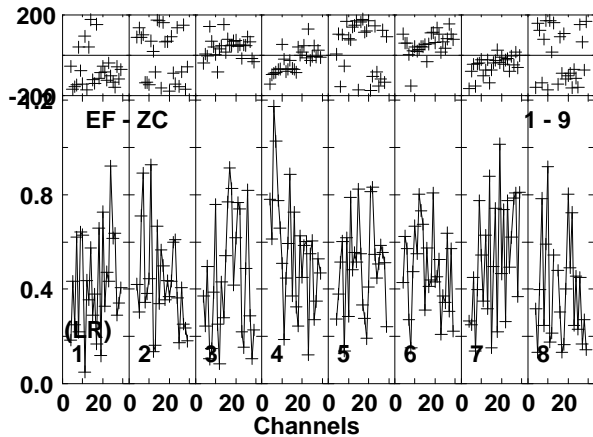
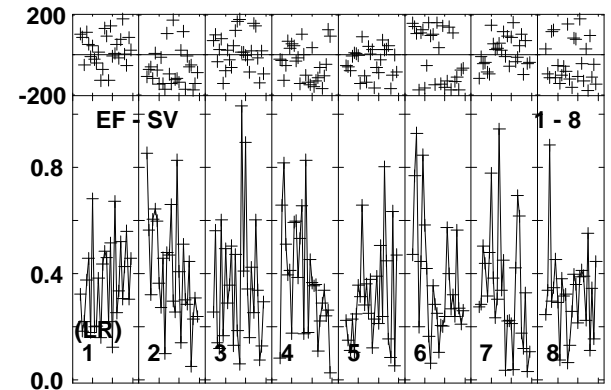
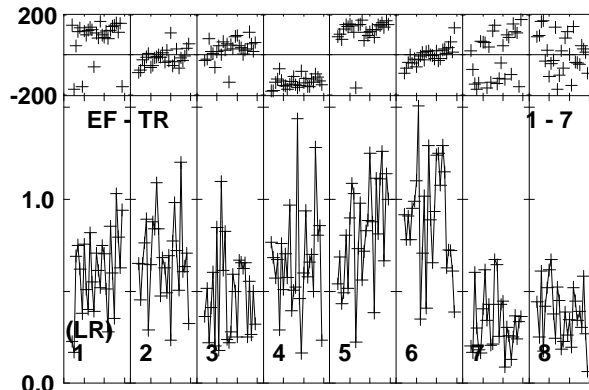
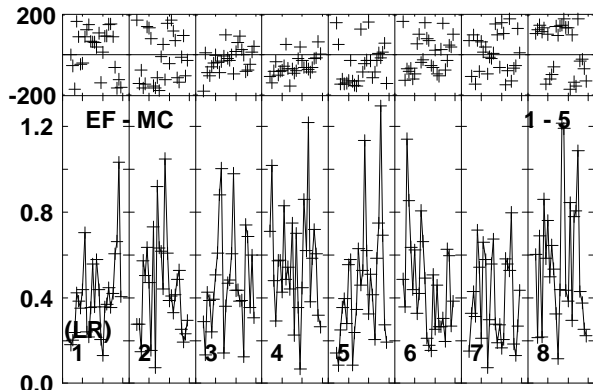
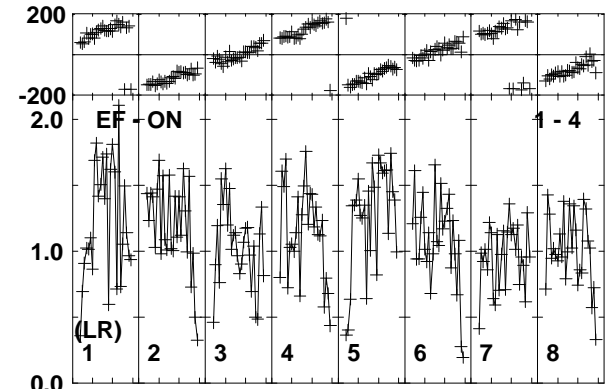
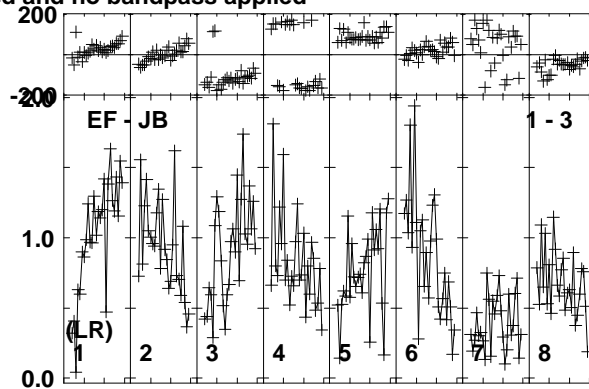
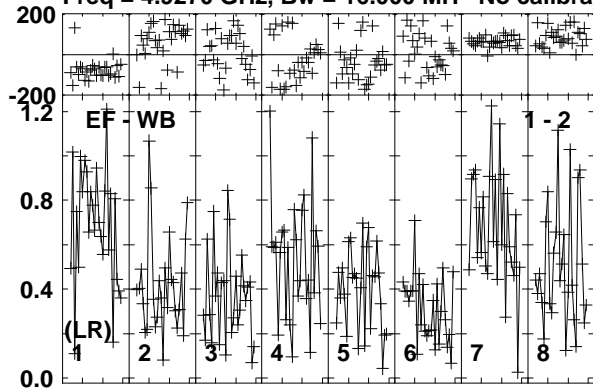


Lower frame: Micro Ampl Jy Top frame: Phas deg
Vector averaged cross-power spectrum Baseline: EF (01) - YS (14)
Timerange: 00/08:28:00 to 00/08:31:40

Plot file version 50 created 11-JUL-2014 16:49:28

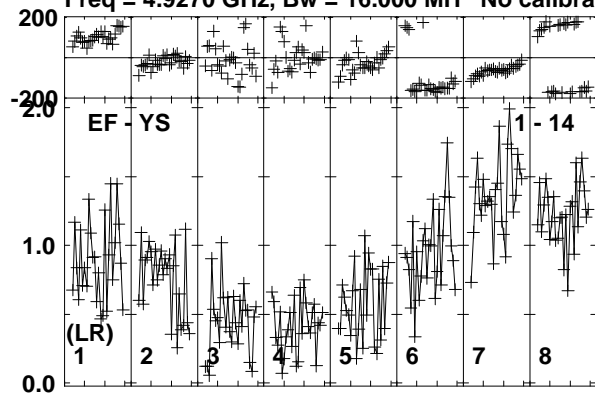
J1549+5038 EP088D 2.UVDATA.1

Freq = 4.9270 GHz, Bw = 16.000 MH No calibration applied and no bandpass applied



Lower frame: Milli Ampl Jy Top frame: Phas deg
Vector averaged cross-power spectrum Baseline: EF (01) - WB (02)
Timerange: 00/08:31:51 to 00/08:32:59

Plot file version 51 created 11-JUL-2014 16:49:28
J1549+5038 EP088D 2.UVDATA.1
Freq = 4.9270 GHz, Bw = 16.000 MH No calibration applied and no bandpass applied

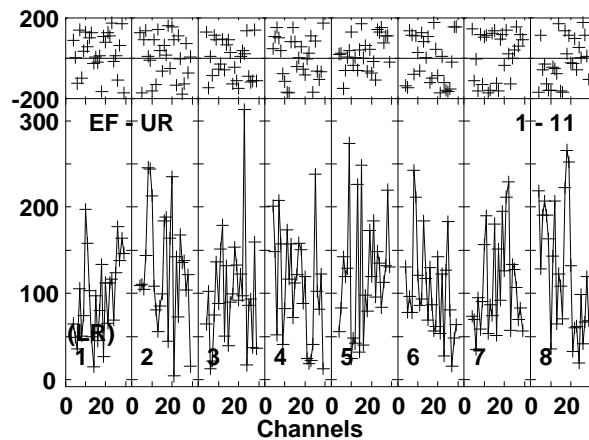
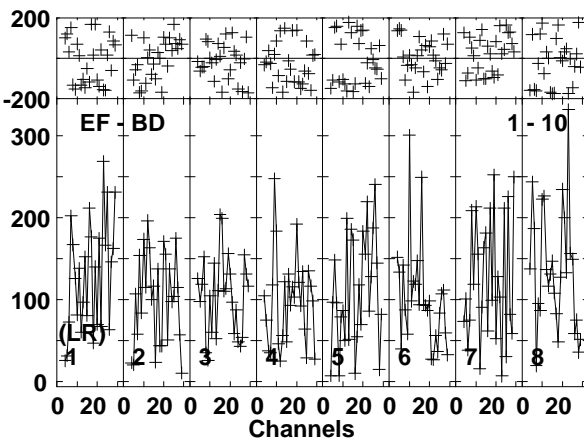
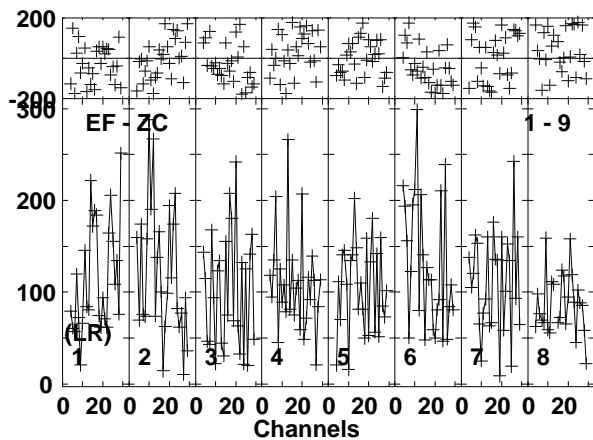
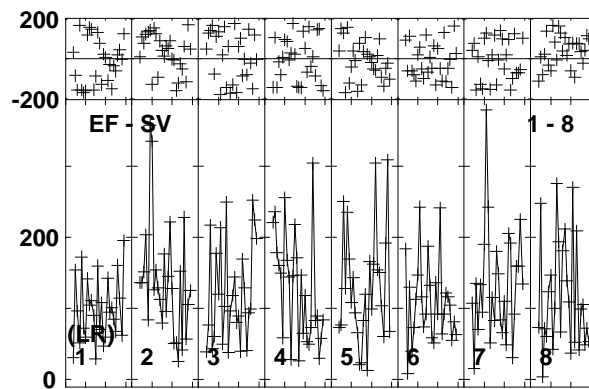
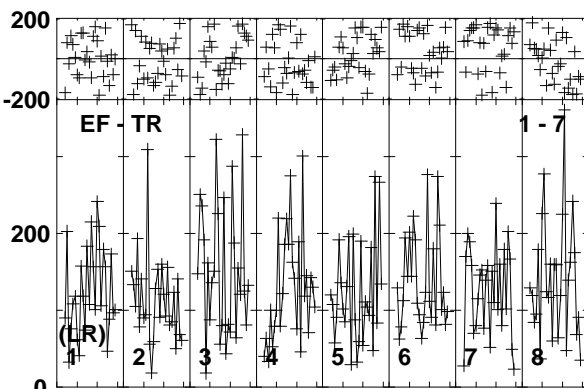
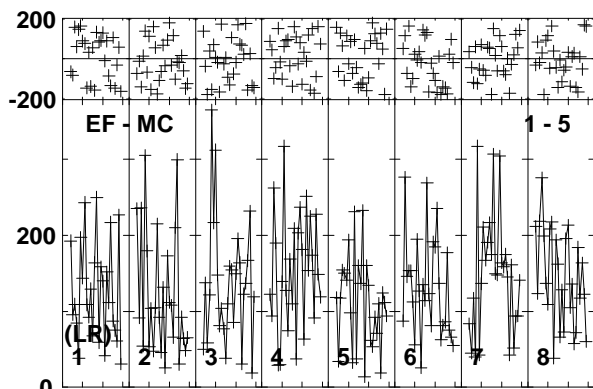
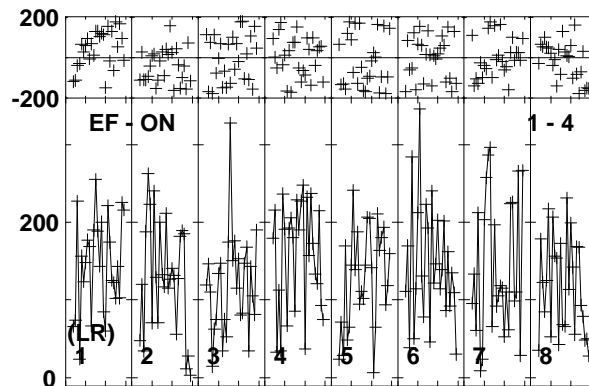
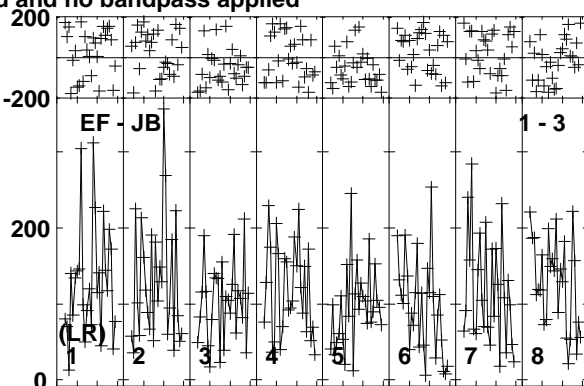
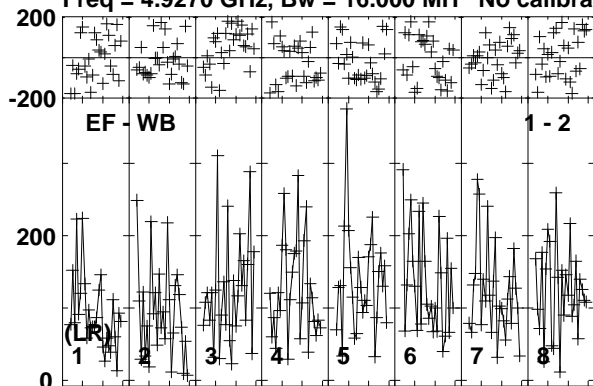


Lower frame: Milli Ampl Jy Top frame: Phas deg
Vector averaged cross-power spectrum Baseline: EF (01) - YS (14)
Timerange: 00/08:31:51 to 00/08:32:59

Plot file version 52 created 11-JUL-2014 16:49:28

NGC6090A EP088D 2.UVDATA.1

Freq = 4.9270 GHz, Bw = 16.000 MH No calibration applied and no bandpass applied

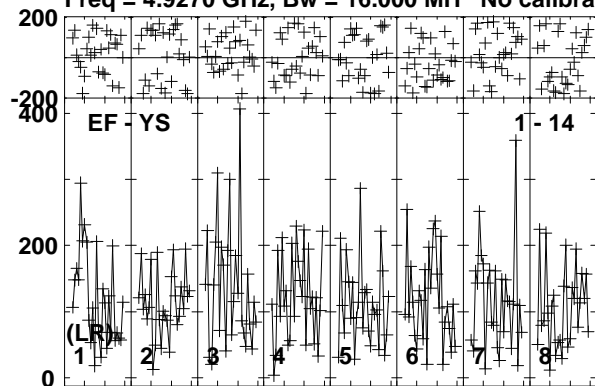


Lower frame: Micro Ampl Jy Top frame: Phas deg
Vector averaged cross-power spectrum Baseline: EF (01) - WB (02)
Timerange: 00/08:33:10 to 00/08:36:40

Plot file version 53 created 11-JUL-2014 16:49:28

NGC6090A EP088D 2.UVDATA.1

Freq = 4.9270 GHz, Bw = 16.000 MH No calibration applied and no bandpass applied

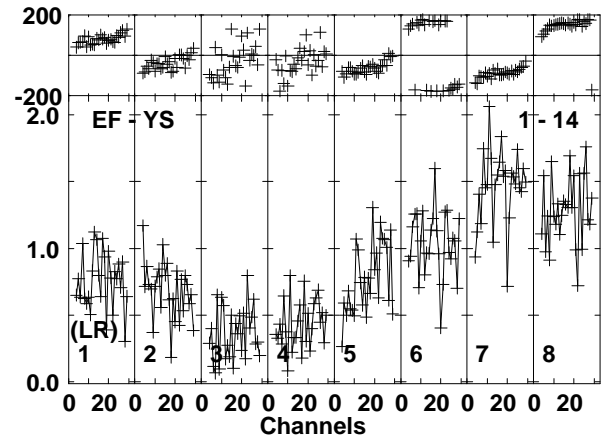
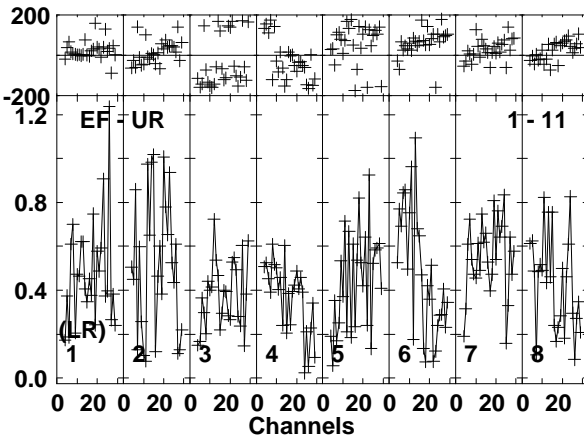
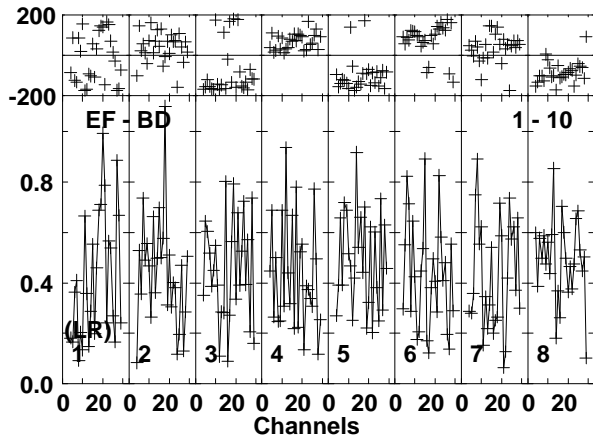
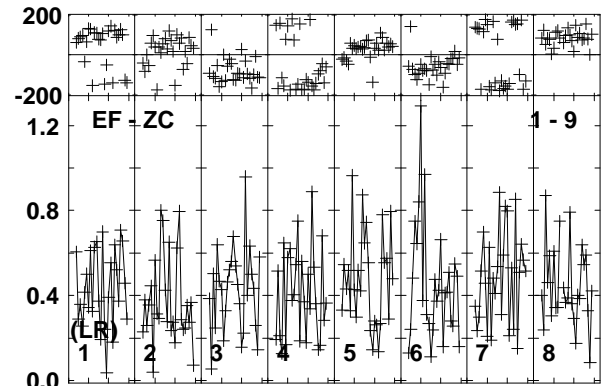
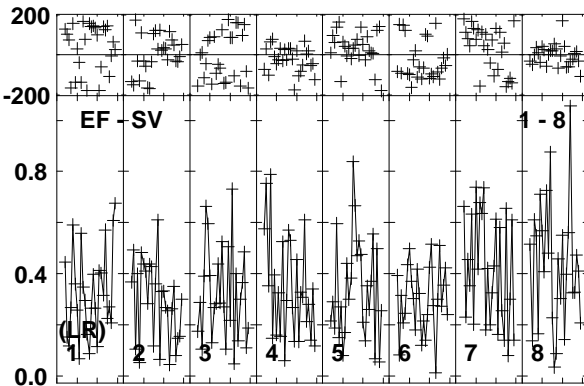
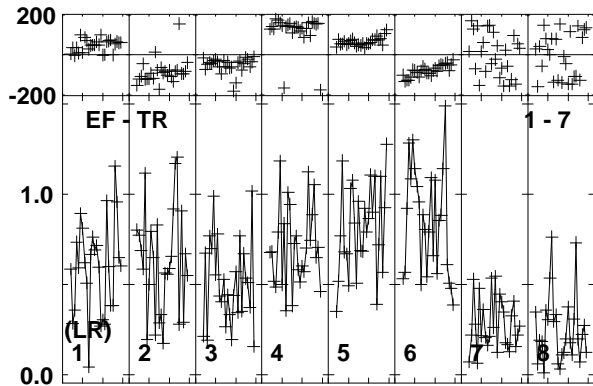
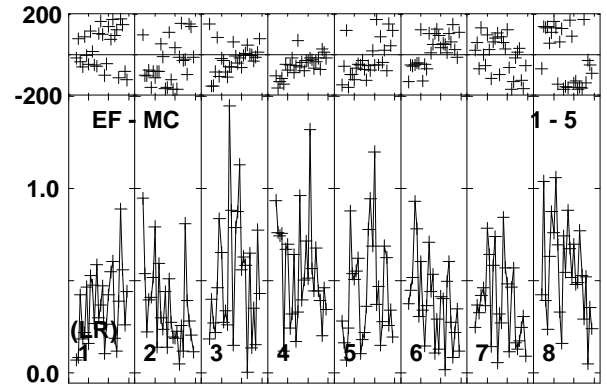
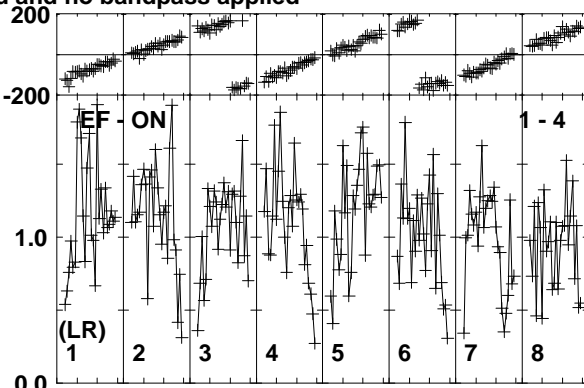
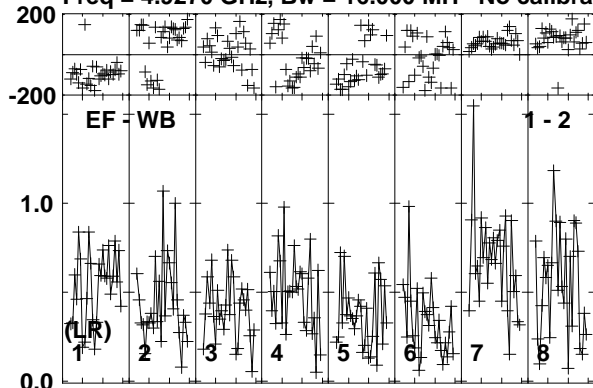


Lower frame: Micro Ampl Jy Top frame: Phas deg
Vector averaged cross-power spectrum Baseline: EF (01) - YS (14)
Timerange: 00/08:33:10 to 00/08:36:40

Plot file version 54 created 11-JUL-2014 16:49:28

J1549+5038 EP088D 2.UVDATA.1

Freq = 4.9270 GHz, Bw = 16.000 MH No calibration applied and no bandpass applied



Lower frame: Milli Ampl Jy Top frame: Phas deg


Vector averaged cross-power spectrum Baseline: EF (01) - WB (02)

Timerange: 00/08:36:51 to 00/08:37:59

Plot file version 55 created 11-JUL-2014 16:49:29

NGC6090A EP088D 2.UVDATA.1

Freq = 4.9270 GHz, Bw = 16.000 MH No calibration applied and no bandpass applied

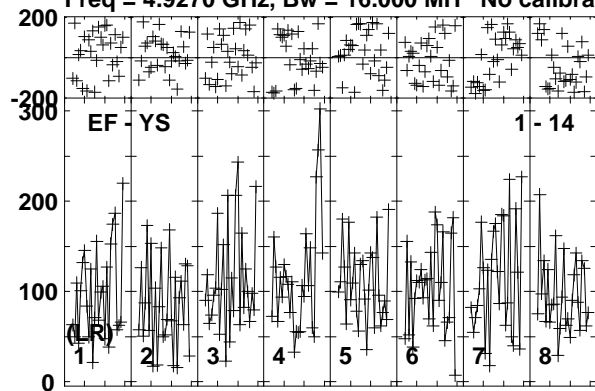


Lower frame: Micro Ampl Jy Top frame: Phas deg
Vector averaged cross-power spectrum Baseline: EF (01) - WB (02)
Timerange: 00/08:39:00 to 00/08:42:39

Plot file version 56 created 11-JUL-2014 16:49:29

NGC6090A EP088D 2.UVDATA.1

Freq = 4.9270 GHz, Bw = 16.000 MH No calibration applied and no bandpass applied

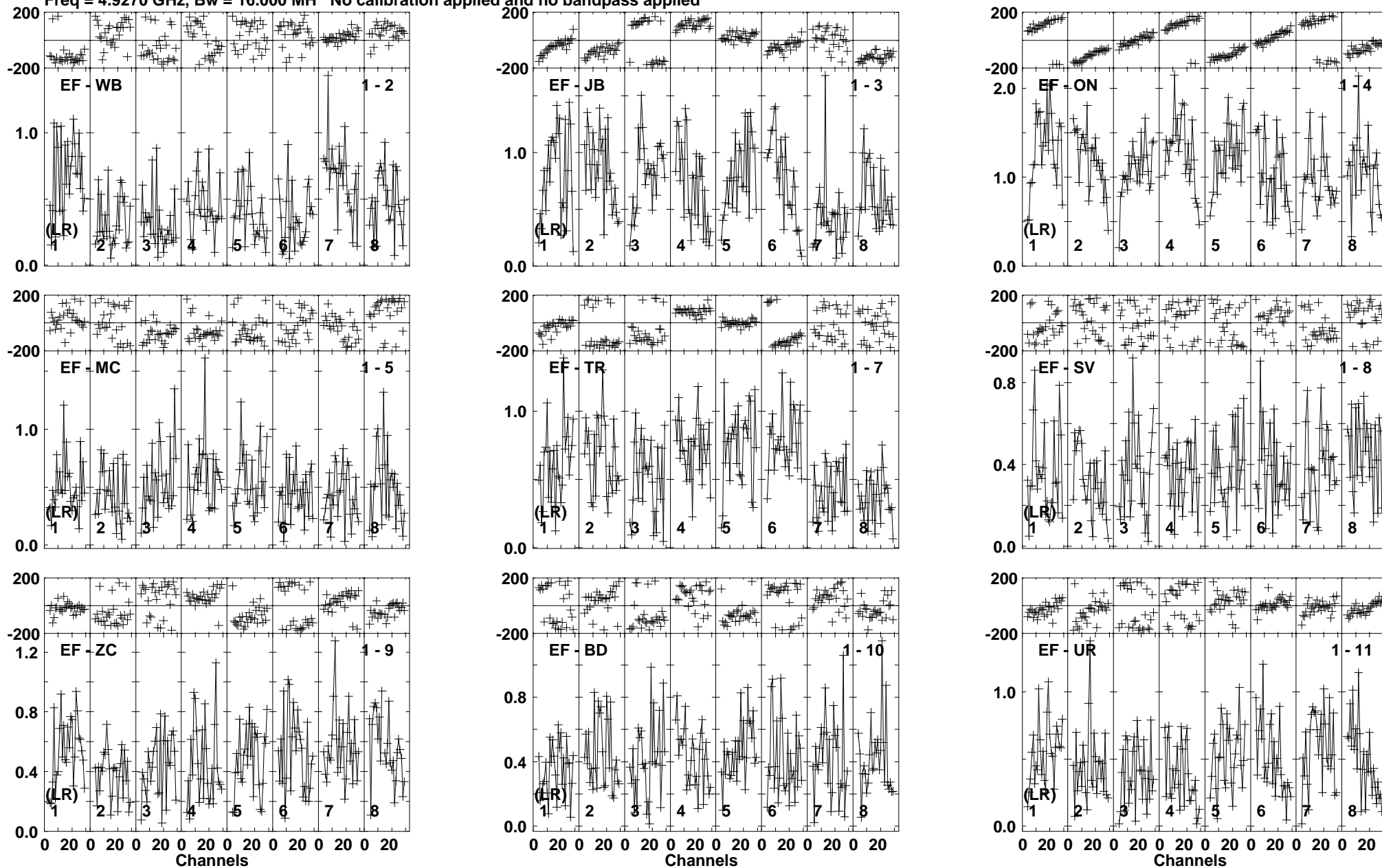


Lower frame: Micro Ampl Jy Top frame: Phas deg
Vector averaged cross-power spectrum Baseline: EF (01) - YS (14)
Timerange: 00/08:39:00 to 00/08:42:39

Plot file version 57 created 11-JUL-2014 16:49:29

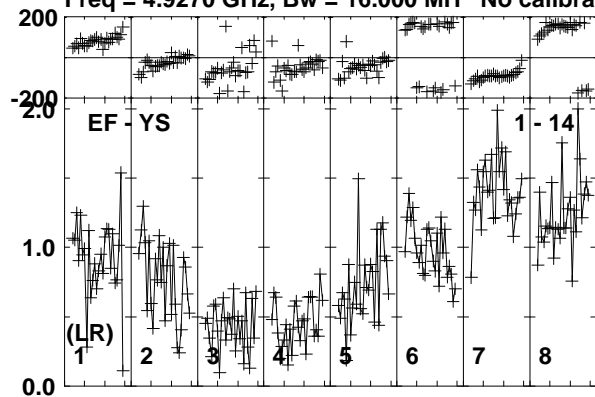
J1549+5038 EP088D 2.UVDATA.1

Freq = 4.9270 GHz, Bw = 16.000 MH No calibration applied and no bandpass applied



Lower frame: Milli Ampl Jy Top frame: Phas deg
Vector averaged cross-power spectrum Baseline: EF (01) - WB (02)
Timerange: 00/08:42:50 to 00/08:43:59

Plot file version 58 created 11-JUL-2014 16:49:29
J1549+5038 EP088D 2.UVDATA.1
Freq = 4.9270 GHz, Bw = 16.000 MH No calibration applied and no bandpass applied

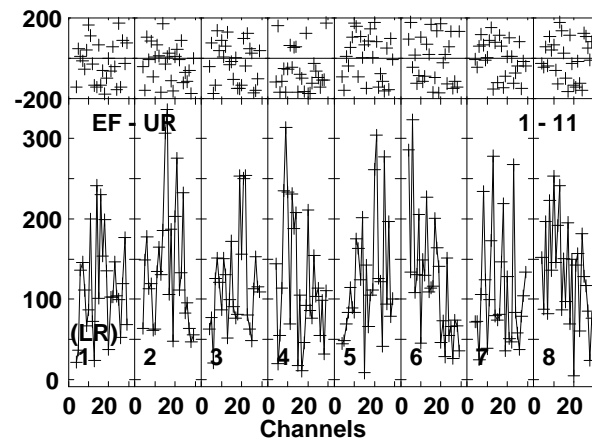
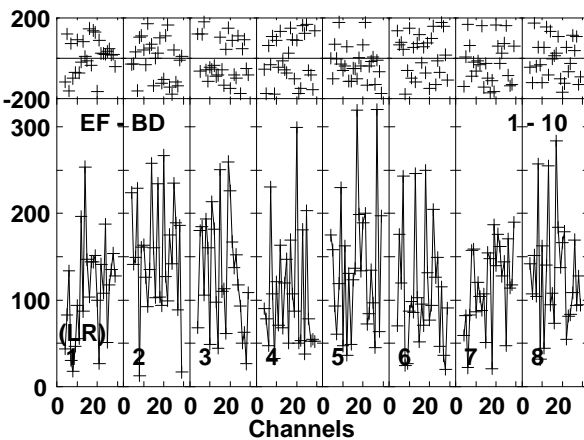
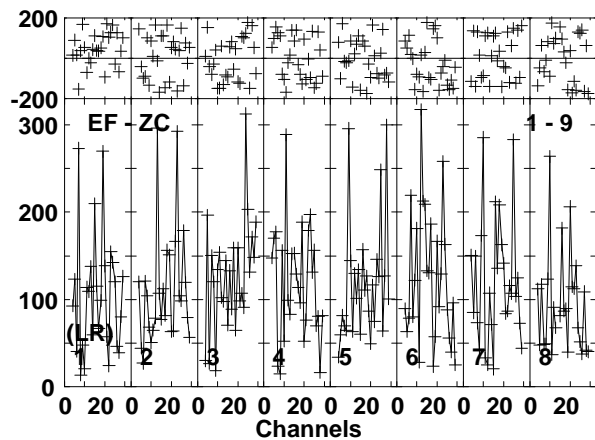
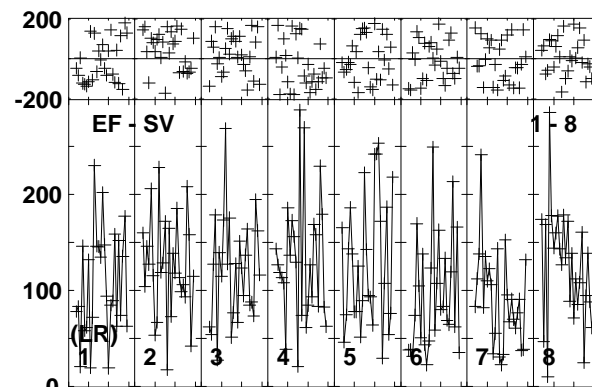
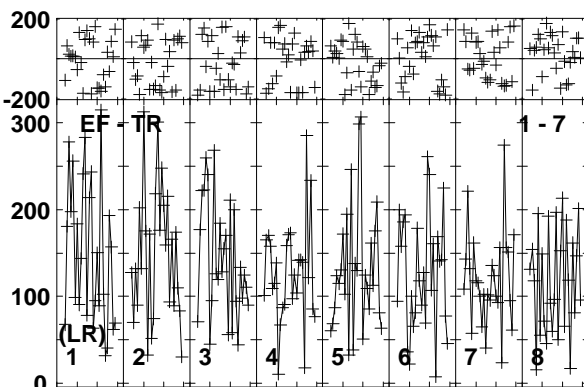
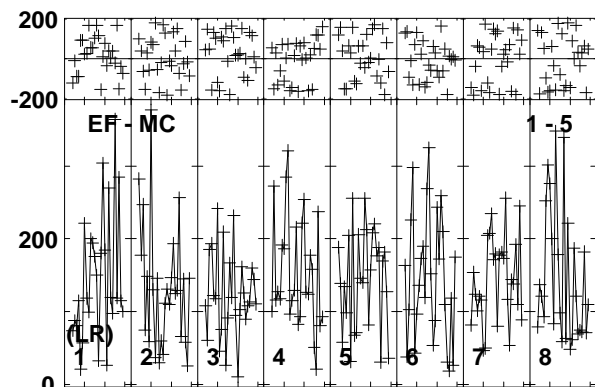
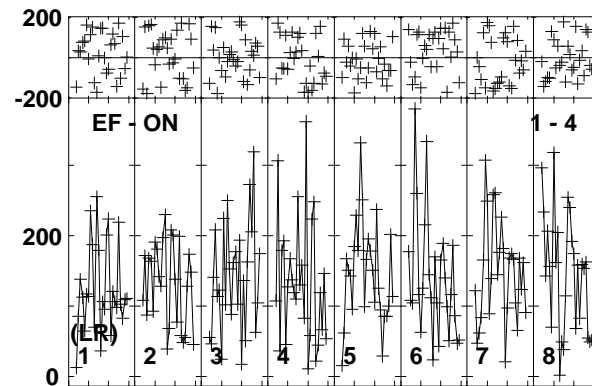
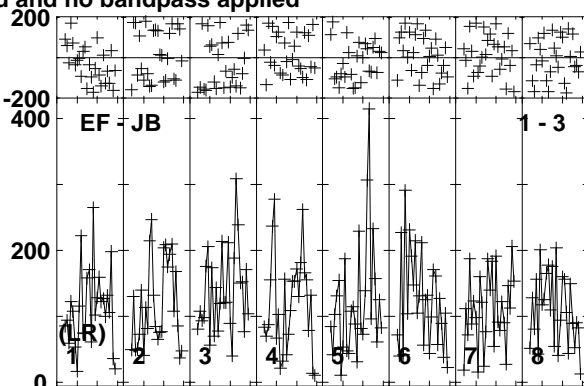
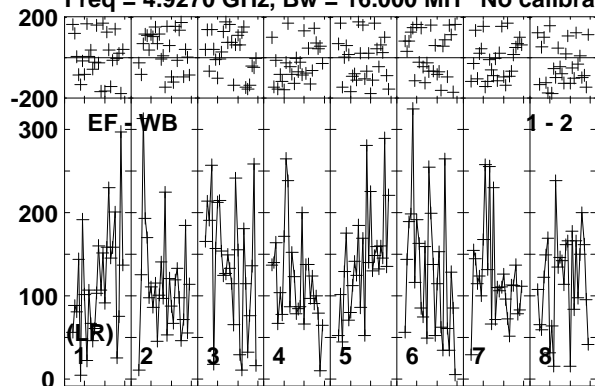


Lower frame: Milli Ampl Jy Top frame: Phas deg
Vector averaged cross-power spectrum Baseline: EF (01) - YS (14)
Timerange: 00/08:42:50 to 00/08:43:59

Plot file version 59 created 11-JUL-2014 16:49:29

NGC6090A EP088D 2.UVDATA.1

Freq = 4.9270 GHz, Bw = 16.000 MH No calibration applied and no bandpass applied

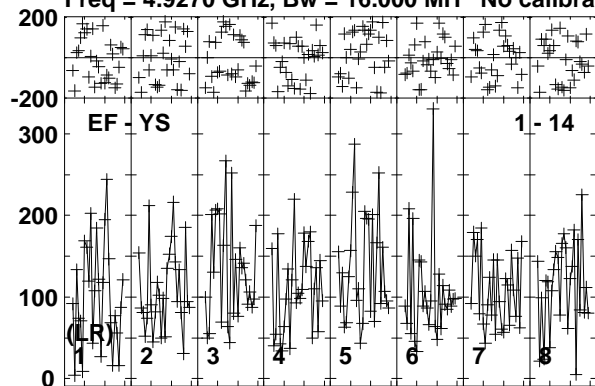


Lower frame: Micro Ampl Jy Top frame: Phas deg
Vector averaged cross-power spectrum Baseline: EF (01) - WB (02)
Timerange: 00/08:44:10 to 00/08:47:40

Plot file version 60 created 11-JUL-2014 16:49:30

NGC6090A EP088D 2.UVDATA.1

Freq = 4.9270 GHz, Bw = 16.000 MH No calibration applied and no bandpass applied

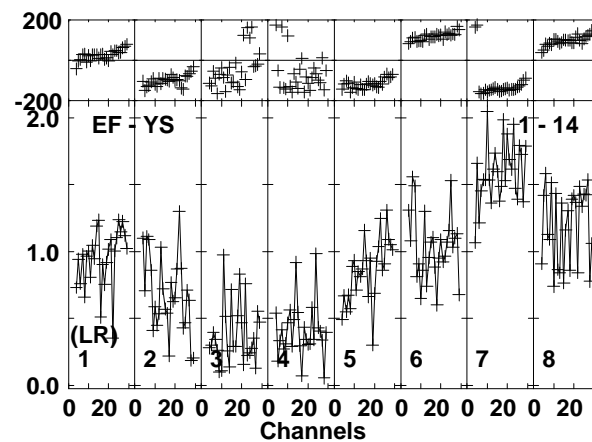
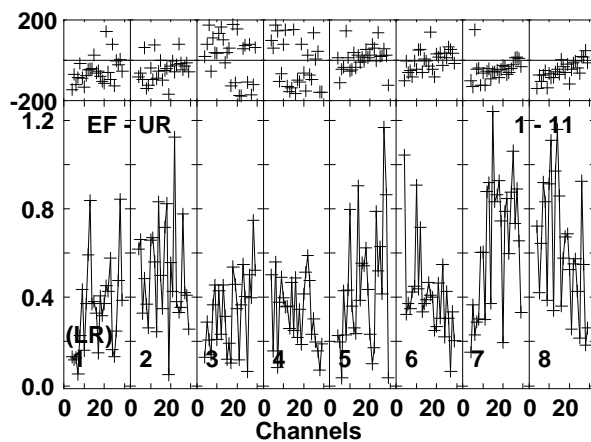
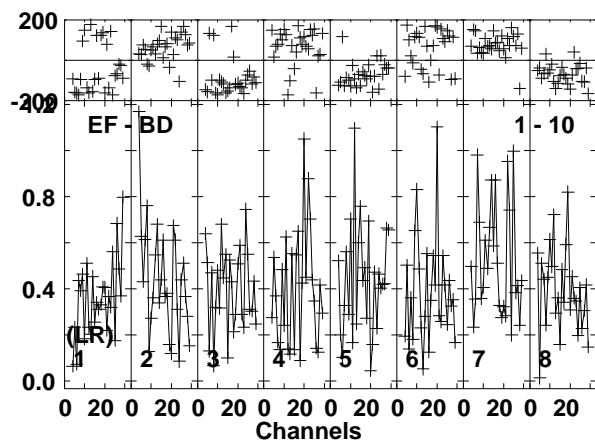
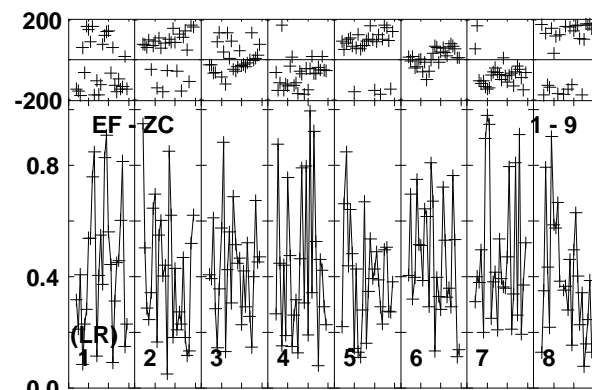
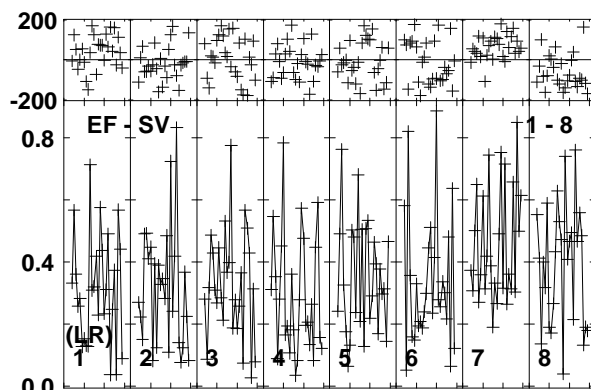
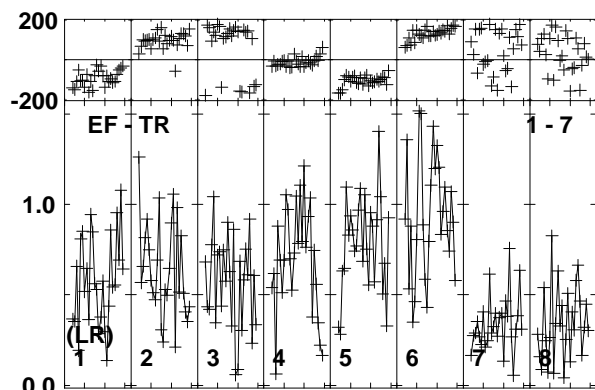
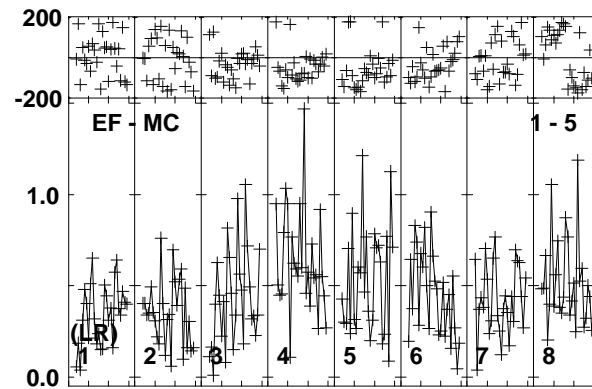
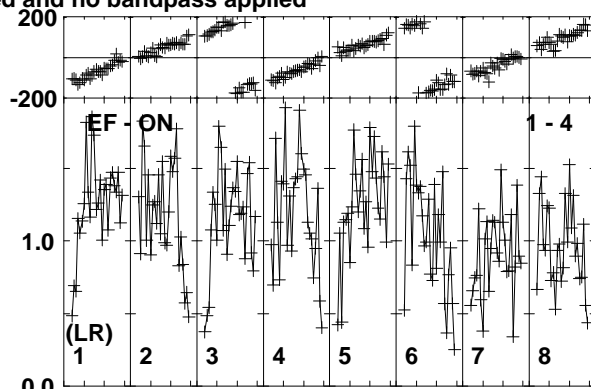
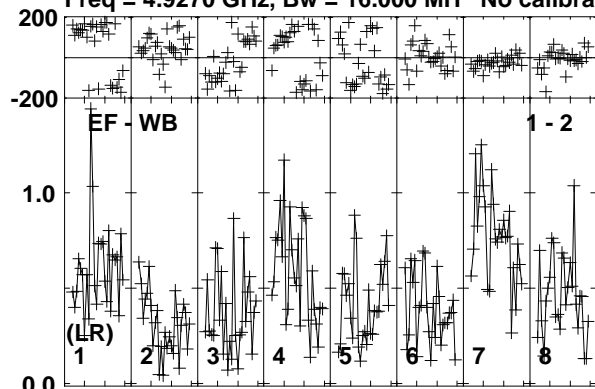


Lower frame: Micro Ampl Jy Top frame: Phas deg
Vector averaged cross-power spectrum Baseline: EF (01) - YS (14)
Timerange: 00/08:44:10 to 00/08:47:40

Plot file version 61 created 11-JUL-2014 16:49:30

J1549+5038 EP088D 2.UVDATA.1

Freq = 4.9270 GHz, Bw = 16.000 MH No calibration applied and no bandpass applied

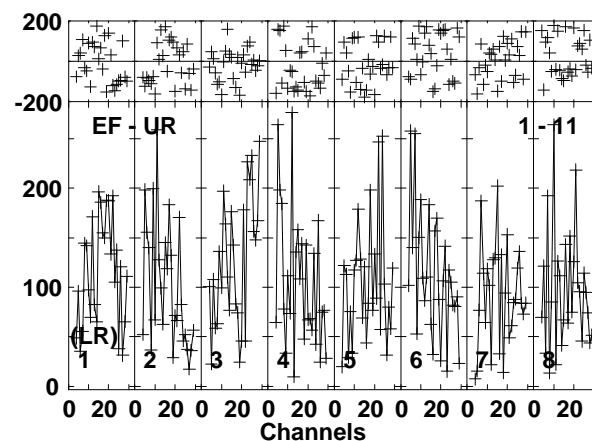
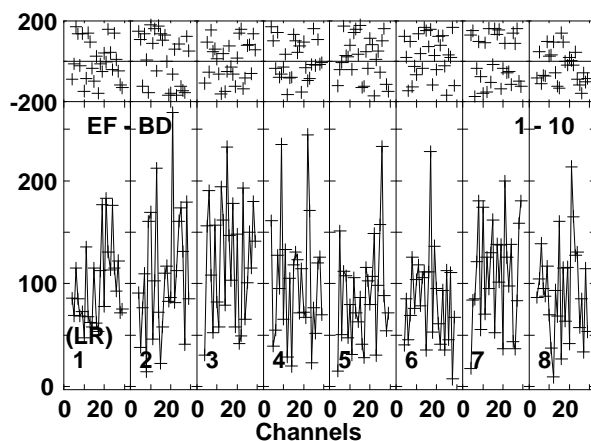
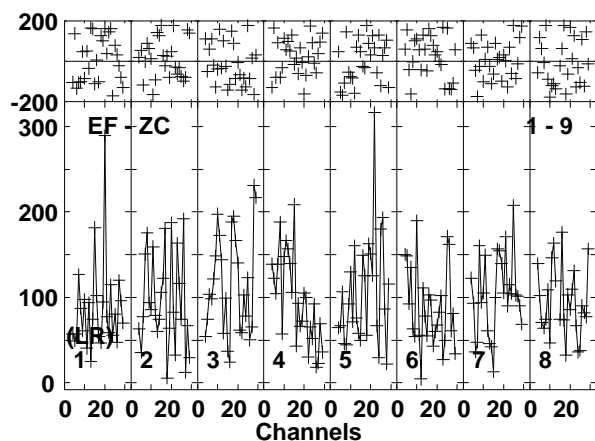
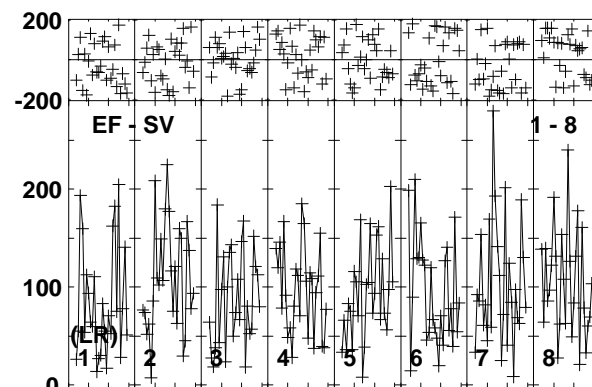
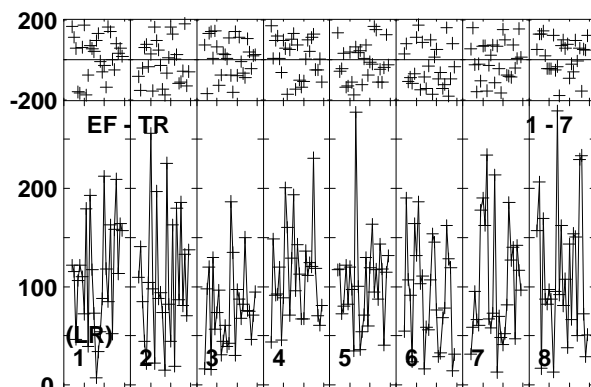
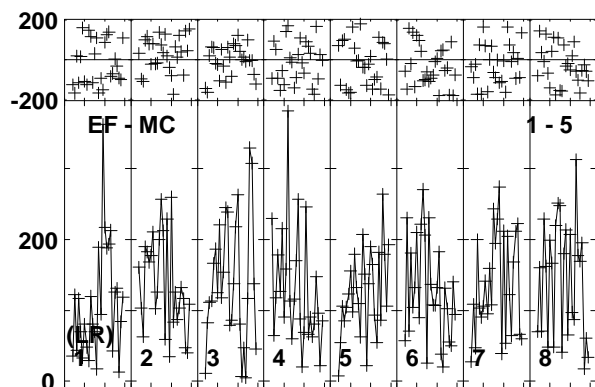
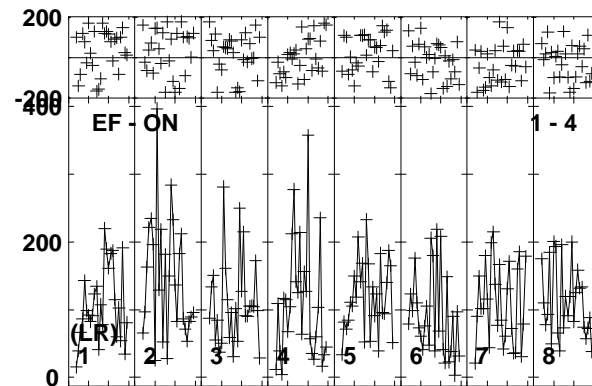
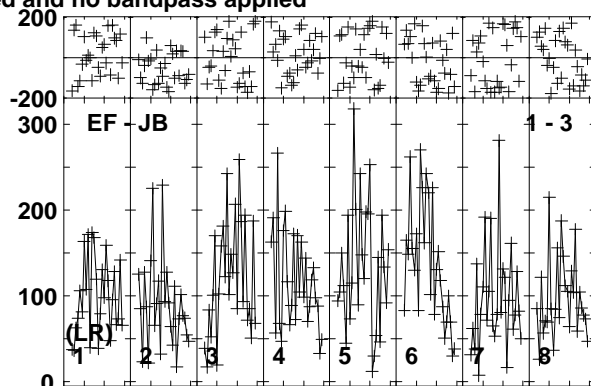
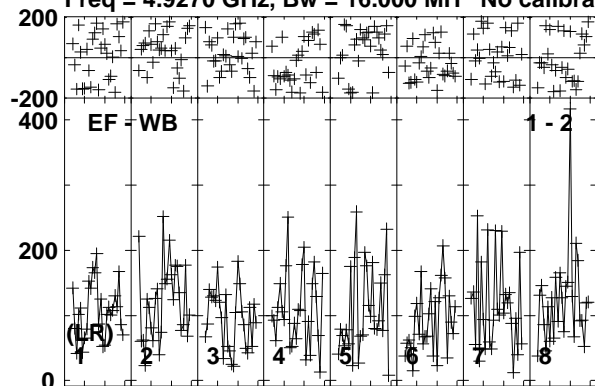


Lower frame: Milli Ampl Jy Top frame: Phas deg
Vector averaged cross-power spectrum Baseline: EF (01) - WB (02)
Timerange: 00/08:47:49 to 00/08:48:59

Plot file version 62 created 11-JUL-2014 16:49:30

NGC6090A EP088D 2.UVDATA.1

Freq = 4.9270 GHz, Bw = 16.000 MH No calibration applied and no bandpass applied

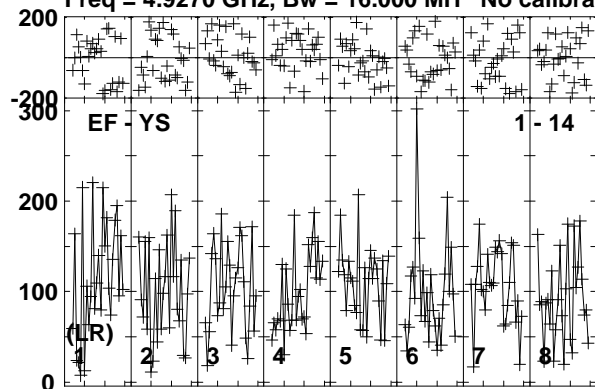


Lower frame: Micro Ampl Jy Top frame: Phas deg
Vector averaged cross-power spectrum Baseline: EF (01) - WB (02)
Timerange: 00/08:50:00 to 00/08:53:39

Plot file version 63 created 11-JUL-2014 16:49:31

NGC6090A EP088D 2.UVDATA.1

Freq = 4.9270 GHz, Bw = 16.000 MH No calibration applied and no bandpass applied




Lower frame: Micro Ampl Jy Top frame: Phas deg
Vector averaged cross-power spectrum Baseline: EF (01) - YS (14)
Timerange: 00/08:50:00 to 00/08:53:39

Plot file version 64 created 11-JUL-2014 16:49:31

J1549+5038 EP088D 2.UVDATA.1

Freq = 4.9270 GHz, Bw = 16.000 MH No calibration applied and no bandpass applied

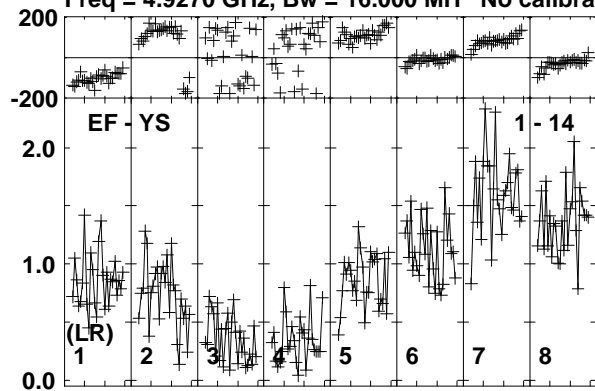


Lower frame: Milli Ampl Jy Top frame: Phas deg
Vector averaged cross-power spectrum Baseline: EF (01) - WB (02)
Timerange: 00/08:53:49 to 00/08:54:59

Plot file version 65 created 11-JUL-2014 16:49:31

J1549+5038 EP088D 2.UVDATA.1

Freq = 4.9270 GHz, Bw = 16.000 MH No calibration applied and no bandpass applied

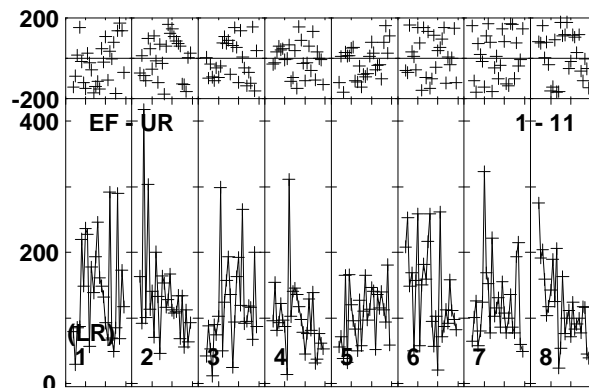
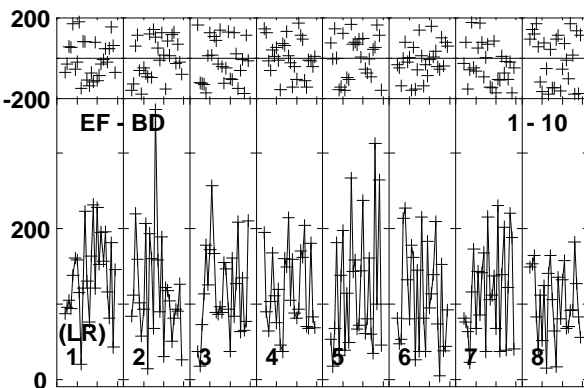
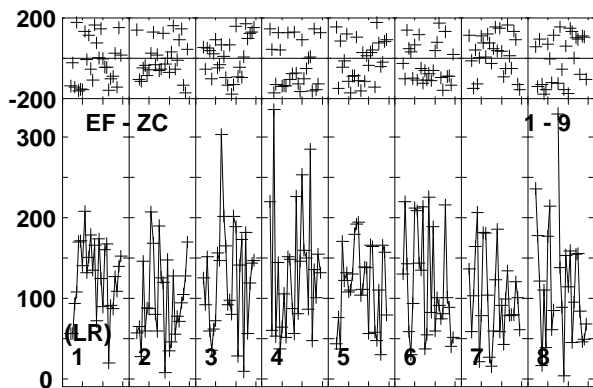
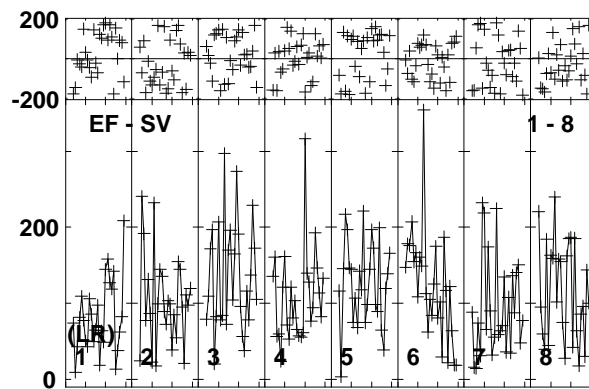
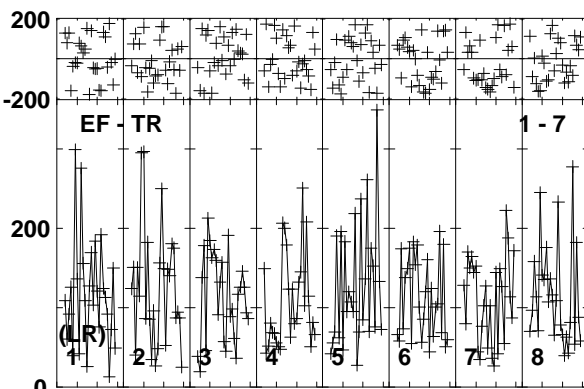
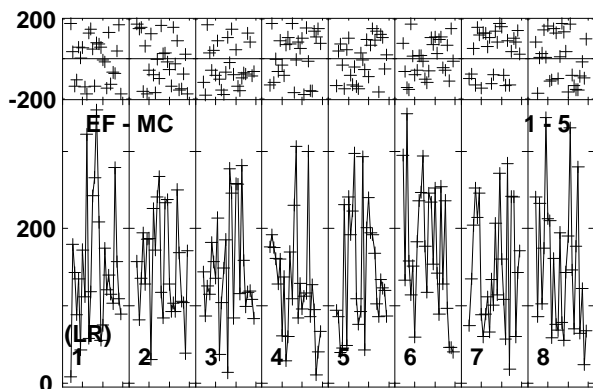
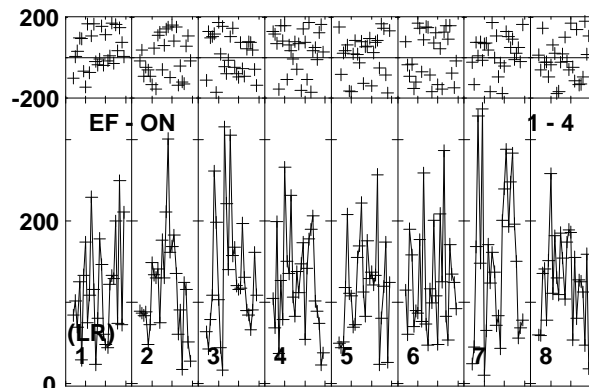
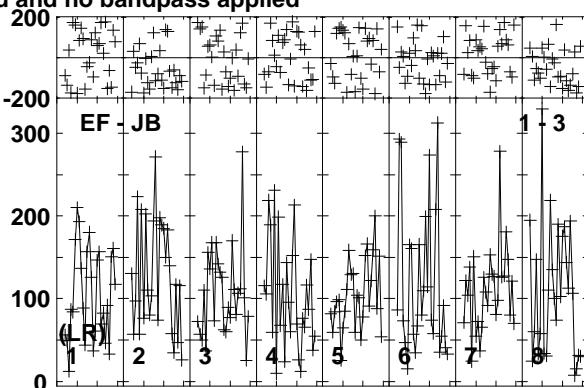
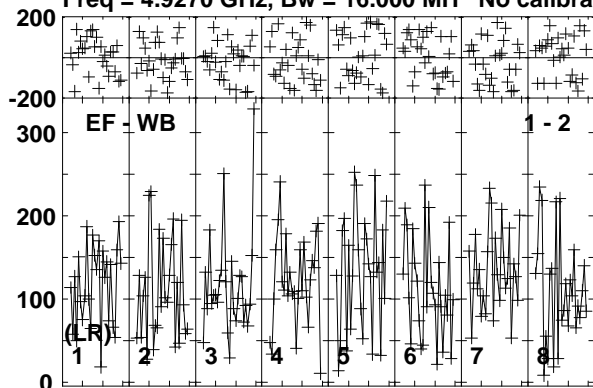


Lower frame: Milli Ampl Jy Top frame: Phas deg
Vector averaged cross-power spectrum Baseline: EF (01) - YS (14)
Timerange: 00/08:53:49 to 00/08:54:59

Plot file version 66 created 11-JUL-2014 16:49:31

NGC6090A EP088D 2.UVDATA.1

Freq = 4.9270 GHz, Bw = 16.000 MH No calibration applied and no bandpass applied

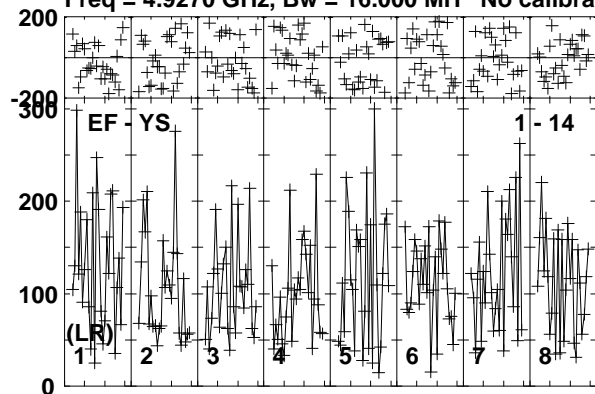


Lower frame: Micro Ampl Jy Top frame: Phas deg
Vector averaged cross-power spectrum Baseline: EF (01) - WB (02)
Timerange: 00/08:55:10 to 00/08:58:40

Plot file version 67 created 11-JUL-2014 16:49:31

NGC6090A EP088D 2.UVDATA.1

Freq = 4.9270 GHz, Bw = 16.000 MH No calibration applied and no bandpass applied



Lower frame: Micro Ampl Jy Top frame: Phas deg
Vector averaged cross-power spectrum Baseline: EF (01) - YS (14)
Timerange: 00/08:55:10 to 00/08:58:40

Plot file version 68 created 11-JUL-2014 16:49:31

J1549+5038 EP088D 2.UVDATA.1

Freq = 4.9270 GHz, Bw = 16.000 MH No calibration applied and no bandpass applied

