


Plot file version 1 created 17-JUL-2014 12:28:11

3C454.3 EP088D 3.UVDATA.1

Freq = 4.9270 GHz, Bw = 16.000 MH Calibrated with CL # 3 and BP # 1 (BP mode 1)

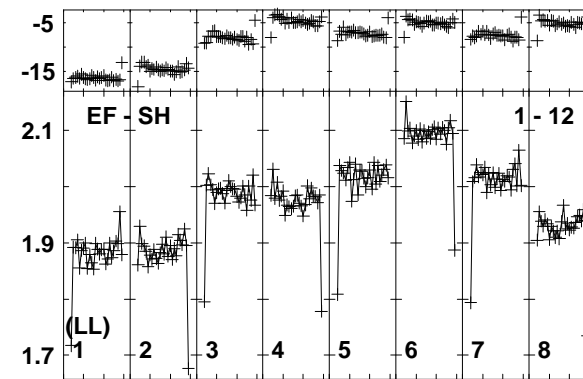
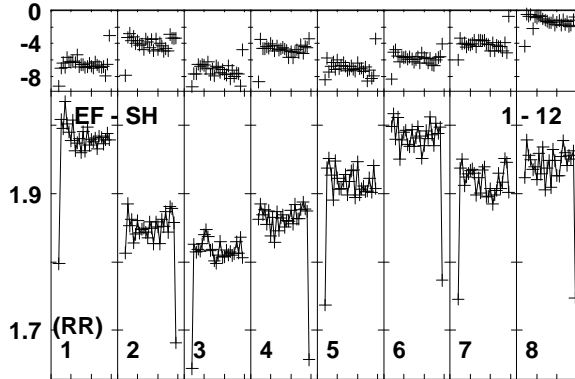
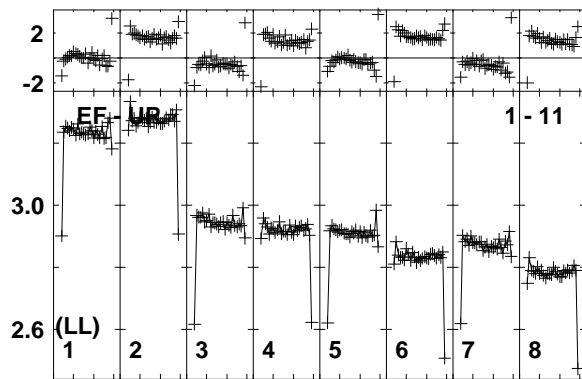
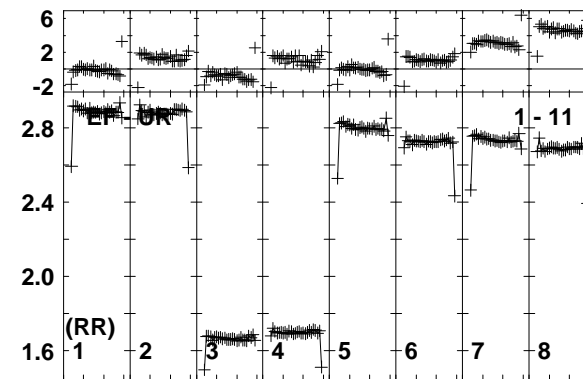
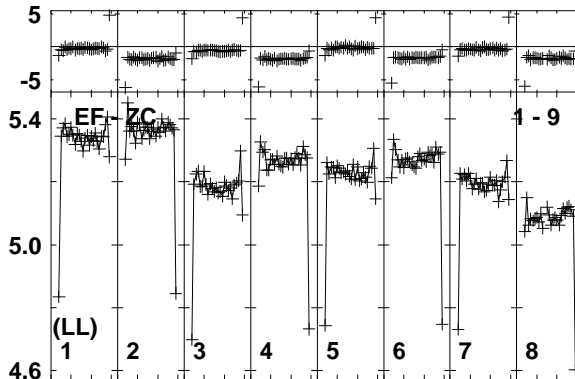
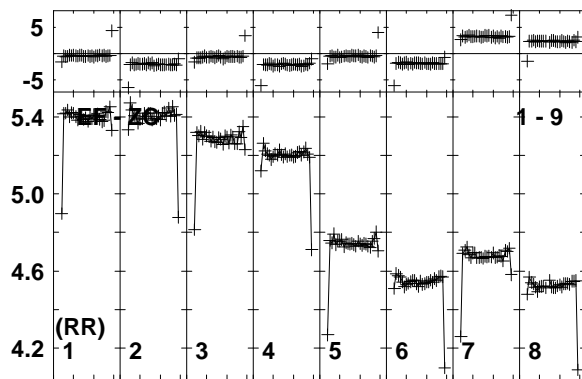
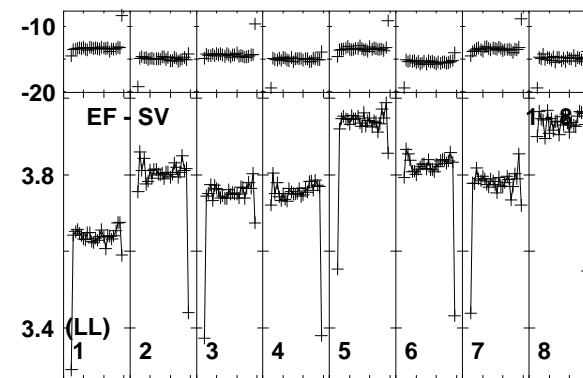
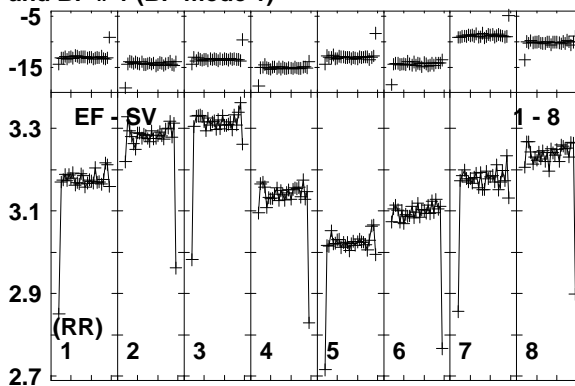
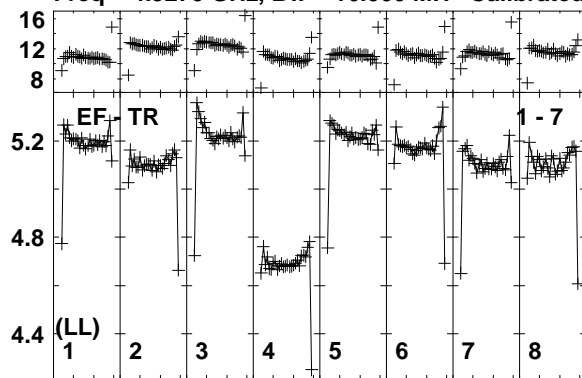


Lower frame: Ampl Jy Top frame: Phas deg  
Vector averaged cross-power spectrum Baseline: EF (01) - WB (02)  
Timerange: 00/06:52:20 to 00/06:57:15

Plot file version 2 created 17-JUL-2014 12:28:11

3C454.3 EP088D 3.UVDATA.1

Freq = 4.9270 GHz, Bw = 16.000 MH Calibrated with CL # 3 and BP # 1 (BP mode 1)

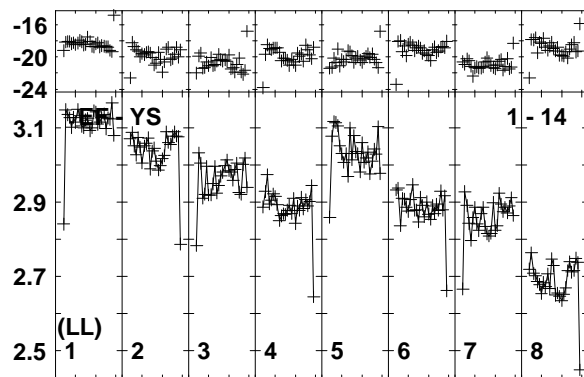
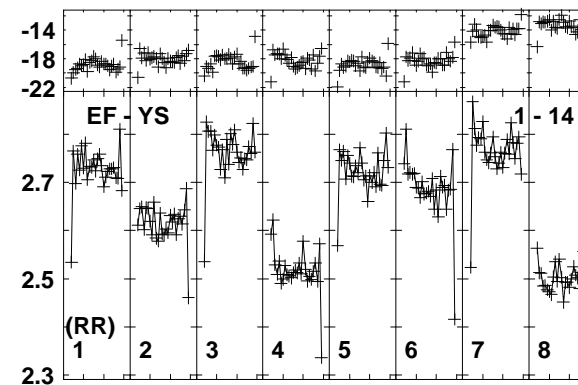
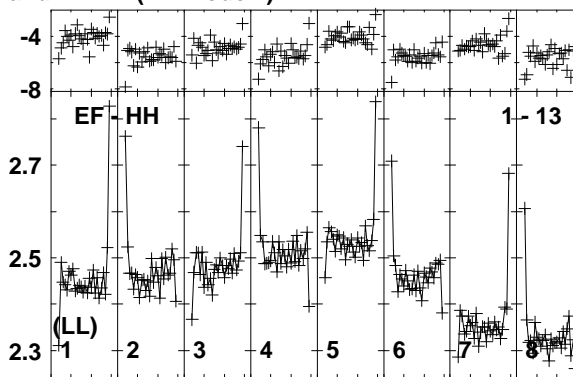
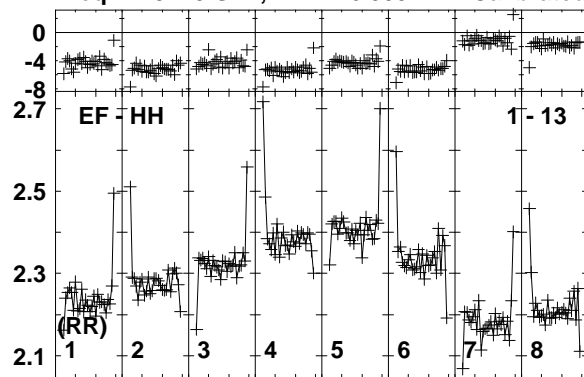


Lower frame: Ampl Jy Top frame: Phas deg  
Vector averaged cross-power spectrum Baseline: EF (01) - TR (07)  
Timerange: 00/06:52:20 to 00/06:57:15

Plot file version 3 created 17-JUL-2014 12:28:12

3C454.3 EP088D 3.UVDATA.1

Freq = 4.9270 GHz, Bw = 16.000 MH Calibrated with CL # 3 and BP # 1 (BP mode 1)

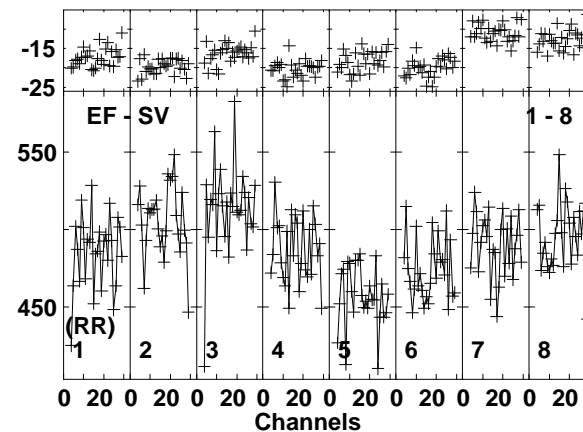
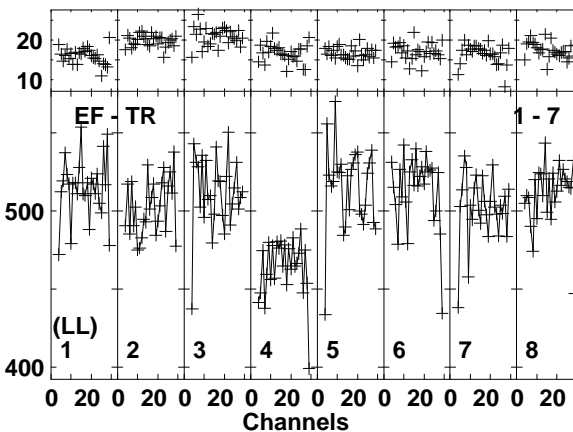
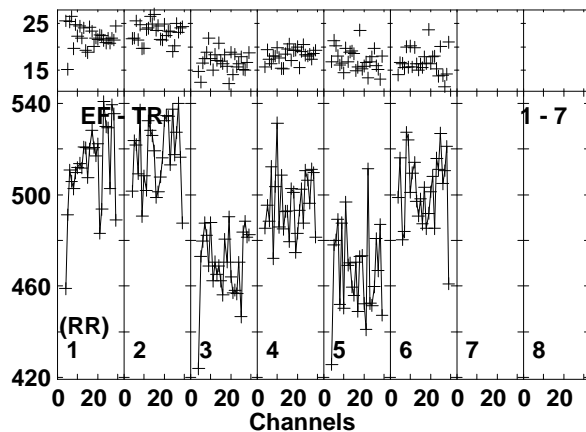
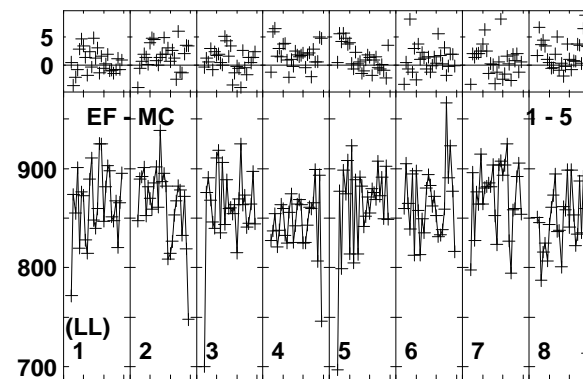
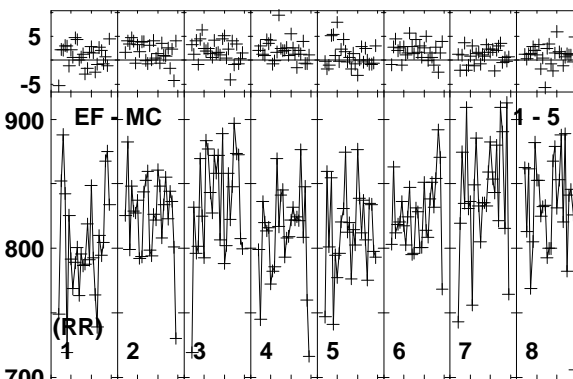
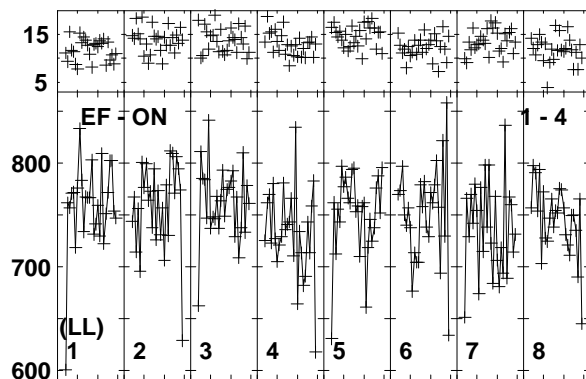
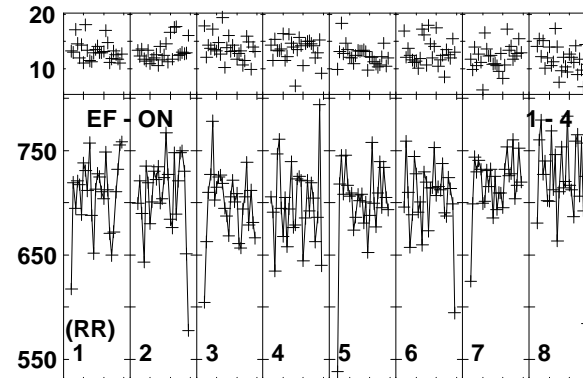
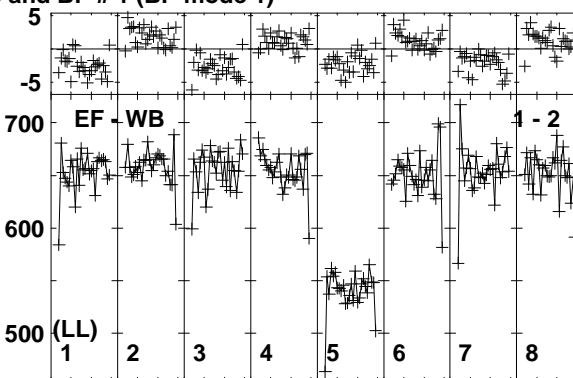
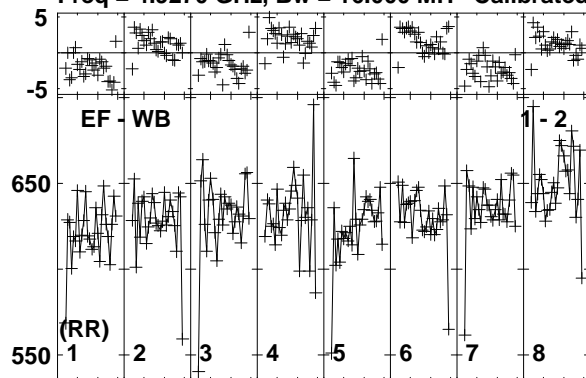


Lower frame: Ampl Jy Top frame: Phas deg  
Vector averaged cross-power spectrum Baseline: EF (01) - HH (13)  
Timerange: 00/06:52:20 to 00/06:57:15

Plot file version 4 created 17-JUL-2014 12:28:12

J1549+5038 EP088D 3.UVDATA.1

Freq = 4.9270 GHz, Bw = 16.000 MH Calibrated with CL # 3 and BP # 1 (BP mode 1)

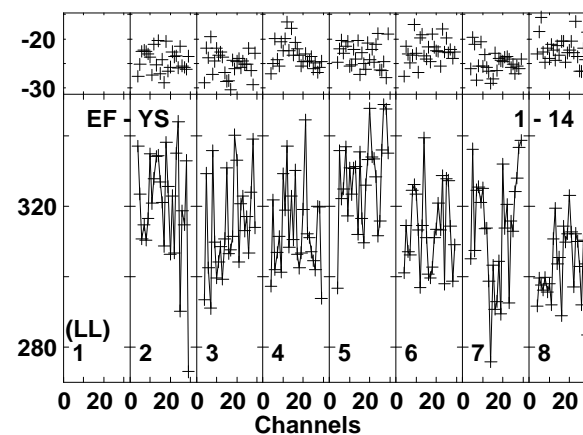
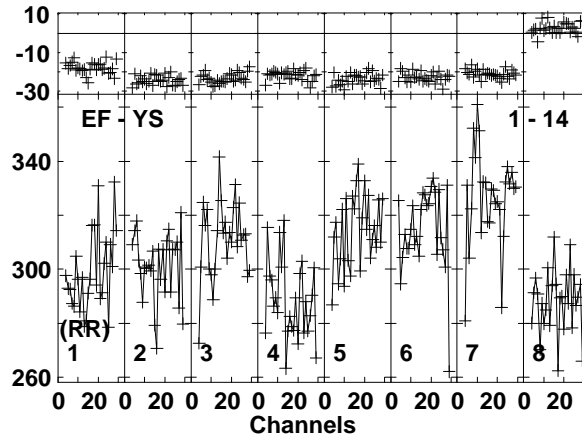
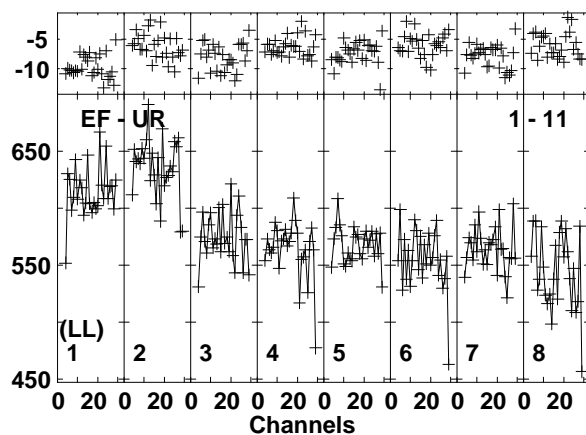
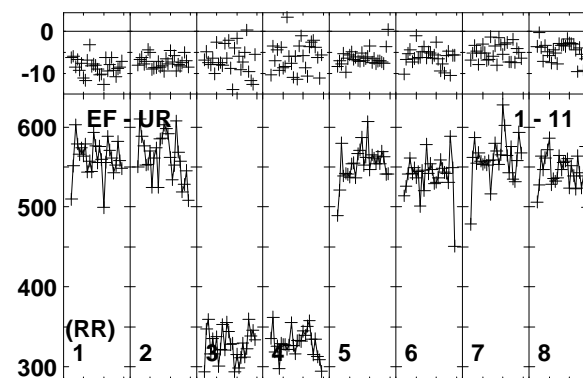
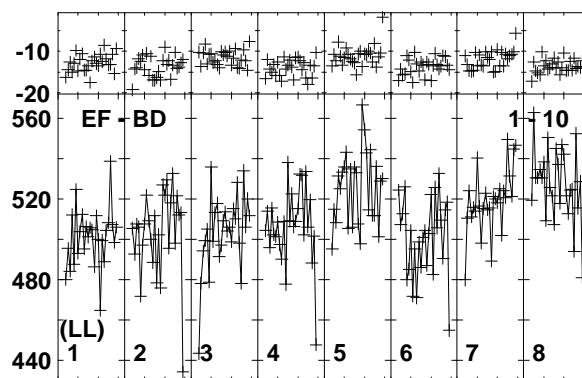
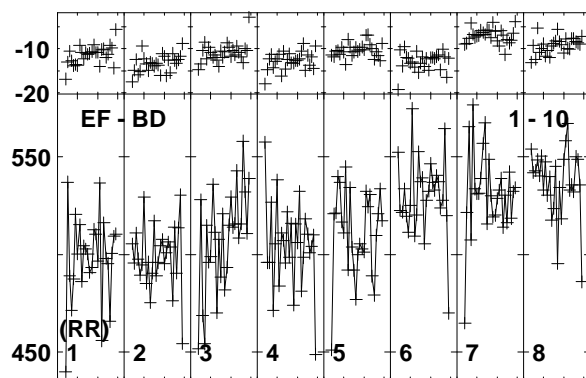
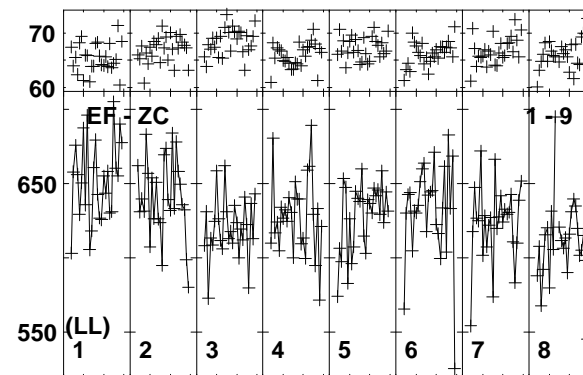
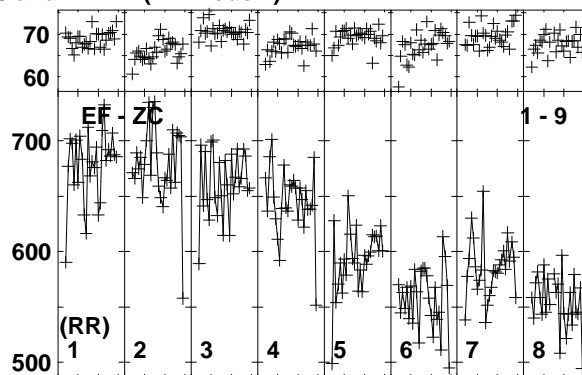
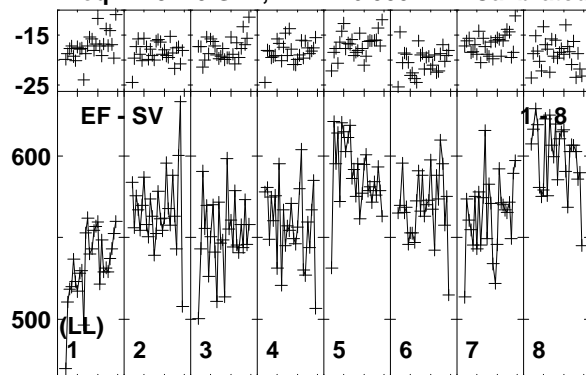


Lower frame: Milli Ampl Jy Top frame: Phas deg  
Vector averaged cross-power spectrum Baseline: EF (01) - WB (02)  
Timerange: 00/06:59:23 to 00/07:06:00

Plot file version 5 created 17-JUL-2014 12:28:13

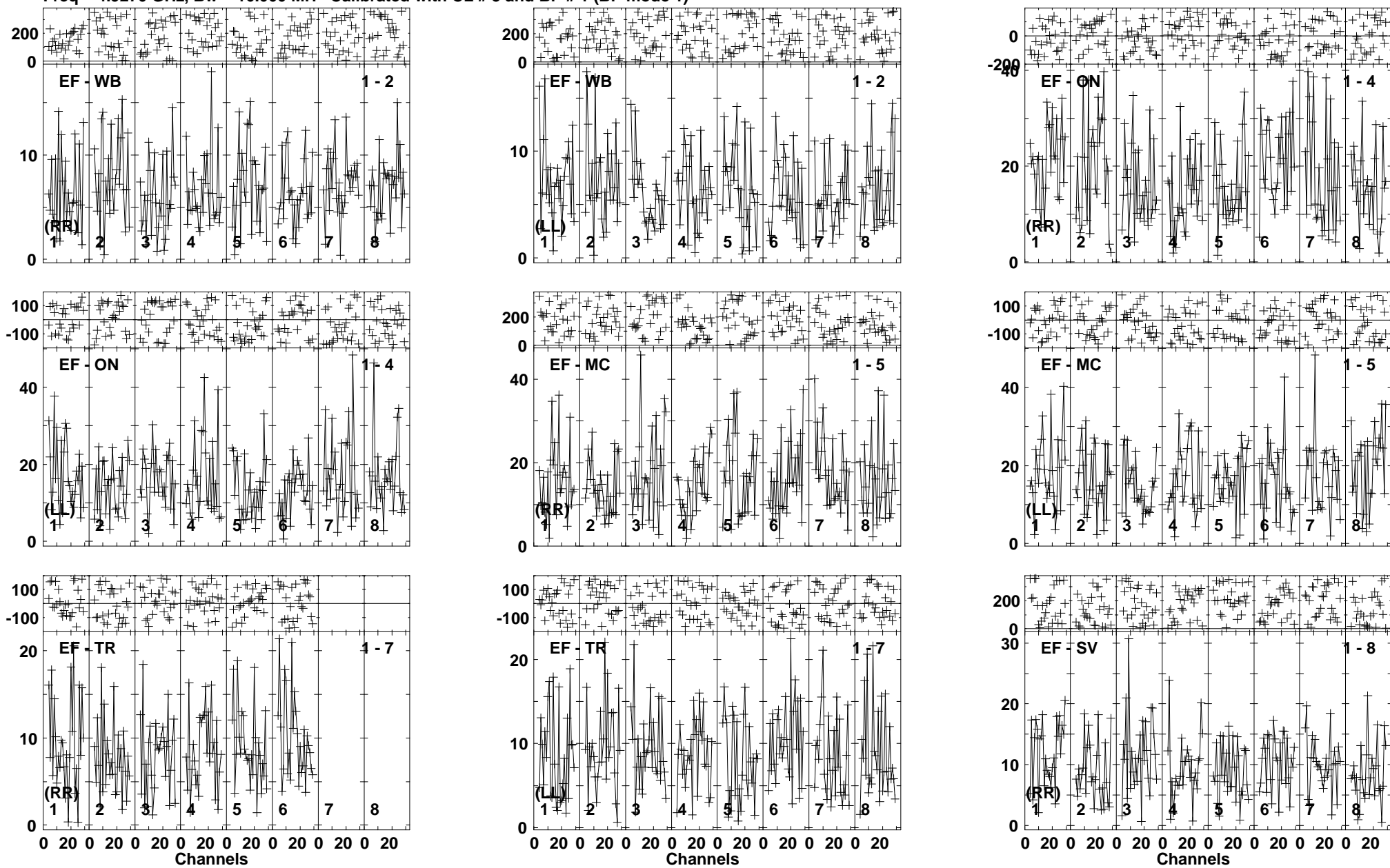
J1549+5038 EP088D 3.UVDATA.1

Freq = 4.9270 GHz, Bw = 16.000 MH Calibrated with CL # 3 and BP # 1 (BP mode 1)



Lower frame: Milli Ampl Jy Top frame: Phas deg  
Vector averaged cross-power spectrum Baseline: EF (01) - SV (08)  
Timerange: 00/06:59:23 to 00/07:06:00

Plot file version 6 created 17-JUL-2014 12:28:13  
 NGC6090B EP088D 3.UVDATA.1  
 Freq = 4.9270 GHz, Bw = 16.000 MH Calibrated with CL # 3 and BP # 1 (BP mode 1)

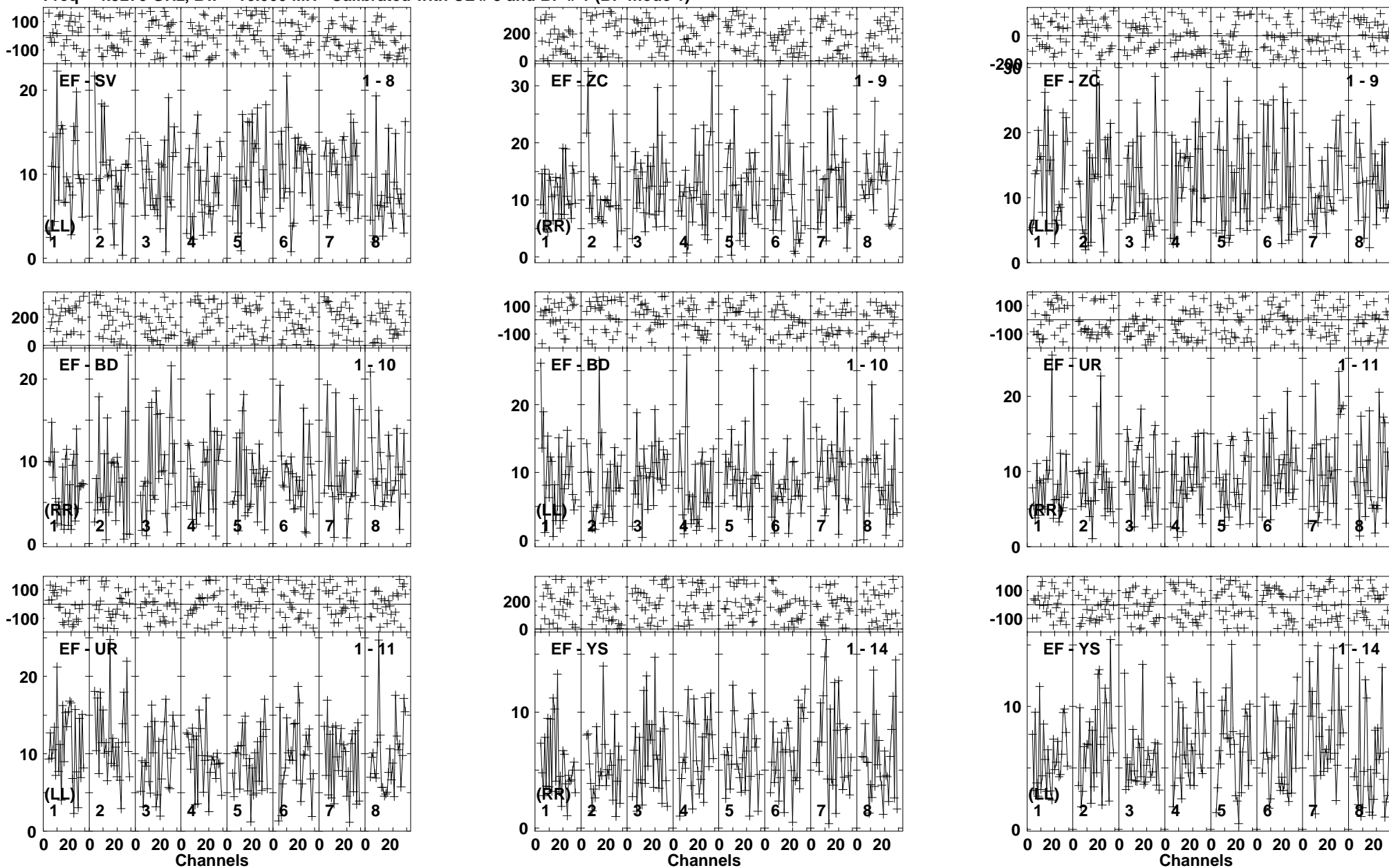


Lower frame: Milli Ampl Jy Top frame: Phas deg  
 Vector averaged cross-power spectrum Baseline: EF (01) - WB (02)  
 Timerange: 00/07:06:40 to 00/07:10:20

Plot file version 7 created 17-JUL-2014 12:28:13

NGC6090B EP088D 3.UVDATA.1

Freq = 4.9270 GHz, Bw = 16.000 MH Calibrated with CL # 3 and BP # 1 (BP mode 1)

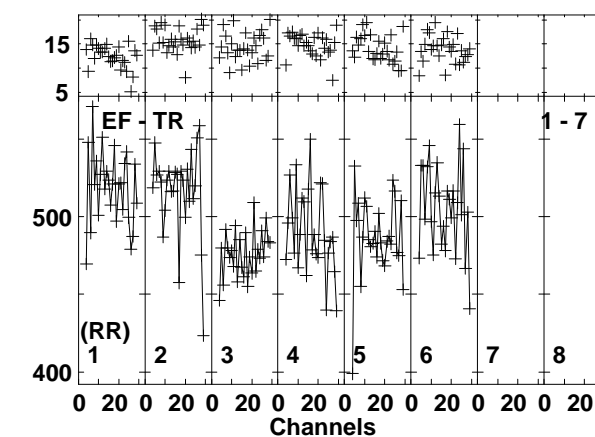
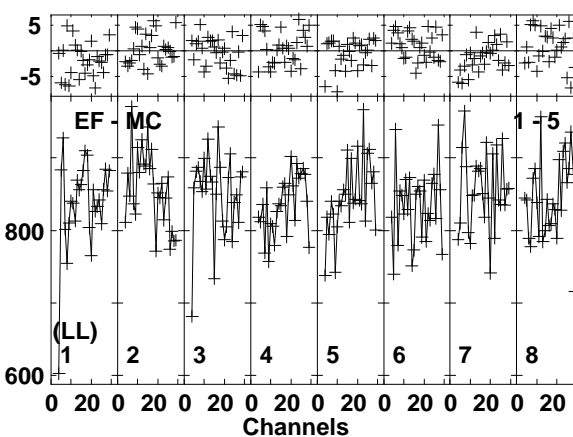
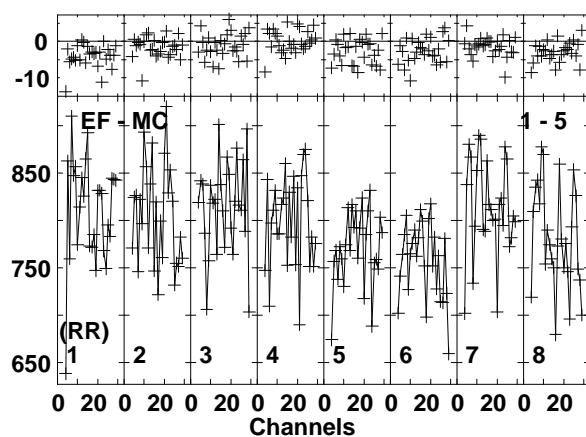
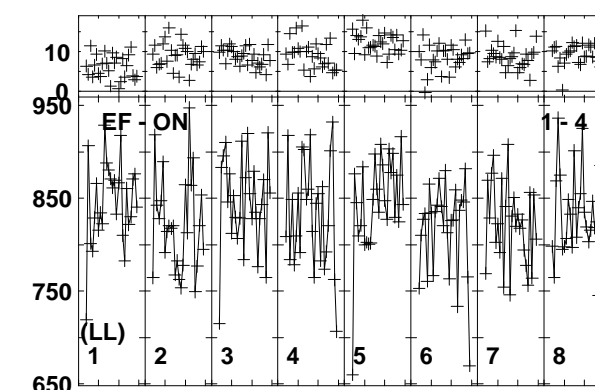
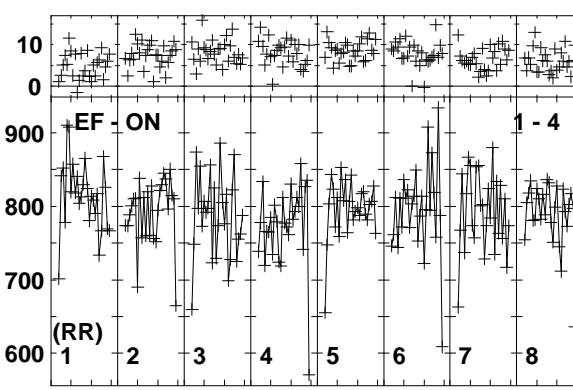
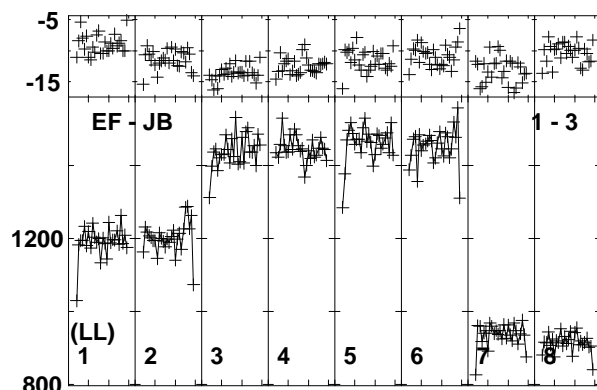
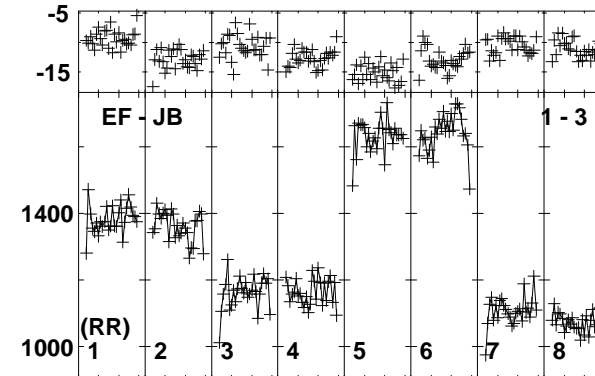
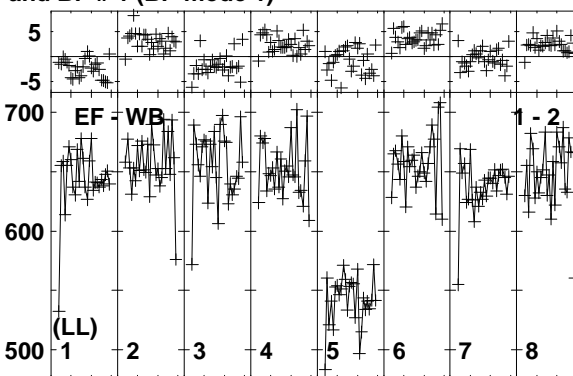
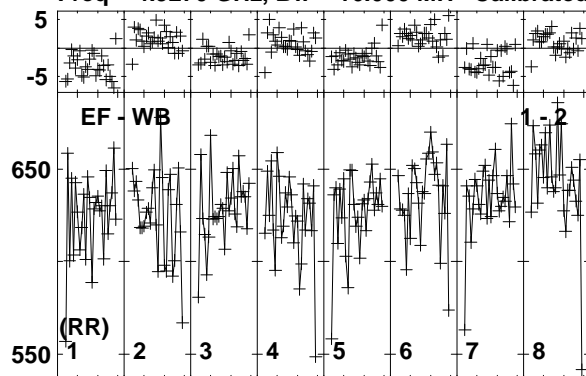


Lower frame: Milli Ampl Jy Top frame: Phas deg  
Vector averaged cross-power spectrum Baseline: EF (01) - SV (08)  
Timerange: 00/07:06:40 to 00/07:10:20

Plot file version 8 created 17-JUL-2014 12:28:14

J1549+5038 EP088D 3.UVDATA.1

Freq = 4.9270 GHz, Bw = 16.000 MH Calibrated with CL # 3 and BP # 1 (BP mode 1)



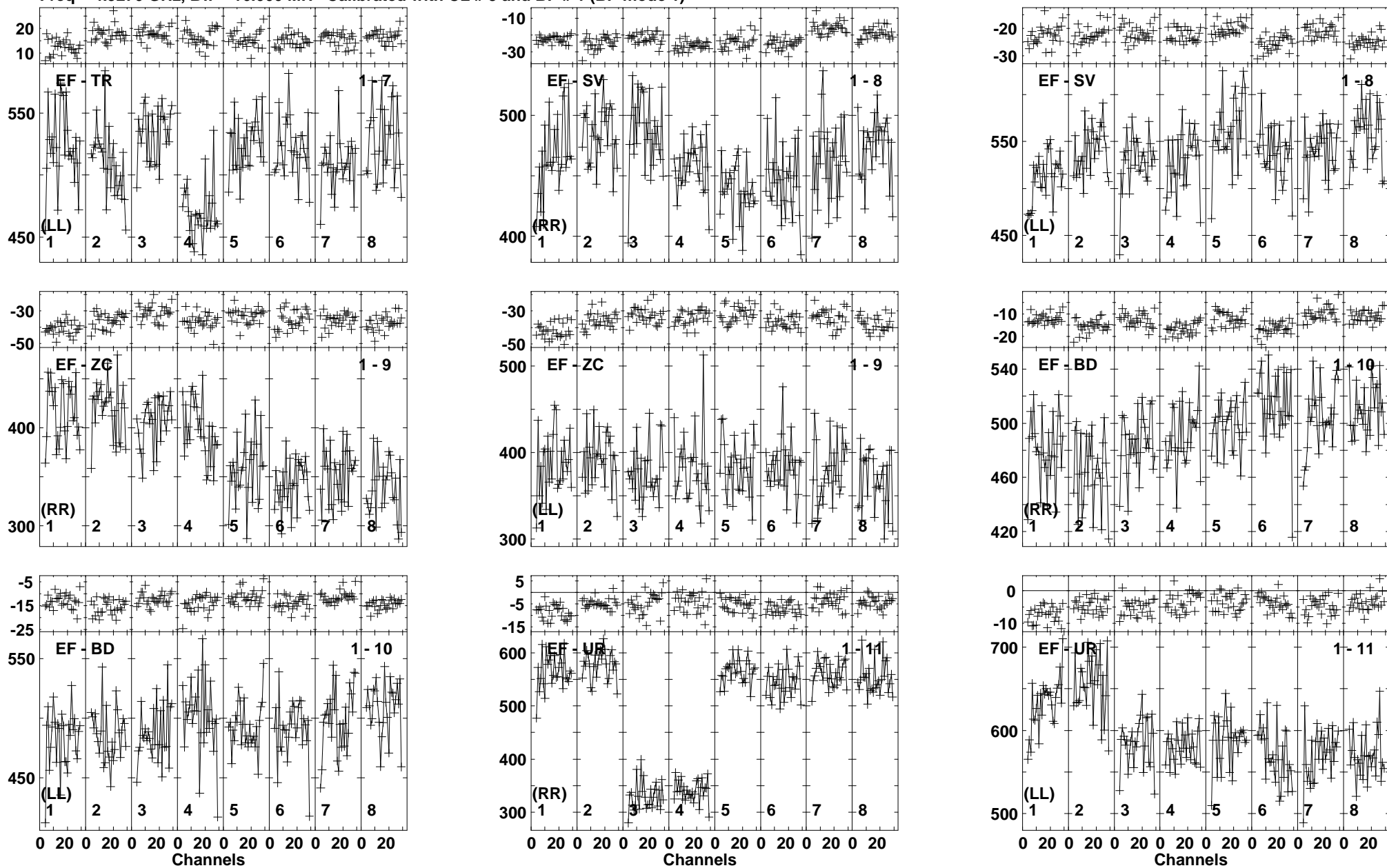
Lower frame: Milli Ampl Jy Top frame: Phas deg  
Vector averaged cross-power spectrum Baseline: EF (01) - WB (02)  
Timerange: 00/07:10:31 to 00/07:11:39



Plot file version 9 created 17-JUL-2014 12:28:14

J1549+5038 EP088D 3.UVDATA.1

Freq = 4.9270 GHz, Bw = 16.000 MH Calibrated with CL # 3 and BP # 1 (BP mode 1)

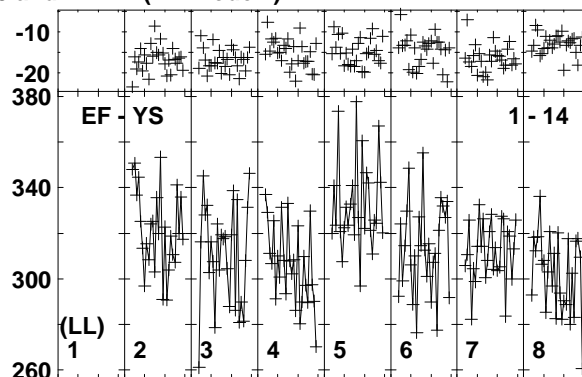
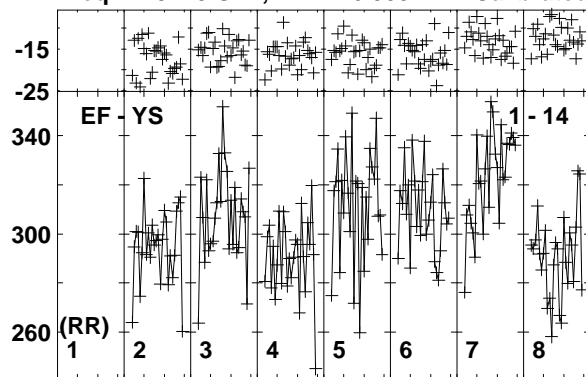


Lower frame: Milli Ampl Jy Top frame: Phas deg  
Vector averaged cross-power spectrum Baseline: EF (01) - TR (07)  
Timerange: 00/07:10:31 to 00/07:11:39

Plot file version 10 created 17-JUL-2014 12:28:15

J1549+5038 EP088D 3.UVDATA.1

Freq = 4.9270 GHz, Bw = 16.000 MH Calibrated with CL # 3 and BP # 1 (BP mode 1)

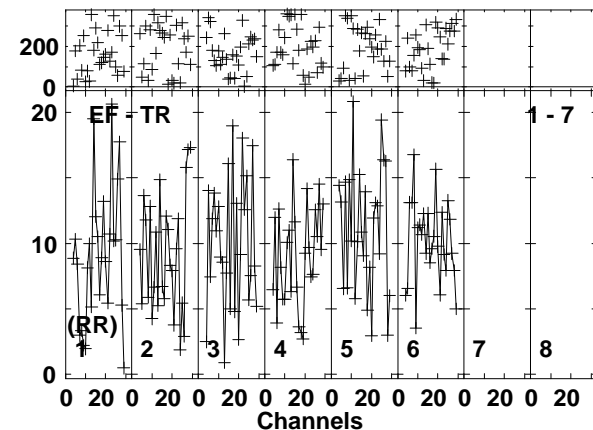
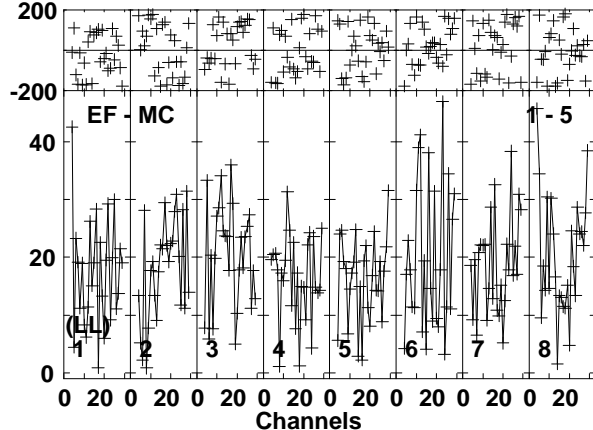
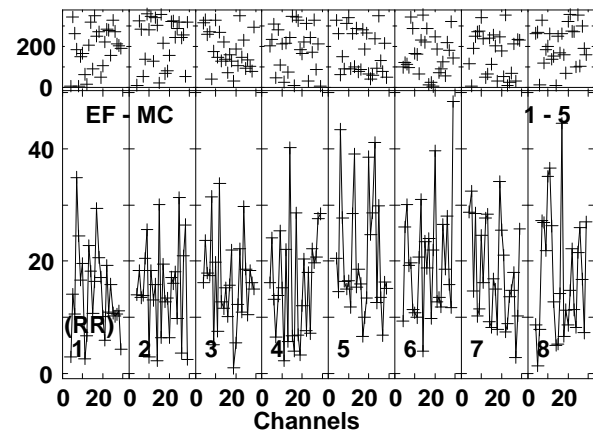
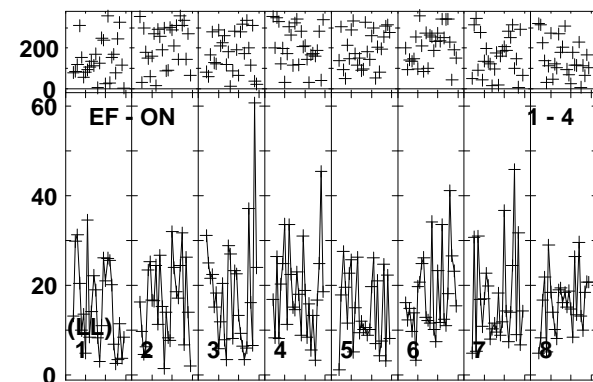
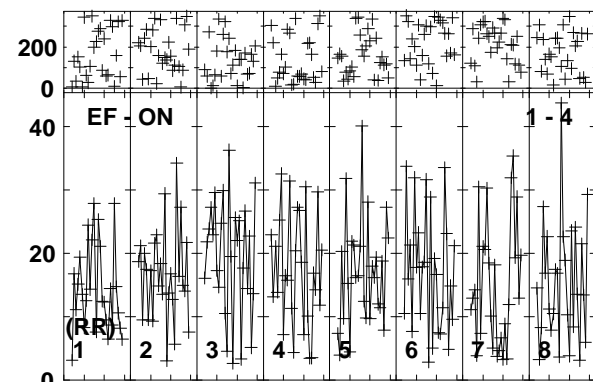
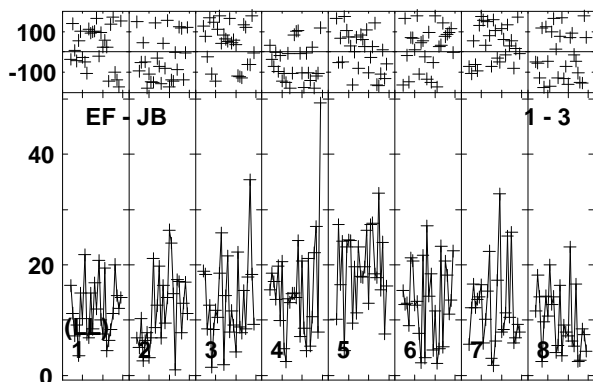
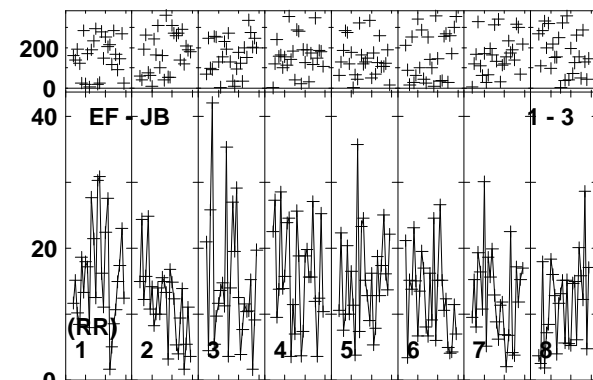
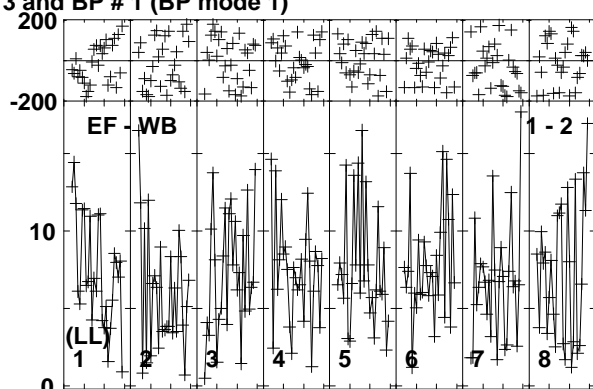
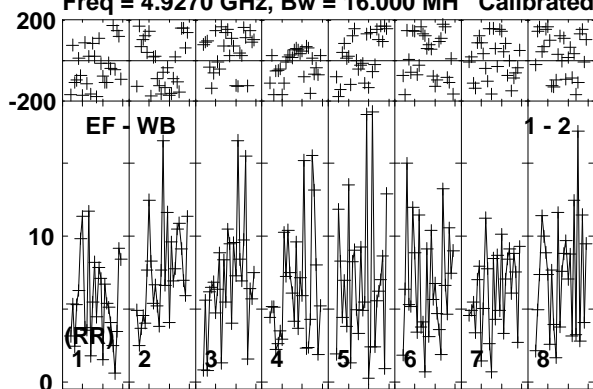


Lower frame: Milli Ampl Jy Top frame: Phas deg  
Vector averaged cross-power spectrum Baseline: EF (01) - YS (14)  
Timerange: 00/07:10:31 to 00/07:11:39

Plot file version 11 created 17-JUL-2014 12:28:15

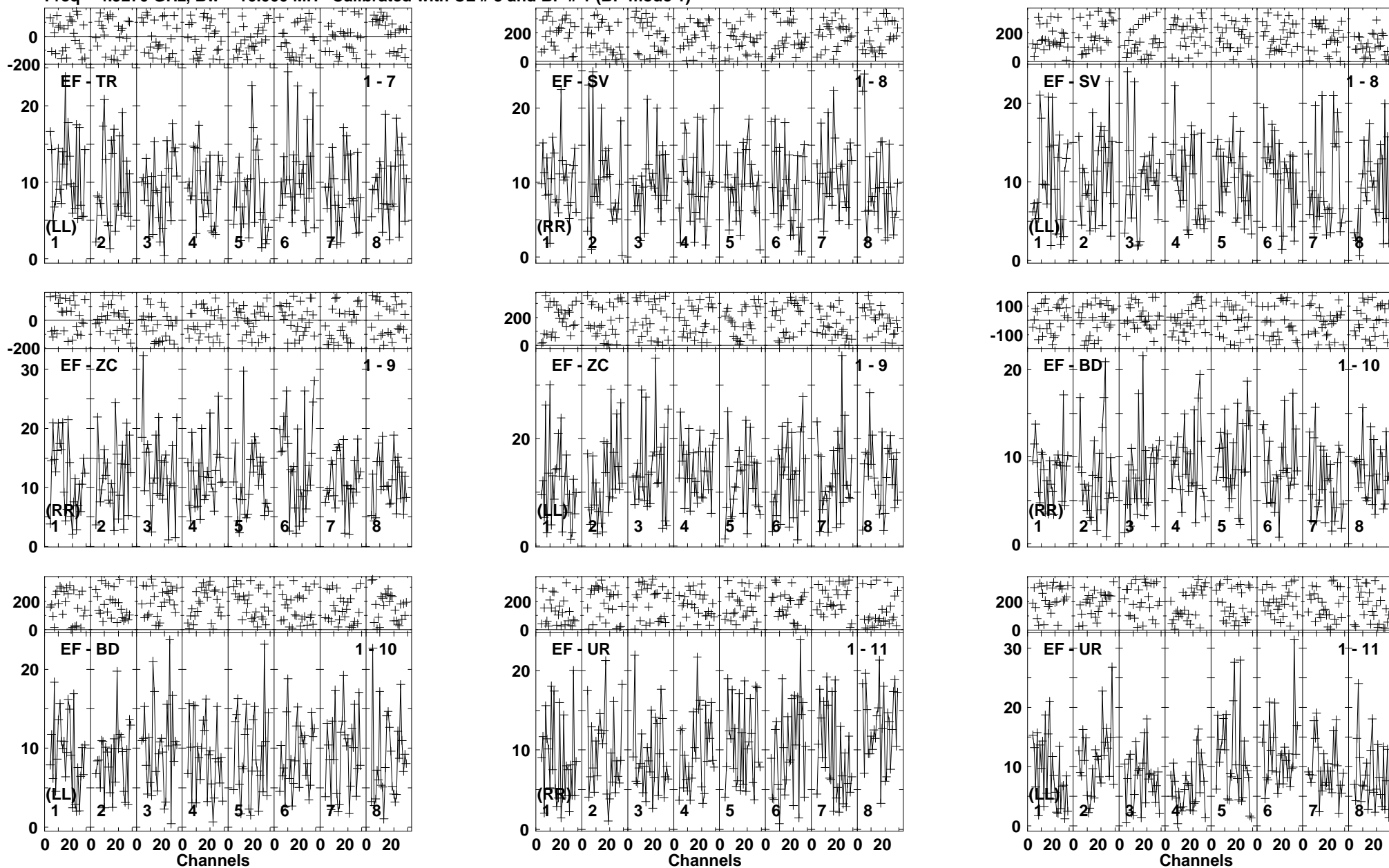
NGC6090B EP088D 3.UVDATA.1

Freq = 4.9270 GHz, Bw = 16.000 MH Calibrated with CL # 3 and BP # 1 (BP mode 1)



Lower frame: Milli Ampl Jy Top frame: Phas deg  
Vector averaged cross-power spectrum Baseline: EF (01) - WB (02)  
Timerange: 00/07:12:20 to 00/07:15:59

Plot file version 12 created 17-JUL-2014 12:28:15  
 NGC6090B EP088D 3.UVDATA.1  
 Freq = 4.9270 GHz, Bw = 16.000 MH Calibrated with CL # 3 and BP # 1 (BP mode 1)

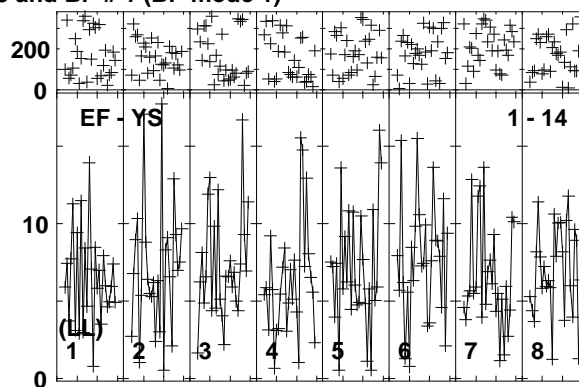
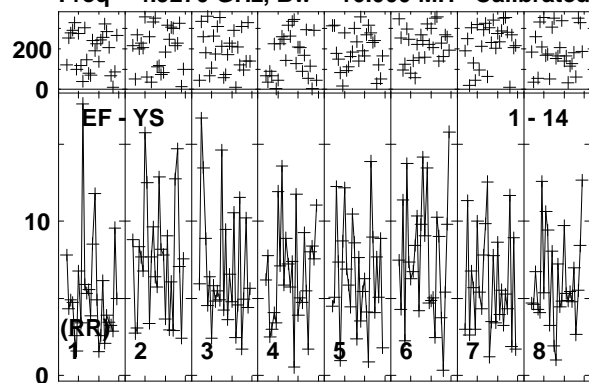


Lower frame: Milli Ampl Jy Top frame: Phas deg  
 Vector averaged cross-power spectrum Baseline: EF (01) - TR (07)  
 Timerange: 00/07:12:20 to 00/07:15:59

Plot file version 13 created 17-JUL-2014 12:28:15

NGC6090B EP088D 3.UVDATA.1

Freq = 4.9270 GHz, Bw = 16.000 MH Calibrated with CL # 3 and BP # 1 (BP mode 1)

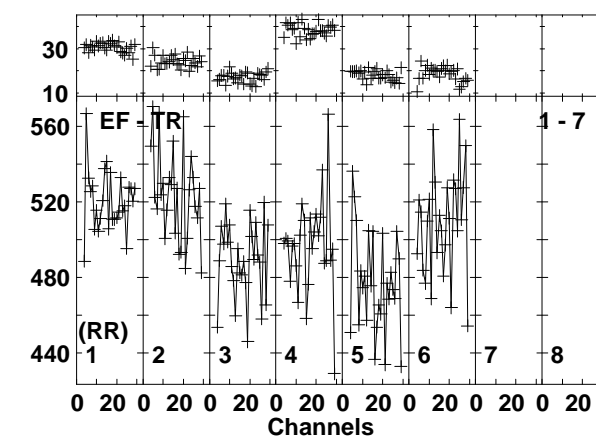
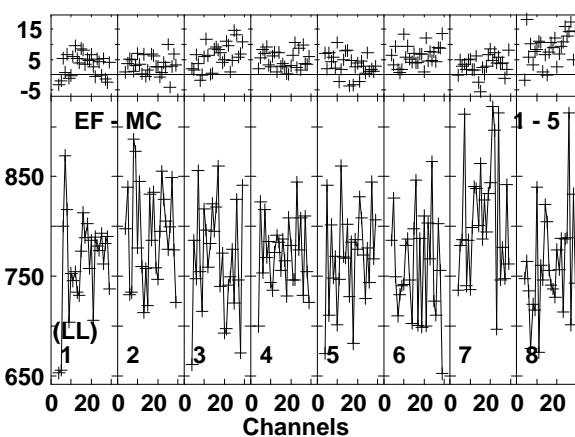
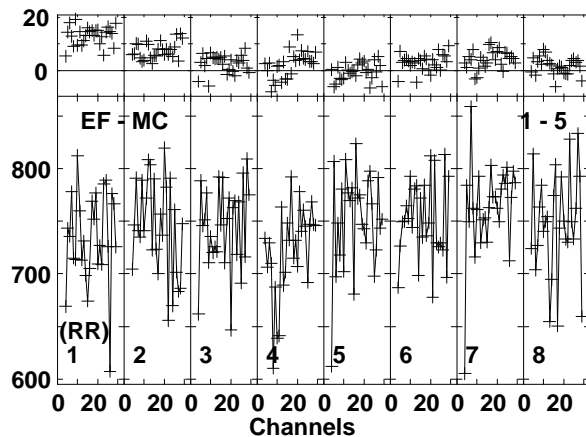
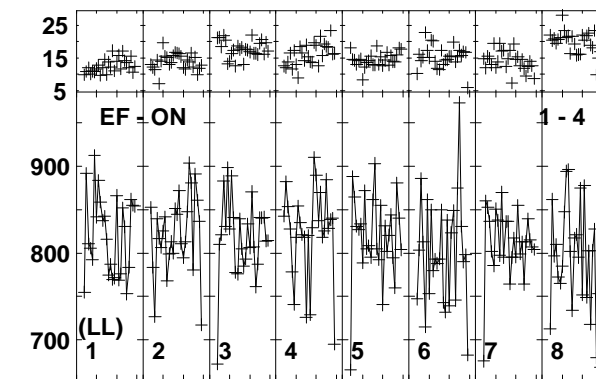
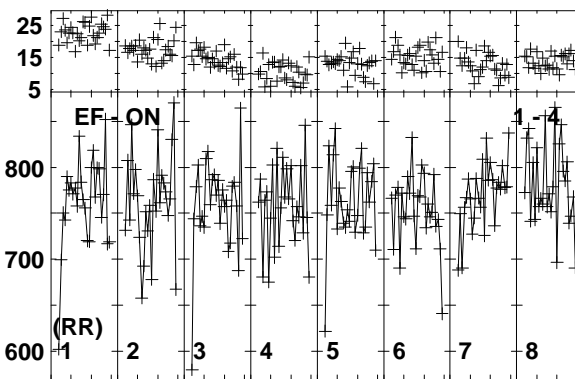
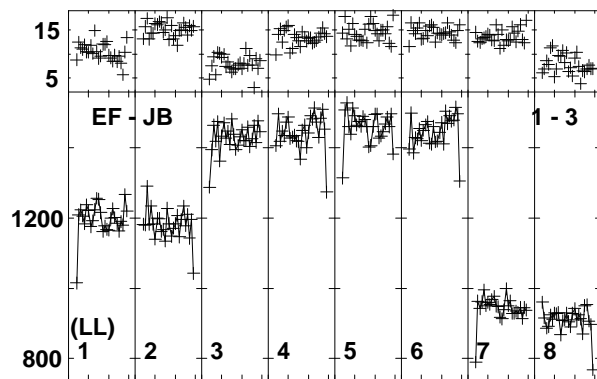
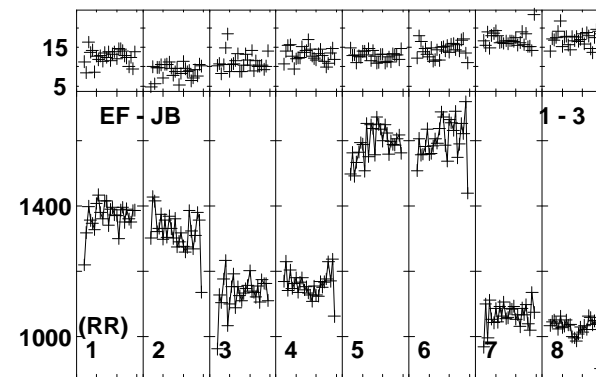
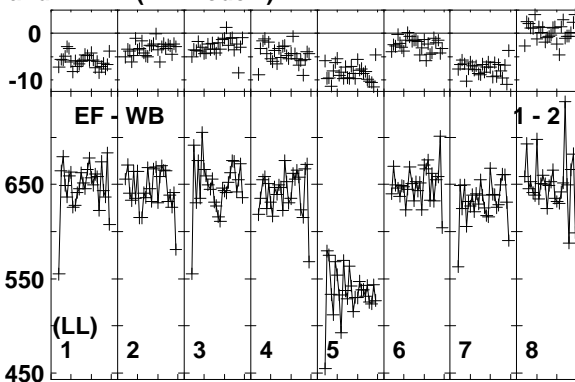
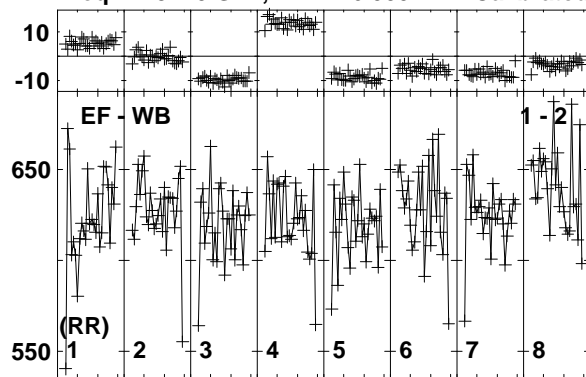


Lower frame: Milli Ampl Jy Top frame: Phas deg  
Vector averaged cross-power spectrum Baseline: EF (01) - YS (14)  
Timerange: 00/07:12:20 to 00/07:15:59

Plot file version 14 created 17-JUL-2014 12:28:16

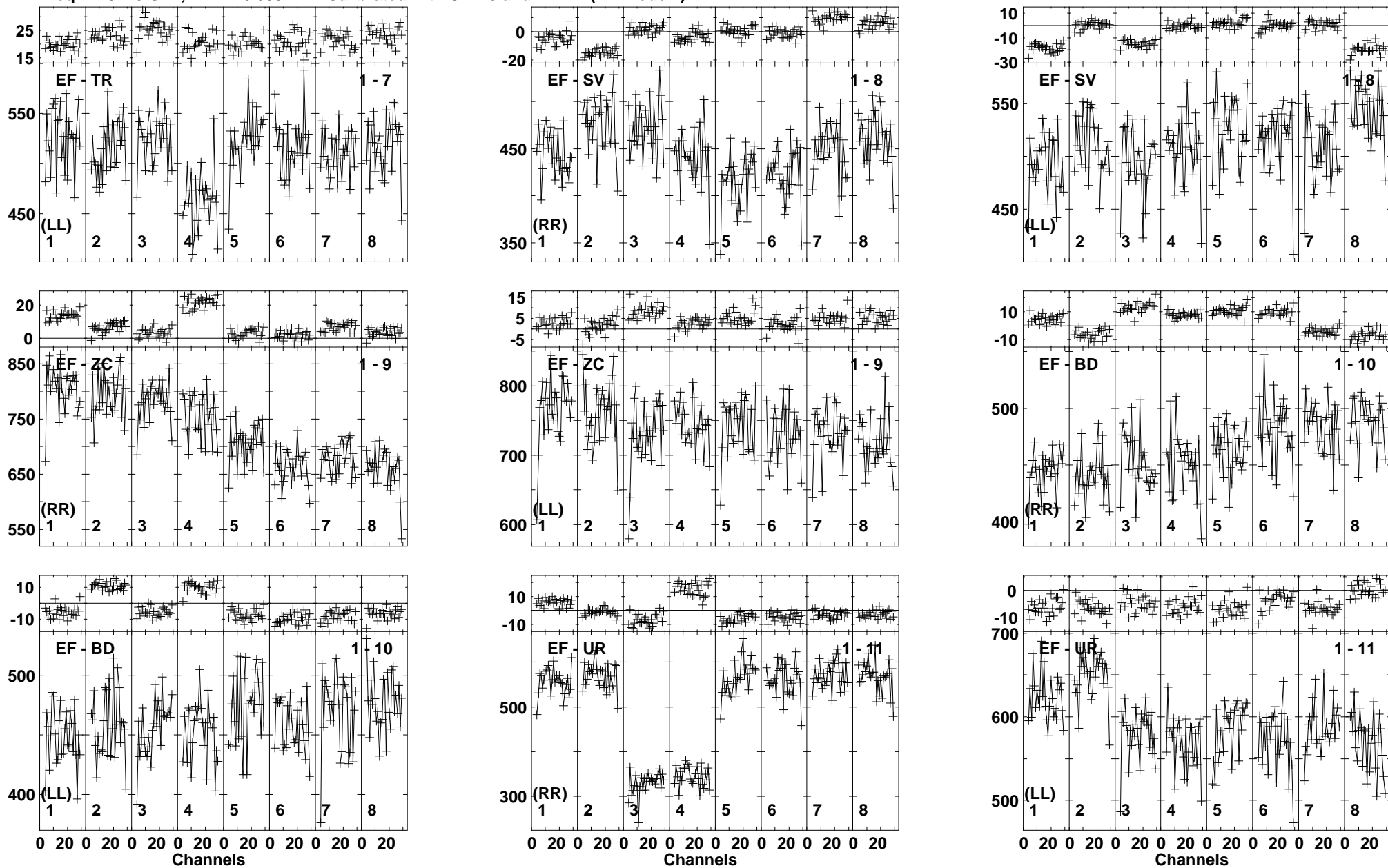
J1549+5038 EP088D 3.UVDATA.1

Freq = 4.9270 GHz, Bw = 16.000 MH Calibrated with CL # 3 and BP # 1 (BP mode 1)



Lower frame: Milli Ampl Jy Top frame: Phas deg  
Vector averaged cross-power spectrum Baseline: EF (01) - WB (02)  
Timerange: 00/07:16:10 to 00/07:17:19

Plot file version 15 created 17-JUL-2014 12:28:16  
 J1549+5038 EP088D 3.UVDATA.1  
 Freq = 4.9270 GHz, Bw = 16.000 MH Calibrated with CL # 3 and BP # 1 (BP mode 1)

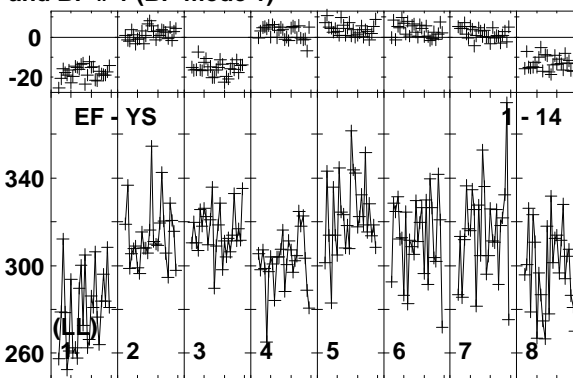
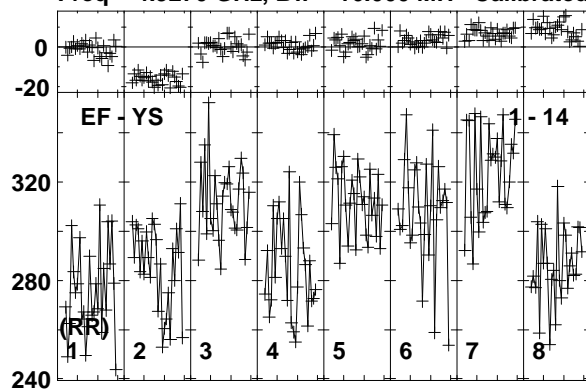


Lower frame: Milli Ampl Jy Top frame: Phas deg  
 Vector averaged cross-power spectrum Baseline: EF (01) - TR (07)  
 Timerange: 00/07:16:10 to 00/07:17:19

Plot file version 16 created 17-JUL-2014 12:28:16

J1549+5038 EP088D 3.UVDATA.1

Freq = 4.9270 GHz, Bw = 16.000 MH Calibrated with CL # 3 and BP # 1 (BP mode 1)



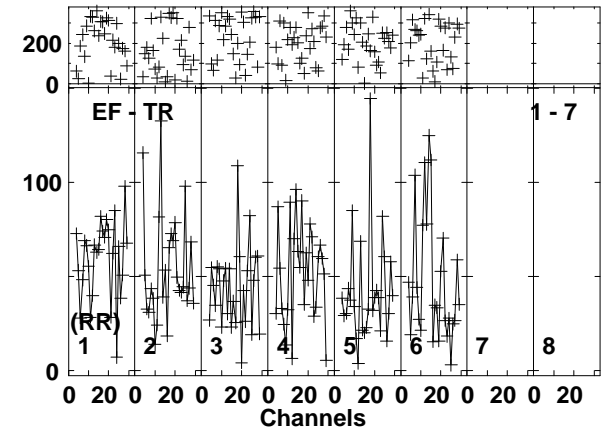
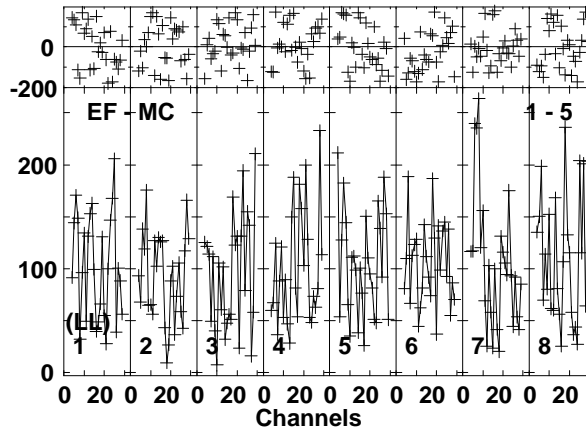
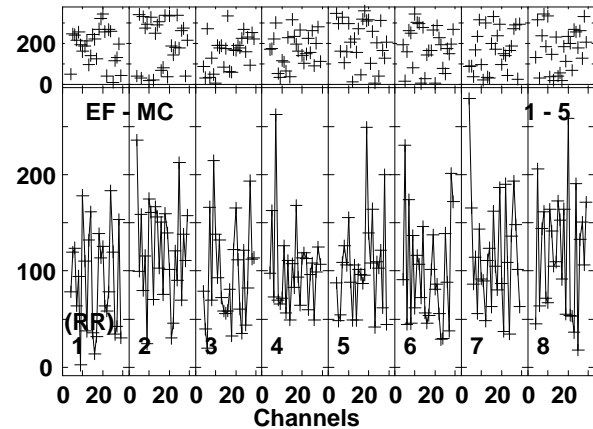
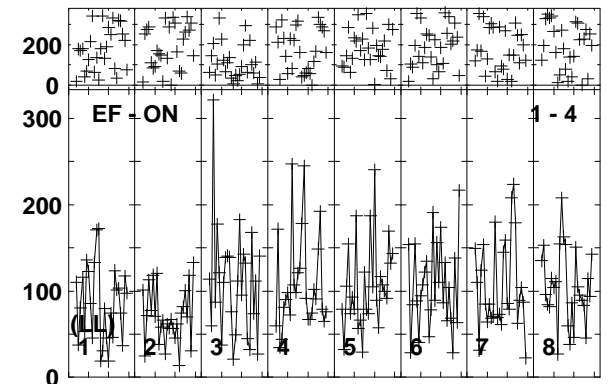
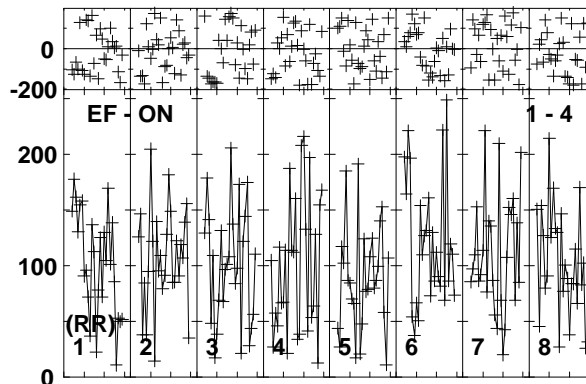
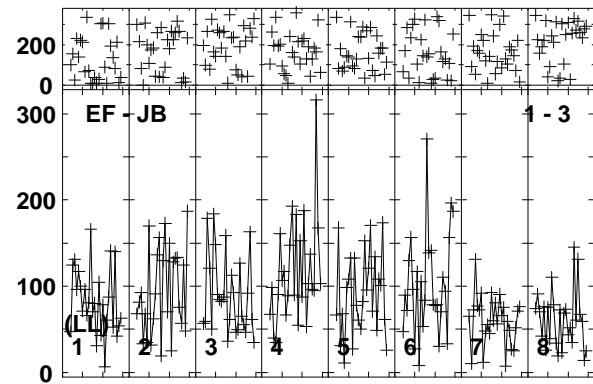
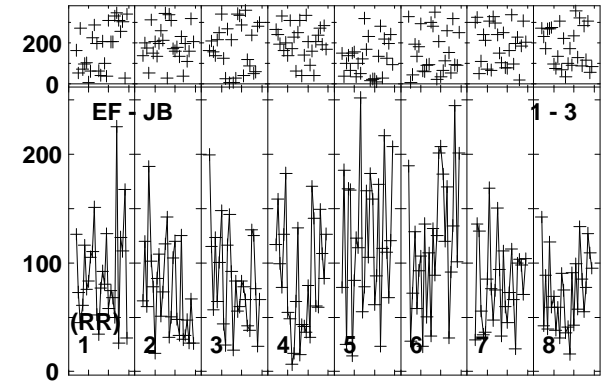
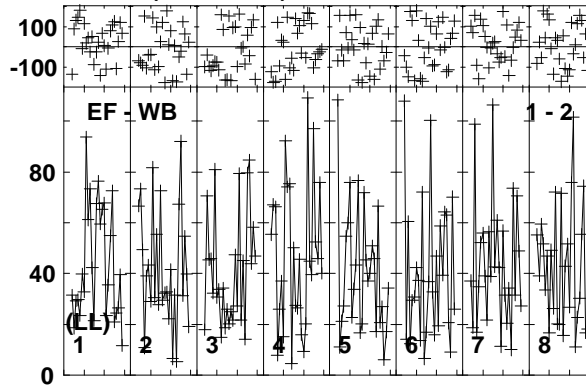
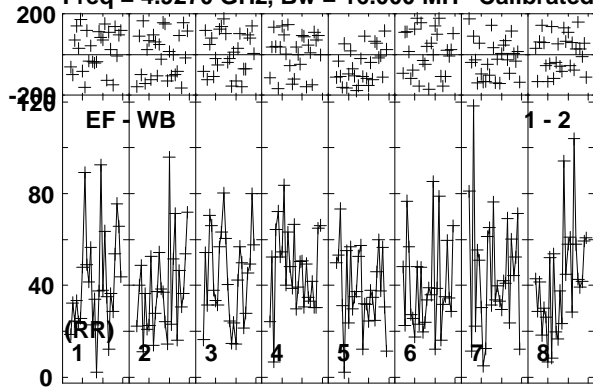
Lower frame: Milli Ampl Jy Top frame: Phas deg  
Vector averaged cross-power spectrum Baseline: EF (01) - YS (14)  
Timerange: 00/07:16:10 to 00/07:17:19



Plot file version 17 created 17-JUL-2014 12:28:18

NGC6090B EP088D 3.UVDATA.1

Freq = 4.9270 GHz, Bw = 16.000 MH Calibrated with CL # 3 and BP # 1 (BP mode 1)

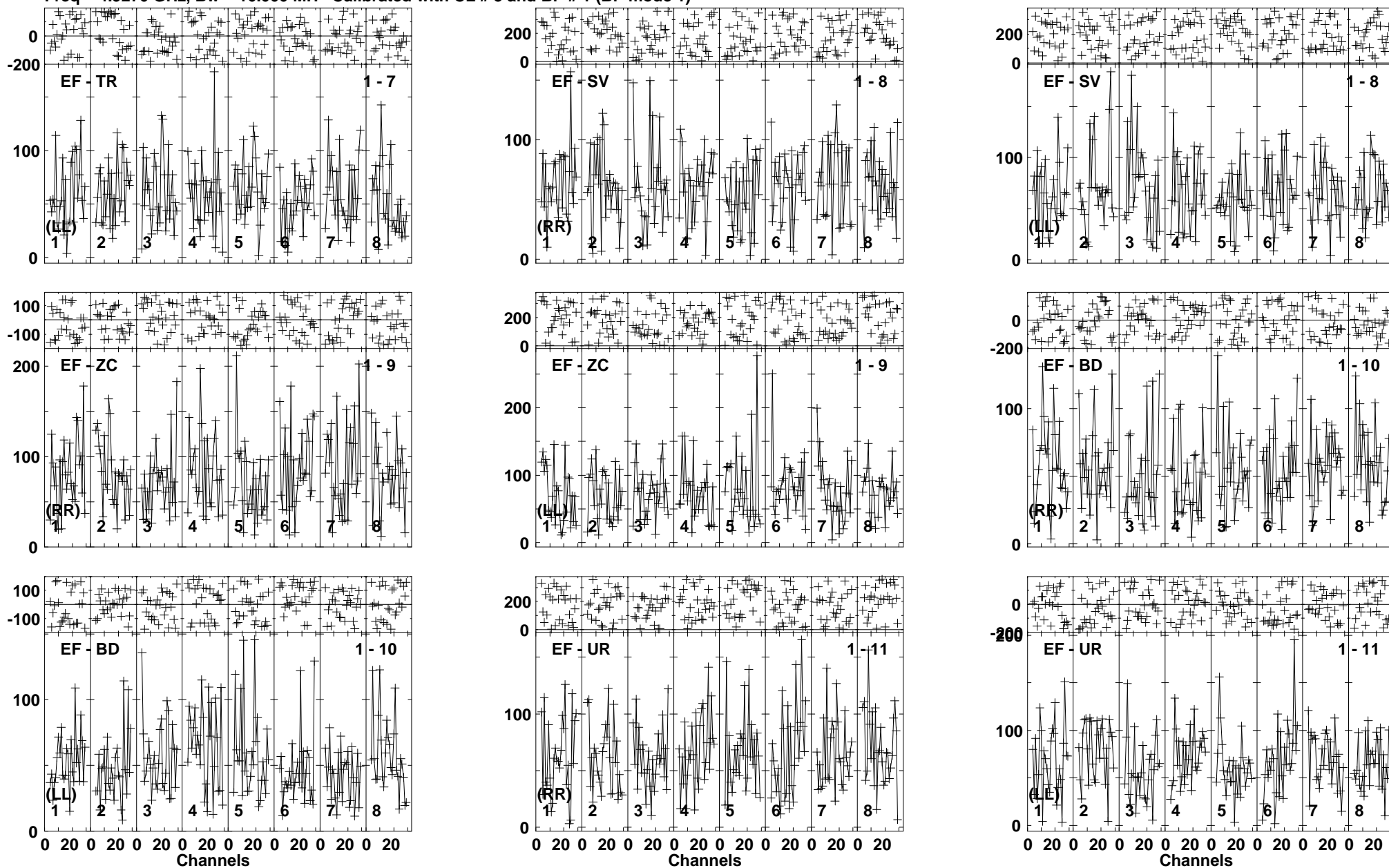


Lower frame: Milli Ampl Jy Top frame: Phas deg  
Vector averaged cross-power spectrum Baseline: EF (01) - WB (02)  
Timerange: 00/07:23:00 to 00/07:26:40

Plot file version 18 created 17-JUL-2014 12:28:18

NGC6090B EP088D 3.UVDATA.1

Freq = 4.9270 GHz, Bw = 16.000 MH Calibrated with CL # 3 and BP # 1 (BP mode 1)

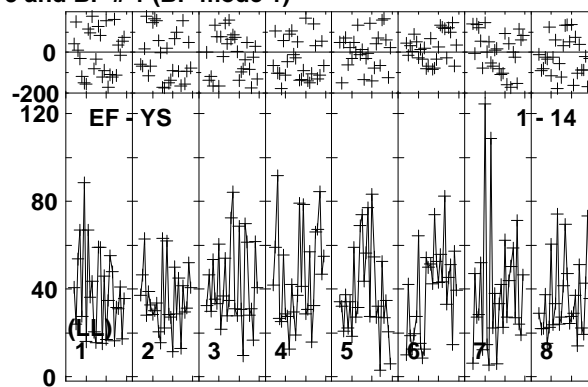
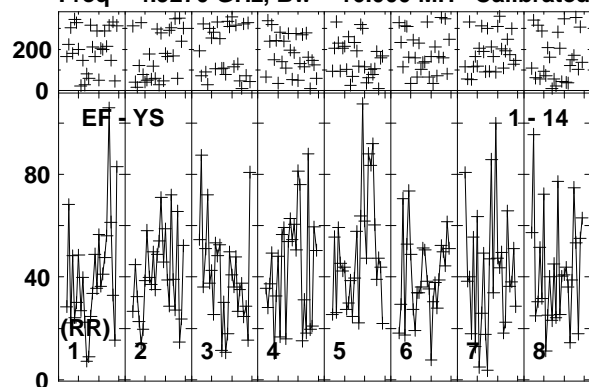


Lower frame: Milli Ampl Jy Top frame: Phas deg  
Vector averaged cross-power spectrum Baseline: EF (01) - TR (07)  
Timerange: 00/07:23:00 to 00/07:26:40

Plot file version 19 created 17-JUL-2014 12:28:18

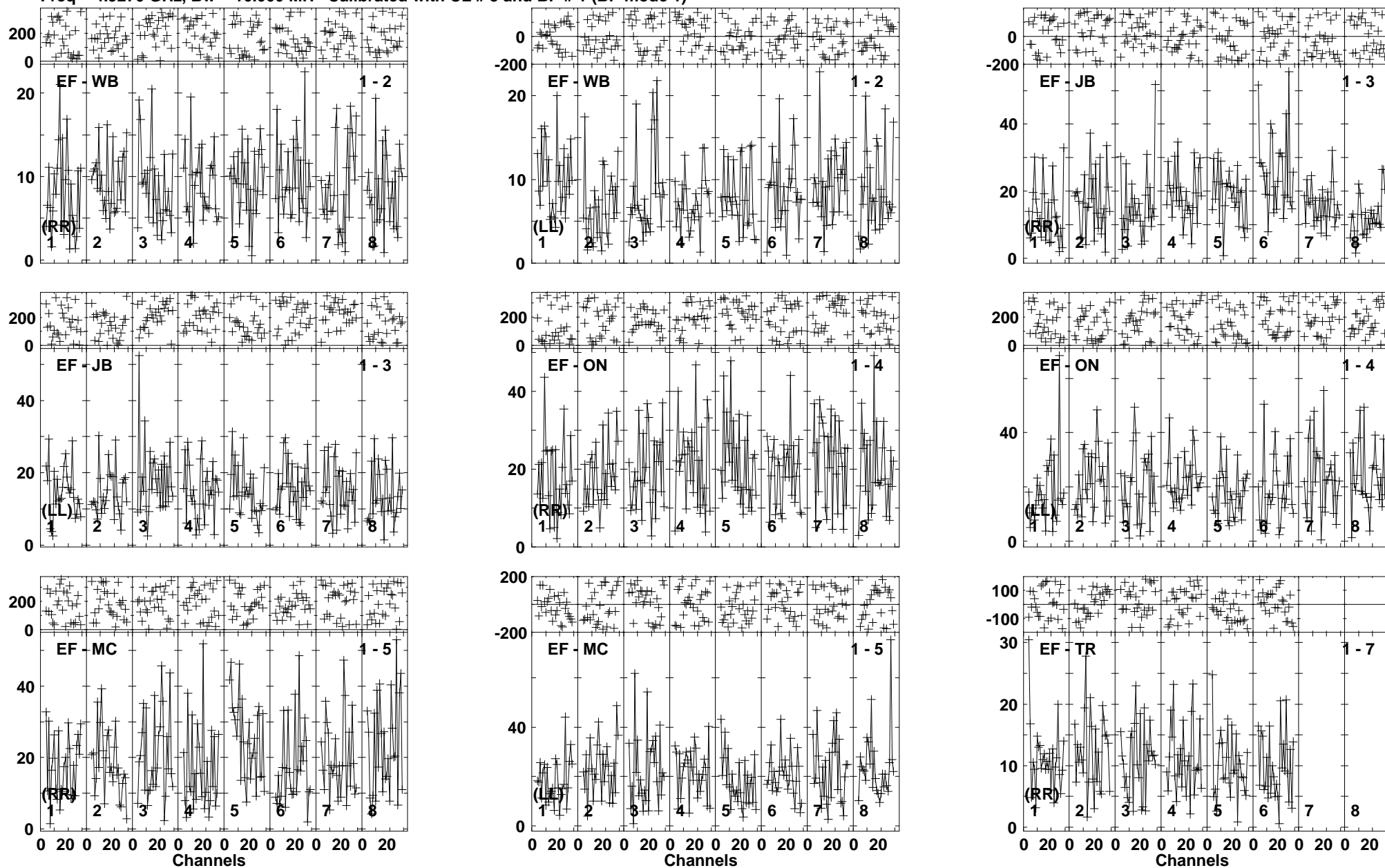
NGC6090B EP088D 3.UVDATA.1

Freq = 4.9270 GHz, Bw = 16.000 MH Calibrated with CL # 3 and BP # 1 (BP mode 1)



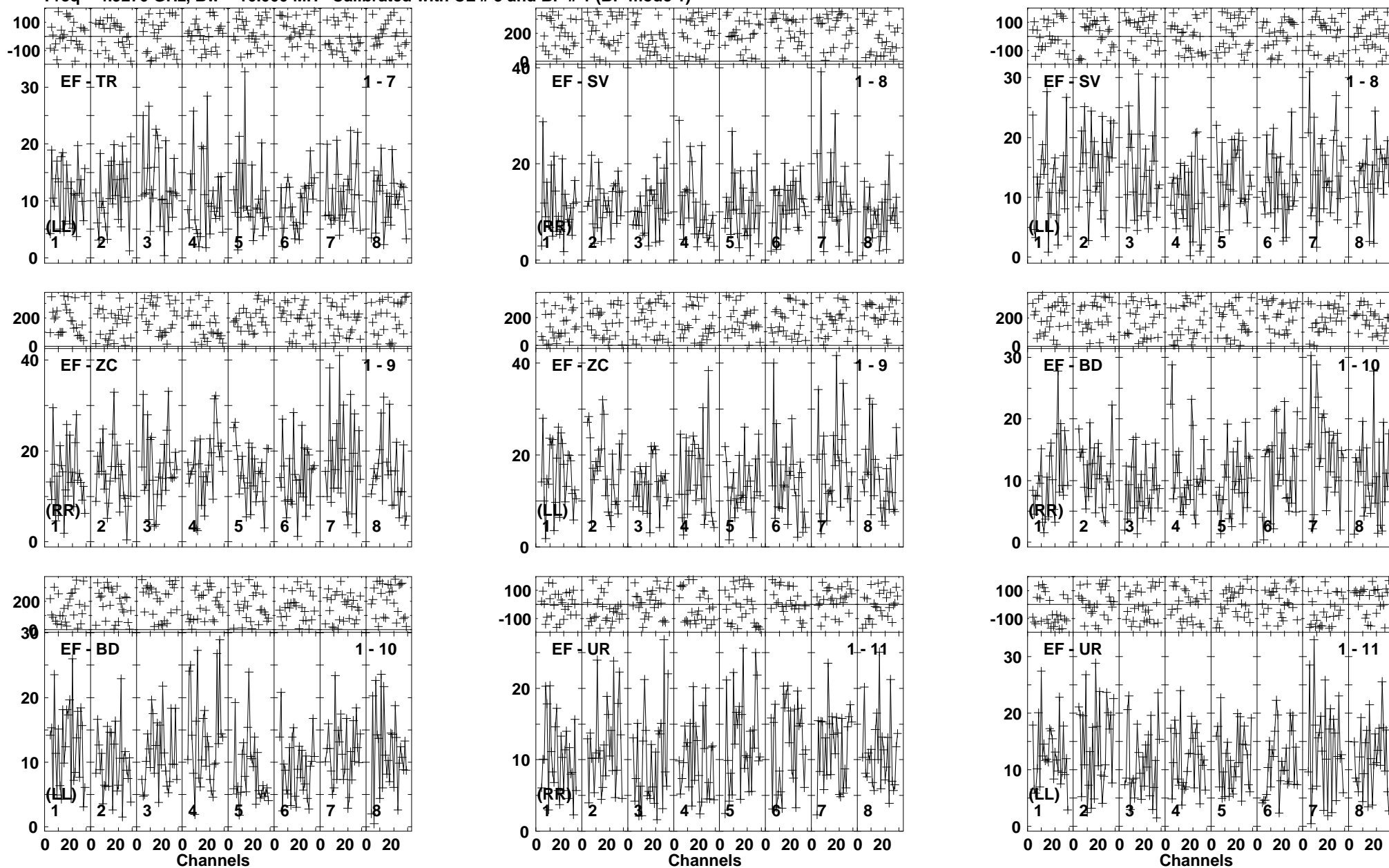
Lower frame: Milli Ampl Jy Top frame: Phas deg  
Vector averaged cross-power spectrum Baseline: EF (01) - YS (14)  
Timerange: 00/07:23:00 to 00/07:26:40

Plot file version 20 created 17-JUL-2014 12:28:21  
 NGC6090B EP088D 3.UVDATA.1  
 Freq = 4.9270 GHz, Bw = 16.000 MH Calibrated with CL # 3 and BP # 1 (BP mode 1)



Lower frame: Milli Ampl Jy Top frame: Phas deg  
 Vector averaged cross-power spectrum Baseline: EF (01) - WB (02)  
 Timerange: 00/07:33:41 to 00/07:37:20

Plot file version 21 created 17-JUL-2014 12:28:21  
 NGC6090B EP088D 3.UVDATA.1  
 Freq = 4.9270 GHz, Bw = 16.000 MH Calibrated with CL # 3 and BP # 1 (BP mode 1)

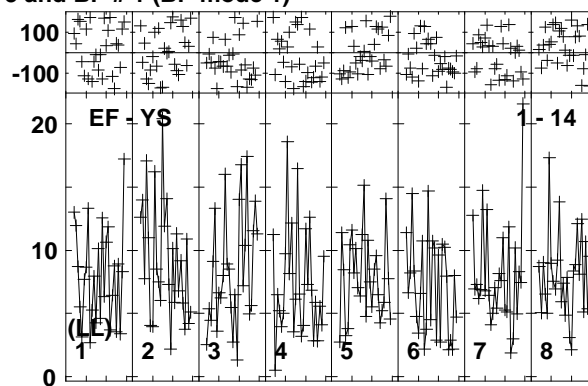
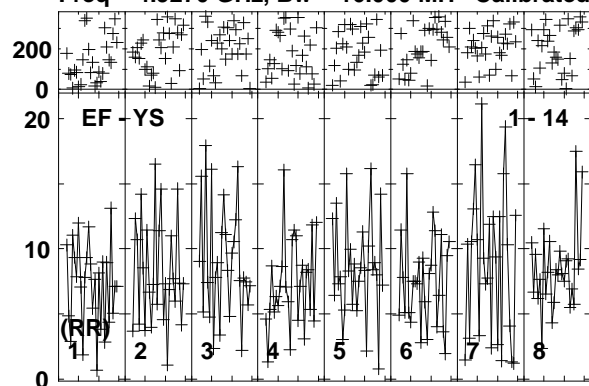


Lower frame: Milli Ampl Jy Top frame: Phas deg  
 Vector averaged cross-power spectrum Baseline: EF (01) - TR (07)  
 Timerange: 00/07:33:41 to 00/07:37:20

Plot file version 22 created 17-JUL-2014 12:28:21

NGC6090B EP088D 3.UVDATA.1

Freq = 4.9270 GHz, Bw = 16.000 MH Calibrated with CL # 3 and BP # 1 (BP mode 1)

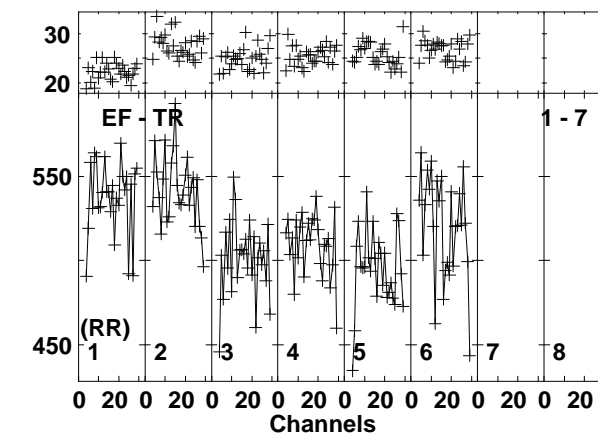
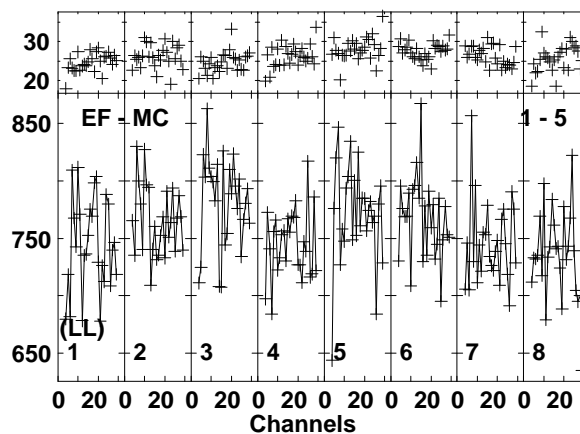
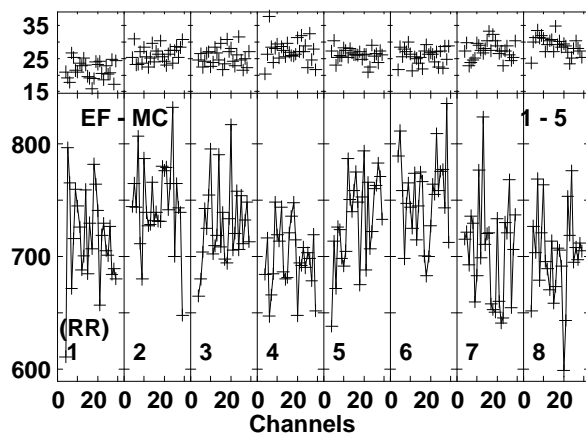
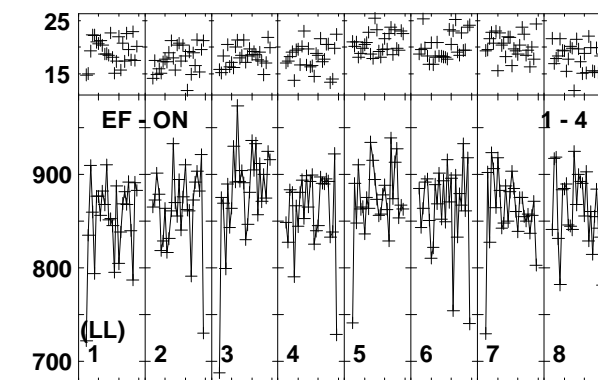
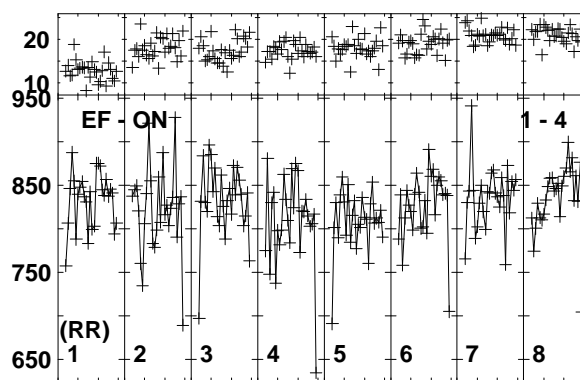
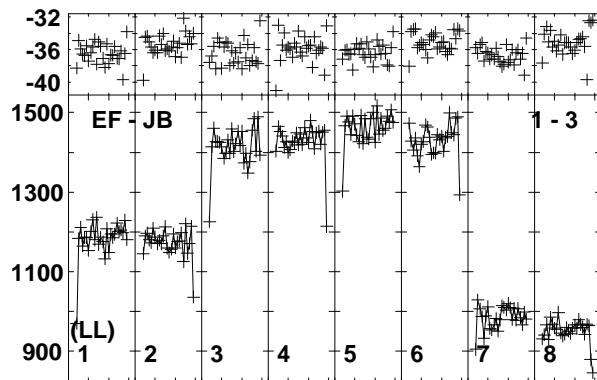
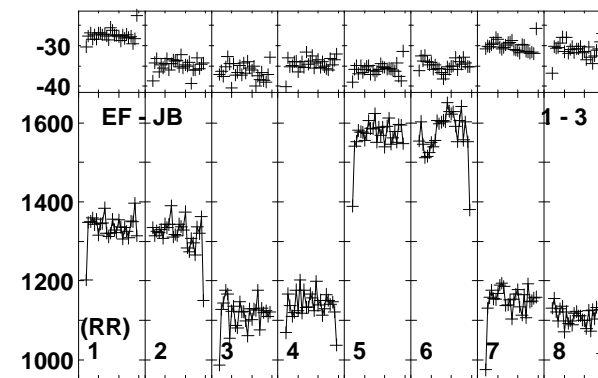
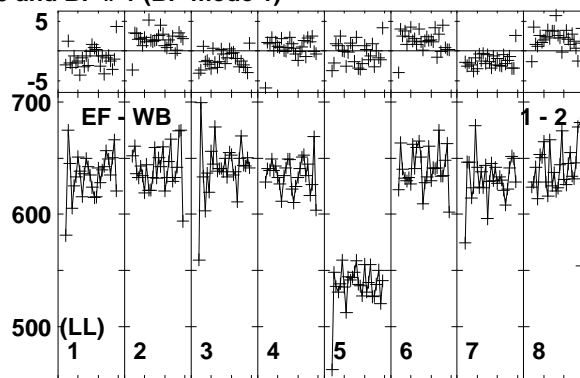
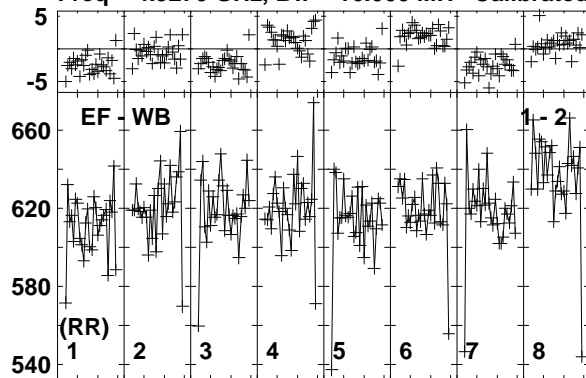


Lower frame: Milli Ampl Jy Top frame: Phas deg  
Vector averaged cross-power spectrum Baseline: EF (01) - YS (14)  
Timerange: 00/07:33:41 to 00/07:37:20

Plot file version 23 created 17-JUL-2014 12:28:22

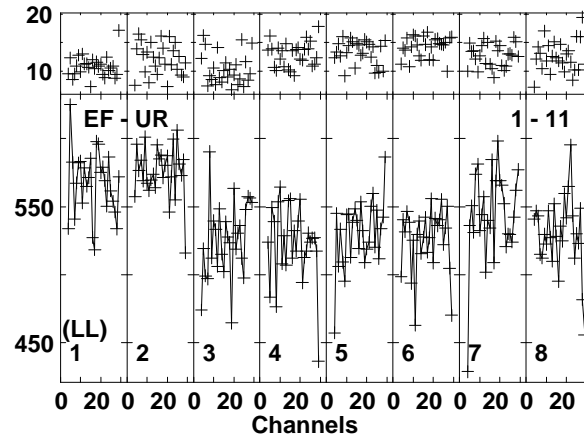
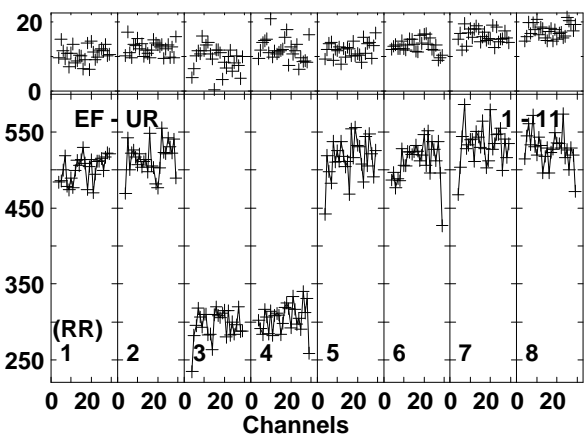
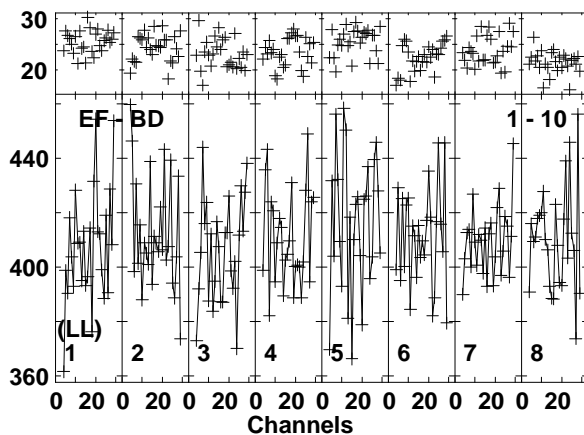
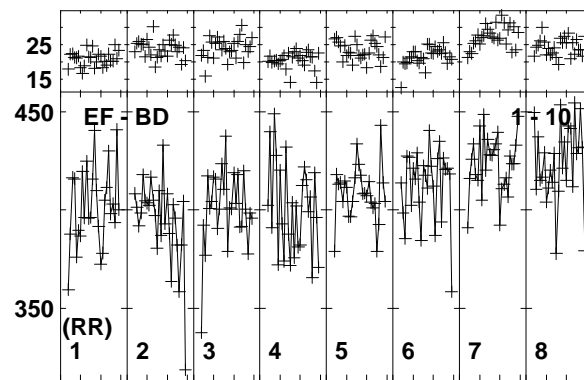
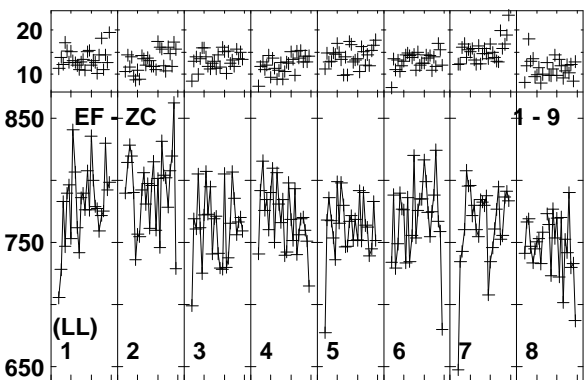
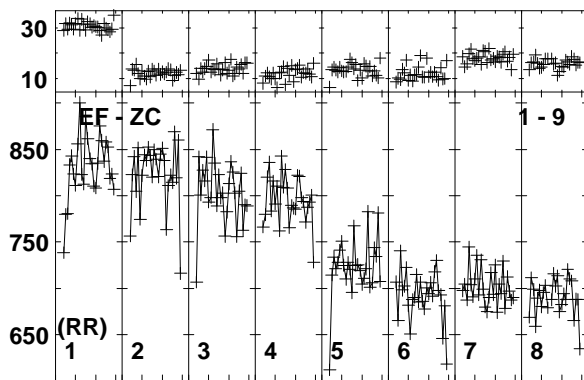
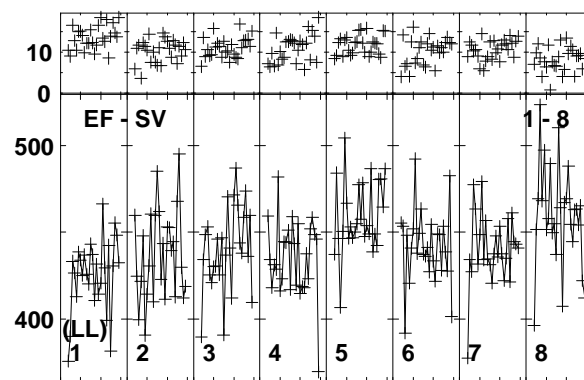
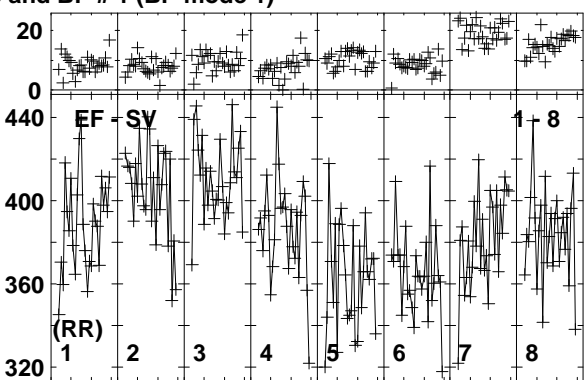
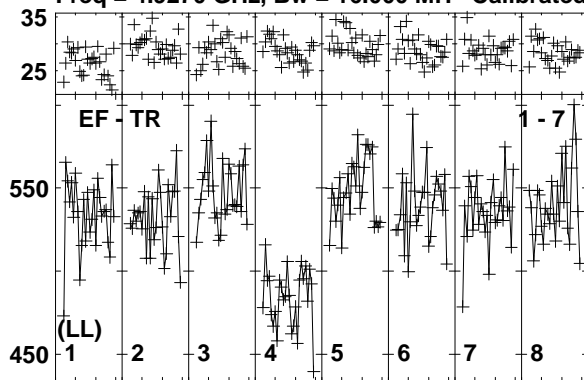
J1549+5038 EP088D 3.UVDATA.1

Freq = 4.9270 GHz, Bw = 16.000 MH Calibrated with CL # 3 and BP # 1 (BP mode 1)



Lower frame: Milli Ampl Jy Top frame: Phas deg  
Vector averaged cross-power spectrum Baseline: EF (01) - WB (02)  
Timerange: 00/07:37:31 to 00/07:38:40

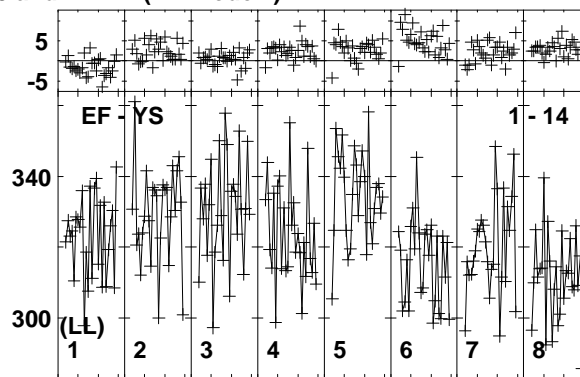
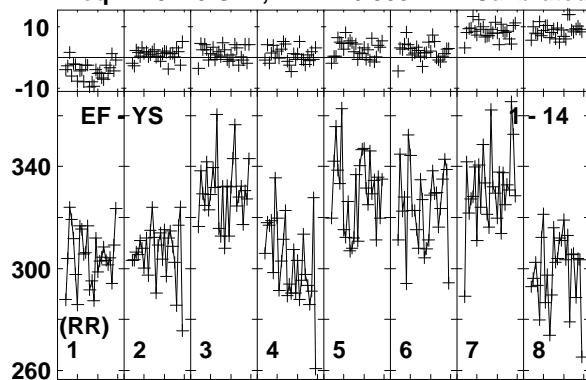
Plot file version 24 created 17-JUL-2014 12:28:22  
 J1549+5038 EP088D 3.UVDATA.1  
 Freq = 4.9270 GHz, Bw = 16.000 MH Calibrated with CL # 3 and BP # 1 (BP mode 1)



Lower frame: Milli Ampl Jy Top frame: Phas deg  
 Vector averaged cross-power spectrum Baseline: EF (01) - TR (07)  
 Timerange: 00/07:37:31 to 00/07:38:40

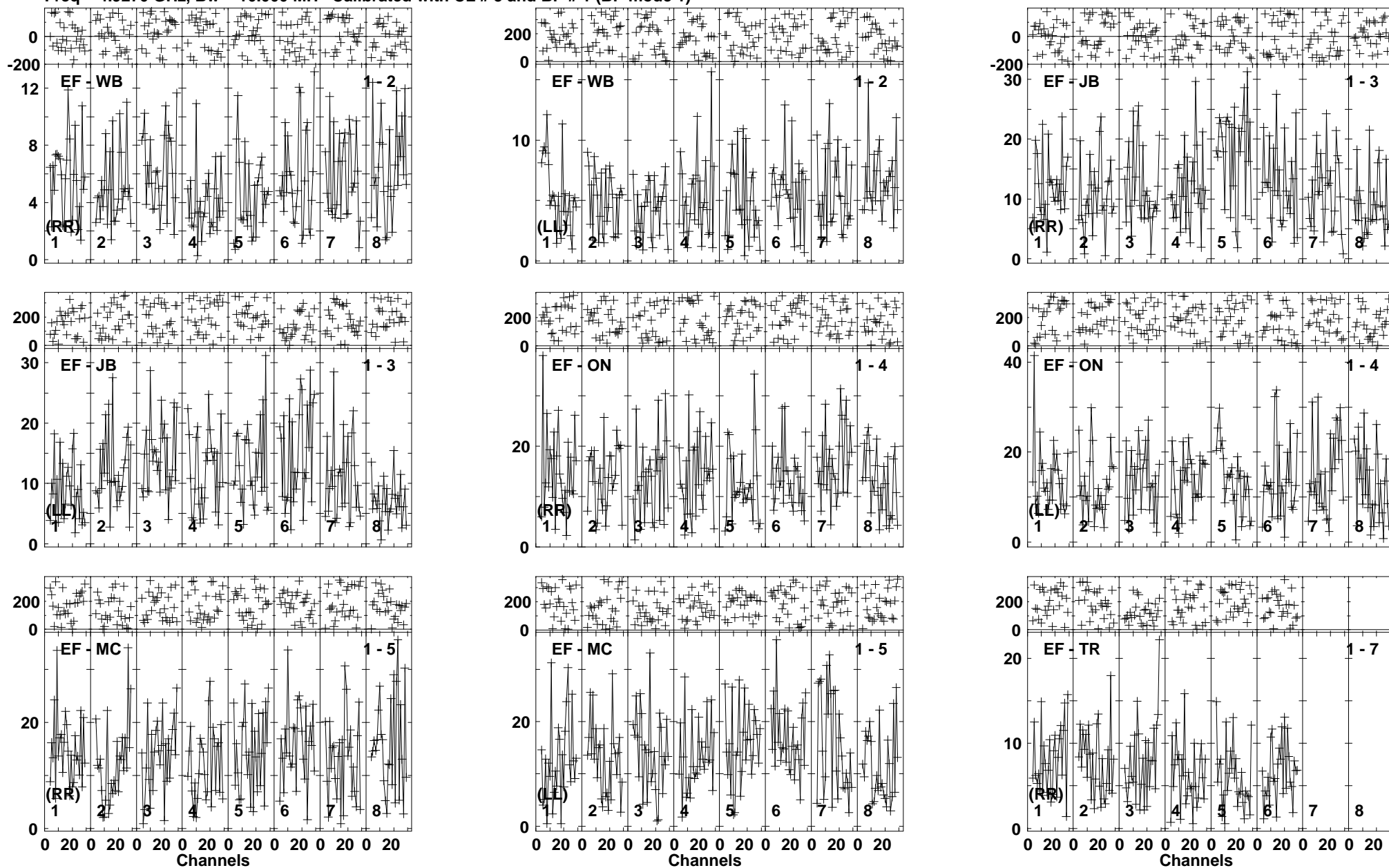


Plot file version 25 created 17-JUL-2014 12:28:22  
J1549+5038 EP088D 3.UVDATA.1  
Freq = 4.9270 GHz, Bw = 16.000 MH Calibrated with CL # 3 and BP # 1 (BP mode 1)



Lower frame: Milli Ampl Jy Top frame: Phas deg  
Vector averaged cross-power spectrum Baseline: EF (01) - YS (14)  
Timerange: 00/07:37:31 to 00/07:38:40

Plot file version 26 created 17-JUL-2014 12:28:22  
 NGC6090B EP088D 3.UVDATA.1  
 Freq = 4.9270 GHz, Bw = 16.000 MH Calibrated with CL # 3 and BP # 1 (BP mode 1)

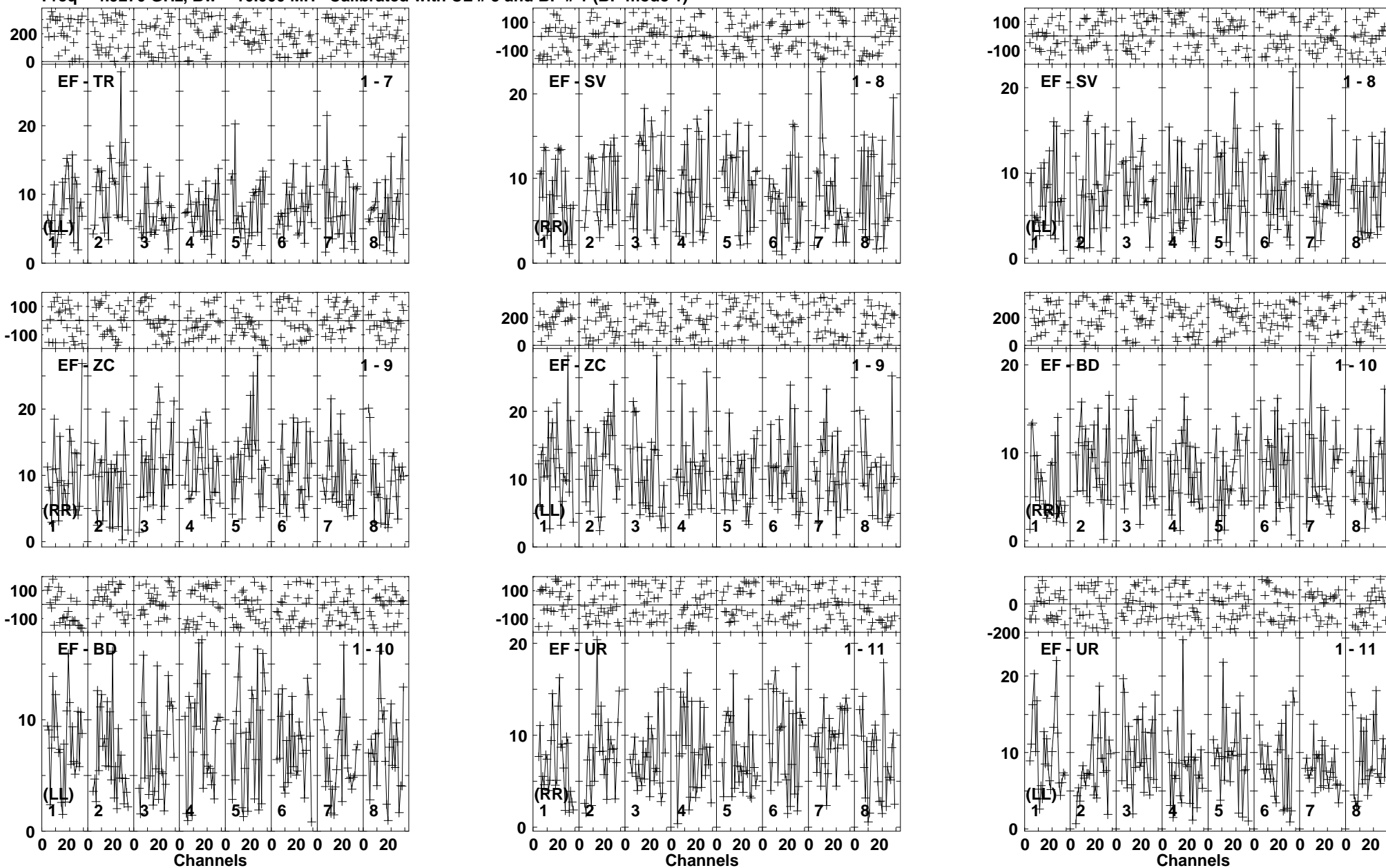


Lower frame: Milli Ampl Jy Top frame: Phas deg  
 Vector averaged cross-power spectrum Baseline: EF (01) - WB (02)  
 Timerange: 00/07:38:51 to 00/07:42:20

Plot file version 27 created 17-JUL-2014 12:28:23

NGC6090B EP088D 3.UVDATA.1

Freq = 4.9270 GHz, Bw = 16.000 MH Calibrated with CL # 3 and BP # 1 (BP mode 1)

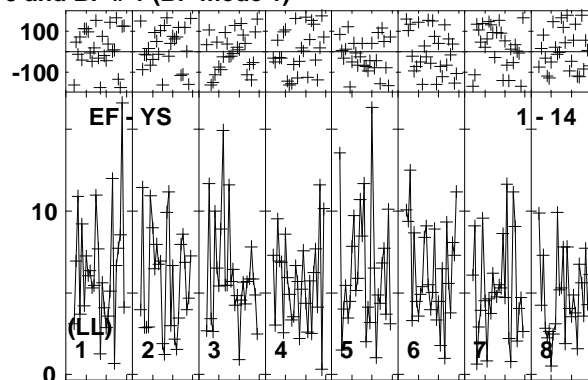
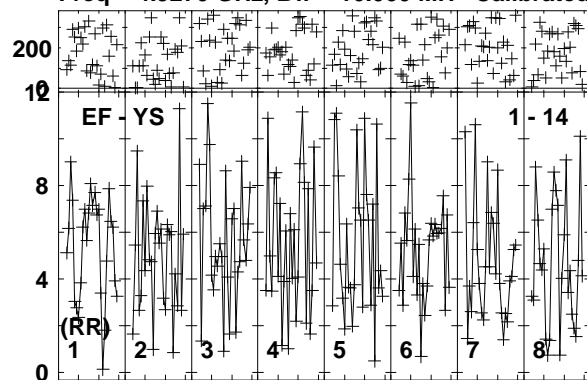


Lower frame: Milli Ampl Jy Top frame: Phas deg  
Vector averaged cross-power spectrum Baseline: EF (01) - TR (07)  
Timerange: 00/07:38:51 to 00/07:42:20

Plot file version 28 created 17-JUL-2014 12:28:23

NGC6090B EP088D 3.UVDATA.1

Freq = 4.9270 GHz, Bw = 16.000 MH Calibrated with CL # 3 and BP # 1 (BP mode 1)



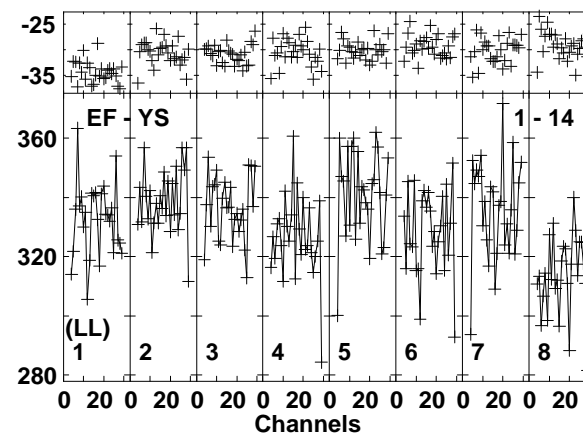
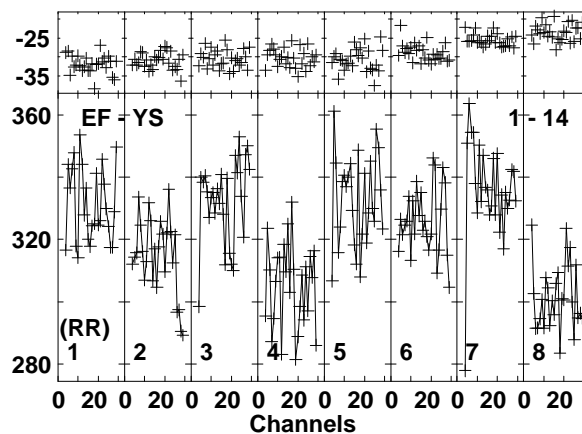
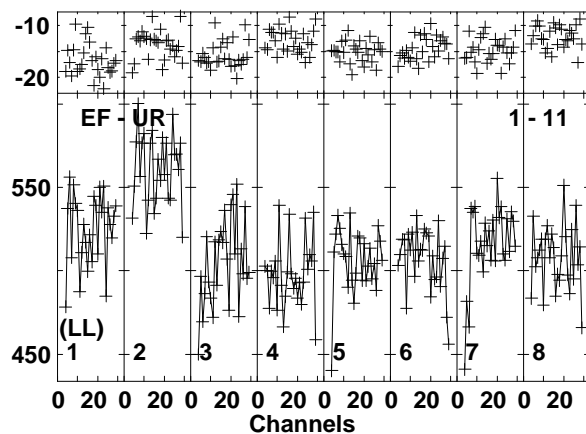
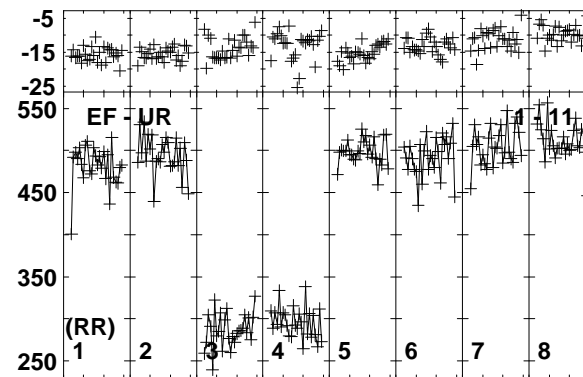
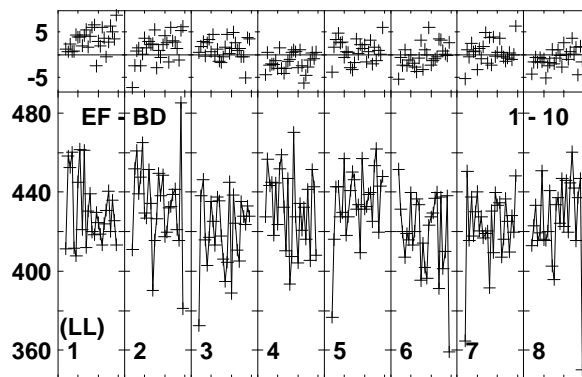
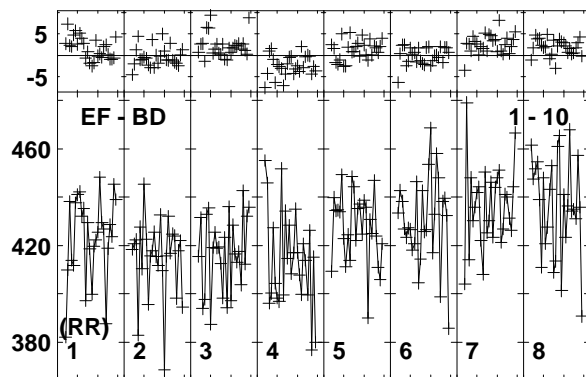
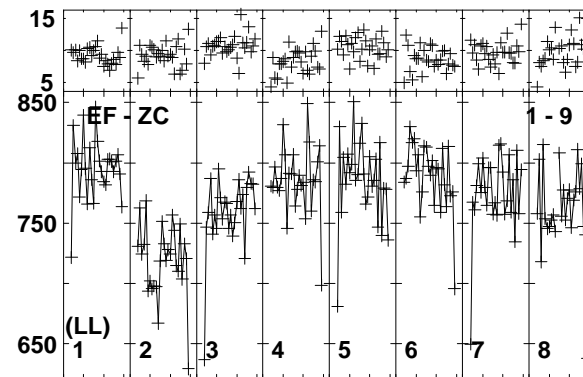
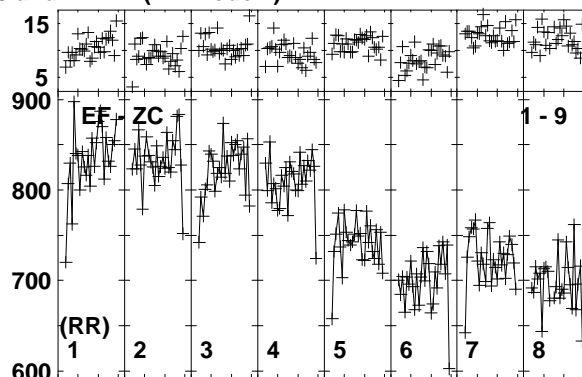
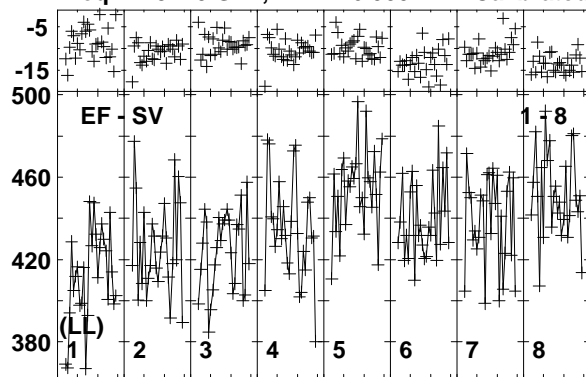
Lower frame: Milli Ampl Jy Top frame: Phas deg  
Vector averaged cross-power spectrum Baseline: EF (01) - YS (14)  
Timerange: 00/07:38:51 to 00/07:42:20



Plot file version 30 created 17-JUL-2014 12:28:24

J1549+5038 EP088D 3.UVDATA.1

Freq = 4.9270 GHz, Bw = 16.000 MH Calibrated with CL # 3 and BP # 1 (BP mode 1)




Lower frame: Milli Ampl Jy Top frame: Phas deg  
Vector averaged cross-power spectrum Baseline: EF (01) - SV (08)  
Timerange: 00/07:42:31 to 00/07:43:39

Plot file version 31 created 17-JUL-2014 12:28:24

NGC6090B EP088D 3.UVDATA.1

Freq = 4.9270 GHz, Bw = 16.000 MH Calibrated with CL # 3 and BP # 1 (BP mode 1)

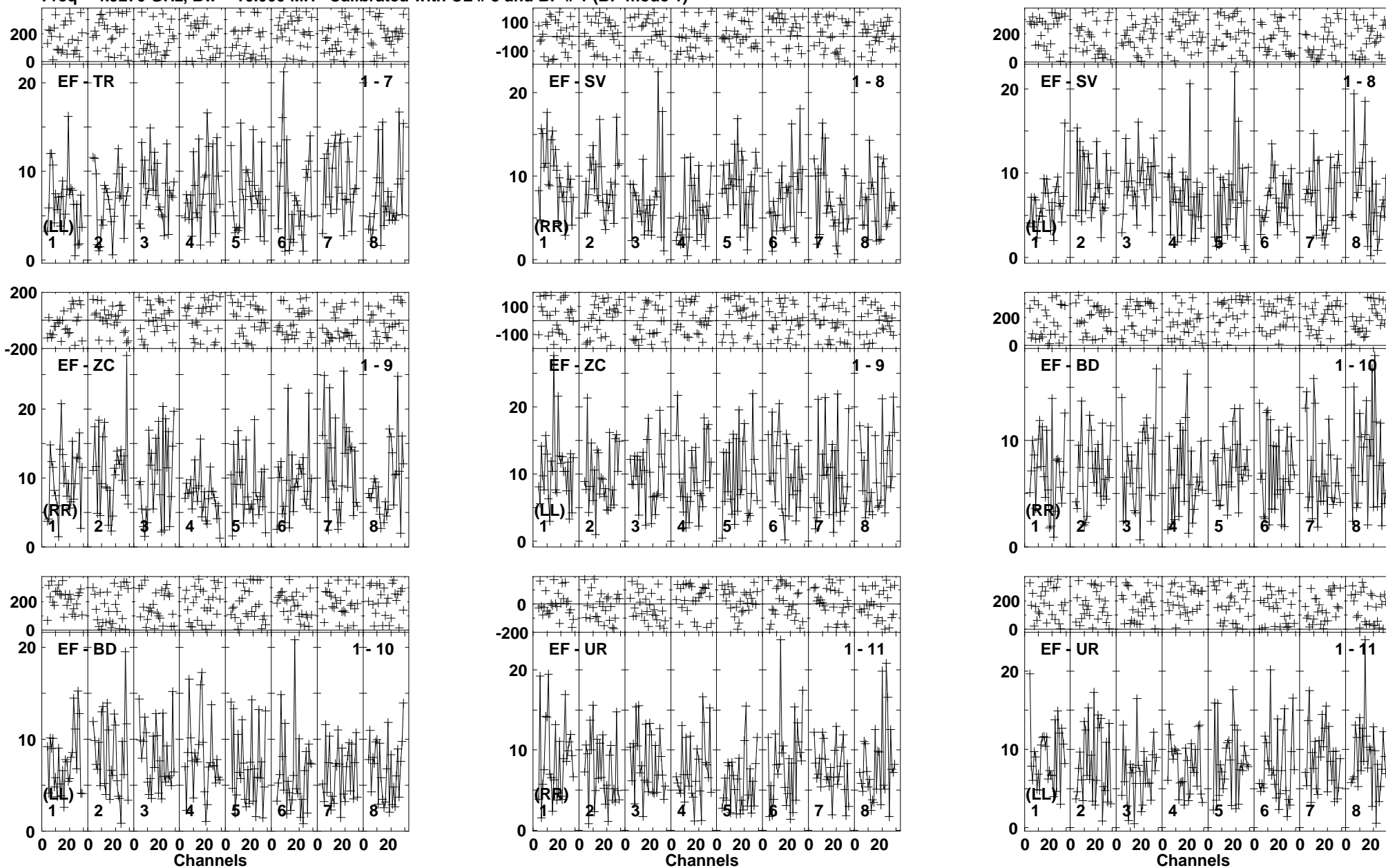


Lower frame: Milli Ampl Jy Top frame: Phas deg  
Vector averaged cross-power spectrum Baseline: EF (01) - WB (02)  
Timerange: 00/07:44:20 to 00/07:47:59

Plot file version 32 created 17-JUL-2014 12:28:24

NGC6090B EP088D 3.UVDATA.1

Freq = 4.9270 GHz, Bw = 16.000 MH Calibrated with CL # 3 and BP # 1 (BP mode 1)



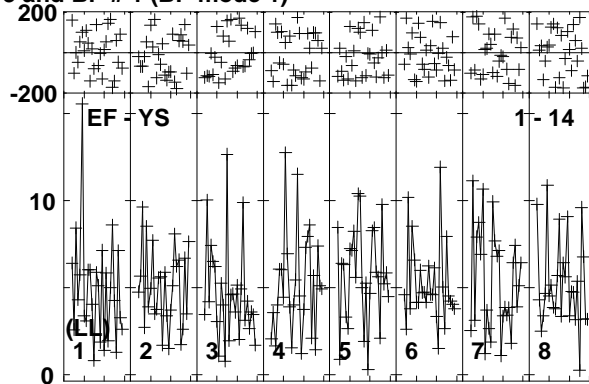
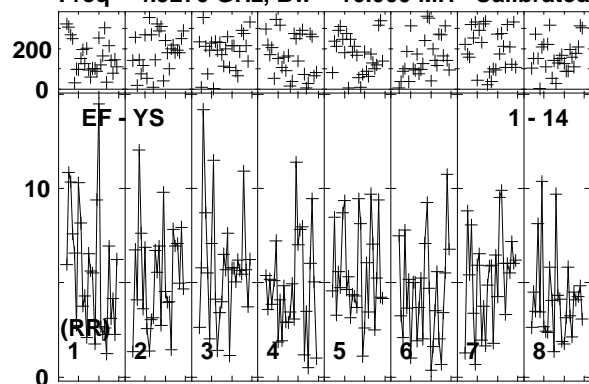
Lower frame: Milli Ampl Jy Top frame: Phas deg  
Vector averaged cross-power spectrum Baseline: EF (01) - TR (07)  
Timerange: 00/07:44:20 to 00/07:47:59



Plot file version 33 created 17-JUL-2014 12:28:25

NGC6090B EP088D 3.UVDATA.1

Freq = 4.9270 GHz, Bw = 16.000 MH Calibrated with CL # 3 and BP # 1 (BP mode 1)

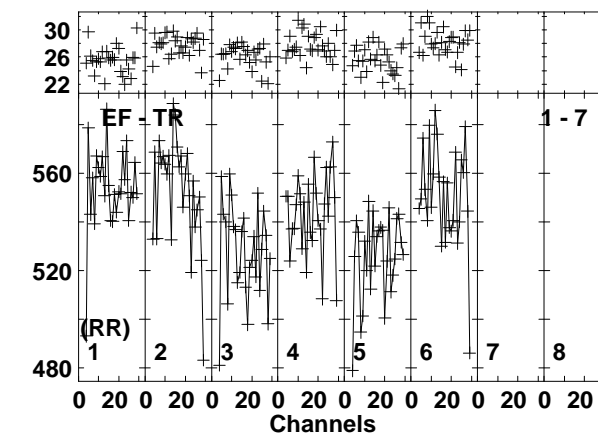
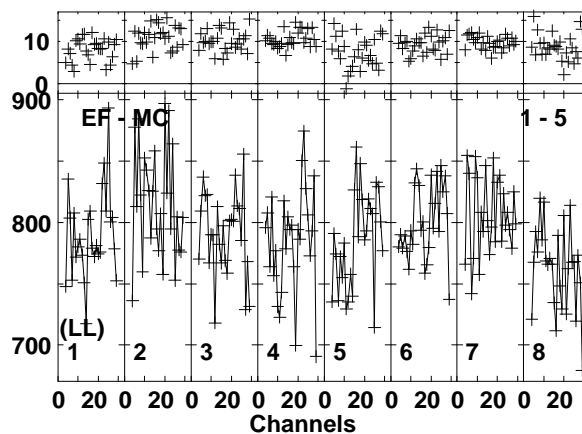
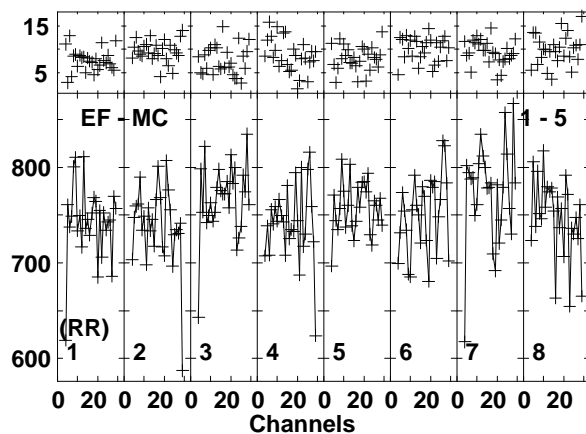
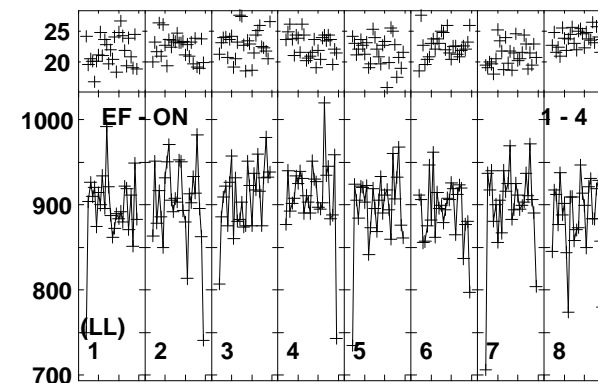
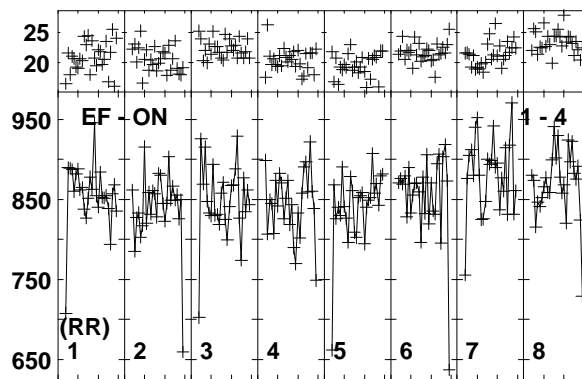
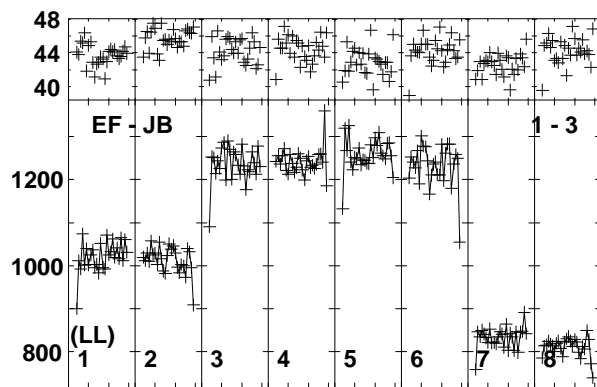
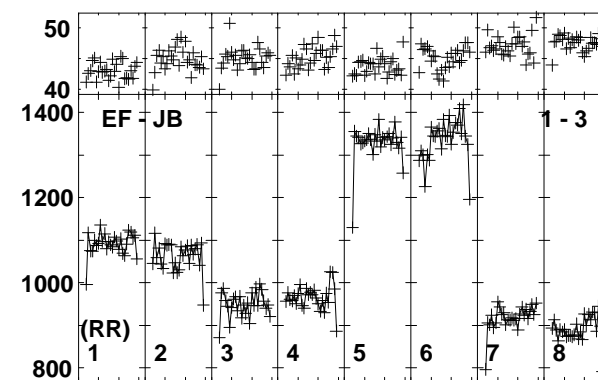
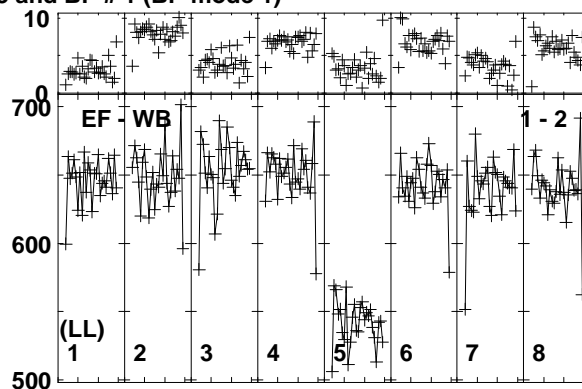
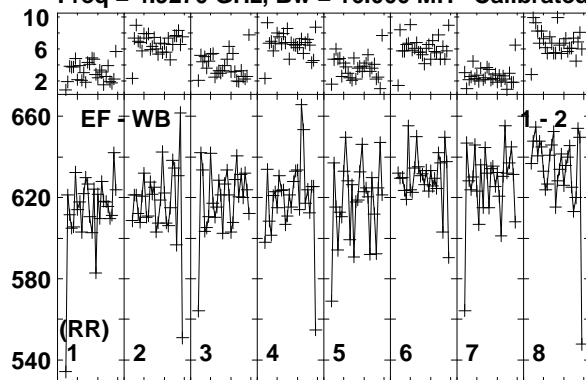


Lower frame: Milli Ampl Jy Top frame: Phas deg  
Vector averaged cross-power spectrum Baseline: EF (01) - YS (14)  
Timerange: 00/07:44:20 to 00/07:47:59

Plot file version 34 created 17-JUL-2014 12:28:25

J1549+5038 EP088D 3.UVDATA.1

Freq = 4.9270 GHz, Bw = 16.000 MH Calibrated with CL # 3 and BP # 1 (BP mode 1)

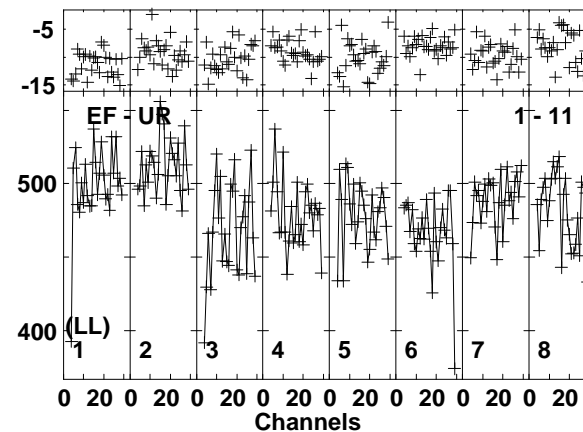
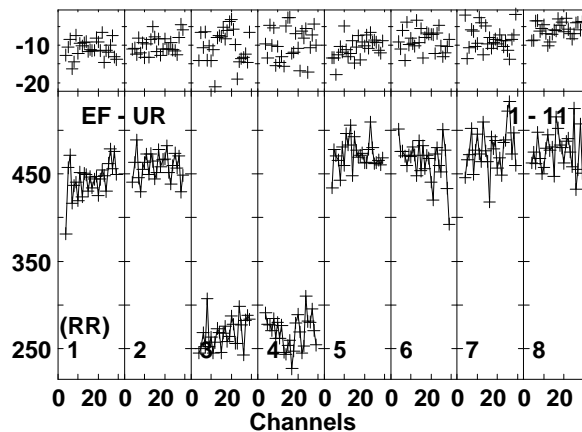
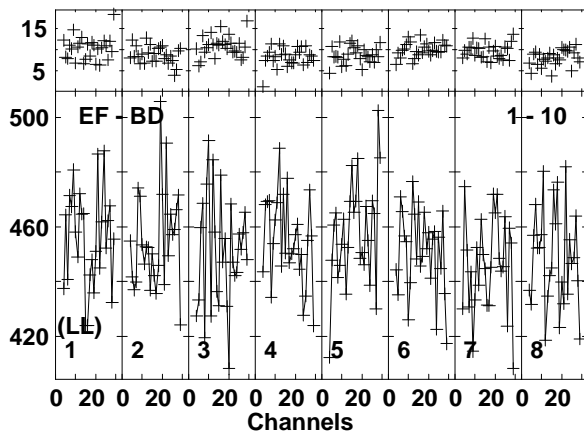
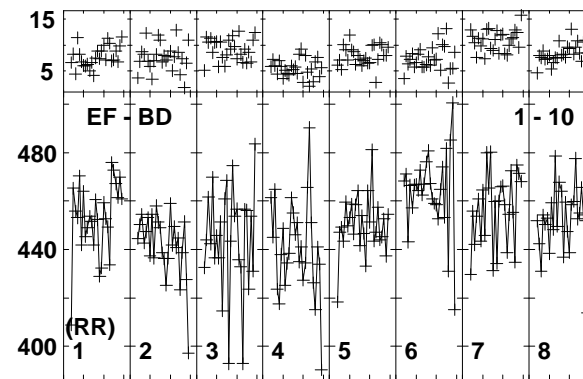
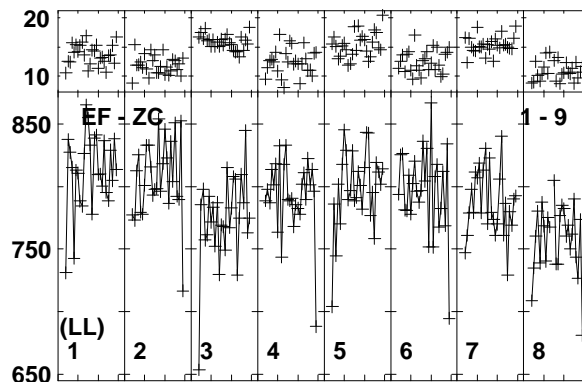
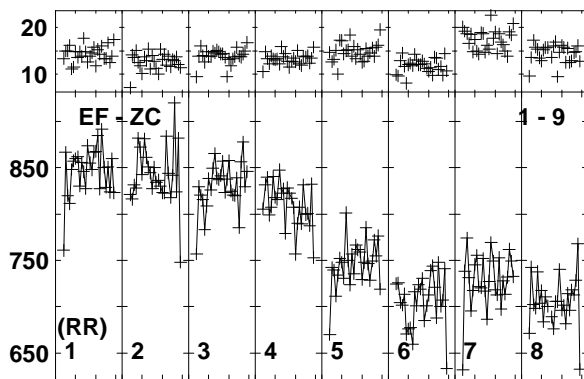
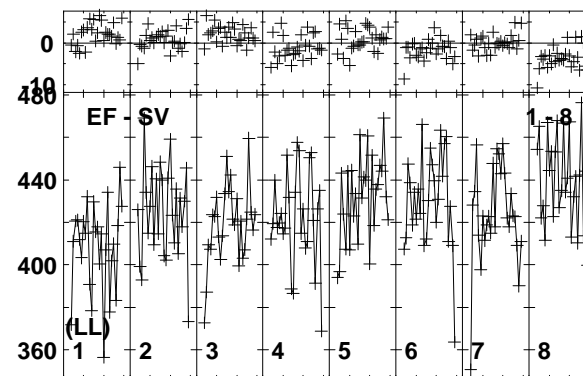
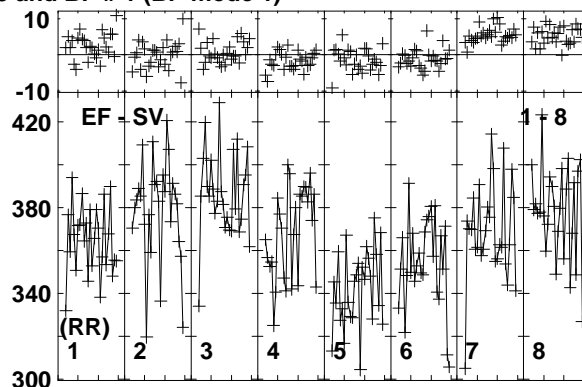
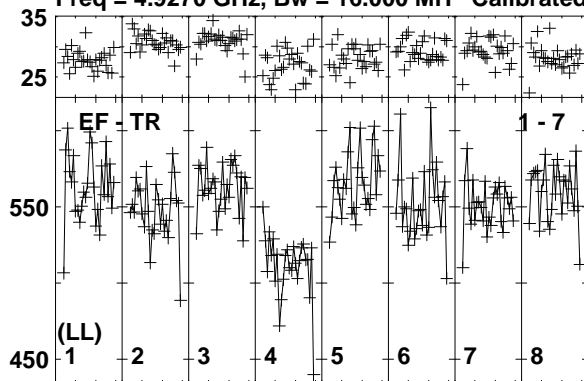


Lower frame: Milli Ampl Jy Top frame: Phas deg  
Vector averaged cross-power spectrum Baseline: EF (01) - WB (02)  
Timerange: 00/07:48:10 to 00/07:49:19

Plot file version 35 created 17-JUL-2014 12:28:25

J1549+5038 EP088D 3.UVDATA.1

Freq = 4.9270 GHz, Bw = 16.000 MH Calibrated with CL # 3 and BP # 1 (BP mode 1)

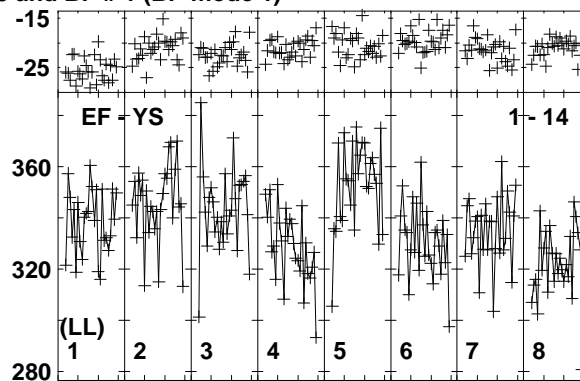
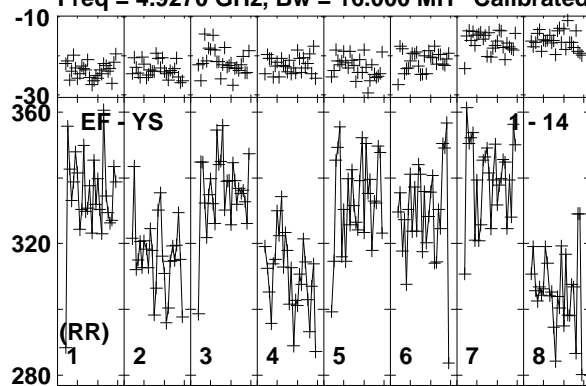


Lower frame: Milli Ampl Jy Top frame: Phas deg  
Vector averaged cross-power spectrum Baseline: EF (01) - TR (07)  
Timerange: 00/07:48:10 to 00/07:49:19

Plot file version 36 created 17-JUL-2014 12:28:25

J1549+5038 EP088D 3.UVDATA.1

Freq = 4.9270 GHz, Bw = 16.000 MH Calibrated with CL # 3 and BP # 1 (BP mode 1)

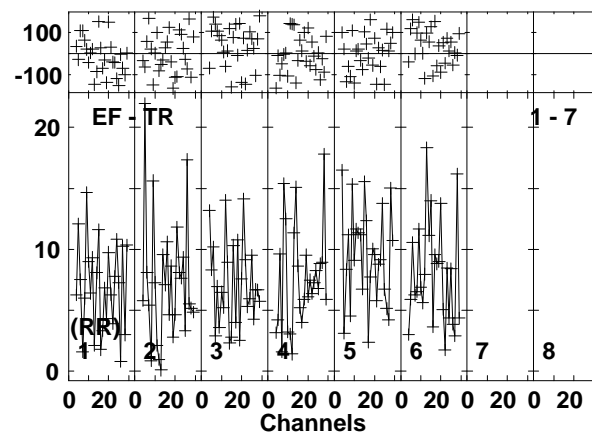
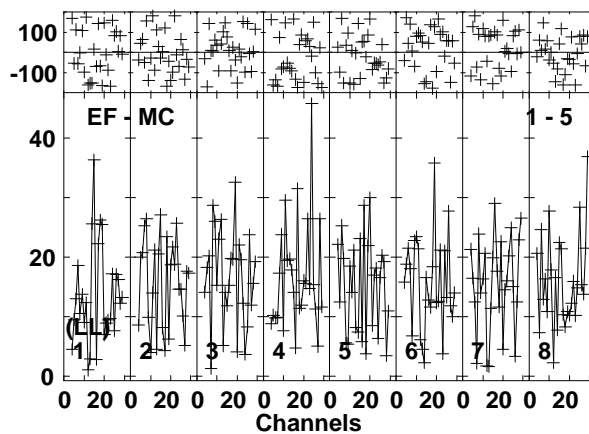
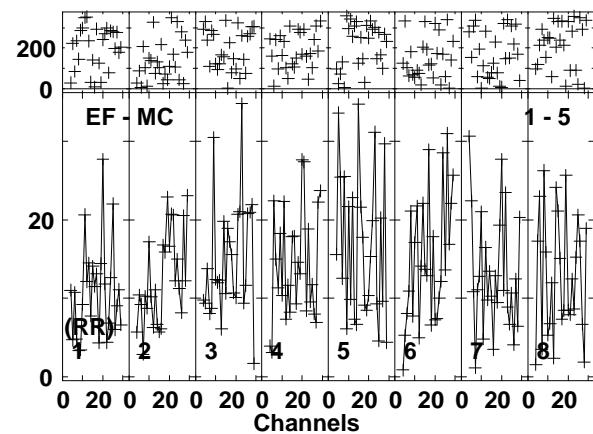
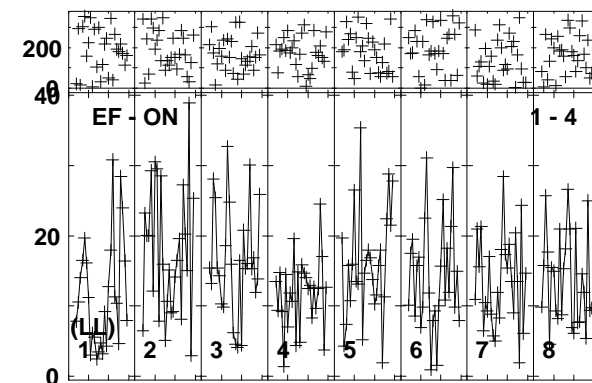
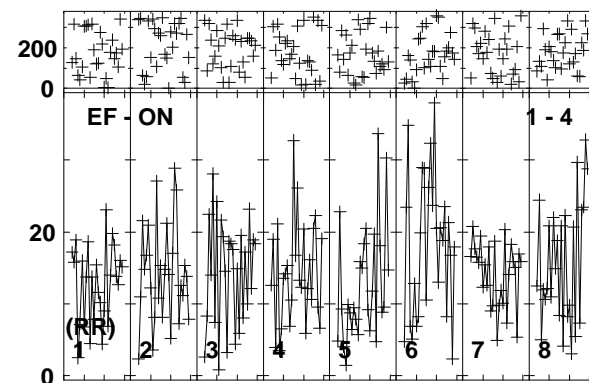
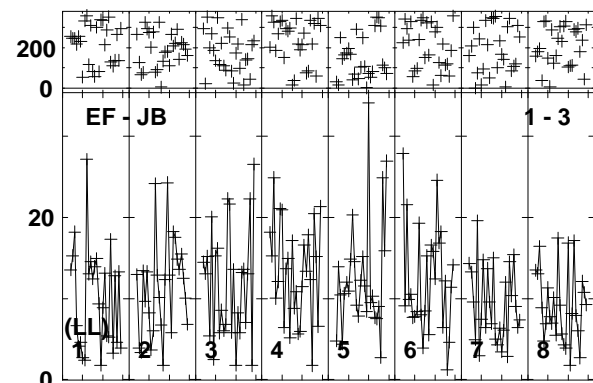
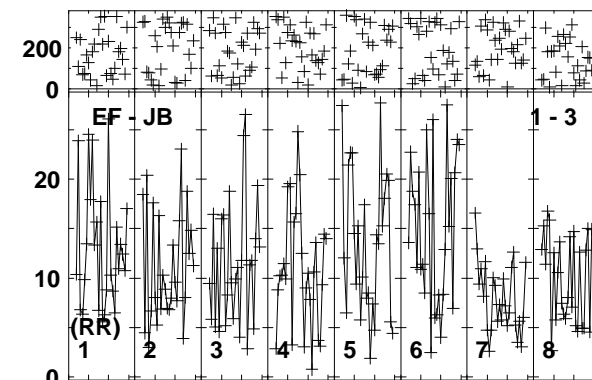
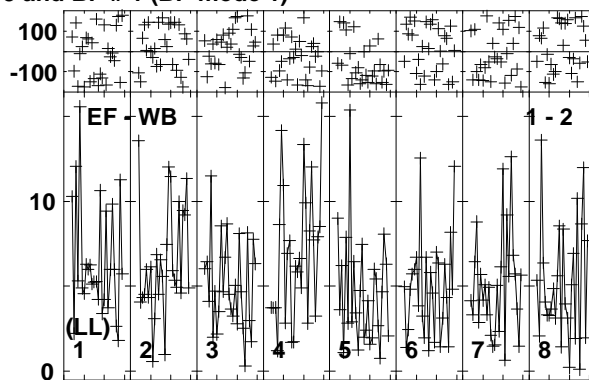
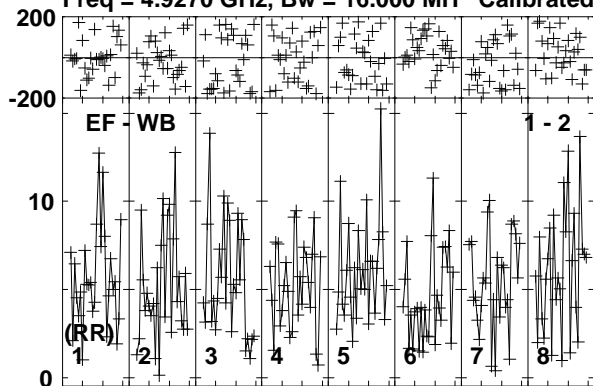


Lower frame: Milli Ampl Jy Top frame: Phas deg  
Vector averaged cross-power spectrum Baseline: EF (01) - YS (14)  
Timerange: 00/07:48:10 to 00/07:49:19

Plot file version 37 created 17-JUL-2014 12:28:26

NGC6090B EP088D 3.UVDATA.1

Freq = 4.9270 GHz, Bw = 16.000 MH Calibrated with CL # 3 and BP # 1 (BP mode 1)



Lower frame: Milli Ampl Jy Top frame: Phas deg


Vector averaged cross-power spectrum Baseline: EF (01) - WB (02)

Timerange: 00/07:49:31 to 00/07:53:00

Plot file version 38 created 17-JUL-2014 12:28:26

NGC6090B EP088D 3.UVDATA.1

Freq = 4.9270 GHz, Bw = 16.000 MH Calibrated with CL # 3 and BP # 1 (BP mode 1)

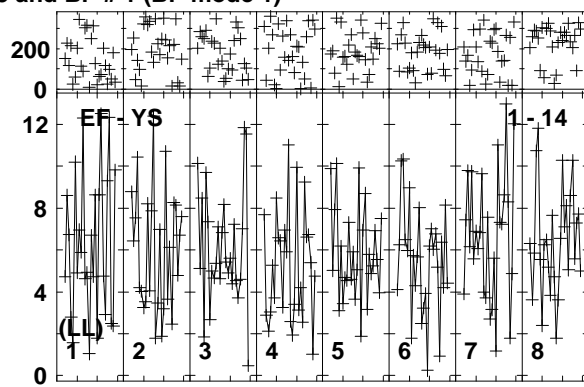
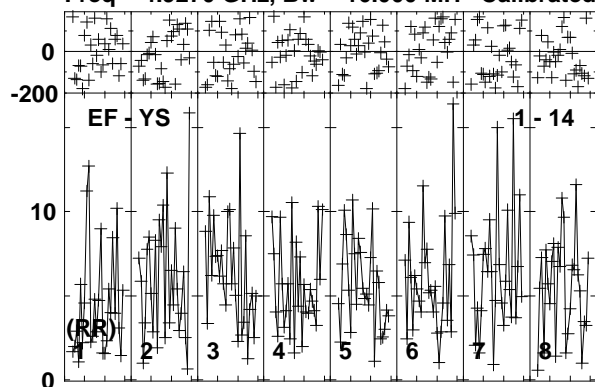


Lower frame: Milli Ampl Jy Top frame: Phas deg  
Vector averaged cross-power spectrum Baseline: EF (01) - TR (07)  
Timerange: 00/07:49:31 to 00/07:53:00

Plot file version 39 created 17-JUL-2014 12:28:26

NGC6090B EP088D 3.UVDATA.1

Freq = 4.9270 GHz, Bw = 16.000 MH Calibrated with CL # 3 and BP # 1 (BP mode 1)

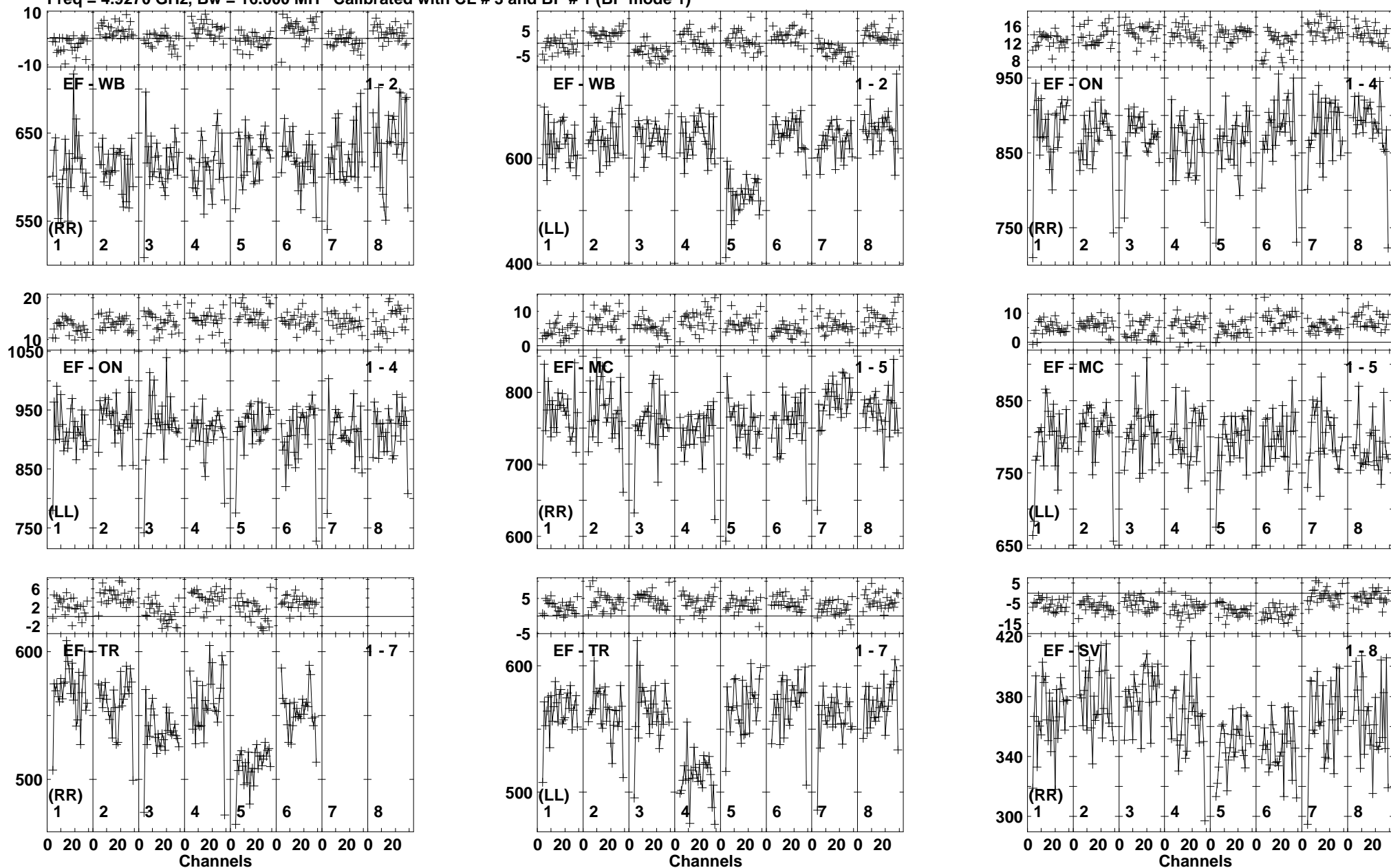


Lower frame: Milli Ampl Jy Top frame: Phas deg  
Vector averaged cross-power spectrum Baseline: EF (01) - YS (14)  
Timerange: 00/07:49:31 to 00/07:53:00

Plot file version 40 created 17-JUL-2014 12:28:27

J1549+5038 EP088D 3.UVDATA.1

Freq = 4.9270 GHz, Bw = 16.000 MH Calibrated with CL # 3 and BP # 1 (BP mode 1)



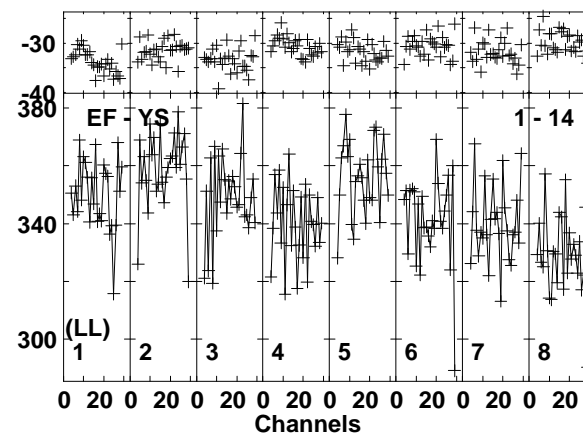
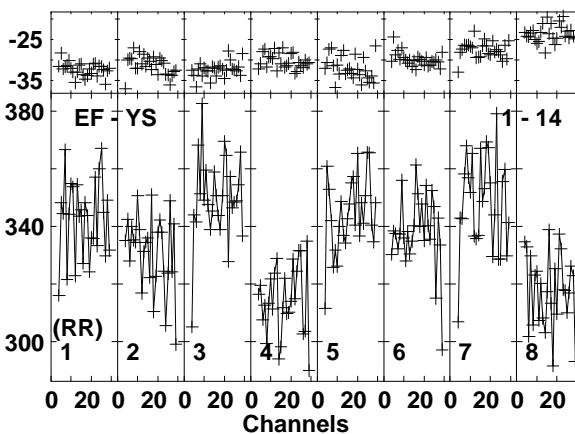
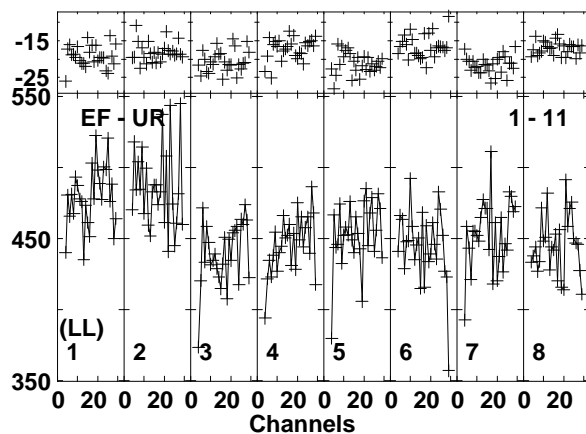
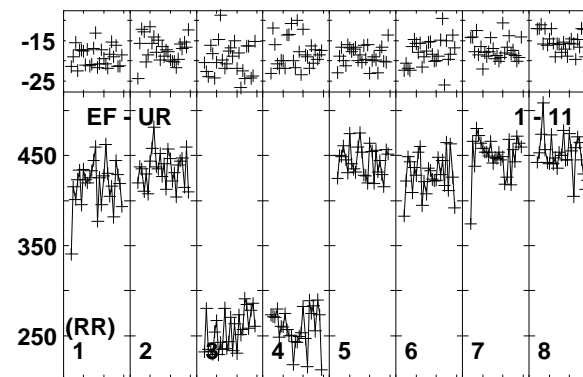
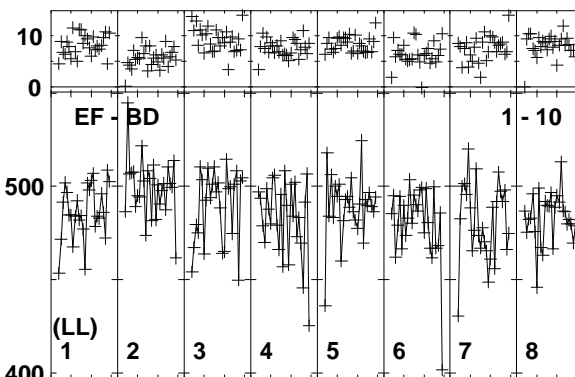
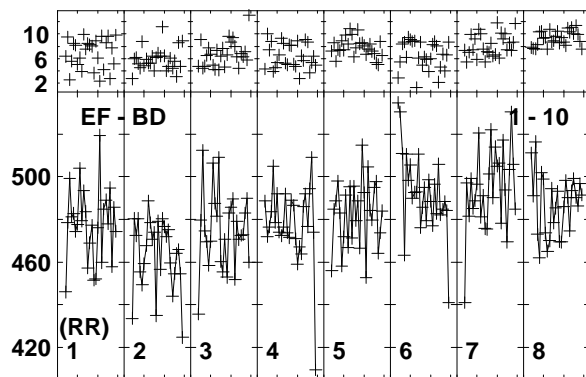
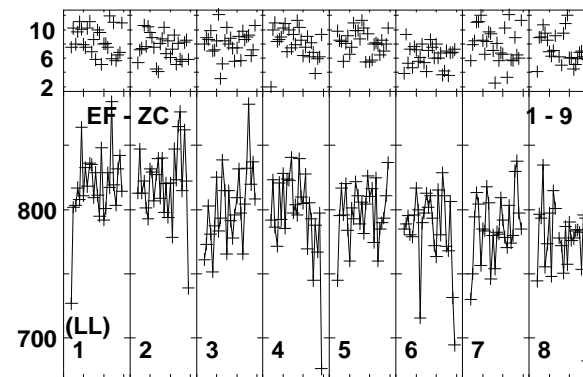
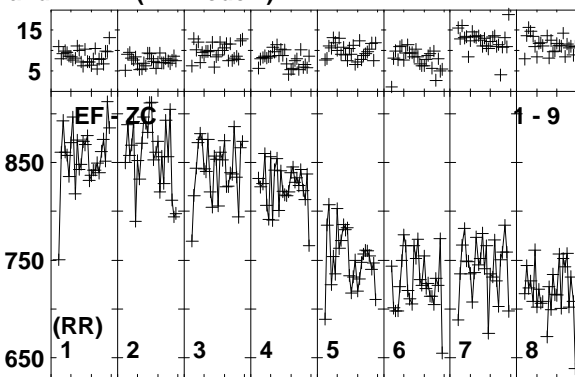
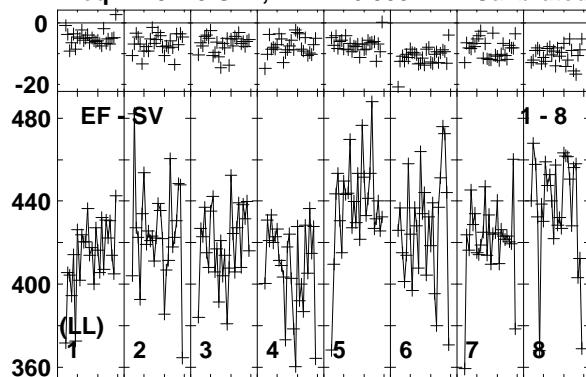
Lower frame: Milli Ampl Jy Top frame: Phas deg  
Vector averaged cross-power spectrum Baseline: EF (01) - WB (02)  
Timerange: 00/07:53:11 to 00/07:54:20



Plot file version 41 created 17-JUL-2014 12:28:27

J1549+5038 EP088D 3.UVDATA.1

Freq = 4.9270 GHz, Bw = 16.000 MH Calibrated with CL # 3 and BP # 1 (BP mode 1)

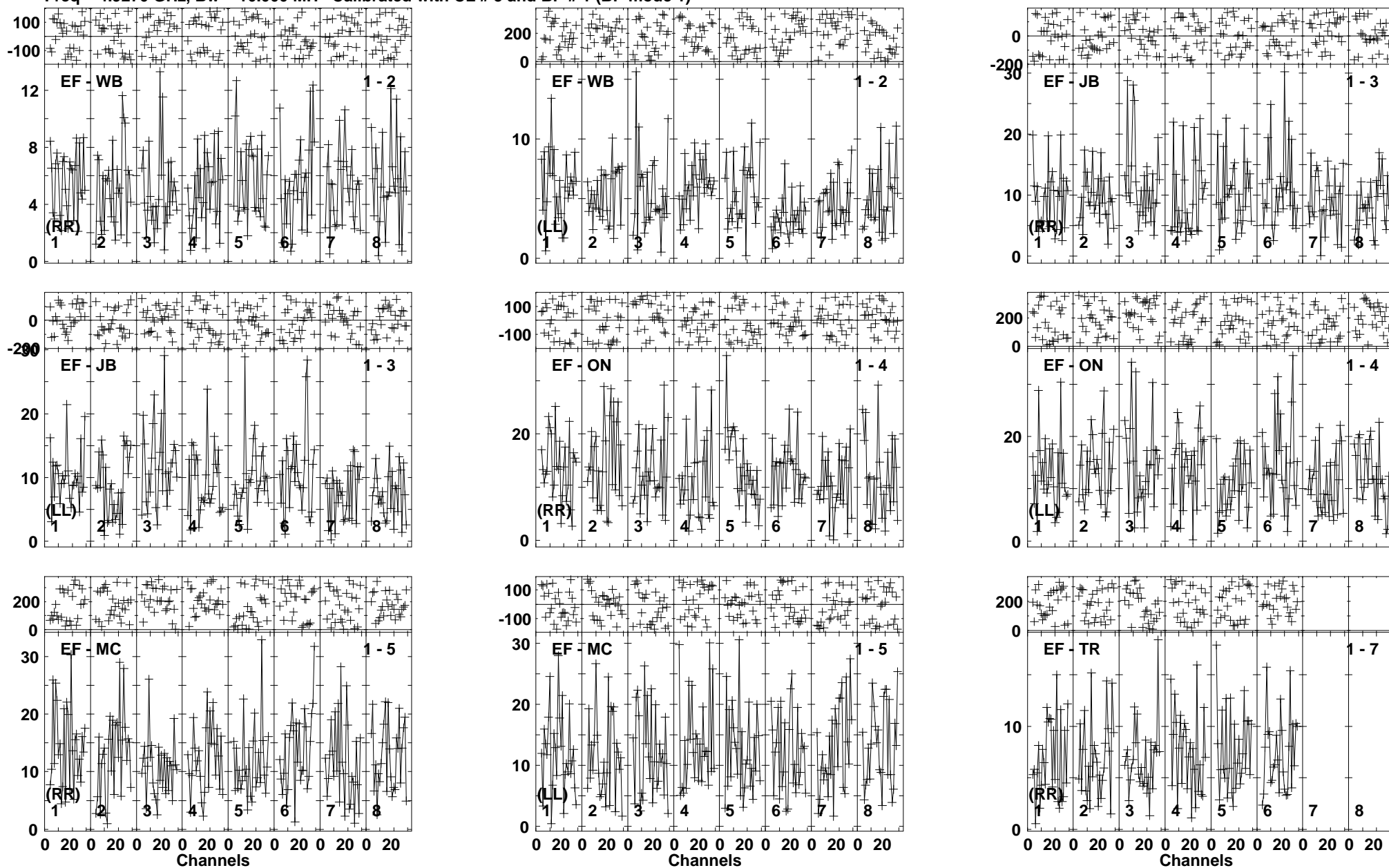


Lower frame: Milli Ampl Jy Top frame: Phas deg  
Vector averaged cross-power spectrum Baseline: EF (01) - SV (08)  
Timerange: 00/07:53:11 to 00/07:54:20

Plot file version 42 created 17-JUL-2014 12:28:27

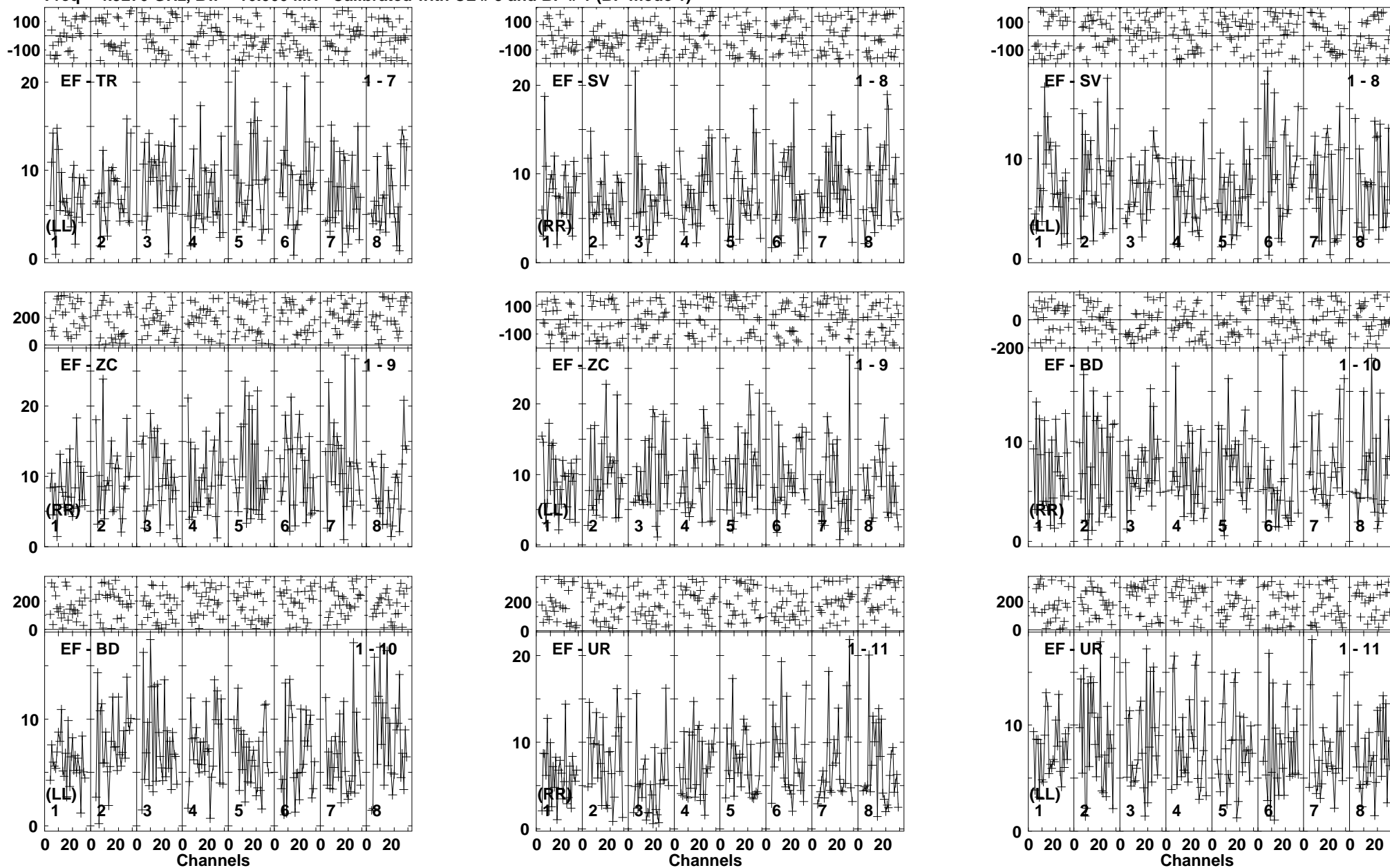
NGC6090B EP088D 3.UVDATA.1

Freq = 4.9270 GHz, Bw = 16.000 MH Calibrated with CL # 3 and BP # 1 (BP mode 1)



Lower frame: Milli Ampl Jy Top frame: Phas deg  
Vector averaged cross-power spectrum Baseline: EF (01) - WB (02)  
Timerange: 00/07:55:00 to 00/07:58:40

Plot file version 43 created 17-JUL-2014 12:28:28  
 NGC6090B EP088D 3.UVDATA.1  
 Freq = 4.9270 GHz, Bw = 16.000 MH Calibrated with CL # 3 and BP # 1 (BP mode 1)

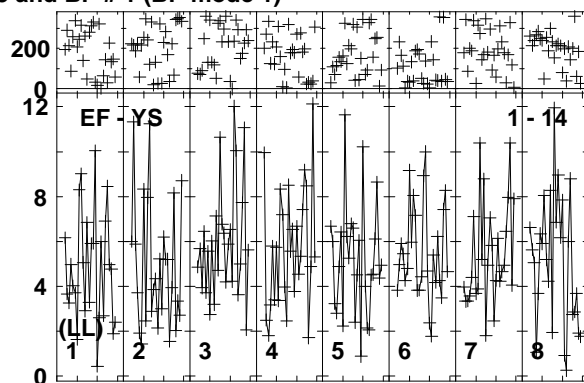
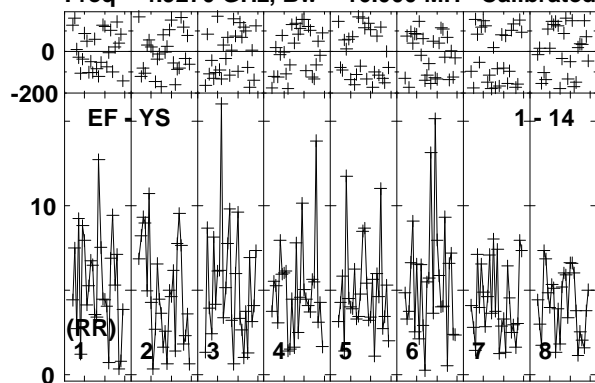


Lower frame: Milli Ampl Jy Top frame: Phas deg  
 Vector averaged cross-power spectrum Baseline: EF (01) - TR (07)  
 Timerange: 00/07:55:00 to 00/07:58:40

Plot file version 44 created 17-JUL-2014 12:28:28

NGC6090B EP088D 3.UVDATA.1

Freq = 4.9270 GHz, Bw = 16.000 MH Calibrated with CL # 3 and BP # 1 (BP mode 1)

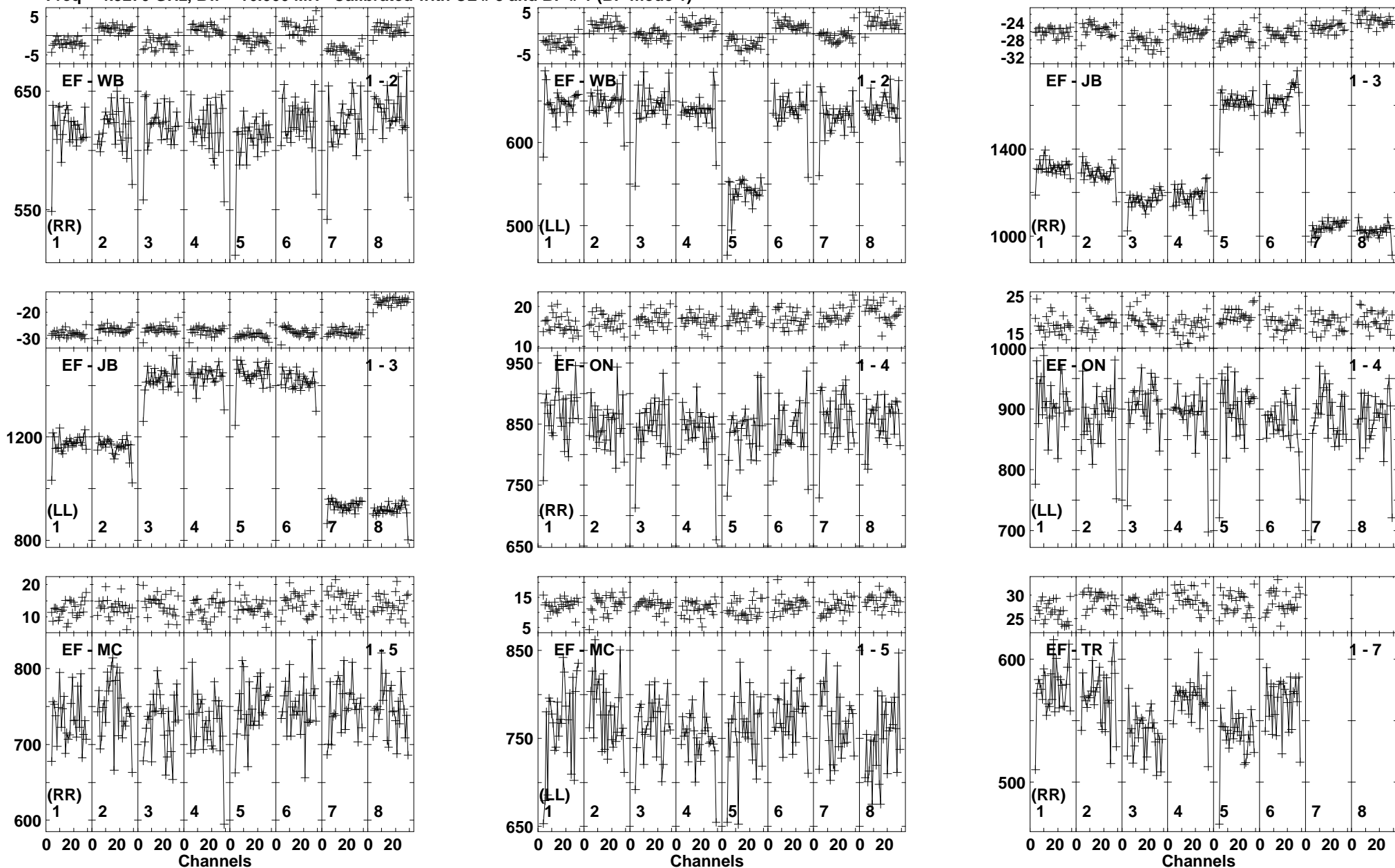


Lower frame: Milli Ampl Jy Top frame: Phas deg  
Vector averaged cross-power spectrum Baseline: EF (01) - YS (14)  
Timerange: 00/07:55:00 to 00/07:58:40

Plot file version 45 created 17-JUL-2014 12:28:29

J1549+5038 EP088D 3.UVDATA.1

Freq = 4.9270 GHz, Bw = 16.000 MH Calibrated with CL # 3 and BP # 1 (BP mode 1)

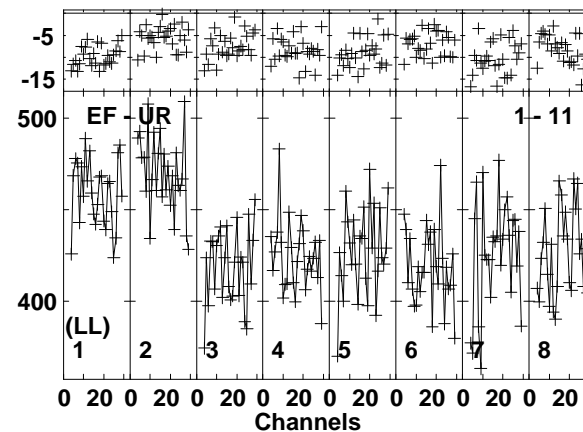
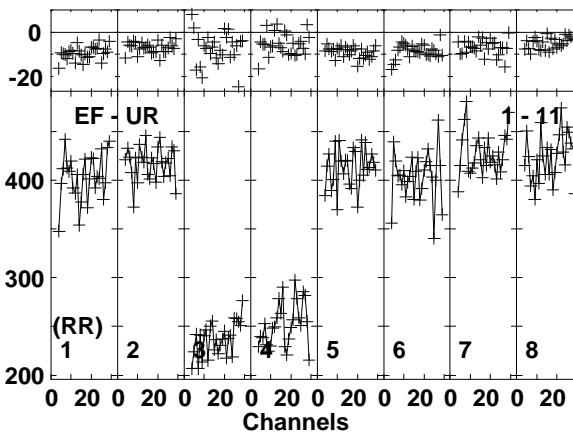
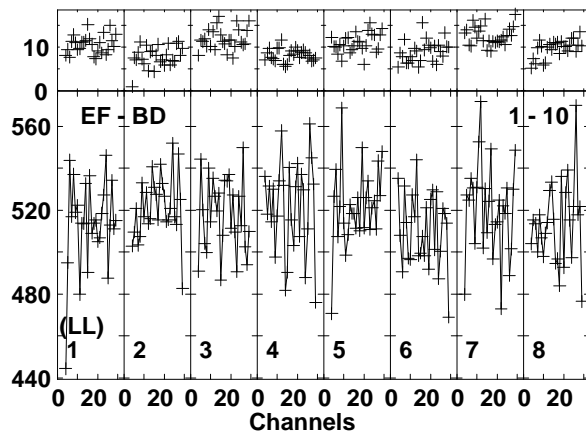
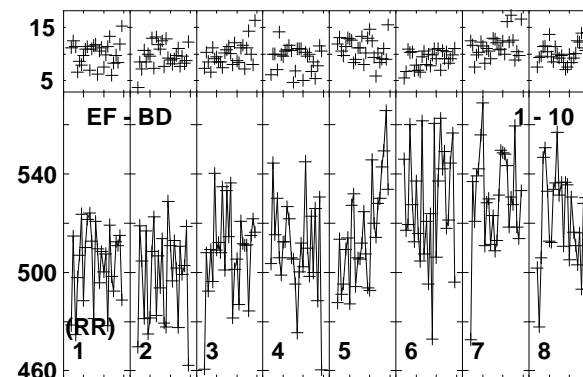
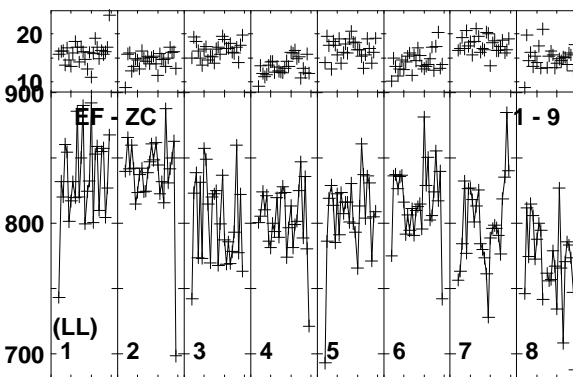
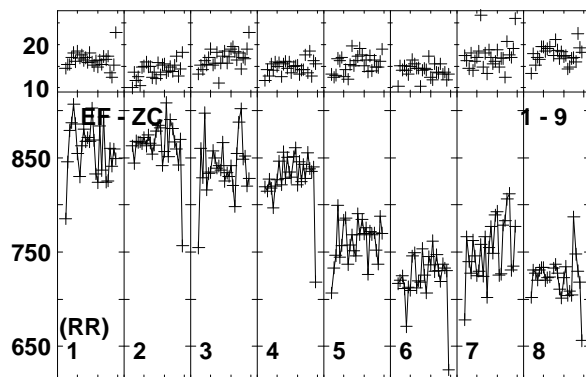
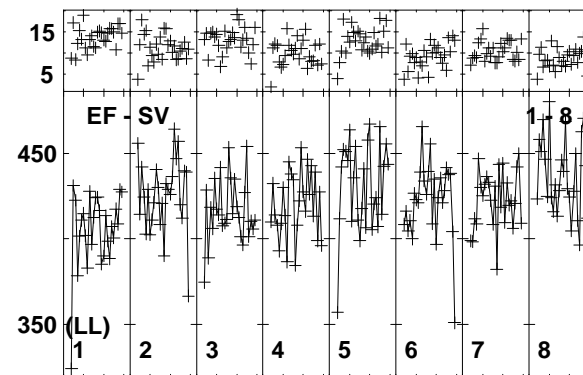
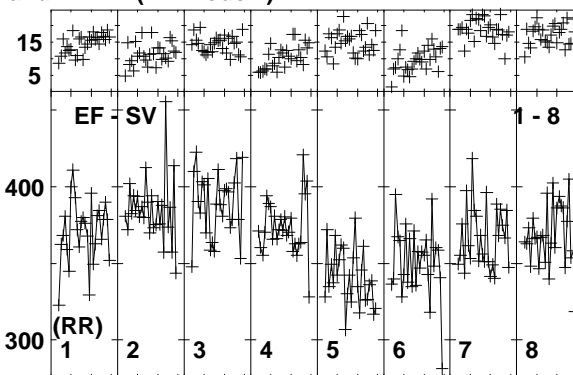
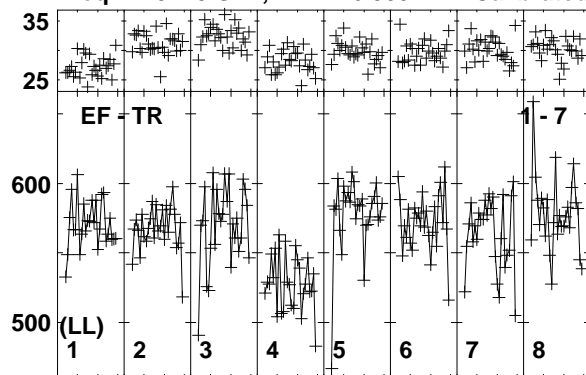


Lower frame: Milli Ampl Jy Top frame: Phas deg  
Vector averaged cross-power spectrum Baseline: EF (01) - WB (02)  
Timerange: 00/07:58:51 to 00/07:59:59

Plot file version 46 created 17-JUL-2014 12:28:29

J1549+5038 EP088D 3.UVDATA.1

Freq = 4.9270 GHz, Bw = 16.000 MH Calibrated with CL # 3 and BP # 1 (BP mode 1)

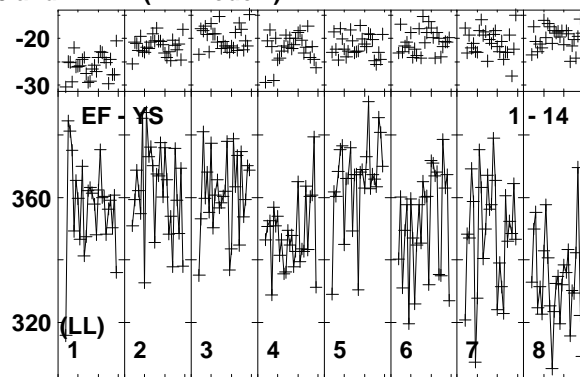
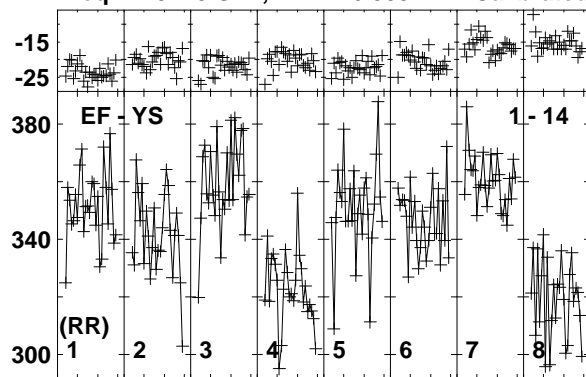


Lower frame: Milli Ampl Jy Top frame: Phas deg  
Vector averaged cross-power spectrum Baseline: EF (01) - TR (07)  
Timerange: 00/07:58:51 to 00/07:59:59

Plot file version 47 created 17-JUL-2014 12:28:29

J1549+5038 EP088D 3.UVDATA.1

Freq = 4.9270 GHz, Bw = 16.000 MH Calibrated with CL # 3 and BP # 1 (BP mode 1)

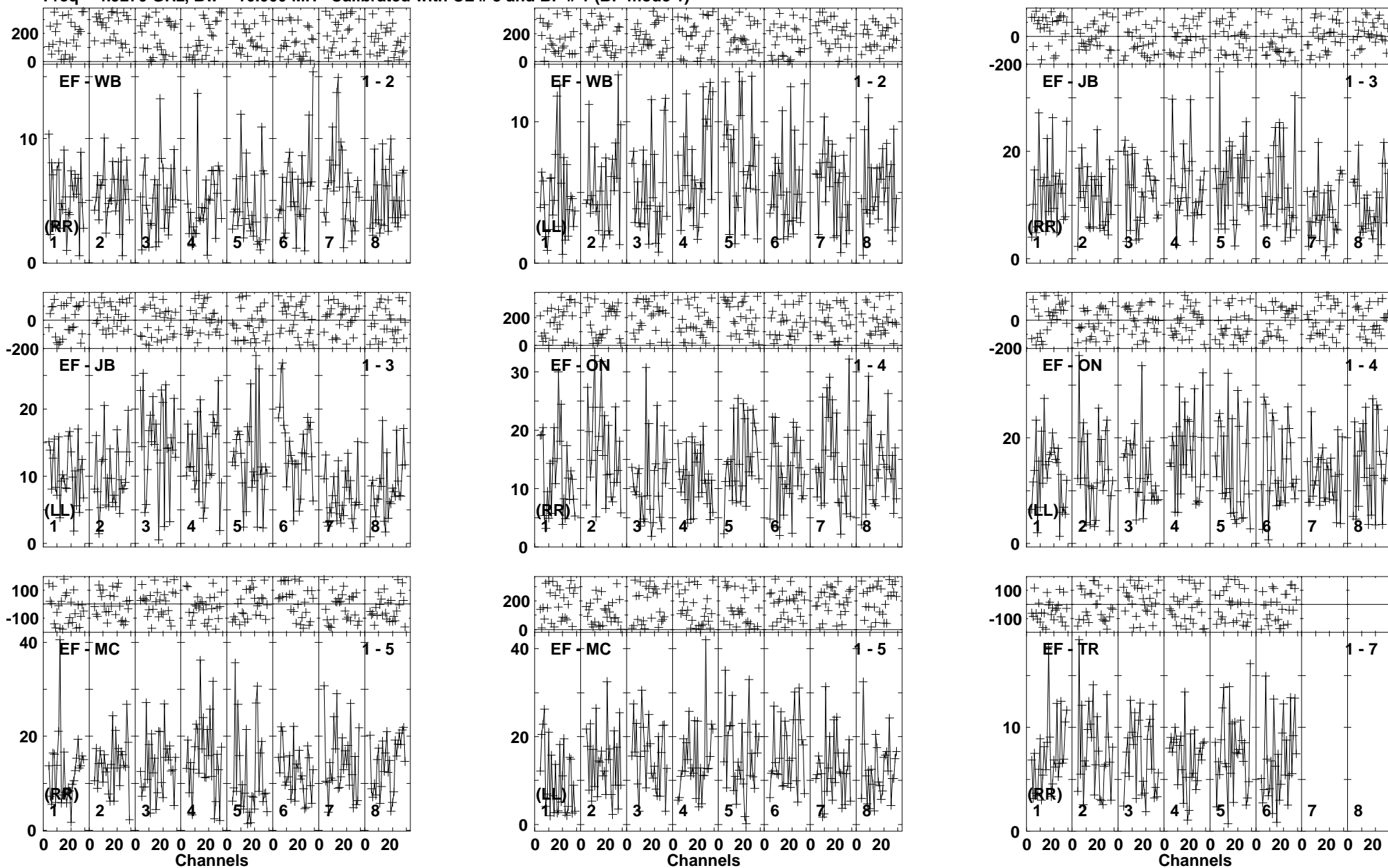


Lower frame: Milli Ampl Jy Top frame: Phas deg  
Vector averaged cross-power spectrum Baseline: EF (01) - YS (14)  
Timerange: 00/07:58:51 to 00/07:59:59

Plot file version 48 created 17-JUL-2014 12:28:29

NGC6090B EP088D 3.UVDATA.1

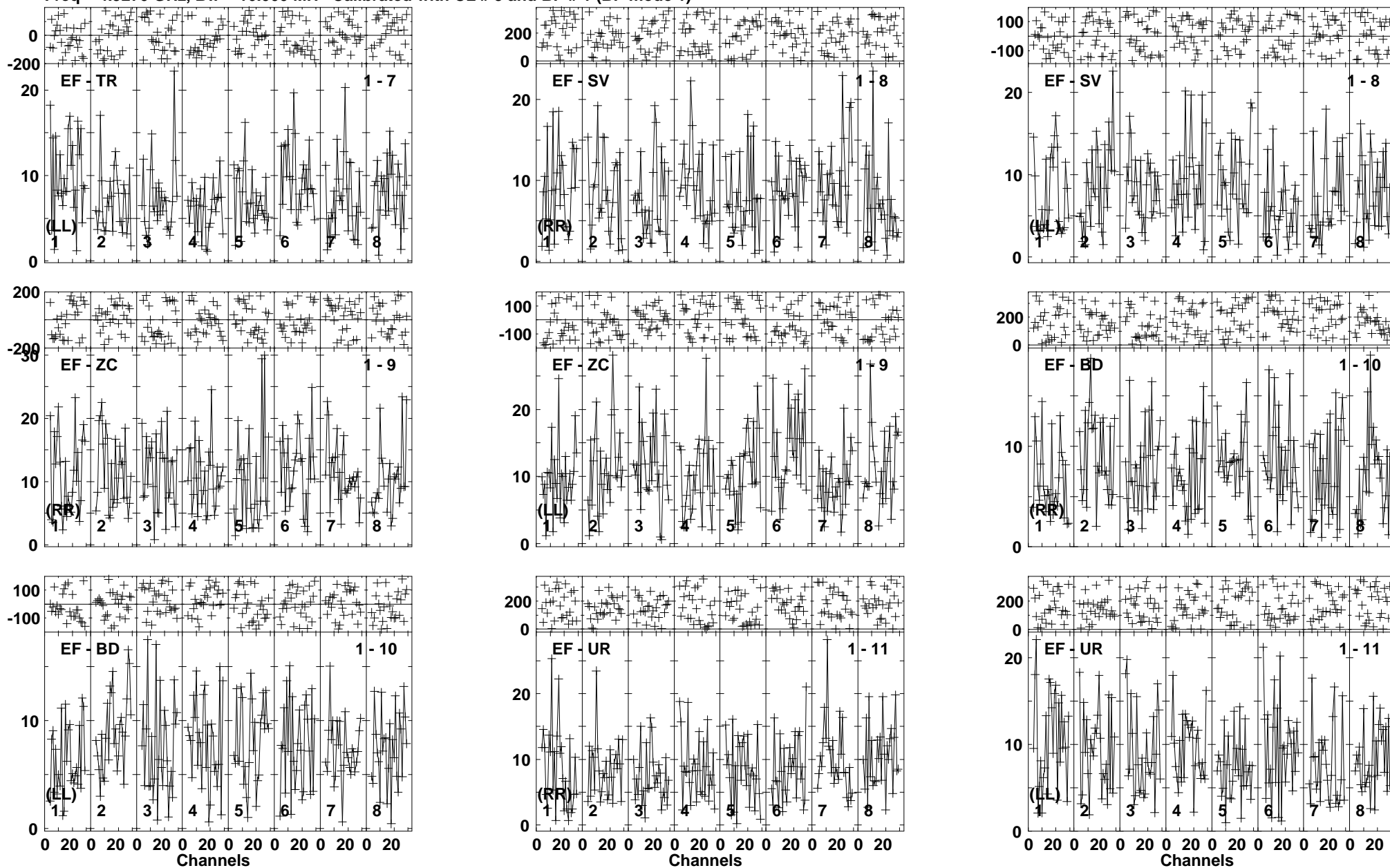
Freq = 4.9270 GHz, Bw = 16.000 MH Calibrated with CL # 3 and BP # 1 (BP mode 1)



Lower frame: Milli Ampl Jy Top frame: Phas deg  
Vector averaged cross-power spectrum Baseline: EF (01) - WB (02)  
Timerange: 00/08:00:10 to 00/08:03:39



Plot file version 49 created 17-JUL-2014 12:28:29  
 NGC6090B EP088D 3.UVDATA.1  
 Freq = 4.9270 GHz, Bw = 16.000 MH Calibrated with CL # 3 and BP # 1 (BP mode 1)

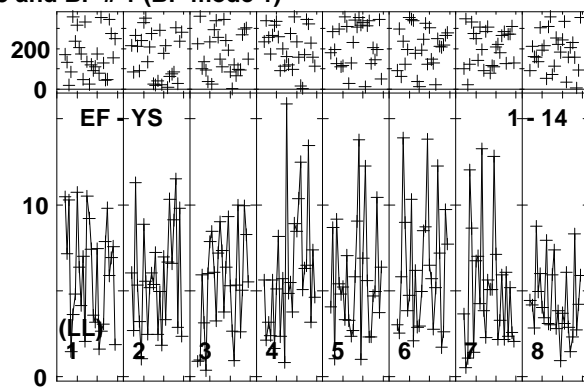
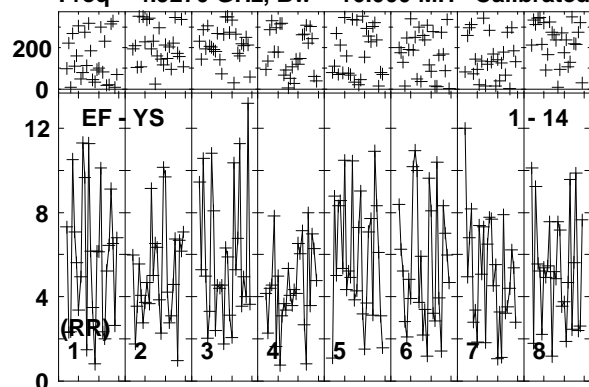


Lower frame: Milli Ampl Jy Top frame: Phas deg  
 Vector averaged cross-power spectrum Baseline: EF (01) - TR (07)  
 Timerange: 00/08:00:10 to 00/08:03:39

Plot file version 50 created 17-JUL-2014 12:28:30

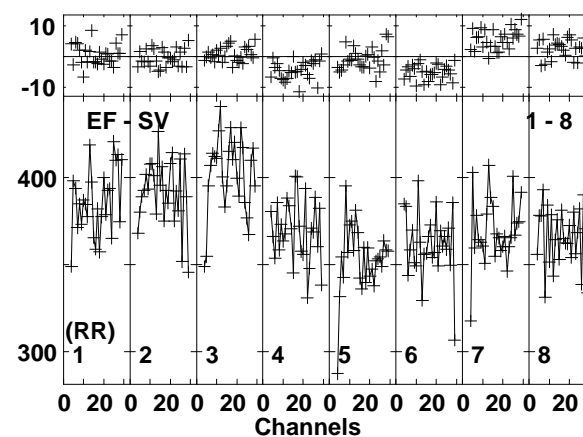
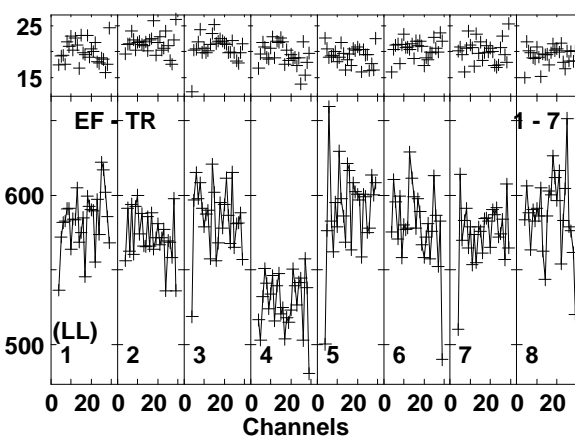
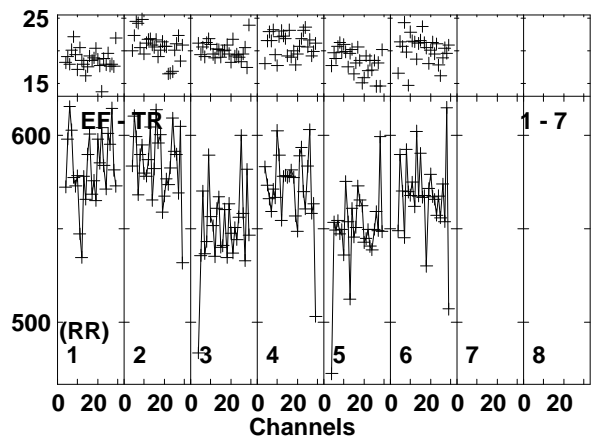
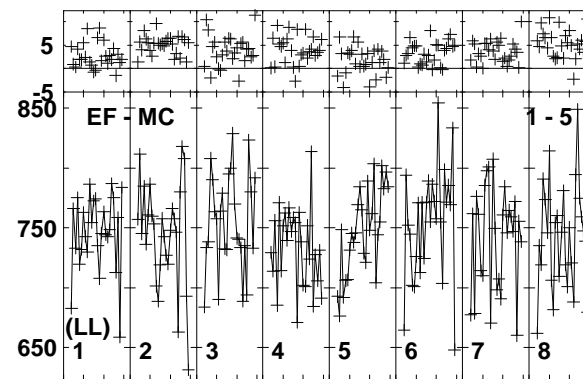
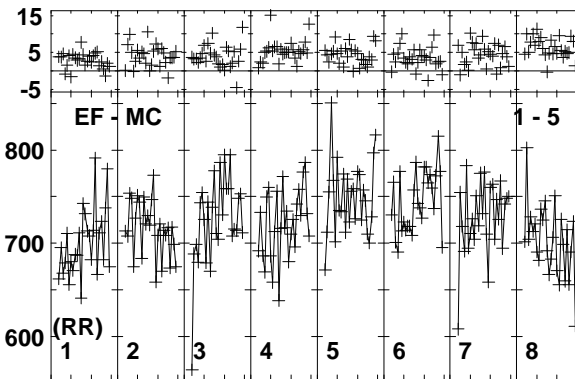
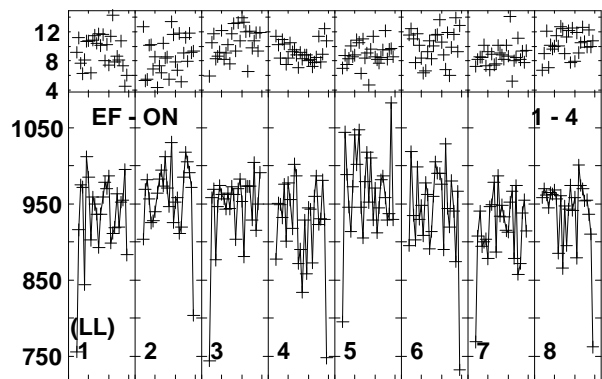
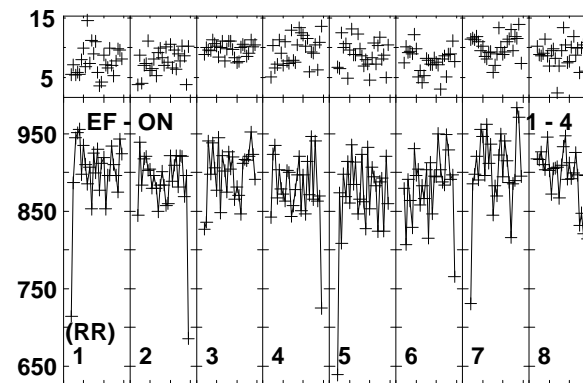
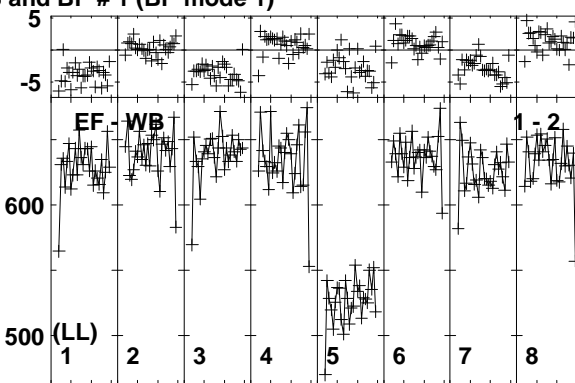
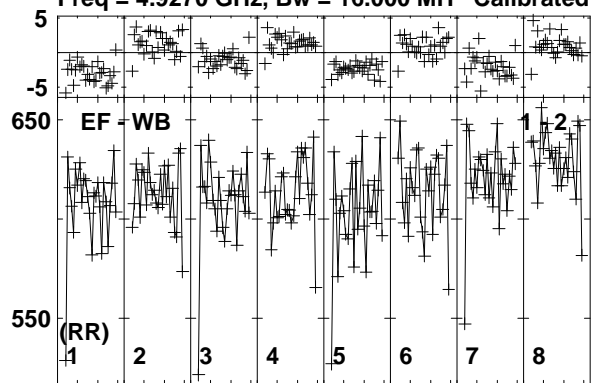
NGC6090B EP088D 3.UVDATA.1

Freq = 4.9270 GHz, Bw = 16.000 MH Calibrated with CL # 3 and BP # 1 (BP mode 1)



Lower frame: Milli Ampl Jy Top frame: Phas deg  
Vector averaged cross-power spectrum Baseline: EF (01) - YS (14)  
Timerange: 00/08:00:10 to 00/08:03:39

Plot file version 51 created 17-JUL-2014 12:28:30  
 J1549+5038 EP088D 3.UVDATA.1  
 Freq = 4.927 GHz, Bw = 16.000 MH Calibrated with CL # 3 and BP # 1 (BP mode 1)

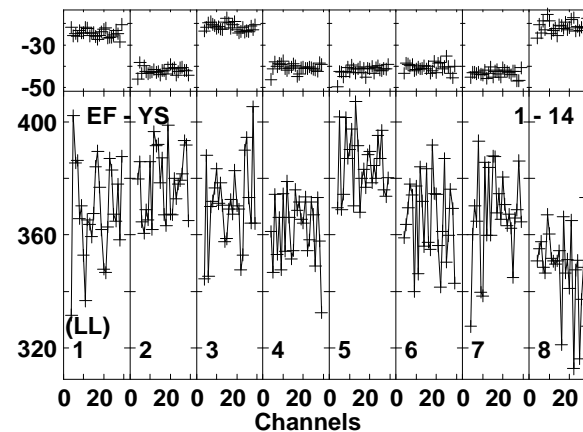
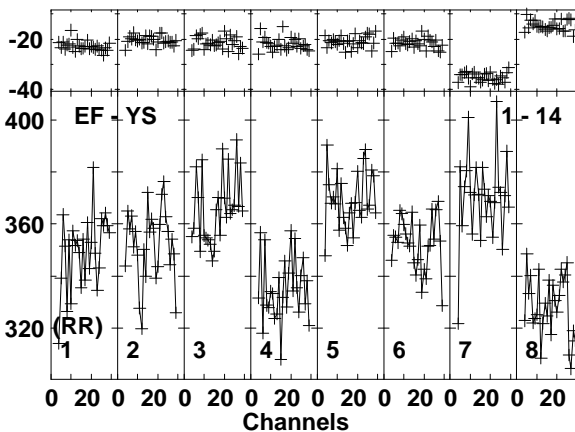
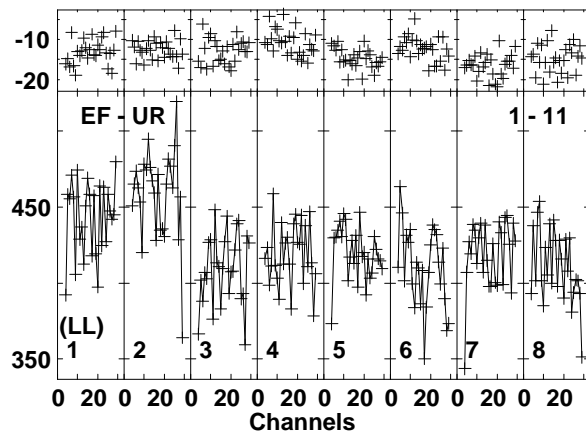
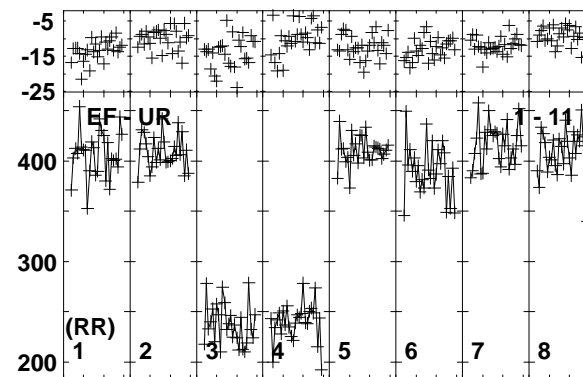
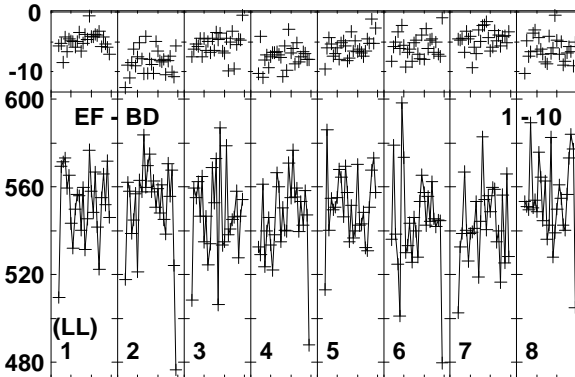
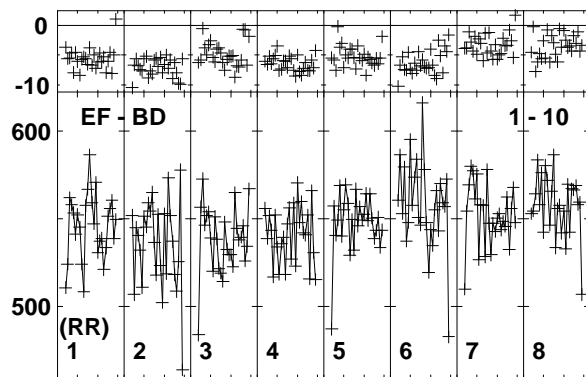
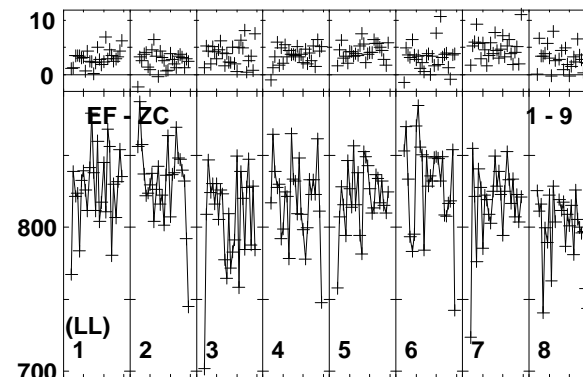
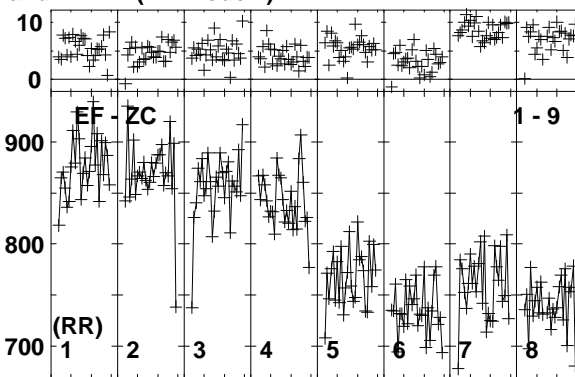
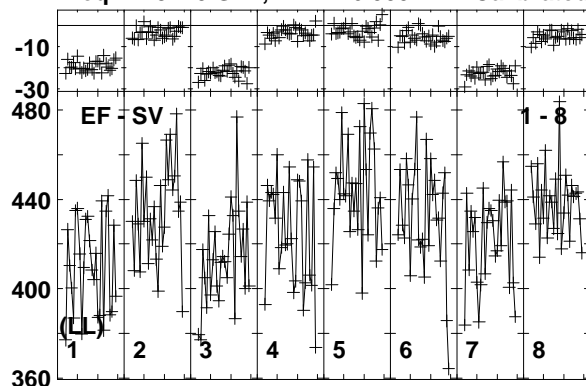


Lower frame: Milli Ampl Jy Top frame: Phas deg  
 Vector averaged cross-power spectrum Baseline: EF (01) - WB (02)  
 Timerange: 00/08:03:51 to 00/08:04:59

Plot file version 52 created 17-JUL-2014 12:28:31

J1549+5038 EP088D 3.UVDATA.1

Freq = 4.9270 GHz, Bw = 16.000 MH Calibrated with CL # 3 and BP # 1 (BP mode 1)

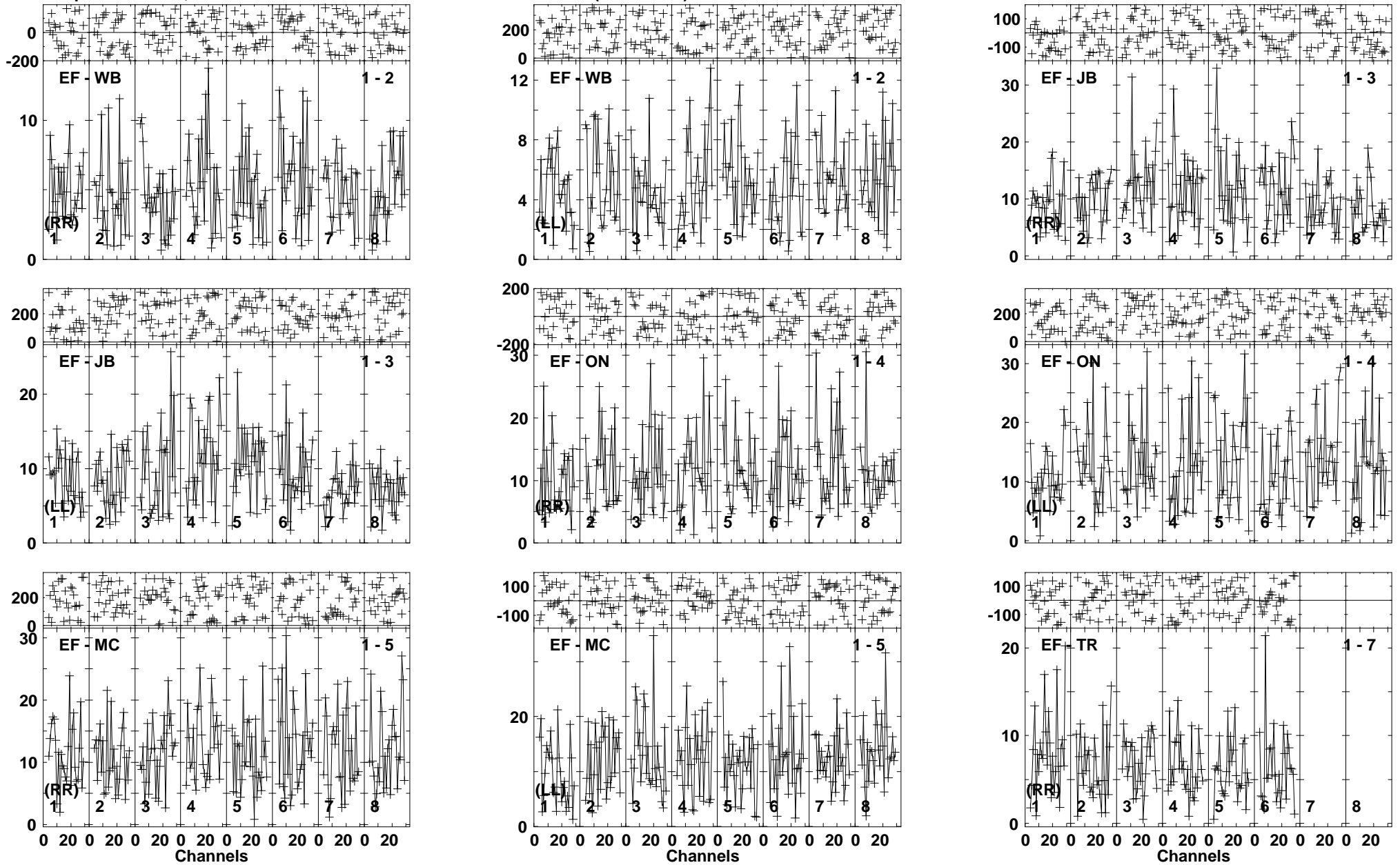


Lower frame: Milli Ampl Jy Top frame: Phas deg  
Vector averaged cross-power spectrum Baseline: EF (01) - SV (08)  
Timerange: 00/08:03:51 to 00/08:04:59

Plot file version 53 created 17-JUL-2014 12:28:31

NGC6090B EP088D 3.UVDATA.1

Freq = 4.9270 GHz, Bw = 16.000 MH Calibrated with CL # 3 and BP # 1 (BP mode 1)

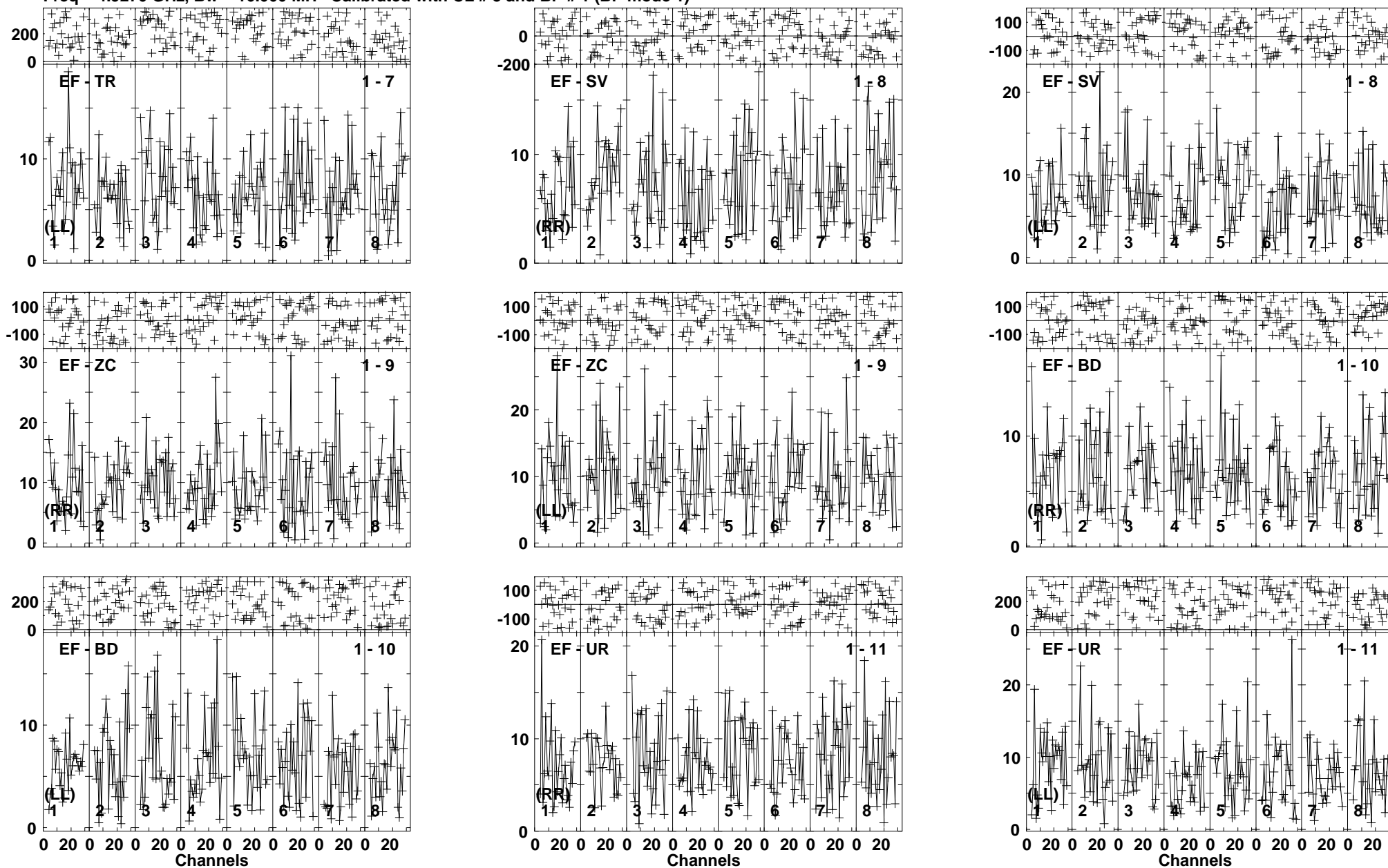


Lower frame: Milli Ampl Jy Top frame: Phas deg  
Vector averaged cross-power spectrum Baseline: EF (01) - WB (02)  
Timerange: 00/08:06:00 to 00/08:09:40

Plot file version 54 created 17-JUL-2014 12:28:31

NGC6090B EP088D 3.UVDATA.1

Freq = 4.9270 GHz, Bw = 16.000 MH Calibrated with CL # 3 and BP # 1 (BP mode 1)

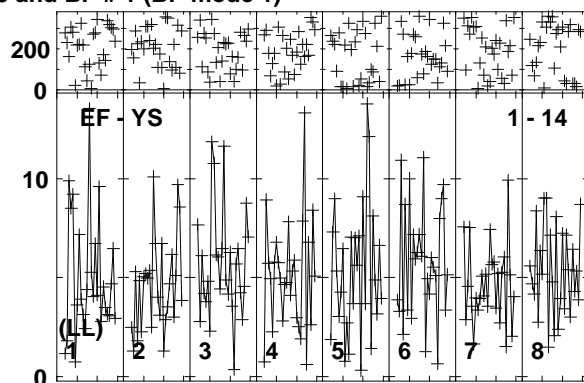
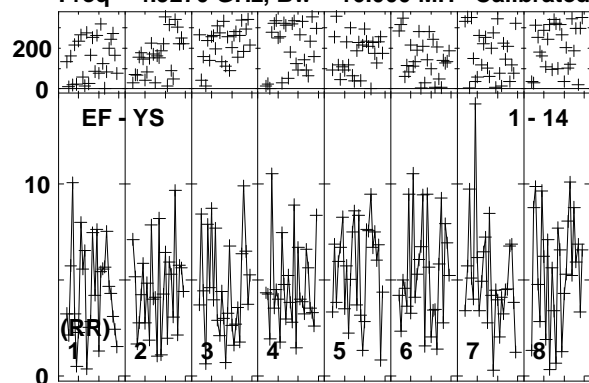


Lower frame: Milli Ampl Jy Top frame: Phas deg  
Vector averaged cross-power spectrum Baseline: EF (01) - TR (07)  
Timerange: 00/08:06:00 to 00/08:09:40

Plot file version 55 created 17-JUL-2014 12:28:32

NGC6090B EP088D 3.UVDATA.1

Freq = 4.9270 GHz, Bw = 16.000 MH Calibrated with CL # 3 and BP # 1 (BP mode 1)

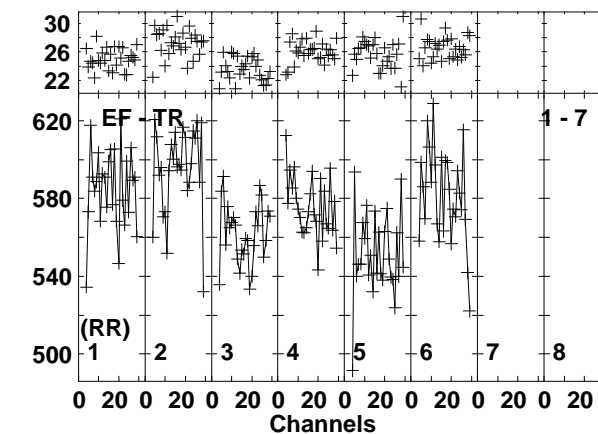
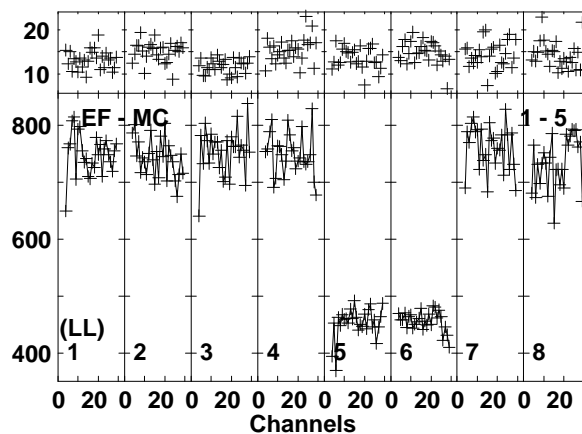
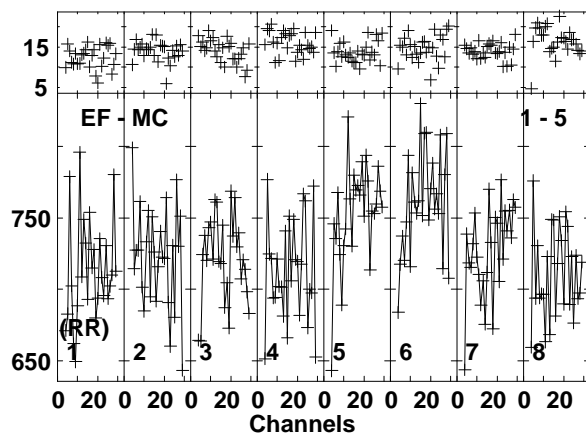
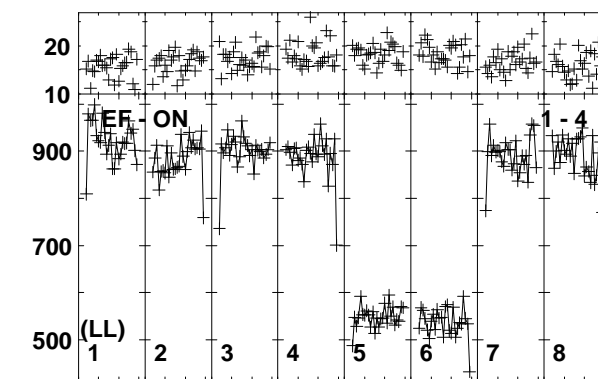
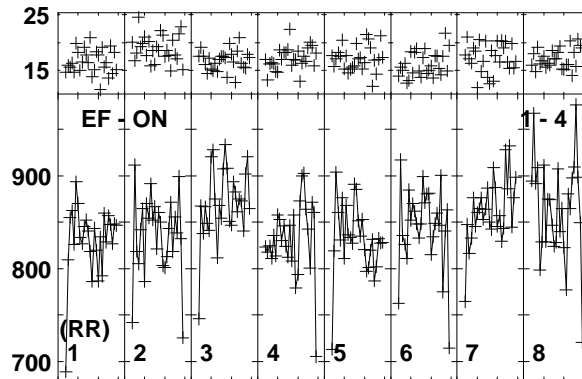
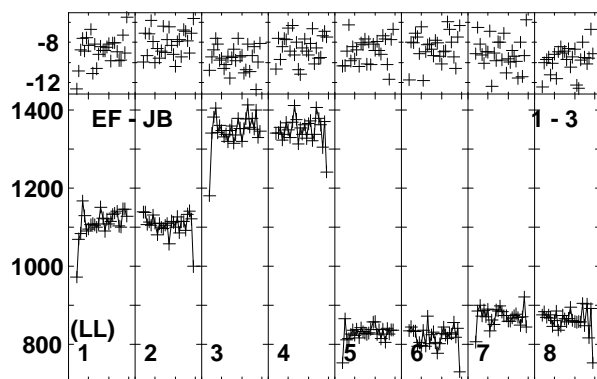
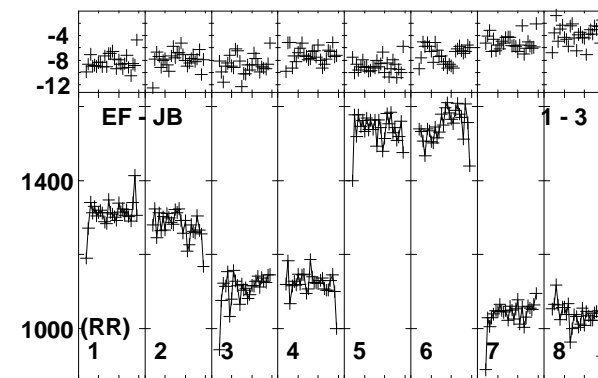
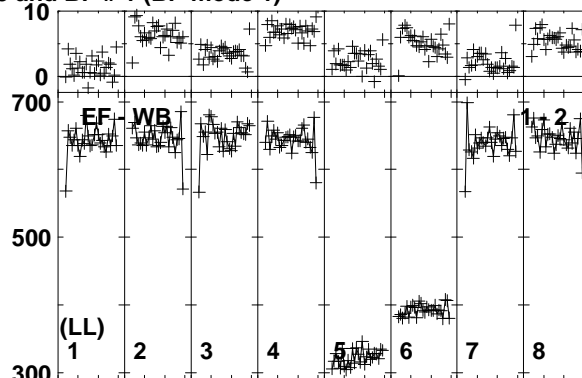
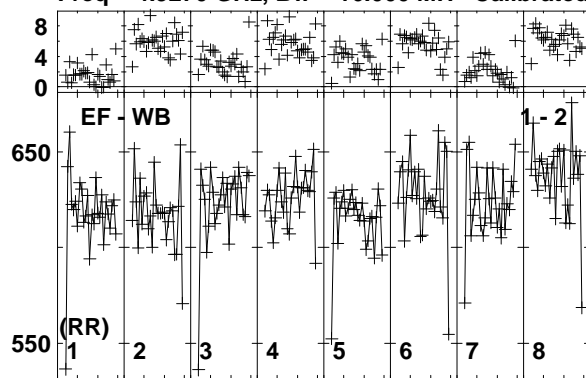


Lower frame: Milli Ampl Jy Top frame: Phas deg  
Vector averaged cross-power spectrum Baseline: EF (01) - YS (14)  
Timerange: 00/08:06:00 to 00/08:09:40

Plot file version 56 created 17-JUL-2014 12:28:32

J1549+5038 EP088D 3.UVDATA.1

Freq = 4.9270 GHz, Bw = 16.000 MH Calibrated with CL # 3 and BP # 1 (BP mode 1)



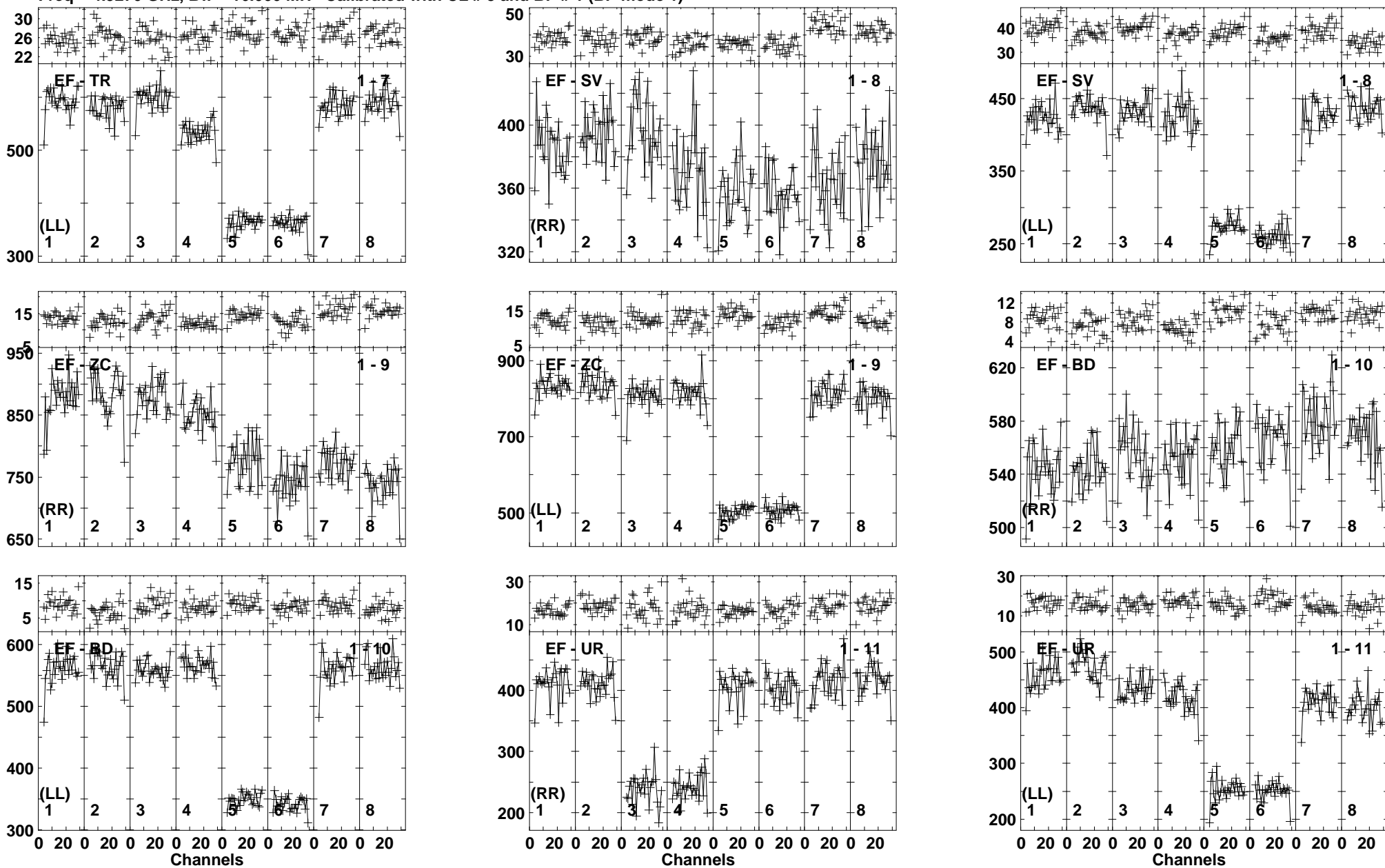
Lower frame: Milli Ampl Jy Top frame: Phas deg  
Vector averaged cross-power spectrum Baseline: EF (01) - WB (02)  
Timerange: 00/08:09:51 to 00/08:10:59



Plot file version 57 created 17-JUL-2014 12:28:32

J1549+5038 EP088D 3.UVDATA.1

Freq = 4.9270 GHz, Bw = 16.000 MH Calibrated with CL # 3 and BP # 1 (BP mode 1)

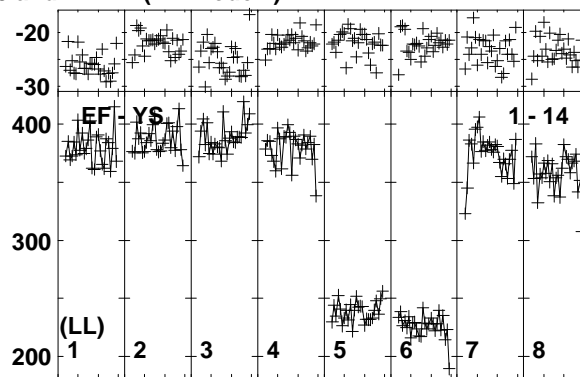
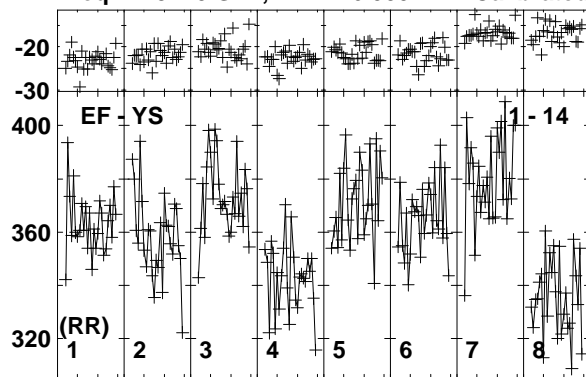


Lower frame: Milli Ampl Jy Top frame: Phas deg  
Vector averaged cross-power spectrum Baseline: EF (01) - TR (07)  
Timerange: 00/08:09:51 to 00/08:10:59

Plot file version 58 created 17-JUL-2014 12:28:33


J1549+5038 EP088D 3.UVDATA.1

Freq = 4.9270 GHz, Bw = 16.000 MH Calibrated with CL # 3 and BP # 1 (BP mode 1)



Lower frame: Milli Ampl Jy Top frame: Phas deg  
Vector averaged cross-power spectrum Baseline: EF (01) - YS (14)  
Timerange: 00/08:09:51 to 00/08:10:59

Plot file version 59 created 17-JUL-2014 12:28:33  
 NGC6090B EP088D 3.UVDATA.1  
 Freq = 4.9270 GHz, Bw = 16.000 MH Calibrated with CL # 3 and BP # 1 (BP mode 1)

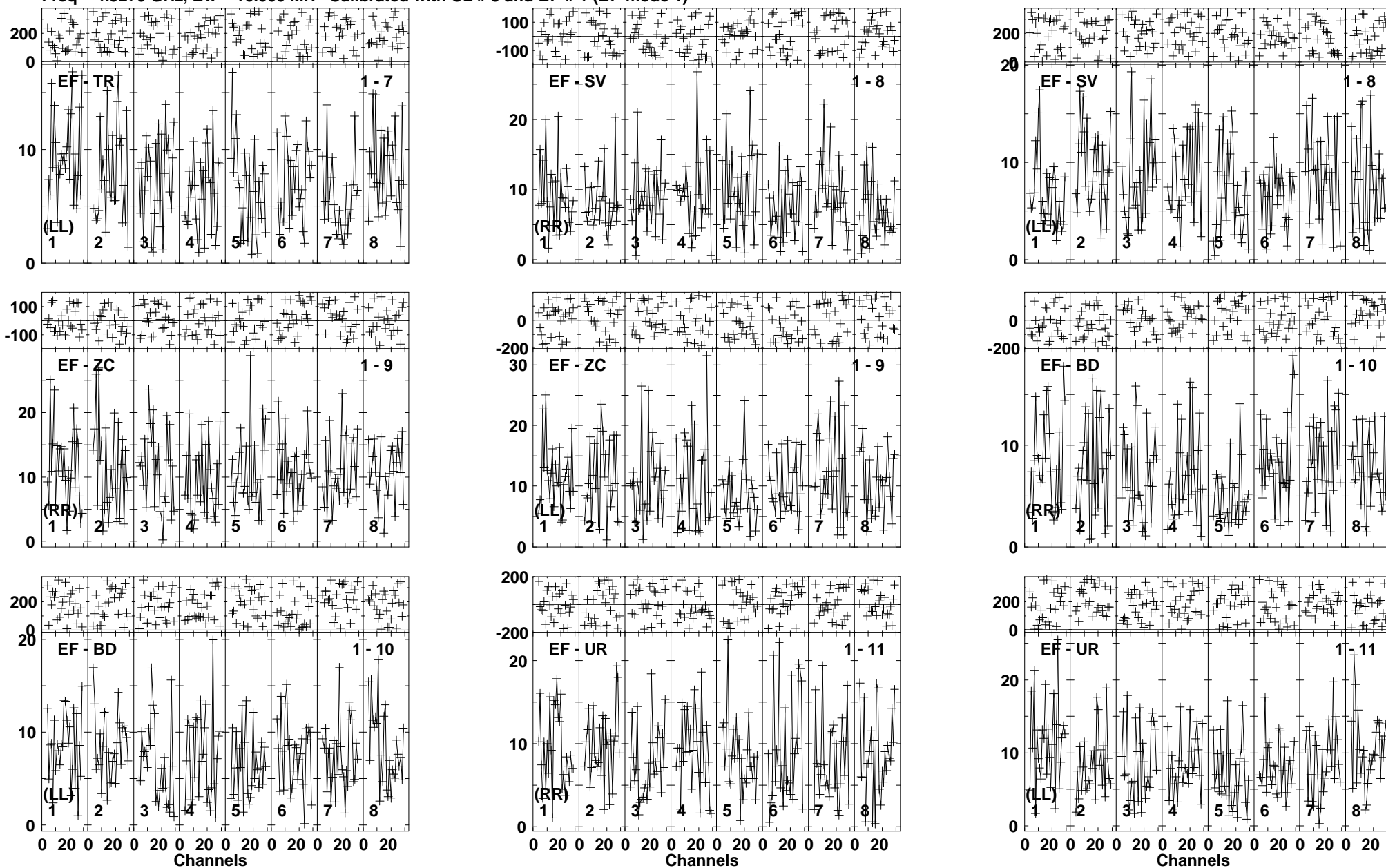


Lower frame: Milli Ampl Jy Top frame: Phas deg  
 Vector averaged cross-power spectrum Baseline: EF (01) - WB (02)  
 Timerange: 00/08:11:10 to 00/08:14:40

Plot file version 60 created 17-JUL-2014 12:28:33

NGC6090B EP088D 3.UVDATA.1

Freq = 4.9270 GHz, Bw = 16.000 MH Calibrated with CL # 3 and BP # 1 (BP mode 1)

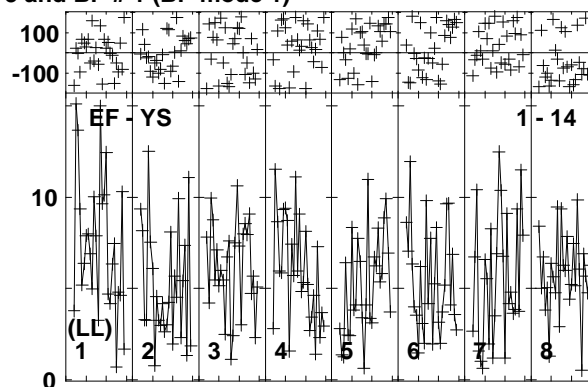
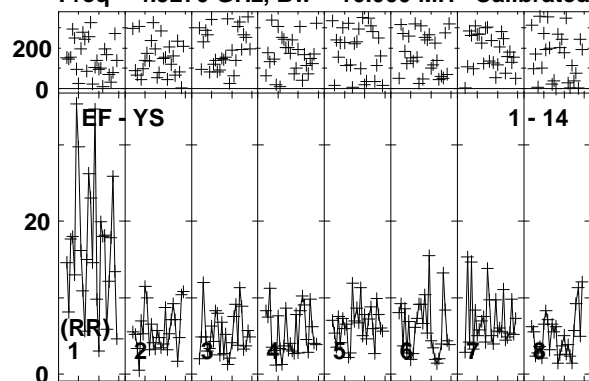


Lower frame: Milli Ampl Jy Top frame: Phas deg  
Vector averaged cross-power spectrum Baseline: EF (01) - TR (07)  
Timerange: 00/08:11:10 to 00/08:14:40

Plot file version 61 created 17-JUL-2014 12:28:33

NGC6090B EP088D 3.UVDATA.1

Freq = 4.9270 GHz, Bw = 16.000 MH Calibrated with CL # 3 and BP # 1 (BP mode 1)

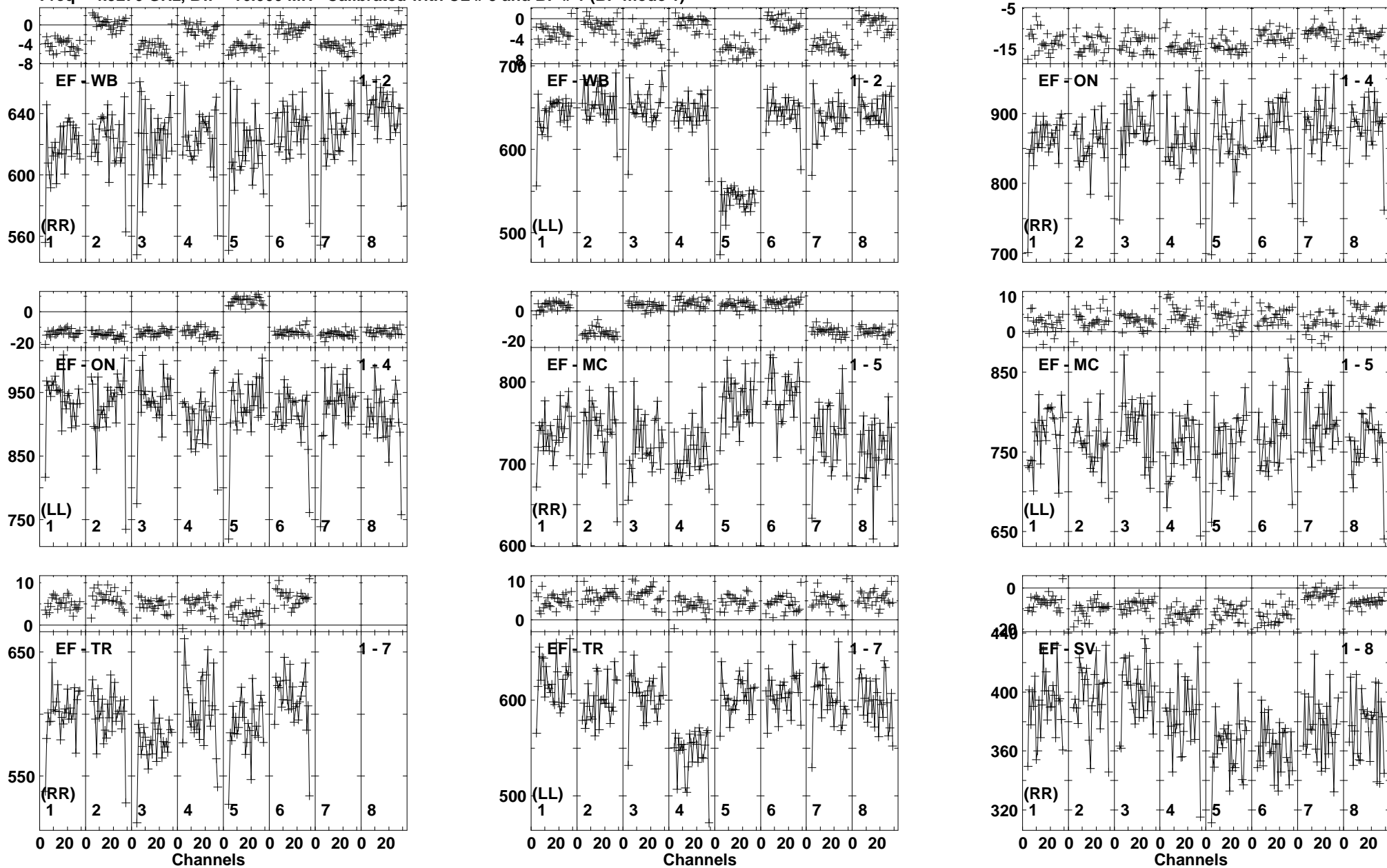


Lower frame: Milli Ampl Jy Top frame: Phas deg  
Vector averaged cross-power spectrum Baseline: EF (01) - YS (14)  
Timerange: 00/08:11:10 to 00/08:14:40

Plot file version 62 created 17-JUL-2014 12:28:34

J1549+5038 EP088D 3.UVDATA.1

Freq = 4.9270 GHz, Bw = 16.000 MH Calibrated with CL # 3 and BP # 1 (BP mode 1)

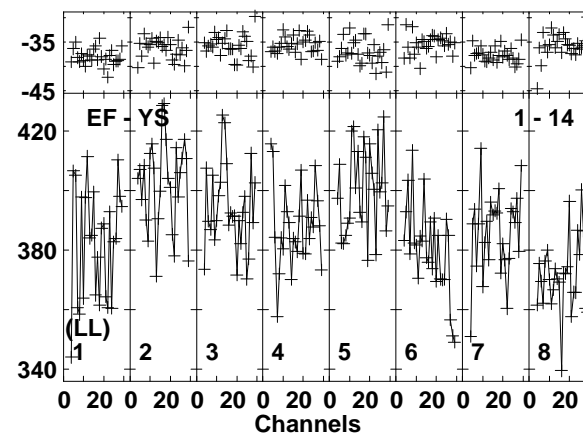
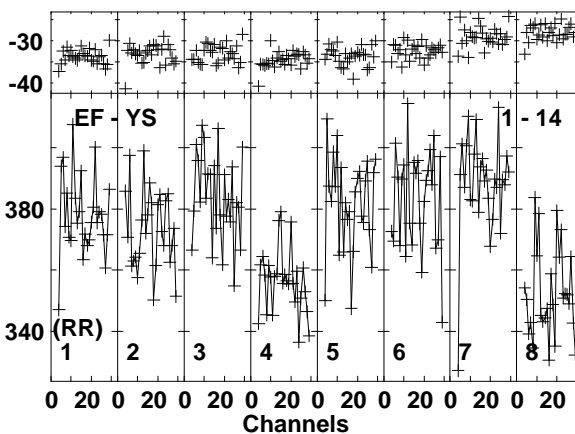
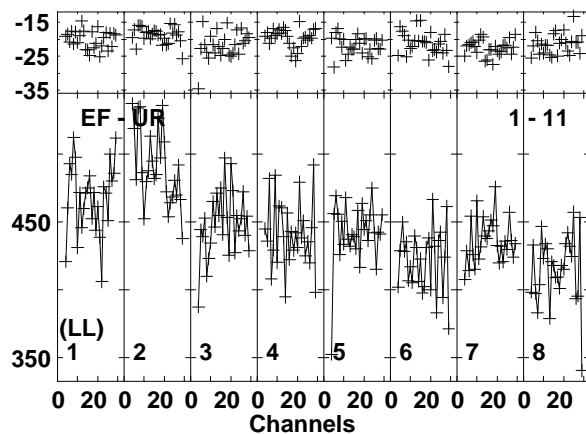
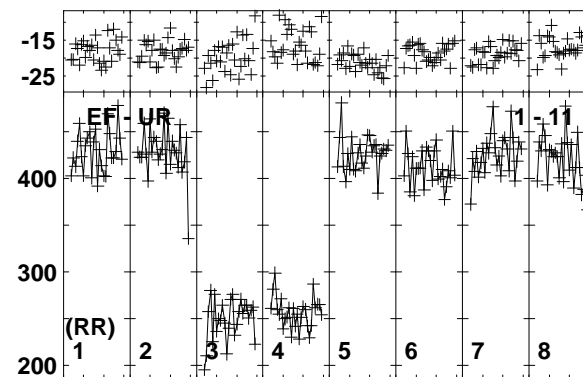
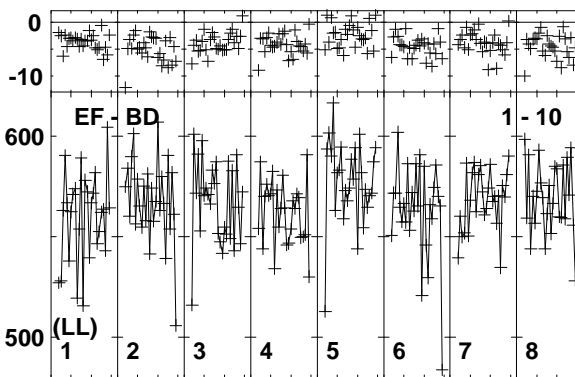
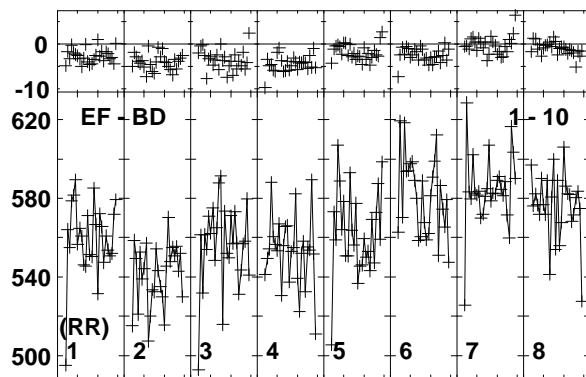
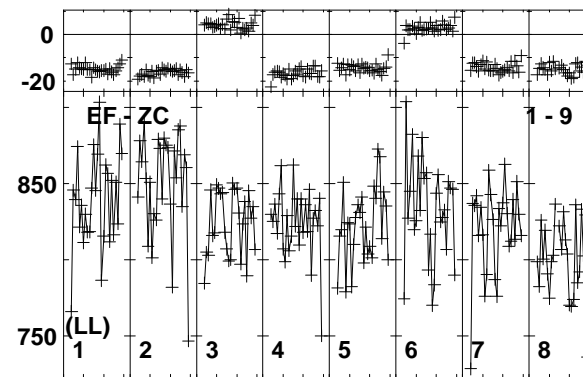
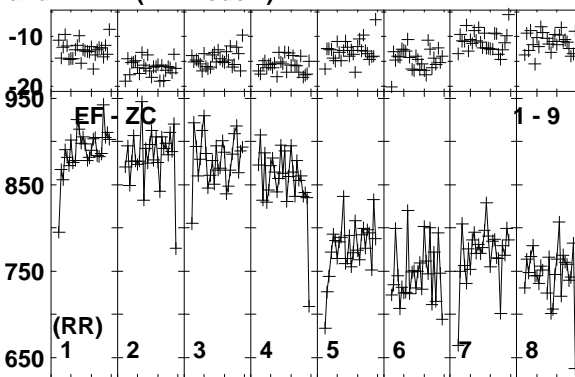
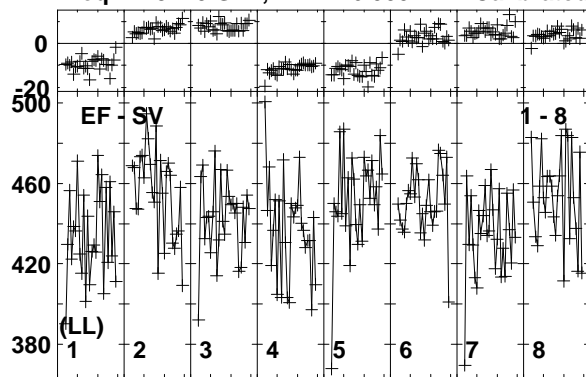


Lower frame: Milli Ampl Jy Top frame: Phas deg  
Vector averaged cross-power spectrum Baseline: EF (01) - WB (02)  
Timerange: 00/08:14:51 to 00/08:16:00

Plot file version 63 created 17-JUL-2014 12:28:34


J1549+5038 EP088D 3.UVDATA.1

Freq = 4.9270 GHz, Bw = 16.000 MH Calibrated with CL # 3 and BP # 1 (BP mode 1)



Lower frame: Milli Ampl Jy Top frame: Phas deg  
Vector averaged cross-power spectrum Baseline: EF (01) - SV (08)  
Timerange: 00/08:14:51 to 00/08:16:00


Plot file version 64 created 17-JUL-2014 12:28:34  
 NGC6090B EP088D 3.UVDATA.1  
 Freq = 4.9270 GHz, Bw = 16.000 MH Calibrated with CL # 3 and BP # 1 (BP mode 1)



Lower frame: Milli Ampl Jy Top frame: Phas deg  
 Vector averaged cross-power spectrum Baseline: EF (01) - WB (02)  
 Timerange: 00/08:17:00 to 00/08:20:40



Plot file version 65 created 17-JUL-2014 12:28:35  
 NGC6090B EP088D 3.UVDATA.1  
 Freq = 4.9270 GHz, Bw = 16.000 MH Calibrated with CL # 3 and BP # 1 (BP mode 1)

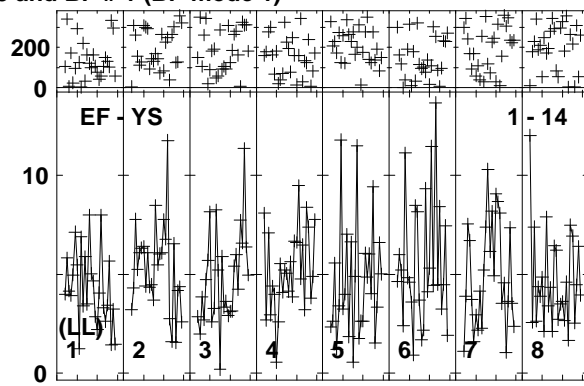
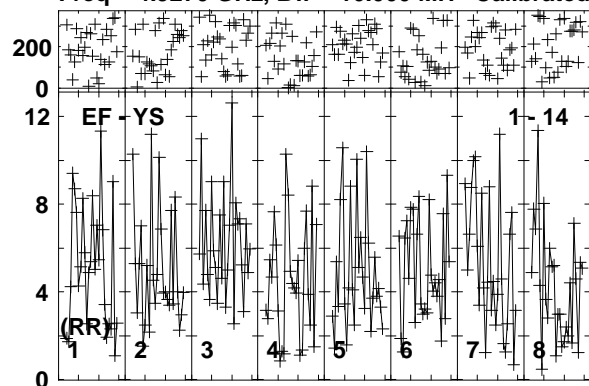


Lower frame: Milli Ampl Jy Top frame: Phas deg  
 Vector averaged cross-power spectrum Baseline: EF (01) - TR (07)  
 Timerange: 00/08:17:00 to 00/08:20:40

Plot file version 66 created 17-JUL-2014 12:28:35

NGC6090B EP088D 3.UVDATA.1

Freq = 4.9270 GHz, Bw = 16.000 MH Calibrated with CL # 3 and BP # 1 (BP mode 1)

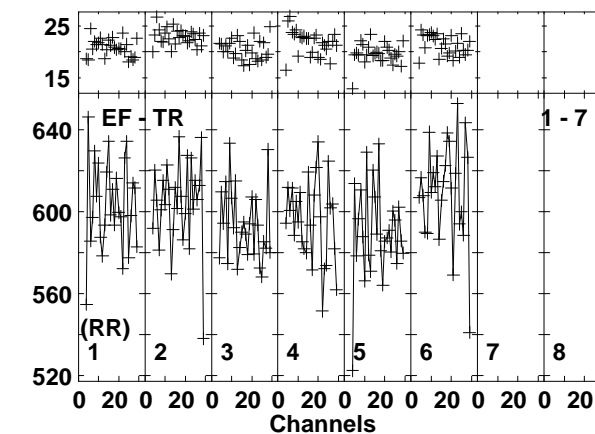
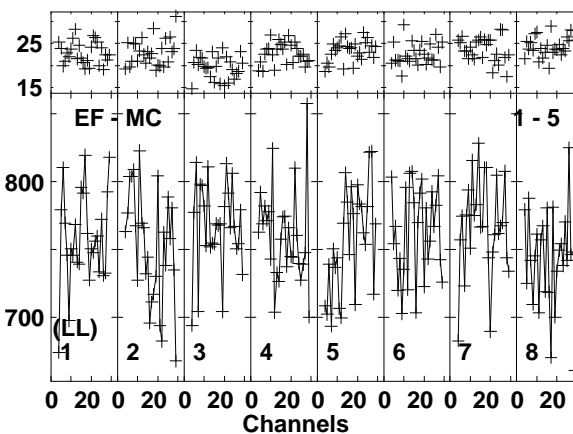
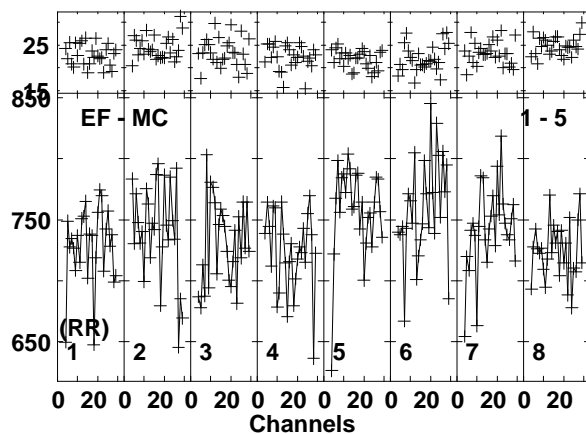
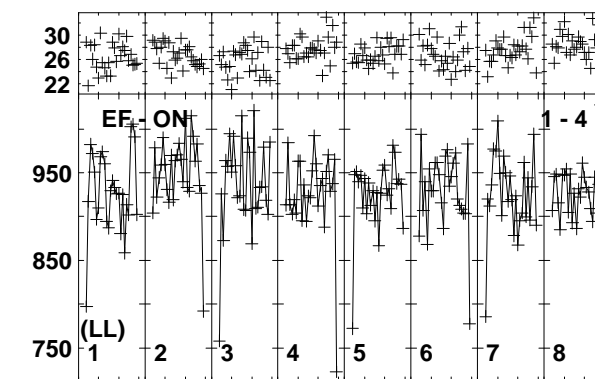
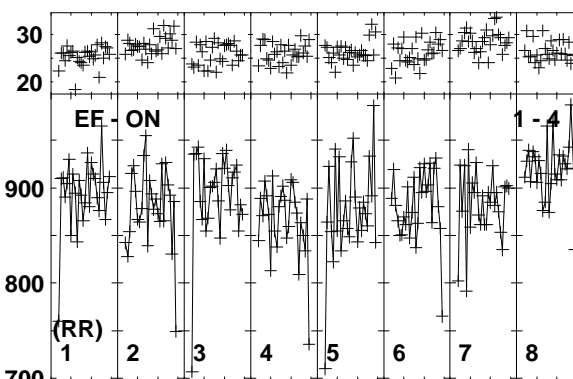
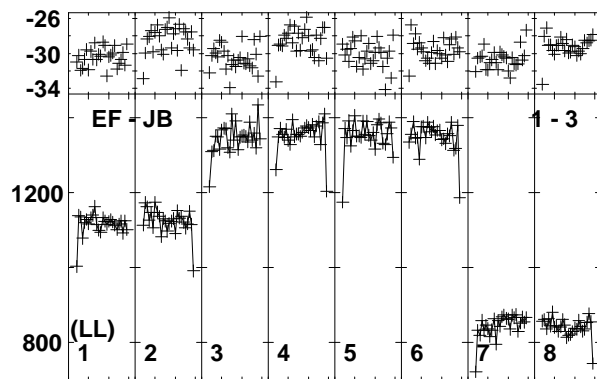
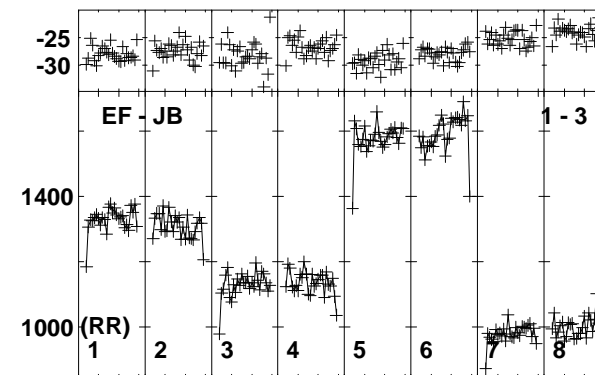
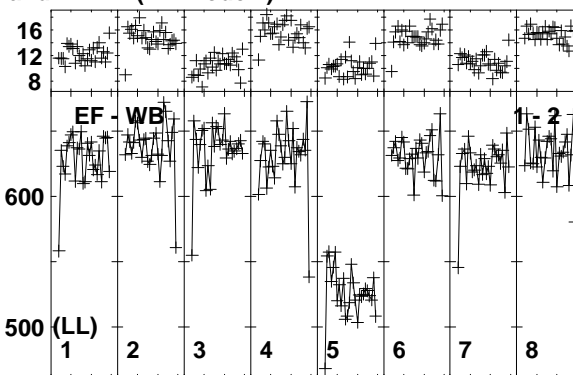
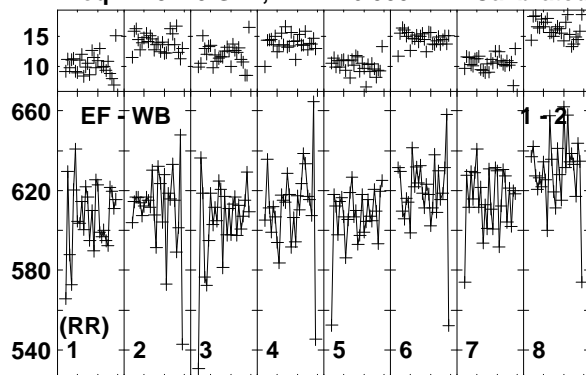


Lower frame: Milli Ampl Jy Top frame: Phas deg  
Vector averaged cross-power spectrum Baseline: EF (01) - YS (14)  
Timerange: 00/08:17:00 to 00/08:20:40

Plot file version 67 created 17-JUL-2014 12:28:36

J1549+5038 EP088D 3.UVDATA.1

Freq = 4.9270 GHz, Bw = 16.000 MH Calibrated with CL # 3 and BP # 1 (BP mode 1)

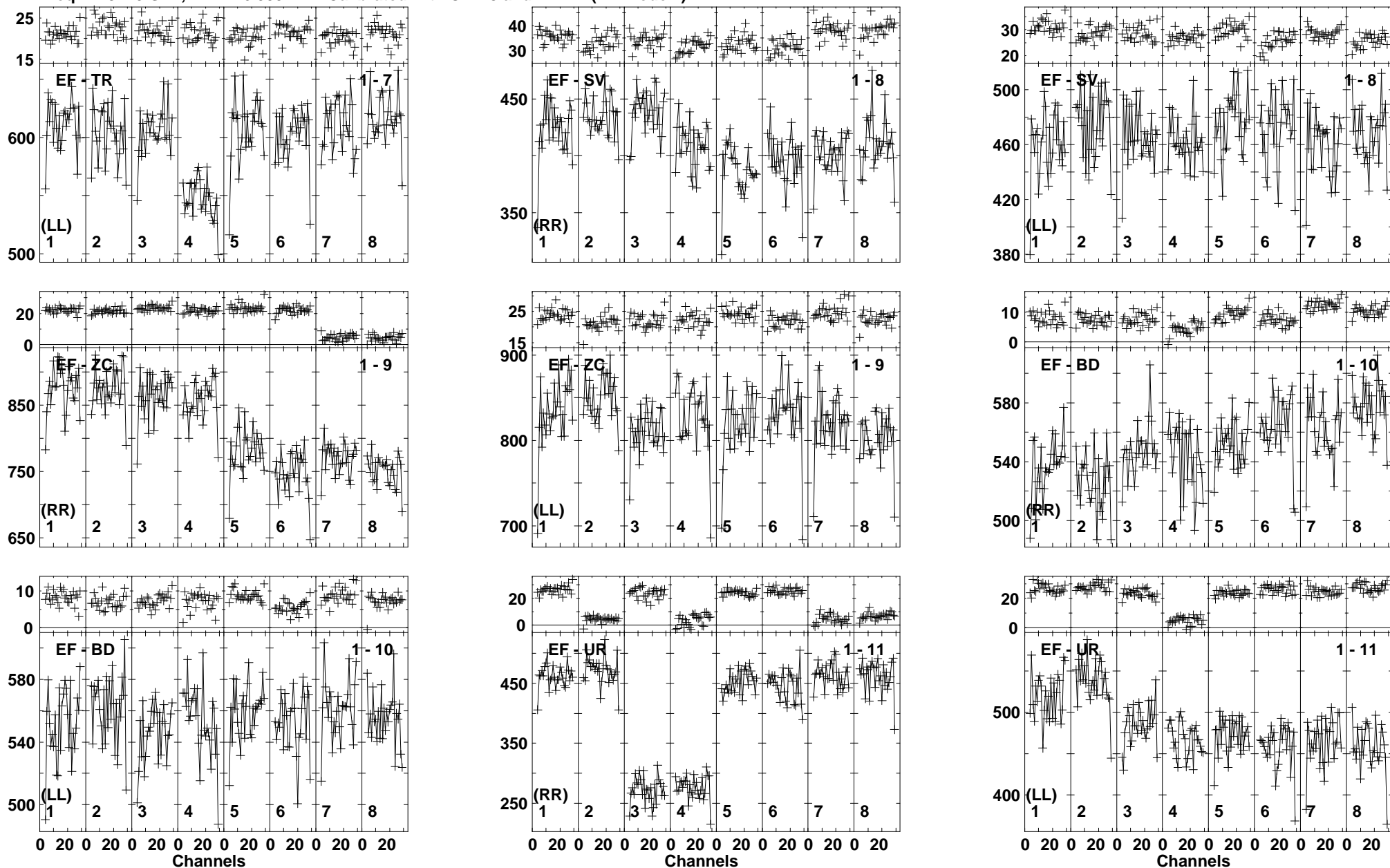


Lower frame: Milli Ampl Jy Top frame: Phas deg  
Vector averaged cross-power spectrum Baseline: EF (01) - WB (02)  
Timerange: 00/08:20:51 to 00/08:21:59

Plot file version 68 created 17-JUL-2014 12:28:36

J1549+5038 EP088D 3.UVDATA.1

Freq = 4.9270 GHz, Bw = 16.000 MH Calibrated with CL # 3 and BP # 1 (BP mode 1)

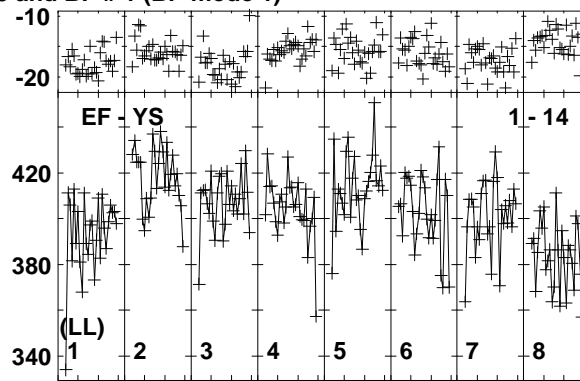
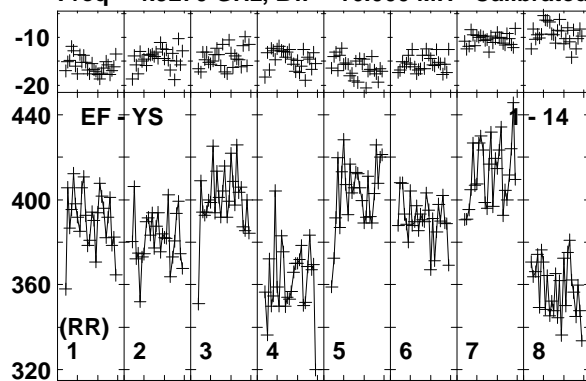


Lower frame: Milli Ampl Jy Top frame: Phas deg  
Vector averaged cross-power spectrum Baseline: EF (01) - TR (07)  
Timerange: 00/08:20:51 to 00/08:21:59

Plot file version 69 created 17-JUL-2014 12:28:36

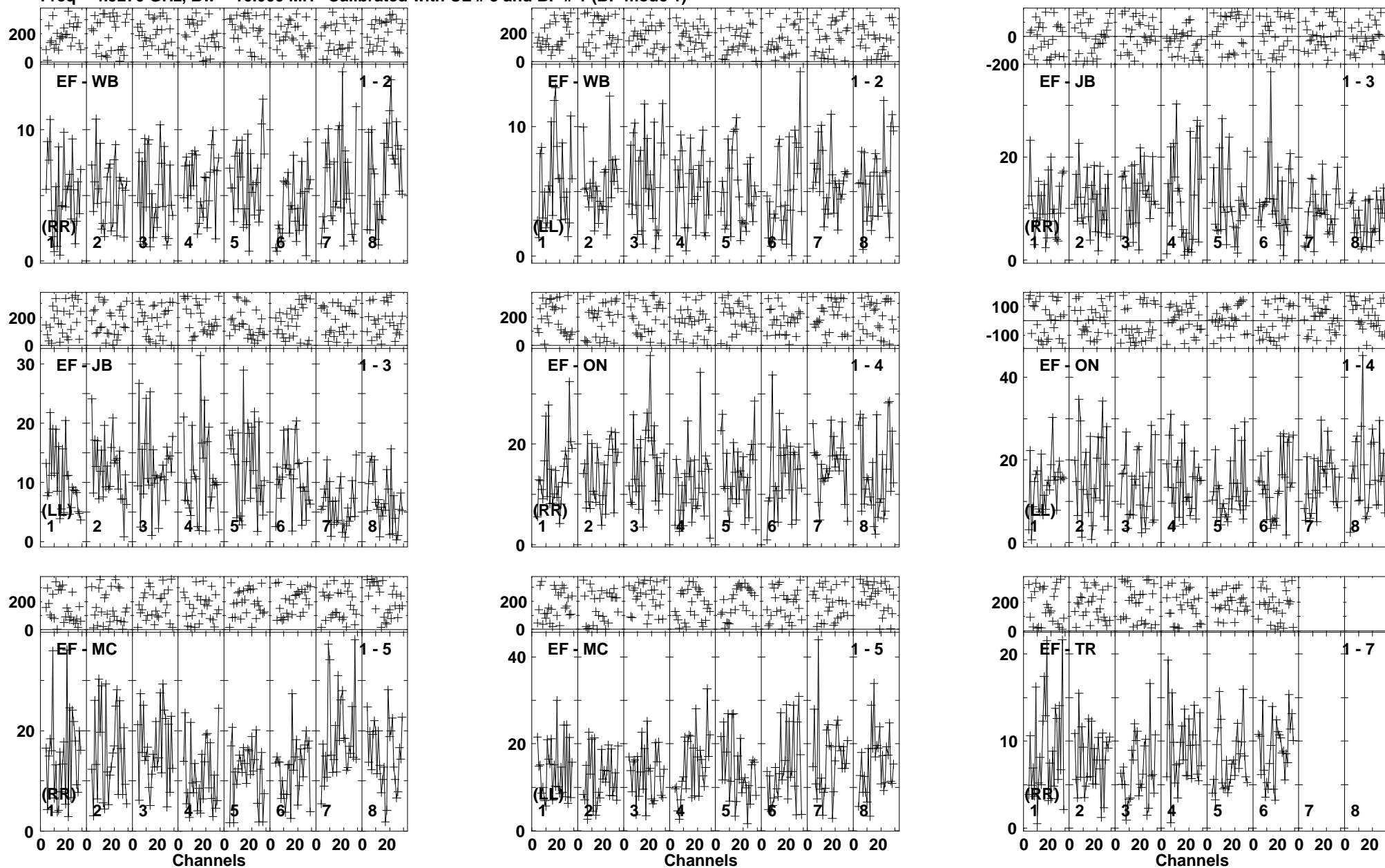
J1549+5038 EP088D 3.UVDATA.1

Freq = 4.9270 GHz, Bw = 16.000 MH Calibrated with CL # 3 and BP # 1 (BP mode 1)



Lower frame: Milli Ampl Jy Top frame: Phas deg  
Vector averaged cross-power spectrum Baseline: EF (01) - YS (14)  
Timerange: 00/08:20:51 to 00/08:21:59

Plot file version 70 created 17-JUL-2014 12:28:36  
 NGC6090B EP088D 3.UVDATA.1  
 Freq = 4.9270 GHz, Bw = 16.000 MH Calibrated with CL # 3 and BP # 1 (BP mode 1)

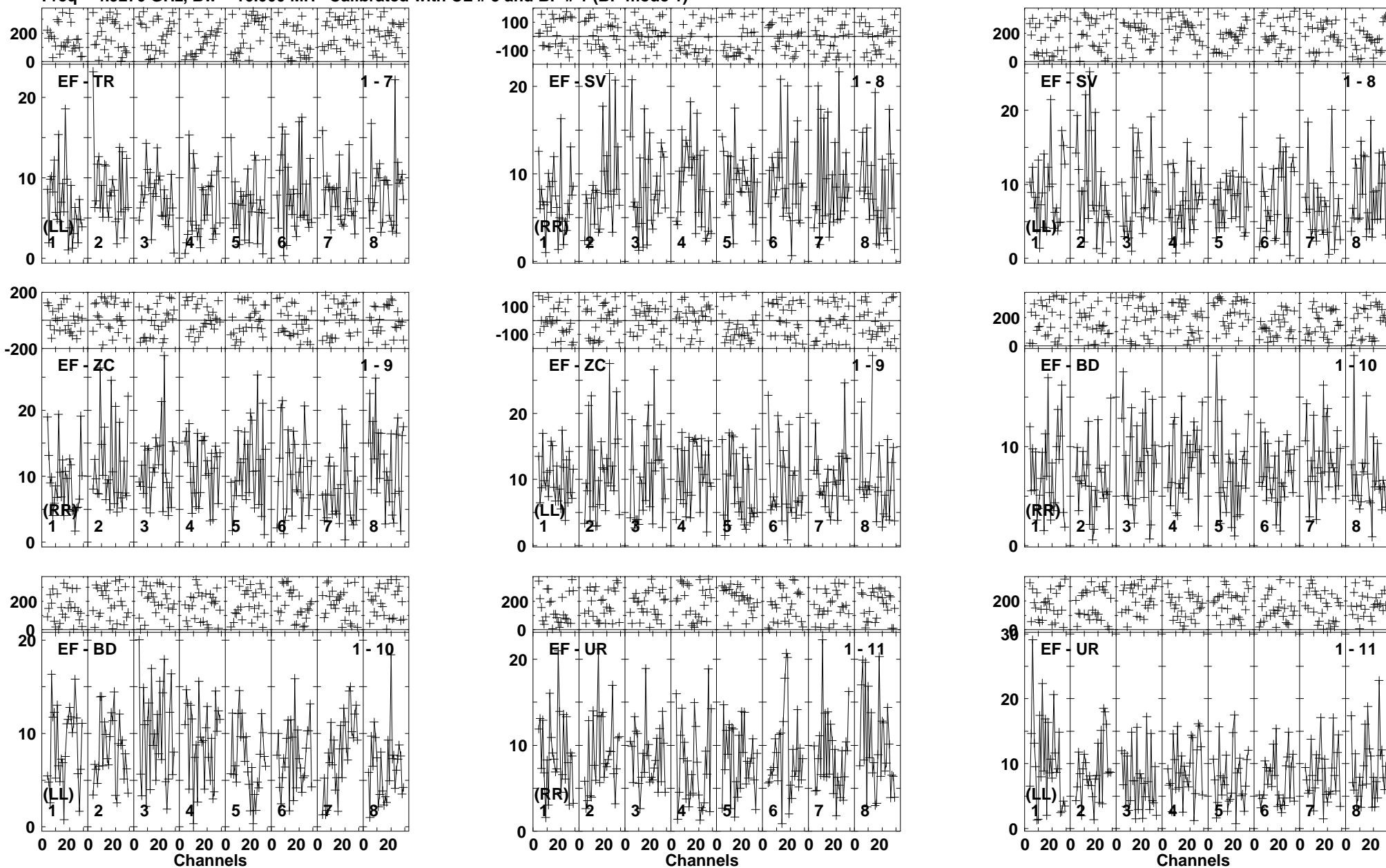


Lower frame: Milli Ampl Jy Top frame: Phas deg  
 Vector averaged cross-power spectrum Baseline: EF (01) - WB (02)  
 Timerange: 00/08:22:10 to 00/08:25:40

Plot file version 71 created 17-JUL-2014 12:28:36

NGC6090B EP088D 3.UVDATA.1

Freq = 4.9270 GHz, Bw = 16.000 MH Calibrated with CL # 3 and BP # 1 (BP mode 1)

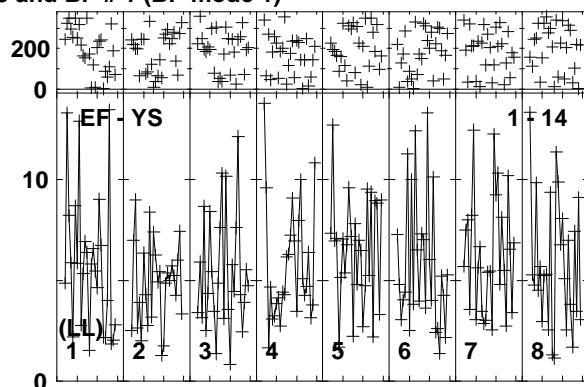
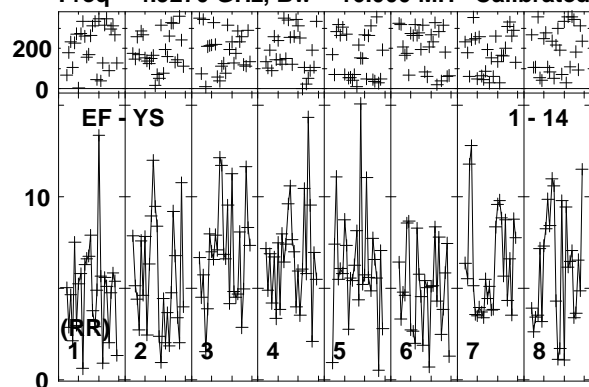


Lower frame: Milli Ampl Jy Top frame: Phas deg  
Vector averaged cross-power spectrum Baseline: EF (01) - TR (07)  
Timerange: 00/08:22:10 to 00/08:25:40

Plot file version 72 created 17-JUL-2014 12:28:37

NGC6090B EP088D 3.UVDATA.1

Freq = 4.9270 GHz, Bw = 16.000 MH Calibrated with CL # 3 and BP # 1 (BP mode 1)



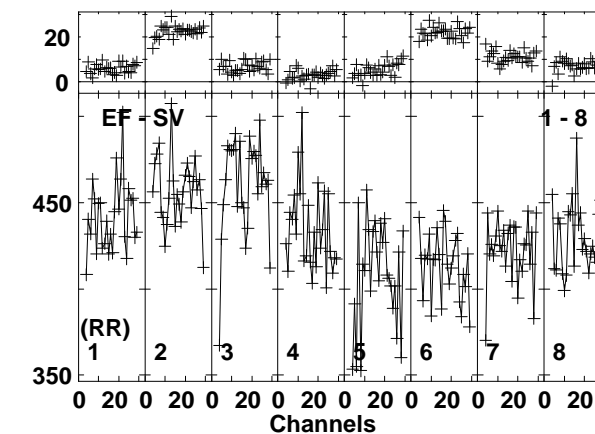
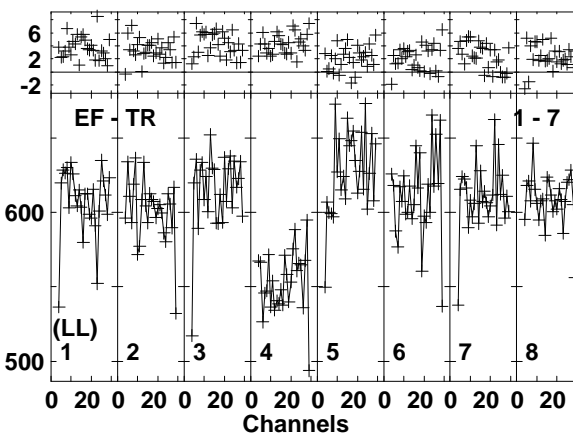
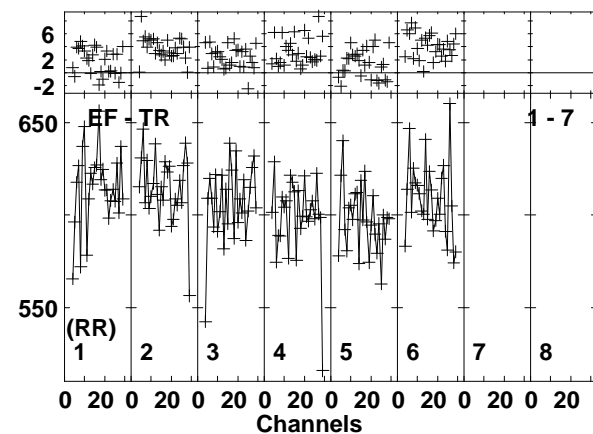
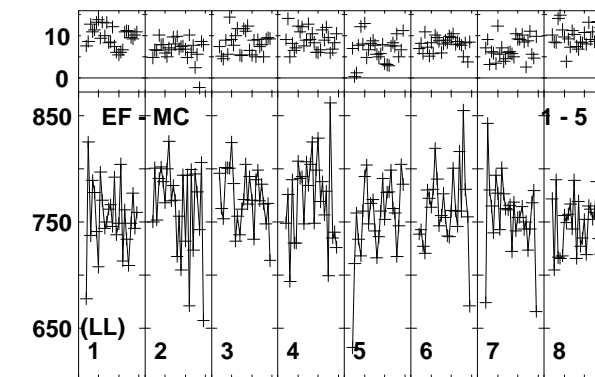
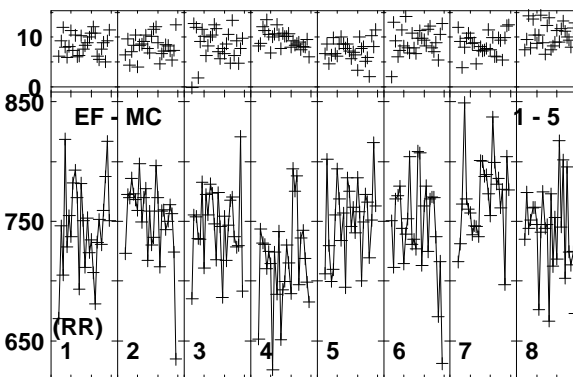
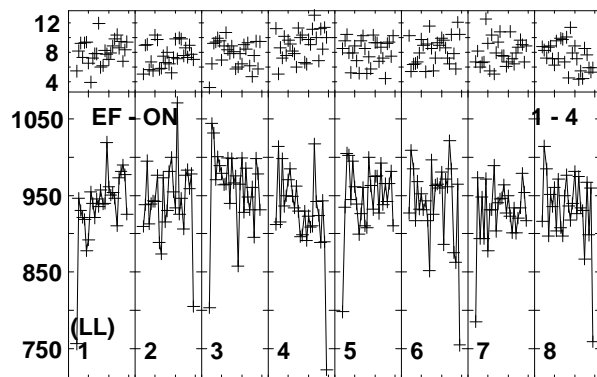
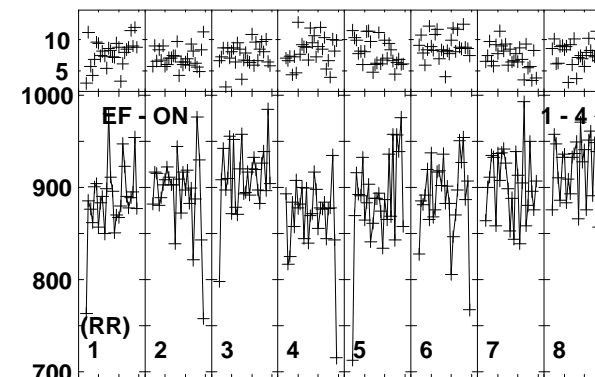
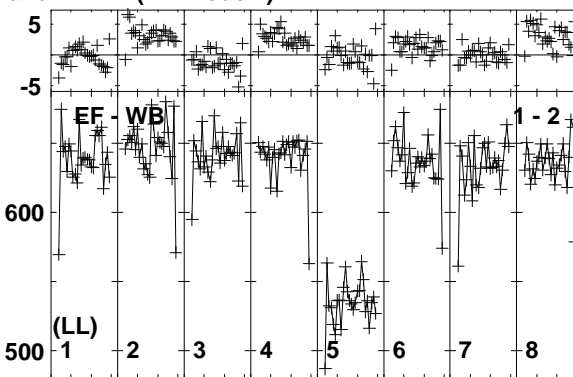
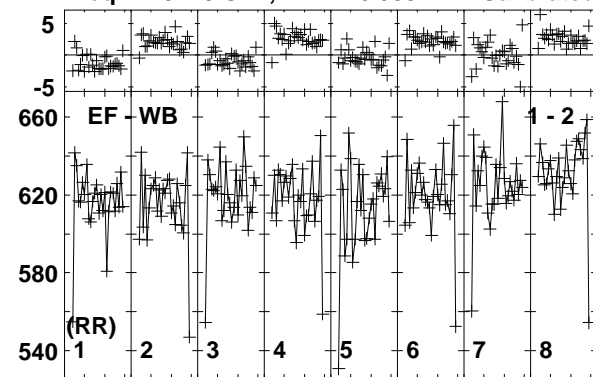
Lower frame: Milli Ampl Jy Top frame: Phas deg  
Vector averaged cross-power spectrum Baseline: EF (01) - YS (14)  
Timerange: 00/08:22:10 to 00/08:25:40



Plot file version 73 created 17-JUL-2014 12:28:37

J1549+5038 EP088D 3.UVDATA.1

Freq = 4.9270 GHz, Bw = 16.000 MH Calibrated with CL # 3 and BP # 1 (BP mode 1)

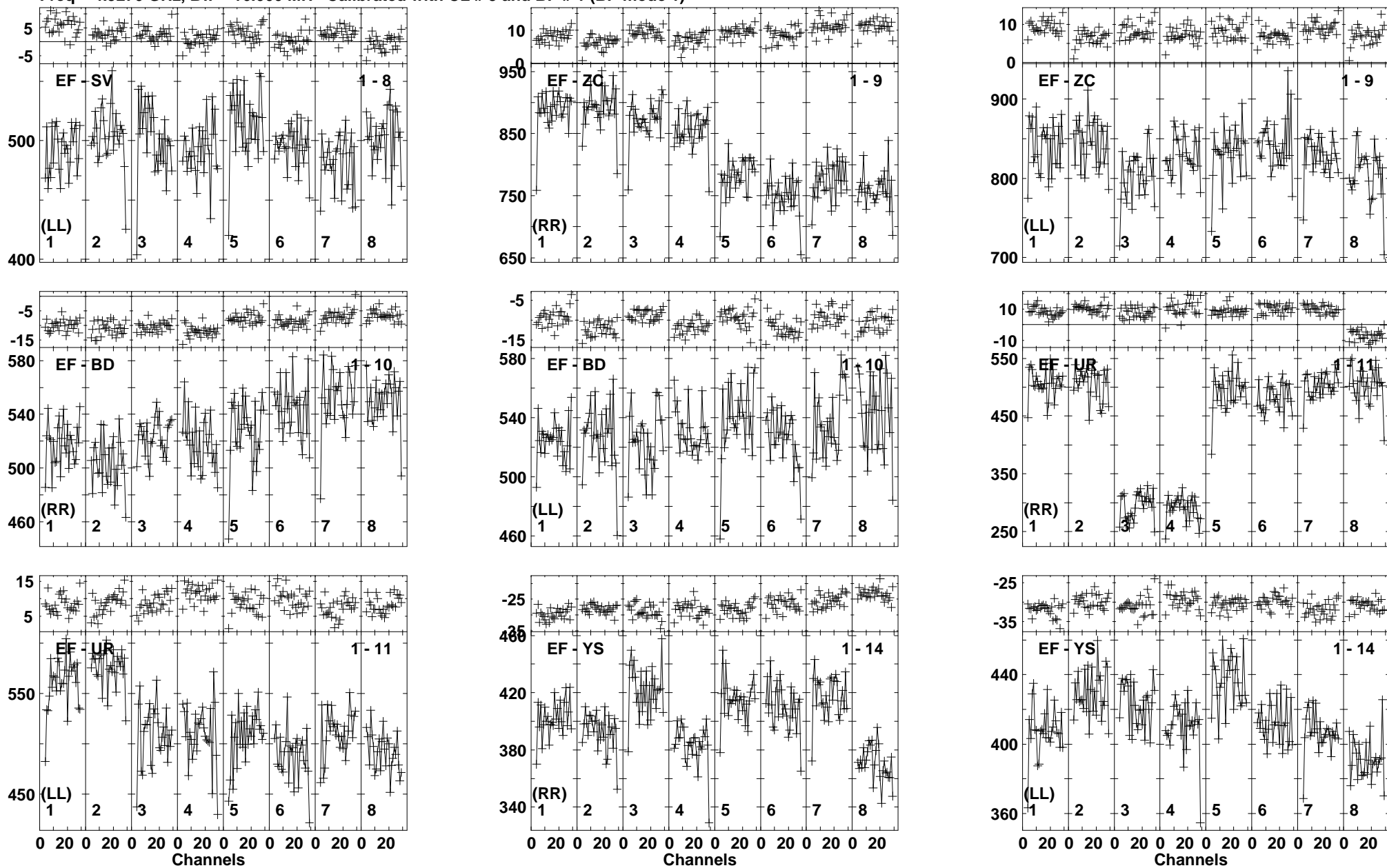


Lower frame: Milli Ampl Jy Top frame: Phas deg  
Vector averaged cross-power spectrum Baseline: EF (01) - WB (02)  
Timerange: 00/08:25:51 to 00/08:27:00

Plot file version 74 created 17-JUL-2014 12:28:38

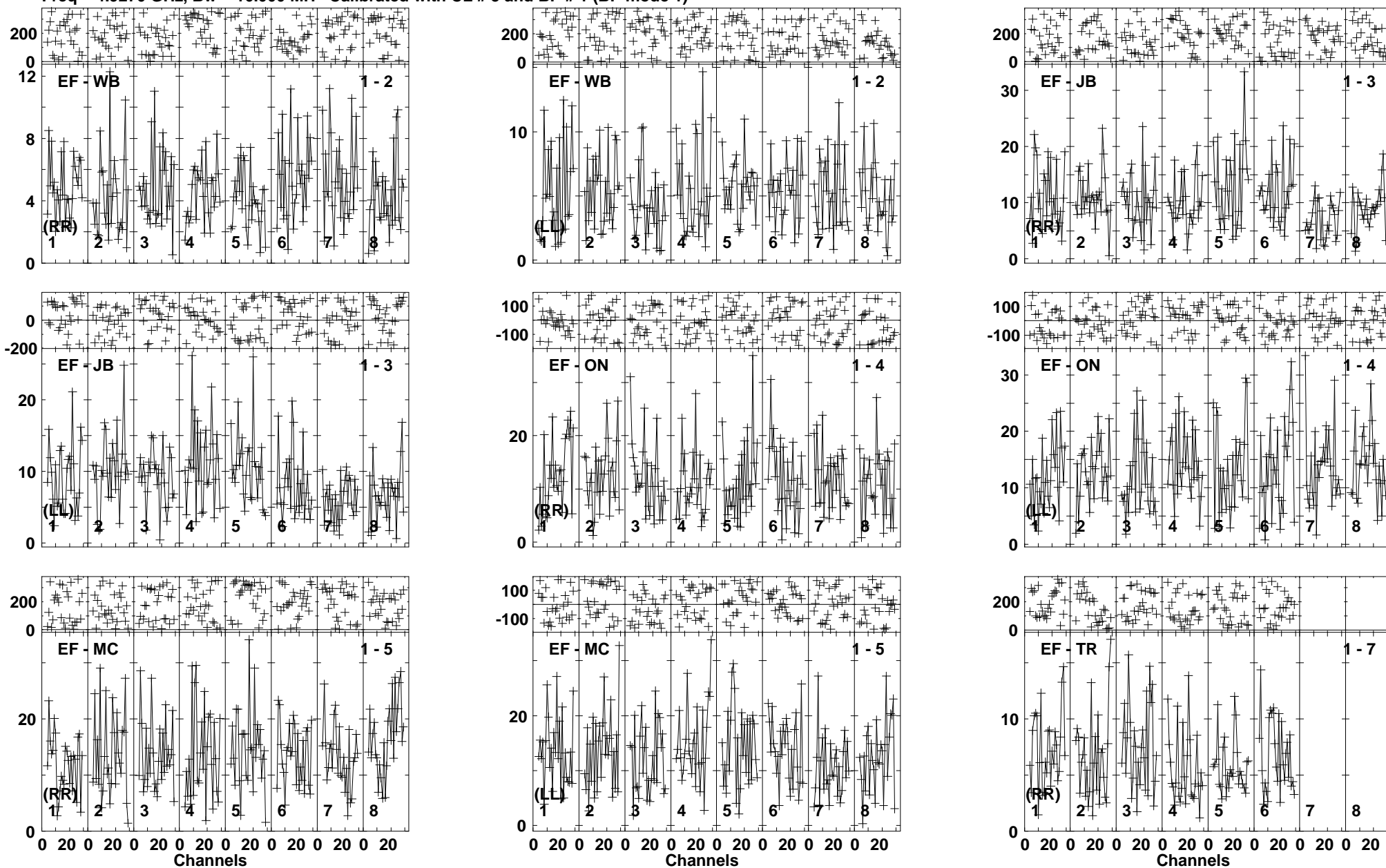
J1549+5038 EP088D 3.UVDATA.1

Freq = 4.9270 GHz, Bw = 16.000 MH Calibrated with CL # 3 and BP # 1 (BP mode 1)



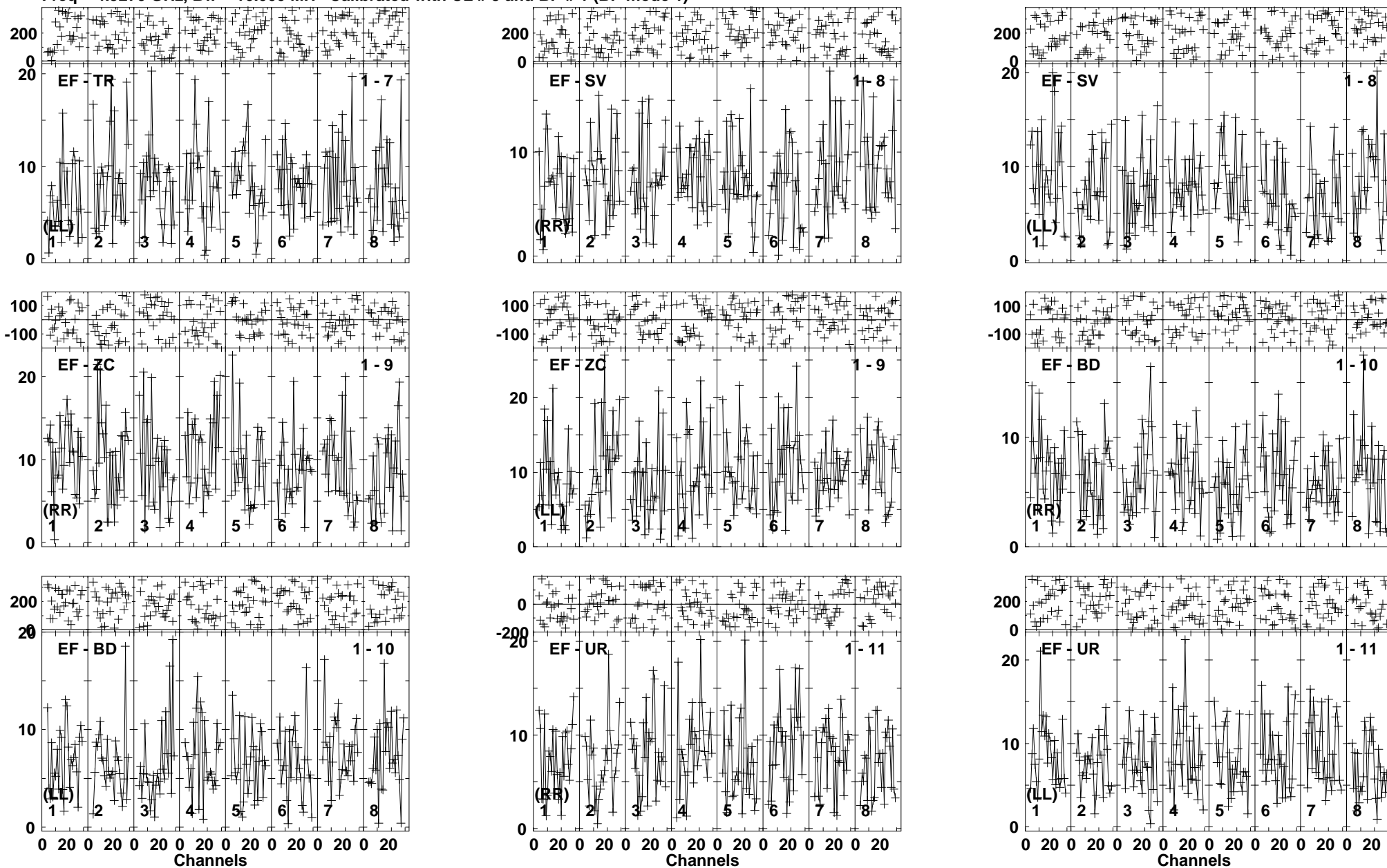
Lower frame: Milli Ampl Jy Top frame: Phas deg  
Vector averaged cross-power spectrum Baseline: EF (01) - SV (08)  
Timerange: 00/08:25:51 to 00/08:27:00

Plot file version 75 created 17-JUL-2014 12:28:38  
 NGC6090B EP088D 3.UV DATA.1  
 Freq = 4.9270 GHz, Bw = 16.000 MH Calibrated with CL # 3 and BP # 1 (BP mode 1)



Lower frame: Milli Ampl Jy Top frame: Phas deg  
 Vector averaged cross-power spectrum Baseline: EF (01) - WB (02)  
 Timerange: 00/08:28:00 to 00/08:31:40

Plot file version 76 created 17-JUL-2014 12:28:38  
 NGC6090B EP088D 3.UV DATA.1  
 Freq = 4.9270 GHz, Bw = 16.000 MH Calibrated with CL # 3 and BP # 1 (BP mode 1)

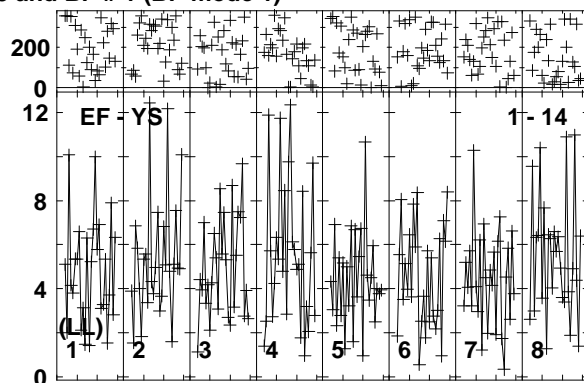
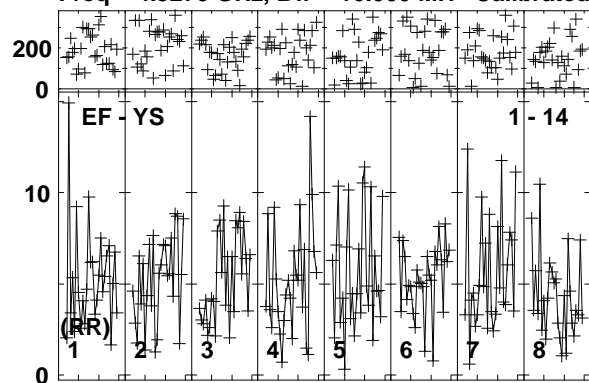


Lower frame: Milli Ampl Jy Top frame: Phas deg  
 Vector averaged cross-power spectrum Baseline: EF (01) - TR (07)  
 Timerange: 00/08:28:00 to 00/08:31:40

Plot file version 77 created 17-JUL-2014 12:28:39

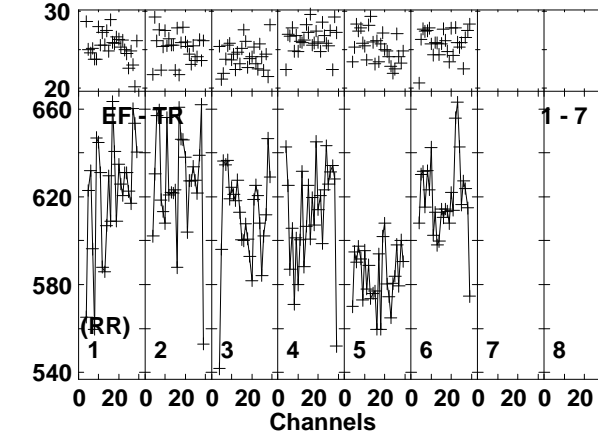
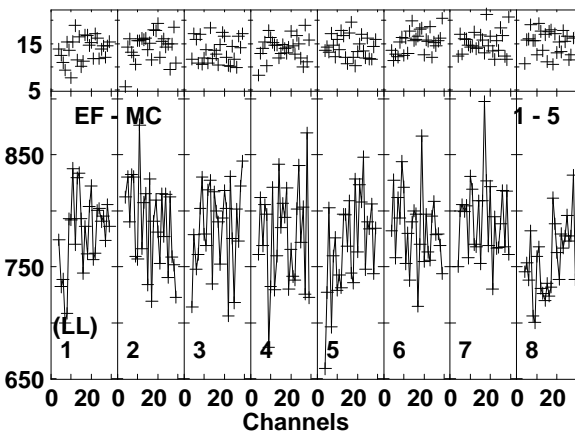
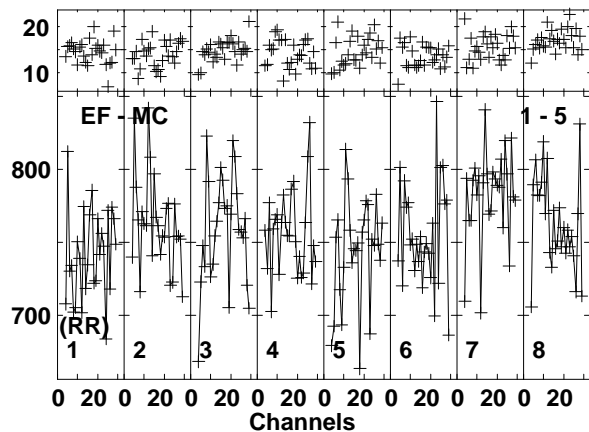
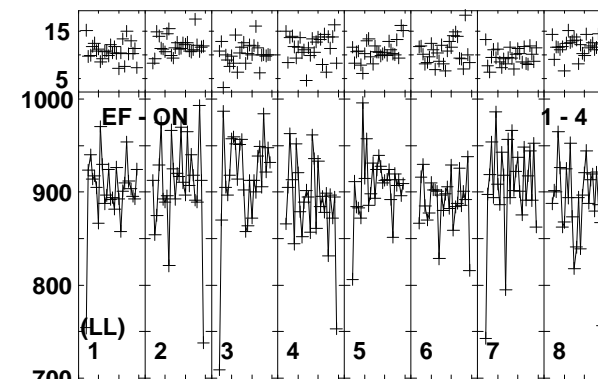
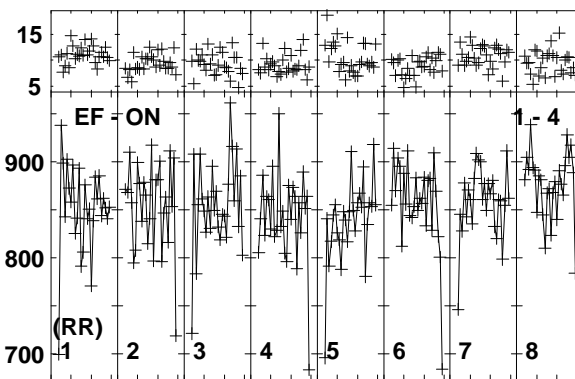
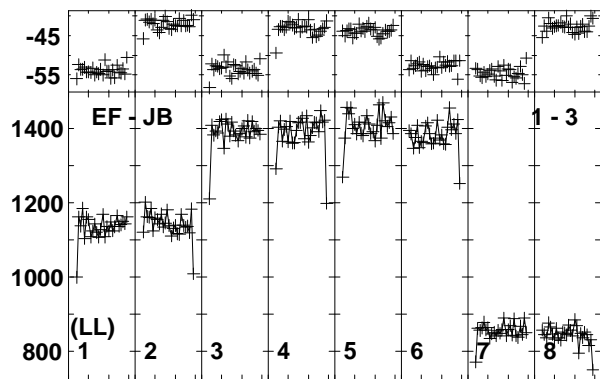
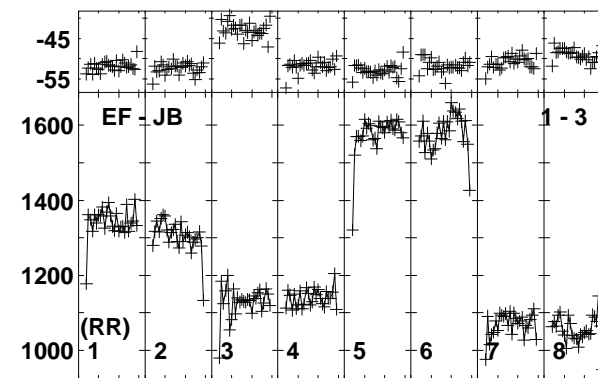
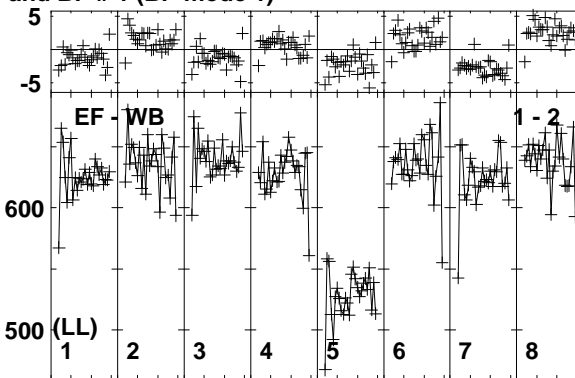
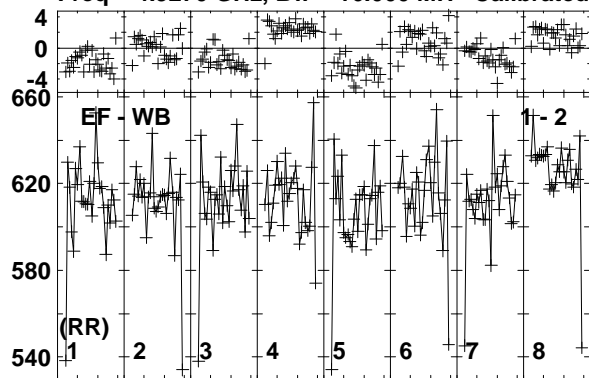
NGC6090B EP088D 3.UVDATA.1

Freq = 4.9270 GHz, Bw = 16.000 MH Calibrated with CL # 3 and BP # 1 (BP mode 1)



Lower frame: Milli Ampl Jy Top frame: Phas deg  
Vector averaged cross-power spectrum Baseline: EF (01) - YS (14)  
Timerange: 00/08:28:00 to 00/08:31:40

Plot file version 78 created 17-JUL-2014 12:28:39  
 J1549+5038 EP088D 3.UVDATA.1  
 Freq = 4.9270 GHz, Bw = 16.000 MH Calibrated with CL # 3 and BP # 1 (BP mode 1)

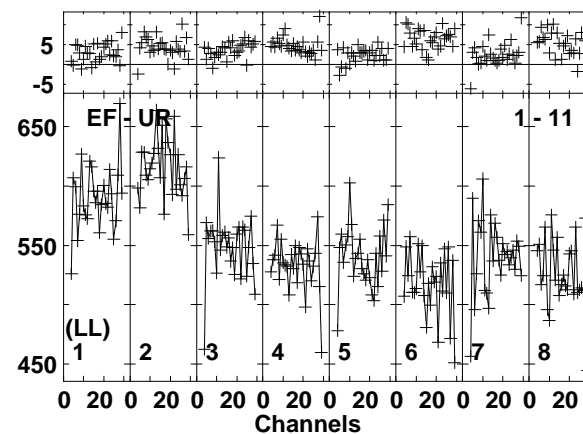
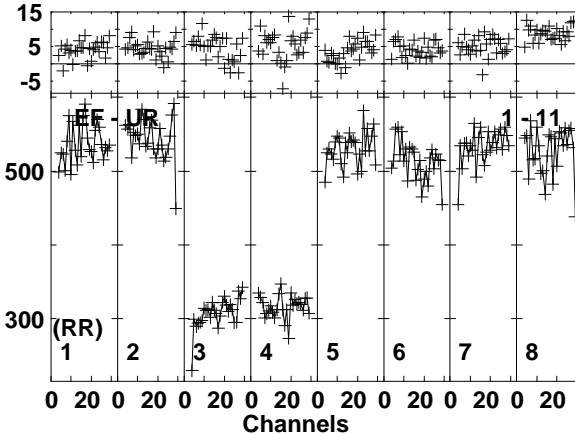
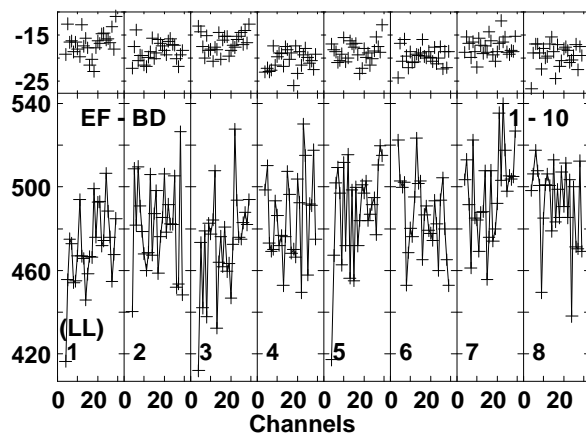
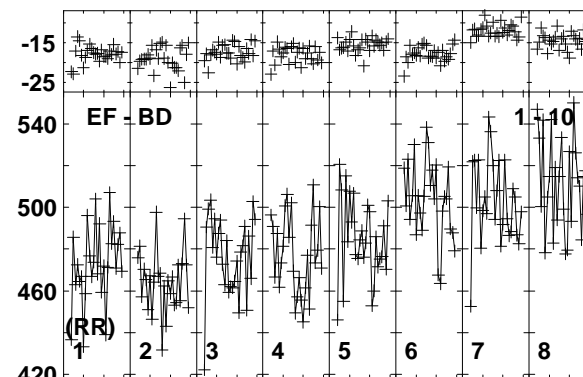
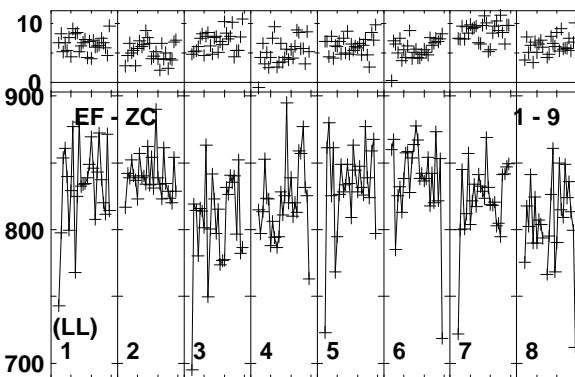
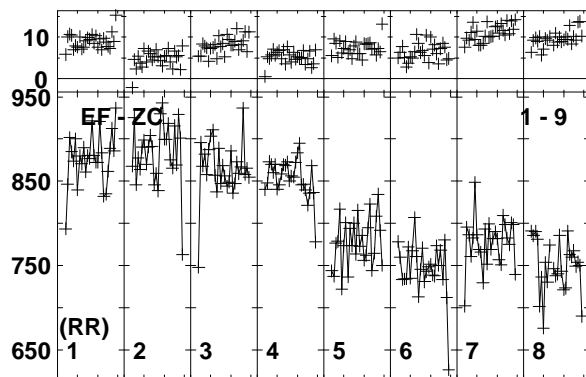
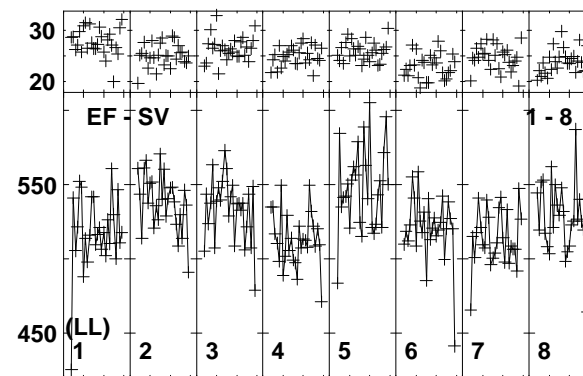
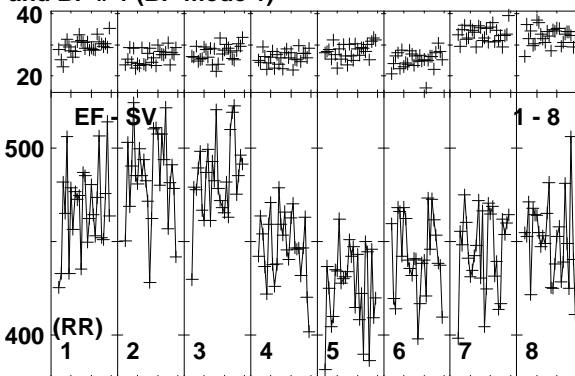
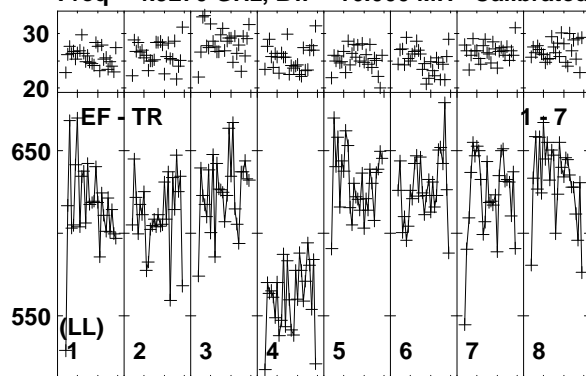


Lower frame: Milli Ampl Jy Top frame: Phas deg  
 Vector averaged cross-power spectrum Baseline: EF (01) - WB (02)  
 Timerange: 00/08:31:51 to 00/08:32:59

Plot file version 79 created 17-JUL-2014 12:28:39

J1549+5038 EP088D 3.UVDATA.1

Freq = 4.9270 GHz, Bw = 16.000 MH Calibrated with CL # 3 and BP # 1 (BP mode 1)

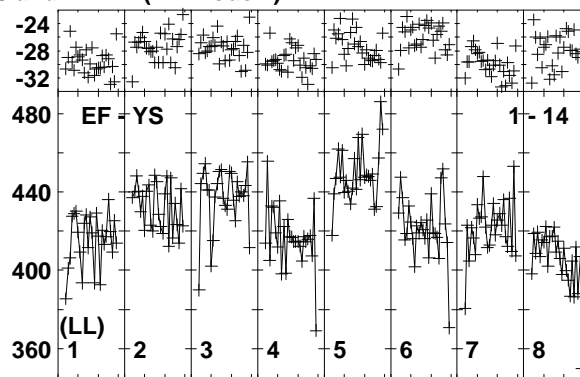
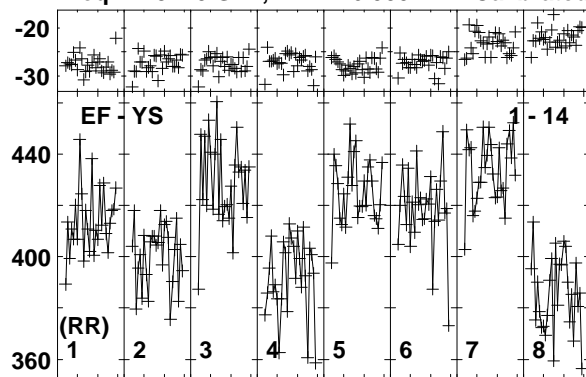


Lower frame: Milli Ampl Jy Top frame: Phas deg  
Vector averaged cross-power spectrum Baseline: EF (01) - TR (07)  
Timerange: 00/08:31:51 to 00/08:32:59

Plot file version 80 created 17-JUL-2014 12:28:40

J1549+5038 EP088D 3.UVDATA.1

Freq = 4.9270 GHz, Bw = 16.000 MH Calibrated with CL # 3 and BP # 1 (BP mode 1)



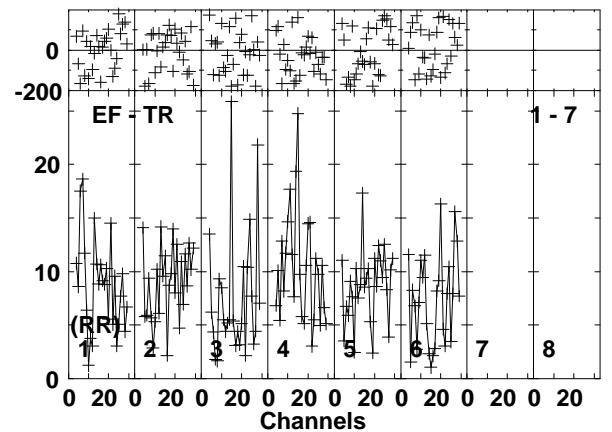
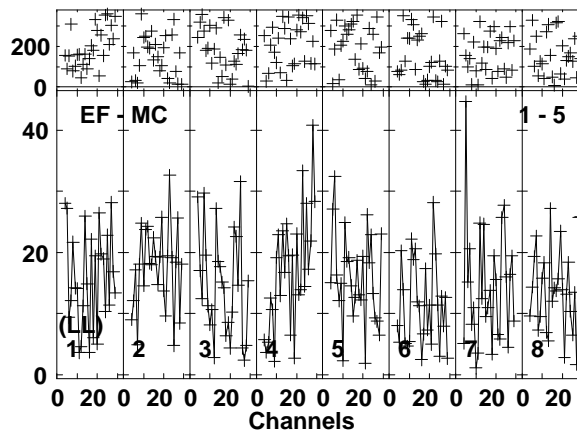
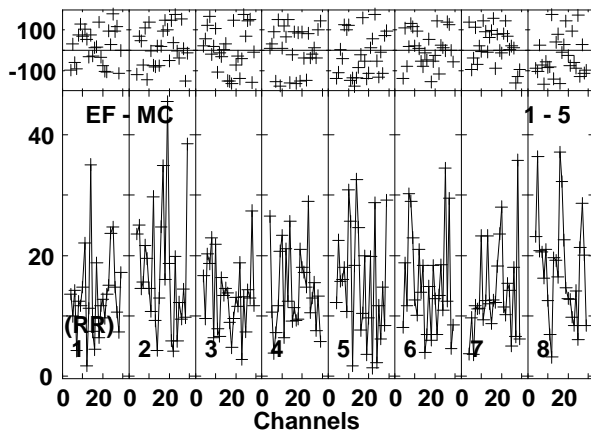
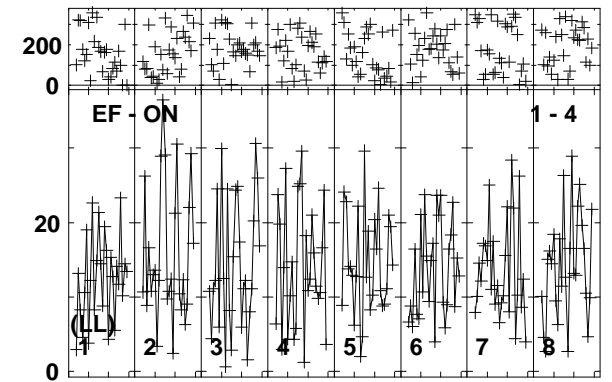
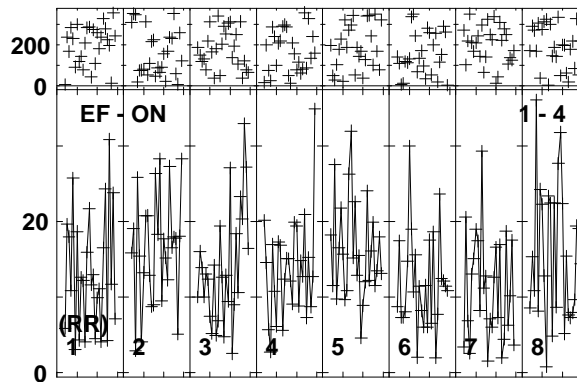
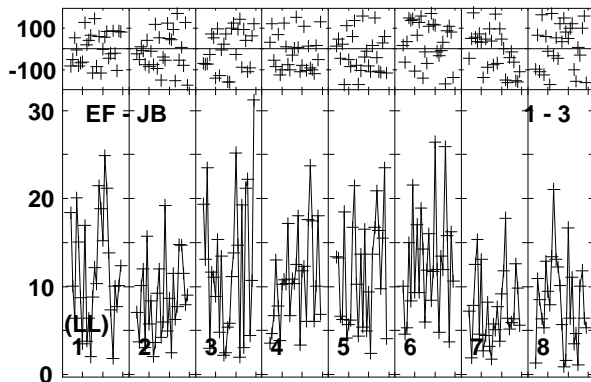
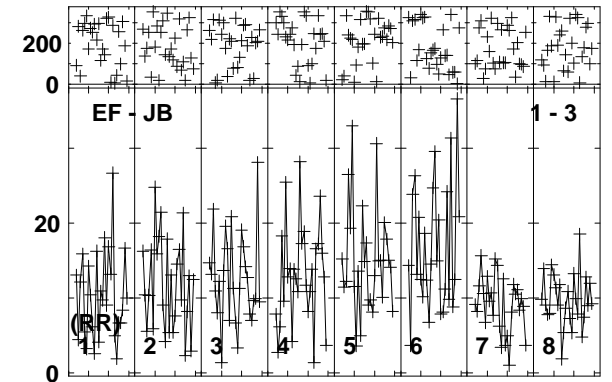
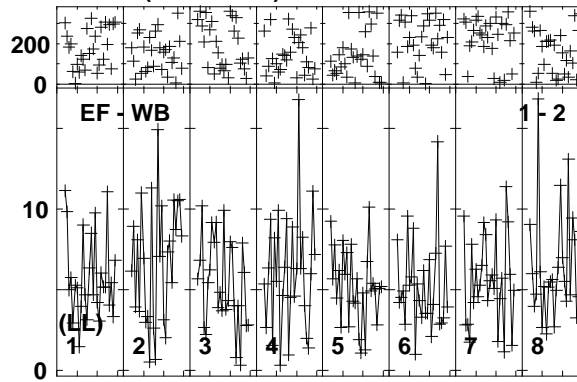
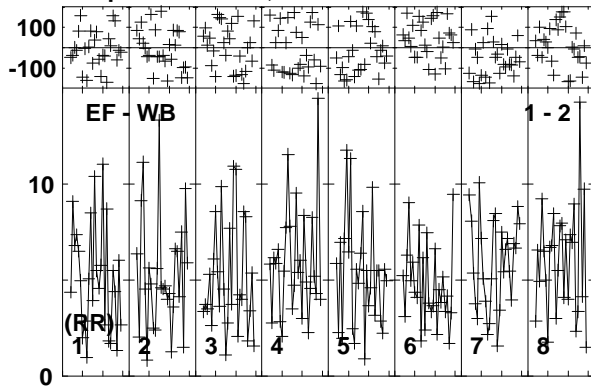
Lower frame: Milli Ampl Jy Top frame: Phas deg  
Vector averaged cross-power spectrum Baseline: EF (01) - YS (14)  
Timerange: 00/08:31:51 to 00/08:32:59



Plot file version 81 created 17-JUL-2014 12:28:40

NGC6090B EP088D 3.UVDATA.1

Freq = 4.9270 GHz, Bw = 16.000 MH Calibrated with CL # 3 and BP # 1 (BP mode 1)

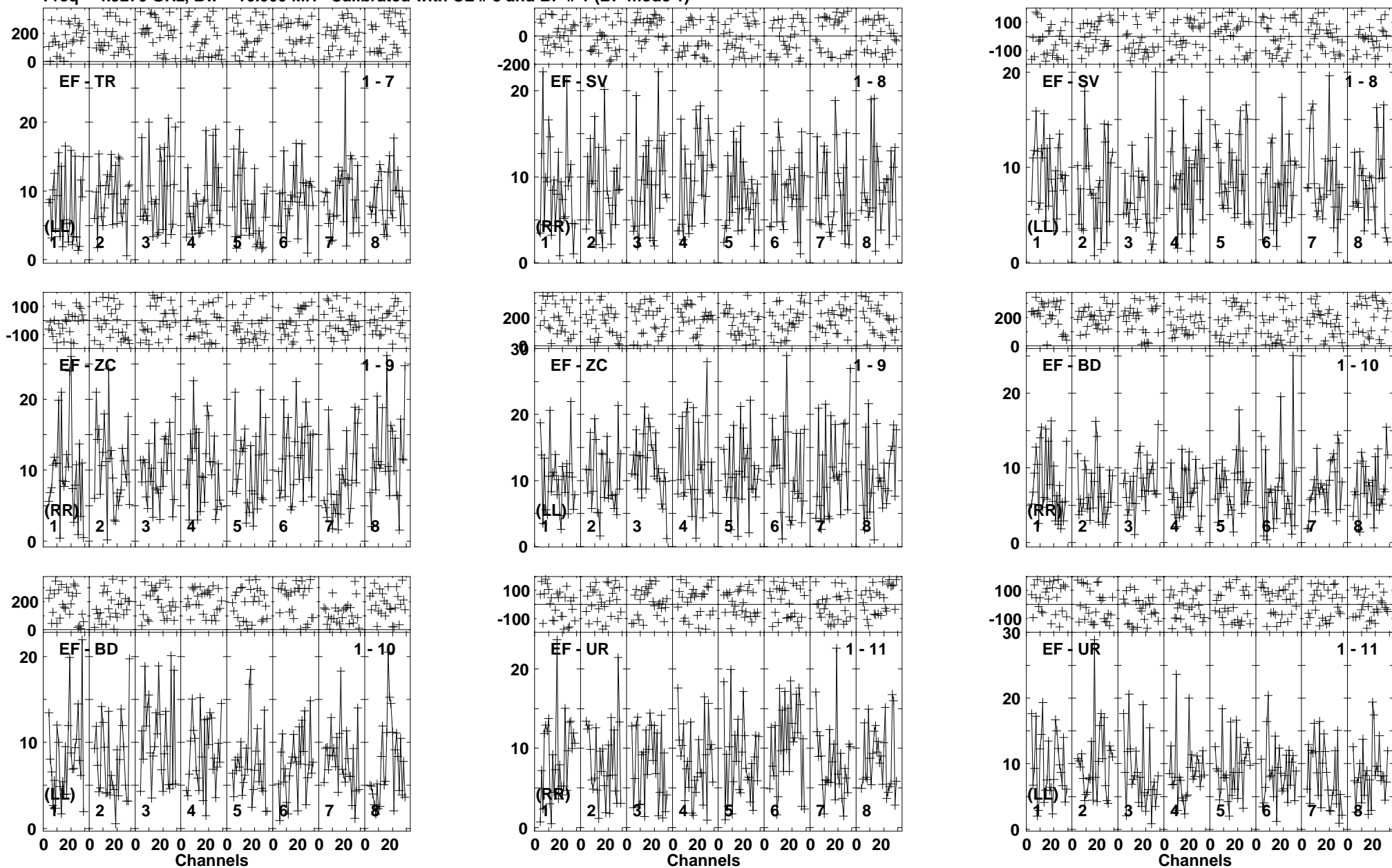


Lower frame: Milli Ampl Jy Top frame: Phas deg

Vector averaged cross-power spectrum Baseline: EF (01) - WB (02)

Timerange: 00/08:33:10 to 00/08:36:40

Plot file version 82 created 17-JUL-2014 12:28:40  
 NGC6090B EP088D 3.UVDATA.1  
 Freq = 4.9270 GHz, Bw = 16.000 MH Calibrated with CL # 3 and BP # 1 (BP mode 1)

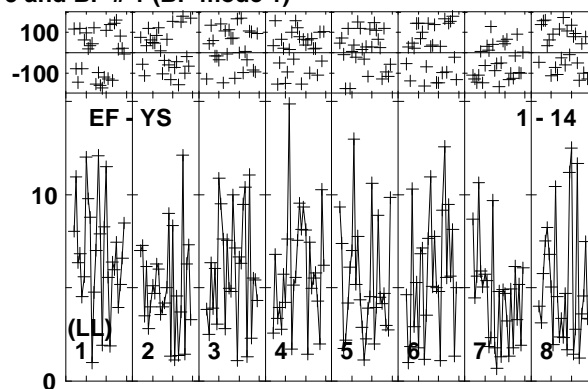
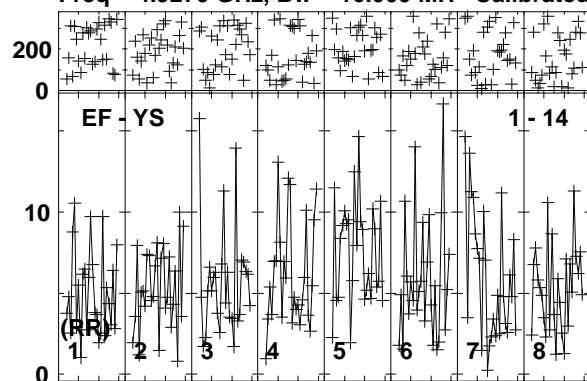


Lower frame: Milli Ampl Jy Top frame: Phas deg  
 Vector averaged cross-power spectrum Baseline: EF (01) - TR (07)  
 Timerange: 00/08:33:10 to 00/08:36:40

Plot file version 83 created 17-JUL-2014 12:28:40

NGC6090B EP088D 3.UVDATA.1

Freq = 4.9270 GHz, Bw = 16.000 MH Calibrated with CL # 3 and BP # 1 (BP mode 1)

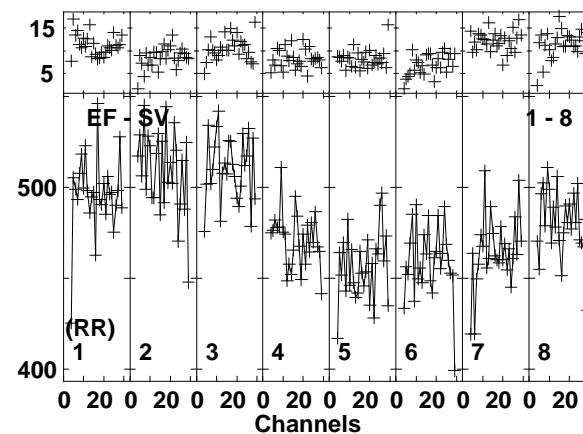
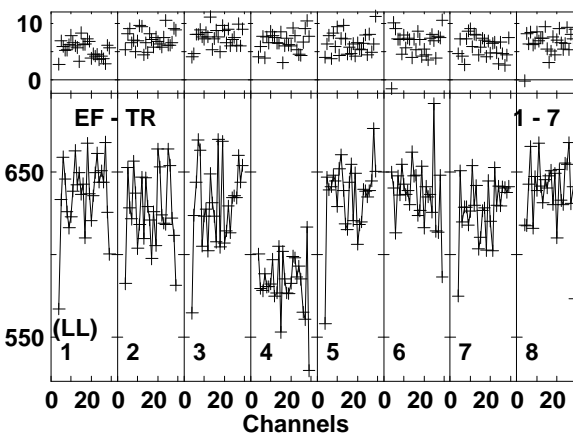
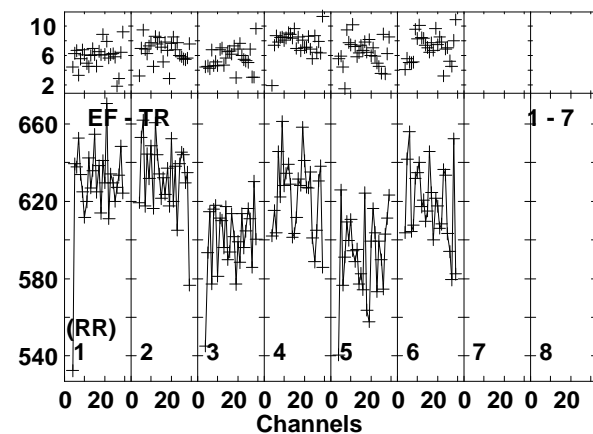
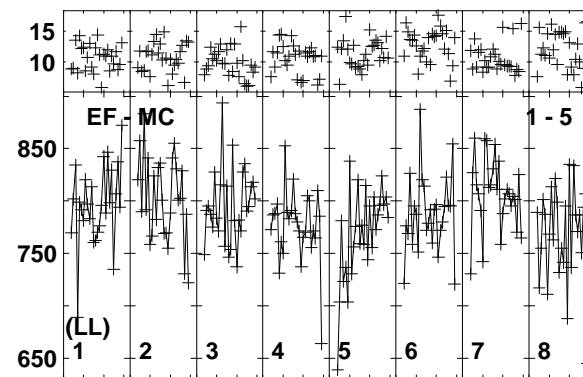
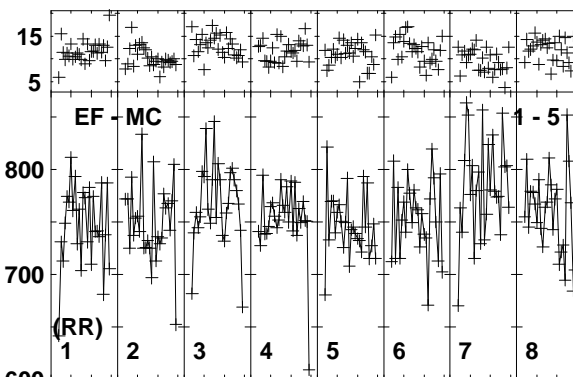
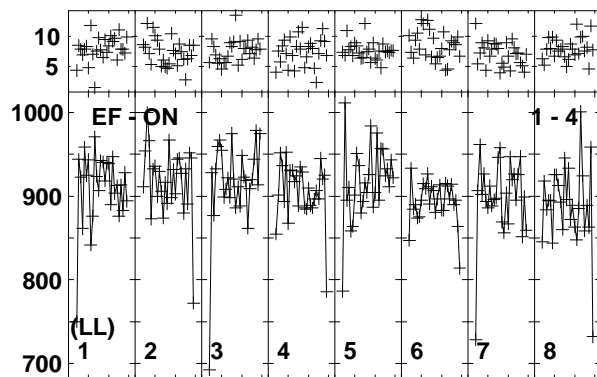
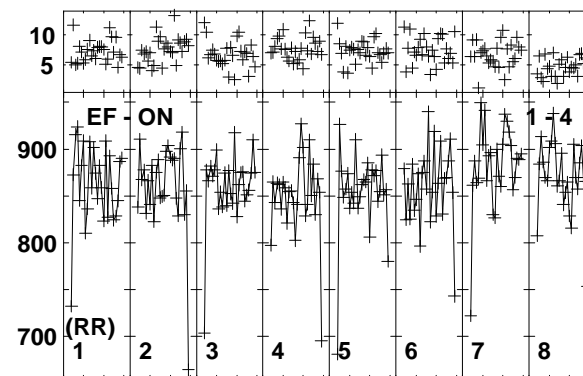
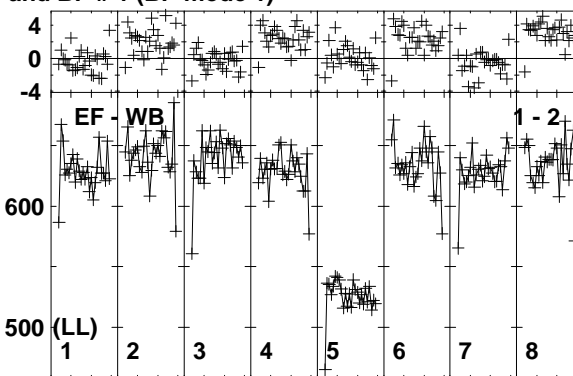
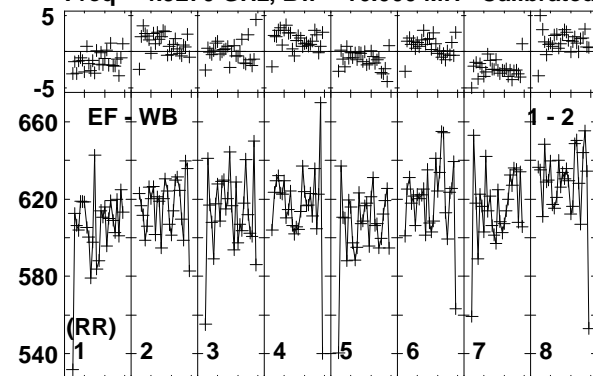


Lower frame: Milli Ampl Jy Top frame: Phas deg  
Vector averaged cross-power spectrum Baseline: EF (01) - YS (14)  
Timerange: 00/08:33:10 to 00/08:36:40

Plot file version 84 created 17-JUL-2014 12:28:41

J1549+5038 EP088D 3.UVDATA.1

Freq = 4.9270 GHz, Bw = 16.000 MH Calibrated with CL # 3 and BP # 1 (BP mode 1)

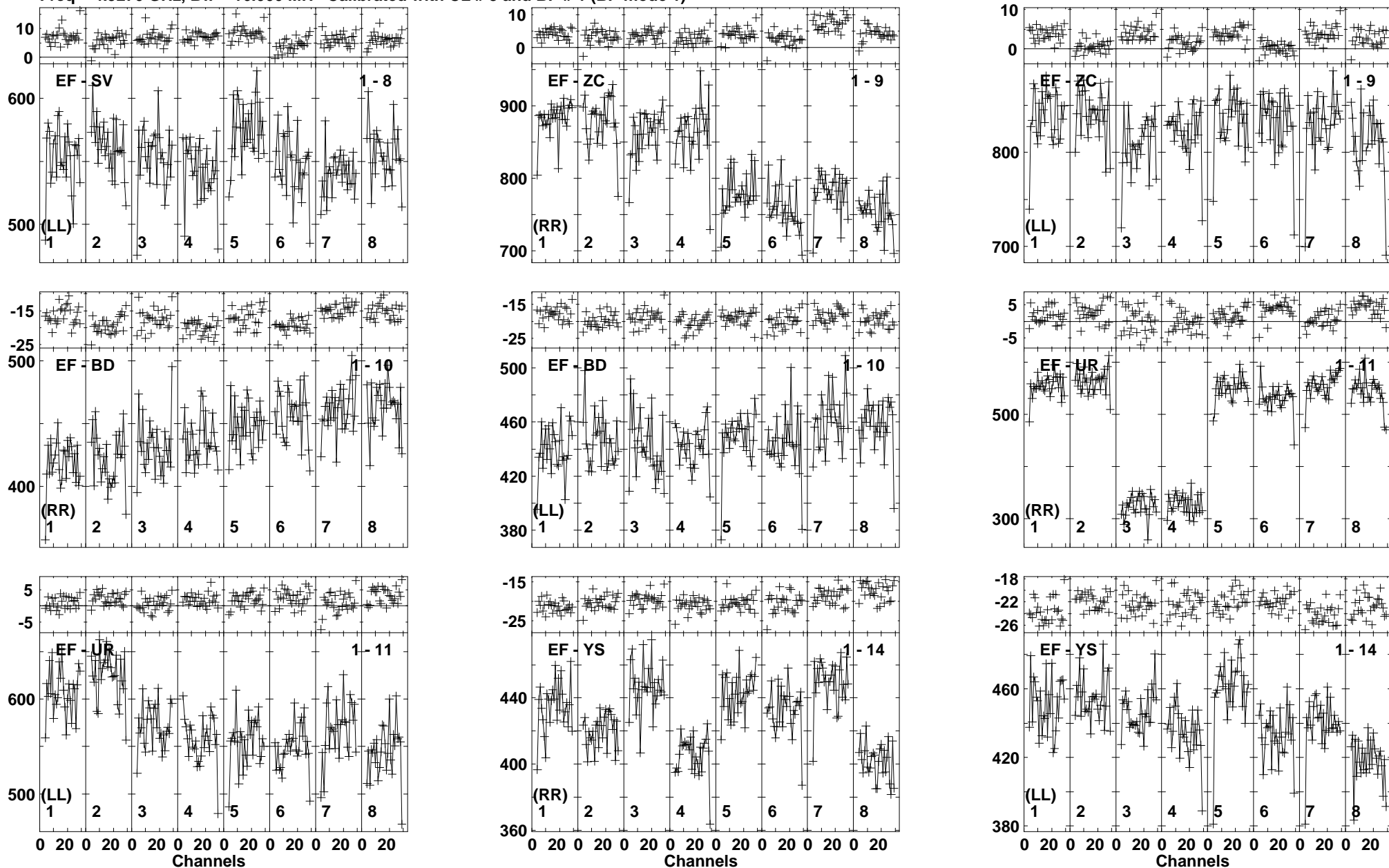


Lower frame: Milli Ampl Jy Top frame: Phas deg  
Vector averaged cross-power spectrum Baseline: EF (01) - WB (02)  
Timerange: 00/08:36:51 to 00/08:37:59

Plot file version 85 created 17-JUL-2014 12:28:41

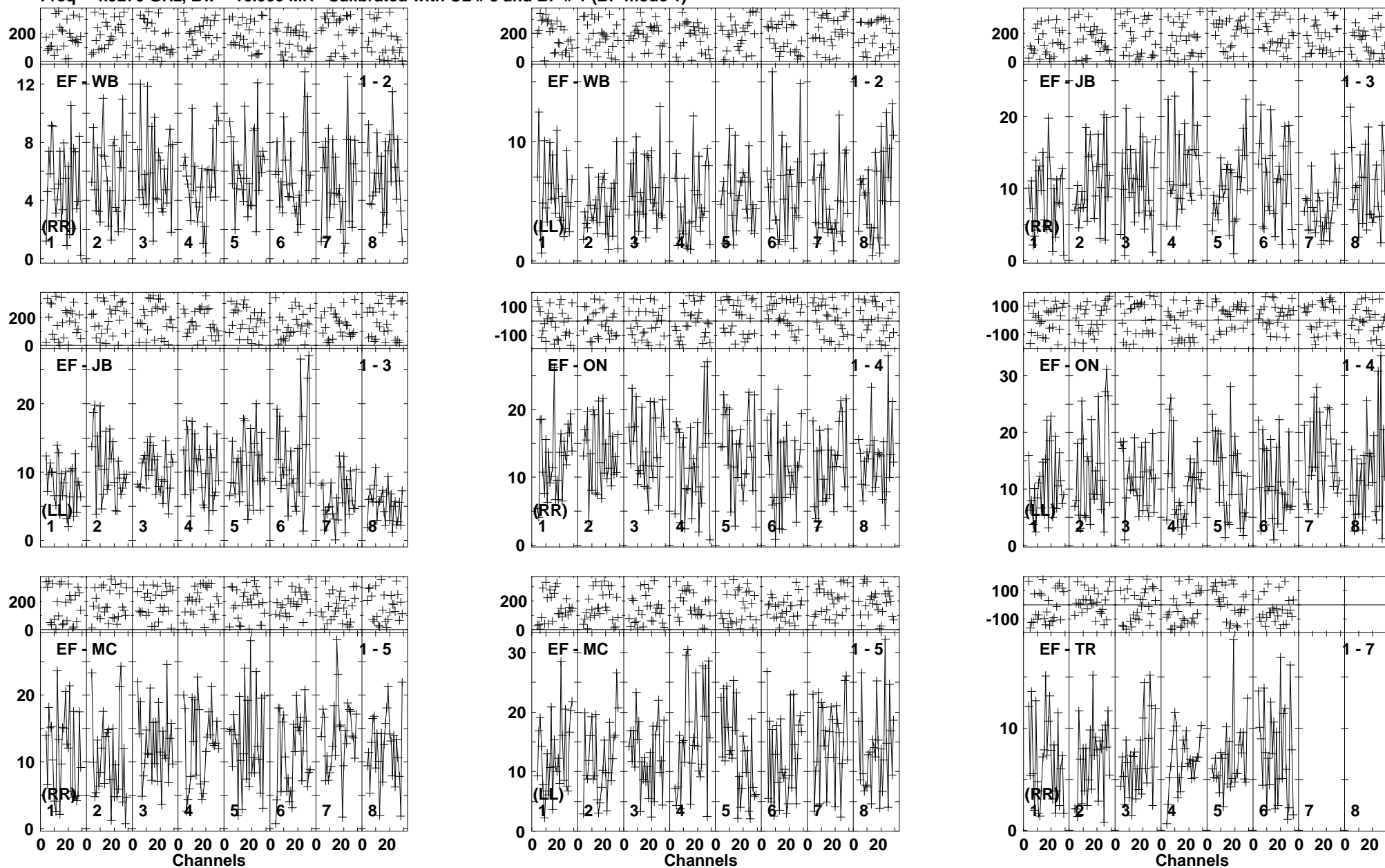
J1549+5038 EP088D 3.UVDATA.1

Freq = 4.9270 GHz, Bw = 16.000 MH Calibrated with CL # 3 and BP # 1 (BP mode 1)



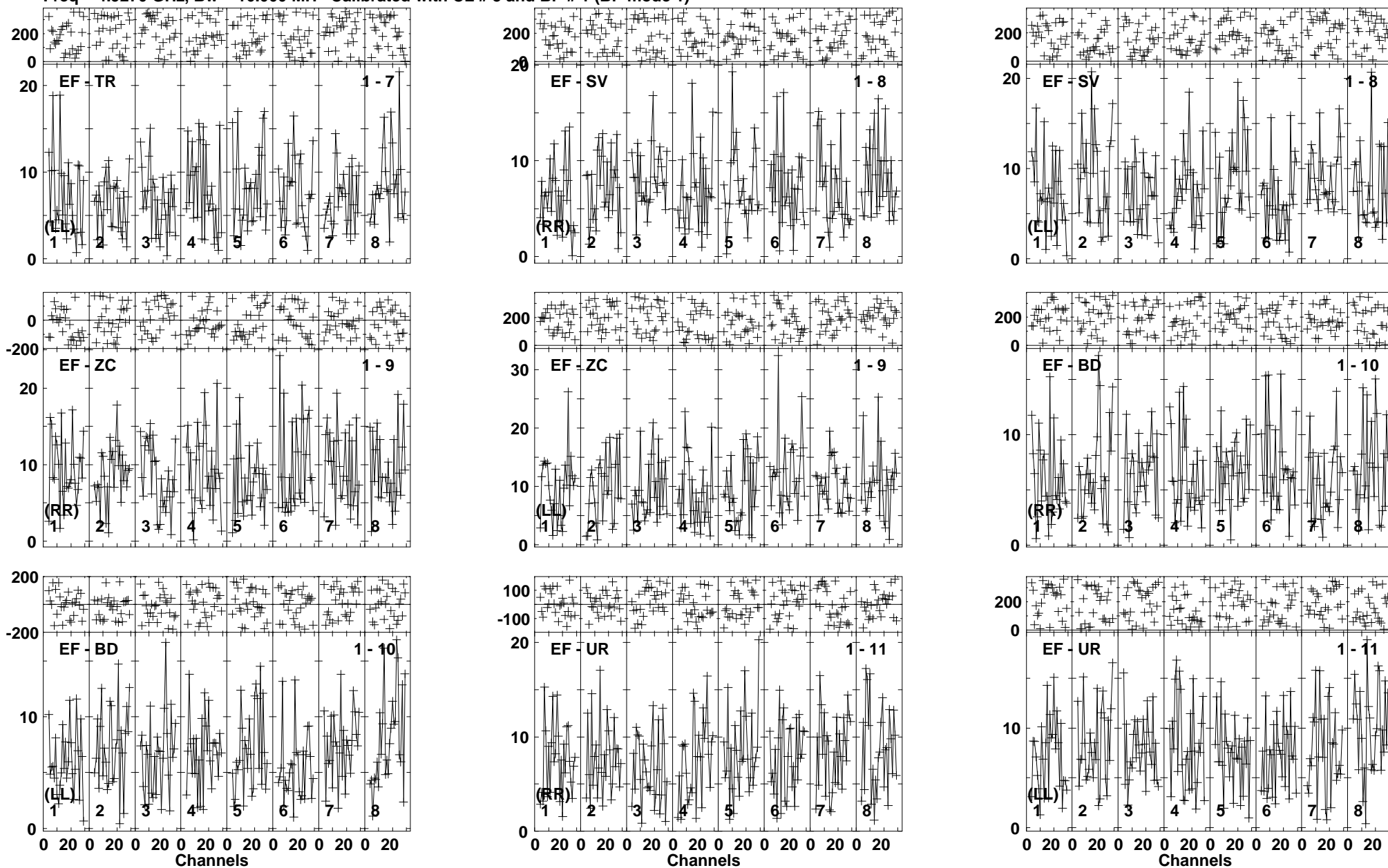
Lower frame: Milli Ampl Jy Top frame: Phas deg  
Vector averaged cross-power spectrum Baseline: EF (01) - SV (08)  
Timerange: 00/08:36:51 to 00/08:37:59

Plot file version 86 created 17-JUL-2014 12:28:42  
 NGC6090B EP088D 3.UVDATA.1  
 Freq = 4.9270 GHz, Bw = 16.000 MH Calibrated with CL # 3 and BP # 1 (BP mode 1)



Lower frame: Milli Ampl Jy Top frame: Phas deg  
 Vector averaged cross-power spectrum Baseline: EF (01) - WB (02)  
 Timerange: 00/08:39:00 to 00/08:42:39

Plot file version 87 created 17-JUL-2014 12:28:42  
 NGC6090B EP088D 3.UVDATA.1  
 Freq = 4.9270 GHz, Bw = 16.000 MH Calibrated with CL # 3 and BP # 1 (BP mode 1)

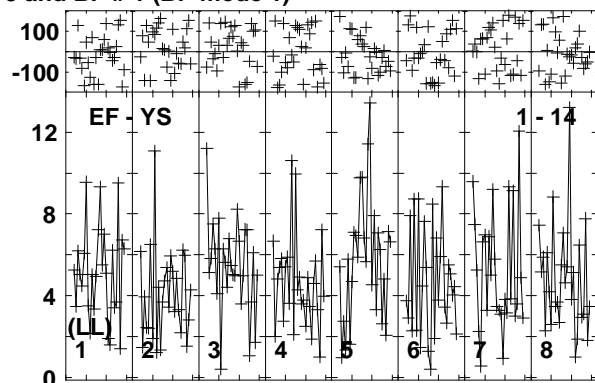
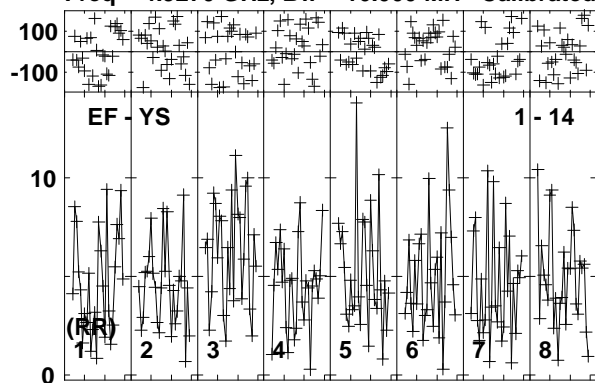


Lower frame: Milli Ampl Jy Top frame: Phas deg  
 Vector averaged cross-power spectrum Baseline: EF (01) - TR (07)  
 Timerange: 00/08:39:00 to 00/08:42:39

Plot file version 88 created 17-JUL-2014 12:28:43

NGC6090B EP088D 3.UVDATA.1

Freq = 4.9270 GHz, Bw = 16.000 MH Calibrated with CL # 3 and BP # 1 (BP mode 1)



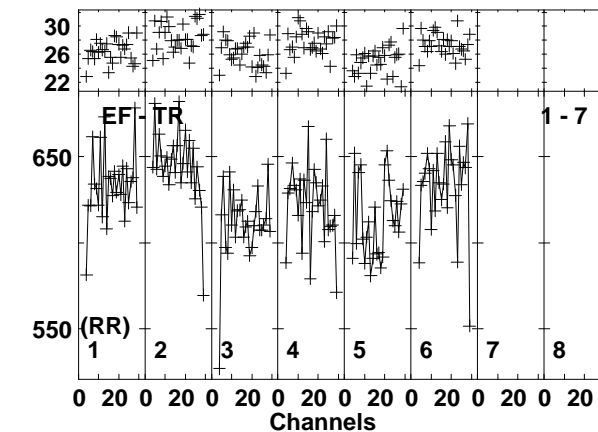
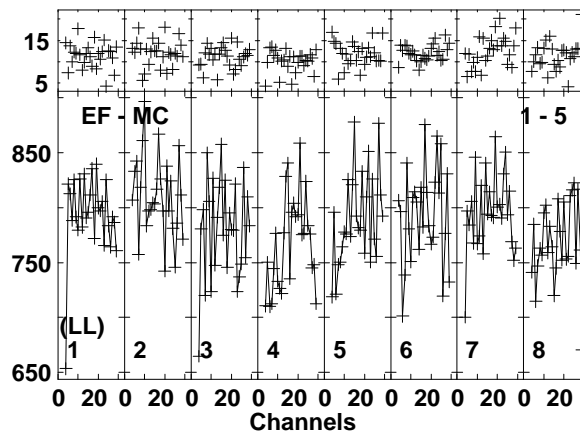
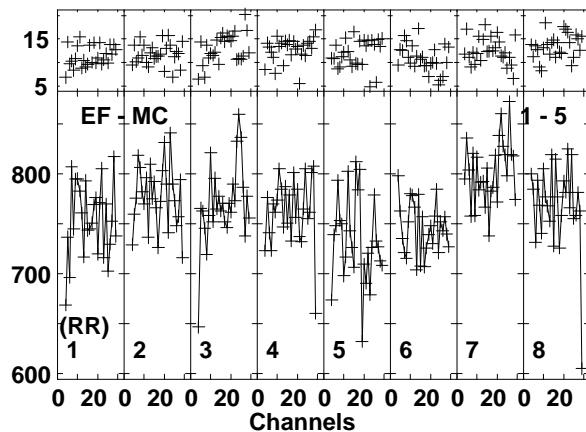
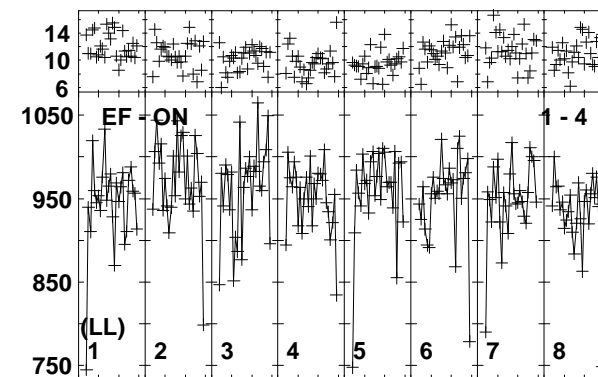
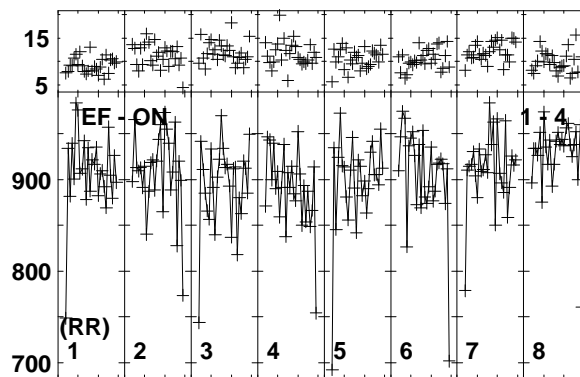
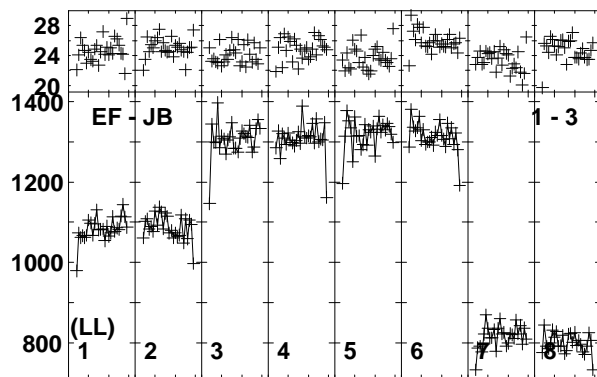
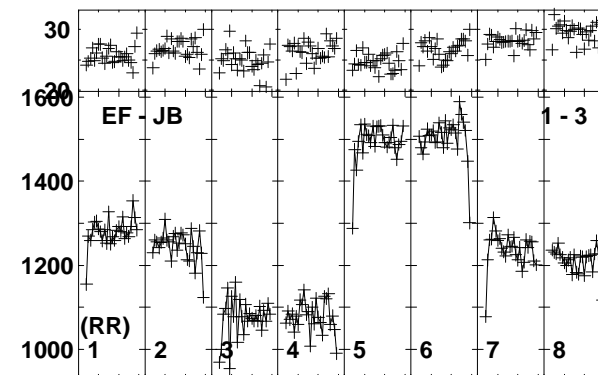
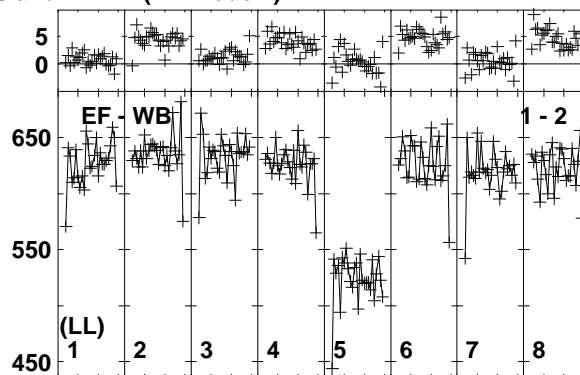
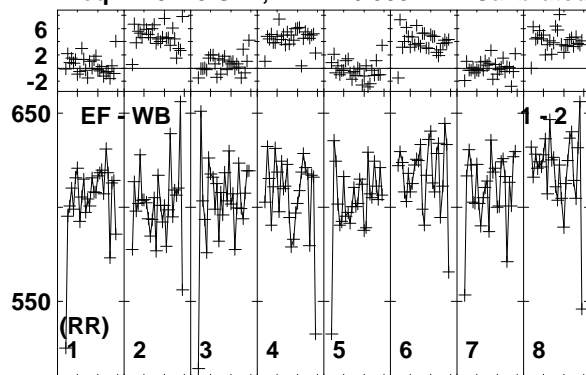
Lower frame: Milli Ampl Jy Top frame: Phas deg  
Vector averaged cross-power spectrum Baseline: EF (01) - YS (14)  
Timerange: 00/08:39:00 to 00/08:42:39



Plot file version 89 created 17-JUL-2014 12:28:43

J1549+5038 EP088D 3.UVDATA.1

Freq = 4.9270 GHz, Bw = 16.000 MH Calibrated with CL # 3 and BP # 1 (BP mode 1)

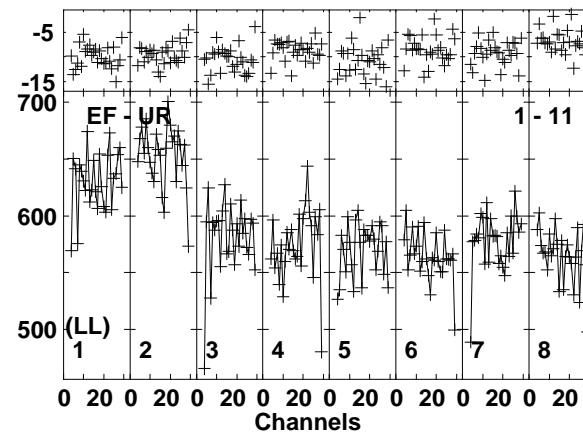
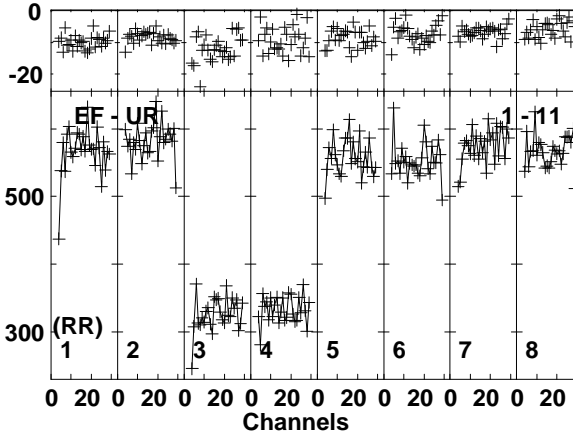
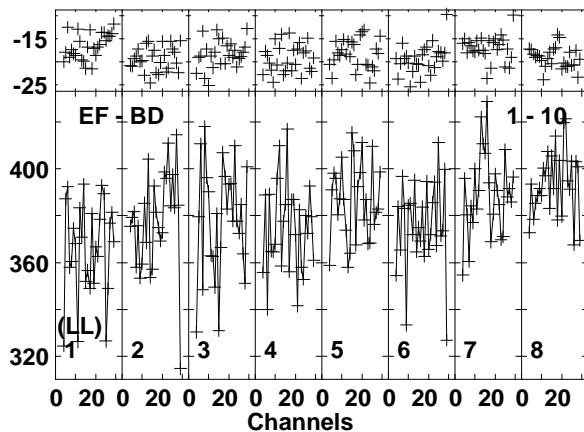
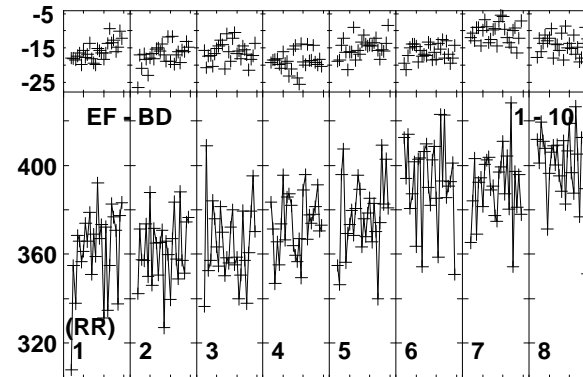
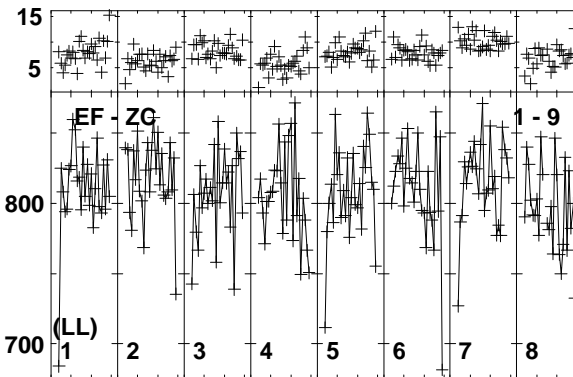
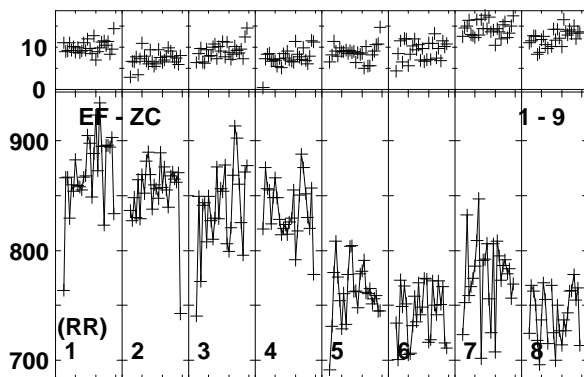
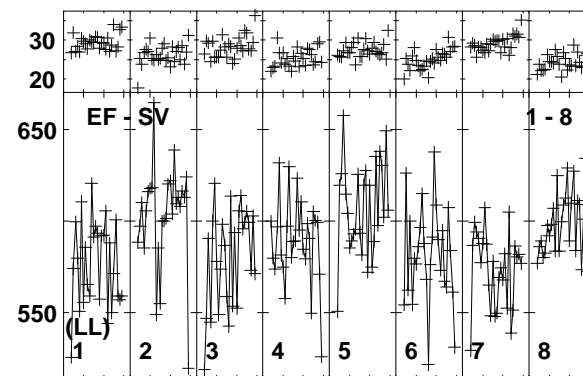
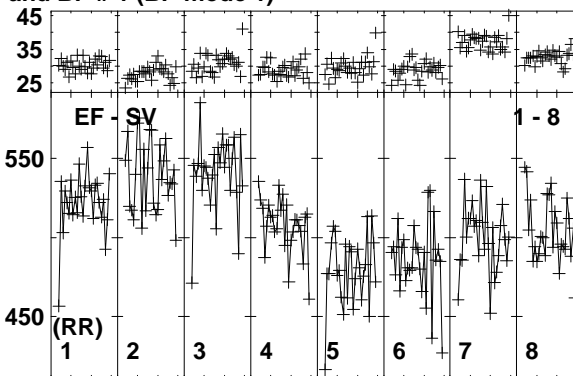
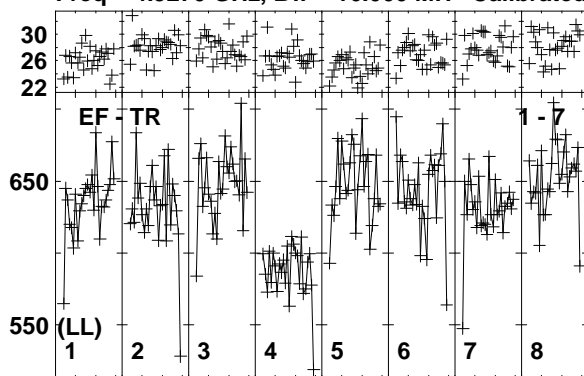


Lower frame: Milli Ampl Jy Top frame: Phas deg  
Vector averaged cross-power spectrum Baseline: EF (01) - WB (02)  
Timerange: 00/08:42:50 to 00/08:43:59

Plot file version 90 created 17-JUL-2014 12:28:43

J1549+5038 EP088D 3.UVDATA.1

Freq = 4.9270 GHz, Bw = 16.000 MH Calibrated with CL # 3 and BP # 1 (BP mode 1)

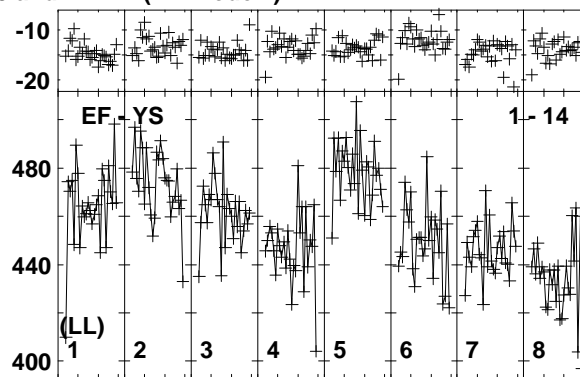
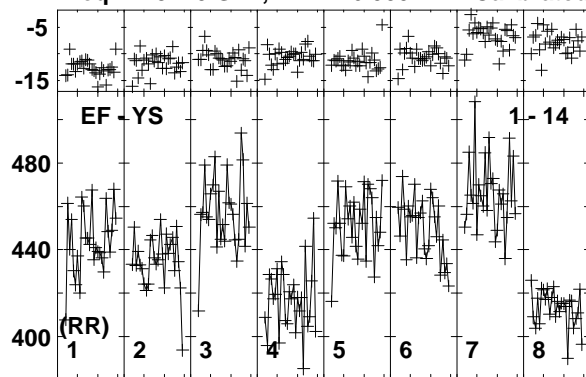


Lower frame: Milli Ampl Jy Top frame: Phas deg  
Vector averaged cross-power spectrum Baseline: EF (01) - TR (07)  
Timerange: 00/08:42:50 to 00/08:43:59

Plot file version 91 created 17-JUL-2014 12:28:43

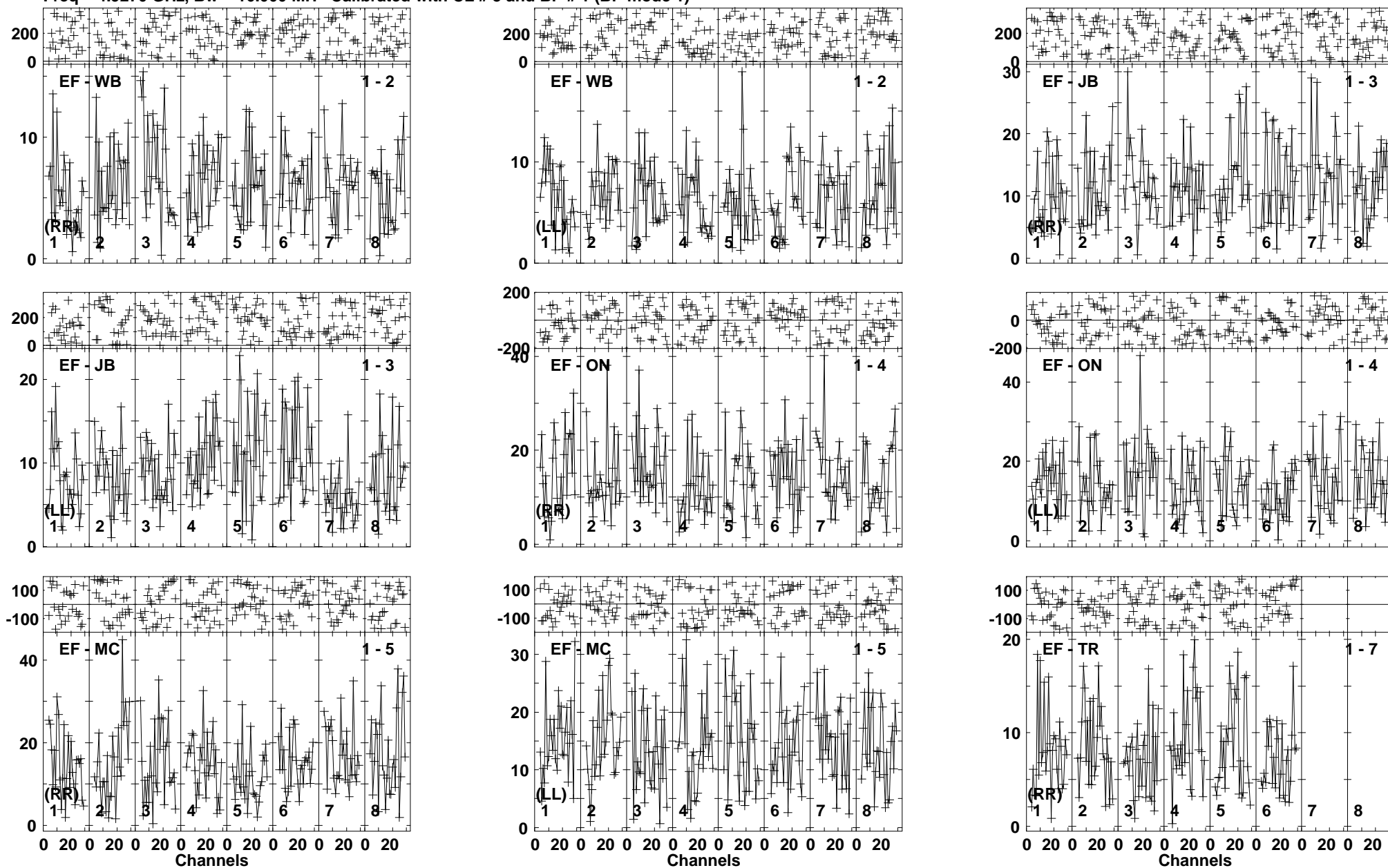
J1549+5038 EP088D 3.UVDATA.1

Freq = 4.9270 GHz, Bw = 16.000 MH Calibrated with CL # 3 and BP # 1 (BP mode 1)




Lower frame: Milli Ampl Jy Top frame: Phas deg  
Vector averaged cross-power spectrum Baseline: EF (01) - YS (14)  
Timerange: 00/08:42:50 to 00/08:43:59

Plot file version 92 created 17-JUL-2014 12:28:43  
 NGC6090B EP088D 3.UVDATA.1  
 Freq = 4.9270 GHz, Bw = 16.000 MH Calibrated with CL # 3 and BP # 1 (BP mode 1)



Lower frame: Milli Ampl Jy Top frame: Phas deg  
 Vector averaged cross-power spectrum Baseline: EF (01) - WB (02)  
 Timerange: 00/08:44:10 to 00/08:47:40

Plot file version 93 created 17-JUL-2014 12:28:44  
 NGC6090B EP088D 3.UVDATA.1  
 Freq = 4.9270 GHz, Bw = 16.000 MH Calibrated with CL # 3 and BP # 1 (BP mode 1)

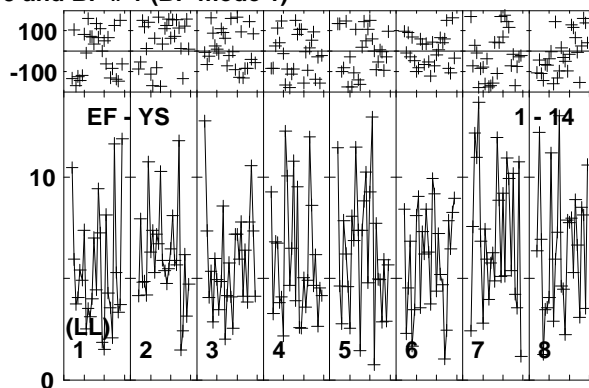
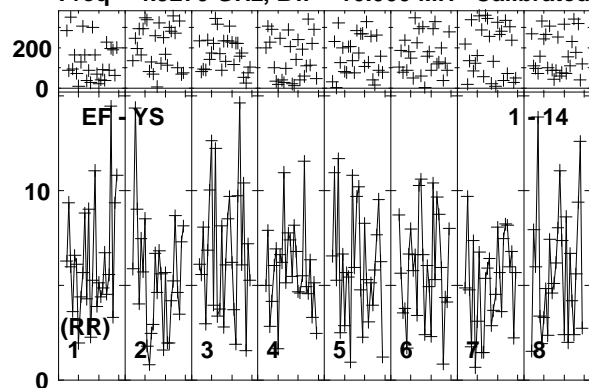


Lower frame: Milli Ampl Jy Top frame: Phas deg  
 Vector averaged cross-power spectrum Baseline: EF (01) - TR (07)  
 Timerange: 00/08:44:10 to 00/08:47:40

Plot file version 94 created 17-JUL-2014 12:28:44

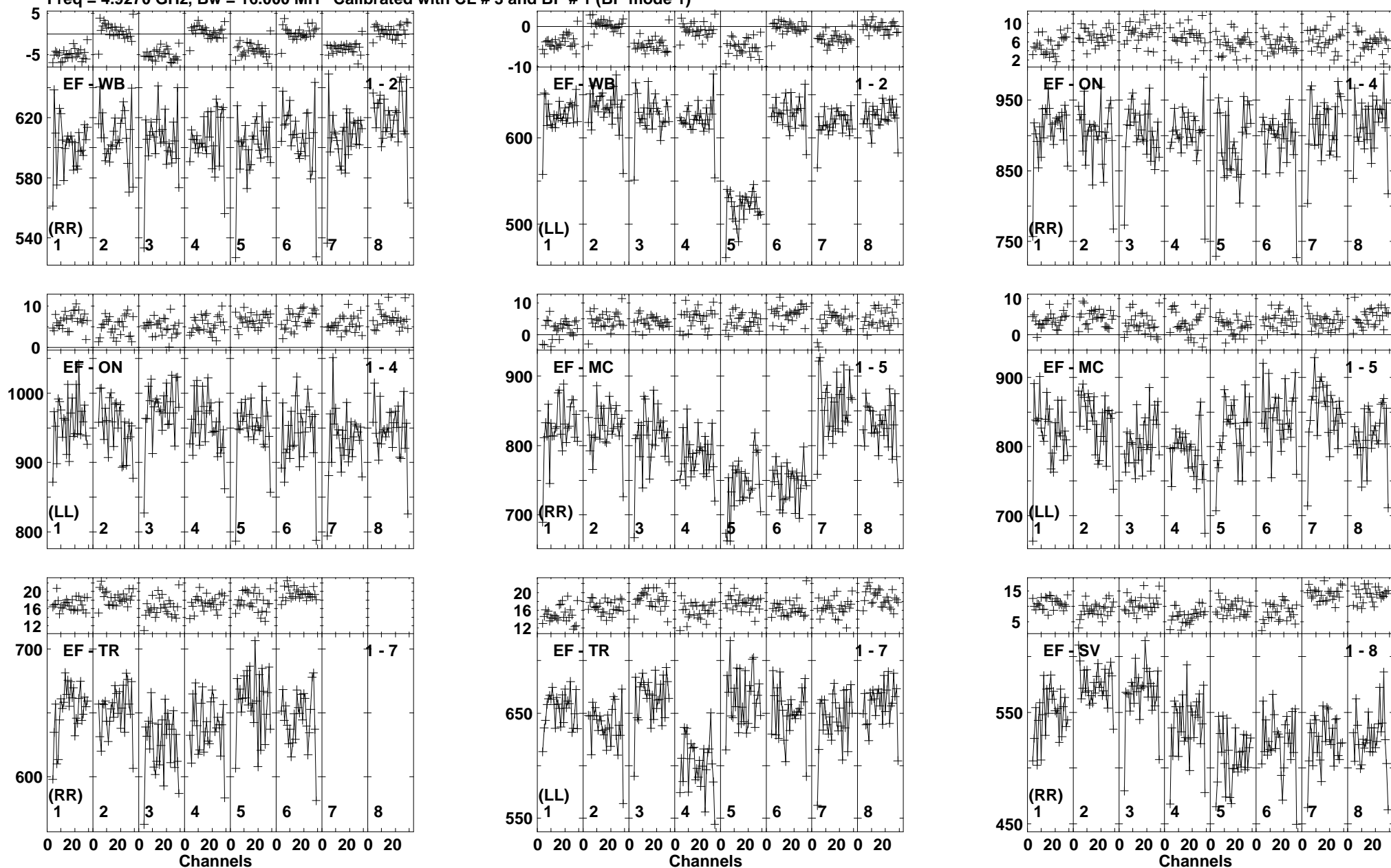
NGC6090B EP088D 3.UVDATA.1

Freq = 4.9270 GHz, Bw = 16.000 MH Calibrated with CL # 3 and BP # 1 (BP mode 1)



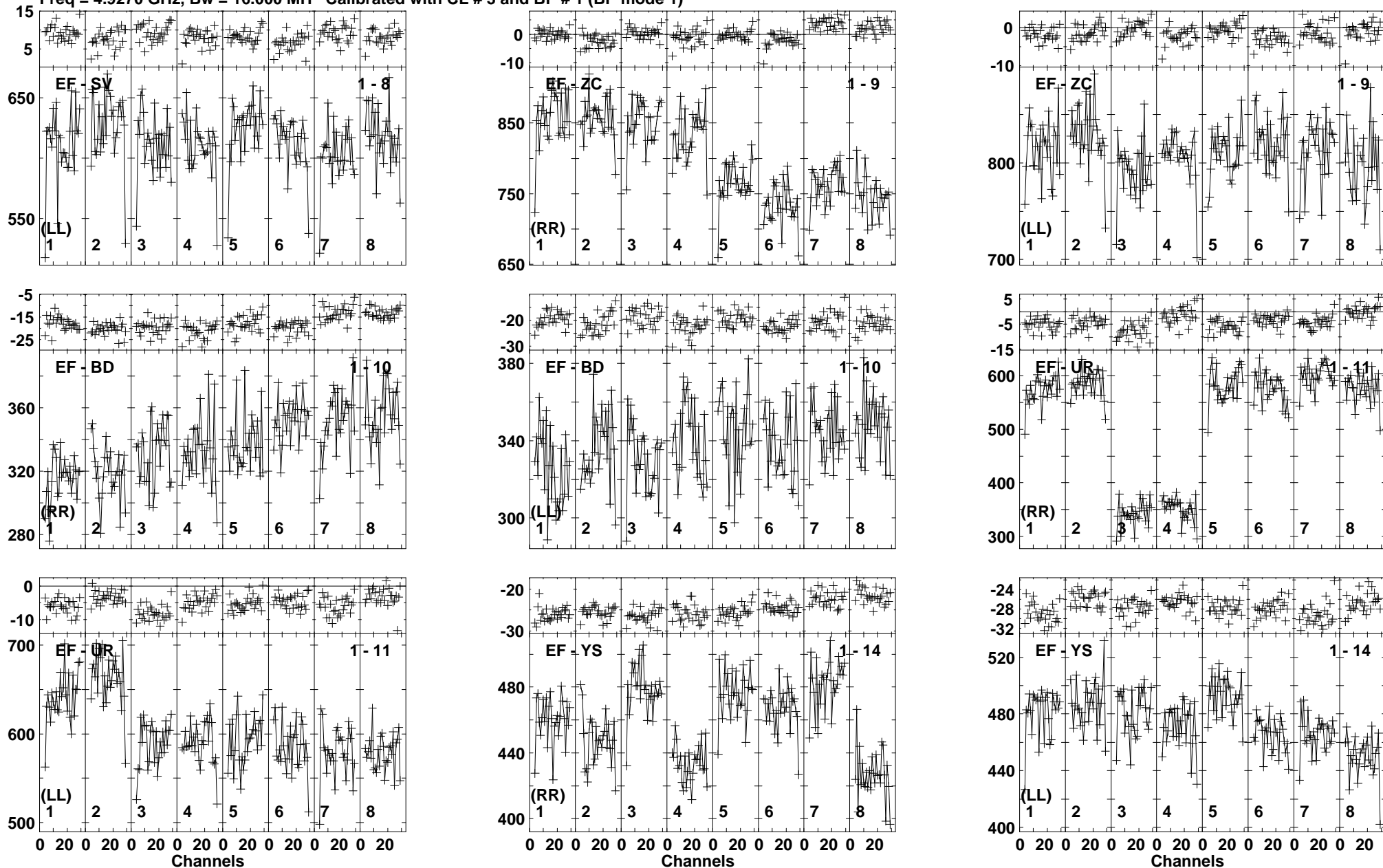
Lower frame: Milli Ampl Jy Top frame: Phas deg  
Vector averaged cross-power spectrum Baseline: EF (01) - YS (14)  
Timerange: 00/08:44:10 to 00/08:47:40

Plot file version 95 created 17-JUL-2014 12:28:45  
 J1549+5038 EP088D 3.UVDATA.1  
 Freq = 4.9270 GHz, Bw = 16.000 MH Calibrated with CL # 3 and BP # 1 (BP mode 1)



Lower frame: Milli Ampl Jy Top frame: Phas deg  
 Vector averaged cross-power spectrum Baseline: EF (01) - WB (02)  
 Timerange: 00/08:47:49 to 00/08:48:59

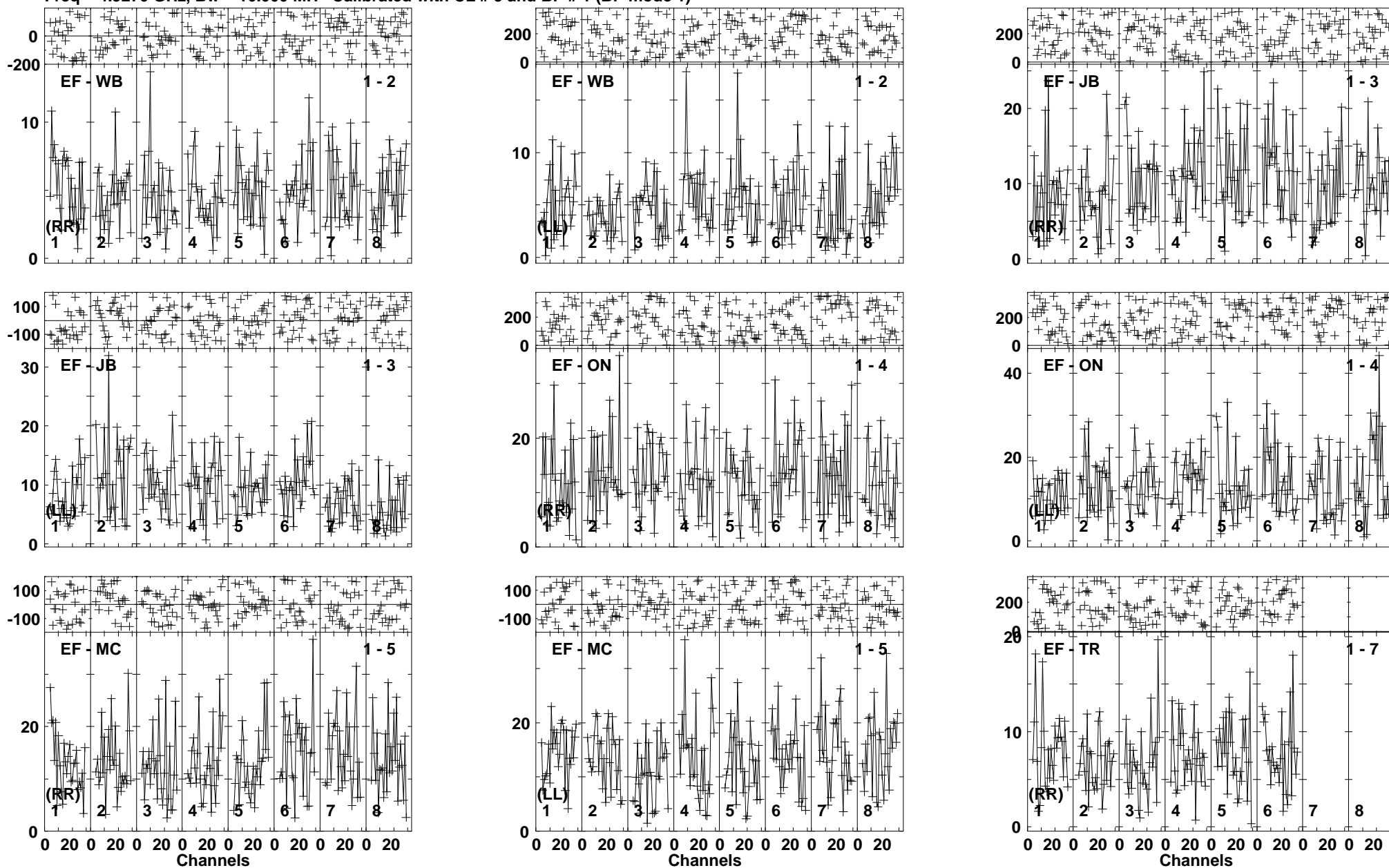
Plot file version 96 created 17-JUL-2014 12:28:45  
 J1549+5038 EP088D 3.UVDATA.1  
 Freq = 4.9270 GHz, Bw = 16.000 MH Calibrated with CL # 3 and BP # 1 (BP mode 1)



Lower frame: Milli Ampl Jy Top frame: Phas deg  
 Vector averaged cross-power spectrum Baseline: EF (01) - SV (08)  
 Timerange: 00/08:47:49 to 00/08:48:59



Plot file version 97 created 17-JUL-2014 12:28:45  
 NGC6090B EP088D 3.UVDATA.1  
 Freq = 4.9270 GHz, Bw = 16.000 MH Calibrated with CL # 3 and BP # 1 (BP mode 1)




Lower frame: Milli Ampl Jy Top frame: Phas deg  
 Vector averaged cross-power spectrum Baseline: EF (01) - WB (02)  
 Timerange: 00/08:50:00 to 00/08:53:39

Plot file version 98 created 17-JUL-2014 12:28:46

NGC6090B EP088D 3.UVDATA.1

Freq = 4.9270 GHz, Bw = 16.000 MH Calibrated with CL # 3 and BP # 1 (BP mode 1)

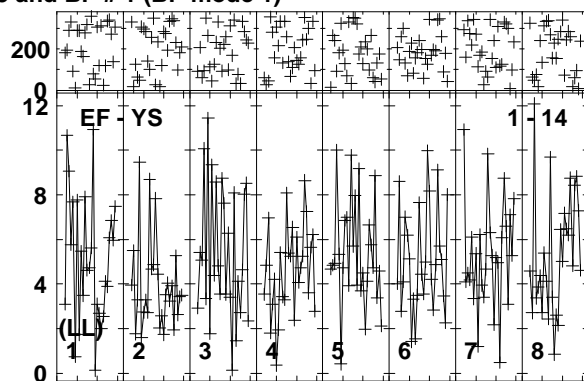
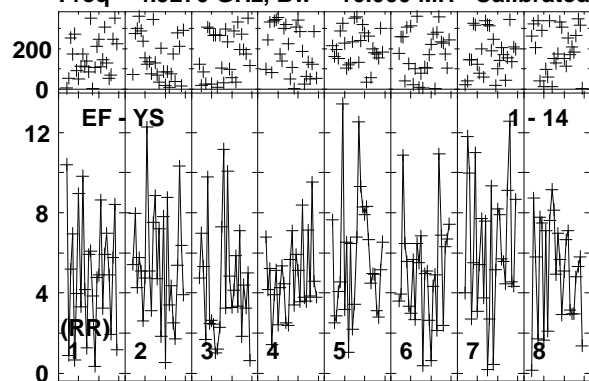


Lower frame: Milli Ampl Jy Top frame: Phas deg  
Vector averaged cross-power spectrum Baseline: EF (01) - TR (07)  
Timerange: 00/08:50:00 to 00/08:53:39

Plot file version 99 created 17-JUL-2014 12:28:46

NGC6090B EP088D 3.UVDATA.1

Freq = 4.9270 GHz, Bw = 16.000 MH Calibrated with CL # 3 and BP # 1 (BP mode 1)

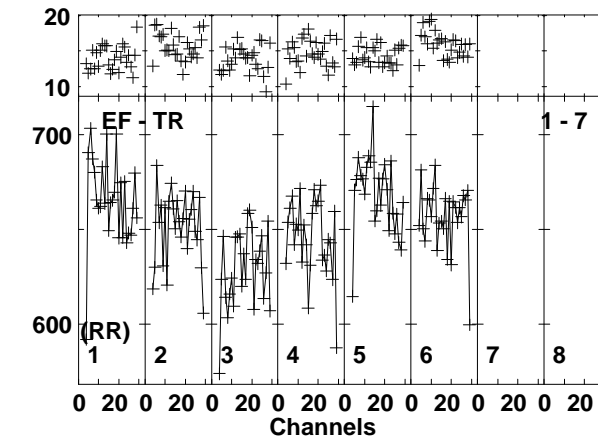
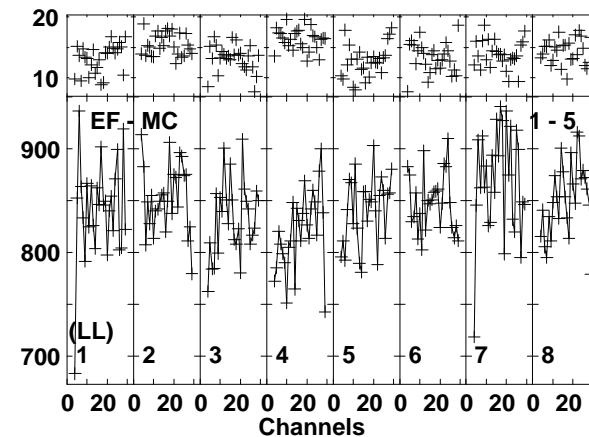
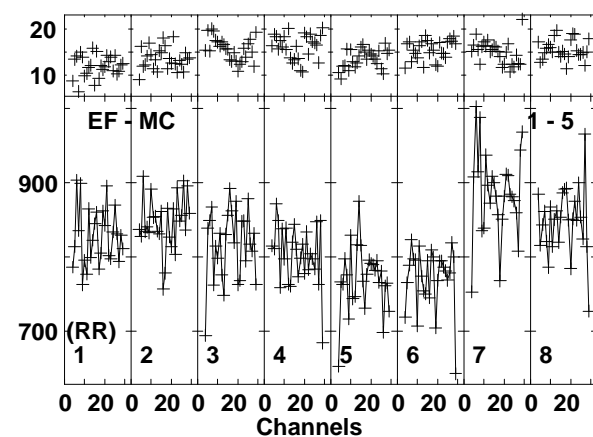
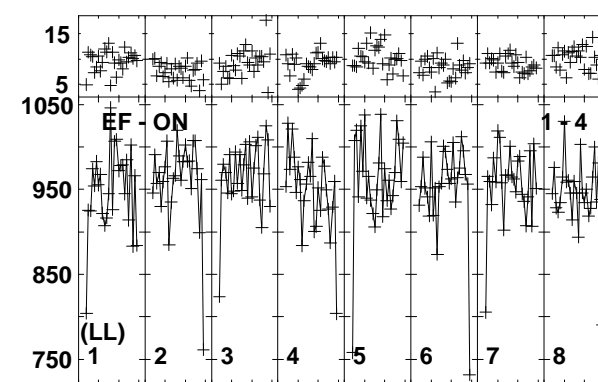
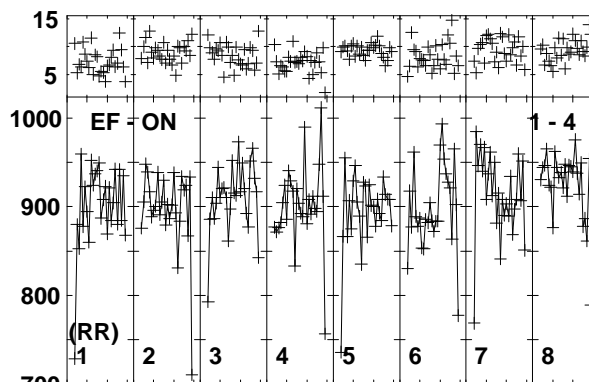
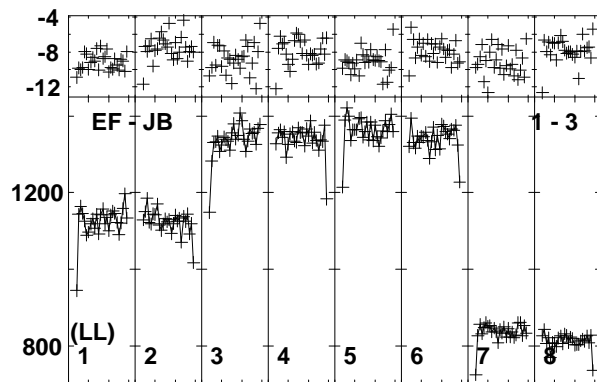
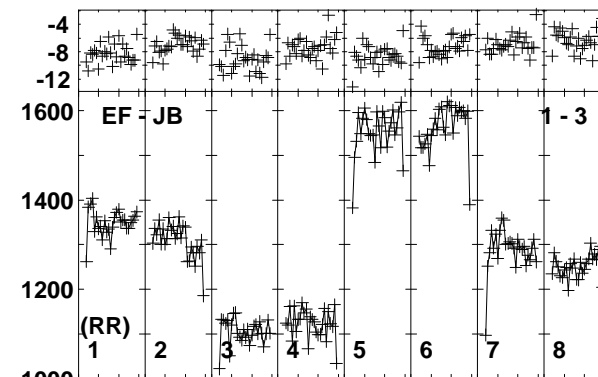
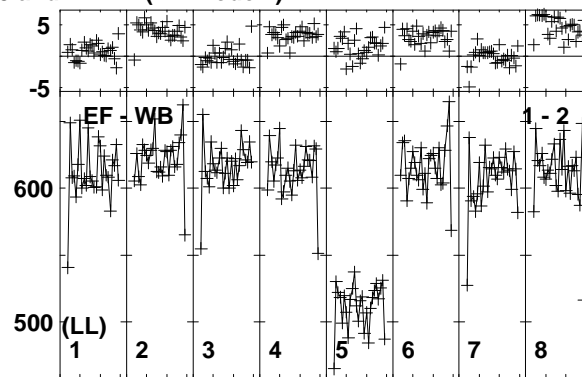
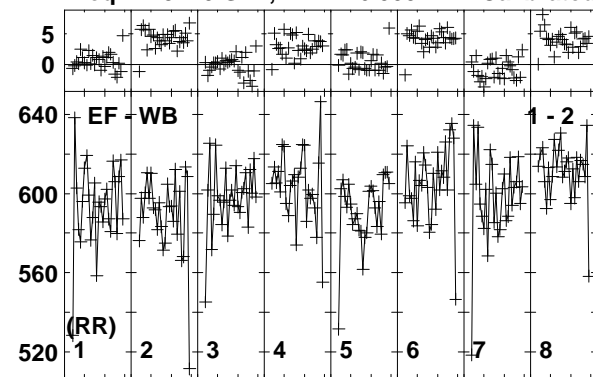


Lower frame: Milli Ampl Jy Top frame: Phas deg  
Vector averaged cross-power spectrum Baseline: EF (01) - YS (14)  
Timerange: 00/08:50:00 to 00/08:53:39

Plot file version 100 created 17-JUL-2014 12:28:47

J1549+5038 EP088D 3.UVDATA.1

Freq = 4.9270 GHz, Bw = 16.000 MH Calibrated with CL # 3 and BP # 1 (BP mode 1)

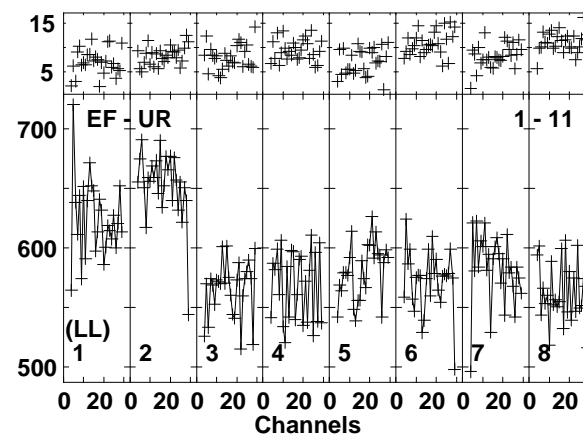
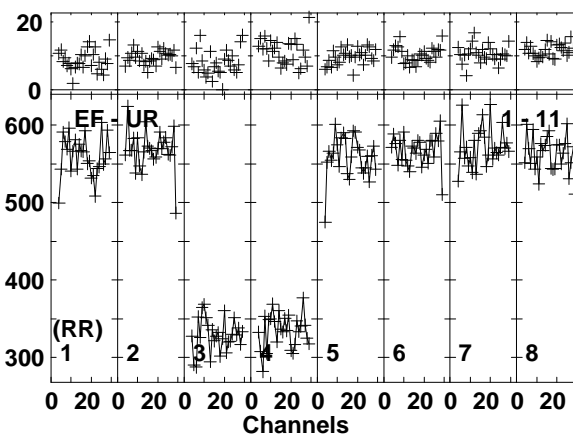
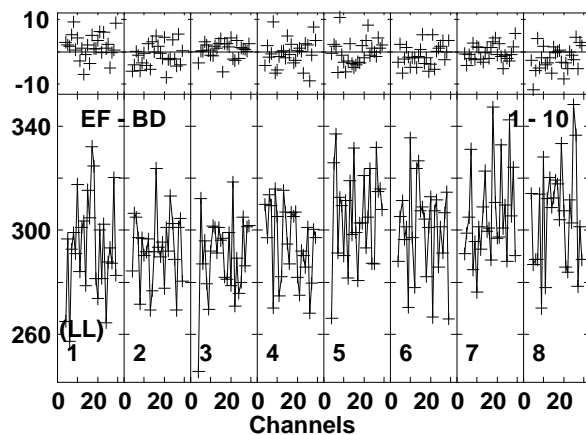
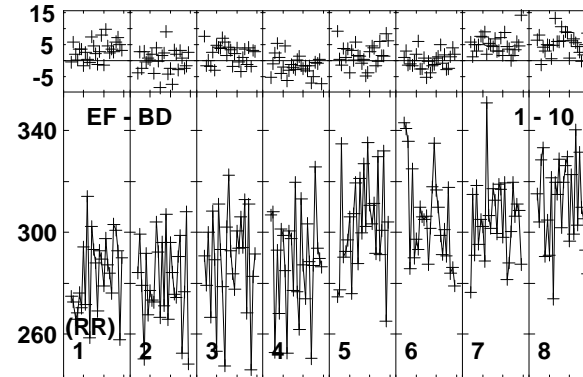
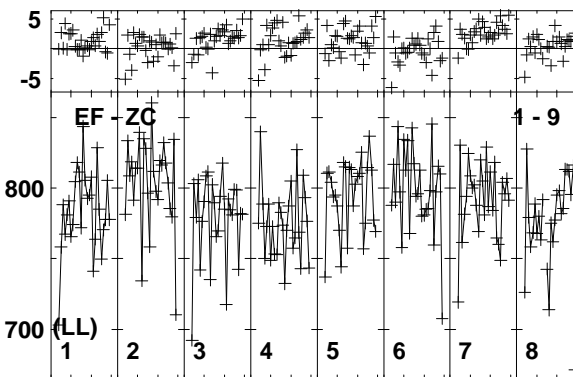
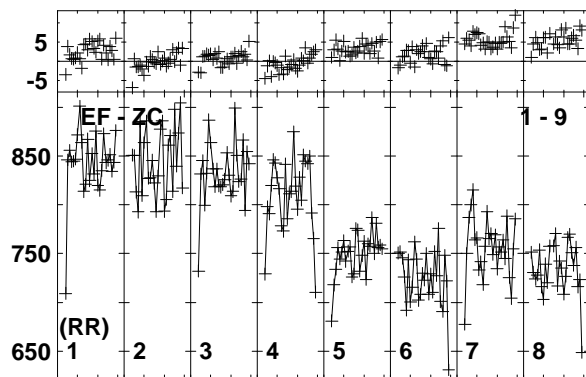
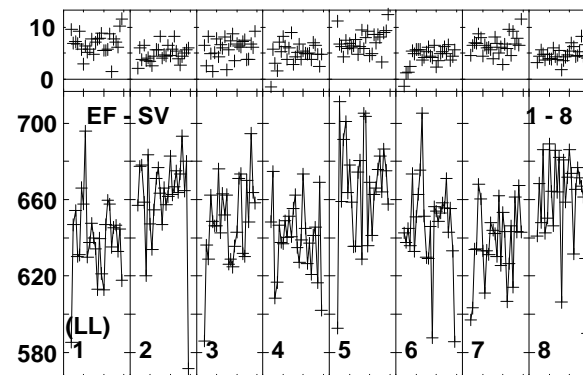
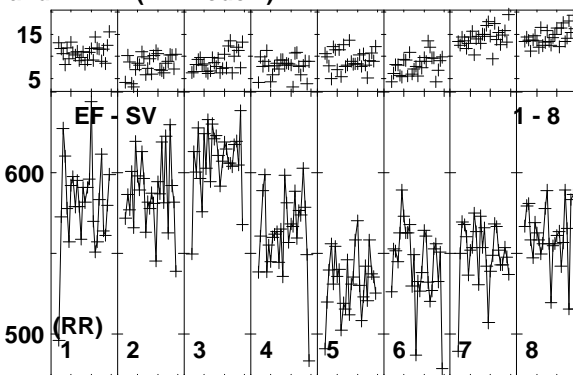
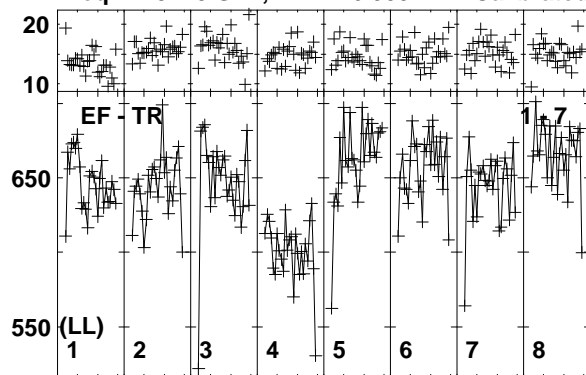


Lower frame: Milli Ampl Jy Top frame: Phas deg  
Vector averaged cross-power spectrum Baseline: EF (01) - WB (02)  
Timerange: 00/08:53:49 to 00/08:54:59

Plot file version 101 created 17-JUL-2014 12:28:47

J1549+5038 EP088D 3.UVDATA.1

Freq = 4.9270 GHz, Bw = 16.000 MH Calibrated with CL # 3 and BP # 1 (BP mode 1)

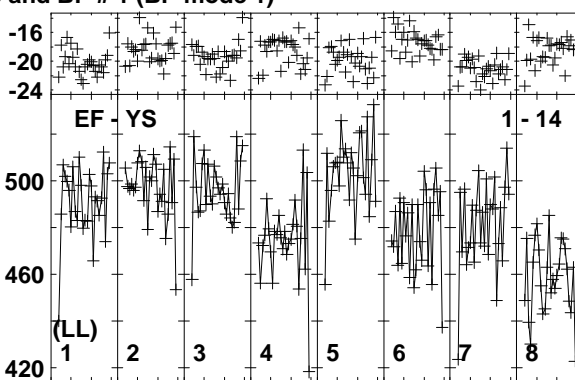
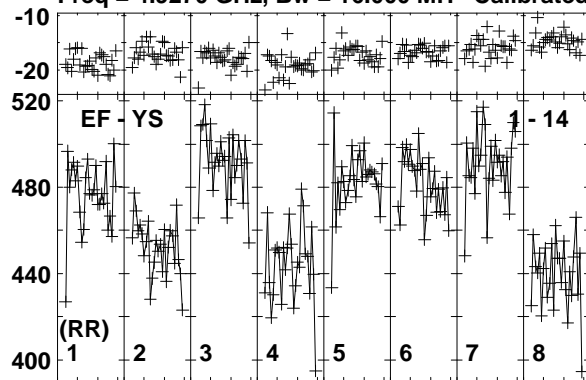


Lower frame: Milli Ampl Jy Top frame: Phas deg  
Vector averaged cross-power spectrum Baseline: EF (01) - TR (07)  
Timerange: 00/08:53:49 to 00/08:54:59

Plot file version 102 created 17-JUL-2014 12:28:47

J1549+5038 EP088D 3.UVDATA.1

Freq = 4.9270 GHz, Bw = 16.000 MH Calibrated with CL # 3 and BP # 1 (BP mode 1)




Lower frame: Milli Ampl Jy Top frame: Phas deg  
Vector averaged cross-power spectrum Baseline: EF (01) - YS (14)  
Timerange: 00/08:53:49 to 00/08:54:59

Plot file version 103 created 17-JUL-2014 12:28:47

NGC6090B EP088D 3.UVDATA.1

Freq = 4.9270 GHz, Bw = 16.000 MH Calibrated with CL # 3 and BP # 1 (BP mode 1)

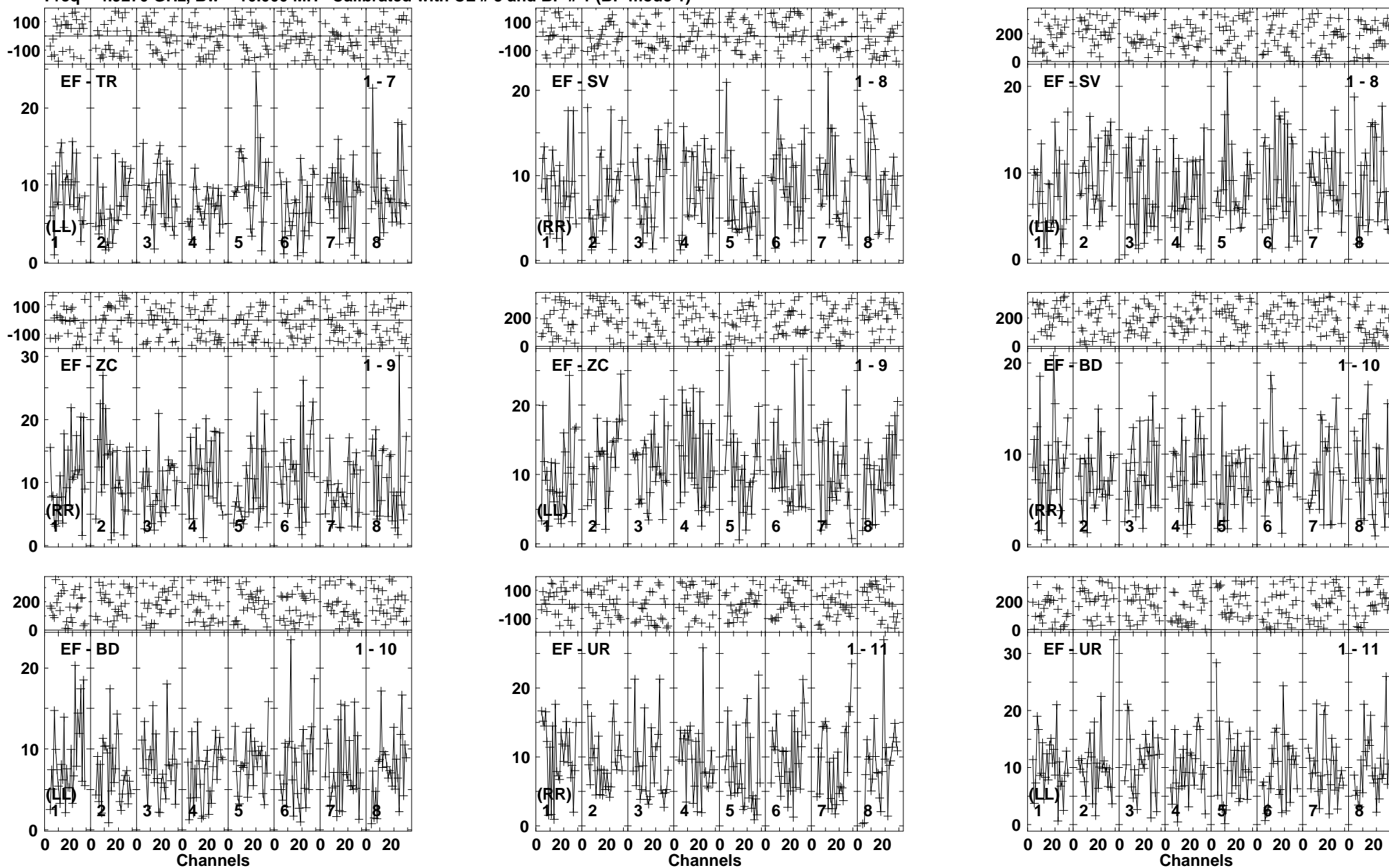


Lower frame: Milli Ampl Jy Top frame: Phas deg  
Vector averaged cross-power spectrum Baseline: EF (01) - WB (02)  
Timerange: 00/08:55:10 to 00/08:58:40

Plot file version 104 created 17-JUL-2014 12:28:47

NGC6090B EP088D 3.UVDATA.1

Freq = 4.9270 GHz, Bw = 16.000 MH Calibrated with CL # 3 and BP # 1 (BP mode 1)



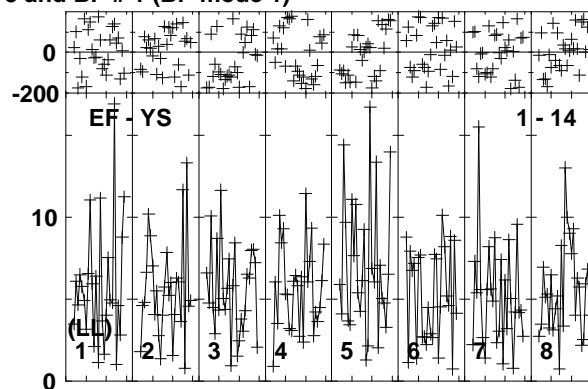
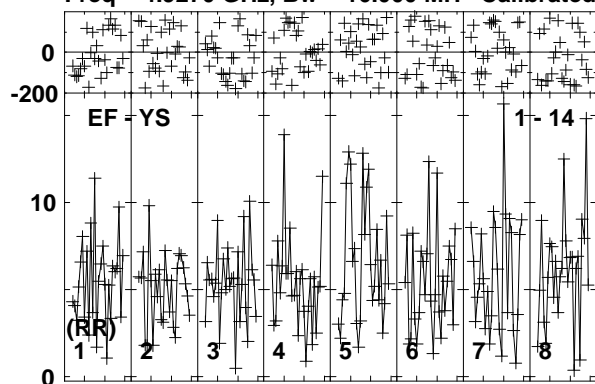
Lower frame: Milli Ampl Jy Top frame: Phas deg  
Vector averaged cross-power spectrum Baseline: EF (01) - TR (07)  
Timerange: 00/08:55:10 to 00/08:58:40



Plot file version 105 created 17-JUL-2014 12:28:48

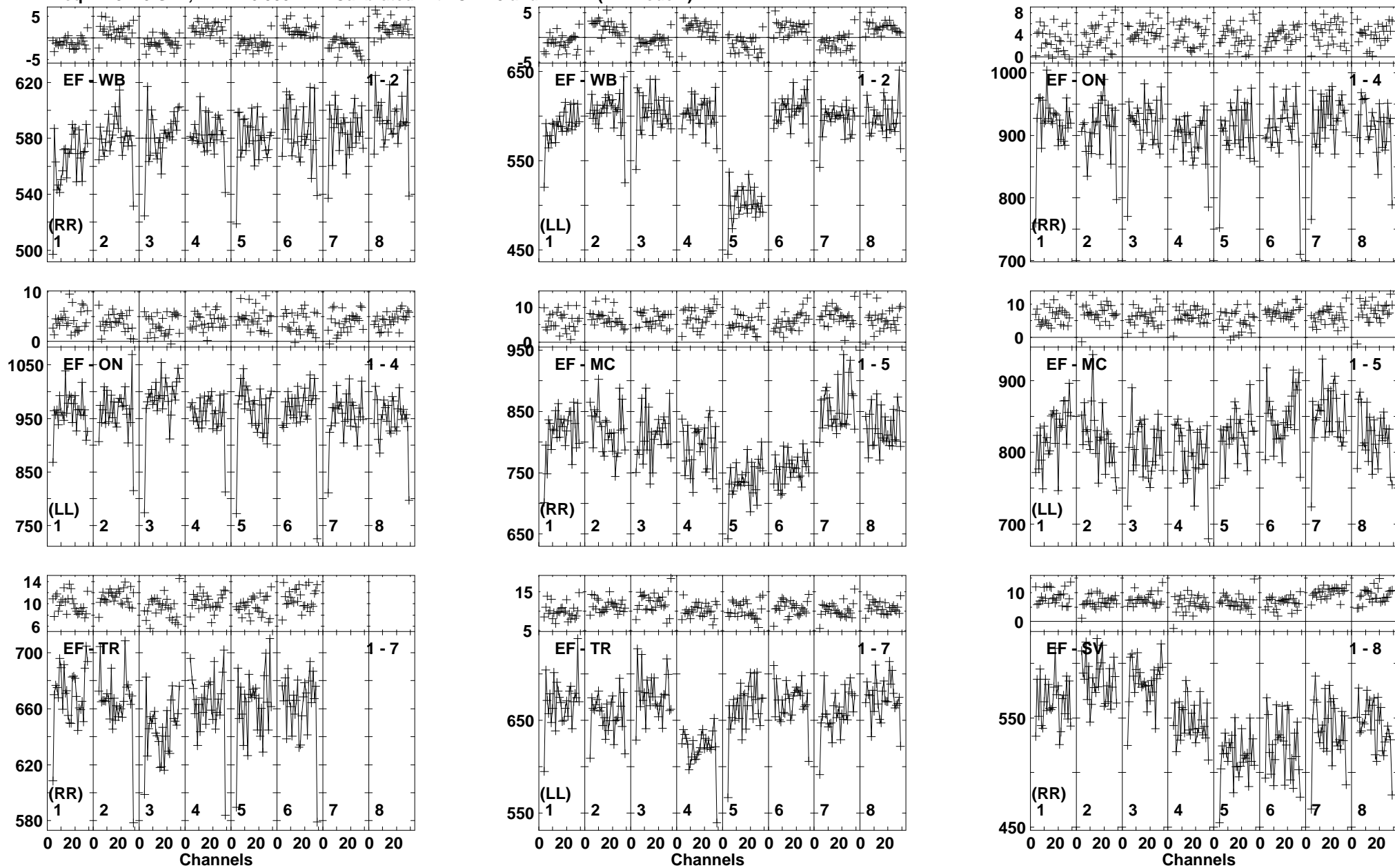
NGC6090B EP088D 3.UVDATA.1

Freq = 4.9270 GHz, Bw = 16.000 MH Calibrated with CL # 3 and BP # 1 (BP mode 1)



Lower frame: Milli Ampl Jy Top frame: Phas deg  
Vector averaged cross-power spectrum Baseline: EF (01) - YS (14)  
Timerange: 00/08:55:10 to 00/08:58:40

Plot file version 106 created 17-JUL-2014 12:28:48  
 J1549+5038 EP088D 3.UVDATA.1  
 Freq = 4.9270 GHz, Bw = 16.000 MH Calibrated with CL # 3 and BP # 1 (BP mode 1)

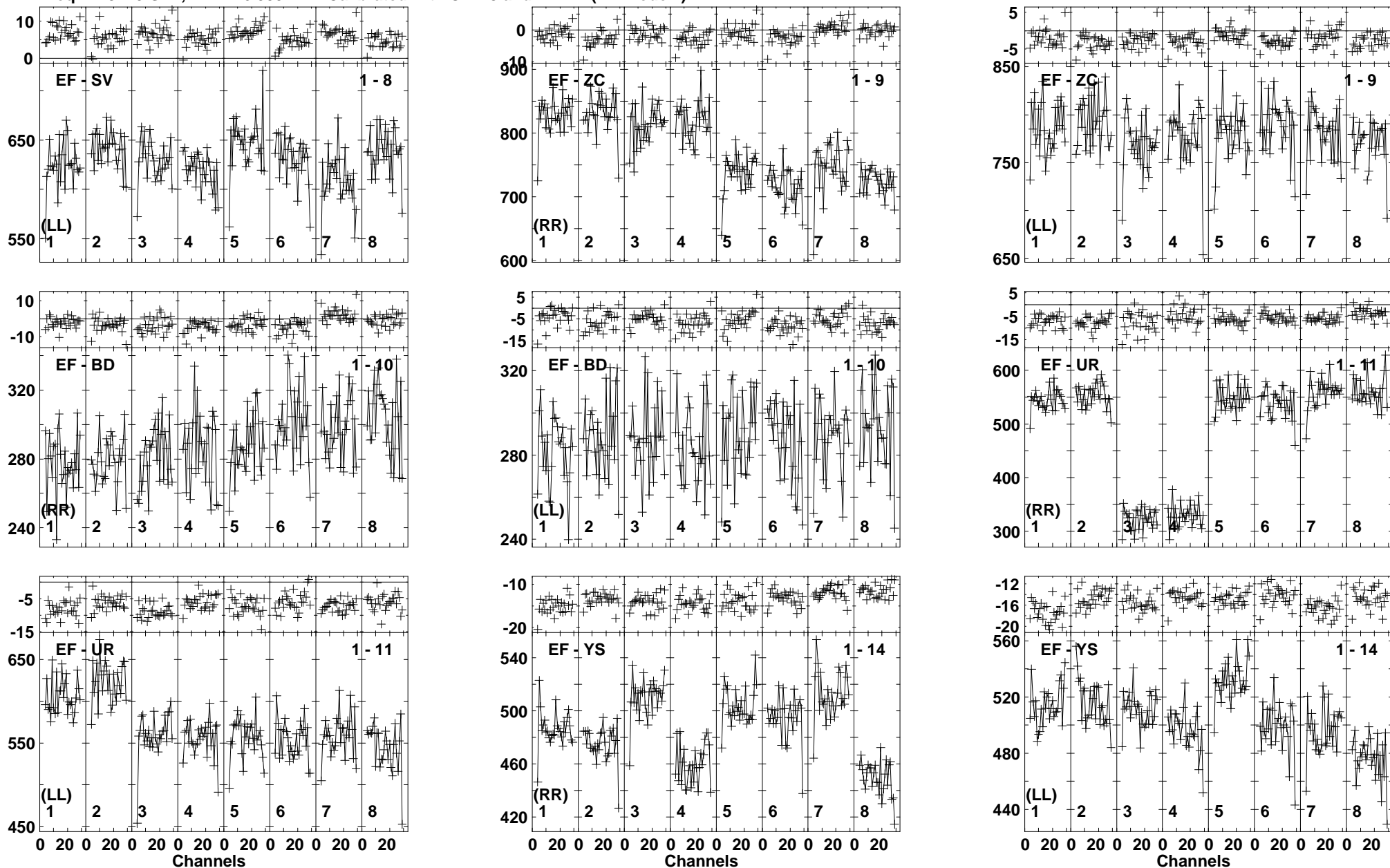


Lower frame: Milli Ampl Jy Top frame: Phas deg  
 Vector averaged cross-power spectrum Baseline: EF (01) - WB (02)  
 Timerange: 00/08:58:50 to 00/08:59:59

Plot file version 107 created 17-JUL-2014 12:28:48

J1549+5038 EP088D 3.UVDATA.1

Freq = 4.9270 GHz, Bw = 16.000 MH Calibrated with CL # 3 and BP # 1 (BP mode 1)



Lower frame: Milli Ampl Jy Top frame: Phas deg  
Vector averaged cross-power spectrum Baseline: EF (01) - SV (08)  
Timerange: 00/08:58:50 to 00/08:59:59