




Plot file version 1 created 16-OCT-2015 11:38:36
Gain phs vs UTC time for J1250+1621.MULTI.1
SN 1 Rpol & Lpol IF 1 - 8




Plot file version 2 created 16-OCT-2015 11:38:36
Gain phs vs UTC time for J1250+1621.MULTI.1
SN 1 Rpol & Lpol IF 1 - 8




Plot file version 3 created 16-OCT-2015 11:38:36
Gain phs vs UTC time for J1250+1621.MULTI.1
SN 1 Rpol & Lpol IF 1 - 8




Plot file version 4 created 16-OCT-2015 11:38:36
Gain phs vs UTC time for J1250+1621.MULTI.1
SN 1 Rpol & Lpol IF 1 - 8




Plot file version 5 created 16-OCT-2015 11:38:36
Gain phs vs UTC time for J1250+1621.MULTI.1
SN 1 Rpol & Lpol IF 1 - 8




Plot file version 6 created 16-OCT-2015 11:38:36
Gain phs vs UTC time for J1250+1621.MULTI.1
SN 1 Rpol & Lpol IF 1 - 8




Plot file version 7 created 16-OCT-2015 11:38:36
Gain phs vs UTC time for J1250+1621.MULTI.1
SN 1 Rpol & Lpol IF 1 - 8




Plot file version 8 created 16-OCT-2015 11:38:36
Gain phs vs UTC time for J1250+1621.MULTI.1
SN 1 Rpol & Lpol IF 1 - 8




Plot file version 9 created 16-OCT-2015 11:38:36
Gain phs vs UTC time for J1250+1621.MULTI.1
SN 1 Rpol & Lpol IF 1 - 8



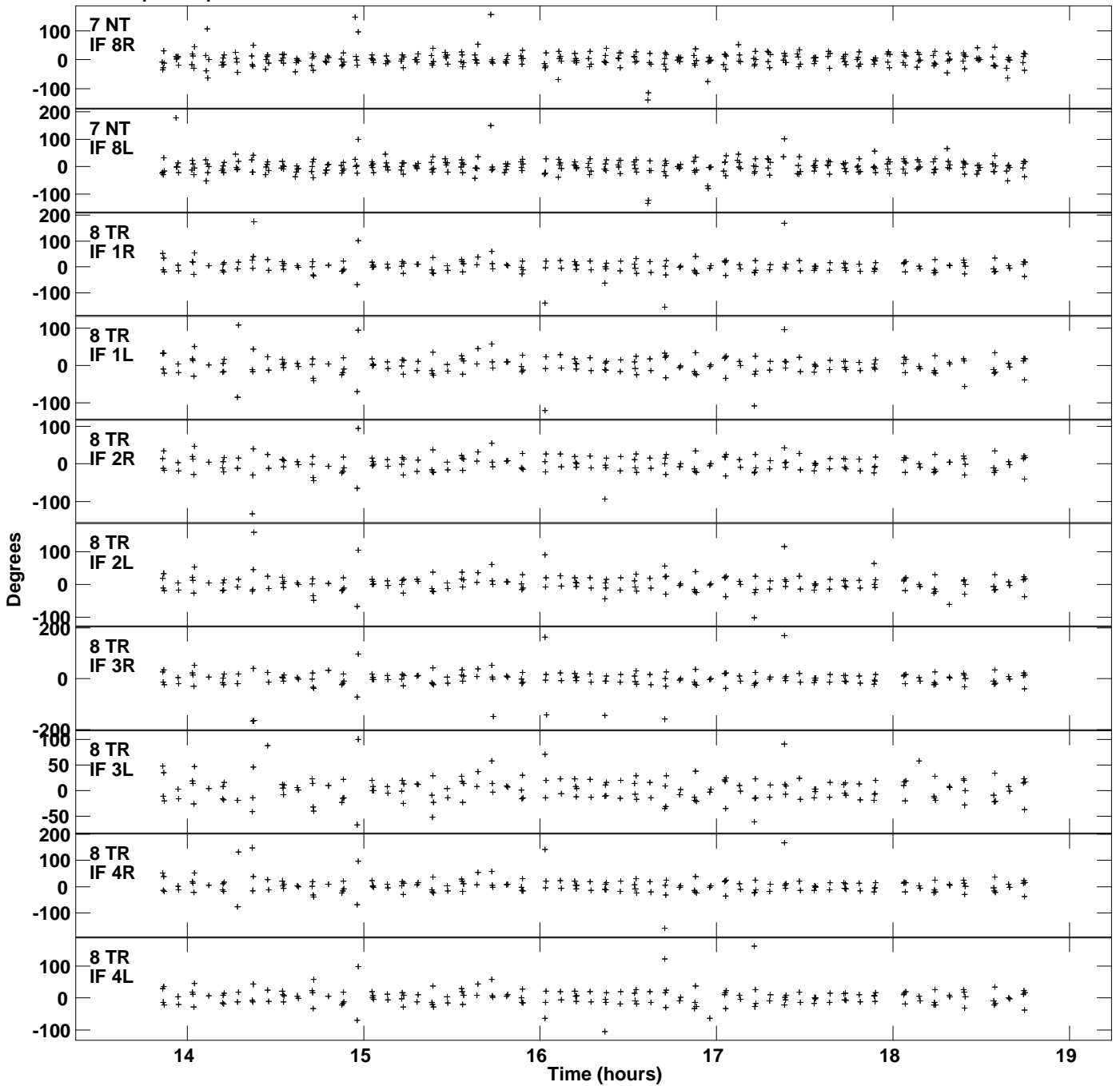
Plot file version 10 created 16-OCT-2015 11:38:36
Gain phs vs UTC time for J1250+1621.MULTI.1
SN 1 Rpol & Lpol IF 1 - 8



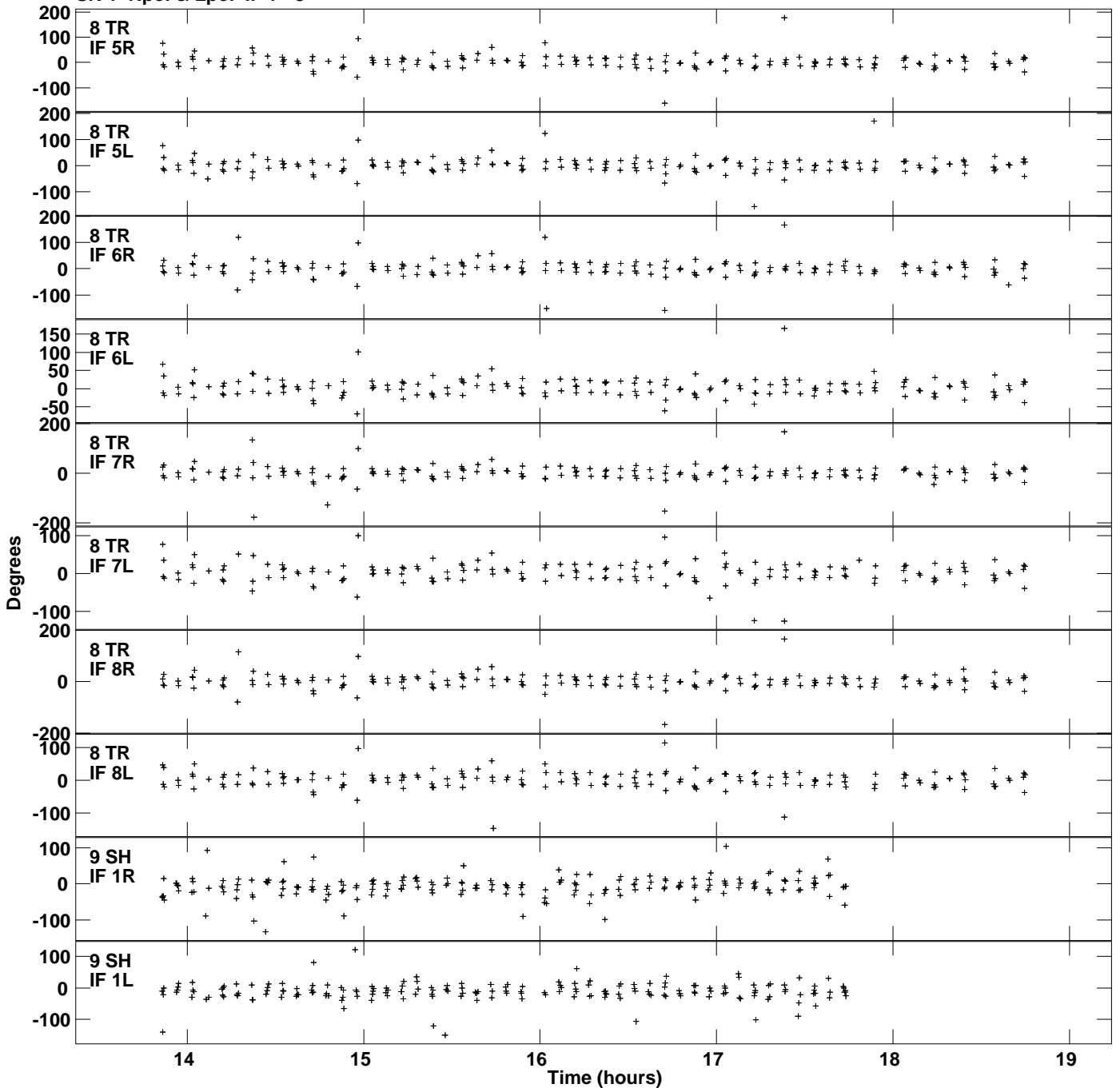
Plot file version 11 created 16-OCT-2015 11:38:37
Gain phs vs UTC time for J1250+1621.MULTI.1
SN 1 Rpol & Lpol IF 1 - 8




Plot file version 12 created 16-OCT-2015 11:38:37
Gain phs vs UTC time for J1250+1621.MULTI.1
SN 1 Rpol & Lpol IF 1 - 8




Plot file version 13 created 16-OCT-2015 11:38:37
Gain phs vs UTC time for J1250+1621.MULTI.1
SN 1 Rpol & Lpol IF 1 - 8



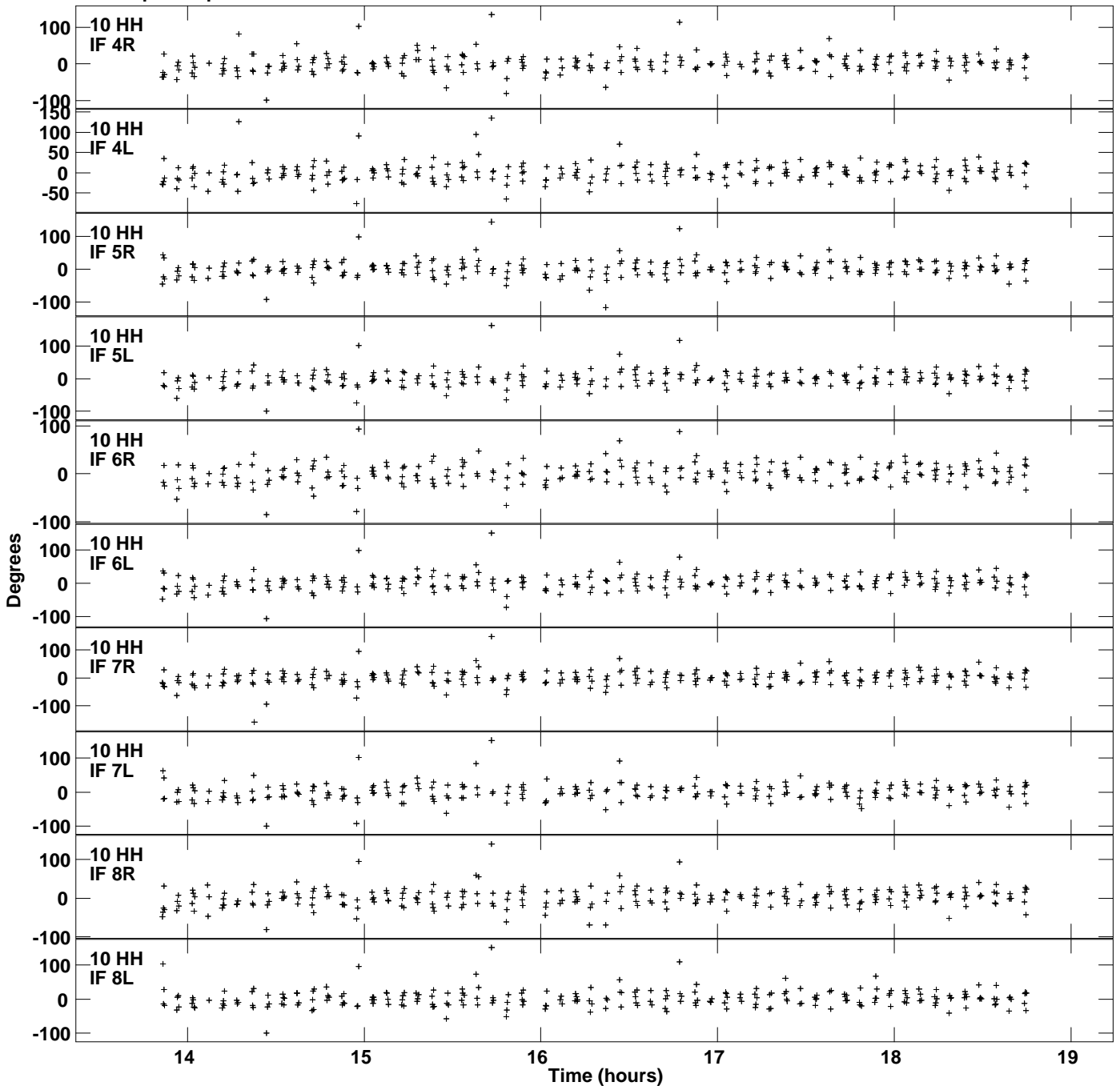
Plot file version 14 created 16-OCT-2015 11:38:37
Gain phs vs UTC time for J1250+1621.MULTI.1
SN 1 Rpol & Lpol IF 1 - 8




Plot file version 15 created 16-OCT-2015 11:38:37
Gain phs vs UTC time for J1250+1621.MULTI.1
SN 1 Rpol & Lpol IF 1 - 8




Plot file version 16 created 16-OCT-2015 11:38:37
Gain phs vs UTC time for J1250+1621.MULTI.1
SN 1 Rpol & Lpol IF 1 - 8




Plot file version 17 created 16-OCT-2015 11:38:37
Gain phs vs UTC time for J1250+1621.MULTI.1
SN 1 Rpol & Lpol IF 1 - 8



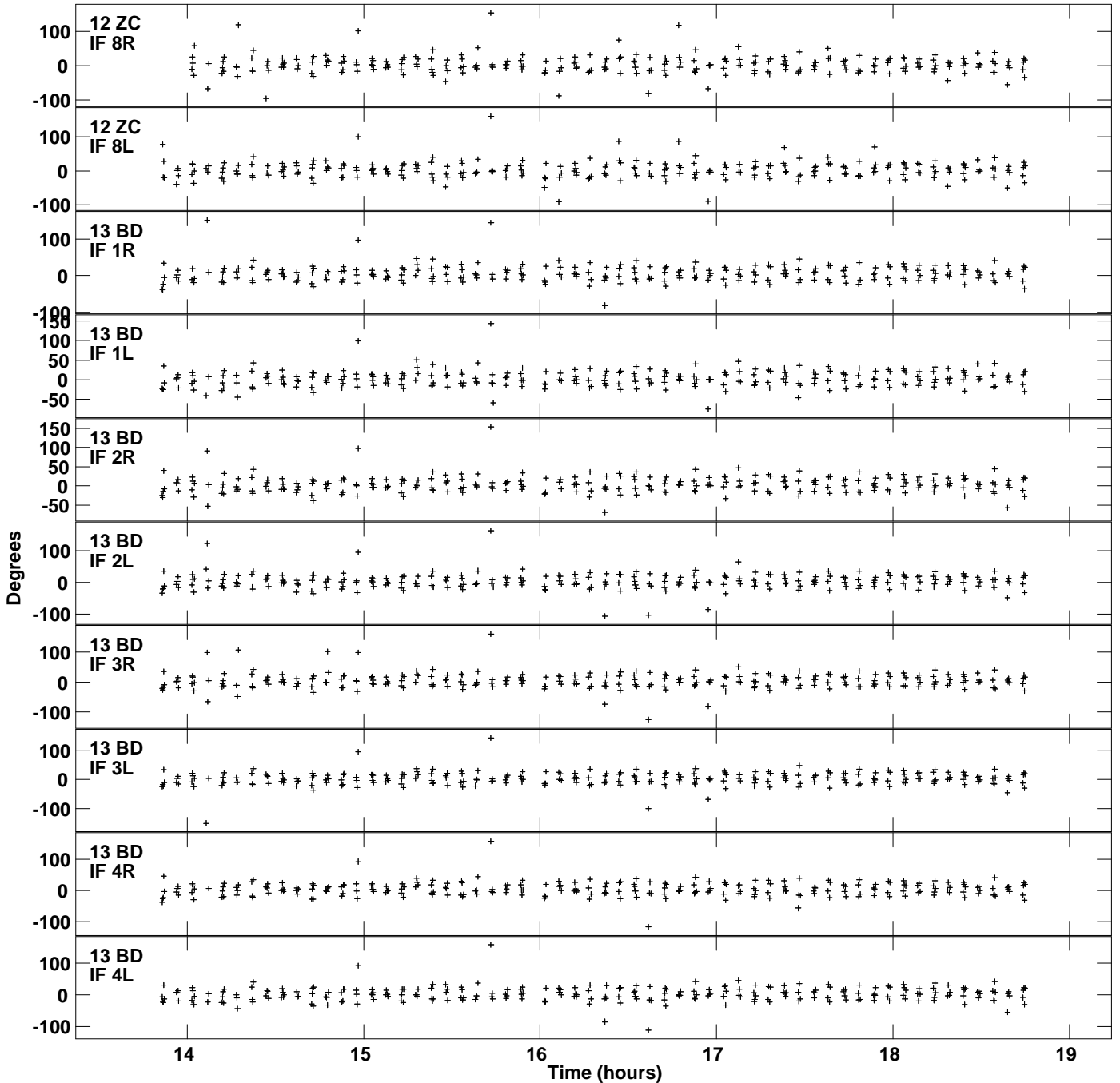
Plot file version 18 created 16-OCT-2015 11:38:37
Gain phs vs UTC time for J1250+1621.MULTI.1
SN 1 Rpol & Lpol IF 1 - 8



Plot file version 19 created 16-OCT-2015 11:38:37
Gain phs vs UTC time for J1250+1621.MULTI.1
SN 1 Rpol & Lpol IF 1 - 8



Plot file version 20 created 16-OCT-2015 11:38:37
Gain phs vs UTC time for J1250+1621.MULTI.1
SN 1 Rpol & Lpol IF 1 - 8



Plot file version 21 created 16-OCT-2015 11:38:37
Gain phs vs UTC time for J1250+1621.MULTI.1
SN 1 Rpol & Lpol IF 1 - 8

