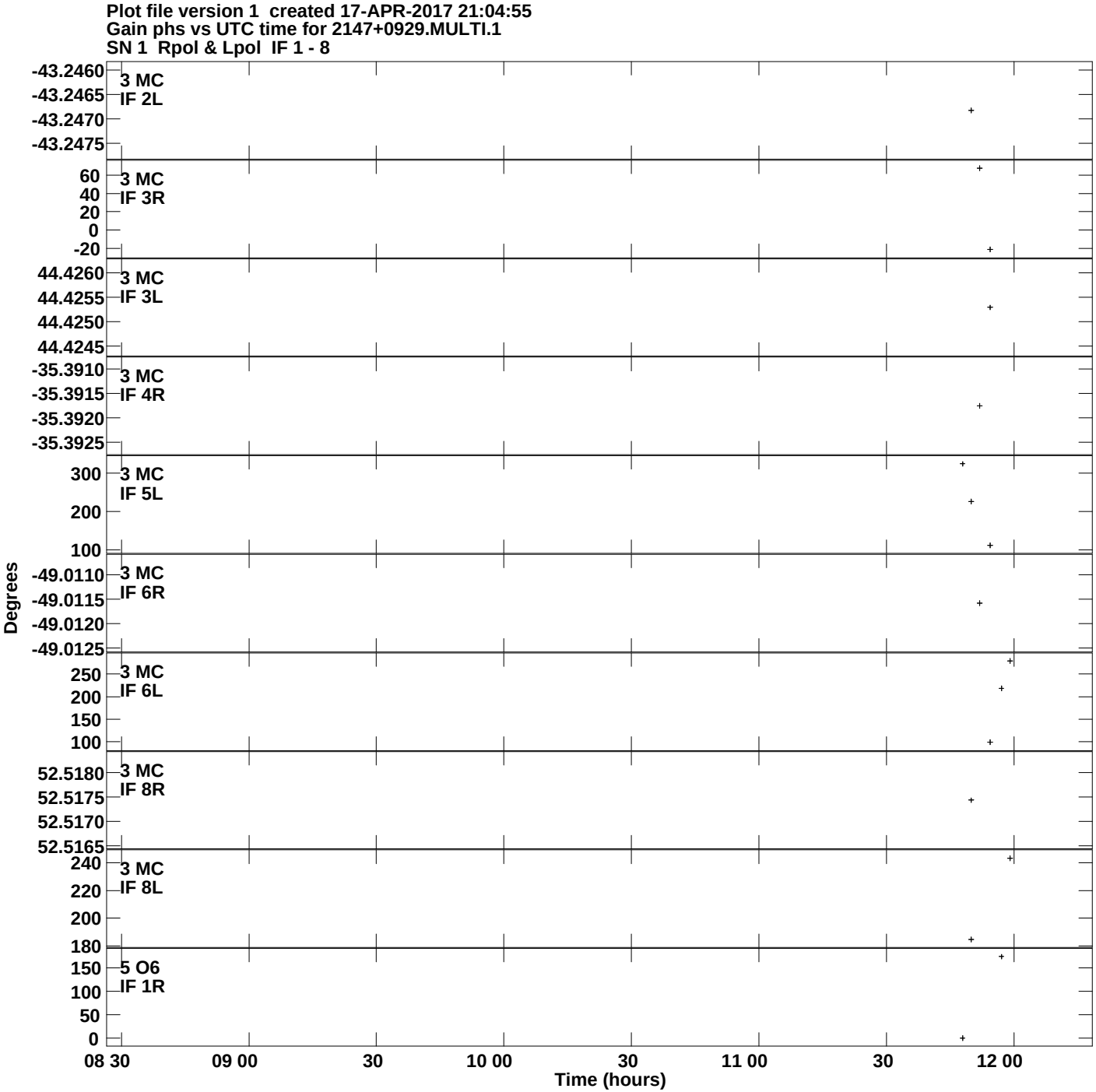
Plot file version 1 created 17-APR-2017 21:04:55
Gain phs vs UTC time for 2147+0929.MULTI.1
SN 1 Rpol & Lpol IF 1 - 8
3 MC
IF 2L
3 MC
IF 3R
3 MC
IF 3L
3 MC
IF 4R
3 MC
IF 5L
3 MC
IF 6R
3 MC
IF 6L
3 MC
IF 8R
3 MC
IF 8L
5 O6
IF 1R
Degrees
Time (hours)
08 30
09 00
30
10 00
30
11 00
30
12 00

Plot file version 2 created 17-APR-2017 21:04:55
Gain phs vs UTC time for 2147+0929.MULTI.1
SN 1 Rpol & Lpol IF 1 - 8

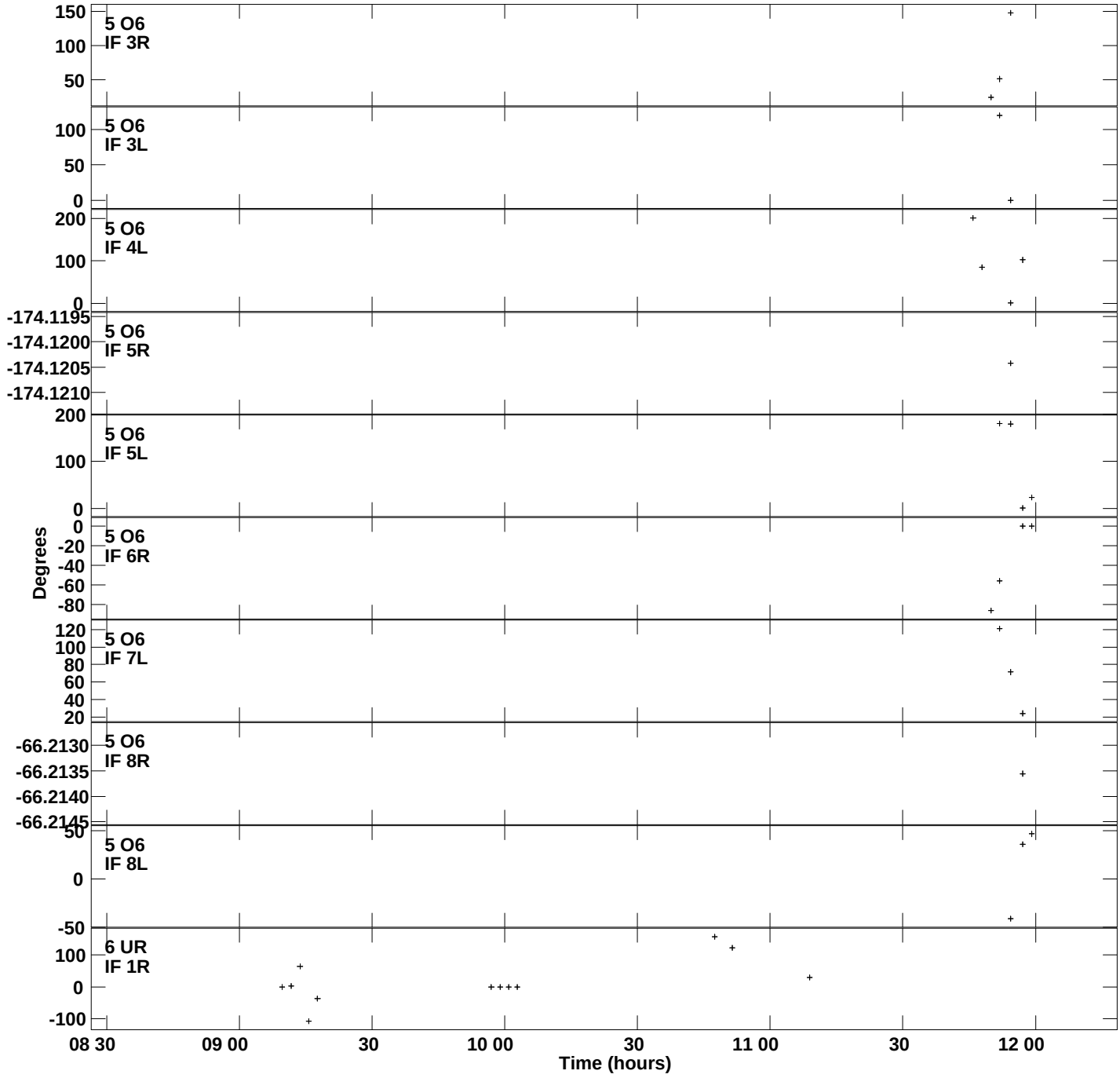

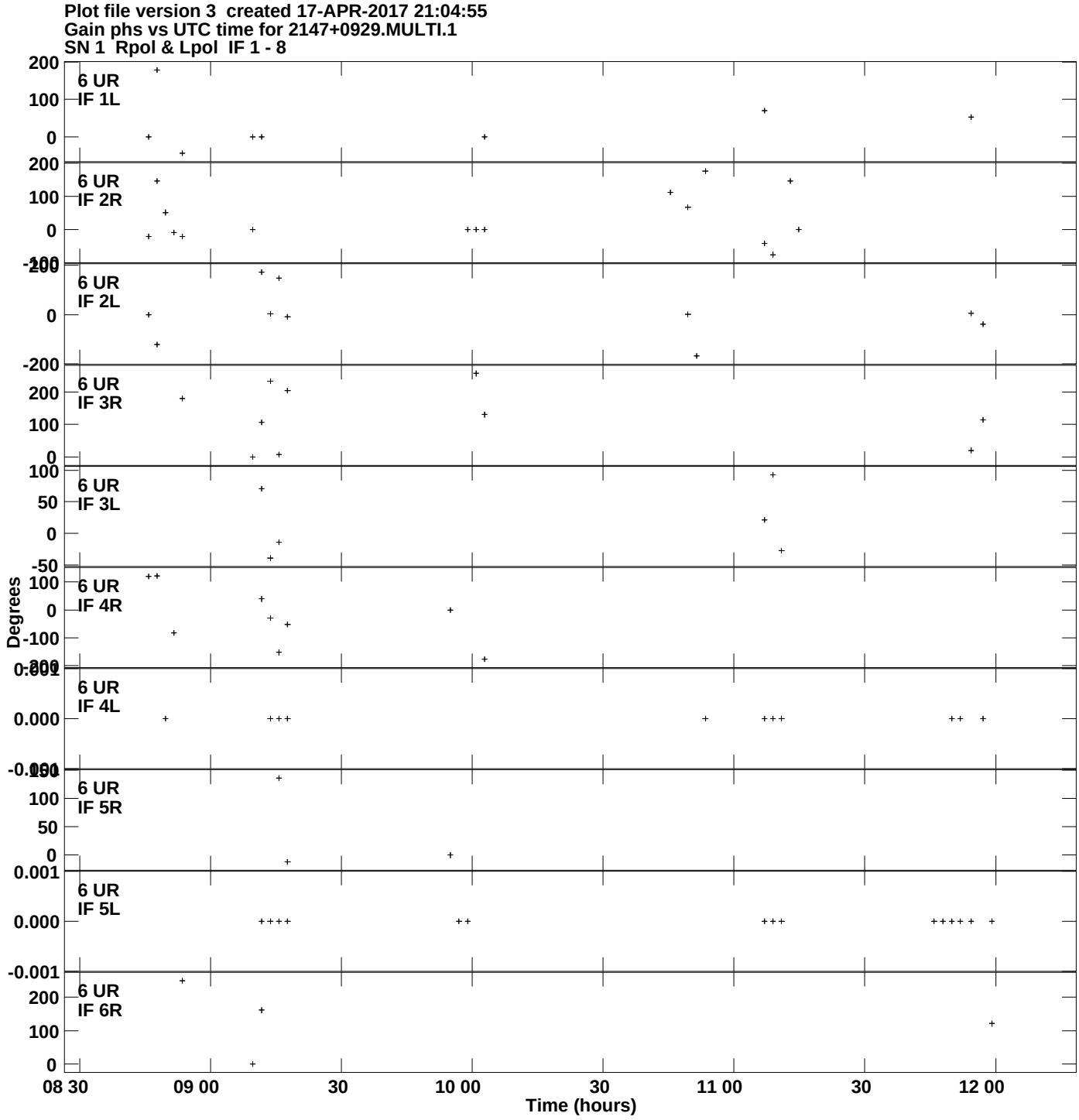
Plot file version 3 created 17-APR-2017 21:04:55
Gain phs vs UTC time for 2147+0929.MULTI.1
SN 1 Rpol & Lpol IF 1 - 8
6 UR
IF 1L
6 UR
IF 2R
6 UR
IF 2L
6 UR
IF 3R
6 UR
IF 3L
6 UR
IF 4R
6 UR
IF 4L
6 UR
IF 5R
6 UR
IF 5L
6 UR
IF 6R
Degrees
Time (hours)
08 30
09 00
30
10 00
30
11 00
30
12 00

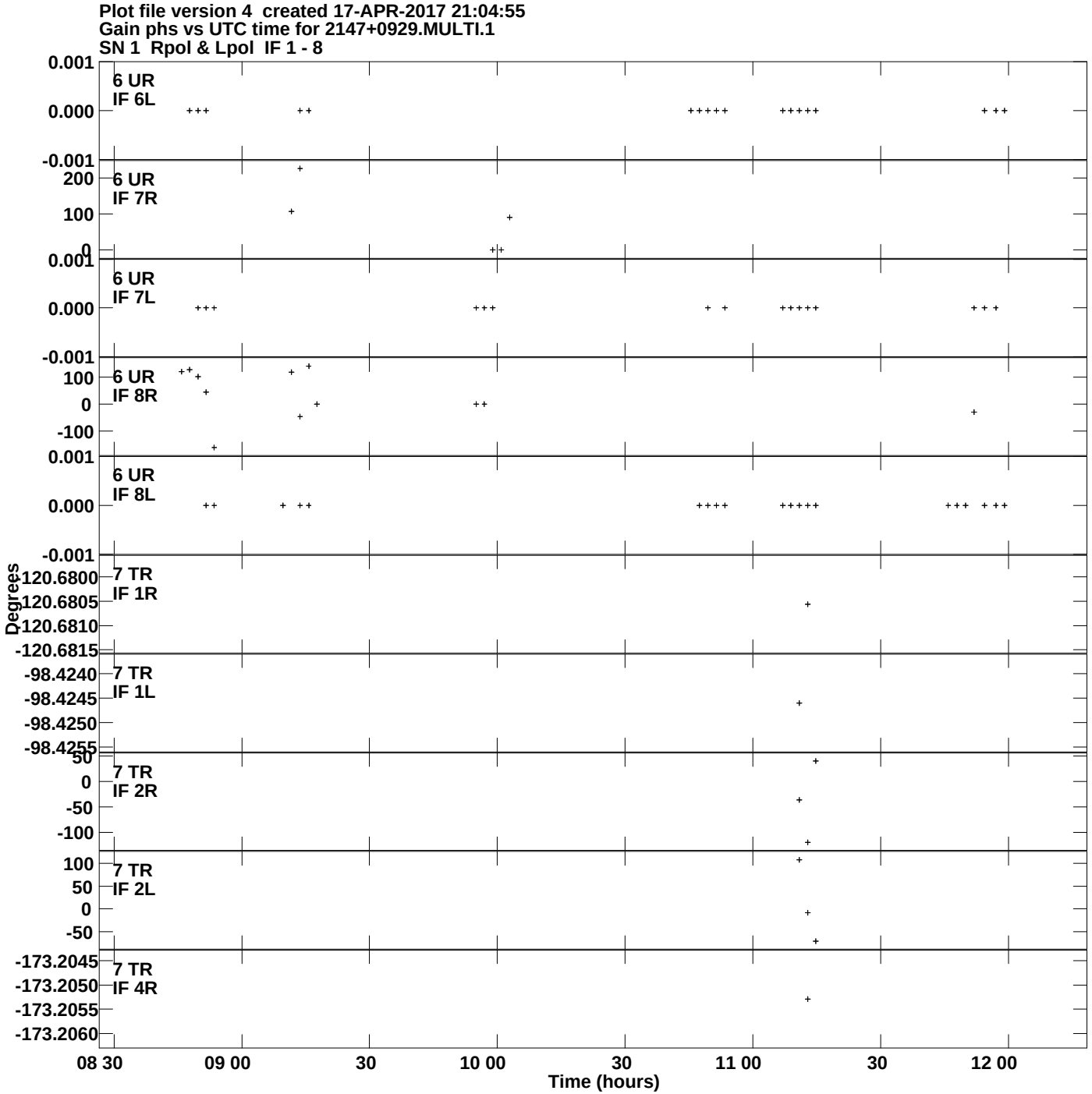
Plot file version 4 created 17-APR-2017 21:04:55
Gain phs vs UTC time for 2147+0929.MULTI.1
SN 1 Rpol & Lpol IF 1 - 8
6 UR IF 6L
6 UR IF 7R
6 UR IF 7L
6 UR IF 8R
6 UR IF 8L
7 TR IF 1R
7 TR IF 1L
7 TR IF 2R
7 TR IF 2L
7 TR IF 4R
Degrees
Time (hours)
08 30
09 00
30
10 00
30
11 00
30
12 00

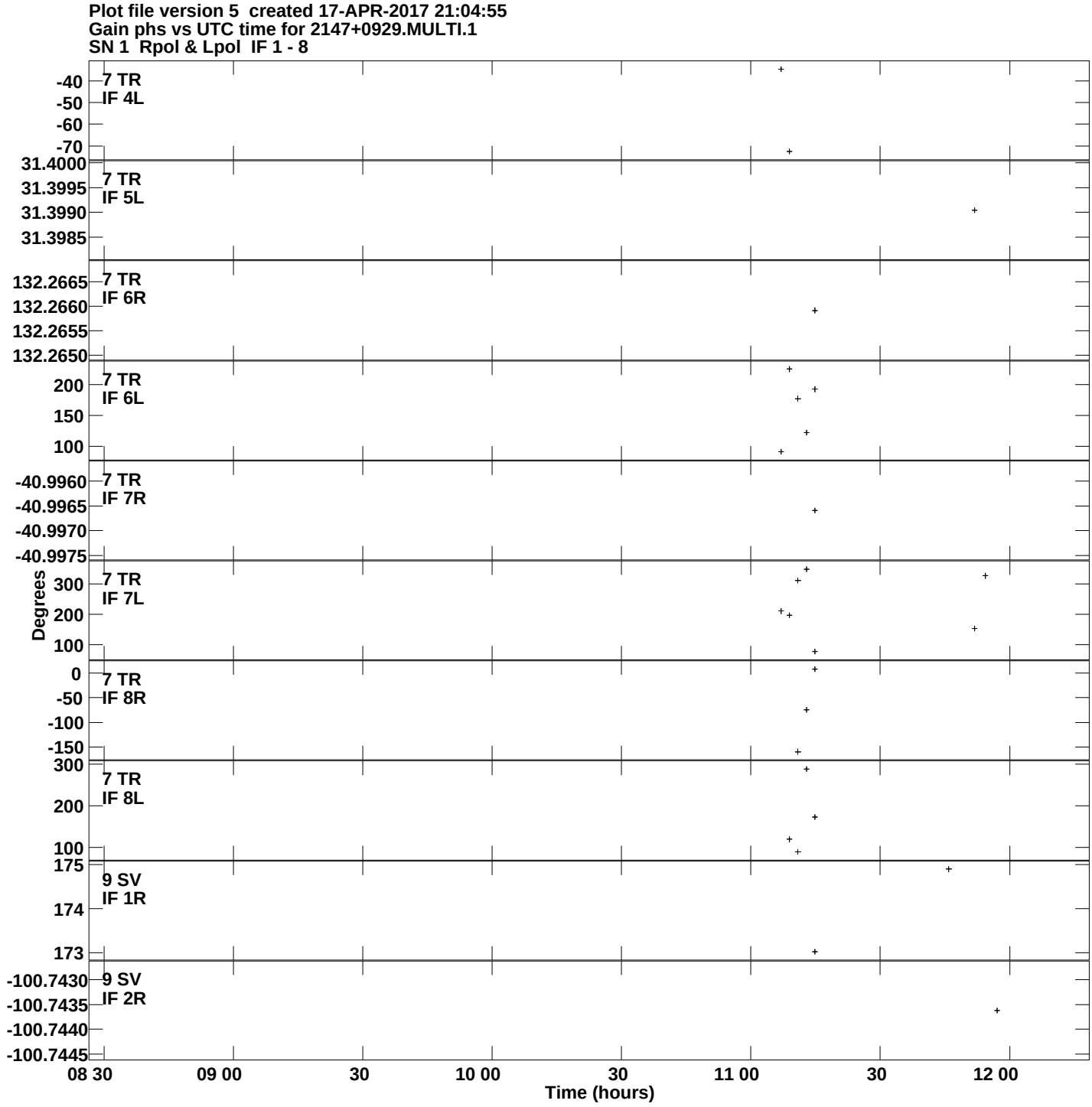
Plot file version 5 created 17-APR-2017 21:04:55
Gain phs vs UTC time for 2147+0929.MULTI.1
SN 1 Rpol & Lpol IF 1 - 8
7 TR
IF 4L
-40
-50
-60
-70
7 TR
IF 5L
31.4000
31.3995
31.3990
31.3985
7 TR
IF 6R
132.2665
132.2660
132.2655
132.2650
7 TR
IF 6L
200
150
100
7 TR
IF 7R
-40.9960
-40.9965
-40.9970
-40.9975
7 TR
IF 7L
300
200
100
Degrees
7 TR
IF 8R
0
-50
-100
-150
7 TR
IF 8L
300
200
100
9 SV
IF 1R
175
174
173
9 SV
IF 2R
-100.7430
-100.7435
-100.7440
-100.7445
08 30
09 00
30
10 00
30
11 00
30
12 00
Time (hours)

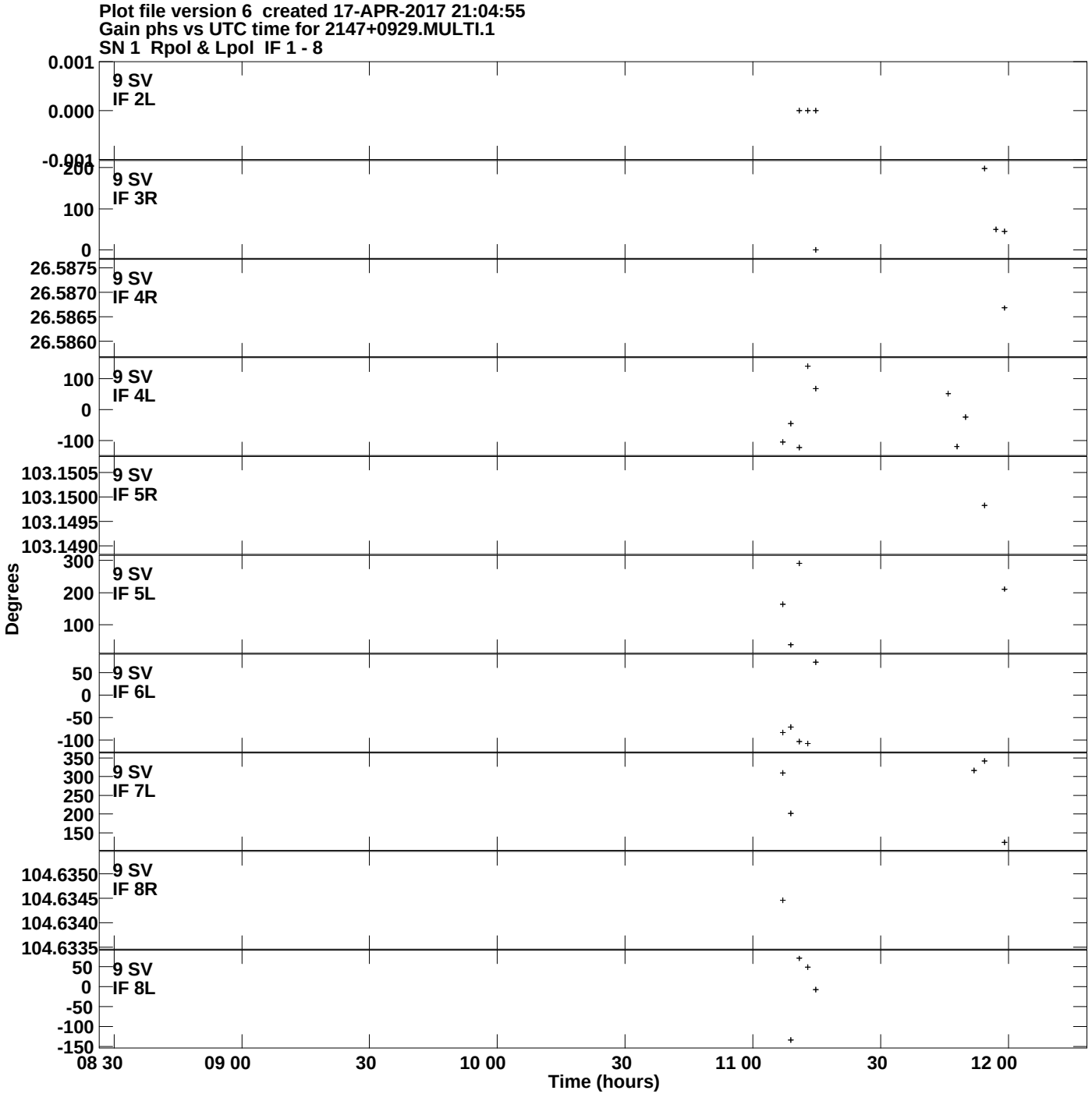
Plot file version 6 created 17-APR-2017 21:04:55
Gain phs vs UTC time for 2147+0929.MULTI.1
SN 1 Rpol & Lpol IF 1 - 8
9 SV
IF 2L
9 SV
IF 3R
9 SV
IF 4R
9 SV
IF 4L
9 SV
IF 5R
9 SV
IF 5L
9 SV
IF 6L
9 SV
IF 7L
9 SV
IF 8R
9 SV
IF 8L
Degrees
08 30
09 00
30
10 00
30
11 00
30
12 00
Time (hours)

Plot file version 7 created 17-APR-2017 21:04:55
Gain phs vs UTC time for 2147+0929.MULTI.1
SN 1 Rpol & Lpol IF 1 - 8

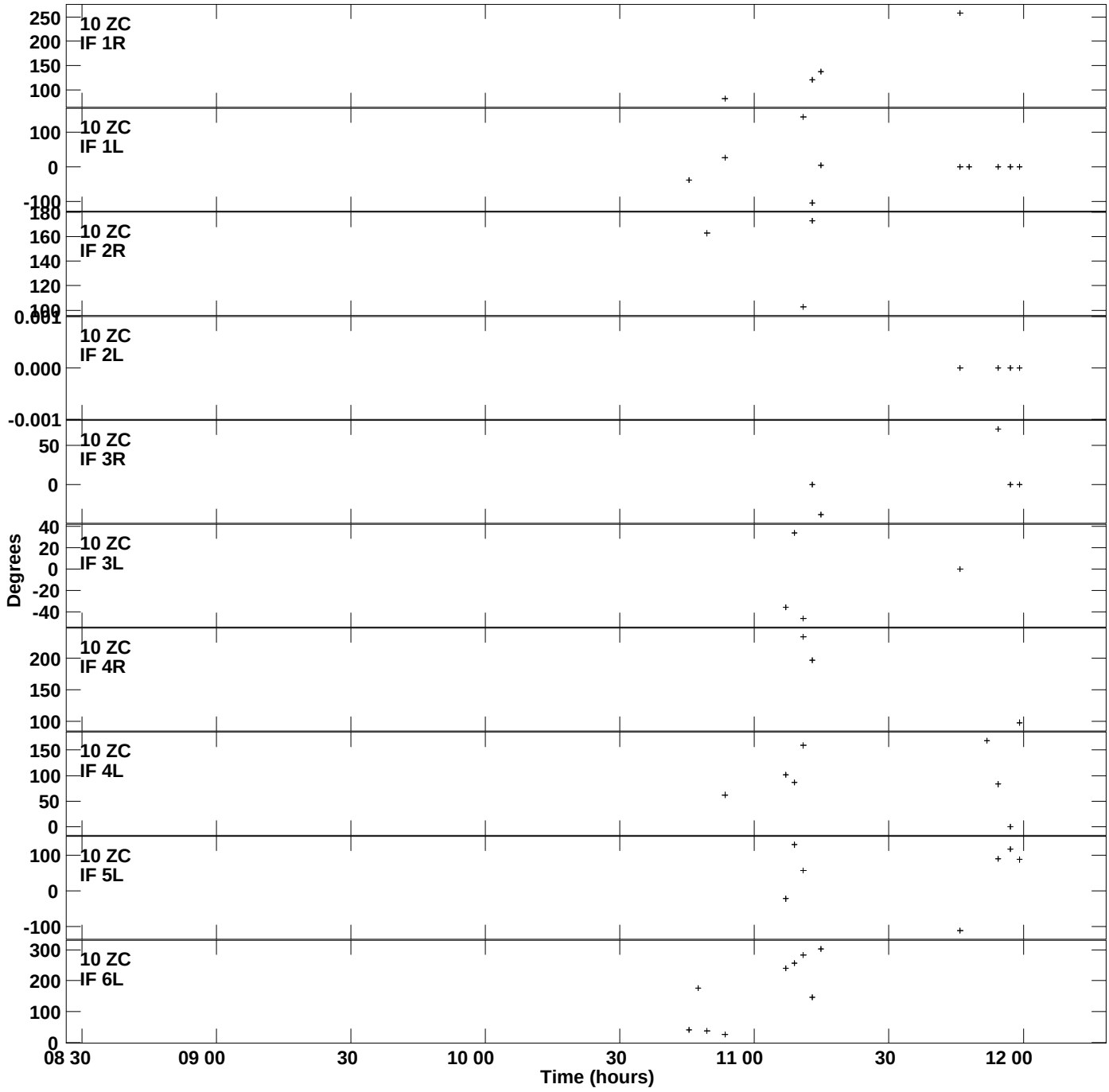

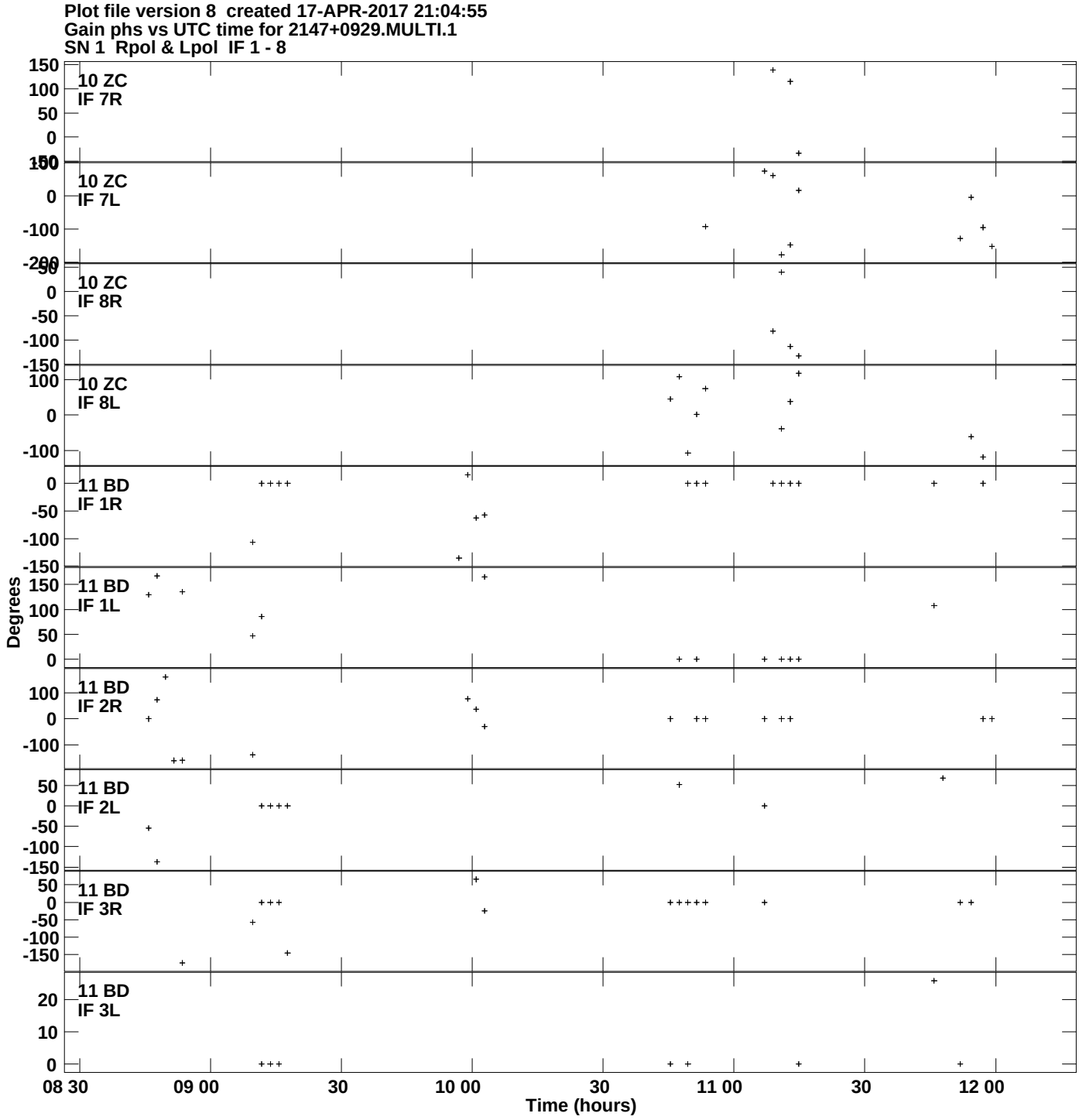
Plot file version 8 created 17-APR-2017 21:04:55
Gain phs vs UTC time for 2147+0929.MULTI.1
SN 1 Rpol & Lpol IF 1 - 8
10 ZC
IF 7R
10 ZC
IF 7L
10 ZC
IF 8R
10 ZC
IF 8L
11 BD
IF 1R
11 BD
IF 1L
11 BD
IF 2R
11 BD
IF 2L
11 BD
IF 3R
11 BD
IF 3L
Degrees
08 30
09 00
30
10 00
30
11 00
30
12 00
Time (hours)

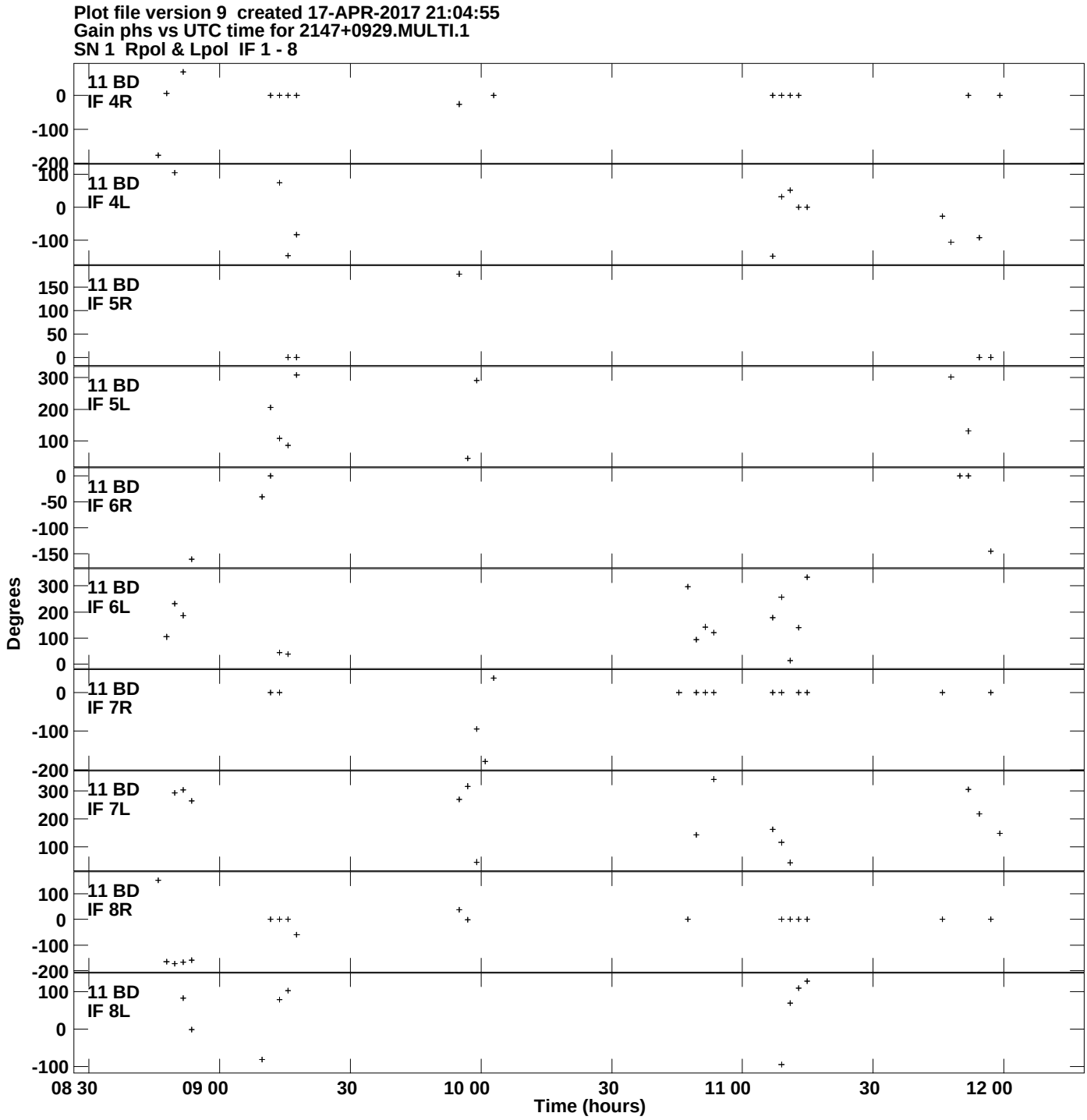
Plot file version 9 created 17-APR-2017 21:04:55
Gain phs vs UTC time for 2147+0929.MULTI.1
SN 1 Rpol & Lpol IF 1 - 8
11 BD
IF 4R
11 BD
IF 4L
11 BD
IF 5R
11 BD
IF 5L
11 BD
IF 6R
11 BD
IF 6L
11 BD
IF 7R
11 BD
IF 7L
11 BD
IF 8R
11 BD
IF 8L
Degrees
08 30
09 00
30
10 00
30
11 00
30
12 00
Time (hours)

Plot file version 10 created 17-APR-2017 21:04:55
Gain phs vs UTC time for 2147+0929.MULTI.1
SN 1 Rpol & Lpol IF 1 - 8

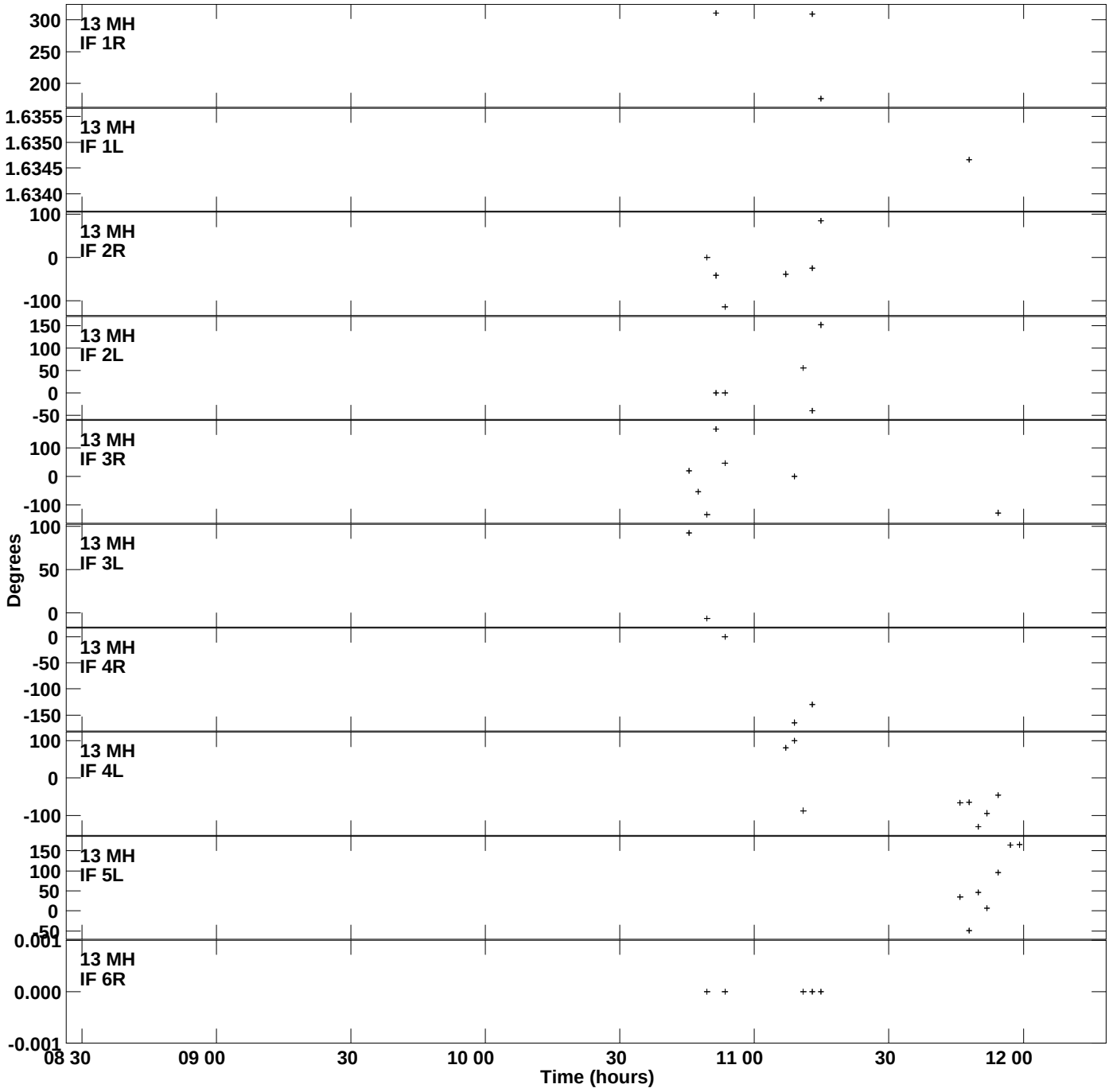

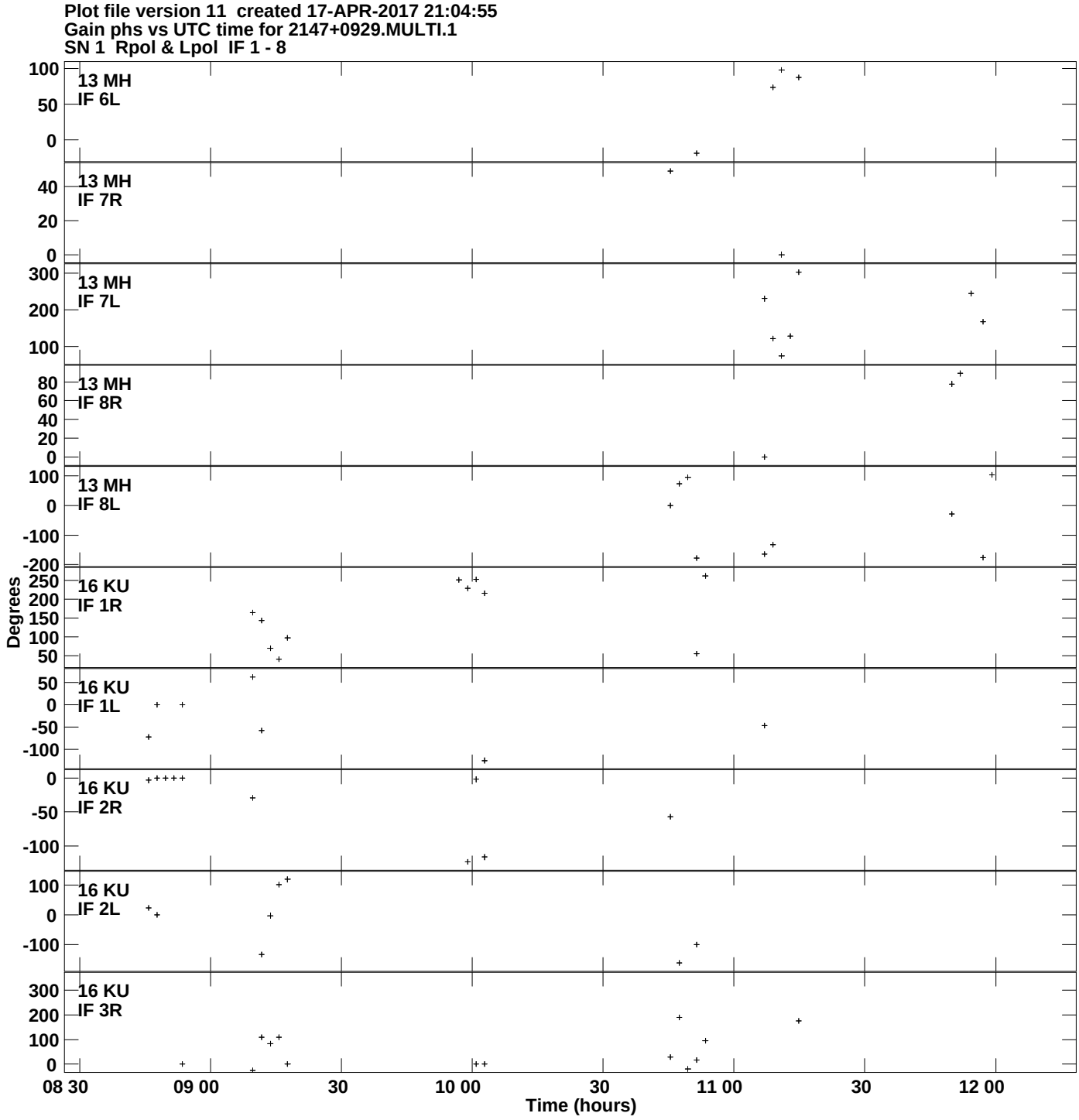
Plot file version 11 created 17-APR-2017 21:04:55
Gain phs vs UTC time for 2147+0929.MULTI.1
SN 1 Rpol & Lpol IF 1 - 8
13 MH
IF 6L
13 MH
IF 7R
13 MH
IF 7L
13 MH
IF 8R
13 MH
IF 8L
16 KU
IF 1R
16 KU
IF 1L
16 KU
IF 2R
16 KU
IF 2L
16 KU
IF 3R
Degrees
08 30
09 00
30
10 00
30
11 00
30
12 00
Time (hours)

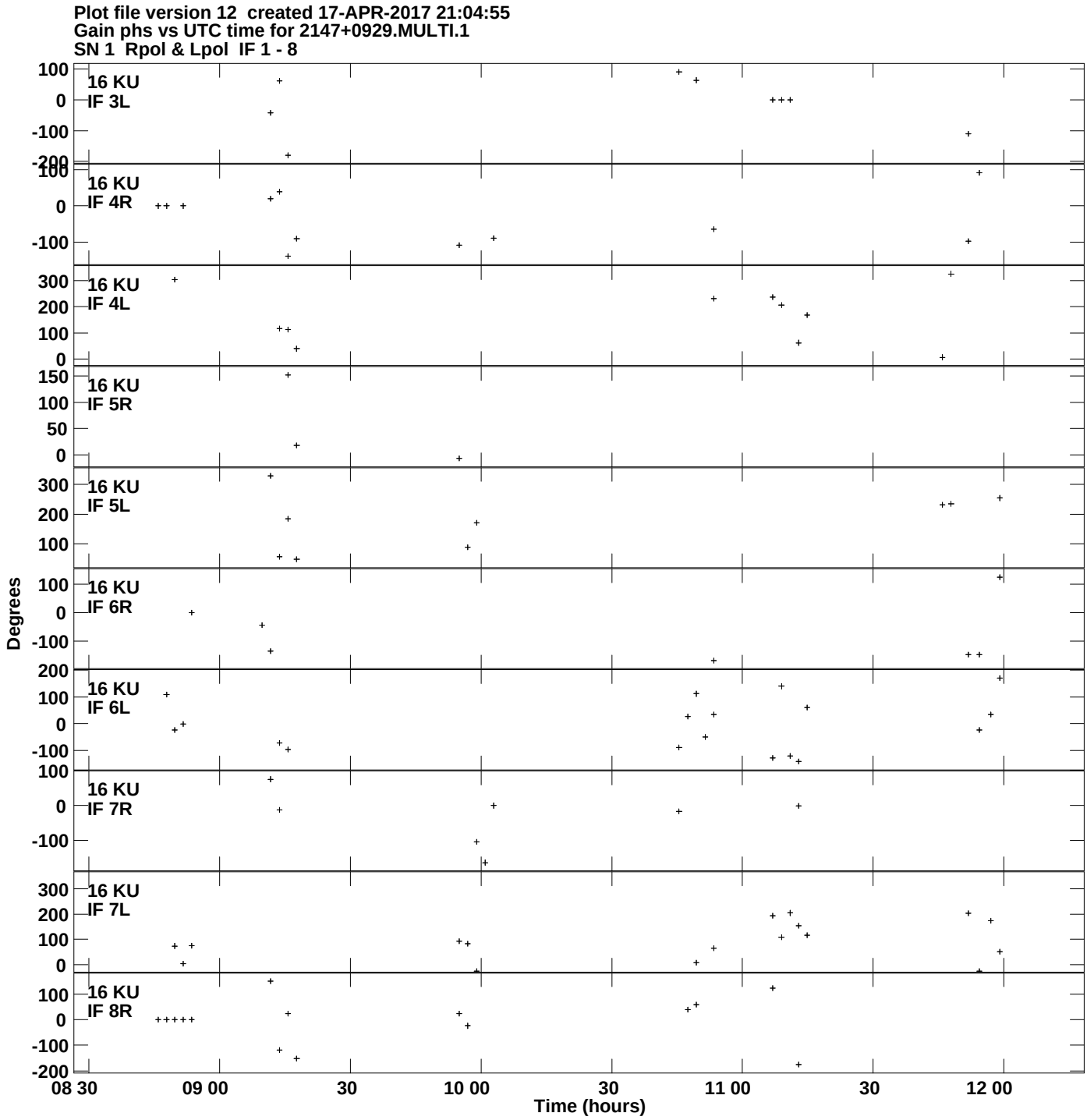
Plot file version 12 created 17-APR-2017 21:04:55
Gain phs vs UTC time for 2147+0929.MULTI.1
SN 1 Rpol & Lpol IF 1 - 8
16 KU
IF 3L
16 KU
IF 4R
16 KU
IF 4L
16 KU
IF 5R
16 KU
IF 5L
16 KU
IF 6R
16 KU
IF 6L
16 KU
IF 7R
16 KU
IF 7L
16 KU
IF 8R
Degrees
Time (hours)
08 30
09 00
30
10 00
30
11 00
30
12 00

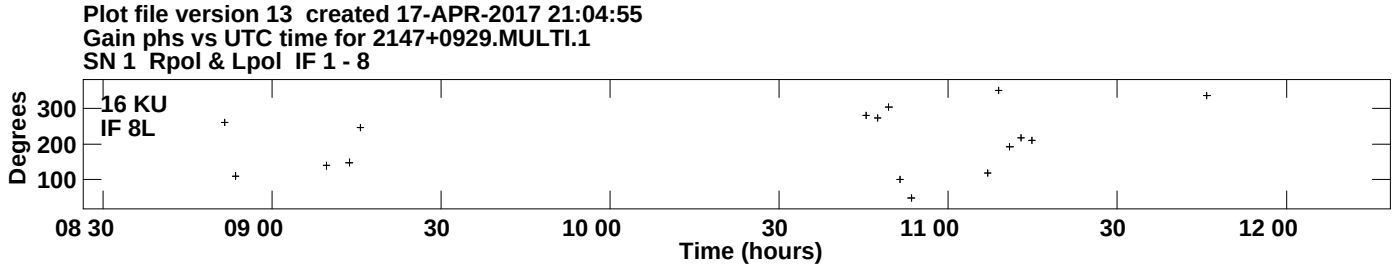
Plot file version 13 created 17-APR-2017 21:04:55
Gain phs vs UTC time for 2147+0929.MULTI.1
SN 1 Rpol & Lpol IF 1 - 8
16 KU
IF 8L
Degrees
300
200
100
08 30
09 00
30
10 00
30
11 00
30
12 00
Time (hours)