Plot file version 1 created 20-JUL-2017 19:56:57
3C345 EP101C.UVDATA.1
Freq = 43.1227 GHz, Bw = 16.000 MH No calibration applied and no bandpass applied

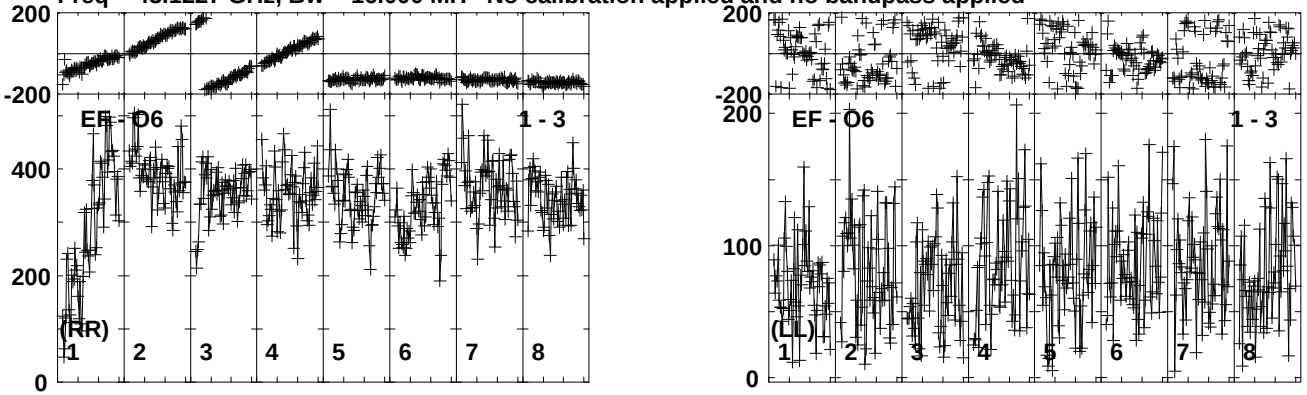

Lower frame: Micro Ampl Jy Top frame: Phas deg
Vector averaged cross-power spectrum Baseline: EF (01) - O6 (03)
Timerange: 00/03:15:00 to 00/03:22:30

Plot file version 2 created 20-JUL-2017 19:56:58
J1821-0502 EP101C.UVDATA.1
Freq = 43.1227 GHz, Bw = 16.000 MH No calibration applied and no bandpass applied

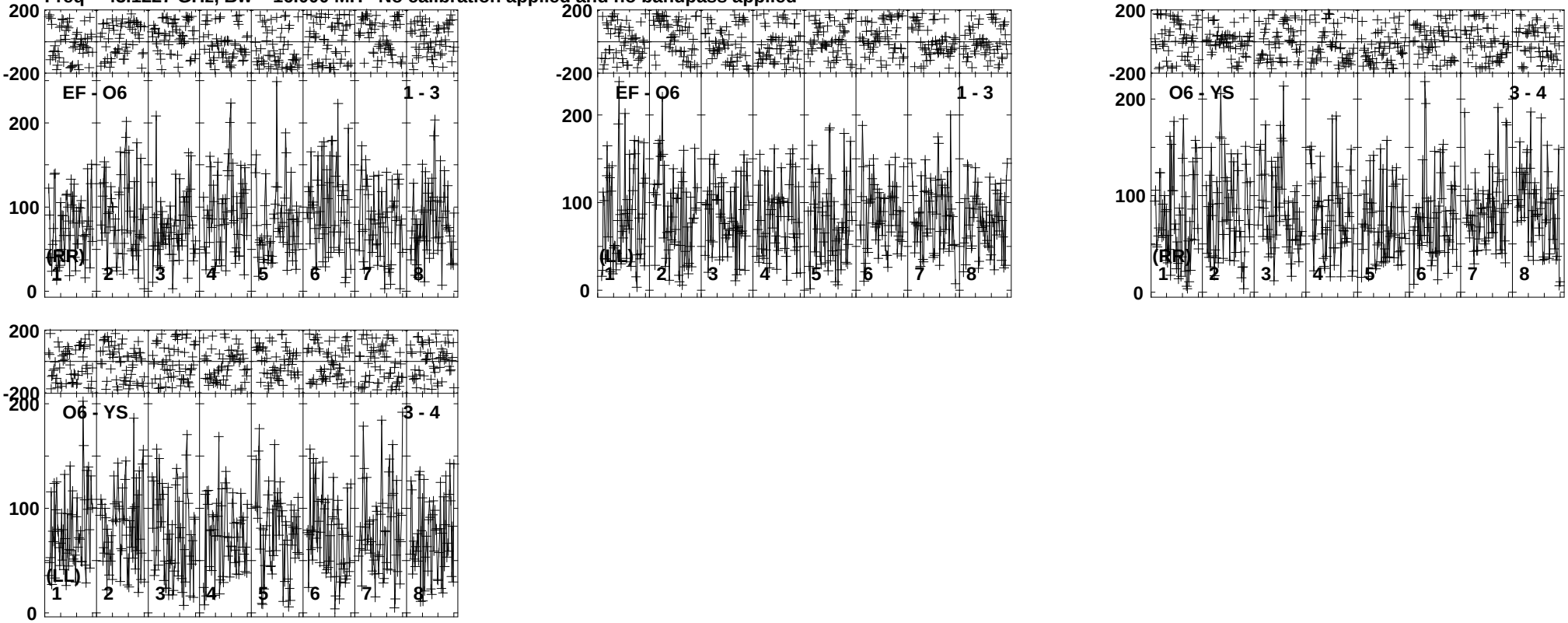

Lower frame: Micro Ampl Jy Top frame: Phas deg
Vector averaged cross-power spectrum Baseline: EF (01) - O6 (03)
Timerange: 00/03:23:30 to 00/03:31:30

Plot file version 3 created 20-JUL-2017 19:56:59
CAL1049 EP101C.UVDATA.1
Freq = 43.1227 GHz, Bw = 16.000 MH No calibration applied and no bandpass applied

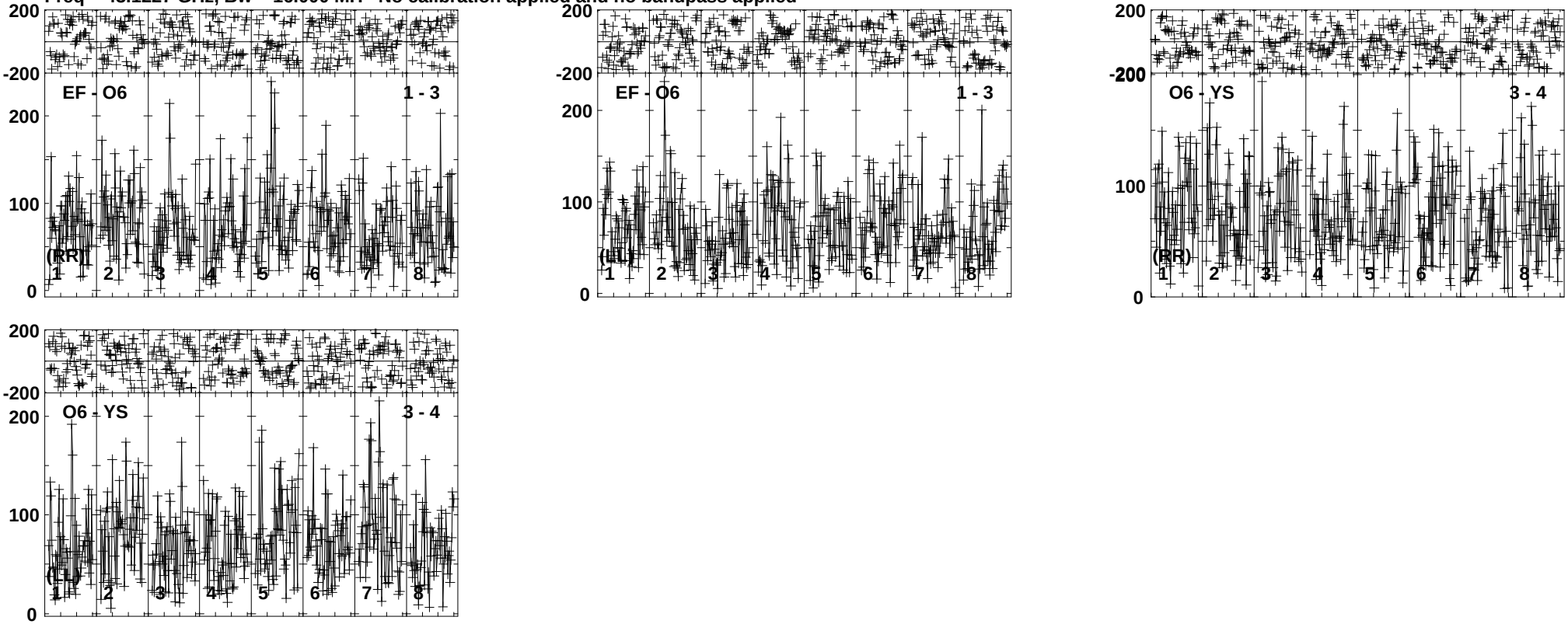

Lower frame: Micro Ampl Jy Top frame: Phas deg
Vector averaged cross-power spectrum Baseline: EF (01) - O6 (03)
Timerange: 00/03:31:53 to 00/03:39:00

Plot file version 4 created 20-JUL-2017 19:57:01
CAL1096 EP101C.UVDATA.1
Freq = 43.1227 GHz, Bw = 16.000 MH No calibration applied and no bandpass applied

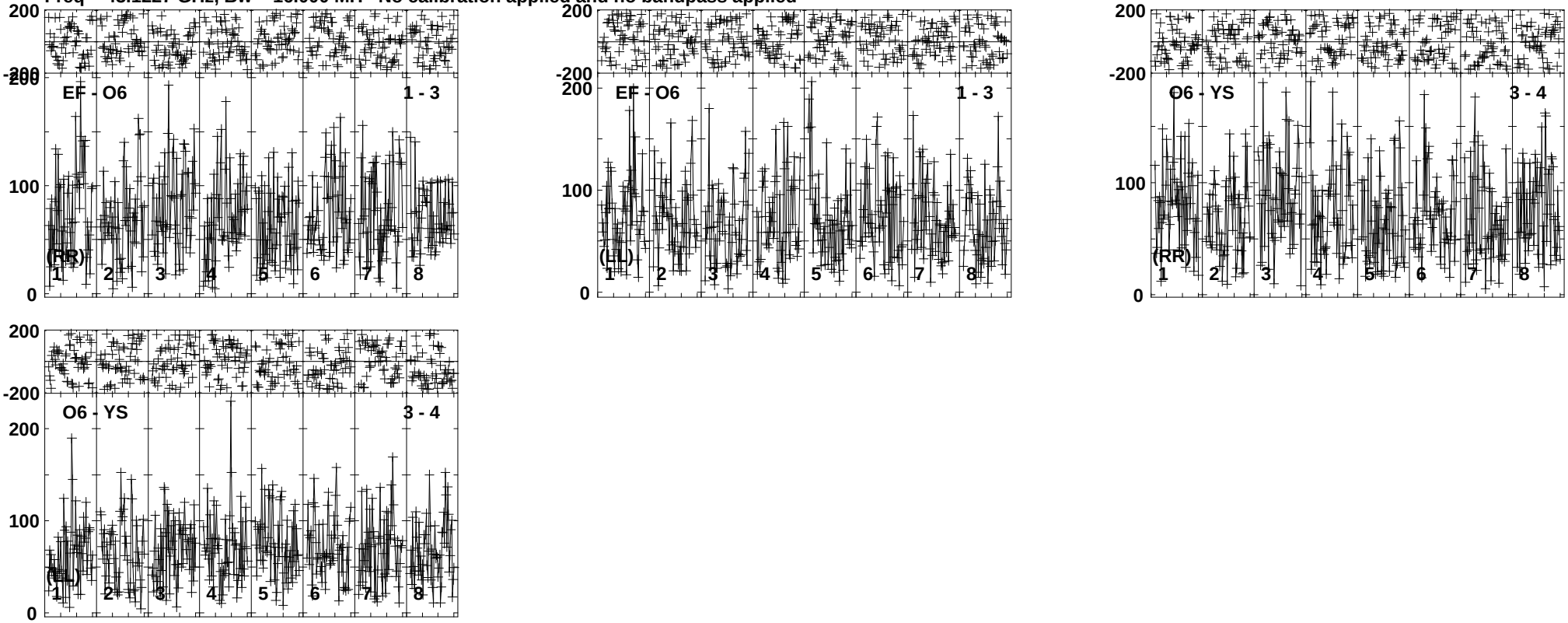

Lower frame: Micro Ampl Jy Top frame: Phas deg
Vector averaged cross-power spectrum Baseline: EF (01) - O6 (03)
Timerange: 00/03:39:08 to 00/03:46:10

Plot file version 5 created 20-JUL-2017 19:57:02
CAL1128 EP101C.UVDATA.1
Freq = 43.1227 GHz, Bw = 16.000 MH No calibration applied and no bandpass applied

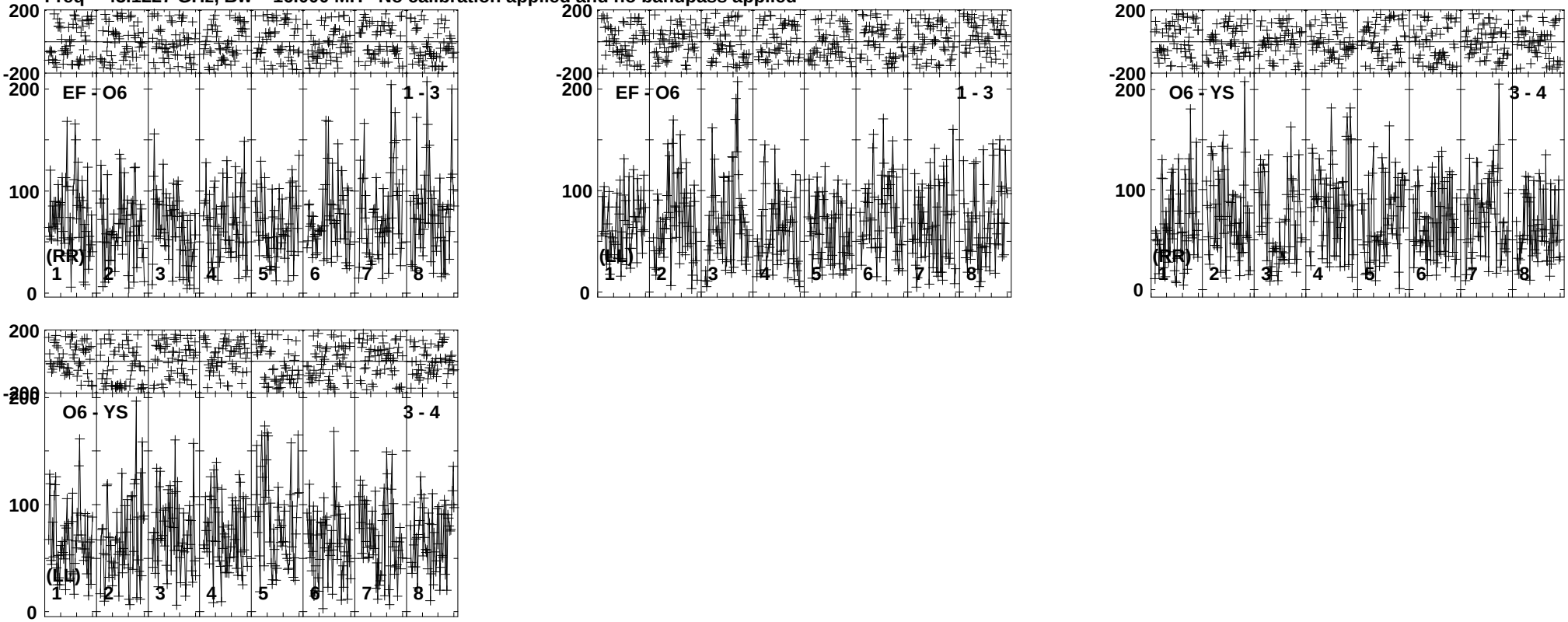

Lower frame: Micro Ampl Jy Top frame: Phas deg
Vector averaged cross-power spectrum Baseline: EF (01) - O6 (03)
Timerange: 00/03:46:31 to 00/03:53:40

Plot file version 6 created 20-JUL-2017 19:57:04
CAL1144 EP101C.UVDATA.1
Freq = 43.1227 GHz, Bw = 16.000 MH No calibration applied and no bandpass applied

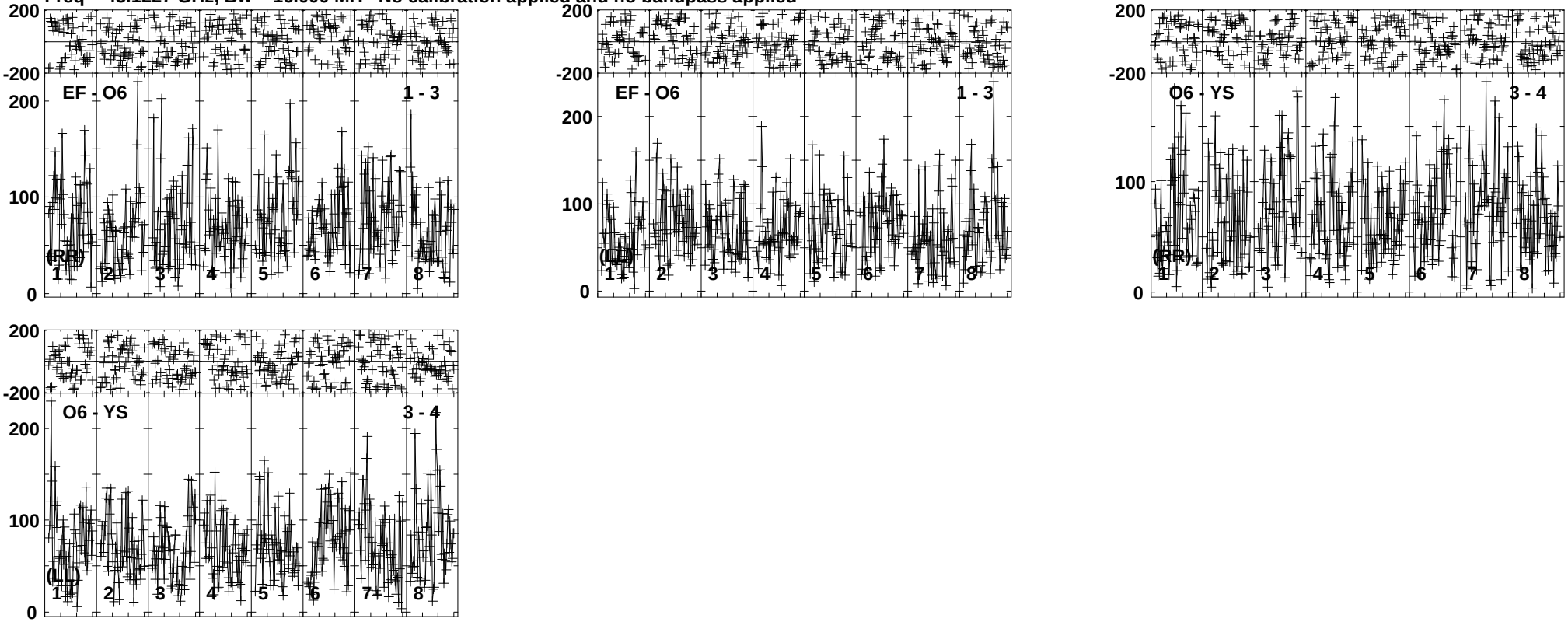

Lower frame: Micro Ampl Jy Top frame: Phas deg
Vector averaged cross-power spectrum Baseline: EF (01) - O6 (03)
Timerange: 00/03:53:48 to 00/04:00:50

Plot file version 7 created 20-JUL-2017 19:57:06
J1902-0458 EP101C.UVDATA.1
Freq = 43.1227 GHz, Bw = 16.000 MH No calibration applied and no bandpass applied

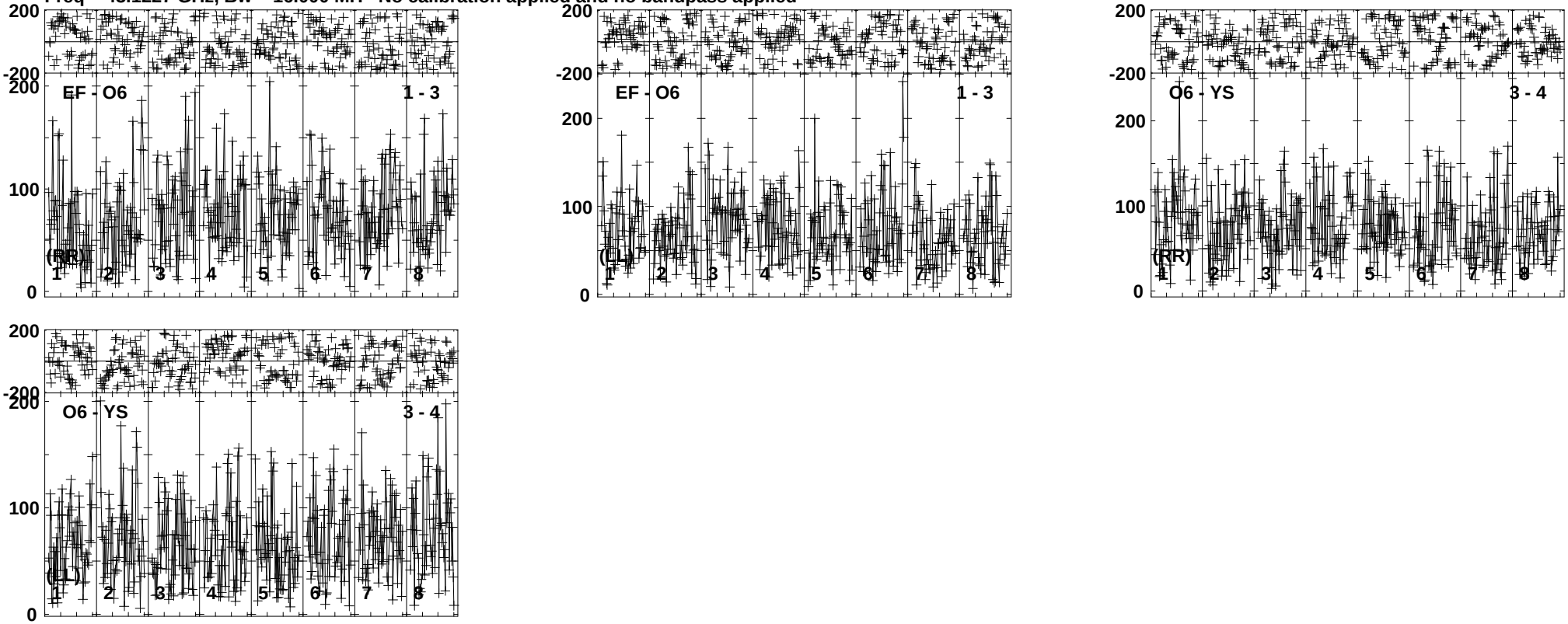

Lower frame: Micro Ampl Jy Top frame: Phas deg
Vector averaged cross-power spectrum Baseline: EF (01) - O6 (03)
Timerange: 00/04:01:13 to 00/04:08:20

Plot file version 8 created 20-JUL-2017 19:57:07
J1858+0313 EP101C.UVDATA.1
Freq = 43.1227 GHz, Bw = 16.000 MH No calibration applied and no bandpass applied

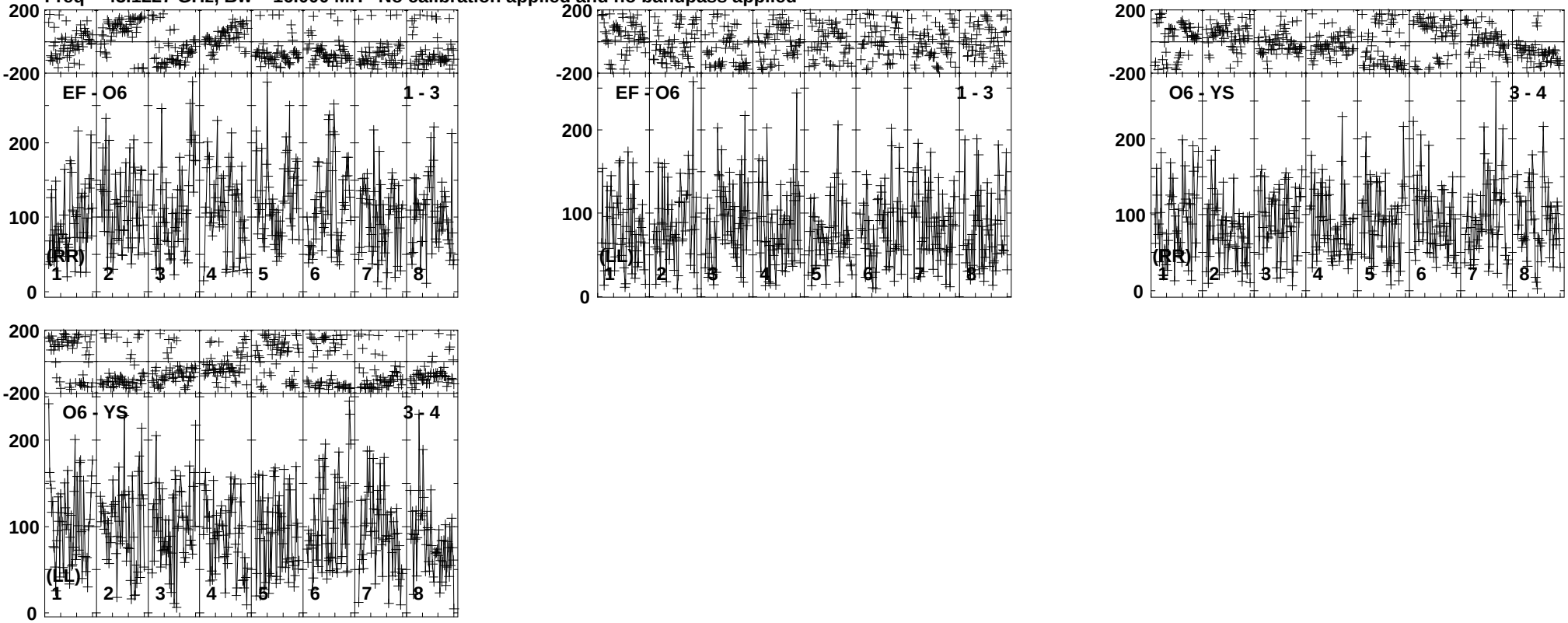

Lower frame: Micro Ampl Jy Top frame: Phas deg
Vector averaged cross-power spectrum Baseline: EF (01) - O6 (03)
Timerange: 00/04:08:36 to 00/04:15:00