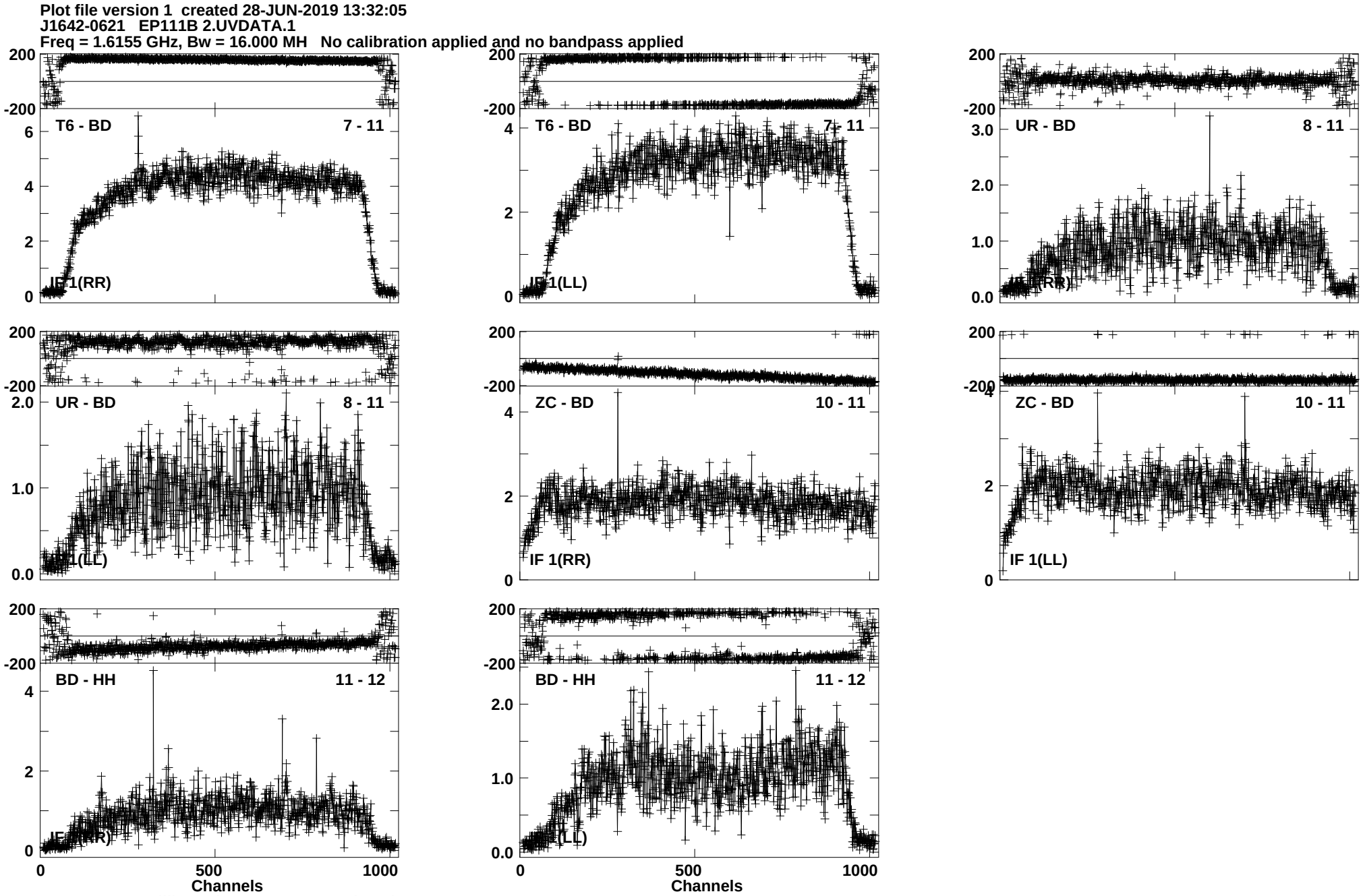
Plot file version 1 created 28-JUN-2019 13:32:05
J1642-0621 EP111B 2.UVDATA.1
Freq = 1.6155 GHz, Bw = 16.000 MH No calibration applied and no bandpass applied
T6 - BD
7 - 11
IF 1(RR)
T6 - BD
7 - 11
IF 1(LL)
UR - BD
8 - 11
(RR)
UR - BD
8 - 11
IF 1(LL)
ZC - BD
10 - 11
IF 1(RR)
ZC - BD
10 - 11
IF 1(LL)
BD - HH
11 - 12
BD - HH
11 - 12
(LL)
Channels
Channels
Lower frame: Milli Ampl Jy Top frame: Phas deg
Vector averaged cross-power spectrum Baseline: T6 (07) - BD (11)
Timerange: 00/07:00:01 to 00/07:03:59

Plot file version 2 created 28-JUN-2019 13:32:06
IRAS16399 EP111B 2.UVDATA.1
Freq = 1.6155 GHz, Bw = 16.000 MH No calibration applied and no bandpass applied

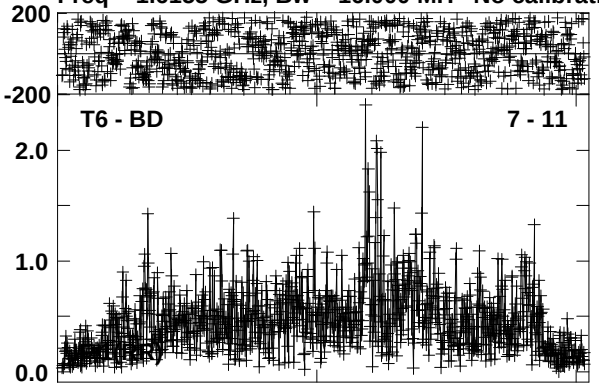

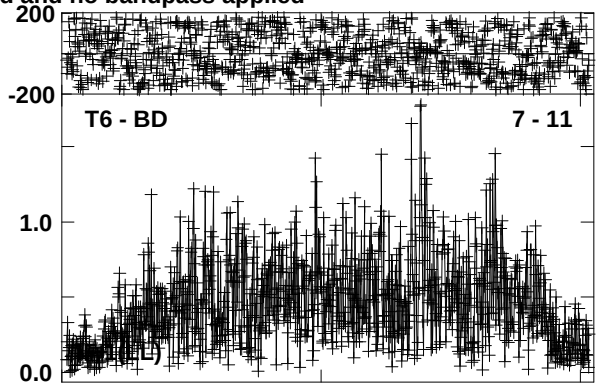

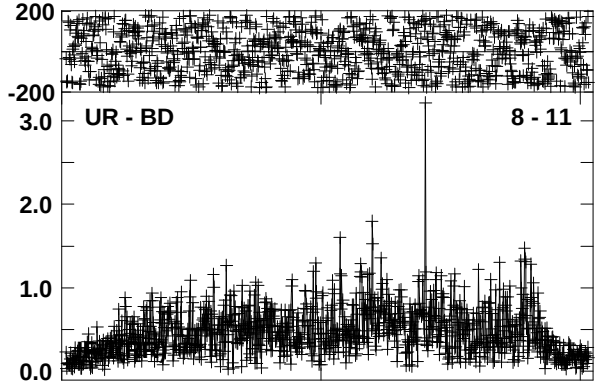

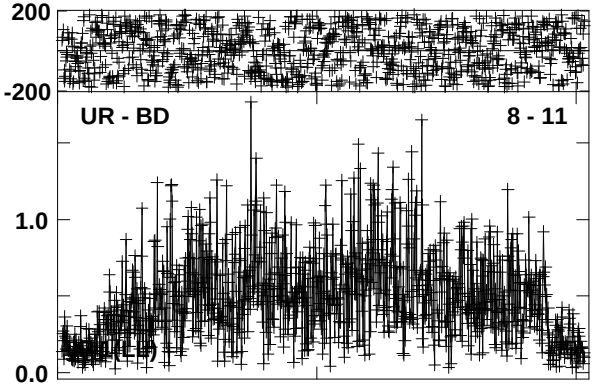

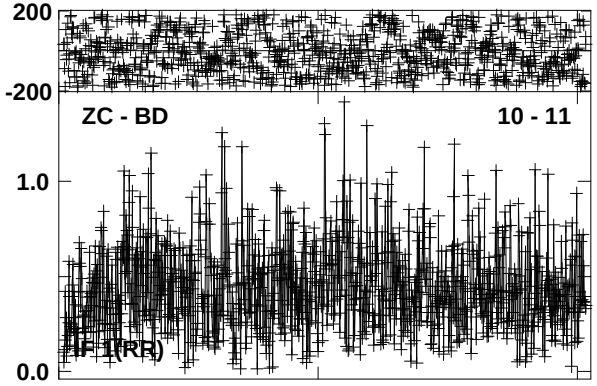

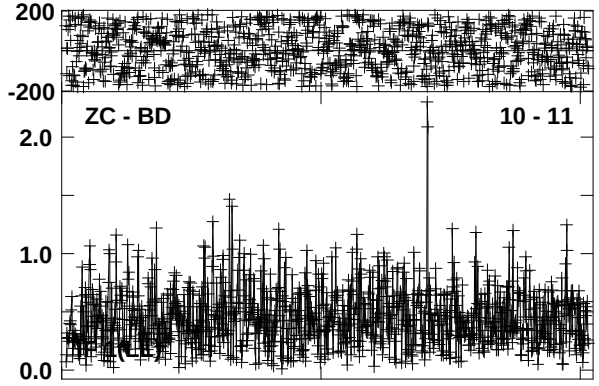

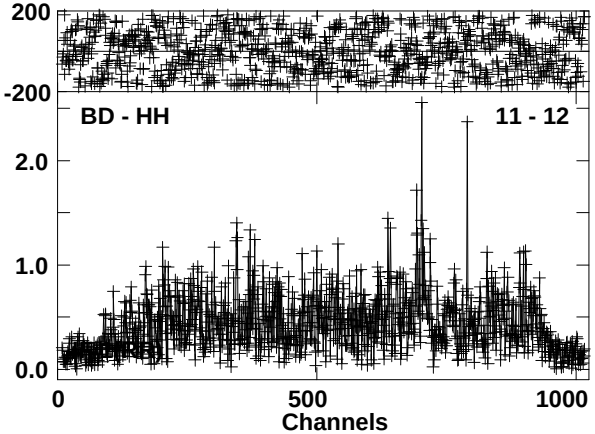

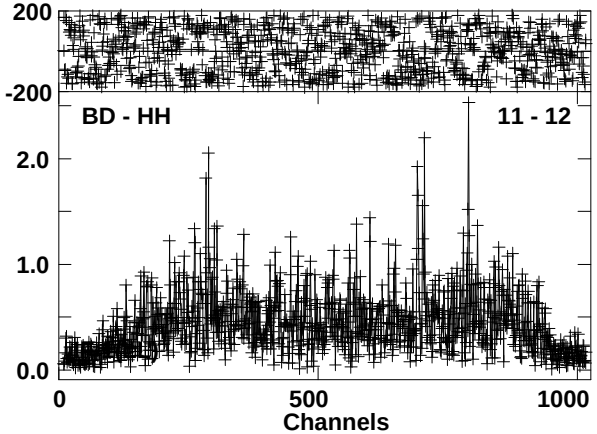

Lower frame: Milli Ampl Jy Top frame: Phas deg
Vector averaged cross-power spectrum Baseline: T6 (07) - BD (11)
Timerange: 00/07:04:01 to 00/07:07:29

Plot file version 3 created 28-JUN-2019 13:32:06
J1642-0621 EP111B 2.UVDATA.1
Freq = 1.6155 GHz, Bw = 16.000 MH No calibration applied and no bandpass applied

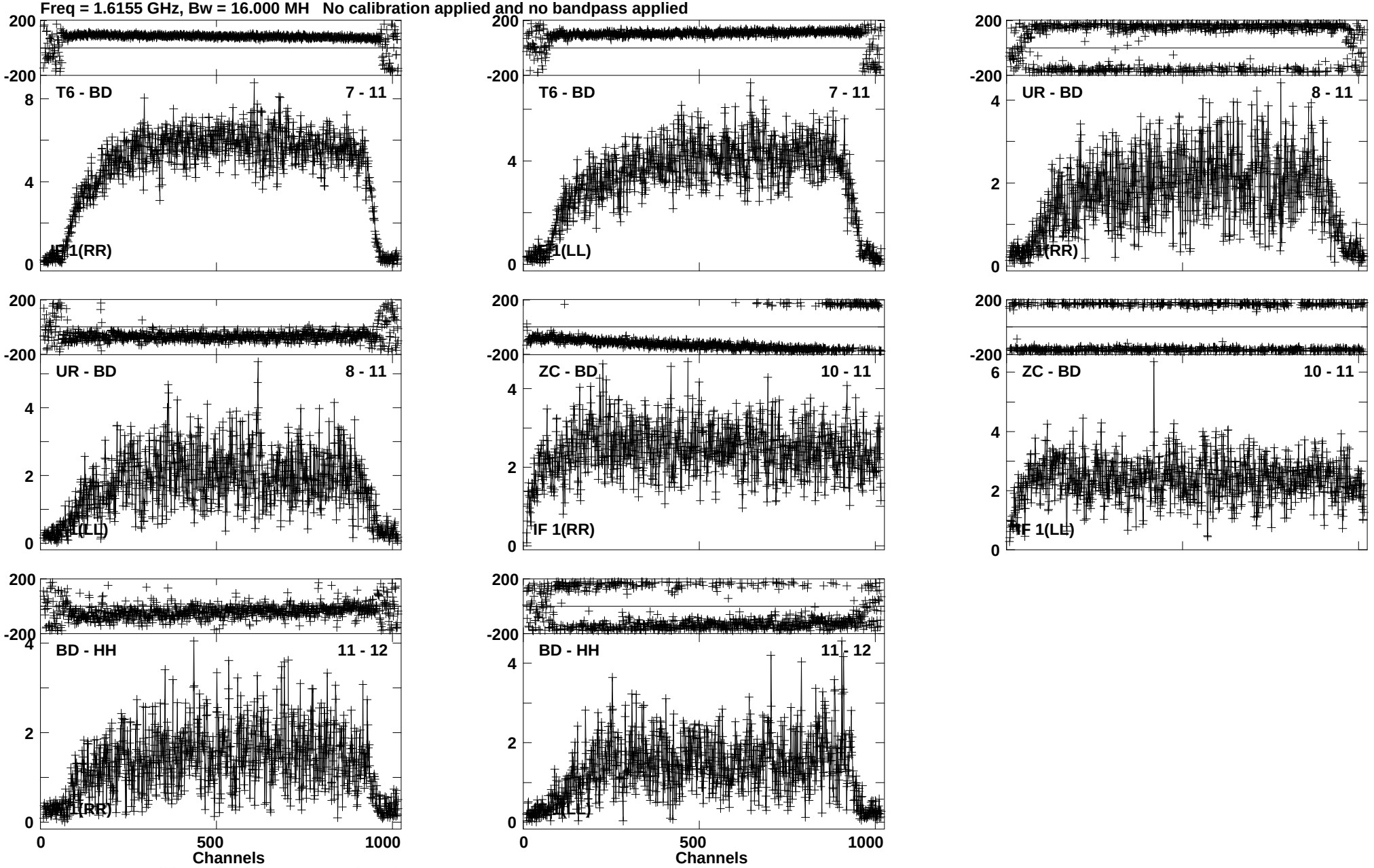

Lower frame: Milli Ampl Jy Top frame: Phas deg
Vector averaged cross-power spectrum Baseline: T6 (07) - BD (11)
Timerange: 00/07:07:33 to 00/07:08:59

Plot file version 4 created 28-JUN-2019 13:32:07
IRAS16399 EP111B 2.UVDATA.1
Freq = 1.6155 GHz, Bw = 16.000 MH No calibration applied and no bandpass applied

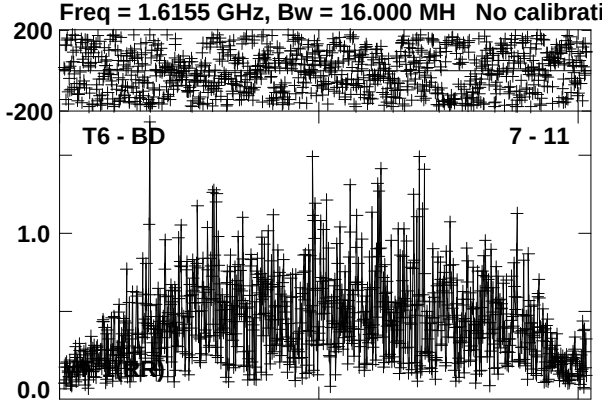

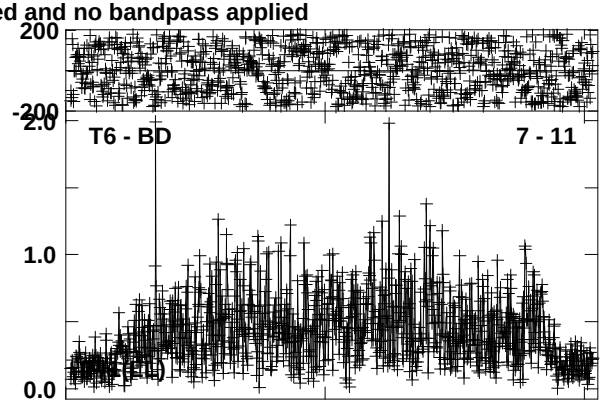

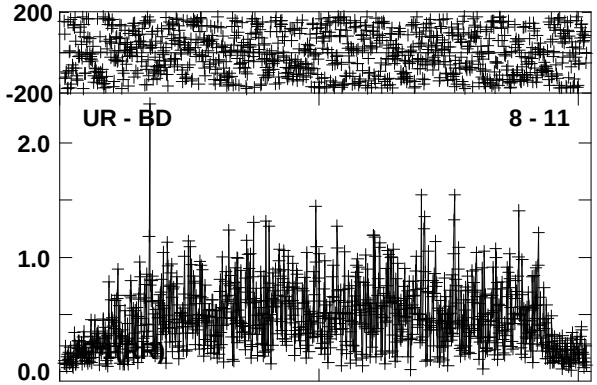

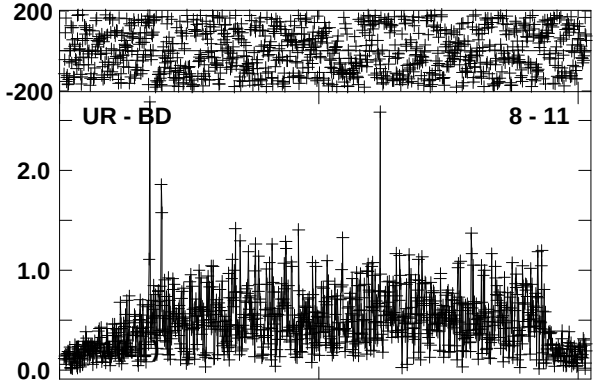

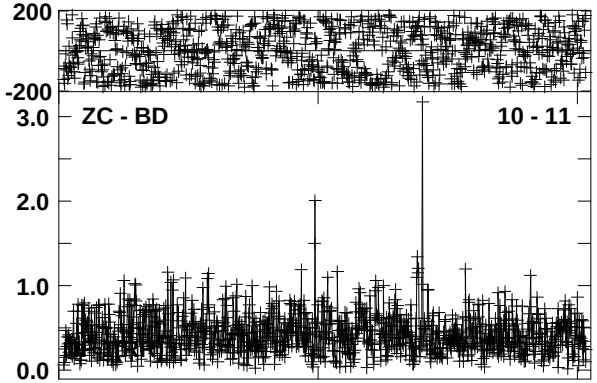

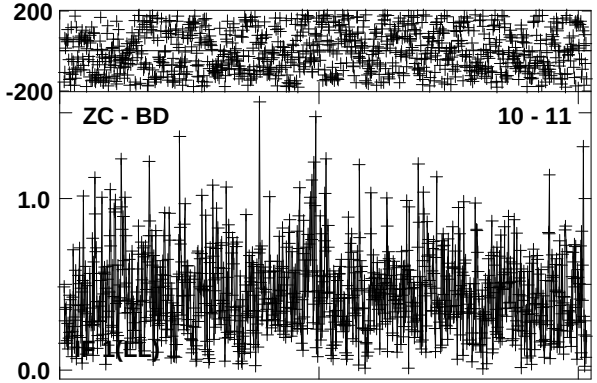

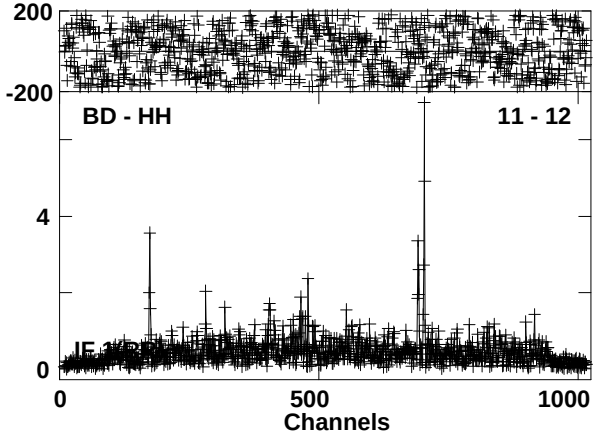

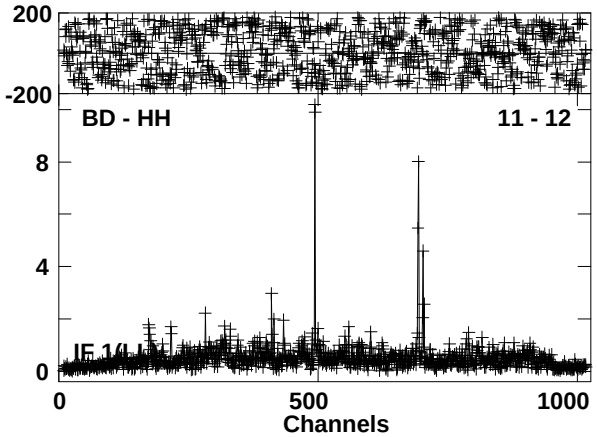

Lower frame: Milli Ampl Jy Top frame: Phas deg
Vector averaged cross-power spectrum Baseline: T6 (07) - BD (11)
Timerange: 00/07:09:03 to 00/07:12:29

Plot file version 5 created 28-JUN-2019 13:32:07
J1642-0621 EP111B 2.UVDATA.1
Freq = 1.6155 GHz, Bw = 16.000 MH No calibration applied and no bandpass applied

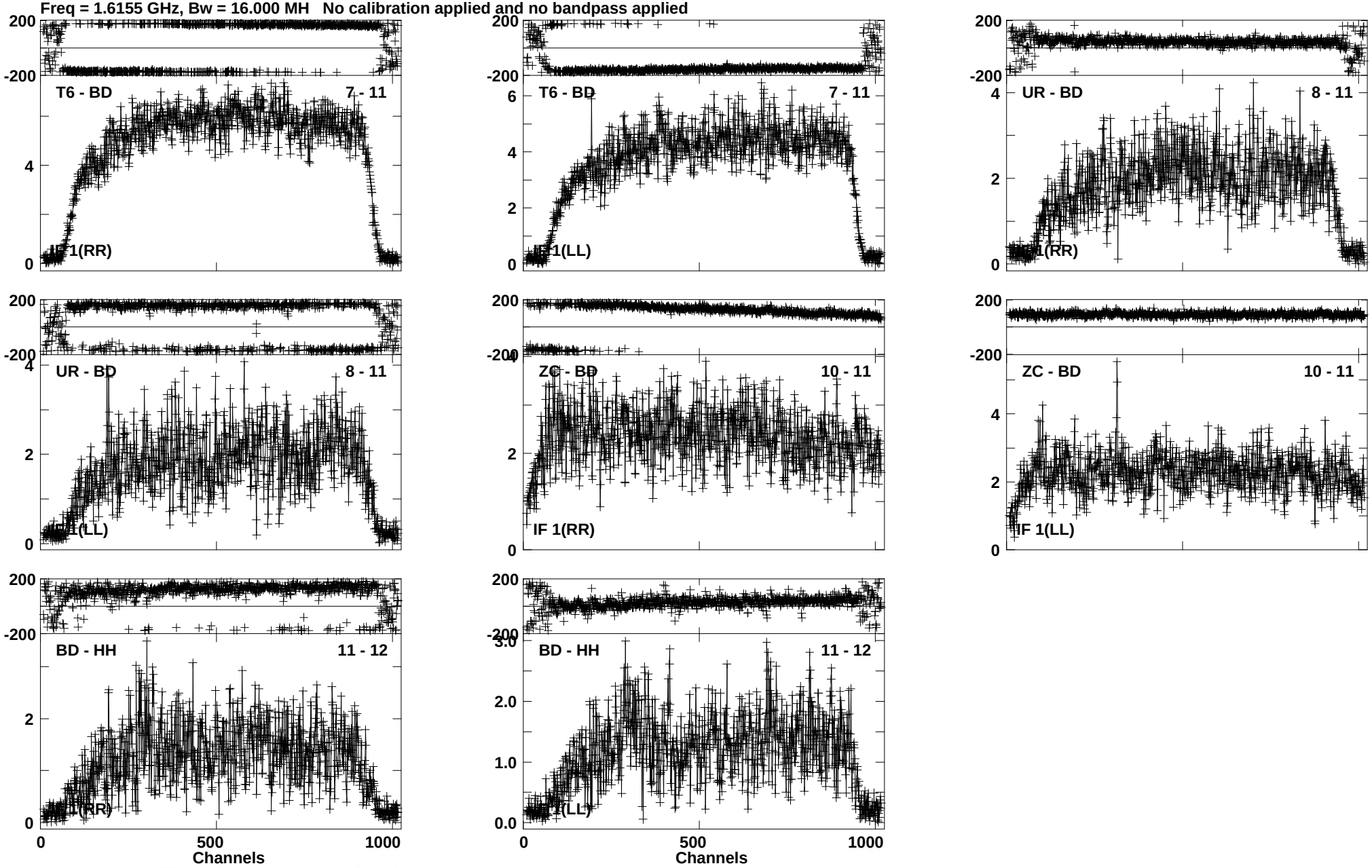

Lower frame: Milli Ampl Jy Top frame: Phas deg
Vector averaged cross-power spectrum Baseline: T6 (07) - BD (11)
Timerange: 00/07:13:18 to 00/07:14:44

Plot file version 6 created 28-JUN-2019 13:32:07
IRAS16399 EP111B 2.UVDATA.1
Freq = 1.6155 GHz, Bw = 16.000 MH No calibration applied and no bandpass applied

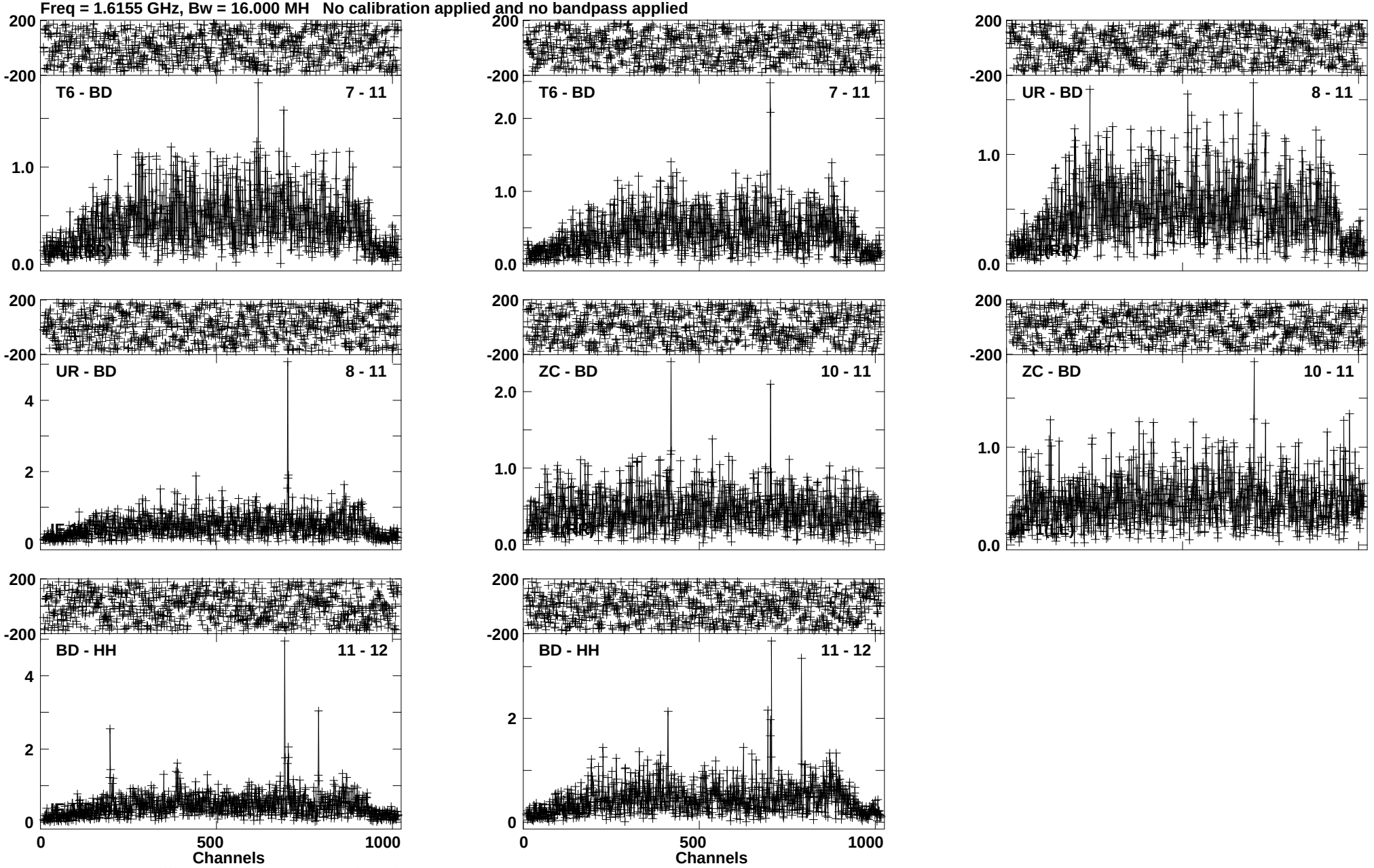

Lower frame: Milli Ampl Jy Top frame: Phas deg
Vector averaged cross-power spectrum Baseline: T6 (07) - BD (11)
Timerange: 00/07:14:46 to 00/07:18:14

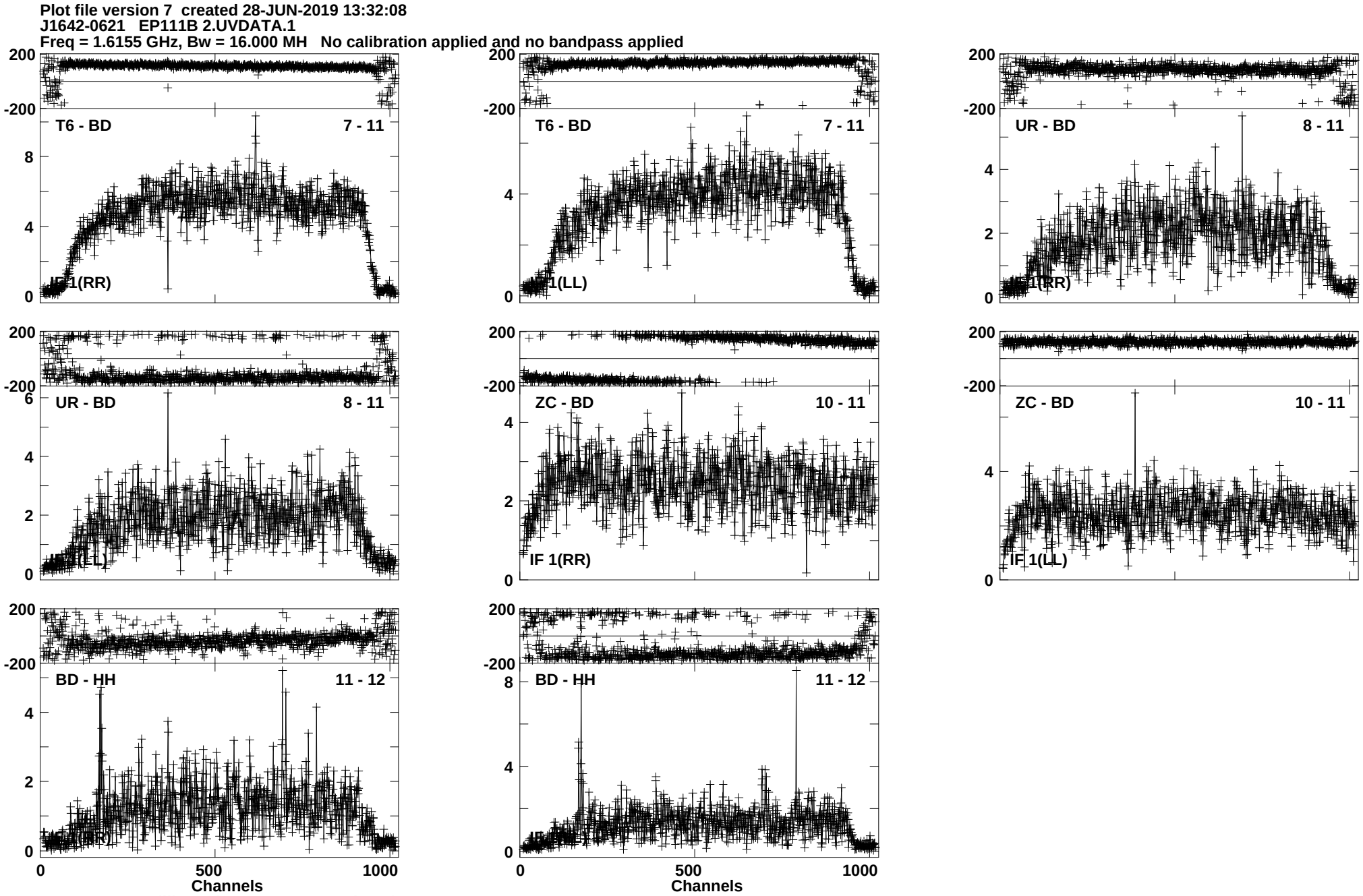
Plot file version 7 created 28-JUN-2019 13:32:08
J1642-0621 EP111B 2.UVDATA.1
Freq = 1.6155 GHz, Bw = 16.000 MH No calibration applied and no bandpass applied
T6 - BD
7 - 11
IF 1(RR)
T6 - BD
7 - 11
1(LL)
UR - BD
8 - 11
1(RR)
UR - BD
8 - 11
(LL)
ZC - BD
10 - 11
IF 1(RR)
ZC - BD
10 - 11
IF 1(LL)
BD - HH
11 - 12
(RR)
BD - HH
11 - 12
Channels
Channels
Lower frame: Milli Ampl Jy Top frame: Phas deg
Vector averaged cross-power spectrum Baseline: T6 (07) - BD (11)
Timerange: 00/07:18:16 to 00/07:19:44

Plot file version 8 created 28-JUN-2019 13:32:08
IRAS16399 EP111B 2.UVDATA.1
Freq = 1.6155 GHz, Bw = 16.000 MH No calibration applied and no bandpass applied

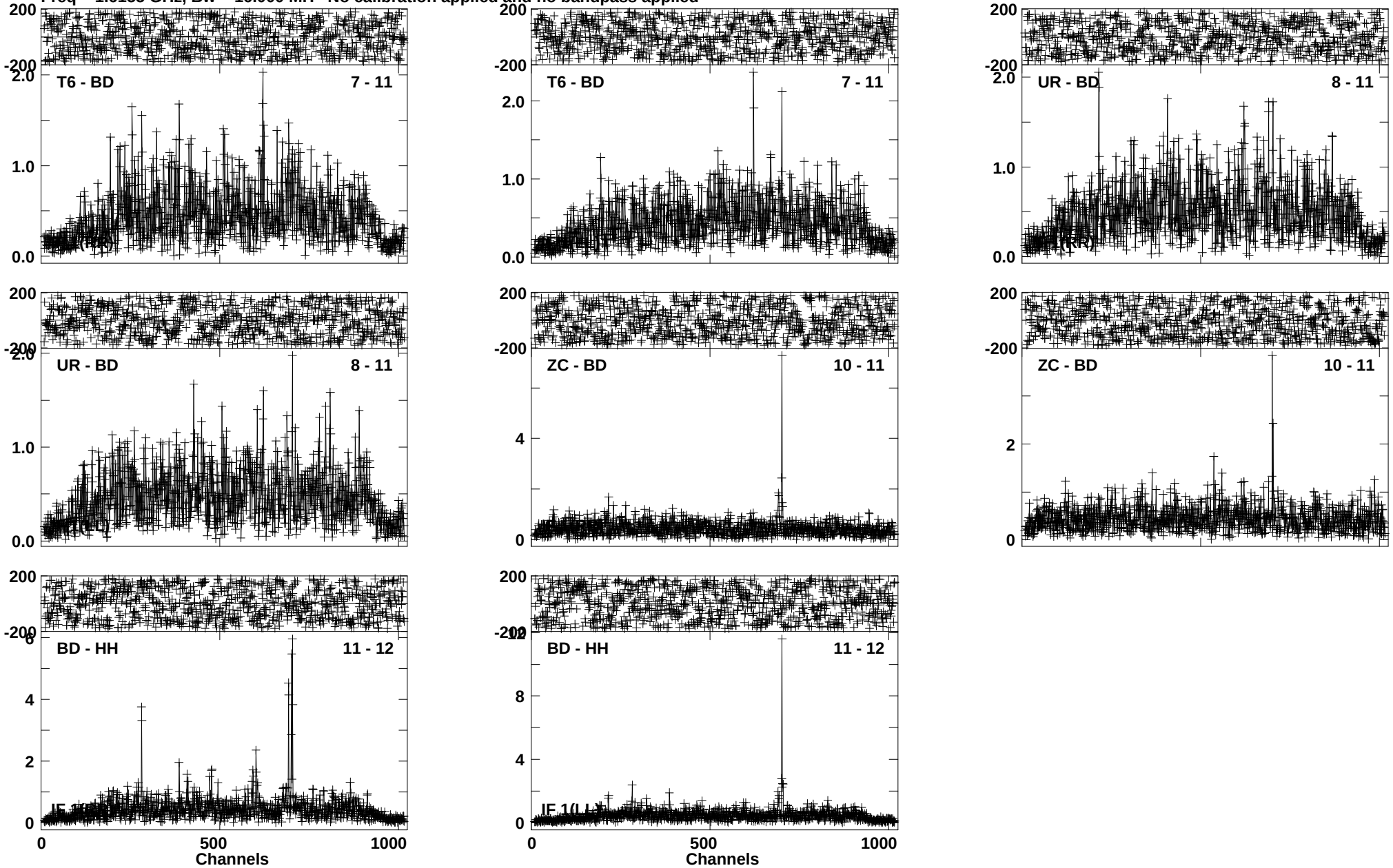

Lower frame: Milli Ampl Jy Top frame: Phas deg
Vector averaged cross-power spectrum Baseline: T6 (07) - BD (11)
Timerange: 00/07:19:46 to 00/07:23:14

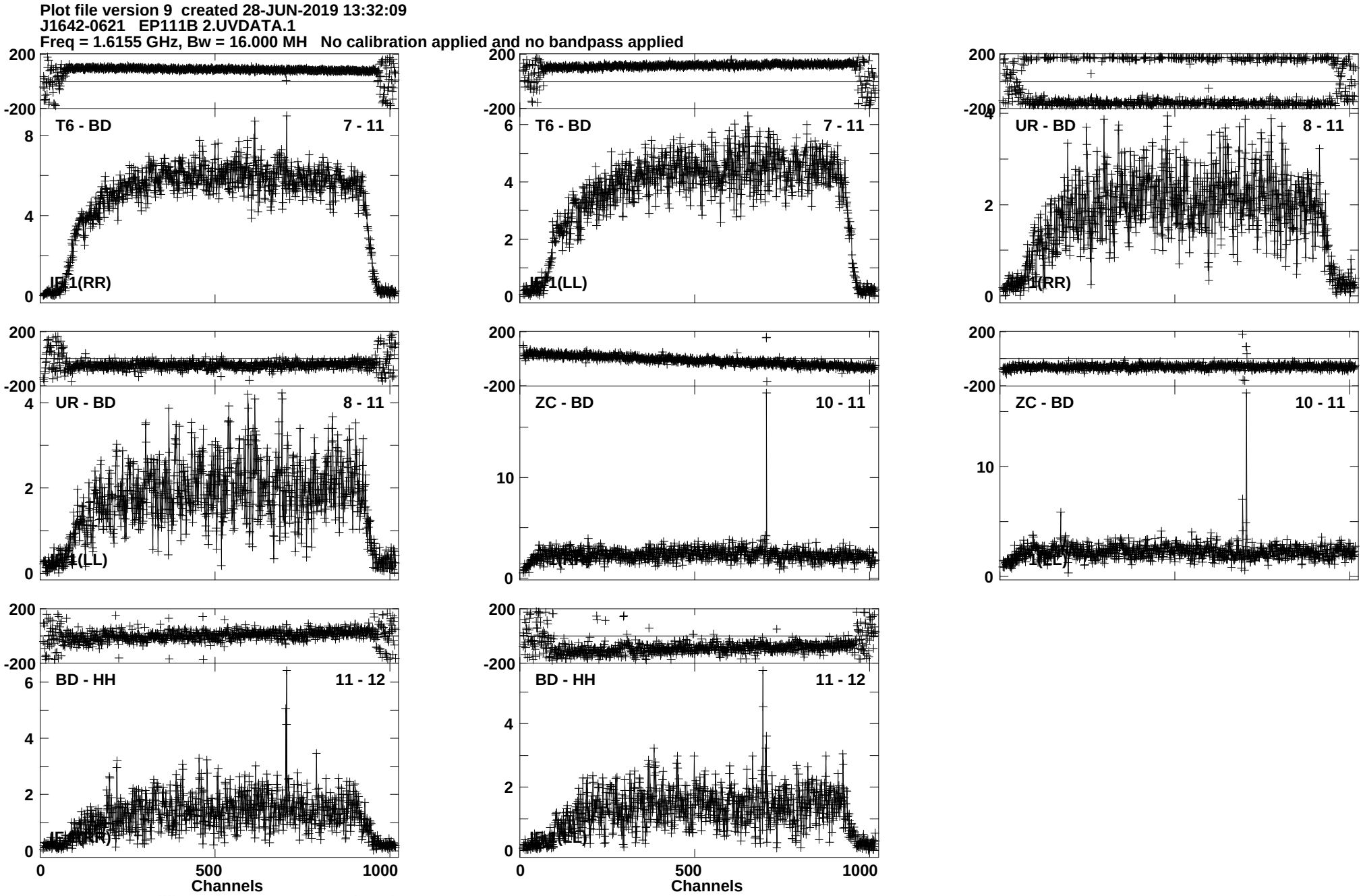
Plot file version 9 created 28-JUN-2019 13:32:09
J1642-0621 EP111B 2.UVDATA.1
Freq = 1.6155 GHz, Bw = 16.000 MH No calibration applied and no bandpass applied
T6 - BD
7 - 11
IF 1(RR)
T6 - BD
7 - 11
IF 1(LL)
UR - BD
8 - 11
IF 1(RR)
UR - BD
8 - 11
ZC - BD
10 - 11
ZC - BD
10 - 11
BD - HH
11 - 12
BD - HH
11 - 12
Channels
Channels
Lower frame: Milli Ampl Jy Top frame: Phas deg
Vector averaged cross-power spectrum Baseline: T6 (07) - BD (11)
Timerange: 00/07:24:03 to 00/07:25:29

Plot file version 10 created 28-JUN-2019 13:32:09
IRAS16399 EP111B 2.UVDATA.1
Freq = 1.6155 GHz, Bw = 16.000 MH No calibration applied and no bandpass applied

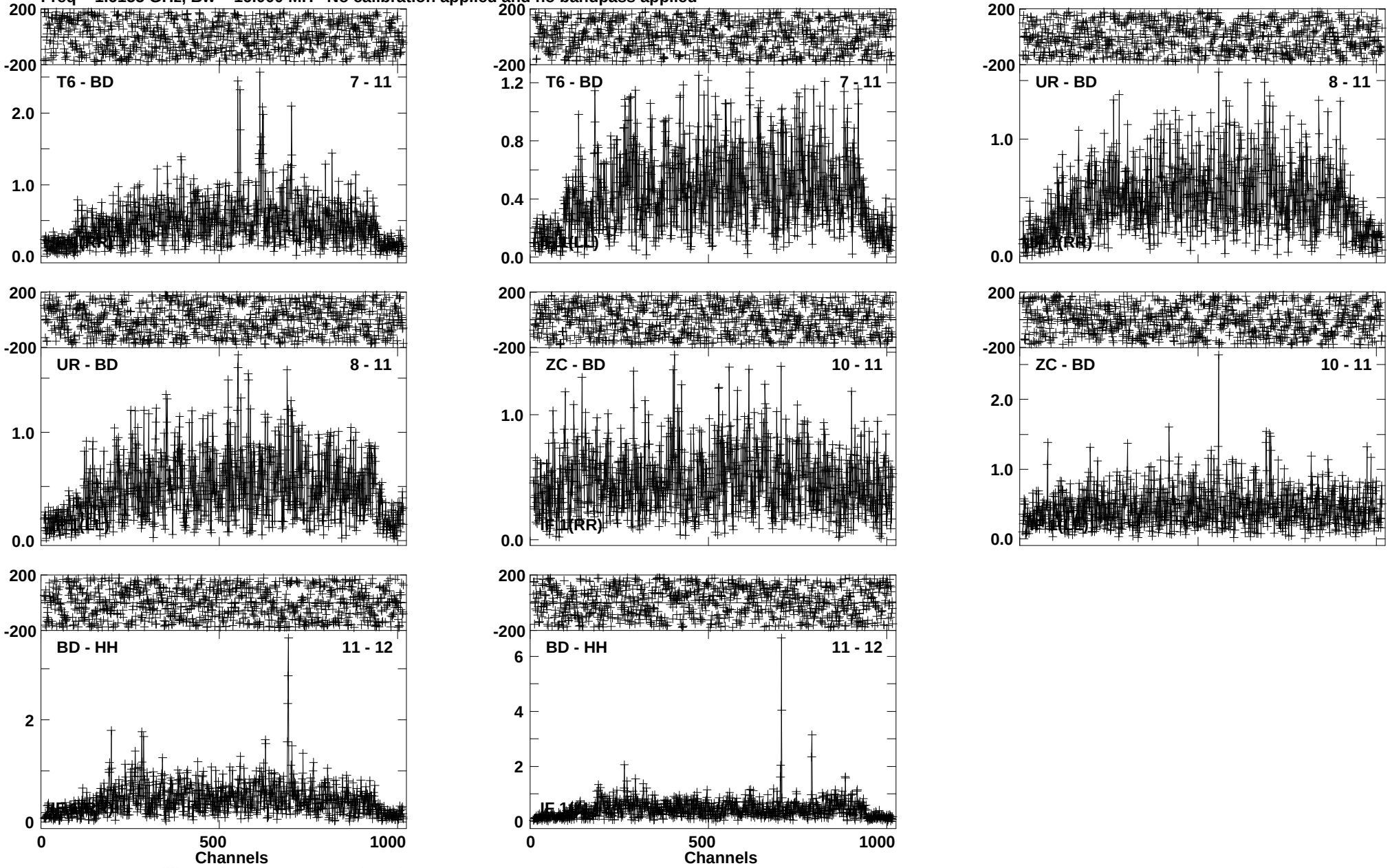

Lower frame: Milli Ampl Jy Top frame: Phas deg
Vector averaged cross-power spectrum Baseline: T6 (07) - BD (11)
Timerange: 00/07:25:31 to 00/07:28:59

Plot file version 11 created 28-JUN-2019 13:32:10
J1642-0621 EP111B 2.UVDATA.1
Freq = 1.6155 GHz, Bw = 16.000 MH No calibration applied and no bandpass applied

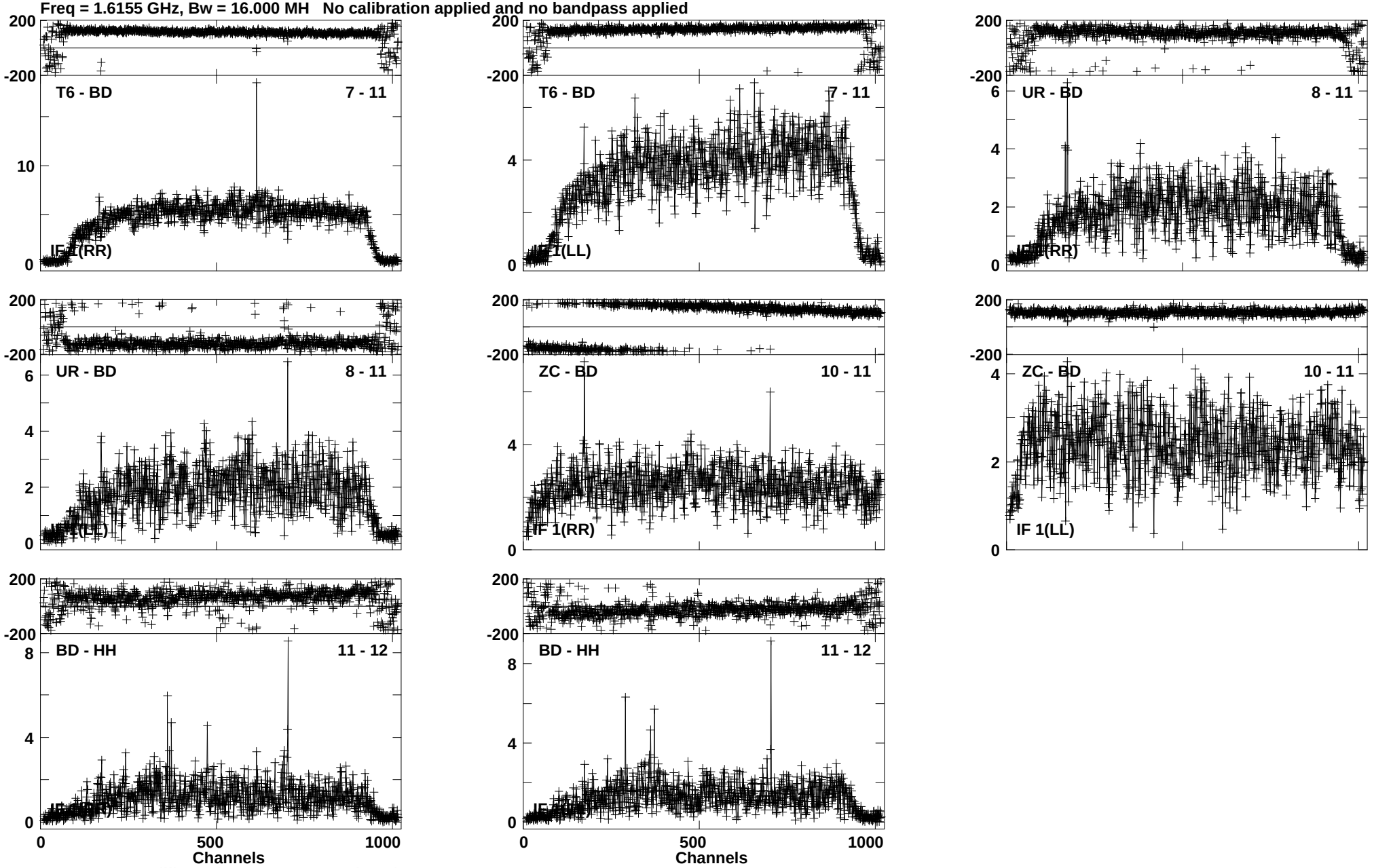

Lower frame: Milli Ampl Jy Top frame: Phas deg
Vector averaged cross-power spectrum Baseline: T6 (07) - BD (11)
Timerange: 00/07:29:01 to 00/07:30:29

Plot file version 12 created 28-JUN-2019 13:32:10
IRAS16399 EP111B 2.UVDATA.1
Freq = 1.6155 GHz, Bw = 16.000 MH No calibration applied and no bandpass applied

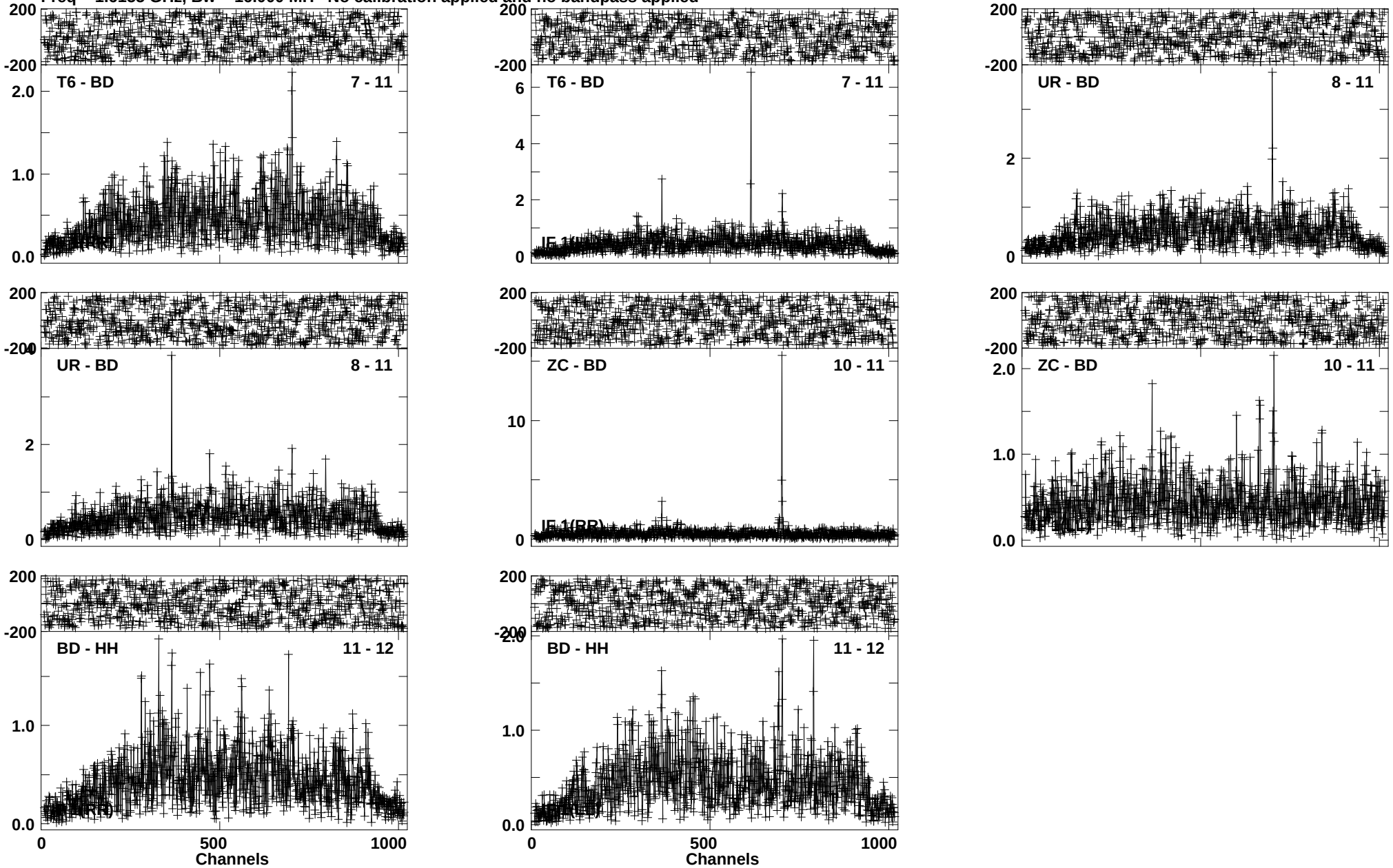

Lower frame: Milli Ampl Jy Top frame: Phas deg
Vector averaged cross-power spectrum Baseline: T6 (07) - BD (11)
Timerange: 00/07:30:33 to 00/07:33:59

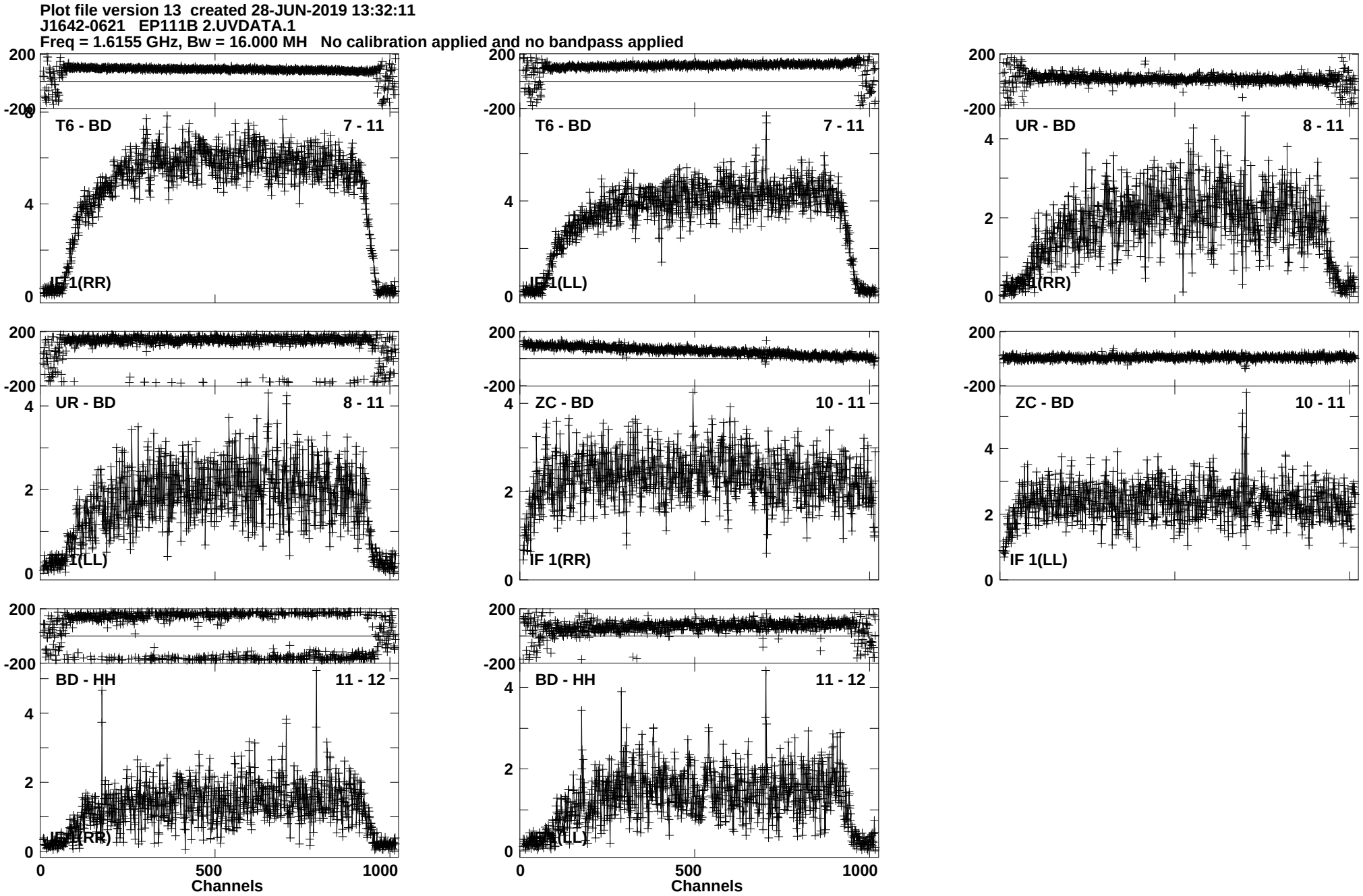
Plot file version 13 created 28-JUN-2019 13:32:11
J1642-0621 EP111B 2.UVDATA.1
Freq = 1.6155 GHz, Bw = 16.000 MH No calibration applied and no bandpass applied
T6 - BD
7 - 11
IF 1(RR)
T6 - BD
7 - 11
IF 1(LL)
UR - BD
8 - 11
IF 1(RR)
UR - BD
8 - 11
IF 1(LL)
ZC - BD
10 - 11
IF 1(RR)
ZC - BD
10 - 11
IF 1(LL)
BD - HH
11 - 12
IF 1(RR)
BD - HH
11 - 12
IF 1(LL)
200
-200
0
4
2
0
500
1000
Channels
Lower frame: Milli Ampl Jy Top frame: Phas deg
Vector averaged cross-power spectrum Baseline: T6 (07) - BD (11)
Timerange: 00/07:34:48 to 00/07:36:14

Plot file version 14 created 28-JUN-2019 13:32:11
IRAS16399 EP111B 2.UVDATA.1
Freq = 1.6155 GHz, Bw = 16.000 MH No calibration applied and no bandpass applied

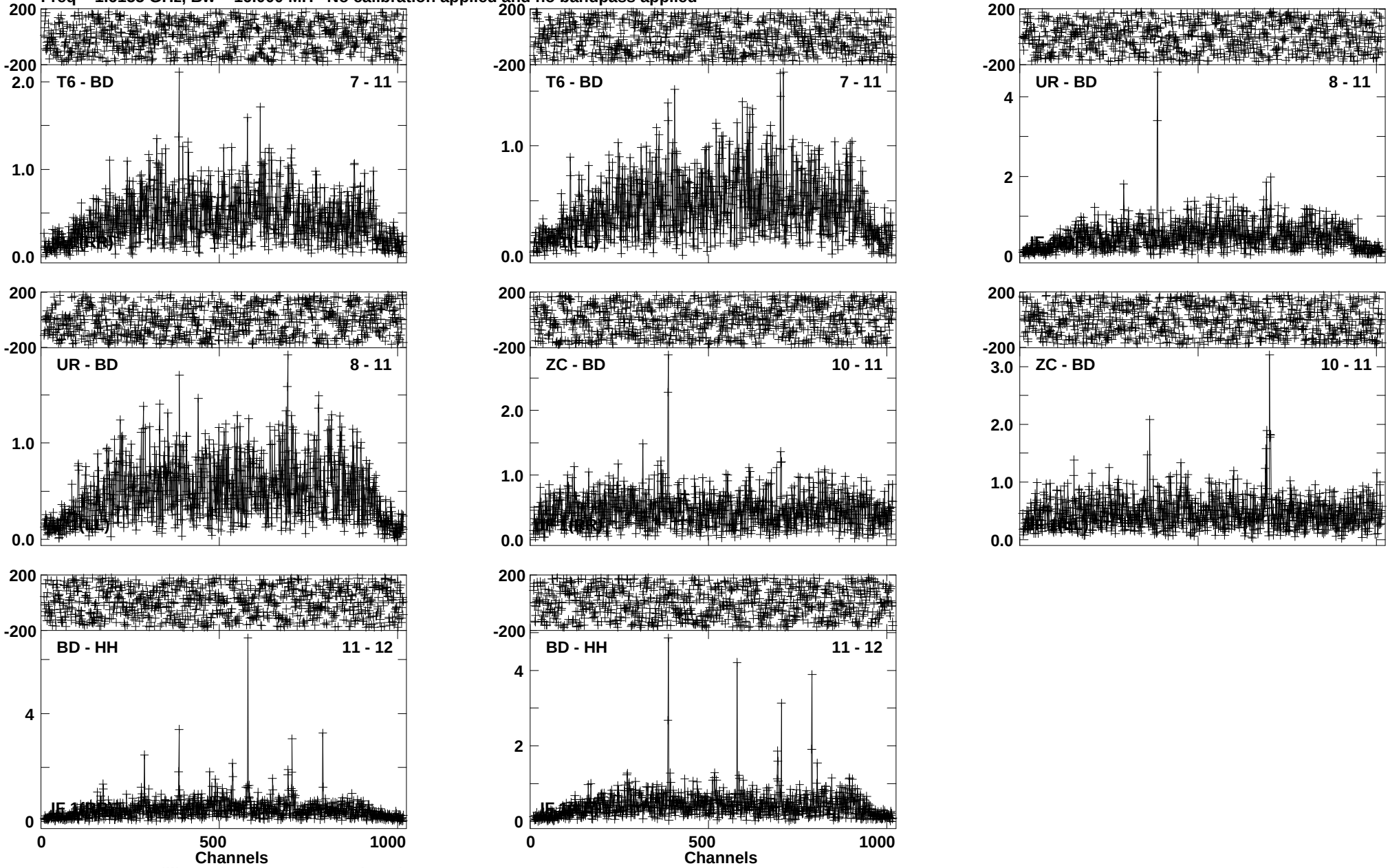

Lower frame: Milli Ampl Jy Top frame: Phas deg
Vector averaged cross-power spectrum Baseline: T6 (07) - BD (11)
Timerange: 00/07:36:16 to 00/07:39:44

Plot file version 15 created 28-JUN-2019 13:32:11
J1642-0621 EP111B 2.UVDATA.1
Freq = 1.6155 GHz, Bw = 16.000 MH No calibration applied and no bandpass applied

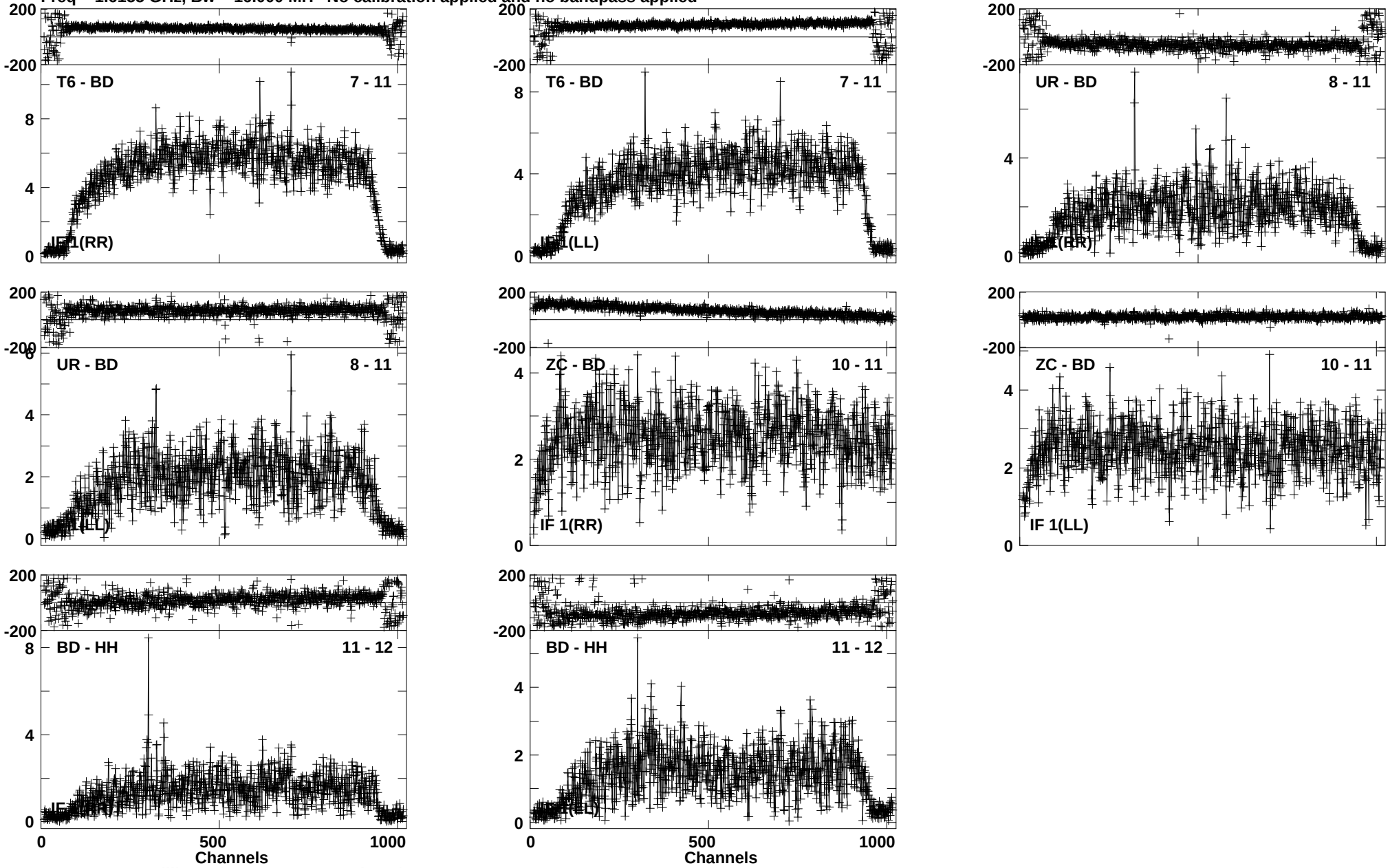

Lower frame: Milli Ampl Jy Top frame: Phas deg
Vector averaged cross-power spectrum Baseline: T6 (07) - BD (11)
Timerange: 00/07:39:46 to 00/07:41:14

Plot file version 16 created 28-JUN-2019 13:32:12
IRAS16399 EP111B 2.UVDATA.1
Freq = 1.6155 GHz, Bw = 16.000 MH No calibration applied and no bandpass applied

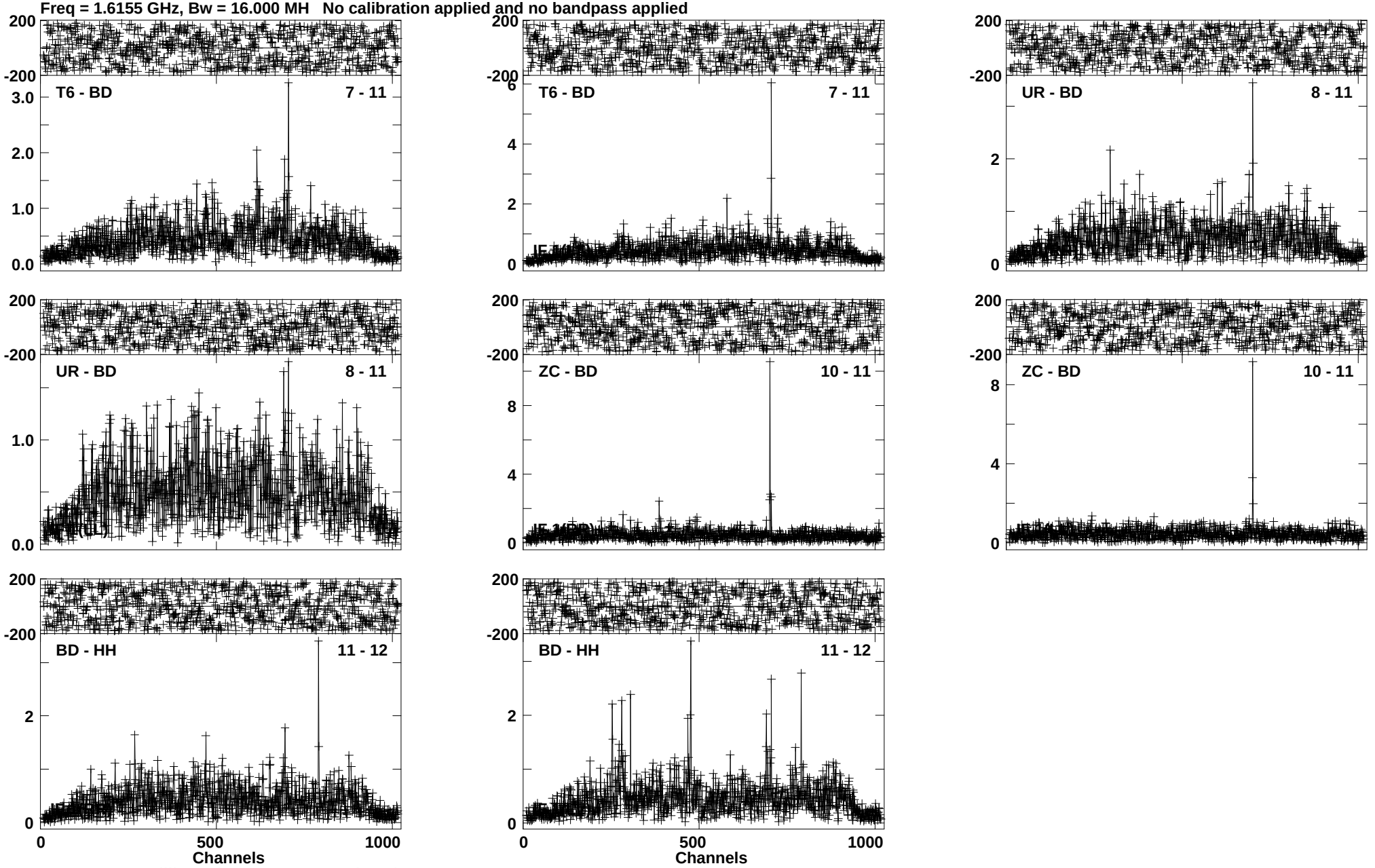

Lower frame: Milli Ampl Jy Top frame: Phas deg
Vector averaged cross-power spectrum Baseline: T6 (07) - BD (11)
Timerange: 00/07:41:18 to 00/07:44:44

Plot file version 17 created 28-JUN-2019 13:32:12
J1642-0621 EP111B 2.UVDATA.1
Freq = 1.6155 GHz, Bw = 16.000 MH No calibration applied and no bandpass applied

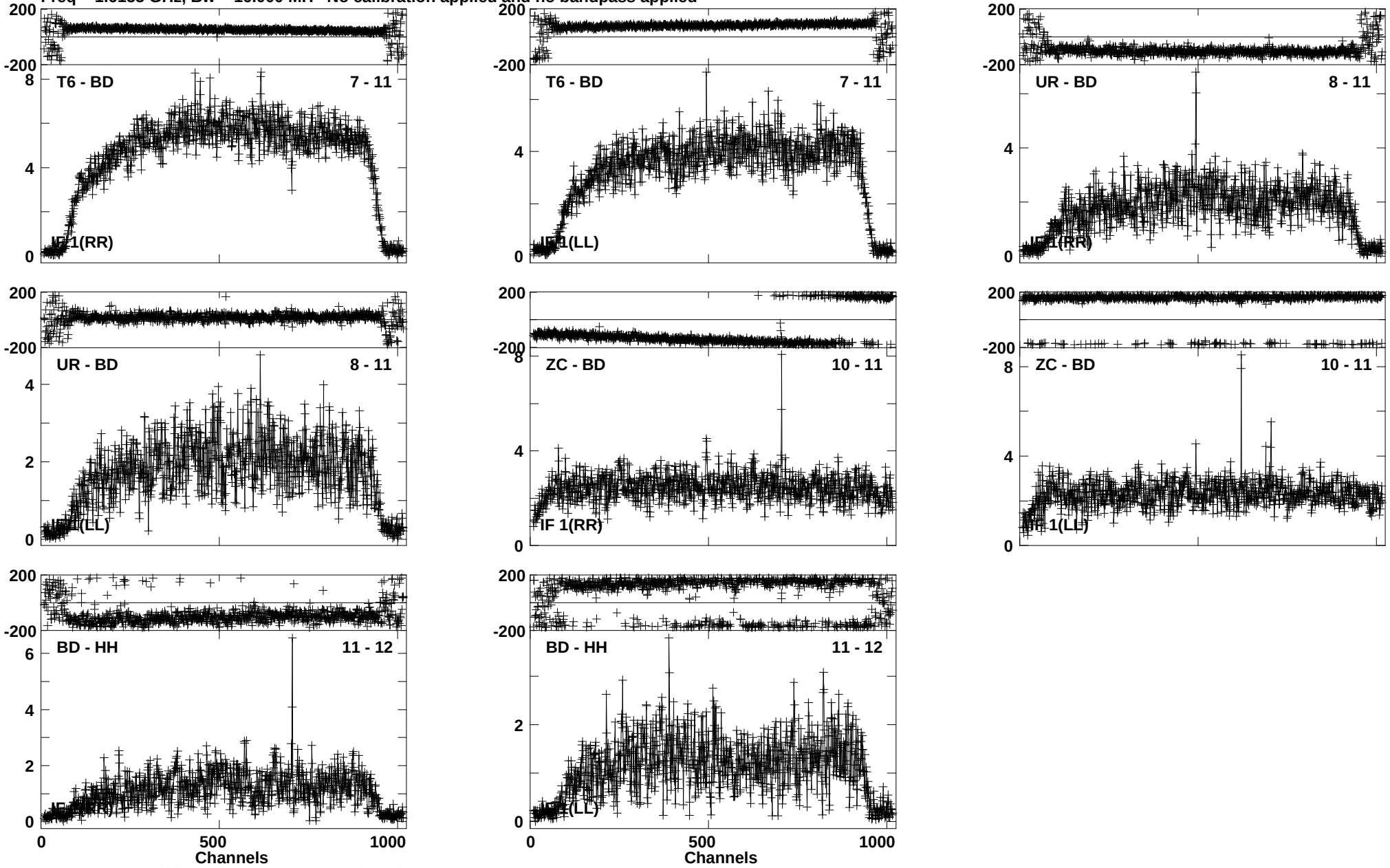

Lower frame: Milli Ampl Jy Top frame: Phas deg
Vector averaged cross-power spectrum Baseline: T6 (07) - BD (11)
Timerange: 00/07:45:33 to 00/07:46:59

Plot file version 18 created 28-JUN-2019 13:32:13
IRAS16399 EP111B 2.UVDATA.1
Freq = 1.6155 GHz, Bw = 16.000 MH No calibration applied and no bandpass applied

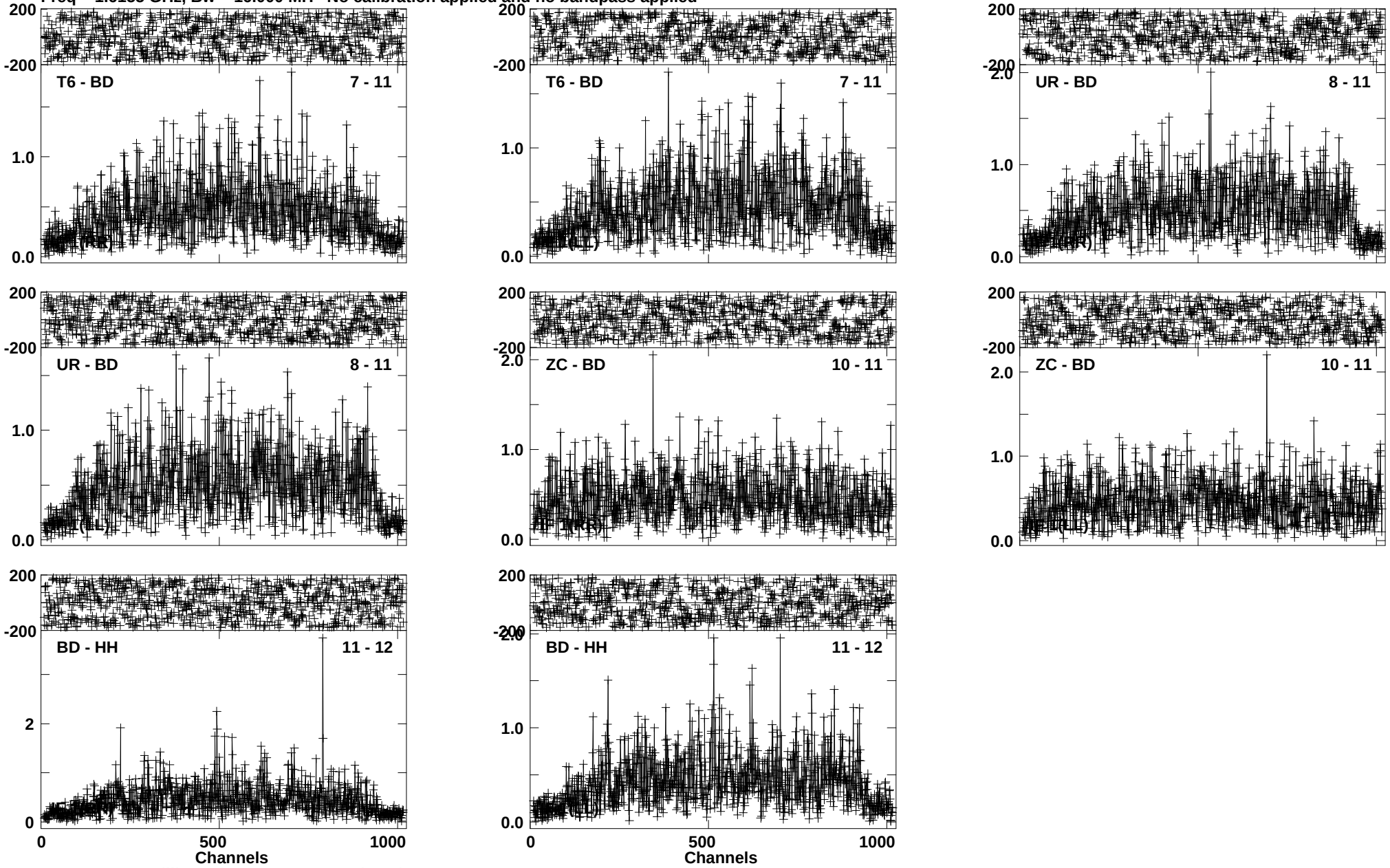

Lower frame: Milli Ampl Jy Top frame: Phas deg
Vector averaged cross-power spectrum Baseline: T6 (07) - BD (11)
Timerange: 00/07:47:01 to 00/07:50:29

Plot file version 19 created 28-JUN-2019 13:32:13
J1642-0621 EP111B 2.UVDATA.1
Freq = 1.6155 GHz, Bw = 16.000 MH No calibration applied and no bandpass applied

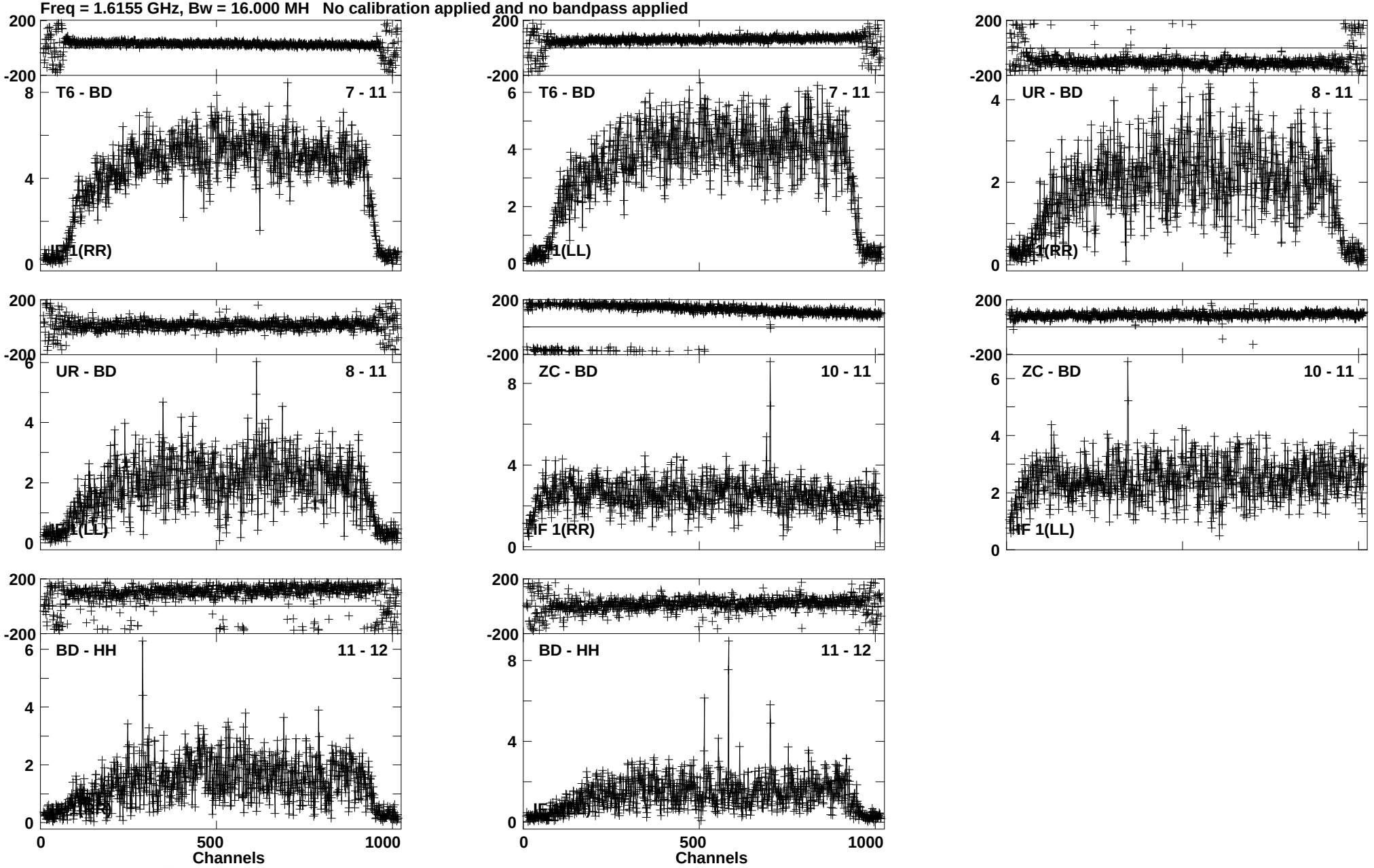

Lower frame: Milli Ampl Jy Top frame: Phas deg
Vector averaged cross-power spectrum Baseline: T6 (07) - BD (11)
Timerange: 00/07:50:31 to 00/07:51:59

Plot file version 20 created 28-JUN-2019 13:32:13
IRAS16399 EP111B 2.UVDATA.1
Freq = 1.6155 GHz, Bw = 16.000 MH No calibration applied and no bandpass applied

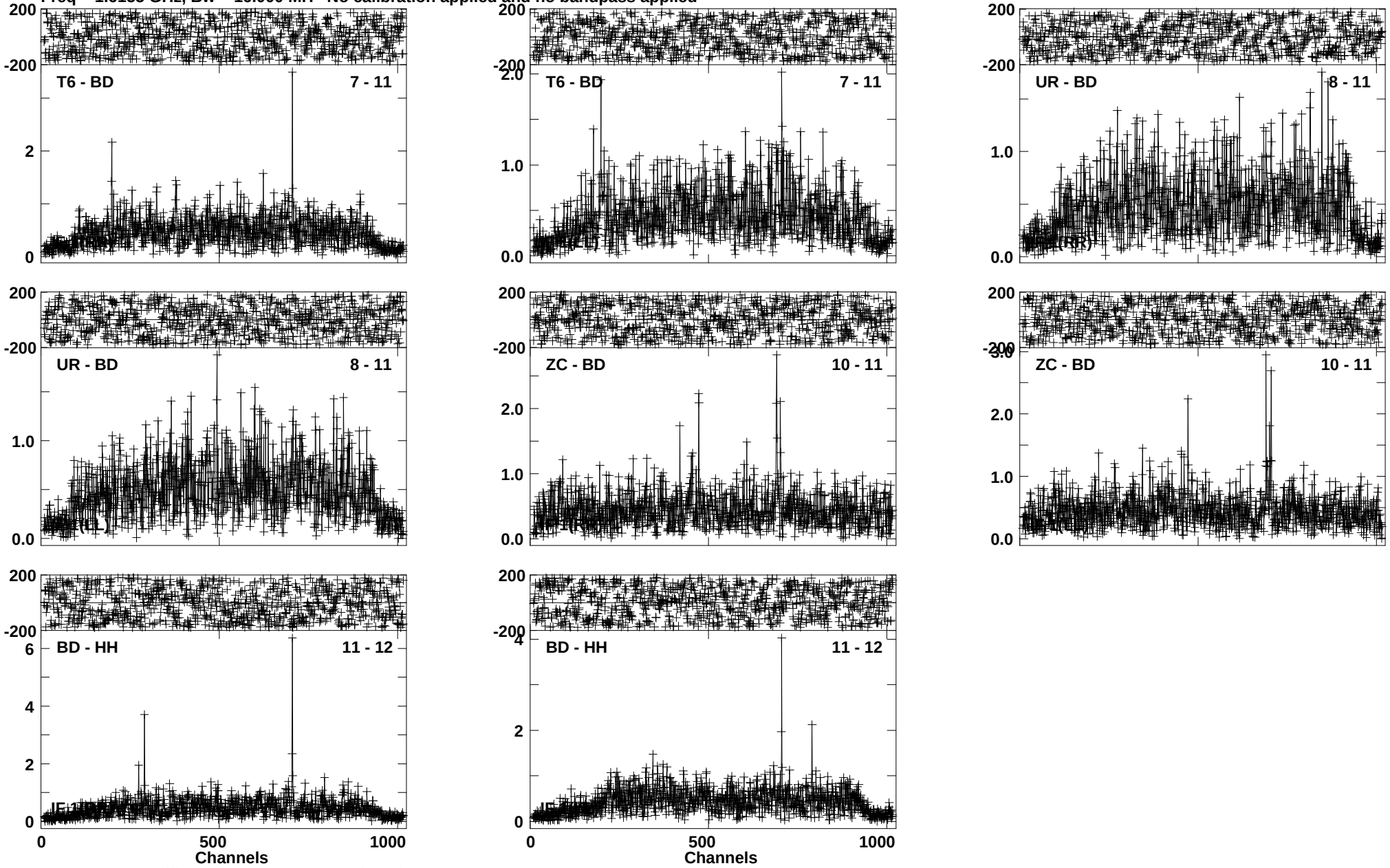

Lower frame: Milli Ampl Jy Top frame: Phas deg
Vector averaged cross-power spectrum Baseline: T6 (07) - BD (11)
Timerange: 00/07:52:03 to 00/07:55:29

Plot file version 21 created 28-JUN-2019 13:32:14
J1642-0621 EP111B 2.UVDATA.1
Freq = 1.6155 GHz, Bw = 16.000 MH No calibration applied and no bandpass applied

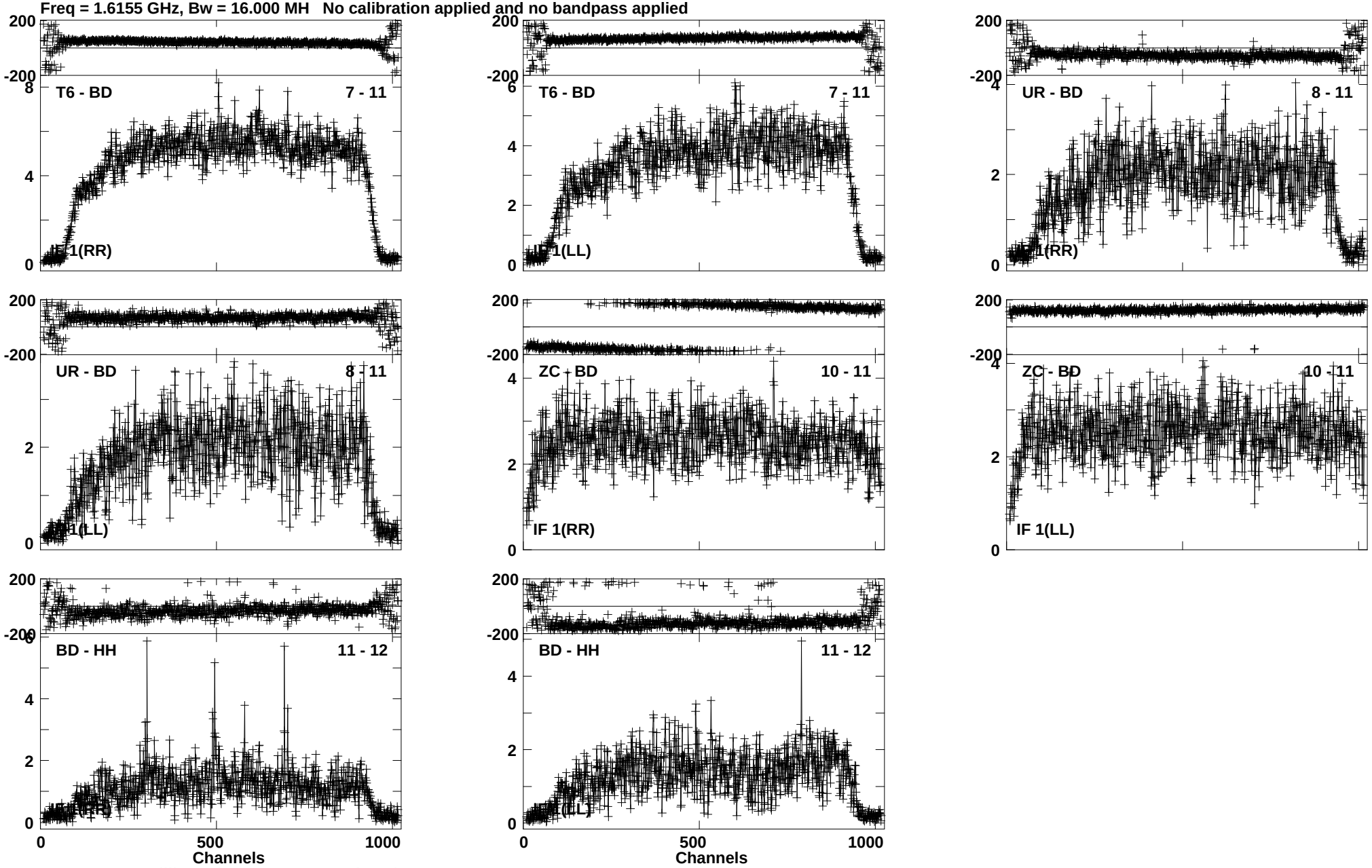

Lower frame: Milli Ampl Jy Top frame: Phas deg
Vector averaged cross-power spectrum Baseline: T6 (07) - BD (11)
Timerange: 00/07:56:18 to 00/07:57:44

Plot file version 22 created 28-JUN-2019 13:32:14
IRAS16399 EP111B 2.UVDATA.1
Freq = 1.6155 GHz, Bw = 16.000 MH No calibration applied and no bandpass applied

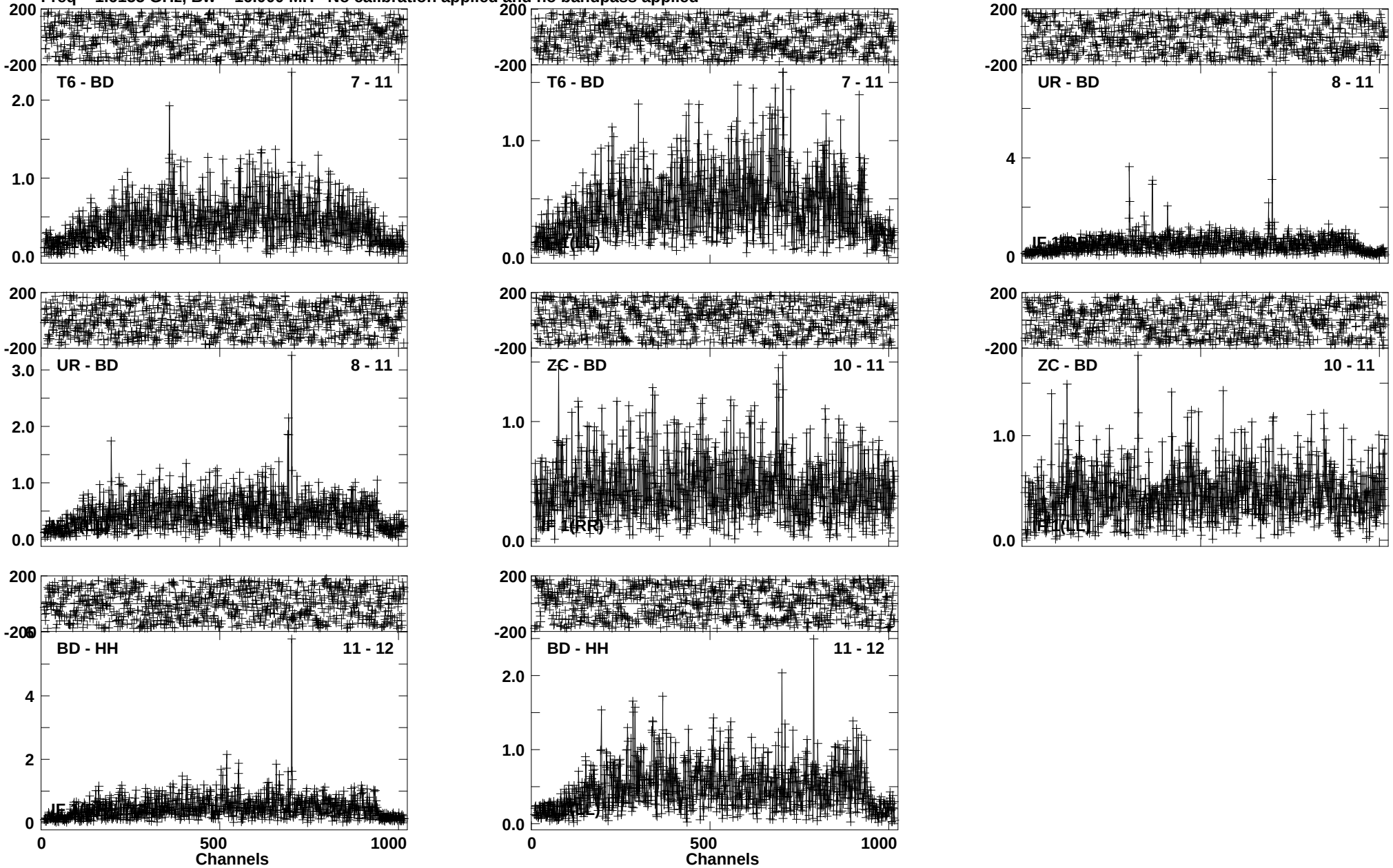

Lower frame: Milli Ampl Jy Top frame: Phas deg
Vector averaged cross-power spectrum Baseline: T6 (07) - BD (11)
Timerange: 00/07:57:46 to 00/08:01:14

Plot file version 23 created 28-JUN-2019 13:32:15
J1642-0621 EP111B 2.UVDATA.1
Freq = 1.6155 GHz, Bw = 16.000 MH No calibration applied and no bandpass applied

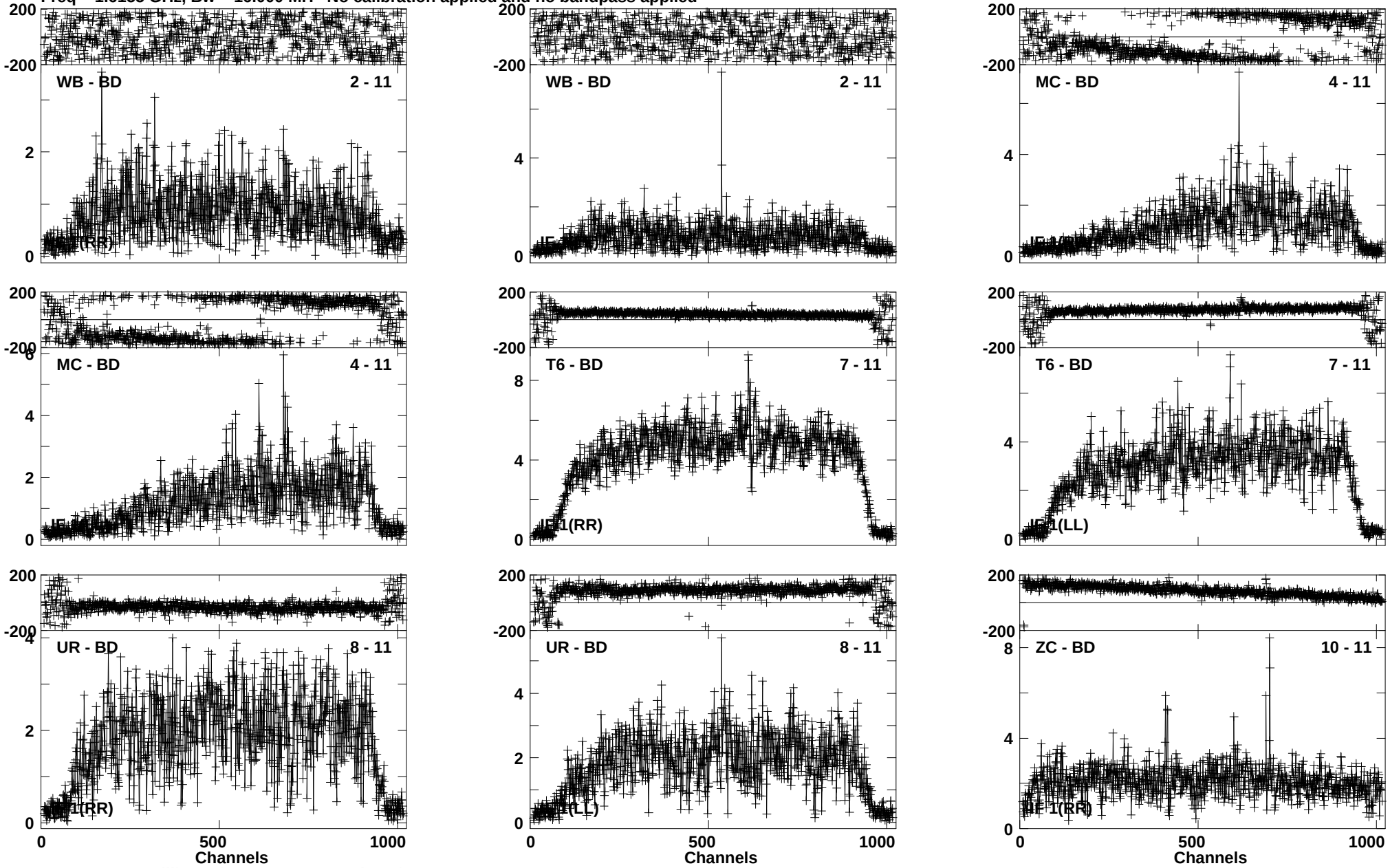

Lower frame: Milli Ampl Jy Top frame: Phas deg
Vector averaged cross-power spectrum Baseline: WB (02) - BD (11)
Timerange: 00/08:01:16 to 00/08:02:44

Plot file version 24 created 28-JUN-2019 13:32:15
J1642-0621 EP111B 2.UVDATA.1
Freq = 1.6155 GHz, Bw = 16.000 MH No calibration applied and no bandpass applied

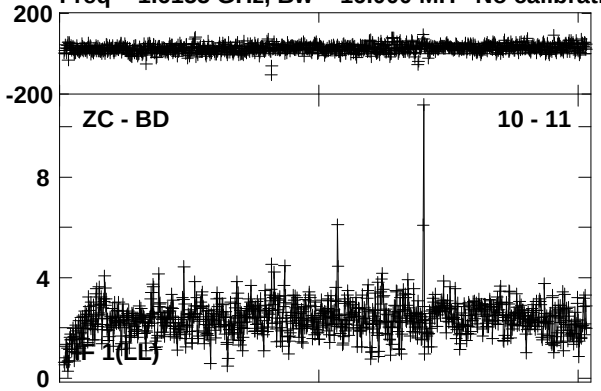

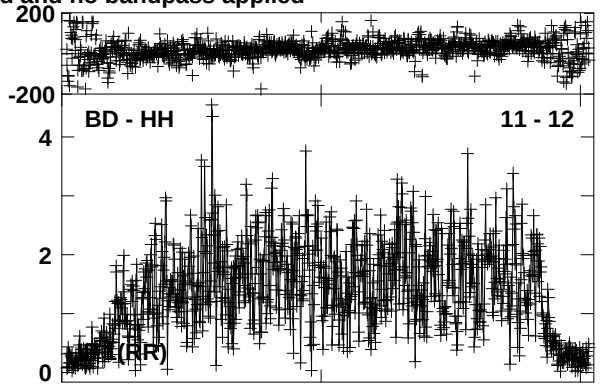

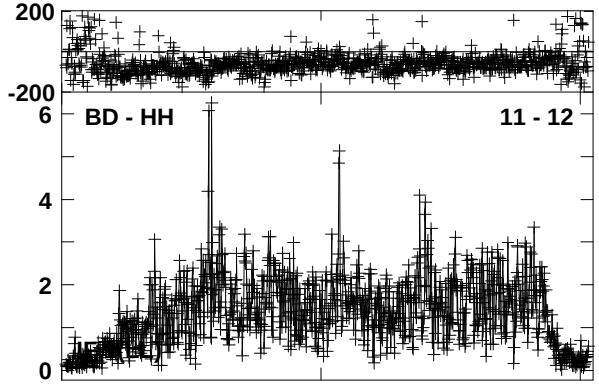

Lower frame: Milli Ampl Jy Top frame: Phas deg
Vector averaged cross-power spectrum Baseline: ZC (10) - BD (11)
Timerange: 00/08:01:16 to 00/08:02:44

Plot file version 25 created 28-JUN-2019 13:32:15
IRAS16399 EP111B 2.UVDATA.1
Freq = 1.6155 GHz, Bw = 16.000 MH No calibration applied and no bandpass applied

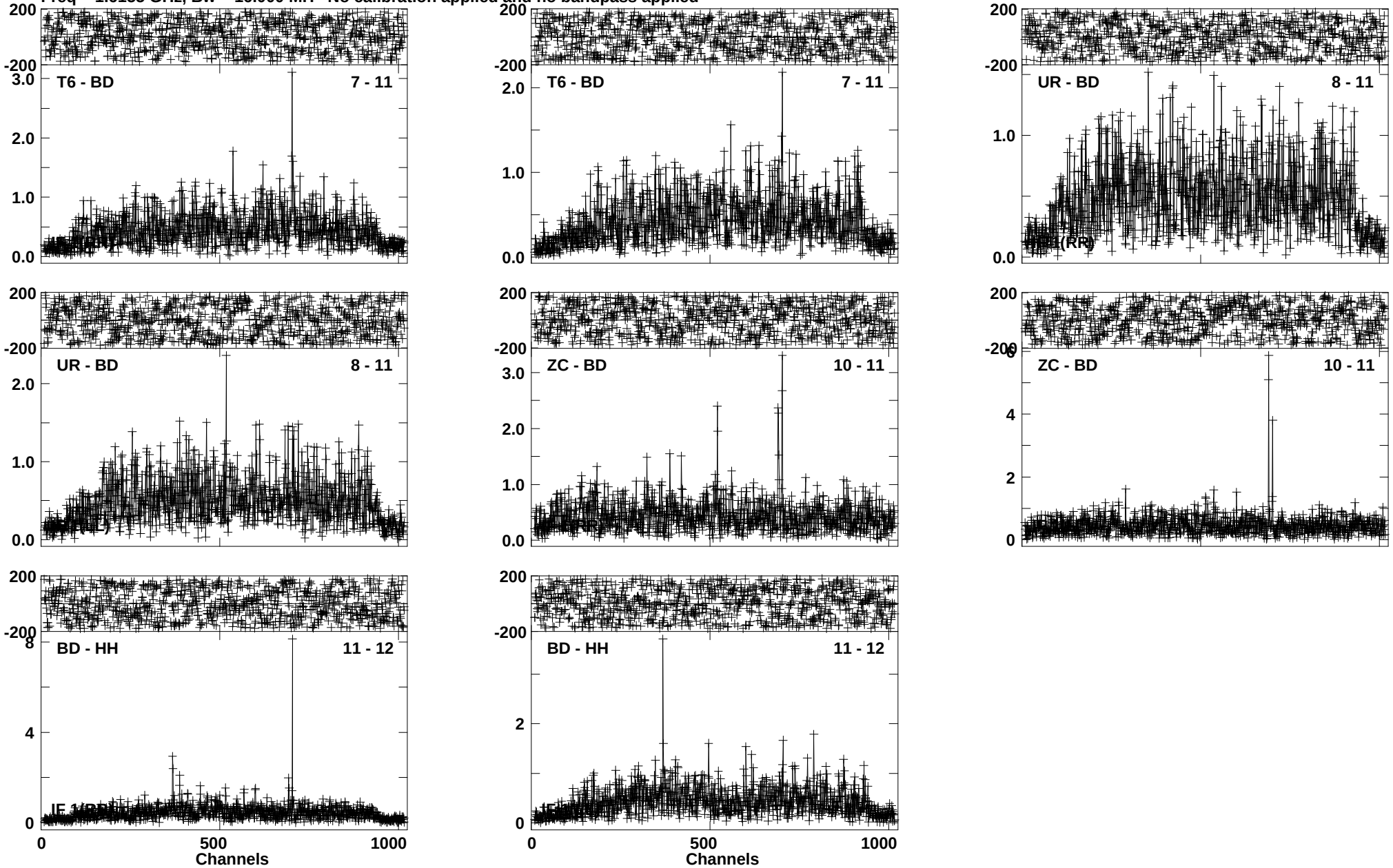

Lower frame: Milli Ampl Jy Top frame: Phas deg
Vector averaged cross-power spectrum Baseline: T6 (07) - BD (11)
Timerange: 00/08:02:48 to 00/08:06:14

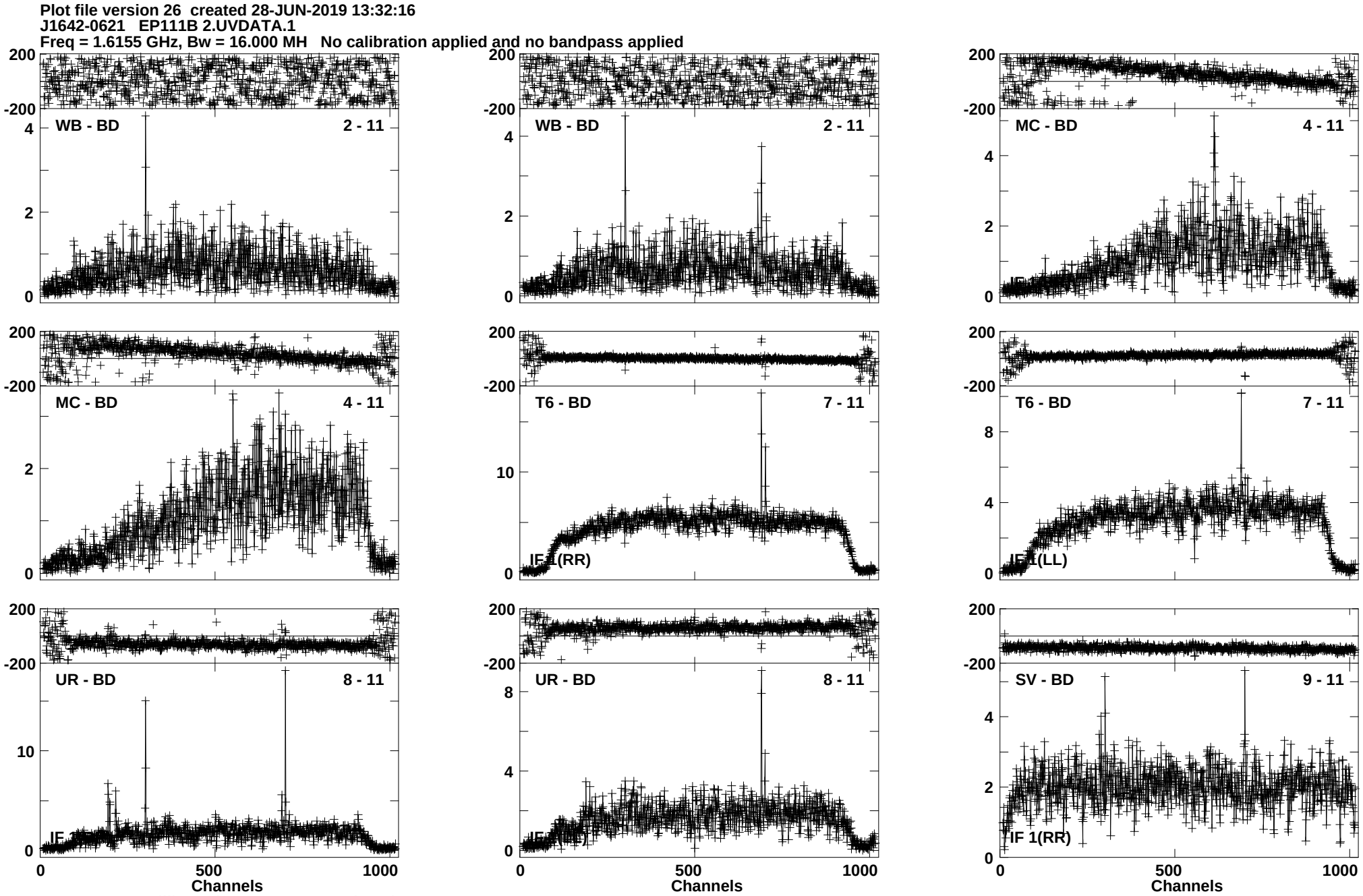
Plot file version 26 created 28-JUN-2019 13:32:16
J1642-0621 EP111B 2.UVDATA.1
Freq = 1.6155 GHz, Bw = 16.000 MH No calibration applied and no bandpass applied
WB - BD 2 - 11
WB - BD 2 - 11
MC - BD 4 - 11
MC - BD 4 - 11
T6 - BD 7 - 11
IF 1(RR)
T6 - BD 7 - 11
IF 1(LL)
UR - BD 8 - 11
IF
UR - BD 8 - 11
IF
SV - BD 9 - 11
IF 1(RR)
Channels
Channels
Channels
Lower frame: Milli Ampl Jy Top frame: Phas deg
Vector averaged cross-power spectrum Baseline: WB (02) - BD (11)
Timerange: 00/08:07:03 to 00/08:08:29

Plot file version 27 created 28-JUN-2019 13:32:16
J1642-0621 EP111B 2.UVDATA.1
Freq = 1.6155 GHz, Bw = 16.000 MH No calibration applied and no bandpass applied

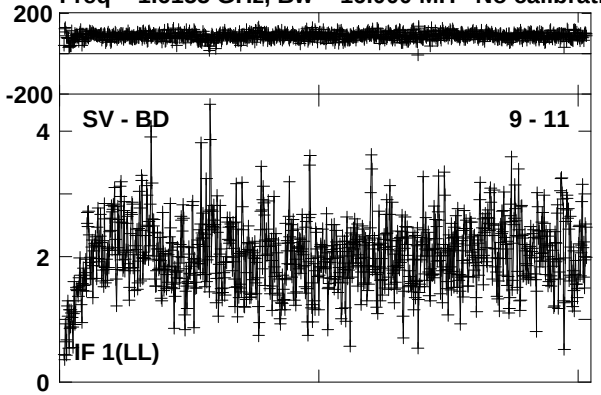

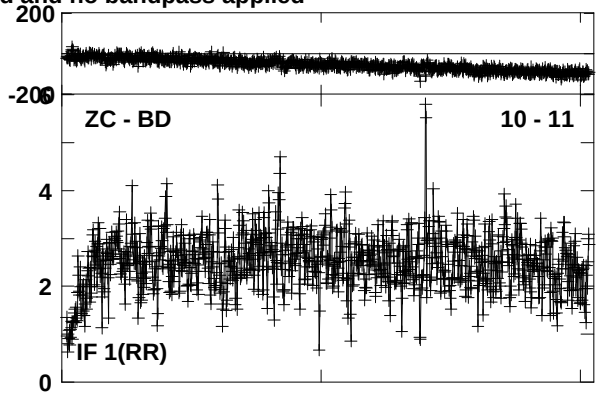

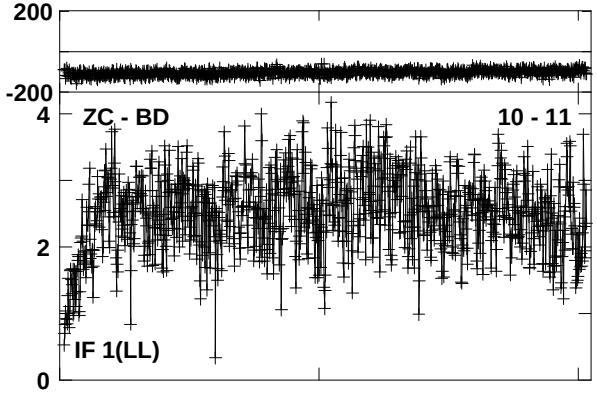

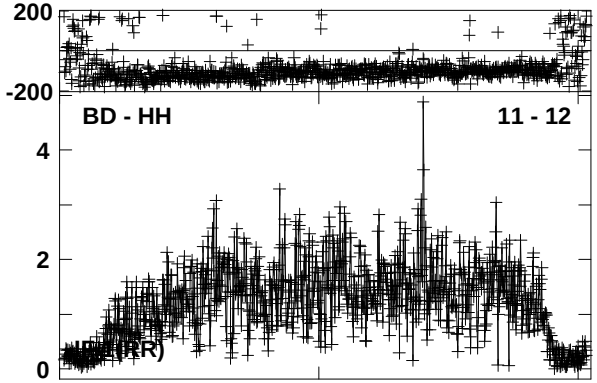

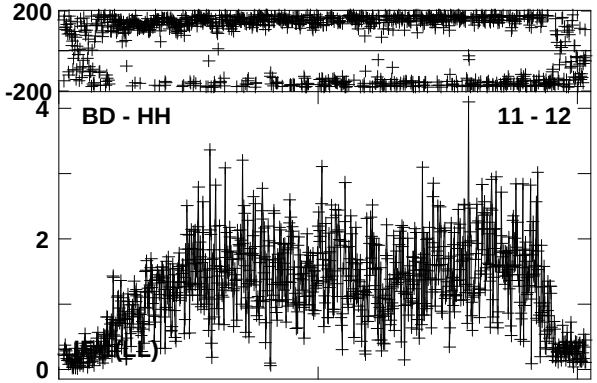

Lower frame: Milli Ampl Jy Top frame: Phas deg
Vector averaged cross-power spectrum Baseline: SV (09) - BD (11)
Timerange: 00/08:07:03 to 00/08:08:29

Plot file version 28 created 28-JUN-2019 13:32:17
IRAS16399 EP111B 2.UVDATA.1
Freq = 1.6155 GHz, Bw = 16.000 MH No calibration applied and no bandpass applied

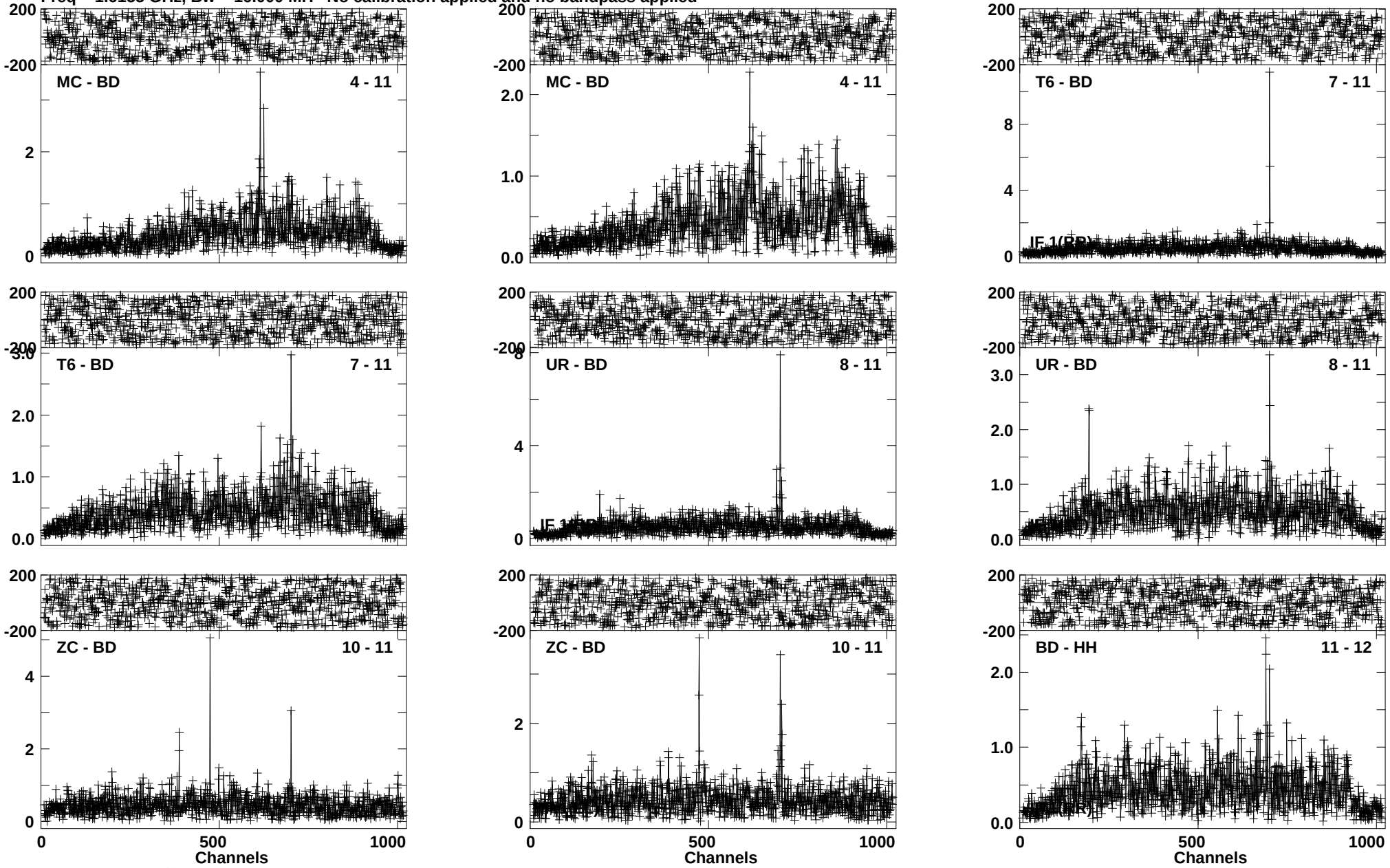

Lower frame: Milli Ampl Jy Top frame: Phas deg
Vector averaged cross-power spectrum Baseline: MC (04) - BD (11)
Timerange: 00/08:08:31 to 00/08:11:59

Plot file version 29 created 28-JUN-2019 13:32:17
IRAS16399 EP111B 2.UVDATA.1
Freq = 1.6155 GHz, Bw = 16.000 MH No calibration applied and no bandpass applied

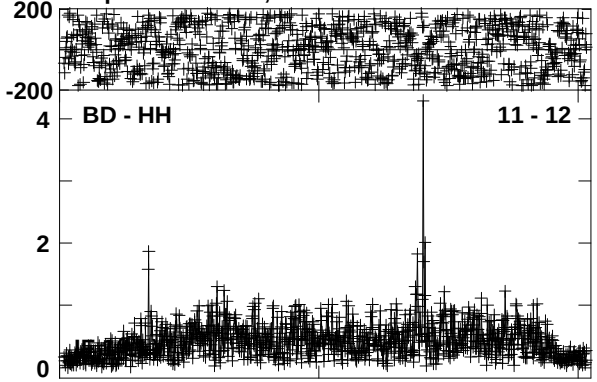

Lower frame: Milli Ampl Jy Top frame: Phas deg
Vector averaged cross-power spectrum Baseline: BD (11) - HH (12)
Timerange: 00/08:08:31 to 00/08:11:59

Plot file version 30 created 28-JUN-2019 13:32:17
J1642-0621 EP111B 2.UVDATA.1
Freq = 1.6155 GHz, Bw = 16.000 MH No calibration applied and no bandpass applied

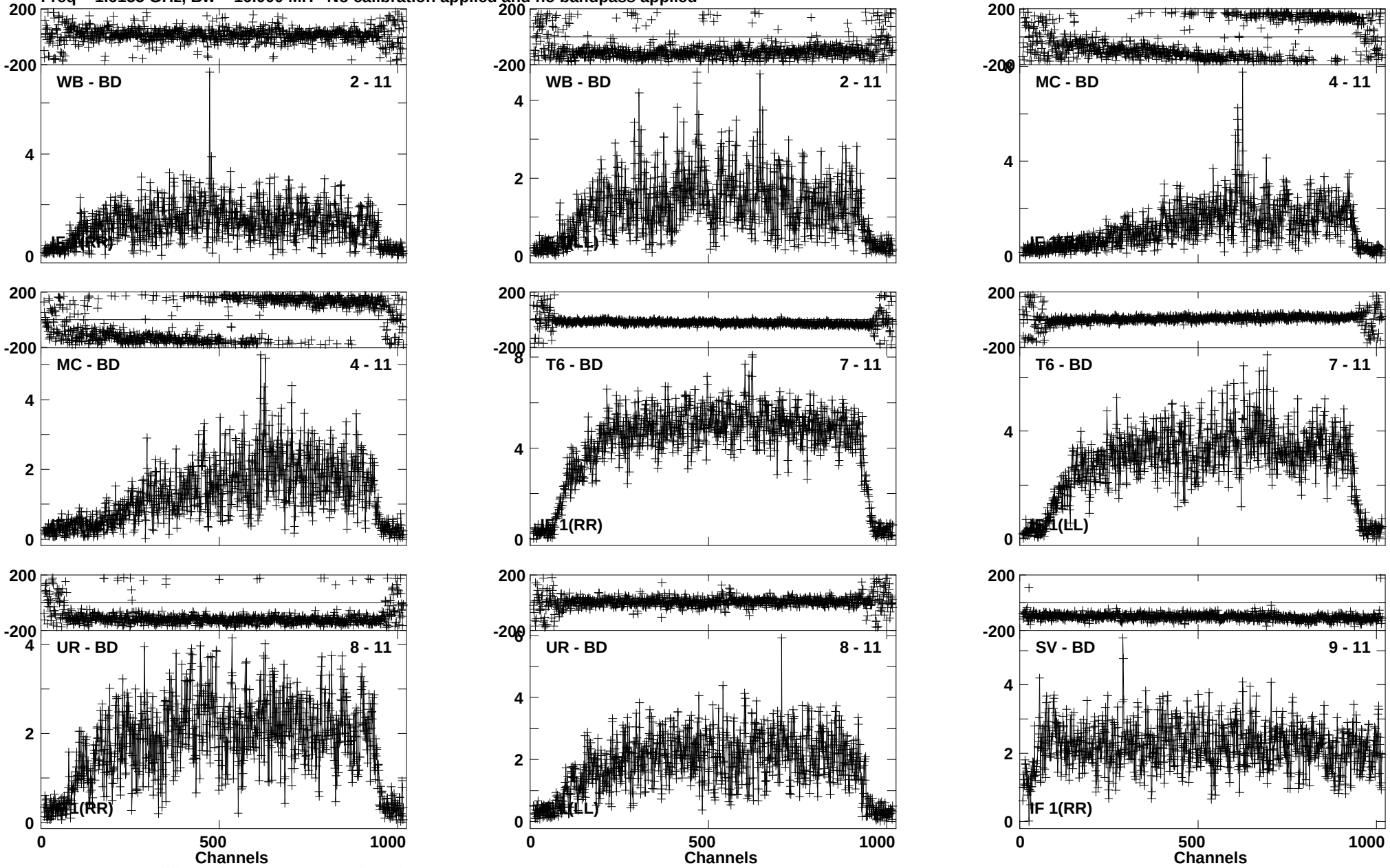

Lower frame: Milli Ampl Jy Top frame: Phas deg
Vector averaged cross-power spectrum Baseline: WB (02) - BD (11)
Timerange: 00/08:12:01 to 00/08:13:29

Plot file version 31 created 28-JUN-2019 13:32:17
J1642-0621 EP111B 2.UVDATA.1
Freq = 1.6155 GHz, Bw = 16.000 MH No calibration applied and no bandpass applied

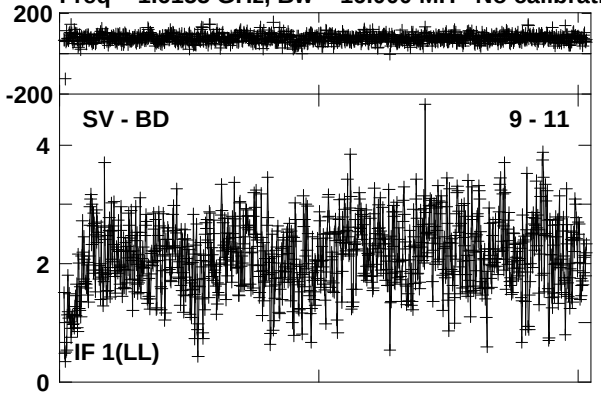

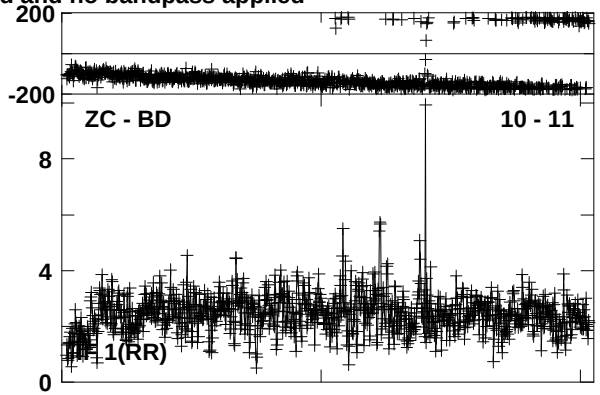

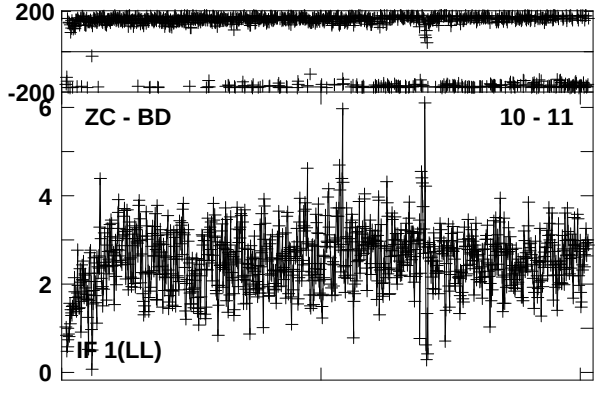

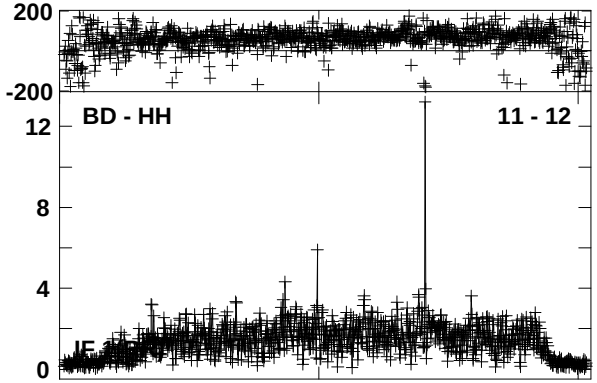

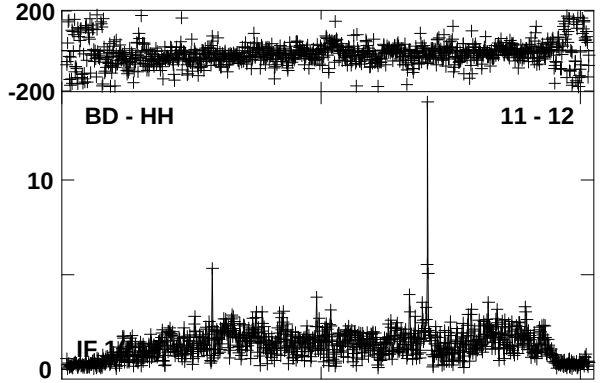

Lower frame: Milli Ampl Jy Top frame: Phas deg
Vector averaged cross-power spectrum Baseline: SV (09) - BD (11)
Timerange: 00/08:12:01 to 00/08:13:29

Plot file version 32 created 28-JUN-2019 13:32:18
IRAS16399 EP111B 2.UVDATA.1
Freq = 1.6155 GHz, Bw = 16.000 MH No calibration applied and no bandpass applied

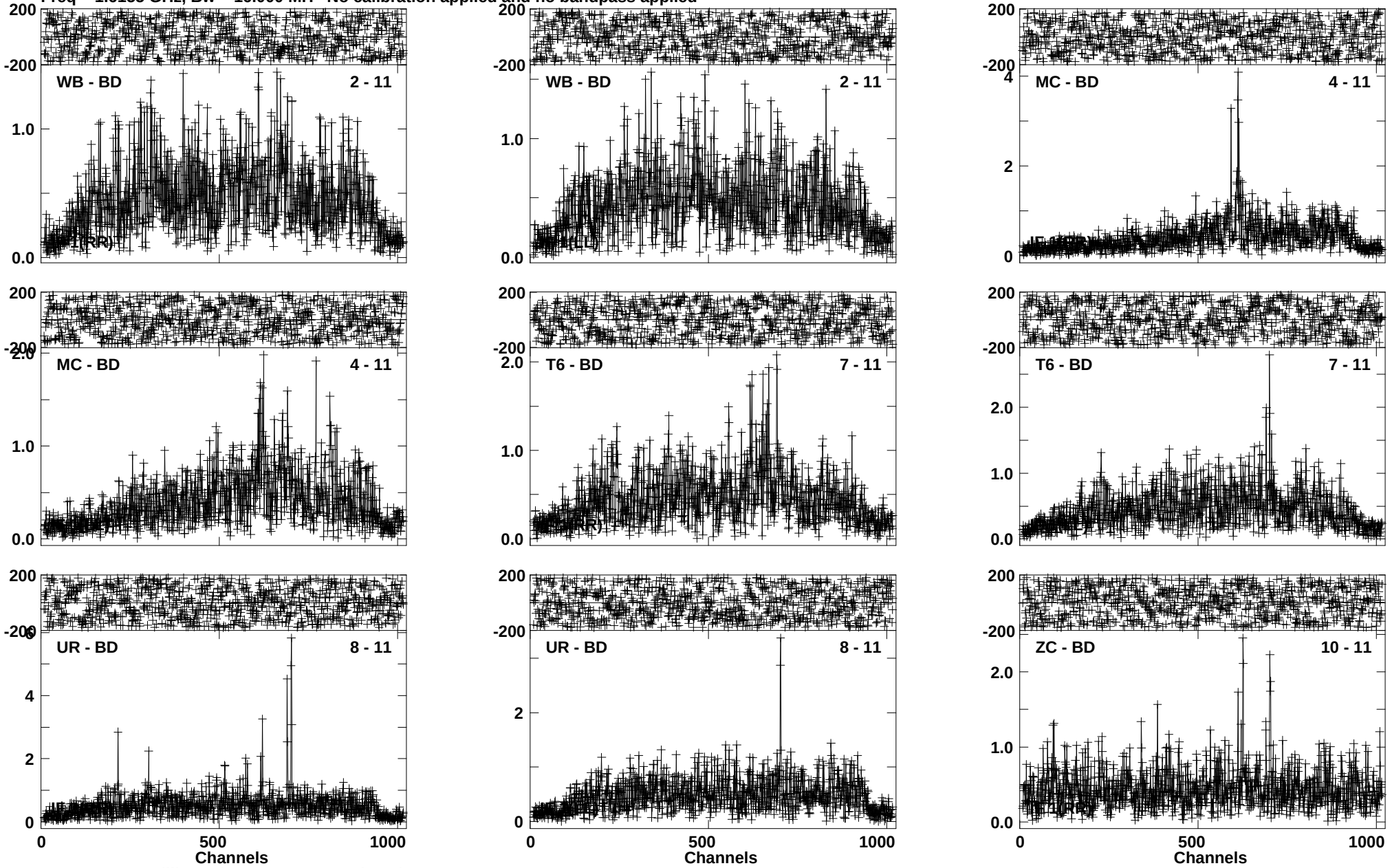

Lower frame: Milli Ampl Jy Top frame: Phas deg
Vector averaged cross-power spectrum Baseline: WB (02) - BD (11)
Timerange: 00/08:13:31 to 00/08:16:59

Plot file version 33 created 28-JUN-2019 13:32:18
IRAS16399 EP111B 2.UVDATA.1
Freq = 1.6155 GHz, Bw = 16.000 MH No calibration applied and no bandpass applied

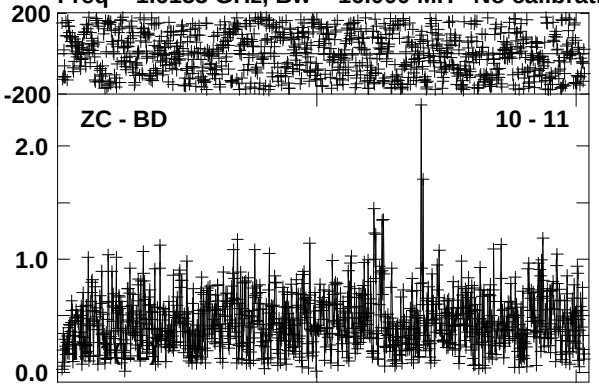

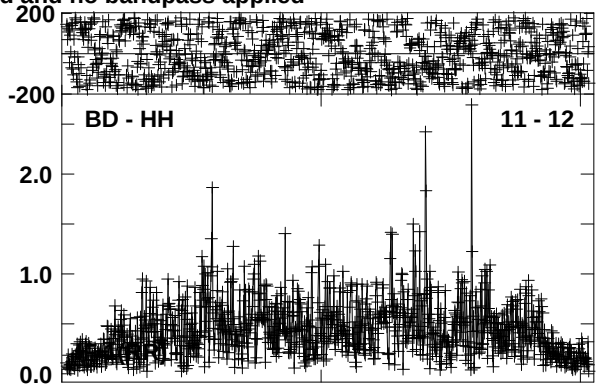

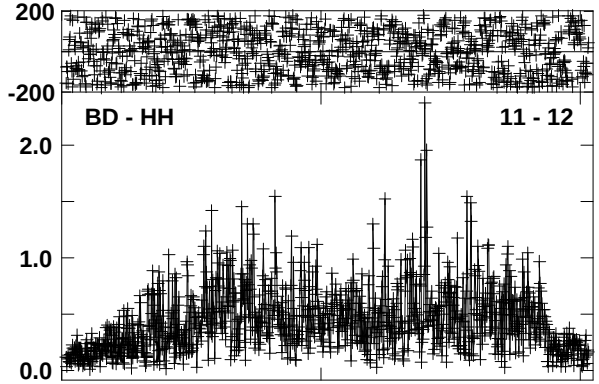

Lower frame: Milli Ampl Jy Top frame: Phas deg
Vector averaged cross-power spectrum Baseline: ZC (10) - BD (11)
Timerange: 00/08:13:31 to 00/08:16:59

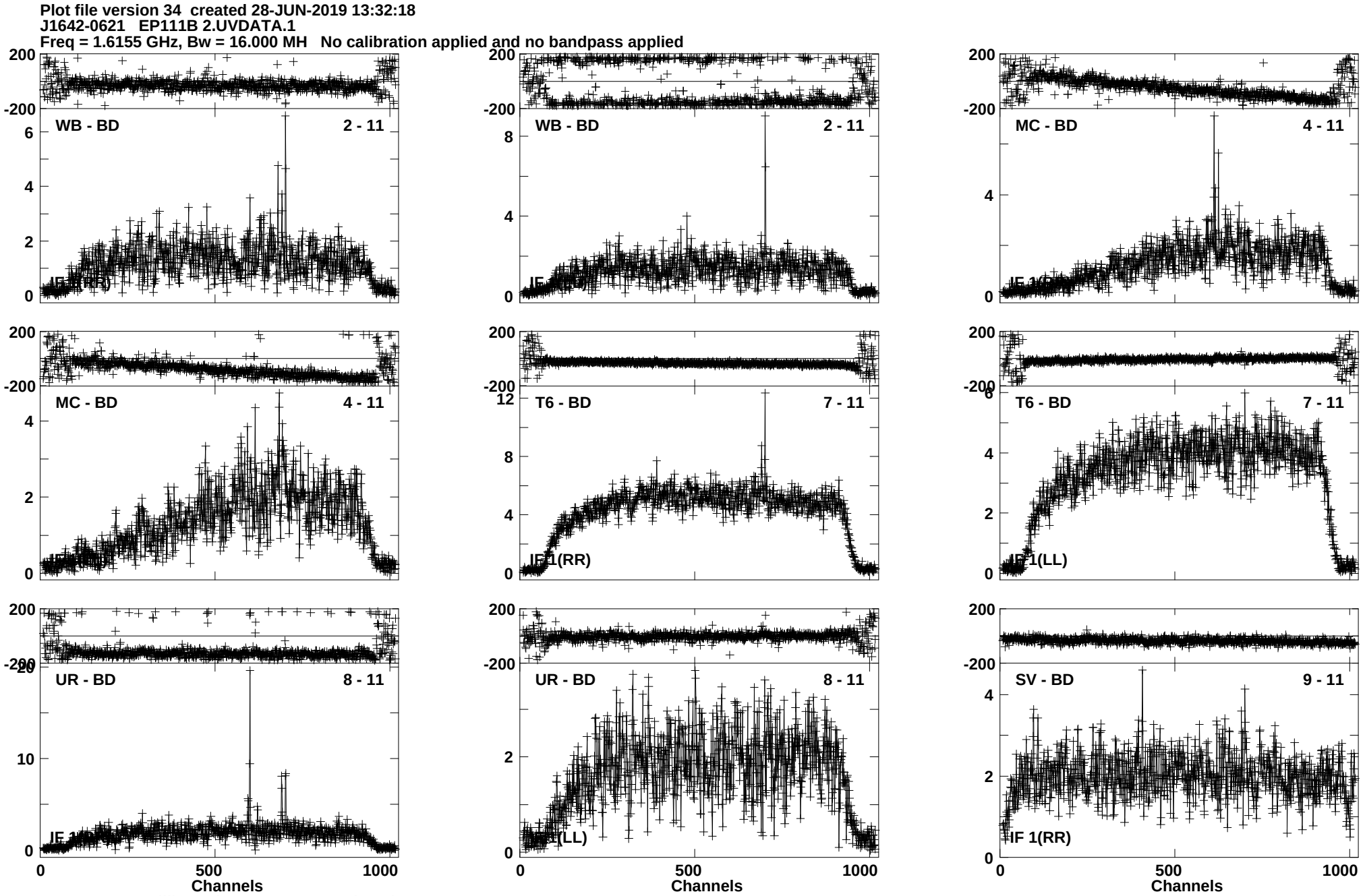
Plot file version 34 created 28-JUN-2019 13:32:18
J1642-0621 EP111B 2.UVDATA.1
Freq = 1.6155 GHz, Bw = 16.000 MH No calibration applied and no bandpass applied
WB - BD 2 - 11
WB - BD 2 - 11
MC - BD 4 - 11
MC - BD 4 - 11
T6 - BD 7 - 11
T6 - BD 7 - 11
UR - BD 8 - 11
UR - BD 8 - 11
SV - BD 9 - 11
IF 1(RR)
Channels
Lower frame: Milli Ampl Jy Top frame: Phas deg
Vector averaged cross-power spectrum Baseline: WB (02) - BD (11)
Timerange: 00/08:17:48 to 00/08:19:14

Plot file version 35 created 28-JUN-2019 13:32:19
J1642-0621 EP111B 2.UVDATA.1
Freq = 1.6155 GHz, Bw = 16.000 MH No calibration applied and no bandpass applied

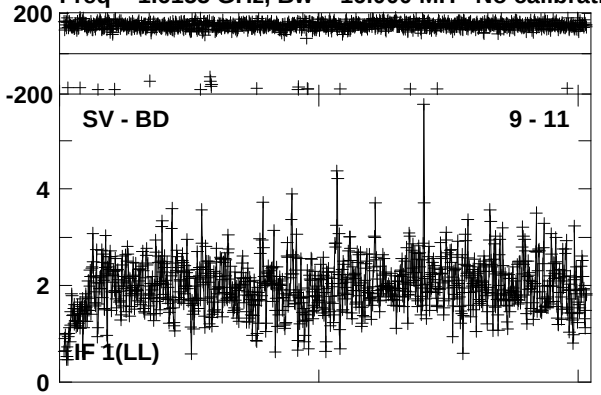

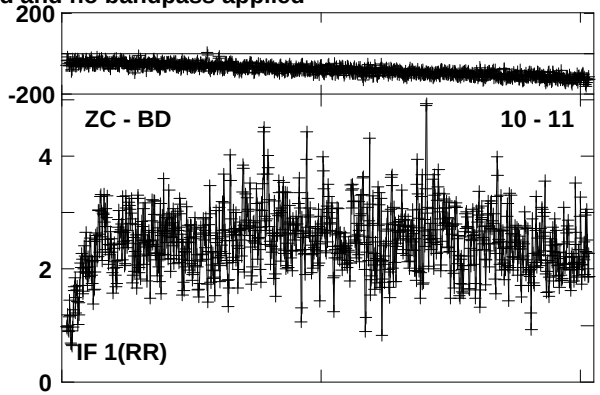

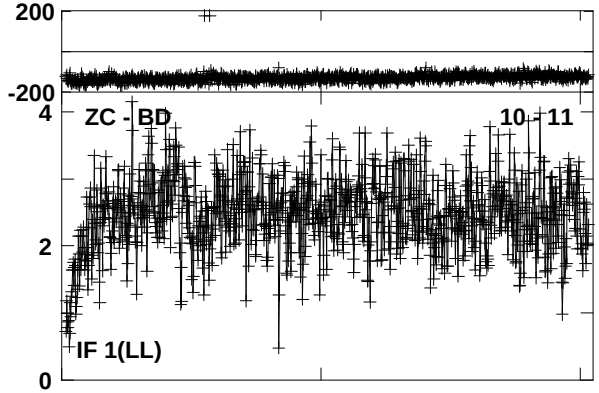

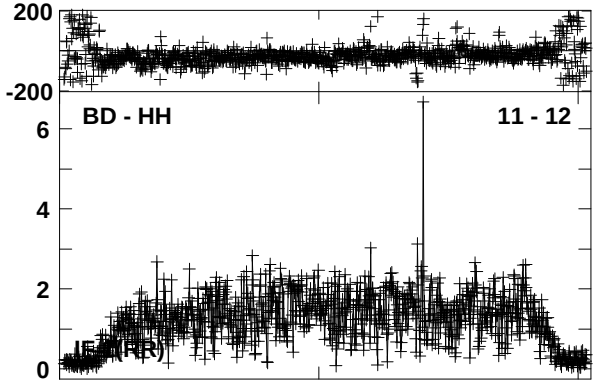

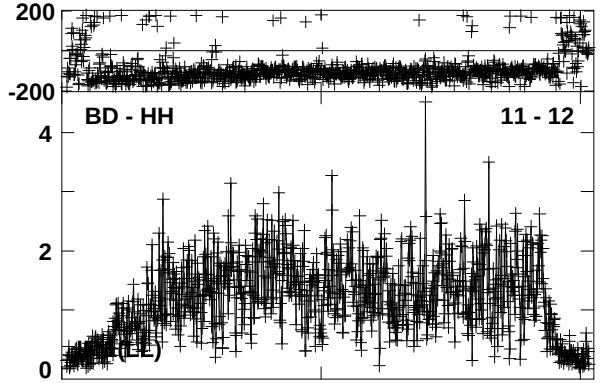

Lower frame: Milli Ampl Jy Top frame: Phas deg
Vector averaged cross-power spectrum Baseline: SV (09) - BD (11)
Timerange: 00/08:17:48 to 00/08:19:14

Plot file version 36 created 28-JUN-2019 13:32:19
IRAS16399 EP111B 2.UVDATA.1
Freq = 1.6155 GHz, Bw = 16.000 MH No calibration applied and no bandpass applied

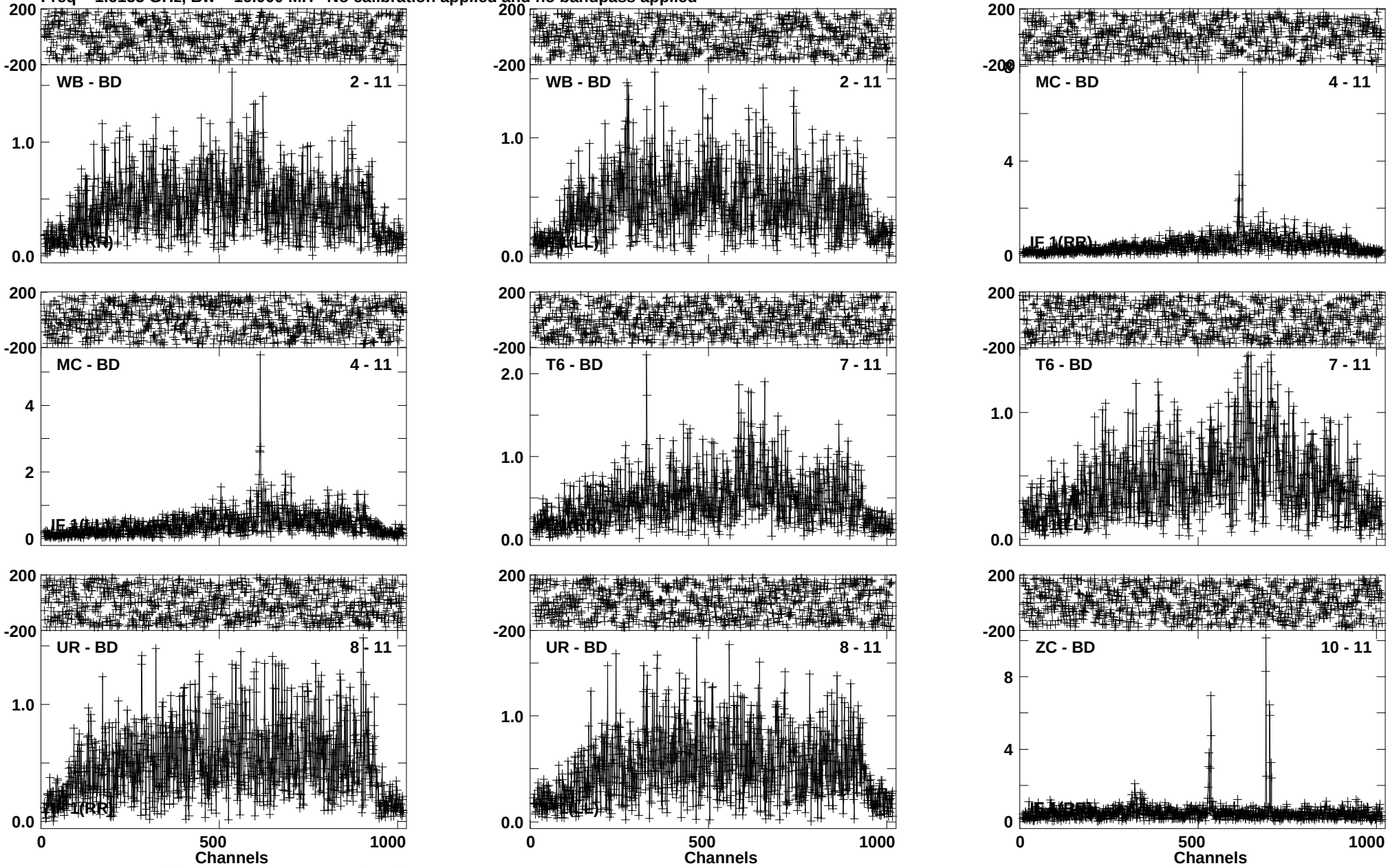

Lower frame: Milli Ampl Jy Top frame: Phas deg
Vector averaged cross-power spectrum Baseline: WB (02) - BD (11)
Timerange: 00/08:19:16 to 00/08:22:44

Plot file version 37 created 28-JUN-2019 13:32:20
IRAS16399 EP111B 2.UVDATA.1
Freq = 1.6155 GHz, Bw = 16.000 MH No calibration applied and no bandpass applied

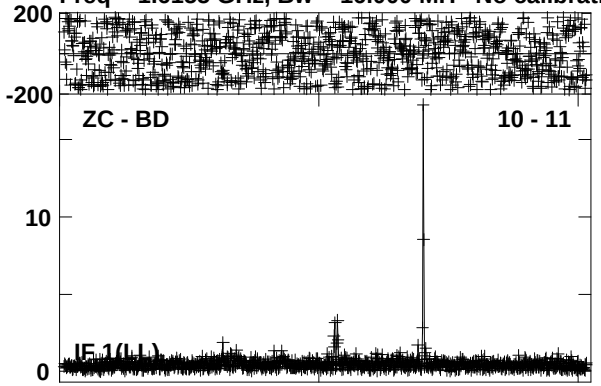

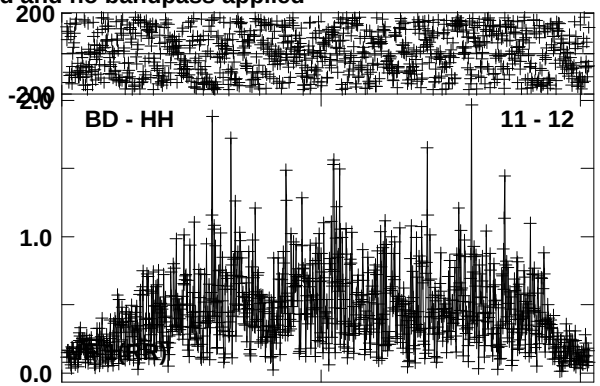

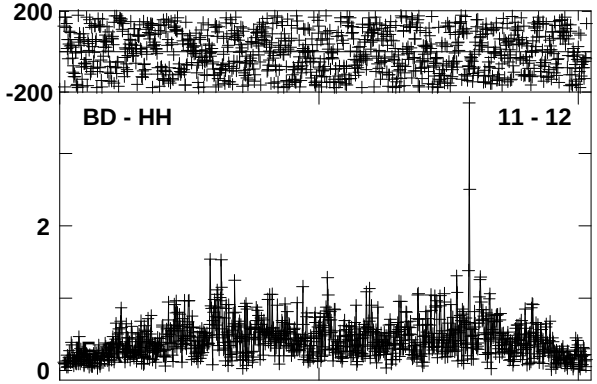

Lower frame: Milli Ampl Jy Top frame: Phas deg
Vector averaged cross-power spectrum Baseline: ZC (10) - BD (11)
Timerange: 00/08:19:16 to 00/08:22:44

Plot file version 38 created 28-JUN-2019 13:32:20
J1642-0621 EP111B 2.UVDATA.1
Freq = 1.6155 GHz, Bw = 16.000 MH No calibration applied and no bandpass applied

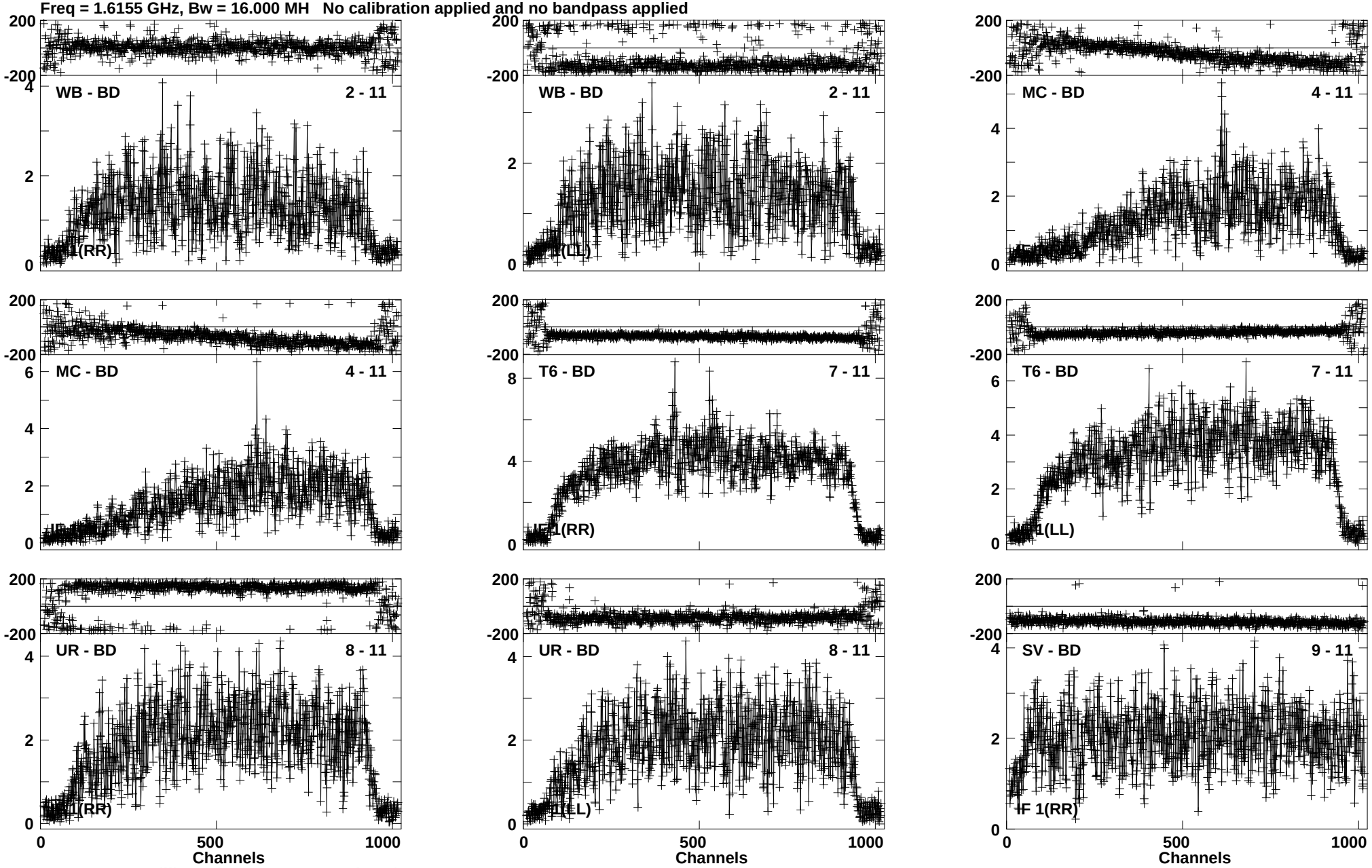

Lower frame: Milli Ampl Jy Top frame: Phas deg
Vector averaged cross-power spectrum Baseline: WB (02) - BD (11)
Timerange: 00/08:22:46 to 00/08:24:14

Plot file version 39 created 28-JUN-2019 13:32:20
J1642-0621 EP111B 2.UVDATA.1
Freq = 1.6155 GHz, Bw = 16.000 MH No calibration applied and no bandpass applied

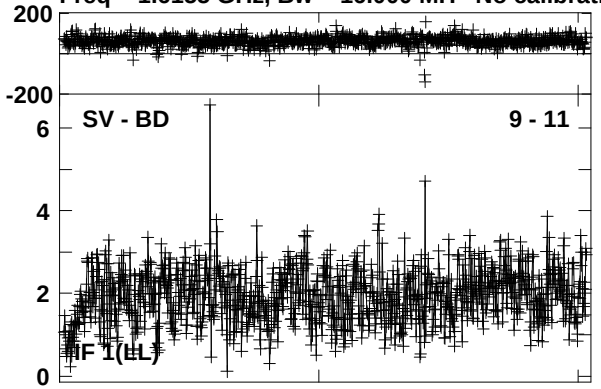

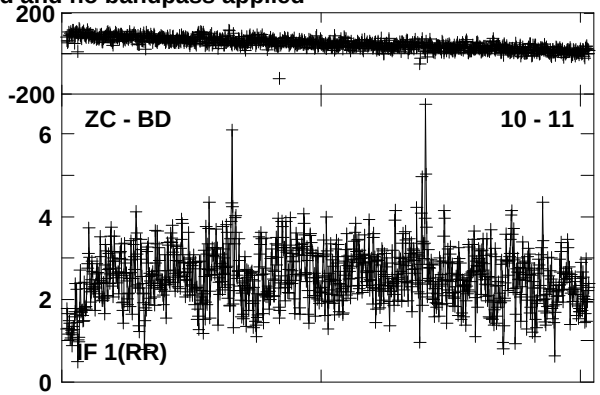

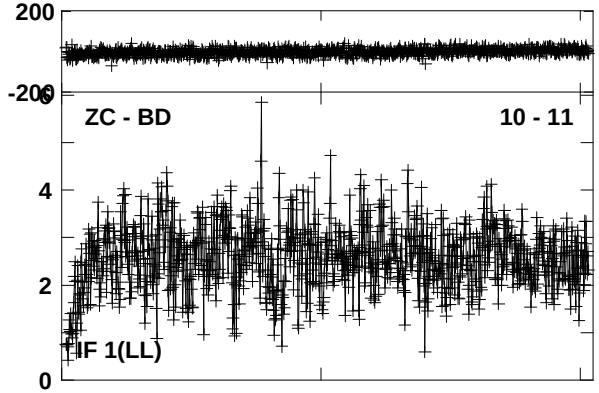

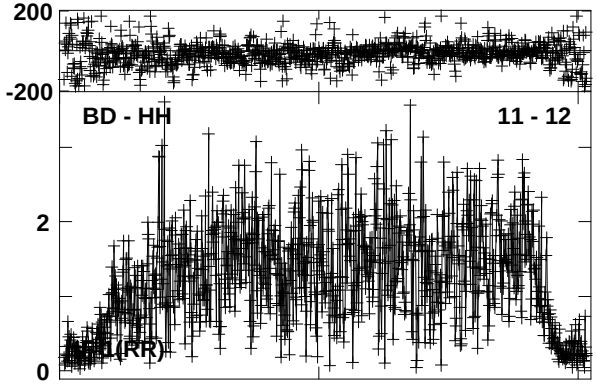

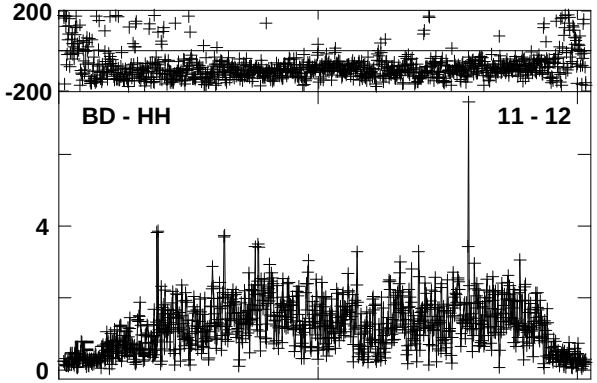

Lower frame: Milli Ampl Jy Top frame: Phas deg
Vector averaged cross-power spectrum Baseline: SV (09) - BD (11)
Timerange: 00/08:22:46 to 00/08:24:14

Plot file version 40 created 28-JUN-2019 13:32:21
IRAS16399 EP111B 2.UVDATA.1
Freq = 1.6155 GHz, Bw = 16.000 MH No calibration applied and no bandpass applied

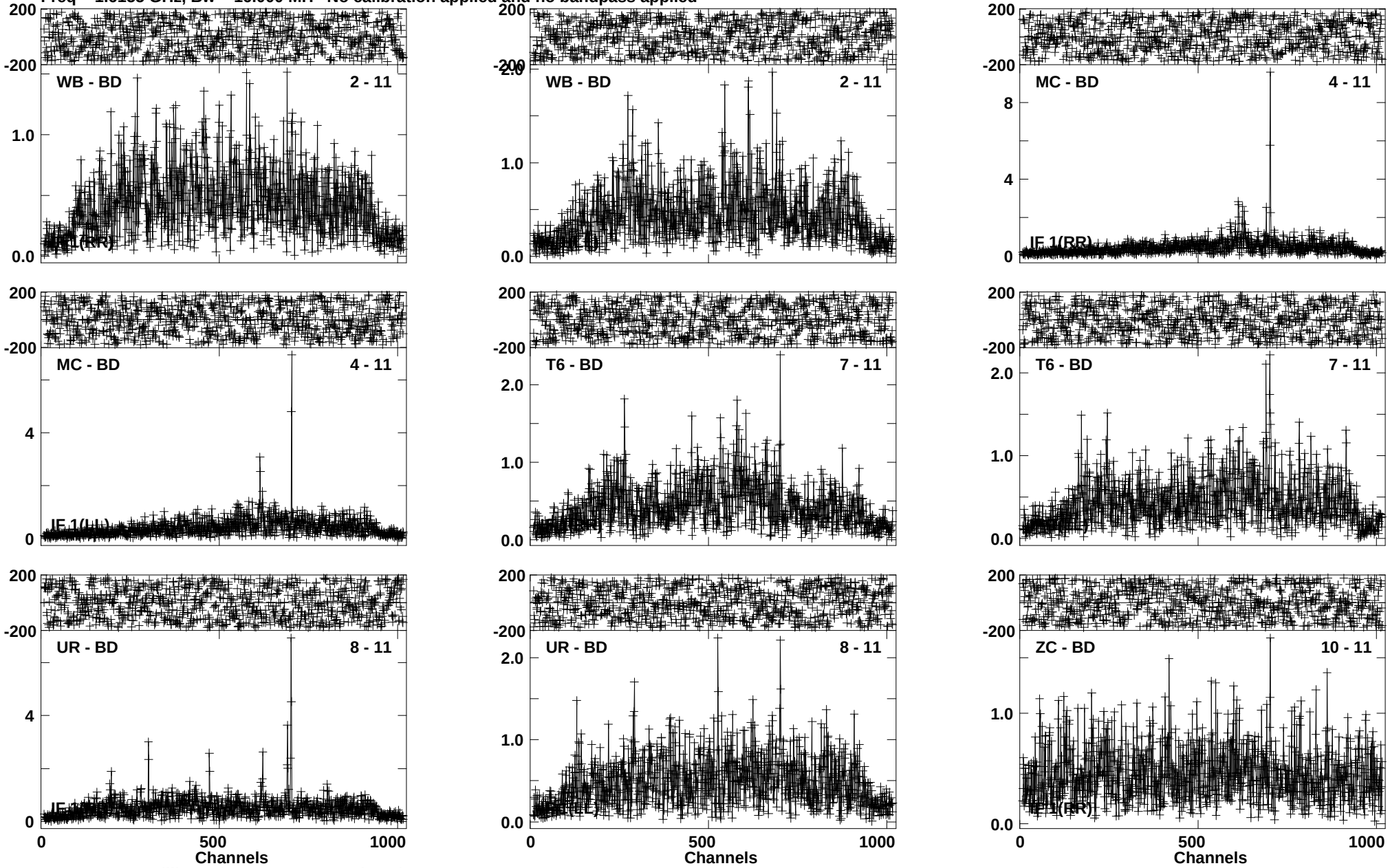

Lower frame: Milli Ampl Jy Top frame: Phas deg
Vector averaged cross-power spectrum Baseline: WB (02) - BD (11)
Timerange: 00/08:24:16 to 00/08:27:44

Plot file version 41 created 28-JUN-2019 13:32:21
IRAS16399 EP111B 2.UVDATA.1
Freq = 1.6155 GHz, Bw = 16.000 MH No calibration applied and no bandpass applied

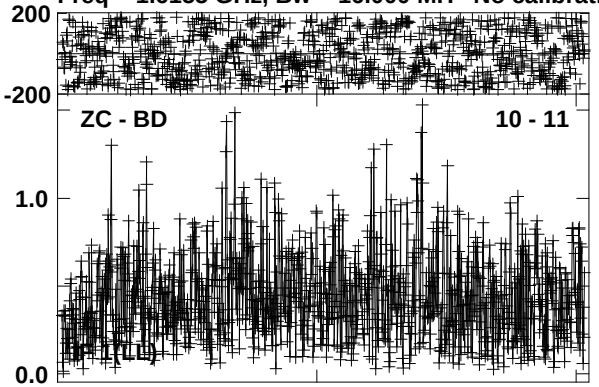

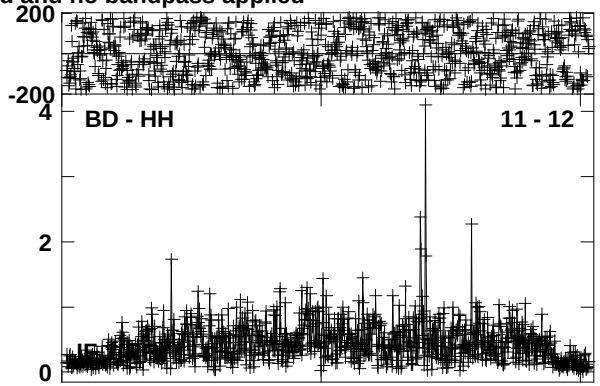

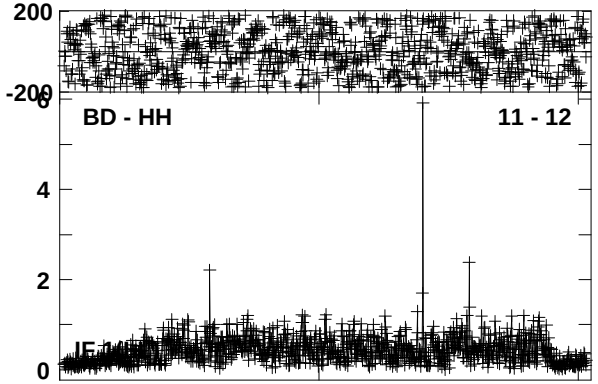

Lower frame: Milli Ampl Jy Top frame: Phas deg
Vector averaged cross-power spectrum Baseline: ZC (10) - BD (11)
Timerange: 00/08:24:16 to 00/08:27:44

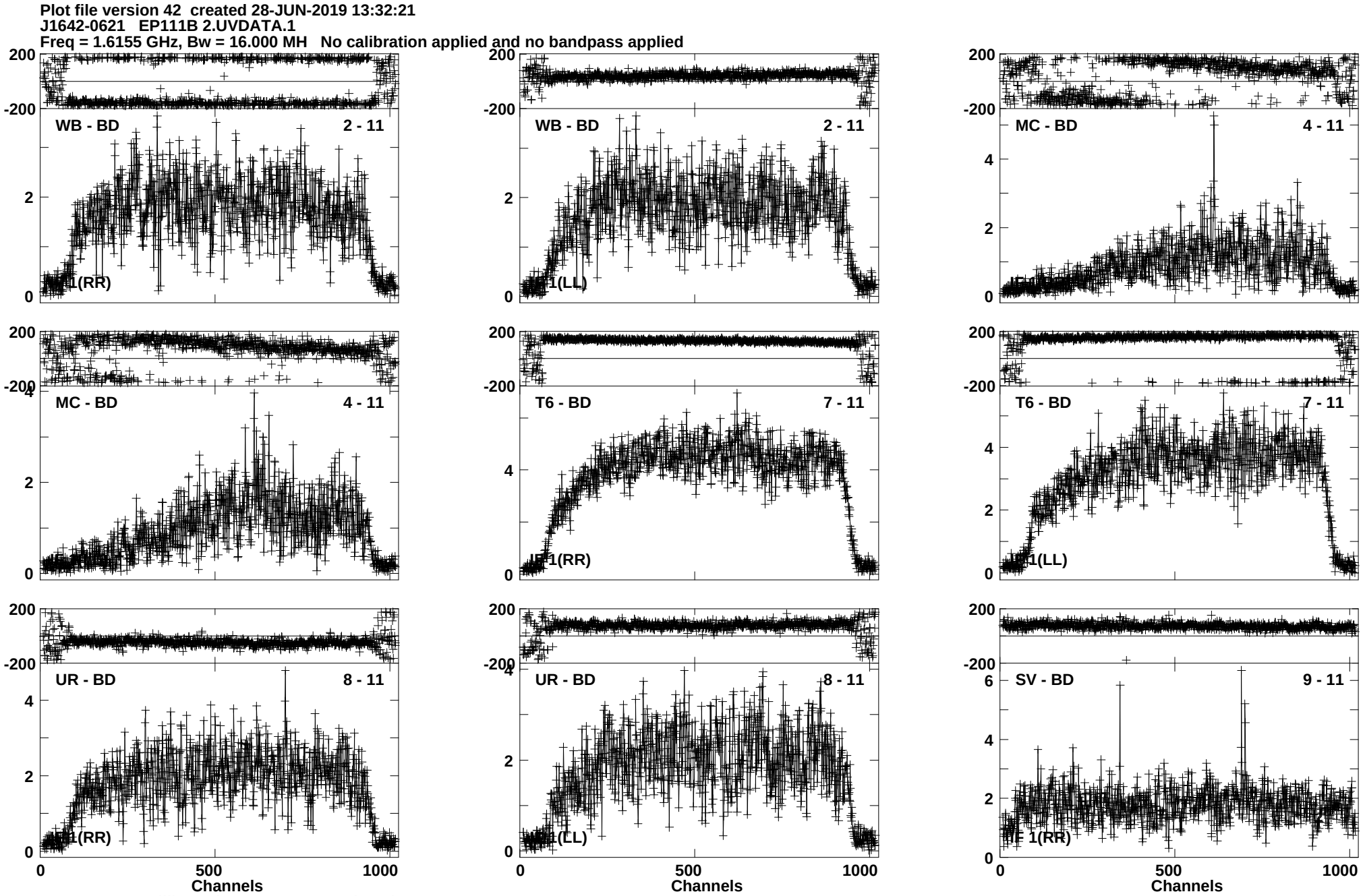
Plot file version 42 created 28-JUN-2019 13:32:21
J1642-0621 EP111B 2.UVDATA.1
Freq = 1.6155 GHz, Bw = 16.000 MH No calibration applied and no bandpass applied
WB - BD 2 - 11
IF 1(RR)
WB - BD 2 - 11
IF 1(LL)
MC - BD 4 - 11
IF 1(LL)
MC - BD 4 - 11
IF 1(RR)
T6 - BD 7 - 11
IF 1(RR)
T6 - BD 7 - 11
IF 1(LL)
UR - BD 8 - 11
IF 1(RR)
UR - BD 8 - 11
IF 1(LL)
SV - BD 9 - 11
IF 1(RR)
Channels
Channels
Channels
Lower frame: Milli Ampl Jy Top frame: Phas deg
Vector averaged cross-power spectrum Baseline: WB (02) - BD (11)
Timerange: 00/08:28:33 to 00/08:29:59

Plot file version 43 created 28-JUN-2019 13:32:22
J1642-0621 EP111B 2.UVDATA.1
Freq = 1.6155 GHz, Bw = 16.000 MH No calibration applied and no bandpass applied

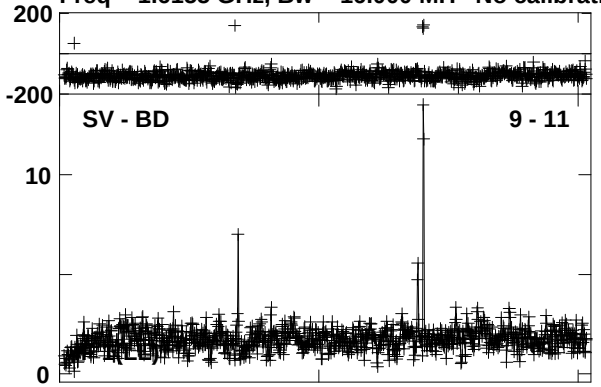

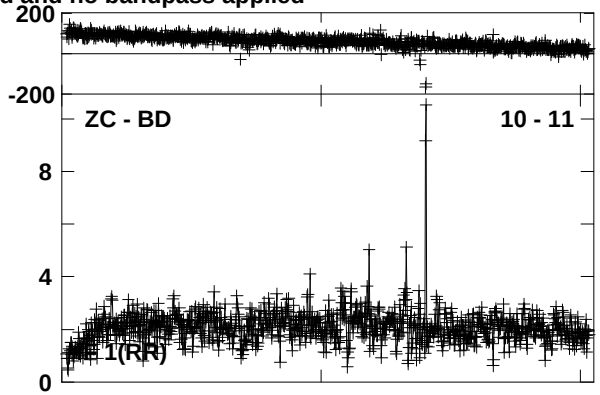

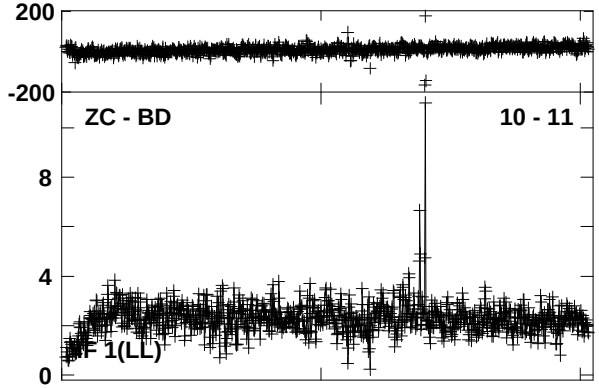

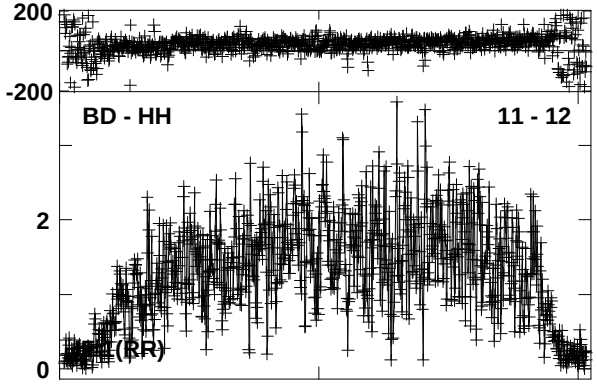

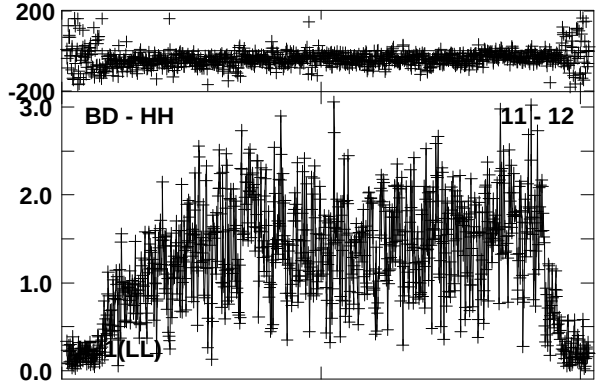

Lower frame: Milli Ampl Jy Top frame: Phas deg
Vector averaged cross-power spectrum Baseline: SV (09) - BD (11)
Timerange: 00/08:28:33 to 00/08:29:59

Plot file version 44 created 28-JUN-2019 13:32:22
IRAS16399 EP111B 2.UVDATA.1
Freq = 1.6155 GHz, Bw = 16.000 MH No calibration applied and no bandpass applied

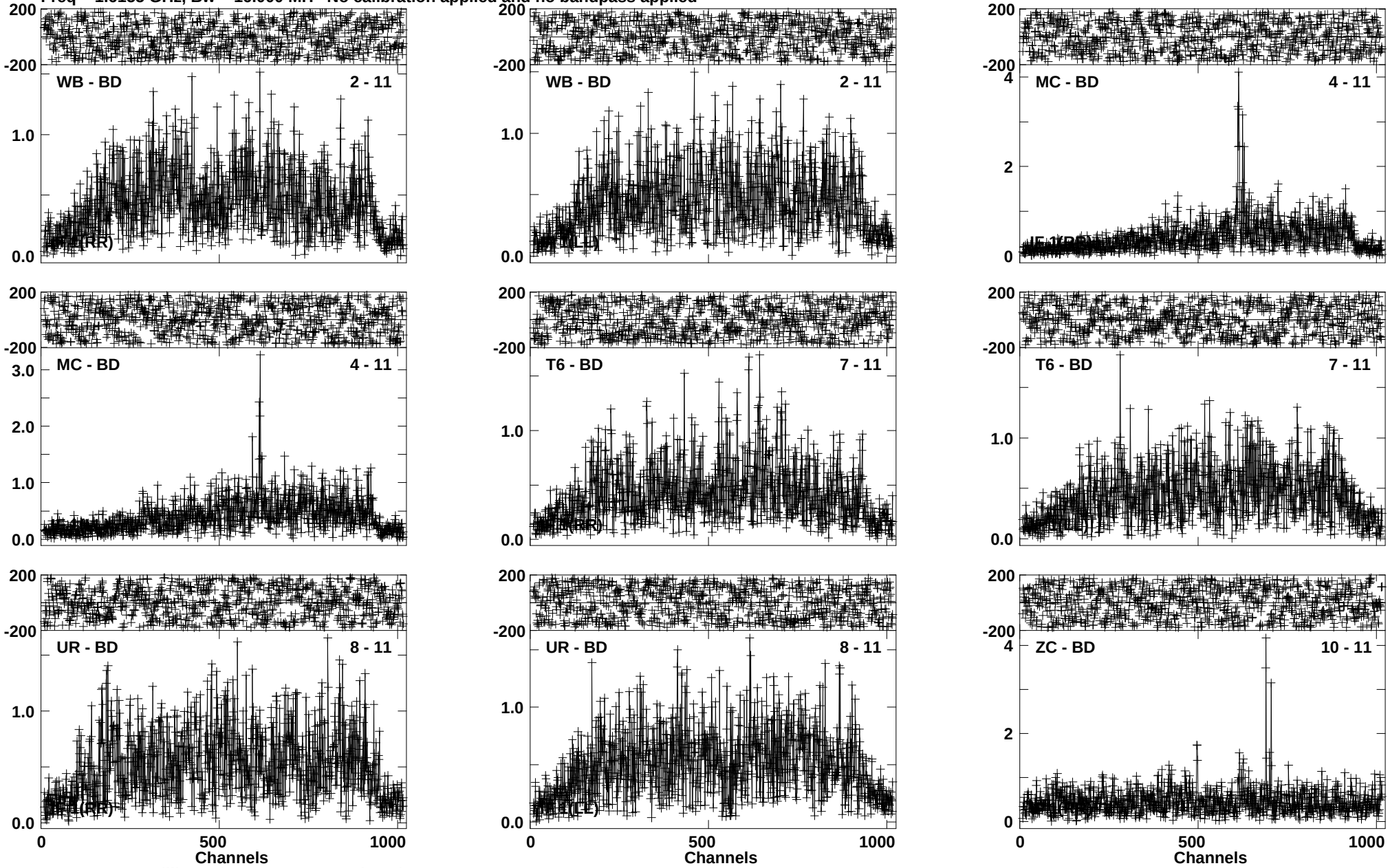

Lower frame: Milli Ampl Jy Top frame: Phas deg
Vector averaged cross-power spectrum Baseline: WB (02) - BD (11)
Timerange: 00/08:30:01 to 00/08:33:29

Plot file version 45 created 28-JUN-2019 13:32:23
IRAS16399 EP111B 2.UVDATA.1
Freq = 1.6155 GHz, Bw = 16.000 MH No calibration applied and no bandpass applied

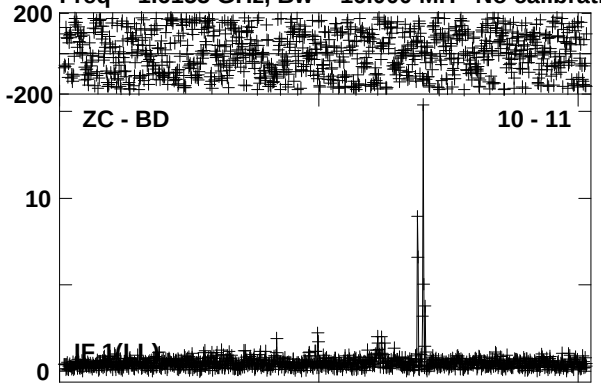

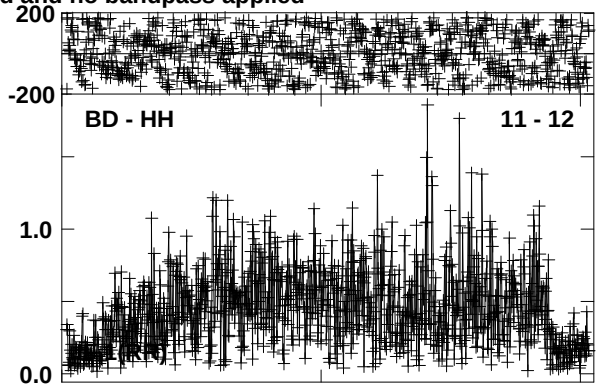

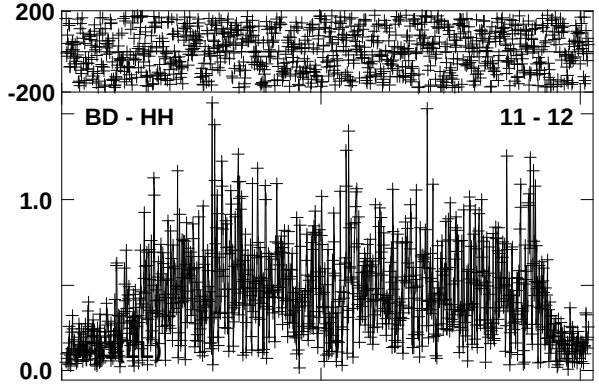

Lower frame: Milli Ampl Jy Top frame: Phas deg
Vector averaged cross-power spectrum Baseline: ZC (10) - BD (11)
Timerange: 00/08:30:01 to 00/08:33:29

Plot file version 46 created 28-JUN-2019 13:32:23
J1642-0621 EP111B 2.UVDATA.1
Freq = 1.6155 GHz, Bw = 16.000 MH No calibration applied and no bandpass applied

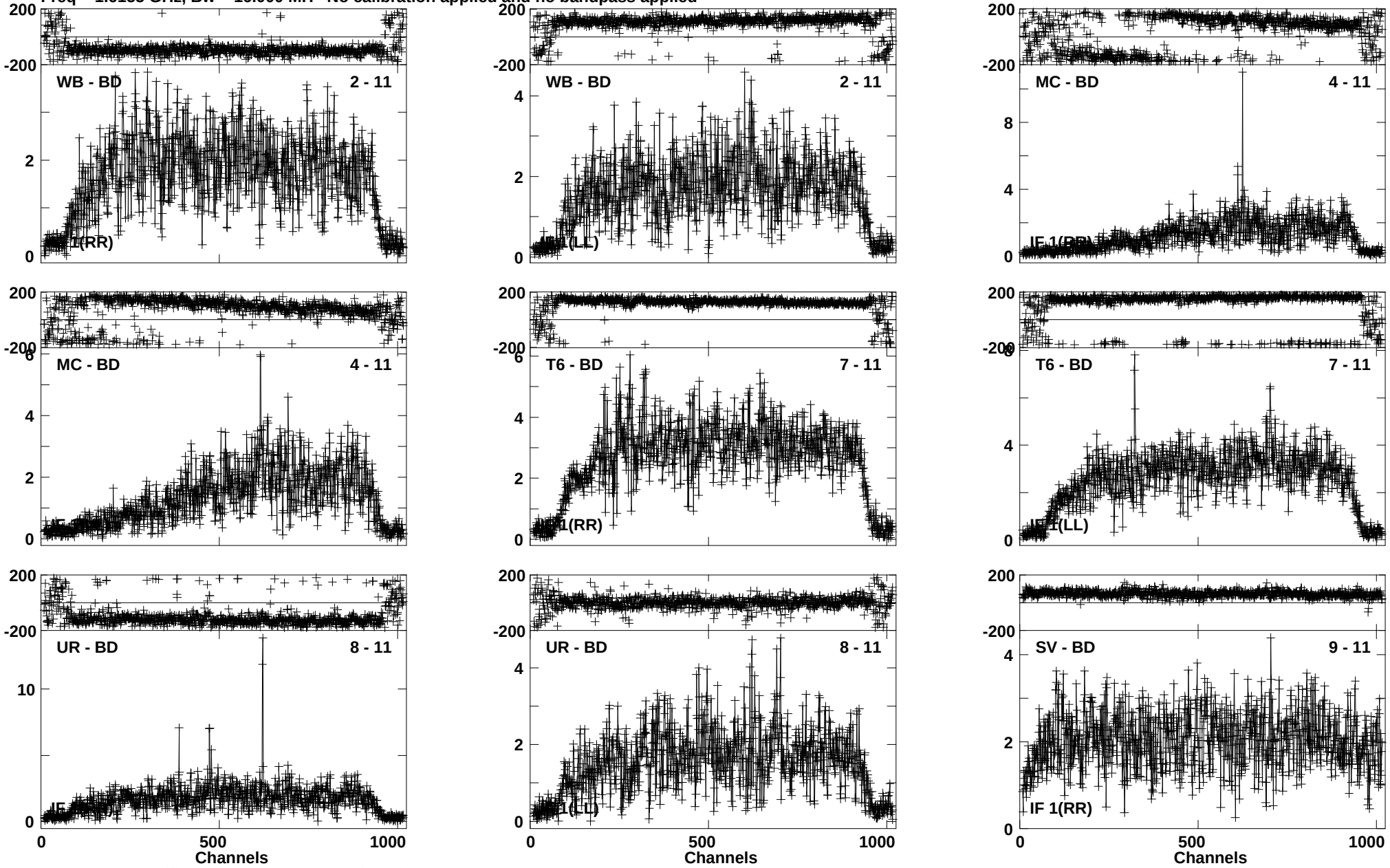

Lower frame: Milli Ampl Jy Top frame: Phas deg
Vector averaged cross-power spectrum Baseline: WB (02) - BD (11)
Timerange: 00/08:33:31 to 00/08:34:59

Plot file version 47 created 28-JUN-2019 13:32:23
J1642-0621 EP111B 2.UVDATA.1
Freq = 1.6155 GHz, Bw = 16.000 MH No calibration applied and no bandpass applied

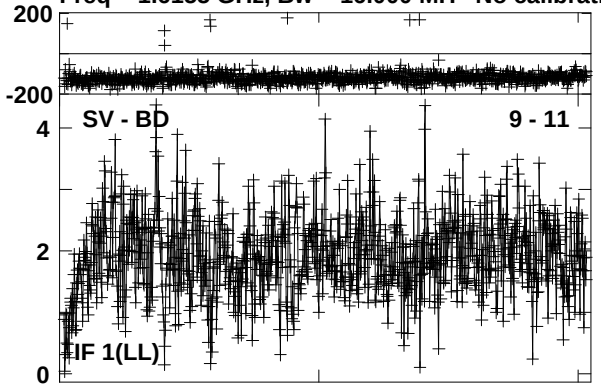

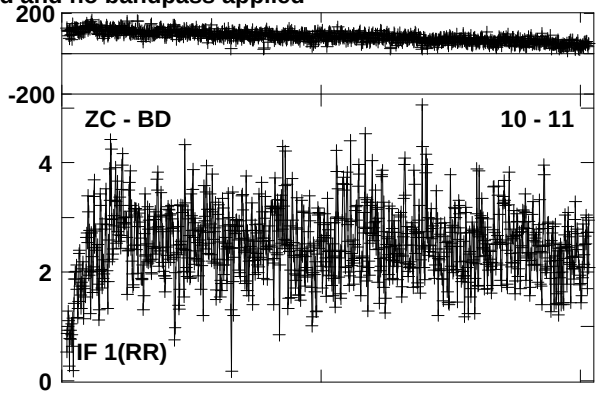

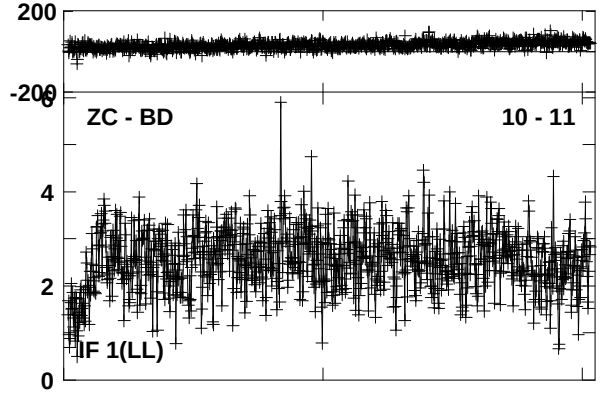

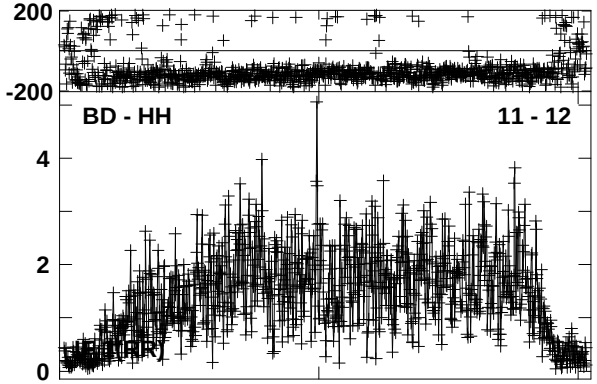

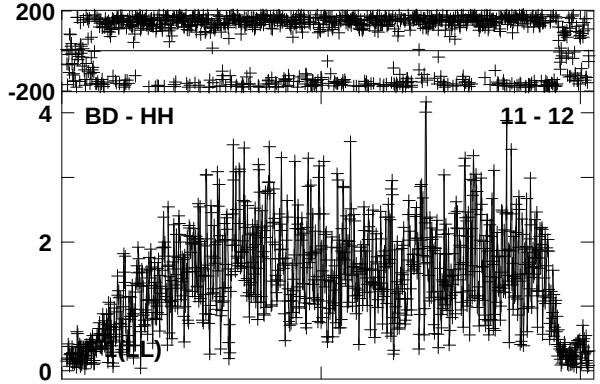

Lower frame: Milli Ampl Jy Top frame: Phas deg
Vector averaged cross-power spectrum Baseline: SV (09) - BD (11)
Timerange: 00/08:33:31 to 00/08:34:59

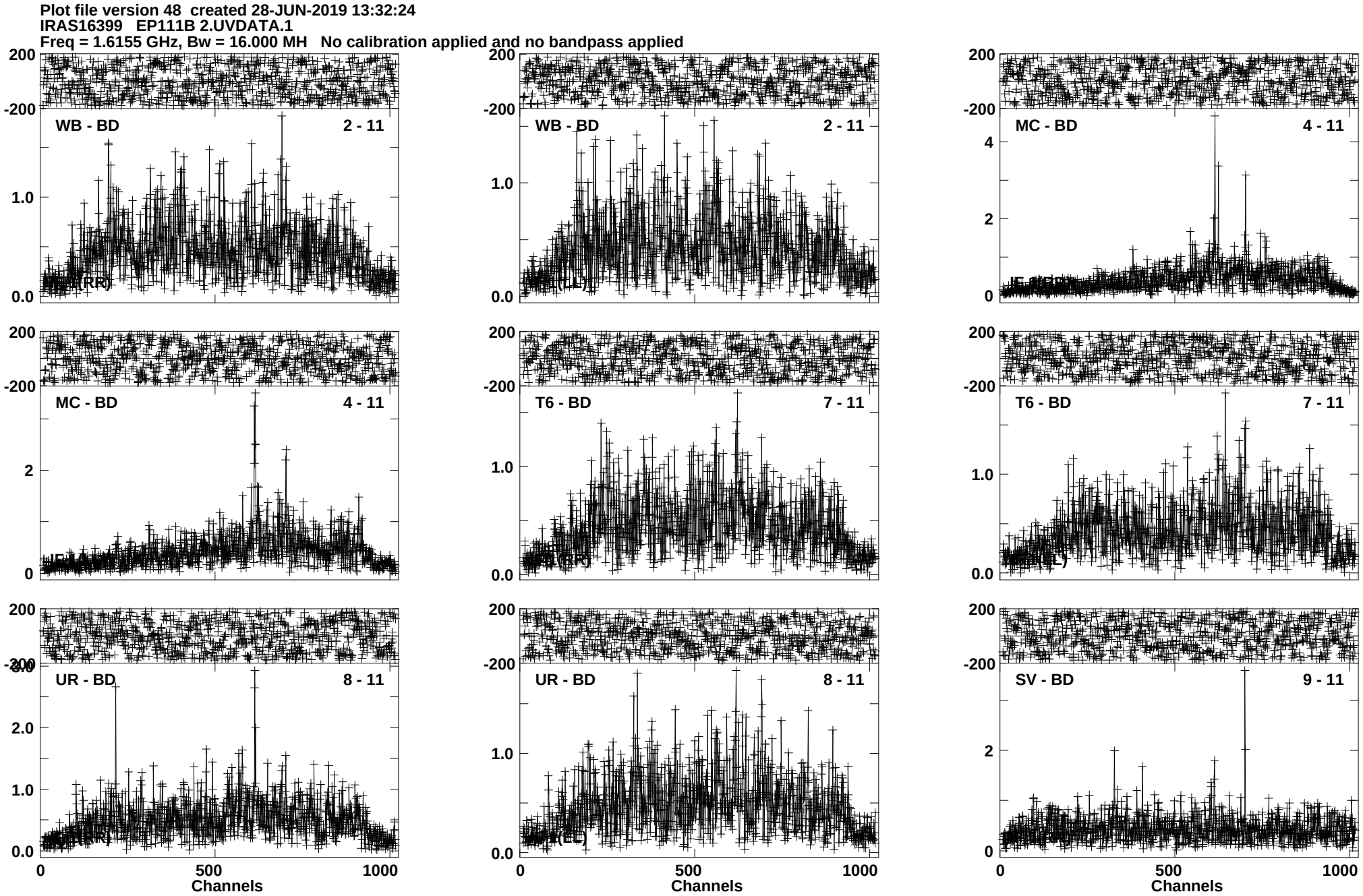
Plot file version 48 created 28-JUN-2019 13:32:24
IRAS16399 EP111B 2.UVDATA.1
Freq = 1.6155 GHz, Bw = 16.000 MH No calibration applied and no bandpass applied
WB - BD 2 - 11
WB - BD 2 - 11
MC - BD 4 - 11
MC - BD 4 - 11
T6 - BD 7 - 11
T6 - BD 7 - 11
UR - BD 8 - 11
UR - BD 8 - 11
SV - BD 9 - 11
200
-200
1.0
0.0
4
2
0
500
1000
Channels
Lower frame: Milli Ampl Jy Top frame: Phas deg
Vector averaged cross-power spectrum Baseline: WB (02) - BD (11)
Timerange: 00/08:35:01 to 00/08:38:29

Plot file version 49 created 28-JUN-2019 13:32:24
IRAS16399 EP111B 2.UVDATA.1
Freq = 1.6155 GHz, Bw = 16.000 MH No calibration applied and no bandpass applied

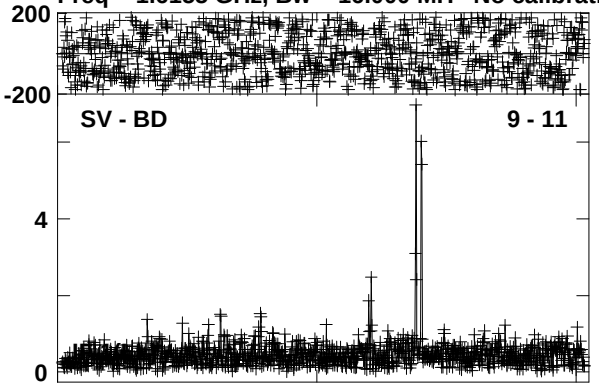

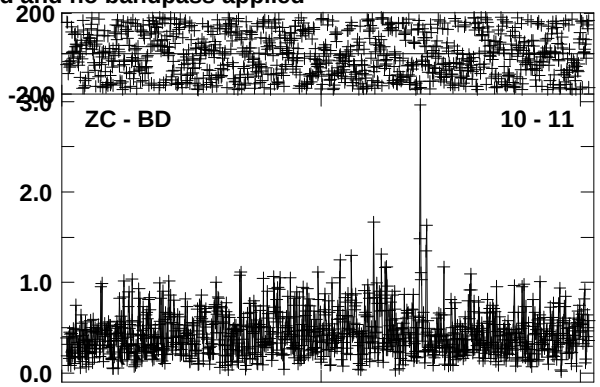

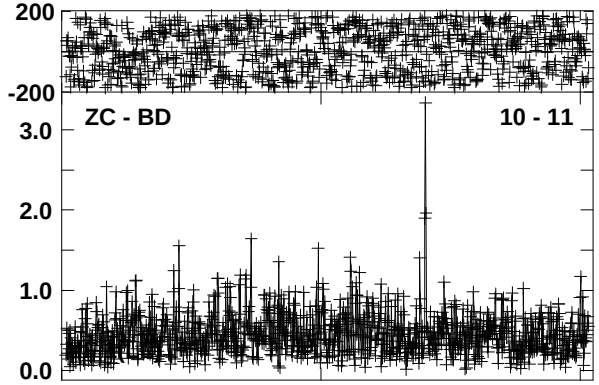

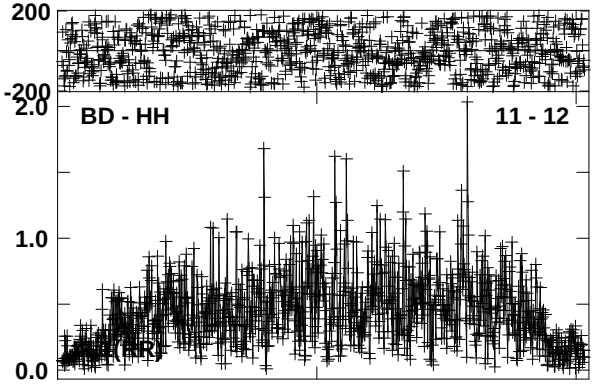

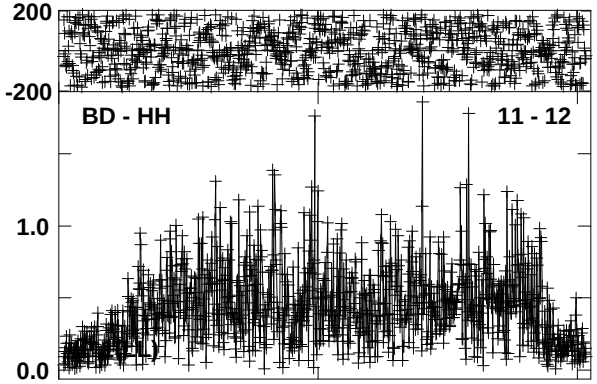

Lower frame: Milli Ampl Jy Top frame: Phas deg
Vector averaged cross-power spectrum Baseline: SV (09) - BD (11)
Timerange: 00/08:35:01 to 00/08:38:29

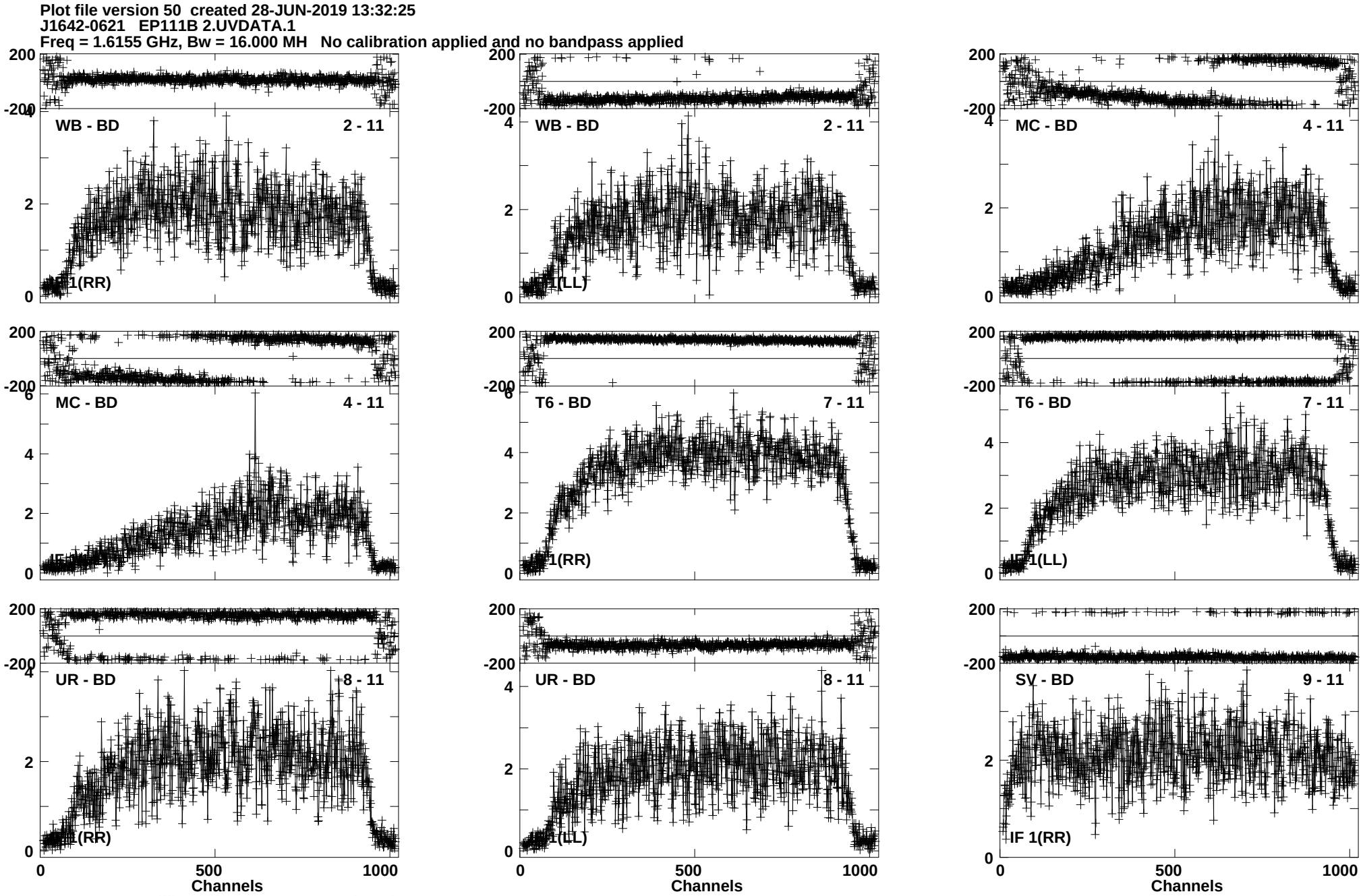
Plot file version 50 created 28-JUN-2019 13:32:25
J1642-0621 EP111B 2.UVDATA.1
Freq = 1.6155 GHz, Bw = 16.000 MH No calibration applied and no bandpass applied
WB - BD 2 - 11
IF 1(RR)
WB - BD 2 - 11
IF 1(LL)
MC - BD 4 - 11
MC - BD 4 - 11
T6 - BD 7 - 11
IF 1(RR)
T6 - BD 7 - 11
IF 1(LL)
UR - BD 8 - 11
IF 1(RR)
UR - BD 8 - 11
IF 1(LL)
SV - BD 9 - 11
IF 1(RR)
200
-200
4
2
0
6
0
500
1000
Channels
Lower frame: Milli Ampl Jy Top frame: Phas deg
Vector averaged cross-power spectrum Baseline: WB (02) - BD (11)
Timerange: 00/08:39:16 to 00/08:40:44

Plot file version 51 created 28-JUN-2019 13:32:25
J1642-0621 EP111B 2.UVDATA.1
Freq = 1.6155 GHz, Bw = 16.000 MH No calibration applied and no bandpass applied

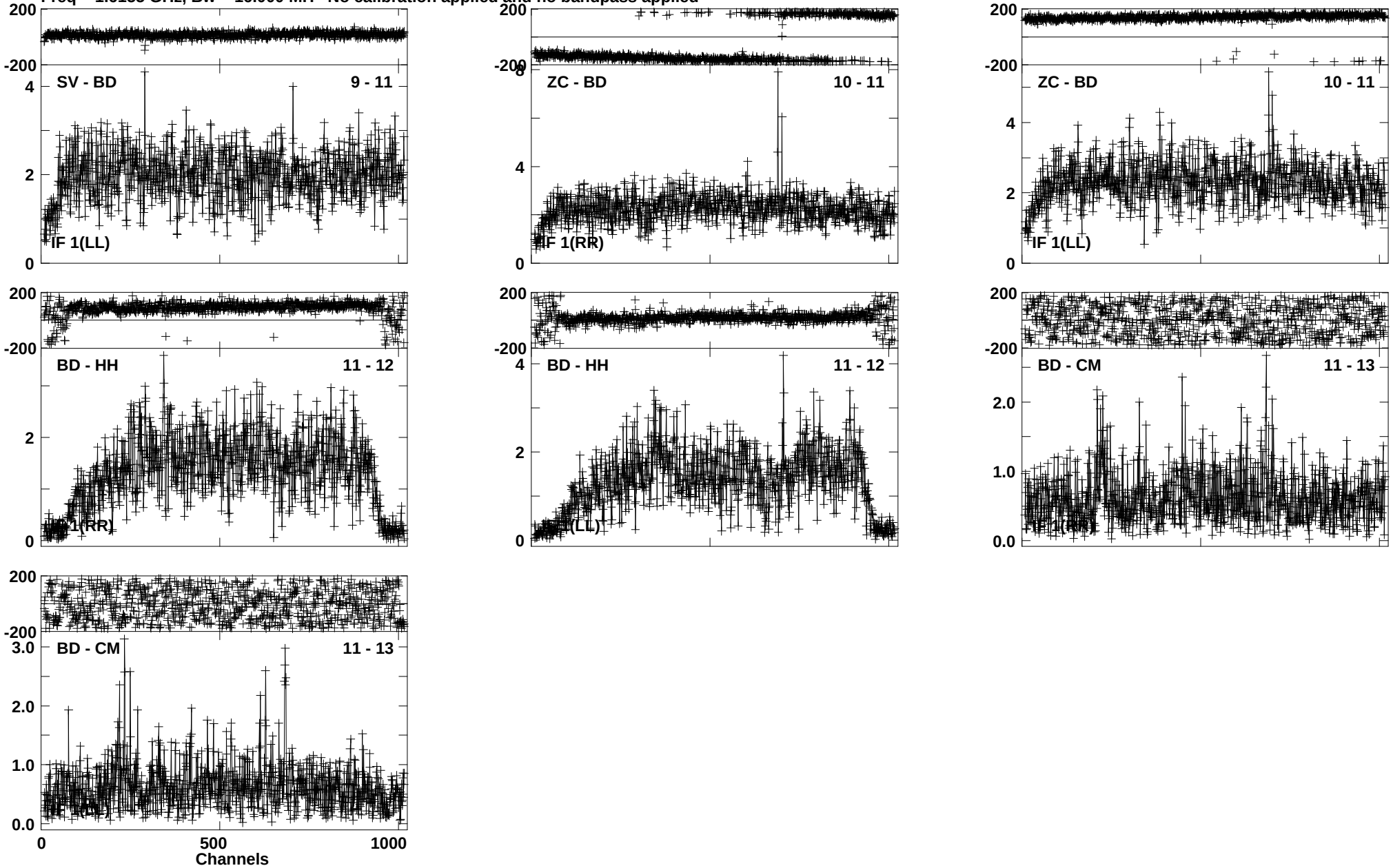

Lower frame: Milli Ampl Jy Top frame: Phas deg
Vector averaged cross-power spectrum Baseline: SV (09) - BD (11)
Timerange: 00/08:39:16 to 00/08:40:44

Plot file version 52 created 28-JUN-2019 13:32:26
IRAS16399 EP111B 2.UVDATA.1
Freq = 1.6155 GHz, Bw = 16.000 MH No calibration applied and no bandpass applied

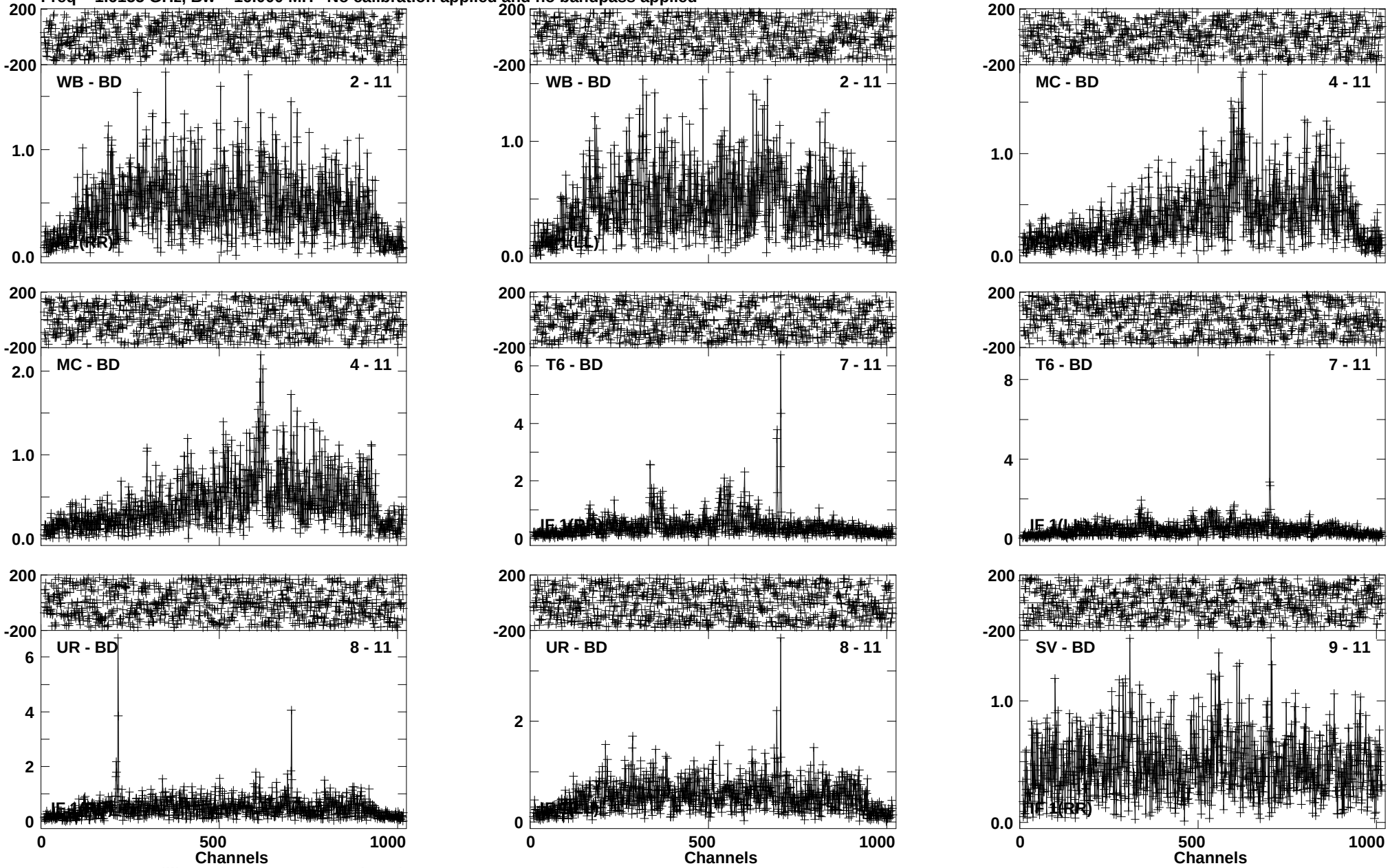

Lower frame: Milli Ampl Jy Top frame: Phas deg
Vector averaged cross-power spectrum Baseline: WB (02) - BD (11)
Timerange: 00/08:40:46 to 00/08:44:14

Plot file version 53 created 28-JUN-2019 13:32:26
IRAS16399 EP111B 2.UVDATA.1
Freq = 1.6155 GHz, Bw = 16.000 MH No calibration applied and no bandpass applied

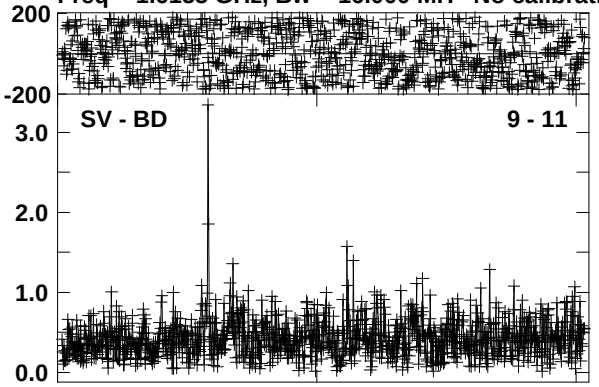

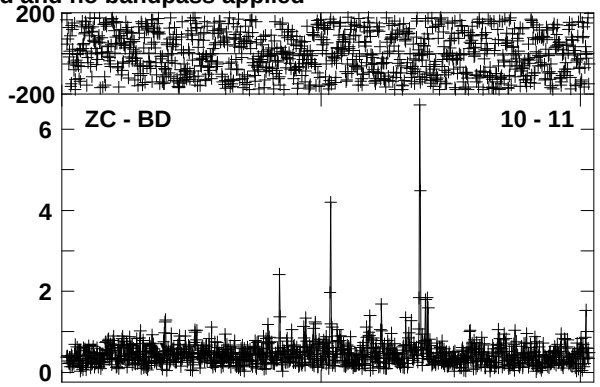

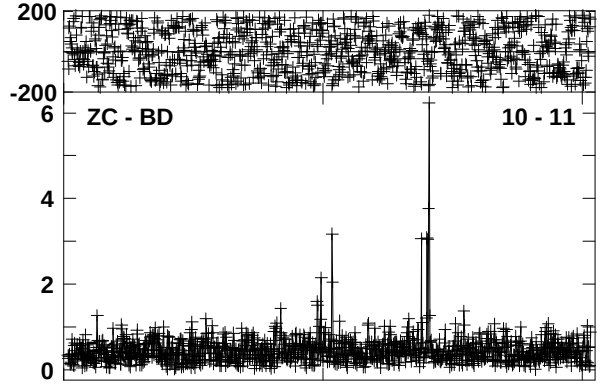

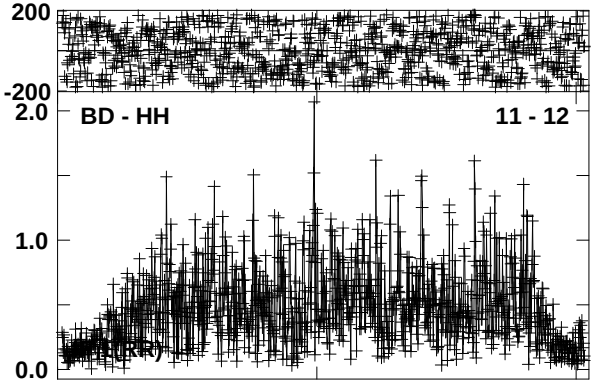

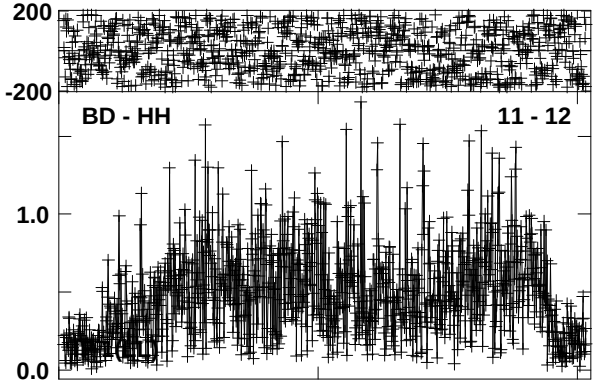

Lower frame: Milli Ampl Jy Top frame: Phas deg
Vector averaged cross-power spectrum Baseline: SV (09) - BD (11)
Timerange: 00/08:40:46 to 00/08:44:14

Plot file version 54 created 28-JUN-2019 13:32:27
J1642-0621 EP111B 2.UVDATA.1
Freq = 1.6155 GHz, Bw = 16.000 MH No calibration applied and no bandpass applied

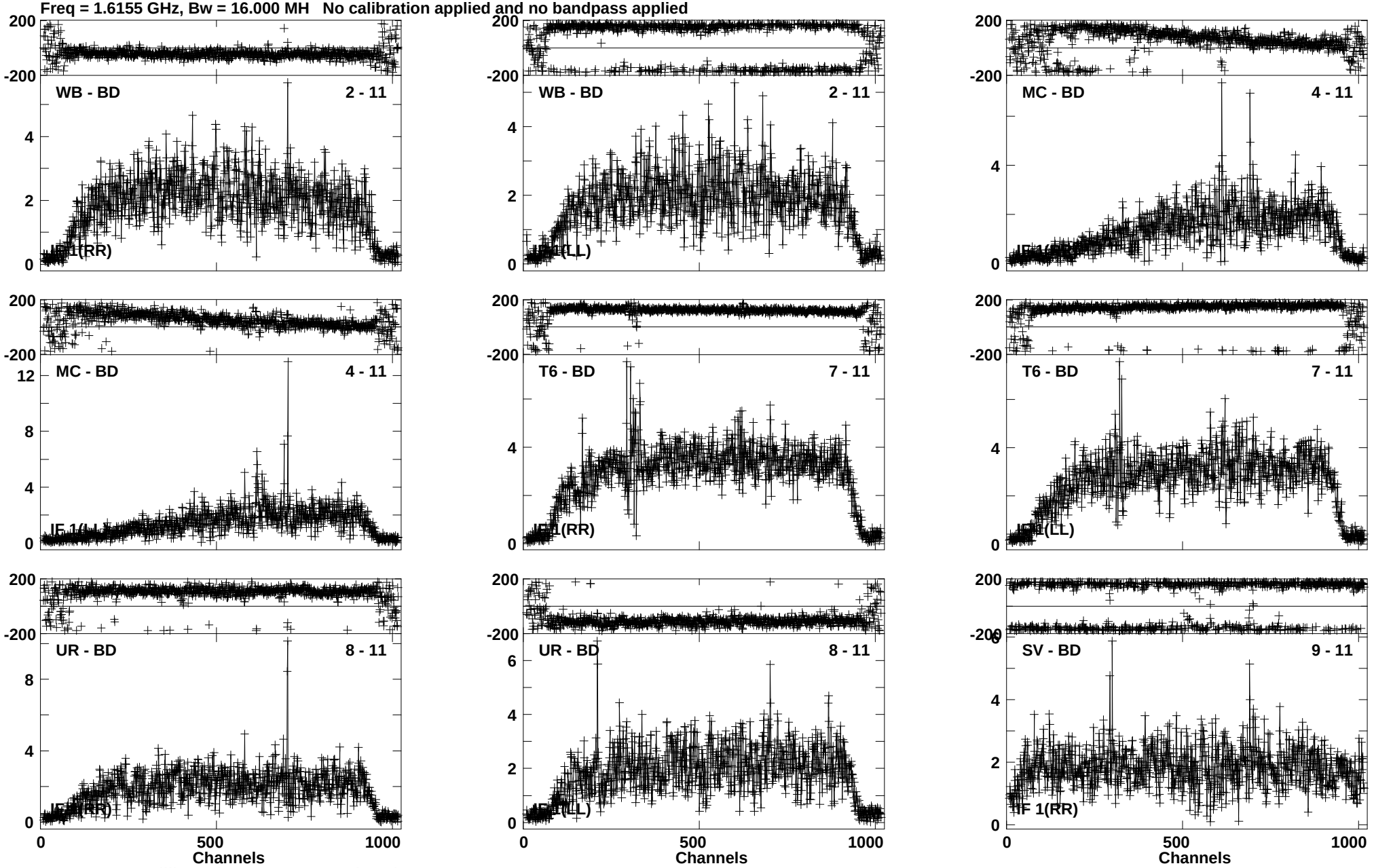

Lower frame: Milli Ampl Jy Top frame: Phas deg
Vector averaged cross-power spectrum Baseline: WB (02) - BD (11)
Timerange: 00/08:44:16 to 00/08:45:44

Plot file version 55 created 28-JUN-2019 13:32:27
J1642-0621 EP111B 2.UVDATA.1
Freq = 1.6155 GHz, Bw = 16.000 MH No calibration applied and no bandpass applied

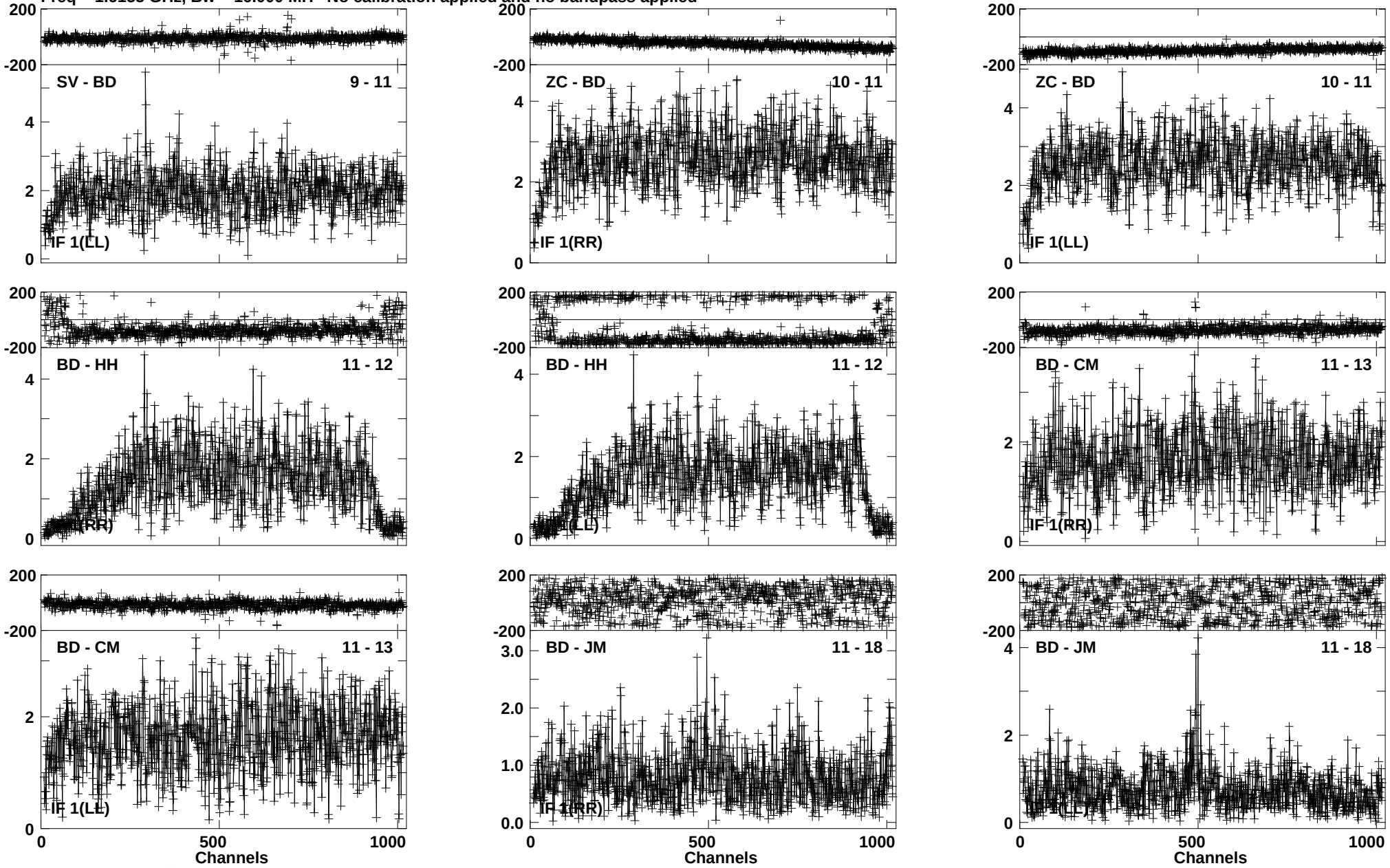

Lower frame: Milli Ampl Jy Top frame: Phas deg
Vector averaged cross-power spectrum Baseline: SV (09) - BD (11)
Timerange: 00/08:44:16 to 00/08:45:44

Plot file version 56 created 28-JUN-2019 13:32:28
IRAS16399 EP111B 2.UVDATA.1
Freq = 1.6155 GHz, Bw = 16.000 MH No calibration applied and no bandpass applied

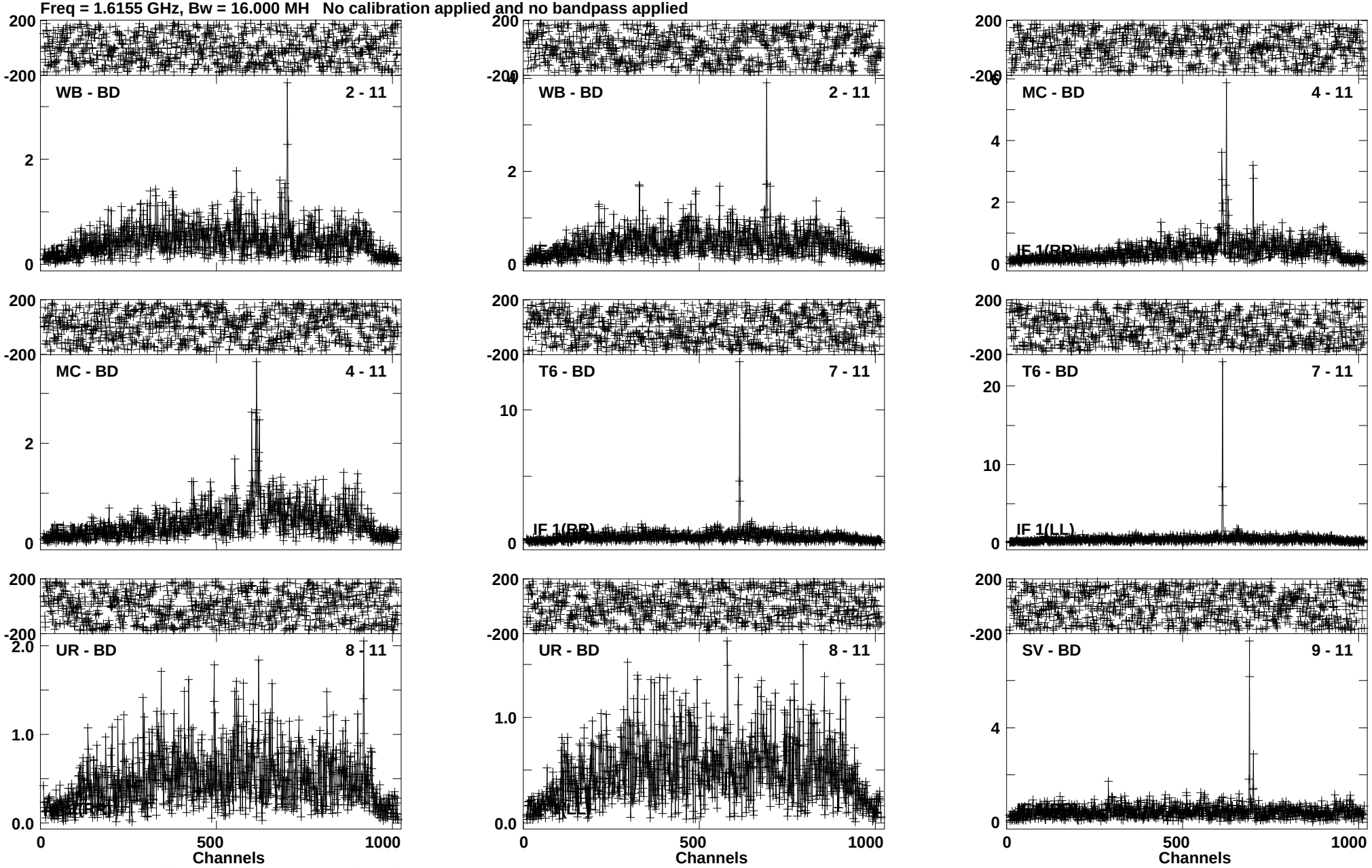

Lower frame: Milli Ampl Jy Top frame: Phas deg
Vector averaged cross-power spectrum Baseline: WB (02) - BD (11)
Timerange: 00/08:45:46 to 00/08:49:14

Plot file version 57 created 28-JUN-2019 13:32:28
IRAS16399 EP111B 2.UVDATA.1
Freq = 1.6155 GHz, Bw = 16.000 MH No calibration applied and no bandpass applied

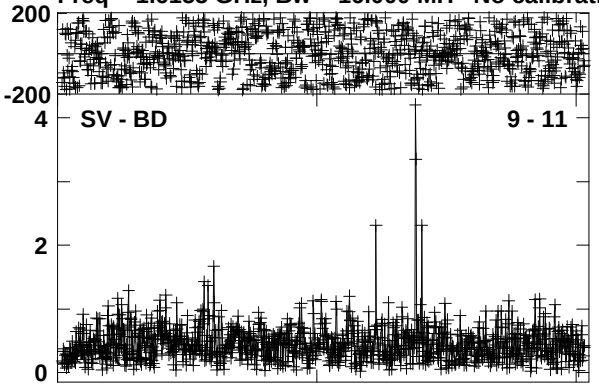

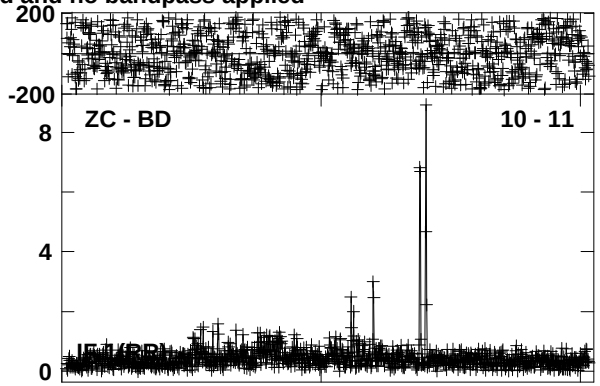

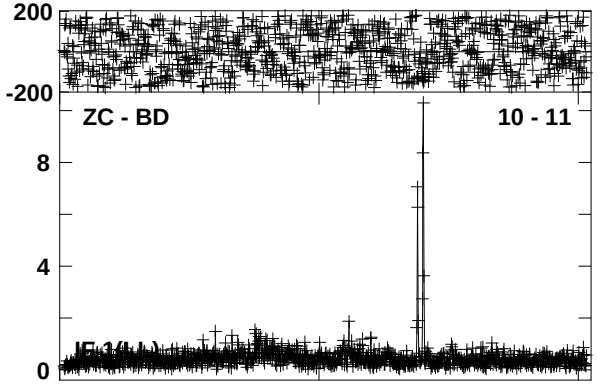

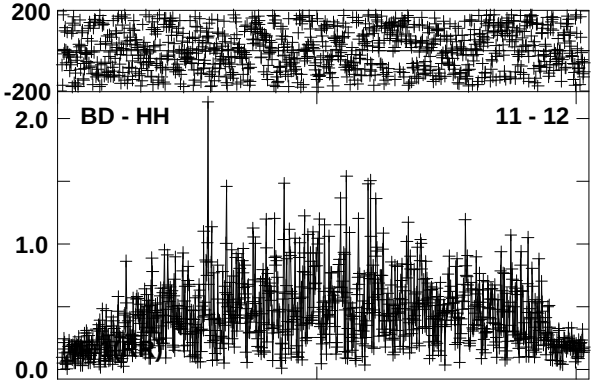

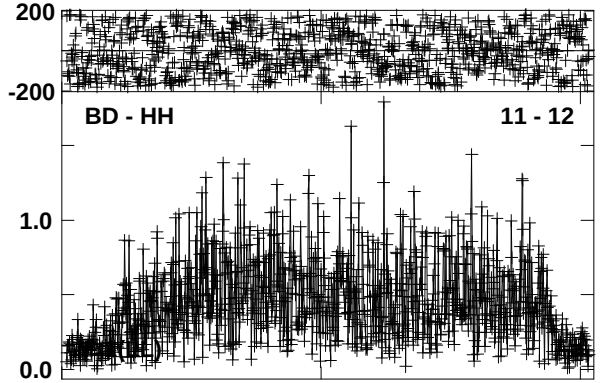

Lower frame: Milli Ampl Jy Top frame: Phas deg
Vector averaged cross-power spectrum Baseline: SV (09) - BD (11)
Timerange: 00/08:45:46 to 00/08:49:14

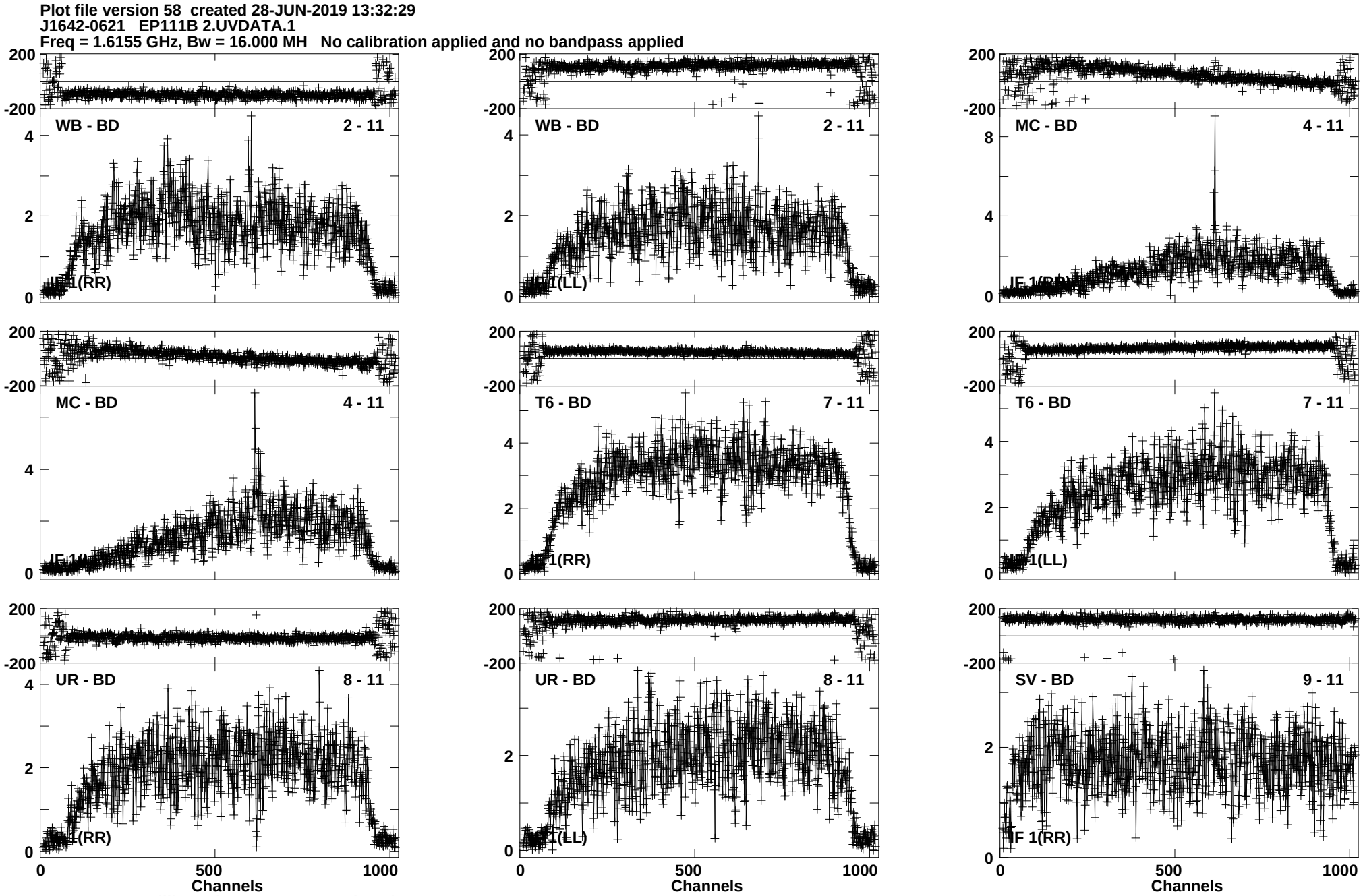
Plot file version 58 created 28-JUN-2019 13:32:29
J1642-0621 EP111B 2.UVDATA.1
Freq = 1.6155 GHz, Bw = 16.000 MH No calibration applied and no bandpass applied
WB - BD 2 - 11
IF 1(RR)
WB - BD 2 - 11
IF 1(LL)
MC - BD 4 - 11
IF 1(RR)
MC - BD 4 - 11
T6 - BD 7 - 11
IF 1(RR)
T6 - BD 7 - 11
IF 1(LL)
UR - BD 8 - 11
IF 1(RR)
UR - BD 8 - 11
IF 1(LL)
SV - BD 9 - 11
IF 1(RR)
Channels
Lower frame: Milli Ampl Jy Top frame: Phas deg
Vector averaged cross-power spectrum Baseline: WB (02) - BD (11)
Timerange: 00/08:50:01 to 00/08:51:29

Plot file version 59 created 28-JUN-2019 13:32:29
J1642-0621 EP111B 2.UVDATA.1
Freq = 1.6155 GHz, Bw = 16.000 MH No calibration applied and no bandpass applied

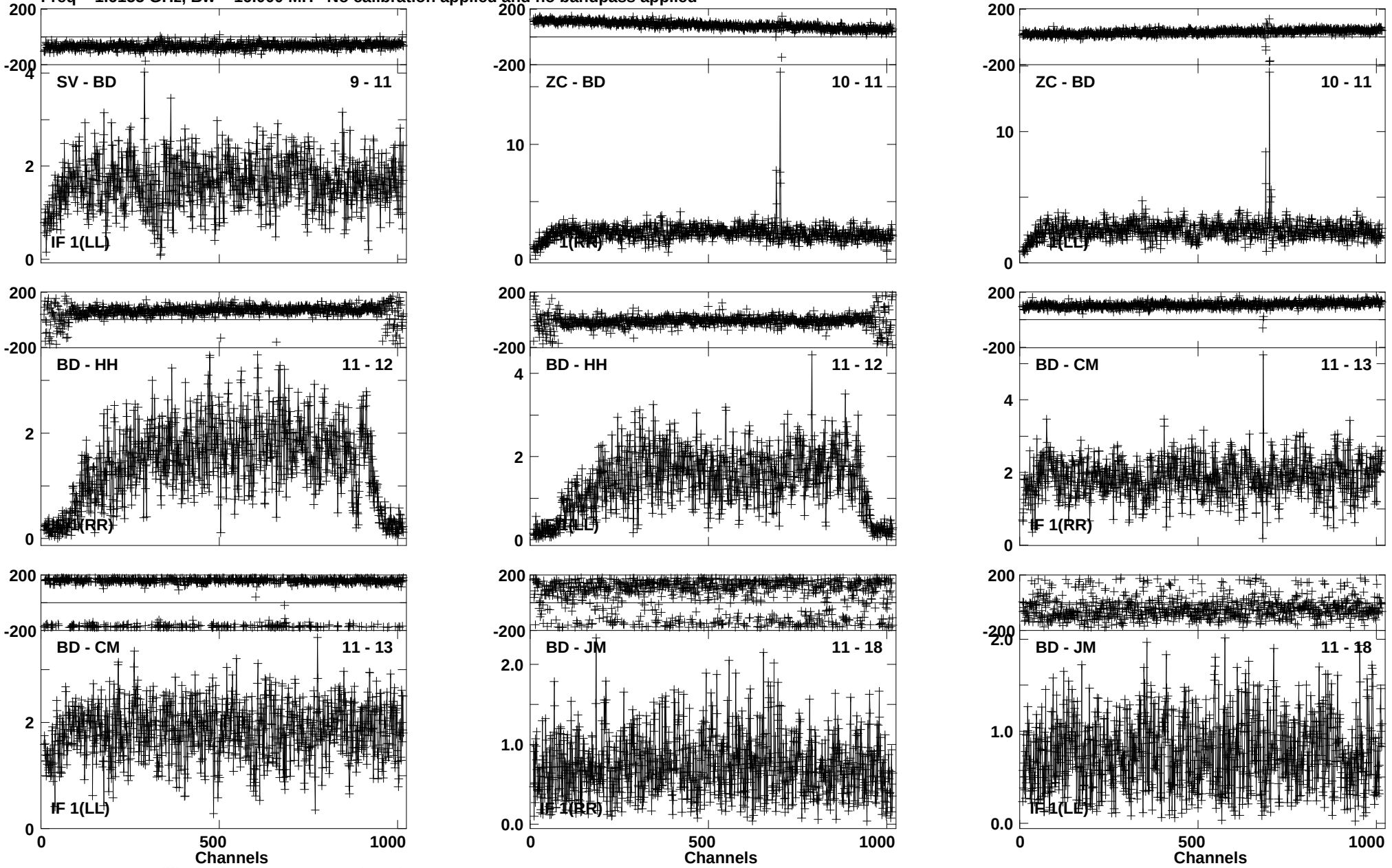

Lower frame: Milli Ampl Jy Top frame: Phas deg
Vector averaged cross-power spectrum Baseline: SV (09) - BD (11)
Timerange: 00/08:50:01 to 00/08:51:29

Plot file version 60 created 28-JUN-2019 13:32:30
IRAS16399 EP111B 2.UVDATA.1
Freq = 1.6155 GHz, Bw = 16.000 MH No calibration applied and no bandpass applied

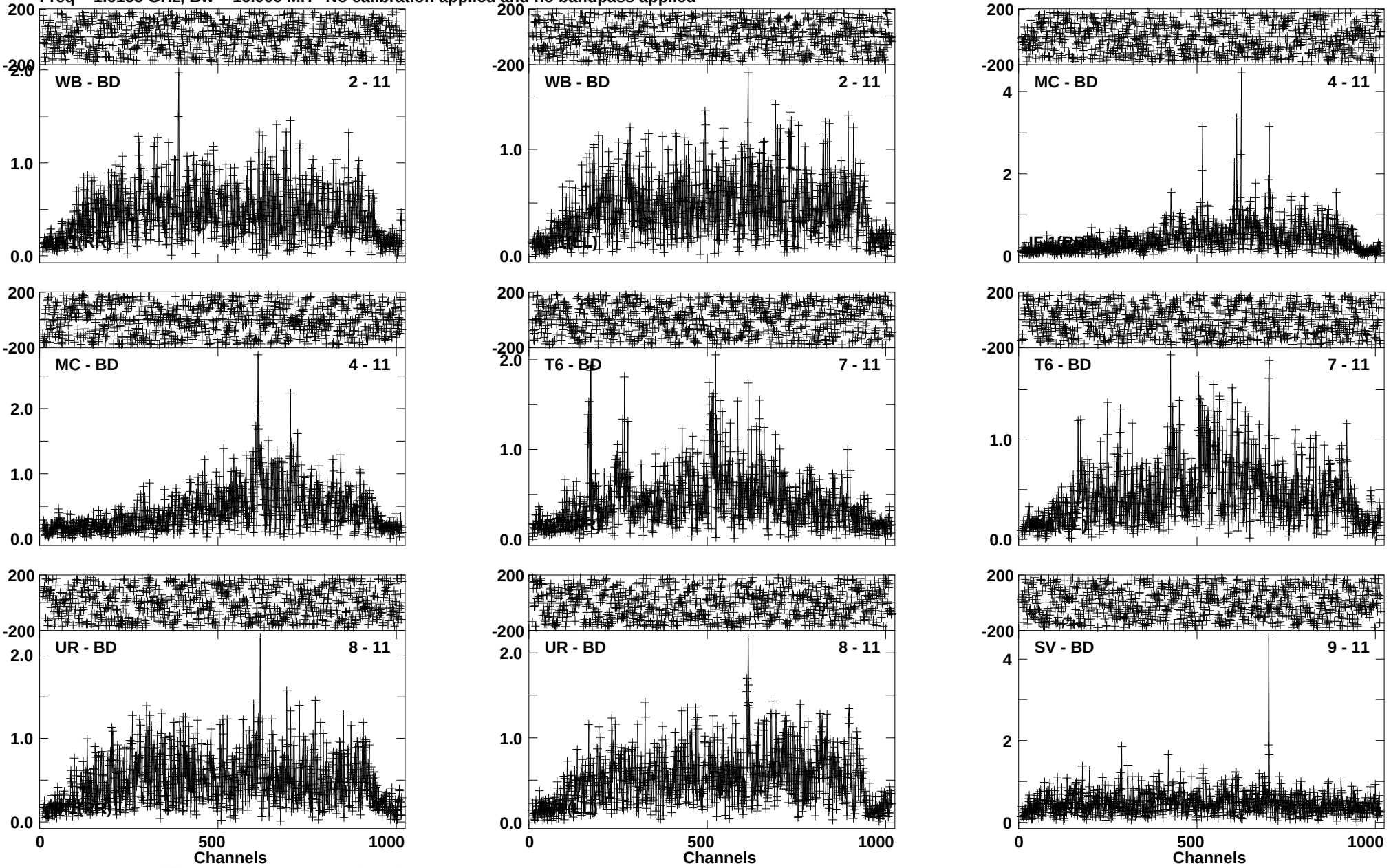

Lower frame: Milli Ampl Jy Top frame: Phas deg
Vector averaged cross-power spectrum Baseline: WB (02) - BD (11)
Timerange: 00/08:51:31 to 00/08:54:59

Plot file version 61 created 28-JUN-2019 13:32:31
IRAS16399 EP111B 2.UVDATA.1
Freq = 1.6155 GHz, Bw = 16.000 MH No calibration applied and no bandpass applied

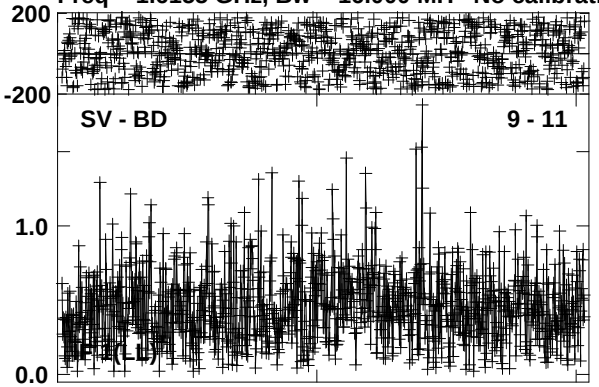

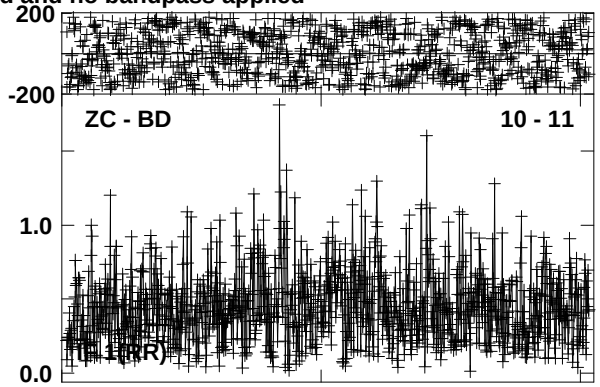

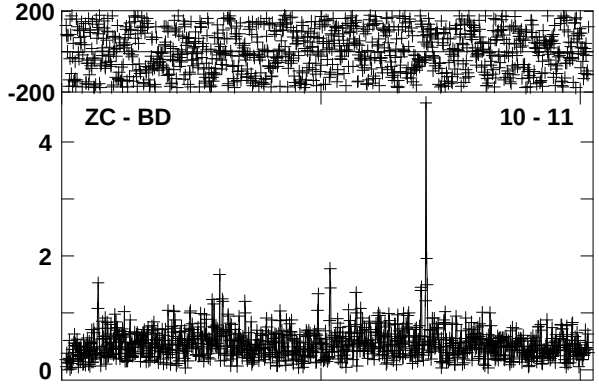

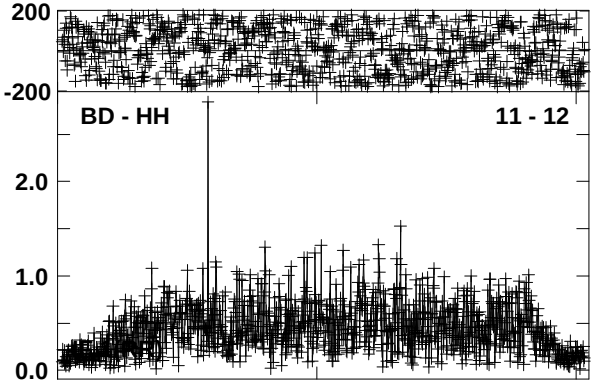

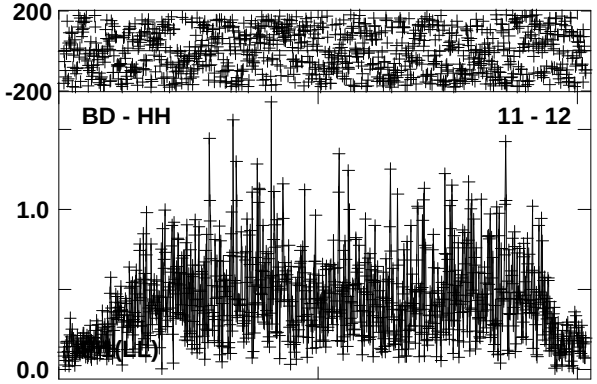

Lower frame: Milli Ampl Jy Top frame: Phas deg
Vector averaged cross-power spectrum Baseline: SV (09) - BD (11)
Timerange: 00/08:51:31 to 00/08:54:59

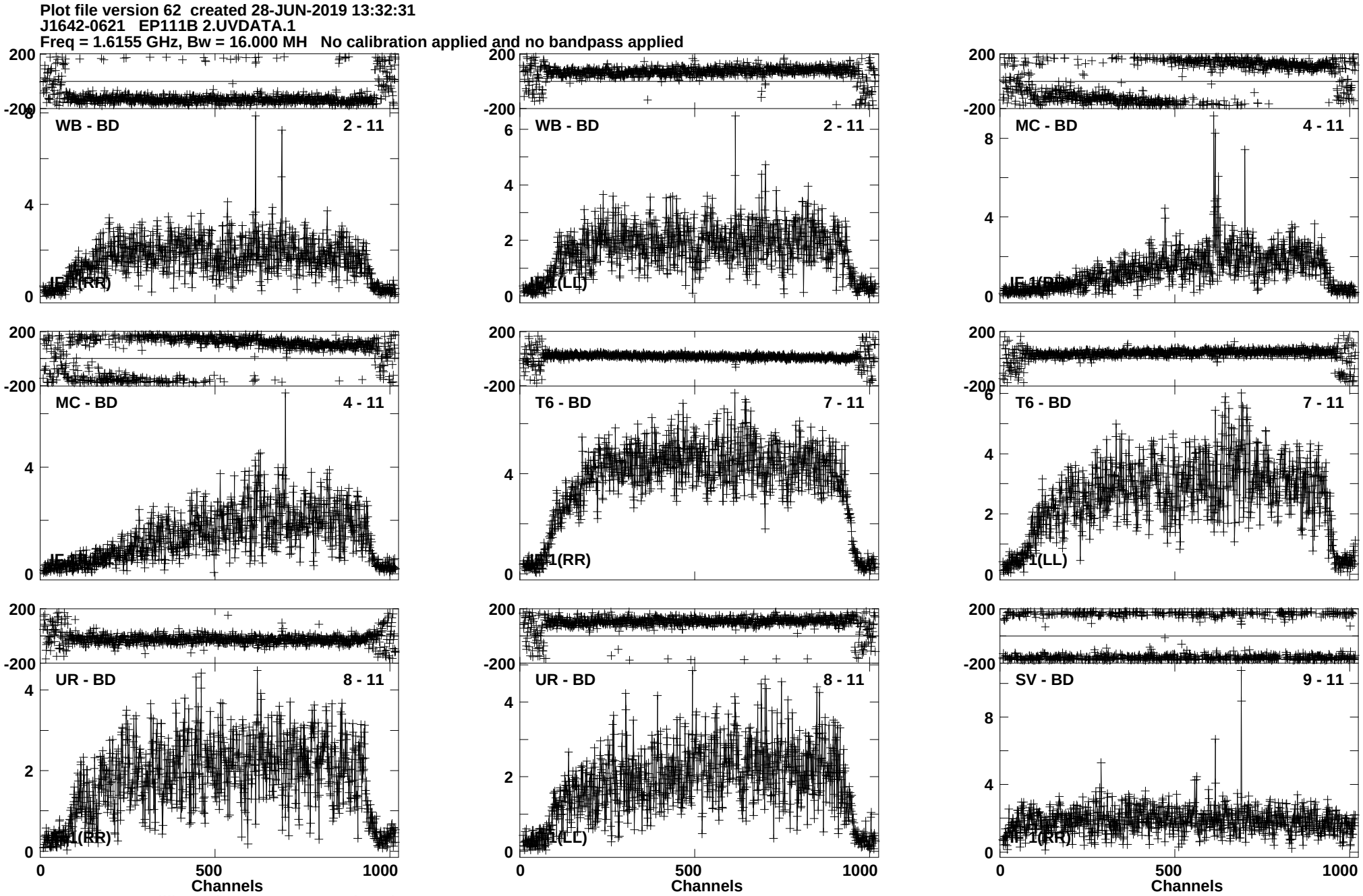
Plot file version 62 created 28-JUN-2019 13:32:31
J1642-0621 EP111B 2.UVDATA.1
Freq = 1.6155 GHz, Bw = 16.000 MH No calibration applied and no bandpass applied
WB - BD 2 - 11
WB - BD 2 - 11
MC - BD 4 - 11
MC - BD 4 - 11
T6 - BD 7 - 11
T6 - BD 7 - 11
UR - BD 8 - 11
UR - BD 8 - 11
SV - BD 9 - 11
Channels
Channels
Channels
Lower frame: Milli Ampl Jy Top frame: Phas deg
Vector averaged cross-power spectrum Baseline: WB (02) - BD (11)
Timerange: 00/08:55:01 to 00/08:56:29

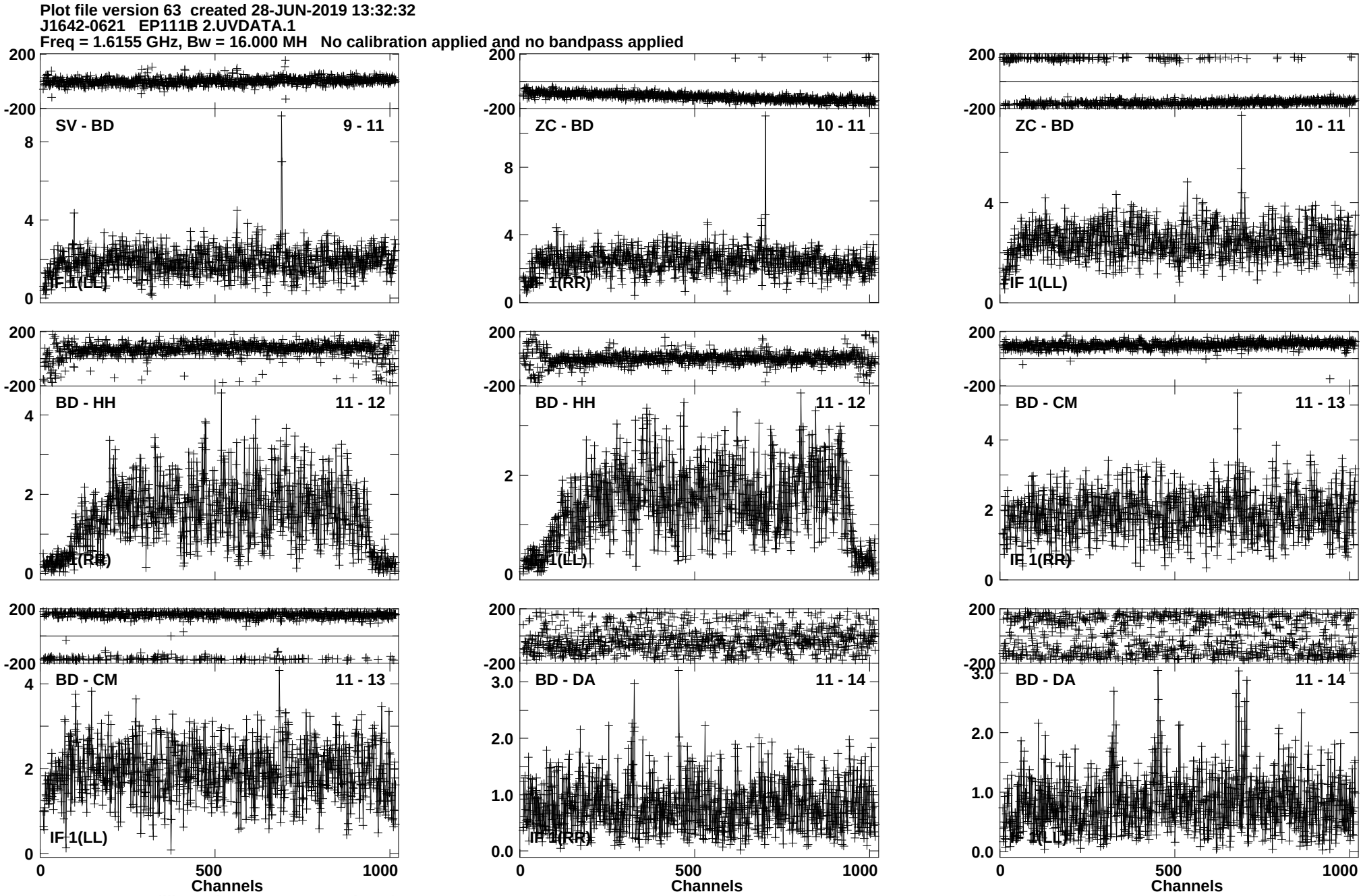
Plot file version 63 created 28-JUN-2019 13:32:32
J1642-0621 EP111B 2.UVDATA.1
Freq = 1.6155 GHz, Bw = 16.000 MH No calibration applied and no bandpass applied
SV - BD 9 - 11
IF 1(LL)
ZC - BD 10 - 11
IF 1(RR)
ZC - BD 10 - 11
IF 1(LL)
BD - HH 11 - 12
IF 1(RR)
BD - HH 11 - 12
IF 1(LL)
BD - CM 11 - 13
IF 1(RR)
BD - CM 11 - 13
IF 1(LL)
BD - DA 11 - 14
IF 1(RR)
BD - DA 11 - 14
IF 1(LL)
Channels
Channels
Channels
Lower frame: Milli Ampl Jy Top frame: Phas deg
Vector averaged cross-power spectrum Baseline: SV (09) - BD (11)
Timerange: 00/08:55:01 to 00/08:56:29

Plot file version 64 created 28-JUN-2019 13:32:33
J1642-0621 EP111B 2.UVDATA.1
Freq = 1.6155 GHz, Bw = 16.000 MH No calibration applied and no bandpass applied

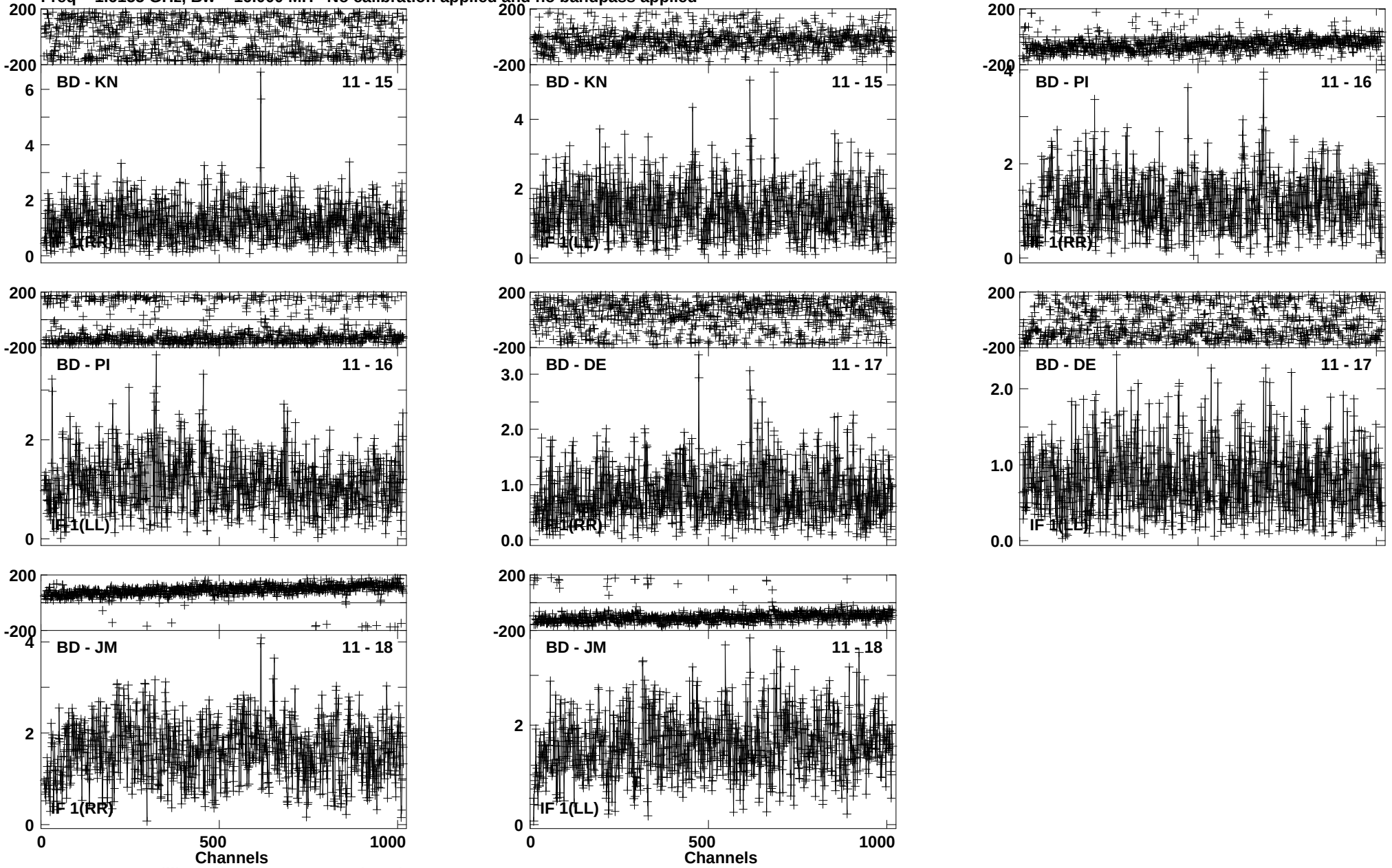

Lower frame: Milli Ampl Jy Top frame: Phas deg
Vector averaged cross-power spectrum Baseline: BD (11) - KN (15)
Timerange: 00/08:55:01 to 00/08:56:29

Plot file version 65 created 28-JUN-2019 13:32:33
IRAS16399 EP111B 2.UVDATA.1
Freq = 1.6155 GHz, Bw = 16.000 MH No calibration applied and no bandpass applied

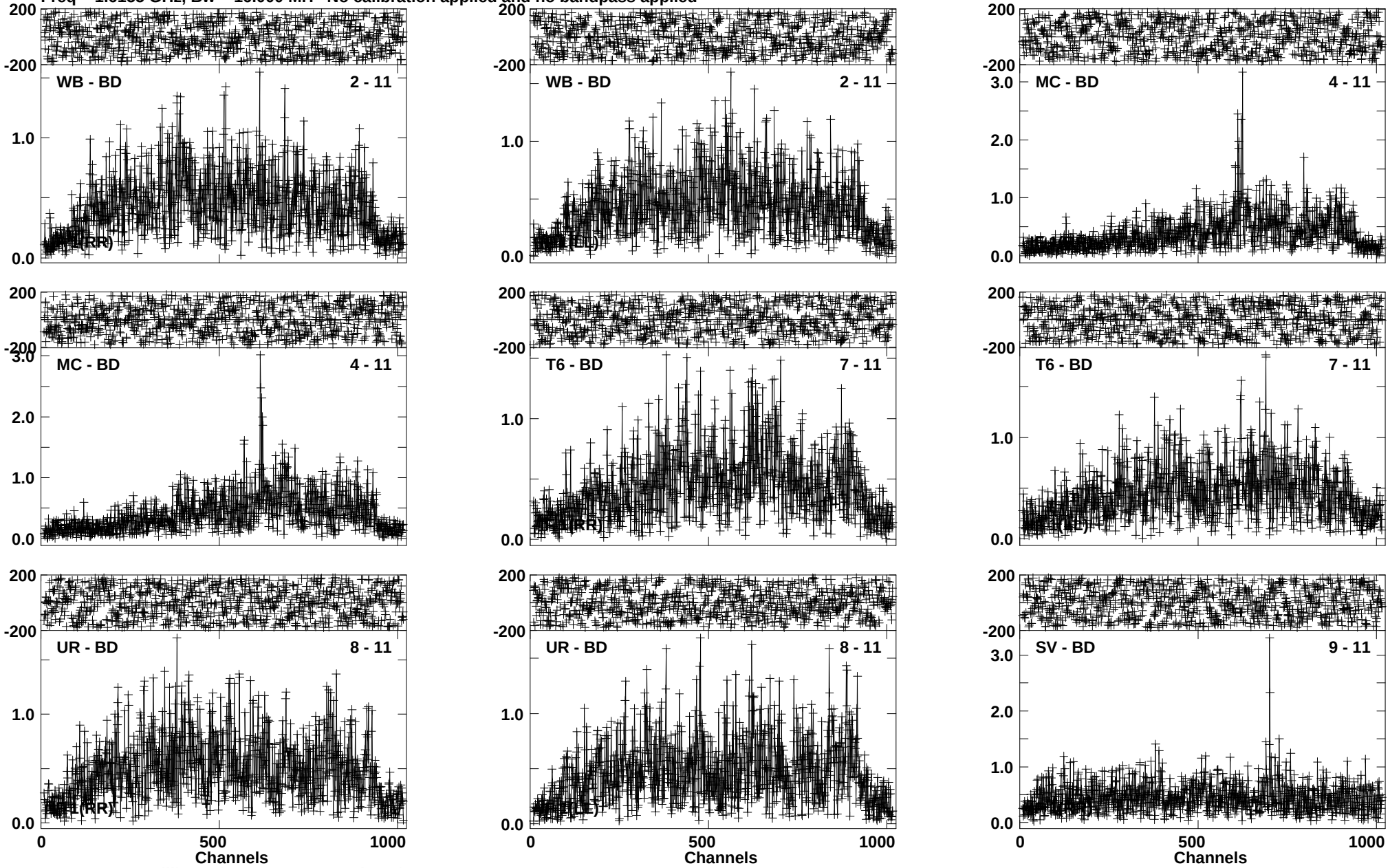

Lower frame: Milli Ampl Jy Top frame: Phas deg
Vector averaged cross-power spectrum Baseline: WB (02) - BD (11)
Timerange: 00/08:56:31 to 00/08:59:59

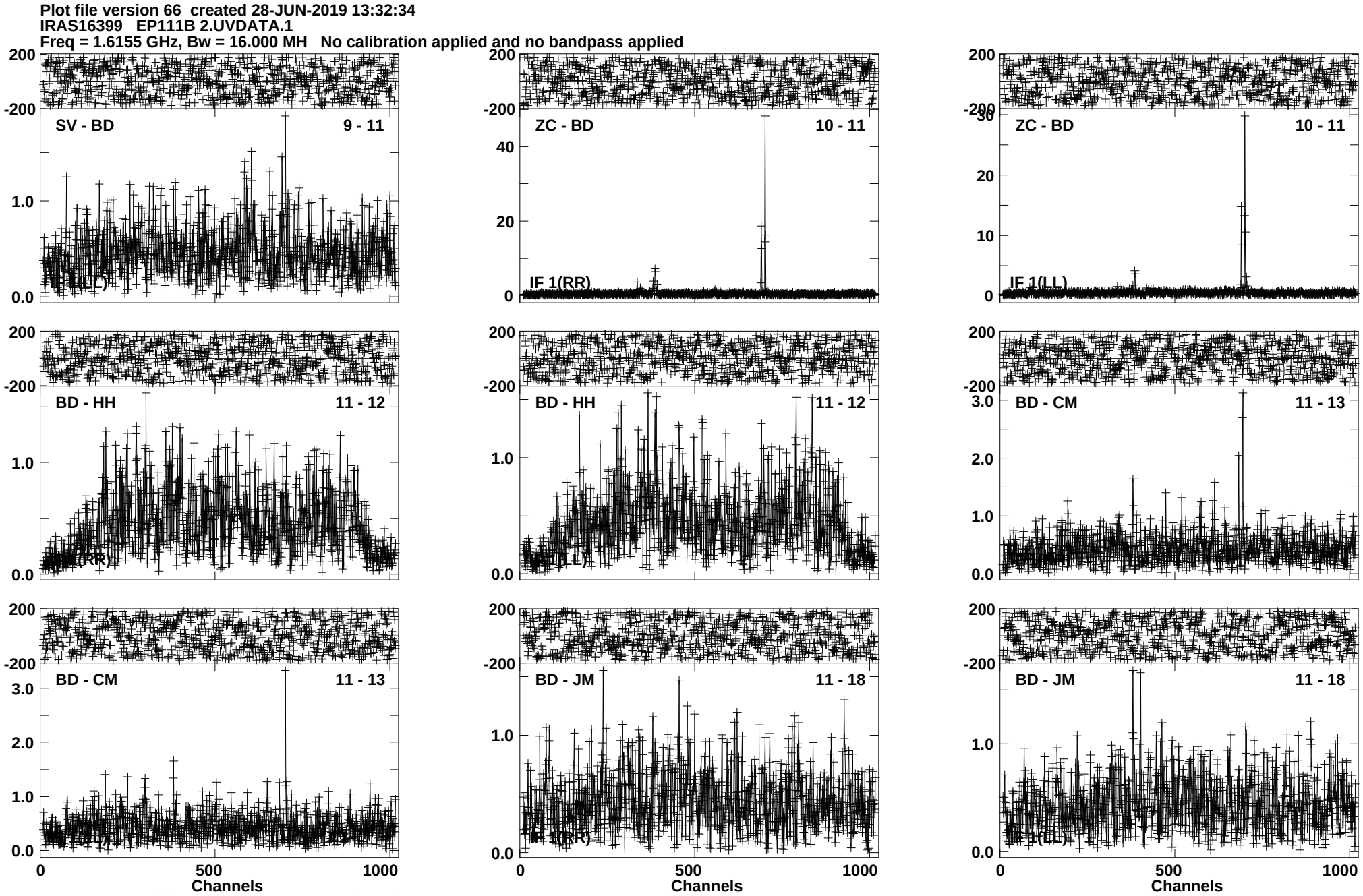
Plot file version 66 created 28-JUN-2019 13:32:34
IRAS16399 EP111B 2.UVDATA.1
Freq = 1.6155 GHz, Bw = 16.000 MH No calibration applied and no bandpass applied
SV - BD 9 - 11
IF 1(LL)
ZC - BD 10 - 11
IF 1(RR)
ZC - BD 10 - 11
IF 1(LL)
BD - HH 11 - 12
IF 1(RR)
BD - HH 11 - 12
IF 1(LL)
BD - CM 11 - 13
BD - CM 11 - 13
BD - JM 11 - 18
IF 1(RR)
BD - JM 11 - 18
IF 1(LL)
Channels
Channels
Channels
Lower frame: Milli Ampl Jy Top frame: Phas deg
Vector averaged cross-power spectrum Baseline: SV (09) - BD (11)
Timerange: 00/08:56:31 to 00/08:59:59

Plot file version 67 created 28-JUN-2019 13:32:35
J1642-0621 EP111B 2.UVDATA.1
Freq = 1.6155 GHz, Bw = 16.000 MH No calibration applied and no bandpass applied

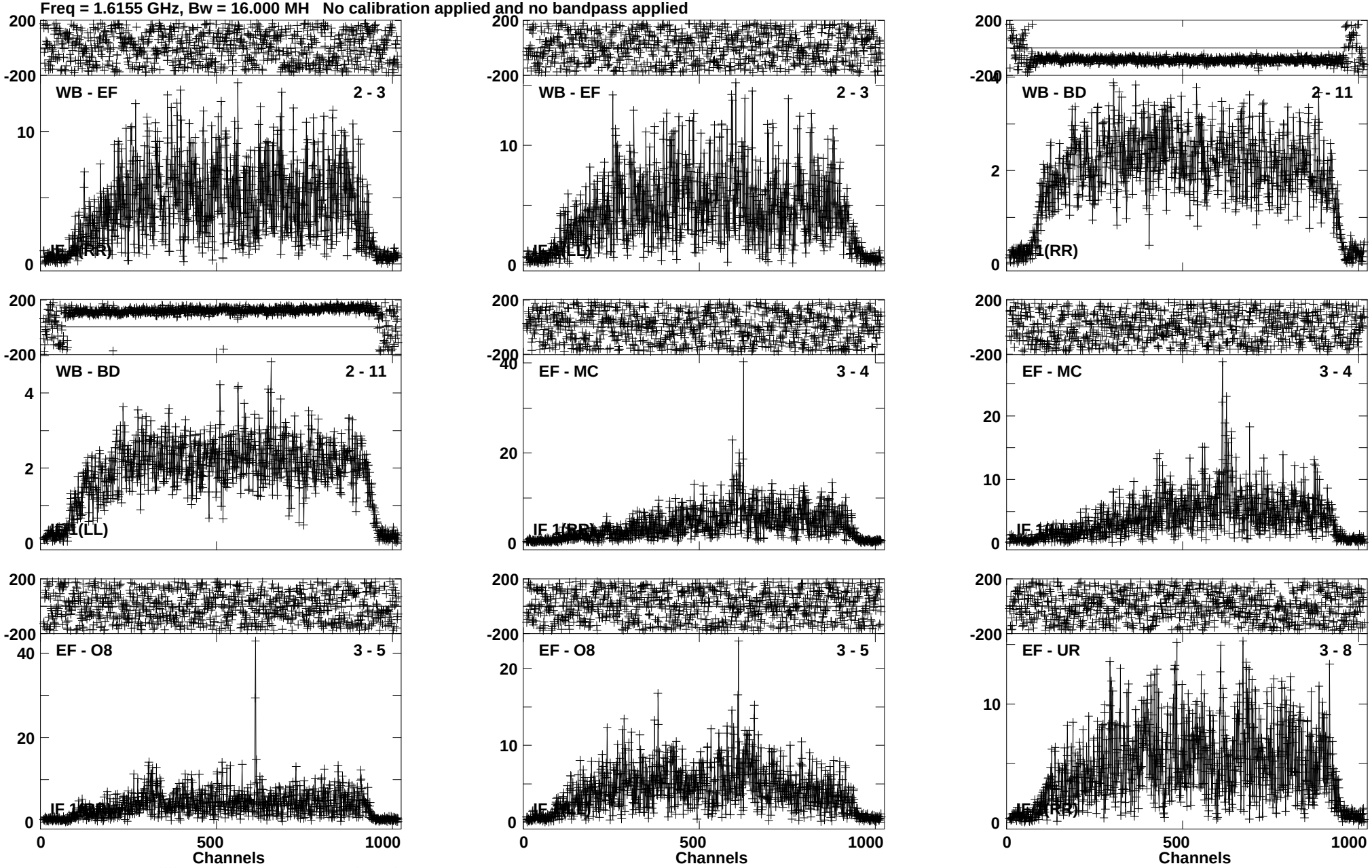

Lower frame: Milli Ampl Jy Top frame: Phas deg
Vector averaged cross-power spectrum Baseline: WB (02) - EF (03)
Timerange: 00/09:00:46 to 00/09:02:14

Plot file version 68 created 28-JUN-2019 13:32:36
J1642-0621 EP111B 2.UVDATA.1
Freq = 1.6155 GHz, Bw = 16.000 MH No calibration applied and no bandpass applied

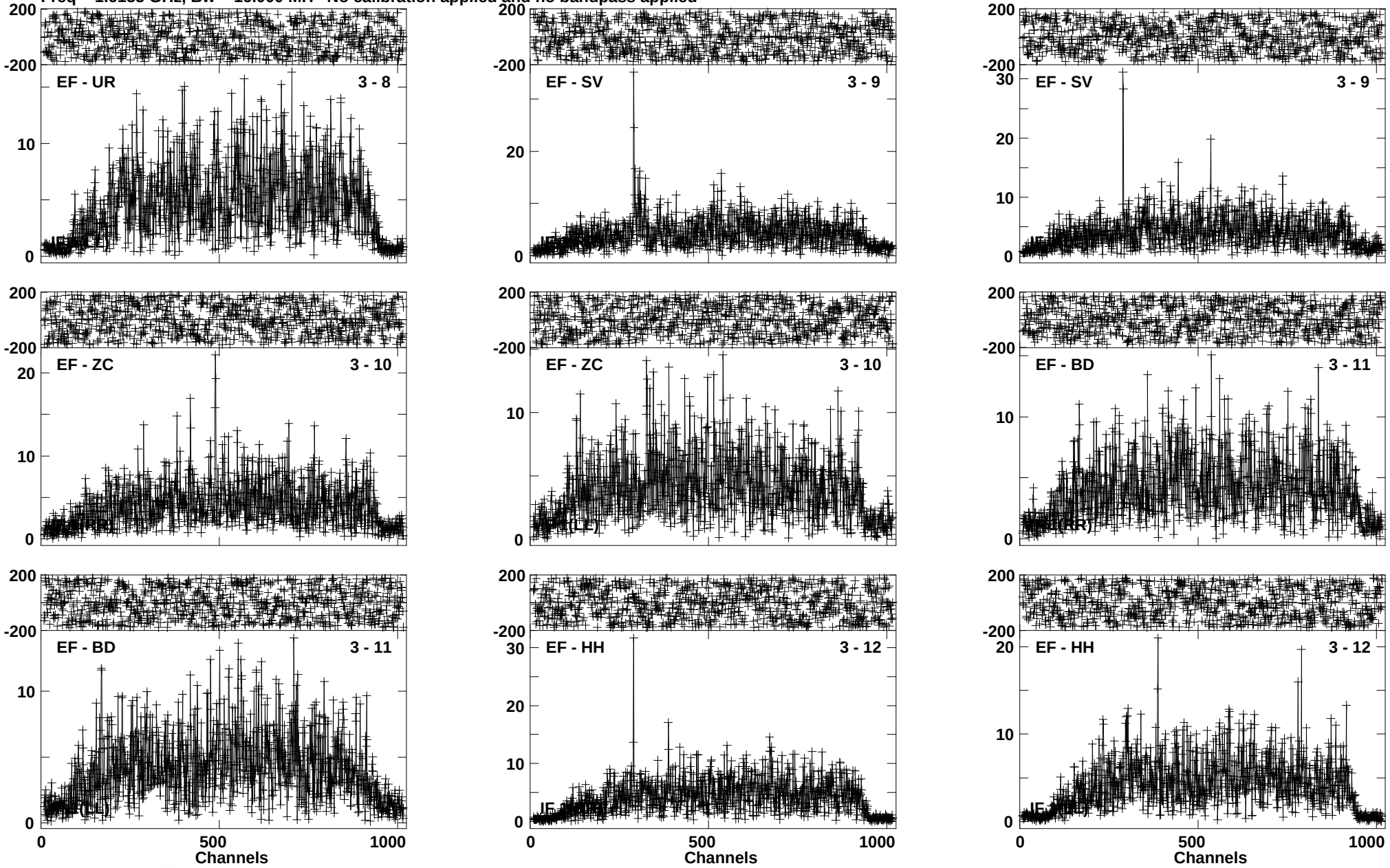

Lower frame: Milli Ampl Jy Top frame: Phas deg
Vector averaged cross-power spectrum Baseline: EF (03) - UR (08)
Timerange: 00/09:00:46 to 00/09:02:14

Plot file version 69 created 28-JUN-2019 13:32:36
J1642-0621 EP111B 2.UVDATA.1
Freq = 1.6155 GHz, Bw = 16.000 MH No calibration applied and no bandpass applied

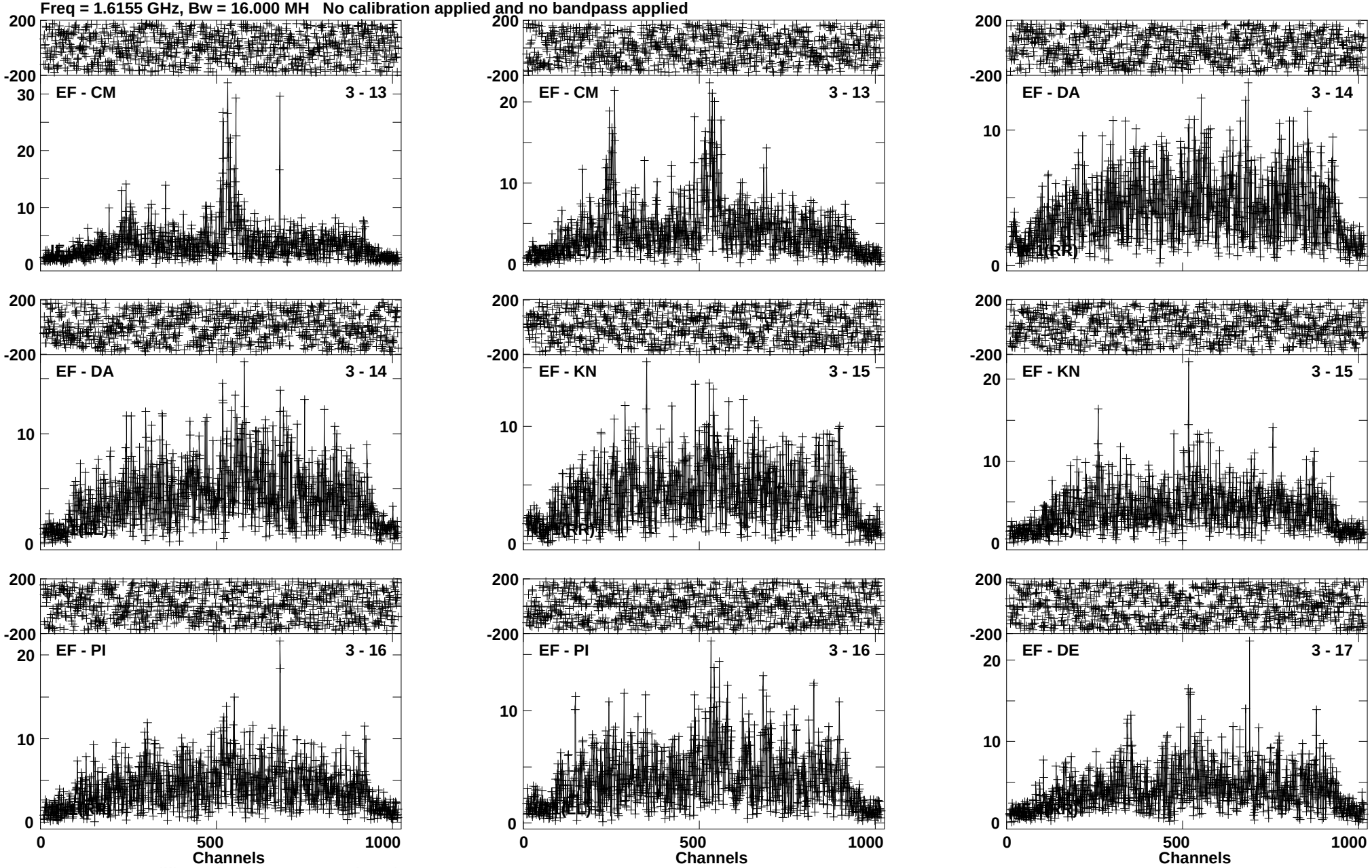

Lower frame: Milli Ampl Jy Top frame: Phas deg
Vector averaged cross-power spectrum Baseline: EF (03) - CM (13)
Timerange: 00/09:00:46 to 00/09:02:14

Plot file version 70 created 28-JUN-2019 13:32:36
J1642-0621 EP111B 2.UVDATA.1
Freq = 1.6155 GHz, Bw = 16.000 MH No calibration applied and no bandpass applied

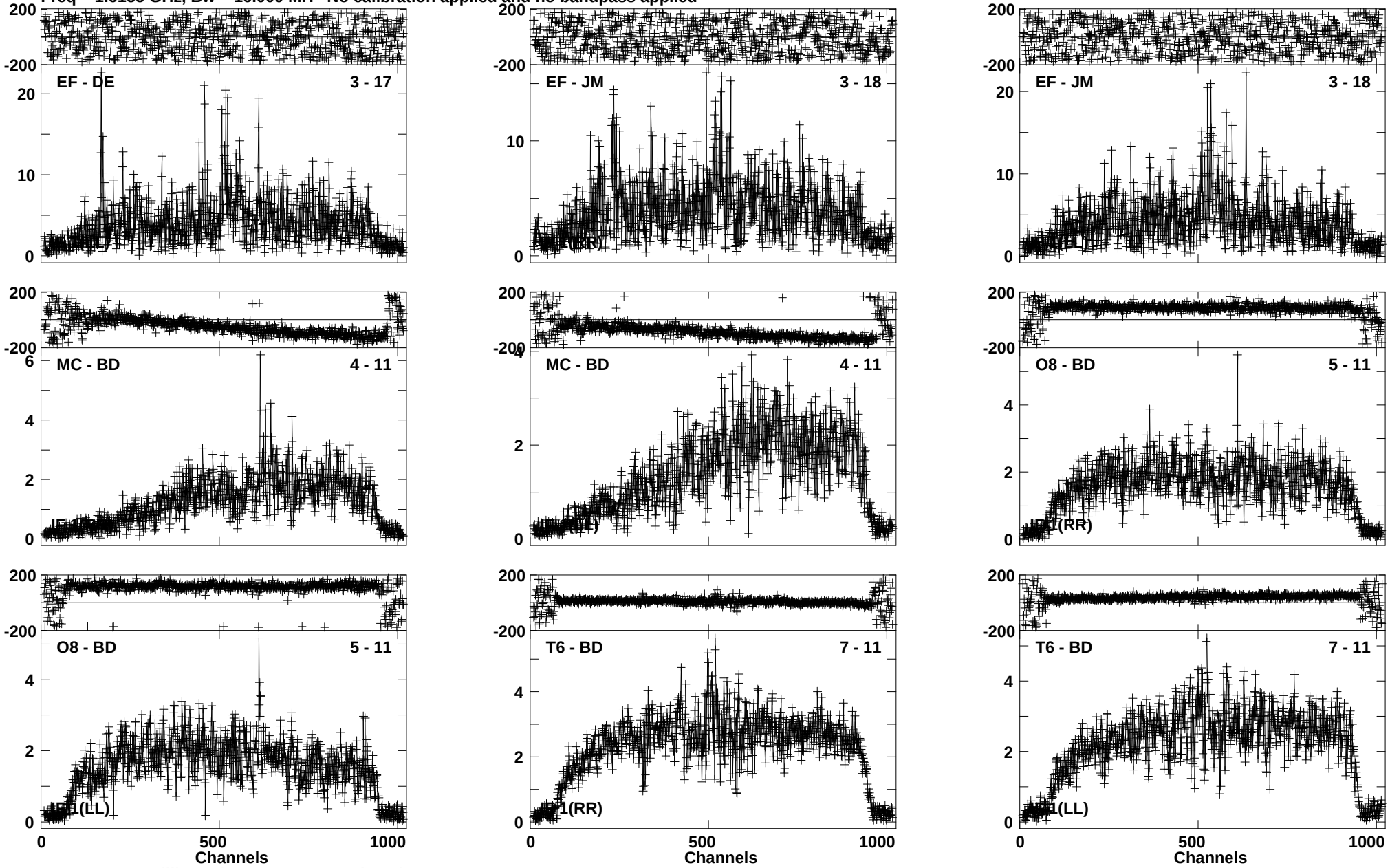

Lower frame: Milli Ampl Jy Top frame: Phas deg
Vector averaged cross-power spectrum Baseline: EF (03) - DE (17)
Timerange: 00/09:00:46 to 00/09:02:14

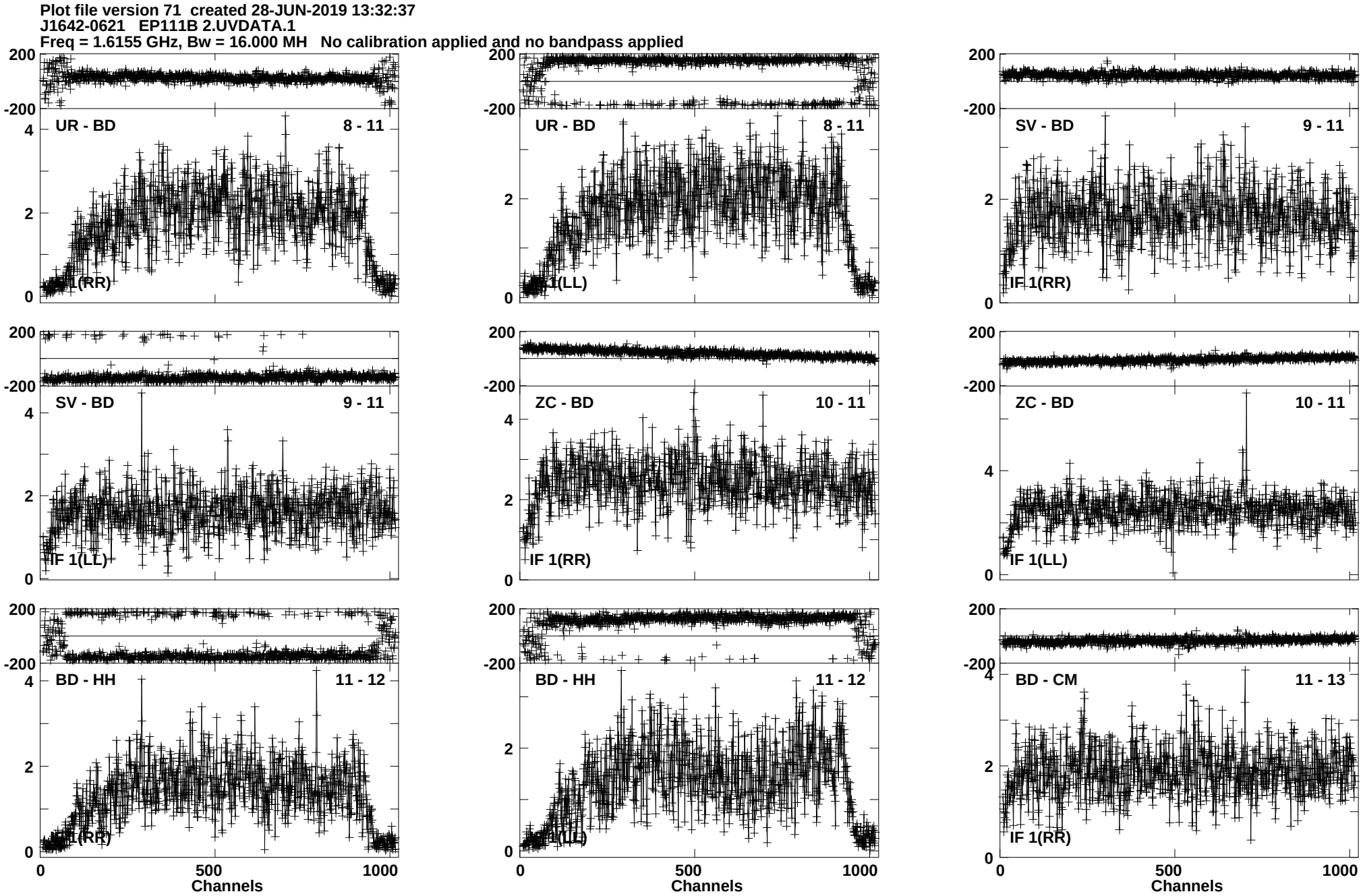
Plot file version 71 created 28-JUN-2019 13:32:37
J1642-0621 EP111B 2.UVDATA.1
Freq = 1.6155 GHz, Bw = 16.000 MH No calibration applied and no bandpass applied
UR - BD
8 - 11
(RR)
UR - BD
8 - 11
1(LL)
SV - BD
9 - 11
IF 1(RR)
SV - BD
9 - 11
IF 1(LL)
ZC - BD
10 - 11
IF 1(RR)
ZC - BD
10 - 11
IF 1(LL)
BD - HH
11 - 12
(RR)
BD - HH
11 - 12
(LL)
BD - CM
11 - 13
IF 1(RR)
200
-200
4
2
0
0
500
1000
Channels
Lower frame: Milli Ampl Jy Top frame: Phas deg
Vector averaged cross-power spectrum Baseline: UR (08) - BD (11)
Timerange: 00/09:00:46 to 00/09:02:14

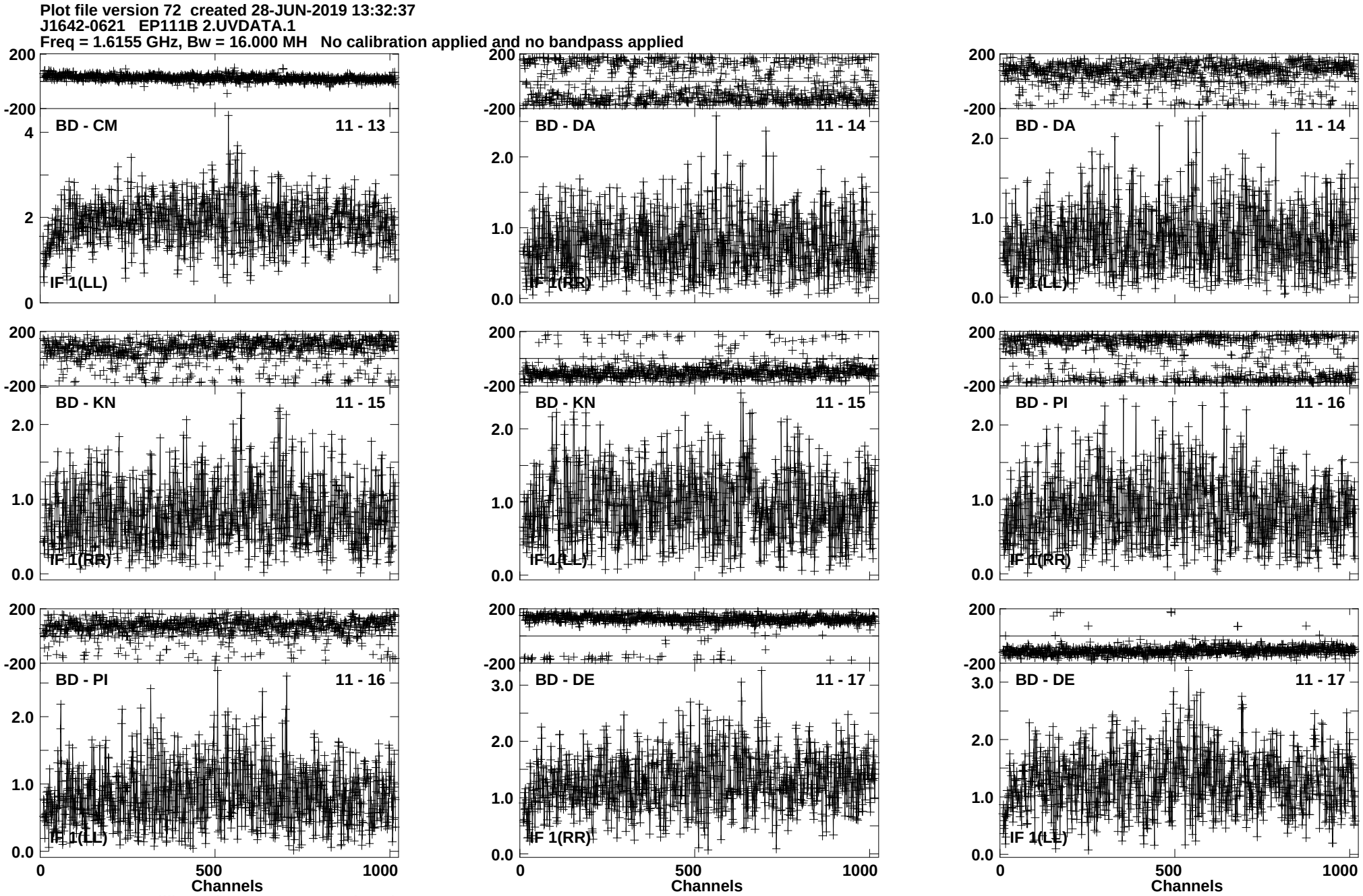
Plot file version 72 created 28-JUN-2019 13:32:37
J1642-0621 EP111B 2.UVDATA.1
Freq = 1.6155 GHz, Bw = 16.000 MH No calibration applied and no bandpass applied
BD - CM 11 - 13
IF 1(LL)
BD - DA 11 - 14
IF 1(RR)
BD - DA 11 - 14
IF 1(LL)
BD - KN 11 - 15
IF 1(RR)
BD - KN 11 - 15
IF 1(LL)
BD - PI 11 - 16
IF 1(RR)
BD - PI 11 - 16
IF 1(LL)
BD - DE 11 - 17
IF 1(RR)
BD - DE 11 - 17
IF 1(LL)
Channels
Lower frame: Milli Ampl Jy Top frame: Phas deg
Vector averaged cross-power spectrum Baseline: BD (11) - CM (13)
Timerange: 00/09:00:46 to 00/09:02:14

Plot file version 73 created 28-JUN-2019 13:32:38
J1642-0621 EP111B 2.UVDATA.1
Freq = 1.6155 GHz, Bw = 16.000 MH No calibration applied and no bandpass applied

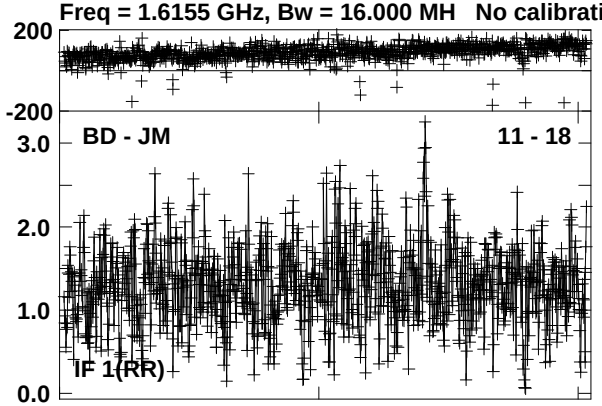

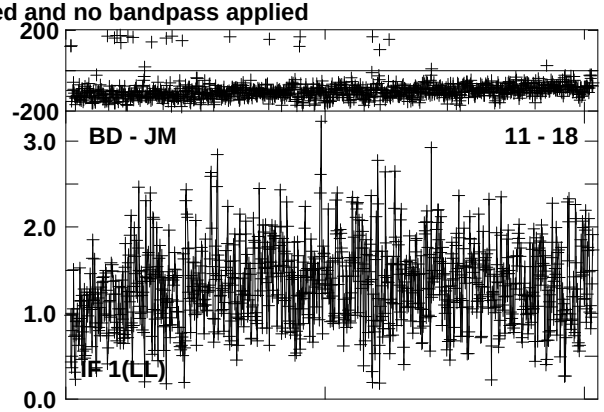

Lower frame: Milli Ampl Jy Top frame: Phas deg
Vector averaged cross-power spectrum Baseline: BD (11) - JM (18)
Timerange: 00/09:00:46 to 00/09:02:14

Plot file version 74 created 28-JUN-2019 13:32:38
IRAS16399 EP111B 2.UVDATA.1
Freq = 1.6155 GHz, Bw = 16.000 MH No calibration applied and no bandpass applied

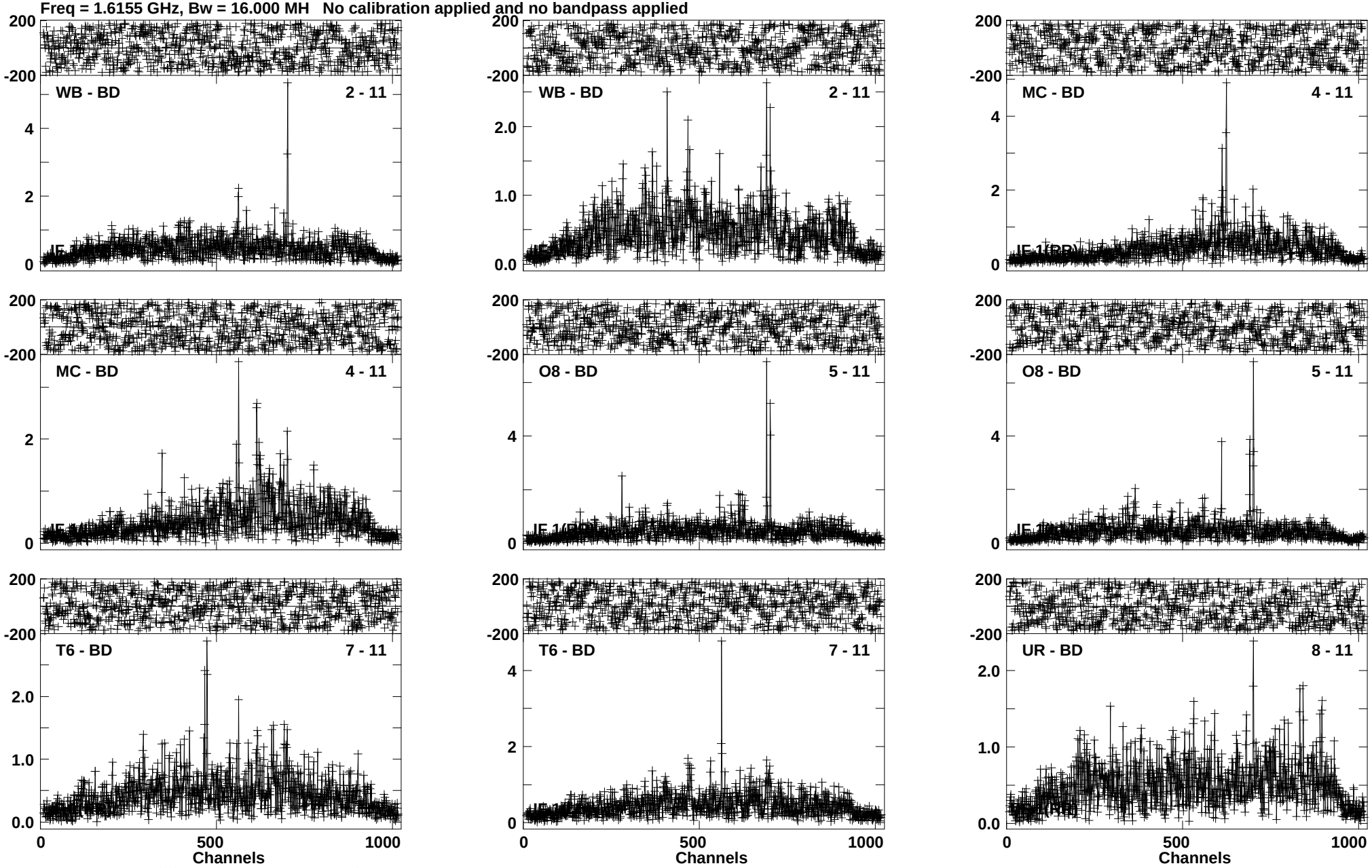

Lower frame: Milli Ampl Jy Top frame: Phas deg
Vector averaged cross-power spectrum Baseline: WB (02) - BD (11)
Timerange: 00/09:02:16 to 00/09:05:44

Plot file version 75 created 28-JUN-2019 13:32:39
IRAS16399 EP111B 2.UVDATA.1
Freq = 1.6155 GHz, Bw = 16.000 MH No calibration applied and no bandpass applied

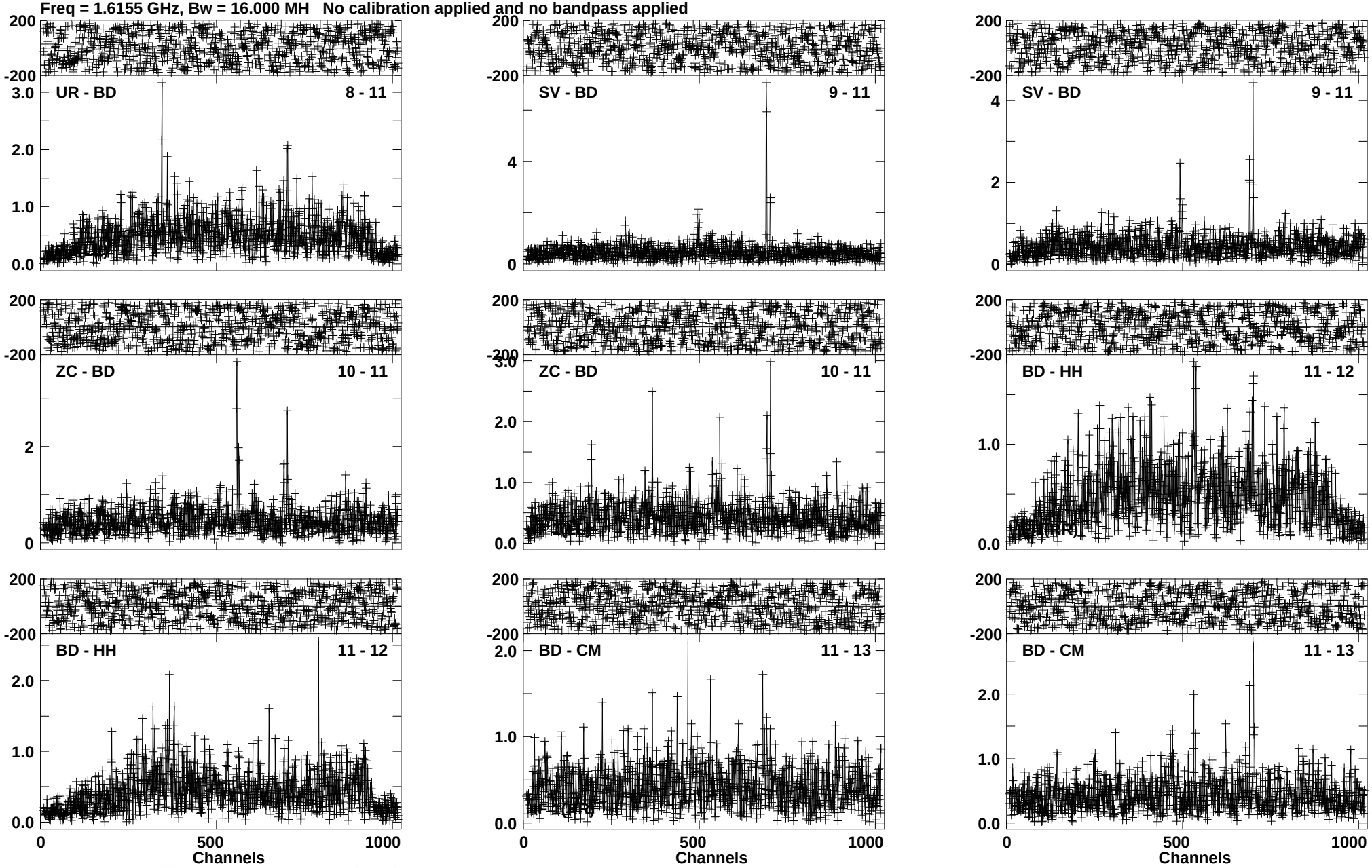

Lower frame: Milli Ampl Jy Top frame: Phas deg
Vector averaged cross-power spectrum Baseline: UR (08) - BD (11)
Timerange: 00/09:02:16 to 00/09:05:44

Plot file version 76 created 28-JUN-2019 13:32:40
IRAS16399 EP111B 2.UVDATA.1
Freq = 1.6155 GHz, Bw = 16.000 MH No calibration applied and no bandpass applied

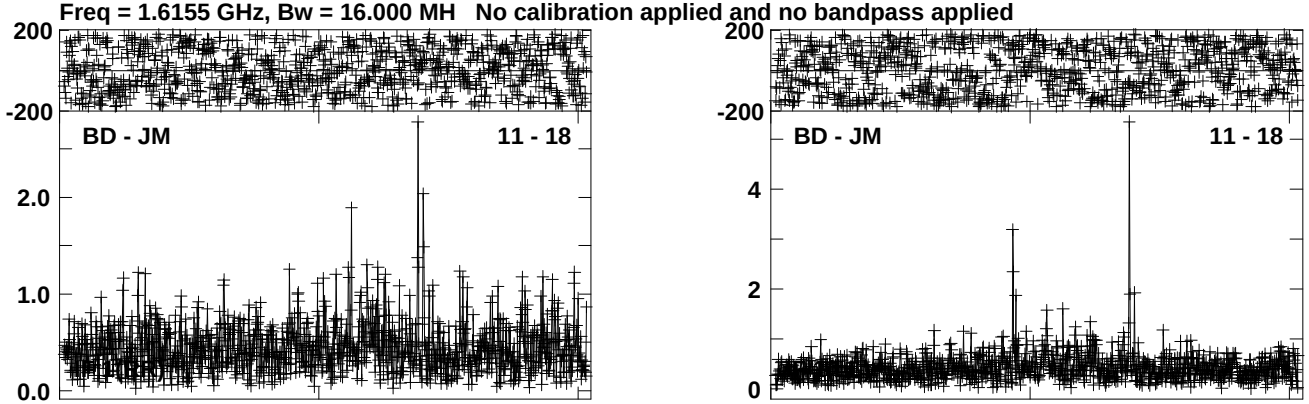

Lower frame: Milli Ampl Jy Top frame: Phas deg
Vector averaged cross-power spectrum Baseline: BD (11) - JM (18)
Timerange: 00/09:02:16 to 00/09:05:44

Plot file version 77 created 28-JUN-2019 13:32:40
J1642-0621 EP111B 2.UVDATA.1
Freq = 1.6155 GHz, Bw = 16.000 MH No calibration applied and no bandpass applied

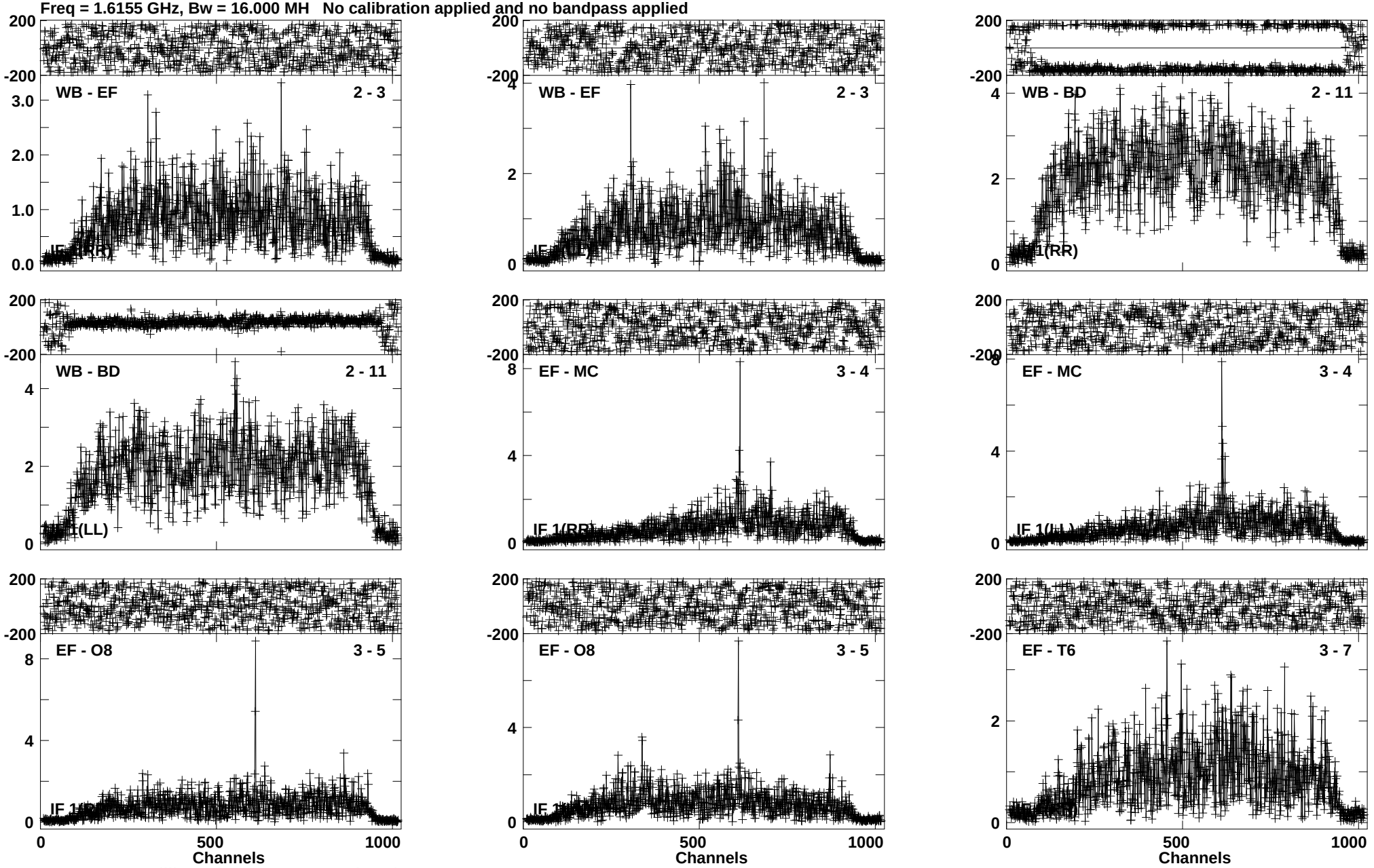

Lower frame: Milli Ampl Jy Top frame: Phas deg
Vector averaged cross-power spectrum Baseline: WB (02) - EF (03)
Timerange: 00/09:05:46 to 00/09:07:14

Plot file version 78 created 28-JUN-2019 13:32:41
J1642-0621 EP111B 2.UVDATA.1
Freq = 1.6155 GHz, Bw = 16.000 MH No calibration applied and no bandpass applied

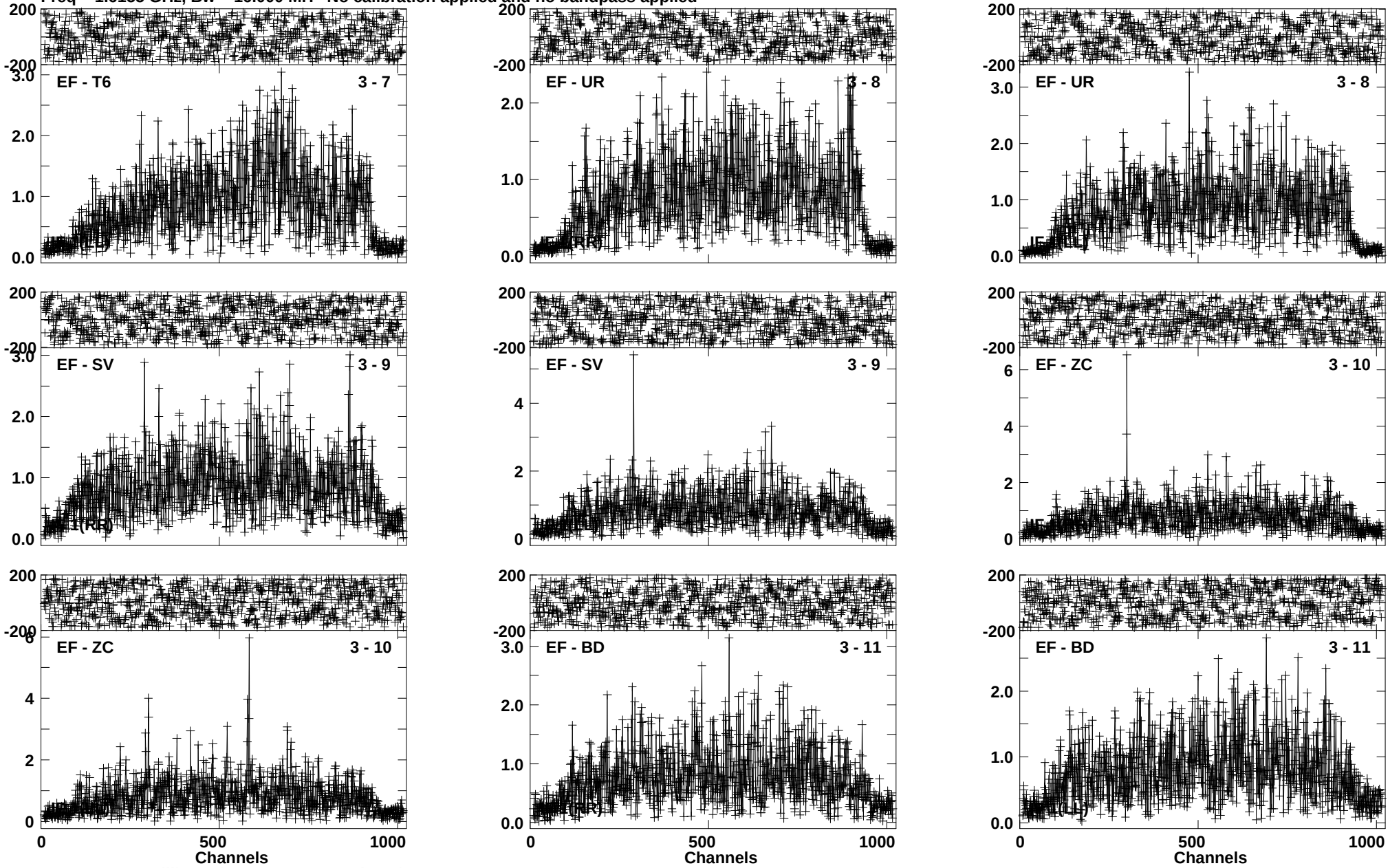

Lower frame: Milli Ampl Jy Top frame: Phas deg
Vector averaged cross-power spectrum Baseline: EF (03) - T6 (07)
Timerange: 00/09:05:46 to 00/09:07:14

Plot file version 79 created 28-JUN-2019 13:32:41
J1642-0621 EP111B 2.UVDATA.1
Freq = 1.6155 GHz, Bw = 16.000 MH No calibration applied and no bandpass applied

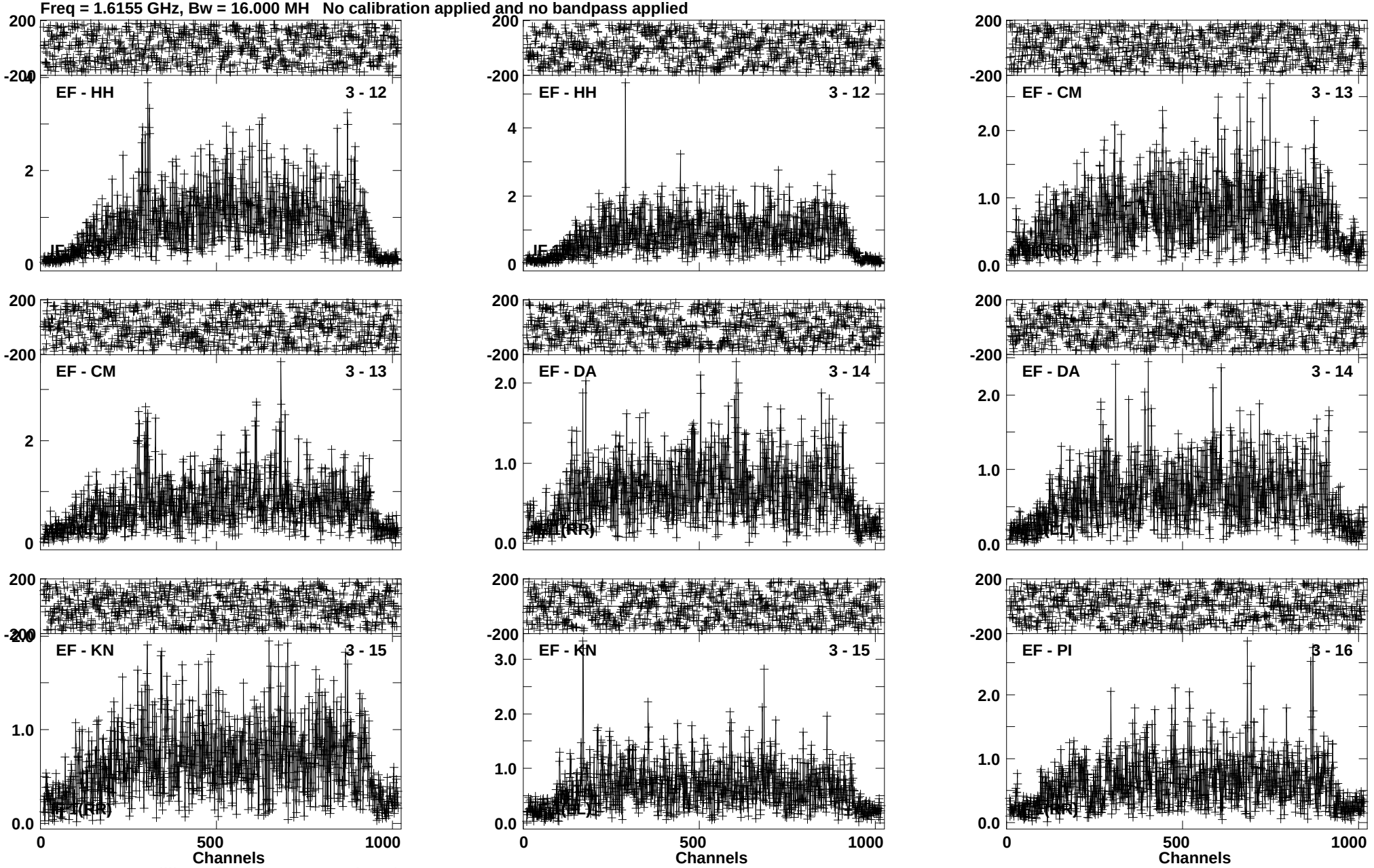

Lower frame: Milli Ampl Jy Top frame: Phas deg
Vector averaged cross-power spectrum Baseline: EF (03) - HH (12)
Timerange: 00/09:05:46 to 00/09:07:14

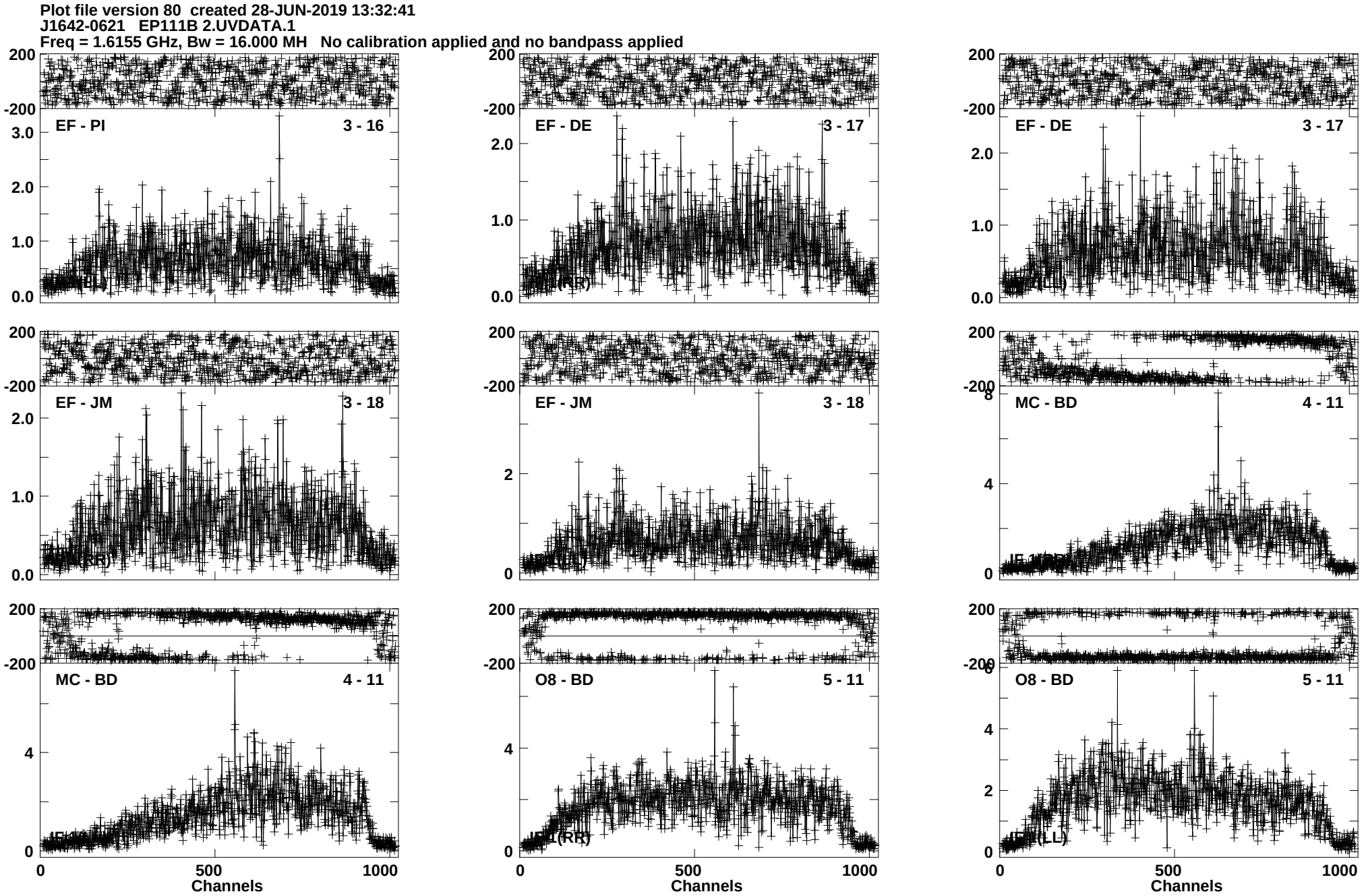
Plot file version 80 created 28-JUN-2019 13:32:41
J1642-0621 EP111B 2.UVDATA.1
Freq = 1.6155 GHz, Bw = 16.000 MH No calibration applied and no bandpass applied
EF - PI 3 - 16
EF - DE 3 - 17
EF - DE 3 - 17
EF - JM 3 - 18
EF - JM 3 - 18
MC - BD 4 - 11
MC - BD 4 - 11
O8 - BD 5 - 11
O8 - BD 5 - 11
Channels
Lower frame: Milli Ampl Jy Top frame: Phas deg
Vector averaged cross-power spectrum Baseline: EF (03) - PI (16)
Timerange: 00/09:05:46 to 00/09:07:14

Plot file version 81 created 28-JUN-2019 13:32:42
J1642-0621 EP111B 2.UVDATA.1
Freq = 1.6155 GHz, Bw = 16.000 MH No calibration applied and no bandpass applied

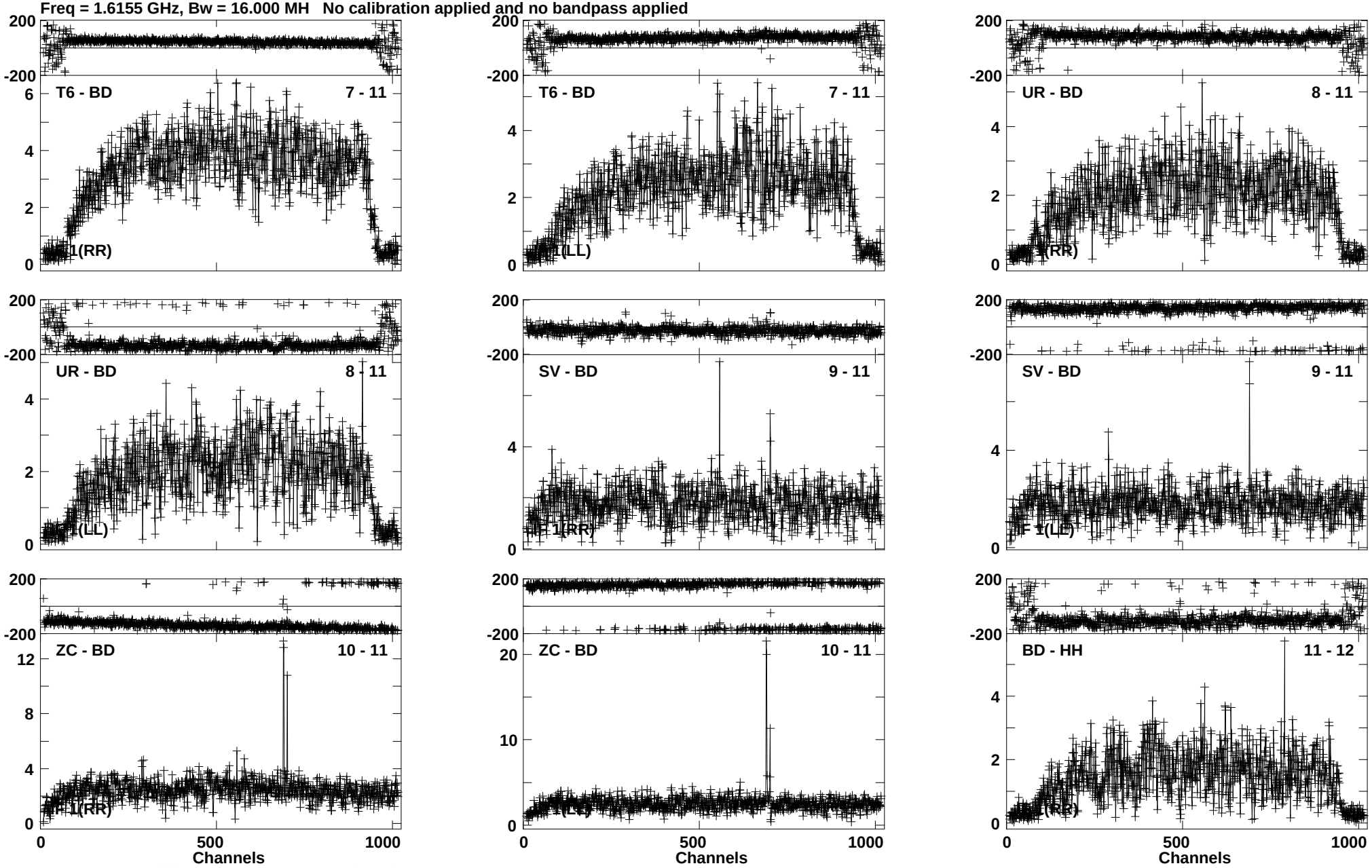

Lower frame: Milli Ampl Jy Top frame: Phas deg
Vector averaged cross-power spectrum Baseline: T6 (07) - BD (11)
Timerange: 00/09:05:46 to 00/09:07:14

Plot file version 82 created 28-JUN-2019 13:32:42
J1642-0621 EP111B 2.UVDATA.1
Freq = 1.6155 GHz, Bw = 16.000 MH No calibration applied and no bandpass applied

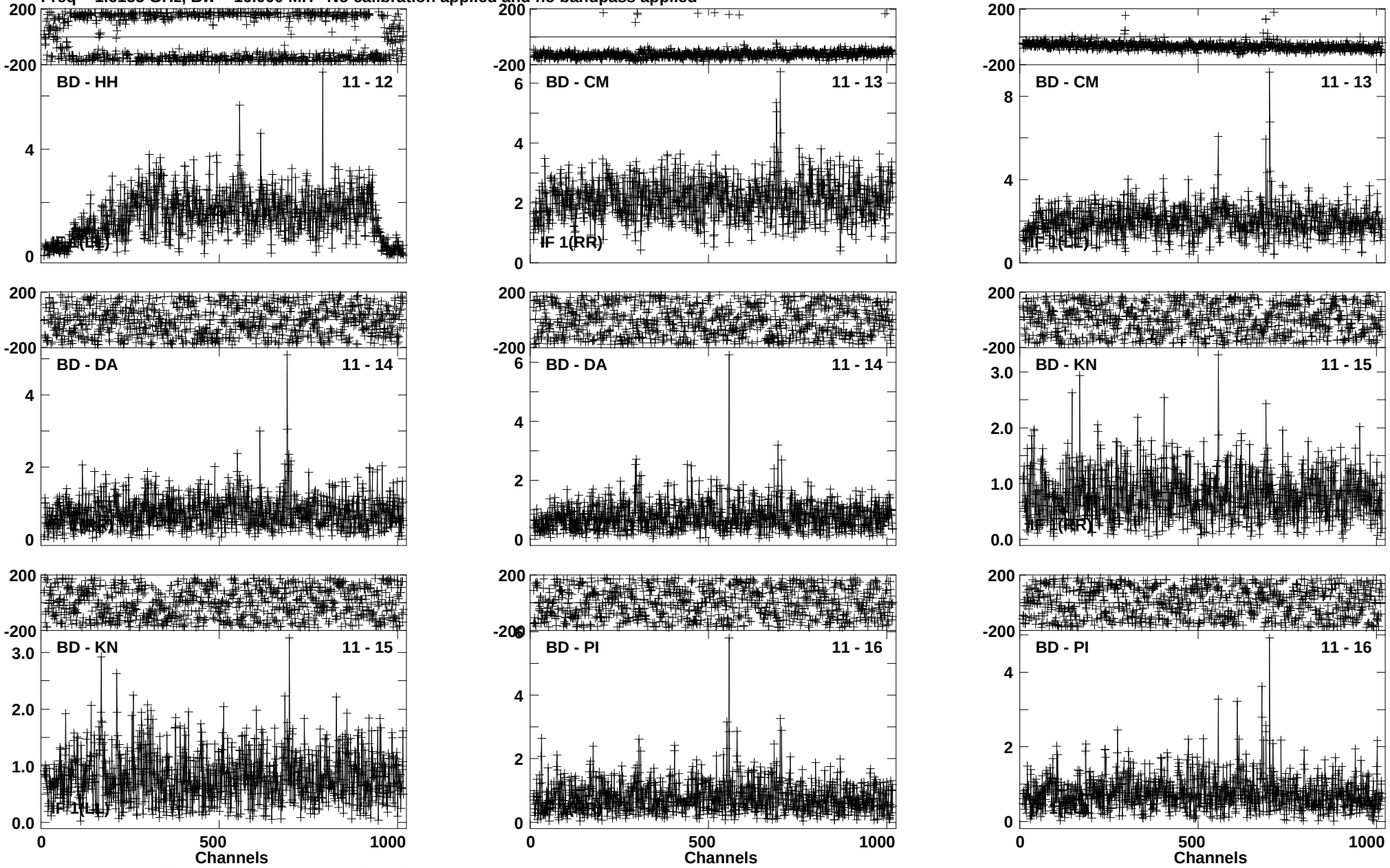

Lower frame: Milli Ampl Jy Top frame: Phas deg
Vector averaged cross-power spectrum Baseline: BD (11) - HH (12)
Timerange: 00/09:05:46 to 00/09:07:14

Plot file version 83 created 28-JUN-2019 13:32:43
J1642-0621 EP111B 2.UVDATA.1
Freq = 1.6155 GHz, Bw = 16.000 MH No calibration applied and no bandpass applied

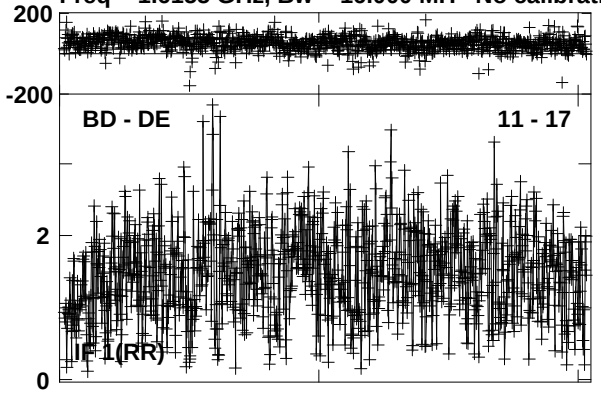

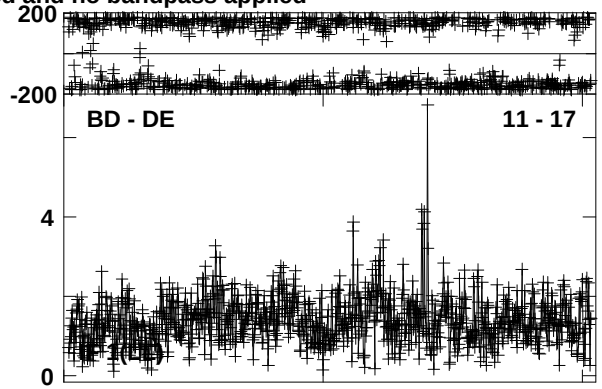

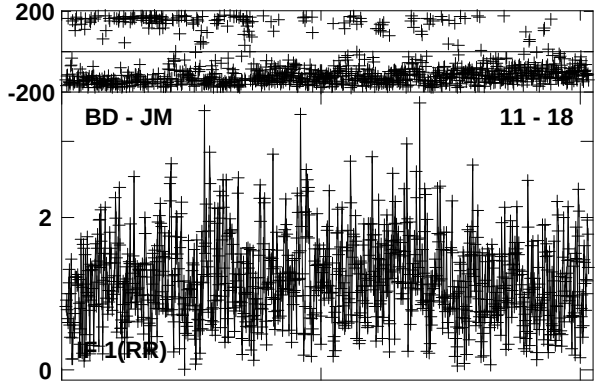

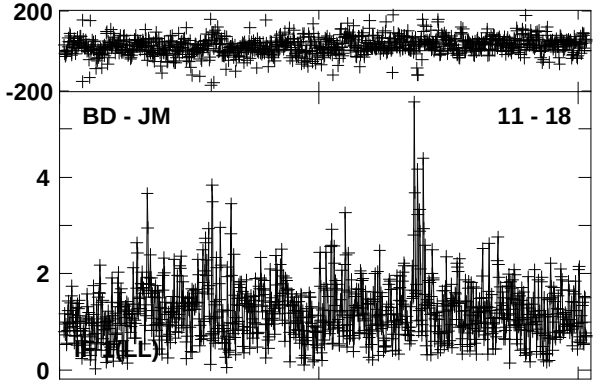

Lower frame: Milli Ampl Jy Top frame: Phas deg
Vector averaged cross-power spectrum Baseline: BD (11) - DE (17)
Timerange: 00/09:05:46 to 00/09:07:14

Plot file version 84 created 28-JUN-2019 13:32:43
IRAS16399 EP111B 2.UVDATA.1
Freq = 1.6155 GHz, Bw = 16.000 MH No calibration applied and no bandpass applied

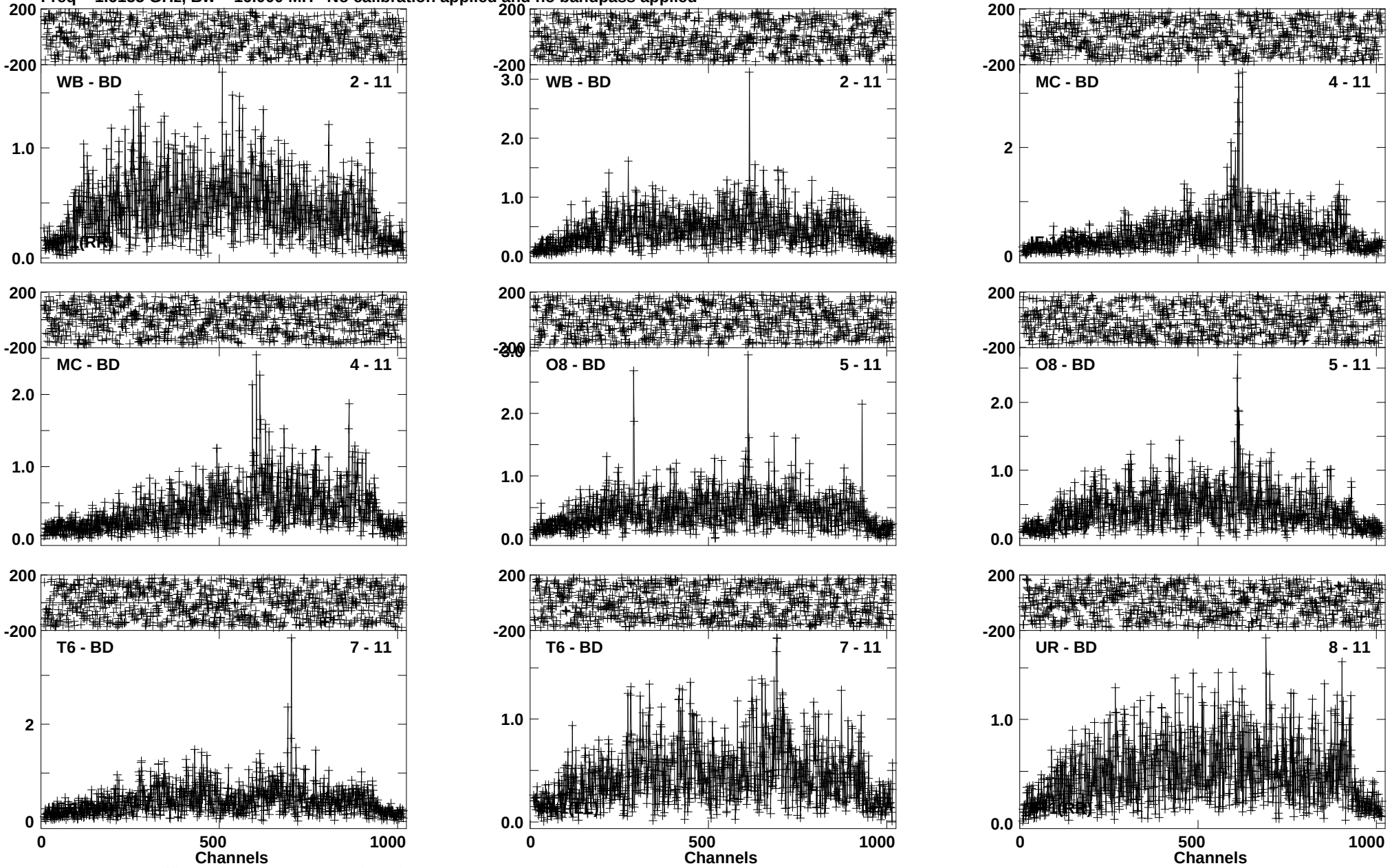

Lower frame: Milli Ampl Jy Top frame: Phas deg
Vector averaged cross-power spectrum Baseline: WB (02) - BD (11)
Timerange: 00/09:07:16 to 00/09:10:44

Plot file version 85 created 28-JUN-2019 13:32:45
IRAS16399 EP111B 2.UVDATA.1
Freq = 1.6155 GHz, Bw = 16.000 MH No calibration applied and no bandpass applied

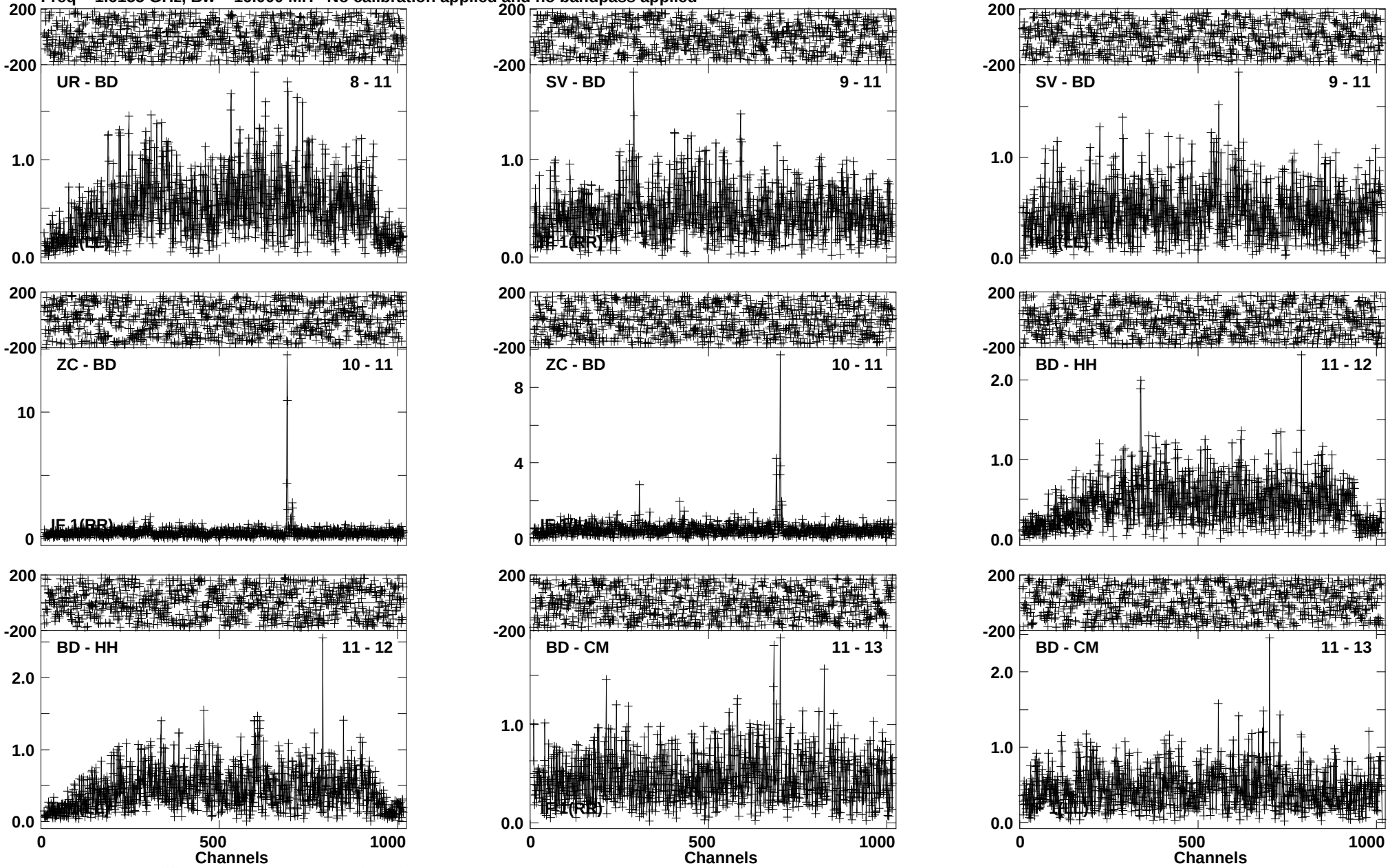

Lower frame: Milli Ampl Jy Top frame: Phas deg
Vector averaged cross-power spectrum Baseline: UR (08) - BD (11)
Timerange: 00/09:07:16 to 00/09:10:44

Plot file version 86 created 28-JUN-2019 13:32:45
IRAS16399 EP111B 2.UVDATA.1
Freq = 1.6155 GHz, Bw = 16.000 MH No calibration applied and no bandpass applied

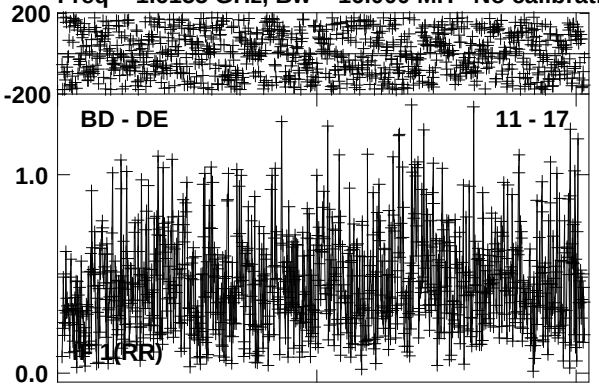

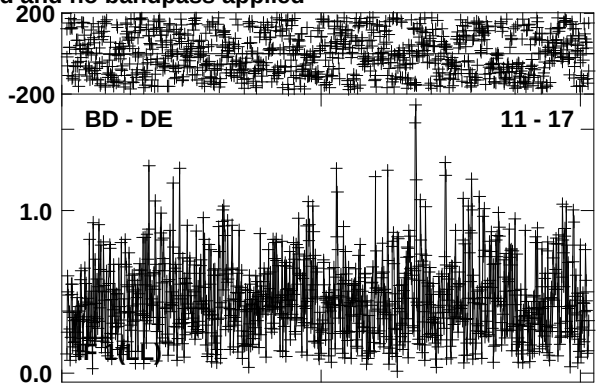

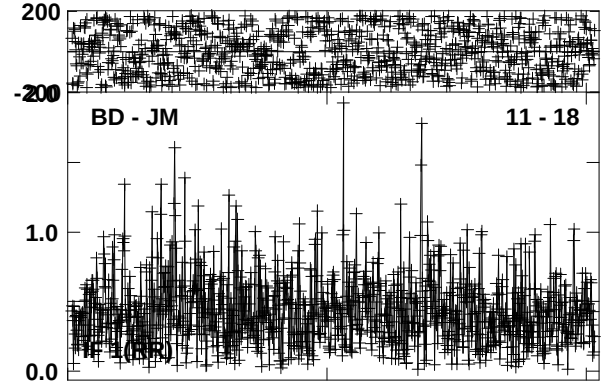

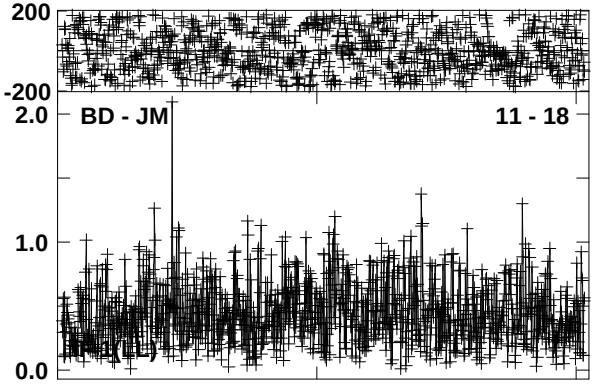

Lower frame: Milli Ampl Jy Top frame: Phas deg
Vector averaged cross-power spectrum Baseline: BD (11) - DE (17)
Timerange: 00/09:07:16 to 00/09:10:44

Plot file version 87 created 28-JUN-2019 13:32:46
J1642-0621 EP111B 2.UVDATA.1
Freq = 1.6155 GHz, Bw = 16.000 MH No calibration applied and no bandpass applied

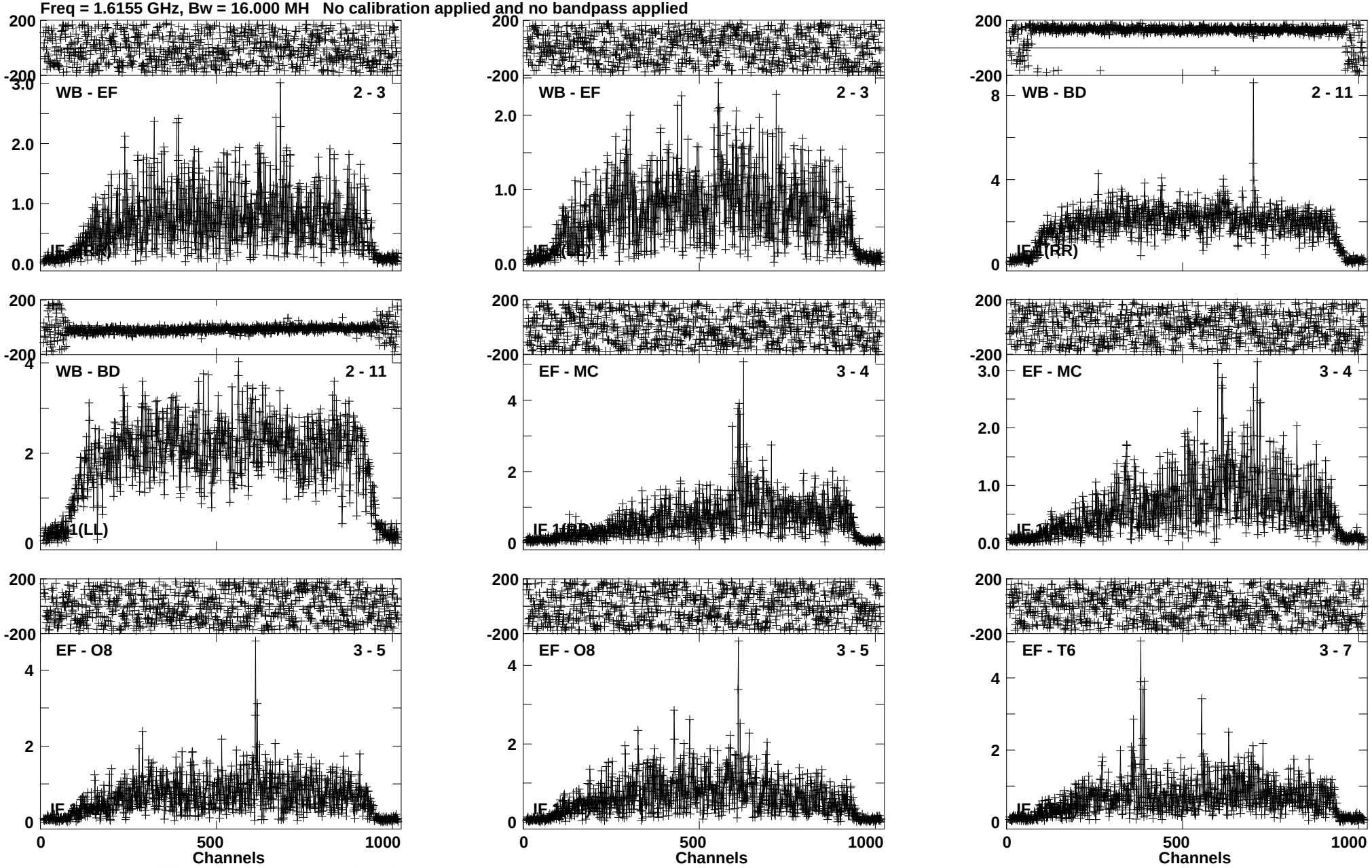

Lower frame: Milli Ampl Jy Top frame: Phas deg
Vector averaged cross-power spectrum Baseline: WB (02) - EF (03)
Timerange: 00/09:11:31 to 00/09:12:59

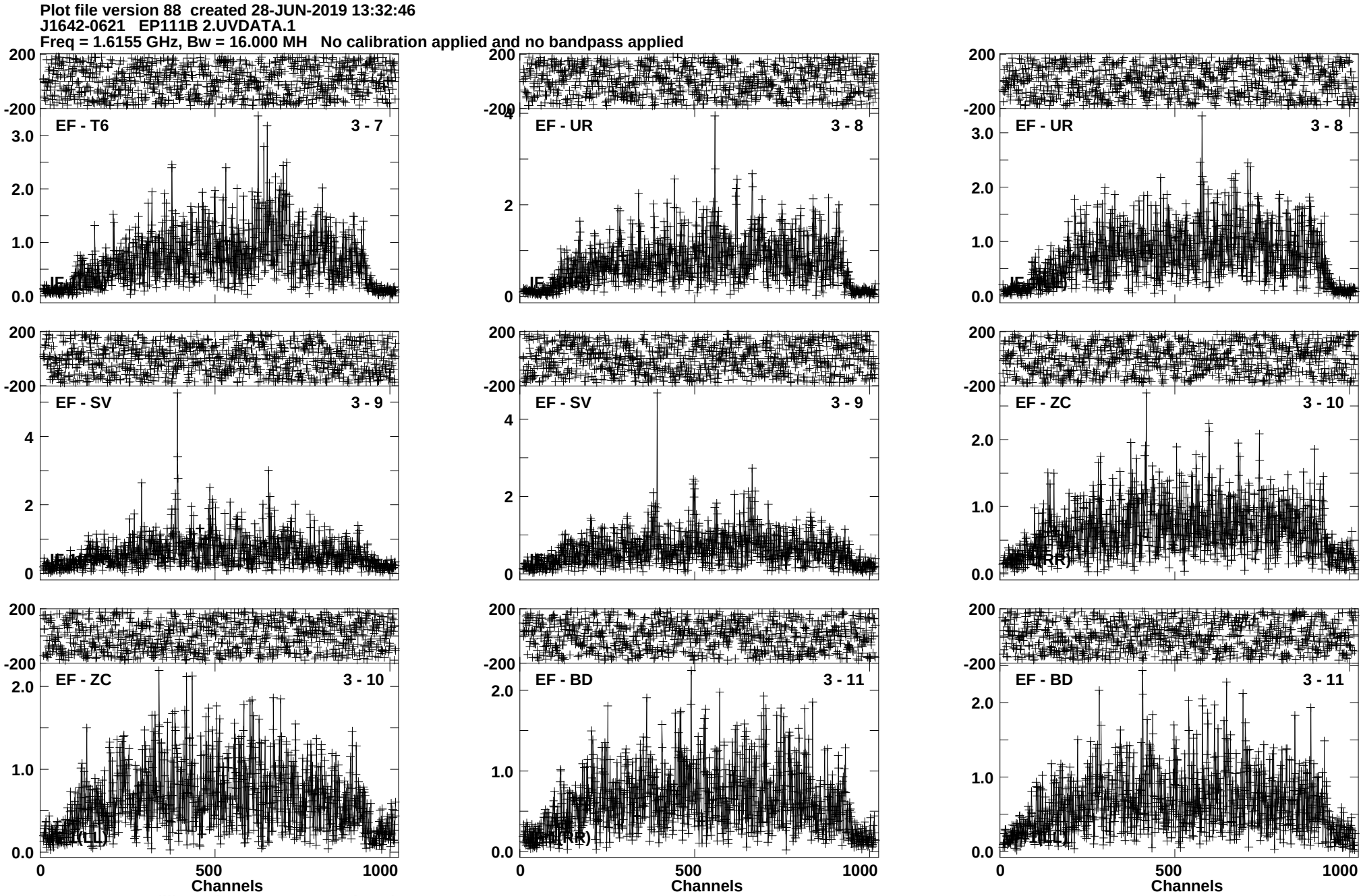
Plot file version 88 created 28-JUN-2019 13:32:46
J1642-0621 EP111B 2.UVDATA.1
Freq = 1.6155 GHz, Bw = 16.000 MH No calibration applied and no bandpass applied
EF - T6
3 - 7
EF - UR
3 - 8
EF - UR
3 - 8
EF - SV
3 - 9
EF - SV
3 - 9
EF - ZC
3 - 10
EF - ZC
3 - 10
EF - BD
3 - 11
EF - BD
3 - 11
IF 1 (LL)
IF 1 (RR)
IF 1 (RR)
IF 1 (LL)
IF 1 (RR)
IF 1 (LL)
200
-200
3.0
2.0
1.0
0.0
4
2
0
0
500
1000
Channels
Lower frame: Milli Ampl Jy Top frame: Phas deg
Vector averaged cross-power spectrum Baseline: EF (03) - T6 (07)
Timerange: 00/09:11:31 to 00/09:12:59

Plot file version 89 created 28-JUN-2019 13:32:47
J1642-0621 EP111B 2.UVDATA.1
Freq = 1.6155 GHz, Bw = 16.000 MH No calibration applied and no bandpass applied

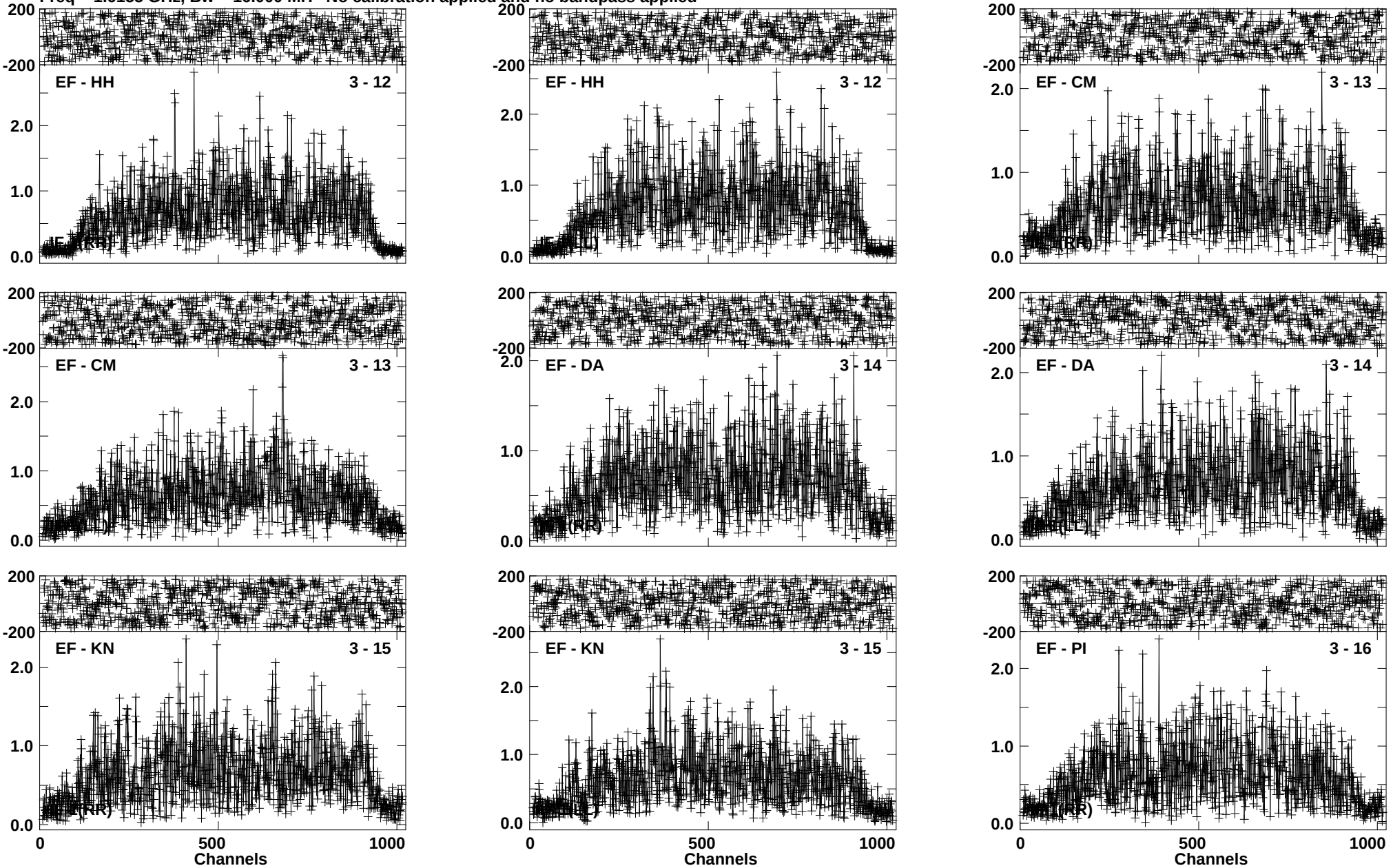

Lower frame: Milli Ampl Jy Top frame: Phas deg
Vector averaged cross-power spectrum Baseline: EF (03) - HH (12)
Timerange: 00/09:11:31 to 00/09:12:59

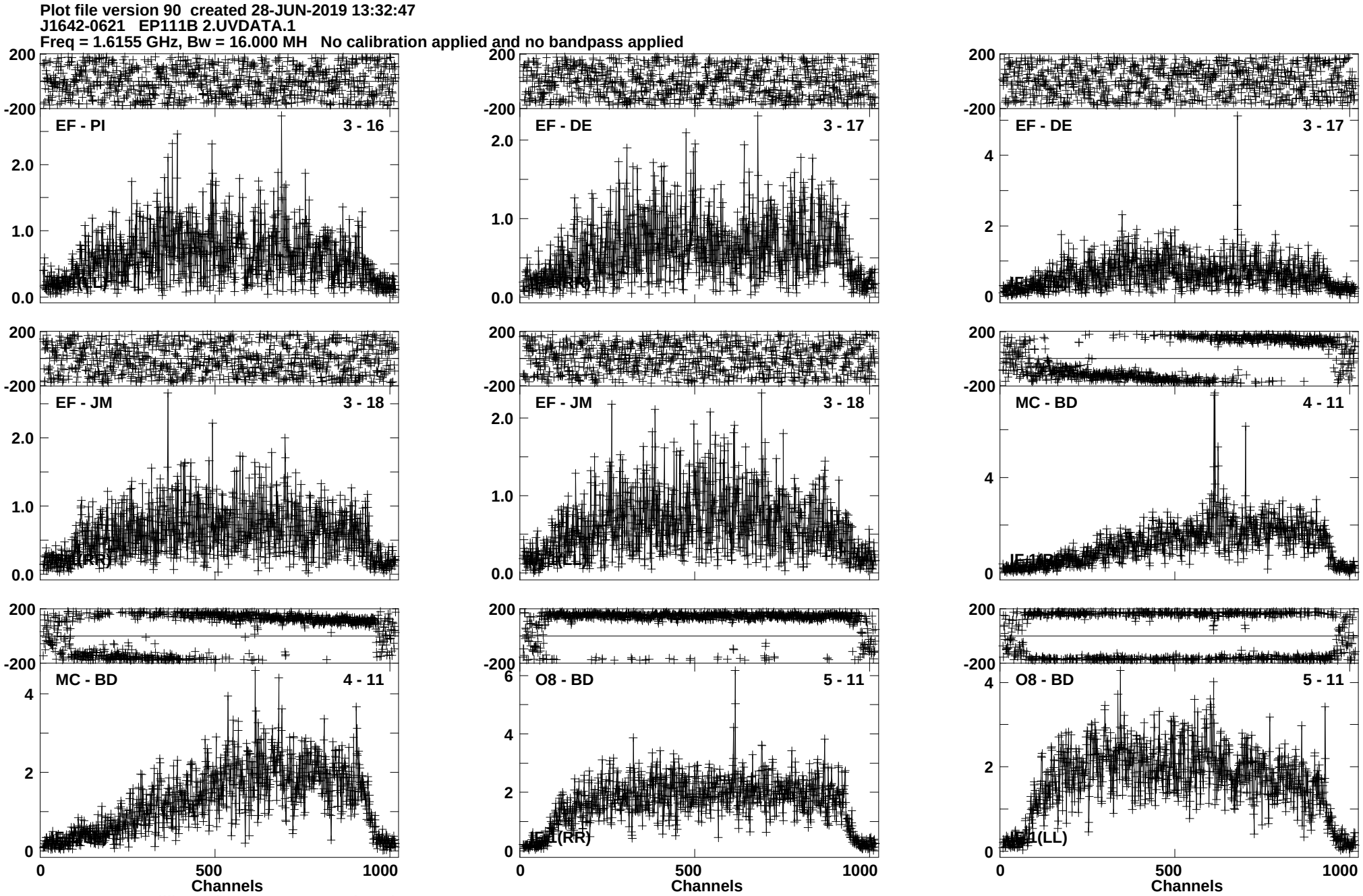
Plot file version 90 created 28-JUN-2019 13:32:47
J1642-0621 EP111B 2.UVDATA.1
Freq = 1.6155 GHz, Bw = 16.000 MH No calibration applied and no bandpass applied
EF - PI 3 - 16
EF - DE 3 - 17
EF - DE 3 - 17
EF - JM 3 - 18
EF - JM 3 - 18
MC - BD 4 - 11
MC - BD 4 - 11
O8 - BD 5 - 11
O8 - BD 5 - 11
Channels
Lower frame: Milli Ampl Jy Top frame: Phas deg
Vector averaged cross-power spectrum Baseline: EF (03) - PI (16)
Timerange: 00/09:11:31 to 00/09:12:59

Plot file version 91 created 28-JUN-2019 13:32:48
J1642-0621 EP111B 2.UVDATA.1
Freq = 1.6155 GHz, Bw = 16.000 MH No calibration applied and no bandpass applied

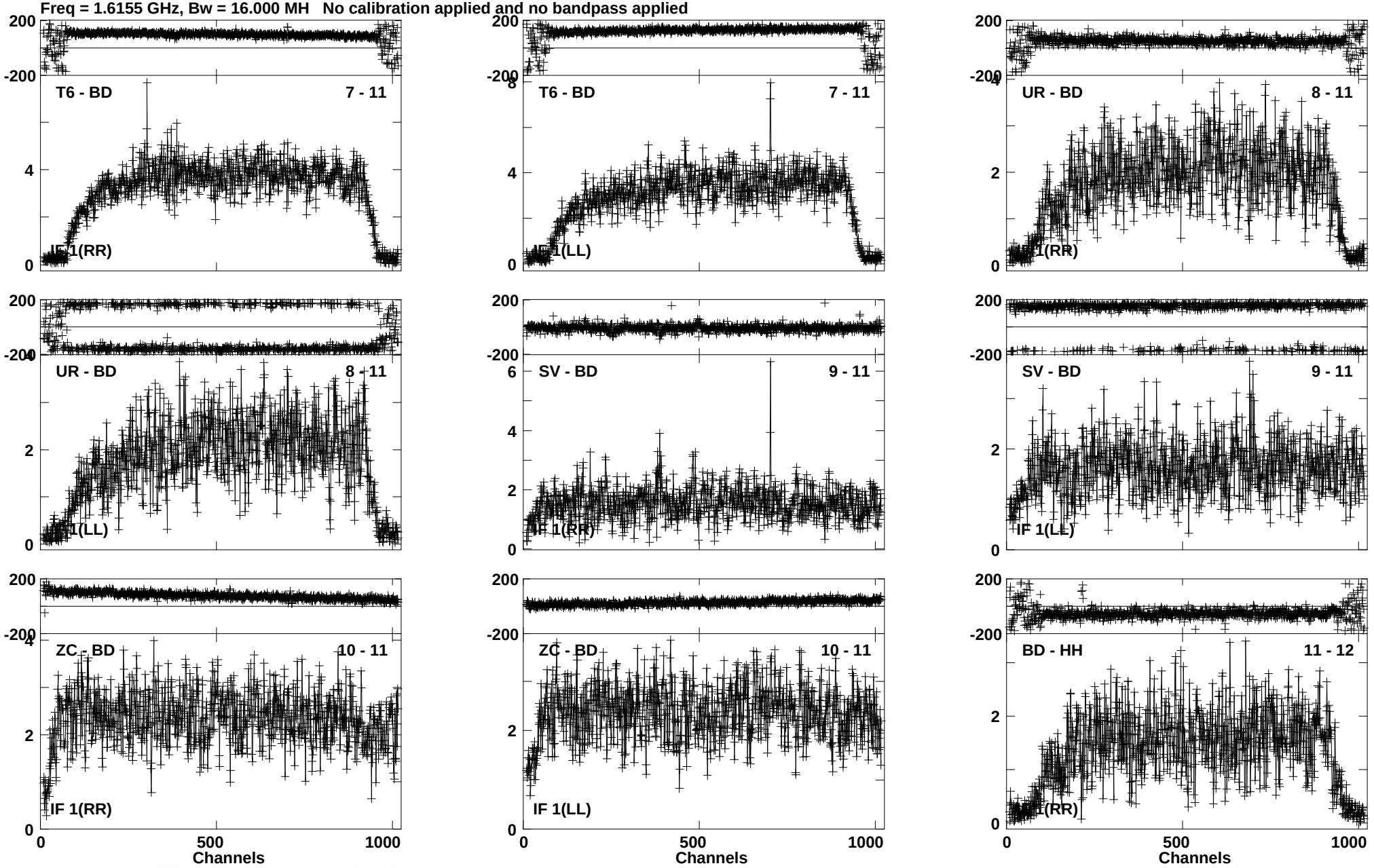

Lower frame: Milli Ampl Jy Top frame: Phas deg
Vector averaged cross-power spectrum Baseline: T6 (07) - BD (11)
Timerange: 00/09:11:31 to 00/09:12:59

Plot file version 92 created 28-JUN-2019 13:32:48
J1642-0621 EP111B 2.UVDATA.1
Freq = 1.6155 GHz, Bw = 16.000 MH No calibration applied and no bandpass applied

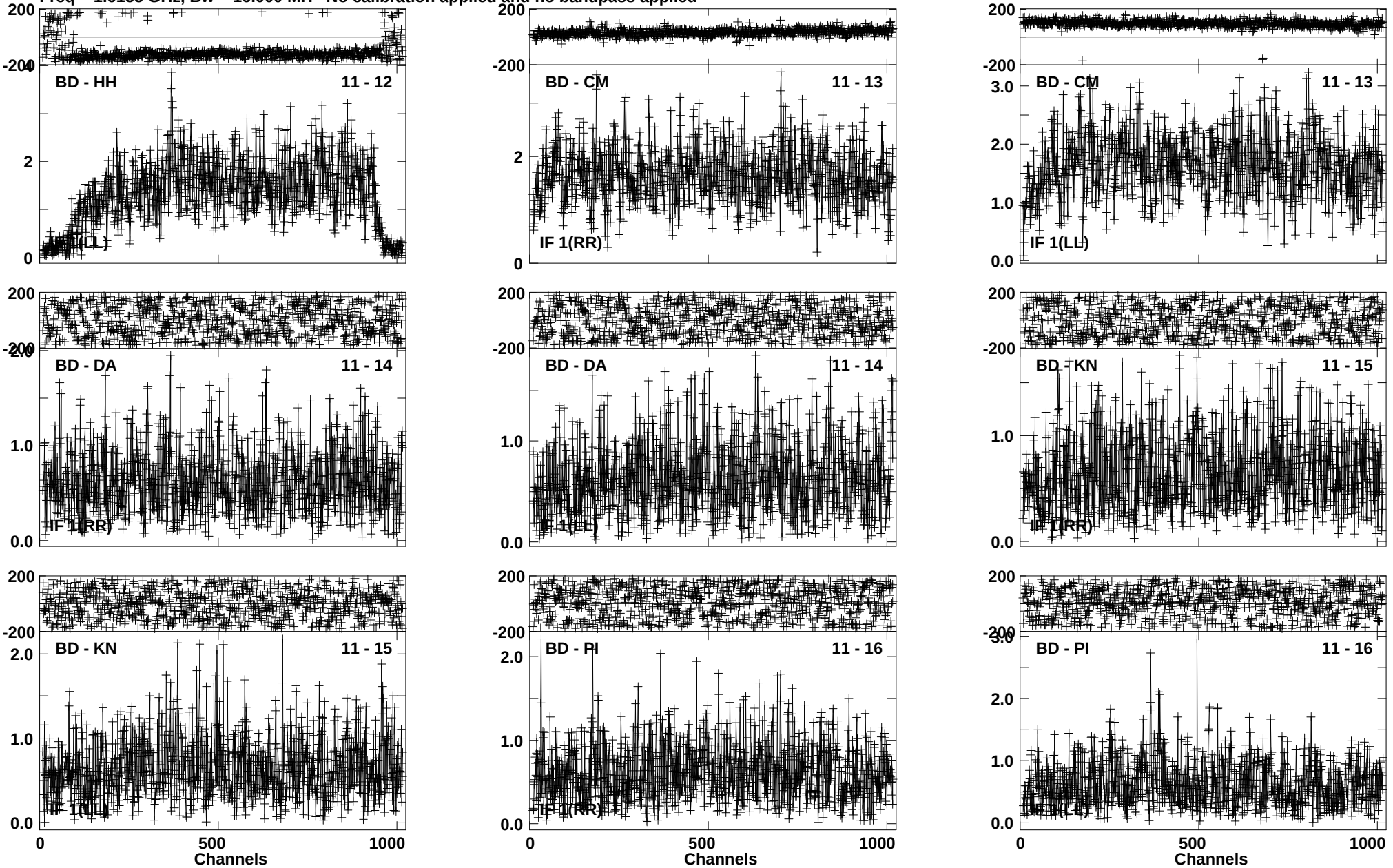

Lower frame: Milli Ampl Jy Top frame: Phas deg
Vector averaged cross-power spectrum Baseline: BD (11) - HH (12)
Timerange: 00/09:11:31 to 00/09:12:59

Plot file version 93 created 28-JUN-2019 13:32:49
J1642-0621 EP111B 2.UVDATA.1
Freq = 1.6155 GHz, Bw = 16.000 MH No calibration applied and no bandpass applied

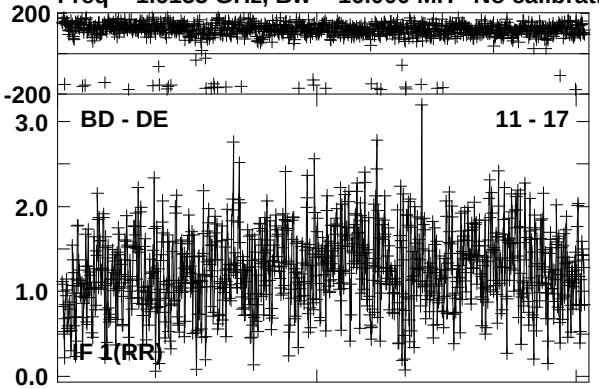

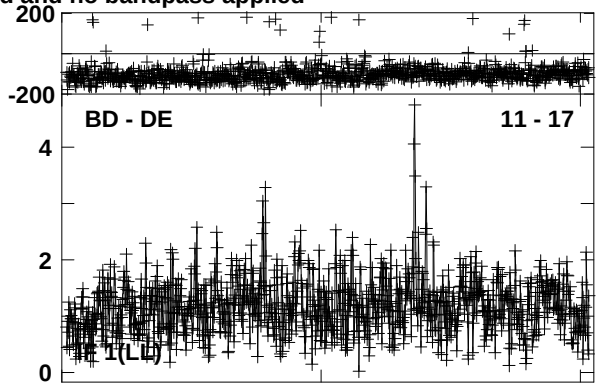

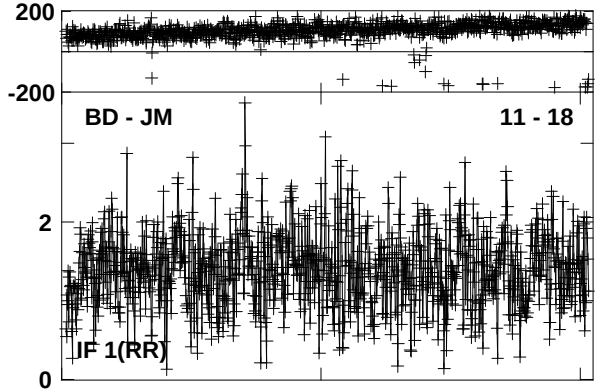

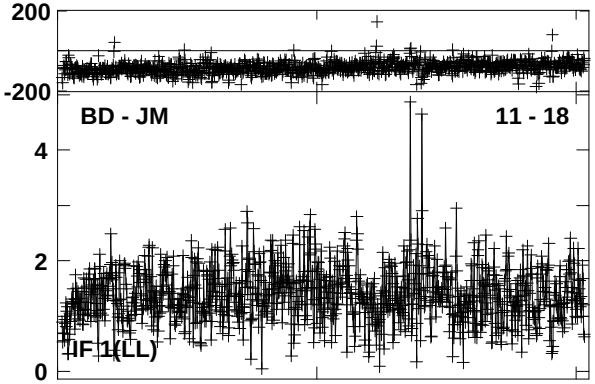

Lower frame: Milli Ampl Jy Top frame: Phas deg
Vector averaged cross-power spectrum Baseline: BD (11) - DE (17)
Timerange: 00/09:11:31 to 00/09:12:59

Plot file version 94 created 28-JUN-2019 13:32:49
IRAS16399 EP111B 2.UVDATA.1
Freq = 1.6155 GHz, Bw = 16.000 MH No calibration applied and no bandpass applied

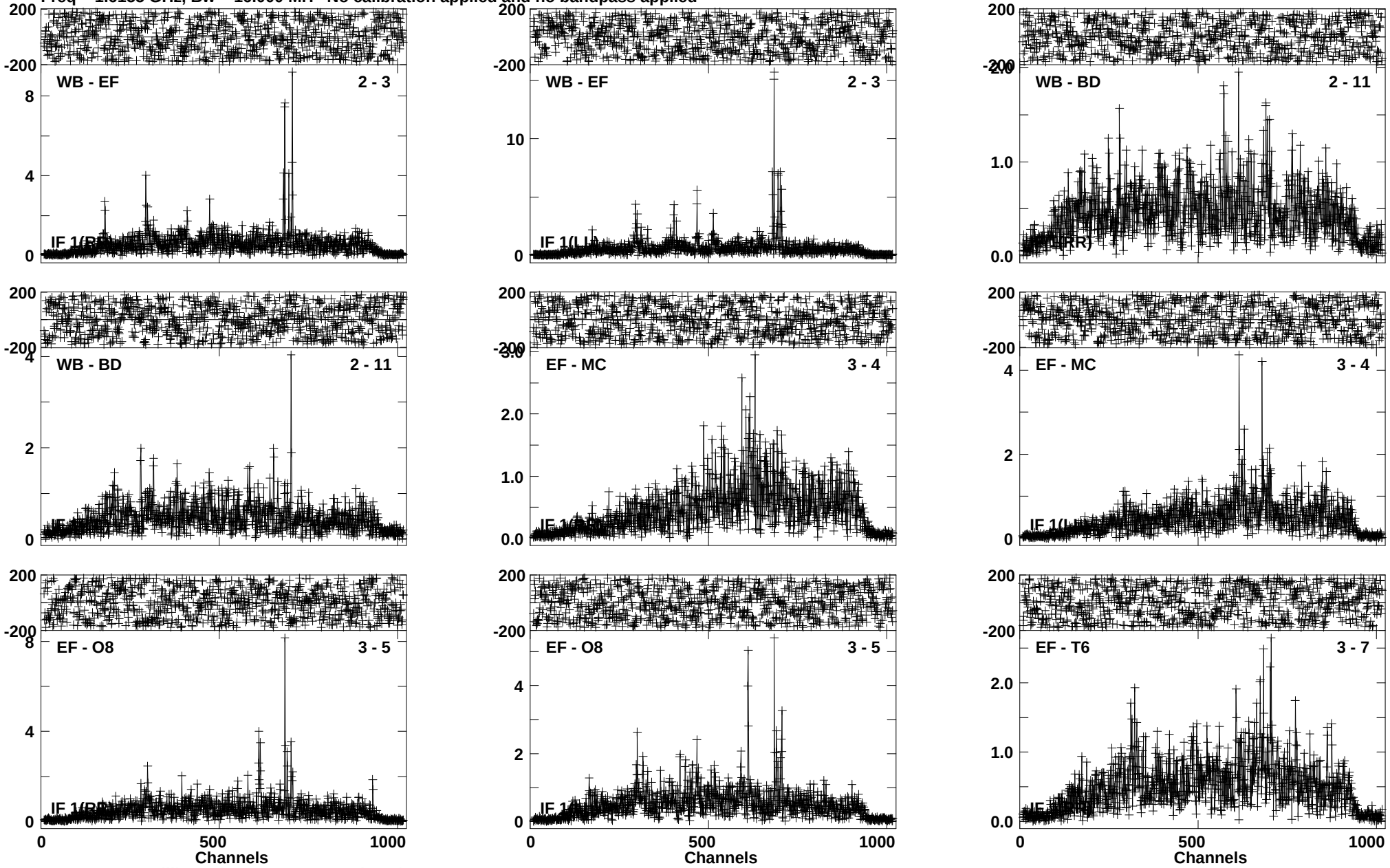

Lower frame: Milli Ampl Jy Top frame: Phas deg
Vector averaged cross-power spectrum Baseline: WB (02) - EF (03)
Timerange: 00/09:13:01 to 00/09:16:29

Plot file version 95 created 28-JUN-2019 13:32:50
IRAS16399 EP111B 2.UVDATA.1
Freq = 1.6155 GHz, Bw = 16.000 MH No calibration applied and no bandpass applied

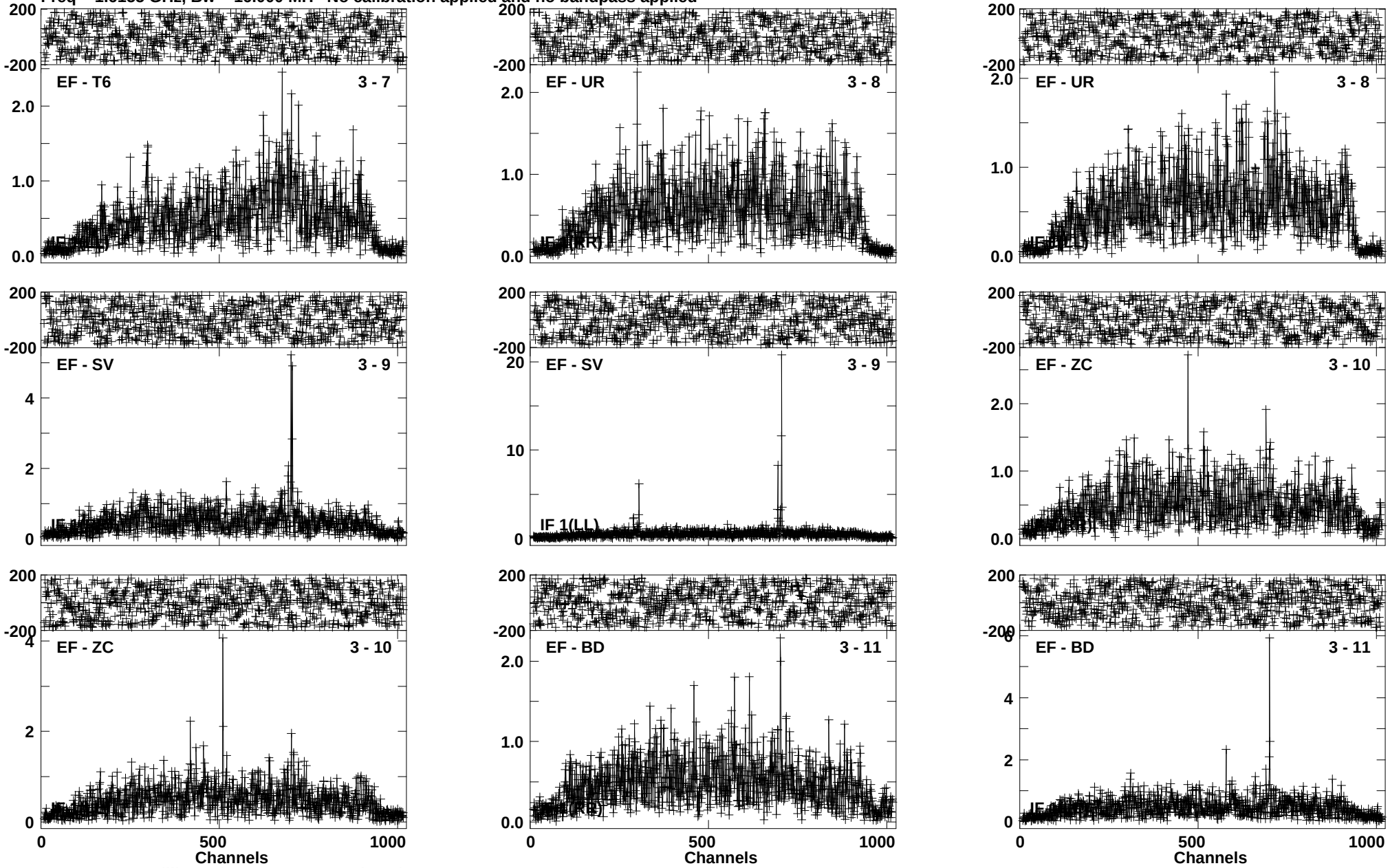

Lower frame: Milli Ampl Jy Top frame: Phas deg
Vector averaged cross-power spectrum Baseline: EF (03) - T6 (07)
Timerange: 00/09:13:01 to 00/09:16:29

Plot file version 96 created 28-JUN-2019 13:32:50
IRAS16399 EP111B 2.UVDATA.1
Freq = 1.6155 GHz, Bw = 16.000 MH No calibration applied and no bandpass applied

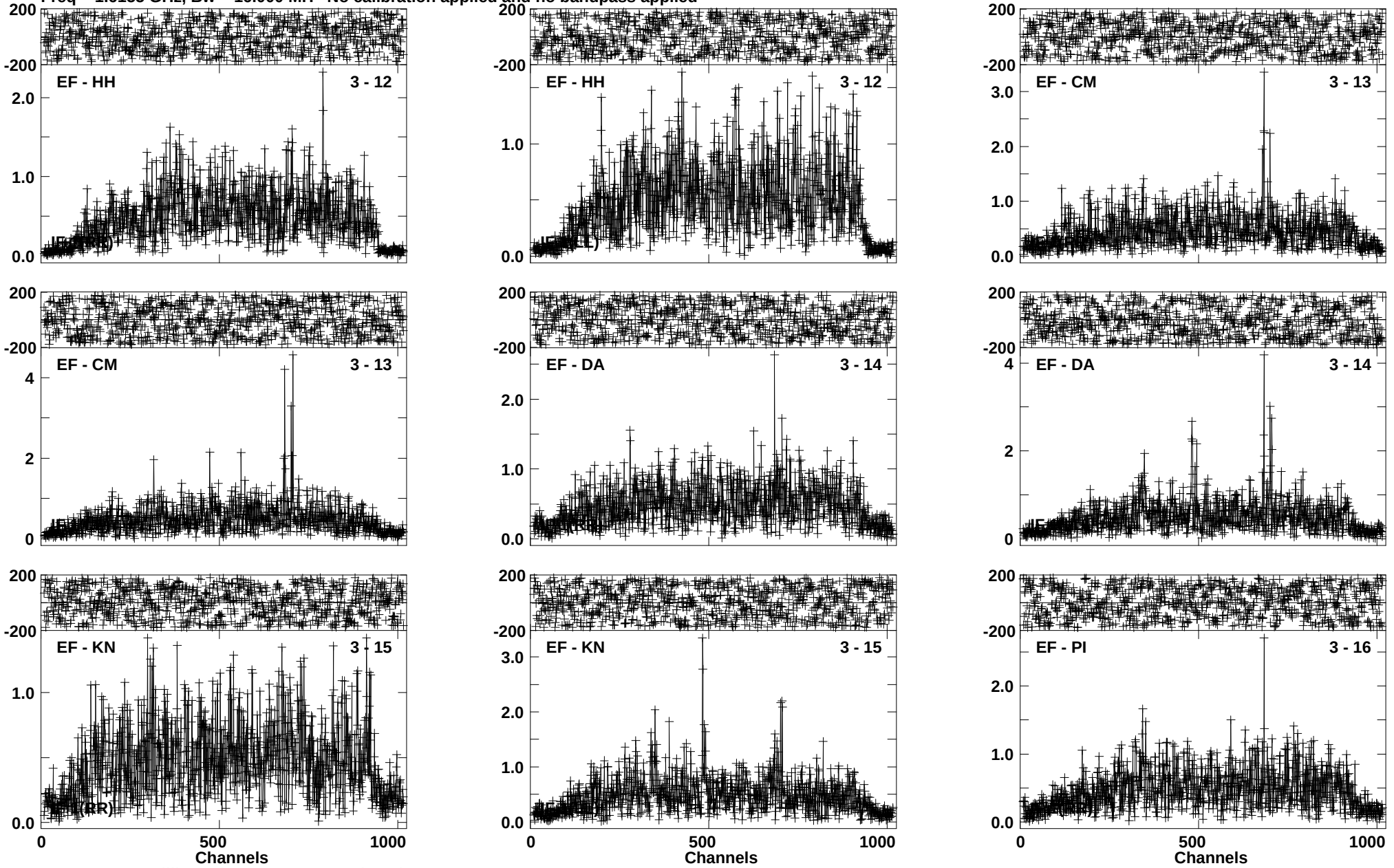

Lower frame: Milli Ampl Jy Top frame: Phas deg
Vector averaged cross-power spectrum Baseline: EF (03) - HH (12)
Timerange: 00/09:13:01 to 00/09:16:29

Plot file version 97 created 28-JUN-2019 13:32:51
IRAS16399 EP111B 2.UVDATA.1
Freq = 1.6155 GHz, Bw = 16.000 MH No calibration applied and no bandpass applied

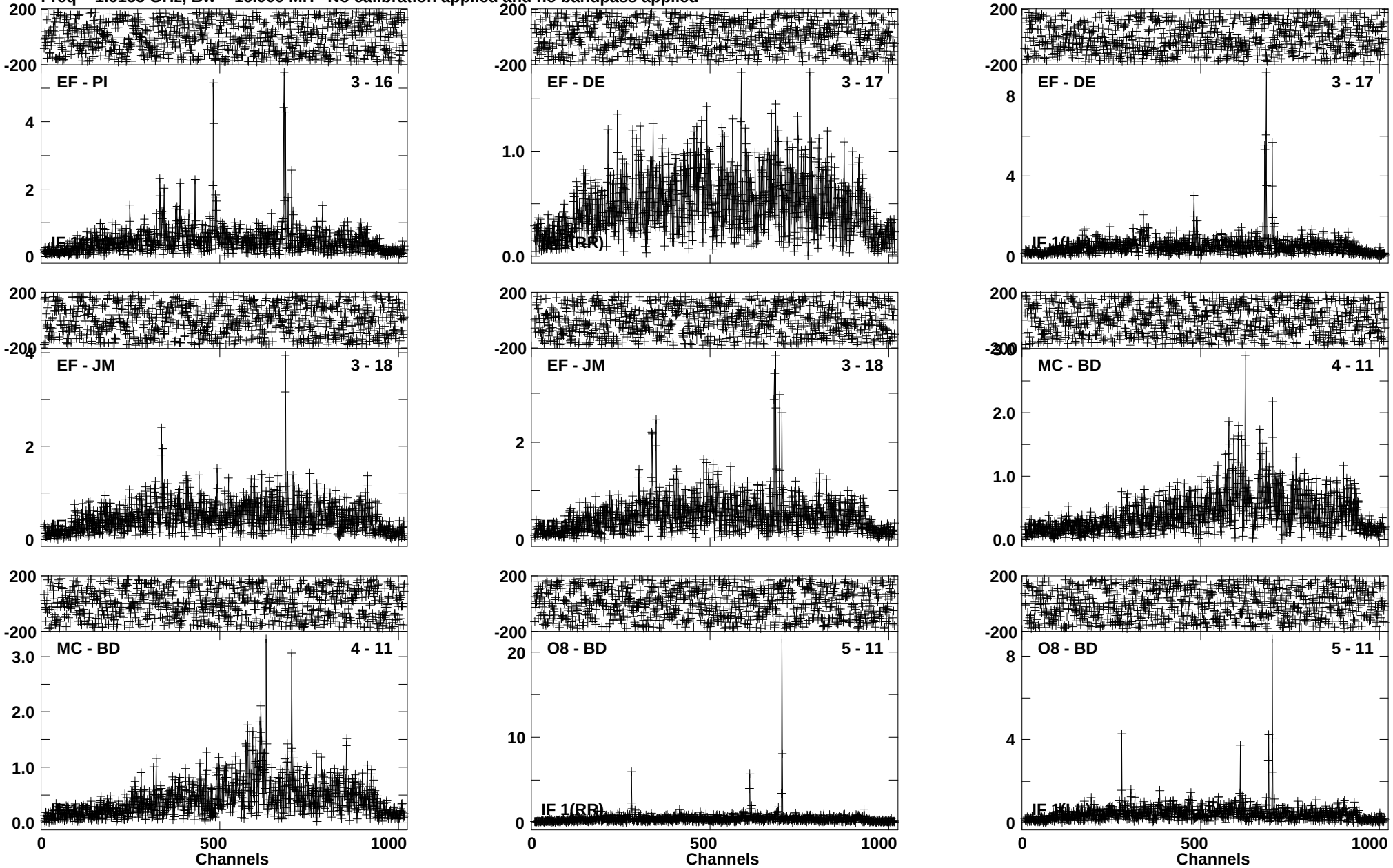

Lower frame: Milli Ampl Jy Top frame: Phas deg
Vector averaged cross-power spectrum Baseline: EF (03) - PI (16)
Timerange: 00/09:13:01 to 00/09:16:29

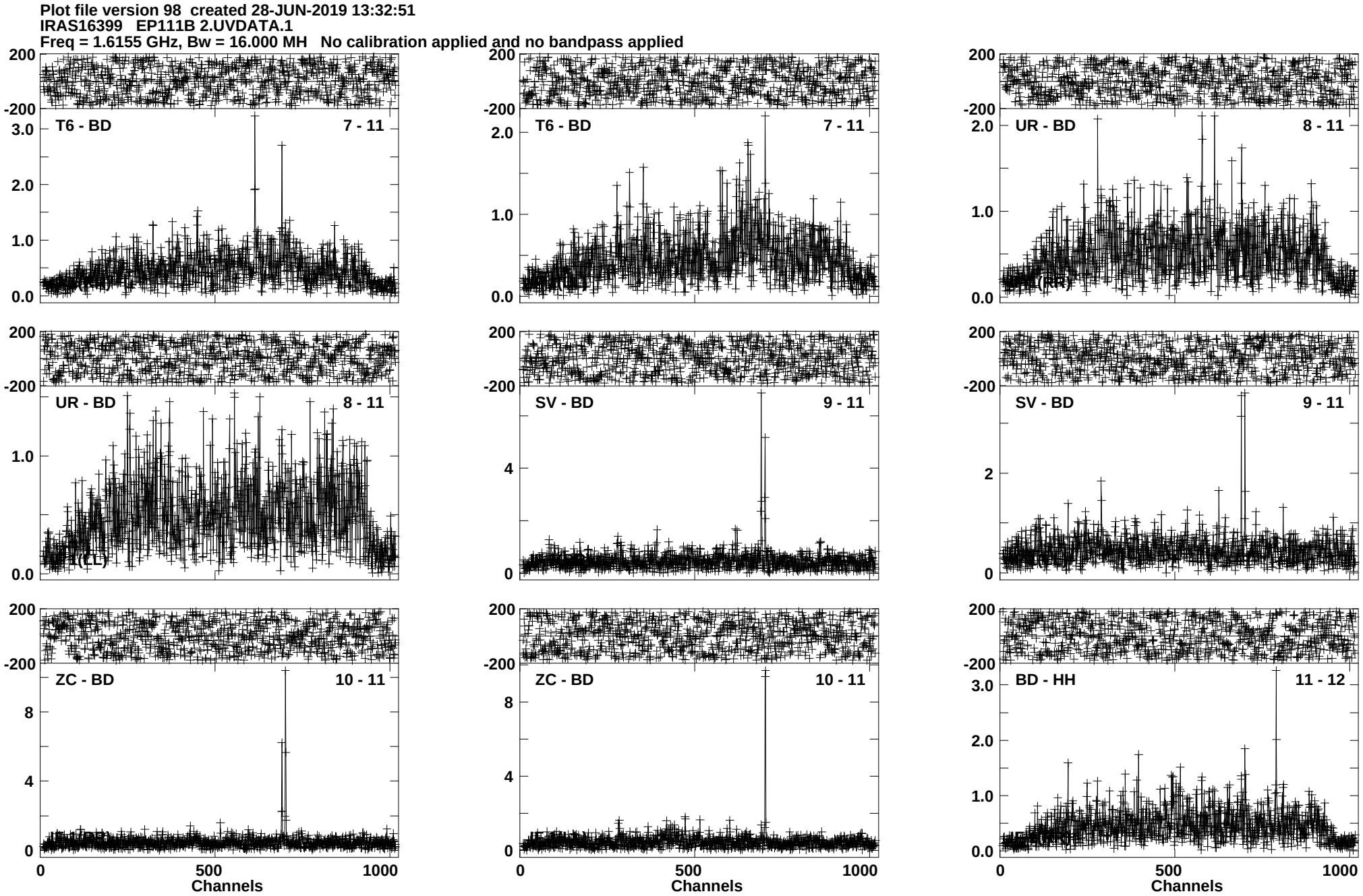
Plot file version 98 created 28-JUN-2019 13:32:51
IRAS16399 EP111B 2.UVDATA.1
Freq = 1.6155 GHz, Bw = 16.000 MH No calibration applied and no bandpass applied
T6 - BD
7 - 11
T6 - BD
7 - 11
UR - BD
8 - 11
UR - BD
8 - 11
SV - BD
9 - 11
SV - BD
9 - 11
ZC - BD
10 - 11
ZC - BD
10 - 11
BD - HH
11 - 12
(LL)
(RR)
Channels
Lower frame: Milli Ampl Jy Top frame: Phas deg
Vector averaged cross-power spectrum Baseline: T6 (07) - BD (11)
Timerange: 00/09:13:01 to 00/09:16:29

Plot file version 99 created 28-JUN-2019 13:32:52
IRAS16399 EP111B 2.UVDATA.1
Freq = 1.6155 GHz, Bw = 16.000 MH No calibration applied and no bandpass applied

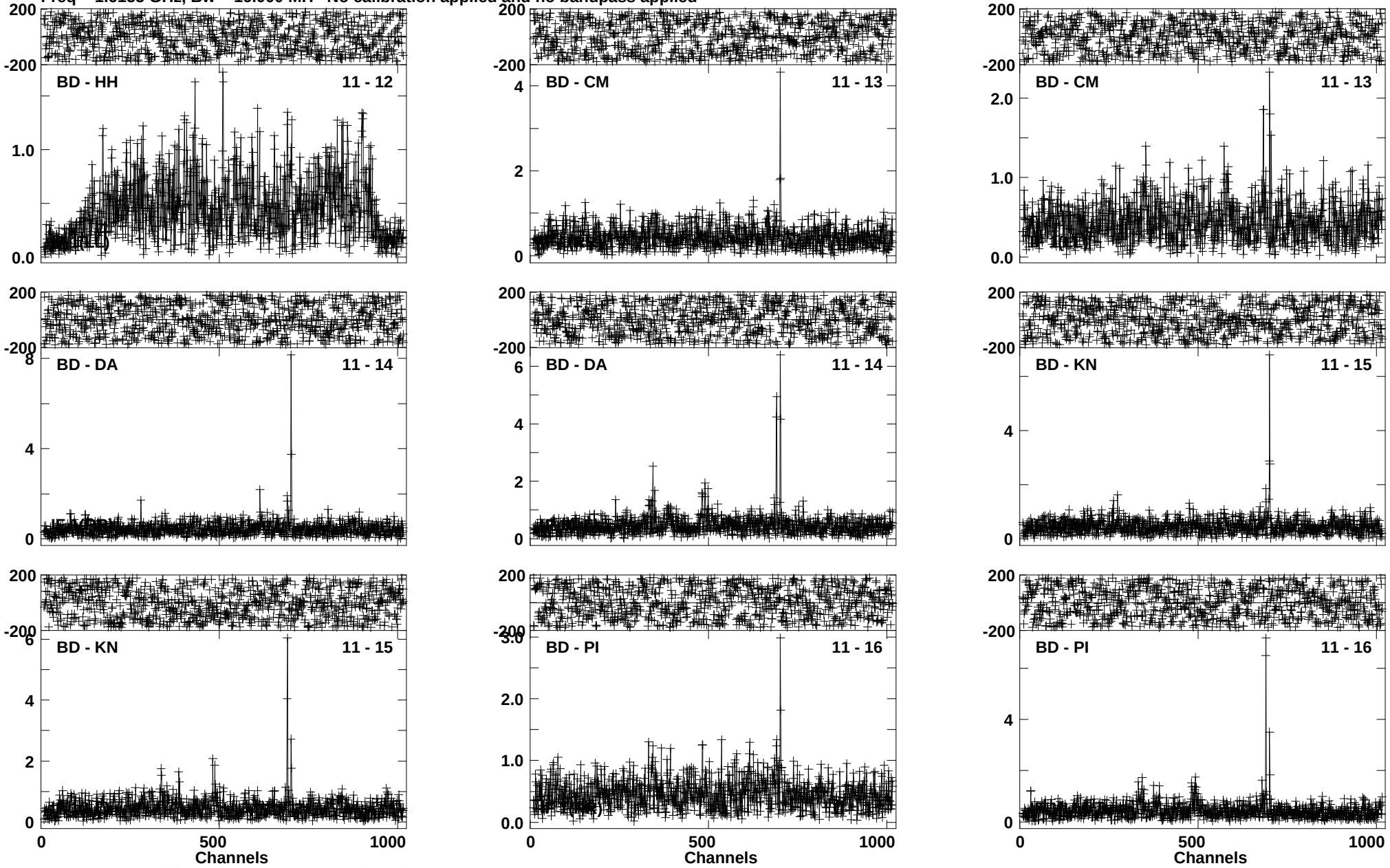

Lower frame: Milli Ampl Jy Top frame: Phas deg
Vector averaged cross-power spectrum Baseline: BD (11) - HH (12)
Timerange: 00/09:13:01 to 00/09:16:29

Plot file version 100 created 28-JUN-2019 13:32:52
IRAS16399 EP111B 2.UVDATA.1
Freq = 1.6155 GHz, Bw = 16.000 MH No calibration applied and no bandpass applied

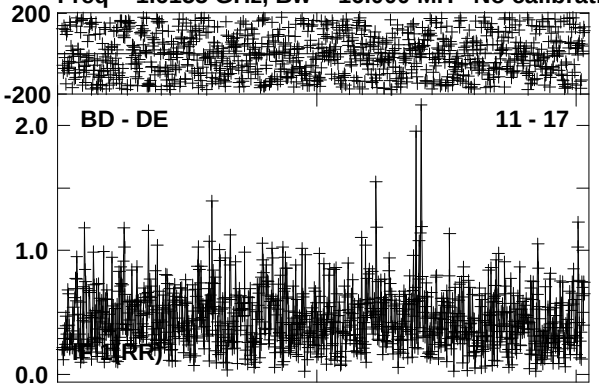

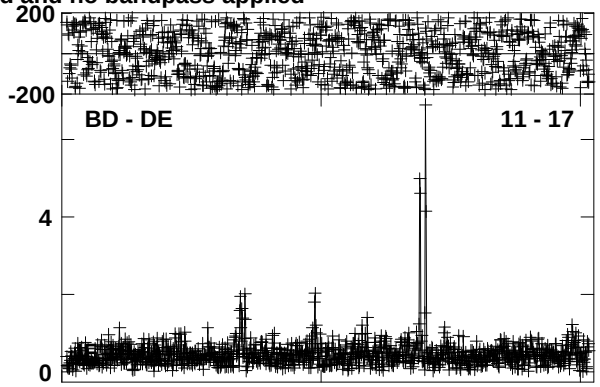

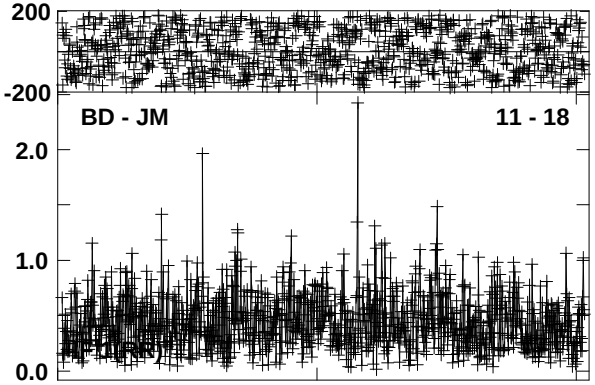

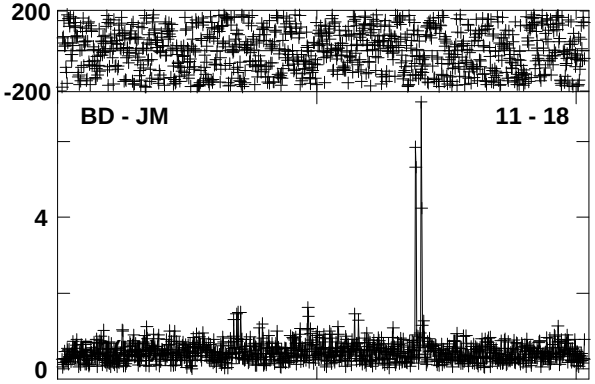

Lower frame: Milli Ampl Jy Top frame: Phas deg
Vector averaged cross-power spectrum Baseline: BD (11) - DE (17)
Timerange: 00/09:13:01 to 00/09:16:29

Plot file version 101 created 28-JUN-2019 13:32:53
J1642-0621 EP111B 2.UVDATA.1
Freq = 1.6155 GHz, Bw = 16.000 MH No calibration applied and no bandpass applied

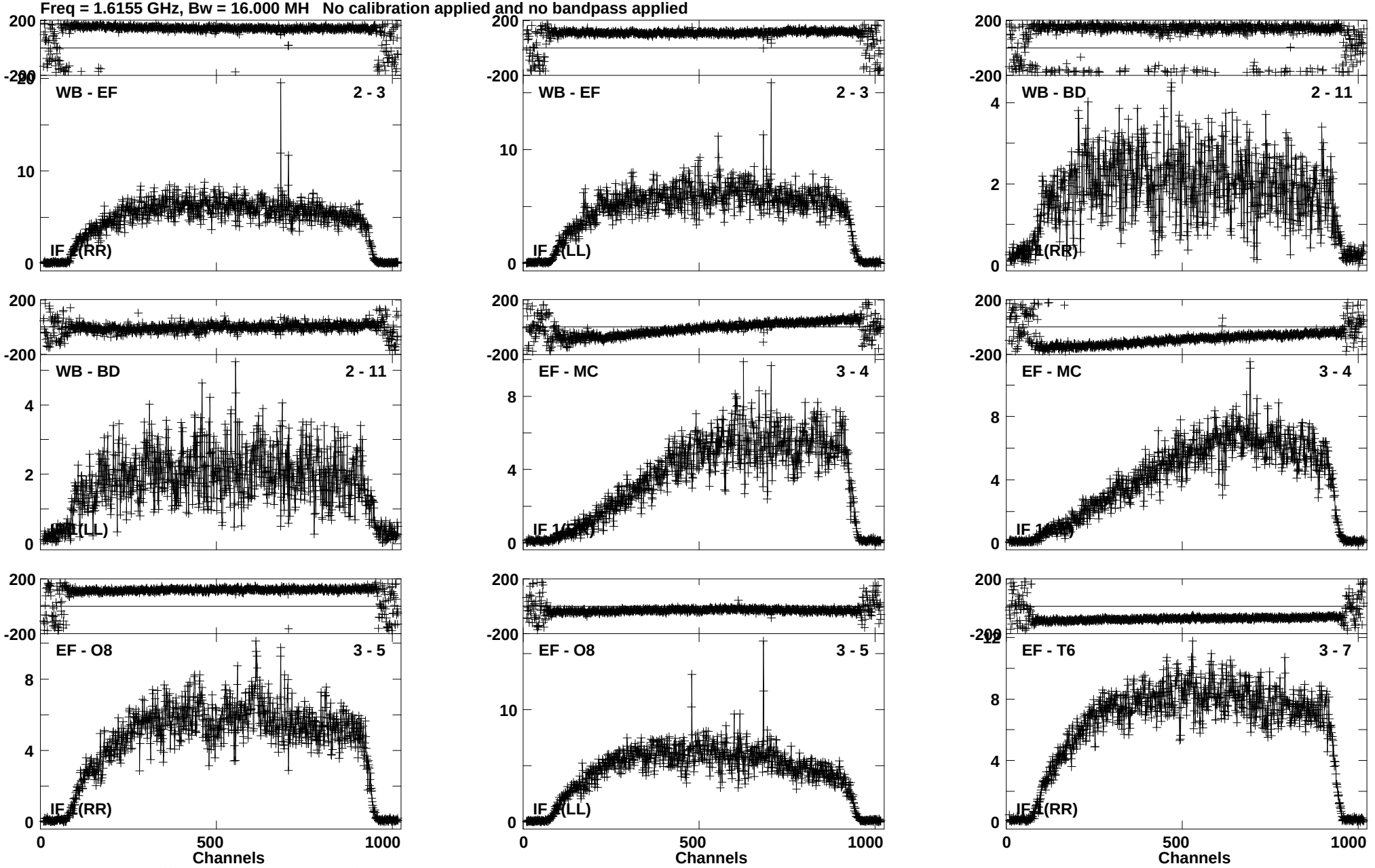

Lower frame: Milli Ampl Jy Top frame: Phas deg
Vector averaged cross-power spectrum Baseline: WB (02) - EF (03)
Timerange: 00/09:16:31 to 00/09:17:59

Plot file version 102 created 28-JUN-2019 13:32:53
J1642-0621 EP111B 2.UVDATA.1
Freq = 1.6155 GHz, Bw = 16.000 MH No calibration applied and no bandpass applied

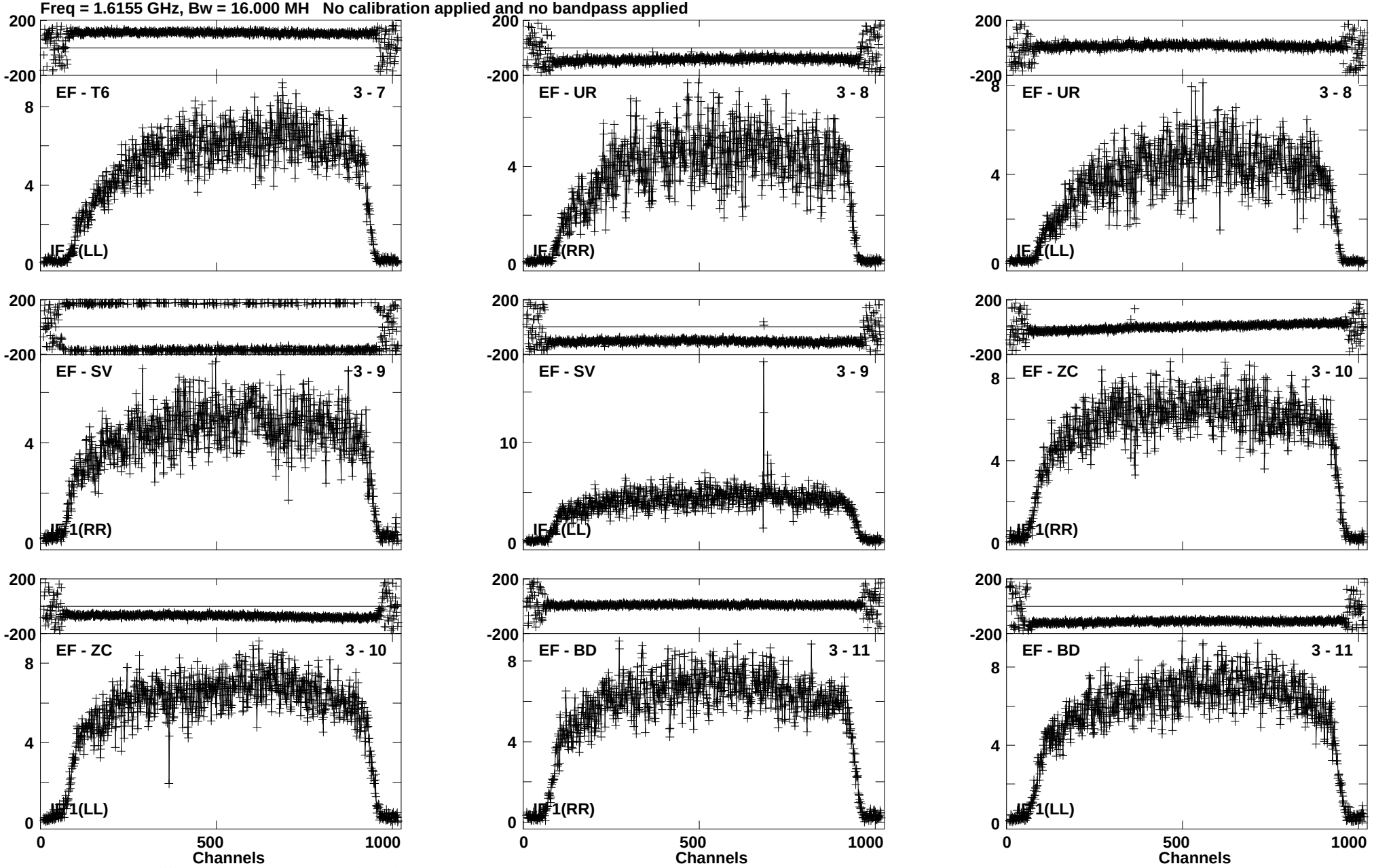

Lower frame: Milli Ampl Jy Top frame: Phas deg
Vector averaged cross-power spectrum Baseline: EF (03) - T6 (07)
Timerange: 00/09:16:31 to 00/09:17:59

Plot file version 103 created 28-JUN-2019 13:32:54
J1642-0621 EP111B 2.UVDATA.1
Freq = 1.6155 GHz, Bw = 16.000 MH No calibration applied and no bandpass applied

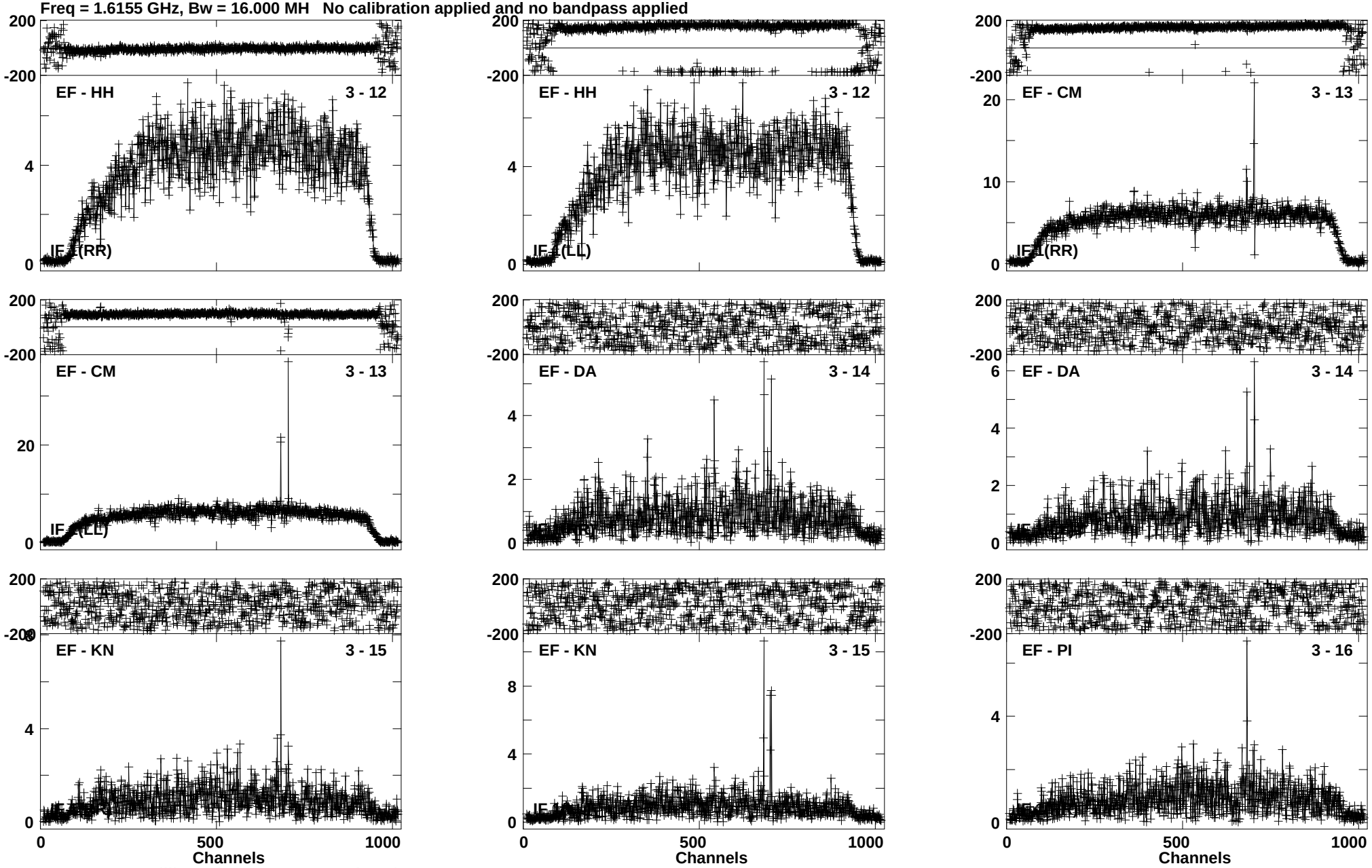

Lower frame: Milli Ampl Jy Top frame: Phas deg
Vector averaged cross-power spectrum Baseline: EF (03) - HH (12)
Timerange: 00/09:16:31 to 00/09:17:59

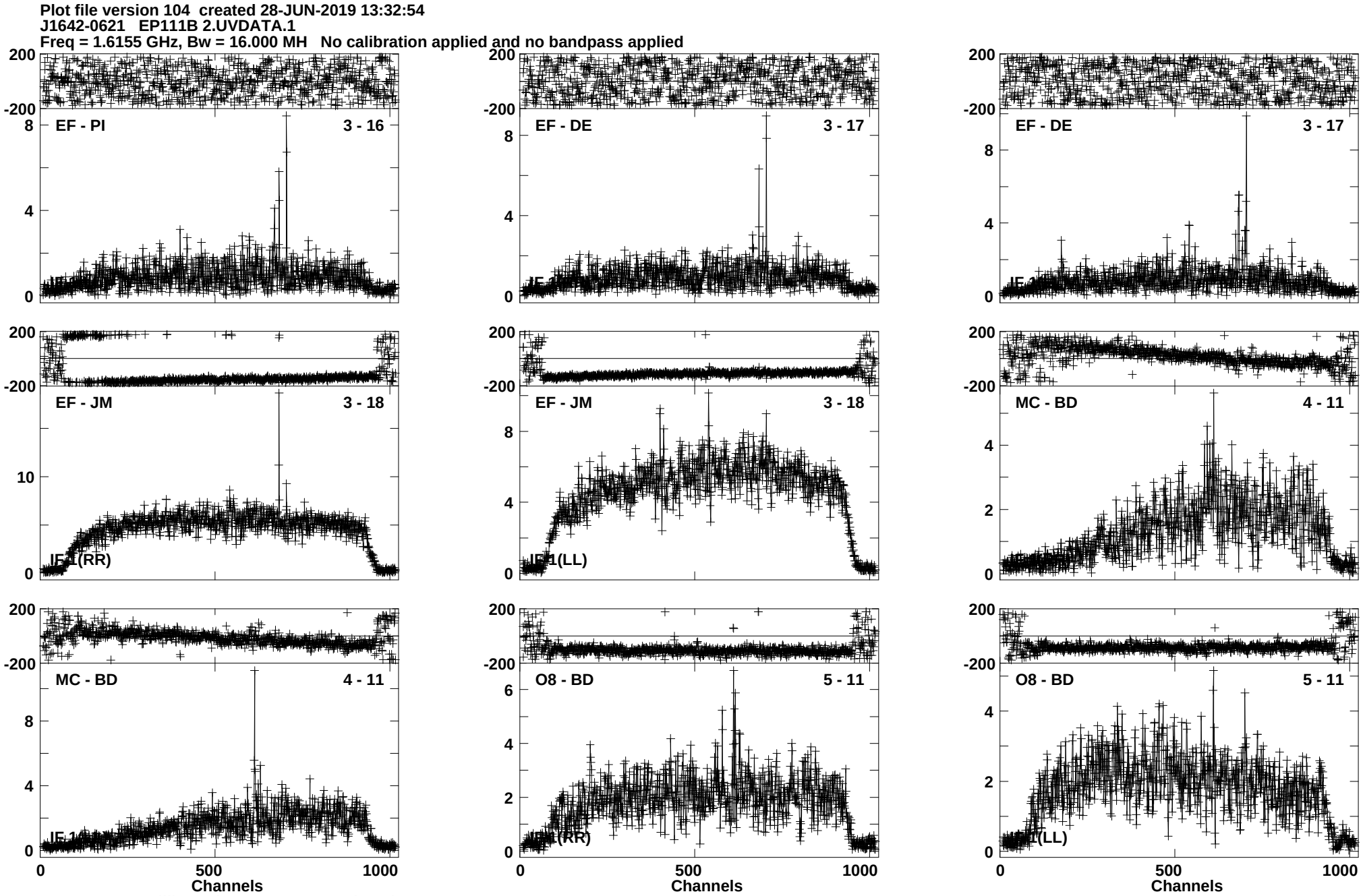
Plot file version 104 created 28-JUN-2019 13:32:54
J1642-0621 EP111B 2.UVDATA.1
Freq = 1.6155 GHz, Bw = 16.000 MH No calibration applied and no bandpass applied
EF - PI 3 - 16
EF - DE 3 - 17
EF - DE 3 - 17
EF - JM 3 - 18
EF - JM 3 - 18
MC - BD 4 - 11
MC - BD 4 - 11
O8 - BD 5 - 11
O8 - BD 5 - 11
IF 1(RR)
IF 1(LL)
Channels
Lower frame: Milli Ampl Jy Top frame: Phas deg
Vector averaged cross-power spectrum Baseline: EF (03) - PI (16)
Timerange: 00/09:16:31 to 00/09:17:59

Plot file version 105 created 28-JUN-2019 13:32:55
J1642-0621 EP111B 2.UVDATA.1
Freq = 1.6155 GHz, Bw = 16.000 MH No calibration applied and no bandpass applied

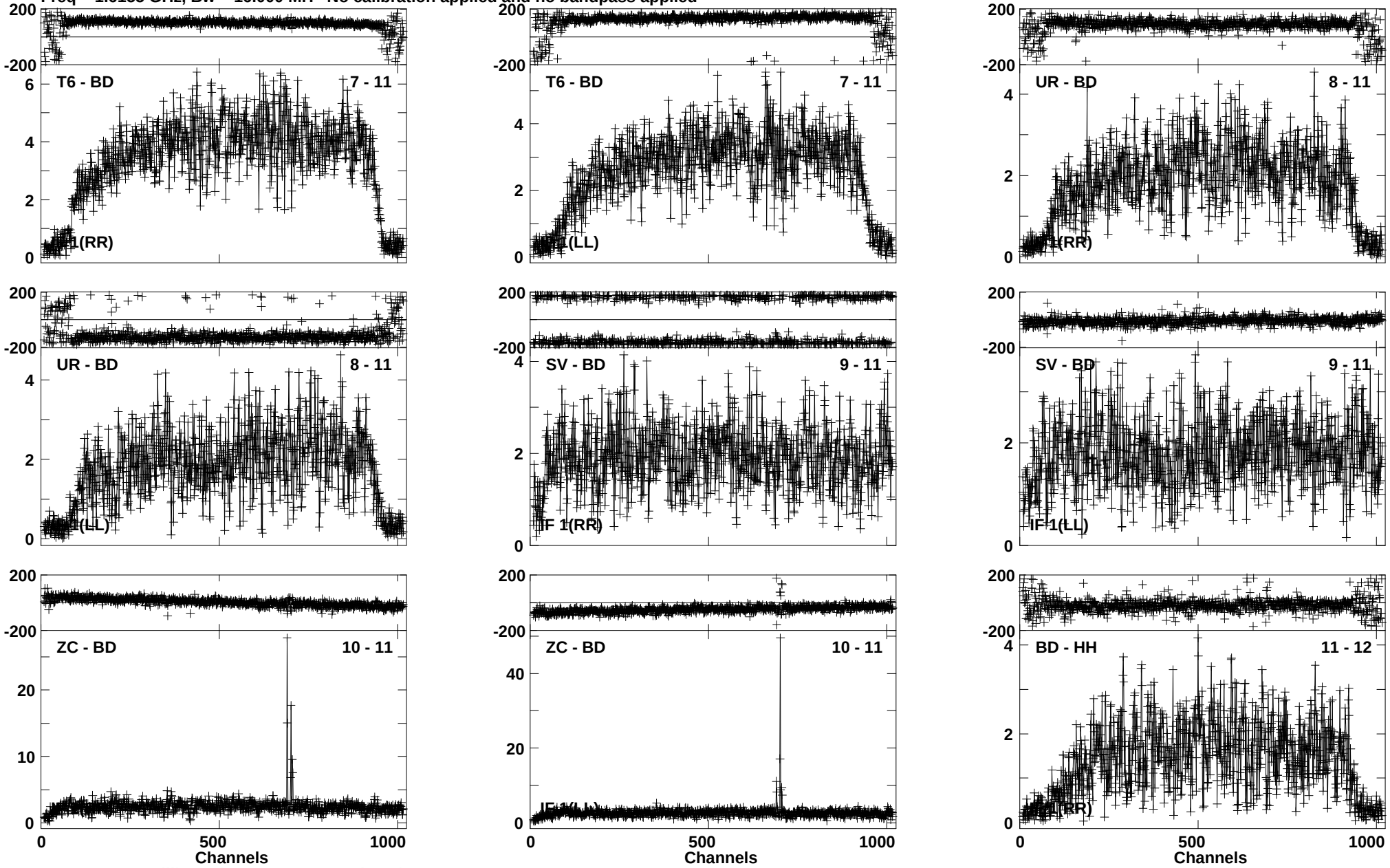

Lower frame: Milli Ampl Jy Top frame: Phas deg
Vector averaged cross-power spectrum Baseline: T6 (07) - BD (11)
Timerange: 00/09:16:31 to 00/09:17:59

Plot file version 106 created 28-JUN-2019 13:32:55
J1642-0621 EP111B 2.UVDATA.1
Freq = 1.6155 GHz, Bw = 16.000 MH No calibration applied and no bandpass applied

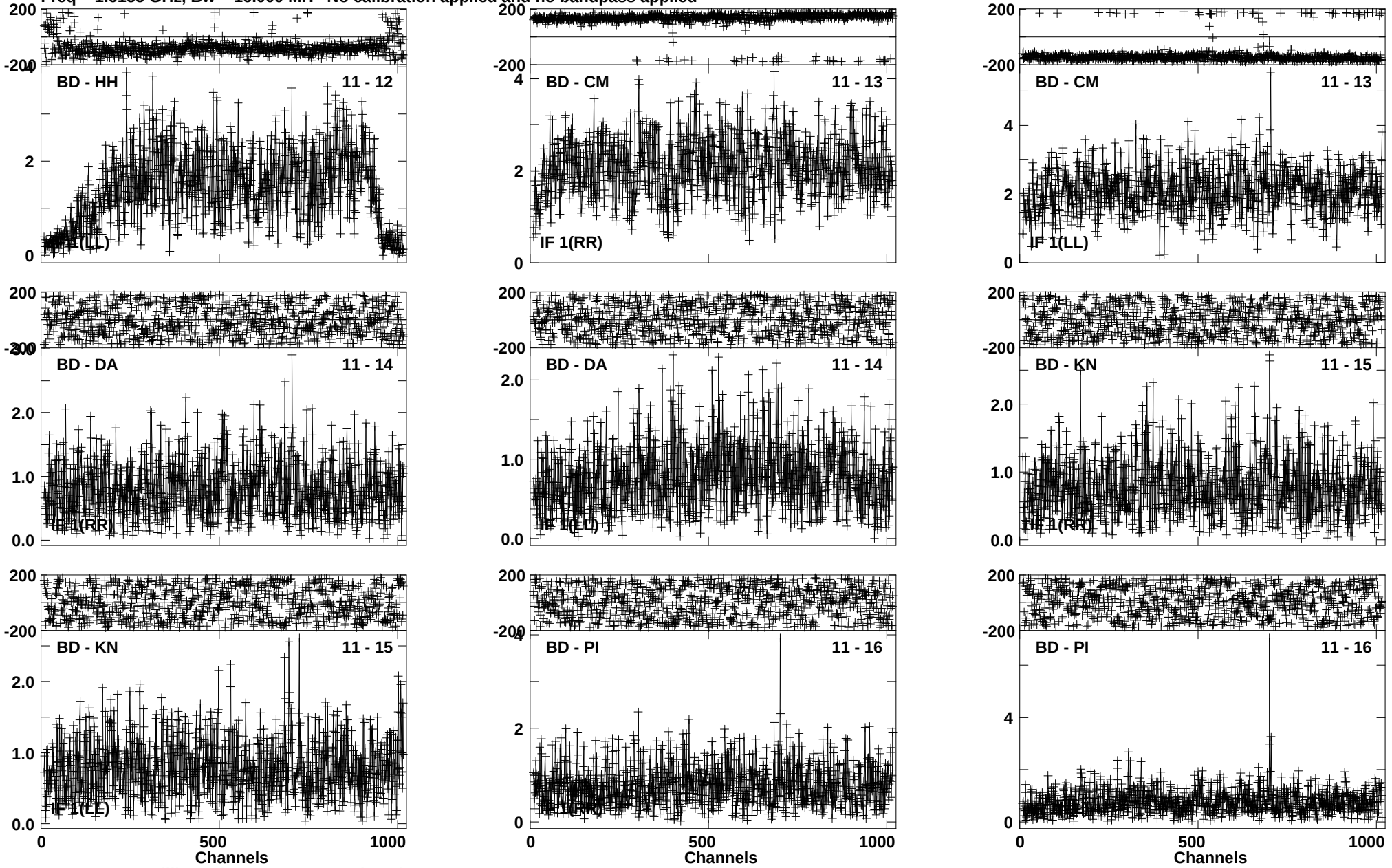

Lower frame: Milli Ampl Jy Top frame: Phas deg
Vector averaged cross-power spectrum Baseline: BD (11) - HH (12)
Timerange: 00/09:16:31 to 00/09:17:59

Plot file version 107 created 28-JUN-2019 13:32:55
J1642-0621 EP111B 2.UVDATA.1
Freq = 1.6155 GHz, Bw = 16.000 MH No calibration applied and no bandpass applied

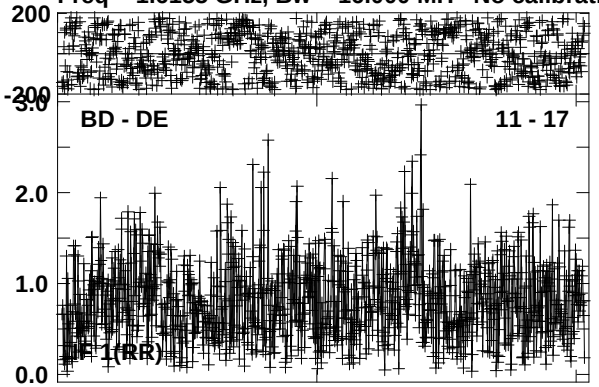

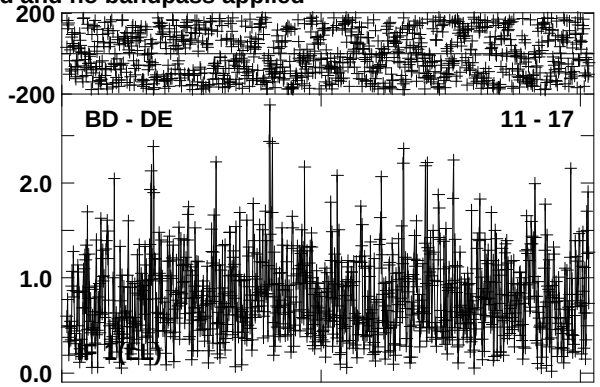

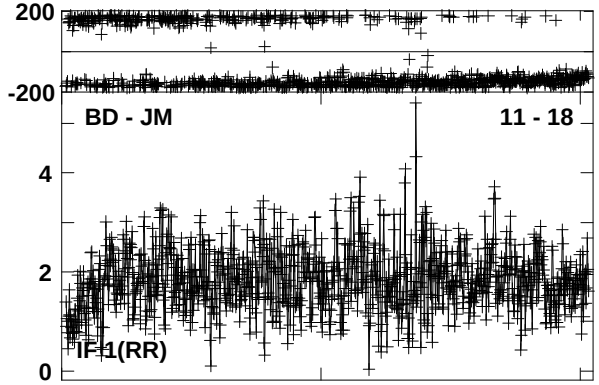

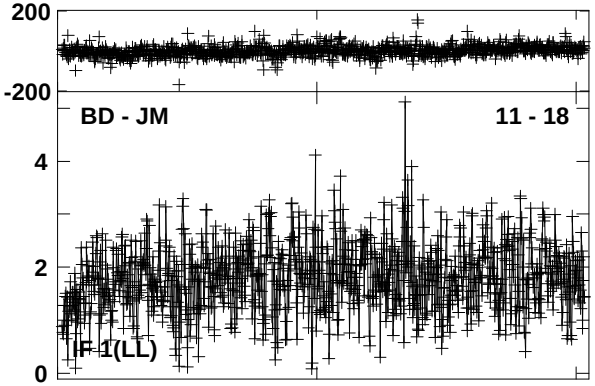

Lower frame: Milli Ampl Jy Top frame: Phas deg
Vector averaged cross-power spectrum Baseline: BD (11) - DE (17)
Timerange: 00/09:16:31 to 00/09:17:59

Plot file version 108 created 28-JUN-2019 13:32:56
IRAS16399 EP111B 2.UVDATA.1
Freq = 1.6155 GHz, Bw = 16.000 MH No calibration applied and no bandpass applied

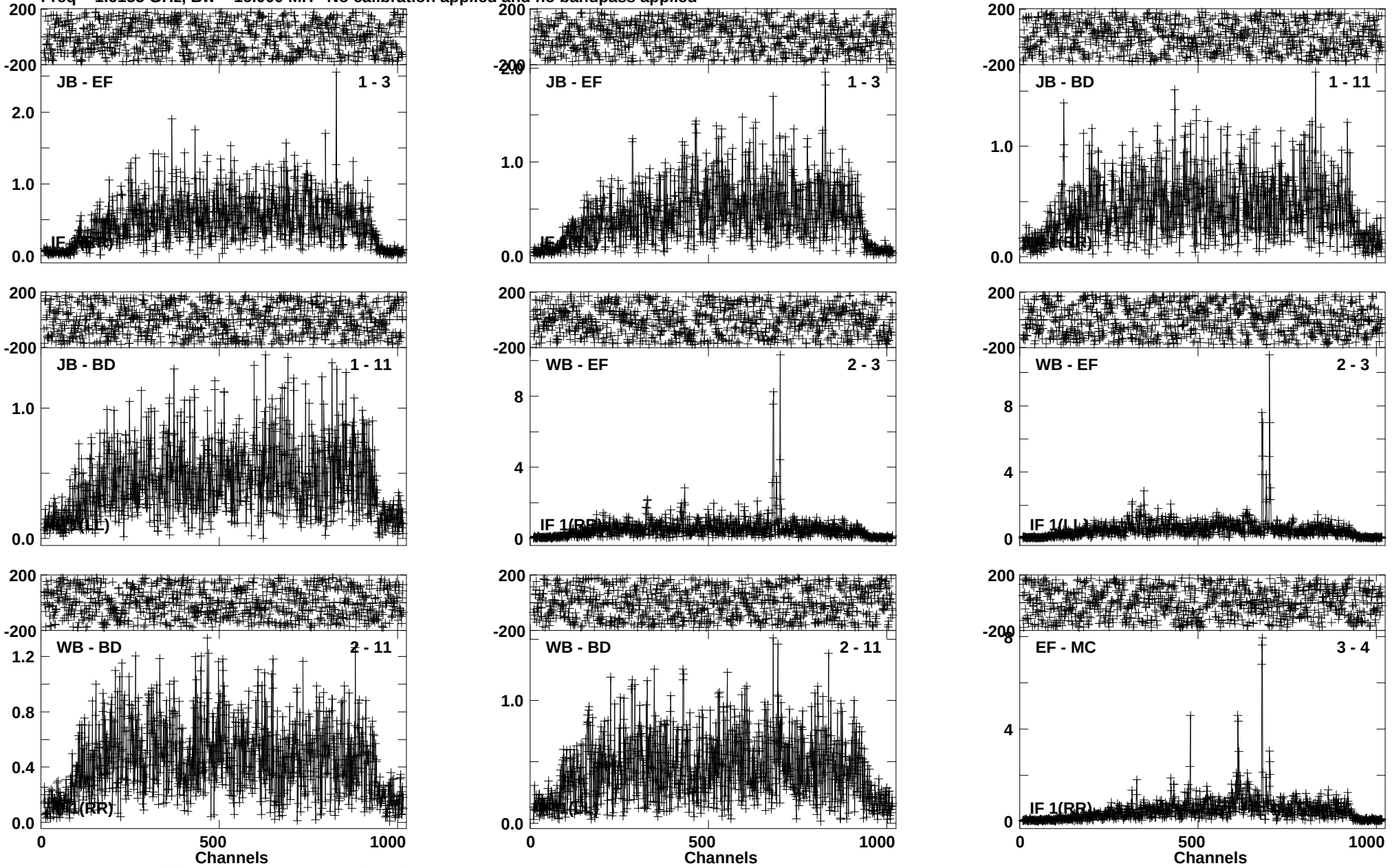

Lower frame: Milli Ampl Jy Top frame: Phas deg
Vector averaged cross-power spectrum Baseline: JB (01) - EF (03)
Timerange: 00/09:18:01 to 00/09:21:29

Plot file version 109 created 28-JUN-2019 13:32:56
IRAS16399 EP111B 2.UVDATA.1
Freq = 1.6155 GHz, Bw = 16.000 MH No calibration applied and no bandpass applied

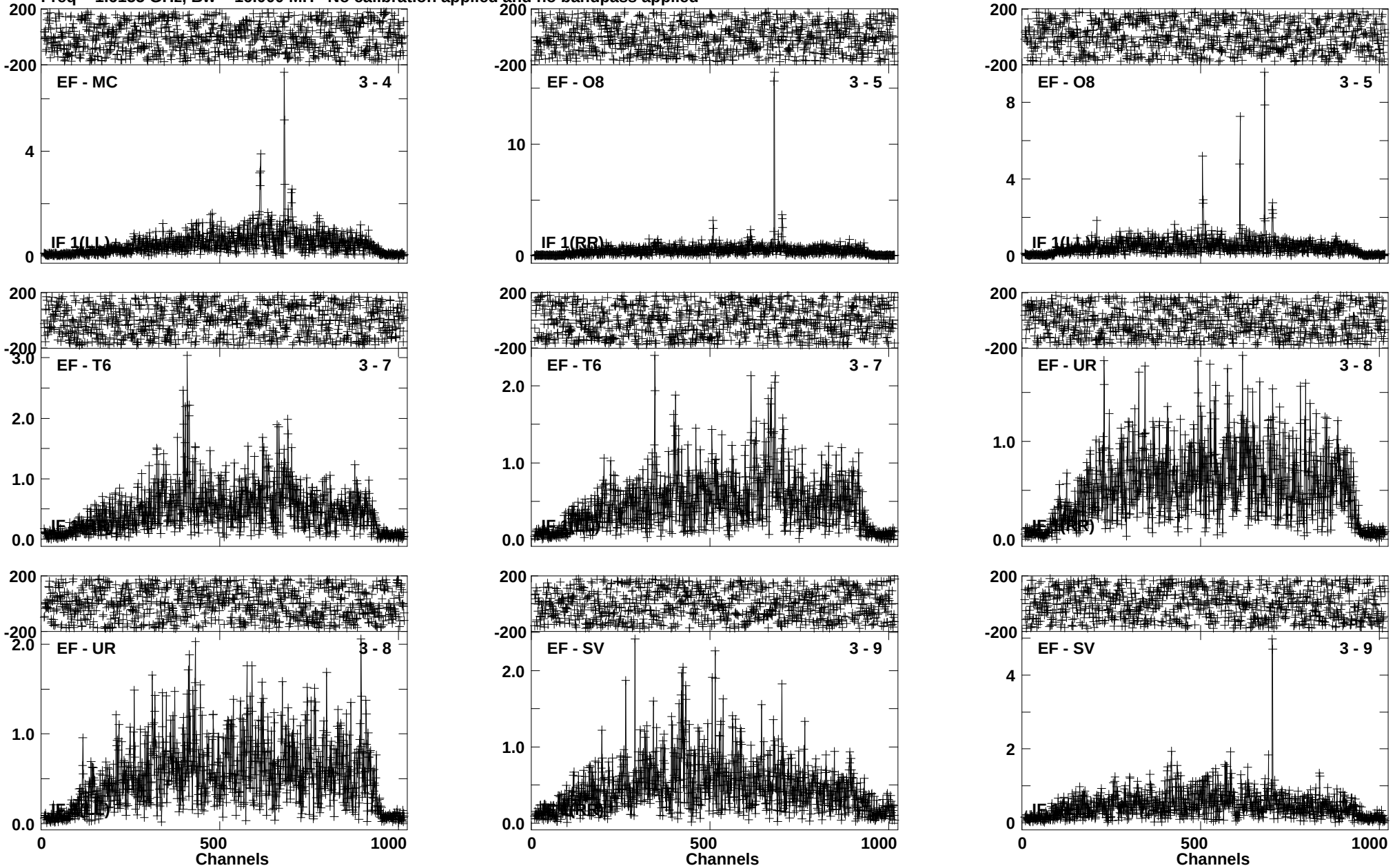

Lower frame: Milli Ampl Jy Top frame: Phas deg
Vector averaged cross-power spectrum Baseline: EF (03) - MC (04)
Timerange: 00/09:18:01 to 00/09:21:29

Plot file version 110 created 28-JUN-2019 13:32:57
IRAS16399 EP111B 2.UVDATA.1
Freq = 1.6155 GHz, Bw = 16.000 MH No calibration applied and no bandpass applied

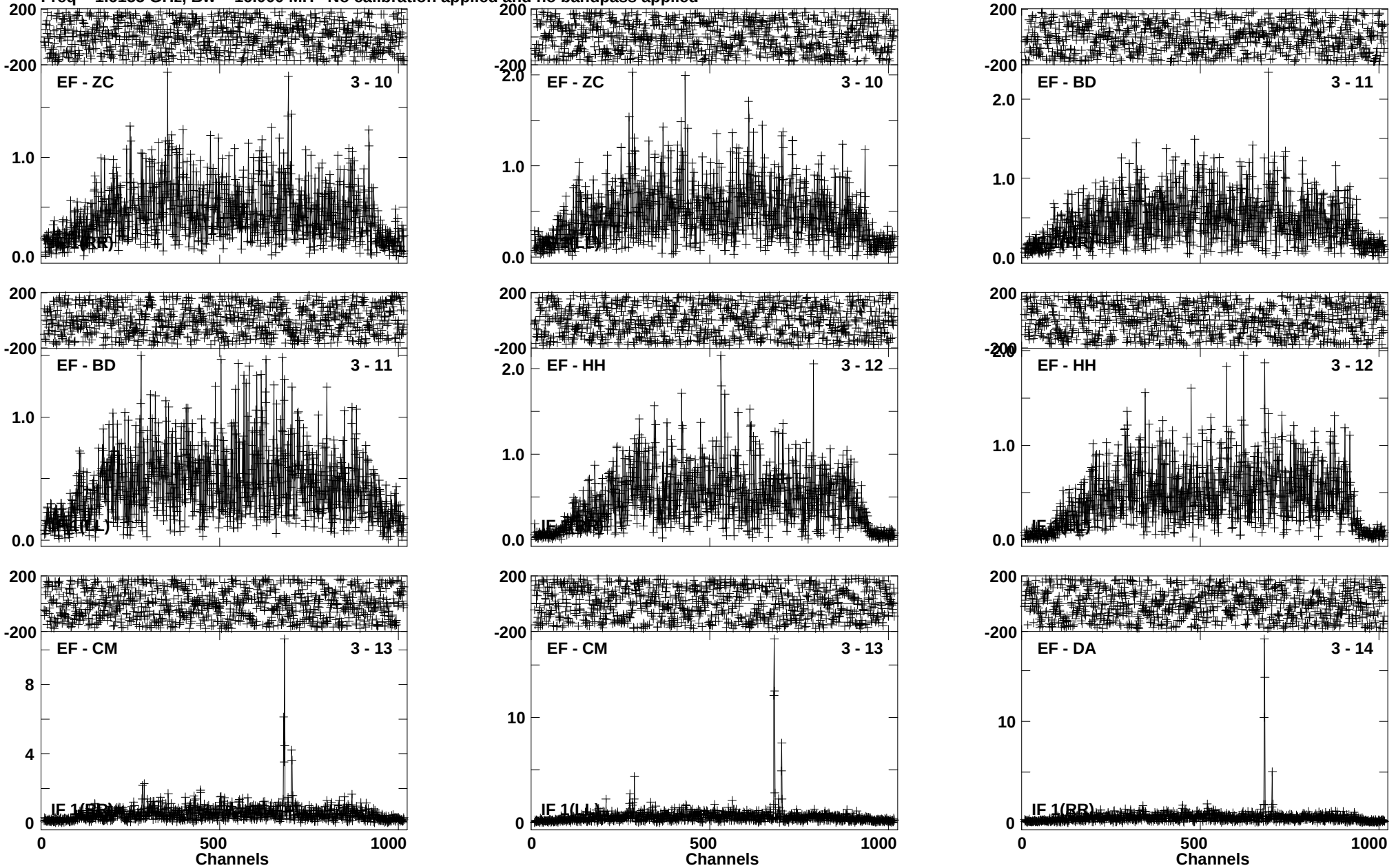

Lower frame: Milli Ampl Jy Top frame: Phas deg
Vector averaged cross-power spectrum Baseline: EF (03) - ZC (10)
Timerange: 00/09:18:01 to 00/09:21:29

Plot file version 111 created 28-JUN-2019 13:32:57
IRAS16399 EP111B 2.UVDATA.1
Freq = 1.6155 GHz, Bw = 16.000 MH No calibration applied and no bandpass applied

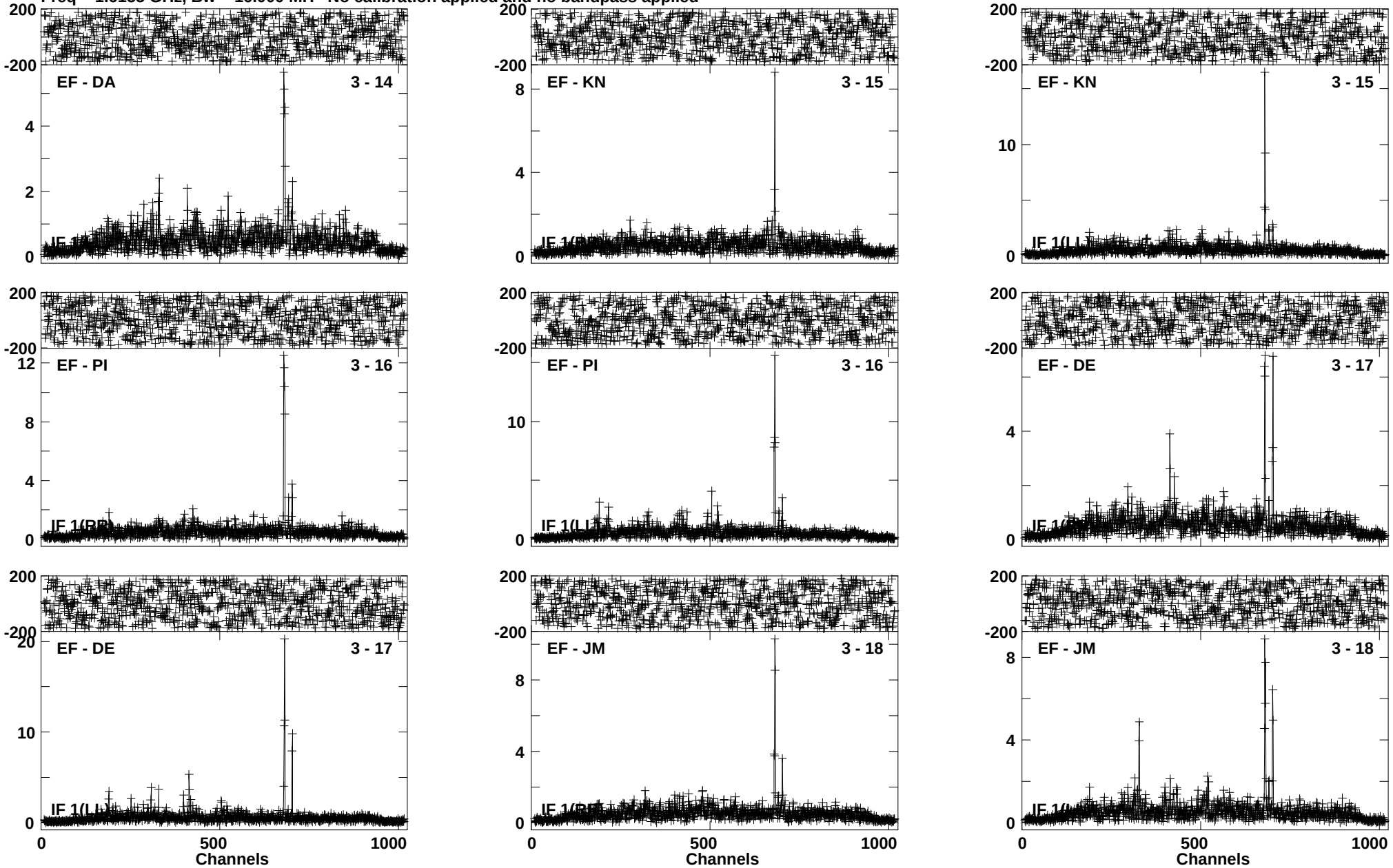

Lower frame: Milli Ampl Jy Top frame: Phas deg
Vector averaged cross-power spectrum Baseline: EF (03) - DA (14)
Timerange: 00/09:18:01 to 00/09:21:29

Plot file version 112 created 28-JUN-2019 13:32:58
IRAS16399 EP111B 2.UVDATA.1
Freq = 1.6155 GHz, Bw = 16.000 MH No calibration applied and no bandpass applied

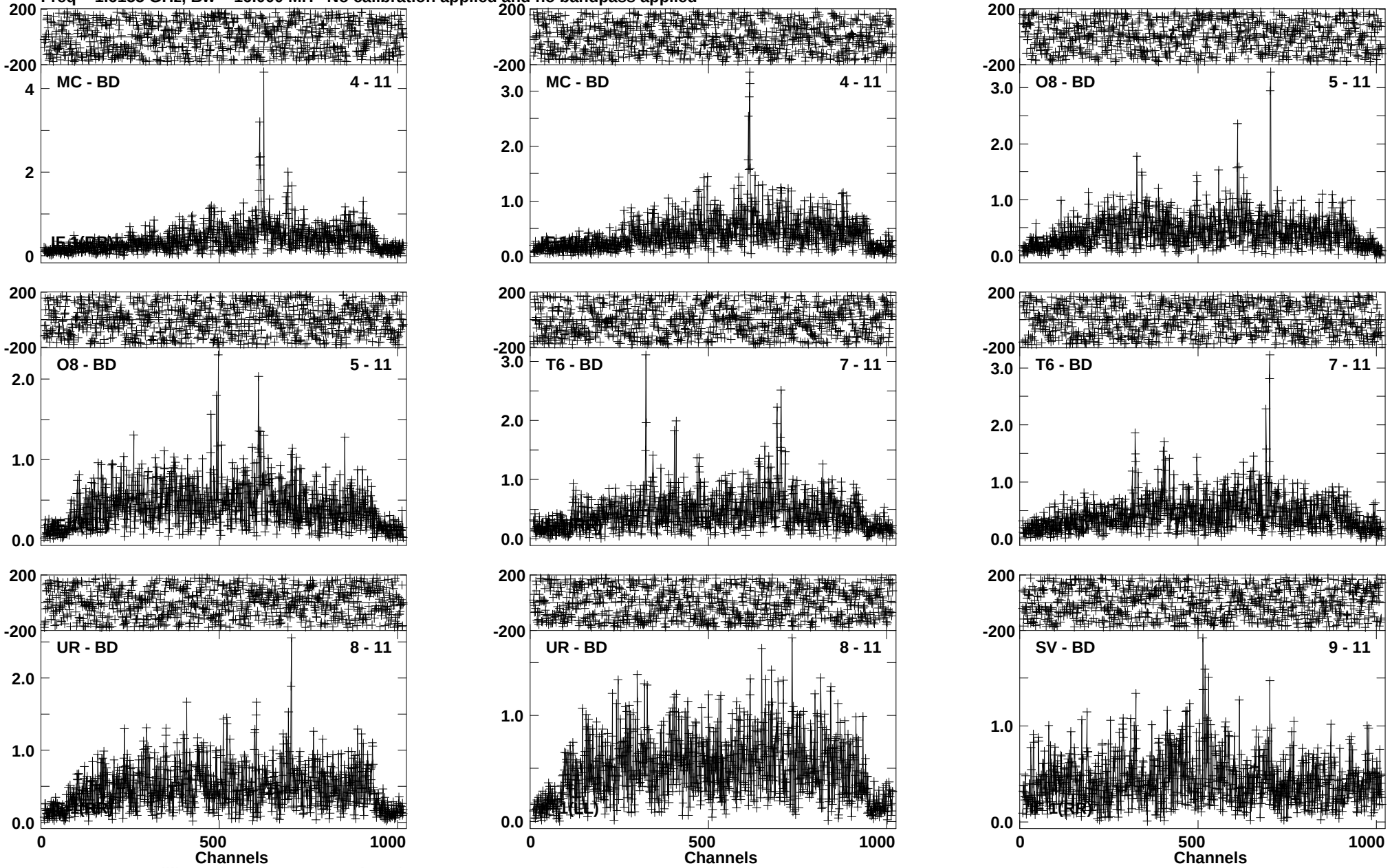

Lower frame: Milli Ampl Jy Top frame: Phas deg
Vector averaged cross-power spectrum Baseline: MC (04) - BD (11)
Timerange: 00/09:18:01 to 00/09:21:29

Plot file version 113 created 28-JUN-2019 13:32:58
IRAS16399 EP111B 2.UVDATA.1
Freq = 1.6155 GHz, Bw = 16.000 MH No calibration applied and no bandpass applied

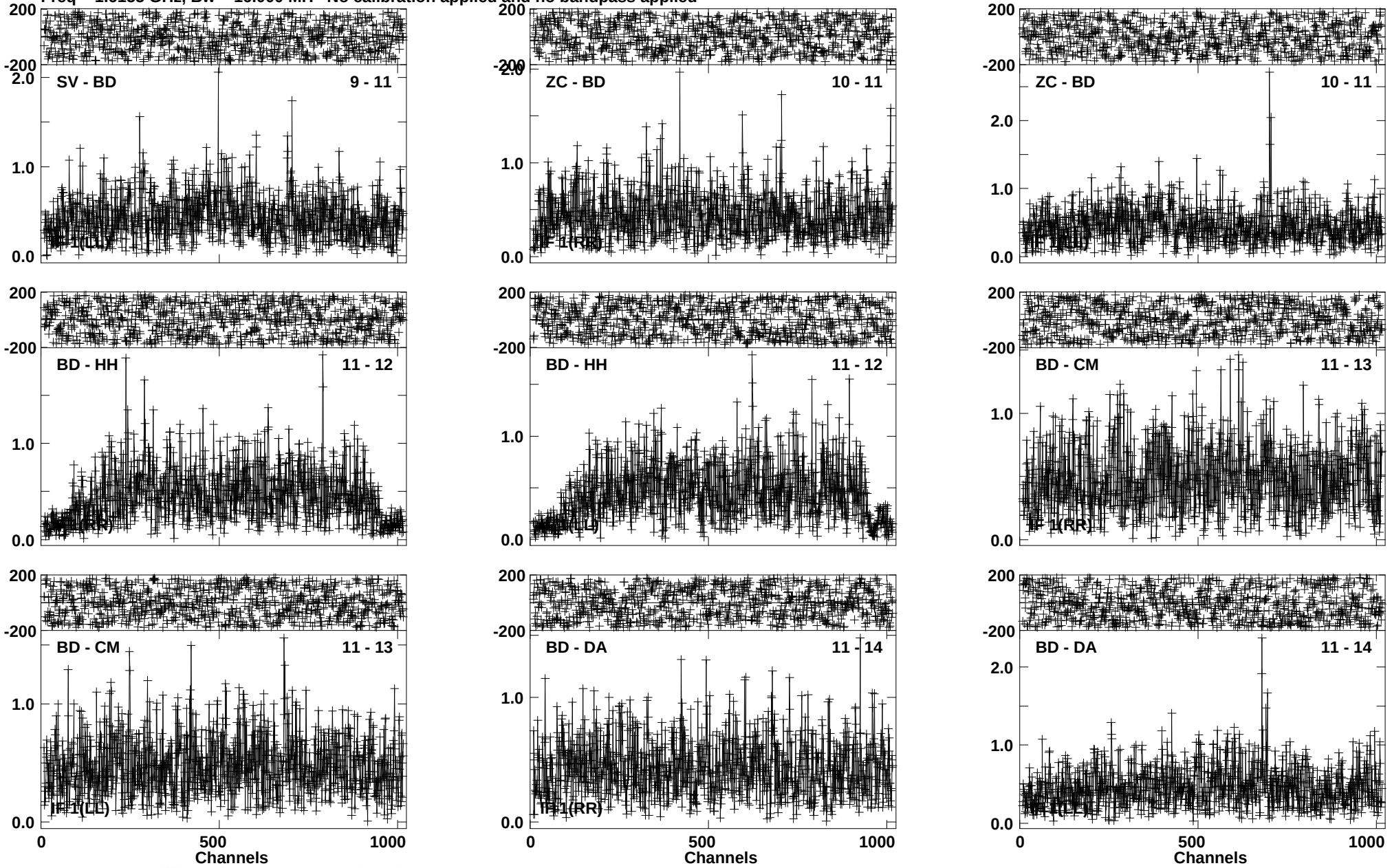

Lower frame: Milli Ampl Jy Top frame: Phas deg
Vector averaged cross-power spectrum Baseline: SV (09) - BD (11)
Timerange: 00/09:18:01 to 00/09:21:29

Plot file version 114 created 28-JUN-2019 13:32:59
IRAS16399 EP111B 2.UVDATA.1
Freq = 1.6155 GHz, Bw = 16.000 MH No calibration applied and no bandpass applied

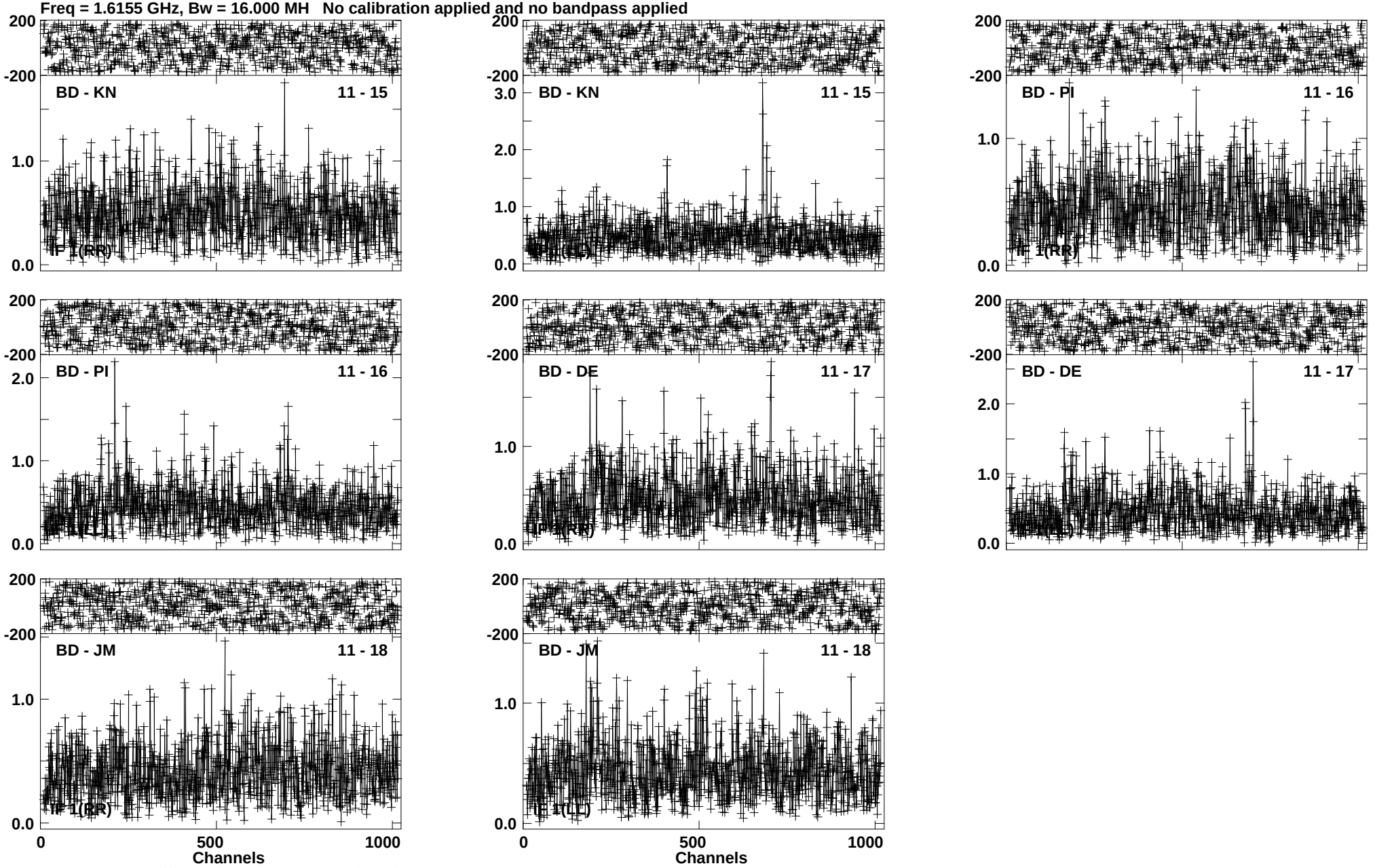

Lower frame: Milli Ampl Jy Top frame: Phas deg
Vector averaged cross-power spectrum Baseline: BD (11) - KN (15)
Timerange: 00/09:18:01 to 00/09:21:29

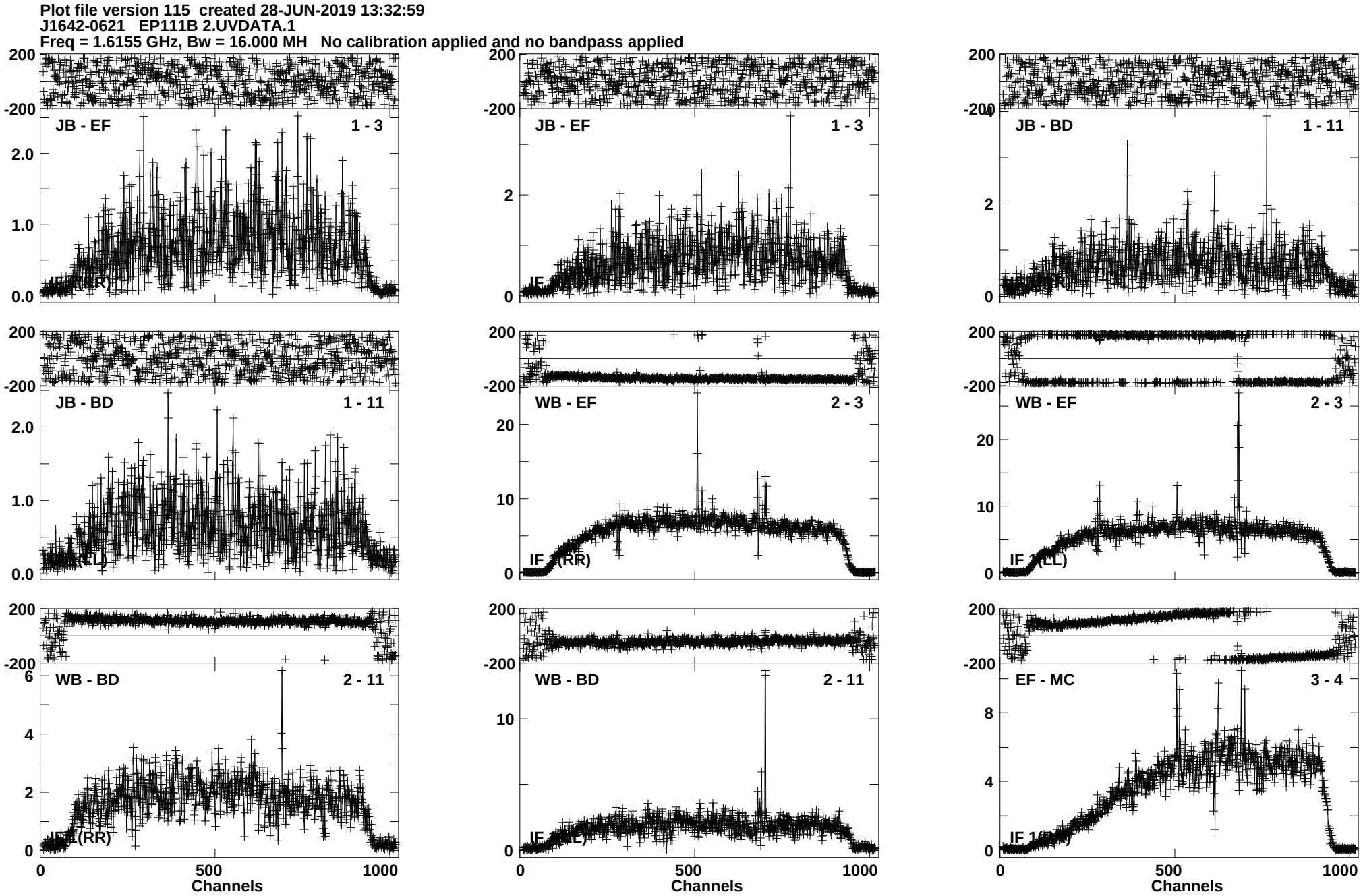
Plot file version 115 created 28-JUN-2019 13:32:59
J1642-0621 EP111B 2.UVDATA.1
Freq = 1.6155 GHz, Bw = 16.000 MH No calibration applied and no bandpass applied
JB - EF 1 - 3
JB - EF 1 - 3
JB - BD 1 - 11
JB - BD 1 - 11
WB - EF 2 - 3
WB - EF 2 - 3
WB - BD 2 - 11
WB - BD 2 - 11
EF - MC 3 - 4
Channels
Channels
Channels
Lower frame: Milli Ampl Jy Top frame: Phas deg
Vector averaged cross-power spectrum Baseline: JB (01) - EF (03)
Timerange: 00/09:22:16 to 00/09:23:44

Plot file version 116 created 28-JUN-2019 13:33:00
J1642-0621 EP111B 2.UVDATA.1
Freq = 1.6155 GHz, Bw = 16.000 MH No calibration applied and no bandpass applied

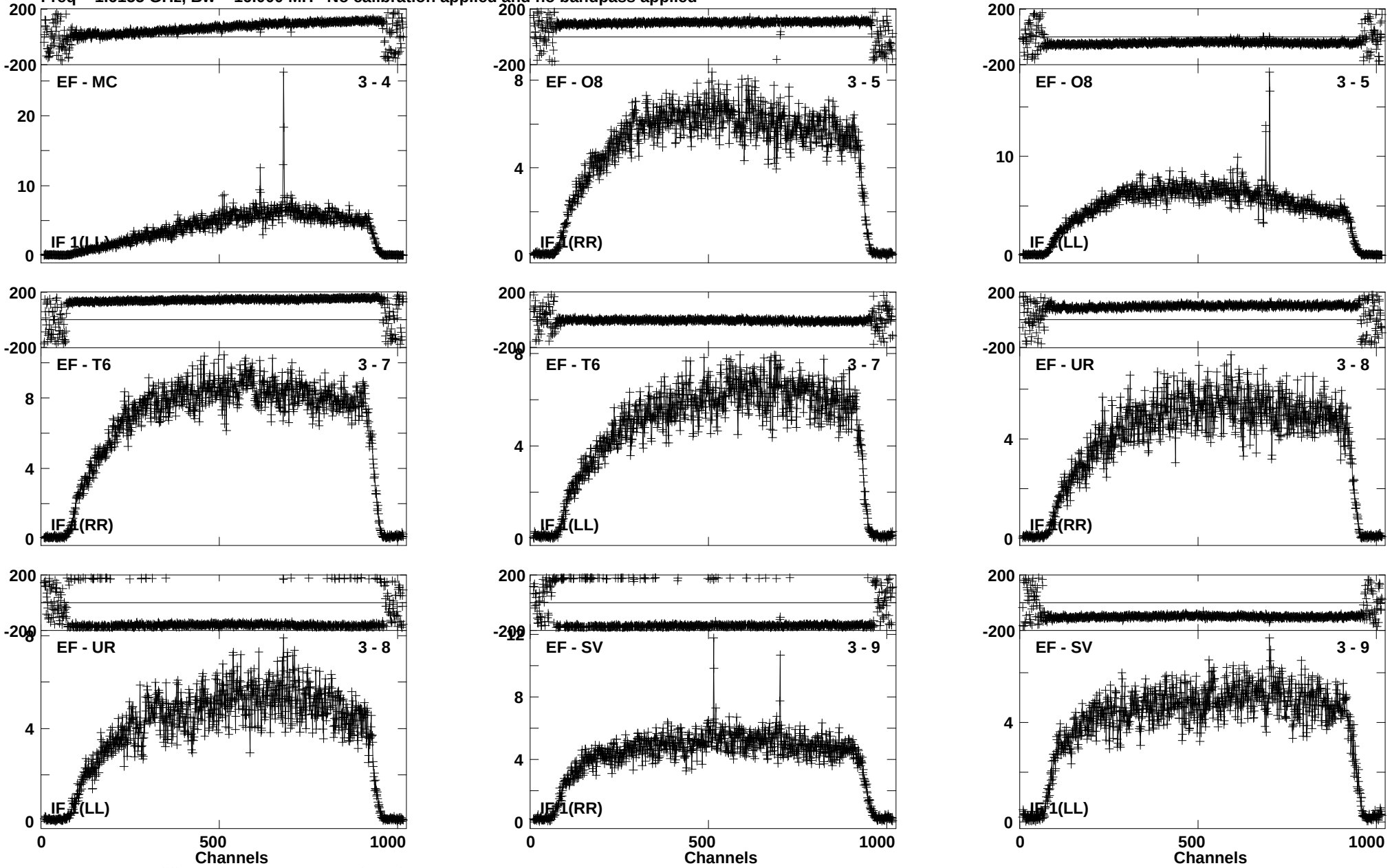

Lower frame: Milli Ampl Jy Top frame: Phas deg
Vector averaged cross-power spectrum Baseline: EF (03) - MC (04)
Timerange: 00/09:22:16 to 00/09:23:44

Plot file version 117 created 28-JUN-2019 13:33:00
J1642-0621 EP111B 2.UVDATA.1
Freq = 1.6155 GHz, Bw = 16.000 MH No calibration applied and no bandpass applied

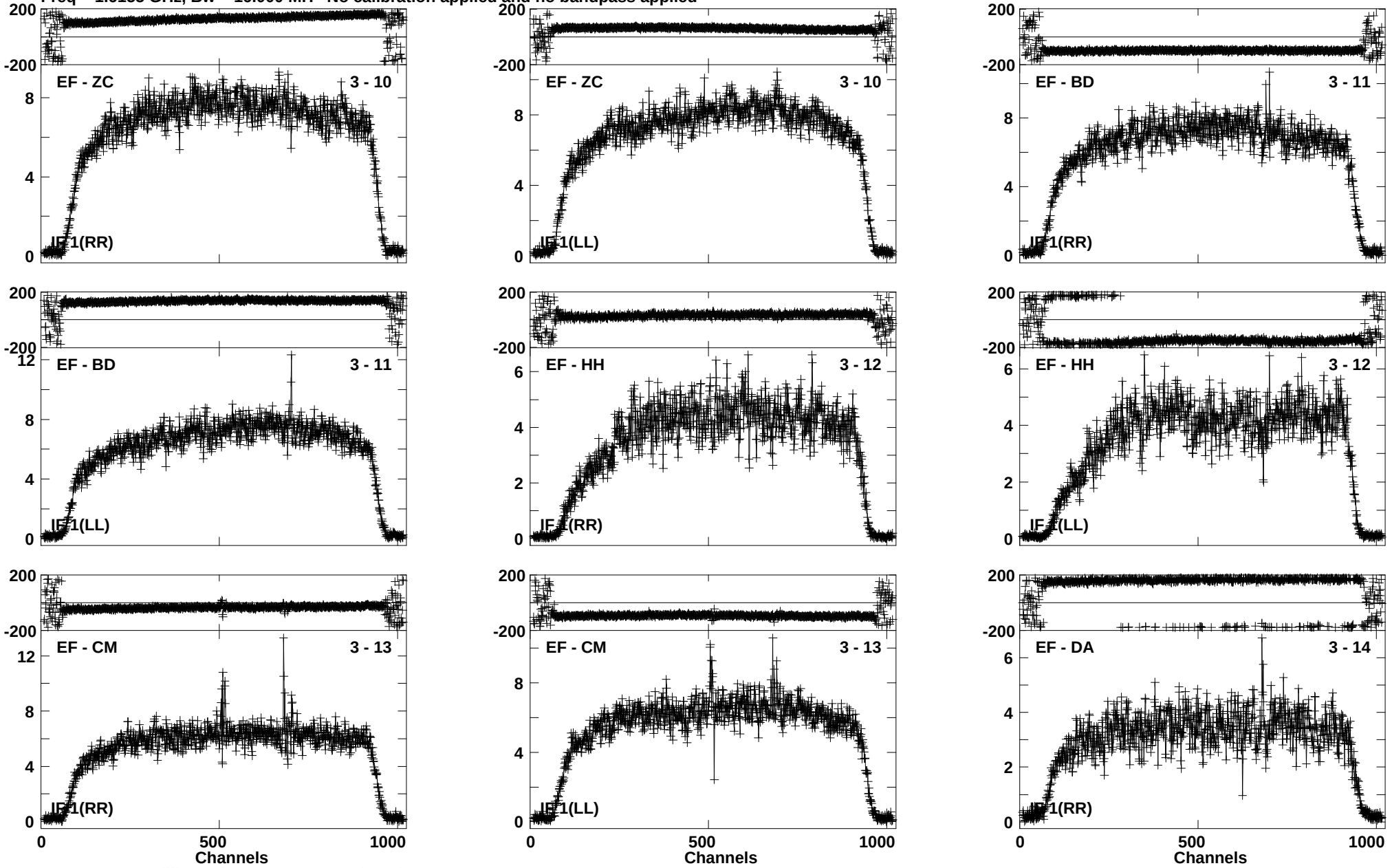

Lower frame: Milli Ampl Jy Top frame: Phas deg
Vector averaged cross-power spectrum Baseline: EF (03) - ZC (10)
Timerange: 00/09:22:16 to 00/09:23:44

Plot file version 118 created 28-JUN-2019 13:33:01
J1642-0621 EP111B 2.UVDATA.1
Freq = 1.6155 GHz, Bw = 16.000 MH No calibration applied and no bandpass applied

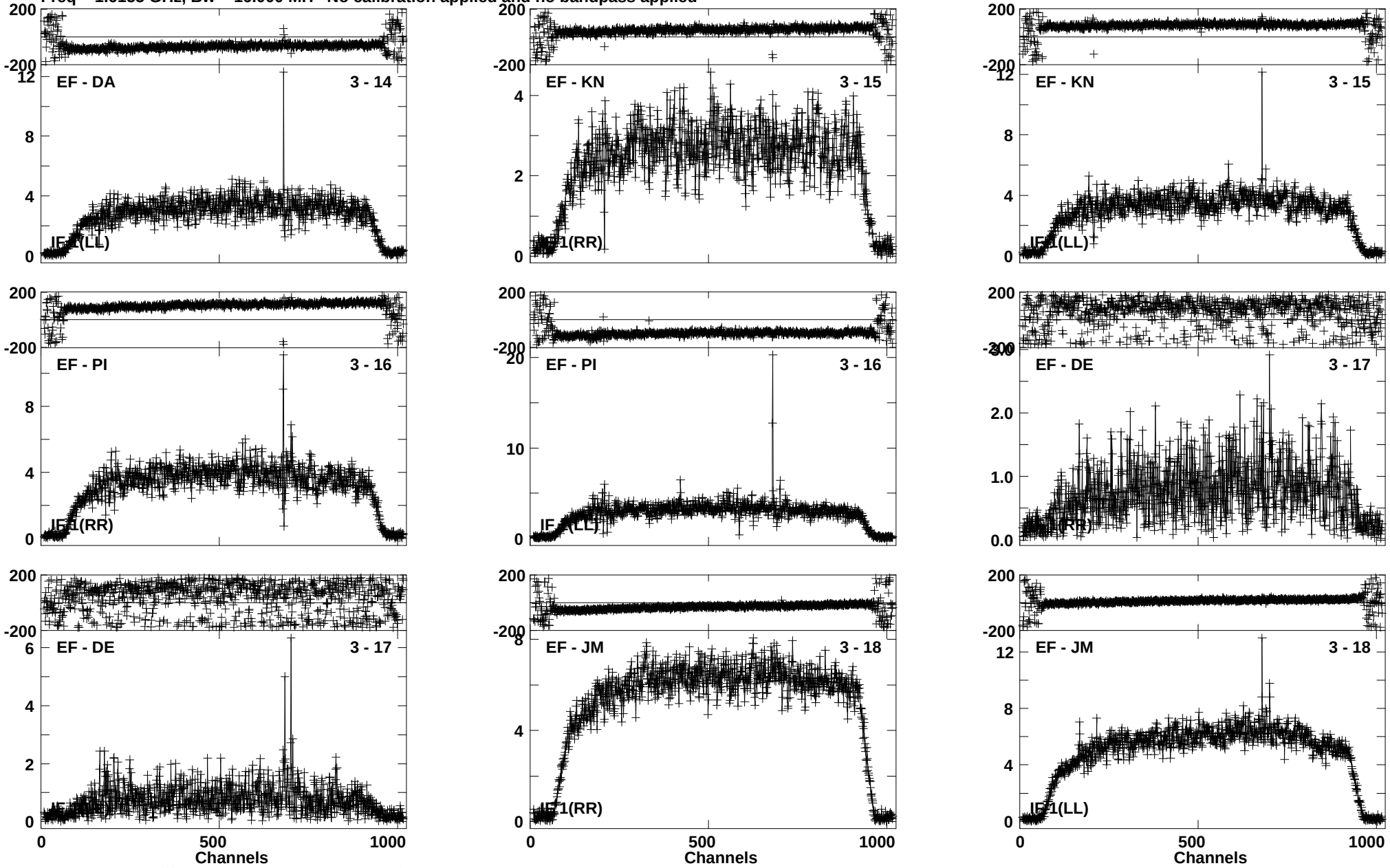

Lower frame: Milli Ampl Jy Top frame: Phas deg
Vector averaged cross-power spectrum Baseline: EF (03) - DA (14)
Timerange: 00/09:22:16 to 00/09:23:44

Plot file version 119 created 28-JUN-2019 13:33:01
J1642-0621 EP111B 2.UVDATA.1
Freq = 1.6155 GHz, Bw = 16.000 MH No calibration applied and no bandpass applied

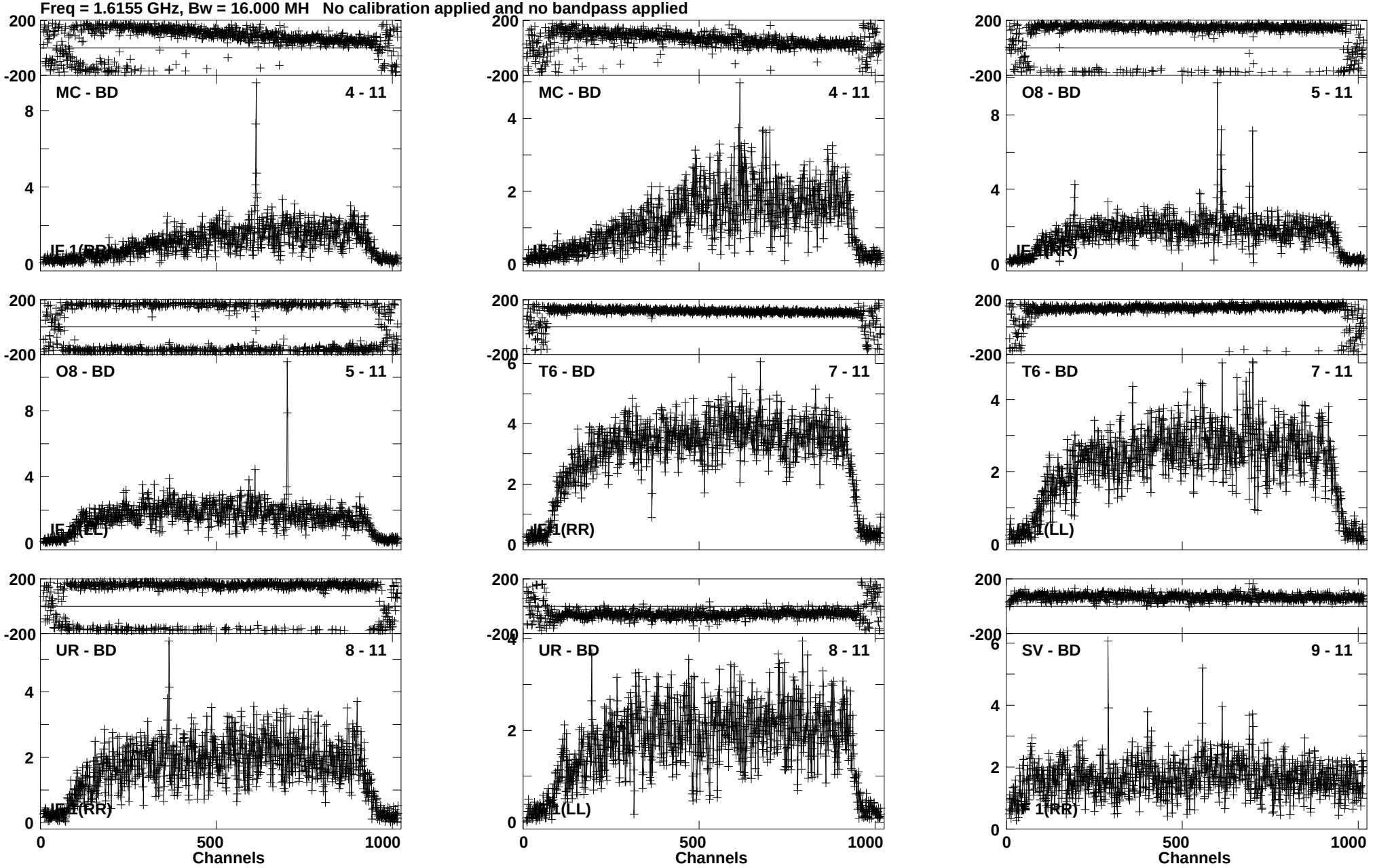

Lower frame: Milli Ampl Jy Top frame: Phas deg
Vector averaged cross-power spectrum Baseline: MC (04) - BD (11)
Timerange: 00/09:22:16 to 00/09:23:44

Plot file version 120 created 28-JUN-2019 13:33:02
J1642-0621 EP111B 2.UVDATA.1
Freq = 1.6155 GHz, Bw = 16.000 MH No calibration applied and no bandpass applied

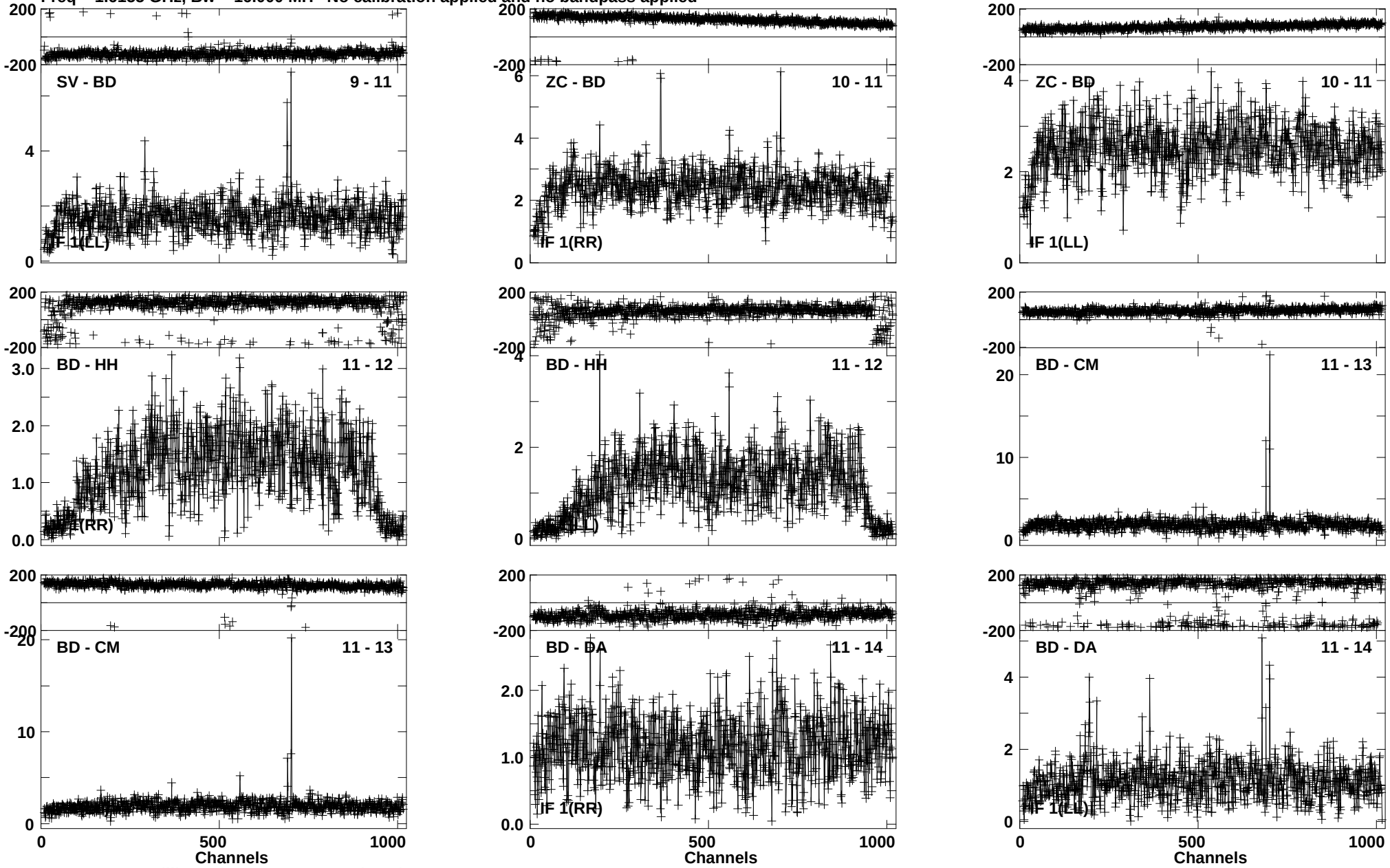

Lower frame: Milli Ampl Jy Top frame: Phas deg
Vector averaged cross-power spectrum Baseline: SV (09) - BD (11)
Timerange: 00/09:22:16 to 00/09:23:44

Plot file version 121 created 28-JUN-2019 13:33:02
J1642-0621 EP111B 2.UVDATA.1
Freq = 1.6155 GHz, Bw = 16.000 MH No calibration applied and no bandpass applied

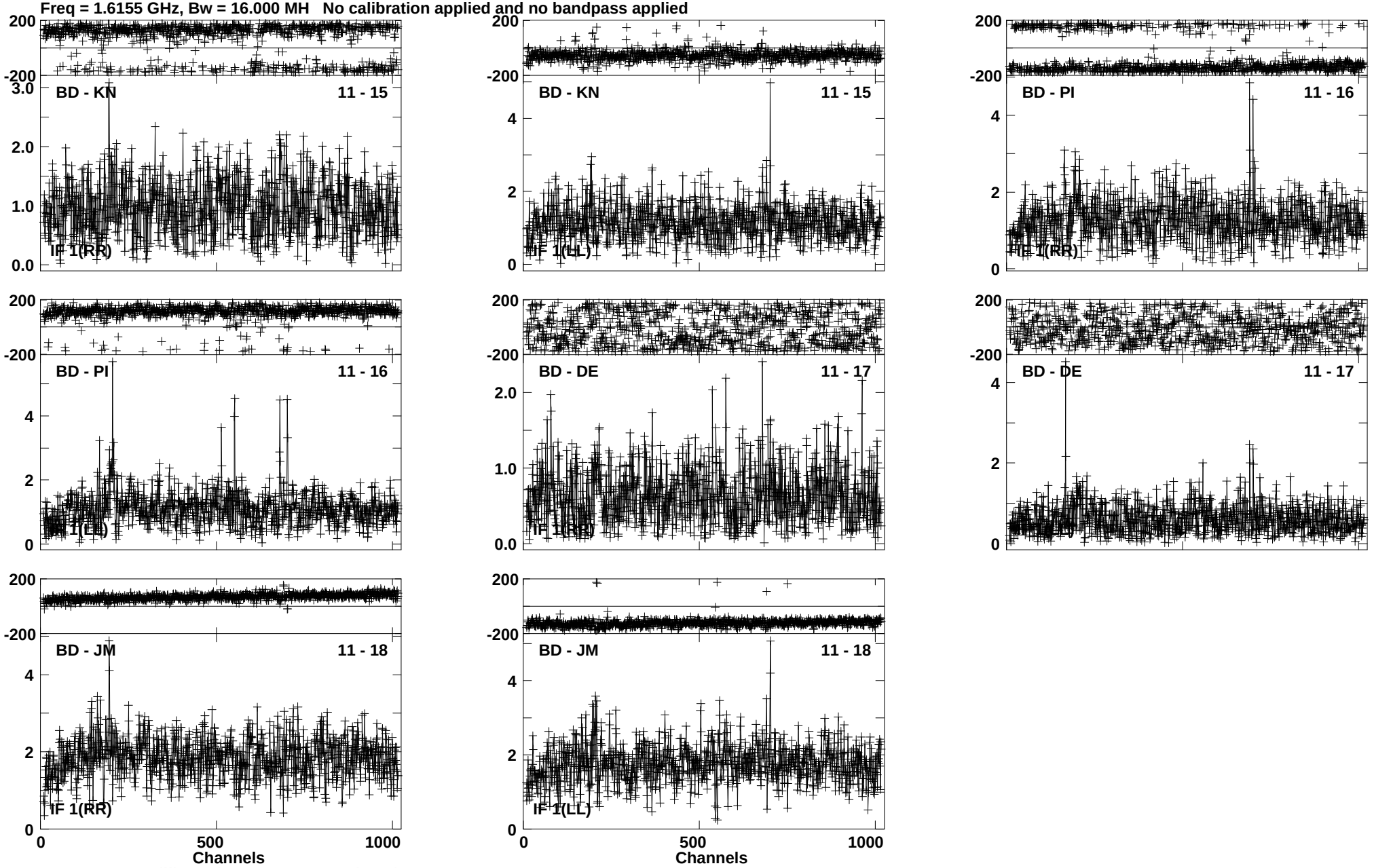

Lower frame: Milli Ampl Jy Top frame: Phas deg
Vector averaged cross-power spectrum Baseline: BD (11) - KN (15)
Timerange: 00/09:22:16 to 00/09:23:44

Plot file version 122 created 28-JUN-2019 13:33:03
IRAS16399 EP111B 2.UVDATA.1
Freq = 1.6155 GHz, Bw = 16.000 MH No calibration applied and no bandpass applied

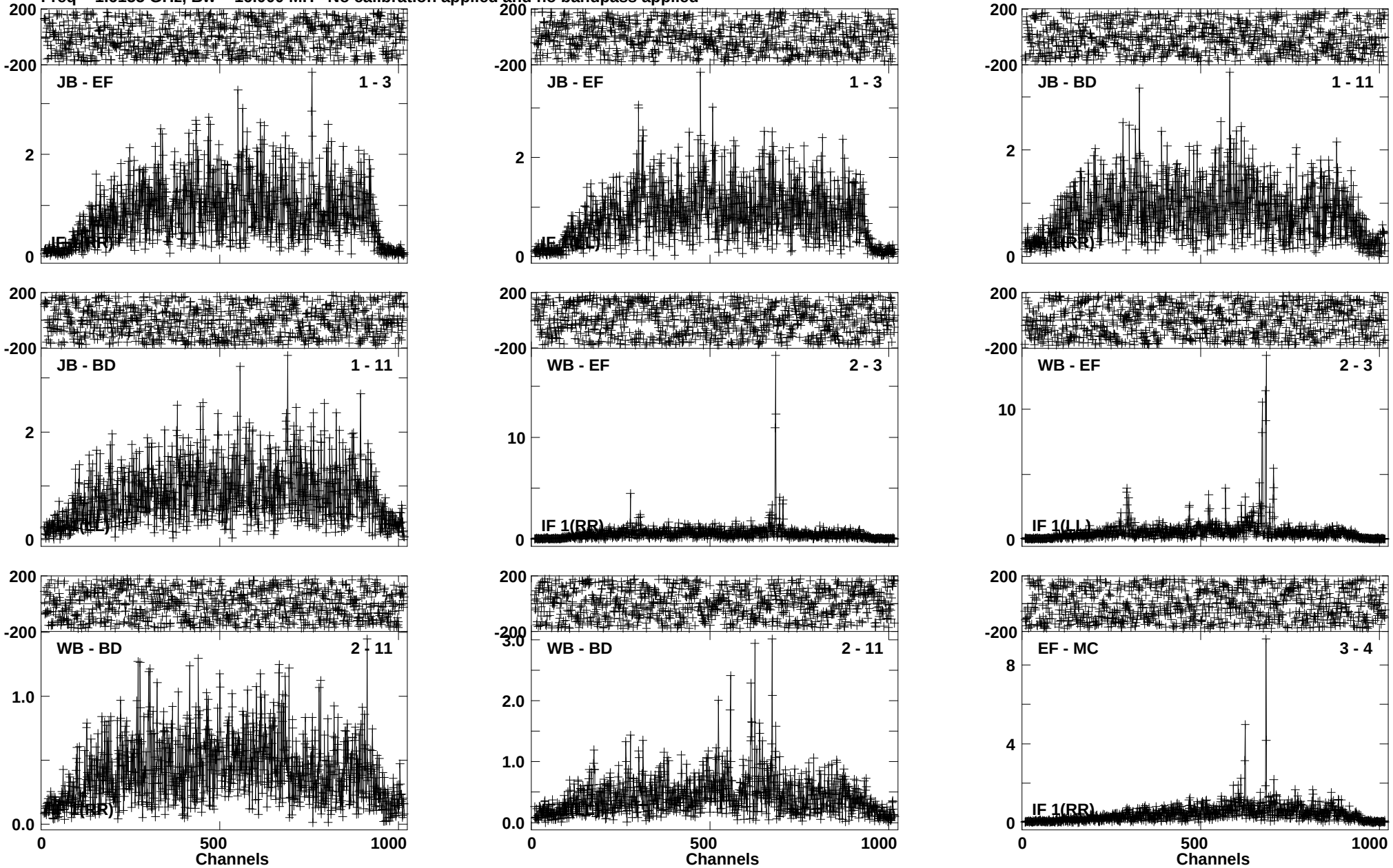

Lower frame: Milli Ampl Jy Top frame: Phas deg
Vector averaged cross-power spectrum Baseline: JB (01) - EF (03)
Timerange: 00/09:23:46 to 00/09:27:14

Plot file version 123 created 28-JUN-2019 13:33:03
IRAS16399 EP111B 2.UVDATA.1
Freq = 1.6155 GHz, Bw = 16.000 MH No calibration applied and no bandpass applied

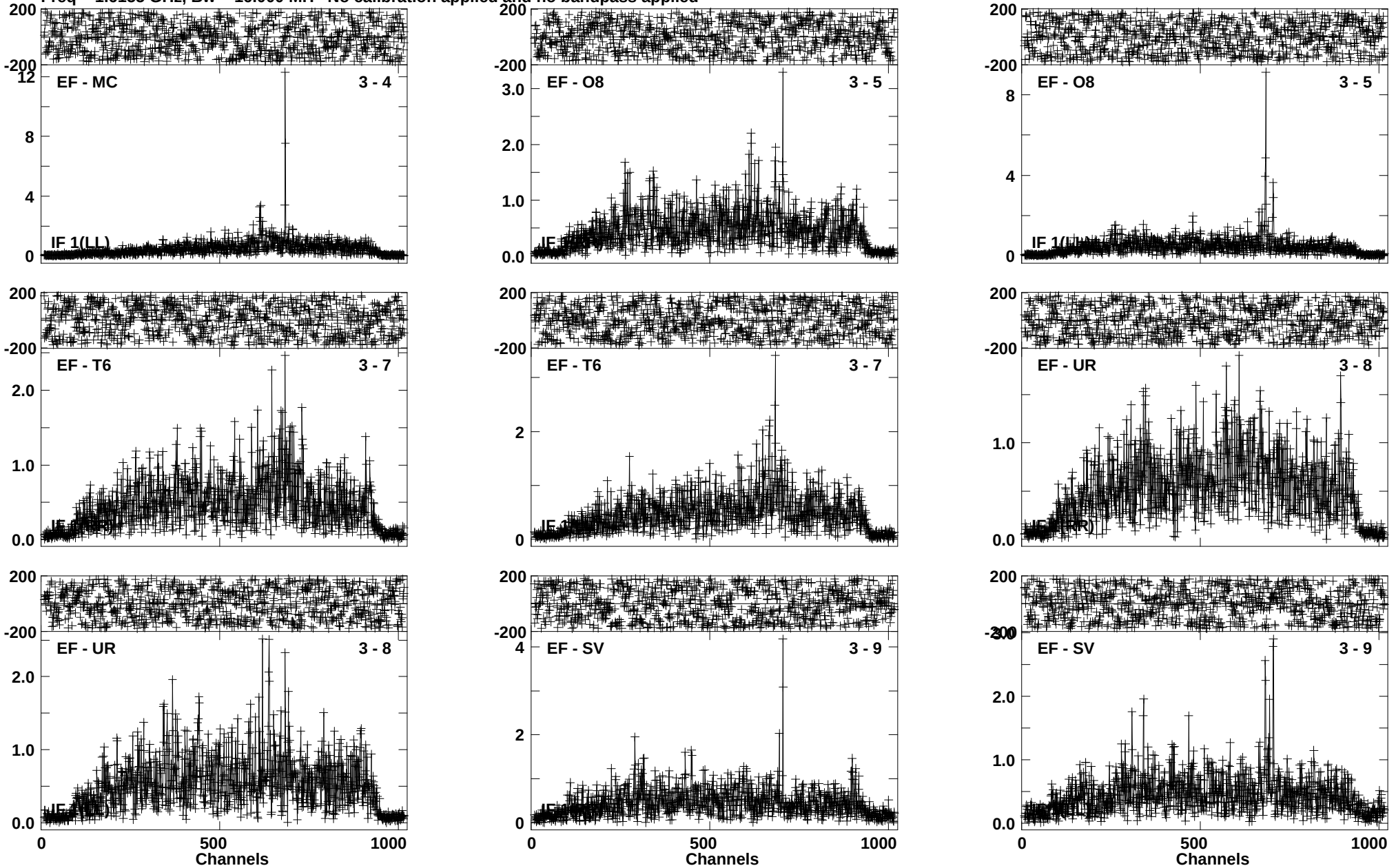

Lower frame: Milli Ampl Jy Top frame: Phas deg
Vector averaged cross-power spectrum Baseline: EF (03) - MC (04)
Timerange: 00/09:23:46 to 00/09:27:14

Plot file version 124 created 28-JUN-2019 13:33:04
IRAS16399 EP111B 2.UVDATA.1
Freq = 1.6155 GHz, Bw = 16.000 MH No calibration applied and no bandpass applied

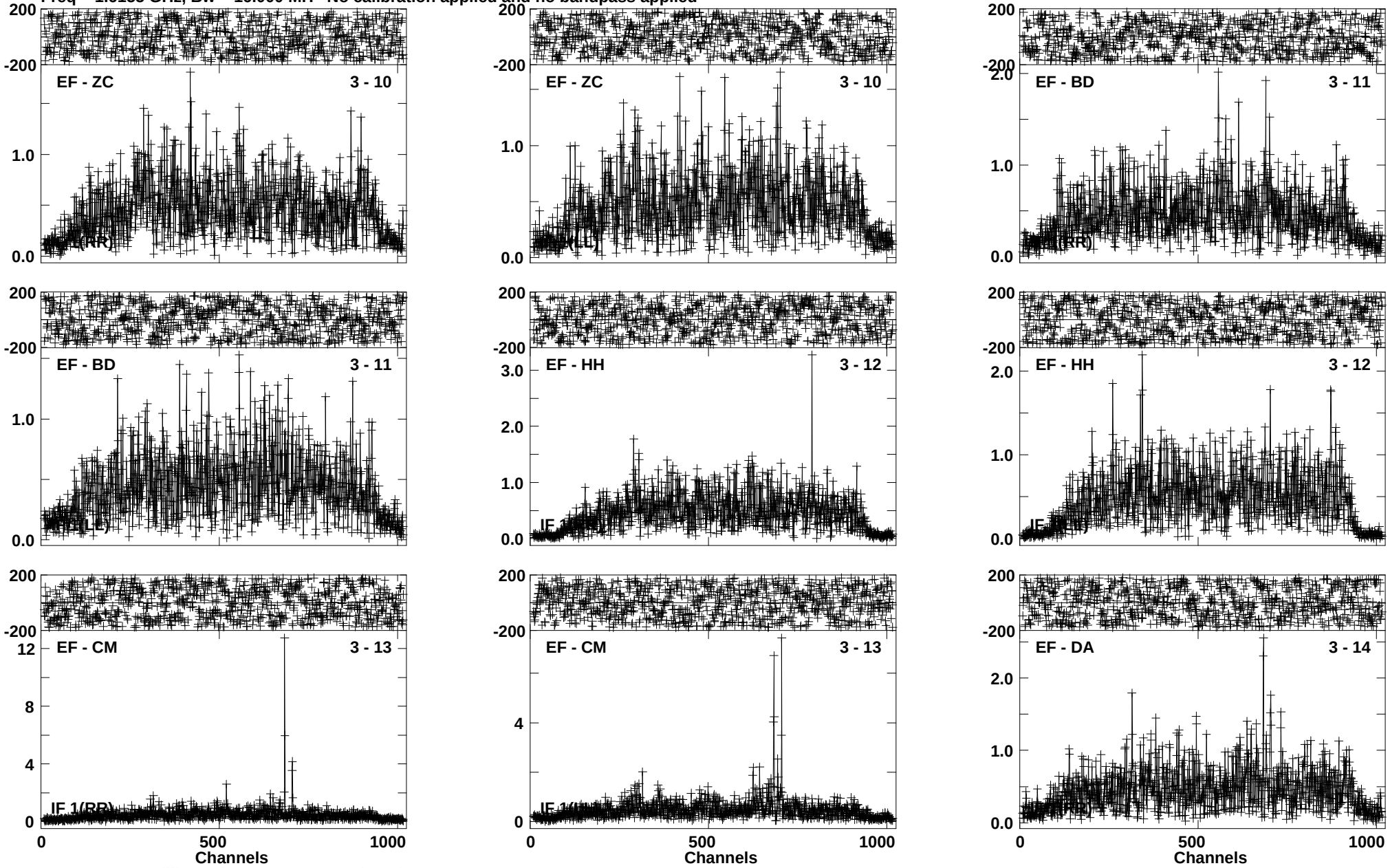

Lower frame: Milli Ampl Jy Top frame: Phas deg
Vector averaged cross-power spectrum Baseline: EF (03) - ZC (10)
Timerange: 00/09:23:46 to 00/09:27:14

Plot file version 125 created 28-JUN-2019 13:33:04
IRAS16399 EP111B 2.UVDATA.1
Freq = 1.6155 GHz, Bw = 16.000 MH No calibration applied and no bandpass applied

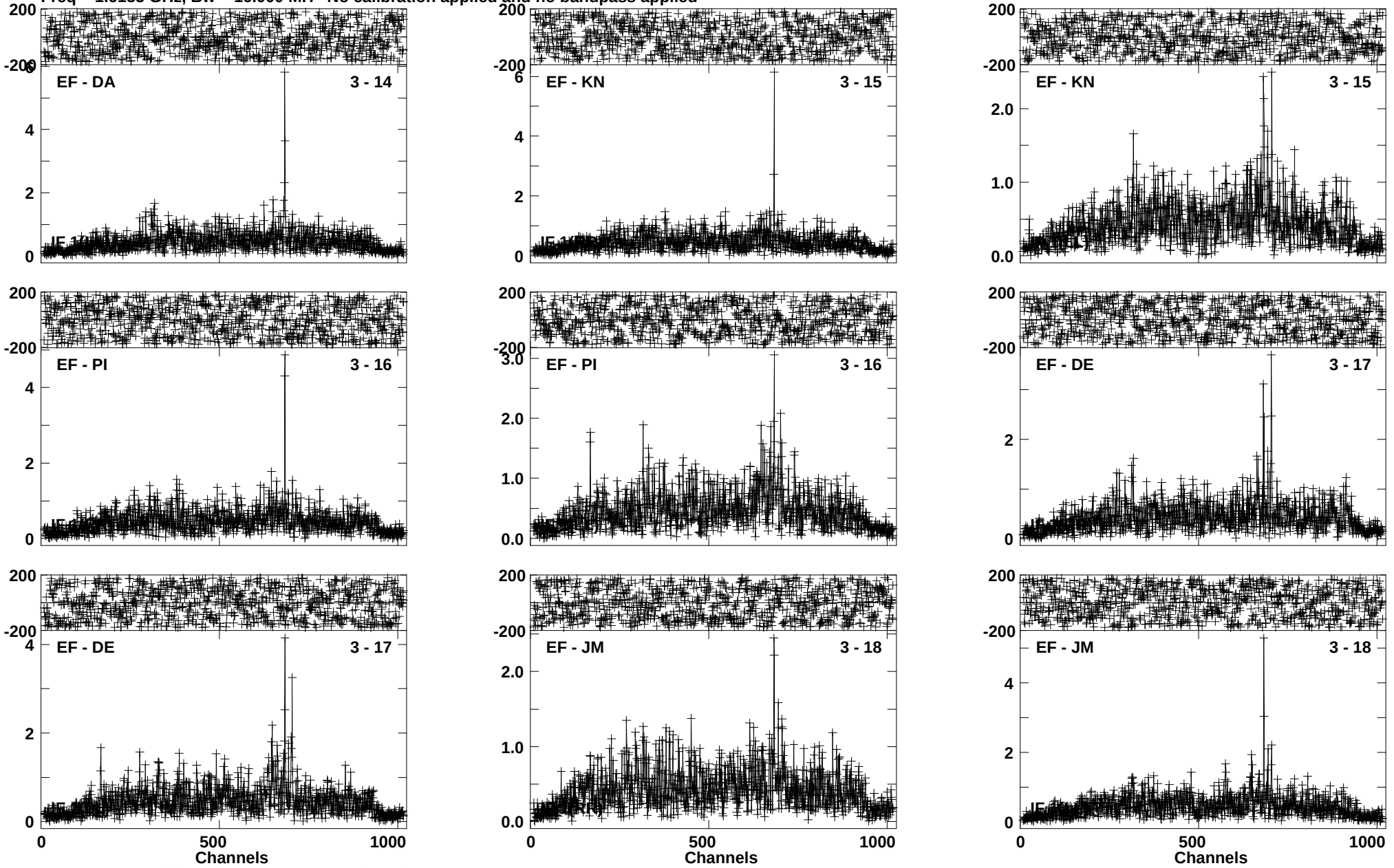

Lower frame: Milli Ampl Jy Top frame: Phas deg
Vector averaged cross-power spectrum Baseline: EF (03) - DA (14)
Timerange: 00/09:23:46 to 00/09:27:14

Plot file version 126 created 28-JUN-2019 13:33:05
IRAS16399 EP111B 2.UVDATA.1
Freq = 1.6155 GHz, Bw = 16.000 MH No calibration applied and no bandpass applied

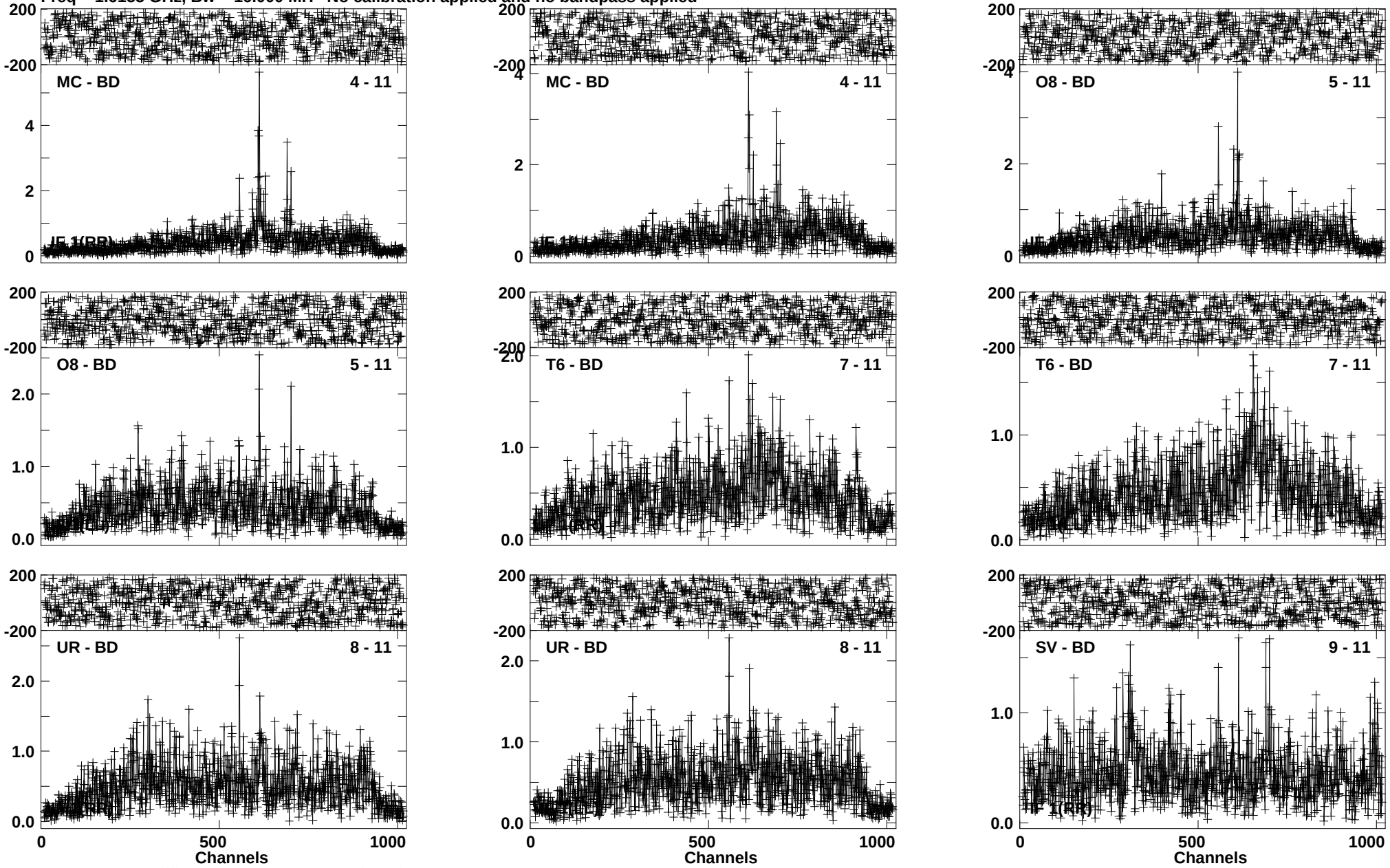

Lower frame: Milli Ampl Jy Top frame: Phas deg
Vector averaged cross-power spectrum Baseline: MC (04) - BD (11)
Timerange: 00/09:23:46 to 00/09:27:14

Plot file version 127 created 28-JUN-2019 13:33:05
IRAS16399 EP111B 2.UVDATA.1
Freq = 1.6155 GHz, Bw = 16.000 MH No calibration applied and no bandpass applied

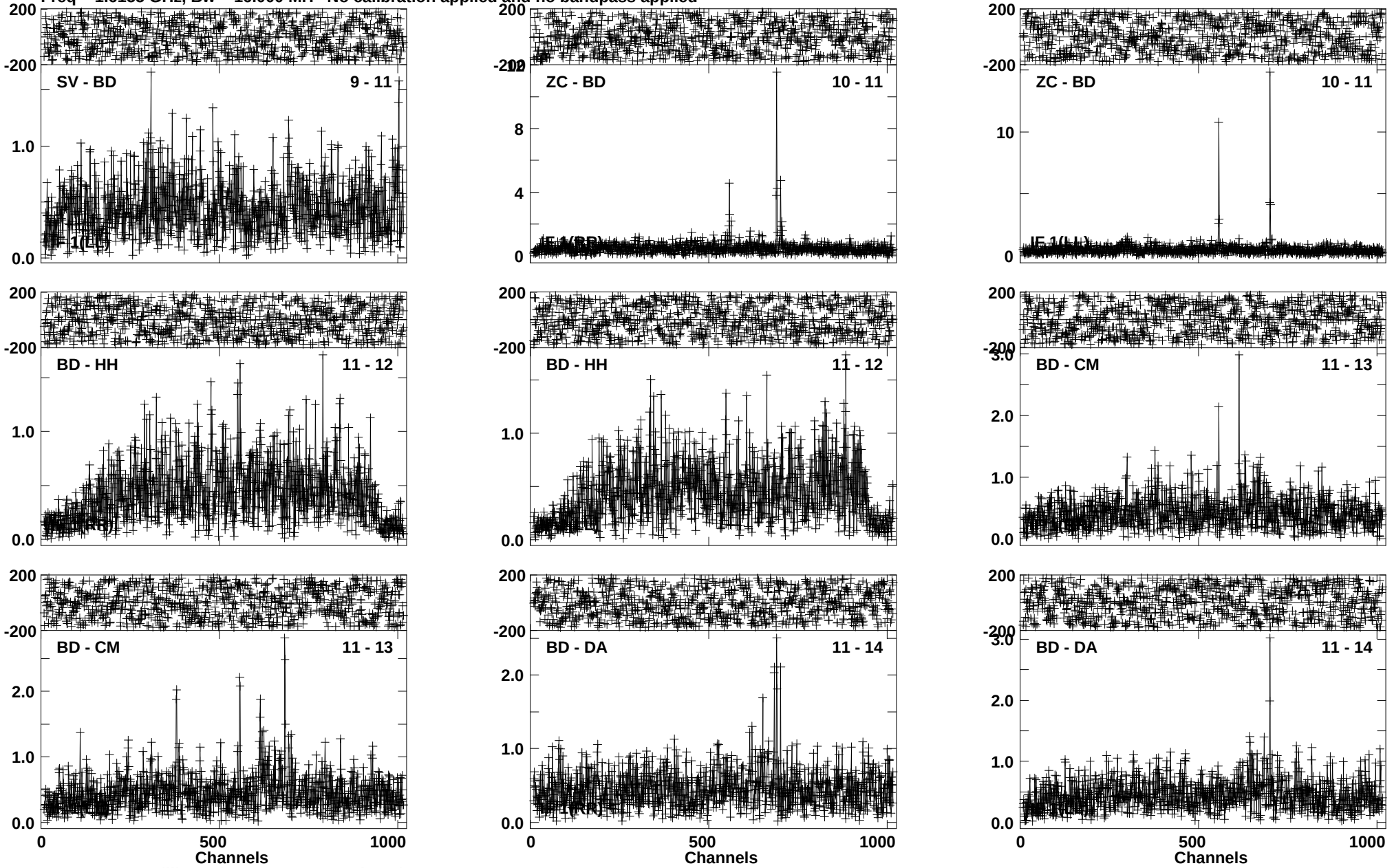

Lower frame: Milli Ampl Jy Top frame: Phas deg
Vector averaged cross-power spectrum Baseline: SV (09) - BD (11)
Timerange: 00/09:23:46 to 00/09:27:14

Plot file version 128 created 28-JUN-2019 13:33:06
IRAS16399 EP111B 2.UVDATA.1
Freq = 1.6155 GHz, Bw = 16.000 MH No calibration applied and no bandpass applied

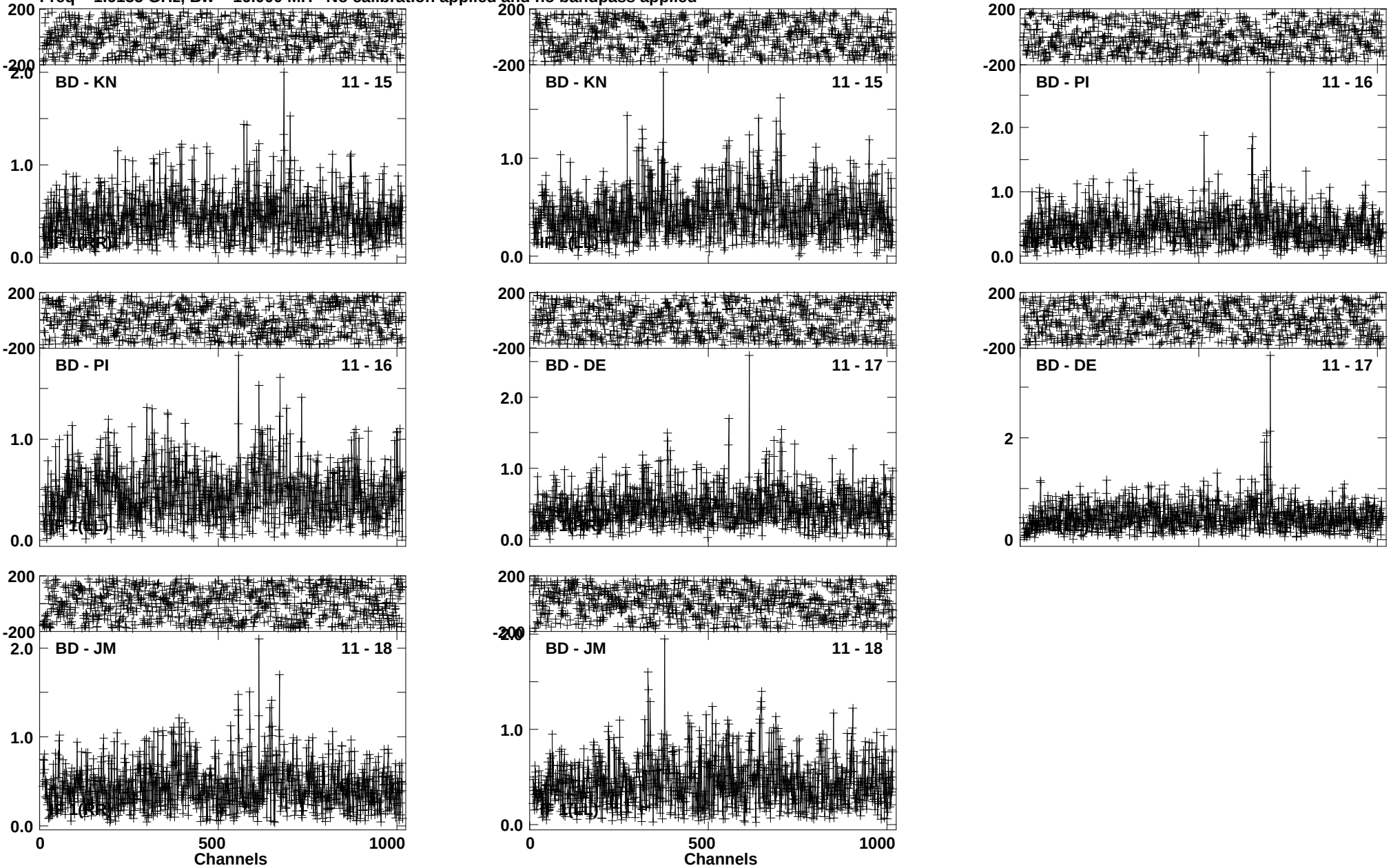

Lower frame: Milli Ampl Jy Top frame: Phas deg
Vector averaged cross-power spectrum Baseline: BD (11) - KN (15)
Timerange: 00/09:23:46 to 00/09:27:14

Plot file version 129 created 28-JUN-2019 13:33:07
J1642-0621 EP111B 2.UVDATA.1
Freq = 1.6155 GHz, Bw = 16.000 MH No calibration applied and no bandpass applied

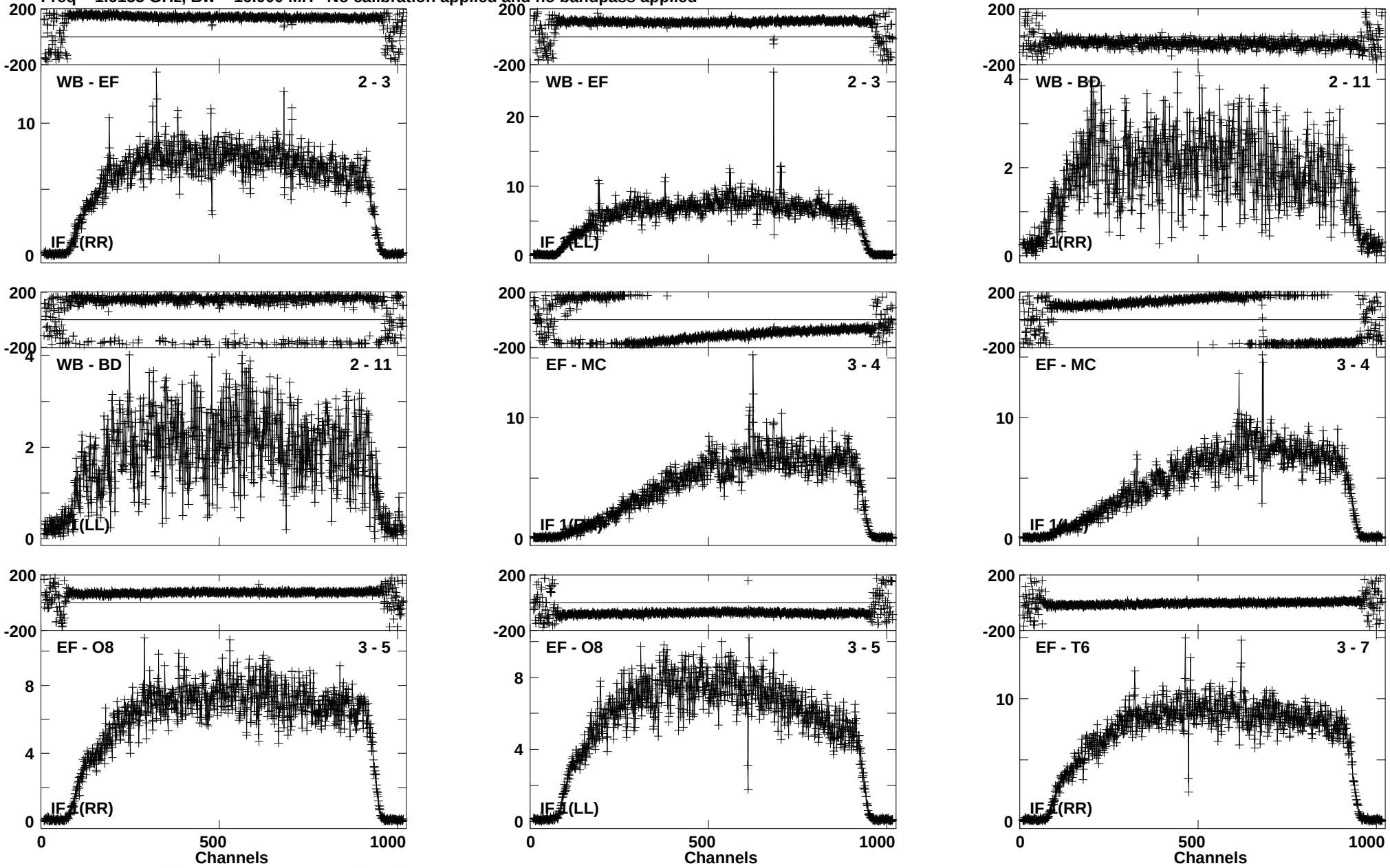

Lower frame: Milli Ampl Jy Top frame: Phas deg
Vector averaged cross-power spectrum Baseline: WB (02) - EF (03)
Timerange: 00/09:27:16 to 00/09:28:44

Plot file version 130 created 28-JUN-2019 13:33:07
J1642-0621 EP111B 2.UVDATA.1
Freq = 1.6155 GHz, Bw = 16.000 MH No calibration applied and no bandpass applied

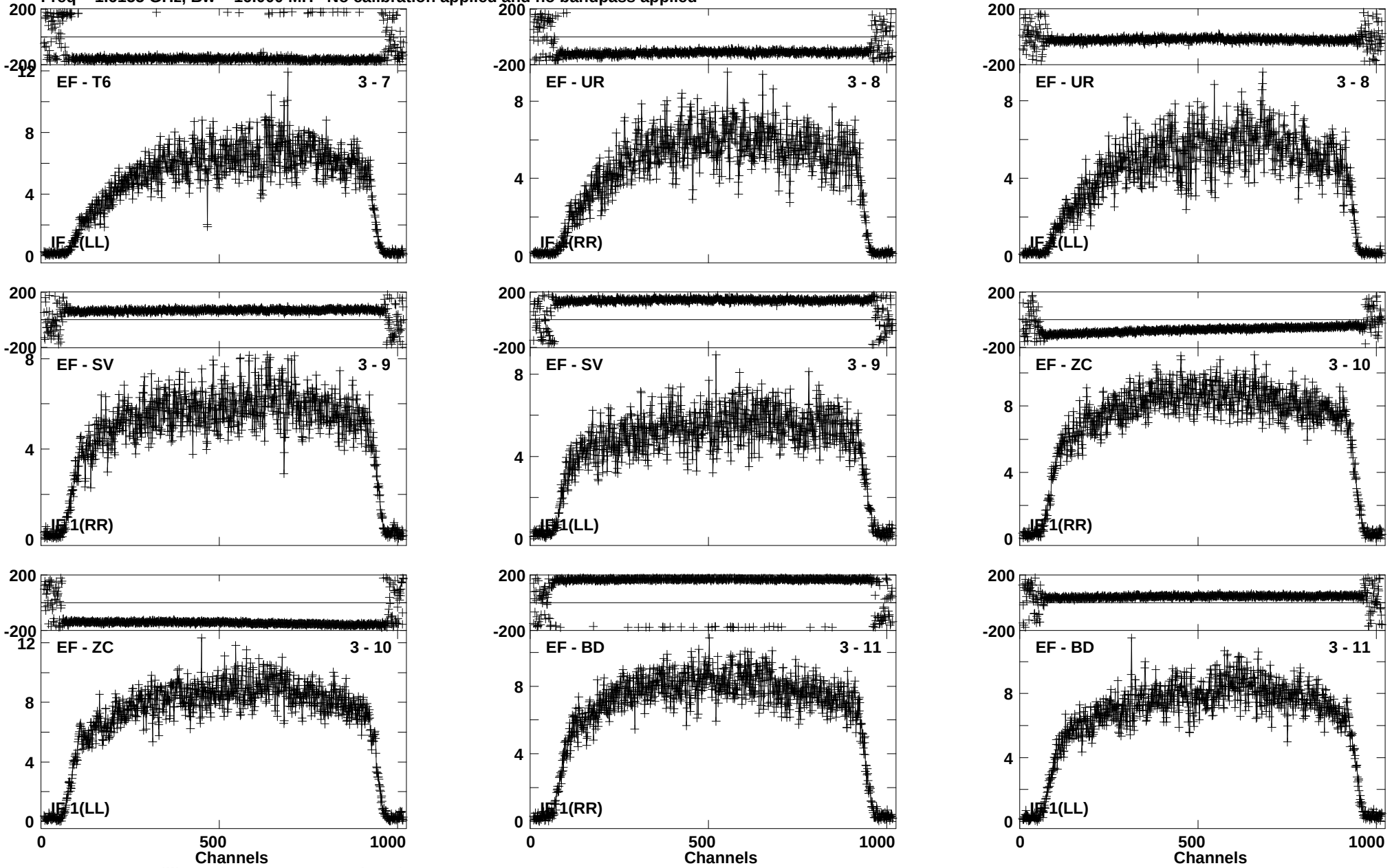

Lower frame: Milli Ampl Jy Top frame: Phas deg
Vector averaged cross-power spectrum Baseline: EF (03) - T6 (07)
Timerange: 00/09:27:16 to 00/09:28:44

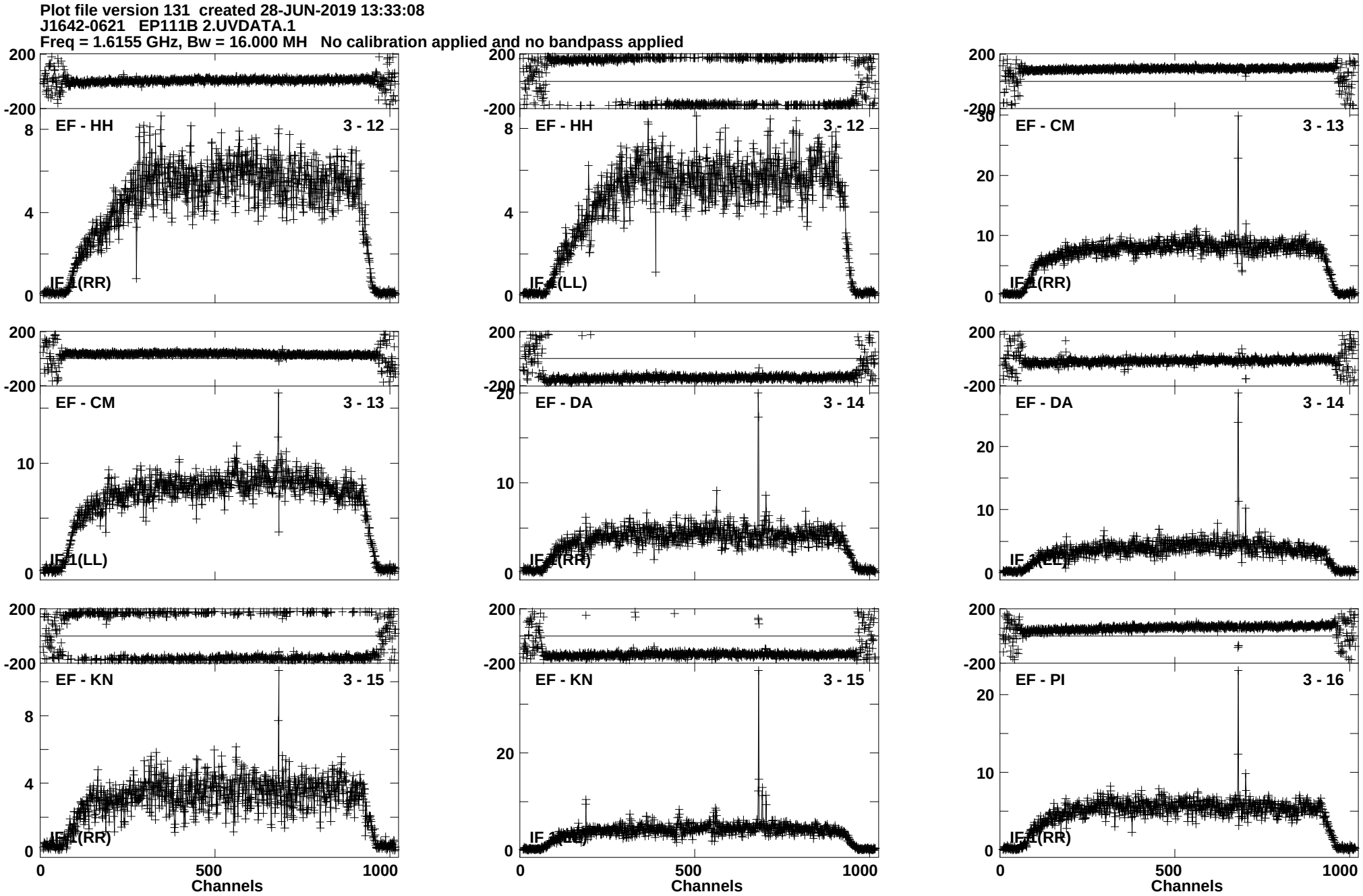
Plot file version 131 created 28-JUN-2019 13:33:08
J1642-0621 EP111B 2.UVDATA.1
Freq = 1.6155 GHz, Bw = 16.000 MH No calibration applied and no bandpass applied
EF - HH 3 - 12
IF 1(RR)
EF - HH 3 - 12
IF 1(LL)
EF - CM 3 - 13
IF 1(RR)
EF - CM 3 - 13
IF 1(LL)
EF - DA 3 - 14
IF 1(RR)
EF - DA 3 - 14
EF - KN 3 - 15
IF 1(RR)
EF - KN 3 - 15
EF - PI 3 - 16
IF 1(RR)
Channels
Lower frame: Milli Ampl Jy Top frame: Phas deg
Vector averaged cross-power spectrum Baseline: EF (03) - HH (12)
Timerange: 00/09:27:16 to 00/09:28:44

Plot file version 132 created 28-JUN-2019 13:33:08
J1642-0621 EP111B 2.UVDATA.1
Freq = 1.6155 GHz, Bw = 16.000 MH No calibration applied and no bandpass applied

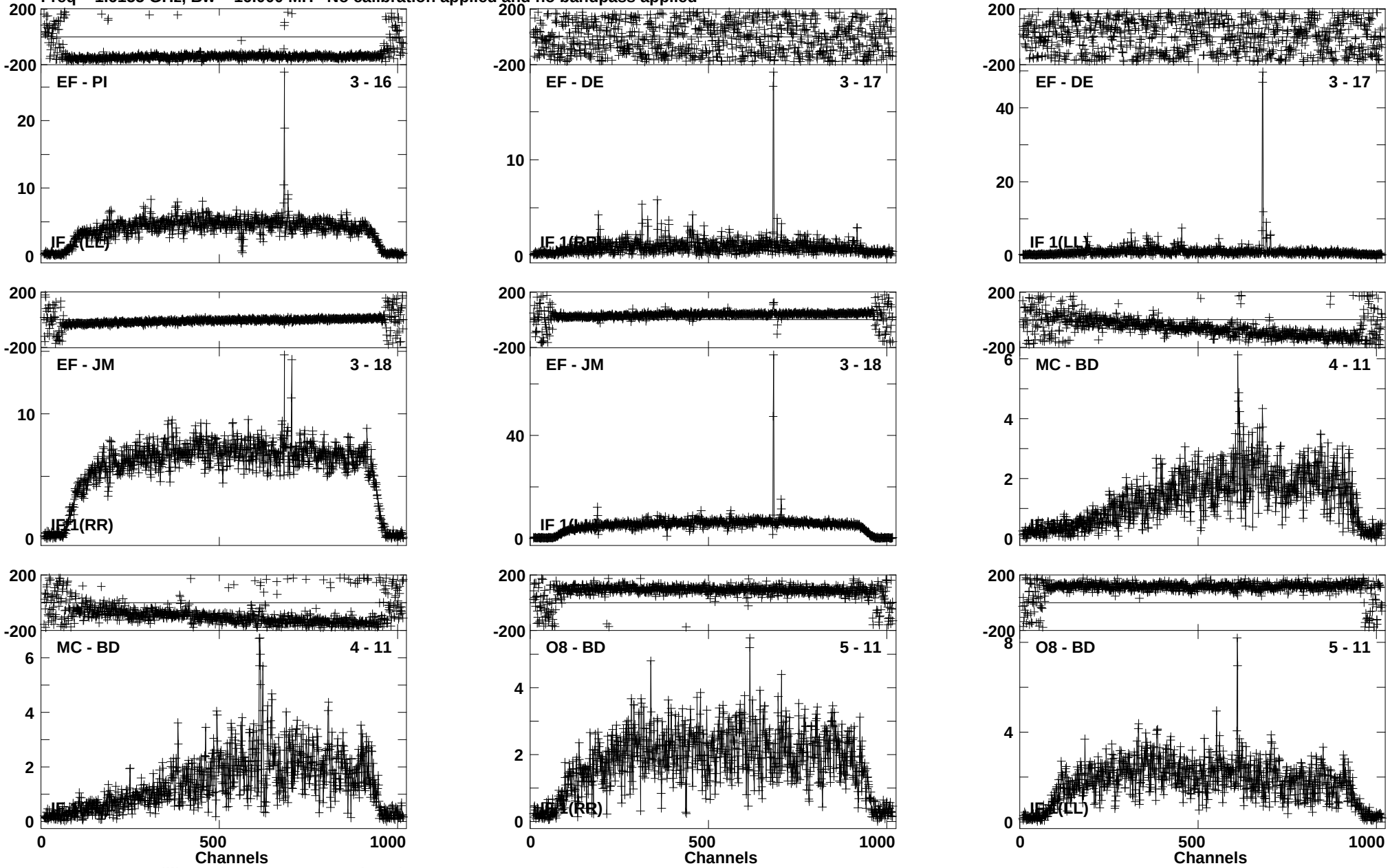

Lower frame: Milli Ampl Jy Top frame: Phas deg
Vector averaged cross-power spectrum Baseline: EF (03) - PI (16)
Timerange: 00/09:27:16 to 00/09:28:44

Plot file version 133 created 28-JUN-2019 13:33:09
J1642-0621 EP111B 2.UVDATA.1
Freq = 1.6155 GHz, Bw = 16.000 MH No calibration applied and no bandpass applied

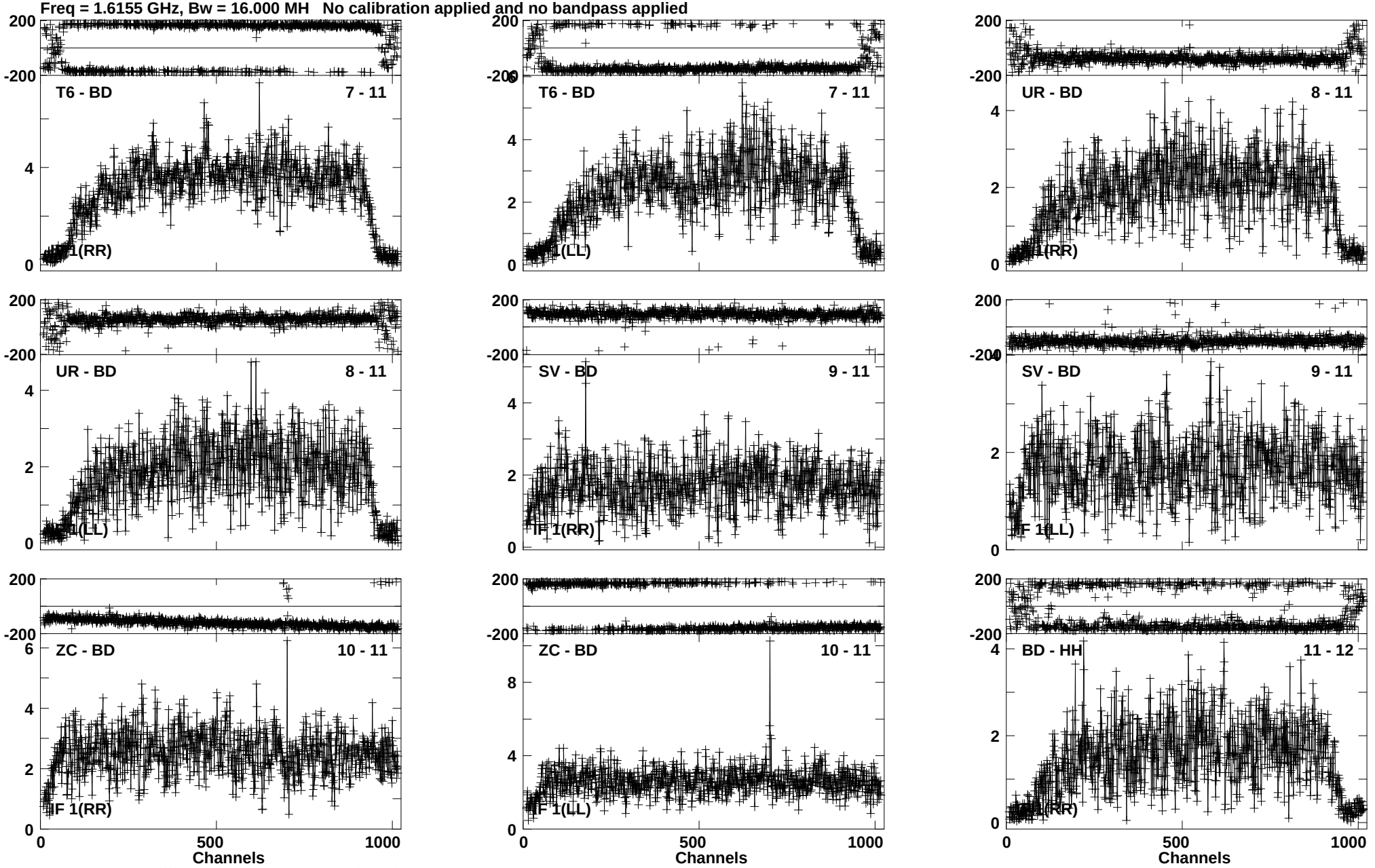

Lower frame: Milli Ampl Jy Top frame: Phas deg
Vector averaged cross-power spectrum Baseline: T6 (07) - BD (11)
Timerange: 00/09:27:16 to 00/09:28:44

Plot file version 134 created 28-JUN-2019 13:33:09
J1642-0621 EP111B 2.UVDATA.1
Freq = 1.6155 GHz, Bw = 16.000 MH No calibration applied and no bandpass applied

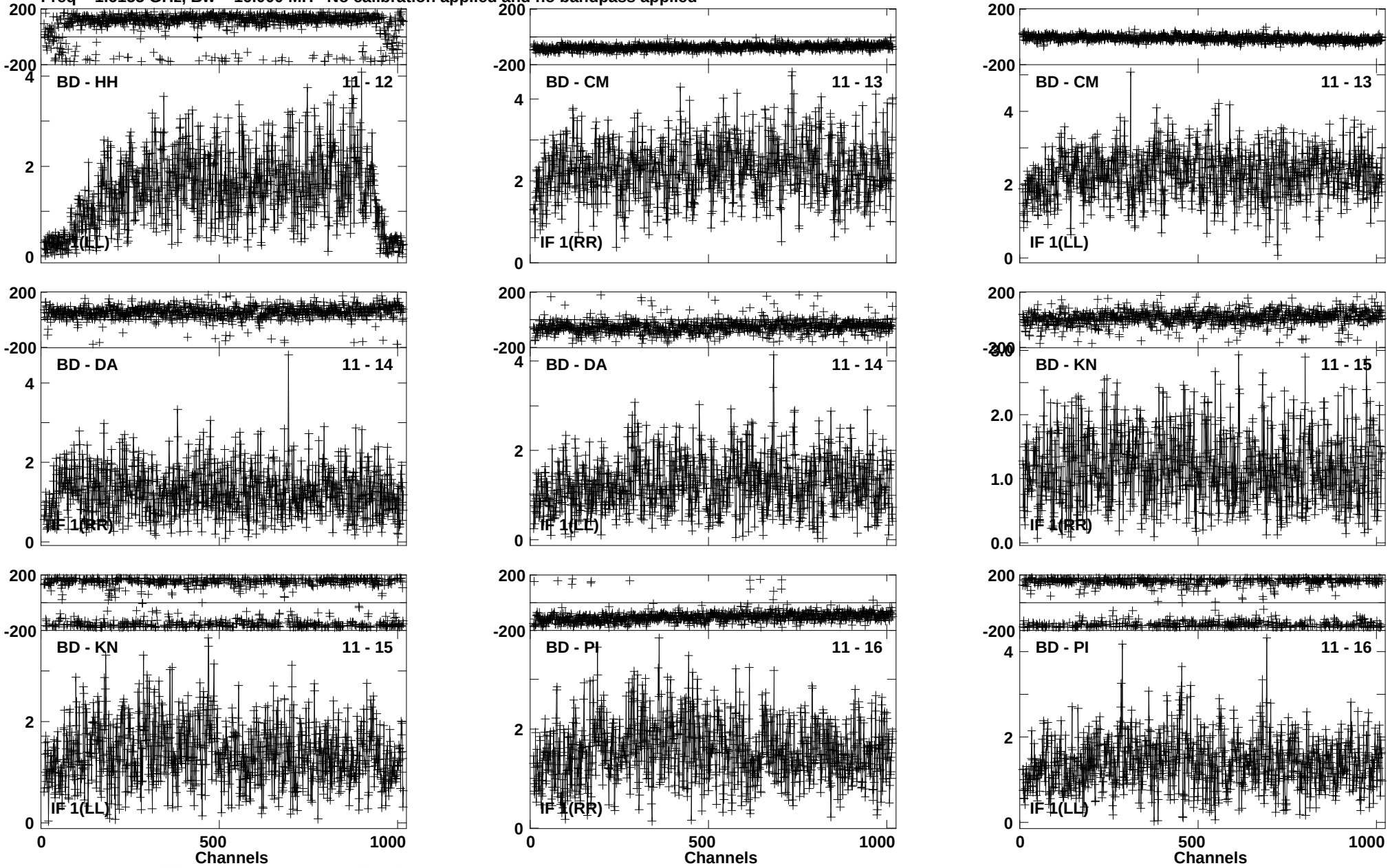

Lower frame: Milli Ampl Jy Top frame: Phas deg
Vector averaged cross-power spectrum Baseline: BD (11) - HH (12)
Timerange: 00/09:27:16 to 00/09:28:44

Plot file version 135 created 28-JUN-2019 13:33:09
J1642-0621 EP111B 2.UVDATA.1
Freq = 1.6155 GHz, Bw = 16.000 MH No calibration applied and no bandpass applied

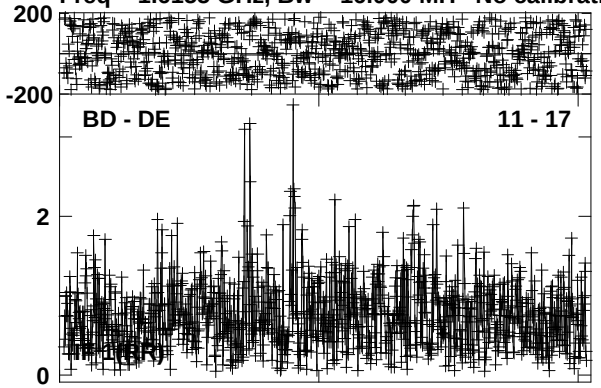

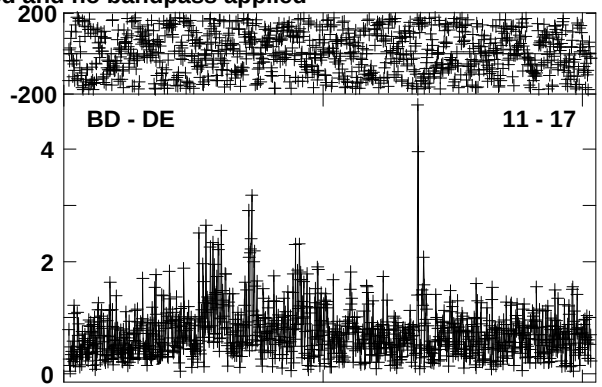

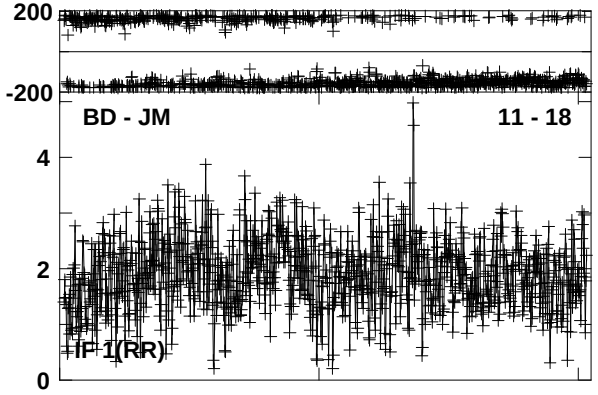

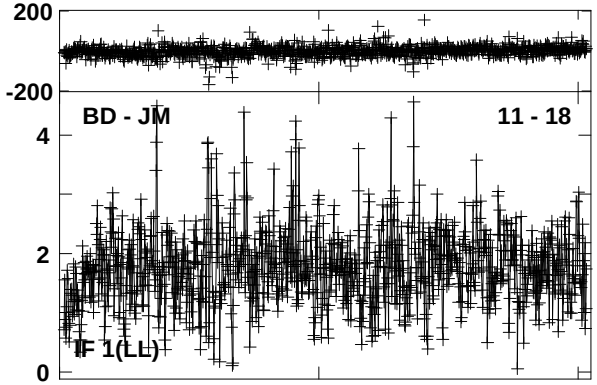

Lower frame: Milli Ampl Jy Top frame: Phas deg
Vector averaged cross-power spectrum Baseline: BD (11) - DE (17)
Timerange: 00/09:27:16 to 00/09:28:44

Plot file version 136 created 28-JUN-2019 13:33:10
IRAS16399 EP111B 2.UVDATA.1
Freq = 1.6155 GHz, Bw = 16.000 MH No calibration applied and no bandpass applied

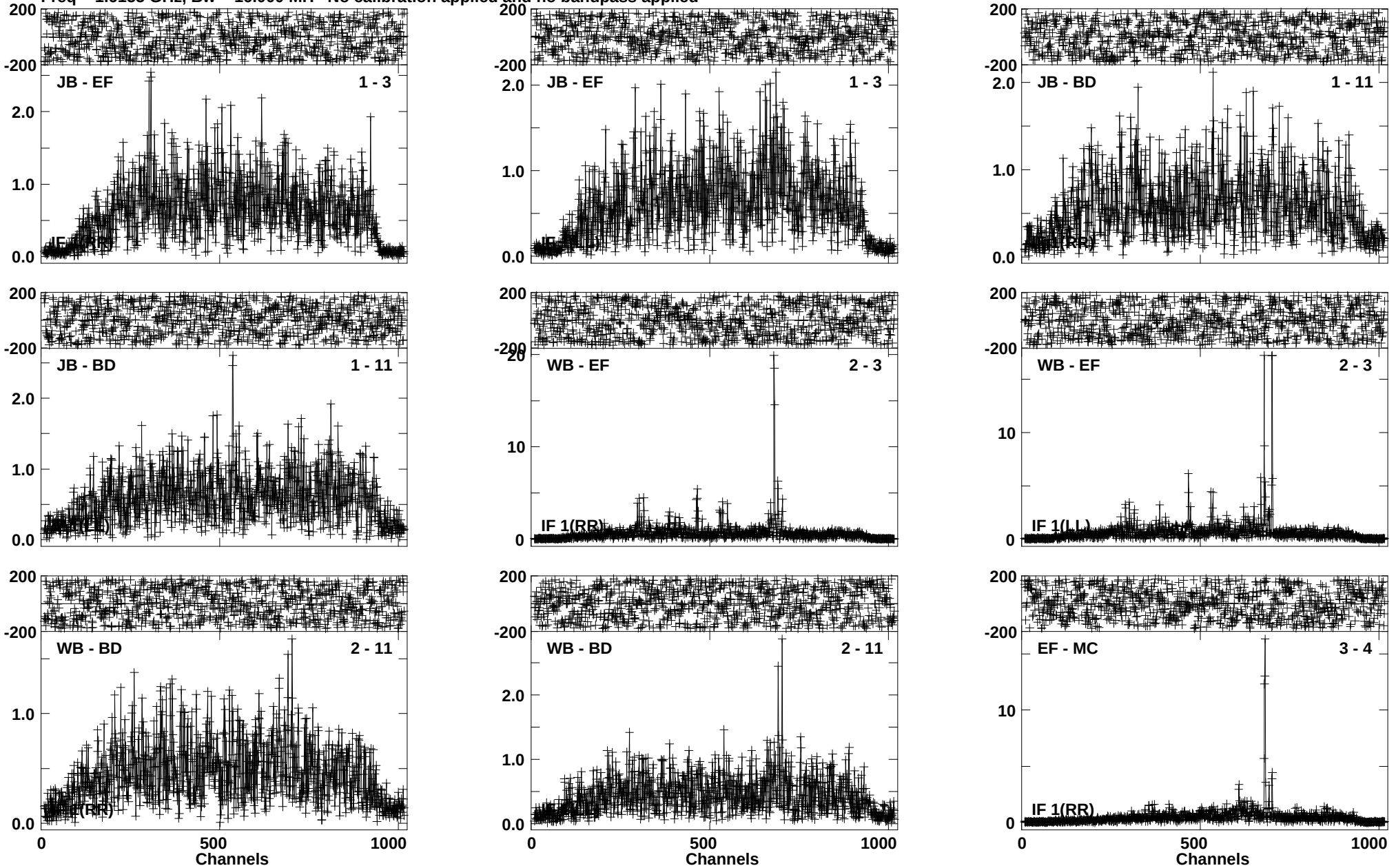

Lower frame: Milli Ampl Jy Top frame: Phas deg
Vector averaged cross-power spectrum Baseline: JB (01) - EF (03)
Timerange: 00/09:28:46 to 00/09:32:14

Plot file version 137 created 28-JUN-2019 13:33:10
IRAS16399 EP111B 2.UVDATA.1
Freq = 1.6155 GHz, Bw = 16.000 MH No calibration applied and no bandpass applied

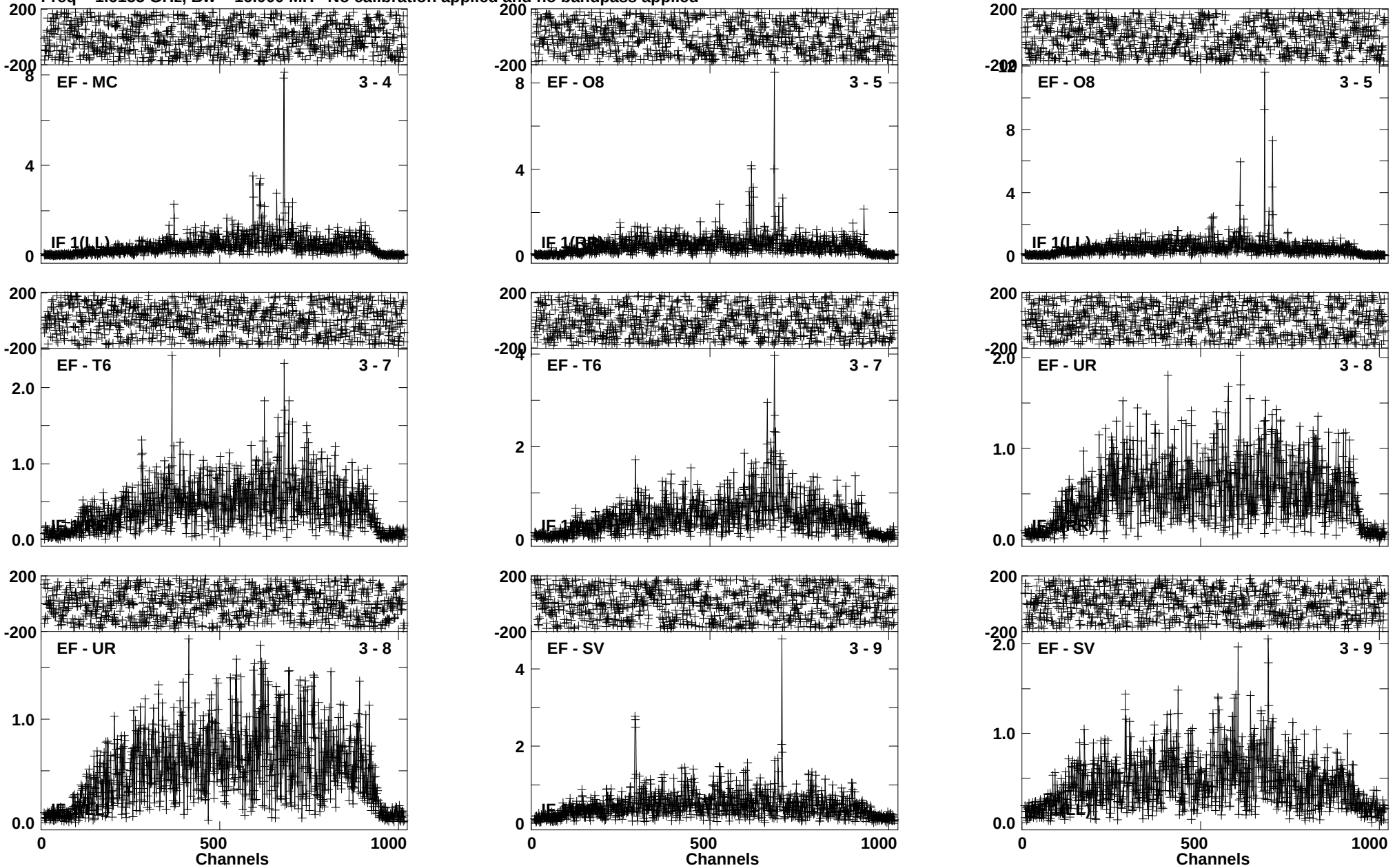

Lower frame: Milli Ampl Jy Top frame: Phas deg
Vector averaged cross-power spectrum Baseline: EF (03) - MC (04)
Timerange: 00/09:28:46 to 00/09:32:14

Plot file version 138 created 28-JUN-2019 13:33:11
IRAS16399 EP111B 2.UVDATA.1
Freq = 1.6155 GHz, Bw = 16.000 MH No calibration applied and no bandpass applied

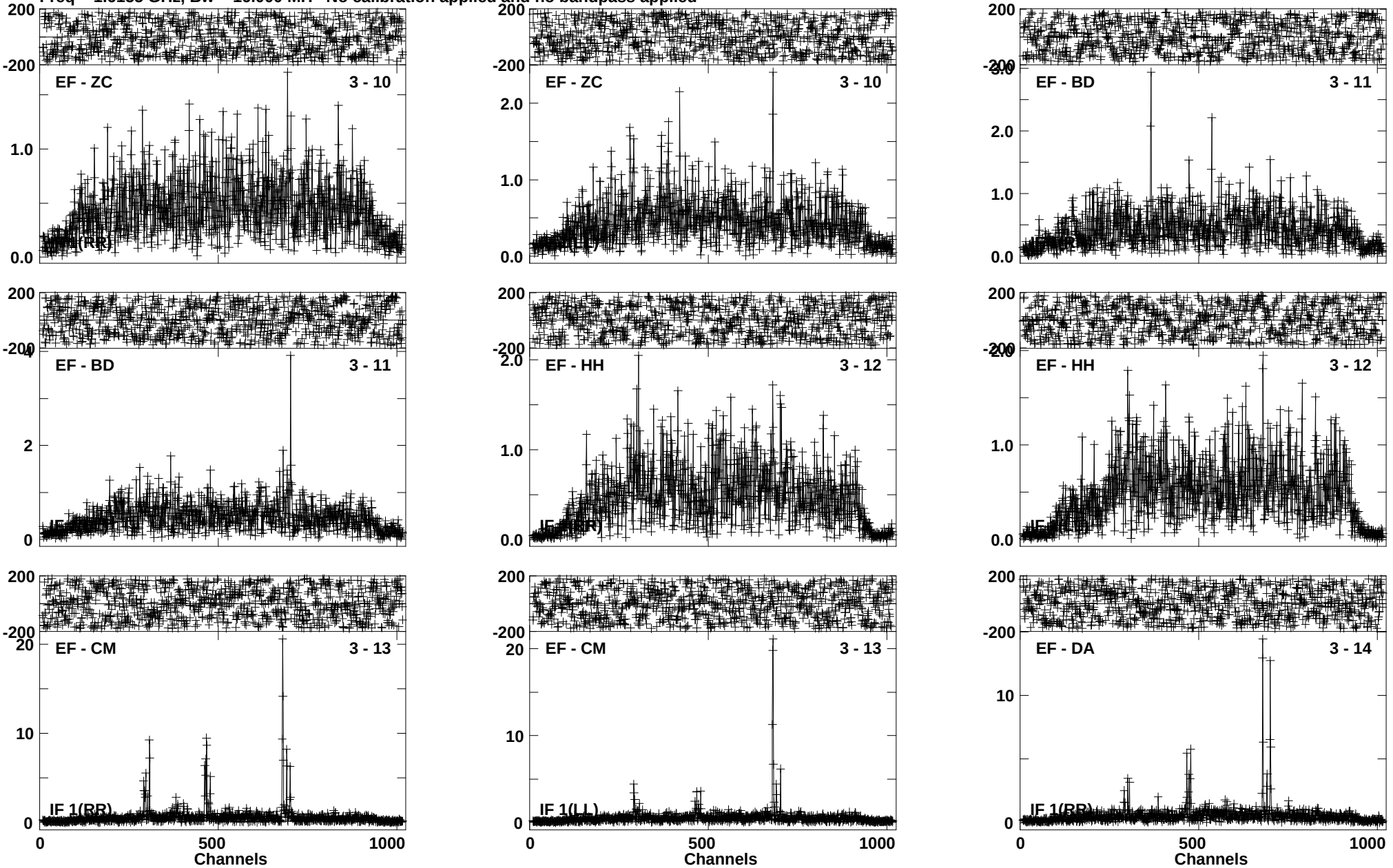

Lower frame: Milli Ampl Jy Top frame: Phas deg
Vector averaged cross-power spectrum Baseline: EF (03) - ZC (10)
Timerange: 00/09:28:46 to 00/09:32:14

Plot file version 139 created 28-JUN-2019 13:33:11
IRAS16399 EP111B 2.UVDATA.1
Freq = 1.6155 GHz, Bw = 16.000 MH No calibration applied and no bandpass applied

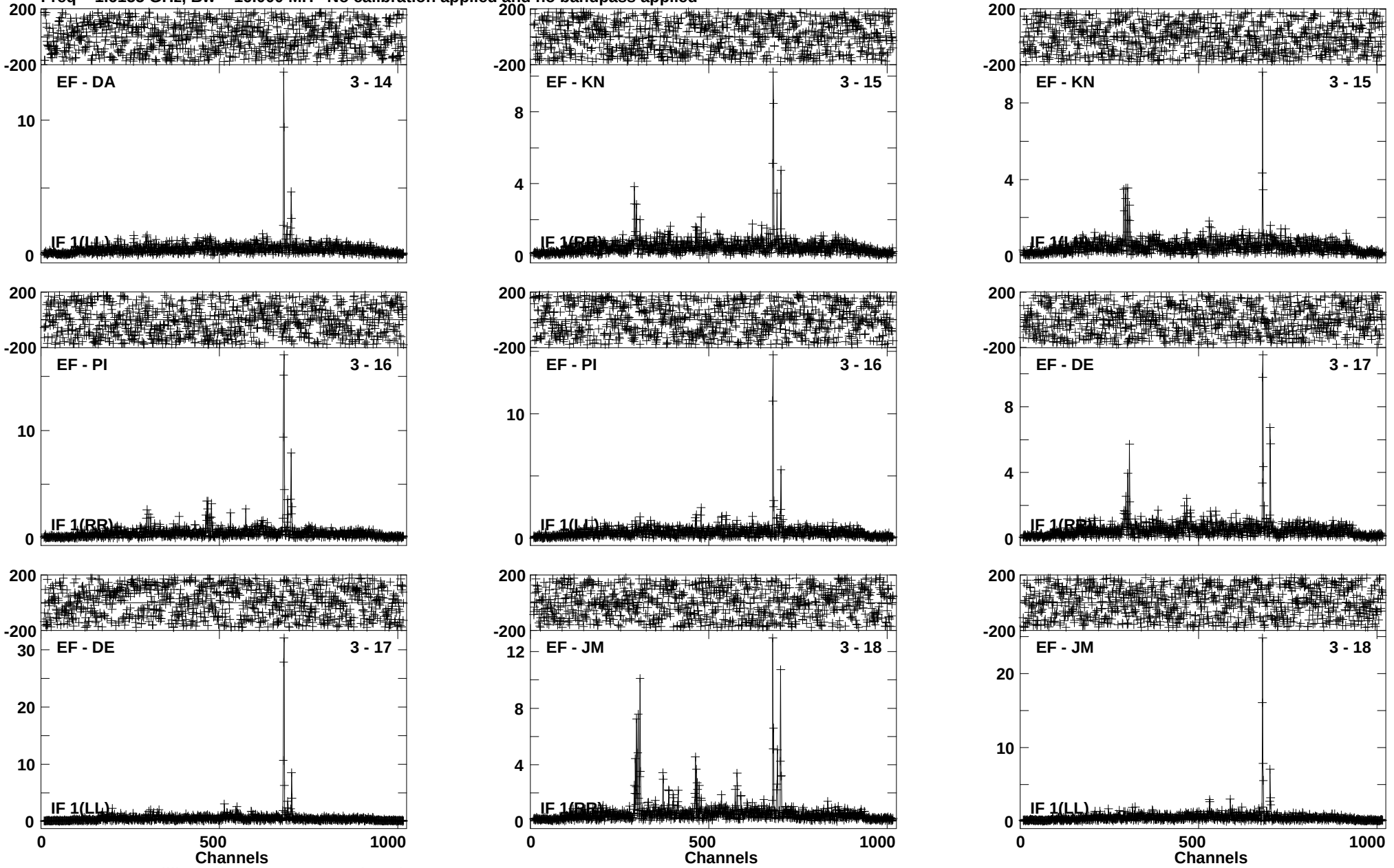

Lower frame: Milli Ampl Jy Top frame: Phas deg
Vector averaged cross-power spectrum Baseline: EF (03) - DA (14)
Timerange: 00/09:28:46 to 00/09:32:14

Plot file version 140 created 28-JUN-2019 13:33:12
IRAS16399 EP111B 2.UVDATA.1
Freq = 1.6155 GHz, Bw = 16.000 MH No calibration applied and no bandpass applied

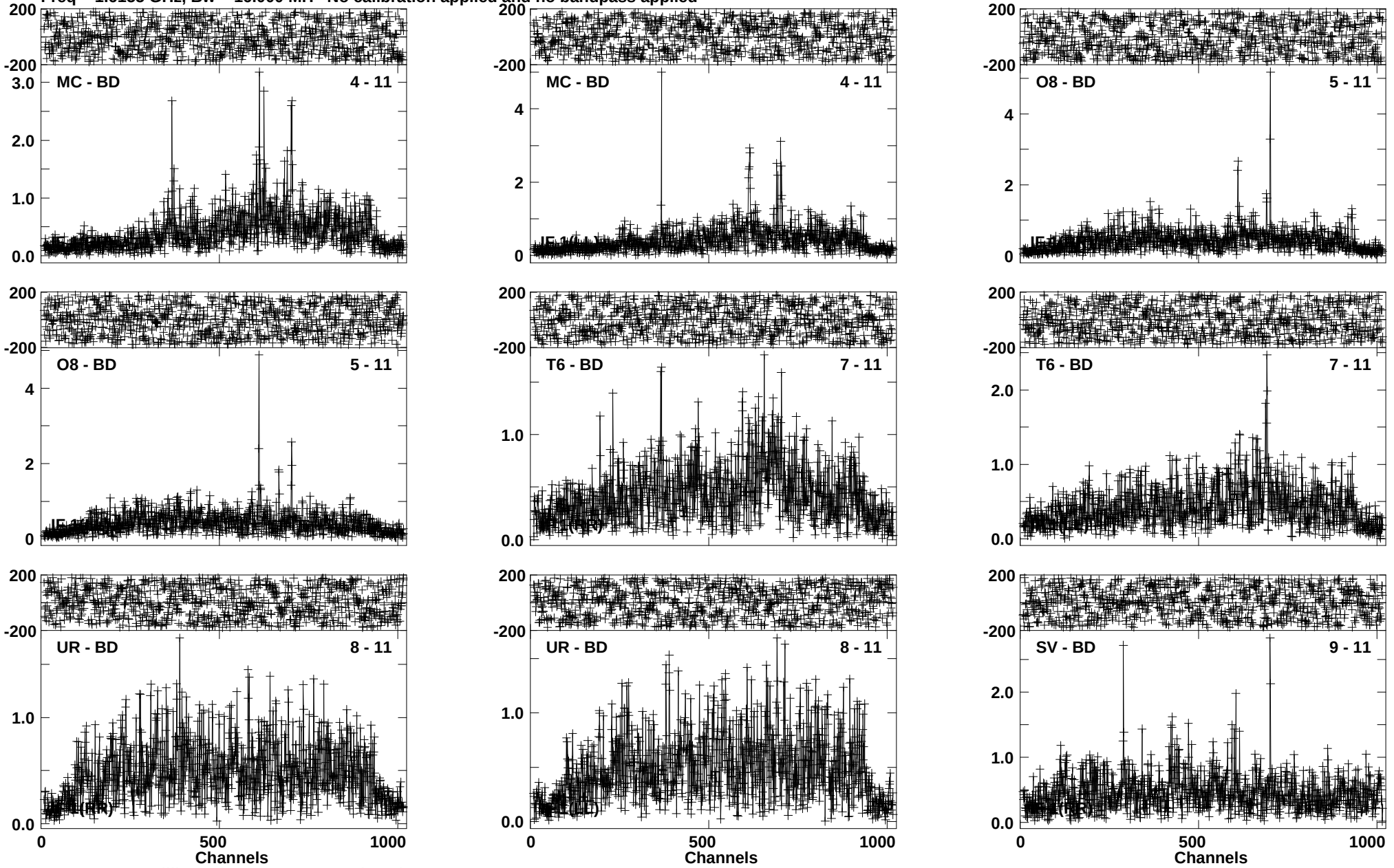

Lower frame: Milli Ampl Jy Top frame: Phas deg
Vector averaged cross-power spectrum Baseline: MC (04) - BD (11)
Timerange: 00/09:28:46 to 00/09:32:14

Plot file version 141 created 28-JUN-2019 13:33:12
IRAS16399 EP111B 2.UVDATA.1
Freq = 1.6155 GHz, Bw = 16.000 MH No calibration applied and no bandpass applied

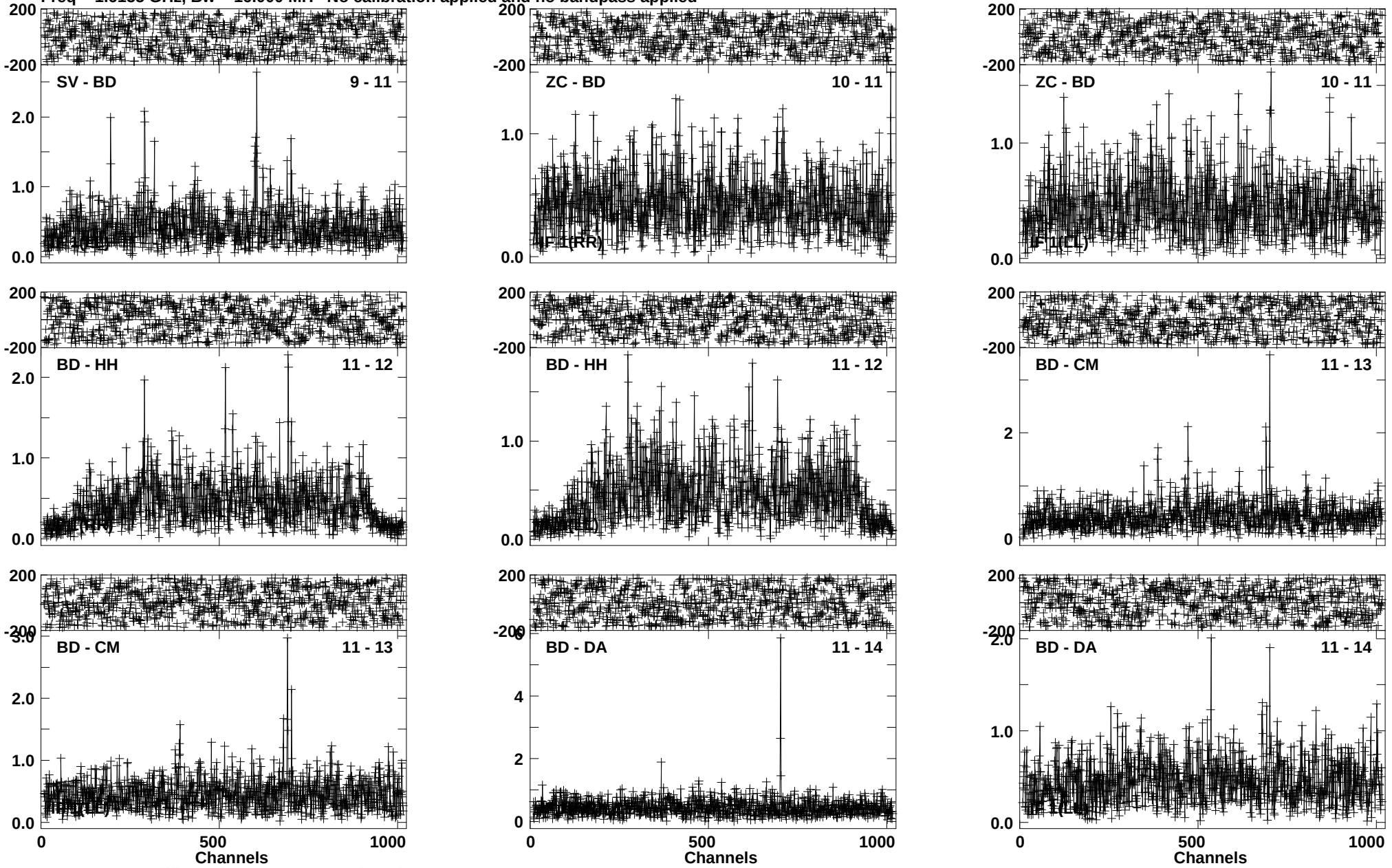

Lower frame: Milli Ampl Jy Top frame: Phas deg
Vector averaged cross-power spectrum Baseline: SV (09) - BD (11)
Timerange: 00/09:28:46 to 00/09:32:14

Plot file version 142 created 28-JUN-2019 13:33:13
IRAS16399 EP111B 2.UVDATA.1
Freq = 1.6155 GHz, Bw = 16.000 MH No calibration applied and no bandpass applied

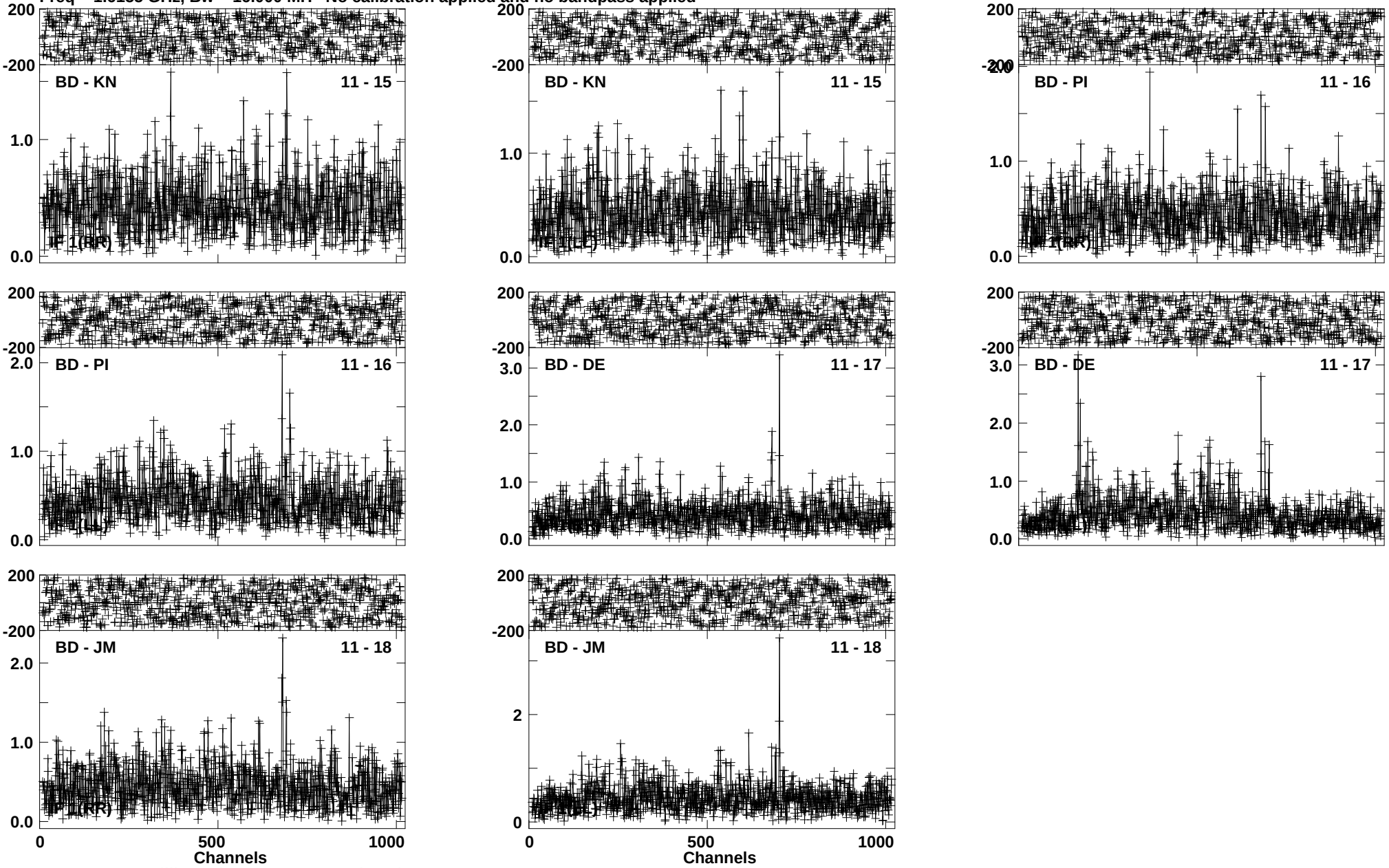

Lower frame: Milli Ampl Jy Top frame: Phas deg
Vector averaged cross-power spectrum Baseline: BD (11) - KN (15)
Timerange: 00/09:28:46 to 00/09:32:14

Plot file version 143 created 28-JUN-2019 13:33:13
J1642-0621 EP111B 2.UVDATA.1
Freq = 1.6155 GHz, Bw = 16.000 MH No calibration applied and no bandpass applied

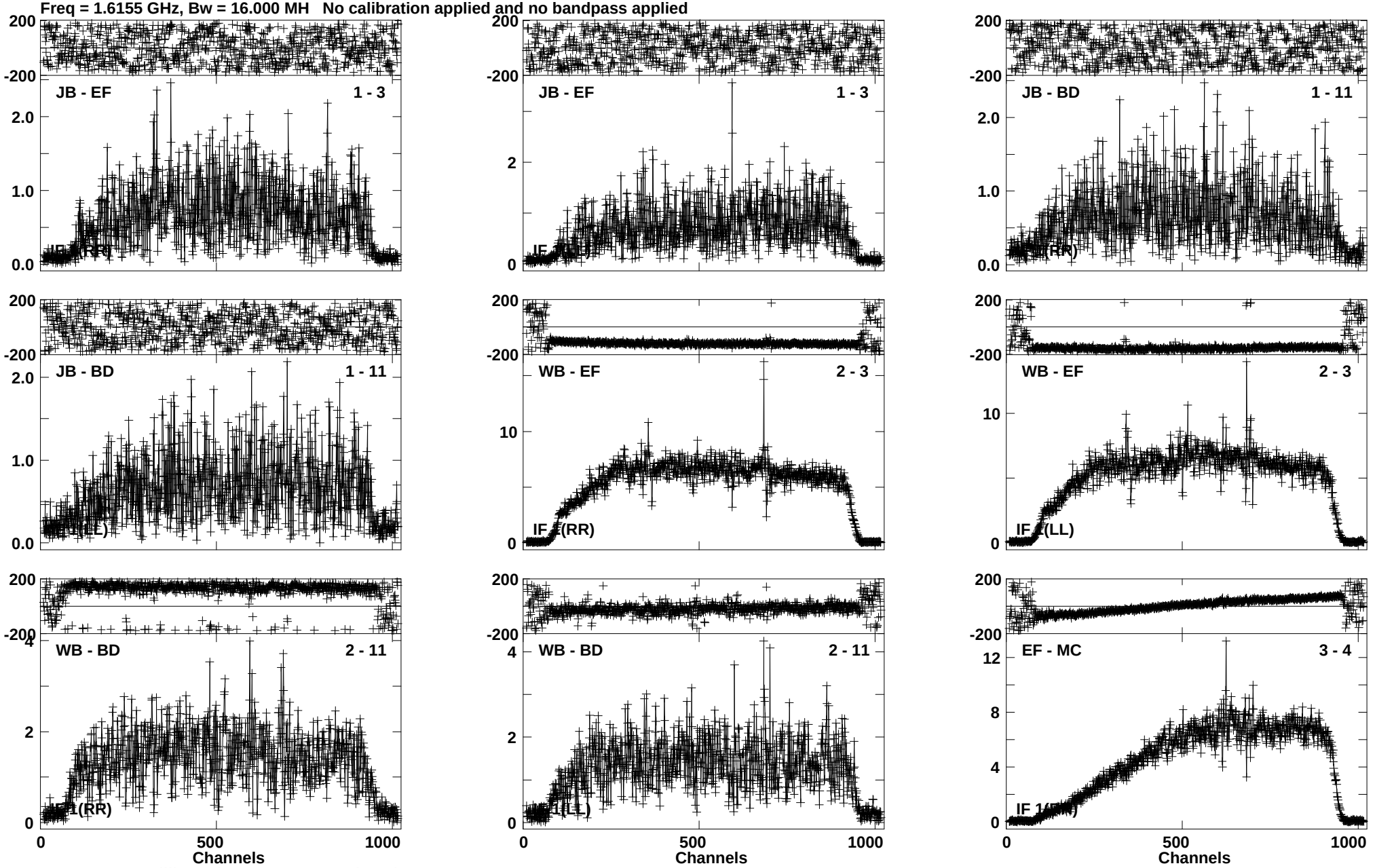

Lower frame: Milli Ampl Jy Top frame: Phas deg
Vector averaged cross-power spectrum Baseline: JB (01) - EF (03)
Timerange: 00/09:33:01 to 00/09:34:29

Plot file version 144 created 28-JUN-2019 13:33:14
J1642-0621 EP111B 2.UVDATA.1
Freq = 1.6155 GHz, Bw = 16.000 MH No calibration applied and no bandpass applied

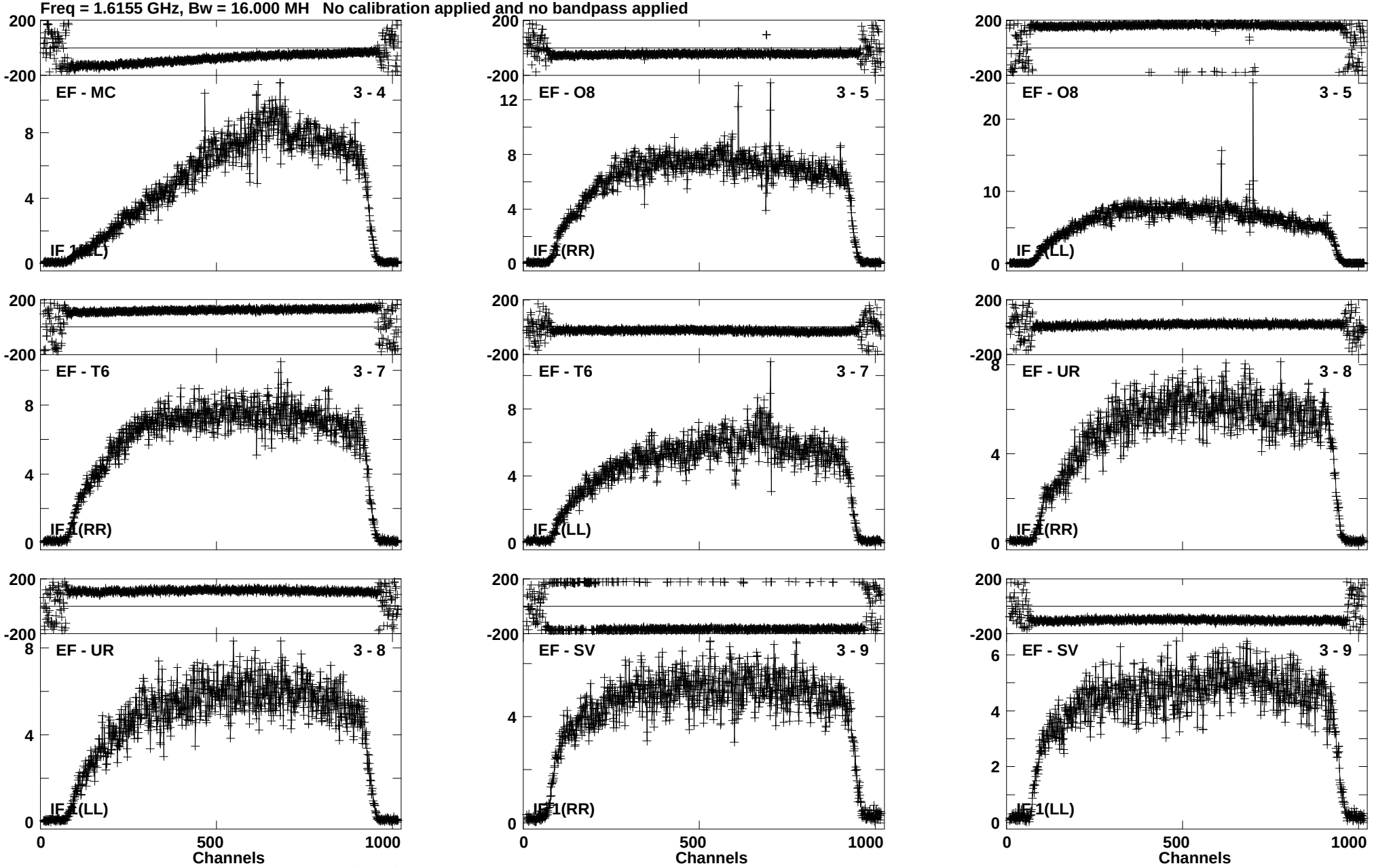

Lower frame: Milli Ampl Jy Top frame: Phas deg
Vector averaged cross-power spectrum Baseline: EF (03) - MC (04)
Timerange: 00/09:33:01 to 00/09:34:29

Plot file version 145 created 28-JUN-2019 13:33:14
J1642-0621 EP111B 2.UVDATA.1
Freq = 1.6155 GHz, Bw = 16.000 MH No calibration applied and no bandpass applied

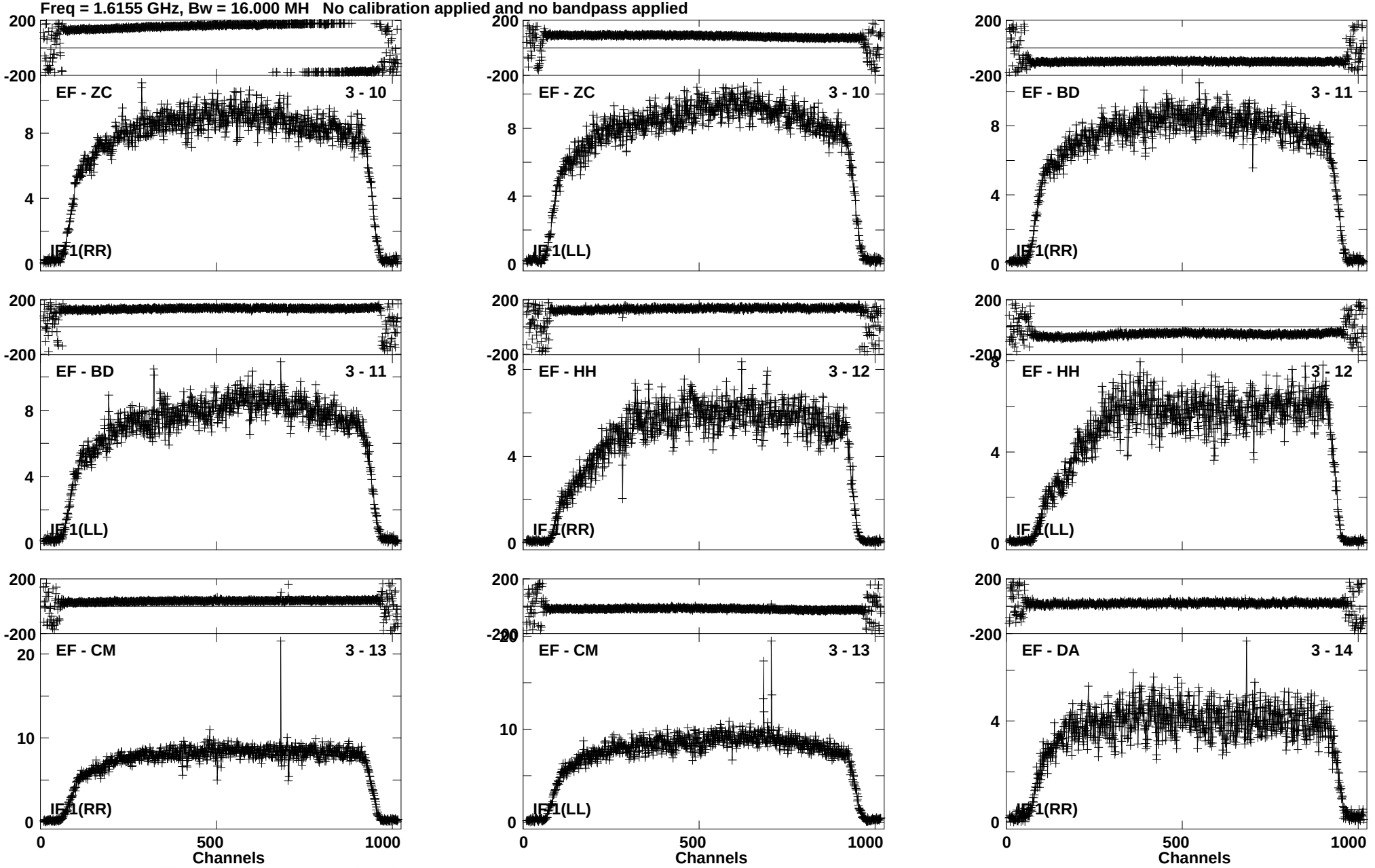

Lower frame: Milli Ampl Jy Top frame: Phas deg
Vector averaged cross-power spectrum Baseline: EF (03) - ZC (10)
Timerange: 00/09:33:01 to 00/09:34:29

Plot file version 146 created 28-JUN-2019 13:33:15
J1642-0621 EP111B 2.UVDATA.1
Freq = 1.6155 GHz, Bw = 16.000 MH No calibration applied and no bandpass applied

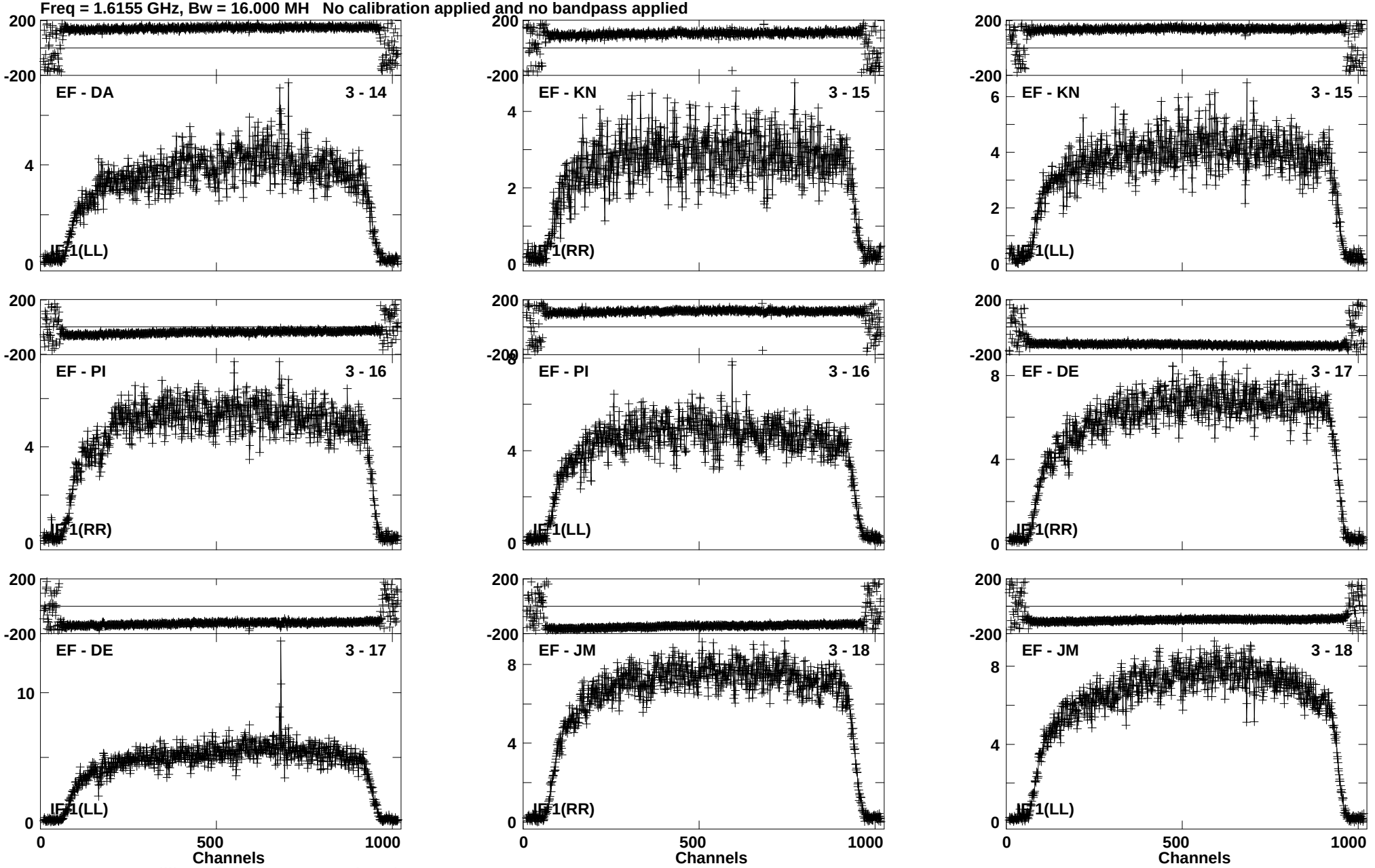

Lower frame: Milli Ampl Jy Top frame: Phas deg
Vector averaged cross-power spectrum Baseline: EF (03) - DA (14)
Timerange: 00/09:33:01 to 00/09:34:29

Plot file version 147 created 28-JUN-2019 13:33:15
J1642-0621 EP111B 2.UVDATA.1
Freq = 1.6155 GHz, Bw = 16.000 MH No calibration applied and no bandpass applied

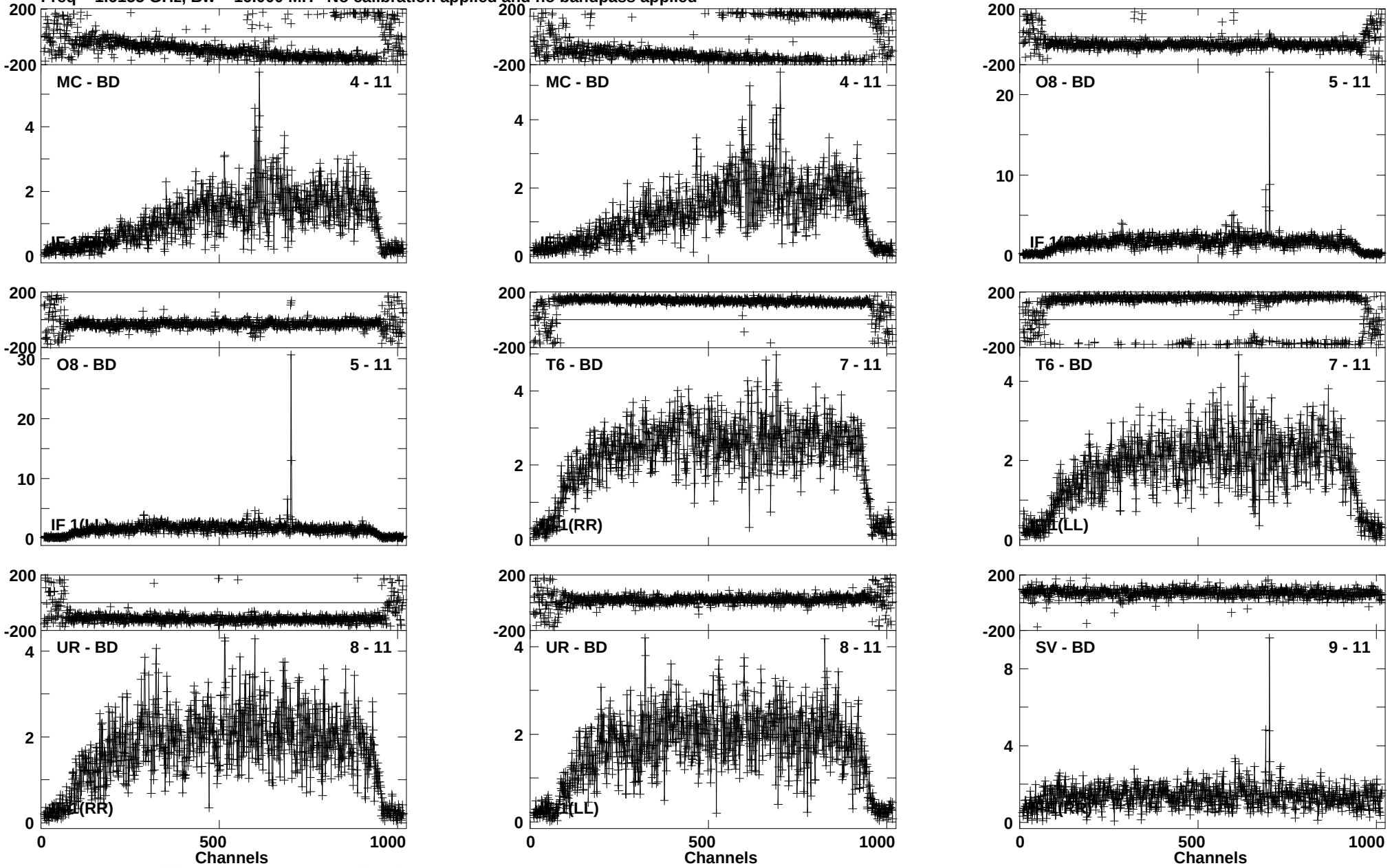

Lower frame: Milli Ampl Jy Top frame: Phas deg
Vector averaged cross-power spectrum Baseline: MC (04) - BD (11)
Timerange: 00/09:33:01 to 00/09:34:29

Plot file version 148 created 28-JUN-2019 13:33:16
J1642-0621 EP111B 2.UVDATA.1
Freq = 1.6155 GHz, Bw = 16.000 MH No calibration applied and no bandpass applied

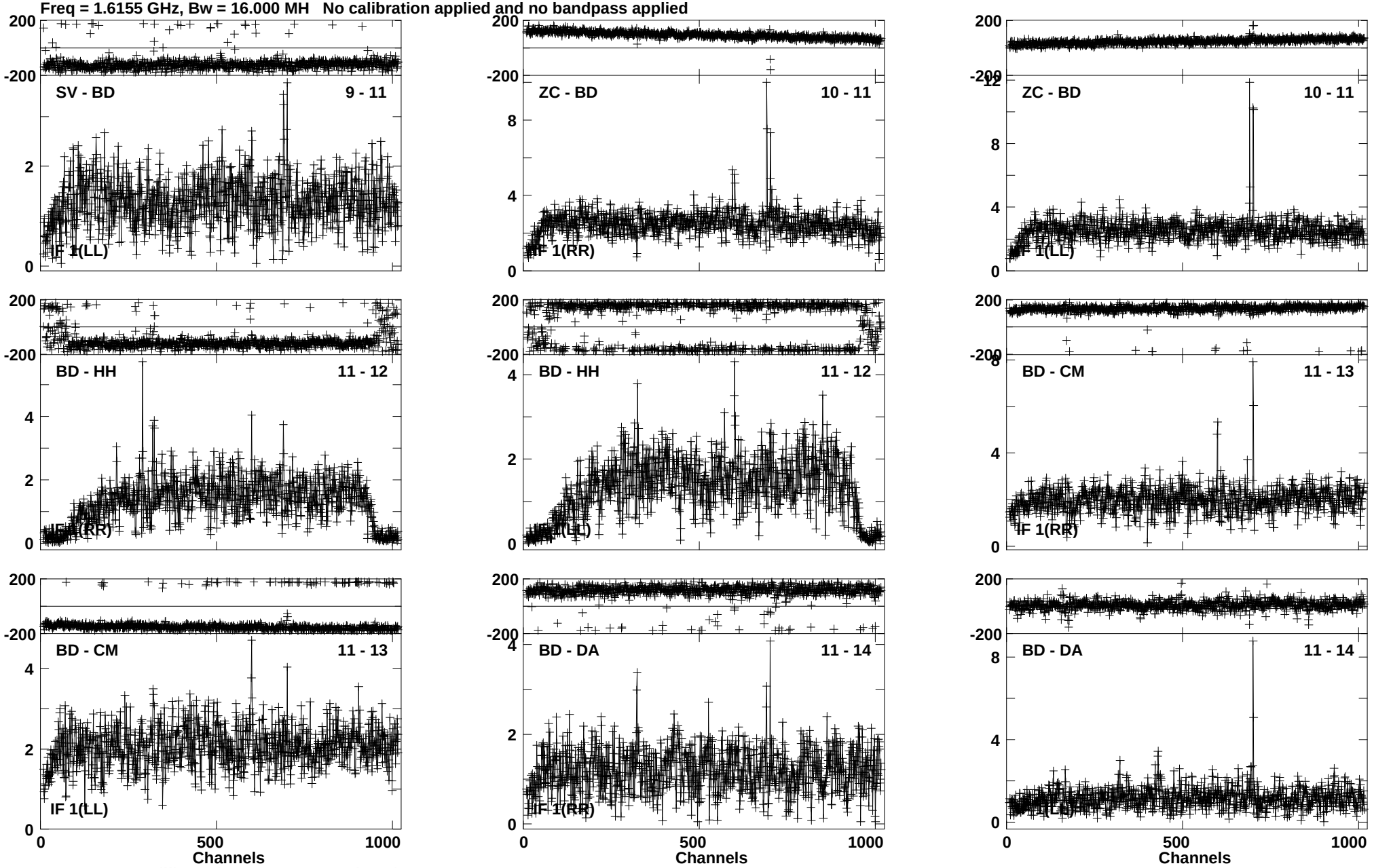

Lower frame: Milli Ampl Jy Top frame: Phas deg
Vector averaged cross-power spectrum Baseline: SV (09) - BD (11)
Timerange: 00/09:33:01 to 00/09:34:29

Plot file version 149 created 28-JUN-2019 13:33:16
J1642-0621 EP111B 2.UVDATA.1
Freq = 1.6155 GHz, Bw = 16.000 MH No calibration applied and no bandpass applied

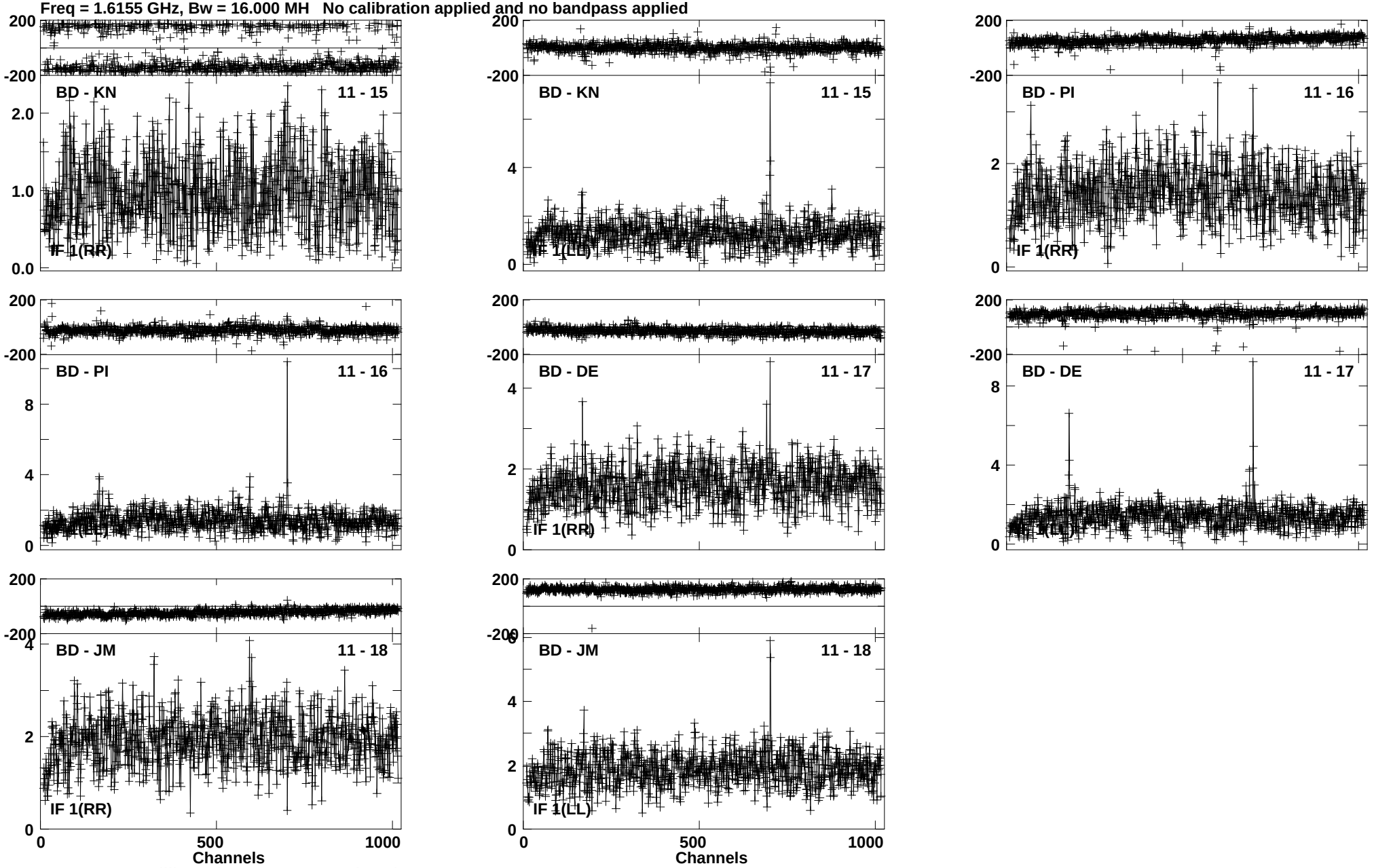

Lower frame: Milli Ampl Jy Top frame: Phas deg
Vector averaged cross-power spectrum Baseline: BD (11) - KN (15)
Timerange: 00/09:33:01 to 00/09:34:29

Plot file version 150 created 28-JUN-2019 13:33:17
IRAS16399 EP111B 2.UVDATA.1
Freq = 1.6155 GHz, Bw = 16.000 MH No calibration applied and no bandpass applied

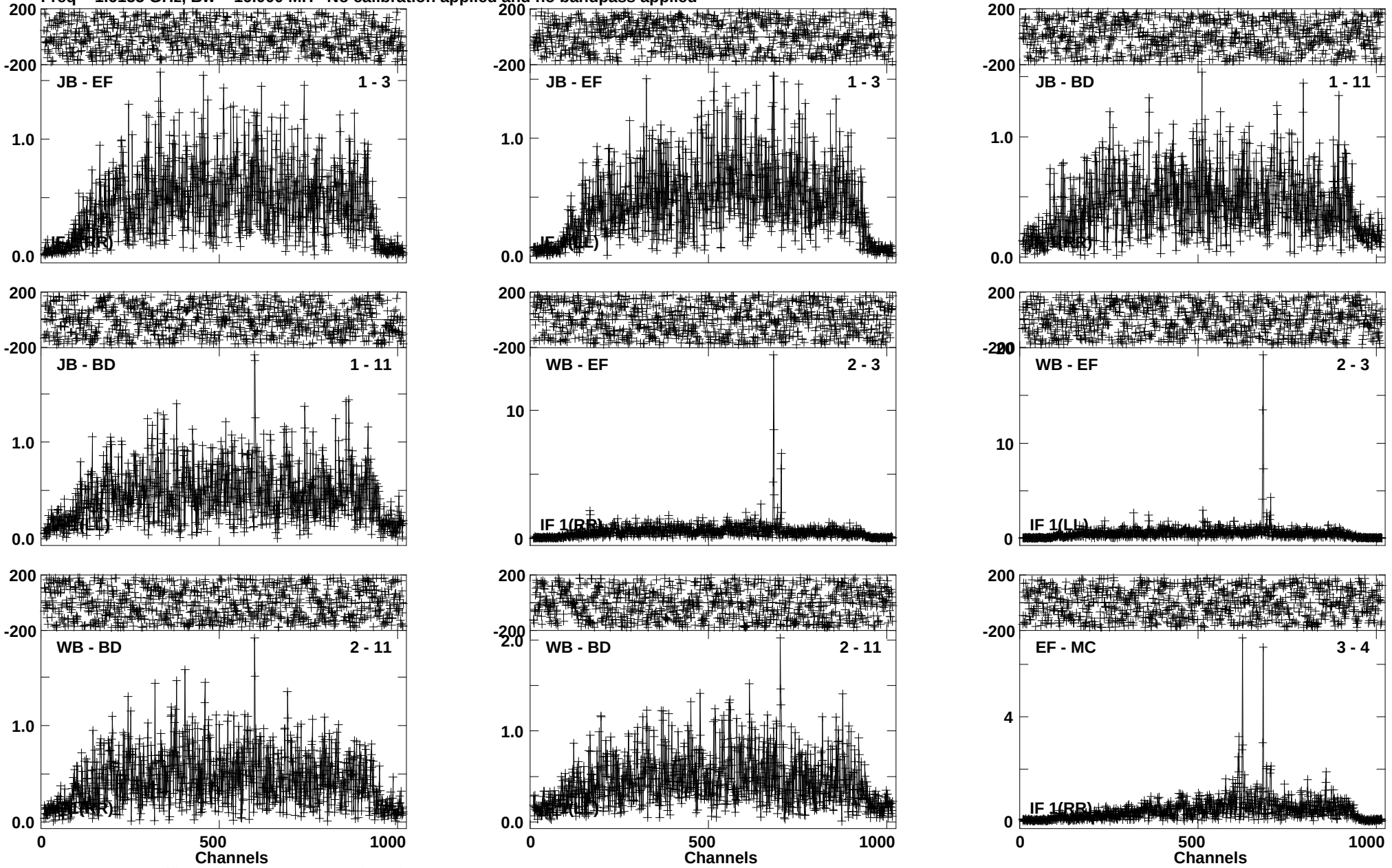

Lower frame: Milli Ampl Jy Top frame: Phas deg
Vector averaged cross-power spectrum Baseline: JB (01) - EF (03)
Timerange: 00/09:34:31 to 00/09:37:59

Plot file version 151 created 28-JUN-2019 13:33:17
IRAS16399 EP111B 2.UVDATA.1
Freq = 1.6155 GHz, Bw = 16.000 MH No calibration applied and no bandpass applied

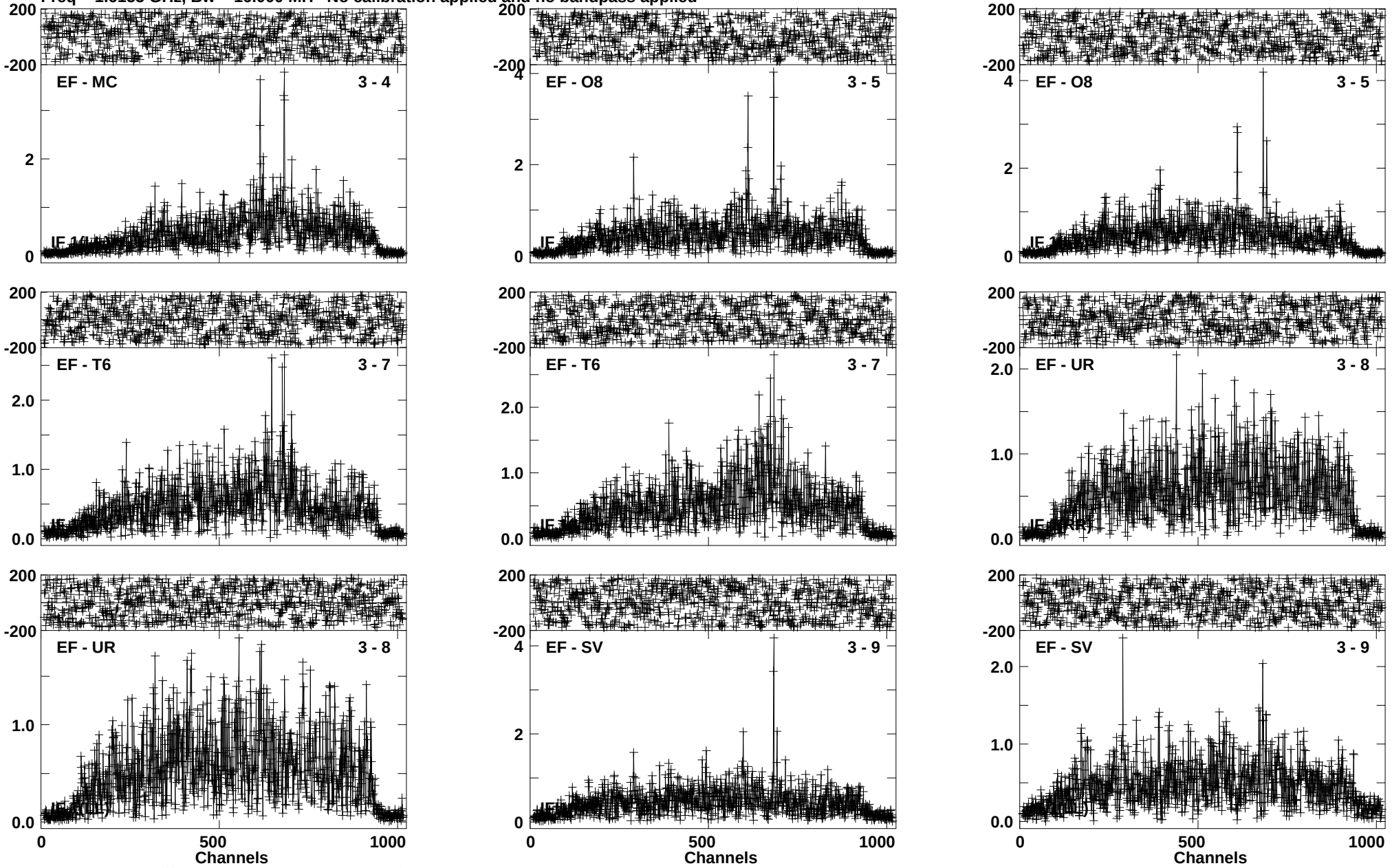

Lower frame: Milli Ampl Jy Top frame: Phas deg
Vector averaged cross-power spectrum Baseline: EF (03) - MC (04)
Timerange: 00/09:34:31 to 00/09:37:59

Plot file version 152 created 28-JUN-2019 13:33:18
IRAS16399 EP111B 2.UVDATA.1
Freq = 1.6155 GHz, Bw = 16.000 MH No calibration applied and no bandpass applied

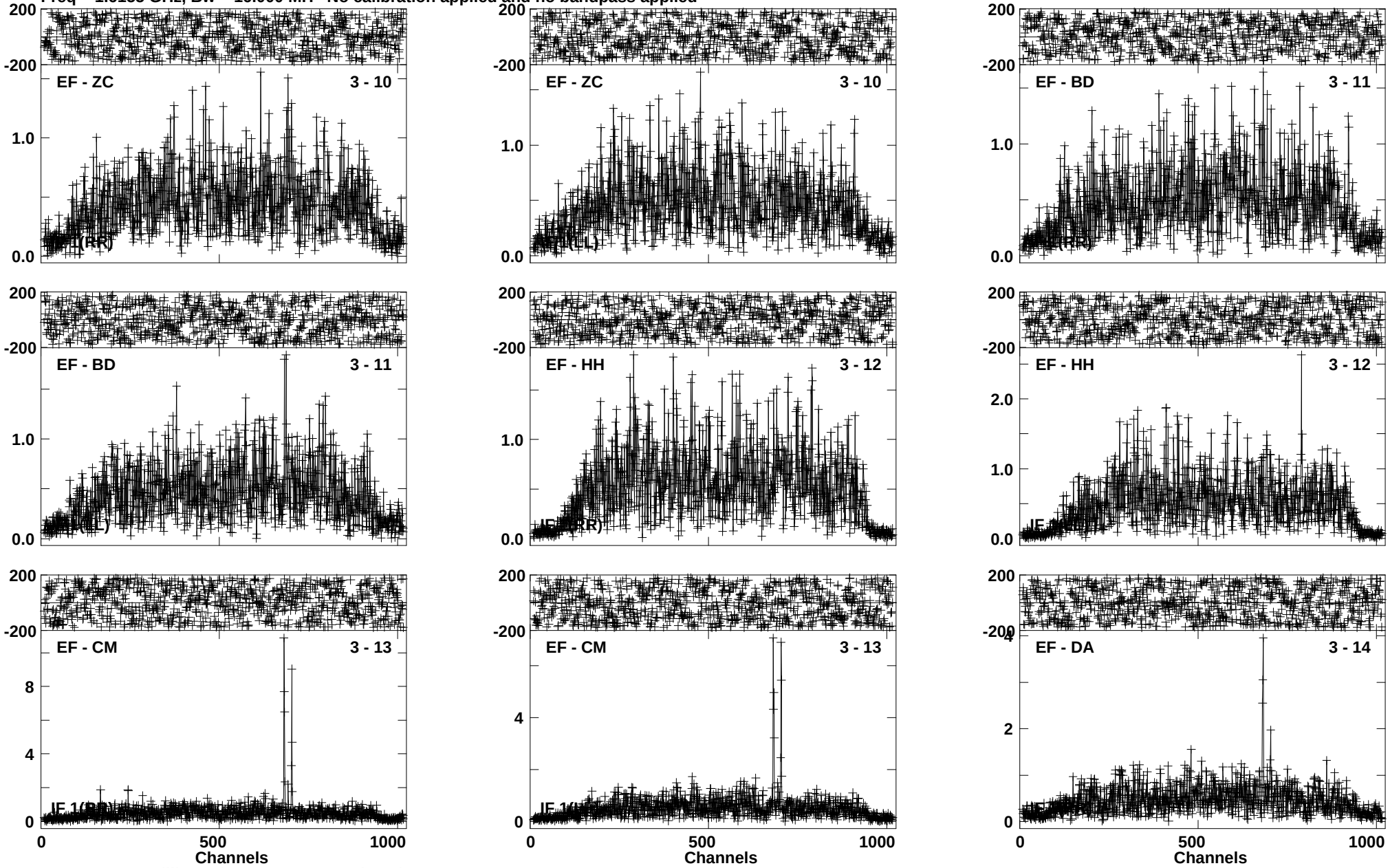

Lower frame: Milli Ampl Jy Top frame: Phas deg
Vector averaged cross-power spectrum Baseline: EF (03) - ZC (10)
Timerange: 00/09:34:31 to 00/09:37:59

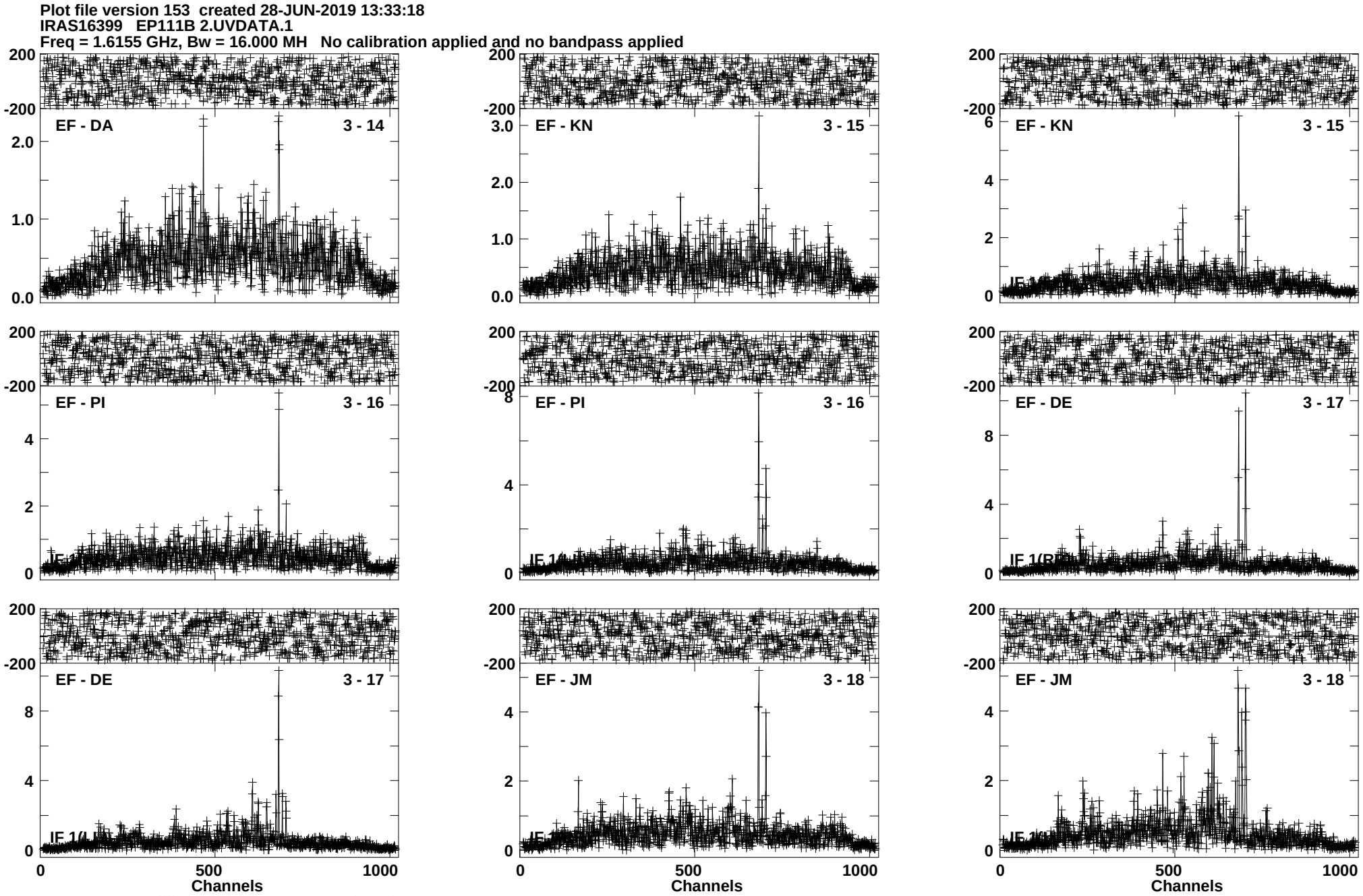
Plot file version 153 created 28-JUN-2019 13:33:18
IRAS16399 EP111B 2.UVDATA.1
Freq = 1.6155 GHz, Bw = 16.000 MH No calibration applied and no bandpass applied
EF - DA 3 - 14
EF - KN 3 - 15
EF - KN 3 - 15
EF - PI 3 - 16
EF - PI 3 - 16
EF - DE 3 - 17
EF - DE 3 - 17
EF - JM 3 - 18
EF - JM 3 - 18
Channels
Channels
Channels
Lower frame: Milli Ampl Jy Top frame: Phas deg
Vector averaged cross-power spectrum Baseline: EF (03) - DA (14)
Timerange: 00/09:34:31 to 00/09:37:59

Plot file version 154 created 28-JUN-2019 13:33:19
IRAS16399 EP111B 2.UVDATA.1
Freq = 1.6155 GHz, Bw = 16.000 MH No calibration applied and no bandpass applied

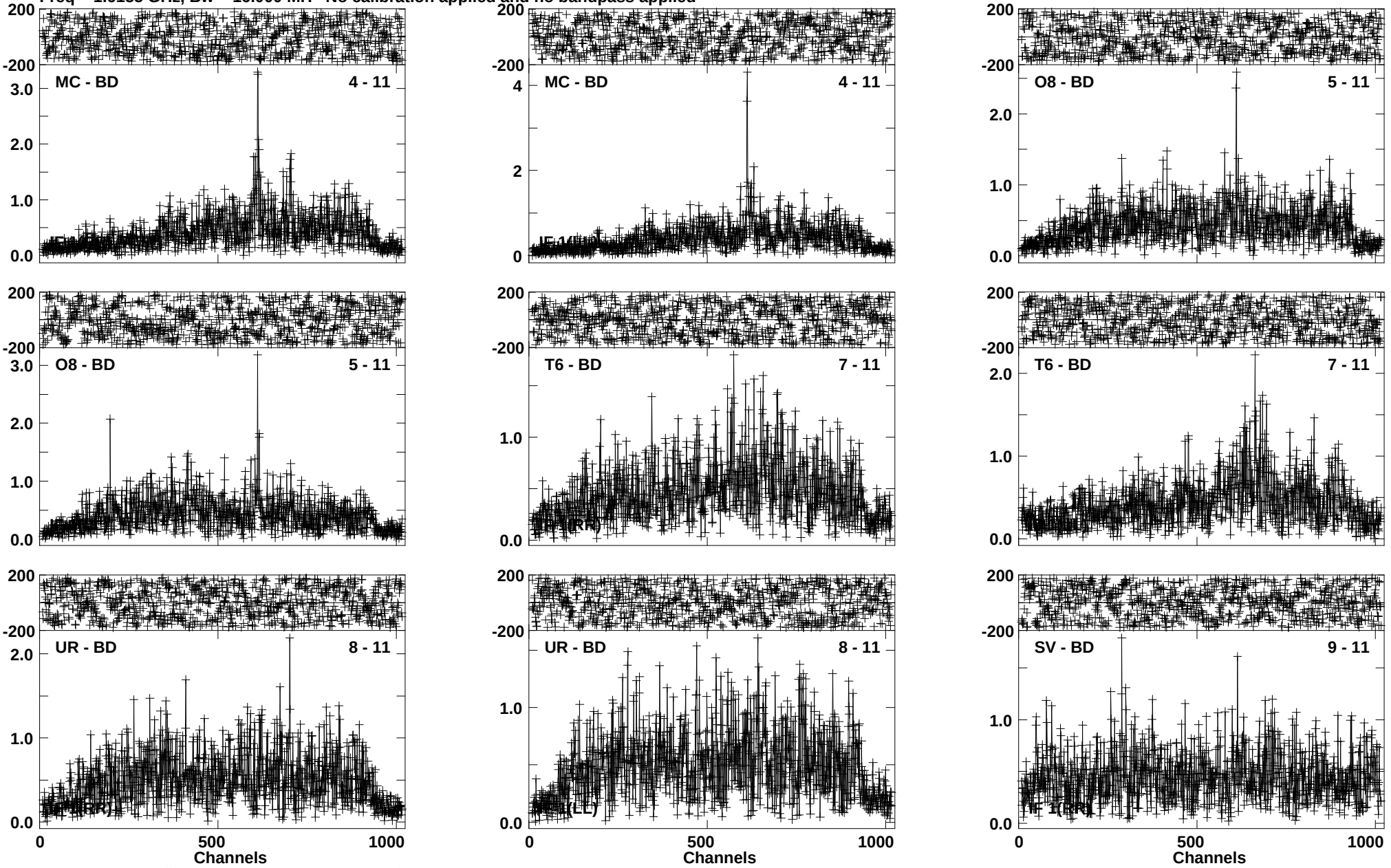

Lower frame: Milli Ampl Jy Top frame: Phas deg
Vector averaged cross-power spectrum Baseline: MC (04) - BD (11)
Timerange: 00/09:34:31 to 00/09:37:59

Plot file version 155 created 28-JUN-2019 13:33:20
IRAS16399 EP111B 2.UVDATA.1
Freq = 1.6155 GHz, Bw = 16.000 MH No calibration applied and no bandpass applied

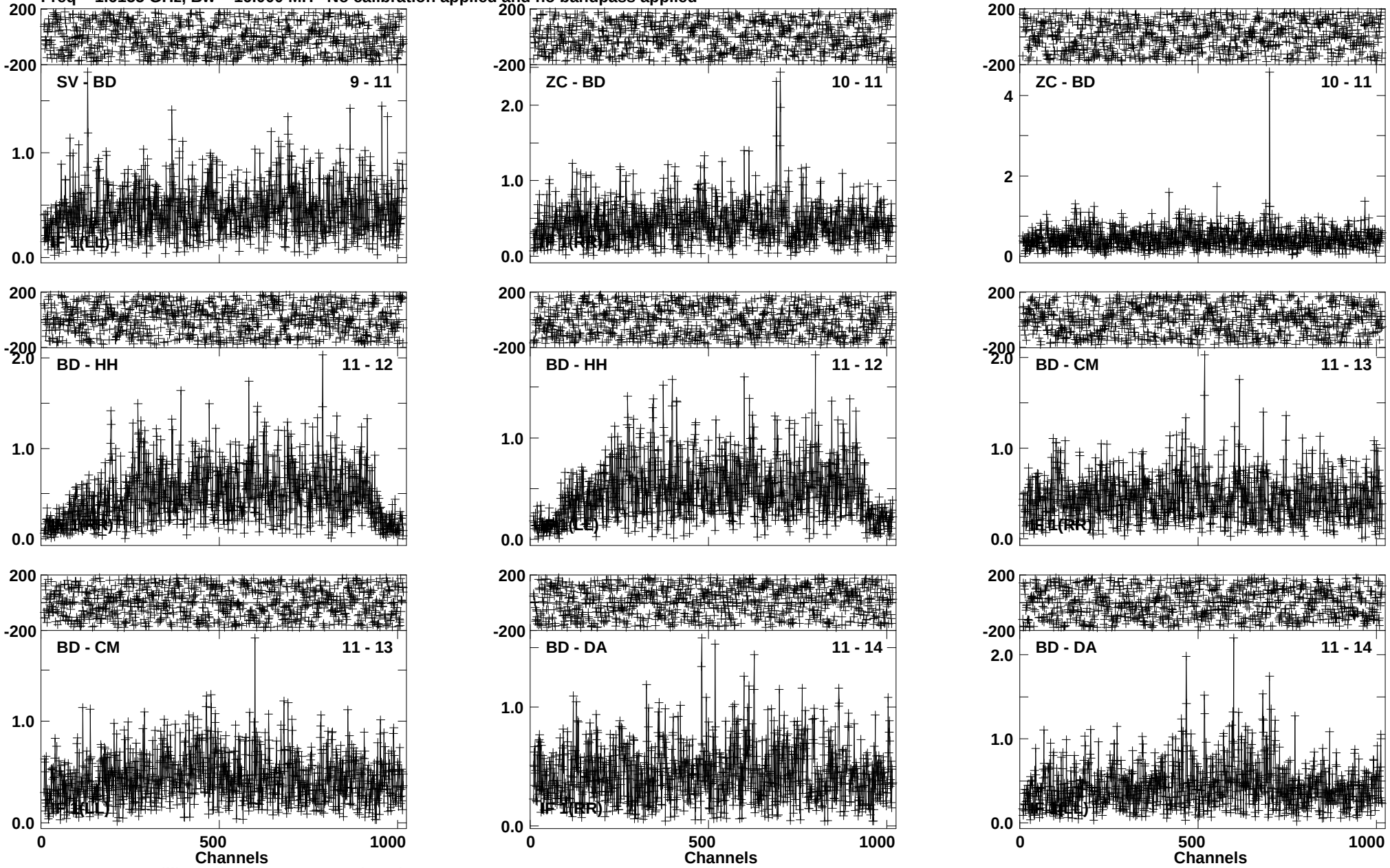

Lower frame: Milli Ampl Jy Top frame: Phas deg
Vector averaged cross-power spectrum Baseline: SV (09) - BD (11)
Timerange: 00/09:34:31 to 00/09:37:59

Plot file version 156 created 28-JUN-2019 13:33:20
IRAS16399 EP111B 2.UVDATA.1
Freq = 1.6155 GHz, Bw = 16.000 MH No calibration applied and no bandpass applied

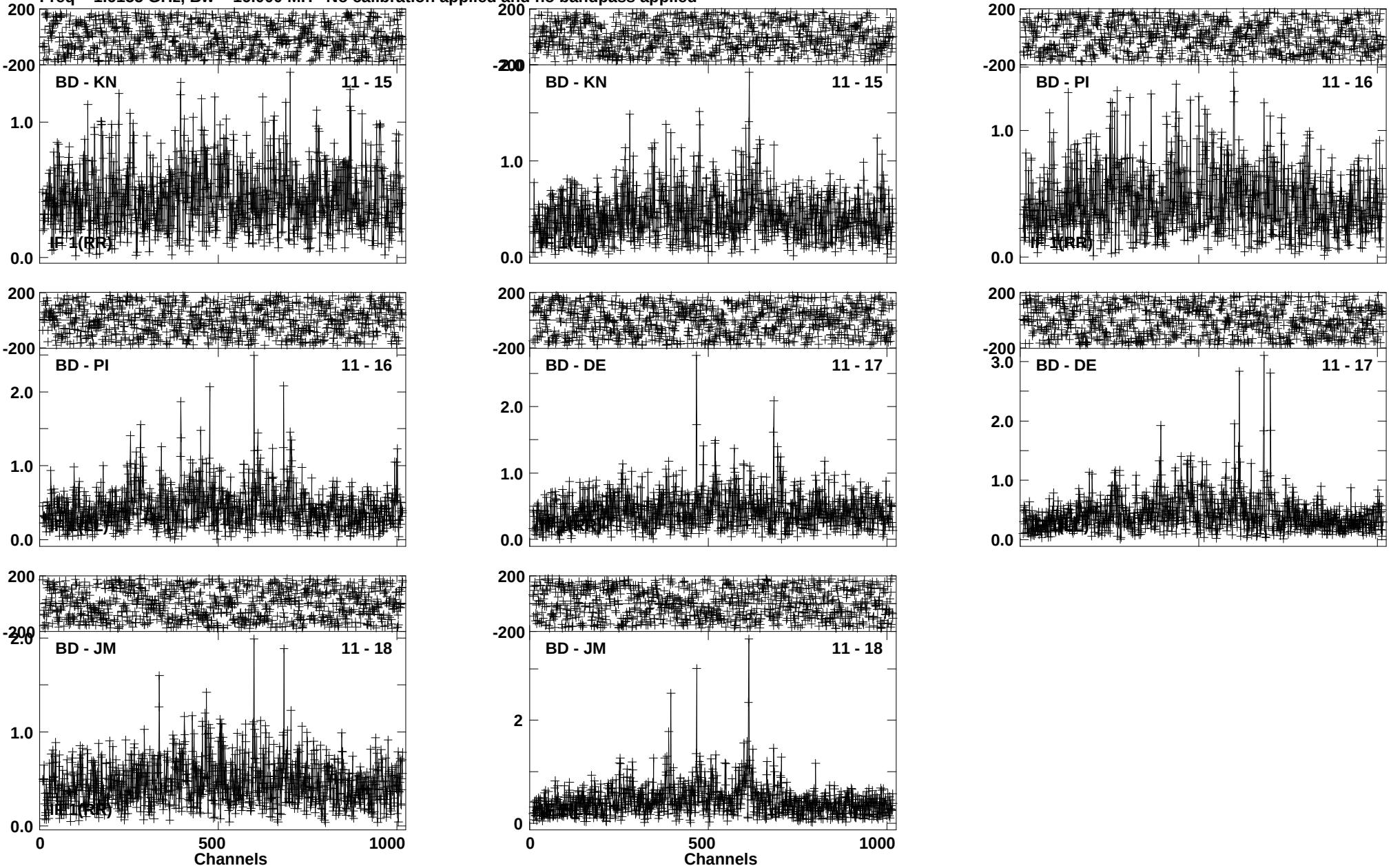

Lower frame: Milli Ampl Jy Top frame: Phas deg
Vector averaged cross-power spectrum Baseline: BD (11) - KN (15)
Timerange: 00/09:34:31 to 00/09:37:59

Plot file version 157 created 28-JUN-2019 13:33:21
J1642-0621 EP111B 2.UVDATA.1
Freq = 1.6155 GHz, Bw = 16.000 MH No calibration applied and no bandpass applied

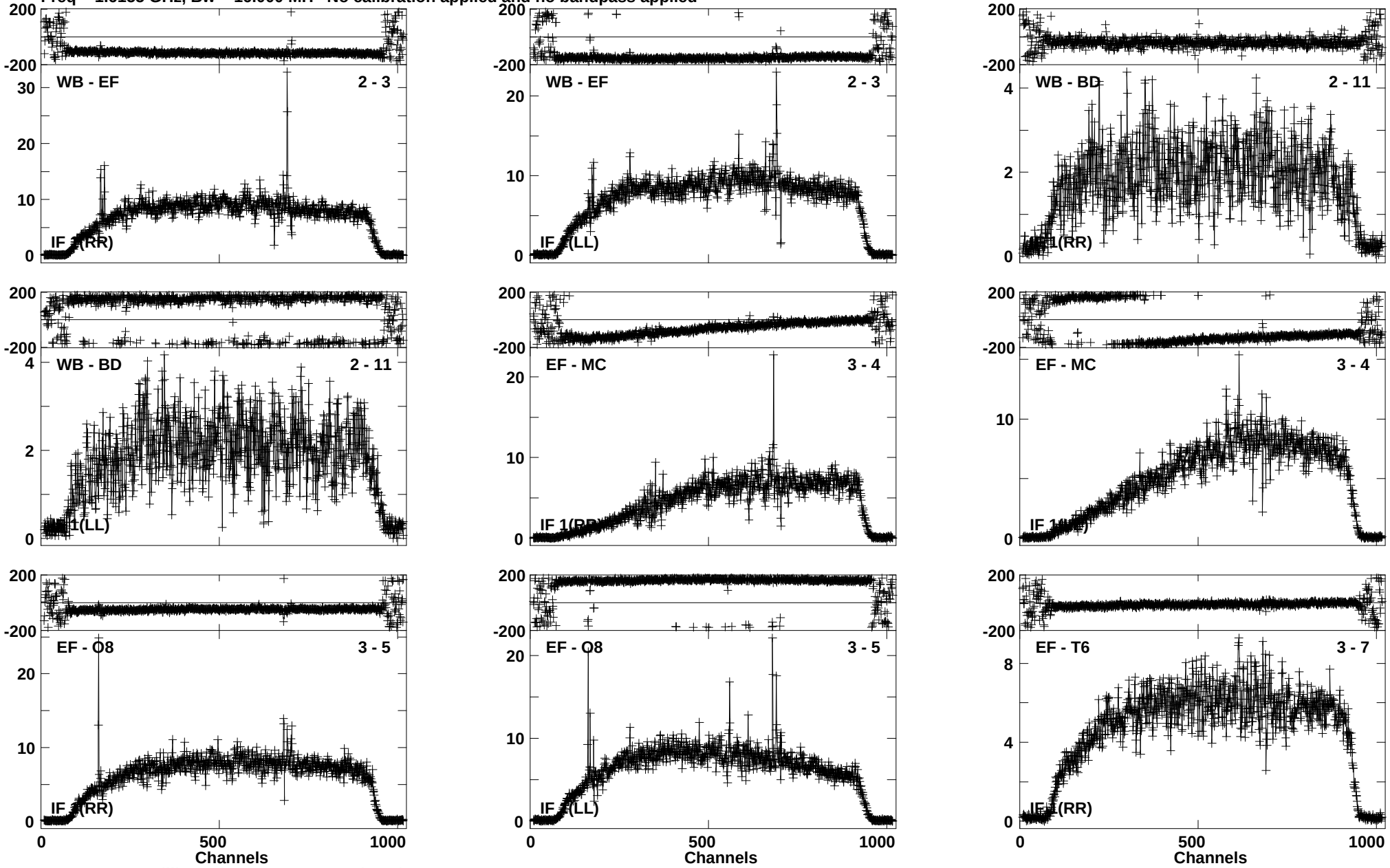

Lower frame: Milli Ampl Jy Top frame: Phas deg
Vector averaged cross-power spectrum Baseline: WB (02) - EF (03)
Timerange: 00/09:38:01 to 00/09:39:29

Plot file version 158 created 28-JUN-2019 13:33:21
J1642-0621 EP111B 2.UVDATA.1
Freq = 1.6155 GHz, Bw = 16.000 MH No calibration applied and no bandpass applied

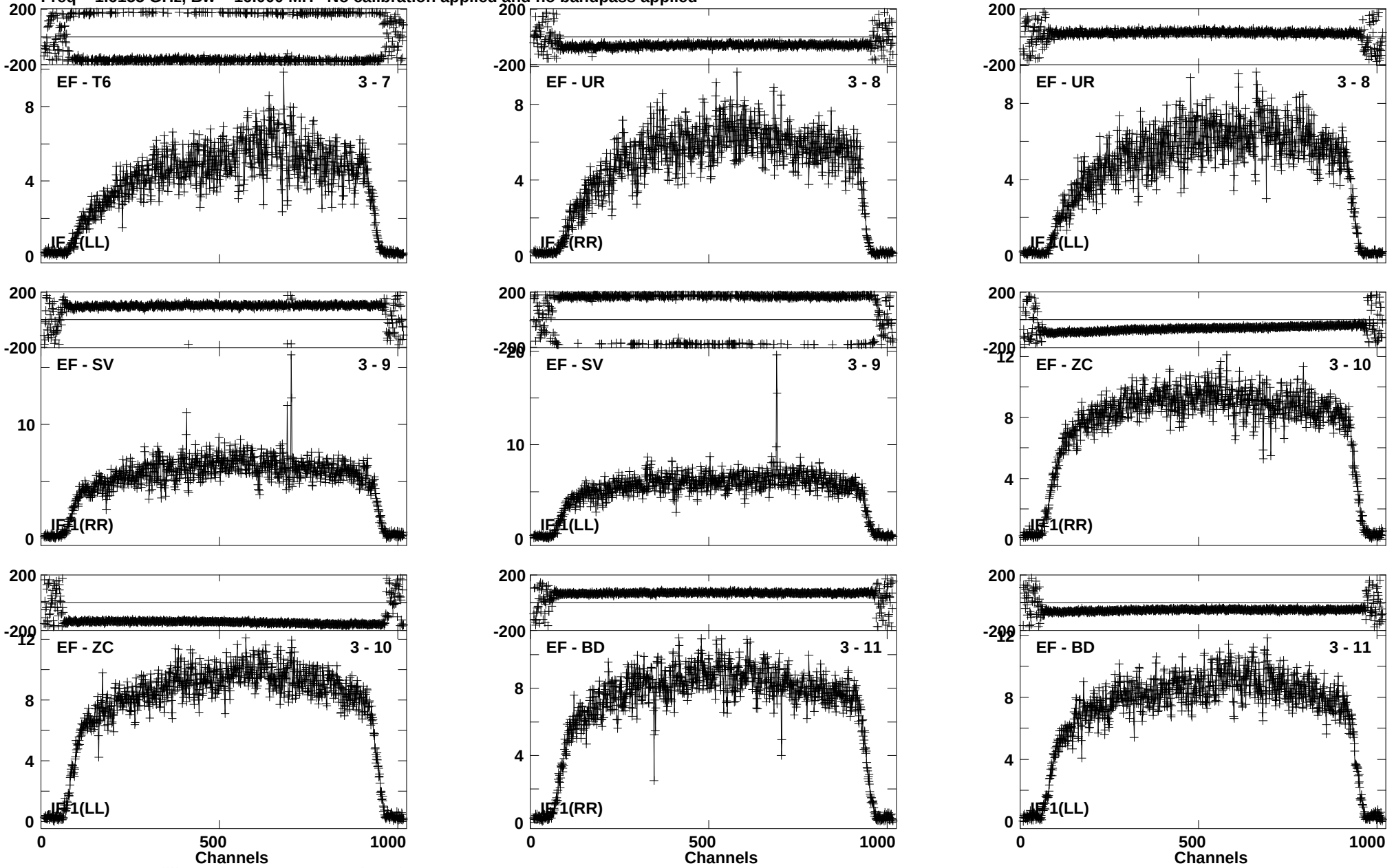

Lower frame: Milli Ampl Jy Top frame: Phas deg
Vector averaged cross-power spectrum Baseline: EF (03) - T6 (07)
Timerange: 00/09:38:01 to 00/09:39:29

Plot file version 159 created 28-JUN-2019 13:33:22
J1642-0621 EP111B 2.UVDATA.1
Freq = 1.6155 GHz, Bw = 16.000 MH No calibration applied and no bandpass applied

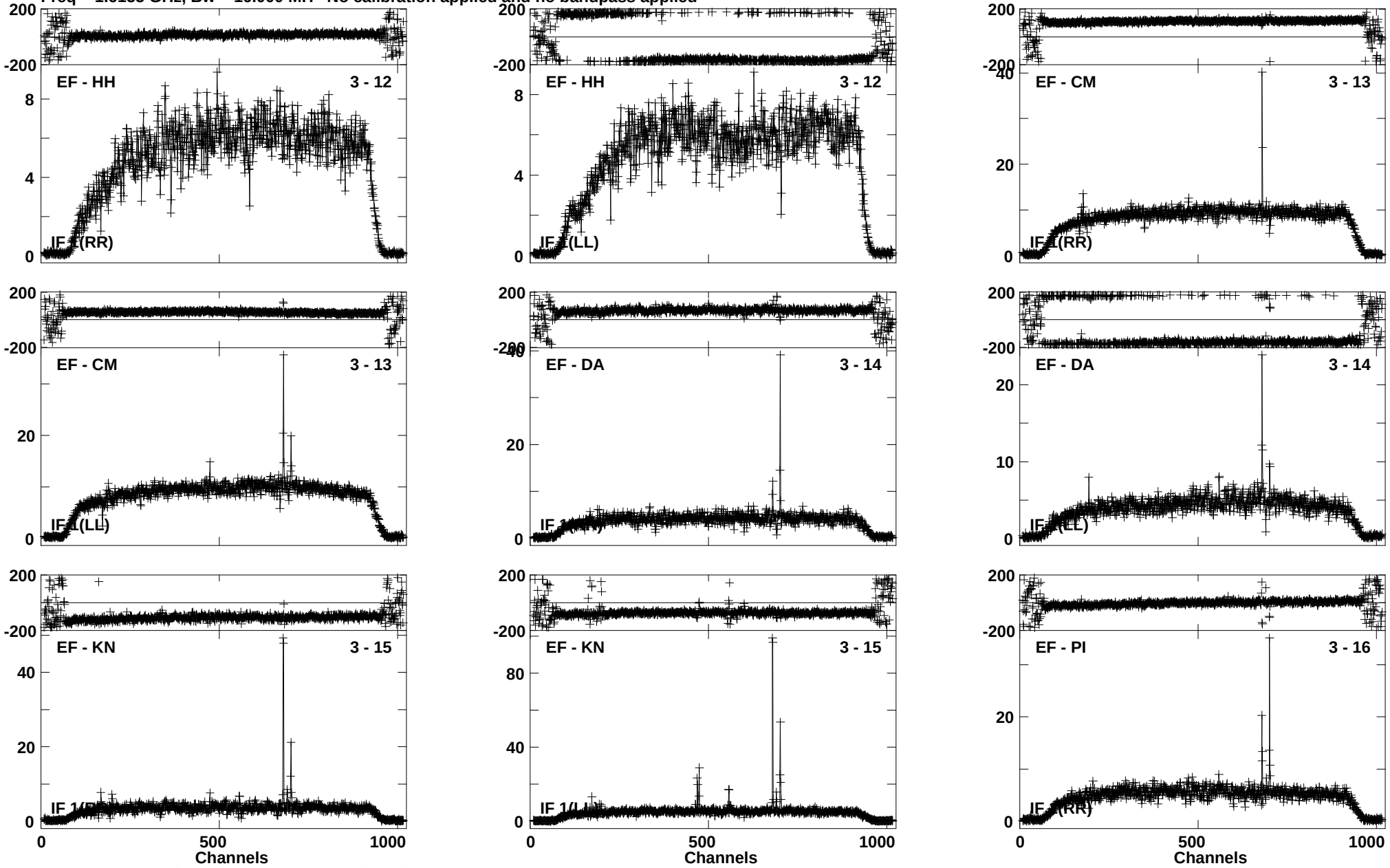

Lower frame: Milli Ampl Jy Top frame: Phas deg
Vector averaged cross-power spectrum Baseline: EF (03) - HH (12)
Timerange: 00/09:38:01 to 00/09:39:29

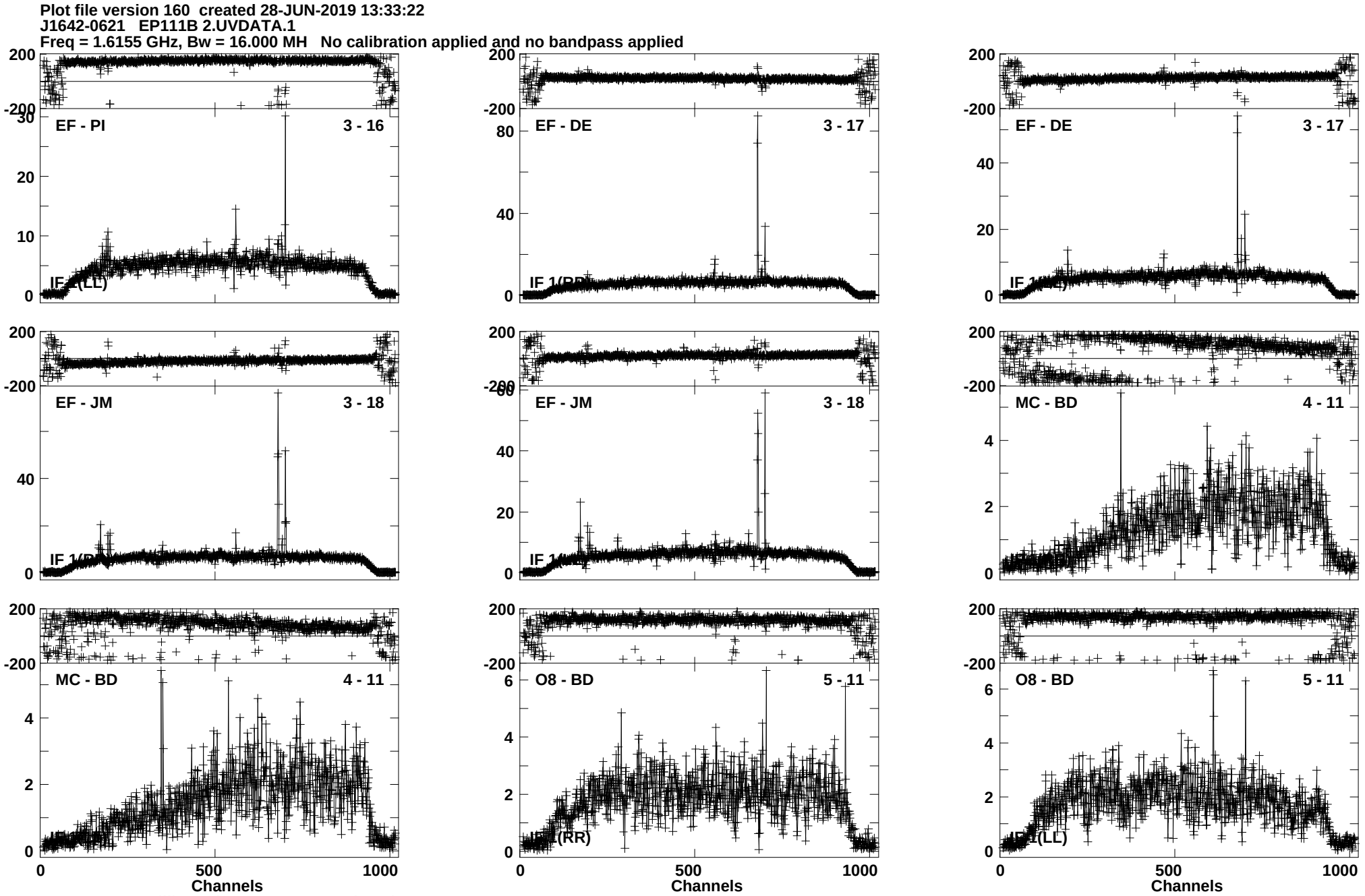
Plot file version 160 created 28-JUN-2019 13:33:22
J1642-0621 EP111B 2.UVDATA.1
Freq = 1.6155 GHz, Bw = 16.000 MH No calibration applied and no bandpass applied
EF - PI 3 - 16
IF 1(LL)
EF - DE 3 - 17
IF 1(RR)
EF - DE 3 - 17
IF 1(LL)
EF - JM 3 - 18
IF 1(RR)
EF - JM 3 - 18
IF 1(LL)
MC - BD 4 - 11
MC - BD 4 - 11
O8 - BD 5 - 11
IF 1(RR)
O8 - BD 5 - 11
IF 1(LL)
Channels
Channels
Channels
Lower frame: Milli Ampl Jy Top frame: Phas deg
Vector averaged cross-power spectrum Baseline: EF (03) - PI (16)
Timerange: 00/09:38:01 to 00/09:39:29

Plot file version 161 created 28-JUN-2019 13:33:23
J1642-0621 EP111B 2.UVDATA.1
Freq = 1.6155 GHz, Bw = 16.000 MH No calibration applied and no bandpass applied

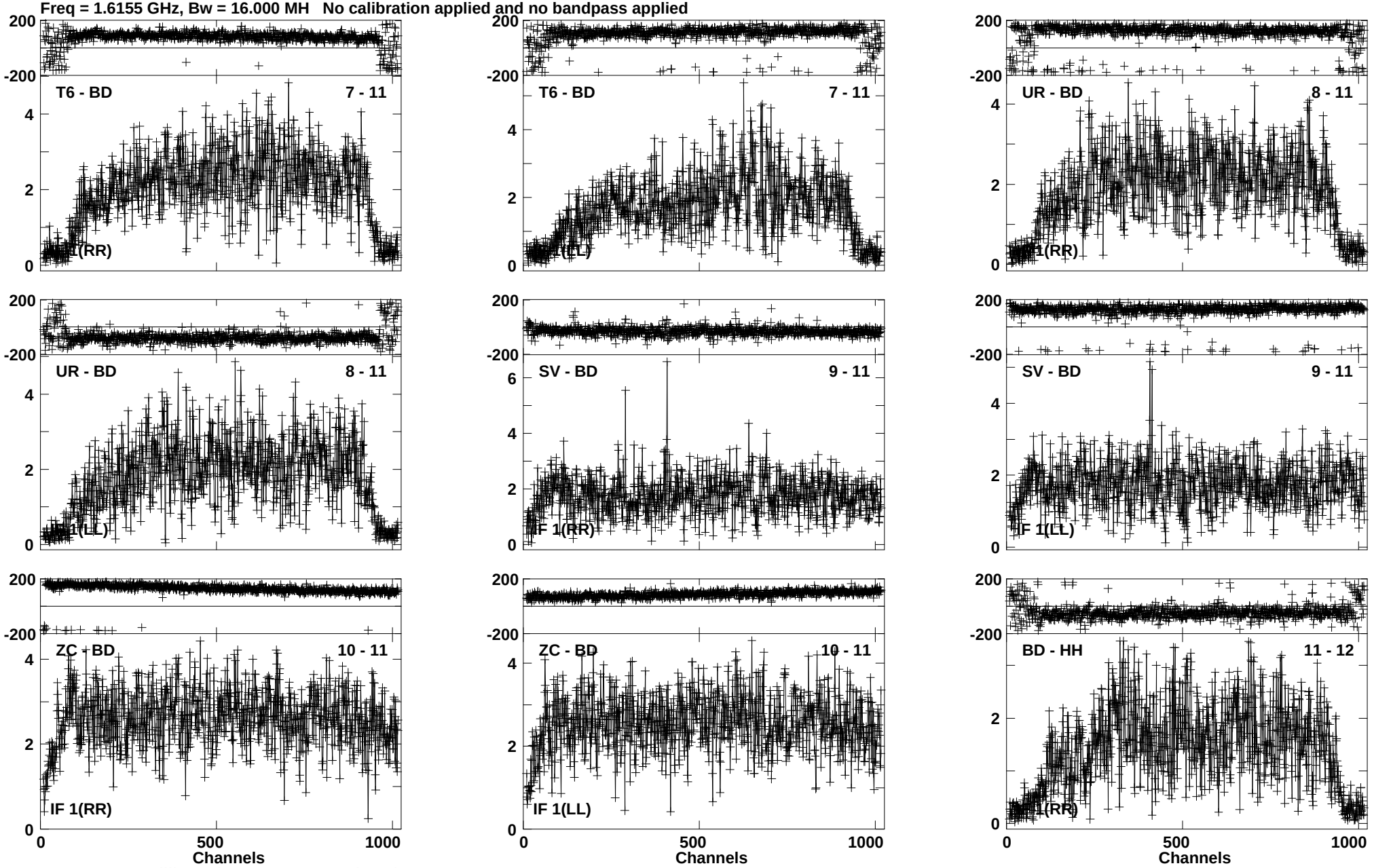

Lower frame: Milli Ampl Jy Top frame: Phas deg
Vector averaged cross-power spectrum Baseline: T6 (07) - BD (11)
Timerange: 00/09:38:01 to 00/09:39:29

Plot file version 162 created 28-JUN-2019 13:33:23
J1642-0621 EP111B 2.UVDATA.1
Freq = 1.6155 GHz, Bw = 16.000 MH No calibration applied and no bandpass applied

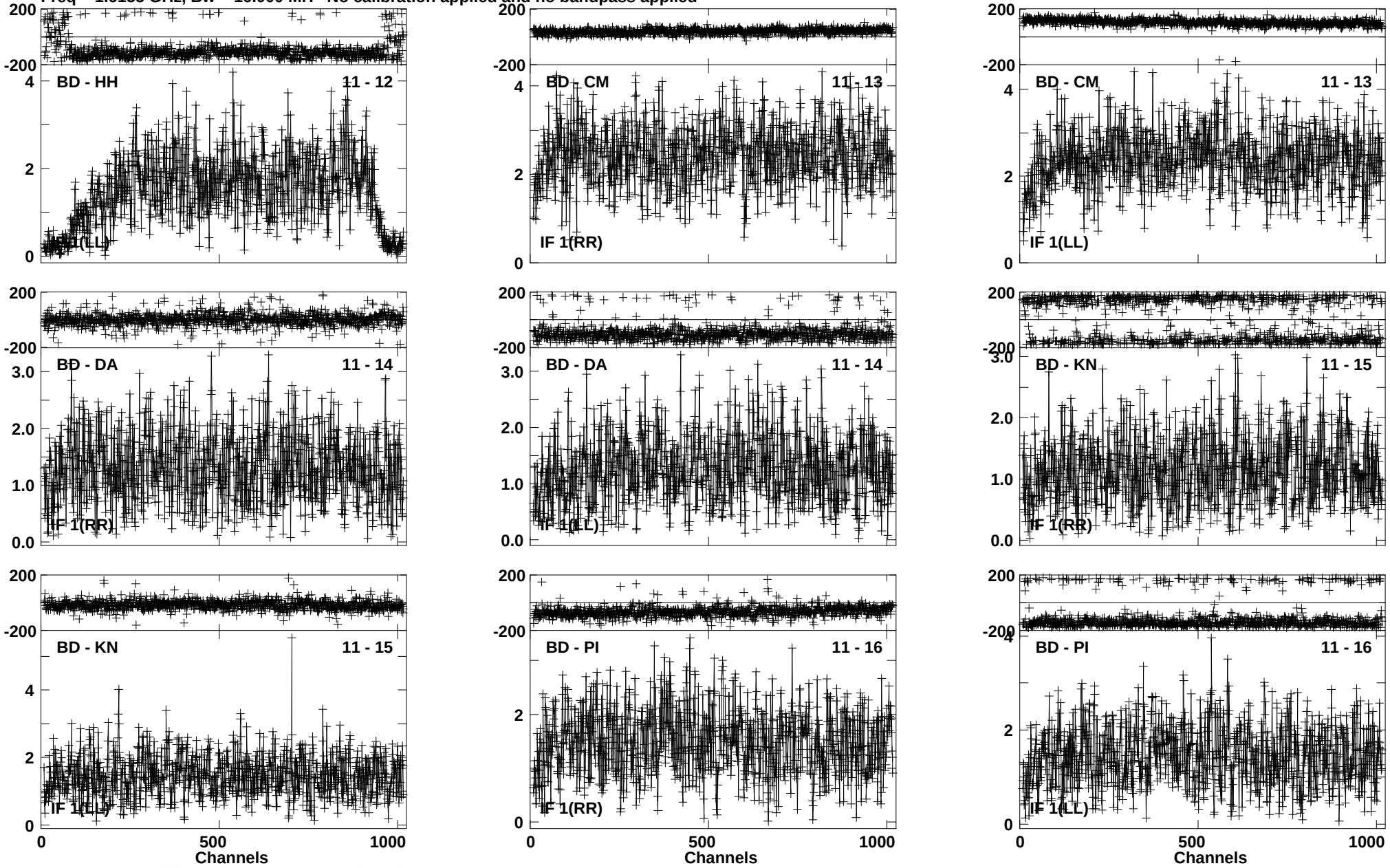

Lower frame: Milli Ampl Jy Top frame: Phas deg
Vector averaged cross-power spectrum Baseline: BD (11) - HH (12)
Timerange: 00/09:38:01 to 00/09:39:29

Plot file version 163 created 28-JUN-2019 13:33:24
J1642-0621 EP111B 2.UVDATA.1
Freq = 1.6155 GHz, Bw = 16.000 MH No calibration applied and no bandpass applied

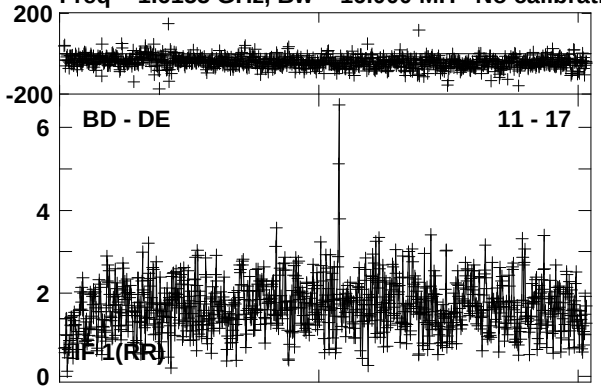

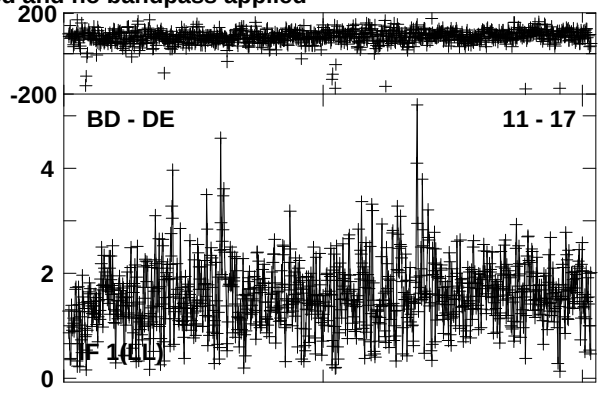

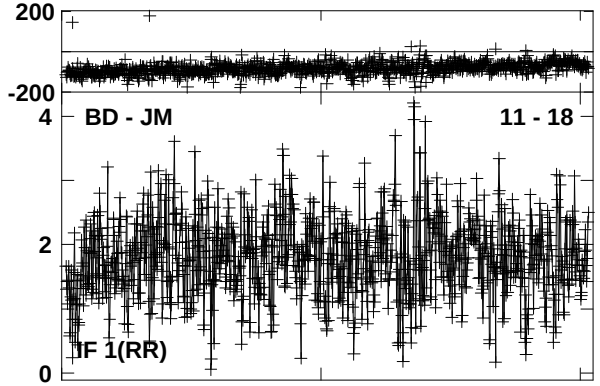

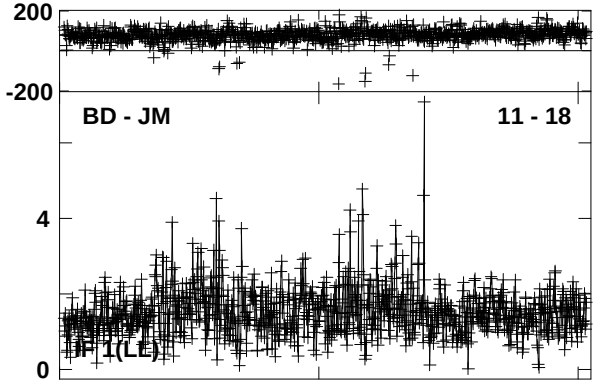

Lower frame: Milli Ampl Jy Top frame: Phas deg
Vector averaged cross-power spectrum Baseline: BD (11) - DE (17)
Timerange: 00/09:38:01 to 00/09:39:29

Plot file version 164 created 28-JUN-2019 13:33:24
IRAS16399 EP111B 2.UVDATA.1
Freq = 1.6155 GHz, Bw = 16.000 MH No calibration applied and no bandpass applied

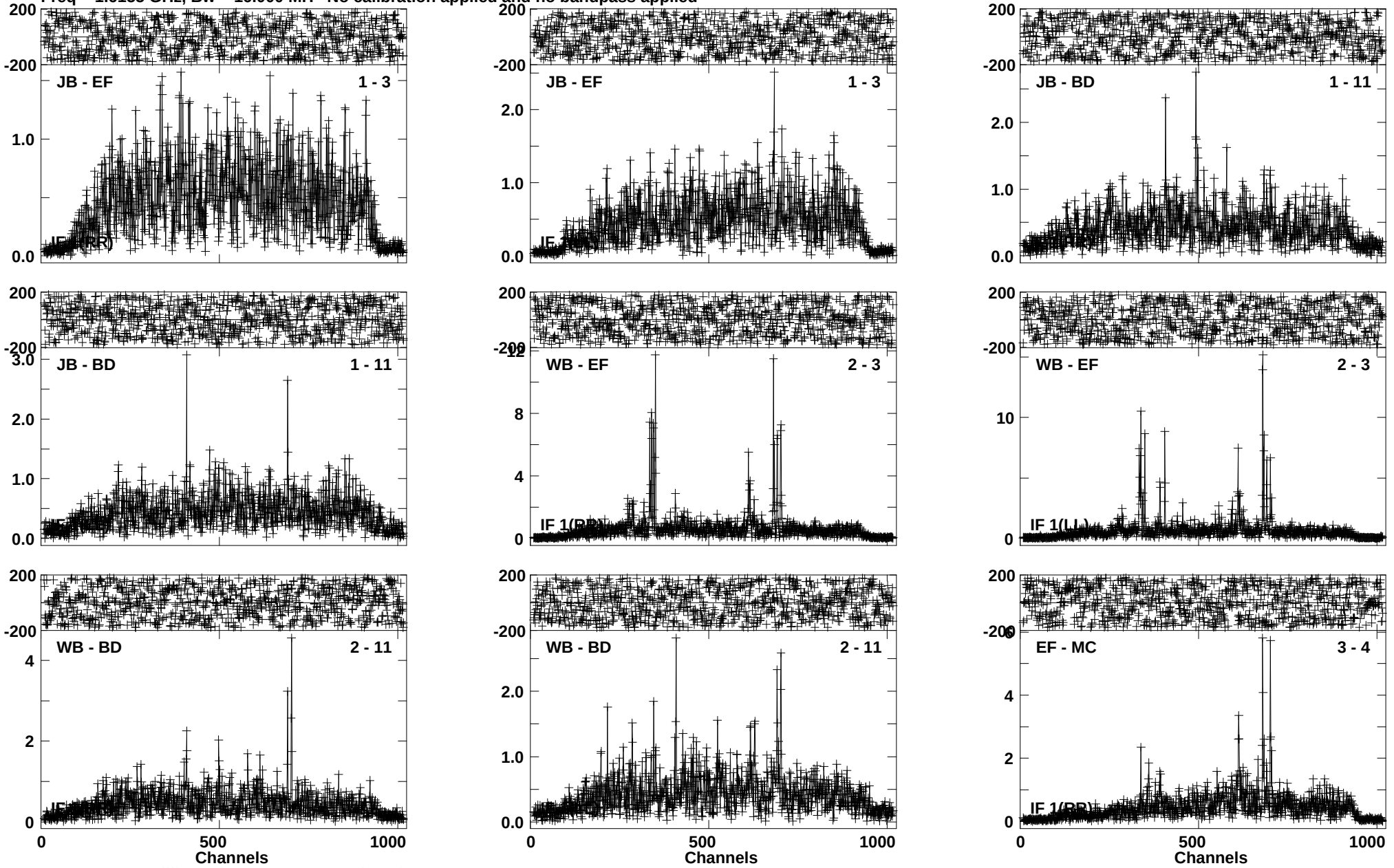

Lower frame: Milli Ampl Jy Top frame: Phas deg
Vector averaged cross-power spectrum Baseline: JB (01) - EF (03)
Timerange: 00/09:39:31 to 00/09:42:59

Plot file version 165 created 28-JUN-2019 13:33:25
IRAS16399 EP111B 2.UVDATA.1
Freq = 1.6155 GHz, Bw = 16.000 MH No calibration applied and no bandpass applied

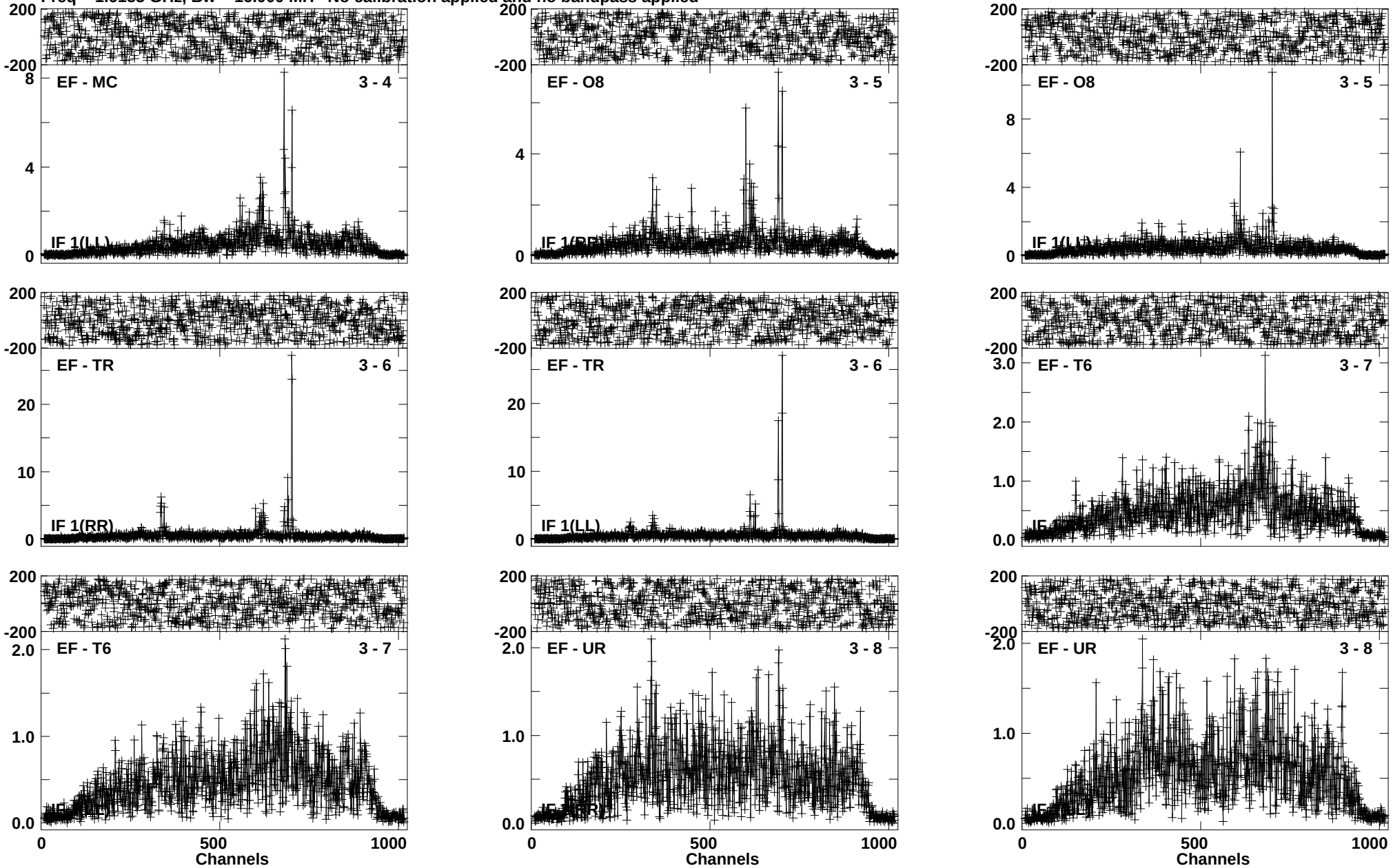

Lower frame: Milli Ampl Jy Top frame: Phas deg
Vector averaged cross-power spectrum Baseline: EF (03) - MC (04)
Timerange: 00/09:39:31 to 00/09:42:59

Plot file version 166 created 28-JUN-2019 13:33:26
IRAS16399 EP111B 2.UVDATA.1
Freq = 1.6155 GHz, Bw = 16.000 MH No calibration applied and no bandpass applied

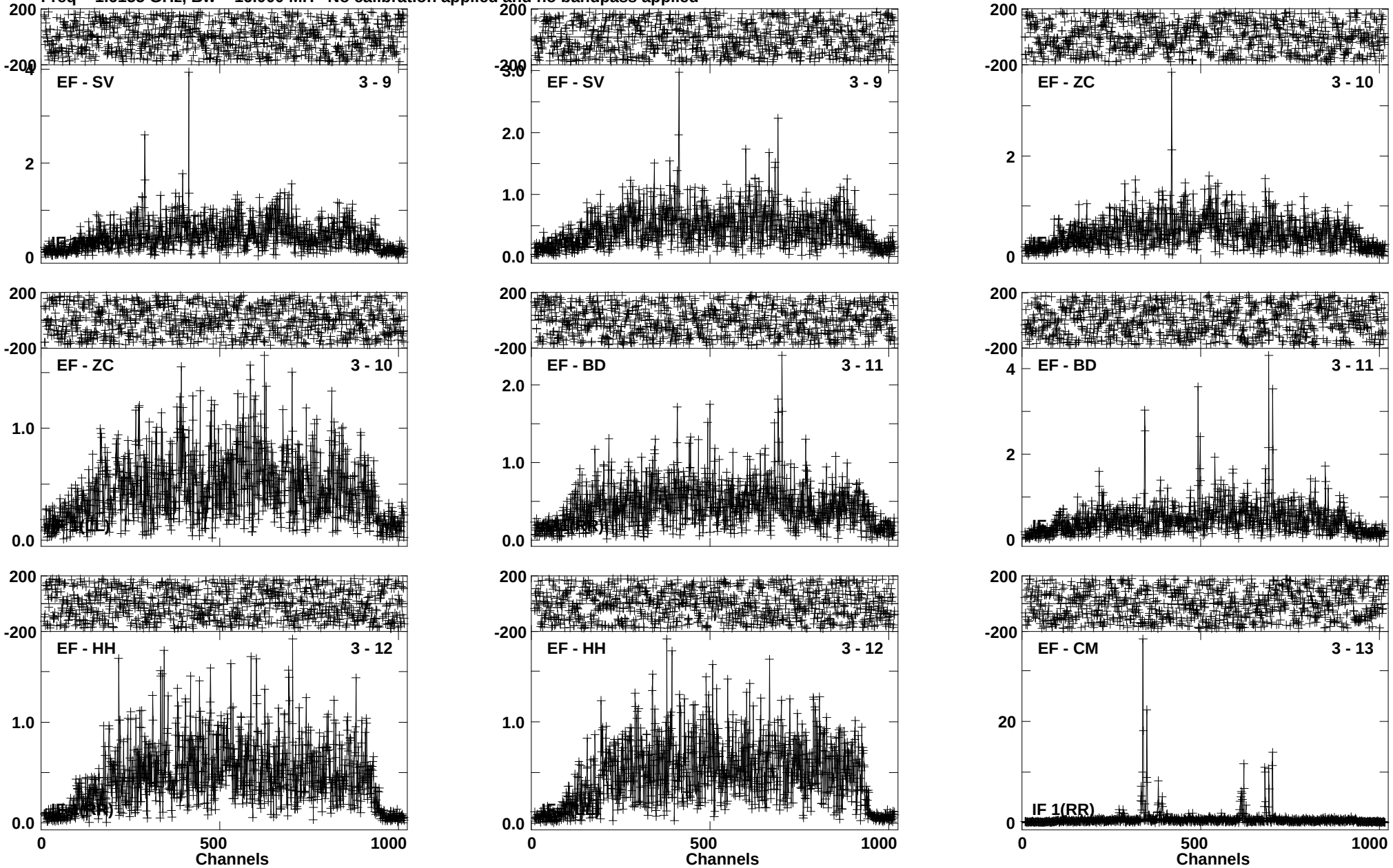

Lower frame: Milli Ampl Jy Top frame: Phas deg
Vector averaged cross-power spectrum Baseline: EF (03) - SV (09)
Timerange: 00/09:39:31 to 00/09:42:59

Plot file version 167 created 28-JUN-2019 13:33:26
IRAS16399 EP111B 2.UVDATA.1
Freq = 1.6155 GHz, Bw = 16.000 MH No calibration applied and no bandpass applied

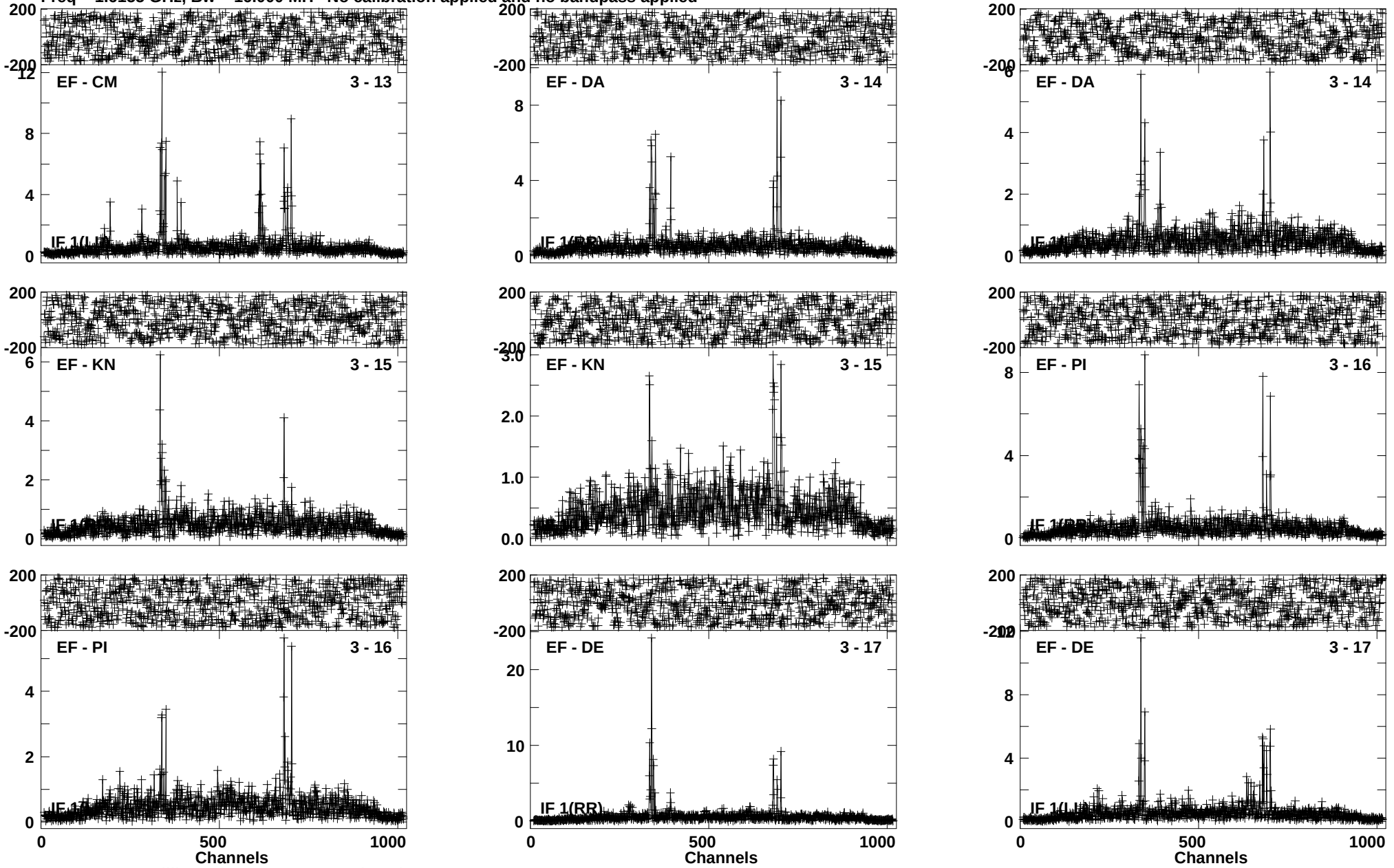

Lower frame: Milli Ampl Jy Top frame: Phas deg
Vector averaged cross-power spectrum Baseline: EF (03) - CM (13)
Timerange: 00/09:39:31 to 00/09:42:59

Plot file version 168 created 28-JUN-2019 13:33:27
IRAS16399 EP111B 2.UVDATA.1
Freq = 1.6155 GHz, Bw = 16.000 MH No calibration applied and no bandpass applied

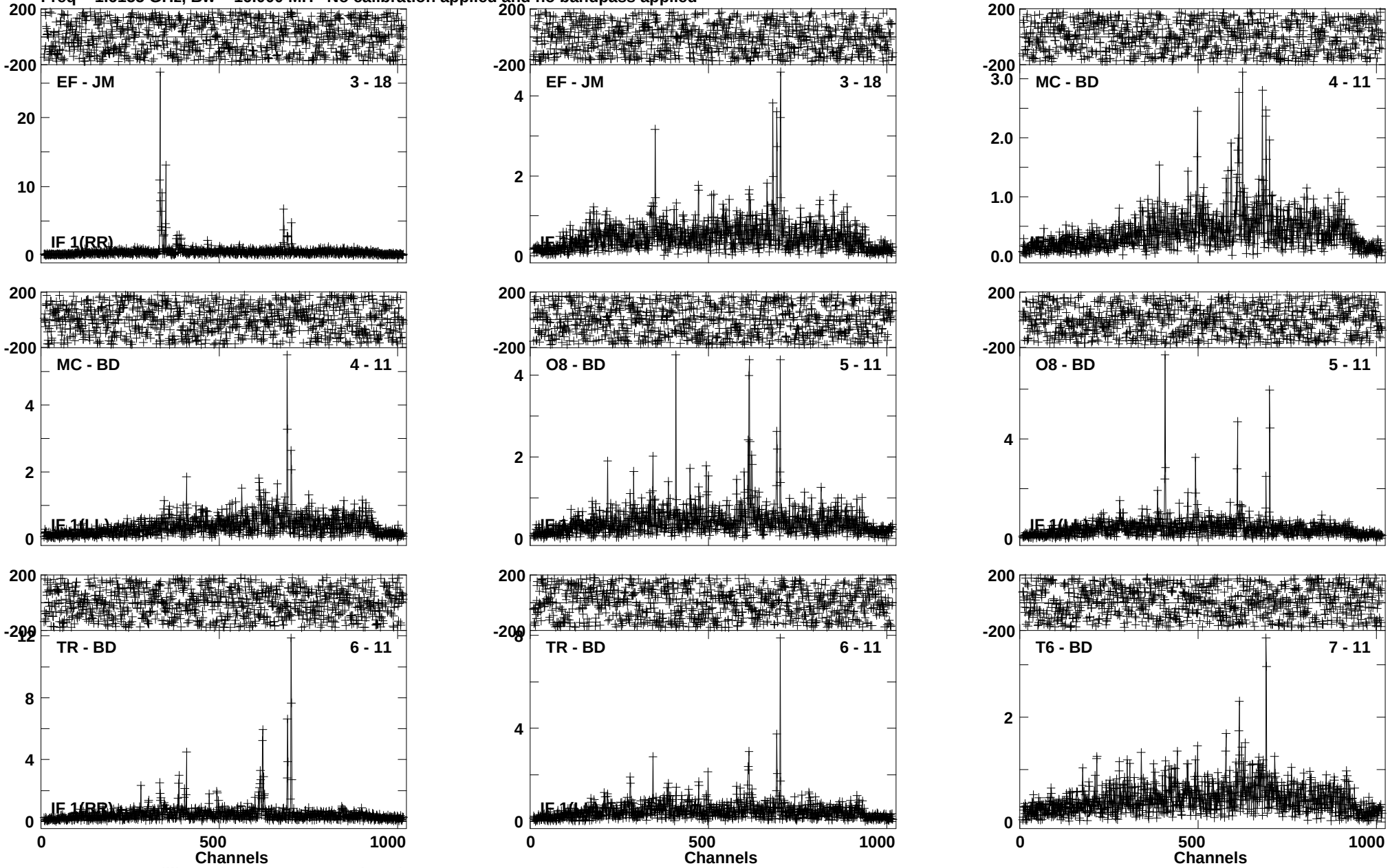

Lower frame: Milli Ampl Jy Top frame: Phas deg
Vector averaged cross-power spectrum Baseline: EF (03) - JM (18)
Timerange: 00/09:39:31 to 00/09:42:59

Plot file version 169 created 28-JUN-2019 13:33:28
IRAS16399 EP111B 2.UVDATA.1
Freq = 1.6155 GHz, Bw = 16.000 MH No calibration applied and no bandpass applied

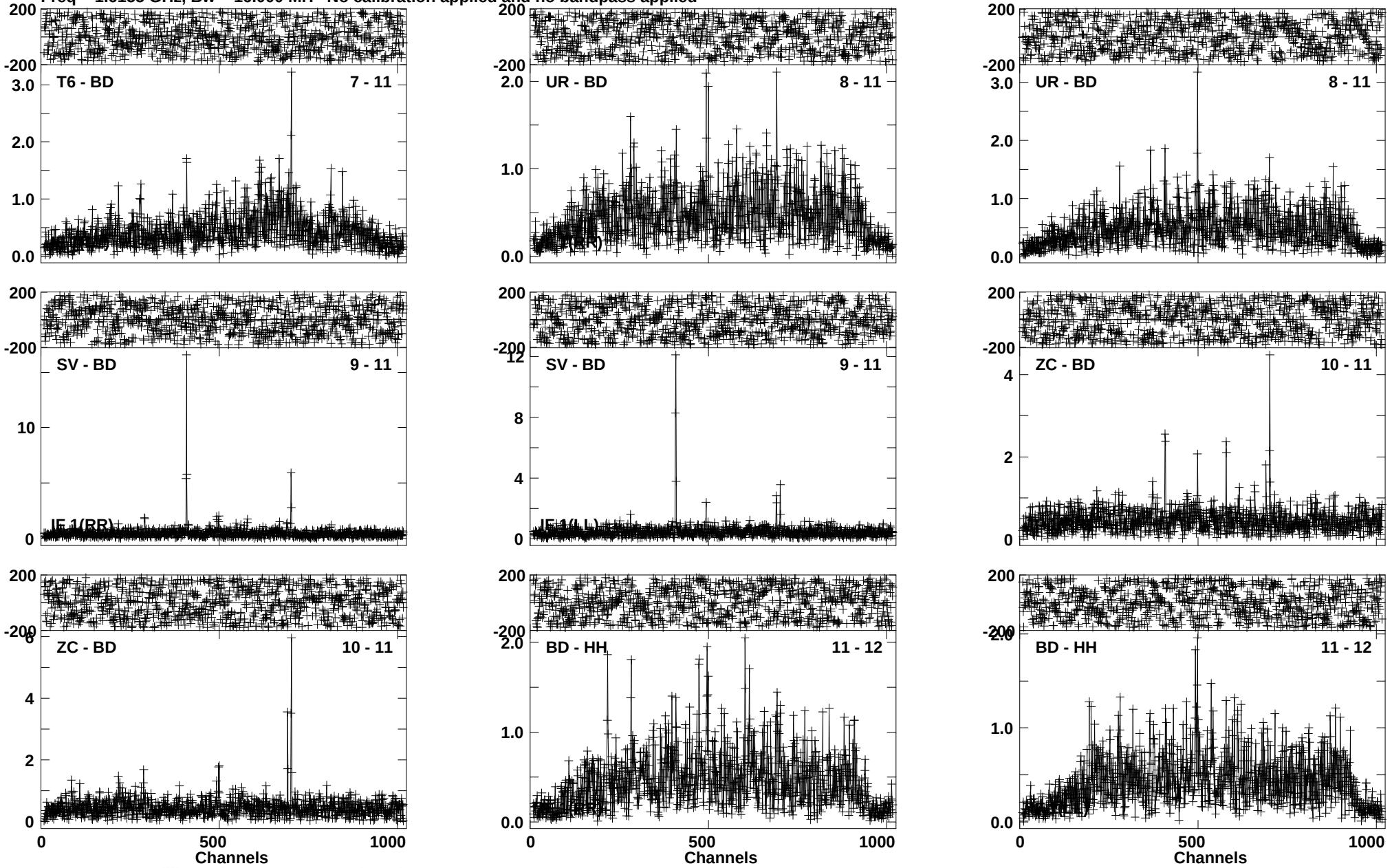

Lower frame: Milli Ampl Jy Top frame: Phas deg
Vector averaged cross-power spectrum Baseline: T6 (07) - BD (11)
Timerange: 00/09:39:31 to 00/09:42:59

Plot file version 170 created 28-JUN-2019 13:33:28
IRAS16399 EP111B 2.UVDATA.1
Freq = 1.6155 GHz, Bw = 16.000 MH No calibration applied and no bandpass applied

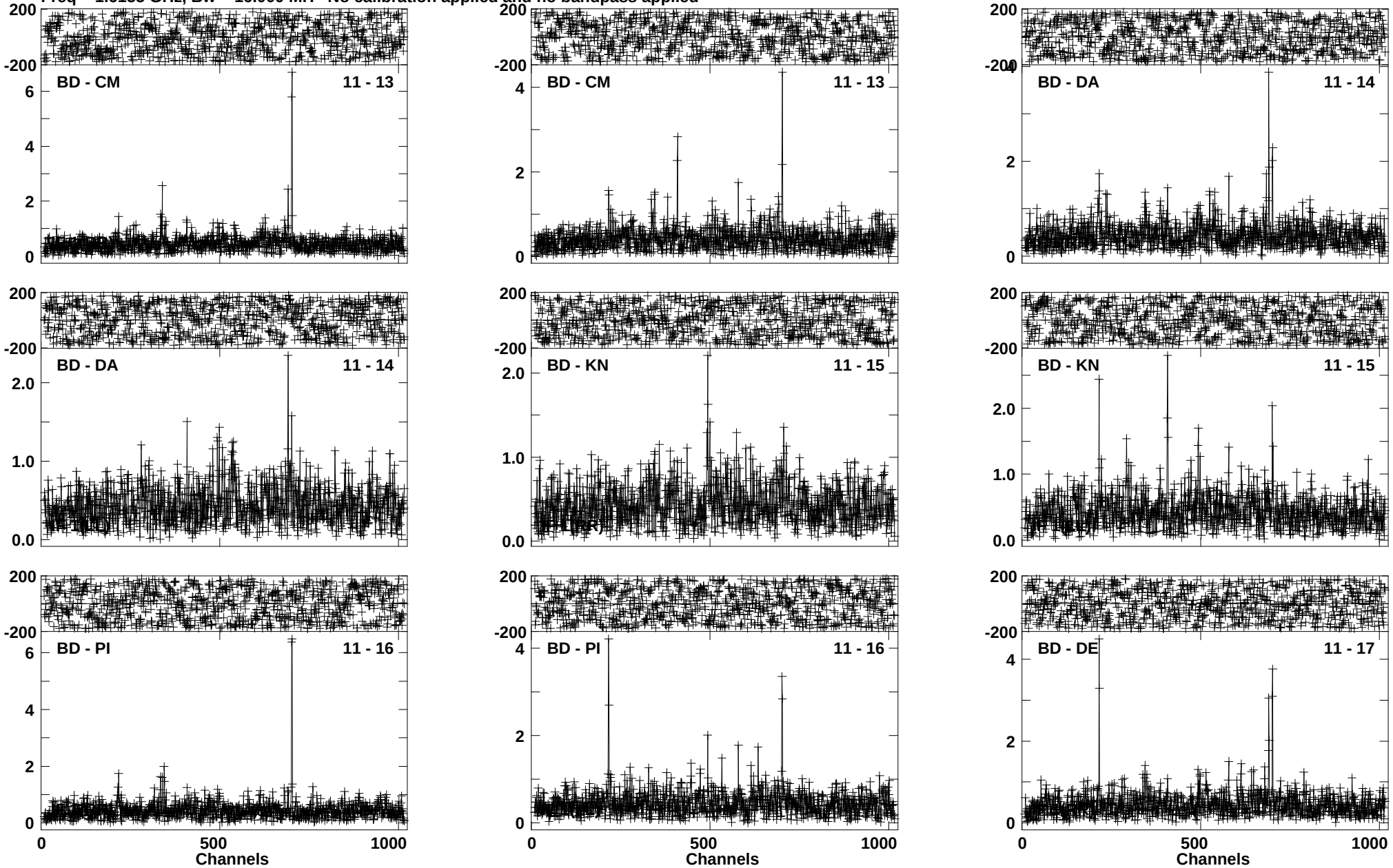

Lower frame: Milli Ampl Jy Top frame: Phas deg
Vector averaged cross-power spectrum Baseline: BD (11) - CM (13)
Timerange: 00/09:39:31 to 00/09:42:59

Plot file version 171 created 28-JUN-2019 13:33:29
IRAS16399 EP111B 2.UVDATA.1
Freq = 1.6155 GHz, Bw = 16.000 MH No calibration applied and no bandpass applied

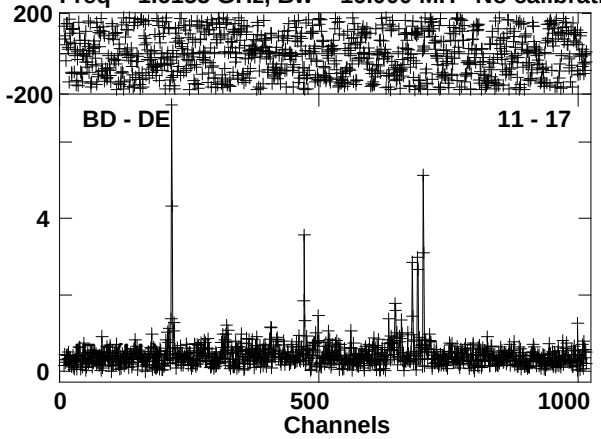

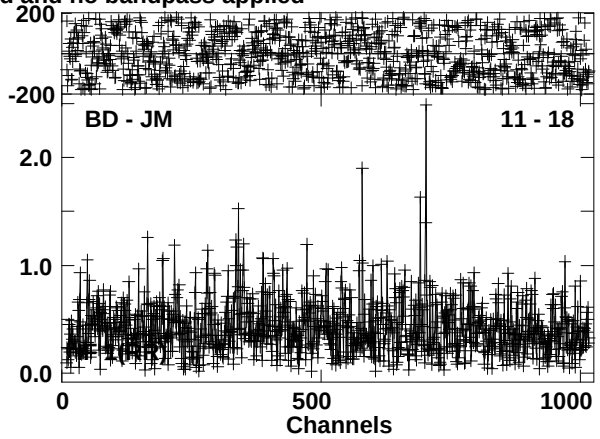

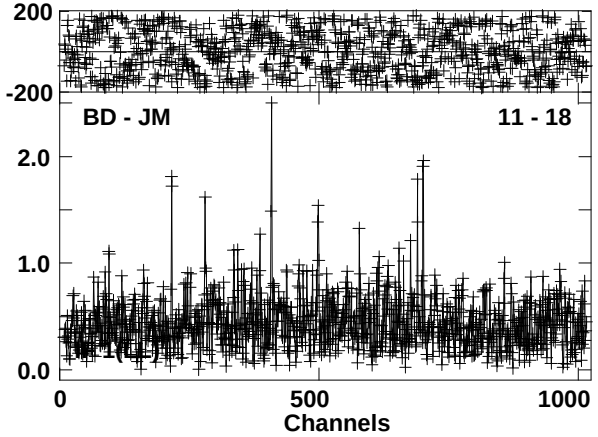

Lower frame: Milli Ampl Jy Top frame: Phas deg
Vector averaged cross-power spectrum Baseline: BD (11) - DE (17)
Timerange: 00/09:39:31 to 00/09:42:59

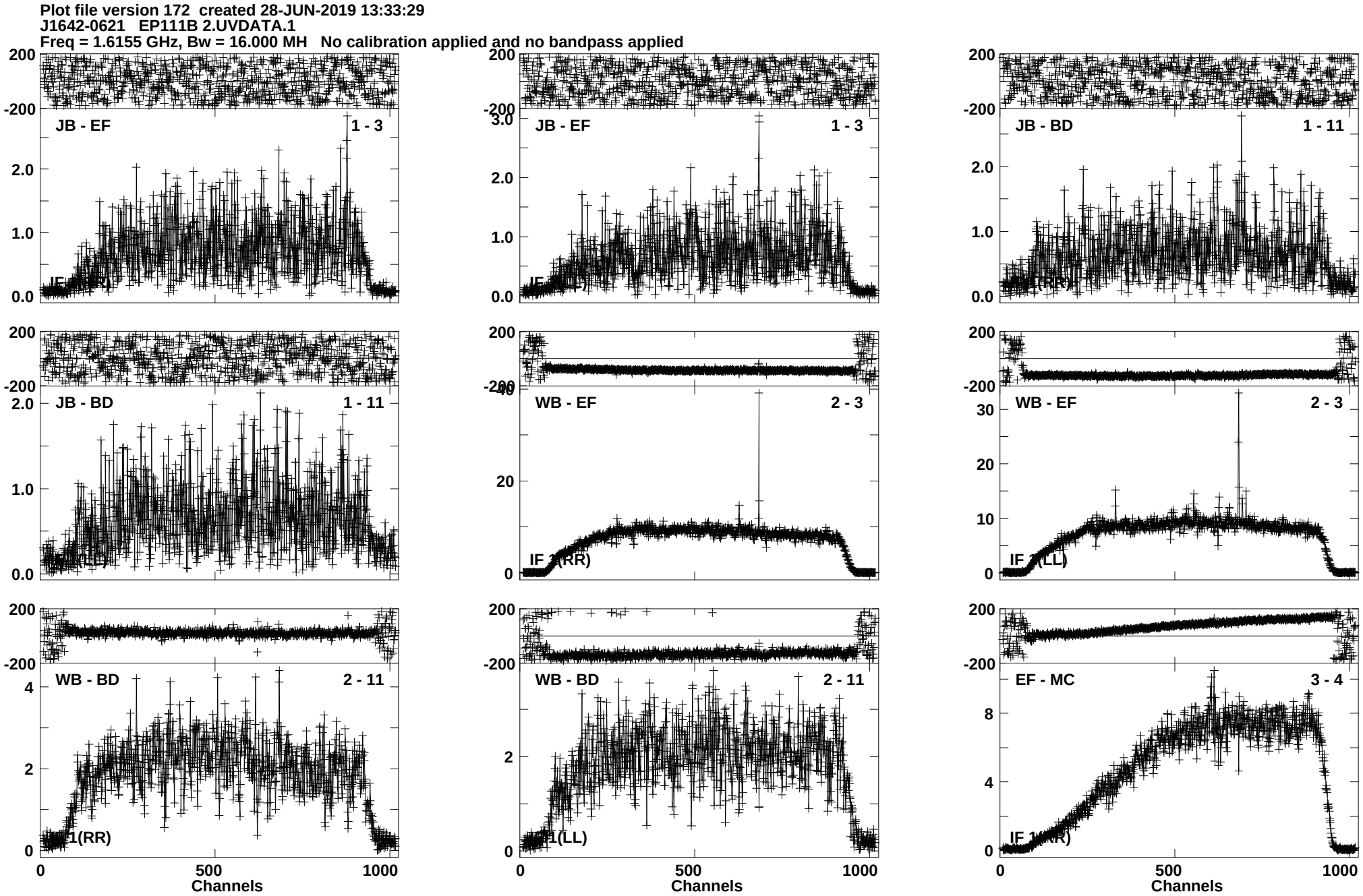
Plot file version 172 created 28-JUN-2019 13:33:29
J1642-0621 EP111B 2.UVDATA.1
Freq = 1.6155 GHz, Bw = 16.000 MH No calibration applied and no bandpass applied
JB - EF 1 - 3
JB - EF 1 - 3
JB - BD 1 - 11
JB - BD 1 - 11
WB - EF 2 - 3
WB - EF 2 - 3
WB - BD 2 - 11
WB - BD 2 - 11
EF - MC 3 - 4
Channels
Channels
Channels
Lower frame: Milli Ampl Jy Top frame: Phas deg
Vector averaged cross-power spectrum Baseline: JB (01) - EF (03)
Timerange: 00/09:43:46 to 00/09:45:14

Plot file version 173 created 28-JUN-2019 13:33:30
J1642-0621 EP111B 2.UVDATA.1
Freq = 1.6155 GHz, Bw = 16.000 MH No calibration applied and no bandpass applied

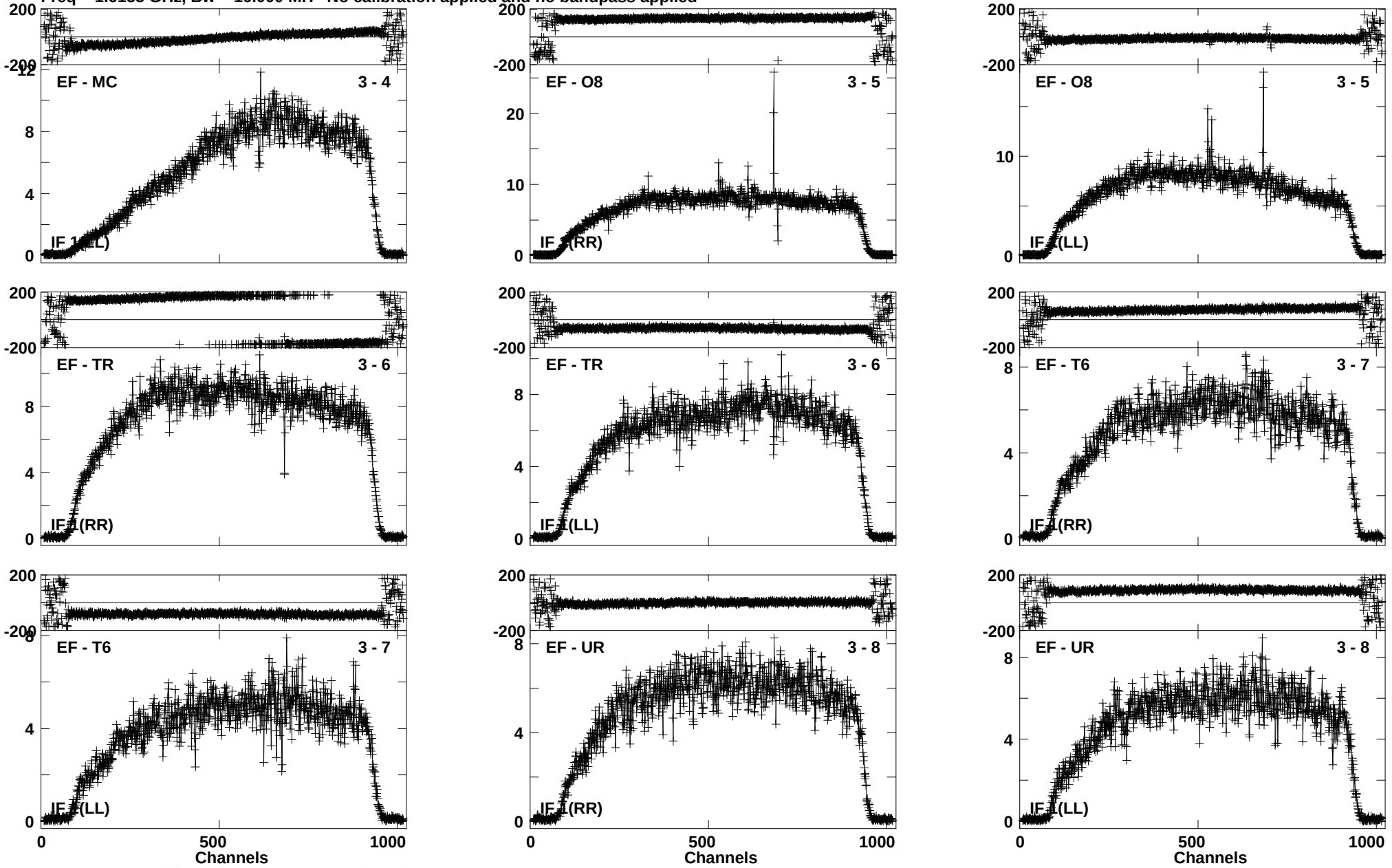

Lower frame: Milli Ampl Jy Top frame: Phas deg
Vector averaged cross-power spectrum Baseline: EF (03) - MC (04)
Timerange: 00/09:43:46 to 00/09:45:14

Plot file version 174 created 28-JUN-2019 13:33:31
J1642-0621 EP111B 2.UVDATA.1
Freq = 1.6155 GHz, Bw = 16.000 MH No calibration applied and no bandpass applied

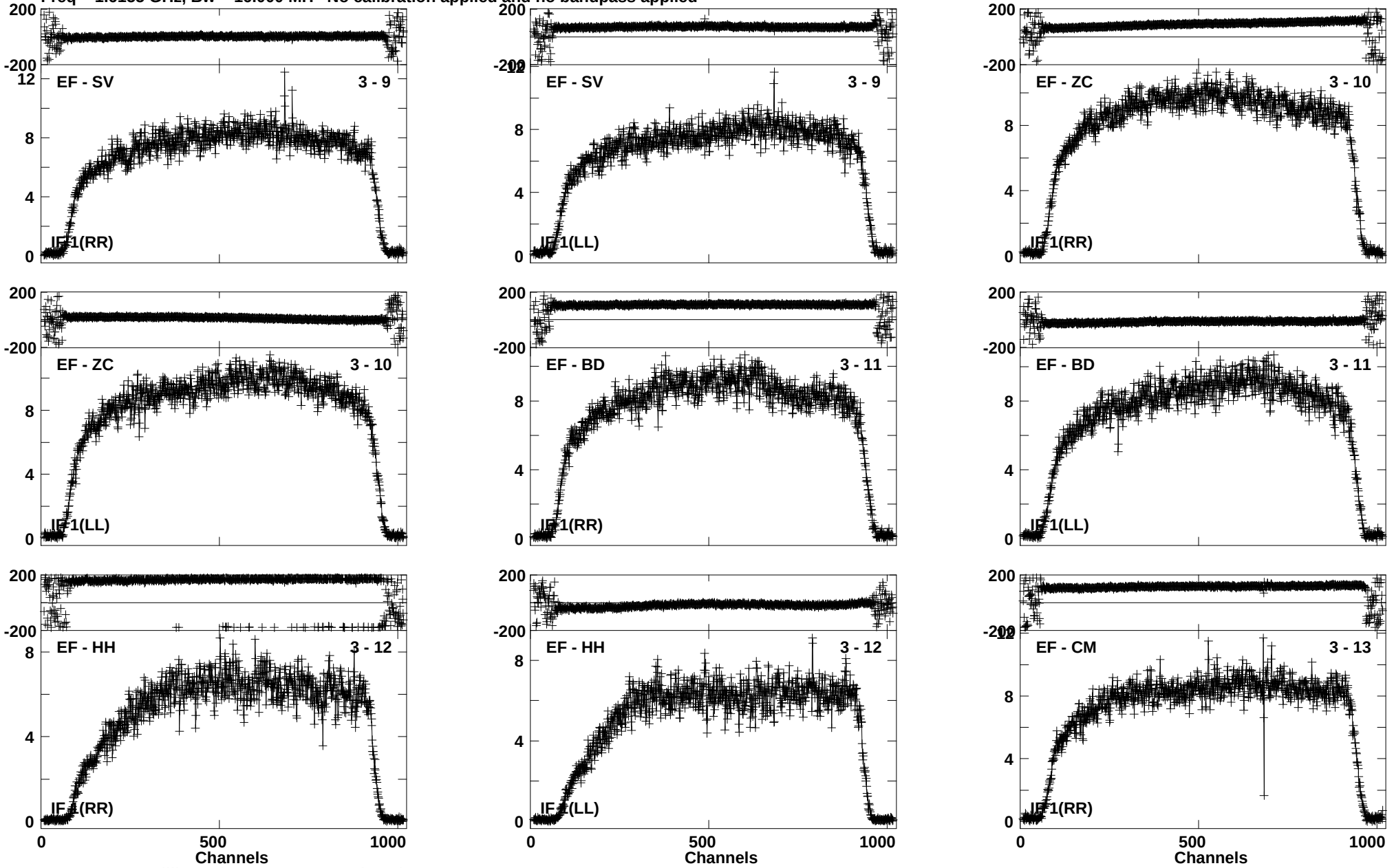

Lower frame: Milli Ampl Jy Top frame: Phas deg
Vector averaged cross-power spectrum Baseline: EF (03) - SV (09)
Timerange: 00/09:43:46 to 00/09:45:14

Plot file version 175 created 28-JUN-2019 13:33:31
J1642-0621 EP111B 2.UVDATA.1
Freq = 1.6155 GHz, Bw = 16.000 MH No calibration applied and no bandpass applied

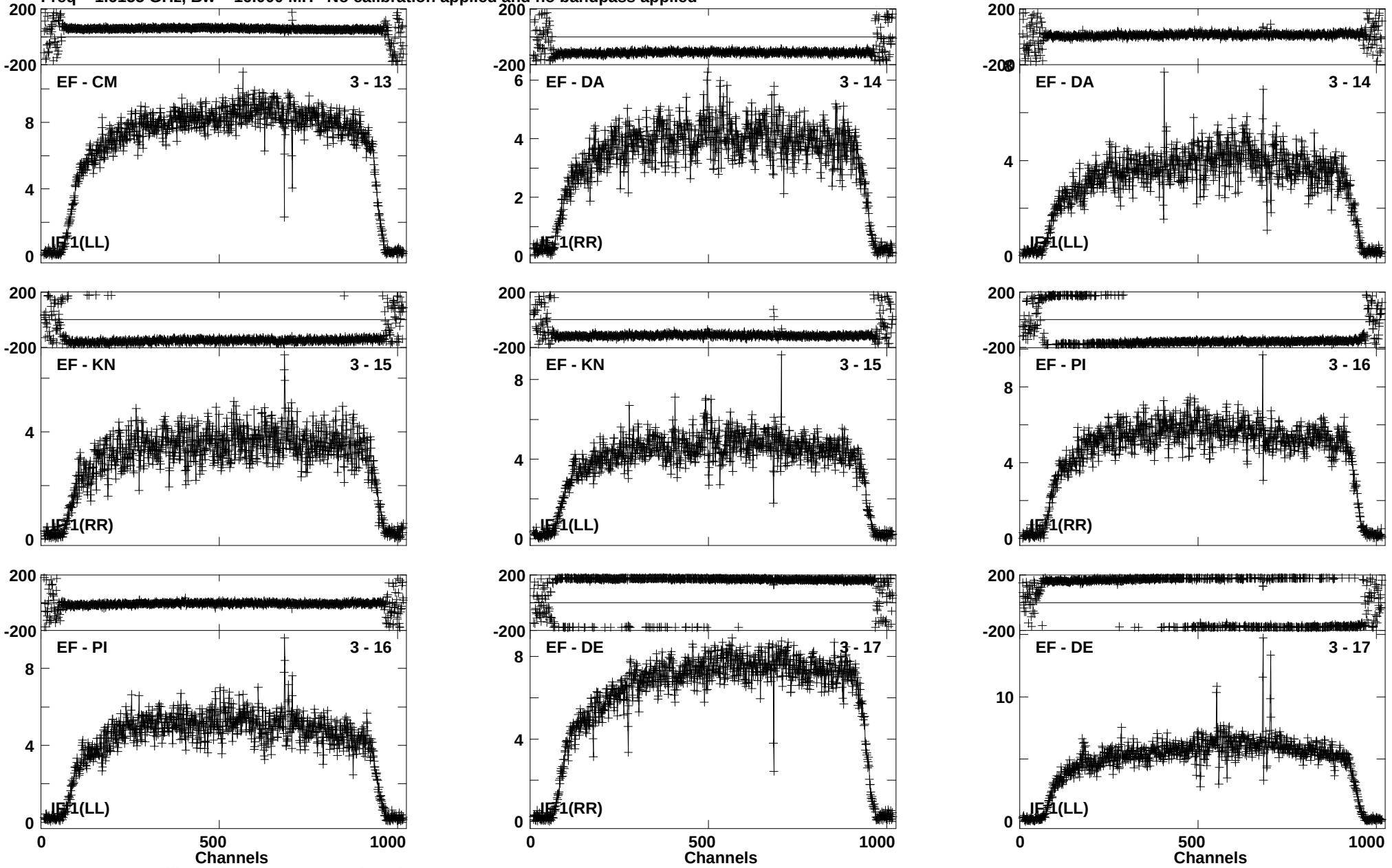

Lower frame: Milli Ampl Jy Top frame: Phas deg
Vector averaged cross-power spectrum Baseline: EF (03) - CM (13)
Timerange: 00/09:43:46 to 00/09:45:14

Plot file version 176 created 28-JUN-2019 13:33:32
J1642-0621 EP111B 2.UVDATA.1
Freq = 1.6155 GHz, Bw = 16.000 MH No calibration applied and no bandpass applied

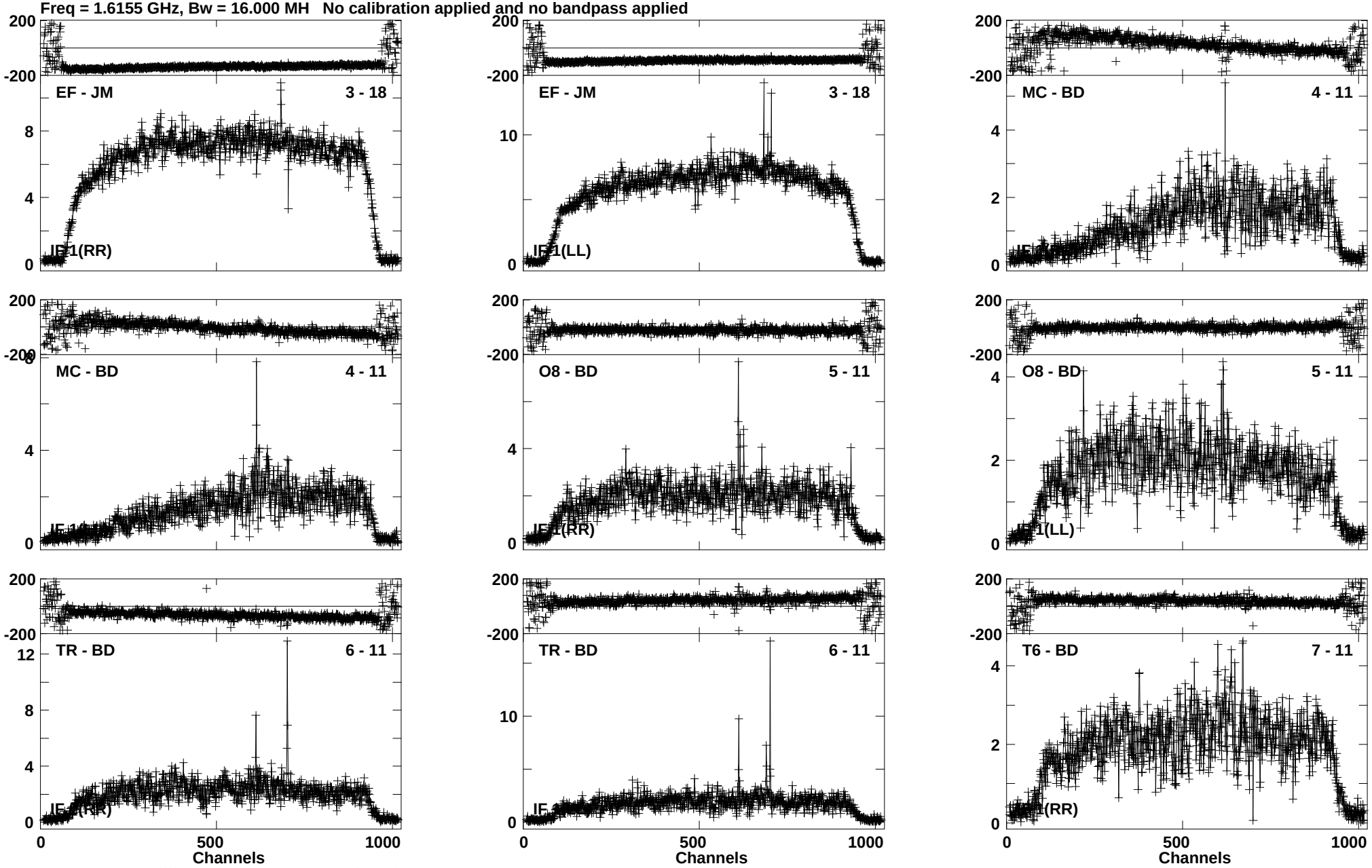

Lower frame: Milli Ampl Jy Top frame: Phas deg
Vector averaged cross-power spectrum Baseline: EF (03) - JM (18)
Timerange: 00/09:43:46 to 00/09:45:14

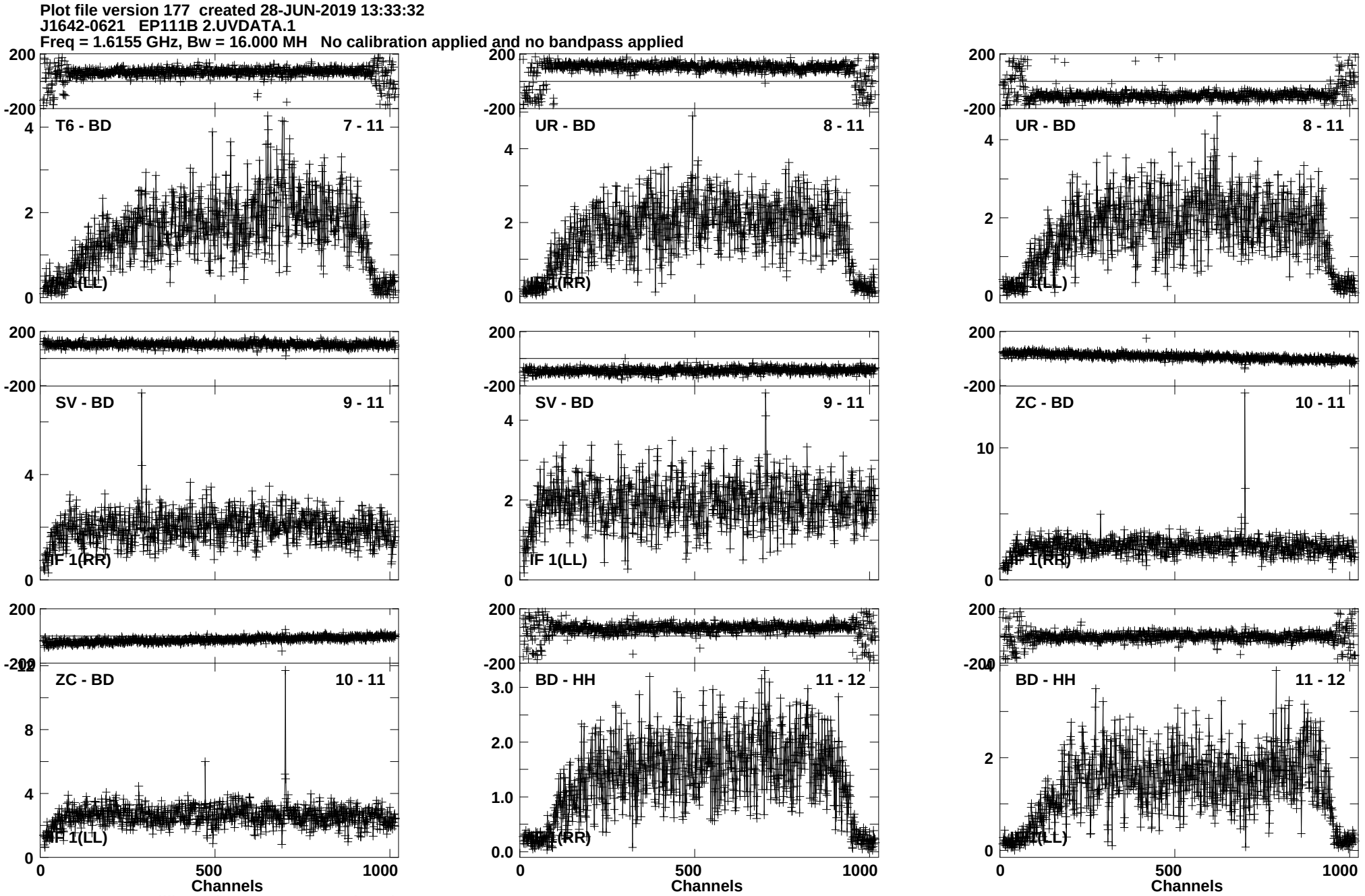
Plot file version 177 created 28-JUN-2019 13:33:32
J1642-0621 EP111B 2.UVDATA.1
Freq = 1.6155 GHz, Bw = 16.000 MH No calibration applied and no bandpass applied
T6 - BD
7 - 11
IF 1(LL)
UR - BD
8 - 11
IF 1(RR)
UR - BD
8 - 11
IF 1(LL)
SV - BD
9 - 11
IF 1(RR)
SV - BD
9 - 11
IF 1(LL)
ZC - BD
10 - 11
IF 1(RR)
ZC - BD
10 - 11
IF 1(LL)
BD - HH
11 - 12
IF 1(RR)
BD - HH
11 - 12
IF 1(LL)
Channels
Channels
Channels
Lower frame: Milli Ampl Jy Top frame: Phas deg
Vector averaged cross-power spectrum Baseline: T6 (07) - BD (11)
Timerange: 00/09:43:46 to 00/09:45:14

Plot file version 178 created 28-JUN-2019 13:33:33
J1642-0621 EP111B 2.UVDATA.1
Freq = 1.6155 GHz, Bw = 16.000 MH No calibration applied and no bandpass applied

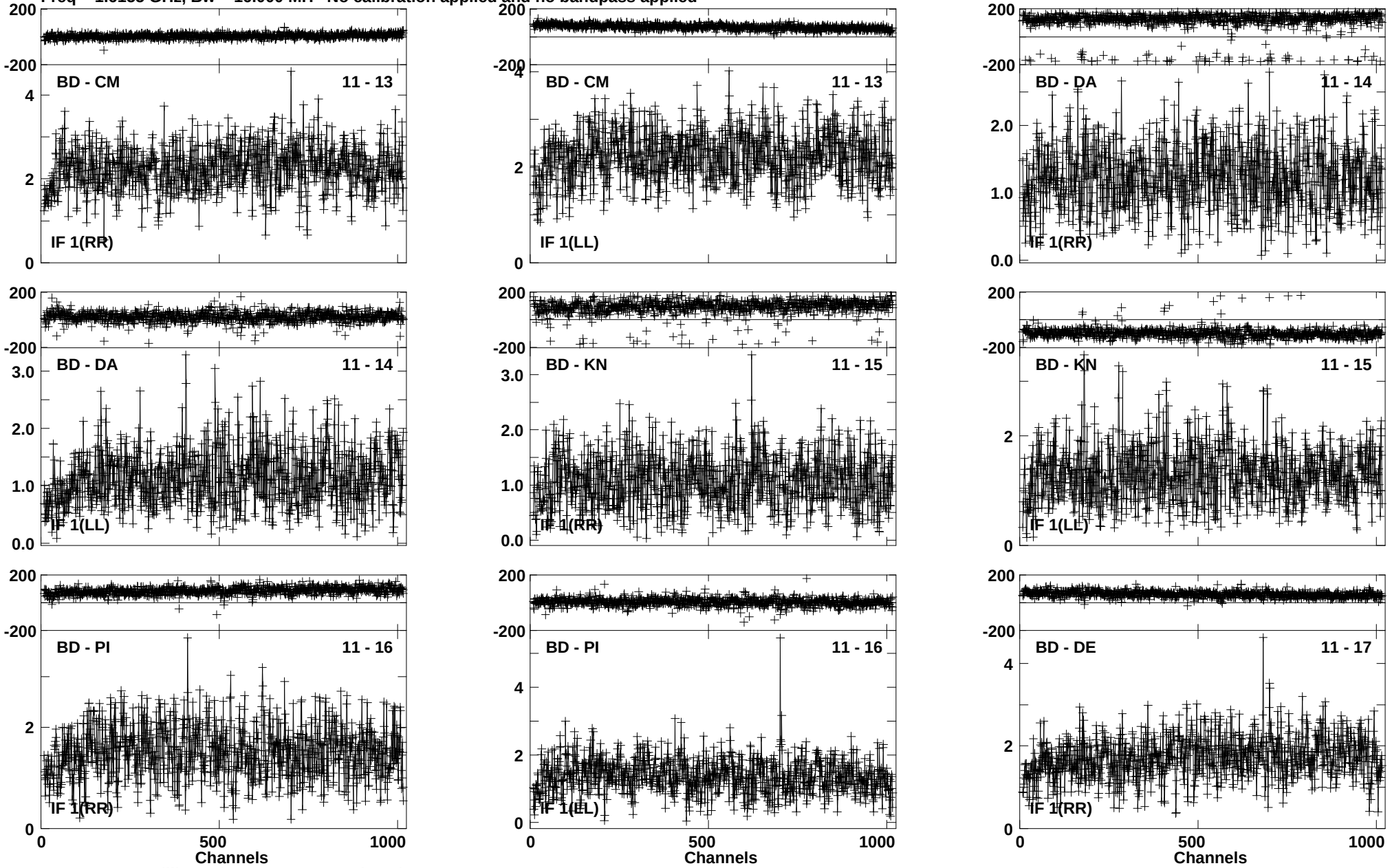

Lower frame: Milli Ampl Jy Top frame: Phas deg
Vector averaged cross-power spectrum Baseline: BD (11) - CM (13)
Timerange: 00/09:43:46 to 00/09:45:14

Plot file version 179 created 28-JUN-2019 13:33:33
J1642-0621 EP111B 2.UVDATA.1
Freq = 1.6155 GHz, Bw = 16.000 MH No calibration applied and no bandpass applied

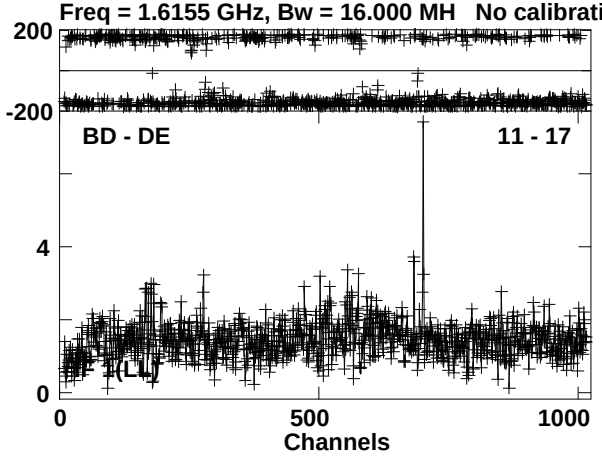

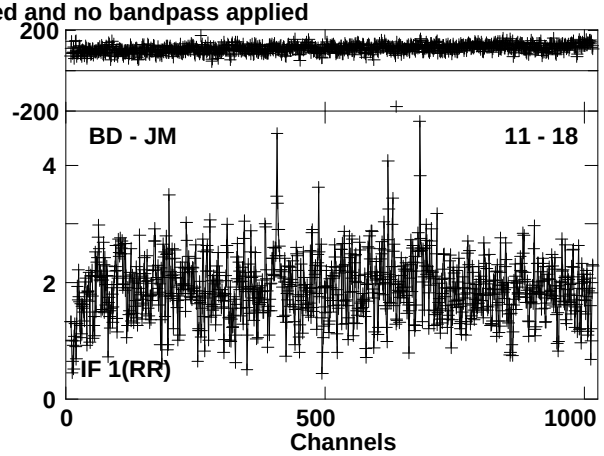

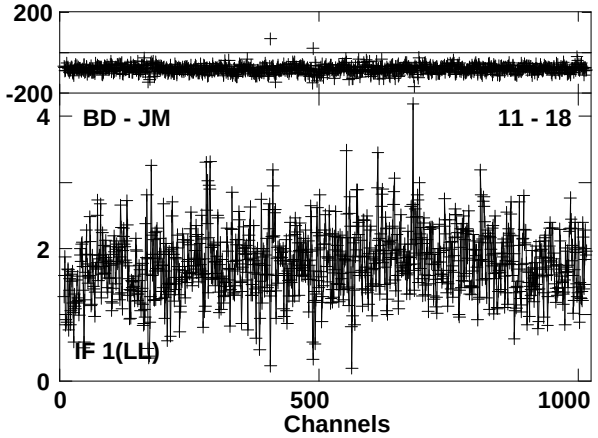

Lower frame: Milli Ampl Jy Top frame: Phas deg
Vector averaged cross-power spectrum Baseline: BD (11) - DE (17)
Timerange: 00/09:43:46 to 00/09:45:14

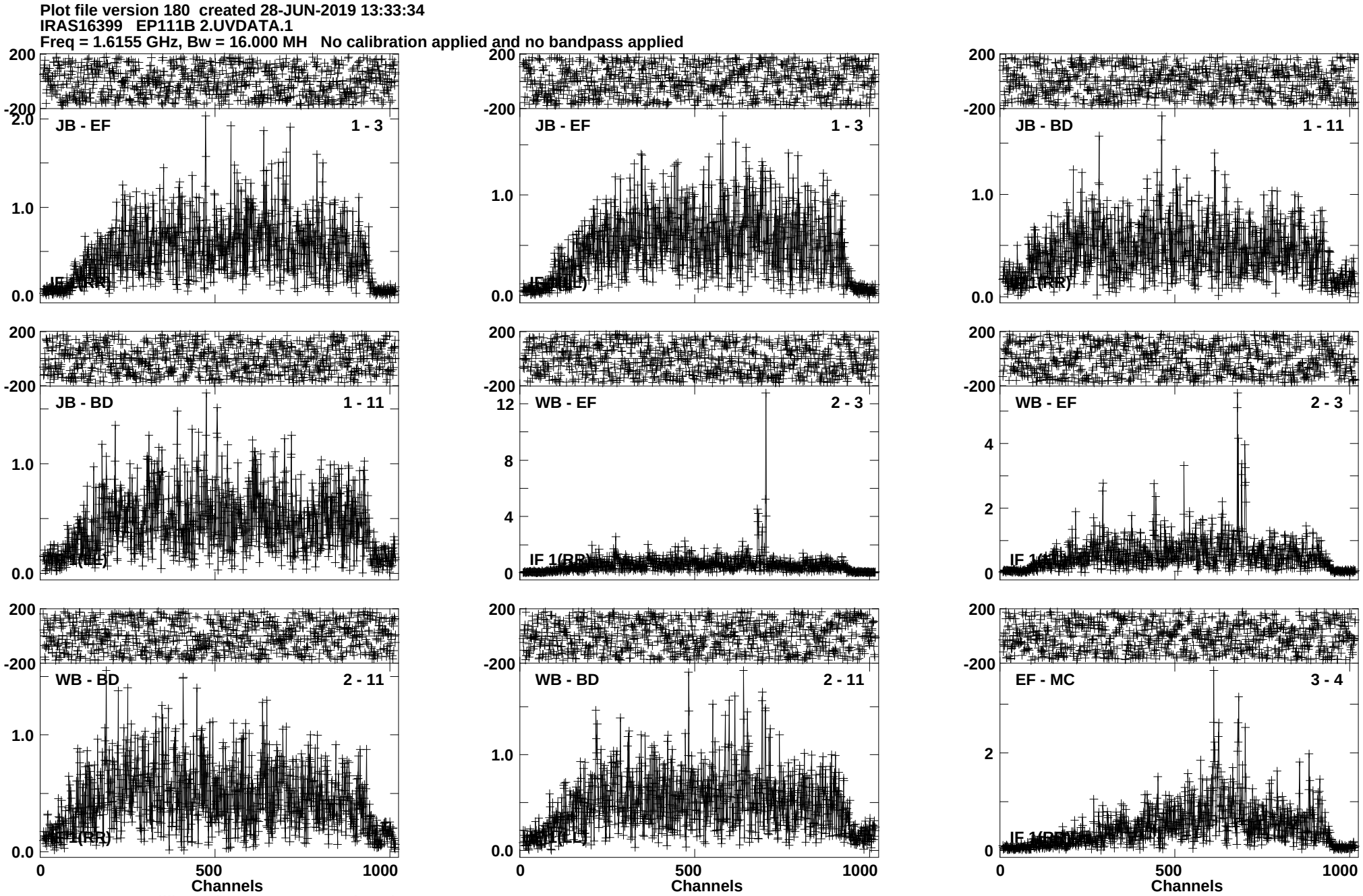
Plot file version 180 created 28-JUN-2019 13:33:34
IRAS16399 EP111B 2.UVDATA.1
Freq = 1.6155 GHz, Bw = 16.000 MH No calibration applied and no bandpass applied
JB - EF 1 - 3
JB - EF 1 - 3
JB - BD 1 - 11
JB - BD 1 - 11
WB - EF 2 - 3
WB - EF 2 - 3
WB - BD 2 - 11
WB - BD 2 - 11
EF - MC 3 - 4
Channels
Channels
Channels
Lower frame: Milli Ampl Jy Top frame: Phas deg
Vector averaged cross-power spectrum Baseline: JB (01) - EF (03)
Timerange: 00/09:45:16 to 00/09:48:44

Plot file version 181 created 28-JUN-2019 13:33:34
IRAS16399 EP111B 2.UVDATA.1
Freq = 1.6155 GHz, Bw = 16.000 MH No calibration applied and no bandpass applied

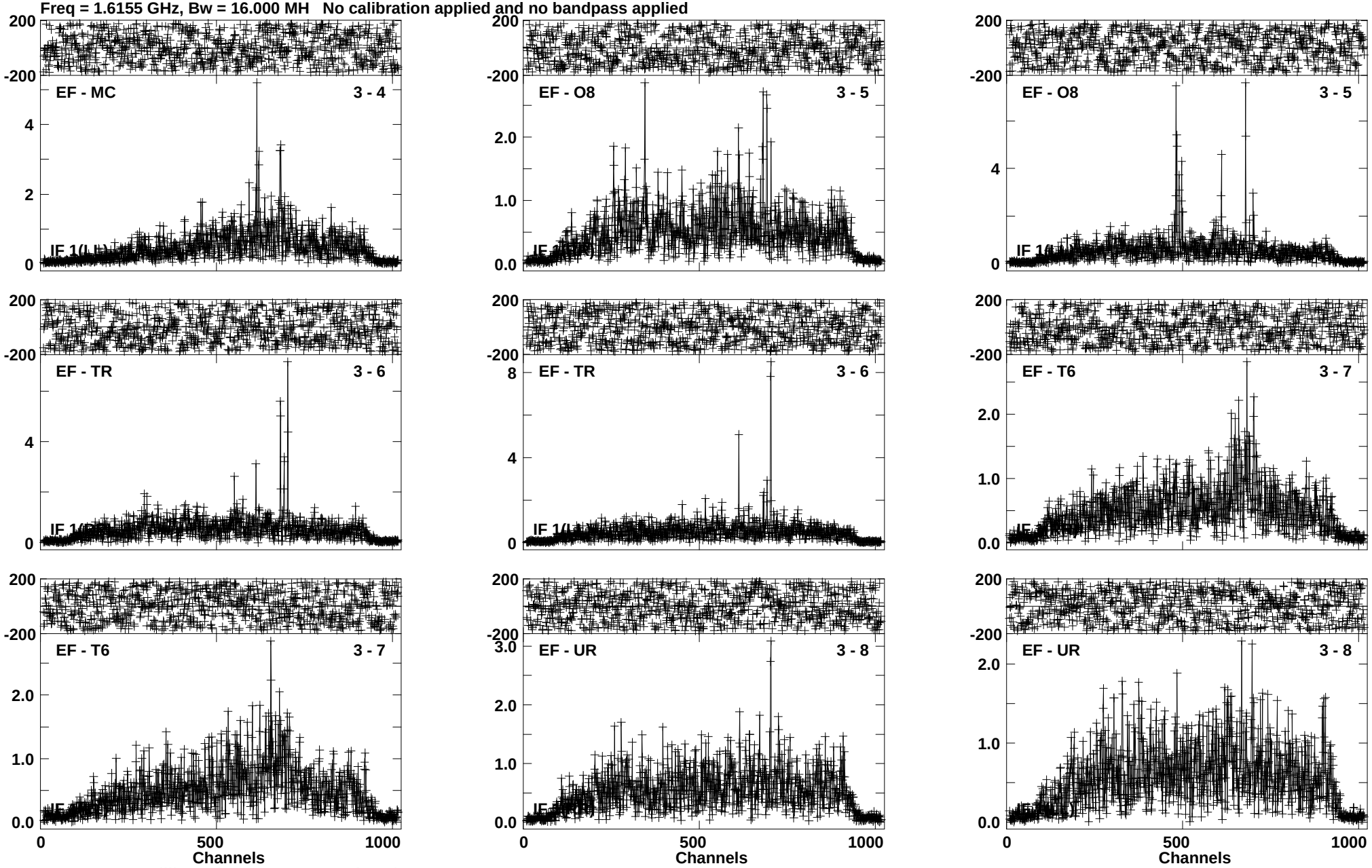

Lower frame: Milli Ampl Jy Top frame: Phas deg
Vector averaged cross-power spectrum Baseline: EF (03) - MC (04)
Timerange: 00/09:45:16 to 00/09:48:44

Plot file version 182 created 28-JUN-2019 13:33:35
IRAS16399 EP111B 2.UVDATA.1
Freq = 1.6155 GHz, Bw = 16.000 MH No calibration applied and no bandpass applied

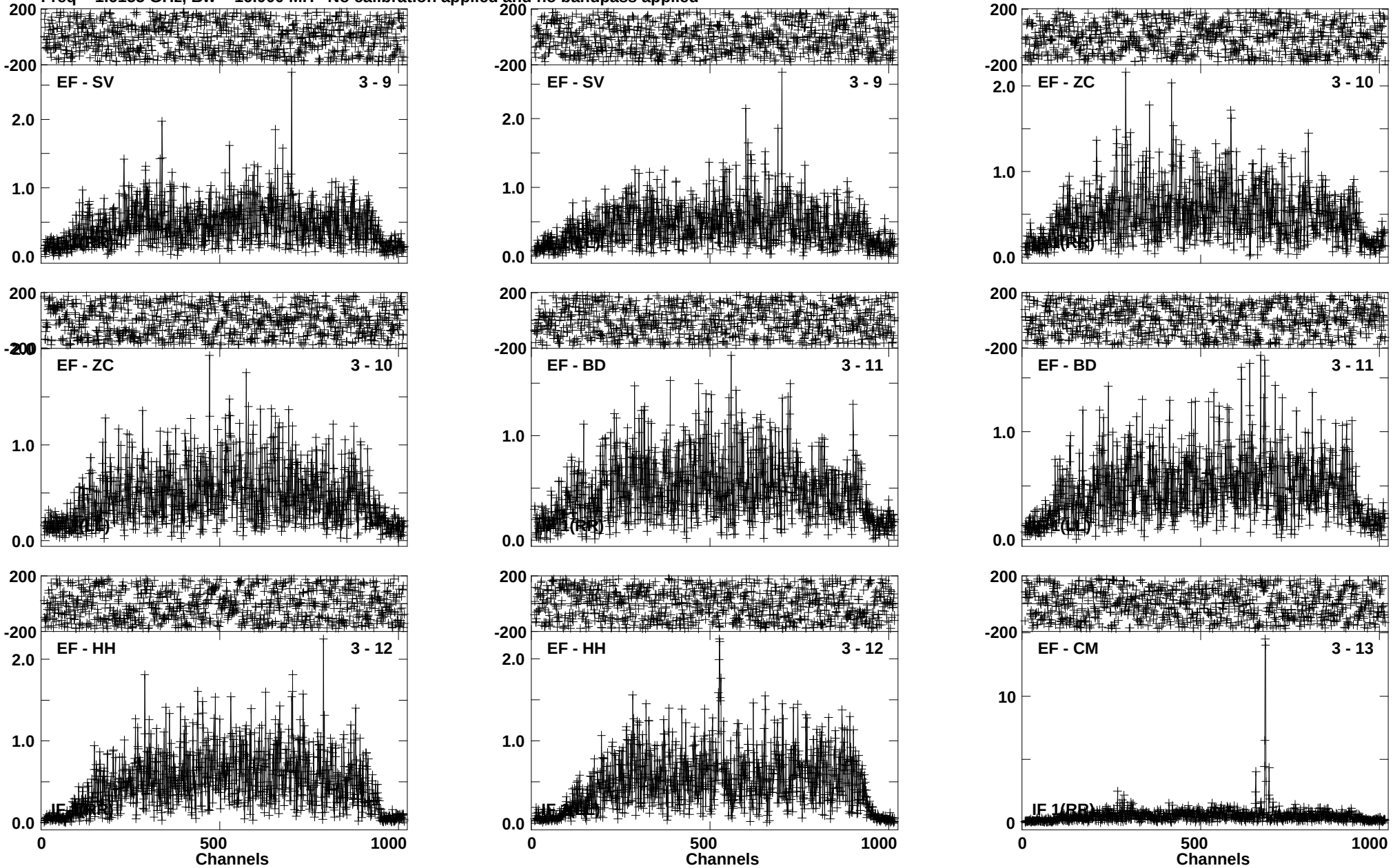

Lower frame: Milli Ampl Jy Top frame: Phas deg
Vector averaged cross-power spectrum Baseline: EF (03) - SV (09)
Timerange: 00/09:45:16 to 00/09:48:44

Plot file version 183 created 28-JUN-2019 13:33:36
IRAS16399 EP111B 2.UVDATA.1
Freq = 1.6155 GHz, Bw = 16.000 MH No calibration applied and no bandpass applied

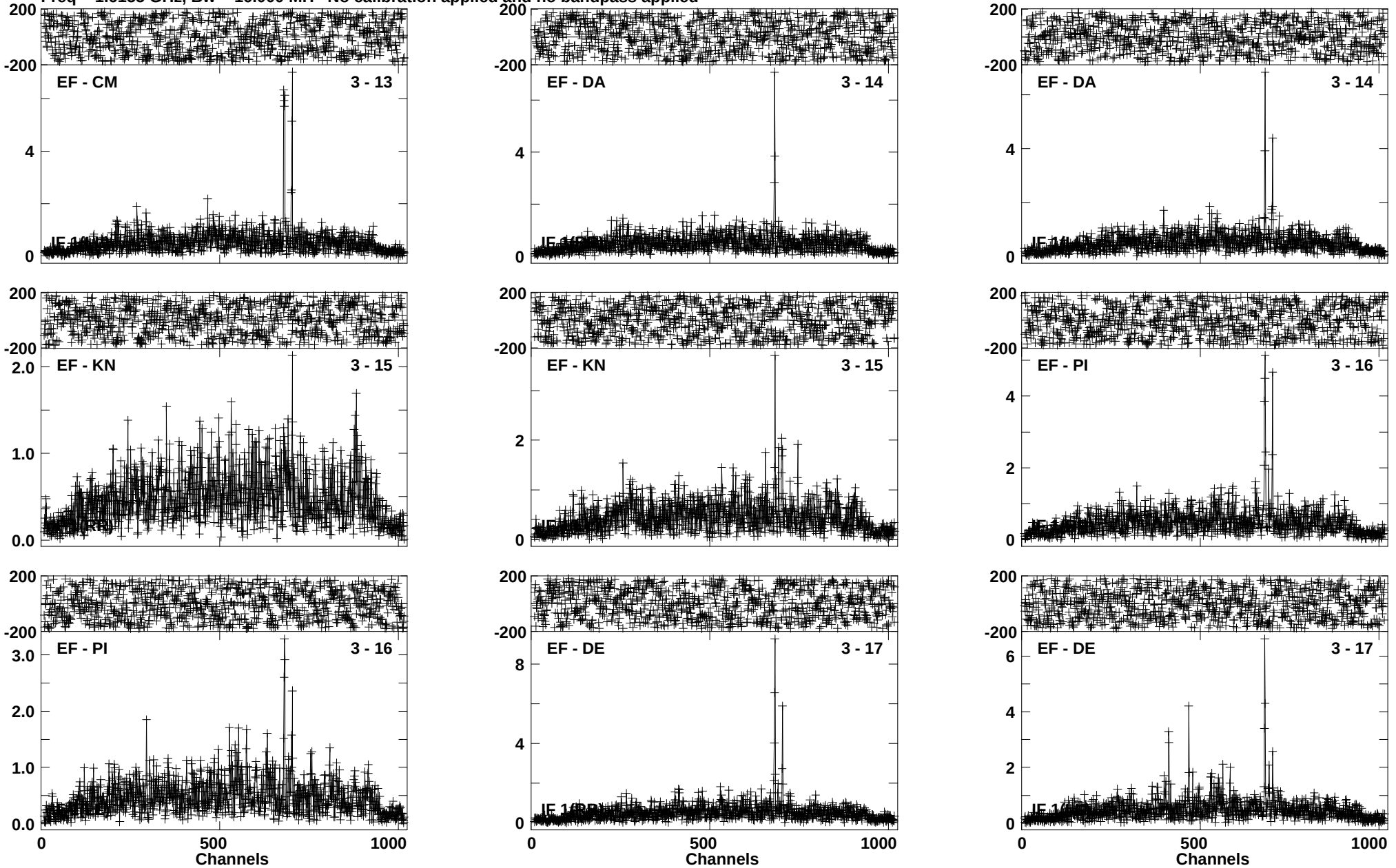

Lower frame: Milli Ampl Jy Top frame: Phas deg
Vector averaged cross-power spectrum Baseline: EF (03) - CM (13)
Timerange: 00/09:45:16 to 00/09:48:44

Plot file version 184 created 28-JUN-2019 13:33:36
IRAS16399 EP111B 2.UVDATA.1
Freq = 1.6155 GHz, Bw = 16.000 MH No calibration applied and no bandpass applied

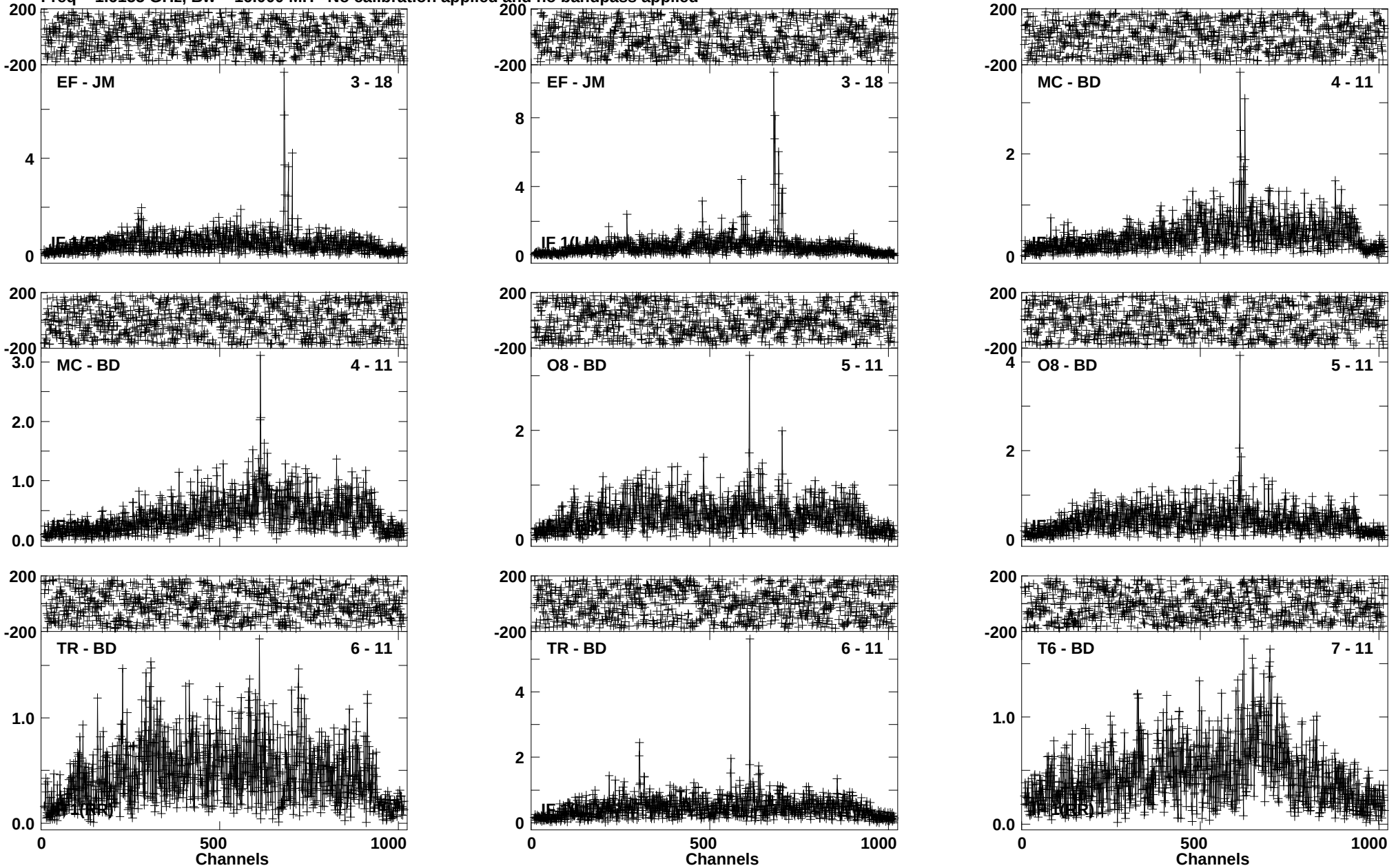

Lower frame: Milli Ampl Jy Top frame: Phas deg
Vector averaged cross-power spectrum Baseline: EF (03) - JM (18)
Timerange: 00/09:45:16 to 00/09:48:44

Plot file version 185 created 28-JUN-2019 13:33:37
IRAS16399 EP111B 2.UVDATA.1
Freq = 1.6155 GHz, Bw = 16.000 MH No calibration applied and no bandpass applied

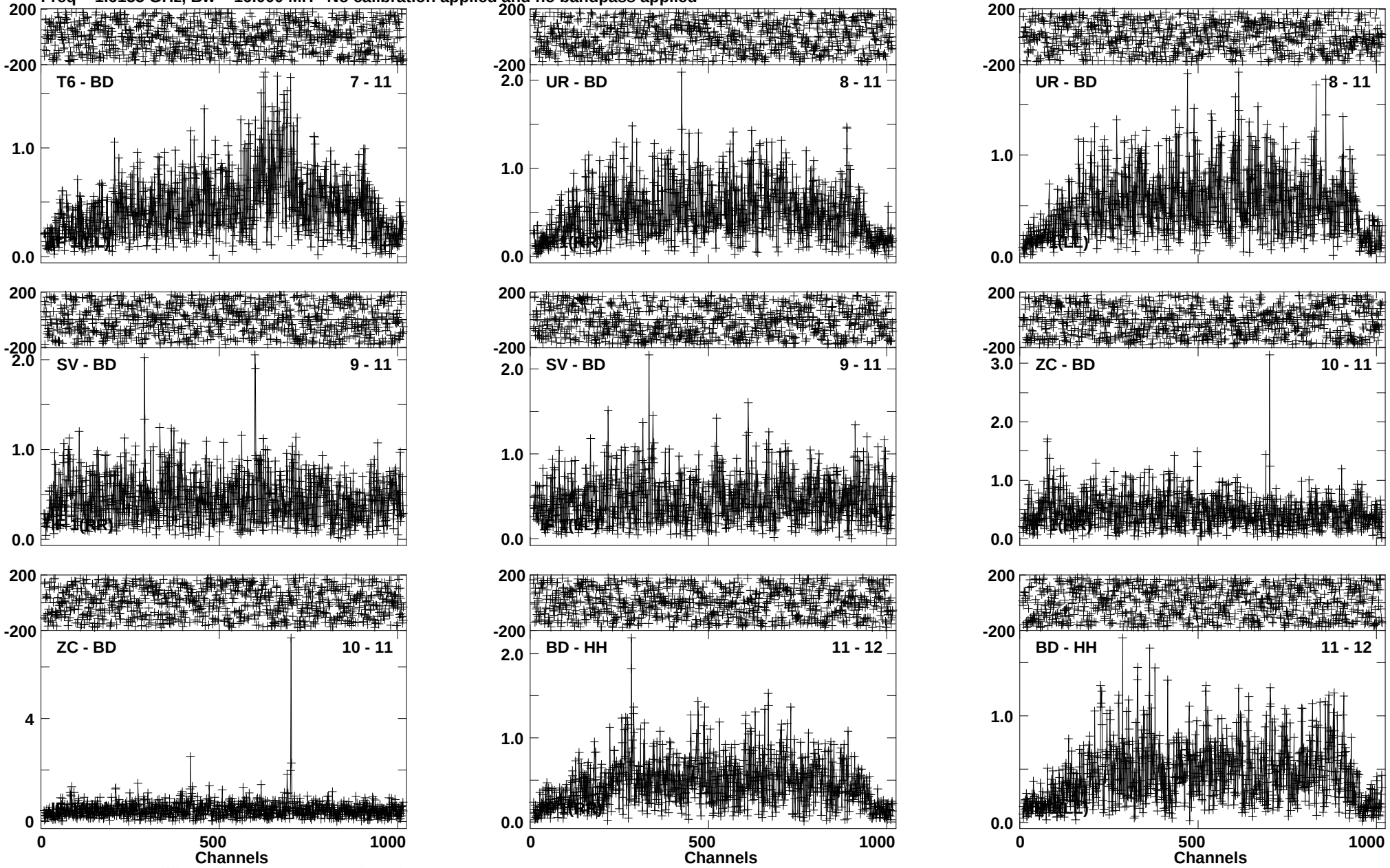

Lower frame: Milli Ampl Jy Top frame: Phas deg
Vector averaged cross-power spectrum Baseline: T6 (07) - BD (11)
Timerange: 00/09:45:16 to 00/09:48:44

Plot file version 186 created 28-JUN-2019 13:33:38
IRAS16399 EP111B 2.UVDATA.1
Freq = 1.6155 GHz, Bw = 16.000 MH No calibration applied and no bandpass applied

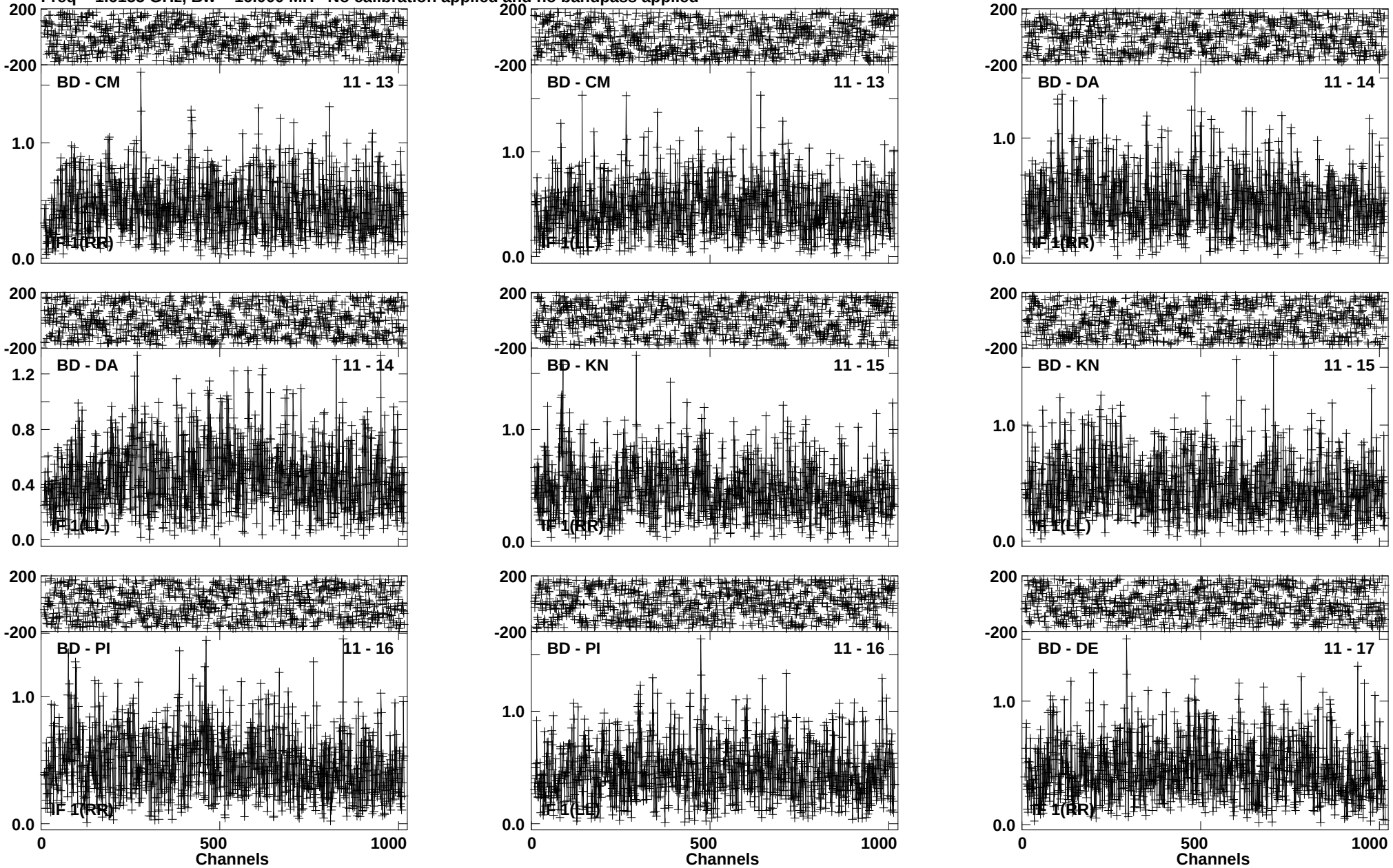

Lower frame: Milli Ampl Jy Top frame: Phas deg
Vector averaged cross-power spectrum Baseline: BD (11) - CM (13)
Timerange: 00/09:45:16 to 00/09:48:44

Plot file version 187 created 28-JUN-2019 13:33:38
IRAS16399 EP111B 2.UVDATA.1
Freq = 1.6155 GHz, Bw = 16.000 MH No calibration applied and no bandpass applied

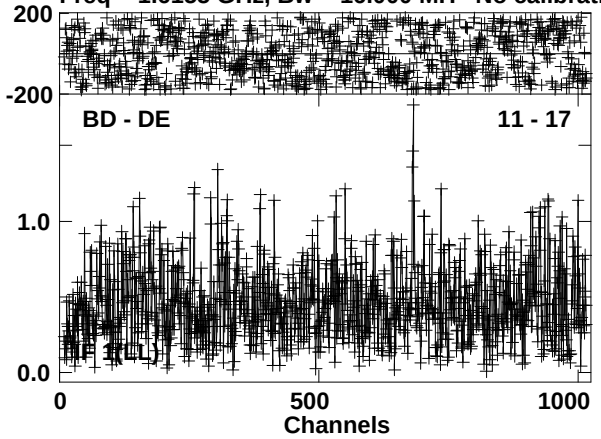

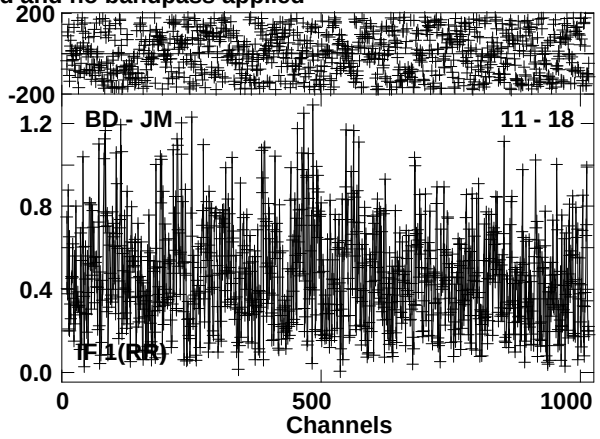

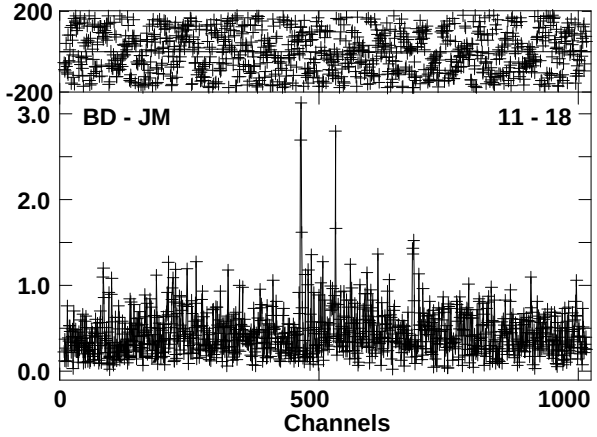

Lower frame: Milli Ampl Jy Top frame: Phas deg
Vector averaged cross-power spectrum Baseline: BD (11) - DE (17)
Timerange: 00/09:45:16 to 00/09:48:44

Plot file version 188 created 28-JUN-2019 13:33:39
J1642-0621 EP111B 2.UVDATA.1
Freq = 1.6155 GHz, Bw = 16.000 MH No calibration applied and no bandpass applied

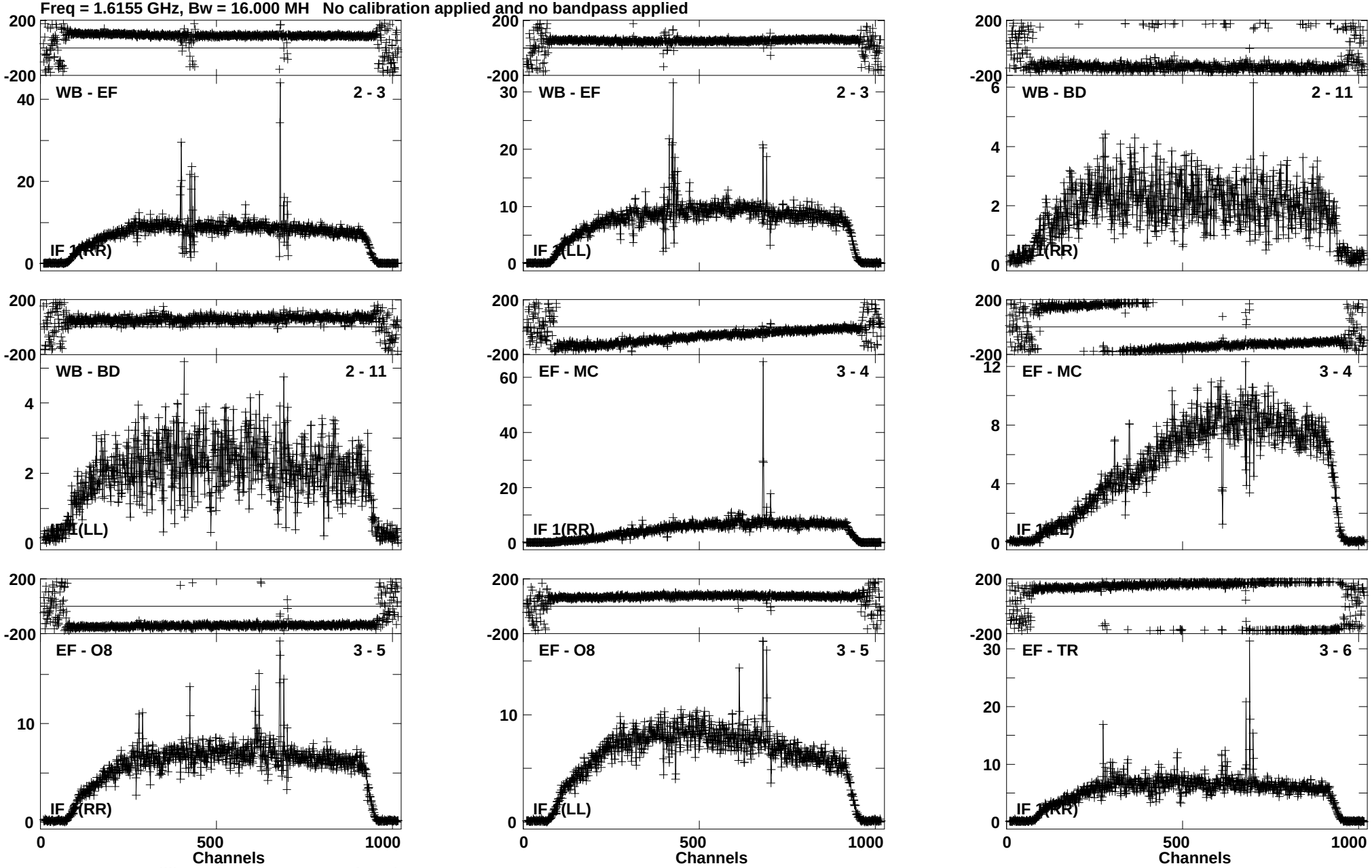

Lower frame: Milli Ampl Jy Top frame: Phas deg
Vector averaged cross-power spectrum Baseline: WB (02) - EF (03)
Timerange: 00/09:48:46 to 00/09:50:14

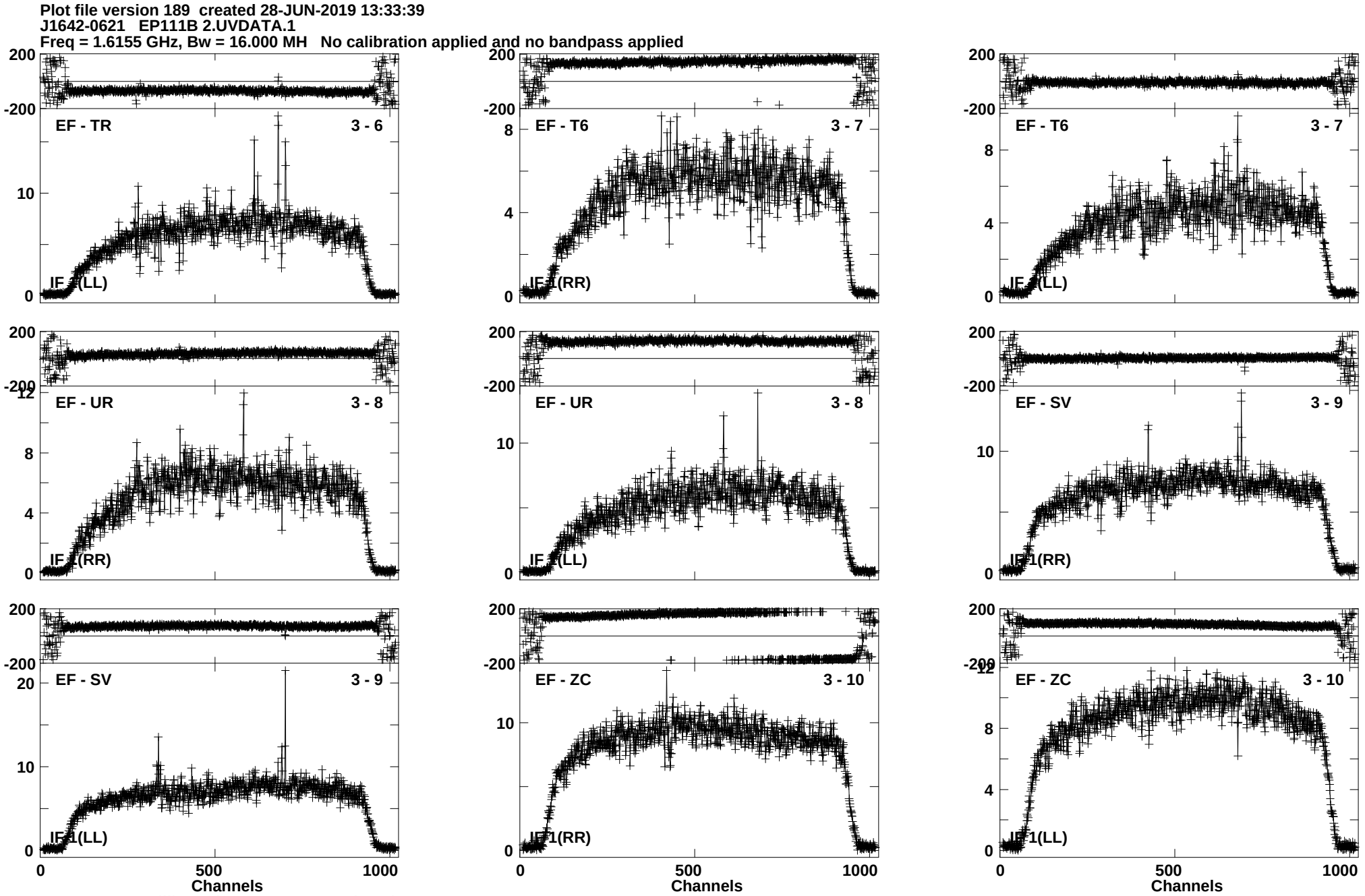
Plot file version 189 created 28-JUN-2019 13:33:39
J1642-0621 EP111B 2.UVDATA.1
Freq = 1.6155 GHz, Bw = 16.000 MH No calibration applied and no bandpass applied
EF - TR 3 - 6
IF 1(LL)
EF - T6 3 - 7
IF 1(RR)
EF - T6 3 - 7
IF 1(LL)
EF - UR 3 - 8
IF 1(RR)
EF - UR 3 - 8
IF 1(LL)
EF - SV 3 - 9
IF 1(RR)
EF - SV 3 - 9
IF 1(LL)
EF - ZC 3 - 10
IF 1(RR)
EF - ZC 3 - 10
IF 1(LL)
Channels
Lower frame: Milli Ampl Jy Top frame: Phas deg
Vector averaged cross-power spectrum Baseline: EF (03) - TR (06)
Timerange: 00/09:48:46 to 00/09:50:14

Plot file version 190 created 28-JUN-2019 13:33:40
J1642-0621 EP111B 2.UVDATA.1
Freq = 1.6155 GHz, Bw = 16.000 MH No calibration applied and no bandpass applied

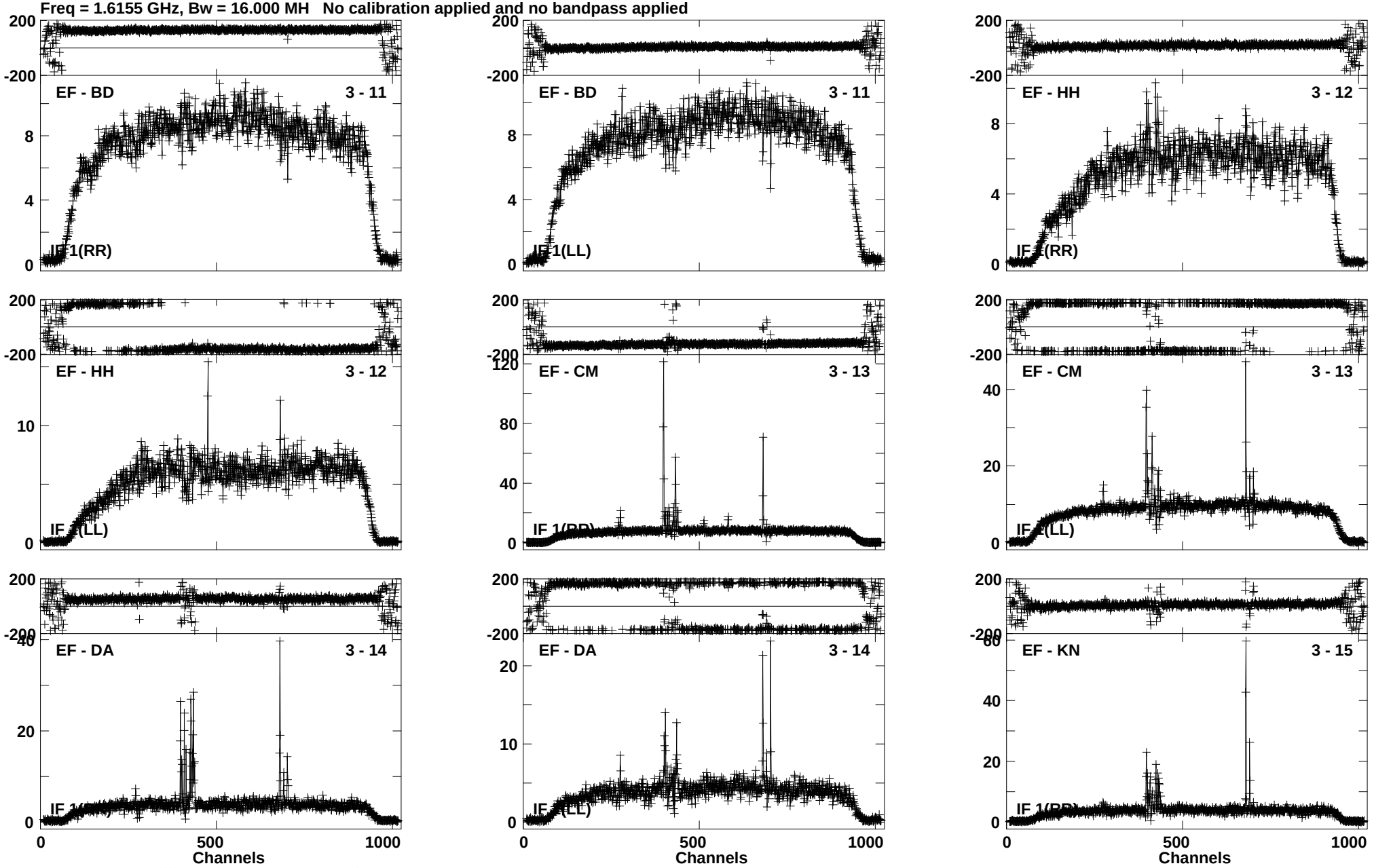

Lower frame: Milli Ampl Jy Top frame: Phas deg
Vector averaged cross-power spectrum Baseline: EF (03) - BD (11)
Timerange: 00/09:48:46 to 00/09:50:14

Plot file version 191 created 28-JUN-2019 13:33:40
J1642-0621 EP111B 2.UVDATA.1
Freq = 1.6155 GHz, Bw = 16.000 MH No calibration applied and no bandpass applied

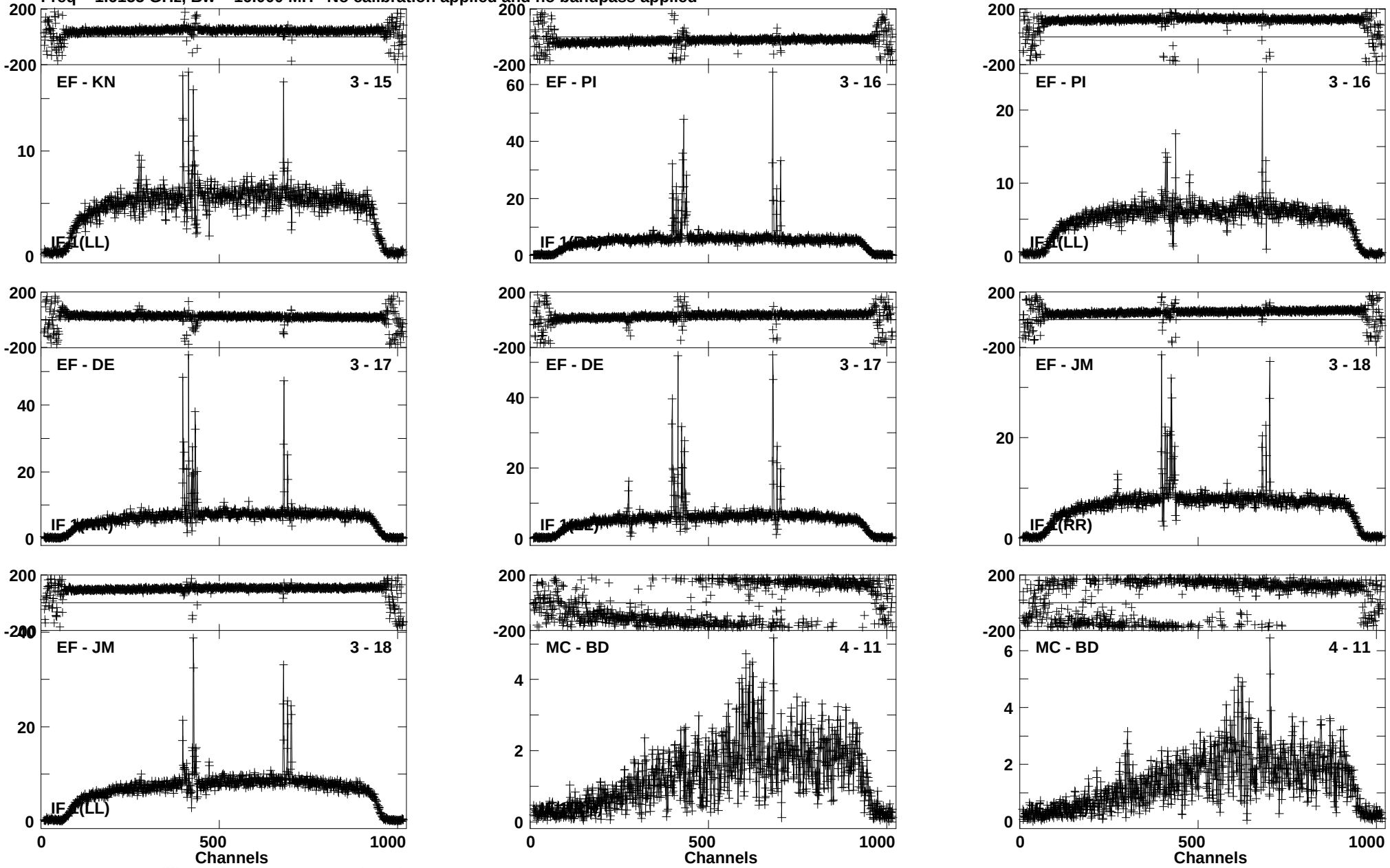

Lower frame: Milli Ampl Jy Top frame: Phas deg
Vector averaged cross-power spectrum Baseline: EF (03) - KN (15)
Timerange: 00/09:48:46 to 00/09:50:14

Plot file version 192 created 28-JUN-2019 13:33:41
J1642-0621 EP111B 2.UVDATA.1
Freq = 1.6155 GHz, Bw = 16.000 MH No calibration applied and no bandpass applied

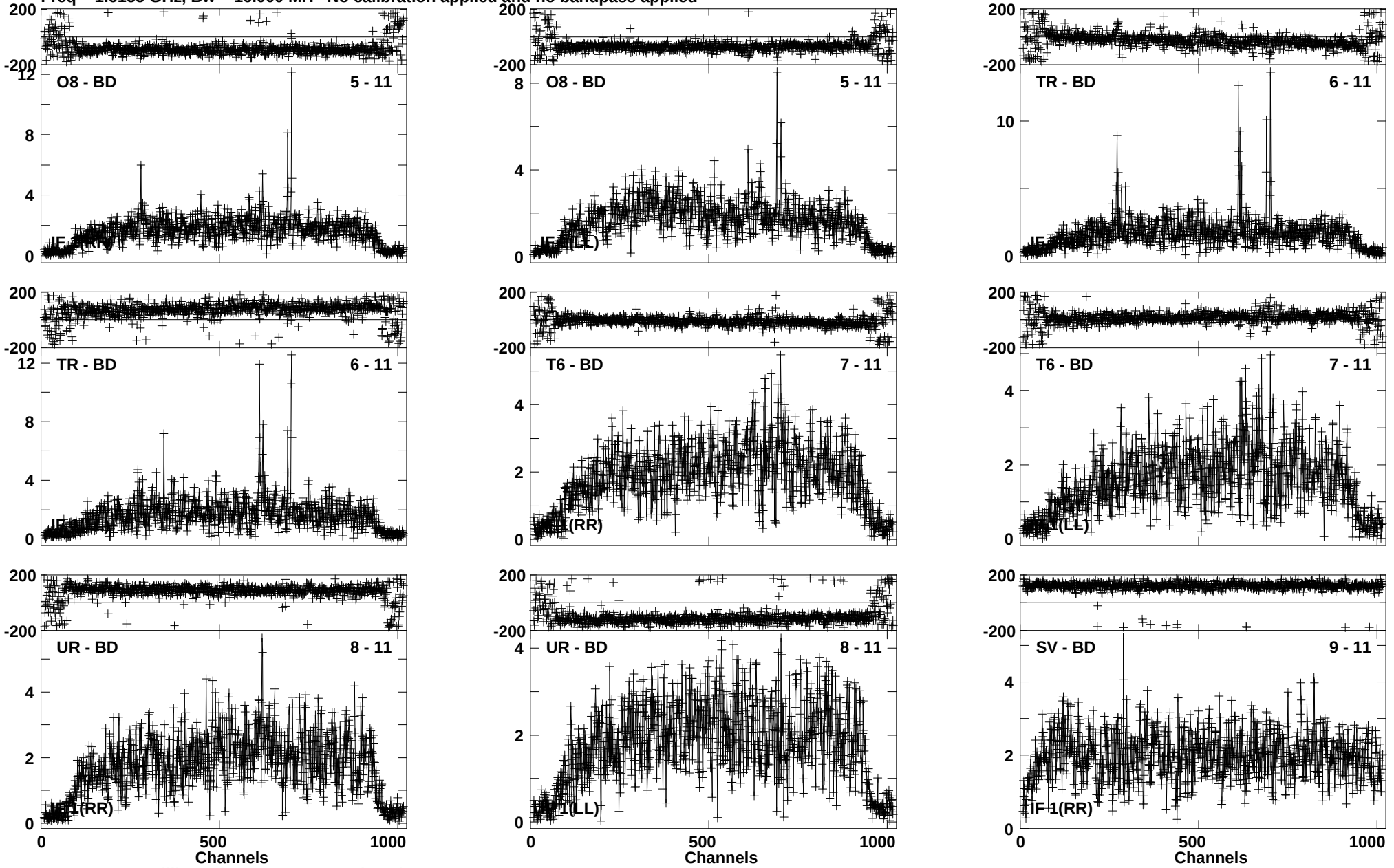

Lower frame: Milli Ampl Jy Top frame: Phas deg
Vector averaged cross-power spectrum Baseline: O8 (05) - BD (11)
Timerange: 00/09:48:46 to 00/09:50:14

Plot file version 193 created 28-JUN-2019 13:33:41
J1642-0621 EP111B 2.UVDATA.1
Freq = 1.6155 GHz, Bw = 16.000 MH No calibration applied and no bandpass applied

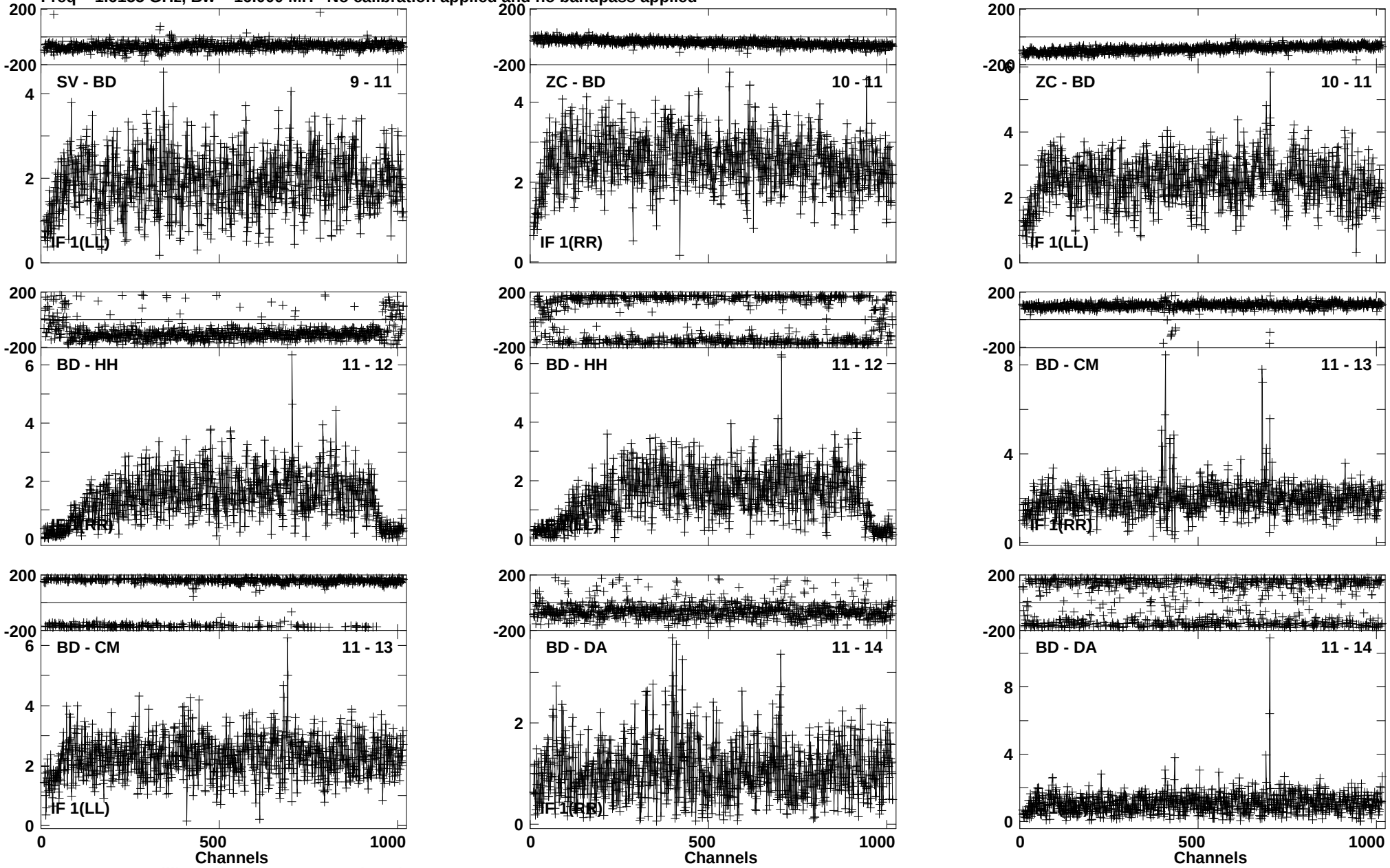

Lower frame: Milli Ampl Jy Top frame: Phas deg
Vector averaged cross-power spectrum Baseline: SV (09) - BD (11)
Timerange: 00/09:48:46 to 00/09:50:14

Plot file version 194 created 28-JUN-2019 13:33:42
J1642-0621 EP111B 2.UVDATA.1
Freq = 1.6155 GHz, Bw = 16.000 MH No calibration applied and no bandpass applied

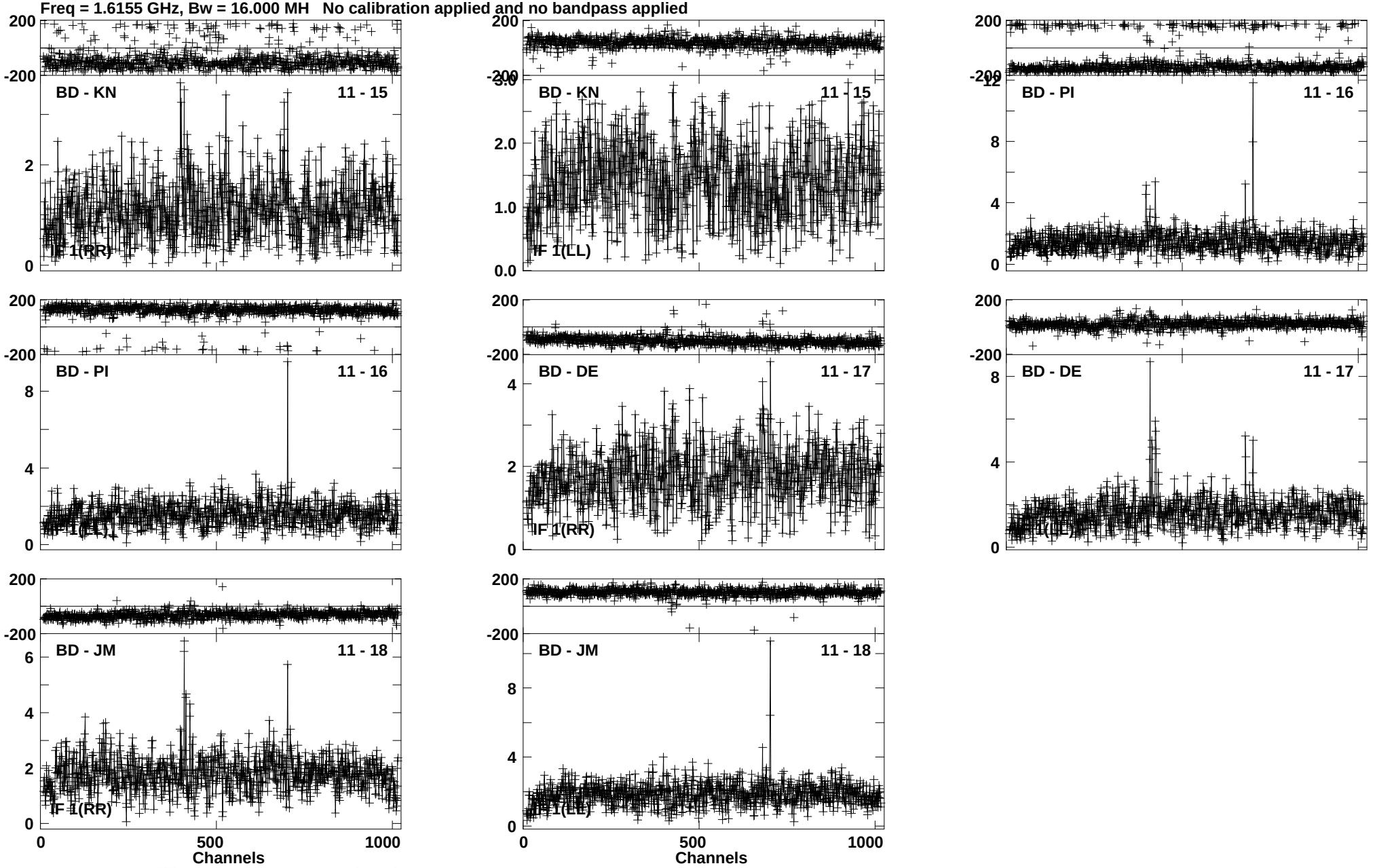

Lower frame: Milli Ampl Jy Top frame: Phas deg
Vector averaged cross-power spectrum Baseline: BD (11) - KN (15)
Timerange: 00/09:48:46 to 00/09:50:14

Plot file version 195 created 28-JUN-2019 13:33:42
IRAS16399 EP111B 2.UVDATA.1
Freq = 1.6155 GHz, Bw = 16.000 MH No calibration applied and no bandpass applied

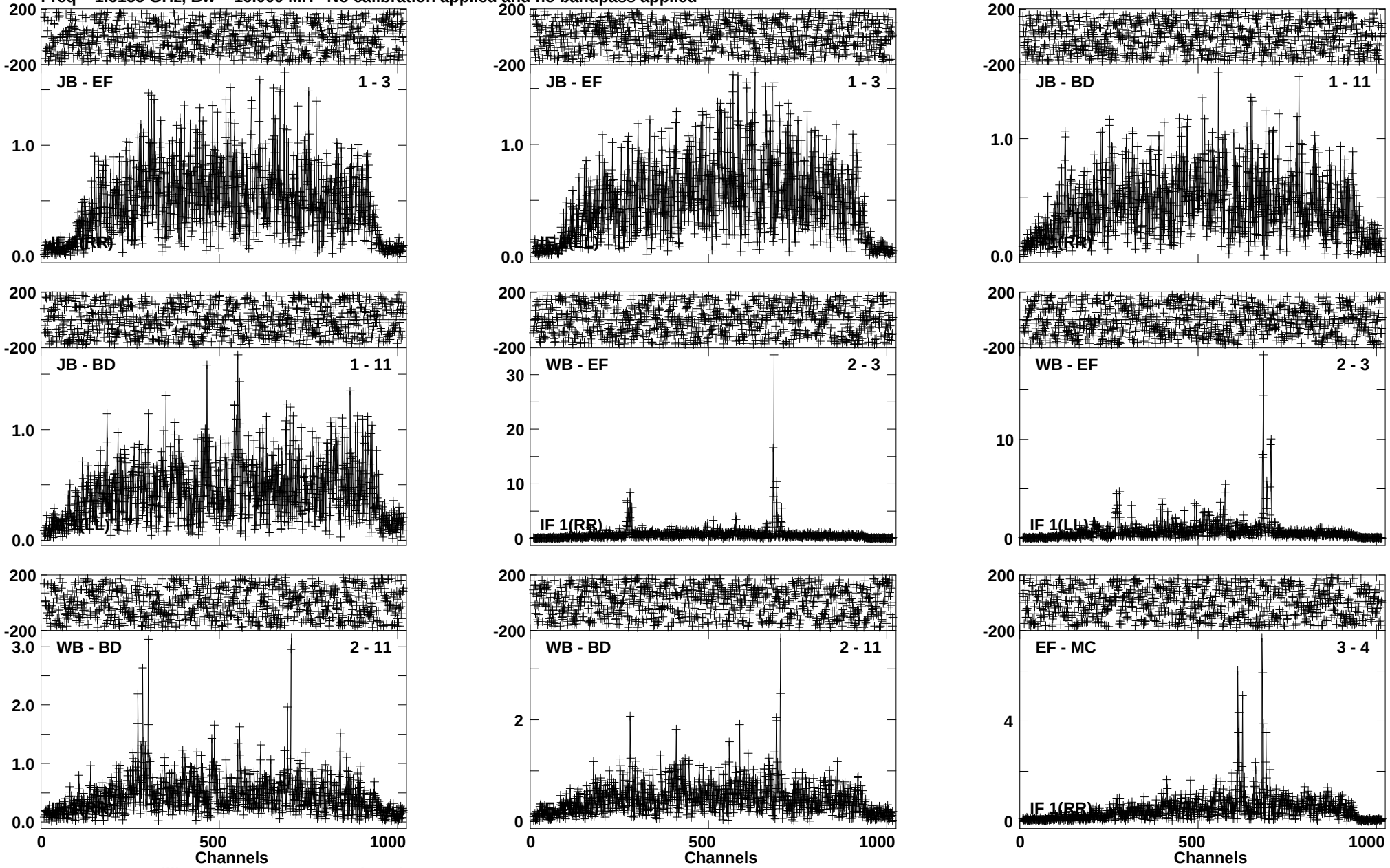

Lower frame: Milli Ampl Jy Top frame: Phas deg
Vector averaged cross-power spectrum Baseline: JB (01) - EF (03)
Timerange: 00/09:50:16 to 00/09:53:44

Plot file version 196 created 28-JUN-2019 13:33:43
IRAS16399 EP111B 2.UVDATA.1
Freq = 1.6155 GHz, Bw = 16.000 MH No calibration applied and no bandpass applied

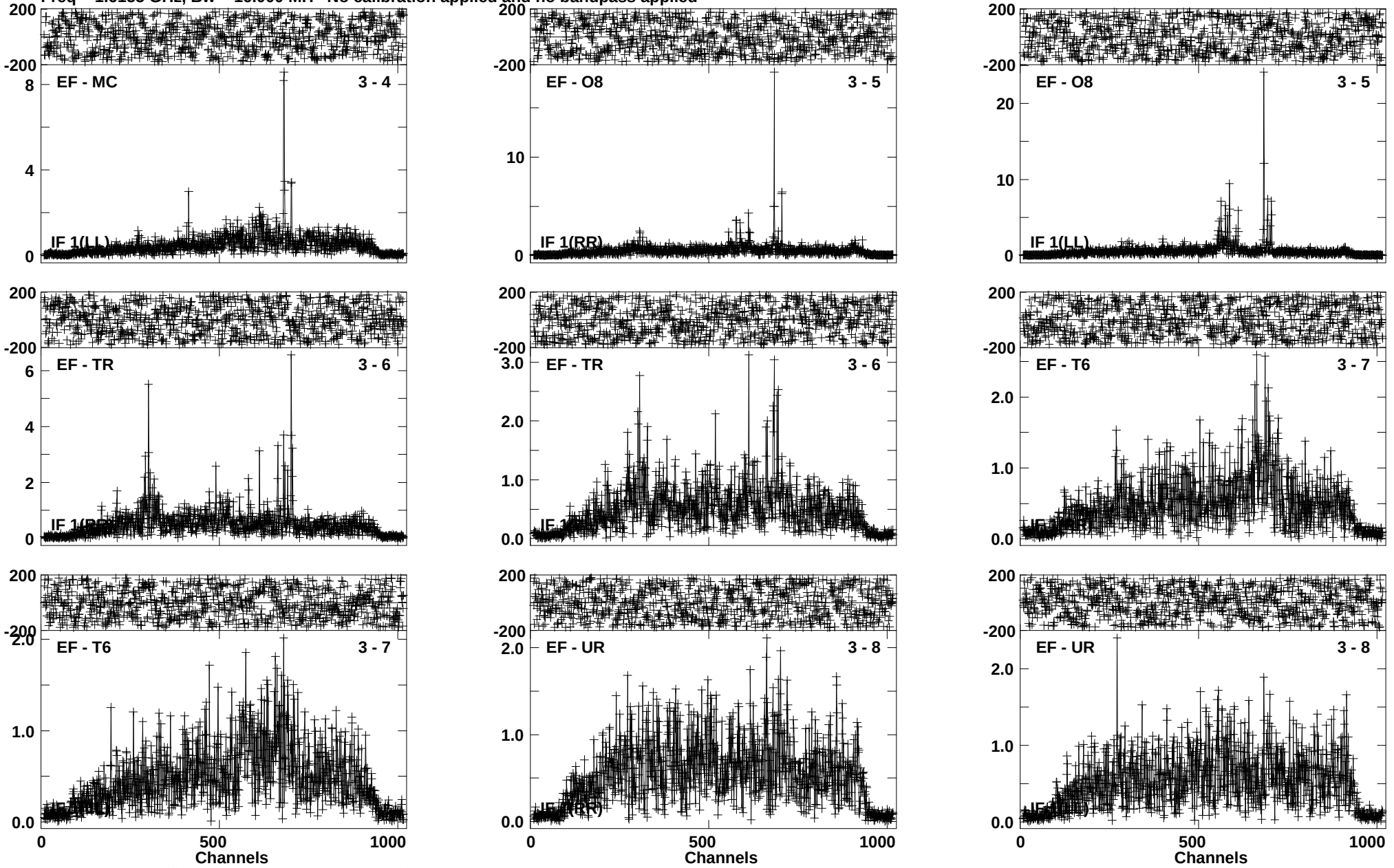

Lower frame: Milli Ampl Jy Top frame: Phas deg
Vector averaged cross-power spectrum Baseline: EF (03) - MC (04)
Timerange: 00/09:50:16 to 00/09:53:44

Plot file version 197 created 28-JUN-2019 13:33:44
IRAS16399 EP111B 2.UVDATA.1
Freq = 1.6155 GHz, Bw = 16.000 MH No calibration applied and no bandpass applied

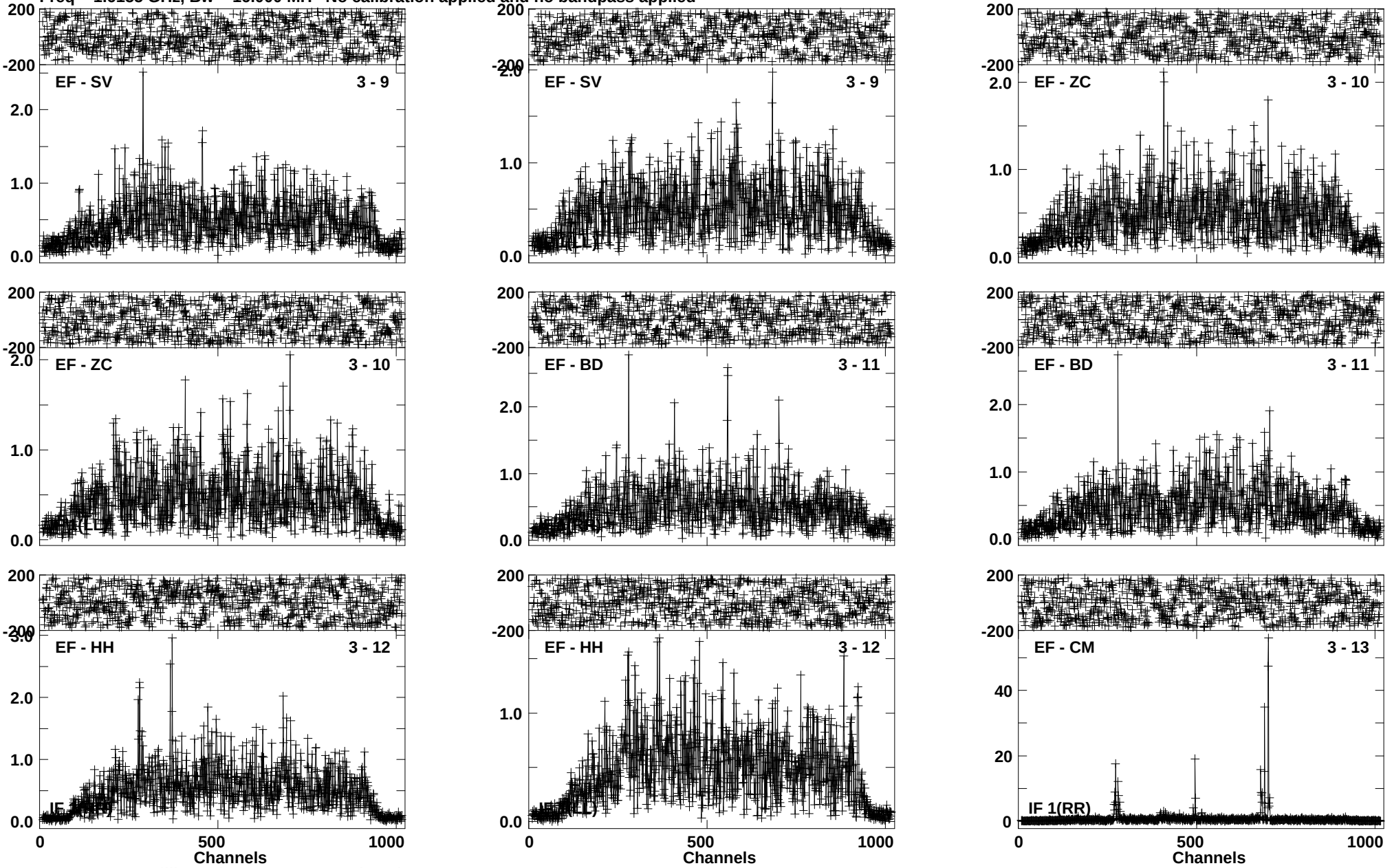

Lower frame: Milli Ampl Jy Top frame: Phas deg
Vector averaged cross-power spectrum Baseline: EF (03) - SV (09)
Timerange: 00/09:50:16 to 00/09:53:44

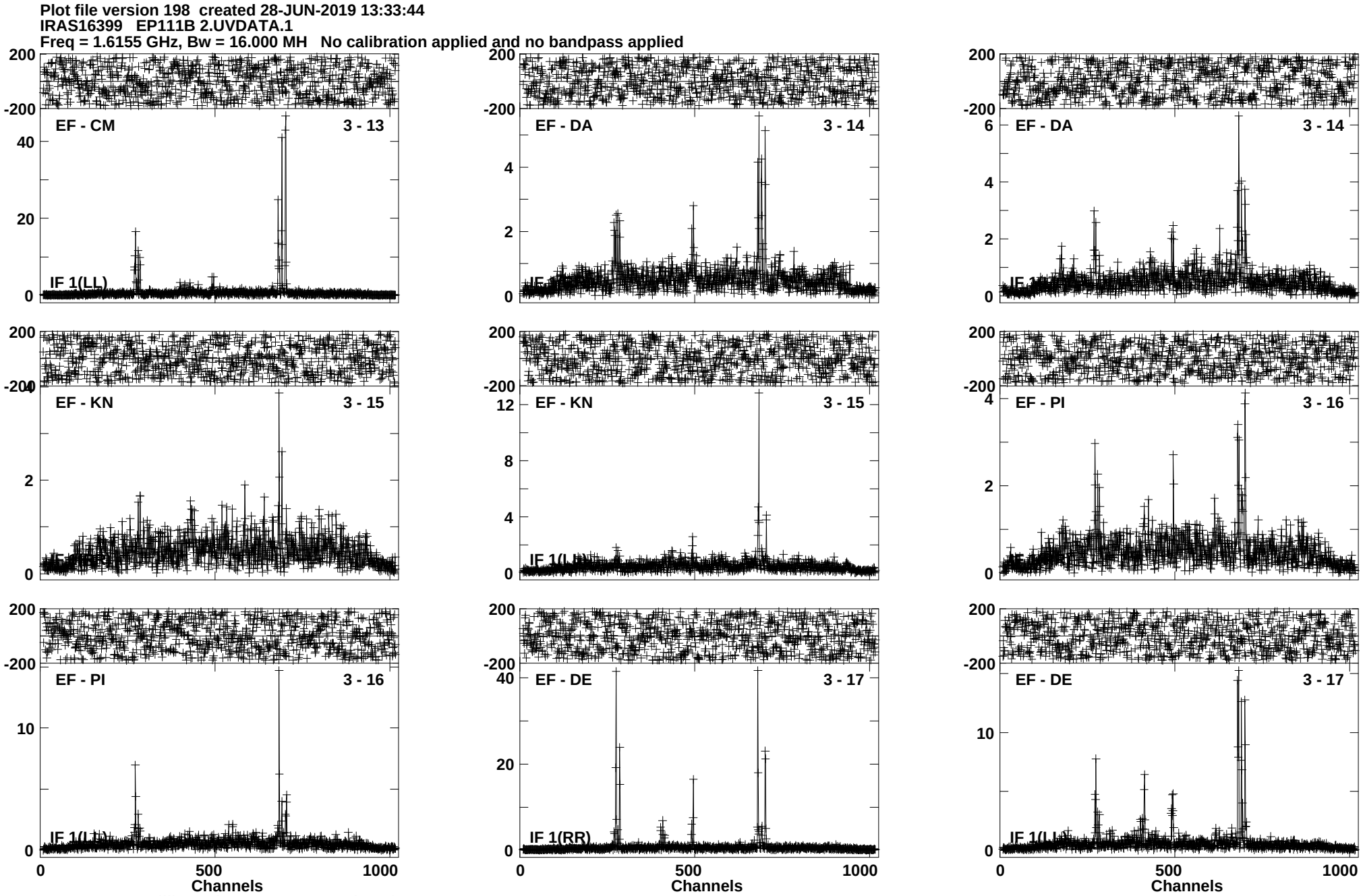
Plot file version 198 created 28-JUN-2019 13:33:44
IRAS16399 EP111B 2.UVDATA.1
Freq = 1.6155 GHz, Bw = 16.000 MH No calibration applied and no bandpass applied
EF - CM 3 - 13
IF 1(LL)
EF - DA 3 - 14
IF 1(RR)
EF - DA 3 - 14
IF 1(LL)
EF - KN 3 - 15
IF 1(RR)
EF - KN 3 - 15
IF 1(LL)
EF - PI 3 - 16
IF 1(RR)
EF - PI 3 - 16
IF 1(LL)
EF - DE 3 - 17
IF 1(RR)
EF - DE 3 - 17
IF 1(LL)
Channels
Lower frame: Milli Ampl Jy Top frame: Phas deg
Vector averaged cross-power spectrum Baseline: EF (03) - CM (13)
Timerange: 00/09:50:16 to 00/09:53:44

Plot file version 199 created 28-JUN-2019 13:33:45
IRAS16399 EP111B 2.UVDATA.1
Freq = 1.6155 GHz, Bw = 16.000 MH No calibration applied and no bandpass applied

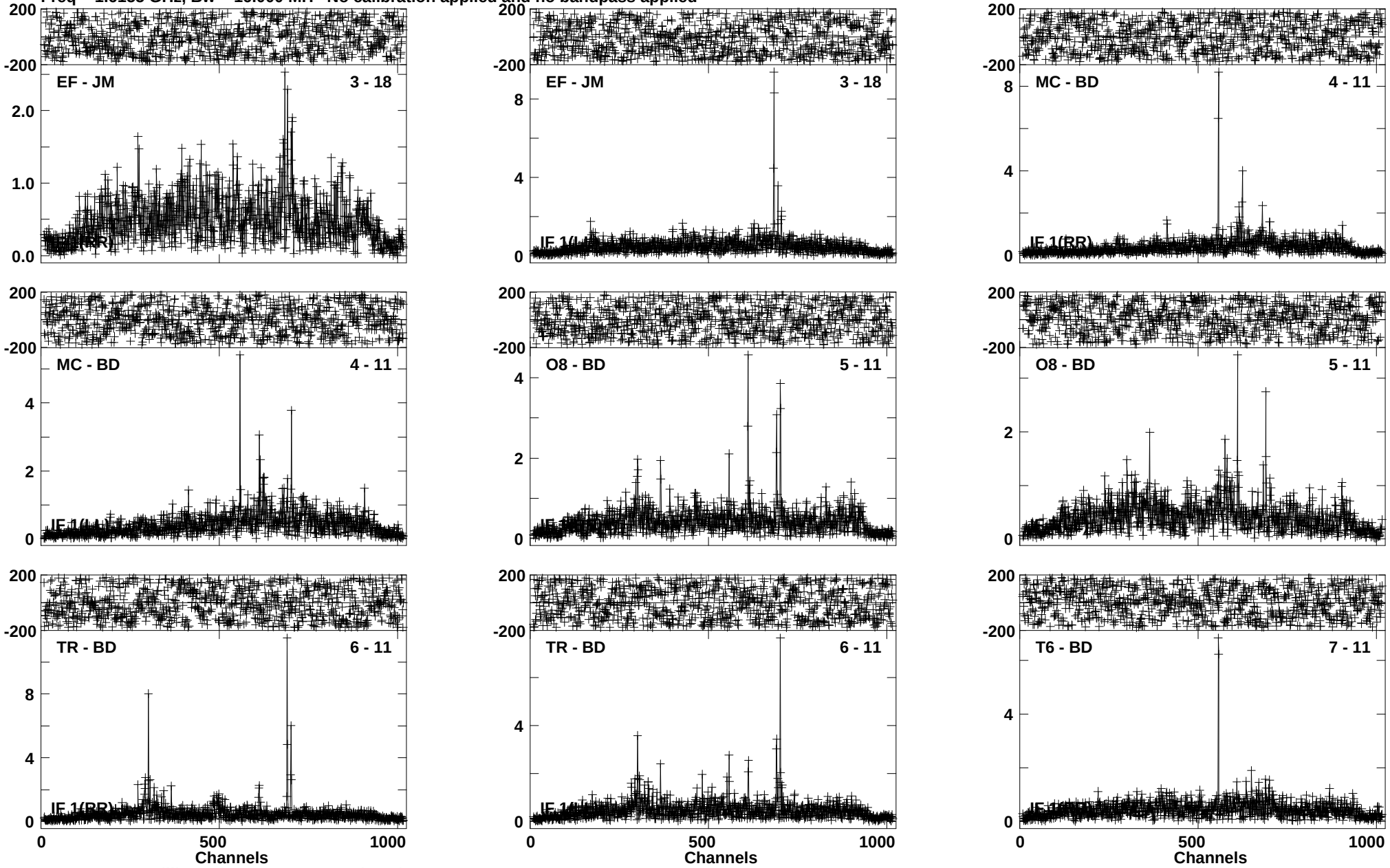

Lower frame: Milli Ampl Jy Top frame: Phas deg
Vector averaged cross-power spectrum Baseline: EF (03) - JM (18)
Timerange: 00/09:50:16 to 00/09:53:44

Plot file version 200 created 28-JUN-2019 13:33:46
IRAS16399 EP111B 2.UVDATA.1
Freq = 1.6155 GHz, Bw = 16.000 MH No calibration applied and no bandpass applied

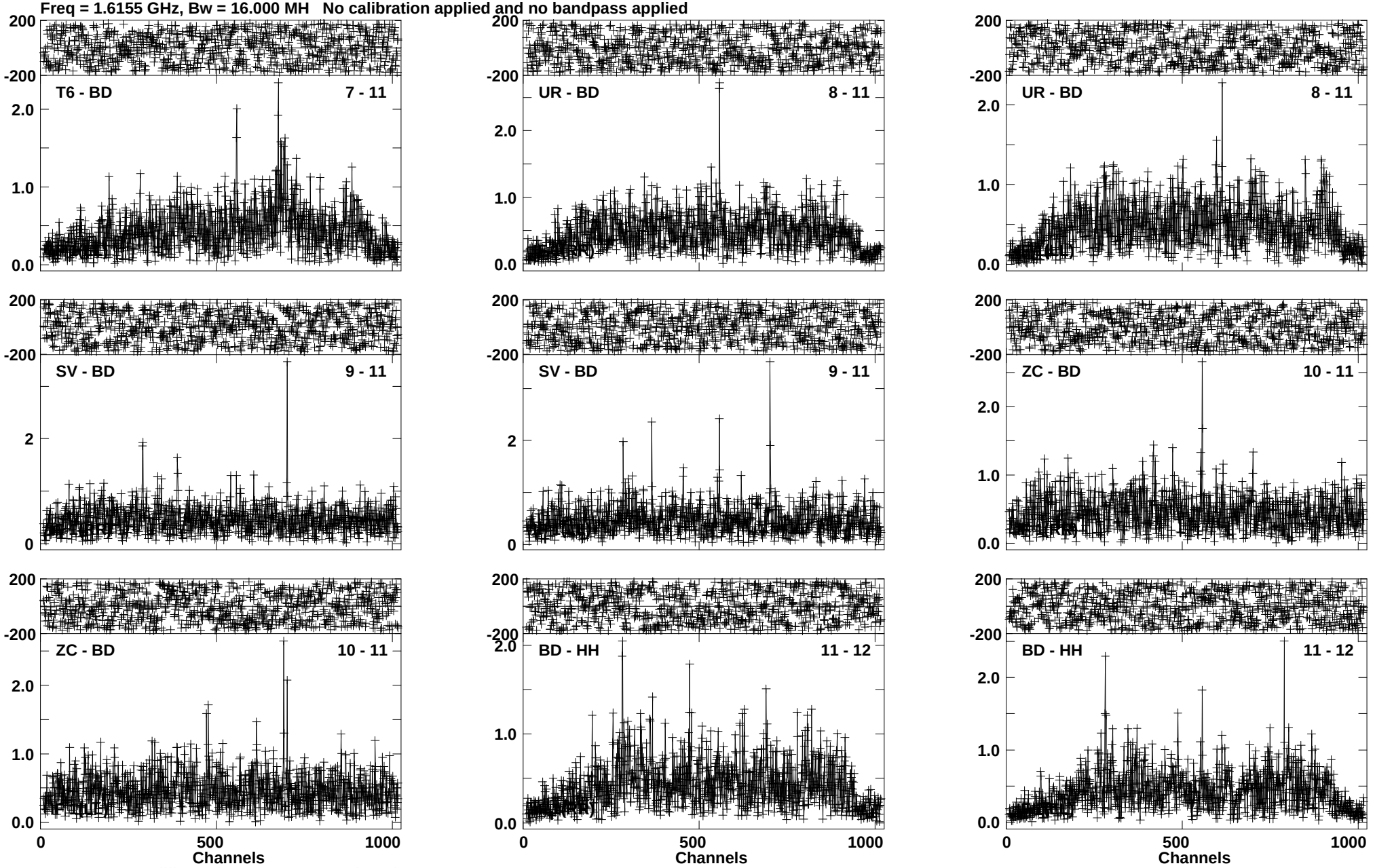

Lower frame: Milli Ampl Jy Top frame: Phas deg
Vector averaged cross-power spectrum Baseline: T6 (07) - BD (11)
Timerange: 00/09:50:16 to 00/09:53:44

Plot file version 201 created 28-JUN-2019 13:33:46
IRAS16399 EP111B 2.UVDATA.1
Freq = 1.6155 GHz, Bw = 16.000 MH No calibration applied and no bandpass applied

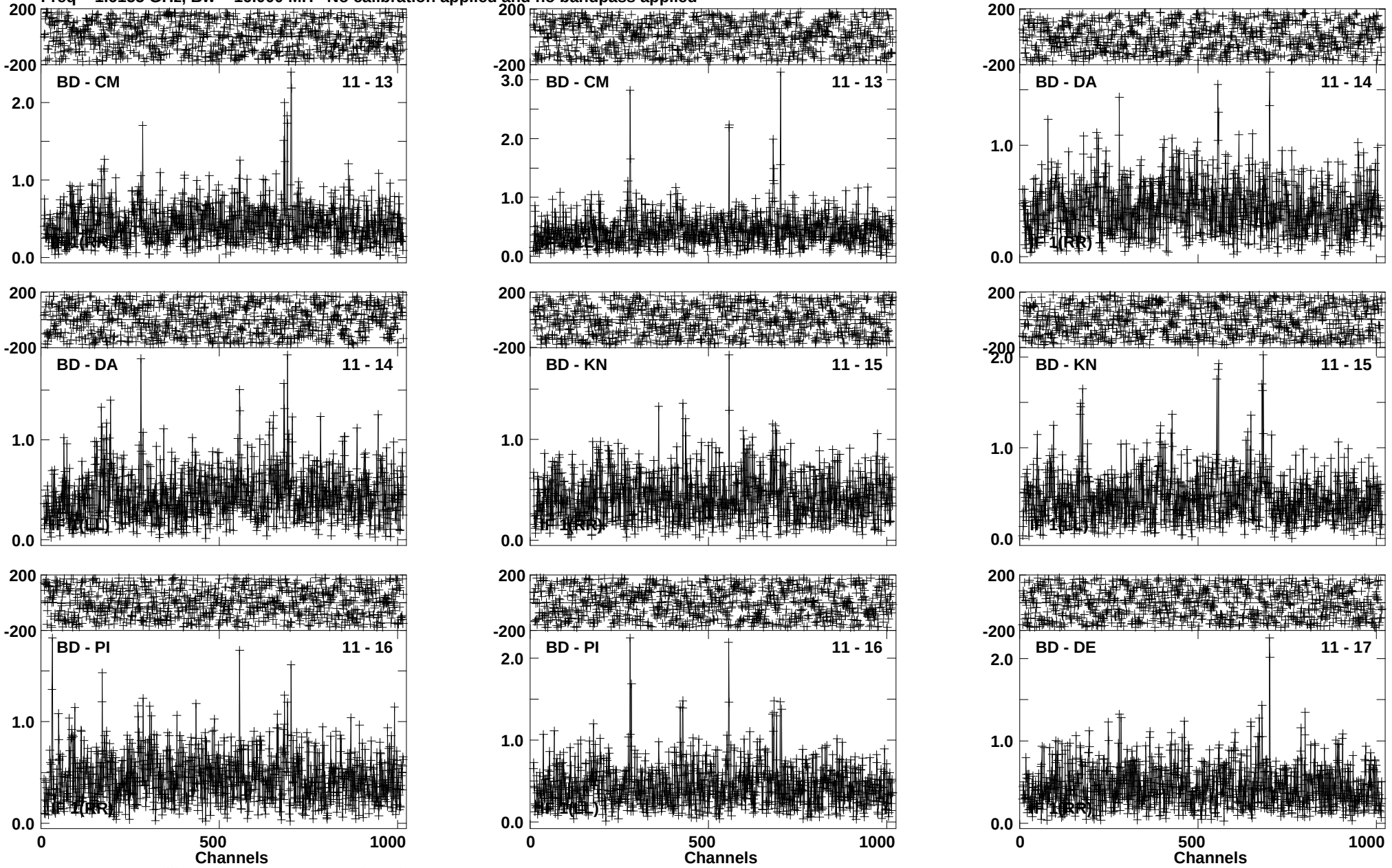

Lower frame: Milli Ampl Jy Top frame: Phas deg
Vector averaged cross-power spectrum Baseline: BD (11) - CM (13)
Timerange: 00/09:50:16 to 00/09:53:44

Plot file version 202 created 28-JUN-2019 13:33:47
IRAS16399 EP111B 2.UVDATA.1
Freq = 1.6155 GHz, Bw = 16.000 MH No calibration applied and no bandpass applied

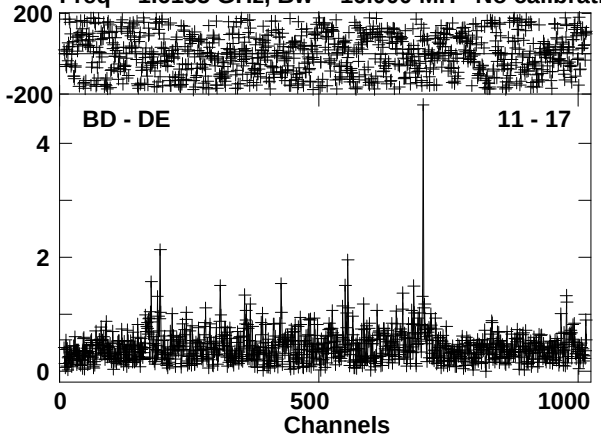

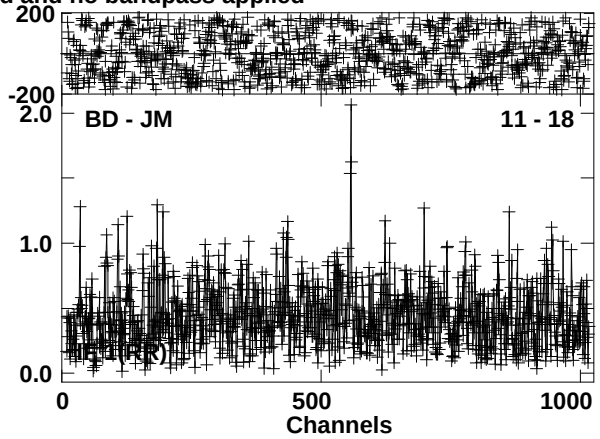

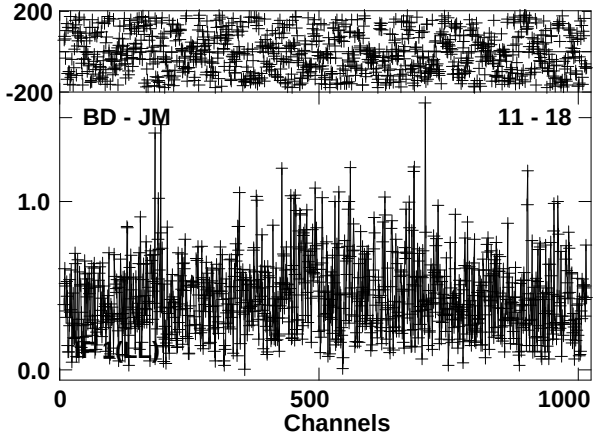

Lower frame: Milli Ampl Jy Top frame: Phas deg
Vector averaged cross-power spectrum Baseline: BD (11) - DE (17)
Timerange: 00/09:50:16 to 00/09:53:44

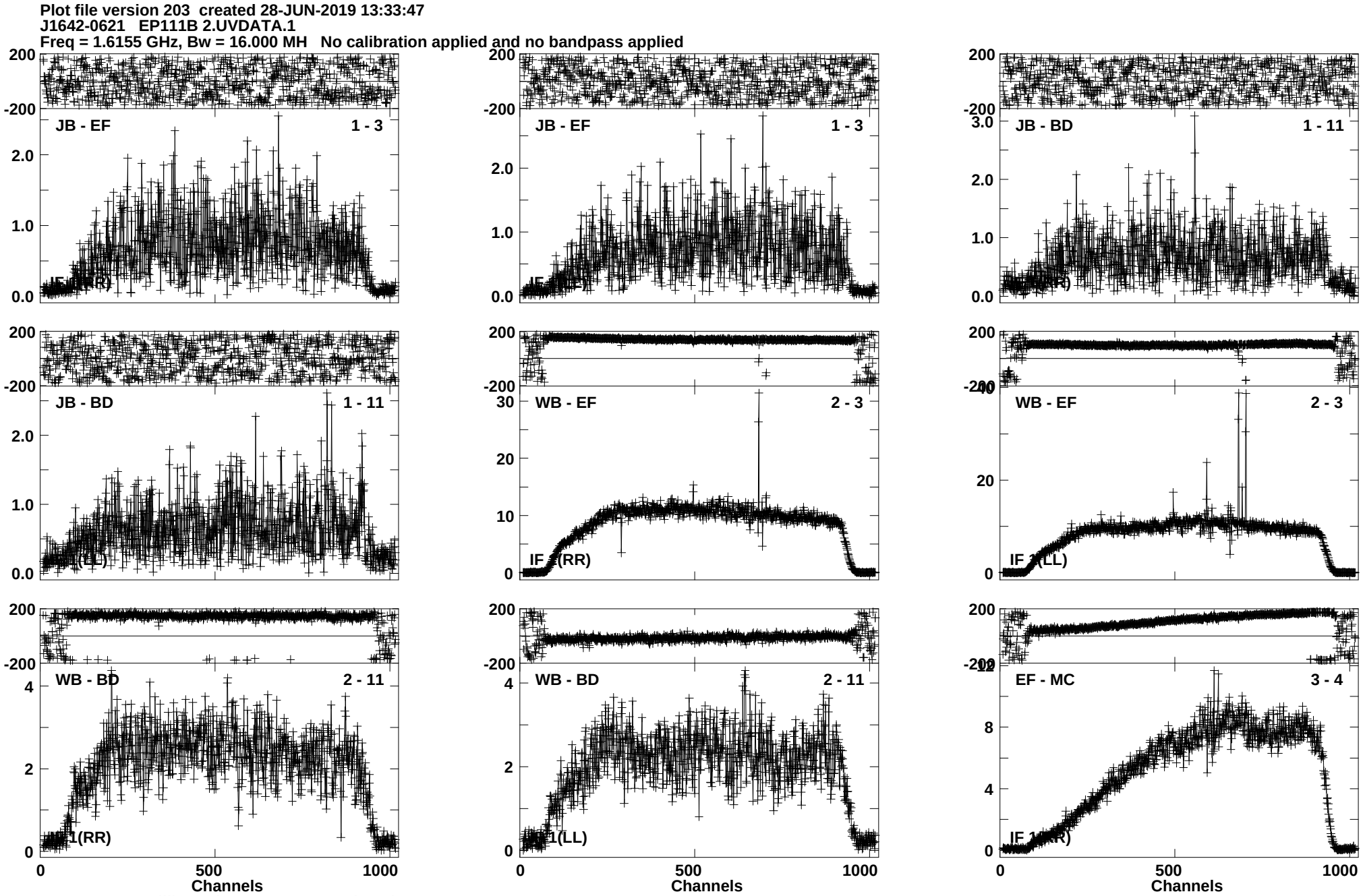
Plot file version 203 created 28-JUN-2019 13:33:47
J1642-0621 EP111B 2.UVDATA.1
Freq = 1.6155 GHz, Bw = 16.000 MH No calibration applied and no bandpass applied
JB - EF 1 - 3
JB - EF 1 - 3
JB - BD 1 - 11
JB - BD 1 - 11
WB - EF 2 - 3
WB - EF 2 - 3
WB - BD 2 - 11
WB - BD 2 - 11
EF - MC 3 - 4
Channels
Channels
Channels
Lower frame: Milli Ampl Jy Top frame: Phas deg
Vector averaged cross-power spectrum Baseline: JB (01) - EF (03)
Timerange: 00/09:54:31 to 00/09:55:59

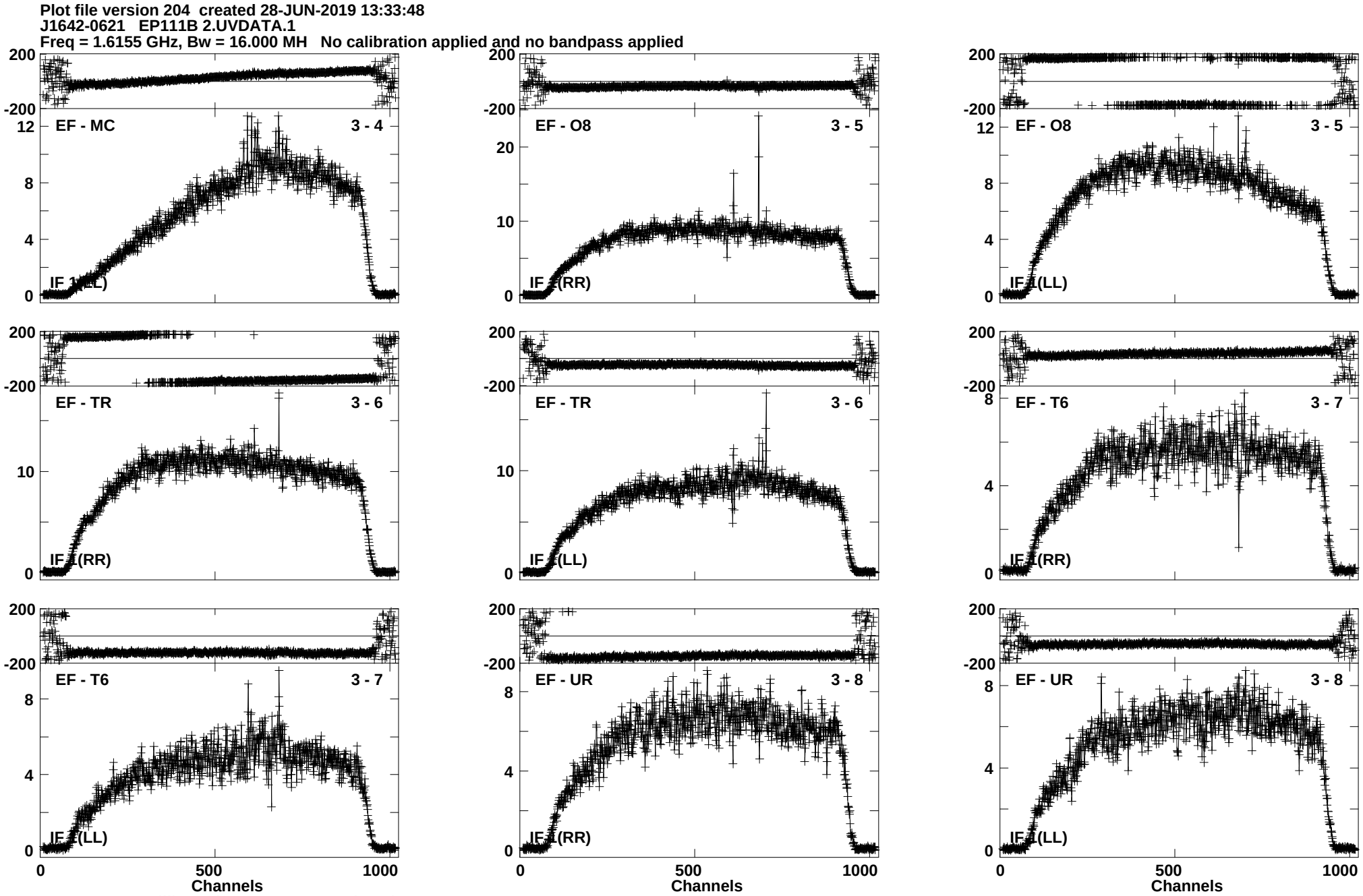
Plot file version 204 created 28-JUN-2019 13:33:48
J1642-0621 EP111B 2.UVDATA.1
Freq = 1.6155 GHz, Bw = 16.000 MH No calibration applied and no bandpass applied
EF - MC 3 - 4
EF - O8 3 - 5
EF - O8 3 - 5
EF - TR 3 - 6
EF - TR 3 - 6
EF - T6 3 - 7
EF - T6 3 - 7
EF - UR 3 - 8
EF - UR 3 - 8
Channels
Channels
Channels
Lower frame: Milli Ampl Jy Top frame: Phas deg
Vector averaged cross-power spectrum Baseline: EF (03) - MC (04)
Timerange: 00/09:54:31 to 00/09:55:59

Plot file version 205 created 28-JUN-2019 13:33:48
J1642-0621 EP111B 2.UVDATA.1
Freq = 1.6155 GHz, Bw = 16.000 MH No calibration applied and no bandpass applied

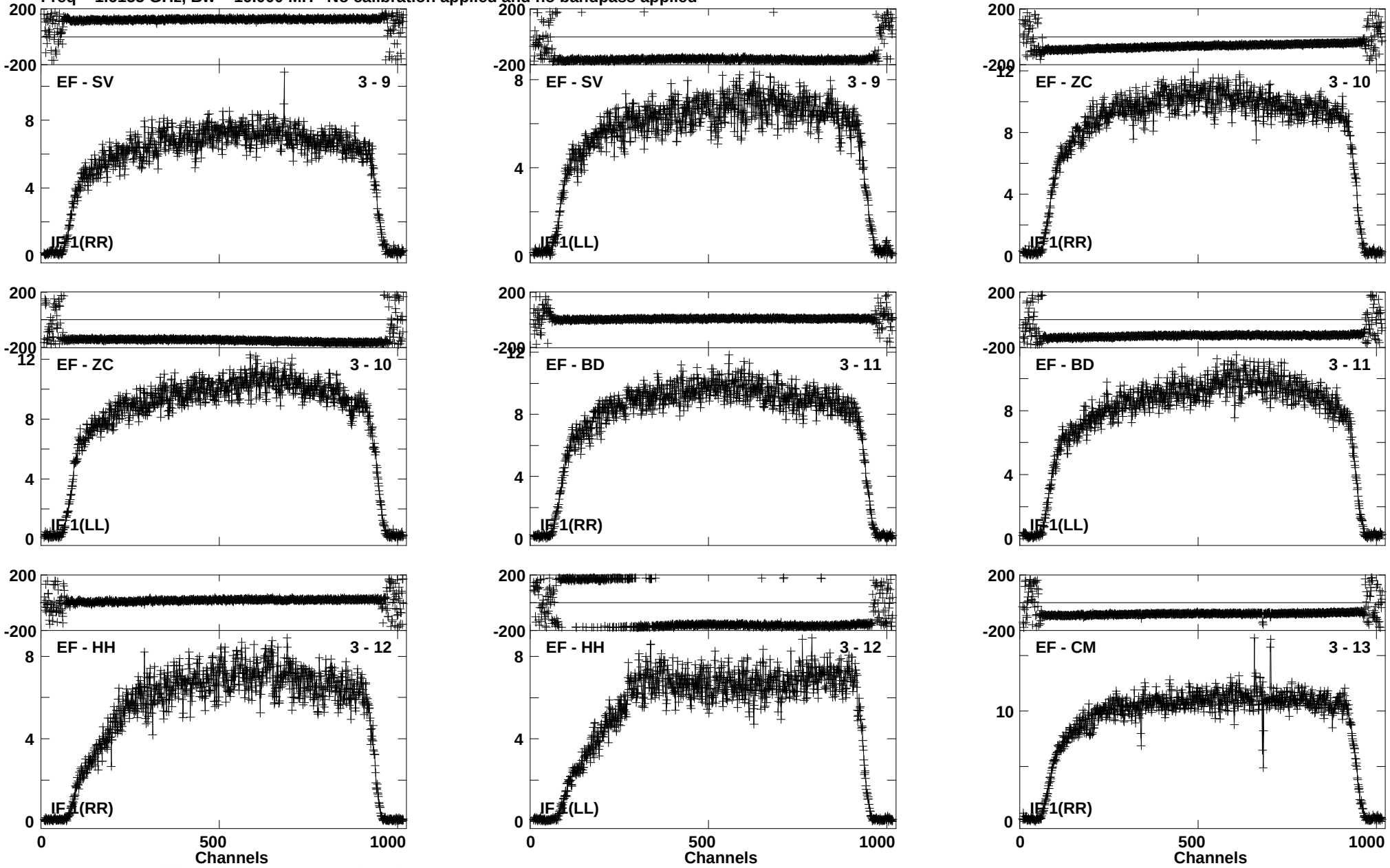

Lower frame: Milli Ampl Jy Top frame: Phas deg
Vector averaged cross-power spectrum Baseline: EF (03) - SV (09)
Timerange: 00/09:54:31 to 00/09:55:59

Plot file version 206 created 28-JUN-2019 13:33:49
J1642-0621 EP111B 2.UVDATA.1
Freq = 1.6155 GHz, Bw = 16.000 MH No calibration applied and no bandpass applied

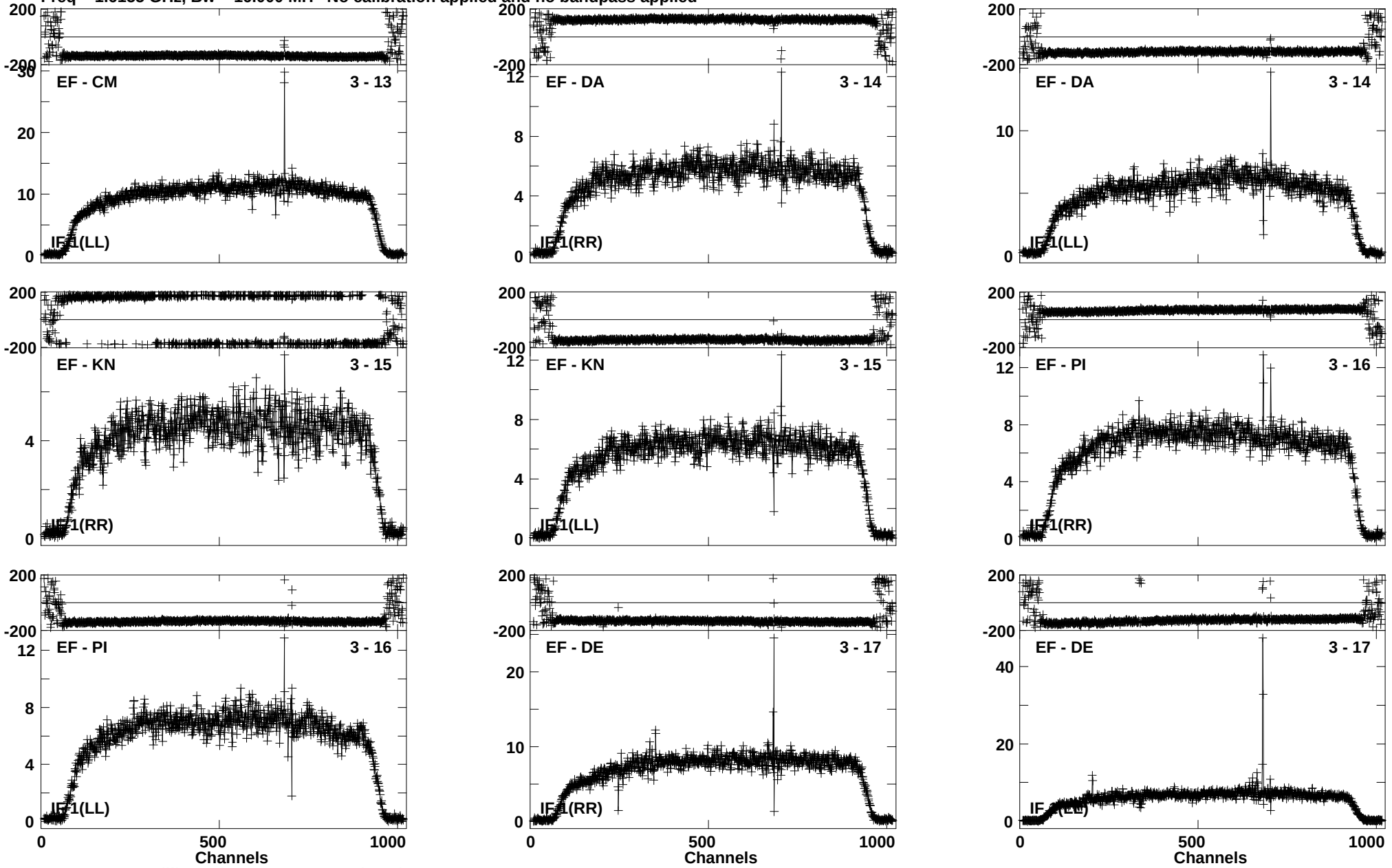

Lower frame: Milli Ampl Jy Top frame: Phas deg
Vector averaged cross-power spectrum Baseline: EF (03) - CM (13)
Timerange: 00/09:54:31 to 00/09:55:59

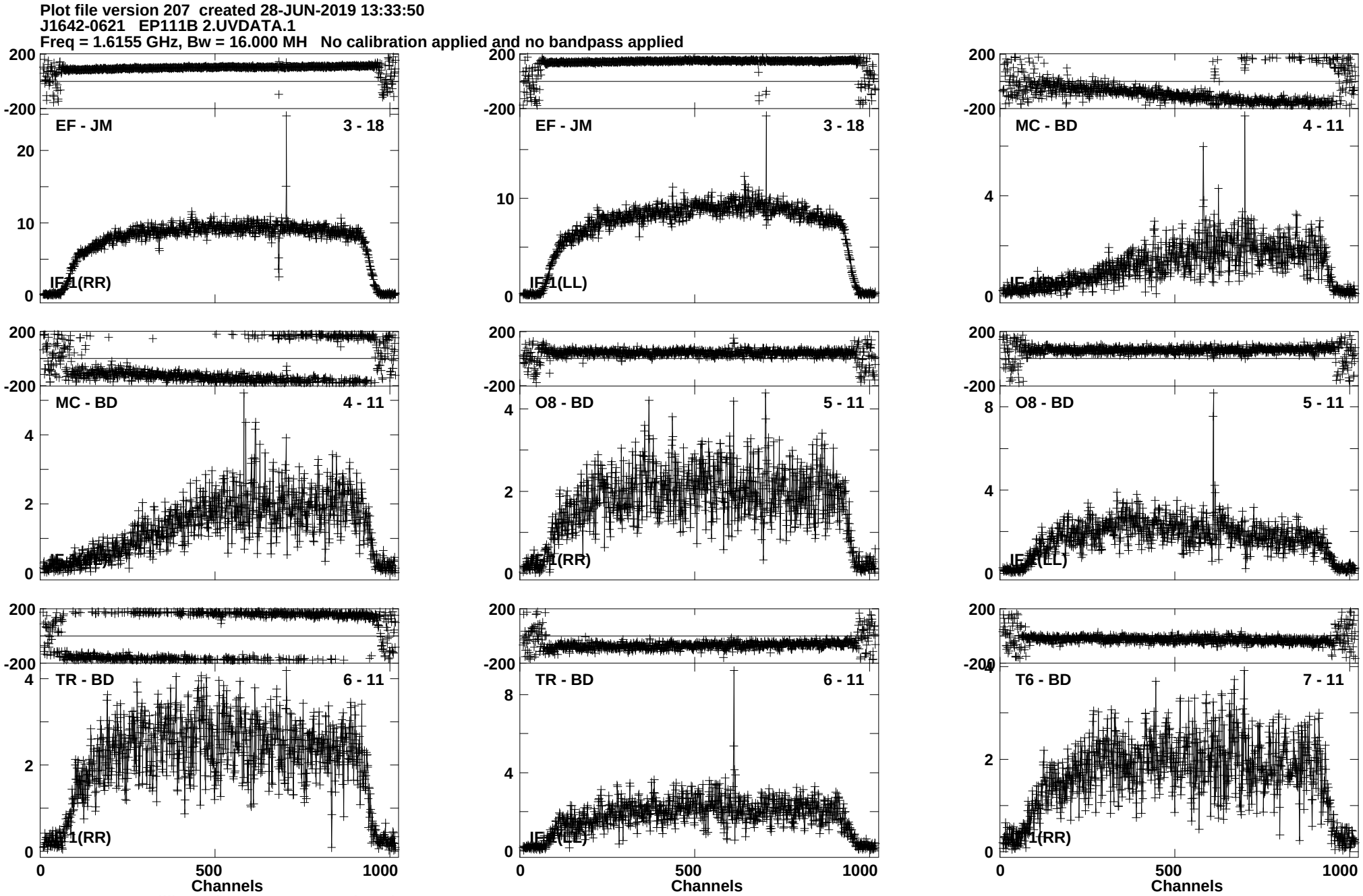
Plot file version 207 created 28-JUN-2019 13:33:50
J1642-0621 EP111B 2.UVDATA.1
Freq = 1.6155 GHz, Bw = 16.000 MH No calibration applied and no bandpass applied
EF - JM 3 - 18
IF 1(RR)
EF - JM 3 - 18
IF 1(LL)
MC - BD 4 - 11
MC - BD 4 - 11
O8 - BD 5 - 11
O8 - BD 5 - 11
TR - BD 6 - 11
TR - BD 6 - 11
T6 - BD 7 - 11
Channels
Channels
Channels
Lower frame: Milli Ampl Jy Top frame: Phas deg
Vector averaged cross-power spectrum Baseline: EF (03) - JM (18)
Timerange: 00/09:54:31 to 00/09:55:59

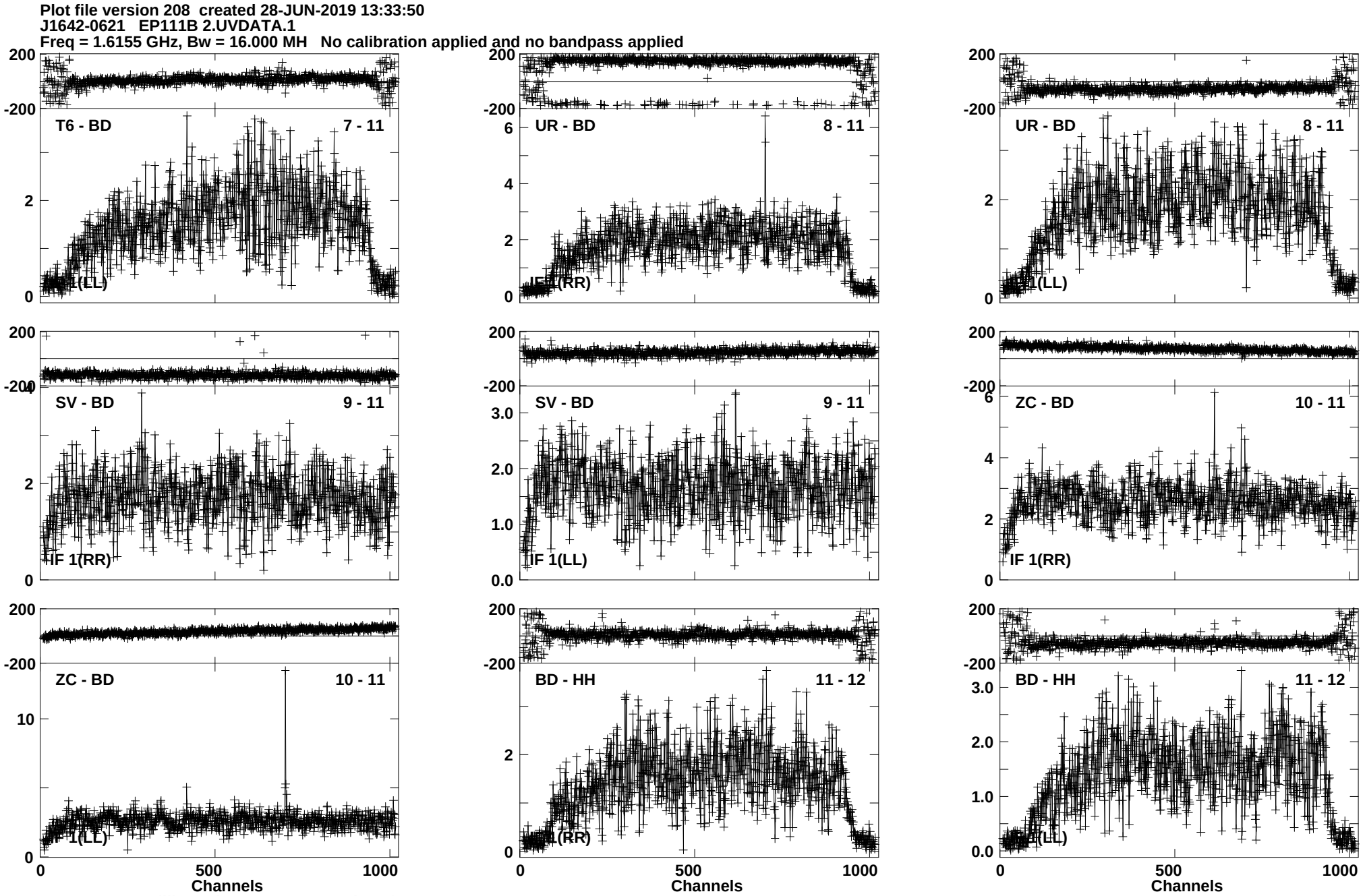
Plot file version 208 created 28-JUN-2019 13:33:50
J1642-0621 EP111B 2.UVDATA.1
Freq = 1.6155 GHz, Bw = 16.000 MH No calibration applied and no bandpass applied
T6 - BD
7 - 11
IF 1(LL)
UR - BD
8 - 11
IF 1(RR)
UR - BD
8 - 11
IF 1(LL)
SV - BD
9 - 11
IF 1(RR)
SV - BD
9 - 11
IF 1(LL)
ZC - BD
10 - 11
IF 1(RR)
ZC - BD
10 - 11
IF 1(LL)
BD - HH
11 - 12
IF 1(RR)
BD - HH
11 - 12
IF 1(LL)
Channels
Channels
Channels
Lower frame: Milli Ampl Jy Top frame: Phas deg
Vector averaged cross-power spectrum Baseline: T6 (07) - BD (11)
Timerange: 00/09:54:31 to 00/09:55:59

Plot file version 209 created 28-JUN-2019 13:33:51
J1642-0621 EP111B 2.UVDATA.1
Freq = 1.6155 GHz, Bw = 16.000 MH No calibration applied and no bandpass applied

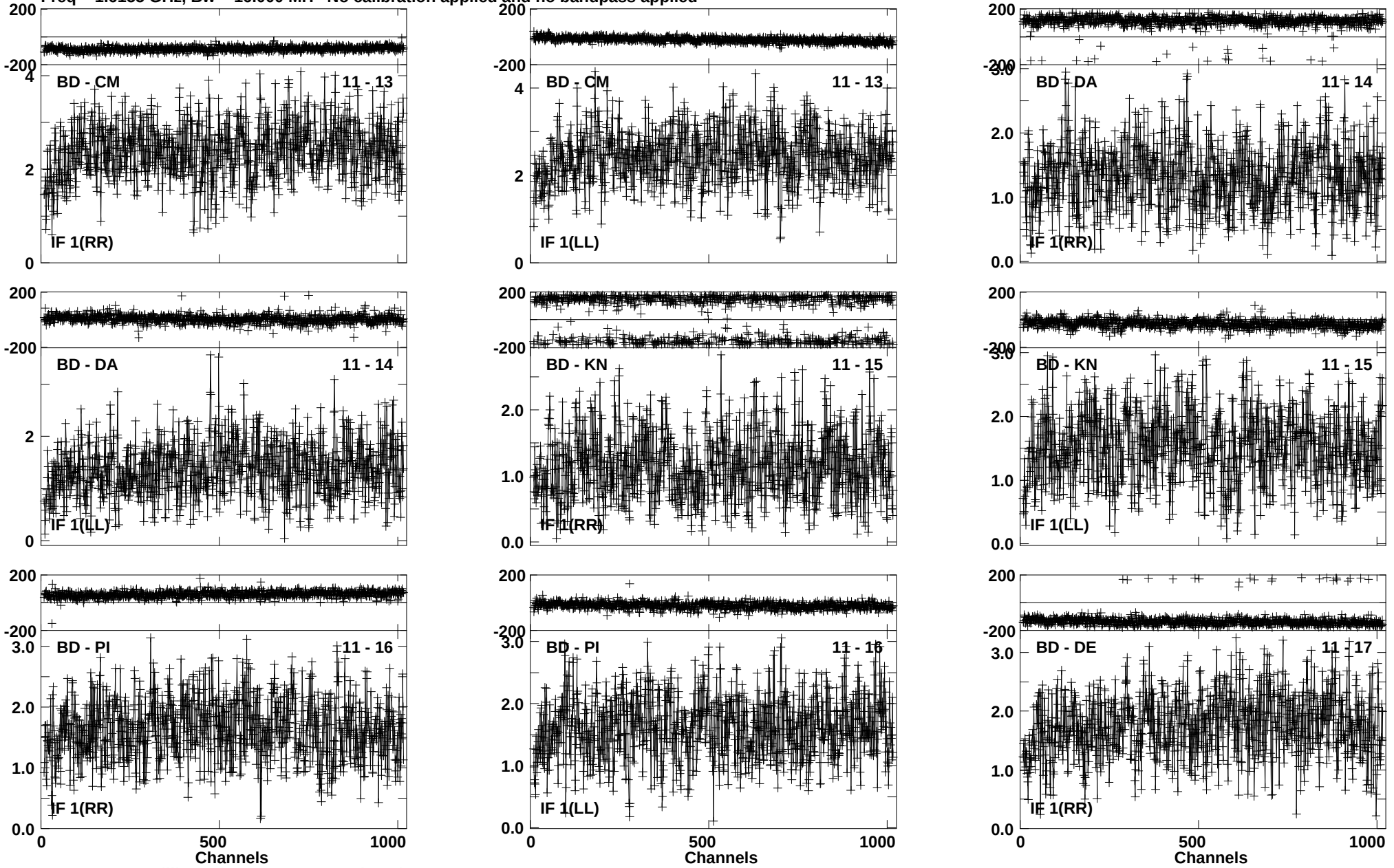

Lower frame: Milli Ampl Jy Top frame: Phas deg
Vector averaged cross-power spectrum Baseline: BD (11) - CM (13)
Timerange: 00/09:54:31 to 00/09:55:59

Plot file version 210 created 28-JUN-2019 13:33:51
J1642-0621 EP111B 2.UVDATA.1
Freq = 1.6155 GHz, Bw = 16.000 MH No calibration applied and no bandpass applied

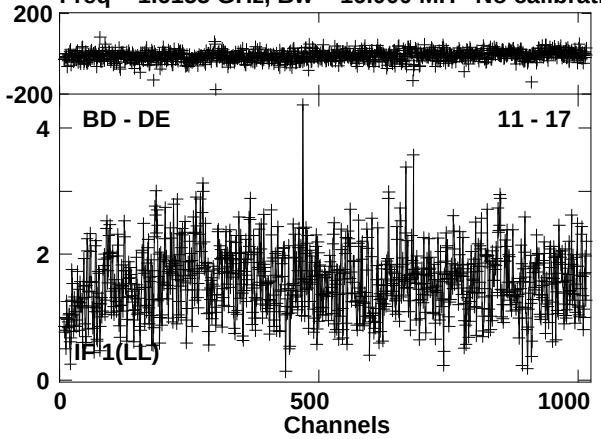

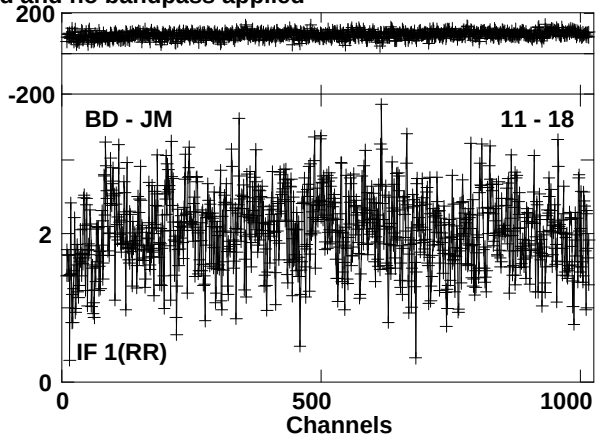

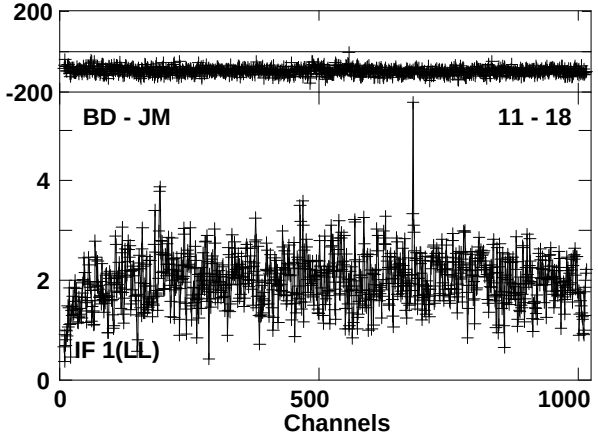

Lower frame: Milli Ampl Jy Top frame: Phas deg
Vector averaged cross-power spectrum Baseline: BD (11) - DE (17)
Timerange: 00/09:54:31 to 00/09:55:59

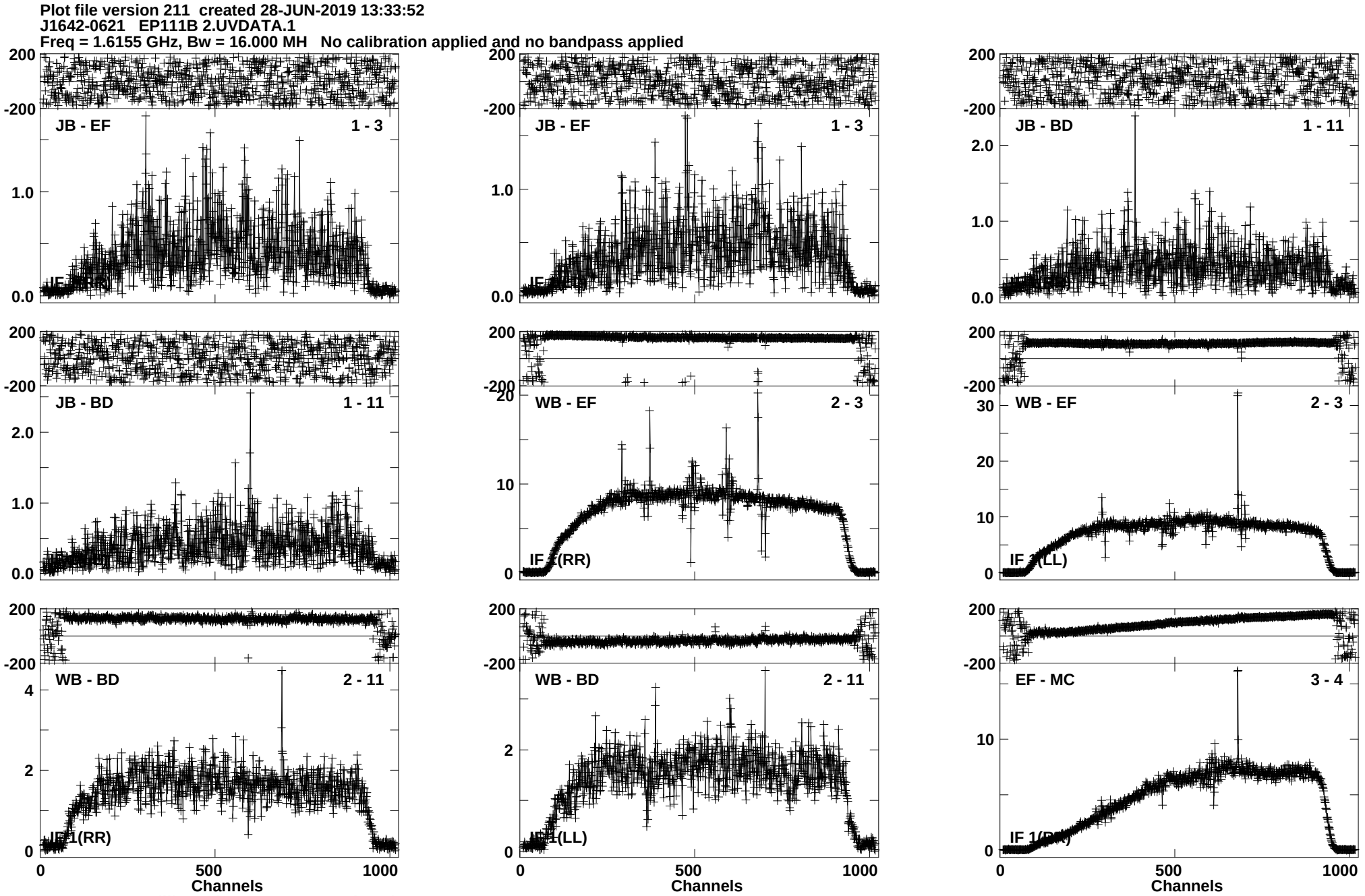
Plot file version 211 created 28-JUN-2019 13:33:52
J1642-0621 EP111B 2.UVDATA.1
Freq = 1.6155 GHz, Bw = 16.000 MH No calibration applied and no bandpass applied
JB - EF 1 - 3
JB - EF 1 - 3
JB - BD 1 - 11
JB - BD 1 - 11
WB - EF 2 - 3
WB - EF 2 - 3
WB - BD 2 - 11
WB - BD 2 - 11
EF - MC 3 - 4
Channels
Channels
Channels
Lower frame: Milli Ampl Jy Top frame: Phas deg
Vector averaged cross-power spectrum Baseline: JB (01) - EF (03)
Timerange: 00/09:56:21 to 00/10:00:19

Plot file version 212 created 28-JUN-2019 13:33:53
J1642-0621 EP111B 2.UVDATA.1
Freq = 1.6155 GHz, Bw = 16.000 MH No calibration applied and no bandpass applied

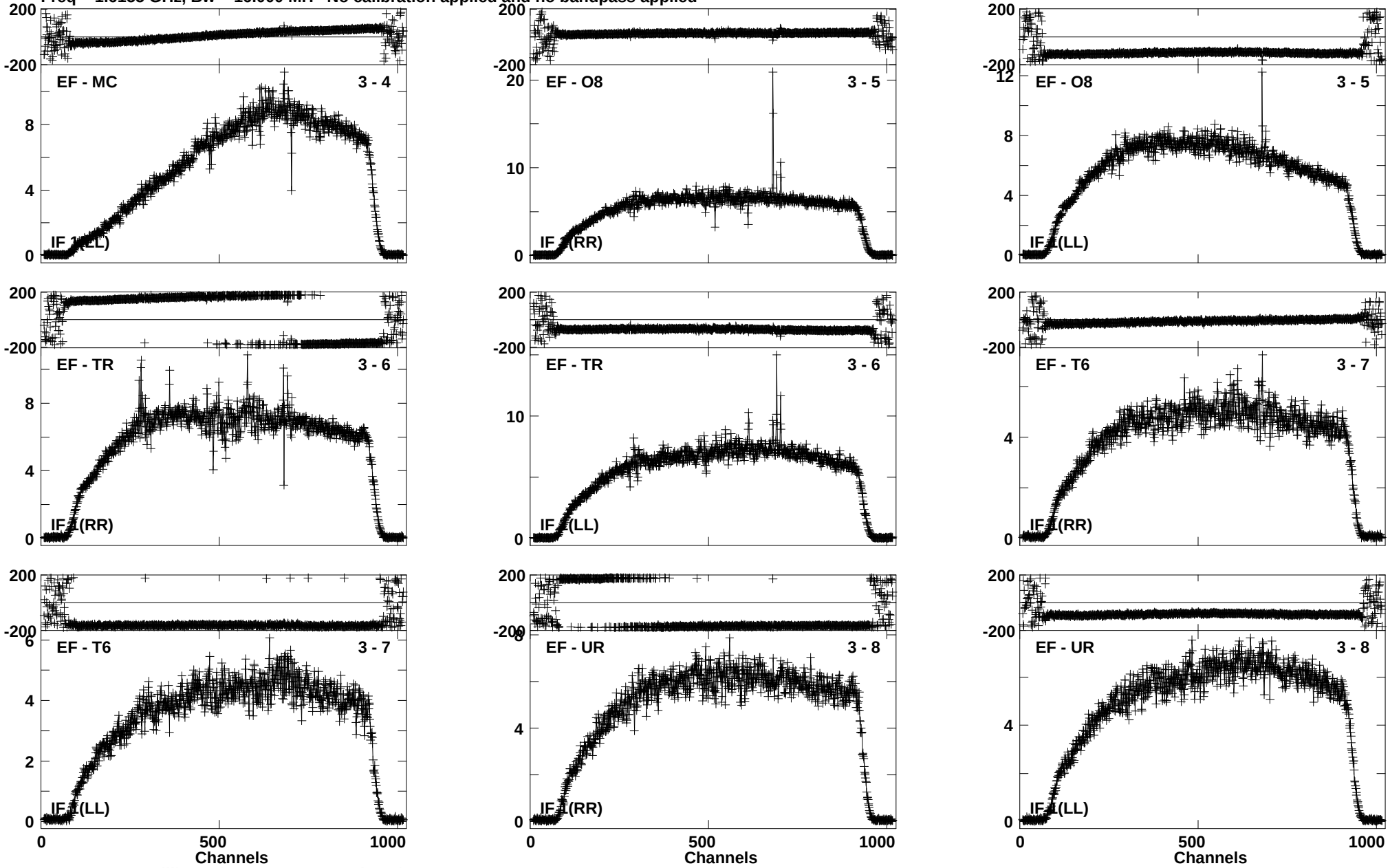

Lower frame: Milli Ampl Jy Top frame: Phas deg
Vector averaged cross-power spectrum Baseline: EF (03) - MC (04)
Timerange: 00/09:56:21 to 00/10:00:19

Plot file version 213 created 28-JUN-2019 13:33:54
J1642-0621 EP111B 2.UVDATA.1
Freq = 1.6155 GHz, Bw = 16.000 MH No calibration applied and no bandpass applied

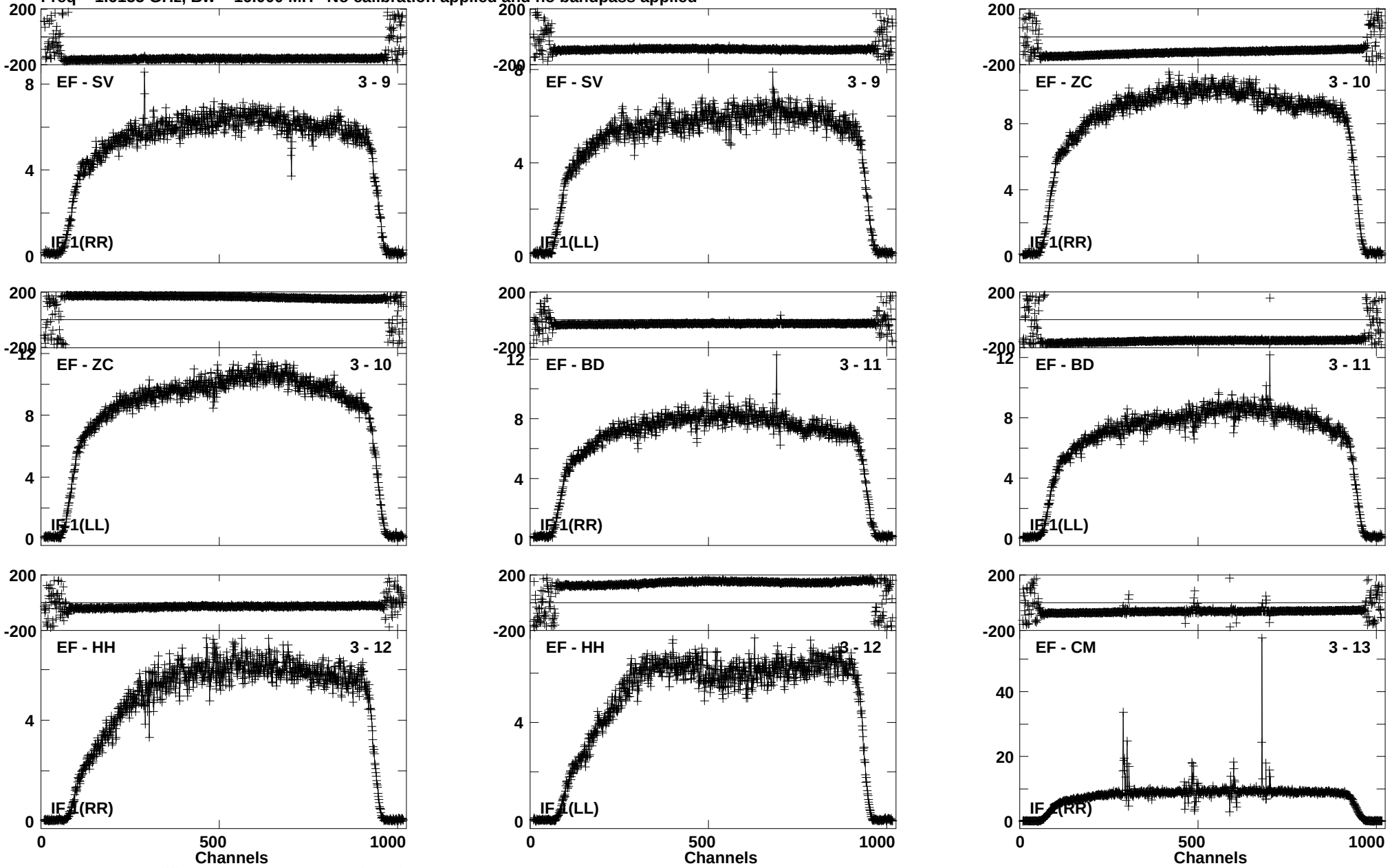

Lower frame: Milli Ampl Jy Top frame: Phas deg
Vector averaged cross-power spectrum Baseline: EF (03) - SV (09)
Timerange: 00/09:56:21 to 00/10:00:19

Plot file version 214 created 28-JUN-2019 13:33:55
J1642-0621 EP111B 2.UVDATA.1
Freq = 1.6155 GHz, Bw = 16.000 MH No calibration applied and no bandpass applied

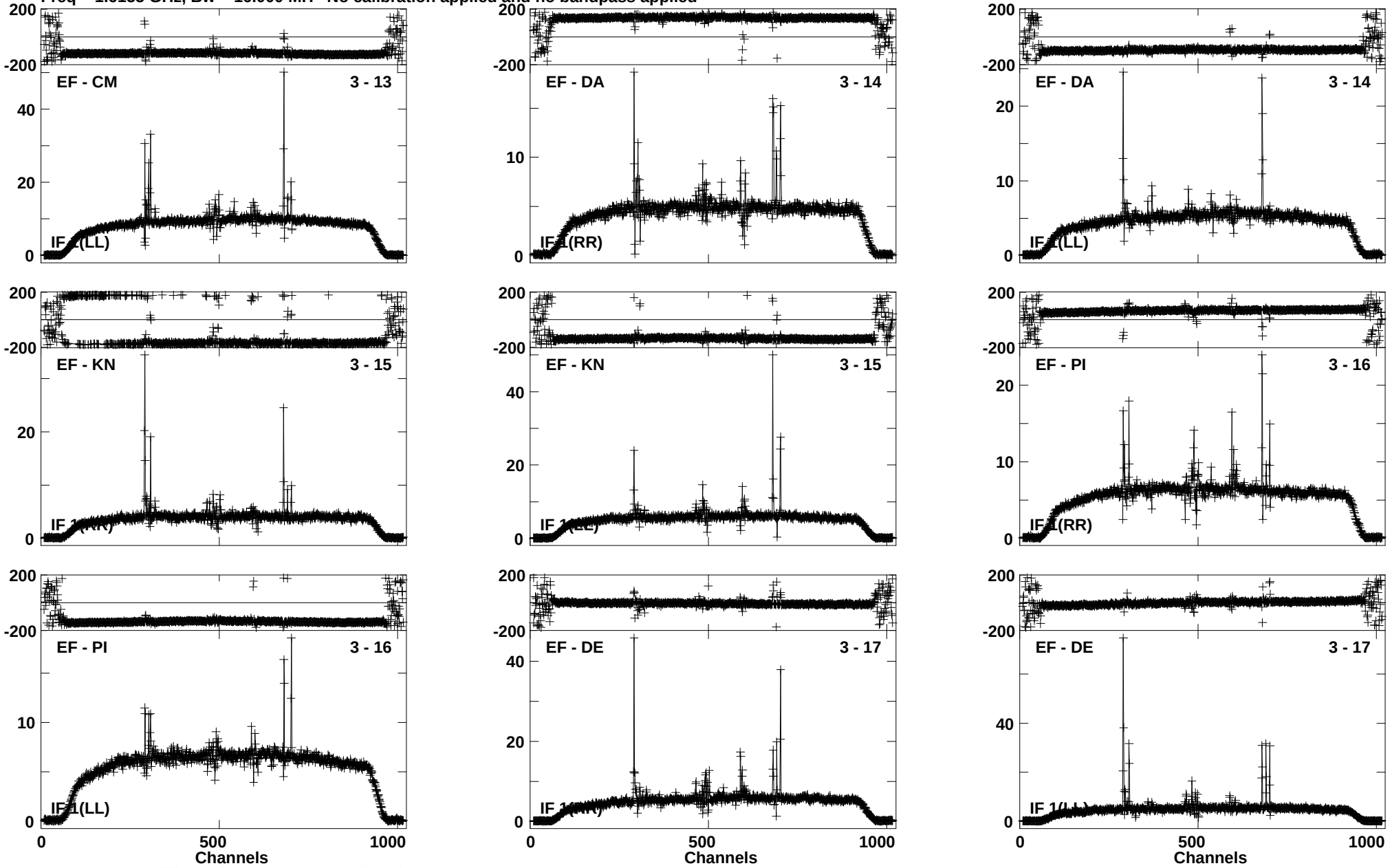

Lower frame: Milli Ampl Jy Top frame: Phas deg
Vector averaged cross-power spectrum Baseline: EF (03) - CM (13)
Timerange: 00/09:56:21 to 00/10:00:19

Plot file version 215 created 28-JUN-2019 13:33:56
J1642-0621 EP111B 2.UVDATA.1
Freq = 1.6155 GHz, Bw = 16.000 MH No calibration applied and no bandpass applied

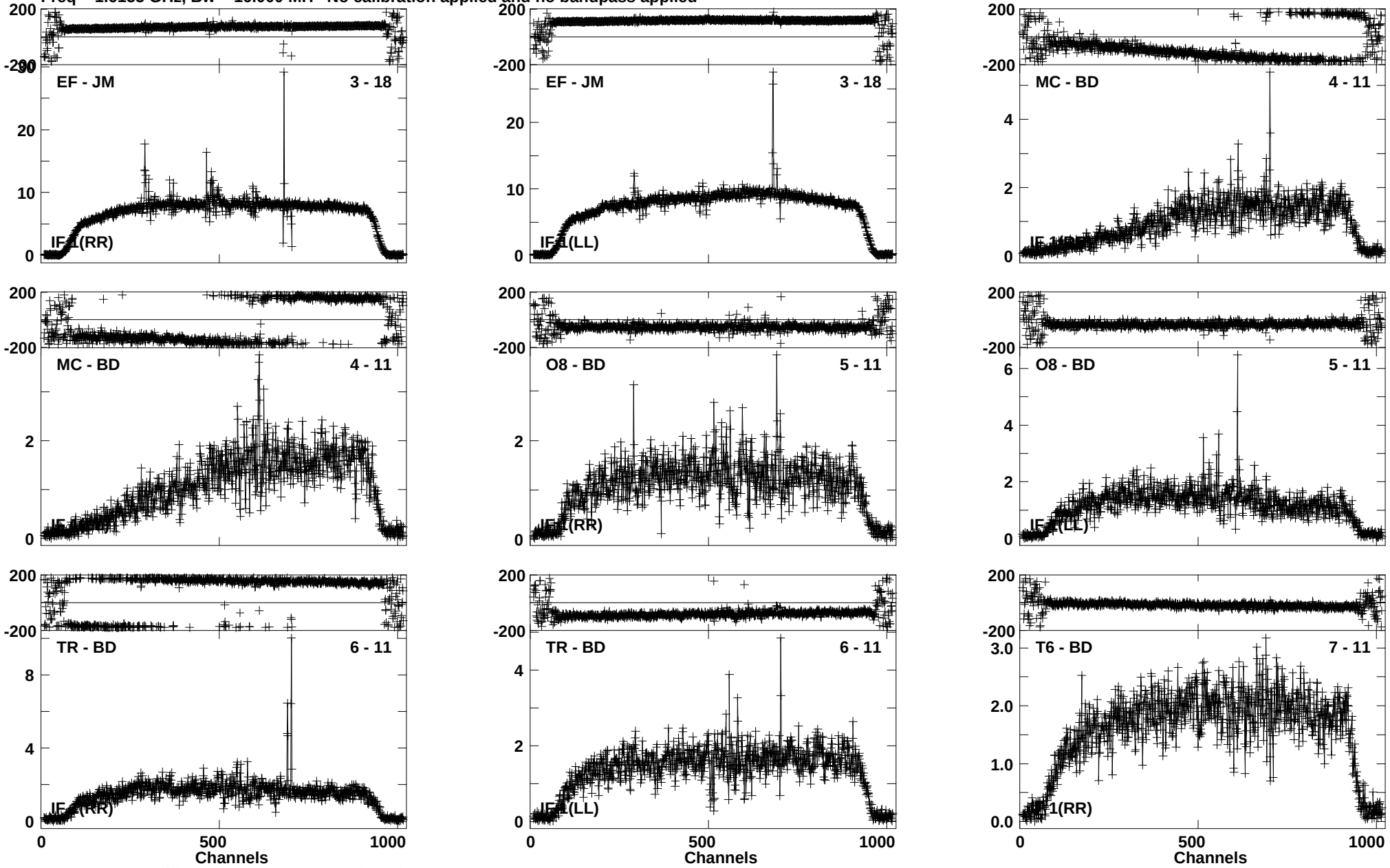

Lower frame: Milli Ampl Jy Top frame: Phas deg
Vector averaged cross-power spectrum Baseline: EF (03) - JM (18)
Timerange: 00/09:56:21 to 00/10:00:19

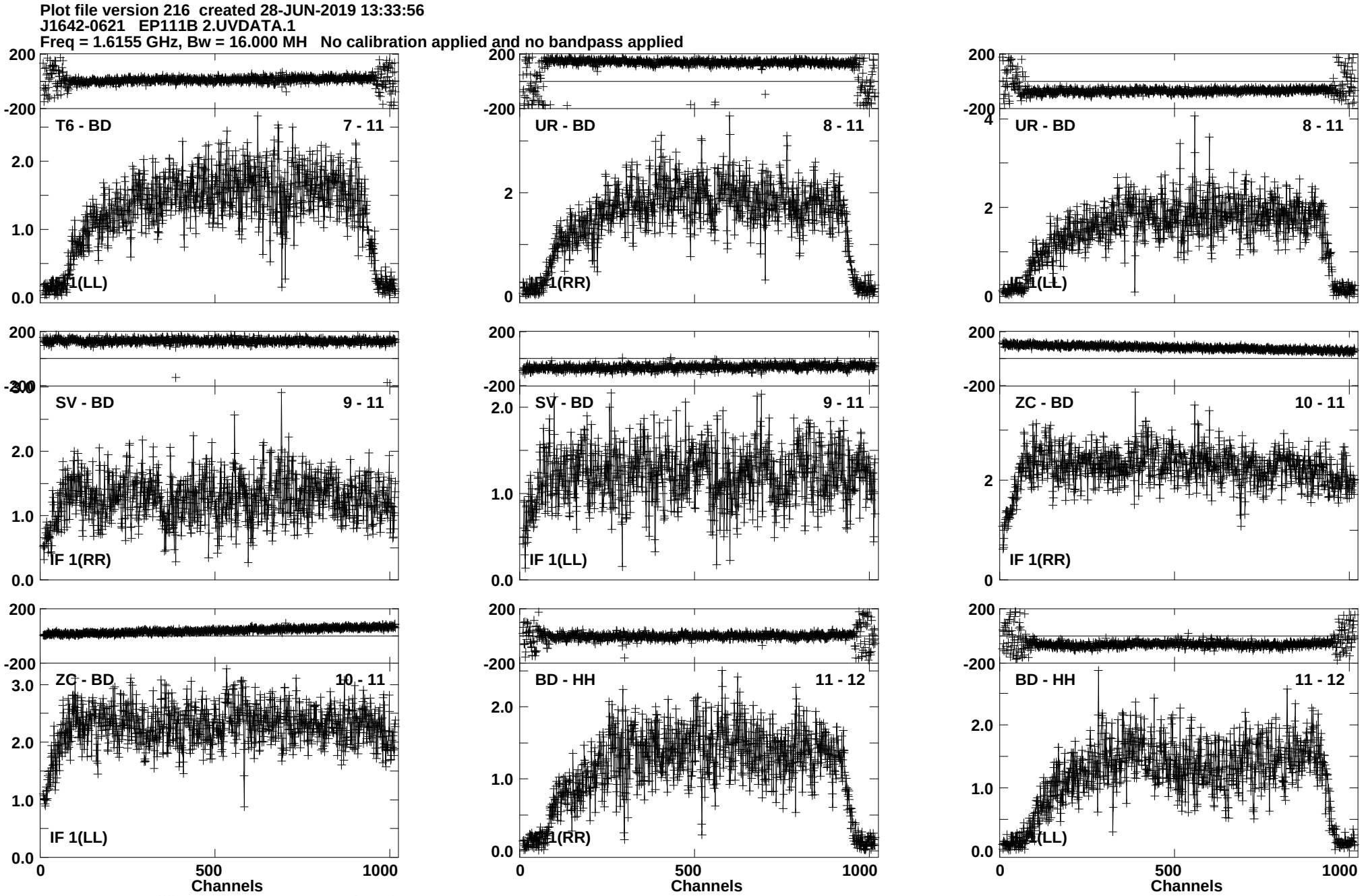
Plot file version 216 created 28-JUN-2019 13:33:56
J1642-0621 EP111B 2.UVDATA.1
Freq = 1.6155 GHz, Bw = 16.000 MH No calibration applied and no bandpass applied
T6 - BD
7 - 11
IF 1(LL)
UR - BD
8 - 11
IF 1(RR)
UR - BD
8 - 11
IF 1(LL)
SV - BD
9 - 11
IF 1(RR)
SV - BD
9 - 11
IF 1(LL)
ZC - BD
10 - 11
IF 1(RR)
ZC - BD
10 - 11
IF 1(LL)
BD - HH
11 - 12
1(RR)
BD - HH
11 - 12
(LL)
Channels
Channels
Channels
Lower frame: Milli Ampl Jy Top frame: Phas deg
Vector averaged cross-power spectrum Baseline: T6 (07) - BD (11)
Timerange: 00/09:56:21 to 00/10:00:19

Plot file version 217 created 28-JUN-2019 13:33:57
J1642-0621 EP111B 2.UVDATA.1
Freq = 1.6155 GHz, Bw = 16.000 MH No calibration applied and no bandpass applied

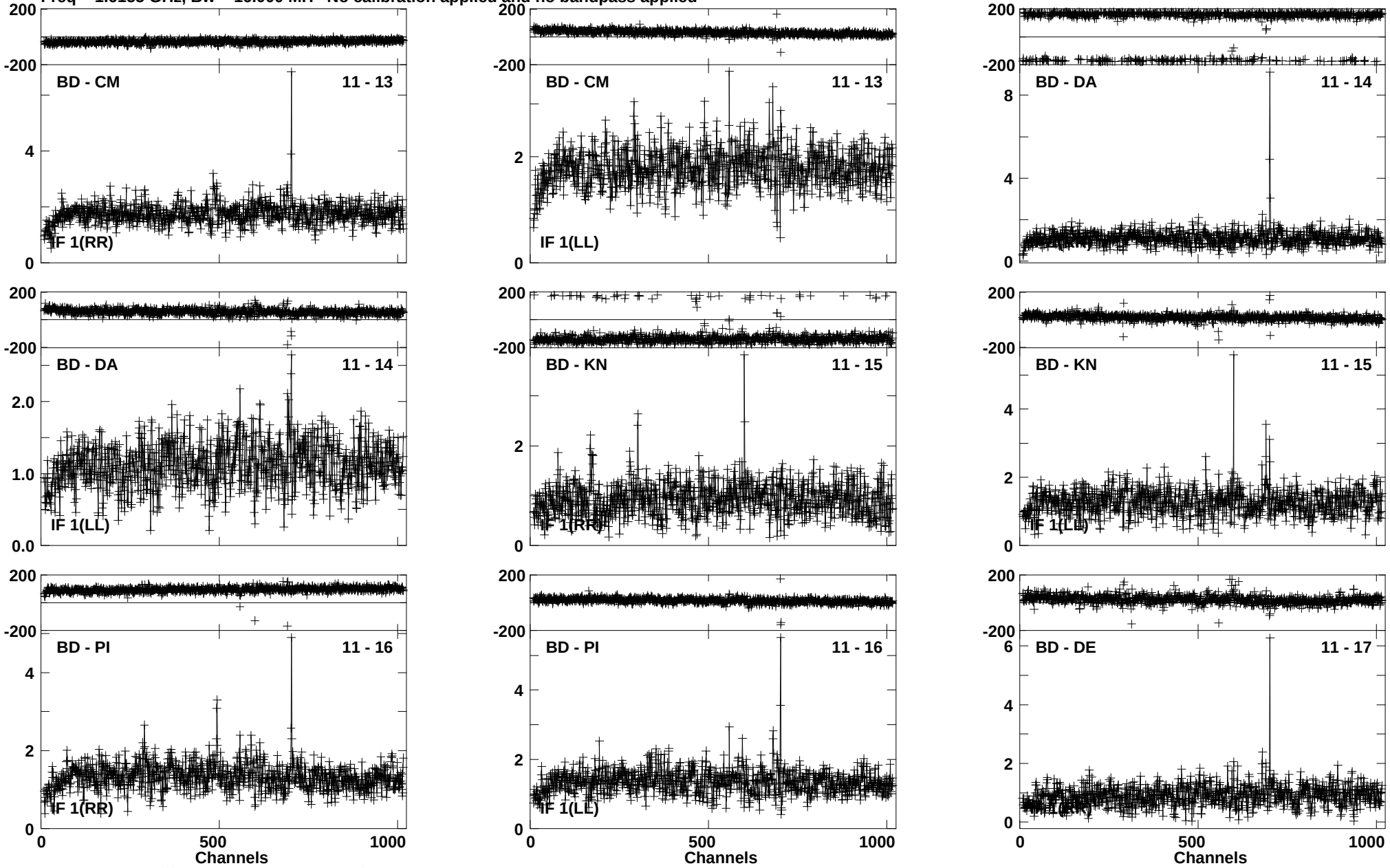

Lower frame: Milli Ampl Jy Top frame: Phas deg
Vector averaged cross-power spectrum Baseline: BD (11) - CM (13)
Timerange: 00/09:56:21 to 00/10:00:19

Plot file version 218 created 28-JUN-2019 13:33:58
J1642-0621 EP111B 2.UVDATA.1
Freq = 1.6155 GHz, Bw = 16.000 MH No calibration applied and no bandpass applied

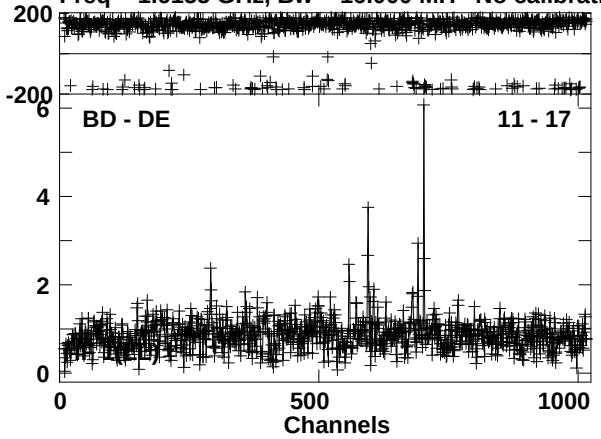

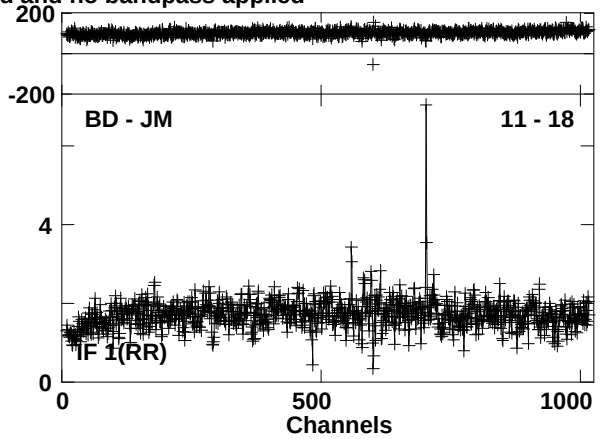

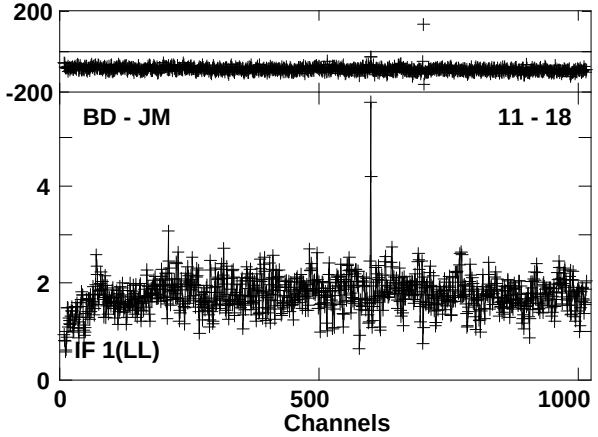

Lower frame: Milli Ampl Jy Top frame: Phas deg
Vector averaged cross-power spectrum Baseline: BD (11) - DE (17)
Timerange: 00/09:56:21 to 00/10:00:19

Plot file version 219 created 28-JUN-2019 13:33:59
IRAS16399 EP111B 2.UVDATA.1
Freq = 1.6155 GHz, Bw = 16.000 MH No calibration applied and no bandpass applied

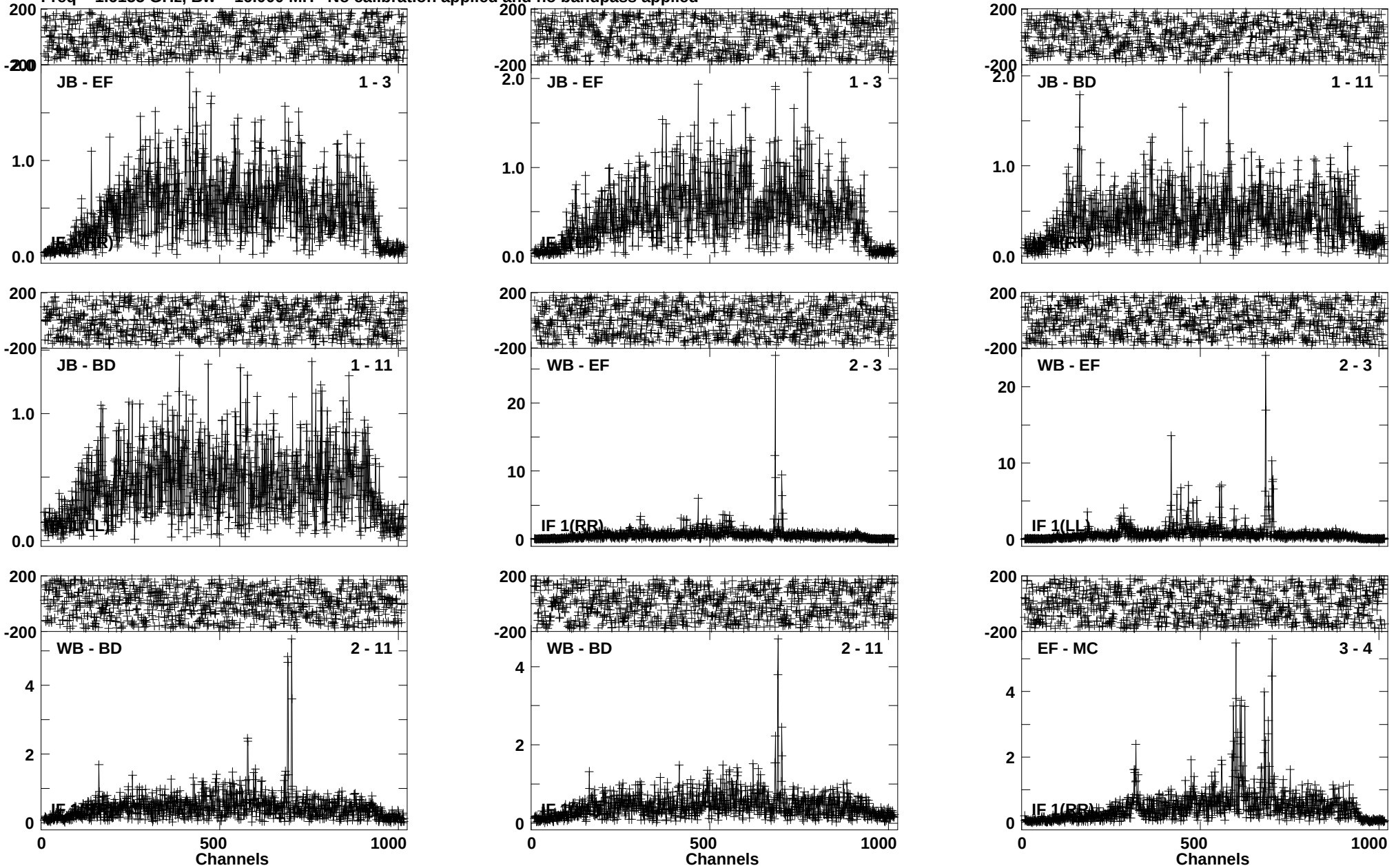

Lower frame: Milli Ampl Jy Top frame: Phas deg
Vector averaged cross-power spectrum Baseline: JB (01) - EF (03)
Timerange: 00/10:00:21 to 00/10:03:49

Plot file version 220 created 28-JUN-2019 13:33:59
IRAS16399 EP111B 2.UVDATA.1
Freq = 1.6155 GHz, Bw = 16.000 MH No calibration applied and no bandpass applied

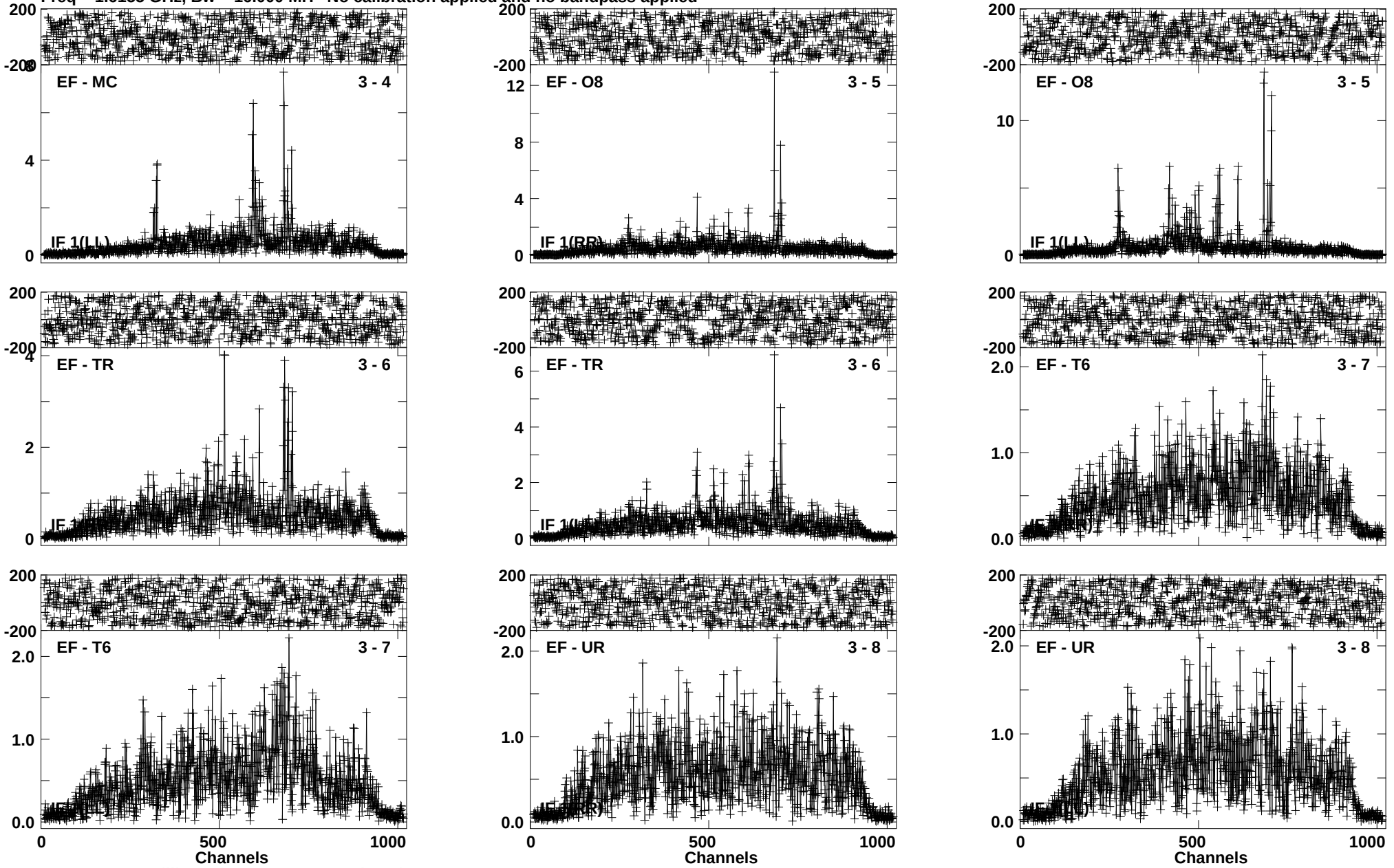

Lower frame: Milli Ampl Jy Top frame: Phas deg
Vector averaged cross-power spectrum Baseline: EF (03) - MC (04)
Timerange: 00/10:00:21 to 00/10:03:49

Plot file version 221 created 28-JUN-2019 13:34:00
IRAS16399 EP111B 2.UVDATA.1
Freq = 1.6155 GHz, Bw = 16.000 MH No calibration applied and no bandpass applied

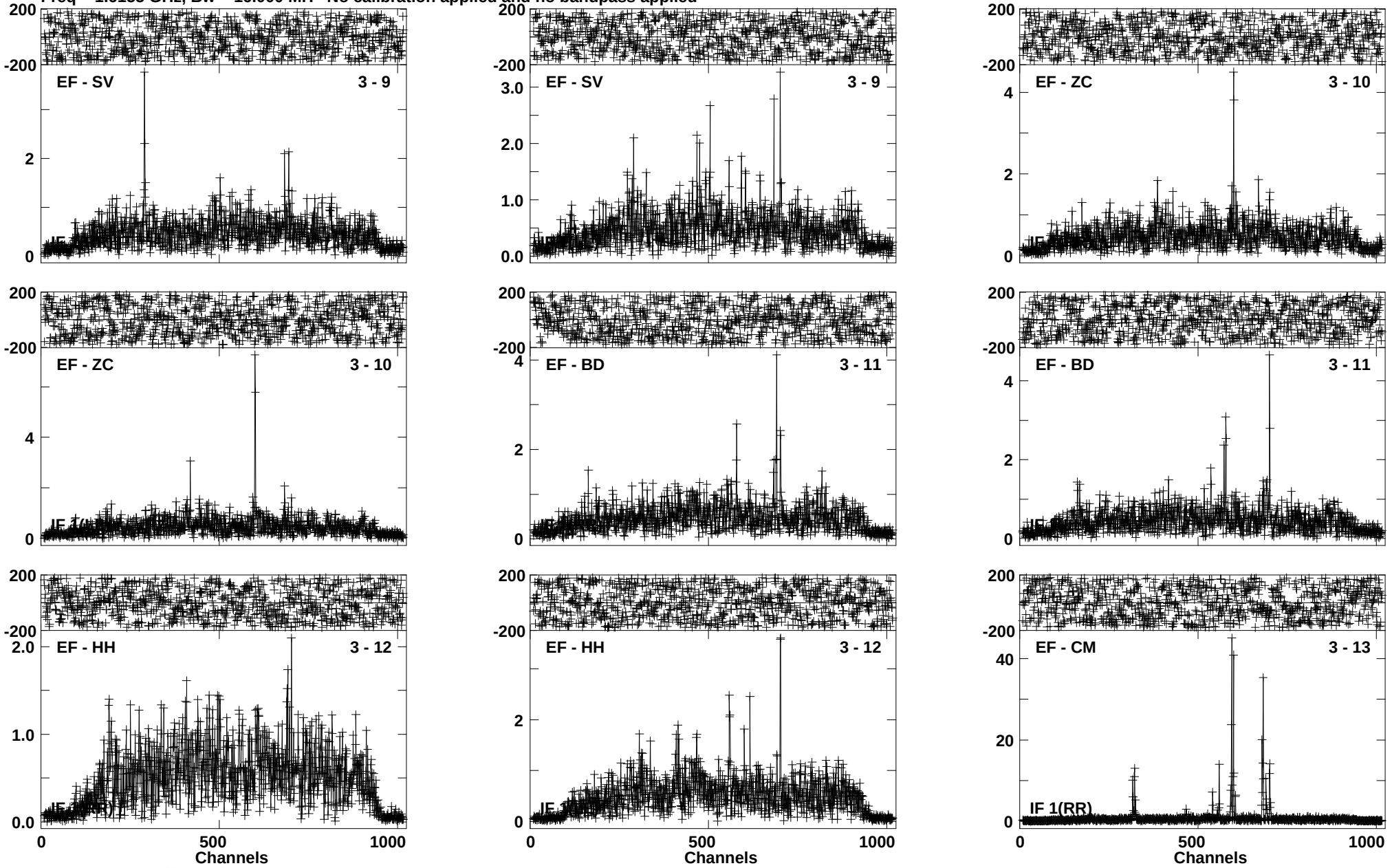

Lower frame: Milli Ampl Jy Top frame: Phas deg
Vector averaged cross-power spectrum Baseline: EF (03) - SV (09)
Timerange: 00/10:00:21 to 00/10:03:49

Plot file version 222 created 28-JUN-2019 13:34:00
IRAS16399 EP111B 2.UVDATA.1
Freq = 1.6155 GHz, Bw = 16.000 MH No calibration applied and no bandpass applied

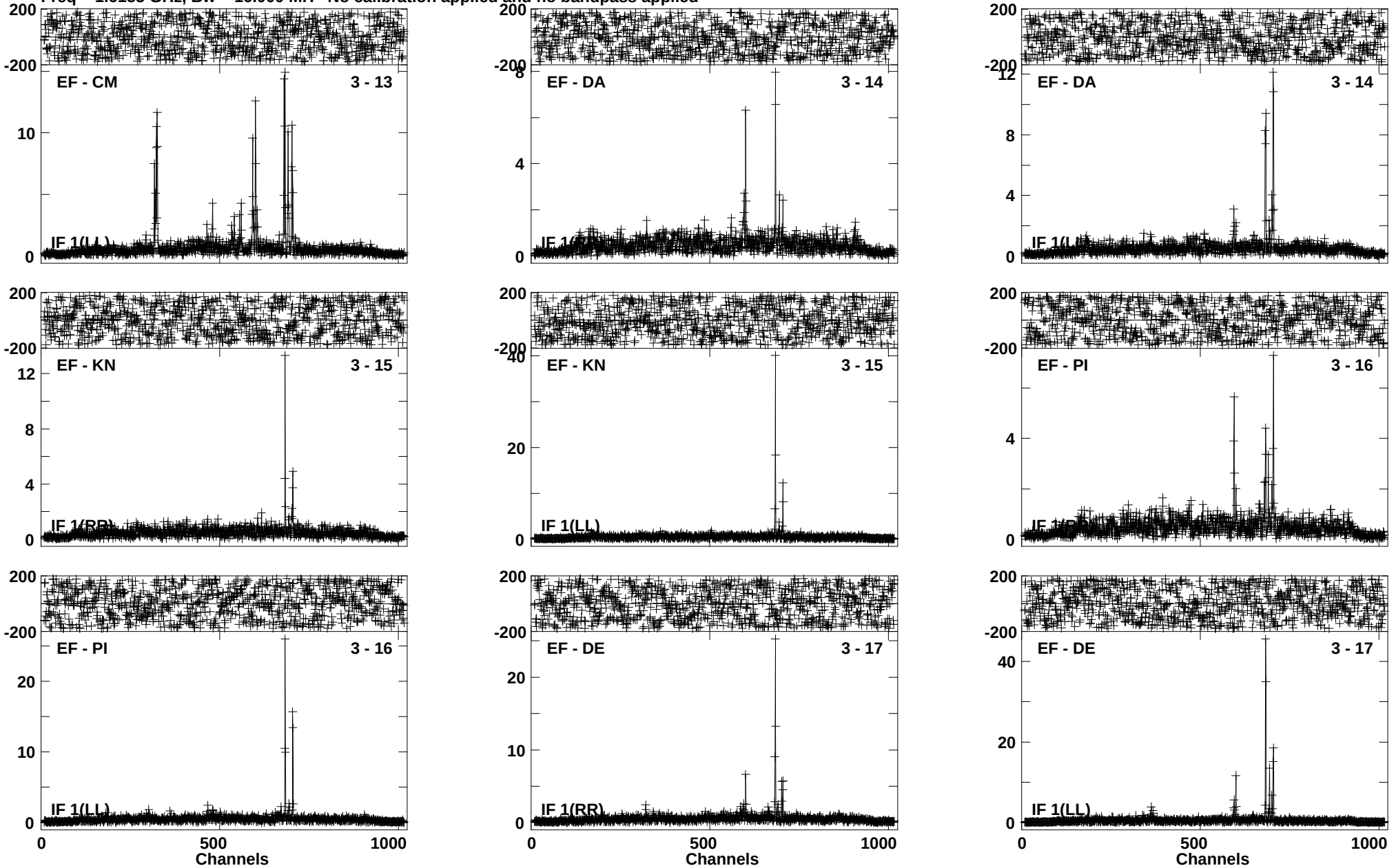

Lower frame: Milli Ampl Jy Top frame: Phas deg
Vector averaged cross-power spectrum Baseline: EF (03) - CM (13)
Timerange: 00/10:00:21 to 00/10:03:49

Plot file version 223 created 28-JUN-2019 13:34:01
IRAS16399 EP111B 2.UVDATA.1
Freq = 1.6155 GHz, Bw = 16.000 MH No calibration applied and no bandpass applied

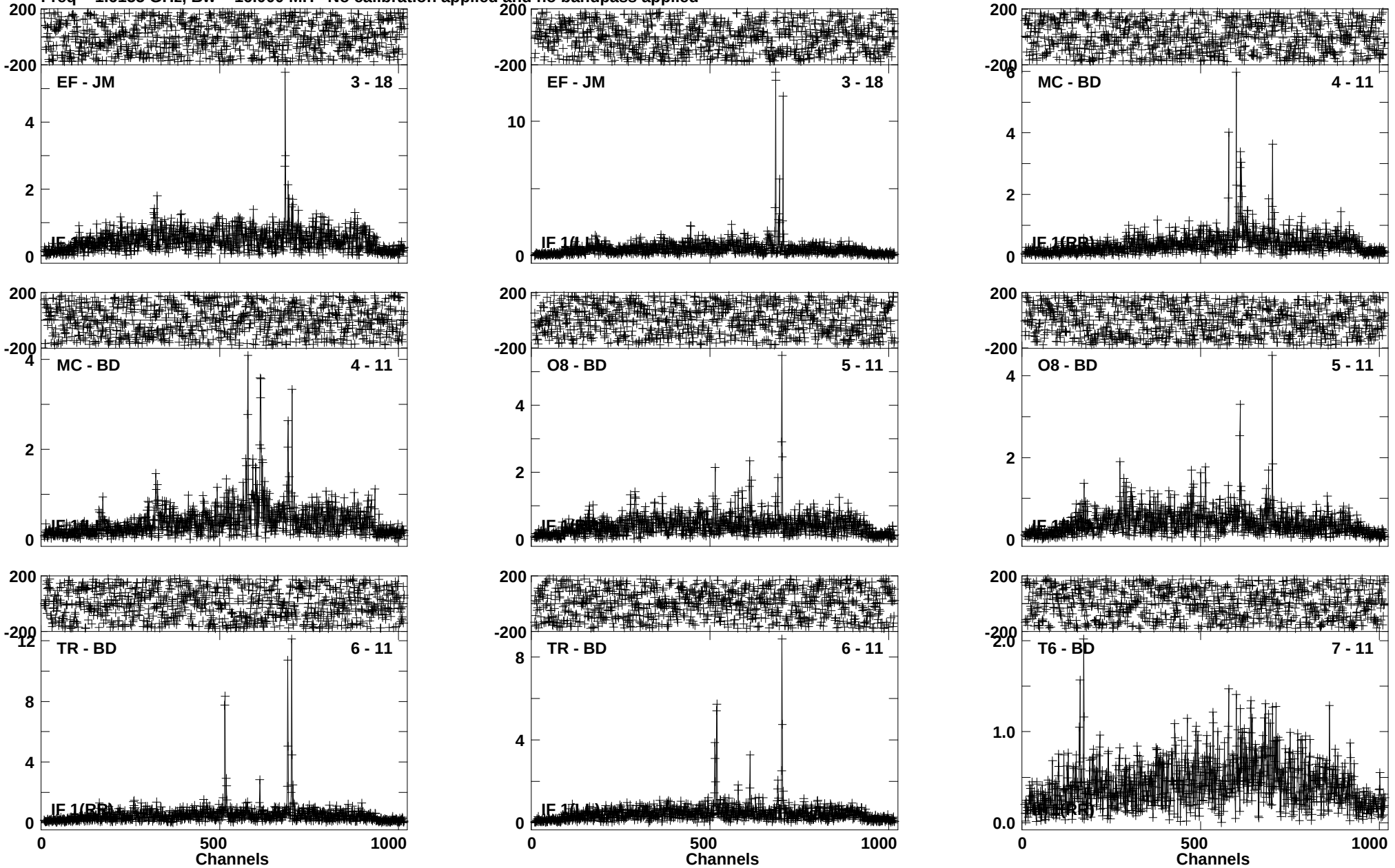

Lower frame: Milli Ampl Jy Top frame: Phas deg
Vector averaged cross-power spectrum Baseline: EF (03) - JM (18)
Timerange: 00/10:00:21 to 00/10:03:49

Plot file version 224 created 28-JUN-2019 13:34:02
IRAS16399 EP111B 2.UVDATA.1
Freq = 1.6155 GHz, Bw = 16.000 MH No calibration applied and no bandpass applied

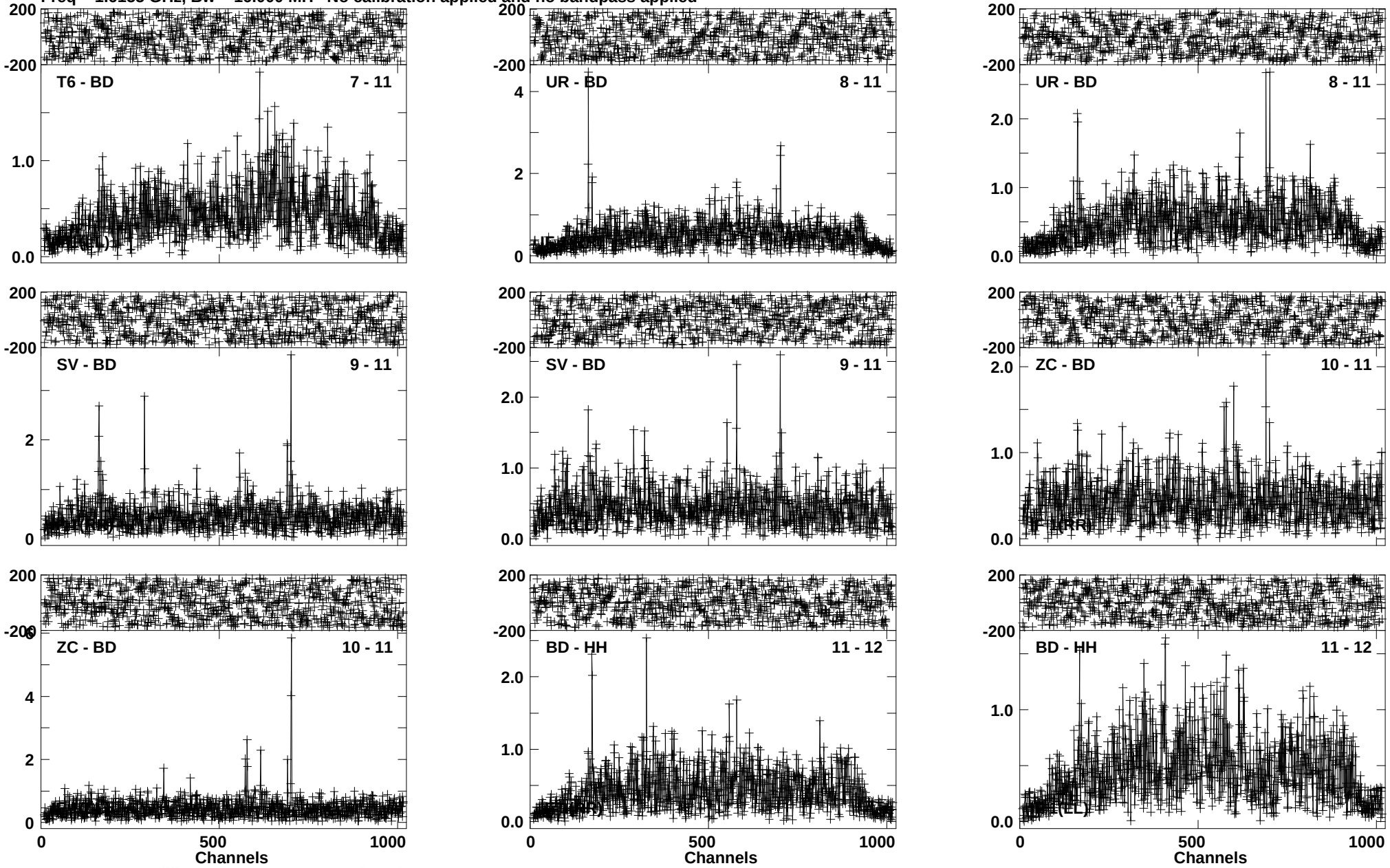

Lower frame: Milli Ampl Jy Top frame: Phas deg
Vector averaged cross-power spectrum Baseline: T6 (07) - BD (11)
Timerange: 00/10:00:21 to 00/10:03:49

Plot file version 225 created 28-JUN-2019 13:34:02
IRAS16399 EP111B 2.UVDATA.1
Freq = 1.6155 GHz, Bw = 16.000 MH No calibration applied and no bandpass applied

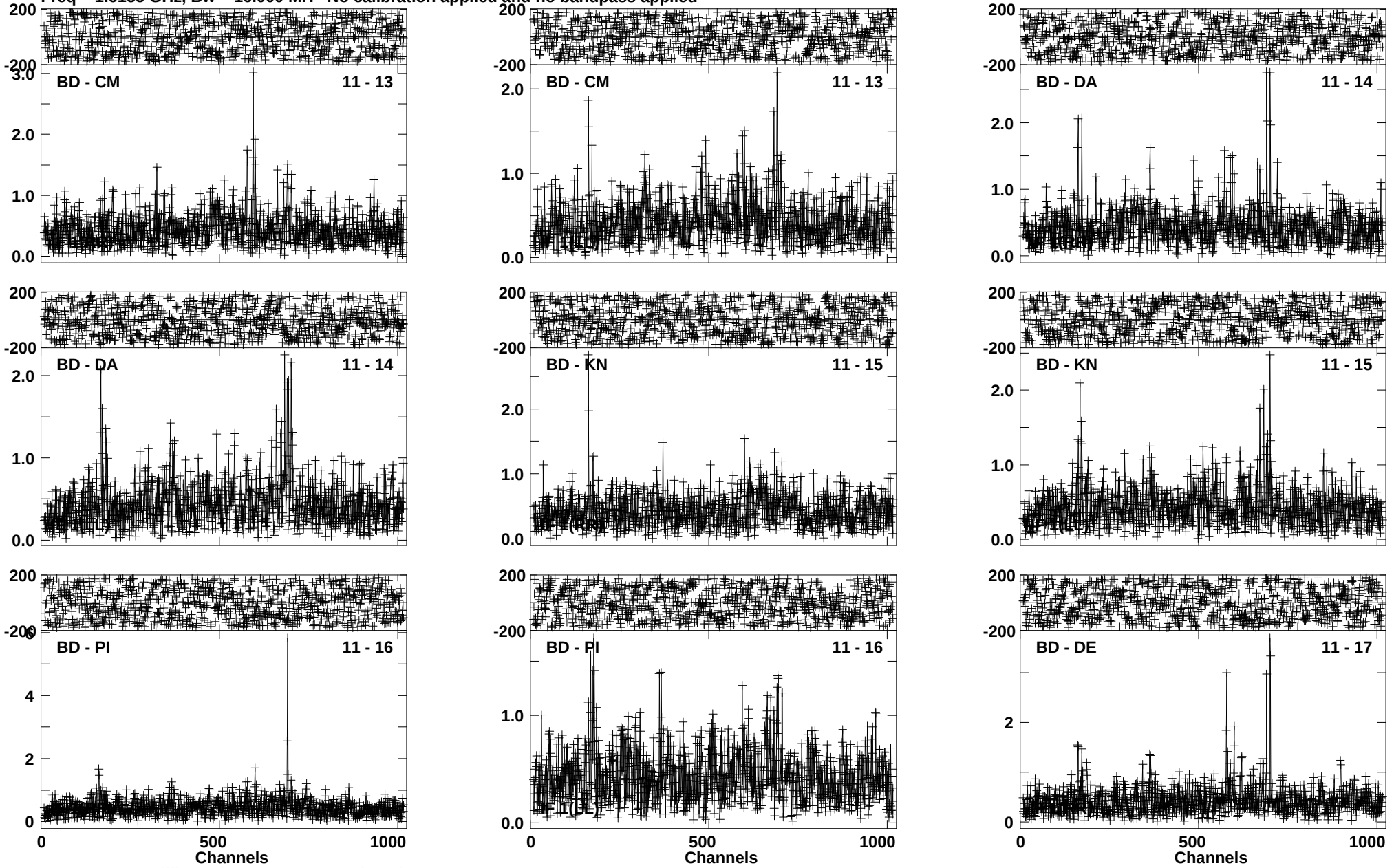

Lower frame: Milli Ampl Jy Top frame: Phas deg
Vector averaged cross-power spectrum Baseline: BD (11) - CM (13)
Timerange: 00/10:00:21 to 00/10:03:49

Plot file version 226 created 28-JUN-2019 13:34:03
IRAS16399 EP111B 2.UVDATA.1
Freq = 1.6155 GHz, Bw = 16.000 MH No calibration applied and no bandpass applied

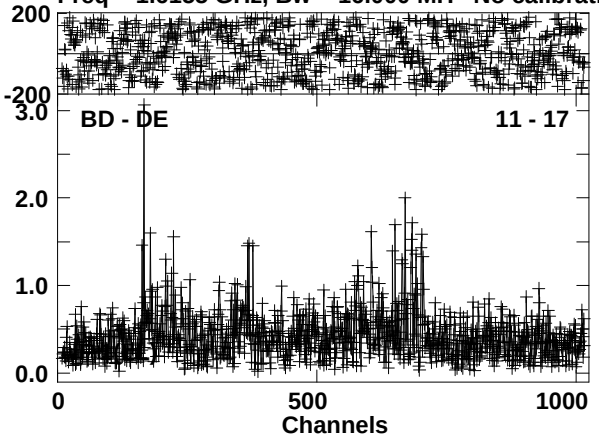

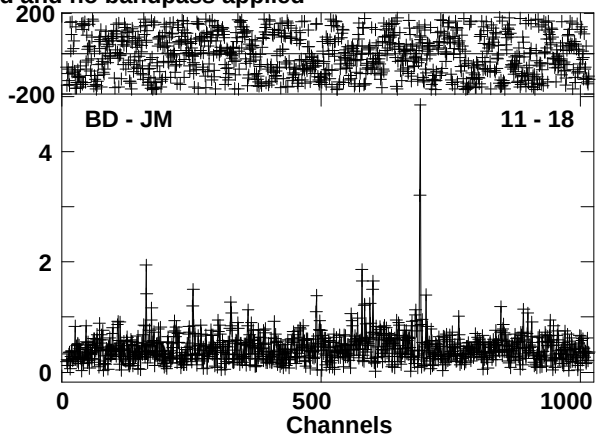

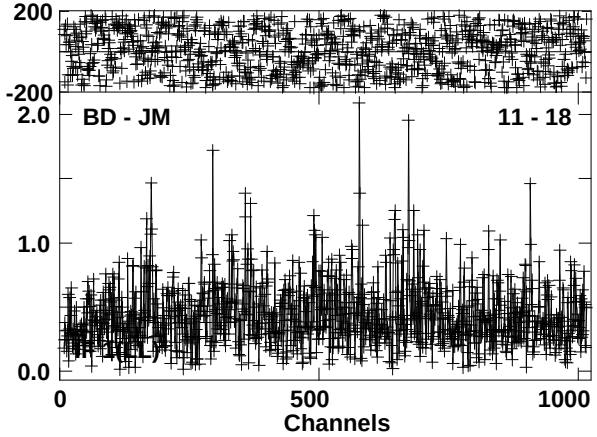

Lower frame: Milli Ampl Jy Top frame: Phas deg
Vector averaged cross-power spectrum Baseline: BD (11) - DE (17)
Timerange: 00/10:00:21 to 00/10:03:49

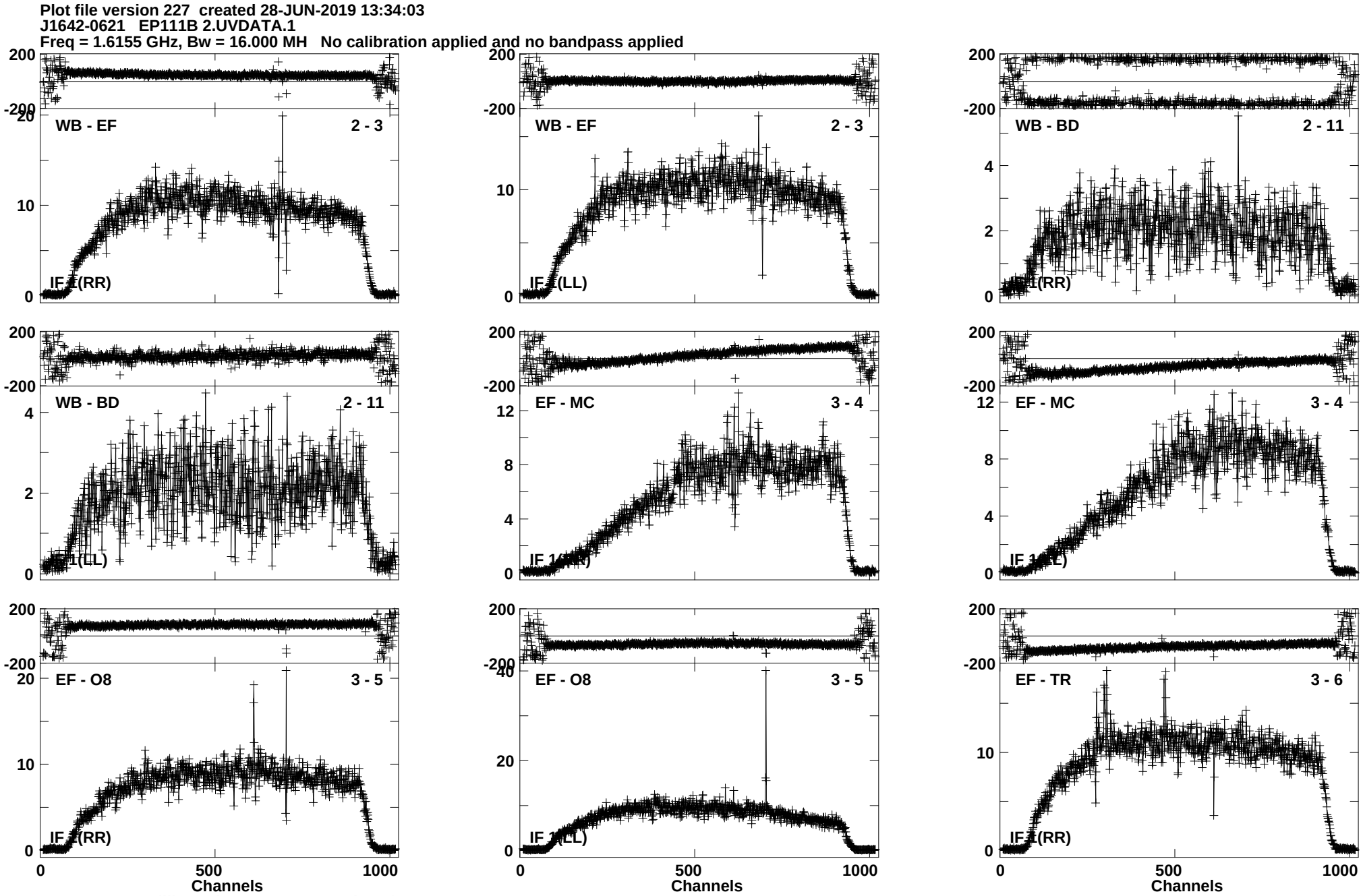
Plot file version 227 created 28-JUN-2019 13:34:03
J1642-0621 EP111B 2.UVDATA.1
Freq = 1.6155 GHz, Bw = 16.000 MH No calibration applied and no bandpass applied
WB - EF 2 - 3
WB - EF 2 - 3
WB - BD 2 - 11
WB - BD 2 - 11
EF - MC 3 - 4
EF - MC 3 - 4
EF - O8 3 - 5
EF - O8 3 - 5
EF - TR 3 - 6
Channels
Channels
Channels
Lower frame: Milli Ampl Jy Top frame: Phas deg
Vector averaged cross-power spectrum Baseline: WB (02) - EF (03)
Timerange: 00/10:03:51 to 00/10:05:19

Plot file version 228 created 28-JUN-2019 13:34:04
J1642-0621 EP111B 2.UVDATA.1
Freq = 1.6155 GHz, Bw = 16.000 MH No calibration applied and no bandpass applied

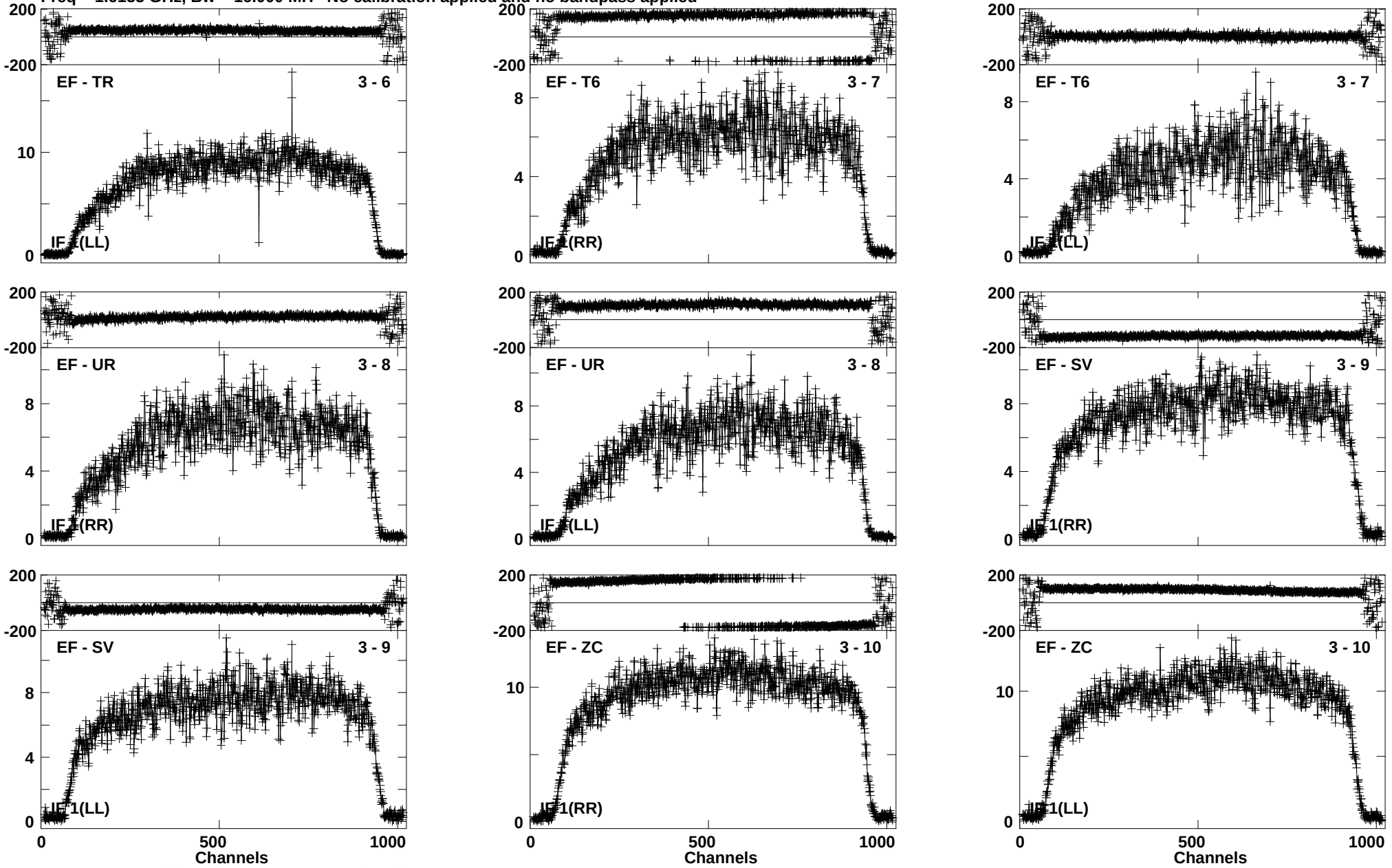

Lower frame: Milli Ampl Jy Top frame: Phas deg
Vector averaged cross-power spectrum Baseline: EF (03) - TR (06)
Timerange: 00/10:03:51 to 00/10:05:19

Plot file version 229 created 28-JUN-2019 13:34:04
J1642-0621 EP111B 2.UVDATA.1
Freq = 1.6155 GHz, Bw = 16.000 MH No calibration applied and no bandpass applied

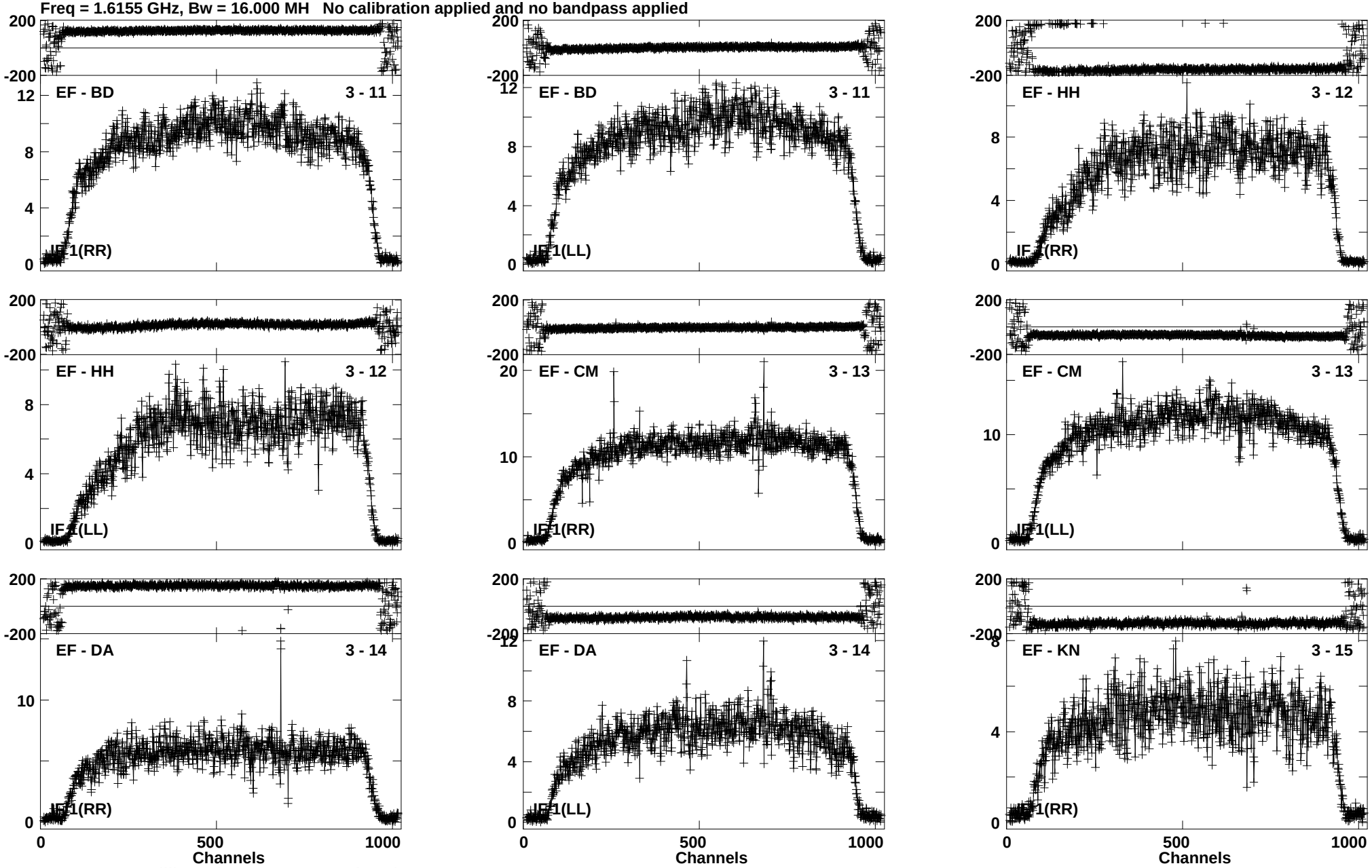

Lower frame: Milli Ampl Jy Top frame: Phas deg
Vector averaged cross-power spectrum Baseline: EF (03) - BD (11)
Timerange: 00/10:03:51 to 00/10:05:19

Plot file version 230 created 28-JUN-2019 13:34:05
J1642-0621 EP111B 2.UVDATA.1
Freq = 1.6155 GHz, Bw = 16.000 MH No calibration applied and no bandpass applied

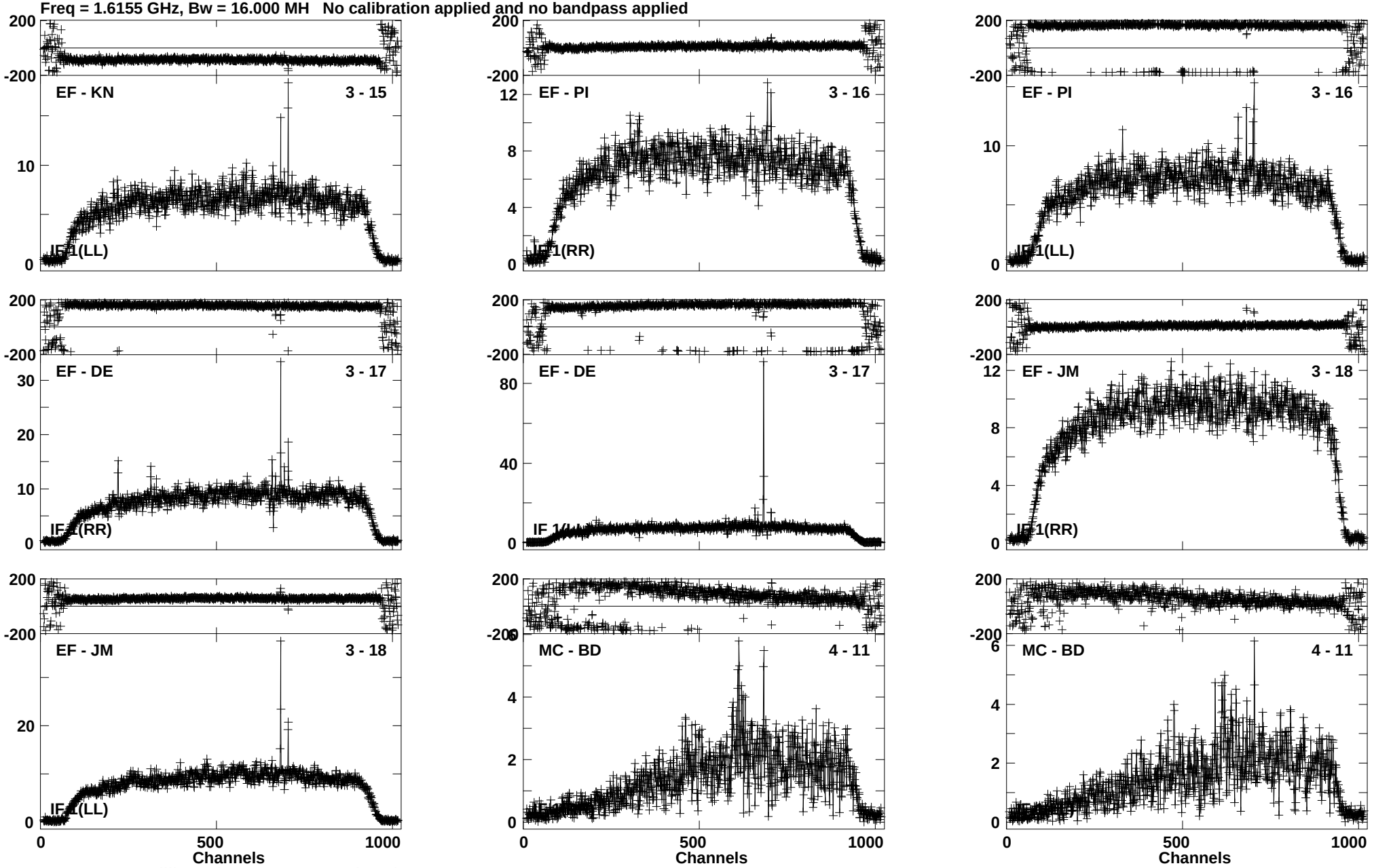

Lower frame: Milli Ampl Jy Top frame: Phas deg
Vector averaged cross-power spectrum Baseline: EF (03) - KN (15)
Timerange: 00/10:03:51 to 00/10:05:19

Plot file version 231 created 28-JUN-2019 13:34:05
J1642-0621 EP111B 2.UVDATA.1
Freq = 1.6155 GHz, Bw = 16.000 MH No calibration applied and no bandpass applied

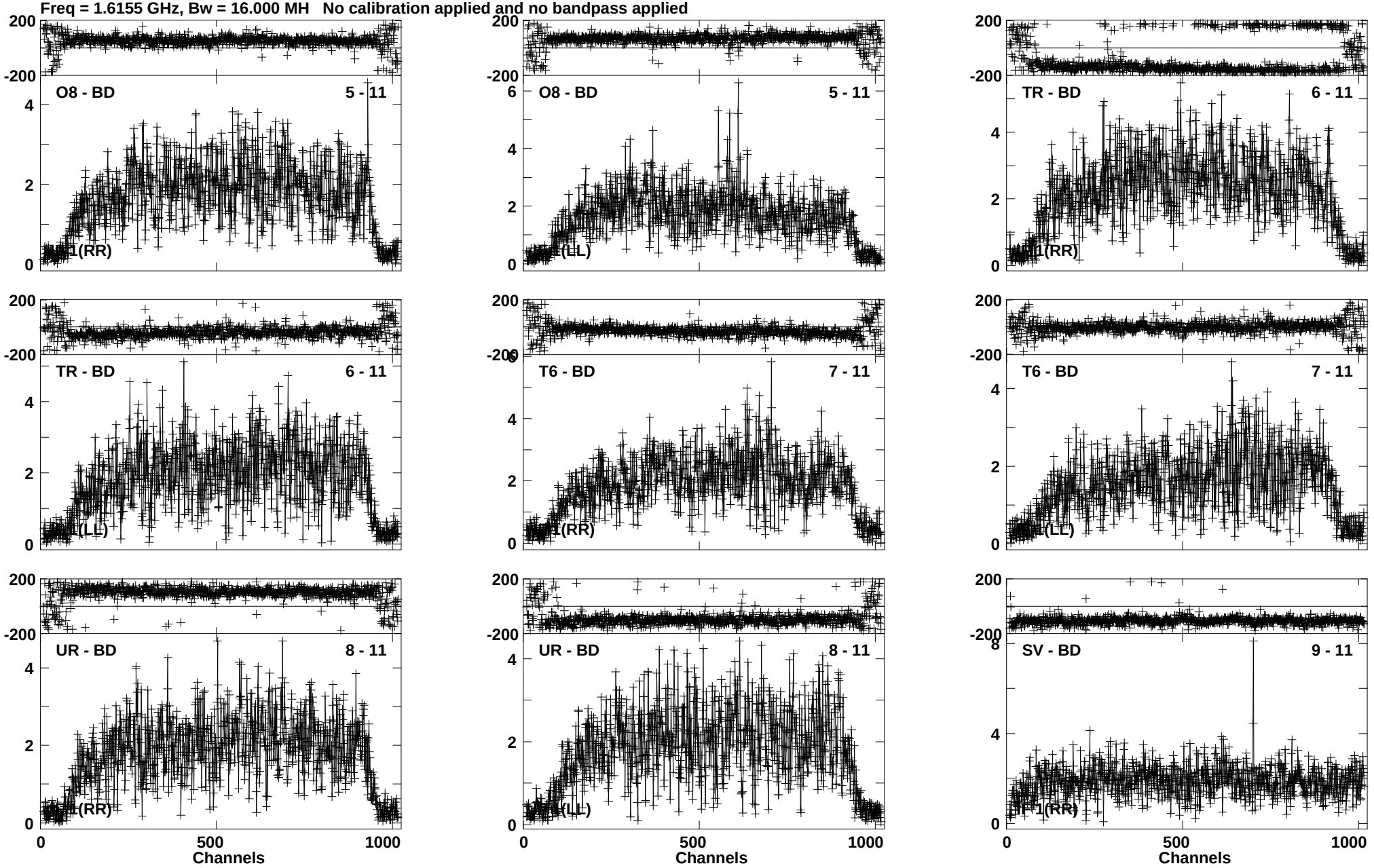

Lower frame: Milli Ampl Jy Top frame: Phas deg
Vector averaged cross-power spectrum Baseline: O8 (05) - BD (11)
Timerange: 00/10:03:51 to 00/10:05:19

Plot file version 232 created 28-JUN-2019 13:34:06
J1642-0621 EP111B 2.UVDATA.1
Freq = 1.6155 GHz, Bw = 16.000 MH No calibration applied and no bandpass applied

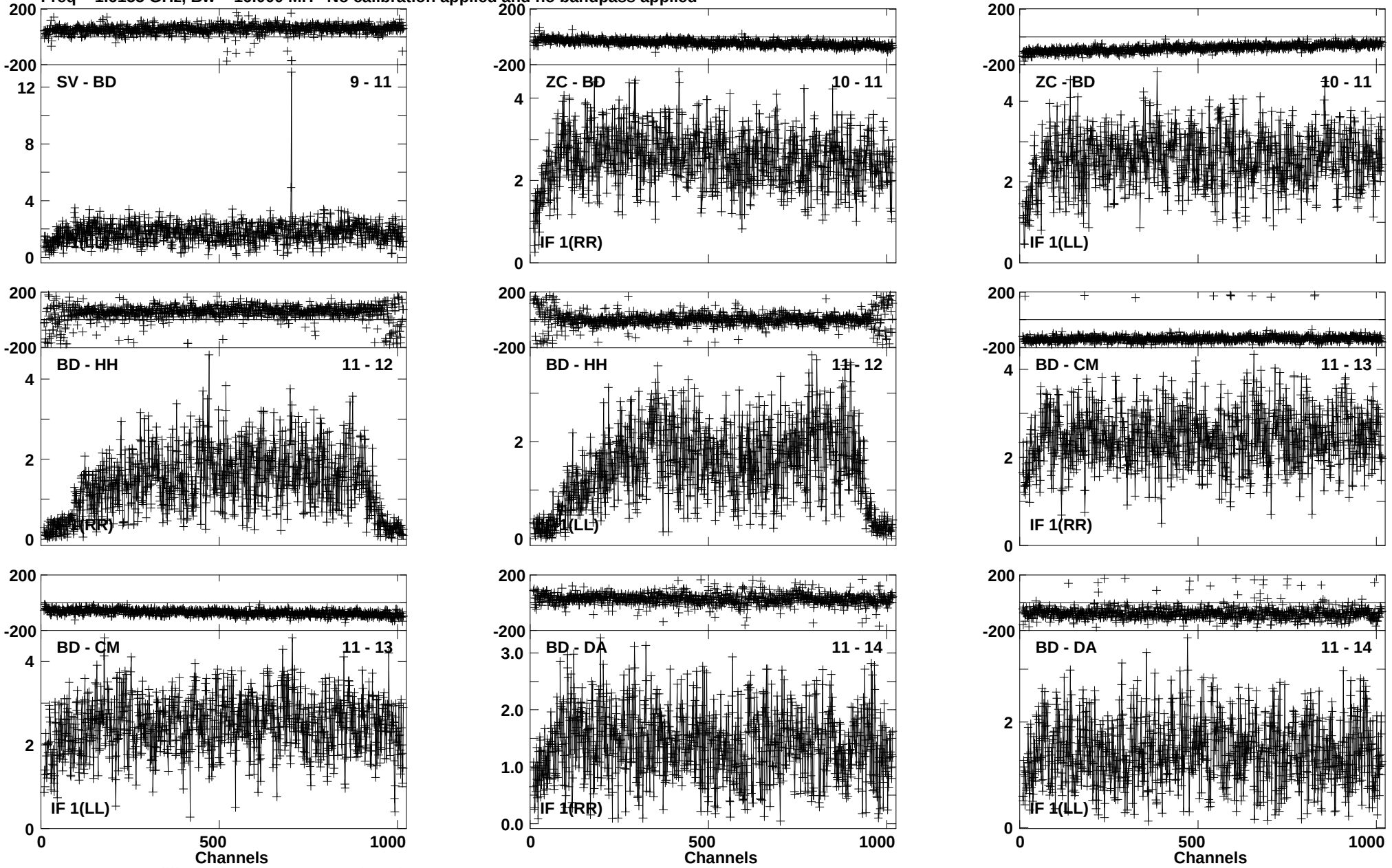

Lower frame: Milli Ampl Jy Top frame: Phas deg
Vector averaged cross-power spectrum Baseline: SV (09) - BD (11)
Timerange: 00/10:03:51 to 00/10:05:19

Plot file version 233 created 28-JUN-2019 13:34:07
J1642-0621 EP111B 2.UVDATA.1
Freq = 1.6155 GHz, Bw = 16.000 MH No calibration applied and no bandpass applied

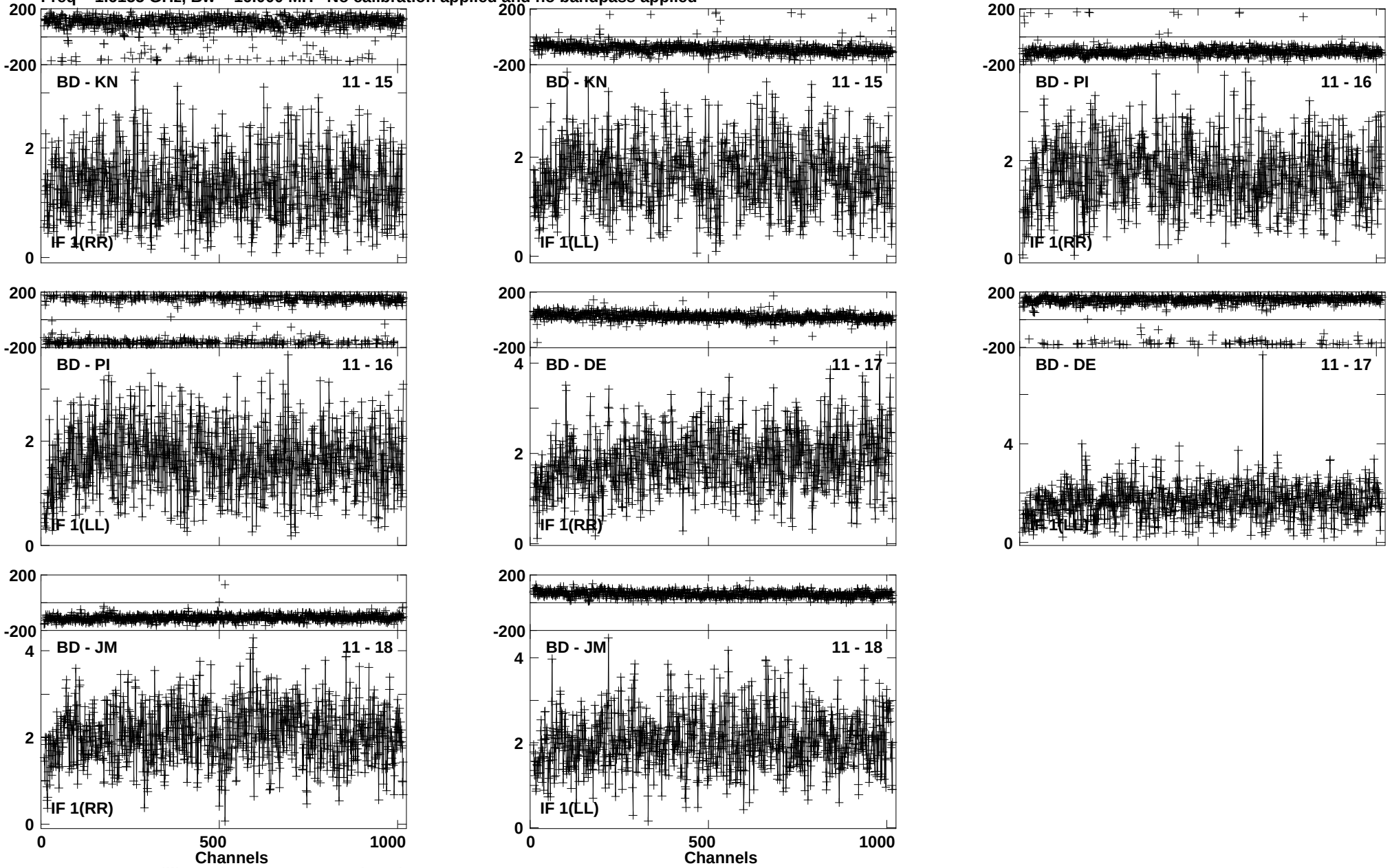

Lower frame: Milli Ampl Jy Top frame: Phas deg
Vector averaged cross-power spectrum Baseline: BD (11) - KN (15)
Timerange: 00/10:03:51 to 00/10:05:19

Plot file version 234 created 28-JUN-2019 13:34:07
IRAS16399 EP111B 2.UVDATA.1
Freq = 1.6155 GHz, Bw = 16.000 MH No calibration applied and no bandpass applied

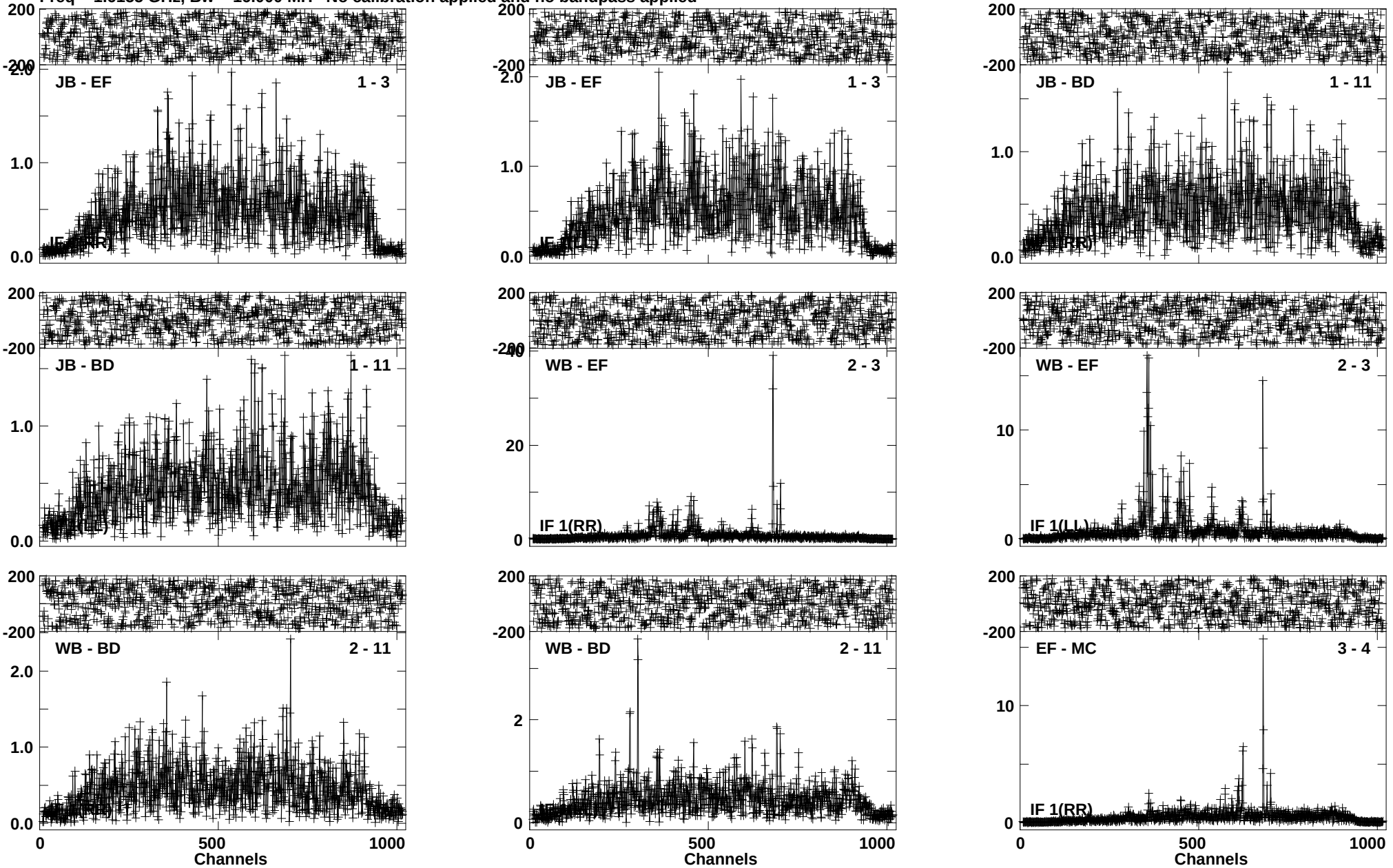

Lower frame: Milli Ampl Jy Top frame: Phas deg
Vector averaged cross-power spectrum Baseline: JB (01) - EF (03)
Timerange: 00/10:05:21 to 00/10:08:49

Plot file version 235 created 28-JUN-2019 13:34:08
IRAS16399 EP111B 2.UVDATA.1
Freq = 1.6155 GHz, Bw = 16.000 MH No calibration applied and no bandpass applied

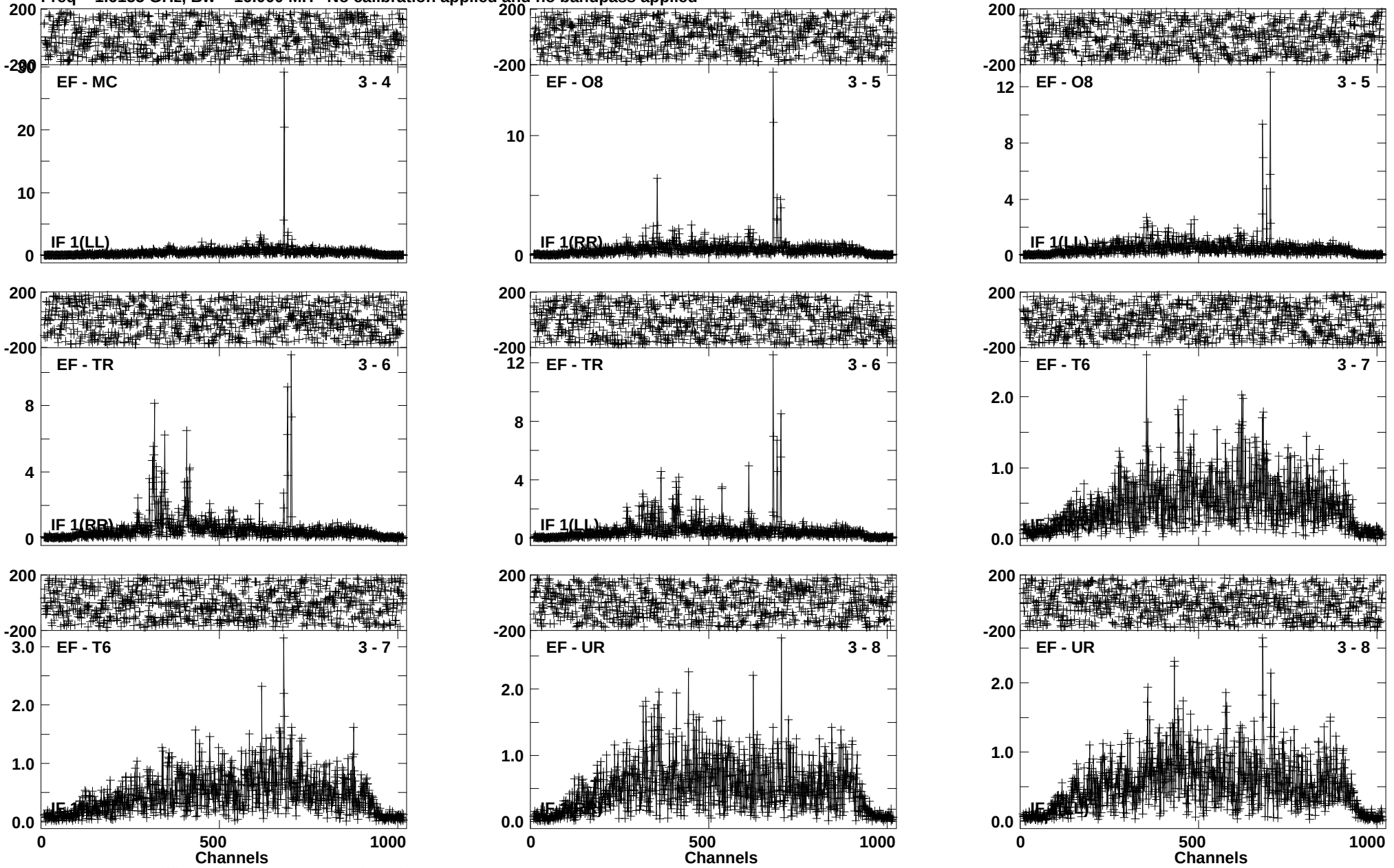

Lower frame: Milli Ampl Jy Top frame: Phas deg
Vector averaged cross-power spectrum Baseline: EF (03) - MC (04)
Timerange: 00/10:05:21 to 00/10:08:49

Plot file version 236 created 28-JUN-2019 13:34:08
IRAS16399 EP111B 2.UVDATA.1
Freq = 1.6155 GHz, Bw = 16.000 MH No calibration applied and no bandpass applied

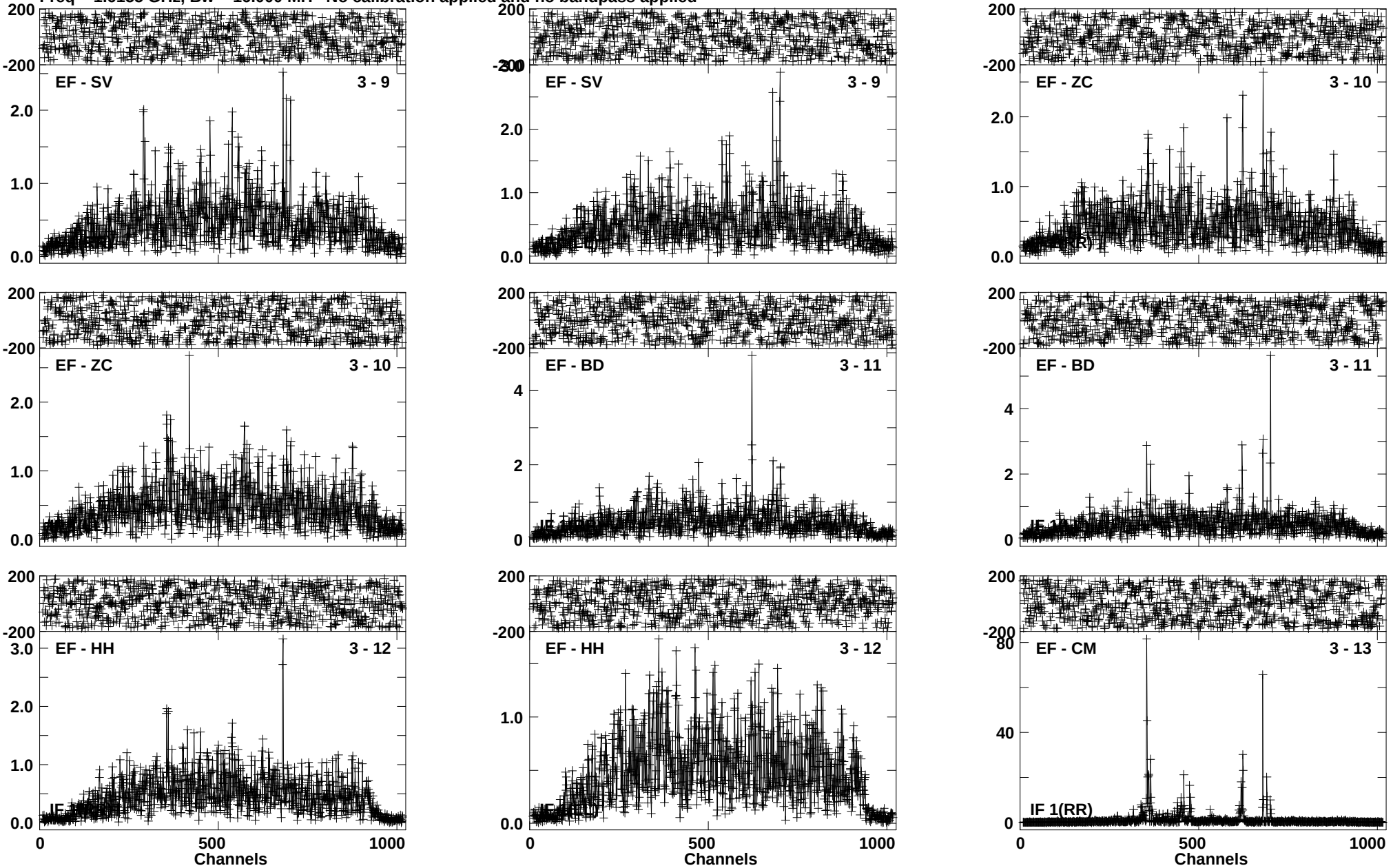

Lower frame: Milli Ampl Jy Top frame: Phas deg
Vector averaged cross-power spectrum Baseline: EF (03) - SV (09)
Timerange: 00/10:05:21 to 00/10:08:49

Plot file version 237 created 28-JUN-2019 13:34:09
IRAS16399 EP111B 2.UVDATA.1
Freq = 1.6155 GHz, Bw = 16.000 MH No calibration applied and no bandpass applied

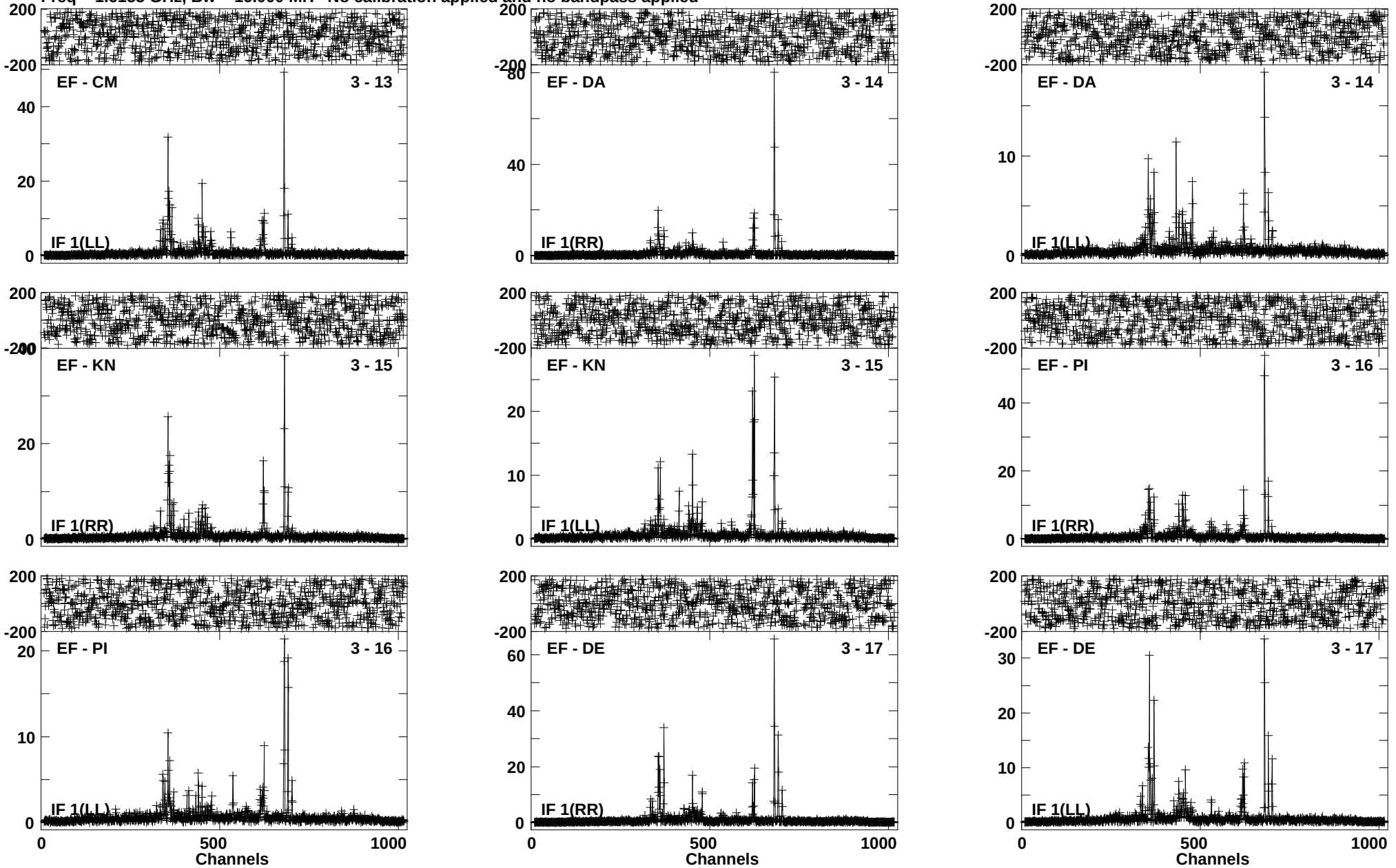

Lower frame: Milli Ampl Jy Top frame: Phas deg
Vector averaged cross-power spectrum Baseline: EF (03) - CM (13)
Timerange: 00/10:05:21 to 00/10:08:49

Plot file version 238 created 28-JUN-2019 13:34:10
IRAS16399 EP111B 2.UVDATA.1
Freq = 1.6155 GHz, Bw = 16.000 MH No calibration applied and no bandpass applied

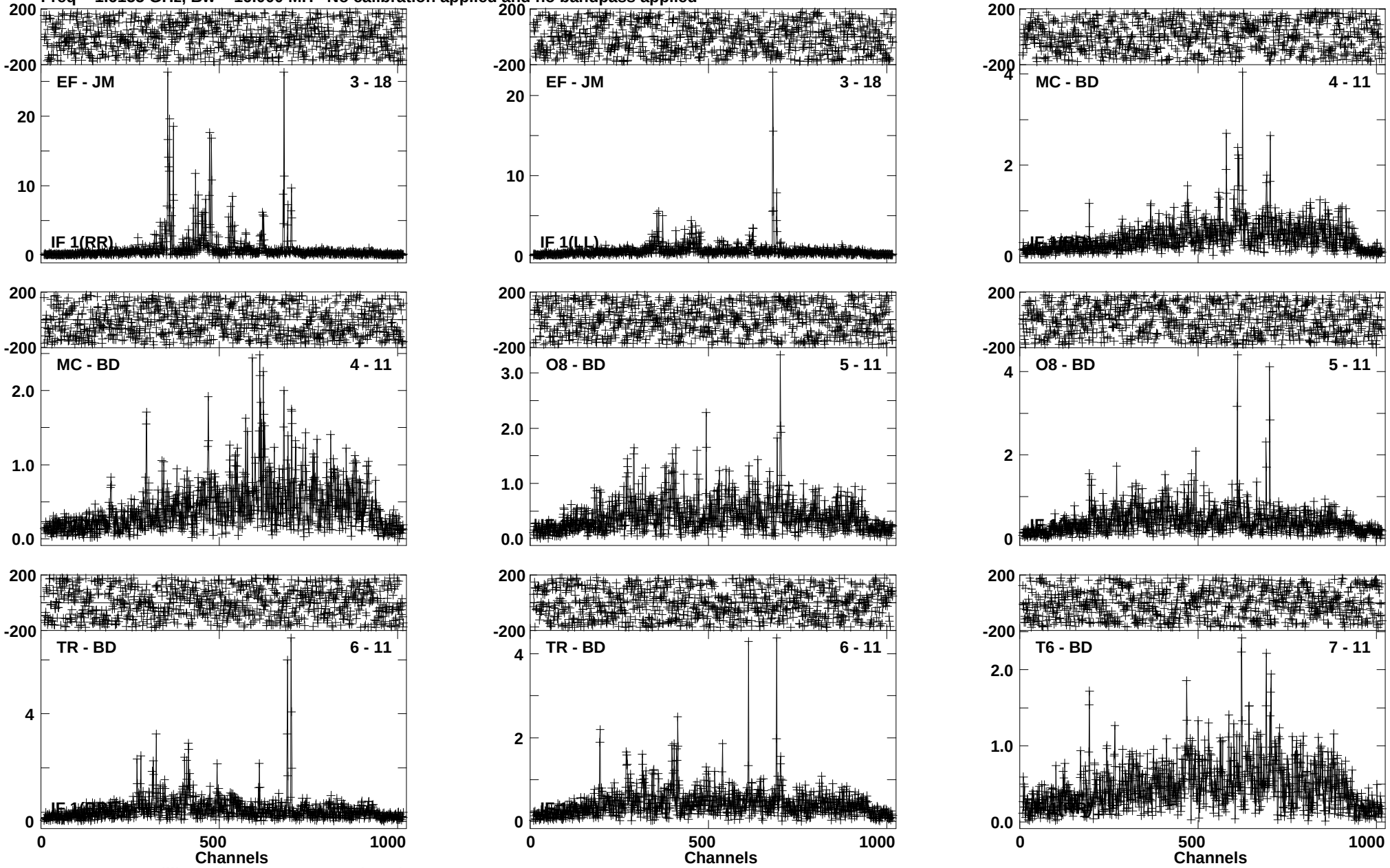

Lower frame: Milli Ampl Jy Top frame: Phas deg
Vector averaged cross-power spectrum Baseline: EF (03) - JM (18)
Timerange: 00/10:05:21 to 00/10:08:49

Plot file version 239 created 28-JUN-2019 13:34:10
IRAS16399 EP111B 2.UVDATA.1
Freq = 1.6155 GHz, Bw = 16.000 MH No calibration applied and no bandpass applied

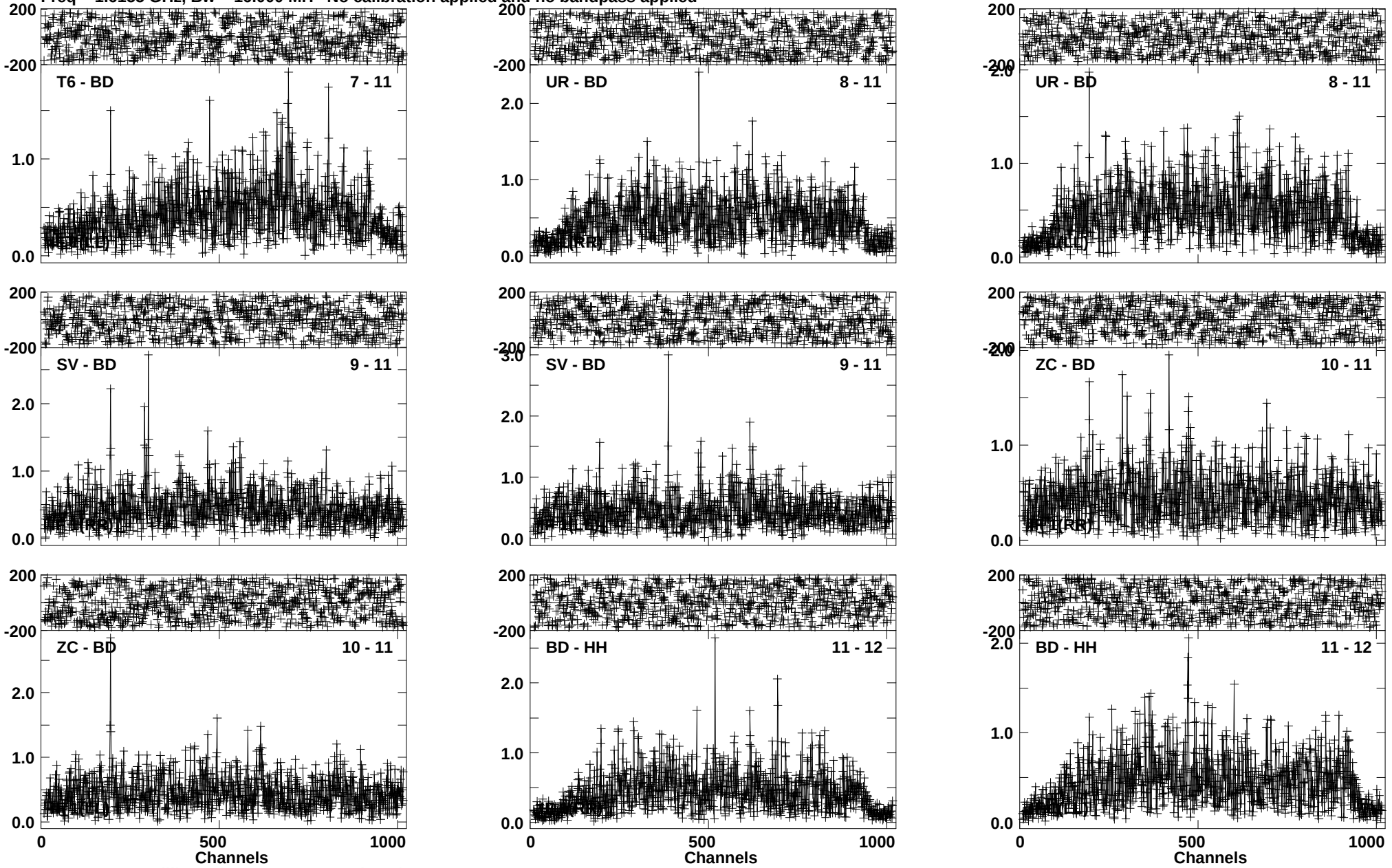

Lower frame: Milli Ampl Jy Top frame: Phas deg
Vector averaged cross-power spectrum Baseline: T6 (07) - BD (11)
Timerange: 00/10:05:21 to 00/10:08:49

Plot file version 240 created 28-JUN-2019 13:34:11
IRAS16399 EP111B 2.UVDATA.1
Freq = 1.6155 GHz, Bw = 16.000 MH No calibration applied and no bandpass applied

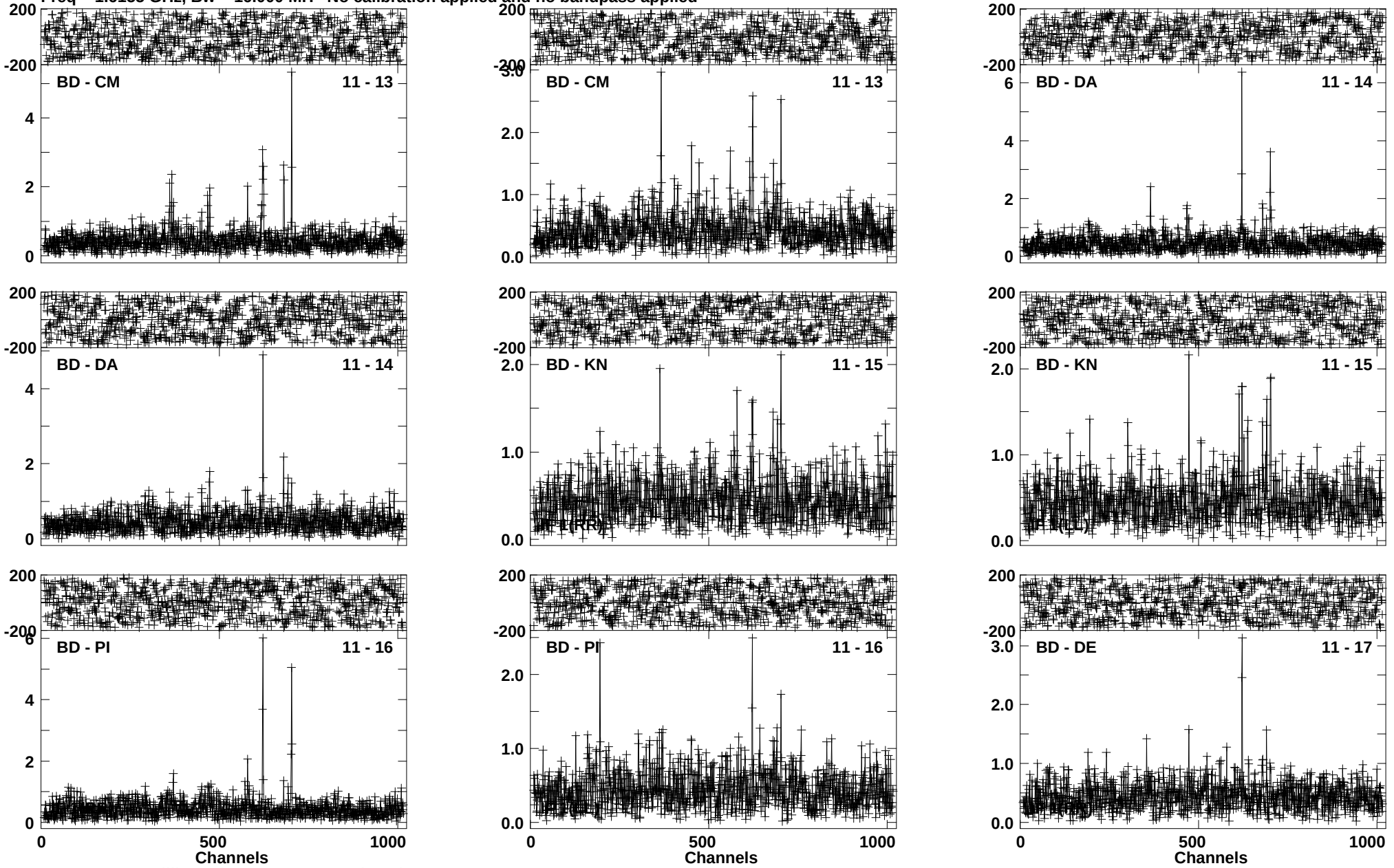

Lower frame: Milli Ampl Jy Top frame: Phas deg
Vector averaged cross-power spectrum Baseline: BD (11) - CM (13)
Timerange: 00/10:05:21 to 00/10:08:49

Plot file version 241 created 28-JUN-2019 13:34:12
IRAS16399 EP111B 2.UVDATA.1
Freq = 1.6155 GHz, Bw = 16.000 MH No calibration applied and no bandpass applied

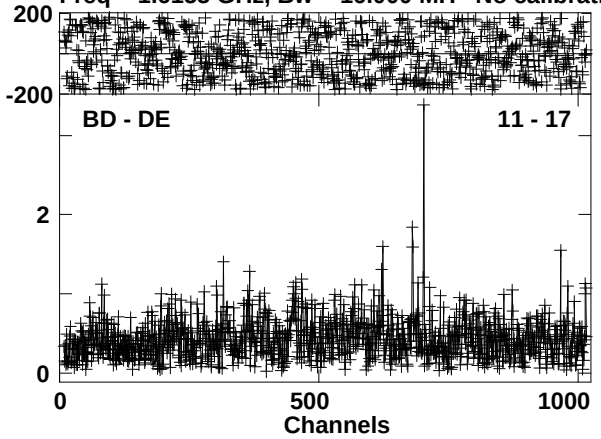

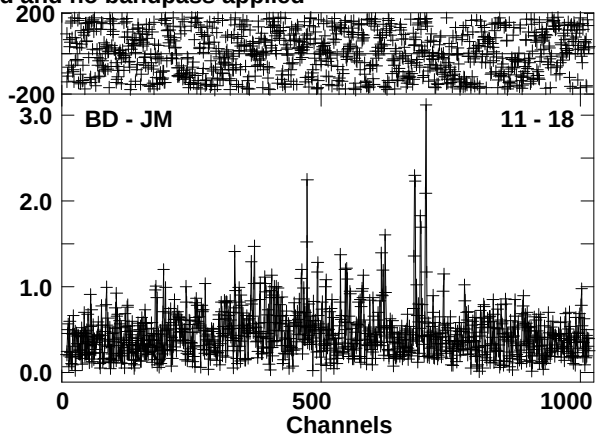

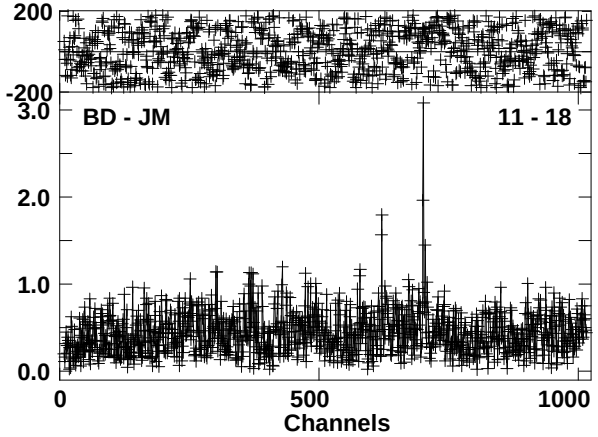

Lower frame: Milli Ampl Jy Top frame: Phas deg
Vector averaged cross-power spectrum Baseline: BD (11) - DE (17)
Timerange: 00/10:05:21 to 00/10:08:49

Plot file version 242 created 28-JUN-2019 13:34:12
J1642-0621 EP111B 2.UVDATA.1
Freq = 1.6155 GHz, Bw = 16.000 MH No calibration applied and no bandpass applied

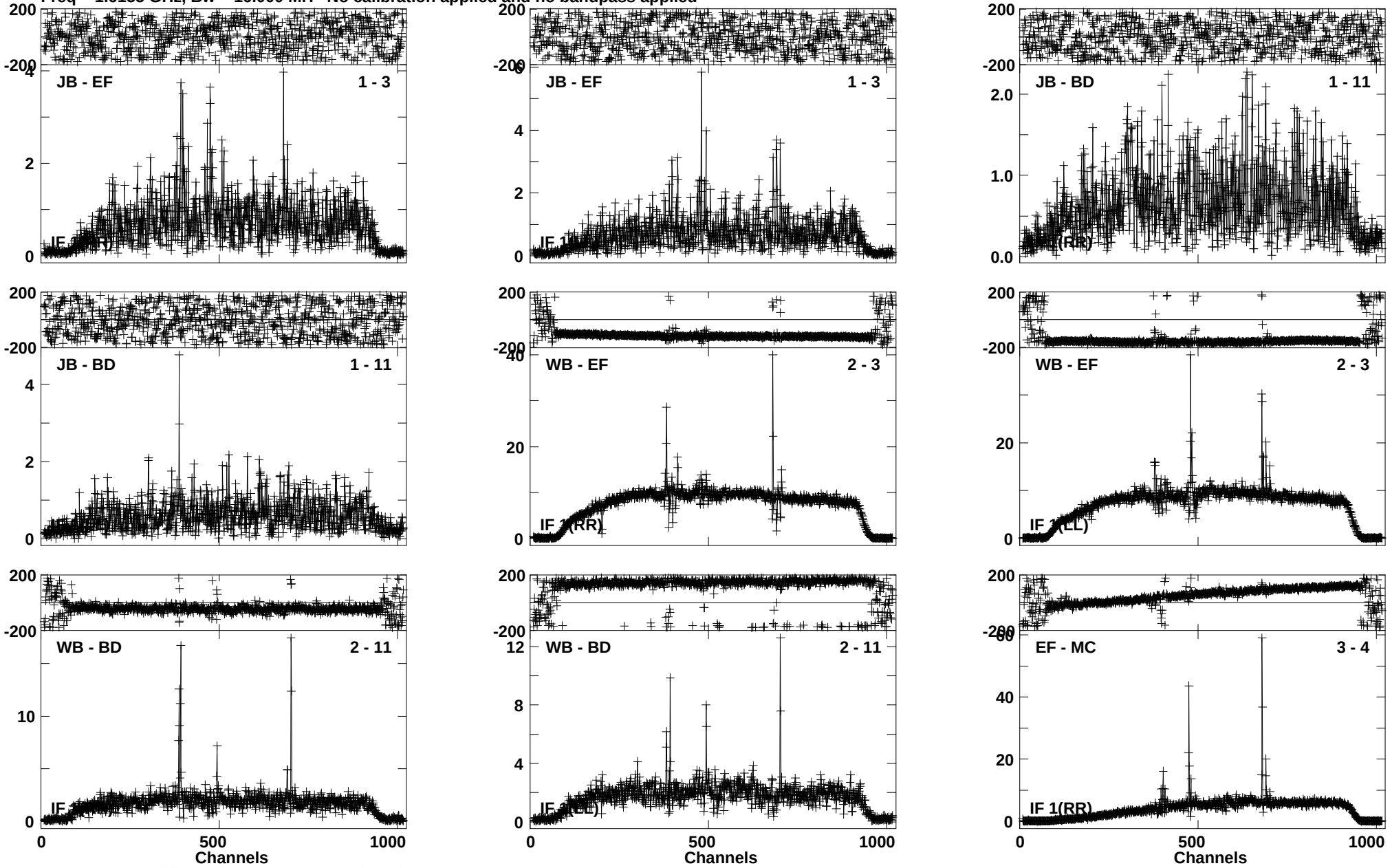

Lower frame: Milli Ampl Jy Top frame: Phas deg
Vector averaged cross-power spectrum Baseline: JB (01) - EF (03)
Timerange: 00/10:09:36 to 00/10:11:04

Plot file version 243 created 28-JUN-2019 13:34:12
J1642-0621 EP111B 2.UVDATA.1
Freq = 1.6155 GHz, Bw = 16.000 MH No calibration applied and no bandpass applied

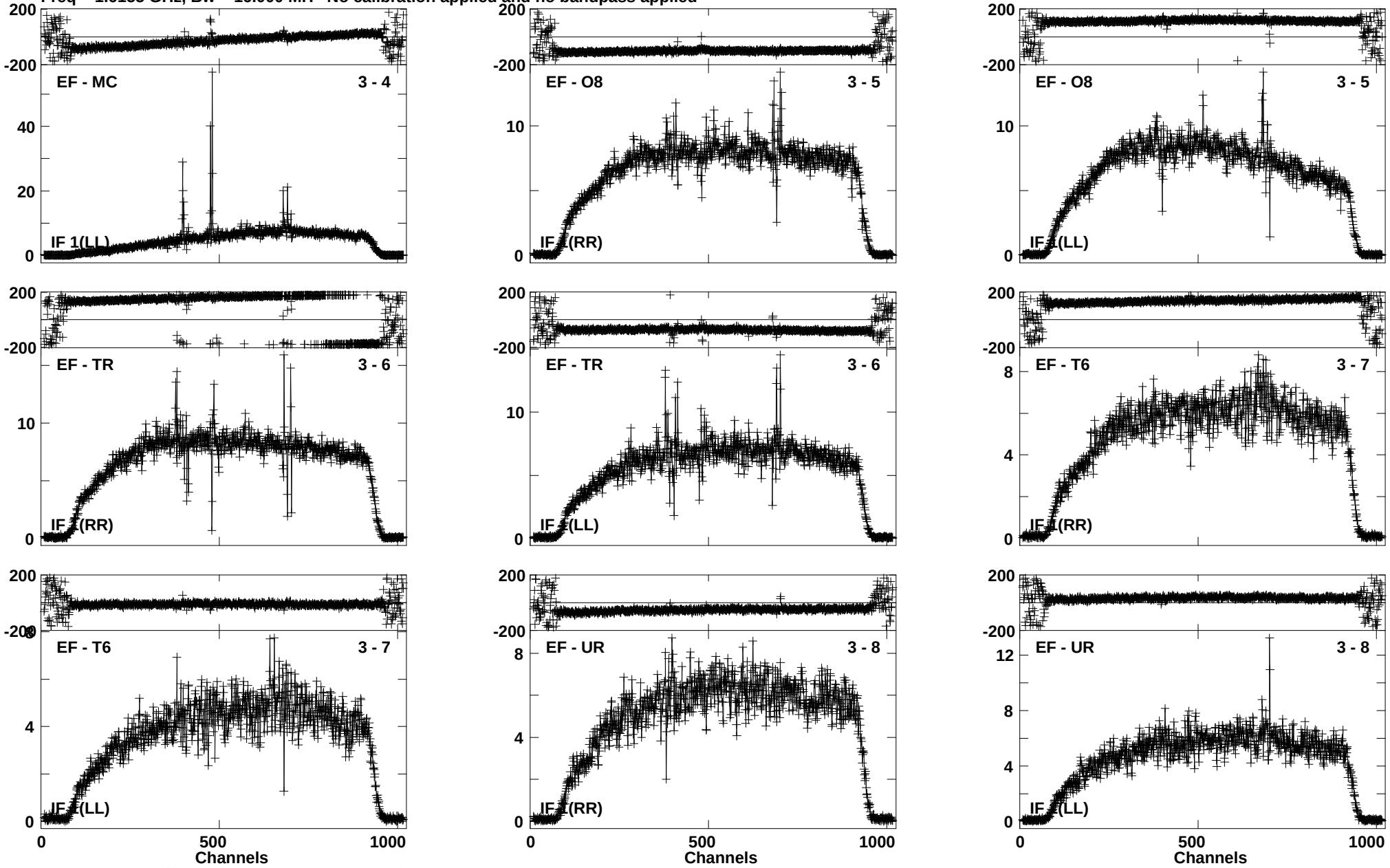

Lower frame: Milli Ampl Jy Top frame: Phas deg
Vector averaged cross-power spectrum Baseline: EF (03) - MC (04)
Timerange: 00/10:09:36 to 00/10:11:04

Plot file version 244 created 28-JUN-2019 13:34:13
J1642-0621 EP111B 2.UVDATA.1
Freq = 1.6155 GHz, Bw = 16.000 MH No calibration applied and no bandpass applied

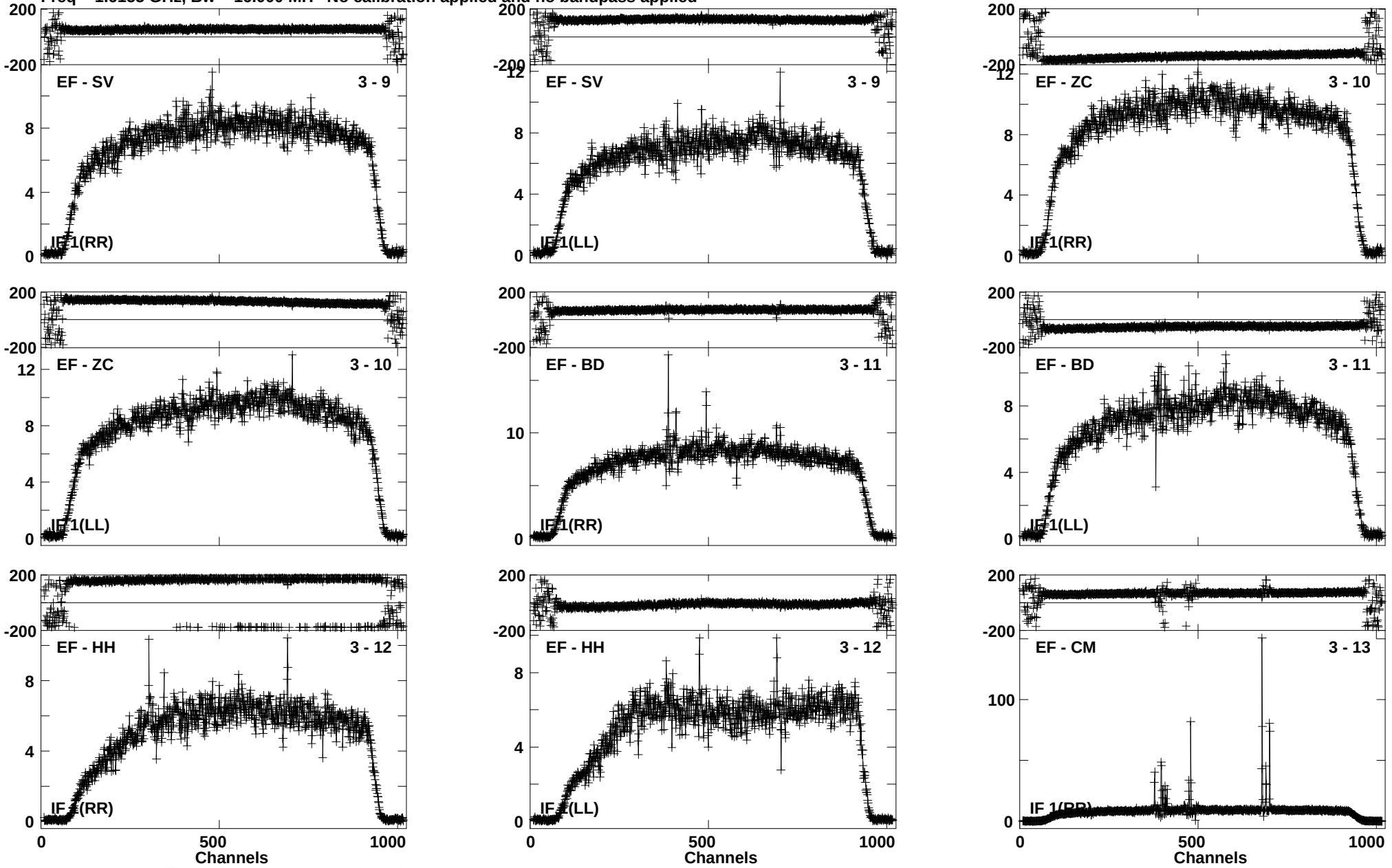

Lower frame: Milli Ampl Jy Top frame: Phas deg
Vector averaged cross-power spectrum Baseline: EF (03) - SV (09)
Timerange: 00/10:09:36 to 00/10:11:04

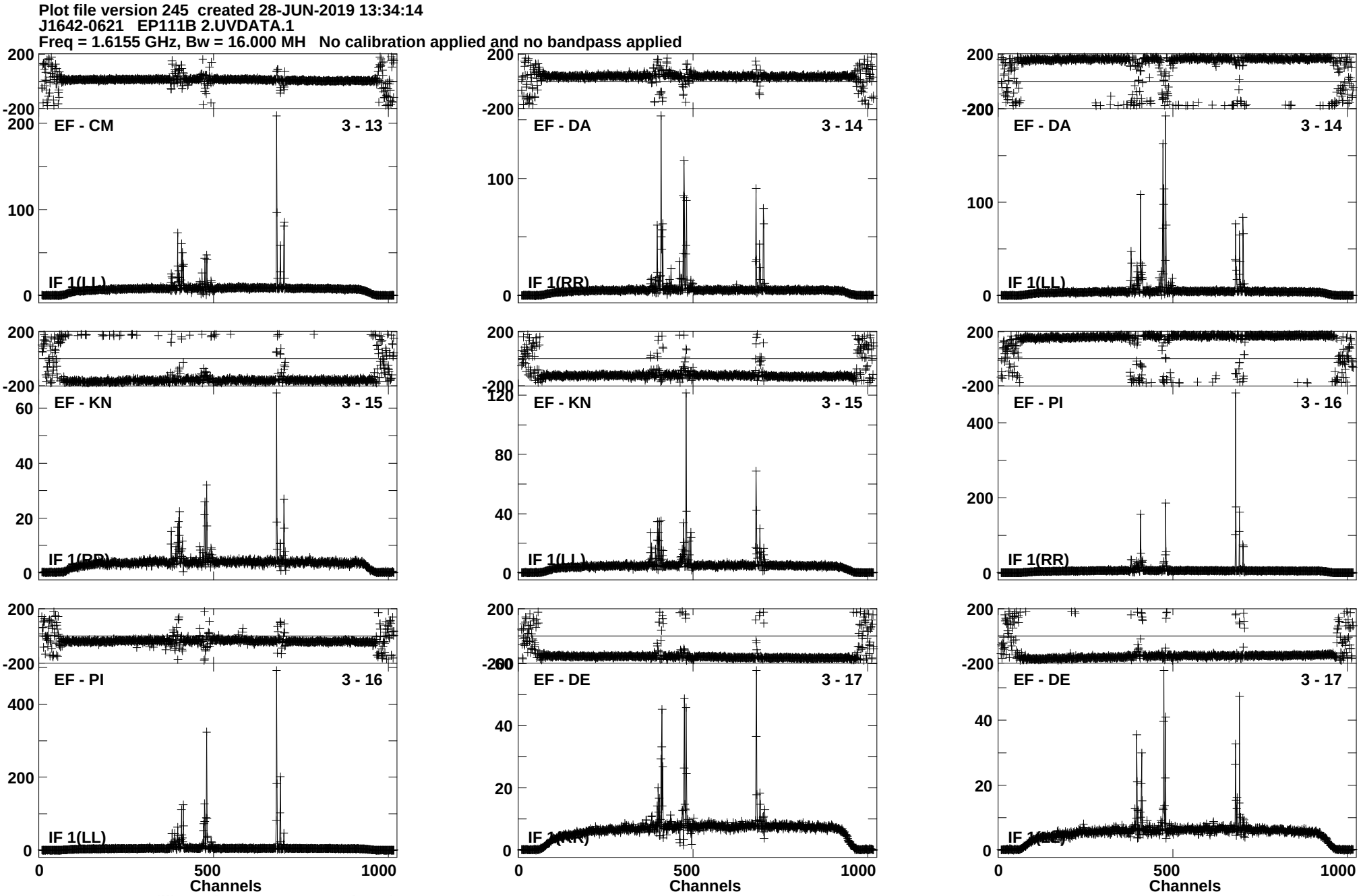
Plot file version 245 created 28-JUN-2019 13:34:14
J1642-0621 EP111B 2.UVDATA.1
Freq = 1.6155 GHz, Bw = 16.000 MH No calibration applied and no bandpass applied
EF - CM 3 - 13
IF 1(LL)
EF - DA 3 - 14
IF 1(RR)
EF - DA 3 - 14
IF 1(LL)
EF - KN 3 - 15
IF 1(RR)
EF - KN 3 - 15
IF 1(LL)
EF - PI 3 - 16
IF 1(RR)
EF - PI 3 - 16
IF 1(LL)
EF - DE 3 - 17
EF - DE 3 - 17
Channels
Channels
Channels
Lower frame: Milli Ampl Jy Top frame: Phas deg
Vector averaged cross-power spectrum Baseline: EF (03) - CM (13)
Timerange: 00/10:09:36 to 00/10:11:04

Plot file version 246 created 28-JUN-2019 13:34:14
J1642-0621 EP111B 2.UVDATA.1
Freq = 1.6155 GHz, Bw = 16.000 MH No calibration applied and no bandpass applied

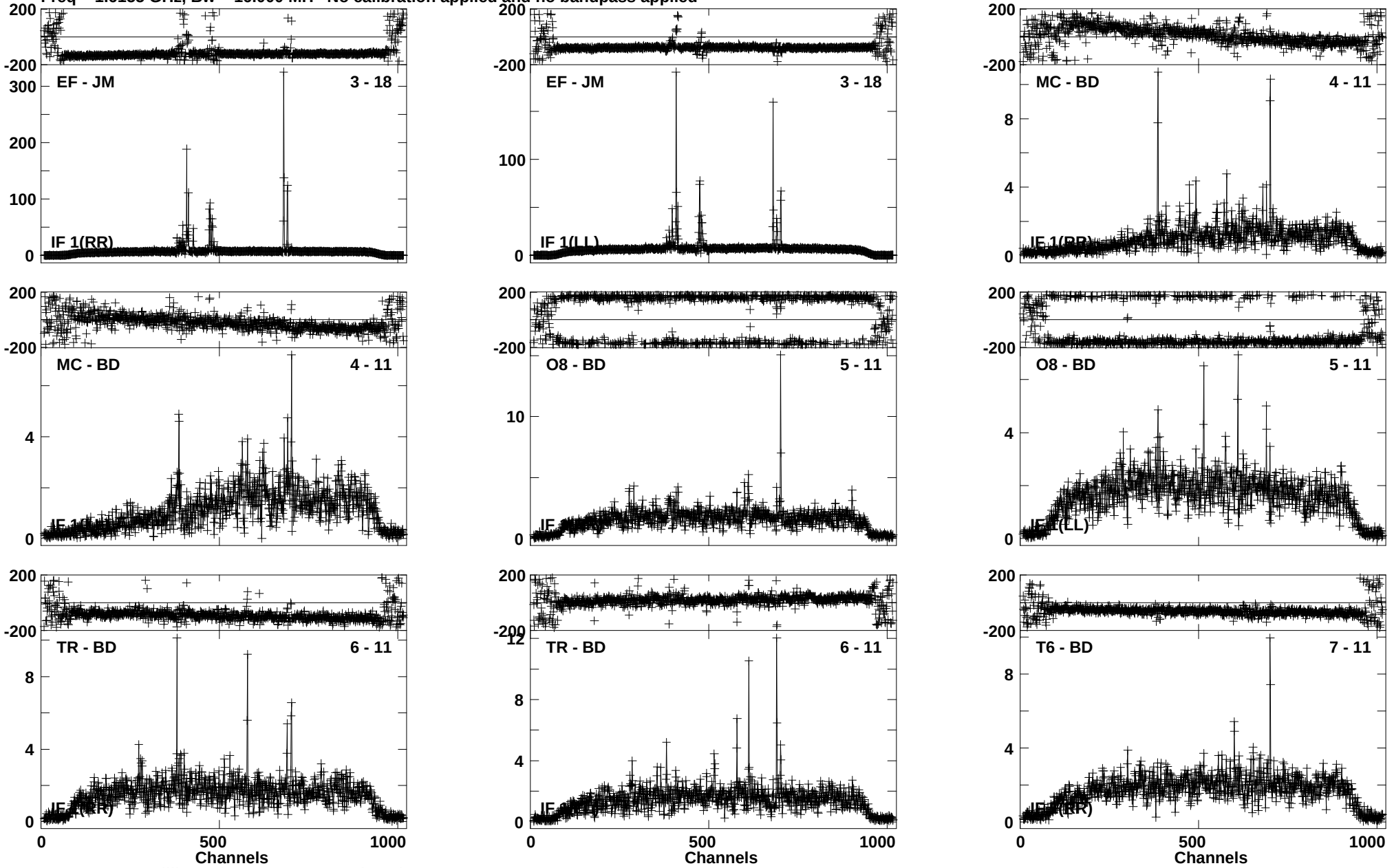

Lower frame: Milli Ampl Jy Top frame: Phas deg
Vector averaged cross-power spectrum Baseline: EF (03) - JM (18)
Timerange: 00/10:09:36 to 00/10:11:04

Plot file version 247 created 28-JUN-2019 13:34:15
J1642-0621 EP111B 2.UVDATA.1
Freq = 1.6155 GHz, Bw = 16.000 MH No calibration applied and no bandpass applied

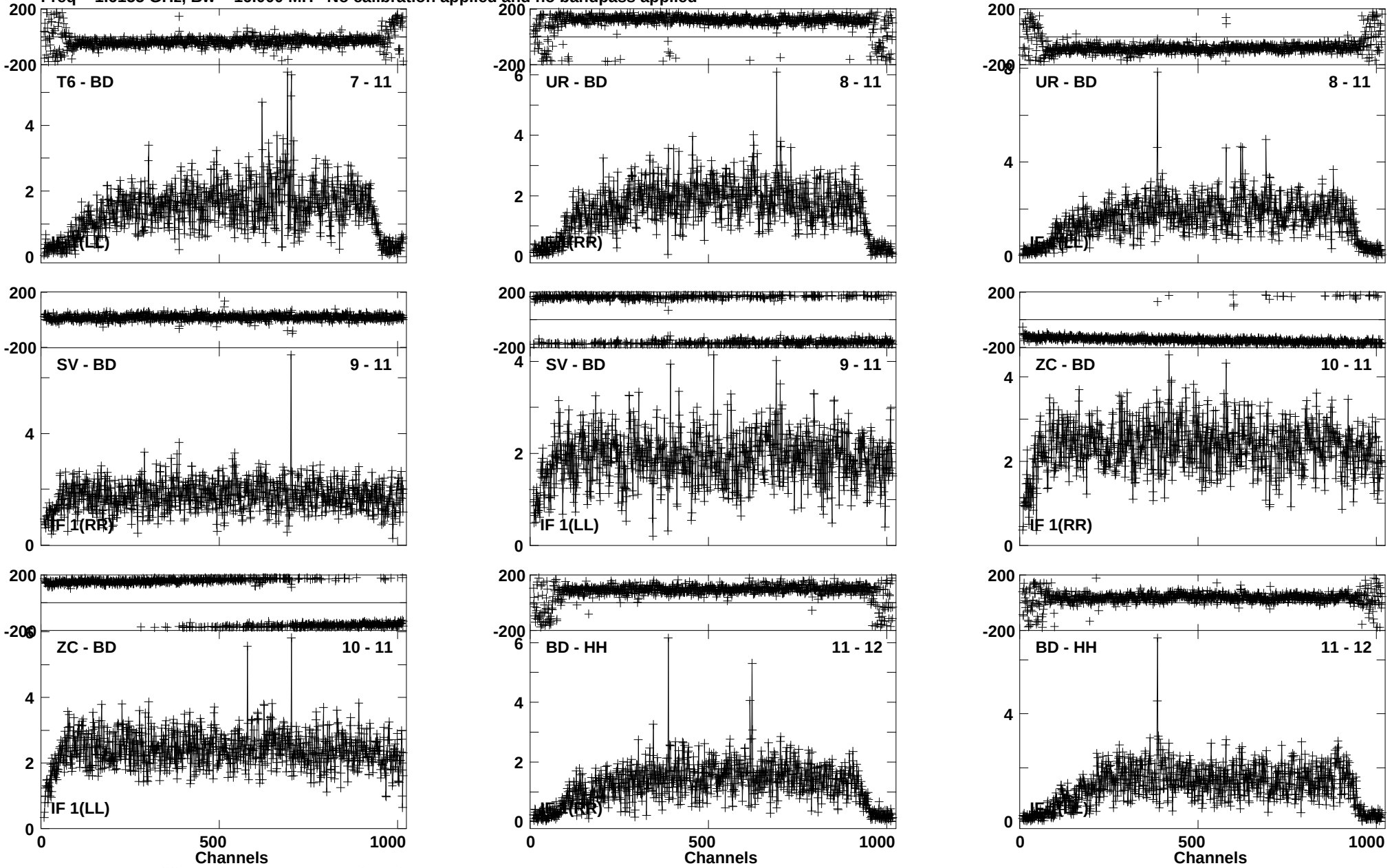

Lower frame: Milli Ampl Jy Top frame: Phas deg
Vector averaged cross-power spectrum Baseline: T6 (07) - BD (11)
Timerange: 00/10:09:36 to 00/10:11:04

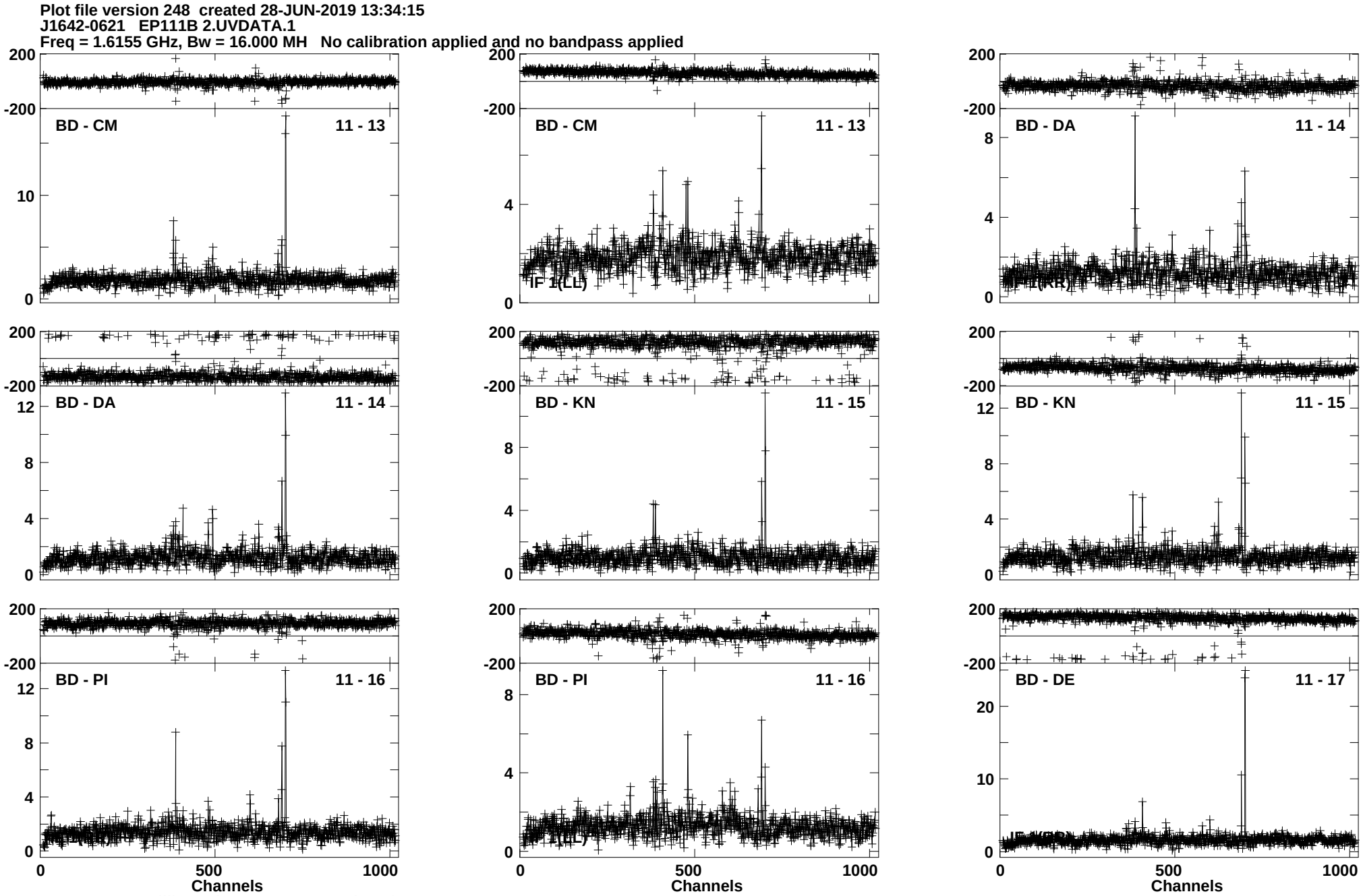
Plot file version 248 created 28-JUN-2019 13:34:15
J1642-0621 EP111B 2.UVDATA.1
Freq = 1.6155 GHz, Bw = 16.000 MH No calibration applied and no bandpass applied
BD - CM 11 - 13
BD - CM 11 - 13
IF 1(LL)
BD - DA 11 - 14
IF 1(RR)
BD - DA 11 - 14
BD - KN 11 - 15
BD - KN 11 - 15
BD - PI 11 - 16
BD - PI 11 - 16
BD - DE 11 - 17
Channels
Channels
Channels
Lower frame: Milli Ampl Jy Top frame: Phas deg
Vector averaged cross-power spectrum Baseline: BD (11) - CM (13)
Timerange: 00/10:09:36 to 00/10:11:04

Plot file version 249 created 28-JUN-2019 13:34:16
J1642-0621 EP111B 2.UVDATA.1
Freq = 1.6155 GHz, Bw = 16.000 MH No calibration applied and no bandpass applied

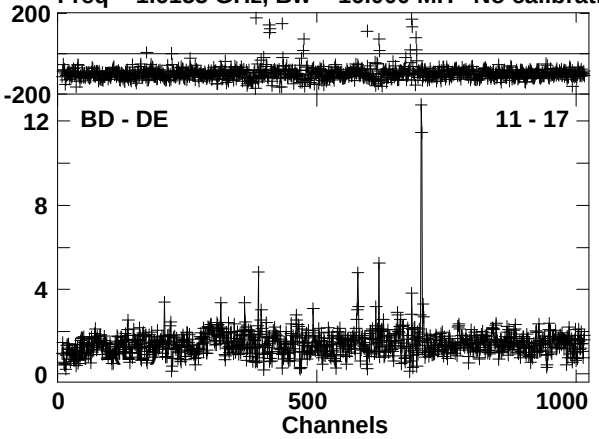

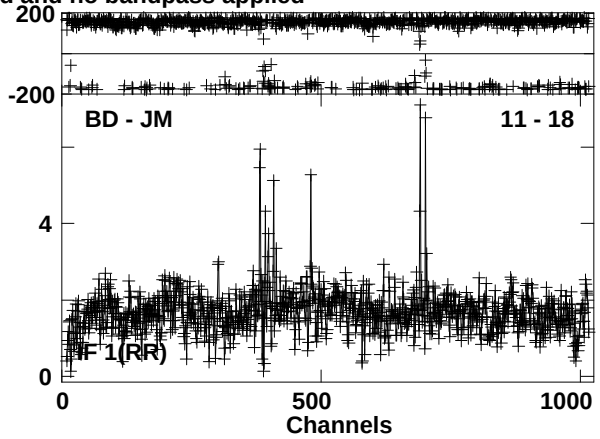

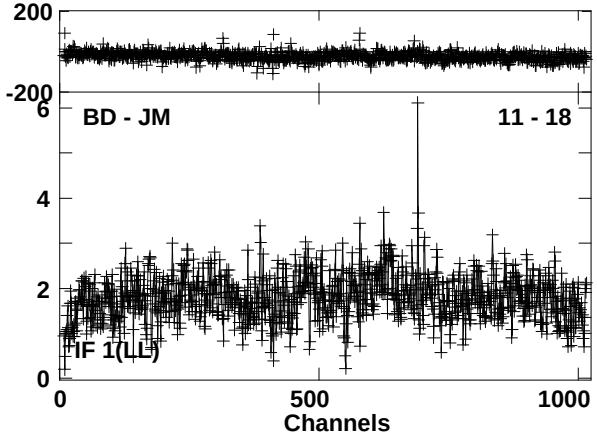

Lower frame: Milli Ampl Jy Top frame: Phas deg
Vector averaged cross-power spectrum Baseline: BD (11) - DE (17)
Timerange: 00/10:09:36 to 00/10:11:04

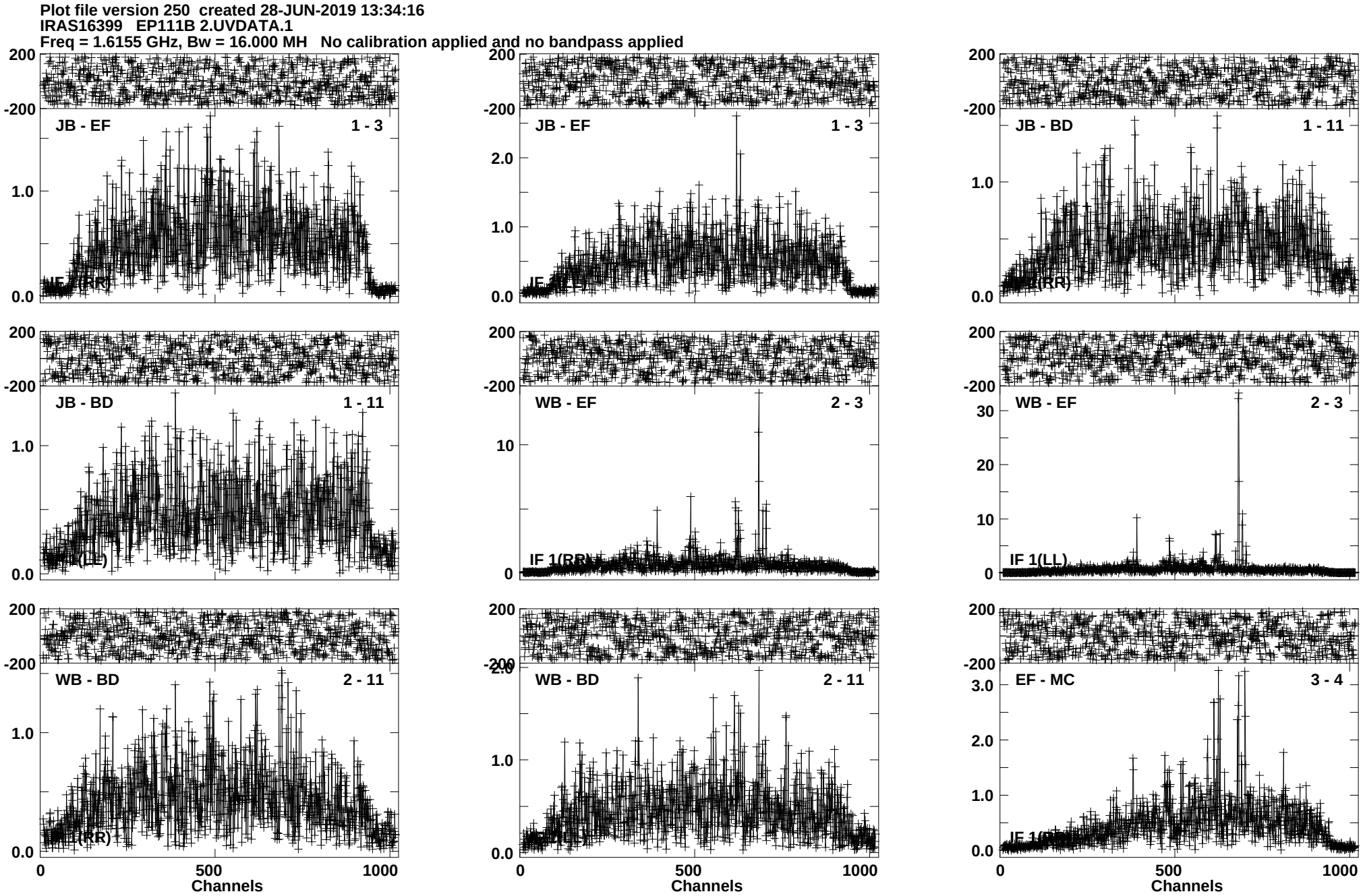
Plot file version 250 created 28-JUN-2019 13:34:16
IRAS16399 EP111B 2.UVDATA.1
Freq = 1.6155 GHz, Bw = 16.000 MH No calibration applied and no bandpass applied
JB - EF 1 - 3
JB - EF 1 - 3
JB - BD 1 - 11
JB - BD 1 - 11
WB - EF 2 - 3
WB - EF 2 - 3
WB - BD 2 - 11
WB - BD 2 - 11
EF - MC 3 - 4
Channels
Channels
Channels
Lower frame: Milli Ampl Jy Top frame: Phas deg
Vector averaged cross-power spectrum Baseline: JB (01) - EF (03)
Timerange: 00/10:11:06 to 00/10:14:34

Plot file version 251 created 28-JUN-2019 13:34:17
IRAS16399 EP111B 2.UVDATA.1
Freq = 1.6155 GHz, Bw = 16.000 MH No calibration applied and no bandpass applied

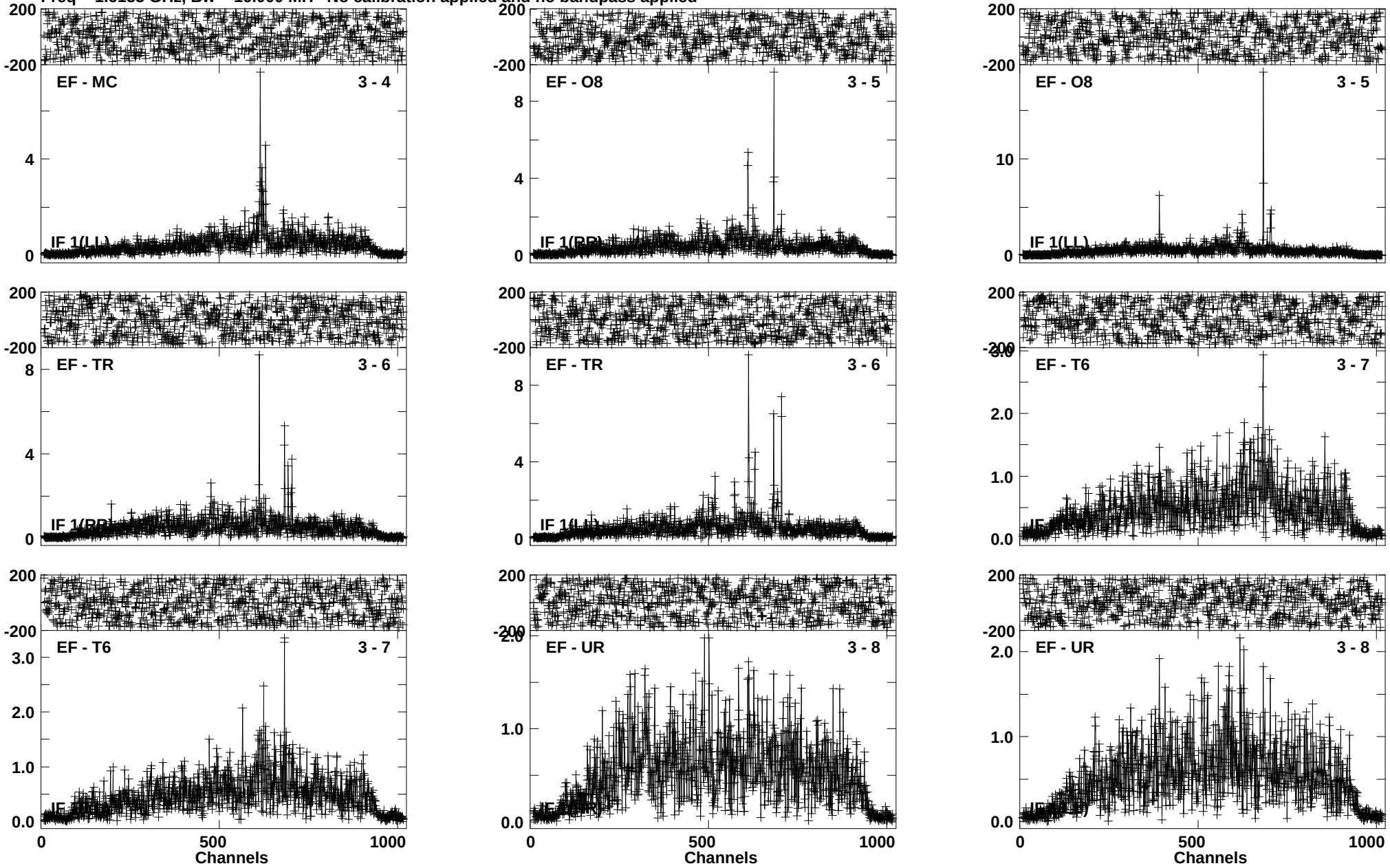

Lower frame: Milli Ampl Jy Top frame: Phas deg
Vector averaged cross-power spectrum Baseline: EF (03) - MC (04)
Timerange: 00/10:11:06 to 00/10:14:34

Plot file version 252 created 28-JUN-2019 13:34:17
IRAS16399 EP111B 2.UVDATA.1
Freq = 1.6155 GHz, Bw = 16.000 MH No calibration applied and no bandpass applied

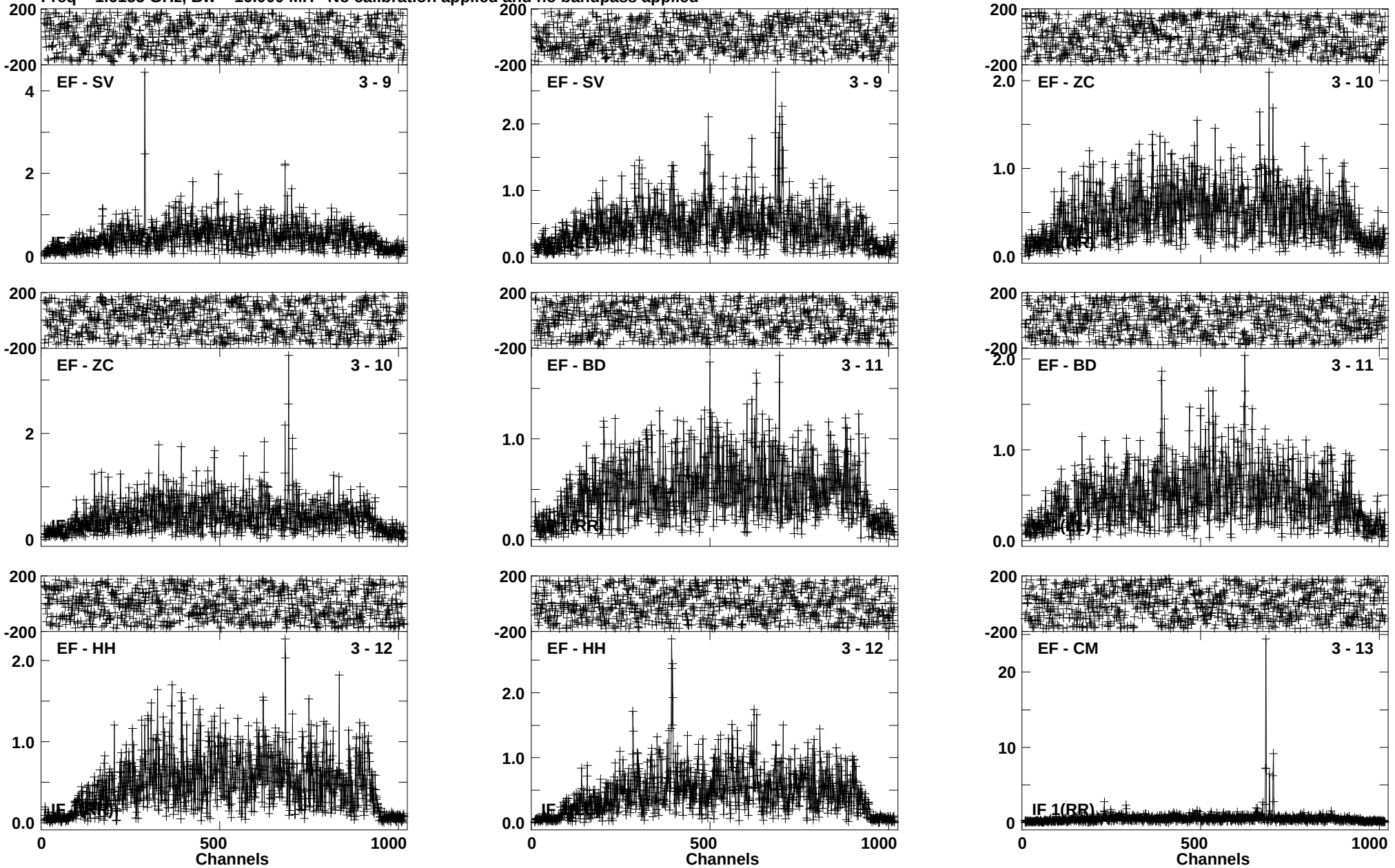

Lower frame: Milli Ampl Jy Top frame: Phas deg
Vector averaged cross-power spectrum Baseline: EF (03) - SV (09)
Timerange: 00/10:11:06 to 00/10:14:34

Plot file version 253 created 28-JUN-2019 13:34:18
IRAS16399 EP111B 2.UVDATA.1
Freq = 1.6155 GHz, Bw = 16.000 MH No calibration applied and no bandpass applied

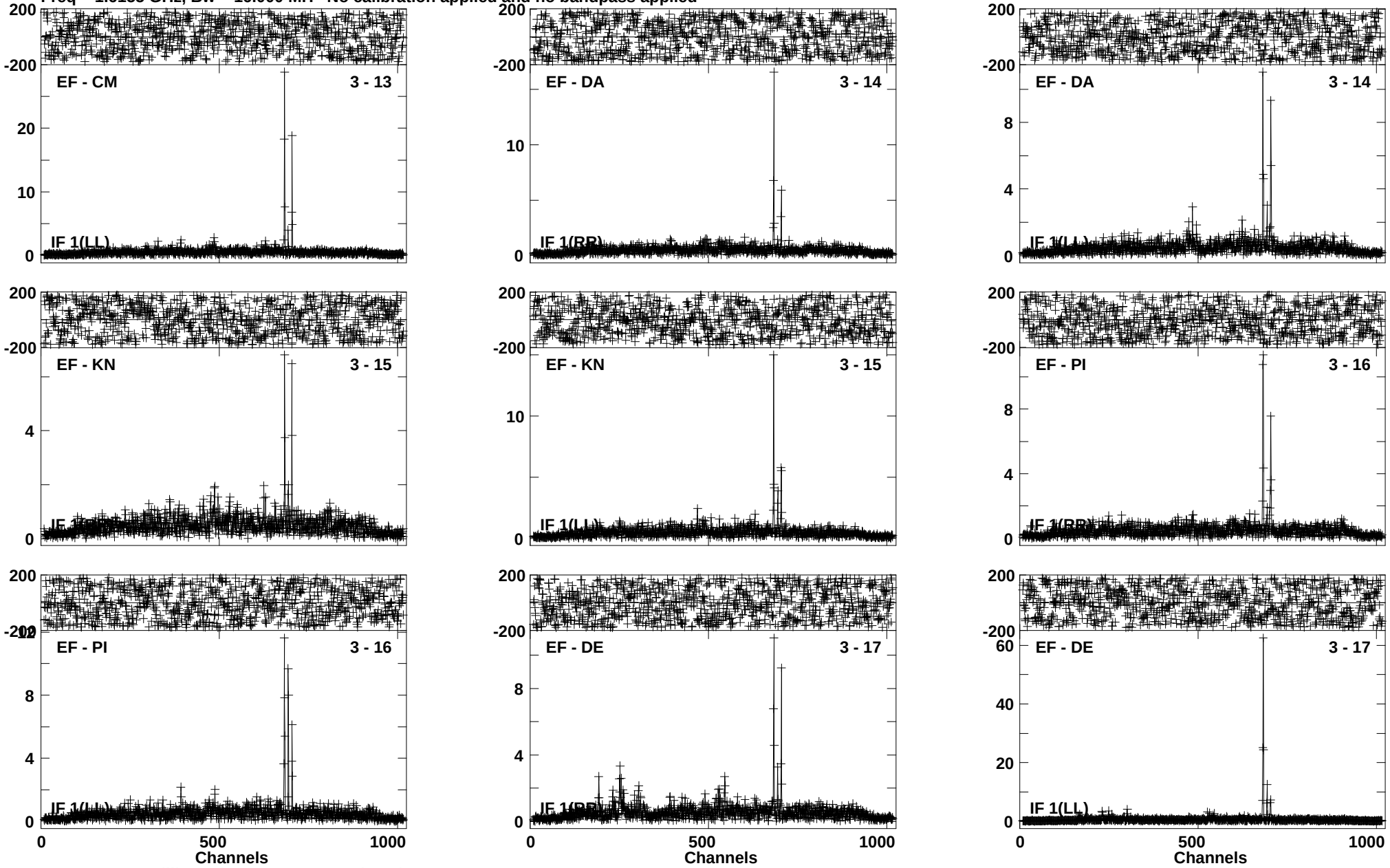

Lower frame: Milli Ampl Jy Top frame: Phas deg
Vector averaged cross-power spectrum Baseline: EF (03) - CM (13)
Timerange: 00/10:11:06 to 00/10:14:34

Plot file version 254 created 28-JUN-2019 13:34:18
IRAS16399 EP111B 2.UVDATA.1
Freq = 1.6155 GHz, Bw = 16.000 MH No calibration applied and no bandpass applied

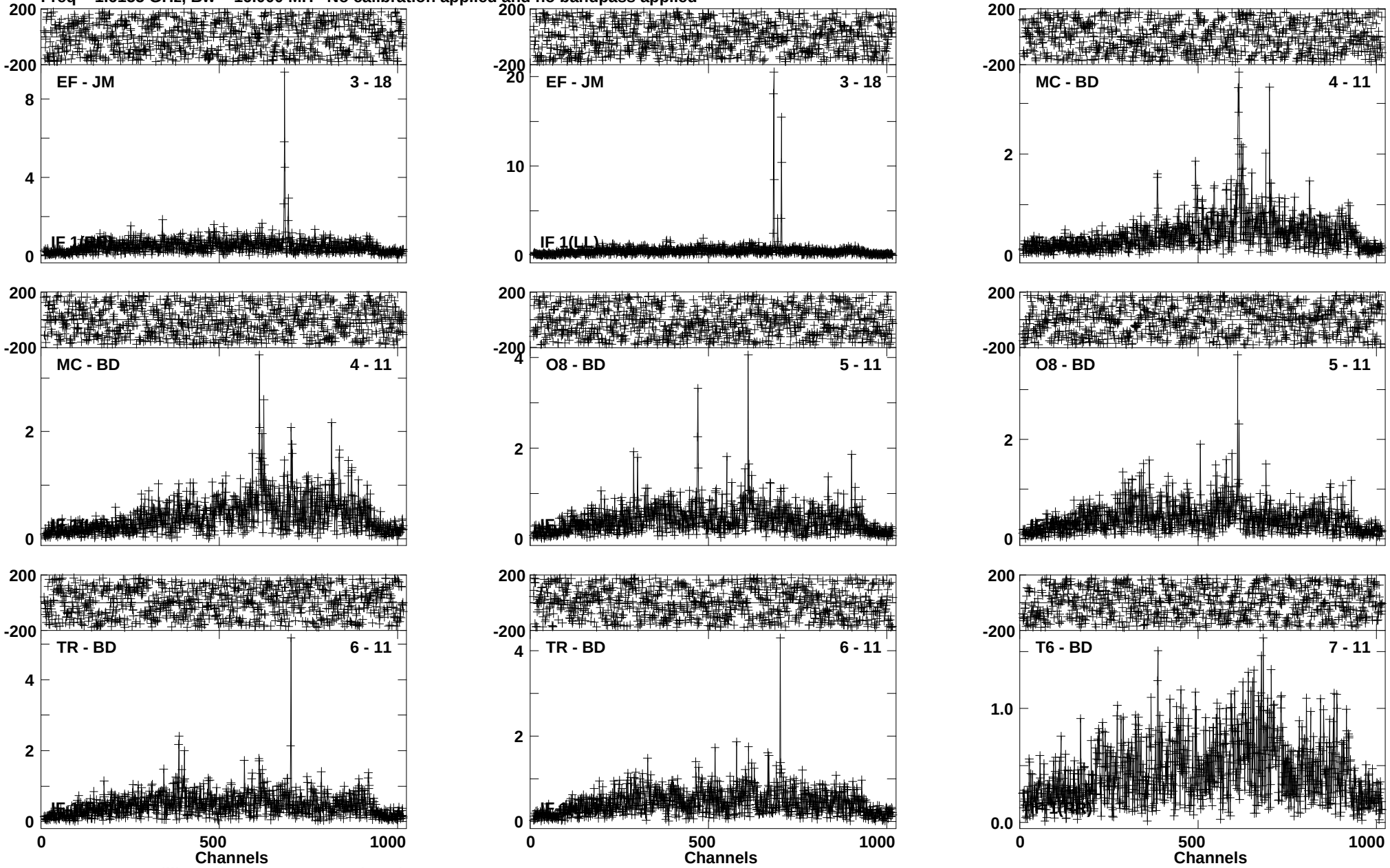

Lower frame: Milli Ampl Jy Top frame: Phas deg
Vector averaged cross-power spectrum Baseline: EF (03) - JM (18)
Timerange: 00/10:11:06 to 00/10:14:34

Plot file version 255 created 28-JUN-2019 13:34:19
IRAS16399 EP111B 2.UVDATA.1
Freq = 1.6155 GHz, Bw = 16.000 MH No calibration applied and no bandpass applied

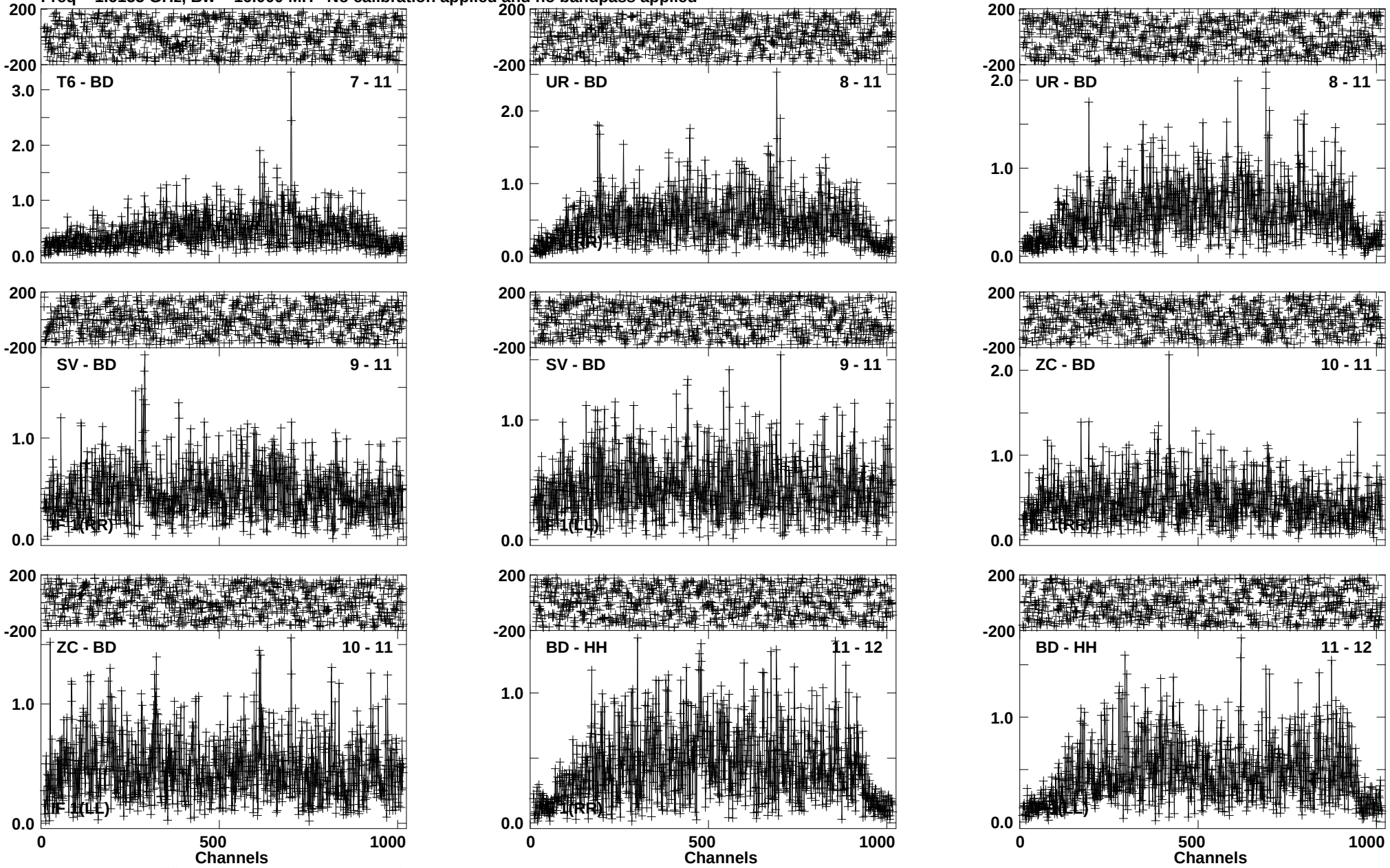

Lower frame: Milli Ampl Jy Top frame: Phas deg
Vector averaged cross-power spectrum Baseline: T6 (07) - BD (11)
Timerange: 00/10:11:06 to 00/10:14:34

Plot file version 256 created 28-JUN-2019 13:34:20
IRAS16399 EP111B 2.UVDATA.1
Freq = 1.6155 GHz, Bw = 16.000 MH No calibration applied and no bandpass applied

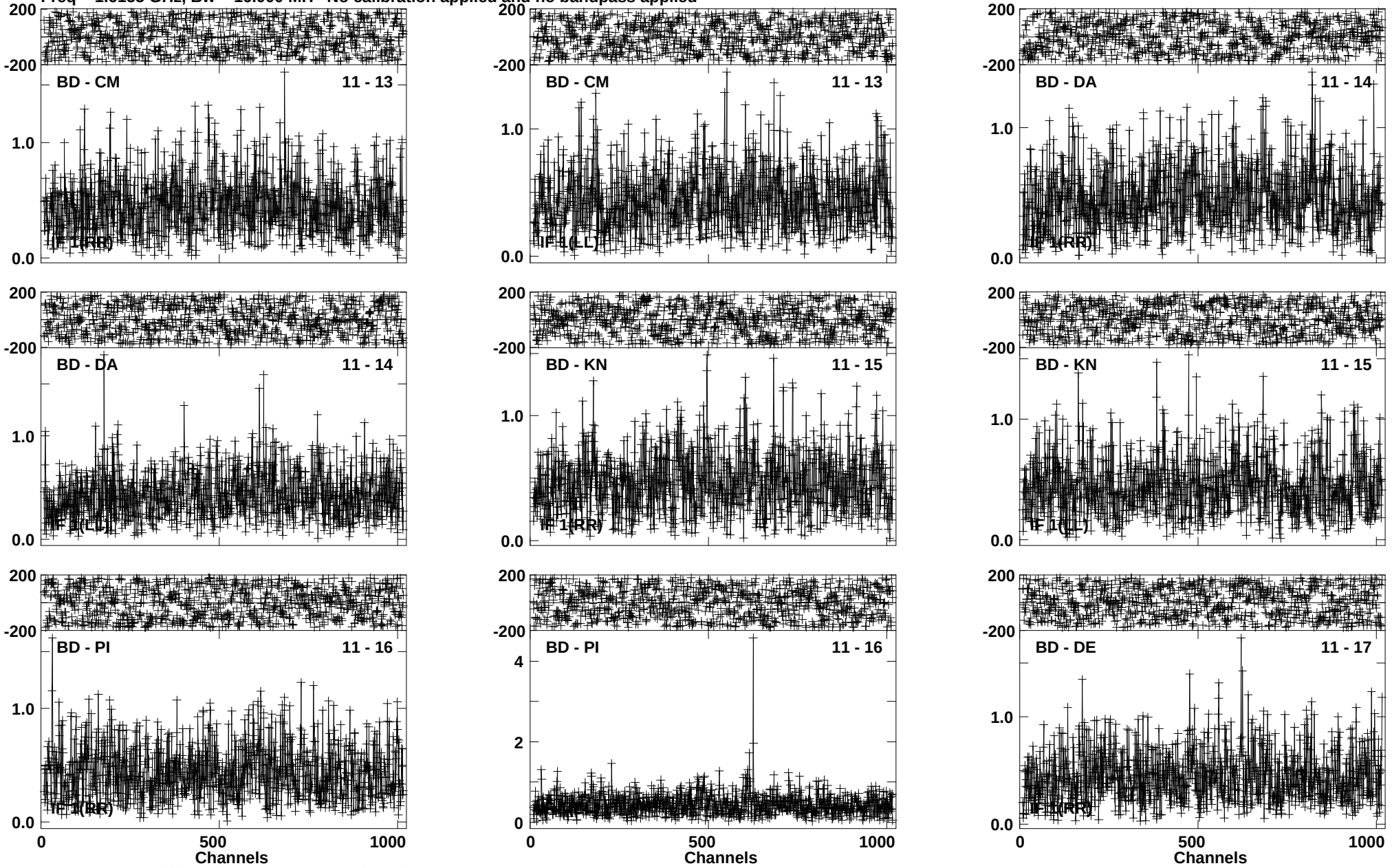

Lower frame: Milli Ampl Jy Top frame: Phas deg
Vector averaged cross-power spectrum Baseline: BD (11) - CM (13)
Timerange: 00/10:11:06 to 00/10:14:34

Plot file version 257 created 28-JUN-2019 13:34:20
IRAS16399 EP111B 2.UVDATA.1
Freq = 1.6155 GHz, Bw = 16.000 MH No calibration applied and no bandpass applied

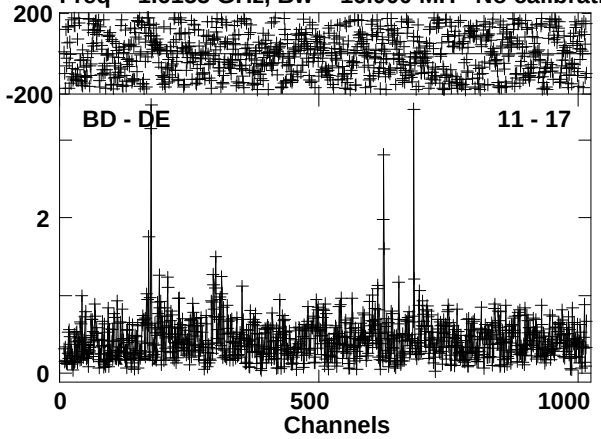

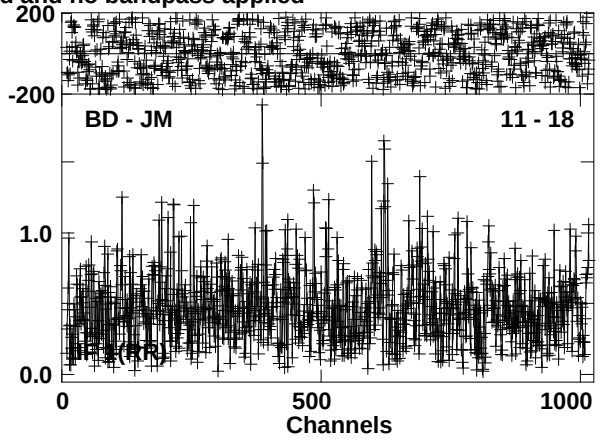

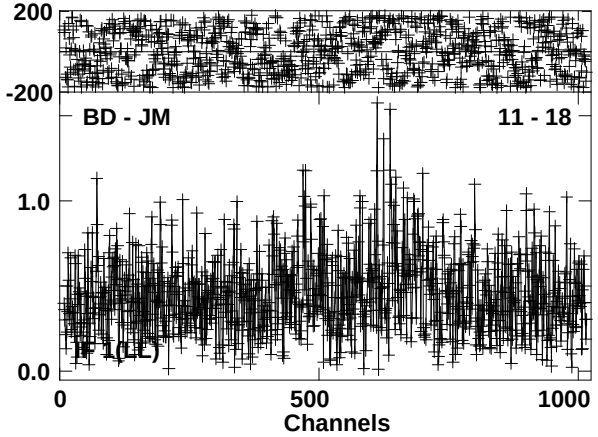

Lower frame: Milli Ampl Jy Top frame: Phas deg
Vector averaged cross-power spectrum Baseline: BD (11) - DE (17)
Timerange: 00/10:11:06 to 00/10:14:34

Plot file version 258 created 28-JUN-2019 13:34:21
J1642-0621 EP111B 2.UVDATA.1
Freq = 1.6155 GHz, Bw = 16.000 MH No calibration applied and no bandpass applied

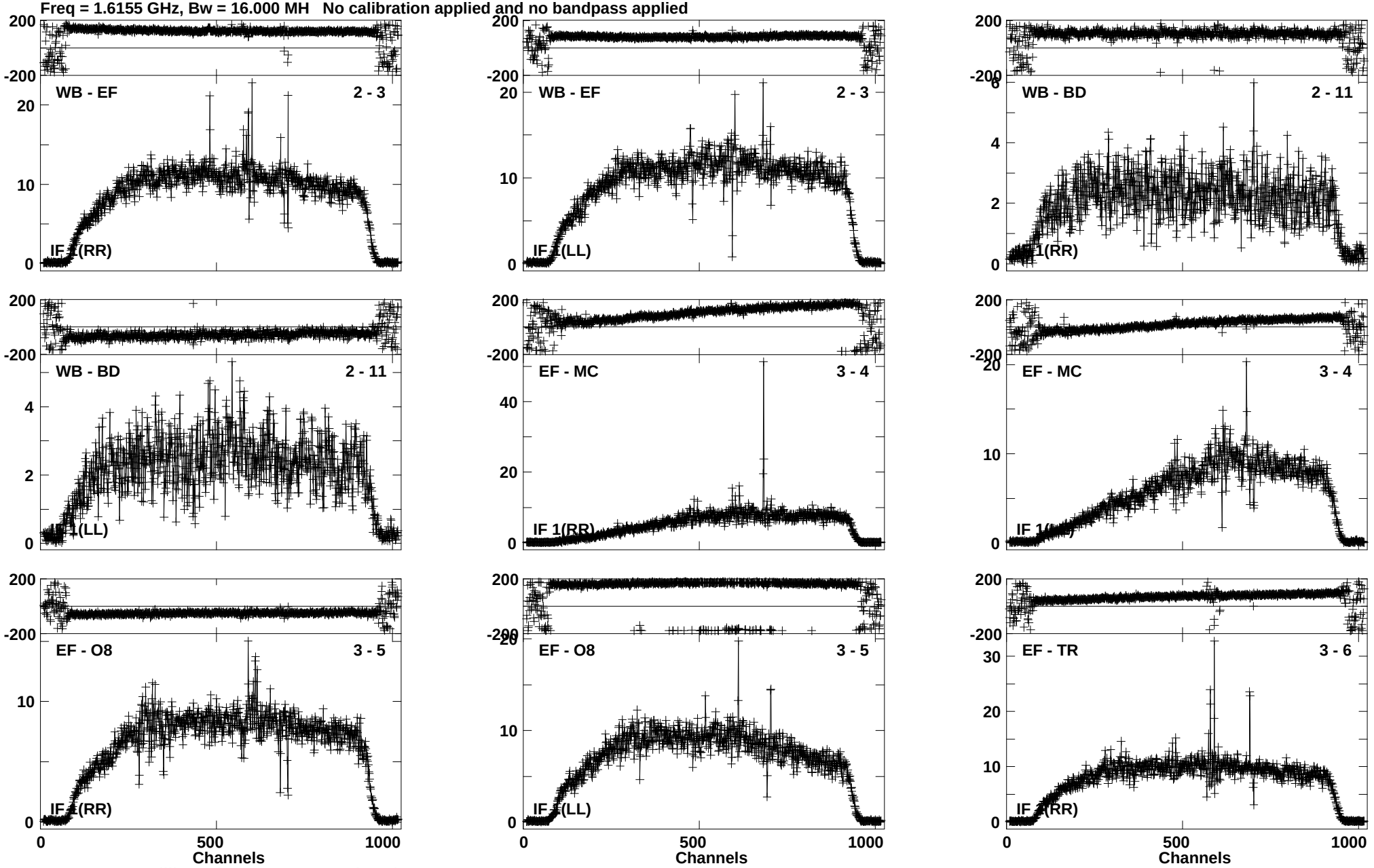

Lower frame: Milli Ampl Jy Top frame: Phas deg
Vector averaged cross-power spectrum Baseline: WB (02) - EF (03)
Timerange: 00/10:14:36 to 00/10:16:04

Plot file version 259 created 28-JUN-2019 13:34:21
J1642-0621 EP111B 2.UVDATA.1
Freq = 1.6155 GHz, Bw = 16.000 MH No calibration applied and no bandpass applied

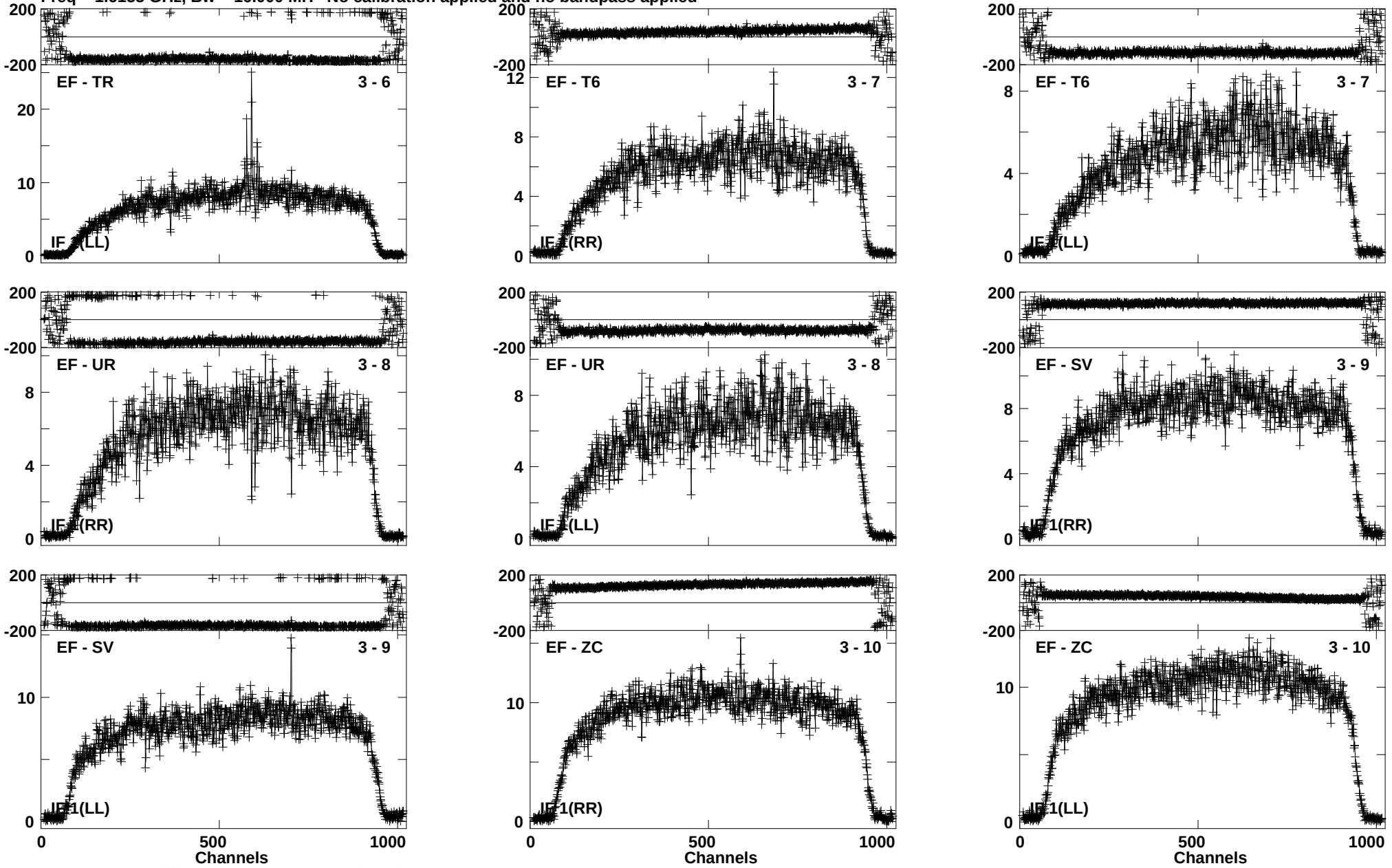

Lower frame: Milli Ampl Jy Top frame: Phas deg
Vector averaged cross-power spectrum Baseline: EF (03) - TR (06)
Timerange: 00/10:14:36 to 00/10:16:04

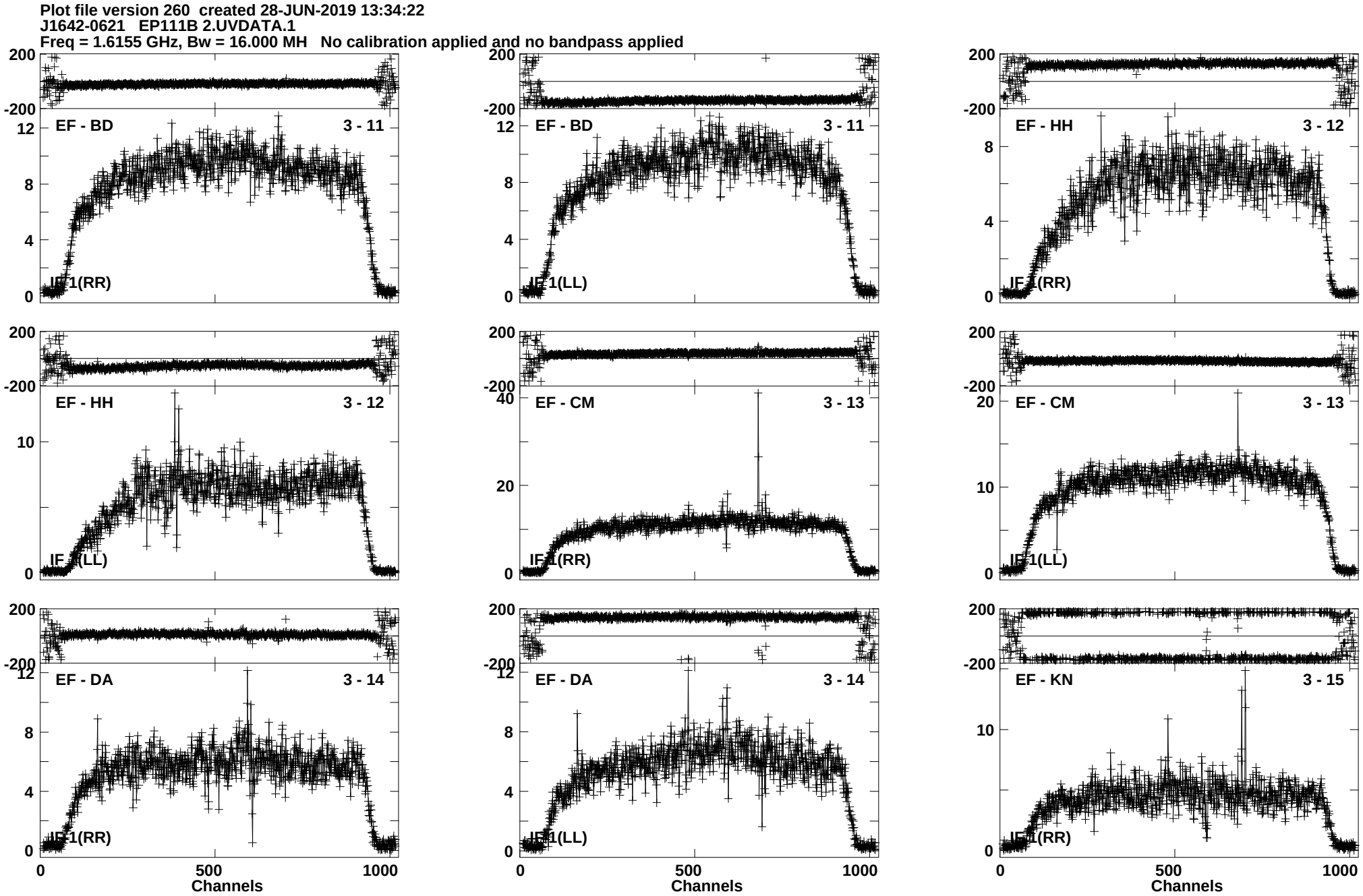
Plot file version 260 created 28-JUN-2019 13:34:22
J1642-0621 EP111B 2.UVDATA.1
Freq = 1.6155 GHz, Bw = 16.000 MH No calibration applied and no bandpass applied
EF - BD 3 - 11
IF 1(RR)
EF - BD 3 - 11
IF 1(LL)
EF - HH 3 - 12
IF 1(RR)
EF - HH 3 - 12
IF 1(LL)
EF - CM 3 - 13
IF 1(RR)
EF - CM 3 - 13
IF 1(LL)
EF - DA 3 - 14
IF 1(RR)
EF - DA 3 - 14
IF 1(LL)
EF - KN 3 - 15
IF 1(RR)
Channels
Channels
Channels
Lower frame: Milli Ampl Jy Top frame: Phas deg
Vector averaged cross-power spectrum Baseline: EF (03) - BD (11)
Timerange: 00/10:14:36 to 00/10:16:04

Plot file version 261 created 28-JUN-2019 13:34:22
J1642-0621 EP111B 2.UVDATA.1
Freq = 1.6155 GHz, Bw = 16.000 MH No calibration applied and no bandpass applied

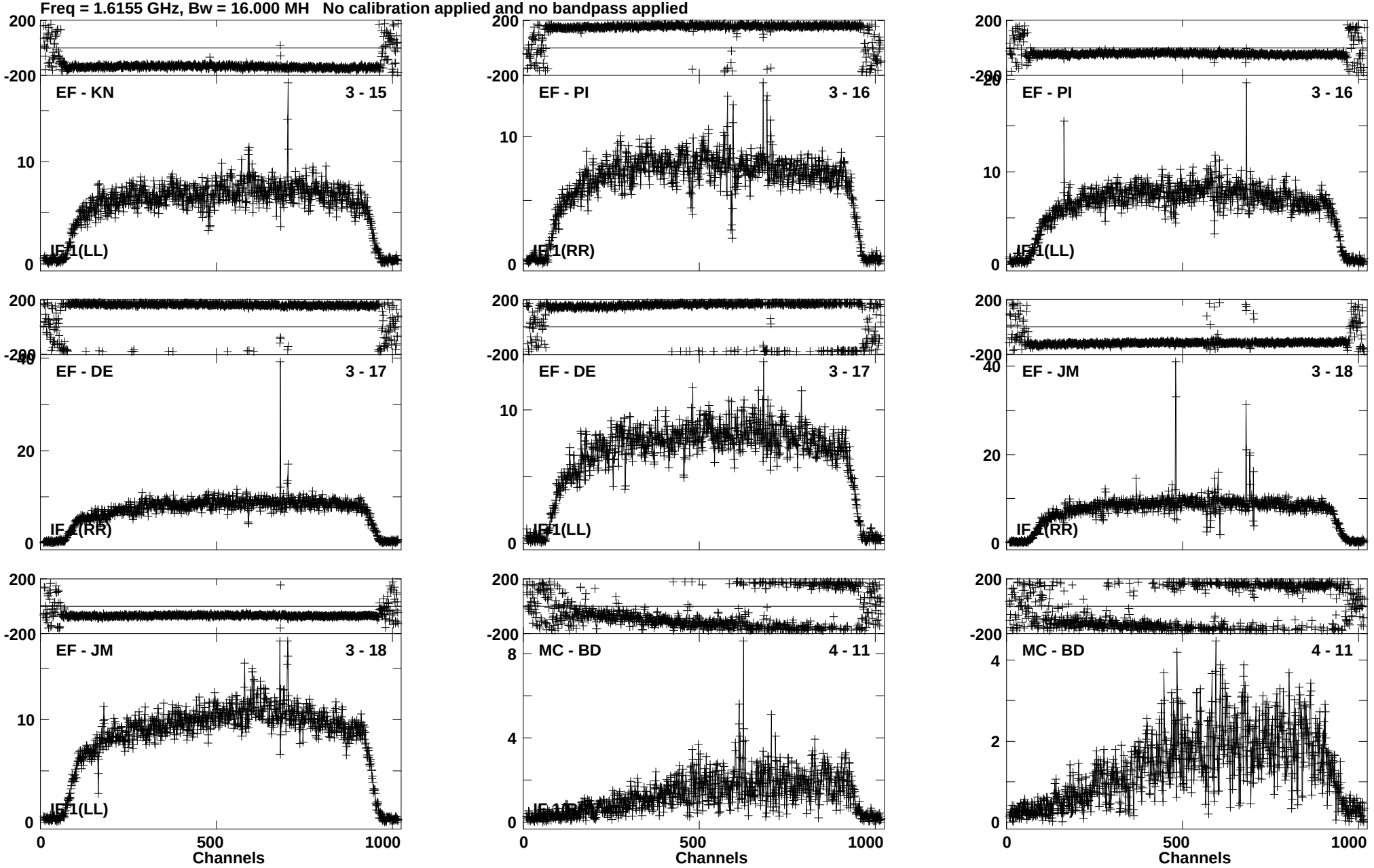

Lower frame: Milli Ampl Jy Top frame: Phas deg
Vector averaged cross-power spectrum Baseline: EF (03) - KN (15)
Timerange: 00/10:14:36 to 00/10:16:04

Plot file version 262 created 28-JUN-2019 13:34:23
J1642-0621 EP111B 2.UVDATA.1
Freq = 1.6155 GHz, Bw = 16.000 MH No calibration applied and no bandpass applied

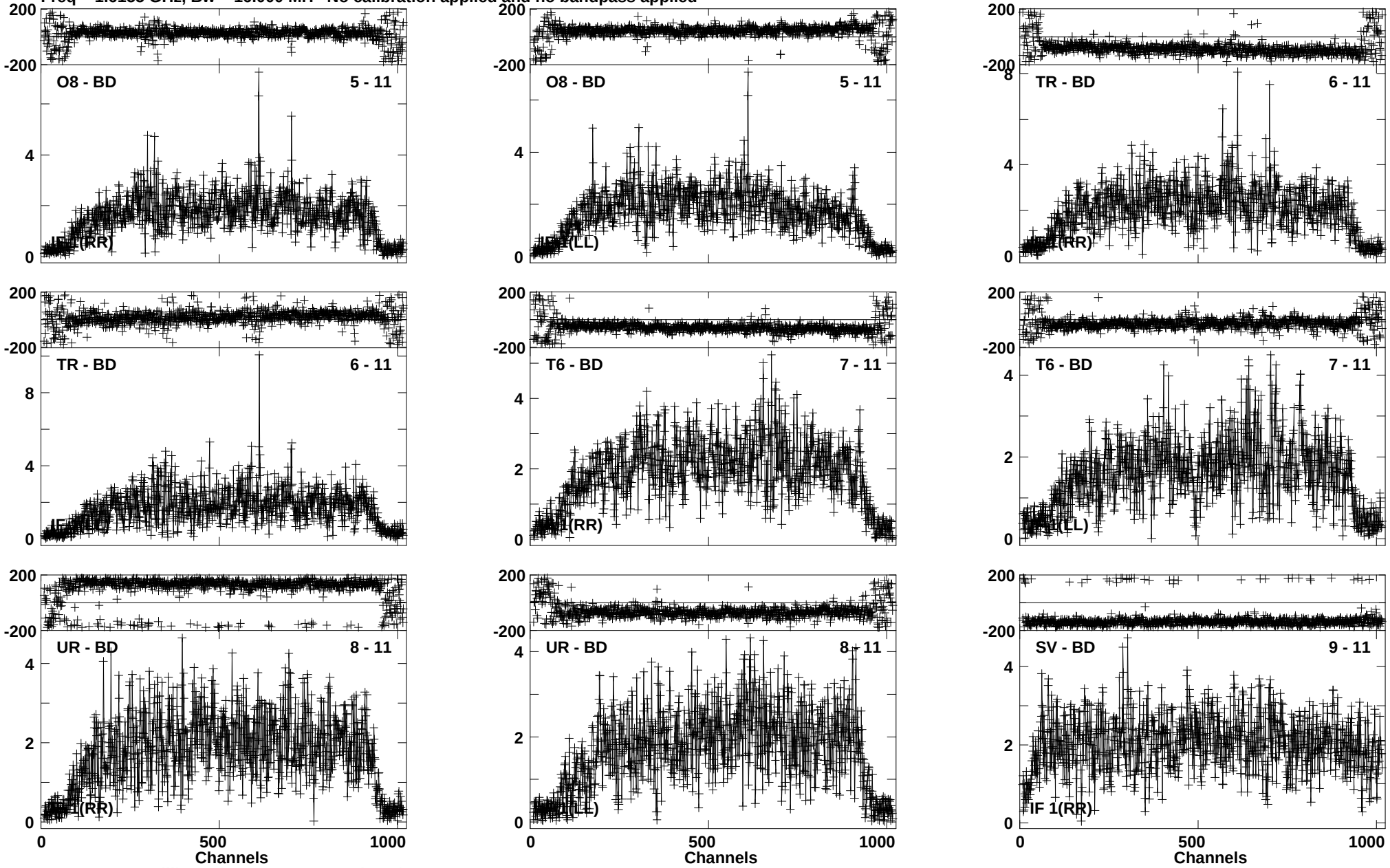

Lower frame: Milli Ampl Jy Top frame: Phas deg
Vector averaged cross-power spectrum Baseline: O8 (05) - BD (11)
Timerange: 00/10:14:36 to 00/10:16:04

Plot file version 263 created 28-JUN-2019 13:34:23
J1642-0621 EP111B 2.UVDATA.1
Freq = 1.6155 GHz, Bw = 16.000 MH No calibration applied and no bandpass applied

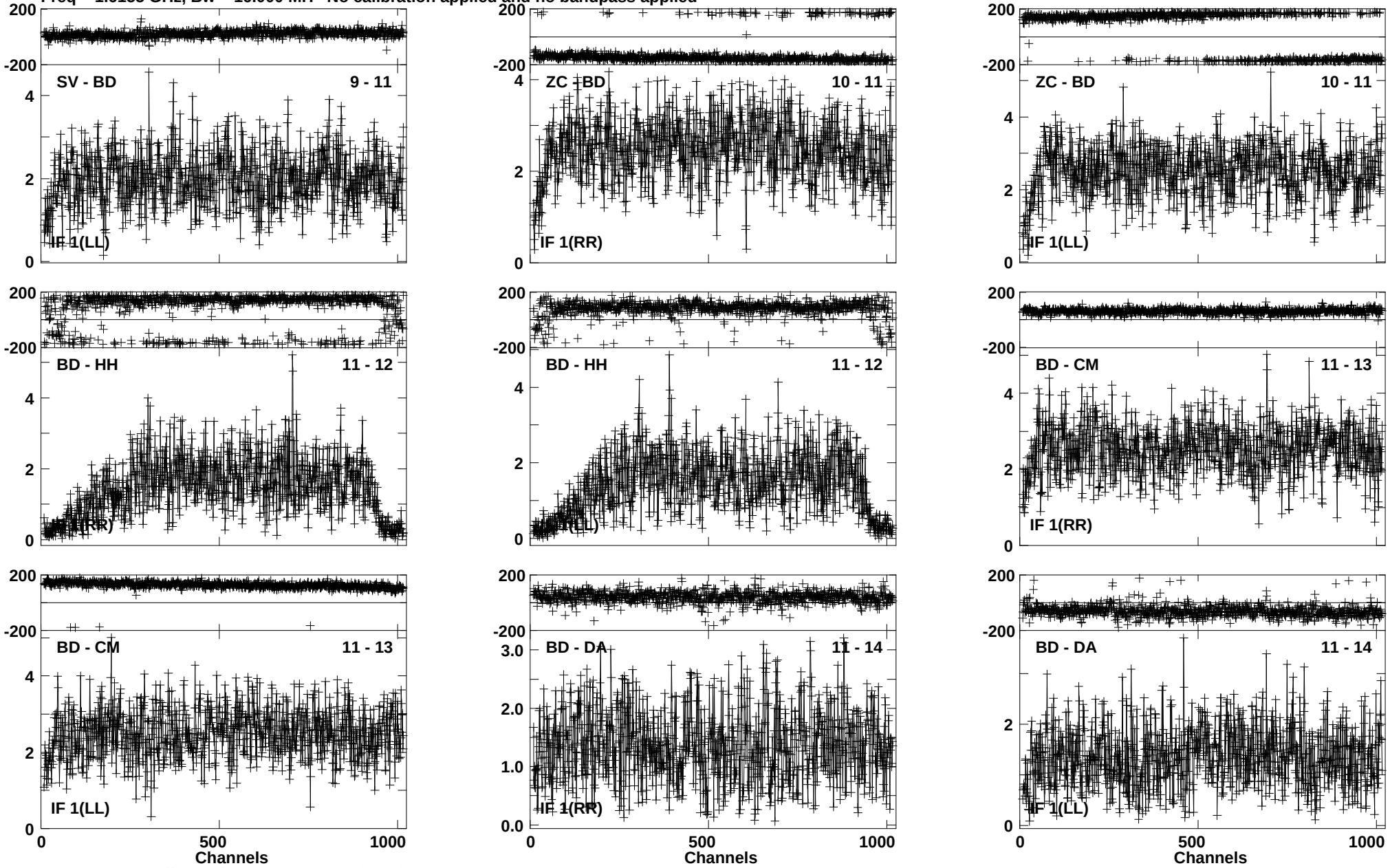

Lower frame: Milli Ampl Jy Top frame: Phas deg
Vector averaged cross-power spectrum Baseline: SV (09) - BD (11)
Timerange: 00/10:14:36 to 00/10:16:04

Plot file version 264 created 28-JUN-2019 13:34:24
J1642-0621 EP111B 2.UVDATA.1
Freq = 1.6155 GHz, Bw = 16.000 MH No calibration applied and no bandpass applied

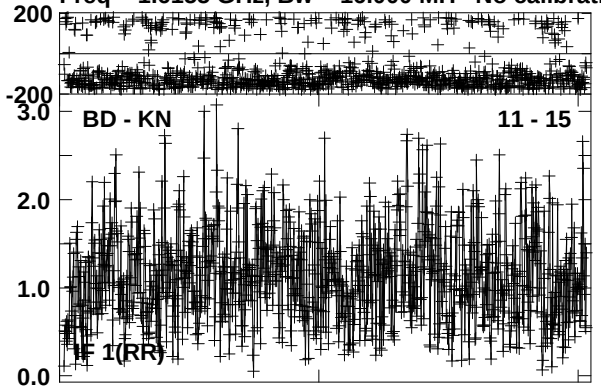

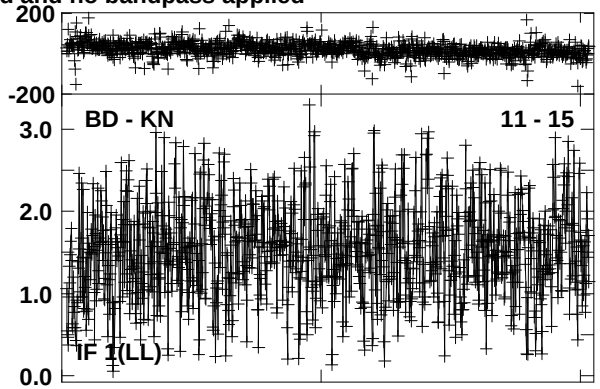

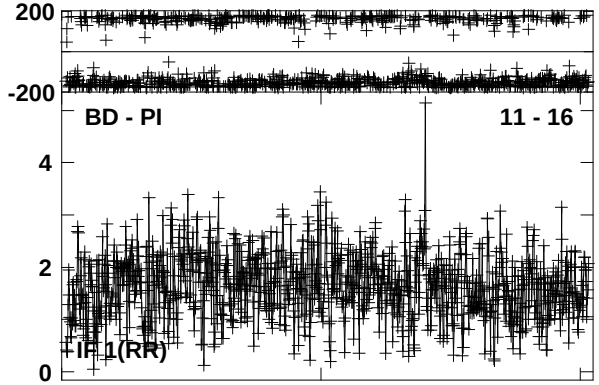

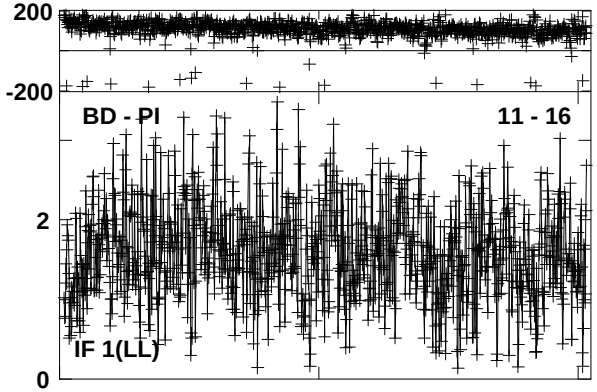

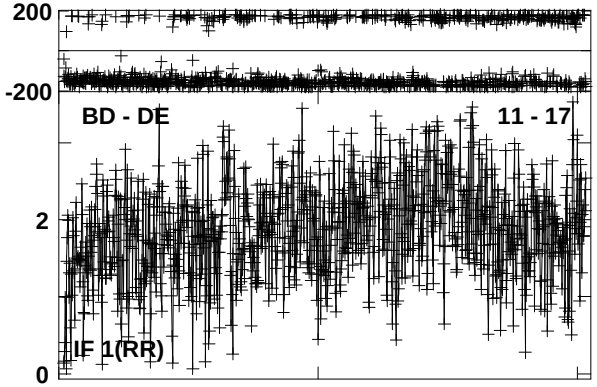

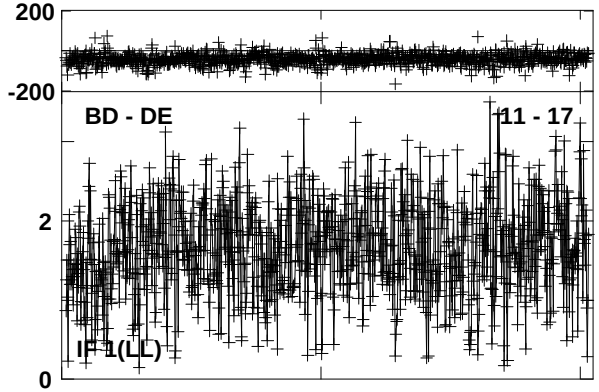

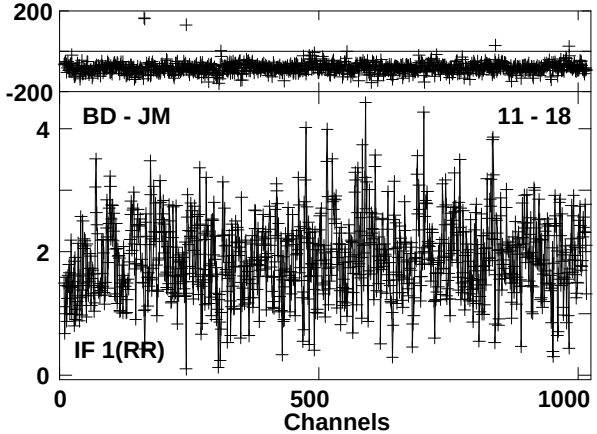

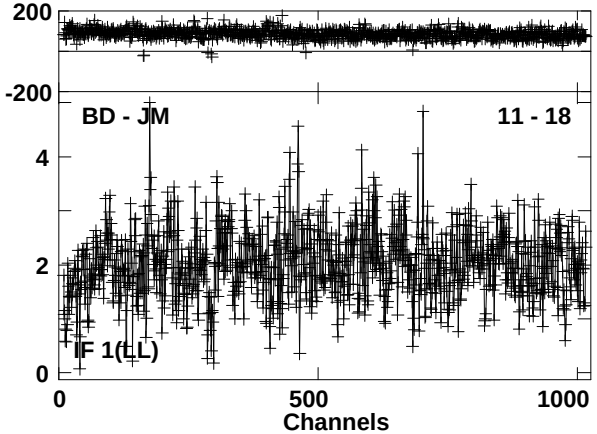

Lower frame: Milli Ampl Jy Top frame: Phas deg
Vector averaged cross-power spectrum Baseline: BD (11) - KN (15)
Timerange: 00/10:14:36 to 00/10:16:04

Plot file version 265 created 28-JUN-2019 13:34:24
IRAS16399 EP111B 2.UVDATA.1
Freq = 1.6155 GHz, Bw = 16.000 MH No calibration applied and no bandpass applied

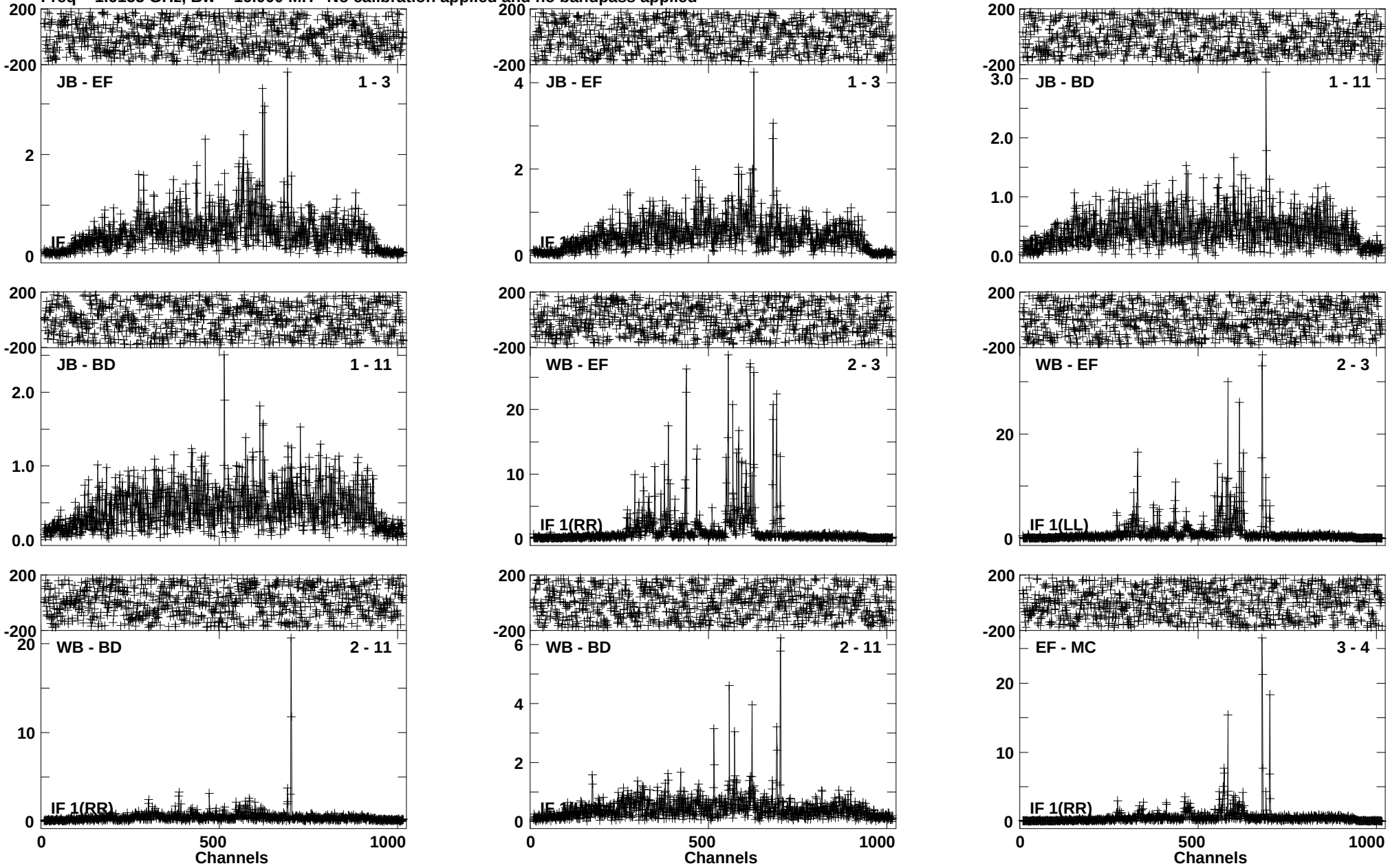

Lower frame: Milli Ampl Jy Top frame: Phas deg
Vector averaged cross-power spectrum Baseline: JB (01) - EF (03)
Timerange: 00/10:16:06 to 00/10:19:34

Plot file version 266 created 28-JUN-2019 13:34:25
IRAS16399 EP111B 2.UVDATA.1
Freq = 1.6155 GHz, Bw = 16.000 MH No calibration applied and no bandpass applied

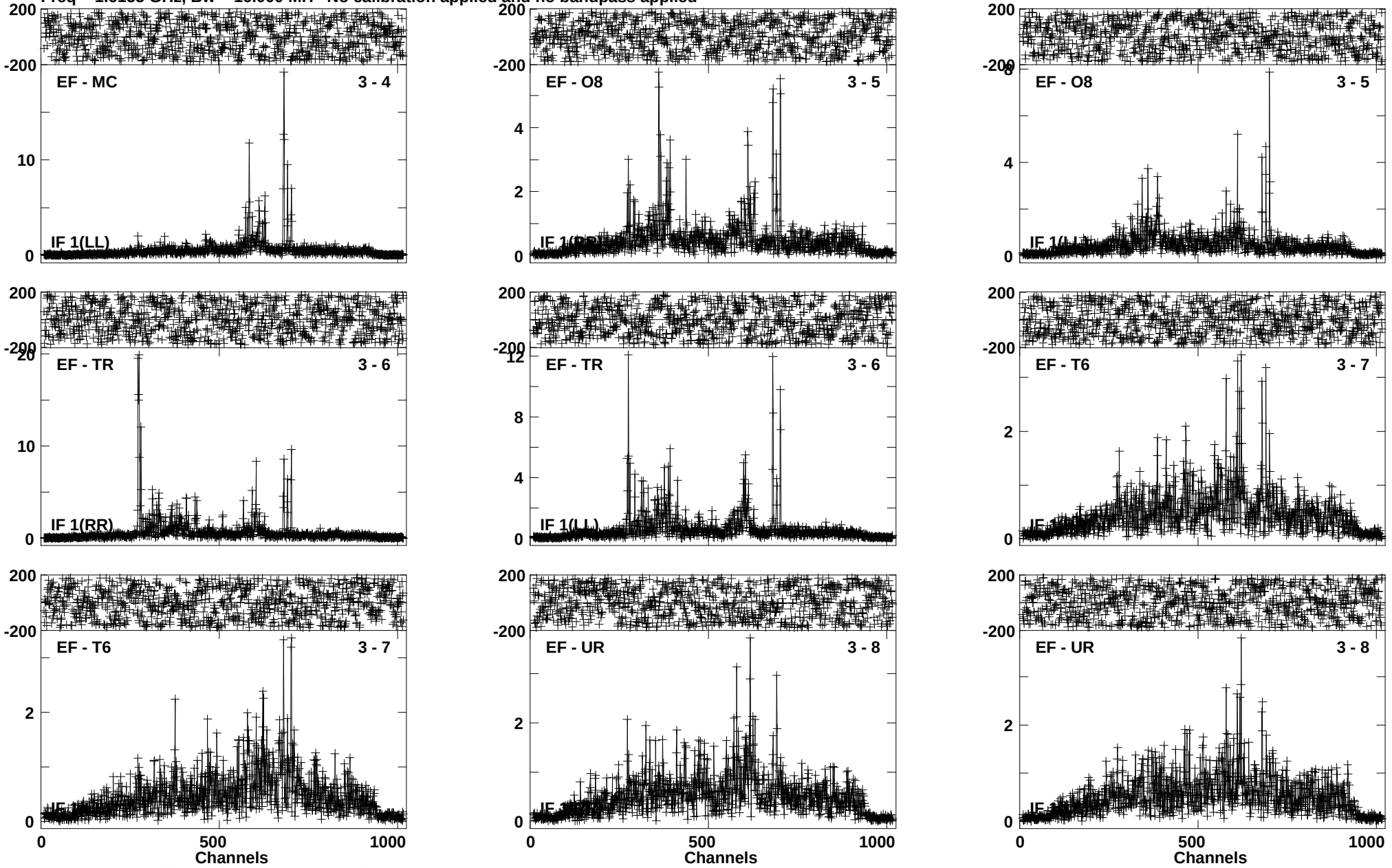

Lower frame: Milli Ampl Jy Top frame: Phas deg
Vector averaged cross-power spectrum Baseline: EF (03) - MC (04)
Timerange: 00/10:16:06 to 00/10:19:34

Plot file version 267 created 28-JUN-2019 13:34:26
IRAS16399 EP111B 2.UVDATA.1
Freq = 1.6155 GHz, Bw = 16.000 MH No calibration applied and no bandpass applied

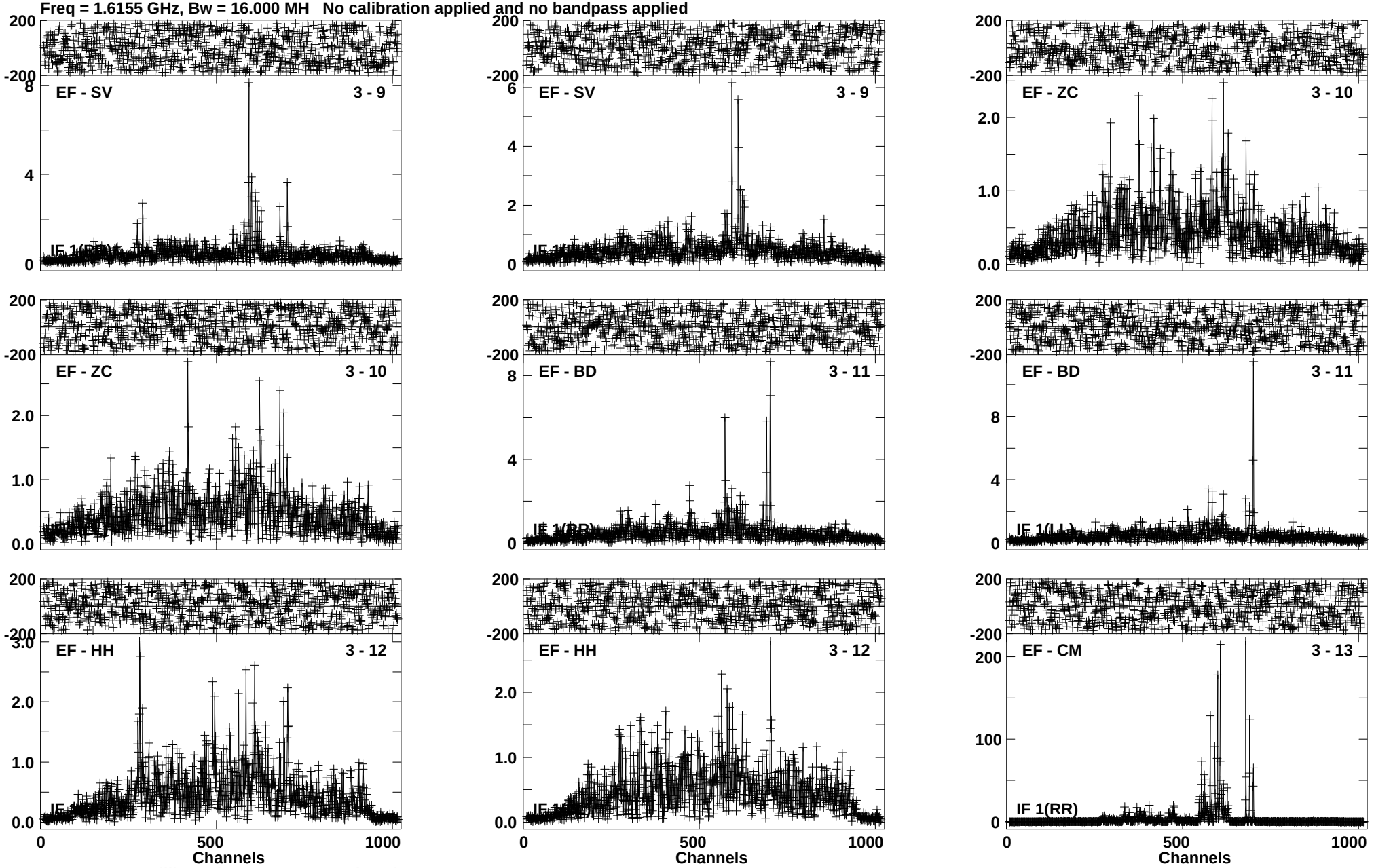

Lower frame: Milli Ampl Jy Top frame: Phas deg
Vector averaged cross-power spectrum Baseline: EF (03) - SV (09)
Timerange: 00/10:16:06 to 00/10:19:34

Plot file version 268 created 28-JUN-2019 13:34:26
IRAS16399 EP111B 2.UVDATA.1
Freq = 1.6155 GHz, Bw = 16.000 MH No calibration applied and no bandpass applied

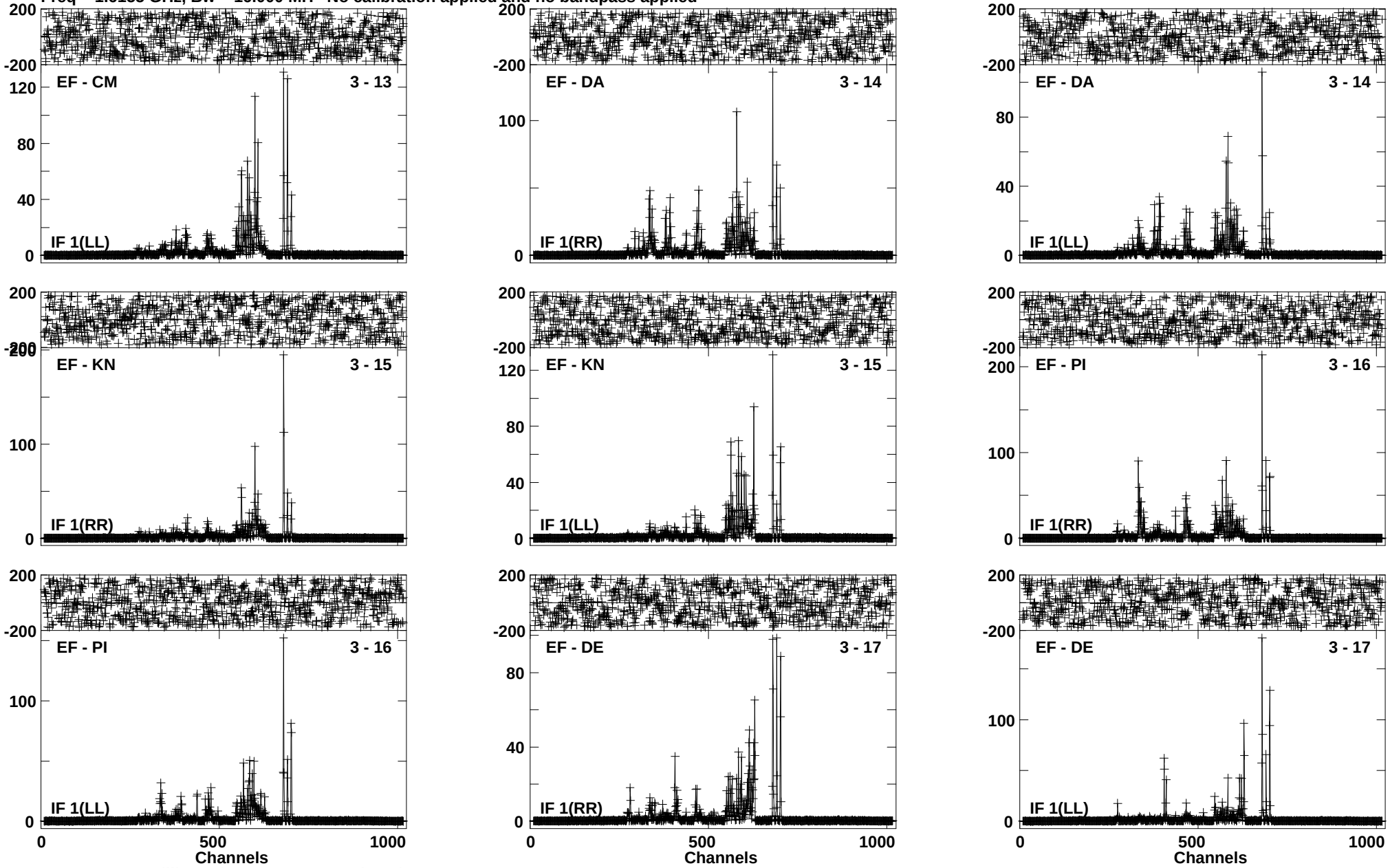

Lower frame: Milli Ampl Jy Top frame: Phas deg
Vector averaged cross-power spectrum Baseline: EF (03) - CM (13)
Timerange: 00/10:16:06 to 00/10:19:34

Plot file version 269 created 28-JUN-2019 13:34:27
IRAS16399 EP111B 2.UVDATA.1
Freq = 1.6155 GHz, Bw = 16.000 MH No calibration applied and no bandpass applied

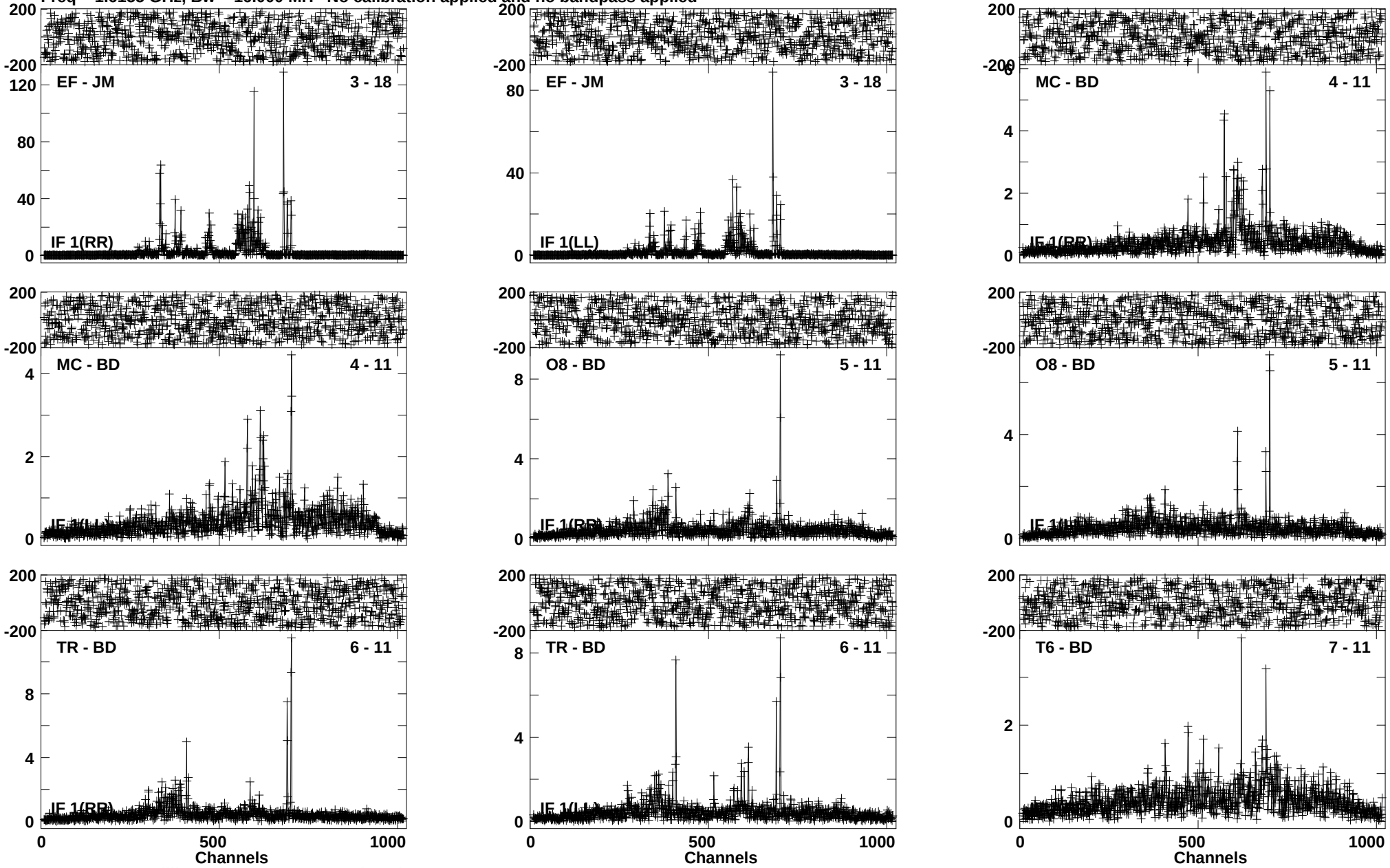

Lower frame: Milli Ampl Jy Top frame: Phas deg
Vector averaged cross-power spectrum Baseline: EF (03) - JM (18)
Timerange: 00/10:16:06 to 00/10:19:34

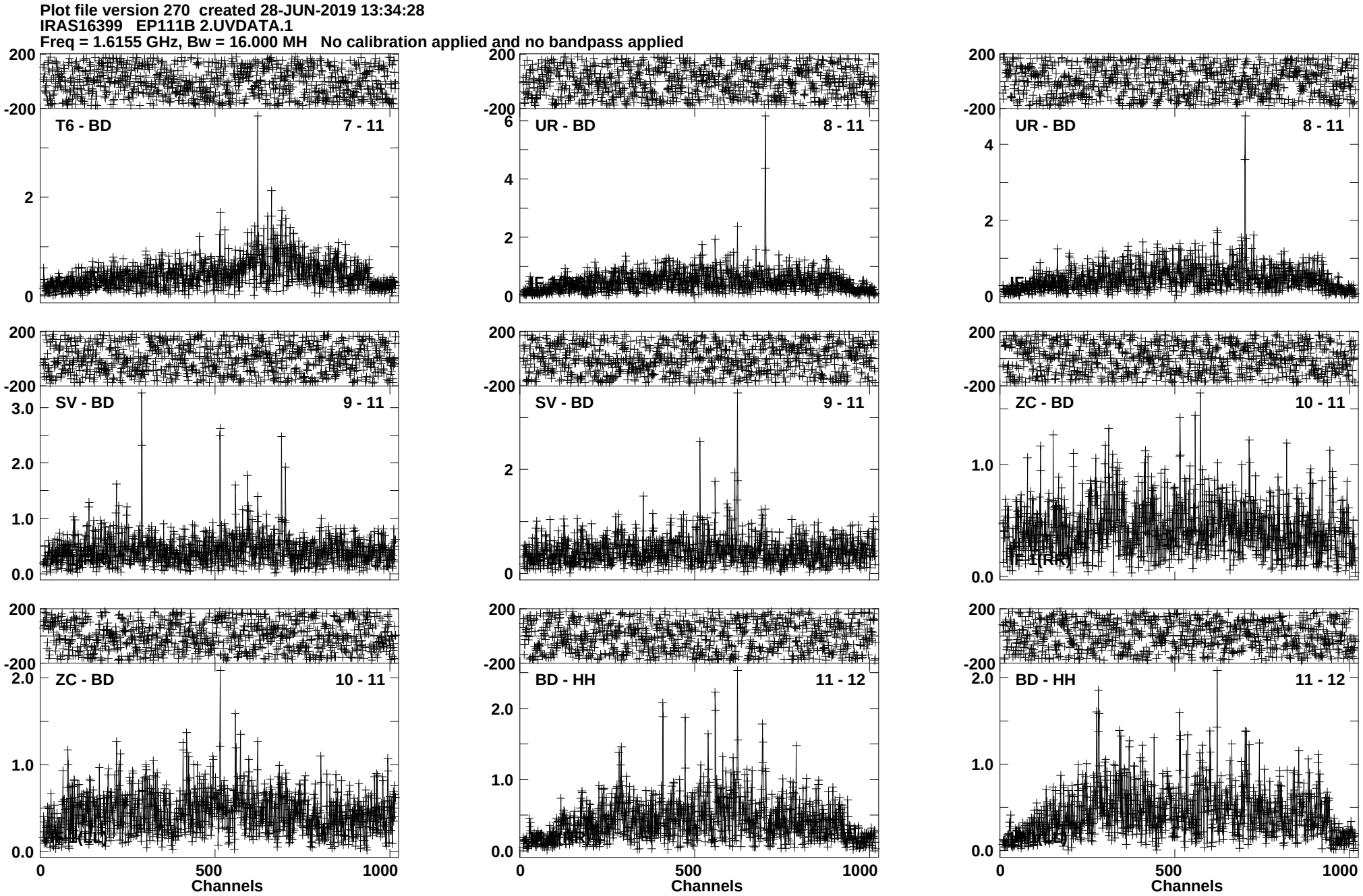
Plot file version 270 created 28-JUN-2019 13:34:28
IRAS16399 EP111B 2.UVDATA.1
Freq = 1.6155 GHz, Bw = 16.000 MH No calibration applied and no bandpass applied
T6 - BD
7 - 11
UR - BD
8 - 11
UR - BD
8 - 11
SV - BD
9 - 11
SV - BD
9 - 11
ZC - BD
10 - 11
ZC - BD
10 - 11
BD - HH
11 - 12
BD - HH
11 - 12
Channels
Channels
Channels
Lower frame: Milli Ampl Jy Top frame: Phas deg
Vector averaged cross-power spectrum Baseline: T6 (07) - BD (11)
Timerange: 00/10:16:06 to 00/10:19:34

Plot file version 271 created 28-JUN-2019 13:34:28
IRAS16399 EP111B 2.UVDATA.1
Freq = 1.6155 GHz, Bw = 16.000 MH No calibration applied and no bandpass applied

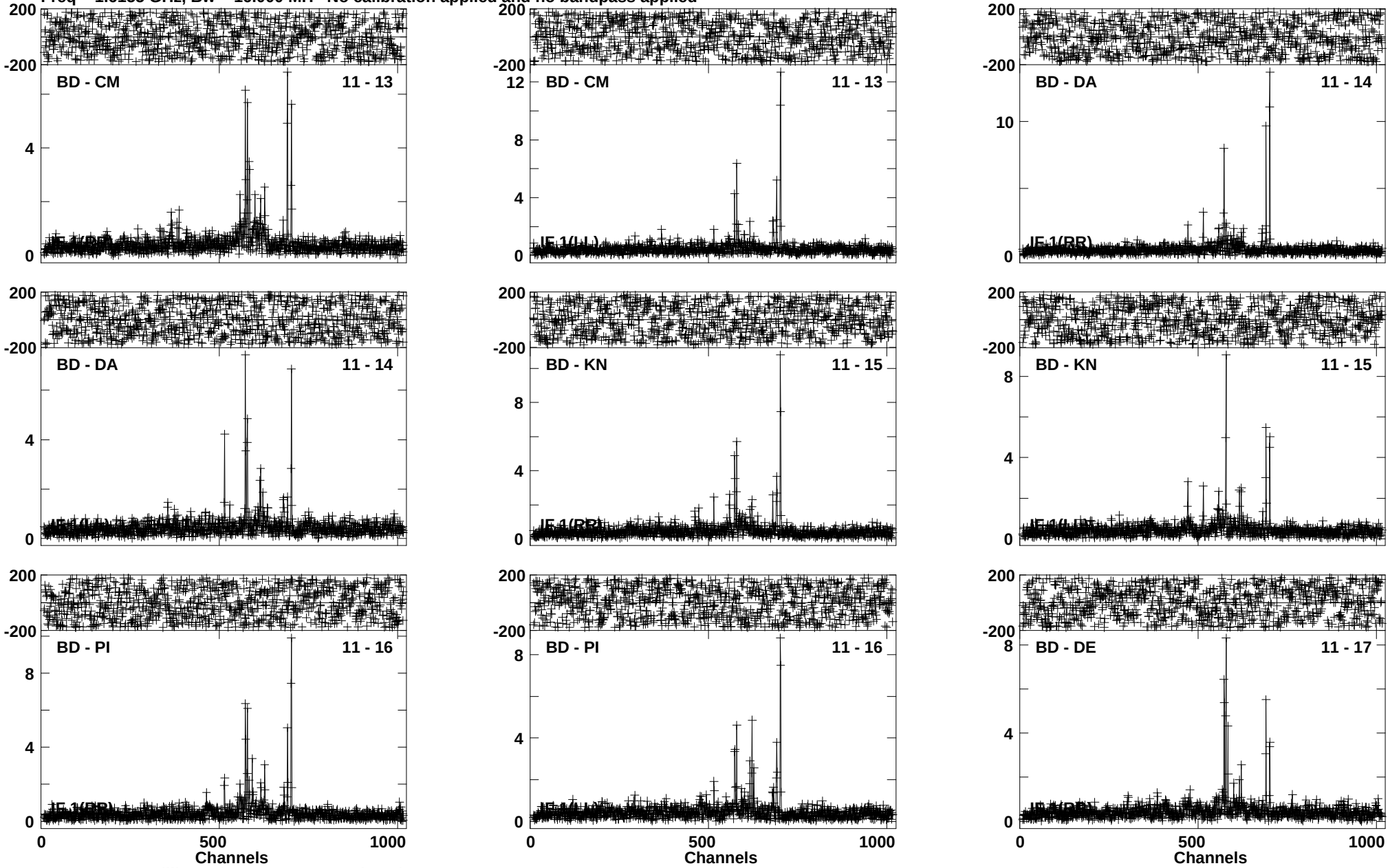

Lower frame: Milli Ampl Jy Top frame: Phas deg
Vector averaged cross-power spectrum Baseline: BD (11) - CM (13)
Timerange: 00/10:16:06 to 00/10:19:34

Plot file version 272 created 28-JUN-2019 13:34:29
IRAS16399 EP111B 2.UVDATA.1
Freq = 1.6155 GHz, Bw = 16.000 MH No calibration applied and no bandpass applied

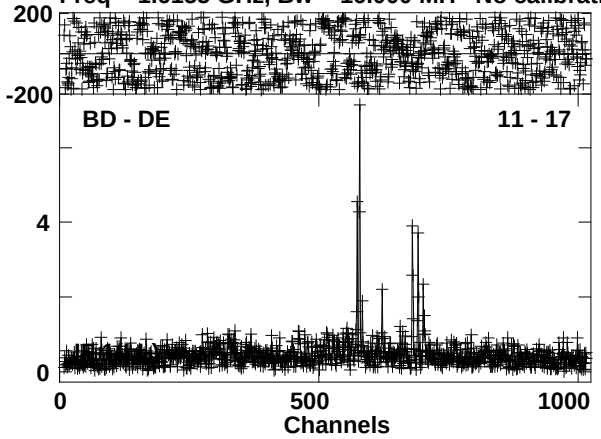

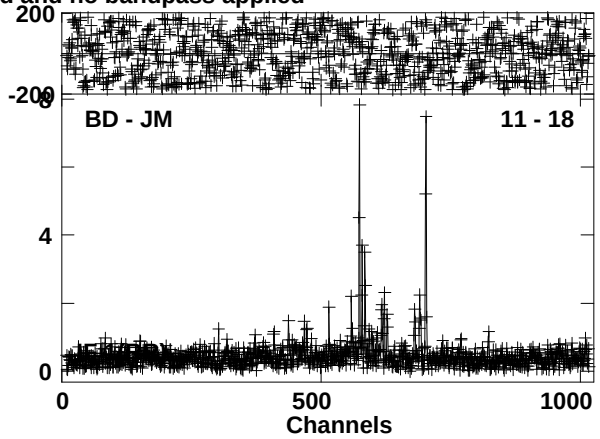

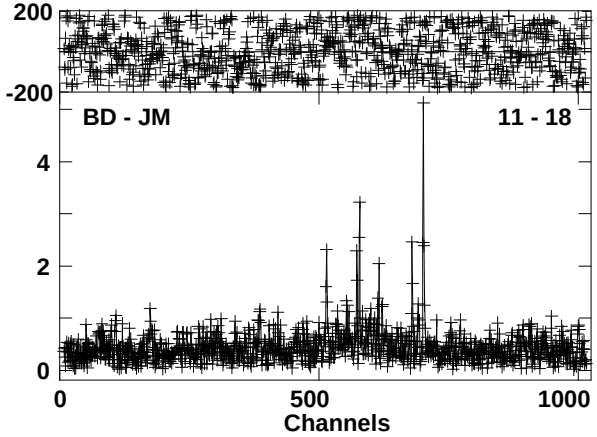

Lower frame: Milli Ampl Jy Top frame: Phas deg
Vector averaged cross-power spectrum Baseline: BD (11) - DE (17)
Timerange: 00/10:16:06 to 00/10:19:34

Plot file version 273 created 28-JUN-2019 13:34:29
J1642-0621 EP111B 2.UVDATA.1
Freq = 1.6155 GHz, Bw = 16.000 MH No calibration applied and no bandpass applied

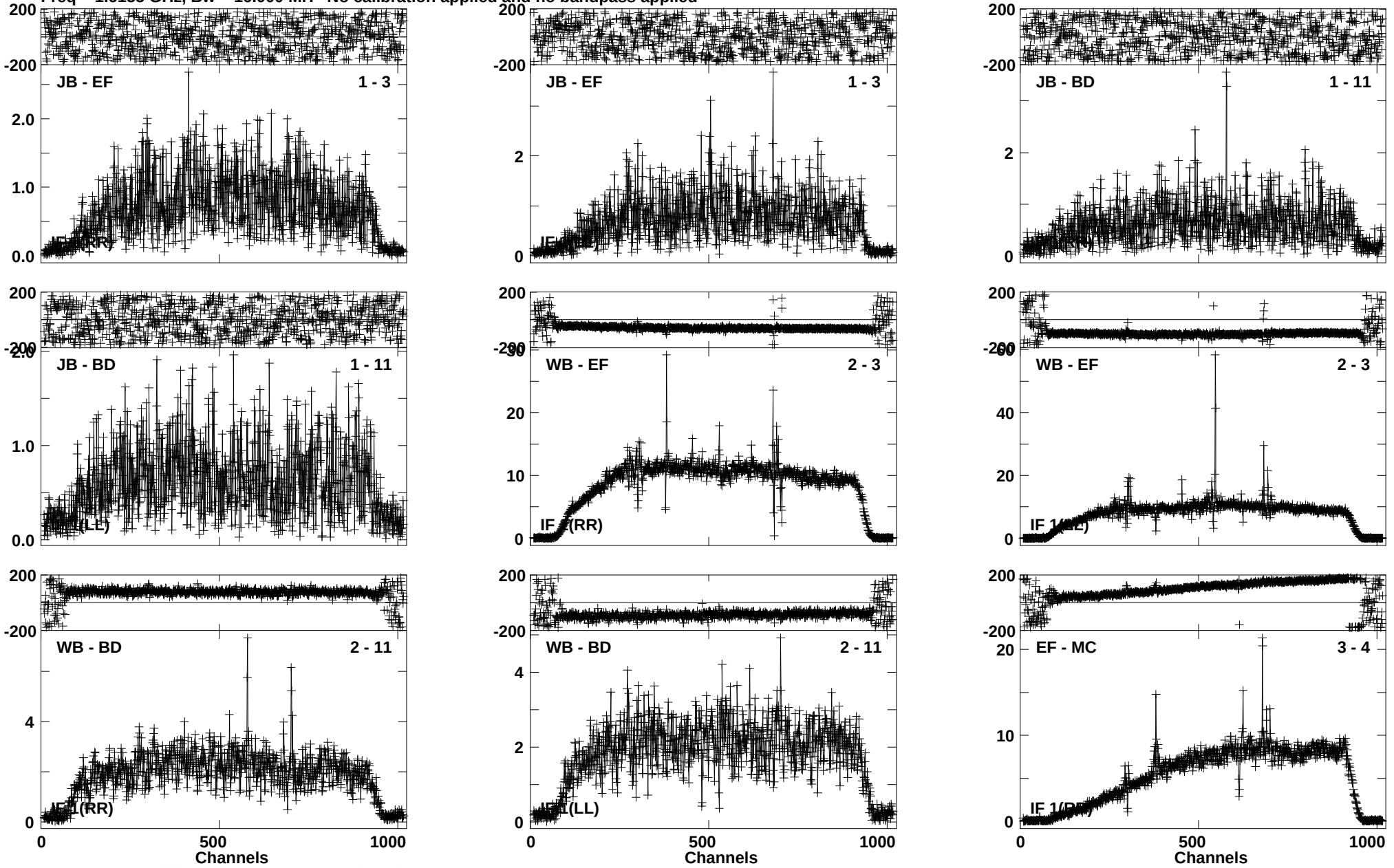

Lower frame: Milli Ampl Jy Top frame: Phas deg
Vector averaged cross-power spectrum Baseline: JB (01) - EF (03)
Timerange: 00/10:20:21 to 00/10:21:49

Plot file version 274 created 28-JUN-2019 13:34:30
J1642-0621 EP111B 2.UVDATA.1
Freq = 1.6155 GHz, Bw = 16.000 MH No calibration applied and no bandpass applied

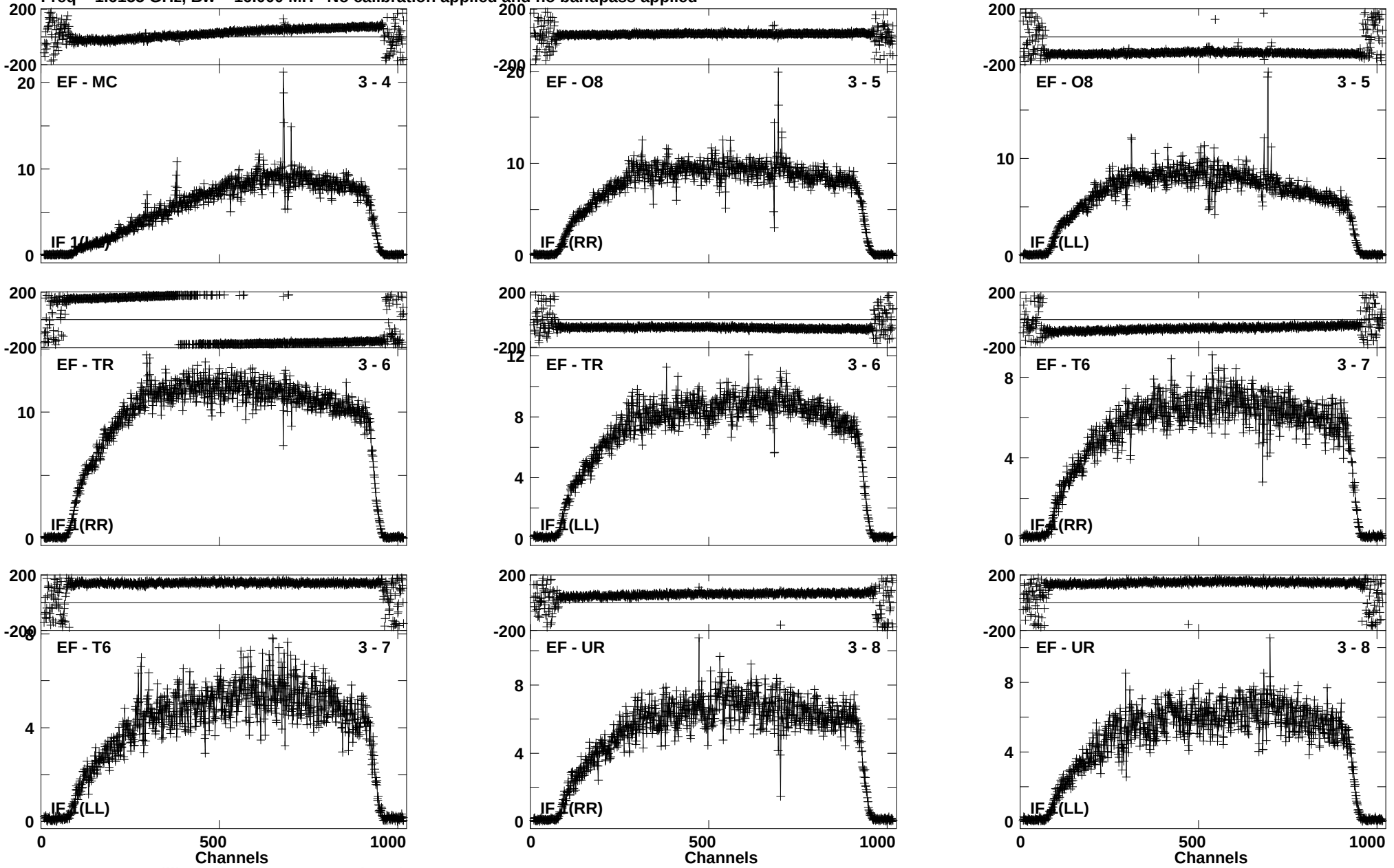

Lower frame: Milli Ampl Jy Top frame: Phas deg
Vector averaged cross-power spectrum Baseline: EF (03) - MC (04)
Timerange: 00/10:20:21 to 00/10:21:49

Plot file version 275 created 28-JUN-2019 13:34:30
J1642-0621 EP111B 2.UVDATA.1
Freq = 1.6155 GHz, Bw = 16.000 MH No calibration applied and no bandpass applied

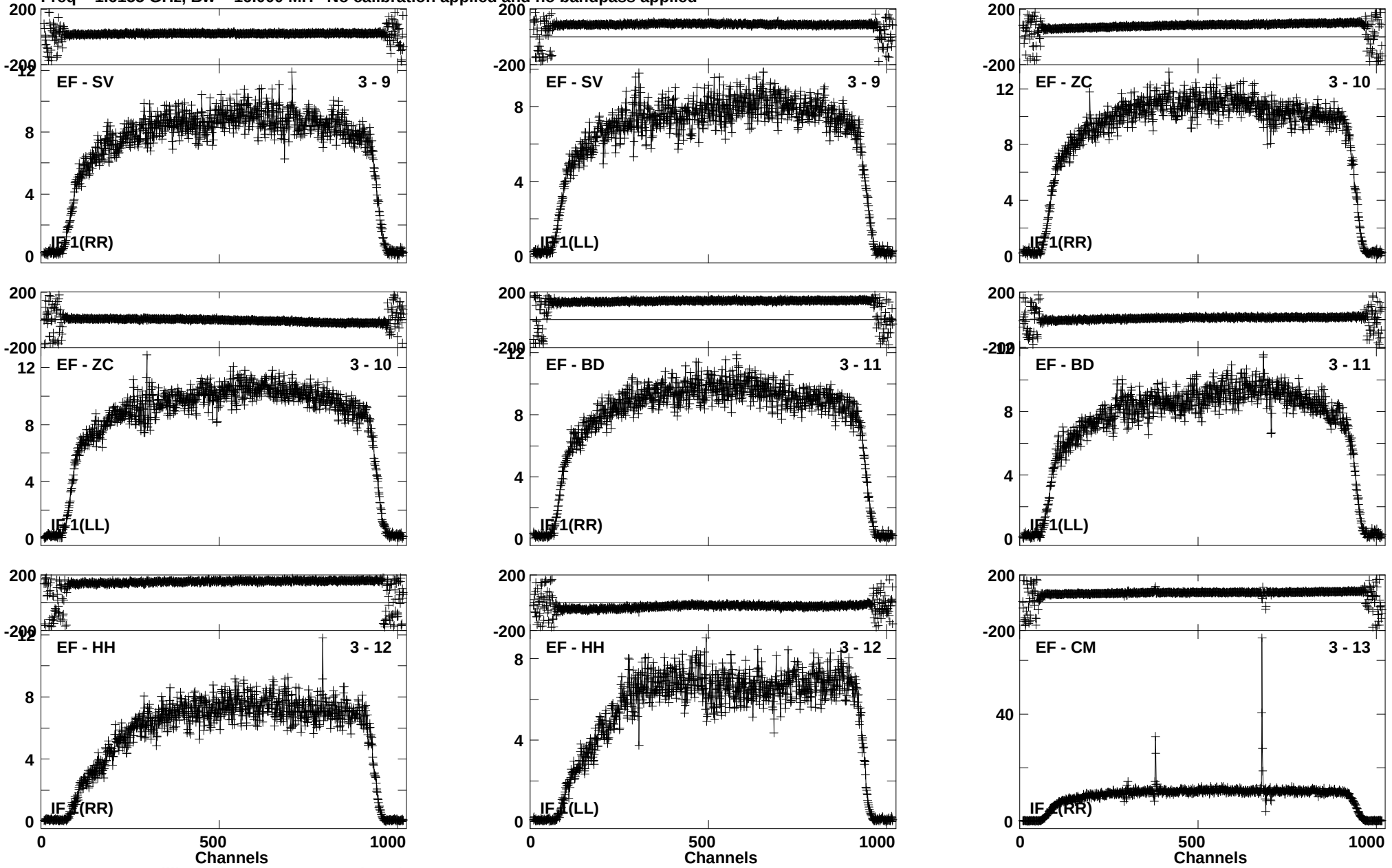

Lower frame: Milli Ampl Jy Top frame: Phas deg
Vector averaged cross-power spectrum Baseline: EF (03) - SV (09)
Timerange: 00/10:20:21 to 00/10:21:49

Plot file version 276 created 28-JUN-2019 13:34:31
J1642-0621 EP111B 2.UVDATA.1
Freq = 1.6155 GHz, Bw = 16.000 MH No calibration applied and no bandpass applied

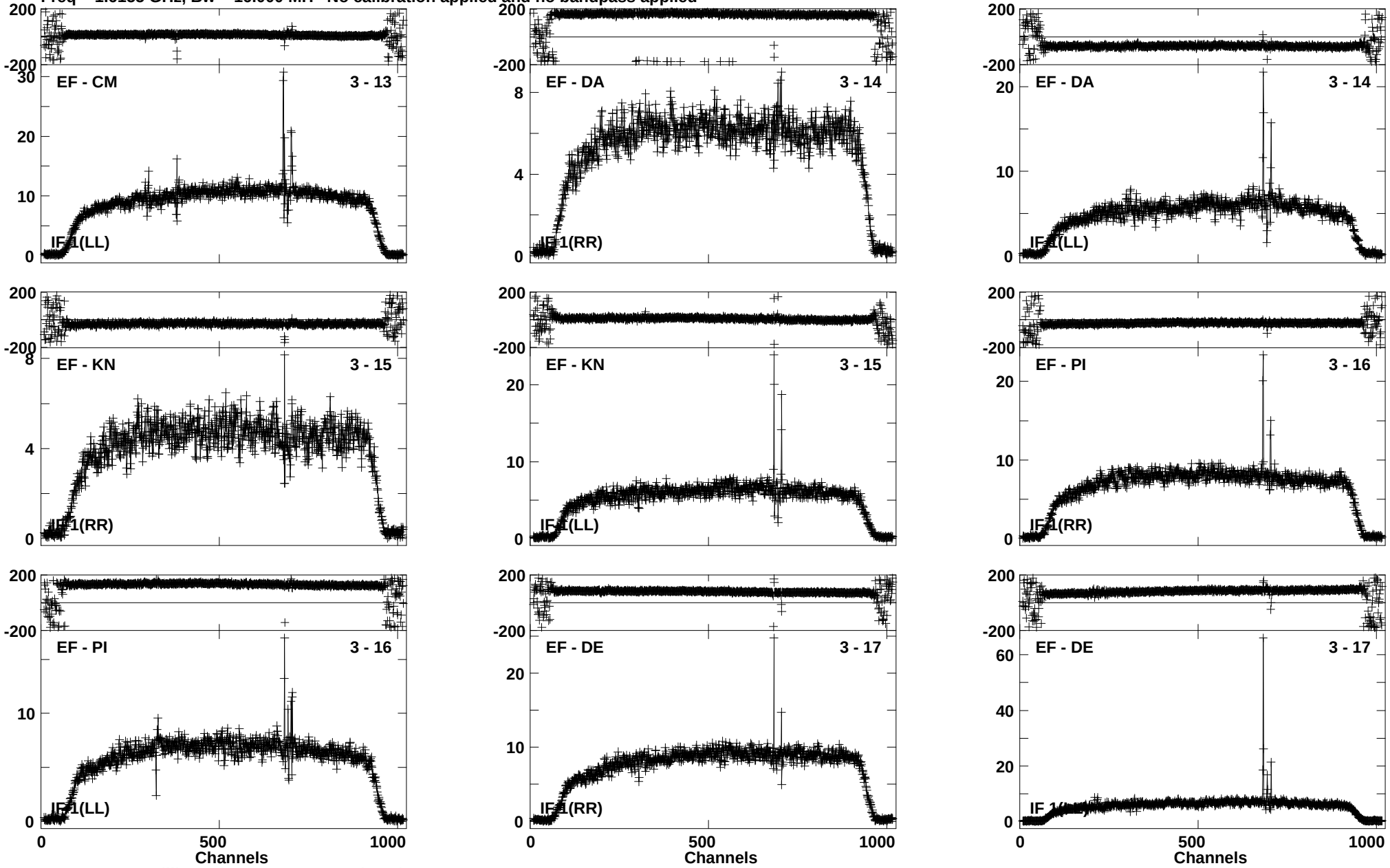

Lower frame: Milli Ampl Jy Top frame: Phas deg
Vector averaged cross-power spectrum Baseline: EF (03) - CM (13)
Timerange: 00/10:20:21 to 00/10:21:49

Plot file version 277 created 28-JUN-2019 13:34:32
J1642-0621 EP111B 2.UVDATA.1
Freq = 1.6155 GHz, Bw = 16.000 MH No calibration applied and no bandpass applied

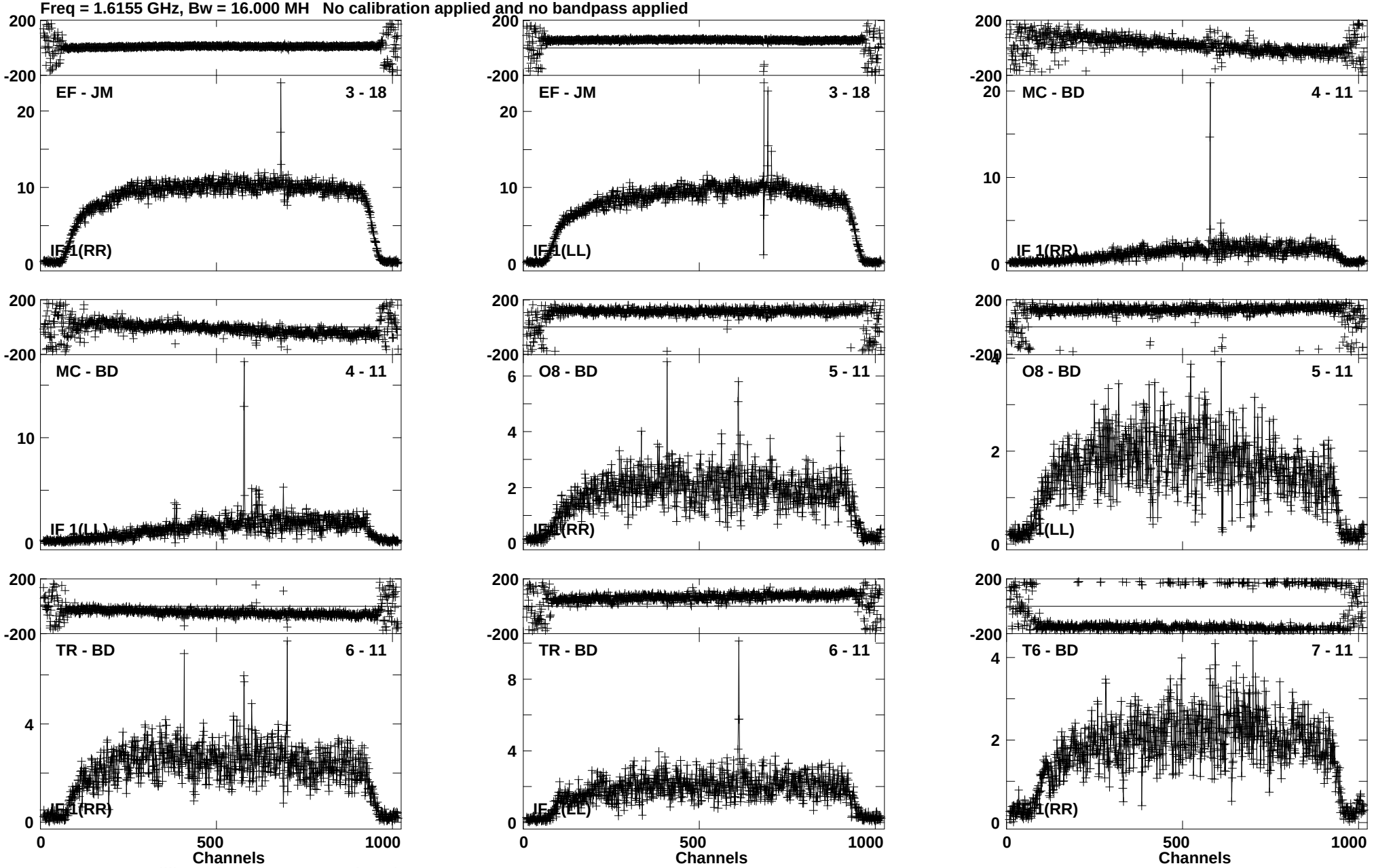

Lower frame: Milli Ampl Jy Top frame: Phas deg
Vector averaged cross-power spectrum Baseline: EF (03) - JM (18)
Timerange: 00/10:20:21 to 00/10:21:49

Plot file version 278 created 28-JUN-2019 13:34:32
J1642-0621 EP111B 2.UVDATA.1
Freq = 1.6155 GHz, Bw = 16.000 MH No calibration applied and no bandpass applied

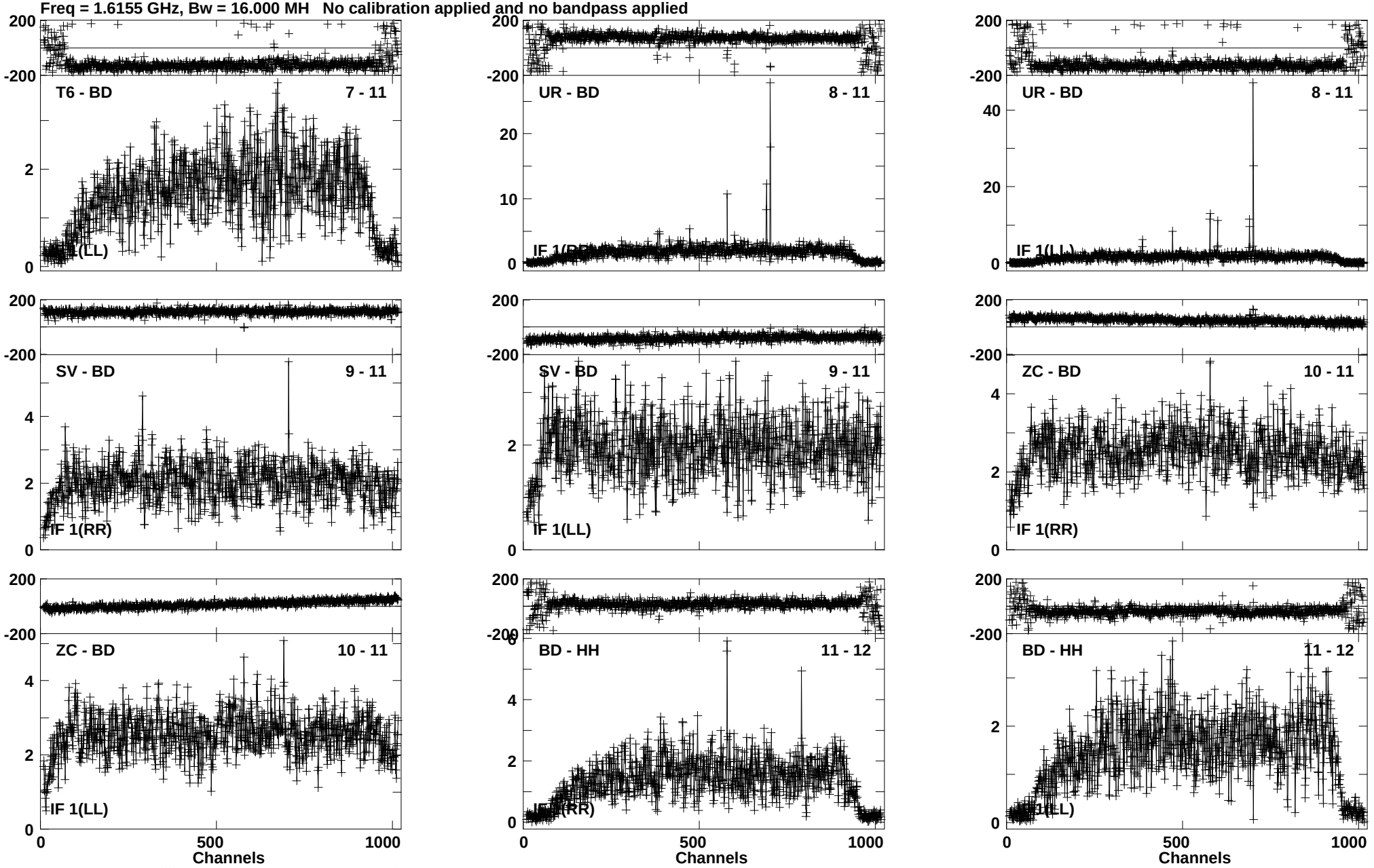

Lower frame: Milli Ampl Jy Top frame: Phas deg
Vector averaged cross-power spectrum Baseline: T6 (07) - BD (11)
Timerange: 00/10:20:21 to 00/10:21:49

Plot file version 279 created 28-JUN-2019 13:34:33
J1642-0621 EP111B 2.UVDATA.1
Freq = 1.6155 GHz, Bw = 16.000 MH No calibration applied and no bandpass applied

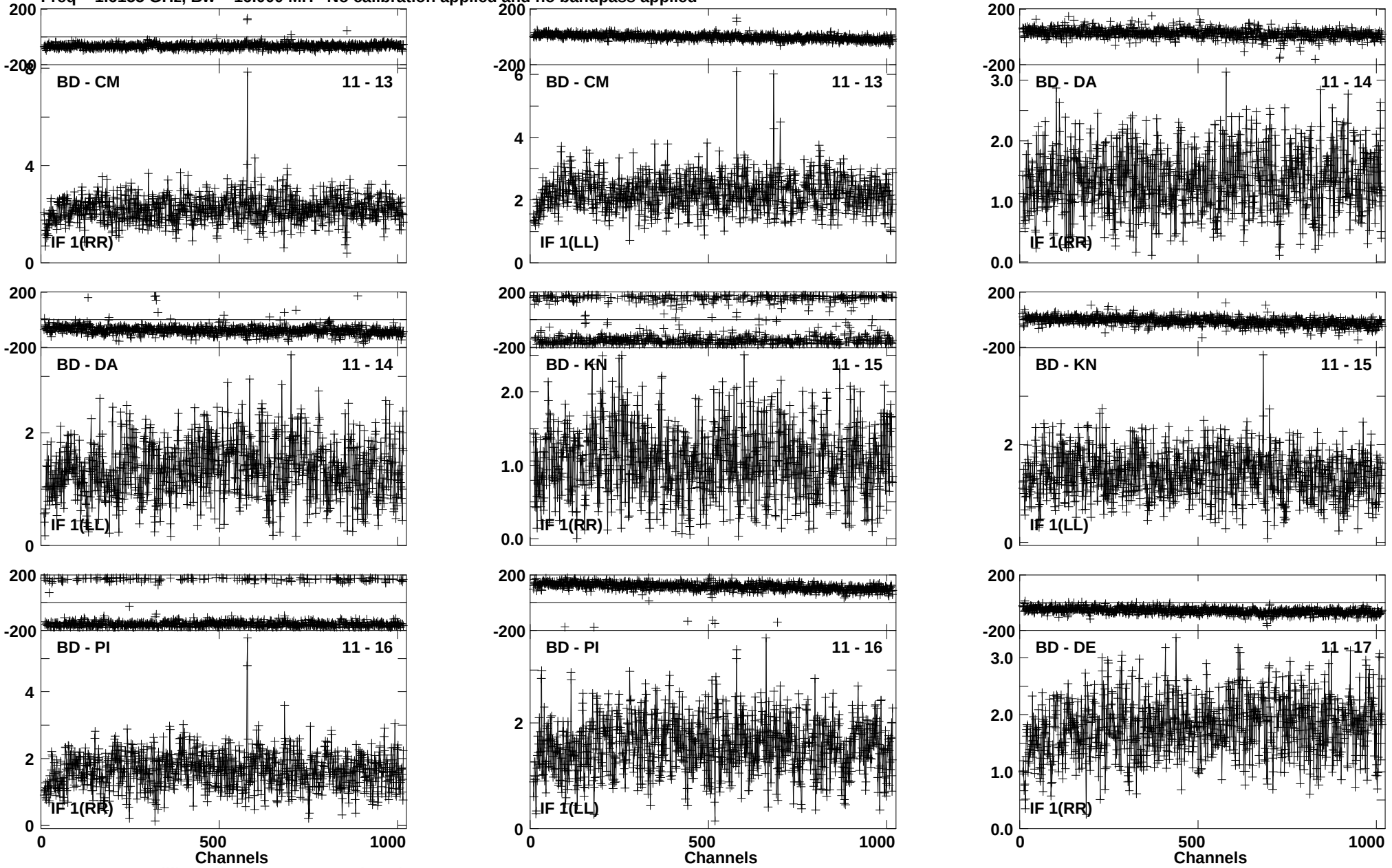

Lower frame: Milli Ampl Jy Top frame: Phas deg
Vector averaged cross-power spectrum Baseline: BD (11) - CM (13)
Timerange: 00/10:20:21 to 00/10:21:49

Plot file version 280 created 28-JUN-2019 13:34:33
J1642-0621 EP111B 2.UVDATA.1
Freq = 1.6155 GHz, Bw = 16.000 MH No calibration applied and no bandpass applied

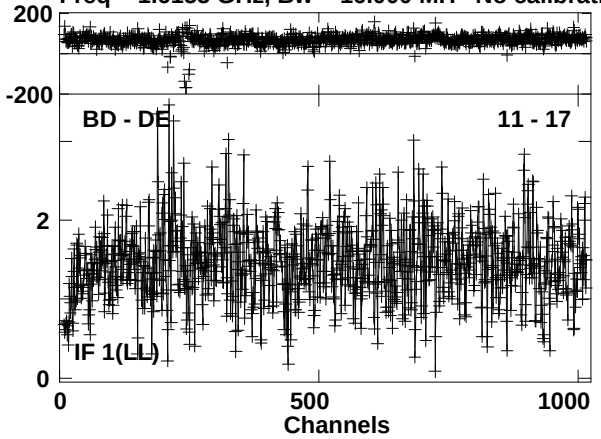

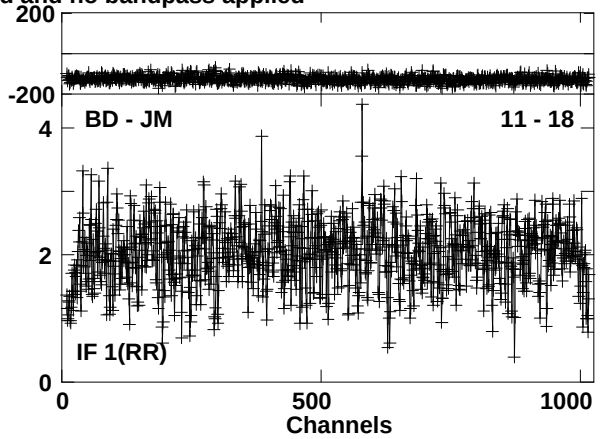

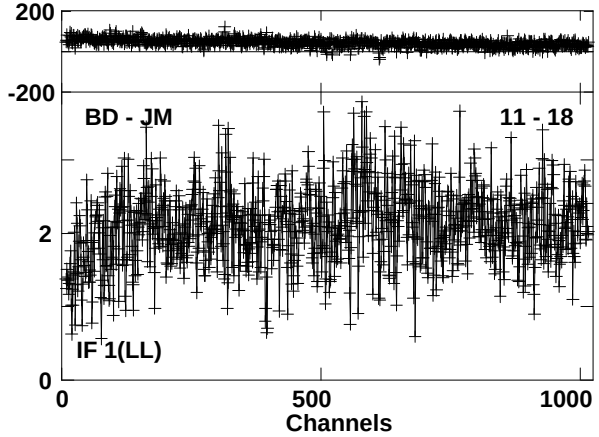

Lower frame: Milli Ampl Jy Top frame: Phas deg
Vector averaged cross-power spectrum Baseline: BD (11) - DE (17)
Timerange: 00/10:20:21 to 00/10:21:49

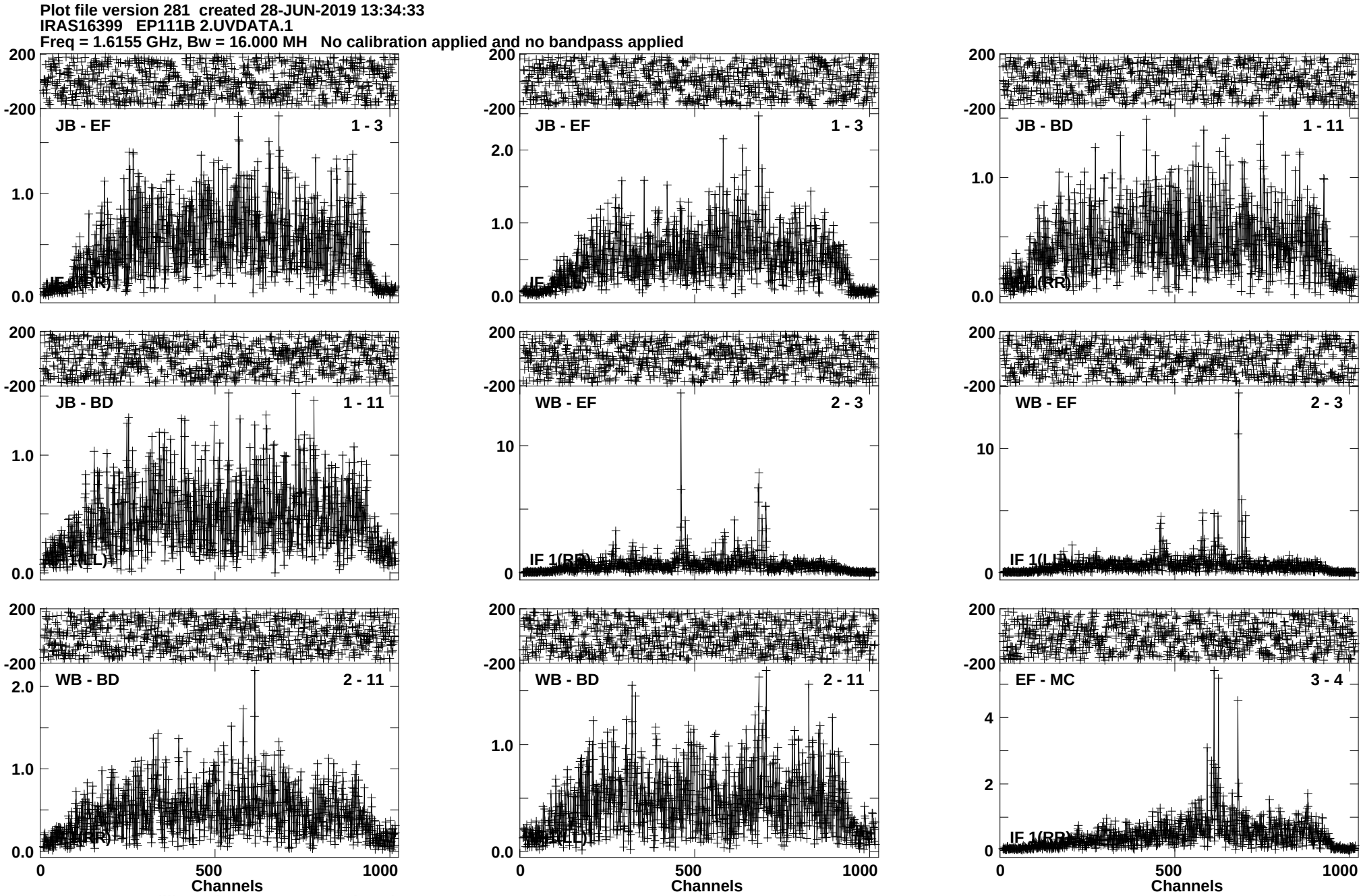
Plot file version 281 created 28-JUN-2019 13:34:33
IRAS16399 EP111B 2.UVDATA.1
Freq = 1.6155 GHz, Bw = 16.000 MH No calibration applied and no bandpass applied
JB - EF 1 - 3
JB - EF 1 - 3
JB - BD 1 - 11
JB - BD 1 - 11
WB - EF 2 - 3
WB - EF 2 - 3
WB - BD 2 - 11
WB - BD 2 - 11
EF - MC 3 - 4
IF 1(RR)
IF 1(LL)
Channels
Lower frame: Milli Ampl Jy Top frame: Phas deg
Vector averaged cross-power spectrum Baseline: JB (01) - EF (03)
Timerange: 00/10:21:51 to 00/10:25:19

Plot file version 282 created 28-JUN-2019 13:34:34
IRAS16399 EP111B 2.UVDATA.1
Freq = 1.6155 GHz, Bw = 16.000 MH No calibration applied and no bandpass applied

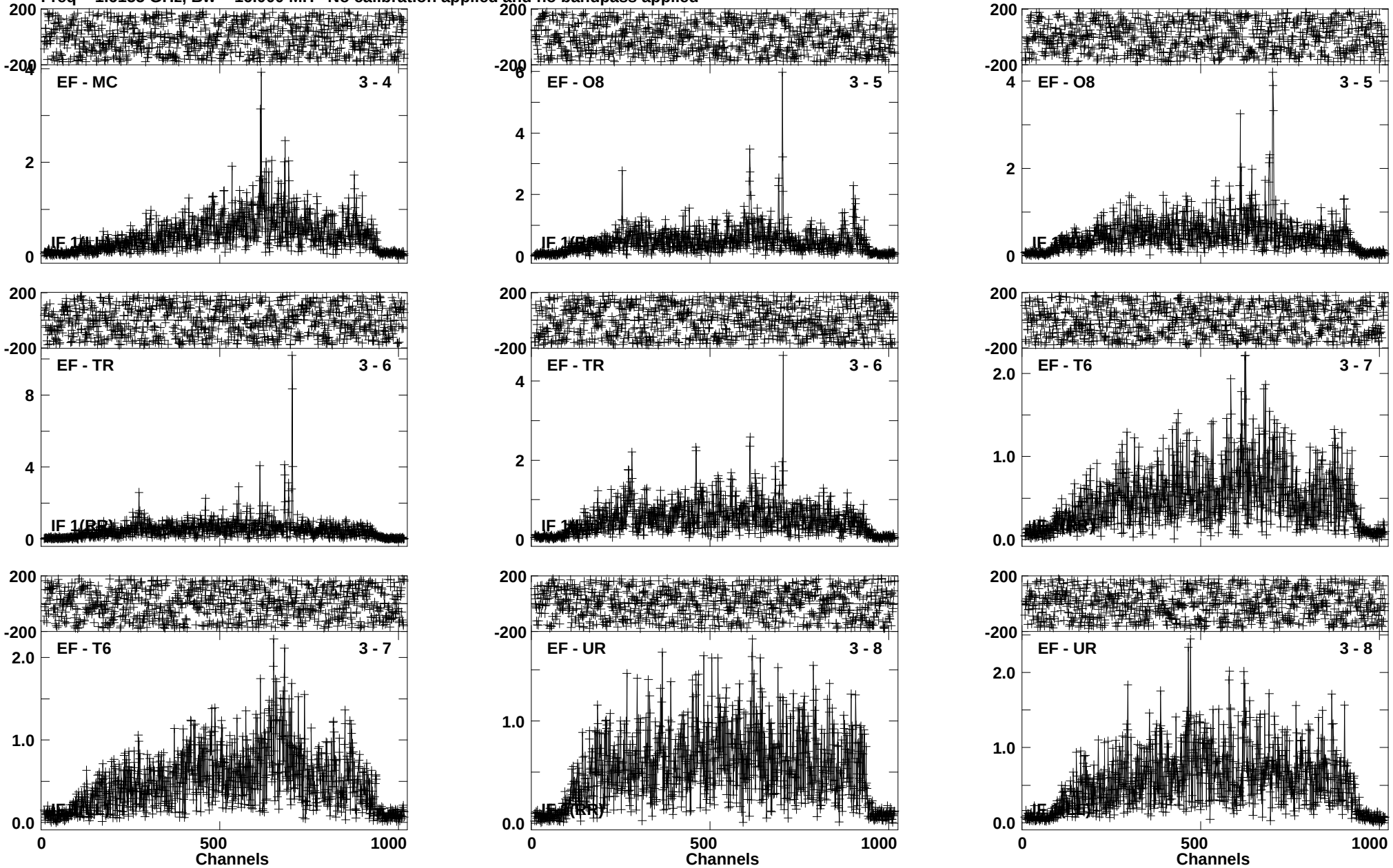

Lower frame: Milli Ampl Jy Top frame: Phas deg
Vector averaged cross-power spectrum Baseline: EF (03) - MC (04)
Timerange: 00/10:21:51 to 00/10:25:19

Plot file version 283 created 28-JUN-2019 13:34:35
IRAS16399 EP111B 2.UVDATA.1
Freq = 1.6155 GHz, Bw = 16.000 MH No calibration applied and no bandpass applied

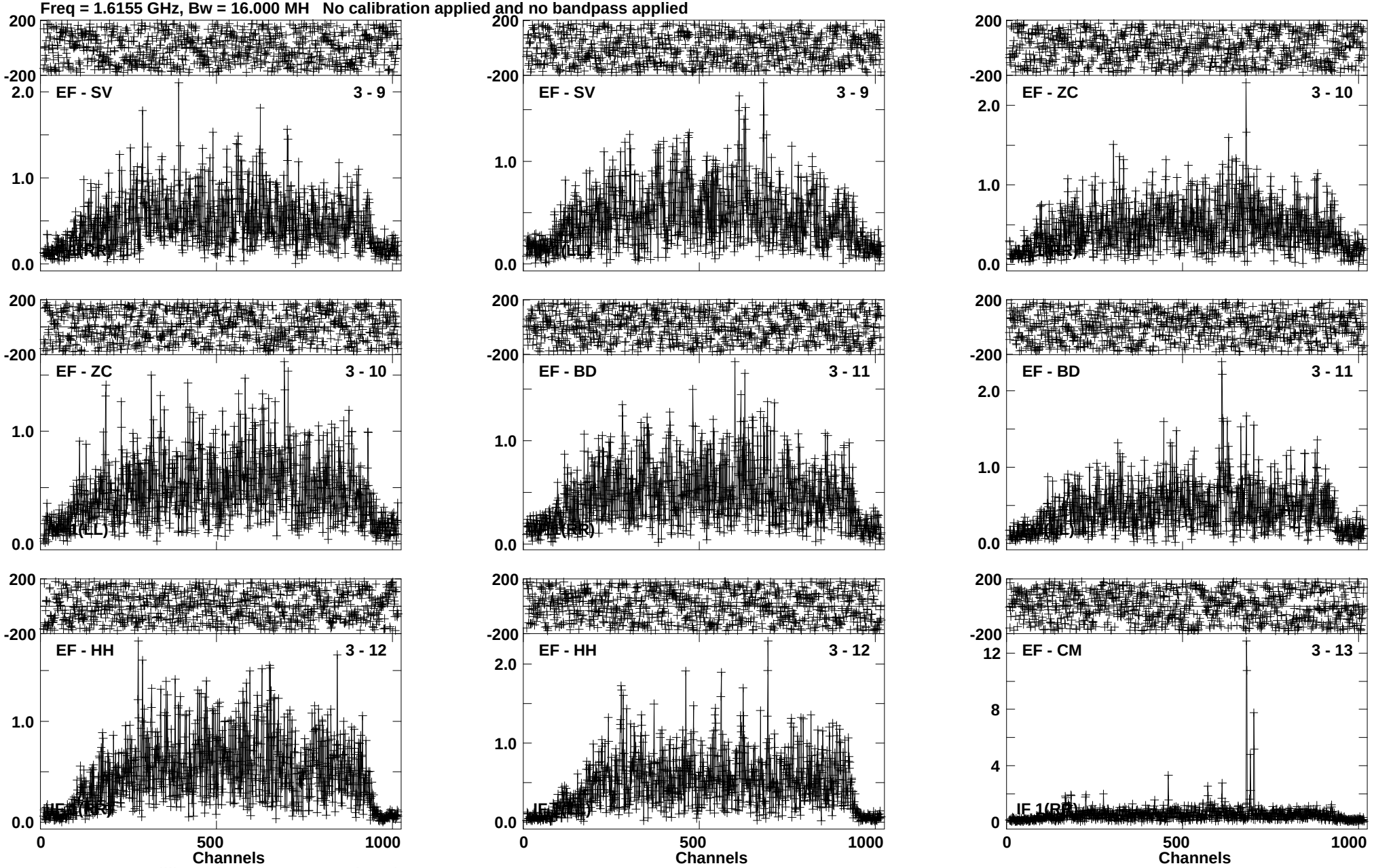

Lower frame: Milli Ampl Jy Top frame: Phas deg
Vector averaged cross-power spectrum Baseline: EF (03) - SV (09)
Timerange: 00/10:21:51 to 00/10:25:19

Plot file version 284 created 28-JUN-2019 13:34:35
IRAS16399 EP111B 2.UVDATA.1
Freq = 1.6155 GHz, Bw = 16.000 MH No calibration applied and no bandpass applied

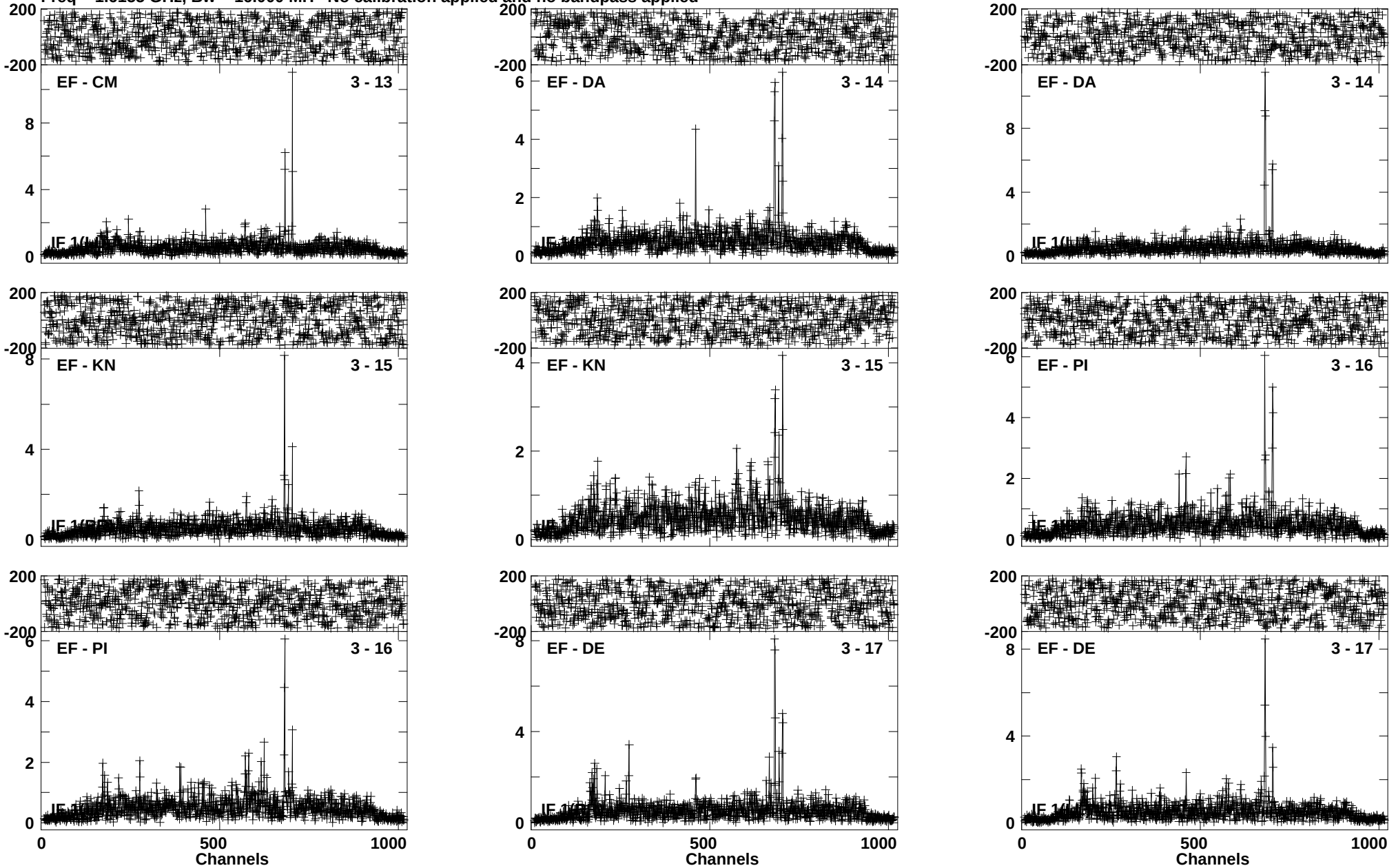

Lower frame: Milli Ampl Jy Top frame: Phas deg
Vector averaged cross-power spectrum Baseline: EF (03) - CM (13)
Timerange: 00/10:21:51 to 00/10:25:19

Plot file version 285 created 28-JUN-2019 13:34:36
IRAS16399 EP111B 2.UVDATA.1
Freq = 1.6155 GHz, Bw = 16.000 MH No calibration applied and no bandpass applied

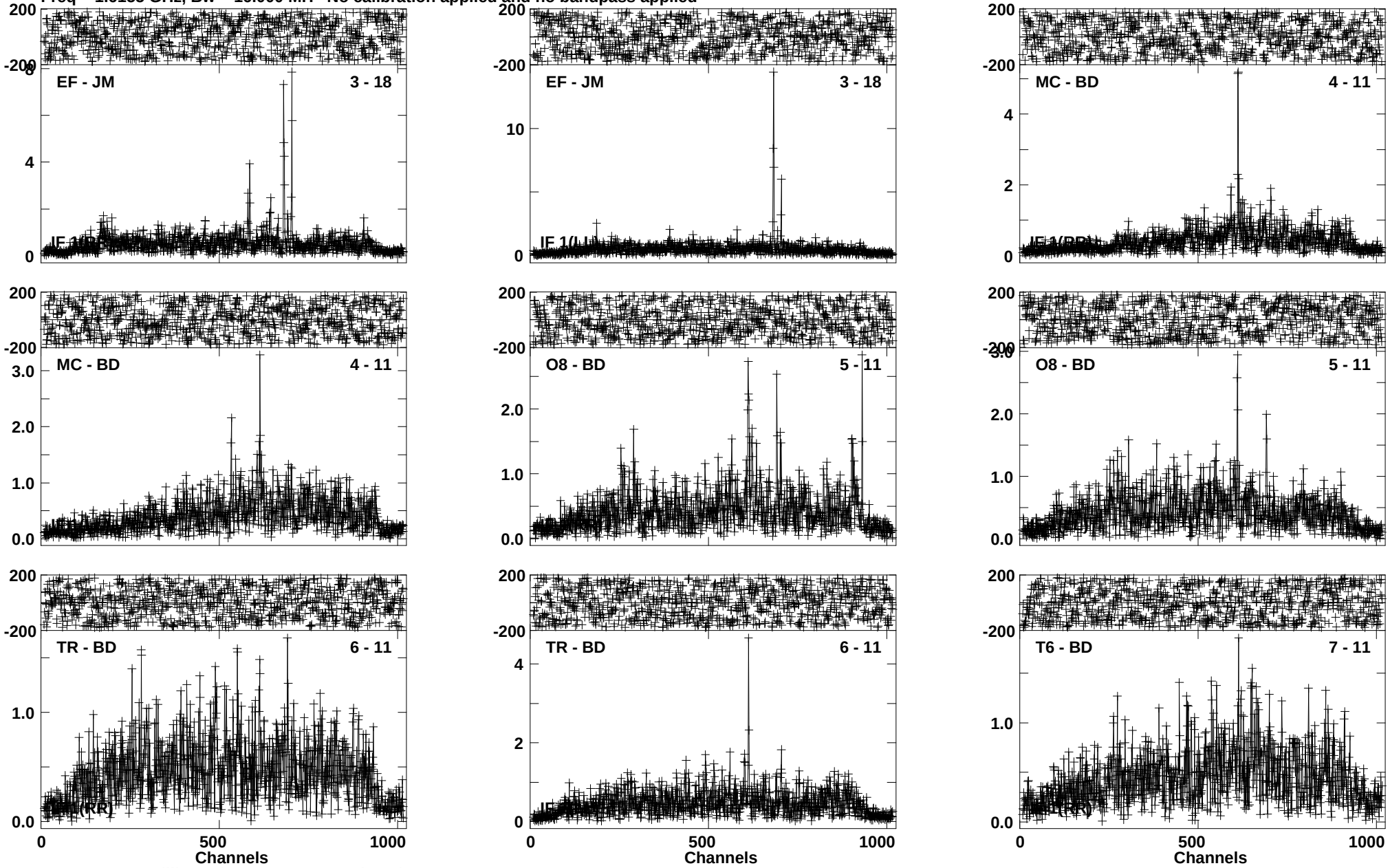

Lower frame: Milli Ampl Jy Top frame: Phas deg
Vector averaged cross-power spectrum Baseline: EF (03) - JM (18)
Timerange: 00/10:21:51 to 00/10:25:19

Plot file version 286 created 28-JUN-2019 13:34:36
IRAS16399 EP111B 2.UVDATA.1
Freq = 1.6155 GHz, Bw = 16.000 MH No calibration applied and no bandpass applied

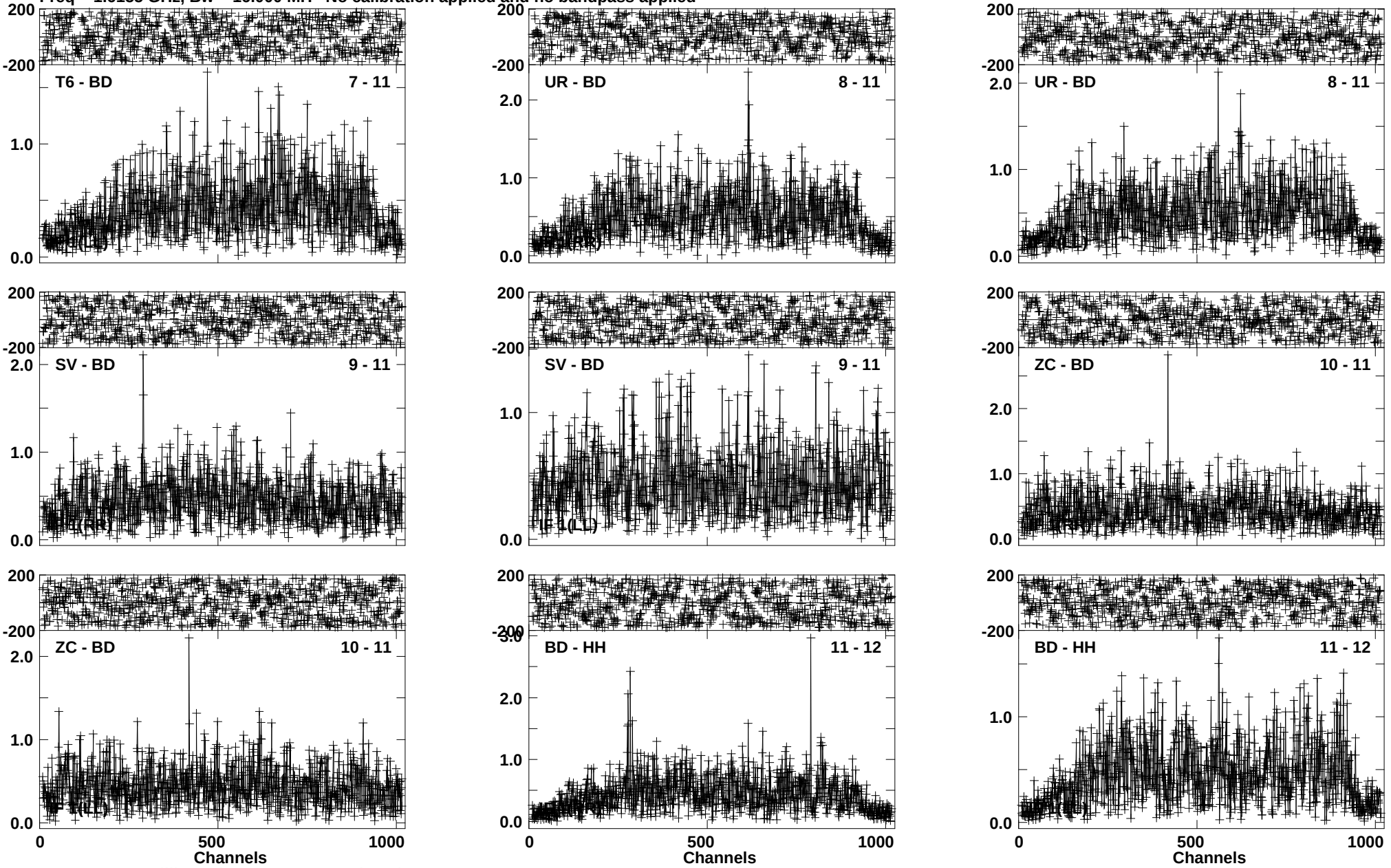

Lower frame: Milli Ampl Jy Top frame: Phas deg
Vector averaged cross-power spectrum Baseline: T6 (07) - BD (11)
Timerange: 00/10:21:51 to 00/10:25:19

Plot file version 287 created 28-JUN-2019 13:34:37
IRAS16399 EP111B 2.UVDATA.1
Freq = 1.6155 GHz, Bw = 16.000 MH No calibration applied and no bandpass applied

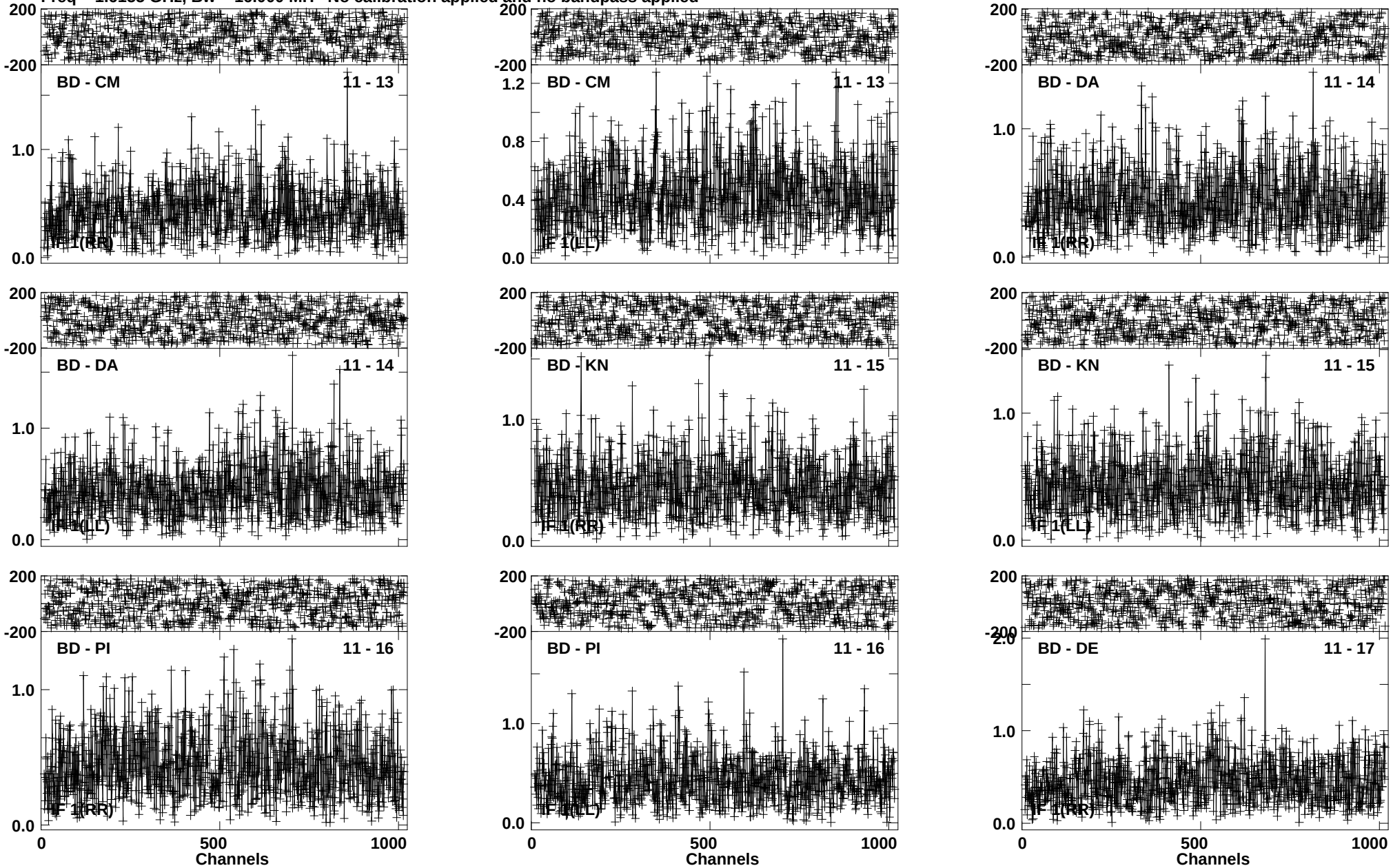

Lower frame: Milli Ampl Jy Top frame: Phas deg
Vector averaged cross-power spectrum Baseline: BD (11) - CM (13)
Timerange: 00/10:21:51 to 00/10:25:19

Plot file version 288 created 28-JUN-2019 13:34:38
IRAS16399 EP111B 2.UVDATA.1
Freq = 1.6155 GHz, Bw = 16.000 MH No calibration applied and no bandpass applied

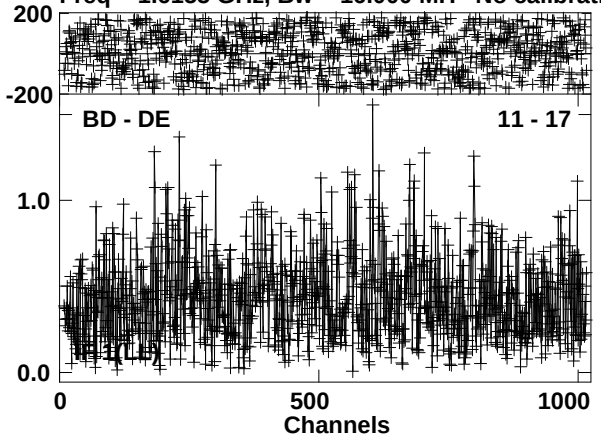

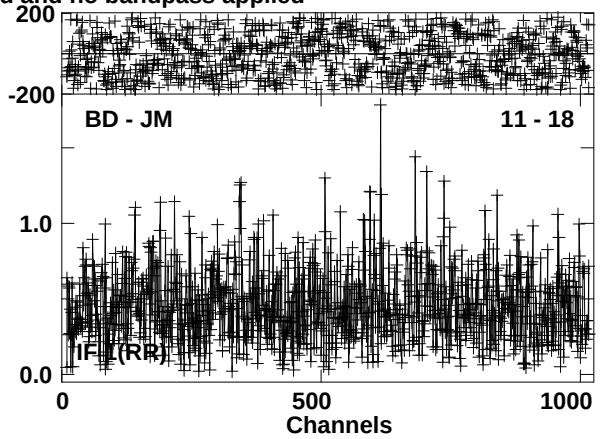

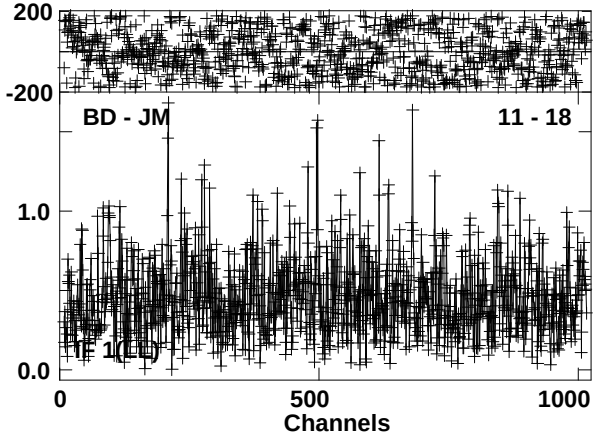

Lower frame: Milli Ampl Jy Top frame: Phas deg
Vector averaged cross-power spectrum Baseline: BD (11) - DE (17)
Timerange: 00/10:21:51 to 00/10:25:19

Plot file version 289 created 28-JUN-2019 13:34:38
J1642-0621 EP111B 2.UVDATA.1
Freq = 1.6155 GHz, Bw = 16.000 MH No calibration applied and no bandpass applied

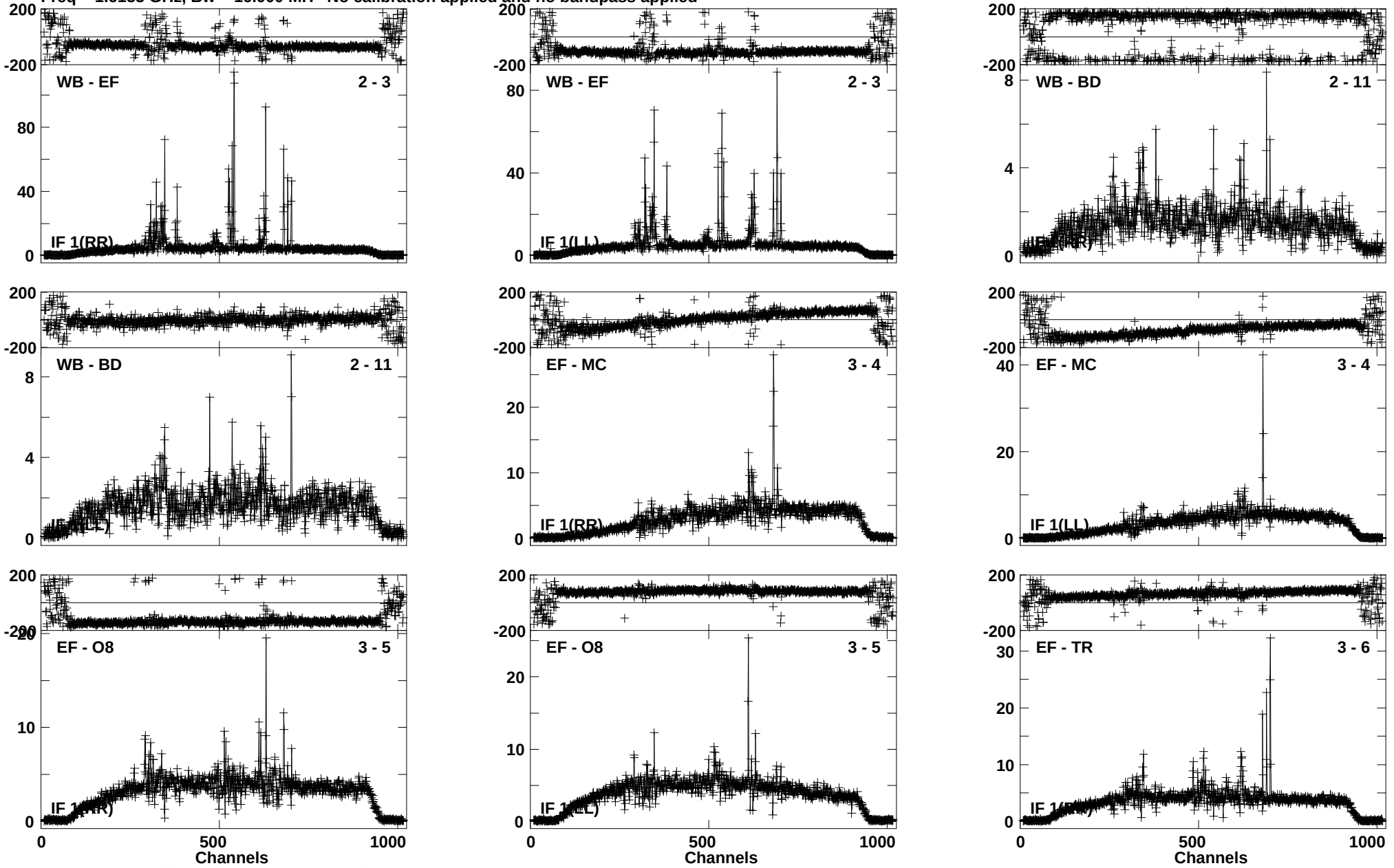

Lower frame: Milli Ampl Jy Top frame: Phas deg
Vector averaged cross-power spectrum Baseline: WB (02) - EF (03)
Timerange: 00/10:25:21 to 00/10:26:49

Plot file version 290 created 28-JUN-2019 13:34:39
J1642-0621 EP111B 2.UVDATA.1
Freq = 1.6155 GHz, Bw = 16.000 MH No calibration applied and no bandpass applied

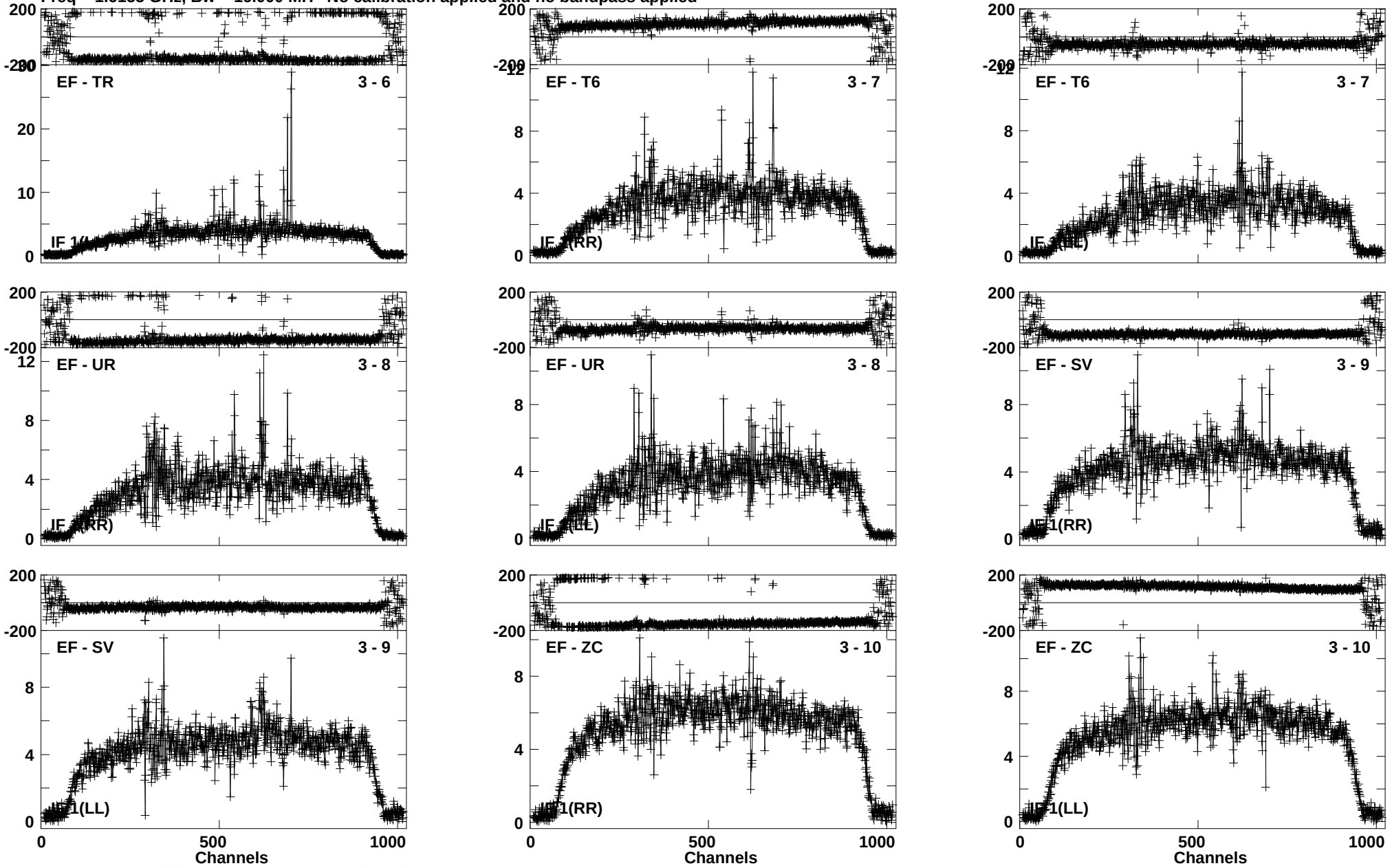

Lower frame: Milli Ampl Jy Top frame: Phas deg
Vector averaged cross-power spectrum Baseline: EF (03) - TR (06)
Timerange: 00/10:25:21 to 00/10:26:49

Plot file version 291 created 28-JUN-2019 13:34:39
J1642-0621 EP111B 2.UVDATA.1
Freq = 1.6155 GHz, Bw = 16.000 MH No calibration applied and no bandpass applied

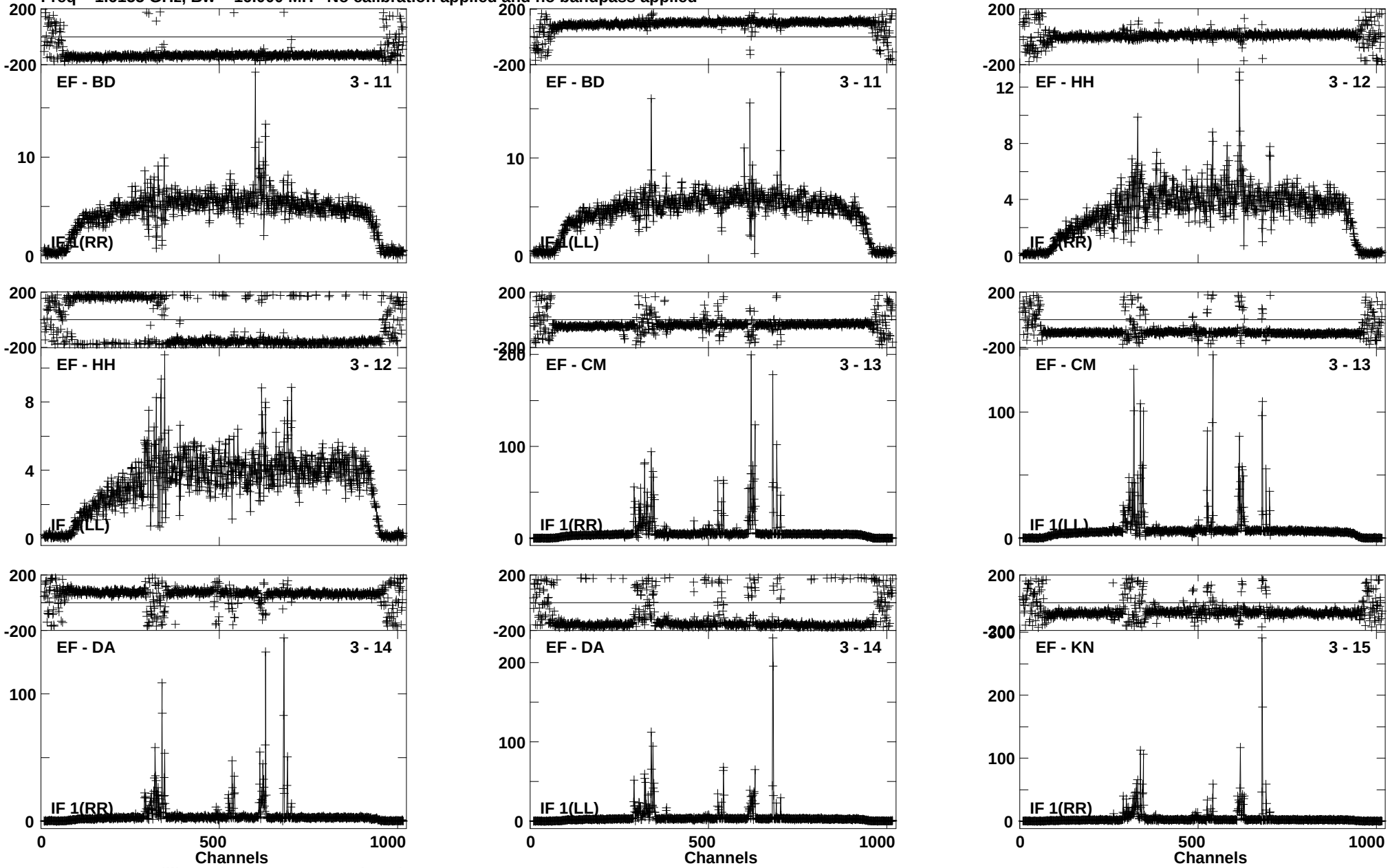

Lower frame: Milli Ampl Jy Top frame: Phas deg
Vector averaged cross-power spectrum Baseline: EF (03) - BD (11)
Timerange: 00/10:25:21 to 00/10:26:49

Plot file version 292 created 28-JUN-2019 13:34:40
J1642-0621 EP111B 2.UVDATA.1
Freq = 1.6155 GHz, Bw = 16.000 MH No calibration applied and no bandpass applied

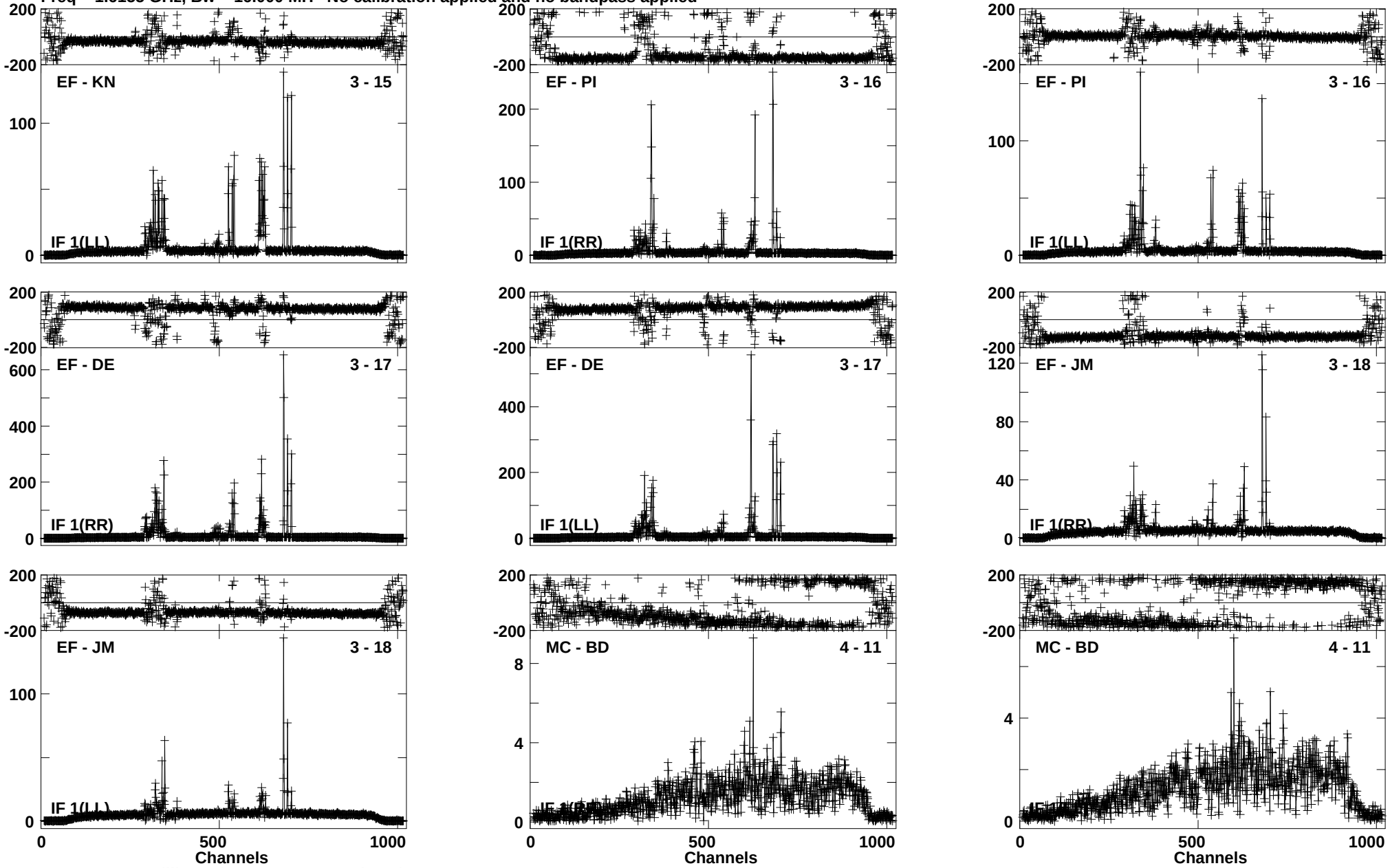

Lower frame: Milli Ampl Jy Top frame: Phas deg
Vector averaged cross-power spectrum Baseline: EF (03) - KN (15)
Timerange: 00/10:25:21 to 00/10:26:49

Plot file version 293 created 28-JUN-2019 13:34:40
J1642-0621 EP111B 2.UVDATA.1
Freq = 1.6155 GHz, Bw = 16.000 MH No calibration applied and no bandpass applied

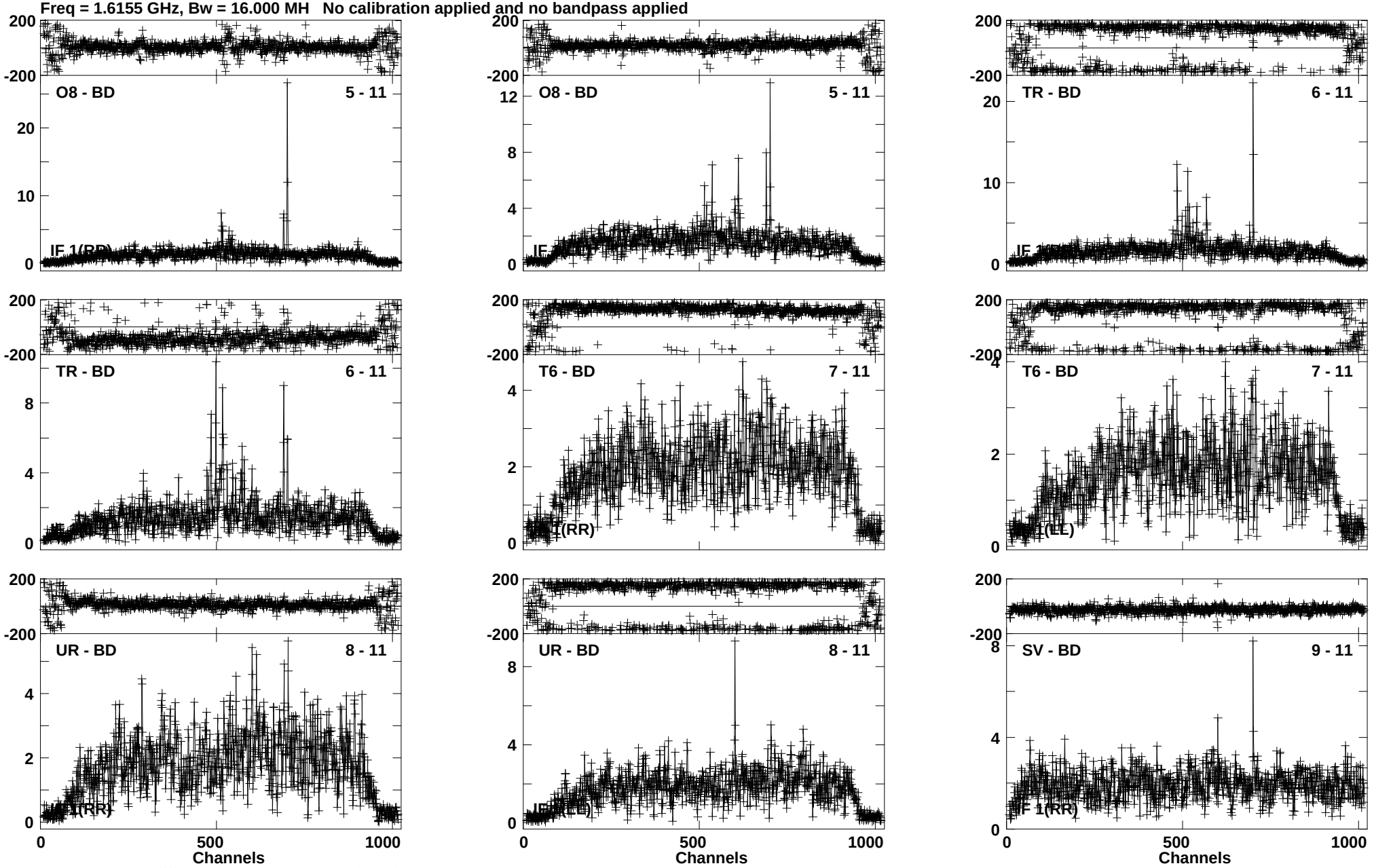

Lower frame: Milli Ampl Jy Top frame: Phas deg
Vector averaged cross-power spectrum Baseline: O8 (05) - BD (11)
Timerange: 00/10:25:21 to 00/10:26:49

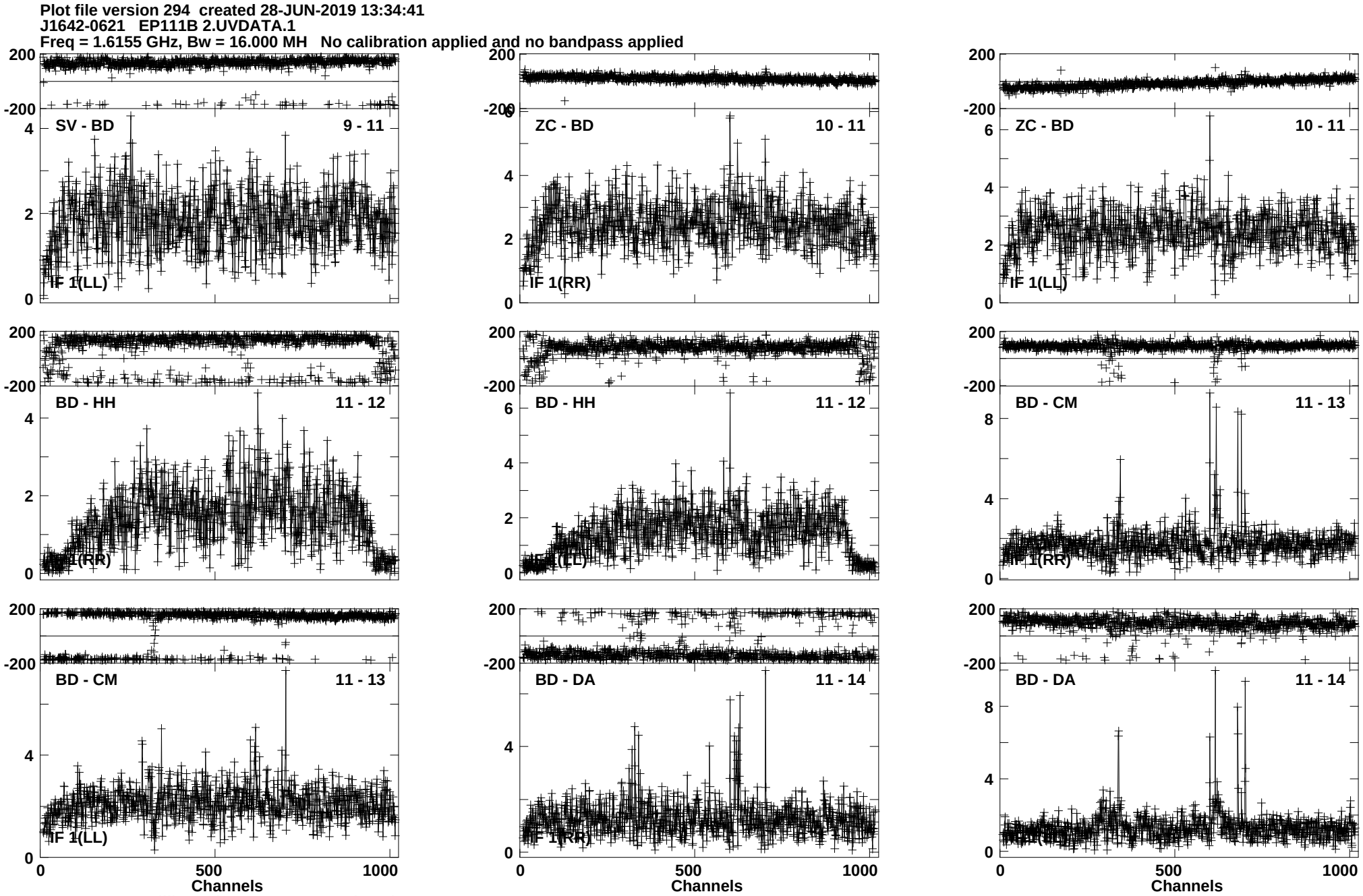
Plot file version 294 created 28-JUN-2019 13:34:41
J1642-0621 EP111B 2.UVDATA.1
Freq = 1.6155 GHz, Bw = 16.000 MH No calibration applied and no bandpass applied
SV - BD 9 - 11
IF 1(LL)
ZC - BD 10 - 11
IF 1(RR)
ZC - BD 10 - 11
IF 1(LL)
BD - HH 11 - 12
(RR)
BD - HH 11 - 12
(LL)
BD - CM 11 - 13
IF 1(RR)
BD - CM 11 - 13
IF 1(LL)
BD - DA 11 - 14
IF 1(RR)
BD - DA 11 - 14
Channels
Channels
Channels
Lower frame: Milli Ampl Jy Top frame: Phas deg
Vector averaged cross-power spectrum Baseline: SV (09) - BD (11)
Timerange: 00/10:25:21 to 00/10:26:49

Plot file version 295 created 28-JUN-2019 13:34:41
J1642-0621 EP111B 2.UVDATA.1
Freq = 1.6155 GHz, Bw = 16.000 MH No calibration applied and no bandpass applied

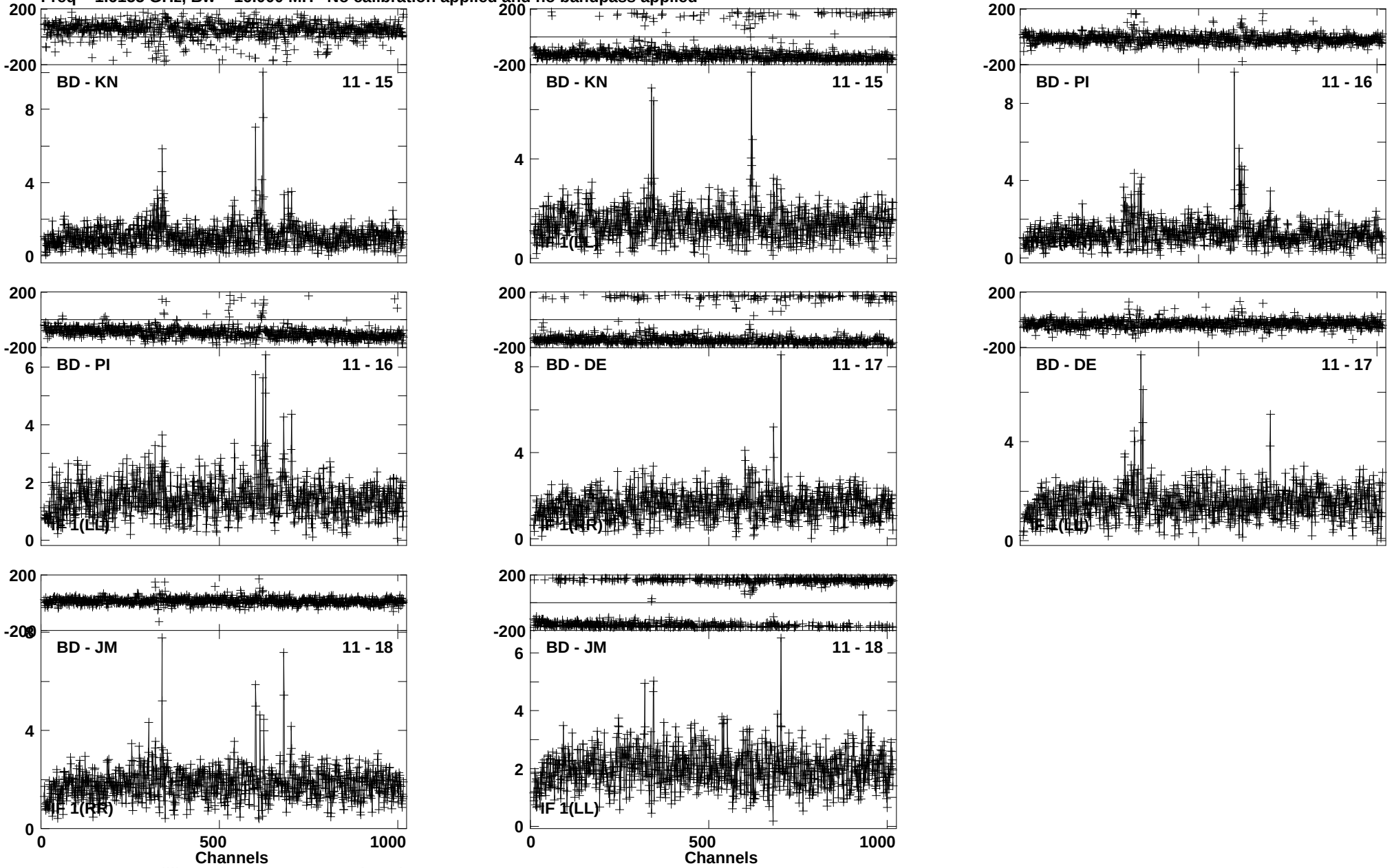

Lower frame: Milli Ampl Jy Top frame: Phas deg
Vector averaged cross-power spectrum Baseline: BD (11) - KN (15)
Timerange: 00/10:25:21 to 00/10:26:49

Plot file version 296 created 28-JUN-2019 13:34:42
IRAS16399 EP111B 2.UVDATA.1
Freq = 1.6155 GHz, Bw = 16.000 MH No calibration applied and no bandpass applied

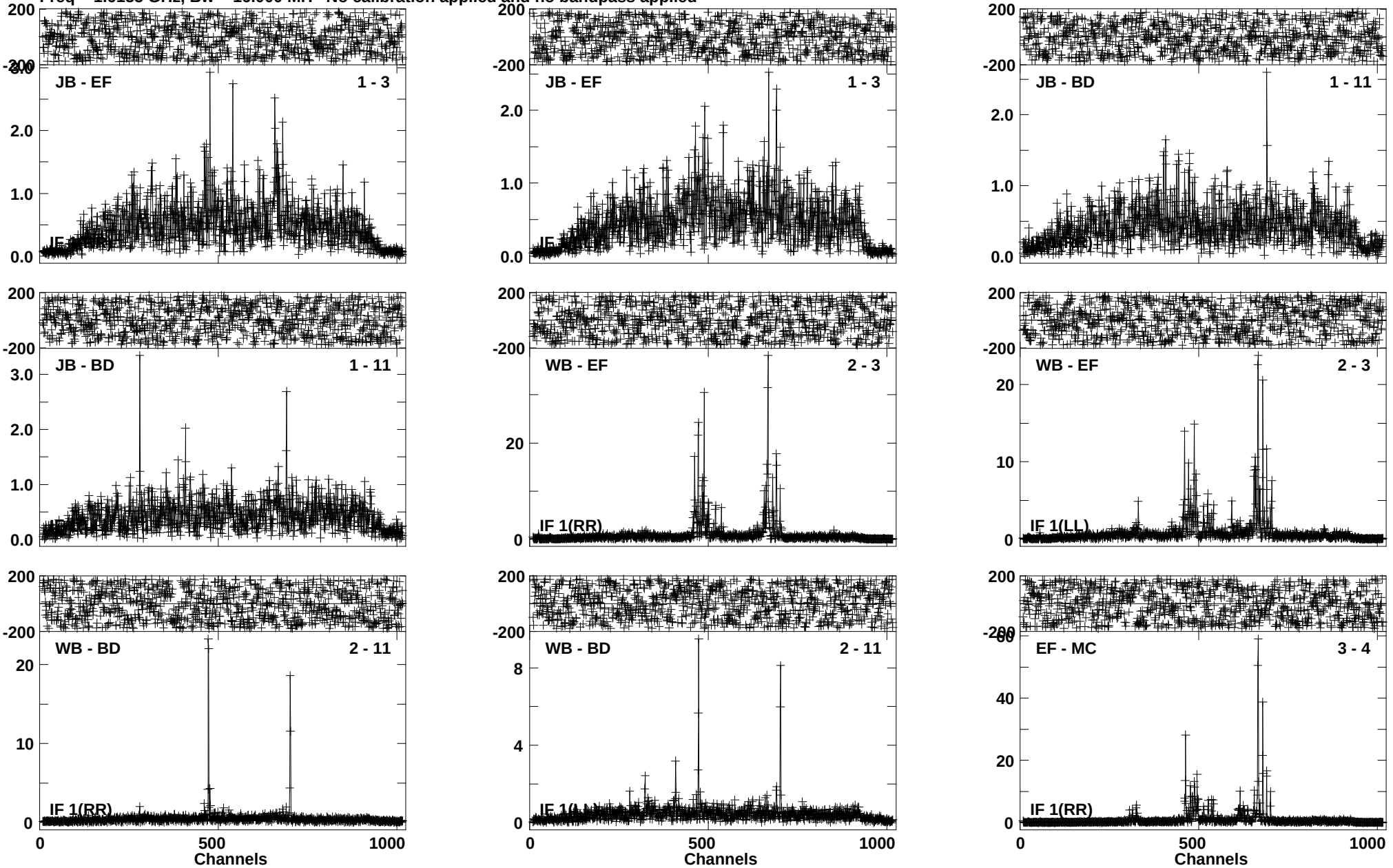

Lower frame: Milli Ampl Jy Top frame: Phas deg
Vector averaged cross-power spectrum Baseline: JB (01) - EF (03)
Timerange: 00/10:26:51 to 00/10:30:19

Plot file version 297 created 28-JUN-2019 13:34:42
IRAS16399 EP111B 2.UVDATA.1
Freq = 1.6155 GHz, Bw = 16.000 MH No calibration applied and no bandpass applied

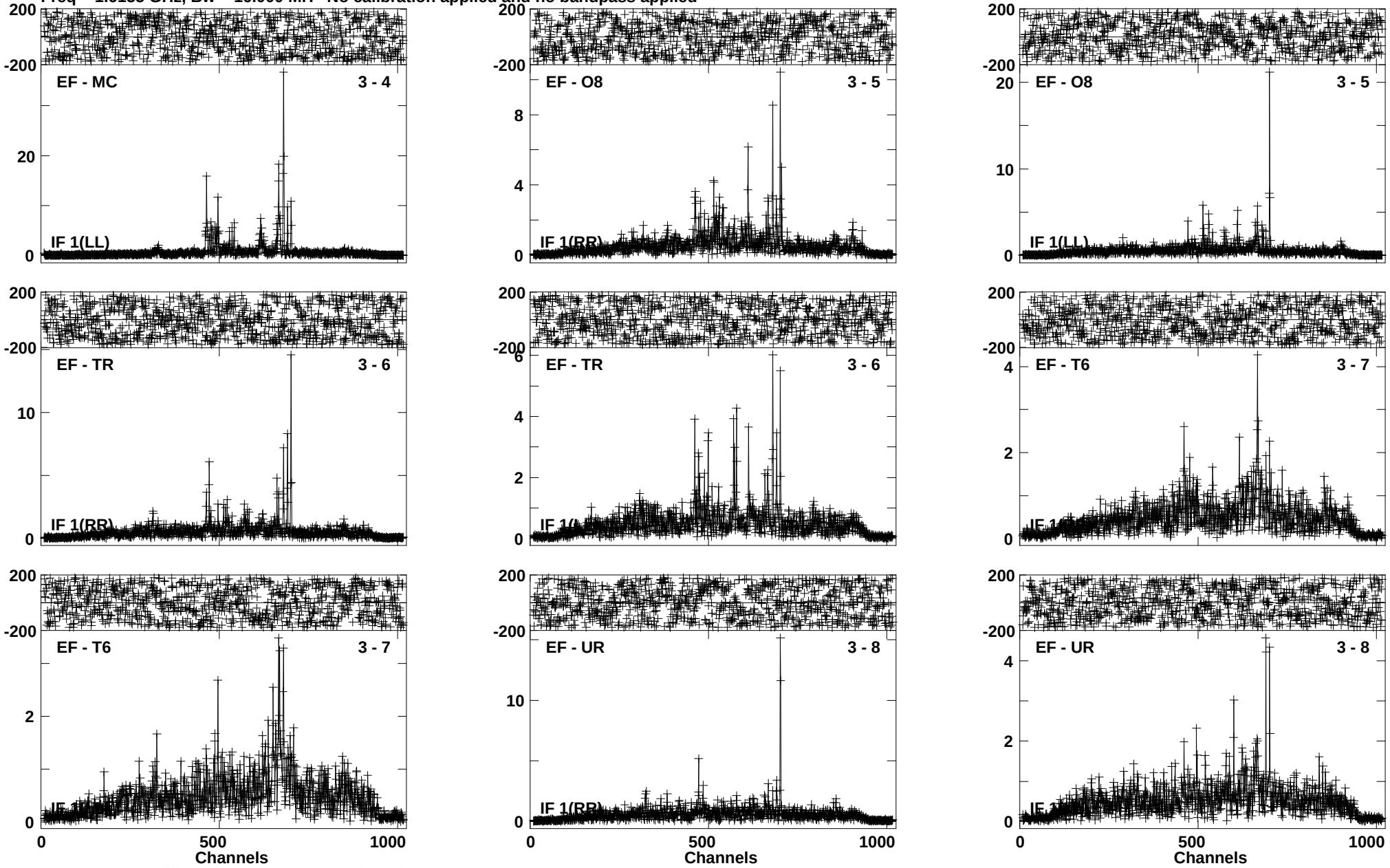

Lower frame: Milli Ampl Jy Top frame: Phas deg
Vector averaged cross-power spectrum Baseline: EF (03) - MC (04)
Timerange: 00/10:26:51 to 00/10:30:19

Plot file version 298 created 28-JUN-2019 13:34:43
IRAS16399 EP111B 2.UVDATA.1
Freq = 1.6155 GHz, Bw = 16.000 MH No calibration applied and no bandpass applied

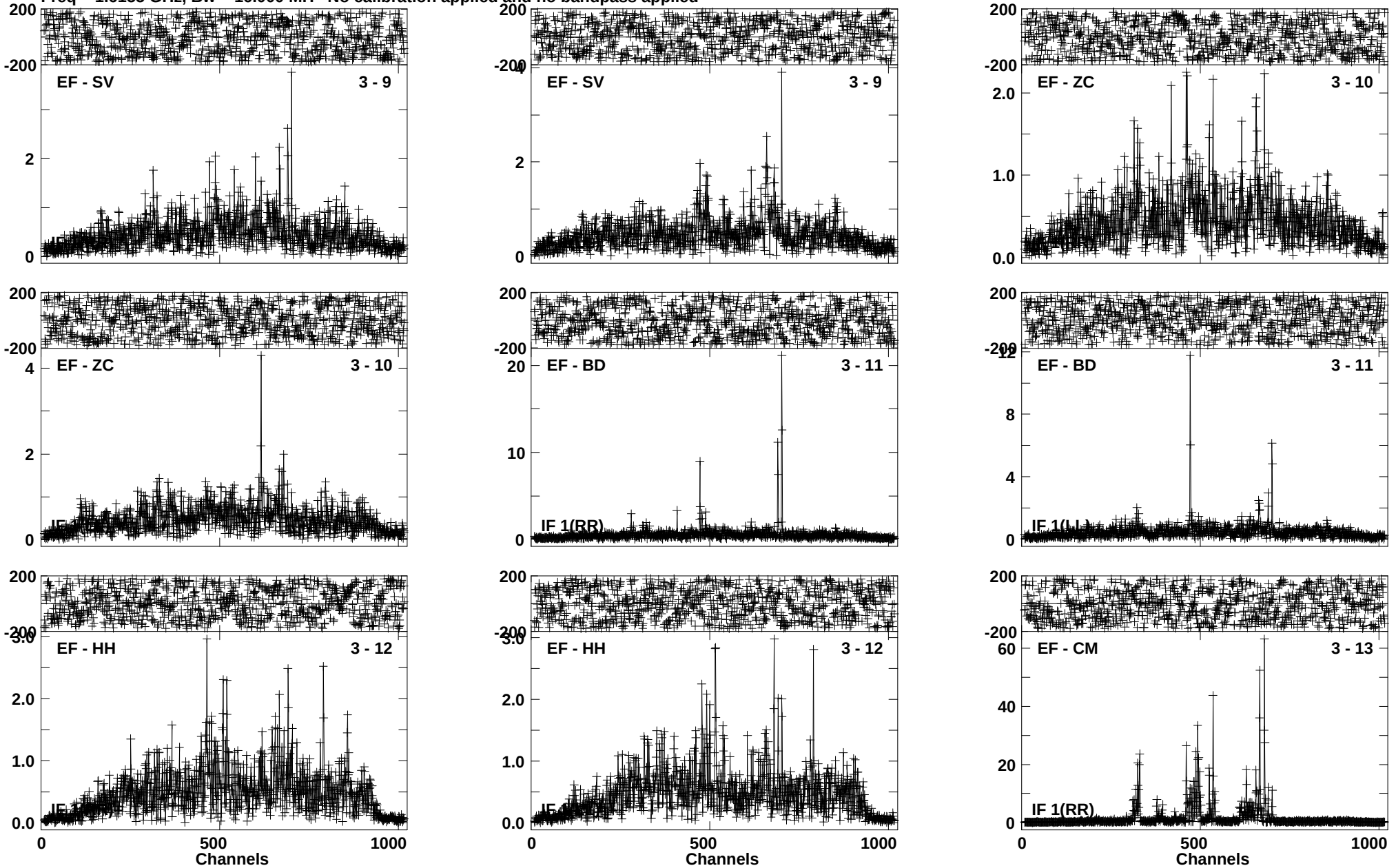

Lower frame: Milli Ampl Jy Top frame: Phas deg
Vector averaged cross-power spectrum Baseline: EF (03) - SV (09)
Timerange: 00/10:26:51 to 00/10:30:19

Plot file version 299 created 28-JUN-2019 13:34:44
IRAS16399 EP111B 2.UVDATA.1
Freq = 1.6155 GHz, Bw = 16.000 MH No calibration applied and no bandpass applied

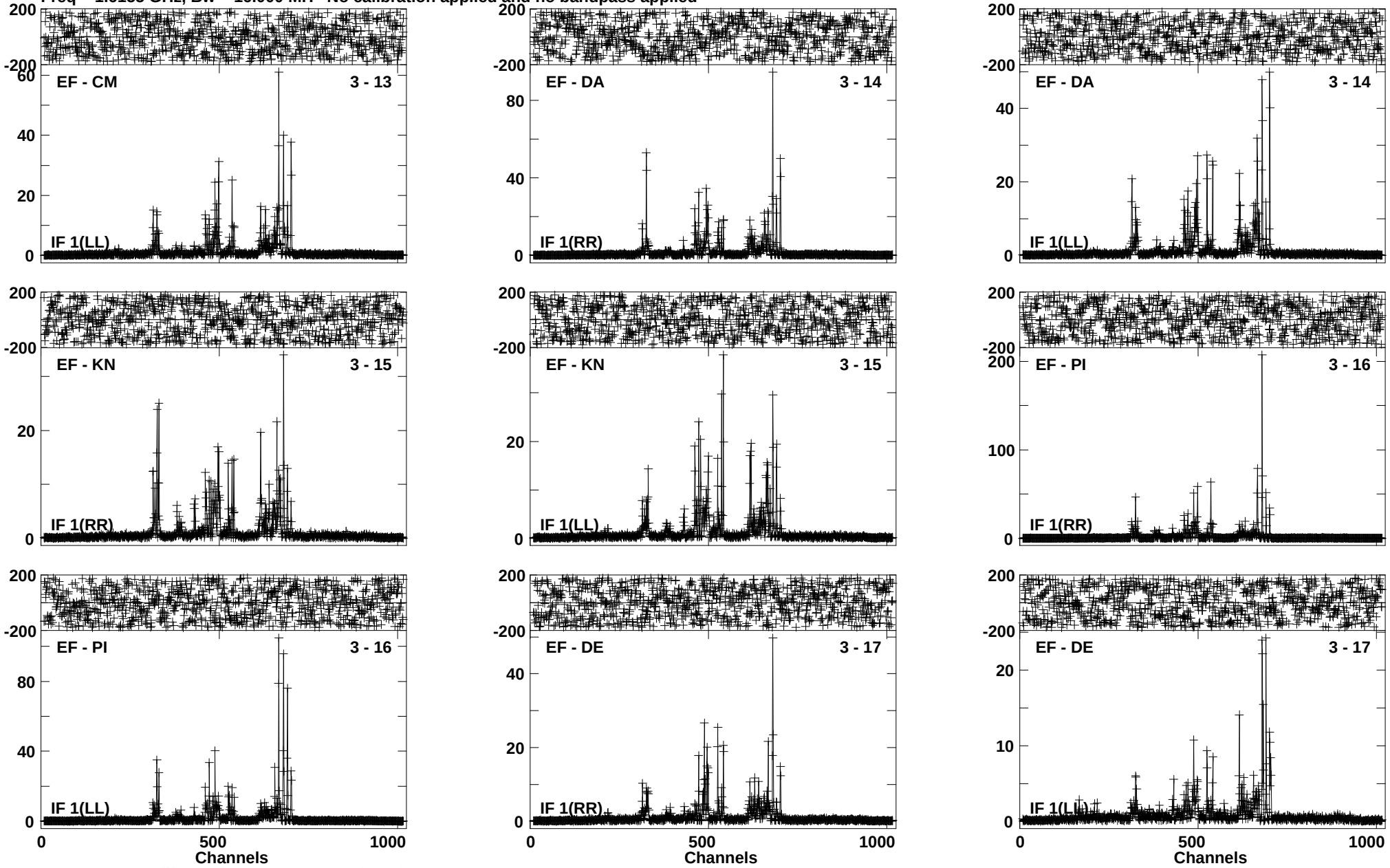

Lower frame: Milli Ampl Jy Top frame: Phas deg
Vector averaged cross-power spectrum Baseline: EF (03) - CM (13)
Timerange: 00/10:26:51 to 00/10:30:19

Plot file version 300 created 28-JUN-2019 13:34:44
IRAS16399 EP111B 2.UVDATA.1
Freq = 1.6155 GHz, Bw = 16.000 MH No calibration applied and no bandpass applied

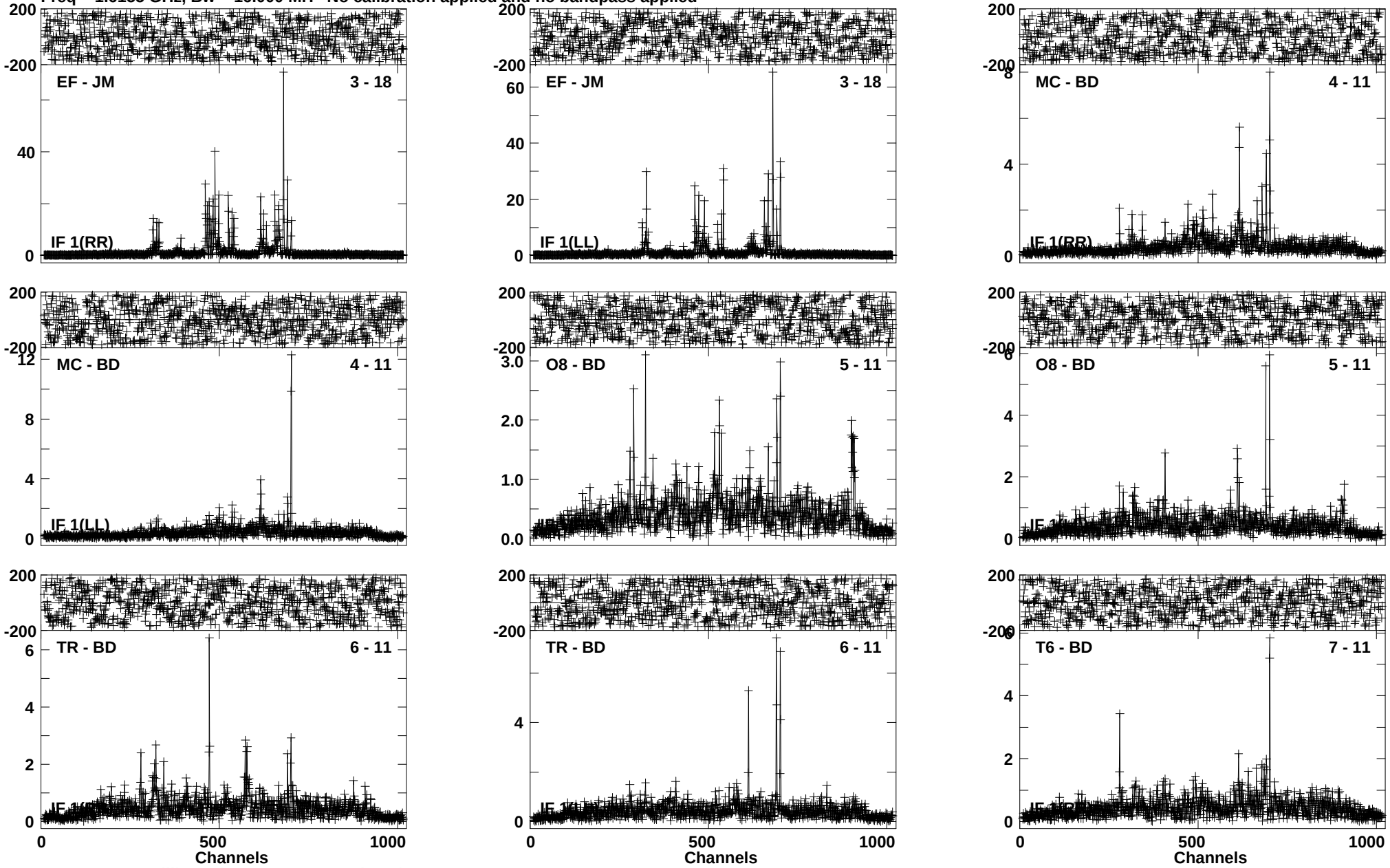

Lower frame: Milli Ampl Jy Top frame: Phas deg
Vector averaged cross-power spectrum Baseline: EF (03) - JM (18)
Timerange: 00/10:26:51 to 00/10:30:19

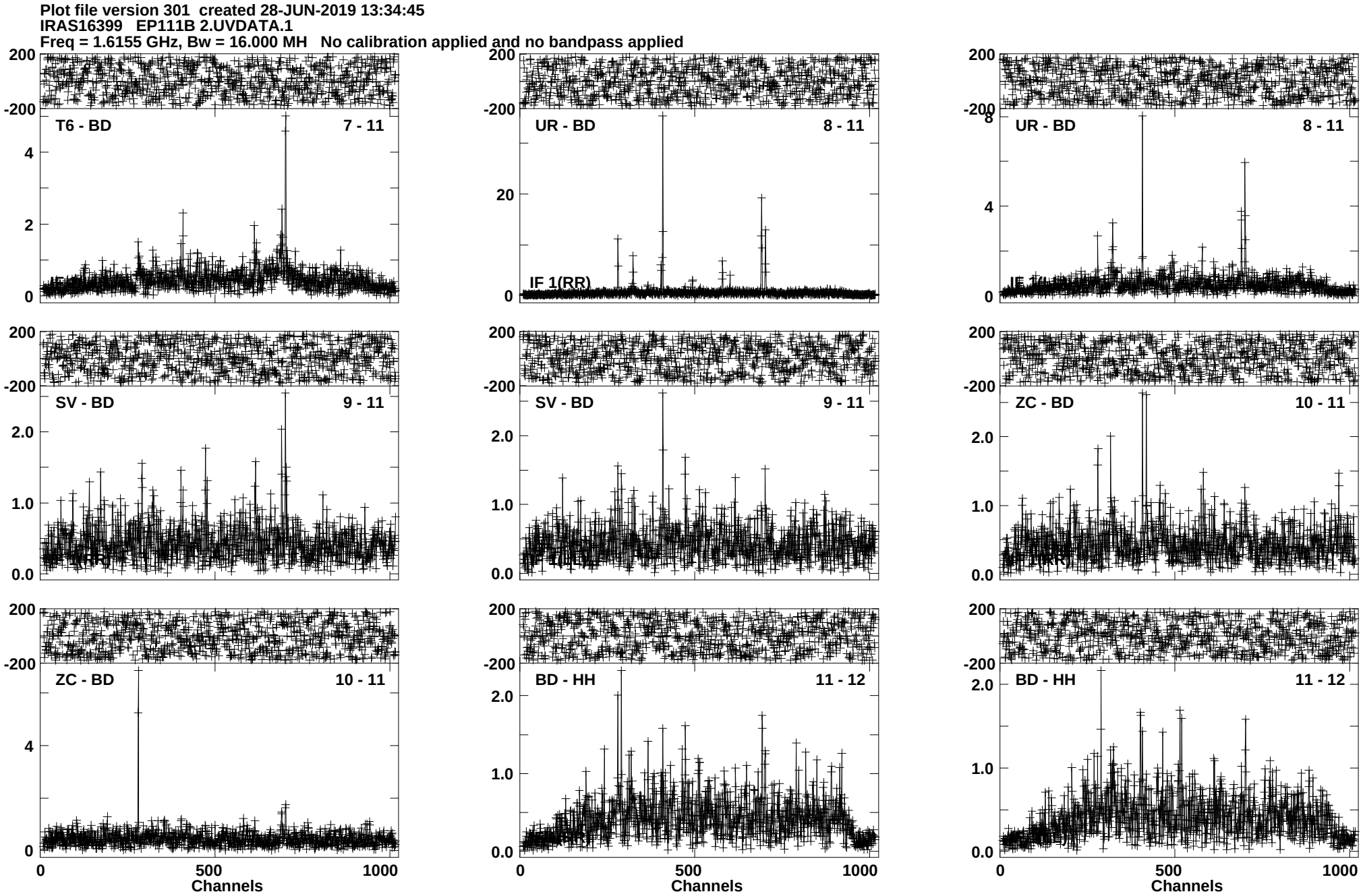
Plot file version 301 created 28-JUN-2019 13:34:45
IRAS16399 EP111B 2.UVDATA.1
Freq = 1.6155 GHz, Bw = 16.000 MH No calibration applied and no bandpass applied
T6 - BD
7 - 11
UR - BD
8 - 11
UR - BD
8 - 11
IF 1(RR)
SV - BD
9 - 11
SV - BD
9 - 11
ZC - BD
10 - 11
ZC - BD
10 - 11
BD - HH
11 - 12
BD - HH
11 - 12
Channels
Channels
Channels
Lower frame: Milli Ampl Jy Top frame: Phas deg
Vector averaged cross-power spectrum Baseline: T6 (07) - BD (11)
Timerange: 00/10:26:51 to 00/10:30:19

Plot file version 302 created 28-JUN-2019 13:34:46
IRAS16399 EP111B 2.UVDATA.1
Freq = 1.6155 GHz, Bw = 16.000 MH No calibration applied and no bandpass applied

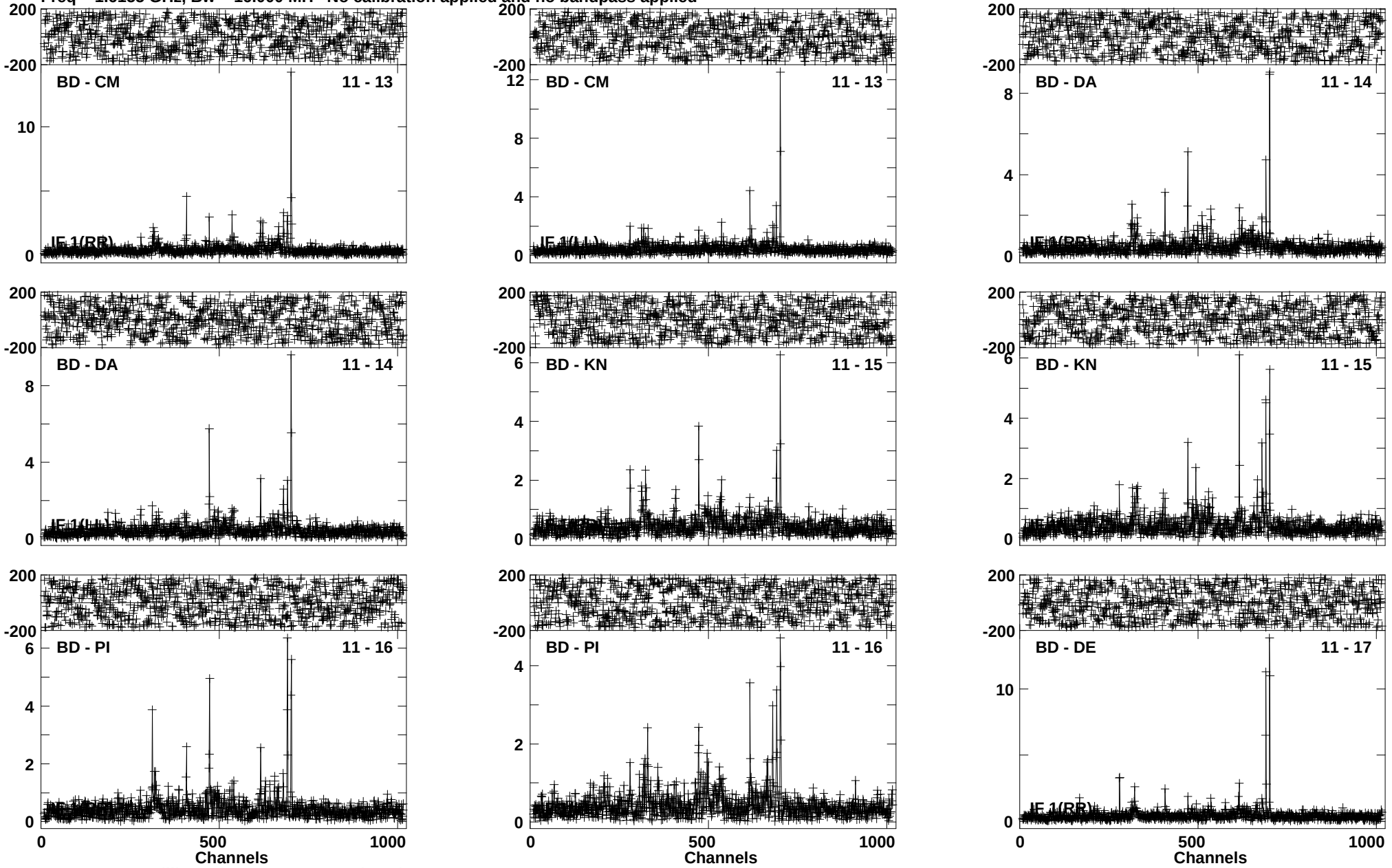

Lower frame: Milli Ampl Jy Top frame: Phas deg
Vector averaged cross-power spectrum Baseline: BD (11) - CM (13)
Timerange: 00/10:26:51 to 00/10:30:19

Plot file version 303 created 28-JUN-2019 13:34:46
IRAS16399 EP111B 2.UVDATA.1
Freq = 1.6155 GHz, Bw = 16.000 MH No calibration applied and no bandpass applied

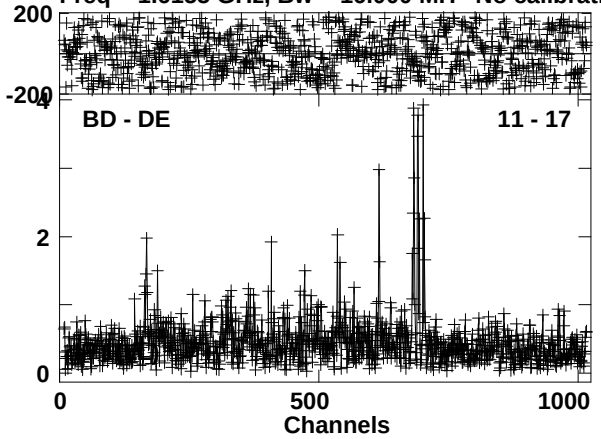

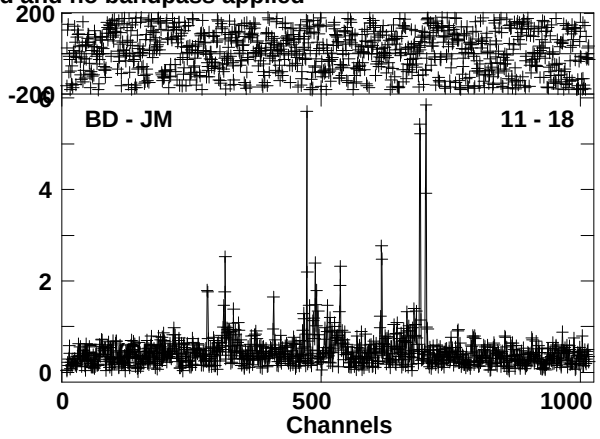

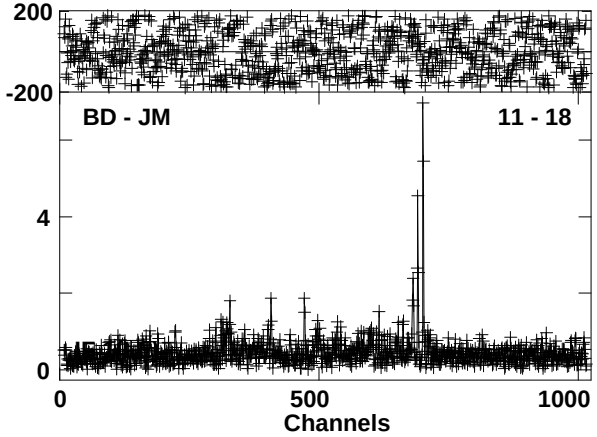

Lower frame: Milli Ampl Jy Top frame: Phas deg
Vector averaged cross-power spectrum Baseline: BD (11) - DE (17)
Timerange: 00/10:26:51 to 00/10:30:19

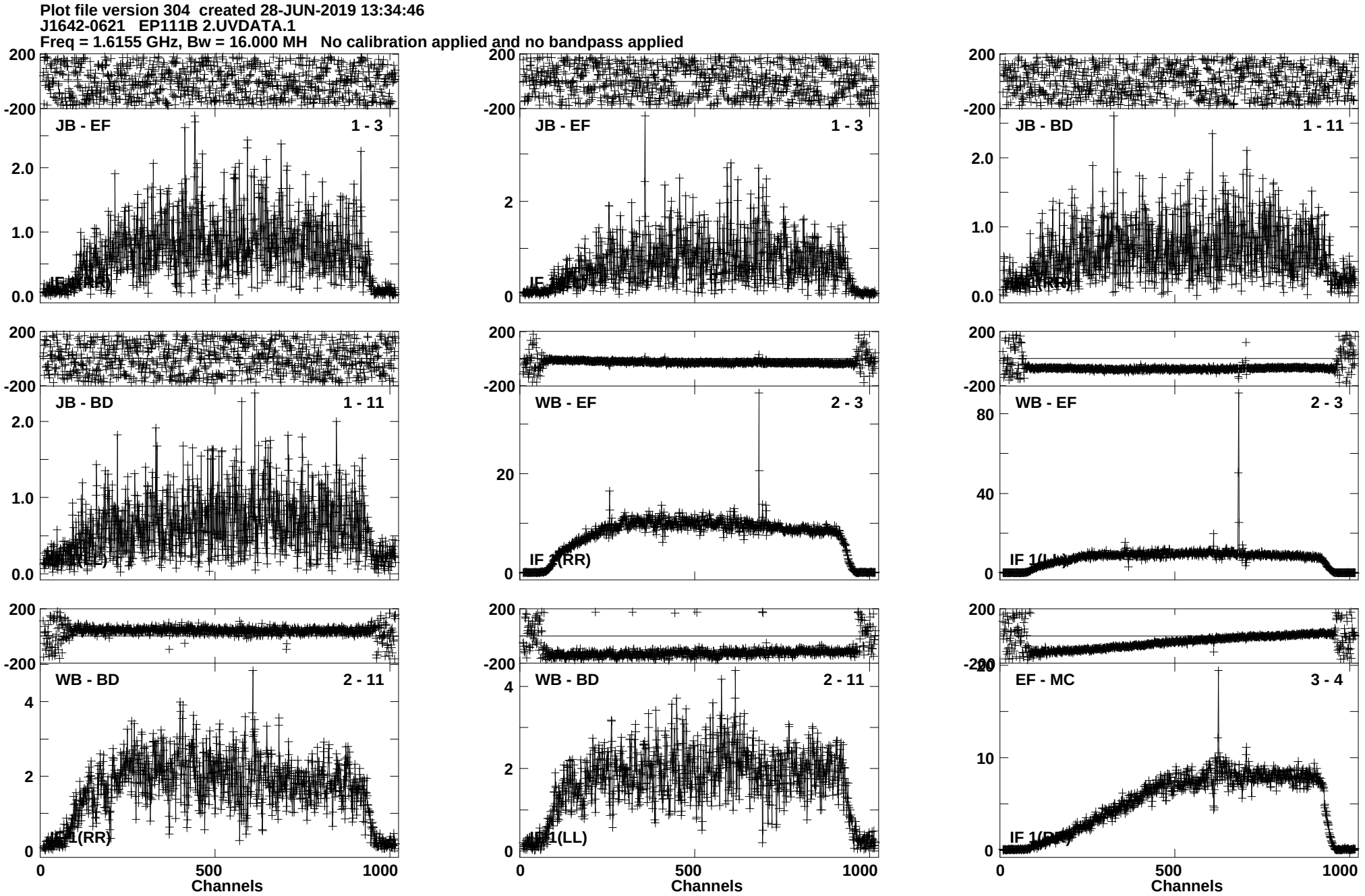
Plot file version 304 created 28-JUN-2019 13:34:46
J1642-0621 EP111B 2.UVDATA.1
Freq = 1.6155 GHz, Bw = 16.000 MH No calibration applied and no bandpass applied
JB - EF 1 - 3
JB - EF 1 - 3
JB - BD 1 - 11
JB - BD 1 - 11
WB - EF 2 - 3
WB - EF 2 - 3
WB - BD 2 - 11
WB - BD 2 - 11
EF - MC 3 - 4
Channels
Channels
Channels
Lower frame: Milli Ampl Jy Top frame: Phas deg
Vector averaged cross-power spectrum Baseline: JB (01) - EF (03)
Timerange: 00/10:31:06 to 00/10:32:34

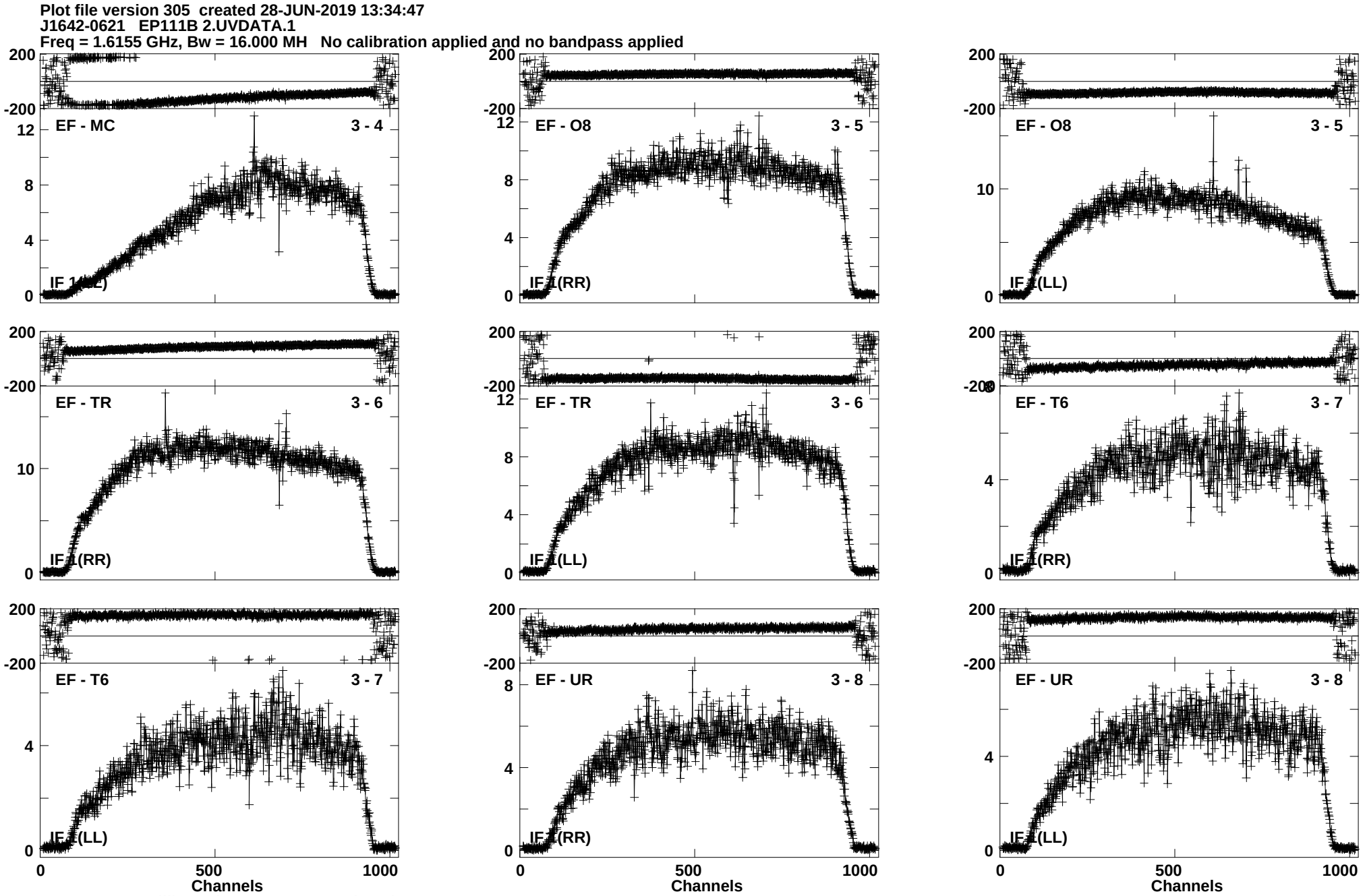
Plot file version 305 created 28-JUN-2019 13:34:47
J1642-0621 EP111B 2.UVDATA.1
Freq = 1.6155 GHz, Bw = 16.000 MH No calibration applied and no bandpass applied
EF - MC 3 - 4
EF - O8 3 - 5
EF - O8 3 - 5
EF - TR 3 - 6
EF - TR 3 - 6
EF - T6 3 - 7
EF - T6 3 - 7
EF - UR 3 - 8
EF - UR 3 - 8
IF 1(RR)
IF 1(LL)
IF 1(RR)
IF 1(LL)
IF 1(RR)
IF 1(LL)
Channels
Channels
Channels
Lower frame: Milli Ampl Jy Top frame: Phas deg
Vector averaged cross-power spectrum Baseline: EF (03) - MC (04)
Timerange: 00/10:31:06 to 00/10:32:34

Plot file version 306 created 28-JUN-2019 13:34:48
J1642-0621 EP111B 2.UVDATA.1
Freq = 1.6155 GHz, Bw = 16.000 MH No calibration applied and no bandpass applied

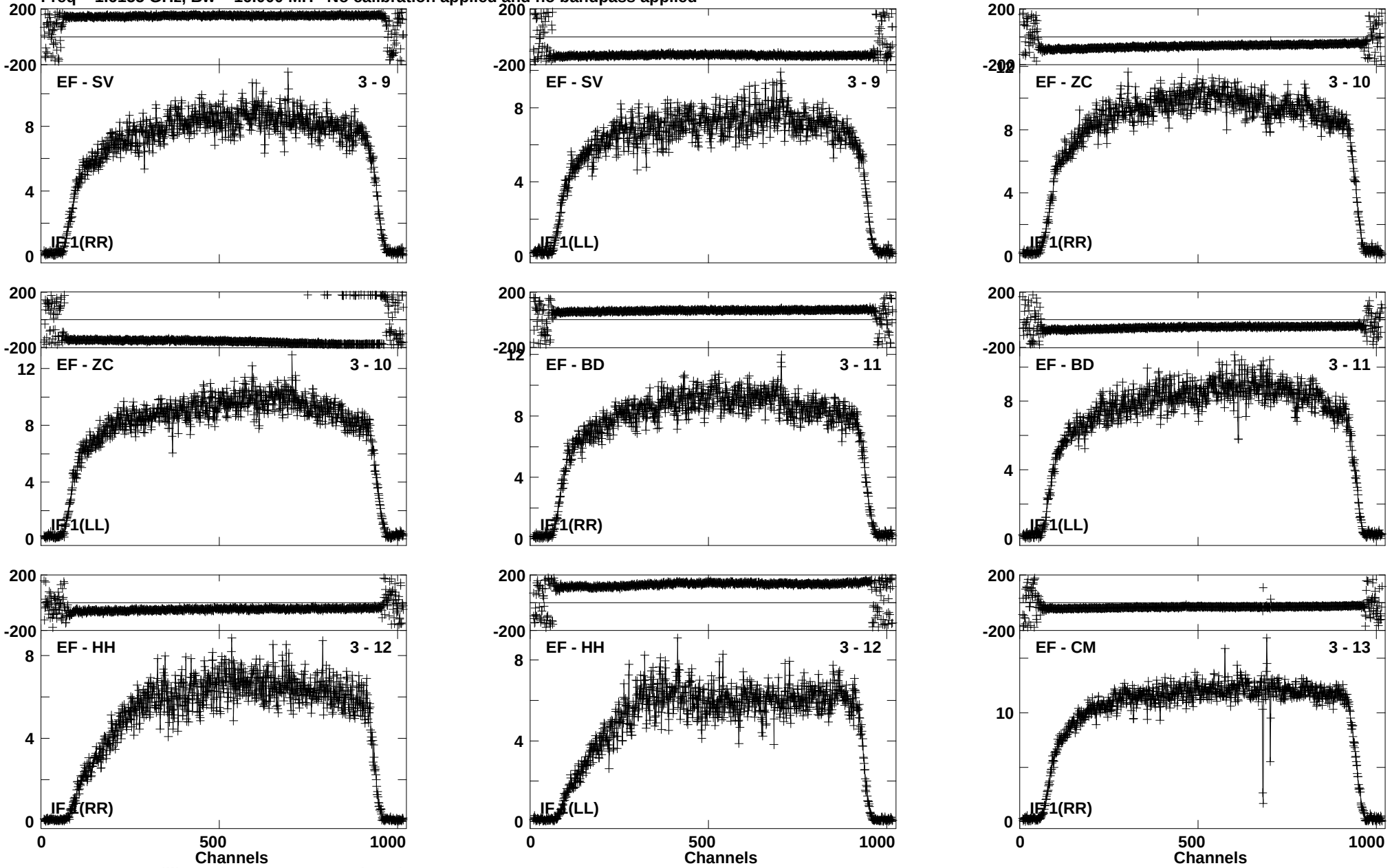

Lower frame: Milli Ampl Jy Top frame: Phas deg
Vector averaged cross-power spectrum Baseline: EF (03) - SV (09)
Timerange: 00/10:31:06 to 00/10:32:34

Plot file version 307 created 28-JUN-2019 13:34:48
J1642-0621 EP111B 2.UVDATA.1
Freq = 1.6155 GHz, Bw = 16.000 MH No calibration applied and no bandpass applied

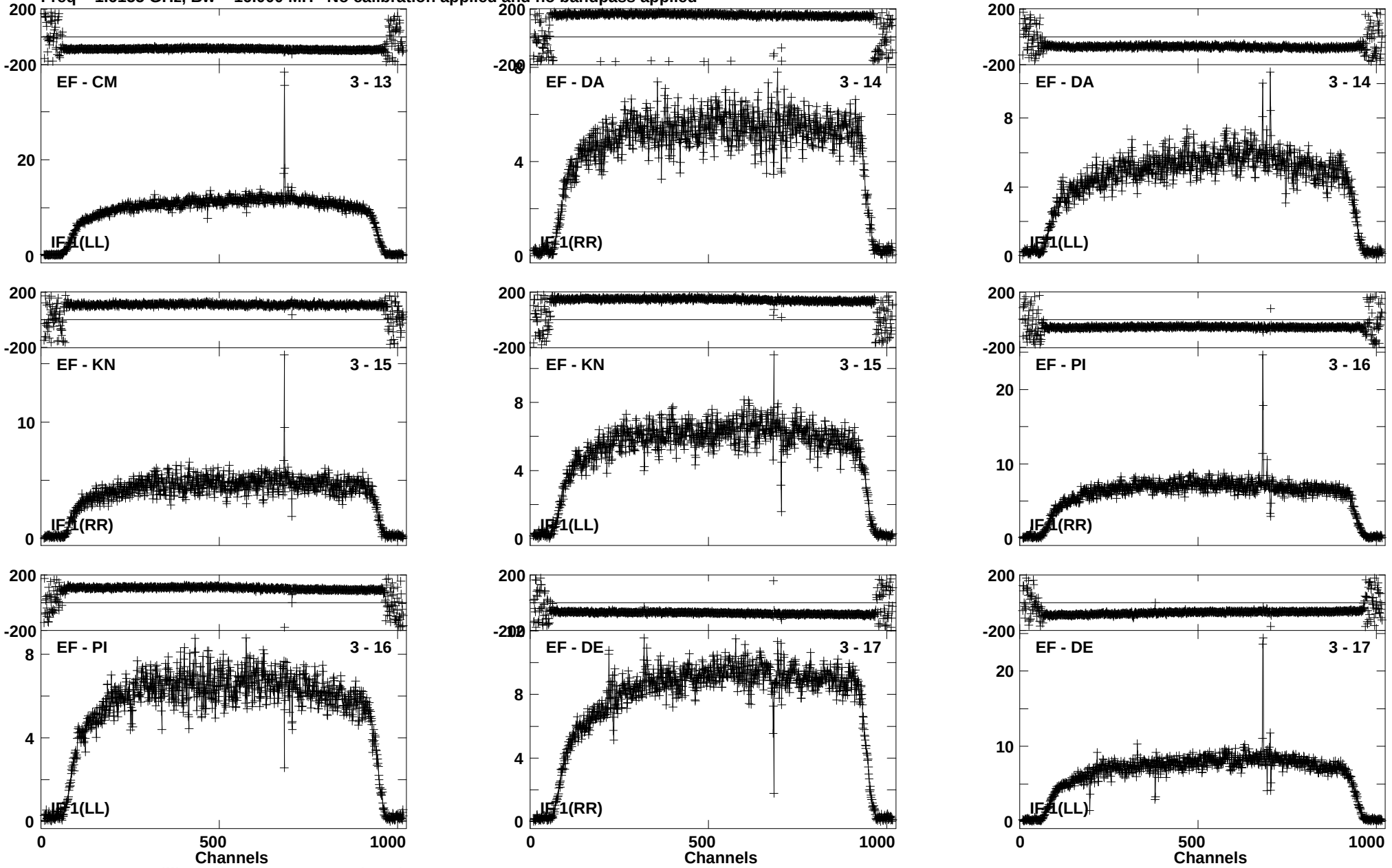

Lower frame: Milli Ampl Jy Top frame: Phas deg
Vector averaged cross-power spectrum Baseline: EF (03) - CM (13)
Timerange: 00/10:31:06 to 00/10:32:34

Plot file version 308 created 28-JUN-2019 13:34:49
J1642-0621 EP111B 2.UVDATA.1
Freq = 1.6155 GHz, Bw = 16.000 MH No calibration applied and no bandpass applied

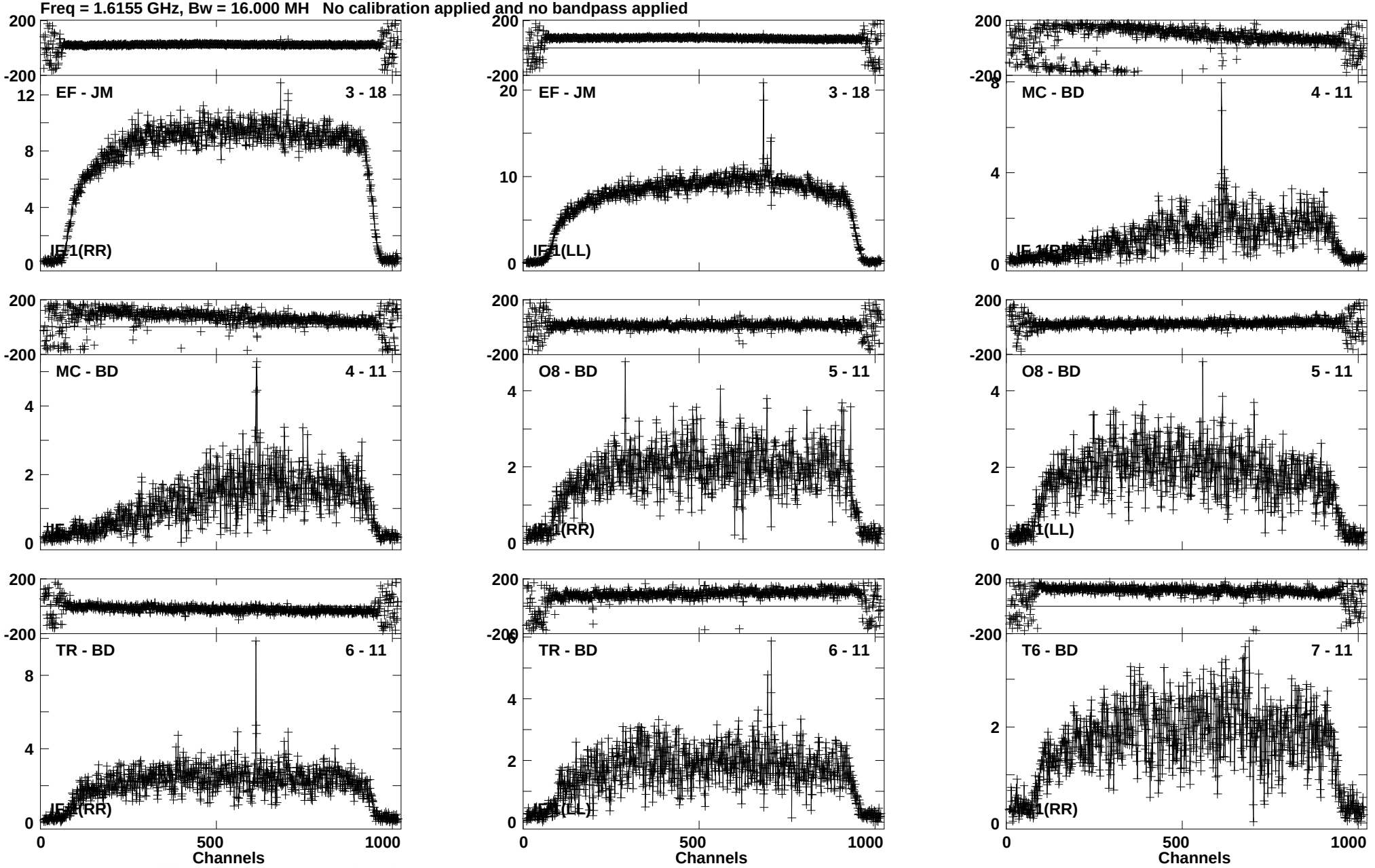

Lower frame: Milli Ampl Jy Top frame: Phas deg
Vector averaged cross-power spectrum Baseline: EF (03) - JM (18)
Timerange: 00/10:31:06 to 00/10:32:34

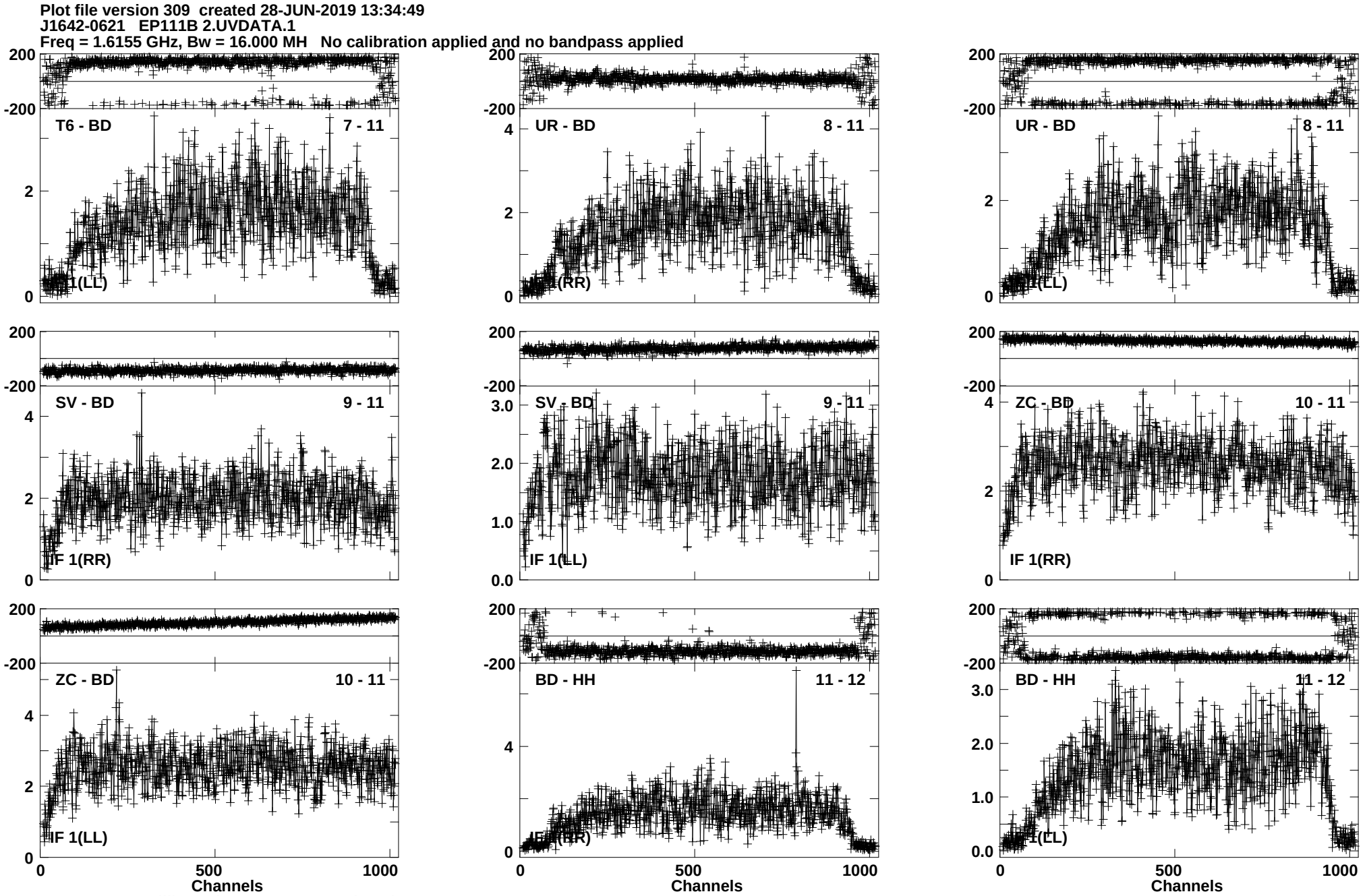
Plot file version 309 created 28-JUN-2019 13:34:49
J1642-0621 EP111B 2.UVDATA.1
Freq = 1.6155 GHz, Bw = 16.000 MH No calibration applied and no bandpass applied
T6 - BD
7 - 11
IF 1(LL)
UR - BD
8 - 11
IF 1(RR)
UR - BD
8 - 11
IF 1(LL)
SV - BD
9 - 11
IF 1(RR)
SV - BD
9 - 11
IF 1(LL)
ZC - BD
10 - 11
IF 1(RR)
ZC - BD
10 - 11
IF 1(LL)
BD - HH
11 - 12
IF 1(RR)
BD - HH
11 - 12
IF 1(LL)
Channels
Channels
Channels
Lower frame: Milli Ampl Jy Top frame: Phas deg
Vector averaged cross-power spectrum Baseline: T6 (07) - BD (11)
Timerange: 00/10:31:06 to 00/10:32:34

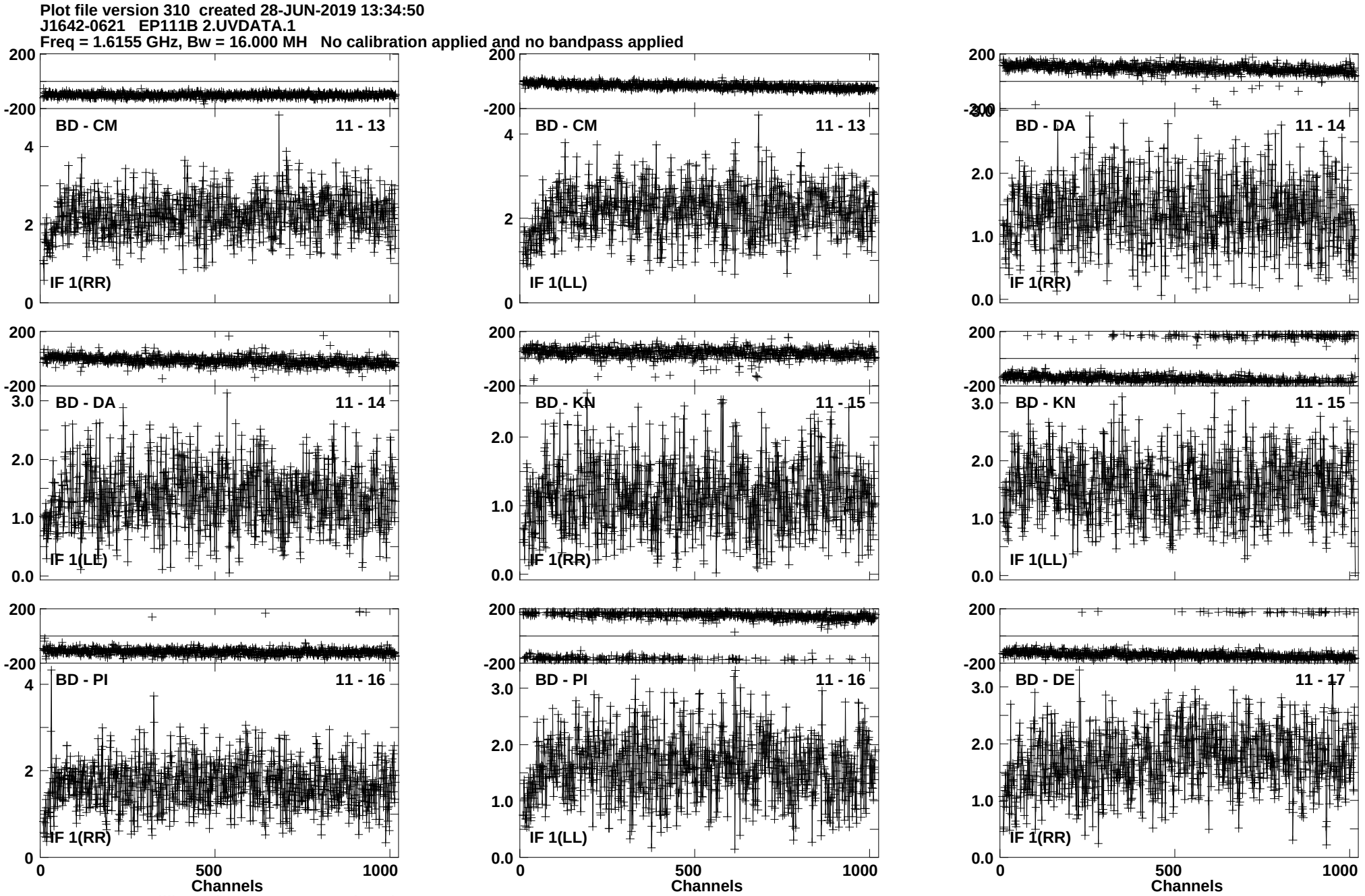
Plot file version 310 created 28-JUN-2019 13:34:50
J1642-0621 EP111B 2.UVDATA.1
Freq = 1.6155 GHz, Bw = 16.000 MH No calibration applied and no bandpass applied
BD - CM 11 - 13
IF 1(RR)
BD - CM 11 - 13
IF 1(LL)
BD - DA 11 - 14
IF 1(RR)
BD - DA 11 - 14
IF 1(LL)
BD - KN 11 - 15
IF 1(RR)
BD - KN 11 - 15
IF 1(LL)
BD - PI 11 - 16
IF 1(RR)
BD - PI 11 - 16
IF 1(LL)
BD - DE 11 - 17
IF 1(RR)
Channels
Channels
Channels
Lower frame: Milli Ampl Jy Top frame: Phas deg
Vector averaged cross-power spectrum Baseline: BD (11) - CM (13)
Timerange: 00/10:31:06 to 00/10:32:34

Plot file version 311 created 28-JUN-2019 13:34:50
J1642-0621 EP111B 2.UVDATA.1
Freq = 1.6155 GHz, Bw = 16.000 MH No calibration applied and no bandpass applied

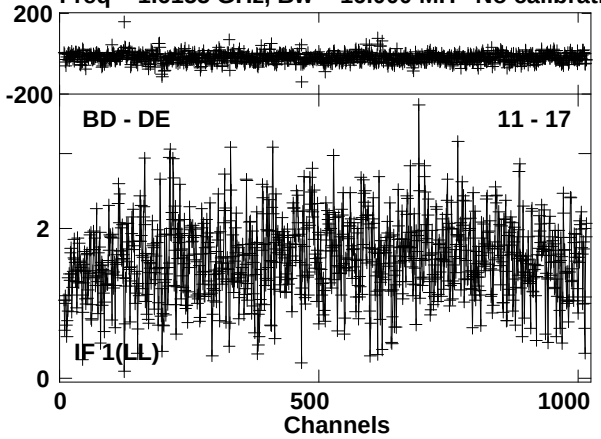

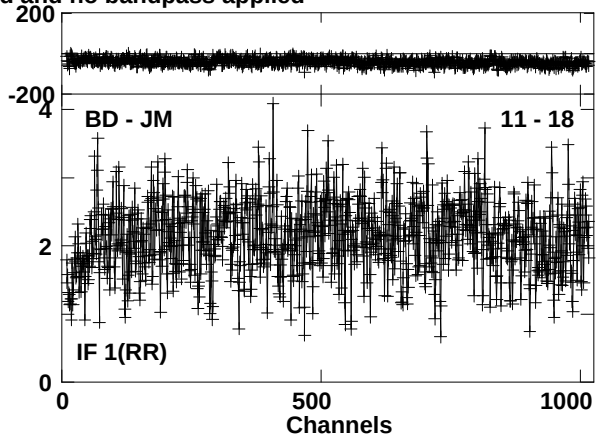

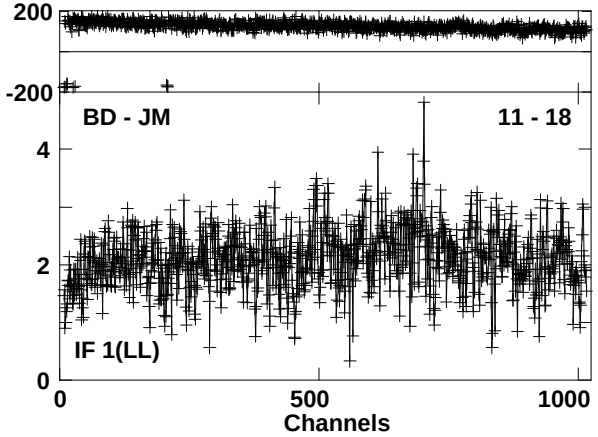

Lower frame: Milli Ampl Jy Top frame: Phas deg
Vector averaged cross-power spectrum Baseline: BD (11) - DE (17)
Timerange: 00/10:31:06 to 00/10:32:34

Plot file version 312 created 28-JUN-2019 13:34:51
IRAS16399 EP111B 2.UVDATA.1
Freq = 1.6155 GHz, Bw = 16.000 MH No calibration applied and no bandpass applied

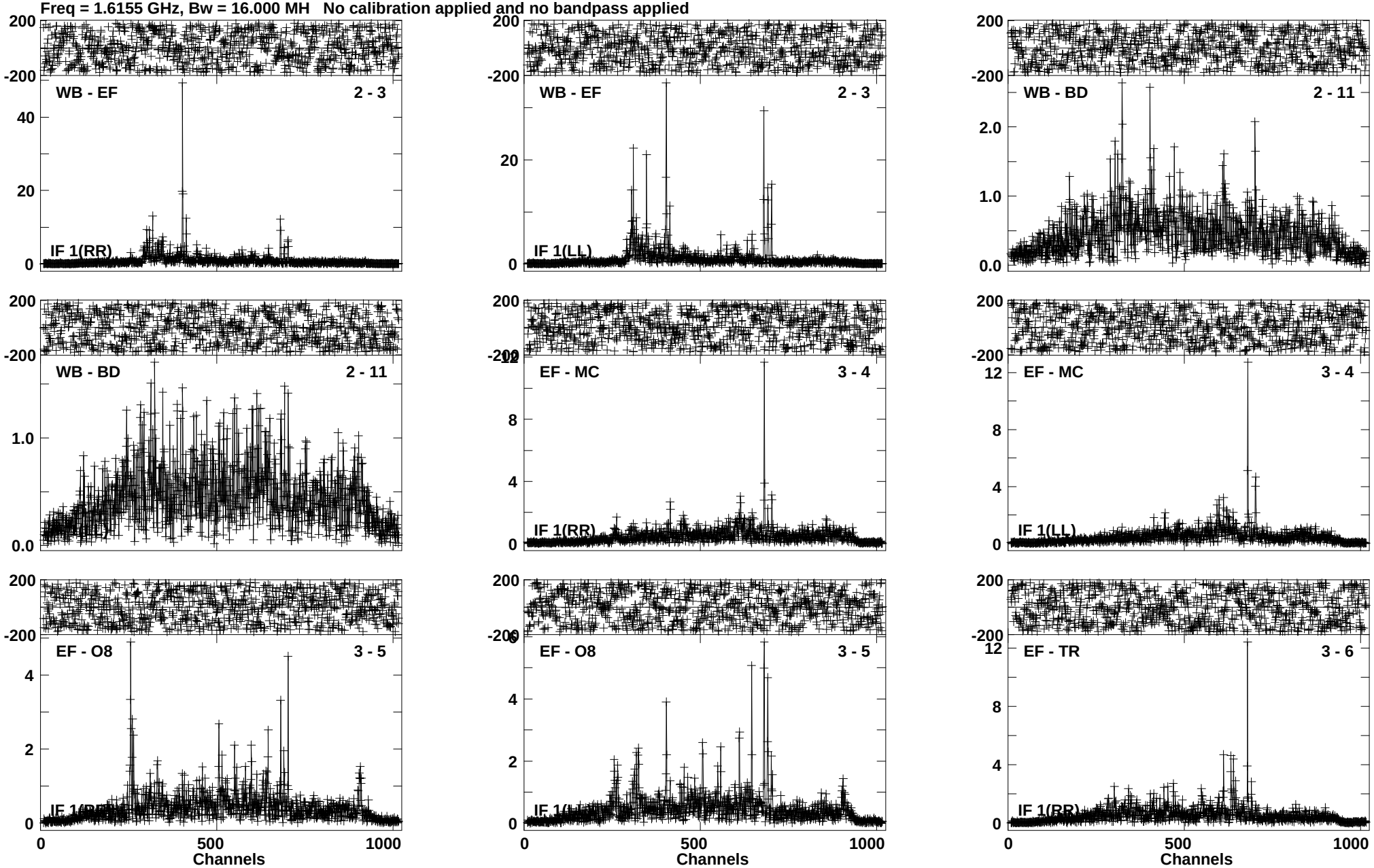

Lower frame: Milli Ampl Jy Top frame: Phas deg
Vector averaged cross-power spectrum Baseline: WB (02) - EF (03)
Timerange: 00/10:32:36 to 00/10:36:04

Plot file version 313 created 28-JUN-2019 13:34:51
IRAS16399 EP111B 2.UVDATA.1
Freq = 1.6155 GHz, Bw = 16.000 MH No calibration applied and no bandpass applied

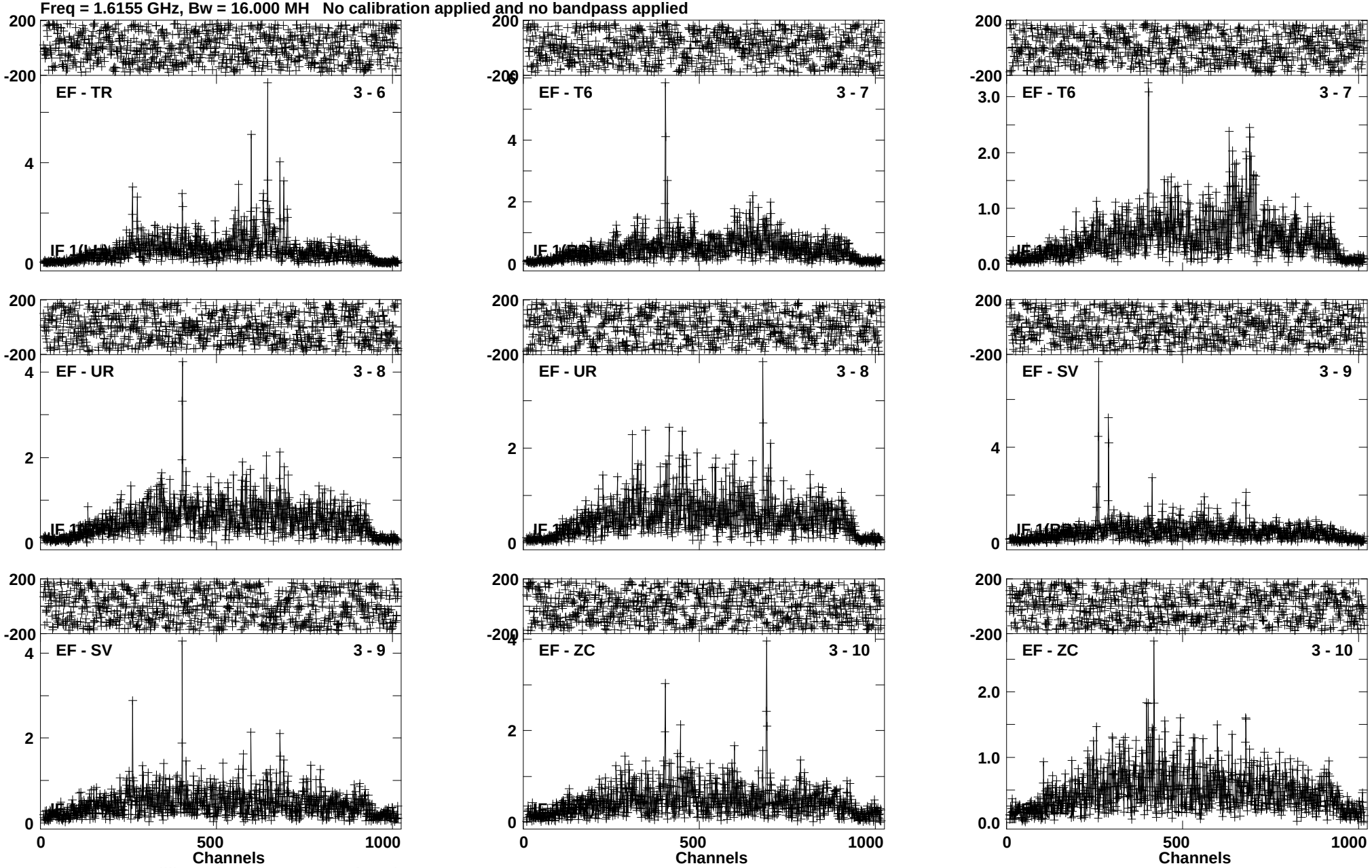

Lower frame: Milli Ampl Jy Top frame: Phas deg
Vector averaged cross-power spectrum Baseline: EF (03) - TR (06)
Timerange: 00/10:32:36 to 00/10:36:04

Plot file version 314 created 28-JUN-2019 13:34:52
IRAS16399 EP111B 2.UVDATA.1
Freq = 1.6155 GHz, Bw = 16.000 MH No calibration applied and no bandpass applied

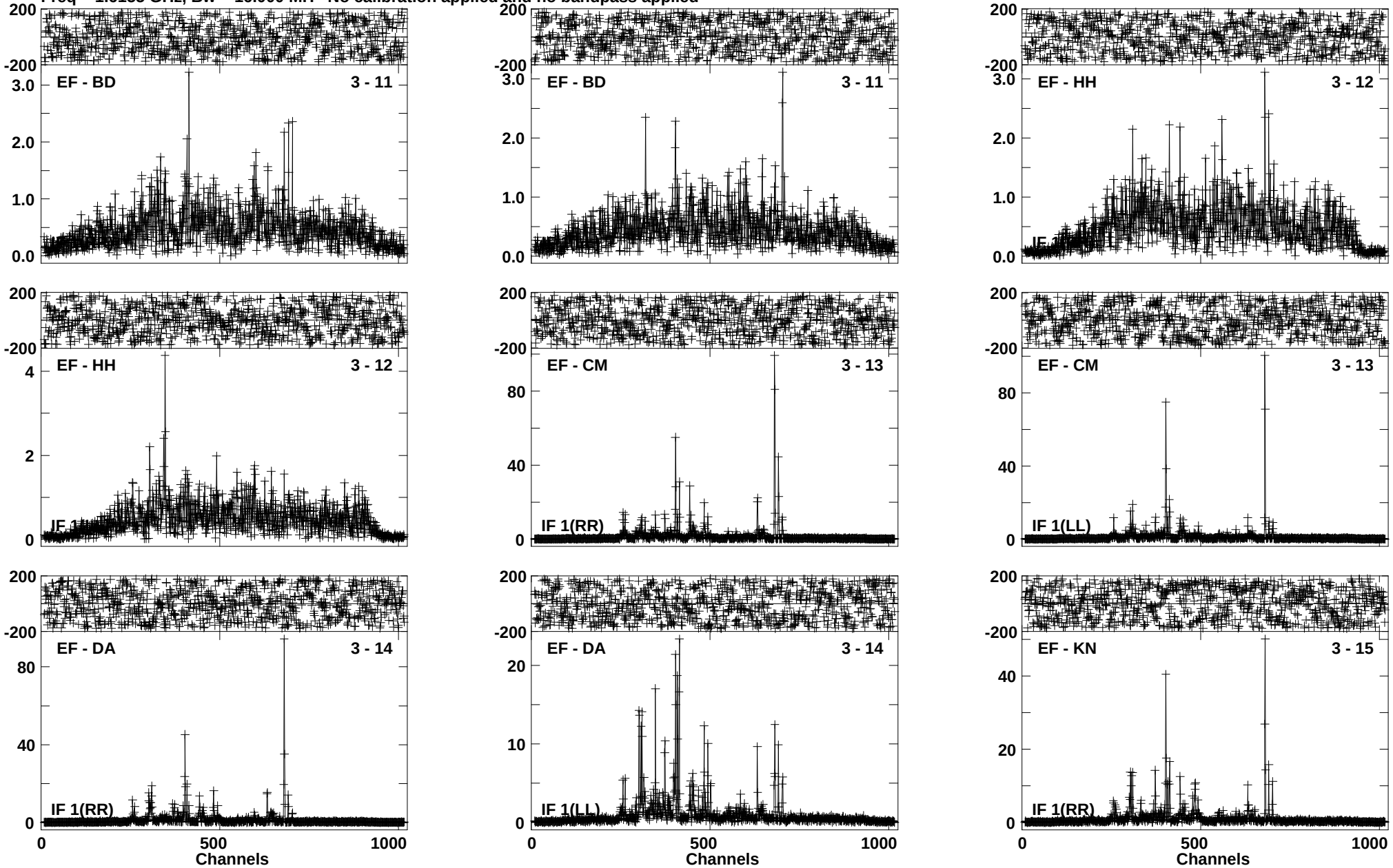

Lower frame: Milli Ampl Jy Top frame: Phas deg
Vector averaged cross-power spectrum Baseline: EF (03) - BD (11)
Timerange: 00/10:32:36 to 00/10:36:04

Plot file version 315 created 28-JUN-2019 13:34:53
IRAS16399 EP111B 2.UVDATA.1
Freq = 1.6155 GHz, Bw = 16.000 MH No calibration applied and no bandpass applied

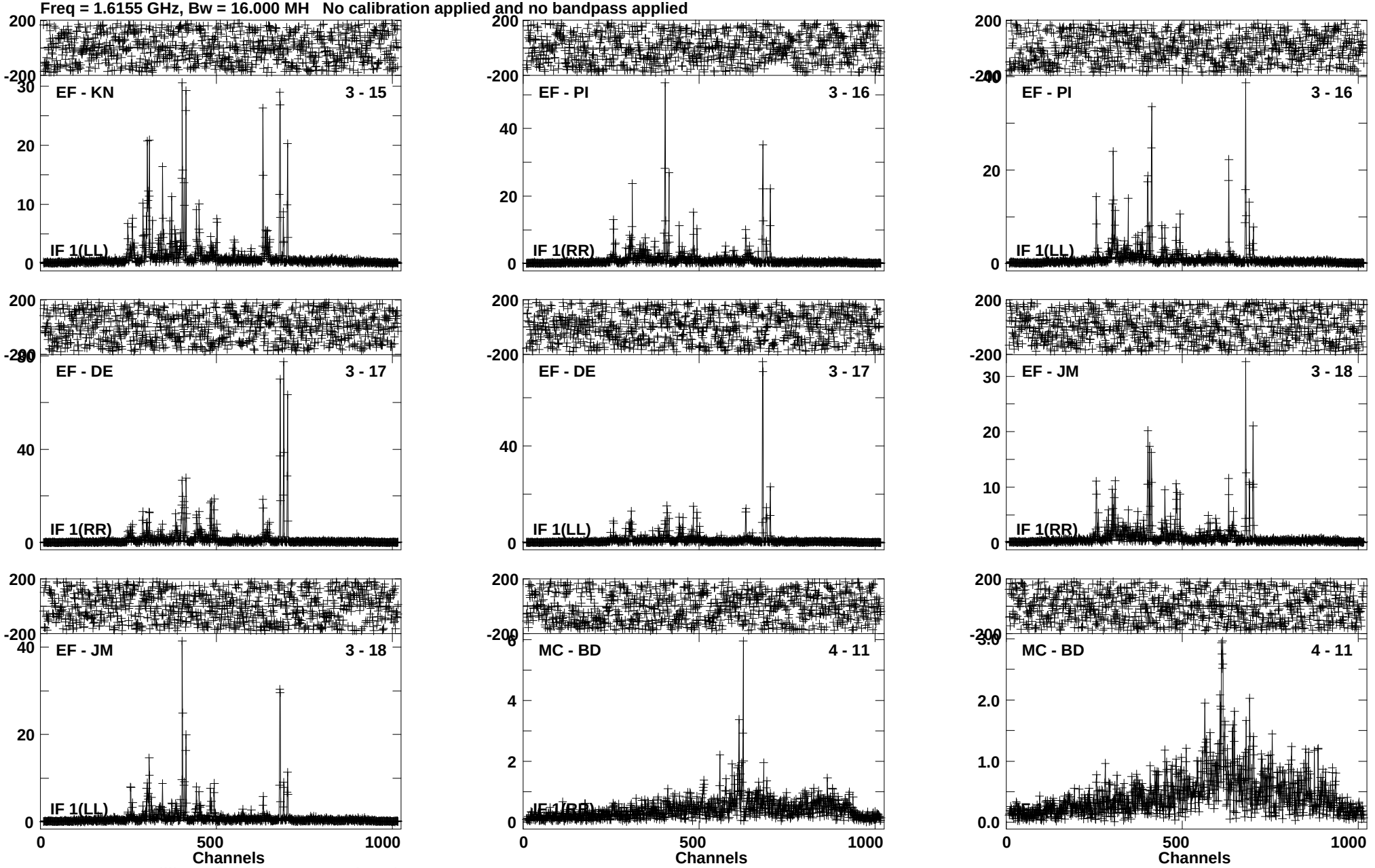

Lower frame: Milli Ampl Jy Top frame: Phas deg
Vector averaged cross-power spectrum Baseline: EF (03) - KN (15)
Timerange: 00/10:32:36 to 00/10:36:04

Plot file version 316 created 28-JUN-2019 13:34:53
IRAS16399 EP111B 2.UVDATA.1
Freq = 1.6155 GHz, Bw = 16.000 MH No calibration applied and no bandpass applied

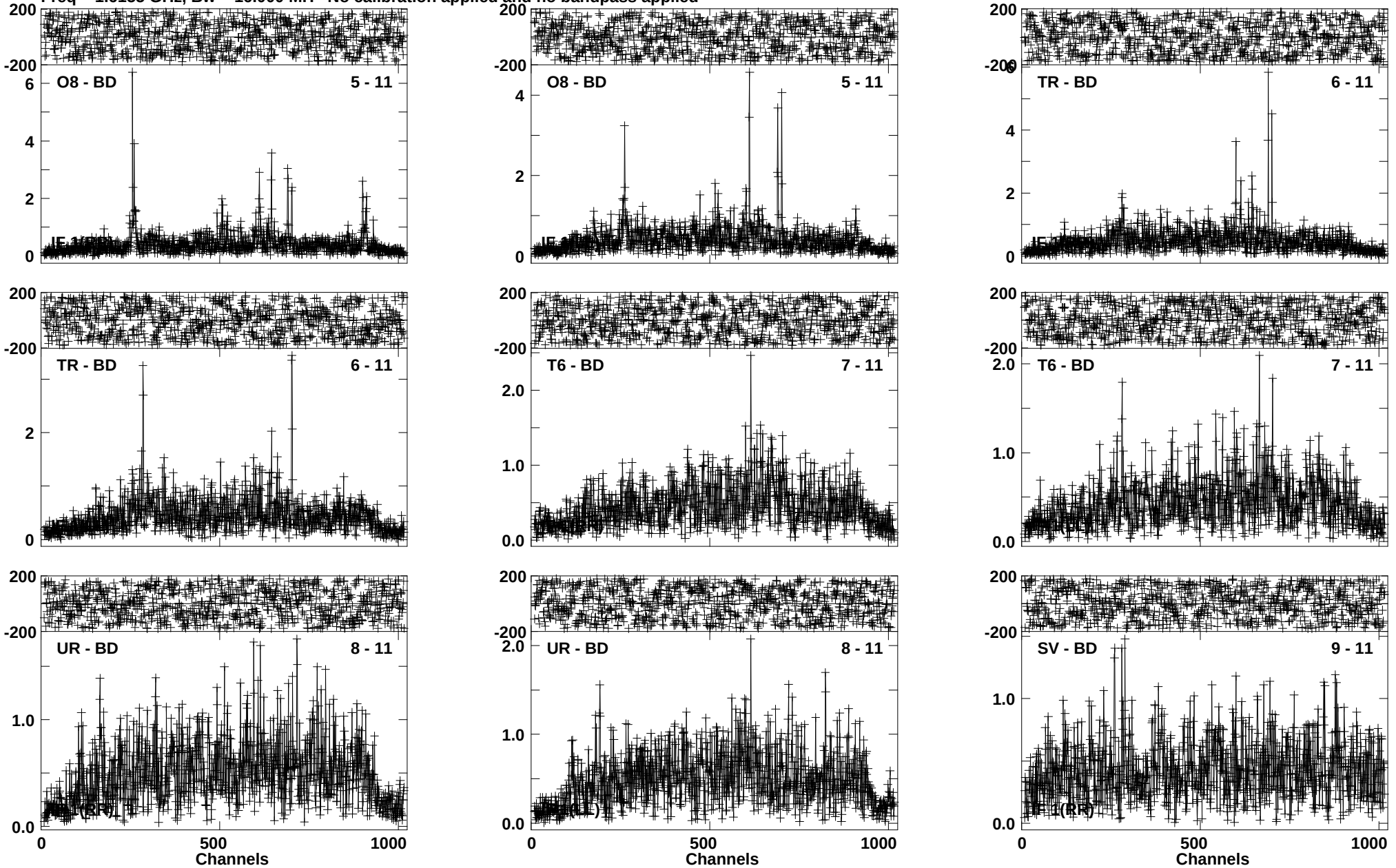

Lower frame: Milli Ampl Jy Top frame: Phas deg
Vector averaged cross-power spectrum Baseline: O8 (05) - BD (11)
Timerange: 00/10:32:36 to 00/10:36:04

Plot file version 317 created 28-JUN-2019 13:34:54
IRAS16399 EP111B 2.UVDATA.1
Freq = 1.6155 GHz, Bw = 16.000 MH No calibration applied and no bandpass applied

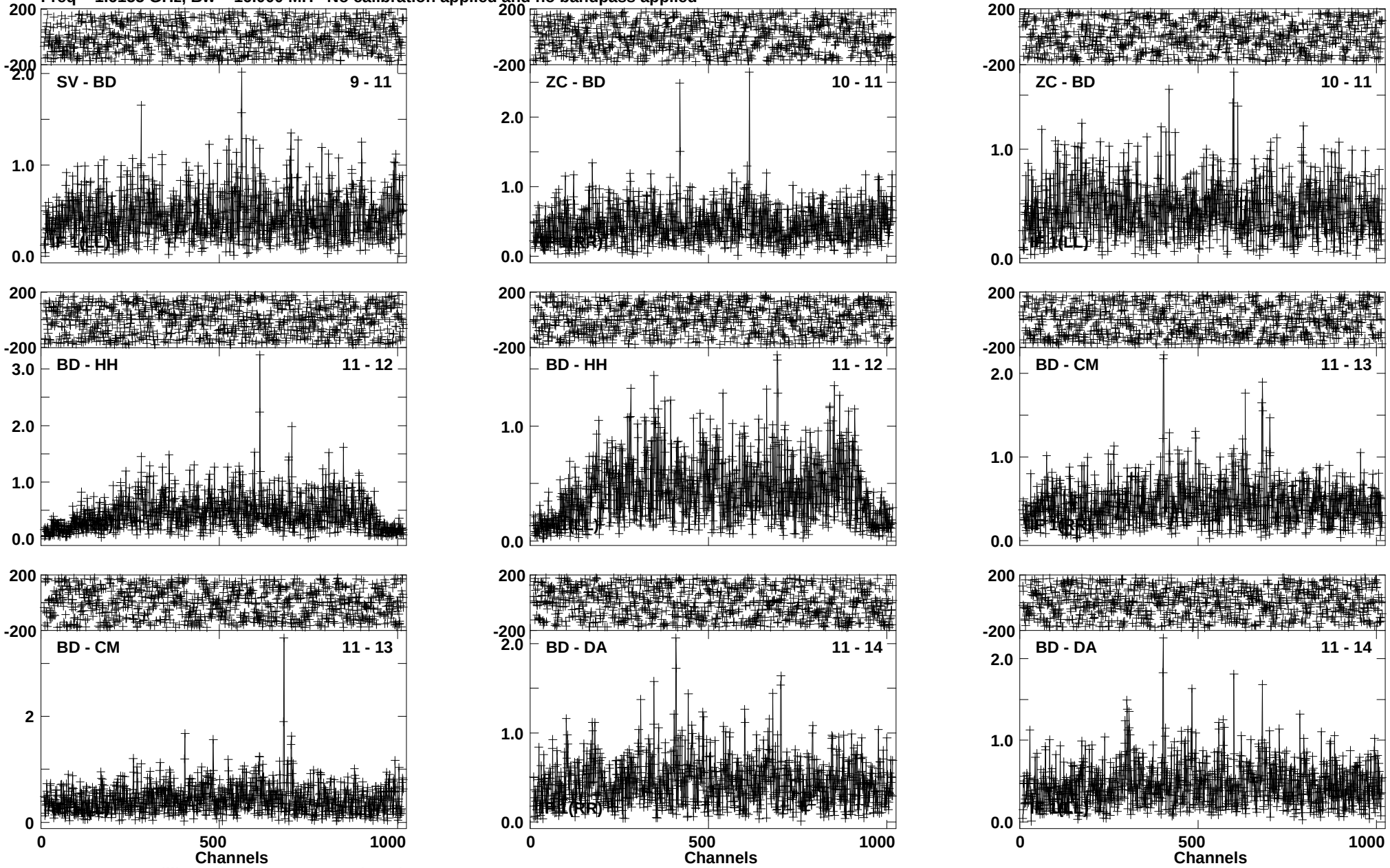

Lower frame: Milli Ampl Jy Top frame: Phas deg
Vector averaged cross-power spectrum Baseline: SV (09) - BD (11)
Timerange: 00/10:32:36 to 00/10:36:04

Plot file version 318 created 28-JUN-2019 13:34:54
IRAS16399 EP111B 2.UVDATA.1
Freq = 1.6155 GHz, Bw = 16.000 MH No calibration applied and no bandpass applied

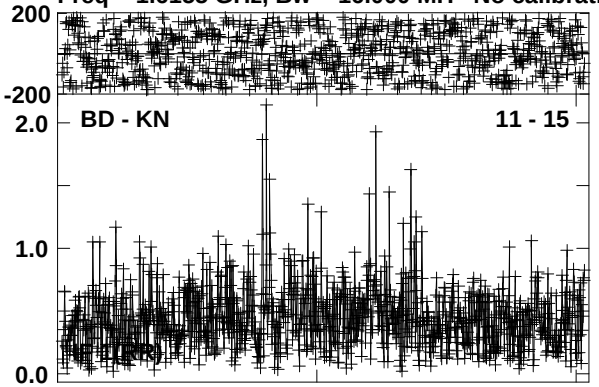

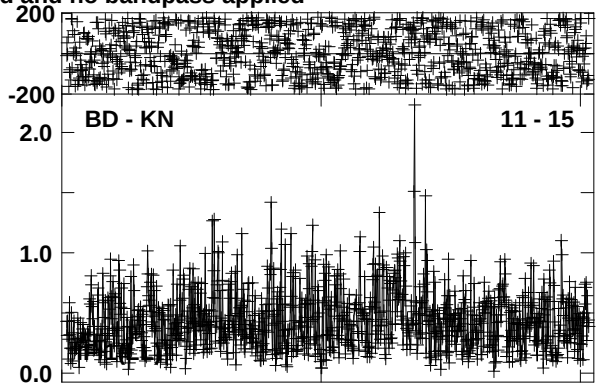

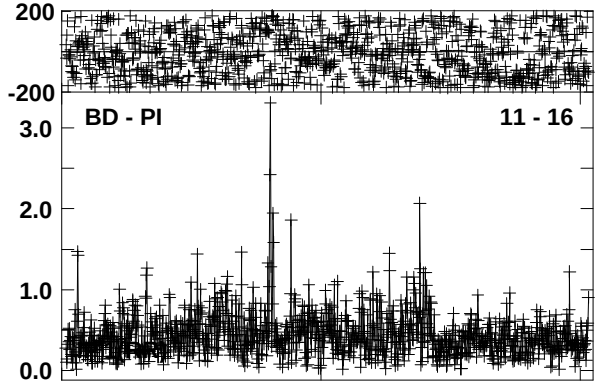

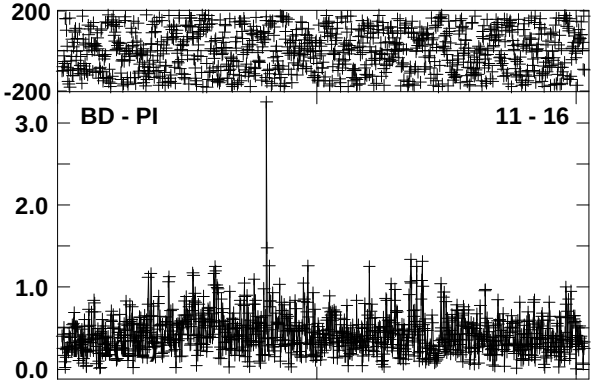

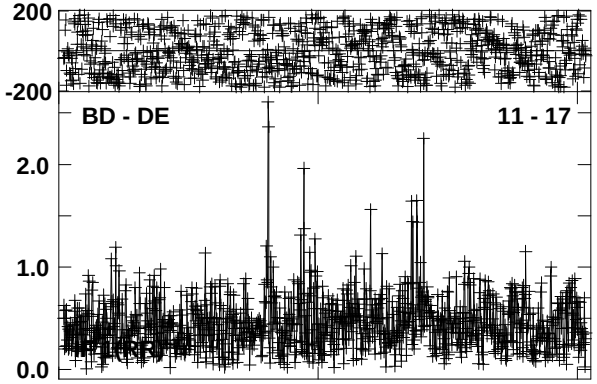

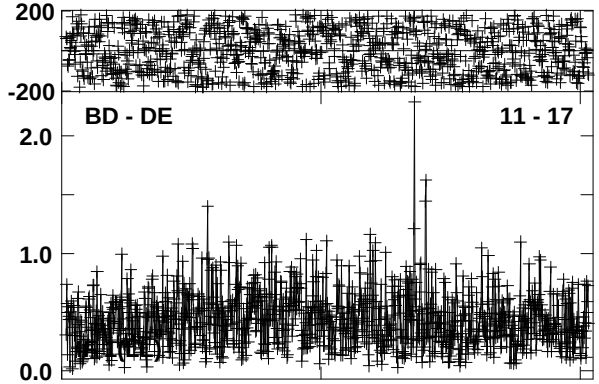

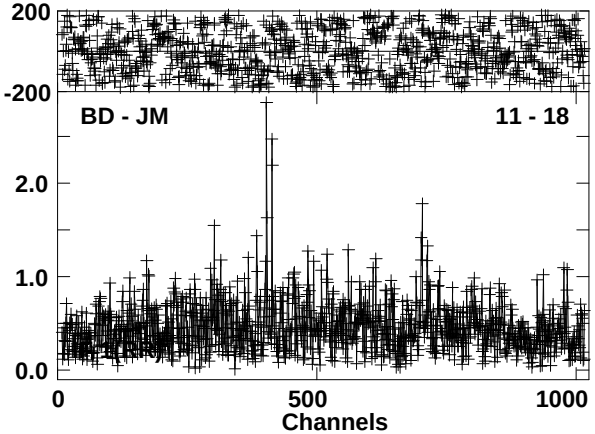

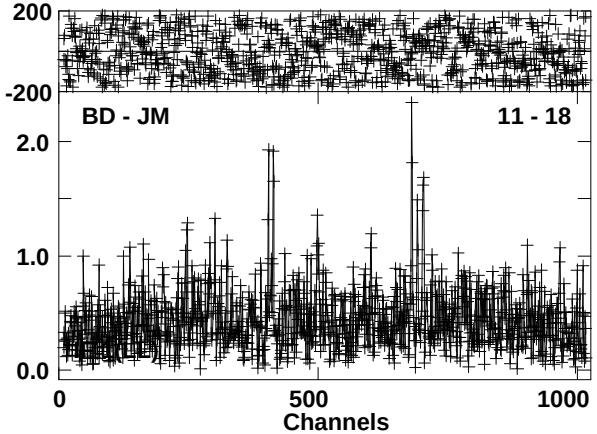

Lower frame: Milli Ampl Jy Top frame: Phas deg
Vector averaged cross-power spectrum Baseline: BD (11) - KN (15)
Timerange: 00/10:32:36 to 00/10:36:04

Plot file version 319 created 28-JUN-2019 13:34:55
J1642-0621 EP111B 2.UVDATA.1
Freq = 1.6155 GHz, Bw = 16.000 MH No calibration applied and no bandpass applied

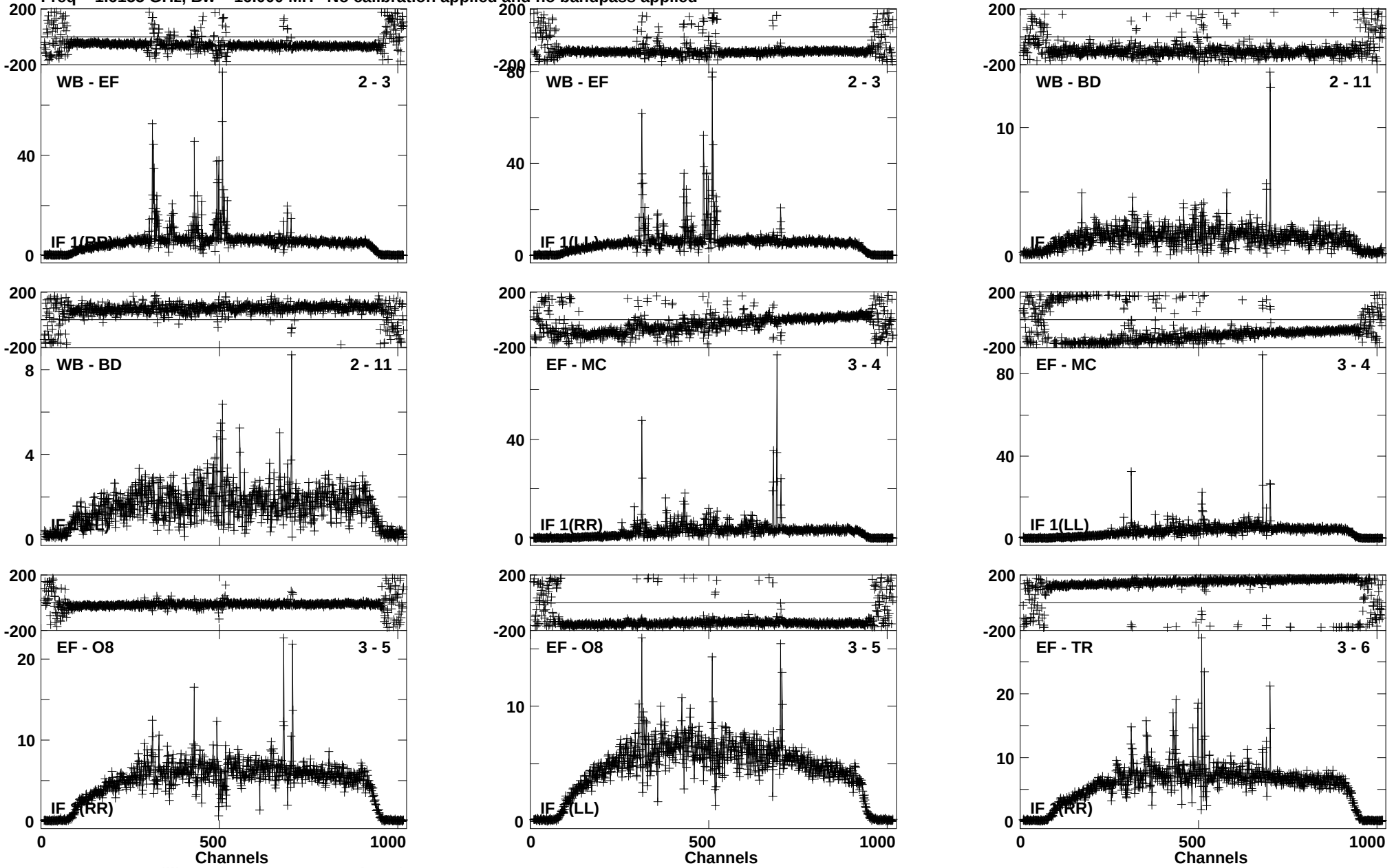

Lower frame: Milli Ampl Jy Top frame: Phas deg
Vector averaged cross-power spectrum Baseline: WB (02) - EF (03)
Timerange: 00/10:36:06 to 00/10:37:34

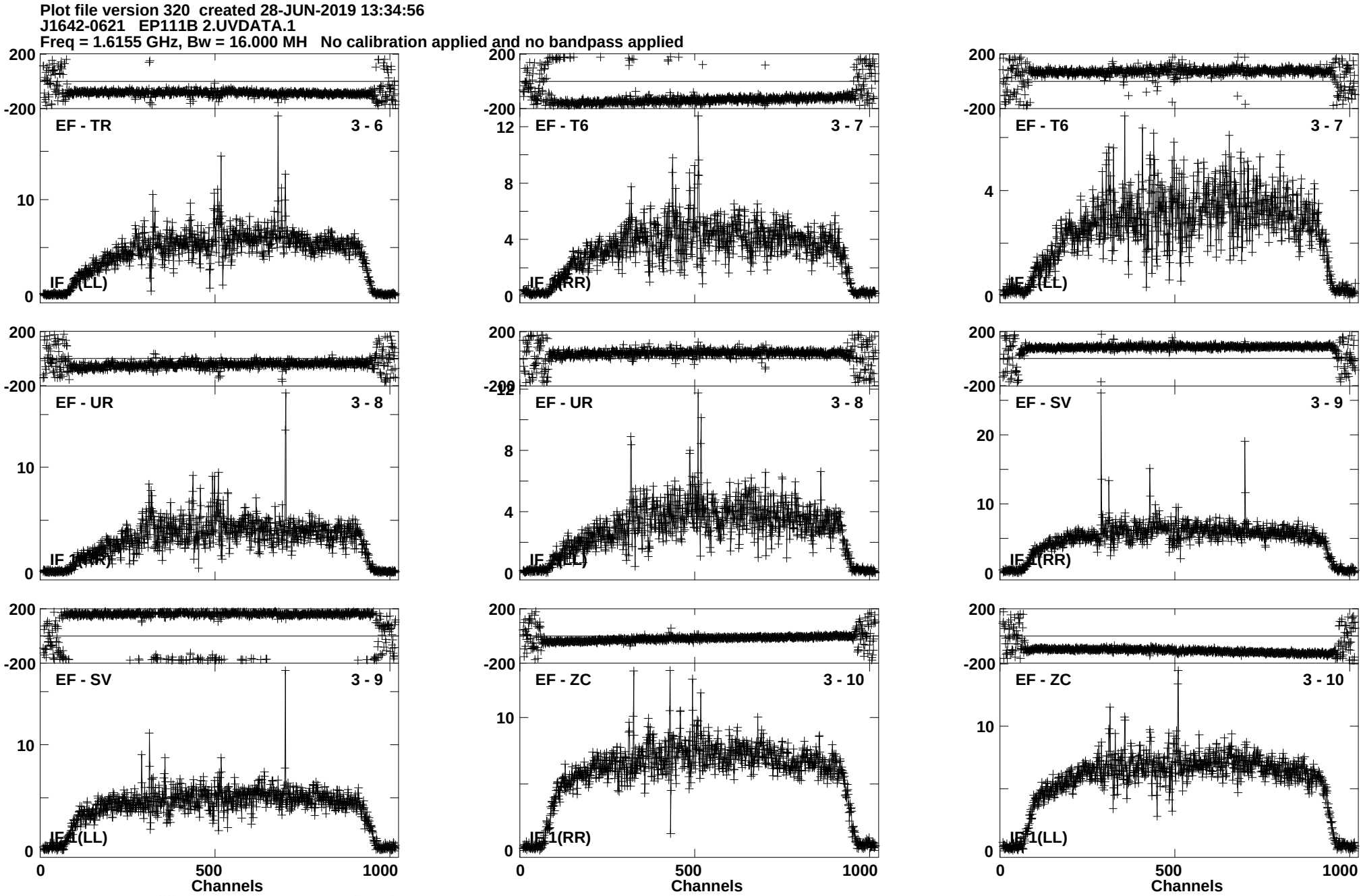
Plot file version 320 created 28-JUN-2019 13:34:56
J1642-0621 EP111B 2.UVDATA.1
Freq = 1.6155 GHz, Bw = 16.000 MH No calibration applied and no bandpass applied
EF - TR 3 - 6
IF 1(LL)
EF - T6 3 - 7
IF 1(RR)
EF - T6 3 - 7
IF 1(LL)
EF - UR 3 - 8
EF - UR 3 - 8
EF - SV 3 - 9
IF 1(RR)
EF - SV 3 - 9
IF 1(LL)
EF - ZC 3 - 10
IF 1(RR)
EF - ZC 3 - 10
IF 1(LL)
Channels
Channels
Channels
Lower frame: Milli Ampl Jy Top frame: Phas deg
Vector averaged cross-power spectrum Baseline: EF (03) - TR (06)
Timerange: 00/10:36:06 to 00/10:37:34

Plot file version 321 created 28-JUN-2019 13:34:56
J1642-0621 EP111B 2.UVDATA.1
Freq = 1.6155 GHz, Bw = 16.000 MH No calibration applied and no bandpass applied

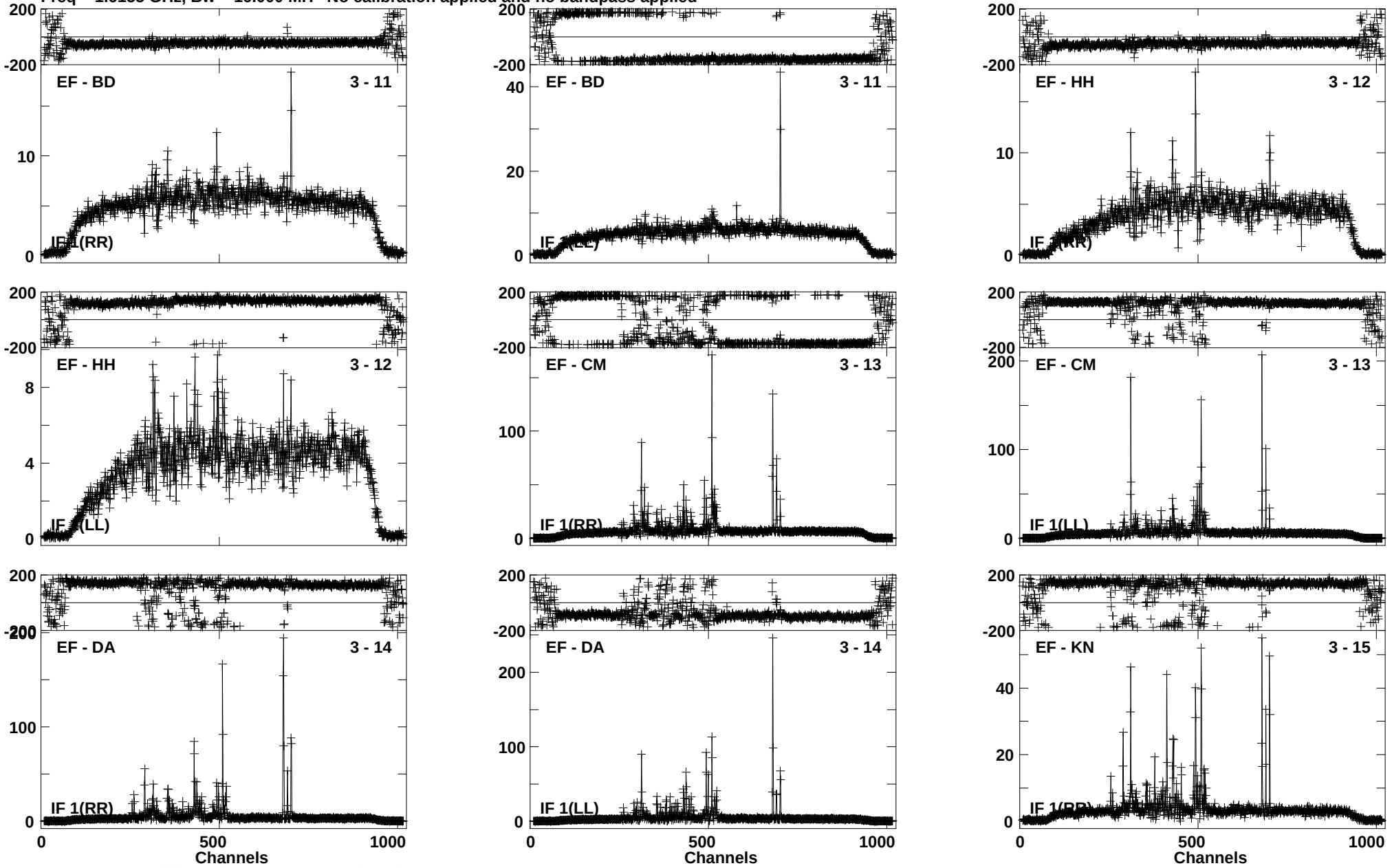

Lower frame: Milli Ampl Jy Top frame: Phas deg
Vector averaged cross-power spectrum Baseline: EF (03) - BD (11)
Timerange: 00/10:36:06 to 00/10:37:34

Plot file version 322 created 28-JUN-2019 13:34:57
J1642-0621 EP111B 2.UVDATA.1
Freq = 1.6155 GHz, Bw = 16.000 MH No calibration applied and no bandpass applied

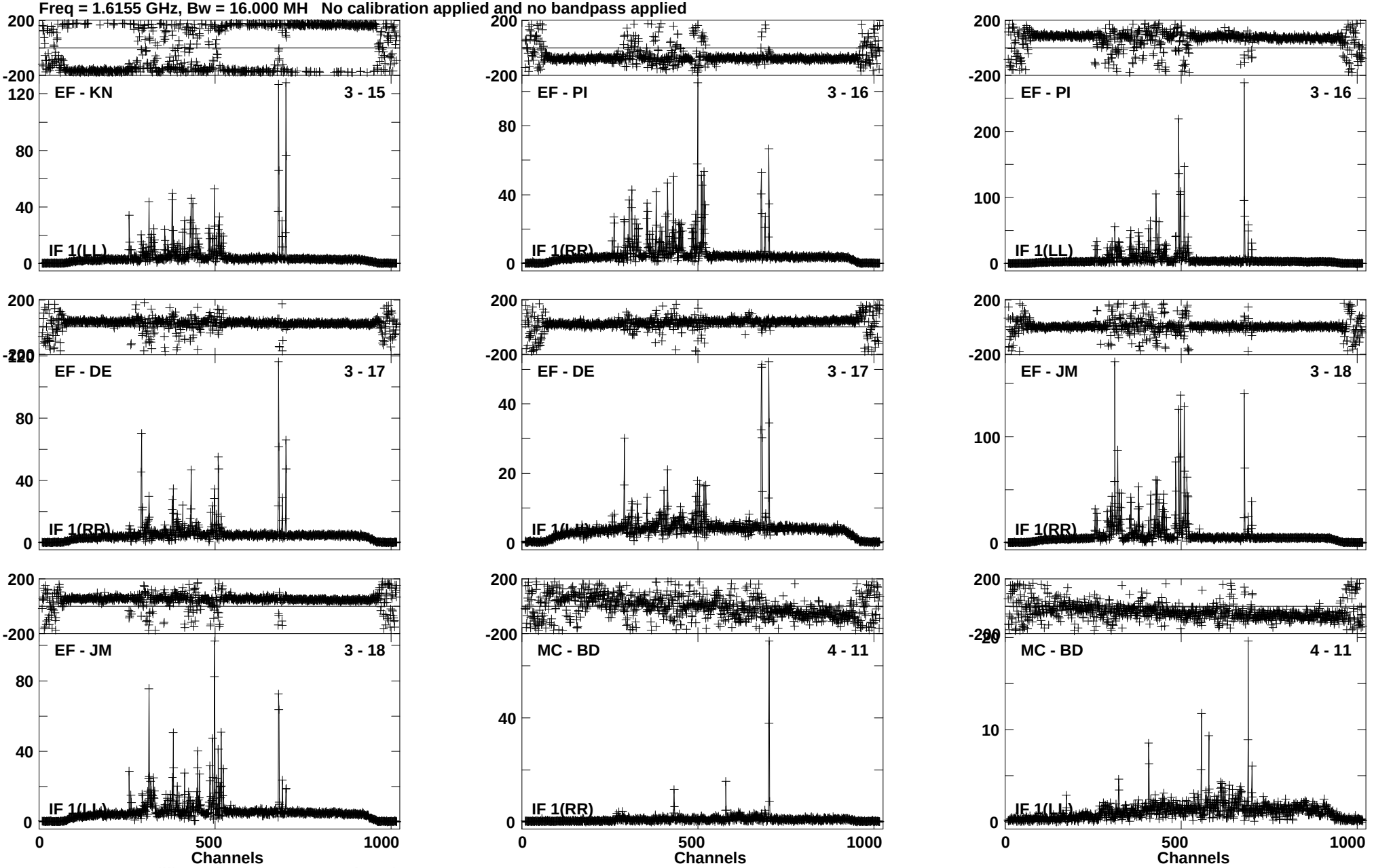

Lower frame: Milli Ampl Jy Top frame: Phas deg
Vector averaged cross-power spectrum Baseline: EF (03) - KN (15)
Timerange: 00/10:36:06 to 00/10:37:34

Plot file version 323 created 28-JUN-2019 13:34:57
J1642-0621 EP111B 2.UVDATA.1
Freq = 1.6155 GHz, Bw = 16.000 MH No calibration applied and no bandpass applied

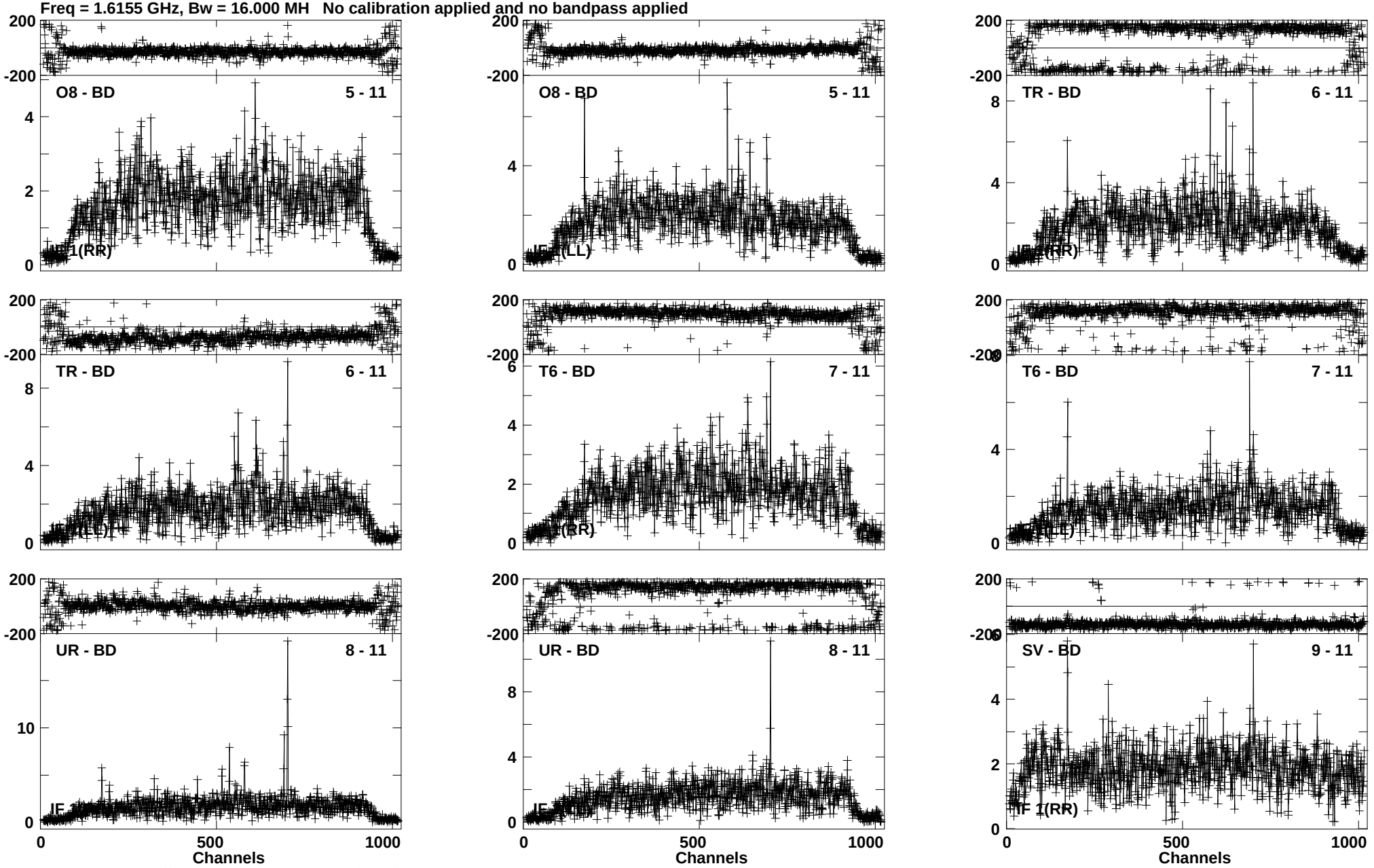

Lower frame: Milli Ampl Jy Top frame: Phas deg
Vector averaged cross-power spectrum Baseline: O8 (05) - BD (11)
Timerange: 00/10:36:06 to 00/10:37:34

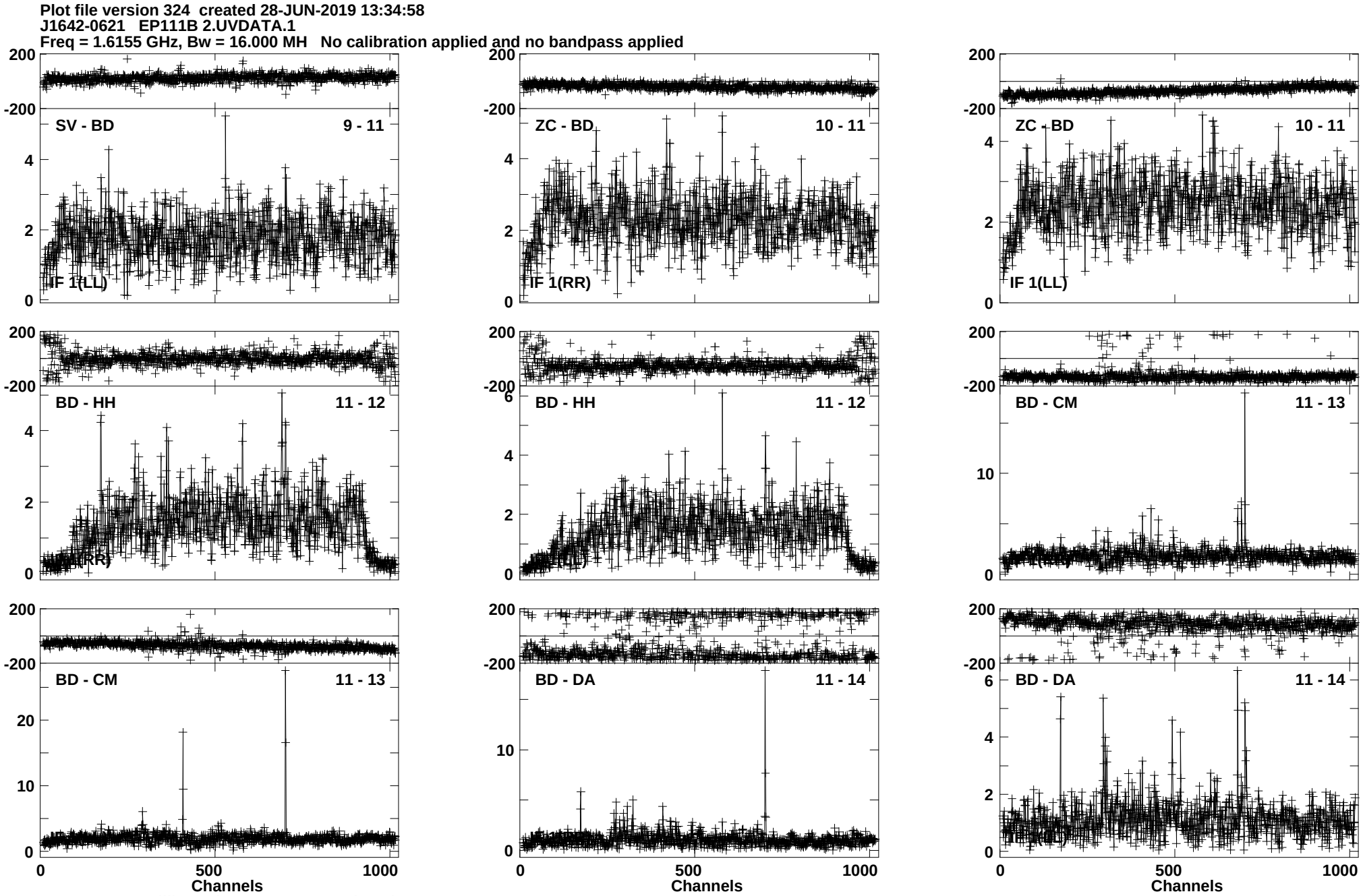
Plot file version 324 created 28-JUN-2019 13:34:58
J1642-0621 EP111B 2.UVDATA.1
Freq = 1.6155 GHz, Bw = 16.000 MH No calibration applied and no bandpass applied
SV - BD 9 - 11
IF 1(LL)
ZC - BD 10 - 11
IF 1(RR)
ZC - BD 10 - 11
IF 1(LL)
BD - HH 11 - 12
(RR)
BD - HH 11 - 12
(LL)
BD - CM 11 - 13
BD - CM 11 - 13
BD - DA 11 - 14
BD - DA 11 - 14
Channels
Channels
Channels
Lower frame: Milli Ampl Jy Top frame: Phas deg
Vector averaged cross-power spectrum Baseline: SV (09) - BD (11)
Timerange: 00/10:36:06 to 00/10:37:34

Plot file version 325 created 28-JUN-2019 13:34:58
J1642-0621 EP111B 2.UVDATA.1
Freq = 1.6155 GHz, Bw = 16.000 MH No calibration applied and no bandpass applied

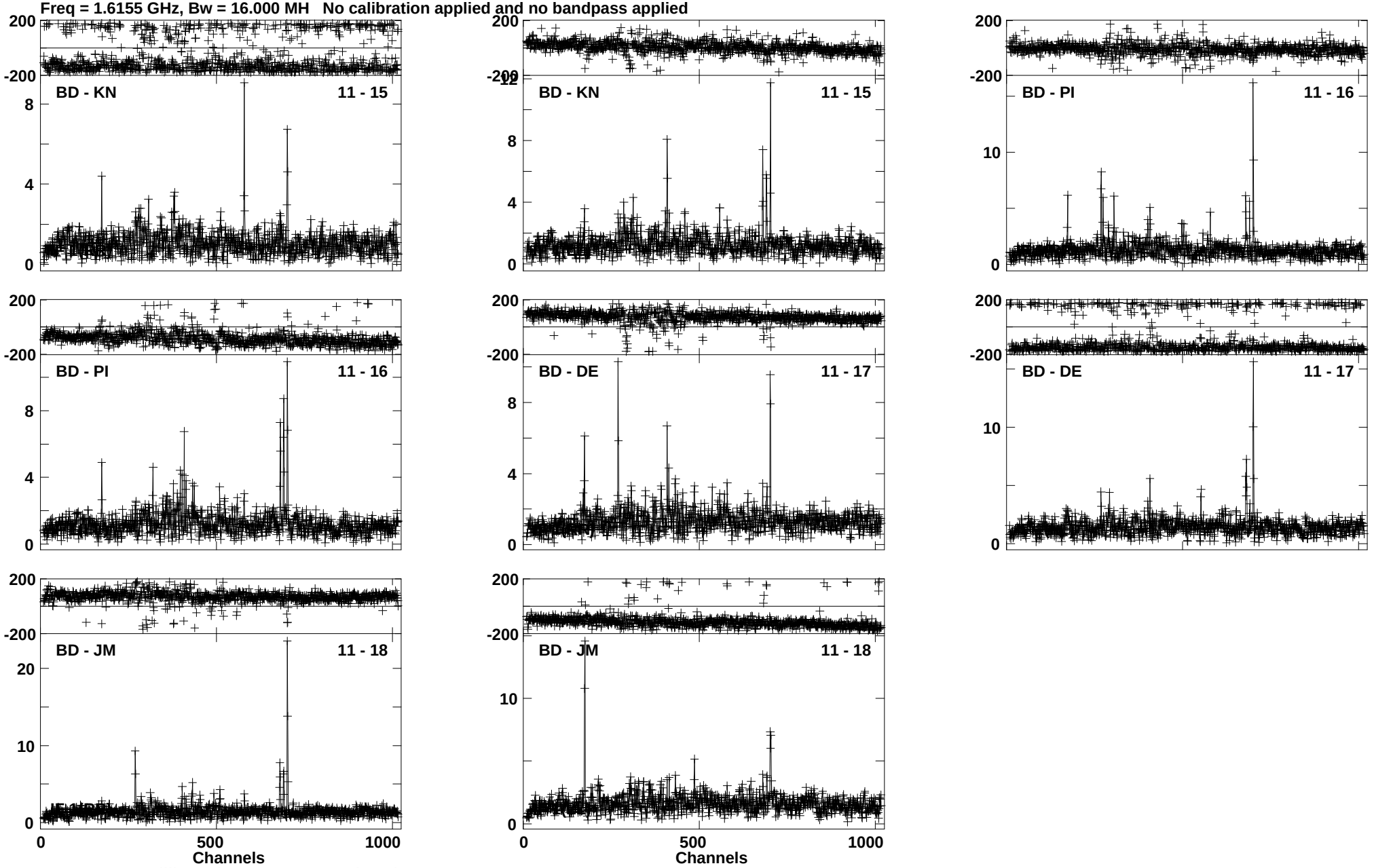

Lower frame: Milli Ampl Jy Top frame: Phas deg
Vector averaged cross-power spectrum Baseline: BD (11) - KN (15)
Timerange: 00/10:36:06 to 00/10:37:34

Plot file version 326 created 28-JUN-2019 13:34:59
IRAS16399 EP111B 2.UVDATA.1
Freq = 1.6155 GHz, Bw = 16.000 MH No calibration applied and no bandpass applied

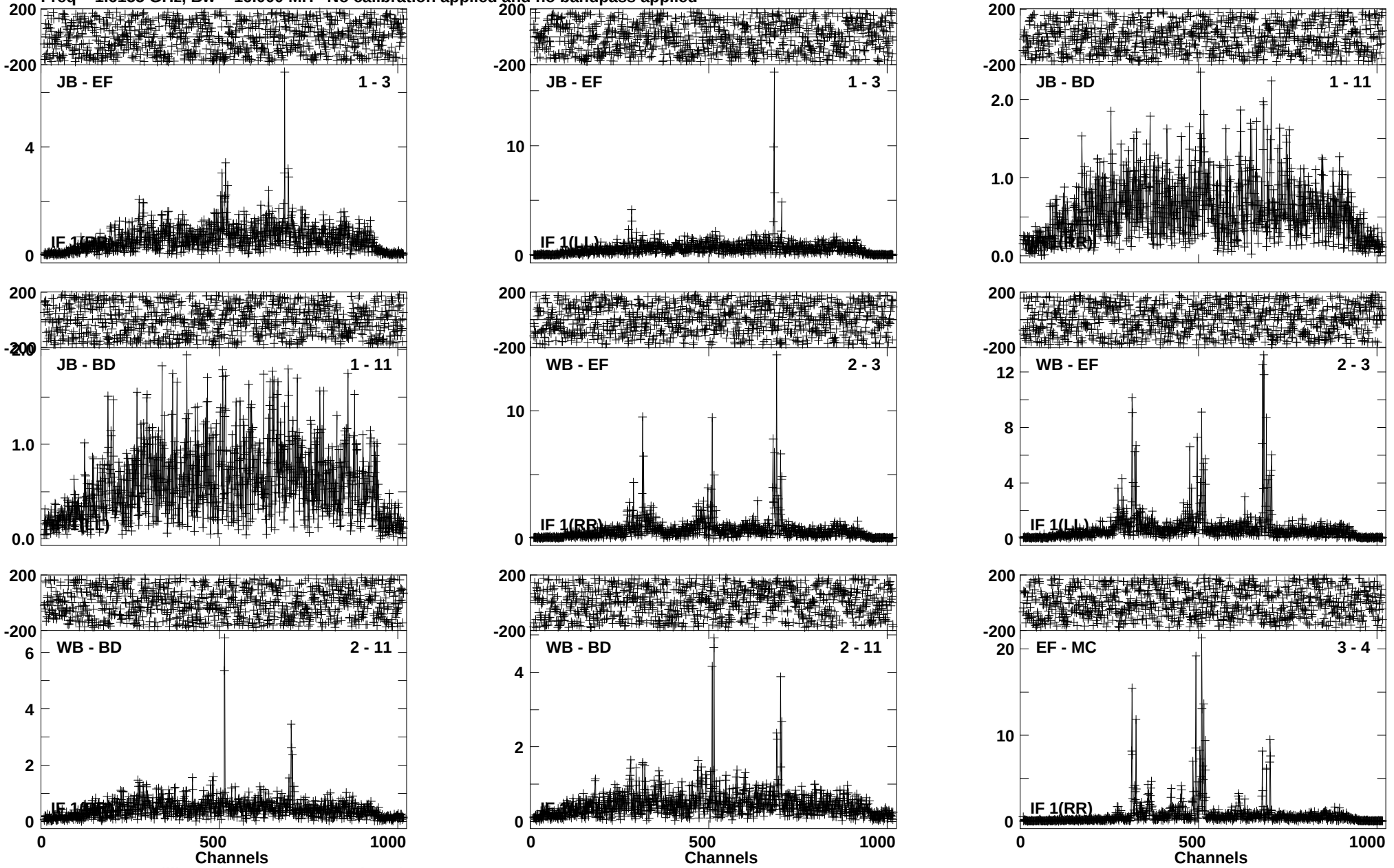

Lower frame: Milli Ampl Jy Top frame: Phas deg
Vector averaged cross-power spectrum Baseline: JB (01) - EF (03)
Timerange: 00/10:37:36 to 00/10:41:04

Plot file version 327 created 28-JUN-2019 13:34:59
IRAS16399 EP111B 2.UVDATA.1
Freq = 1.6155 GHz, Bw = 16.000 MH No calibration applied and no bandpass applied

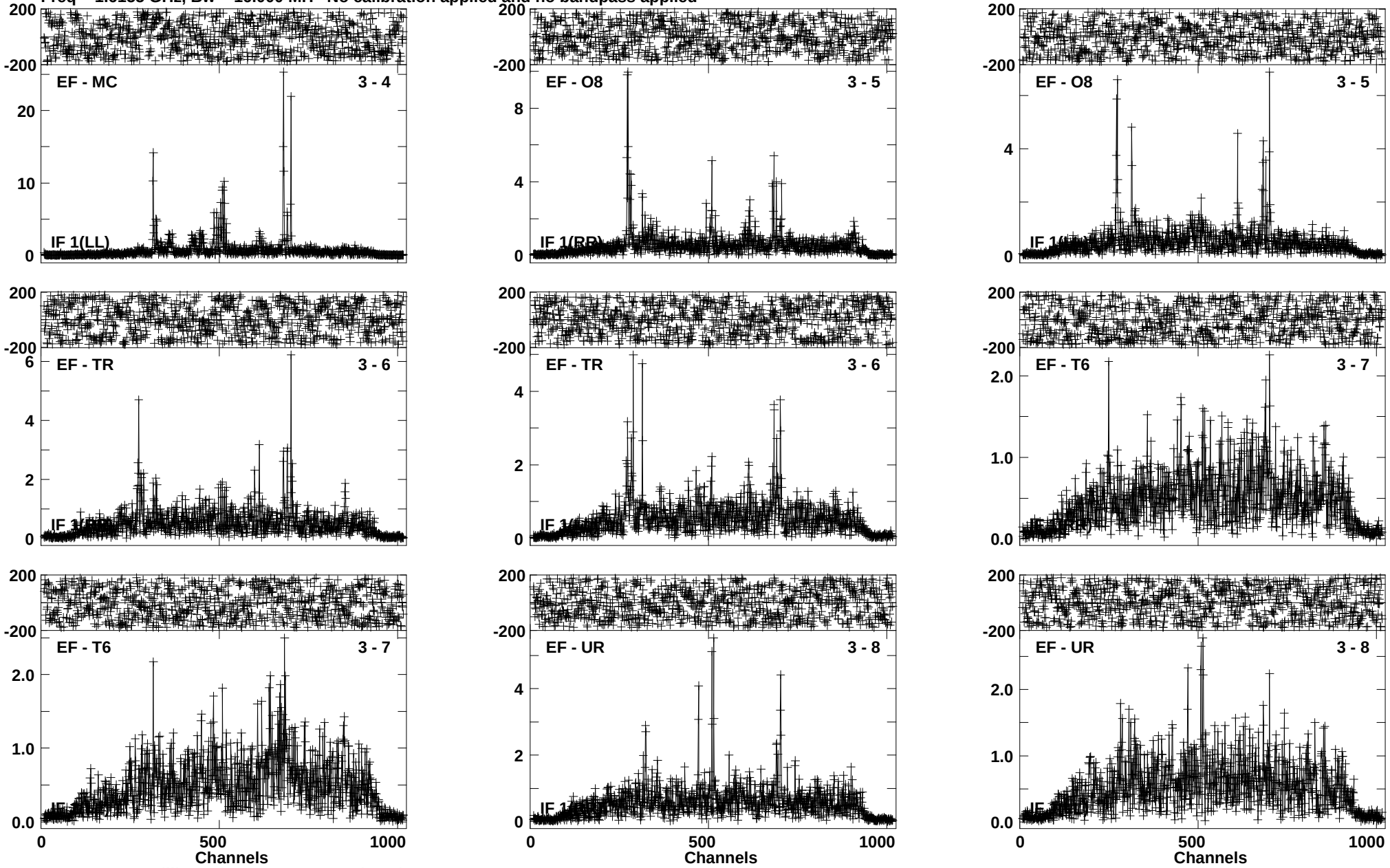

Lower frame: Milli Ampl Jy Top frame: Phas deg
Vector averaged cross-power spectrum Baseline: EF (03) - MC (04)
Timerange: 00/10:37:36 to 00/10:41:04

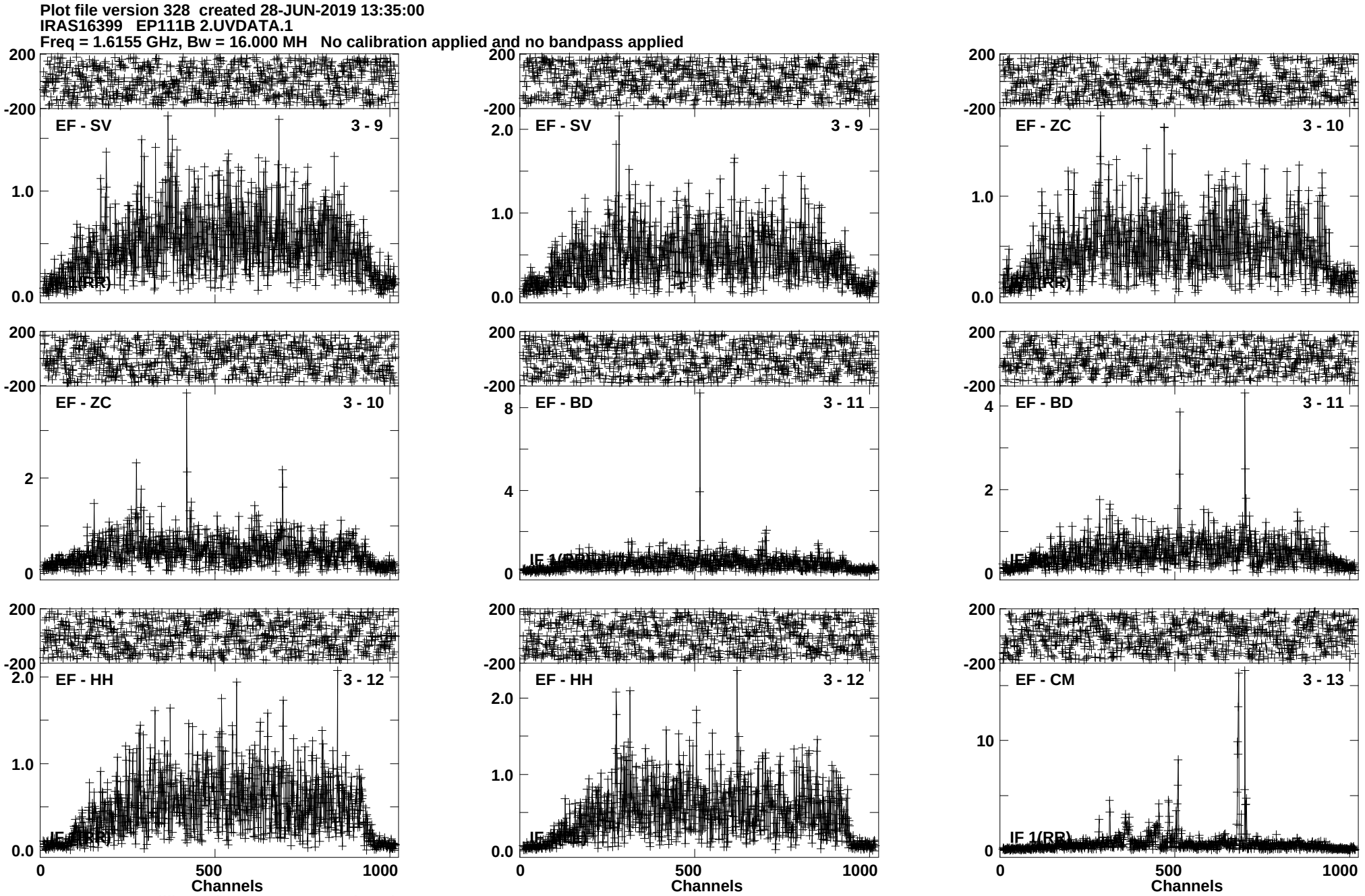
Plot file version 328 created 28-JUN-2019 13:35:00
IRAS16399 EP111B 2.UVDATA.1
Freq = 1.6155 GHz, Bw = 16.000 MH No calibration applied and no bandpass applied
EF - SV 3 - 9
EF - SV 3 - 9
EF - ZC 3 - 10
EF - ZC 3 - 10
EF - BD 3 - 11
EF - BD 3 - 11
EF - HH 3 - 12
EF - HH 3 - 12
EF - CM 3 - 13
IF 1(RR)
Channels
Lower frame: Milli Ampl Jy Top frame: Phas deg
Vector averaged cross-power spectrum Baseline: EF (03) - SV (09)
Timerange: 00/10:37:36 to 00/10:41:04

Plot file version 329 created 28-JUN-2019 13:35:01
IRAS16399 EP111B 2.UVDATA.1
Freq = 1.6155 GHz, Bw = 16.000 MH No calibration applied and no bandpass applied

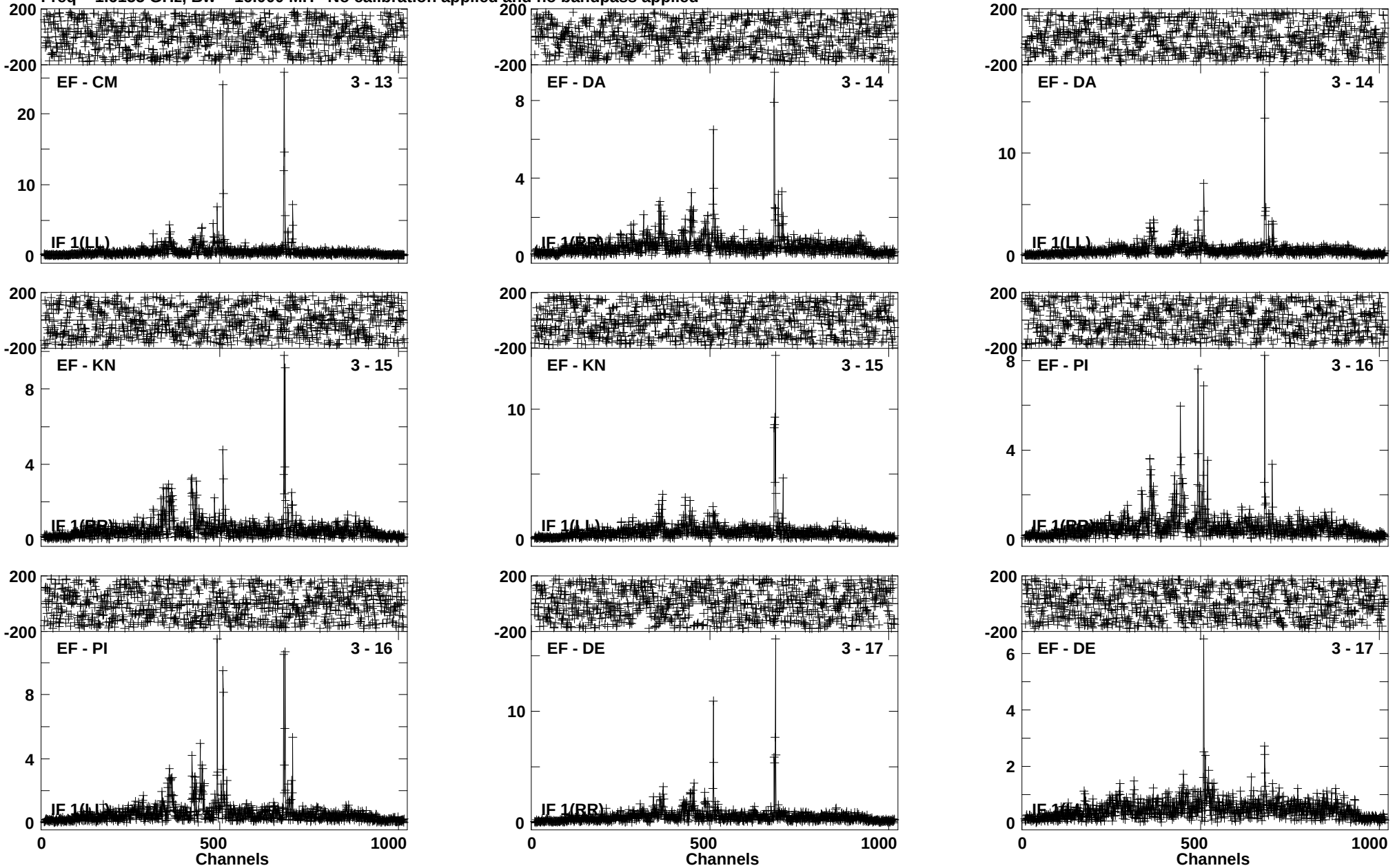

Lower frame: Milli Ampl Jy Top frame: Phas deg
Vector averaged cross-power spectrum Baseline: EF (03) - CM (13)
Timerange: 00/10:37:36 to 00/10:41:04

Plot file version 330 created 28-JUN-2019 13:35:01
IRAS16399 EP111B 2.UVDATA.1
Freq = 1.6155 GHz, Bw = 16.000 MH No calibration applied and no bandpass applied

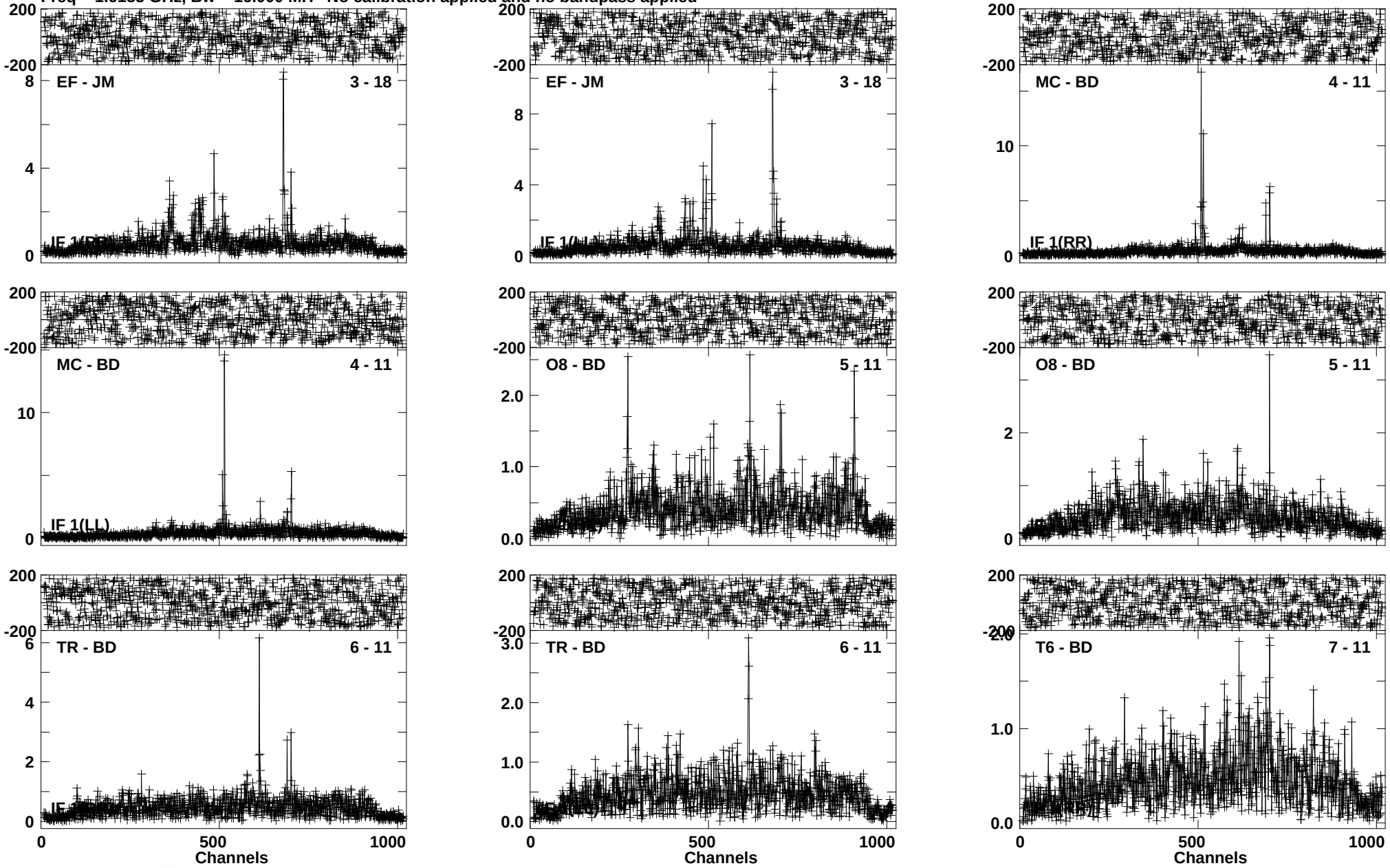

Lower frame: Milli Ampl Jy Top frame: Phas deg
Vector averaged cross-power spectrum Baseline: EF (03) - JM (18)
Timerange: 00/10:37:36 to 00/10:41:04

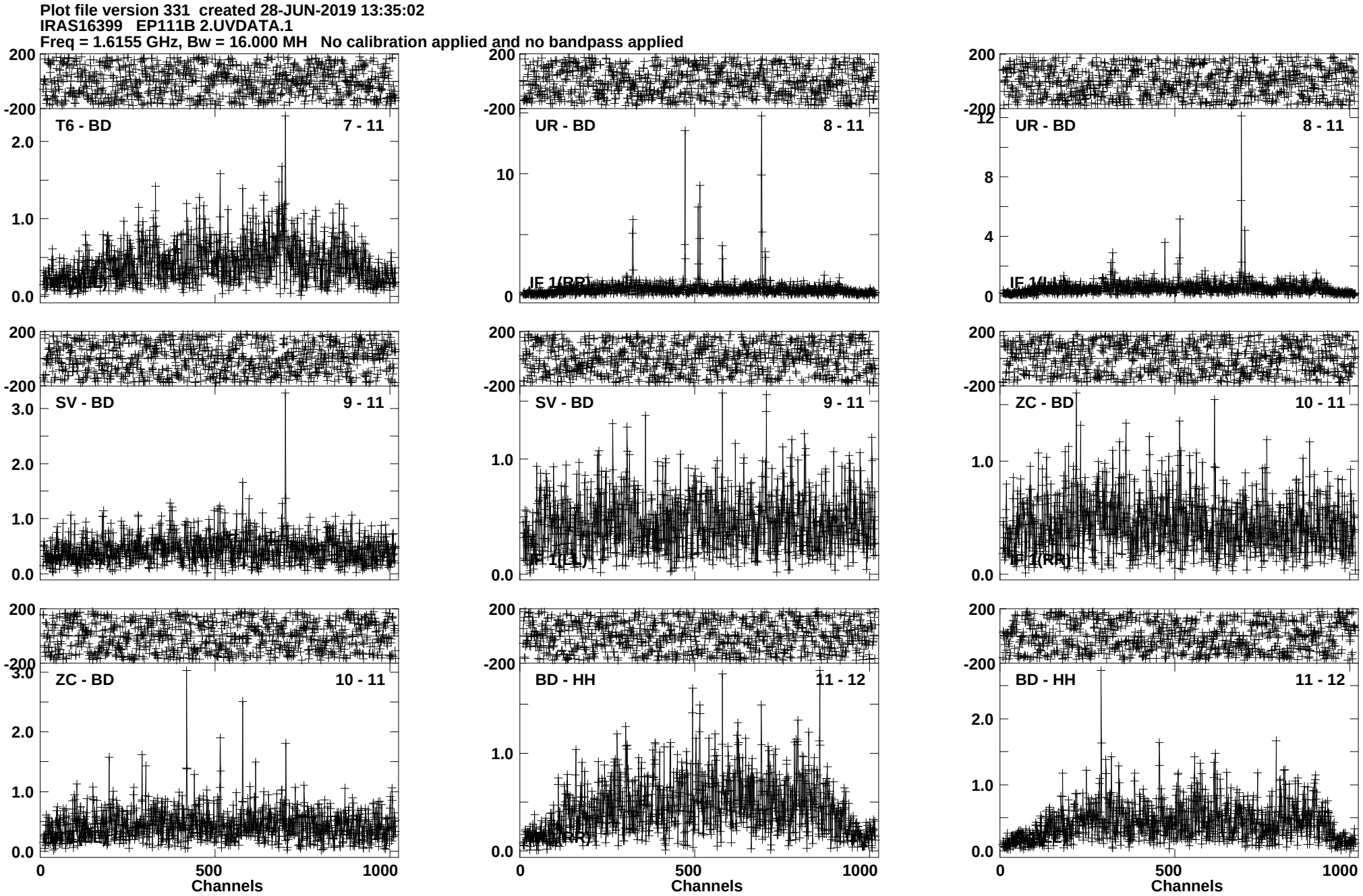
Plot file version 331 created 28-JUN-2019 13:35:02
IRAS16399 EP111B 2.UVDATA.1
Freq = 1.6155 GHz, Bw = 16.000 MH No calibration applied and no bandpass applied
T6 - BD
7 - 11
UR - BD
8 - 11
UR - BD
8 - 11
SV - BD
9 - 11
SV - BD
9 - 11
ZC - BD
10 - 11
ZC - BD
10 - 11
BD - HH
11 - 12
BD - HH
11 - 12
IF 1(RR)
Channels
Lower frame: Milli Ampl Jy Top frame: Phas deg
Vector averaged cross-power spectrum Baseline: T6 (07) - BD (11)
Timerange: 00/10:37:36 to 00/10:41:04

Plot file version 332 created 28-JUN-2019 13:35:03
IRAS16399 EP111B 2.UVDATA.1
Freq = 1.6155 GHz, Bw = 16.000 MH No calibration applied and no bandpass applied

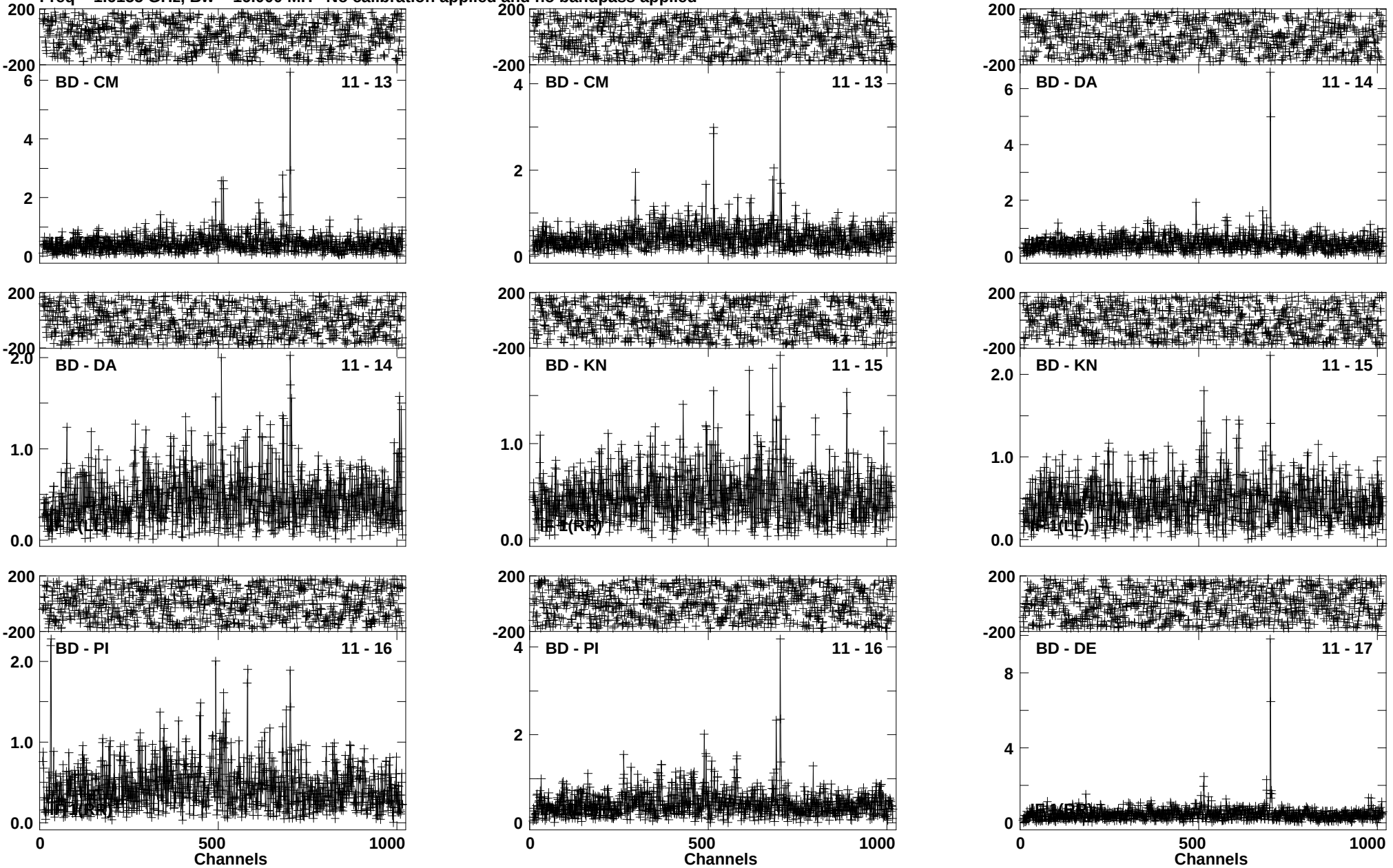

Lower frame: Milli Ampl Jy Top frame: Phas deg
Vector averaged cross-power spectrum Baseline: BD (11) - CM (13)
Timerange: 00/10:37:36 to 00/10:41:04

Plot file version 333 created 28-JUN-2019 13:35:03
IRAS16399 EP111B 2.UVDATA.1
Freq = 1.6155 GHz, Bw = 16.000 MH No calibration applied and no bandpass applied

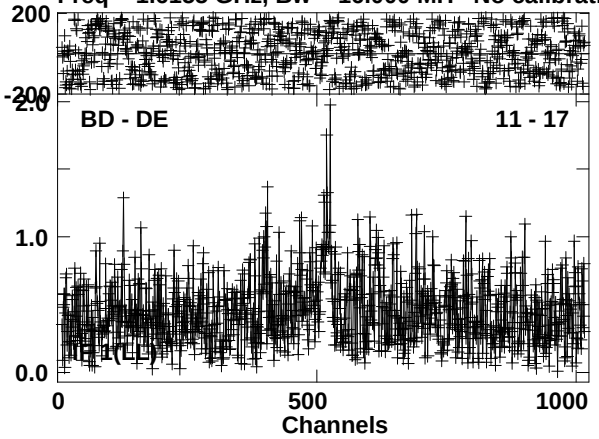

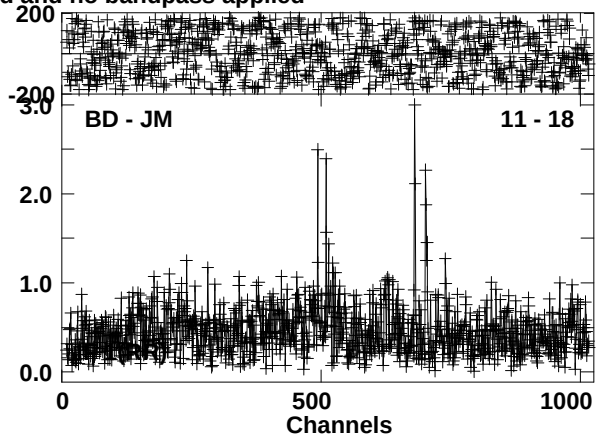

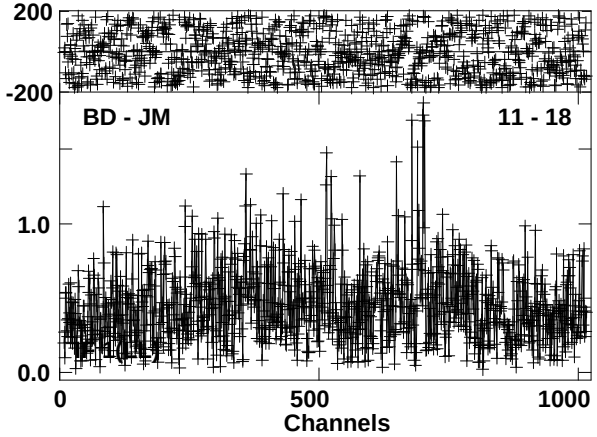

Lower frame: Milli Ampl Jy Top frame: Phas deg
Vector averaged cross-power spectrum Baseline: BD (11) - DE (17)
Timerange: 00/10:37:36 to 00/10:41:04

Plot file version 334 created 28-JUN-2019 13:35:03
J1642-0621 EP111B 2.UVDATA.1
Freq = 1.6155 GHz, Bw = 16.000 MH No calibration applied and no bandpass applied

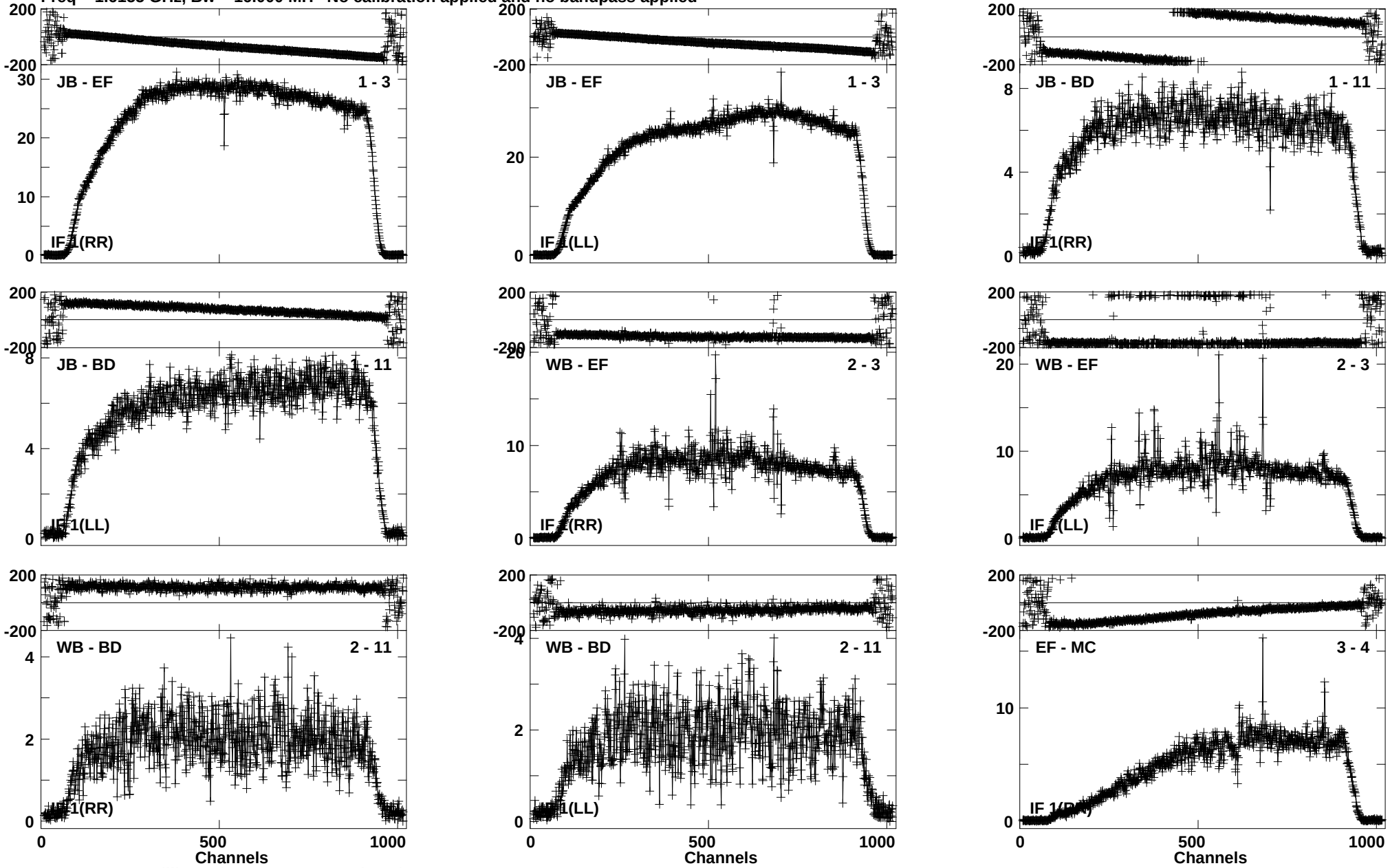

Lower frame: Milli Ampl Jy Top frame: Phas deg
Vector averaged cross-power spectrum Baseline: JB (01) - EF (03)
Timerange: 00/10:41:51 to 00/10:43:19

Plot file version 335 created 28-JUN-2019 13:35:04
J1642-0621 EP111B 2.UVDATA.1
Freq = 1.6155 GHz, Bw = 16.000 MH No calibration applied and no bandpass applied

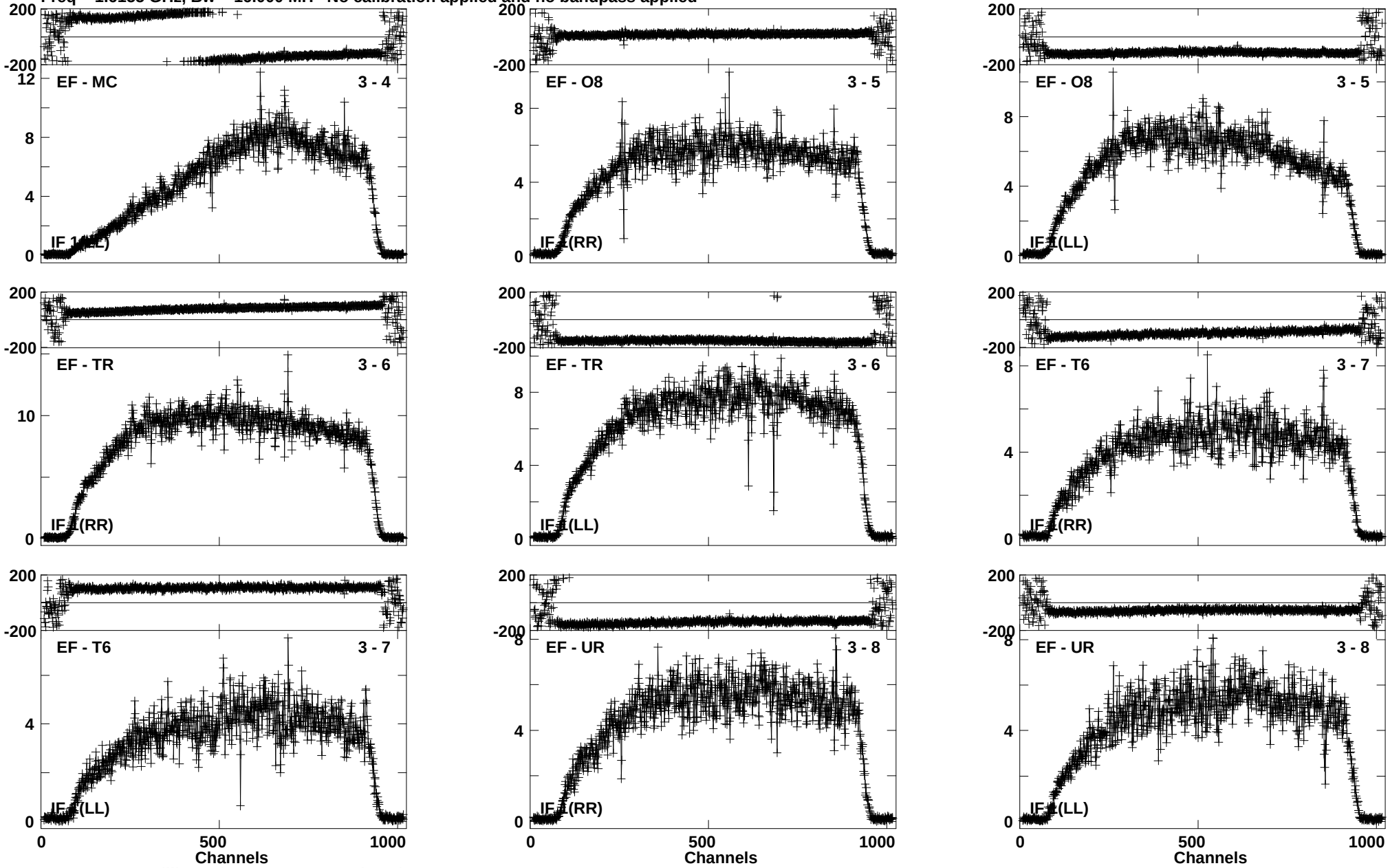

Lower frame: Milli Ampl Jy Top frame: Phas deg
Vector averaged cross-power spectrum Baseline: EF (03) - MC (04)
Timerange: 00/10:41:51 to 00/10:43:19

Plot file version 336 created 28-JUN-2019 13:35:04
J1642-0621 EP111B 2.UVDATA.1
Freq = 1.6155 GHz, Bw = 16.000 MH No calibration applied and no bandpass applied

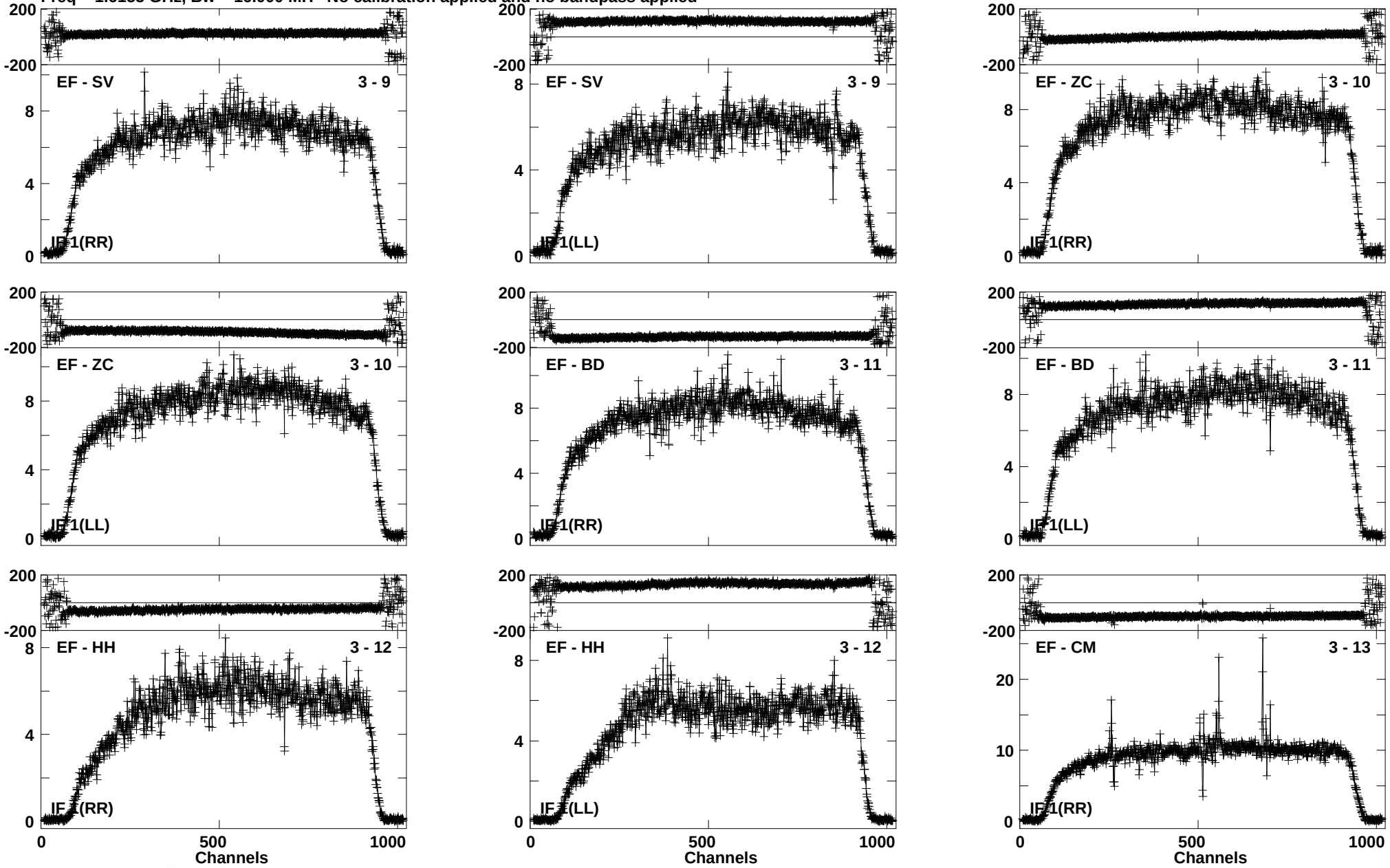

Lower frame: Milli Ampl Jy Top frame: Phas deg
Vector averaged cross-power spectrum Baseline: EF (03) - SV (09)
Timerange: 00/10:41:51 to 00/10:43:19

Plot file version 337 created 28-JUN-2019 13:35:05
J1642-0621 EP111B 2.UVDATA.1
Freq = 1.6155 GHz, Bw = 16.000 MH No calibration applied and no bandpass applied

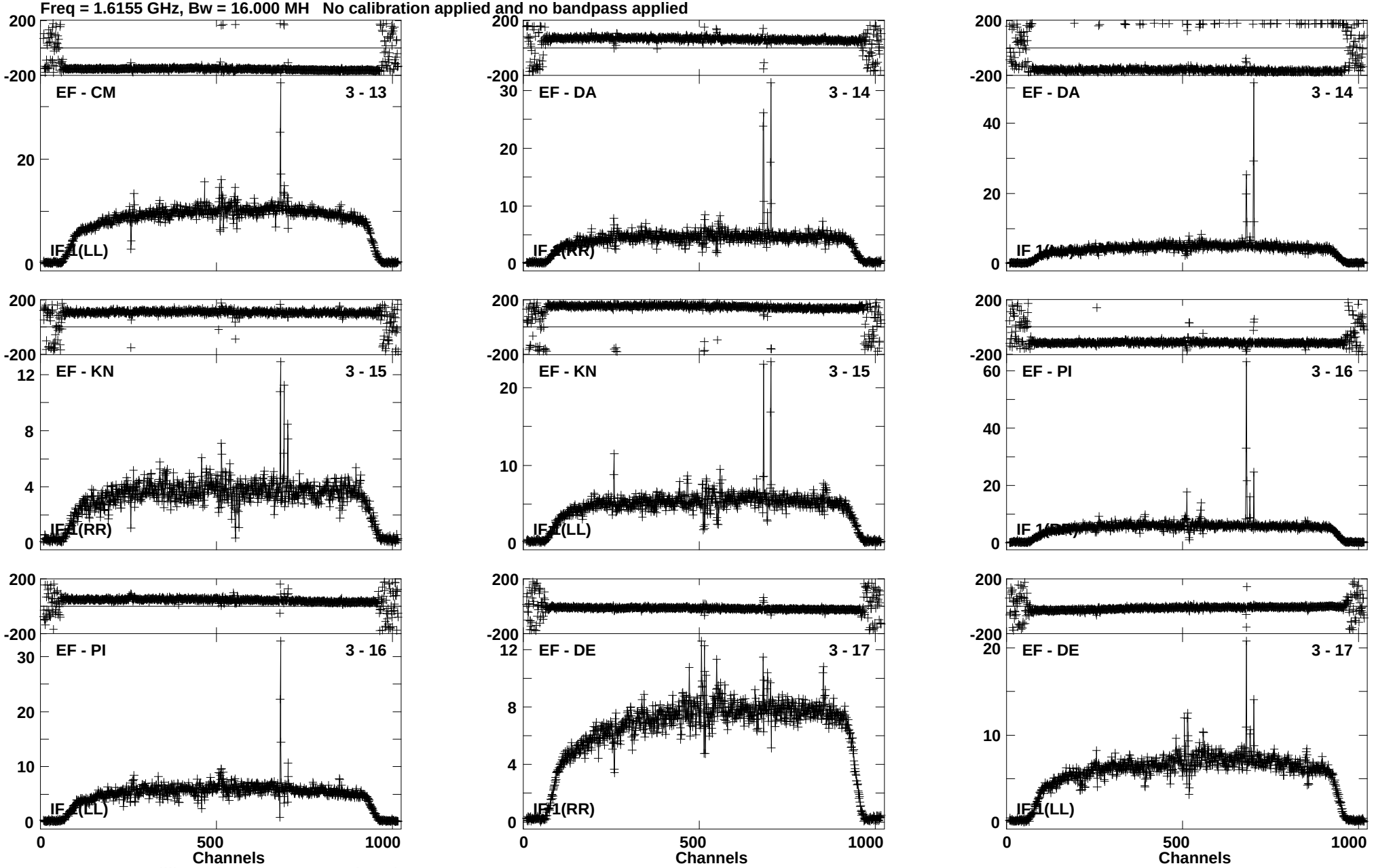

Lower frame: Milli Ampl Jy Top frame: Phas deg
Vector averaged cross-power spectrum Baseline: EF (03) - CM (13)
Timerange: 00/10:41:51 to 00/10:43:19

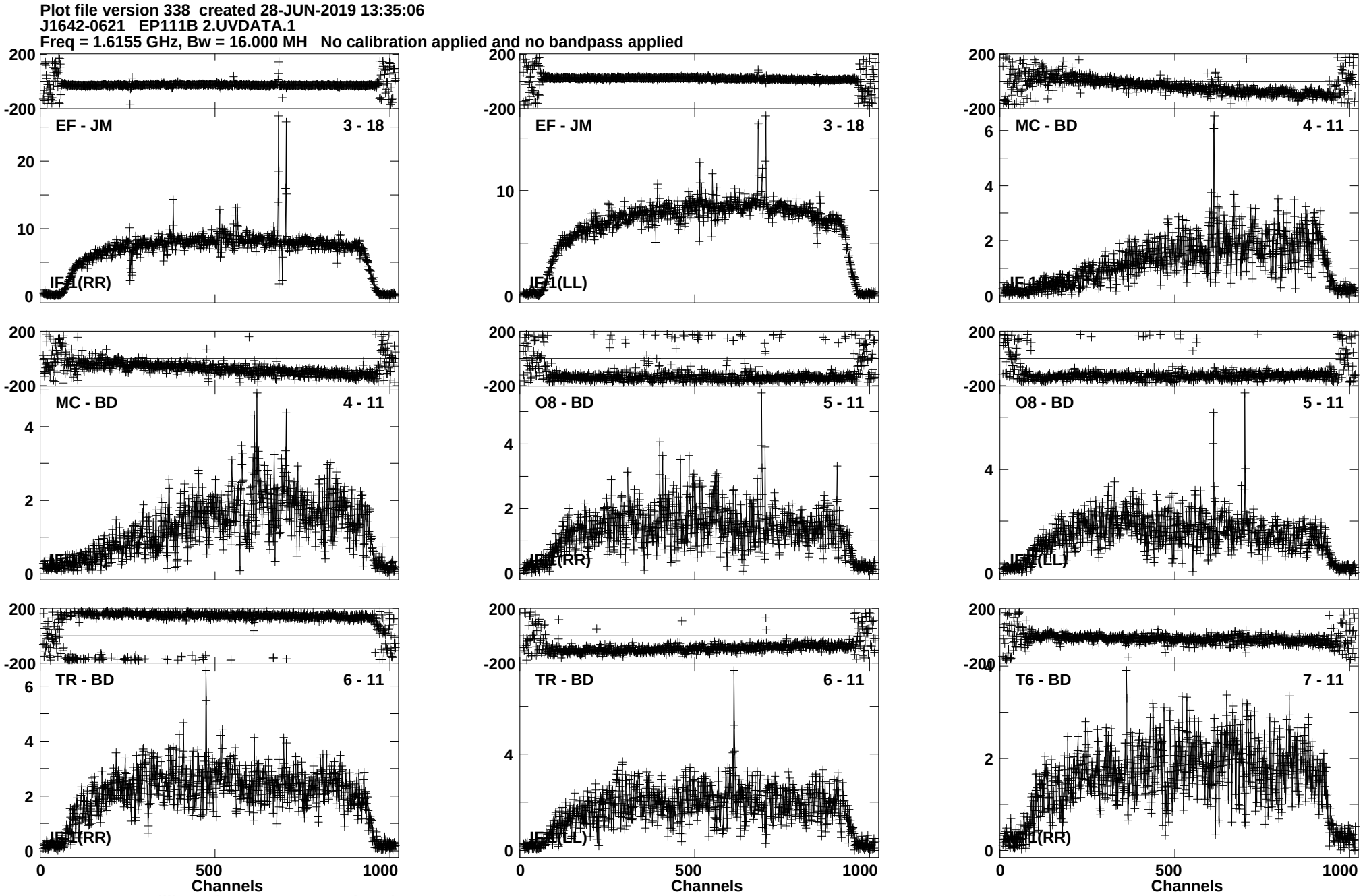
Plot file version 338 created 28-JUN-2019 13:35:06
J1642-0621 EP111B 2.UVDATA.1
Freq = 1.6155 GHz, Bw = 16.000 MH No calibration applied and no bandpass applied
EF - JM 3 - 18
IF 1(RR)
EF - JM 3 - 18
IF 1(LL)
MC - BD 4 - 11
MC - BD 4 - 11
O8 - BD 5 - 11
O8 - BD 5 - 11
TR - BD 6 - 11
TR - BD 6 - 11
T6 - BD 7 - 11
1(RR)
Channels
Channels
Channels
Lower frame: Milli Ampl Jy Top frame: Phas deg
Vector averaged cross-power spectrum Baseline: EF (03) - JM (18)
Timerange: 00/10:41:51 to 00/10:43:19

Plot file version 339 created 28-JUN-2019 13:35:06
J1642-0621 EP111B 2.UVDATA.1
Freq = 1.6155 GHz, Bw = 16.000 MH No calibration applied and no bandpass applied

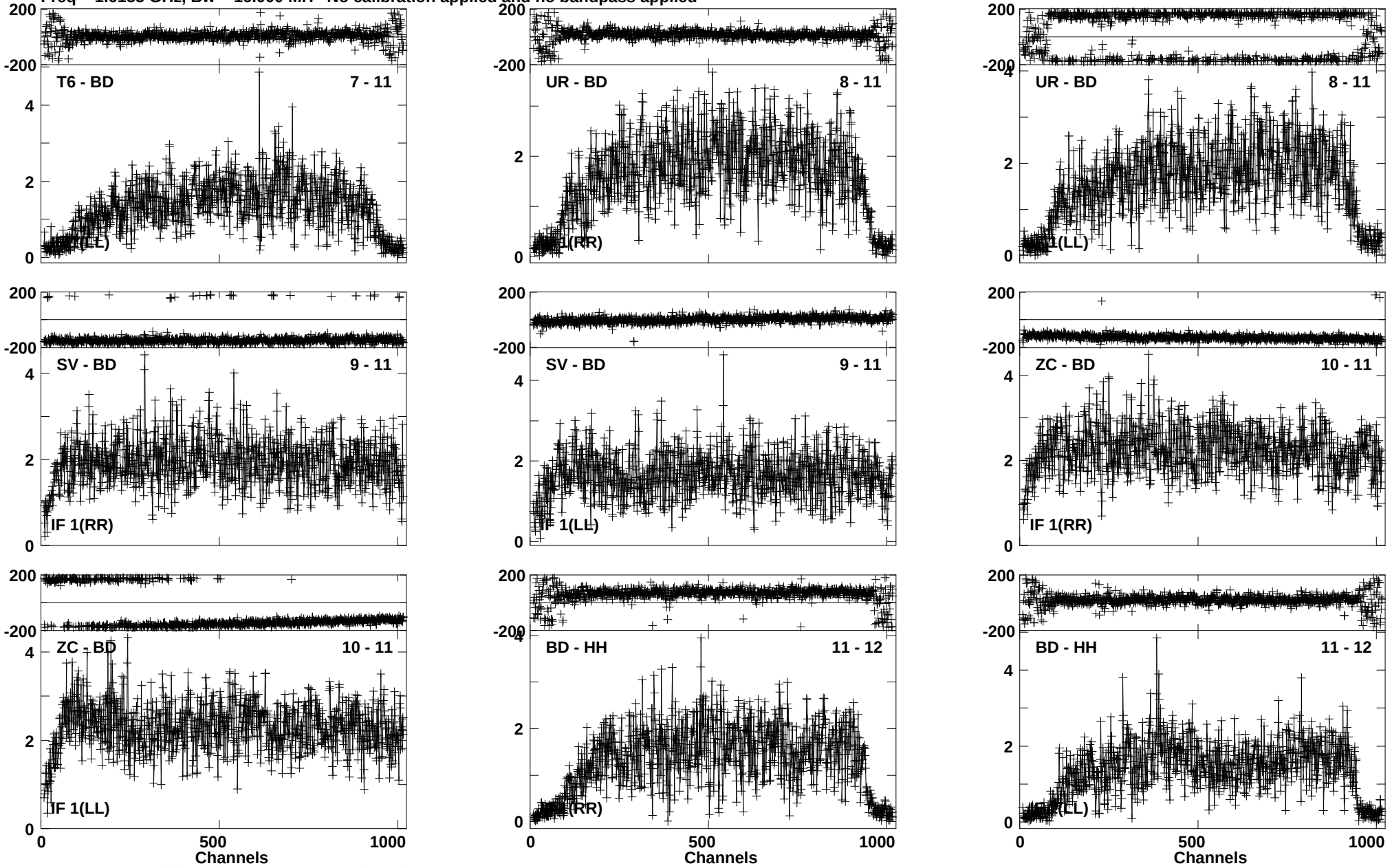

Lower frame: Milli Ampl Jy Top frame: Phas deg
Vector averaged cross-power spectrum Baseline: T6 (07) - BD (11)
Timerange: 00/10:41:51 to 00/10:43:19

Plot file version 340 created 28-JUN-2019 13:35:07
J1642-0621 EP111B 2.UVDATA.1
Freq = 1.6155 GHz, Bw = 16.000 MH No calibration applied and no bandpass applied

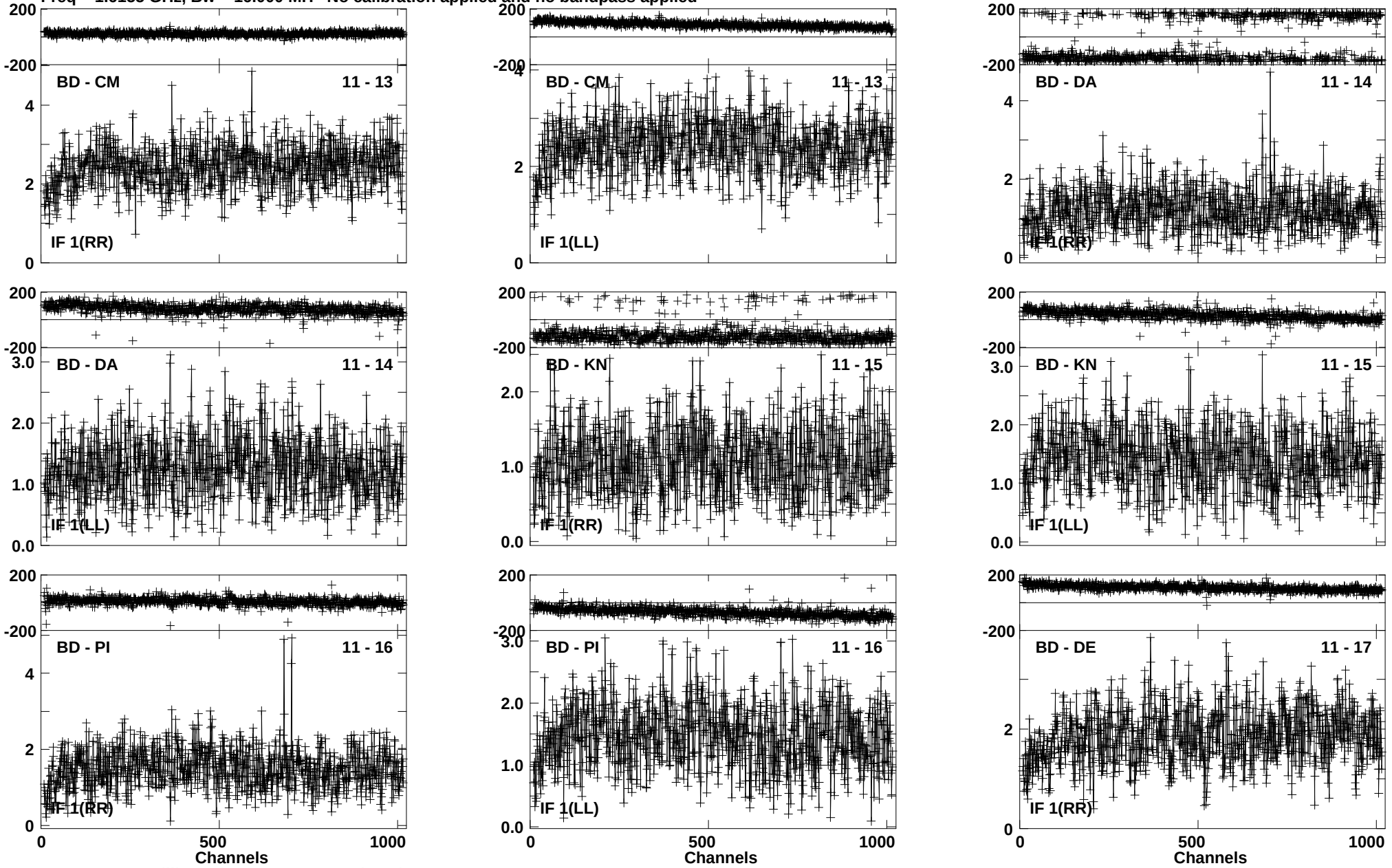

Lower frame: Milli Ampl Jy Top frame: Phas deg
Vector averaged cross-power spectrum Baseline: BD (11) - CM (13)
Timerange: 00/10:41:51 to 00/10:43:19

Plot file version 341 created 28-JUN-2019 13:35:07
J1642-0621 EP111B 2.UVDATA.1
Freq = 1.6155 GHz, Bw = 16.000 MH No calibration applied and no bandpass applied

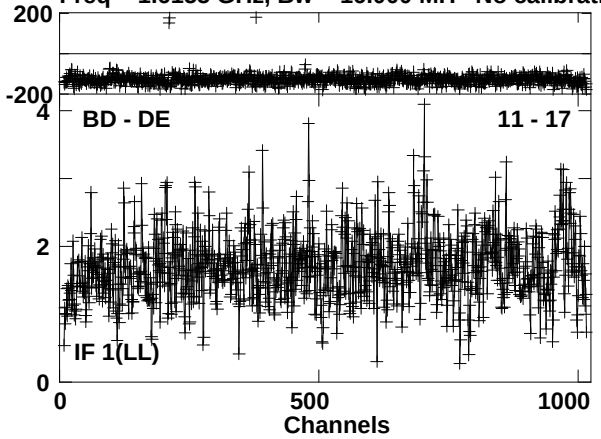

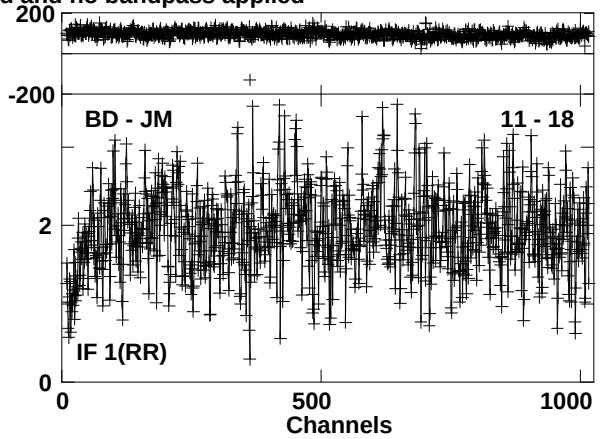

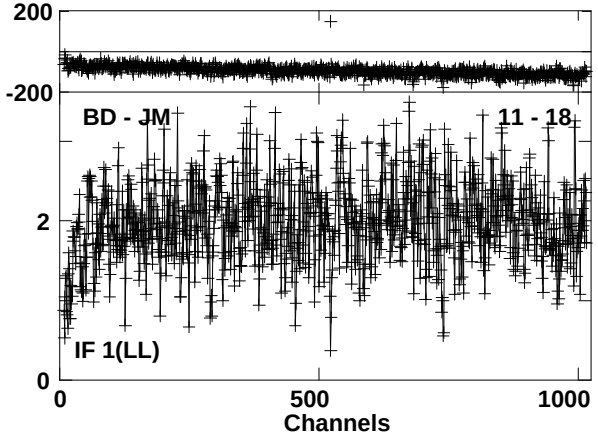

Lower frame: Milli Ampl Jy Top frame: Phas deg
Vector averaged cross-power spectrum Baseline: BD (11) - DE (17)
Timerange: 00/10:41:51 to 00/10:43:19

Plot file version 342 created 28-JUN-2019 13:35:07
IRAS16399 EP111B 2.UVDATA.1
Freq = 1.6155 GHz, Bw = 16.000 MH No calibration applied and no bandpass applied

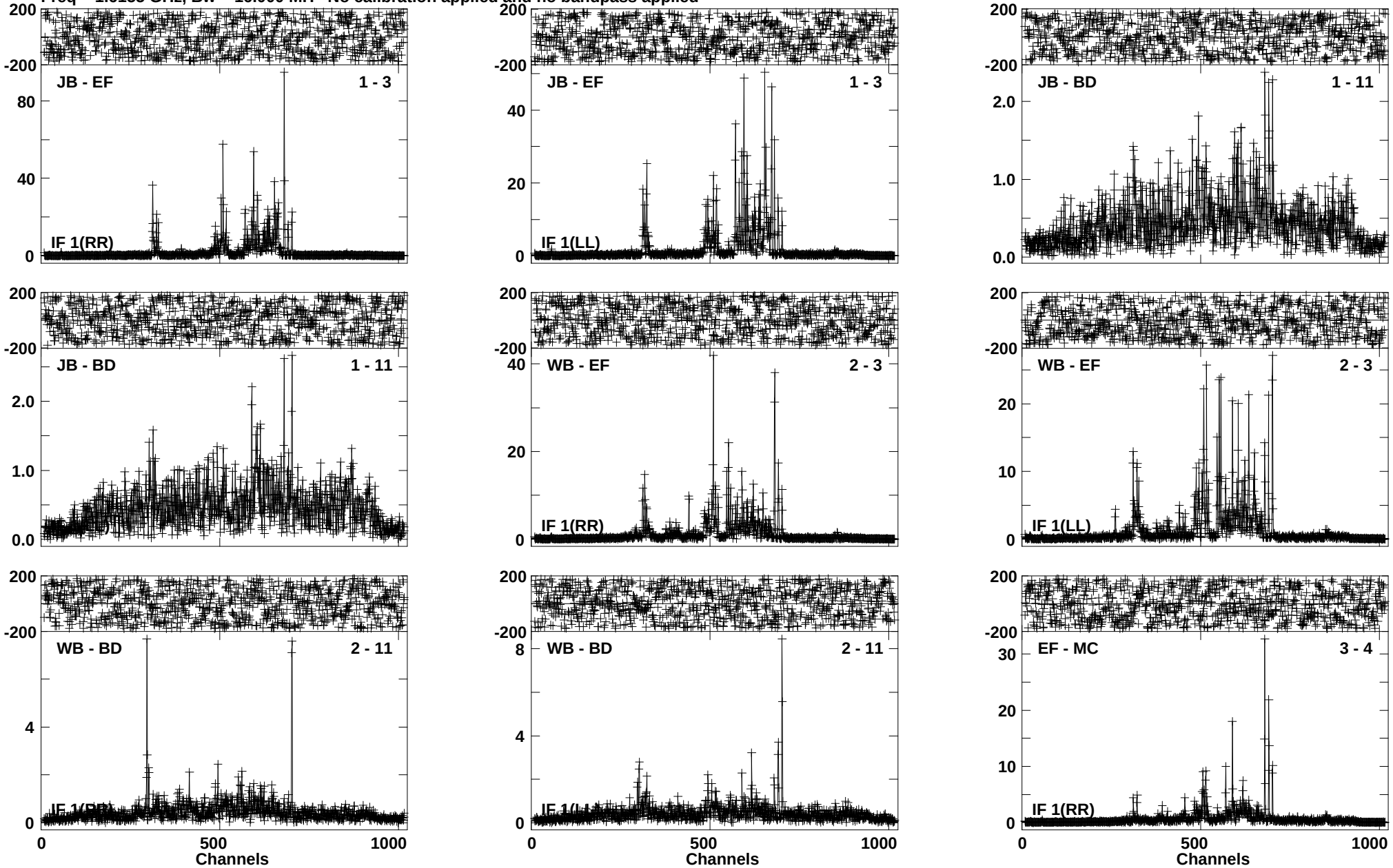

Lower frame: Milli Ampl Jy Top frame: Phas deg
Vector averaged cross-power spectrum Baseline: JB (01) - EF (03)
Timerange: 00/10:43:21 to 00/10:46:49

Plot file version 343 created 28-JUN-2019 13:35:08
IRAS16399 EP111B 2.UVDATA.1
Freq = 1.6155 GHz, Bw = 16.000 MH No calibration applied and no bandpass applied

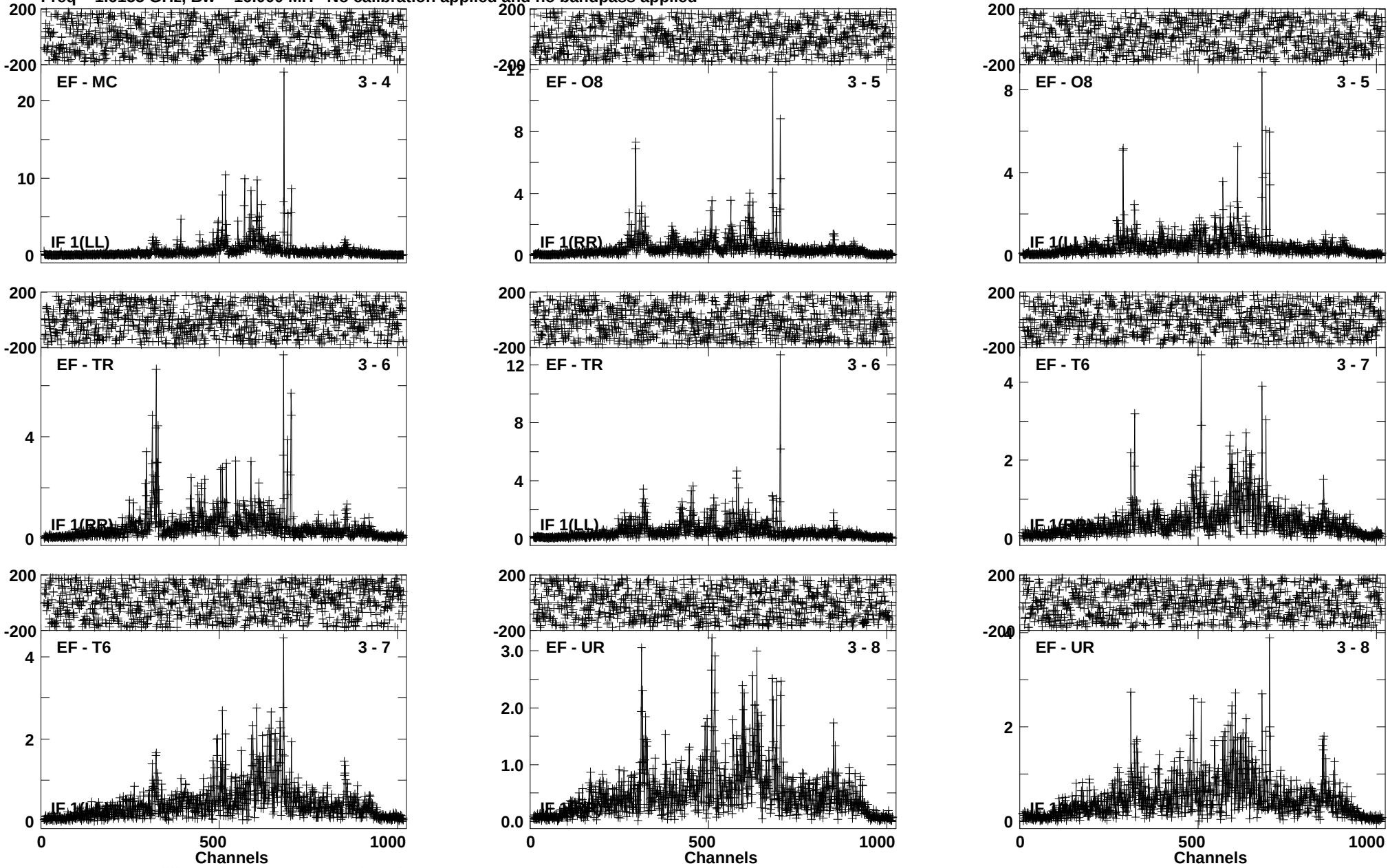

Lower frame: Milli Ampl Jy Top frame: Phas deg
Vector averaged cross-power spectrum Baseline: EF (03) - MC (04)
Timerange: 00/10:43:21 to 00/10:46:49

Plot file version 344 created 28-JUN-2019 13:35:09
IRAS16399 EP111B 2.UVDATA.1
Freq = 1.6155 GHz, Bw = 16.000 MH No calibration applied and no bandpass applied

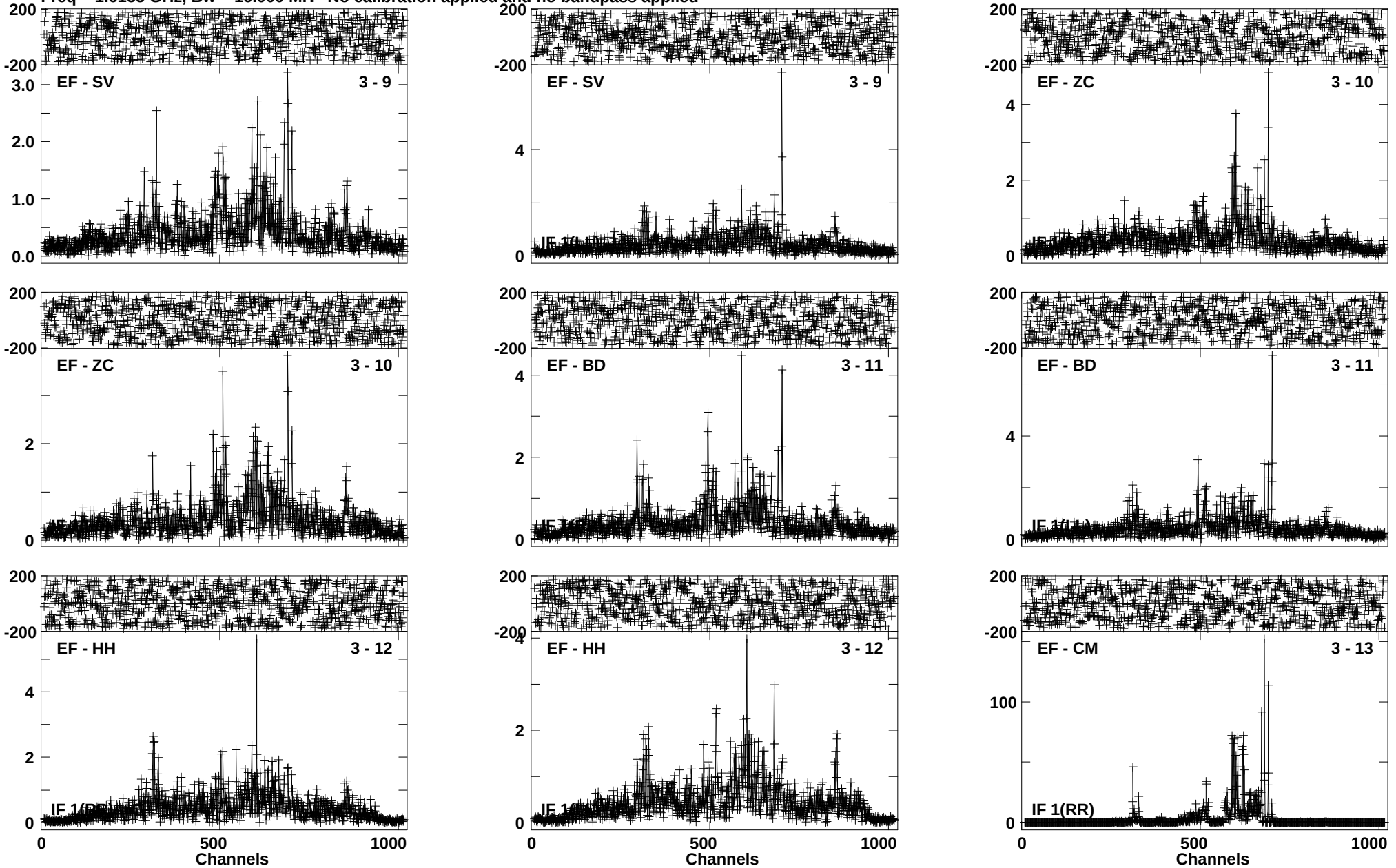

Lower frame: Milli Ampl Jy Top frame: Phas deg
Vector averaged cross-power spectrum Baseline: EF (03) - SV (09)
Timerange: 00/10:43:21 to 00/10:46:49

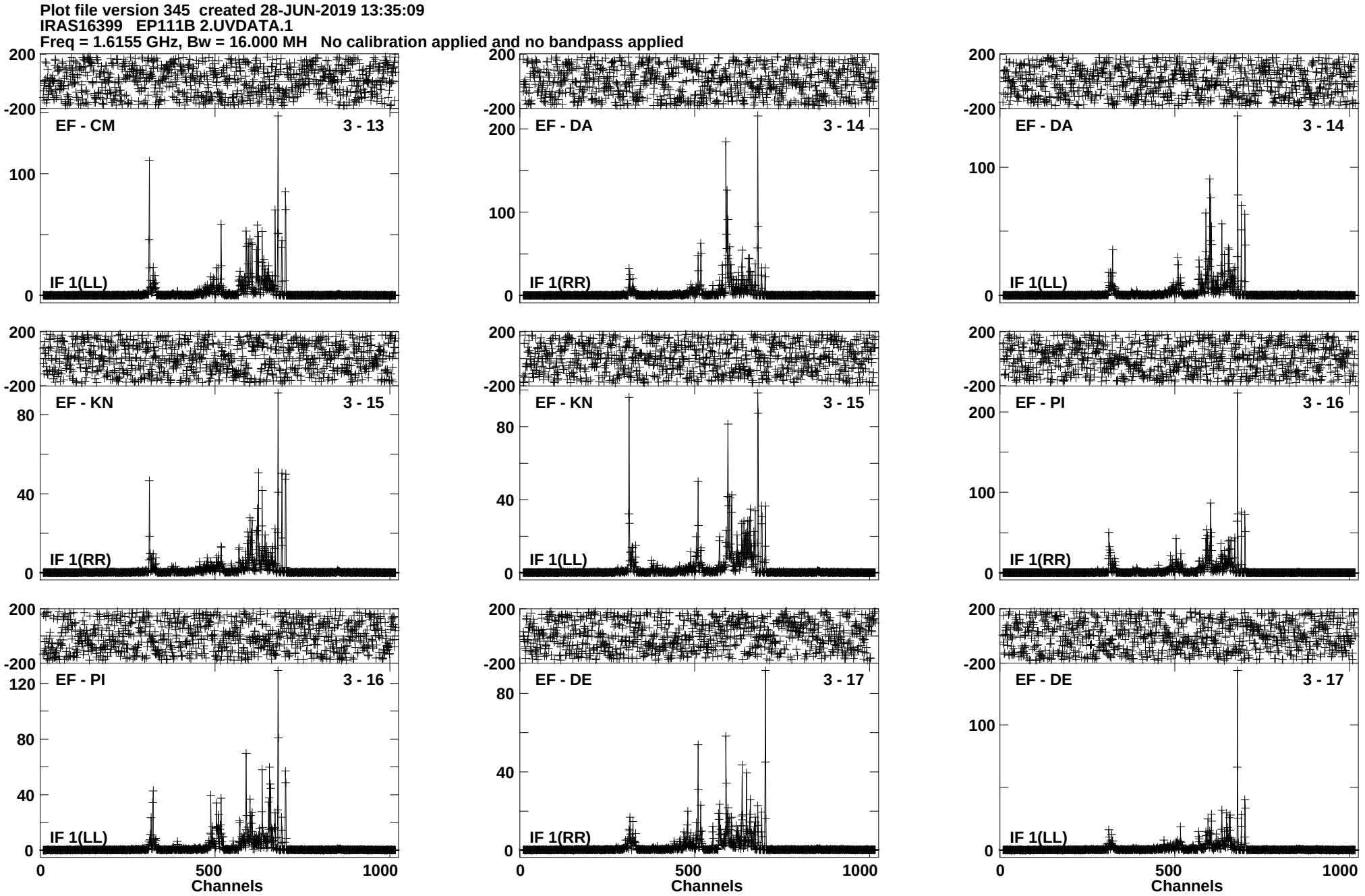
Plot file version 345 created 28-JUN-2019 13:35:09
IRAS16399 EP111B 2.UVDATA.1
Freq = 1.6155 GHz, Bw = 16.000 MH No calibration applied and no bandpass applied
EF - CM 3 - 13
IF 1(LL)
EF - DA 3 - 14
IF 1(RR)
EF - DA 3 - 14
IF 1(LL)
EF - KN 3 - 15
IF 1(RR)
EF - KN 3 - 15
IF 1(LL)
EF - PI 3 - 16
IF 1(RR)
EF - PI 3 - 16
IF 1(LL)
EF - DE 3 - 17
IF 1(RR)
EF - DE 3 - 17
IF 1(LL)
Channels
Channels
Channels
Lower frame: Milli Ampl Jy Top frame: Phas deg
Vector averaged cross-power spectrum Baseline: EF (03) - CM (13)
Timerange: 00/10:43:21 to 00/10:46:49

Plot file version 346 created 28-JUN-2019 13:35:10
IRAS16399 EP111B 2.UVDATA.1
Freq = 1.6155 GHz, Bw = 16.000 MH No calibration applied and no bandpass applied

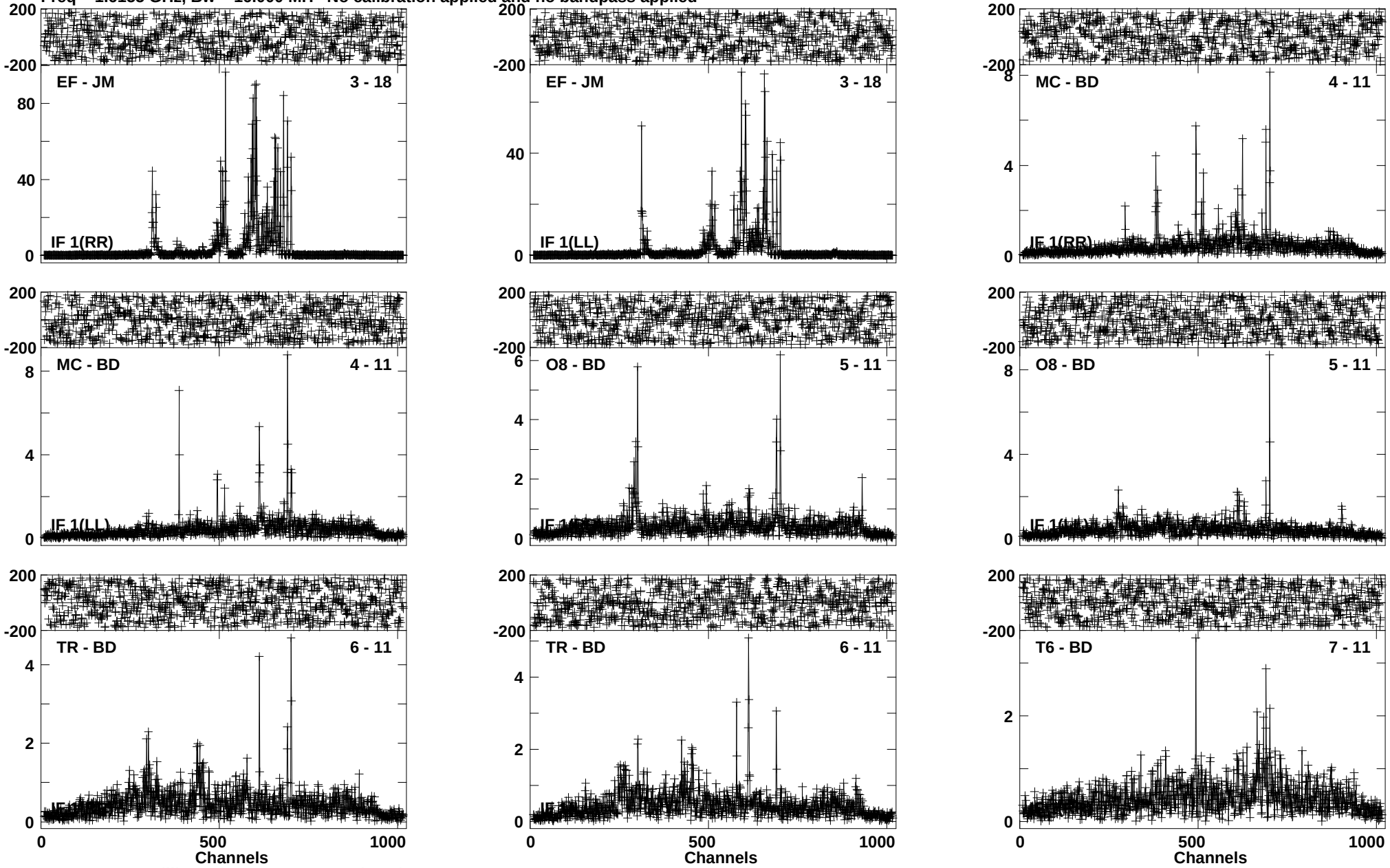

Lower frame: Milli Ampl Jy Top frame: Phas deg
Vector averaged cross-power spectrum Baseline: EF (03) - JM (18)
Timerange: 00/10:43:21 to 00/10:46:49

Plot file version 347 created 28-JUN-2019 13:35:10
IRAS16399 EP111B 2.UVDATA.1
Freq = 1.6155 GHz, Bw = 16.000 MH No calibration applied and no bandpass applied

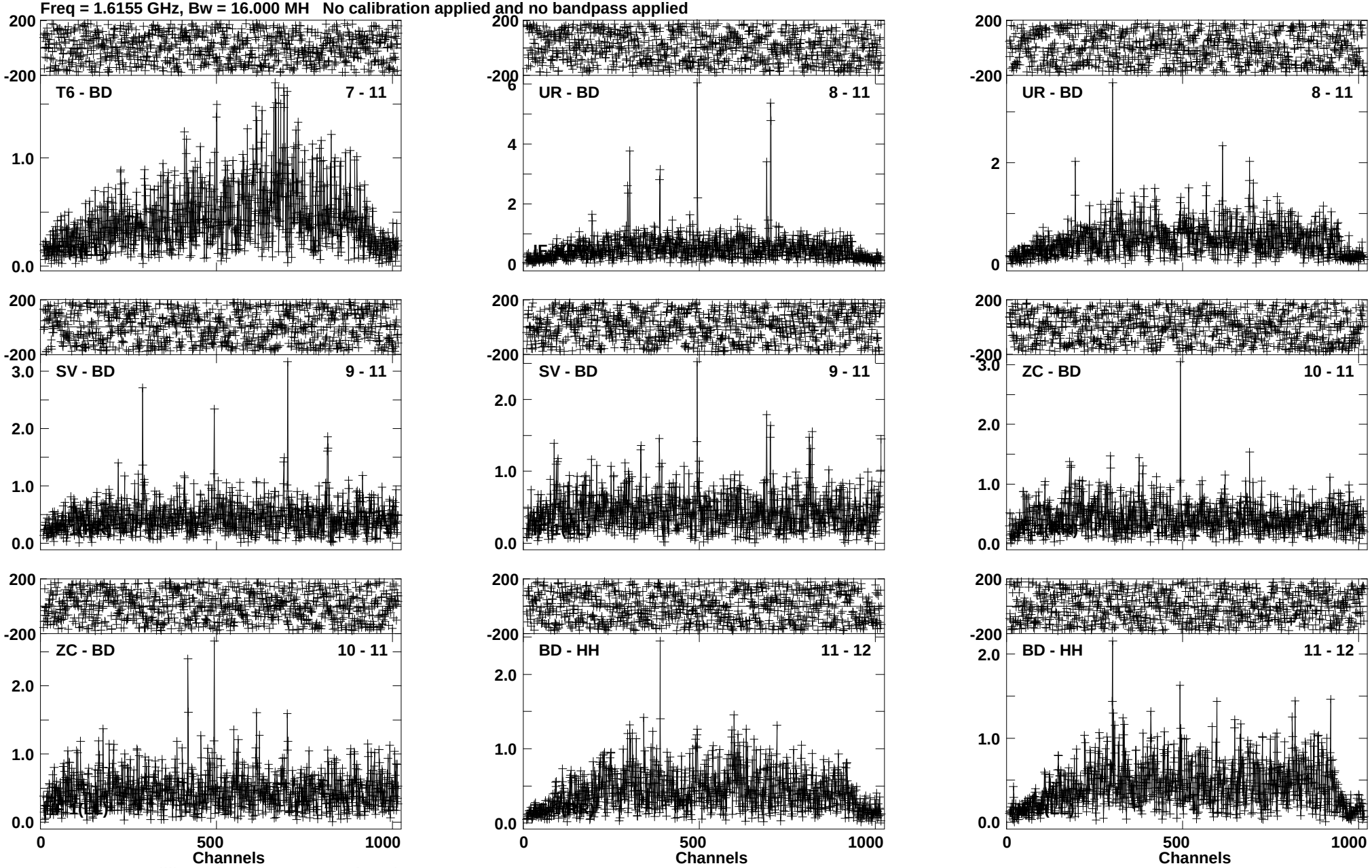

Lower frame: Milli Ampl Jy Top frame: Phas deg
Vector averaged cross-power spectrum Baseline: T6 (07) - BD (11)
Timerange: 00/10:43:21 to 00/10:46:49

Plot file version 348 created 28-JUN-2019 13:35:11
IRAS16399 EP111B 2.UVDATA.1
Freq = 1.6155 GHz, Bw = 16.000 MH No calibration applied and no bandpass applied

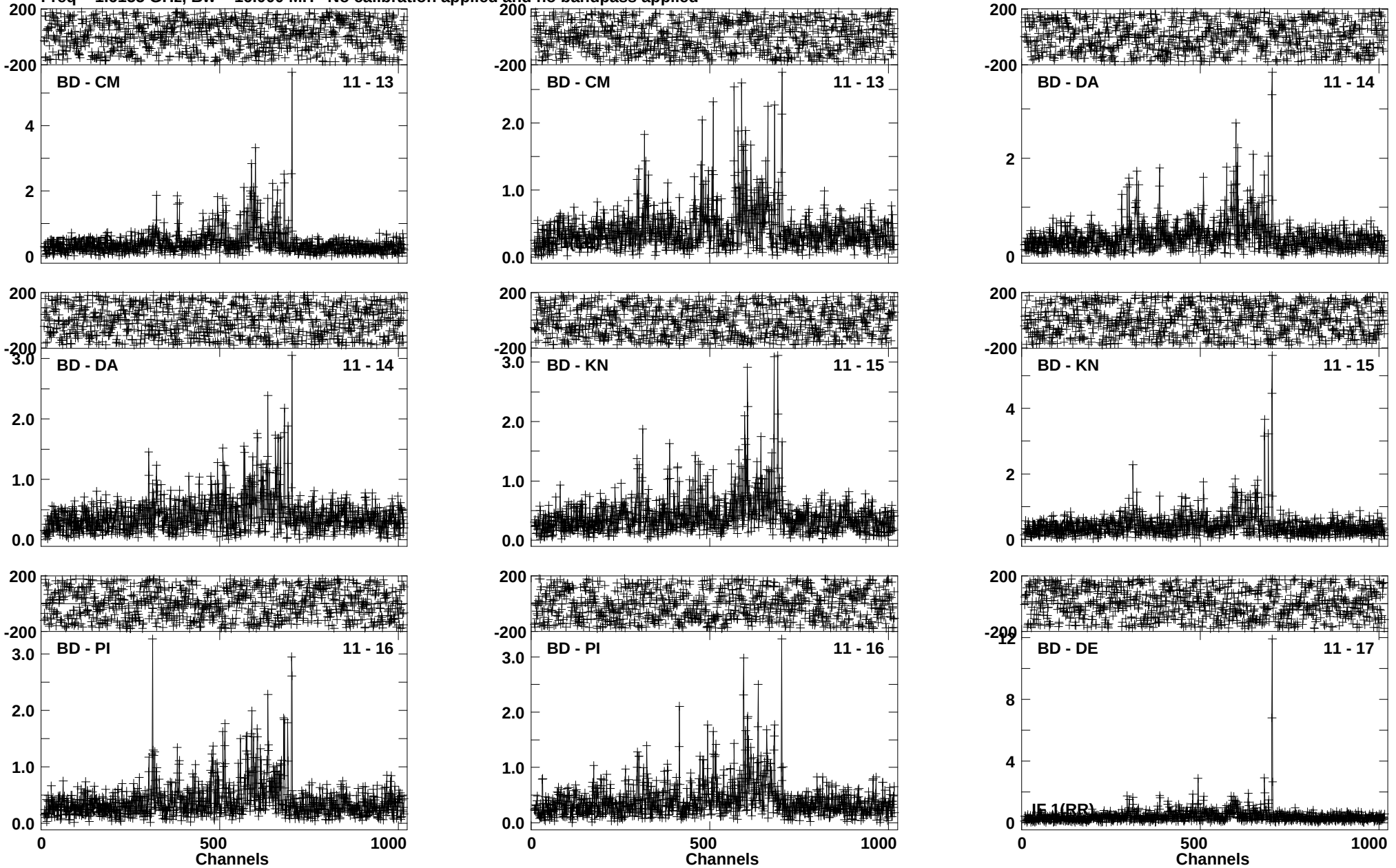

Lower frame: Milli Ampl Jy Top frame: Phas deg
Vector averaged cross-power spectrum Baseline: BD (11) - CM (13)
Timerange: 00/10:43:21 to 00/10:46:49

Plot file version 349 created 28-JUN-2019 13:35:12
IRAS16399 EP111B 2.UVDATA.1
Freq = 1.6155 GHz, Bw = 16.000 MH No calibration applied and no bandpass applied

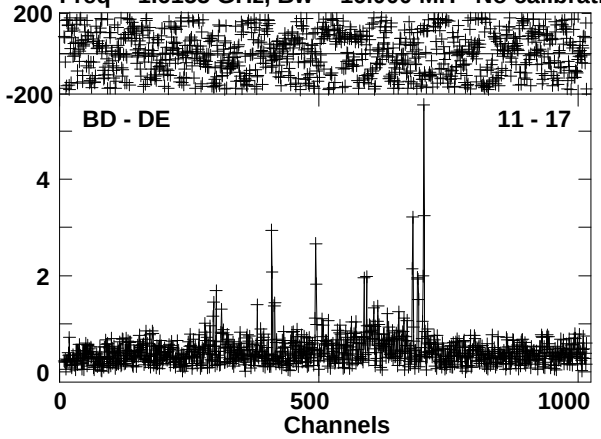

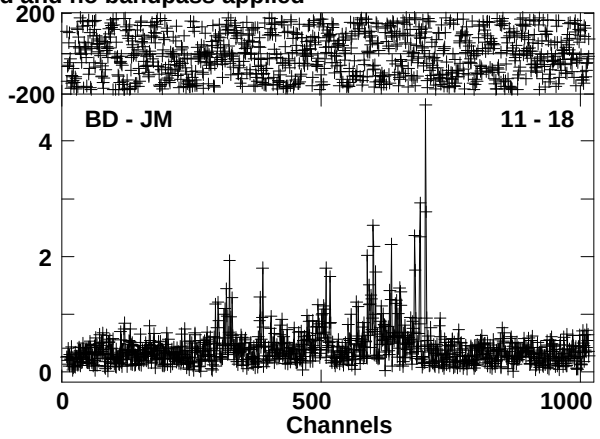

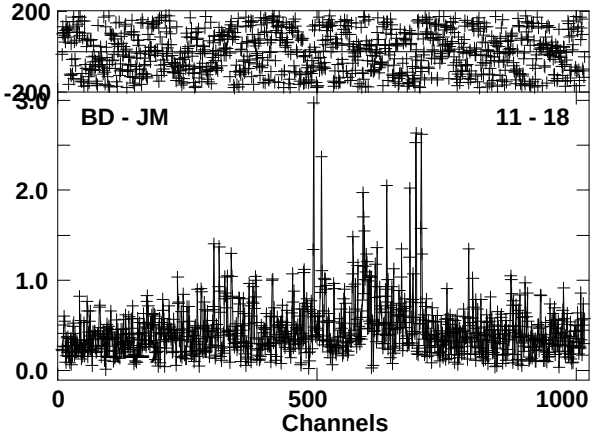

Lower frame: Milli Ampl Jy Top frame: Phas deg
Vector averaged cross-power spectrum Baseline: BD (11) - DE (17)
Timerange: 00/10:43:21 to 00/10:46:49

Plot file version 350 created 28-JUN-2019 13:35:12
J1642-0621 EP111B 2.UVDATA.1
Freq = 1.6155 GHz, Bw = 16.000 MH No calibration applied and no bandpass applied

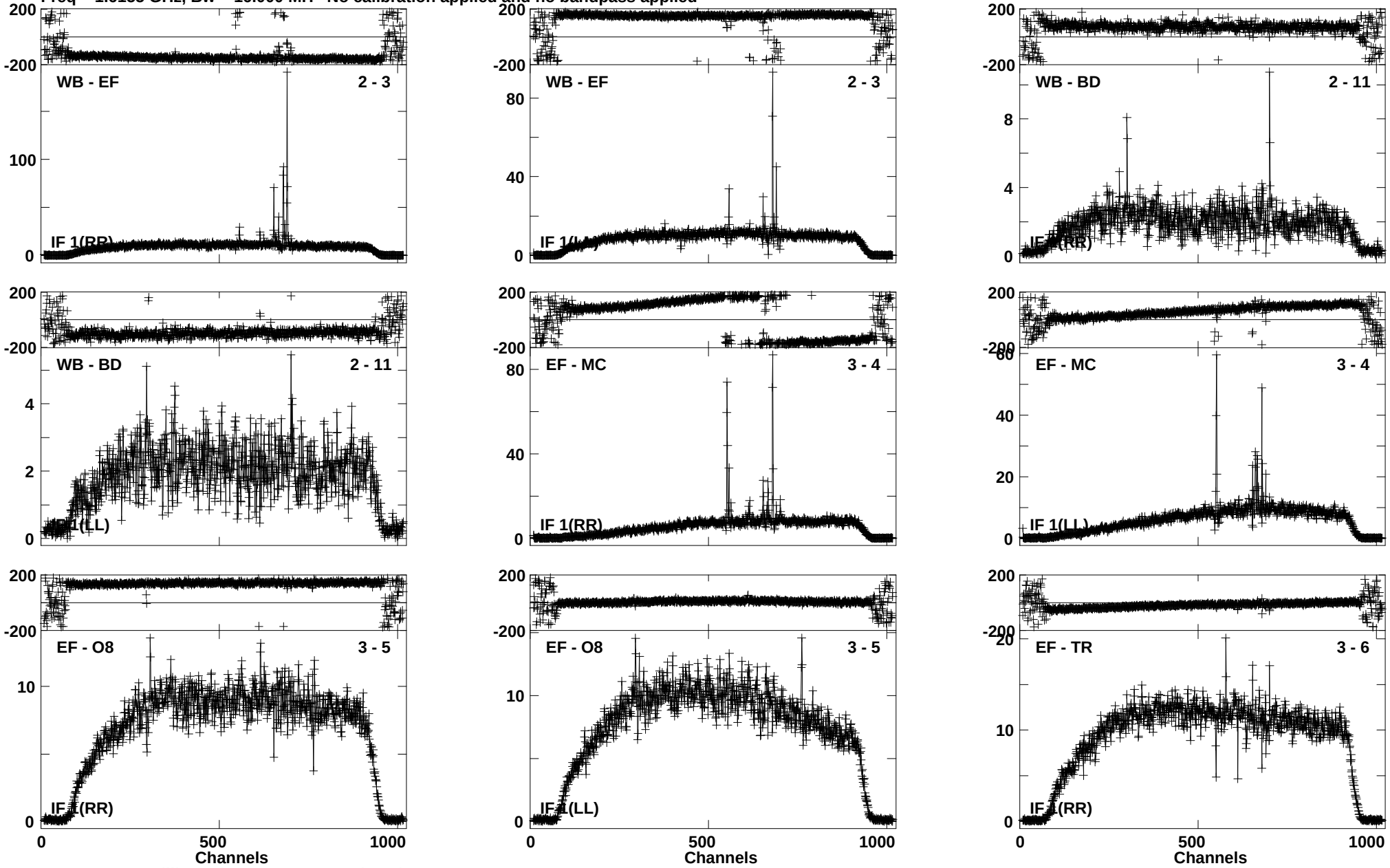

Lower frame: Milli Ampl Jy Top frame: Phas deg
Vector averaged cross-power spectrum Baseline: WB (02) - EF (03)
Timerange: 00/10:46:51 to 00/10:48:19

Plot file version 351 created 28-JUN-2019 13:35:12
J1642-0621 EP111B 2.UVDATA.1
Freq = 1.6155 GHz, Bw = 16.000 MH No calibration applied and no bandpass applied

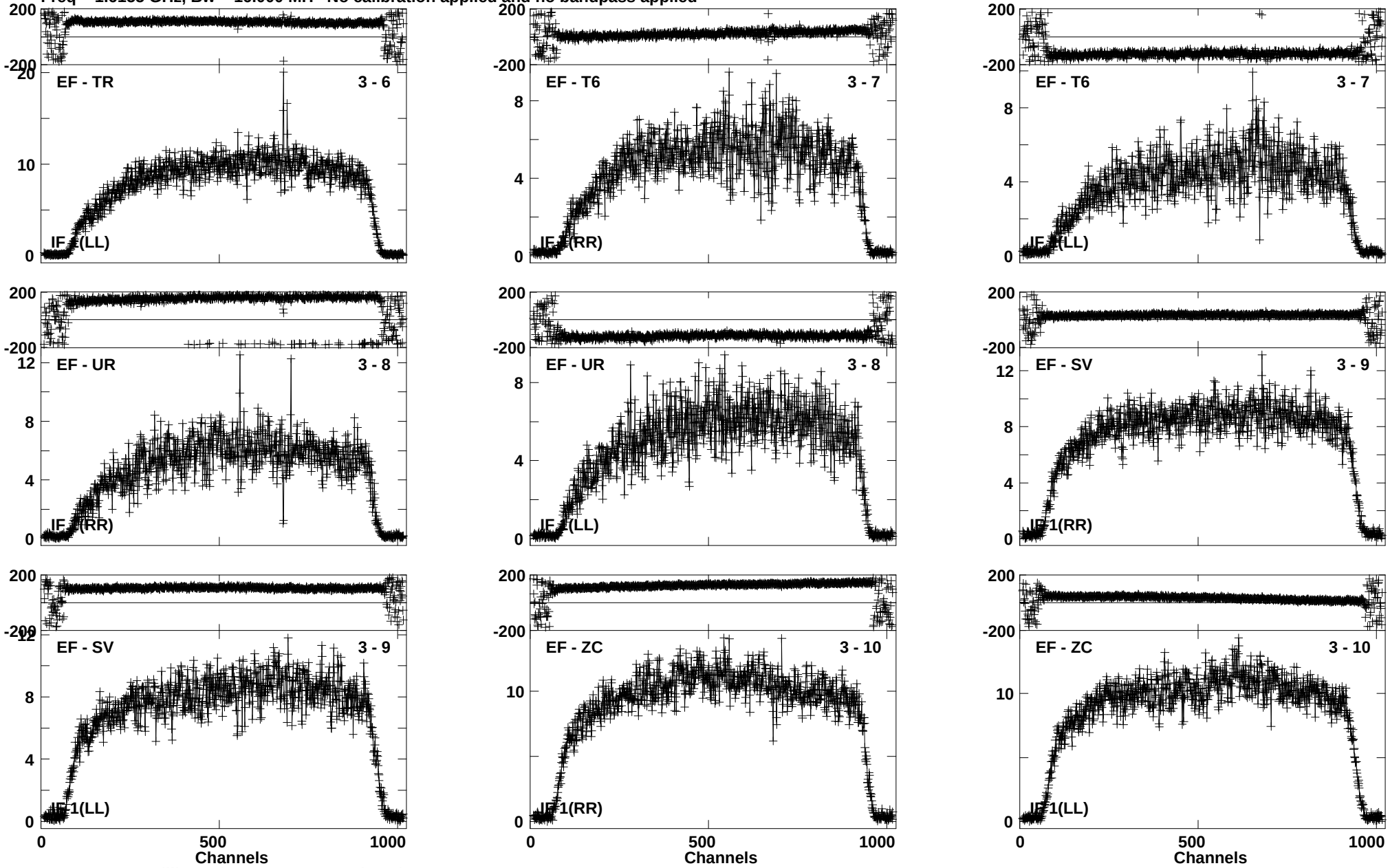

Lower frame: Milli Ampl Jy Top frame: Phas deg
Vector averaged cross-power spectrum Baseline: EF (03) - TR (06)
Timerange: 00/10:46:51 to 00/10:48:19

Plot file version 352 created 28-JUN-2019 13:35:13
J1642-0621 EP111B 2.UVDATA.1
Freq = 1.6155 GHz, Bw = 16.000 MH No calibration applied and no bandpass applied

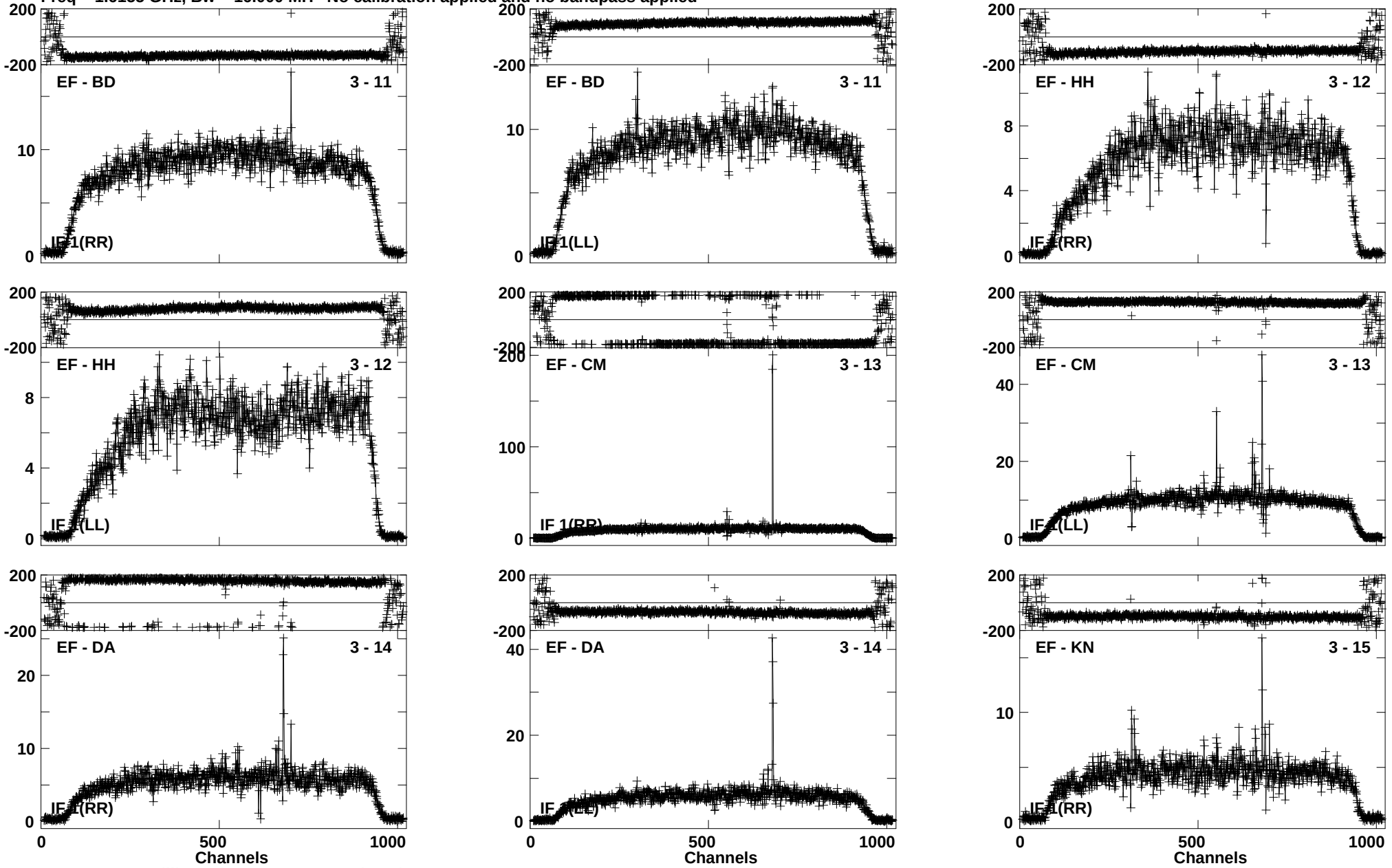

Lower frame: Milli Ampl Jy Top frame: Phas deg
Vector averaged cross-power spectrum Baseline: EF (03) - BD (11)
Timerange: 00/10:46:51 to 00/10:48:19

Plot file version 353 created 28-JUN-2019 13:35:13
J1642-0621 EP111B 2.UVDATA.1
Freq = 1.6155 GHz, Bw = 16.000 MH No calibration applied and no bandpass applied

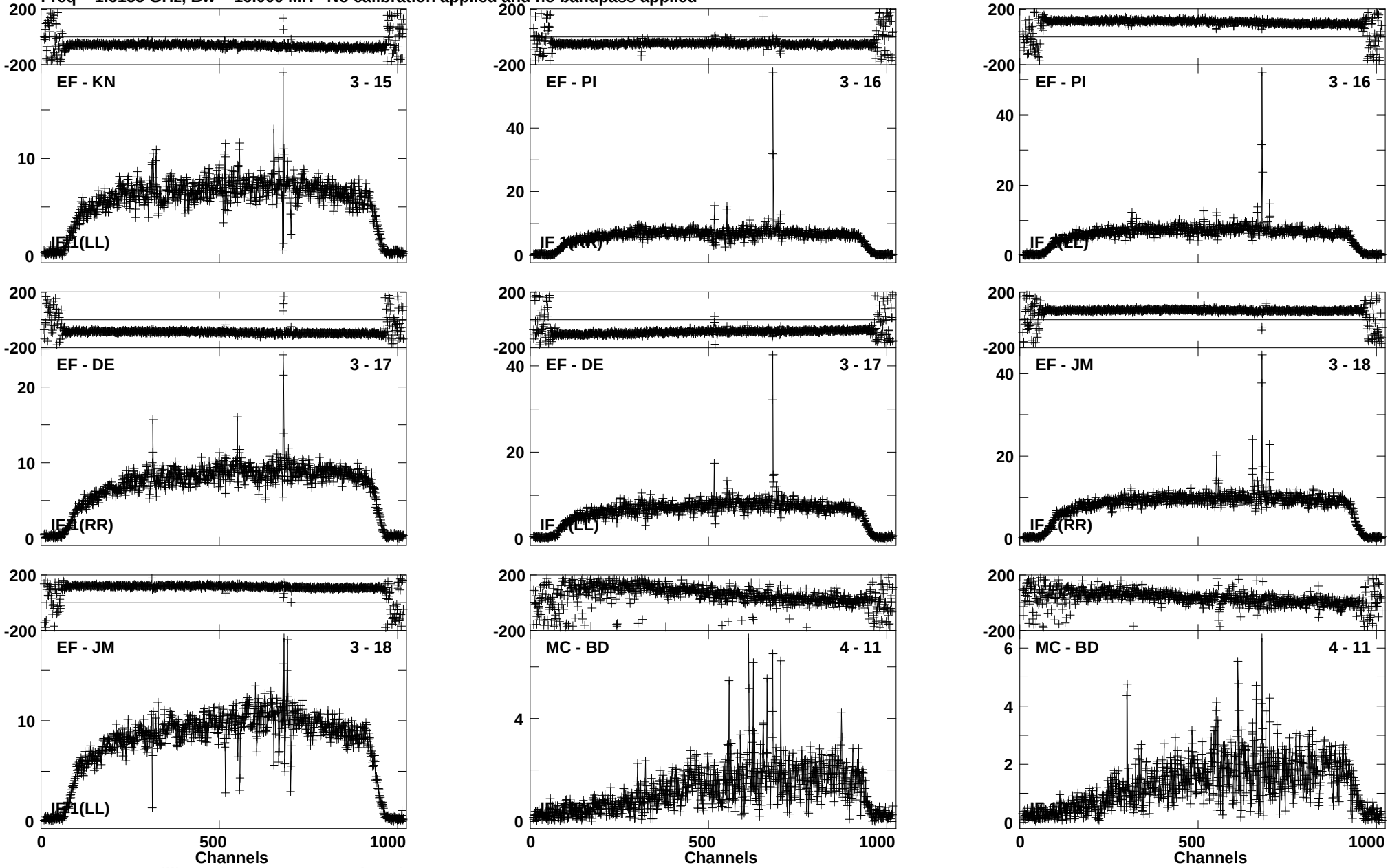

Lower frame: Milli Ampl Jy Top frame: Phas deg
Vector averaged cross-power spectrum Baseline: EF (03) - KN (15)
Timerange: 00/10:46:51 to 00/10:48:19

Plot file version 354 created 28-JUN-2019 13:35:14
J1642-0621 EP111B 2.UVDATA.1
Freq = 1.6155 GHz, Bw = 16.000 MH No calibration applied and no bandpass applied

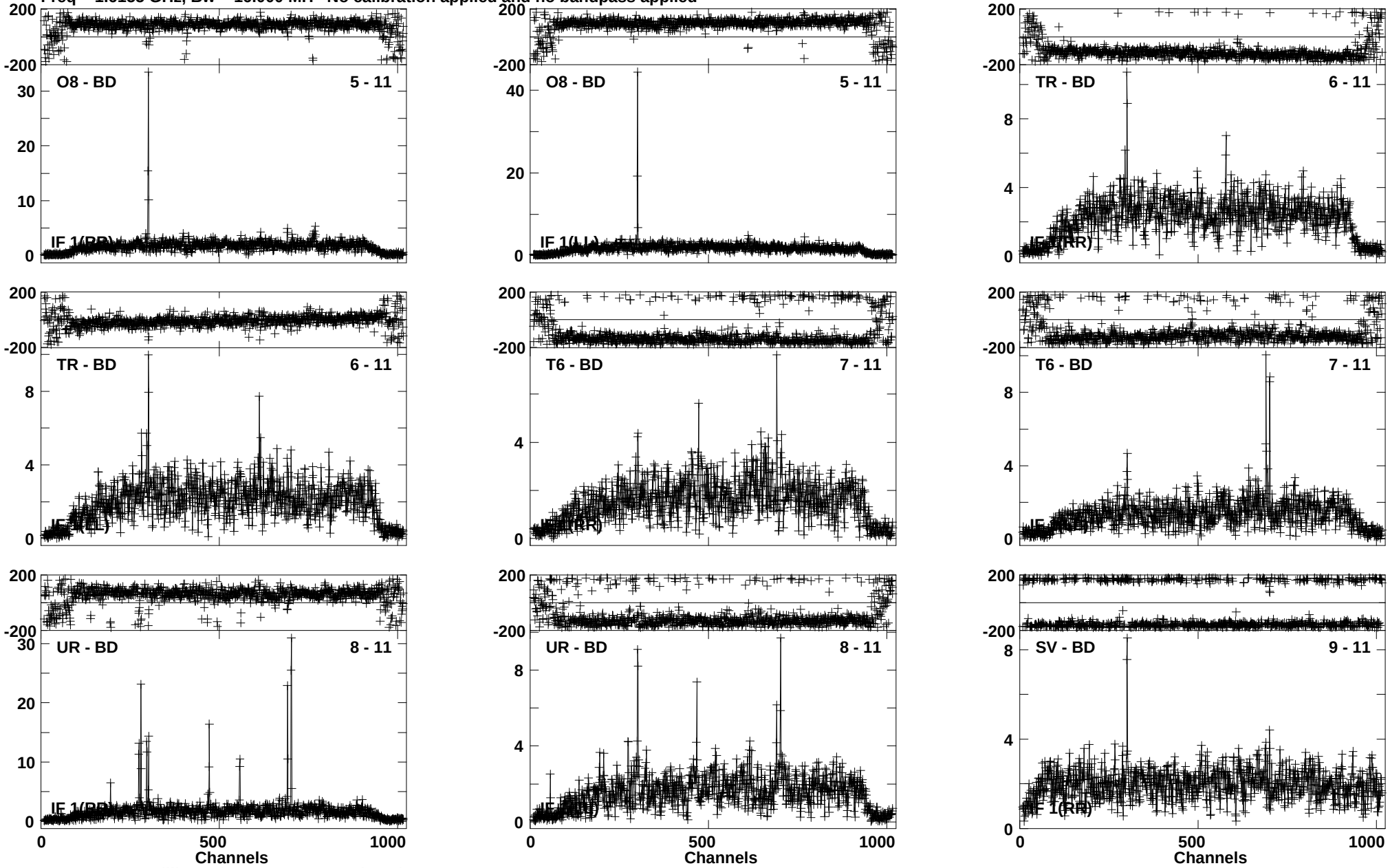

Lower frame: Milli Ampl Jy Top frame: Phas deg
Vector averaged cross-power spectrum Baseline: O8 (05) - BD (11)
Timerange: 00/10:46:51 to 00/10:48:19

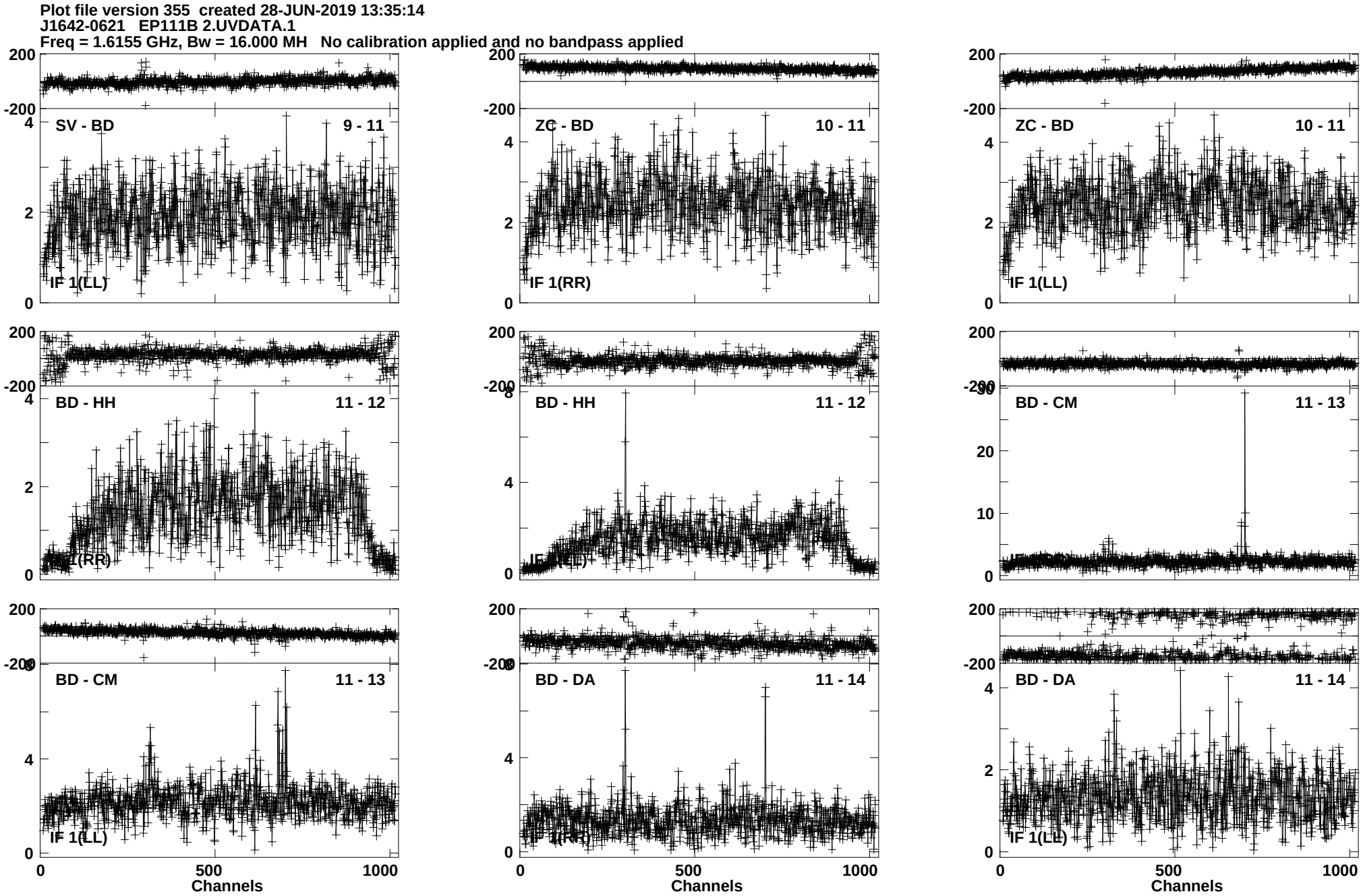
Plot file version 355 created 28-JUN-2019 13:35:14
J1642-0621 EP111B 2.UVDATA.1
Freq = 1.6155 GHz, Bw = 16.000 MH No calibration applied and no bandpass applied
SV - BD 9 - 11
IF 1(LL)
ZC - BD 10 - 11
IF 1(RR)
ZC - BD 10 - 11
IF 1(LL)
BD - HH 11 - 12
IF 1(RR)
BD - HH 11 - 12
IF 1(LL)
BD - CM 11 - 13
BD - CM 11 - 13
IF 1(LL)
BD - DA 11 - 14
IF 1(RR)
BD - DA 11 - 14
IF 1(LL)
Channels
Channels
Channels
Lower frame: Milli Ampl Jy Top frame: Phas deg
Vector averaged cross-power spectrum Baseline: SV (09) - BD (11)
Timerange: 00/10:46:51 to 00/10:48:19

Plot file version 356 created 28-JUN-2019 13:35:15
J1642-0621 EP111B 2.UVDATA.1
Freq = 1.6155 GHz, Bw = 16.000 MH No calibration applied and no bandpass applied

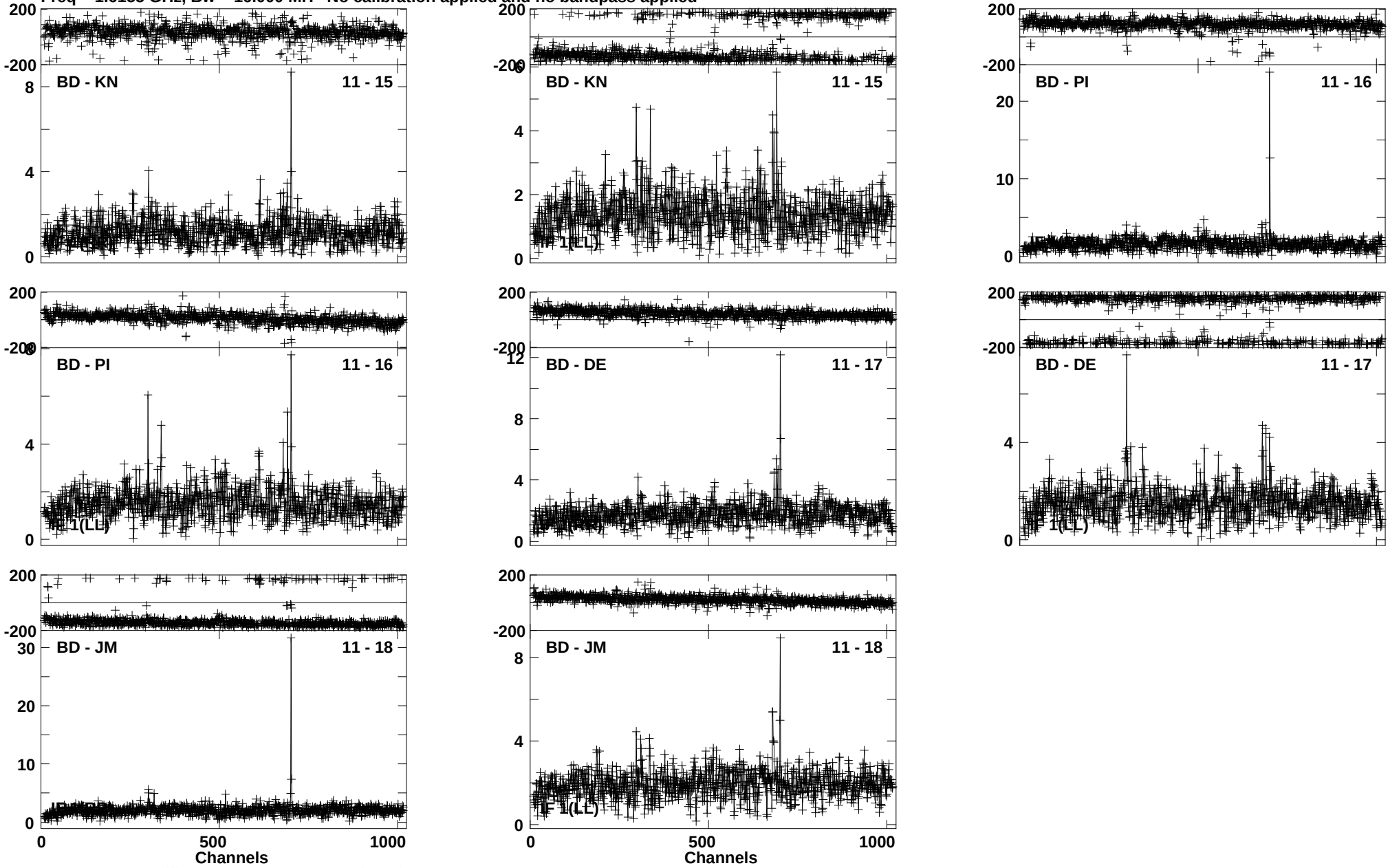

Lower frame: Milli Ampl Jy Top frame: Phas deg
Vector averaged cross-power spectrum Baseline: BD (11) - KN (15)
Timerange: 00/10:46:51 to 00/10:48:19

Plot file version 357 created 28-JUN-2019 13:35:15
IRAS16399 EP111B 2.UVDATA.1
Freq = 1.6155 GHz, Bw = 16.000 MH No calibration applied and no bandpass applied

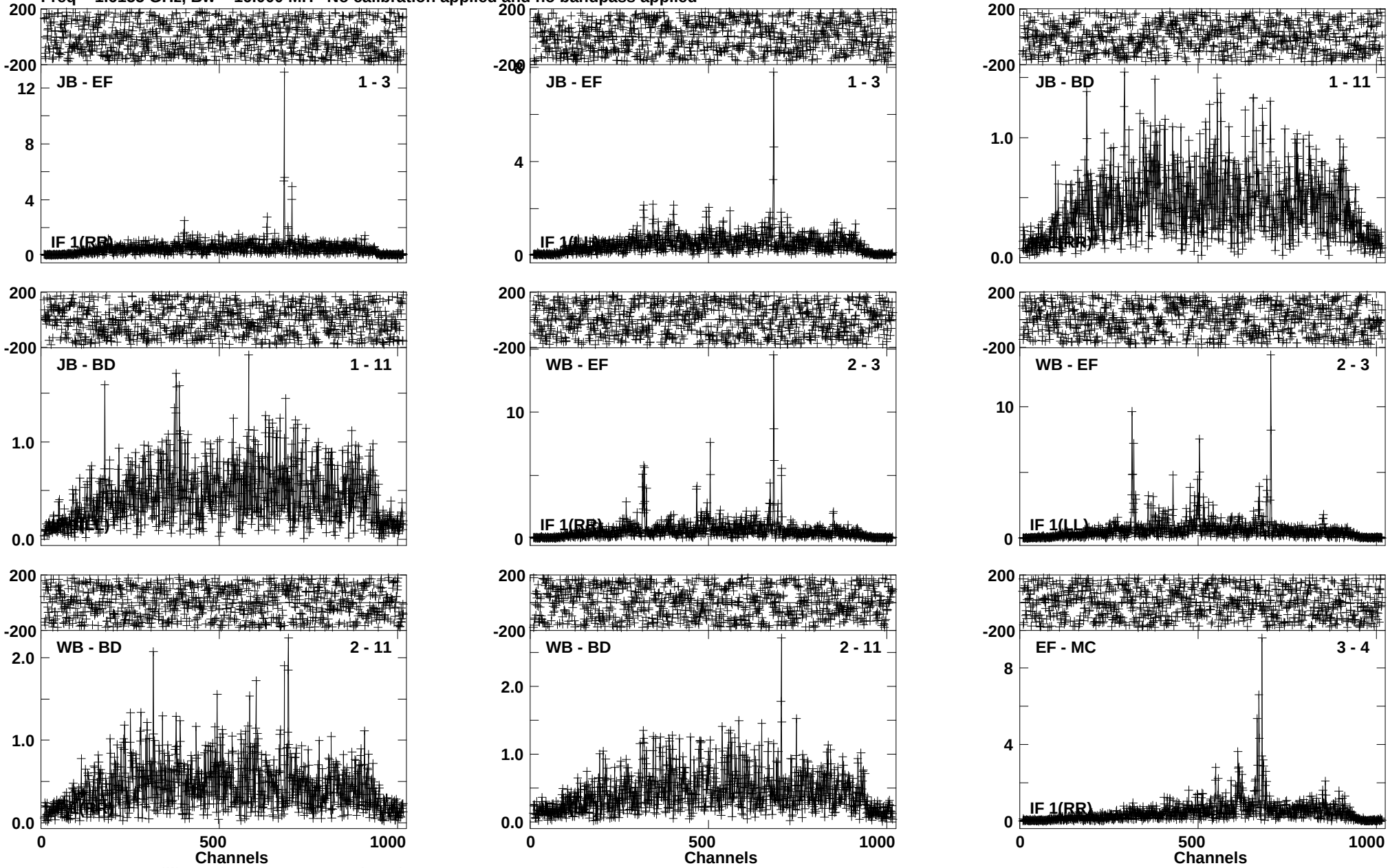

Lower frame: Milli Ampl Jy Top frame: Phas deg
Vector averaged cross-power spectrum Baseline: JB (01) - EF (03)
Timerange: 00/10:48:21 to 00/10:51:49

Plot file version 358 created 28-JUN-2019 13:35:16
IRAS16399 EP111B 2.UVDATA.1
Freq = 1.6155 GHz, Bw = 16.000 MH No calibration applied and no bandpass applied

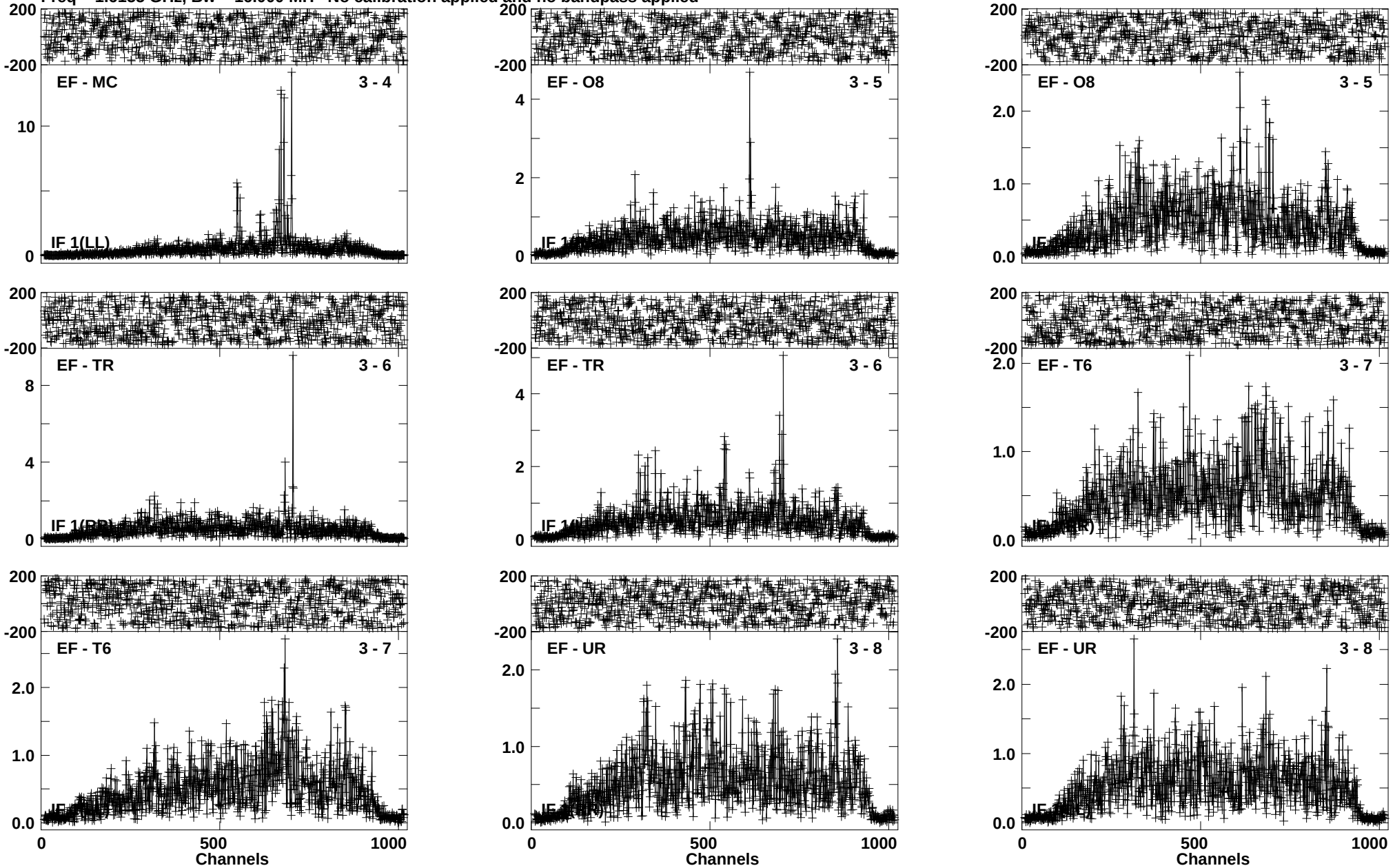

Lower frame: Milli Ampl Jy Top frame: Phas deg
Vector averaged cross-power spectrum Baseline: EF (03) - MC (04)
Timerange: 00/10:48:21 to 00/10:51:49

Plot file version 359 created 28-JUN-2019 13:35:17
IRAS16399 EP111B 2.UVDATA.1
Freq = 1.6155 GHz, Bw = 16.000 MH No calibration applied and no bandpass applied

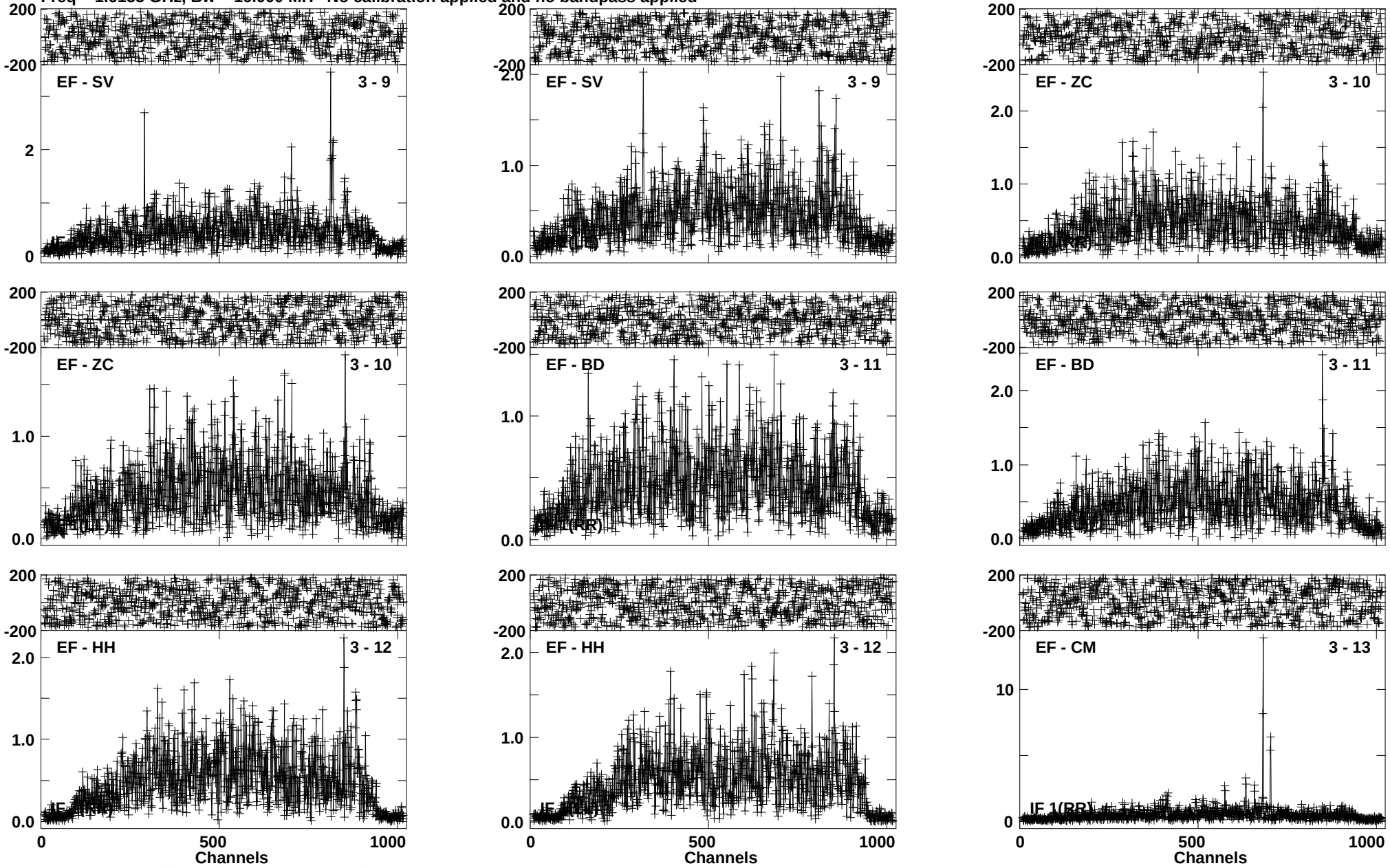

Lower frame: Milli Ampl Jy Top frame: Phas deg
Vector averaged cross-power spectrum Baseline: EF (03) - SV (09)
Timerange: 00/10:48:21 to 00/10:51:49

Plot file version 360 created 28-JUN-2019 13:35:17
IRAS16399 EP111B 2.UVDATA.1
Freq = 1.6155 GHz, Bw = 16.000 MH No calibration applied and no bandpass applied

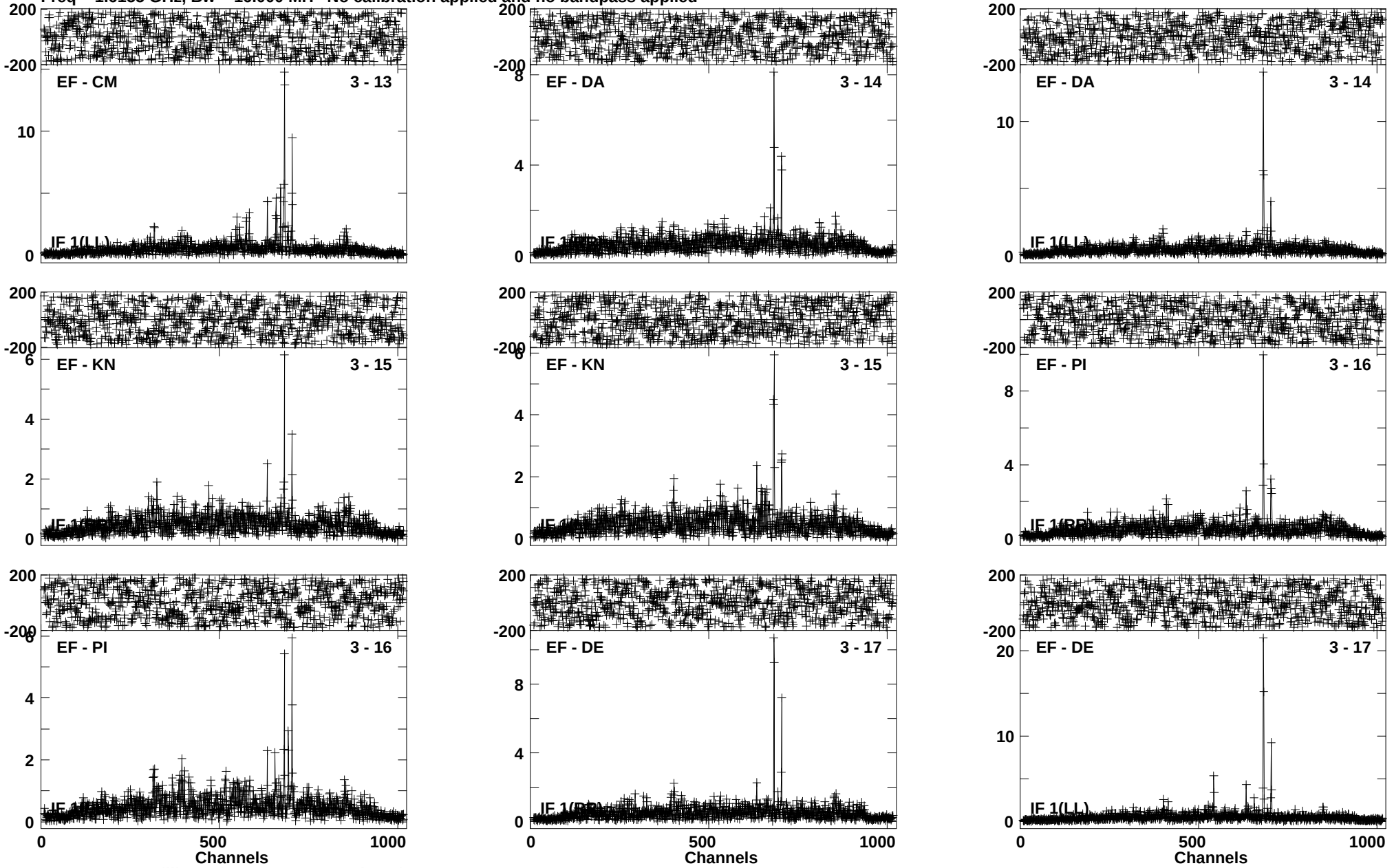

Lower frame: Milli Ampl Jy Top frame: Phas deg
Vector averaged cross-power spectrum Baseline: EF (03) - CM (13)
Timerange: 00/10:48:21 to 00/10:51:49

Plot file version 361 created 28-JUN-2019 13:35:18
IRAS16399 EP111B 2.UVDATA.1
Freq = 1.6155 GHz, Bw = 16.000 MH No calibration applied and no bandpass applied

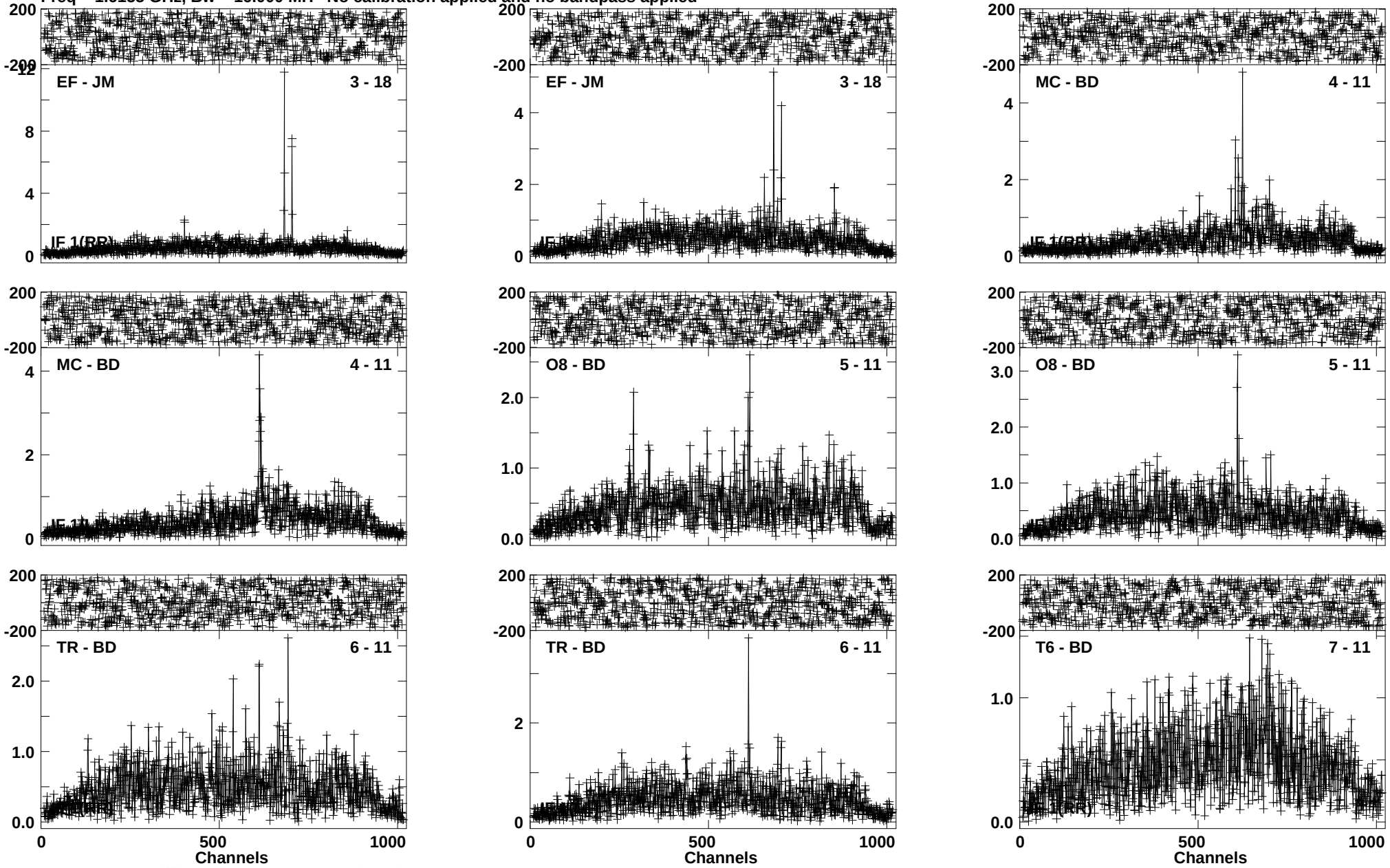

Lower frame: Milli Ampl Jy Top frame: Phas deg
Vector averaged cross-power spectrum Baseline: EF (03) - JM (18)
Timerange: 00/10:48:21 to 00/10:51:49

Plot file version 362 created 28-JUN-2019 13:35:19
IRAS16399 EP111B 2.UVDATA.1
Freq = 1.6155 GHz, Bw = 16.000 MH No calibration applied and no bandpass applied

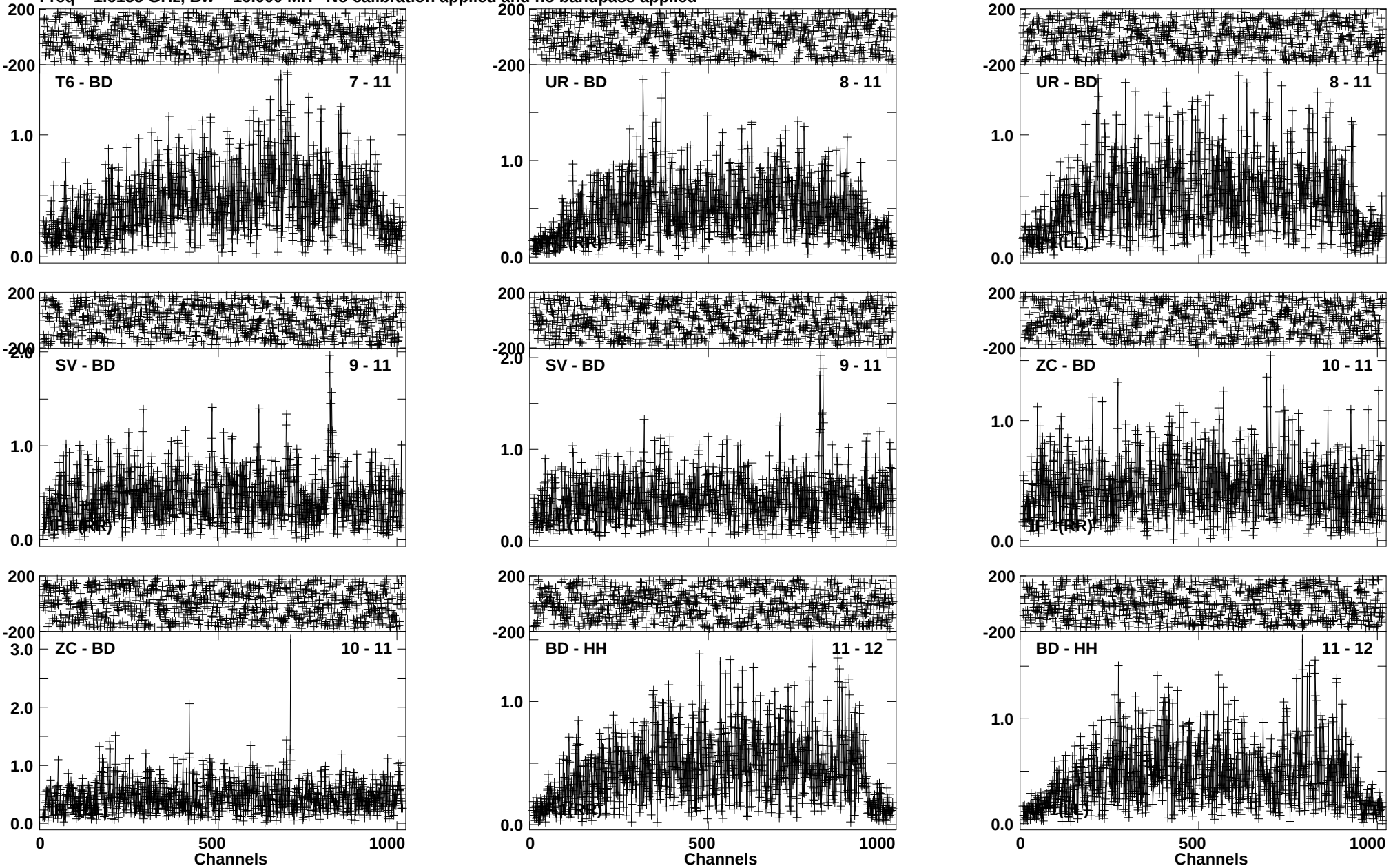

Lower frame: Milli Ampl Jy Top frame: Phas deg
Vector averaged cross-power spectrum Baseline: T6 (07) - BD (11)
Timerange: 00/10:48:21 to 00/10:51:49

Plot file version 363 created 28-JUN-2019 13:35:19
IRAS16399 EP111B 2.UVDATA.1
Freq = 1.6155 GHz, Bw = 16.000 MH No calibration applied and no bandpass applied

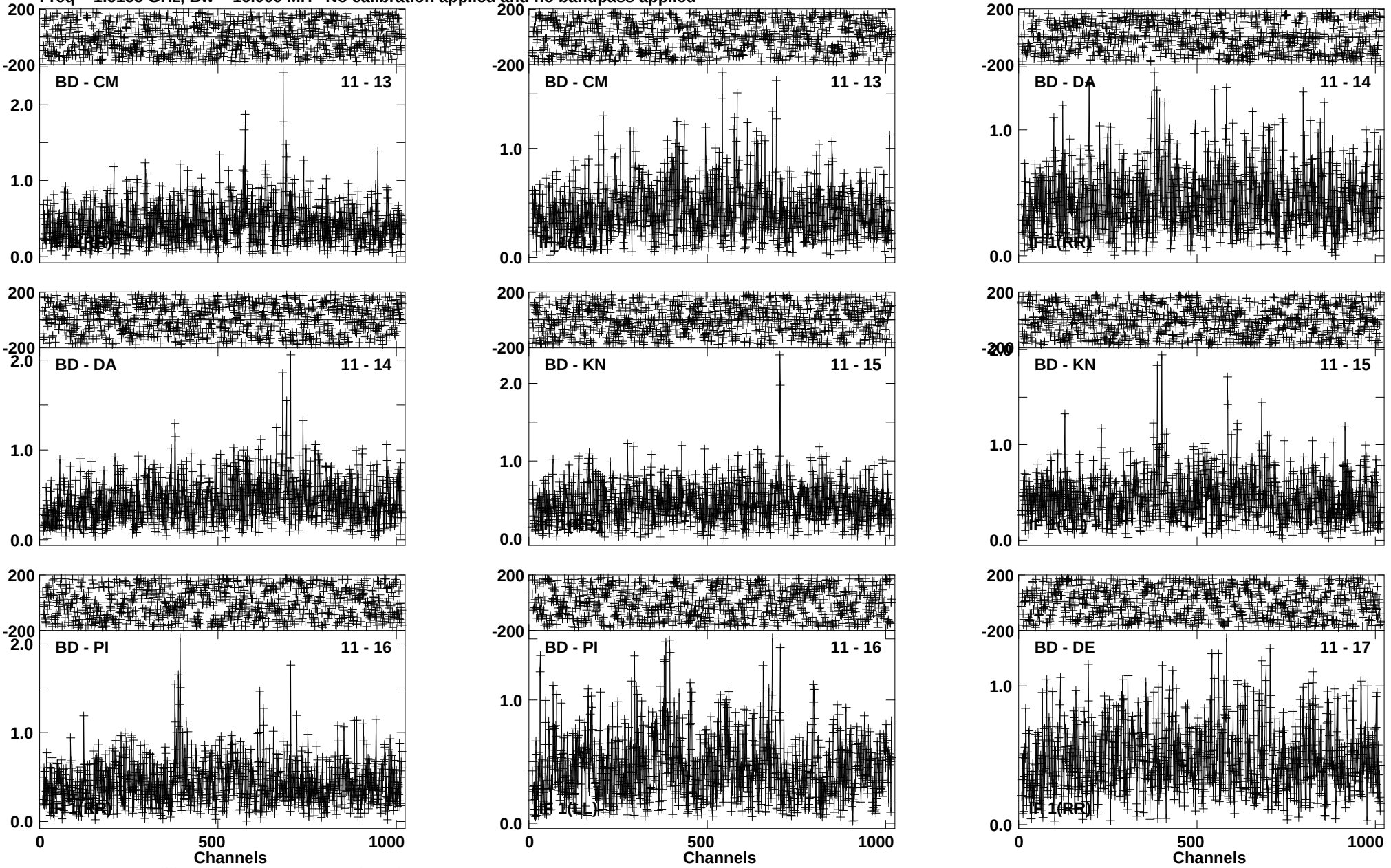

Lower frame: Milli Ampl Jy Top frame: Phas deg
Vector averaged cross-power spectrum Baseline: BD (11) - CM (13)
Timerange: 00/10:48:21 to 00/10:51:49

Plot file version 364 created 28-JUN-2019 13:35:20
IRAS16399 EP111B 2.UVDATA.1
Freq = 1.6155 GHz, Bw = 16.000 MH No calibration applied and no bandpass applied

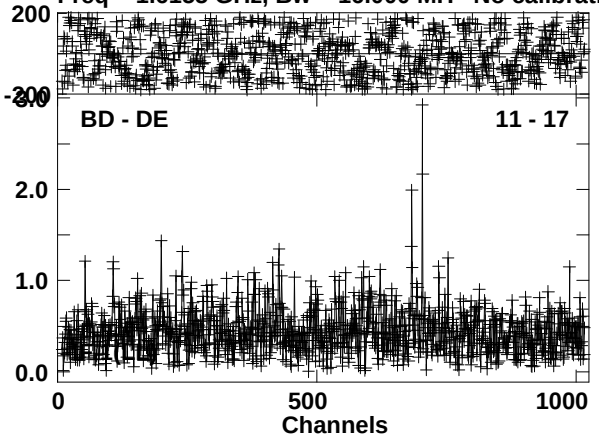

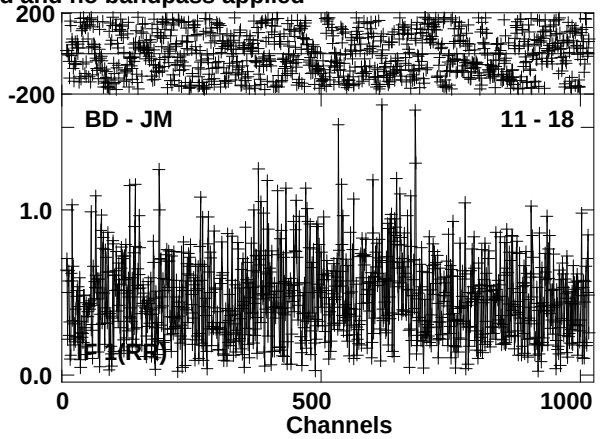

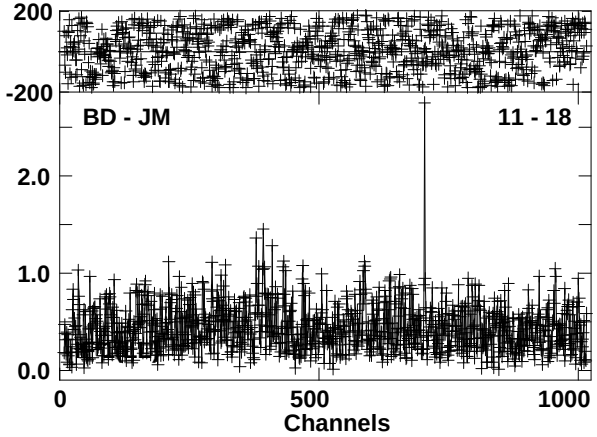

Lower frame: Milli Ampl Jy Top frame: Phas deg
Vector averaged cross-power spectrum Baseline: BD (11) - DE (17)
Timerange: 00/10:48:21 to 00/10:51:49

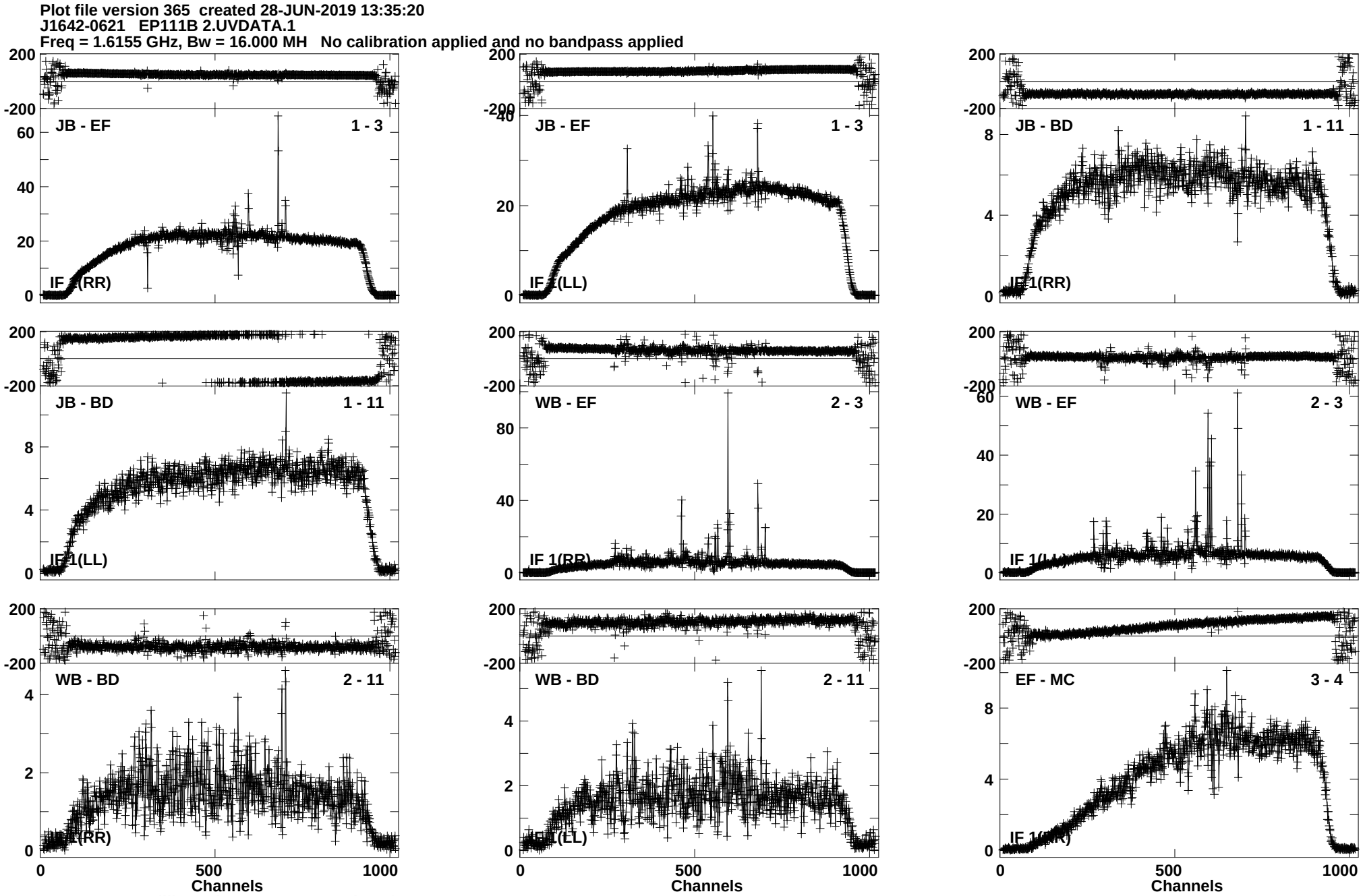
Plot file version 365 created 28-JUN-2019 13:35:20
J1642-0621 EP111B 2.UVDATA.1
Freq = 1.6155 GHz, Bw = 16.000 MH No calibration applied and no bandpass applied
JB - EF 1 - 3
JB - EF 1 - 3
JB - BD 1 - 11
JB - BD 1 - 11
WB - EF 2 - 3
WB - EF 2 - 3
WB - BD 2 - 11
WB - BD 2 - 11
EF - MC 3 - 4
Channels
Channels
Channels
Lower frame: Milli Ampl Jy Top frame: Phas deg
Vector averaged cross-power spectrum Baseline: JB (01) - EF (03)
Timerange: 00/10:52:36 to 00/10:54:04

Plot file version 366 created 28-JUN-2019 13:35:21
J1642-0621 EP111B 2.UVDATA.1
Freq = 1.6155 GHz, Bw = 16.000 MH No calibration applied and no bandpass applied

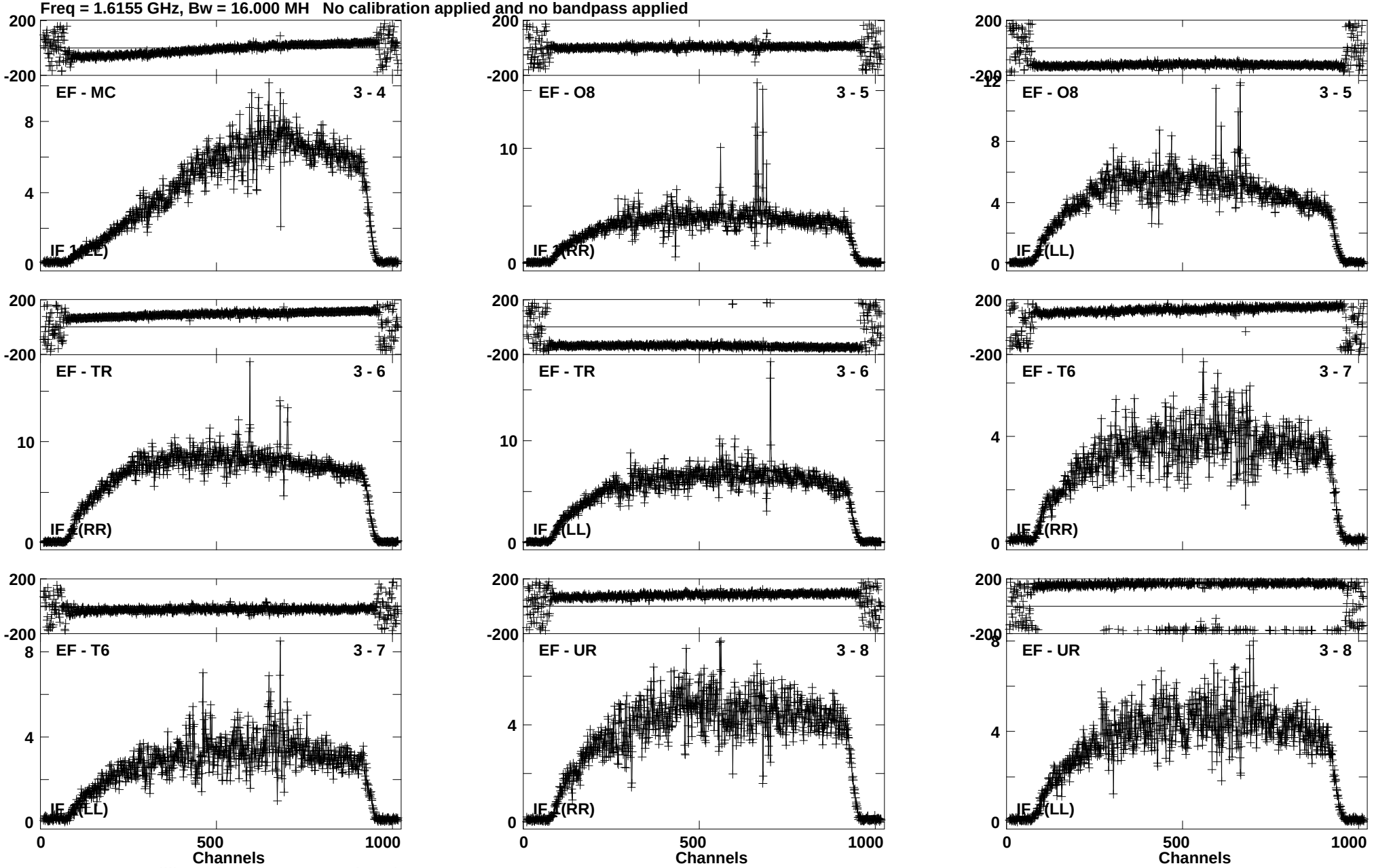

Lower frame: Milli Ampl Jy Top frame: Phas deg
Vector averaged cross-power spectrum Baseline: EF (03) - MC (04)
Timerange: 00/10:52:36 to 00/10:54:04

Plot file version 367 created 28-JUN-2019 13:35:21
J1642-0621 EP111B 2.UVDATA.1
Freq = 1.6155 GHz, Bw = 16.000 MH No calibration applied and no bandpass applied

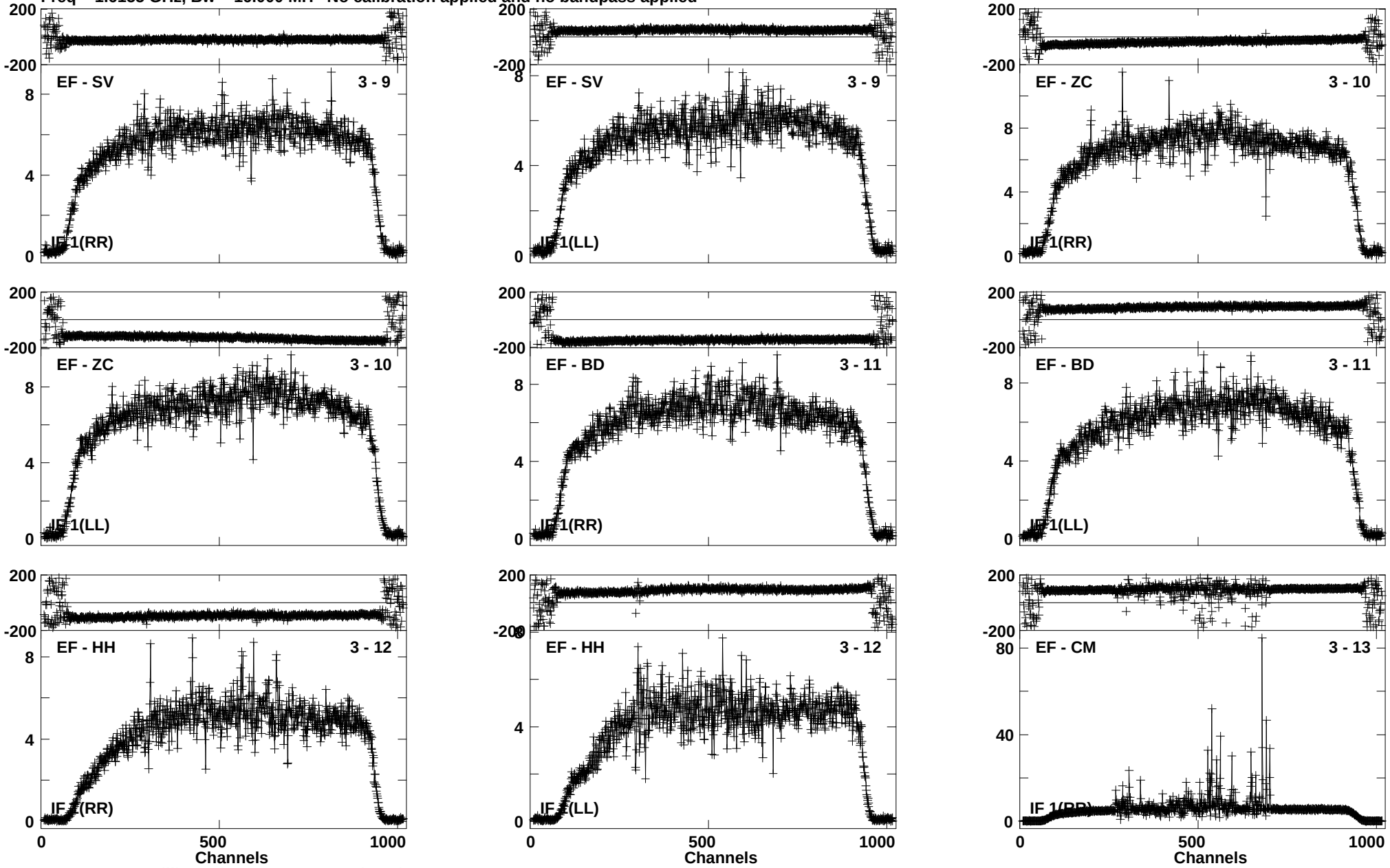

Lower frame: Milli Ampl Jy Top frame: Phas deg
Vector averaged cross-power spectrum Baseline: EF (03) - SV (09)
Timerange: 00/10:52:36 to 00/10:54:04

Plot file version 368 created 28-JUN-2019 13:35:22
J1642-0621 EP111B 2.UVDATA.1
Freq = 1.6155 GHz, Bw = 16.000 MH No calibration applied and no bandpass applied

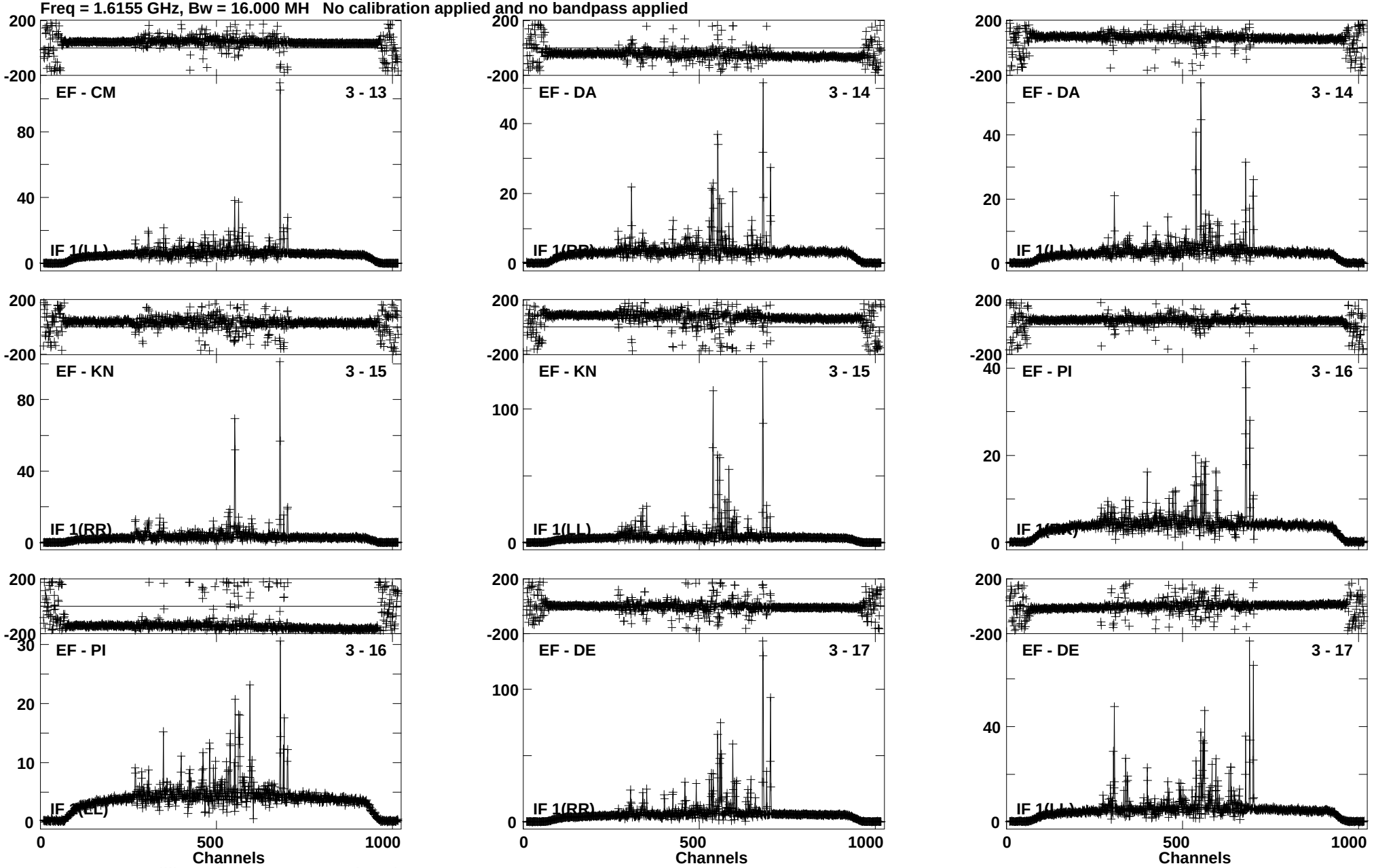

Lower frame: Milli Ampl Jy Top frame: Phas deg
Vector averaged cross-power spectrum Baseline: EF (03) - CM (13)
Timerange: 00/10:52:36 to 00/10:54:04

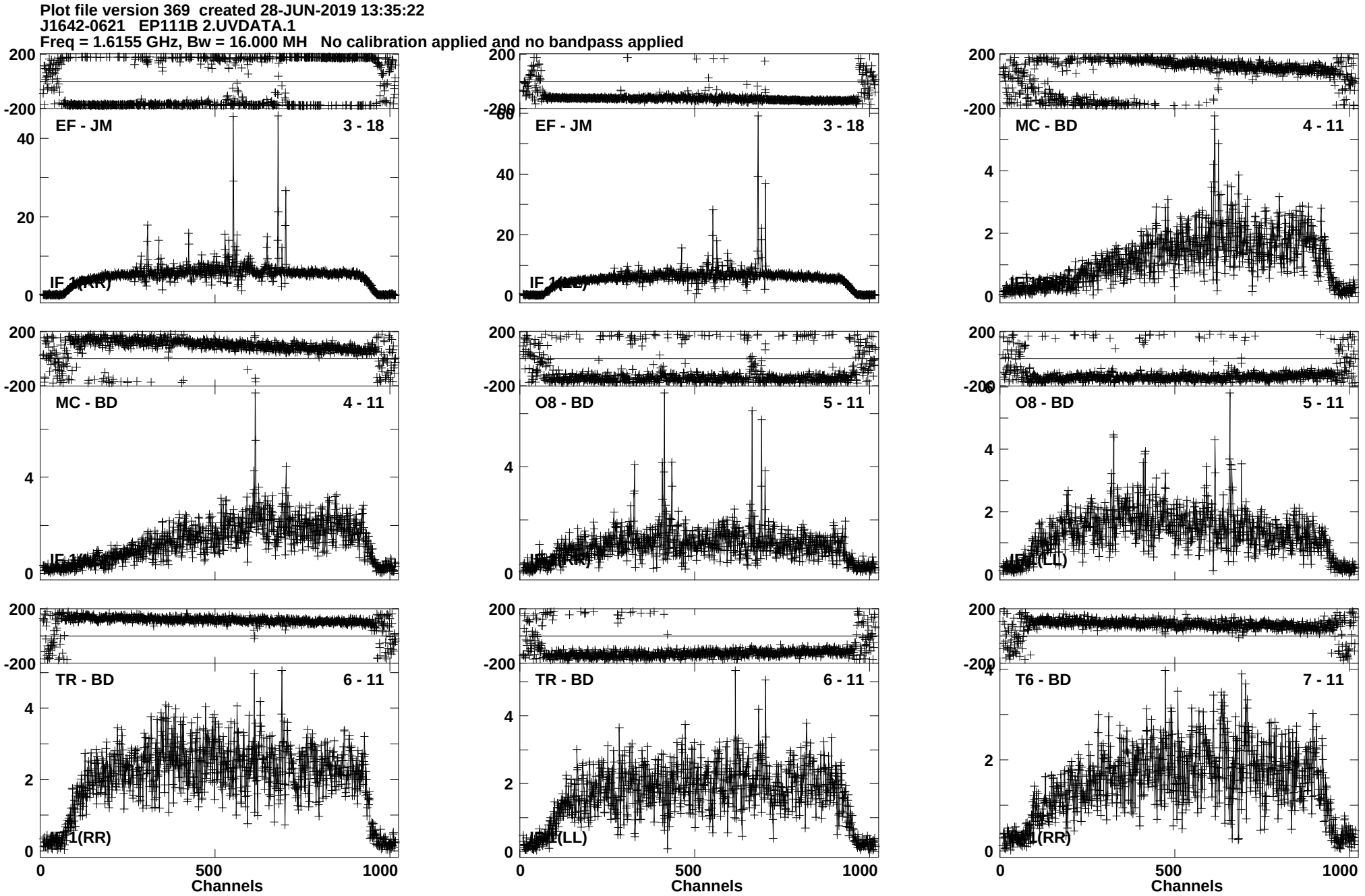
Plot file version 369 created 28-JUN-2019 13:35:22
J1642-0621 EP111B 2.UVDATA.1
Freq = 1.6155 GHz, Bw = 16.000 MH No calibration applied and no bandpass applied
EF - JM 3 - 18
EF - JM 3 - 18
MC - BD 4 - 11
MC - BD 4 - 11
O8 - BD 5 - 11
O8 - BD 5 - 11
TR - BD 6 - 11
TR - BD 6 - 11
T6 - BD 7 - 11
Channels
Channels
Channels
Lower frame: Milli Ampl Jy Top frame: Phas deg
Vector averaged cross-power spectrum Baseline: EF (03) - JM (18)
Timerange: 00/10:52:36 to 00/10:54:04

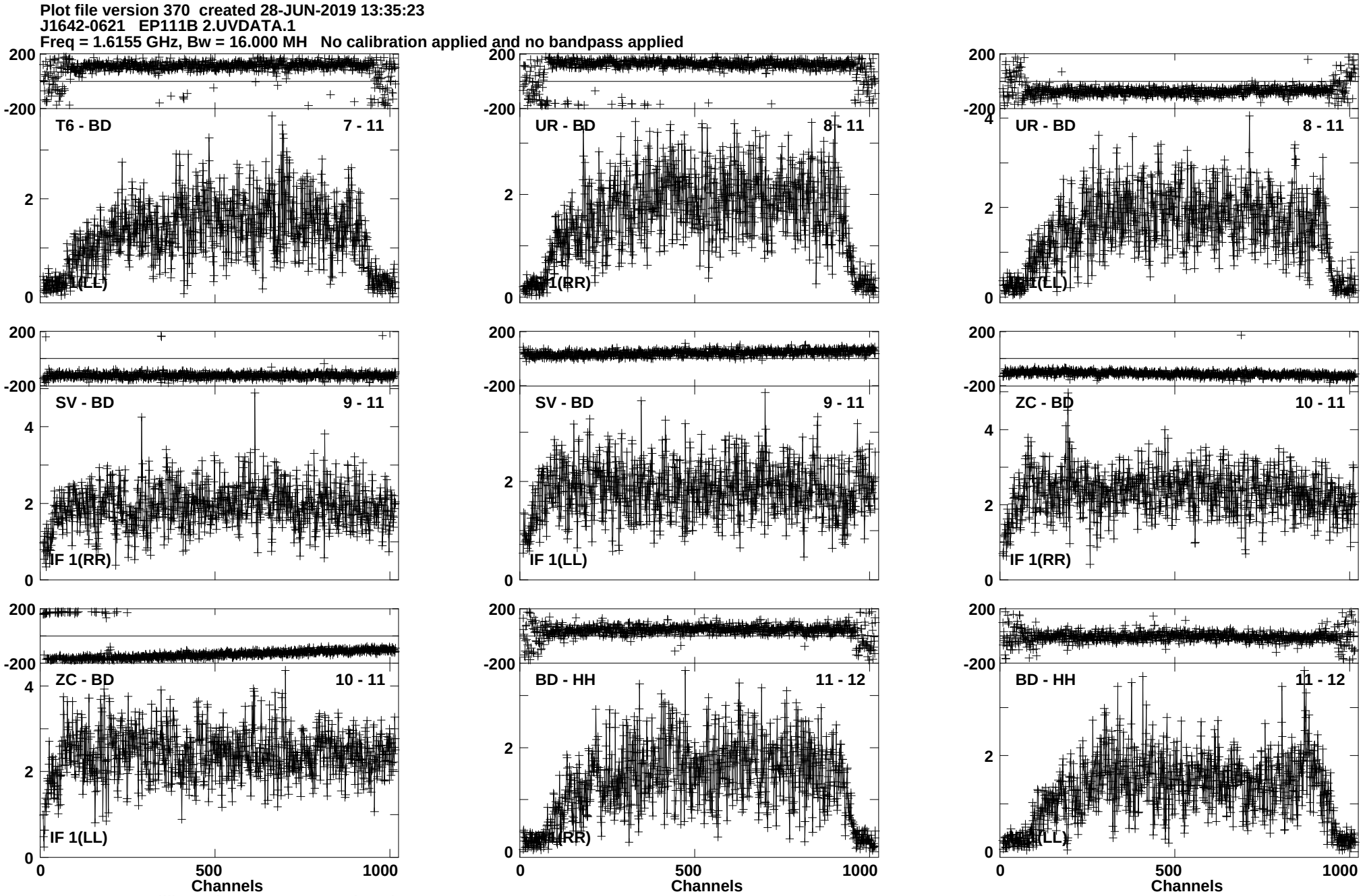
Plot file version 370 created 28-JUN-2019 13:35:23
J1642-0621 EP111B 2.UVDATA.1
Freq = 1.6155 GHz, Bw = 16.000 MH No calibration applied and no bandpass applied
T6 - BD
7 - 11
IF 1(LL)
UR - BD
8 - 11
IF 1(RR)
UR - BD
8 - 11
IF 1(LL)
SV - BD
9 - 11
IF 1(RR)
SV - BD
9 - 11
IF 1(LL)
ZC - BD
10 - 11
IF 1(RR)
ZC - BD
10 - 11
IF 1(LL)
BD - HH
11 - 12
(RR)
BD - HH
11 - 12
(LL)
200
-200
4
2
0
500
1000
Channels
Lower frame: Milli Ampl Jy Top frame: Phas deg
Vector averaged cross-power spectrum Baseline: T6 (07) - BD (11)
Timerange: 00/10:52:36 to 00/10:54:04

Plot file version 371 created 28-JUN-2019 13:35:23
J1642-0621 EP111B 2.UVDATA.1
Freq = 1.6155 GHz, Bw = 16.000 MH No calibration applied and no bandpass applied

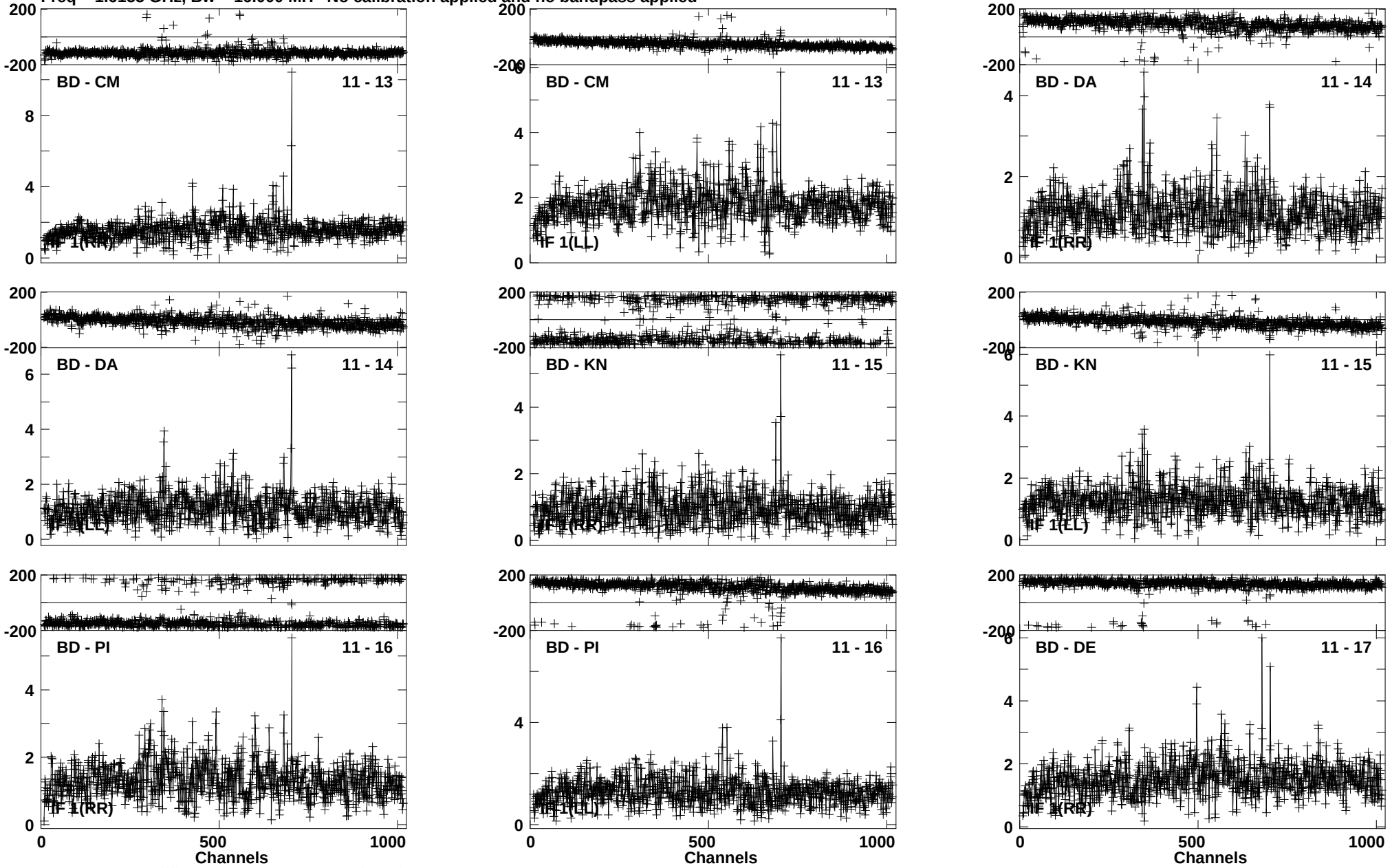

Lower frame: Milli Ampl Jy Top frame: Phas deg
Vector averaged cross-power spectrum Baseline: BD (11) - CM (13)
Timerange: 00/10:52:36 to 00/10:54:04

Plot file version 372 created 28-JUN-2019 13:35:24
J1642-0621 EP111B 2.UVDATA.1
Freq = 1.6155 GHz, Bw = 16.000 MH No calibration applied and no bandpass applied

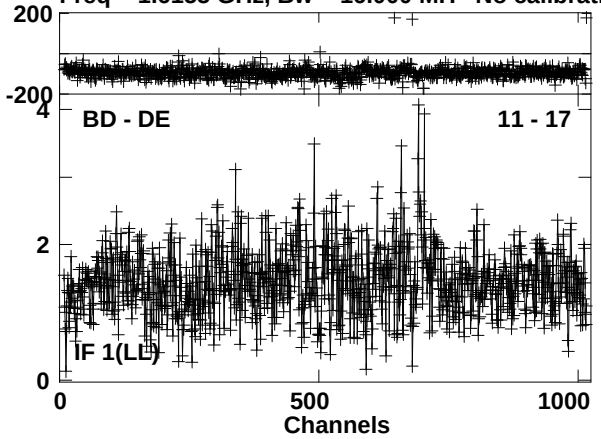

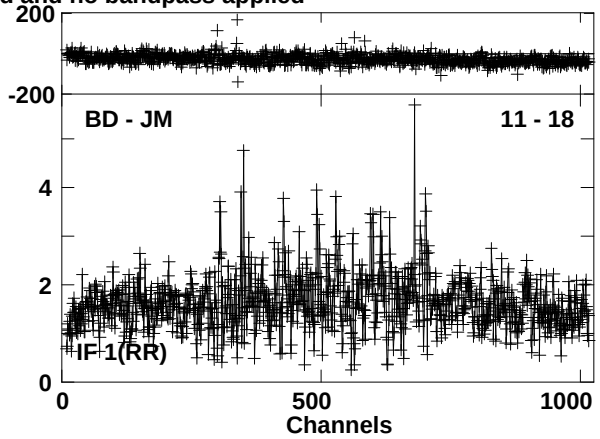

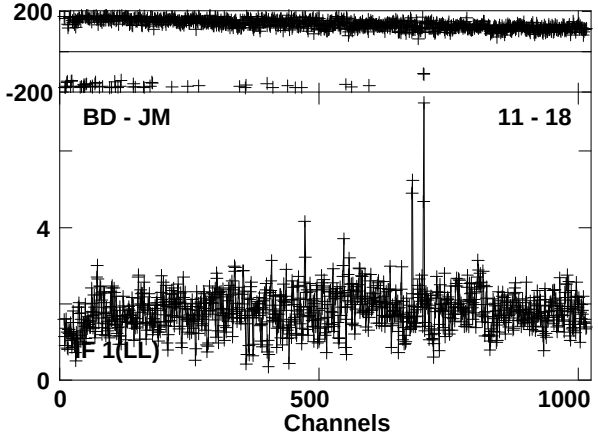

Lower frame: Milli Ampl Jy Top frame: Phas deg
Vector averaged cross-power spectrum Baseline: BD (11) - DE (17)
Timerange: 00/10:52:36 to 00/10:54:04

Plot file version 373 created 28-JUN-2019 13:35:24
IRAS16399 EP111B 2.UVDATA.1
Freq = 1.6155 GHz, Bw = 16.000 MH No calibration applied and no bandpass applied

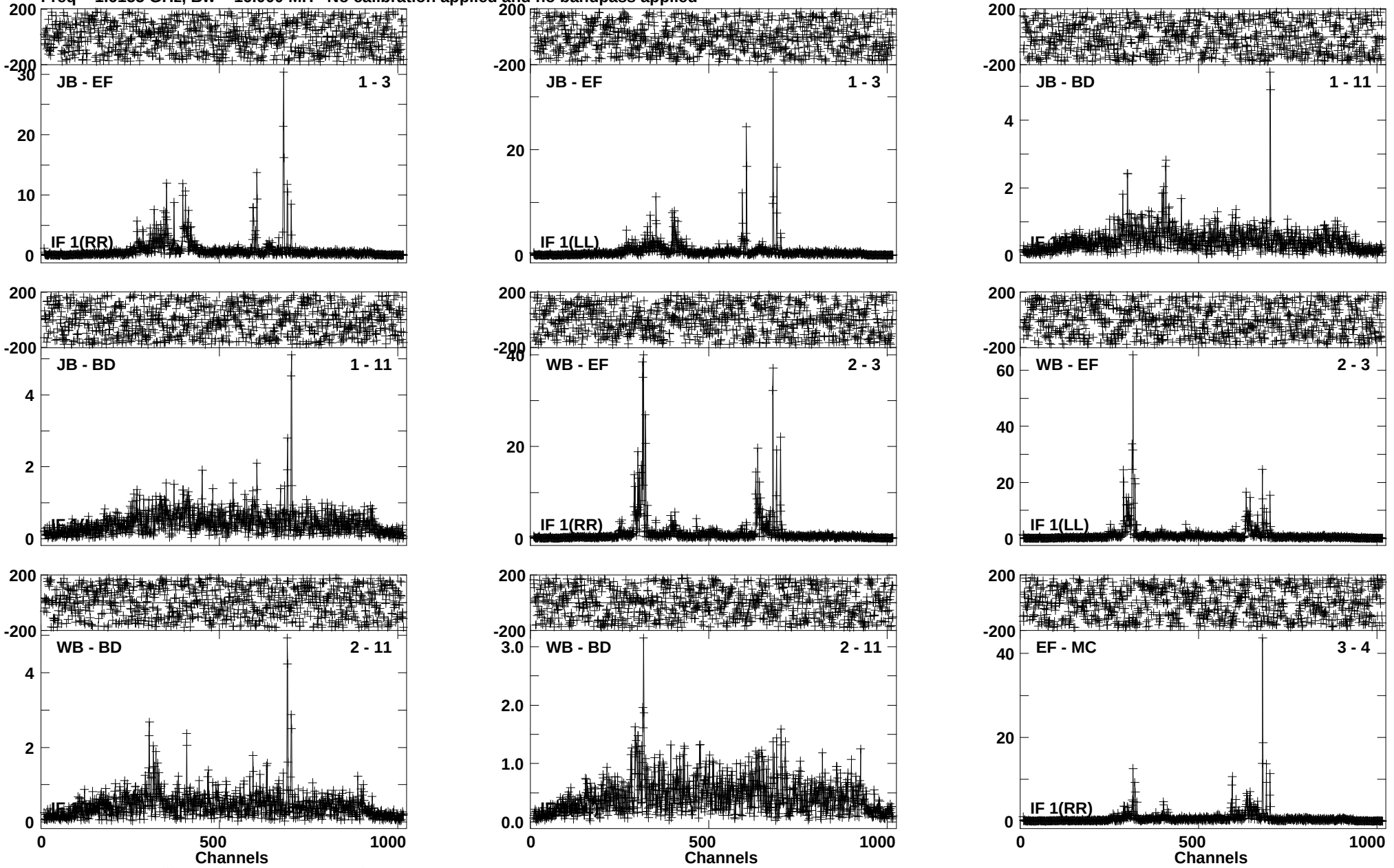

Lower frame: Milli Ampl Jy Top frame: Phas deg
Vector averaged cross-power spectrum Baseline: JB (01) - EF (03)
Timerange: 00/10:54:06 to 00/10:57:34

Plot file version 374 created 28-JUN-2019 13:35:24
IRAS16399 EP111B 2.UVDATA.1
Freq = 1.6155 GHz, Bw = 16.000 MH No calibration applied and no bandpass applied

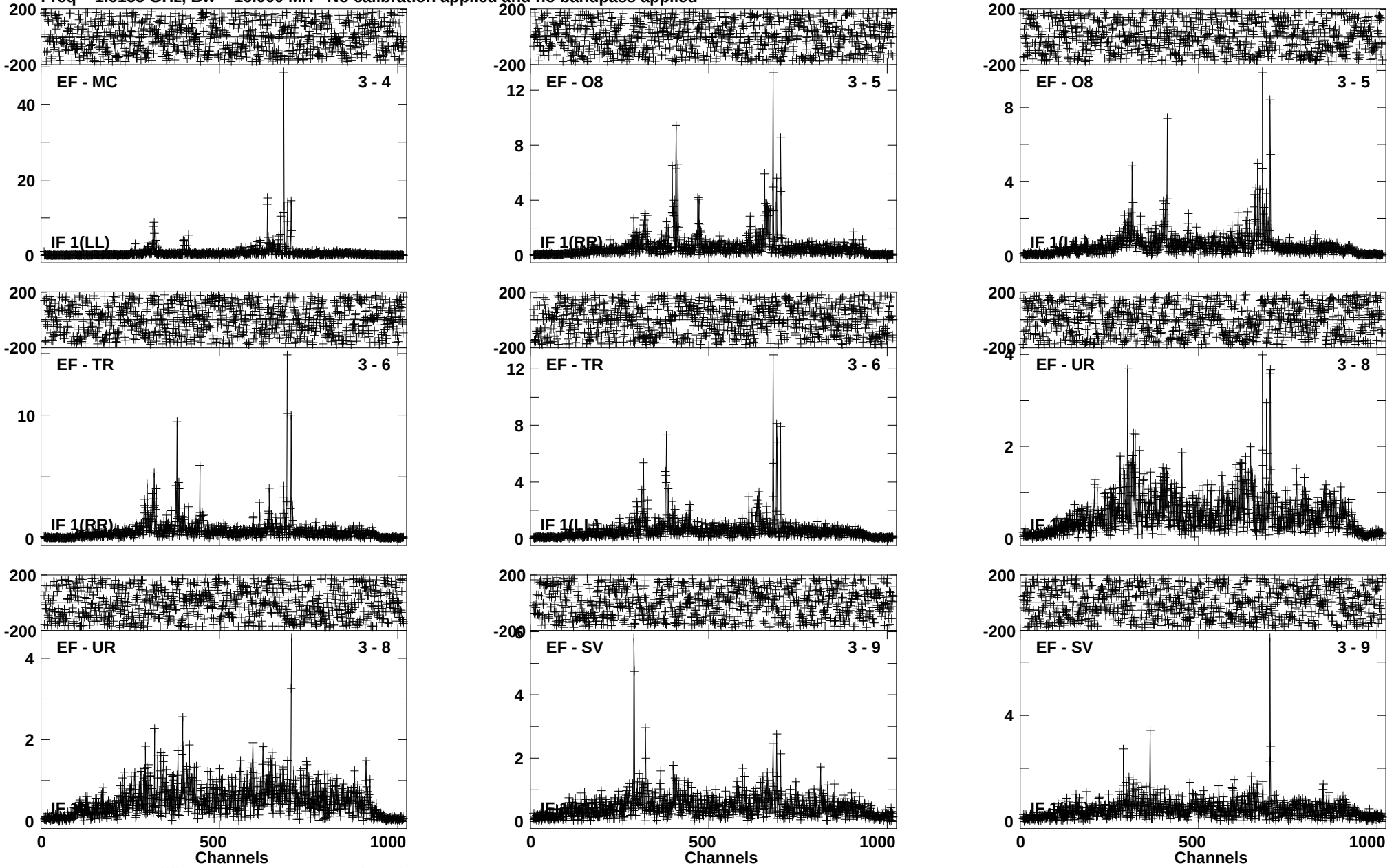

Lower frame: Milli Ampl Jy Top frame: Phas deg
Vector averaged cross-power spectrum Baseline: EF (03) - MC (04)
Timerange: 00/10:54:06 to 00/10:57:34

Plot file version 375 created 28-JUN-2019 13:35:25
IRAS16399 EP111B 2.UVDATA.1
Freq = 1.6155 GHz, Bw = 16.000 MH No calibration applied and no bandpass applied

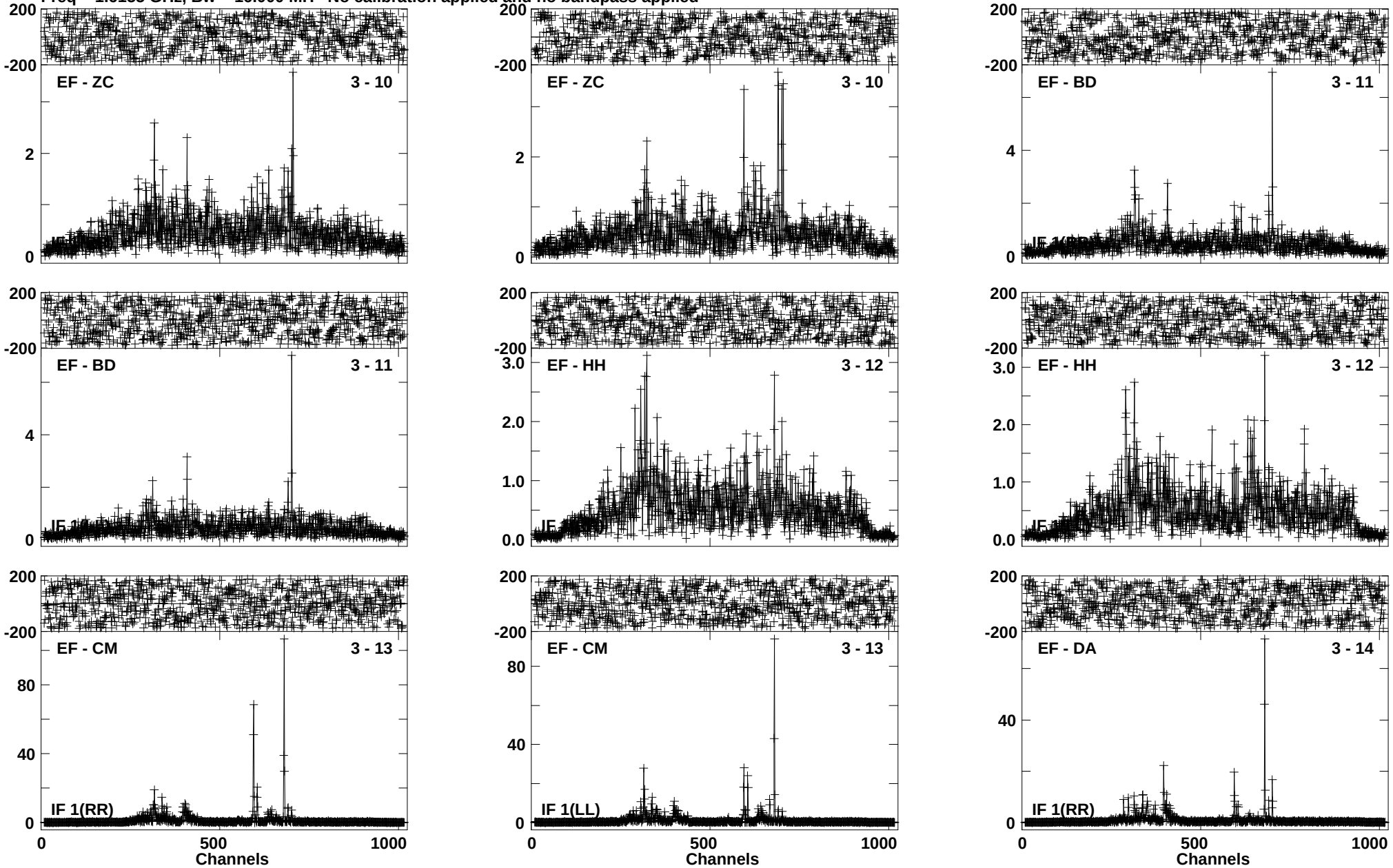

Lower frame: Milli Ampl Jy Top frame: Phas deg
Vector averaged cross-power spectrum Baseline: EF (03) - ZC (10)
Timerange: 00/10:54:06 to 00/10:57:34

Plot file version 376 created 28-JUN-2019 13:35:26
IRAS16399 EP111B 2.UVDATA.1
Freq = 1.6155 GHz, Bw = 16.000 MH No calibration applied and no bandpass applied

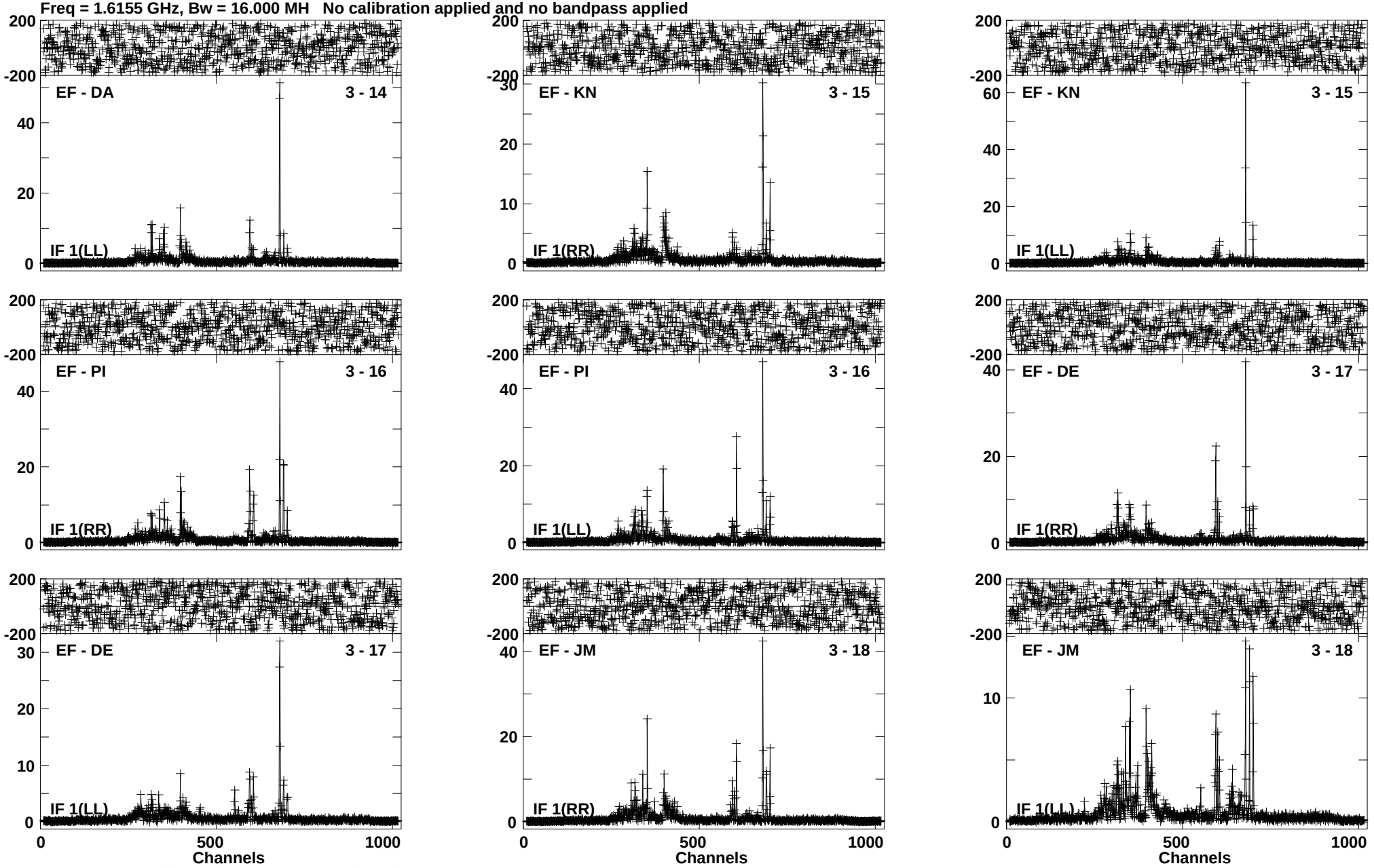

Lower frame: Milli Ampl Jy Top frame: Phas deg
Vector averaged cross-power spectrum Baseline: EF (03) - DA (14)
Timerange: 00/10:54:06 to 00/10:57:34

Plot file version 377 created 28-JUN-2019 13:35:26
IRAS16399 EP111B 2.UVDATA.1
Freq = 1.6155 GHz, Bw = 16.000 MH No calibration applied and no bandpass applied

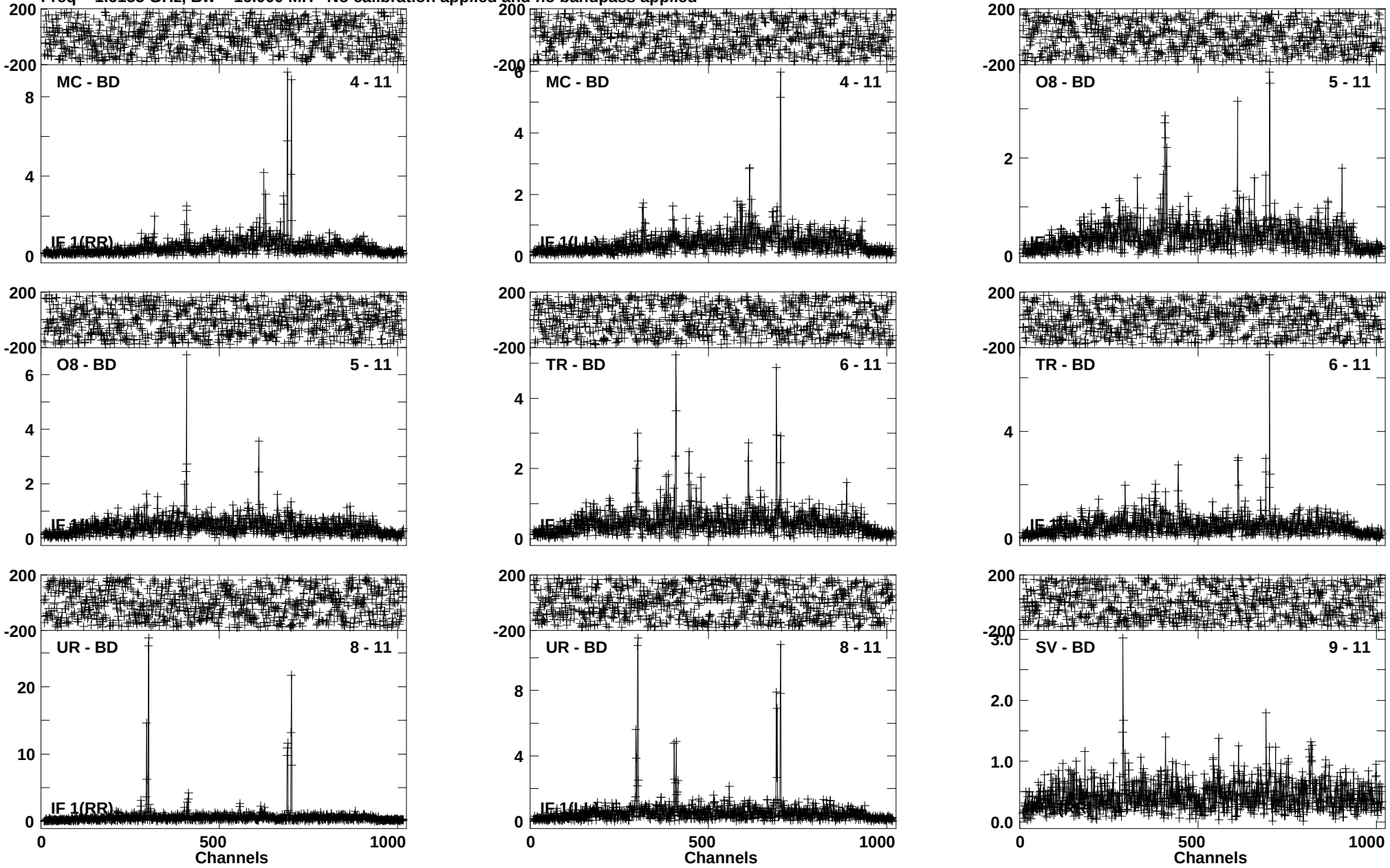

Lower frame: Milli Ampl Jy Top frame: Phas deg
Vector averaged cross-power spectrum Baseline: MC (04) - BD (11)
Timerange: 00/10:54:06 to 00/10:57:34

Plot file version 378 created 28-JUN-2019 13:35:27
IRAS16399 EP111B 2.UVDATA.1
Freq = 1.6155 GHz, Bw = 16.000 MH No calibration applied and no bandpass applied

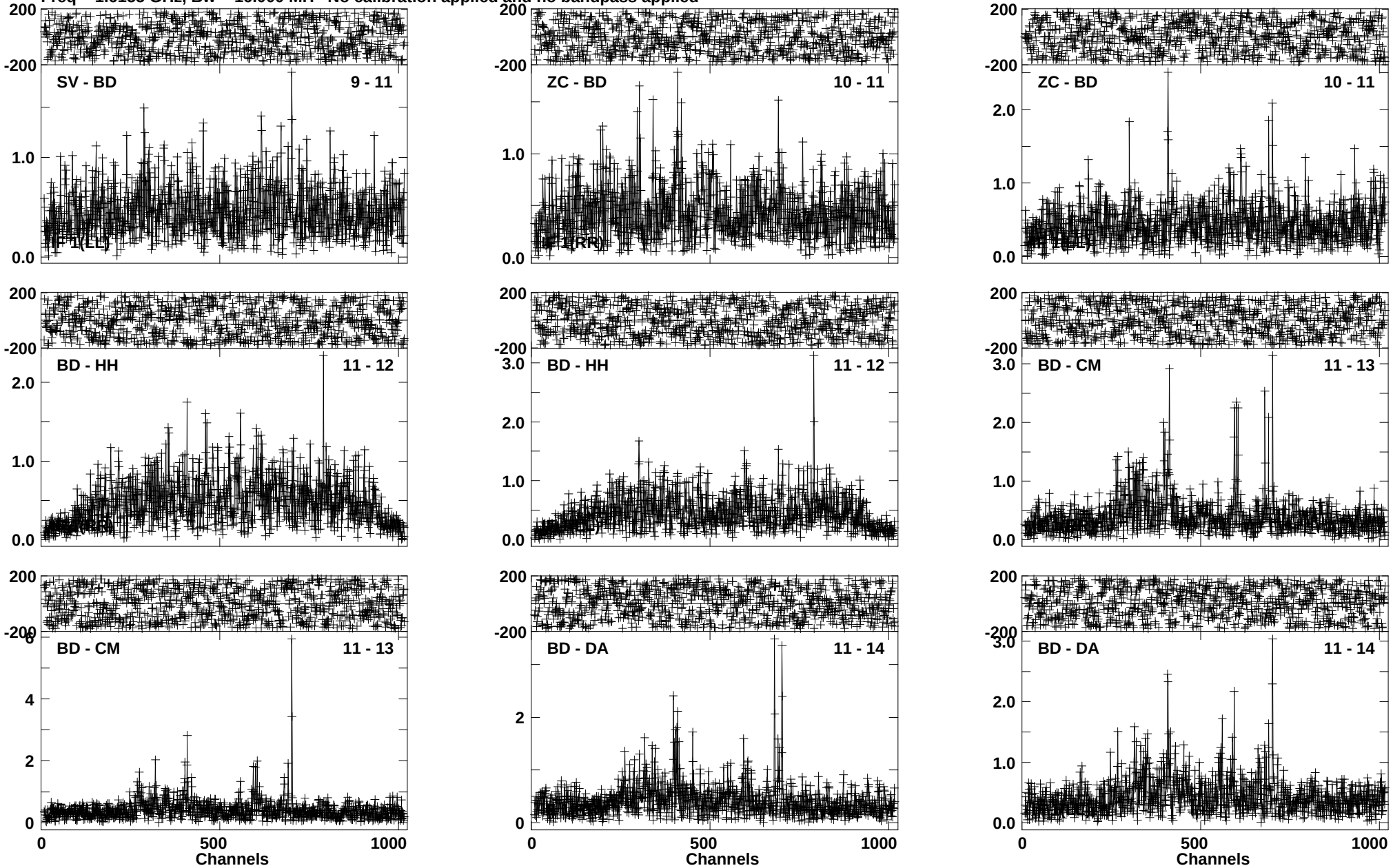

Lower frame: Milli Ampl Jy Top frame: Phas deg
Vector averaged cross-power spectrum Baseline: SV (09) - BD (11)
Timerange: 00/10:54:06 to 00/10:57:34

Plot file version 379 created 28-JUN-2019 13:35:27
IRAS16399 EP111B 2.UVDATA.1
Freq = 1.6155 GHz, Bw = 16.000 MH No calibration applied and no bandpass applied

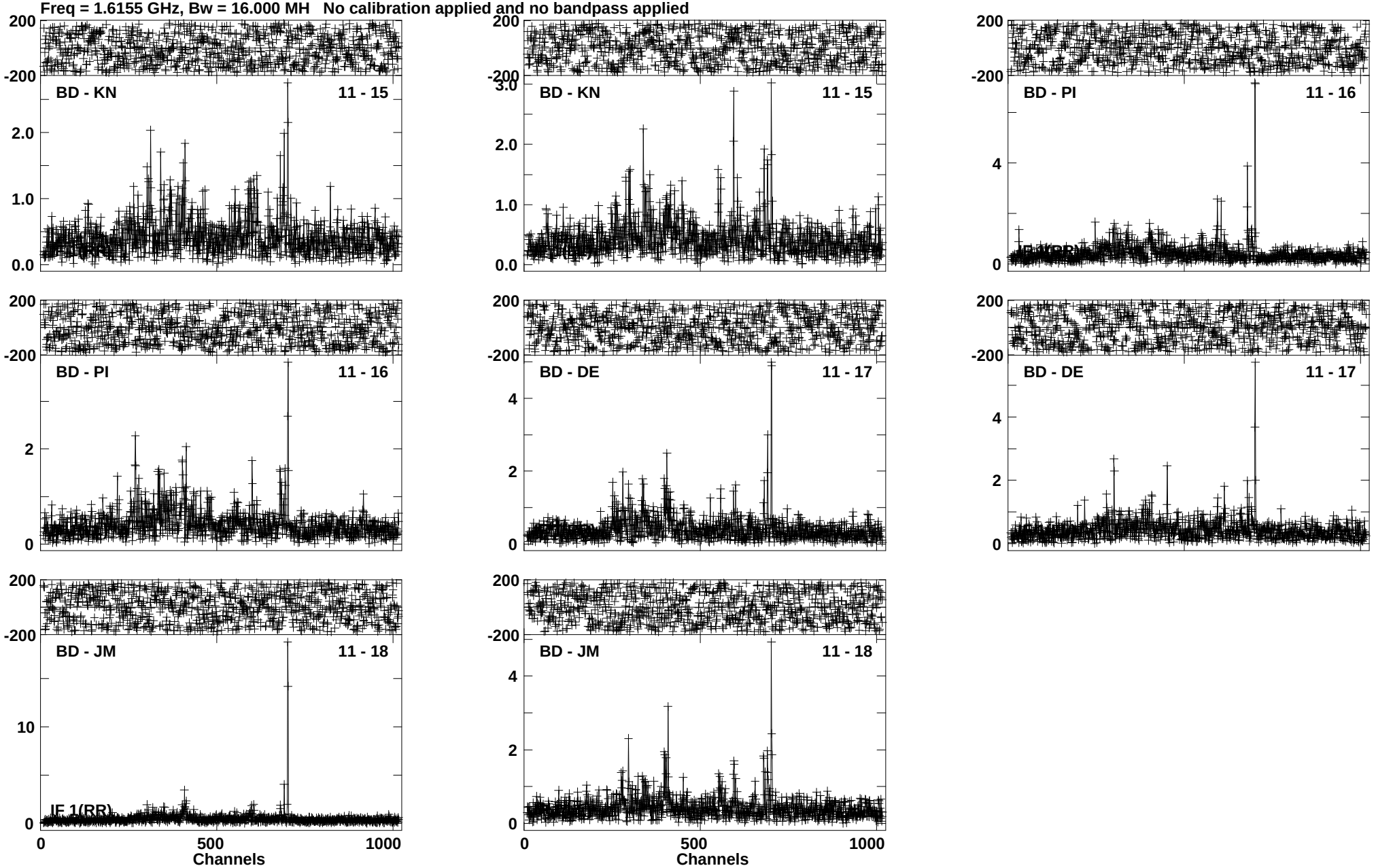

Lower frame: Milli Ampl Jy Top frame: Phas deg
Vector averaged cross-power spectrum Baseline: BD (11) - KN (15)
Timerange: 00/10:54:06 to 00/10:57:34

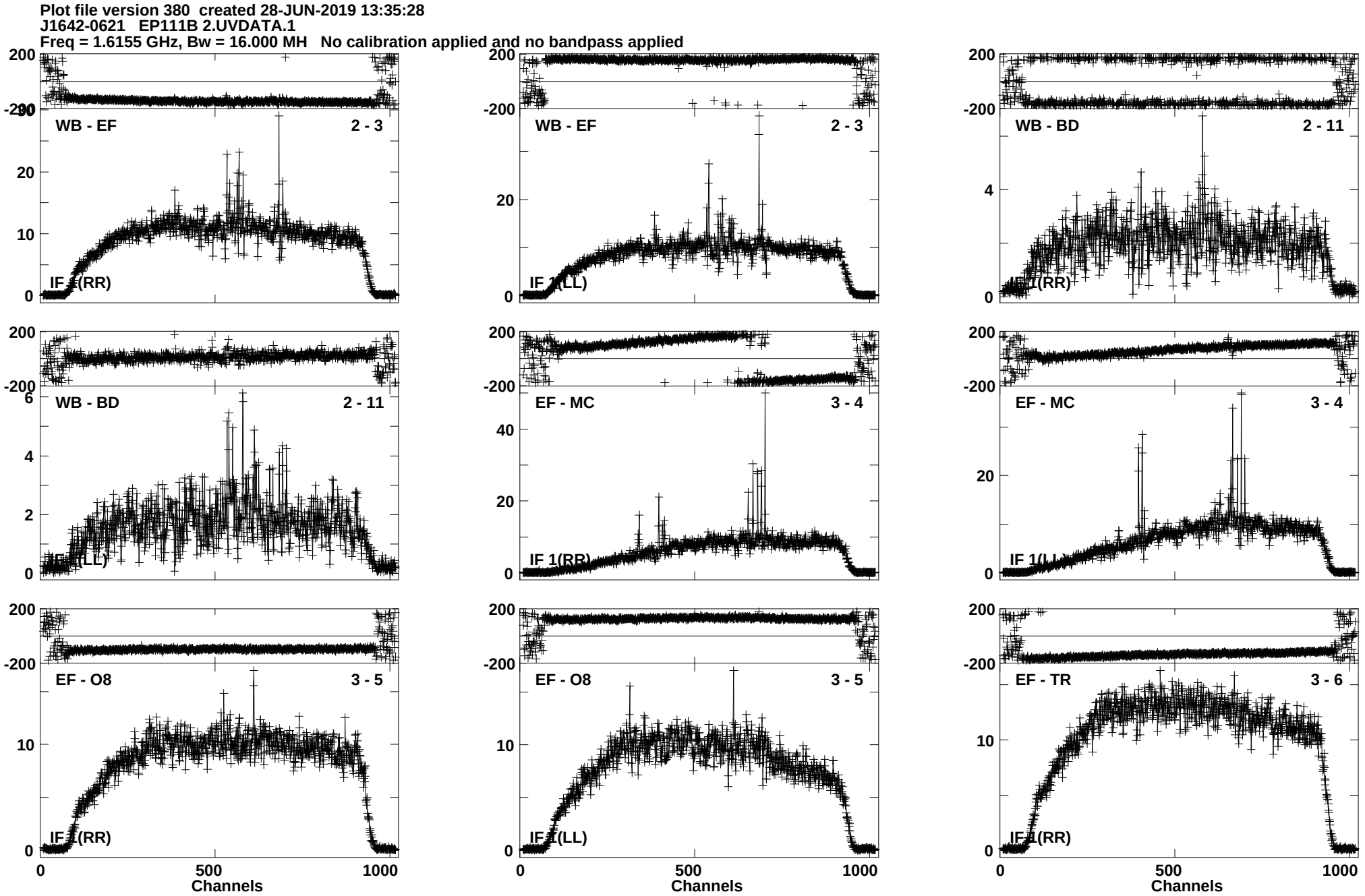
Plot file version 380 created 28-JUN-2019 13:35:28
J1642-0621 EP111B 2.UVDATA.1
Freq = 1.6155 GHz, Bw = 16.000 MH No calibration applied and no bandpass applied
WB - EF 2 - 3
WB - EF 2 - 3
WB - BD 2 - 11
WB - BD 2 - 11
EF - MC 3 - 4
EF - MC 3 - 4
EF - O8 3 - 5
EF - O8 3 - 5
EF - TR 3 - 6
Channels
Channels
Channels
Lower frame: Milli Ampl Jy Top frame: Phas deg
Vector averaged cross-power spectrum Baseline: WB (02) - EF (03)
Timerange: 00/10:57:36 to 00/10:59:04

Plot file version 381 created 28-JUN-2019 13:35:29
J1642-0621 EP111B 2.UVDATA.1
Freq = 1.6155 GHz, Bw = 16.000 MH No calibration applied and no bandpass applied

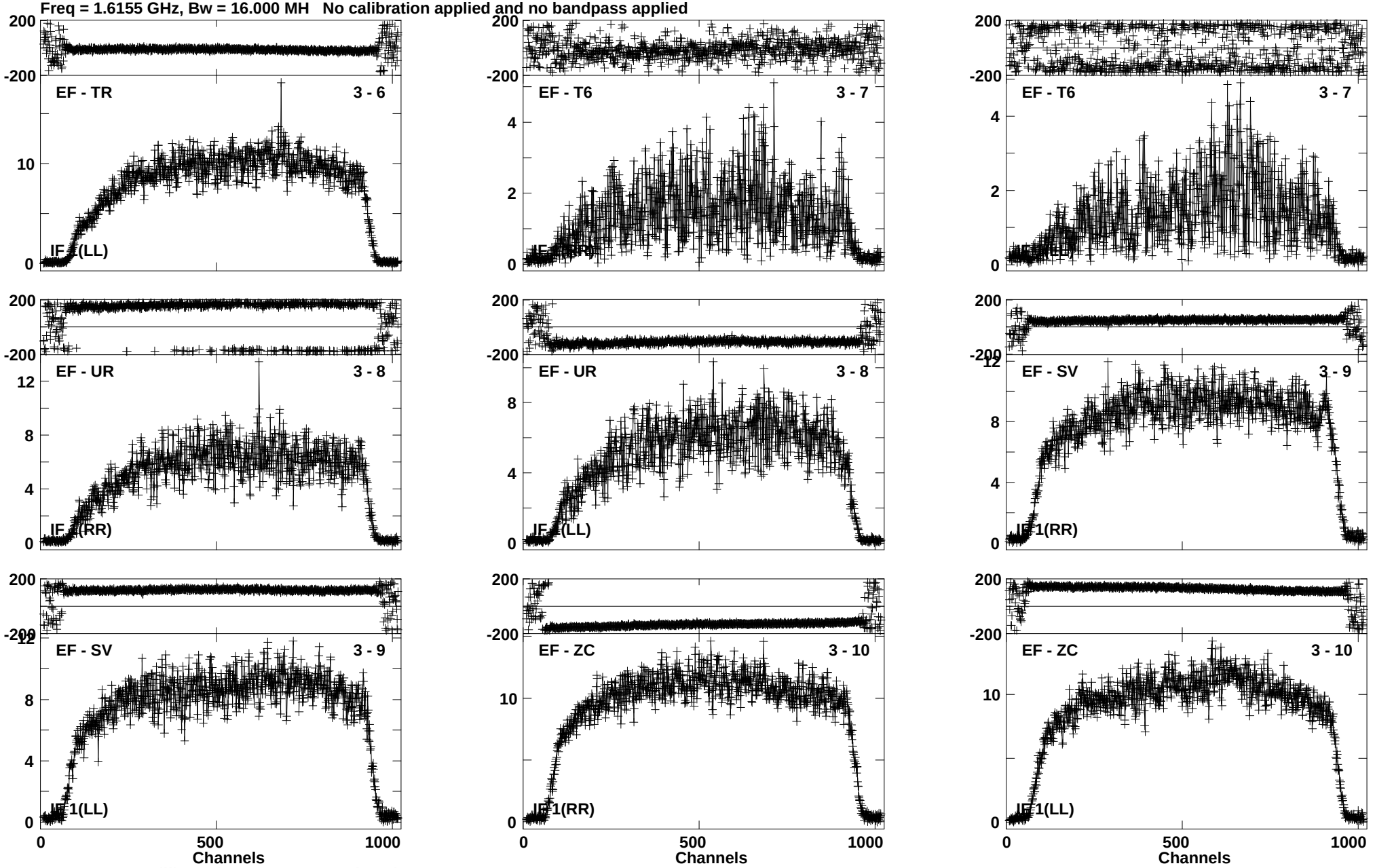

Lower frame: Milli Ampl Jy Top frame: Phas deg
Vector averaged cross-power spectrum Baseline: EF (03) - TR (06)
Timerange: 00/10:57:36 to 00/10:59:04

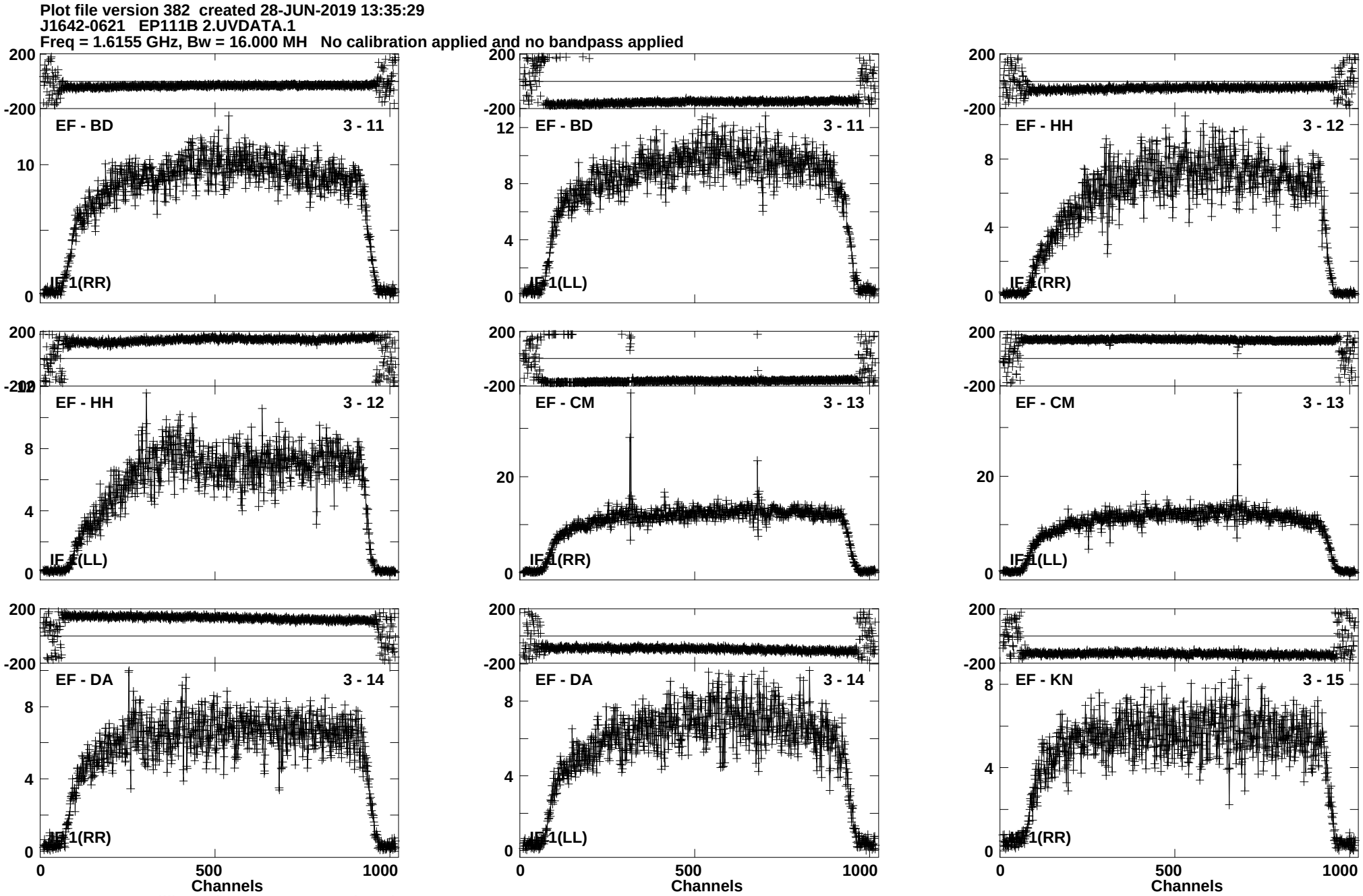
Plot file version 382 created 28-JUN-2019 13:35:29
J1642-0621 EP111B 2.UVDATA.1
Freq = 1.6155 GHz, Bw = 16.000 MH No calibration applied and no bandpass applied
EF - BD 3 - 11
IF 1(RR)
EF - BD 3 - 11
IF 1(LL)
EF - HH 3 - 12
IF 1(RR)
EF - HH 3 - 12
IF 1(LL)
EF - CM 3 - 13
IF 1(RR)
EF - CM 3 - 13
IF 1(LL)
EF - DA 3 - 14
IF 1(RR)
EF - DA 3 - 14
IF 1(LL)
EF - KN 3 - 15
IF 1(RR)
Channels
Channels
Channels
Lower frame: Milli Ampl Jy Top frame: Phas deg
Vector averaged cross-power spectrum Baseline: EF (03) - BD (11)
Timerange: 00/10:57:36 to 00/10:59:04

Plot file version 383 created 28-JUN-2019 13:35:29
J1642-0621 EP111B 2.UVDATA.1
Freq = 1.6155 GHz, Bw = 16.000 MH No calibration applied and no bandpass applied

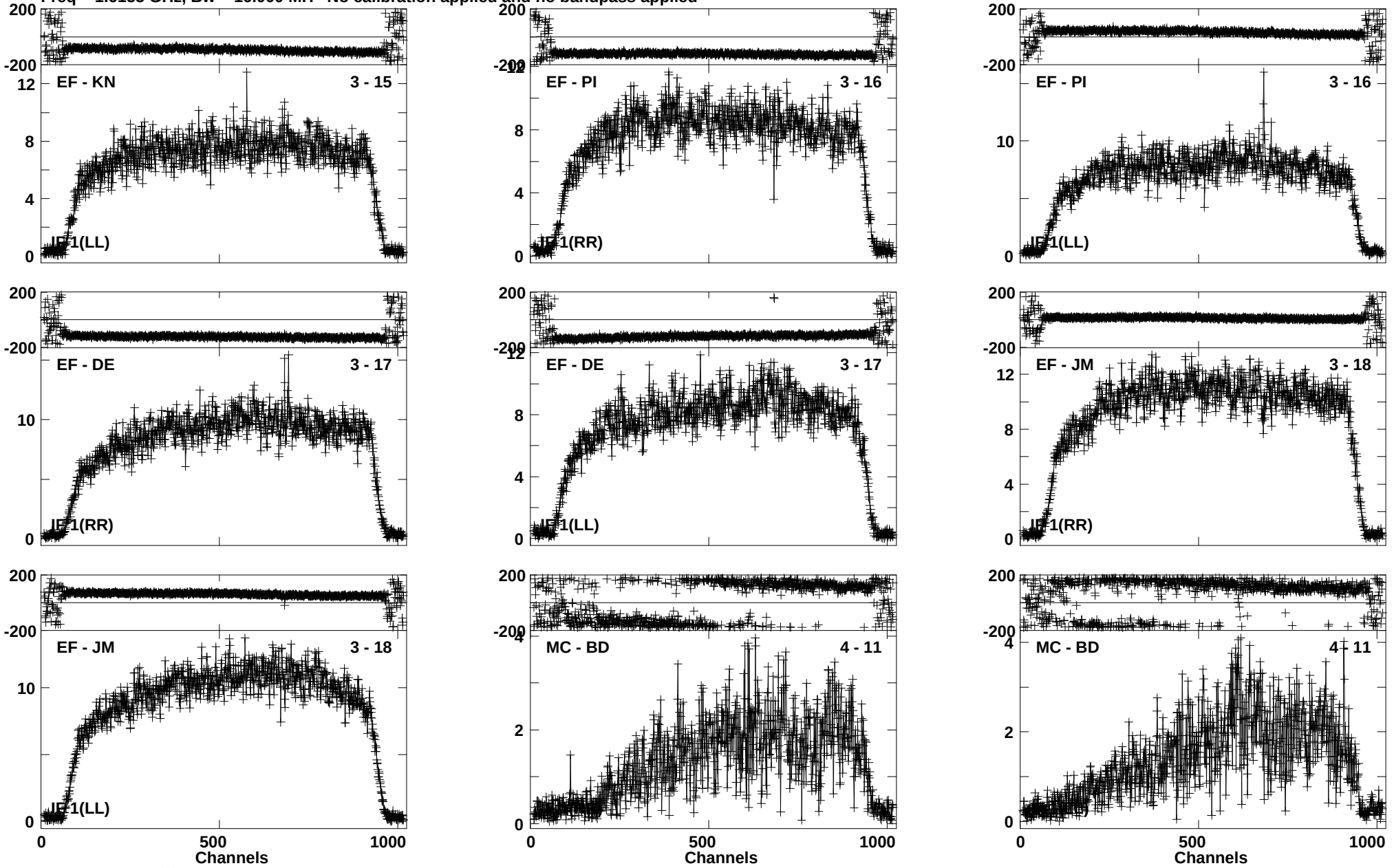

Lower frame: Milli Ampl Jy Top frame: Phas deg
Vector averaged cross-power spectrum Baseline: EF (03) - KN (15)
Timerange: 00/10:57:36 to 00/10:59:04

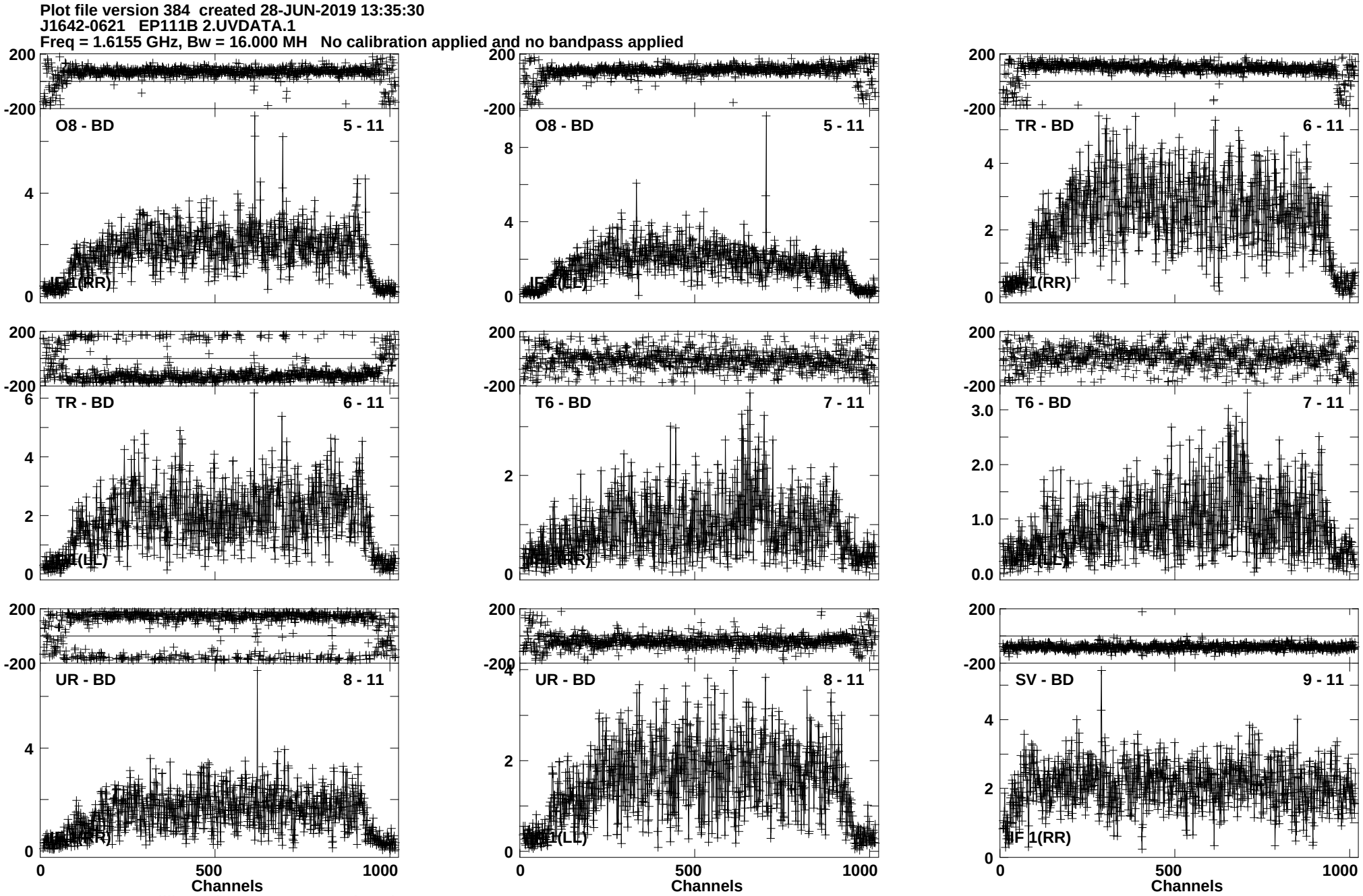
Plot file version 384 created 28-JUN-2019 13:35:30
J1642-0621 EP111B 2.UVDATA.1
Freq = 1.6155 GHz, Bw = 16.000 MH No calibration applied and no bandpass applied
O8 - BD 5 - 11
IF 1(RR)
O8 - BD 5 - 11
IF 1(LL)
TR - BD 6 - 11
IF 1(RR)
TR - BD 6 - 11
IF 1(LL)
T6 - BD 7 - 11
IF 1(RR)
T6 - BD 7 - 11
IF 1(LL)
UR - BD 8 - 11
IF 1(RR)
UR - BD 8 - 11
IF 1(LL)
SV - BD 9 - 11
IF 1(RR)
Channels
Channels
Channels
Lower frame: Milli Ampl Jy Top frame: Phas deg
Vector averaged cross-power spectrum Baseline: O8 (05) - BD (11)
Timerange: 00/10:57:36 to 00/10:59:04

Plot file version 385 created 28-JUN-2019 13:35:30
J1642-0621 EP111B 2.UVDATA.1
Freq = 1.6155 GHz, Bw = 16.000 MH No calibration applied and no bandpass applied

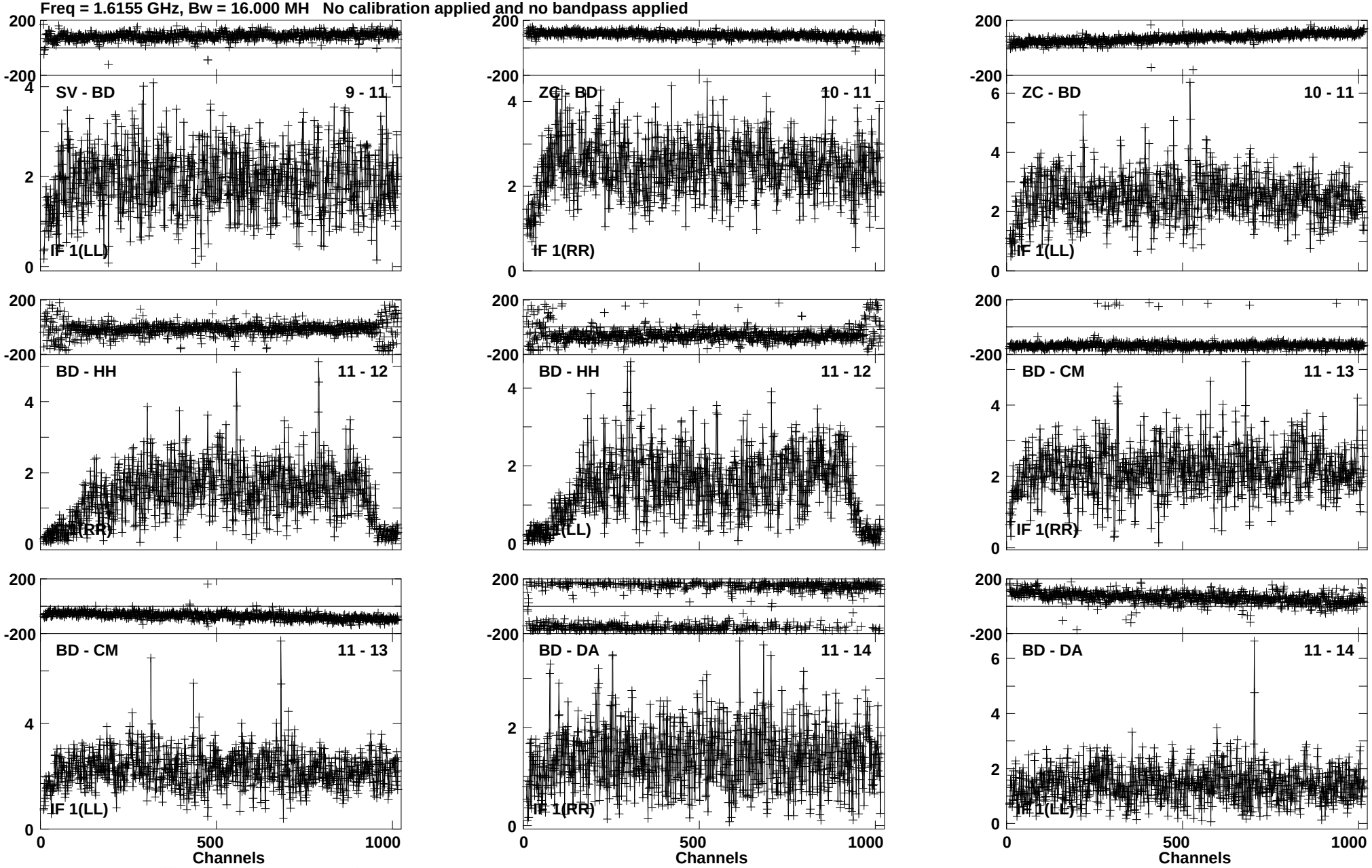

Lower frame: Milli Ampl Jy Top frame: Phas deg
Vector averaged cross-power spectrum Baseline: SV (09) - BD (11)
Timerange: 00/10:57:36 to 00/10:59:04

Plot file version 386 created 28-JUN-2019 13:35:31
J1642-0621 EP111B 2.UVDATA.1
Freq = 1.6155 GHz, Bw = 16.000 MH No calibration applied and no bandpass applied

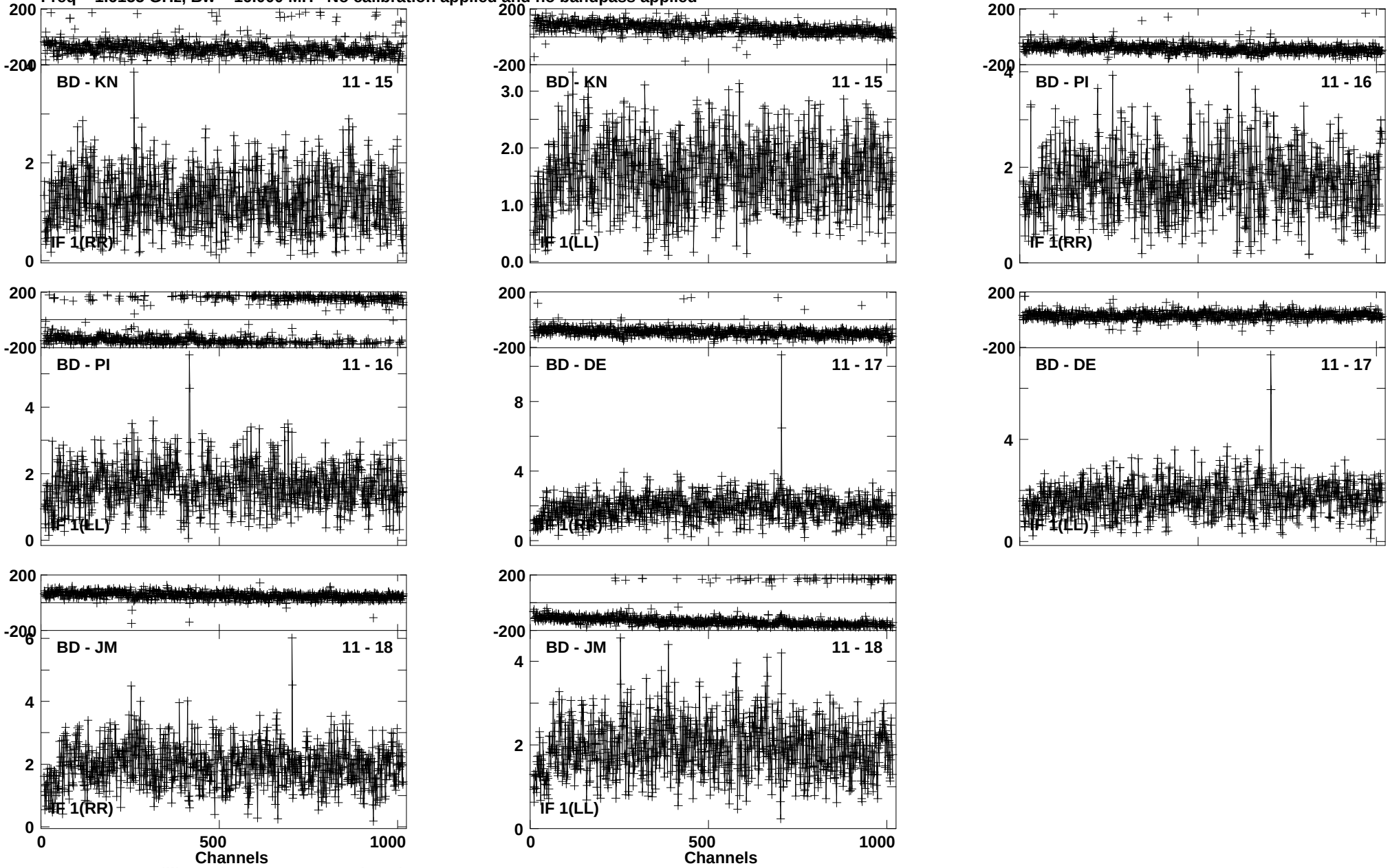

Lower frame: Milli Ampl Jy Top frame: Phas deg
Vector averaged cross-power spectrum Baseline: BD (11) - KN (15)
Timerange: 00/10:57:36 to 00/10:59:04

Plot file version 387 created 28-JUN-2019 13:35:32
IRAS16399 EP111B 2.UVDATA.1
Freq = 1.6155 GHz, Bw = 16.000 MH No calibration applied and no bandpass applied

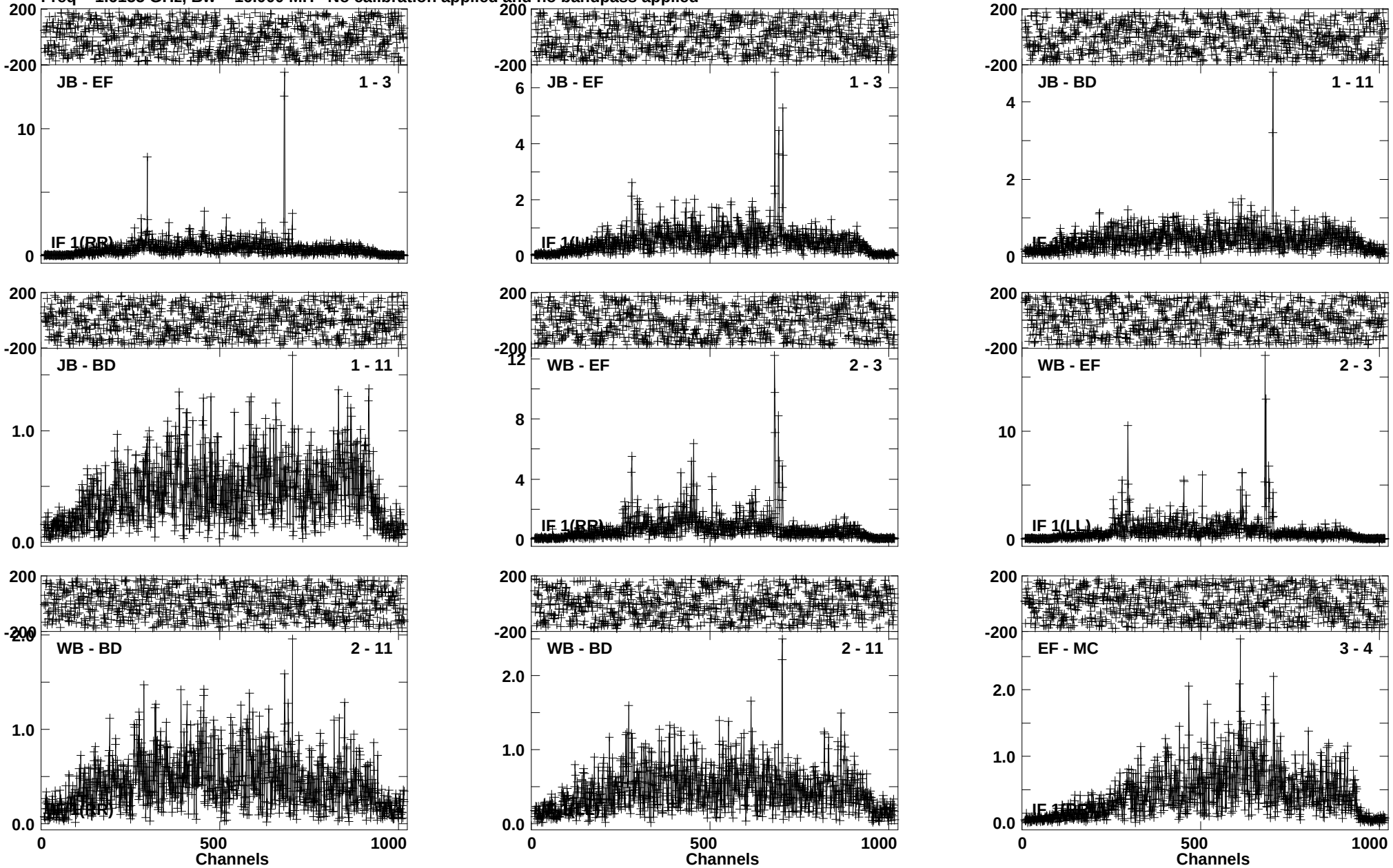

Lower frame: Milli Ampl Jy Top frame: Phas deg
Vector averaged cross-power spectrum Baseline: JB (01) - EF (03)
Timerange: 00/10:59:06 to 00/11:02:34

Plot file version 388 created 28-JUN-2019 13:35:32
IRAS16399 EP111B 2.UVDATA.1
Freq = 1.6155 GHz, Bw = 16.000 MH No calibration applied and no bandpass applied

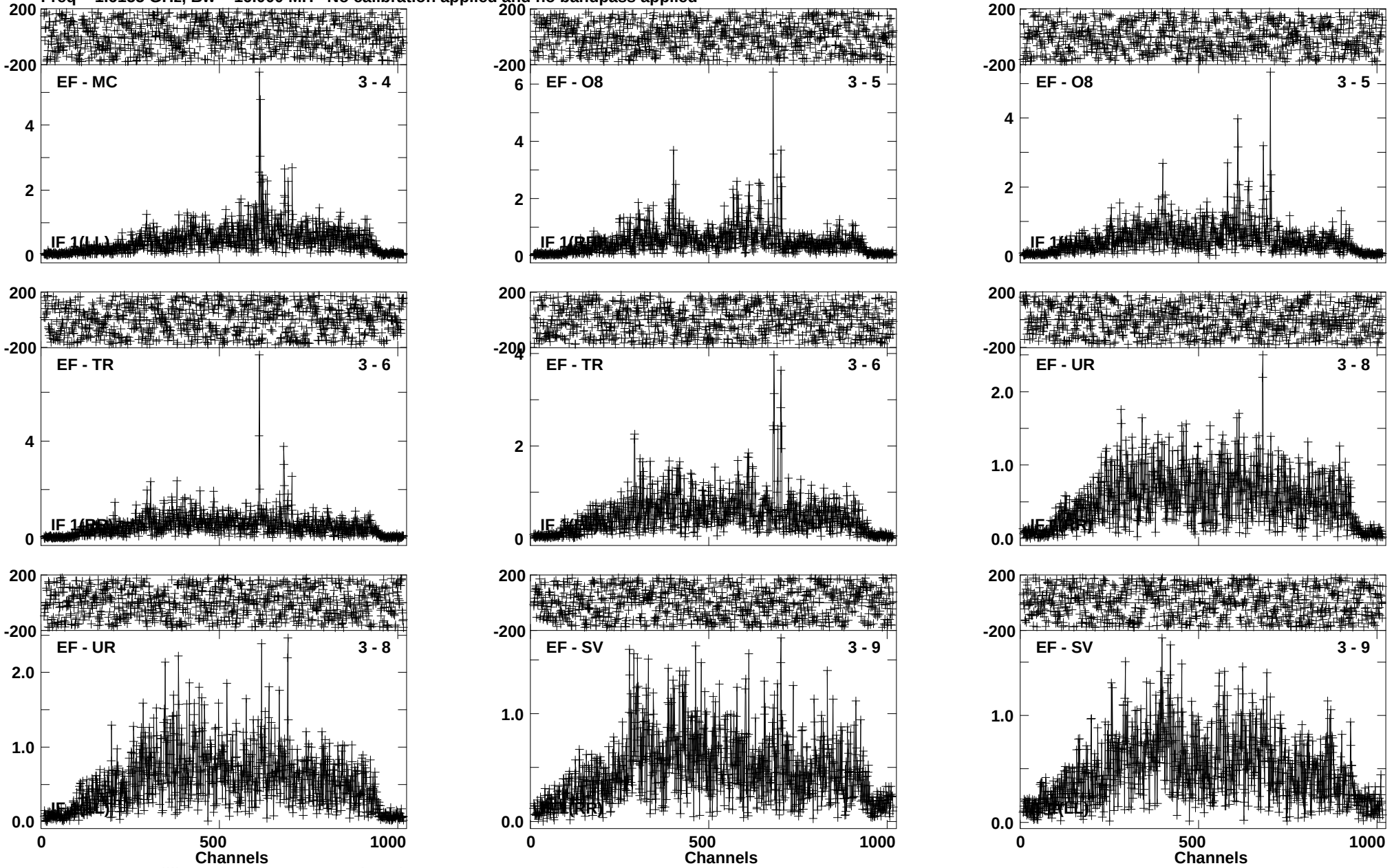

Lower frame: Milli Ampl Jy Top frame: Phas deg
Vector averaged cross-power spectrum Baseline: EF (03) - MC (04)
Timerange: 00/10:59:06 to 00/11:02:34

Plot file version 389 created 28-JUN-2019 13:35:33
IRAS16399 EP111B 2.UVDATA.1
Freq = 1.6155 GHz, Bw = 16.000 MH No calibration applied and no bandpass applied

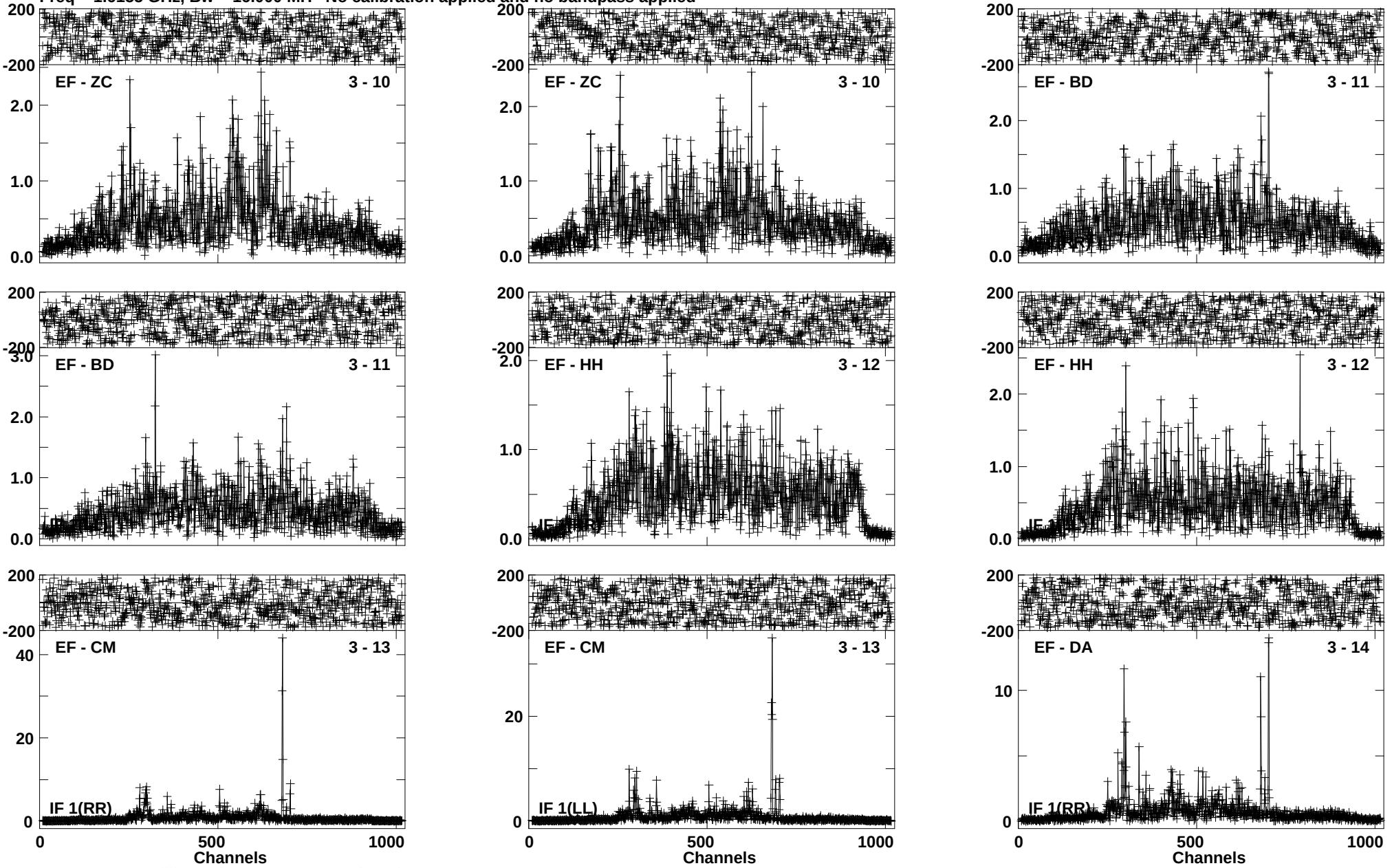

Lower frame: Milli Ampl Jy Top frame: Phas deg
Vector averaged cross-power spectrum Baseline: EF (03) - ZC (10)
Timerange: 00/10:59:06 to 00/11:02:34

Plot file version 390 created 28-JUN-2019 13:35:33
IRAS16399 EP111B 2.UVDATA.1
Freq = 1.6155 GHz, Bw = 16.000 MH No calibration applied and no bandpass applied

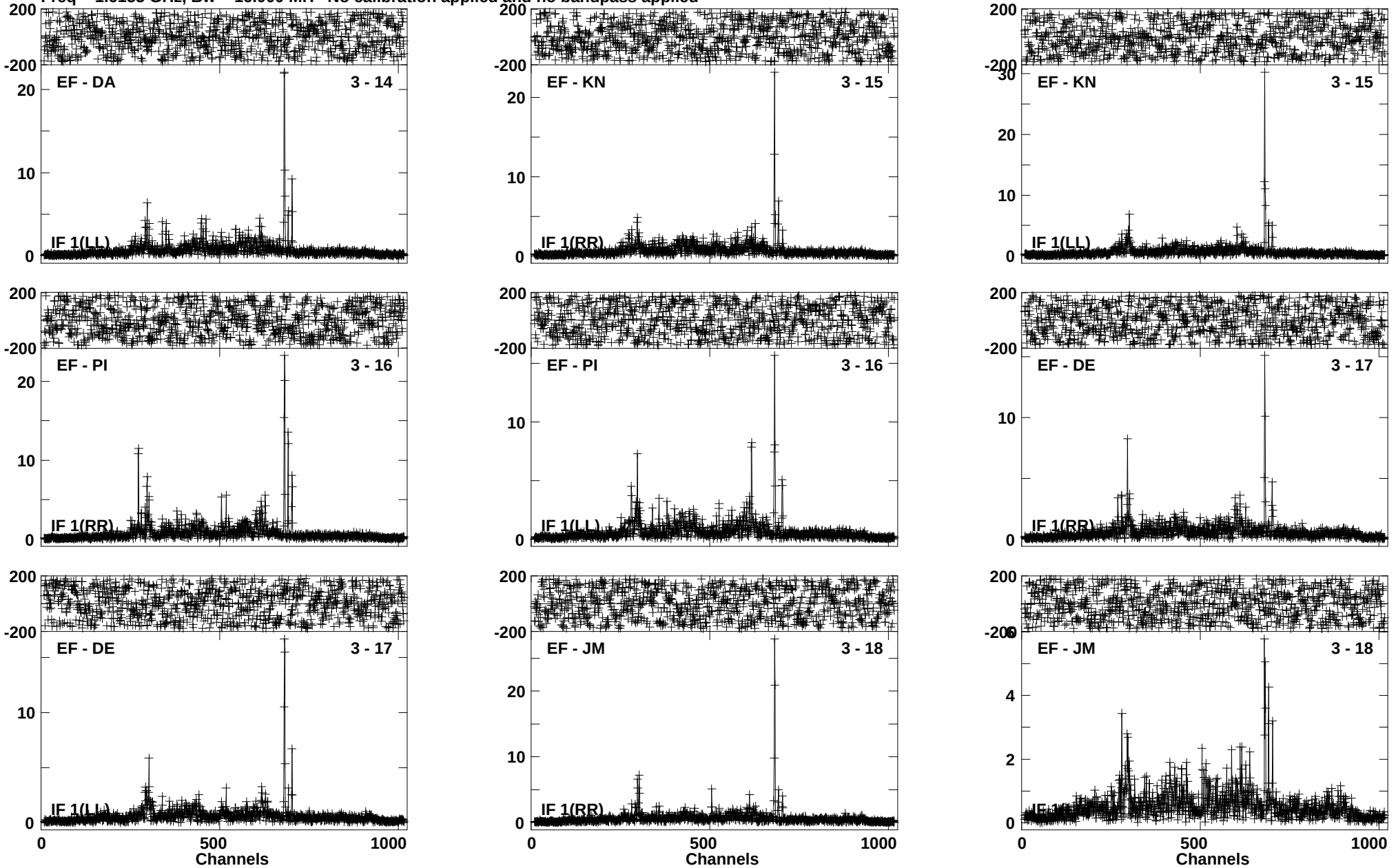

Lower frame: Milli Ampl Jy Top frame: Phas deg
Vector averaged cross-power spectrum Baseline: EF (03) - DA (14)
Timerange: 00/10:59:06 to 00/11:02:34

Plot file version 391 created 28-JUN-2019 13:35:34
IRAS16399 EP111B 2.UVDATA.1
Freq = 1.6155 GHz, Bw = 16.000 MH No calibration applied and no bandpass applied

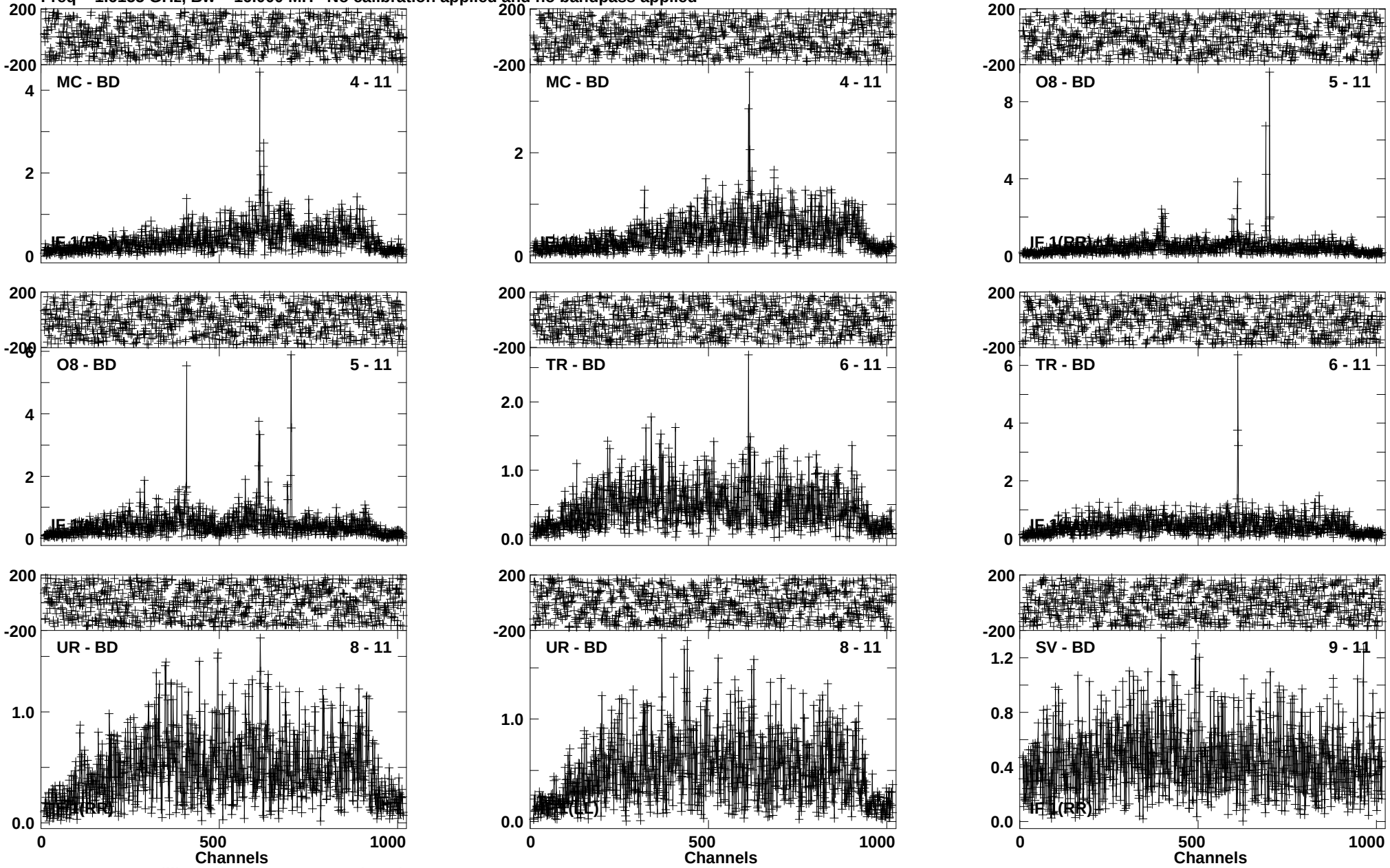

Lower frame: Milli Ampl Jy Top frame: Phas deg
Vector averaged cross-power spectrum Baseline: MC (04) - BD (11)
Timerange: 00/10:59:06 to 00/11:02:34

Plot file version 392 created 28-JUN-2019 13:35:35
IRAS16399 EP111B 2.UVDATA.1
Freq = 1.6155 GHz, Bw = 16.000 MH No calibration applied and no bandpass applied

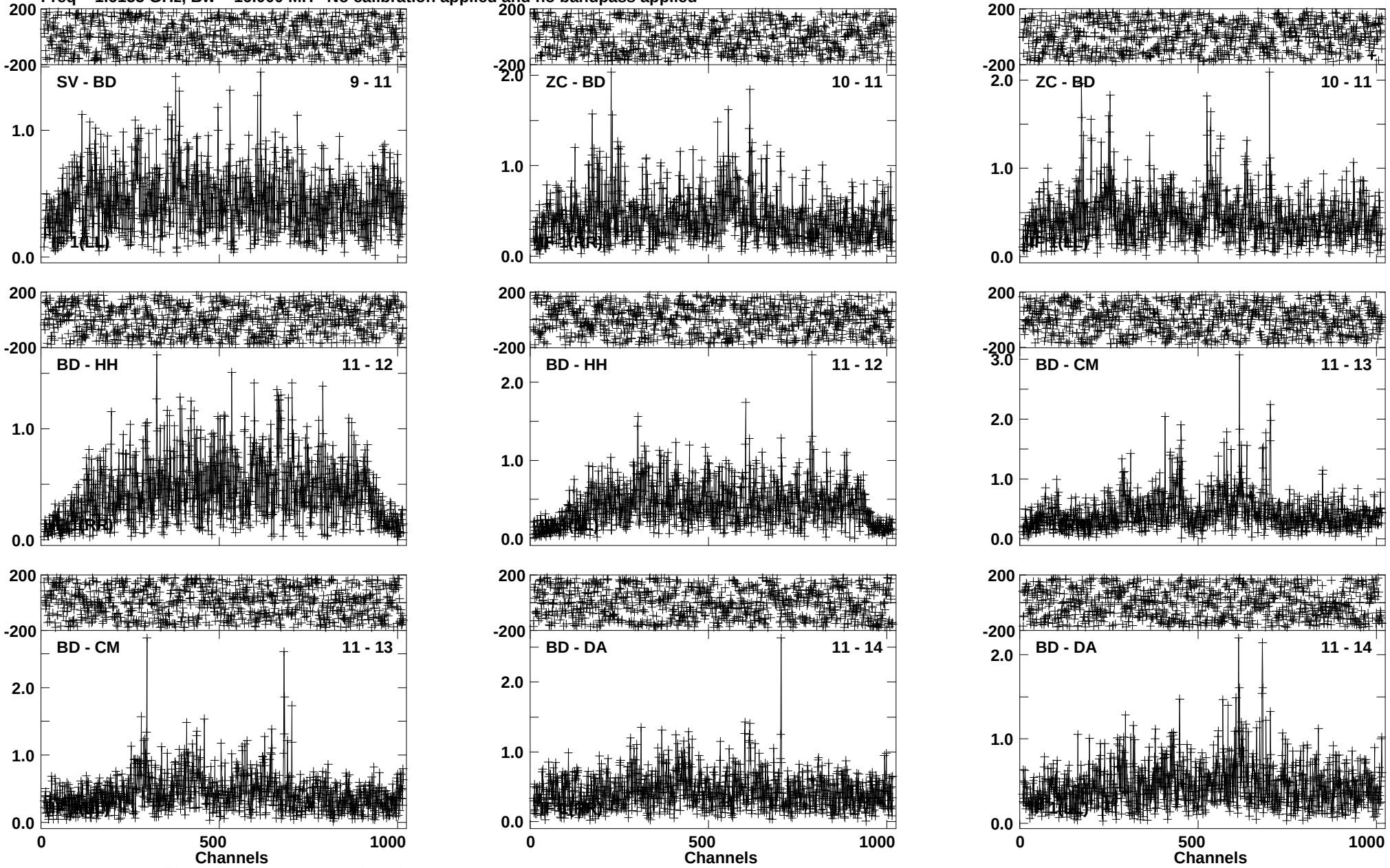

Lower frame: Milli Ampl Jy Top frame: Phas deg
Vector averaged cross-power spectrum Baseline: SV (09) - BD (11)
Timerange: 00/10:59:06 to 00/11:02:34

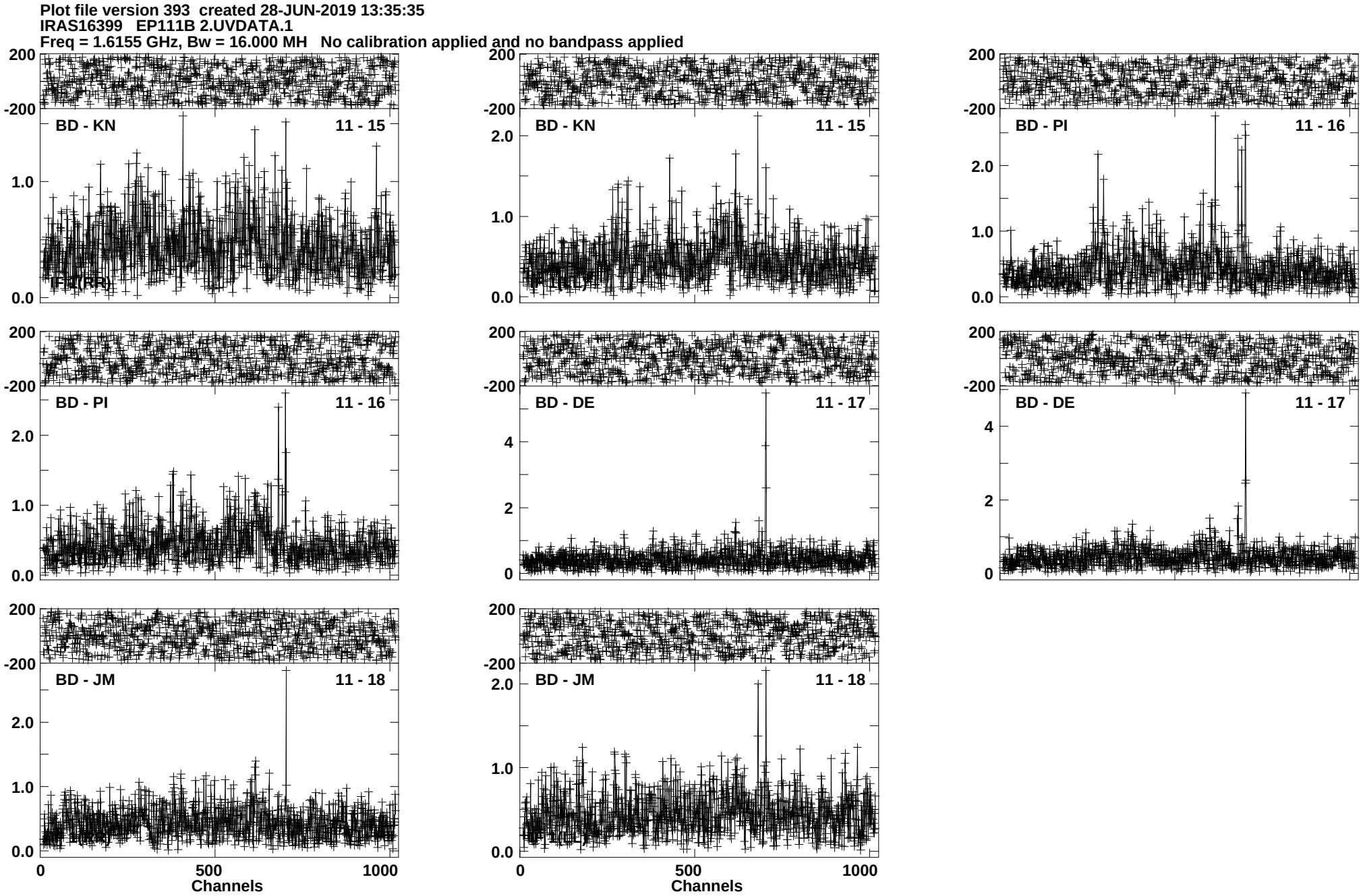
Plot file version 393 created 28-JUN-2019 13:35:35
IRAS16399 EP111B 2.UVDATA.1
Freq = 1.6155 GHz, Bw = 16.000 MH No calibration applied and no bandpass applied
BD - KN 11 - 15
BD - KN 11 - 15
BD - PI 11 - 16
BD - PI 11 - 16
BD - DE 11 - 17
BD - DE 11 - 17
BD - JM 11 - 18
BD - JM 11 - 18
IF 1 (RR)
Channels
Channels
Lower frame: Milli Ampl Jy Top frame: Phas deg
Vector averaged cross-power spectrum Baseline: BD (11) - KN (15)
Timerange: 00/10:59:06 to 00/11:02:34

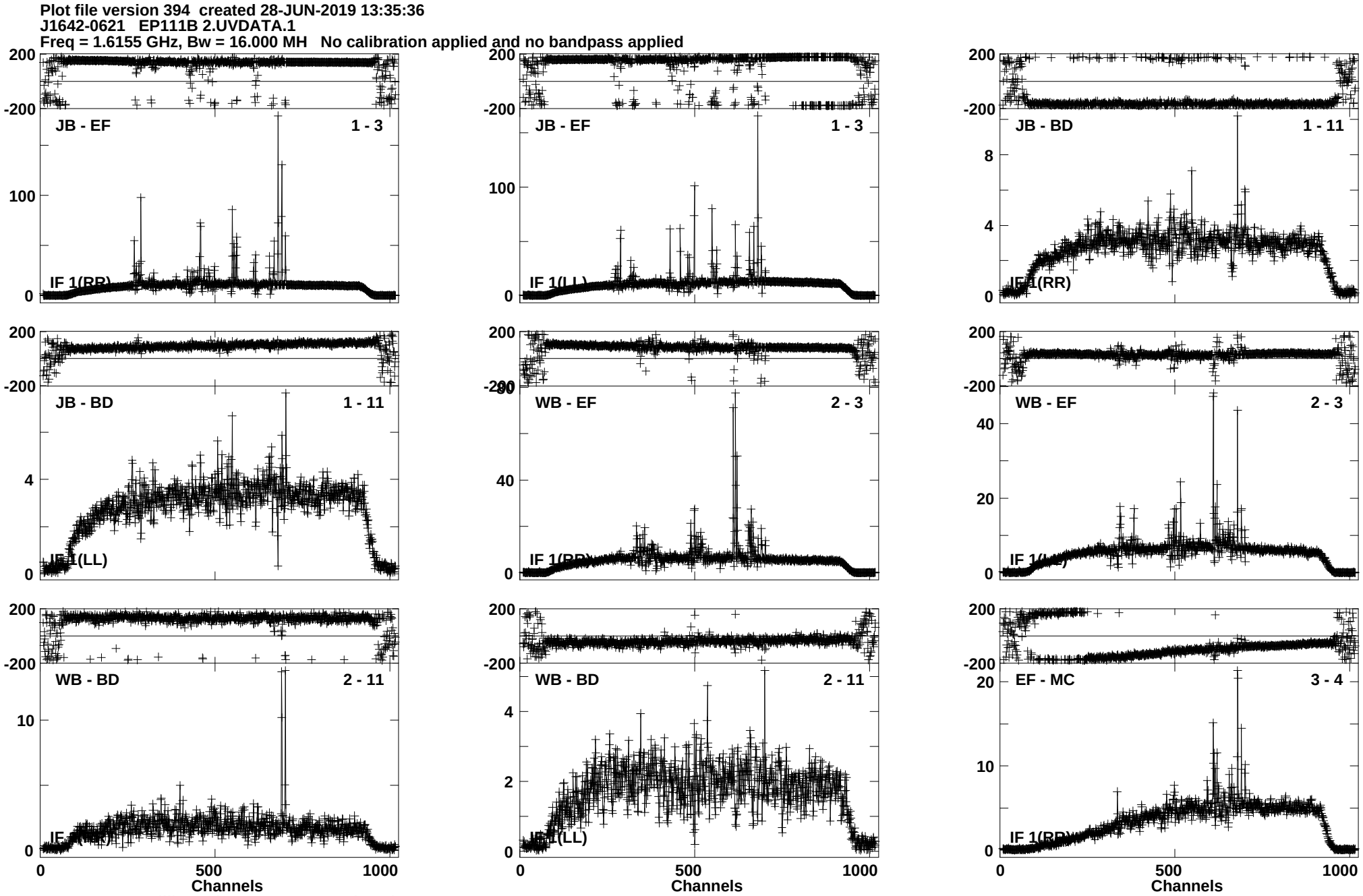
Plot file version 394 created 28-JUN-2019 13:35:36
J1642-0621 EP111B 2.UVDATA.1
Freq = 1.6155 GHz, Bw = 16.000 MH No calibration applied and no bandpass applied
JB - EF 1 - 3
IF 1(RR)
JB - EF 1 - 3
IF 1(LL)
JB - BD 1 - 11
IF 1(RR)
JB - BD 1 - 11
IF 1(LL)
WB - EF 2 - 3
IF 1(RR)
WB - EF 2 - 3
WB - BD 2 - 11
WB - BD 2 - 11
IF 1(LL)
EF - MC 3 - 4
IF 1(RR)
Channels
Lower frame: Milli Ampl Jy Top frame: Phas deg
Vector averaged cross-power spectrum Baseline: JB (01) - EF (03)
Timerange: 00/11:03:21 to 00/11:04:49

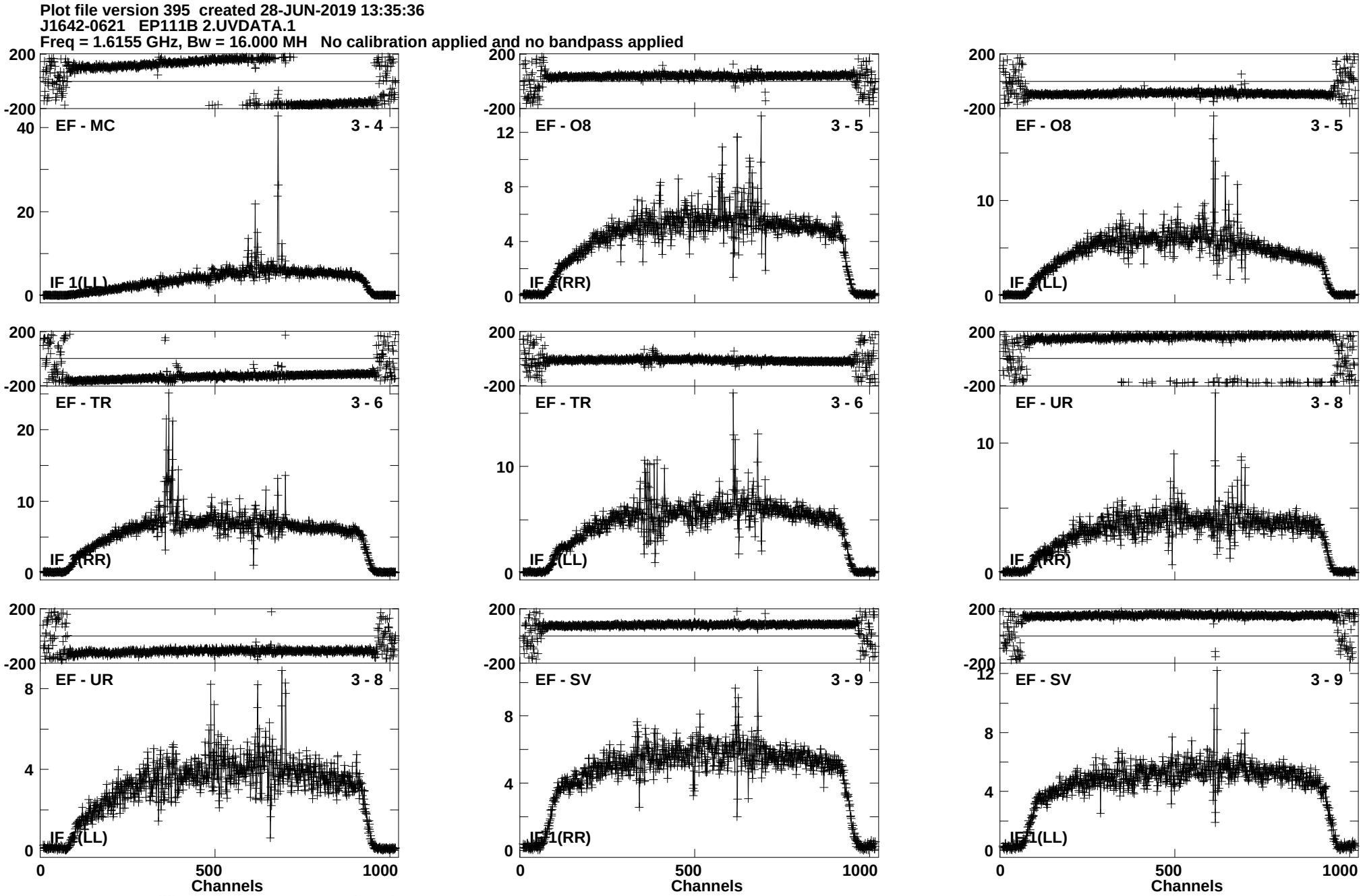
Plot file version 395 created 28-JUN-2019 13:35:36
J1642-0621 EP111B 2.UVDATA.1
Freq = 1.6155 GHz, Bw = 16.000 MH No calibration applied and no bandpass applied
EF - MC 3 - 4
IF 1(LL)
EF - O8 3 - 5
IF 1(RR)
EF - O8 3 - 5
IF 1(LL)
EF - TR 3 - 6
IF 1(RR)
EF - TR 3 - 6
IF 1(LL)
EF - UR 3 - 8
IF 1(RR)
EF - UR 3 - 8
IF 1(LL)
EF - SV 3 - 9
IF 1(RR)
EF - SV 3 - 9
IF 1(LL)
Channels
Channels
Channels
Lower frame: Milli Ampl Jy Top frame: Phas deg
Vector averaged cross-power spectrum Baseline: EF (03) - MC (04)
Timerange: 00/11:03:21 to 00/11:04:49

Plot file version 396 created 28-JUN-2019 13:35:37
J1642-0621 EP111B 2.UVDATA.1
Freq = 1.6155 GHz, Bw = 16.000 MH No calibration applied and no bandpass applied

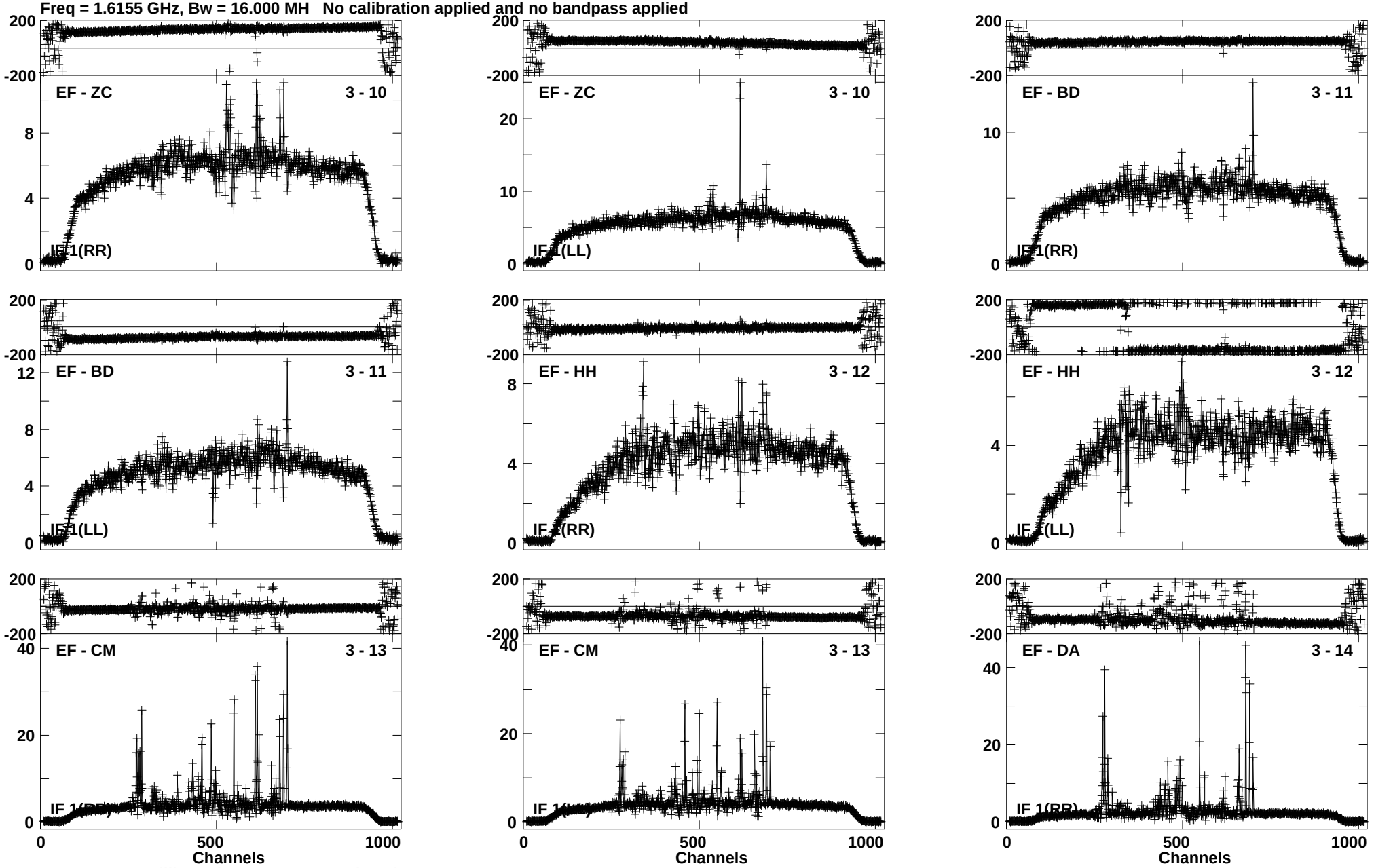

Lower frame: Milli Ampl Jy Top frame: Phas deg
Vector averaged cross-power spectrum Baseline: EF (03) - ZC (10)
Timerange: 00/11:03:21 to 00/11:04:49

Plot file version 397 created 28-JUN-2019 13:35:37
J1642-0621 EP111B 2.UVDATA.1
Freq = 1.6155 GHz, Bw = 16.000 MH No calibration applied and no bandpass applied

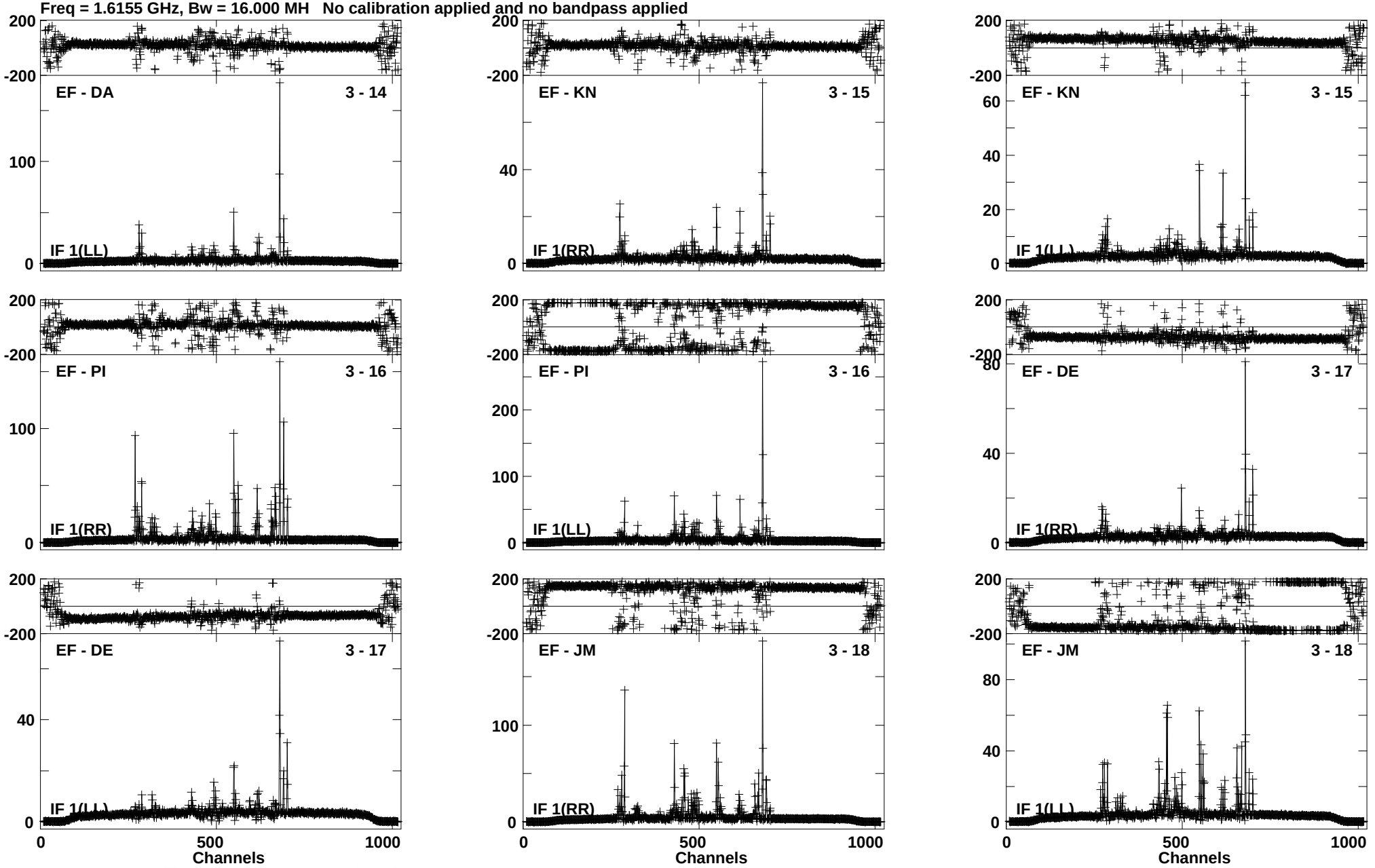

Lower frame: Milli Ampl Jy Top frame: Phas deg
Vector averaged cross-power spectrum Baseline: EF (03) - DA (14)
Timerange: 00/11:03:21 to 00/11:04:49

Plot file version 398 created 28-JUN-2019 13:35:38
J1642-0621 EP111B 2.UVDATA.1
Freq = 1.6155 GHz, Bw = 16.000 MH No calibration applied and no bandpass applied

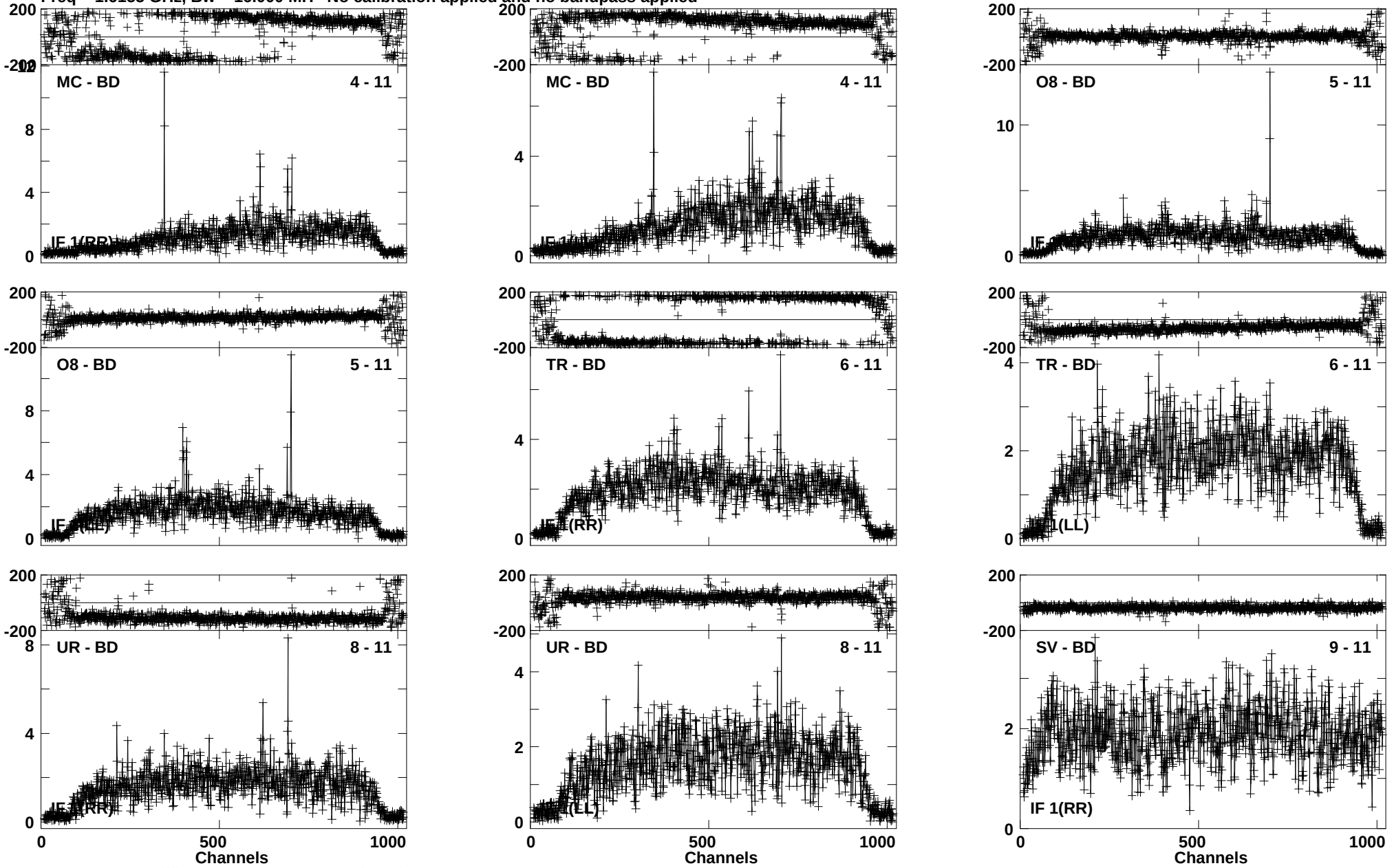

Lower frame: Milli Ampl Jy Top frame: Phas deg
Vector averaged cross-power spectrum Baseline: MC (04) - BD (11)
Timerange: 00/11:03:21 to 00/11:04:49

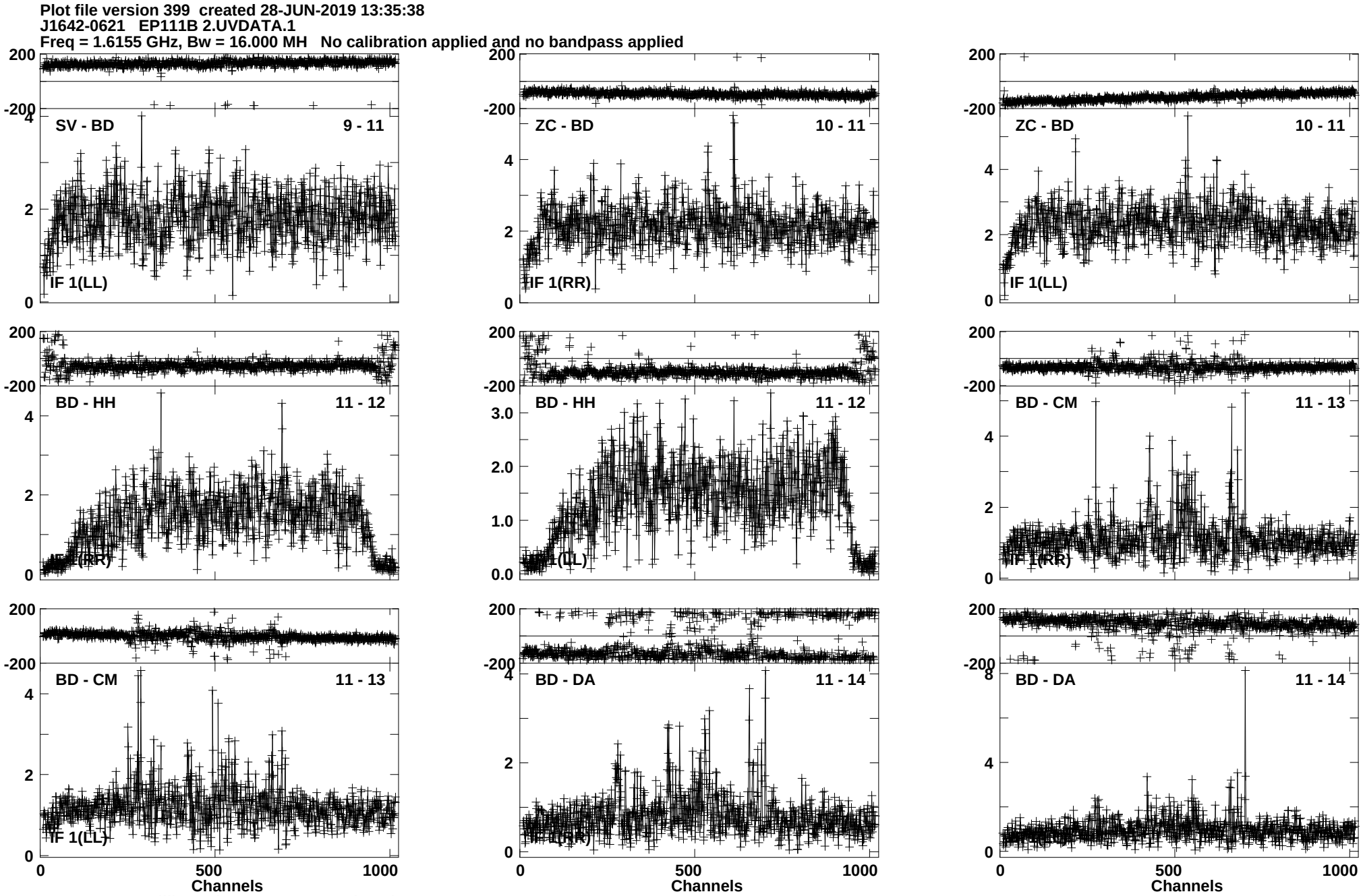
Plot file version 399 created 28-JUN-2019 13:35:38
J1642-0621 EP111B 2.UVDATA.1
Freq = 1.6155 GHz, Bw = 16.000 MH No calibration applied and no bandpass applied
SV - BD 9 - 11
IF 1(LL)
ZC - BD 10 - 11
IF 1(RR)
ZC - BD 10 - 11
IF 1(LL)
BD - HH 11 - 12
IF 1(RR)
BD - HH 11 - 12
1(LL)
BD - CM 11 - 13
IF 1(RR)
BD - CM 11 - 13
IF 1(LL)
BD - DA 11 - 14
(RR)
BD - DA 11 - 14
Channels
Channels
Channels
Lower frame: Milli Ampl Jy Top frame: Phas deg
Vector averaged cross-power spectrum Baseline: SV (09) - BD (11)
Timerange: 00/11:03:21 to 00/11:04:49

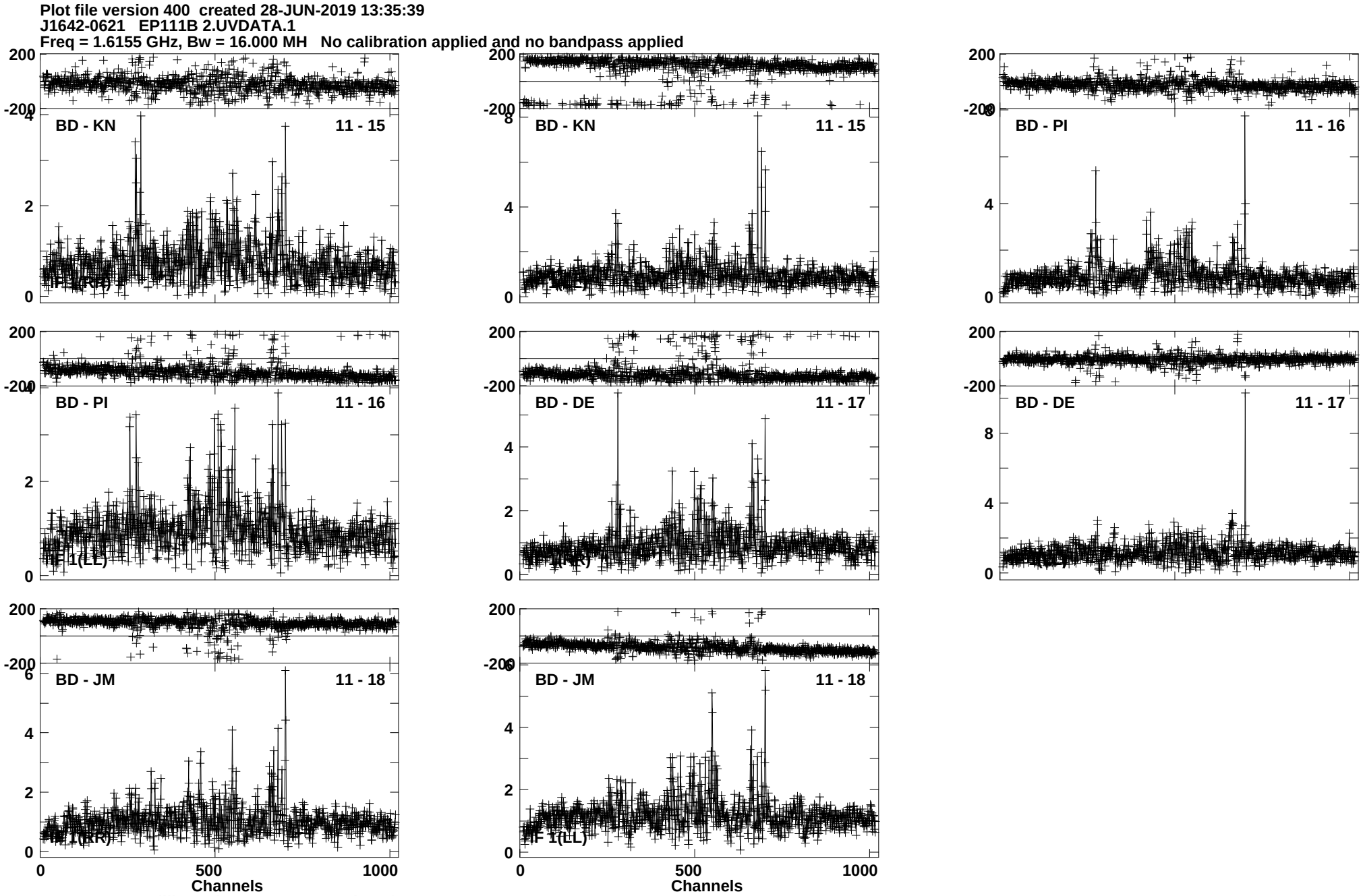
Plot file version 400 created 28-JUN-2019 13:35:39
J1642-0621 EP111B 2.UVDATA.1
Freq = 1.6155 GHz, Bw = 16.000 MH No calibration applied and no bandpass applied
BD - KN 11 - 15
IF 1(RR)
IF 1(LL)
BD - PI 11 - 16
BD - DE 11 - 17
BD - JM 11 - 18
Channels
Lower frame: Milli Ampl Jy Top frame: Phas deg
Vector averaged cross-power spectrum Baseline: BD (11) - KN (15)
Timerange: 00/11:03:21 to 00/11:04:49

Plot file version 401 created 28-JUN-2019 13:35:39
IRAS16399 EP111B 2.UVDATA.1
Freq = 1.6155 GHz, Bw = 16.000 MH No calibration applied and no bandpass applied

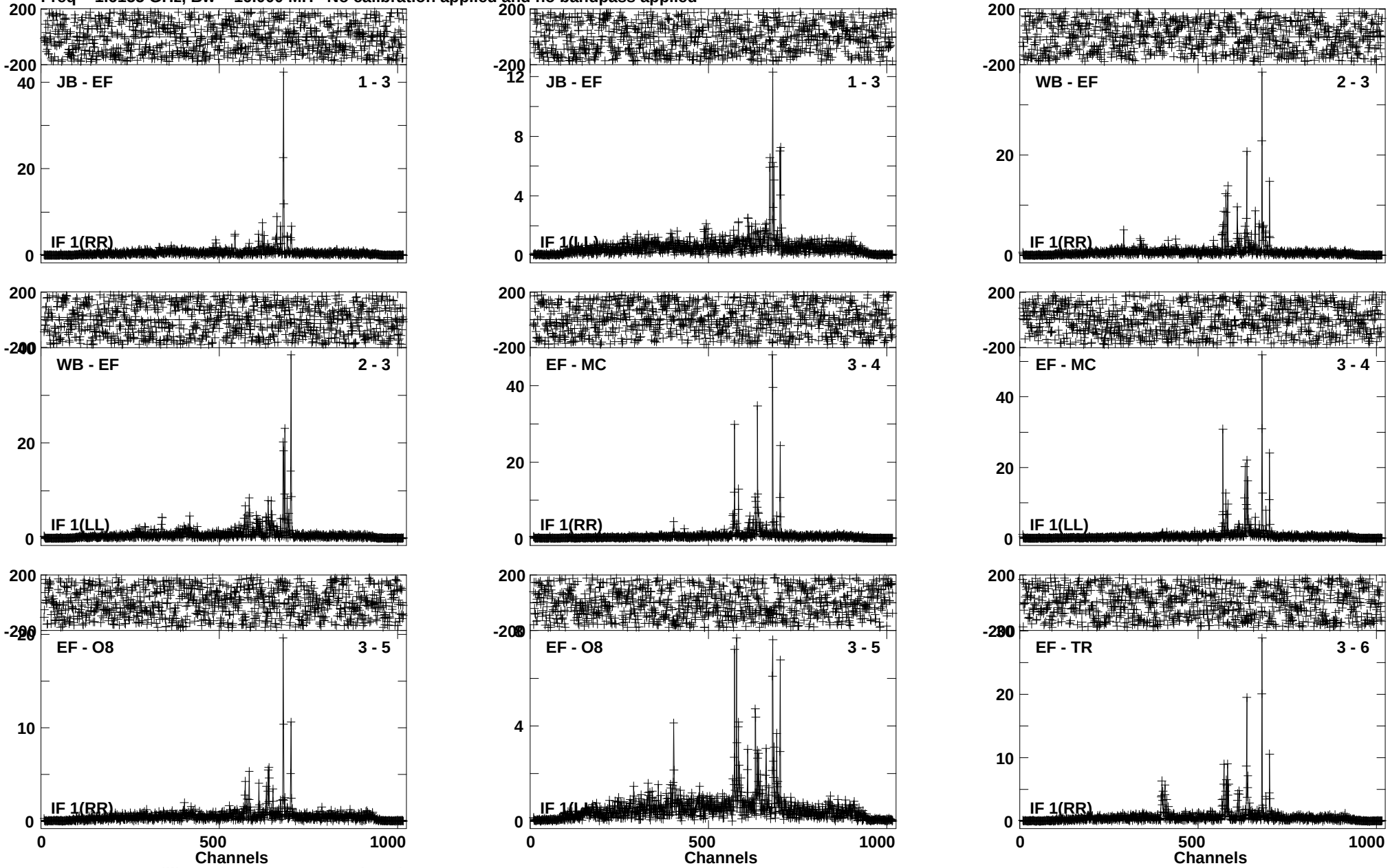

Lower frame: Milli Ampl Jy Top frame: Phas deg
Vector averaged cross-power spectrum Baseline: JB (01) - EF (03)
Timerange: 00/11:04:51 to 00/11:08:19

Plot file version 402 created 28-JUN-2019 13:35:40
IRAS16399 EP111B 2.UVDATA.1
Freq = 1.6155 GHz, Bw = 16.000 MH No calibration applied and no bandpass applied

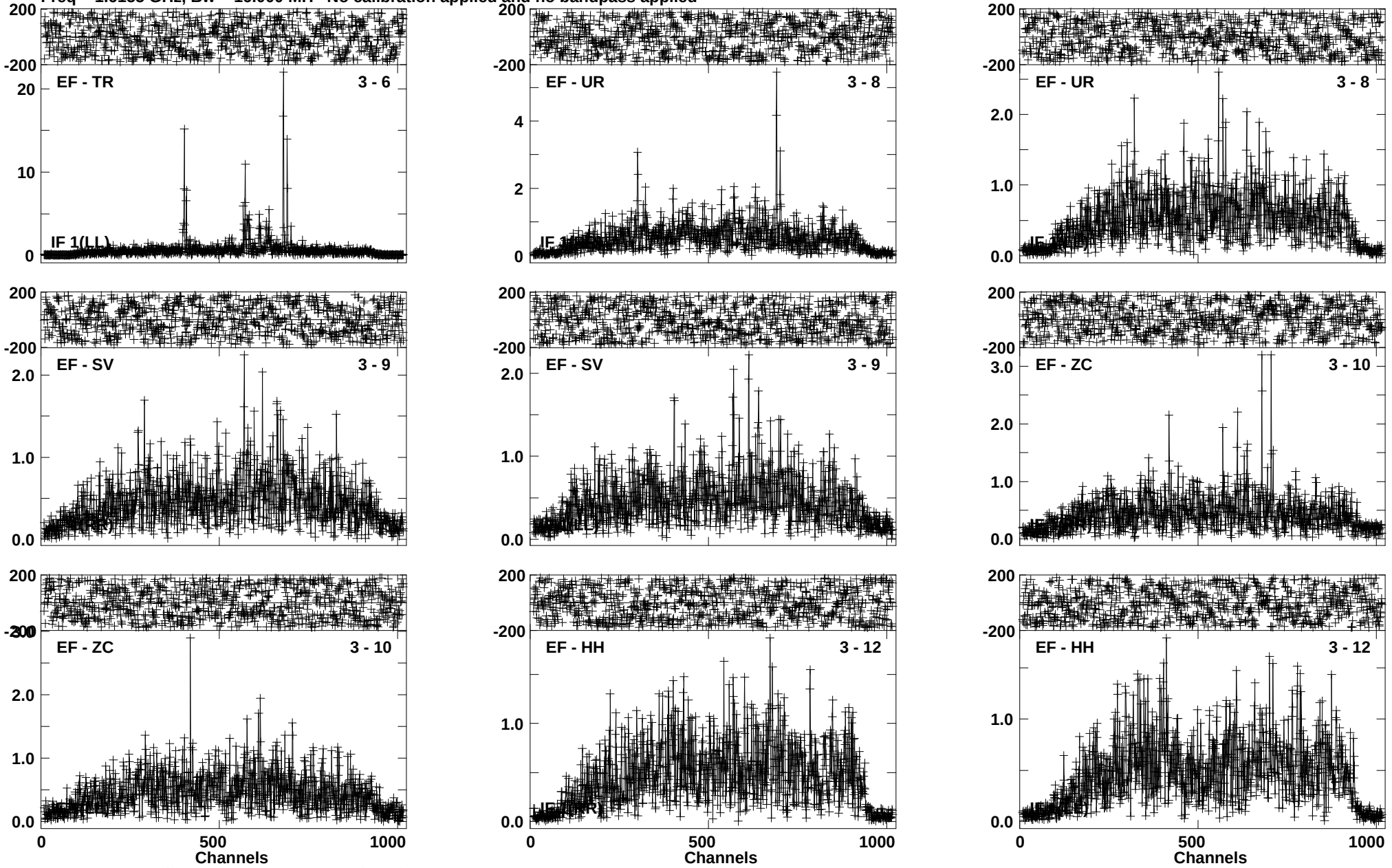

Lower frame: Milli Ampl Jy Top frame: Phas deg
Vector averaged cross-power spectrum Baseline: EF (03) - TR (06)
Timerange: 00/11:04:51 to 00/11:08:19

Plot file version 403 created 28-JUN-2019 13:35:41
IRAS16399 EP111B 2.UVDATA.1
Freq = 1.6155 GHz, Bw = 16.000 MH No calibration applied and no bandpass applied

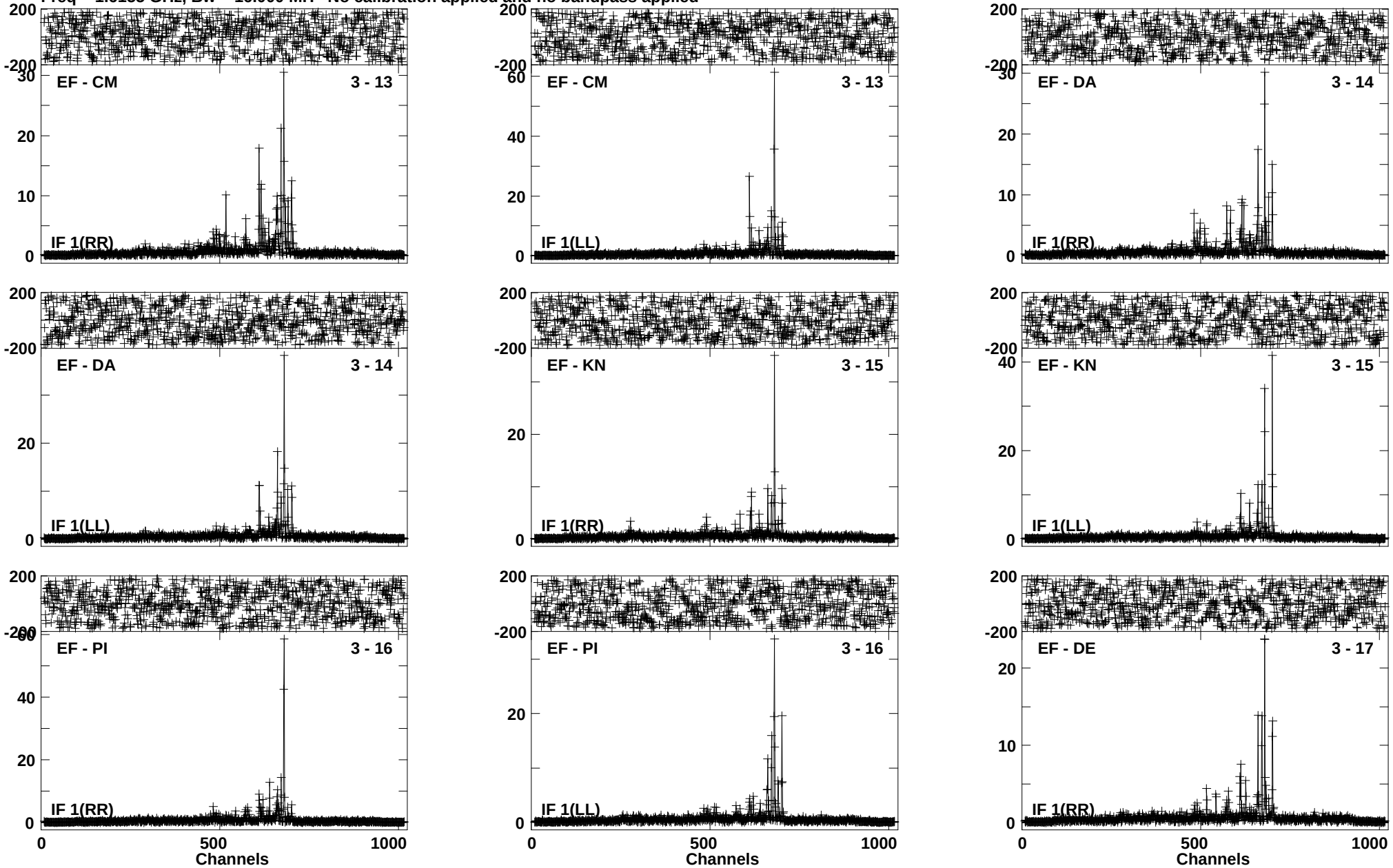

Lower frame: Milli Ampl Jy Top frame: Phas deg
Vector averaged cross-power spectrum Baseline: EF (03) - CM (13)
Timerange: 00/11:04:51 to 00/11:08:19

Plot file version 404 created 28-JUN-2019 13:35:41
IRAS16399 EP111B 2.UVDATA.1
Freq = 1.6155 GHz, Bw = 16.000 MH No calibration applied and no bandpass applied

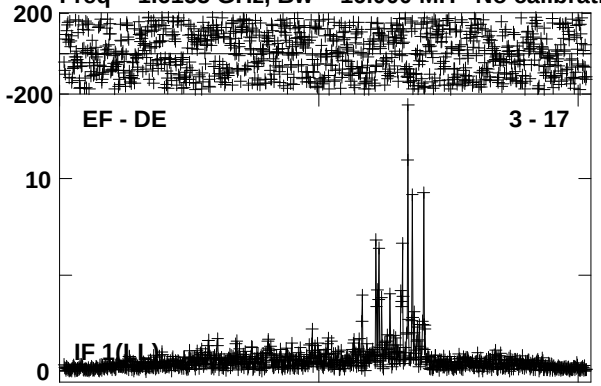



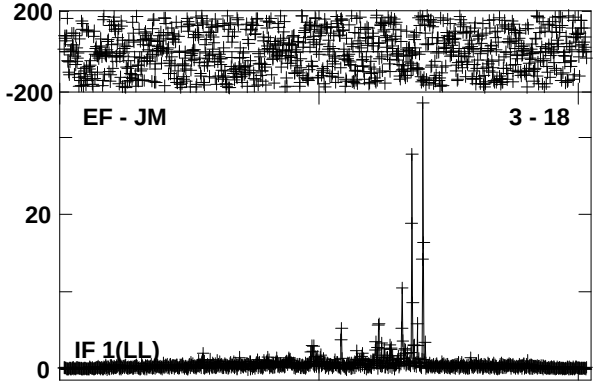

Lower frame: Milli Ampl Jy Top frame: Phas deg
Vector averaged cross-power spectrum Baseline: EF (03) - DE (17)
Timerange: 00/11:04:51 to 00/11:08:19

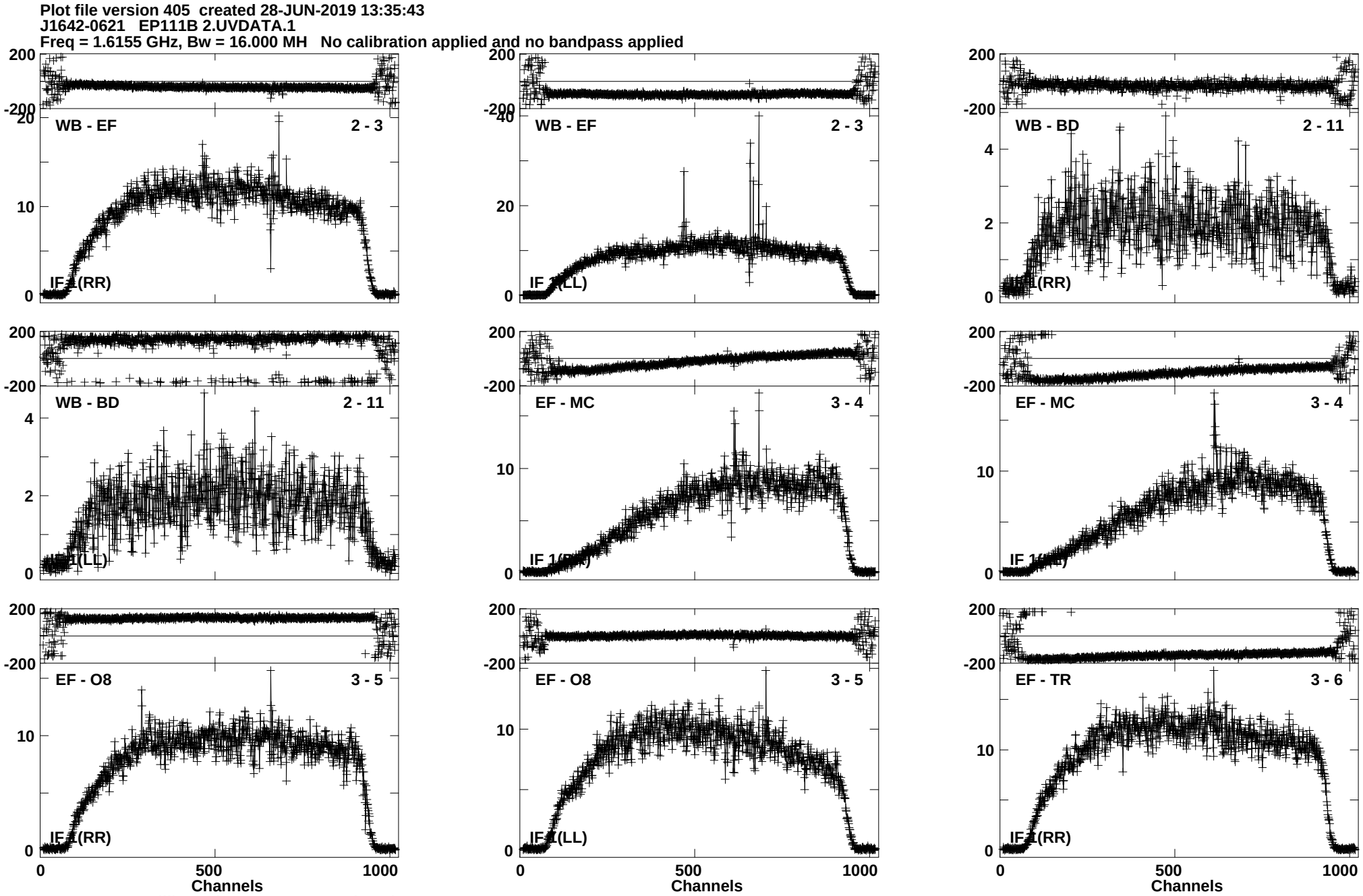
Plot file version 405 created 28-JUN-2019 13:35:43
J1642-0621 EP111B 2.UVDATA.1
Freq = 1.6155 GHz, Bw = 16.000 MH No calibration applied and no bandpass applied
WB - EF 2 - 3
WB - EF 2 - 3
WB - BD 2 - 11
WB - BD 2 - 11
EF - MC 3 - 4
EF - MC 3 - 4
EF - O8 3 - 5
EF - O8 3 - 5
EF - TR 3 - 6
Channels
Channels
Channels
Lower frame: Milli Ampl Jy Top frame: Phas deg
Vector averaged cross-power spectrum Baseline: WB (02) - EF (03)
Timerange: 00/11:08:21 to 00/11:09:49

Plot file version 406 created 28-JUN-2019 13:35:43
J1642-0621 EP111B 2.UVDATA.1
Freq = 1.6155 GHz, Bw = 16.000 MH No calibration applied and no bandpass applied

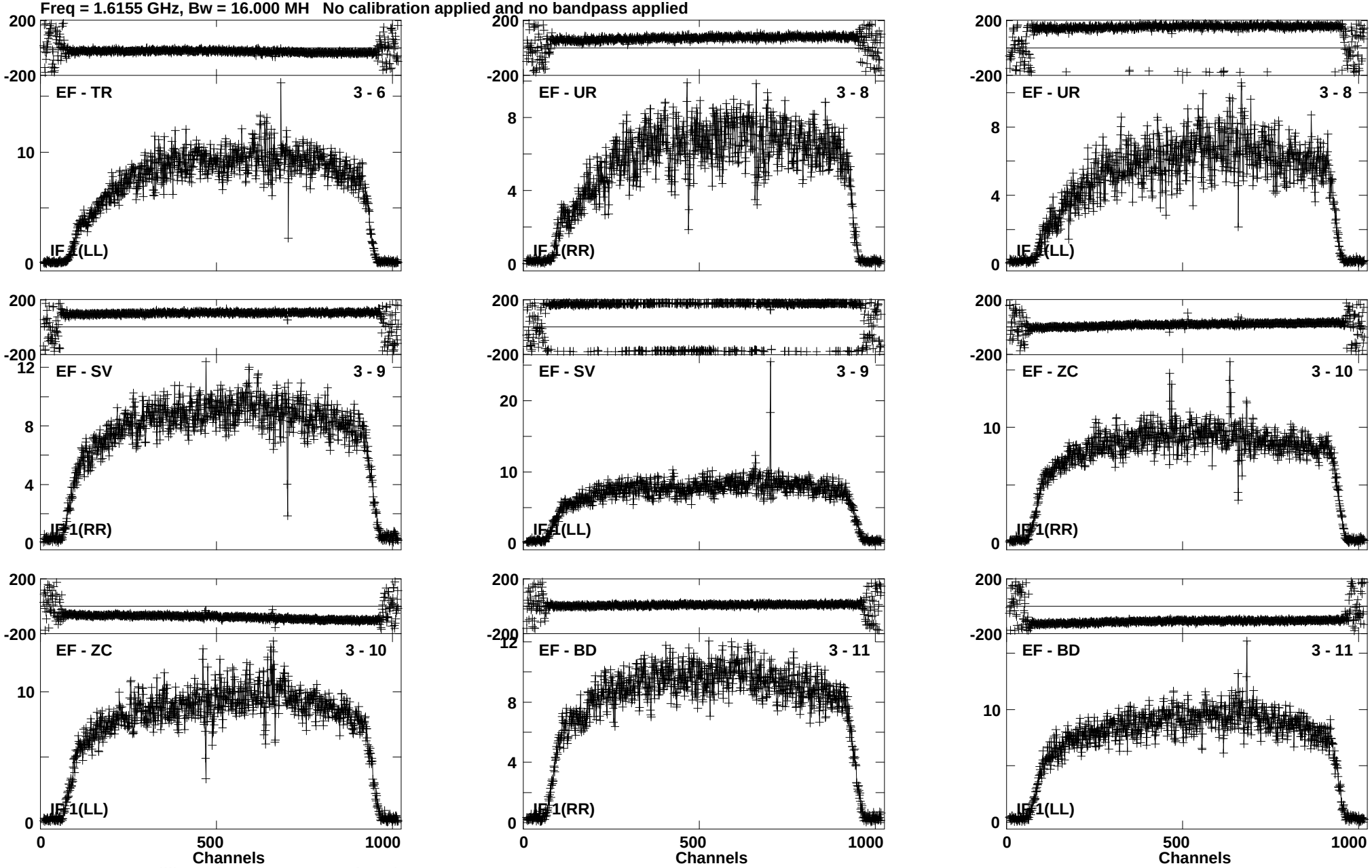

Lower frame: Milli Ampl Jy Top frame: Phas deg
Vector averaged cross-power spectrum Baseline: EF (03) - TR (06)
Timerange: 00/11:08:21 to 00/11:09:49

Plot file version 407 created 28-JUN-2019 13:35:44
J1642-0621 EP111B 2.UVDATA.1
Freq = 1.6155 GHz, Bw = 16.000 MH No calibration applied and no bandpass applied

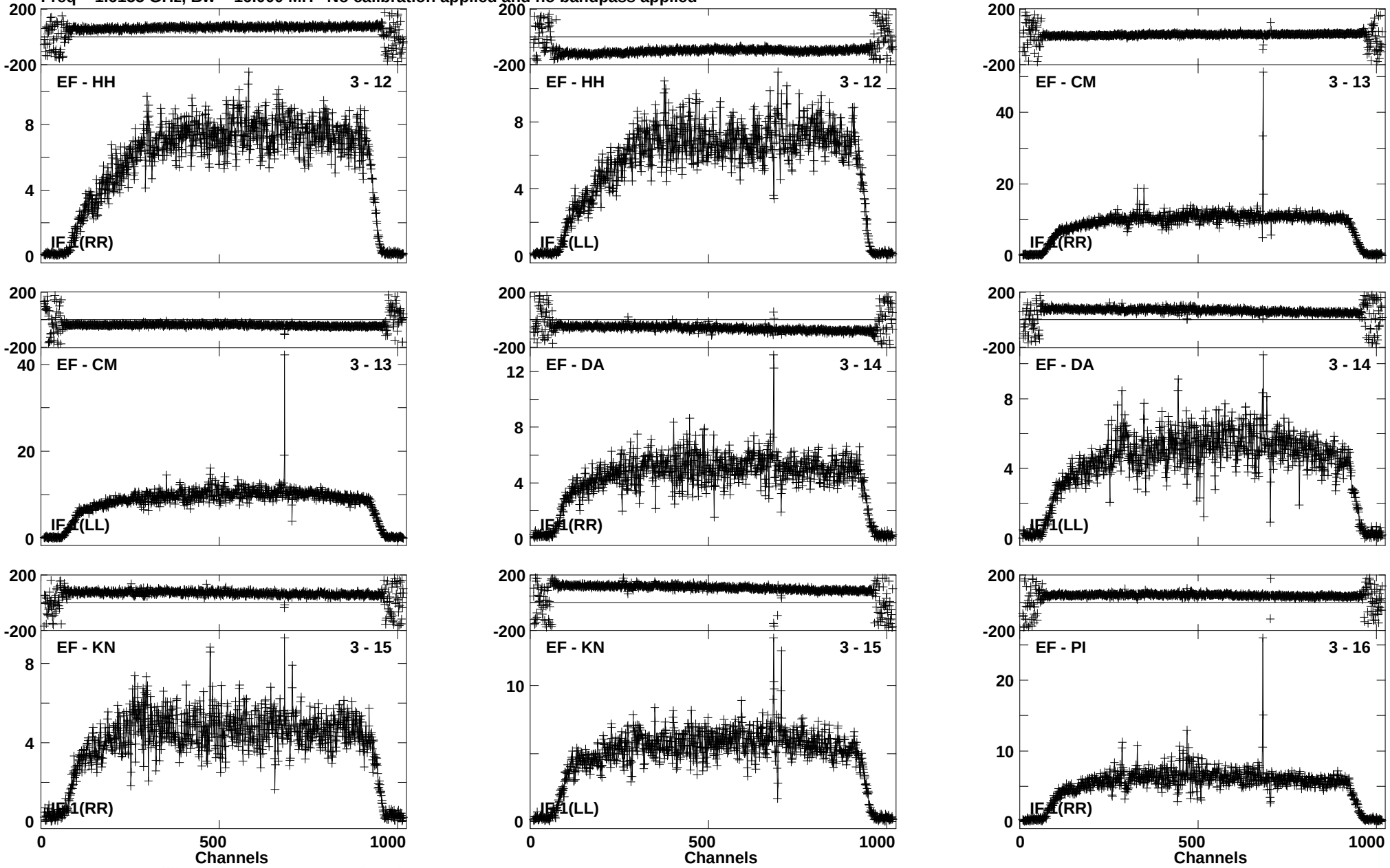

Lower frame: Milli Ampl Jy Top frame: Phas deg
Vector averaged cross-power spectrum Baseline: EF (03) - HH (12)
Timerange: 00/11:08:21 to 00/11:09:49

Plot file version 408 created 28-JUN-2019 13:35:44
J1642-0621 EP111B 2.UVDATA.1
Freq = 1.6155 GHz, Bw = 16.000 MH No calibration applied and no bandpass applied

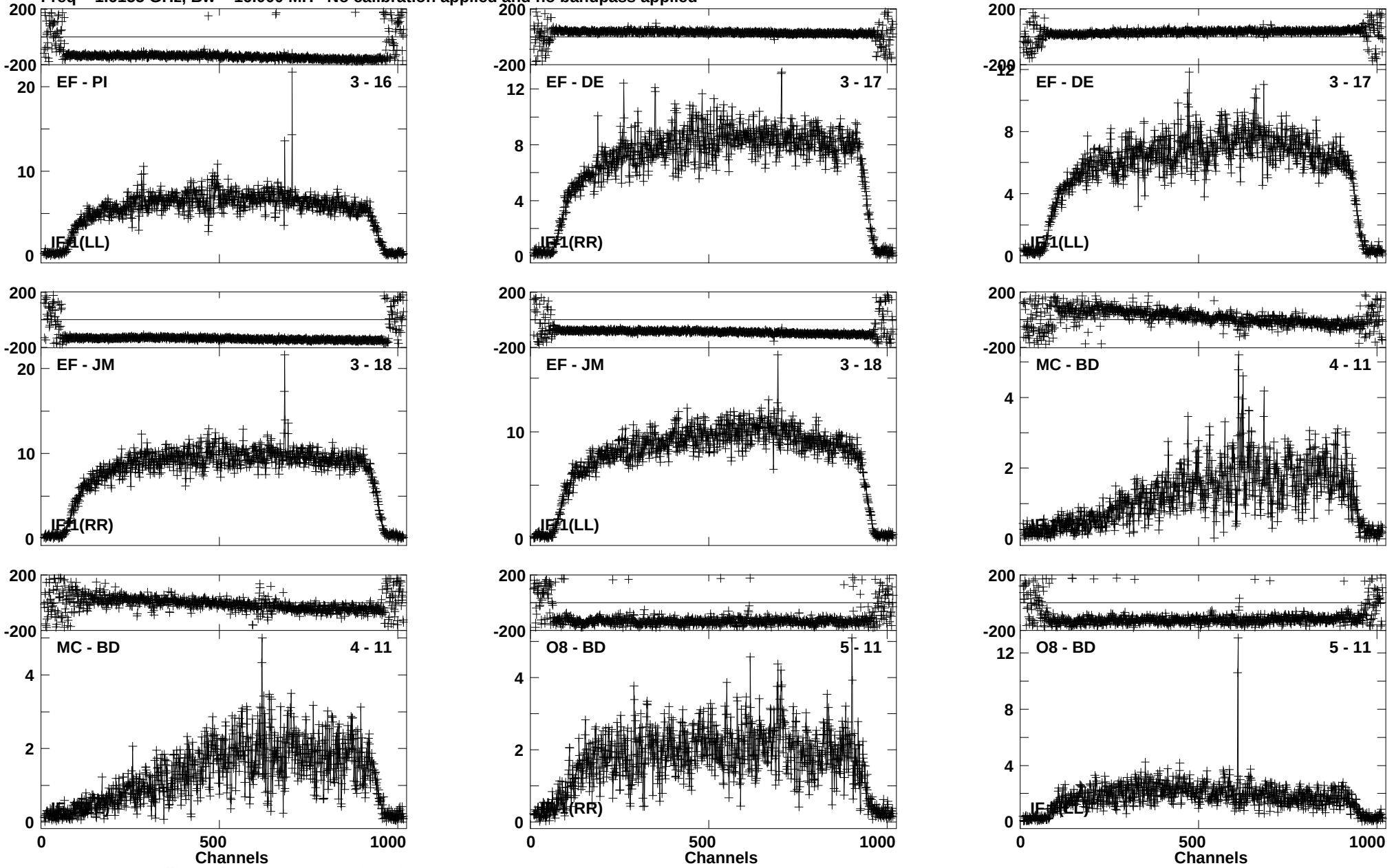

Lower frame: Milli Ampl Jy Top frame: Phas deg
Vector averaged cross-power spectrum Baseline: EF (03) - PI (16)
Timerange: 00/11:08:21 to 00/11:09:49

Plot file version 409 created 28-JUN-2019 13:35:45
J1642-0621 EP111B 2.UVDATA.1
Freq = 1.6155 GHz, Bw = 16.000 MH No calibration applied and no bandpass applied

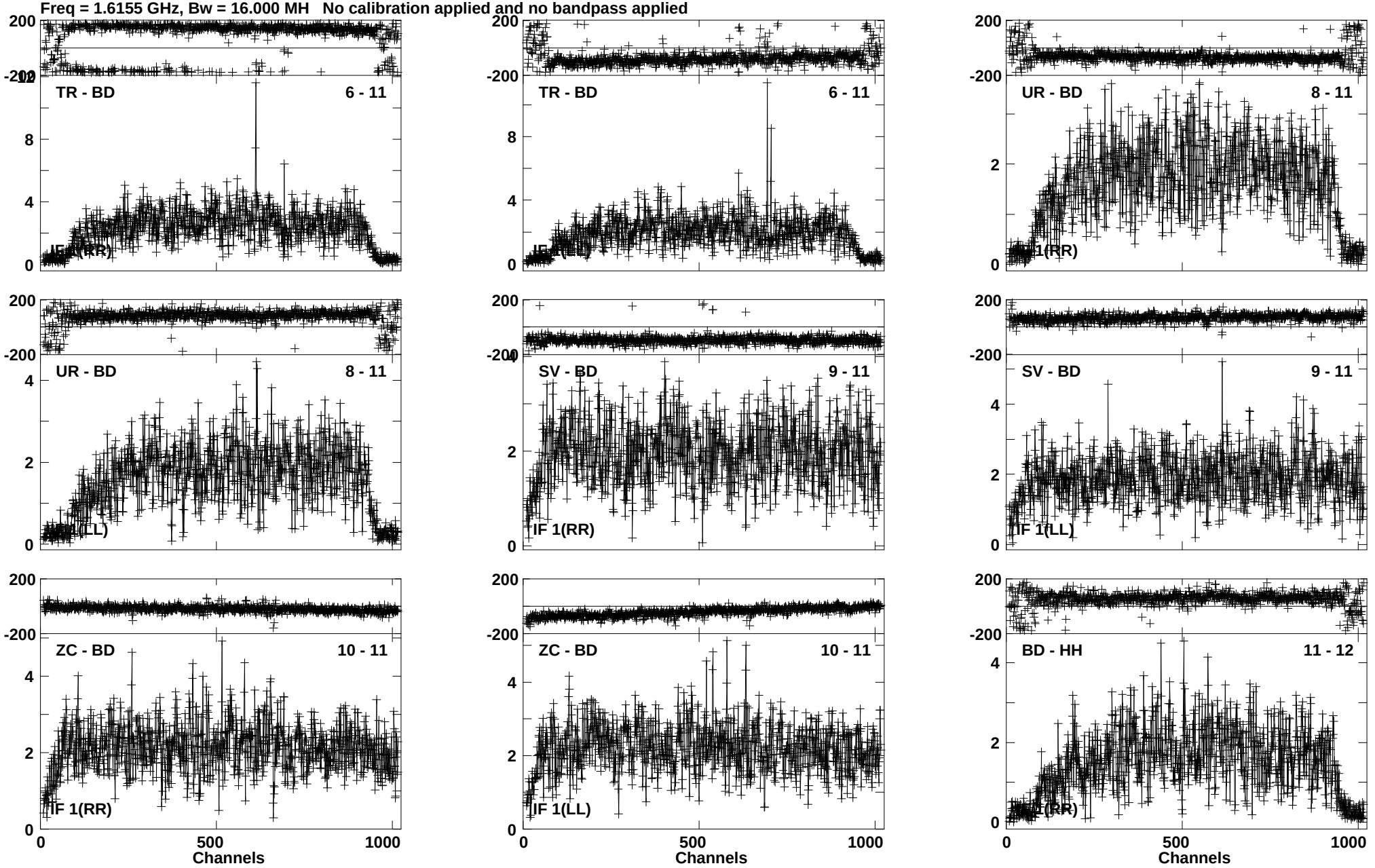

Lower frame: Milli Ampl Jy Top frame: Phas deg
Vector averaged cross-power spectrum Baseline: TR (06) - BD (11)
Timerange: 00/11:08:21 to 00/11:09:49

Plot file version 410 created 28-JUN-2019 13:35:45
J1642-0621 EP111B 2.UVDATA.1
Freq = 1.6155 GHz, Bw = 16.000 MH No calibration applied and no bandpass applied

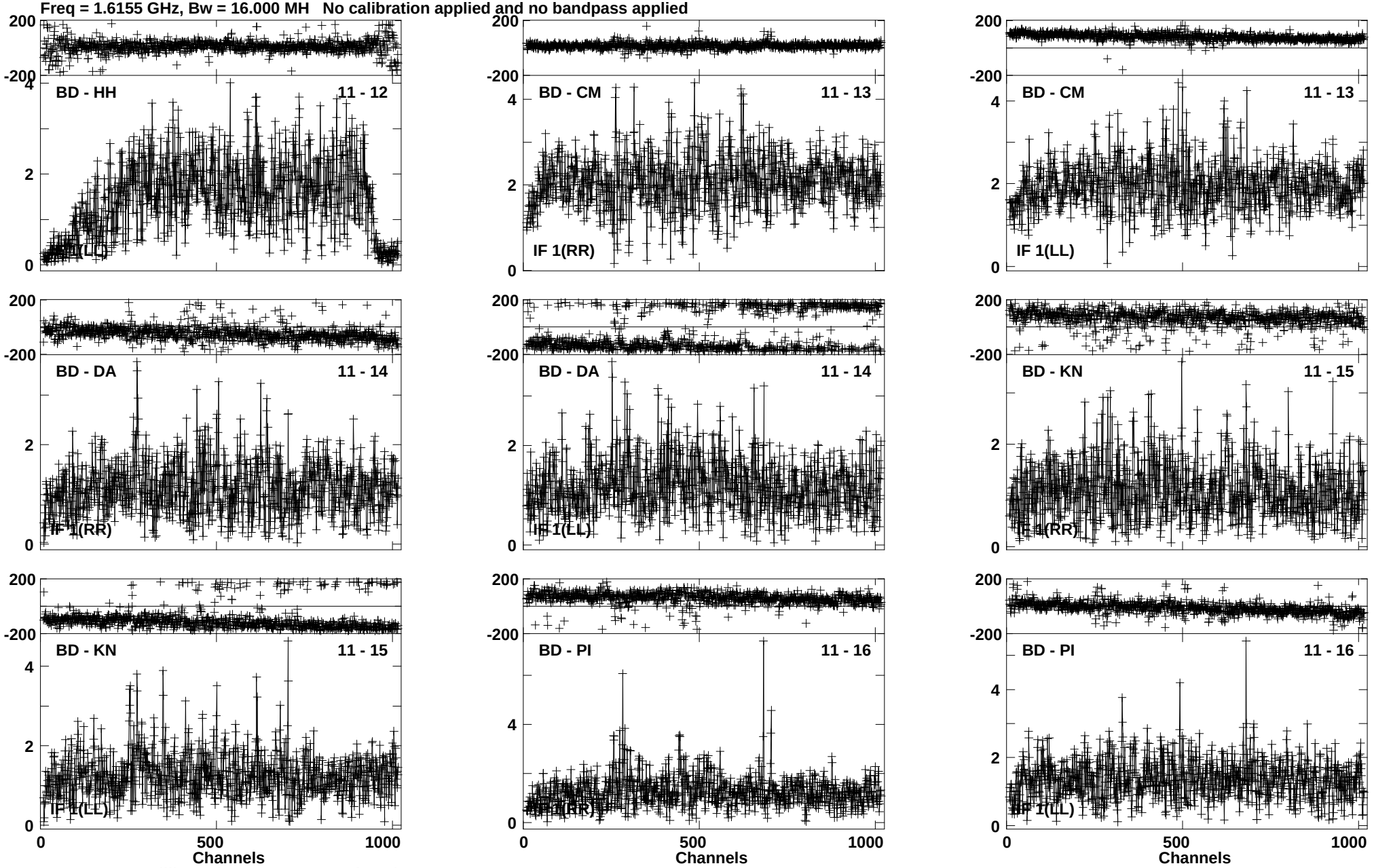

Lower frame: Milli Ampl Jy Top frame: Phas deg
Vector averaged cross-power spectrum Baseline: BD (11) - HH (12)
Timerange: 00/11:08:21 to 00/11:09:49

Plot file version 411 created 28-JUN-2019 13:35:46
J1642-0621 EP111B 2.UVDATA.1
Freq = 1.6155 GHz, Bw = 16.000 MH No calibration applied and no bandpass applied

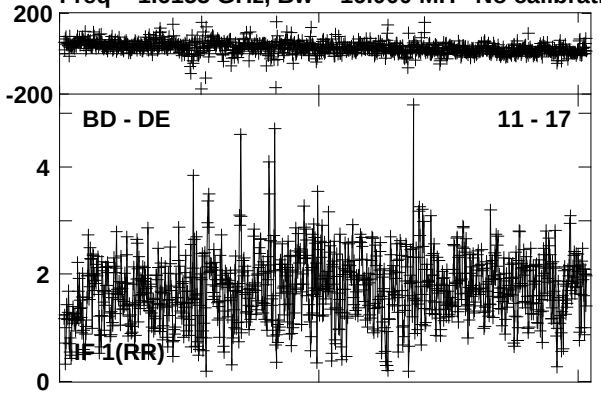

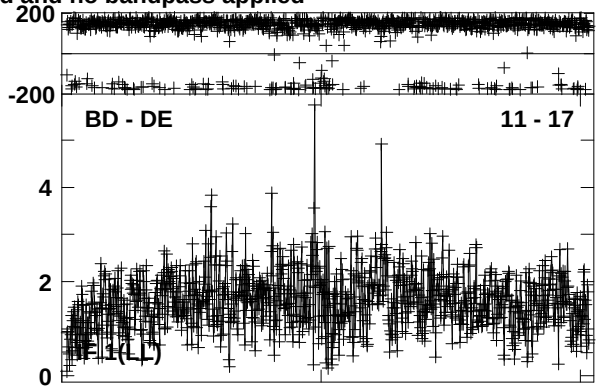

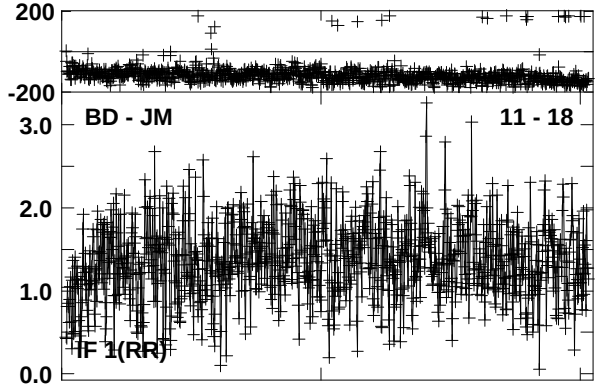

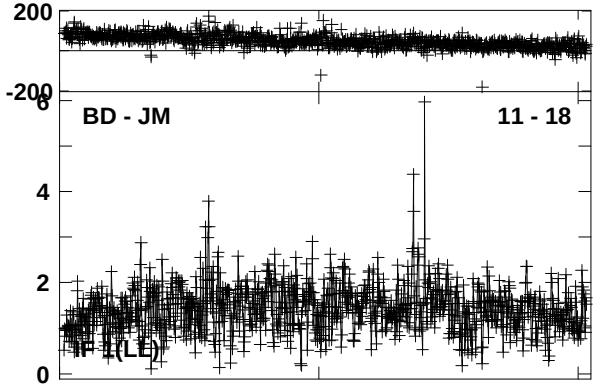

Lower frame: Milli Ampl Jy Top frame: Phas deg
Vector averaged cross-power spectrum Baseline: BD (11) - DE (17)
Timerange: 00/11:08:21 to 00/11:09:49

Plot file version 412 created 28-JUN-2019 13:35:46
IRAS16399 EP111B 2.UVDATA.1
Freq = 1.6155 GHz, Bw = 16.000 MH No calibration applied and no bandpass applied

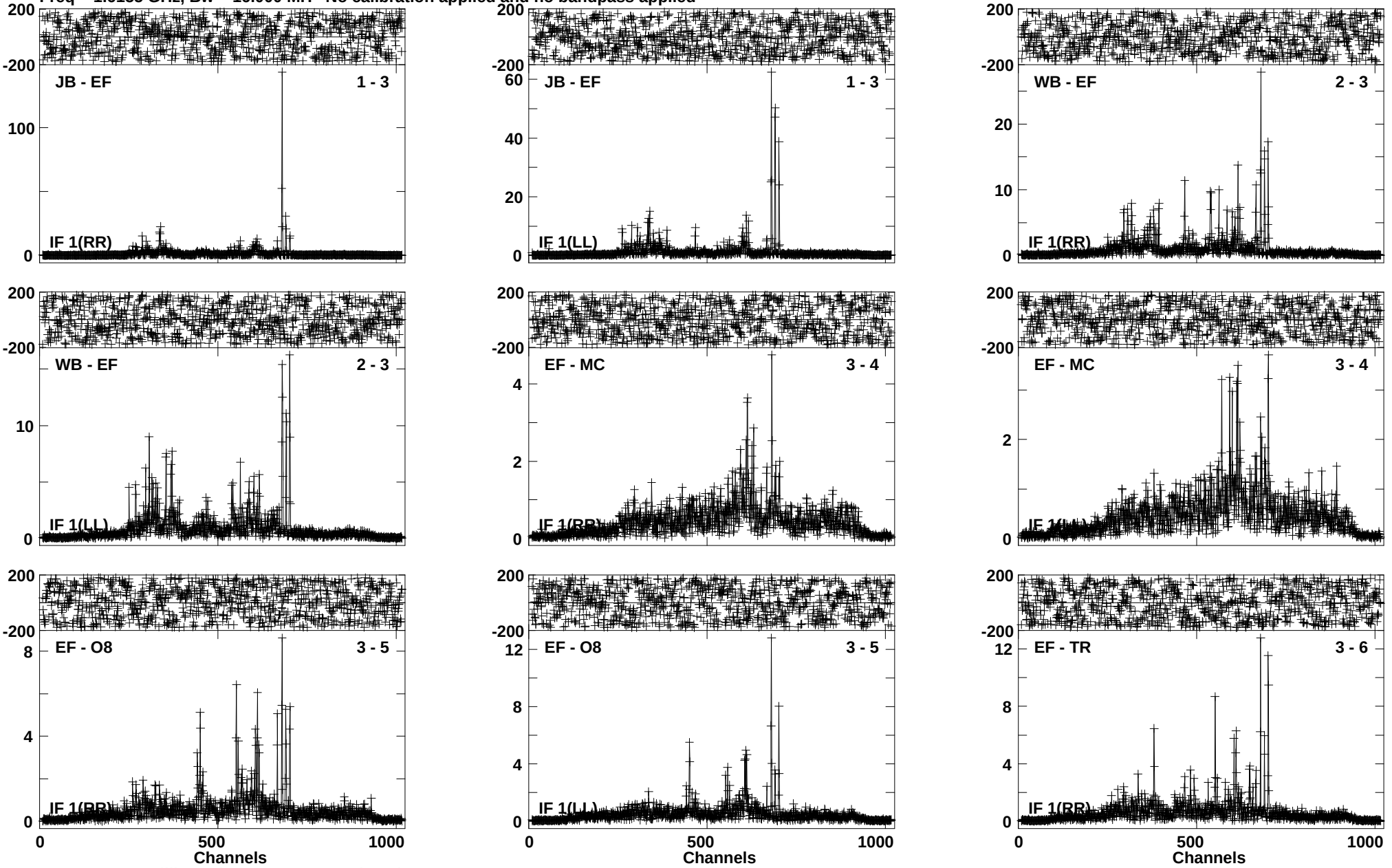

Lower frame: Milli Ampl Jy Top frame: Phas deg
Vector averaged cross-power spectrum Baseline: JB (01) - EF (03)
Timerange: 00/11:09:51 to 00/11:13:19

Plot file version 413 created 28-JUN-2019 13:35:46
IRAS16399 EP111B 2.UVDATA.1
Freq = 1.6155 GHz, Bw = 16.000 MH No calibration applied and no bandpass applied

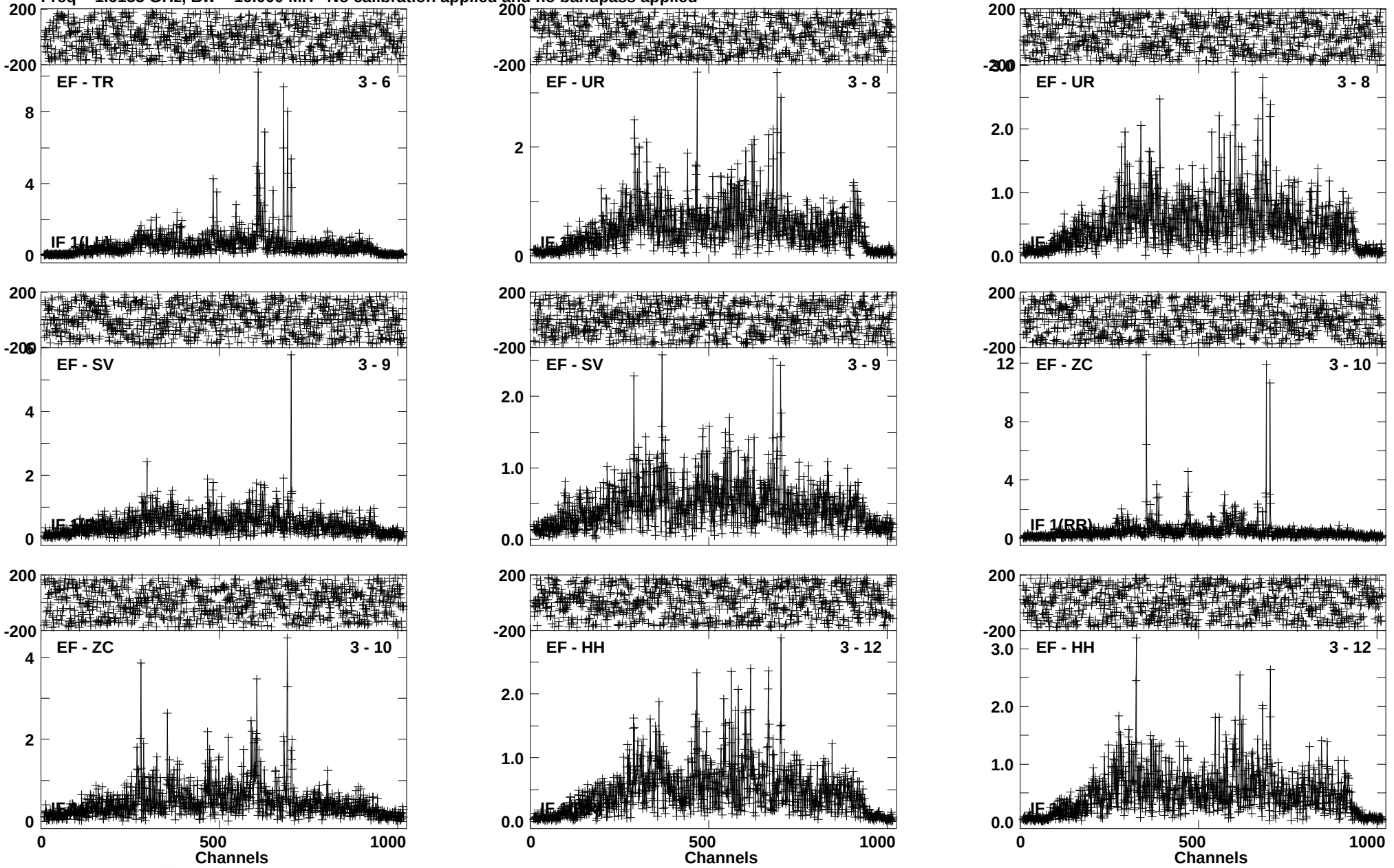

Lower frame: Milli Ampl Jy Top frame: Phas deg
Vector averaged cross-power spectrum Baseline: EF (03) - TR (06)
Timerange: 00/11:09:51 to 00/11:13:19

Plot file version 414 created 28-JUN-2019 13:35:47
IRAS16399 EP111B 2.UVDATA.1
Freq = 1.6155 GHz, Bw = 16.000 MH No calibration applied and no bandpass applied

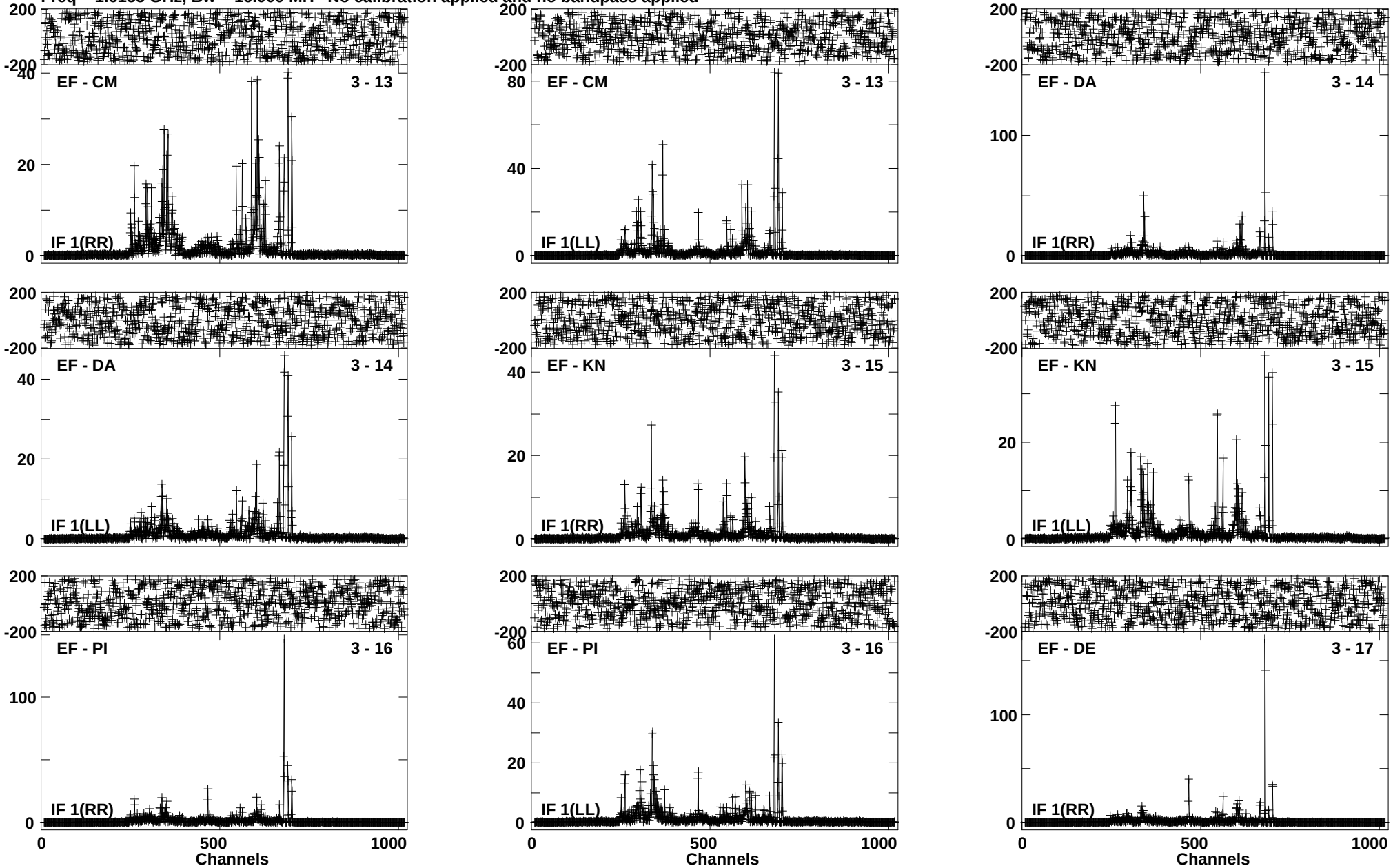

Lower frame: Milli Ampl Jy Top frame: Phas deg
Vector averaged cross-power spectrum Baseline: EF (03) - CM (13)
Timerange: 00/11:09:51 to 00/11:13:19

Plot file version 415 created 28-JUN-2019 13:35:48
IRAS16399 EP111B 2.UVDATA.1
Freq = 1.6155 GHz, Bw = 16.000 MH No calibration applied and no bandpass applied

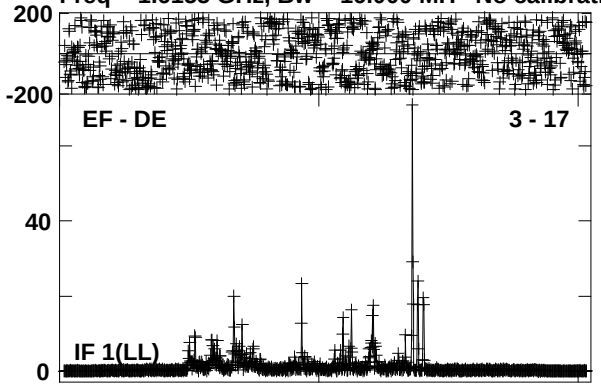

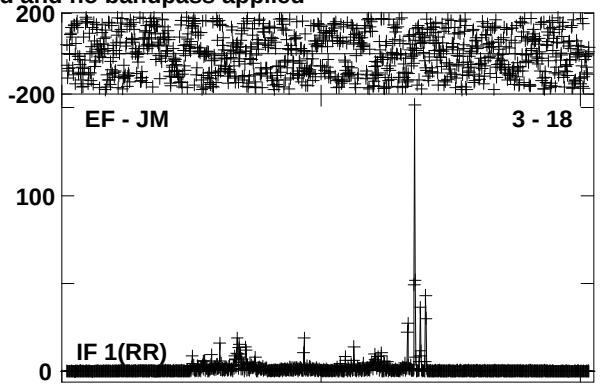

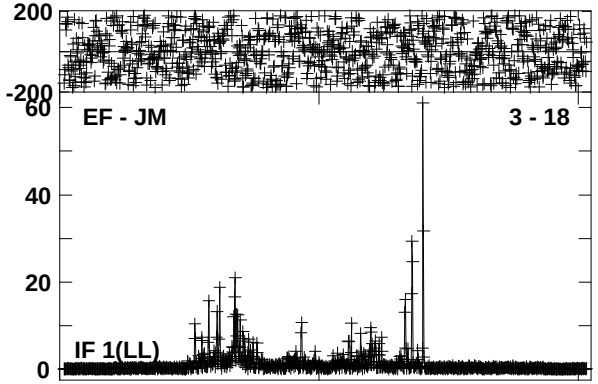

Lower frame: Milli Ampl Jy Top frame: Phas deg
Vector averaged cross-power spectrum Baseline: EF (03) - DE (17)
Timerange: 00/11:09:51 to 00/11:13:19

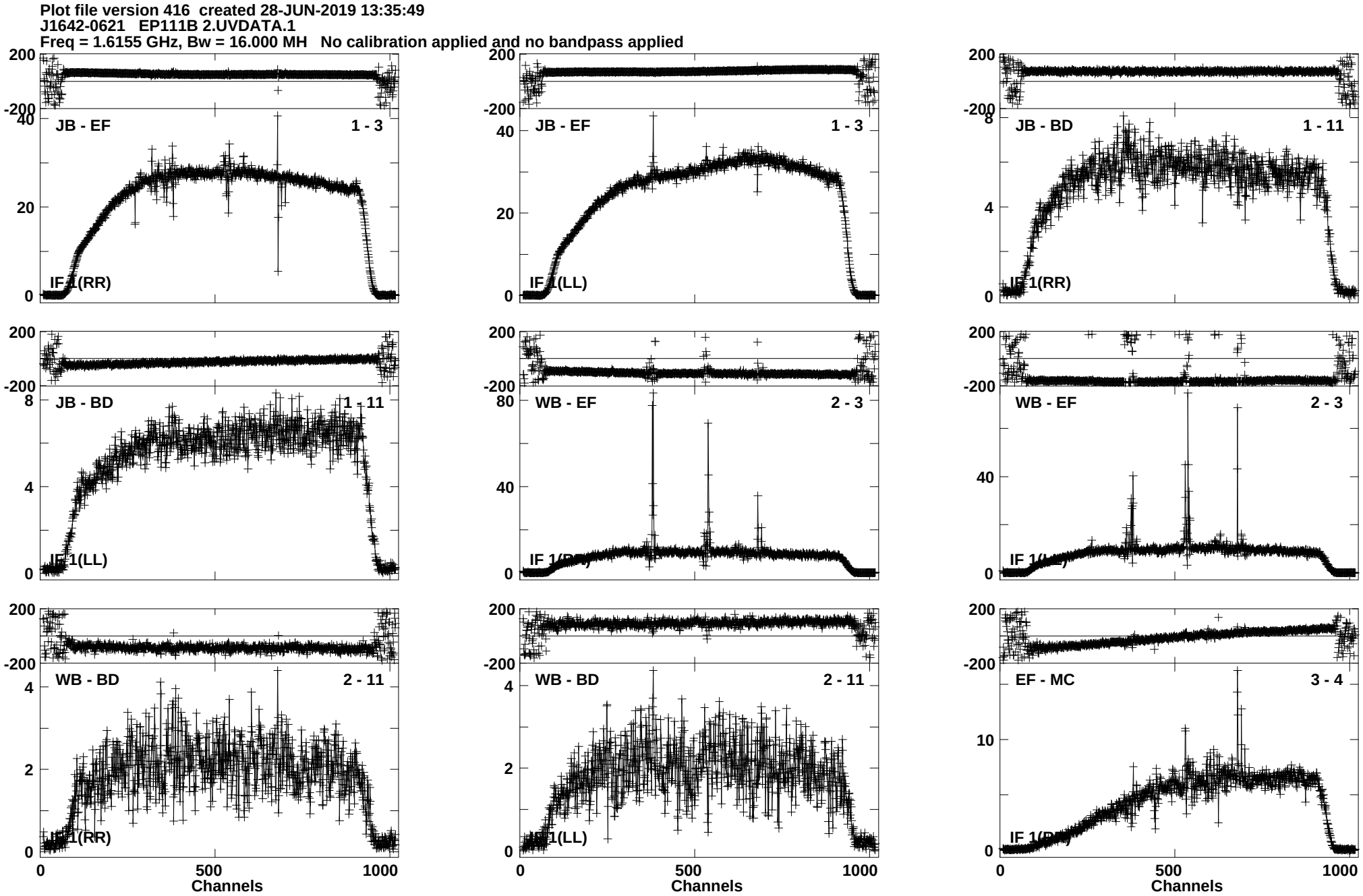
Plot file version 416 created 28-JUN-2019 13:35:49
J1642-0621 EP111B 2.UVDATA.1
Freq = 1.6155 GHz, Bw = 16.000 MH No calibration applied and no bandpass applied
JB - EF 1 - 3
IF 1(RR)
JB - EF 1 - 3
IF 1(LL)
JB - BD 1 - 11
IF 1(RR)
JB - BD 1 - 11
IF 1(LL)
WB - EF 2 - 3
WB - EF 2 - 3
WB - BD 2 - 11
IF 1(RR)
WB - BD 2 - 11
IF 1(LL)
EF - MC 3 - 4
Channels
Channels
Channels
Lower frame: Milli Ampl Jy Top frame: Phas deg
Vector averaged cross-power spectrum Baseline: JB (01) - EF (03)
Timerange: 00/11:14:06 to 00/11:15:34

Plot file version 417 created 28-JUN-2019 13:35:50
J1642-0621 EP111B 2.UVDATA.1
Freq = 1.6155 GHz, Bw = 16.000 MH No calibration applied and no bandpass applied

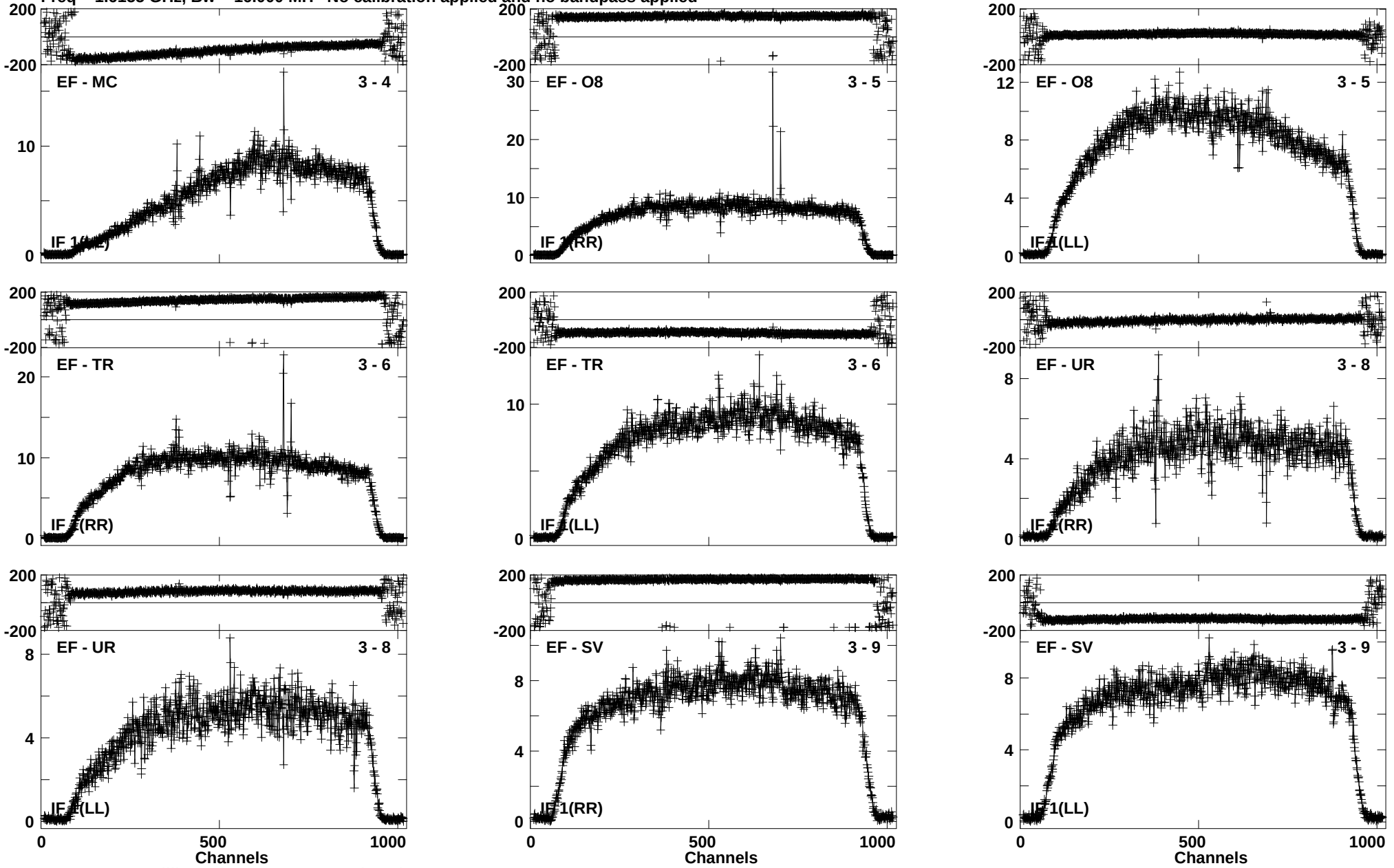

Lower frame: Milli Ampl Jy Top frame: Phas deg
Vector averaged cross-power spectrum Baseline: EF (03) - MC (04)
Timerange: 00/11:14:06 to 00/11:15:34

Plot file version 418 created 28-JUN-2019 13:35:50
J1642-0621 EP111B 2.UVDATA.1
Freq = 1.6155 GHz, Bw = 16.000 MH No calibration applied and no bandpass applied

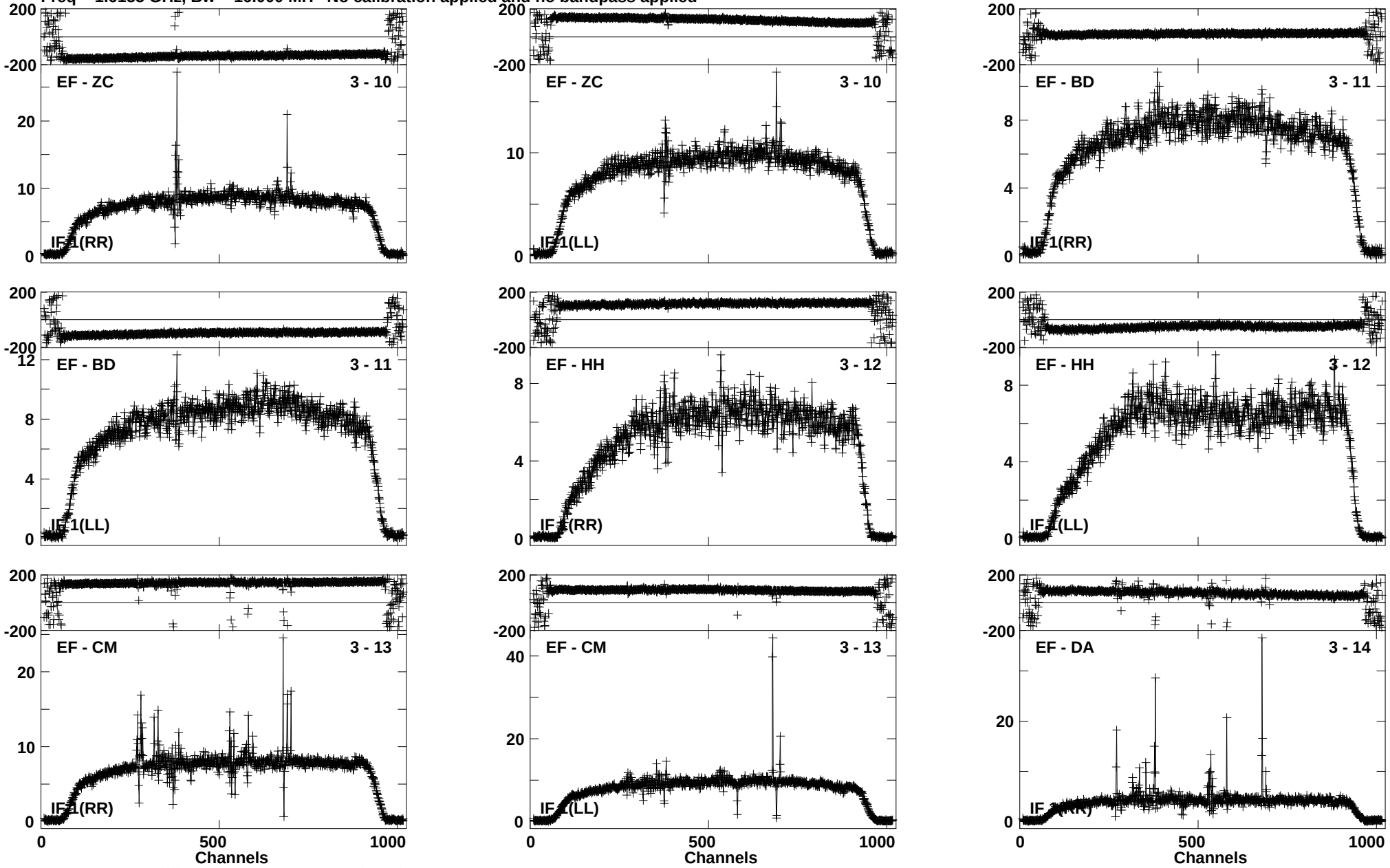

Lower frame: Milli Ampl Jy Top frame: Phas deg
Vector averaged cross-power spectrum Baseline: EF (03) - ZC (10)
Timerange: 00/11:14:06 to 00/11:15:34

Plot file version 419 created 28-JUN-2019 13:35:51
J1642-0621 EP111B 2.UVDATA.1
Freq = 1.6155 GHz, Bw = 16.000 MH No calibration applied and no bandpass applied

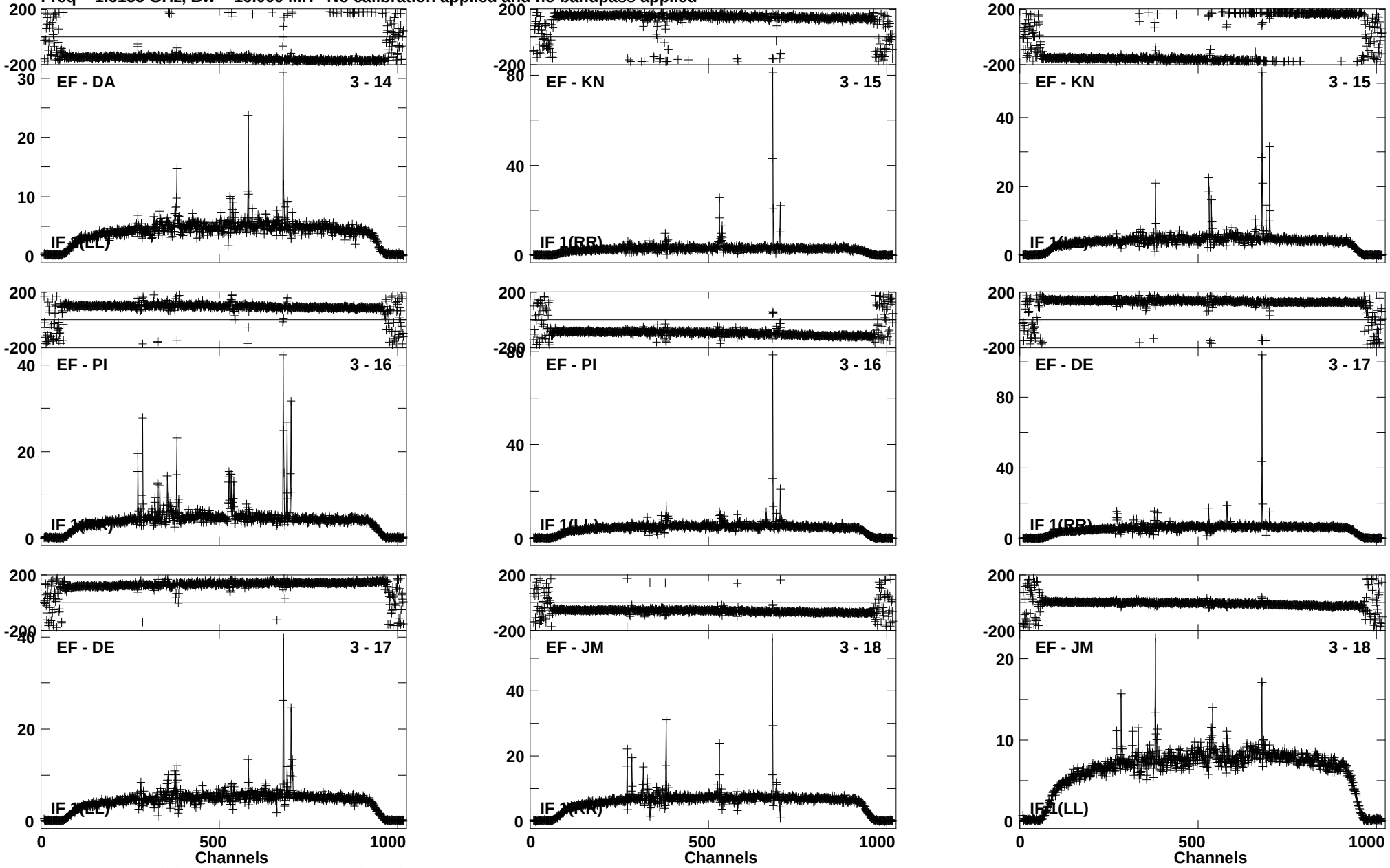

Lower frame: Milli Ampl Jy Top frame: Phas deg
Vector averaged cross-power spectrum Baseline: EF (03) - DA (14)
Timerange: 00/11:14:06 to 00/11:15:34

Plot file version 420 created 28-JUN-2019 13:35:51
J1642-0621 EP111B 2.UVDATA.1
Freq = 1.6155 GHz, Bw = 16.000 MH No calibration applied and no bandpass applied

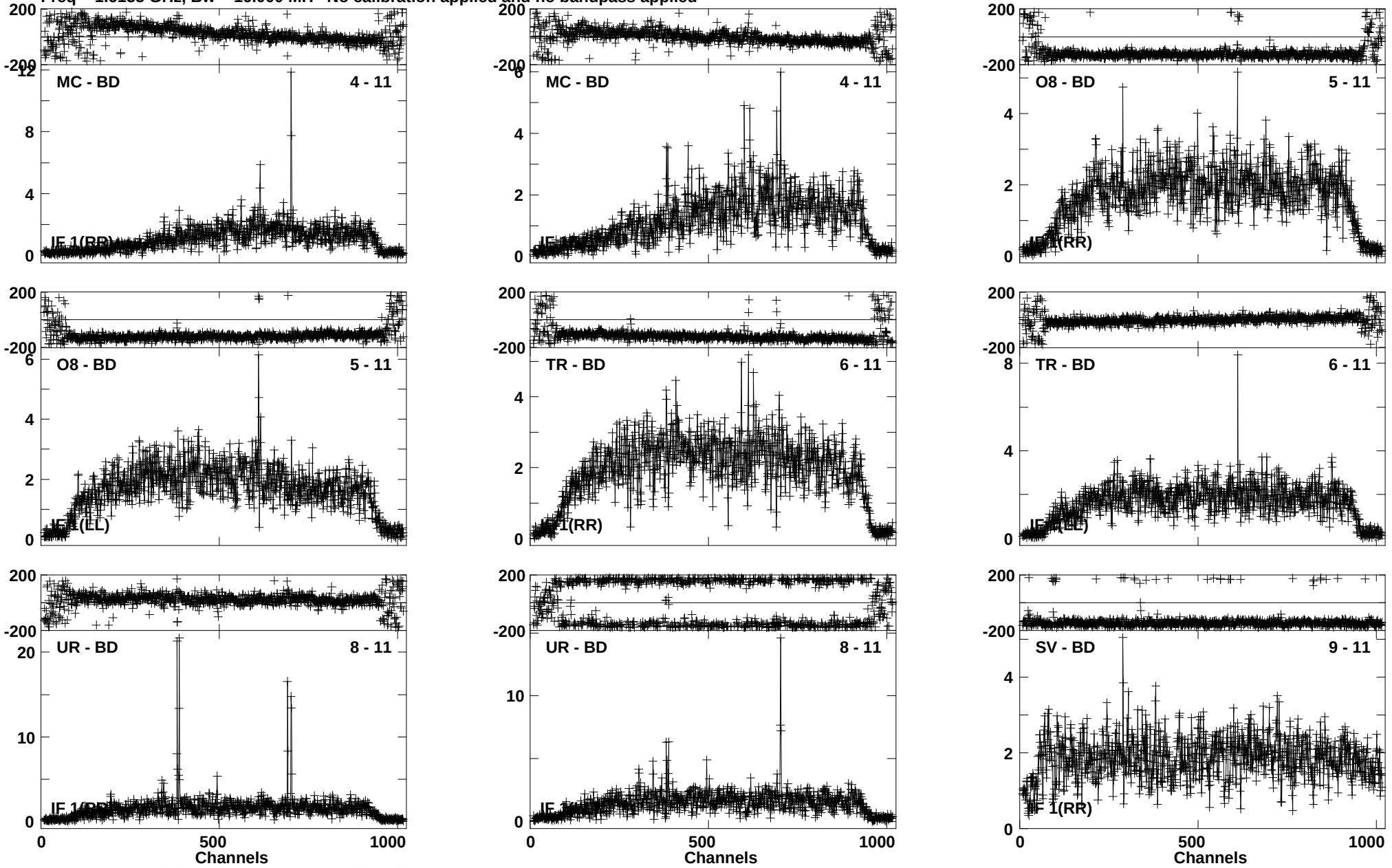

Lower frame: Milli Ampl Jy Top frame: Phas deg
Vector averaged cross-power spectrum Baseline: MC (04) - BD (11)
Timerange: 00/11:14:06 to 00/11:15:34

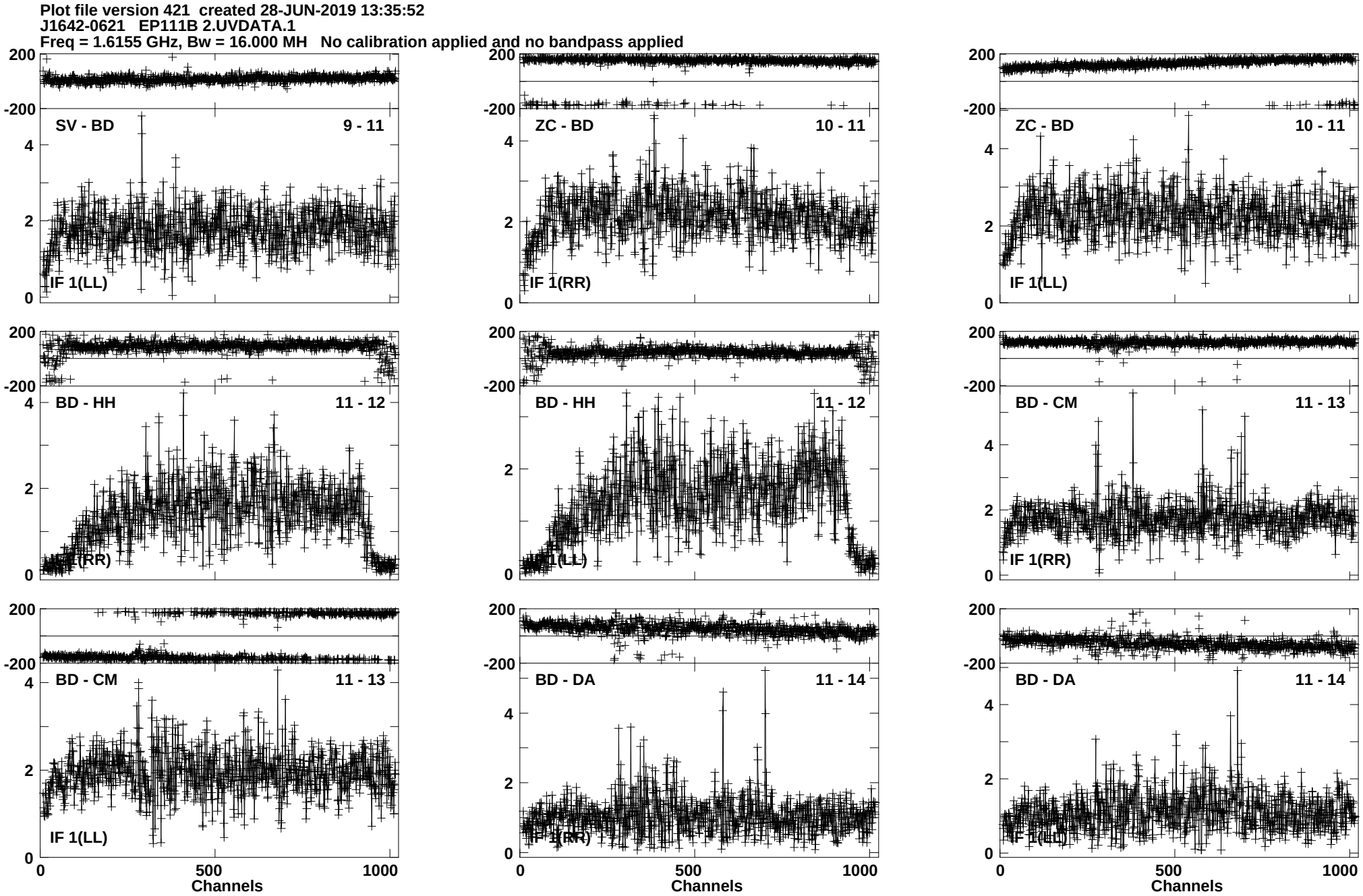
Plot file version 421 created 28-JUN-2019 13:35:52
J1642-0621 EP111B 2.UVDATA.1
Freq = 1.6155 GHz, Bw = 16.000 MH No calibration applied and no bandpass applied
SV - BD 9 - 11
IF 1(LL)
ZC - BD 10 - 11
IF 1(RR)
ZC - BD 10 - 11
IF 1(LL)
BD - HH 11 - 12
(RR)
BD - HH 11 - 12
(LL)
BD - CM 11 - 13
IF 1(RR)
BD - CM 11 - 13
IF 1(LL)
BD - DA 11 - 14
IF 1(RR)
BD - DA 11 - 14
IF 1(LL)
200
-200
4
2
0
0
500
1000
Channels
Lower frame: Milli Ampl Jy Top frame: Phas deg
Vector averaged cross-power spectrum Baseline: SV (09) - BD (11)
Timerange: 00/11:14:06 to 00/11:15:34

Plot file version 422 created 28-JUN-2019 13:35:52
J1642-0621 EP111B 2.UVDATA.1
Freq = 1.6155 GHz, Bw = 16.000 MH No calibration applied and no bandpass applied

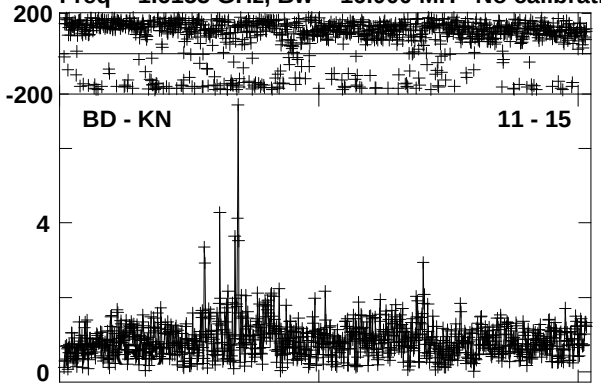

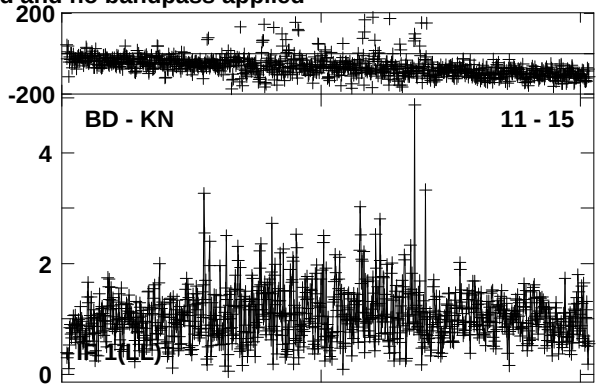

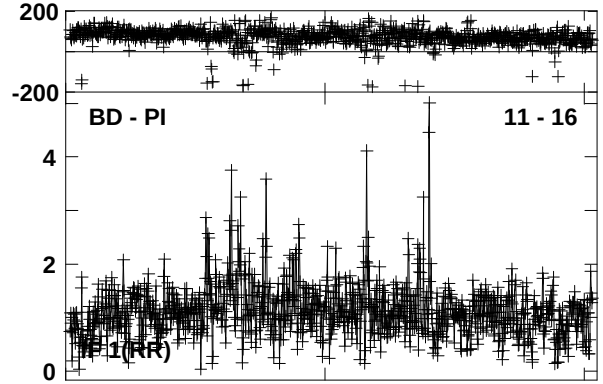

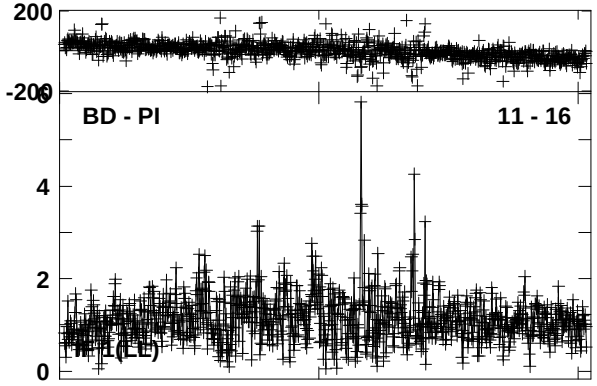

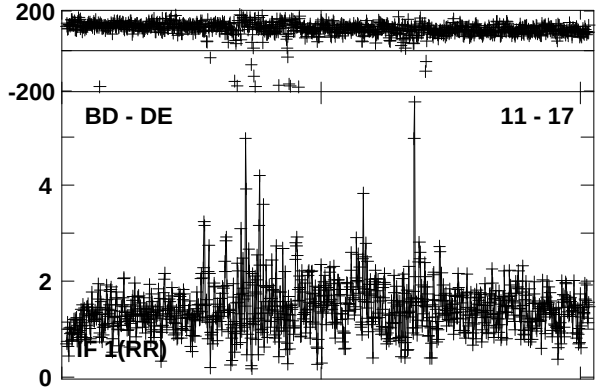

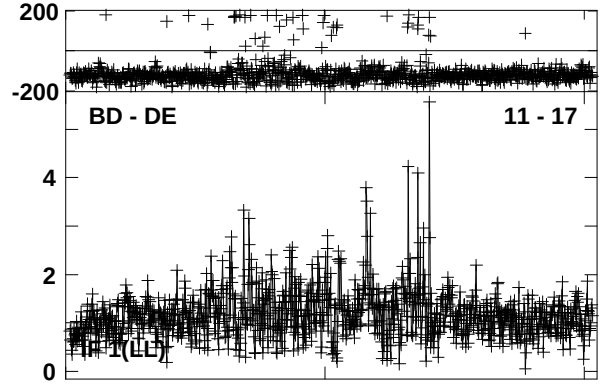

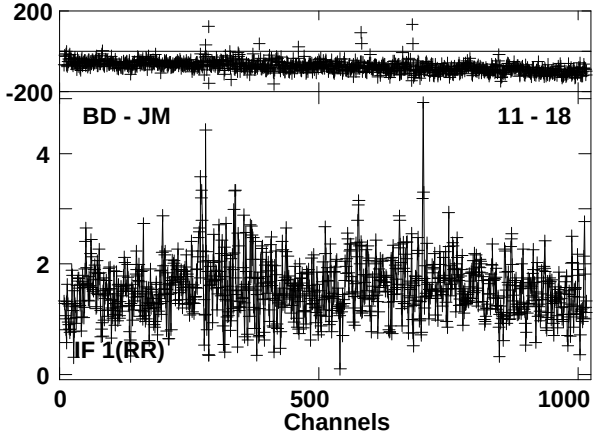

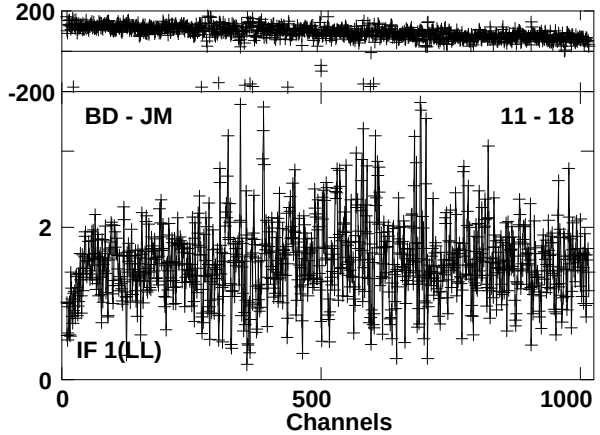

Lower frame: Milli Ampl Jy Top frame: Phas deg
Vector averaged cross-power spectrum Baseline: BD (11) - KN (15)
Timerange: 00/11:14:06 to 00/11:15:34

Plot file version 423 created 28-JUN-2019 13:35:53
IRAS16399 EP111B 2.UVDATA.1
Freq = 1.6155 GHz, Bw = 16.000 MH No calibration applied and no bandpass applied

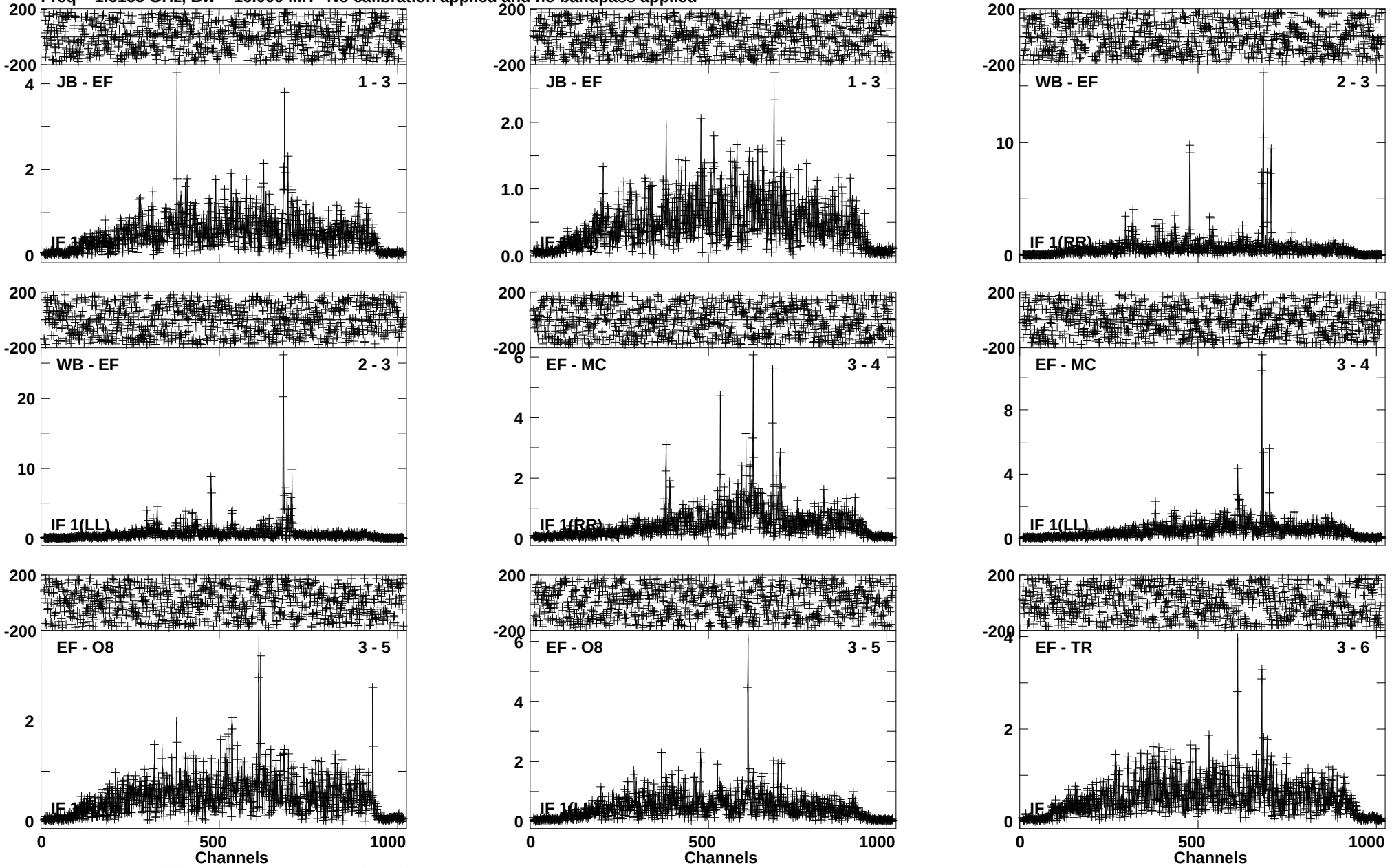

Lower frame: Milli Ampl Jy Top frame: Phas deg
Vector averaged cross-power spectrum Baseline: JB (01) - EF (03)
Timerange: 00/11:15:36 to 00/11:19:04

Plot file version 424 created 28-JUN-2019 13:35:53
IRAS16399 EP111B 2.UVDATA.1
Freq = 1.6155 GHz, Bw = 16.000 MH No calibration applied and no bandpass applied

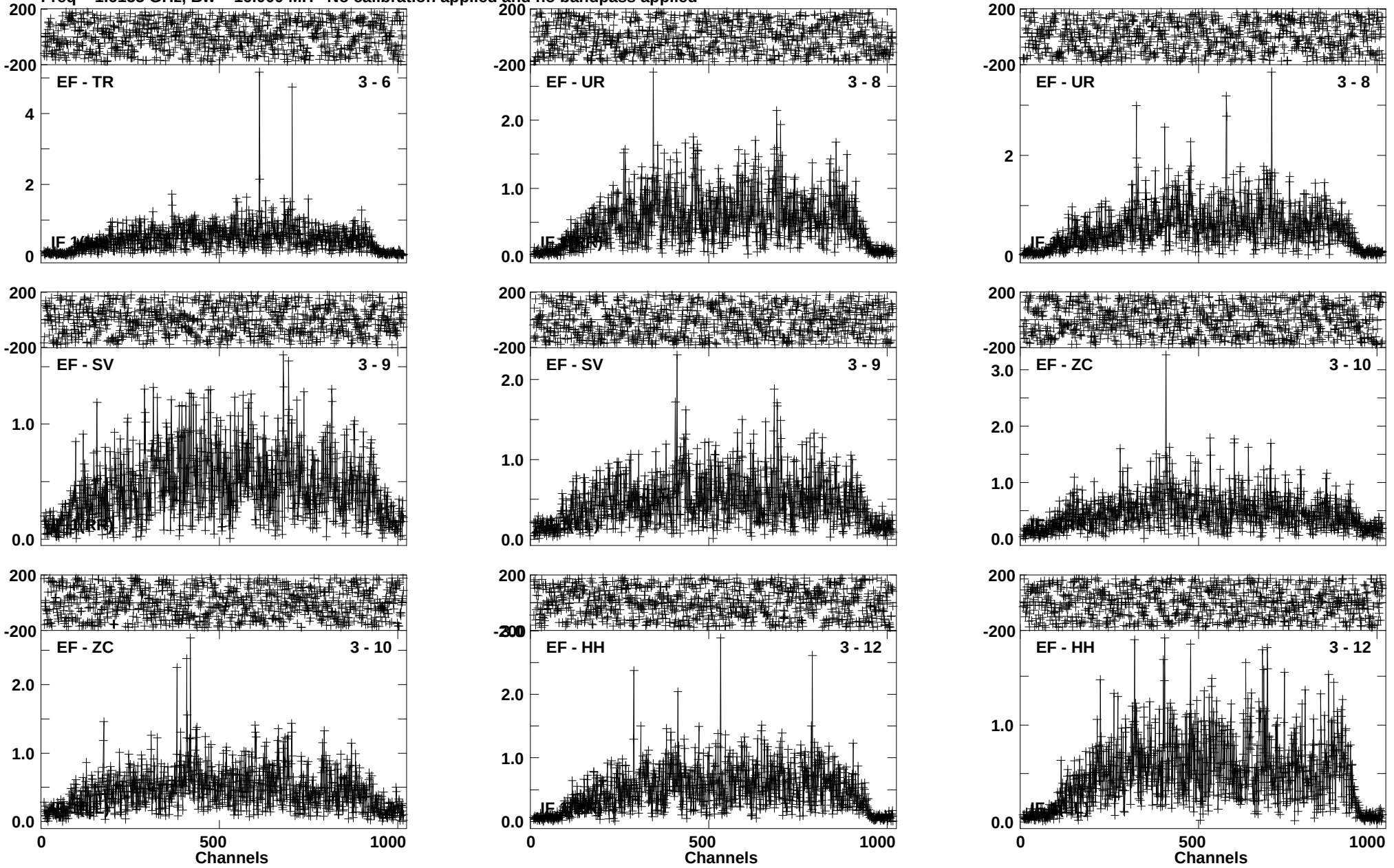

Lower frame: Milli Ampl Jy Top frame: Phas deg
Vector averaged cross-power spectrum Baseline: EF (03) - TR (06)
Timerange: 00/11:15:36 to 00/11:19:04

Plot file version 425 created 28-JUN-2019 13:35:54
IRAS16399 EP111B 2.UVDATA.1
Freq = 1.6155 GHz, Bw = 16.000 MH No calibration applied and no bandpass applied

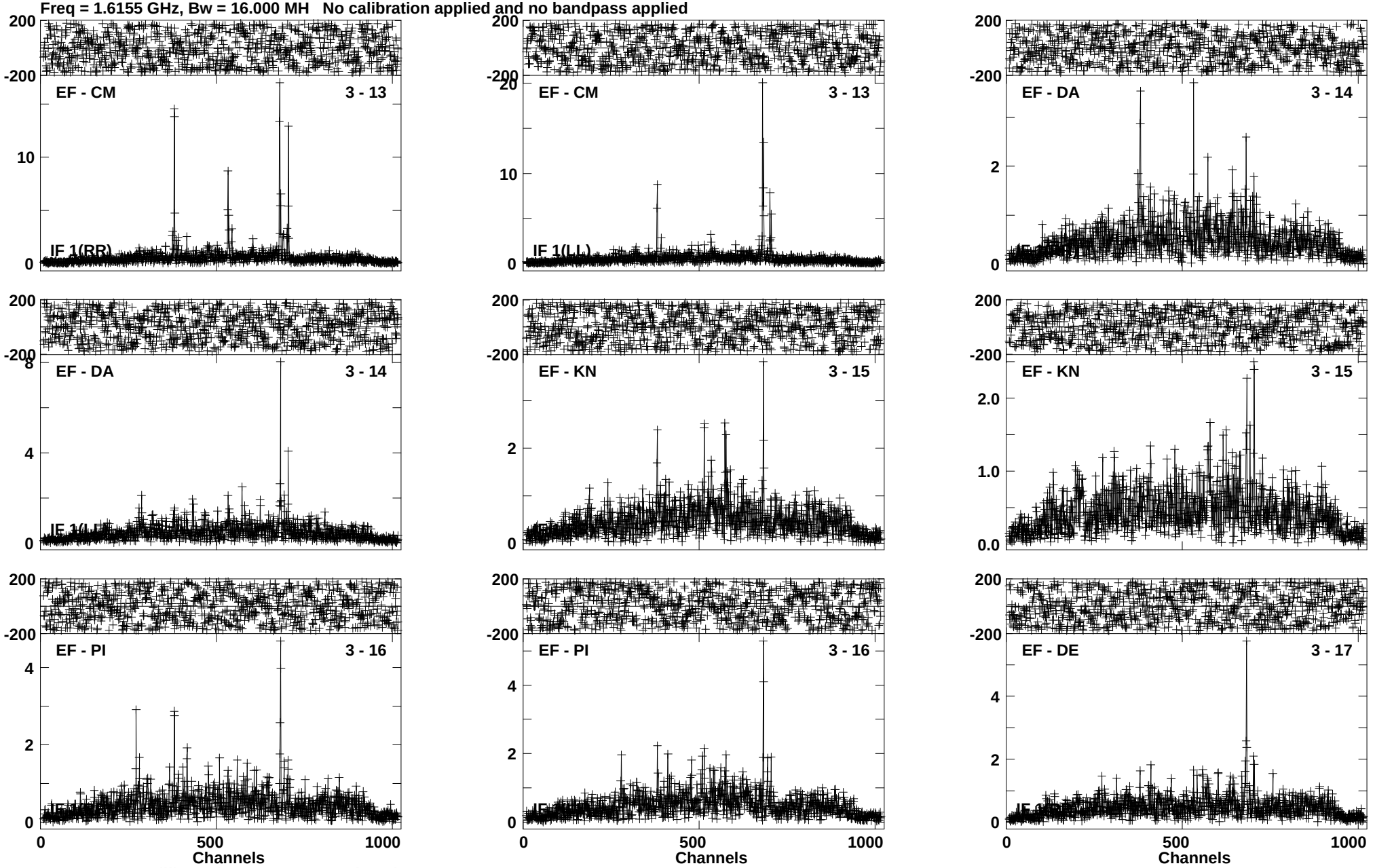

Lower frame: Milli Ampl Jy Top frame: Phas deg
Vector averaged cross-power spectrum Baseline: EF (03) - CM (13)
Timerange: 00/11:15:36 to 00/11:19:04

Plot file version 426 created 28-JUN-2019 13:35:55
IRAS16399 EP111B 2.UVDATA.1
Freq = 1.6155 GHz, Bw = 16.000 MH No calibration applied and no bandpass applied

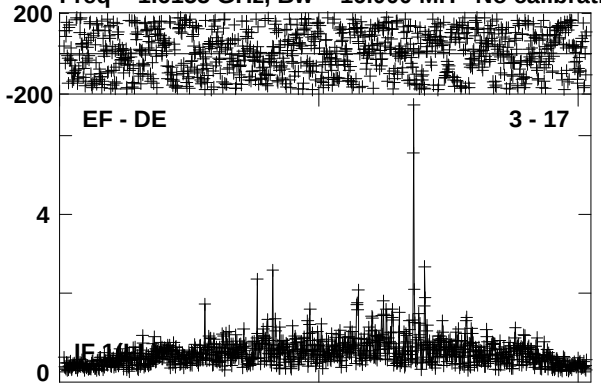

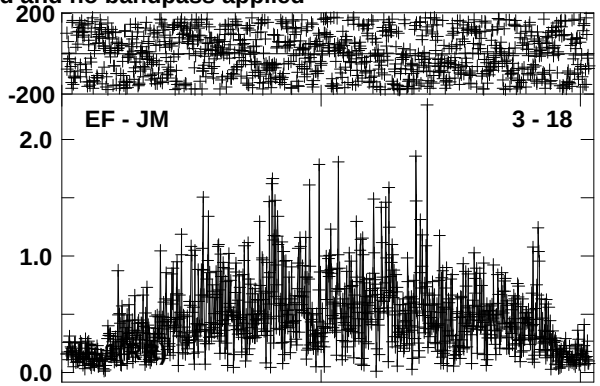

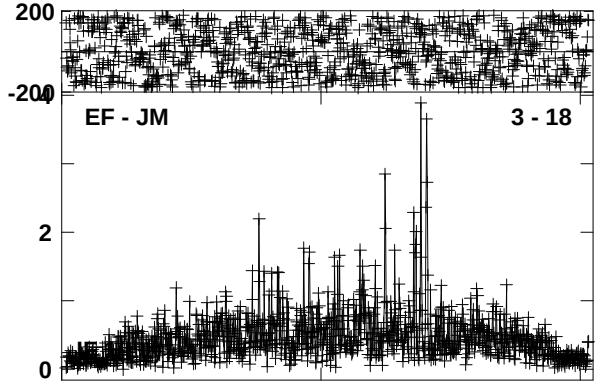

Lower frame: Milli Ampl Jy Top frame: Phas deg
Vector averaged cross-power spectrum Baseline: EF (03) - DE (17)
Timerange: 00/11:15:36 to 00/11:19:04

Plot file version 427 created 28-JUN-2019 13:35:56
J1642-0621 EP111B 2.UVDATA.1
Freq = 1.6155 GHz, Bw = 16.000 MH No calibration applied and no bandpass applied

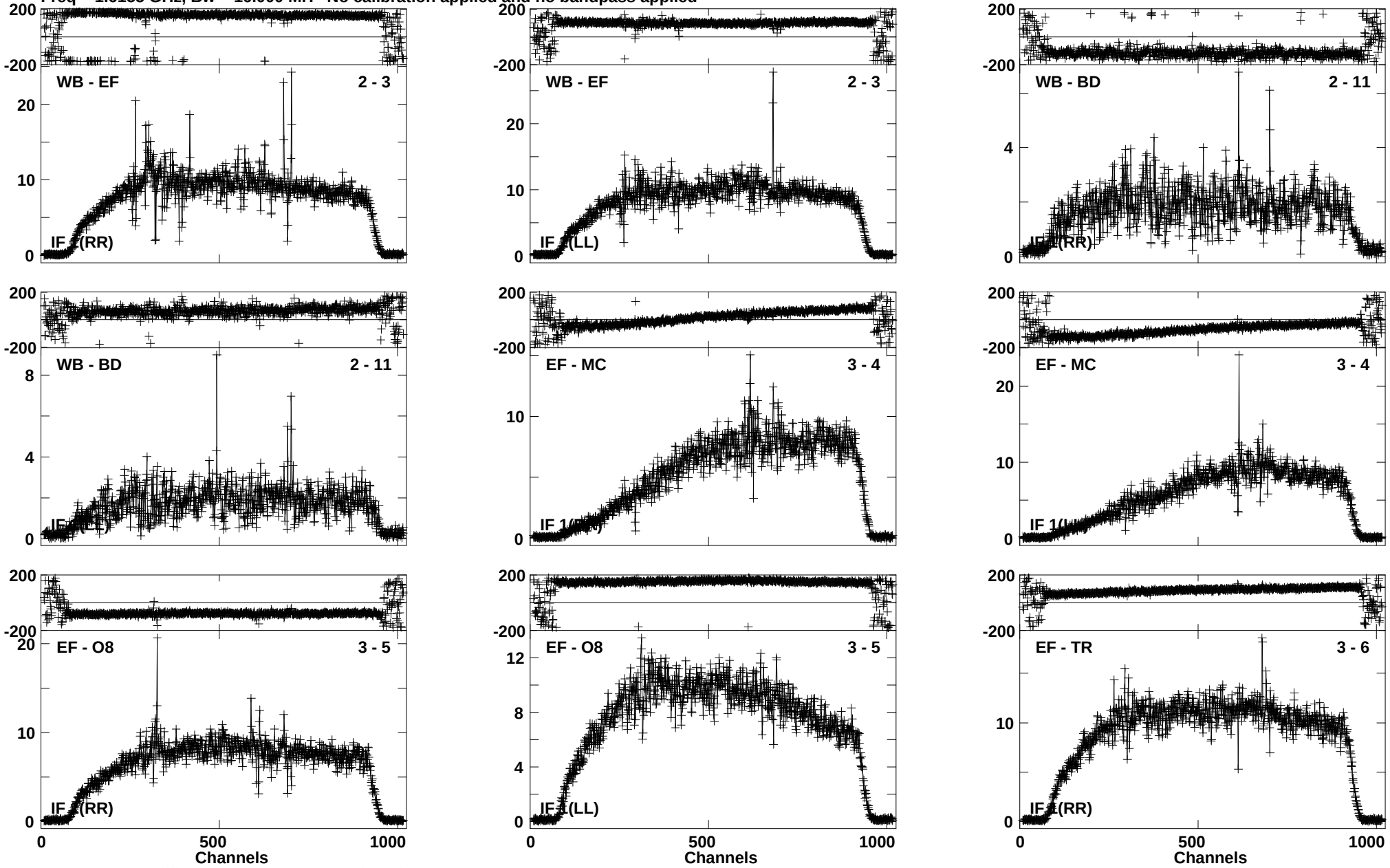

Lower frame: Milli Ampl Jy Top frame: Phas deg
Vector averaged cross-power spectrum Baseline: WB (02) - EF (03)
Timerange: 00/11:19:06 to 00/11:20:34

Plot file version 428 created 28-JUN-2019 13:35:57
J1642-0621 EP111B 2.UVDATA.1
Freq = 1.6155 GHz, Bw = 16.000 MH No calibration applied and no bandpass applied

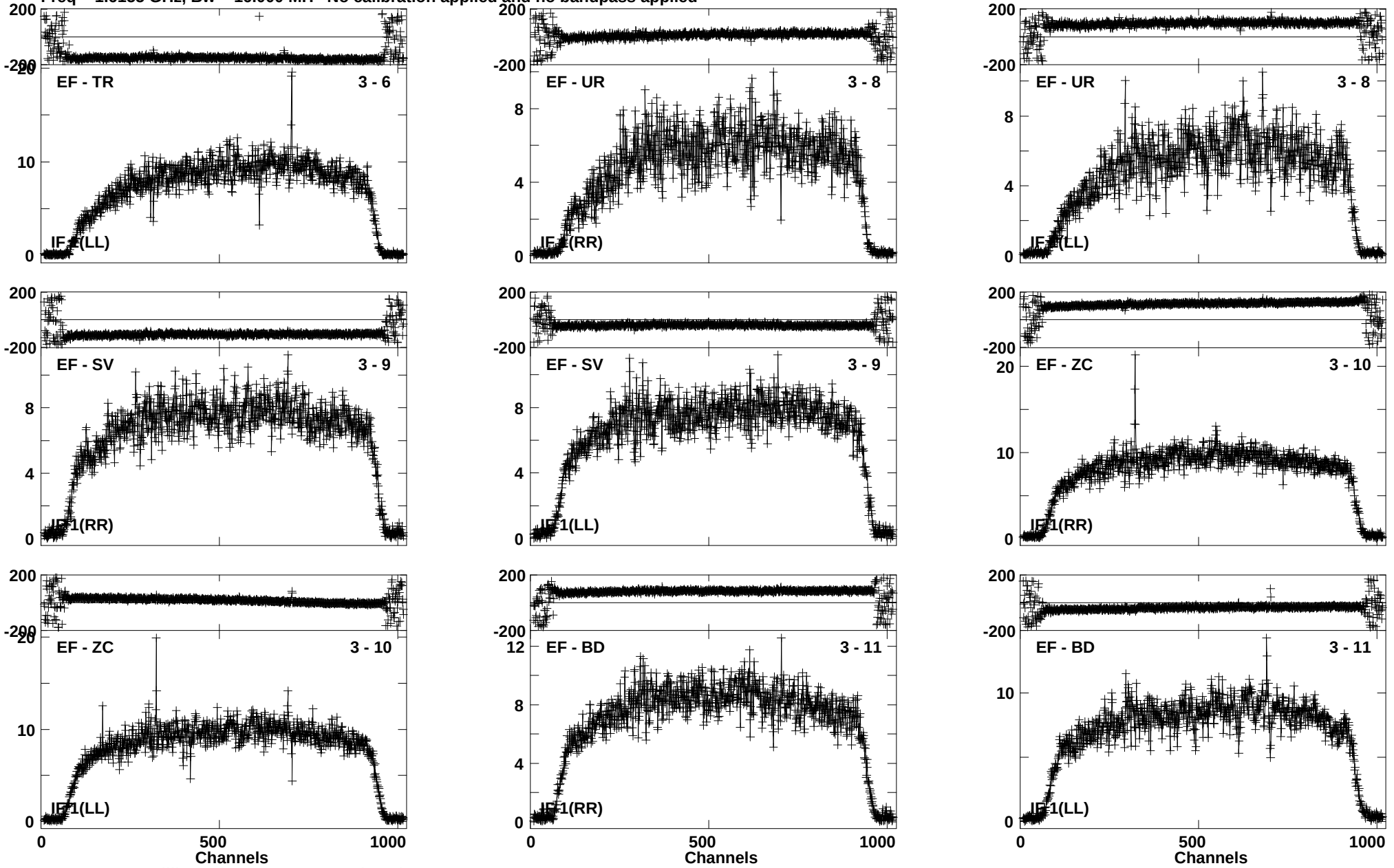

Lower frame: Milli Ampl Jy Top frame: Phas deg
Vector averaged cross-power spectrum Baseline: EF (03) - TR (06)
Timerange: 00/11:19:06 to 00/11:20:34

Plot file version 429 created 28-JUN-2019 13:35:57
J1642-0621 EP111B 2.UVDATA.1
Freq = 1.6155 GHz, Bw = 16.000 MH No calibration applied and no bandpass applied

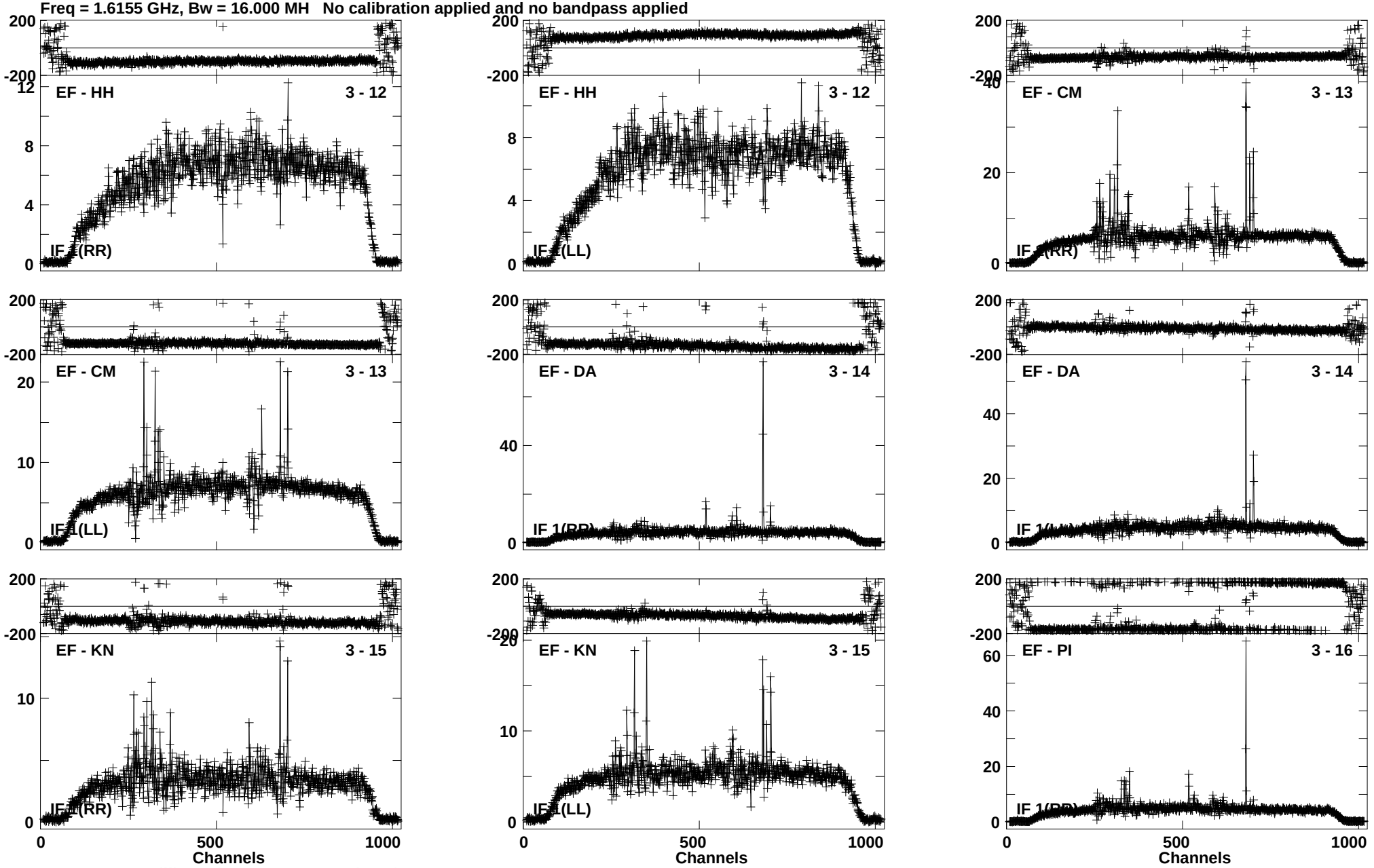

Lower frame: Milli Ampl Jy Top frame: Phas deg
Vector averaged cross-power spectrum Baseline: EF (03) - HH (12)
Timerange: 00/11:19:06 to 00/11:20:34

Plot file version 430 created 28-JUN-2019 13:35:58
J1642-0621 EP111B 2.UVDATA.1
Freq = 1.6155 GHz, Bw = 16.000 MH No calibration applied and no bandpass applied

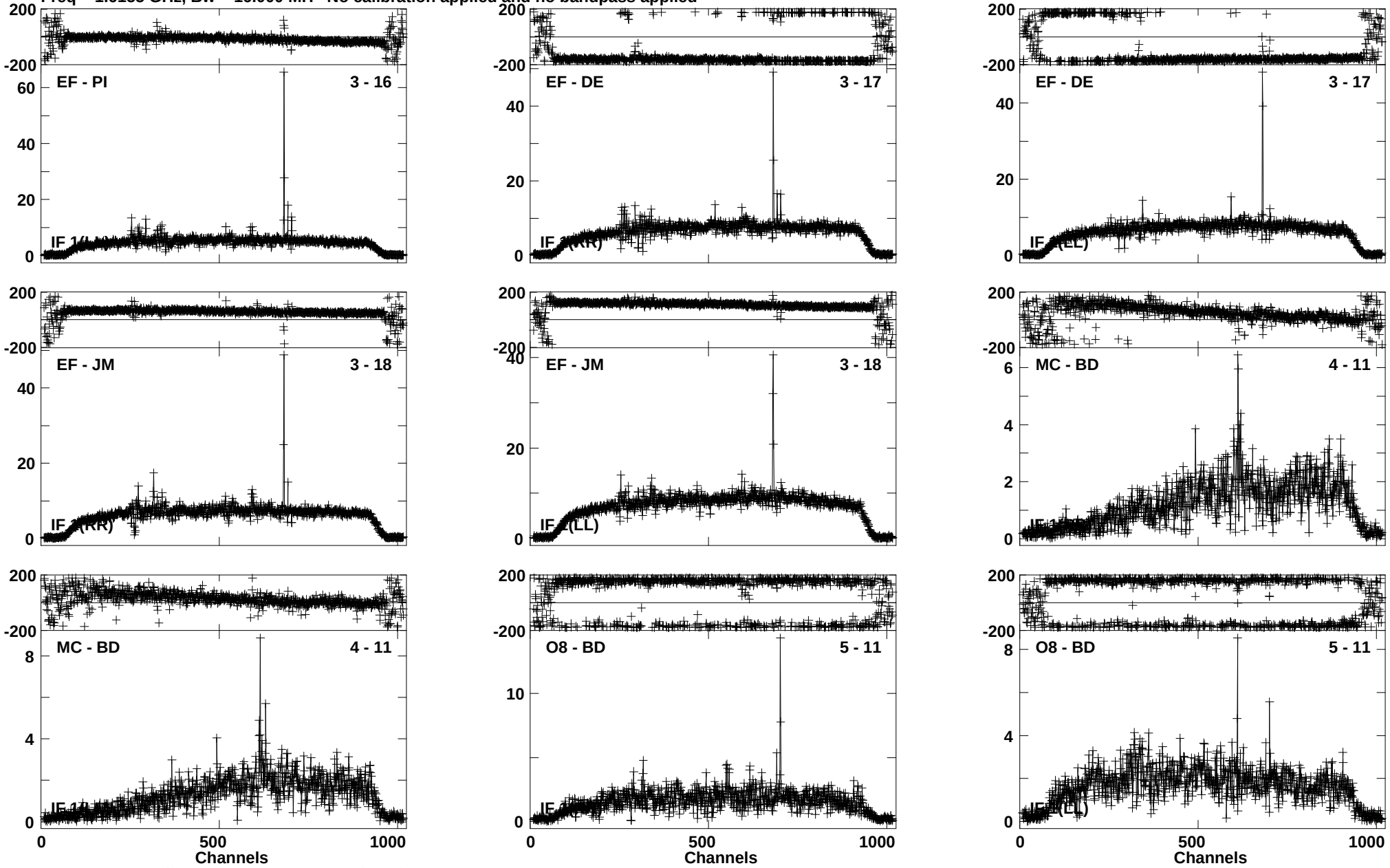

Lower frame: Milli Ampl Jy Top frame: Phas deg
Vector averaged cross-power spectrum Baseline: EF (03) - PI (16)
Timerange: 00/11:19:06 to 00/11:20:34

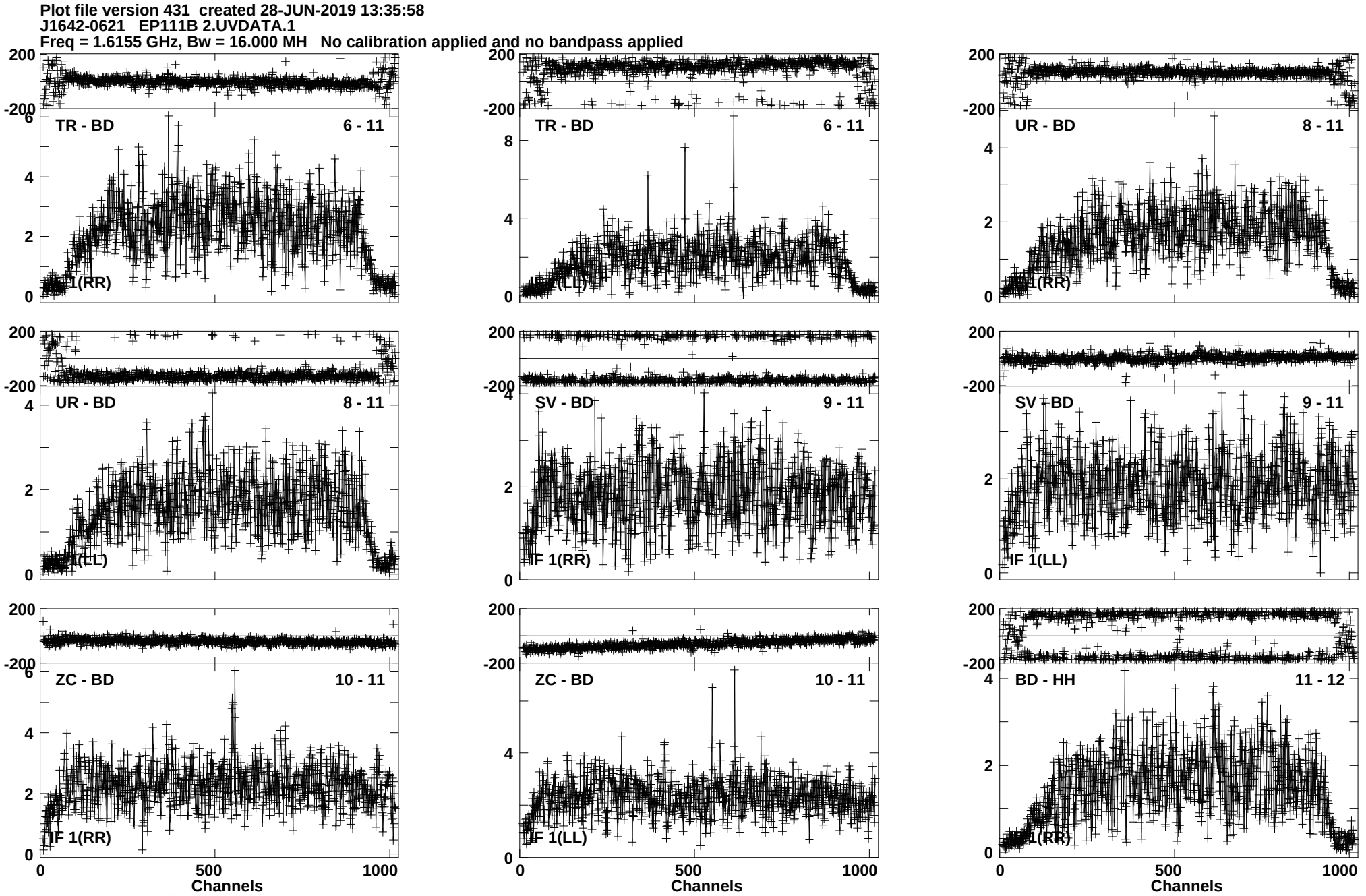
Plot file version 431 created 28-JUN-2019 13:35:58
J1642-0621 EP111B 2.UVDATA.1
Freq = 1.6155 GHz, Bw = 16.000 MH No calibration applied and no bandpass applied
TR - BD 6 - 11
IF 1(RR)
TR - BD 6 - 11
IF 1(LL)
UR - BD 8 - 11
IF 1(RR)
UR - BD 8 - 11
IF 1(LL)
SV - BD 9 - 11
IF 1(RR)
SV - BD 9 - 11
IF 1(LL)
ZC - BD 10 - 11
IF 1(RR)
ZC - BD 10 - 11
IF 1(LL)
BD - HH 11 - 12
IF 1(RR)
Channels
Channels
Channels
Lower frame: Milli Ampl Jy Top frame: Phas deg
Vector averaged cross-power spectrum Baseline: TR (06) - BD (11)
Timerange: 00/11:19:06 to 00/11:20:34

Plot file version 432 created 28-JUN-2019 13:35:59
J1642-0621 EP111B 2.UVDATA.1
Freq = 1.6155 GHz, Bw = 16.000 MH No calibration applied and no bandpass applied

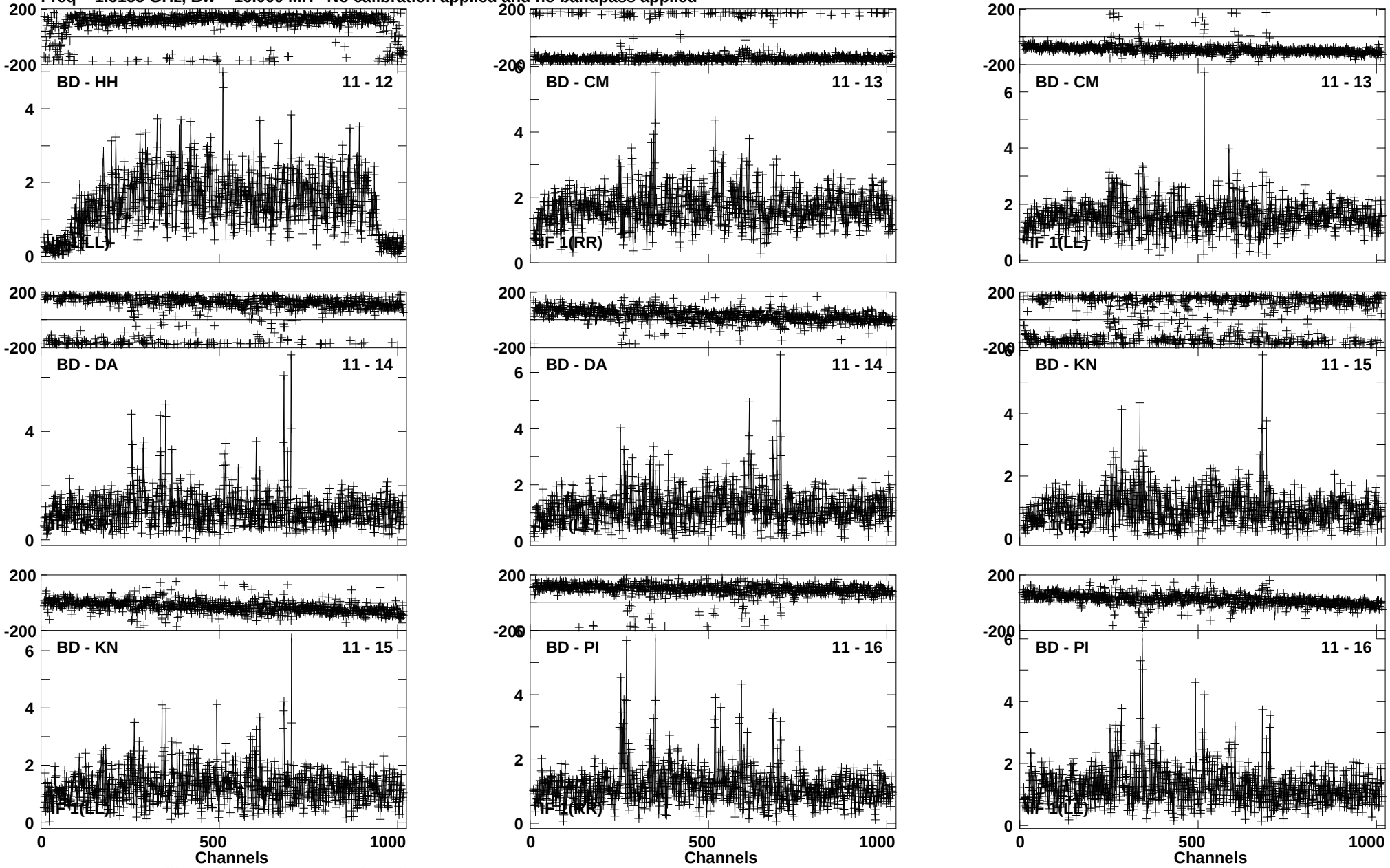

Lower frame: Milli Ampl Jy Top frame: Phas deg
Vector averaged cross-power spectrum Baseline: BD (11) - HH (12)
Timerange: 00/11:19:06 to 00/11:20:34

Plot file version 433 created 28-JUN-2019 13:35:59
J1642-0621 EP111B 2.UVDATA.1
Freq = 1.6155 GHz, Bw = 16.000 MH No calibration applied and no bandpass applied

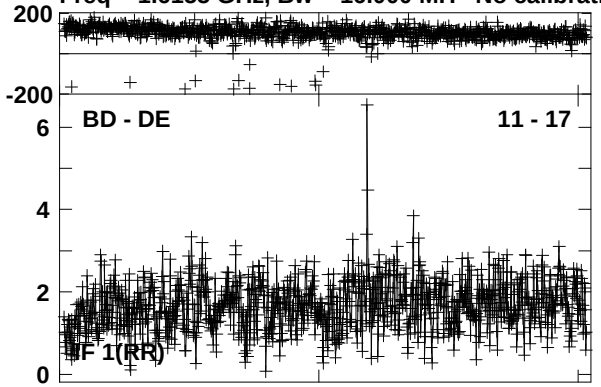

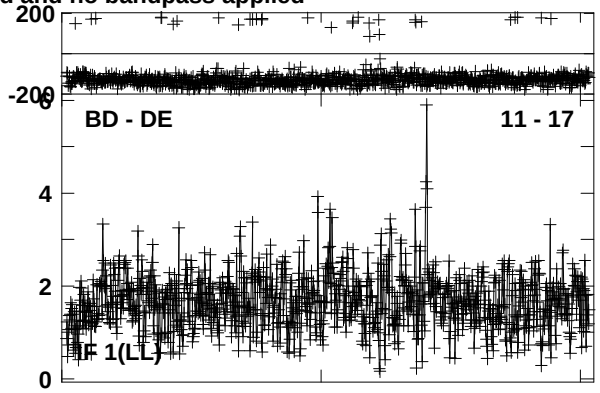

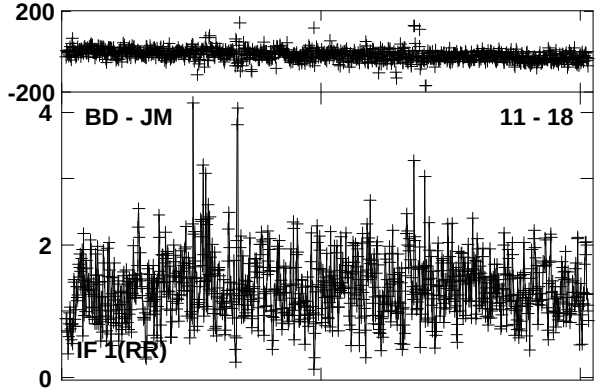

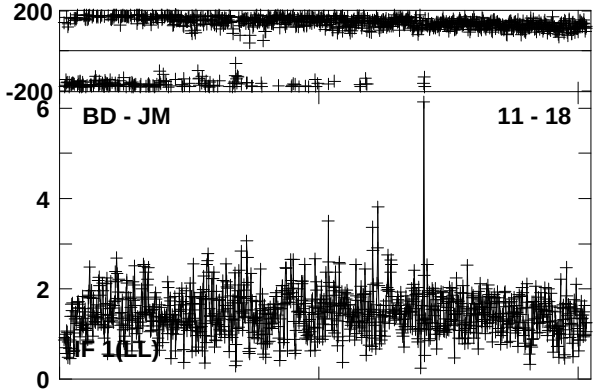

Lower frame: Milli Ampl Jy Top frame: Phas deg
Vector averaged cross-power spectrum Baseline: BD (11) - DE (17)
Timerange: 00/11:19:06 to 00/11:20:34

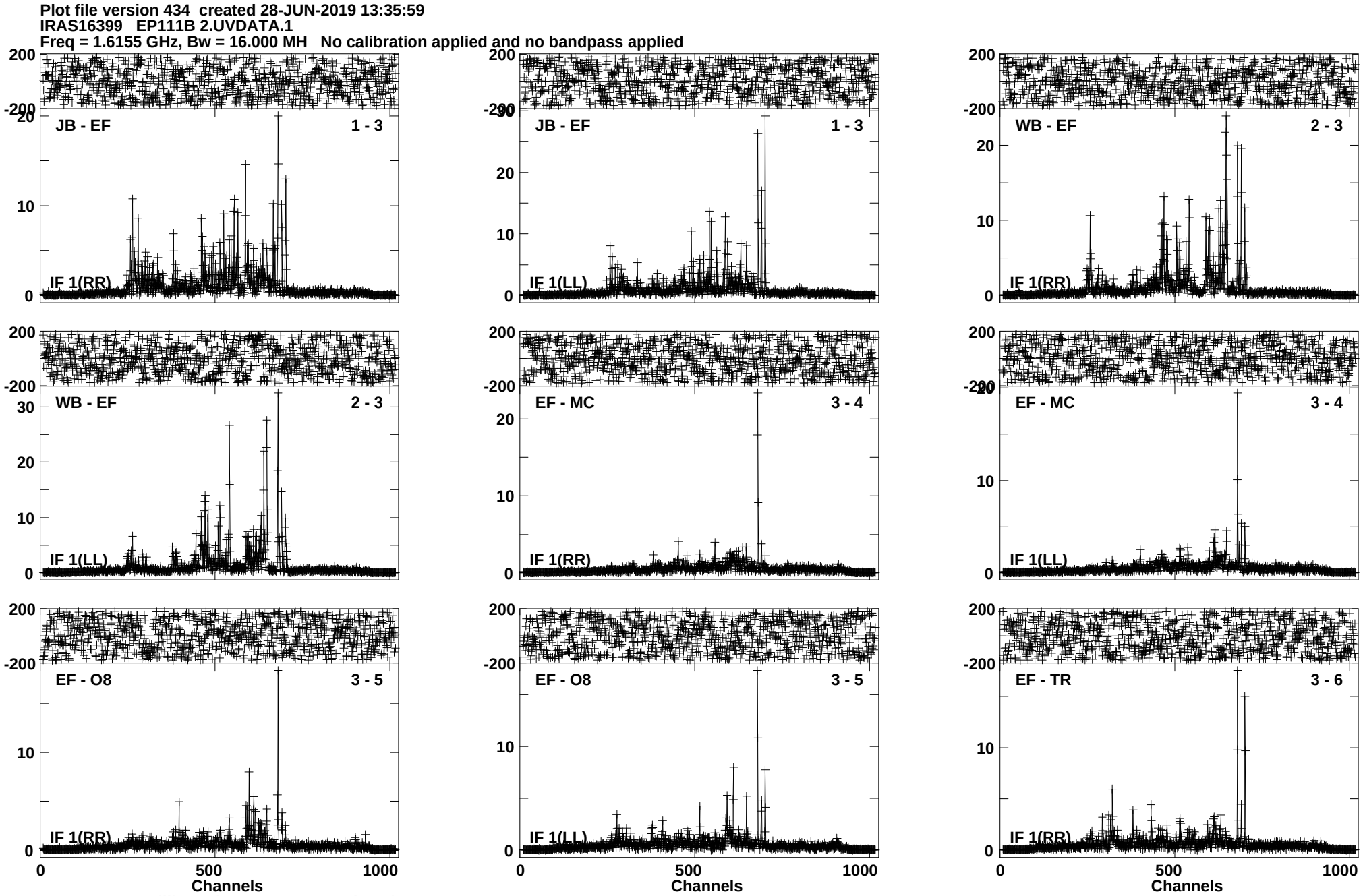
Plot file version 434 created 28-JUN-2019 13:35:59
IRAS16399 EP111B 2.UVDATA.1
Freq = 1.6155 GHz, Bw = 16.000 MH No calibration applied and no bandpass applied
JB - EF 1 - 3
IF 1(RR)
JB - EF 1 - 3
IF 1(LL)
WB - EF 2 - 3
IF 1(RR)
WB - EF 2 - 3
IF 1(LL)
EF - MC 3 - 4
IF 1(RR)
EF - MC 3 - 4
IF 1(LL)
EF - O8 3 - 5
IF 1(RR)
EF - O8 3 - 5
IF 1(LL)
EF - TR 3 - 6
IF 1(RR)
Channels
Lower frame: Milli Ampl Jy Top frame: Phas deg
Vector averaged cross-power spectrum Baseline: JB (01) - EF (03)
Timerange: 00/11:20:36 to 00/11:24:04

Plot file version 435 created 28-JUN-2019 13:36:00
IRAS16399 EP111B 2.UVDATA.1
Freq = 1.6155 GHz, Bw = 16.000 MH No calibration applied and no bandpass applied

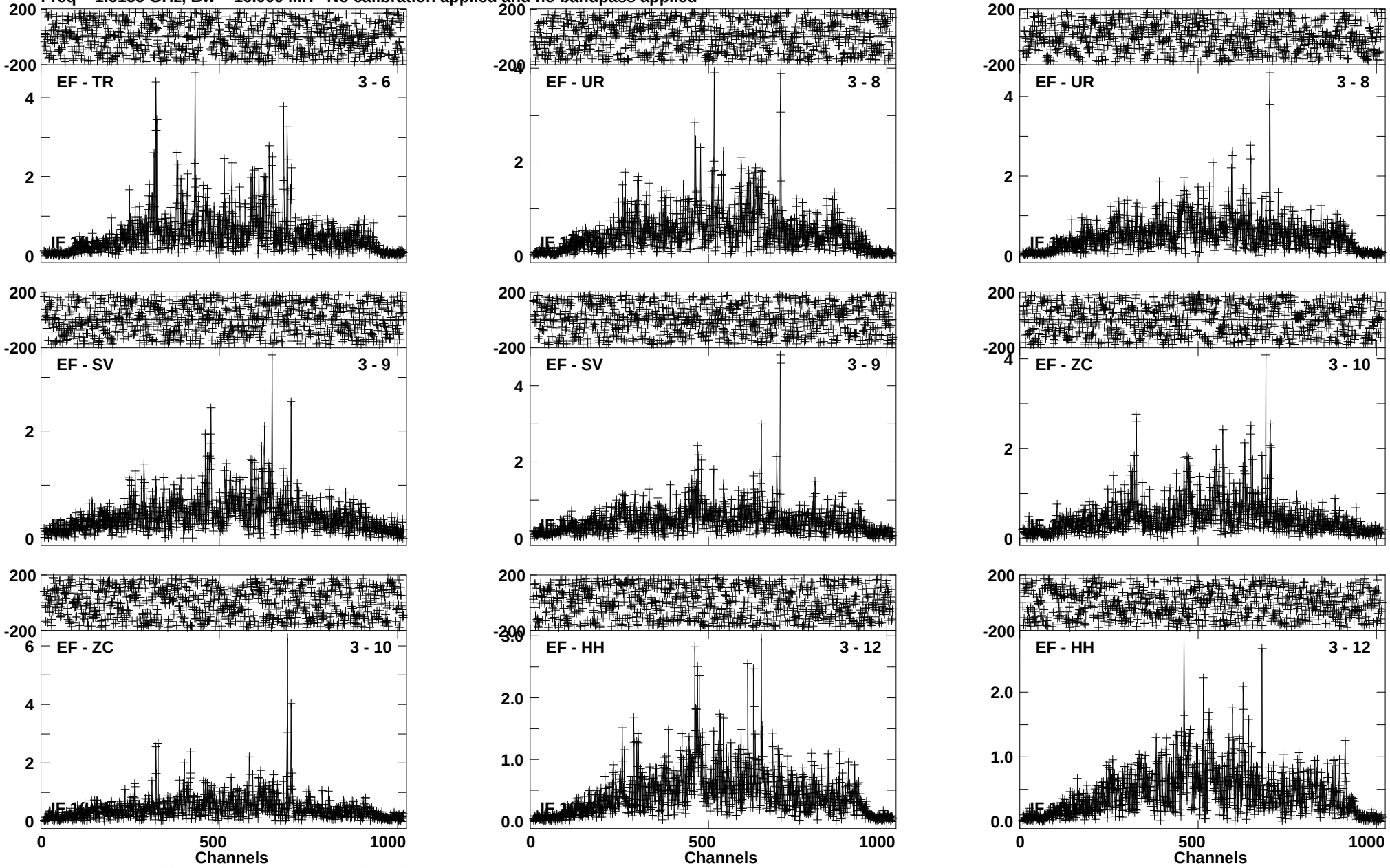

Lower frame: Milli Ampl Jy Top frame: Phas deg
Vector averaged cross-power spectrum Baseline: EF (03) - TR (06)
Timerange: 00/11:20:36 to 00/11:24:04

Plot file version 436 created 28-JUN-2019 13:36:01
IRAS16399 EP111B 2.UVDATA.1
Freq = 1.6155 GHz, Bw = 16.000 MH No calibration applied and no bandpass applied

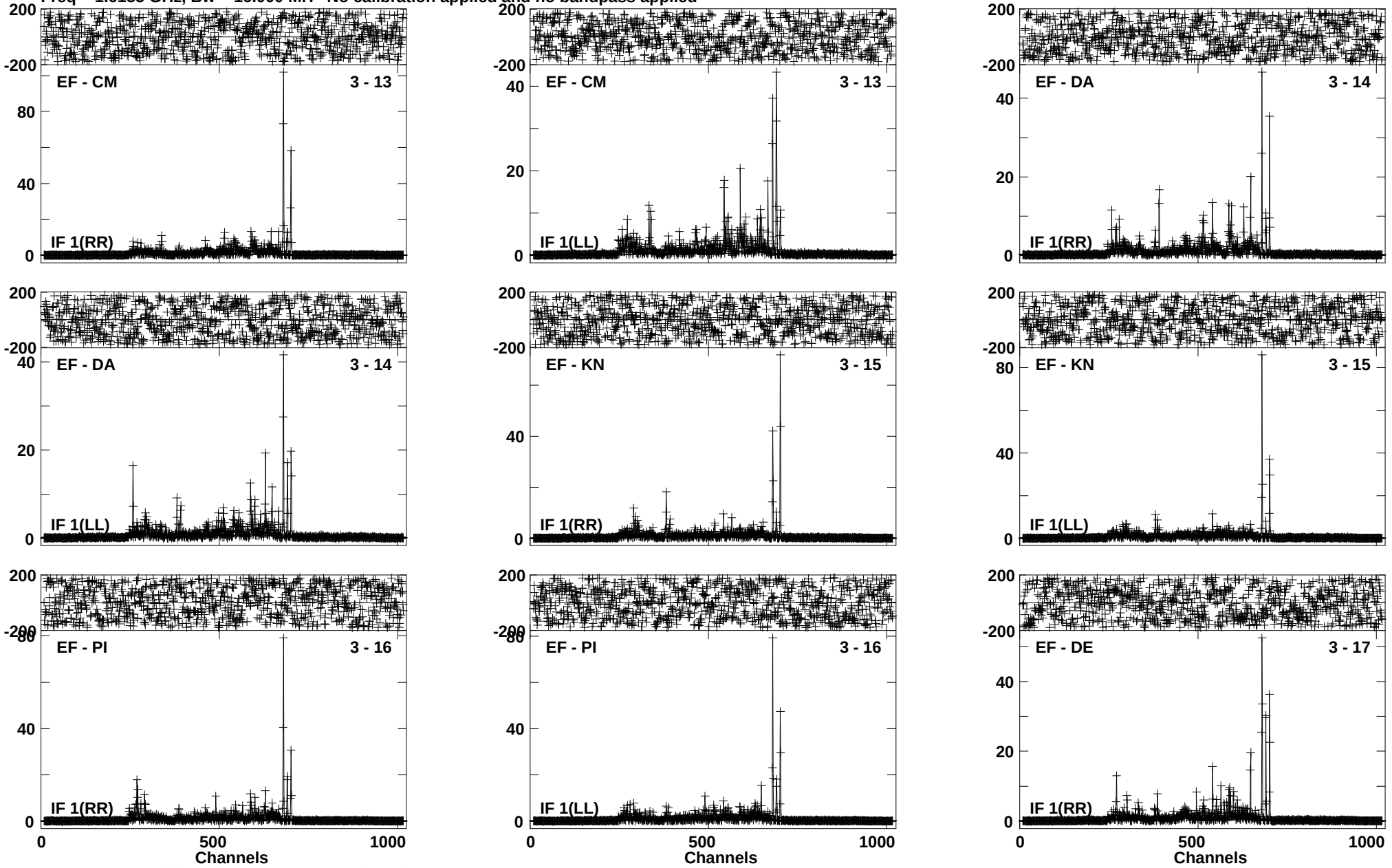

Lower frame: Milli Ampl Jy Top frame: Phas deg
Vector averaged cross-power spectrum Baseline: EF (03) - CM (13)
Timerange: 00/11:20:36 to 00/11:24:04

Plot file version 437 created 28-JUN-2019 13:36:01
IRAS16399 EP111B 2.UVDATA.1
Freq = 1.6155 GHz, Bw = 16.000 MH No calibration applied and no bandpass applied

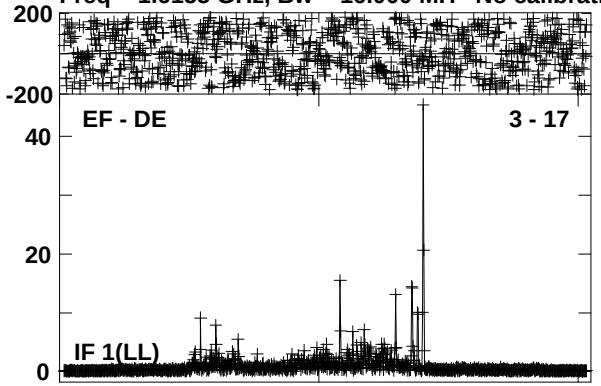

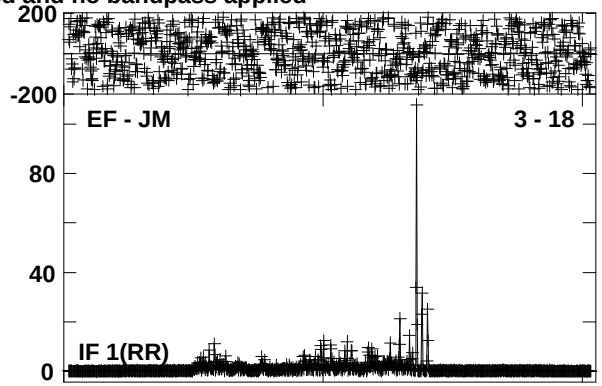

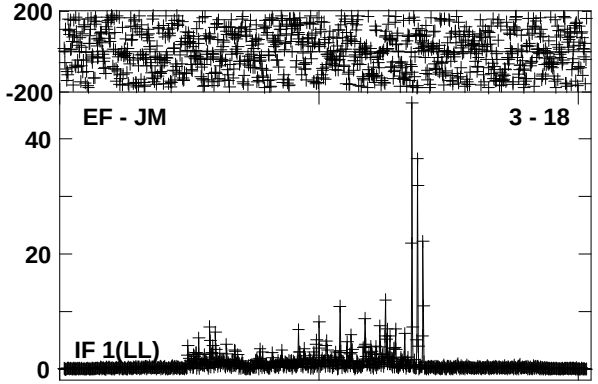

Lower frame: Milli Ampl Jy Top frame: Phas deg
Vector averaged cross-power spectrum Baseline: EF (03) - DE (17)
Timerange: 00/11:20:36 to 00/11:24:04

Plot file version 438 created 28-JUN-2019 13:36:03
J1642-0621 EP111B 2.UVDATA.1
Freq = 1.6155 GHz, Bw = 16.000 MH No calibration applied and no bandpass applied

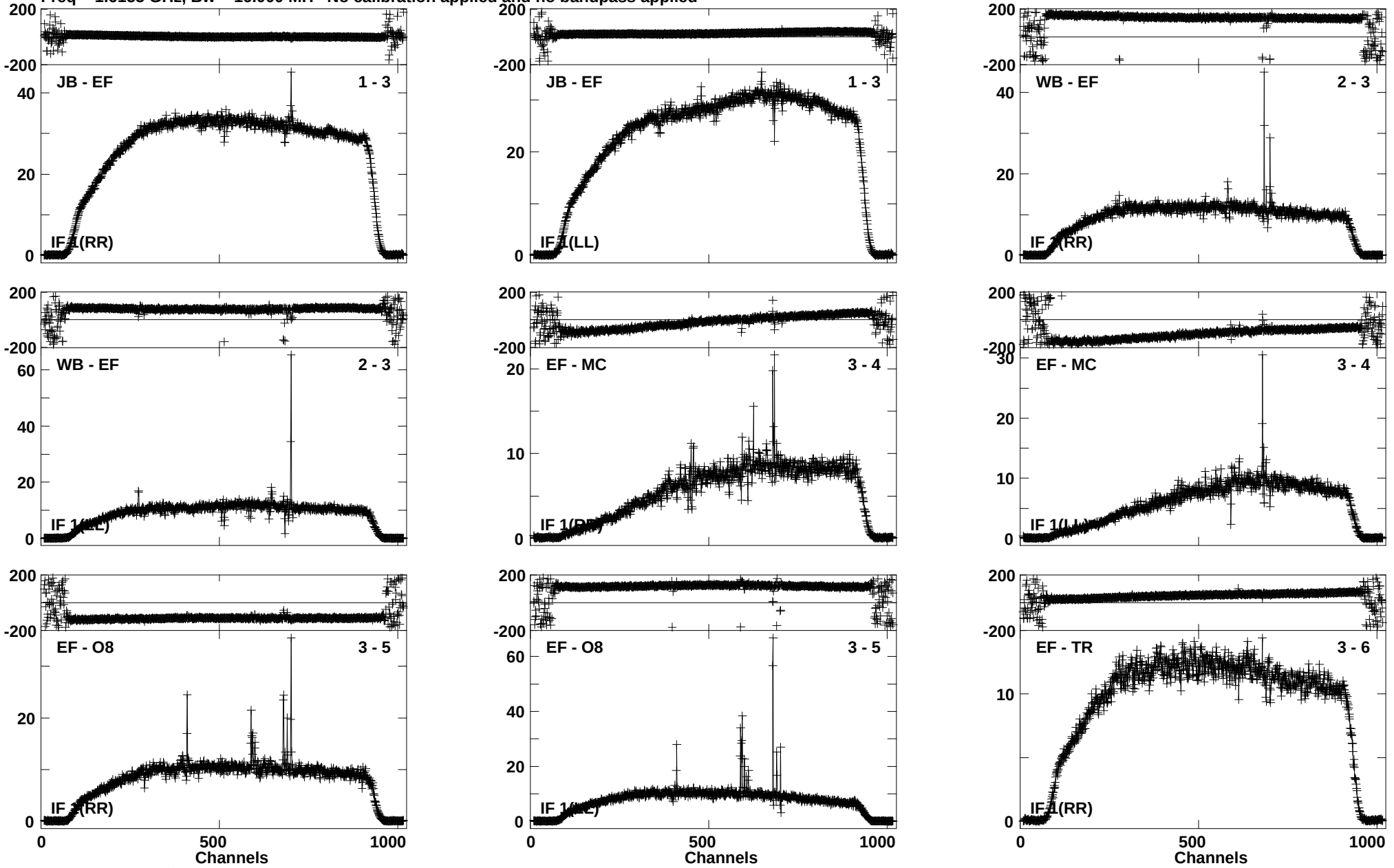

Lower frame: Milli Ampl Jy Top frame: Phas deg
Vector averaged cross-power spectrum Baseline: JB (01) - EF (03)
Timerange: 00/11:24:51 to 00/11:26:19

Plot file version 439 created 28-JUN-2019 13:36:03
J1642-0621 EP111B 2.UVDATA.1
Freq = 1.6155 GHz, Bw = 16.000 MH No calibration applied and no bandpass applied

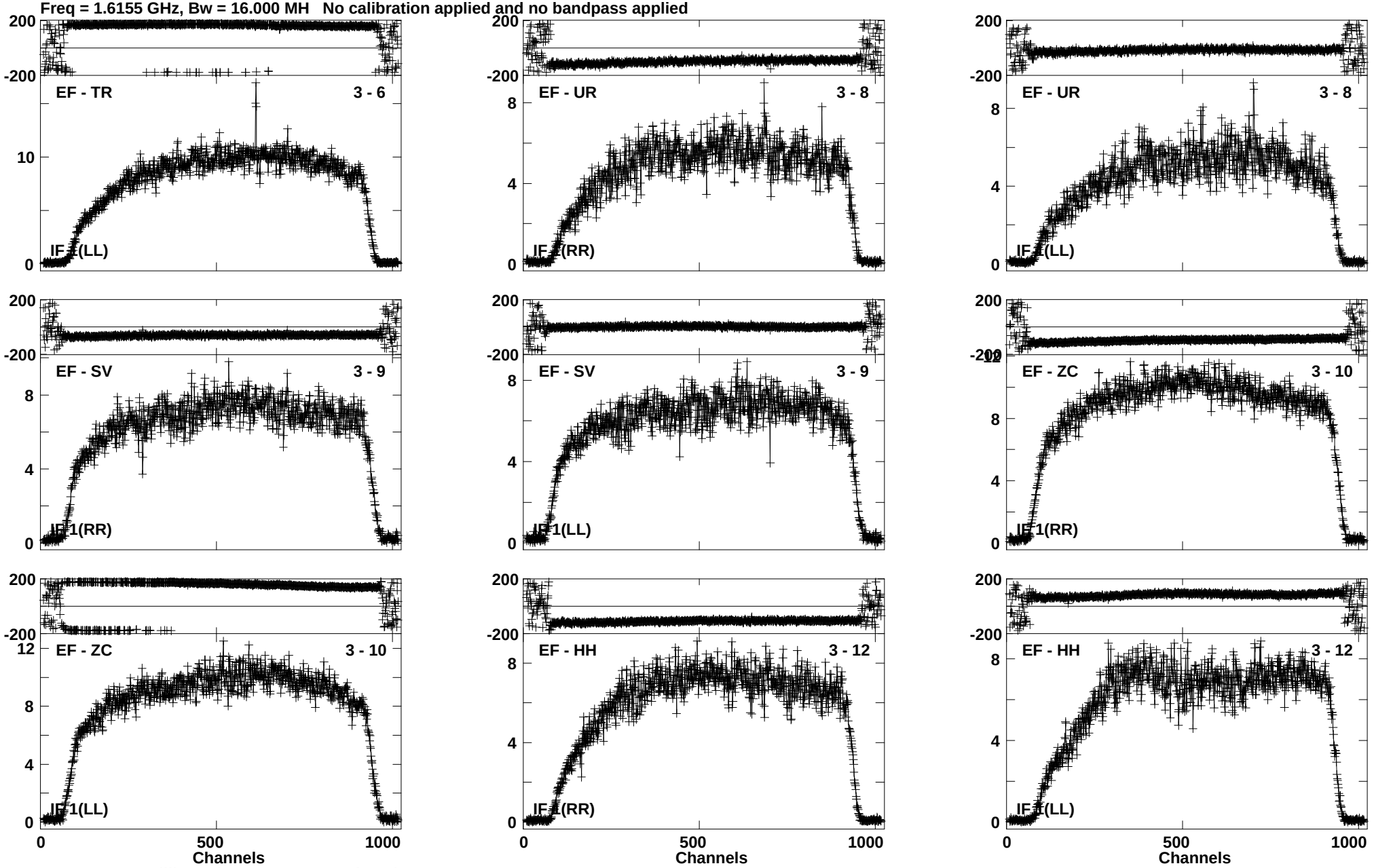

Lower frame: Milli Ampl Jy Top frame: Phas deg
Vector averaged cross-power spectrum Baseline: EF (03) - TR (06)
Timerange: 00/11:24:51 to 00/11:26:19

Plot file version 440 created 28-JUN-2019 13:36:04
J1642-0621 EP111B 2.UVDATA.1
Freq = 1.6155 GHz, Bw = 16.000 MH No calibration applied and no bandpass applied

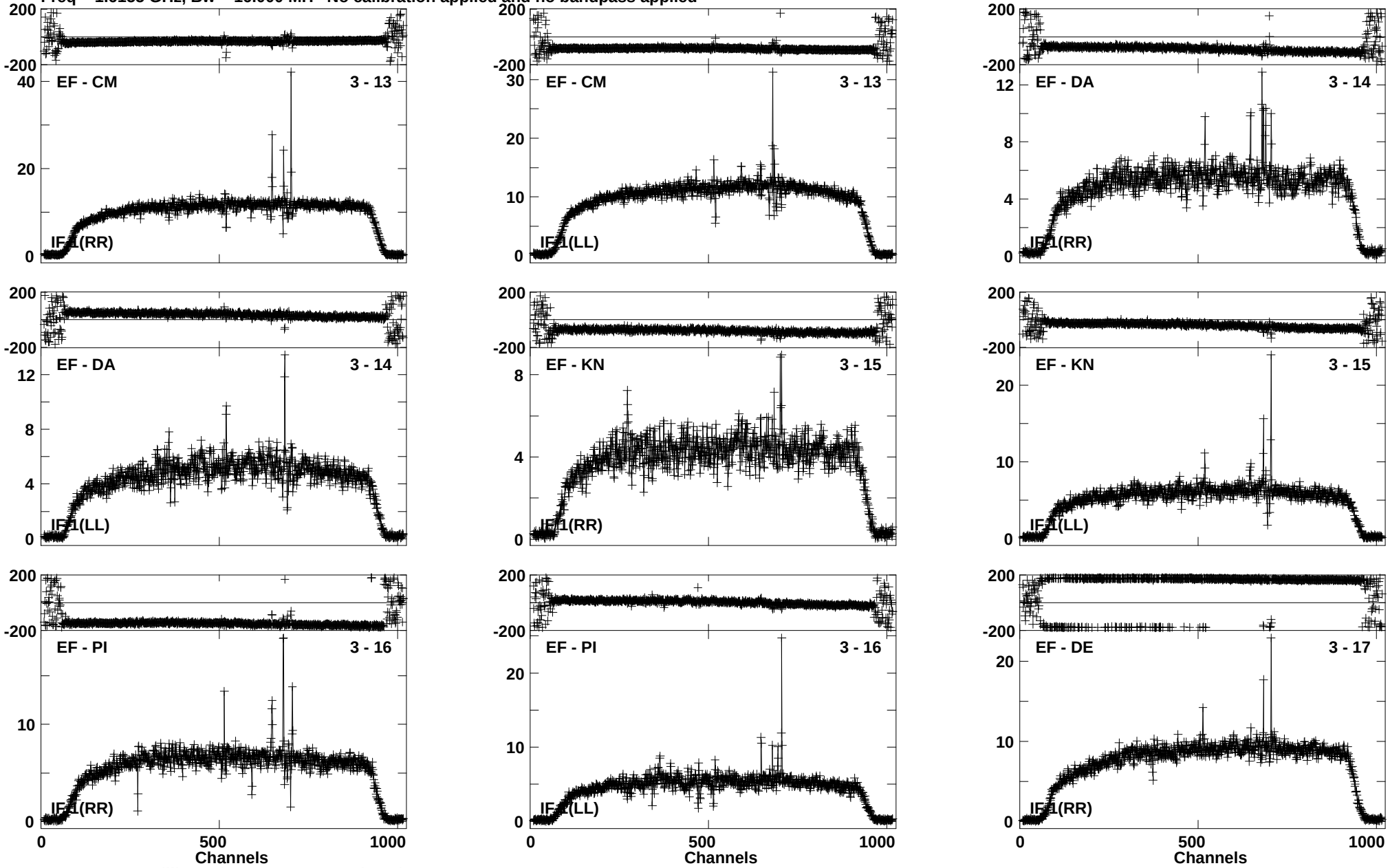

Lower frame: Milli Ampl Jy Top frame: Phas deg
Vector averaged cross-power spectrum Baseline: EF (03) - CM (13)
Timerange: 00/11:24:51 to 00/11:26:19

Plot file version 441 created 28-JUN-2019 13:36:04
J1642-0621 EP111B 2.UVDATA.1
Freq = 1.6155 GHz, Bw = 16.000 MH No calibration applied and no bandpass applied

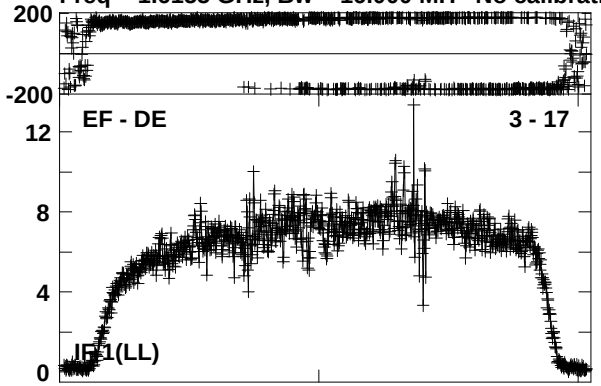

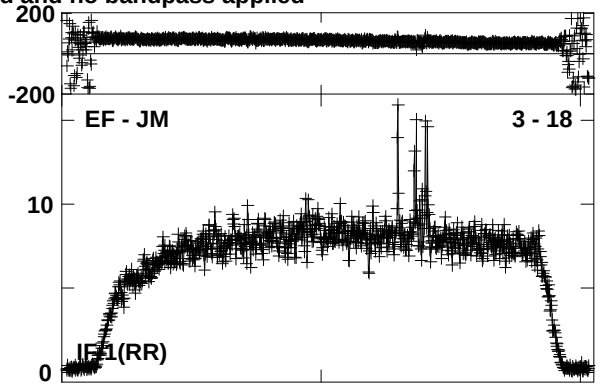

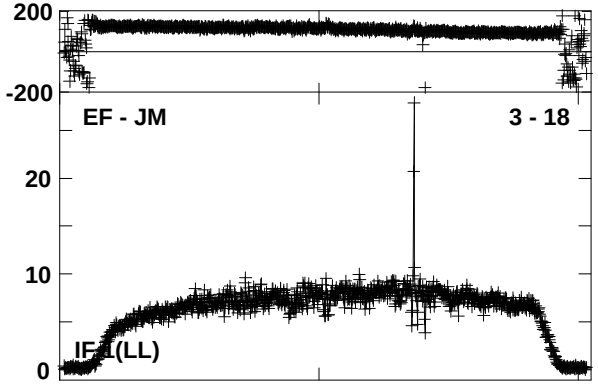

Lower frame: Milli Ampl Jy Top frame: Phas deg
Vector averaged cross-power spectrum Baseline: EF (03) - DE (17)
Timerange: 00/11:24:51 to 00/11:26:19

Plot file version 442 created 28-JUN-2019 13:36:06
IRAS16399 EP111B 2.UVDATA.1
Freq = 1.6155 GHz, Bw = 16.000 MH No calibration applied and no bandpass applied

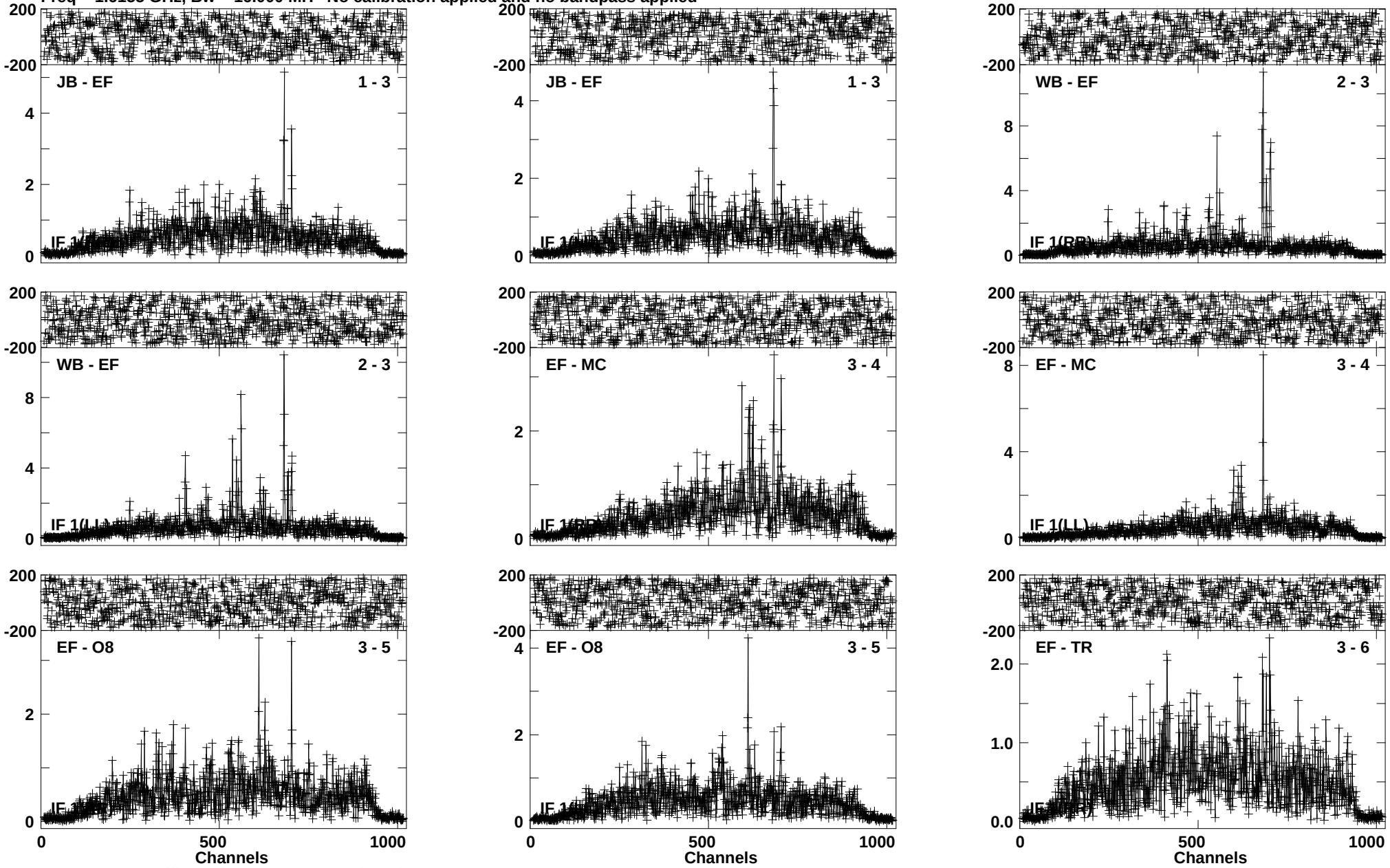

Lower frame: Milli Ampl Jy Top frame: Phas deg
Vector averaged cross-power spectrum Baseline: JB (01) - EF (03)
Timerange: 00/11:26:21 to 00/11:29:49

Plot file version 443 created 28-JUN-2019 13:36:06
IRAS16399 EP111B 2.UVDATA.1
Freq = 1.6155 GHz, Bw = 16.000 MH No calibration applied and no bandpass applied

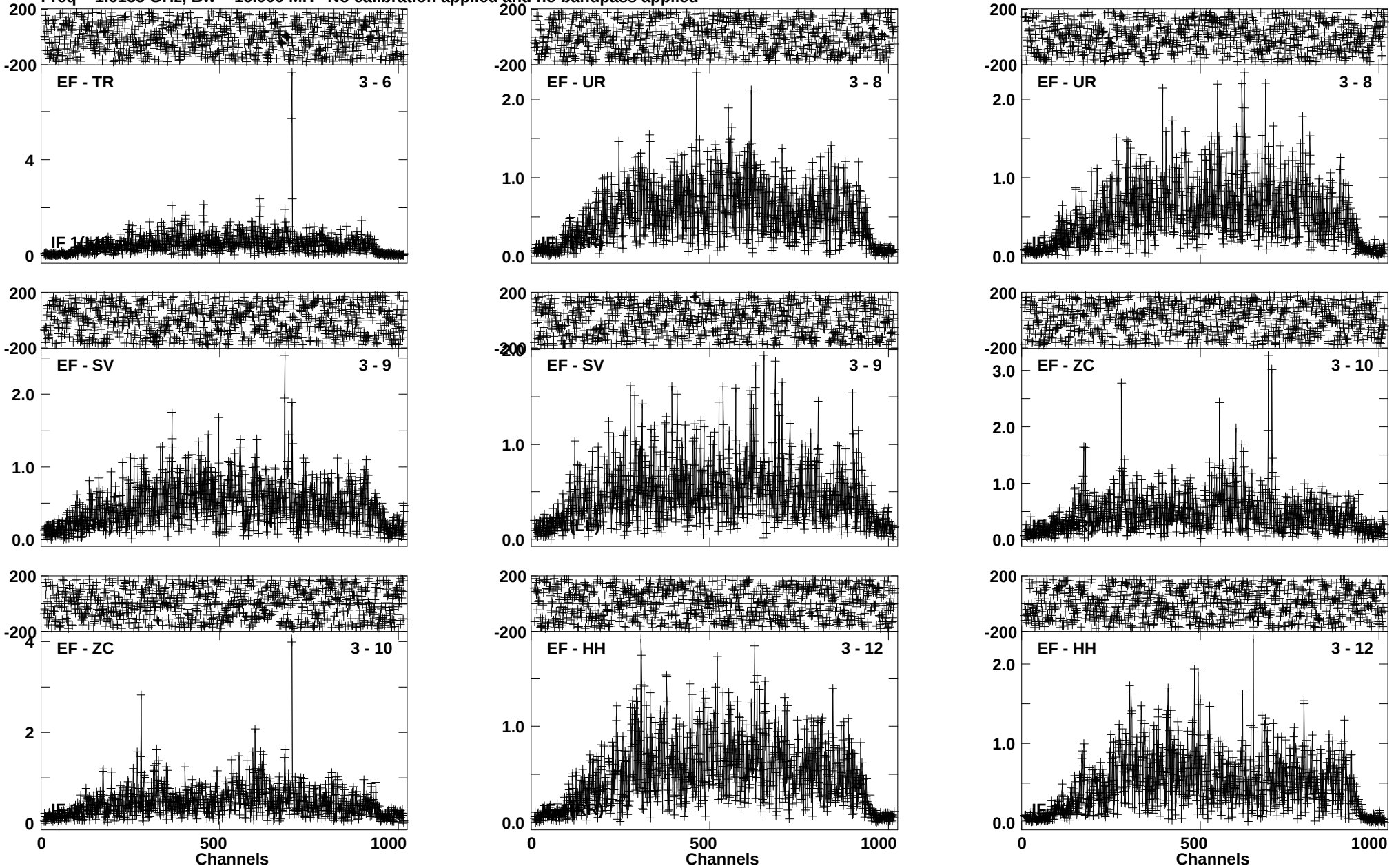

Lower frame: Milli Ampl Jy Top frame: Phas deg
Vector averaged cross-power spectrum Baseline: EF (03) - TR (06)
Timerange: 00/11:26:21 to 00/11:29:49

Plot file version 444 created 28-JUN-2019 13:36:07
IRAS16399 EP111B 2.UVDATA.1
Freq = 1.6155 GHz, Bw = 16.000 MH No calibration applied and no bandpass applied

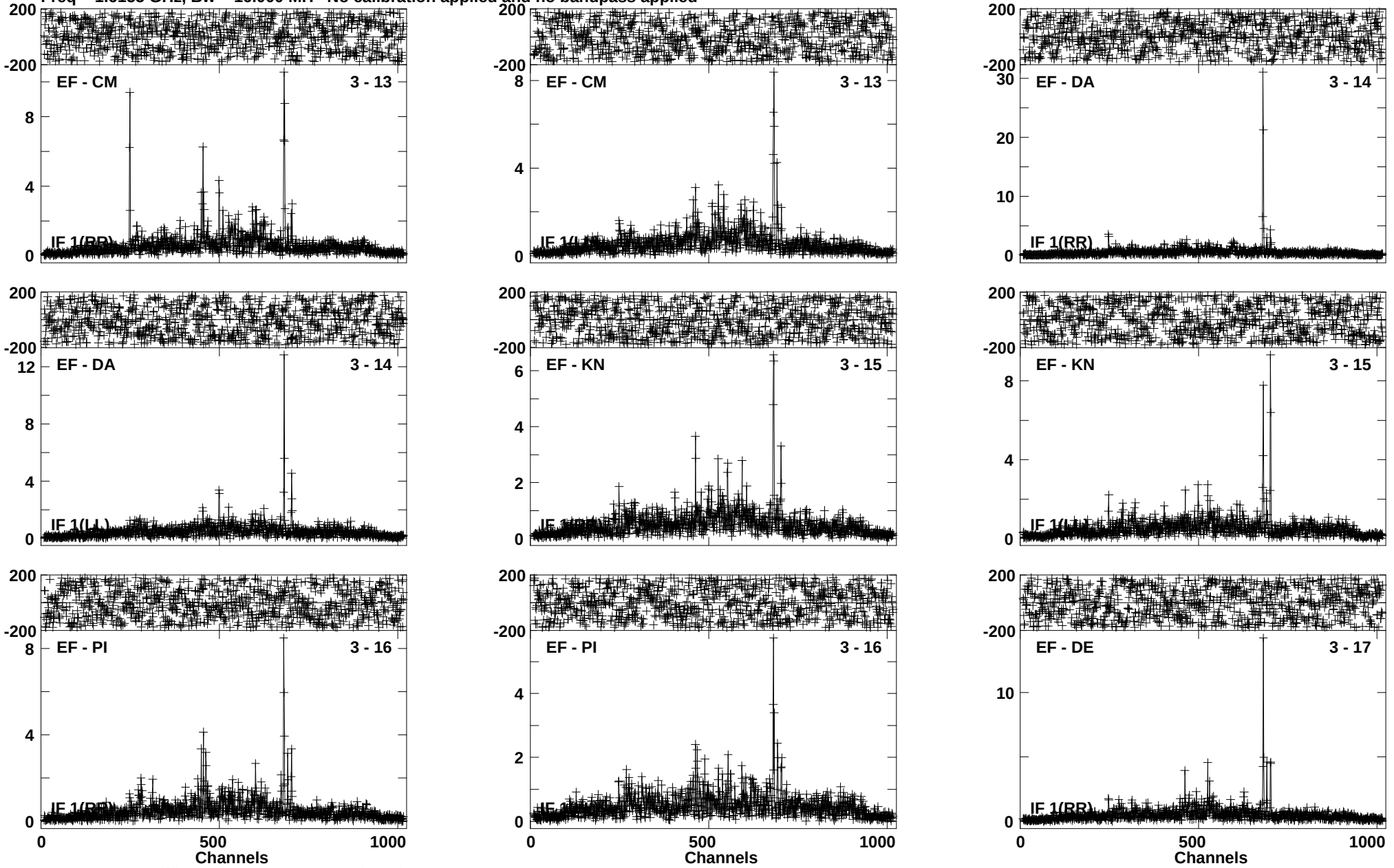

Lower frame: Milli Ampl Jy Top frame: Phas deg
Vector averaged cross-power spectrum Baseline: EF (03) - CM (13)
Timerange: 00/11:26:21 to 00/11:29:49

Plot file version 445 created 28-JUN-2019 13:36:08
IRAS16399 EP111B 2.UVDATA.1
Freq = 1.6155 GHz, Bw = 16.000 MH No calibration applied and no bandpass applied

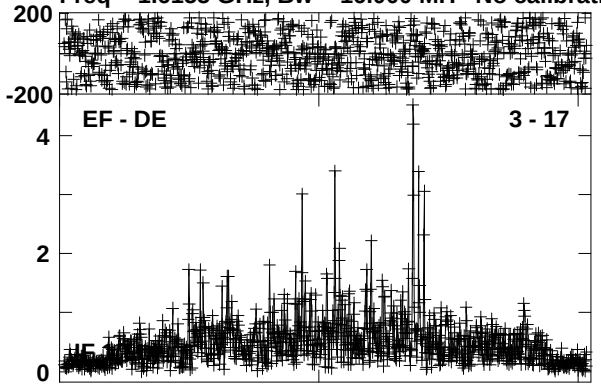

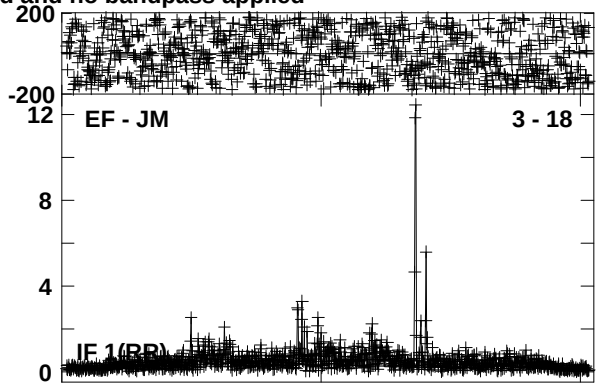

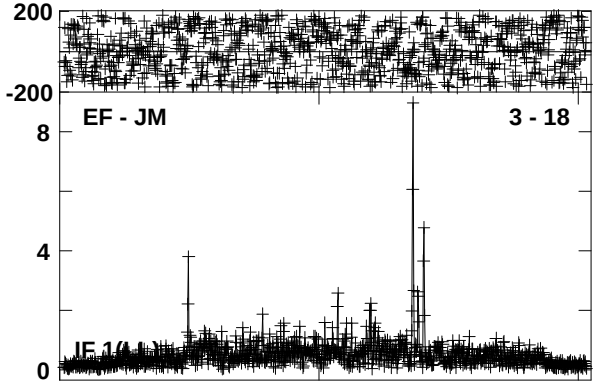

Lower frame: Milli Ampl Jy Top frame: Phas deg
Vector averaged cross-power spectrum Baseline: EF (03) - DE (17)
Timerange: 00/11:26:21 to 00/11:29:49

Plot file version 446 created 28-JUN-2019 13:36:09
J1642-0621 EP111B 2.UVDATA.1
Freq = 1.6155 GHz, Bw = 16.000 MH No calibration applied and no bandpass applied

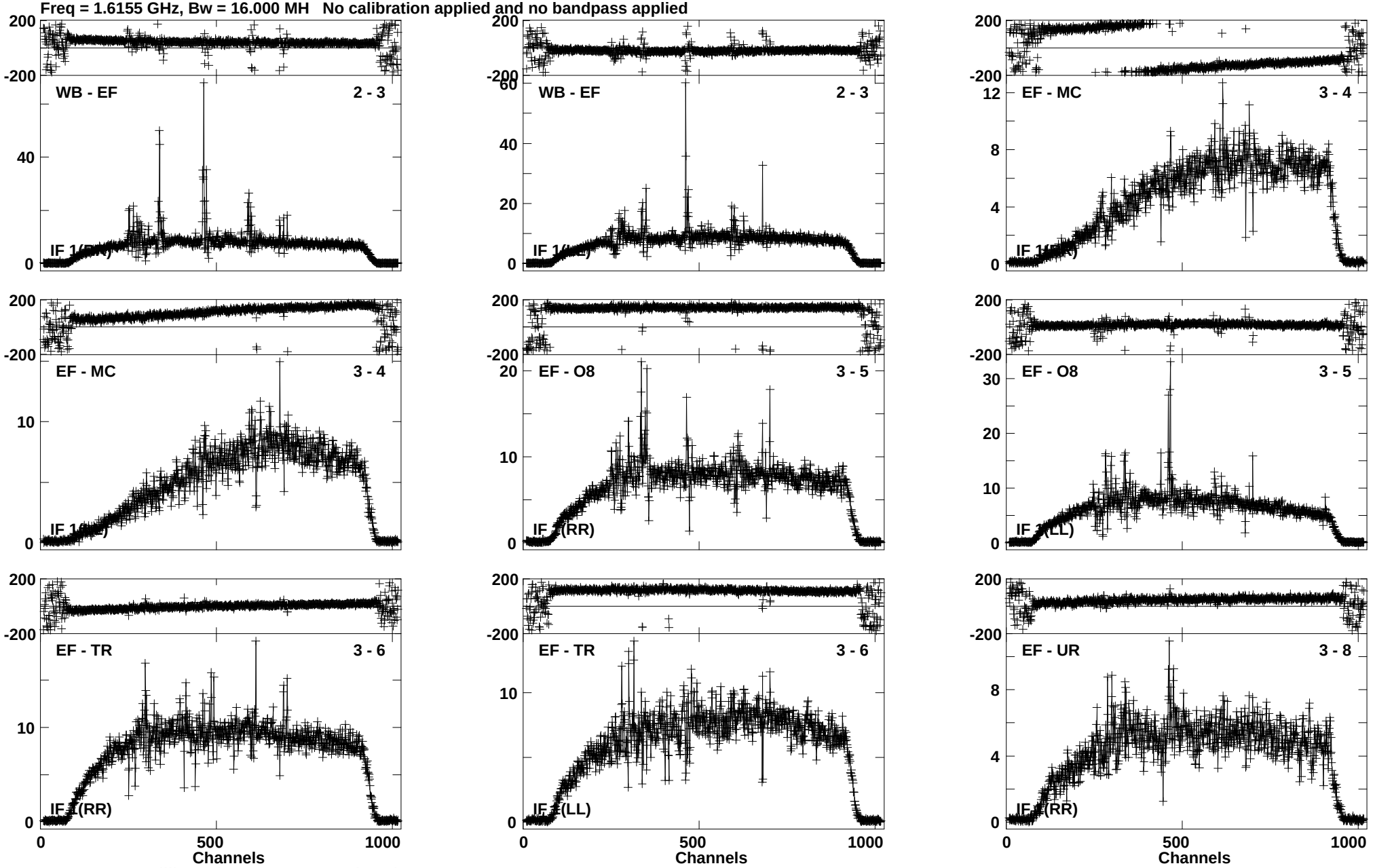

Lower frame: Milli Ampl Jy Top frame: Phas deg
Vector averaged cross-power spectrum Baseline: WB (02) - EF (03)
Timerange: 00/11:29:51 to 00/11:31:19

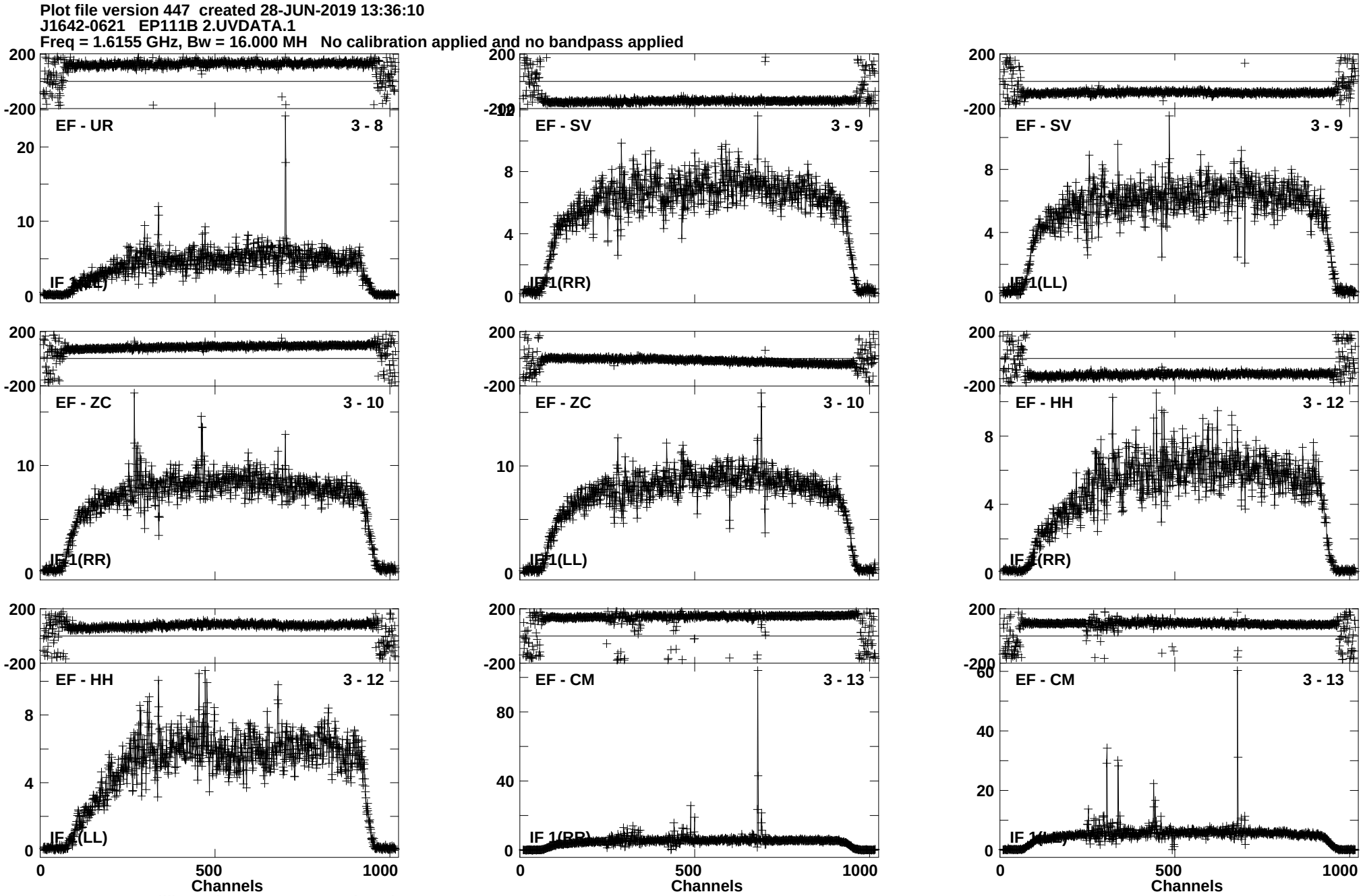
Plot file version 447 created 28-JUN-2019 13:36:10
J1642-0621 EP111B 2.UVDATA.1
Freq = 1.6155 GHz, Bw = 16.000 MH No calibration applied and no bandpass applied
EF - UR 3 - 8
EF - SV 3 - 9
EF - SV 3 - 9
EF - ZC 3 - 10
EF - ZC 3 - 10
EF - HH 3 - 12
EF - HH 3 - 12
EF - CM 3 - 13
EF - CM 3 - 13
Channels
Channels
Channels
Lower frame: Milli Ampl Jy Top frame: Phas deg
Vector averaged cross-power spectrum Baseline: EF (03) - UR (08)
Timerange: 00/11:29:51 to 00/11:31:19

Plot file version 448 created 28-JUN-2019 13:36:10
J1642-0621 EP111B 2.UVDATA.1
Freq = 1.6155 GHz, Bw = 16.000 MH No calibration applied and no bandpass applied

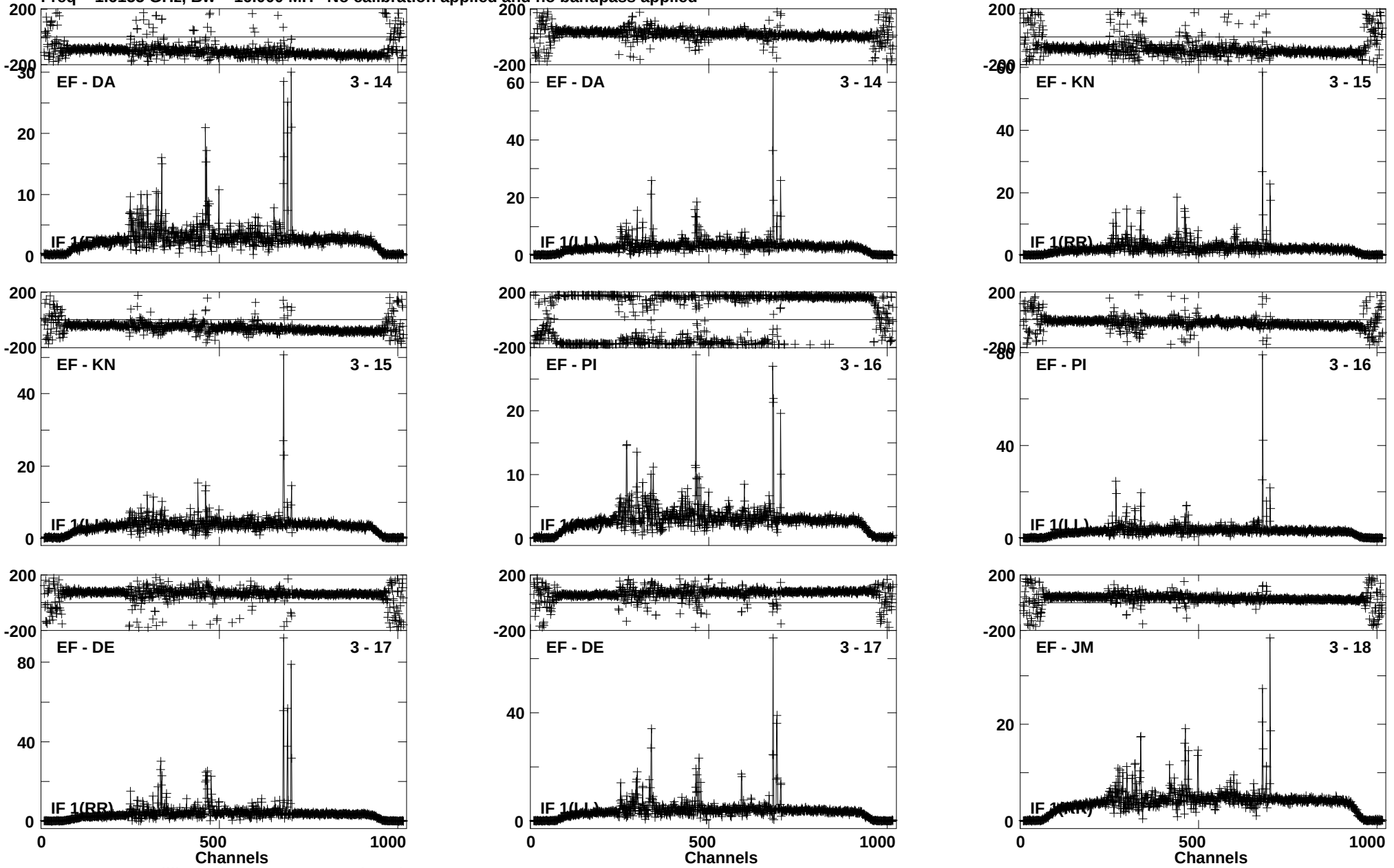

Lower frame: Milli Ampl Jy Top frame: Phas deg
Vector averaged cross-power spectrum Baseline: EF (03) - DA (14)
Timerange: 00/11:29:51 to 00/11:31:19

Plot file version 449 created 28-JUN-2019 13:36:11
J1642-0621 EP111B 2.UVDATA.1
Freq = 1.6155 GHz, Bw = 16.000 MH No calibration applied and no bandpass applied

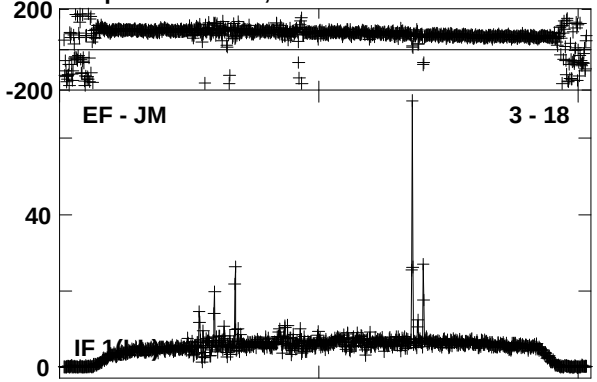

Lower frame: Milli Ampl Jy Top frame: Phas deg
Vector averaged cross-power spectrum Baseline: EF (03) - JM (18)
Timerange: 00/11:29:51 to 00/11:31:19

Plot file version 450 created 28-JUN-2019 13:36:12
IRAS16399 EP111B 2.UVDATA.1
Freq = 1.6155 GHz, Bw = 16.000 MH No calibration applied and no bandpass applied

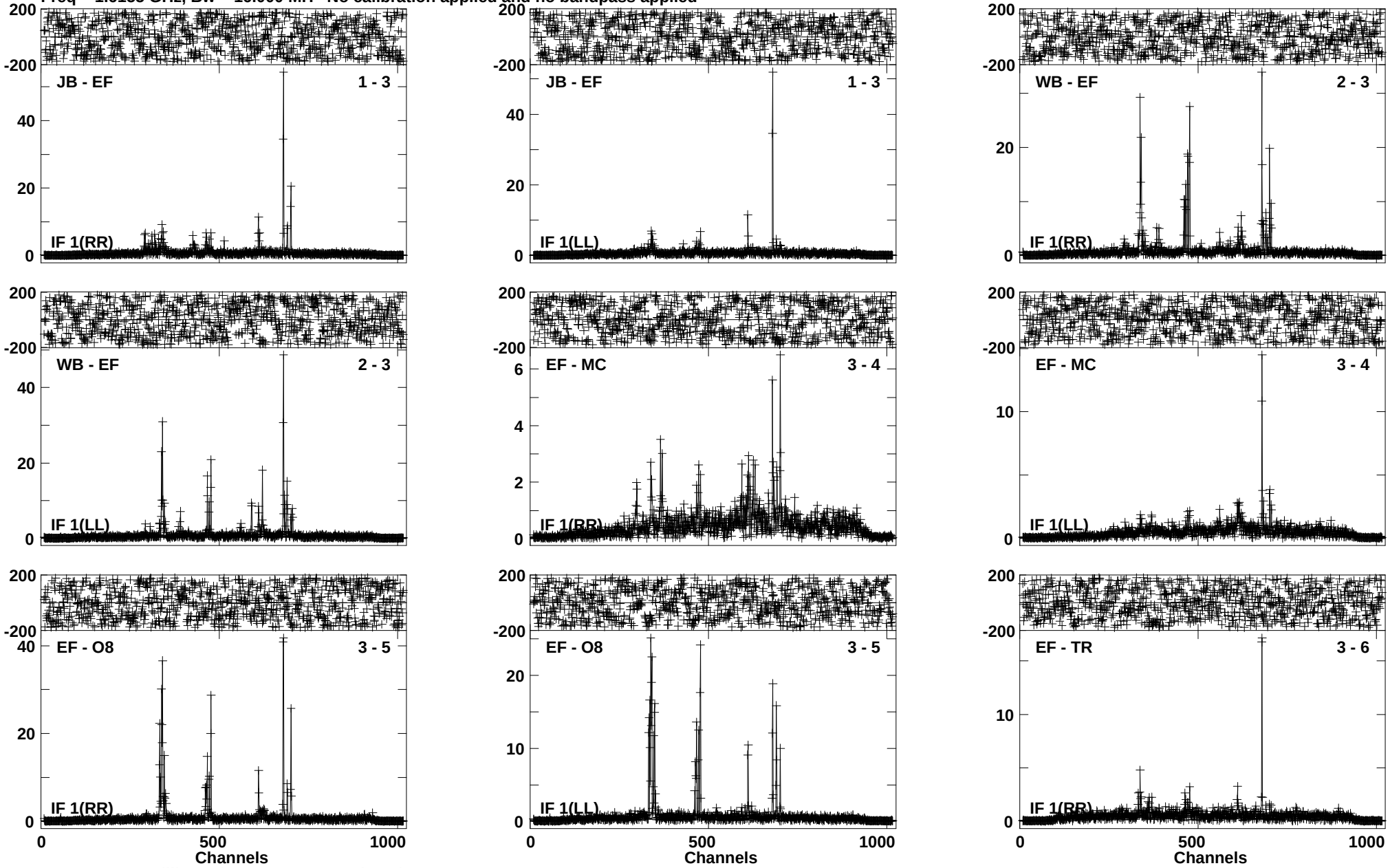

Lower frame: Milli Ampl Jy Top frame: Phas deg
Vector averaged cross-power spectrum Baseline: JB (01) - EF (03)
Timerange: 00/11:31:21 to 00/11:34:49

Plot file version 451 created 28-JUN-2019 13:36:12
IRAS16399 EP111B 2.UVDATA.1
Freq = 1.6155 GHz, Bw = 16.000 MH No calibration applied and no bandpass applied

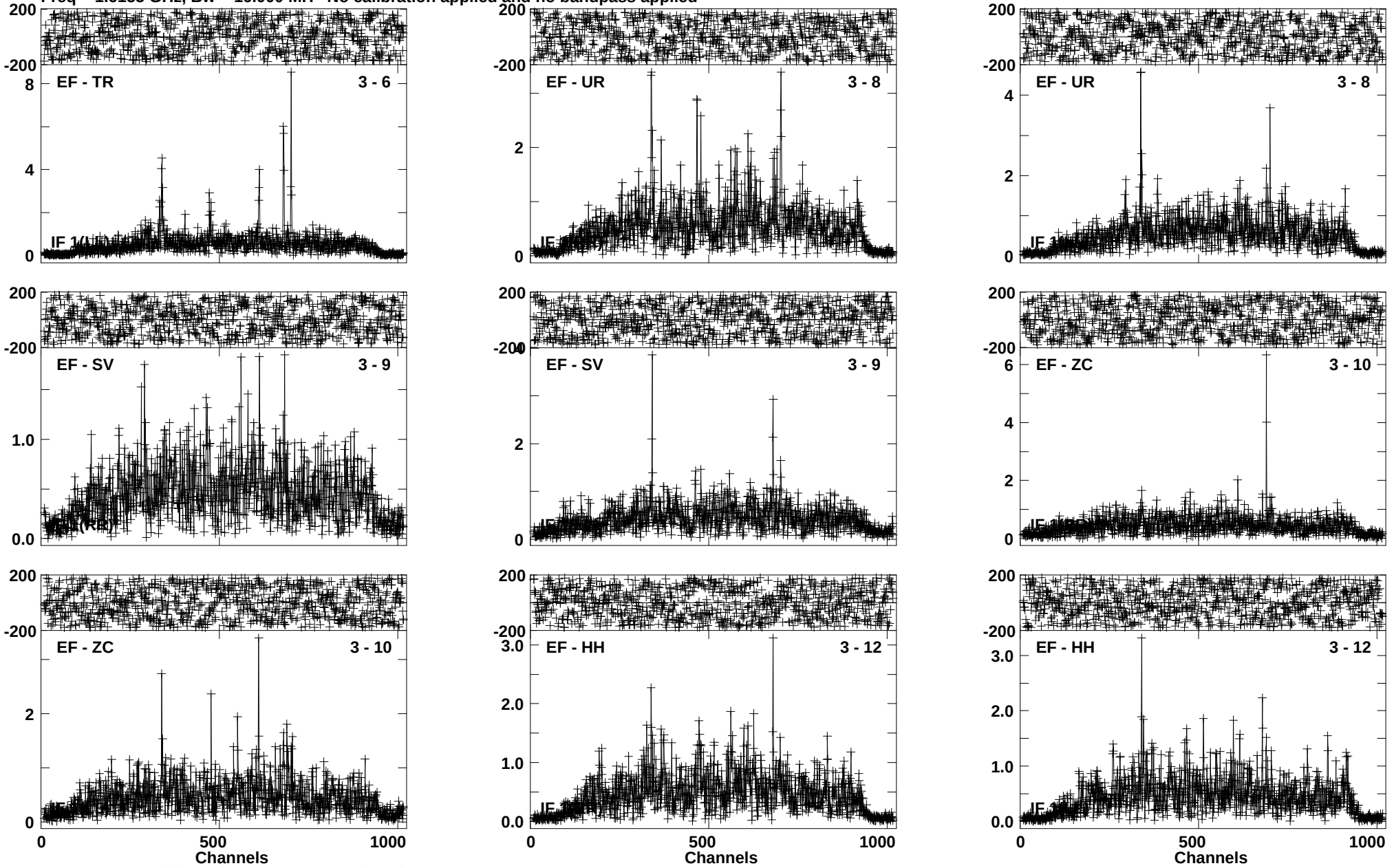

Lower frame: Milli Ampl Jy Top frame: Phas deg
Vector averaged cross-power spectrum Baseline: EF (03) - TR (06)
Timerange: 00/11:31:21 to 00/11:34:49

Plot file version 452 created 28-JUN-2019 13:36:13
IRAS16399 EP111B 2.UVDATA.1
Freq = 1.6155 GHz, Bw = 16.000 MH No calibration applied and no bandpass applied

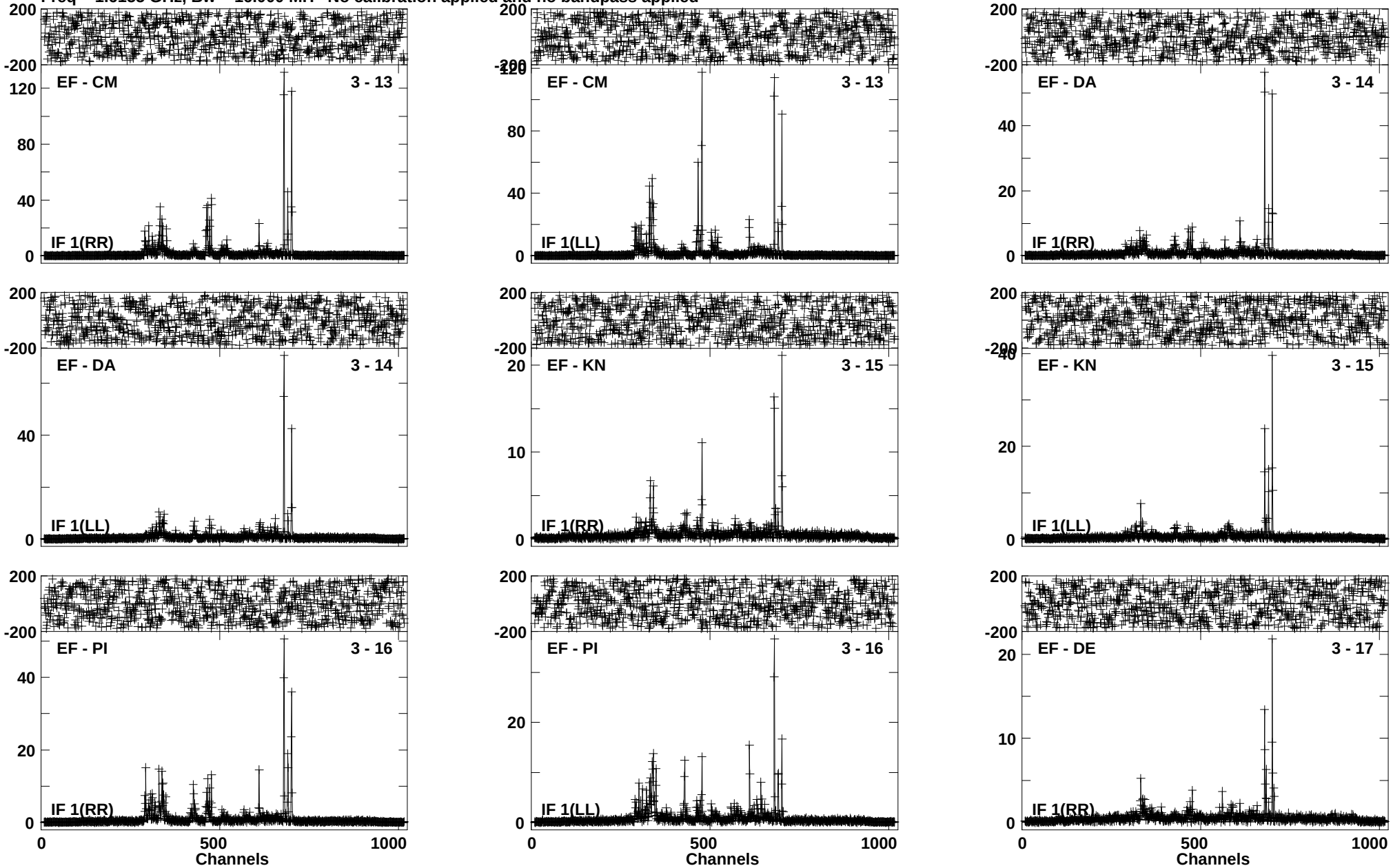

Lower frame: Milli Ampl Jy Top frame: Phas deg
Vector averaged cross-power spectrum Baseline: EF (03) - CM (13)
Timerange: 00/11:31:21 to 00/11:34:49

Plot file version 453 created 28-JUN-2019 13:36:14
IRAS16399 EP111B 2.UVDATA.1
Freq = 1.6155 GHz, Bw = 16.000 MH No calibration applied and no bandpass applied

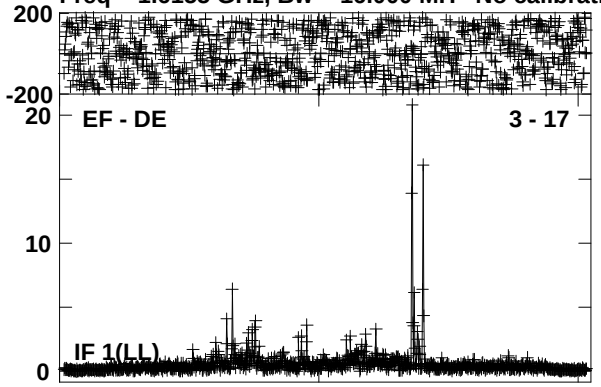

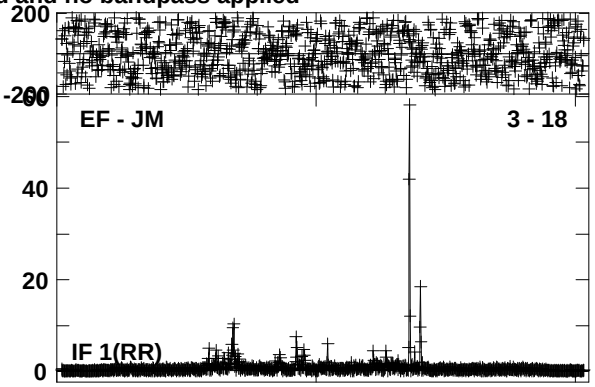

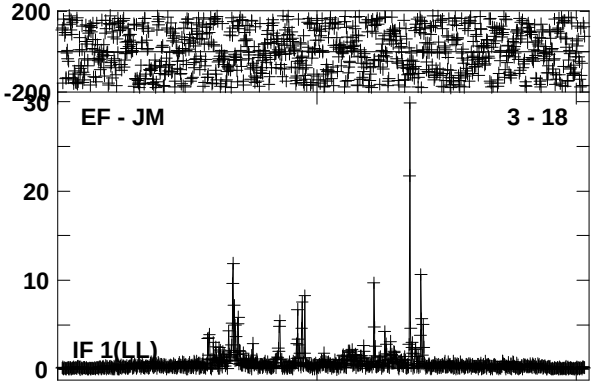

Lower frame: Milli Ampl Jy Top frame: Phas deg
Vector averaged cross-power spectrum Baseline: EF (03) - DE (17)
Timerange: 00/11:31:21 to 00/11:34:49

Plot file version 454 created 28-JUN-2019 13:36:15
J1642-0621 EP111B 2.UVDATA.1
Freq = 1.6155 GHz, Bw = 16.000 MH No calibration applied and no bandpass applied

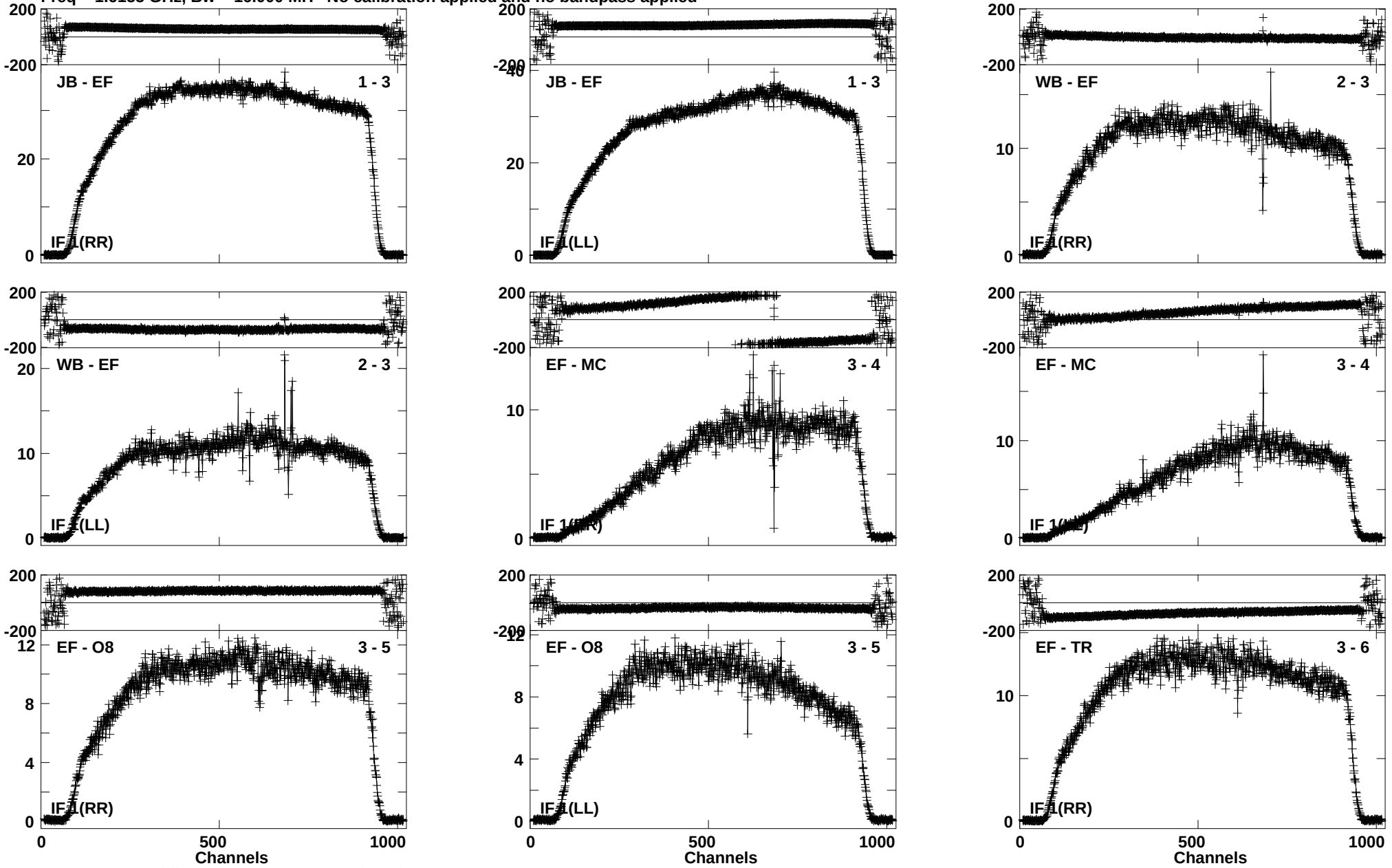

Lower frame: Milli Ampl Jy Top frame: Phas deg
Vector averaged cross-power spectrum Baseline: JB (01) - EF (03)
Timerange: 00/11:35:36 to 00/11:37:04

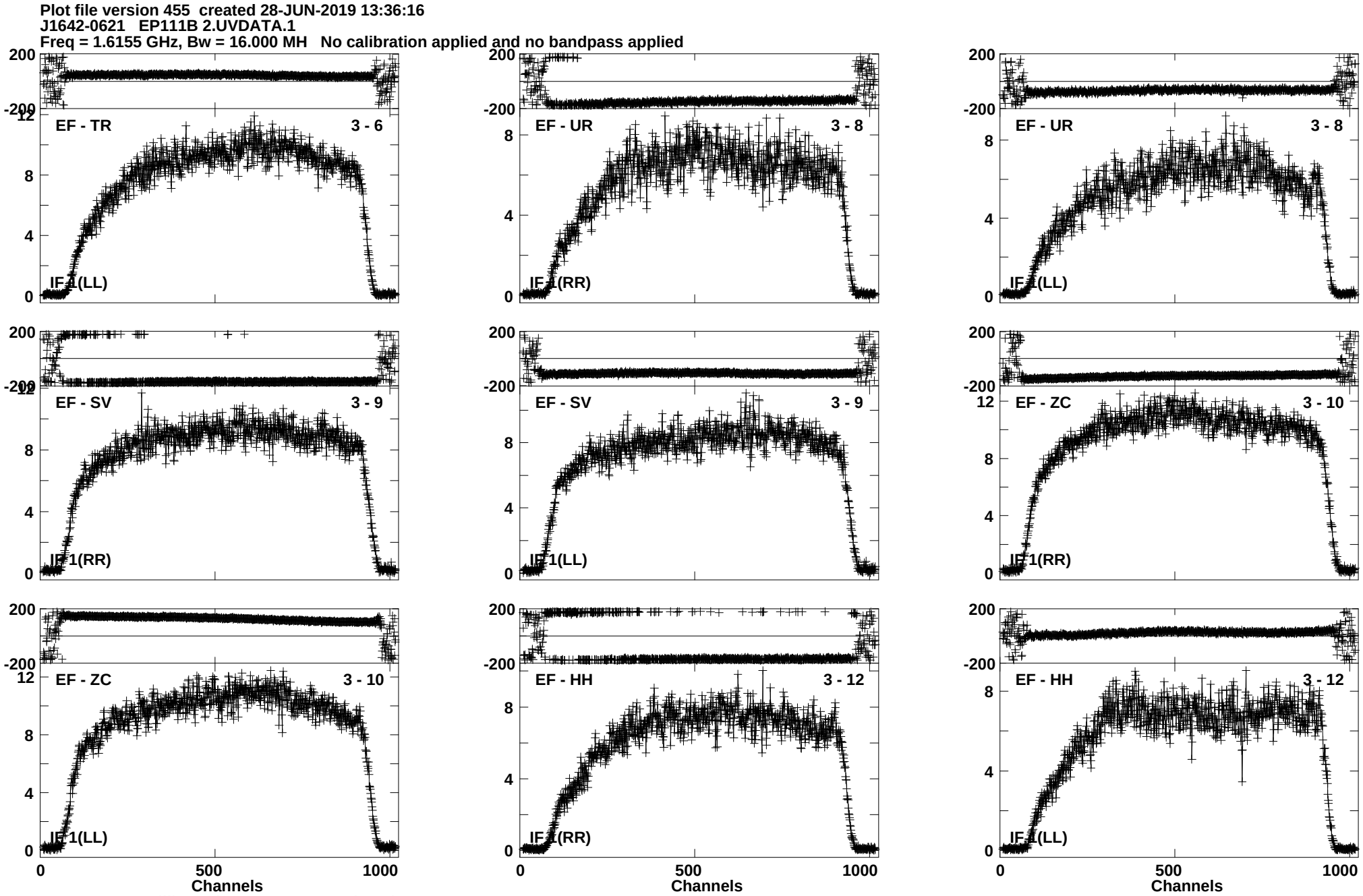
Plot file version 455 created 28-JUN-2019 13:36:16
J1642-0621 EP111B 2.UVDATA.1
Freq = 1.6155 GHz, Bw = 16.000 MH No calibration applied and no bandpass applied
EF - TR 3 - 6
IF 1(LL)
EF - UR 3 - 8
IF 1(RR)
EF - UR 3 - 8
IF 1(LL)
EF - SV 3 - 9
IF 1(RR)
EF - SV 3 - 9
IF 1(LL)
EF - ZC 3 - 10
IF 1(RR)
EF - ZC 3 - 10
IF 1(LL)
EF - HH 3 - 12
IF 1(RR)
EF - HH 3 - 12
IF 1(LL)
Channels
Channels
Channels
Lower frame: Milli Ampl Jy Top frame: Phas deg
Vector averaged cross-power spectrum Baseline: EF (03) - TR (06)
Timerange: 00/11:35:36 to 00/11:37:04

Plot file version 456 created 28-JUN-2019 13:36:16
J1642-0621 EP111B 2.UVDATA.1
Freq = 1.6155 GHz, Bw = 16.000 MH No calibration applied and no bandpass applied

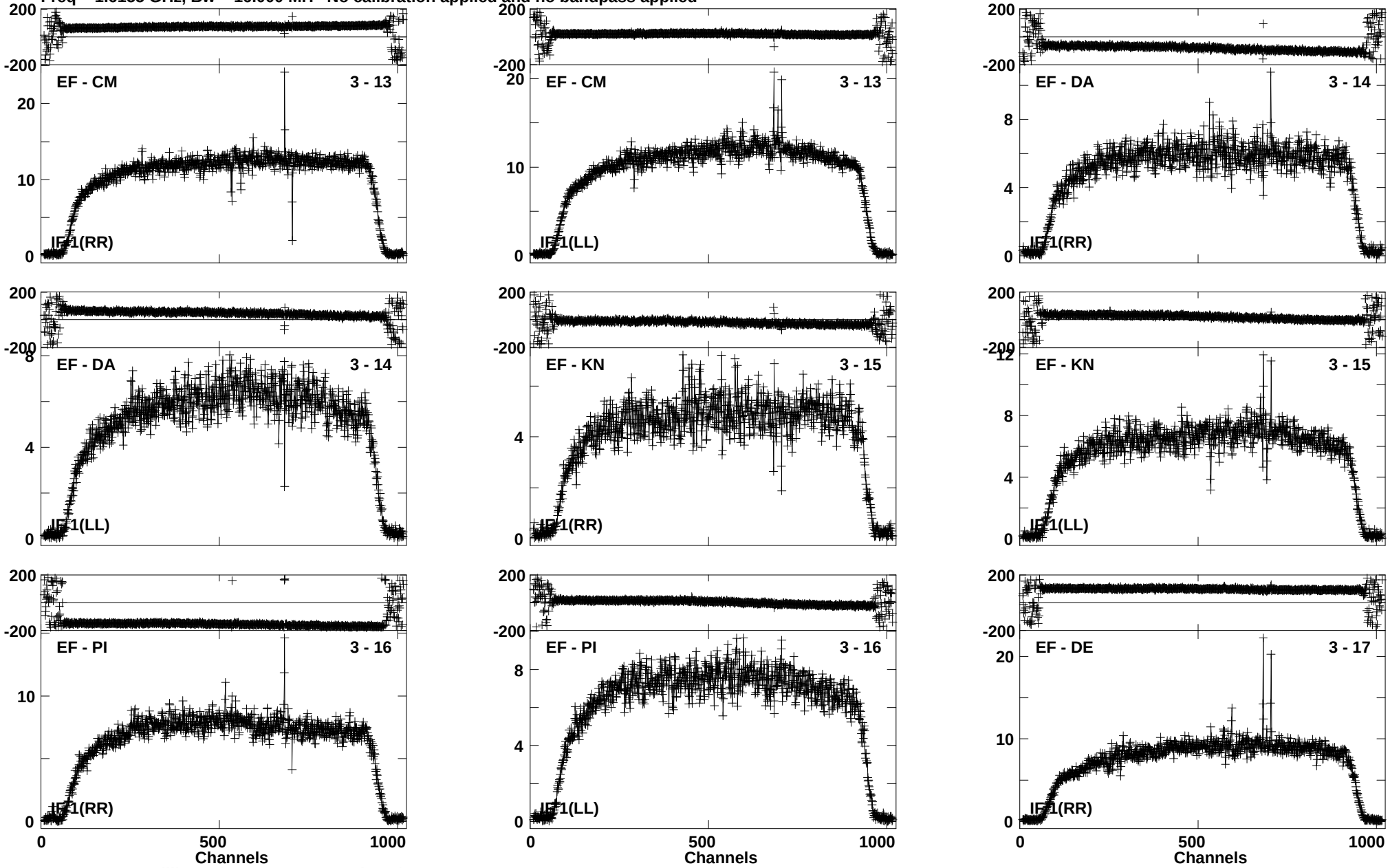

Lower frame: Milli Ampl Jy Top frame: Phas deg
Vector averaged cross-power spectrum Baseline: EF (03) - CM (13)
Timerange: 00/11:35:36 to 00/11:37:04

Plot file version 457 created 28-JUN-2019 13:36:17
J1642-0621 EP111B 2.UVDATA.1
Freq = 1.6155 GHz, Bw = 16.000 MH No calibration applied and no bandpass applied

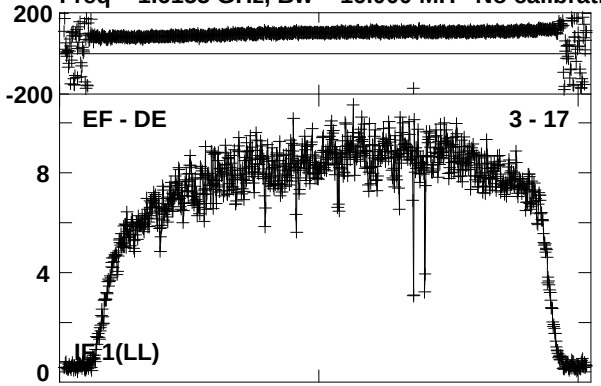

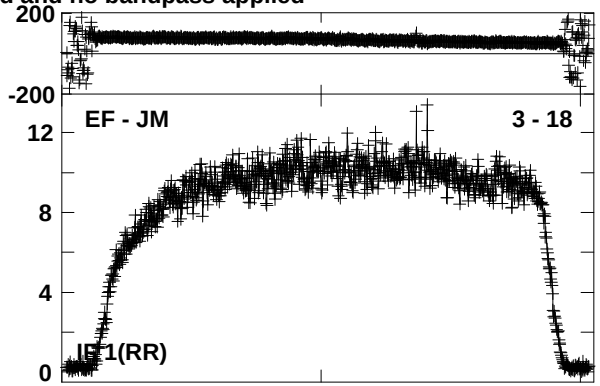

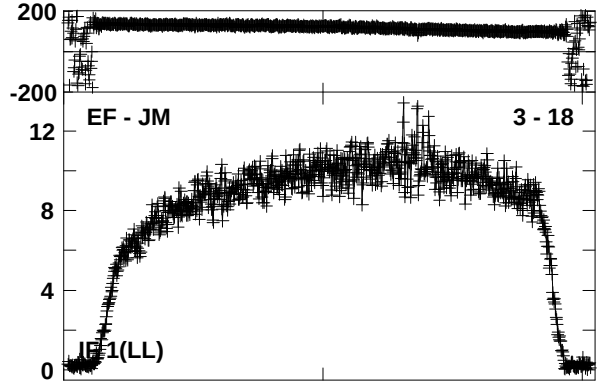

Lower frame: Milli Ampl Jy Top frame: Phas deg
Vector averaged cross-power spectrum Baseline: EF (03) - DE (17)
Timerange: 00/11:35:36 to 00/11:37:04

Plot file version 458 created 28-JUN-2019 13:36:18
IRAS16399 EP111B 2.UVDATA.1
Freq = 1.6155 GHz, Bw = 16.000 MH No calibration applied and no bandpass applied

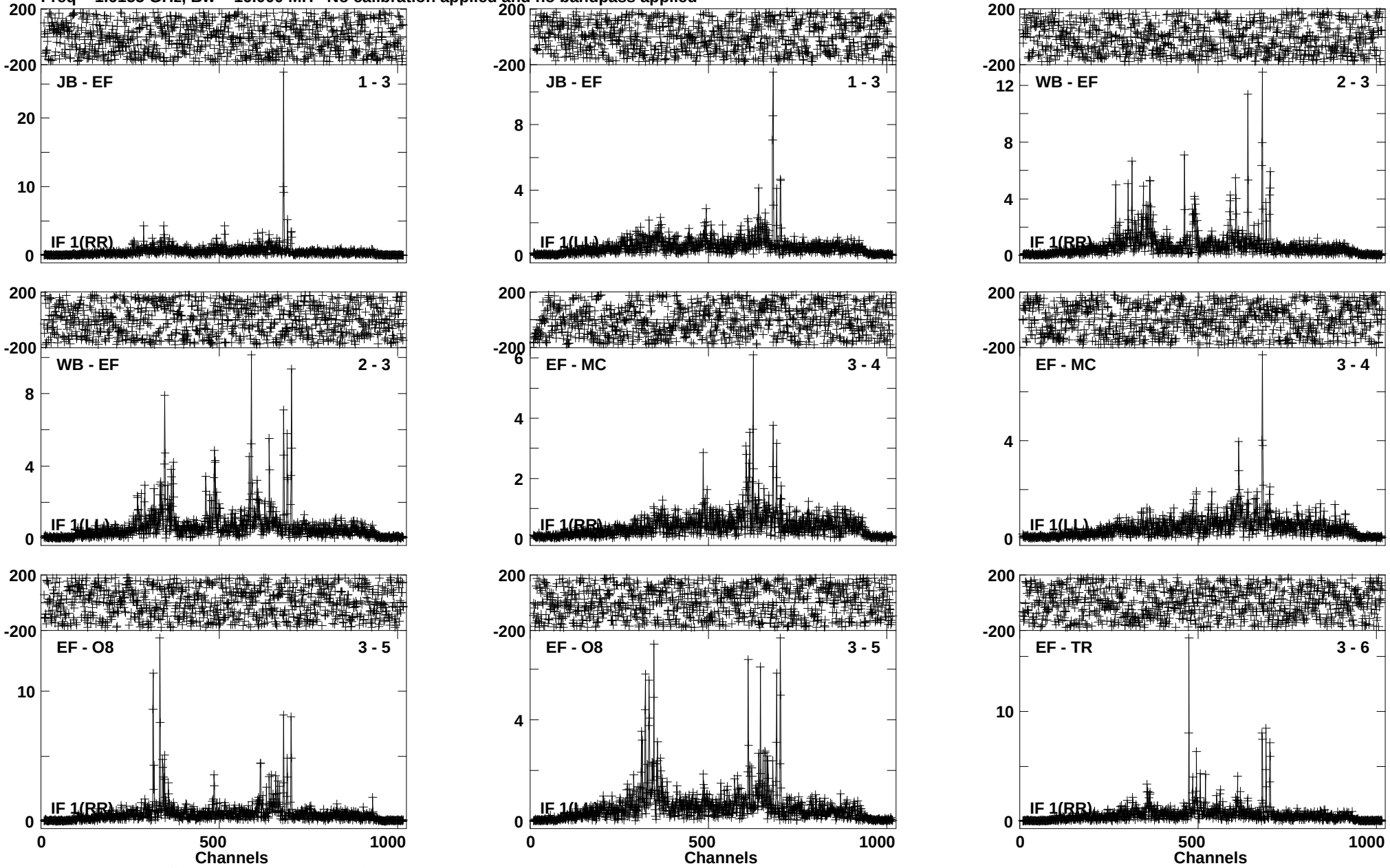

Lower frame: Milli Ampl Jy Top frame: Phas deg
Vector averaged cross-power spectrum Baseline: JB (01) - EF (03)
Timerange: 00/11:37:06 to 00/11:40:34

Plot file version 459 created 28-JUN-2019 13:36:19
IRAS16399 EP111B 2.UVDATA.1
Freq = 1.6155 GHz, Bw = 16.000 MH No calibration applied and no bandpass applied

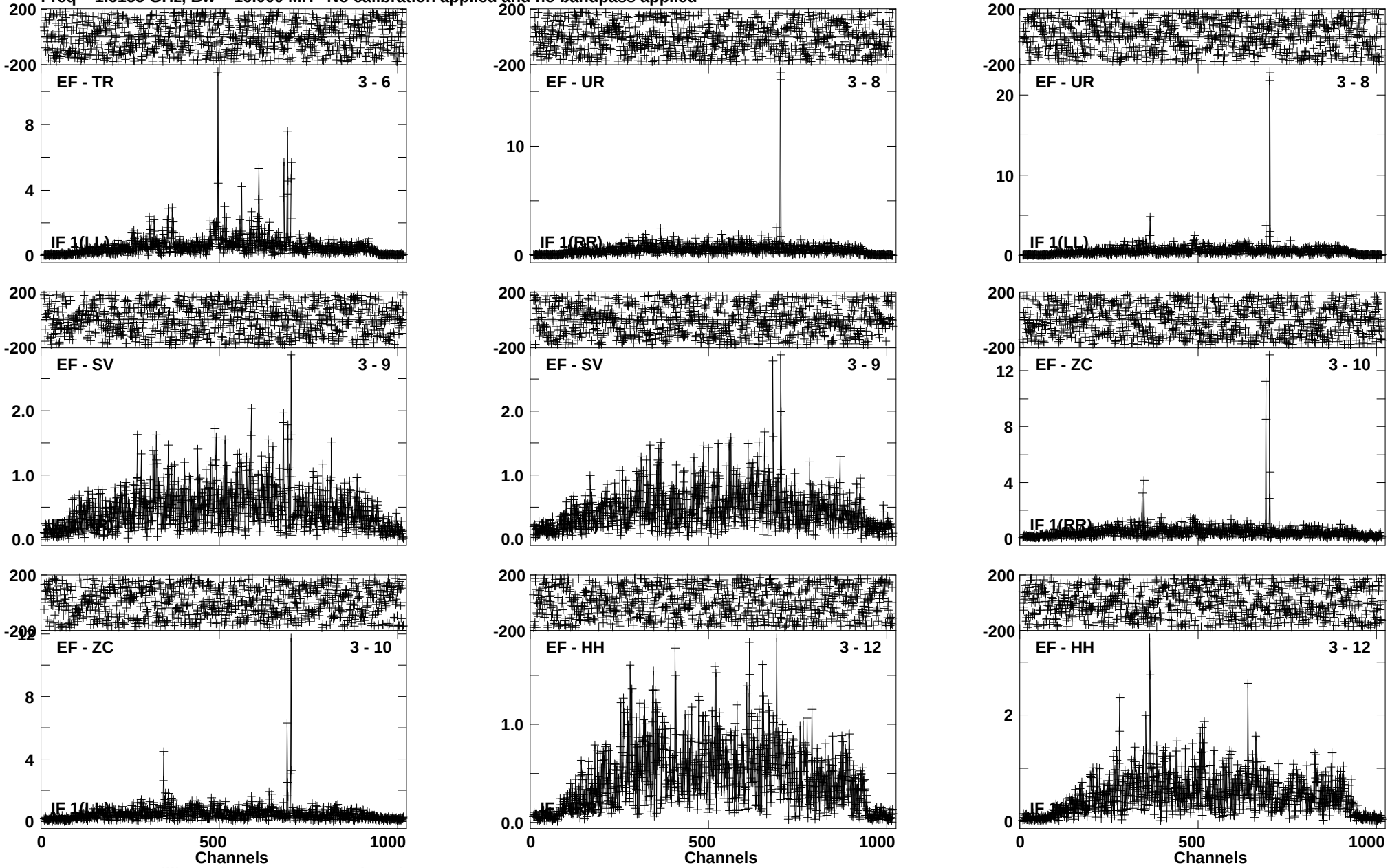

Lower frame: Milli Ampl Jy Top frame: Phas deg
Vector averaged cross-power spectrum Baseline: EF (03) - TR (06)
Timerange: 00/11:37:06 to 00/11:40:34

Plot file version 460 created 28-JUN-2019 13:36:20
IRAS16399 EP111B 2.UVDATA.1
Freq = 1.6155 GHz, Bw = 16.000 MH No calibration applied and no bandpass applied

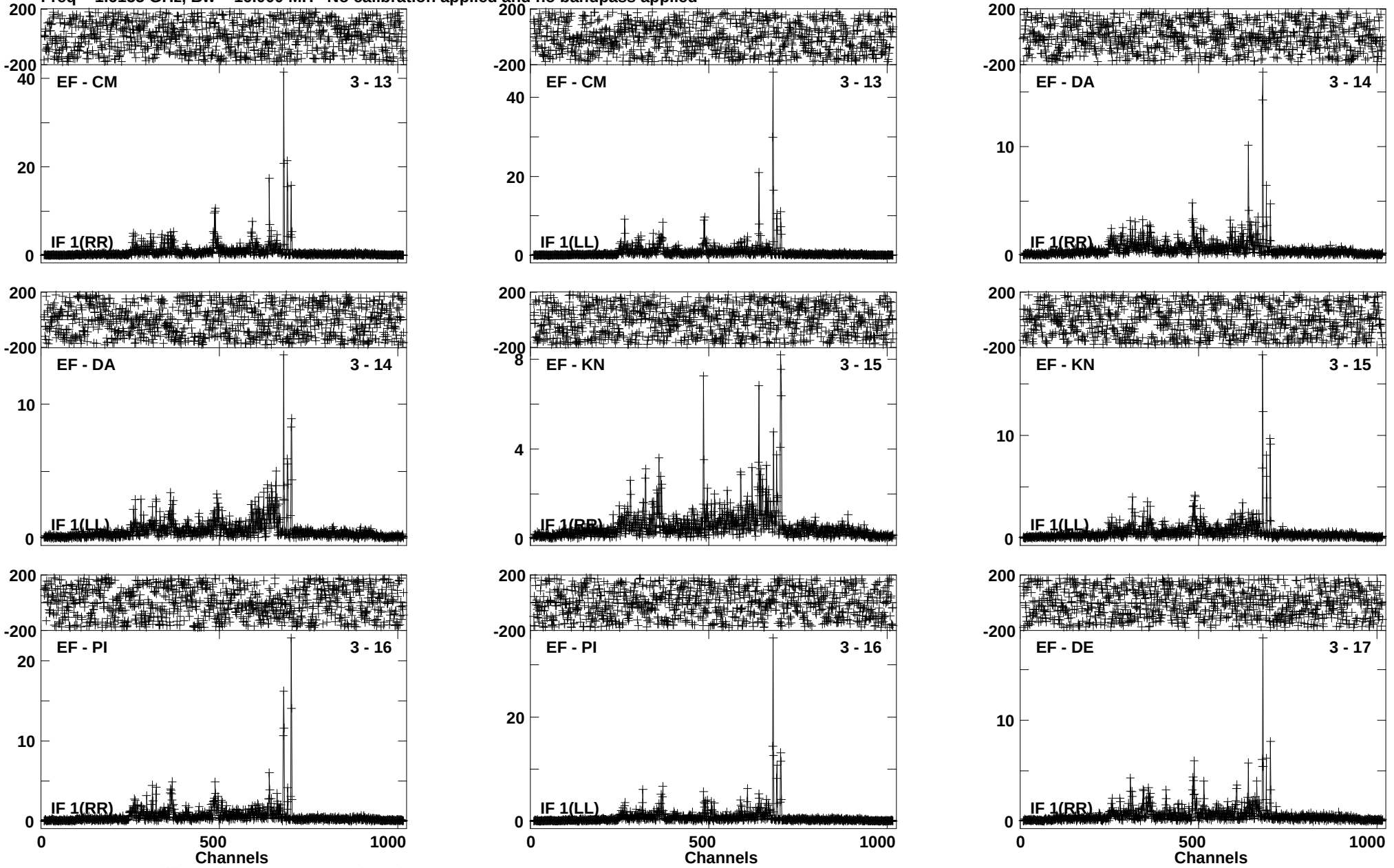

Lower frame: Milli Ampl Jy Top frame: Phas deg
Vector averaged cross-power spectrum Baseline: EF (03) - CM (13)
Timerange: 00/11:37:06 to 00/11:40:34

Plot file version 461 created 28-JUN-2019 13:36:20
IRAS16399 EP111B 2.UVDATA.1
Freq = 1.6155 GHz, Bw = 16.000 MH No calibration applied and no bandpass applied

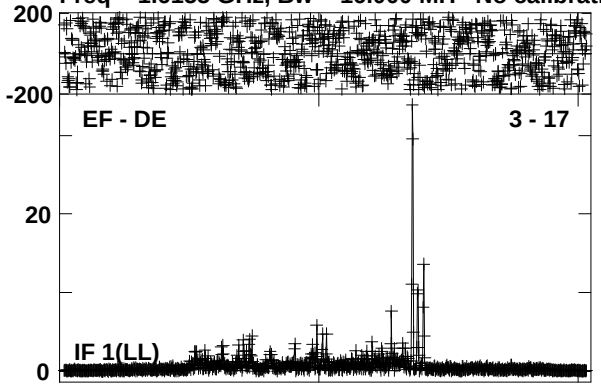

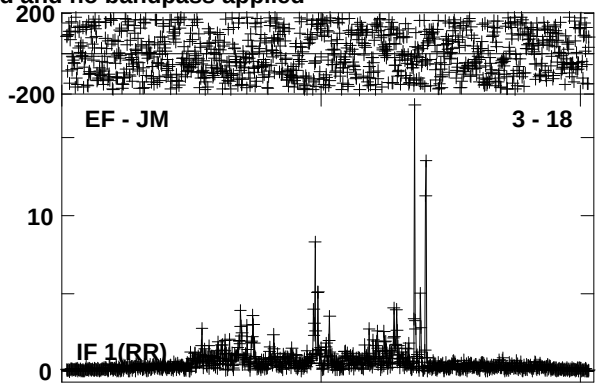

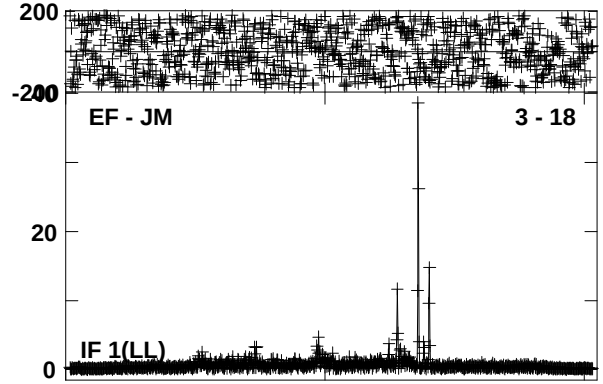

Lower frame: Milli Ampl Jy Top frame: Phas deg
Vector averaged cross-power spectrum Baseline: EF (03) - DE (17)
Timerange: 00/11:37:06 to 00/11:40:34

Plot file version 462 created 28-JUN-2019 13:36:21
J1642-0621 EP111B 2.UVDATA.1
Freq = 1.6155 GHz, Bw = 16.000 MH No calibration applied and no bandpass applied

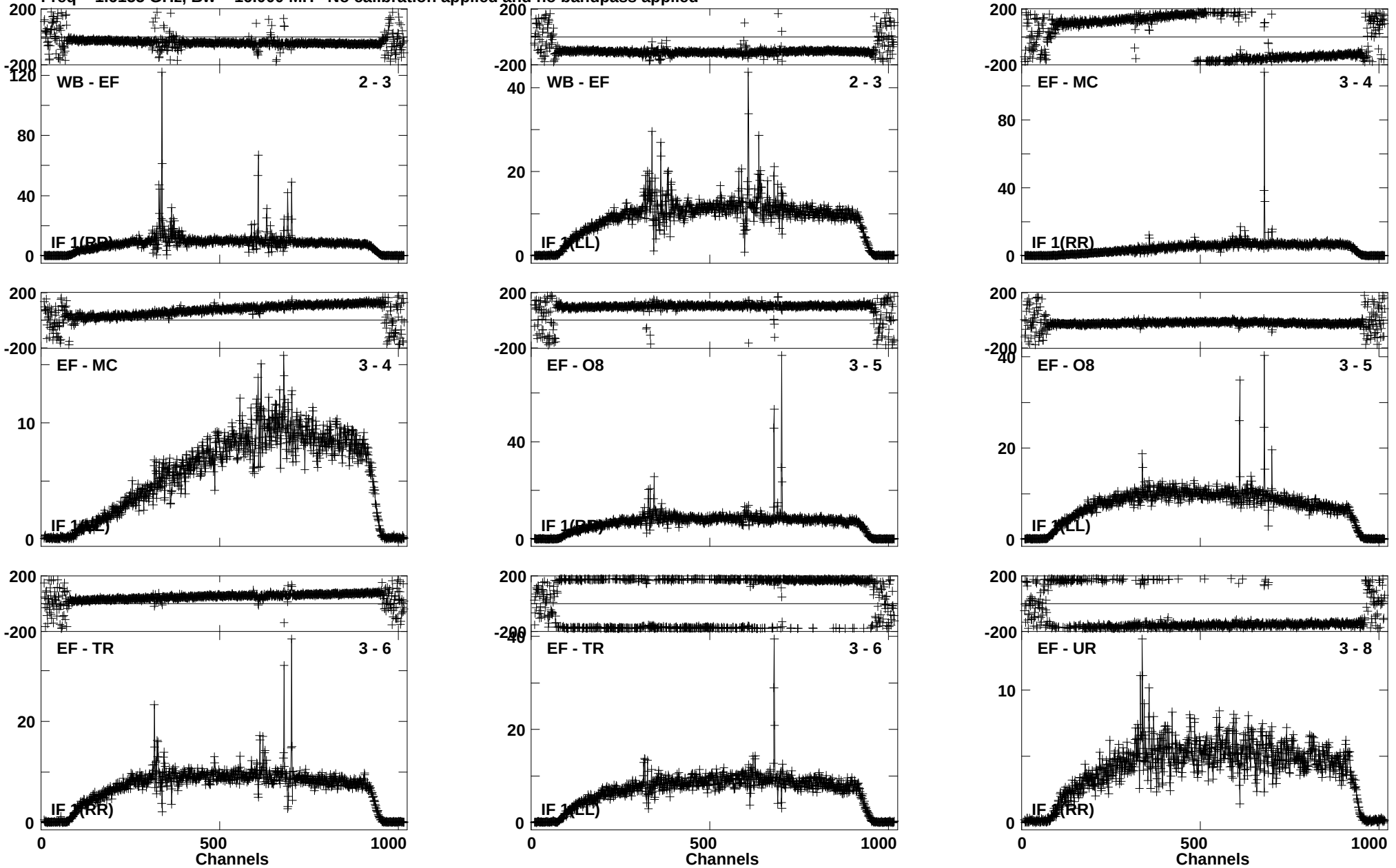

Lower frame: Milli Ampl Jy Top frame: Phas deg
Vector averaged cross-power spectrum Baseline: WB (02) - EF (03)
Timerange: 00/11:40:36 to 00/11:42:04

Plot file version 463 created 28-JUN-2019 13:36:22
J1642-0621 EP111B 2.UVDATA.1
Freq = 1.6155 GHz, Bw = 16.000 MH No calibration applied and no bandpass applied

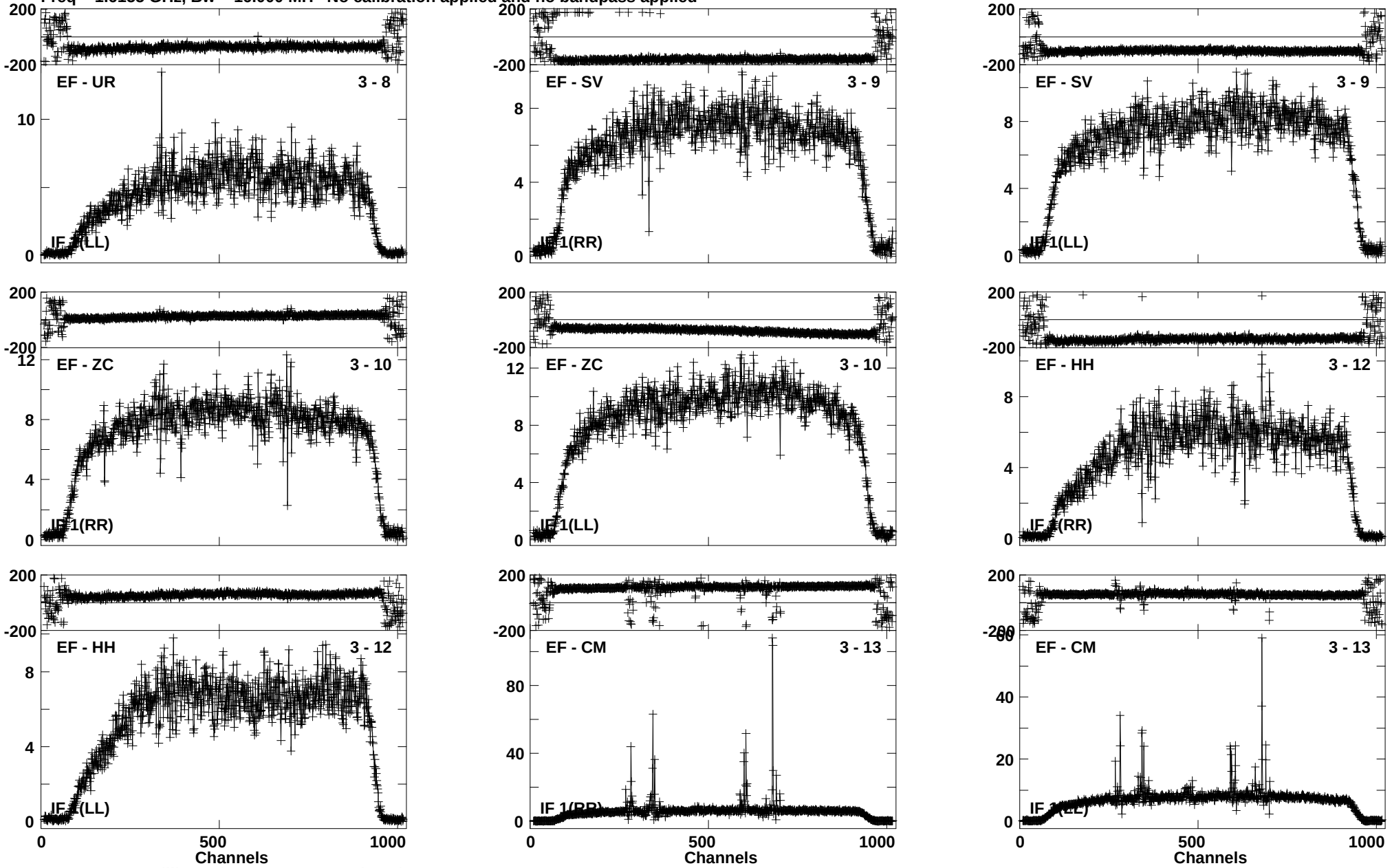

Lower frame: Milli Ampl Jy Top frame: Phas deg
Vector averaged cross-power spectrum Baseline: EF (03) - UR (08)
Timerange: 00/11:40:36 to 00/11:42:04

Plot file version 464 created 28-JUN-2019 13:36:23
J1642-0621 EP111B 2.UVDATA.1
Freq = 1.6155 GHz, Bw = 16.000 MH No calibration applied and no bandpass applied

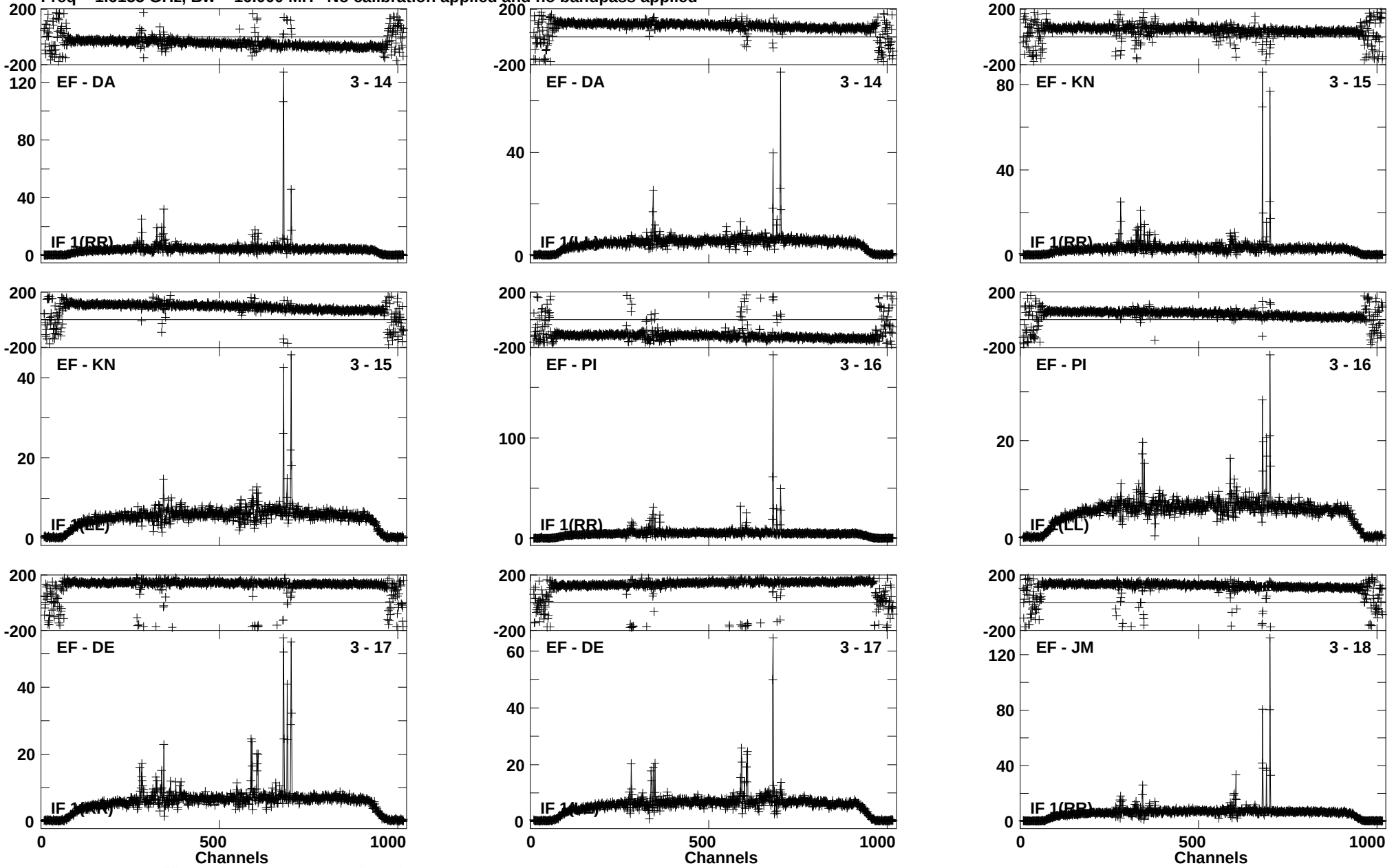

Lower frame: Milli Ampl Jy Top frame: Phas deg
Vector averaged cross-power spectrum Baseline: EF (03) - DA (14)
Timerange: 00/11:40:36 to 00/11:42:04

Plot file version 465 created 28-JUN-2019 13:36:23
J1642-0621 EP111B 2.UVDATA.1
Freq = 1.6155 GHz, Bw = 16.000 MH No calibration applied and no bandpass applied

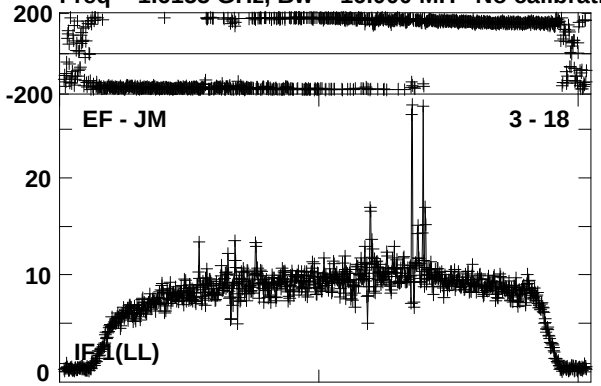

Lower frame: Milli Ampl Jy Top frame: Phas deg
Vector averaged cross-power spectrum Baseline: EF (03) - JM (18)
Timerange: 00/11:40:36 to 00/11:42:04

Plot file version 466 created 28-JUN-2019 13:36:24
IRAS16399 EP111B 2.UVDATA.1
Freq = 1.6155 GHz, Bw = 16.000 MH No calibration applied and no bandpass applied

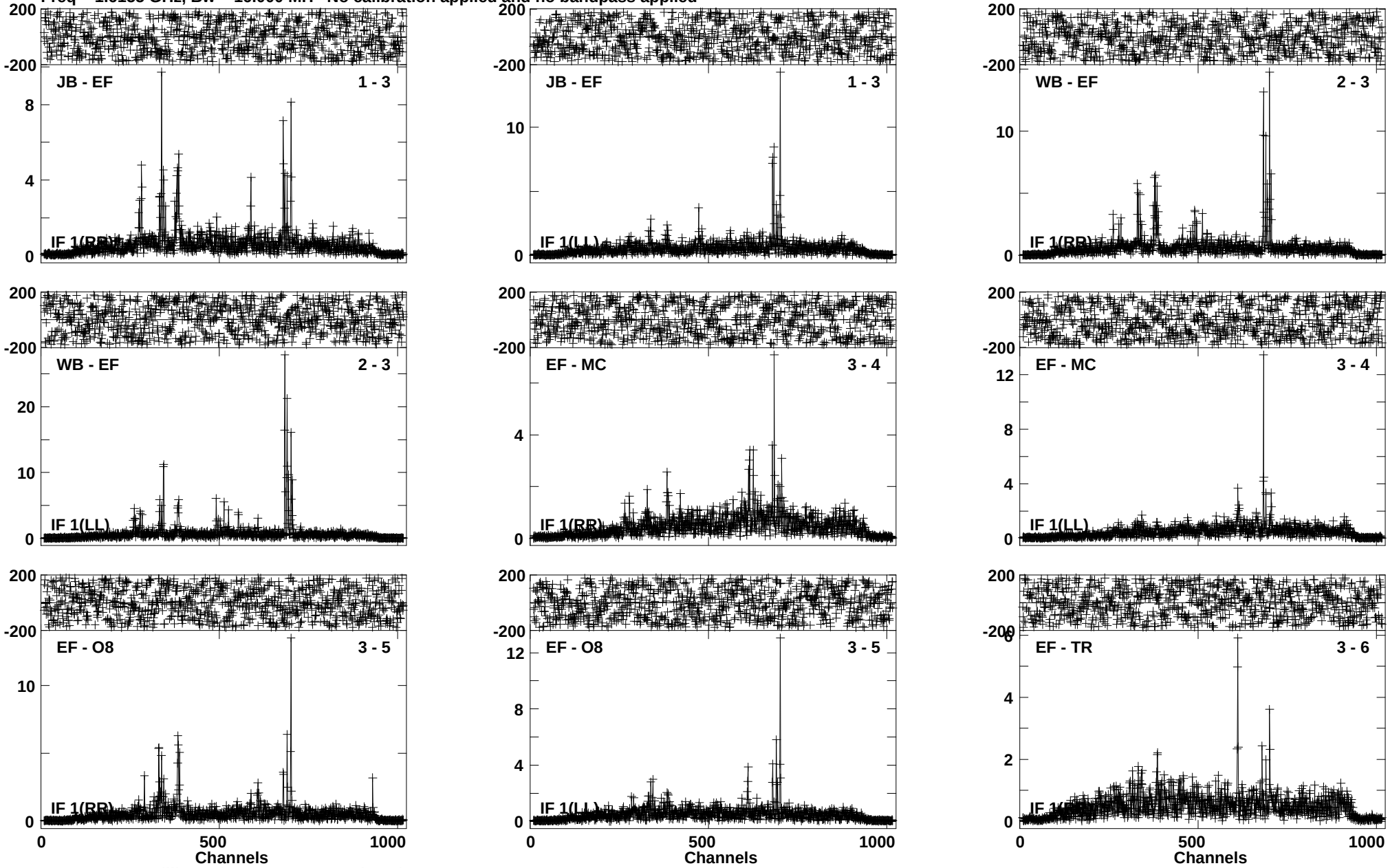

Lower frame: Milli Ampl Jy Top frame: Phas deg
Vector averaged cross-power spectrum Baseline: JB (01) - EF (03)
Timerange: 00/11:42:06 to 00/11:45:34

Plot file version 467 created 28-JUN-2019 13:36:25
IRAS16399 EP111B 2.UVDATA.1
Freq = 1.6155 GHz, Bw = 16.000 MH No calibration applied and no bandpass applied

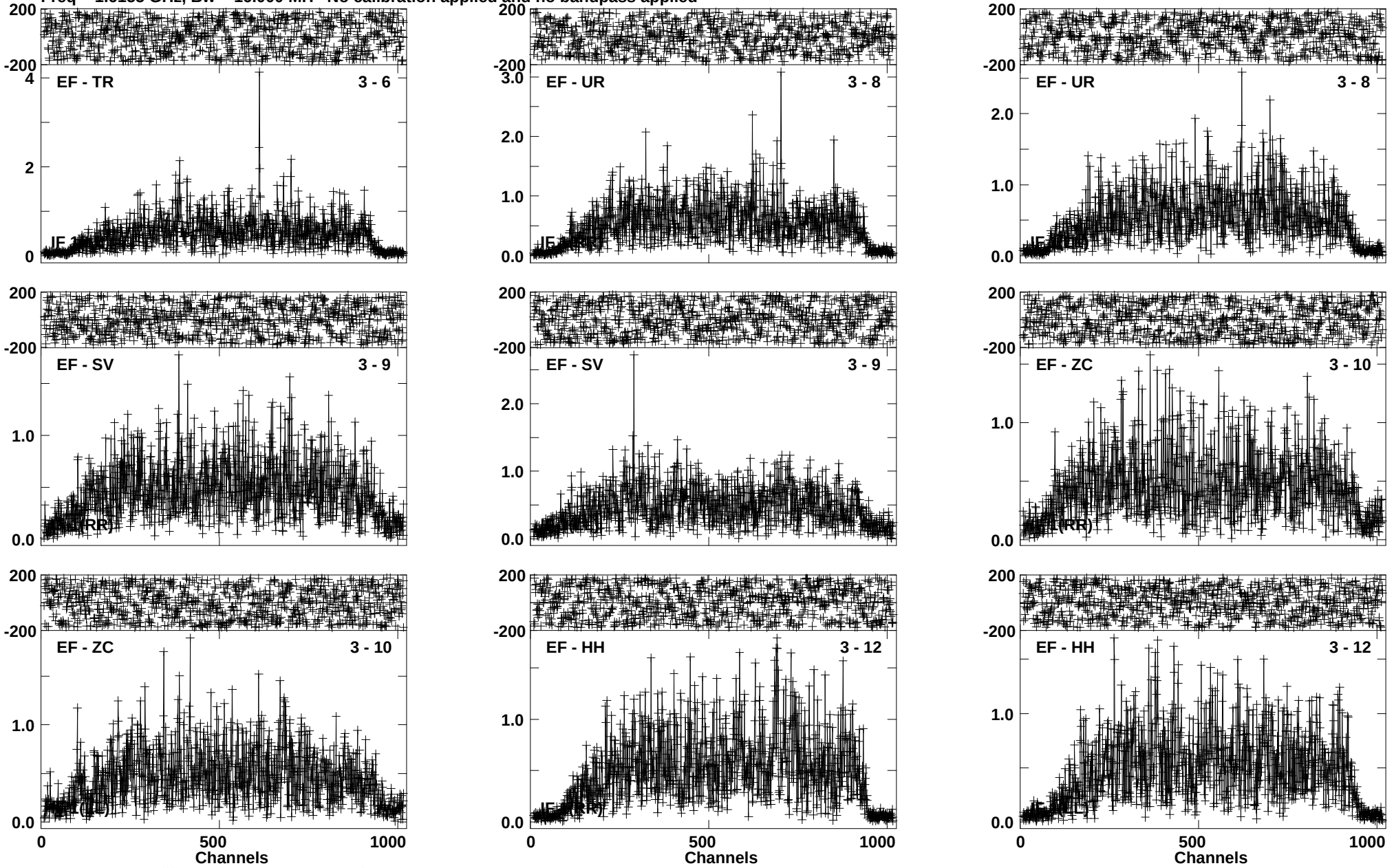

Lower frame: Milli Ampl Jy Top frame: Phas deg
Vector averaged cross-power spectrum Baseline: EF (03) - TR (06)
Timerange: 00/11:42:06 to 00/11:45:34

Plot file version 468 created 28-JUN-2019 13:36:26
IRAS16399 EP111B 2.UVDATA.1
Freq = 1.6155 GHz, Bw = 16.000 MH No calibration applied and no bandpass applied

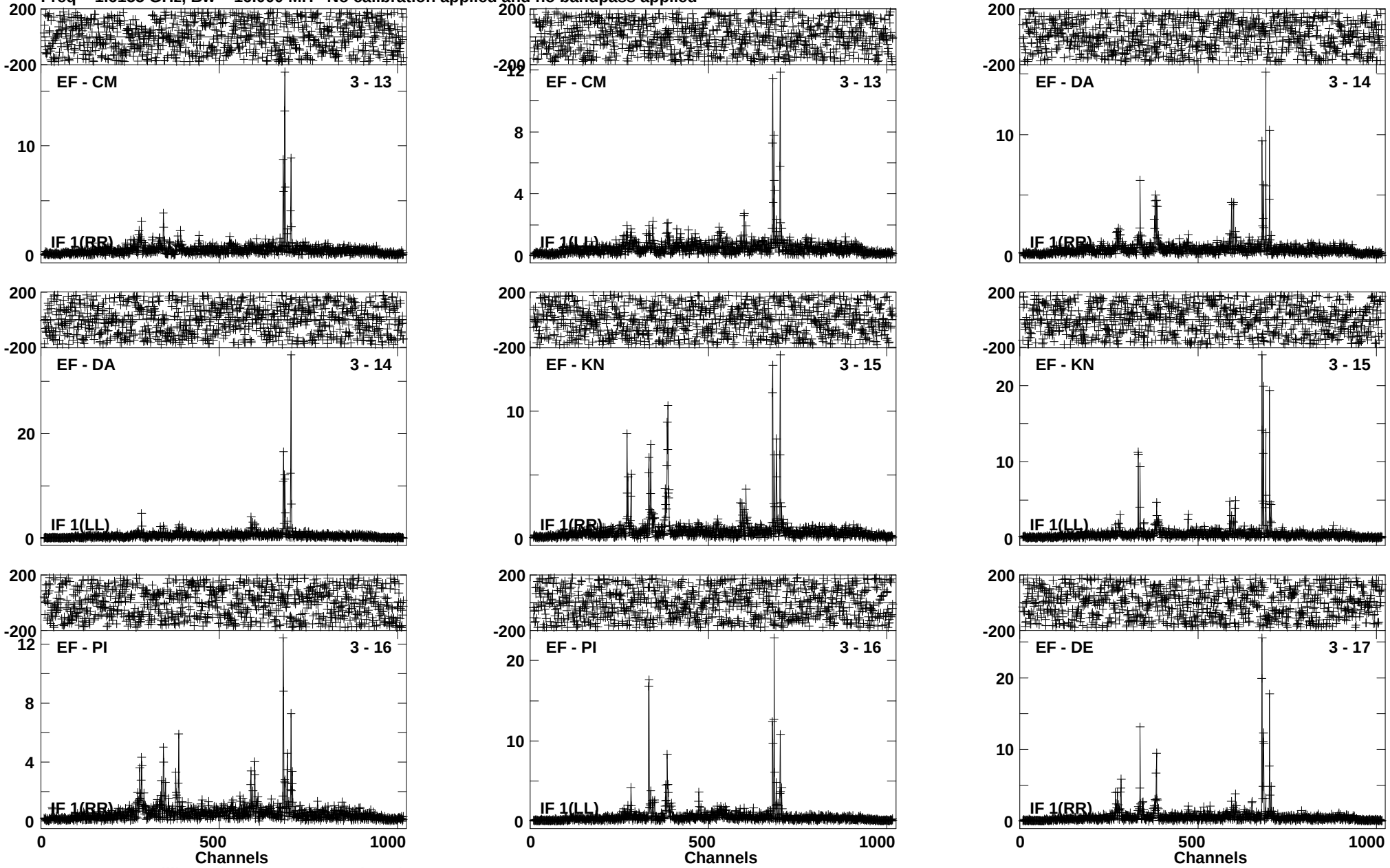

Lower frame: Milli Ampl Jy Top frame: Phas deg
Vector averaged cross-power spectrum Baseline: EF (03) - CM (13)
Timerange: 00/11:42:06 to 00/11:45:34

Plot file version 469 created 28-JUN-2019 13:36:26
IRAS16399 EP111B 2.UVDATA.1
Freq = 1.6155 GHz, Bw = 16.000 MH No calibration applied and no bandpass applied

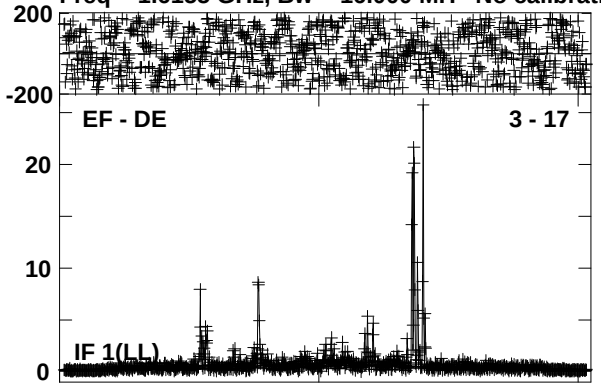

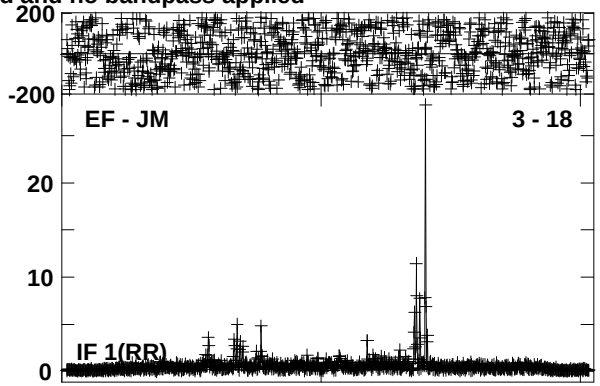



Lower frame: Milli Ampl Jy Top frame: Phas deg
Vector averaged cross-power spectrum Baseline: EF (03) - DE (17)
Timerange: 00/11:42:06 to 00/11:45:34

Plot file version 470 created 28-JUN-2019 13:36:28
J1642-0621 EP111B 2.UVDATA.1
Freq = 1.6155 GHz, Bw = 16.000 MH No calibration applied and no bandpass applied

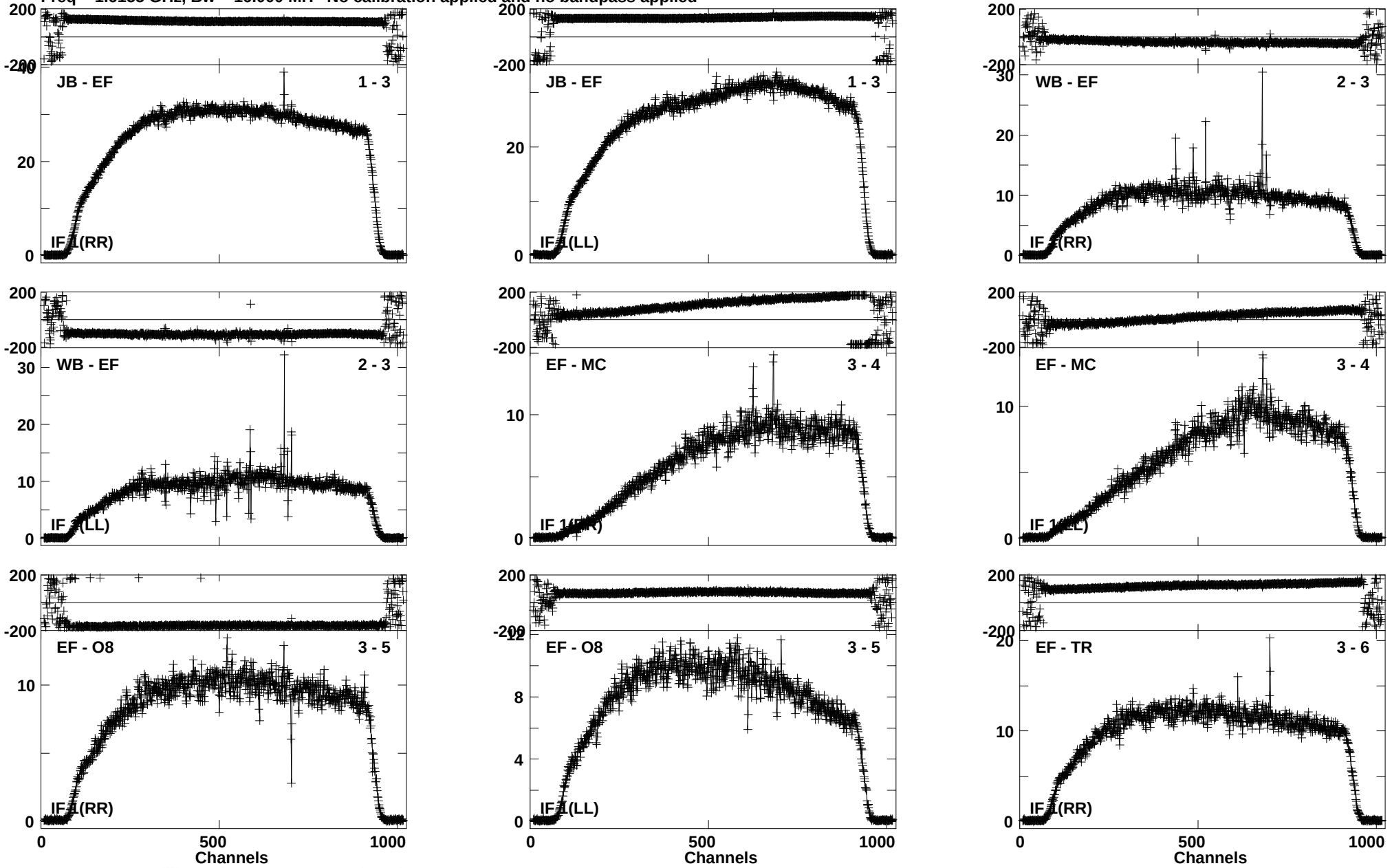

Lower frame: Milli Ampl Jy Top frame: Phas deg
Vector averaged cross-power spectrum Baseline: JB (01) - EF (03)
Timerange: 00/11:46:21 to 00/11:47:49

Plot file version 471 created 28-JUN-2019 13:36:28
J1642-0621 EP111B 2.UVDATA.1
Freq = 1.6155 GHz, Bw = 16.000 MH No calibration applied and no bandpass applied

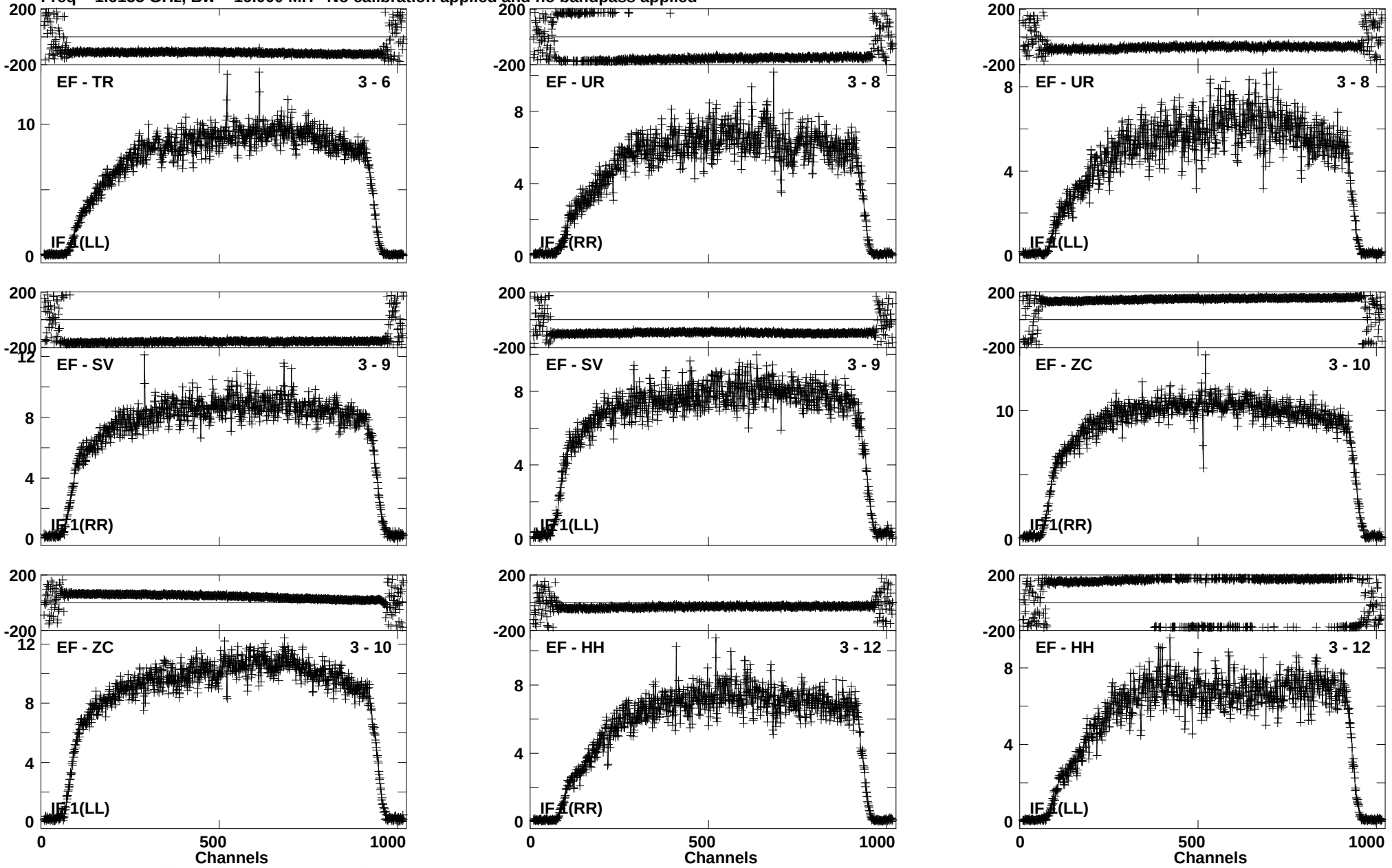

Lower frame: Milli Ampl Jy Top frame: Phas deg
Vector averaged cross-power spectrum Baseline: EF (03) - TR (06)
Timerange: 00/11:46:21 to 00/11:47:49

Plot file version 472 created 28-JUN-2019 13:36:29
J1642-0621 EP111B 2.UVDATA.1
Freq = 1.6155 GHz, Bw = 16.000 MH No calibration applied and no bandpass applied

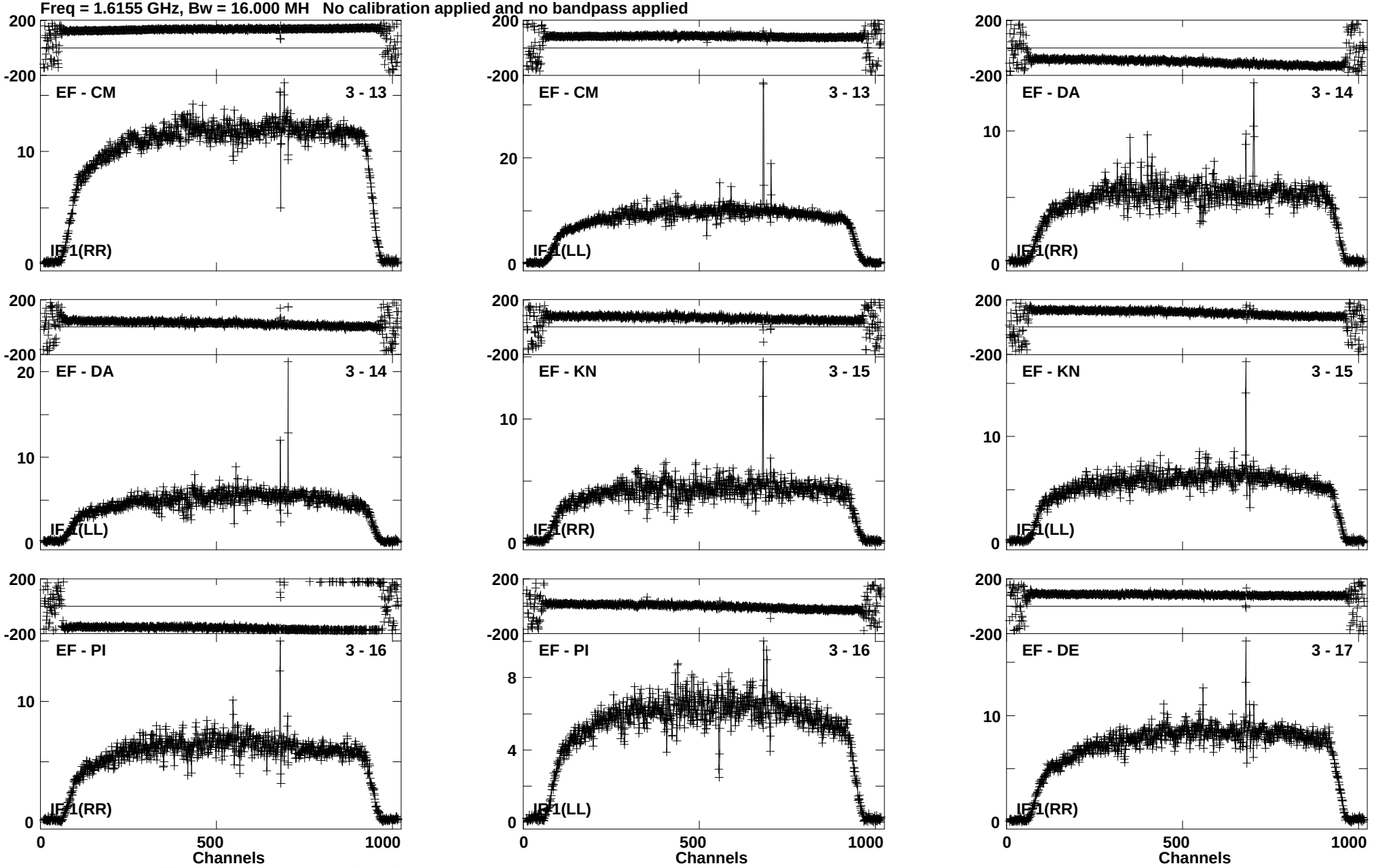

Lower frame: Milli Ampl Jy Top frame: Phas deg
Vector averaged cross-power spectrum Baseline: EF (03) - CM (13)
Timerange: 00/11:46:21 to 00/11:47:49

Plot file version 473 created 28-JUN-2019 13:36:29
J1642-0621 EP111B 2.UVDATA.1
Freq = 1.6155 GHz, Bw = 16.000 MH No calibration applied and no bandpass applied

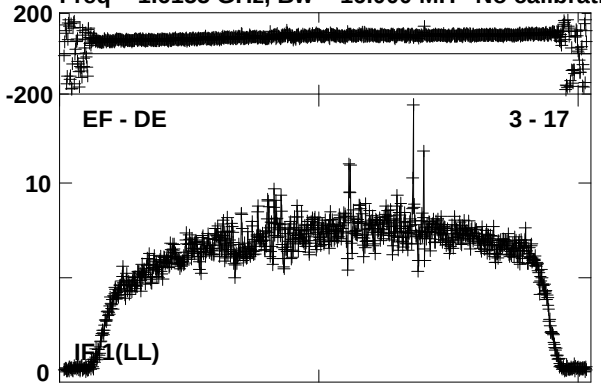

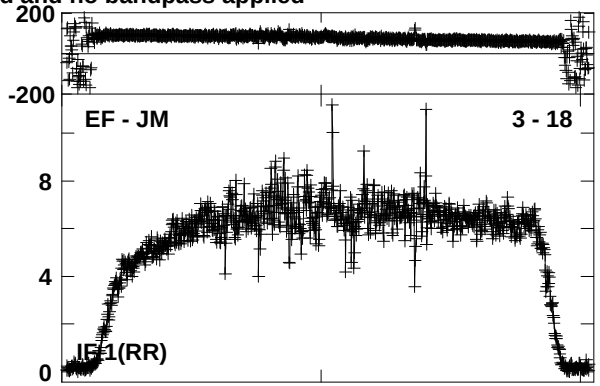

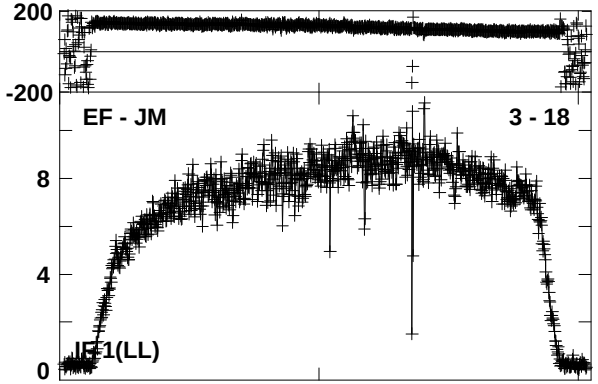

Lower frame: Milli Ampl Jy Top frame: Phas deg
Vector averaged cross-power spectrum Baseline: EF (03) - DE (17)
Timerange: 00/11:46:21 to 00/11:47:49

Plot file version 474 created 28-JUN-2019 13:36:31
IRAS16399 EP111B 2.UVDATA.1
Freq = 1.6155 GHz, Bw = 16.000 MH No calibration applied and no bandpass applied

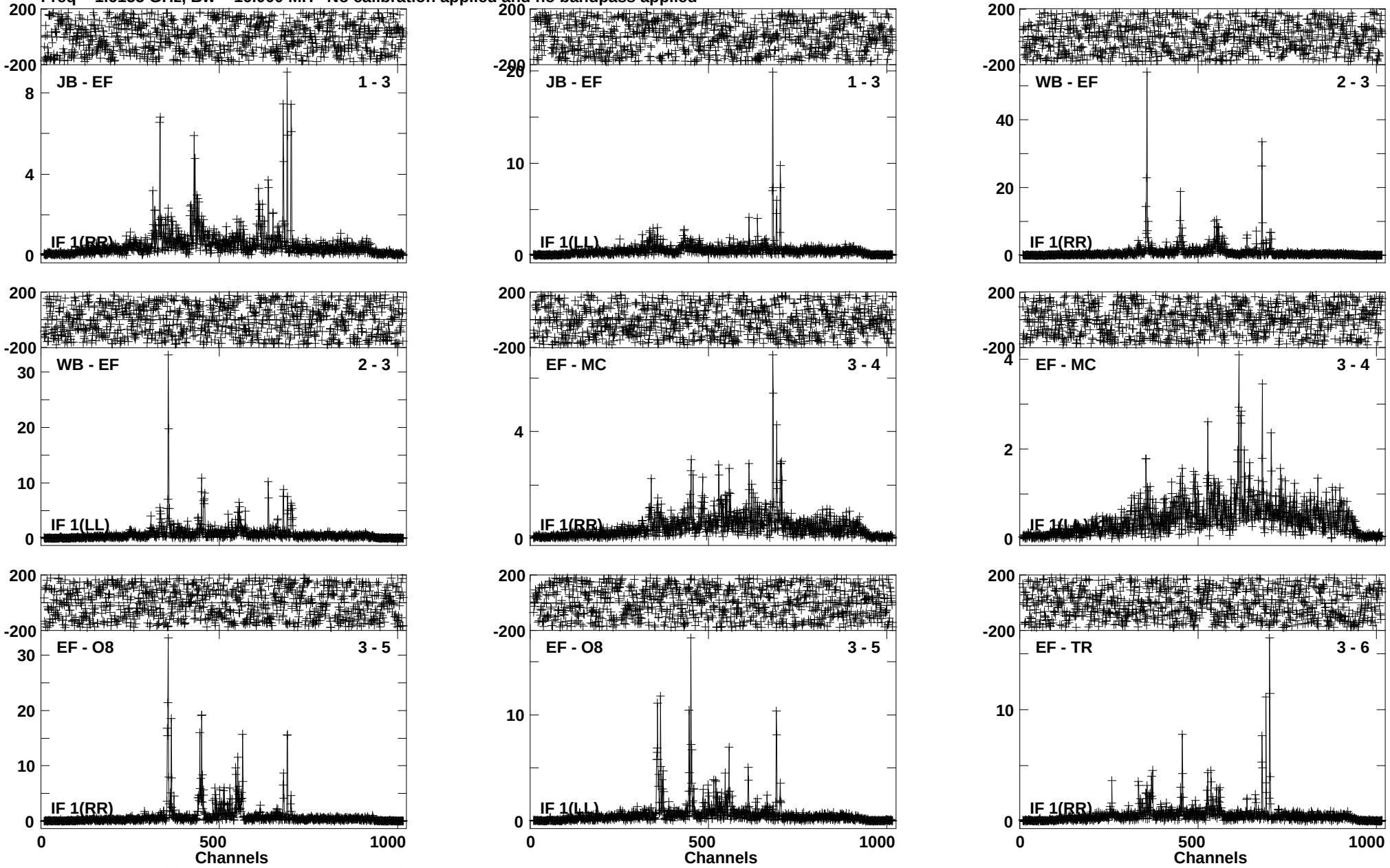

Lower frame: Milli Ampl Jy Top frame: Phas deg
Vector averaged cross-power spectrum Baseline: JB (01) - EF (03)
Timerange: 00/11:47:51 to 00/11:51:19

Plot file version 475 created 28-JUN-2019 13:36:31
IRAS16399 EP111B 2.UVDATA.1
Freq = 1.6155 GHz, Bw = 16.000 MH No calibration applied and no bandpass applied

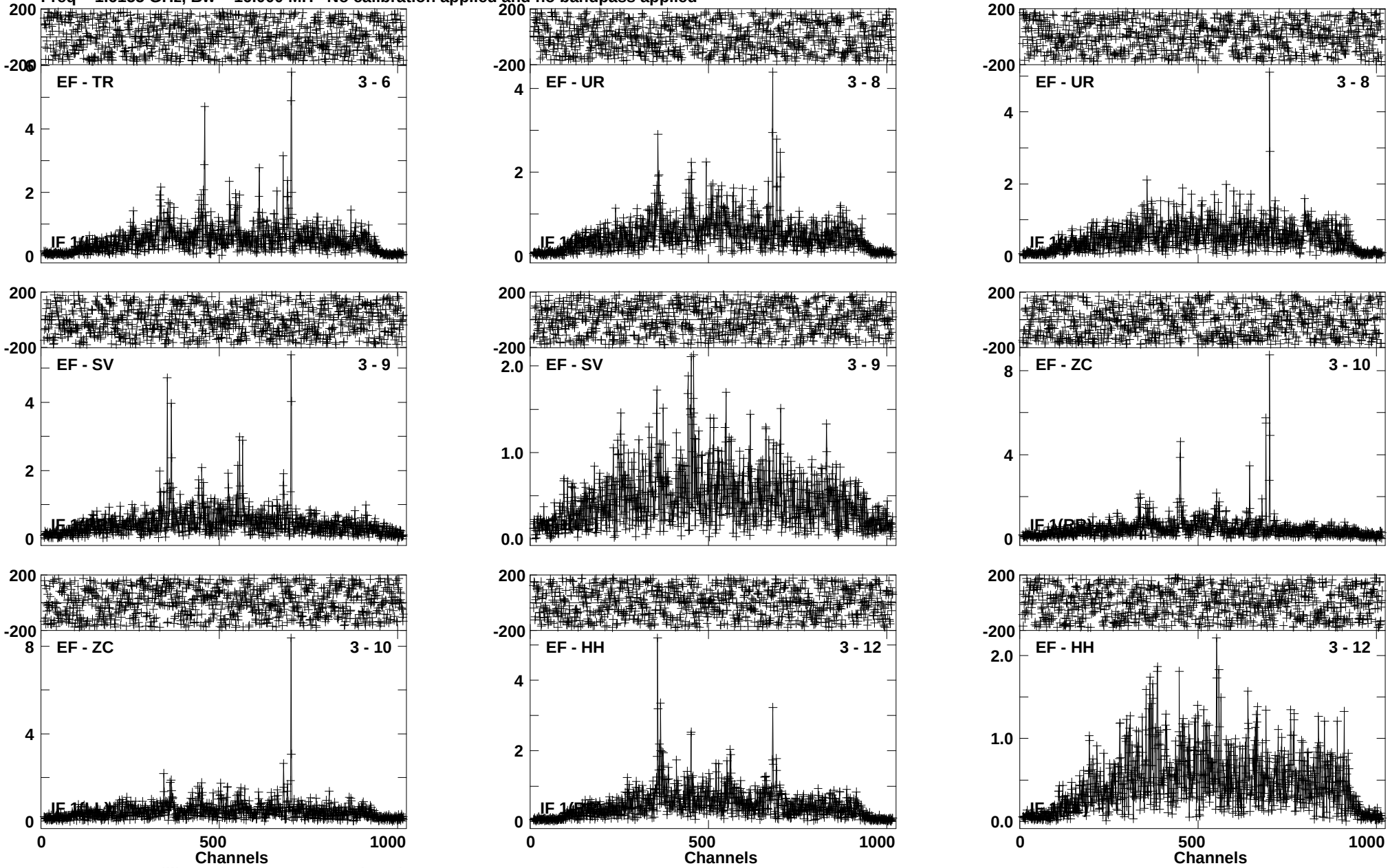

Lower frame: Milli Ampl Jy Top frame: Phas deg
Vector averaged cross-power spectrum Baseline: EF (03) - TR (06)
Timerange: 00/11:47:51 to 00/11:51:19

Plot file version 476 created 28-JUN-2019 13:36:32
IRAS16399 EP111B 2.UVDATA.1
Freq = 1.6155 GHz, Bw = 16.000 MH No calibration applied and no bandpass applied

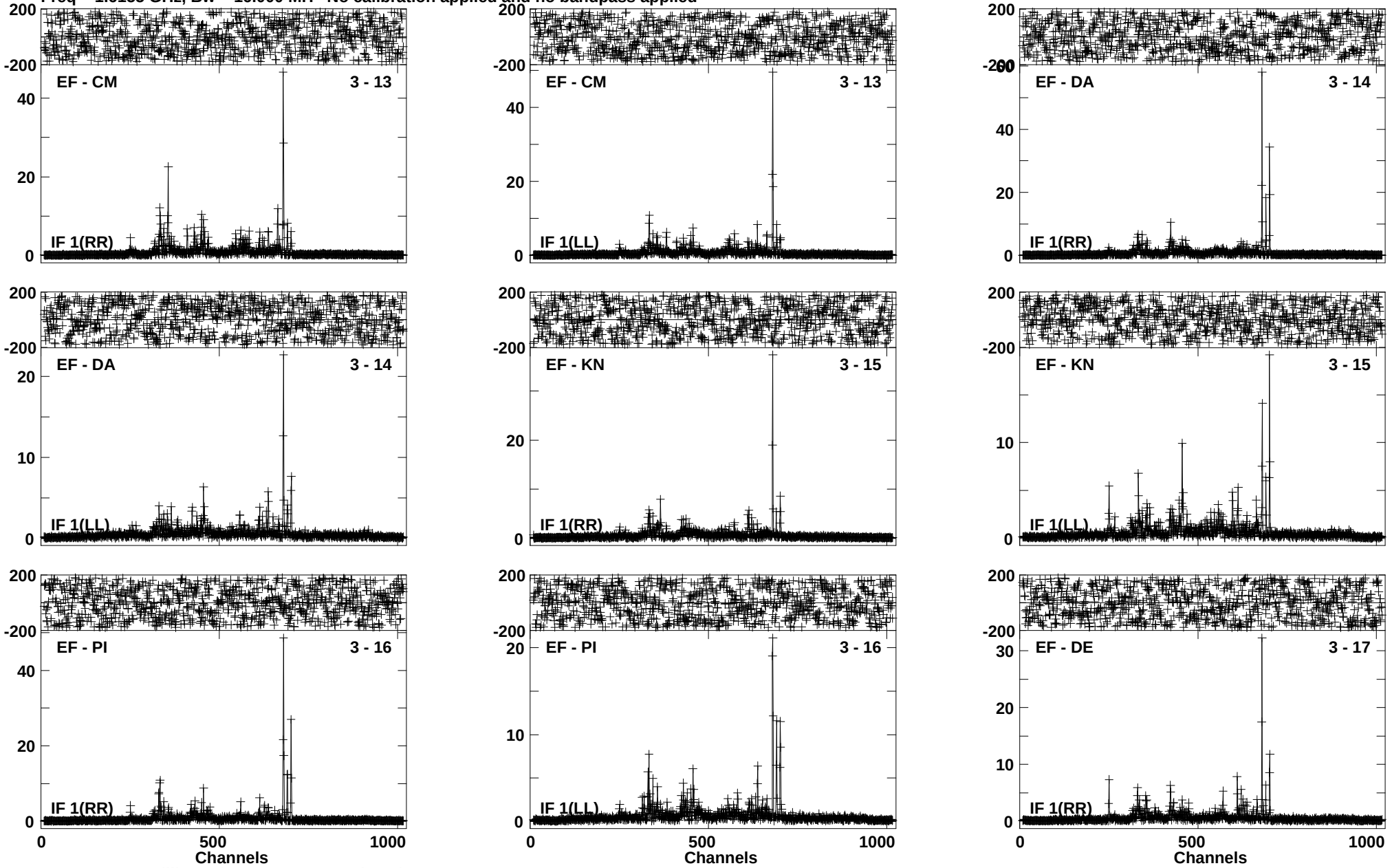

Lower frame: Milli Ampl Jy Top frame: Phas deg
Vector averaged cross-power spectrum Baseline: EF (03) - CM (13)
Timerange: 00/11:47:51 to 00/11:51:19

Plot file version 477 created 28-JUN-2019 13:36:32
IRAS16399 EP111B 2.UVDATA.1
Freq = 1.6155 GHz, Bw = 16.000 MH No calibration applied and no bandpass applied

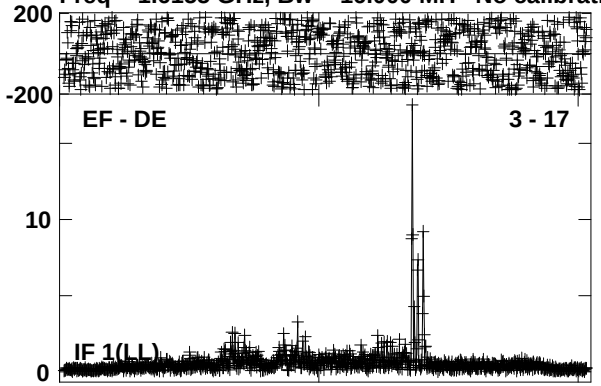

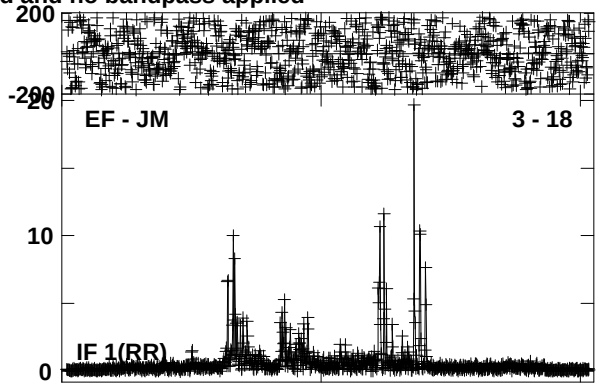

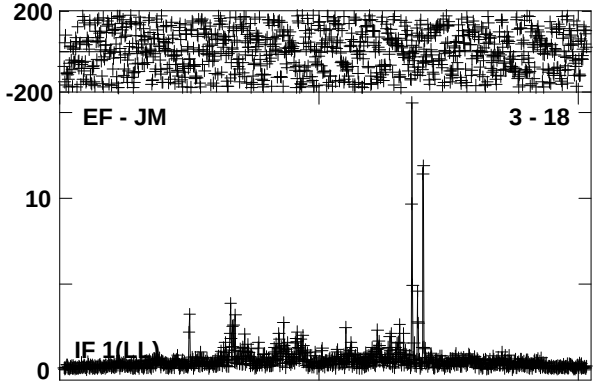

Lower frame: Milli Ampl Jy Top frame: Phas deg
Vector averaged cross-power spectrum Baseline: EF (03) - DE (17)
Timerange: 00/11:47:51 to 00/11:51:19

Plot file version 478 created 28-JUN-2019 13:36:34
J1642-0621 EP111B 2.UVDATA.1
Freq = 1.6155 GHz, Bw = 16.000 MH No calibration applied and no bandpass applied

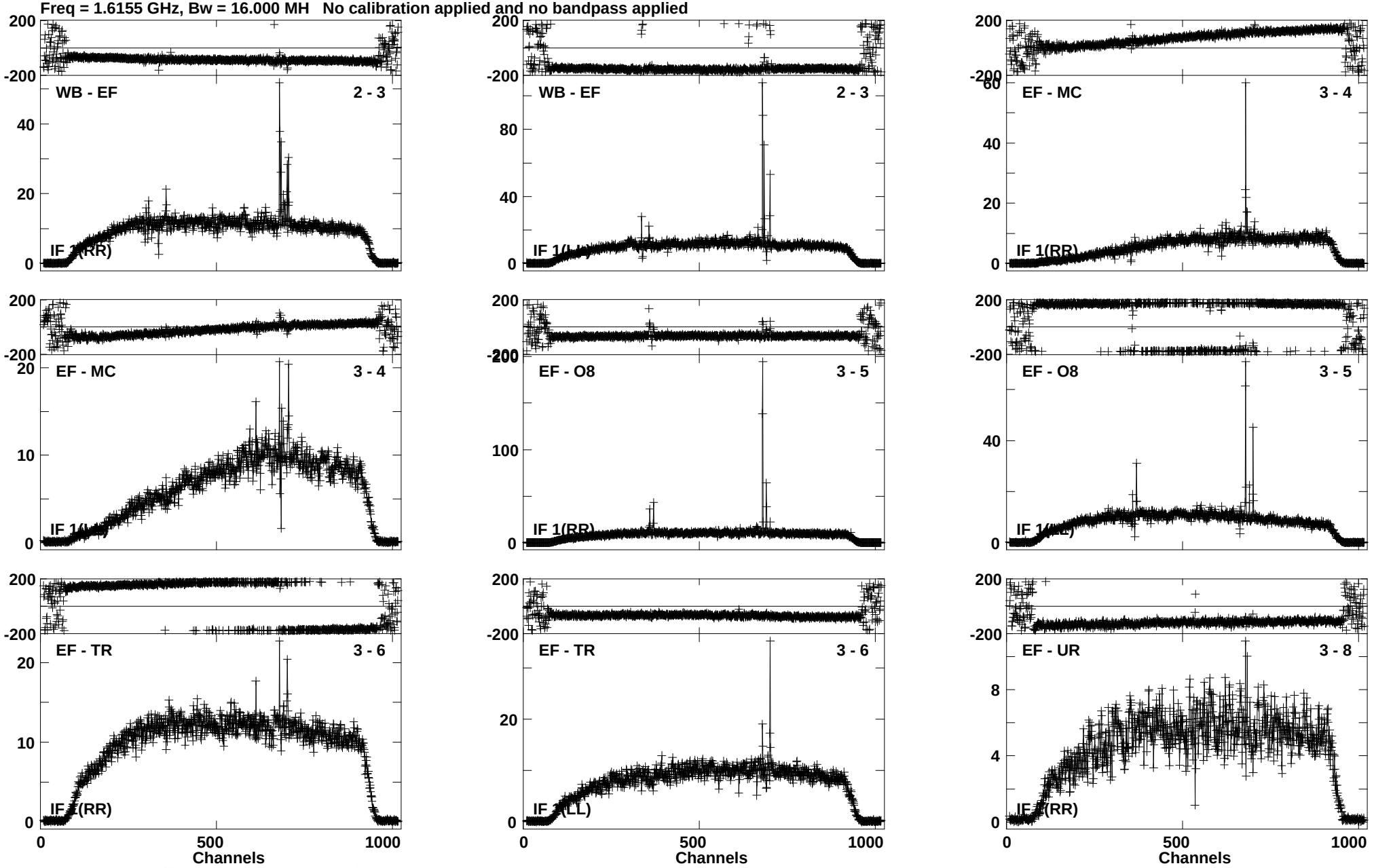

Lower frame: Milli Ampl Jy Top frame: Phas deg
Vector averaged cross-power spectrum Baseline: WB (02) - EF (03)
Timerange: 00/11:51:21 to 00/11:52:49

Plot file version 479 created 28-JUN-2019 13:36:34
J1642-0621 EP111B 2.UVDATA.1
Freq = 1.6155 GHz, Bw = 16.000 MH No calibration applied and no bandpass applied

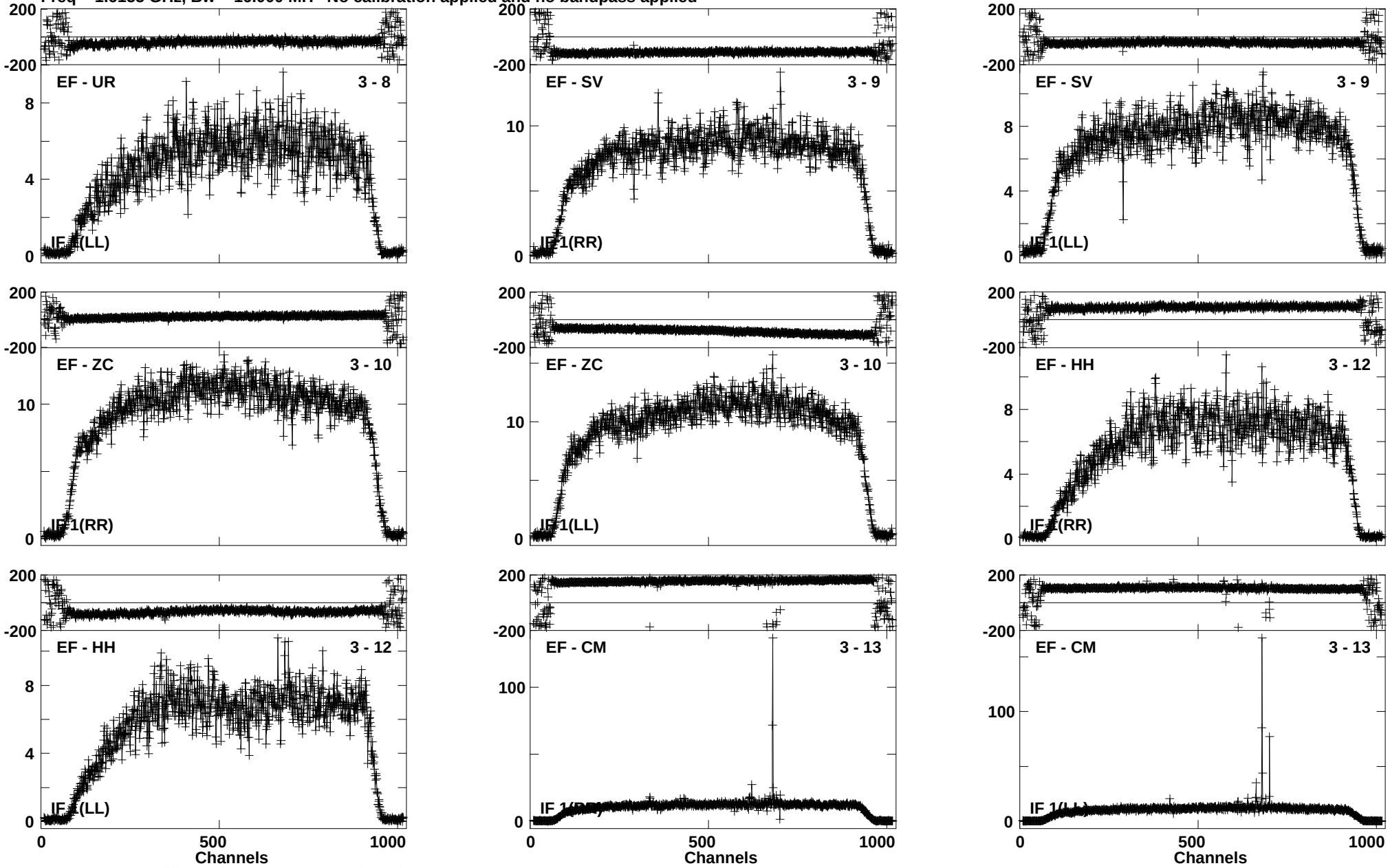

Lower frame: Milli Ampl Jy Top frame: Phas deg
Vector averaged cross-power spectrum Baseline: EF (03) - UR (08)
Timerange: 00/11:51:21 to 00/11:52:49

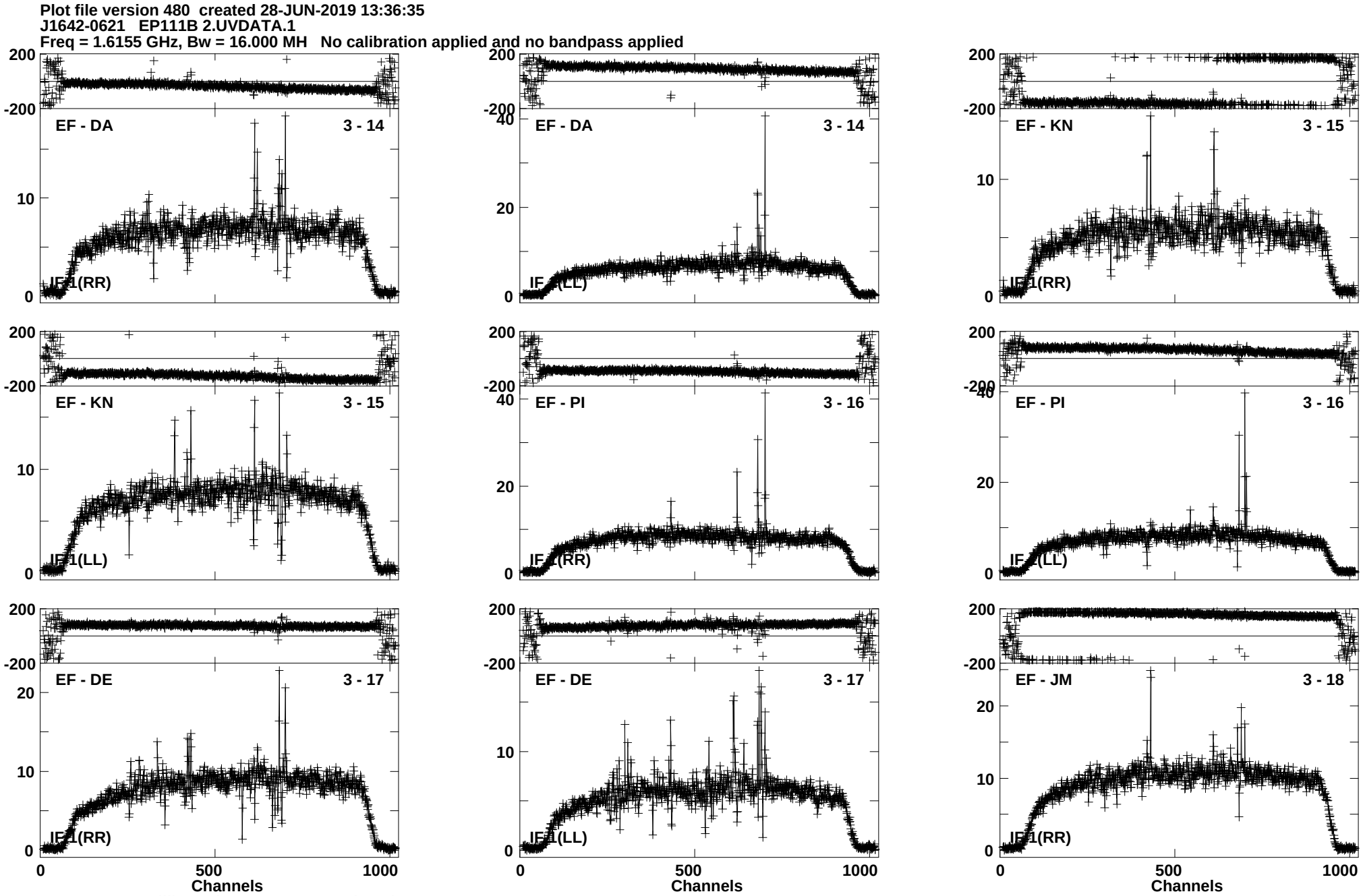
Plot file version 480 created 28-JUN-2019 13:36:35
J1642-0621 EP111B 2.UVDATA.1
Freq = 1.6155 GHz, Bw = 16.000 MH No calibration applied and no bandpass applied
EF - DA 3 - 14
IF 1(RR)
EF - DA 3 - 14
IF 1(LL)
EF - KN 3 - 15
IF 1(RR)
EF - KN 3 - 15
IF 1(LL)
EF - PI 3 - 16
IF 1(RR)
EF - PI 3 - 16
IF 1(LL)
EF - DE 3 - 17
IF 1(RR)
EF - DE 3 - 17
IF 1(LL)
EF - JM 3 - 18
IF 1(RR)
Channels
Channels
Channels
Lower frame: Milli Ampl Jy Top frame: Phas deg
Vector averaged cross-power spectrum Baseline: EF (03) - DA (14)
Timerange: 00/11:51:21 to 00/11:52:49

Plot file version 481 created 28-JUN-2019 13:36:35
J1642-0621 EP111B 2.UVDATA.1
Freq = 1.6155 GHz, Bw = 16.000 MH No calibration applied and no bandpass applied

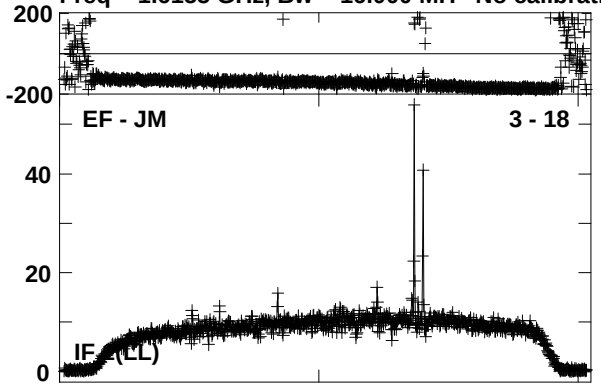

Lower frame: Milli Ampl Jy Top frame: Phas deg
Vector averaged cross-power spectrum Baseline: EF (03) - JM (18)
Timerange: 00/11:51:21 to 00/11:52:49

Plot file version 482 created 28-JUN-2019 13:36:37
IRAS16399 EP111B 2.UVDATA.1
Freq = 1.6155 GHz, Bw = 16.000 MH No calibration applied and no bandpass applied

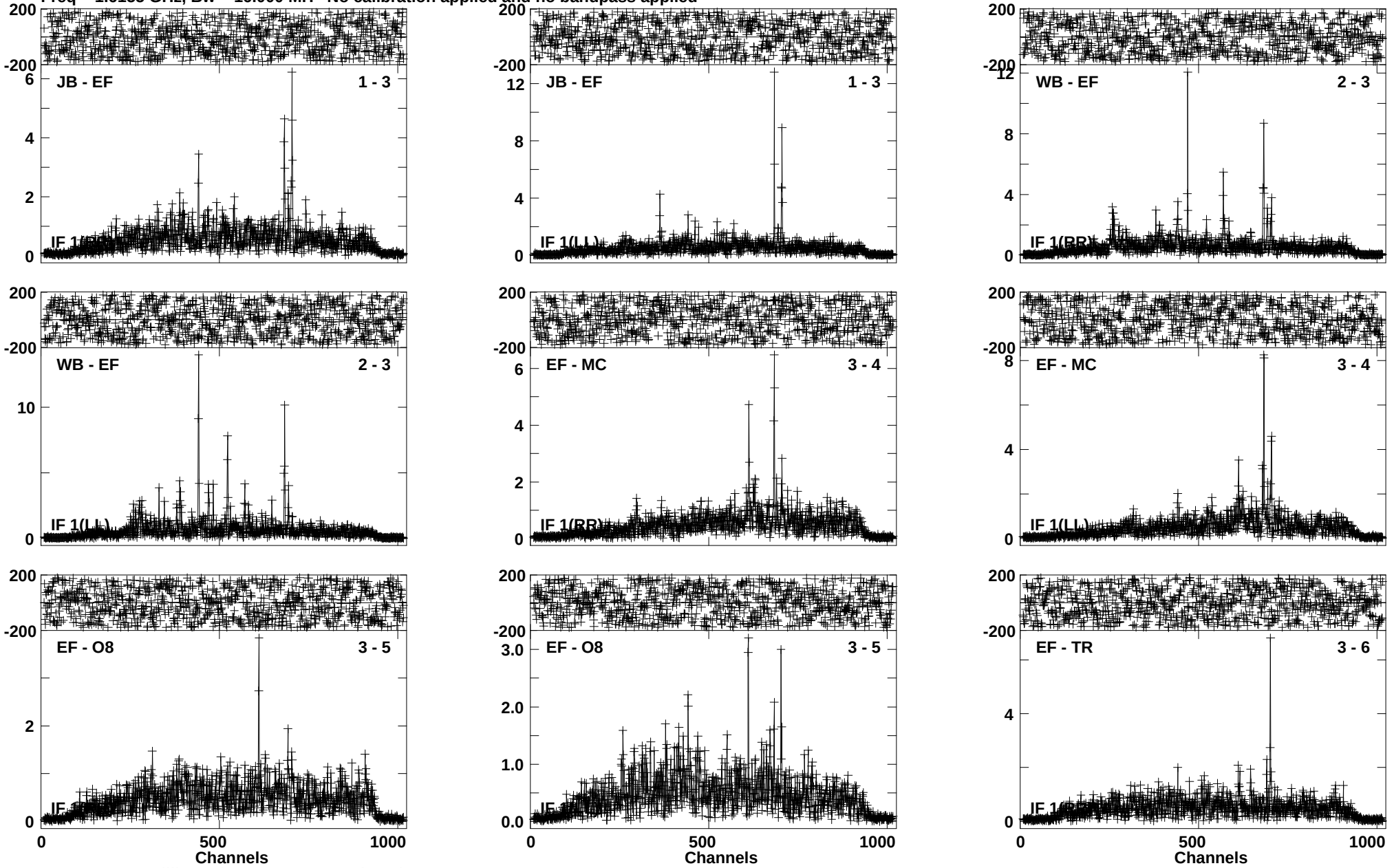

Lower frame: Milli Ampl Jy Top frame: Phas deg
Vector averaged cross-power spectrum Baseline: JB (01) - EF (03)
Timerange: 00/11:52:51 to 00/11:56:19

Plot file version 483 created 28-JUN-2019 13:36:37
IRAS16399 EP111B 2.UVDATA.1
Freq = 1.6155 GHz, Bw = 16.000 MH No calibration applied and no bandpass applied

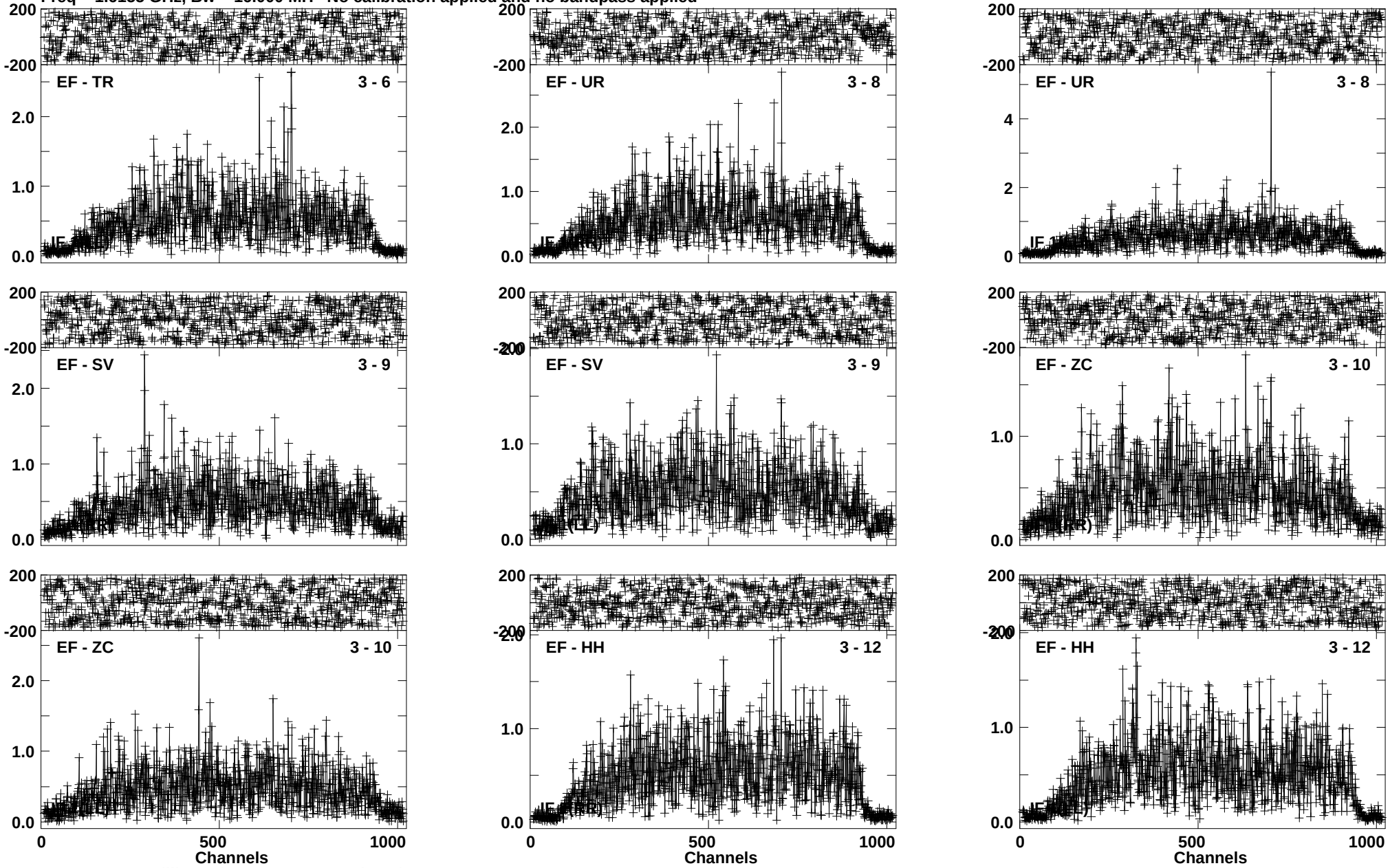

Lower frame: Milli Ampl Jy Top frame: Phas deg
Vector averaged cross-power spectrum Baseline: EF (03) - TR (06)
Timerange: 00/11:52:51 to 00/11:56:19

Plot file version 484 created 28-JUN-2019 13:36:38
IRAS16399 EP111B 2.UVDATA.1
Freq = 1.6155 GHz, Bw = 16.000 MH No calibration applied and no bandpass applied

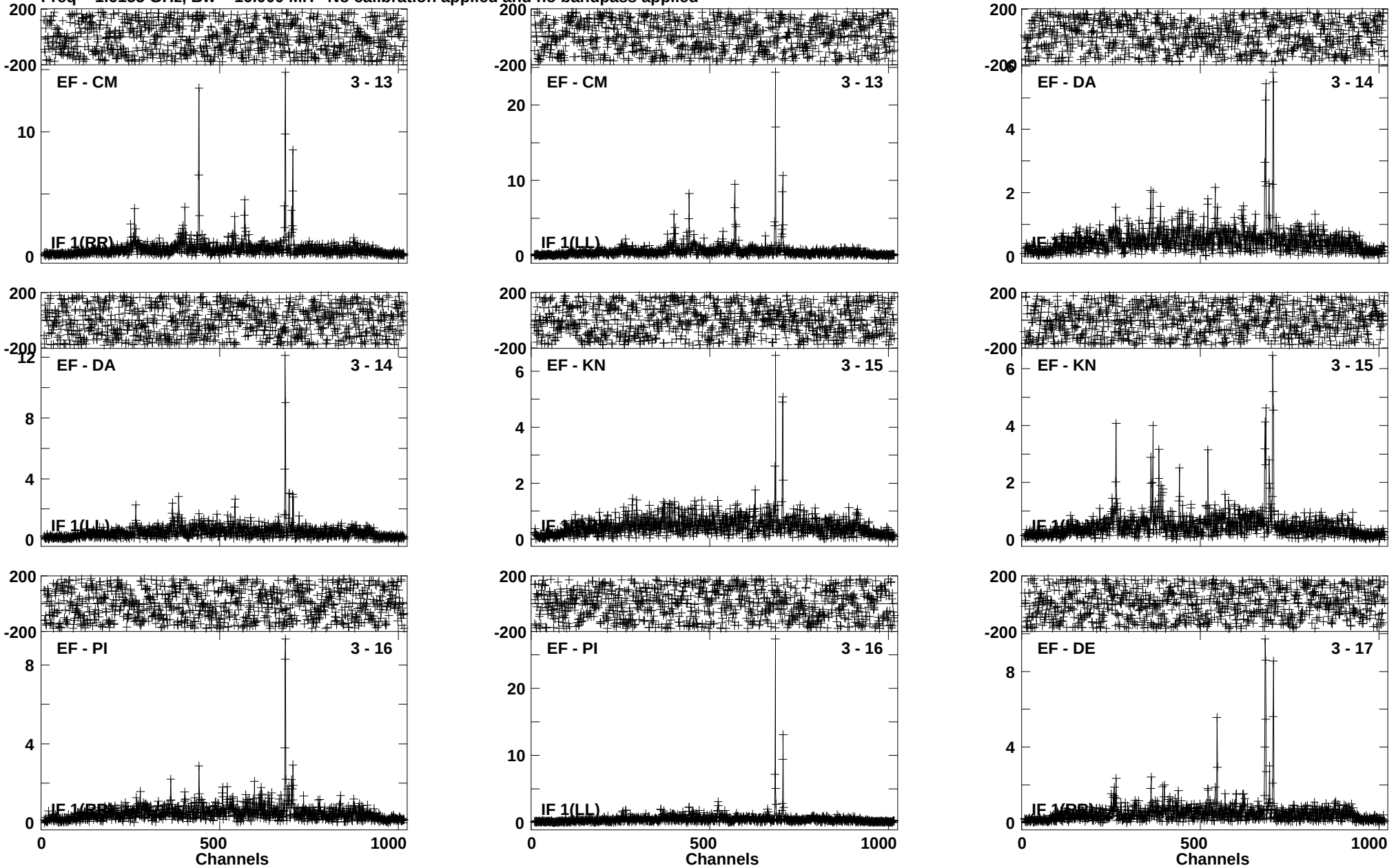

Lower frame: Milli Ampl Jy Top frame: Phas deg
Vector averaged cross-power spectrum Baseline: EF (03) - CM (13)
Timerange: 00/11:52:51 to 00/11:56:19

Plot file version 485 created 28-JUN-2019 13:36:38
IRAS16399 EP111B 2.UVDATA.1
Freq = 1.6155 GHz, Bw = 16.000 MH No calibration applied and no bandpass applied

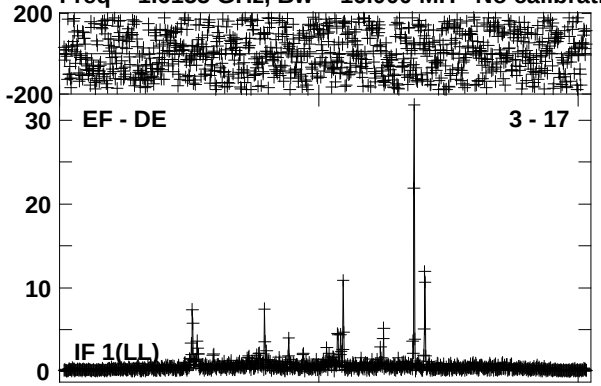

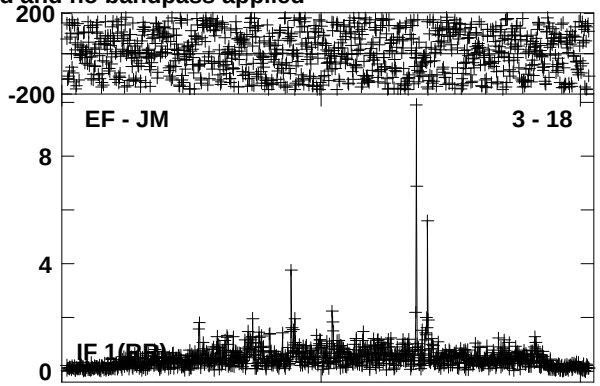

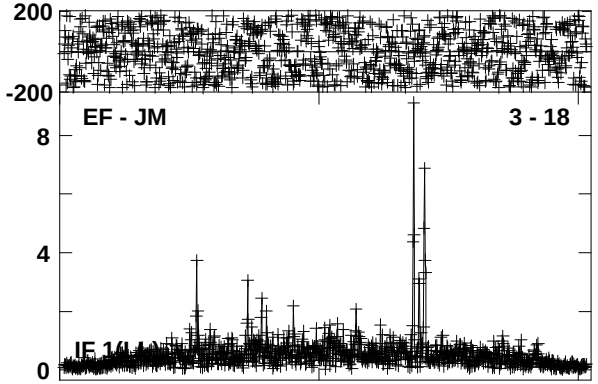

Lower frame: Milli Ampl Jy Top frame: Phas deg
Vector averaged cross-power spectrum Baseline: EF (03) - DE (17)
Timerange: 00/11:52:51 to 00/11:56:19

Plot file version 486 created 28-JUN-2019 13:36:40
J1642-0621 EP111B 2.UVDATA.1
Freq = 1.6155 GHz, Bw = 16.000 MH No calibration applied and no bandpass applied

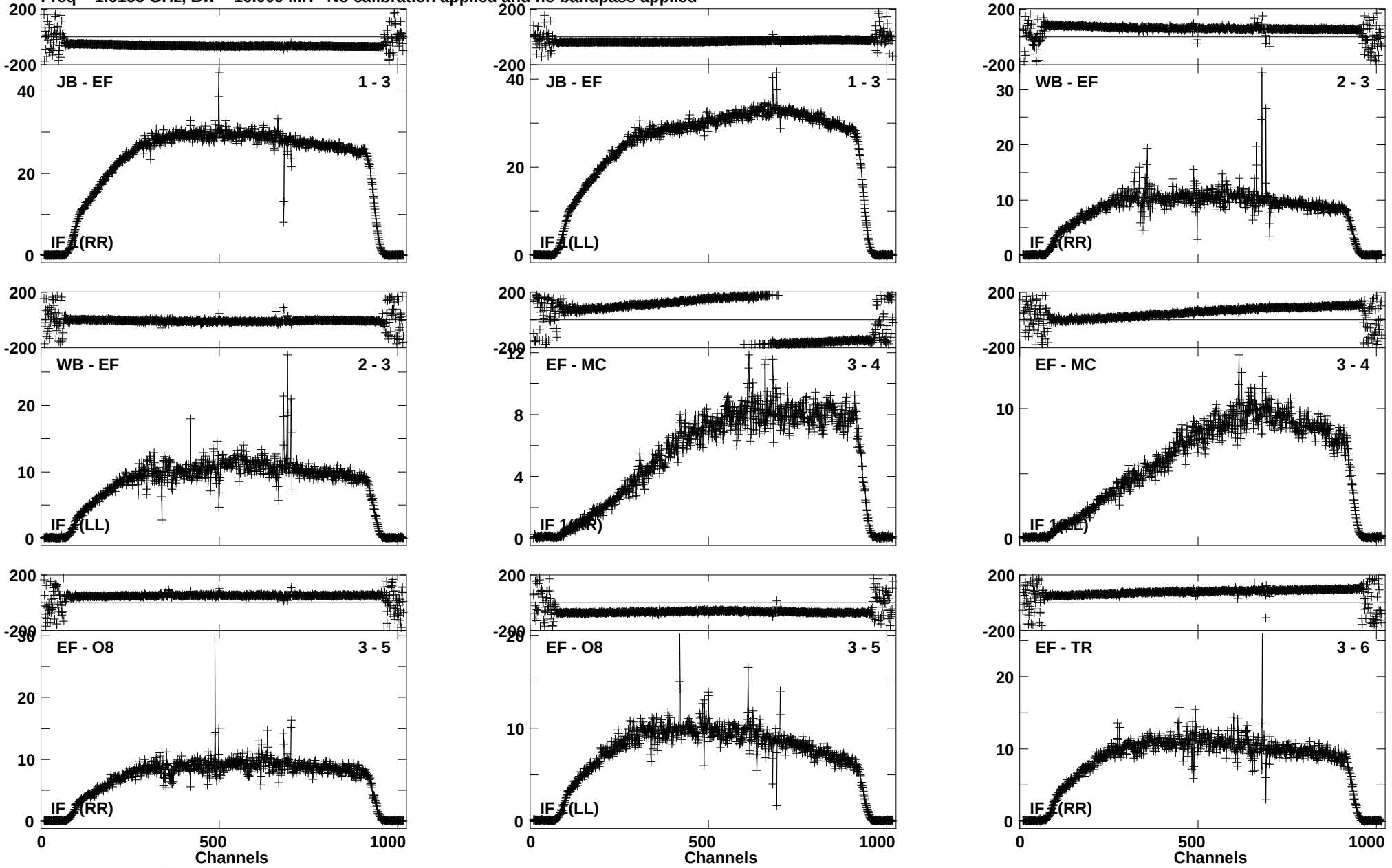

Lower frame: Milli Ampl Jy Top frame: Phas deg
Vector averaged cross-power spectrum Baseline: JB (01) - EF (03)
Timerange: 00/11:57:06 to 00/11:58:34

Plot file version 487 created 28-JUN-2019 13:36:40
J1642-0621 EP111B 2.UVDATA.1
Freq = 1.6155 GHz, Bw = 16.000 MH No calibration applied and no bandpass applied

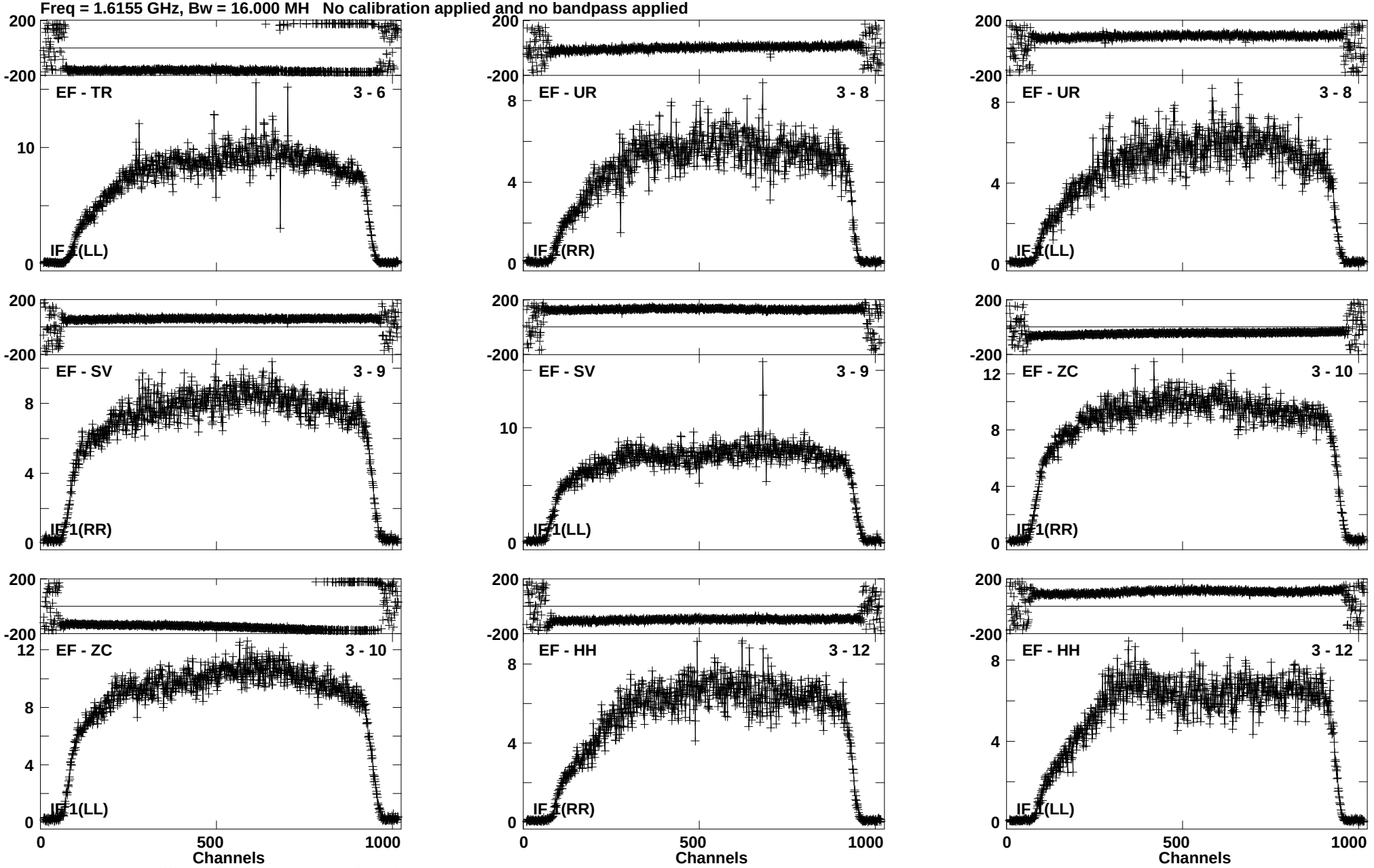

Lower frame: Milli Ampl Jy Top frame: Phas deg
Vector averaged cross-power spectrum Baseline: EF (03) - TR (06)
Timerange: 00/11:57:06 to 00/11:58:34

Plot file version 488 created 28-JUN-2019 13:36:41
J1642-0621 EP111B 2.UVDATA.1
Freq = 1.6155 GHz, Bw = 16.000 MH No calibration applied and no bandpass applied

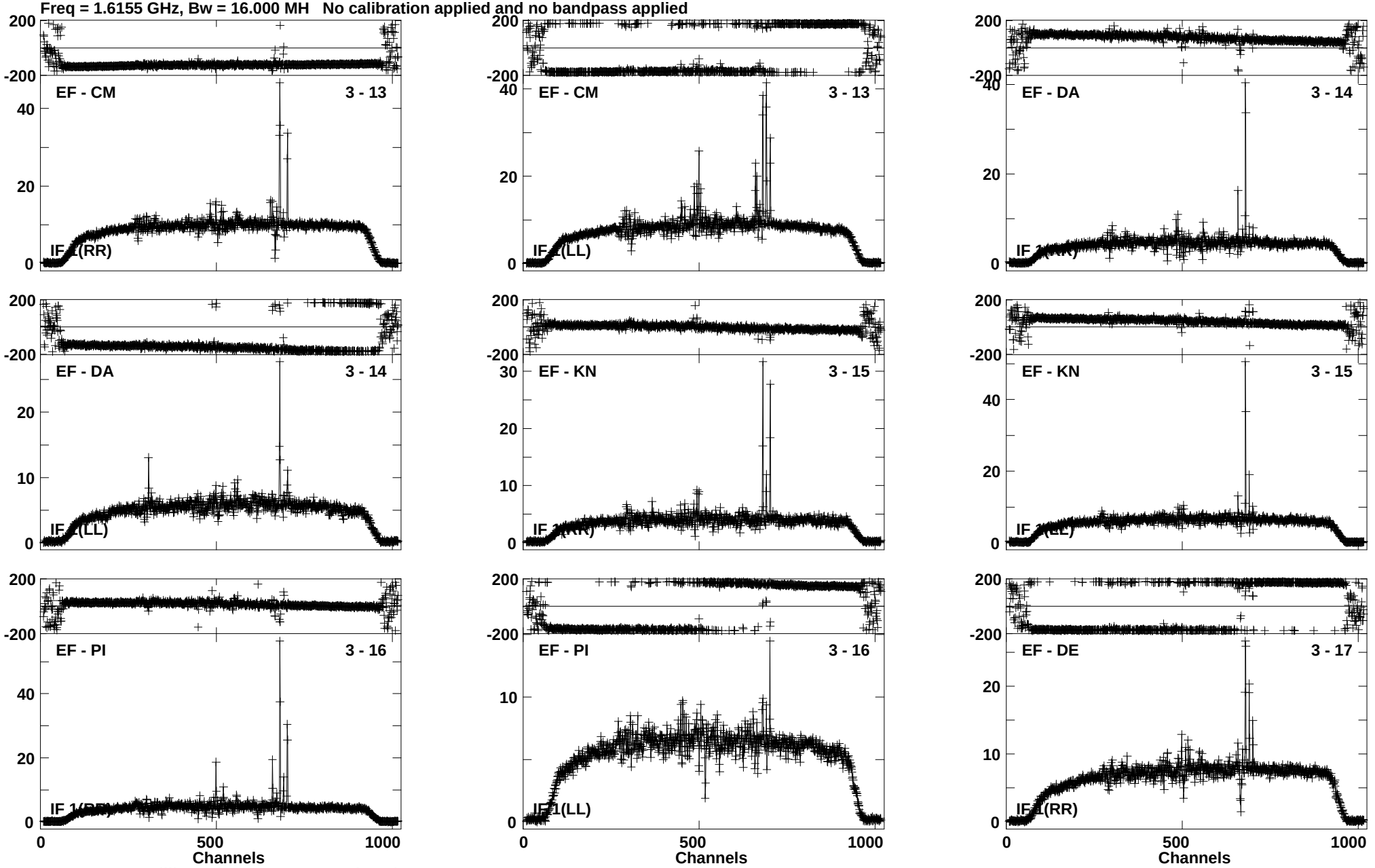

Lower frame: Milli Ampl Jy Top frame: Phas deg
Vector averaged cross-power spectrum Baseline: EF (03) - CM (13)
Timerange: 00/11:57:06 to 00/11:58:34

Plot file version 489 created 28-JUN-2019 13:36:41
J1642-0621 EP111B 2.UVDATA.1
Freq = 1.6155 GHz, Bw = 16.000 MH No calibration applied and no bandpass applied

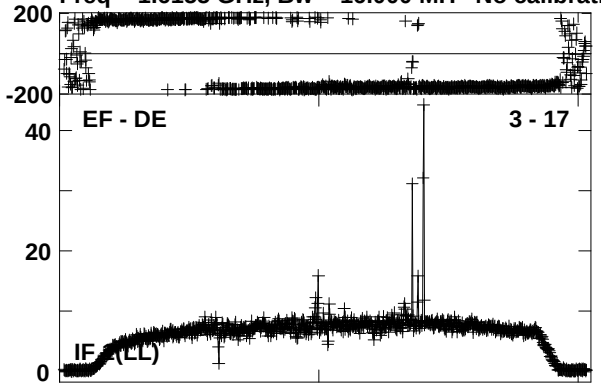

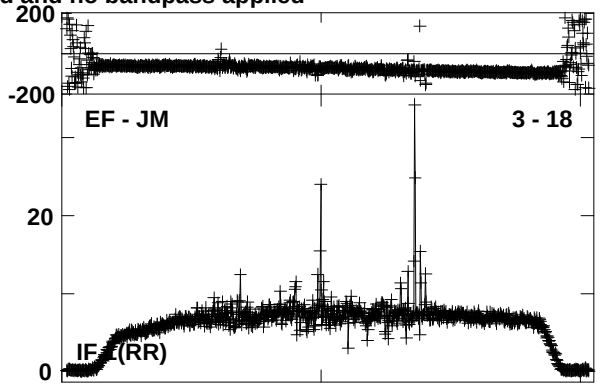

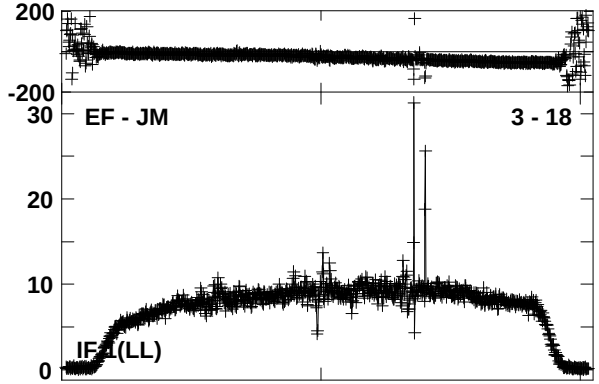

Lower frame: Milli Ampl Jy Top frame: Phas deg
Vector averaged cross-power spectrum Baseline: EF (03) - DE (17)
Timerange: 00/11:57:06 to 00/11:58:34

Plot file version 490 created 28-JUN-2019 13:36:43
IRAS16399 EP111B 2.UVDATA.1
Freq = 1.6155 GHz, Bw = 16.000 MH No calibration applied and no bandpass applied

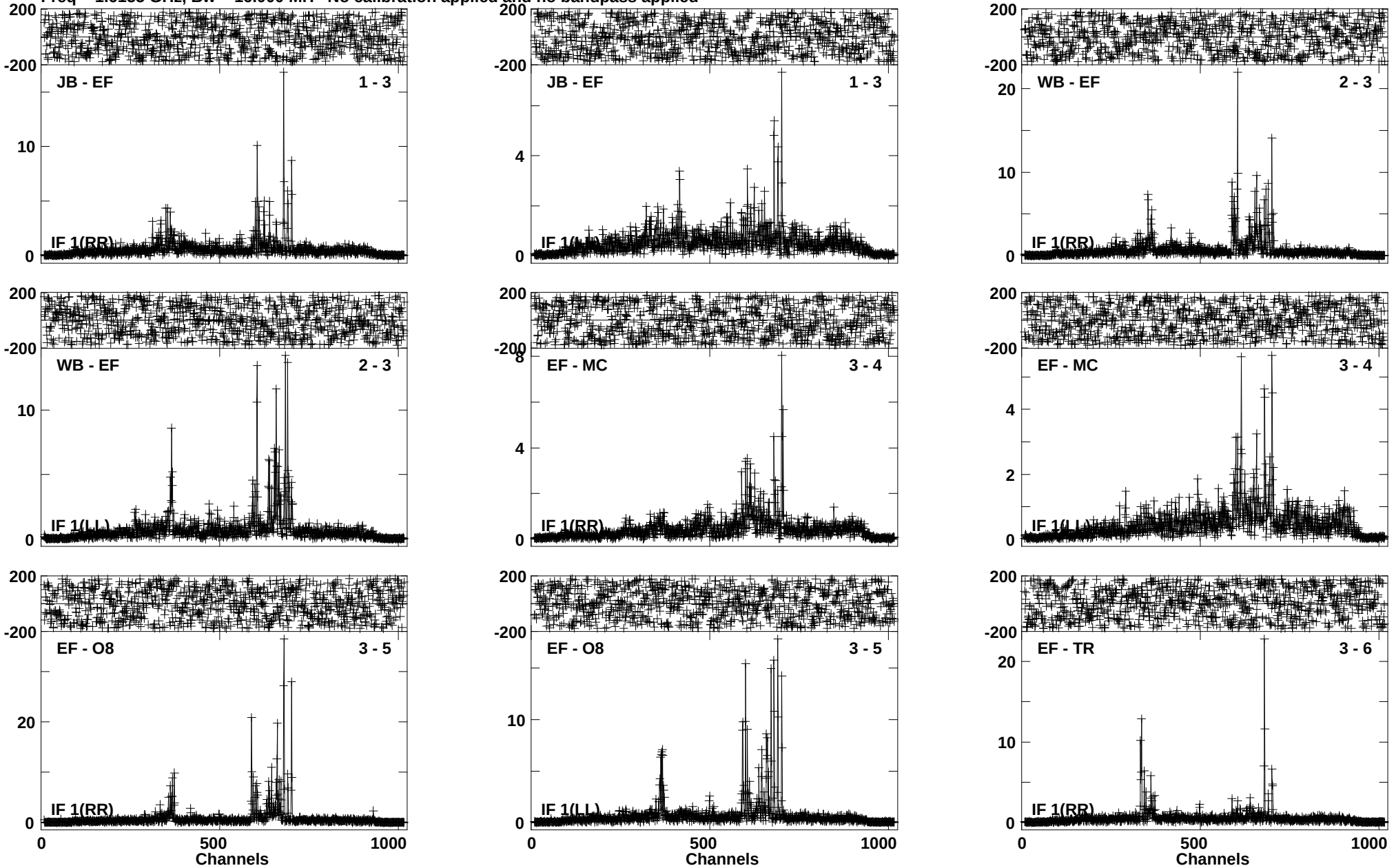

Lower frame: Milli Ampl Jy Top frame: Phas deg
Vector averaged cross-power spectrum Baseline: JB (01) - EF (03)
Timerange: 00/11:58:36 to 00/12:02:04

Plot file version 491 created 28-JUN-2019 13:36:43
IRAS16399 EP111B 2.UVDATA.1
Freq = 1.6155 GHz, Bw = 16.000 MH No calibration applied and no bandpass applied

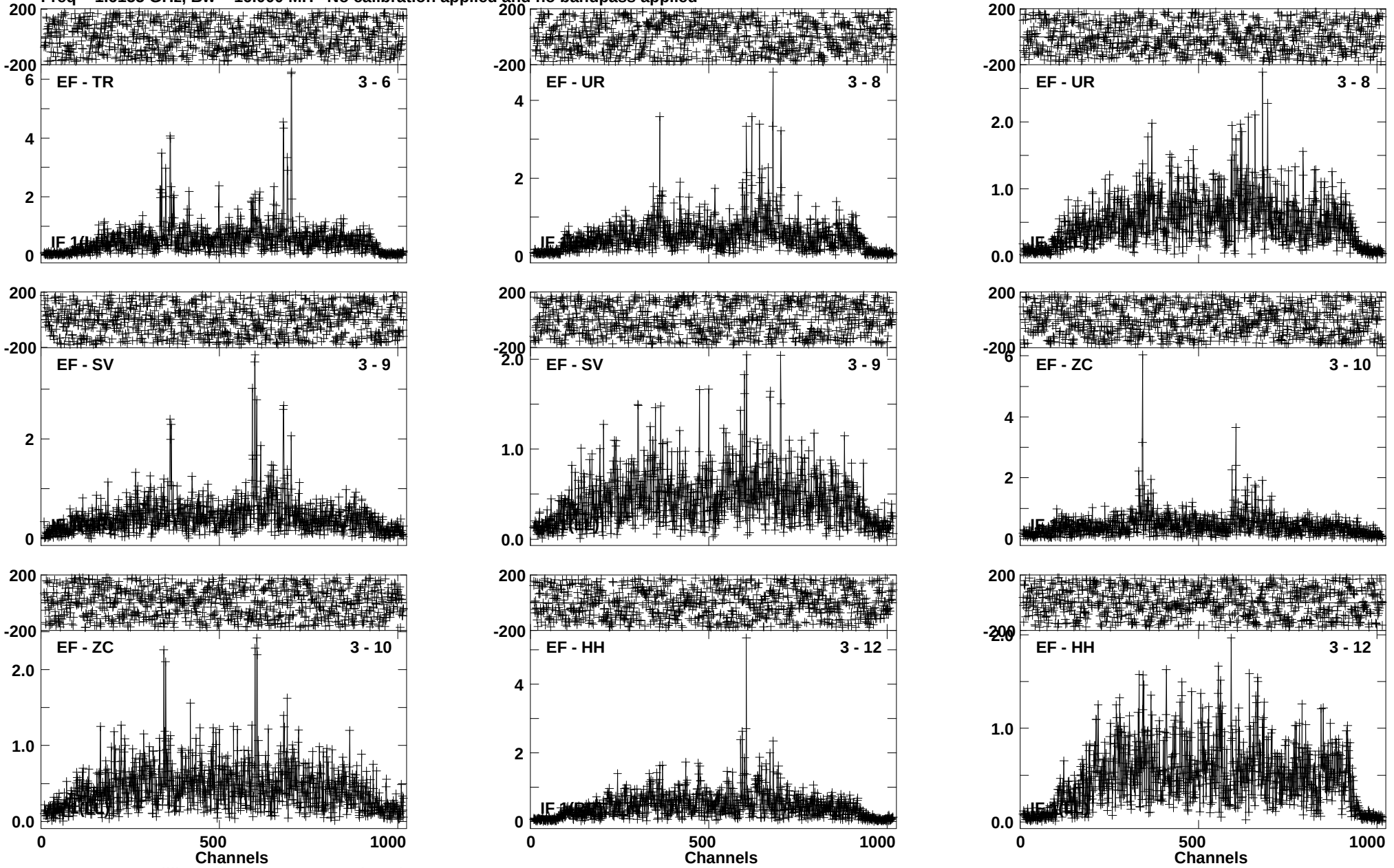

Lower frame: Milli Ampl Jy Top frame: Phas deg
Vector averaged cross-power spectrum Baseline: EF (03) - TR (06)
Timerange: 00/11:58:36 to 00/12:02:04

Plot file version 492 created 28-JUN-2019 13:36:44
IRAS16399 EP111B 2.UVDATA.1
Freq = 1.6155 GHz, Bw = 16.000 MH No calibration applied and no bandpass applied

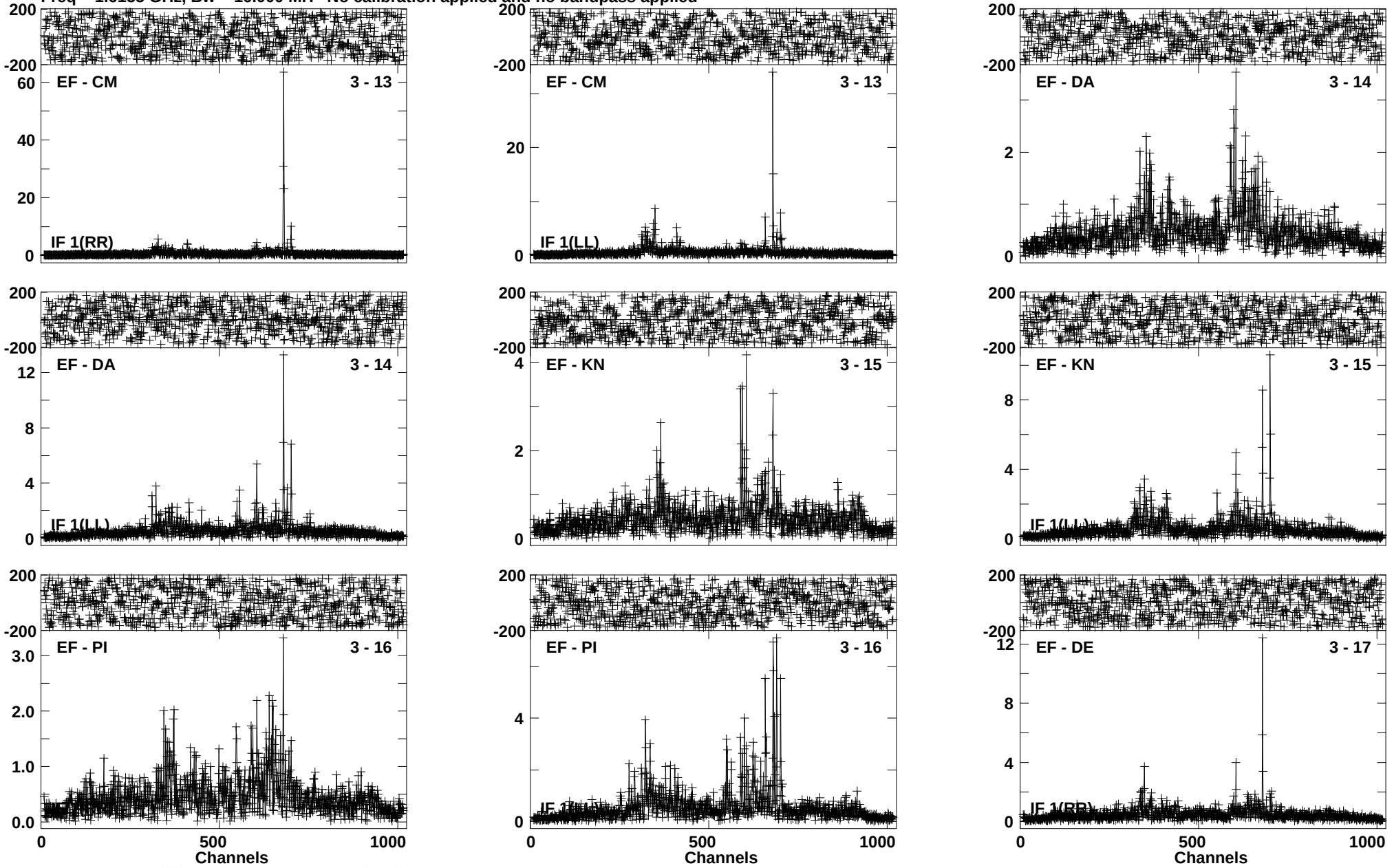

Lower frame: Milli Ampl Jy Top frame: Phas deg
Vector averaged cross-power spectrum Baseline: EF (03) - CM (13)
Timerange: 00/11:58:36 to 00/12:02:04

Plot file version 493 created 28-JUN-2019 13:36:44
IRAS16399 EP111B 2.UVDATA.1
Freq = 1.6155 GHz, Bw = 16.000 MH No calibration applied and no bandpass applied

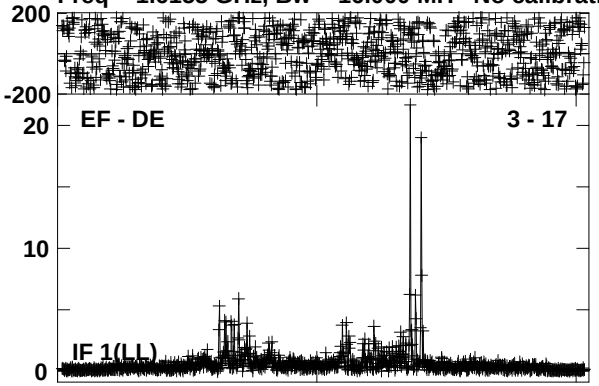

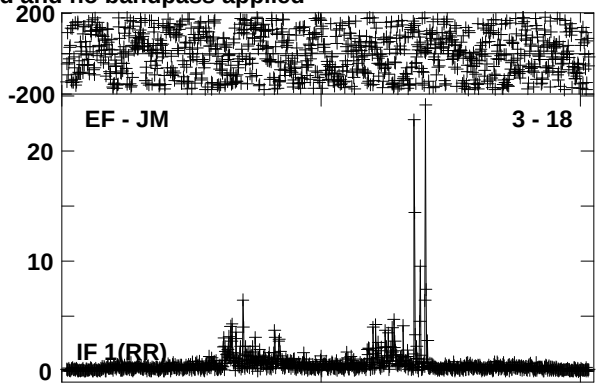

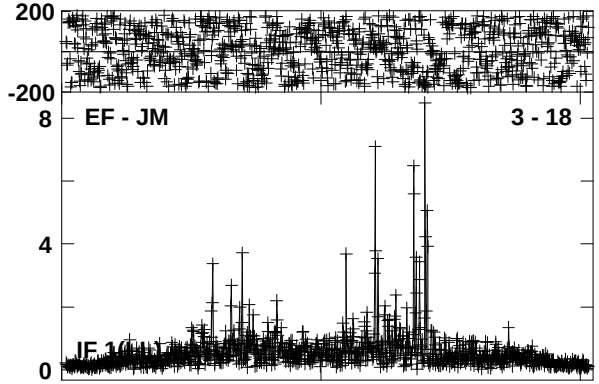

Lower frame: Milli Ampl Jy Top frame: Phas deg
Vector averaged cross-power spectrum Baseline: EF (03) - DE (17)
Timerange: 00/11:58:36 to 00/12:02:04

Plot file version 494 created 28-JUN-2019 13:36:46
J1642-0621 EP111B 2.UVDATA.1
Freq = 1.6155 GHz, Bw = 16.000 MH No calibration applied and no bandpass applied

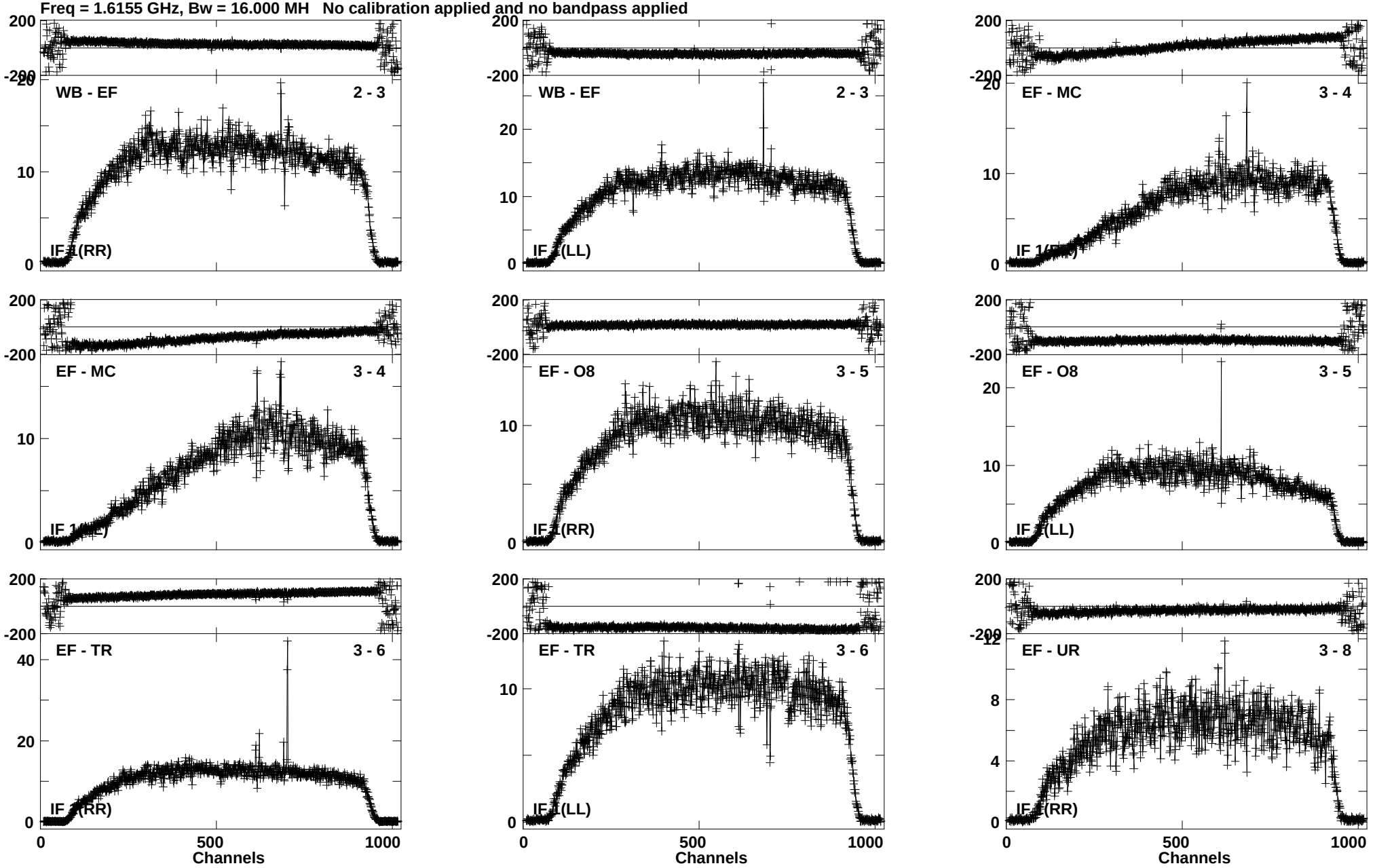

Lower frame: Milli Ampl Jy Top frame: Phas deg
Vector averaged cross-power spectrum Baseline: WB (02) - EF (03)
Timerange: 00/12:02:06 to 00/12:03:34

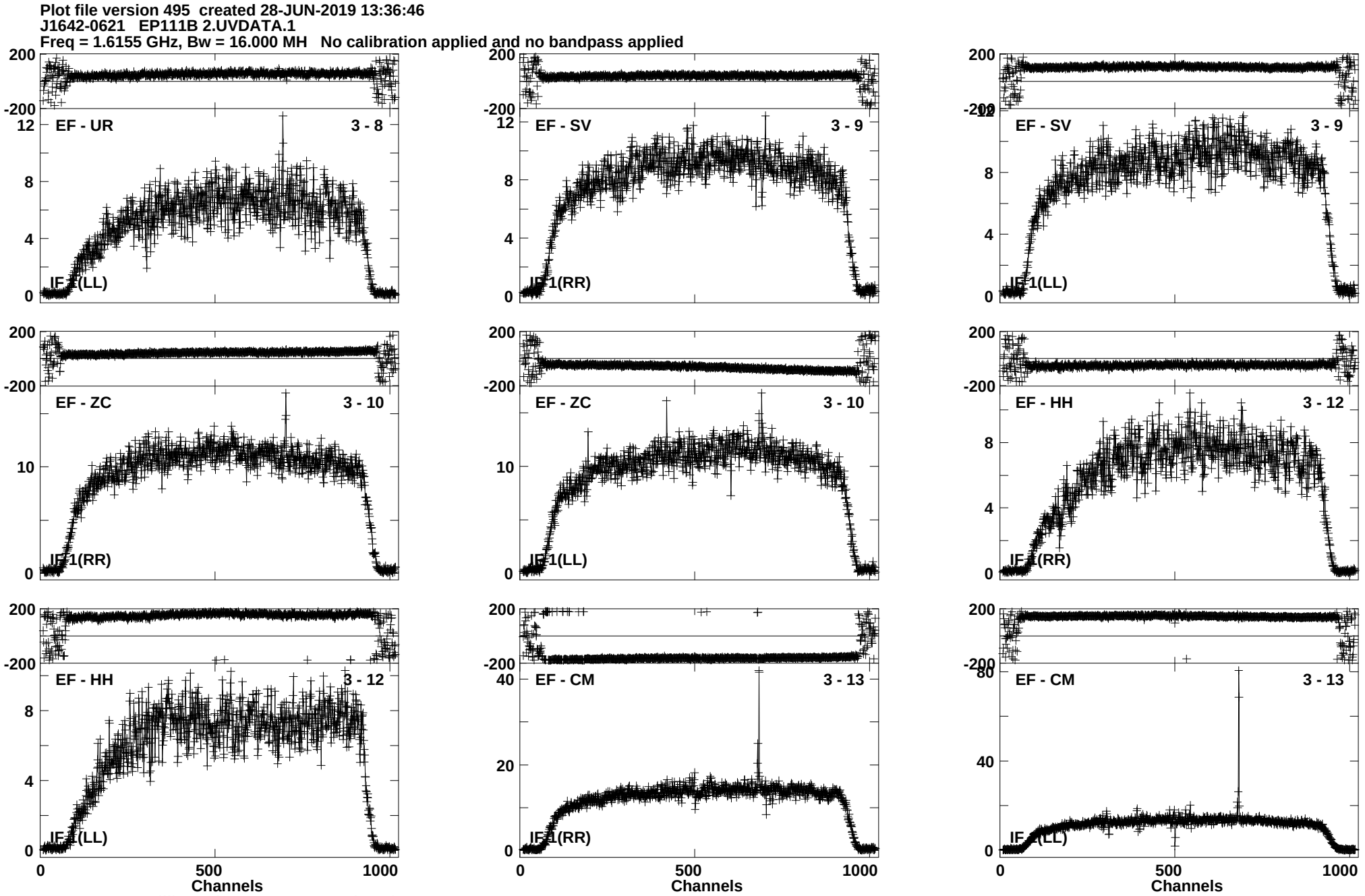
Plot file version 495 created 28-JUN-2019 13:36:46
J1642-0621 EP111B 2.UVDATA.1
Freq = 1.6155 GHz, Bw = 16.000 MH No calibration applied and no bandpass applied
EF - UR 3 - 8
IF 1(LL)
EF - SV 3 - 9
IF 1(RR)
EF - SV 3 - 9
IF 1(LL)
EF - ZC 3 - 10
IF 1(RR)
EF - ZC 3 - 10
IF 1(LL)
EF - HH 3 - 12
IF 1(RR)
EF - HH 3 - 12
IF 1(LL)
EF - CM 3 - 13
IF 1(RR)
EF - CM 3 - 13
IF 1(LL)
Channels
Channels
Channels
Lower frame: Milli Ampl Jy Top frame: Phas deg
Vector averaged cross-power spectrum Baseline: EF (03) - UR (08)
Timerange: 00/12:02:06 to 00/12:03:34

Plot file version 496 created 28-JUN-2019 13:36:47
J1642-0621 EP111B 2.UVDATA.1
Freq = 1.6155 GHz, Bw = 16.000 MH No calibration applied and no bandpass applied

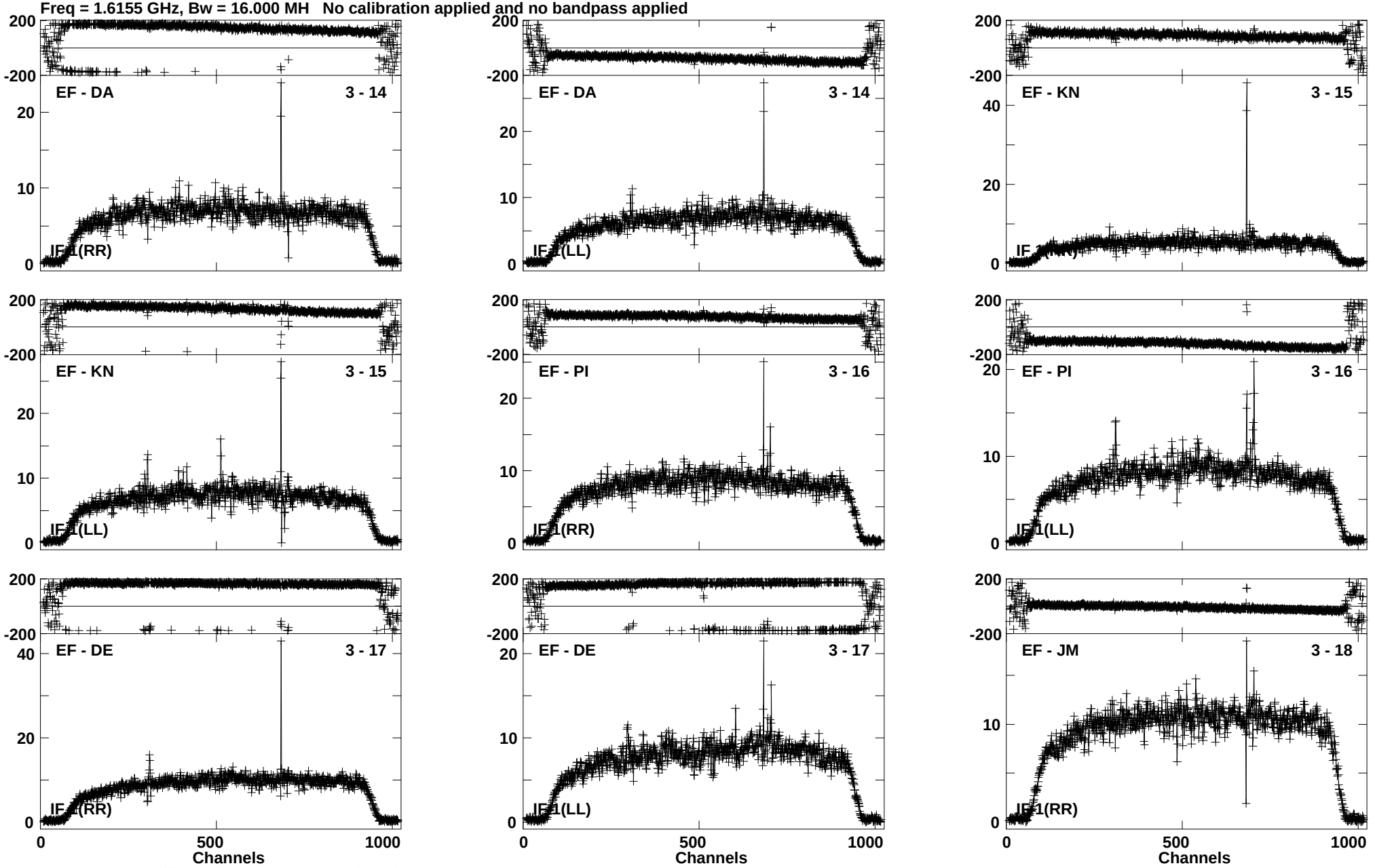

Lower frame: Milli Ampl Jy Top frame: Phas deg
Vector averaged cross-power spectrum Baseline: EF (03) - DA (14)
Timerange: 00/12:02:06 to 00/12:03:34

Plot file version 497 created 28-JUN-2019 13:36:47
J1642-0621 EP111B 2.UVDATA.1
Freq = 1.6155 GHz, Bw = 16.000 MH No calibration applied and no bandpass applied

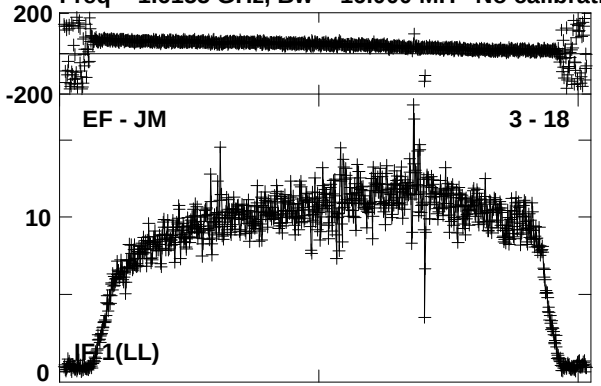

Lower frame: Milli Ampl Jy Top frame: Phas deg
Vector averaged cross-power spectrum Baseline: EF (03) - JM (18)
Timerange: 00/12:02:06 to 00/12:03:34

Plot file version 498 created 28-JUN-2019 13:36:48
IRAS16399 EP111B 2.UVDATA.1
Freq = 1.6155 GHz, Bw = 16.000 MH No calibration applied and no bandpass applied

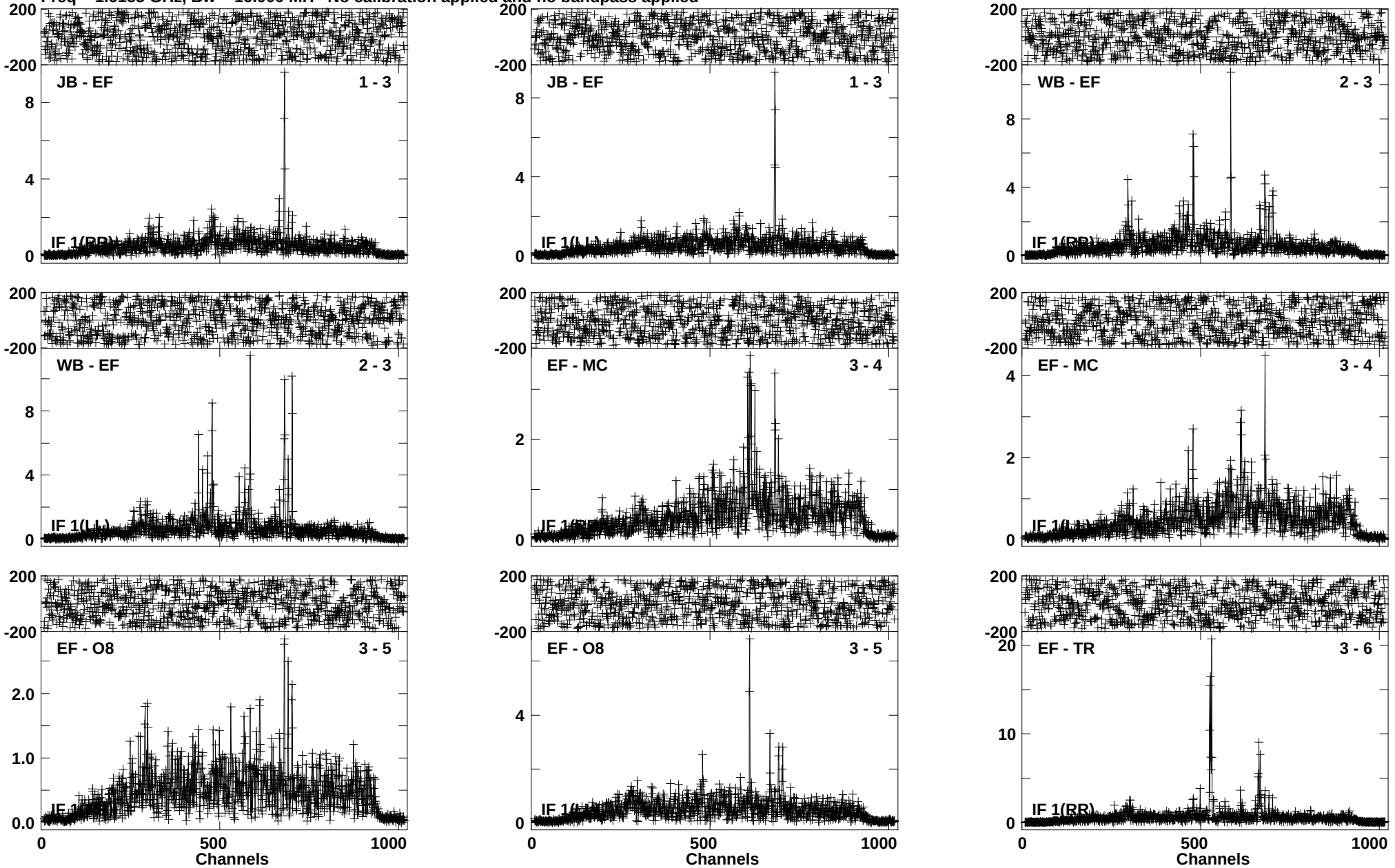

Lower frame: Milli Ampl Jy Top frame: Phas deg
Vector averaged cross-power spectrum Baseline: JB (01) - EF (03)
Timerange: 00/12:03:36 to 00/12:07:04

Plot file version 499 created 28-JUN-2019 13:36:49
IRAS16399 EP111B 2.UVDATA.1
Freq = 1.6155 GHz, Bw = 16.000 MH No calibration applied and no bandpass applied

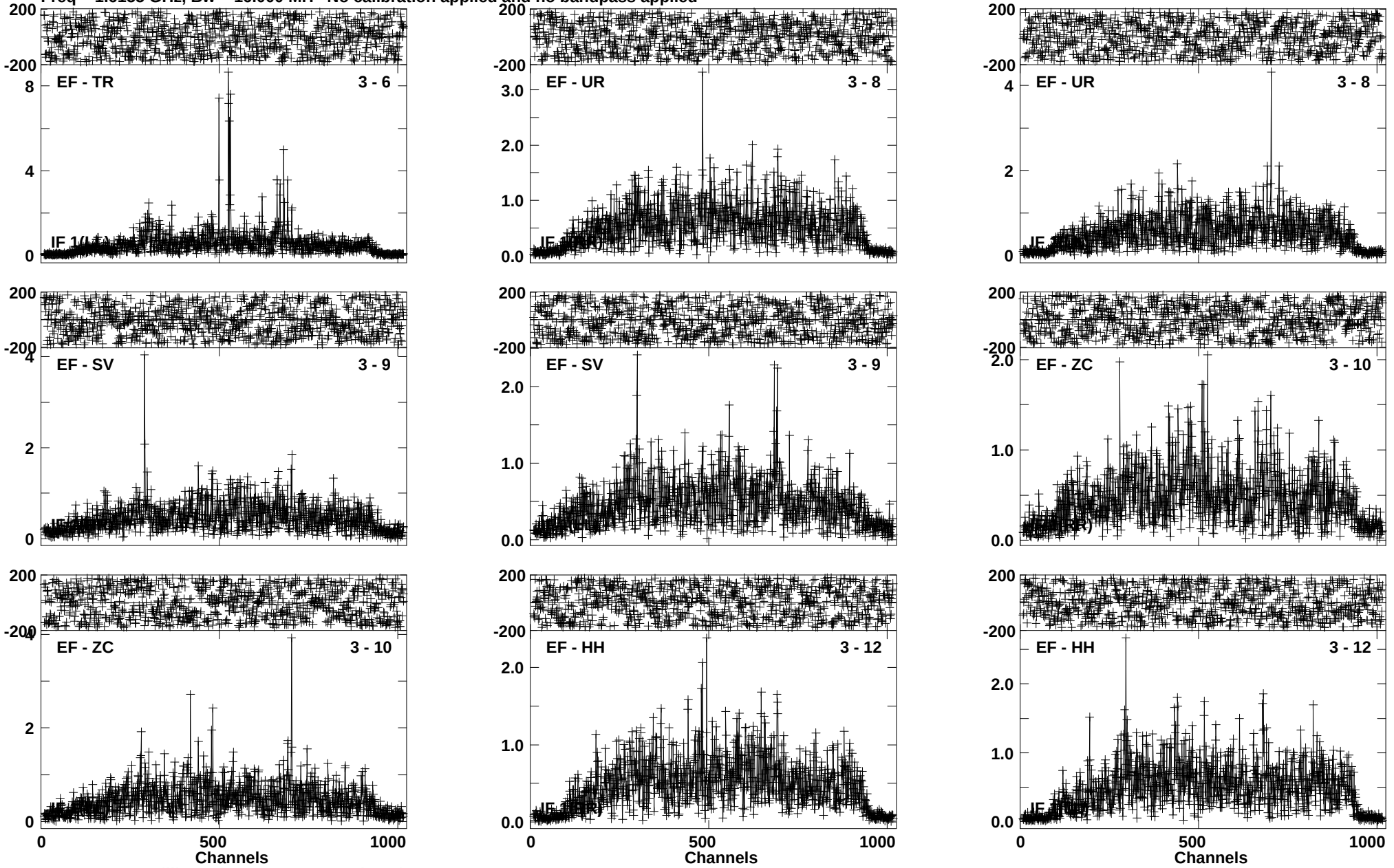

Lower frame: Milli Ampl Jy Top frame: Phas deg
Vector averaged cross-power spectrum Baseline: EF (03) - TR (06)
Timerange: 00/12:03:36 to 00/12:07:04

Plot file version 500 created 28-JUN-2019 13:36:50
IRAS16399 EP111B 2.UVDATA.1
Freq = 1.6155 GHz, Bw = 16.000 MH No calibration applied and no bandpass applied

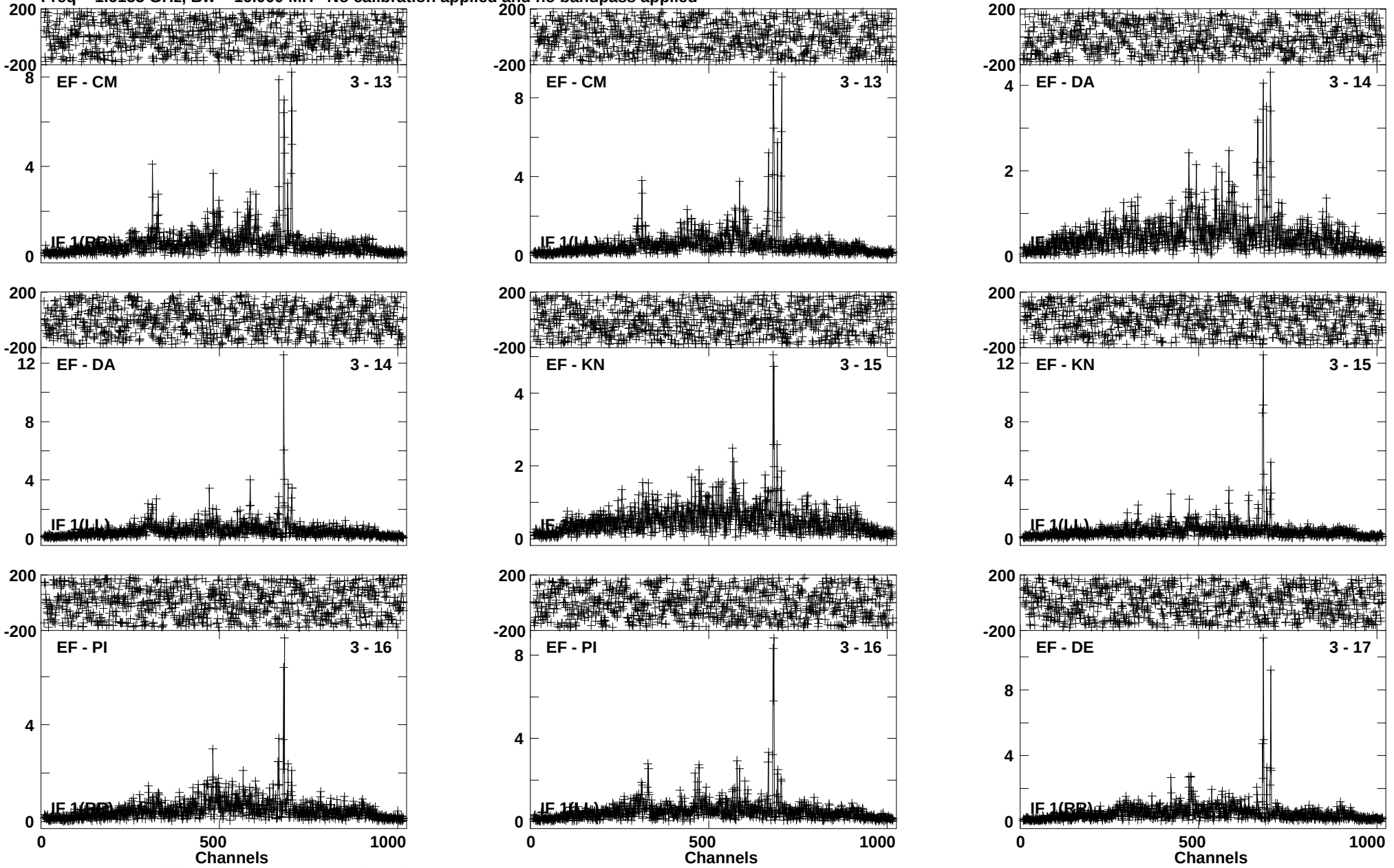

Lower frame: Milli Ampl Jy Top frame: Phas deg
Vector averaged cross-power spectrum Baseline: EF (03) - CM (13)
Timerange: 00/12:03:36 to 00/12:07:04

Plot file version 501 created 28-JUN-2019 13:36:50
IRAS16399 EP111B 2.UVDATA.1
Freq = 1.6155 GHz, Bw = 16.000 MH No calibration applied and no bandpass applied

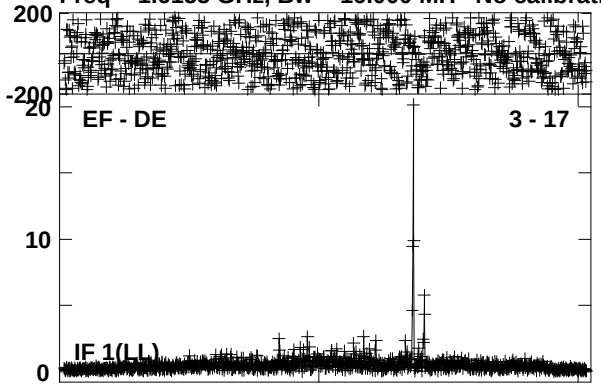

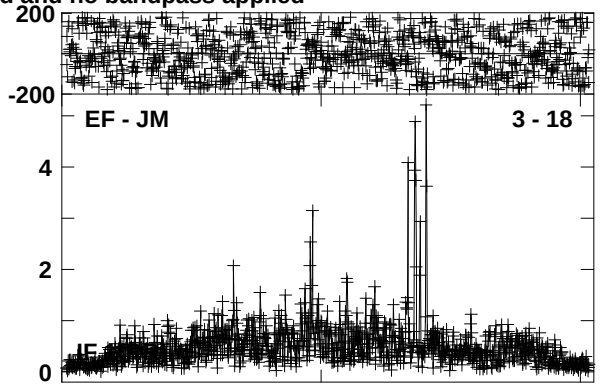

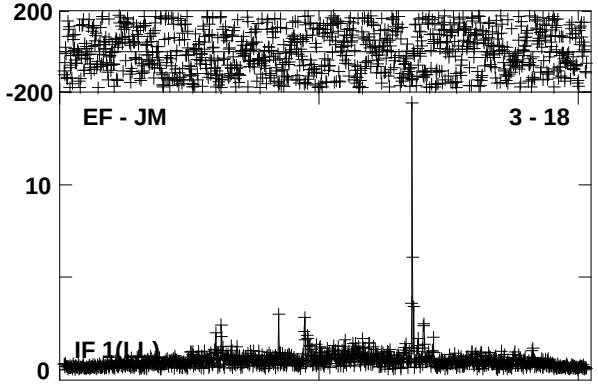

Lower frame: Milli Ampl Jy Top frame: Phas deg
Vector averaged cross-power spectrum Baseline: EF (03) - DE (17)
Timerange: 00/12:03:36 to 00/12:07:04

Plot file version 502 created 28-JUN-2019 13:36:52
J1642-0621 EP111B 2.UVDATA.1
Freq = 1.6155 GHz, Bw = 16.000 MH No calibration applied and no bandpass applied

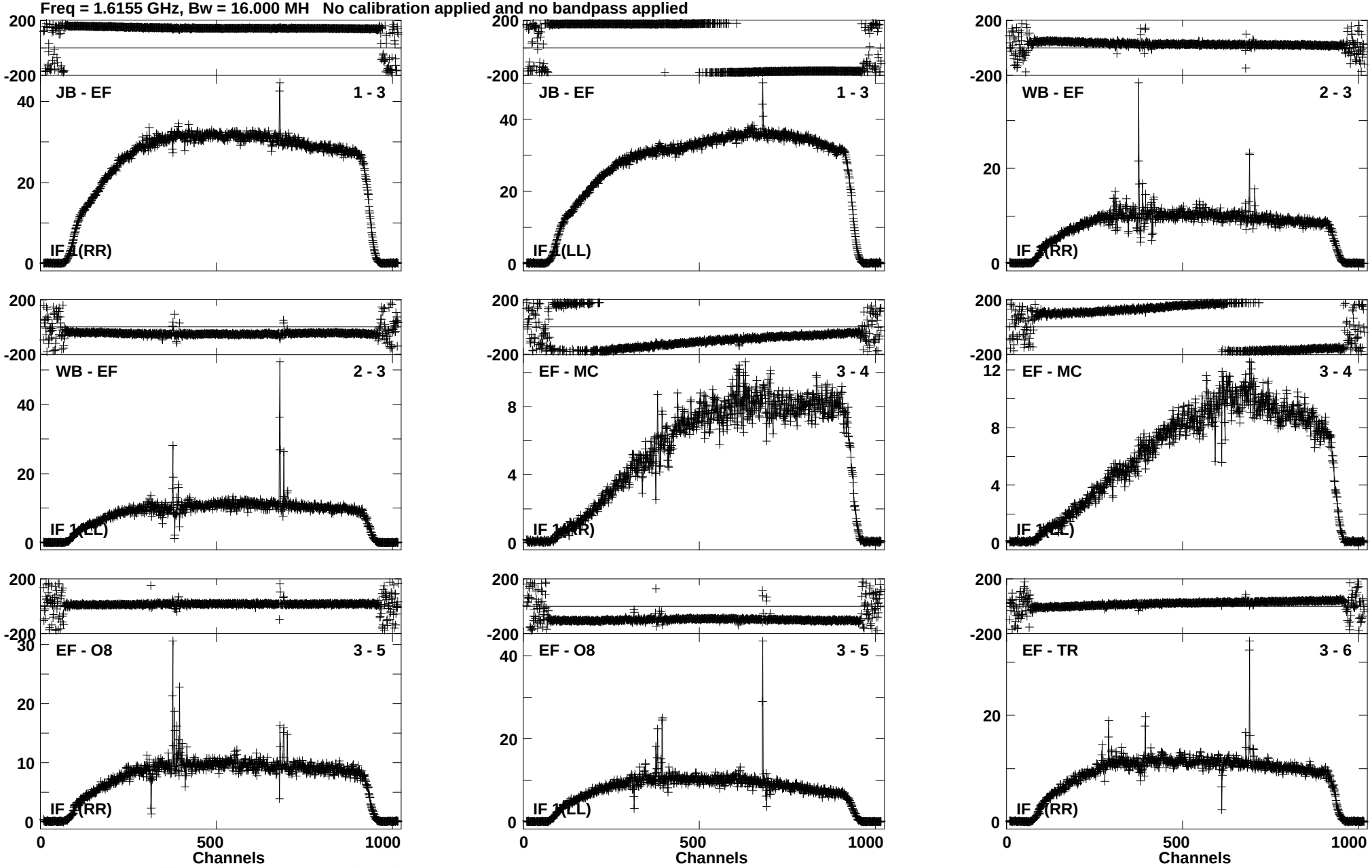

Lower frame: Milli Ampl Jy Top frame: Phas deg
Vector averaged cross-power spectrum Baseline: JB (01) - EF (03)
Timerange: 00/12:07:51 to 00/12:09:19

Plot file version 503 created 28-JUN-2019 13:36:52
J1642-0621 EP111B 2.UVDATA.1
Freq = 1.6155 GHz, Bw = 16.000 MH No calibration applied and no bandpass applied

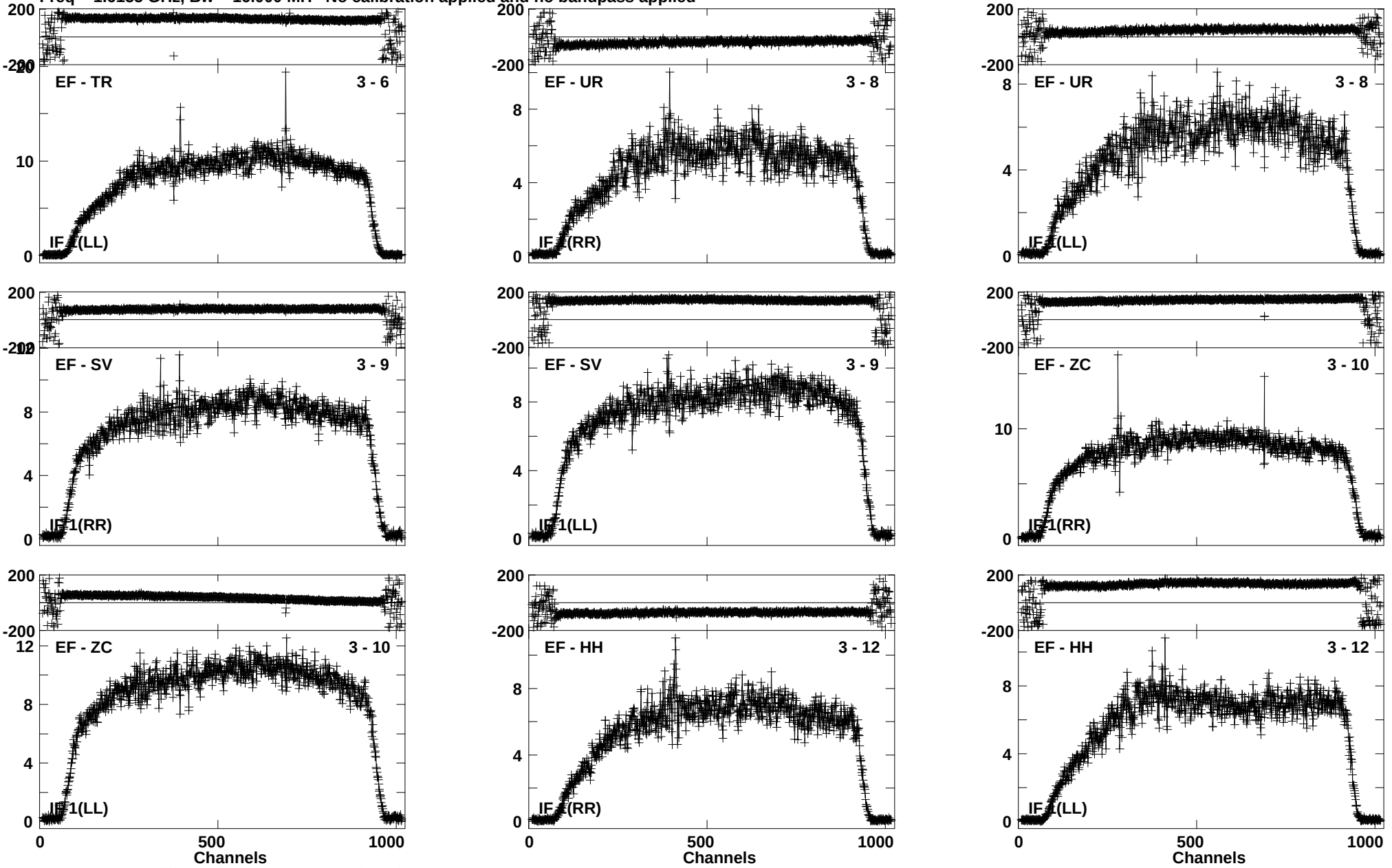

Lower frame: Milli Ampl Jy Top frame: Phas deg
Vector averaged cross-power spectrum Baseline: EF (03) - TR (06)
Timerange: 00/12:07:51 to 00/12:09:19

Plot file version 504 created 28-JUN-2019 13:36:53
J1642-0621 EP111B 2.UVDATA.1
Freq = 1.6155 GHz, Bw = 16.000 MH No calibration applied and no bandpass applied

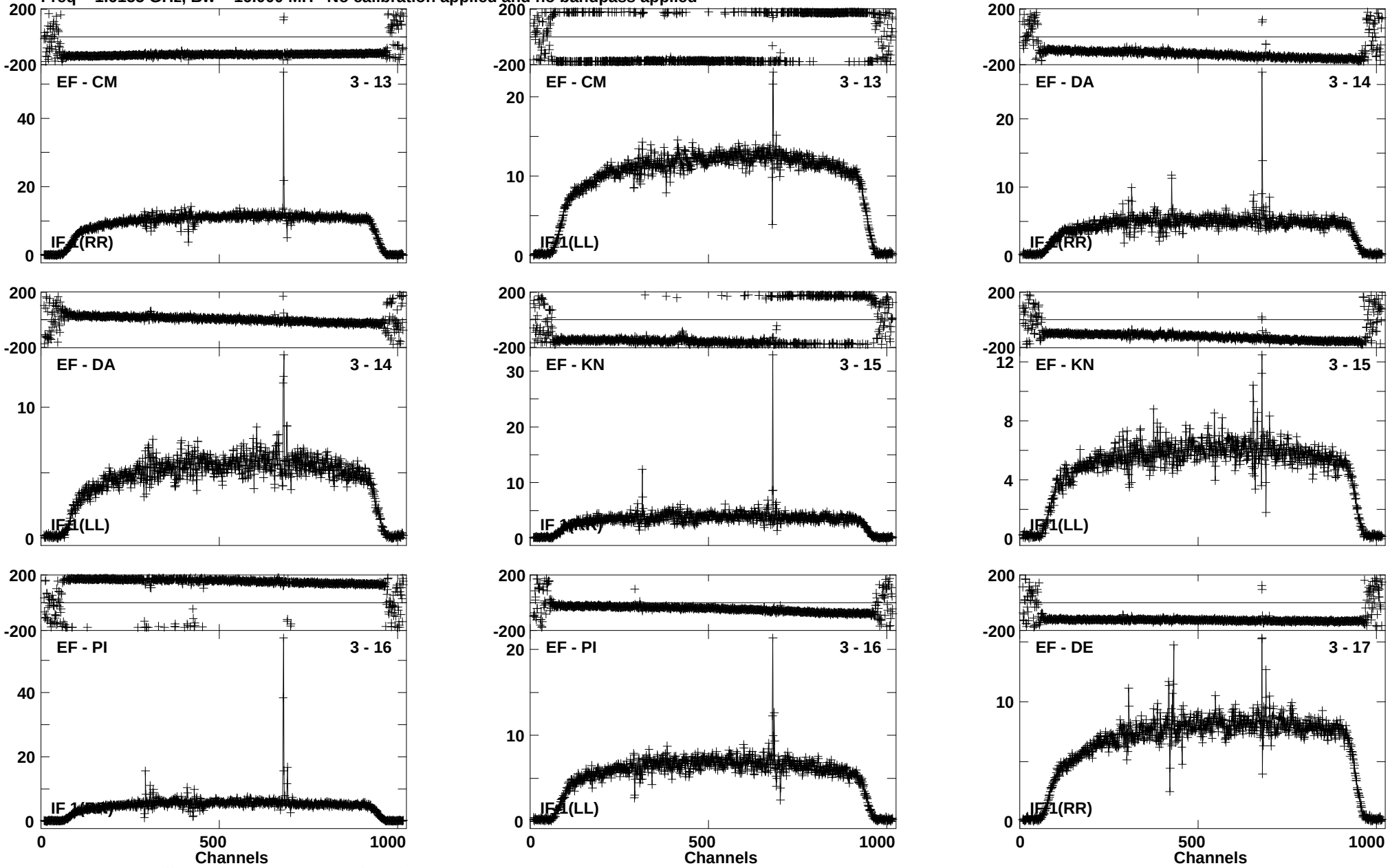

Lower frame: Milli Ampl Jy Top frame: Phas deg
Vector averaged cross-power spectrum Baseline: EF (03) - CM (13)
Timerange: 00/12:07:51 to 00/12:09:19

Plot file version 505 created 28-JUN-2019 13:36:53
J1642-0621 EP111B 2.UVDATA.1
Freq = 1.6155 GHz, Bw = 16.000 MH No calibration applied and no bandpass applied

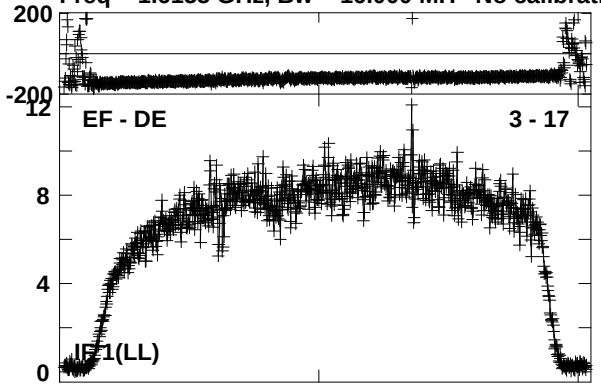

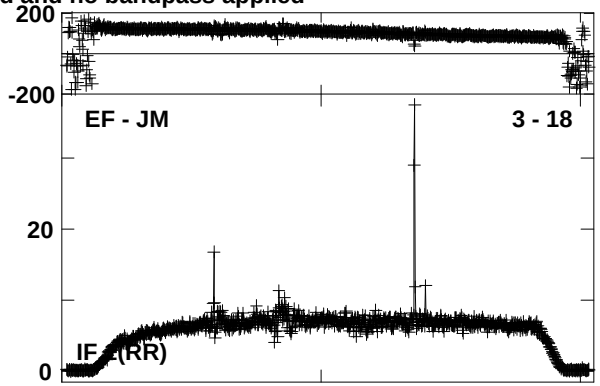

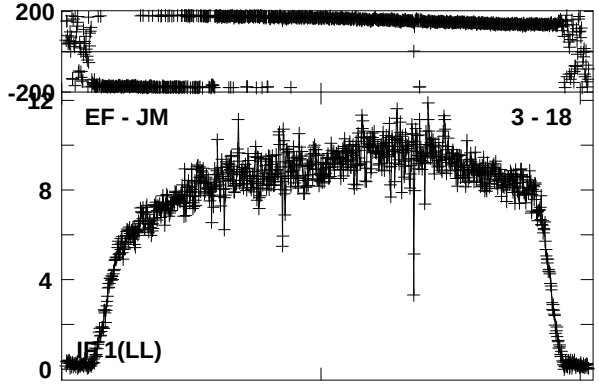

Lower frame: Milli Ampl Jy Top frame: Phas deg
Vector averaged cross-power spectrum Baseline: EF (03) - DE (17)
Timerange: 00/12:07:51 to 00/12:09:19

Plot file version 506 created 28-JUN-2019 13:36:55
IRAS16399 EP111B 2.UVDATA.1
Freq = 1.6155 GHz, Bw = 16.000 MH No calibration applied and no bandpass applied

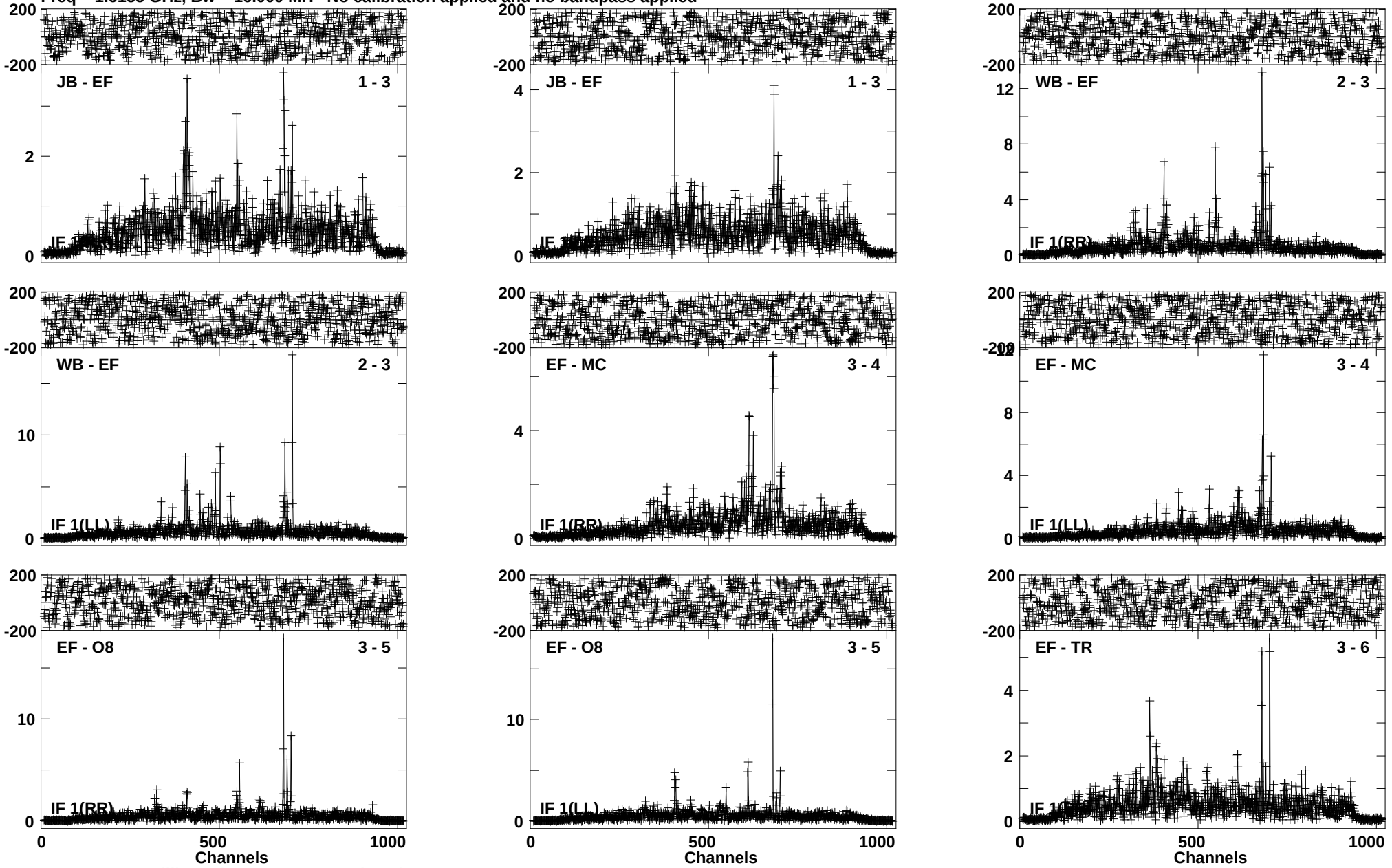

Lower frame: Milli Ampl Jy Top frame: Phas deg
Vector averaged cross-power spectrum Baseline: JB (01) - EF (03)
Timerange: 00/12:09:21 to 00/12:12:49

Plot file version 507 created 28-JUN-2019 13:36:55
IRAS16399 EP111B 2.UVDATA.1
Freq = 1.6155 GHz, Bw = 16.000 MH No calibration applied and no bandpass applied

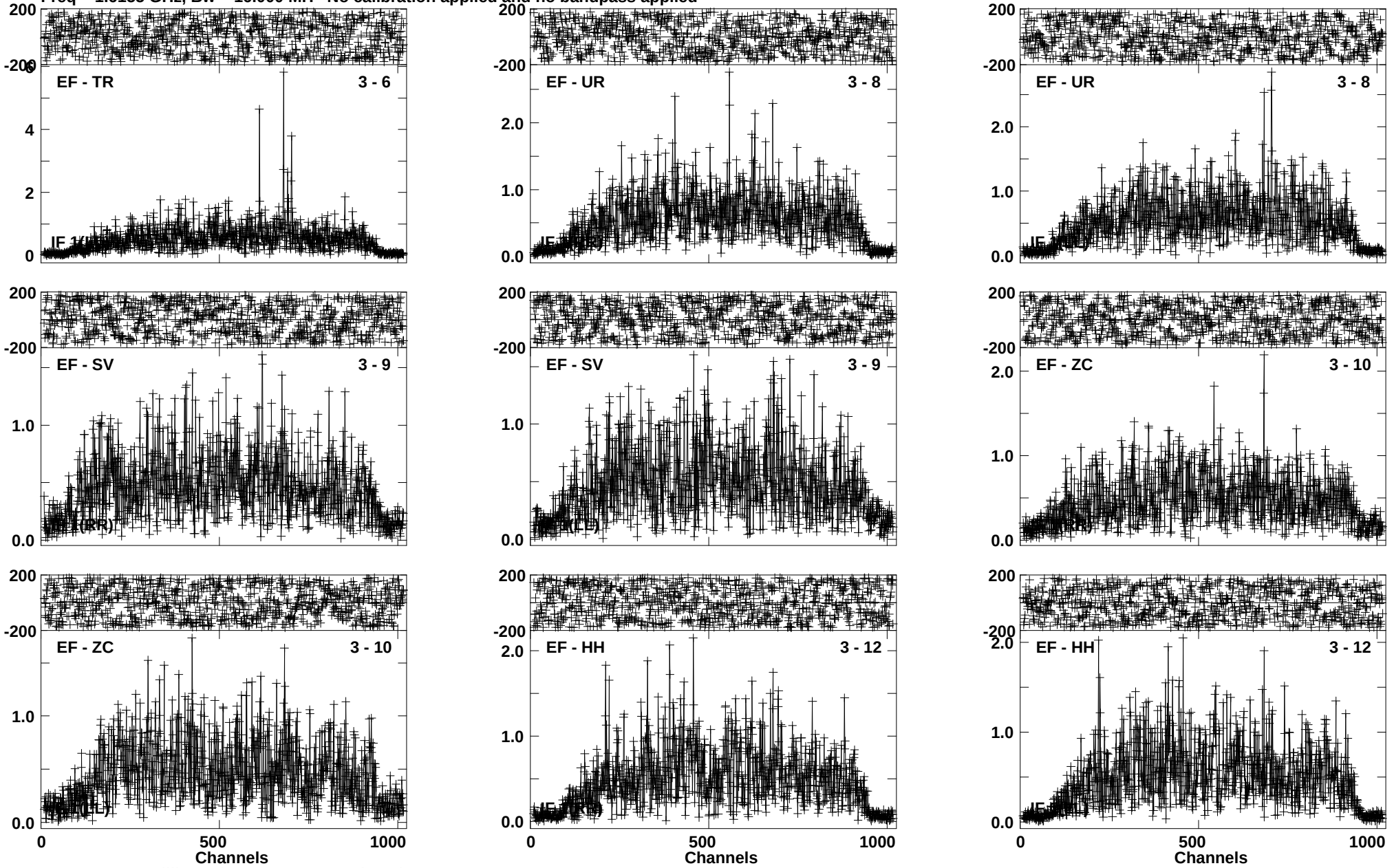

Lower frame: Milli Ampl Jy Top frame: Phas deg
Vector averaged cross-power spectrum Baseline: EF (03) - TR (06)
Timerange: 00/12:09:21 to 00/12:12:49

Plot file version 508 created 28-JUN-2019 13:36:56
IRAS16399 EP111B 2.UVDATA.1
Freq = 1.6155 GHz, Bw = 16.000 MH No calibration applied and no bandpass applied

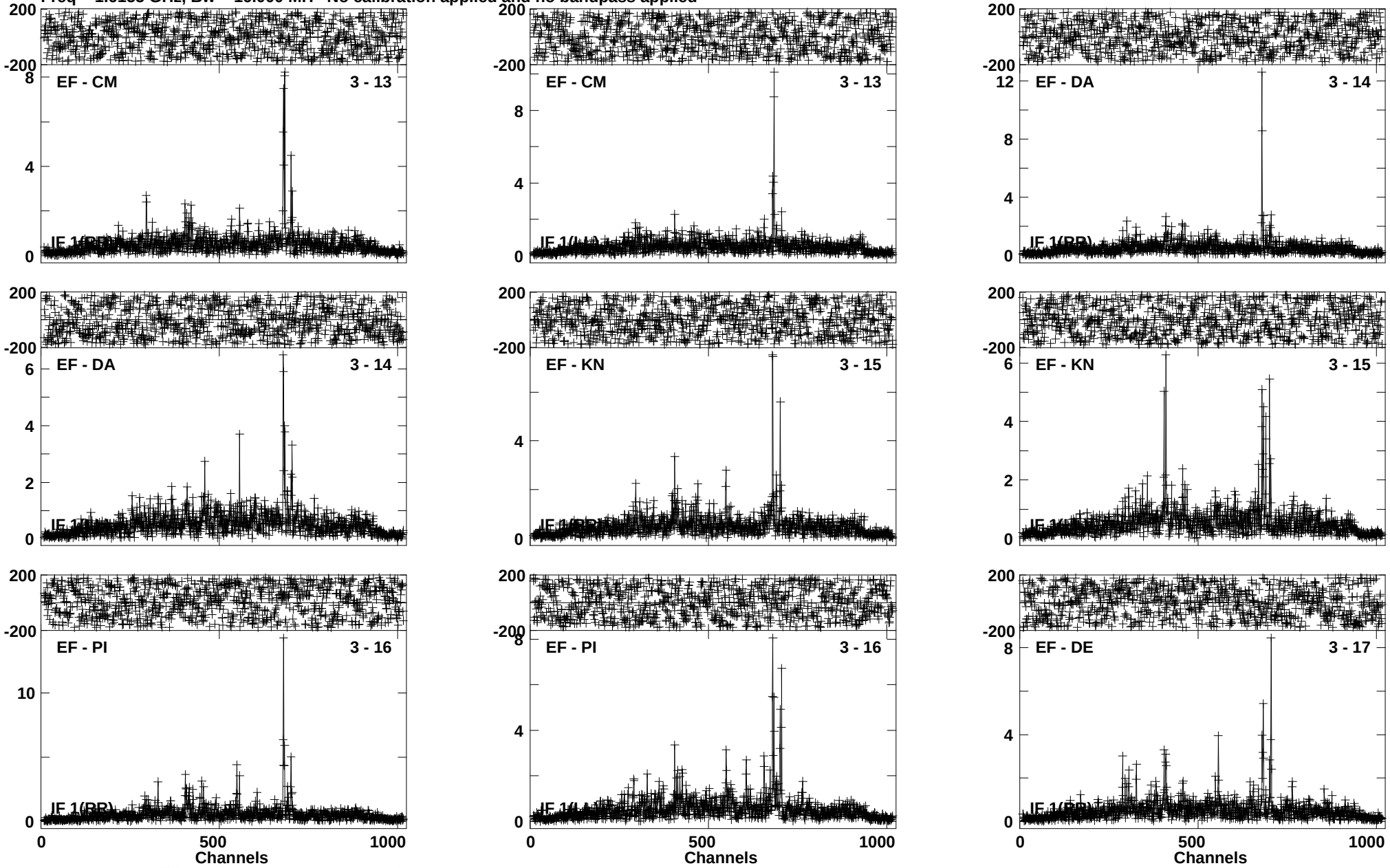

Lower frame: Milli Ampl Jy Top frame: Phas deg
Vector averaged cross-power spectrum Baseline: EF (03) - CM (13)
Timerange: 00/12:09:21 to 00/12:12:49

Plot file version 509 created 28-JUN-2019 13:36:56
IRAS16399 EP111B 2.UVDATA.1
Freq = 1.6155 GHz, Bw = 16.000 MH No calibration applied and no bandpass applied

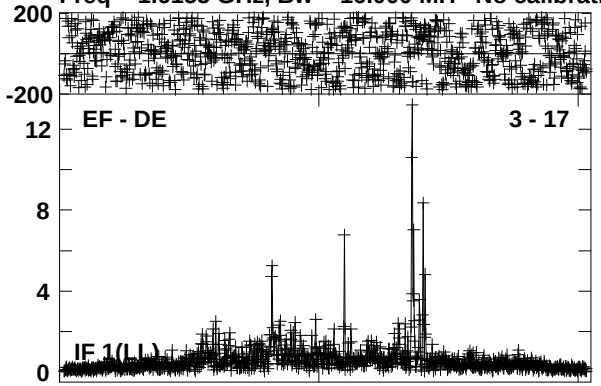

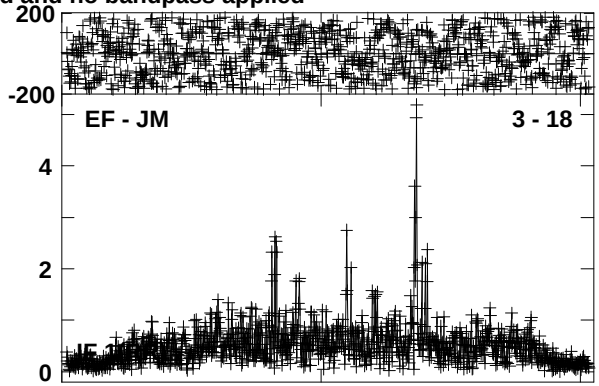

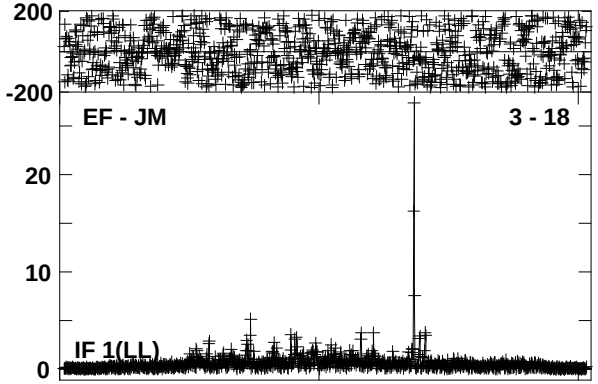

Lower frame: Milli Ampl Jy Top frame: Phas deg
Vector averaged cross-power spectrum Baseline: EF (03) - DE (17)
Timerange: 00/12:09:21 to 00/12:12:49

Plot file version 510 created 28-JUN-2019 13:36:58
J1642-0621 EP111B 2.UVDATA.1
Freq = 1.6155 GHz, Bw = 16.000 MH No calibration applied and no bandpass applied

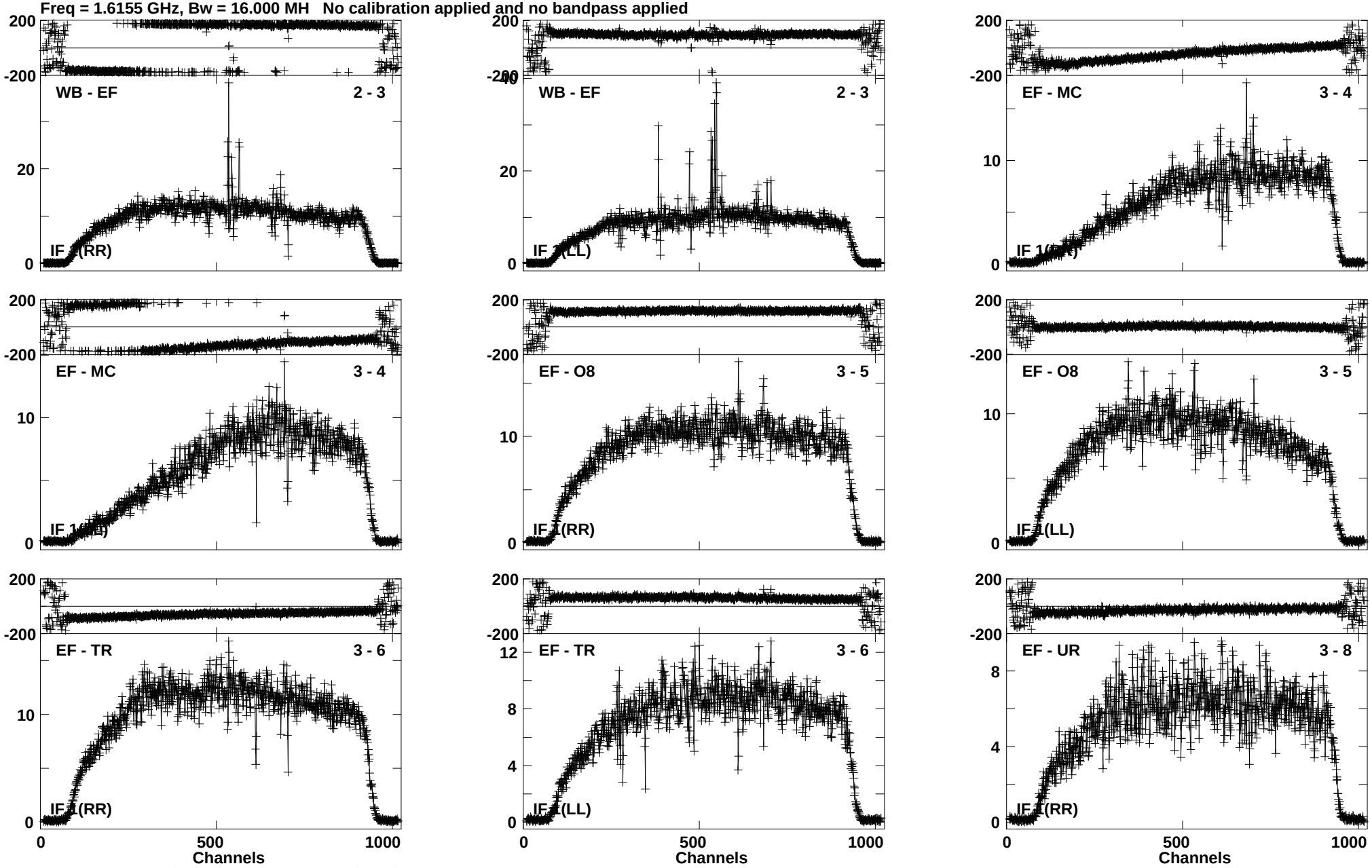

Lower frame: Milli Ampl Jy Top frame: Phas deg
Vector averaged cross-power spectrum Baseline: WB (02) - EF (03)
Timerange: 00/12:12:51 to 00/12:14:19

Plot file version 511 created 28-JUN-2019 13:36:58
J1642-0621 EP111B 2.UVDATA.1
Freq = 1.6155 GHz, Bw = 16.000 MH No calibration applied and no bandpass applied

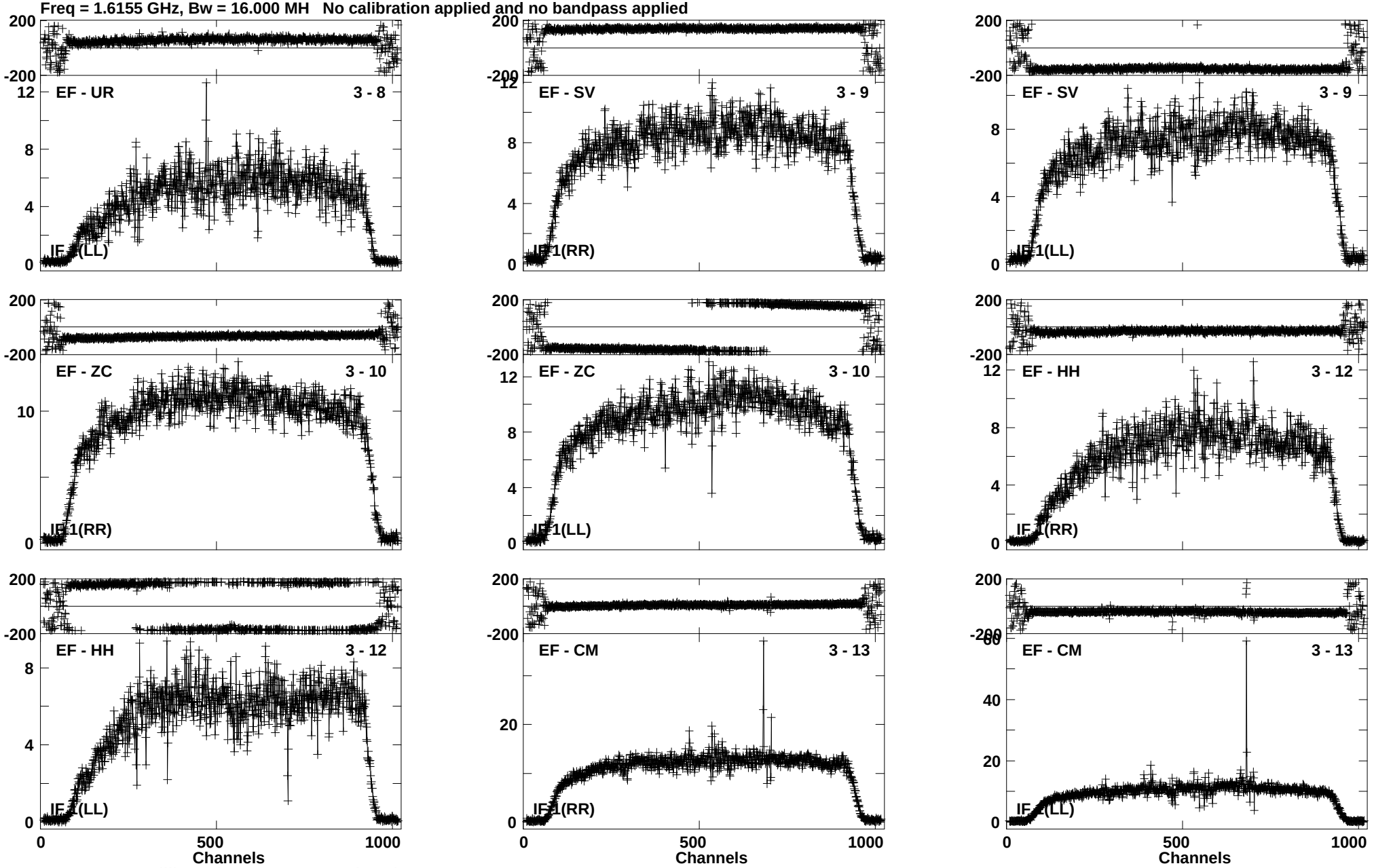

Lower frame: Milli Ampl Jy Top frame: Phas deg
Vector averaged cross-power spectrum Baseline: EF (03) - UR (08)
Timerange: 00/12:12:51 to 00/12:14:19

Plot file version 512 created 28-JUN-2019 13:36:59
J1642-0621 EP111B 2.UVDATA.1
Freq = 1.6155 GHz, Bw = 16.000 MH No calibration applied and no bandpass applied

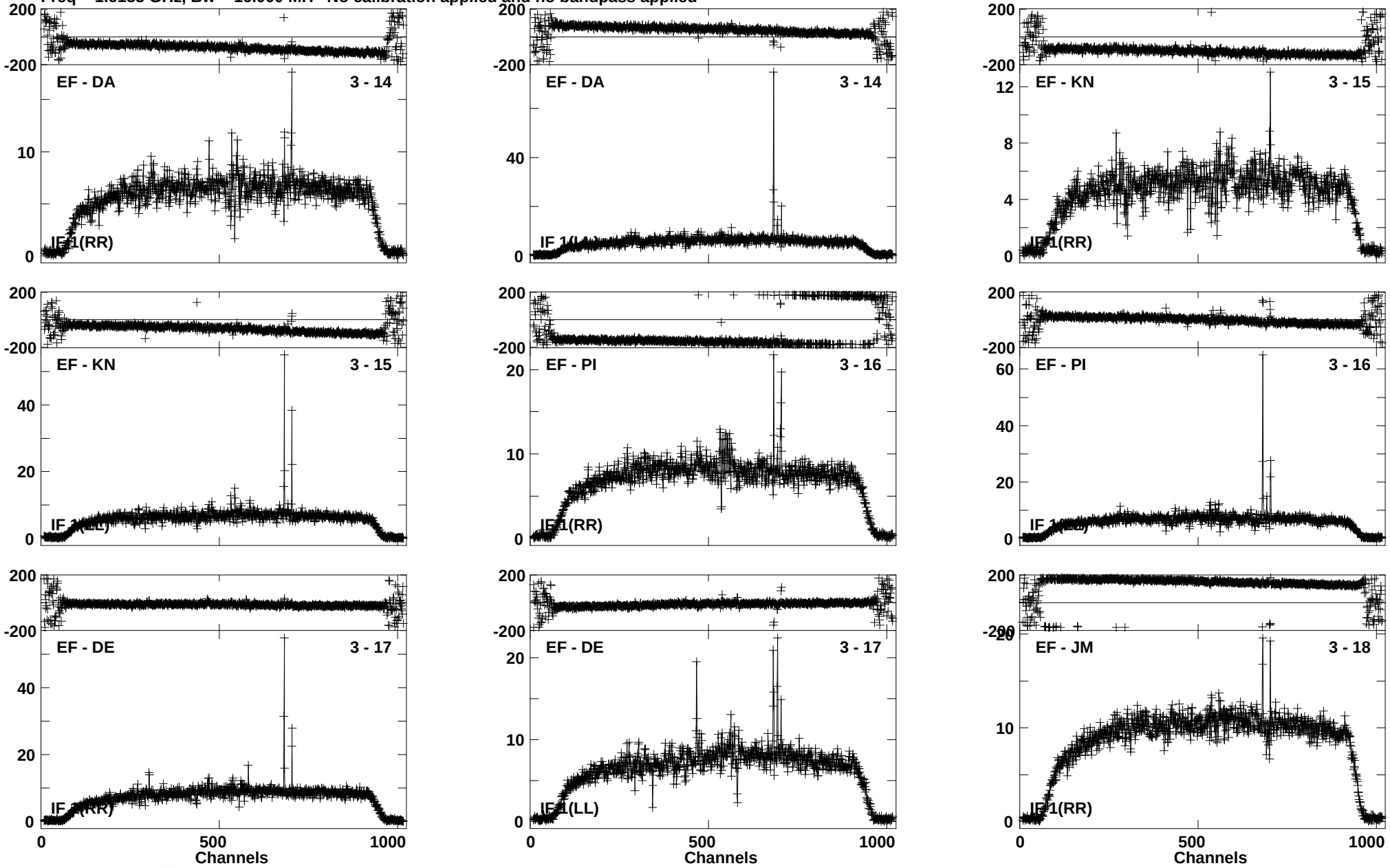

Lower frame: Milli Ampl Jy Top frame: Phas deg
Vector averaged cross-power spectrum Baseline: EF (03) - DA (14)
Timerange: 00/12:12:51 to 00/12:14:19

Plot file version 513 created 28-JUN-2019 13:36:59
J1642-0621 EP111B 2.UVDATA.1
Freq = 1.6155 GHz, Bw = 16.000 MH No calibration applied and no bandpass applied

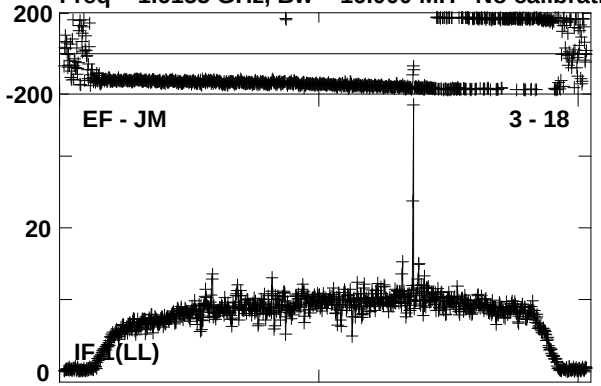

Lower frame: Milli Ampl Jy Top frame: Phas deg
Vector averaged cross-power spectrum Baseline: EF (03) - JM (18)
Timerange: 00/12:12:51 to 00/12:14:19

Plot file version 514 created 28-JUN-2019 13:37:00
IRAS16399 EP111B 2.UVDATA.1
Freq = 1.6155 GHz, Bw = 16.000 MH No calibration applied and no bandpass applied

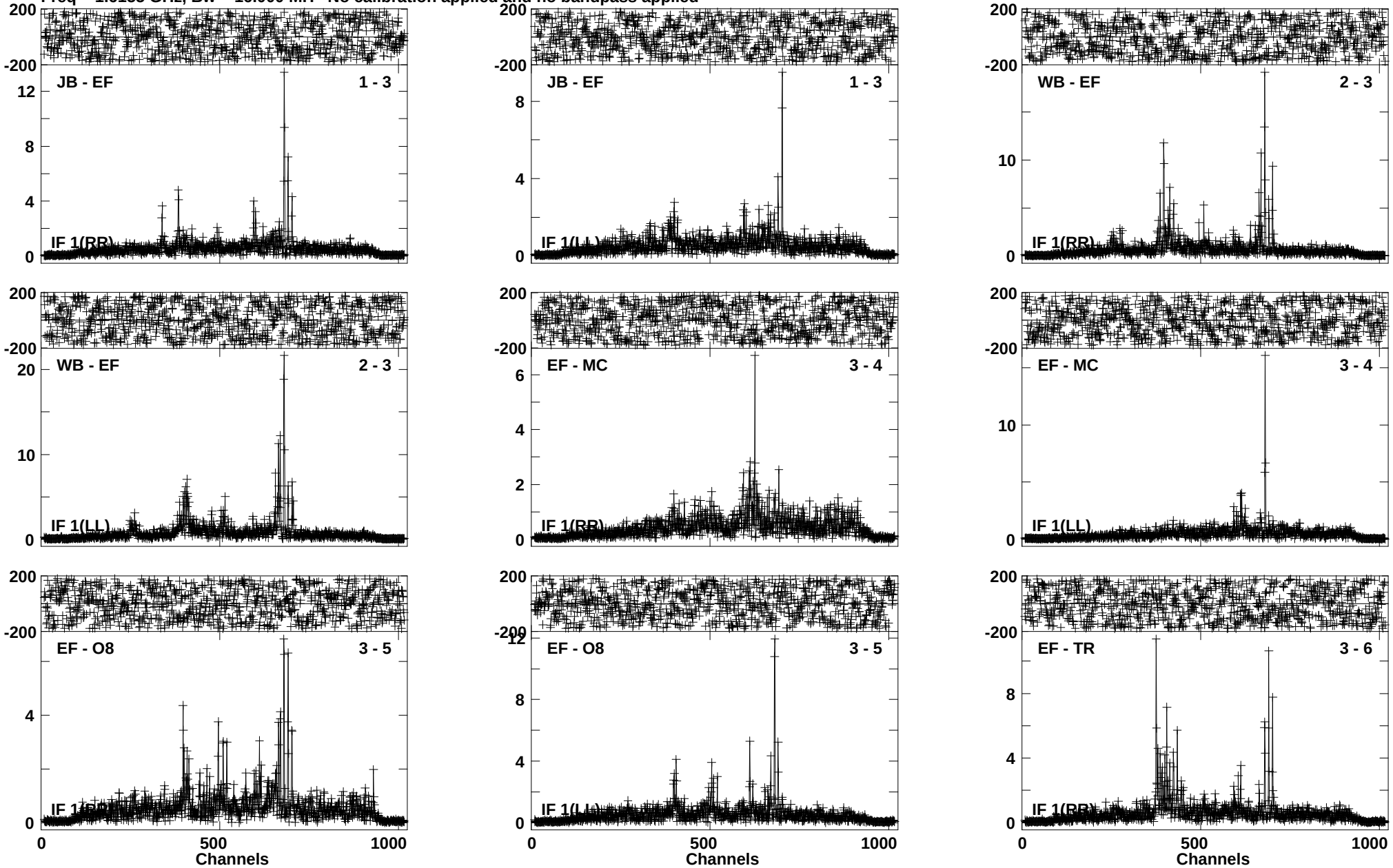

Lower frame: Milli Ampl Jy Top frame: Phas deg
Vector averaged cross-power spectrum Baseline: JB (01) - EF (03)
Timerange: 00/12:14:21 to 00/12:17:49

Plot file version 515 created 28-JUN-2019 13:37:01
IRAS16399 EP111B 2.UVDATA.1
Freq = 1.6155 GHz, Bw = 16.000 MH No calibration applied and no bandpass applied

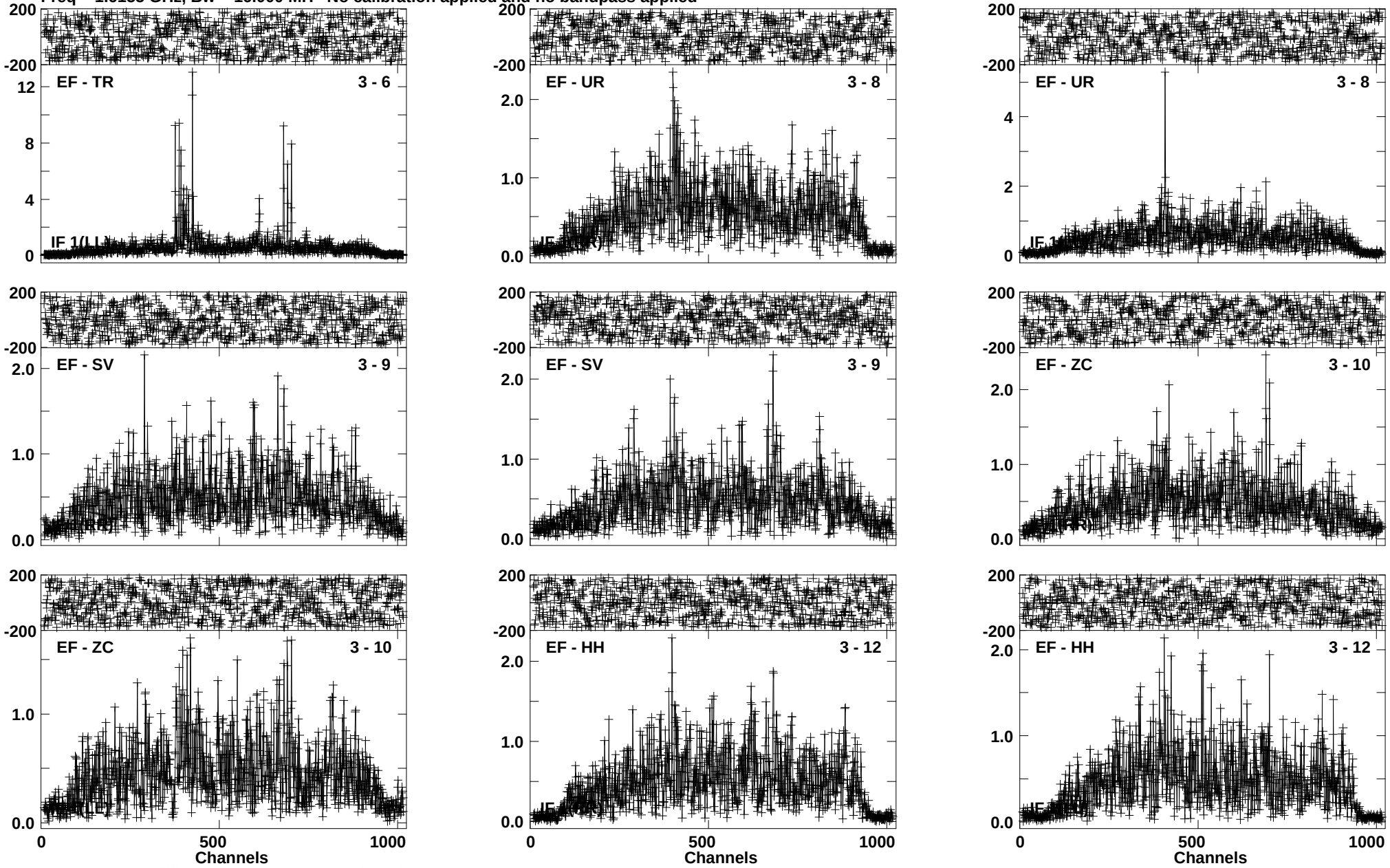

Lower frame: Milli Ampl Jy Top frame: Phas deg
Vector averaged cross-power spectrum Baseline: EF (03) - TR (06)
Timerange: 00/12:14:21 to 00/12:17:49

Plot file version 516 created 28-JUN-2019 13:37:02
IRAS16399 EP111B 2.UVDATA.1
Freq = 1.6155 GHz, Bw = 16.000 MH No calibration applied and no bandpass applied

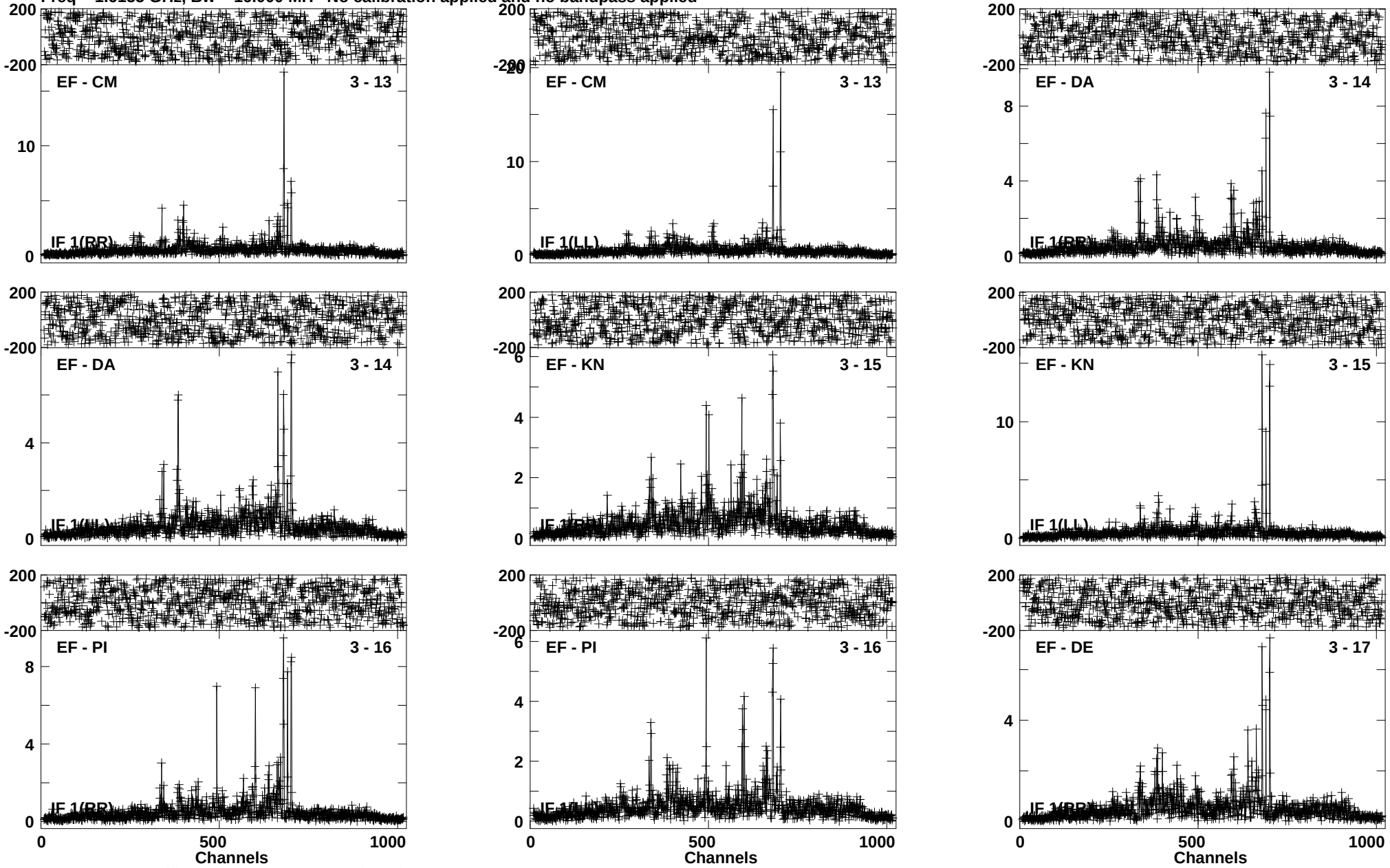

Lower frame: Milli Ampl Jy Top frame: Phas deg
Vector averaged cross-power spectrum Baseline: EF (03) - CM (13)
Timerange: 00/12:14:21 to 00/12:17:49

Plot file version 517 created 28-JUN-2019 13:37:02
IRAS16399 EP111B 2.UVDATA.1
Freq = 1.6155 GHz, Bw = 16.000 MH No calibration applied and no bandpass applied

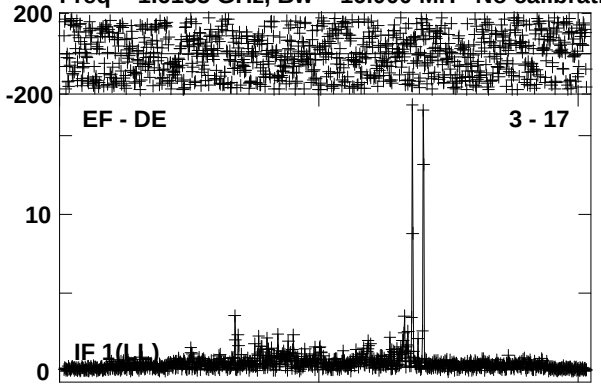

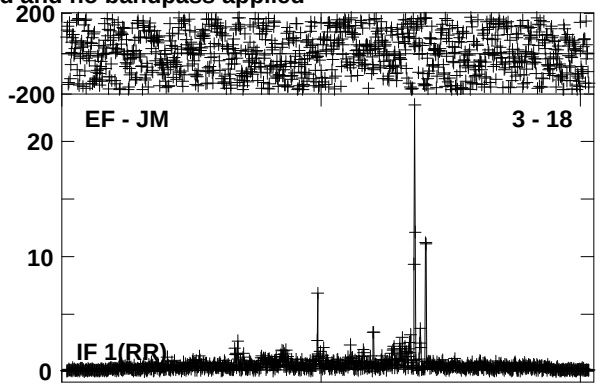

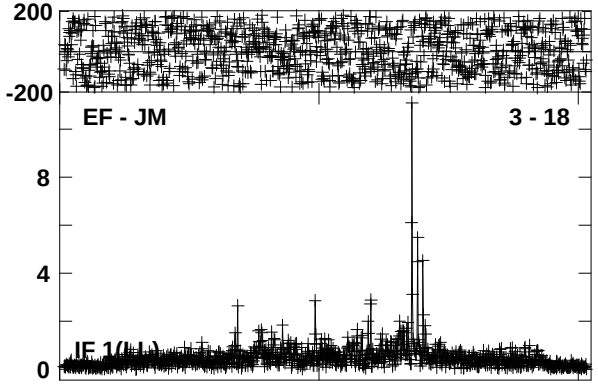

Lower frame: Milli Ampl Jy Top frame: Phas deg
Vector averaged cross-power spectrum Baseline: EF (03) - DE (17)
Timerange: 00/12:14:21 to 00/12:17:49

Plot file version 518 created 28-JUN-2019 13:37:03
J1642-0621 EP111B 2.UVDATA.1
Freq = 1.6155 GHz, Bw = 16.000 MH No calibration applied and no bandpass applied

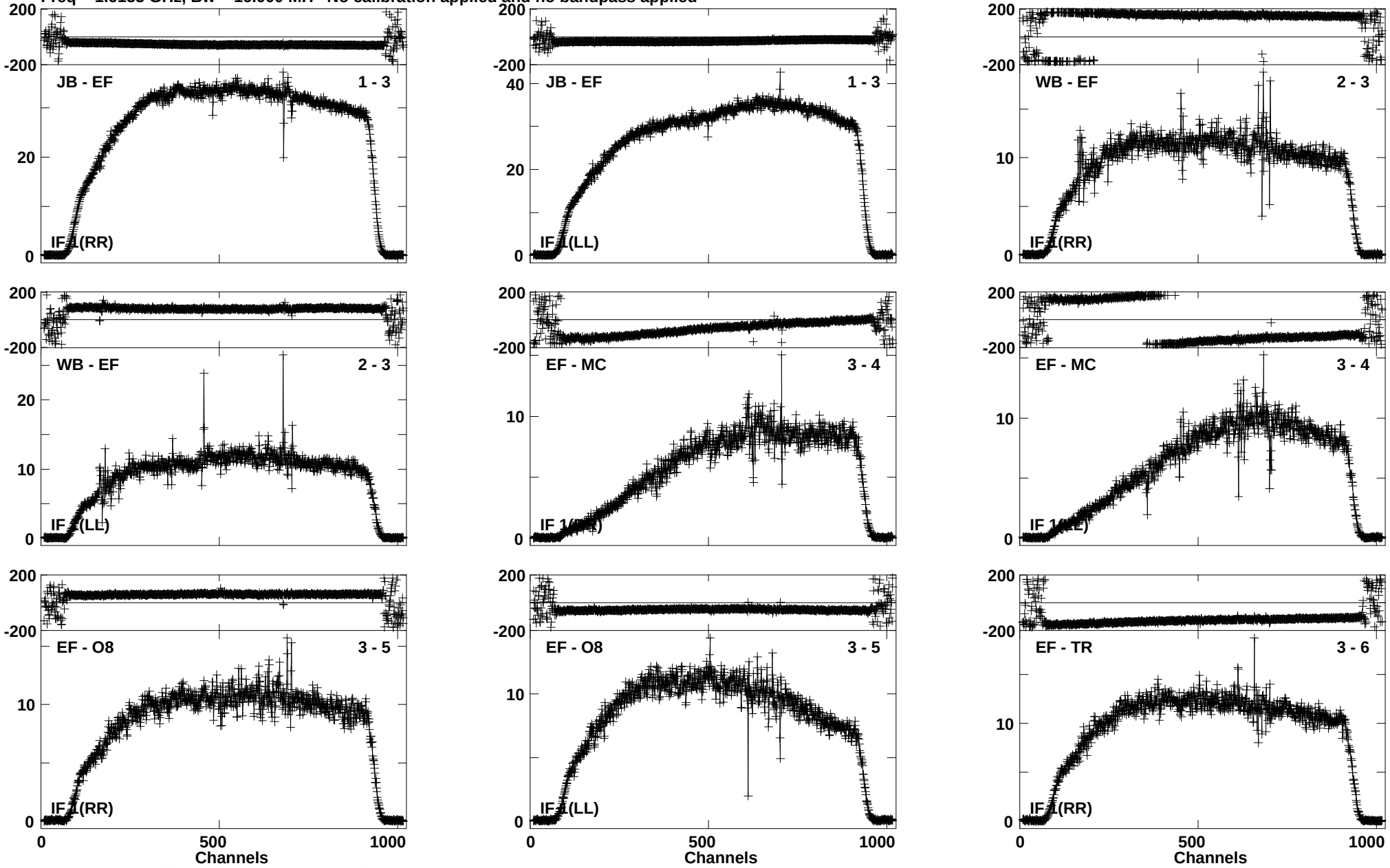

Lower frame: Milli Ampl Jy Top frame: Phas deg
Vector averaged cross-power spectrum Baseline: JB (01) - EF (03)
Timerange: 00/12:18:36 to 00/12:20:04

Plot file version 519 created 28-JUN-2019 13:37:04
J1642-0621 EP111B 2.UVDATA.1
Freq = 1.6155 GHz, Bw = 16.000 MH No calibration applied and no bandpass applied

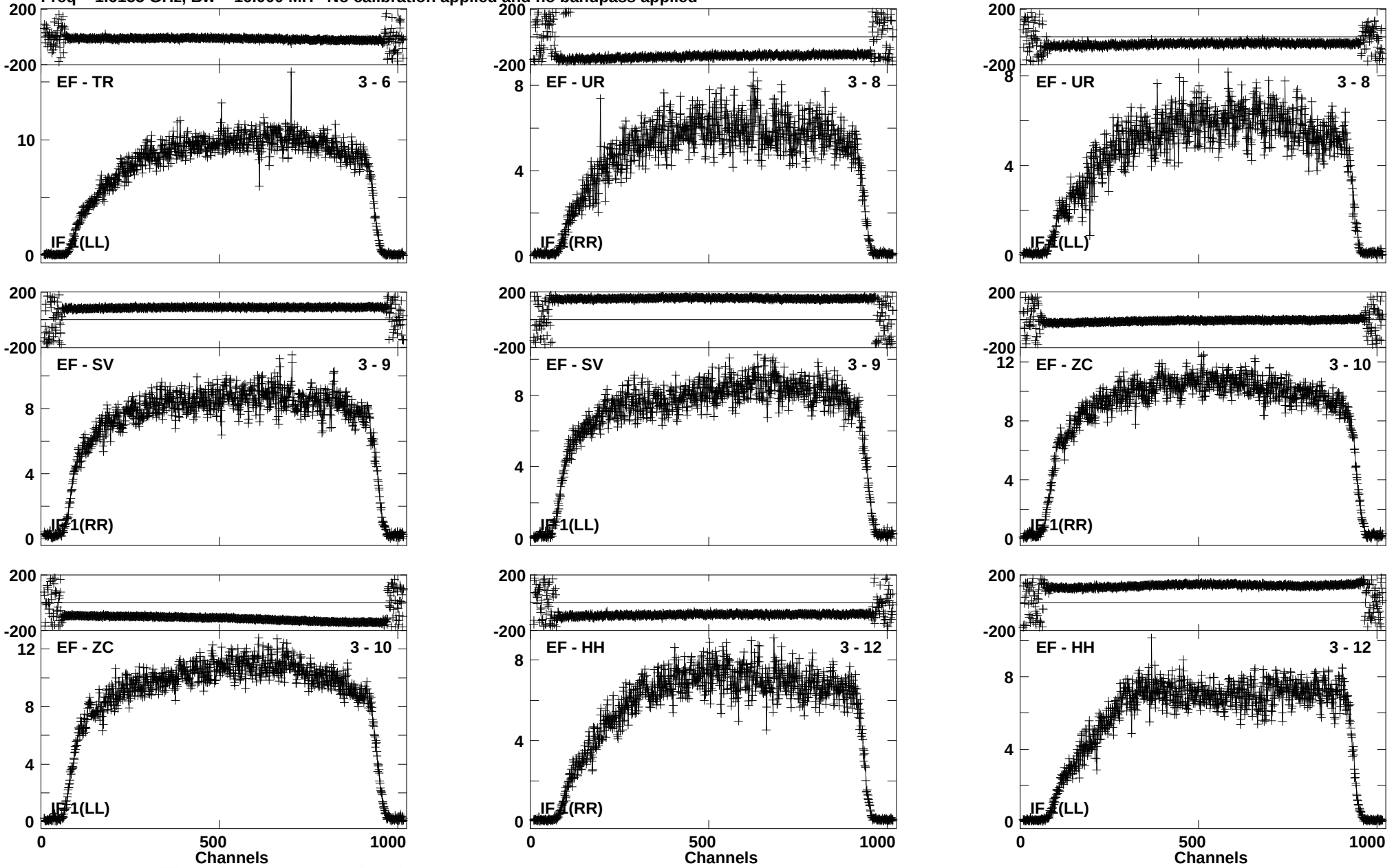

Lower frame: Milli Ampl Jy Top frame: Phas deg
Vector averaged cross-power spectrum Baseline: EF (03) - TR (06)
Timerange: 00/12:18:36 to 00/12:20:04

Plot file version 520 created 28-JUN-2019 13:37:04
J1642-0621 EP111B 2.UVDATA.1
Freq = 1.6155 GHz, Bw = 16.000 MH No calibration applied and no bandpass applied

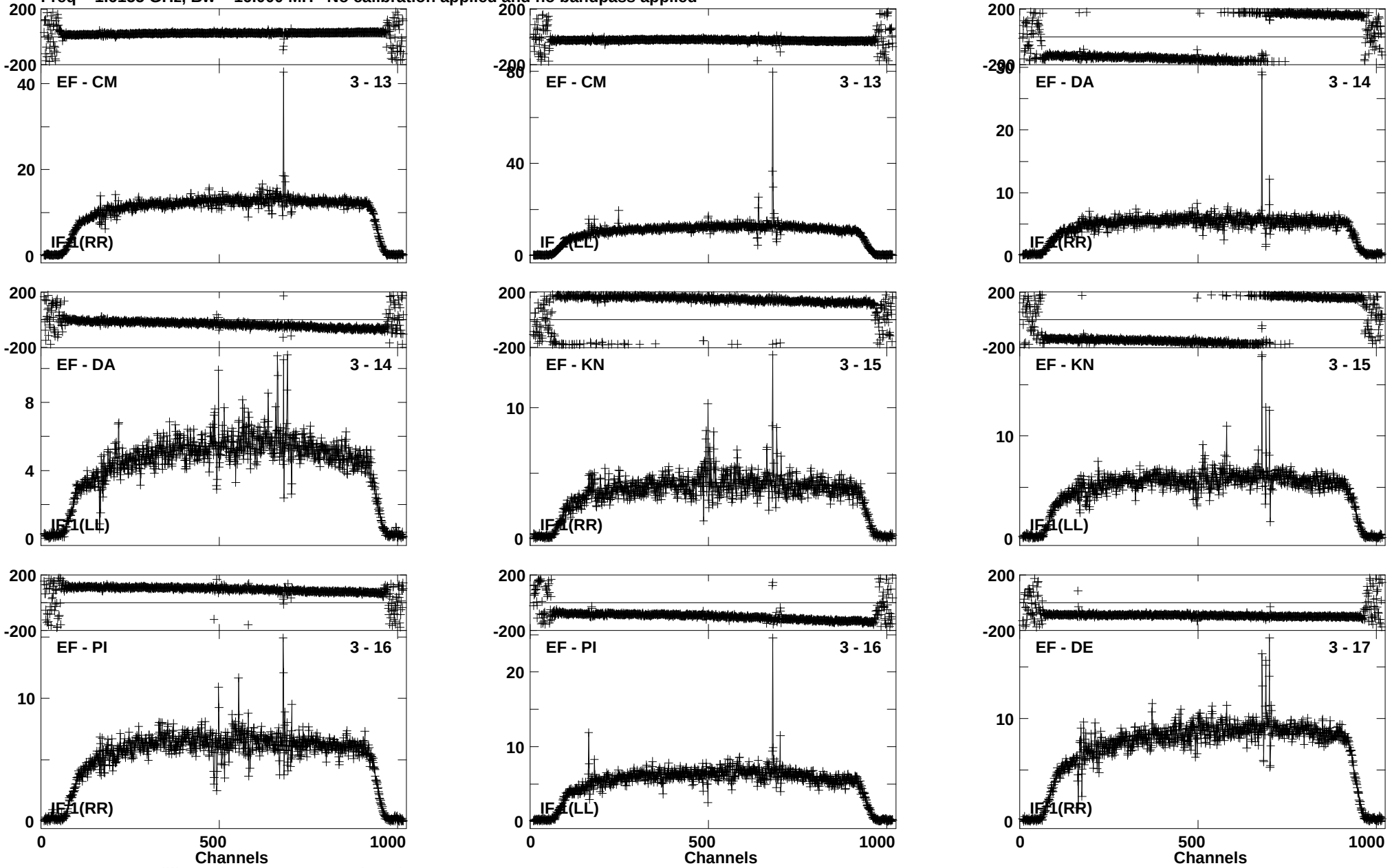

Lower frame: Milli Ampl Jy Top frame: Phas deg
Vector averaged cross-power spectrum Baseline: EF (03) - CM (13)
Timerange: 00/12:18:36 to 00/12:20:04

Plot file version 521 created 28-JUN-2019 13:37:05
J1642-0621 EP111B 2.UVDATA.1
Freq = 1.6155 GHz, Bw = 16.000 MH No calibration applied and no bandpass applied

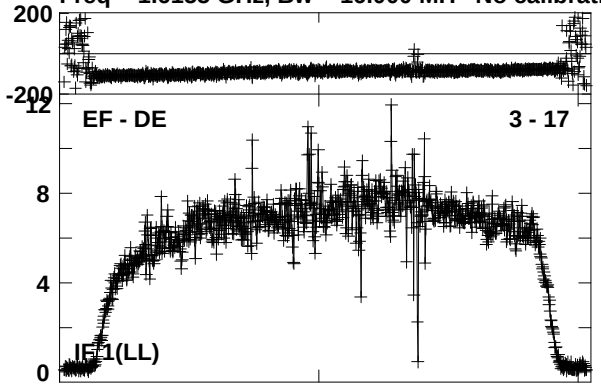

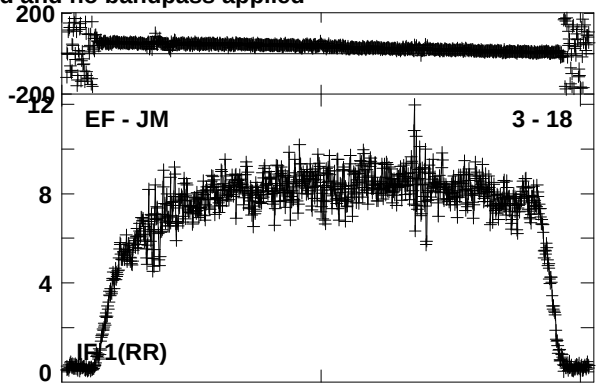

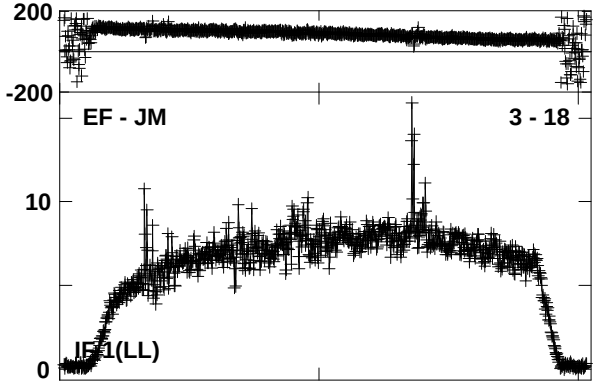

Lower frame: Milli Ampl Jy Top frame: Phas deg
Vector averaged cross-power spectrum Baseline: EF (03) - DE (17)
Timerange: 00/12:18:36 to 00/12:20:04

Plot file version 522 created 28-JUN-2019 13:37:06
IRAS16399 EP111B 2.UVDATA.1
Freq = 1.6155 GHz, Bw = 16.000 MH No calibration applied and no bandpass applied

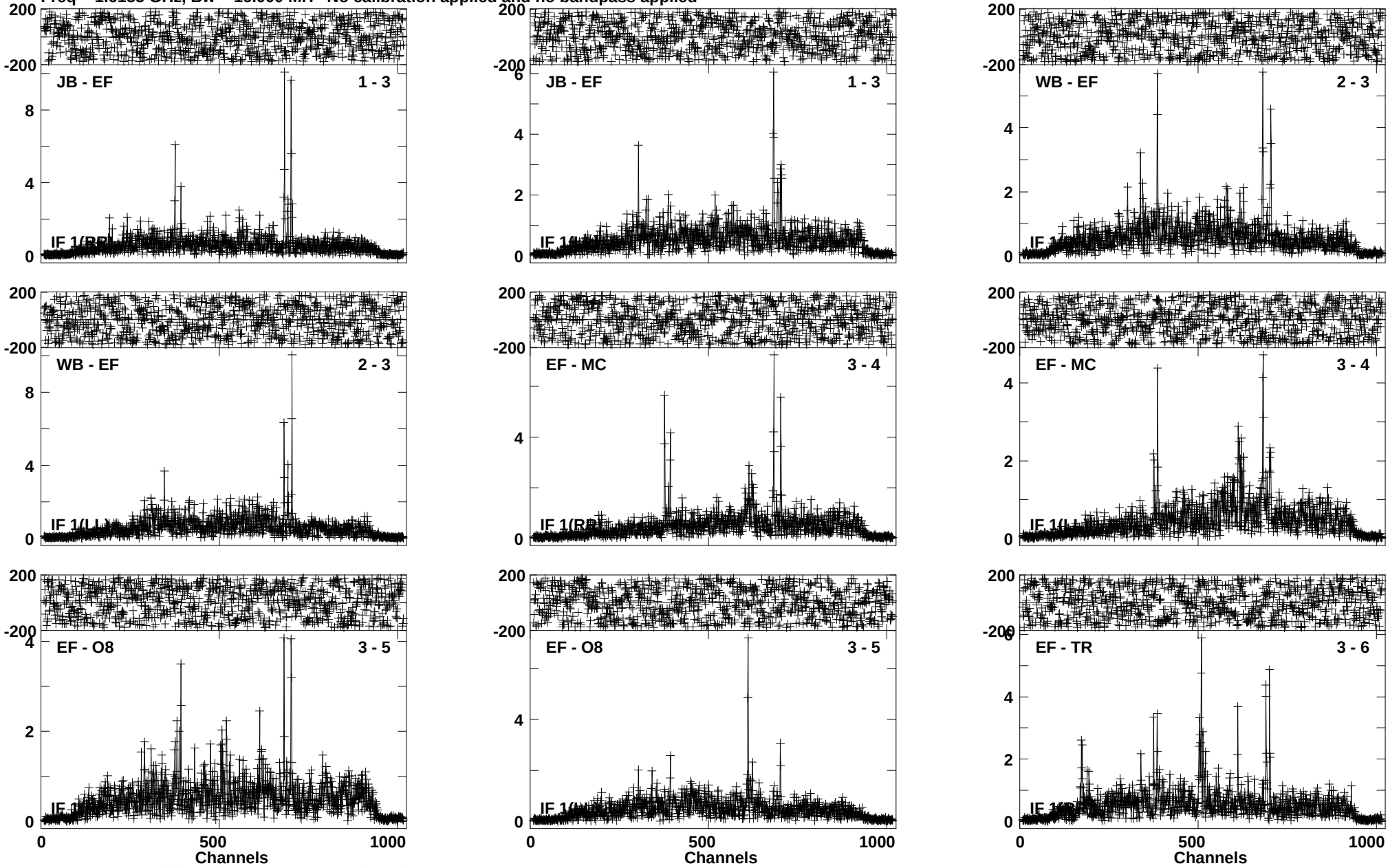

Lower frame: Milli Ampl Jy Top frame: Phas deg
Vector averaged cross-power spectrum Baseline: JB (01) - EF (03)
Timerange: 00/12:20:06 to 00/12:23:34

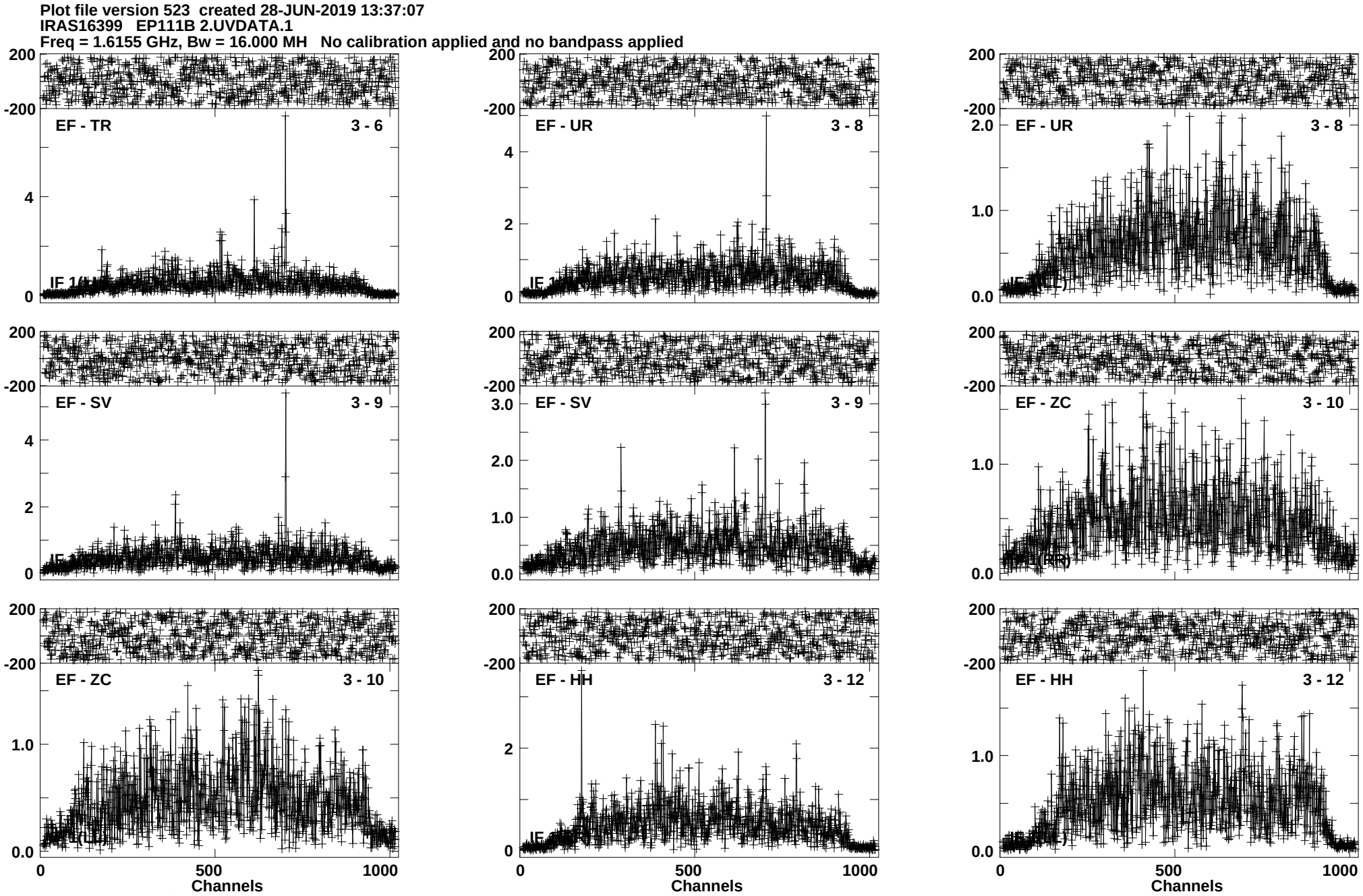
Plot file version 523 created 28-JUN-2019 13:37:07
IRAS16399 EP111B 2.UVDATA.1
Freq = 1.6155 GHz, Bw = 16.000 MH No calibration applied and no bandpass applied
EF - TR 3 - 6
EF - UR 3 - 8
EF - UR 3 - 8
EF - SV 3 - 9
EF - SV 3 - 9
EF - ZC 3 - 10
EF - ZC 3 - 10
EF - HH 3 - 12
EF - HH 3 - 12
Channels
Channels
Channels
Lower frame: Milli Ampl Jy Top frame: Phas deg
Vector averaged cross-power spectrum Baseline: EF (03) - TR (06)
Timerange: 00/12:20:06 to 00/12:23:34

Plot file version 524 created 28-JUN-2019 13:37:07
IRAS16399 EP111B 2.UVDATA.1
Freq = 1.6155 GHz, Bw = 16.000 MH No calibration applied and no bandpass applied

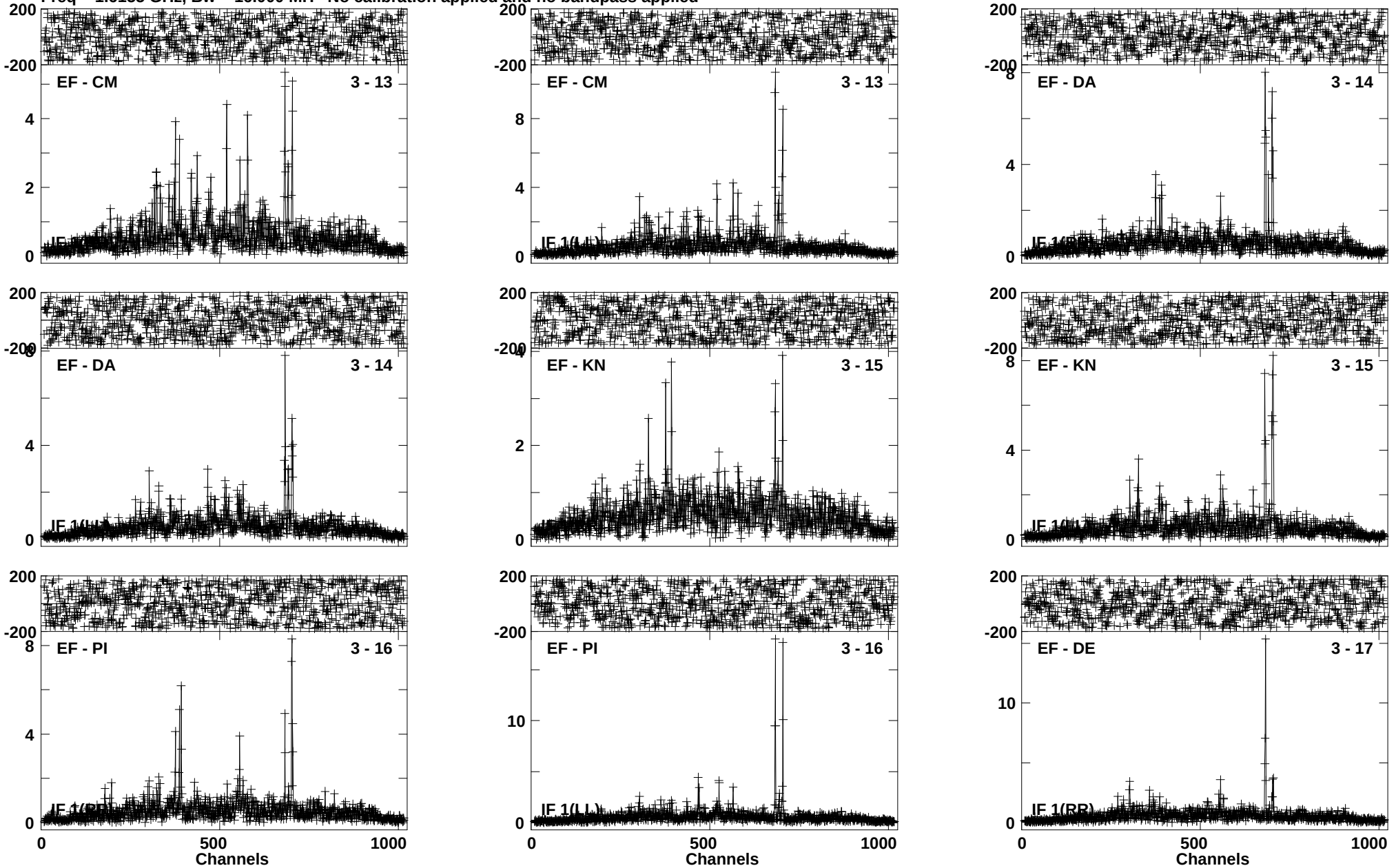

Lower frame: Milli Ampl Jy Top frame: Phas deg
Vector averaged cross-power spectrum Baseline: EF (03) - CM (13)
Timerange: 00/12:20:06 to 00/12:23:34

Plot file version 525 created 28-JUN-2019 13:37:08
IRAS16399 EP111B 2.UVDATA.1
Freq = 1.6155 GHz, Bw = 16.000 MH No calibration applied and no bandpass applied

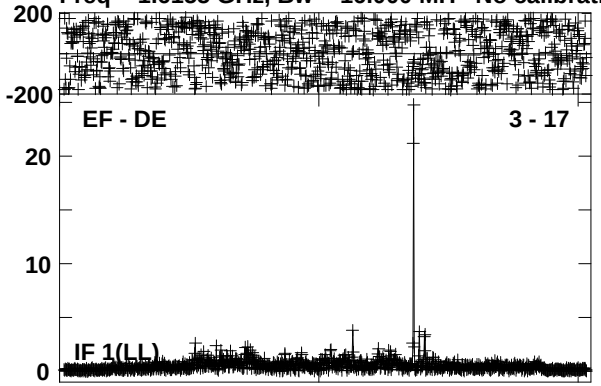

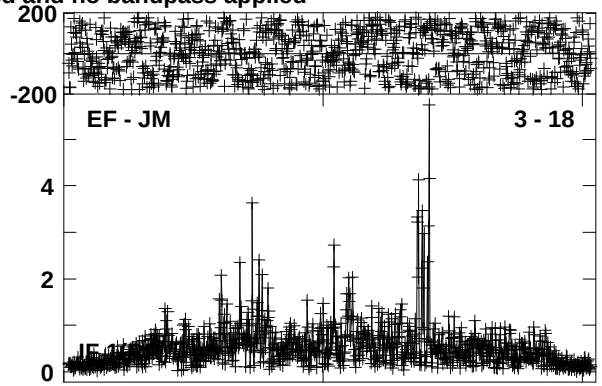

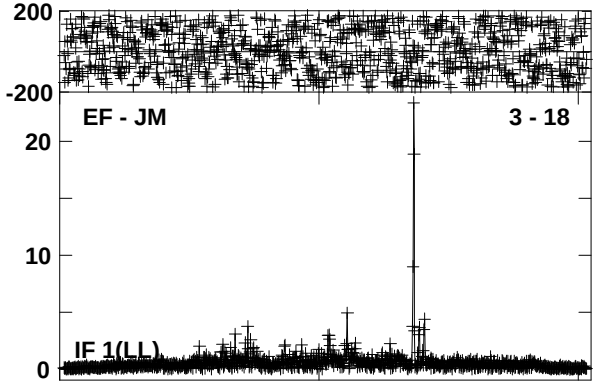

Lower frame: Milli Ampl Jy Top frame: Phas deg
Vector averaged cross-power spectrum Baseline: EF (03) - DE (17)
Timerange: 00/12:20:06 to 00/12:23:34

Plot file version 526 created 28-JUN-2019 13:37:09
J1642-0621 EP111B 2.UVDATA.1
Freq = 1.6155 GHz, Bw = 16.000 MH No calibration applied and no bandpass applied

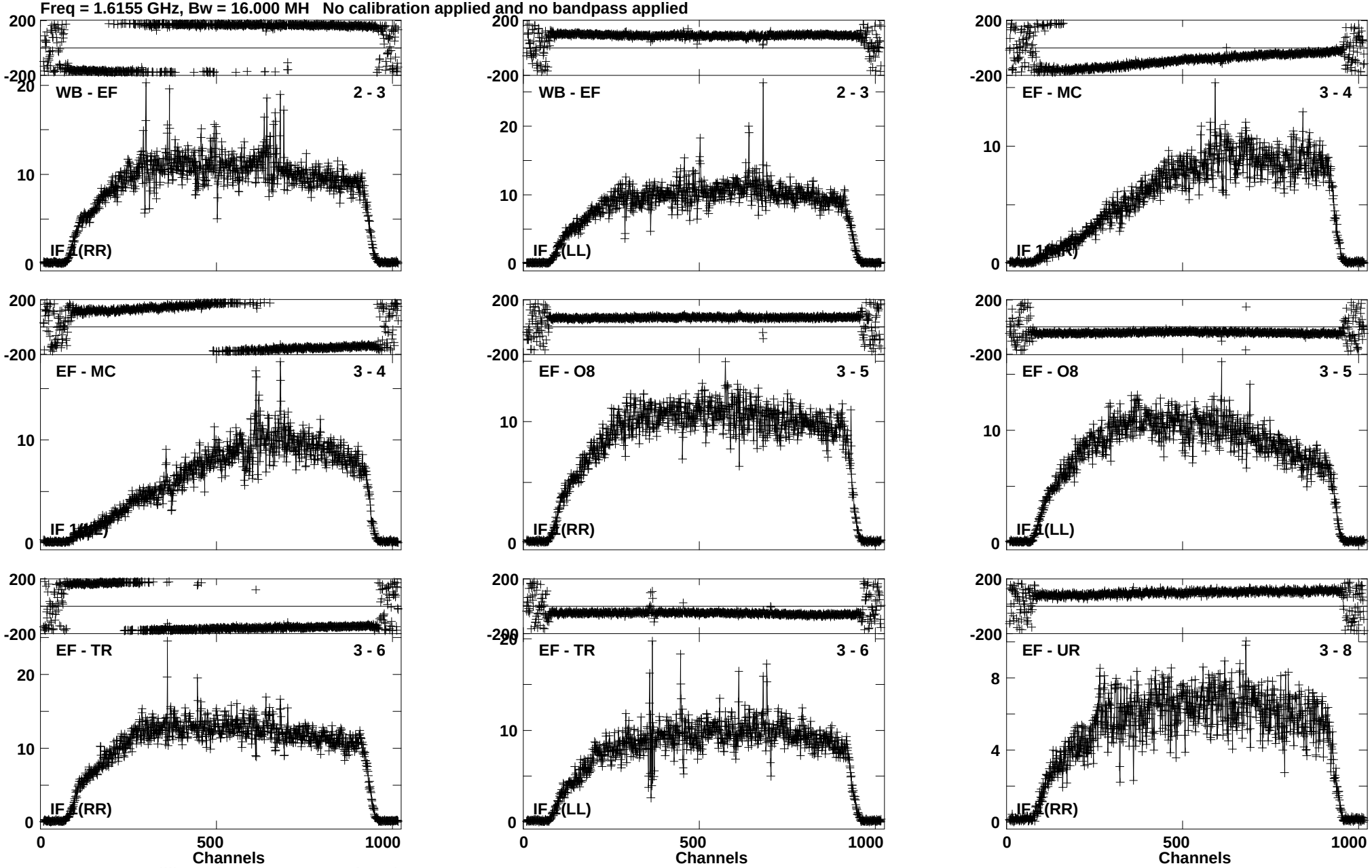

Lower frame: Milli Ampl Jy Top frame: Phas deg
Vector averaged cross-power spectrum Baseline: WB (02) - EF (03)
Timerange: 00/12:23:36 to 00/12:25:04

Plot file version 527 created 28-JUN-2019 13:37:10
J1642-0621 EP111B 2.UVDATA.1
Freq = 1.6155 GHz, Bw = 16.000 MH No calibration applied and no bandpass applied

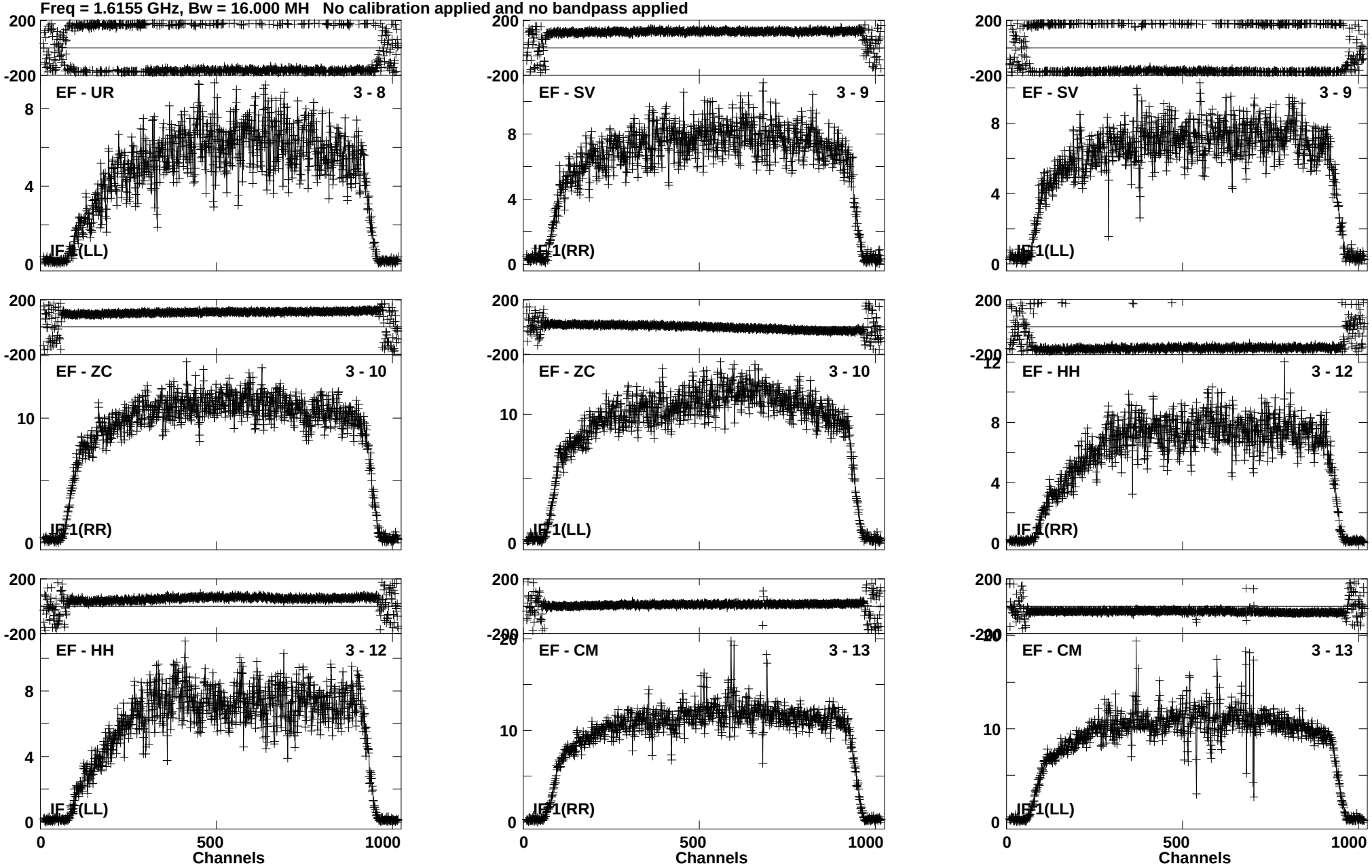

Lower frame: Milli Ampl Jy Top frame: Phas deg
Vector averaged cross-power spectrum Baseline: EF (03) - UR (08)
Timerange: 00/12:23:36 to 00/12:25:04

Plot file version 528 created 28-JUN-2019 13:37:10
J1642-0621 EP111B 2.UVDATA.1
Freq = 1.6155 GHz, Bw = 16.000 MH No calibration applied and no bandpass applied

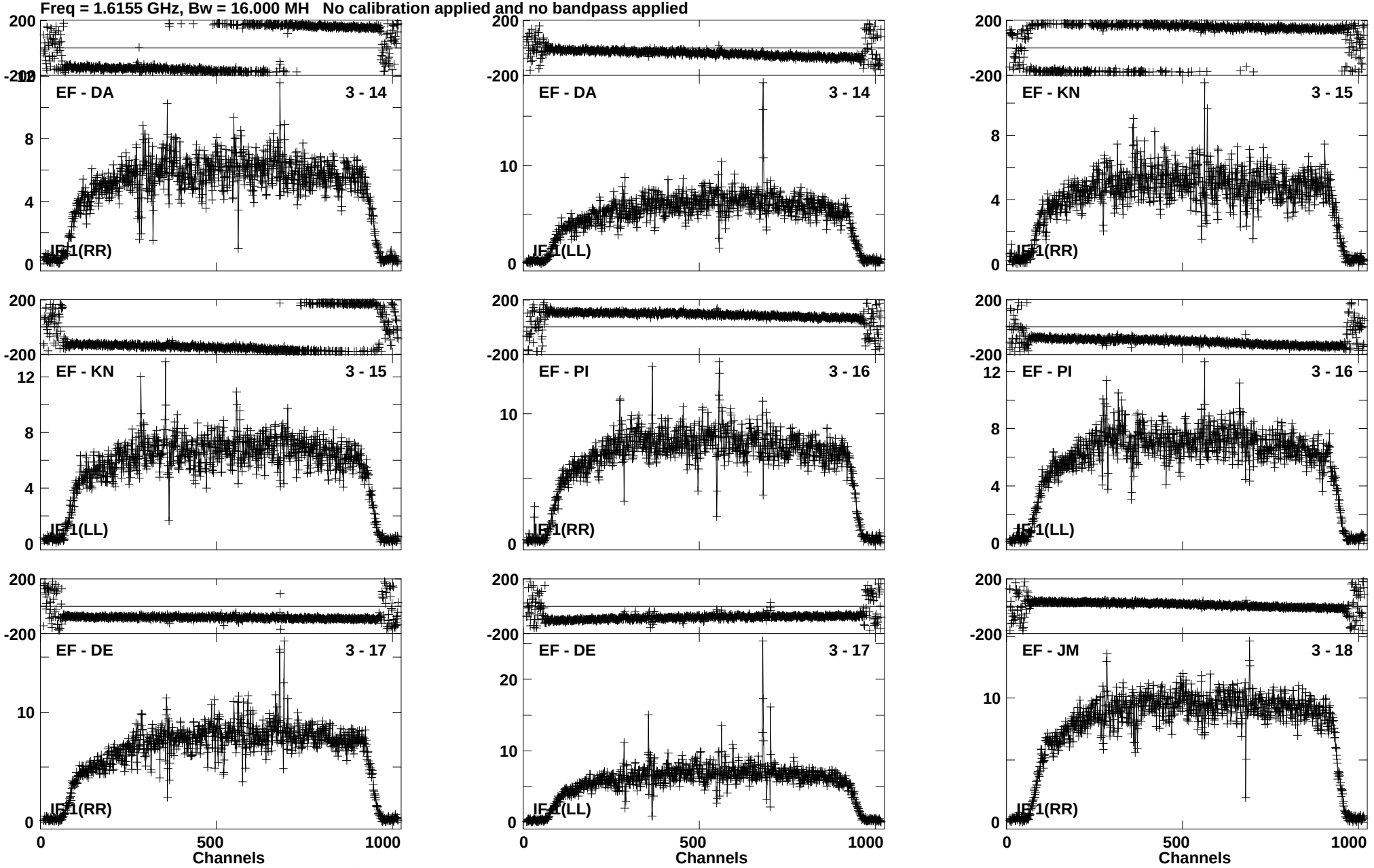

Lower frame: Milli Ampl Jy Top frame: Phas deg
Vector averaged cross-power spectrum Baseline: EF (03) - DA (14)
Timerange: 00/12:23:36 to 00/12:25:04

Plot file version 529 created 28-JUN-2019 13:37:11
J1642-0621 EP111B 2.UVDATA.1
Freq = 1.6155 GHz, Bw = 16.000 MH No calibration applied and no bandpass applied

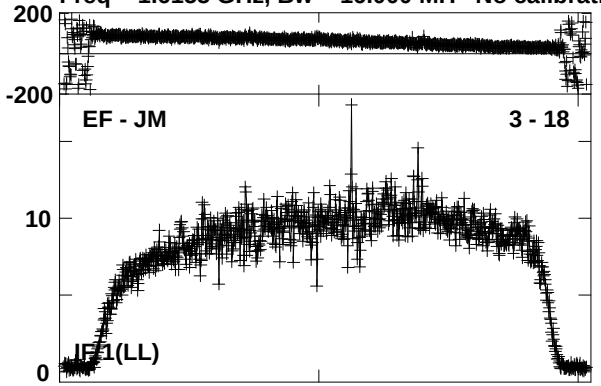

Lower frame: Milli Ampl Jy Top frame: Phas deg
Vector averaged cross-power spectrum Baseline: EF (03) - JM (18)
Timerange: 00/12:23:36 to 00/12:25:04

Plot file version 530 created 28-JUN-2019 13:37:12
IRAS16399 EP111B 2.UVDATA.1
Freq = 1.6155 GHz, Bw = 16.000 MH No calibration applied and no bandpass applied

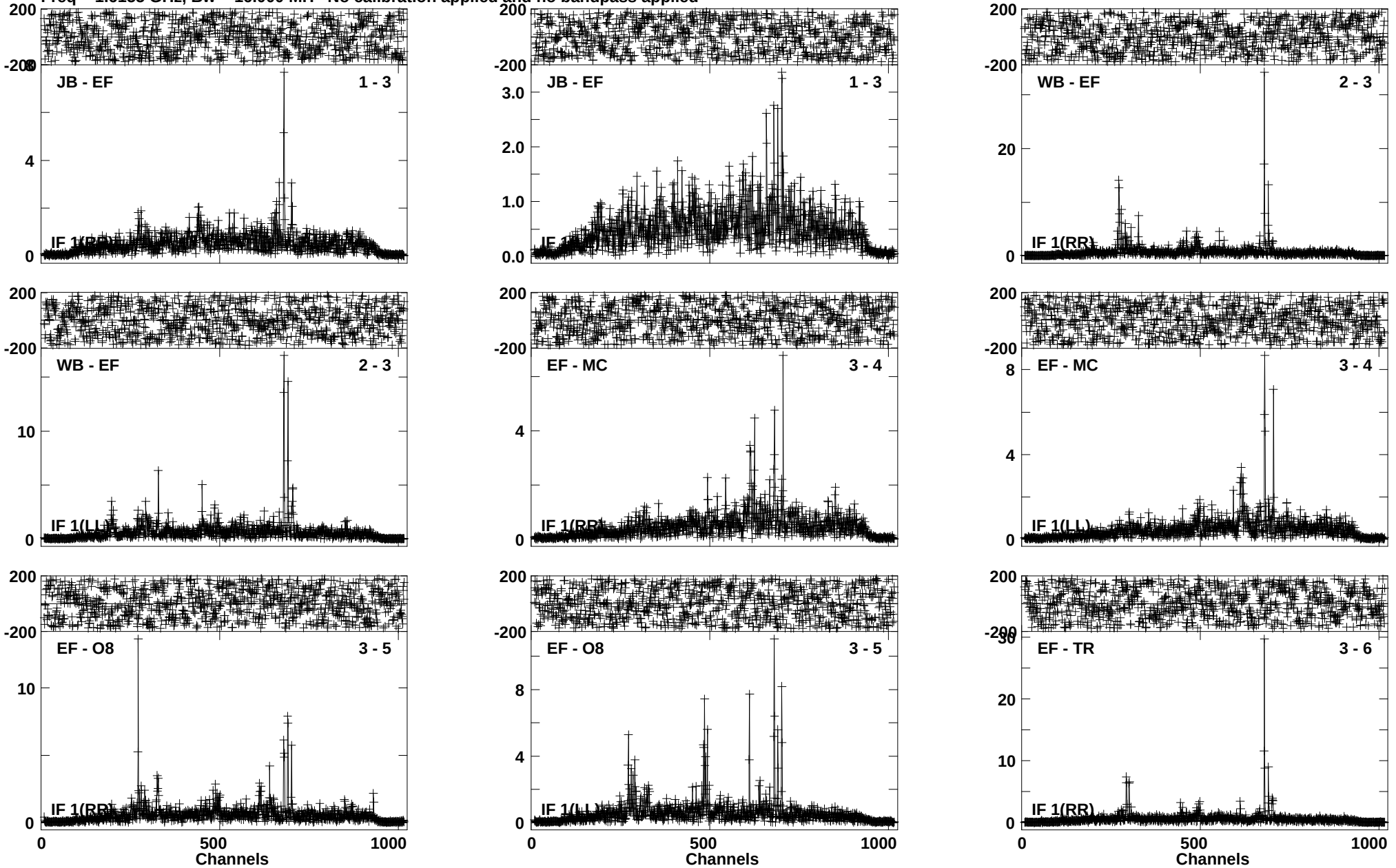

Lower frame: Milli Ampl Jy Top frame: Phas deg
Vector averaged cross-power spectrum Baseline: JB (01) - EF (03)
Timerange: 00/12:25:06 to 00/12:28:34

Plot file version 531 created 28-JUN-2019 13:37:13
IRAS16399 EP111B 2.UVDATA.1
Freq = 1.6155 GHz, Bw = 16.000 MH No calibration applied and no bandpass applied

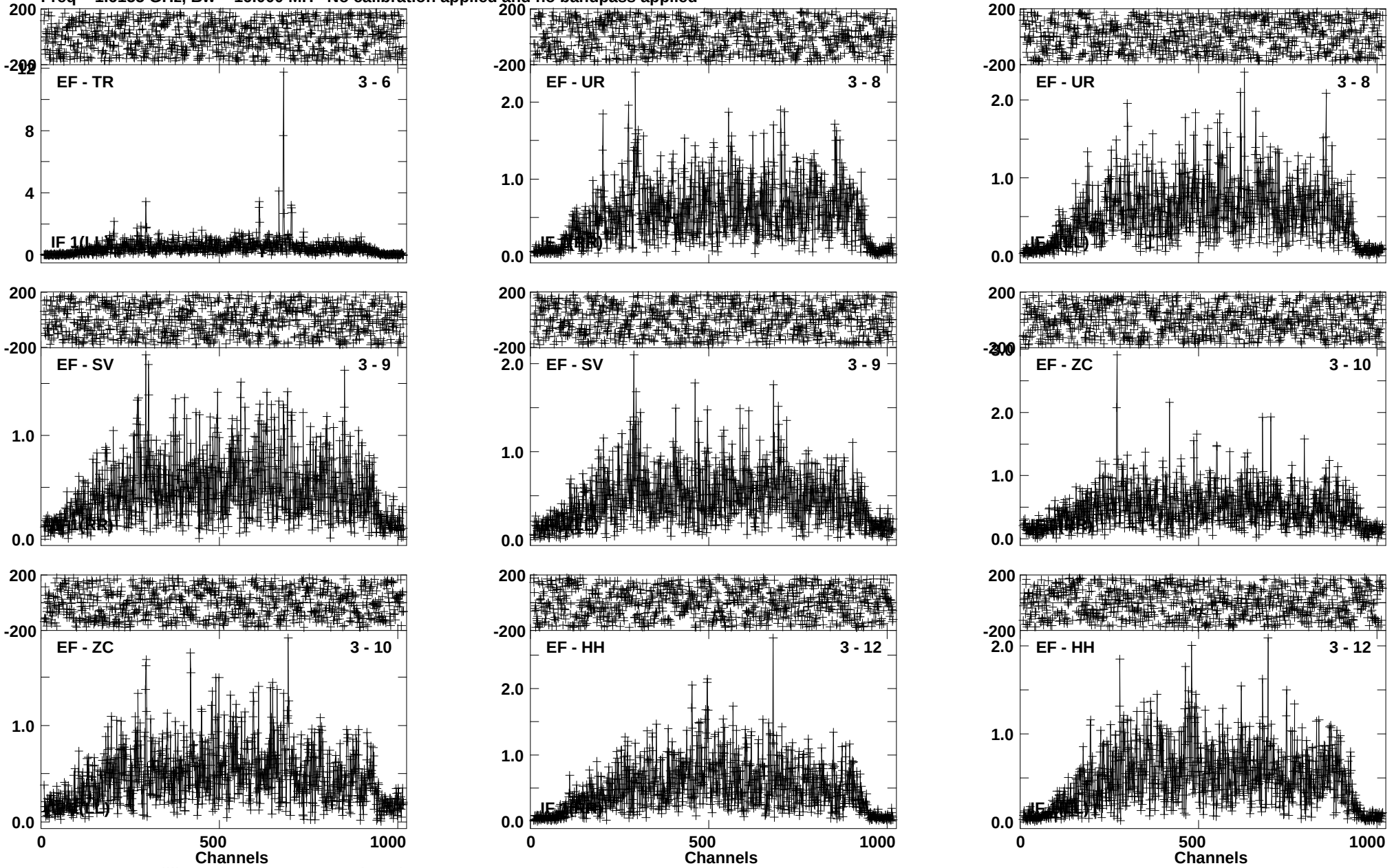

Lower frame: Milli Ampl Jy Top frame: Phas deg
Vector averaged cross-power spectrum Baseline: EF (03) - TR (06)
Timerange: 00/12:25:06 to 00/12:28:34

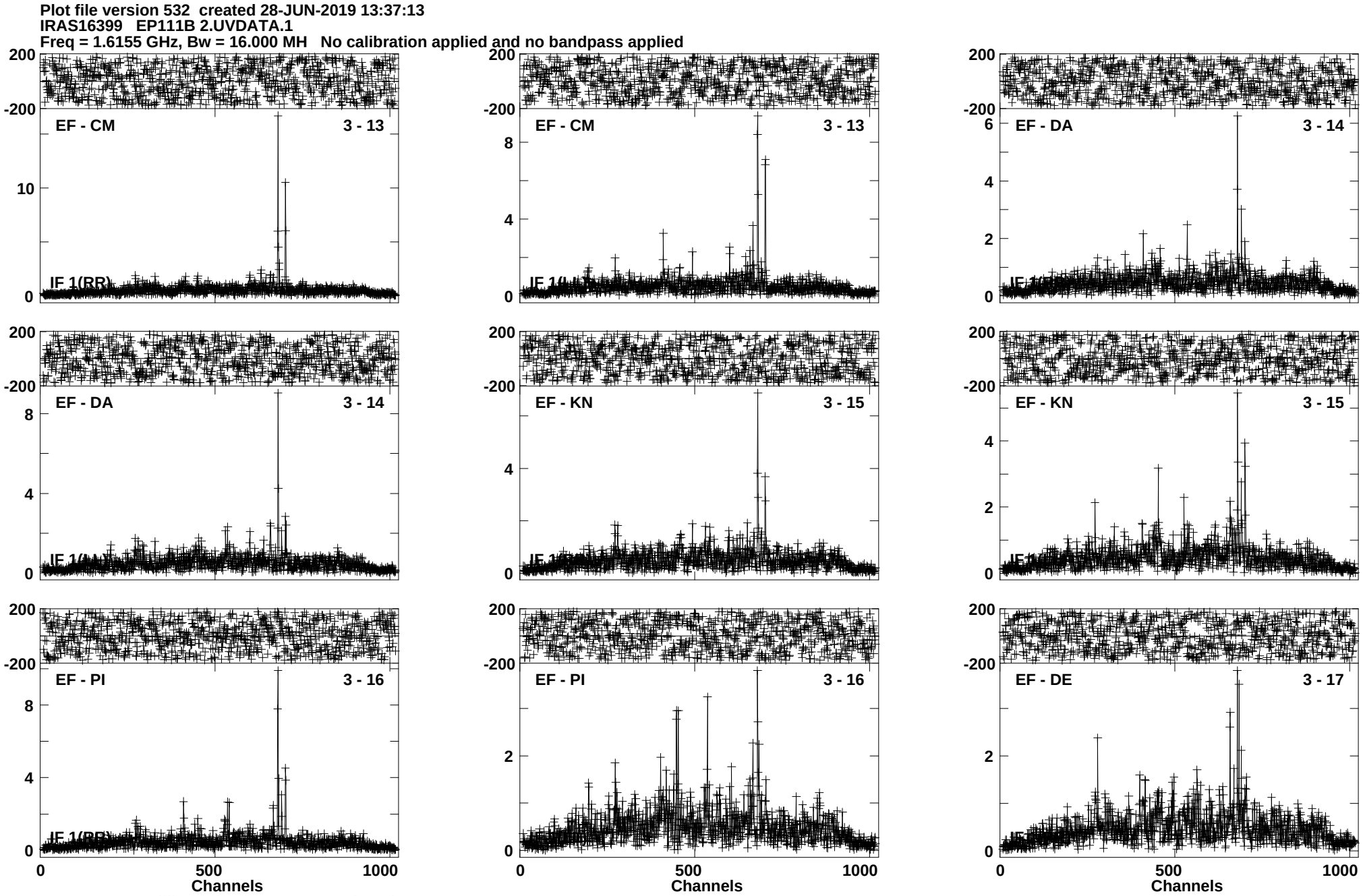
Plot file version 532 created 28-JUN-2019 13:37:13
IRAS16399 EP111B 2.UVDATA.1
Freq = 1.6155 GHz, Bw = 16.000 MH No calibration applied and no bandpass applied
EF - CM 3 - 13
IF 1(RR)
EF - CM 3 - 13
EF - DA 3 - 14
EF - DA 3 - 14
EF - KN 3 - 15
EF - KN 3 - 15
EF - PI 3 - 16
IF 1(RR)
EF - PI 3 - 16
EF - DE 3 - 17
Channels
Channels
Channels
Lower frame: Milli Ampl Jy Top frame: Phas deg
Vector averaged cross-power spectrum Baseline: EF (03) - CM (13)
Timerange: 00/12:25:06 to 00/12:28:34

Plot file version 533 created 28-JUN-2019 13:37:14
IRAS16399 EP111B 2.UVDATA.1
Freq = 1.6155 GHz, Bw = 16.000 MH No calibration applied and no bandpass applied

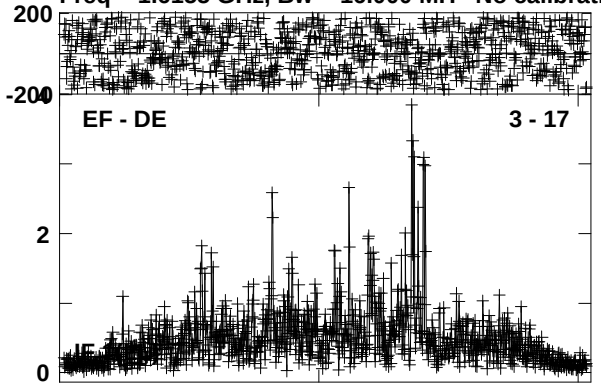

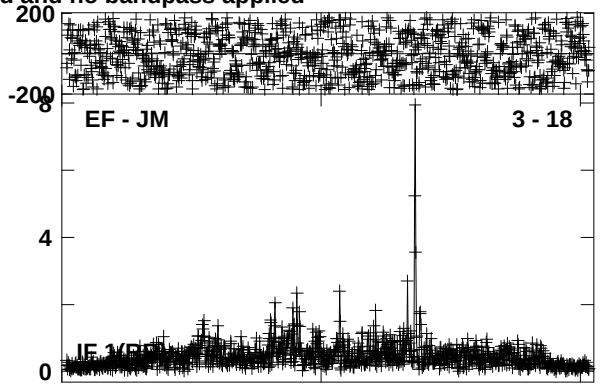

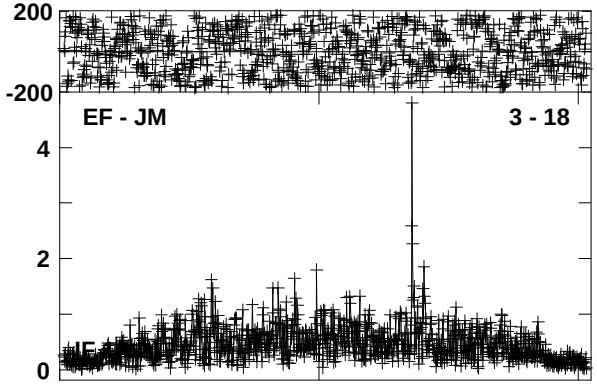

Lower frame: Milli Ampl Jy Top frame: Phas deg
Vector averaged cross-power spectrum Baseline: EF (03) - DE (17)
Timerange: 00/12:25:06 to 00/12:28:34

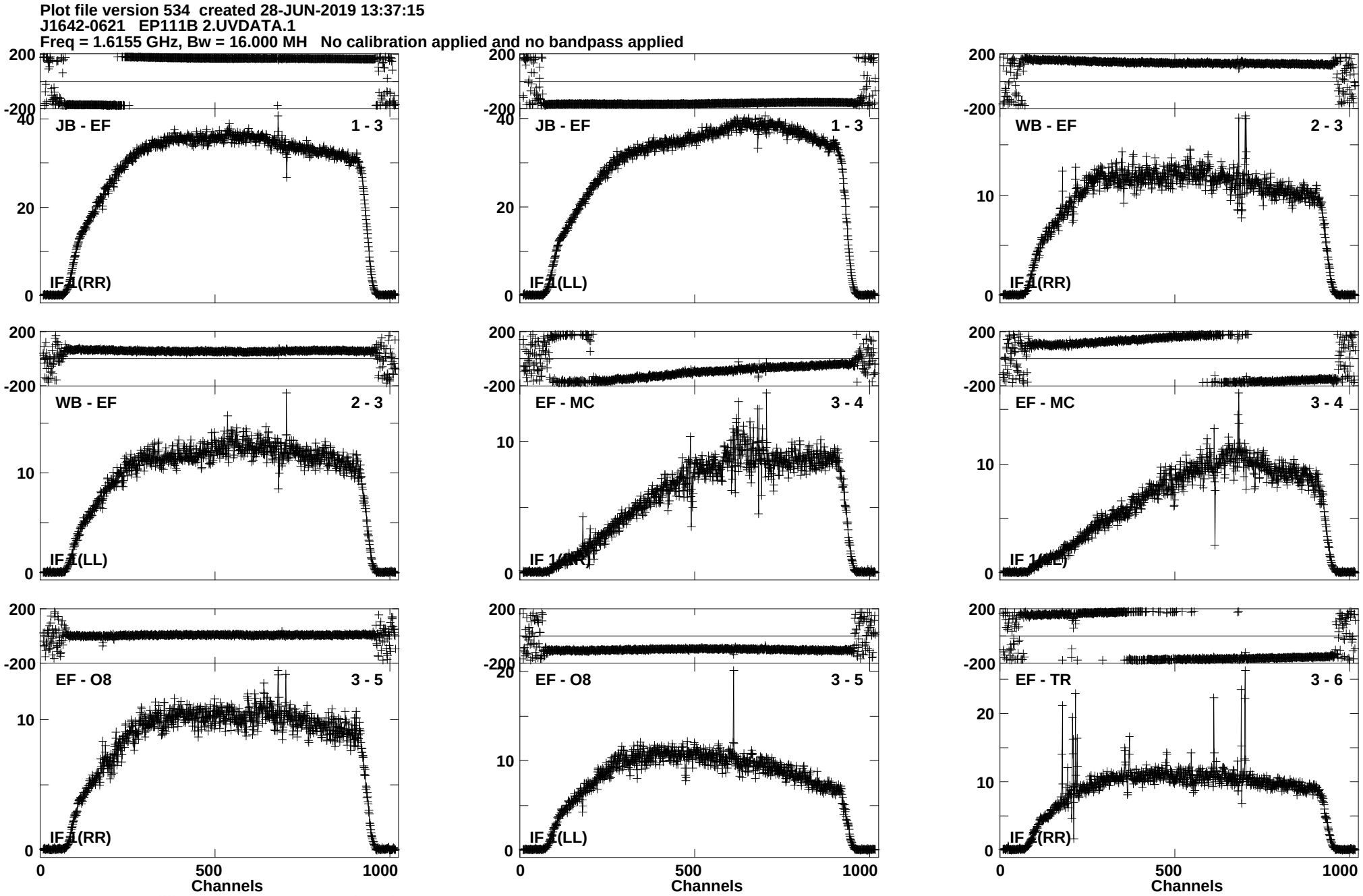
Plot file version 534 created 28-JUN-2019 13:37:15
J1642-0621 EP111B 2.UVDATA.1
Freq = 1.6155 GHz, Bw = 16.000 MH No calibration applied and no bandpass applied
JB - EF 1 - 3
IF 1(RR)
JB - EF 1 - 3
IF 1(LL)
WB - EF 2 - 3
IF 1(RR)
WB - EF 2 - 3
IF 1(LL)
EF - MC 3 - 4
EF - MC 3 - 4
EF - O8 3 - 5
IF 1(RR)
EF - O8 3 - 5
IF 1(LL)
EF - TR 3 - 6
IF 1(RR)
Channels
Channels
Channels
Lower frame: Milli Ampl Jy Top frame: Phas deg
Vector averaged cross-power spectrum Baseline: JB (01) - EF (03)
Timerange: 00/12:29:21 to 00/12:30:49

Plot file version 535 created 28-JUN-2019 13:37:16
J1642-0621 EP111B 2.UVDATA.1
Freq = 1.6155 GHz, Bw = 16.000 MH No calibration applied and no bandpass applied

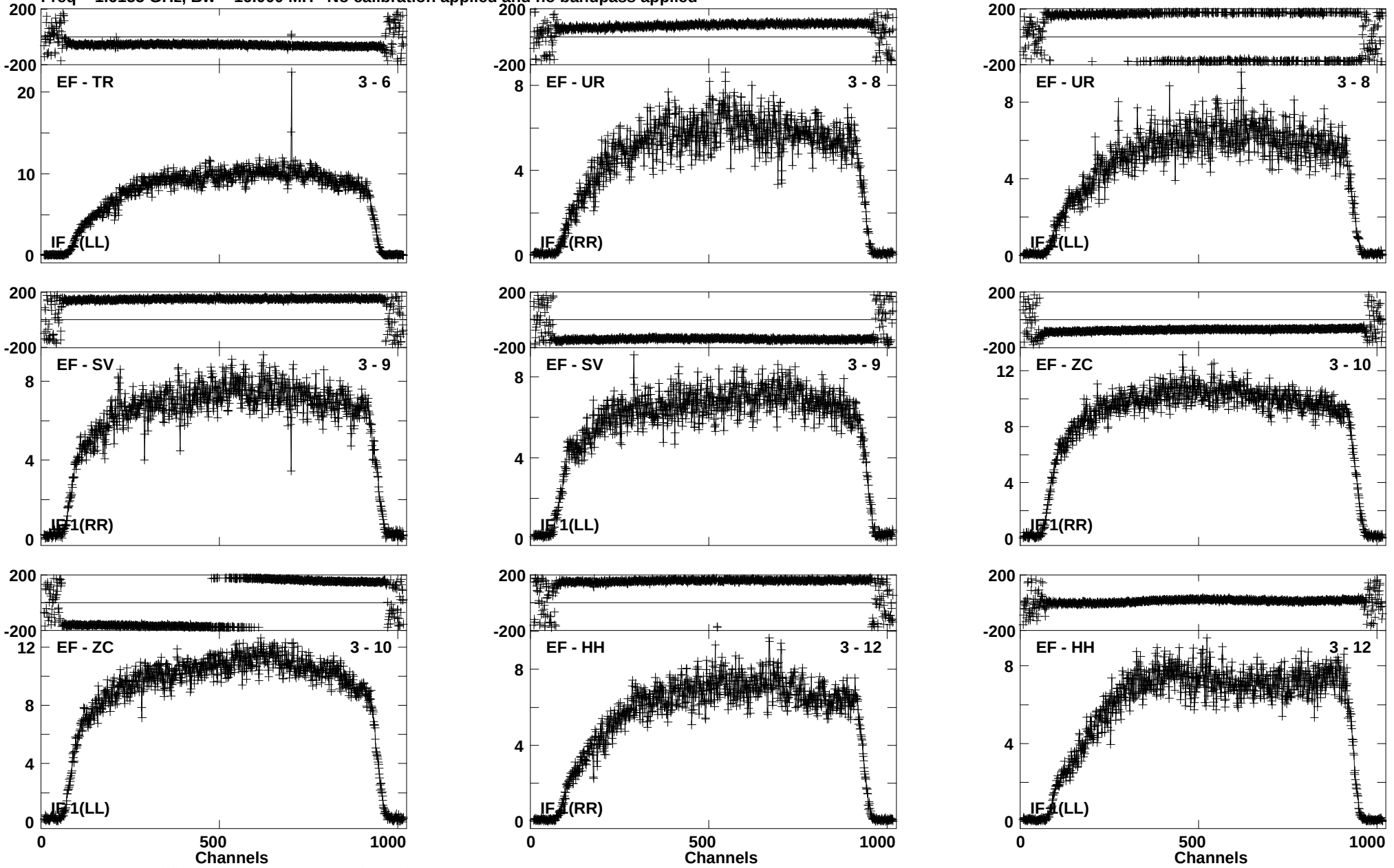

Lower frame: Milli Ampl Jy Top frame: Phas deg
Vector averaged cross-power spectrum Baseline: EF (03) - TR (06)
Timerange: 00/12:29:21 to 00/12:30:49

Plot file version 536 created 28-JUN-2019 13:37:17
J1642-0621 EP111B 2.UVDATA.1
Freq = 1.6155 GHz, Bw = 16.000 MH No calibration applied and no bandpass applied

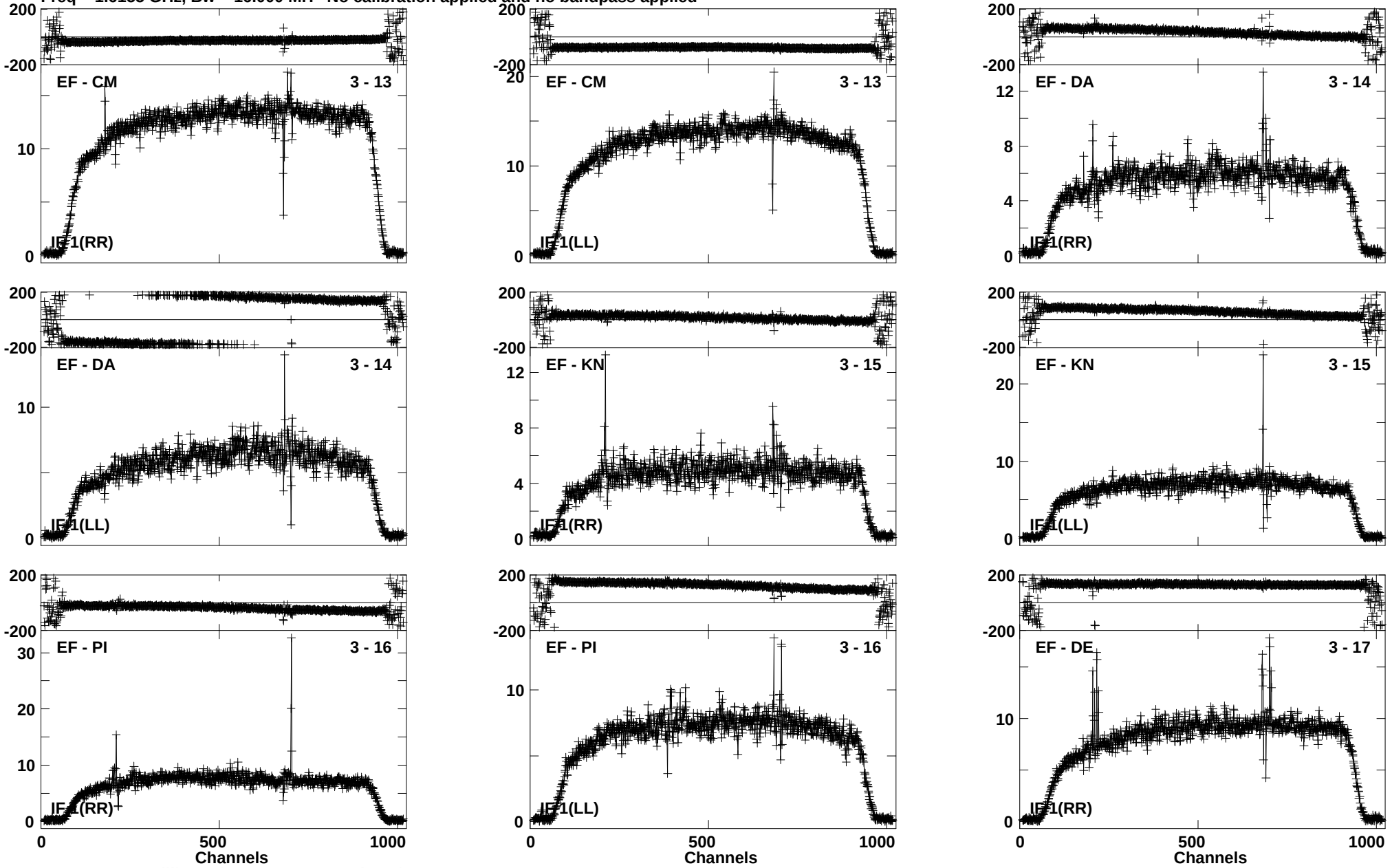

Lower frame: Milli Ampl Jy Top frame: Phas deg
Vector averaged cross-power spectrum Baseline: EF (03) - CM (13)
Timerange: 00/12:29:21 to 00/12:30:49

Plot file version 537 created 28-JUN-2019 13:37:17
J1642-0621 EP111B 2.UVDATA.1
Freq = 1.6155 GHz, Bw = 16.000 MH No calibration applied and no bandpass applied

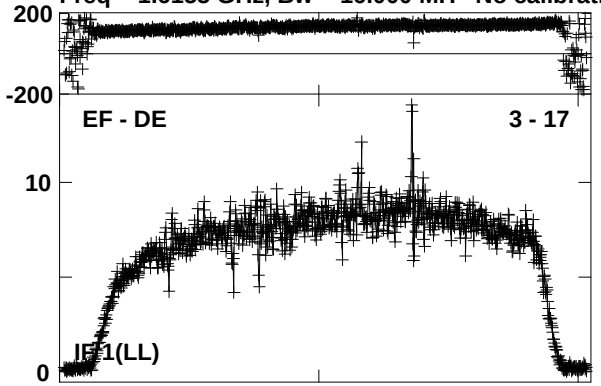

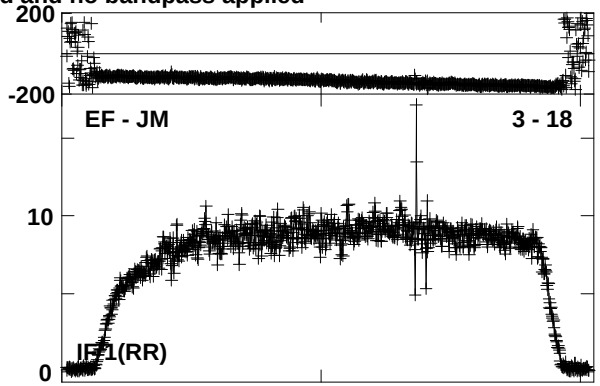

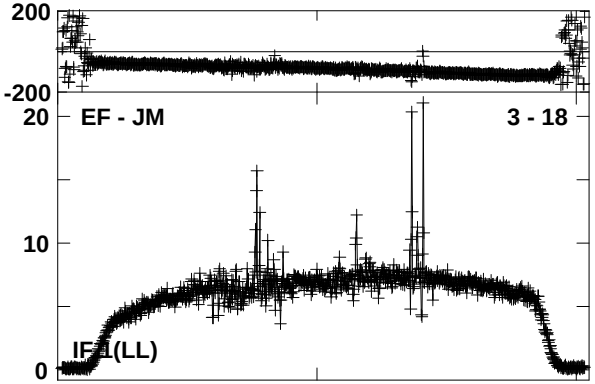

Lower frame: Milli Ampl Jy Top frame: Phas deg
Vector averaged cross-power spectrum Baseline: EF (03) - DE (17)
Timerange: 00/12:29:21 to 00/12:30:49

Plot file version 538 created 28-JUN-2019 13:37:18
IRAS16399 EP111B 2.UVDATA.1
Freq = 1.6155 GHz, Bw = 16.000 MH No calibration applied and no bandpass applied

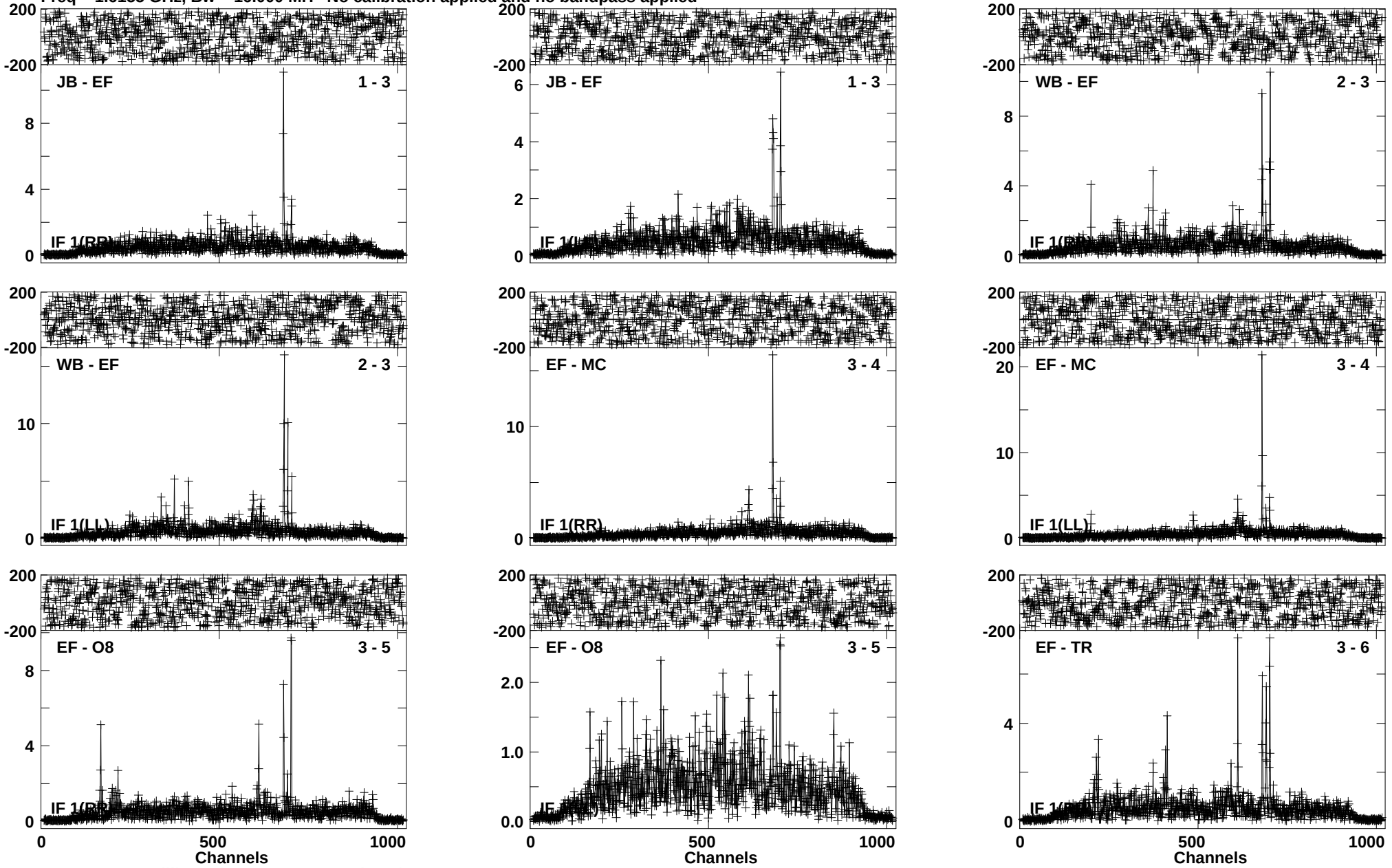

Lower frame: Milli Ampl Jy Top frame: Phas deg
Vector averaged cross-power spectrum Baseline: JB (01) - EF (03)
Timerange: 00/12:30:51 to 00/12:34:19

Plot file version 539 created 28-JUN-2019 13:37:19
IRAS16399 EP111B 2.UVDATA.1
Freq = 1.6155 GHz, Bw = 16.000 MH No calibration applied and no bandpass applied

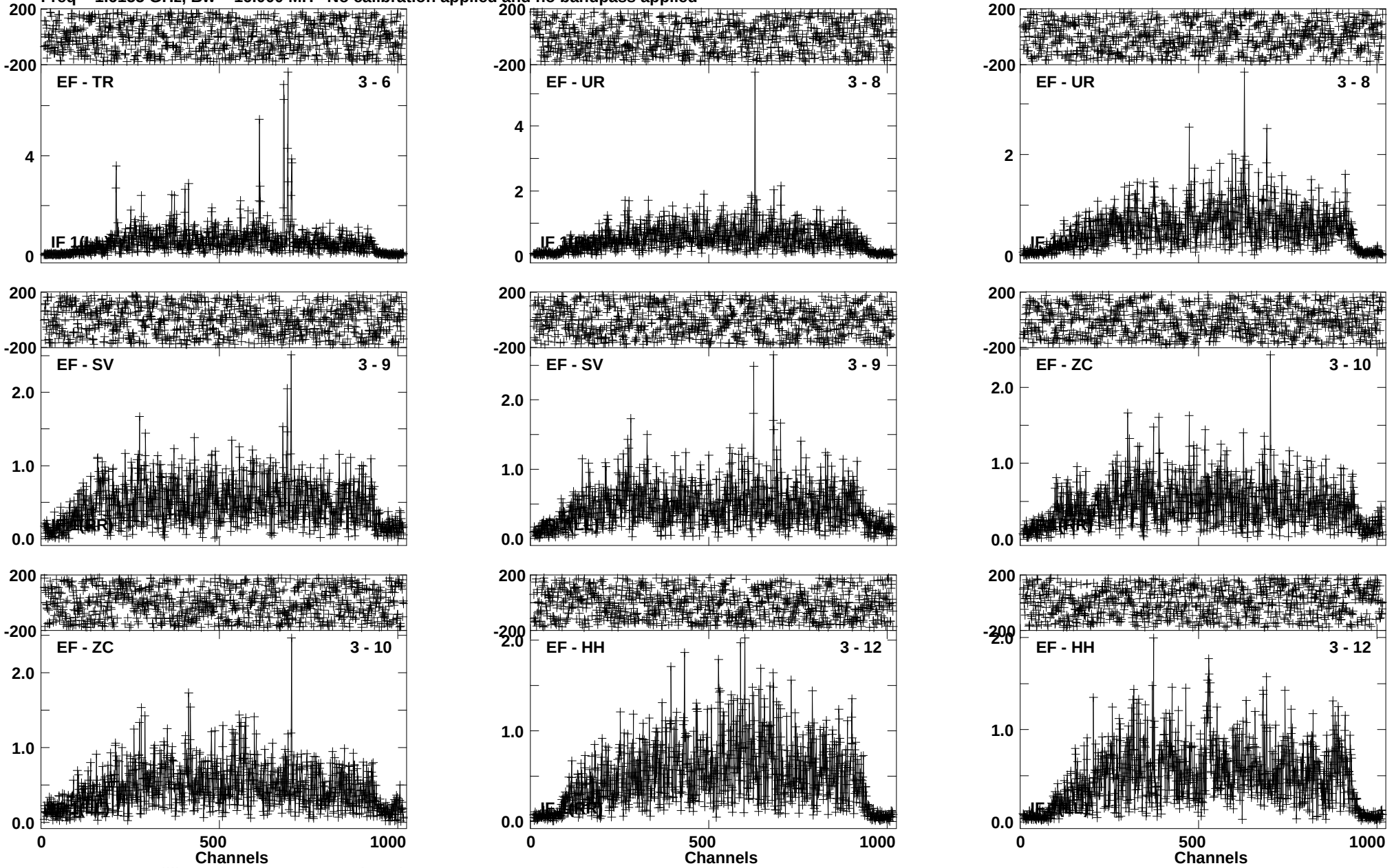

Lower frame: Milli Ampl Jy Top frame: Phas deg
Vector averaged cross-power spectrum Baseline: EF (03) - TR (06)
Timerange: 00/12:30:51 to 00/12:34:19

Plot file version 540 created 28-JUN-2019 13:37:20
IRAS16399 EP111B 2.UVDATA.1
Freq = 1.6155 GHz, Bw = 16.000 MH No calibration applied and no bandpass applied

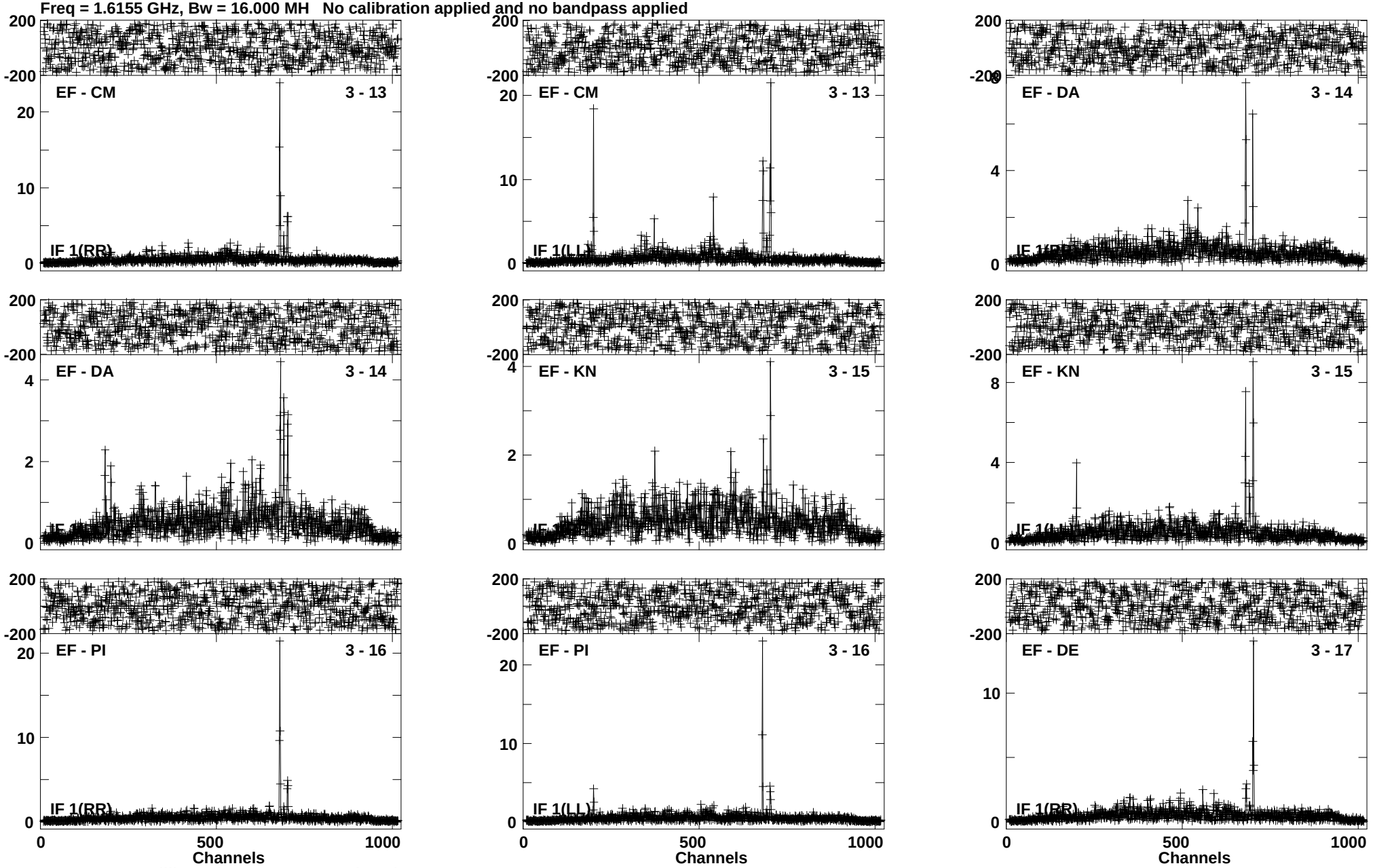

Lower frame: Milli Ampl Jy Top frame: Phas deg
Vector averaged cross-power spectrum Baseline: EF (03) - CM (13)
Timerange: 00/12:30:51 to 00/12:34:19

Plot file version 541 created 28-JUN-2019 13:37:20
IRAS16399 EP111B 2.UVDATA.1
Freq = 1.6155 GHz, Bw = 16.000 MH No calibration applied and no bandpass applied

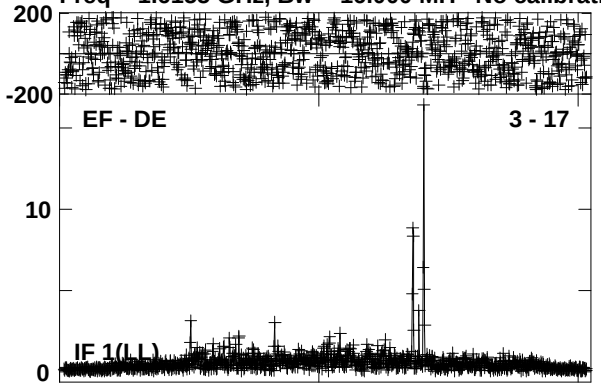

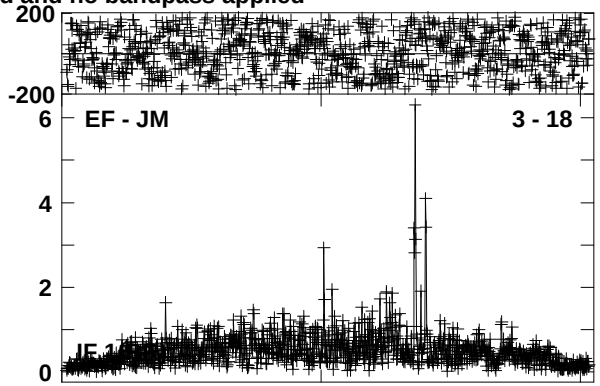

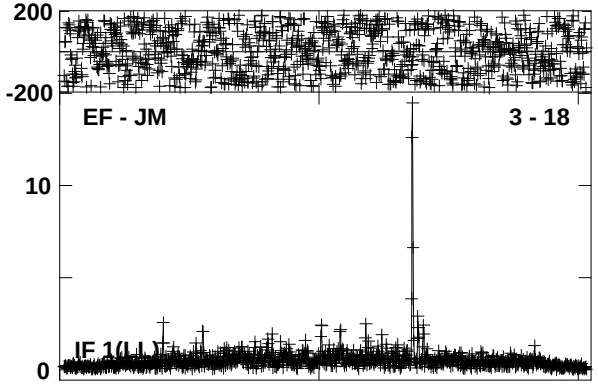

Lower frame: Milli Ampl Jy Top frame: Phas deg
Vector averaged cross-power spectrum Baseline: EF (03) - DE (17)
Timerange: 00/12:30:51 to 00/12:34:19

Plot file version 542 created 28-JUN-2019 13:37:22
J1642-0621 EP111B 2.UVDATA.1
Freq = 1.6155 GHz, Bw = 16.000 MH No calibration applied and no bandpass applied

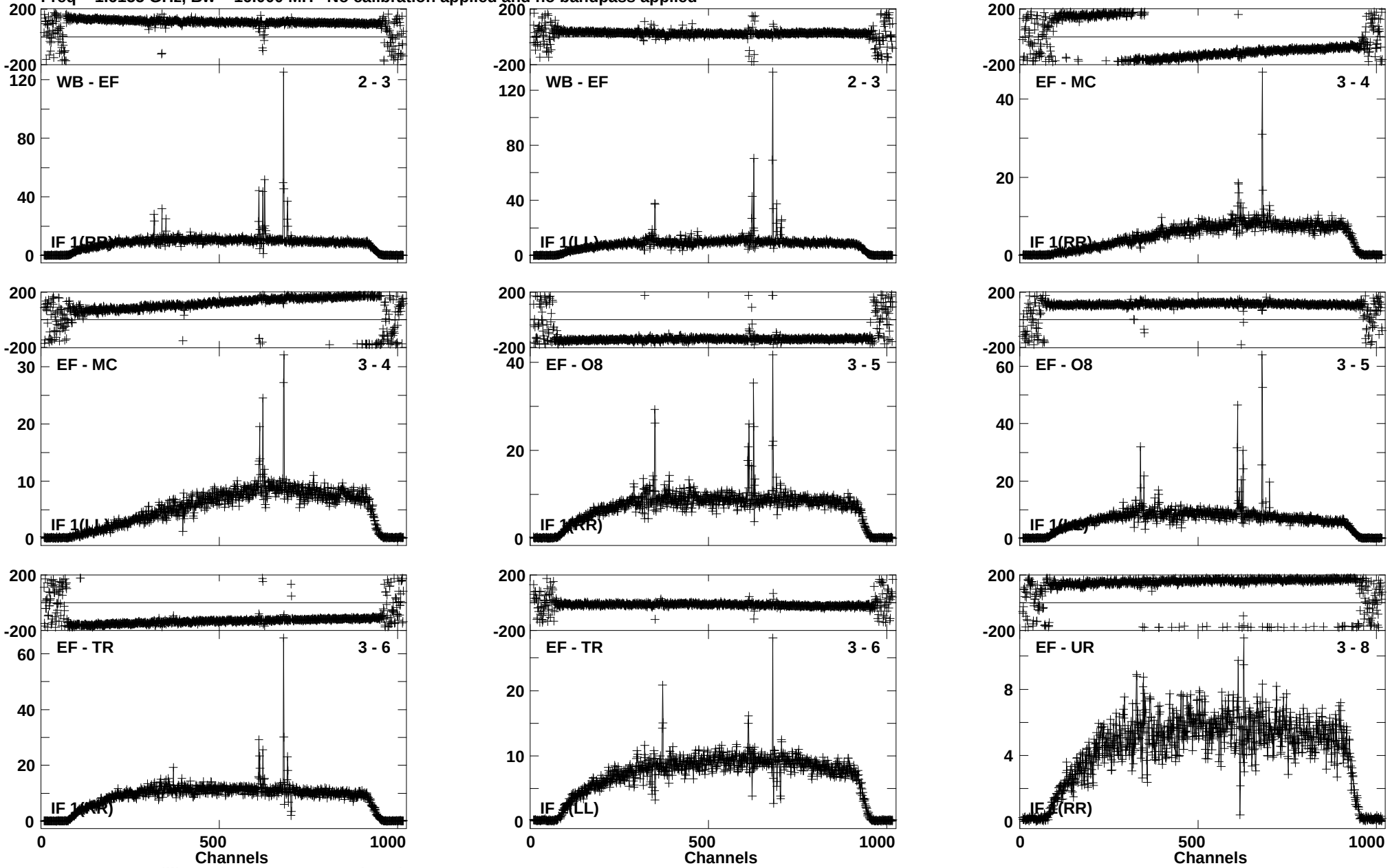

Lower frame: Milli Ampl Jy Top frame: Phas deg
Vector averaged cross-power spectrum Baseline: WB (02) - EF (03)
Timerange: 00/12:34:21 to 00/12:35:49

Plot file version 543 created 28-JUN-2019 13:37:22
J1642-0621 EP111B 2.UVDATA.1
Freq = 1.6155 GHz, Bw = 16.000 MH No calibration applied and no bandpass applied

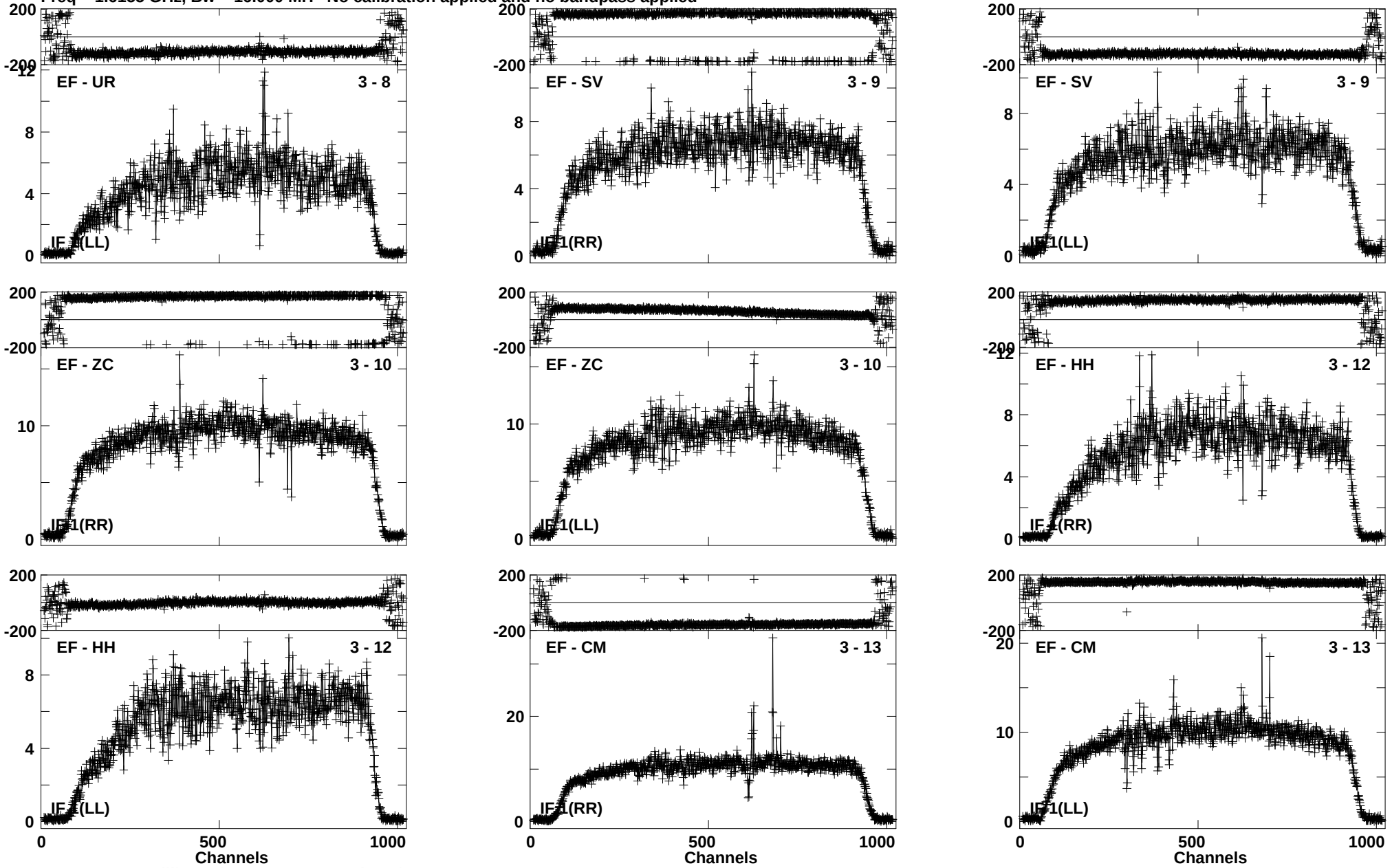

Lower frame: Milli Ampl Jy Top frame: Phas deg
Vector averaged cross-power spectrum Baseline: EF (03) - UR (08)
Timerange: 00/12:34:21 to 00/12:35:49

Plot file version 544 created 28-JUN-2019 13:37:23
J1642-0621 EP111B 2.UVDATA.1
Freq = 1.6155 GHz, Bw = 16.000 MH No calibration applied and no bandpass applied

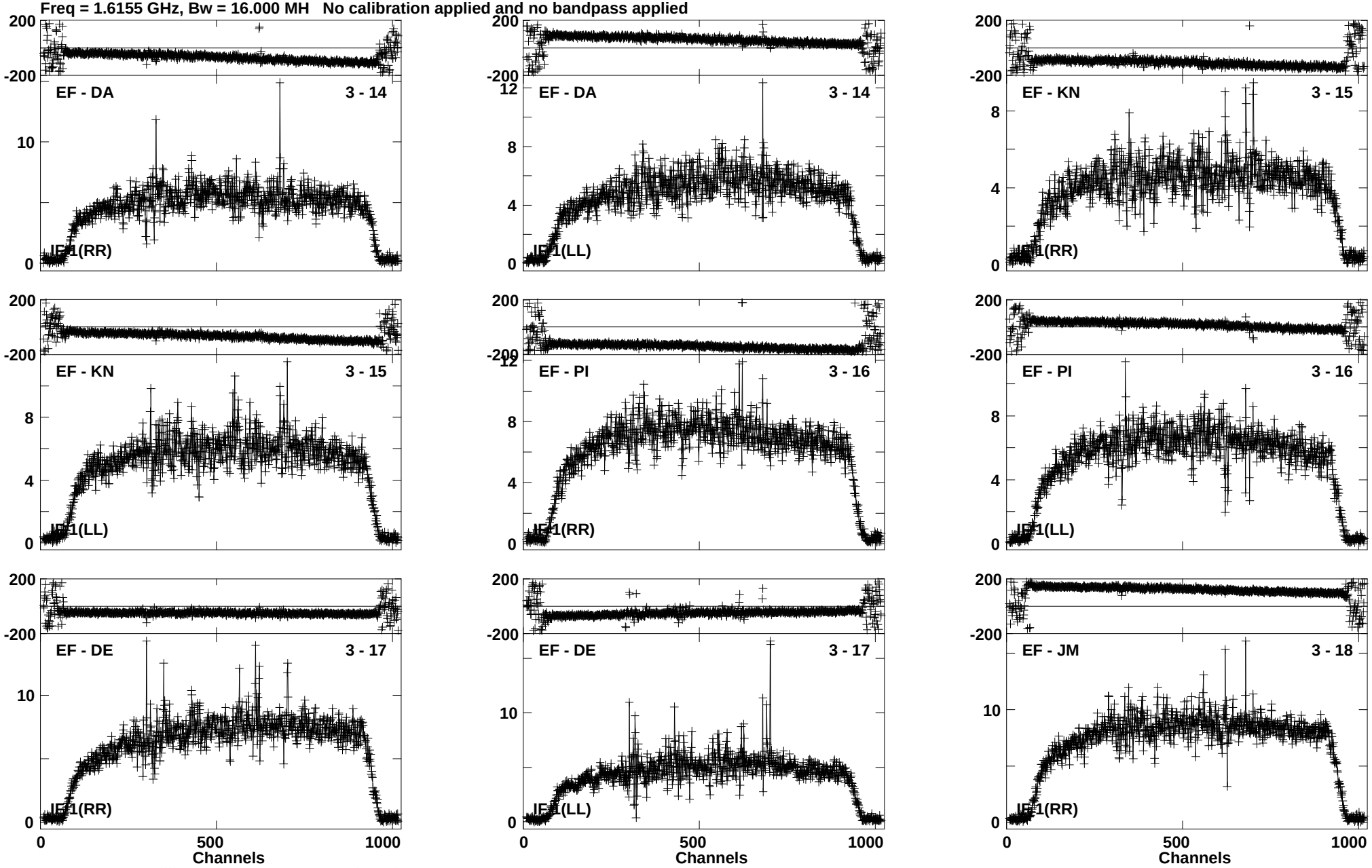

Lower frame: Milli Ampl Jy Top frame: Phas deg
Vector averaged cross-power spectrum Baseline: EF (03) - DA (14)
Timerange: 00/12:34:21 to 00/12:35:49

Plot file version 545 created 28-JUN-2019 13:37:23
J1642-0621 EP111B 2.UVDATA.1
Freq = 1.6155 GHz, Bw = 16.000 MH No calibration applied and no bandpass applied

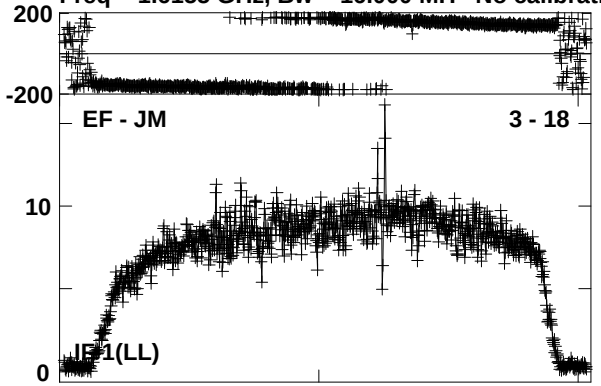

Lower frame: Milli Ampl Jy Top frame: Phas deg
Vector averaged cross-power spectrum Baseline: EF (03) - JM (18)
Timerange: 00/12:34:21 to 00/12:35:49

Plot file version 546 created 28-JUN-2019 13:37:25
IRAS16399 EP111B 2.UVDATA.1
Freq = 1.6155 GHz, Bw = 16.000 MH No calibration applied and no bandpass applied

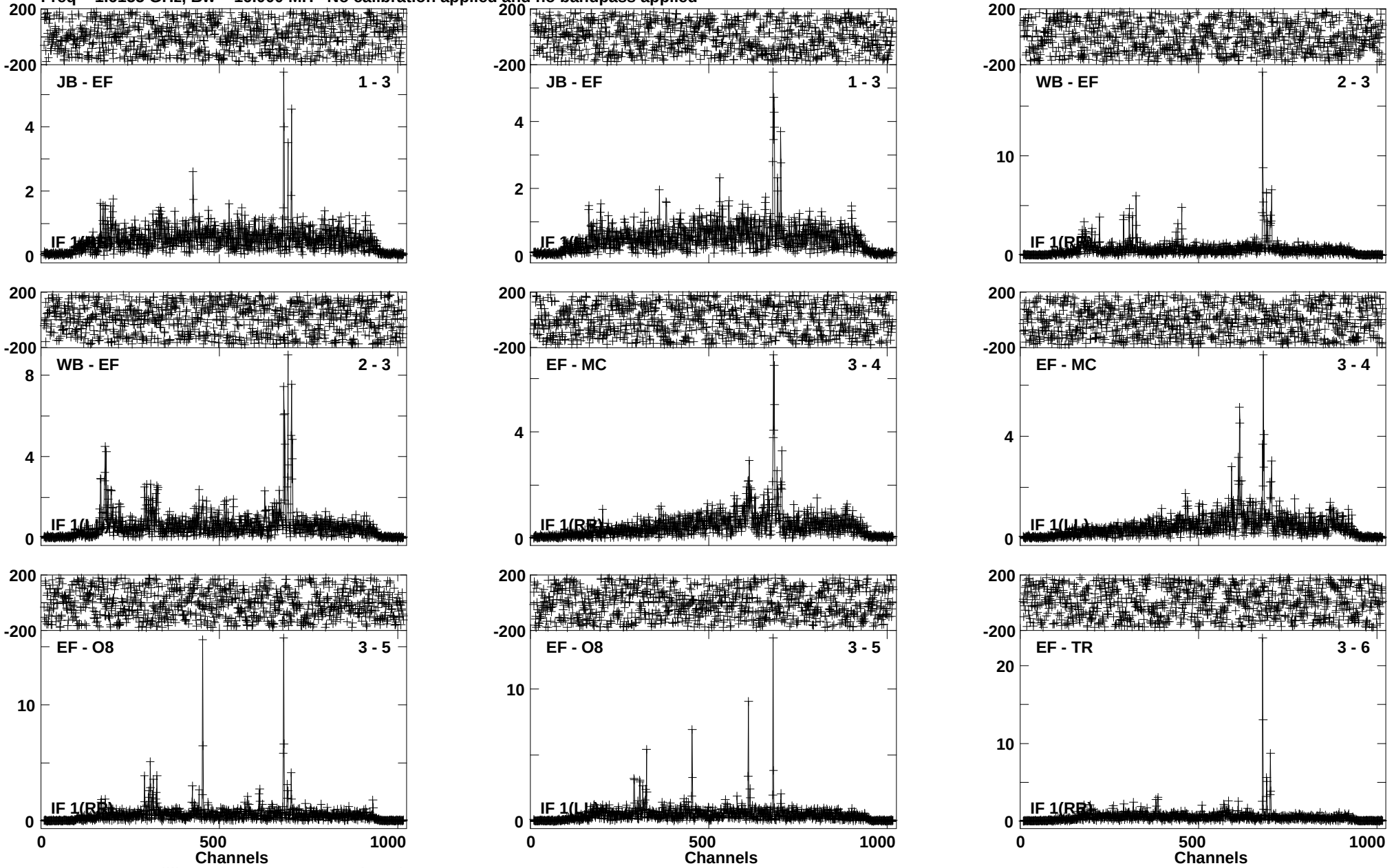

Lower frame: Milli Ampl Jy Top frame: Phas deg
Vector averaged cross-power spectrum Baseline: JB (01) - EF (03)
Timerange: 00/12:35:51 to 00/12:39:19

Plot file version 547 created 28-JUN-2019 13:37:25
IRAS16399 EP111B 2.UVDATA.1
Freq = 1.6155 GHz, Bw = 16.000 MH No calibration applied and no bandpass applied

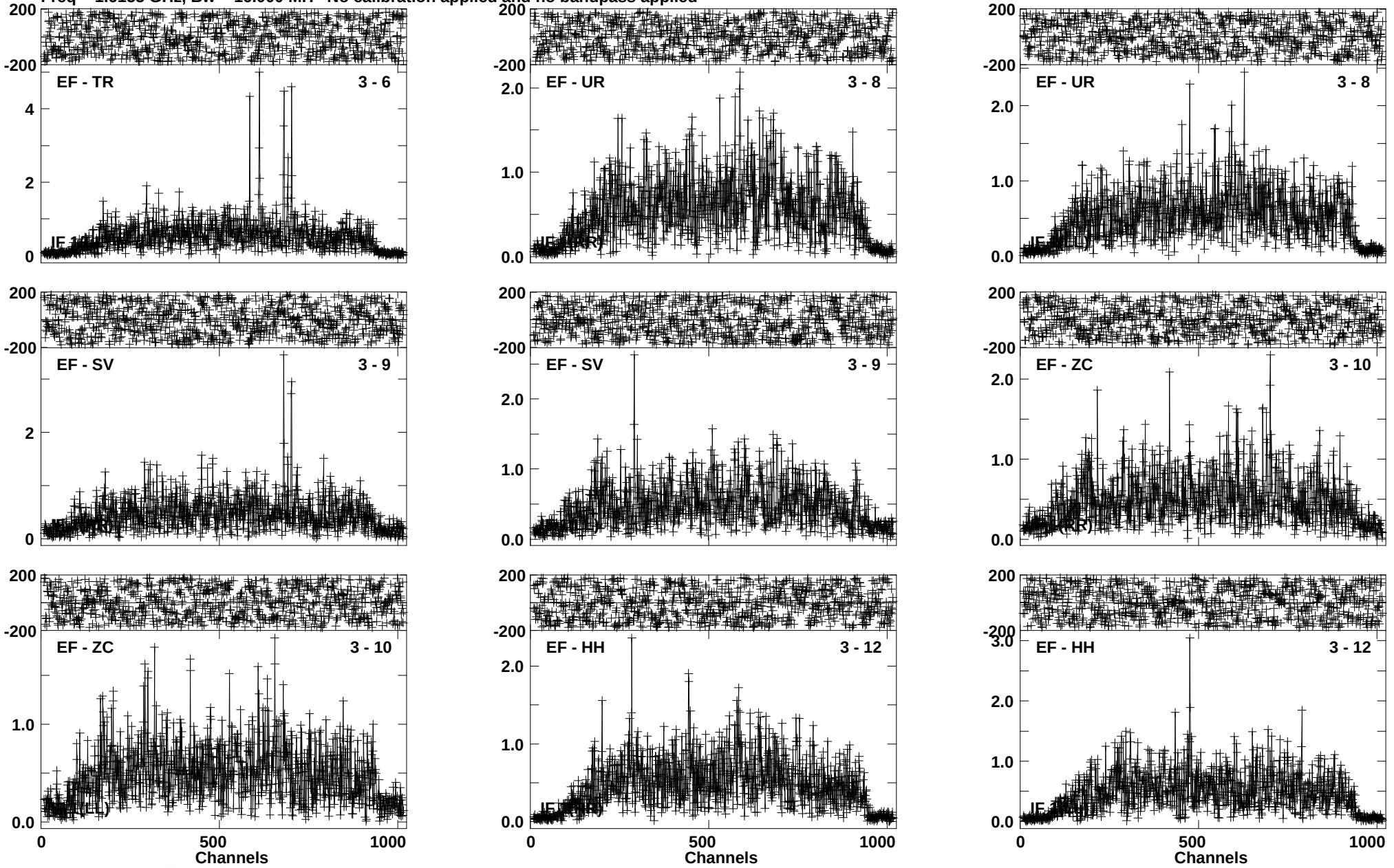

Lower frame: Milli Ampl Jy Top frame: Phas deg
Vector averaged cross-power spectrum Baseline: EF (03) - TR (06)
Timerange: 00/12:35:51 to 00/12:39:19

Plot file version 548 created 28-JUN-2019 13:37:26
IRAS16399 EP111B 2.UVDATA.1
Freq = 1.6155 GHz, Bw = 16.000 MH No calibration applied and no bandpass applied

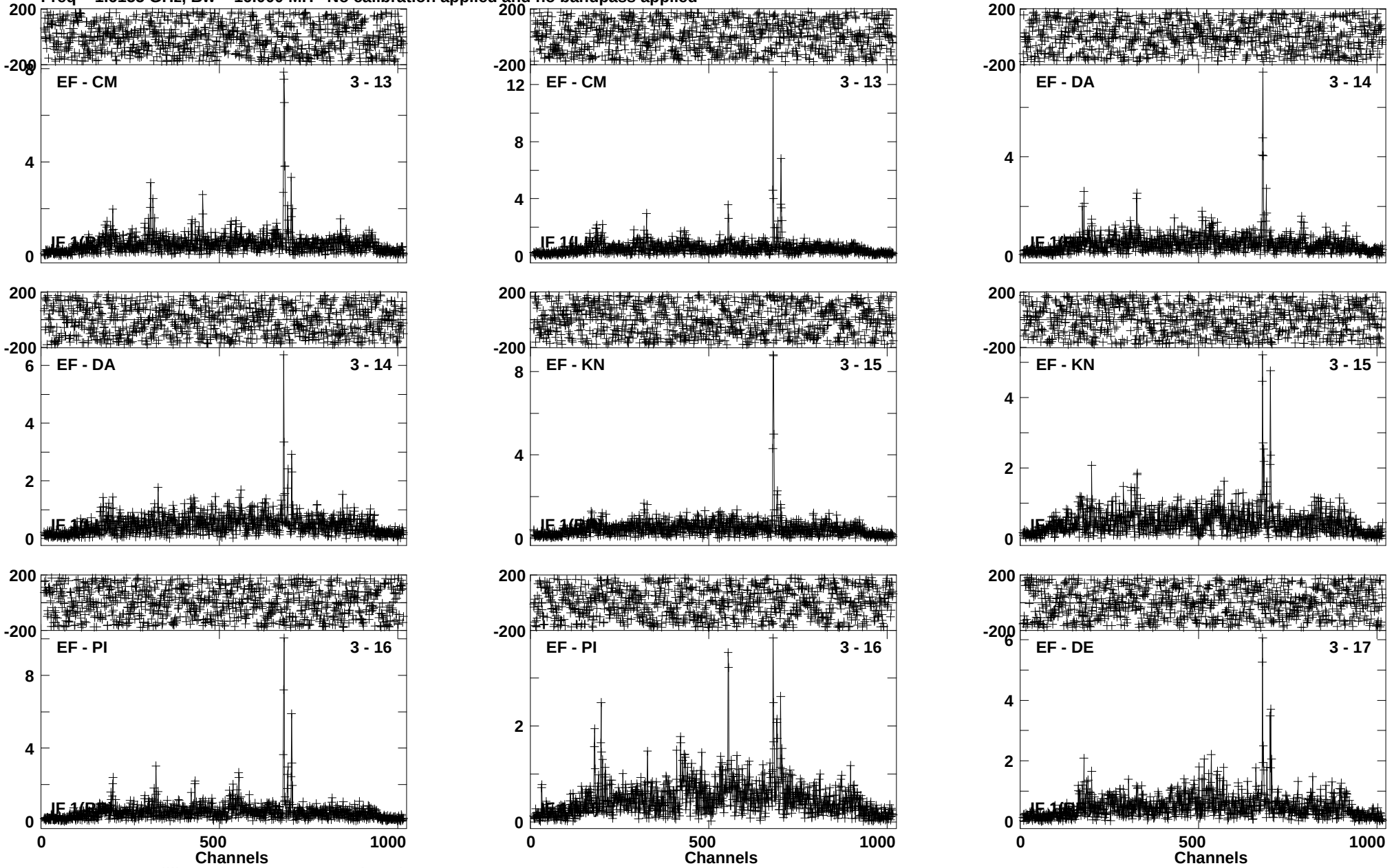

Lower frame: Milli Ampl Jy Top frame: Phas deg
Vector averaged cross-power spectrum Baseline: EF (03) - CM (13)
Timerange: 00/12:35:51 to 00/12:39:19

Plot file version 549 created 28-JUN-2019 13:37:26
IRAS16399 EP111B 2.UVDATA.1
Freq = 1.6155 GHz, Bw = 16.000 MH No calibration applied and no bandpass applied

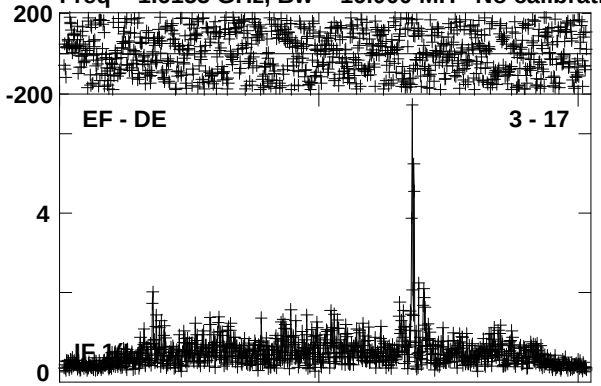

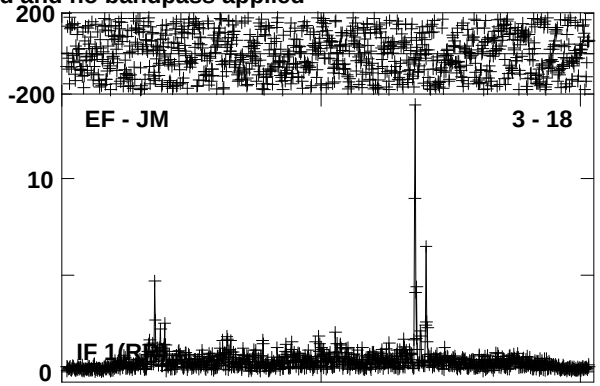

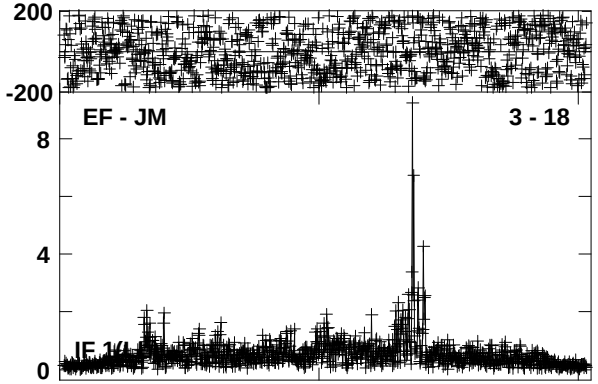

Lower frame: Milli Ampl Jy Top frame: Phas deg
Vector averaged cross-power spectrum Baseline: EF (03) - DE (17)
Timerange: 00/12:35:51 to 00/12:39:19

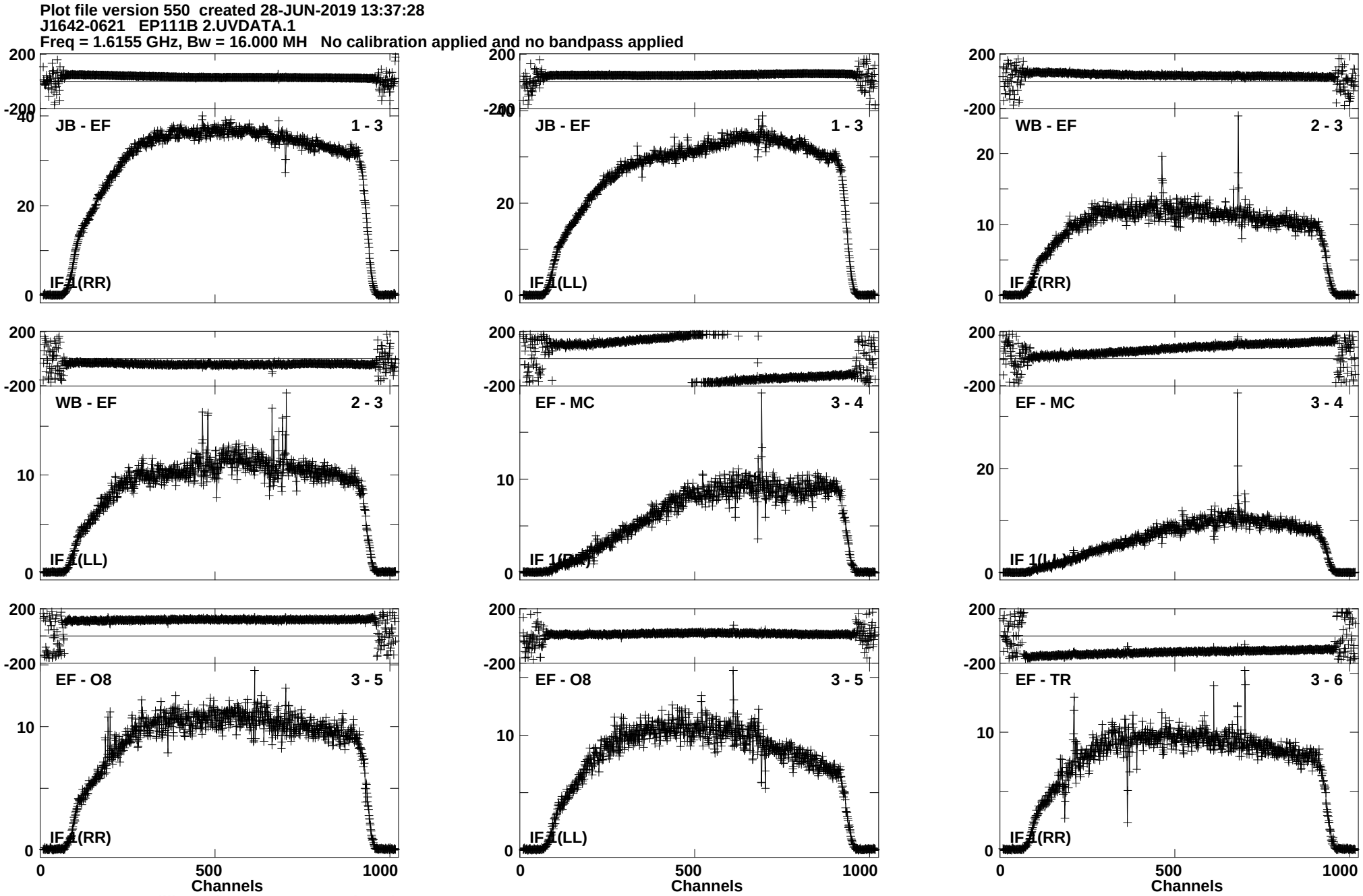
Plot file version 550 created 28-JUN-2019 13:37:28
J1642-0621 EP111B 2.UVDATA.1
Freq = 1.6155 GHz, Bw = 16.000 MH No calibration applied and no bandpass applied
JB - EF 1 - 3
IF 1(RR)
JB - EF 1 - 3
IF 1(LL)
WB - EF 2 - 3
IF 1(RR)
WB - EF 2 - 3
IF 1(LL)
EF - MC 3 - 4
IF 1(RR)
EF - MC 3 - 4
IF 1(LL)
EF - O8 3 - 5
IF 1(RR)
EF - O8 3 - 5
IF 1(LL)
EF - TR 3 - 6
IF 1(RR)
200
-200
40
20
10
0
500
1000
Channels
Lower frame: Milli Ampl Jy Top frame: Phas deg
Vector averaged cross-power spectrum Baseline: JB (01) - EF (03)
Timerange: 00/12:40:06 to 00/12:41:34

Plot file version 551 created 28-JUN-2019 13:37:28
J1642-0621 EP111B 2.UVDATA.1
Freq = 1.6155 GHz, Bw = 16.000 MH No calibration applied and no bandpass applied

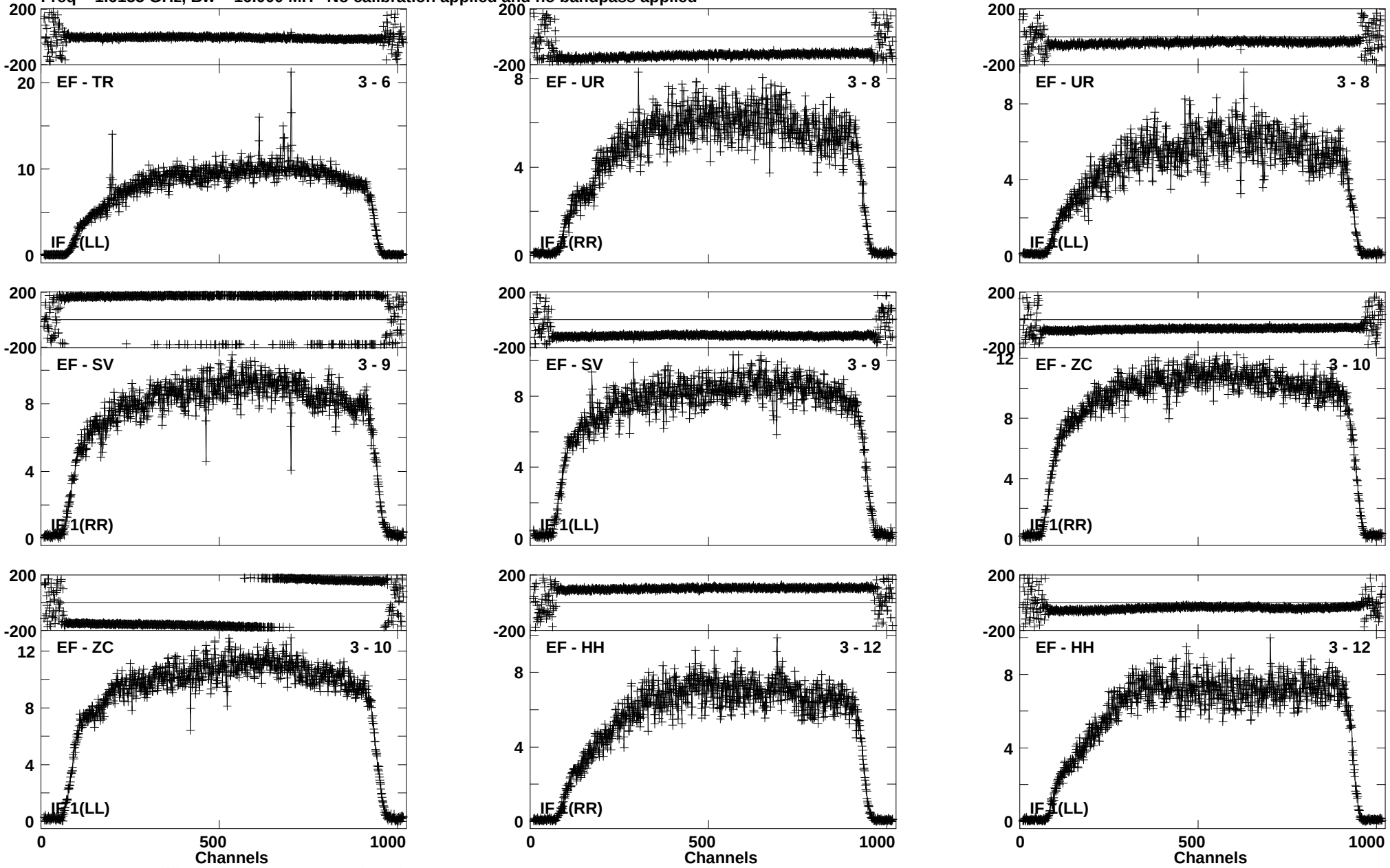

Lower frame: Milli Ampl Jy Top frame: Phas deg
Vector averaged cross-power spectrum Baseline: EF (03) - TR (06)
Timerange: 00/12:40:06 to 00/12:41:34

Plot file version 552 created 28-JUN-2019 13:37:29
J1642-0621 EP111B 2.UVDATA.1
Freq = 1.6155 GHz, Bw = 16.000 MH No calibration applied and no bandpass applied

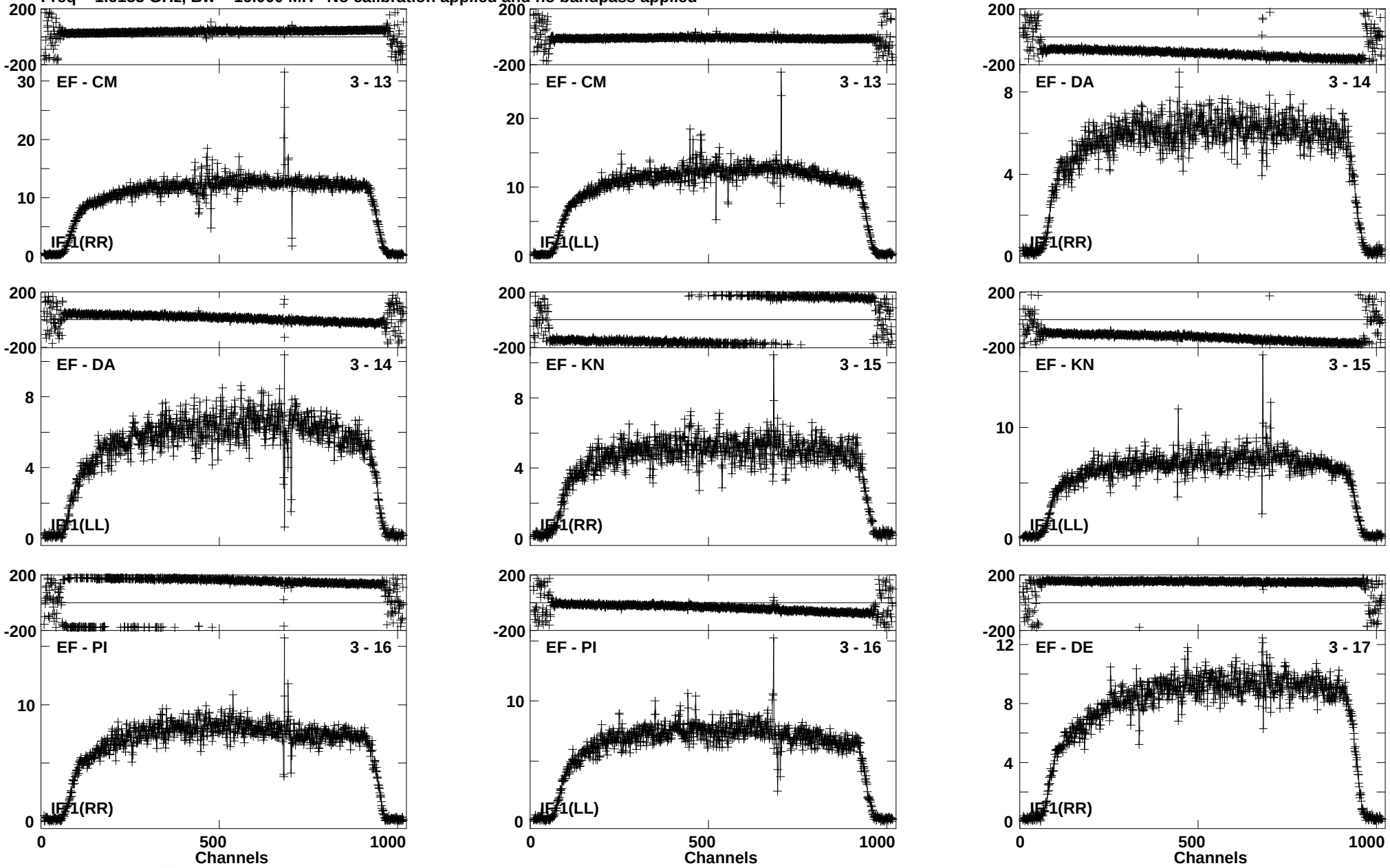

Lower frame: Milli Ampl Jy Top frame: Phas deg
Vector averaged cross-power spectrum Baseline: EF (03) - CM (13)
Timerange: 00/12:40:06 to 00/12:41:34

Plot file version 553 created 28-JUN-2019 13:37:30
J1642-0621 EP111B 2.UVDATA.1
Freq = 1.6155 GHz, Bw = 16.000 MH No calibration applied and no bandpass applied

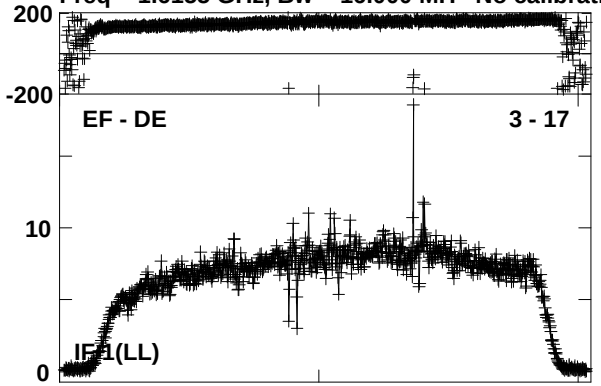

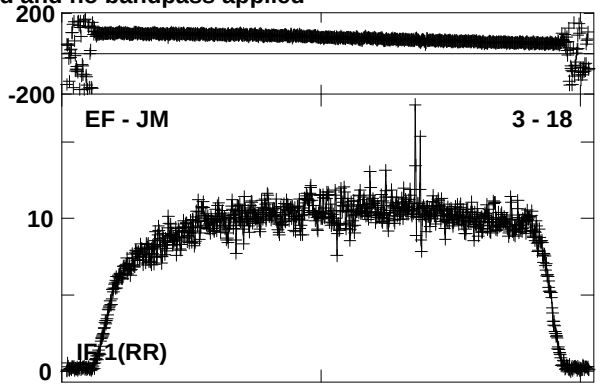

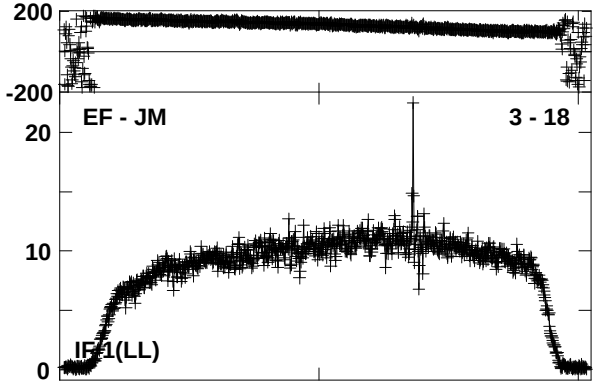

Lower frame: Milli Ampl Jy Top frame: Phas deg
Vector averaged cross-power spectrum Baseline: EF (03) - DE (17)
Timerange: 00/12:40:06 to 00/12:41:34

Plot file version 554 created 28-JUN-2019 13:37:31
IRAS16399 EP111B 2.UVDATA.1
Freq = 1.6155 GHz, Bw = 16.000 MH No calibration applied and no bandpass applied

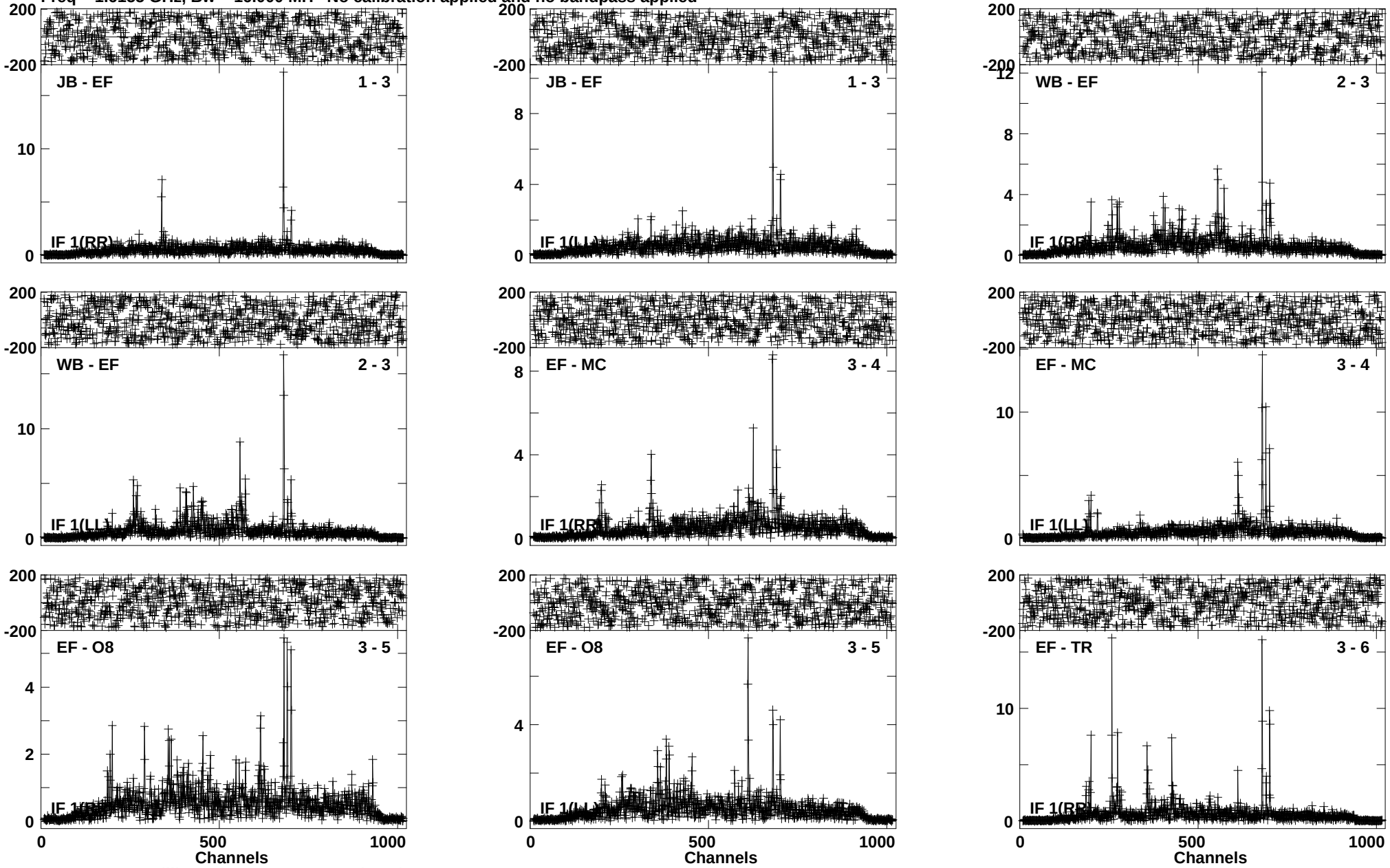

Lower frame: Milli Ampl Jy Top frame: Phas deg
Vector averaged cross-power spectrum Baseline: JB (01) - EF (03)
Timerange: 00/12:41:36 to 00/12:45:04

Plot file version 555 created 28-JUN-2019 13:37:32
IRAS16399 EP111B 2.UVDATA.1
Freq = 1.6155 GHz, Bw = 16.000 MH No calibration applied and no bandpass applied

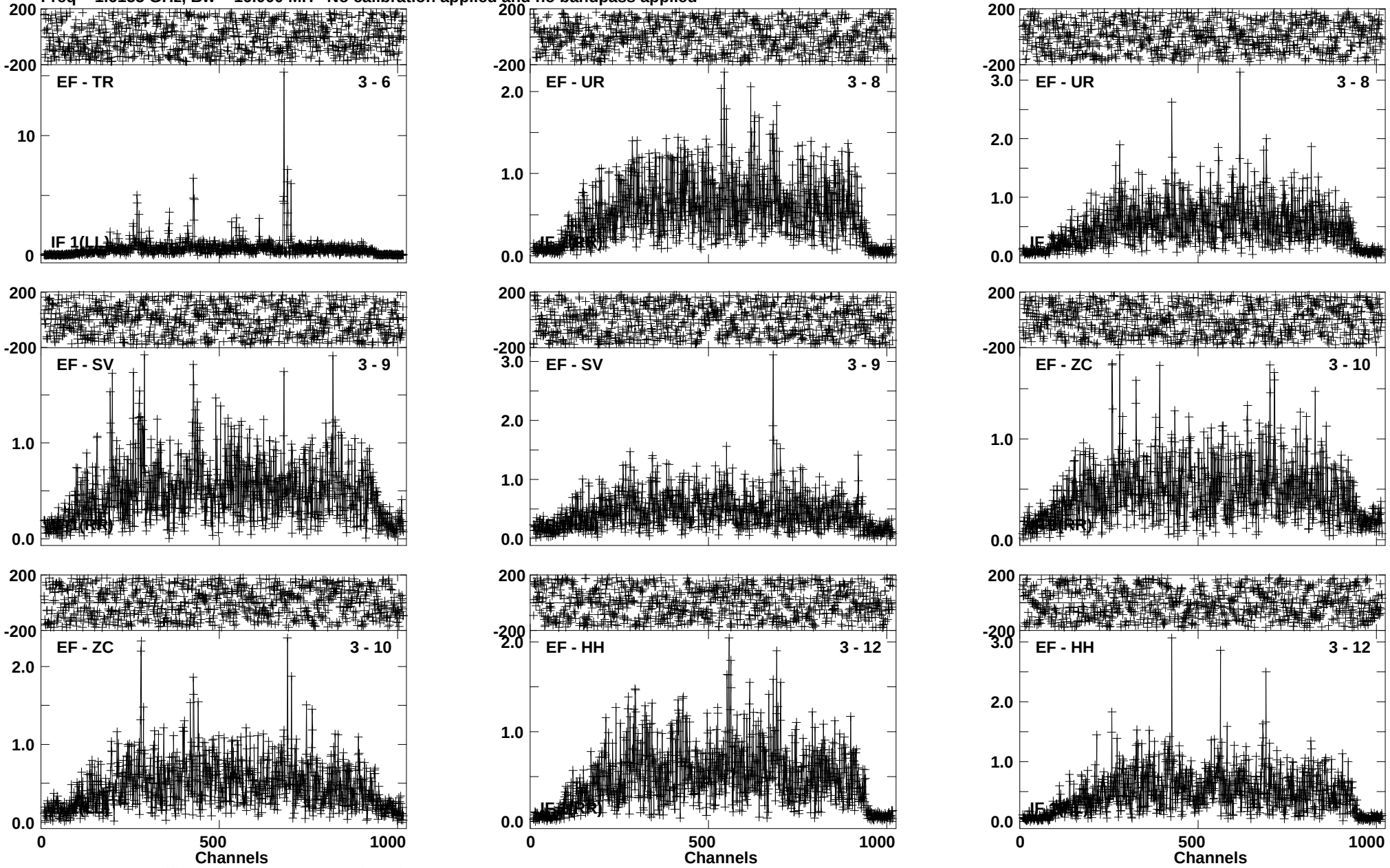

Lower frame: Milli Ampl Jy Top frame: Phas deg
Vector averaged cross-power spectrum Baseline: EF (03) - TR (06)
Timerange: 00/12:41:36 to 00/12:45:04

Plot file version 556 created 28-JUN-2019 13:37:32
IRAS16399 EP111B 2.UVDATA.1
Freq = 1.6155 GHz, Bw = 16.000 MH No calibration applied and no bandpass applied

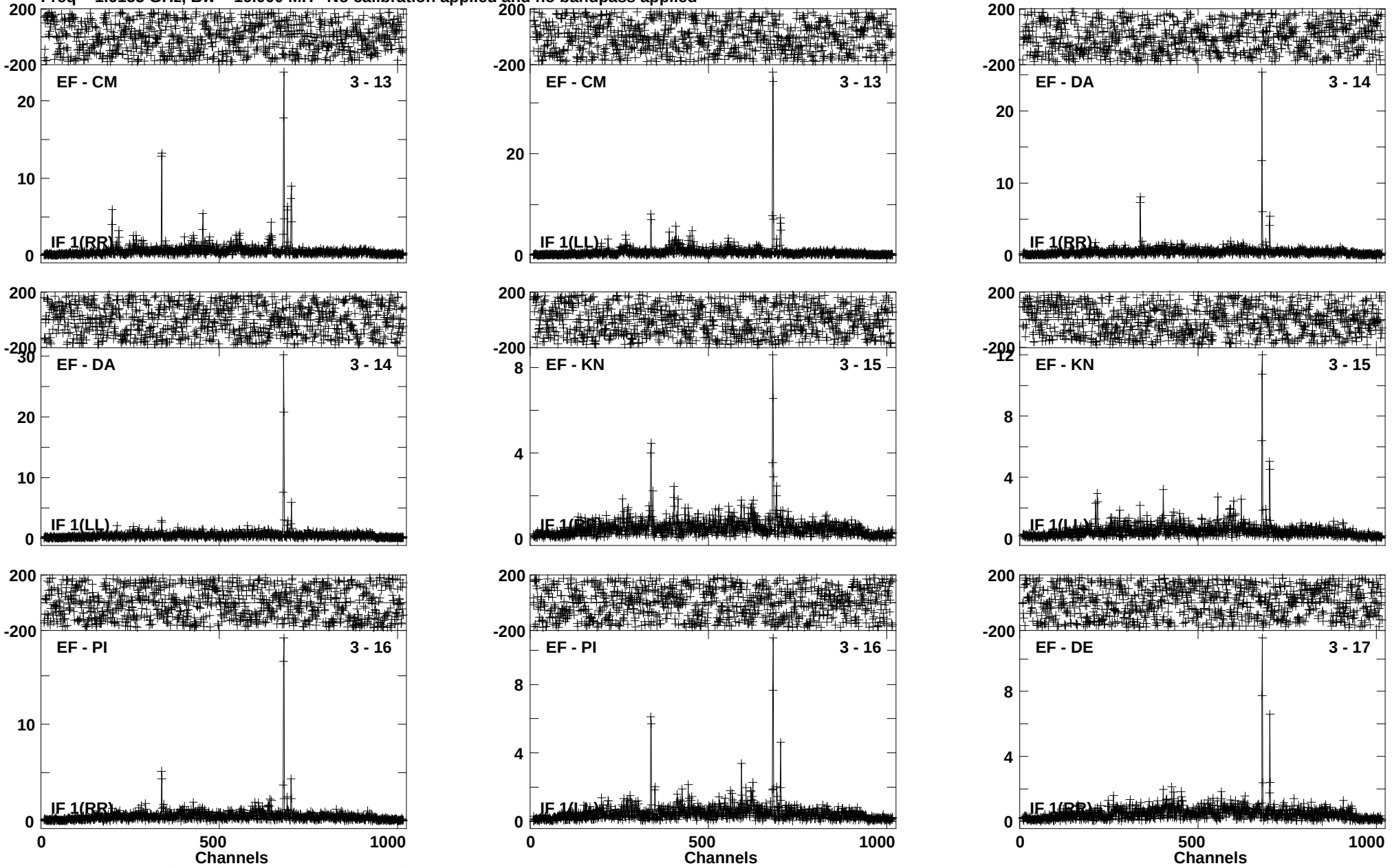

Lower frame: Milli Ampl Jy Top frame: Phas deg
Vector averaged cross-power spectrum Baseline: EF (03) - CM (13)
Timerange: 00/12:41:36 to 00/12:45:04

Plot file version 557 created 28-JUN-2019 13:37:33
IRAS16399 EP111B 2.UVDATA.1
Freq = 1.6155 GHz, Bw = 16.000 MH No calibration applied and no bandpass applied

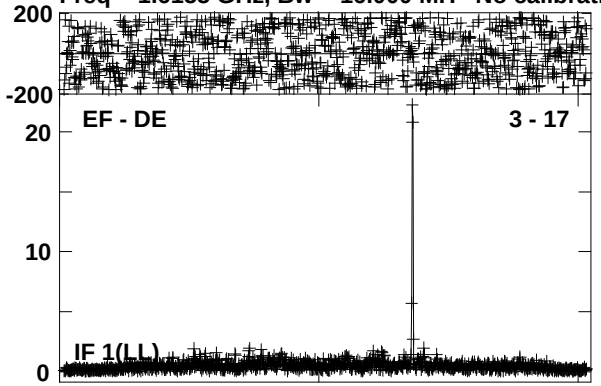

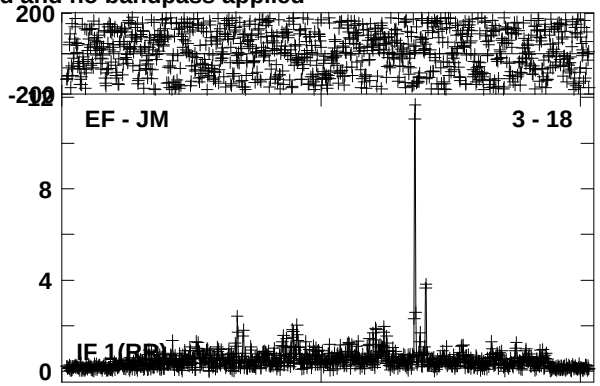

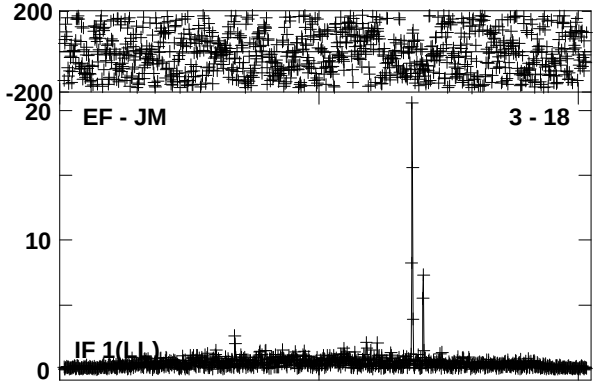

Lower frame: Milli Ampl Jy Top frame: Phas deg
Vector averaged cross-power spectrum Baseline: EF (03) - DE (17)
Timerange: 00/12:41:36 to 00/12:45:04

Plot file version 558 created 28-JUN-2019 13:37:34
J1642-0621 EP111B 2.UVDATA.1
Freq = 1.6155 GHz, Bw = 16.000 MH No calibration applied and no bandpass applied

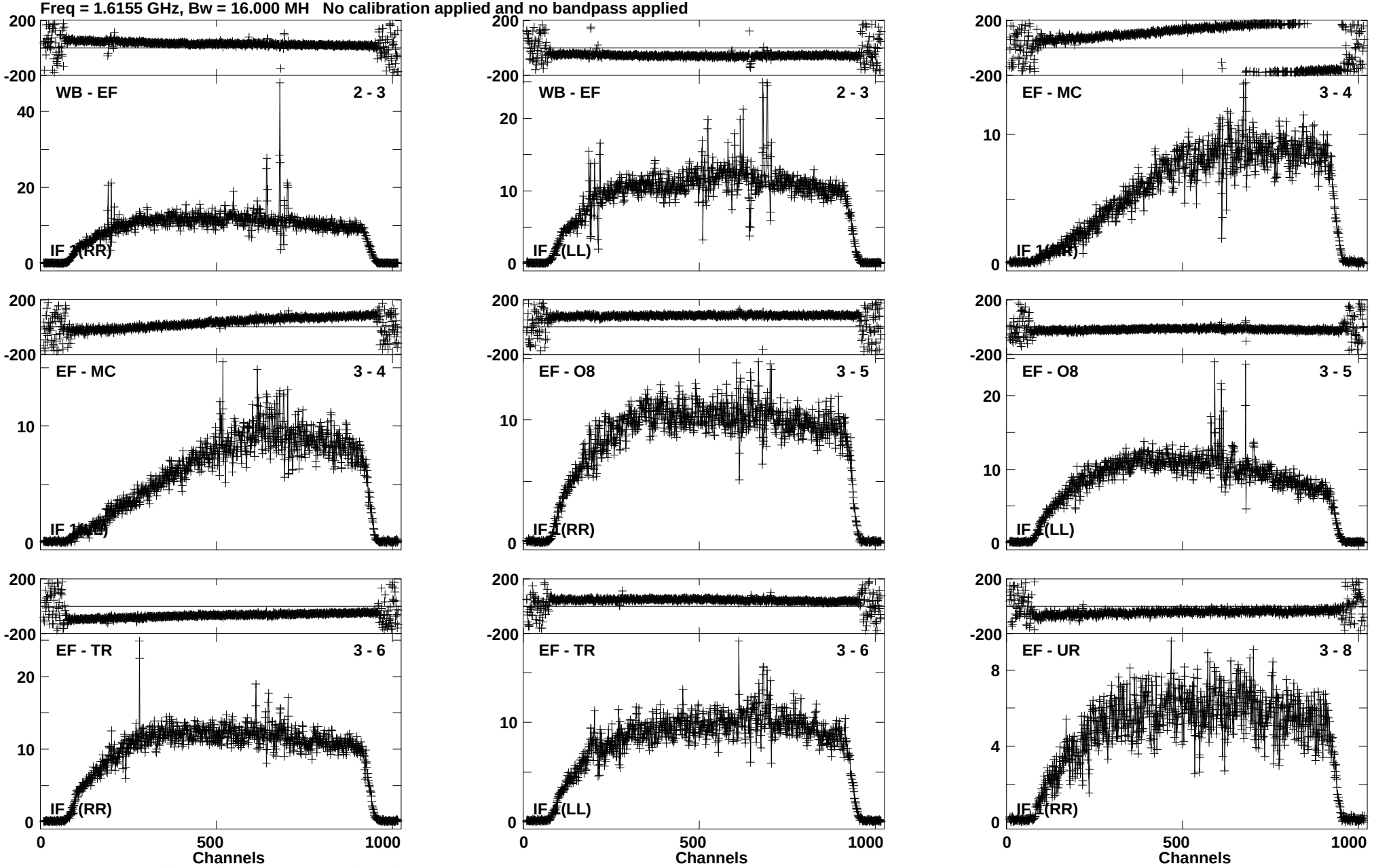

Lower frame: Milli Ampl Jy Top frame: Phas deg
Vector averaged cross-power spectrum Baseline: WB (02) - EF (03)
Timerange: 00/12:45:06 to 00/12:46:34

Plot file version 559 created 28-JUN-2019 13:37:35
J1642-0621 EP111B 2.UVDATA.1
Freq = 1.6155 GHz, Bw = 16.000 MH No calibration applied and no bandpass applied

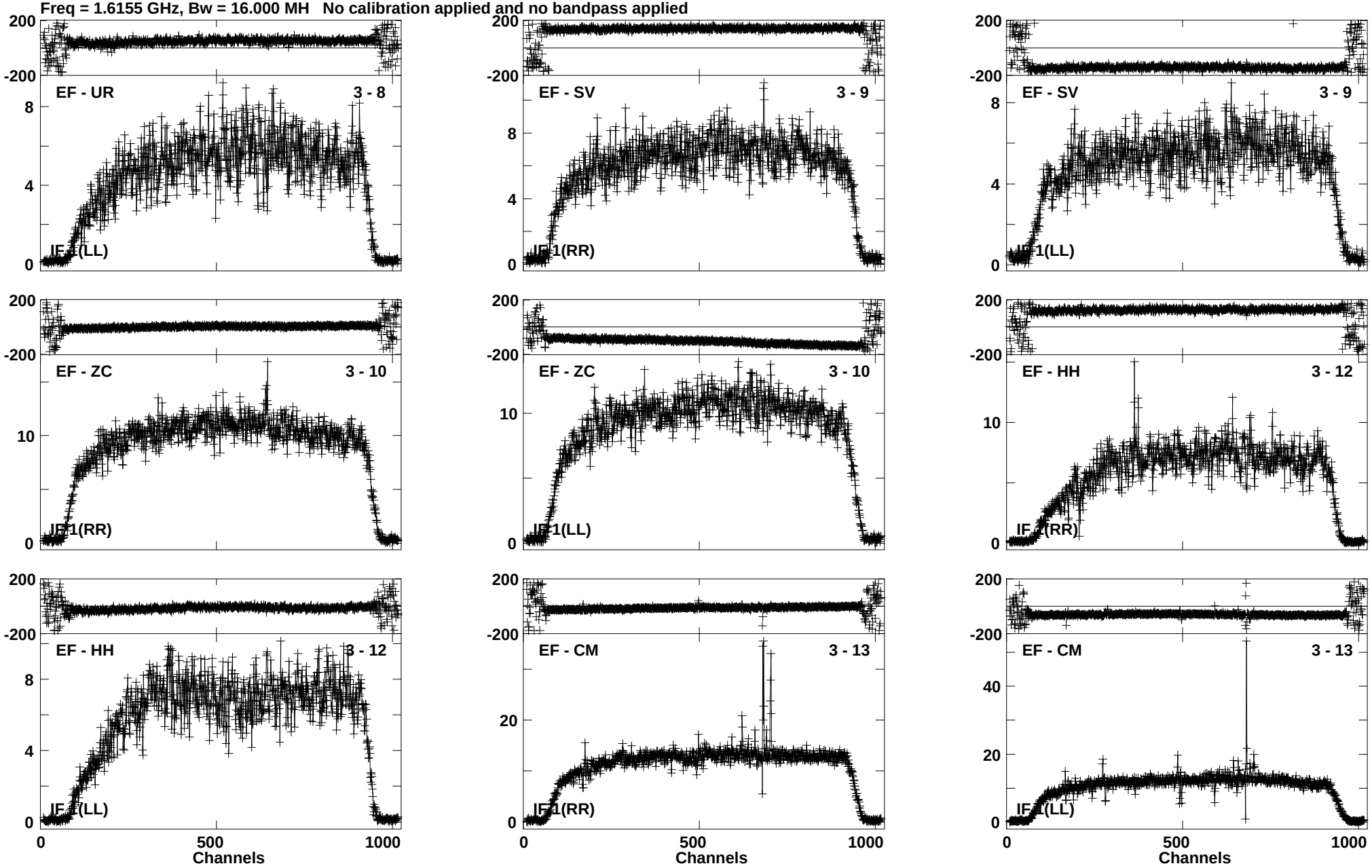

Lower frame: Milli Ampl Jy Top frame: Phas deg
Vector averaged cross-power spectrum Baseline: EF (03) - UR (08)
Timerange: 00/12:45:06 to 00/12:46:34

Plot file version 560 created 28-JUN-2019 13:37:35
J1642-0621 EP111B 2.UVDATA.1
Freq = 1.6155 GHz, Bw = 16.000 MH No calibration applied and no bandpass applied

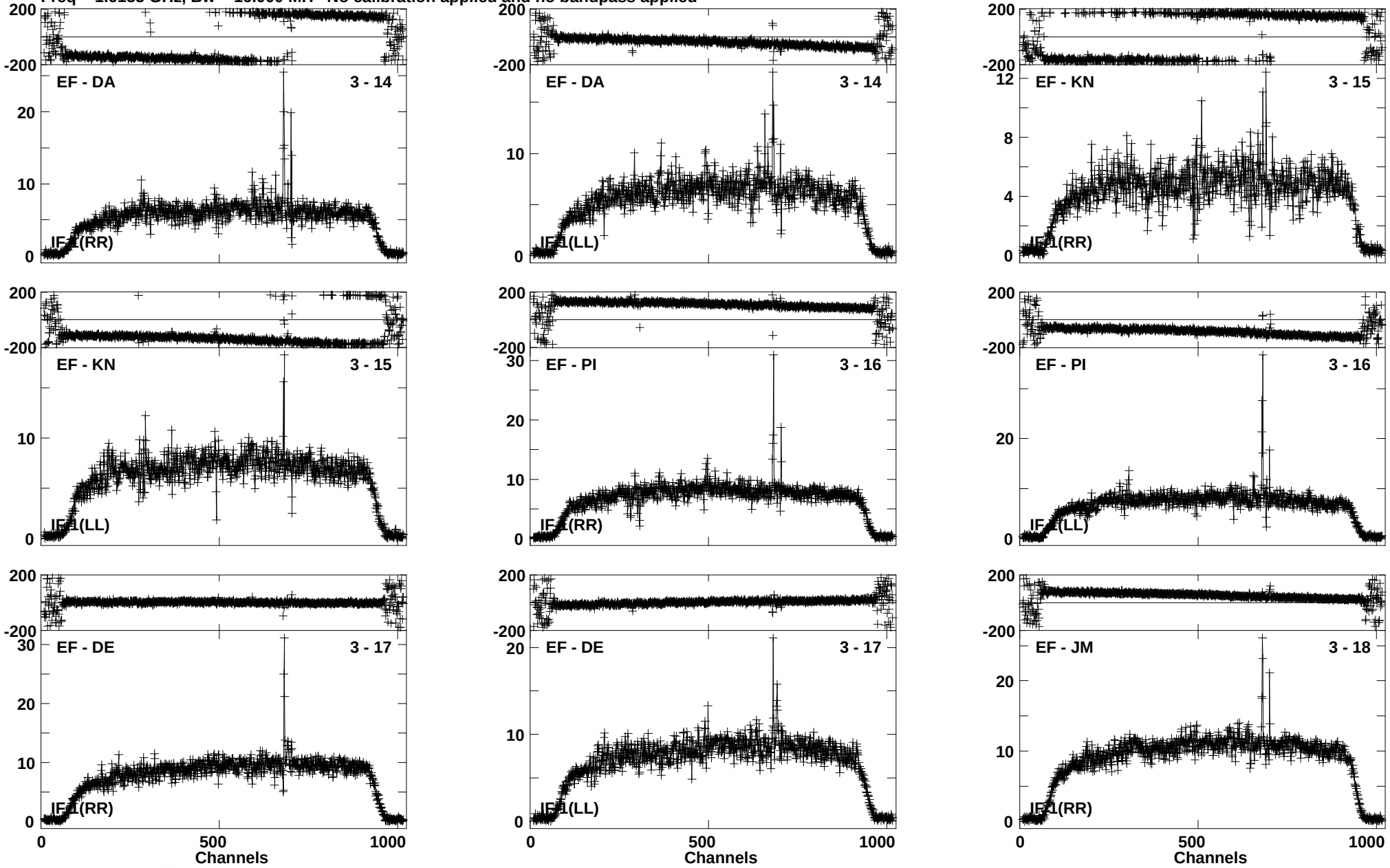

Lower frame: Milli Ampl Jy Top frame: Phas deg
Vector averaged cross-power spectrum Baseline: EF (03) - DA (14)
Timerange: 00/12:45:06 to 00/12:46:34

Plot file version 561 created 28-JUN-2019 13:37:36
J1642-0621 EP111B 2.UVDATA.1
Freq = 1.6155 GHz, Bw = 16.000 MH No calibration applied and no bandpass applied

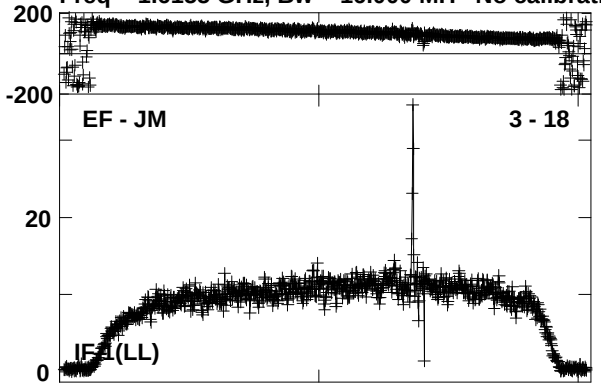

Lower frame: Milli Ampl Jy Top frame: Phas deg
Vector averaged cross-power spectrum Baseline: EF (03) - JM (18)
Timerange: 00/12:45:06 to 00/12:46:34

Plot file version 562 created 28-JUN-2019 13:37:37
IRAS16399 EP111B 2.UVDATA.1
Freq = 1.6155 GHz, Bw = 16.000 MH No calibration applied and no bandpass applied

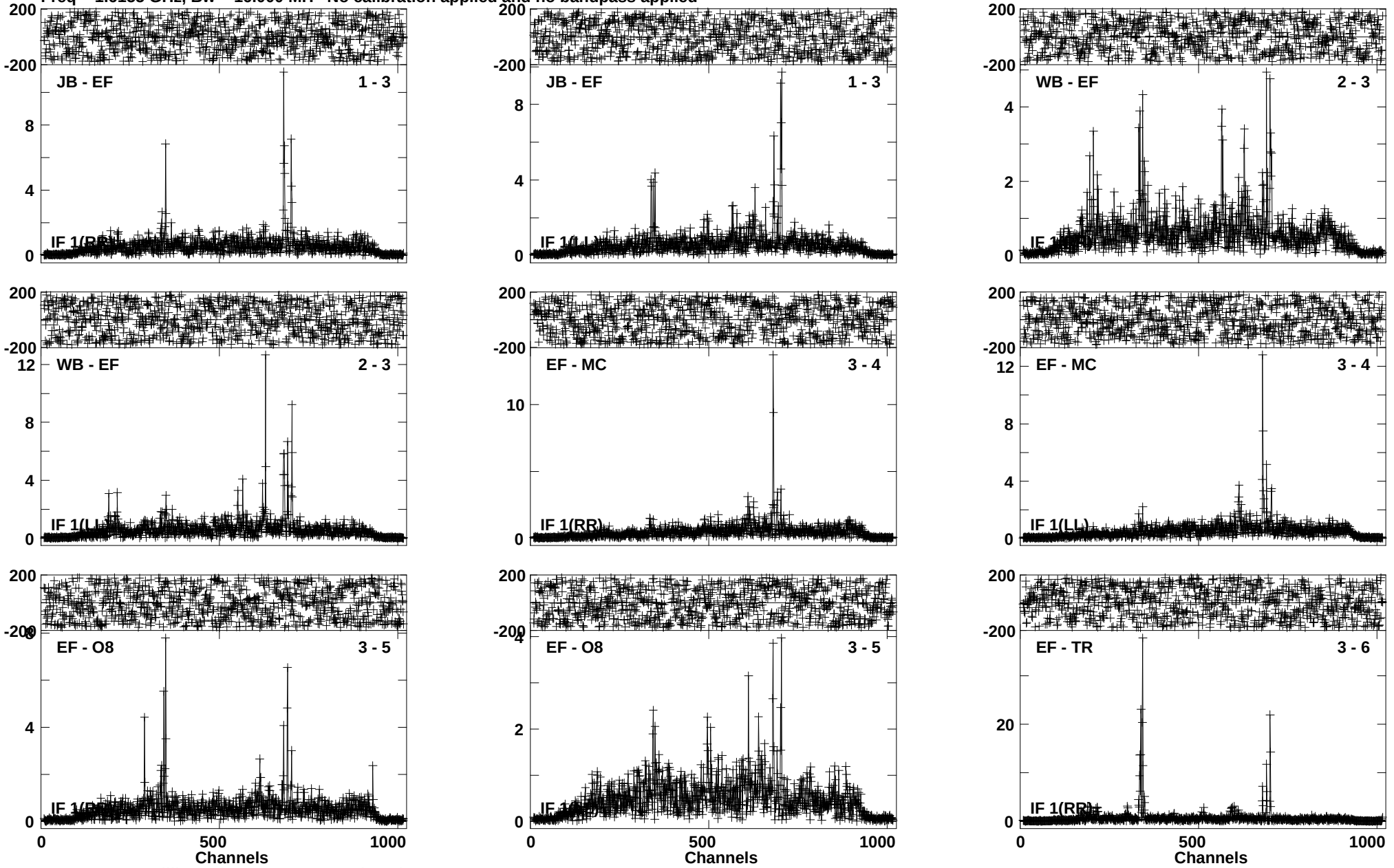

Lower frame: Milli Ampl Jy Top frame: Phas deg
Vector averaged cross-power spectrum Baseline: JB (01) - EF (03)
Timerange: 00/12:46:36 to 00/12:50:04

Plot file version 563 created 28-JUN-2019 13:37:38
IRAS16399 EP111B 2.UVDATA.1
Freq = 1.6155 GHz, Bw = 16.000 MH No calibration applied and no bandpass applied

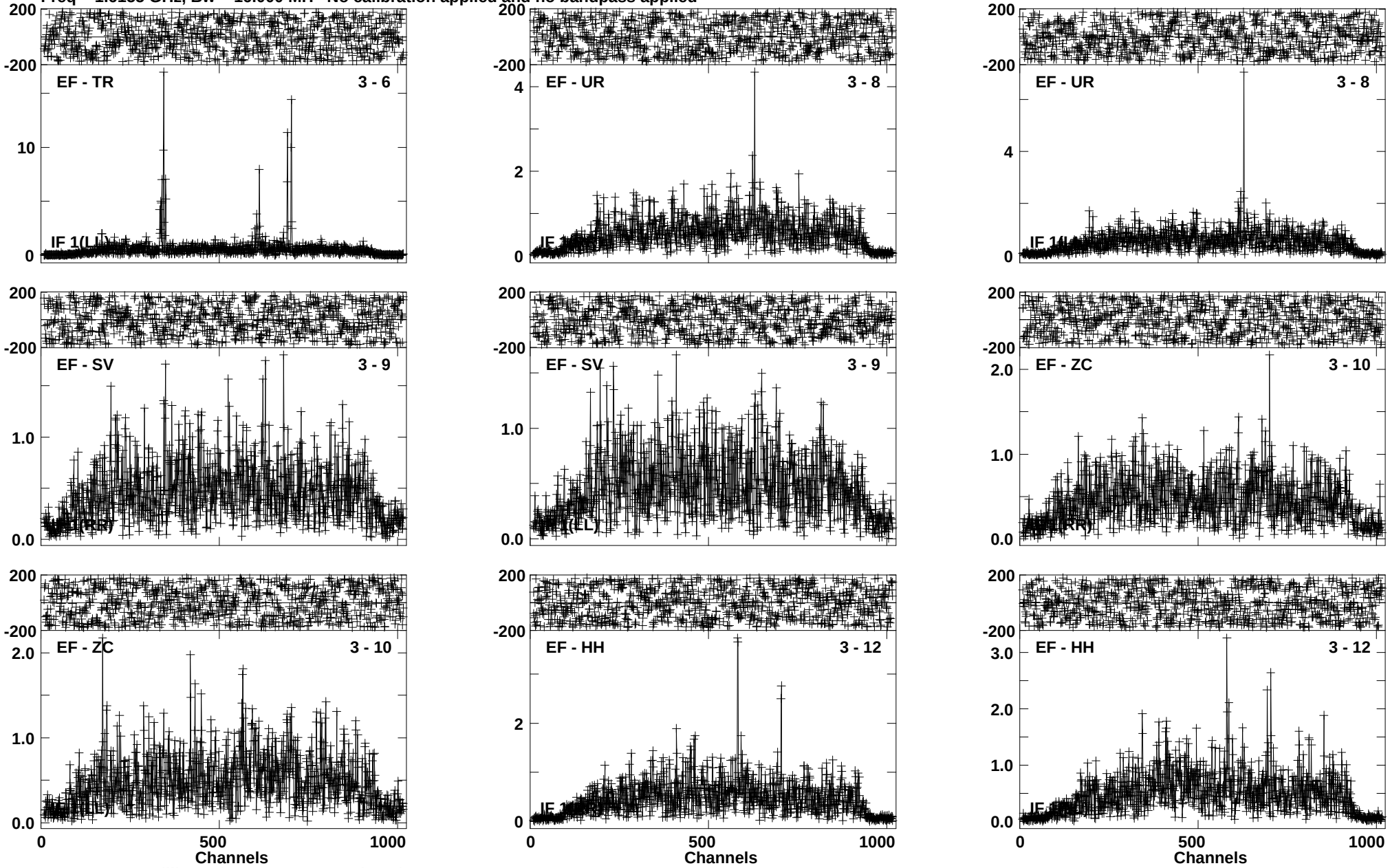

Lower frame: Milli Ampl Jy Top frame: Phas deg
Vector averaged cross-power spectrum Baseline: EF (03) - TR (06)
Timerange: 00/12:46:36 to 00/12:50:04

Plot file version 564 created 28-JUN-2019 13:37:38
IRAS16399 EP111B 2.UVDATA.1
Freq = 1.6155 GHz, Bw = 16.000 MH No calibration applied and no bandpass applied

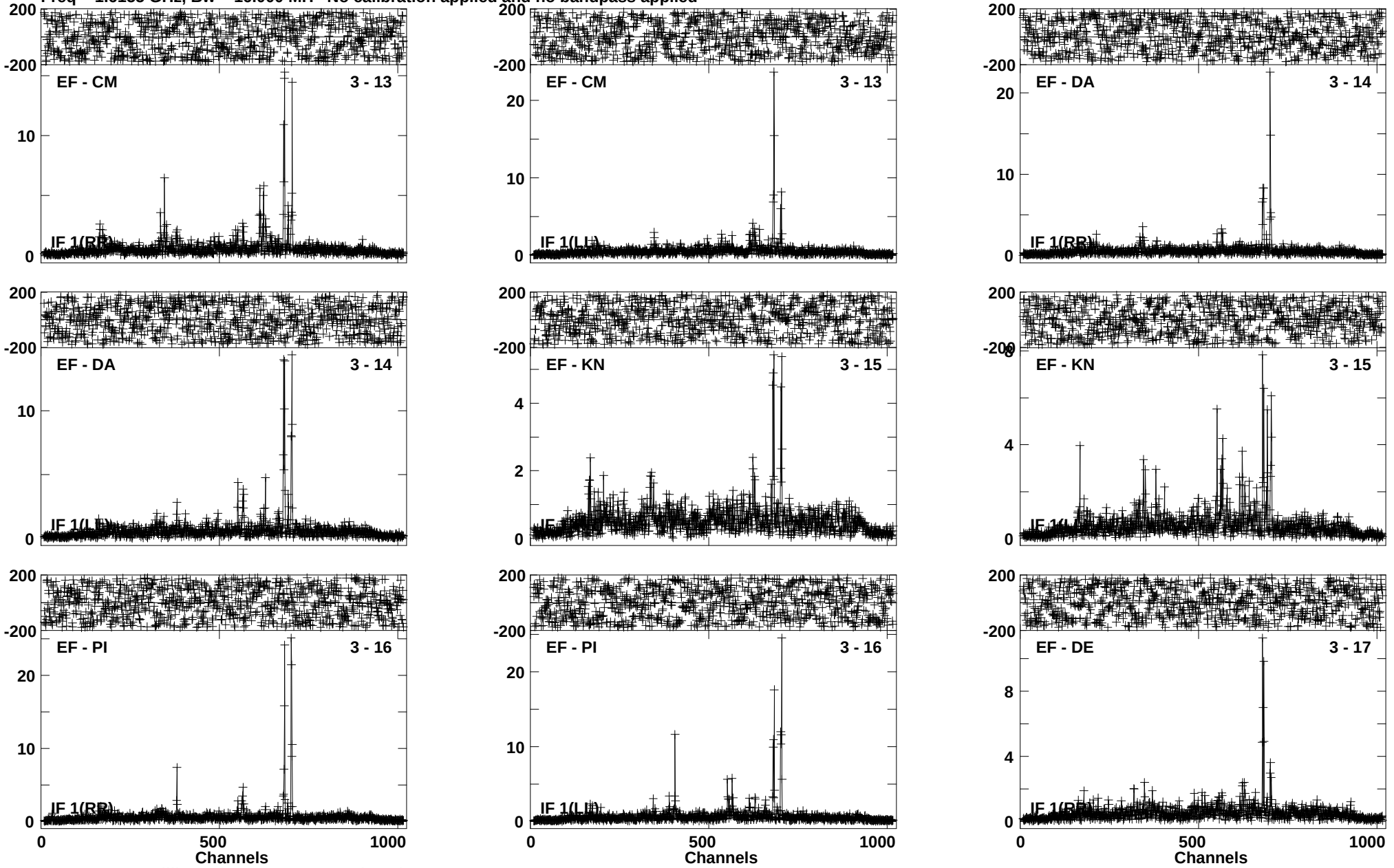

Lower frame: Milli Ampl Jy Top frame: Phas deg
Vector averaged cross-power spectrum Baseline: EF (03) - CM (13)
Timerange: 00/12:46:36 to 00/12:50:04

Plot file version 565 created 28-JUN-2019 13:37:39
IRAS16399 EP111B 2.UVDATA.1
Freq = 1.6155 GHz, Bw = 16.000 MH No calibration applied and no bandpass applied

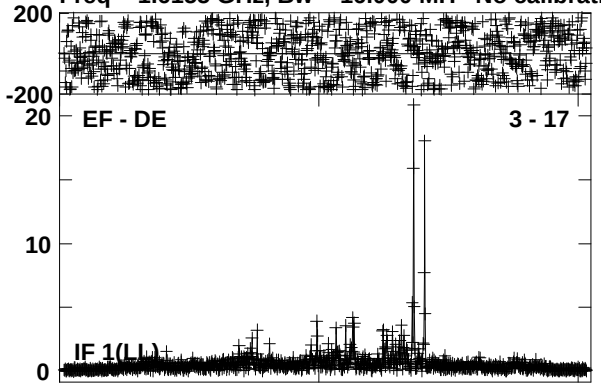

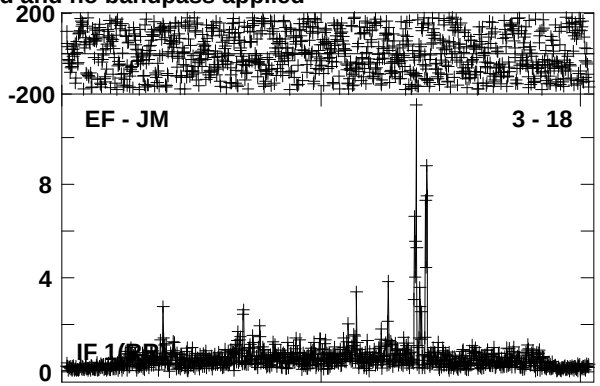

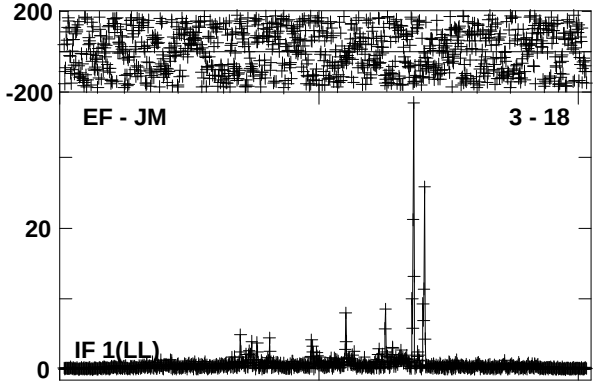

Lower frame: Milli Ampl Jy Top frame: Phas deg
Vector averaged cross-power spectrum Baseline: EF (03) - DE (17)
Timerange: 00/12:46:36 to 00/12:50:04

Plot file version 566 created 28-JUN-2019 13:37:40
J1642-0621 EP111B 2.UVDATA.1
Freq = 1.6155 GHz, Bw = 16.000 MH No calibration applied and no bandpass applied

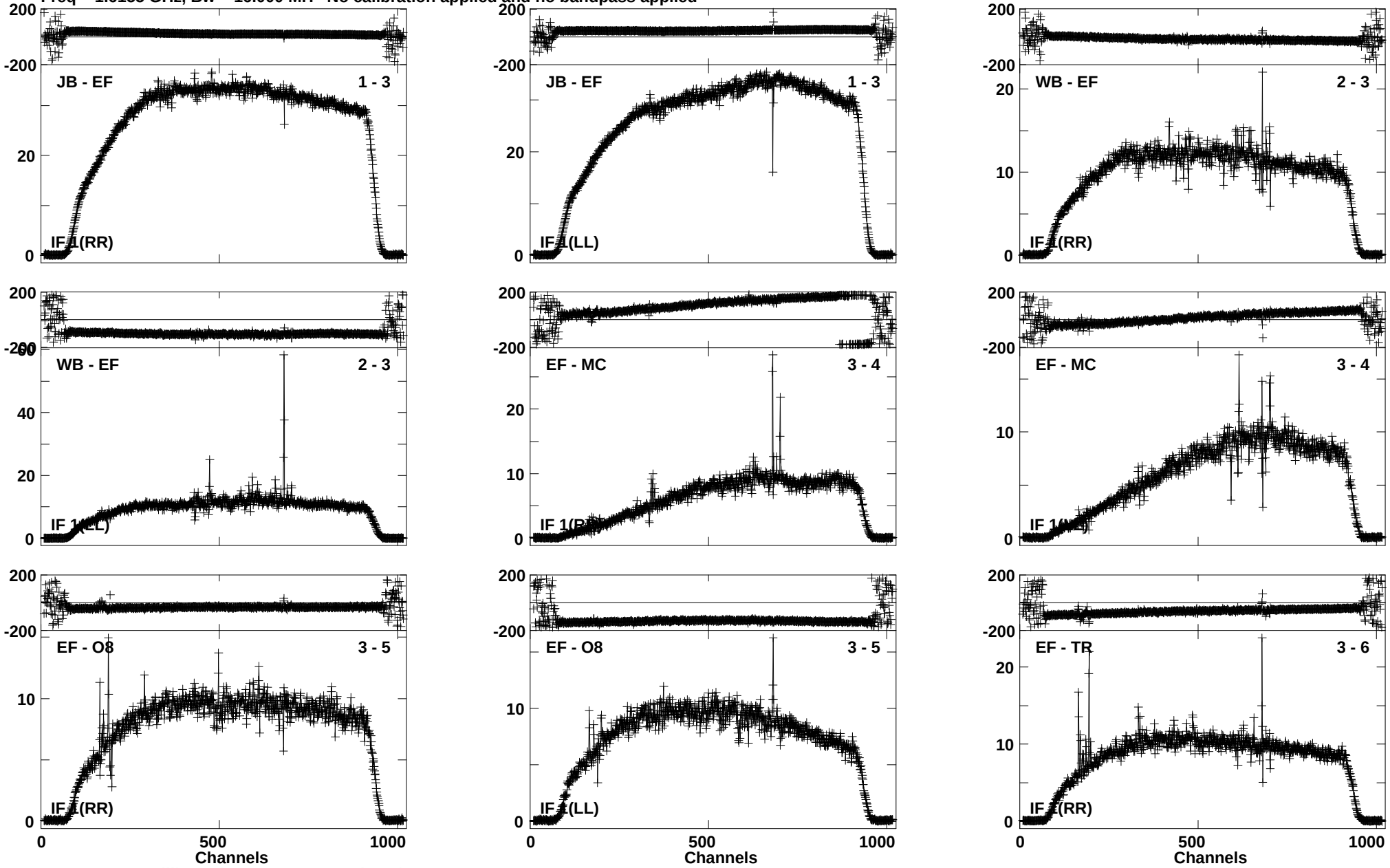

Lower frame: Milli Ampl Jy Top frame: Phas deg
Vector averaged cross-power spectrum Baseline: JB (01) - EF (03)
Timerange: 00/12:50:51 to 00/12:52:19

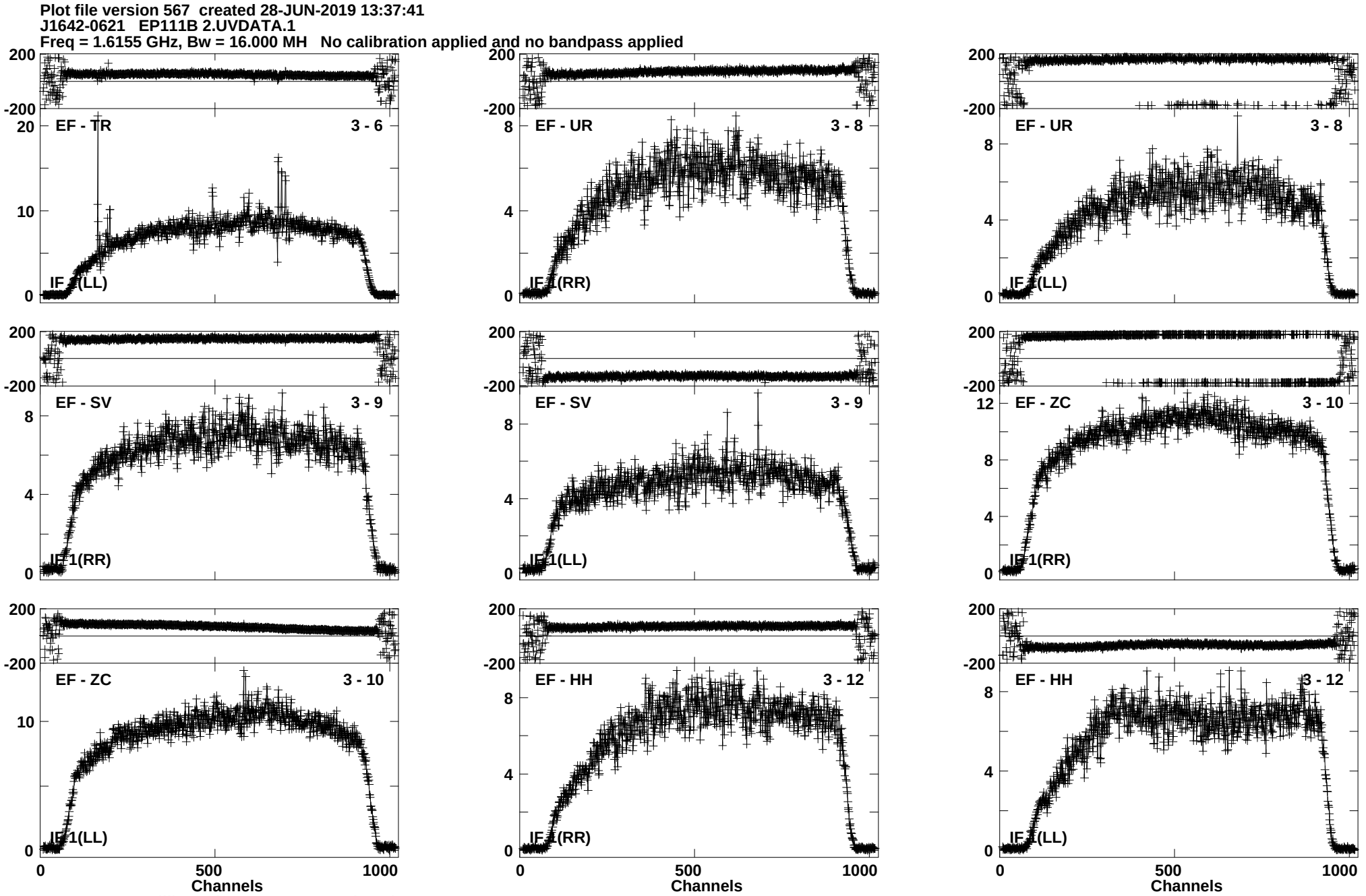
Plot file version 567 created 28-JUN-2019 13:37:41
J1642-0621 EP111B 2.UVDATA.1
Freq = 1.6155 GHz, Bw = 16.000 MH No calibration applied and no bandpass applied
EF - TR 3 - 6
IF 1(LL)
EF - UR 3 - 8
IF 1(RR)
EF - UR 3 - 8
IF 1(LL)
EF - SV 3 - 9
IF 1(RR)
EF - SV 3 - 9
IF 1(LL)
EF - ZC 3 - 10
IF 1(RR)
EF - ZC 3 - 10
IF 1(LL)
EF - HH 3 - 12
IF 1(RR)
EF - HH 3 - 12
IF 1(LL)
Channels
Channels
Channels
Lower frame: Milli Ampl Jy Top frame: Phas deg
Vector averaged cross-power spectrum Baseline: EF (03) - TR (06)
Timerange: 00/12:50:51 to 00/12:52:19

Plot file version 568 created 28-JUN-2019 13:37:42
J1642-0621 EP111B 2.UVDATA.1
Freq = 1.6155 GHz, Bw = 16.000 MH No calibration applied and no bandpass applied

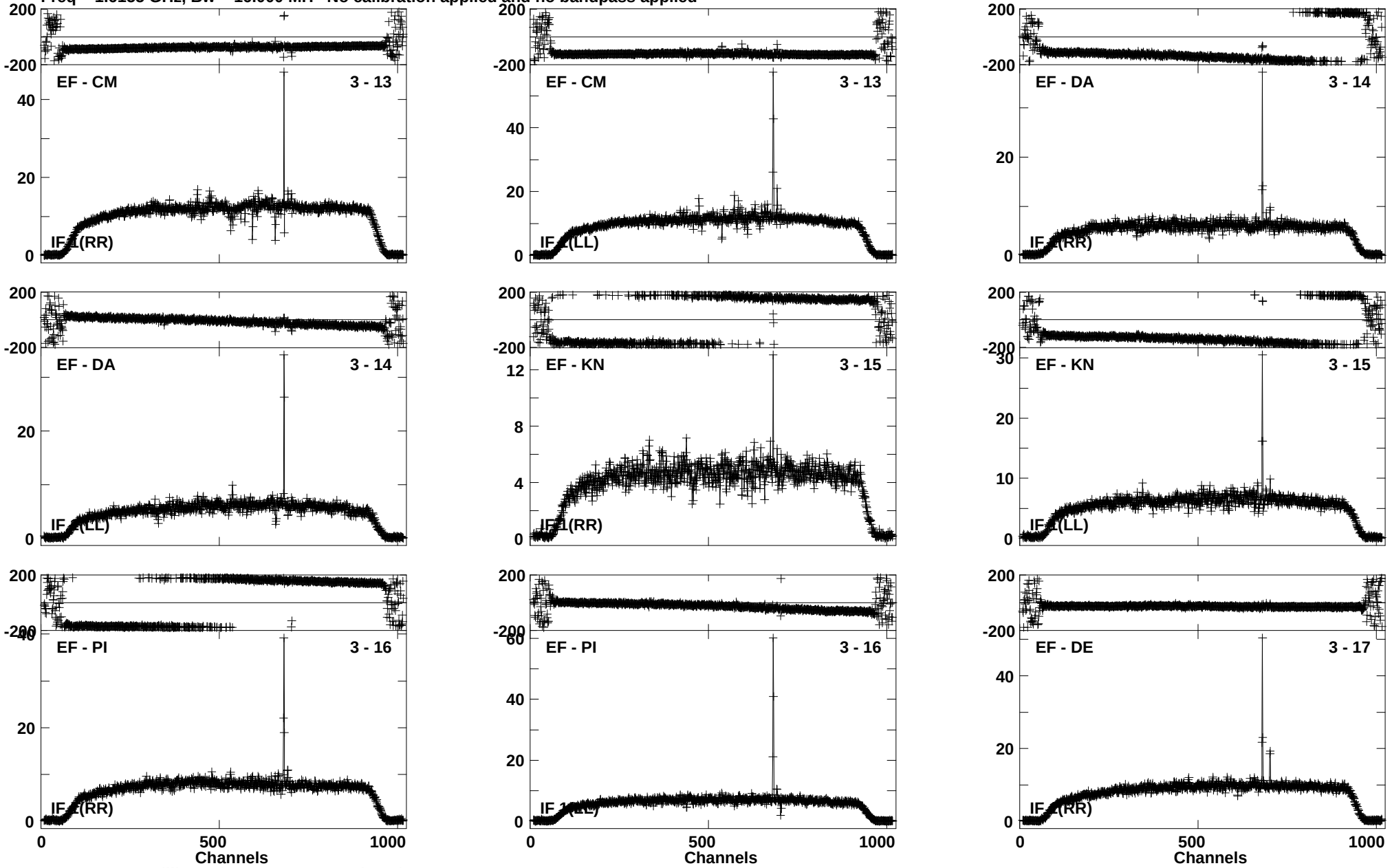

Lower frame: Milli Ampl Jy Top frame: Phas deg
Vector averaged cross-power spectrum Baseline: EF (03) - CM (13)
Timerange: 00/12:50:51 to 00/12:52:19

Plot file version 569 created 28-JUN-2019 13:37:42
J1642-0621 EP111B 2.UVDATA.1
Freq = 1.6155 GHz, Bw = 16.000 MH No calibration applied and no bandpass applied

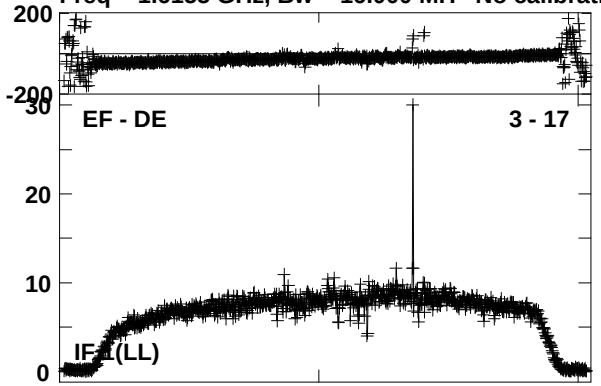

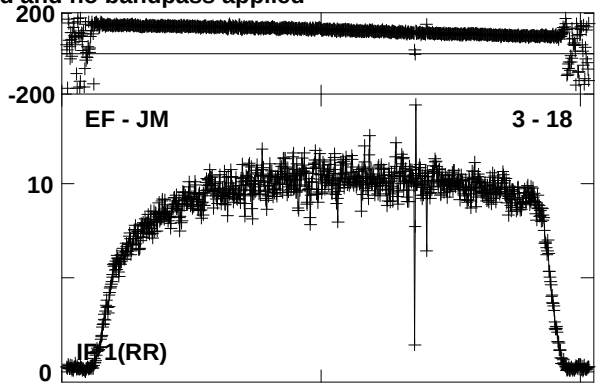

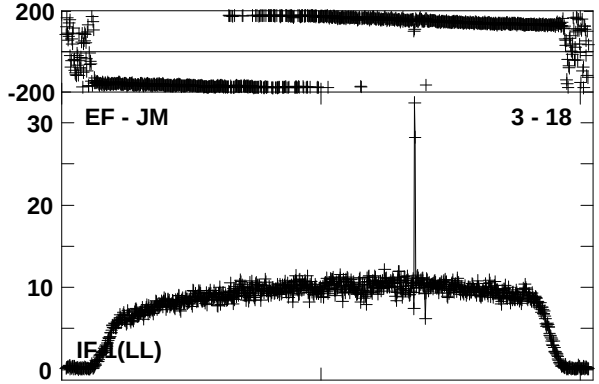

Lower frame: Milli Ampl Jy Top frame: Phas deg
Vector averaged cross-power spectrum Baseline: EF (03) - DE (17)
Timerange: 00/12:50:51 to 00/12:52:19

Plot file version 570 created 28-JUN-2019 13:37:44
J1642-0621 EP111B 2.UVDATA.1
Freq = 1.6155 GHz, Bw = 16.000 MH No calibration applied and no bandpass applied

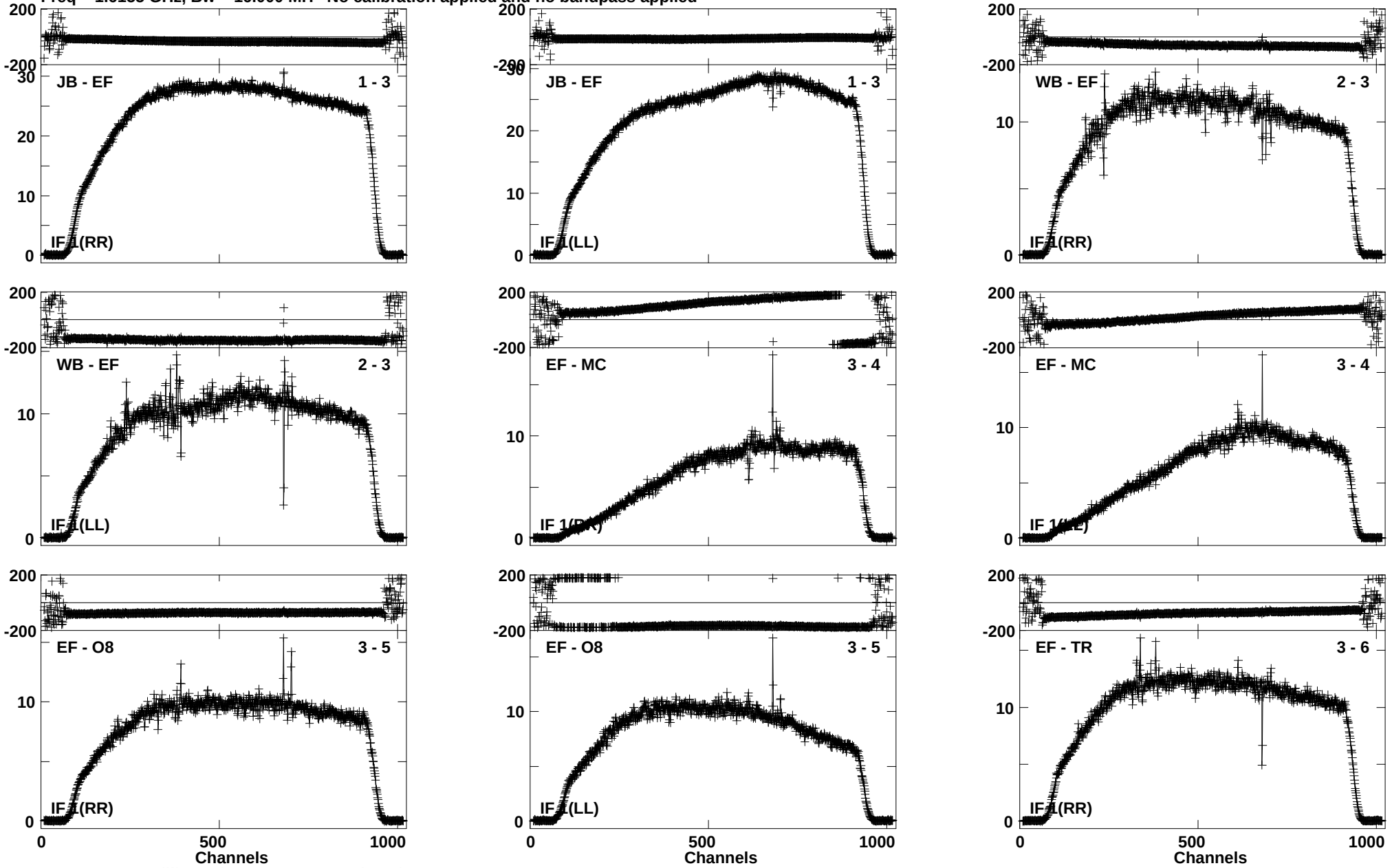

Lower frame: Milli Ampl Jy Top frame: Phas deg
Vector averaged cross-power spectrum Baseline: JB (01) - EF (03)
Timerange: 00/12:52:41 to 00/12:56:39

Plot file version 571 created 28-JUN-2019 13:37:45
J1642-0621 EP111B 2.UVDATA.1
Freq = 1.6155 GHz, Bw = 16.000 MH No calibration applied and no bandpass applied

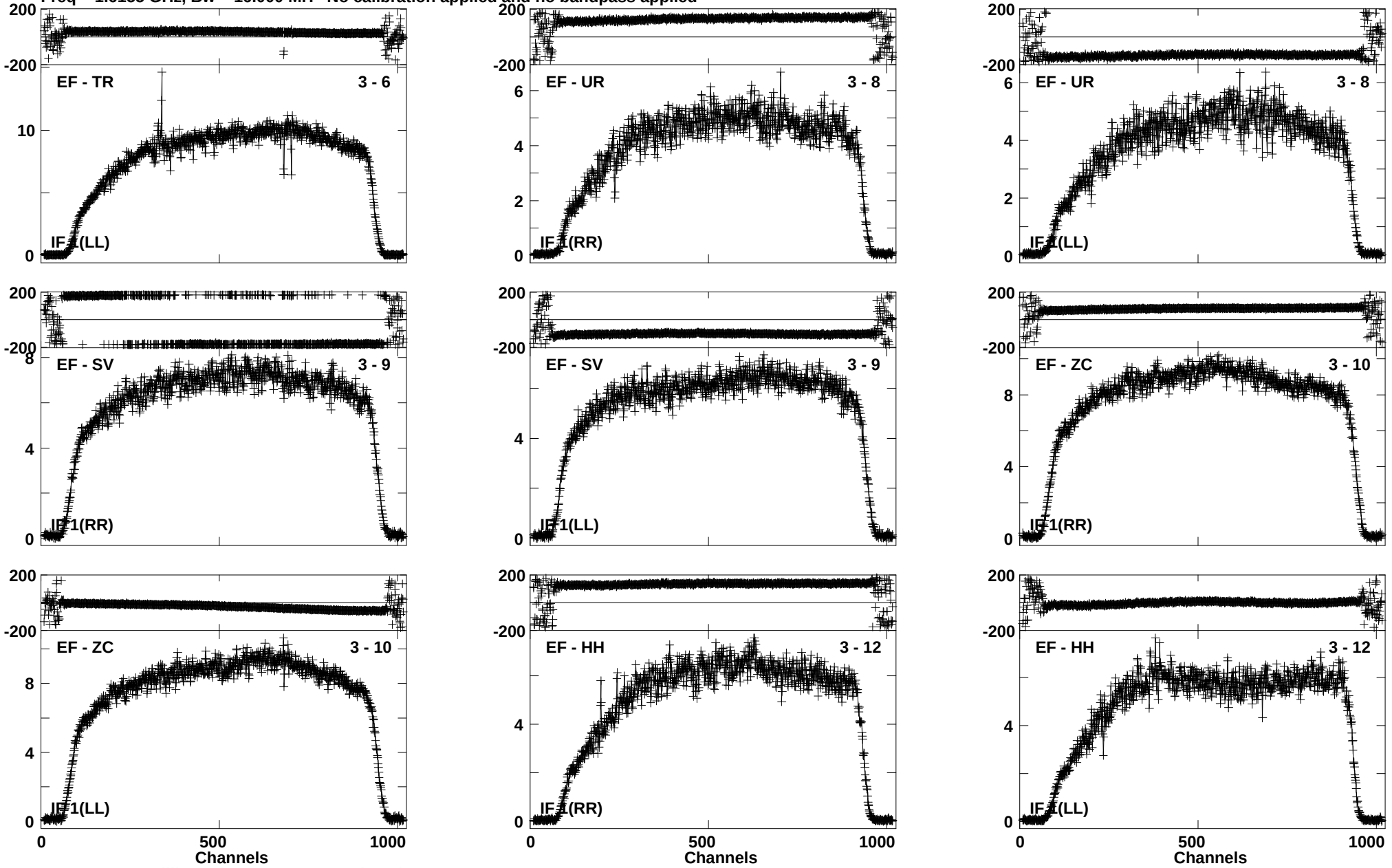

Lower frame: Milli Ampl Jy Top frame: Phas deg
Vector averaged cross-power spectrum Baseline: EF (03) - TR (06)
Timerange: 00/12:52:41 to 00/12:56:39

Plot file version 572 created 28-JUN-2019 13:37:46
J1642-0621 EP111B 2.UVDATA.1
Freq = 1.6155 GHz, Bw = 16.000 MH No calibration applied and no bandpass applied

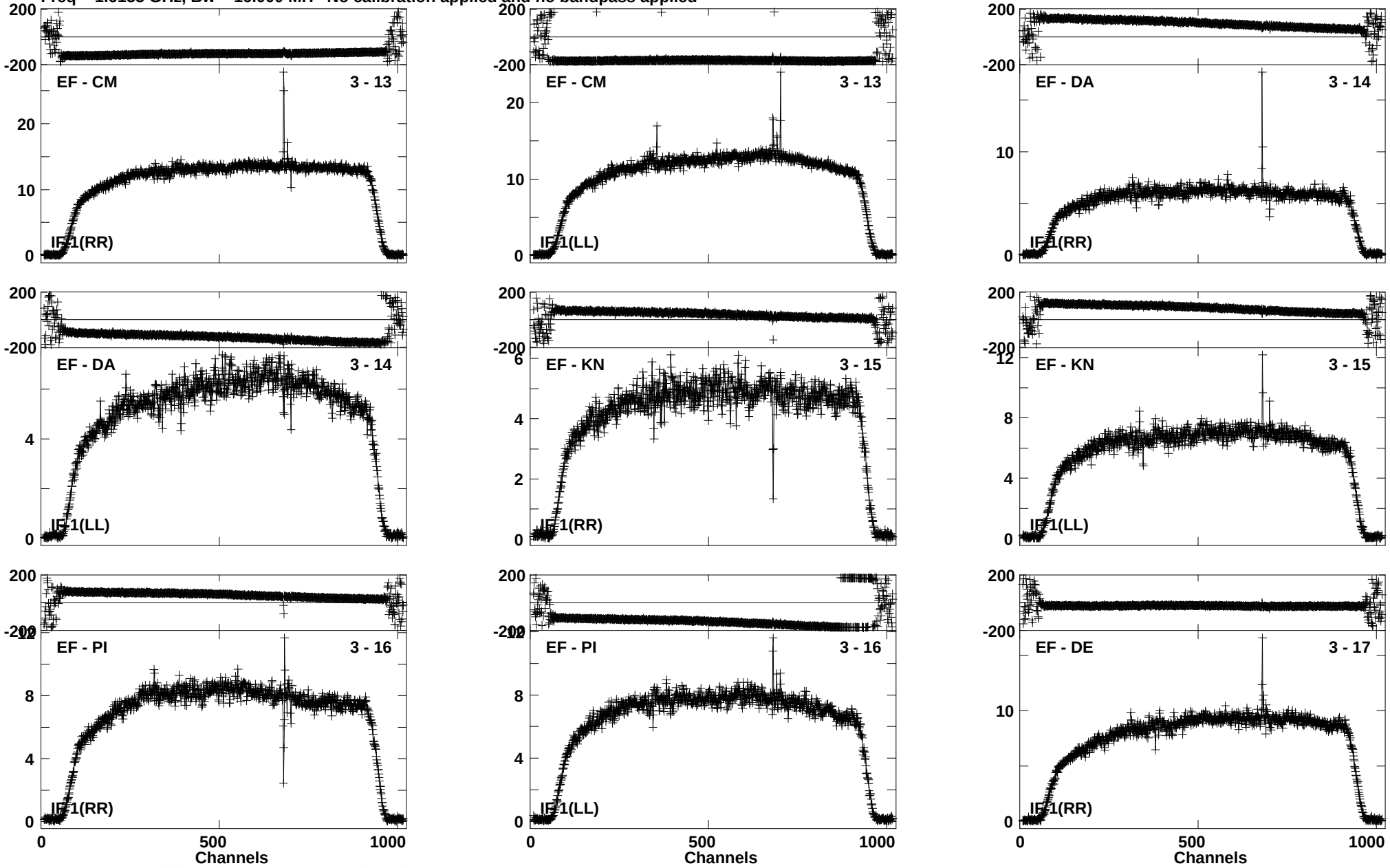

Lower frame: Milli Ampl Jy Top frame: Phas deg
Vector averaged cross-power spectrum Baseline: EF (03) - CM (13)
Timerange: 00/12:52:41 to 00/12:56:39

Plot file version 573 created 28-JUN-2019 13:37:46
J1642-0621 EP111B 2.UVDATA.1
Freq = 1.6155 GHz, Bw = 16.000 MH No calibration applied and no bandpass applied

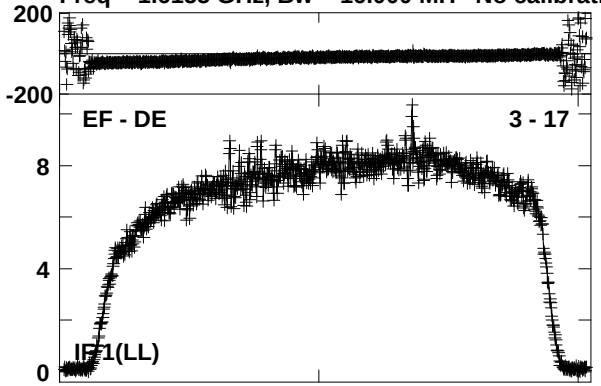

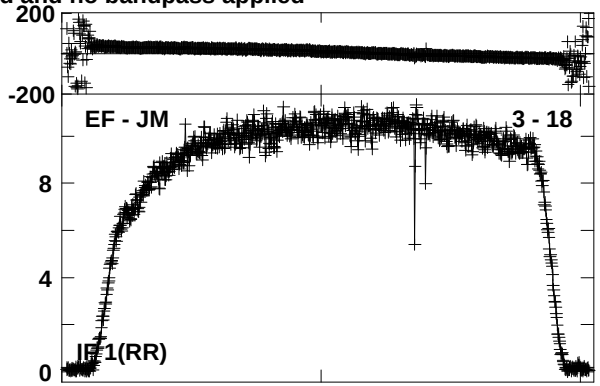

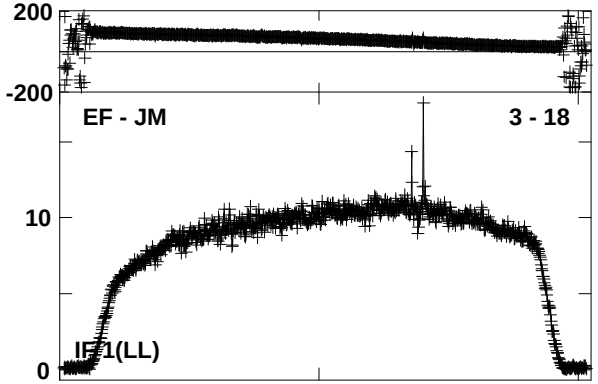

Lower frame: Milli Ampl Jy Top frame: Phas deg
Vector averaged cross-power spectrum Baseline: EF (03) - DE (17)
Timerange: 00/12:52:41 to 00/12:56:39

Plot file version 574 created 28-JUN-2019 13:37:48
IRAS16399 EP111B 2.UVDATA.1
Freq = 1.6155 GHz, Bw = 16.000 MH No calibration applied and no bandpass applied

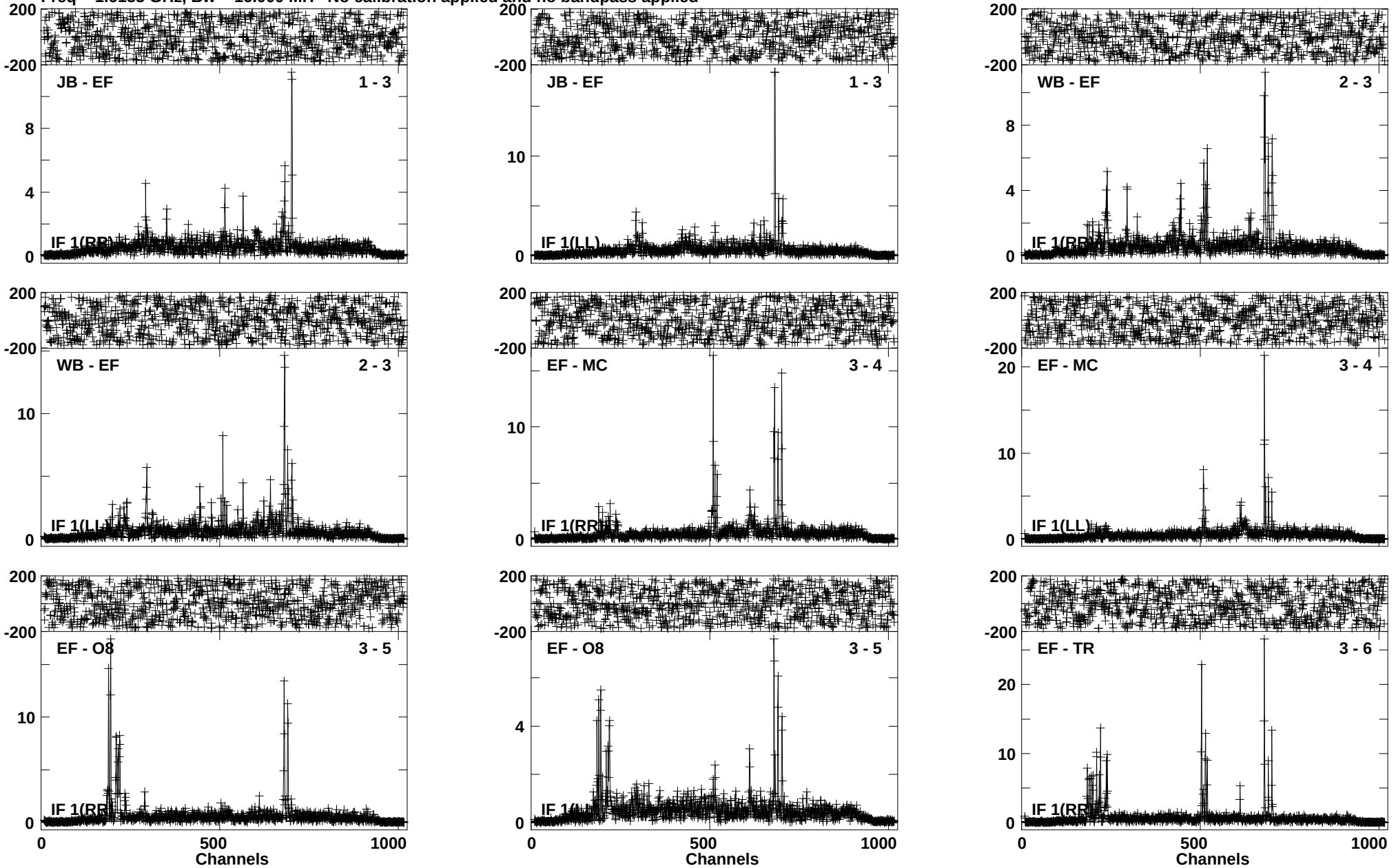

Lower frame: Milli Ampl Jy Top frame: Phas deg
Vector averaged cross-power spectrum Baseline: JB (01) - EF (03)
Timerange: 00/12:56:41 to 00/13:00:09

Plot file version 575 created 28-JUN-2019 13:37:49
IRAS16399 EP111B 2.UVDATA.1
Freq = 1.6155 GHz, Bw = 16.000 MH No calibration applied and no bandpass applied

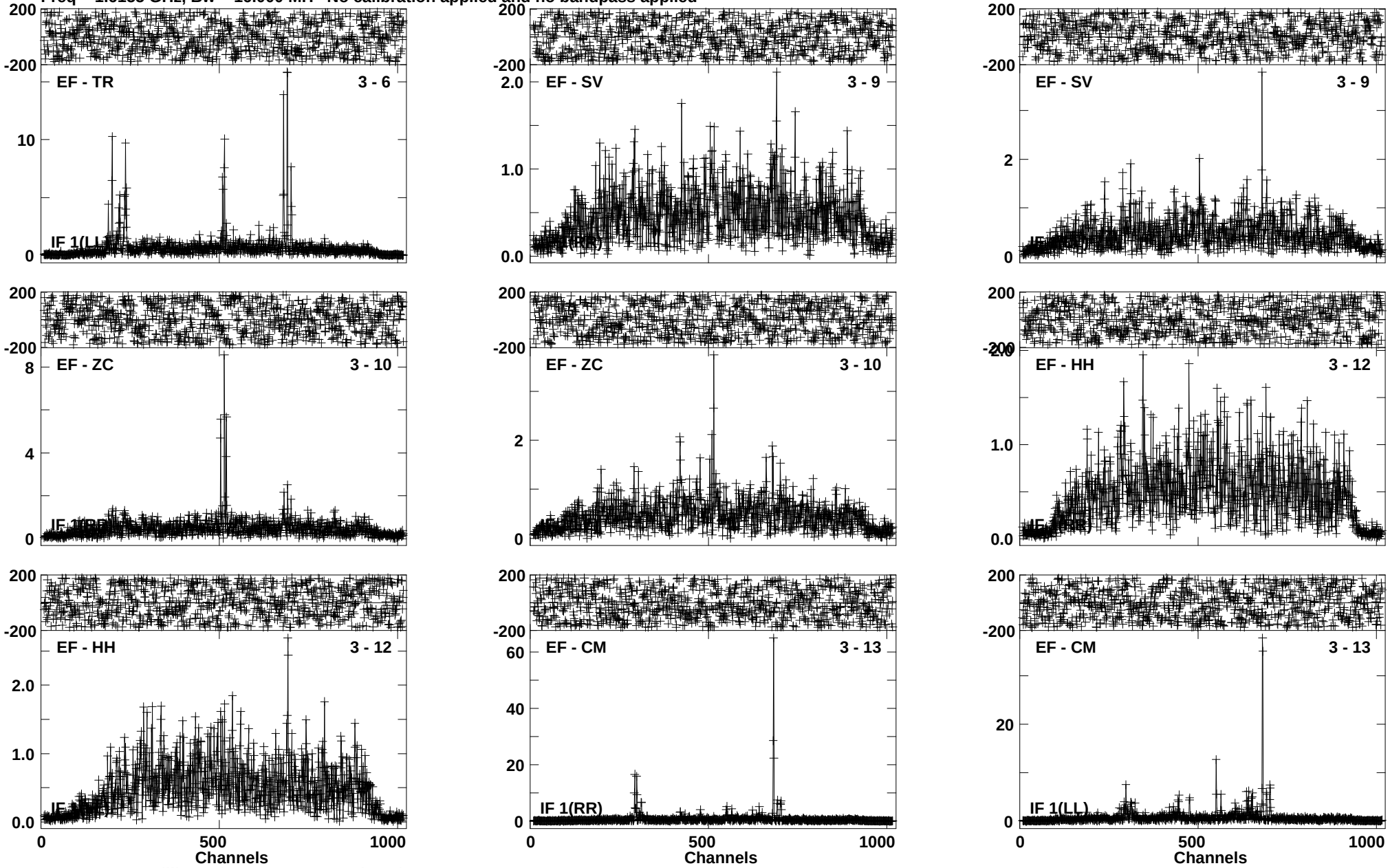

Lower frame: Milli Ampl Jy Top frame: Phas deg
Vector averaged cross-power spectrum Baseline: EF (03) - TR (06)
Timerange: 00/12:56:41 to 00/13:00:09

Plot file version 576 created 28-JUN-2019 13:37:50
IRAS16399 EP111B 2.UVDATA.1
Freq = 1.6155 GHz, Bw = 16.000 MH No calibration applied and no bandpass applied

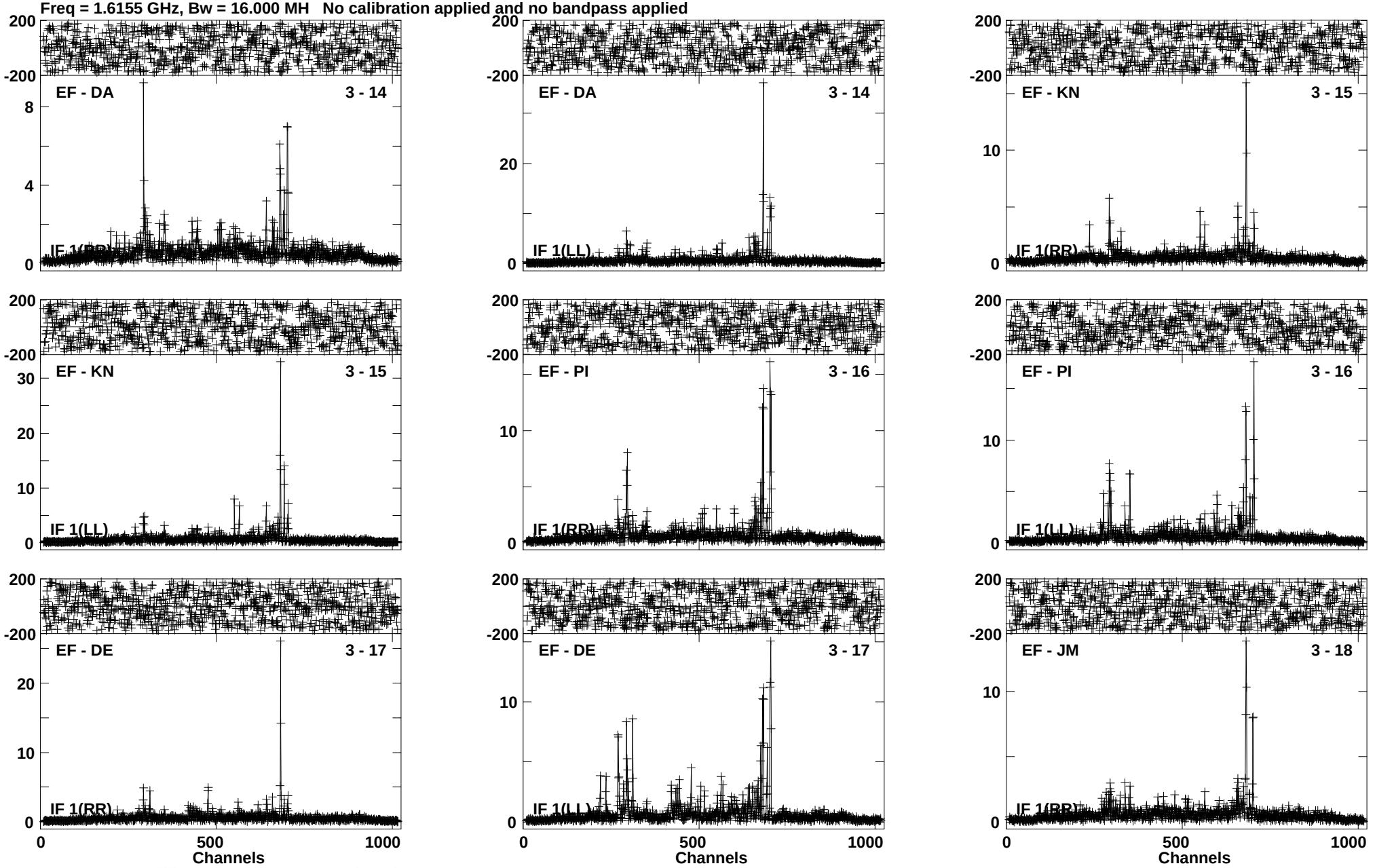

Lower frame: Milli Ampl Jy Top frame: Phas deg
Vector averaged cross-power spectrum Baseline: EF (03) - DA (14)
Timerange: 00/12:56:41 to 00/13:00:09

Plot file version 577 created 28-JUN-2019 13:37:50
IRAS16399 EP111B 2.UVDATA.1
Freq = 1.6155 GHz, Bw = 16.000 MH No calibration applied and no bandpass applied

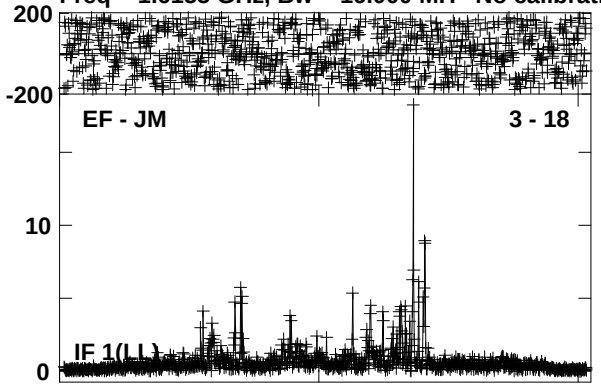

Lower frame: Milli Ampl Jy Top frame: Phas deg
Vector averaged cross-power spectrum Baseline: EF (03) - JM (18)
Timerange: 00/12:56:41 to 00/13:00:09

Plot file version 578 created 28-JUN-2019 13:37:51
J1642-0621 EP111B 2.UVDATA.1
Freq = 1.6155 GHz, Bw = 16.000 MH No calibration applied and no bandpass applied

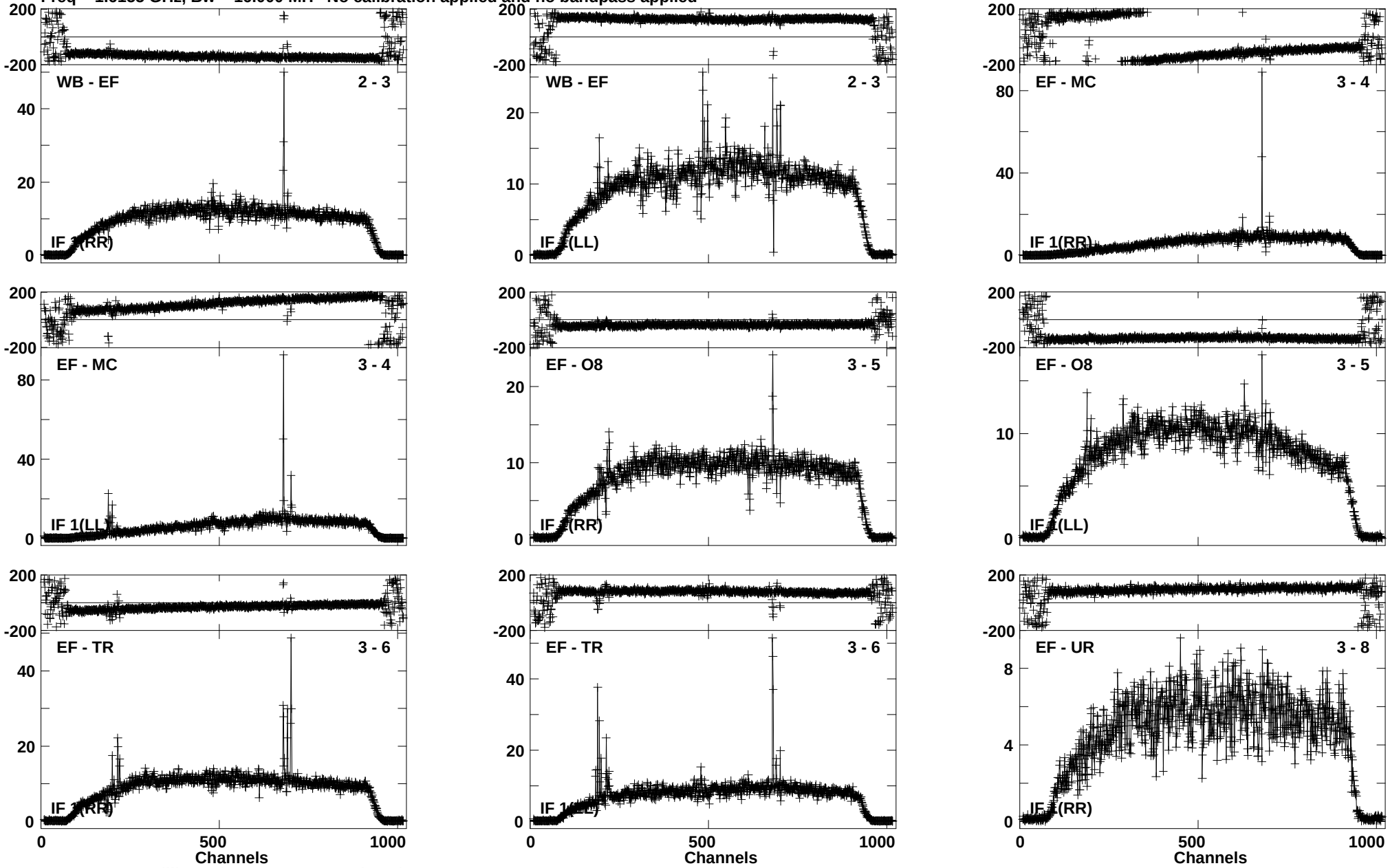

Lower frame: Milli Ampl Jy Top frame: Phas deg
Vector averaged cross-power spectrum Baseline: WB (02) - EF (03)
Timerange: 00/13:00:11 to 00/13:01:39

Plot file version 579 created 28-JUN-2019 13:37:52
J1642-0621 EP111B 2.UVDATA.1
Freq = 1.6155 GHz, Bw = 16.000 MH No calibration applied and no bandpass applied

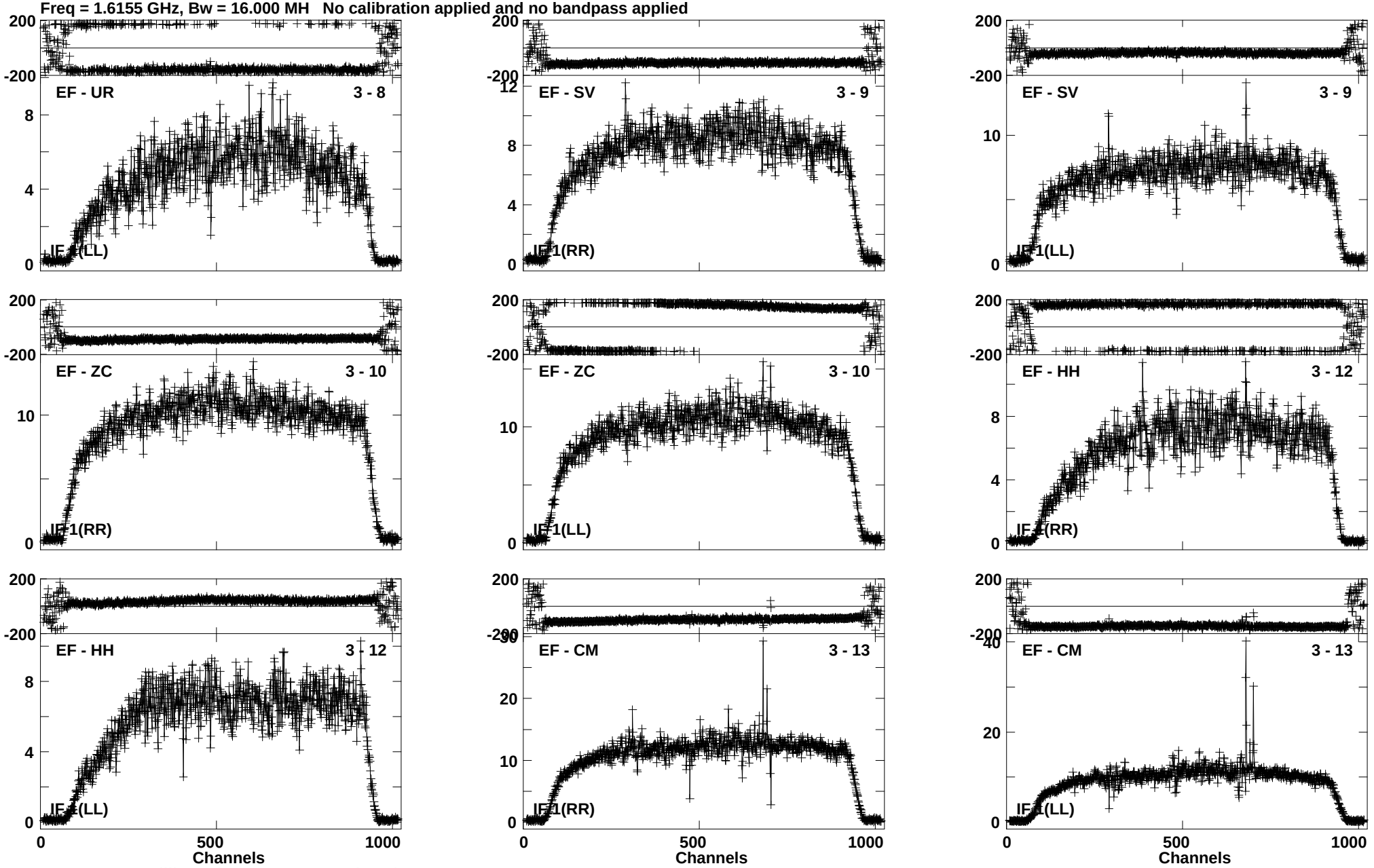

Lower frame: Milli Ampl Jy Top frame: Phas deg
Vector averaged cross-power spectrum Baseline: EF (03) - UR (08)
Timerange: 00/13:00:11 to 00/13:01:39

Plot file version 580 created 28-JUN-2019 13:37:52
J1642-0621 EP111B 2.UVDATA.1
Freq = 1.6155 GHz, Bw = 16.000 MH No calibration applied and no bandpass applied

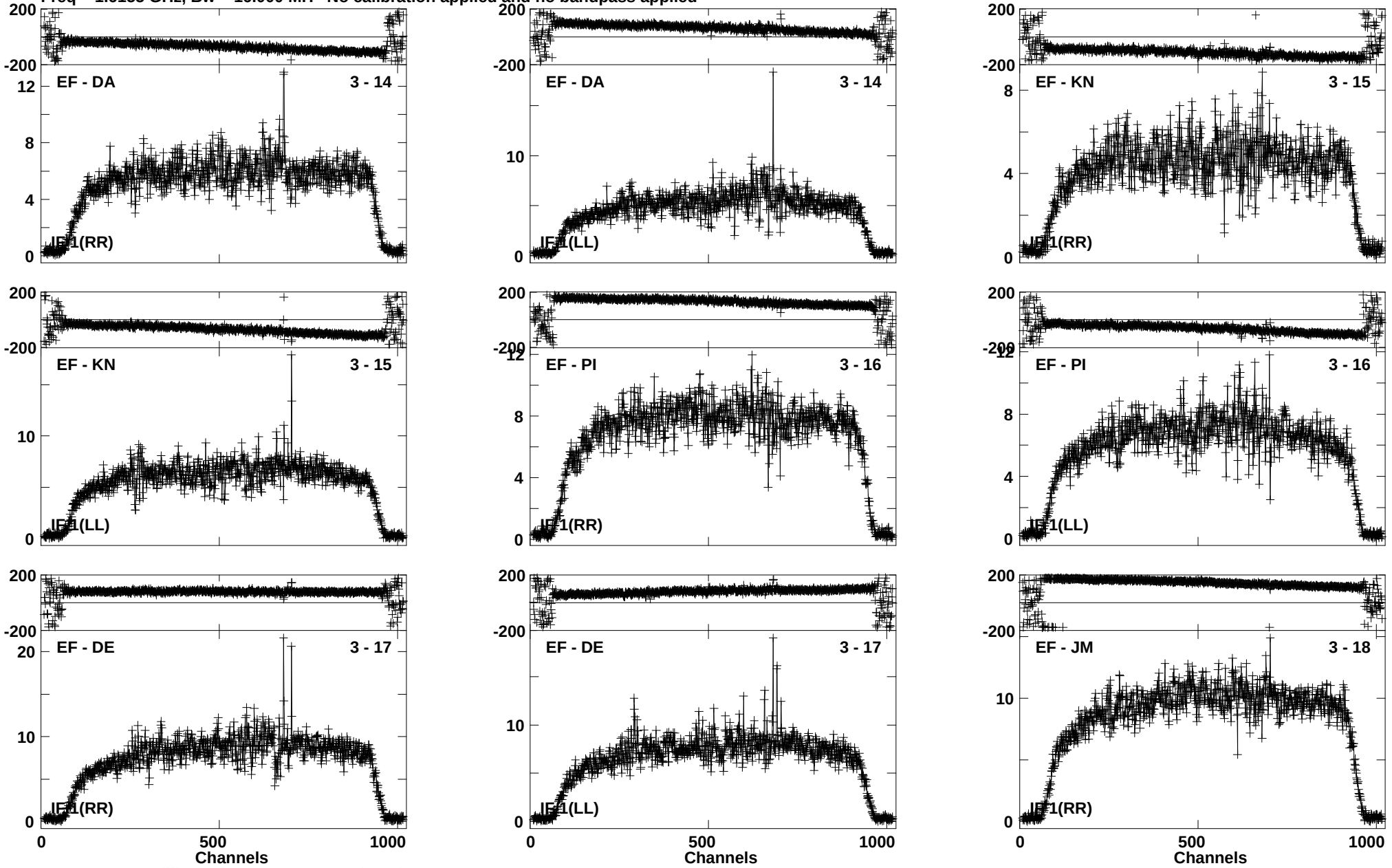

Lower frame: Milli Ampl Jy Top frame: Phas deg
Vector averaged cross-power spectrum Baseline: EF (03) - DA (14)
Timerange: 00/13:00:11 to 00/13:01:39

Plot file version 581 created 28-JUN-2019 13:37:53
J1642-0621 EP111B 2.UVDATA.1
Freq = 1.6155 GHz, Bw = 16.000 MH No calibration applied and no bandpass applied

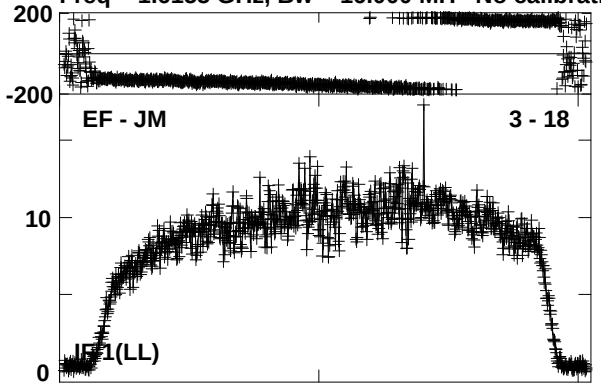

Lower frame: Milli Ampl Jy Top frame: Phas deg
Vector averaged cross-power spectrum Baseline: EF (03) - JM (18)
Timerange: 00/13:00:11 to 00/13:01:39

Plot file version 582 created 28-JUN-2019 13:37:54
IRAS16399 EP111B 2.UVDATA.1
Freq = 1.6155 GHz, Bw = 16.000 MH No calibration applied and no bandpass applied

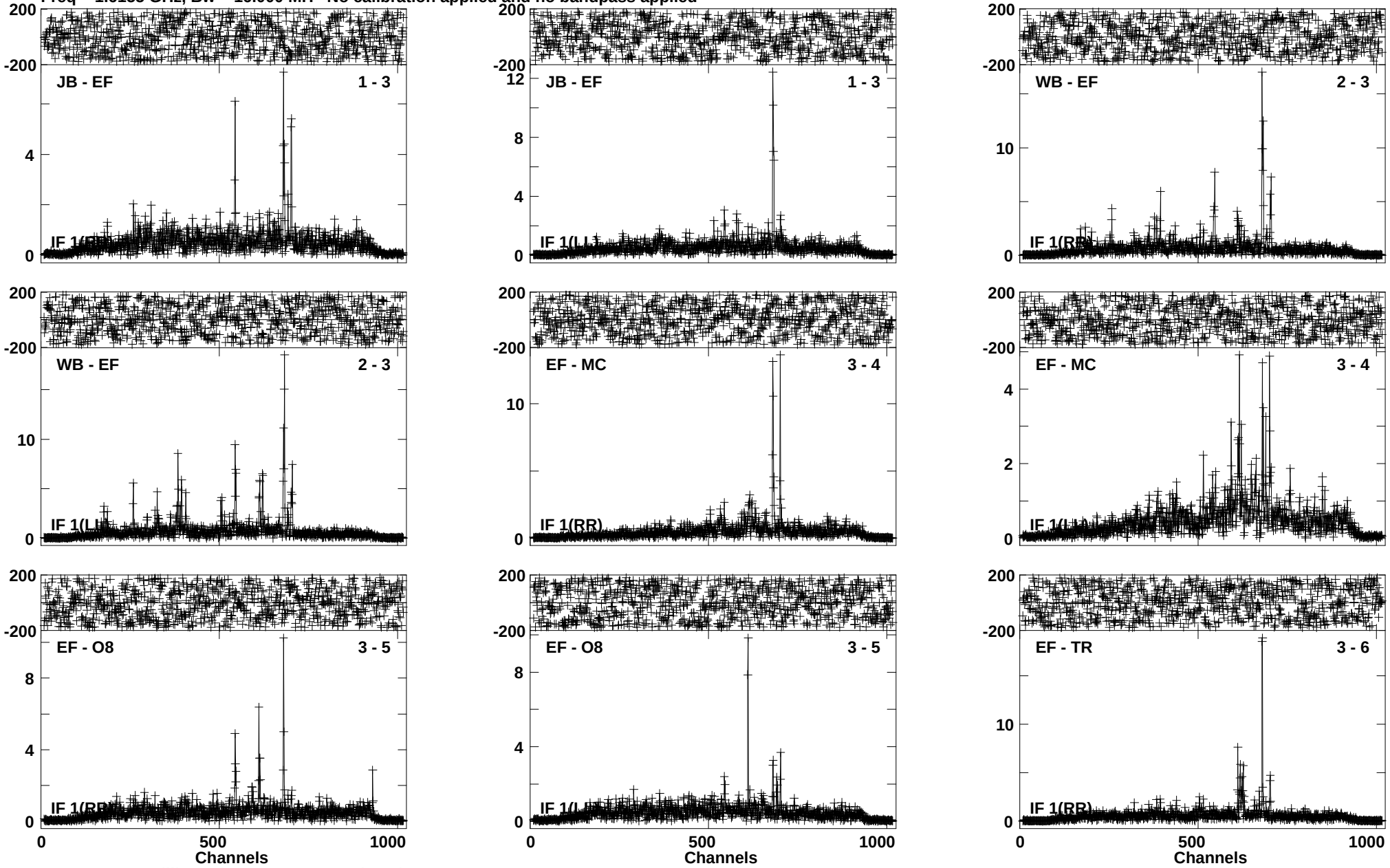

Lower frame: Milli Ampl Jy Top frame: Phas deg
Vector averaged cross-power spectrum Baseline: JB (01) - EF (03)
Timerange: 00/13:01:41 to 00/13:05:09

Plot file version 583 created 28-JUN-2019 13:37:55
IRAS16399 EP111B 2.UVDATA.1
Freq = 1.6155 GHz, Bw = 16.000 MH No calibration applied and no bandpass applied

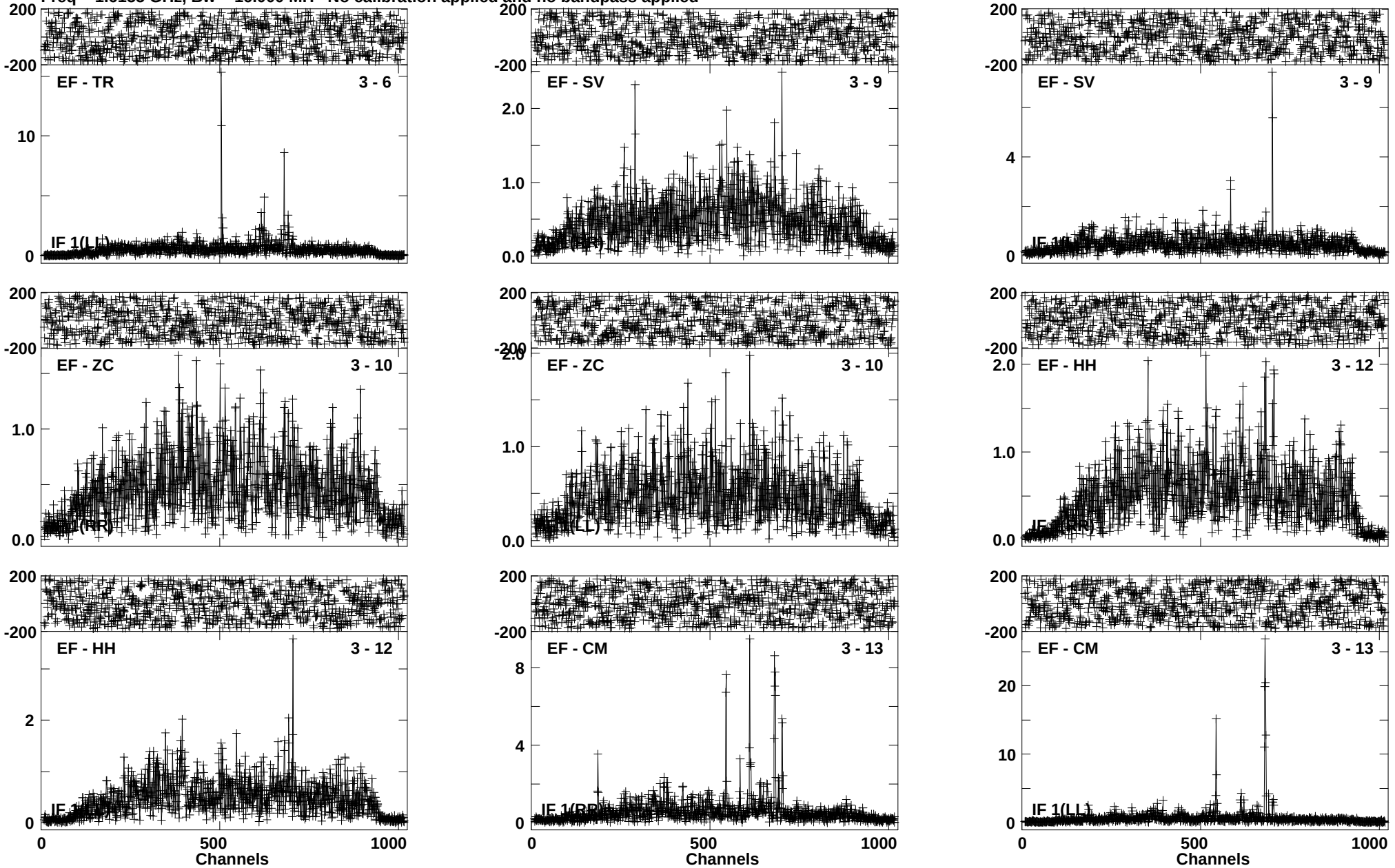

Lower frame: Milli Ampl Jy Top frame: Phas deg
Vector averaged cross-power spectrum Baseline: EF (03) - TR (06)
Timerange: 00/13:01:41 to 00/13:05:09

Plot file version 584 created 28-JUN-2019 13:37:55
IRAS16399 EP111B 2.UVDATA.1
Freq = 1.6155 GHz, Bw = 16.000 MH No calibration applied and no bandpass applied

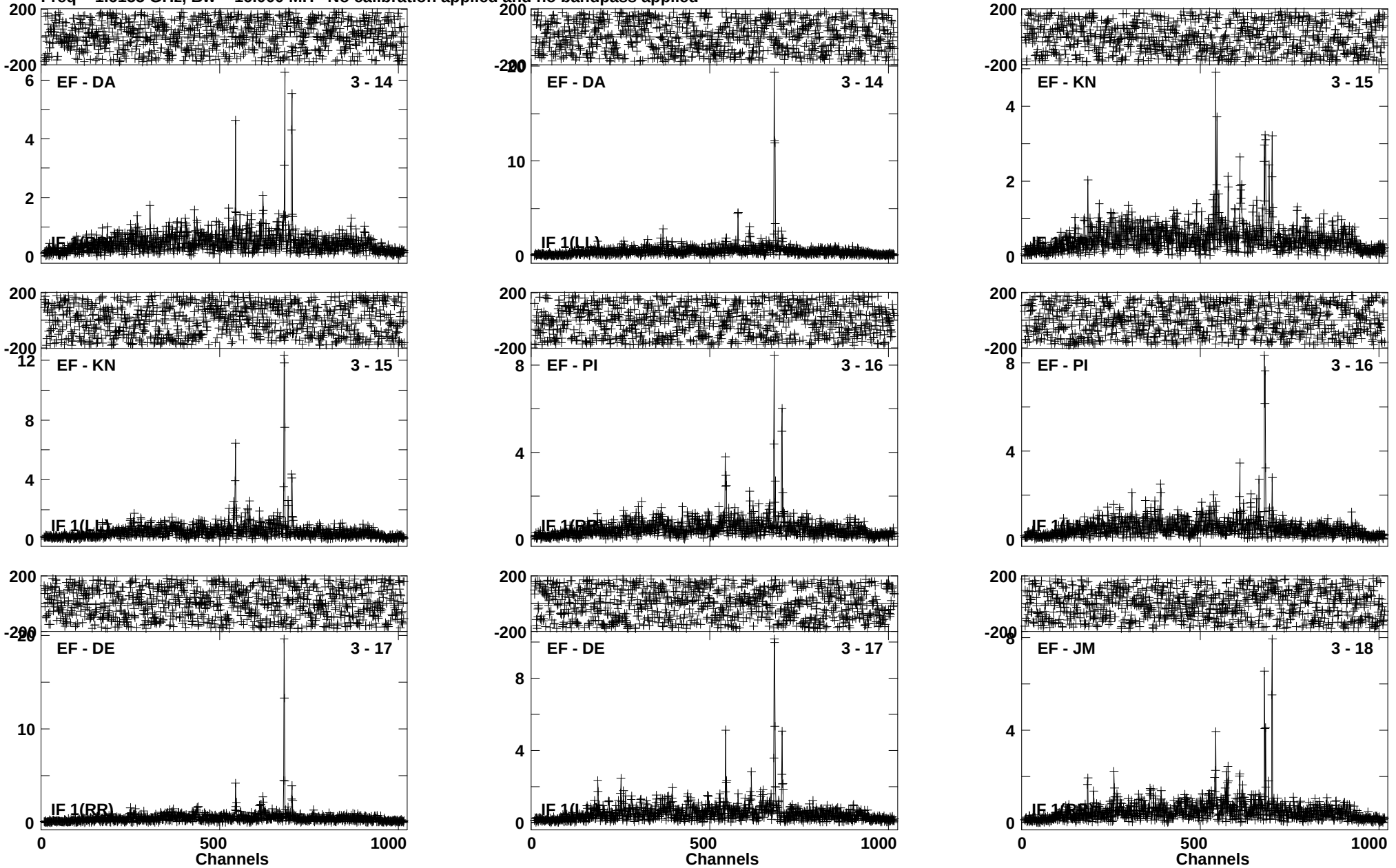

Lower frame: Milli Ampl Jy Top frame: Phas deg
Vector averaged cross-power spectrum Baseline: EF (03) - DA (14)
Timerange: 00/13:01:41 to 00/13:05:09

Plot file version 585 created 28-JUN-2019 13:37:56
IRAS16399 EP111B 2.UVDATA.1
Freq = 1.6155 GHz, Bw = 16.000 MH No calibration applied and no bandpass applied

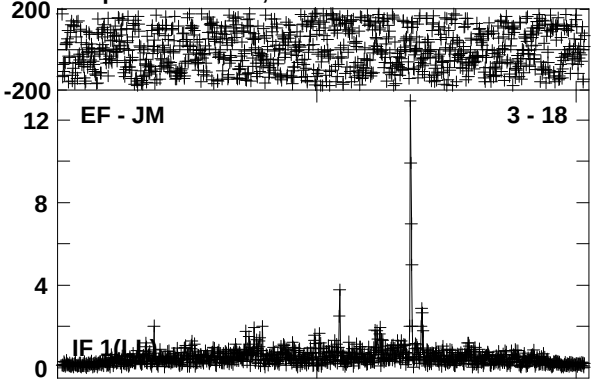

Lower frame: Milli Ampl Jy Top frame: Phas deg
Vector averaged cross-power spectrum Baseline: EF (03) - JM (18)
Timerange: 00/13:01:41 to 00/13:05:09

Plot file version 586 created 28-JUN-2019 13:37:57
J1642-0621 EP111B 2.UVDATA.1
Freq = 1.6155 GHz, Bw = 16.000 MH No calibration applied and no bandpass applied

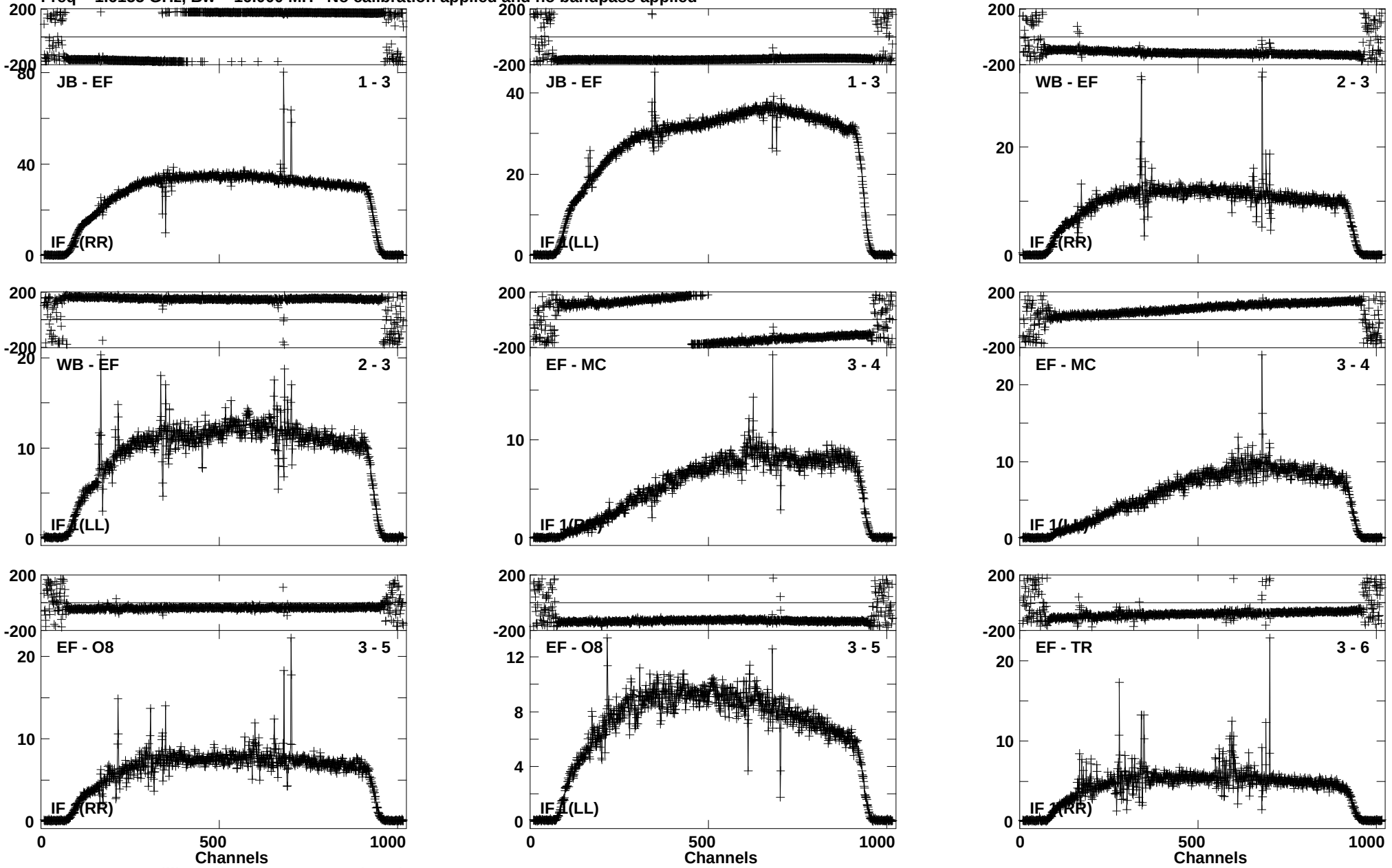

Lower frame: Milli Ampl Jy Top frame: Phas deg
Vector averaged cross-power spectrum Baseline: JB (01) - EF (03)
Timerange: 00/13:05:56 to 00/13:07:24

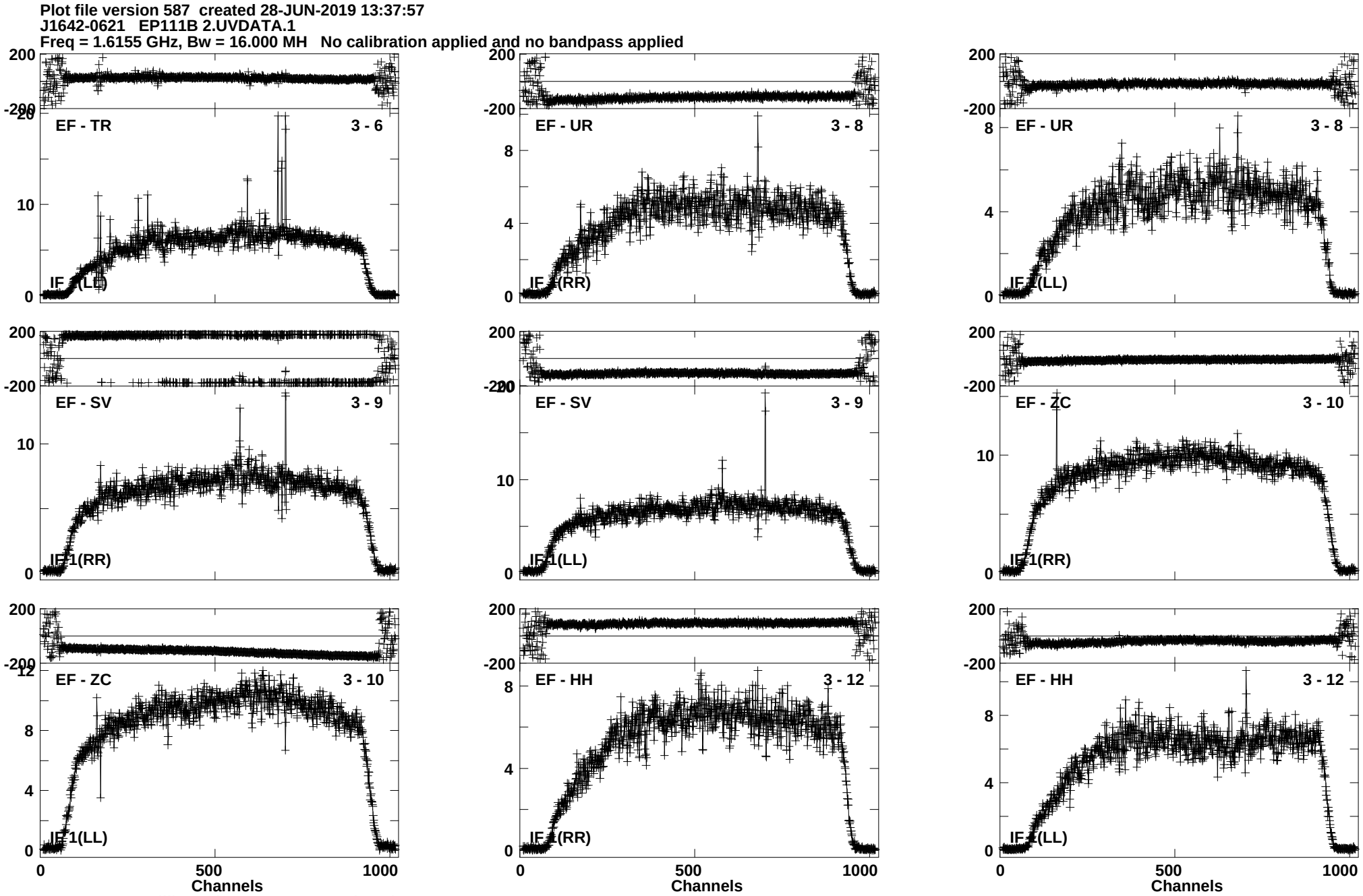
Plot file version 587 created 28-JUN-2019 13:37:57
J1642-0621 EP111B 2.UVDATA.1
Freq = 1.6155 GHz, Bw = 16.000 MH No calibration applied and no bandpass applied
EF - TR 3 - 6
IF 1(LL)
EF - UR 3 - 8
IF 1(RR)
EF - UR 3 - 8
IF 1(LL)
EF - SV 3 - 9
IF 1(RR)
EF - SV 3 - 9
IF 1(LL)
EF - ZC 3 - 10
IF 1(RR)
EF - ZC 3 - 10
IF 1(LL)
EF - HH 3 - 12
IF 1(RR)
EF - HH 3 - 12
IF 1(LL)
Channels
Channels
Channels
Lower frame: Milli Ampl Jy Top frame: Phas deg
Vector averaged cross-power spectrum Baseline: EF (03) - TR (06)
Timerange: 00/13:05:56 to 00/13:07:24

Plot file version 588 created 28-JUN-2019 13:37:58
J1642-0621 EP111B 2.UVDATA.1
Freq = 1.6155 GHz, Bw = 16.000 MH No calibration applied and no bandpass applied

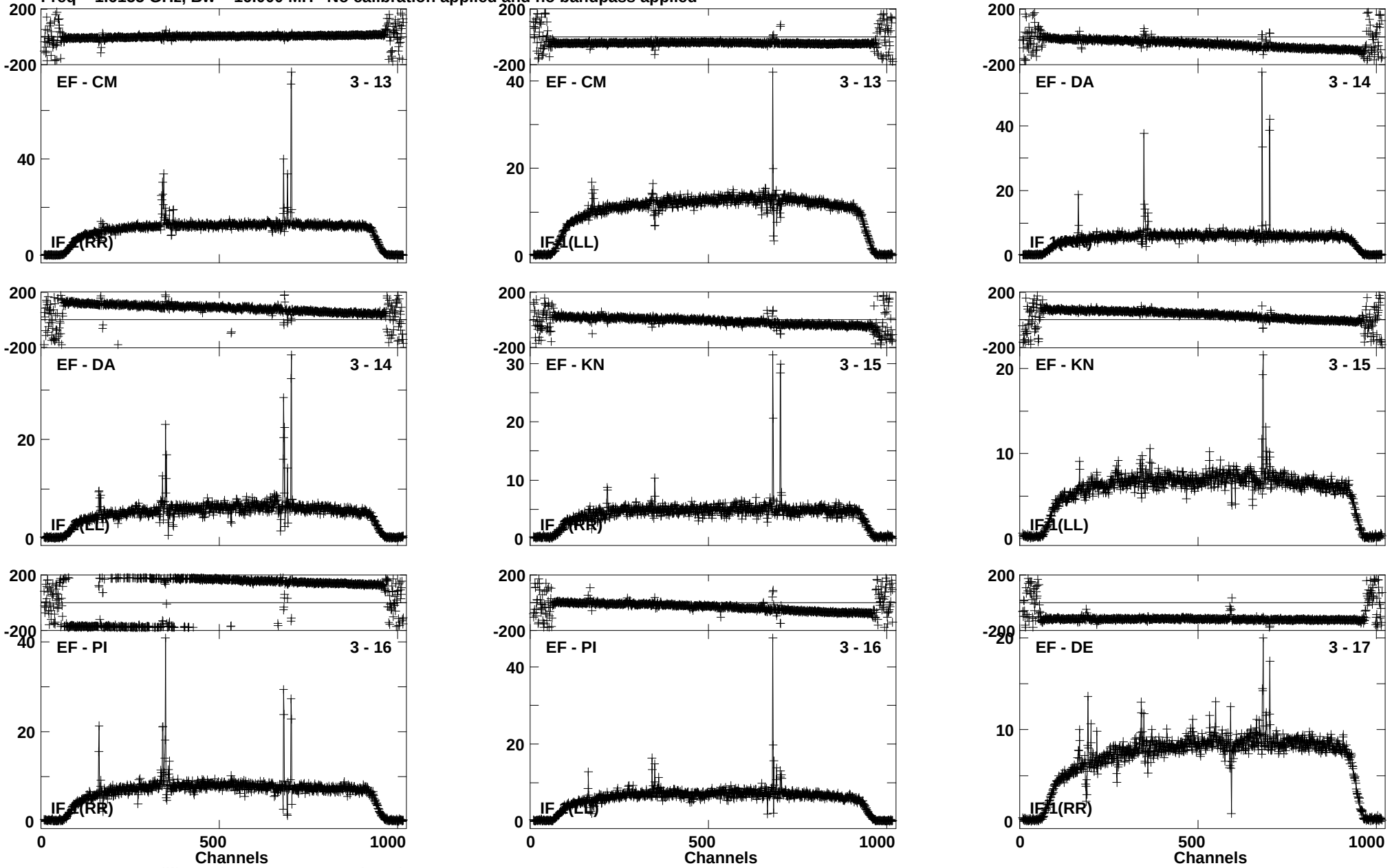

Lower frame: Milli Ampl Jy Top frame: Phas deg
Vector averaged cross-power spectrum Baseline: EF (03) - CM (13)
Timerange: 00/13:05:56 to 00/13:07:24

Plot file version 589 created 28-JUN-2019 13:37:58
J1642-0621 EP111B 2.UVDATA.1
Freq = 1.6155 GHz, Bw = 16.000 MH No calibration applied and no bandpass applied

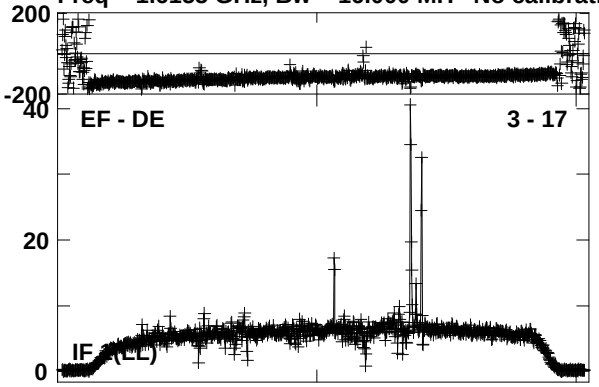

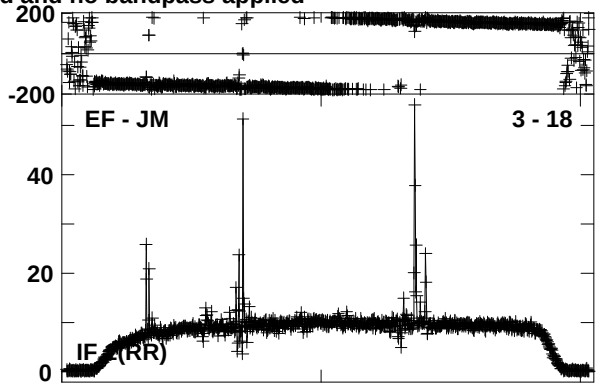

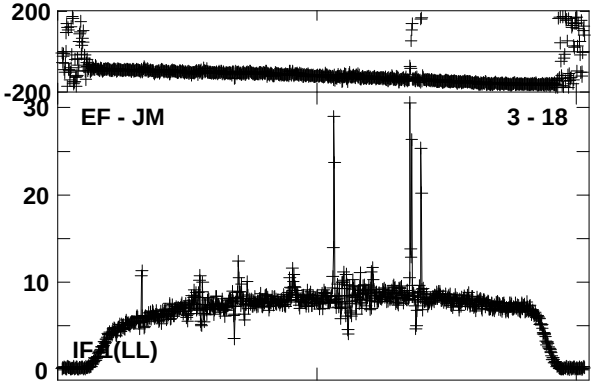

Lower frame: Milli Ampl Jy Top frame: Phas deg
Vector averaged cross-power spectrum Baseline: EF (03) - DE (17)
Timerange: 00/13:05:56 to 00/13:07:24

Plot file version 590 created 28-JUN-2019 13:38:00
IRAS16399 EP111B 2.UVDATA.1
Freq = 1.6155 GHz, Bw = 16.000 MH No calibration applied and no bandpass applied

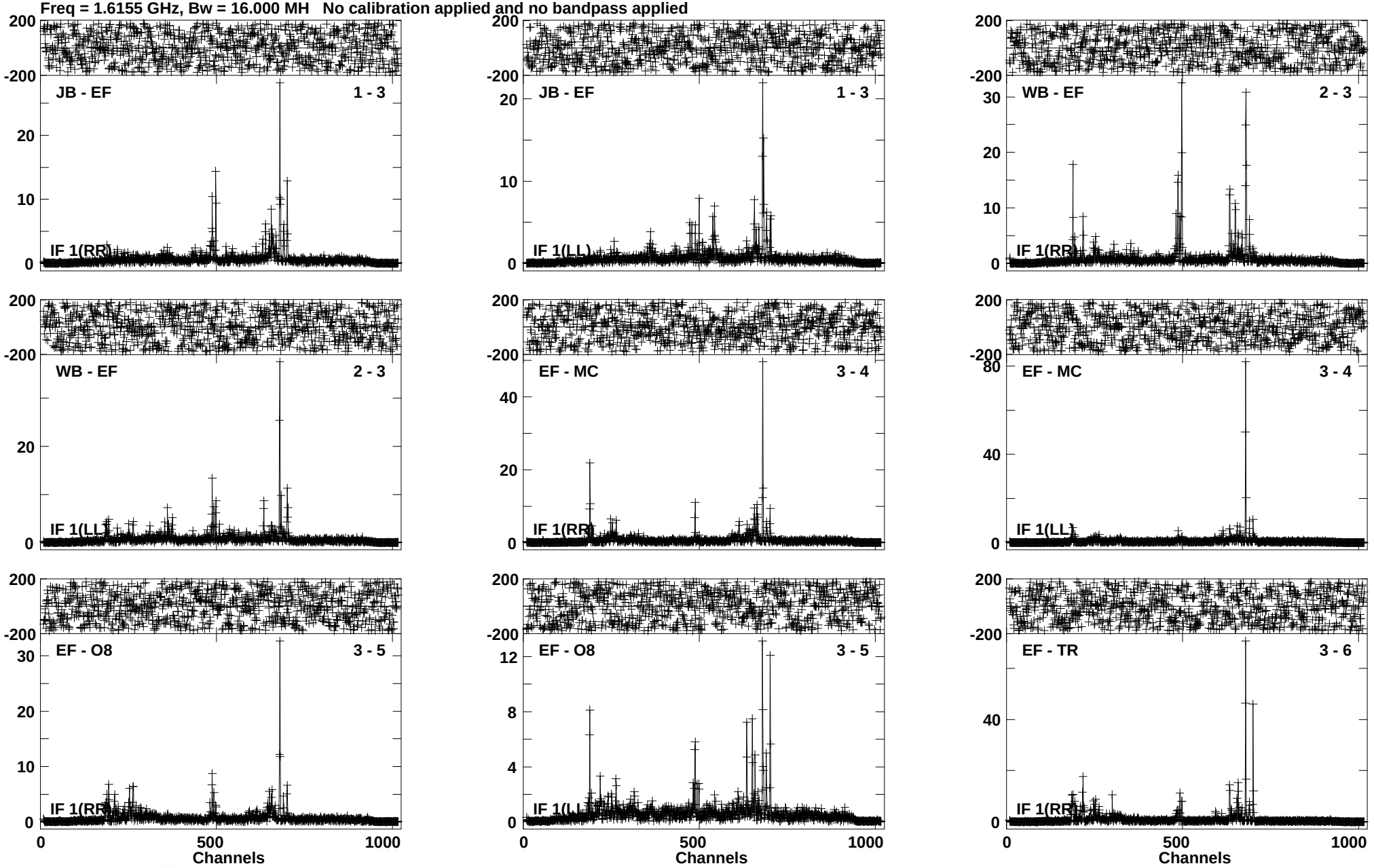

Lower frame: Milli Ampl Jy Top frame: Phas deg
Vector averaged cross-power spectrum Baseline: JB (01) - EF (03)
Timerange: 00/13:07:26 to 00/13:10:54

Plot file version 591 created 28-JUN-2019 13:38:00
IRAS16399 EP111B 2.UVDATA.1
Freq = 1.6155 GHz, Bw = 16.000 MH No calibration applied and no bandpass applied

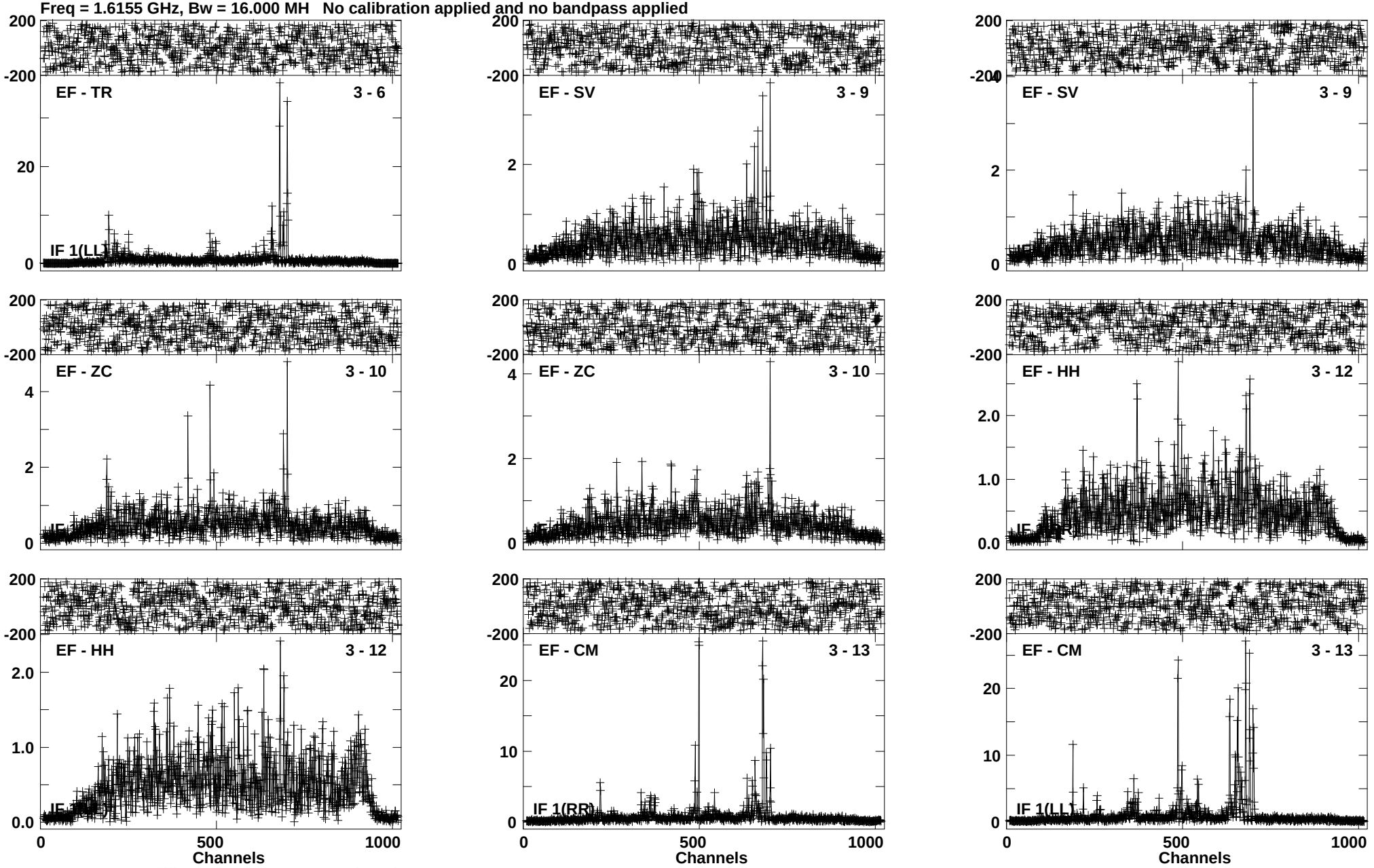

Lower frame: Milli Ampl Jy Top frame: Phas deg
Vector averaged cross-power spectrum Baseline: EF (03) - TR (06)
Timerange: 00/13:07:26 to 00/13:10:54

Plot file version 592 created 28-JUN-2019 13:38:01
IRAS16399 EP111B 2.UVDATA.1
Freq = 1.6155 GHz, Bw = 16.000 MH No calibration applied and no bandpass applied

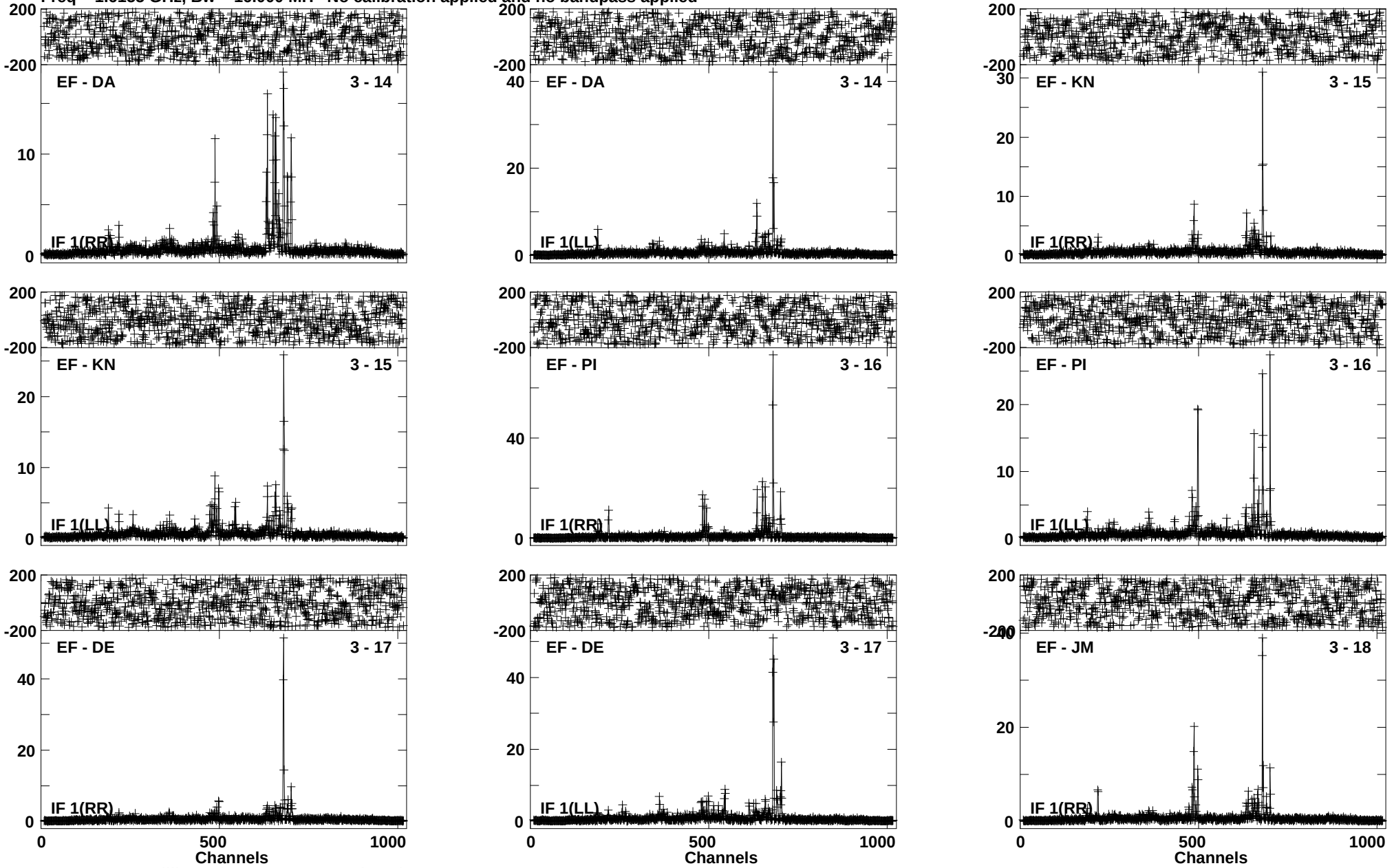

Lower frame: Milli Ampl Jy Top frame: Phas deg
Vector averaged cross-power spectrum Baseline: EF (03) - DA (14)
Timerange: 00/13:07:26 to 00/13:10:54

Plot file version 593 created 28-JUN-2019 13:38:01
IRAS16399 EP111B 2.UVDATA.1
Freq = 1.6155 GHz, Bw = 16.000 MH No calibration applied and no bandpass applied

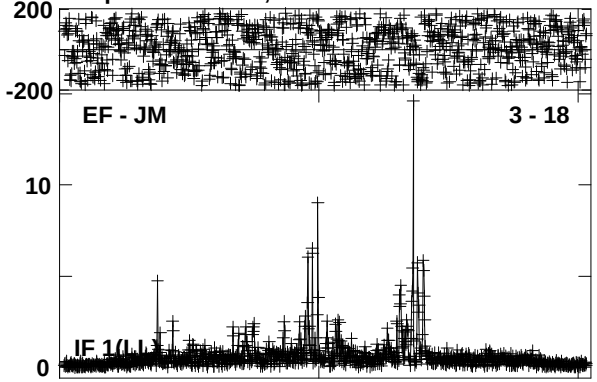

Lower frame: Milli Ampl Jy Top frame: Phas deg
Vector averaged cross-power spectrum Baseline: EF (03) - JM (18)
Timerange: 00/13:07:26 to 00/13:10:54

Plot file version 594 created 28-JUN-2019 13:38:03
J1642-0621 EP111B 2.UVDATA.1
Freq = 1.6155 GHz, Bw = 16.000 MH No calibration applied and no bandpass applied

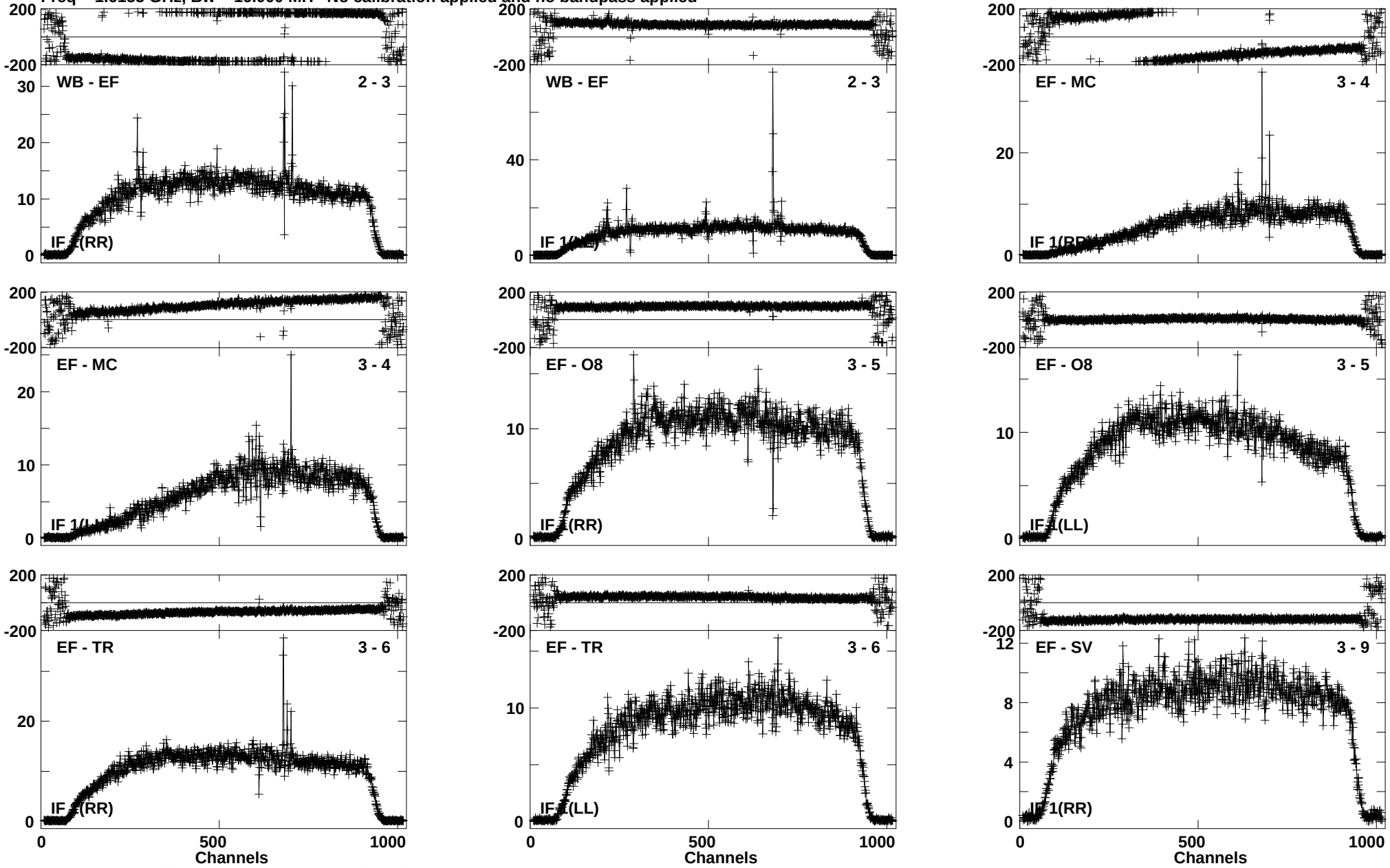

Lower frame: Milli Ampl Jy Top frame: Phas deg
Vector averaged cross-power spectrum Baseline: WB (02) - EF (03)
Timerange: 00/13:10:56 to 00/13:12:24

Plot file version 595 created 28-JUN-2019 13:38:03
J1642-0621 EP111B 2.UVDATA.1
Freq = 1.6155 GHz, Bw = 16.000 MH No calibration applied and no bandpass applied

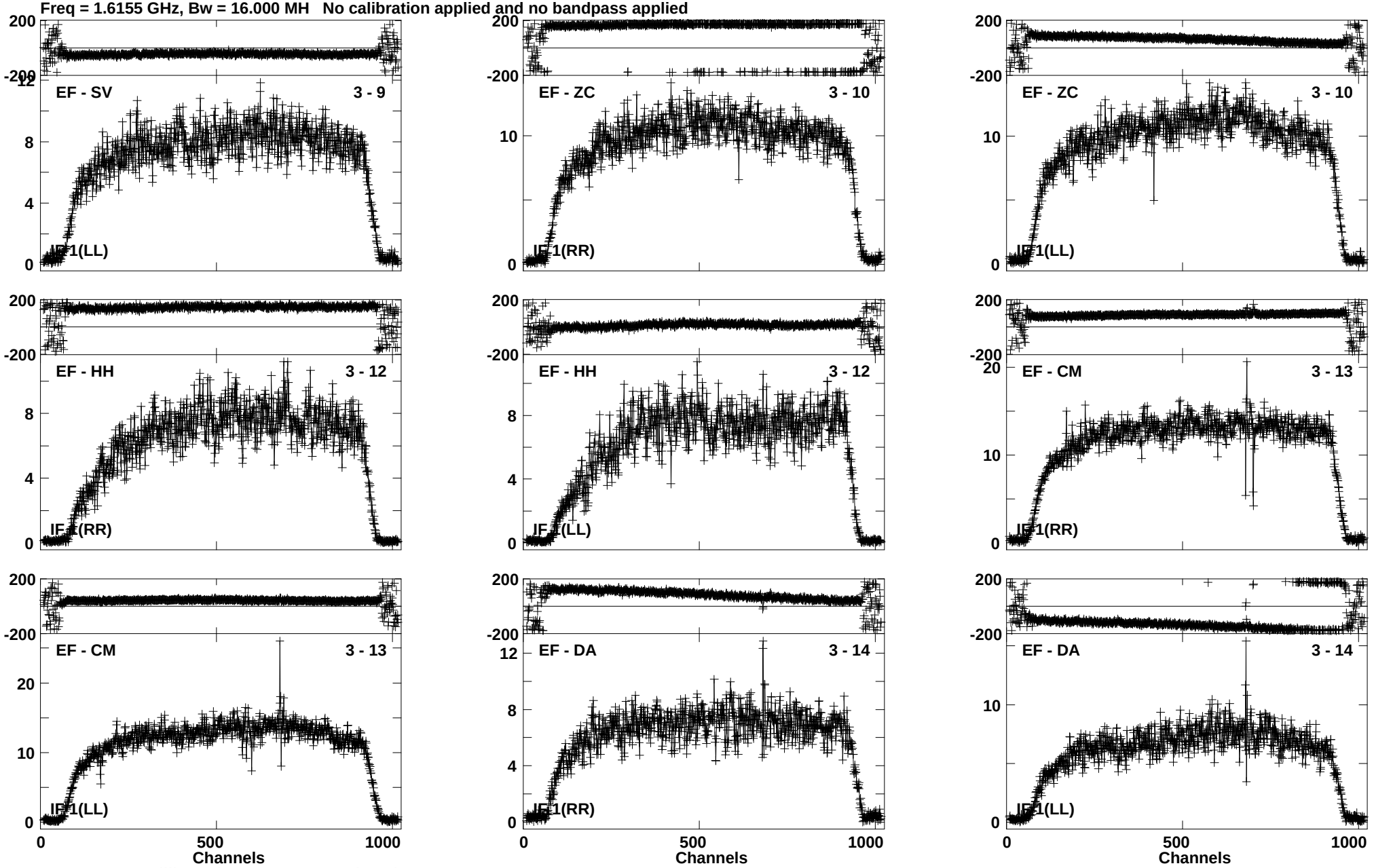

Lower frame: Milli Ampl Jy Top frame: Phas deg
Vector averaged cross-power spectrum Baseline: EF (03) - SV (09)
Timerange: 00/13:10:56 to 00/13:12:24

Plot file version 596 created 28-JUN-2019 13:38:04
J1642-0621 EP111B 2.UVDATA.1
Freq = 1.6155 GHz, Bw = 16.000 MH No calibration applied and no bandpass applied

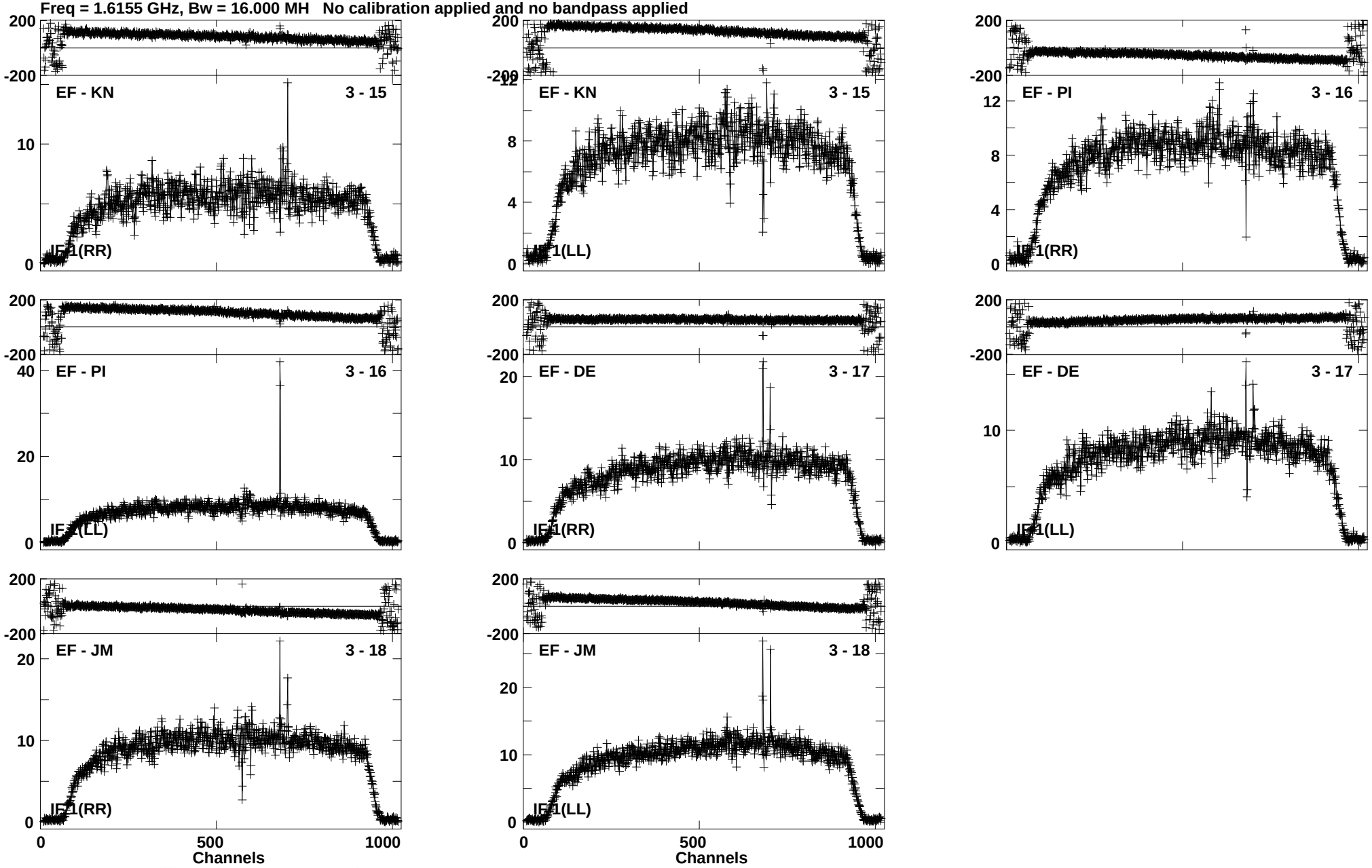

Lower frame: Milli Ampl Jy Top frame: Phas deg
Vector averaged cross-power spectrum Baseline: EF (03) - KN (15)
Timerange: 00/13:10:56 to 00/13:12:24

Plot file version 597 created 28-JUN-2019 13:38:05
IRAS16399 EP111B 2.UVDATA.1
Freq = 1.6155 GHz, Bw = 16.000 MH No calibration applied and no bandpass applied

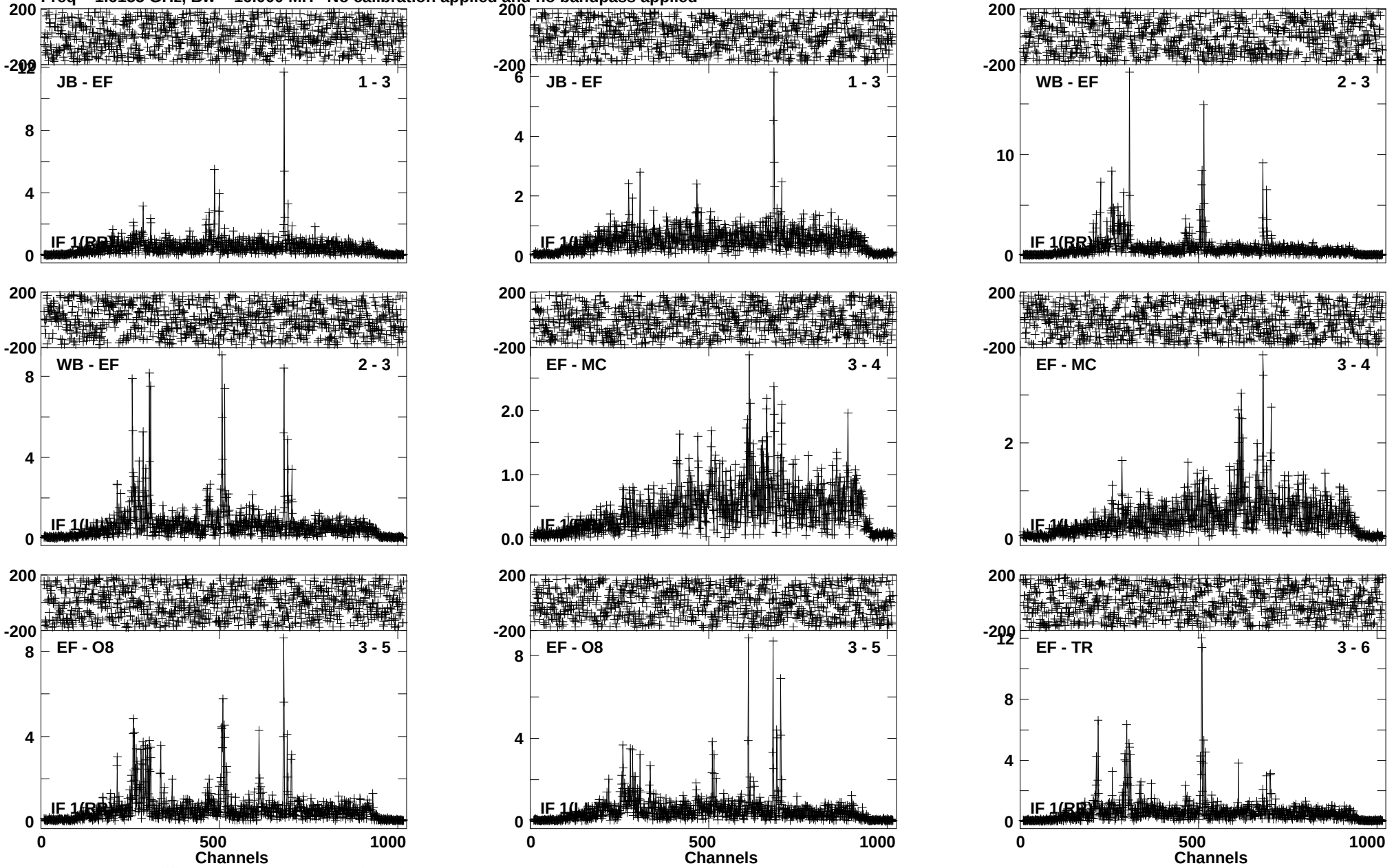

Lower frame: Milli Ampl Jy Top frame: Phas deg
Vector averaged cross-power spectrum Baseline: JB (01) - EF (03)
Timerange: 00/13:12:26 to 00/13:15:54

Plot file version 598 created 28-JUN-2019 13:38:06
IRAS16399 EP111B 2.UVDATA.1
Freq = 1.6155 GHz, Bw = 16.000 MH No calibration applied and no bandpass applied

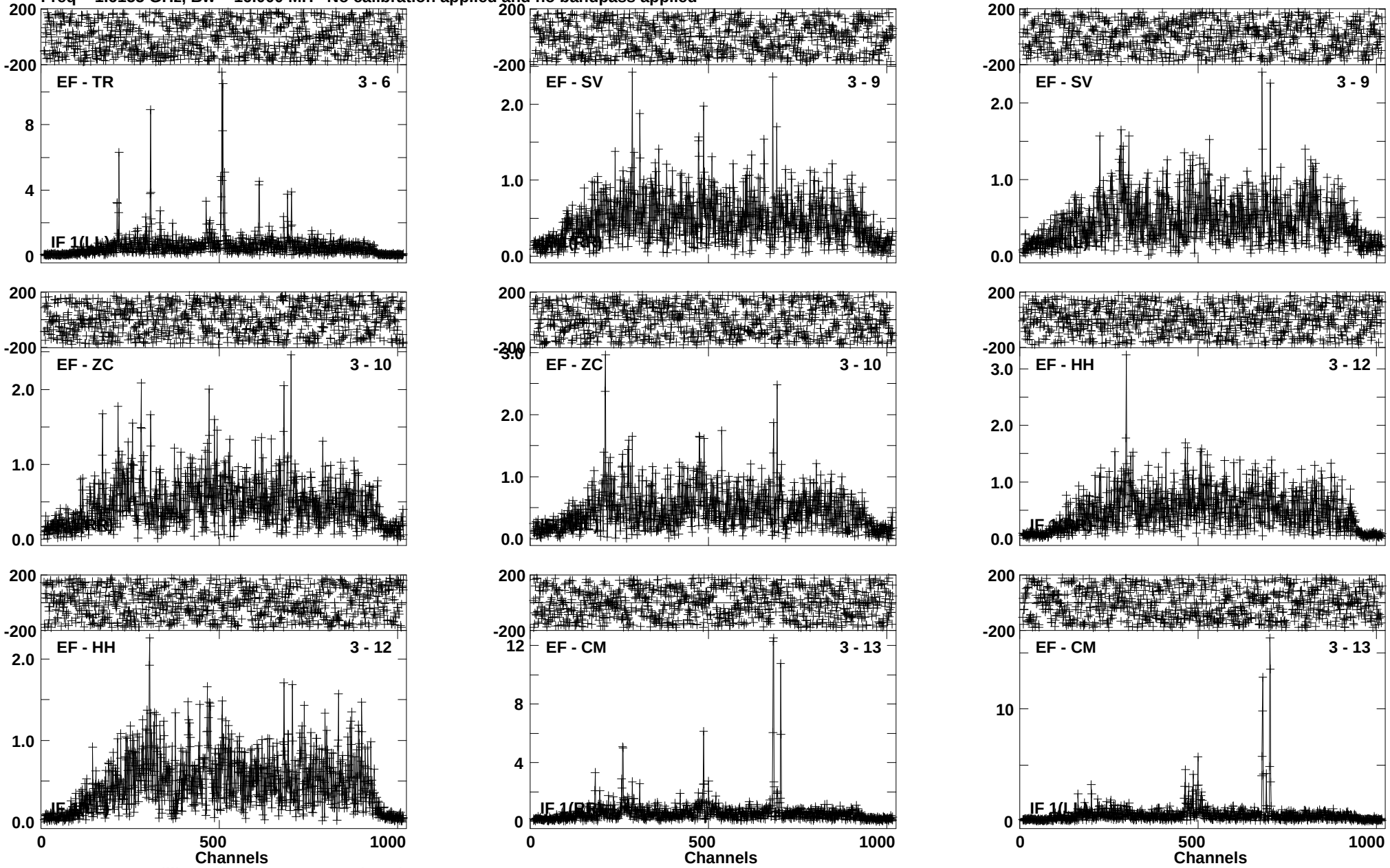

Lower frame: Milli Ampl Jy Top frame: Phas deg
Vector averaged cross-power spectrum Baseline: EF (03) - TR (06)
Timerange: 00/13:12:26 to 00/13:15:54

Plot file version 599 created 28-JUN-2019 13:38:06
IRAS16399 EP111B 2.UVDATA.1
Freq = 1.6155 GHz, Bw = 16.000 MH No calibration applied and no bandpass applied

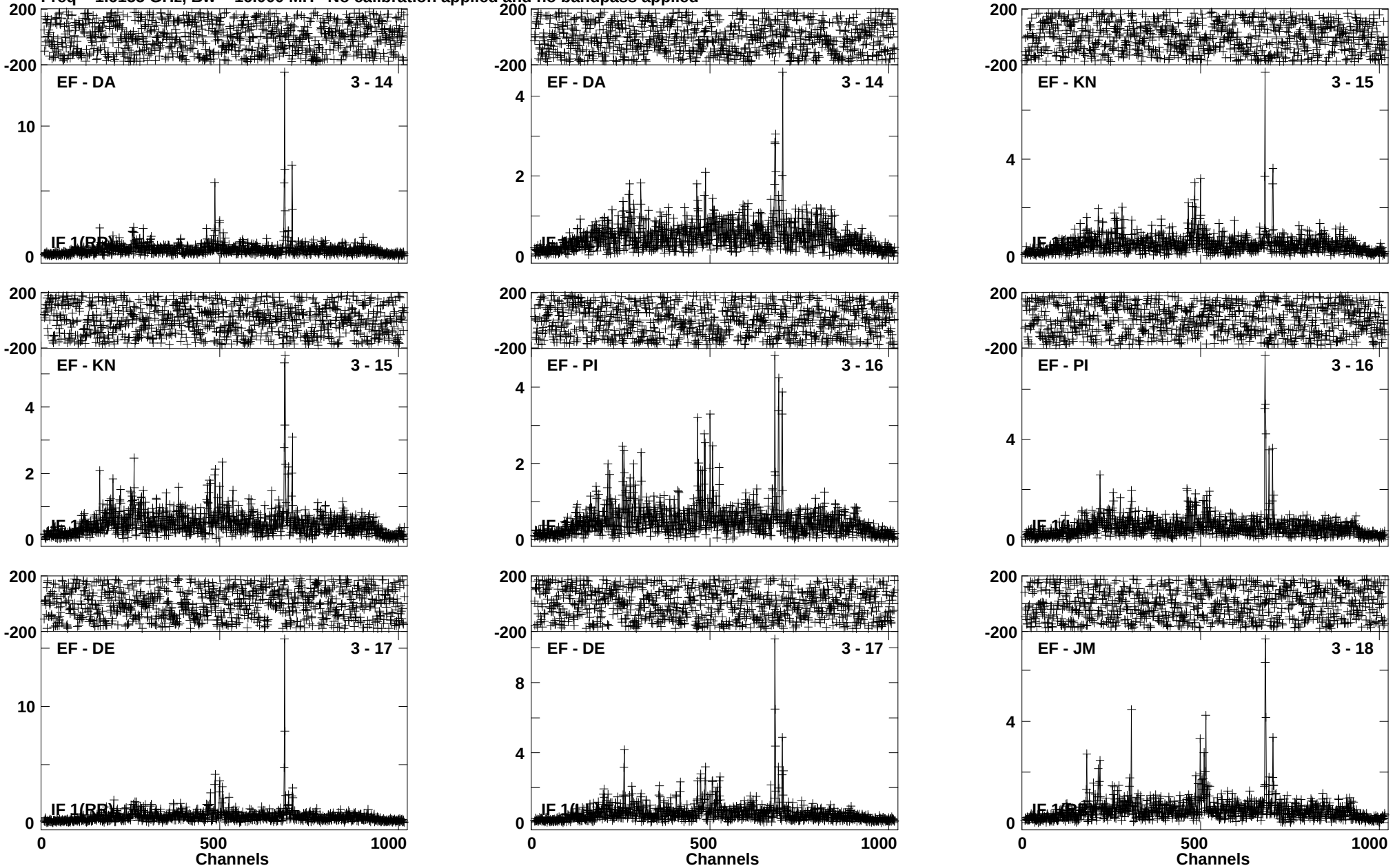

Lower frame: Milli Ampl Jy Top frame: Phas deg
Vector averaged cross-power spectrum Baseline: EF (03) - DA (14)
Timerange: 00/13:12:26 to 00/13:15:54

Plot file version 600 created 28-JUN-2019 13:38:07
IRAS16399 EP111B 2.UVDATA.1
Freq = 1.6155 GHz, Bw = 16.000 MH No calibration applied and no bandpass applied

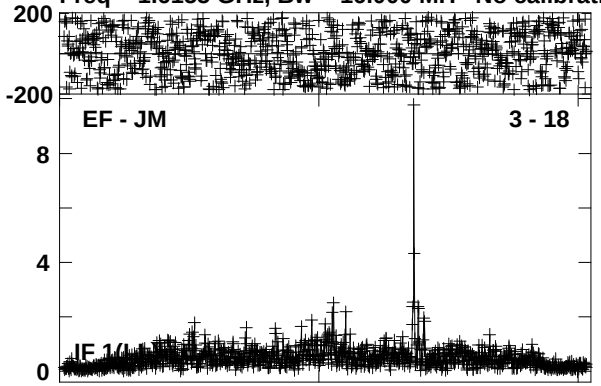

Lower frame: Milli Ampl Jy Top frame: Phas deg
Vector averaged cross-power spectrum Baseline: EF (03) - JM (18)
Timerange: 00/13:12:26 to 00/13:15:54

Plot file version 601 created 28-JUN-2019 13:38:08
J1642-0621 EP111B 2.UVDATA.1
Freq = 1.6155 GHz, Bw = 16.000 MH No calibration applied and no bandpass applied

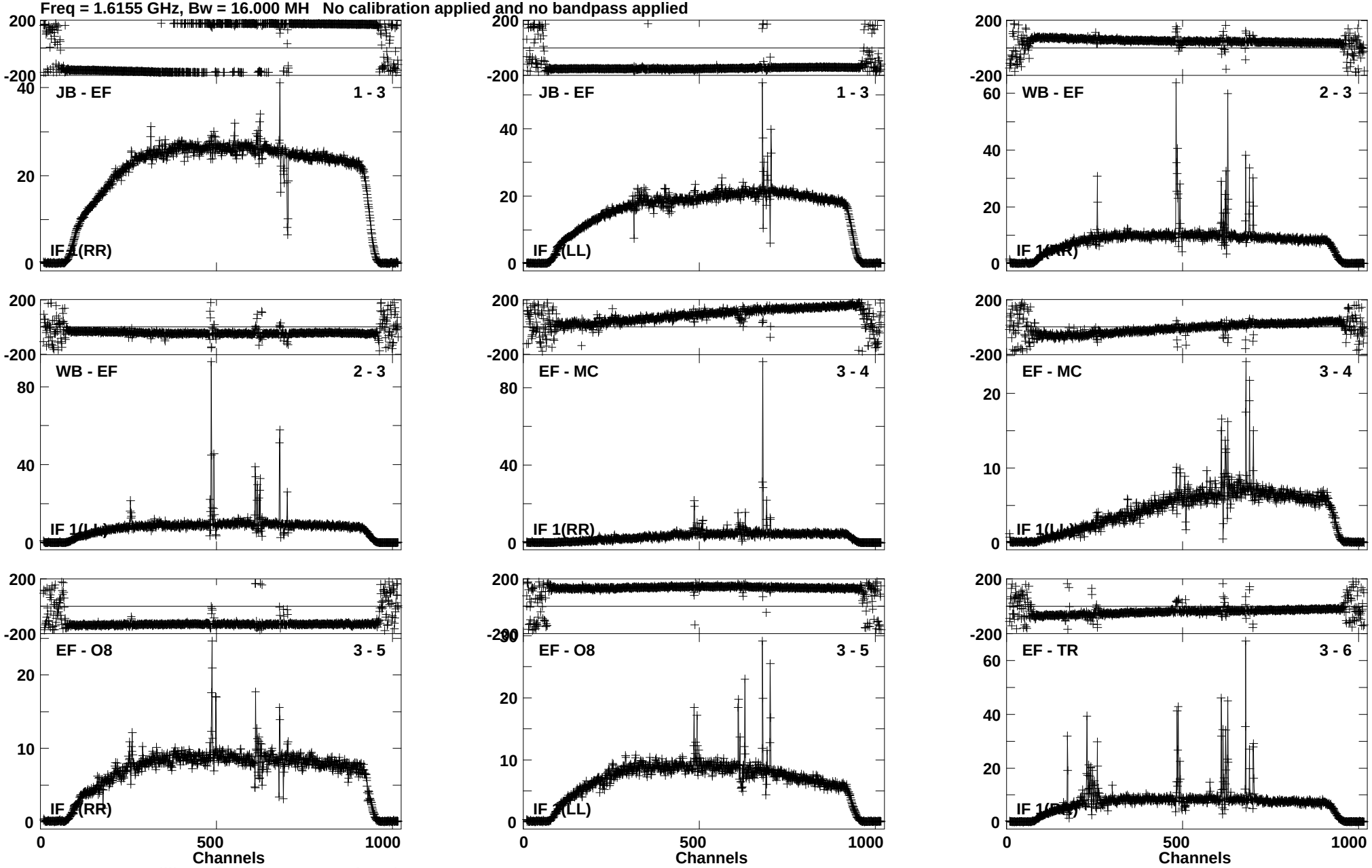

Lower frame: Milli Ampl Jy Top frame: Phas deg
Vector averaged cross-power spectrum Baseline: JB (01) - EF (03)
Timerange: 00/13:16:41 to 00/13:18:09

Plot file version 602 created 28-JUN-2019 13:38:09
J1642-0621 EP111B 2.UVDATA.1
Freq = 1.6155 GHz, Bw = 16.000 MH No calibration applied and no bandpass applied

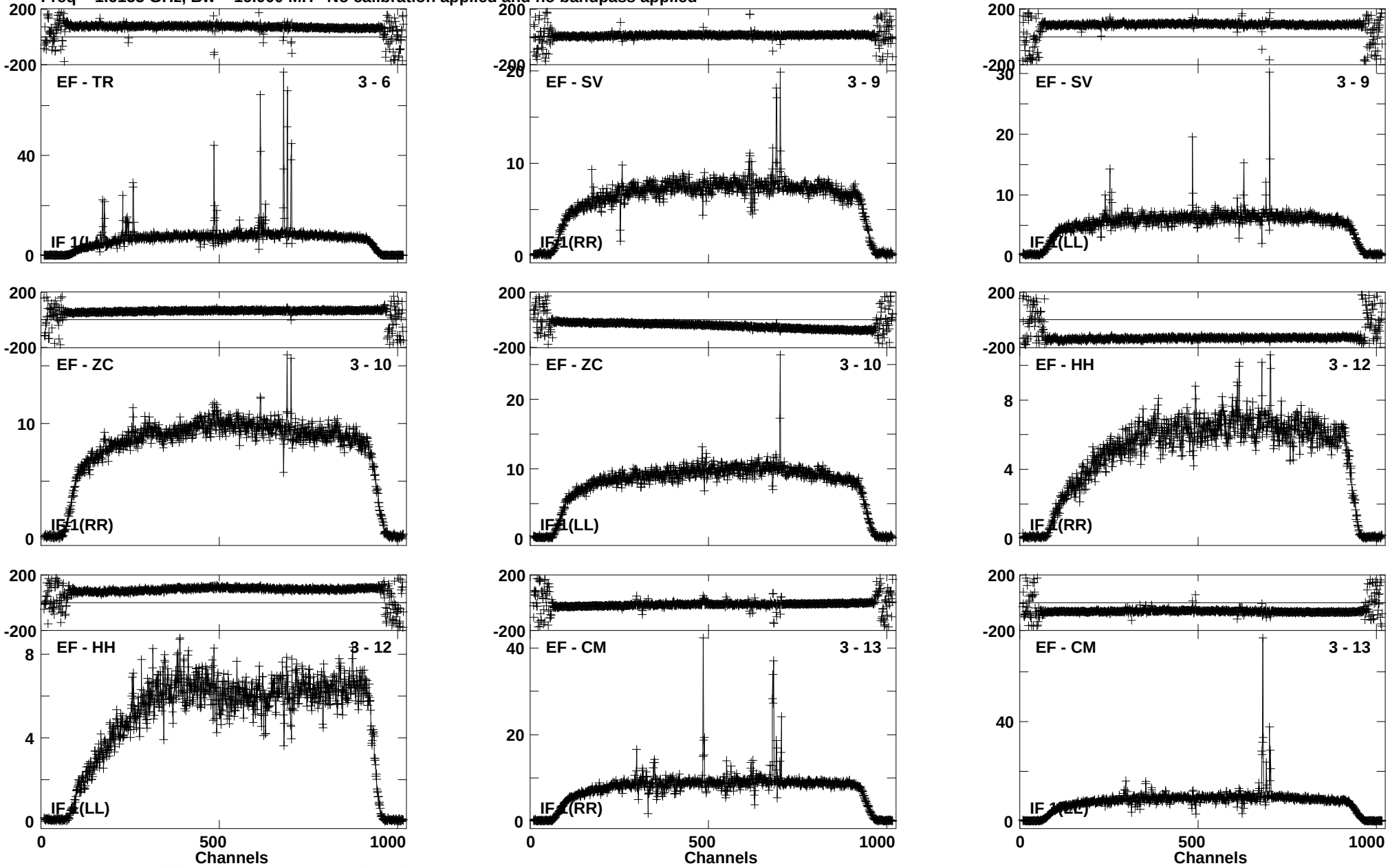

Lower frame: Milli Ampl Jy Top frame: Phas deg
Vector averaged cross-power spectrum Baseline: EF (03) - TR (06)
Timerange: 00/13:16:41 to 00/13:18:09

Plot file version 603 created 28-JUN-2019 13:38:09
J1642-0621 EP111B 2.UVDATA.1
Freq = 1.6155 GHz, Bw = 16.000 MH No calibration applied and no bandpass applied

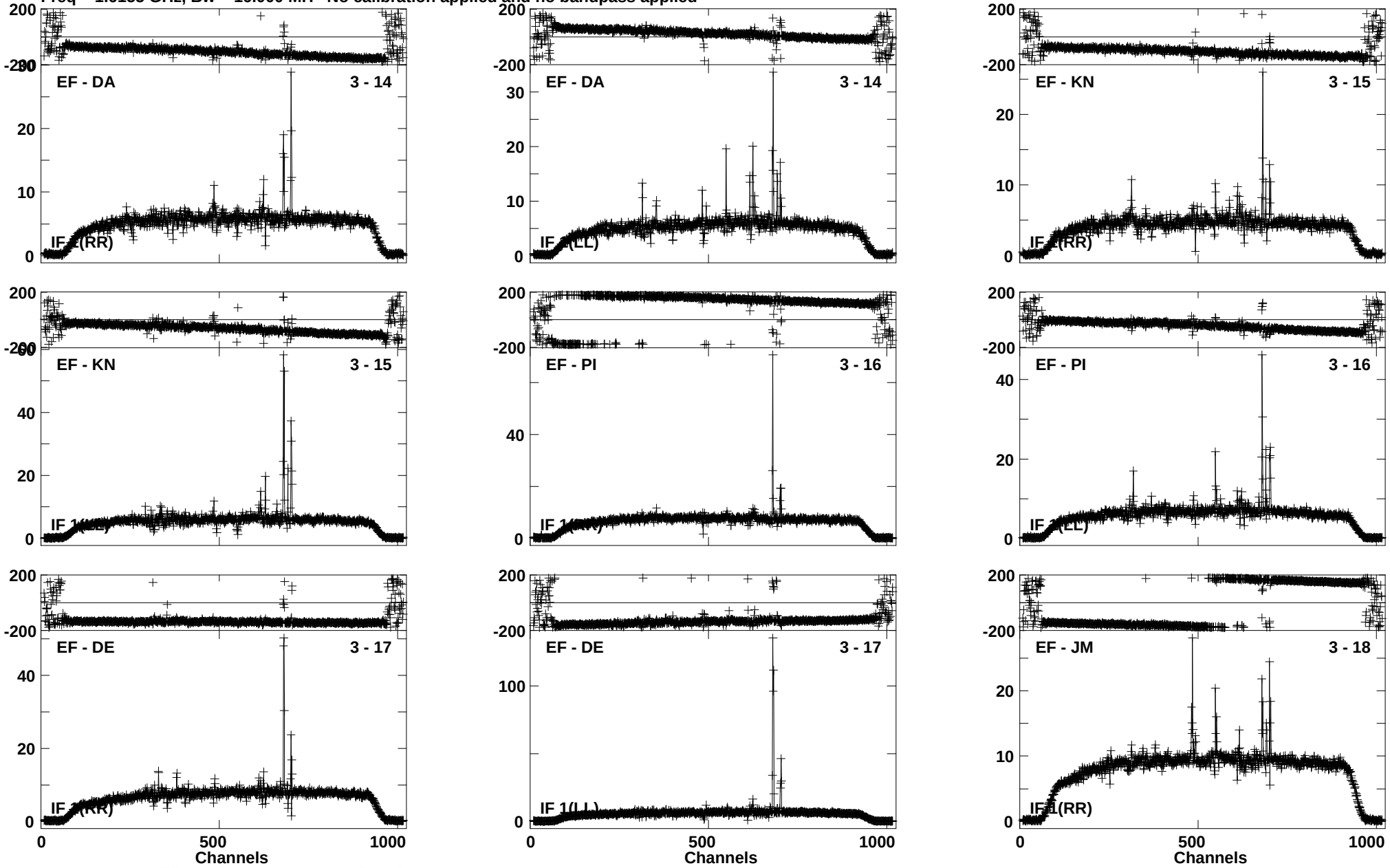

Lower frame: Milli Ampl Jy Top frame: Phas deg
Vector averaged cross-power spectrum Baseline: EF (03) - DA (14)
Timerange: 00/13:16:41 to 00/13:18:09

Plot file version 604 created 28-JUN-2019 13:38:10
J1642-0621 EP111B 2.UVDATA.1
Freq = 1.6155 GHz, Bw = 16.000 MH No calibration applied and no bandpass applied

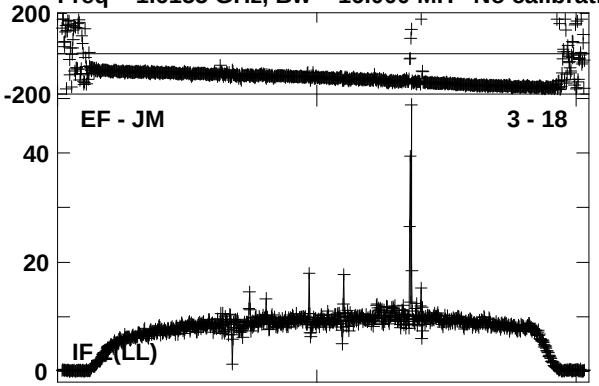

Lower frame: Milli Ampl Jy Top frame: Phas deg
Vector averaged cross-power spectrum Baseline: EF (03) - JM (18)
Timerange: 00/13:16:41 to 00/13:18:09

Plot file version 605 created 28-JUN-2019 13:38:11
IRAS16399 EP111B 2.UVDATA.1
Freq = 1.6155 GHz, Bw = 16.000 MH No calibration applied and no bandpass applied

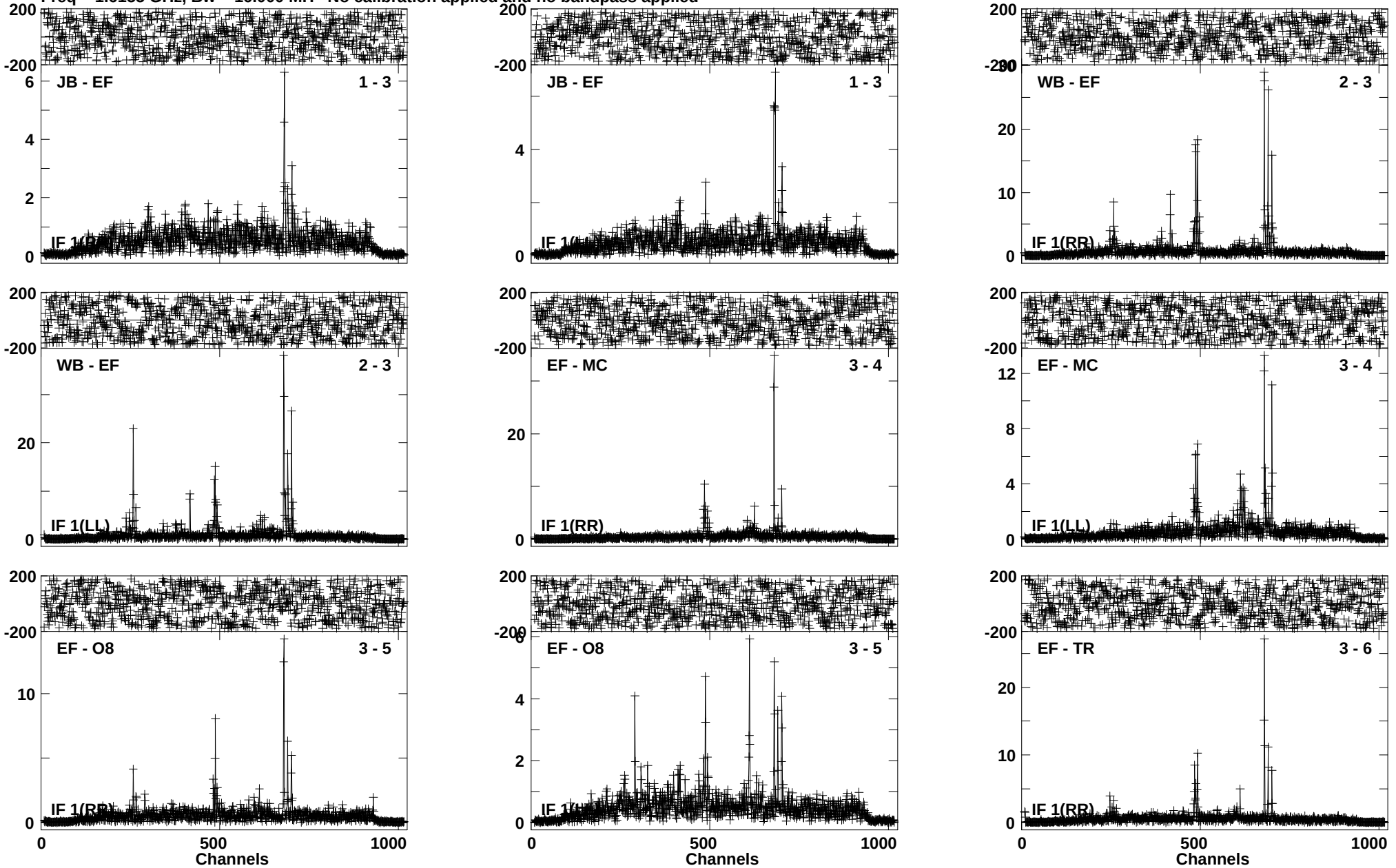

Lower frame: Milli Ampl Jy Top frame: Phas deg
Vector averaged cross-power spectrum Baseline: JB (01) - EF (03)
Timerange: 00/13:18:11 to 00/13:21:39

Plot file version 606 created 28-JUN-2019 13:38:11
IRAS16399 EP111B 2.UVDATA.1
Freq = 1.6155 GHz, Bw = 16.000 MH No calibration applied and no bandpass applied

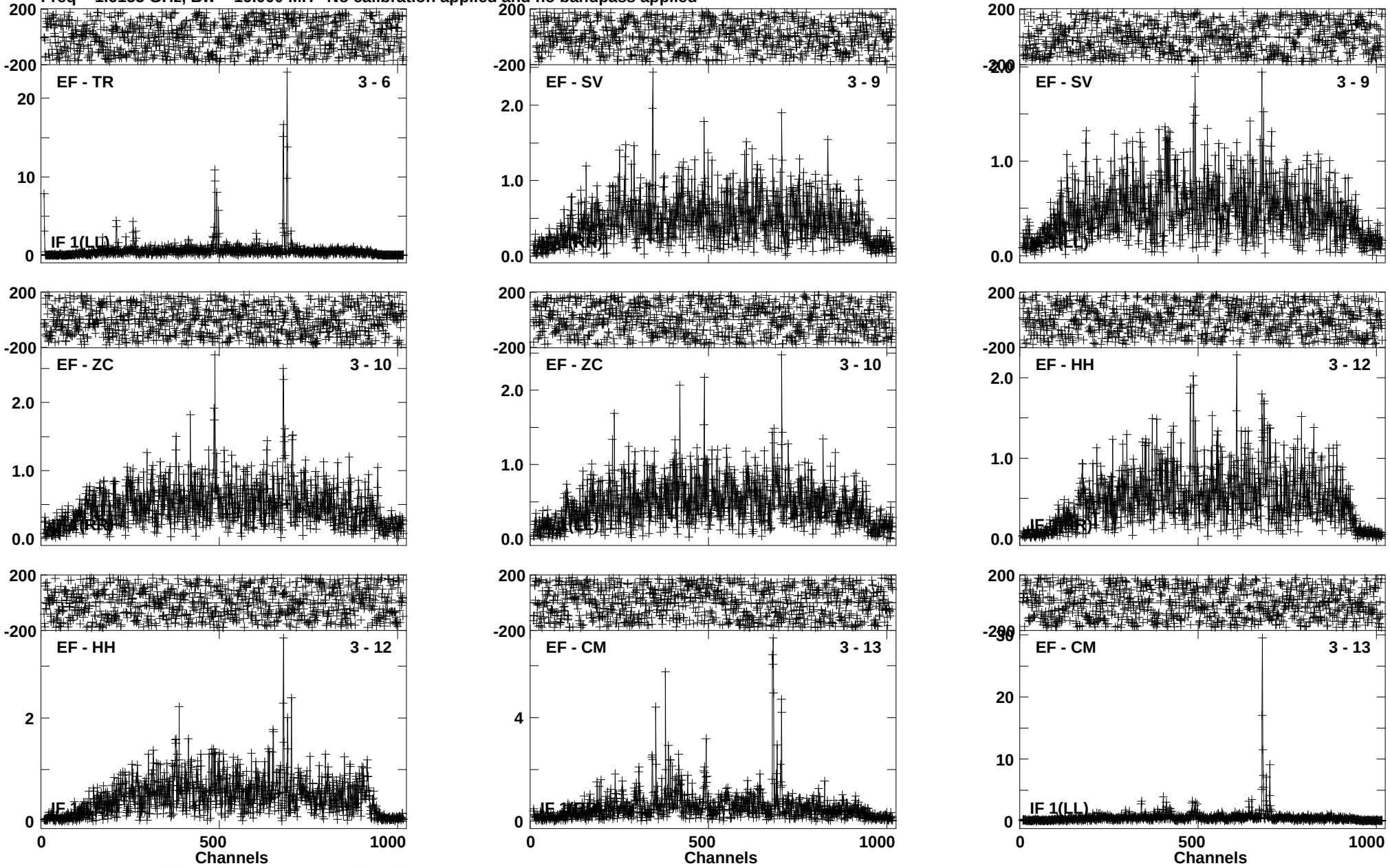

Lower frame: Milli Ampl Jy Top frame: Phas deg
Vector averaged cross-power spectrum Baseline: EF (03) - TR (06)
Timerange: 00/13:18:11 to 00/13:21:39

Plot file version 607 created 28-JUN-2019 13:38:12
IRAS16399 EP111B 2.UVDATA.1
Freq = 1.6155 GHz, Bw = 16.000 MH No calibration applied and no bandpass applied

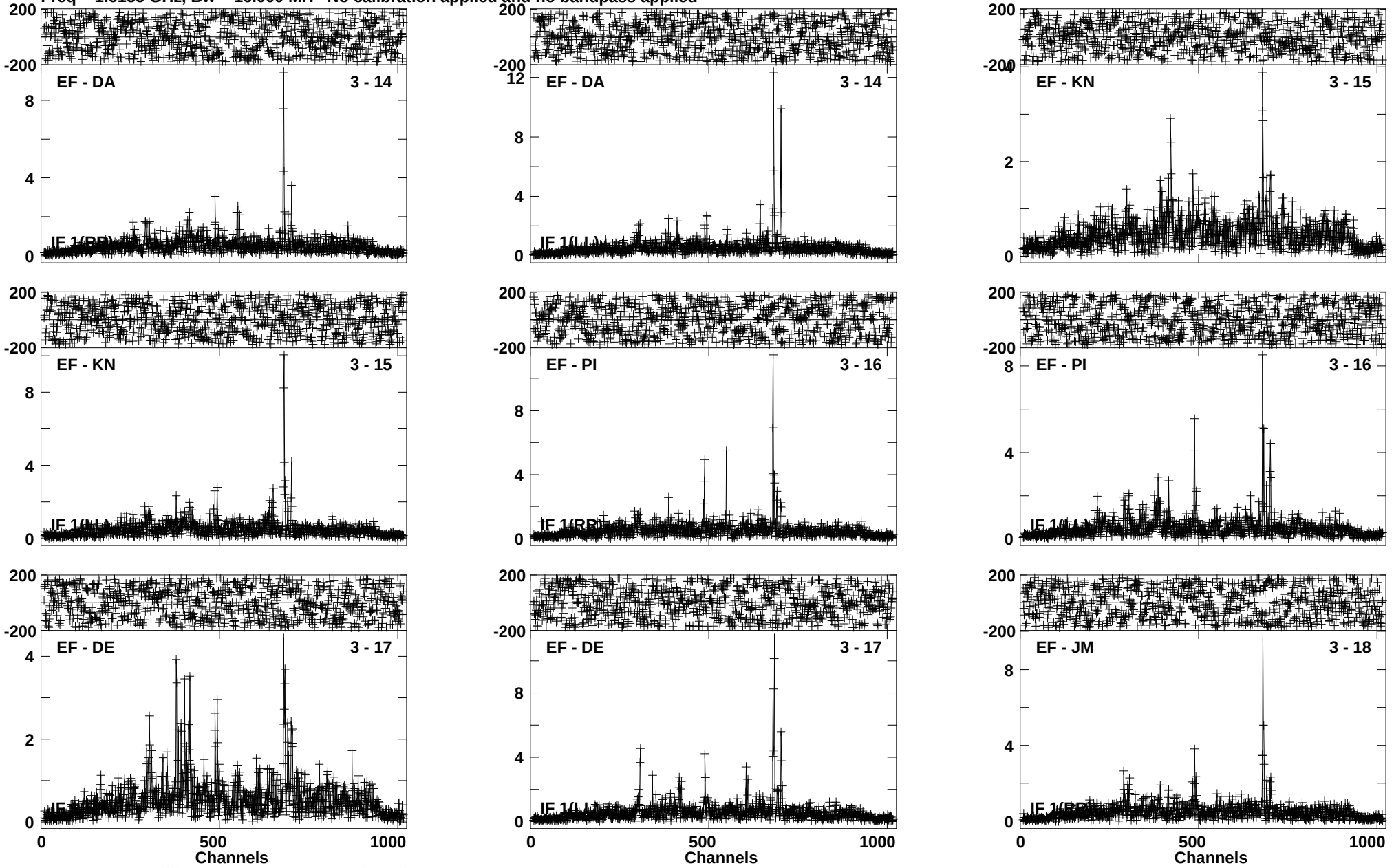

Lower frame: Milli Ampl Jy Top frame: Phas deg
Vector averaged cross-power spectrum Baseline: EF (03) - DA (14)
Timerange: 00/13:18:11 to 00/13:21:39

Plot file version 608 created 28-JUN-2019 13:38:13
IRAS16399 EP111B 2.UVDATA.1
Freq = 1.6155 GHz, Bw = 16.000 MH No calibration applied and no bandpass applied

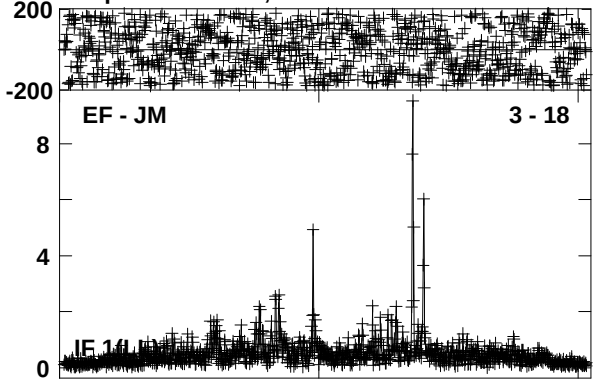

Lower frame: Milli Ampl Jy Top frame: Phas deg
Vector averaged cross-power spectrum Baseline: EF (03) - JM (18)
Timerange: 00/13:18:11 to 00/13:21:39

Plot file version 609 created 28-JUN-2019 13:38:13
J1642-0621 EP111B 2.UVDATA.1
Freq = 1.6155 GHz, Bw = 16.000 MH No calibration applied and no bandpass applied

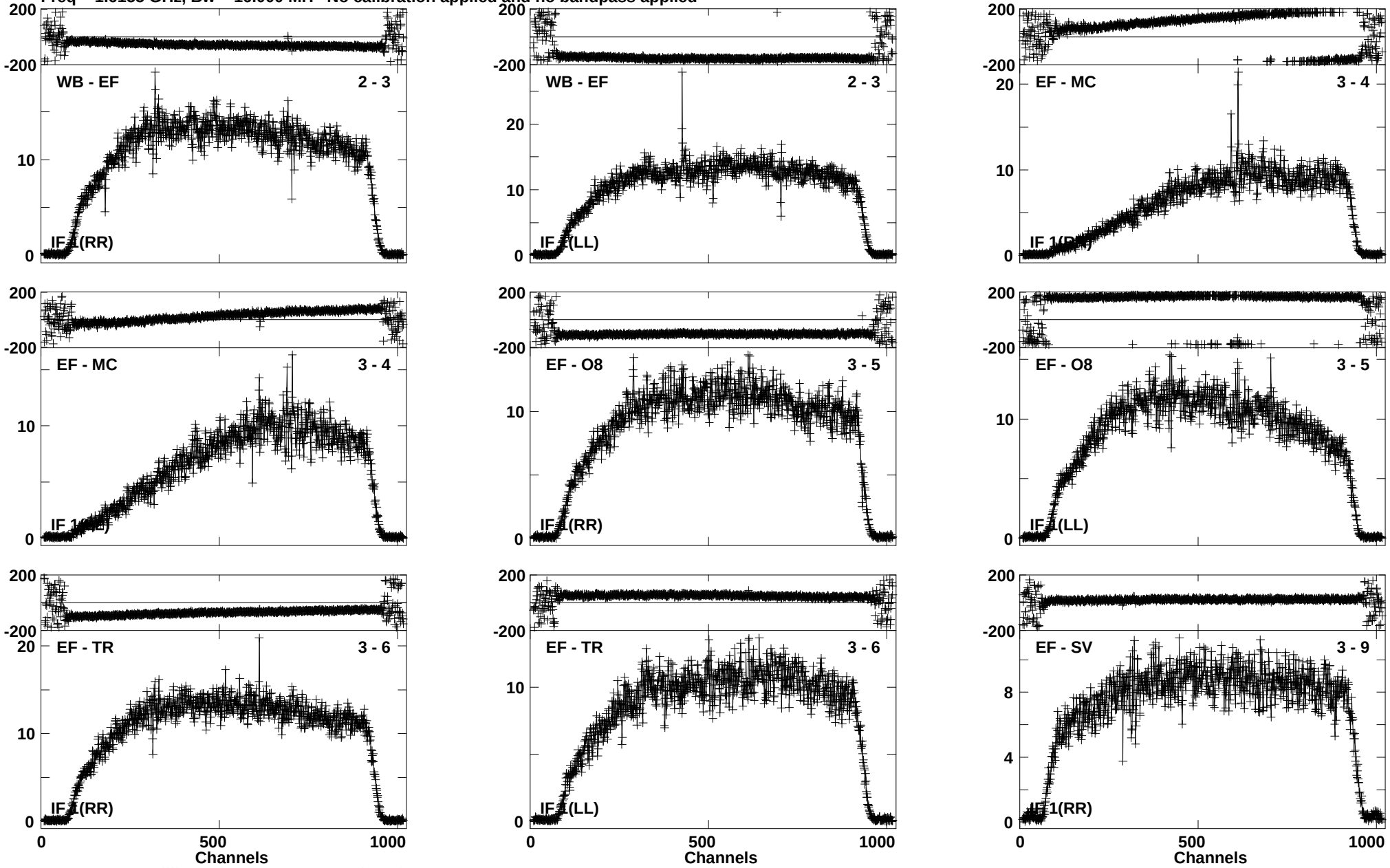

Lower frame: Milli Ampl Jy Top frame: Phas deg
Vector averaged cross-power spectrum Baseline: WB (02) - EF (03)
Timerange: 00/13:21:41 to 00/13:23:09

Plot file version 610 created 28-JUN-2019 13:38:14
J1642-0621 EP111B 2.UVDATA.1
Freq = 1.6155 GHz, Bw = 16.000 MH No calibration applied and no bandpass applied

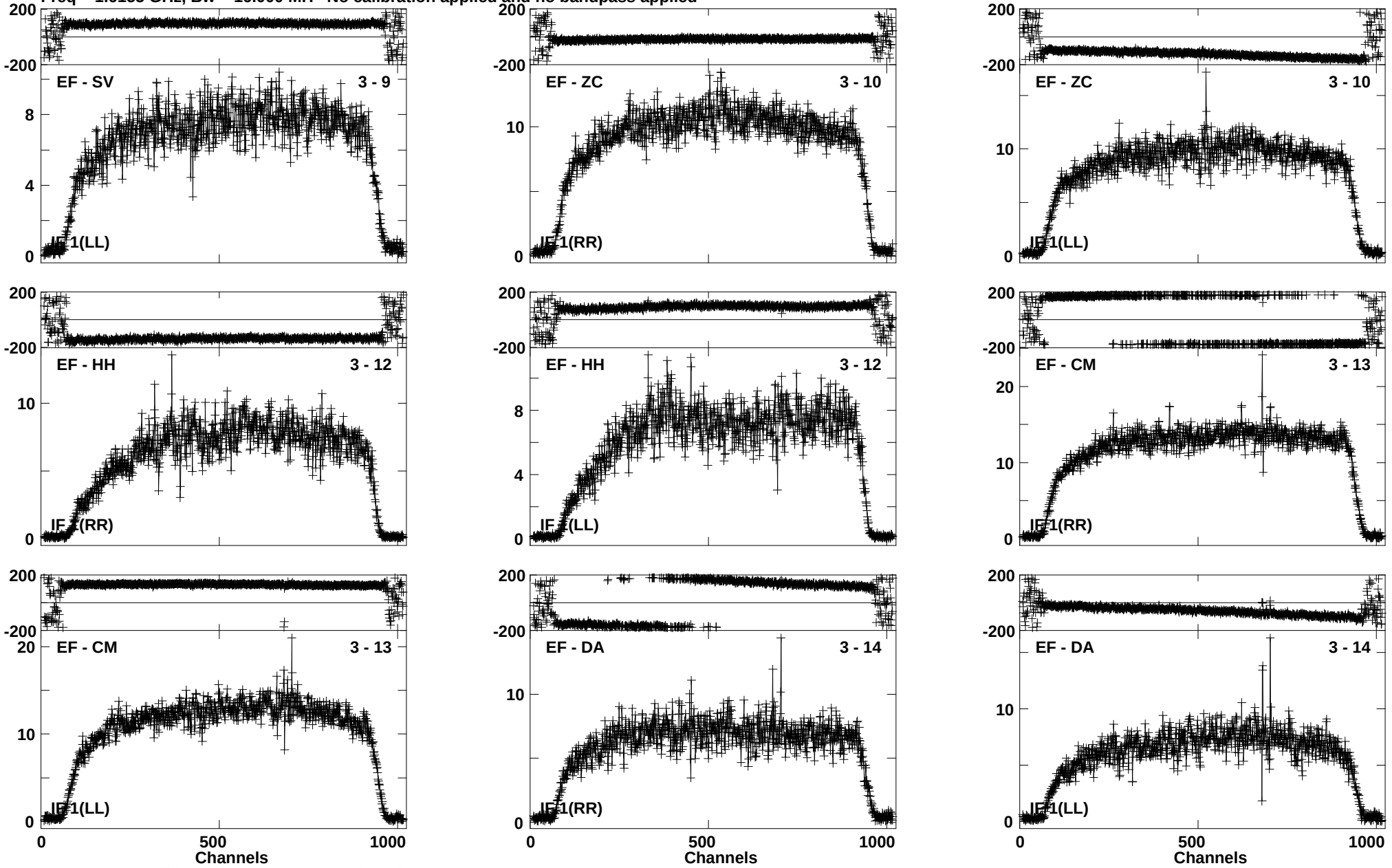

Lower frame: Milli Ampl Jy Top frame: Phas deg
Vector averaged cross-power spectrum Baseline: EF (03) - SV (09)
Timerange: 00/13:21:41 to 00/13:23:09

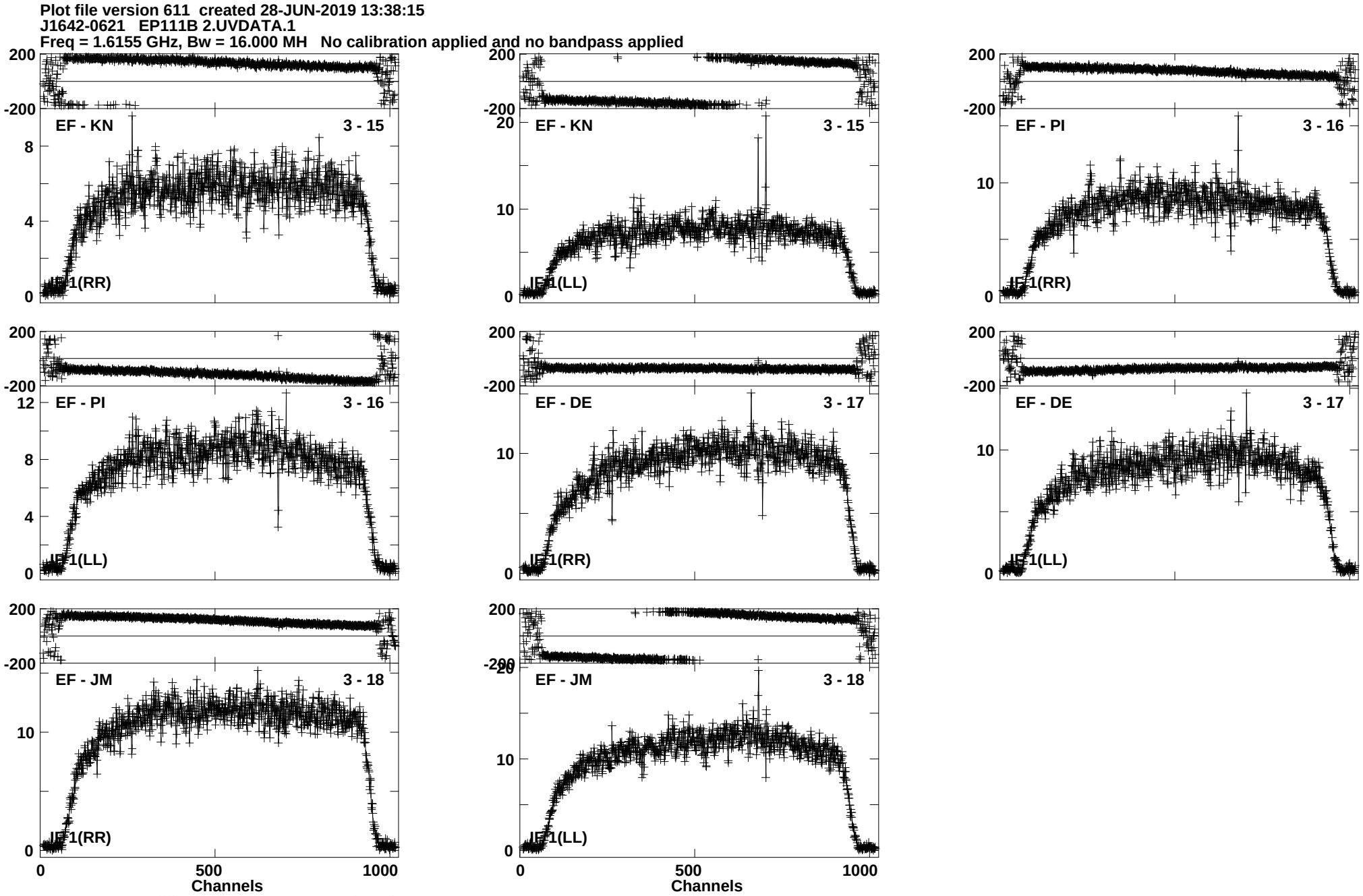
Plot file version 611 created 28-JUN-2019 13:38:15
J1642-0621 EP111B 2.UVDATA.1
Freq = 1.6155 GHz, Bw = 16.000 MH No calibration applied and no bandpass applied
EF - KN 3 - 15
IF 1(RR)
EF - KN 3 - 15
IF 1(LL)
EF - PI 3 - 16
IF 1(RR)
EF - PI 3 - 16
IF 1(LL)
EF - DE 3 - 17
IF 1(RR)
EF - DE 3 - 17
IF 1(LL)
EF - JM 3 - 18
IF 1(RR)
EF - JM 3 - 18
IF 1(LL)
Channels
Channels
Lower frame: Milli Ampl Jy Top frame: Phas deg
Vector averaged cross-power spectrum Baseline: EF (03) - KN (15)
Timerange: 00/13:21:41 to 00/13:23:09

Plot file version 612 created 28-JUN-2019 13:38:16
IRAS16399 EP111B 2.UVDATA.1
Freq = 1.6155 GHz, Bw = 16.000 MH No calibration applied and no bandpass applied

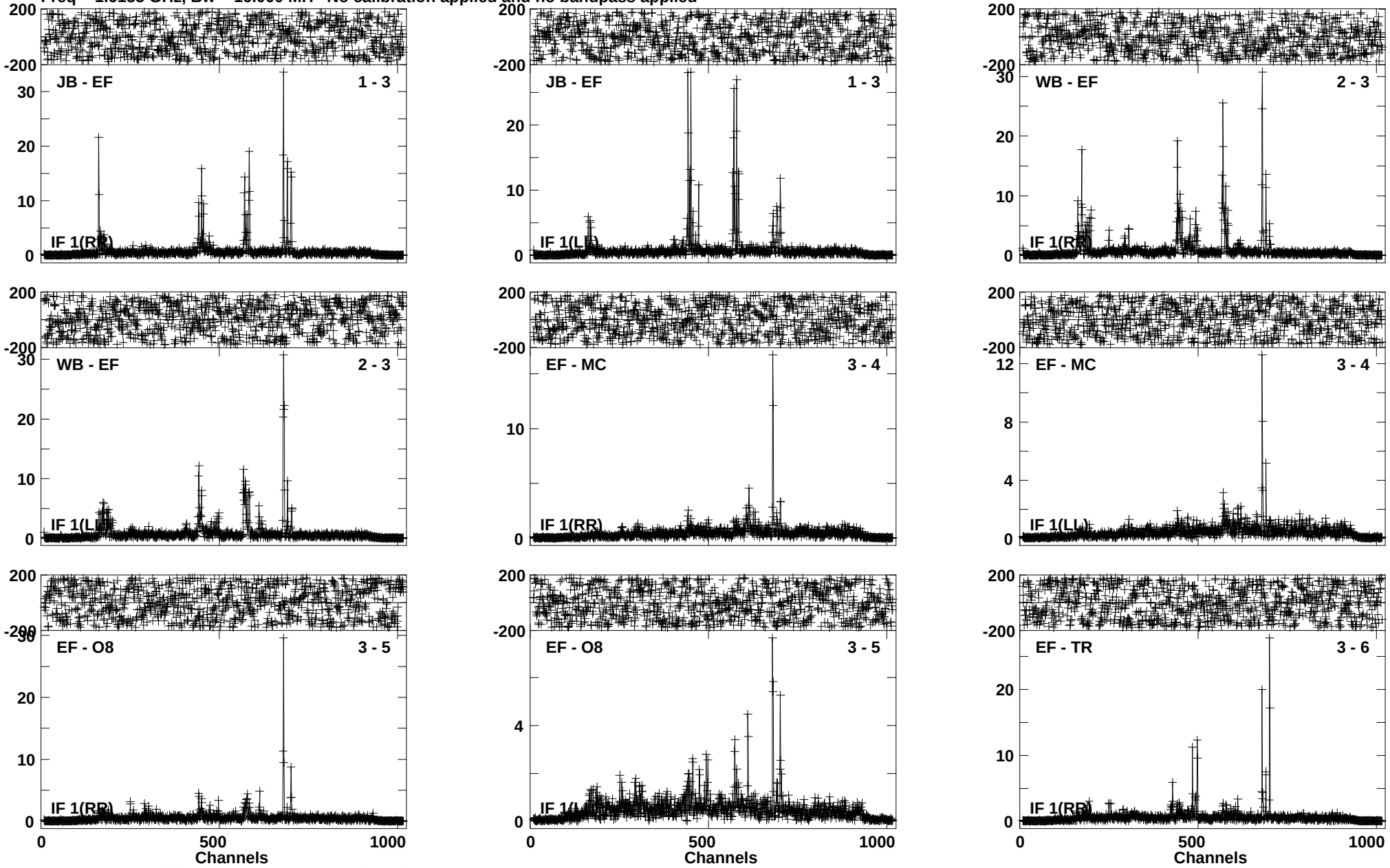

Lower frame: Milli Ampl Jy Top frame: Phas deg
Vector averaged cross-power spectrum Baseline: JB (01) - EF (03)
Timerange: 00/13:23:11 to 00/13:26:39

Plot file version 613 created 28-JUN-2019 13:38:16
IRAS16399 EP111B 2.UVDATA.1
Freq = 1.6155 GHz, Bw = 16.000 MH No calibration applied and no bandpass applied

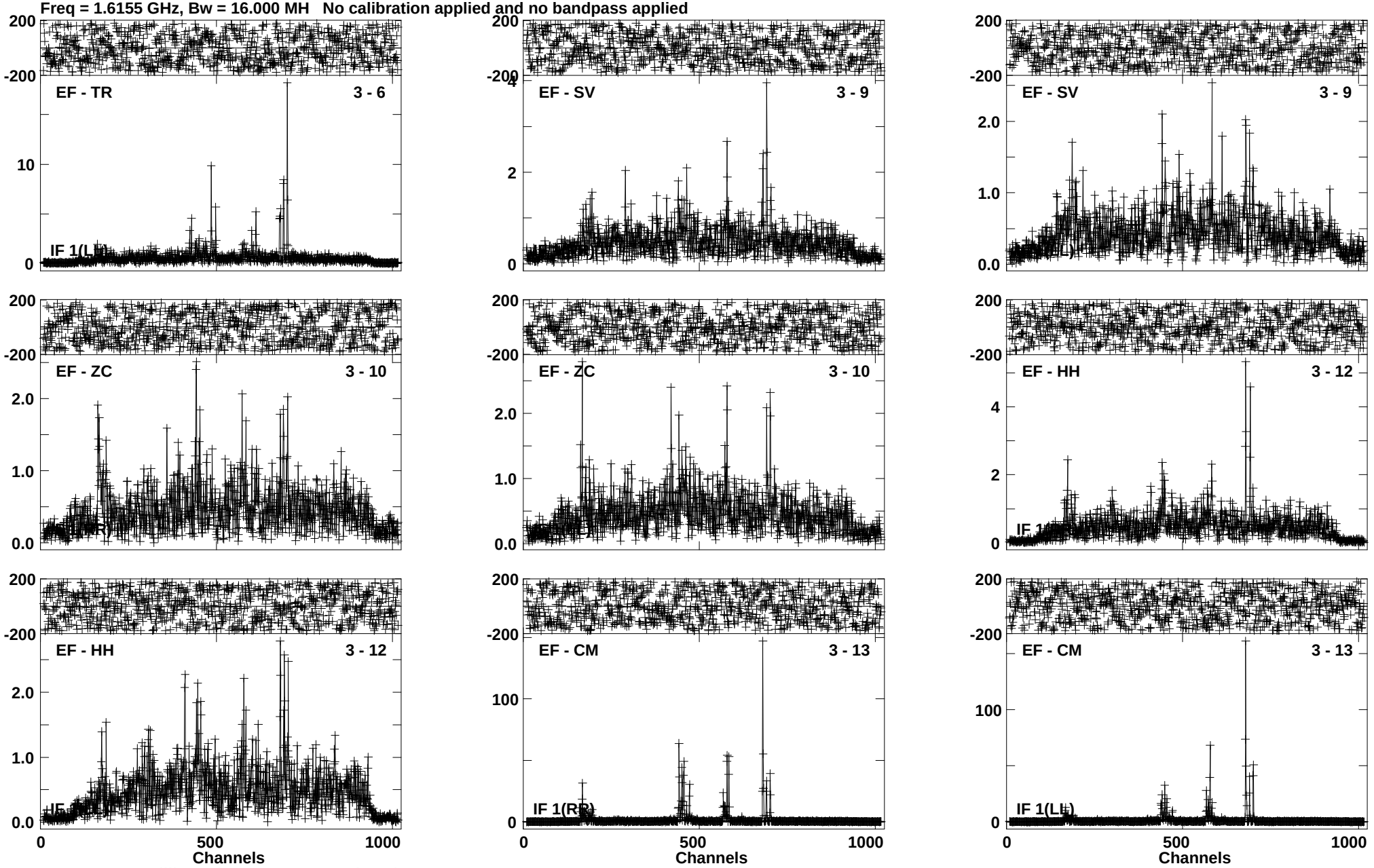

Lower frame: Milli Ampl Jy Top frame: Phas deg
Vector averaged cross-power spectrum Baseline: EF (03) - TR (06)
Timerange: 00/13:23:11 to 00/13:26:39

Plot file version 614 created 28-JUN-2019 13:38:17
IRAS16399 EP111B 2.UVDATA.1
Freq = 1.6155 GHz, Bw = 16.000 MH No calibration applied and no bandpass applied

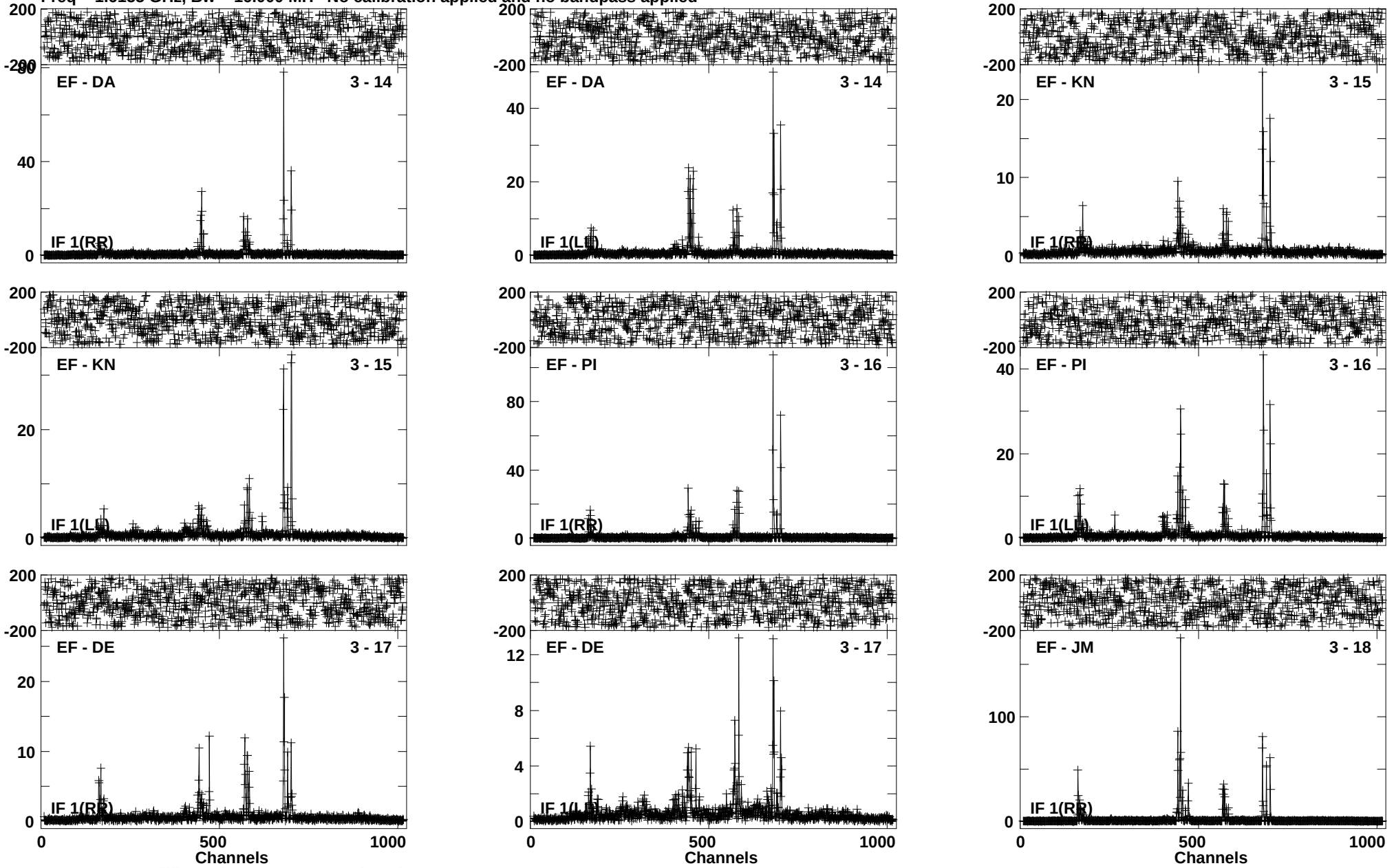

Lower frame: Milli Ampl Jy Top frame: Phas deg
Vector averaged cross-power spectrum Baseline: EF (03) - DA (14)
Timerange: 00/13:23:11 to 00/13:26:39

Plot file version 615 created 28-JUN-2019 13:38:18
IRAS16399 EP111B 2.UVDATA.1
Freq = 1.6155 GHz, Bw = 16.000 MH No calibration applied and no bandpass applied

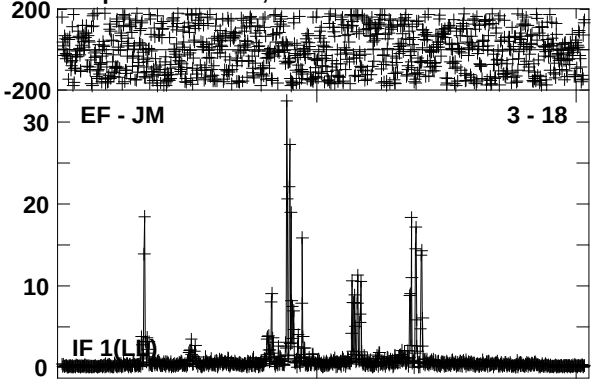

Lower frame: Milli Ampl Jy Top frame: Phas deg
Vector averaged cross-power spectrum Baseline: EF (03) - JM (18)
Timerange: 00/13:23:11 to 00/13:26:39

Plot file version 616 created 28-JUN-2019 13:38:19
J1642-0621 EP111B 2.UVDATA.1
Freq = 1.6155 GHz, Bw = 16.000 MH No calibration applied and no bandpass applied

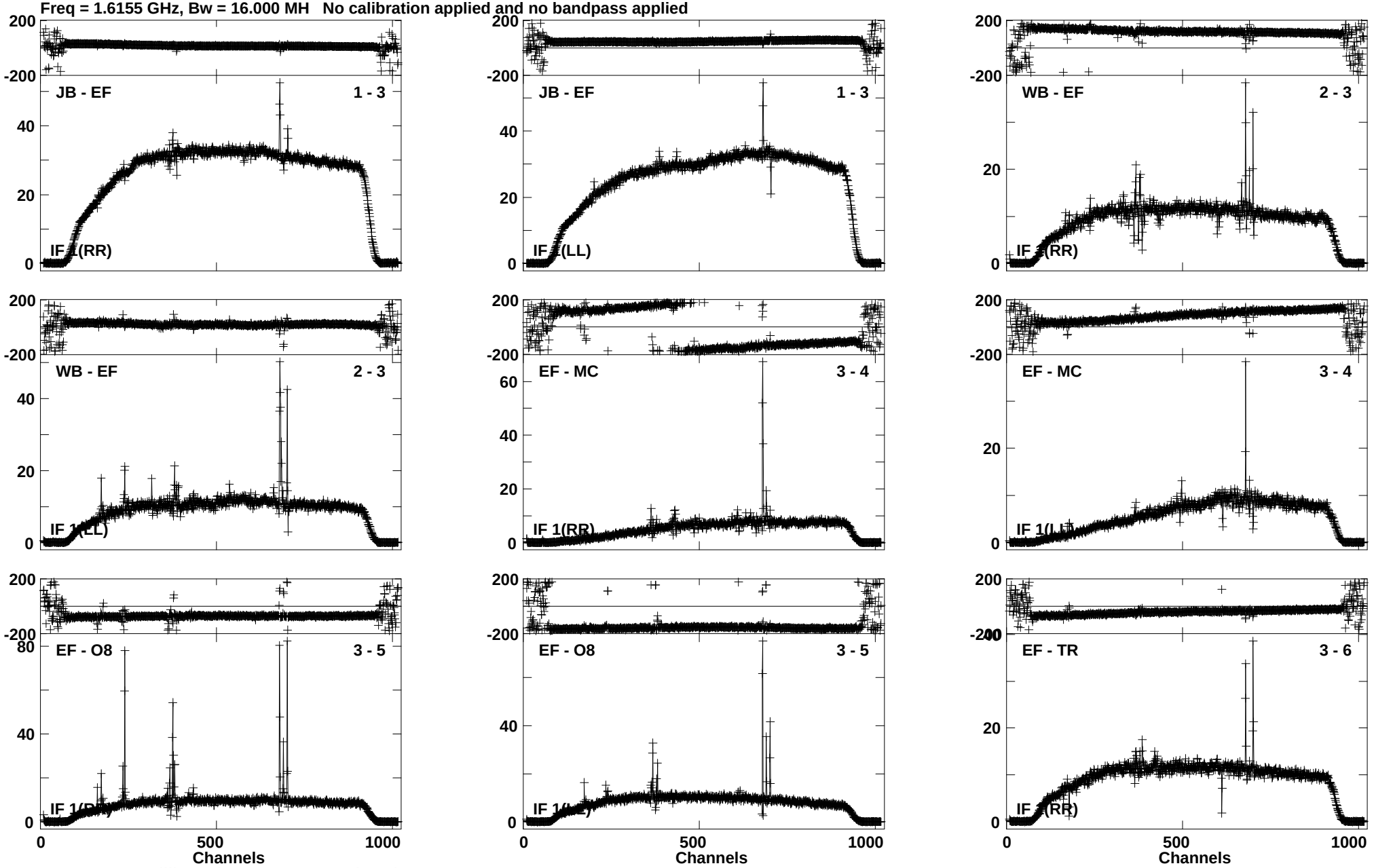

Lower frame: Milli Ampl Jy Top frame: Phas deg
Vector averaged cross-power spectrum Baseline: JB (01) - EF (03)
Timerange: 00/13:27:26 to 00/13:28:54

Plot file version 617 created 28-JUN-2019 13:38:19
J1642-0621 EP111B 2.UVDATA.1
Freq = 1.6155 GHz, Bw = 16.000 MH No calibration applied and no bandpass applied

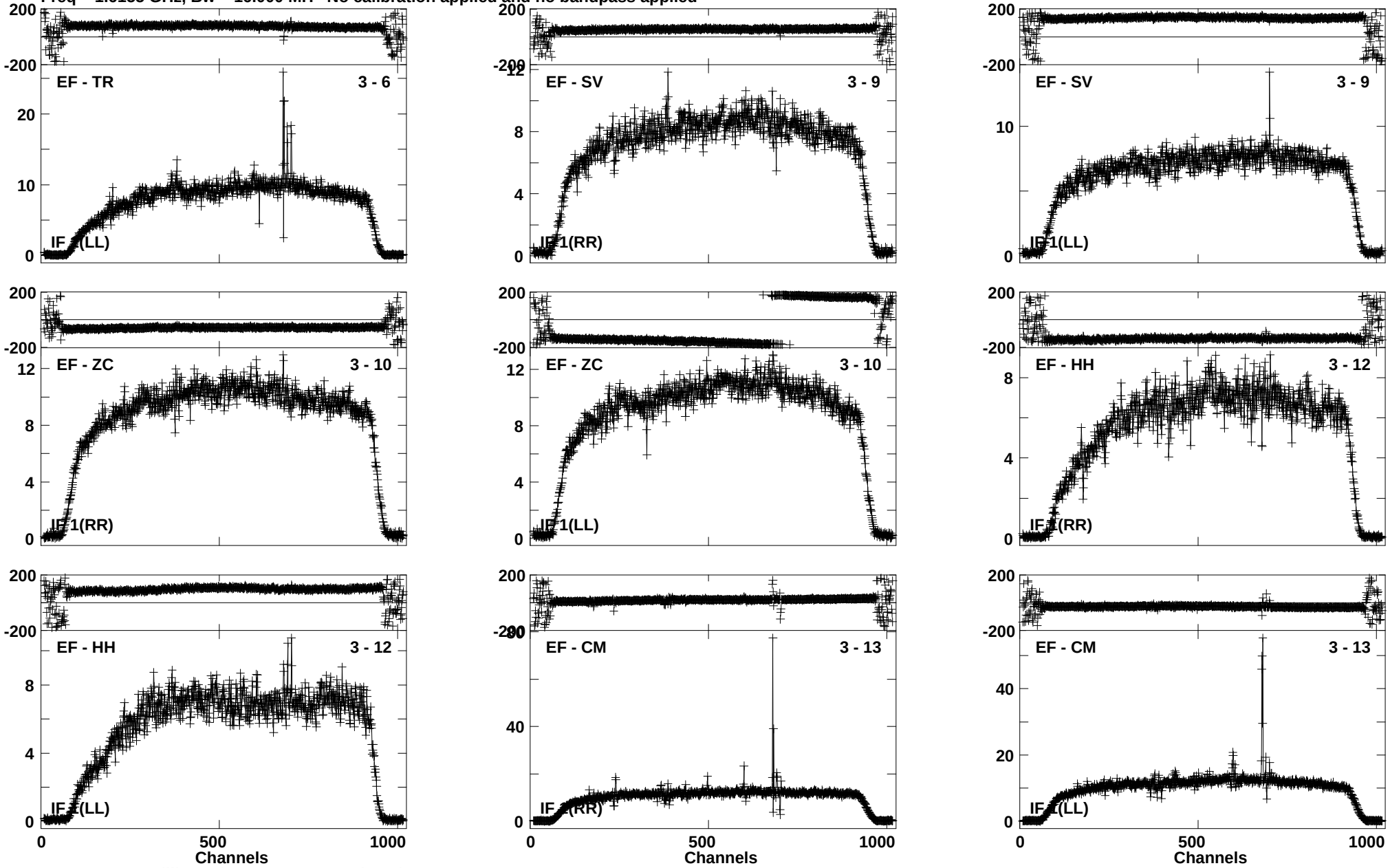

Lower frame: Milli Ampl Jy Top frame: Phas deg
Vector averaged cross-power spectrum Baseline: EF (03) - TR (06)
Timerange: 00/13:27:26 to 00/13:28:54

Plot file version 618 created 28-JUN-2019 13:38:20
J1642-0621 EP111B 2.UVDATA.1
Freq = 1.6155 GHz, Bw = 16.000 MH No calibration applied and no bandpass applied

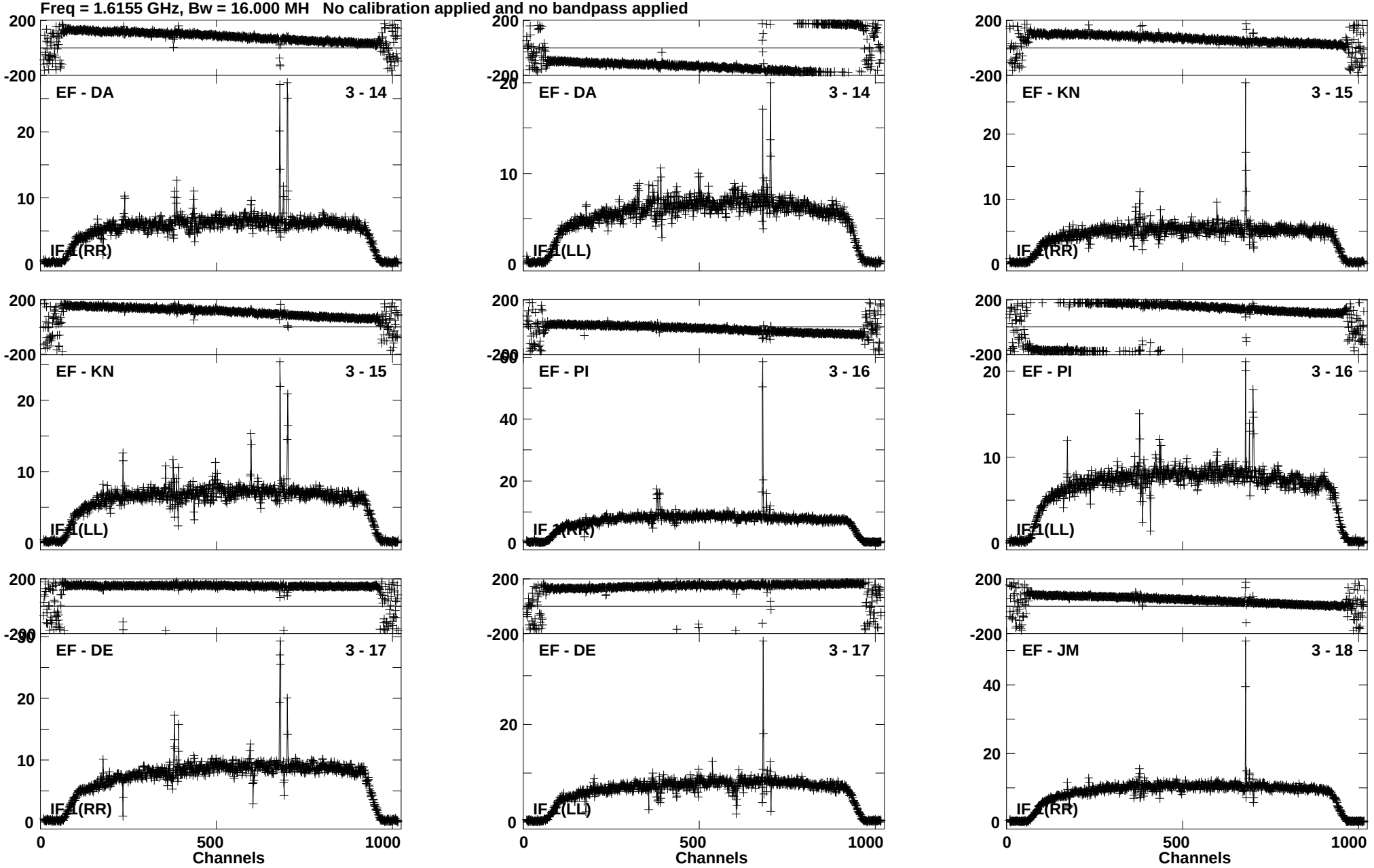

Lower frame: Milli Ampl Jy Top frame: Phas deg
Vector averaged cross-power spectrum Baseline: EF (03) - DA (14)
Timerange: 00/13:27:26 to 00/13:28:54

Plot file version 619 created 28-JUN-2019 13:38:20
J1642-0621 EP111B 2.UVDATA.1
Freq = 1.6155 GHz, Bw = 16.000 MH No calibration applied and no bandpass applied

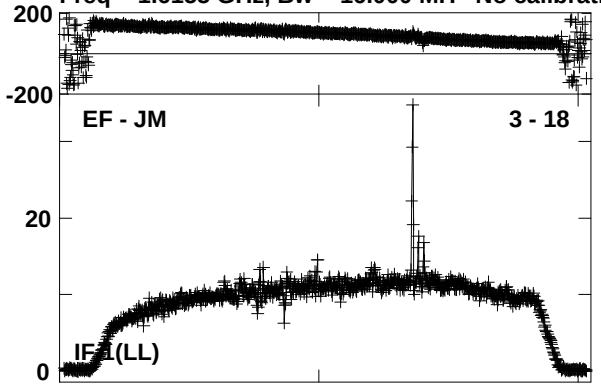

Lower frame: Milli Ampl Jy Top frame: Phas deg
Vector averaged cross-power spectrum Baseline: EF (03) - JM (18)
Timerange: 00/13:27:26 to 00/13:28:54

Plot file version 620 created 28-JUN-2019 13:38:21
IRAS16399 EP111B 2.UVDATA.1
Freq = 1.6155 GHz, Bw = 16.000 MH No calibration applied and no bandpass applied

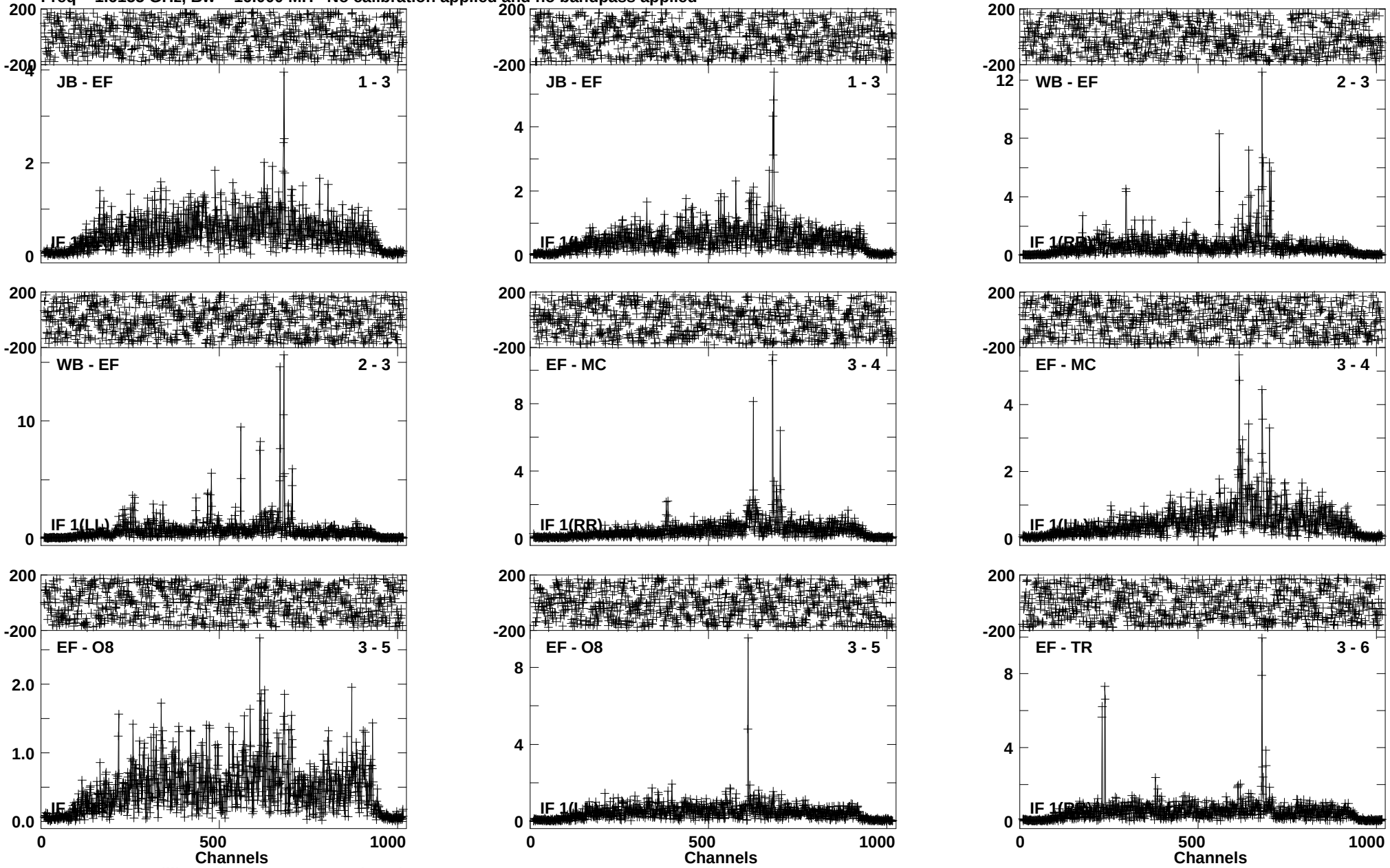

Lower frame: Milli Ampl Jy Top frame: Phas deg
Vector averaged cross-power spectrum Baseline: JB (01) - EF (03)
Timerange: 00/13:28:56 to 00/13:32:24

Plot file version 621 created 28-JUN-2019 13:38:22
IRAS16399 EP111B 2.UVDATA.1
Freq = 1.6155 GHz, Bw = 16.000 MH No calibration applied and no bandpass applied

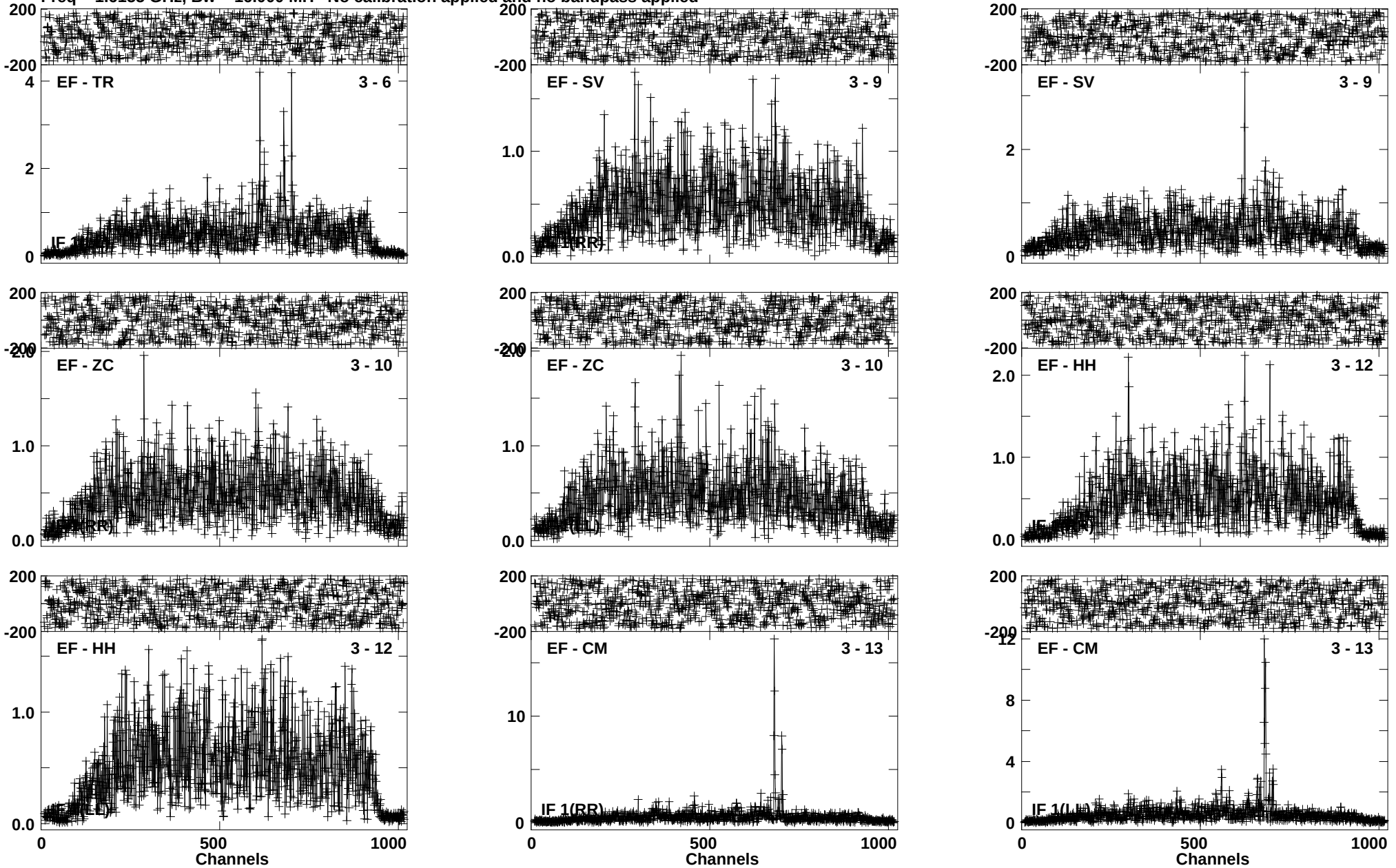

Lower frame: Milli Ampl Jy Top frame: Phas deg
Vector averaged cross-power spectrum Baseline: EF (03) - TR (06)
Timerange: 00/13:28:56 to 00/13:32:24

Plot file version 622 created 28-JUN-2019 13:38:23
IRAS16399 EP111B 2.UVDATA.1
Freq = 1.6155 GHz, Bw = 16.000 MH No calibration applied and no bandpass applied

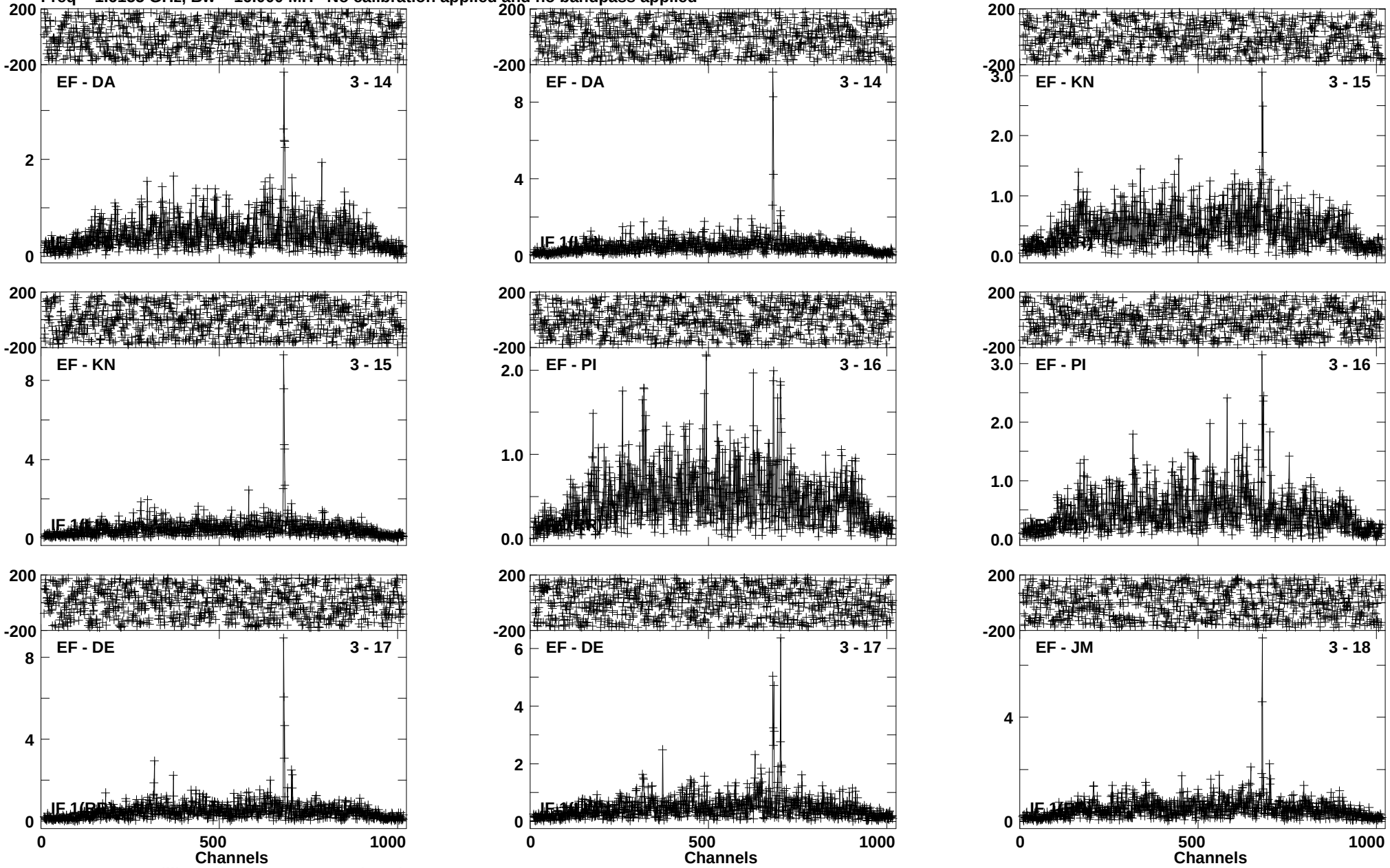

Lower frame: Milli Ampl Jy Top frame: Phas deg
Vector averaged cross-power spectrum Baseline: EF (03) - DA (14)
Timerange: 00/13:28:56 to 00/13:32:24

Plot file version 623 created 28-JUN-2019 13:38:23
IRAS16399 EP111B 2.UVDATA.1
Freq = 1.6155 GHz, Bw = 16.000 MH No calibration applied and no bandpass applied

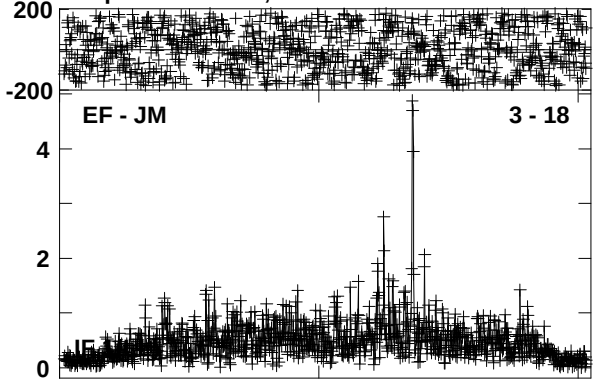

Lower frame: Milli Ampl Jy Top frame: Phas deg
Vector averaged cross-power spectrum Baseline: EF (03) - JM (18)
Timerange: 00/13:28:56 to 00/13:32:24

Plot file version 624 created 28-JUN-2019 13:38:24
J1642-0621 EP111B 2.UVDATA.1
Freq = 1.6155 GHz, Bw = 16.000 MH No calibration applied and no bandpass applied

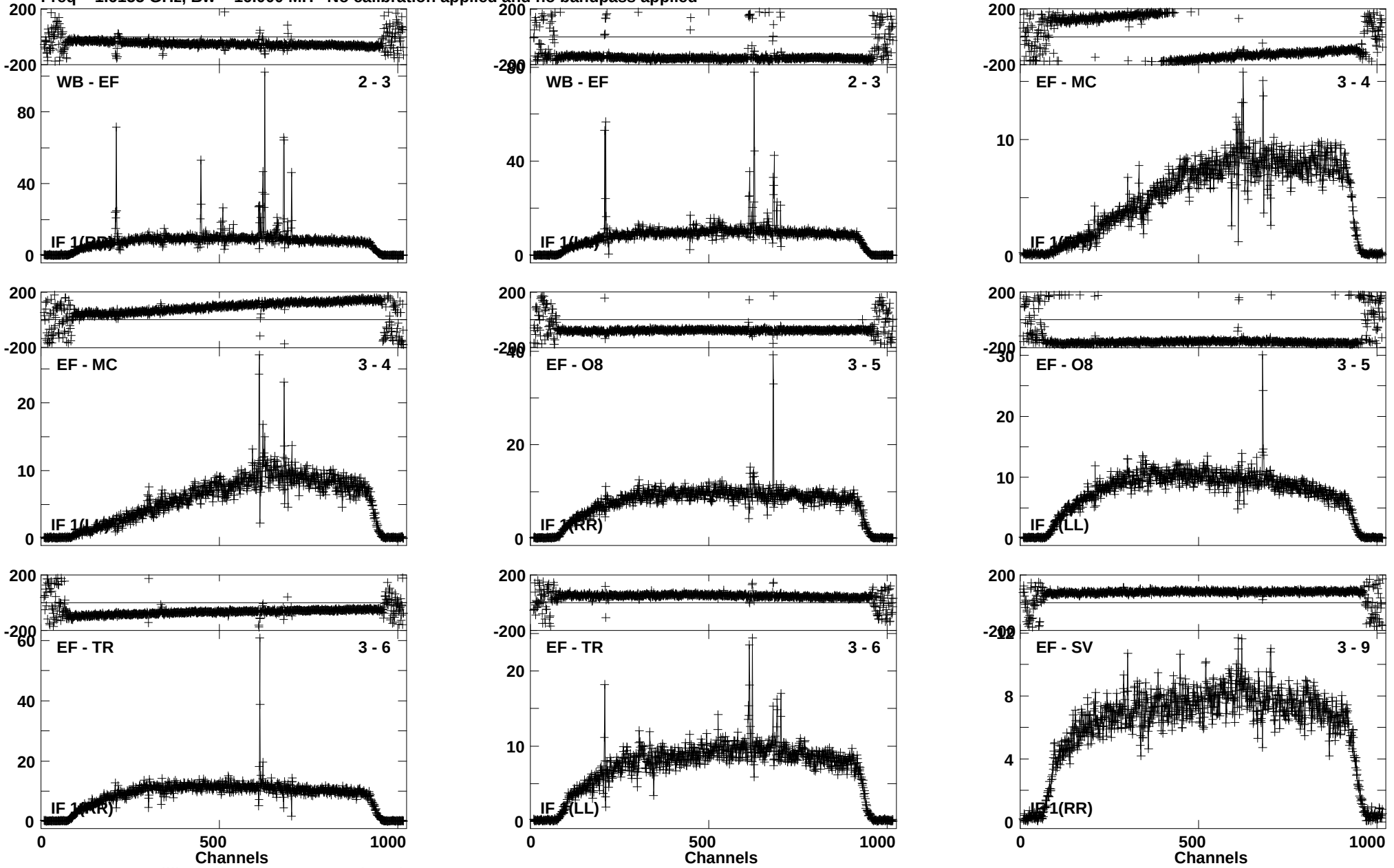

Lower frame: Milli Ampl Jy Top frame: Phas deg
Vector averaged cross-power spectrum Baseline: WB (02) - EF (03)
Timerange: 00/13:32:26 to 00/13:33:54

Plot file version 625 created 28-JUN-2019 13:38:25
J1642-0621 EP111B 2.UVDATA.1
Freq = 1.6155 GHz, Bw = 16.000 MH No calibration applied and no bandpass applied

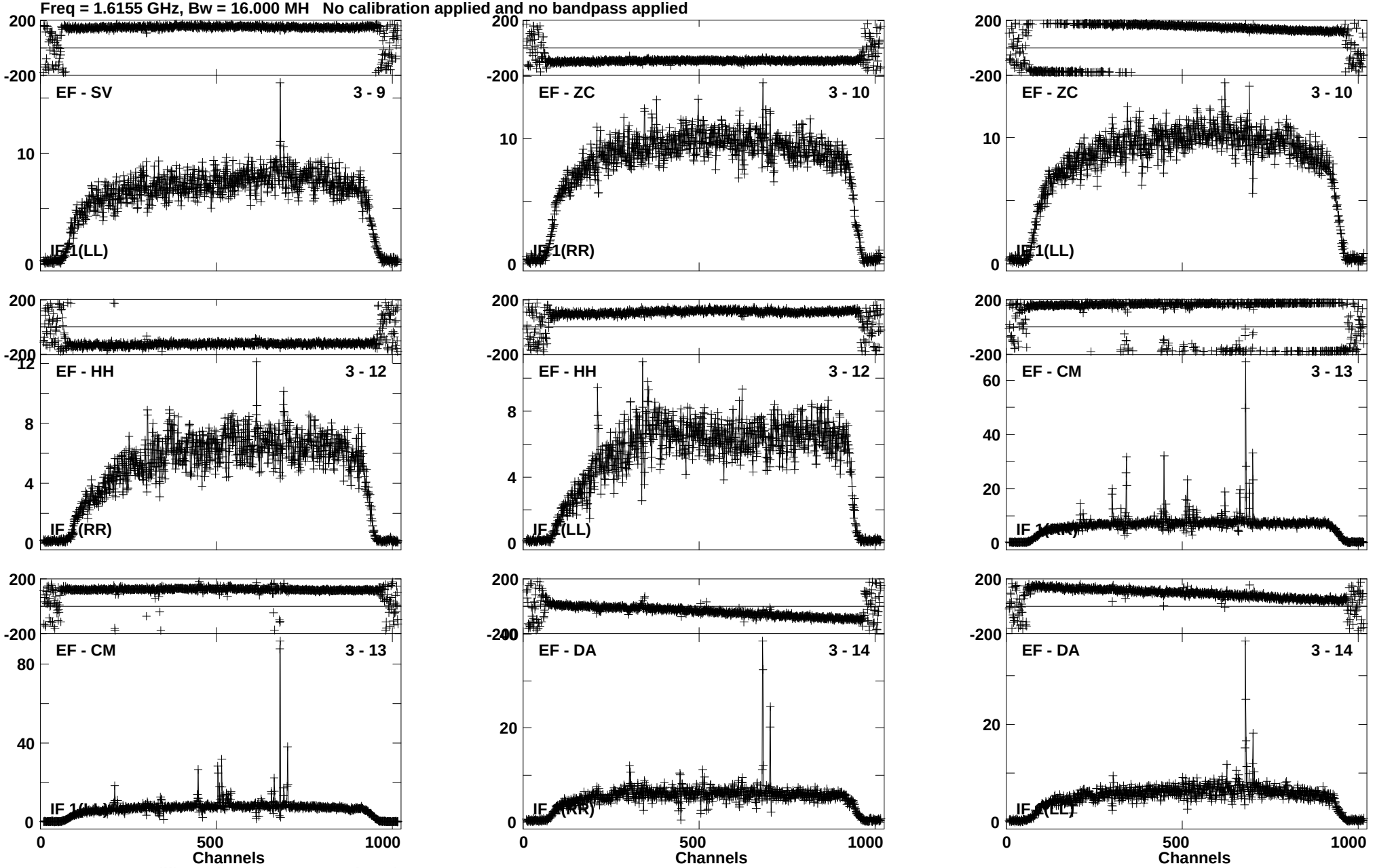

Lower frame: Milli Ampl Jy Top frame: Phas deg
Vector averaged cross-power spectrum Baseline: EF (03) - SV (09)
Timerange: 00/13:32:26 to 00/13:33:54

Plot file version 626 created 28-JUN-2019 13:38:25
J1642-0621 EP111B 2.UVDATA.1
Freq = 1.6155 GHz, Bw = 16.000 MH No calibration applied and no bandpass applied

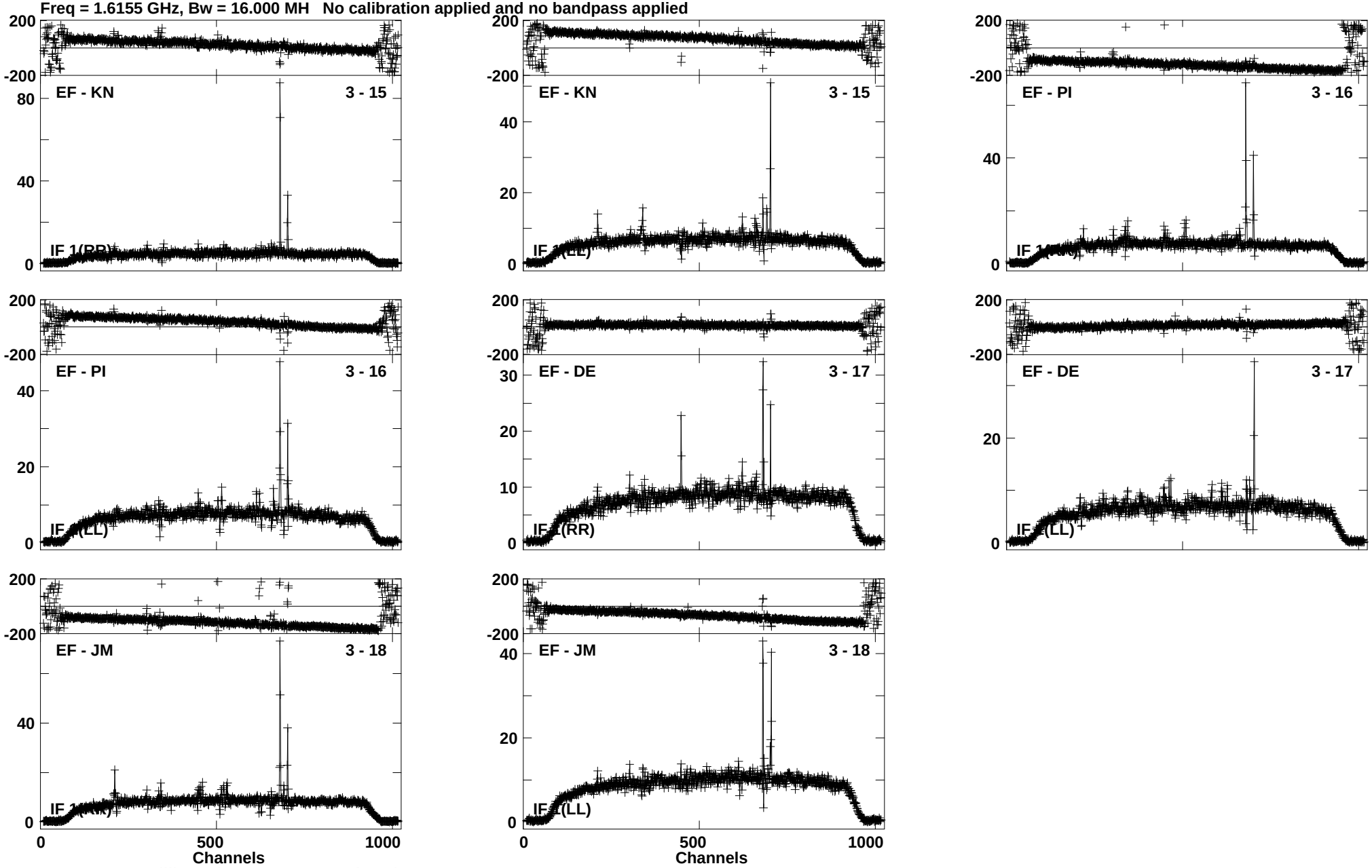

Lower frame: Milli Ampl Jy Top frame: Phas deg
Vector averaged cross-power spectrum Baseline: EF (03) - KN (15)
Timerange: 00/13:32:26 to 00/13:33:54

Plot file version 627 created 28-JUN-2019 13:38:27
IRAS16399 EP111B 2.UVDATA.1
Freq = 1.6155 GHz, Bw = 16.000 MH No calibration applied and no bandpass applied

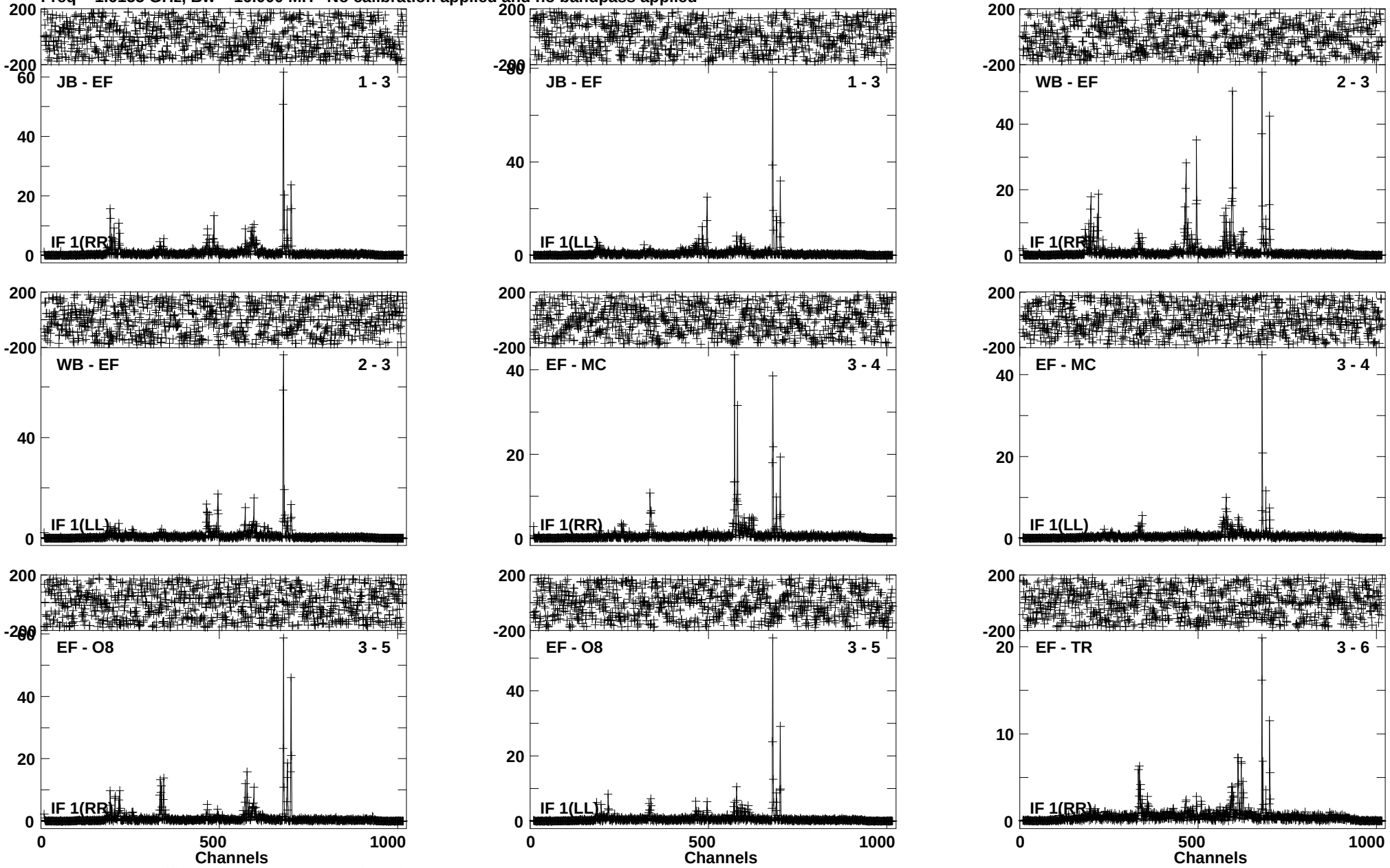

Lower frame: Milli Ampl Jy Top frame: Phas deg
Vector averaged cross-power spectrum Baseline: JB (01) - EF (03)
Timerange: 00/13:33:56 to 00/13:37:24

Plot file version 628 created 28-JUN-2019 13:38:27
IRAS16399 EP111B 2.UVDATA.1
Freq = 1.6155 GHz, Bw = 16.000 MH No calibration applied and no bandpass applied

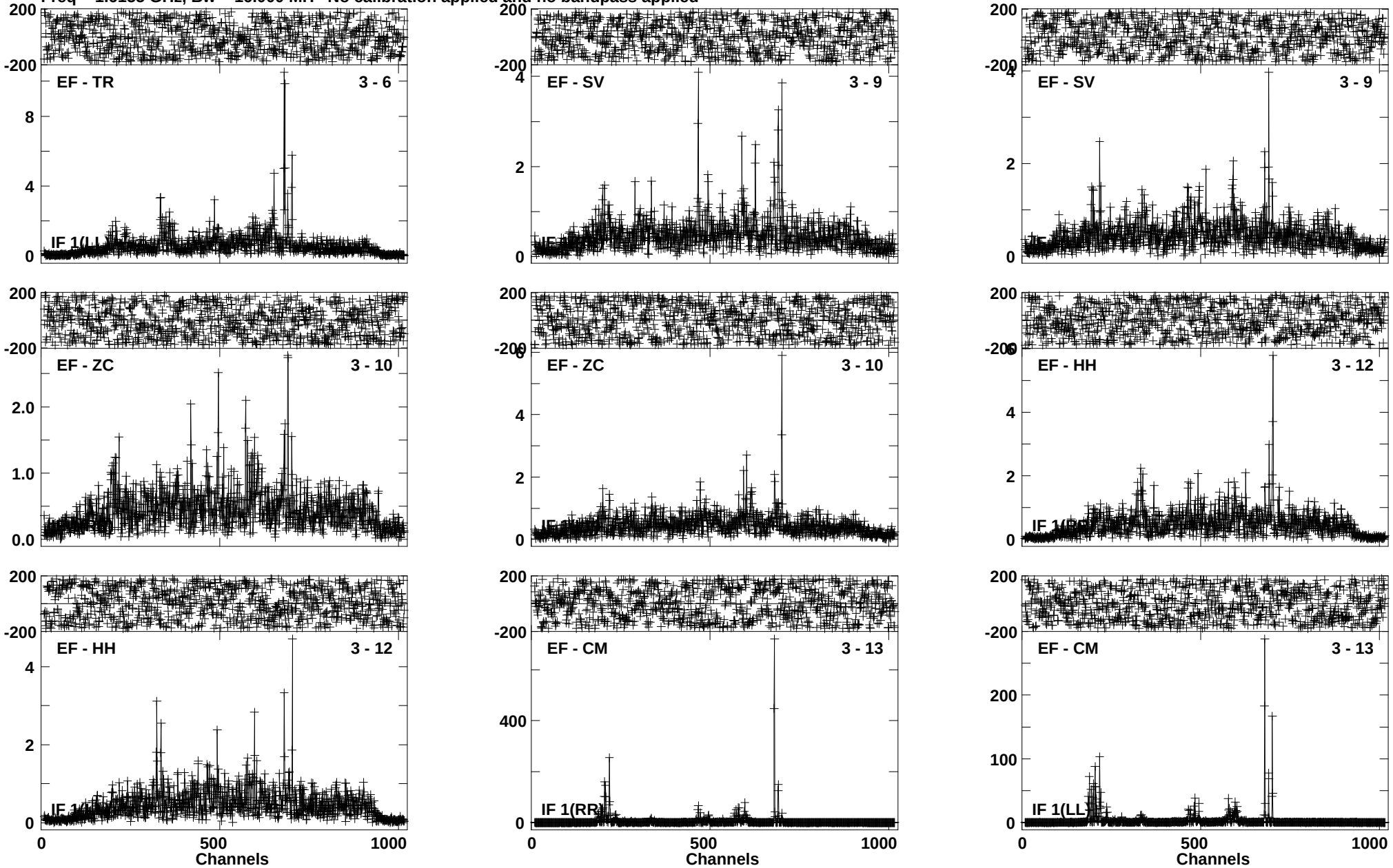

Lower frame: Milli Ampl Jy Top frame: Phas deg
Vector averaged cross-power spectrum Baseline: EF (03) - TR (06)
Timerange: 00/13:33:56 to 00/13:37:24

Plot file version 629 created 28-JUN-2019 13:38:28
IRAS16399 EP111B 2.UVDATA.1
Freq = 1.6155 GHz, Bw = 16.000 MH No calibration applied and no bandpass applied

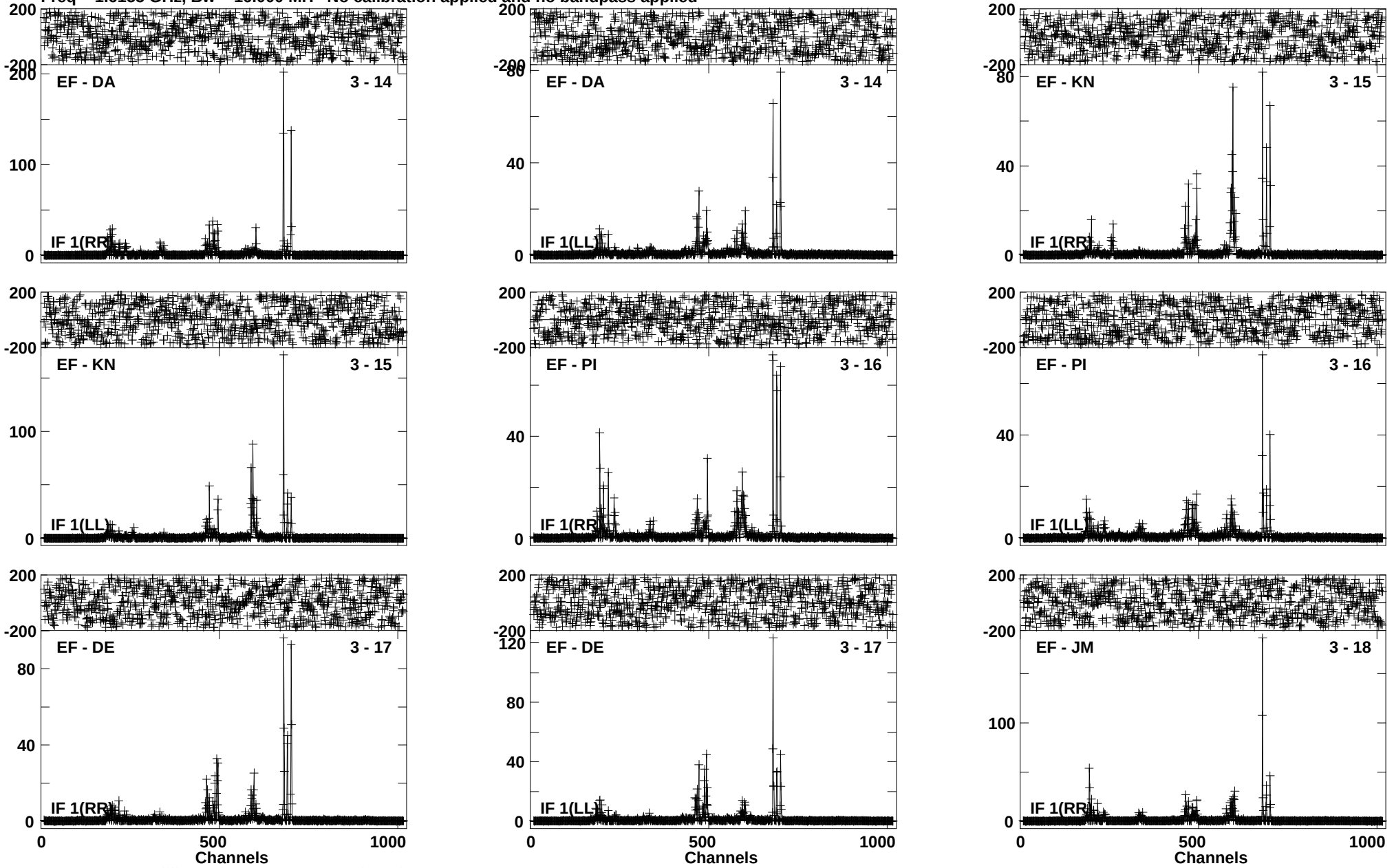

Lower frame: Milli Ampl Jy Top frame: Phas deg
Vector averaged cross-power spectrum Baseline: EF (03) - DA (14)
Timerange: 00/13:33:56 to 00/13:37:24

Plot file version 630 created 28-JUN-2019 13:38:28
IRAS16399 EP111B 2.UVDATA.1
Freq = 1.6155 GHz, Bw = 16.000 MH No calibration applied and no bandpass applied

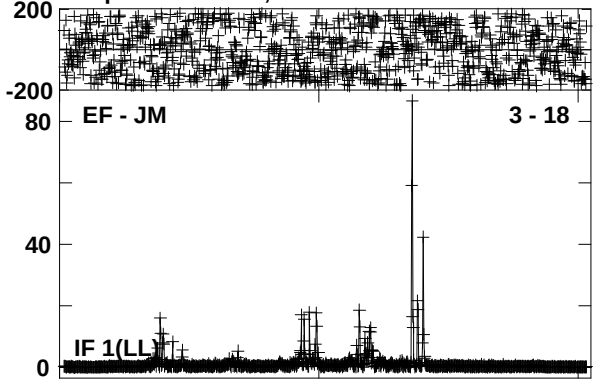

Lower frame: Milli Ampl Jy Top frame: Phas deg
Vector averaged cross-power spectrum Baseline: EF (03) - JM (18)
Timerange: 00/13:33:56 to 00/13:37:24

Plot file version 631 created 28-JUN-2019 13:38:30
J1642-0621 EP111B 2.UVDATA.1
Freq = 1.6155 GHz, Bw = 16.000 MH No calibration applied and no bandpass applied

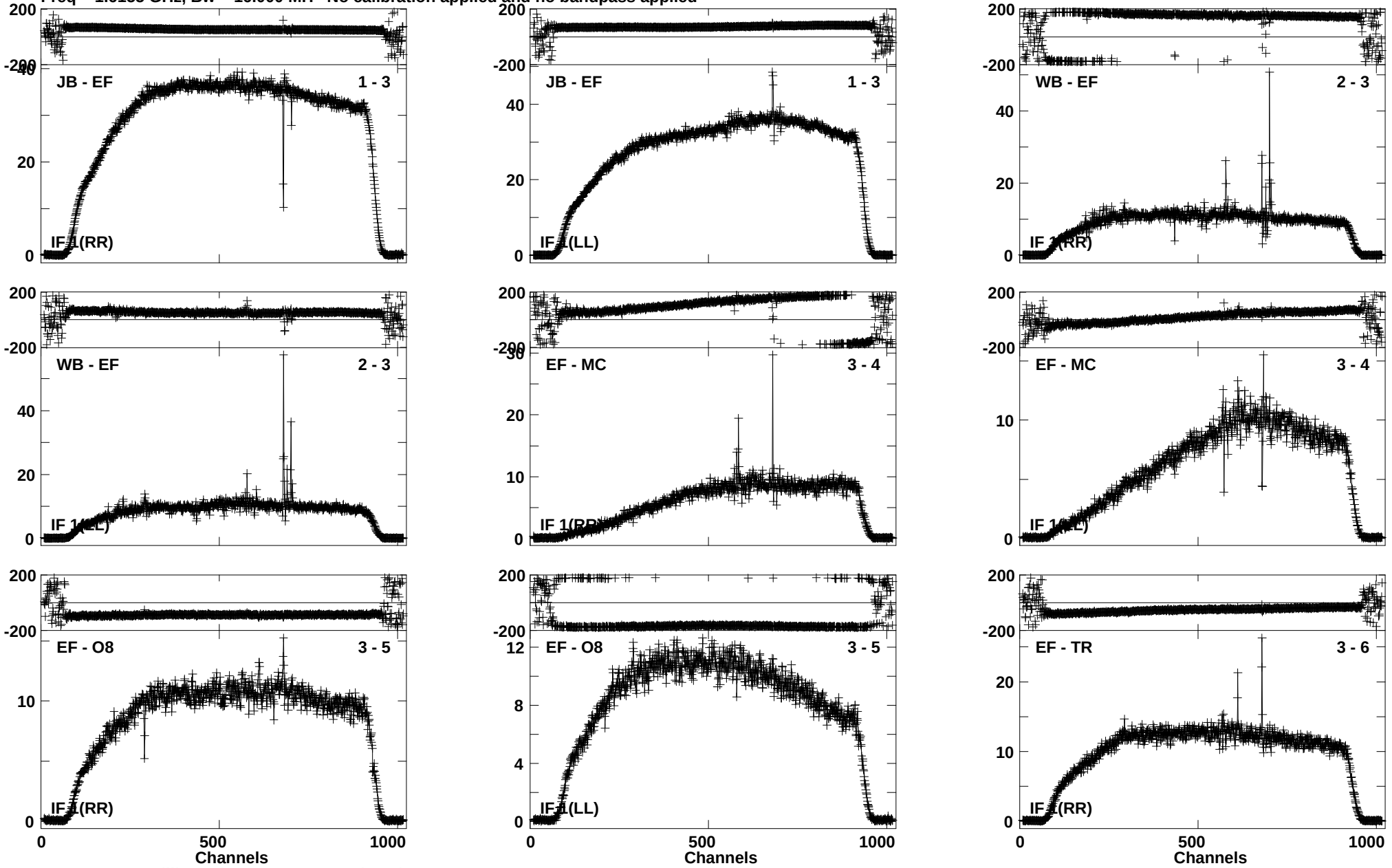

Lower frame: Milli Ampl Jy Top frame: Phas deg
Vector averaged cross-power spectrum Baseline: JB (01) - EF (03)
Timerange: 00/13:38:11 to 00/13:39:39

Plot file version 632 created 28-JUN-2019 13:38:30
J1642-0621 EP111B 2.UVDATA.1
Freq = 1.6155 GHz, Bw = 16.000 MH No calibration applied and no bandpass applied

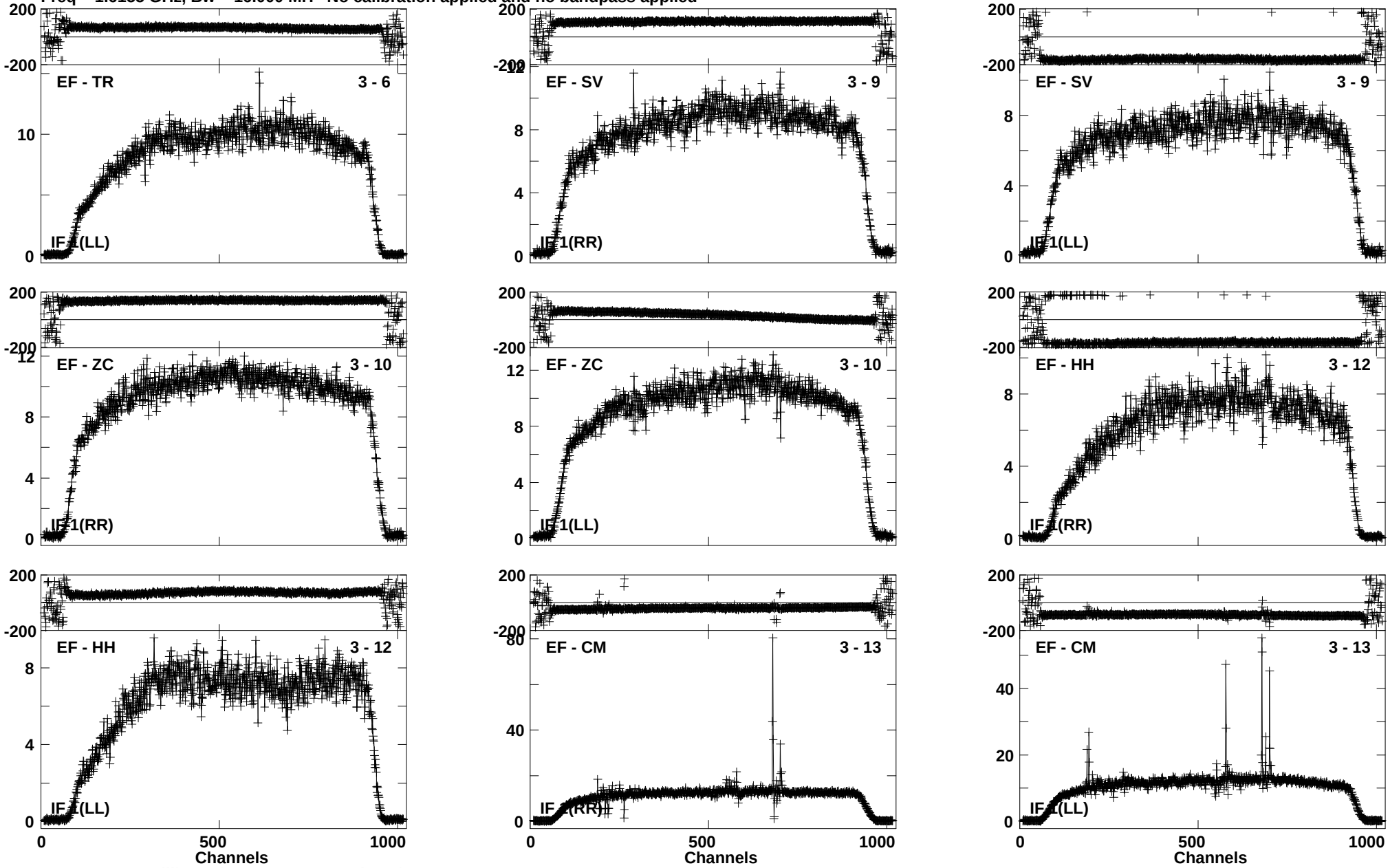

Lower frame: Milli Ampl Jy Top frame: Phas deg
Vector averaged cross-power spectrum Baseline: EF (03) - TR (06)
Timerange: 00/13:38:11 to 00/13:39:39

Plot file version 633 created 28-JUN-2019 13:38:31
J1642-0621 EP111B 2.UVDATA.1
Freq = 1.6155 GHz, Bw = 16.000 MH No calibration applied and no bandpass applied

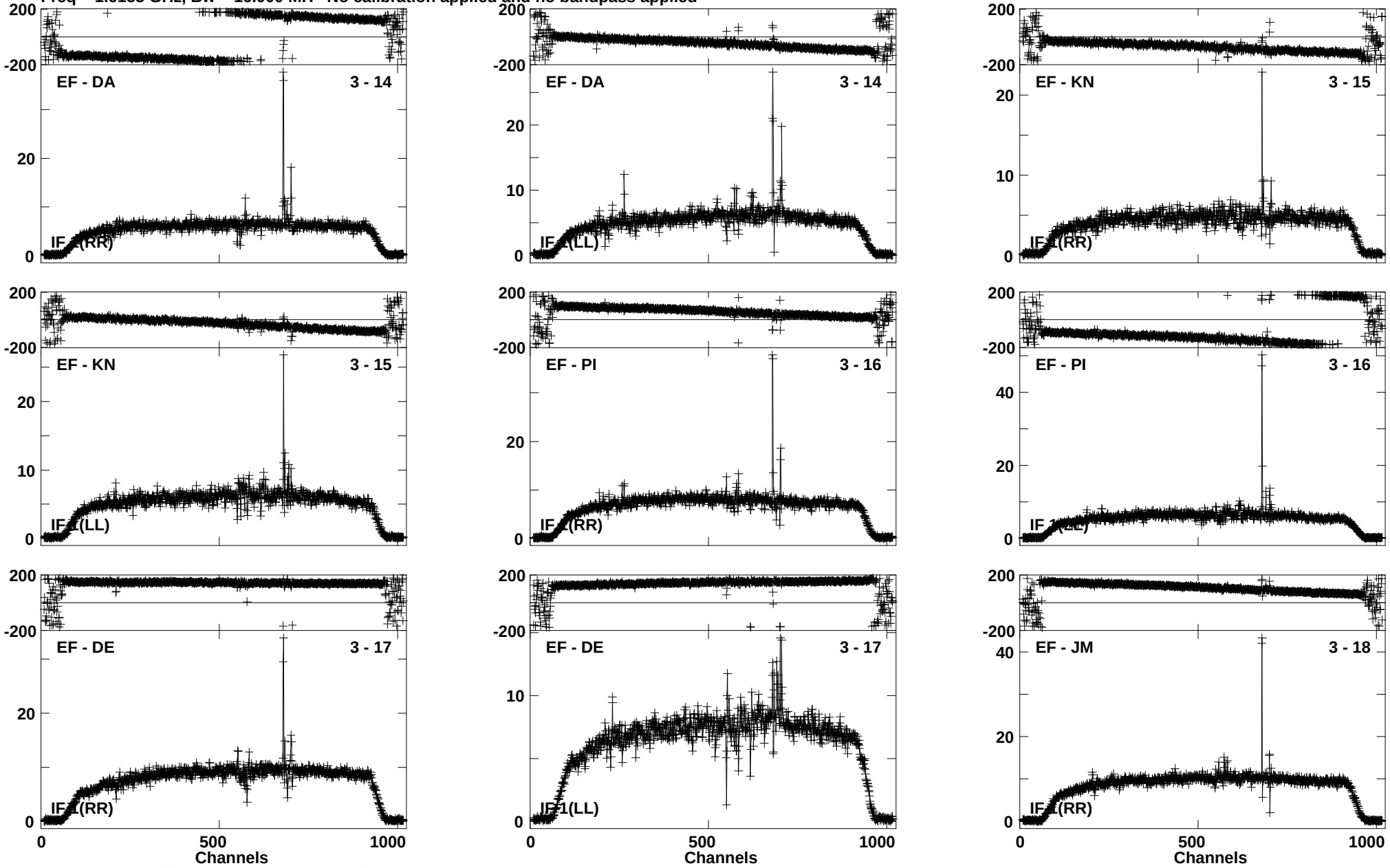

Lower frame: Milli Ampl Jy Top frame: Phas deg
Vector averaged cross-power spectrum Baseline: EF (03) - DA (14)
Timerange: 00/13:38:11 to 00/13:39:39

Plot file version 634 created 28-JUN-2019 13:38:31
J1642-0621 EP111B 2.UVDATA.1
Freq = 1.6155 GHz, Bw = 16.000 MH No calibration applied and no bandpass applied

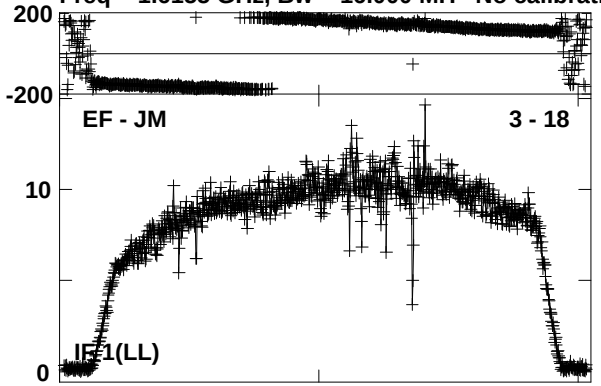

Lower frame: Milli Ampl Jy Top frame: Phas deg
Vector averaged cross-power spectrum Baseline: EF (03) - JM (18)
Timerange: 00/13:38:11 to 00/13:39:39

Plot file version 635 created 28-JUN-2019 13:38:32
IRAS16399 EP111B 2.UVDATA.1
Freq = 1.6155 GHz, Bw = 16.000 MH No calibration applied and no bandpass applied

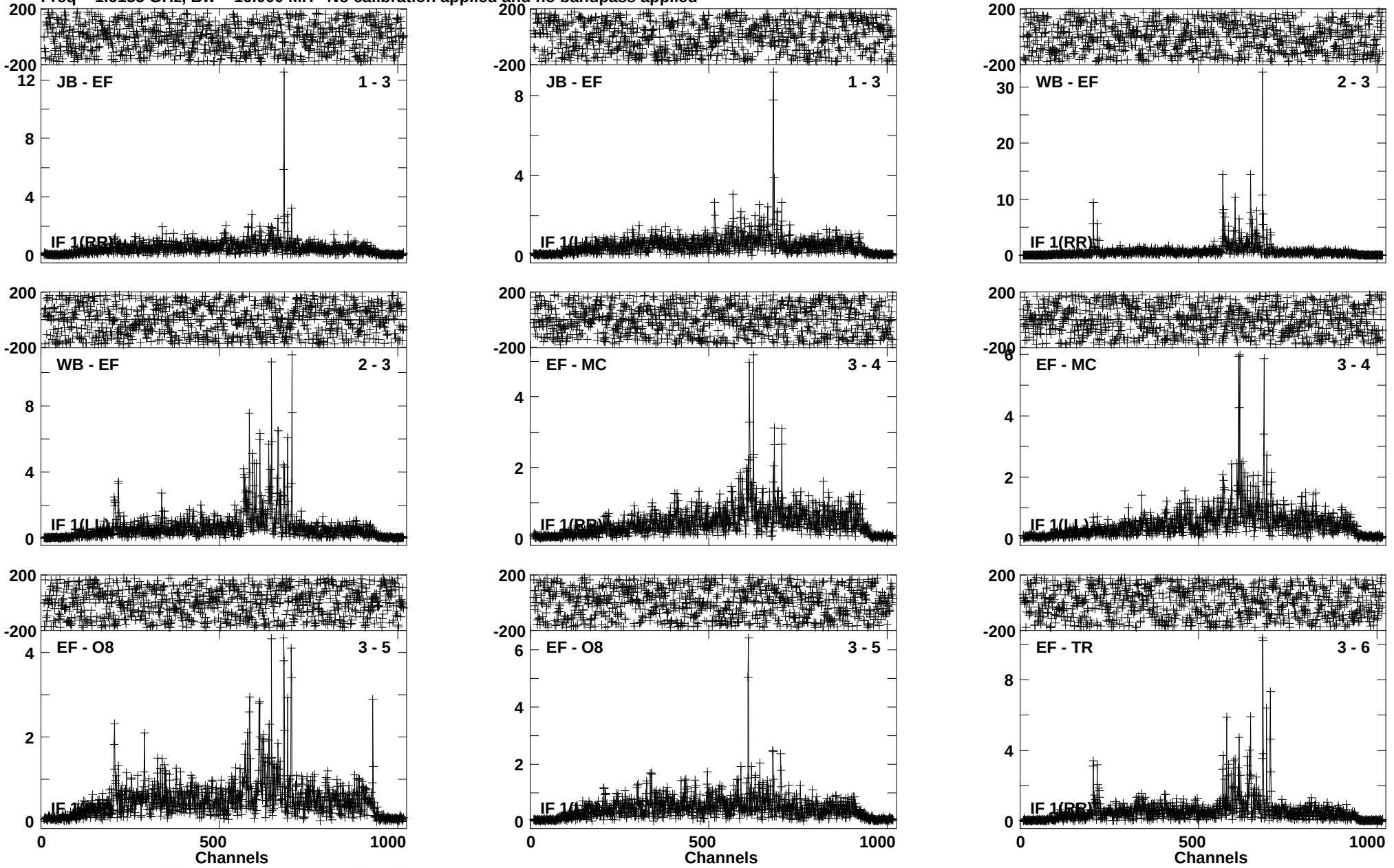

Lower frame: Milli Ampl Jy Top frame: Phas deg
Vector averaged cross-power spectrum Baseline: JB (01) - EF (03)
Timerange: 00/13:39:41 to 00/13:43:09

Plot file version 636 created 28-JUN-2019 13:38:33
IRAS16399 EP111B 2.UVDATA.1
Freq = 1.6155 GHz, Bw = 16.000 MH No calibration applied and no bandpass applied

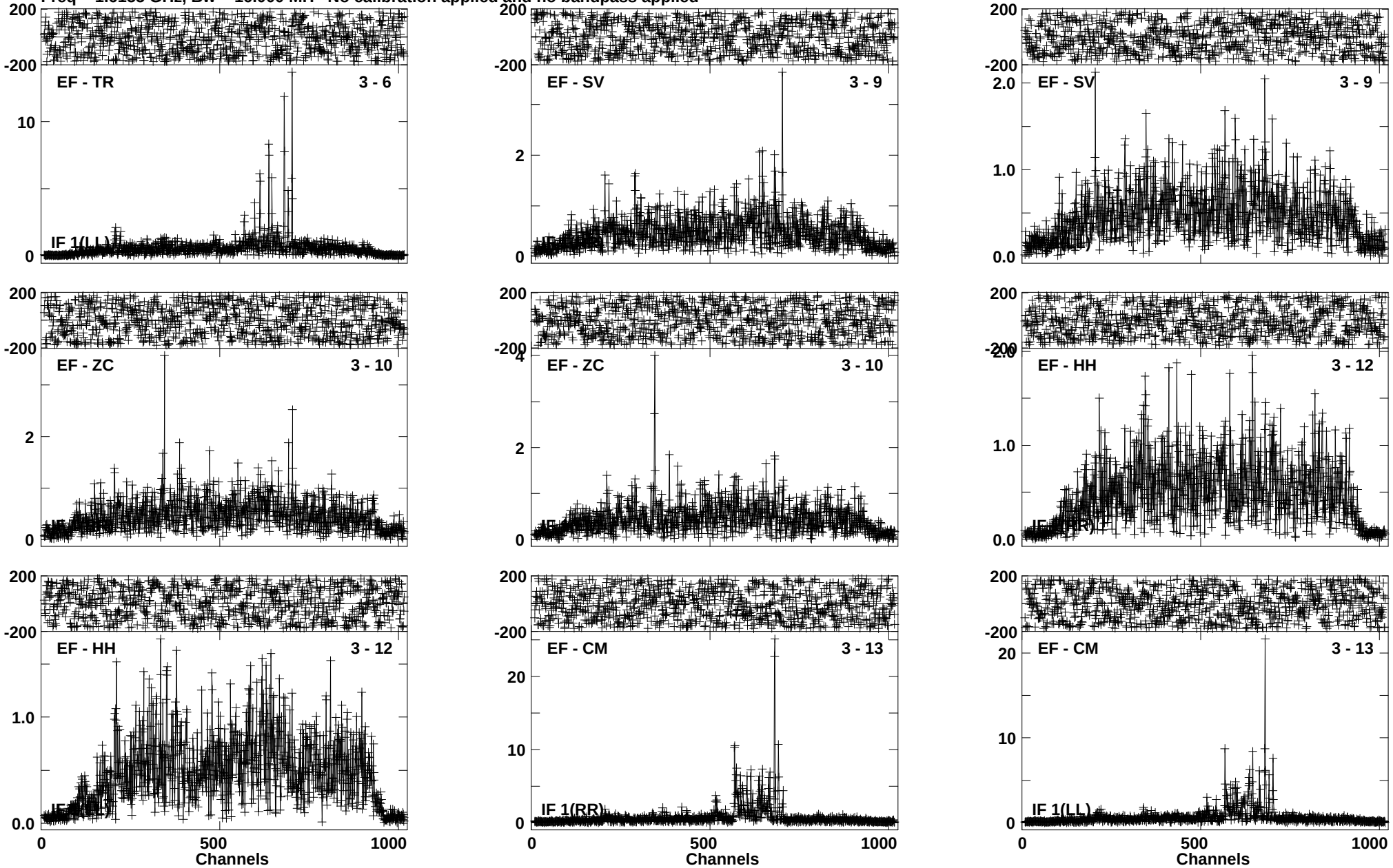

Lower frame: Milli Ampl Jy Top frame: Phas deg
Vector averaged cross-power spectrum Baseline: EF (03) - TR (06)
Timerange: 00/13:39:41 to 00/13:43:09

Plot file version 637 created 28-JUN-2019 13:38:34
IRAS16399 EP111B 2.UVDATA.1
Freq = 1.6155 GHz, Bw = 16.000 MH No calibration applied and no bandpass applied

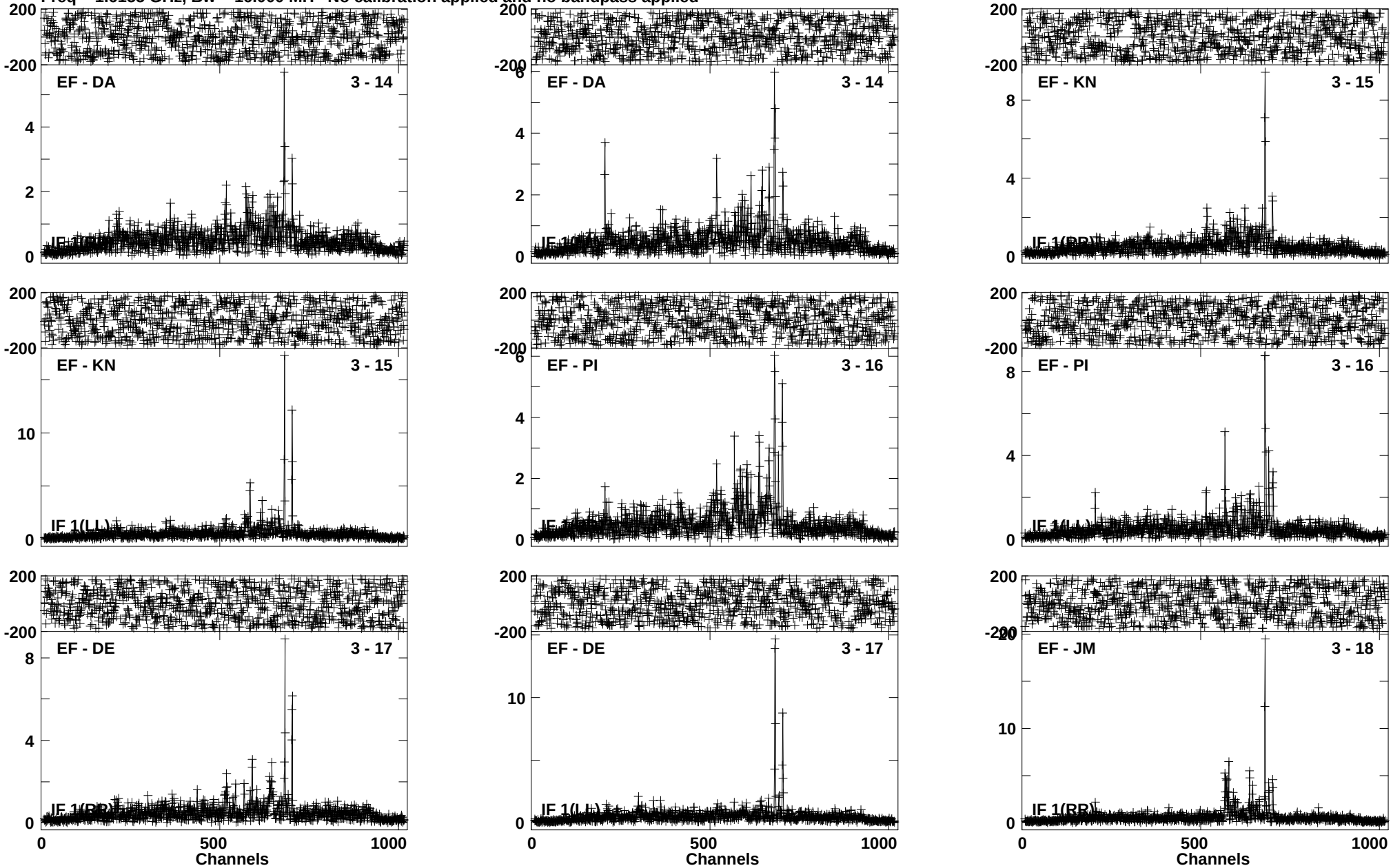

Lower frame: Milli Ampl Jy Top frame: Phas deg
Vector averaged cross-power spectrum Baseline: EF (03) - DA (14)
Timerange: 00/13:39:41 to 00/13:43:09

Plot file version 638 created 28-JUN-2019 13:38:34
IRAS16399 EP111B 2.UVDATA.1
Freq = 1.6155 GHz, Bw = 16.000 MH No calibration applied and no bandpass applied

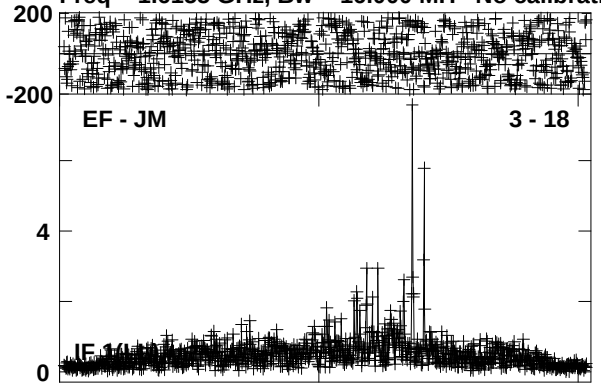

Lower frame: Milli Ampl Jy Top frame: Phas deg
Vector averaged cross-power spectrum Baseline: EF (03) - JM (18)
Timerange: 00/13:39:41 to 00/13:43:09

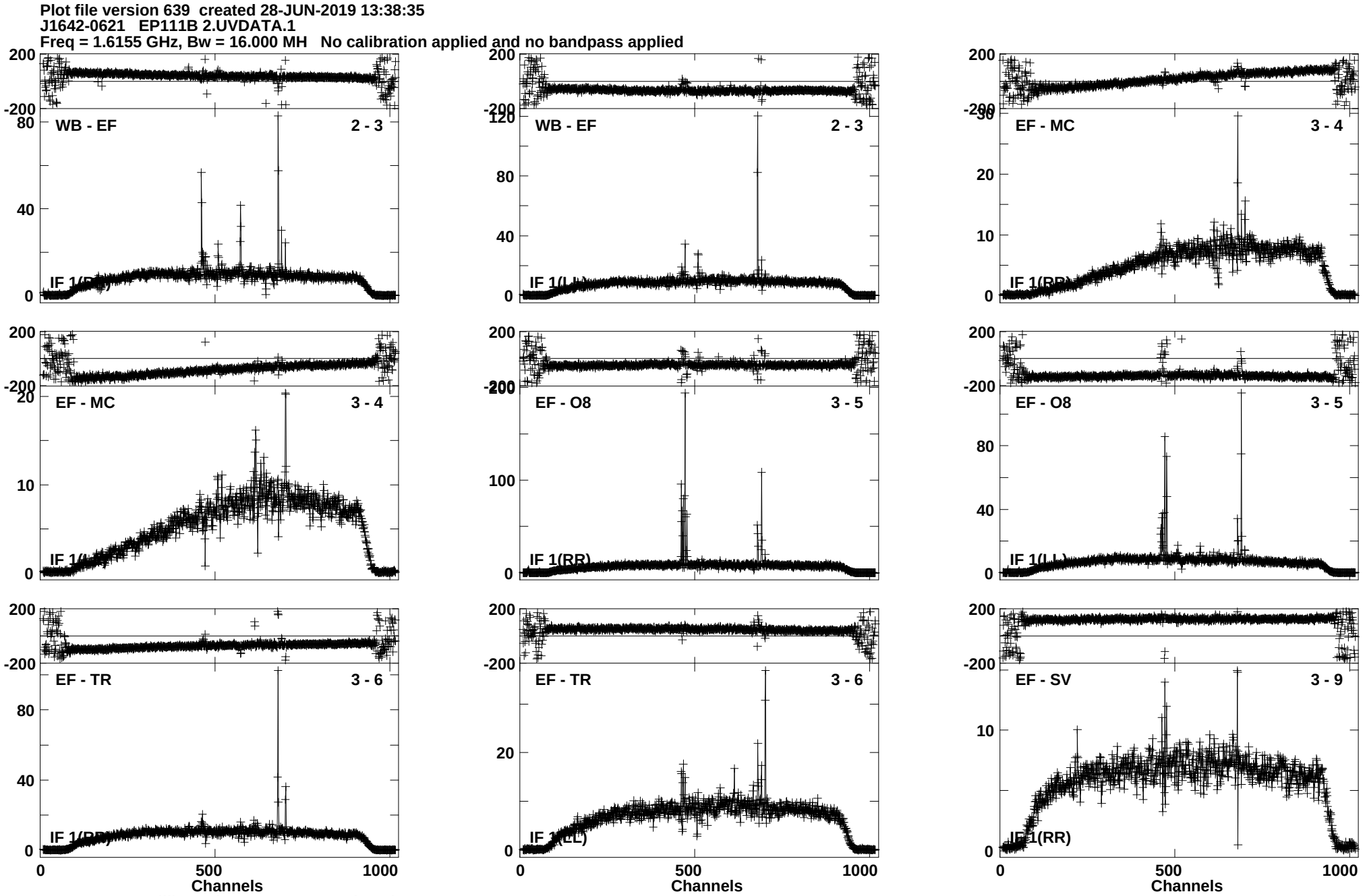
Plot file version 639 created 28-JUN-2019 13:38:35
J1642-0621 EP111B 2.UVDATA.1
Freq = 1.6155 GHz, Bw = 16.000 MH No calibration applied and no bandpass applied
WB - EF 2 - 3
WB - EF 2 - 3
EF - MC 3 - 4
EF - MC 3 - 4
EF - O8 3 - 5
EF - O8 3 - 5
EF - TR 3 - 6
EF - TR 3 - 6
EF - SV 3 - 9
IF 1(RR)
IF 1(LL)
IF 1(RR)
IF 1(RR)
IF 1(RR)
IF 1(LL)
IF 1(LL)
IF 1(RR)
IF 1(RR)
Channels
Channels
Channels
Lower frame: Milli Ampl Jy Top frame: Phas deg
Vector averaged cross-power spectrum Baseline: WB (02) - EF (03)
Timerange: 00/13:43:11 to 00/13:44:39

Plot file version 640 created 28-JUN-2019 13:38:36
J1642-0621 EP111B 2.UVDATA.1
Freq = 1.6155 GHz, Bw = 16.000 MH No calibration applied and no bandpass applied

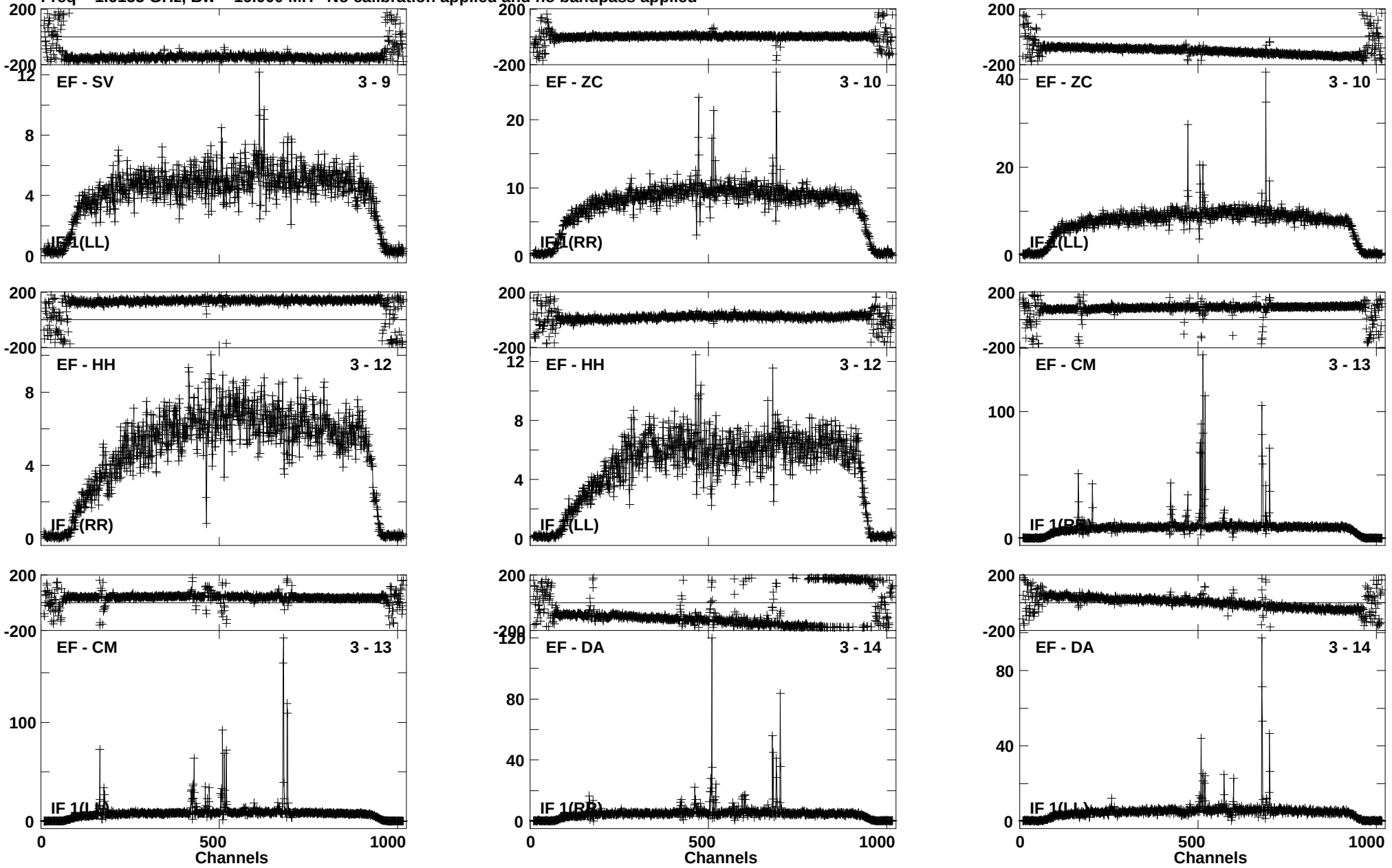

Lower frame: Milli Ampl Jy Top frame: Phas deg
Vector averaged cross-power spectrum Baseline: EF (03) - SV (09)
Timerange: 00/13:43:11 to 00/13:44:39

Plot file version 641 created 28-JUN-2019 13:38:36
J1642-0621 EP111B 2.UVDATA.1
Freq = 1.6155 GHz, Bw = 16.000 MH No calibration applied and no bandpass applied

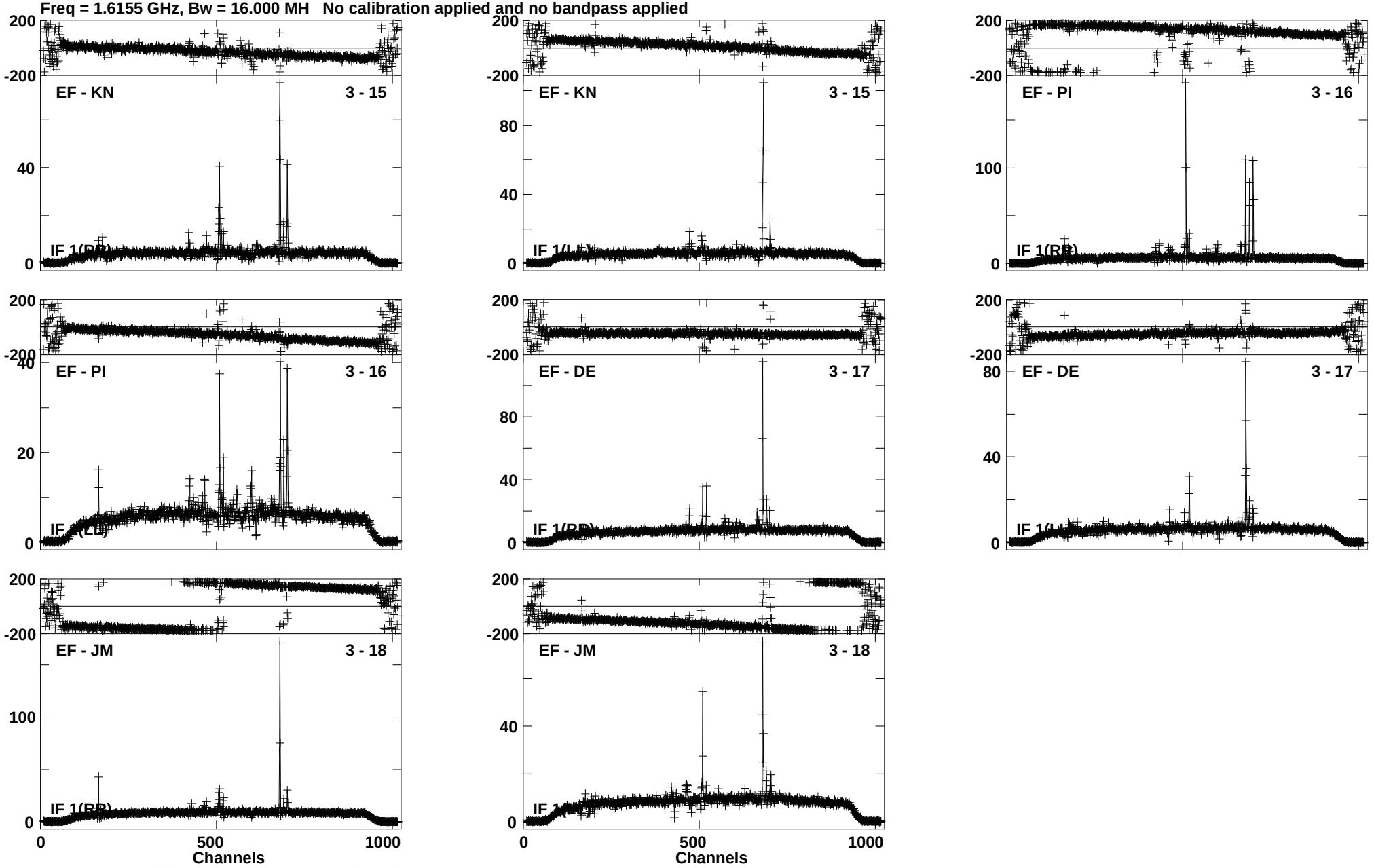

Lower frame: Milli Ampl Jy Top frame: Phas deg
Vector averaged cross-power spectrum Baseline: EF (03) - KN (15)
Timerange: 00/13:43:11 to 00/13:44:39

Plot file version 642 created 28-JUN-2019 13:38:37
IRAS16399 EP111B 2.UVDATA.1
Freq = 1.6155 GHz, Bw = 16.000 MH No calibration applied and no bandpass applied

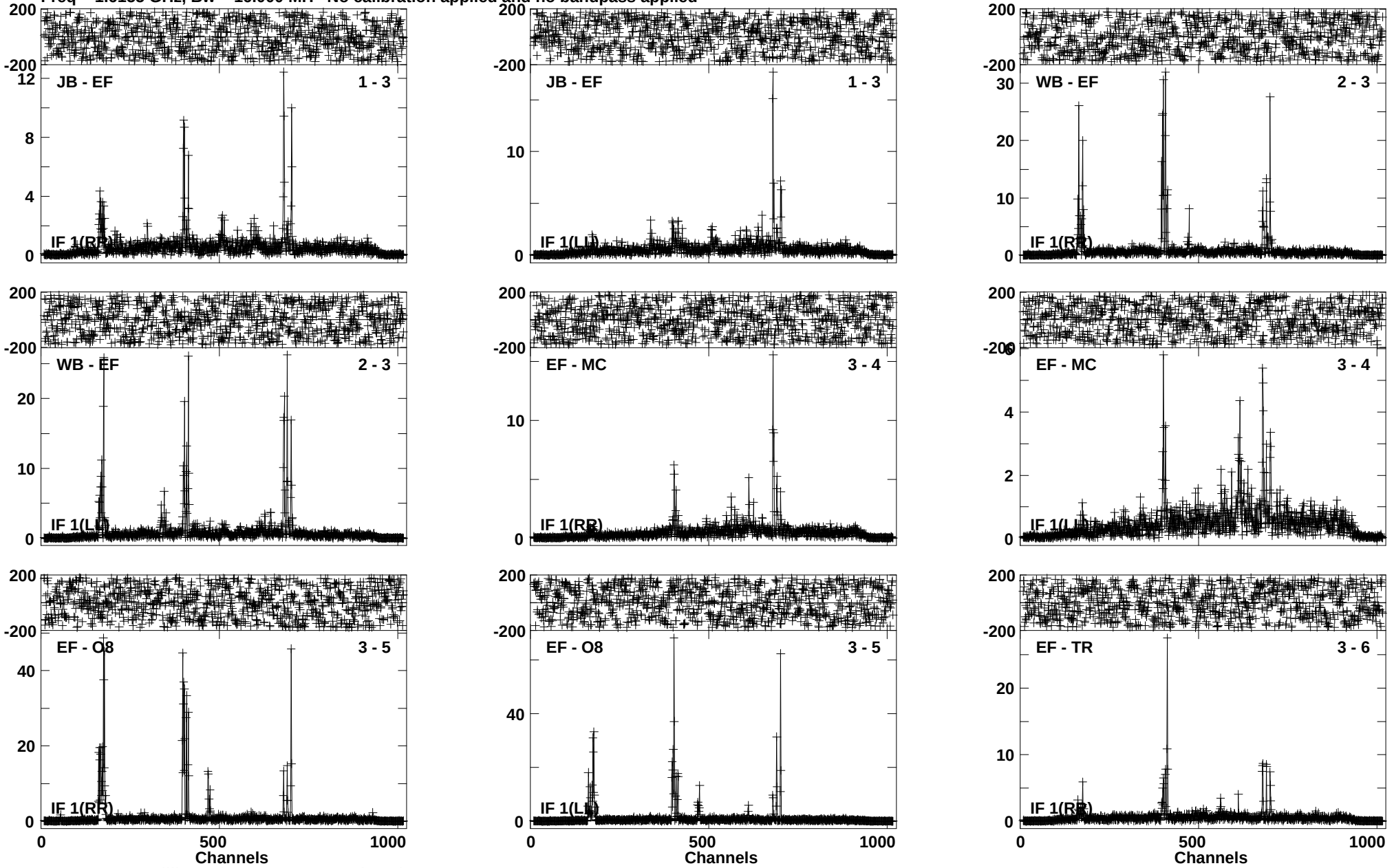

Lower frame: Milli Ampl Jy Top frame: Phas deg
Vector averaged cross-power spectrum Baseline: JB (01) - EF (03)
Timerange: 00/13:44:41 to 00/13:48:09

Plot file version 643 created 28-JUN-2019 13:38:38
IRAS16399 EP111B 2.UVDATA.1
Freq = 1.6155 GHz, Bw = 16.000 MH No calibration applied and no bandpass applied

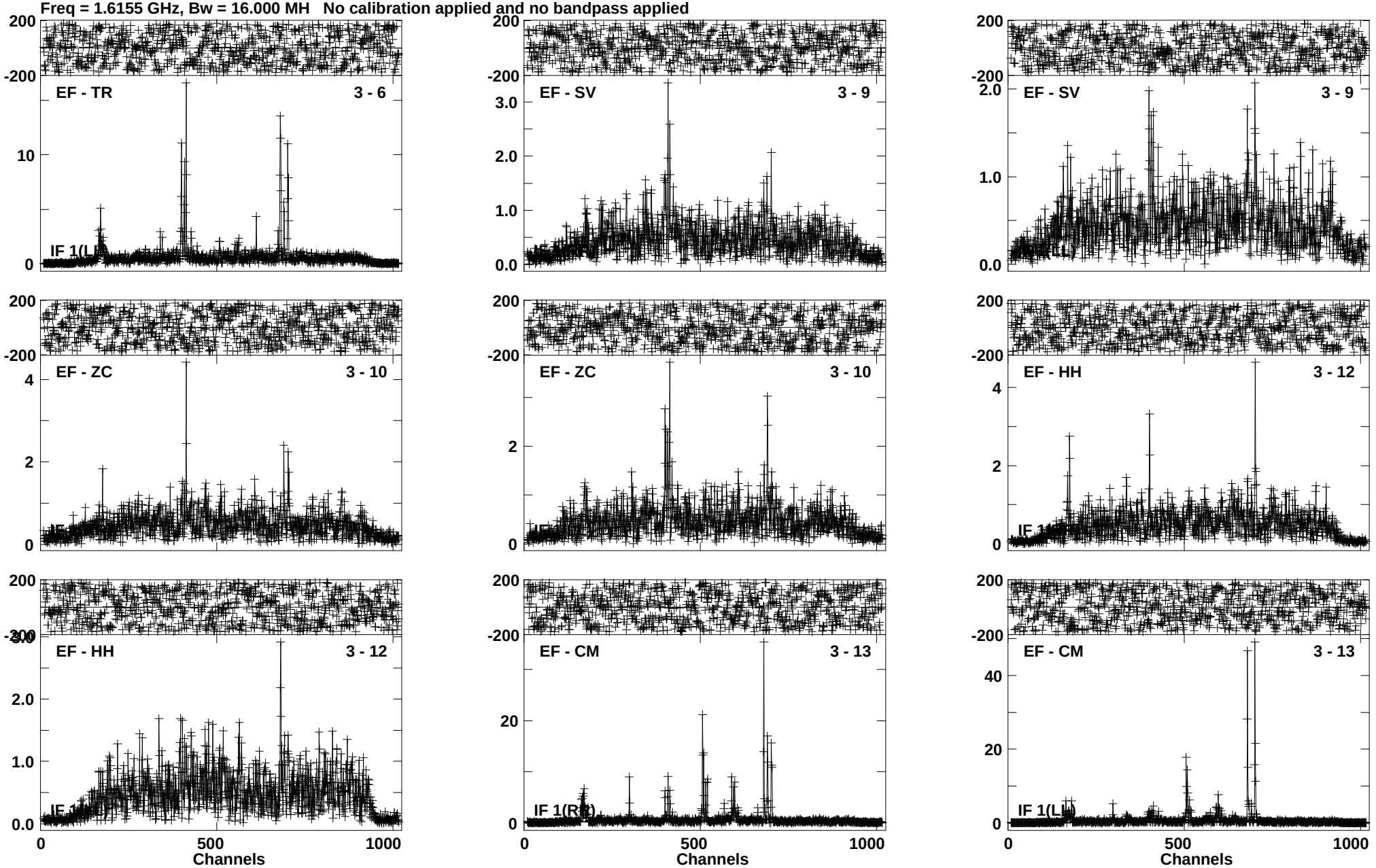

Lower frame: Milli Ampl Jy Top frame: Phas deg
Vector averaged cross-power spectrum Baseline: EF (03) - TR (06)
Timerange: 00/13:44:41 to 00/13:48:09

Plot file version 644 created 28-JUN-2019 13:38:39
IRAS16399 EP111B 2.UVDATA.1
Freq = 1.6155 GHz, Bw = 16.000 MH No calibration applied and no bandpass applied

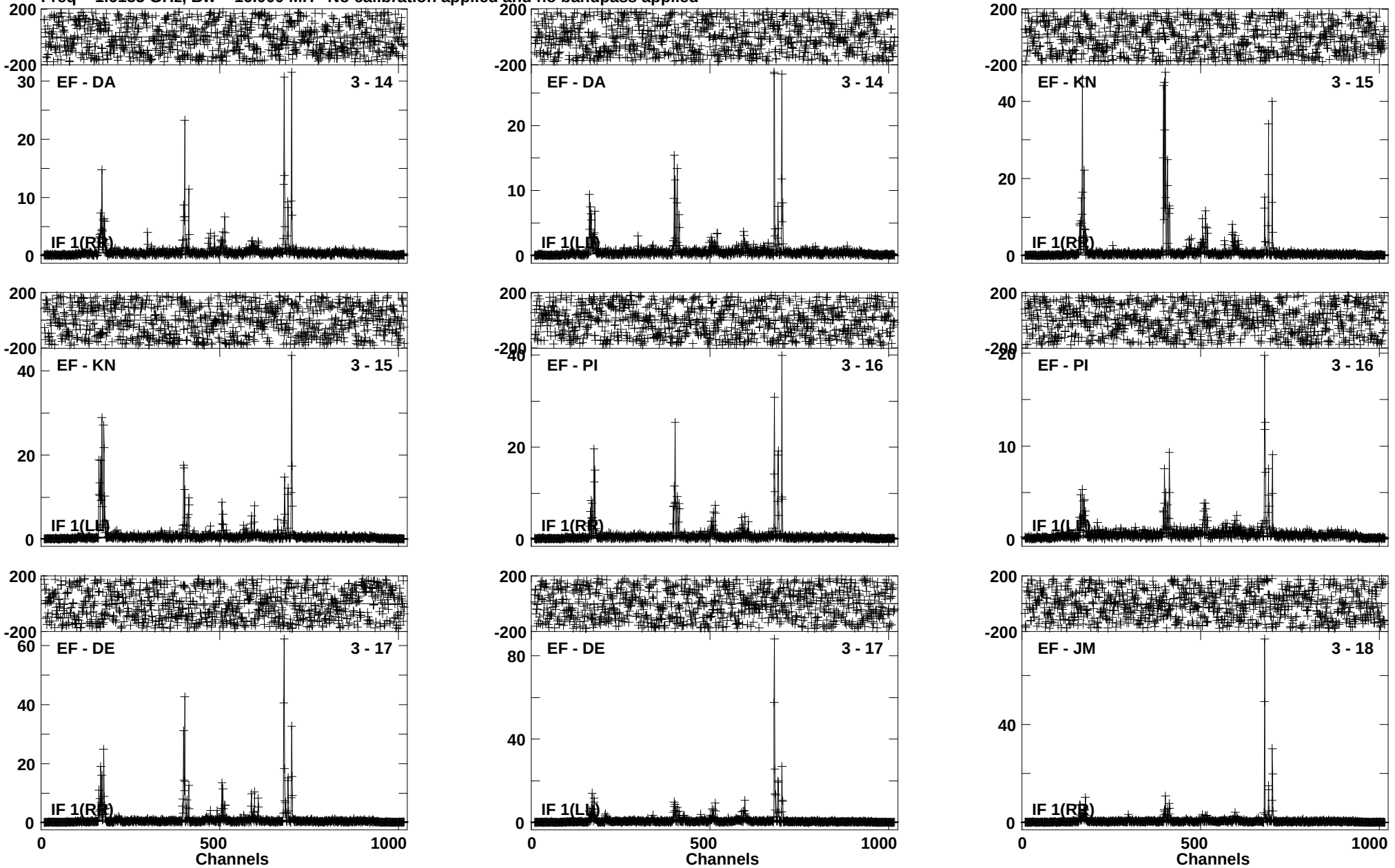

Lower frame: Milli Ampl Jy Top frame: Phas deg
Vector averaged cross-power spectrum Baseline: EF (03) - DA (14)
Timerange: 00/13:44:41 to 00/13:48:09

Plot file version 645 created 28-JUN-2019 13:38:39
IRAS16399 EP111B 2.UVDATA.1
Freq = 1.6155 GHz, Bw = 16.000 MH No calibration applied and no bandpass applied



Lower frame: Milli Ampl Jy Top frame: Phas deg
Vector averaged cross-power spectrum Baseline: EF (03) - JM (18)
Timerange: 00/13:44:41 to 00/13:48:09

Plot file version 646 created 28-JUN-2019 13:38:40
J1642-0621 EP111B 2.UVDATA.1
Freq = 1.6155 GHz, Bw = 16.000 MH No calibration applied and no bandpass applied

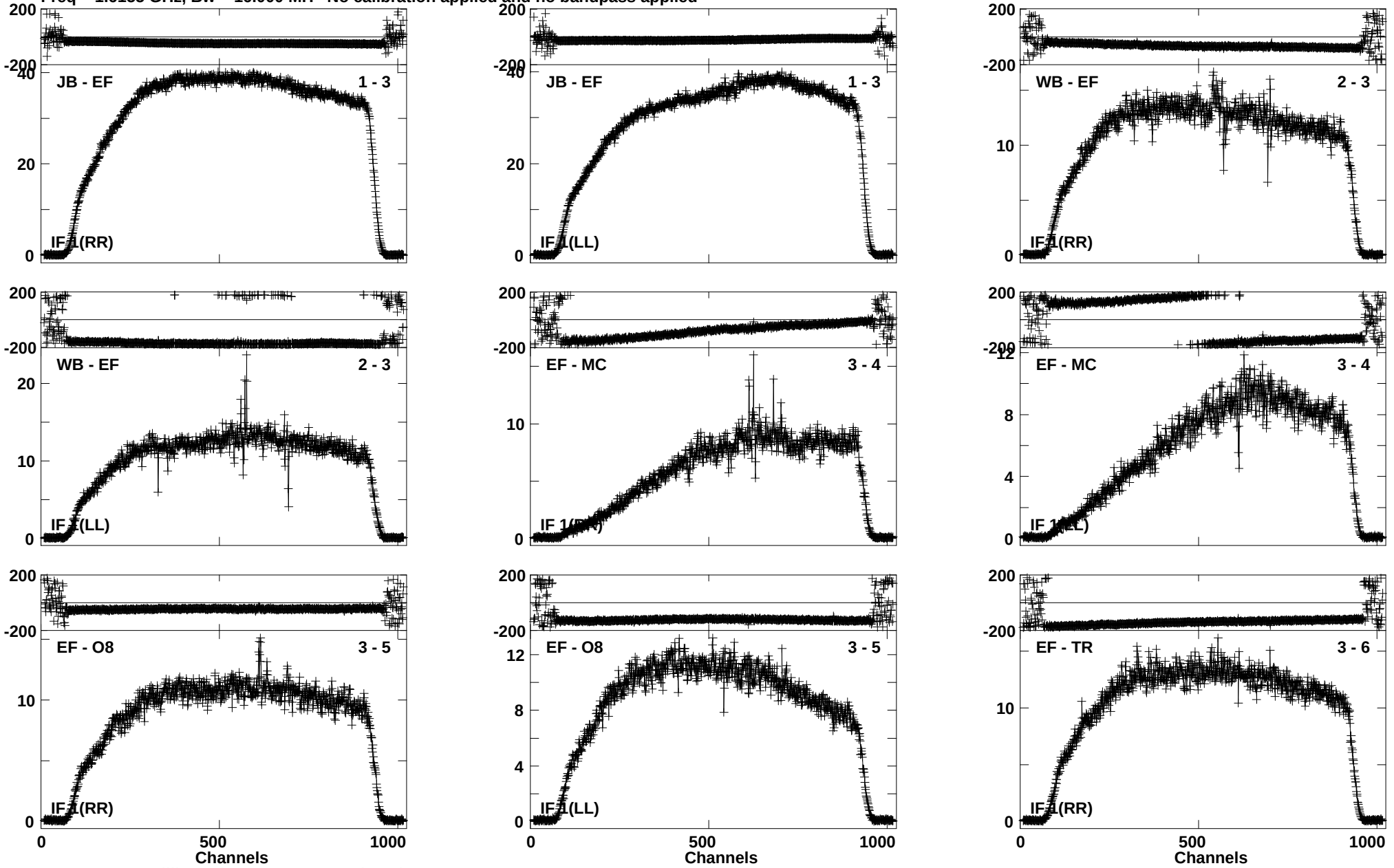

Lower frame: Milli Ampl Jy Top frame: Phas deg
Vector averaged cross-power spectrum Baseline: JB (01) - EF (03)
Timerange: 00/13:48:56 to 00/13:50:24

Plot file version 647 created 28-JUN-2019 13:38:41
J1642-0621 EP111B 2.UVDATA.1
Freq = 1.6155 GHz, Bw = 16.000 MH No calibration applied and no bandpass applied

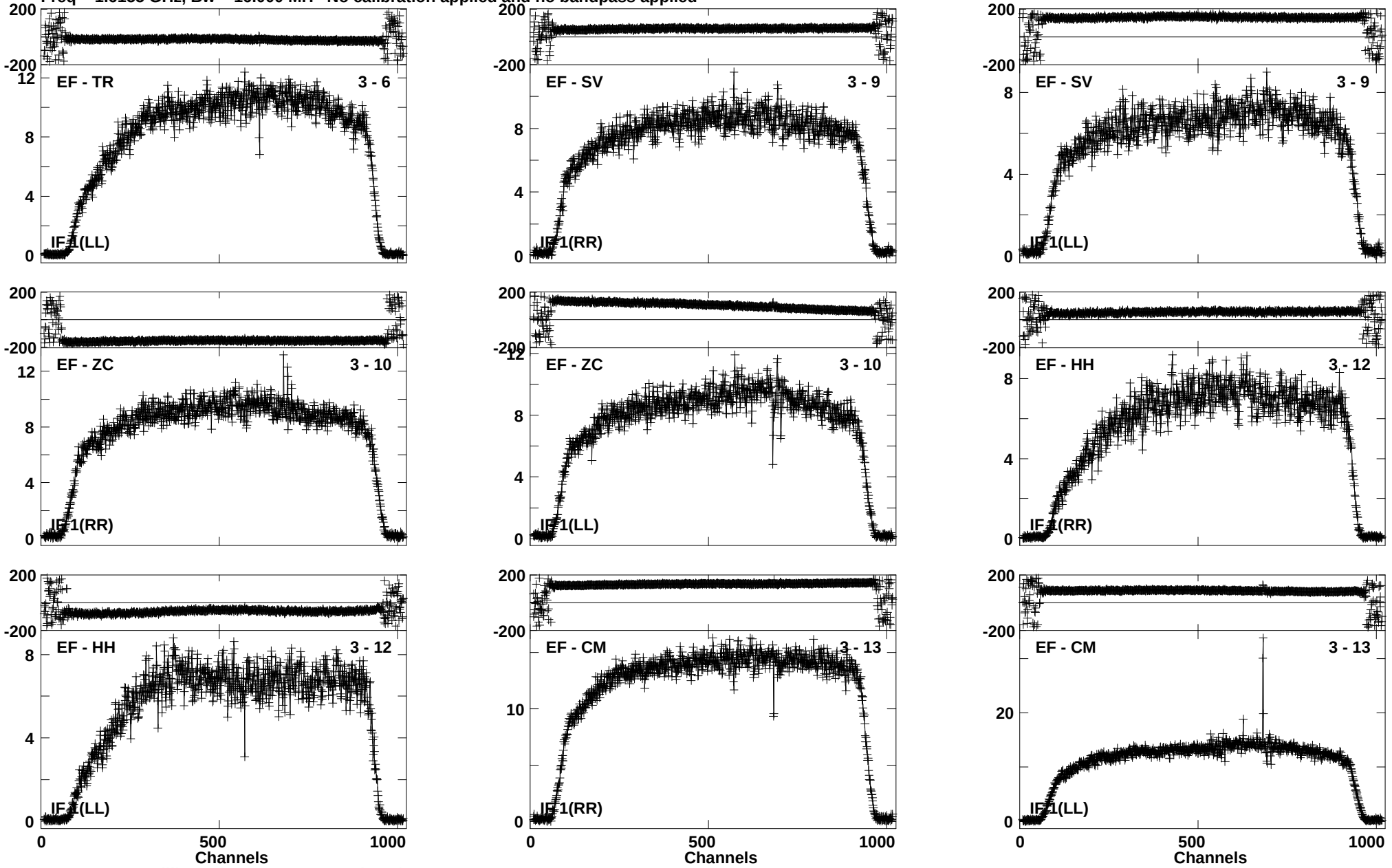

Lower frame: Milli Ampl Jy Top frame: Phas deg
Vector averaged cross-power spectrum Baseline: EF (03) - TR (06)
Timerange: 00/13:48:56 to 00/13:50:24

Plot file version 648 created 28-JUN-2019 13:38:41
J1642-0621 EP111B 2.UVDATA.1
Freq = 1.6155 GHz, Bw = 16.000 MH No calibration applied and no bandpass applied

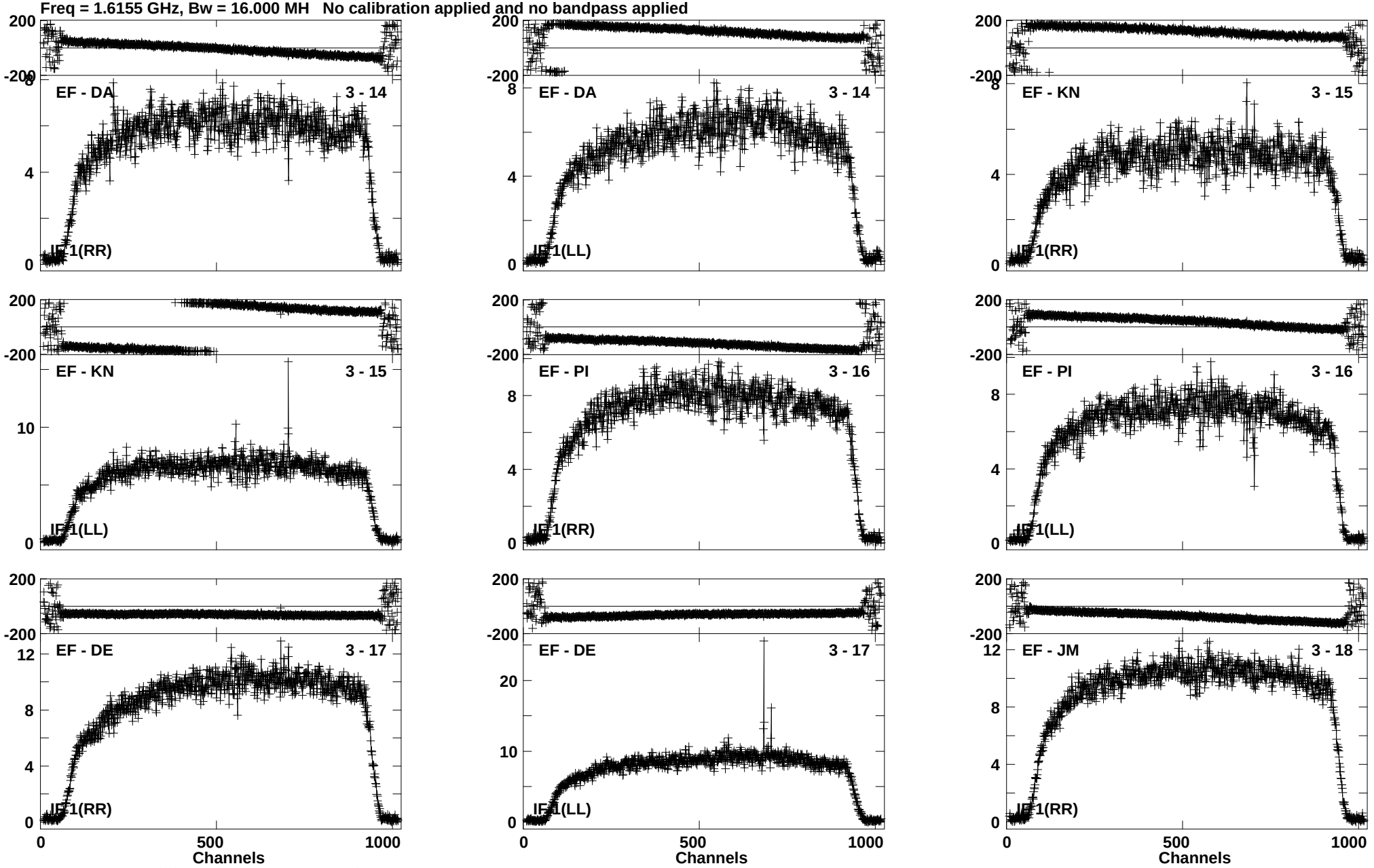

Lower frame: Milli Ampl Jy Top frame: Phas deg
Vector averaged cross-power spectrum Baseline: EF (03) - DA (14)
Timerange: 00/13:48:56 to 00/13:50:24

Plot file version 649 created 28-JUN-2019 13:38:42
J1642-0621 EP111B 2.UVDATA.1
Freq = 1.6155 GHz, Bw = 16.000 MH No calibration applied and no bandpass applied

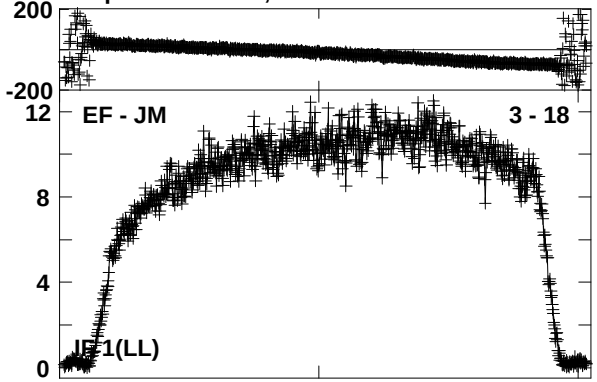

Lower frame: Milli Ampl Jy Top frame: Phas deg
Vector averaged cross-power spectrum Baseline: EF (03) - JM (18)
Timerange: 00/13:48:56 to 00/13:50:24

Plot file version 650 created 28-JUN-2019 13:38:43
IRAS16399 EP111B 2.UVDATA.1
Freq = 1.6155 GHz, Bw = 16.000 MH No calibration applied and no bandpass applied

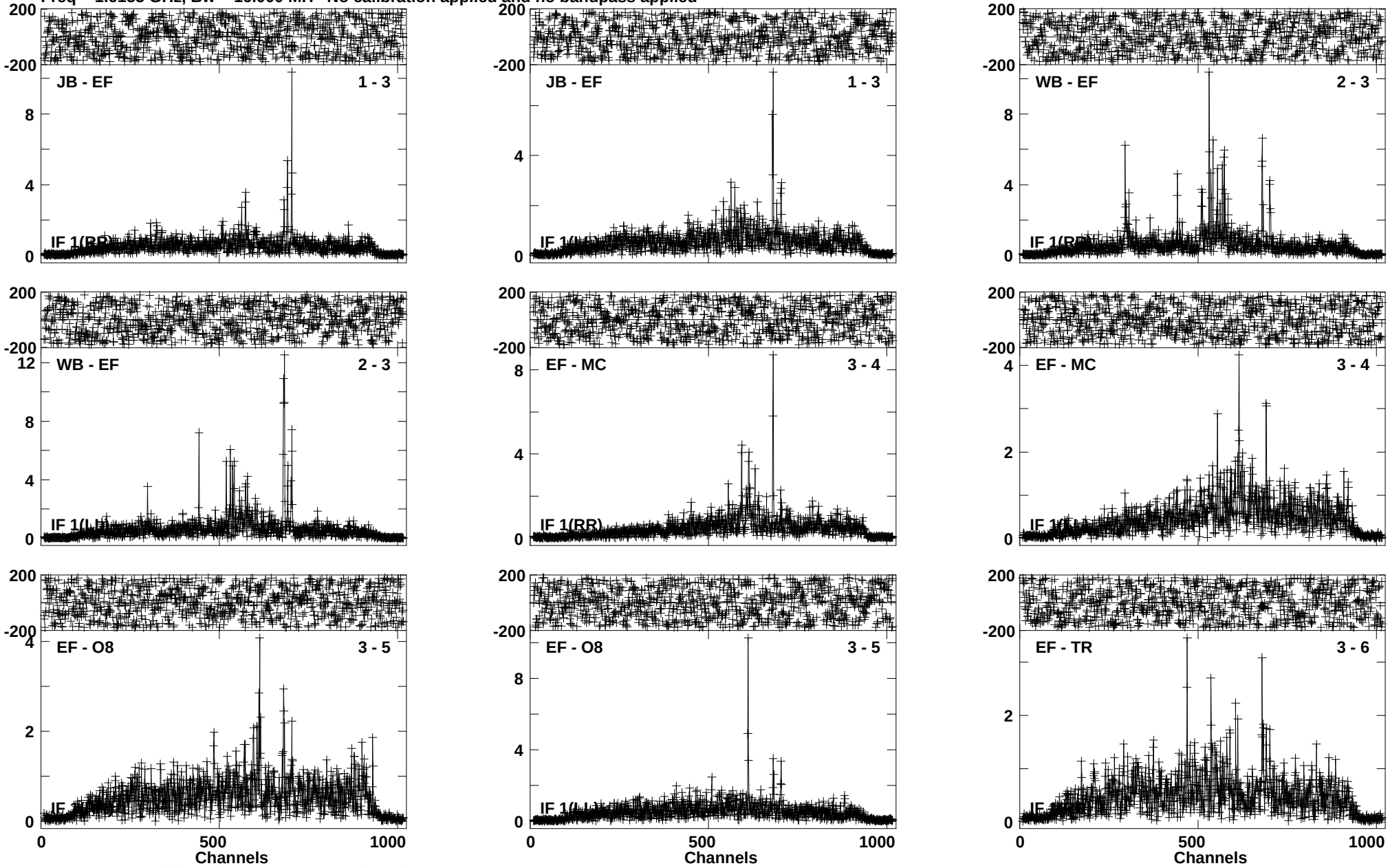

Lower frame: Milli Ampl Jy Top frame: Phas deg
Vector averaged cross-power spectrum Baseline: JB (01) - EF (03)
Timerange: 00/13:50:26 to 00/13:53:54

Plot file version 651 created 28-JUN-2019 13:38:44
IRAS16399 EP111B 2.UVDATA.1
Freq = 1.6155 GHz, Bw = 16.000 MH No calibration applied and no bandpass applied

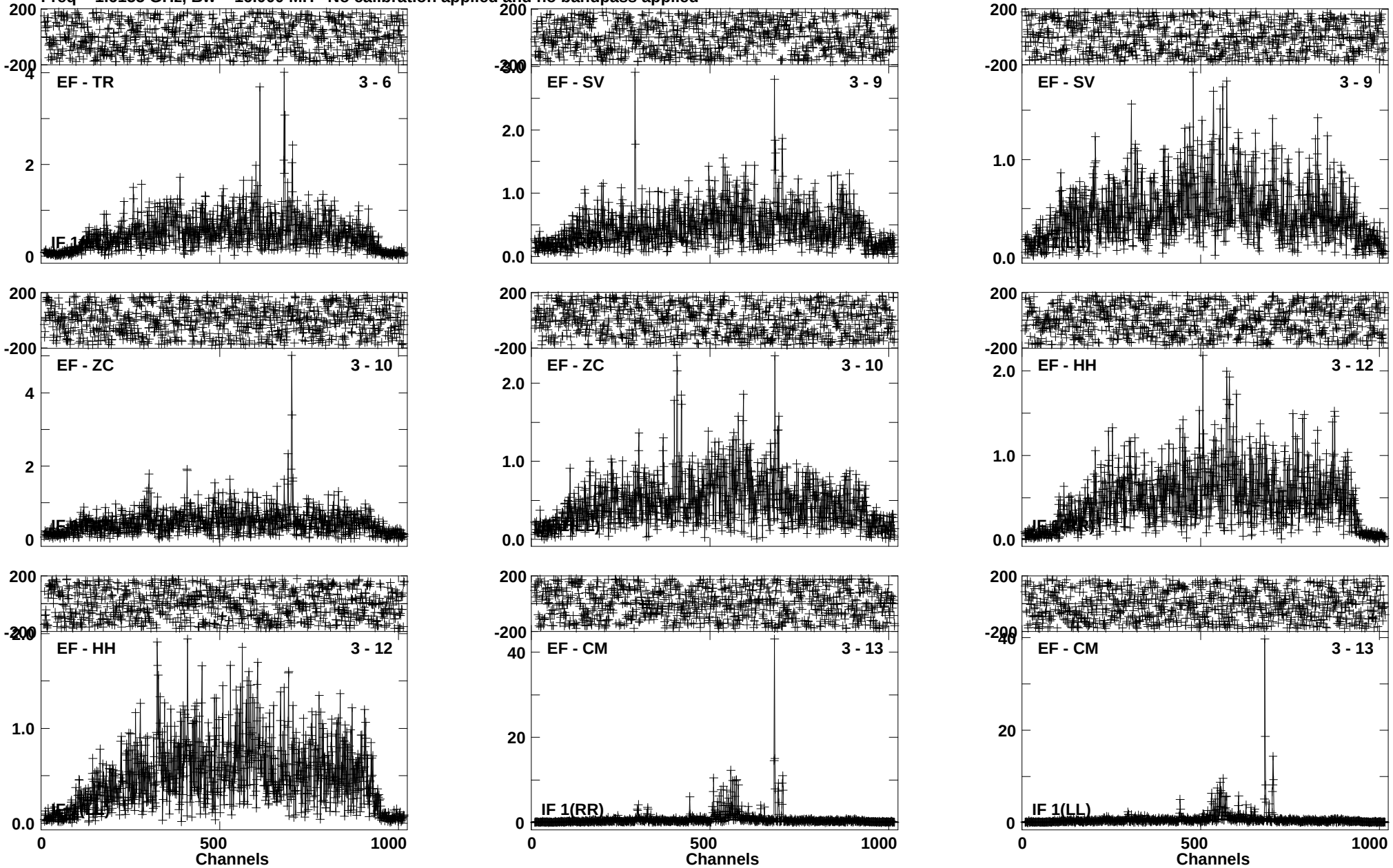

Lower frame: Milli Ampl Jy Top frame: Phas deg
Vector averaged cross-power spectrum Baseline: EF (03) - TR (06)
Timerange: 00/13:50:26 to 00/13:53:54

Plot file version 652 created 28-JUN-2019 13:38:44
IRAS16399 EP111B 2.UVDATA.1
Freq = 1.6155 GHz, Bw = 16.000 MH No calibration applied and no bandpass applied

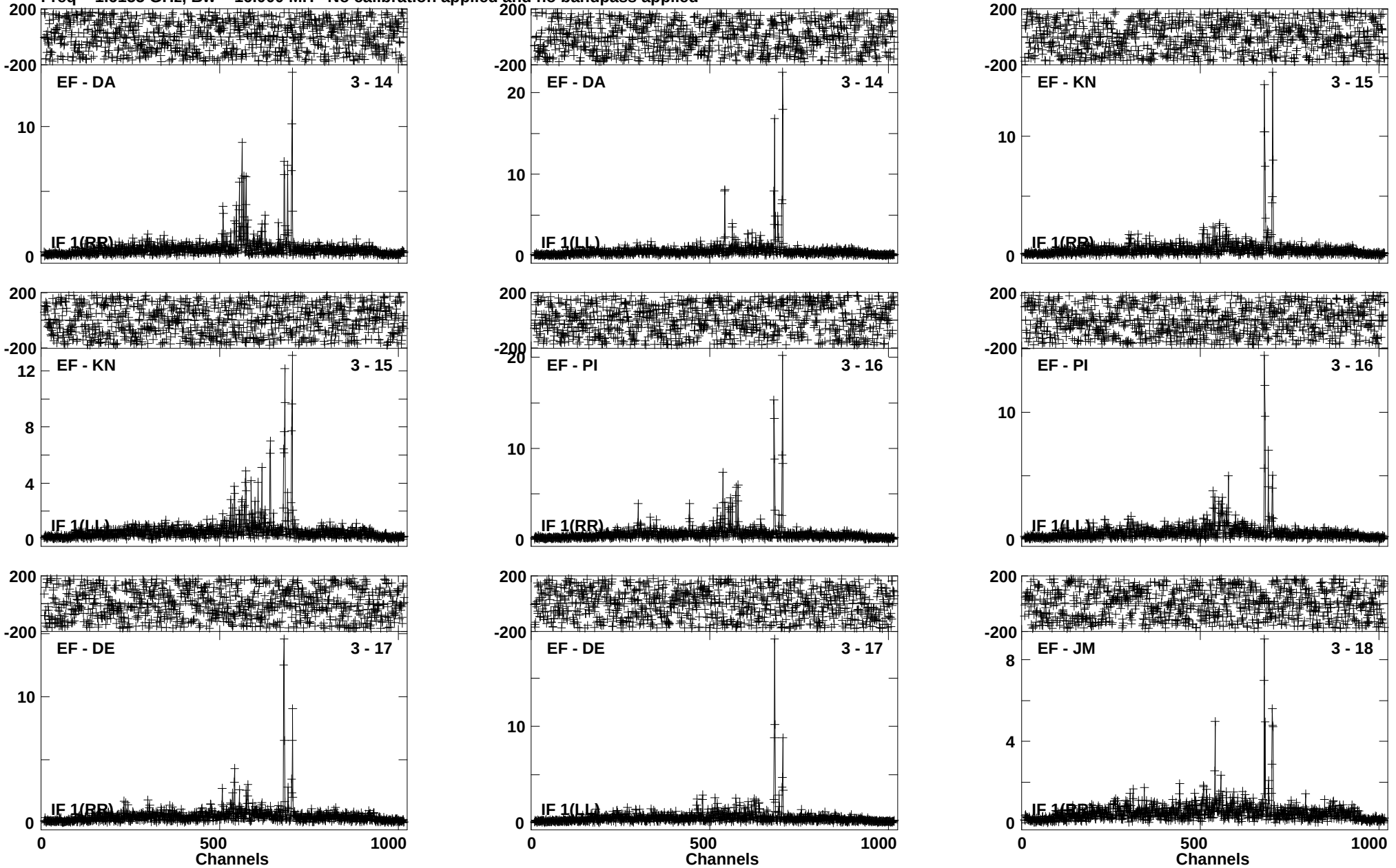

Lower frame: Milli Ampl Jy Top frame: Phas deg
Vector averaged cross-power spectrum Baseline: EF (03) - DA (14)
Timerange: 00/13:50:26 to 00/13:53:54

Plot file version 653 created 28-JUN-2019 13:38:45
IRAS16399 EP111B 2.UVDATA.1
Freq = 1.6155 GHz, Bw = 16.000 MH No calibration applied and no bandpass applied

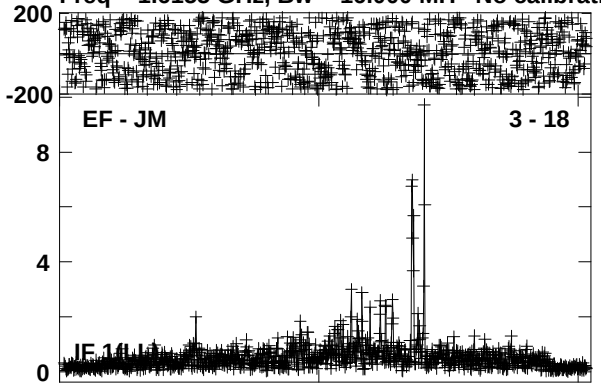

Lower frame: Milli Ampl Jy Top frame: Phas deg
Vector averaged cross-power spectrum Baseline: EF (03) - JM (18)
Timerange: 00/13:50:26 to 00/13:53:54

Plot file version 654 created 28-JUN-2019 13:38:46
J1642-0621 EP111B 2.UVDATA.1
Freq = 1.6155 GHz, Bw = 16.000 MH No calibration applied and no bandpass applied

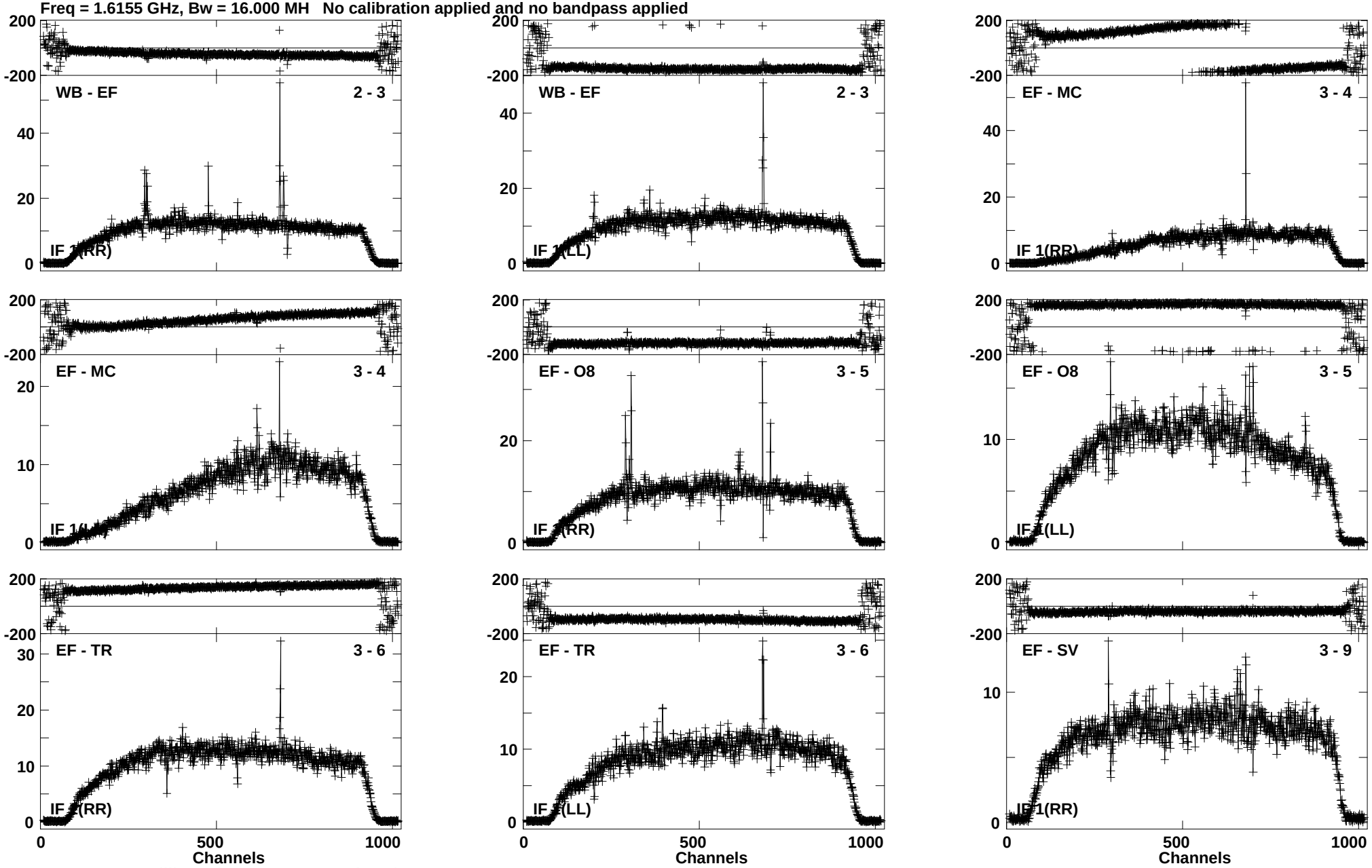

Lower frame: Milli Ampl Jy Top frame: Phas deg
Vector averaged cross-power spectrum Baseline: WB (02) - EF (03)
Timerange: 00/13:53:56 to 00/13:55:24

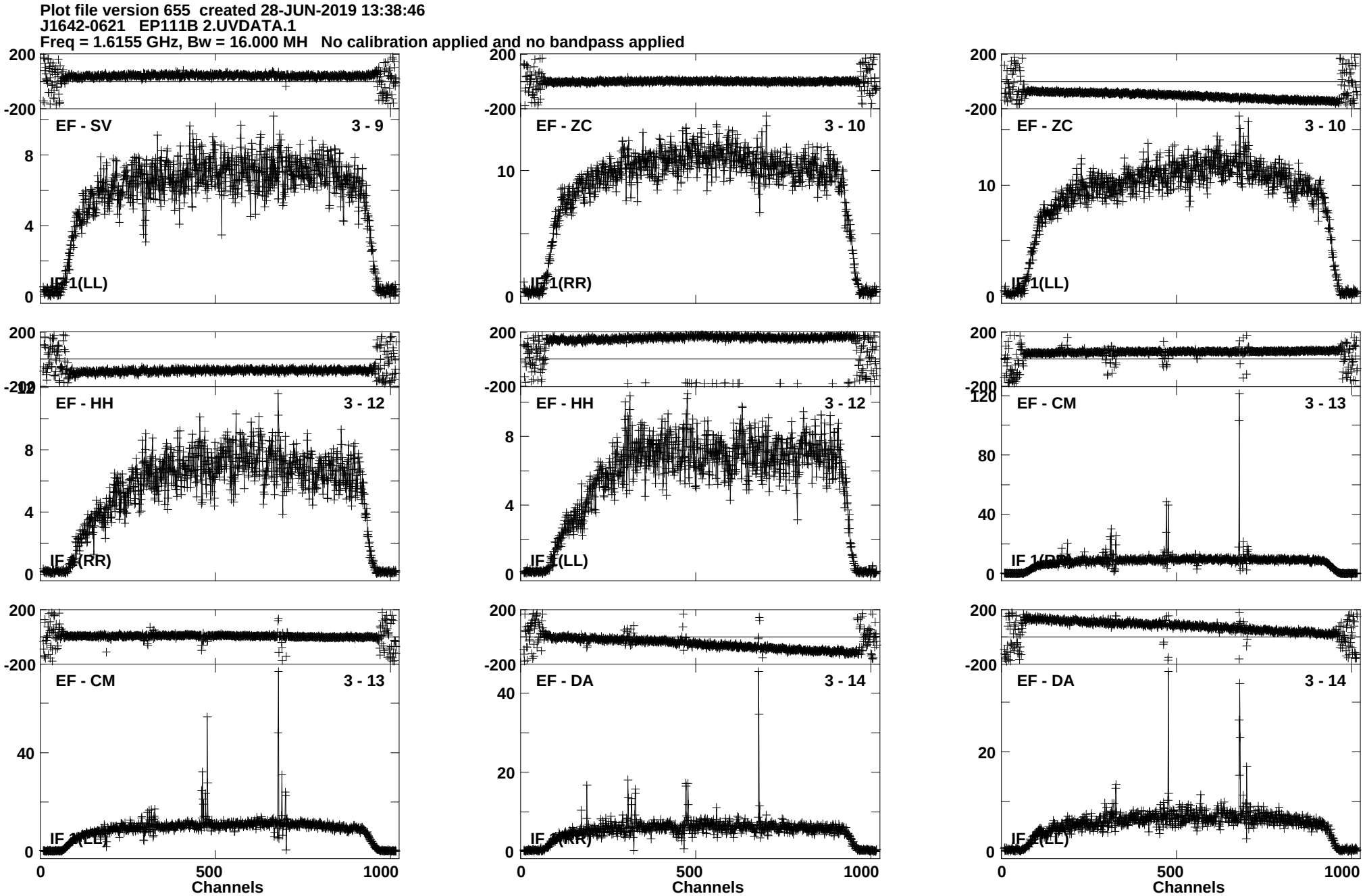
Plot file version 655 created 28-JUN-2019 13:38:46
J1642-0621 EP111B 2.UVDATA.1
Freq = 1.6155 GHz, Bw = 16.000 MH No calibration applied and no bandpass applied
EF - SV 3 - 9
IF 1(LL)
EF - ZC 3 - 10
IF 1(RR)
EF - ZC 3 - 10
IF 1(LL)
EF - HH 3 - 12
IF 1(RR)
EF - HH 3 - 12
IF 1(LL)
EF - CM 3 - 13
IF 1(RR)
EF - CM 3 - 13
IF 1(LL)
EF - DA 3 - 14
IF 1(RR)
EF - DA 3 - 14
IF 1(LL)
Channels
Channels
Channels
Lower frame: Milli Ampl Jy Top frame: Phas deg
Vector averaged cross-power spectrum Baseline: EF (03) - SV (09)
Timerange: 00/13:53:56 to 00/13:55:24

Plot file version 656 created 28-JUN-2019 13:38:47
J1642-0621 EP111B 2.UVDATA.1
Freq = 1.6155 GHz, Bw = 16.000 MH No calibration applied and no bandpass applied

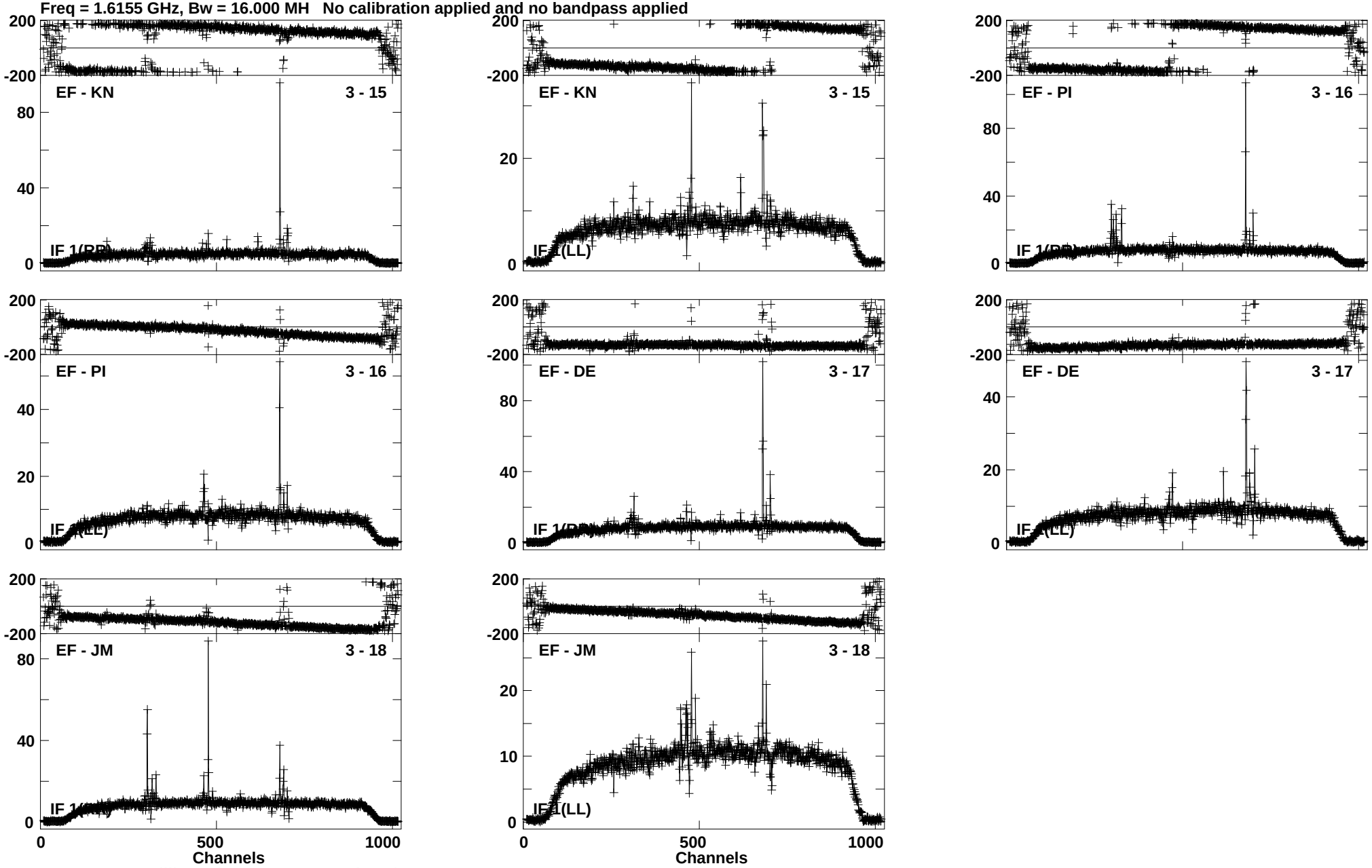

Lower frame: Milli Ampl Jy Top frame: Phas deg
Vector averaged cross-power spectrum Baseline: EF (03) - KN (15)
Timerange: 00/13:53:56 to 00/13:55:24

Plot file version 657 created 28-JUN-2019 13:38:48
IRAS16399 EP111B 2.UVDATA.1
Freq = 1.6155 GHz, Bw = 16.000 MH No calibration applied and no bandpass applied

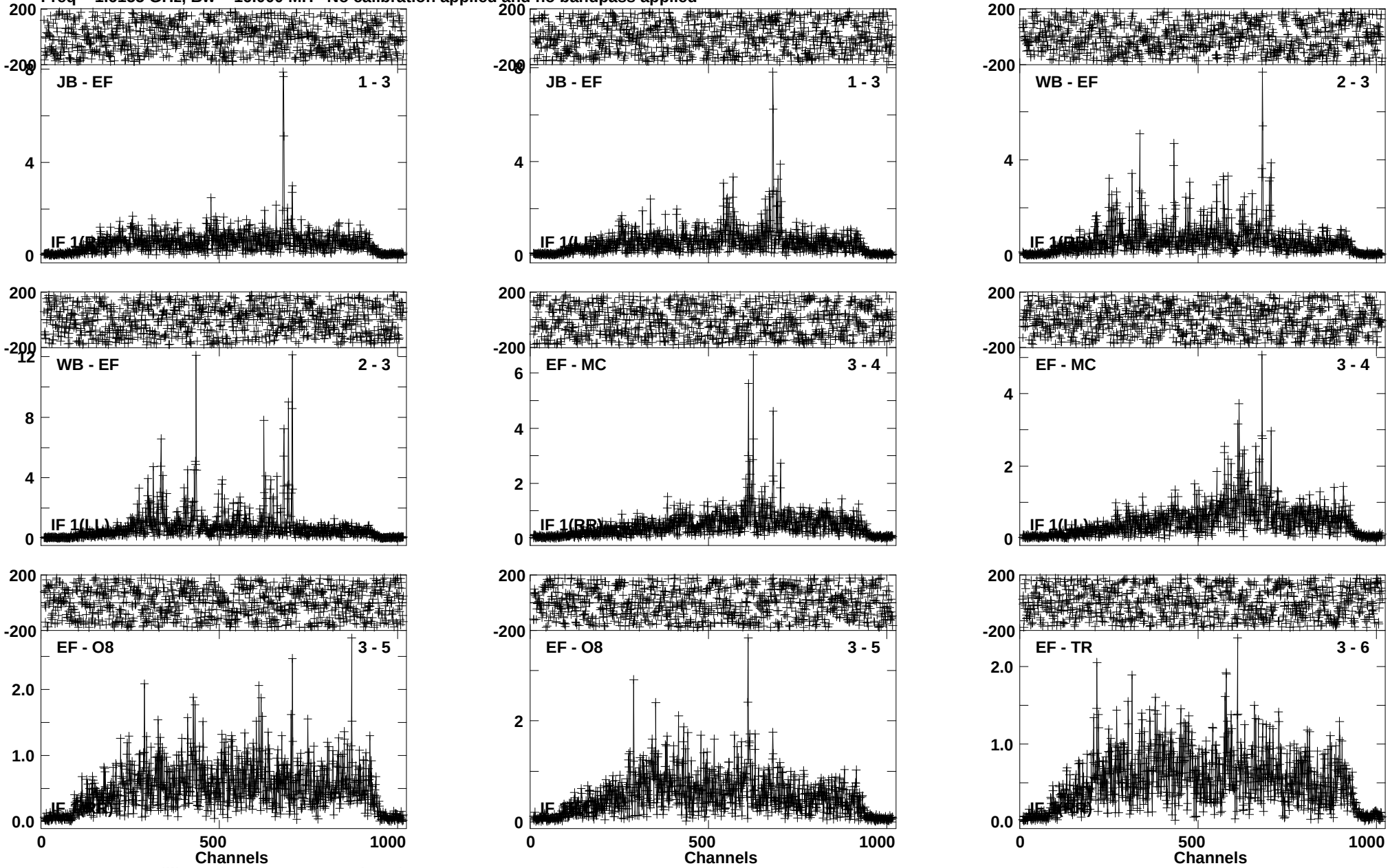

Lower frame: Milli Ampl Jy Top frame: Phas deg
Vector averaged cross-power spectrum Baseline: JB (01) - EF (03)
Timerange: 00/13:55:26 to 00/13:58:54

Plot file version 658 created 28-JUN-2019 13:38:49
IRAS16399 EP111B 2.UVDATA.1
Freq = 1.6155 GHz, Bw = 16.000 MH No calibration applied and no bandpass applied

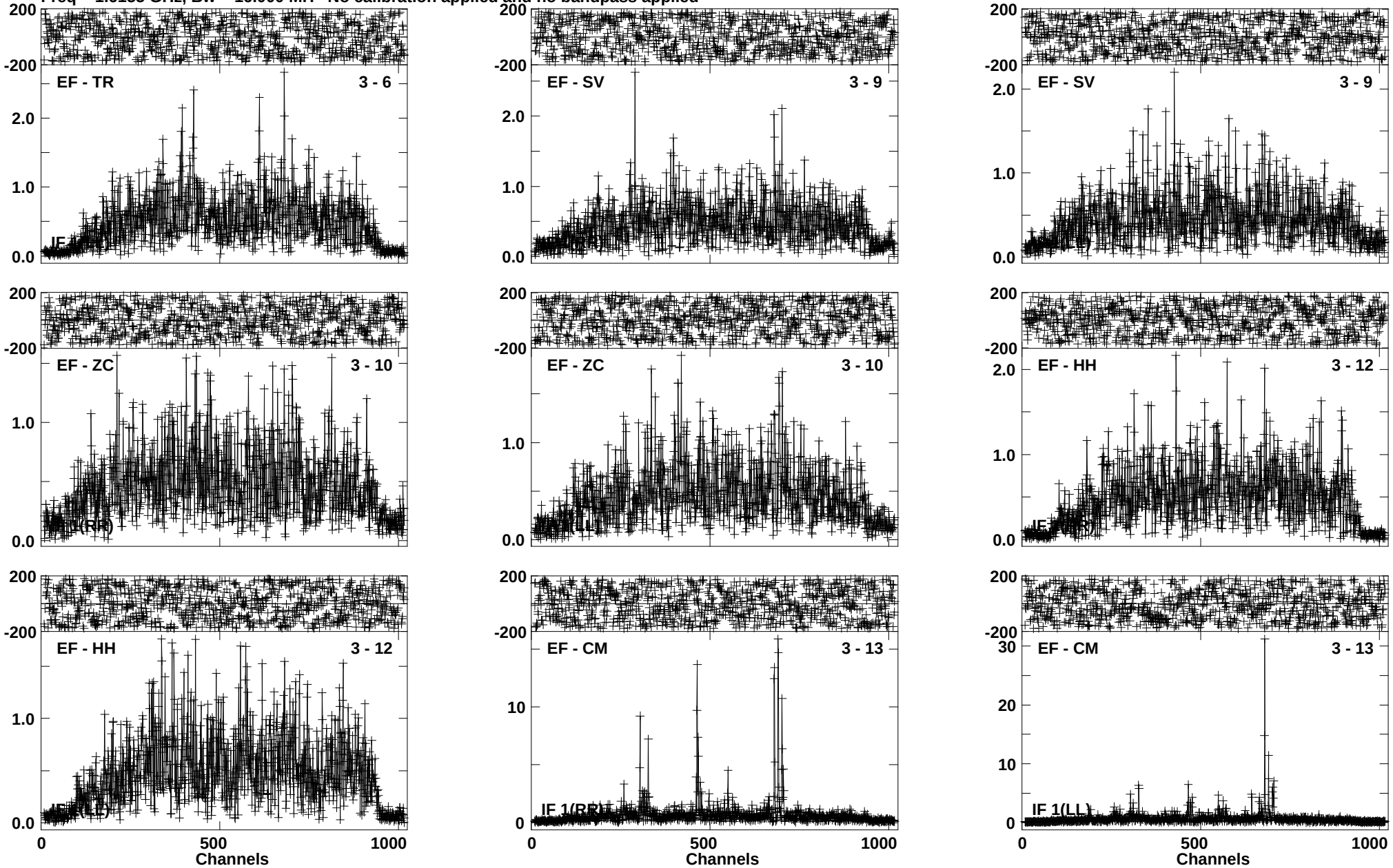

Lower frame: Milli Ampl Jy Top frame: Phas deg
Vector averaged cross-power spectrum Baseline: EF (03) - TR (06)
Timerange: 00/13:55:26 to 00/13:58:54

Plot file version 659 created 28-JUN-2019 13:38:49
IRAS16399 EP111B 2.UVDATA.1
Freq = 1.6155 GHz, Bw = 16.000 MH No calibration applied and no bandpass applied

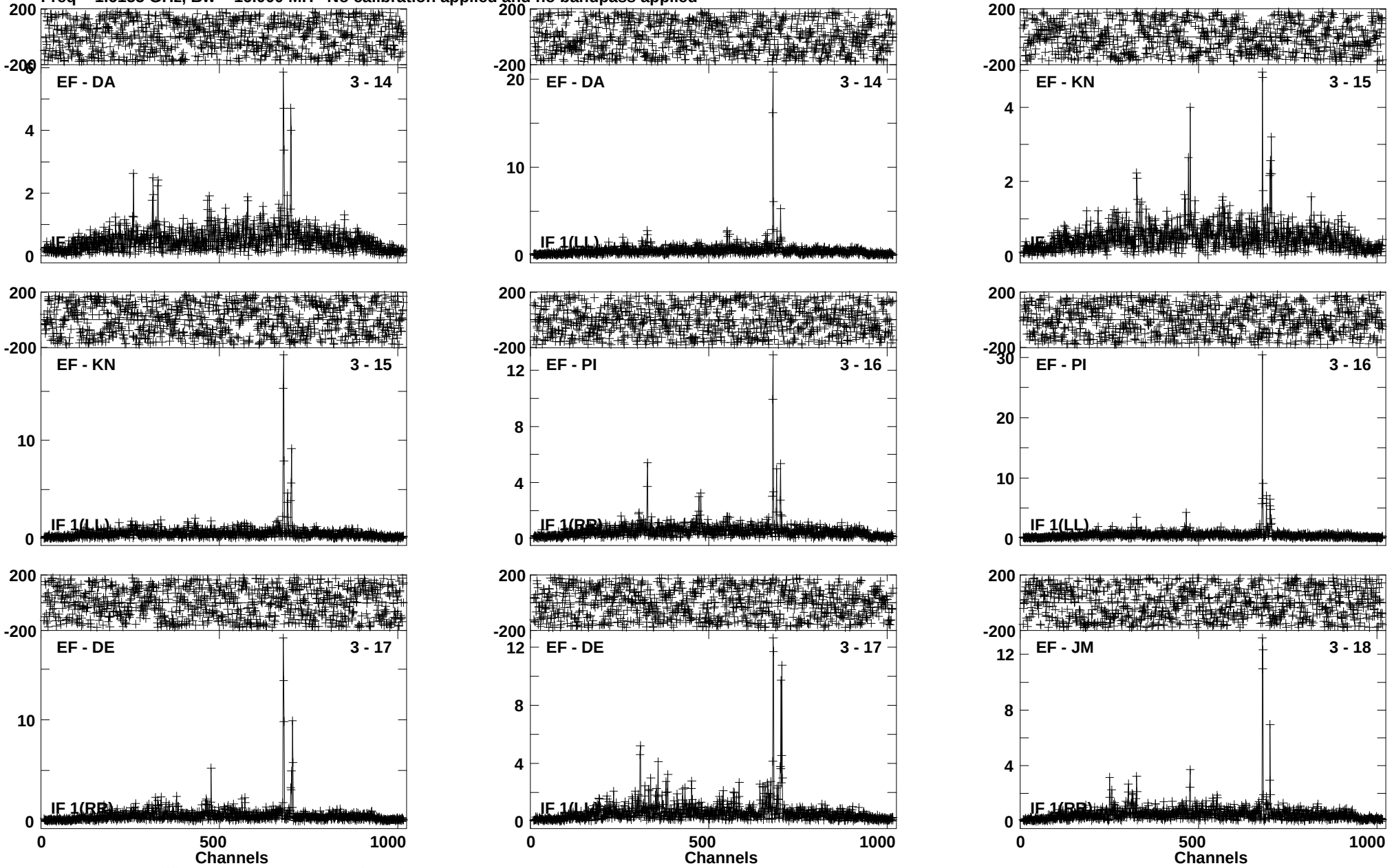

Lower frame: Milli Ampl Jy Top frame: Phas deg
Vector averaged cross-power spectrum Baseline: EF (03) - DA (14)
Timerange: 00/13:55:26 to 00/13:58:54

Plot file version 660 created 28-JUN-2019 13:38:50
IRAS16399 EP111B 2.UVDATA.1
Freq = 1.6155 GHz, Bw = 16.000 MH No calibration applied and no bandpass applied

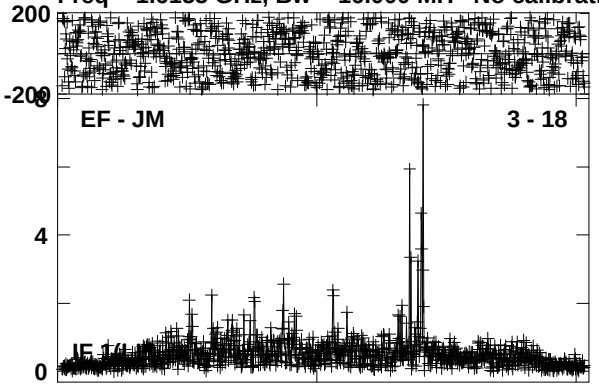

Lower frame: Milli Ampl Jy Top frame: Phas deg
Vector averaged cross-power spectrum Baseline: EF (03) - JM (18)
Timerange: 00/13:55:26 to 00/13:58:54

Plot file version 661 created 28-JUN-2019 13:38:51
J1642-0621 EP111B 2.UVDATA.1
Freq = 1.6155 GHz, Bw = 16.000 MH No calibration applied and no bandpass applied

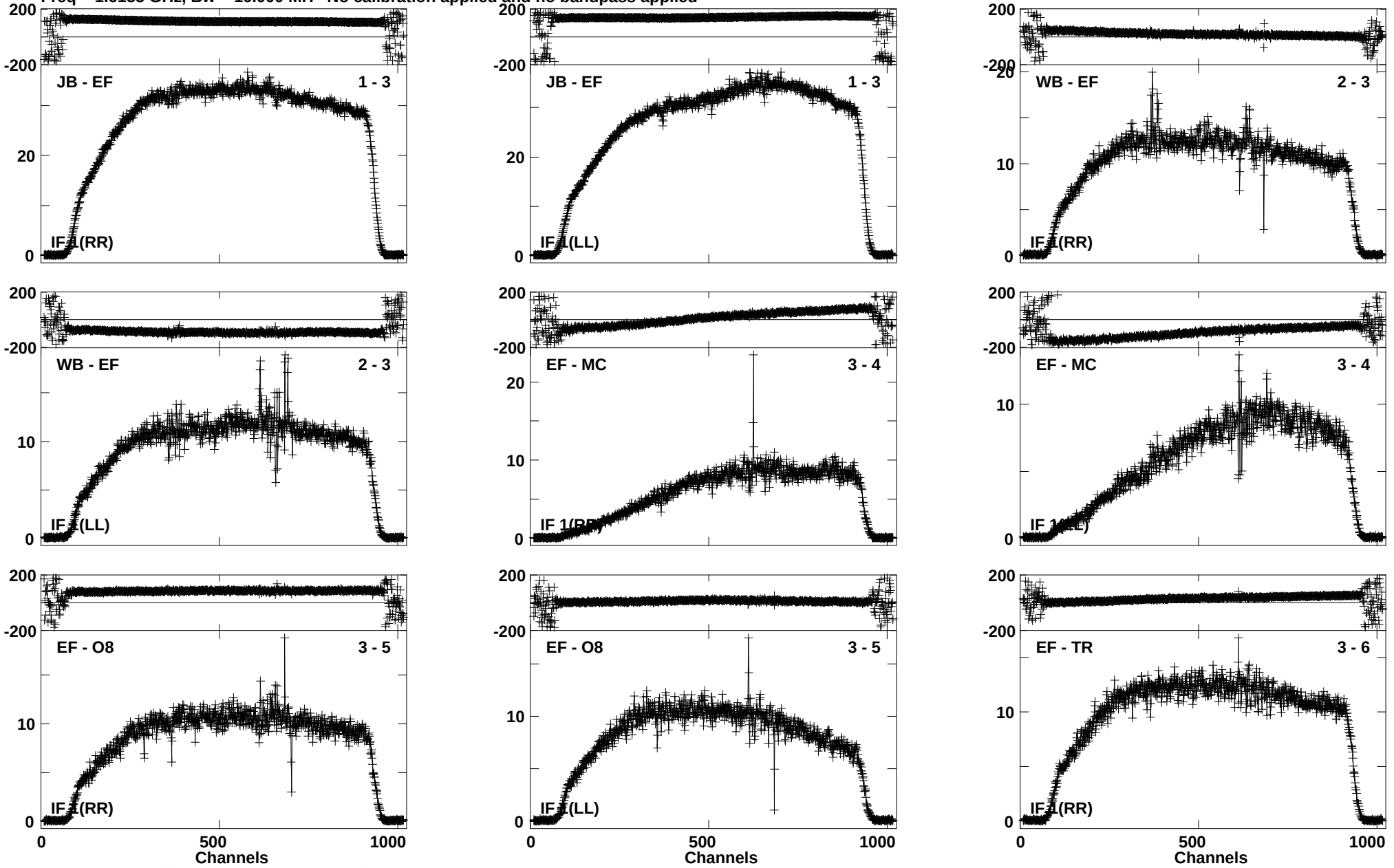

Lower frame: Milli Ampl Jy Top frame: Phas deg
Vector averaged cross-power spectrum Baseline: JB (01) - EF (03)
Timerange: 00/13:59:41 to 00/14:01:09

Plot file version 662 created 28-JUN-2019 13:38:51
J1642-0621 EP111B 2.UVDATA.1
Freq = 1.6155 GHz, Bw = 16.000 MH No calibration applied and no bandpass applied

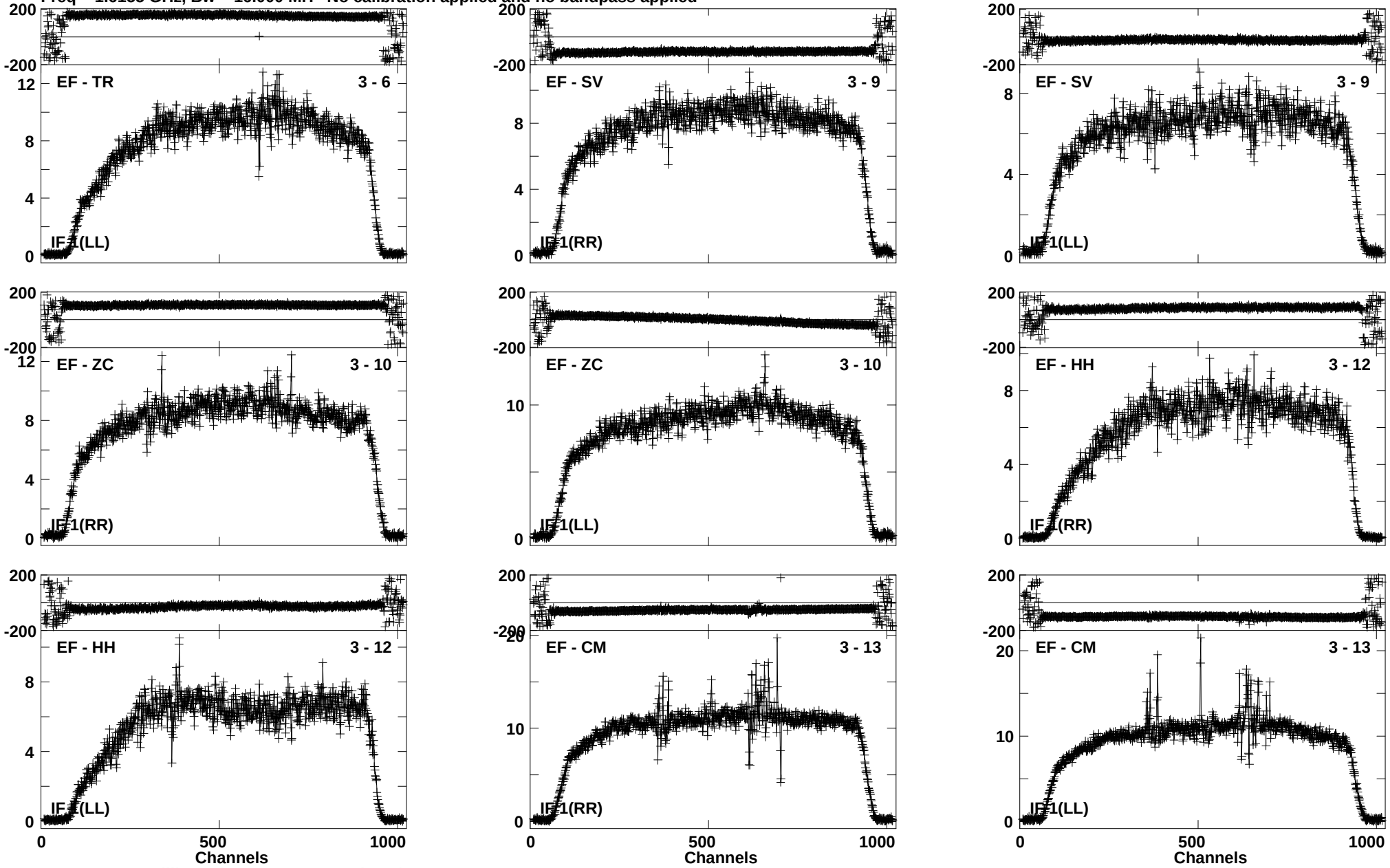

Lower frame: Milli Ampl Jy Top frame: Phas deg
Vector averaged cross-power spectrum Baseline: EF (03) - TR (06)
Timerange: 00/13:59:41 to 00/14:01:09

Plot file version 663 created 28-JUN-2019 13:38:52
J1642-0621 EP111B 2.UVDATA.1
Freq = 1.6155 GHz, Bw = 16.000 MH No calibration applied and no bandpass applied

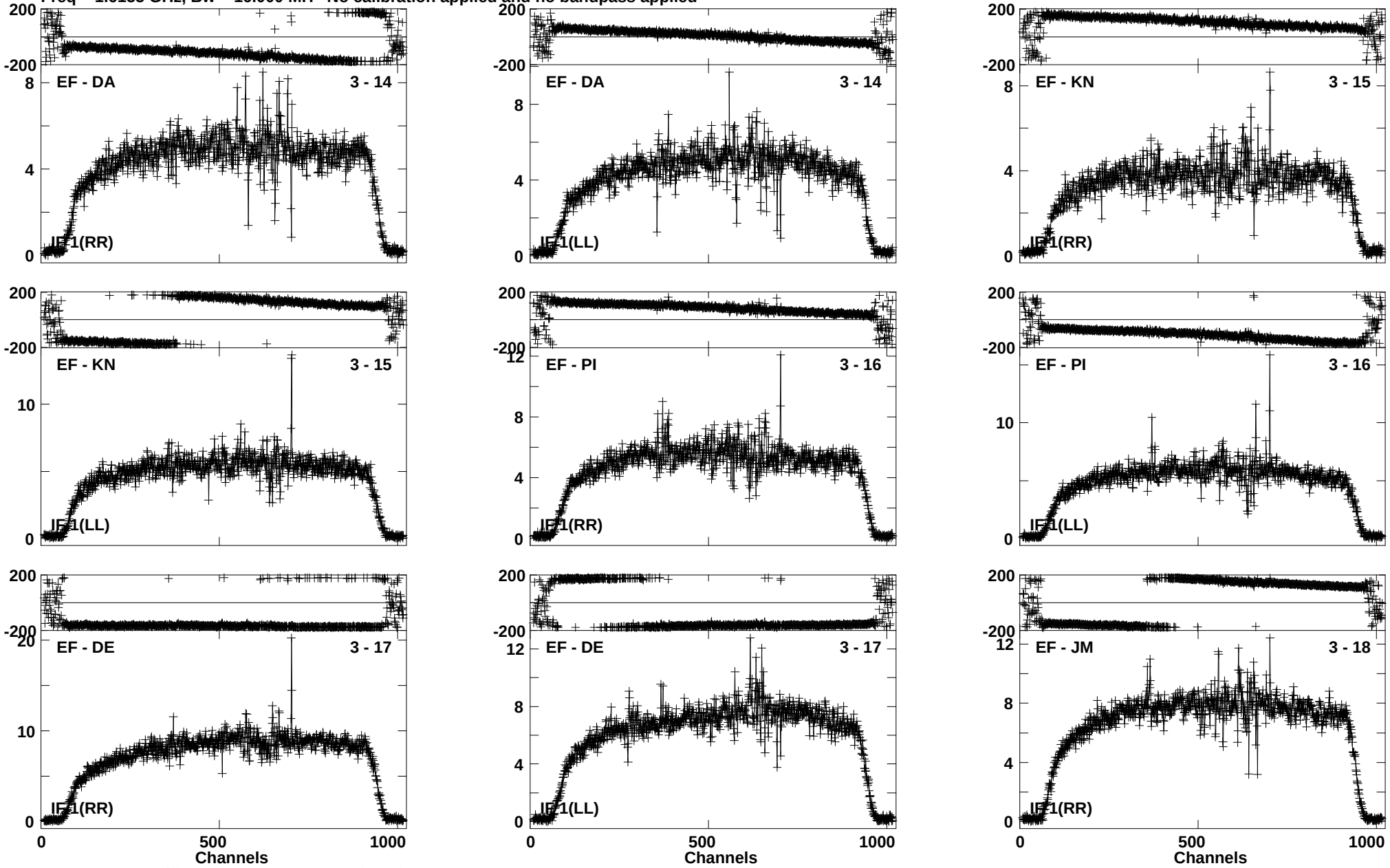

Lower frame: Milli Ampl Jy Top frame: Phas deg
Vector averaged cross-power spectrum Baseline: EF (03) - DA (14)
Timerange: 00/13:59:41 to 00/14:01:09

Plot file version 664 created 28-JUN-2019 13:38:52
J1642-0621 EP111B 2.UVDATA.1
Freq = 1.6155 GHz, Bw = 16.000 MH No calibration applied and no bandpass applied

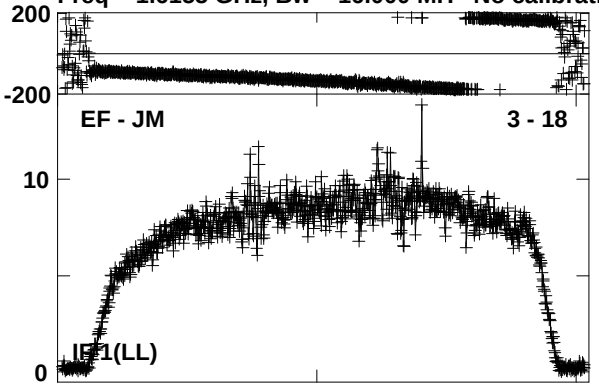

Lower frame: Milli Ampl Jy Top frame: Phas deg
Vector averaged cross-power spectrum Baseline: EF (03) - JM (18)
Timerange: 00/13:59:41 to 00/14:01:09

Plot file version 665 created 28-JUN-2019 13:38:53
IRAS16399 EP111B 2.UVDATA.1
Freq = 1.6155 GHz, Bw = 16.000 MH No calibration applied and no bandpass applied

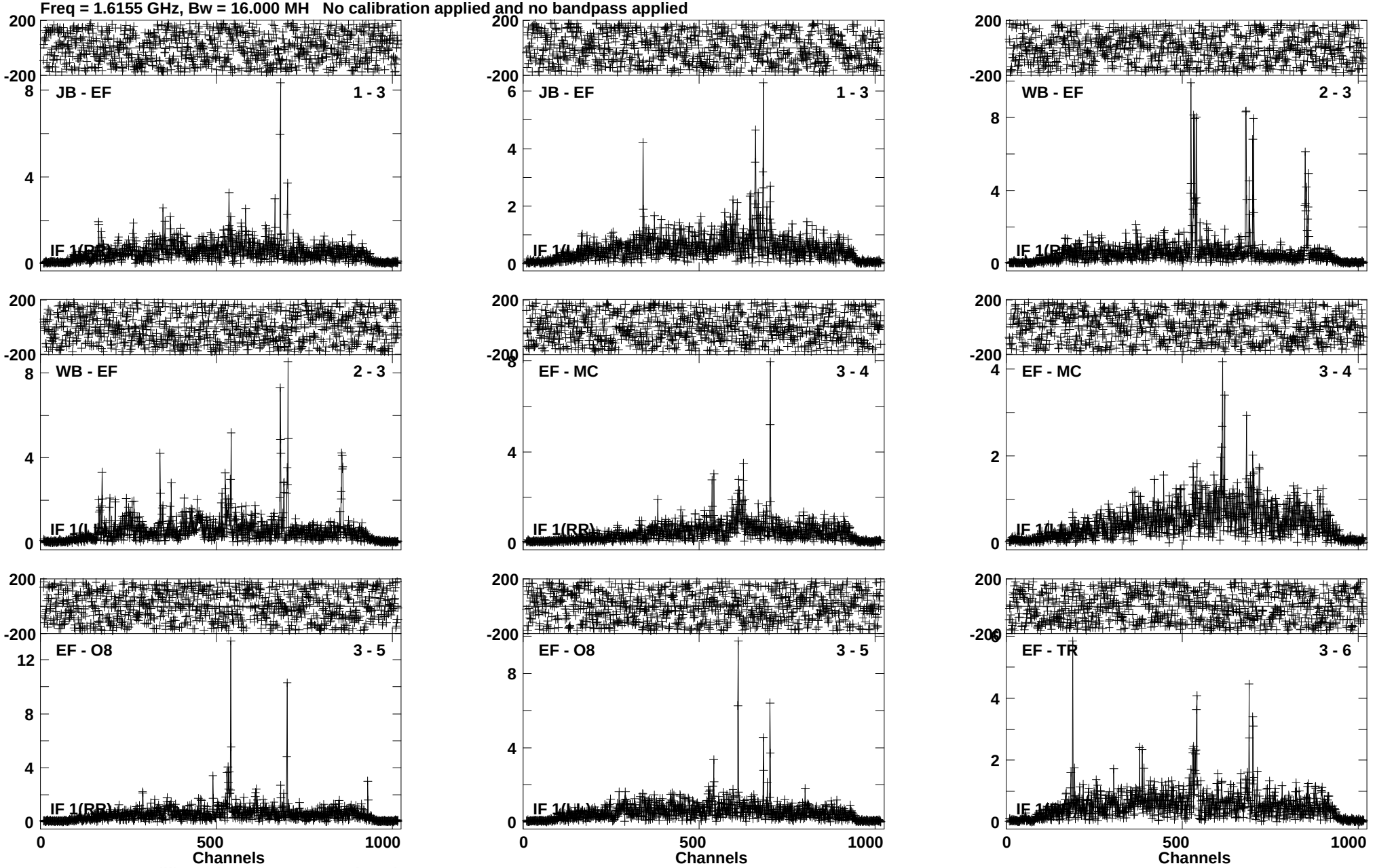

Lower frame: Milli Ampl Jy Top frame: Phas deg
Vector averaged cross-power spectrum Baseline: JB (01) - EF (03)
Timerange: 00/14:01:11 to 00/14:04:39

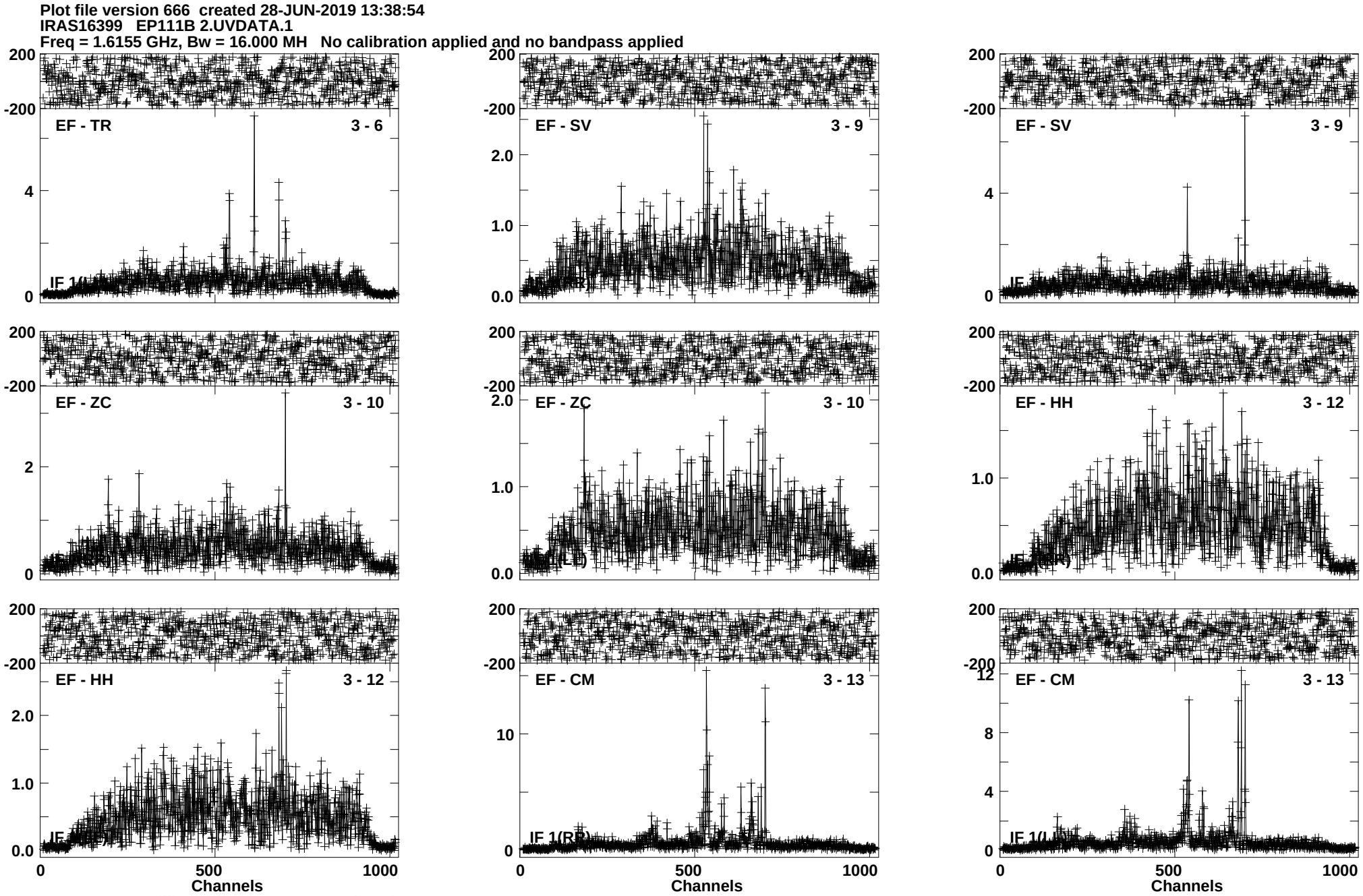
Plot file version 666 created 28-JUN-2019 13:38:54
IRAS16399 EP111B 2.UVDATA.1
Freq = 1.6155 GHz, Bw = 16.000 MH No calibration applied and no bandpass applied
EF - TR 3 - 6
EF - SV 3 - 9
EF - SV 3 - 9
EF - ZC 3 - 10
EF - ZC 3 - 10
EF - HH 3 - 12
EF - HH 3 - 12
EF - CM 3 - 13
EF - CM 3 - 13
IF 1(RR)
IF 1(LL)
Channels
Lower frame: Milli Ampl Jy Top frame: Phas deg
Vector averaged cross-power spectrum Baseline: EF (03) - TR (06)
Timerange: 00/14:01:11 to 00/14:04:39

Plot file version 667 created 28-JUN-2019 13:38:55
IRAS16399 EP111B 2.UVDATA.1
Freq = 1.6155 GHz, Bw = 16.000 MH No calibration applied and no bandpass applied

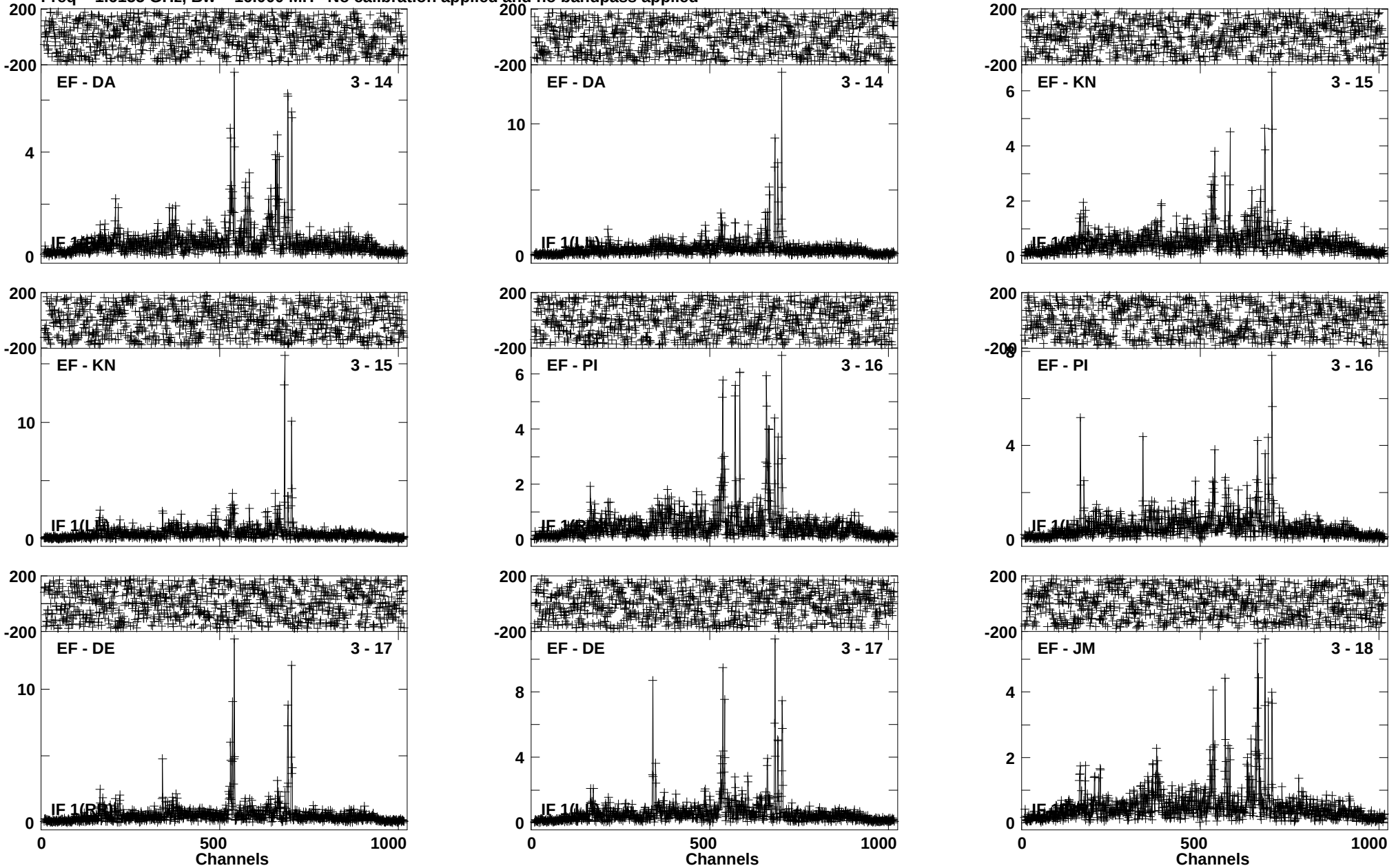

Lower frame: Milli Ampl Jy Top frame: Phas deg
Vector averaged cross-power spectrum Baseline: EF (03) - DA (14)
Timerange: 00/14:01:11 to 00/14:04:39

Plot file version 668 created 28-JUN-2019 13:38:55
IRAS16399 EP111B 2.UVDATA.1
Freq = 1.6155 GHz, Bw = 16.000 MH No calibration applied and no bandpass applied

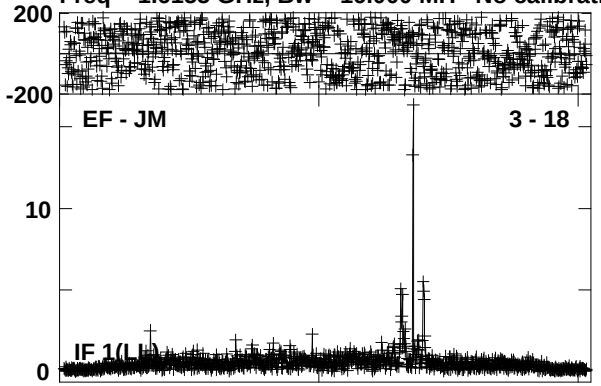

Lower frame: Milli Ampl Jy Top frame: Phas deg
Vector averaged cross-power spectrum Baseline: EF (03) - JM (18)
Timerange: 00/14:01:11 to 00/14:04:39

Plot file version 669 created 28-JUN-2019 13:38:56
J1642-0621 EP111B 2.UVDATA.1
Freq = 1.6155 GHz, Bw = 16.000 MH No calibration applied and no bandpass applied

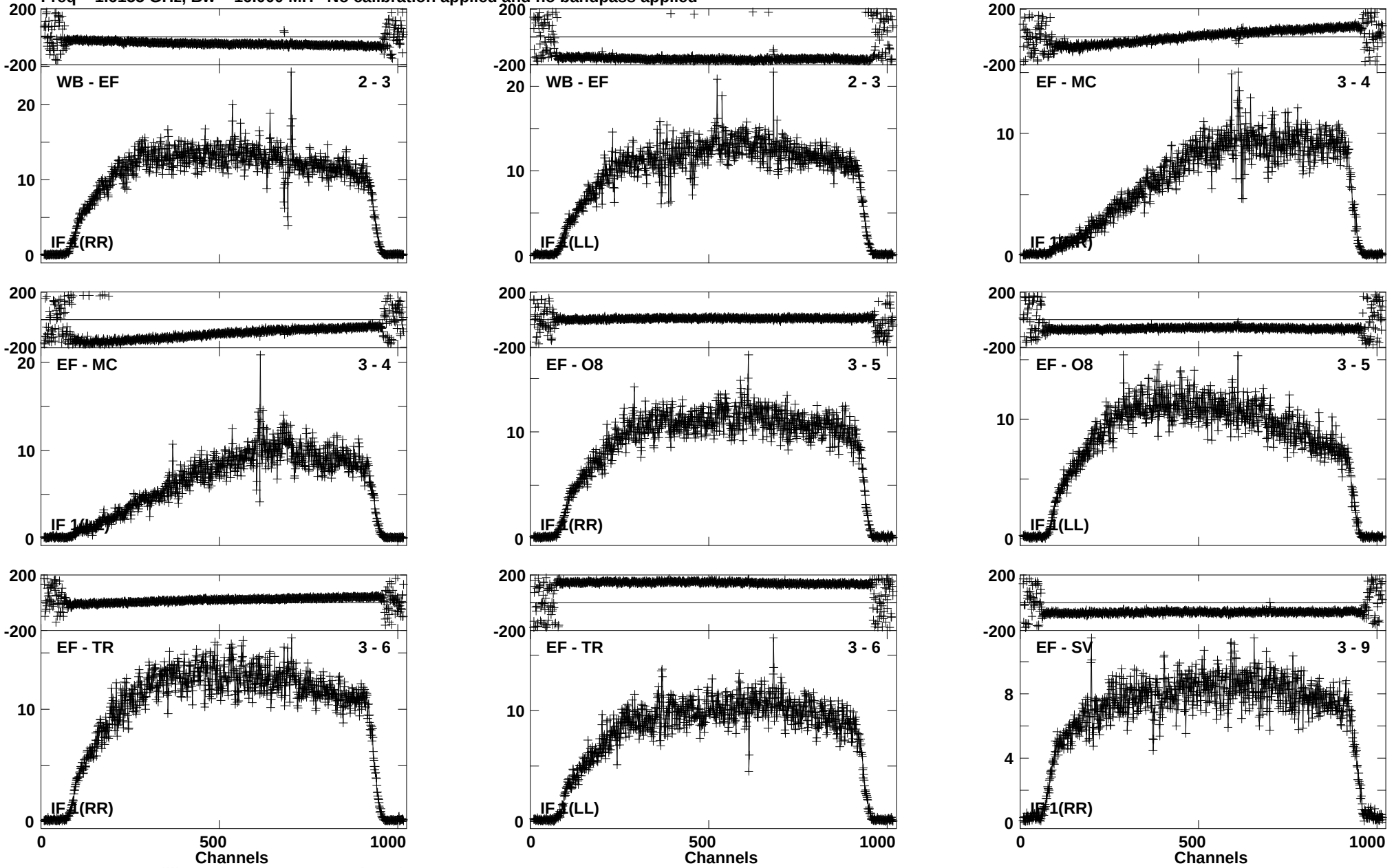

Lower frame: Milli Ampl Jy Top frame: Phas deg
Vector averaged cross-power spectrum Baseline: WB (02) - EF (03)
Timerange: 00/14:04:41 to 00/14:06:09

Plot file version 670 created 28-JUN-2019 13:38:57
J1642-0621 EP111B 2.UVDATA.1
Freq = 1.6155 GHz, Bw = 16.000 MH No calibration applied and no bandpass applied

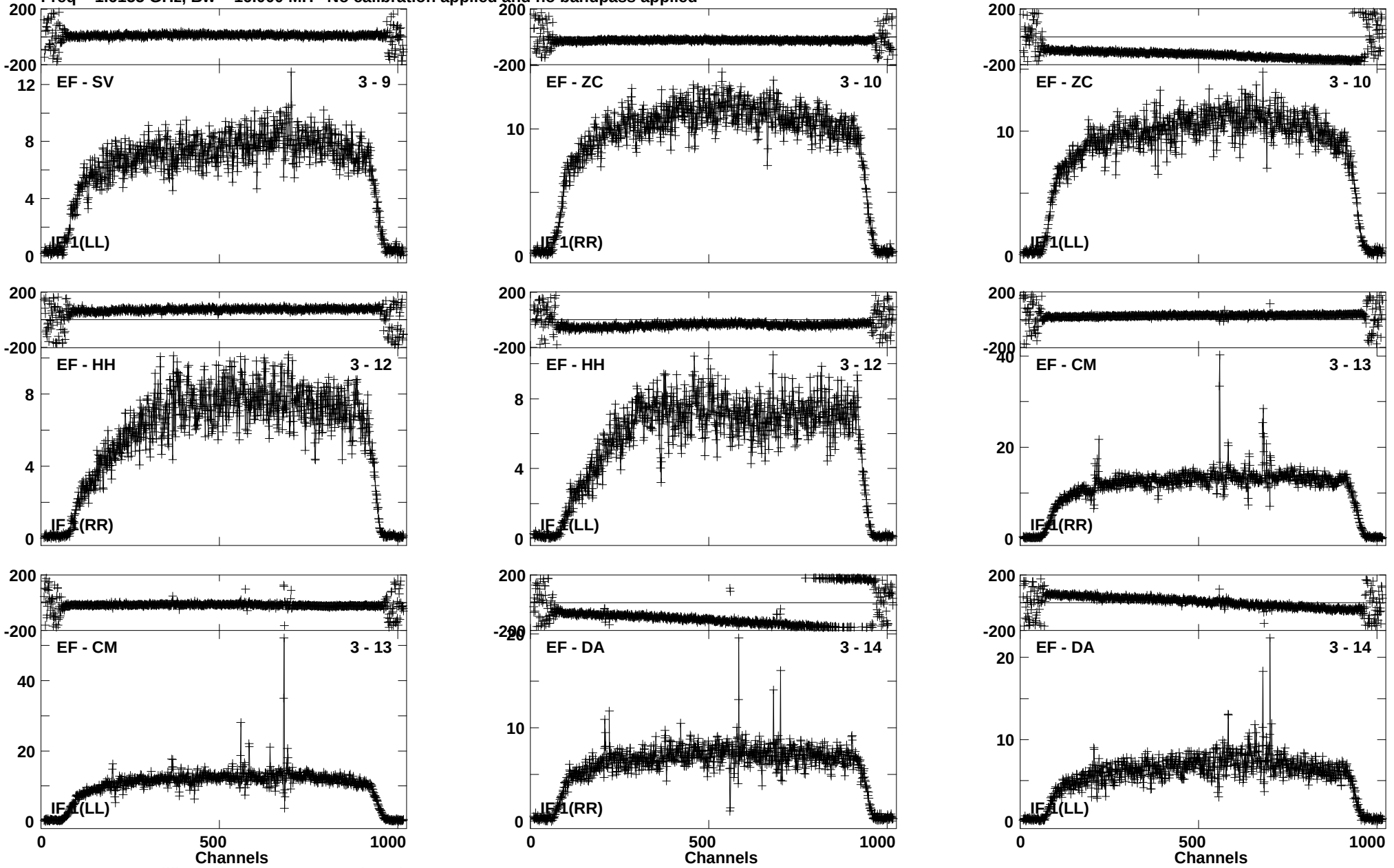

Lower frame: Milli Ampl Jy Top frame: Phas deg
Vector averaged cross-power spectrum Baseline: EF (03) - SV (09)
Timerange: 00/14:04:41 to 00/14:06:09

Plot file version 671 created 28-JUN-2019 13:38:57
J1642-0621 EP111B 2.UVDATA.1
Freq = 1.6155 GHz, Bw = 16.000 MH No calibration applied and no bandpass applied

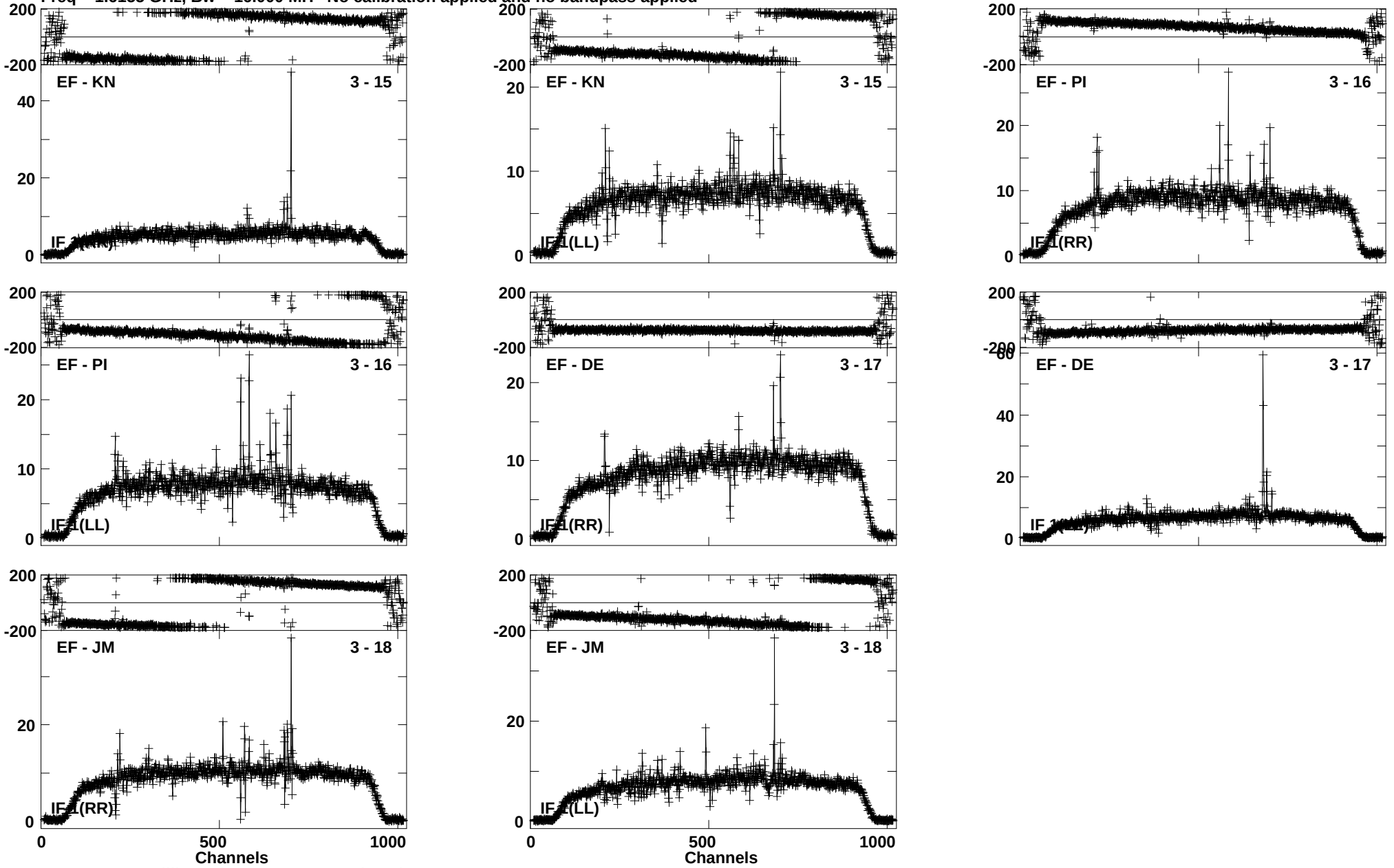

Lower frame: Milli Ampl Jy Top frame: Phas deg
Vector averaged cross-power spectrum Baseline: EF (03) - KN (15)
Timerange: 00/14:04:41 to 00/14:06:09

Plot file version 672 created 28-JUN-2019 13:38:59
IRAS16399 EP111B 2.UVDATA.1
Freq = 1.6155 GHz, Bw = 16.000 MH No calibration applied and no bandpass applied

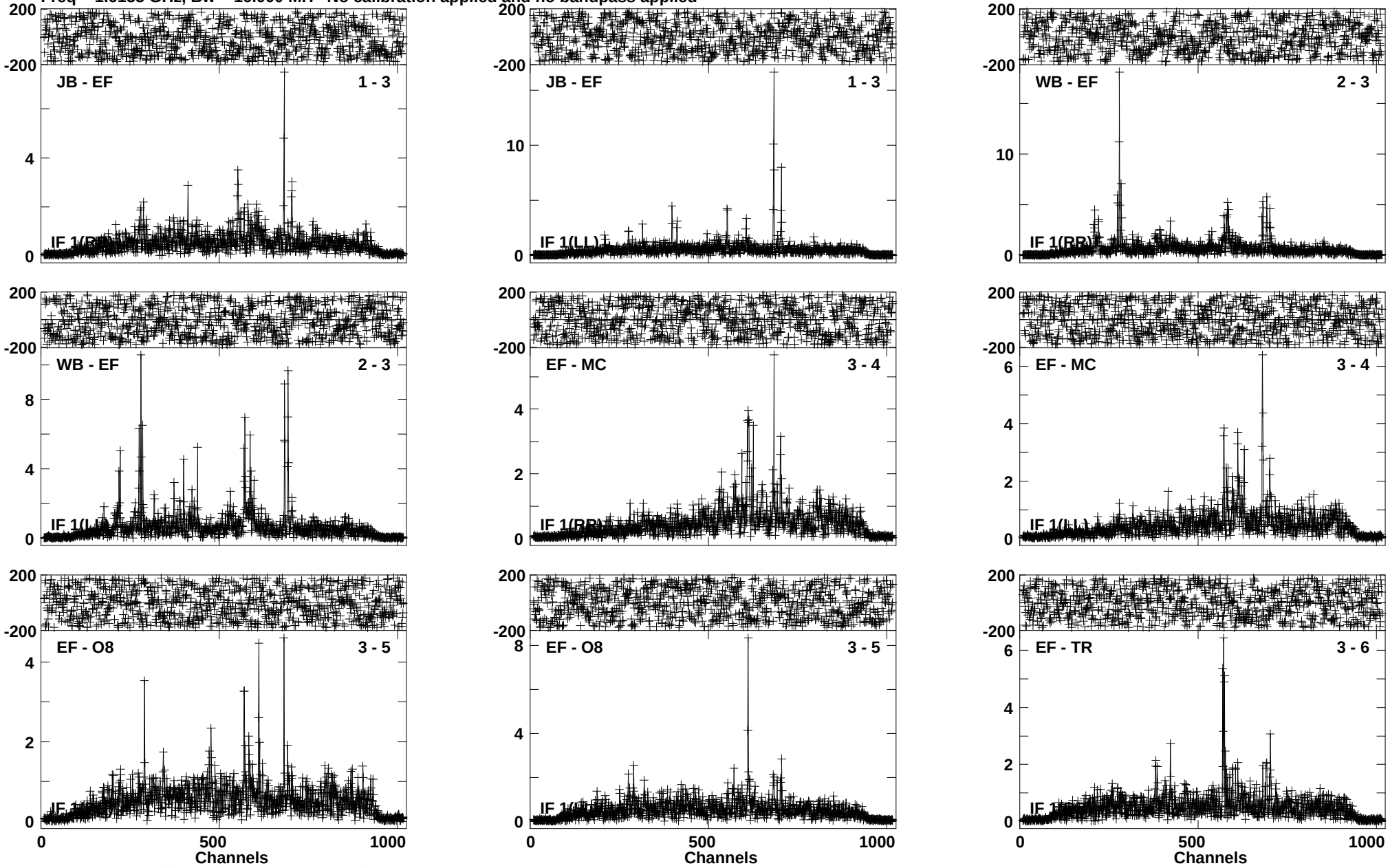

Lower frame: Milli Ampl Jy Top frame: Phas deg
Vector averaged cross-power spectrum Baseline: JB (01) - EF (03)
Timerange: 00/14:06:11 to 00/14:09:39

Plot file version 673 created 28-JUN-2019 13:38:59
IRAS16399 EP111B 2.UVDATA.1
Freq = 1.6155 GHz, Bw = 16.000 MH No calibration applied and no bandpass applied

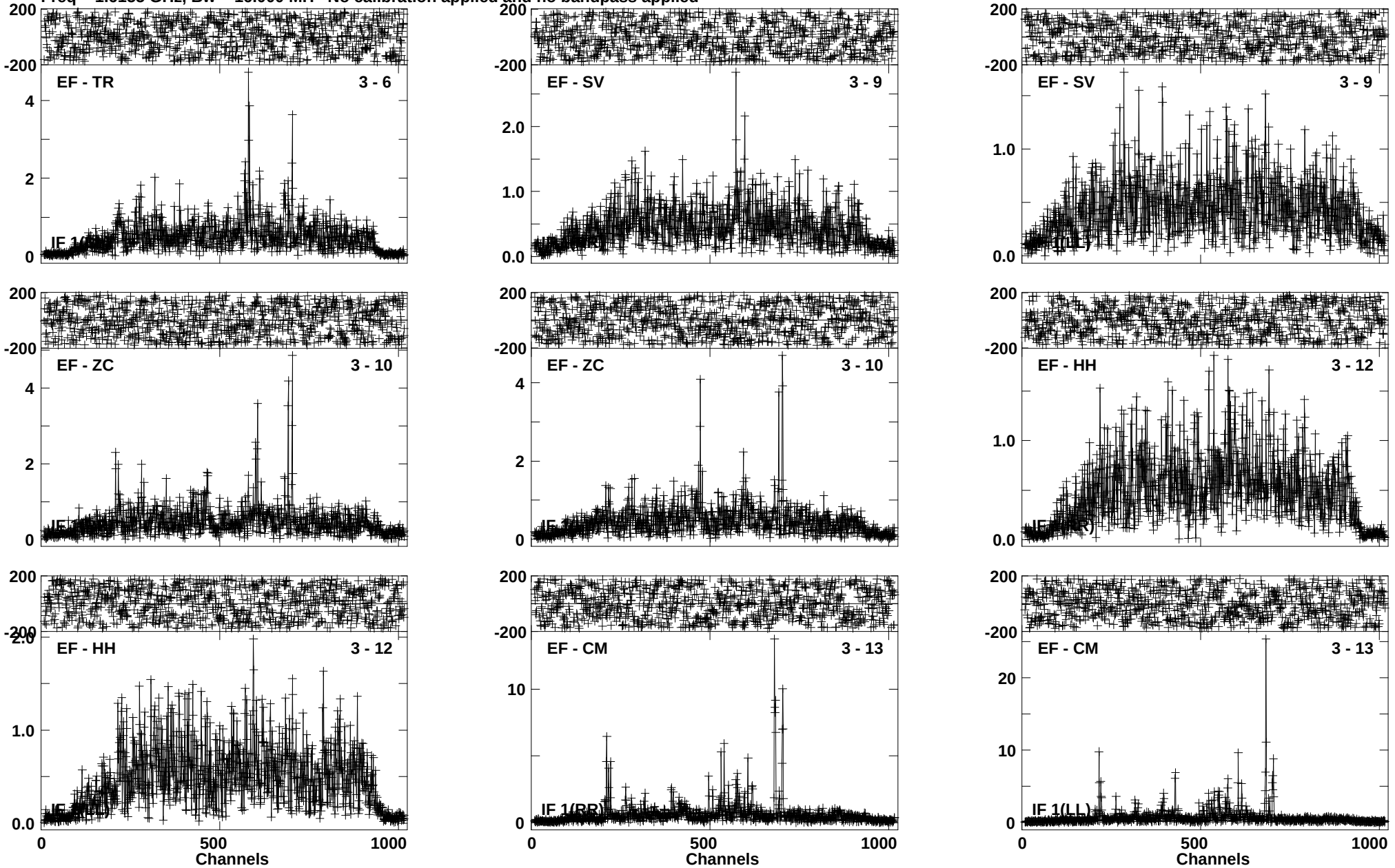

Lower frame: Milli Ampl Jy Top frame: Phas deg
Vector averaged cross-power spectrum Baseline: EF (03) - TR (06)
Timerange: 00/14:06:11 to 00/14:09:39

Plot file version 674 created 28-JUN-2019 13:39:00
IRAS16399 EP111B 2.UVDATA.1
Freq = 1.6155 GHz, Bw = 16.000 MH No calibration applied and no bandpass applied

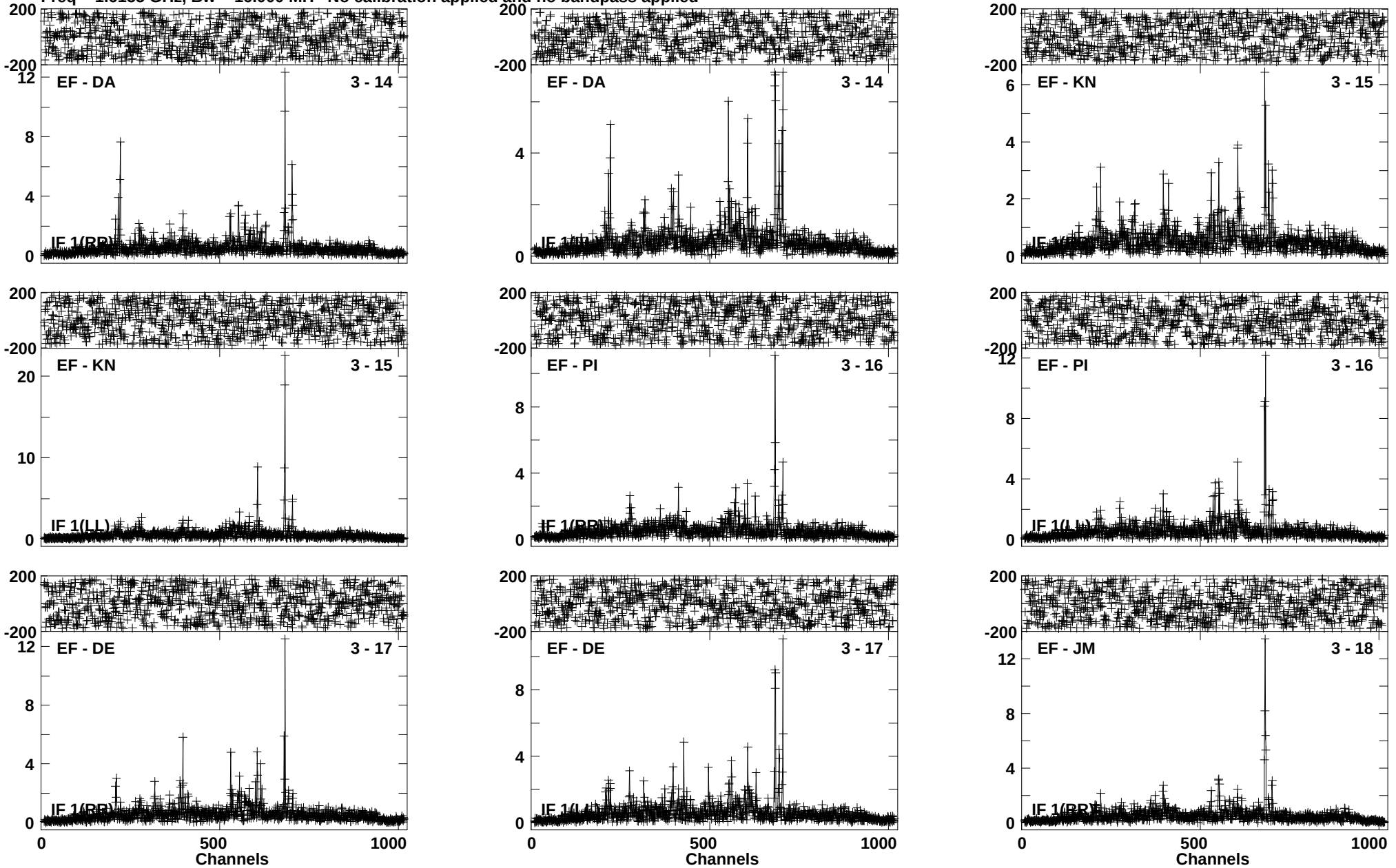

Lower frame: Milli Ampl Jy Top frame: Phas deg
Vector averaged cross-power spectrum Baseline: EF (03) - DA (14)
Timerange: 00/14:06:11 to 00/14:09:39

Plot file version 675 created 28-JUN-2019 13:39:00
IRAS16399 EP111B 2.UVDATA.1
Freq = 1.6155 GHz, Bw = 16.000 MH No calibration applied and no bandpass applied

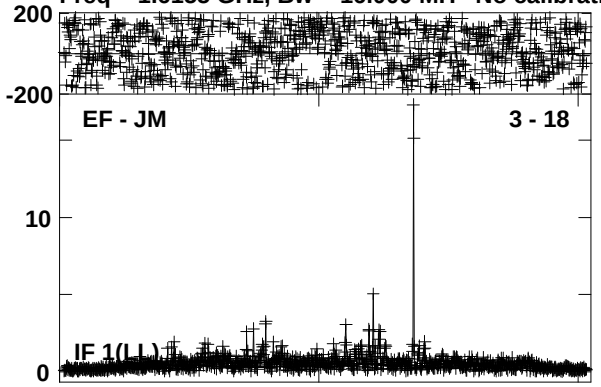

Lower frame: Milli Ampl Jy Top frame: Phas deg
Vector averaged cross-power spectrum Baseline: EF (03) - JM (18)
Timerange: 00/14:06:11 to 00/14:09:39

Plot file version 676 created 28-JUN-2019 13:39:01
J1642-0621 EP111B 2.UVDATA.1
Freq = 1.6155 GHz, Bw = 16.000 MH No calibration applied and no bandpass applied

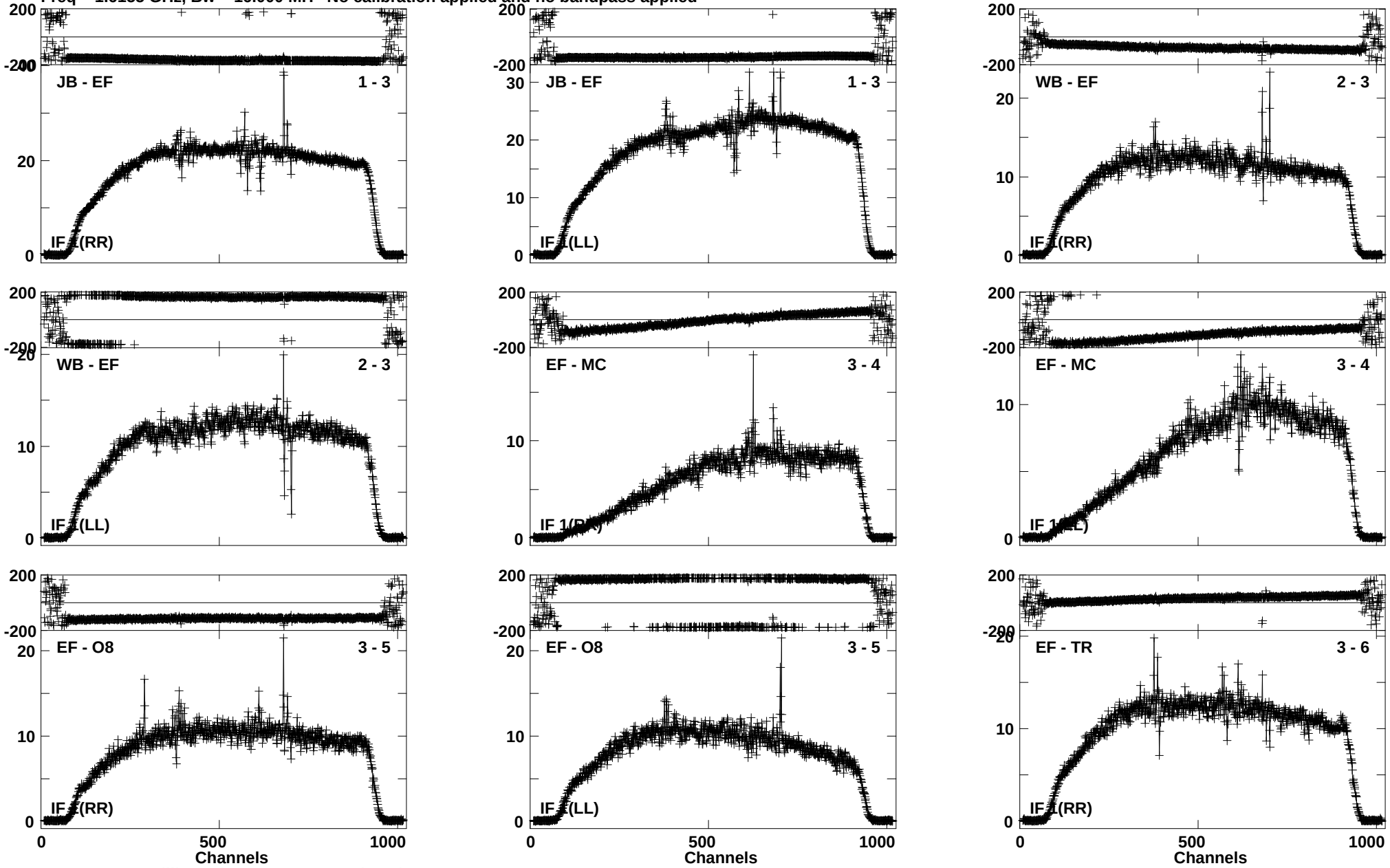

Lower frame: Milli Ampl Jy Top frame: Phas deg
Vector averaged cross-power spectrum Baseline: JB (01) - EF (03)
Timerange: 00/14:10:26 to 00/14:11:54

Plot file version 677 created 28-JUN-2019 13:39:02
J1642-0621 EP111B 2.UVDATA.1
Freq = 1.6155 GHz, Bw = 16.000 MH No calibration applied and no bandpass applied

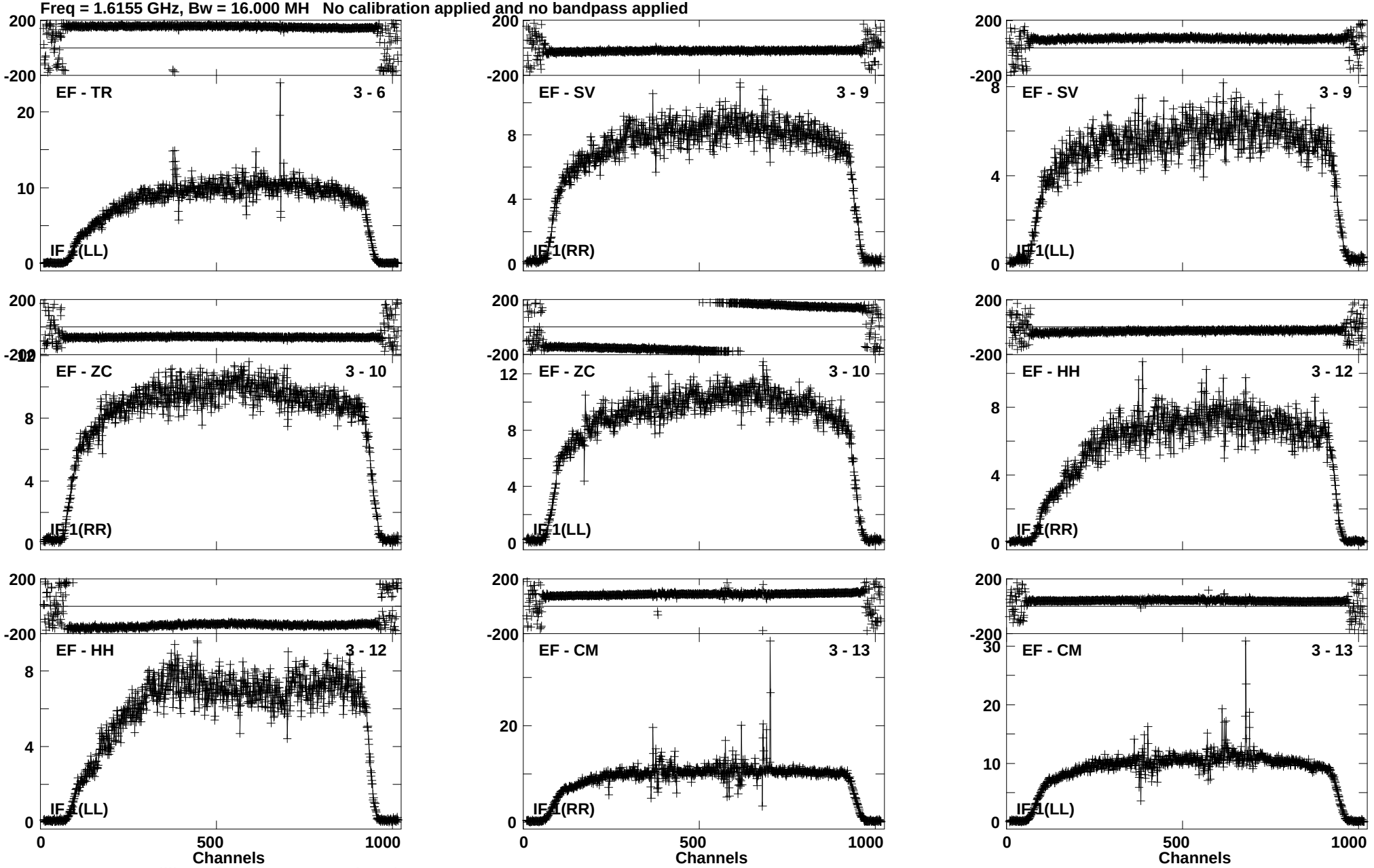

Lower frame: Milli Ampl Jy Top frame: Phas deg
Vector averaged cross-power spectrum Baseline: EF (03) - TR (06)
Timerange: 00/14:10:26 to 00/14:11:54

Plot file version 678 created 28-JUN-2019 13:39:03
J1642-0621 EP111B 2.UVDATA.1
Freq = 1.6155 GHz, Bw = 16.000 MH No calibration applied and no bandpass applied

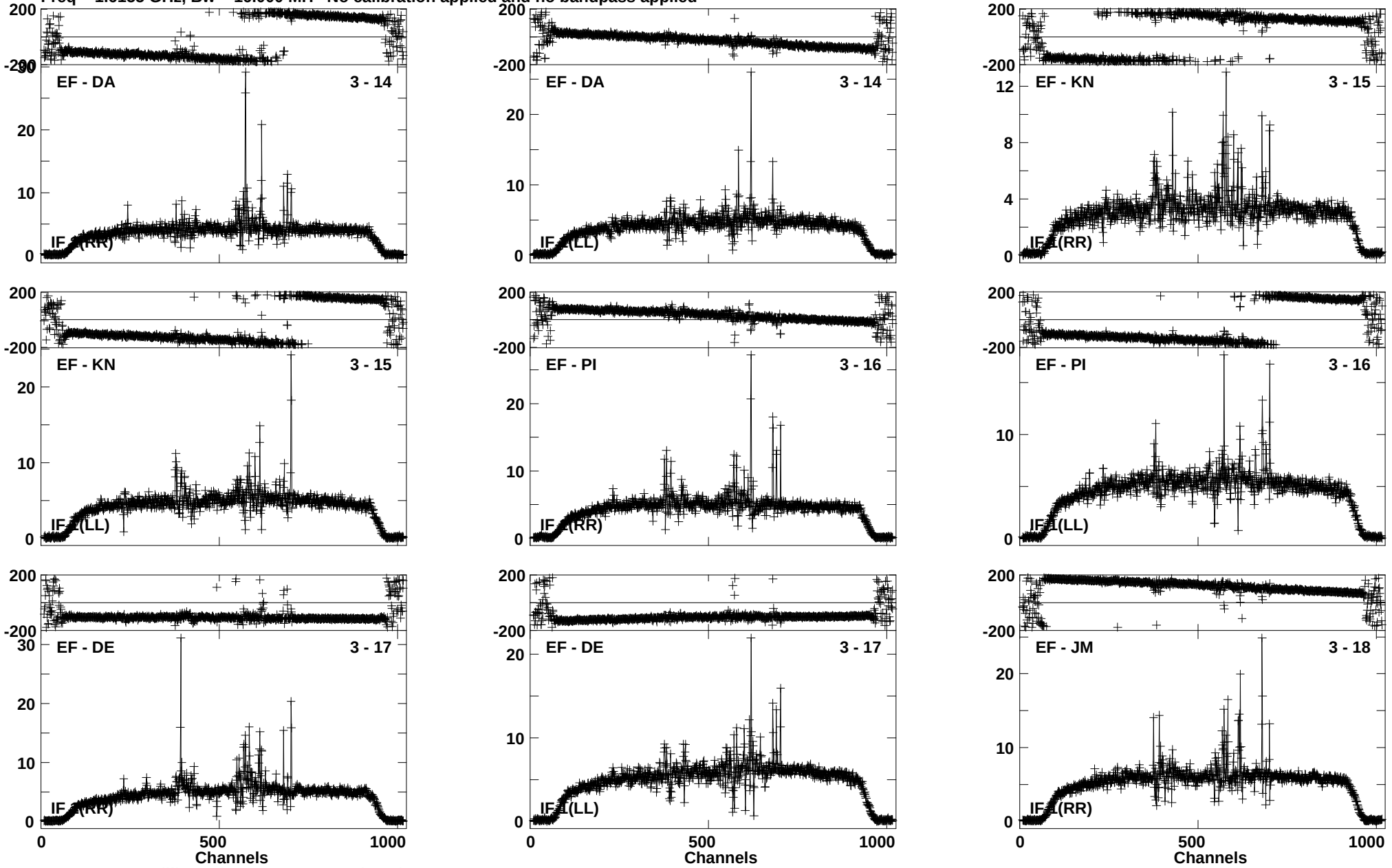

Lower frame: Milli Ampl Jy Top frame: Phas deg
Vector averaged cross-power spectrum Baseline: EF (03) - DA (14)
Timerange: 00/14:10:26 to 00/14:11:54

Plot file version 679 created 28-JUN-2019 13:39:03
J1642-0621 EP111B 2.UVDATA.1
Freq = 1.6155 GHz, Bw = 16.000 MH No calibration applied and no bandpass applied

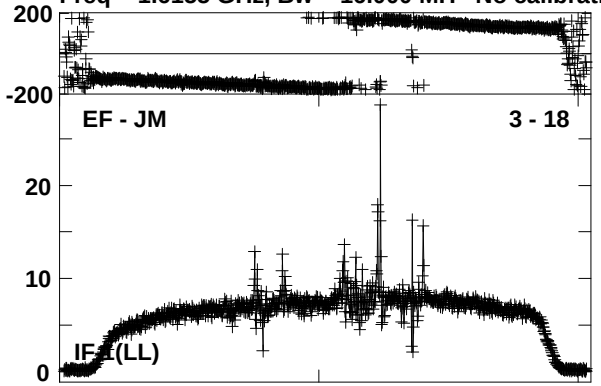

Lower frame: Milli Ampl Jy Top frame: Phas deg
Vector averaged cross-power spectrum Baseline: EF (03) - JM (18)
Timerange: 00/14:10:26 to 00/14:11:54

Plot file version 680 created 28-JUN-2019 13:39:04
IRAS16399 EP111B 2.UVDATA.1
Freq = 1.6155 GHz, Bw = 16.000 MH No calibration applied and no bandpass applied

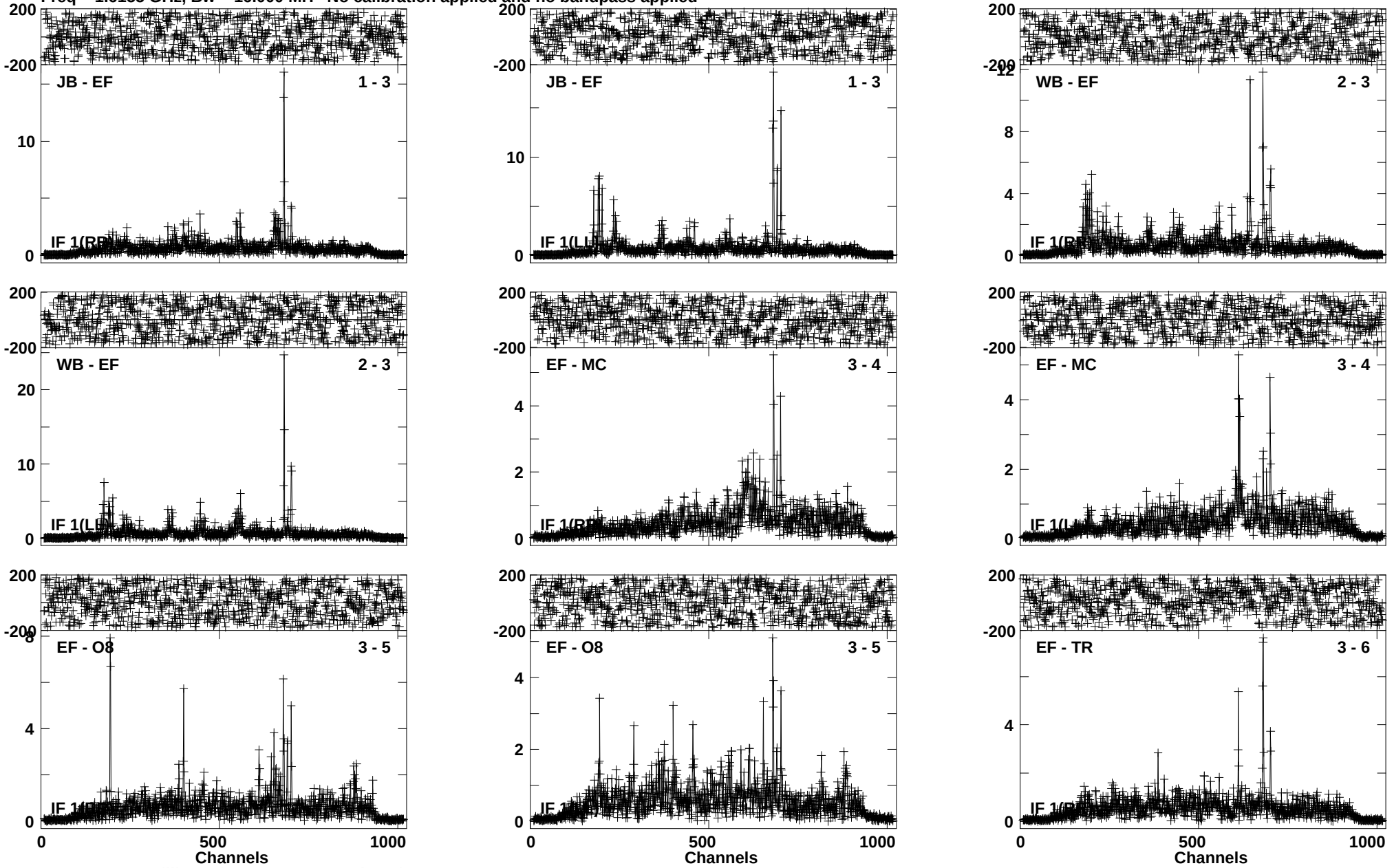

Lower frame: Milli Ampl Jy Top frame: Phas deg
Vector averaged cross-power spectrum Baseline: JB (01) - EF (03)
Timerange: 00/14:11:56 to 00/14:15:24

Plot file version 681 created 28-JUN-2019 13:39:05
IRAS16399 EP111B 2.UVDATA.1
Freq = 1.6155 GHz, Bw = 16.000 MH No calibration applied and no bandpass applied

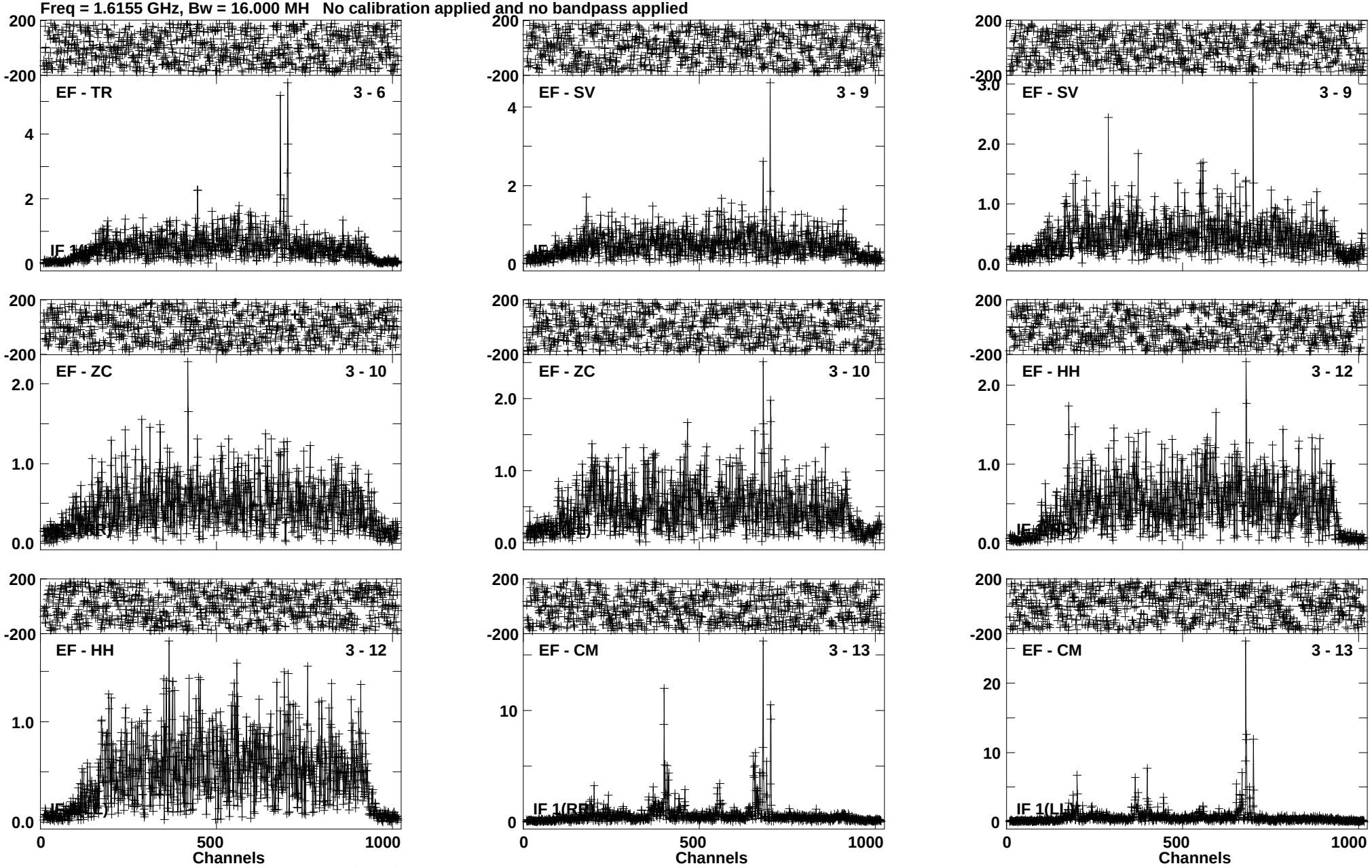

Lower frame: Milli Ampl Jy Top frame: Phas deg
Vector averaged cross-power spectrum Baseline: EF (03) - TR (06)
Timerange: 00/14:11:56 to 00/14:15:24

Plot file version 682 created 28-JUN-2019 13:39:05
IRAS16399 EP111B 2.UVDATA.1
Freq = 1.6155 GHz, Bw = 16.000 MH No calibration applied and no bandpass applied

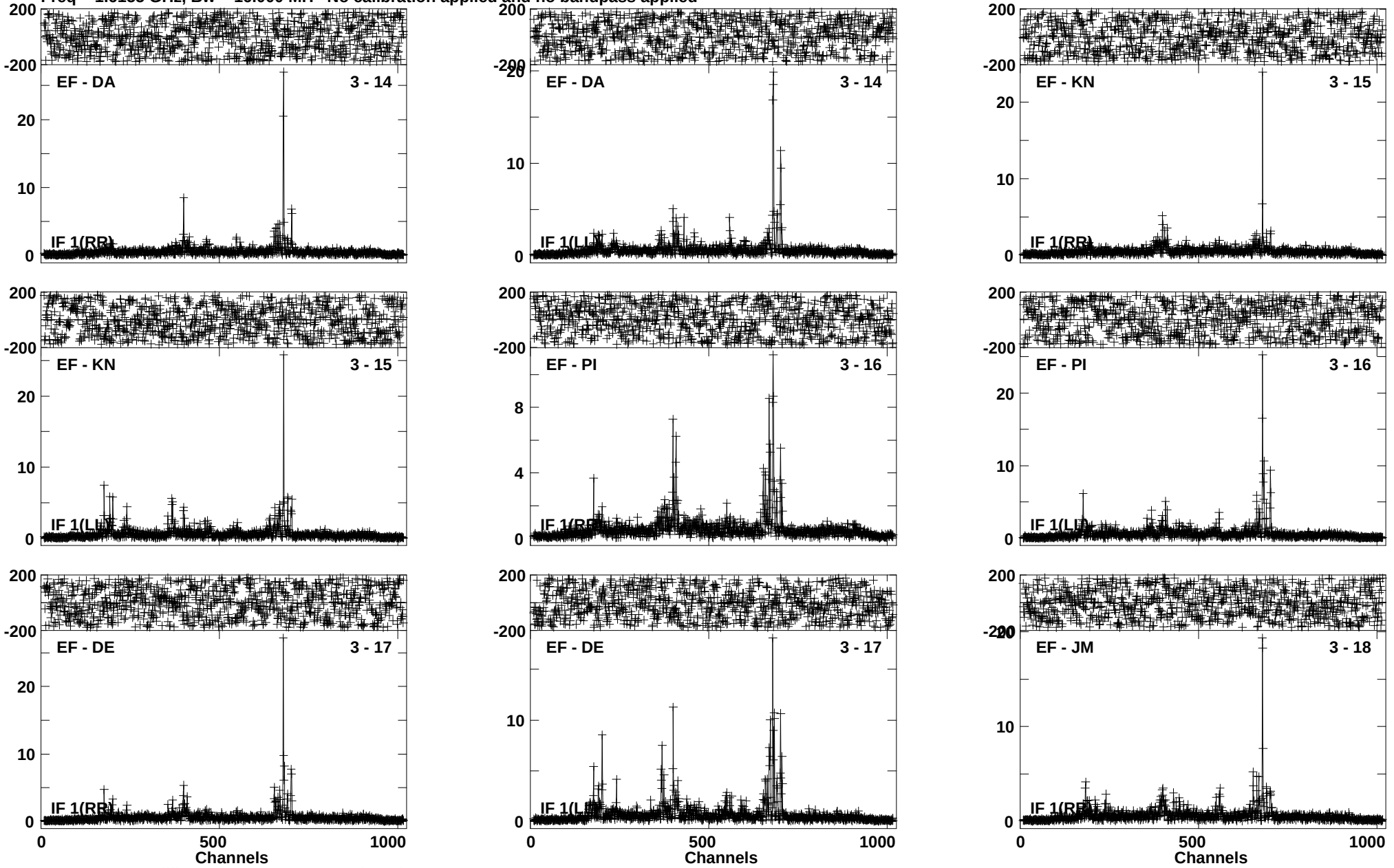

Lower frame: Milli Ampl Jy Top frame: Phas deg
Vector averaged cross-power spectrum Baseline: EF (03) - DA (14)
Timerange: 00/14:11:56 to 00/14:15:24

Plot file version 683 created 28-JUN-2019 13:39:06
IRAS16399 EP111B 2.UVDATA.1
Freq = 1.6155 GHz, Bw = 16.000 MH No calibration applied and no bandpass applied

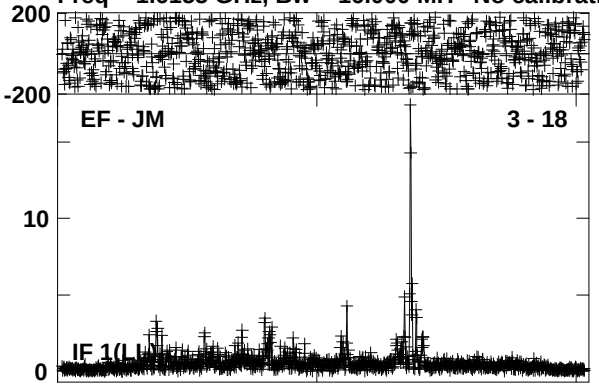

Lower frame: Milli Ampl Jy Top frame: Phas deg
Vector averaged cross-power spectrum Baseline: EF (03) - JM (18)
Timerange: 00/14:11:56 to 00/14:15:24

Plot file version 684 created 28-JUN-2019 13:39:07
J1642-0621 EP111B 2.UVDATA.1
Freq = 1.6155 GHz, Bw = 16.000 MH No calibration applied and no bandpass applied

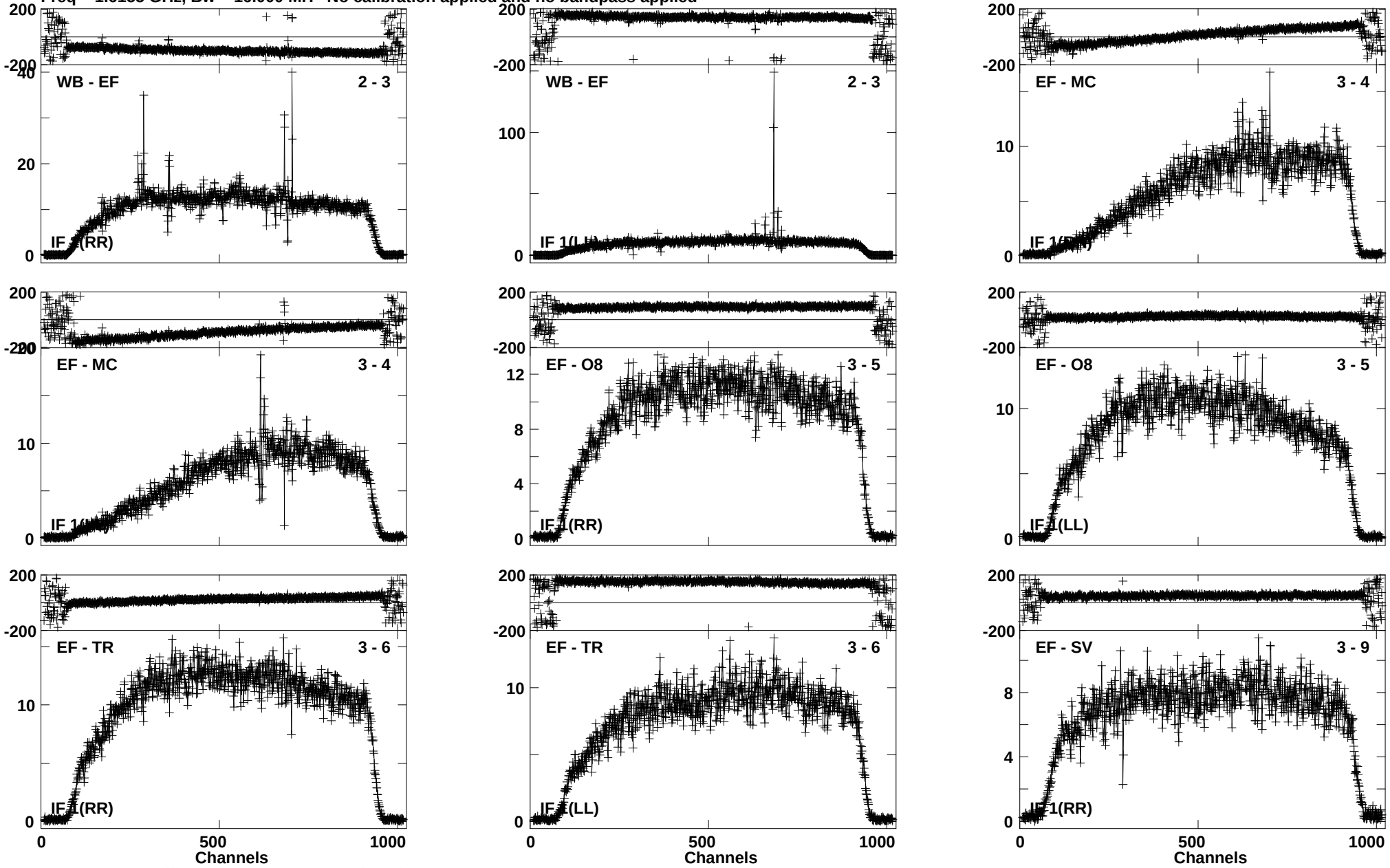

Lower frame: Milli Ampl Jy Top frame: Phas deg
Vector averaged cross-power spectrum Baseline: WB (02) - EF (03)
Timerange: 00/14:15:26 to 00/14:16:54

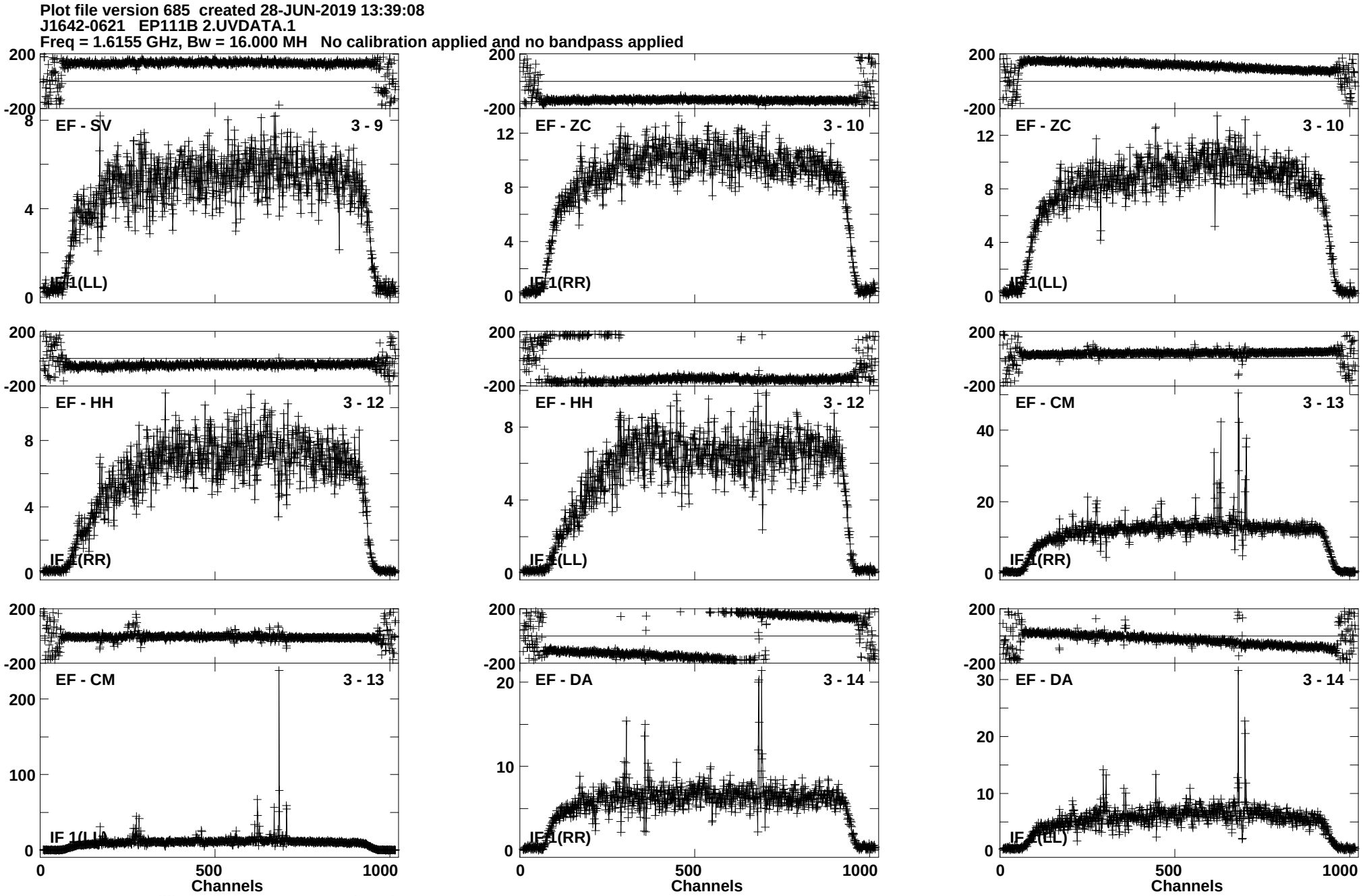
Plot file version 685 created 28-JUN-2019 13:39:08
J1642-0621 EP111B 2.UVDATA.1
Freq = 1.6155 GHz, Bw = 16.000 MH No calibration applied and no bandpass applied
EF - SV 3 - 9
IF 1(LL)
EF - ZC 3 - 10
IF 1(RR)
EF - ZC 3 - 10
IF 1(LL)
EF - HH 3 - 12
IF 1(RR)
EF - HH 3 - 12
IF 1(LL)
EF - CM 3 - 13
IF 1(RR)
EF - CM 3 - 13
EF - DA 3 - 14
IF 1(RR)
EF - DA 3 - 14
IF 1(LL)
Channels
Channels
Channels
Lower frame: Milli Ampl Jy Top frame: Phas deg
Vector averaged cross-power spectrum Baseline: EF (03) - SV (09)
Timerange: 00/14:15:26 to 00/14:16:54

Plot file version 686 created 28-JUN-2019 13:39:08
J1642-0621 EP111B 2.UVDATA.1
Freq = 1.6155 GHz, Bw = 16.000 MH No calibration applied and no bandpass applied

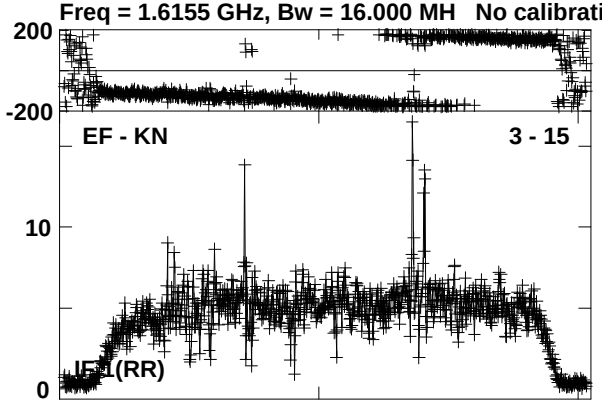

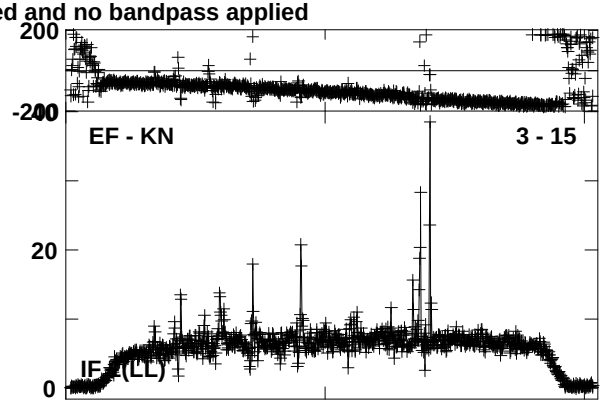

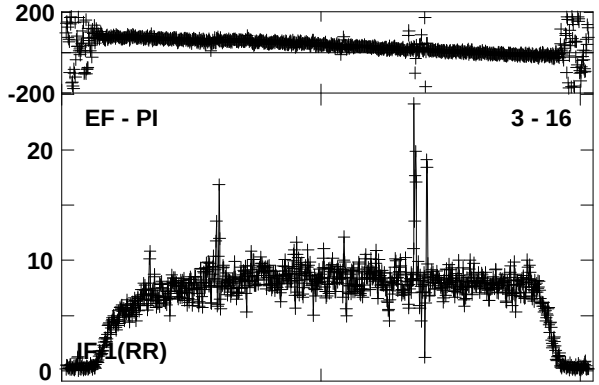

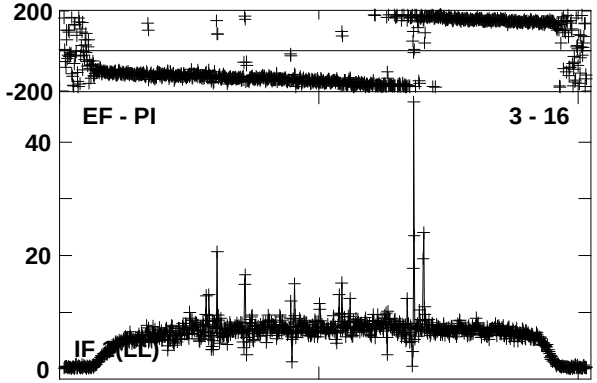

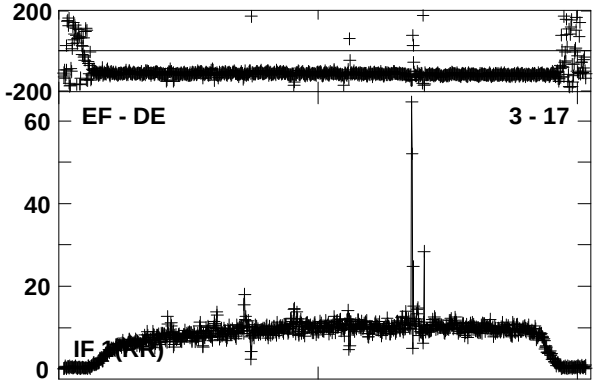

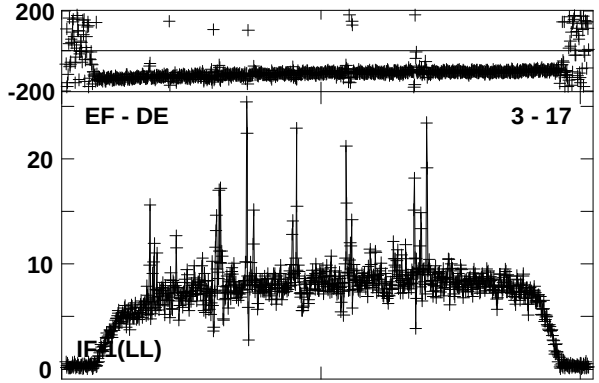

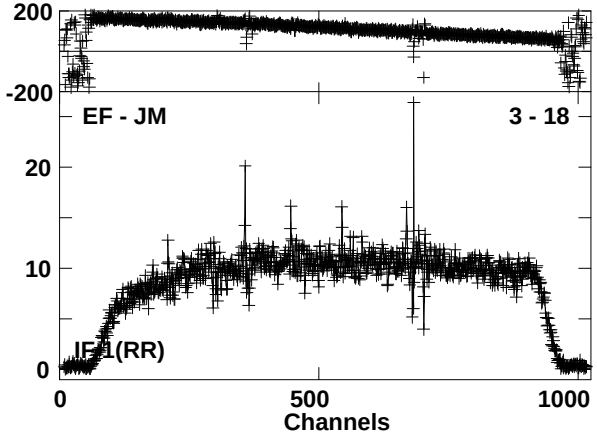

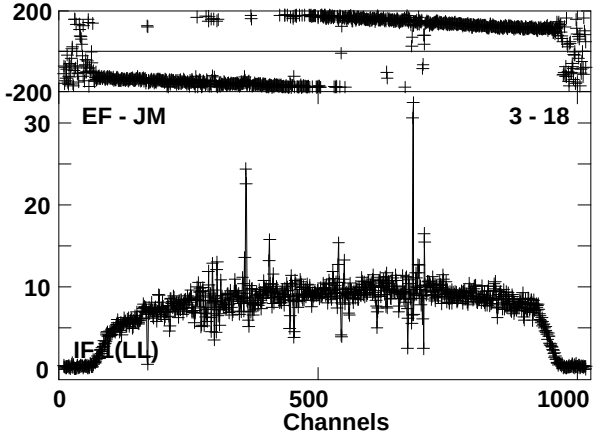

Lower frame: Milli Ampl Jy Top frame: Phas deg
Vector averaged cross-power spectrum Baseline: EF (03) - KN (15)
Timerange: 00/14:15:26 to 00/14:16:54

Plot file version 687 created 28-JUN-2019 13:39:09
IRAS16399 EP111B 2.UVDATA.1
Freq = 1.6155 GHz, Bw = 16.000 MH No calibration applied and no bandpass applied

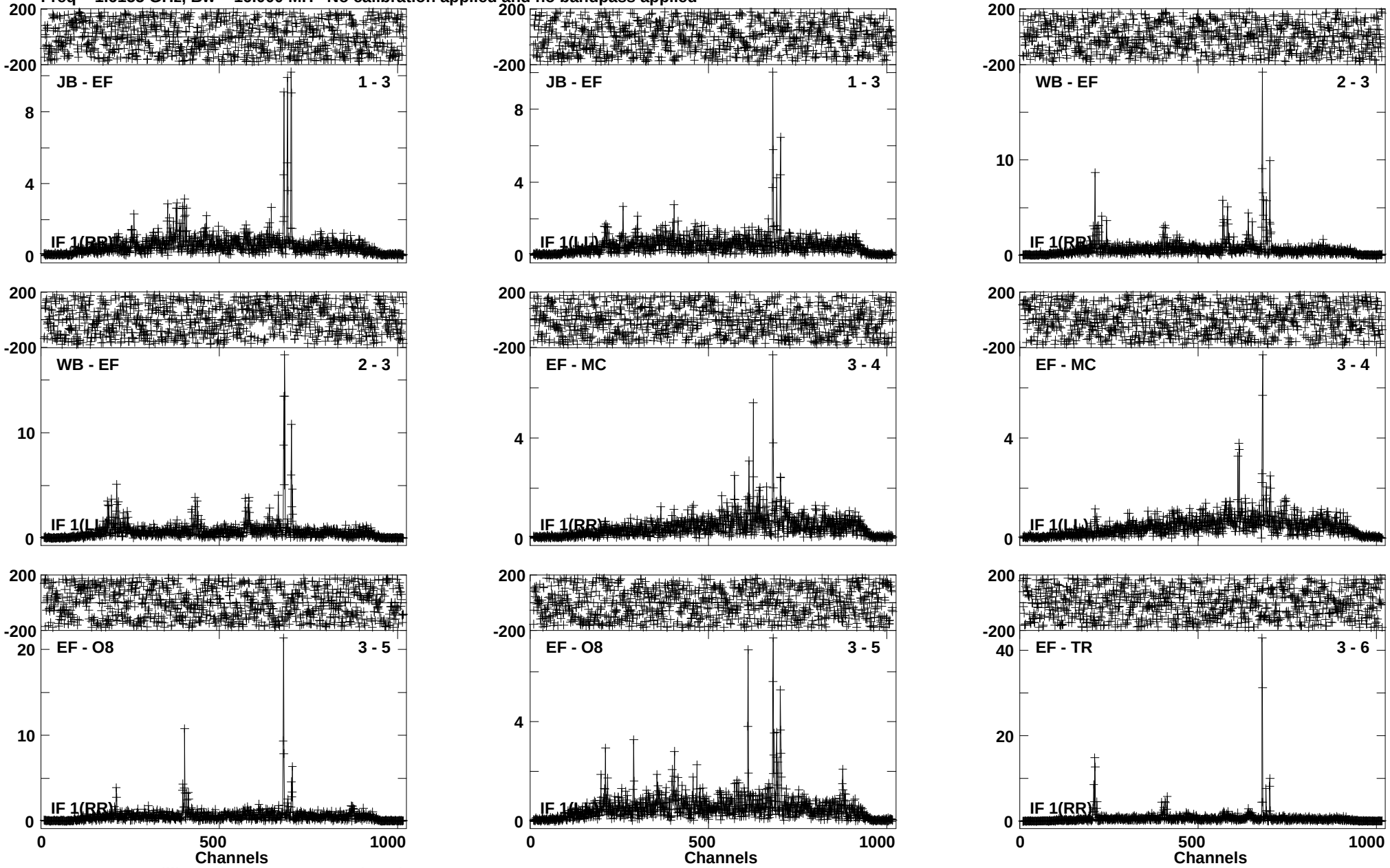

Lower frame: Milli Ampl Jy Top frame: Phas deg
Vector averaged cross-power spectrum Baseline: JB (01) - EF (03)
Timerange: 00/14:16:56 to 00/14:20:24

Plot file version 688 created 28-JUN-2019 13:39:10
IRAS16399 EP111B 2.UVDATA.1
Freq = 1.6155 GHz, Bw = 16.000 MH No calibration applied and no bandpass applied

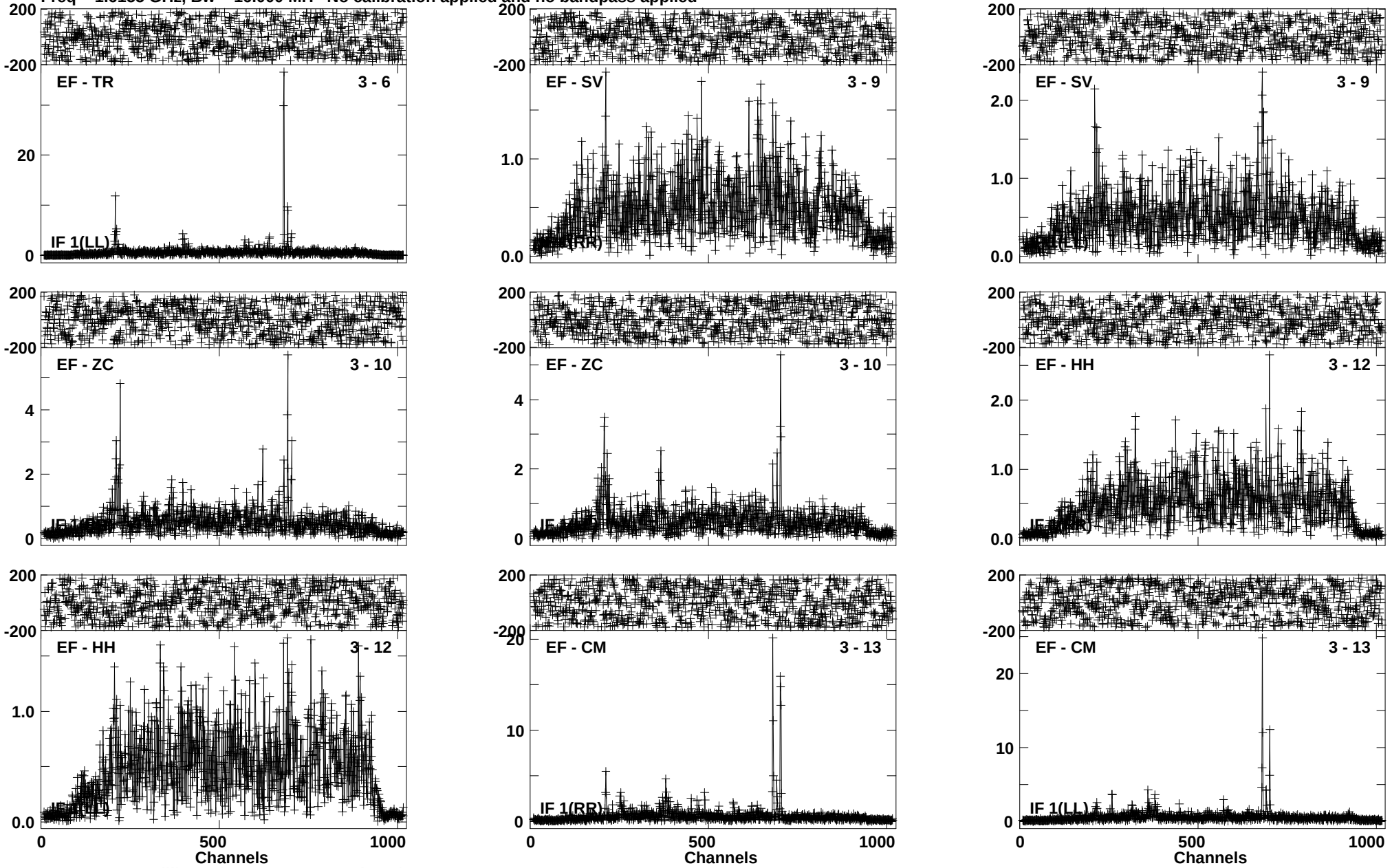

Lower frame: Milli Ampl Jy Top frame: Phas deg
Vector averaged cross-power spectrum Baseline: EF (03) - TR (06)
Timerange: 00/14:16:56 to 00/14:20:24

Plot file version 689 created 28-JUN-2019 13:39:11
IRAS16399 EP111B 2.UVDATA.1
Freq = 1.6155 GHz, Bw = 16.000 MH No calibration applied and no bandpass applied

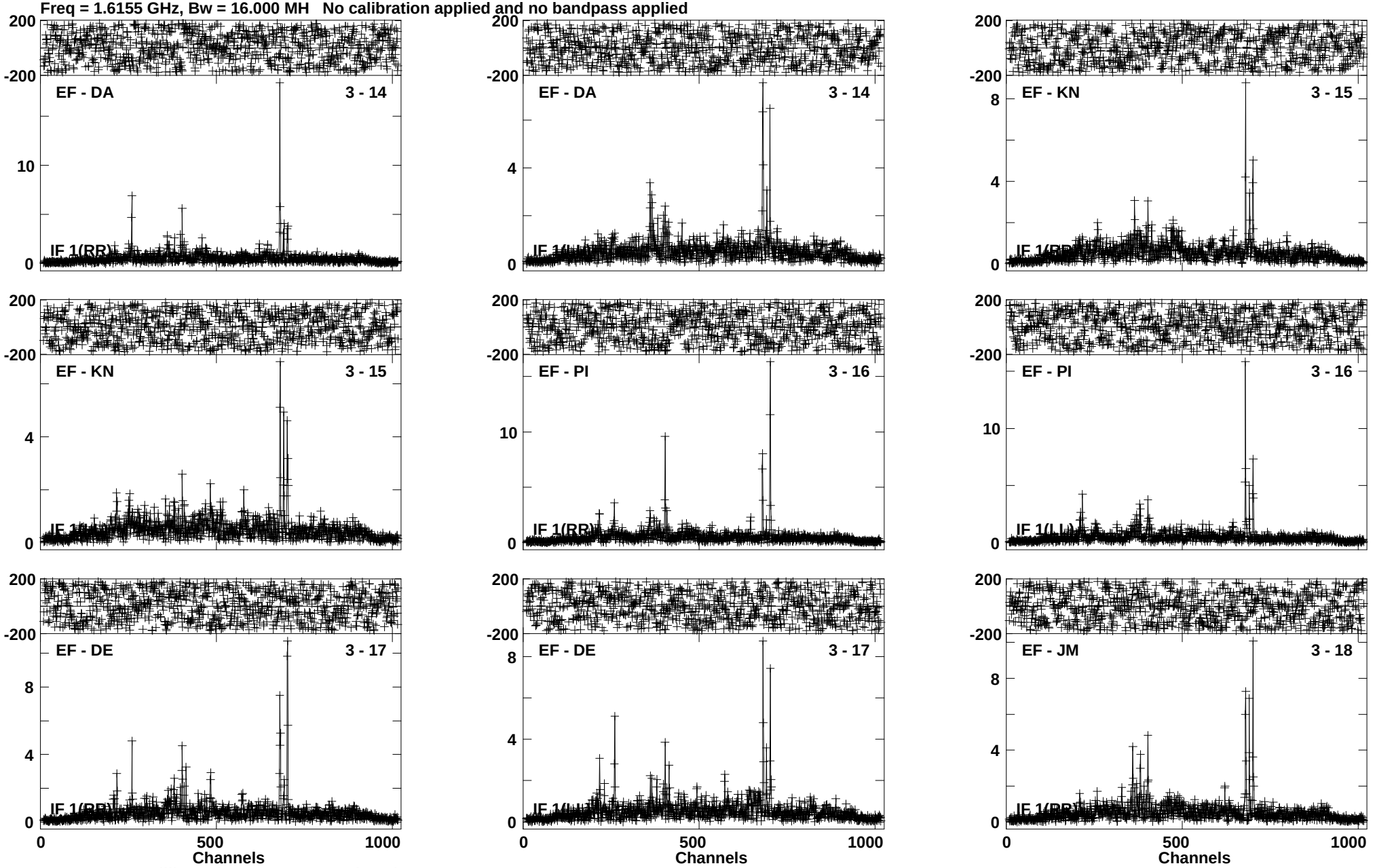

Lower frame: Milli Ampl Jy Top frame: Phas deg
Vector averaged cross-power spectrum Baseline: EF (03) - DA (14)
Timerange: 00/14:16:56 to 00/14:20:24

Plot file version 690 created 28-JUN-2019 13:39:11
IRAS16399 EP111B 2.UVDATA.1
Freq = 1.6155 GHz, Bw = 16.000 MH No calibration applied and no bandpass applied

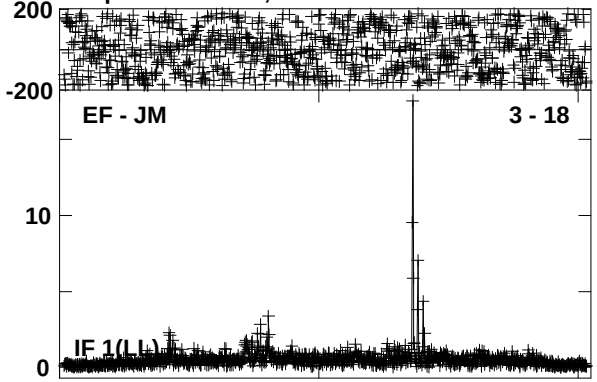

Lower frame: Milli Ampl Jy Top frame: Phas deg
Vector averaged cross-power spectrum Baseline: EF (03) - JM (18)
Timerange: 00/14:16:56 to 00/14:20:24

Plot file version 691 created 28-JUN-2019 13:39:12
J1642-0621 EP111B 2.UVDATA.1
Freq = 1.6155 GHz, Bw = 16.000 MH No calibration applied and no bandpass applied

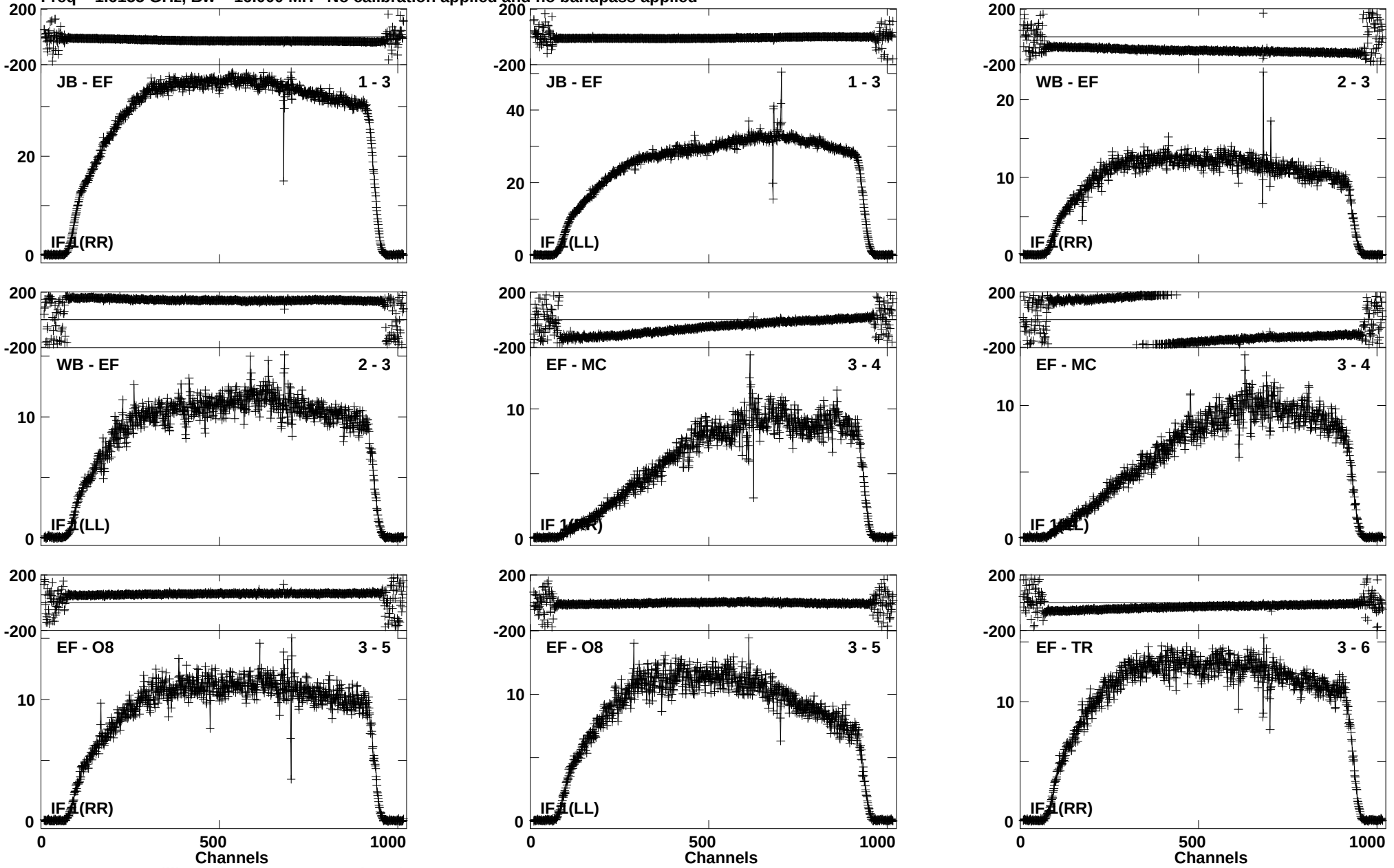

Lower frame: Milli Ampl Jy Top frame: Phas deg
Vector averaged cross-power spectrum Baseline: JB (01) - EF (03)
Timerange: 00/14:21:11 to 00/14:22:39

Plot file version 692 created 28-JUN-2019 13:39:13
J1642-0621 EP111B 2.UVDATA.1
Freq = 1.6155 GHz, Bw = 16.000 MH No calibration applied and no bandpass applied

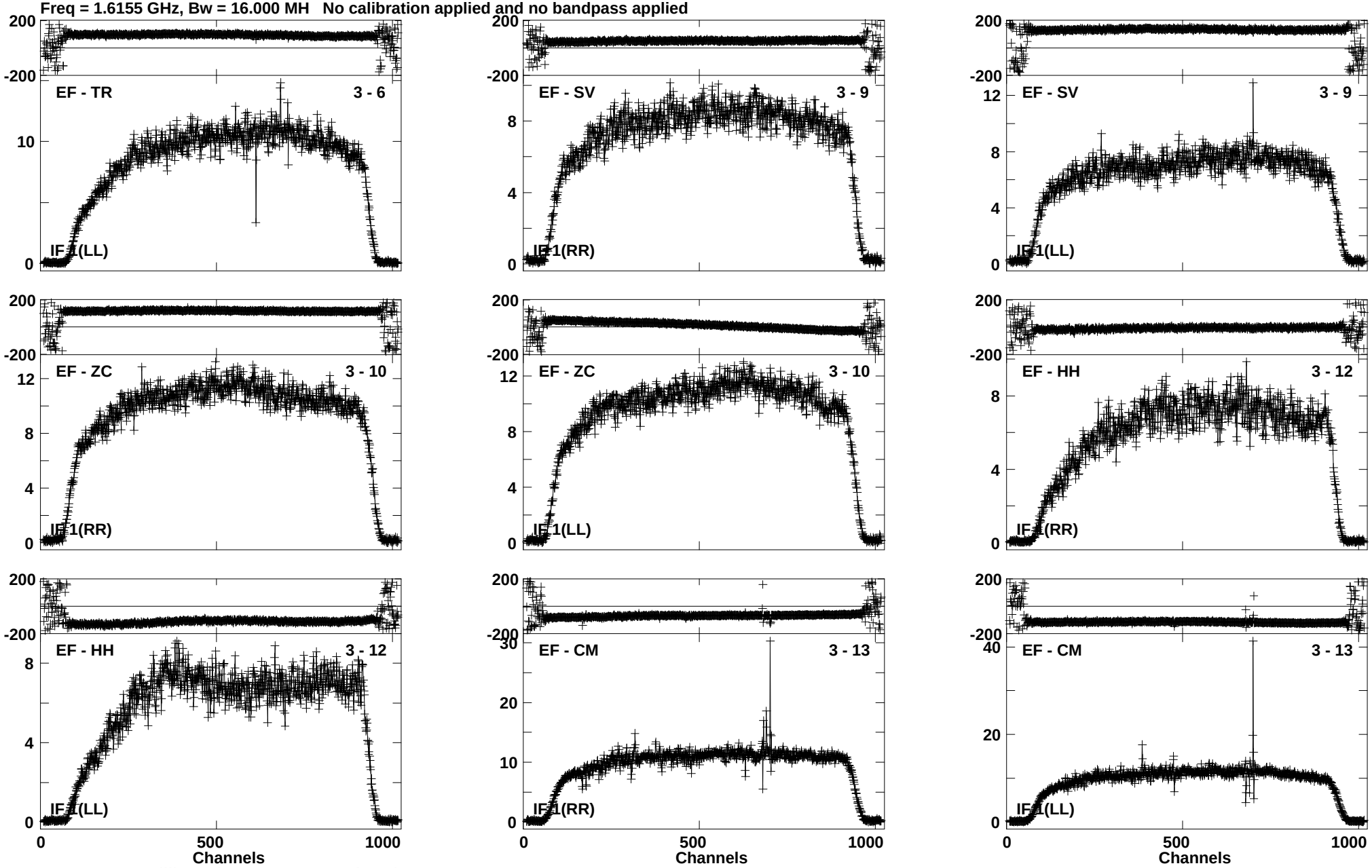

Lower frame: Milli Ampl Jy Top frame: Phas deg
Vector averaged cross-power spectrum Baseline: EF (03) - TR (06)
Timerange: 00/14:21:11 to 00/14:22:39

Plot file version 693 created 28-JUN-2019 13:39:13
J1642-0621 EP111B 2.UVDATA.1
Freq = 1.6155 GHz, Bw = 16.000 MH No calibration applied and no bandpass applied

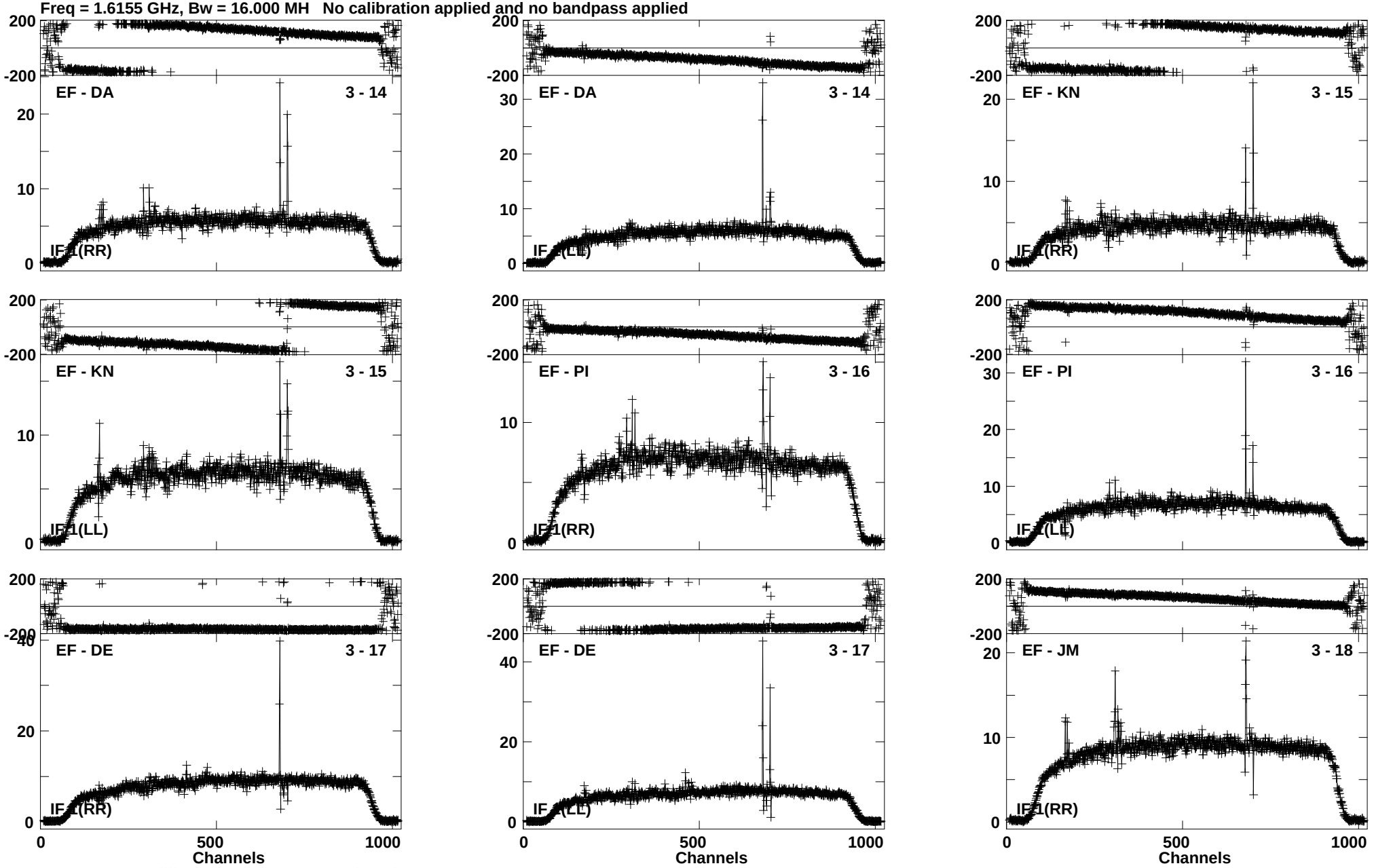

Lower frame: Milli Ampl Jy Top frame: Phas deg
Vector averaged cross-power spectrum Baseline: EF (03) - DA (14)
Timerange: 00/14:21:11 to 00/14:22:39

Plot file version 694 created 28-JUN-2019 13:39:14
J1642-0621 EP111B 2.UVDATA.1
Freq = 1.6155 GHz, Bw = 16.000 MH No calibration applied and no bandpass applied

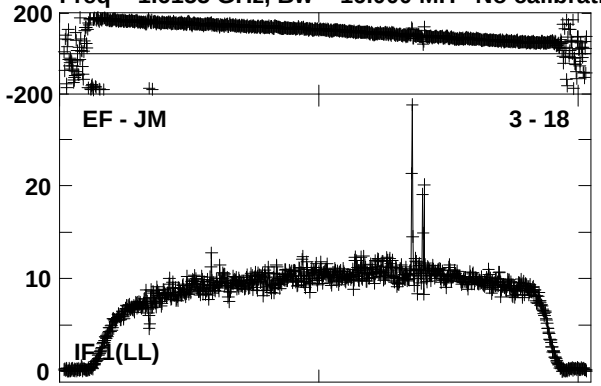

Lower frame: Milli Ampl Jy Top frame: Phas deg
Vector averaged cross-power spectrum Baseline: EF (03) - JM (18)
Timerange: 00/14:21:11 to 00/14:22:39

Plot file version 695 created 28-JUN-2019 13:39:15
IRAS16399 EP111B 2.UVDATA.1
Freq = 1.6155 GHz, Bw = 16.000 MH No calibration applied and no bandpass applied

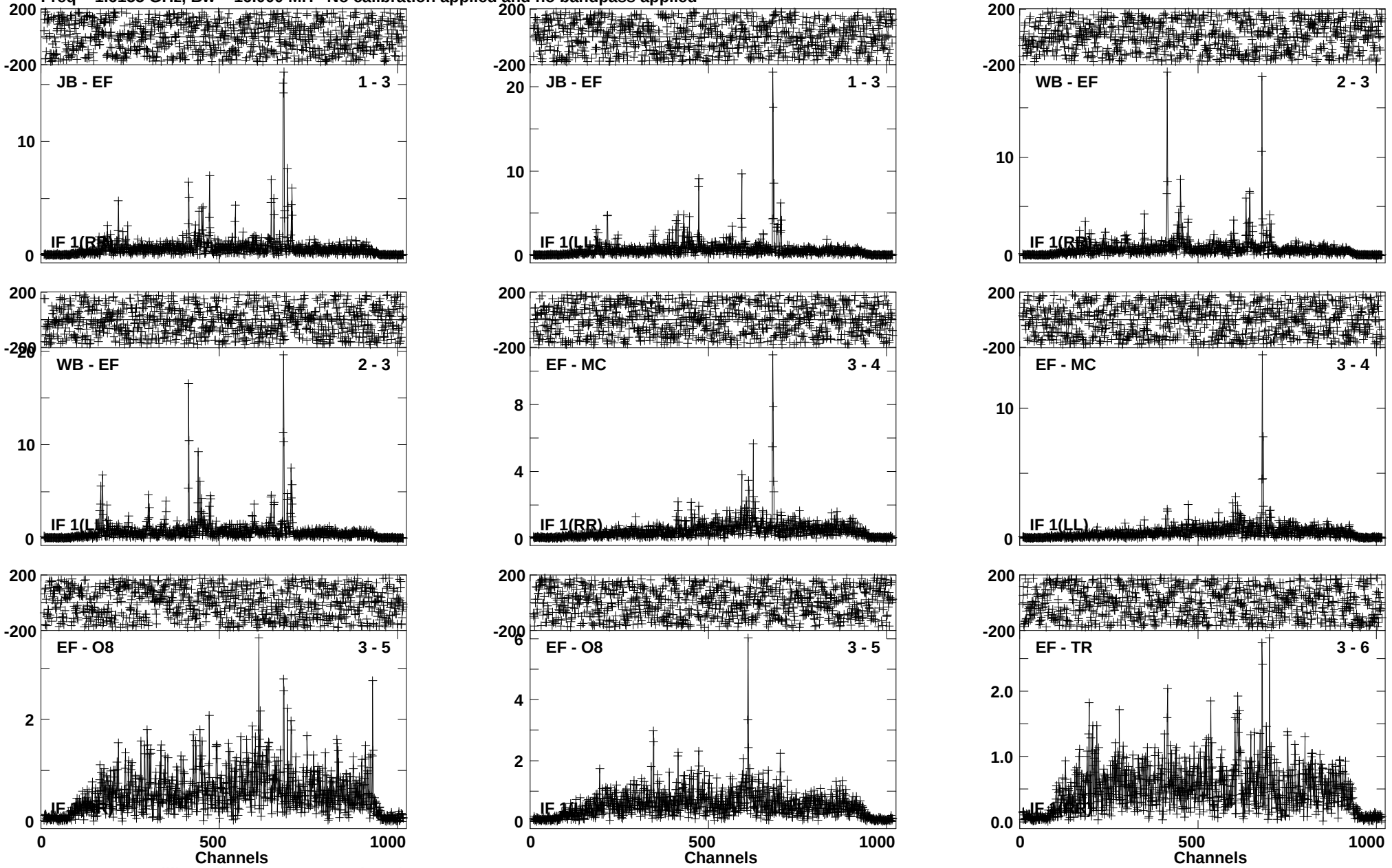

Lower frame: Milli Ampl Jy Top frame: Phas deg
Vector averaged cross-power spectrum Baseline: JB (01) - EF (03)
Timerange: 00/14:22:41 to 00/14:26:09

Plot file version 696 created 28-JUN-2019 13:39:15
IRAS16399 EP111B 2.UVDATA.1
Freq = 1.6155 GHz, Bw = 16.000 MH No calibration applied and no bandpass applied

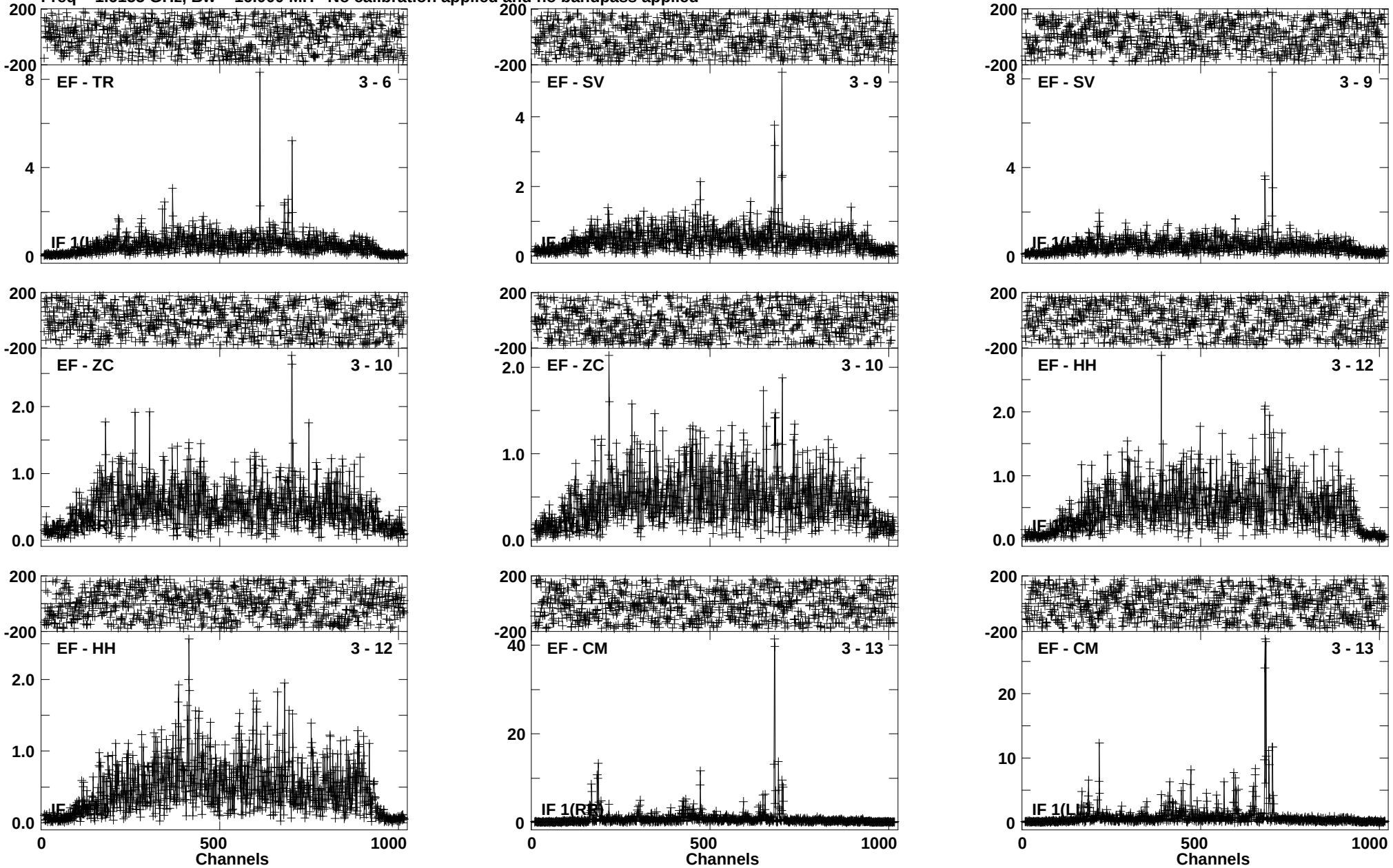

Lower frame: Milli Ampl Jy Top frame: Phas deg
Vector averaged cross-power spectrum Baseline: EF (03) - TR (06)
Timerange: 00/14:22:41 to 00/14:26:09

Plot file version 697 created 28-JUN-2019 13:39:16
IRAS16399 EP111B 2.UVDATA.1
Freq = 1.6155 GHz, Bw = 16.000 MH No calibration applied and no bandpass applied

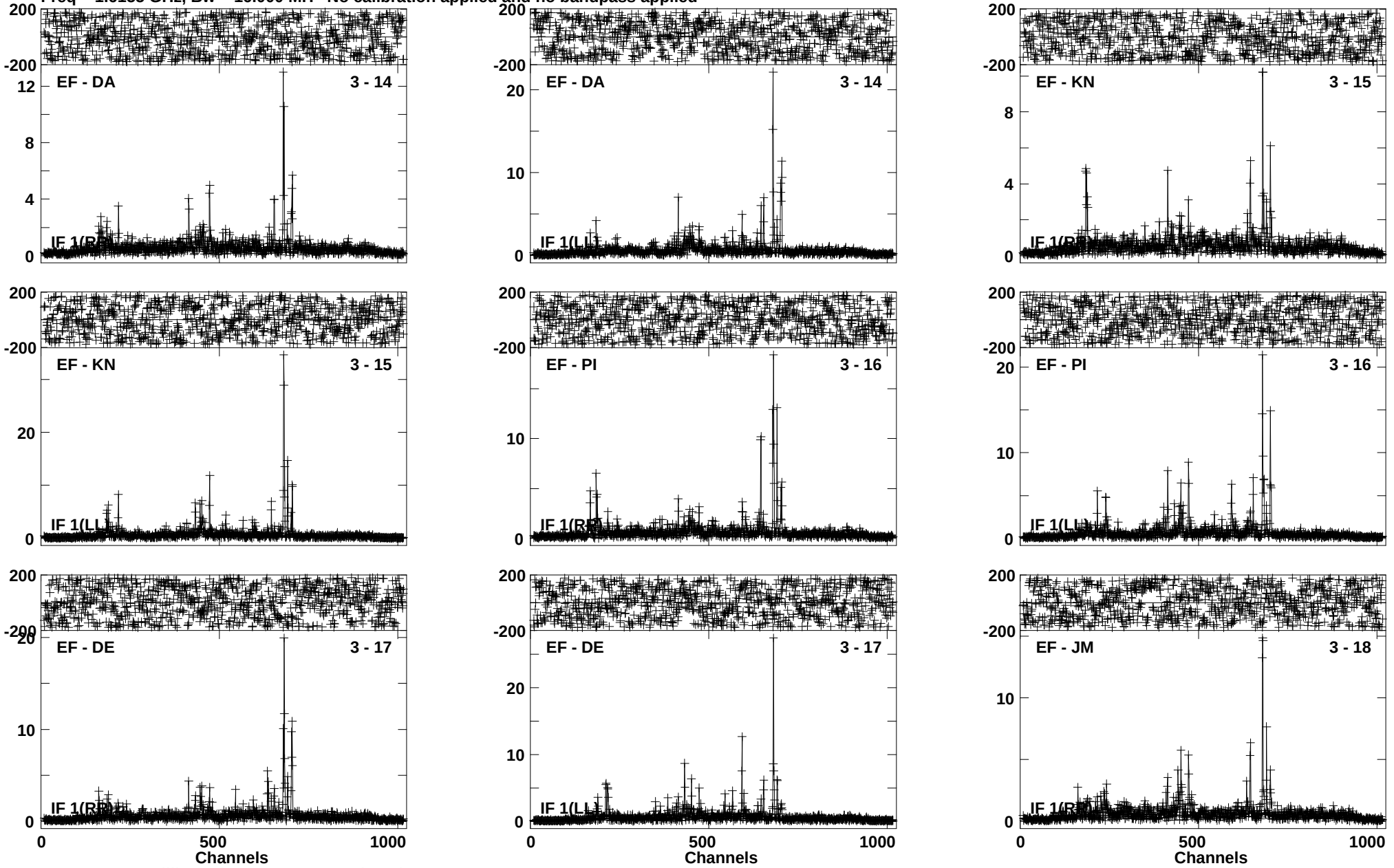

Lower frame: Milli Ampl Jy Top frame: Phas deg
Vector averaged cross-power spectrum Baseline: EF (03) - DA (14)
Timerange: 00/14:22:41 to 00/14:26:09

Plot file version 698 created 28-JUN-2019 13:39:17
IRAS16399 EP111B 2.UVDATA.1
Freq = 1.6155 GHz, Bw = 16.000 MH No calibration applied and no bandpass applied

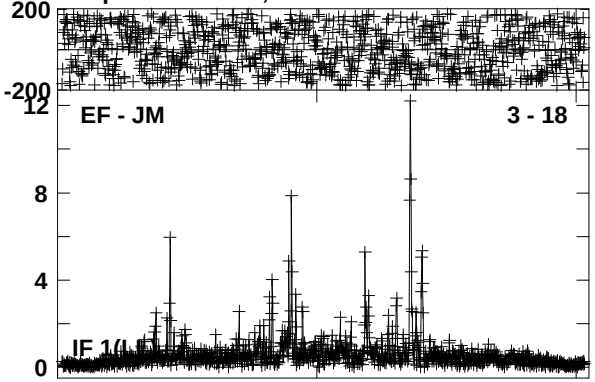

Lower frame: Milli Ampl Jy Top frame: Phas deg
Vector averaged cross-power spectrum Baseline: EF (03) - JM (18)
Timerange: 00/14:22:41 to 00/14:26:09

Plot file version 699 created 28-JUN-2019 13:39:18
J1642-0621 EP111B 2.UVDATA.1
Freq = 1.6155 GHz, Bw = 16.000 MH No calibration applied and no bandpass applied

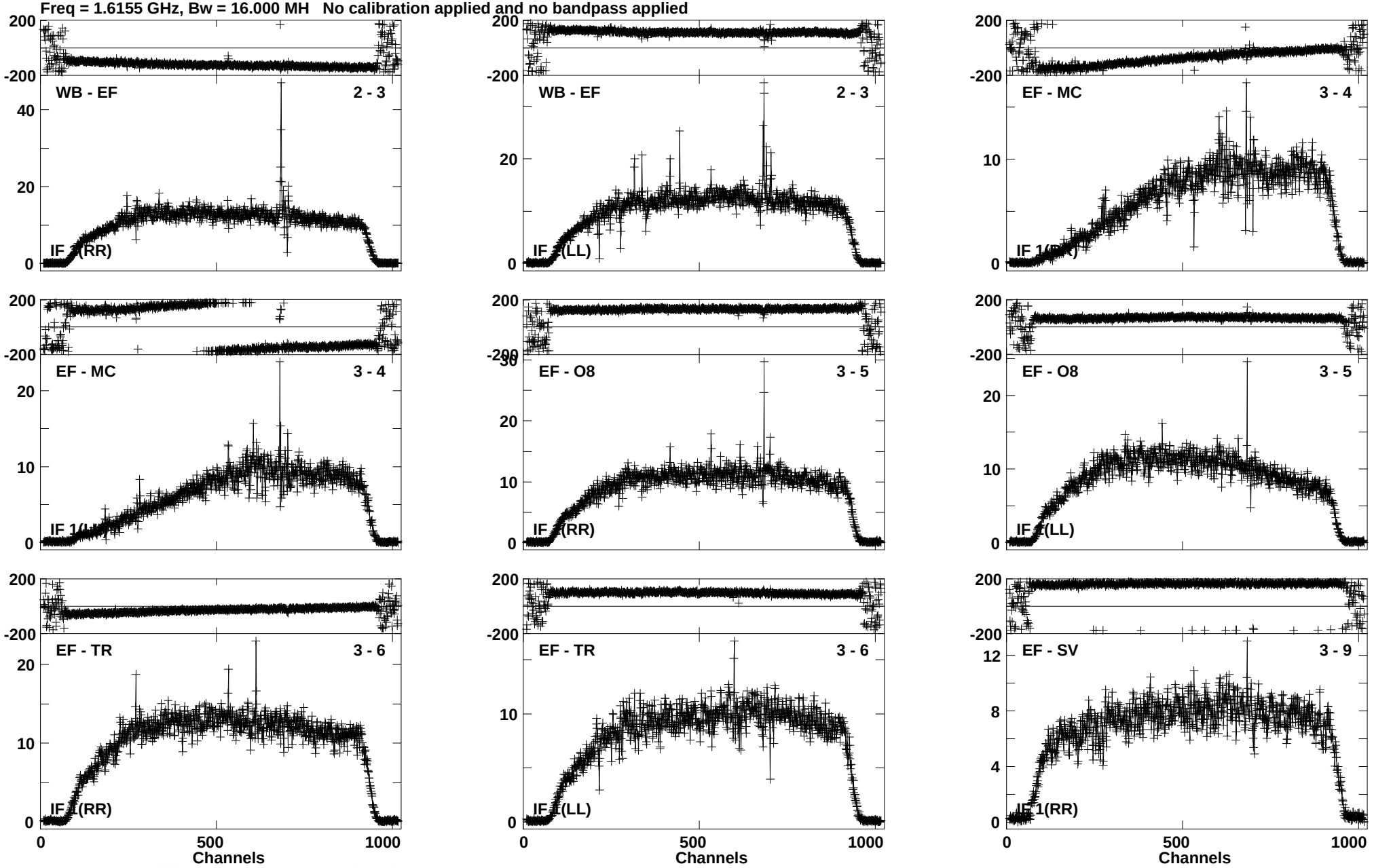

Lower frame: Milli Ampl Jy Top frame: Phas deg
Vector averaged cross-power spectrum Baseline: WB (02) - EF (03)
Timerange: 00/14:26:11 to 00/14:27:39

Plot file version 700 created 28-JUN-2019 13:39:19
J1642-0621 EP111B 2.UVDATA.1
Freq = 1.6155 GHz, Bw = 16.000 MH No calibration applied and no bandpass applied

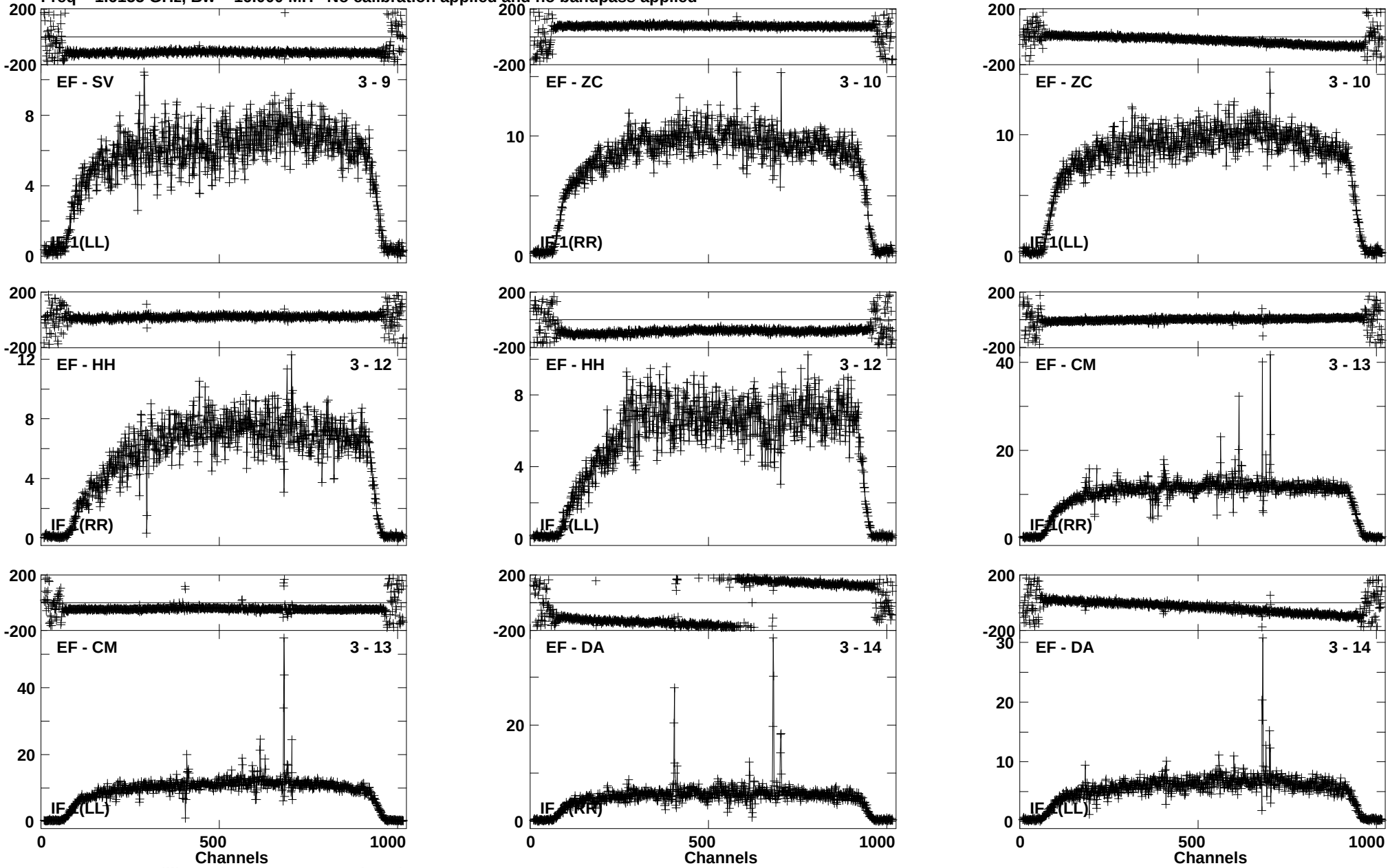

Lower frame: Milli Ampl Jy Top frame: Phas deg
Vector averaged cross-power spectrum Baseline: EF (03) - SV (09)
Timerange: 00/14:26:11 to 00/14:27:39

Plot file version 701 created 28-JUN-2019 13:39:19
J1642-0621 EP111B 2.UVDATA.1
Freq = 1.6155 GHz, Bw = 16.000 MH No calibration applied and no bandpass applied

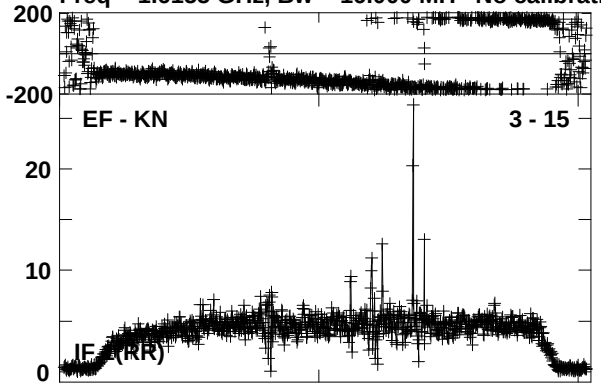

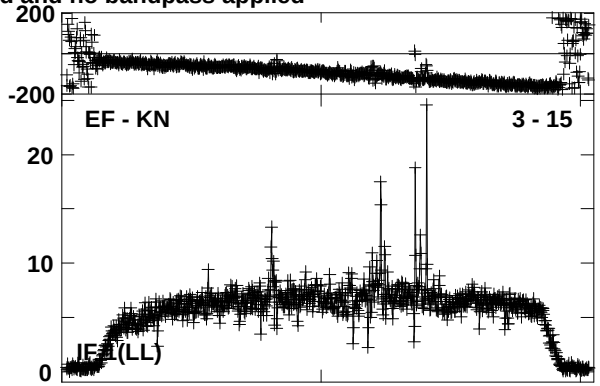

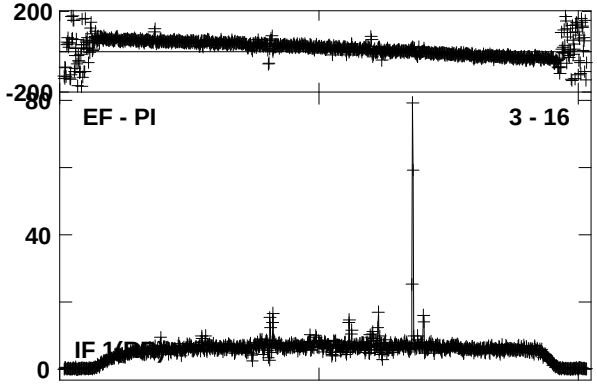

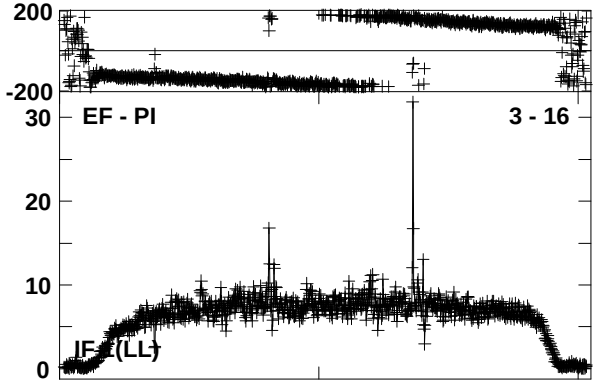

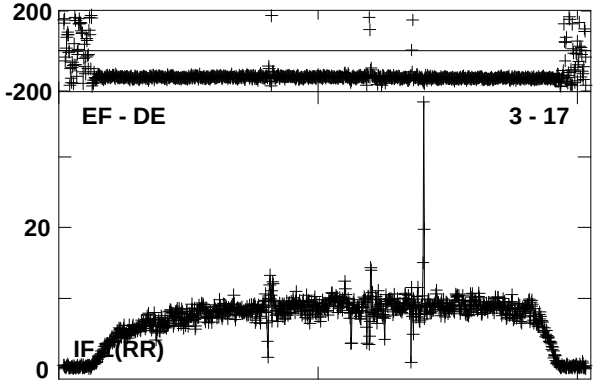

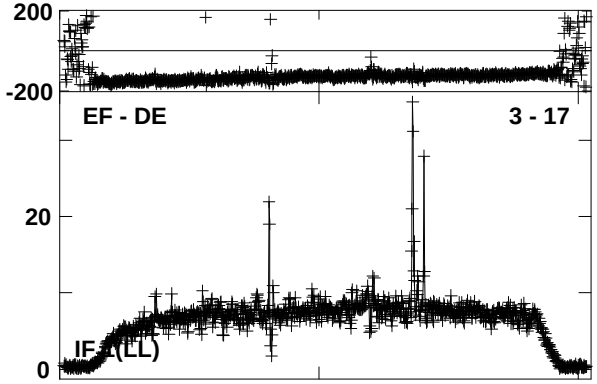

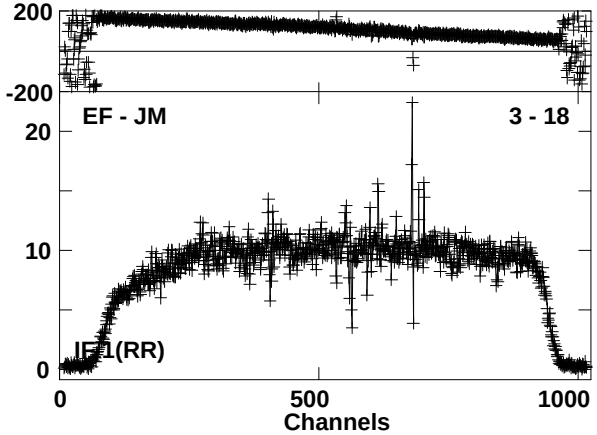

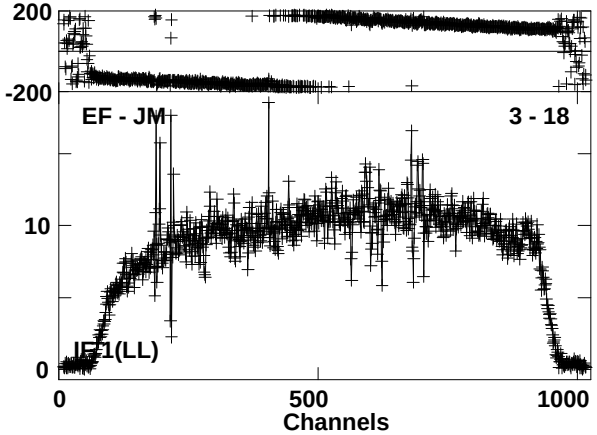

Lower frame: Milli Ampl Jy Top frame: Phas deg
Vector averaged cross-power spectrum Baseline: EF (03) - KN (15)
Timerange: 00/14:26:11 to 00/14:27:39

Plot file version 702 created 28-JUN-2019 13:39:20
IRAS16399 EP111B 2.UVDATA.1
Freq = 1.6155 GHz, Bw = 16.000 MH No calibration applied and no bandpass applied

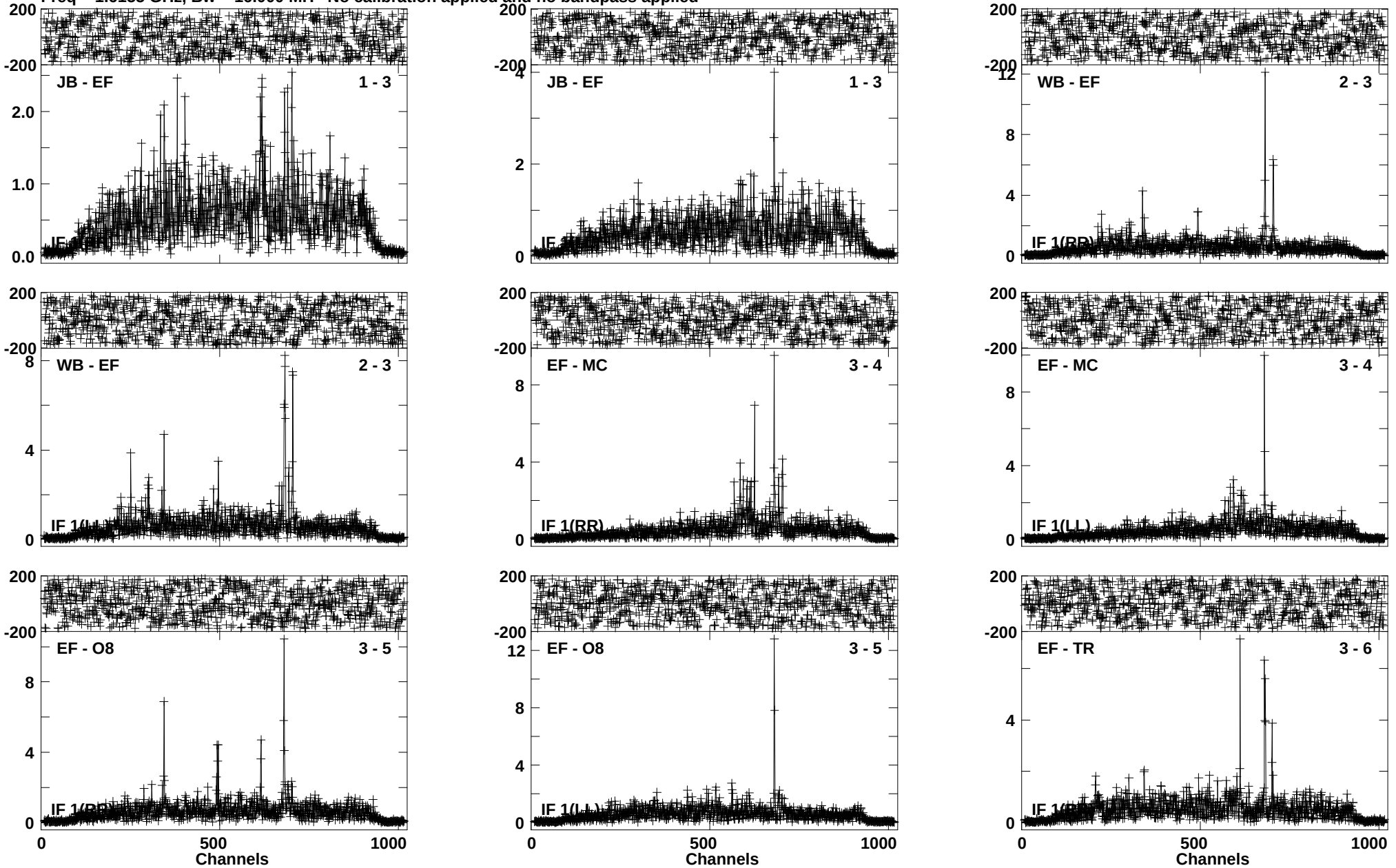

Lower frame: Milli Ampl Jy Top frame: Phas deg
Vector averaged cross-power spectrum Baseline: JB (01) - EF (03)
Timerange: 00/14:27:41 to 00/14:31:09

Plot file version 703 created 28-JUN-2019 13:39:21
IRAS16399 EP111B 2.UVDATA.1
Freq = 1.6155 GHz, Bw = 16.000 MH No calibration applied and no bandpass applied

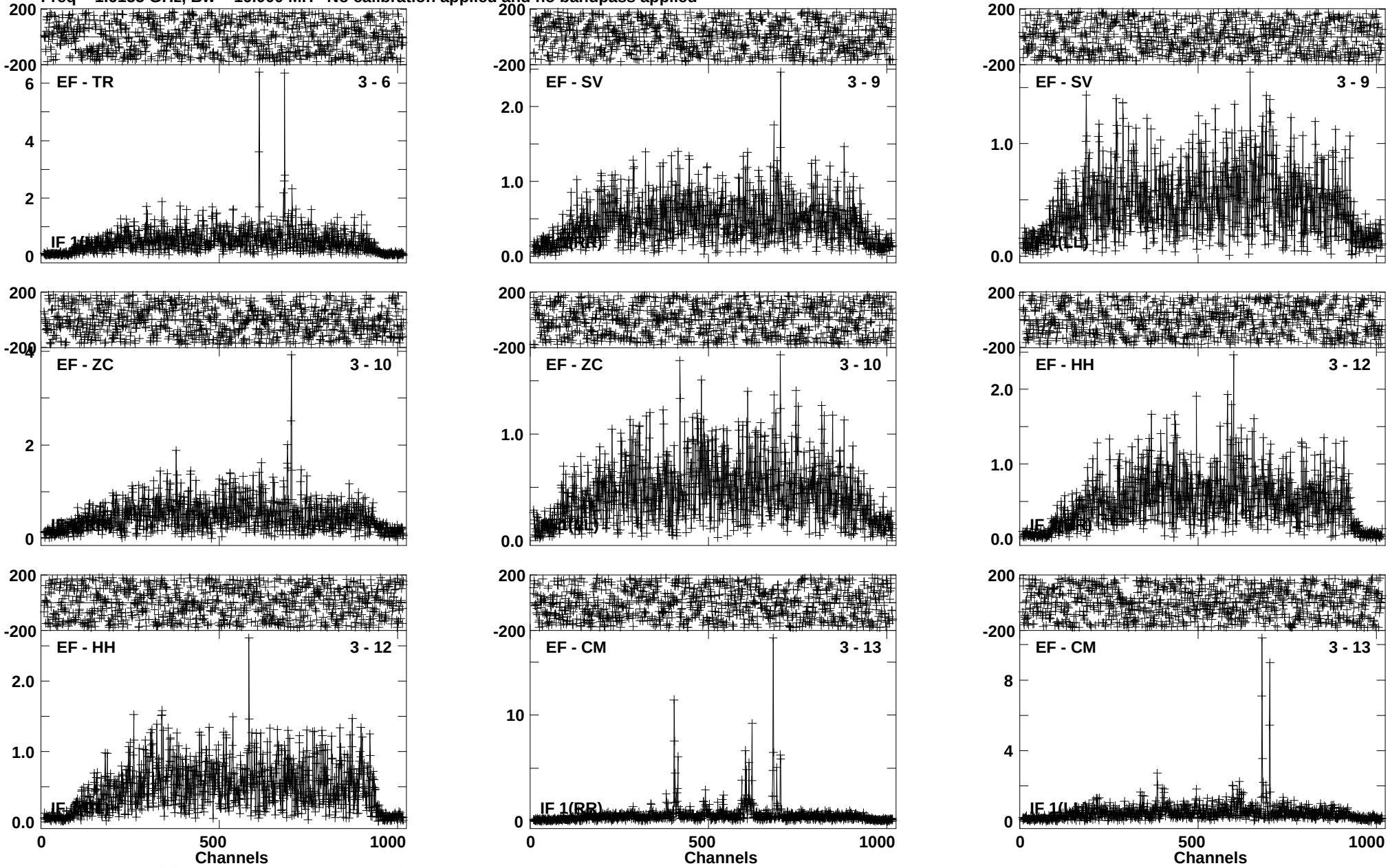

Lower frame: Milli Ampl Jy Top frame: Phas deg
Vector averaged cross-power spectrum Baseline: EF (03) - TR (06)
Timerange: 00/14:27:41 to 00/14:31:09

Plot file version 704 created 28-JUN-2019 13:39:22
IRAS16399 EP111B 2.UVDATA.1
Freq = 1.6155 GHz, Bw = 16.000 MH No calibration applied and no bandpass applied

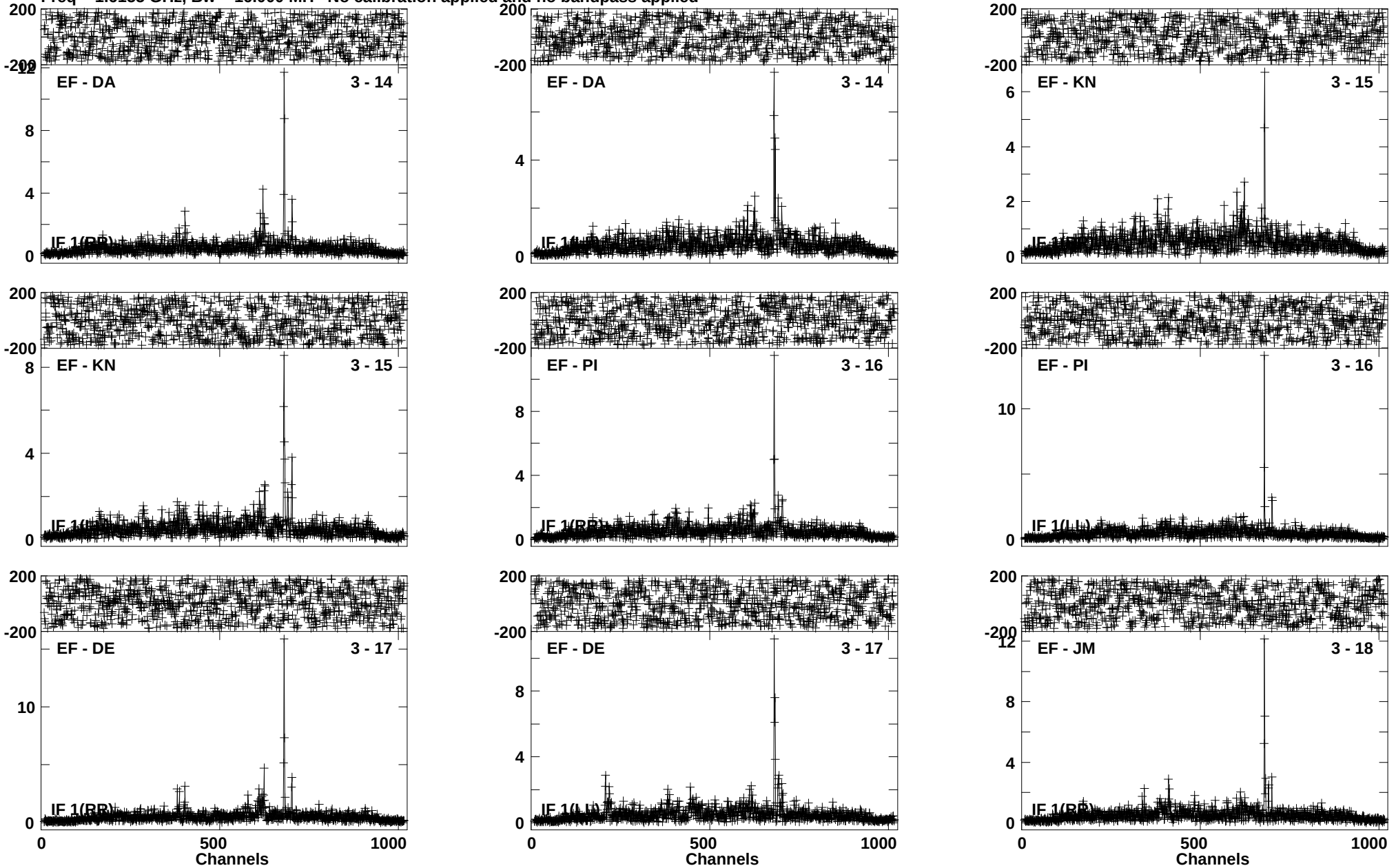

Lower frame: Milli Ampl Jy Top frame: Phas deg
Vector averaged cross-power spectrum Baseline: EF (03) - DA (14)
Timerange: 00/14:27:41 to 00/14:31:09

Plot file version 705 created 28-JUN-2019 13:39:22
IRAS16399 EP111B 2.UVDATA.1
Freq = 1.6155 GHz, Bw = 16.000 MH No calibration applied and no bandpass applied

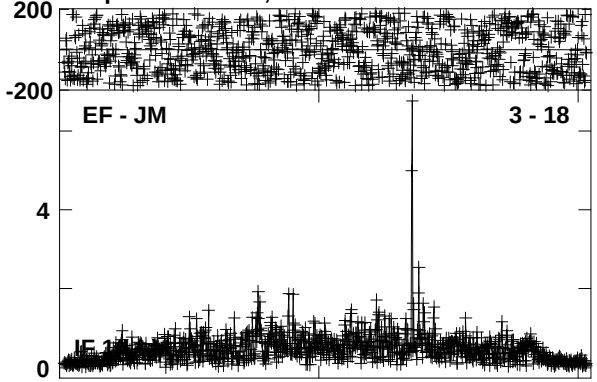

Lower frame: Milli Ampl Jy Top frame: Phas deg
Vector averaged cross-power spectrum Baseline: EF (03) - JM (18)
Timerange: 00/14:27:41 to 00/14:31:09

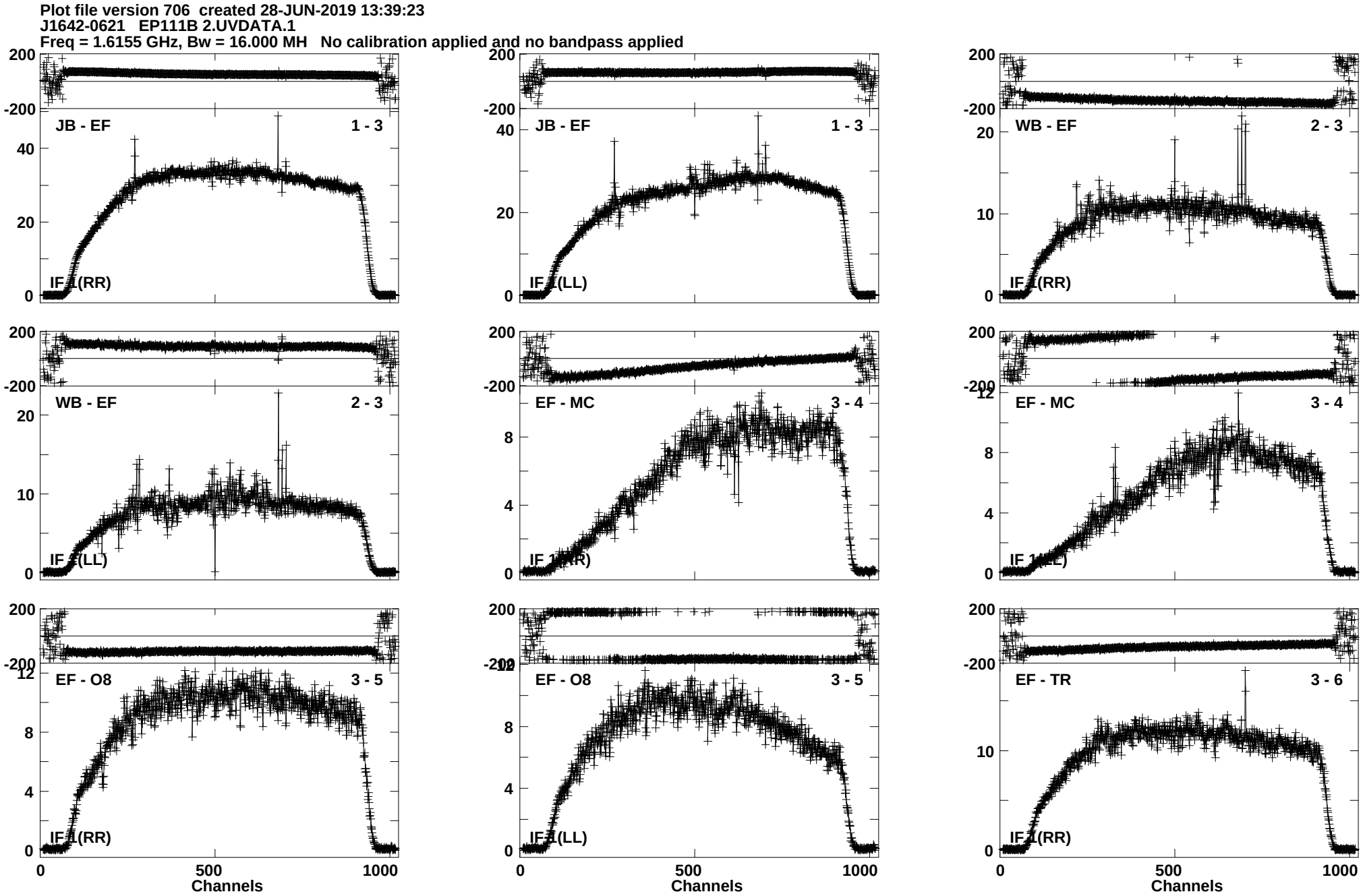
Plot file version 706 created 28-JUN-2019 13:39:23
J1642-0621 EP111B 2.UVDATA.1
Freq = 1.6155 GHz, Bw = 16.000 MH No calibration applied and no bandpass applied
JB - EF 1 - 3
IF 1(RR)
JB - EF 1 - 3
IF 2(LL)
WB - EF 2 - 3
IF 1(RR)
WB - EF 2 - 3
IF 2(LL)
EF - MC 3 - 4
IF 1(RR)
EF - MC 3 - 4
EF - O8 3 - 5
IF 1(RR)
EF - O8 3 - 5
IF 2(LL)
EF - TR 3 - 6
IF 1(RR)
Channels
Lower frame: Milli Ampl Jy Top frame: Phas deg
Vector averaged cross-power spectrum Baseline: JB (01) - EF (03)
Timerange: 00/14:31:56 to 00/14:33:24

Plot file version 707 created 28-JUN-2019 13:39:23
J1642-0621 EP111B 2.UVDATA.1
Freq = 1.6155 GHz, Bw = 16.000 MH No calibration applied and no bandpass applied

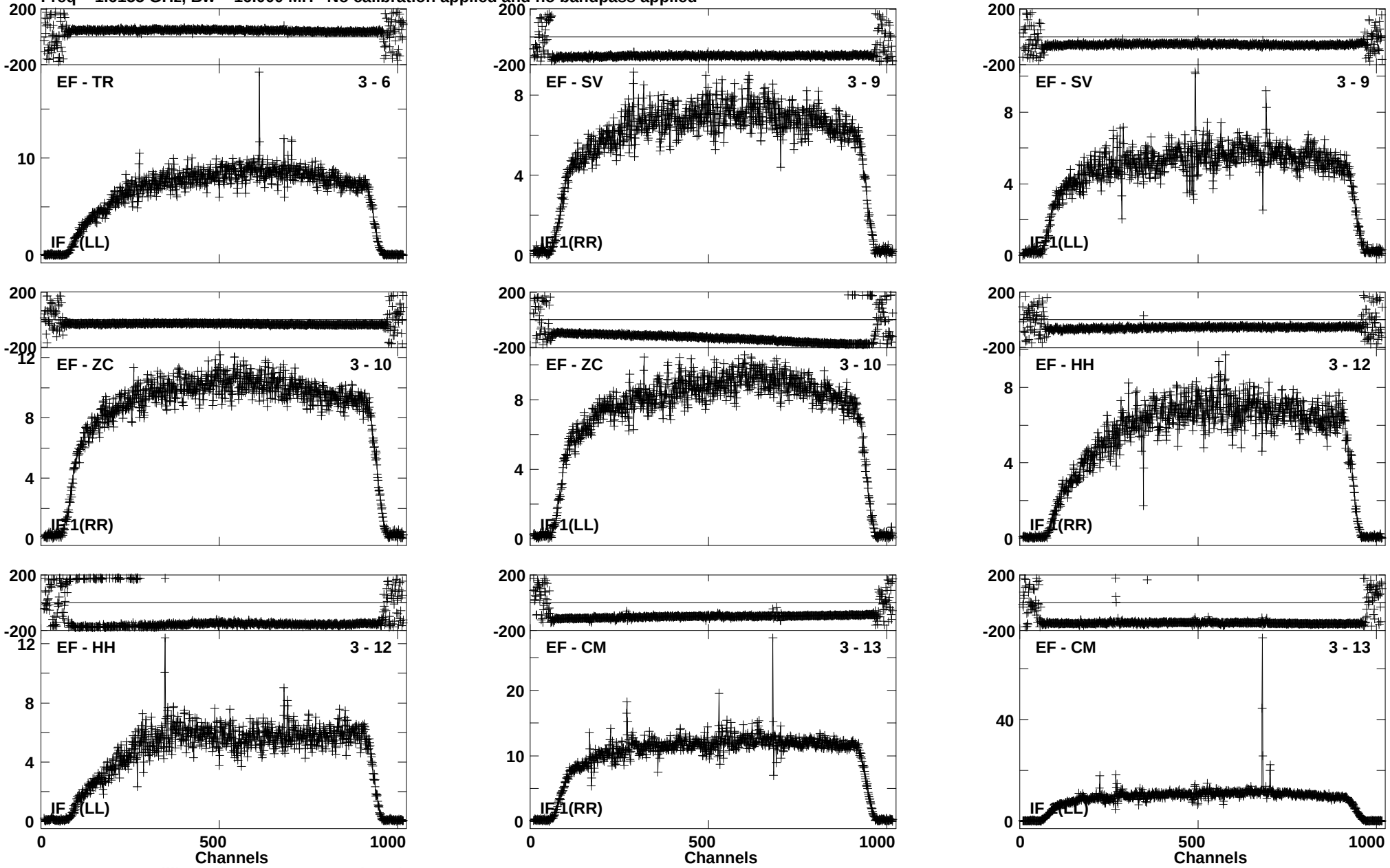

Lower frame: Milli Ampl Jy Top frame: Phas deg
Vector averaged cross-power spectrum Baseline: EF (03) - TR (06)
Timerange: 00/14:31:56 to 00/14:33:24

Plot file version 708 created 28-JUN-2019 13:39:24
J1642-0621 EP111B 2.UVDATA.1
Freq = 1.6155 GHz, Bw = 16.000 MH No calibration applied and no bandpass applied

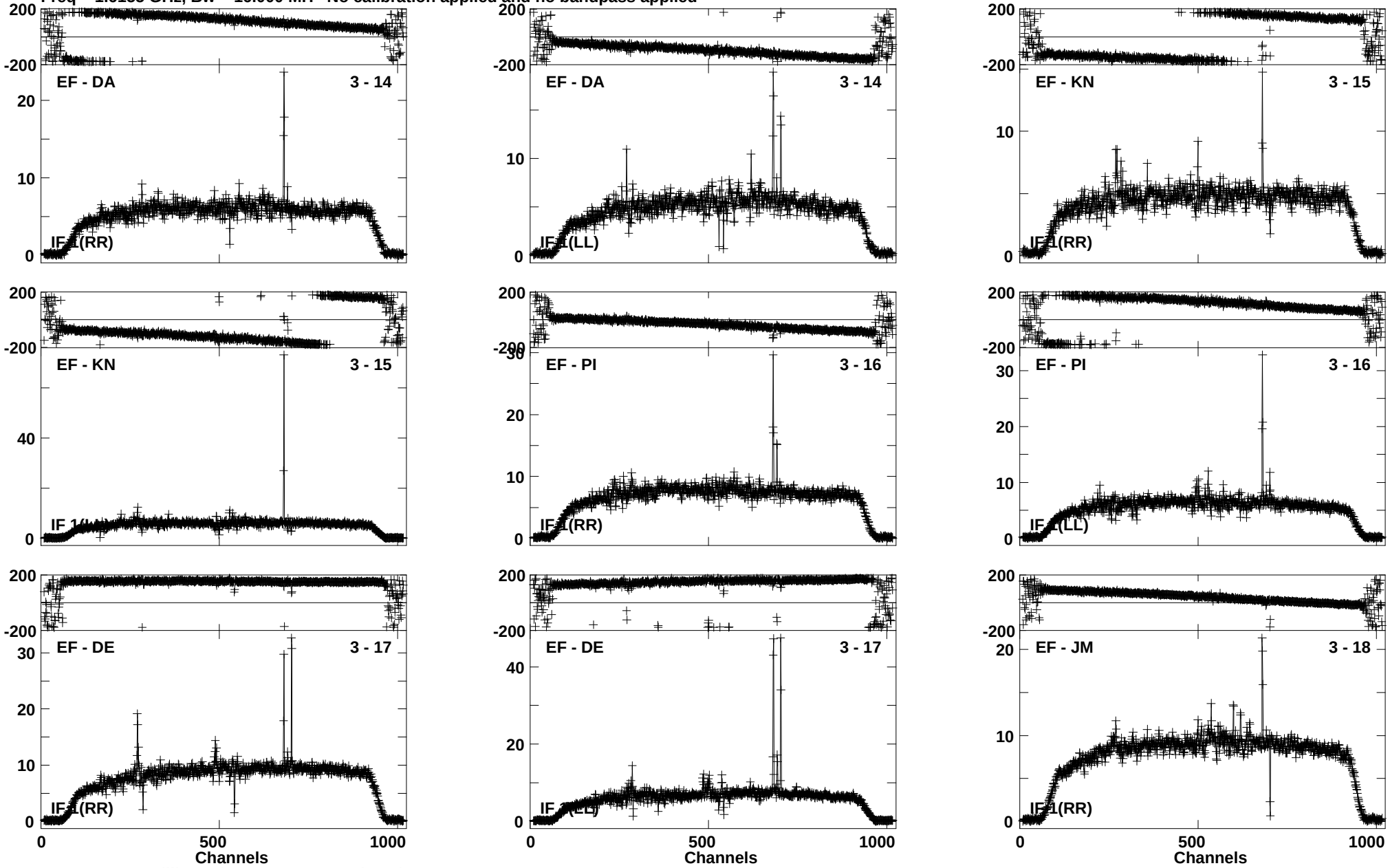

Lower frame: Milli Ampl Jy Top frame: Phas deg
Vector averaged cross-power spectrum Baseline: EF (03) - DA (14)
Timerange: 00/14:31:56 to 00/14:33:24

Plot file version 709 created 28-JUN-2019 13:39:25
J1642-0621 EP111B 2.UVDATA.1
Freq = 1.6155 GHz, Bw = 16.000 MH No calibration applied and no bandpass applied

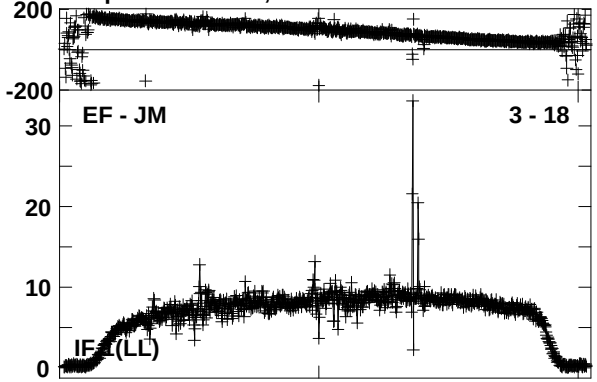

Lower frame: Milli Ampl Jy Top frame: Phas deg
Vector averaged cross-power spectrum Baseline: EF (03) - JM (18)
Timerange: 00/14:31:56 to 00/14:33:24

Plot file version 710 created 28-JUN-2019 13:39:26
IRAS16399 EP111B 2.UVDATA.1
Freq = 1.6155 GHz, Bw = 16.000 MH No calibration applied and no bandpass applied

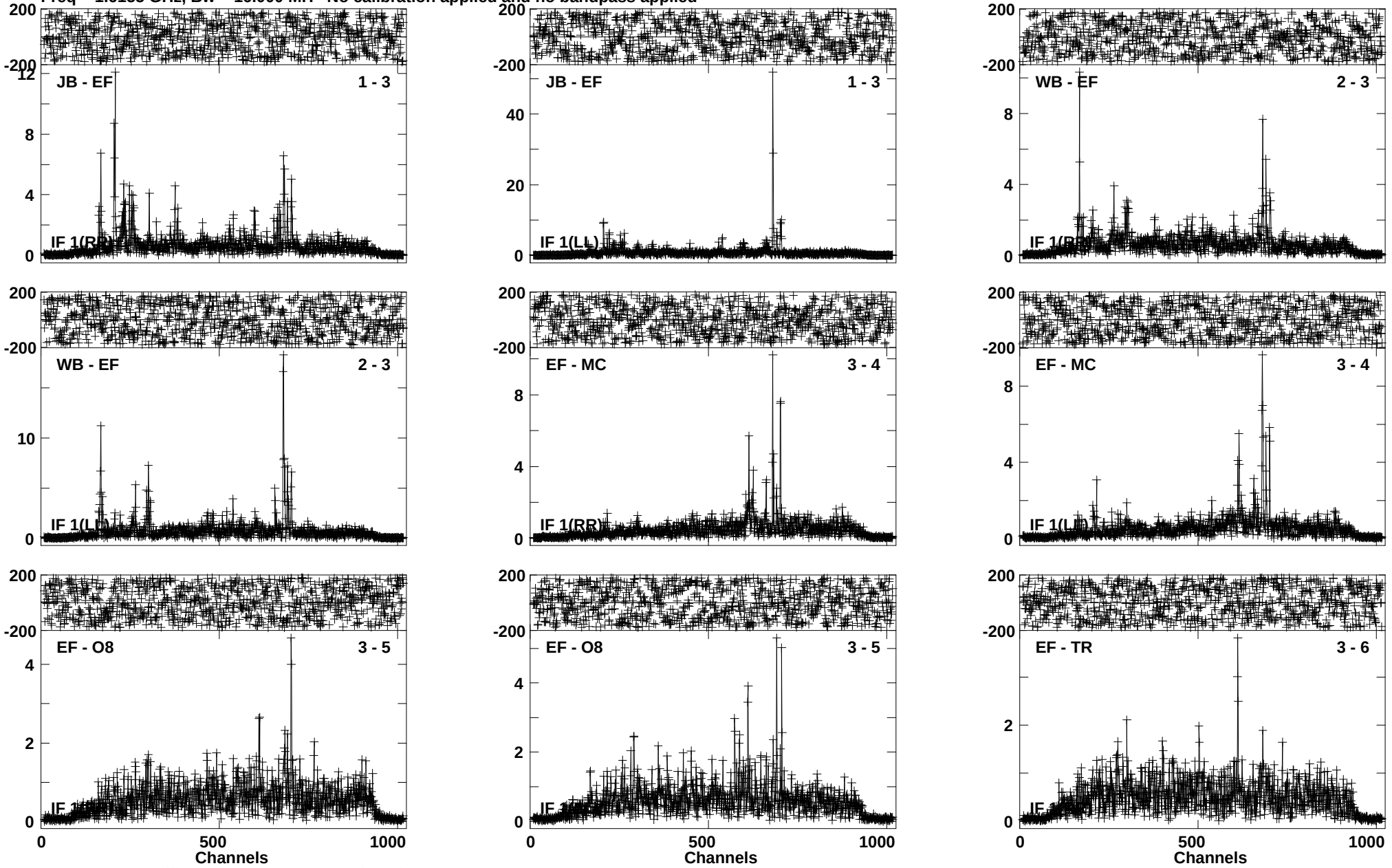

Lower frame: Milli Ampl Jy Top frame: Phas deg
Vector averaged cross-power spectrum Baseline: JB (01) - EF (03)
Timerange: 00/14:33:26 to 00/14:36:54

Plot file version 711 created 28-JUN-2019 13:39:26
IRAS16399 EP111B 2.UVDATA.1
Freq = 1.6155 GHz, Bw = 16.000 MH No calibration applied and no bandpass applied

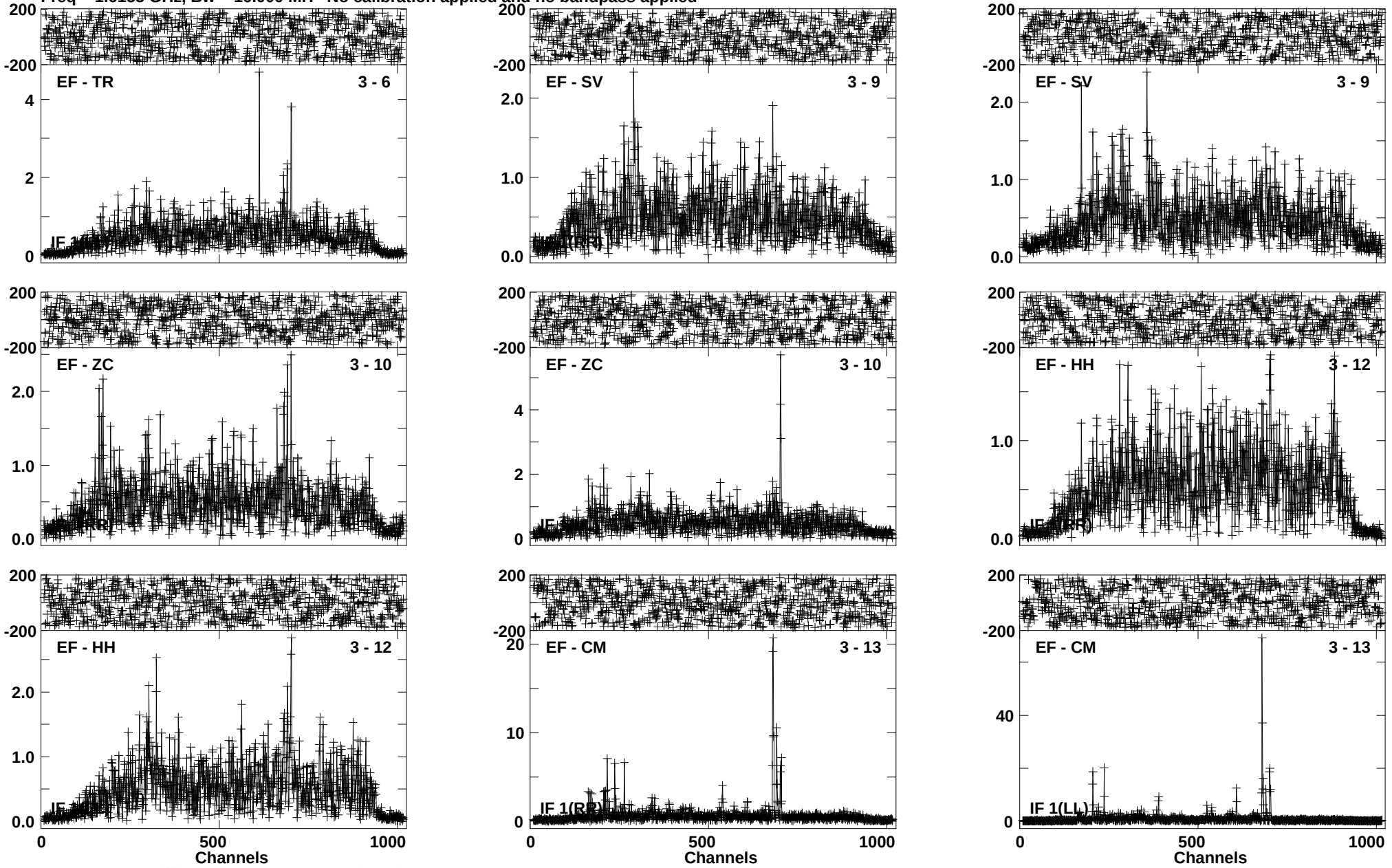

Lower frame: Milli Ampl Jy Top frame: Phas deg
Vector averaged cross-power spectrum Baseline: EF (03) - TR (06)
Timerange: 00/14:33:26 to 00/14:36:54

Plot file version 712 created 28-JUN-2019 13:39:27
IRAS16399 EP111B 2.UVDATA.1
Freq = 1.6155 GHz, Bw = 16.000 MH No calibration applied and no bandpass applied

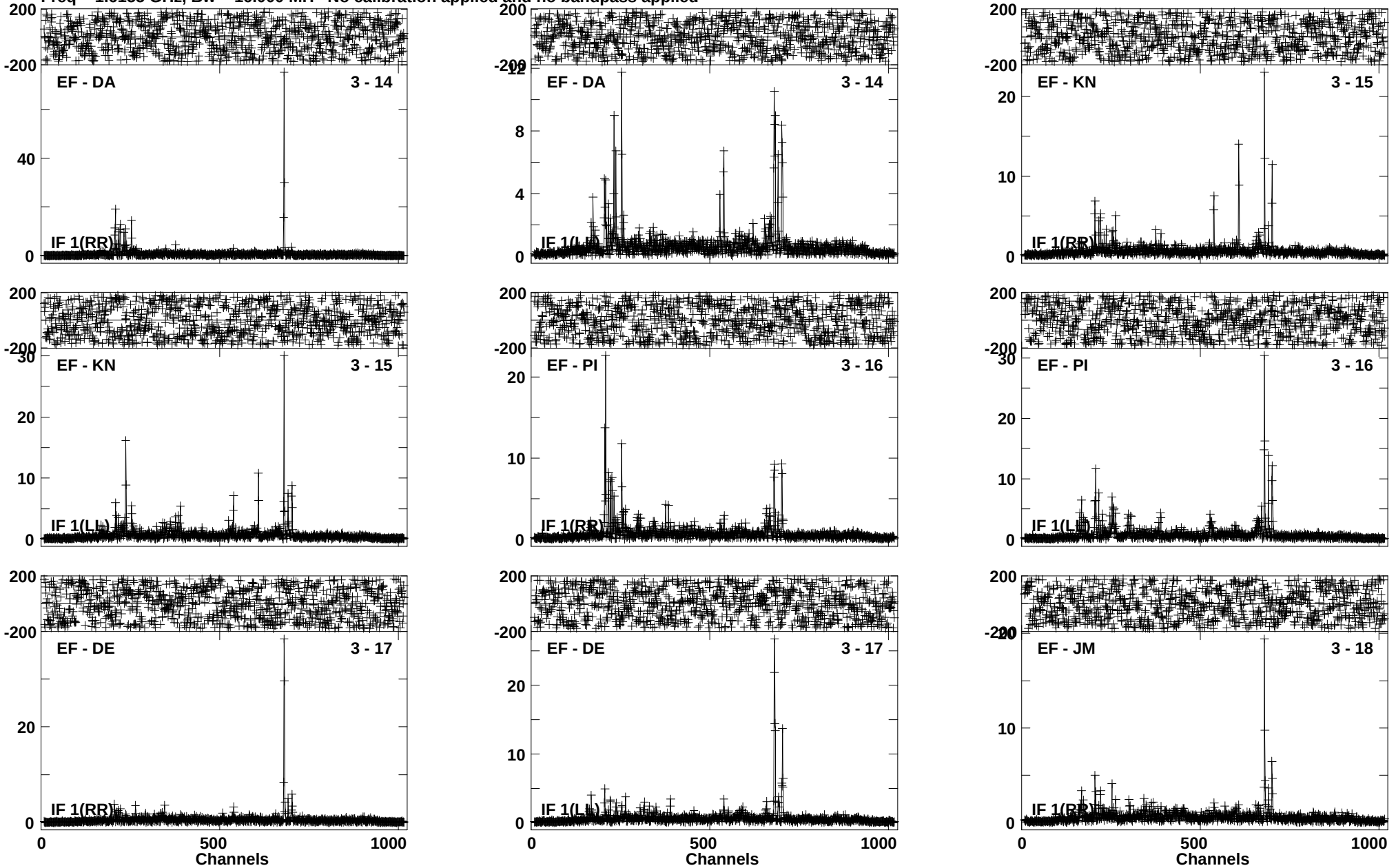

Lower frame: Milli Ampl Jy Top frame: Phas deg
Vector averaged cross-power spectrum Baseline: EF (03) - DA (14)
Timerange: 00/14:33:26 to 00/14:36:54

Plot file version 713 created 28-JUN-2019 13:39:27
IRAS16399 EP111B 2.UVDATA.1
Freq = 1.6155 GHz, Bw = 16.000 MH No calibration applied and no bandpass applied

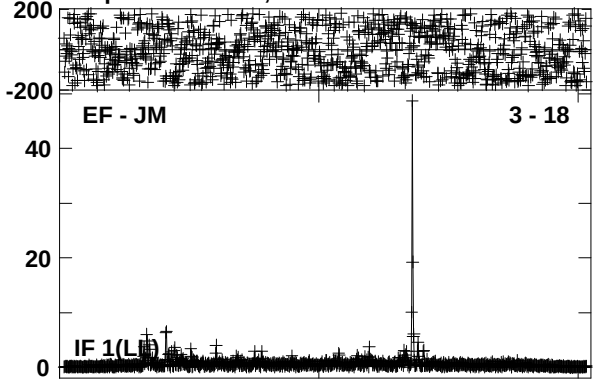

Lower frame: Milli Ampl Jy Top frame: Phas deg
Vector averaged cross-power spectrum Baseline: EF (03) - JM (18)
Timerange: 00/14:33:26 to 00/14:36:54

Plot file version 714 created 28-JUN-2019 13:39:28
J1642-0621 EP111B 2.UVDATA.1
Freq = 1.6155 GHz, Bw = 16.000 MH No calibration applied and no bandpass applied

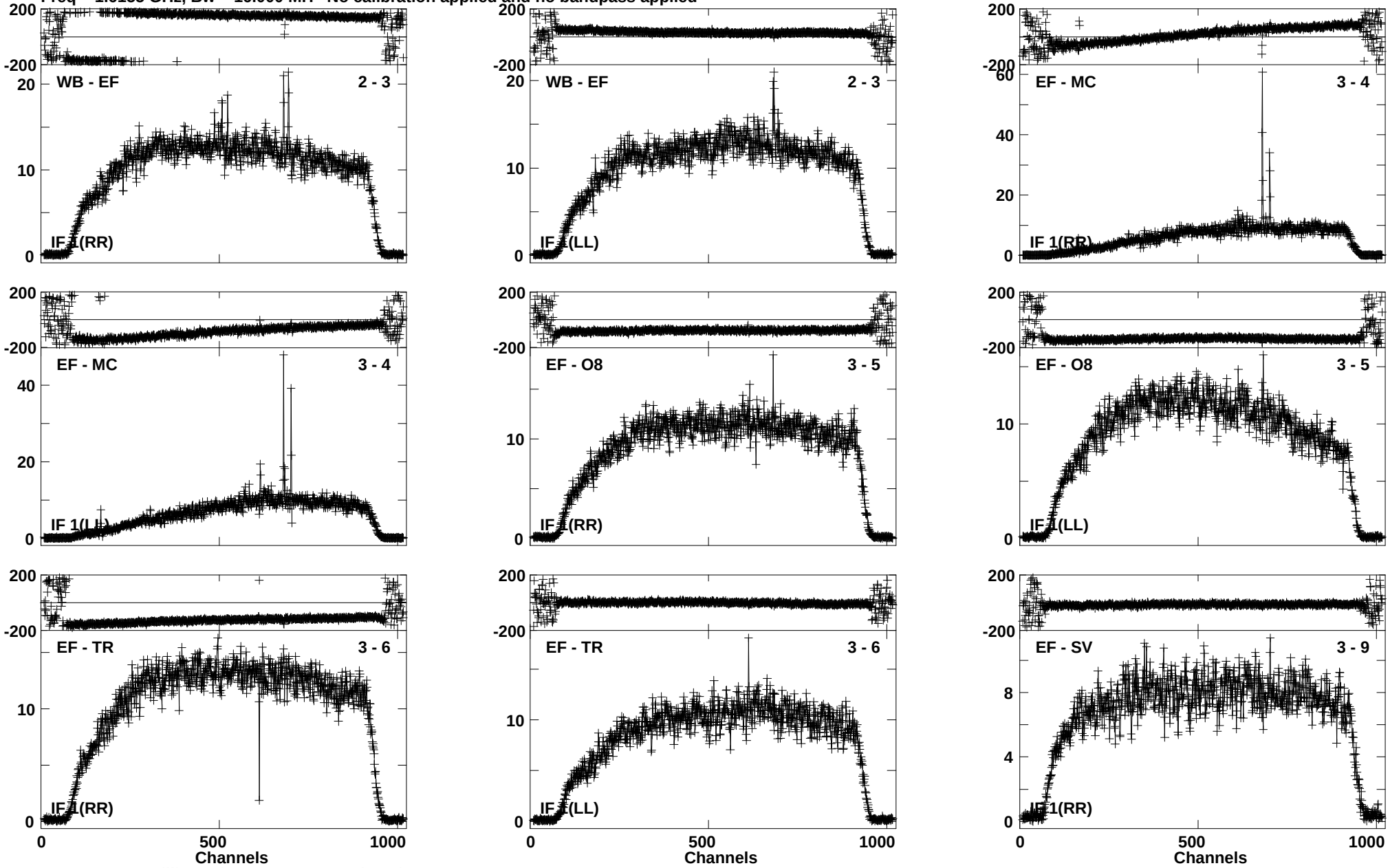

Lower frame: Milli Ampl Jy Top frame: Phas deg
Vector averaged cross-power spectrum Baseline: WB (02) - EF (03)
Timerange: 00/14:36:56 to 00/14:38:24

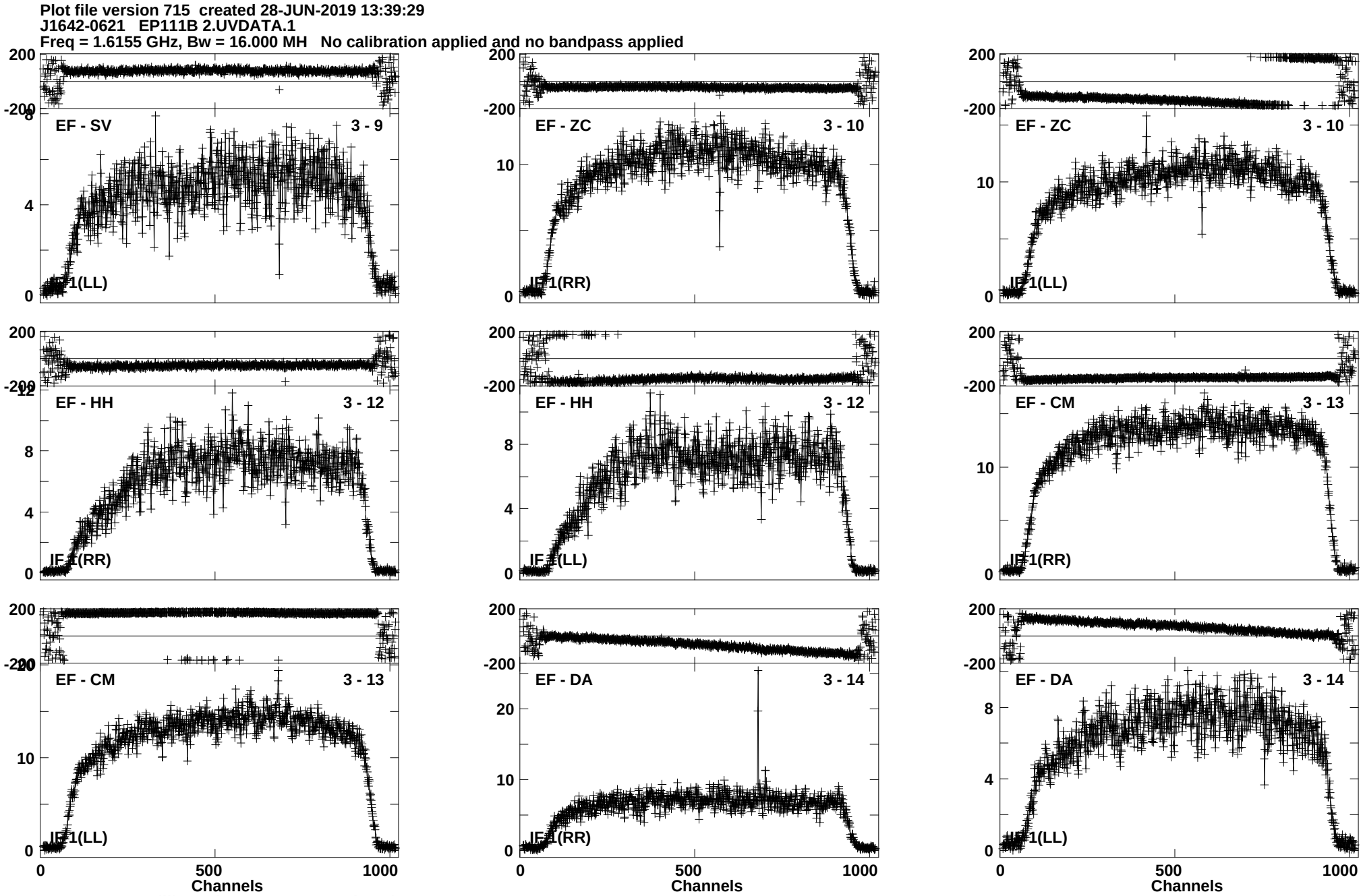
Plot file version 715 created 28-JUN-2019 13:39:29
J1642-0621 EP111B 2.UVDATA.1
Freq = 1.6155 GHz, Bw = 16.000 MH No calibration applied and no bandpass applied
EF - SV 3 - 9
IF 1(LL)
EF - ZC 3 - 10
IF 1(RR)
EF - ZC 3 - 10
IF 1(LL)
EF - HH 3 - 12
IF 1(RR)
EF - HH 3 - 12
IF 1(LL)
EF - CM 3 - 13
IF 1(RR)
EF - CM 3 - 13
IF 1(LL)
EF - DA 3 - 14
IF 1(RR)
EF - DA 3 - 14
IF 1(LL)
Channels
Channels
Channels
Lower frame: Milli Ampl Jy Top frame: Phas deg
Vector averaged cross-power spectrum Baseline: EF (03) - SV (09)
Timerange: 00/14:36:56 to 00/14:38:24

Plot file version 716 created 28-JUN-2019 13:39:29
J1642-0621 EP111B 2.UVDATA.1
Freq = 1.6155 GHz, Bw = 16.000 MH No calibration applied and no bandpass applied

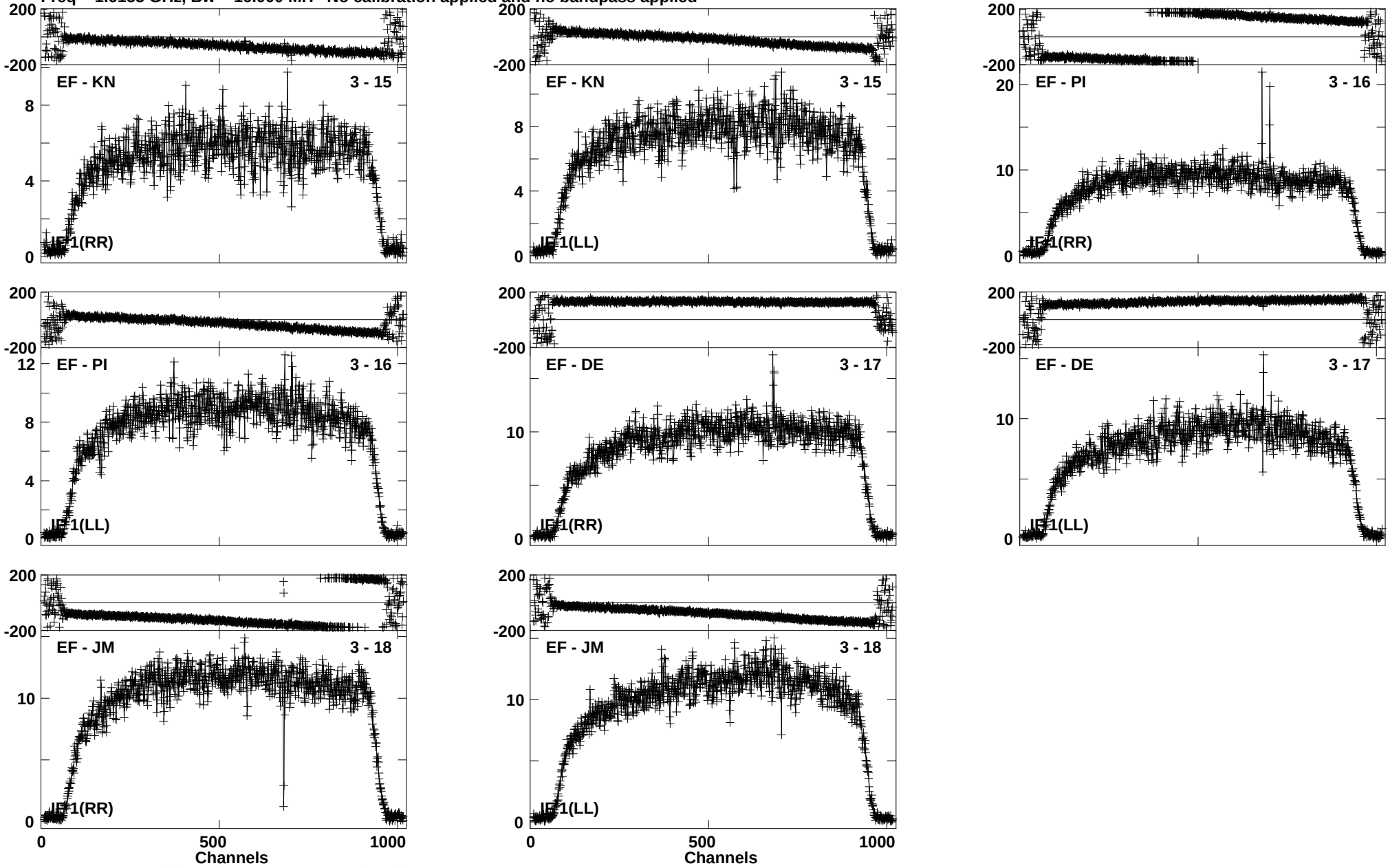

Lower frame: Milli Ampl Jy Top frame: Phas deg
Vector averaged cross-power spectrum Baseline: EF (03) - KN (15)
Timerange: 00/14:36:56 to 00/14:38:24

Plot file version 717 created 28-JUN-2019 13:39:31
IRAS16399 EP111B 2.UVDATA.1
Freq = 1.6155 GHz, Bw = 16.000 MH No calibration applied and no bandpass applied

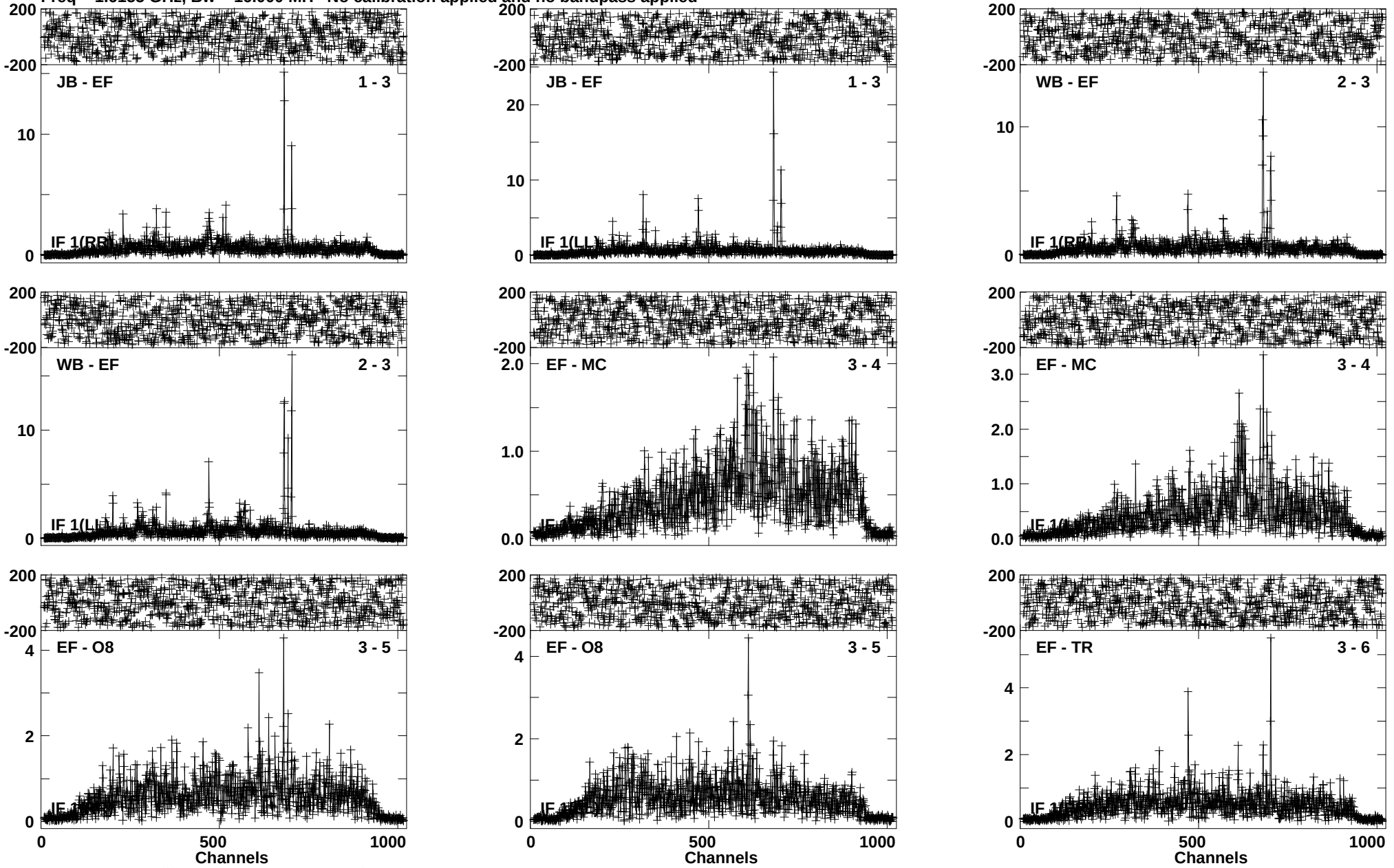

Lower frame: Milli Ampl Jy Top frame: Phas deg
Vector averaged cross-power spectrum Baseline: JB (01) - EF (03)
Timerange: 00/14:38:26 to 00/14:41:54

Plot file version 718 created 28-JUN-2019 13:39:31
IRAS16399 EP111B 2.UVDATA.1
Freq = 1.6155 GHz, Bw = 16.000 MH No calibration applied and no bandpass applied

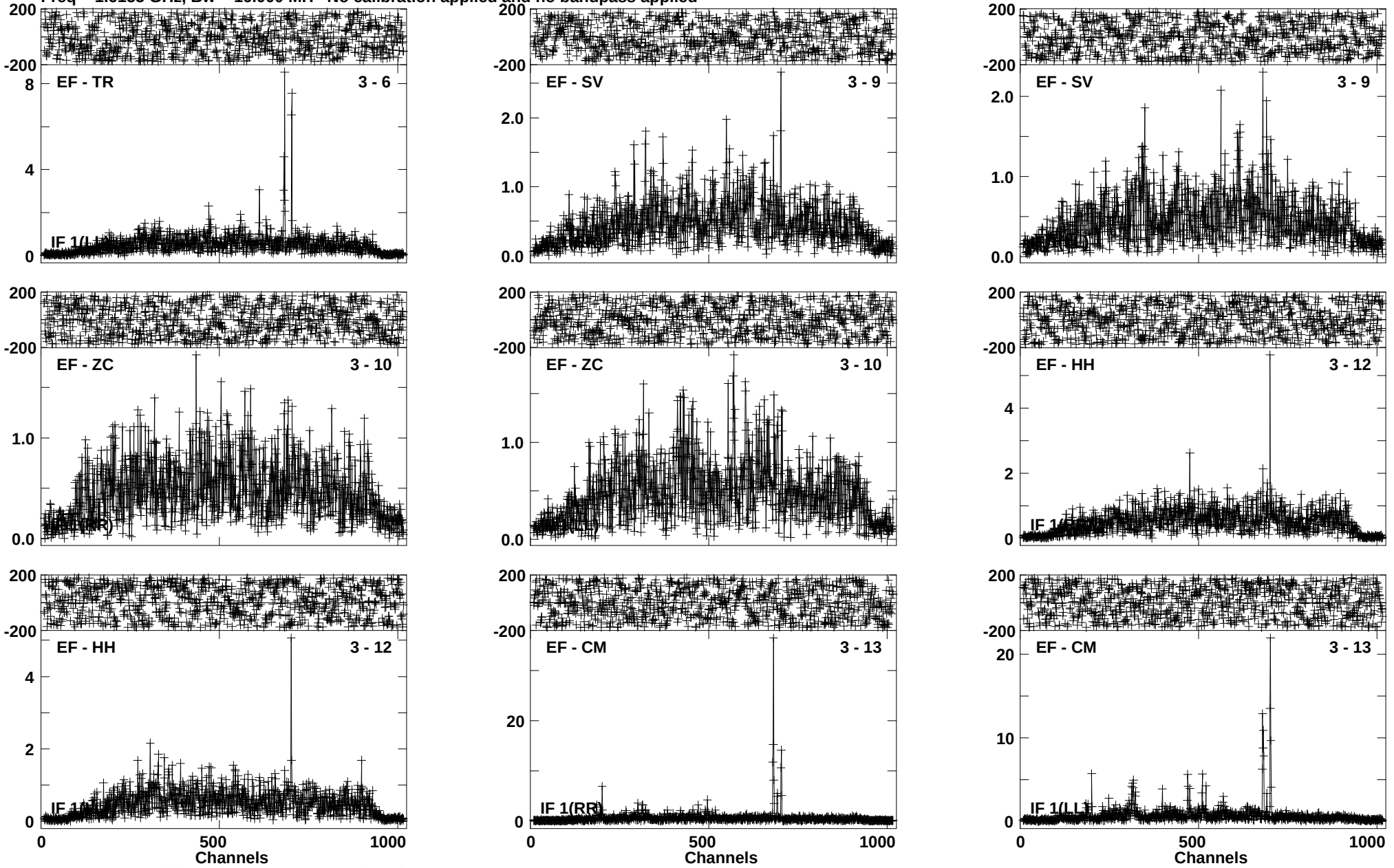

Lower frame: Milli Ampl Jy Top frame: Phas deg
Vector averaged cross-power spectrum Baseline: EF (03) - TR (06)
Timerange: 00/14:38:26 to 00/14:41:54

Plot file version 719 created 28-JUN-2019 13:39:32
IRAS16399 EP111B 2.UVDATA.1
Freq = 1.6155 GHz, Bw = 16.000 MH No calibration applied and no bandpass applied

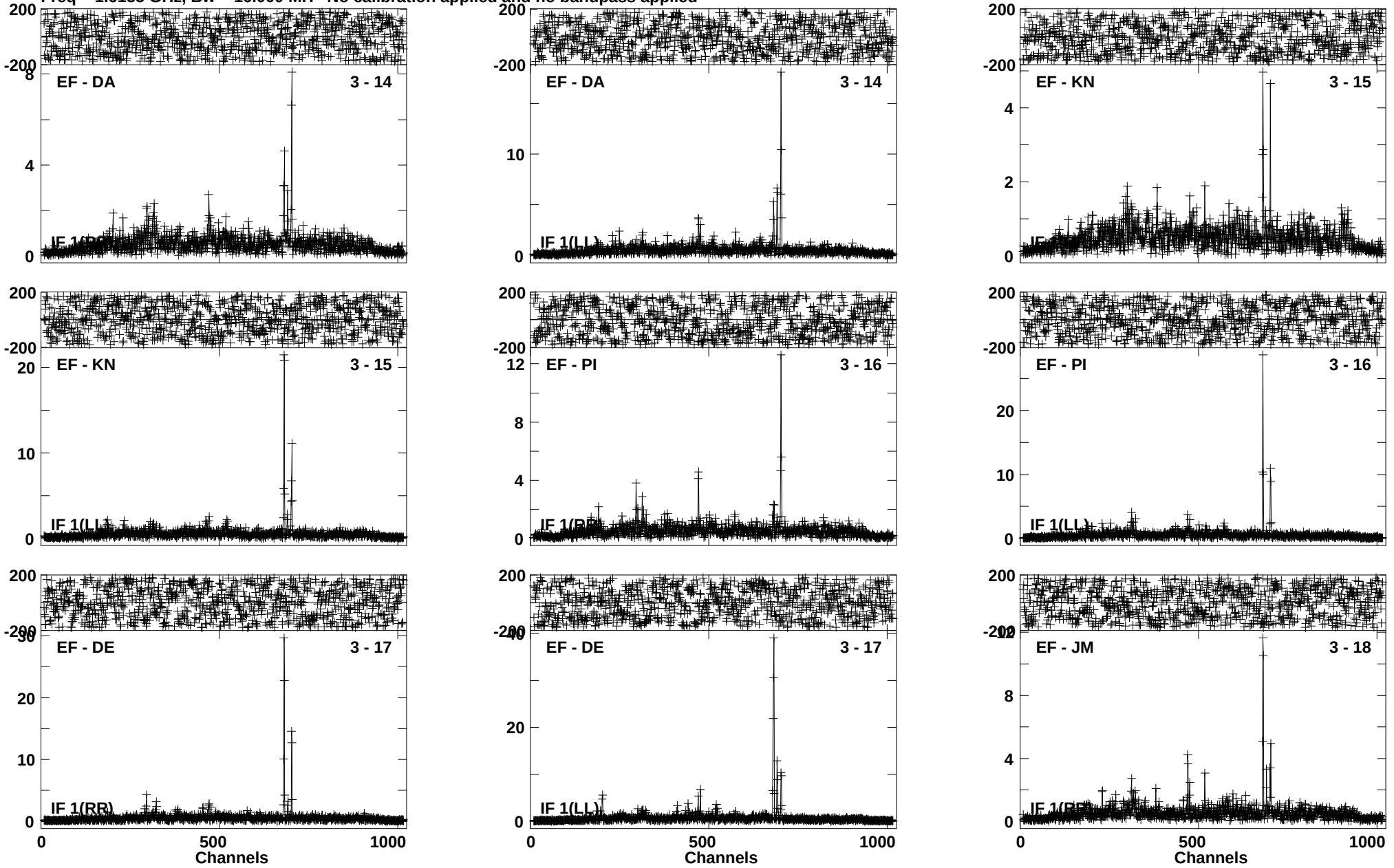

Lower frame: Milli Ampl Jy Top frame: Phas deg
Vector averaged cross-power spectrum Baseline: EF (03) - DA (14)
Timerange: 00/14:38:26 to 00/14:41:54

Plot file version 720 created 28-JUN-2019 13:39:33
IRAS16399 EP111B 2.UVDATA.1
Freq = 1.6155 GHz, Bw = 16.000 MH No calibration applied and no bandpass applied

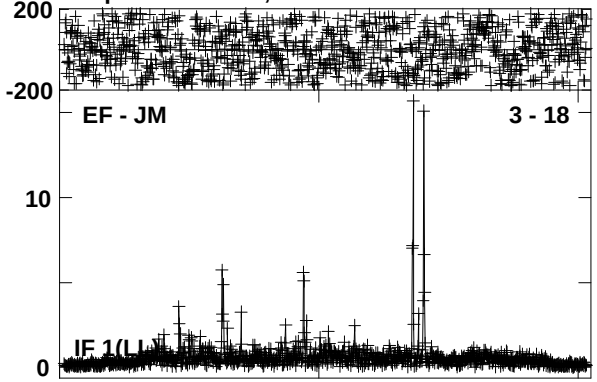

Lower frame: Milli Ampl Jy Top frame: Phas deg
Vector averaged cross-power spectrum Baseline: EF (03) - JM (18)
Timerange: 00/14:38:26 to 00/14:41:54

Plot file version 721 created 28-JUN-2019 13:39:34
J1642-0621 EP111B 2.UVDATA.1
Freq = 1.6155 GHz, Bw = 16.000 MH No calibration applied and no bandpass applied

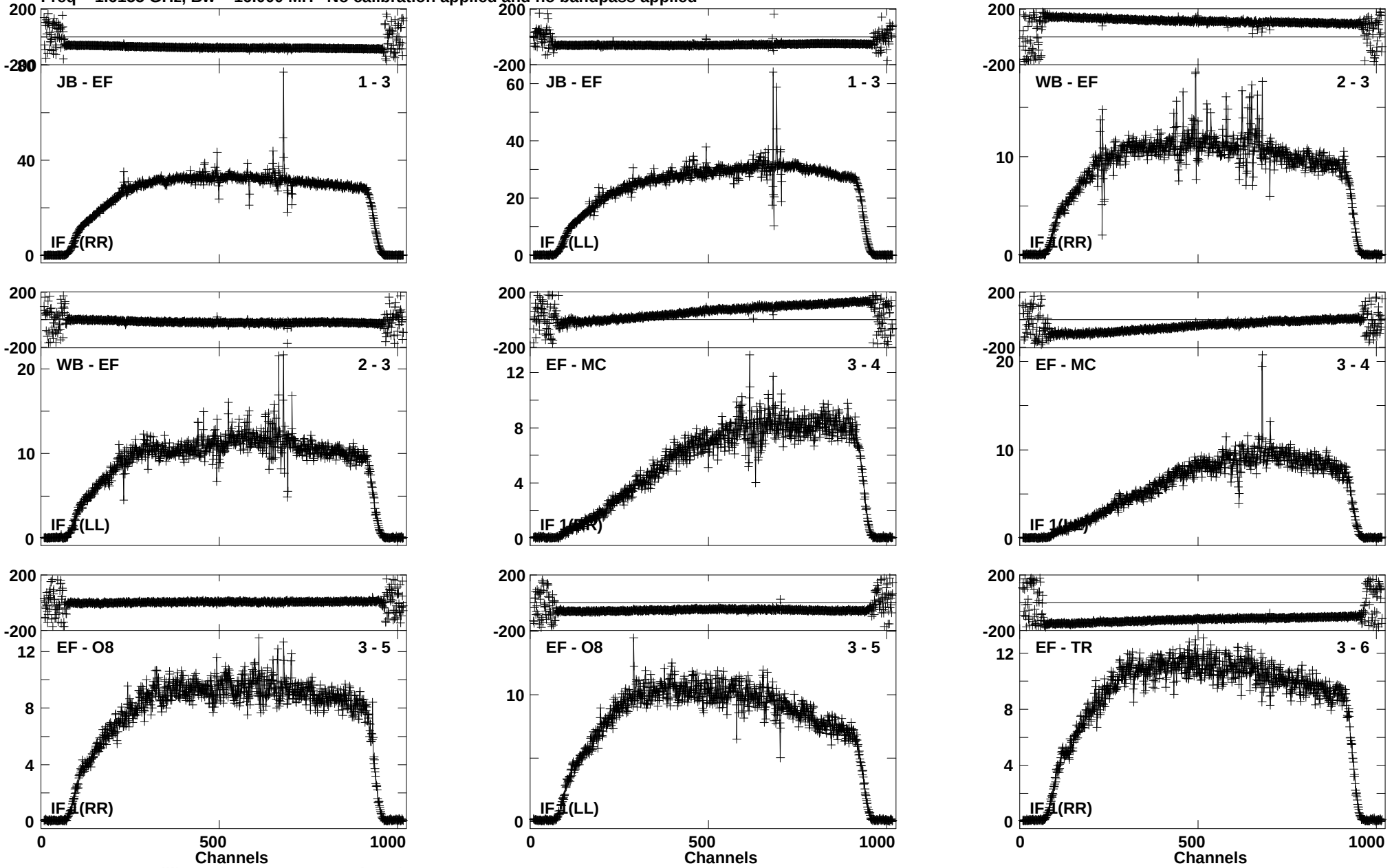

Lower frame: Milli Ampl Jy Top frame: Phas deg
Vector averaged cross-power spectrum Baseline: JB (01) - EF (03)
Timerange: 00/14:42:41 to 00/14:44:09

Plot file version 722 created 28-JUN-2019 13:39:34
J1642-0621 EP111B 2.UVDATA.1
Freq = 1.6155 GHz, Bw = 16.000 MH No calibration applied and no bandpass applied

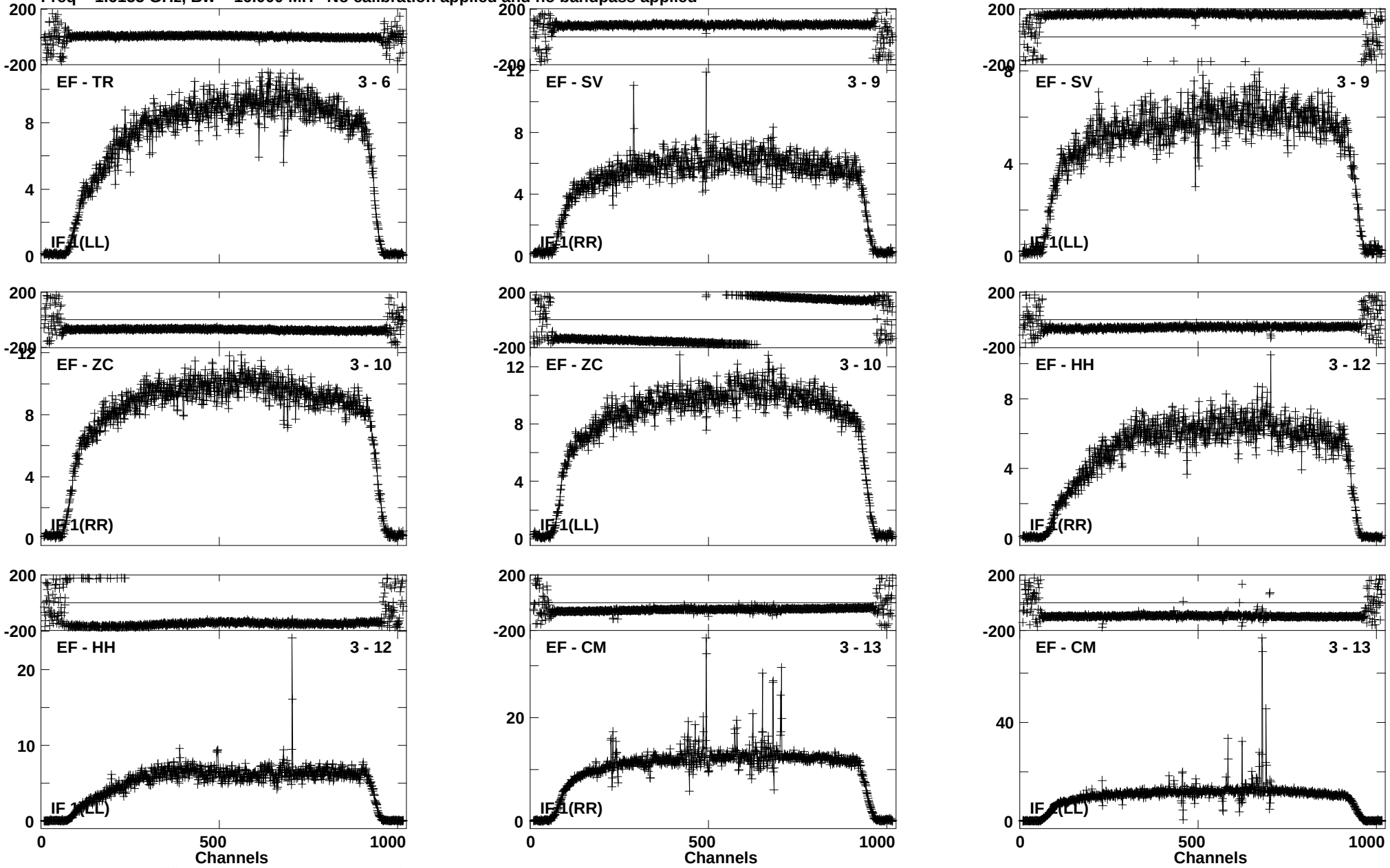

Lower frame: Milli Ampl Jy Top frame: Phas deg
Vector averaged cross-power spectrum Baseline: EF (03) - TR (06)
Timerange: 00/14:42:41 to 00/14:44:09

Plot file version 723 created 28-JUN-2019 13:39:35
J1642-0621 EP111B 2.UVDATA.1
Freq = 1.6155 GHz, Bw = 16.000 MH No calibration applied and no bandpass applied

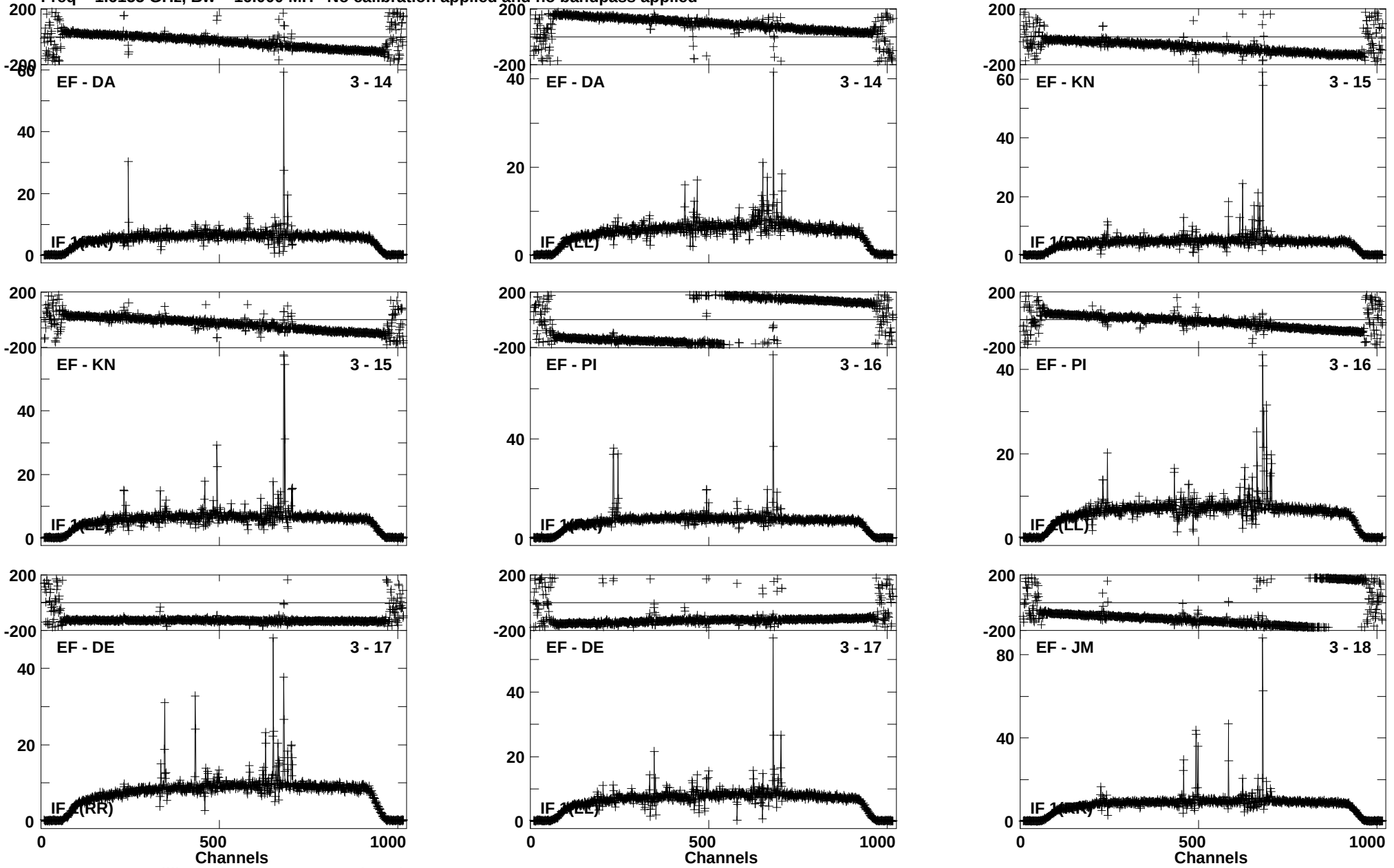

Lower frame: Milli Ampl Jy Top frame: Phas deg
Vector averaged cross-power spectrum Baseline: EF (03) - DA (14)
Timerange: 00/14:42:41 to 00/14:44:09

Plot file version 724 created 28-JUN-2019 13:39:36
J1642-0621 EP111B 2.UVDATA.1
Freq = 1.6155 GHz, Bw = 16.000 MH No calibration applied and no bandpass applied

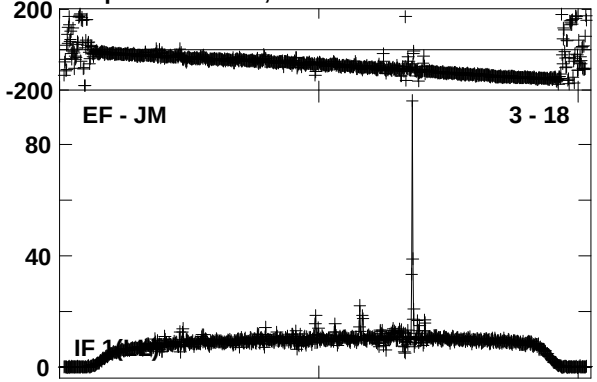

Lower frame: Milli Ampl Jy Top frame: Phas deg
Vector averaged cross-power spectrum Baseline: EF (03) - JM (18)
Timerange: 00/14:42:41 to 00/14:44:09

Plot file version 725 created 28-JUN-2019 13:39:37
IRAS16399 EP111B 2.UVDATA.1
Freq = 1.6155 GHz, Bw = 16.000 MH No calibration applied and no bandpass applied

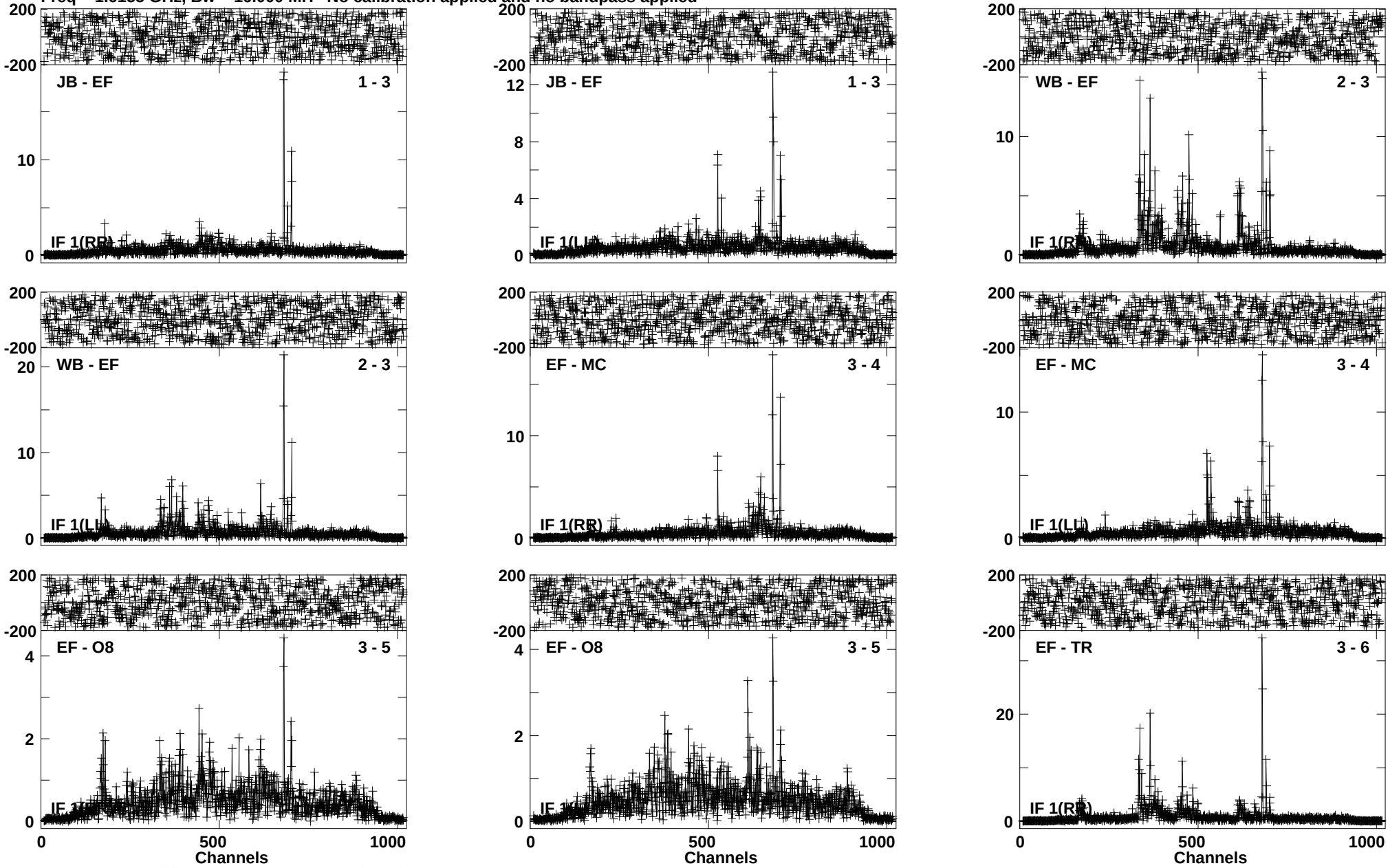

Lower frame: Milli Ampl Jy Top frame: Phas deg
Vector averaged cross-power spectrum Baseline: JB (01) - EF (03)
Timerange: 00/14:44:11 to 00/14:47:39

Plot file version 726 created 28-JUN-2019 13:39:37
IRAS16399 EP111B 2.UVDATA.1
Freq = 1.6155 GHz, Bw = 16.000 MH No calibration applied and no bandpass applied

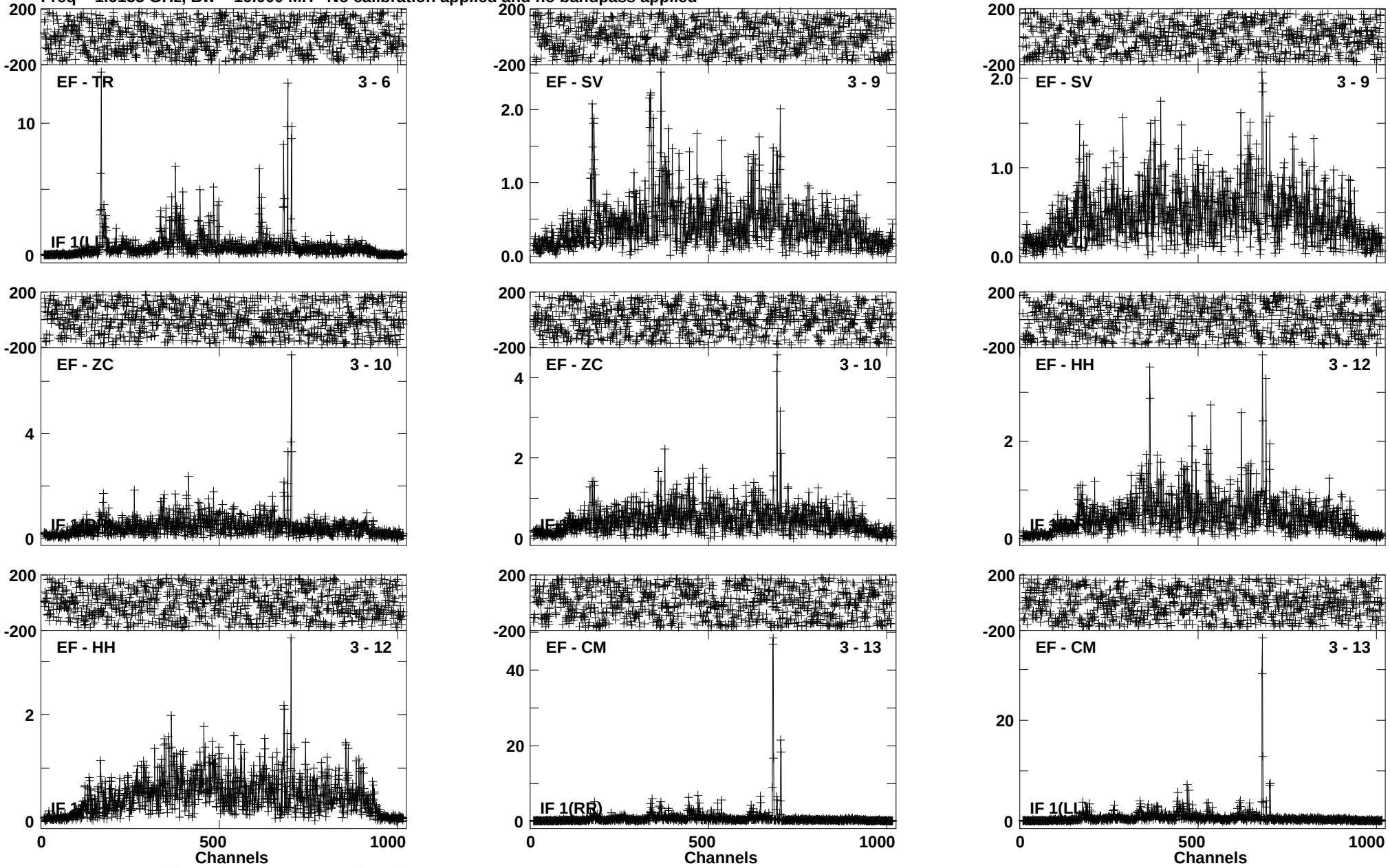

Lower frame: Milli Ampl Jy Top frame: Phas deg
Vector averaged cross-power spectrum Baseline: EF (03) - TR (06)
Timerange: 00/14:44:11 to 00/14:47:39

Plot file version 727 created 28-JUN-2019 13:39:38
IRAS16399 EP111B 2.UVDATA.1
Freq = 1.6155 GHz, Bw = 16.000 MH No calibration applied and no bandpass applied

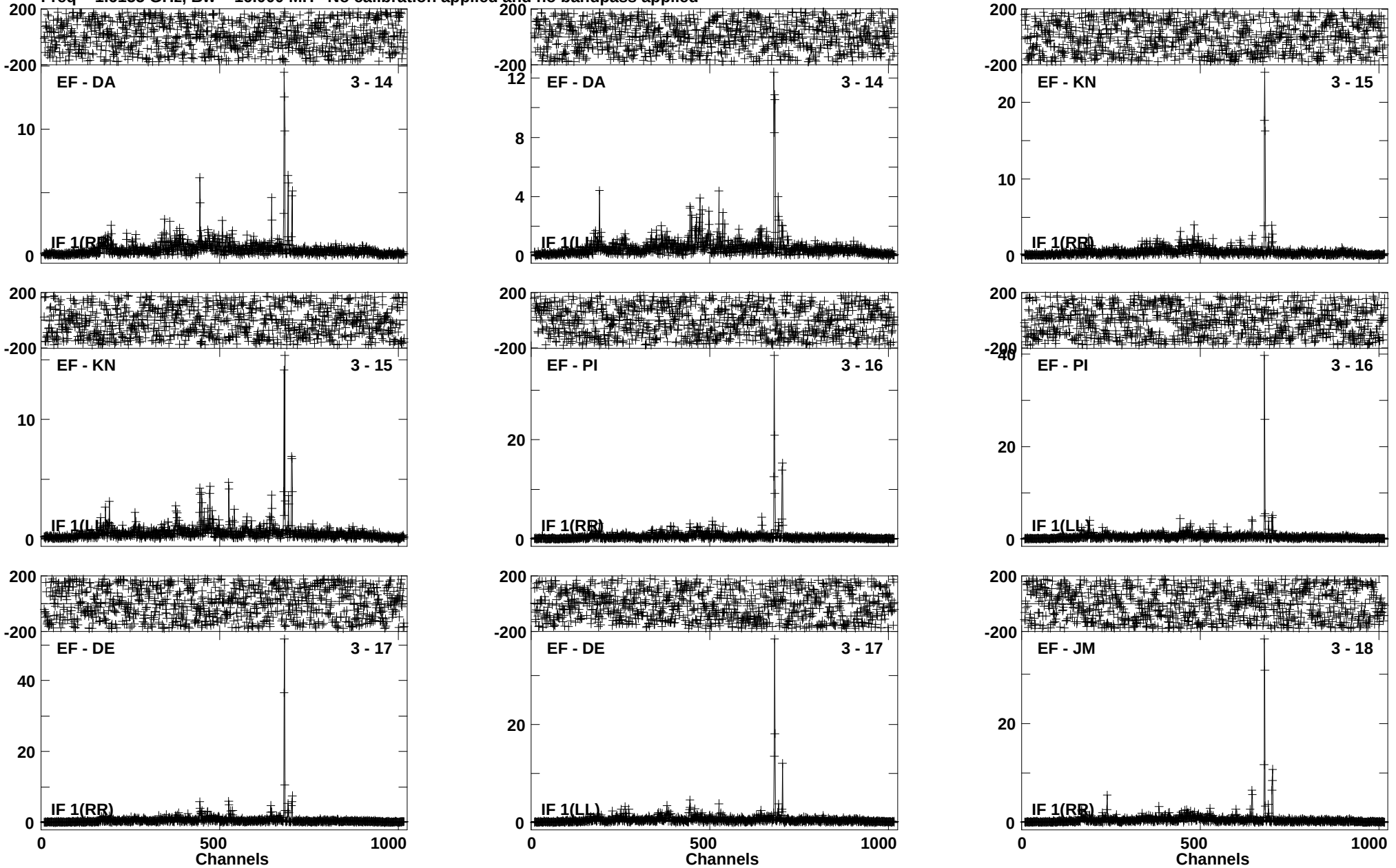

Lower frame: Milli Ampl Jy Top frame: Phas deg
Vector averaged cross-power spectrum Baseline: EF (03) - DA (14)
Timerange: 00/14:44:11 to 00/14:47:39

Plot file version 728 created 28-JUN-2019 13:39:39
IRAS16399 EP111B 2.UVDATA.1
Freq = 1.6155 GHz, Bw = 16.000 MH No calibration applied and no bandpass applied

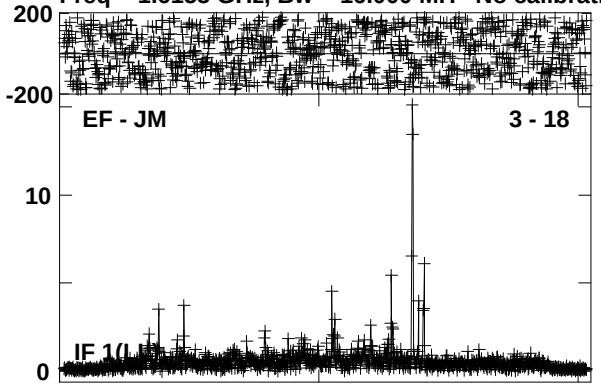

Lower frame: Milli Ampl Jy Top frame: Phas deg
Vector averaged cross-power spectrum Baseline: EF (03) - JM (18)
Timerange: 00/14:44:11 to 00/14:47:39

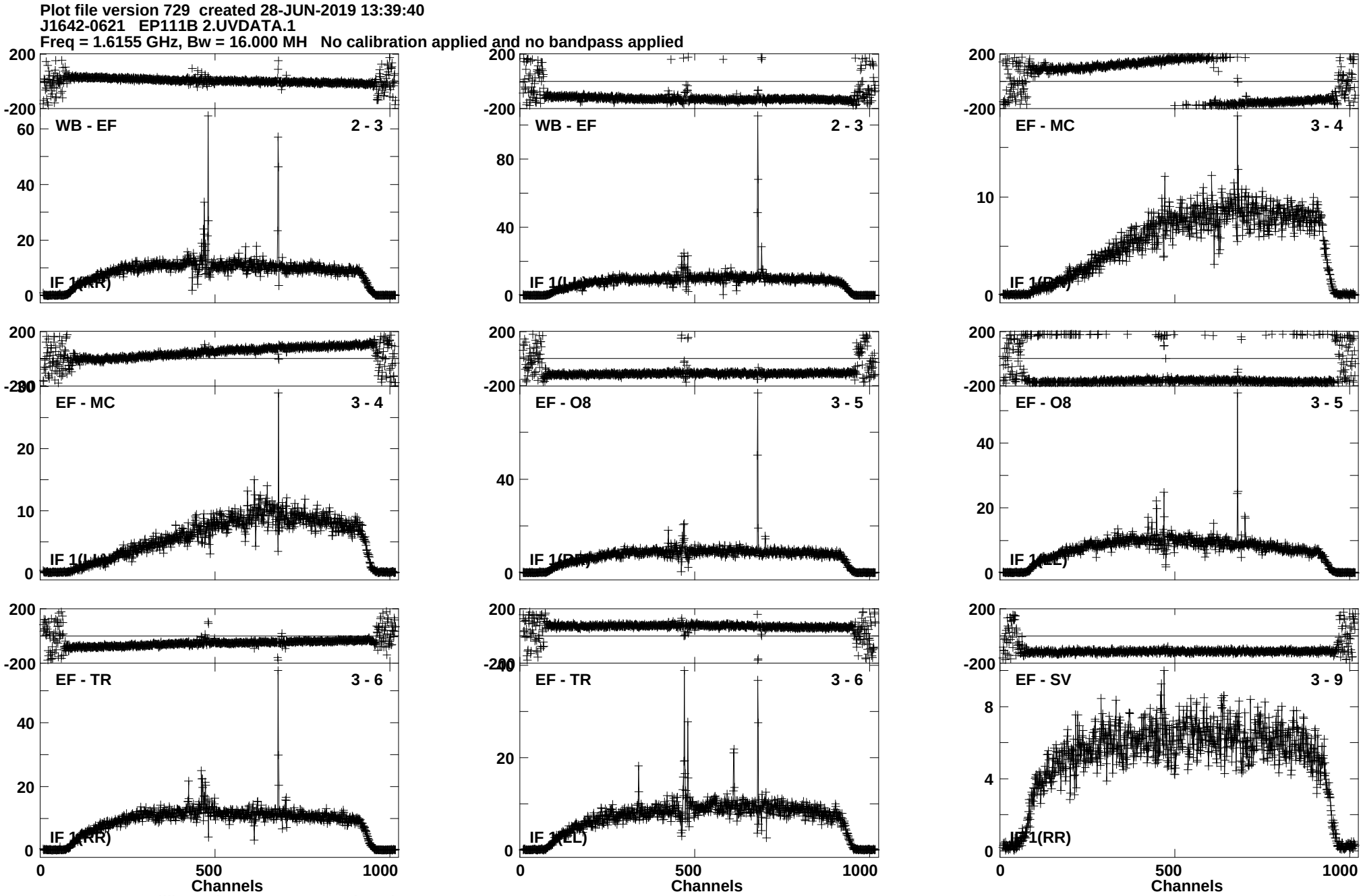
Plot file version 729 created 28-JUN-2019 13:39:40
J1642-0621 EP111B 2.UVDATA.1
Freq = 1.6155 GHz, Bw = 16.000 MH No calibration applied and no bandpass applied
WB - EF 2 - 3
WB - EF 2 - 3
EF - MC 3 - 4
EF - MC 3 - 4
EF - O8 3 - 5
EF - O8 3 - 5
EF - TR 3 - 6
EF - TR 3 - 6
EF - SV 3 - 9
IF 1(RR)
IF 1(LL)
IF 1(RR)
Channels
Channels
Channels
Lower frame: Milli Ampl Jy Top frame: Phas deg
Vector averaged cross-power spectrum Baseline: WB (02) - EF (03)
Timerange: 00/14:47:41 to 00/14:49:09

Plot file version 730 created 28-JUN-2019 13:39:40
J1642-0621 EP111B 2.UVDATA.1
Freq = 1.6155 GHz, Bw = 16.000 MH No calibration applied and no bandpass applied

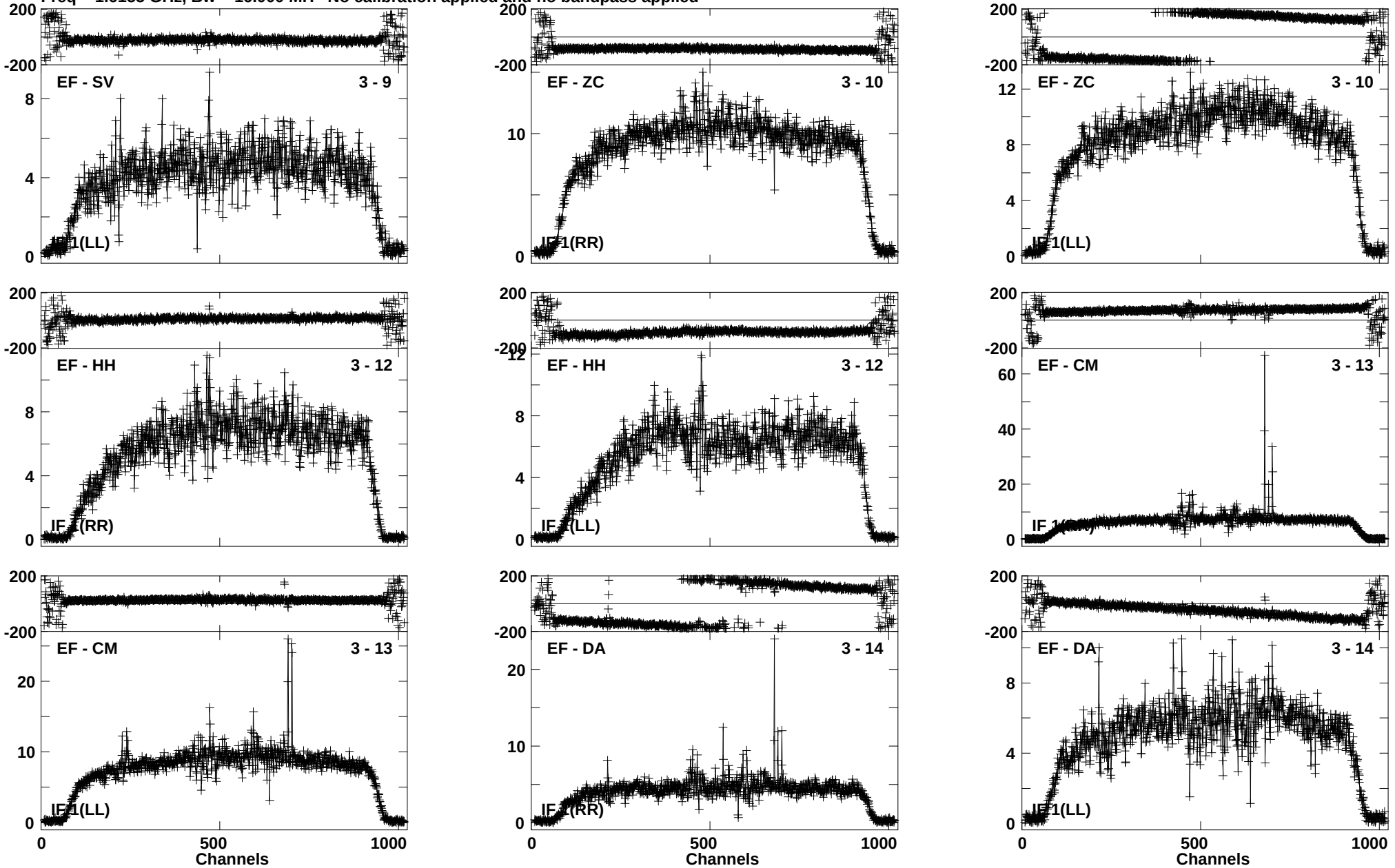

Lower frame: Milli Ampl Jy Top frame: Phas deg
Vector averaged cross-power spectrum Baseline: EF (03) - SV (09)
Timerange: 00/14:47:41 to 00/14:49:09

Plot file version 731 created 28-JUN-2019 13:39:41
J1642-0621 EP111B 2.UVDATA.1
Freq = 1.6155 GHz, Bw = 16.000 MH No calibration applied and no bandpass applied

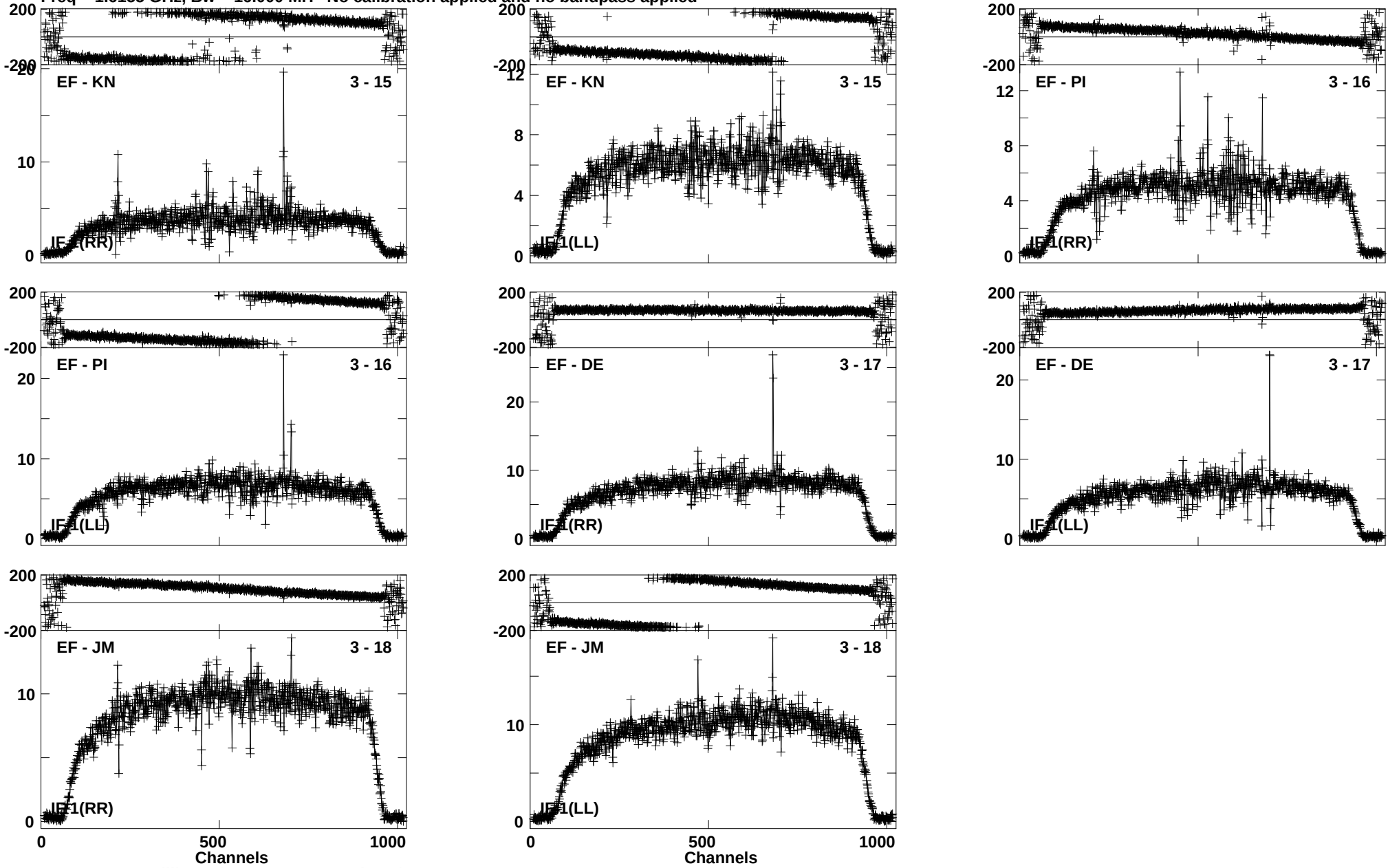

Lower frame: Milli Ampl Jy Top frame: Phas deg
Vector averaged cross-power spectrum Baseline: EF (03) - KN (15)
Timerange: 00/14:47:41 to 00/14:49:09

Plot file version 732 created 28-JUN-2019 13:39:42
IRAS16399 EP111B 2.UVDATA.1
Freq = 1.6155 GHz, Bw = 16.000 MH No calibration applied and no bandpass applied

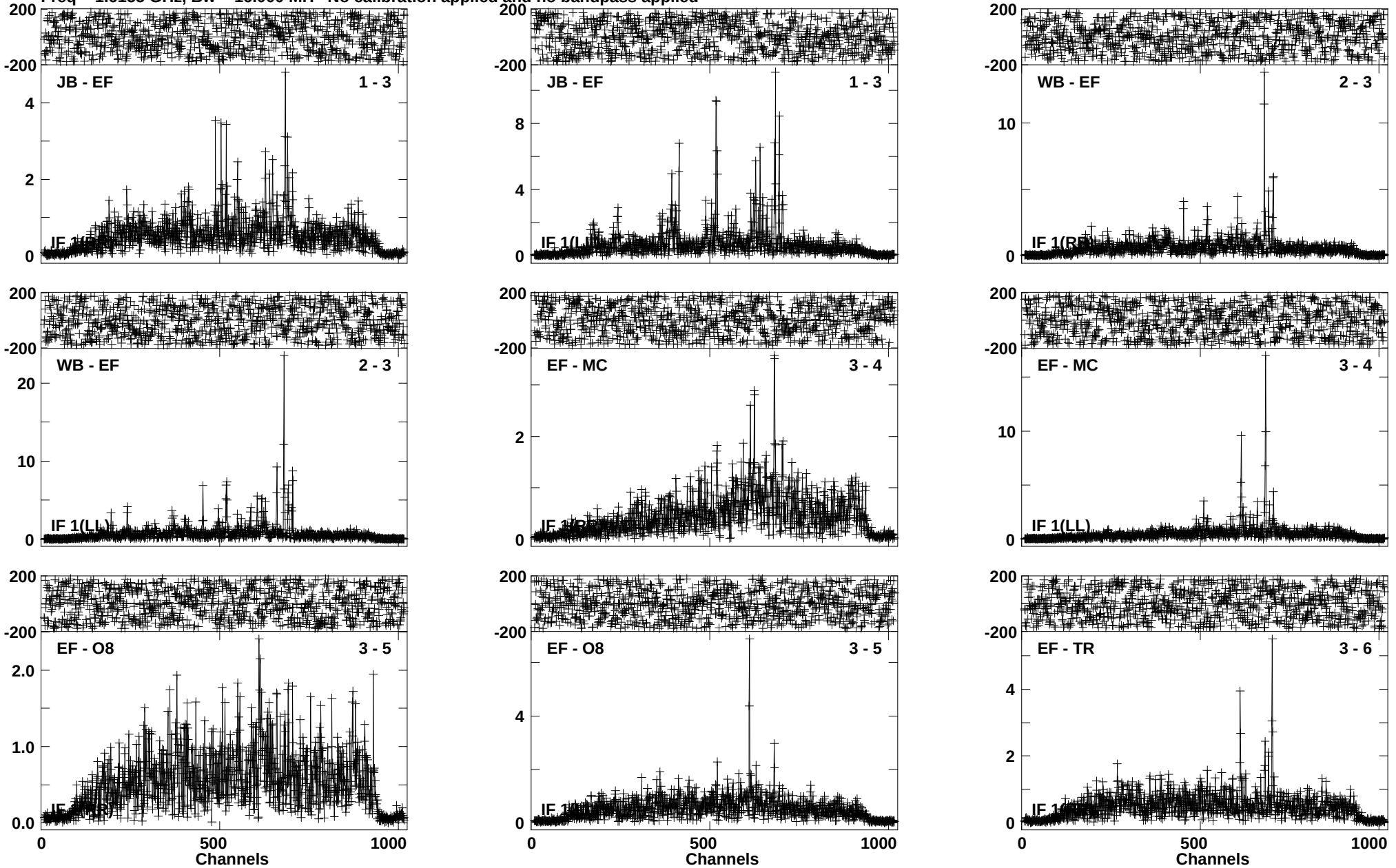

Lower frame: Milli Ampl Jy Top frame: Phas deg
Vector averaged cross-power spectrum Baseline: JB (01) - EF (03)
Timerange: 00/14:49:11 to 00/14:52:39

Plot file version 733 created 28-JUN-2019 13:39:43
IRAS16399 EP111B 2.UVDATA.1
Freq = 1.6155 GHz, Bw = 16.000 MH No calibration applied and no bandpass applied

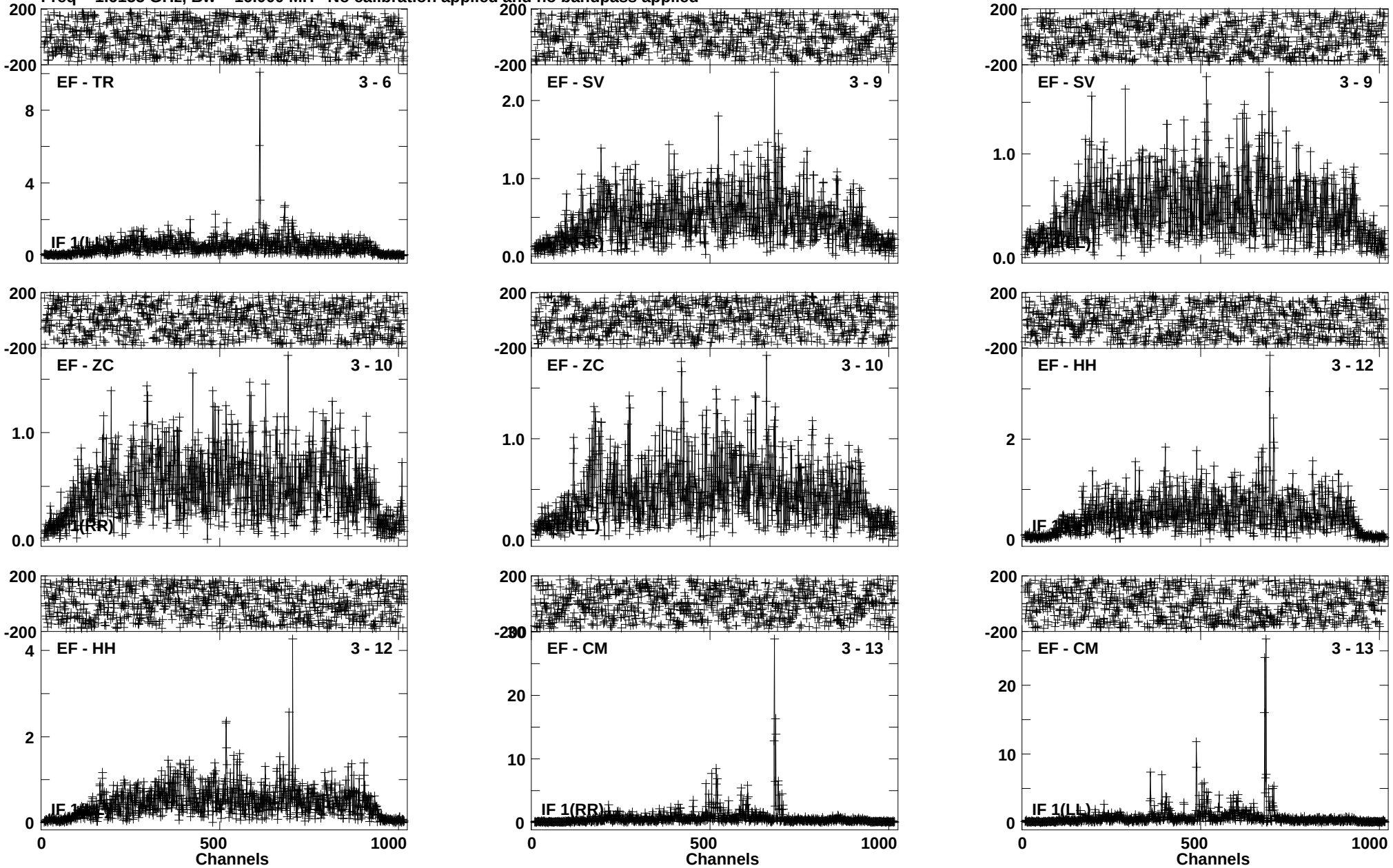

Lower frame: Milli Ampl Jy Top frame: Phas deg
Vector averaged cross-power spectrum Baseline: EF (03) - TR (06)
Timerange: 00/14:49:11 to 00/14:52:39

Plot file version 734 created 28-JUN-2019 13:39:43
IRAS16399 EP111B 2.UVDATA.1
Freq = 1.6155 GHz, Bw = 16.000 MH No calibration applied and no bandpass applied

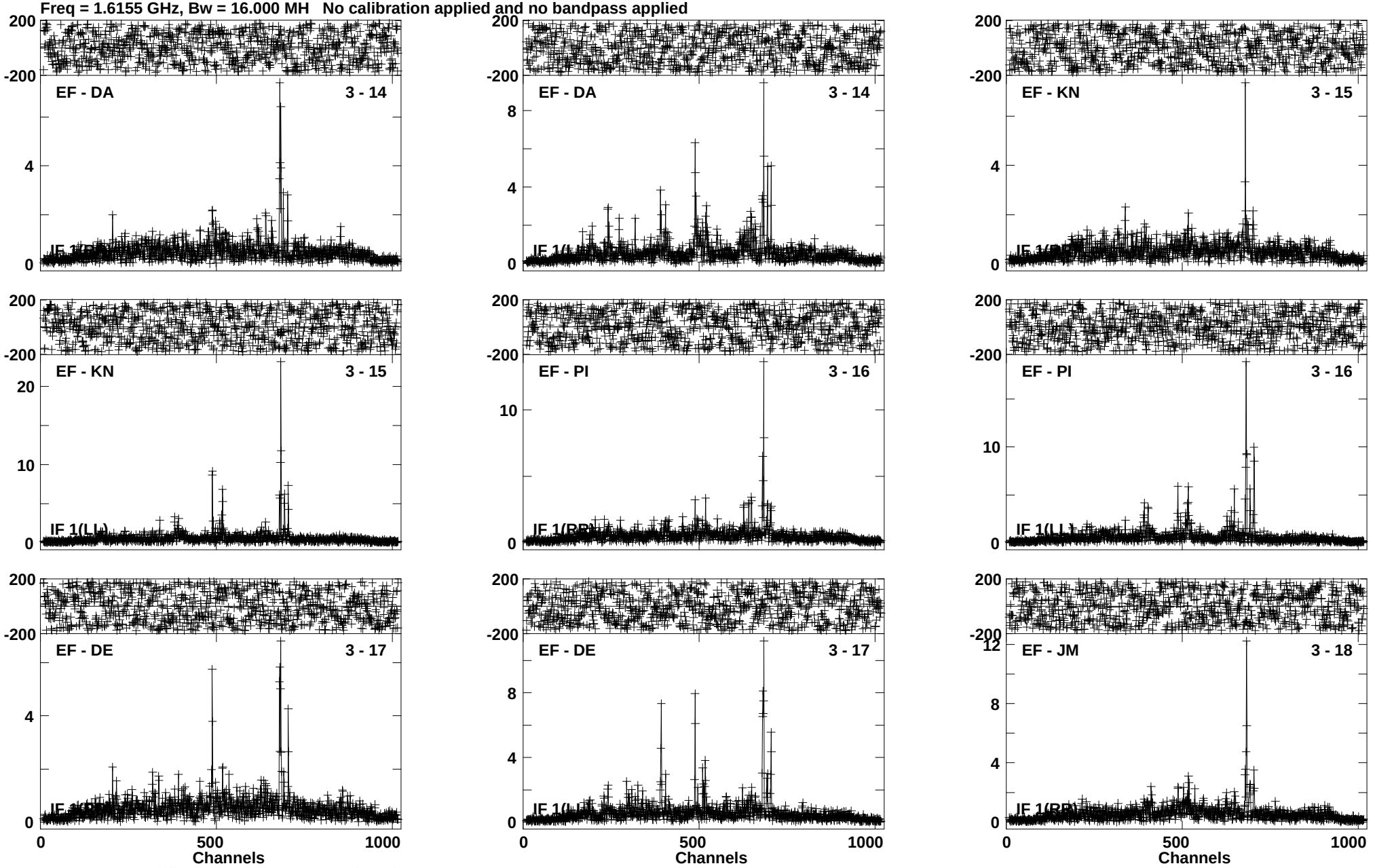

Lower frame: Milli Ampl Jy Top frame: Phas deg
Vector averaged cross-power spectrum Baseline: EF (03) - DA (14)
Timerange: 00/14:49:11 to 00/14:52:39

Plot file version 735 created 28-JUN-2019 13:39:44
IRAS16399 EP111B 2.UVDATA.1
Freq = 1.6155 GHz, Bw = 16.000 MH No calibration applied and no bandpass applied

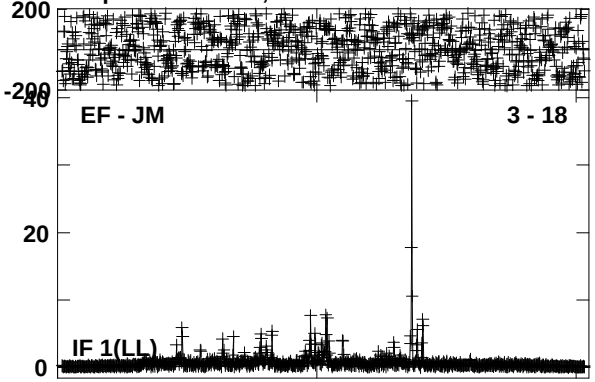

Lower frame: Milli Ampl Jy Top frame: Phas deg
Vector averaged cross-power spectrum Baseline: EF (03) - JM (18)
Timerange: 00/14:49:11 to 00/14:52:39

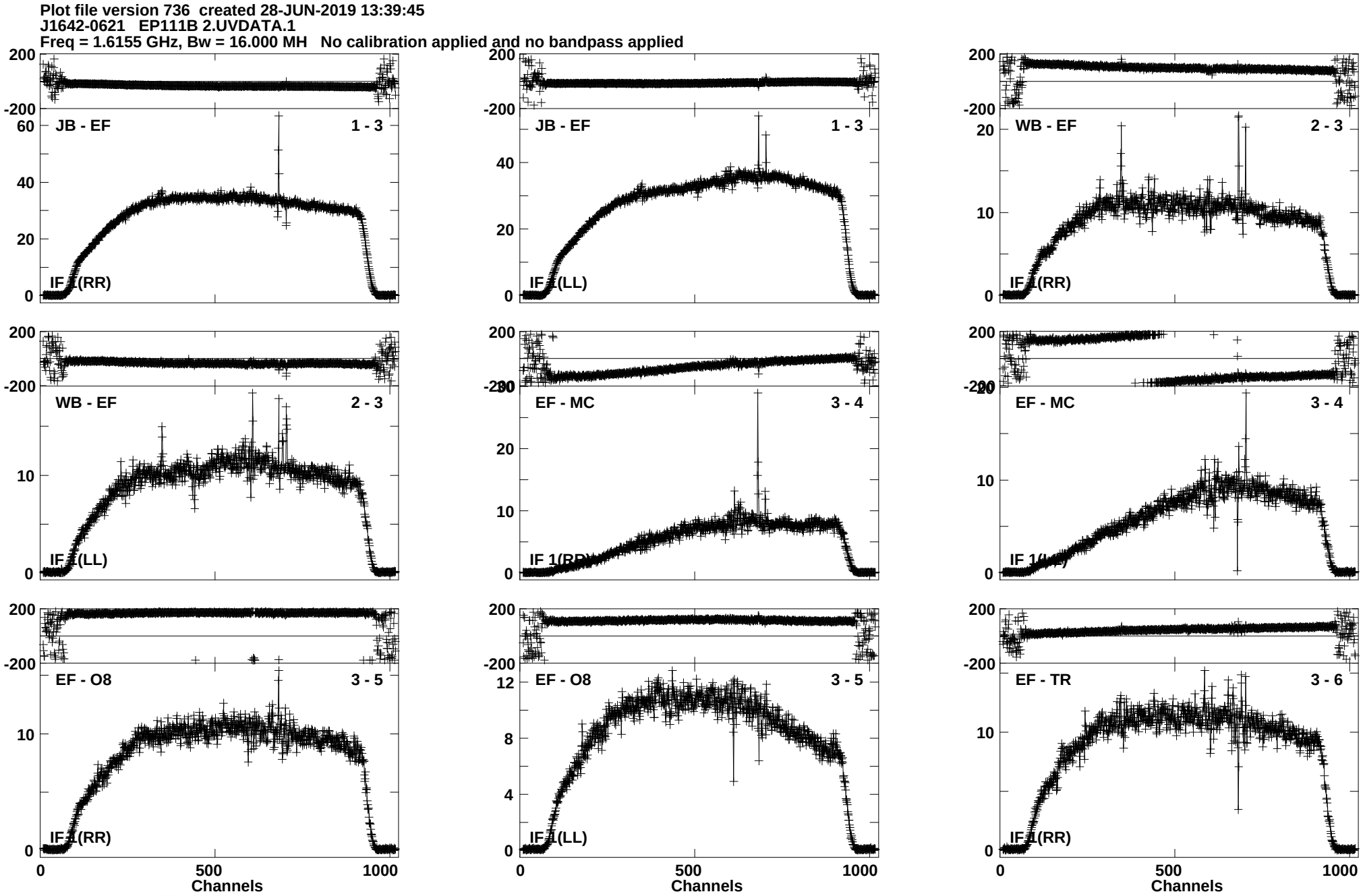
Plot file version 736 created 28-JUN-2019 13:39:45
J1642-0621 EP111B 2.UVDATA.1
Freq = 1.6155 GHz, Bw = 16.000 MH No calibration applied and no bandpass applied
JB - EF 1 - 3
IF 1(RR)
JB - EF 1 - 3
IF 1(LL)
WB - EF 2 - 3
IF 1(RR)
WB - EF 2 - 3
IF 1(LL)
EF - MC 3 - 4
IF 1(RR)
EF - MC 3 - 4
EF - O8 3 - 5
IF 1(RR)
EF - O8 3 - 5
IF 1(LL)
EF - TR 3 - 6
IF 1(RR)
Channels
Channels
Channels
Lower frame: Milli Ampl Jy Top frame: Phas deg
Vector averaged cross-power spectrum Baseline: JB (01) - EF (03)
Timerange: 00/14:53:26 to 00/14:54:54

Plot file version 737 created 28-JUN-2019 13:39:46
J1642-0621 EP111B 2.UVDATA.1
Freq = 1.6155 GHz, Bw = 16.000 MH No calibration applied and no bandpass applied

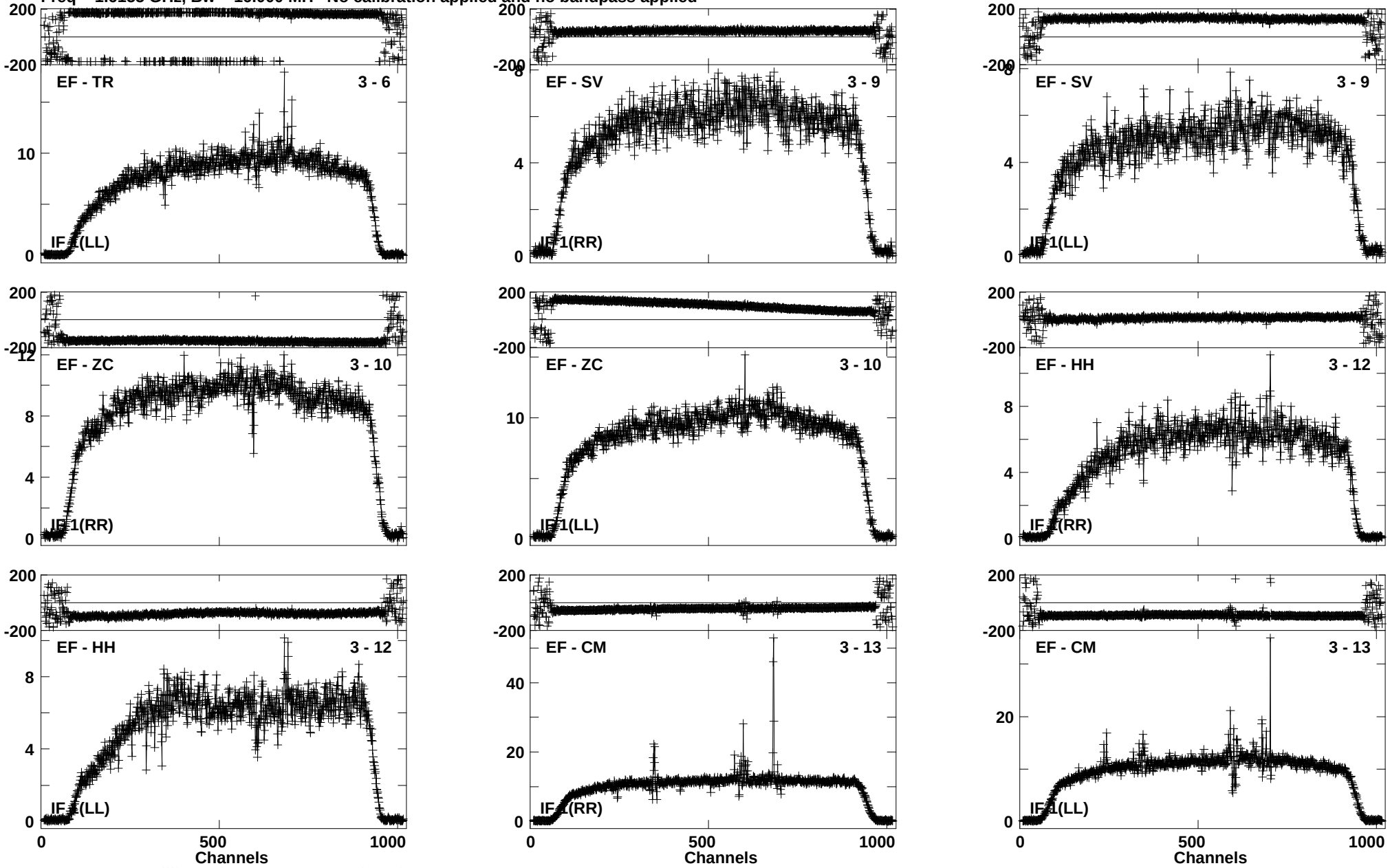

Lower frame: Milli Ampl Jy Top frame: Phas deg
Vector averaged cross-power spectrum Baseline: EF (03) - TR (06)
Timerange: 00/14:53:26 to 00/14:54:54

Plot file version 738 created 28-JUN-2019 13:39:46
J1642-0621 EP111B 2.UVDATA.1
Freq = 1.6155 GHz, Bw = 16.000 MH No calibration applied and no bandpass applied

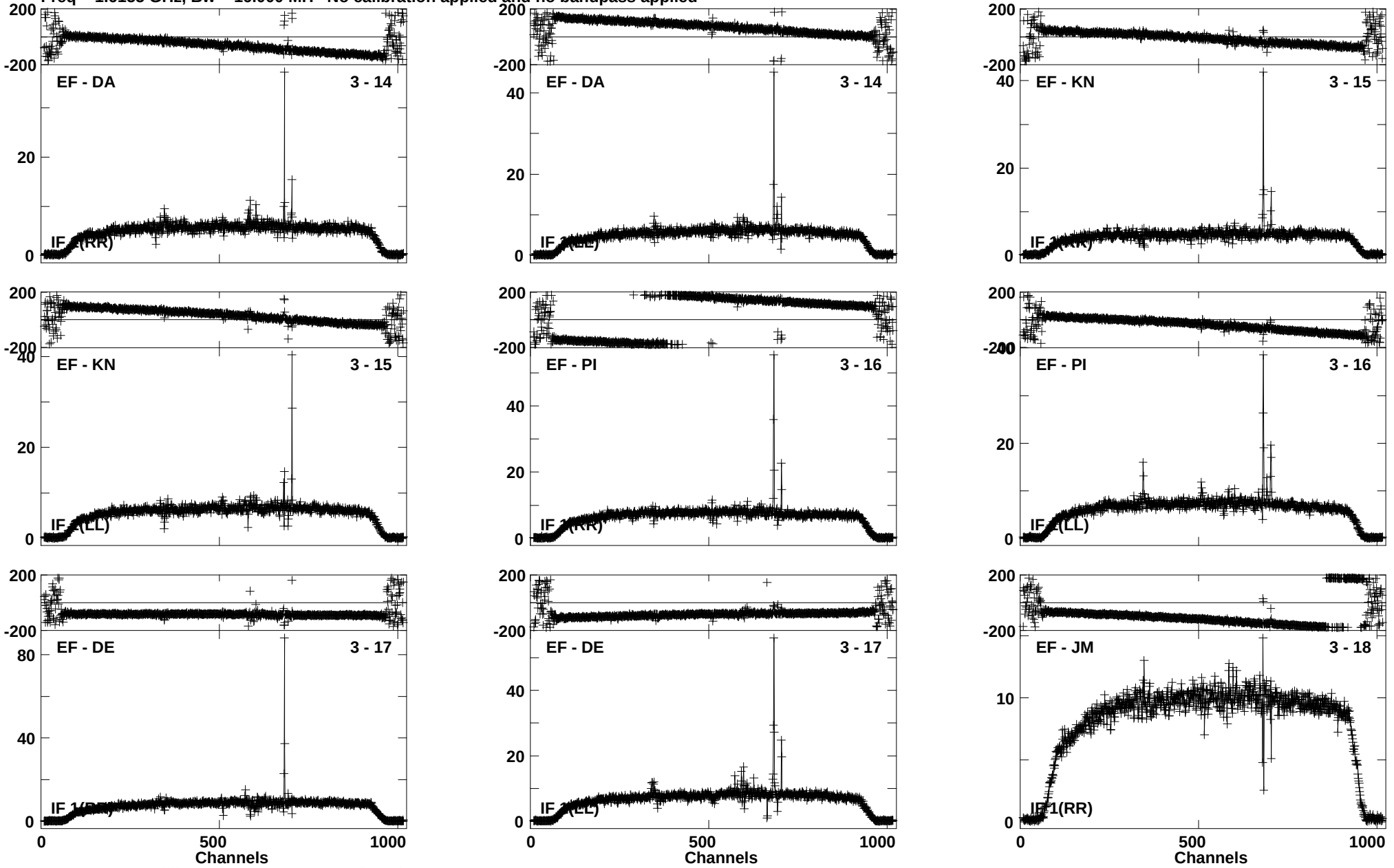

Lower frame: Milli Ampl Jy Top frame: Phas deg
Vector averaged cross-power spectrum Baseline: EF (03) - DA (14)
Timerange: 00/14:53:26 to 00/14:54:54

Plot file version 739 created 28-JUN-2019 13:39:47
J1642-0621 EP111B 2.UVDATA.1
Freq = 1.6155 GHz, Bw = 16.000 MH No calibration applied and no bandpass applied

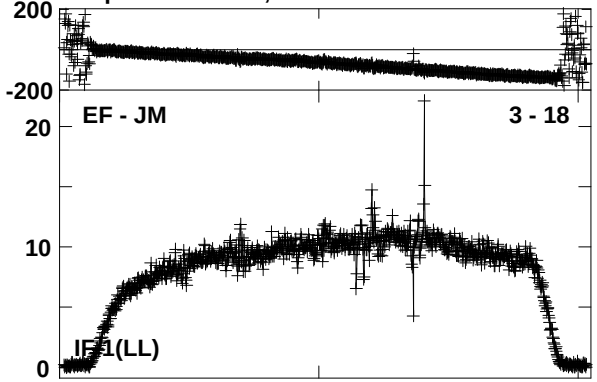

Lower frame: Milli Ampl Jy Top frame: Phas deg
Vector averaged cross-power spectrum Baseline: EF (03) - JM (18)
Timerange: 00/14:53:26 to 00/14:54:54

Plot file version 740 created 28-JUN-2019 13:39:48
IRAS16399 EP111B 2.UVDATA.1
Freq = 1.6155 GHz, Bw = 16.000 MH No calibration applied and no bandpass applied

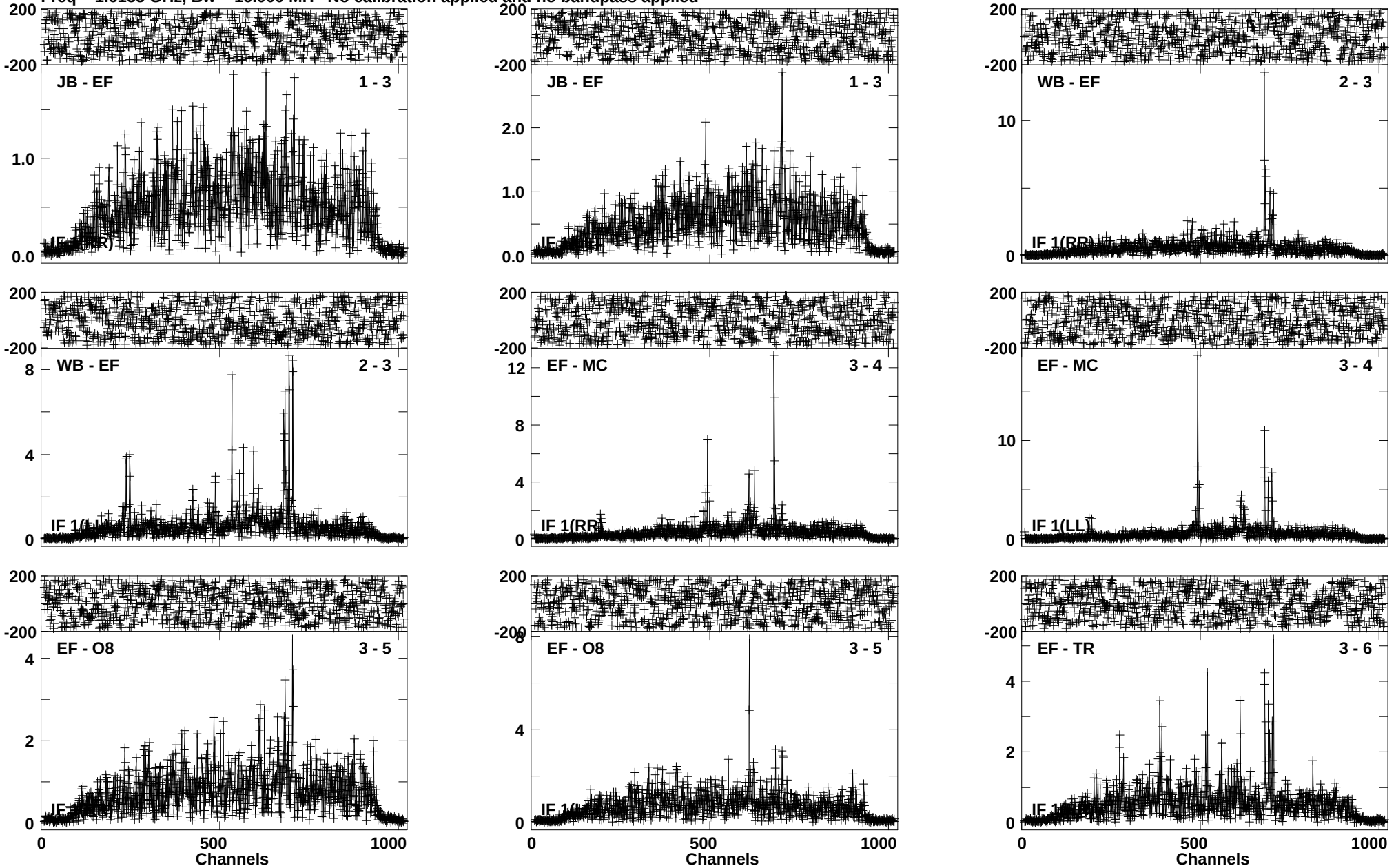

Lower frame: Milli Ampl Jy Top frame: Phas deg
Vector averaged cross-power spectrum Baseline: JB (01) - EF (03)
Timerange: 00/14:54:56 to 00/14:58:24

Plot file version 741 created 28-JUN-2019 13:39:48
IRAS16399 EP111B 2.UVDATA.1
Freq = 1.6155 GHz, Bw = 16.000 MH No calibration applied and no bandpass applied

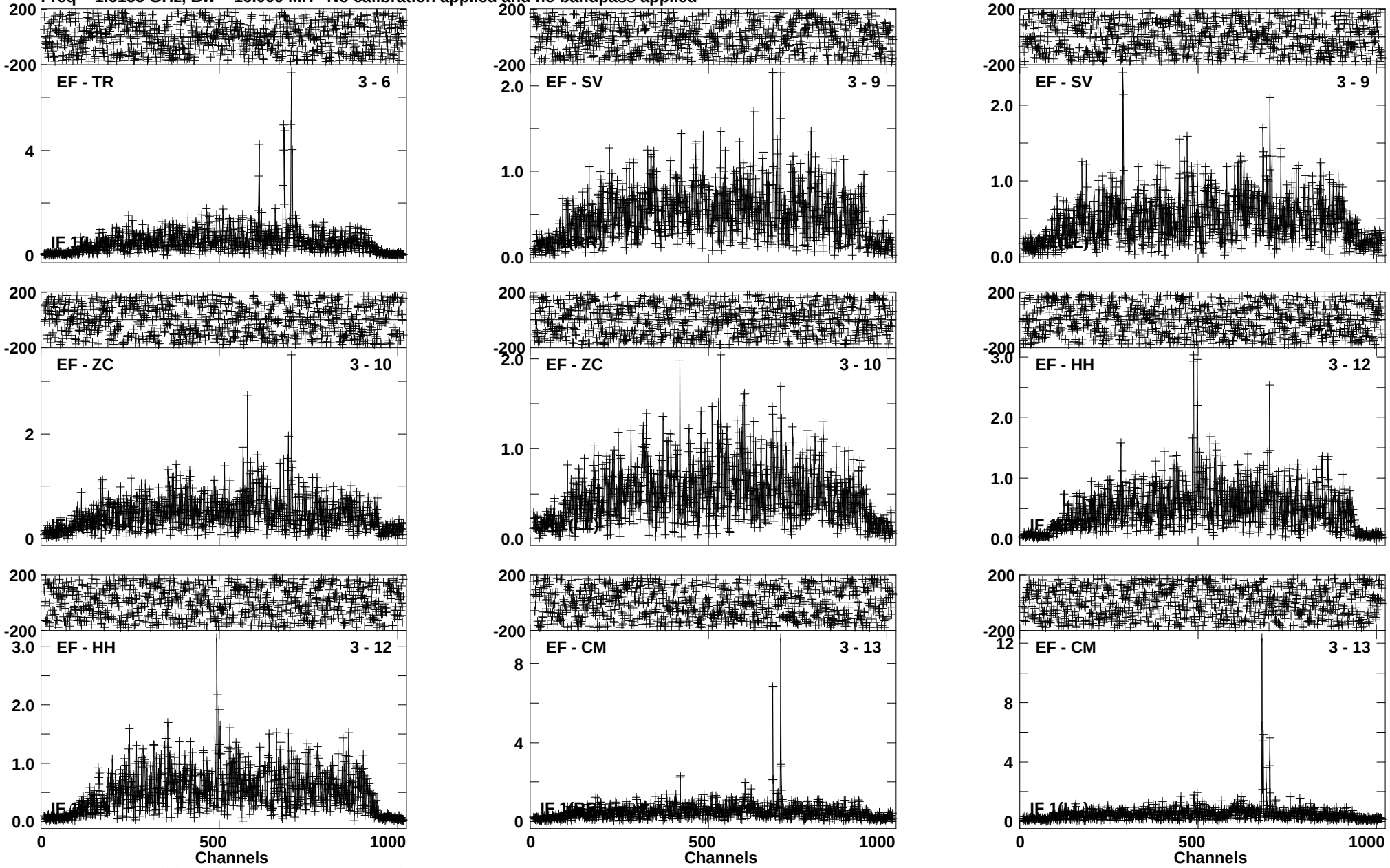

Lower frame: Milli Ampl Jy Top frame: Phas deg
Vector averaged cross-power spectrum Baseline: EF (03) - TR (06)
Timerange: 00/14:54:56 to 00/14:58:24

Plot file version 742 created 28-JUN-2019 13:39:49
IRAS16399 EP111B 2.UVDATA.1
Freq = 1.6155 GHz, Bw = 16.000 MH No calibration applied and no bandpass applied

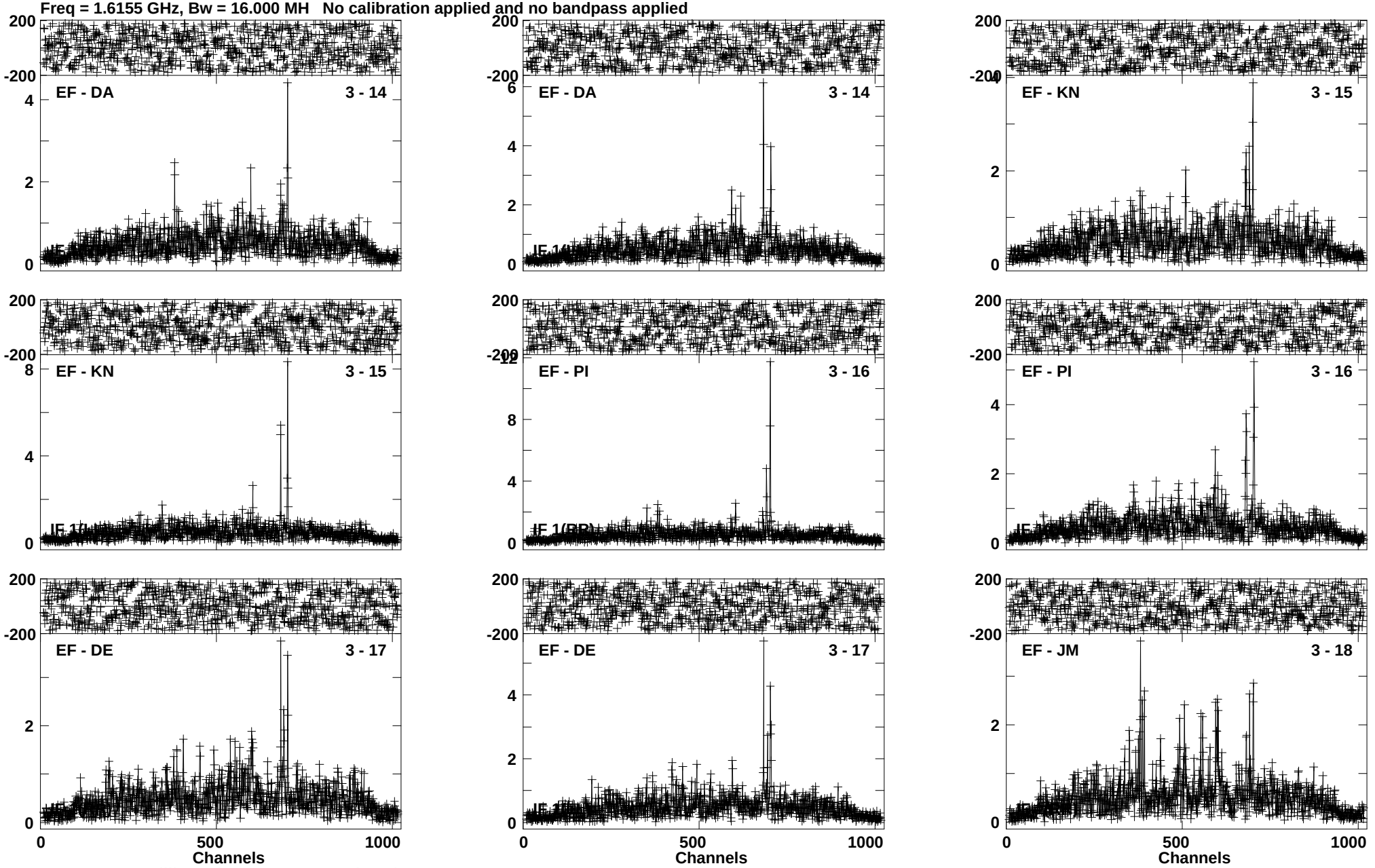

Lower frame: Milli Ampl Jy Top frame: Phas deg
Vector averaged cross-power spectrum Baseline: EF (03) - DA (14)
Timerange: 00/14:54:56 to 00/14:58:24

Plot file version 743 created 28-JUN-2019 13:39:50
IRAS16399 EP111B 2.UVDATA.1
Freq = 1.6155 GHz, Bw = 16.000 MH No calibration applied and no bandpass applied

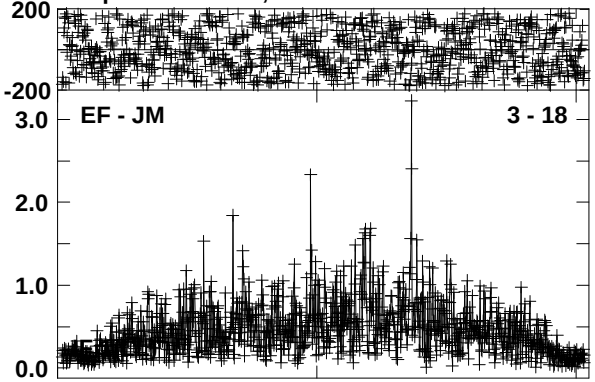

Lower frame: Milli Ampl Jy Top frame: Phas deg
Vector averaged cross-power spectrum Baseline: EF (03) - JM (18)
Timerange: 00/14:54:56 to 00/14:58:24

Plot file version 744 created 28-JUN-2019 13:39:51
J1642-0621 EP111B 2.UVDATA.1
Freq = 1.6155 GHz, Bw = 16.000 MH No calibration applied and no bandpass applied

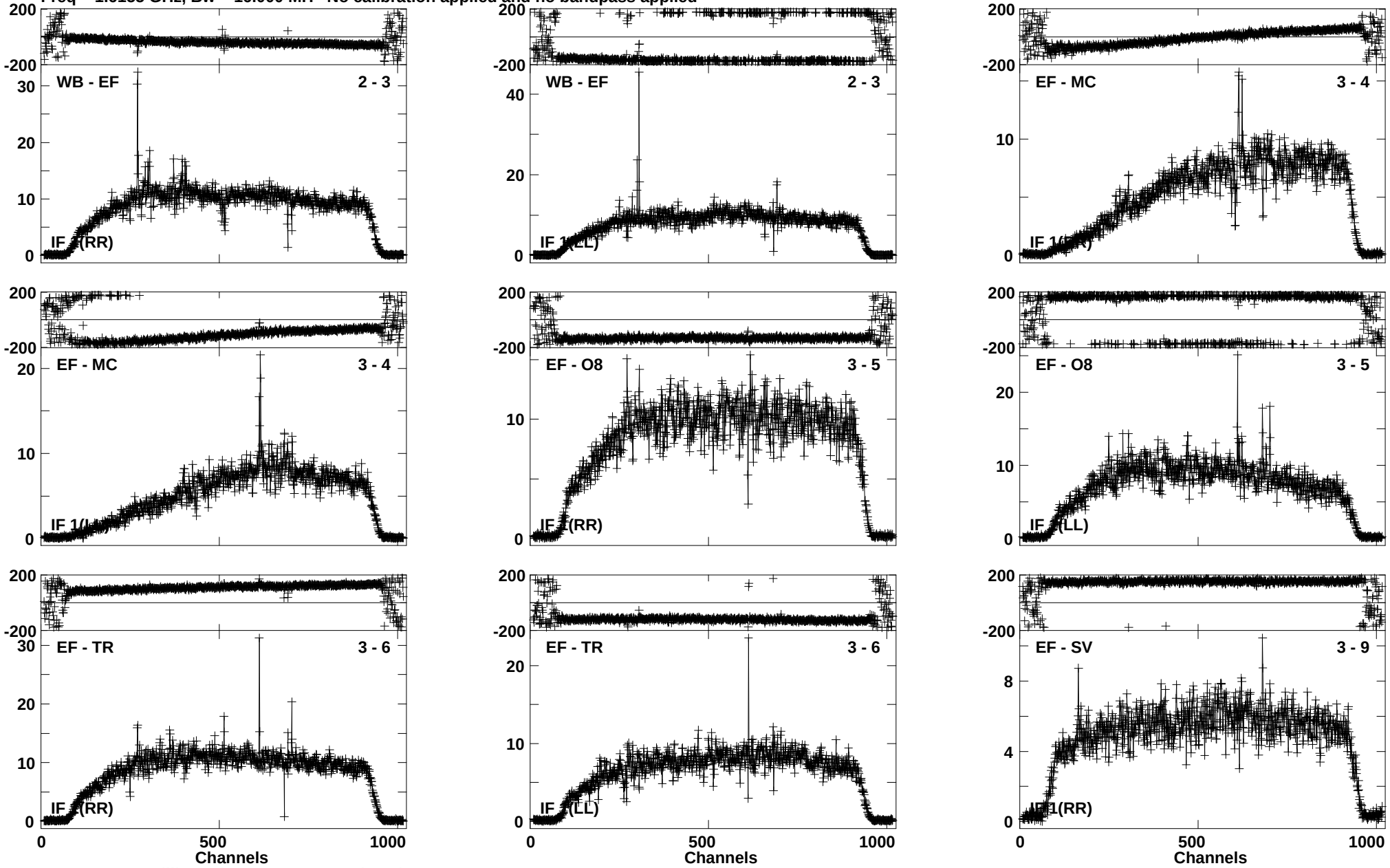

Lower frame: Milli Ampl Jy Top frame: Phas deg
Vector averaged cross-power spectrum Baseline: WB (02) - EF (03)
Timerange: 00/14:58:26 to 00/14:59:54

Plot file version 745 created 28-JUN-2019 13:39:51
J1642-0621 EP111B 2.UVDATA.1
Freq = 1.6155 GHz, Bw = 16.000 MH No calibration applied and no bandpass applied

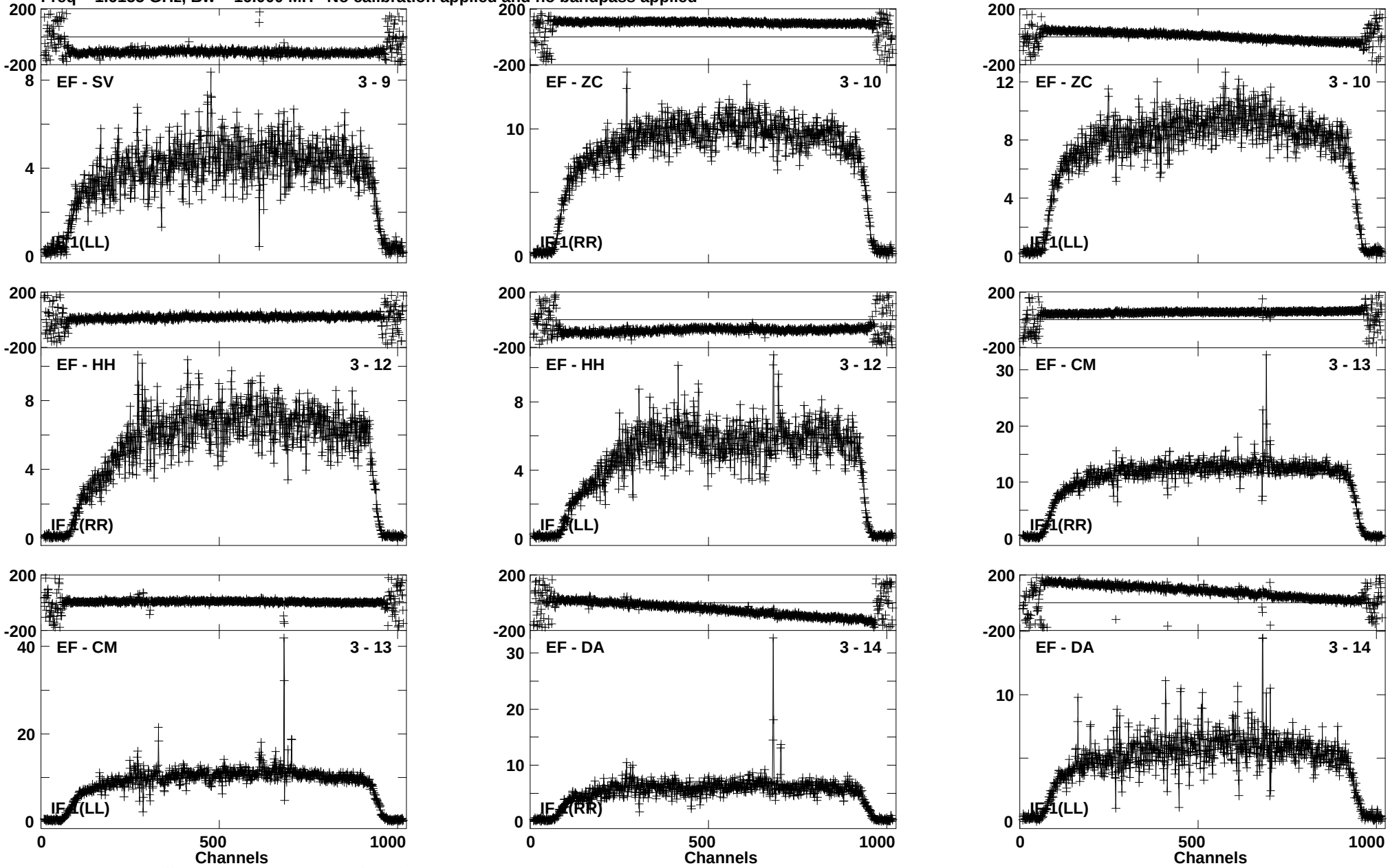

Lower frame: Milli Ampl Jy Top frame: Phas deg
Vector averaged cross-power spectrum Baseline: EF (03) - SV (09)
Timerange: 00/14:58:26 to 00/14:59:54

Plot file version 746 created 28-JUN-2019 13:39:52
J1642-0621 EP111B 2.UVDATA.1
Freq = 1.6155 GHz, Bw = 16.000 MH No calibration applied and no bandpass applied

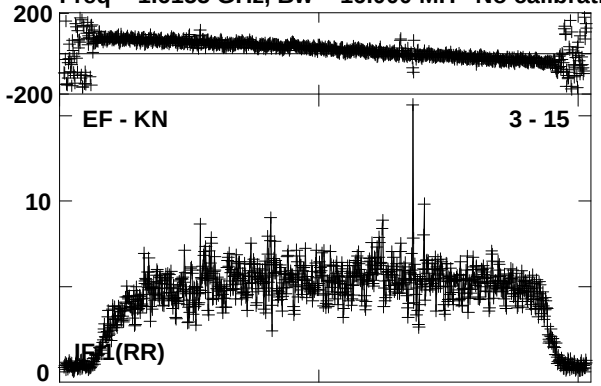

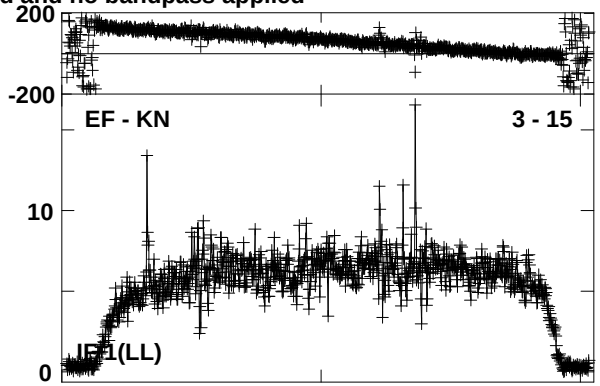

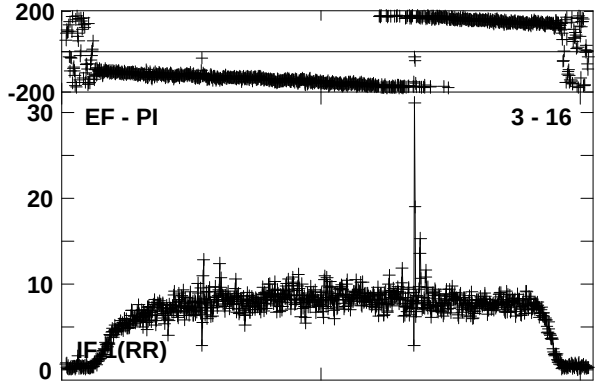

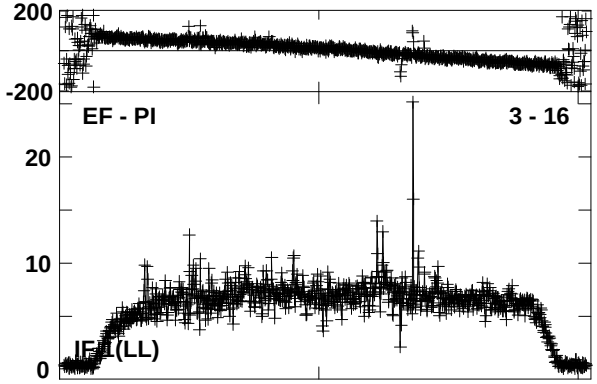

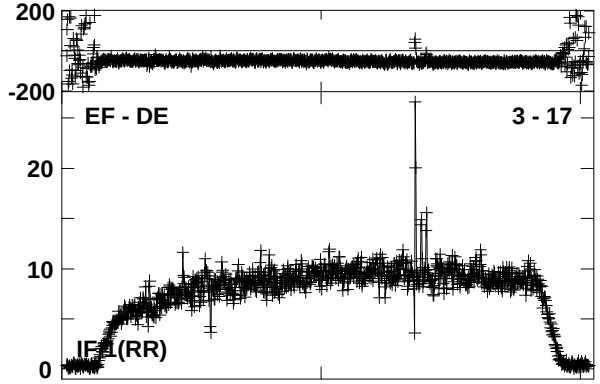

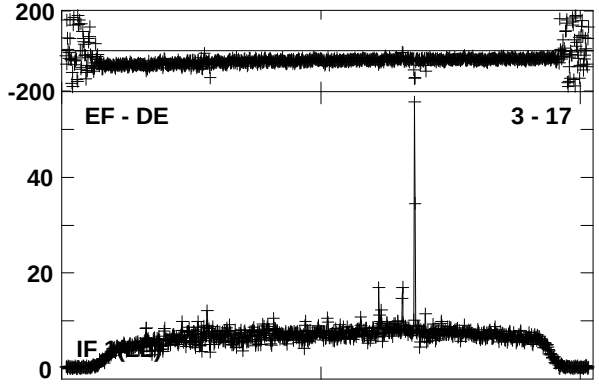

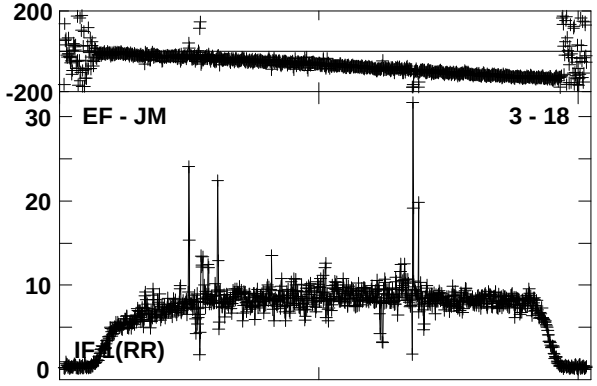

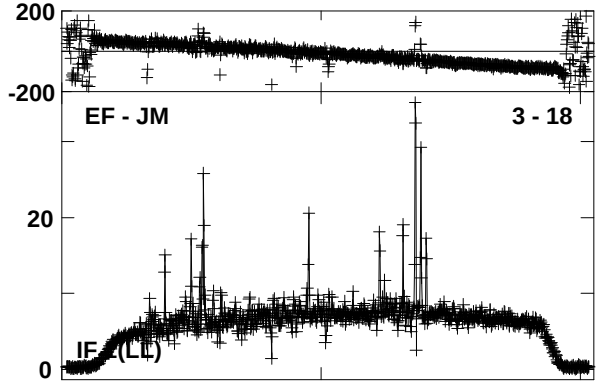

Lower frame: Milli Ampl Jy Top frame: Phas deg
Vector averaged cross-power spectrum Baseline: EF (03) - KN (15)
Timerange: 00/14:58:26 to 00/14:59:54

Plot file version 747 created 28-JUN-2019 13:39:53
IRAS16399 EP111B 2.UVDATA.1
Freq = 1.6155 GHz, Bw = 16.000 MH No calibration applied and no bandpass applied

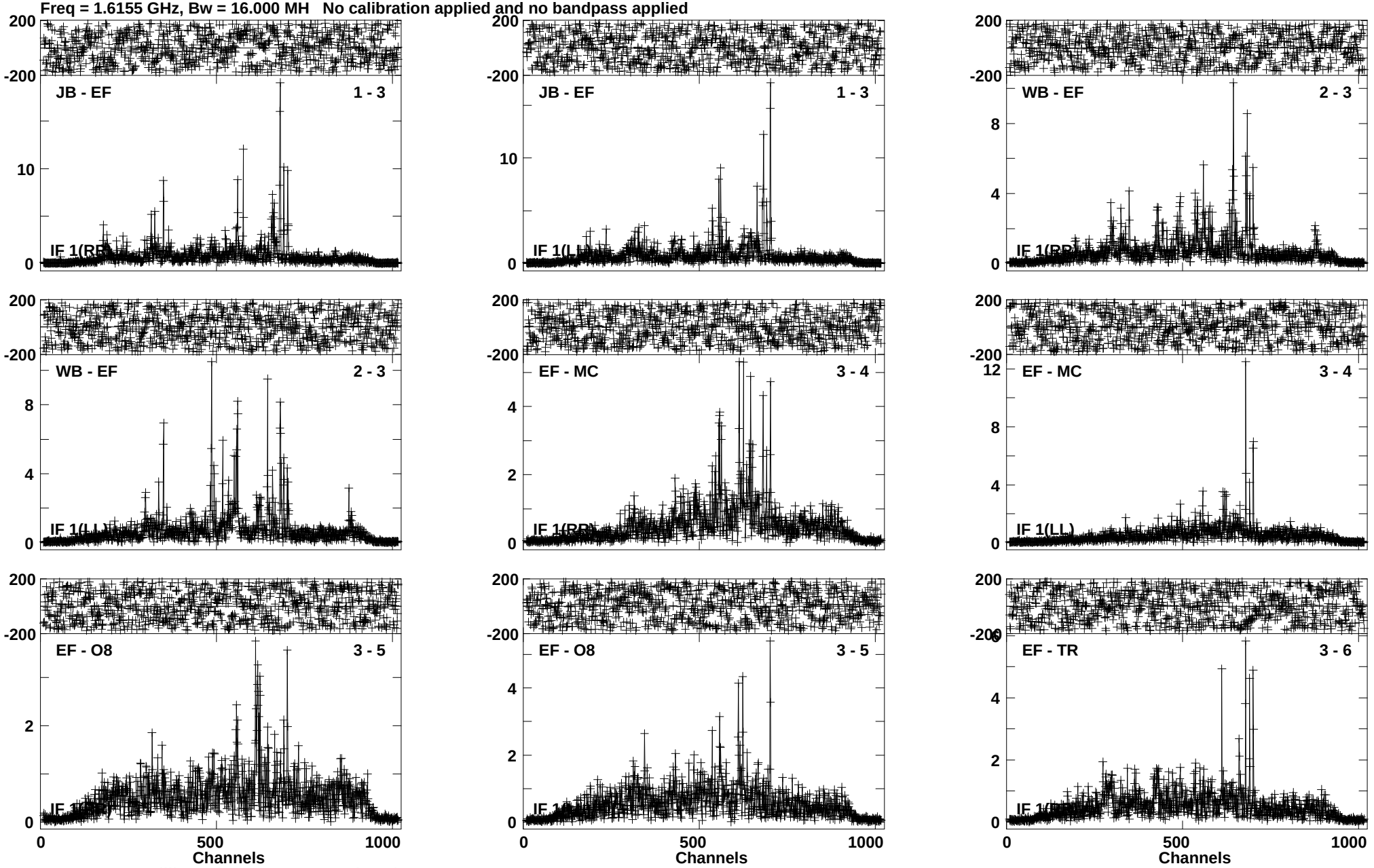

Lower frame: Milli Ampl Jy Top frame: Phas deg
Vector averaged cross-power spectrum Baseline: JB (01) - EF (03)
Timerange: 00/14:59:56 to 00/15:03:24

Plot file version 748 created 28-JUN-2019 13:39:54
IRAS16399 EP111B 2.UVDATA.1
Freq = 1.6155 GHz, Bw = 16.000 MH No calibration applied and no bandpass applied

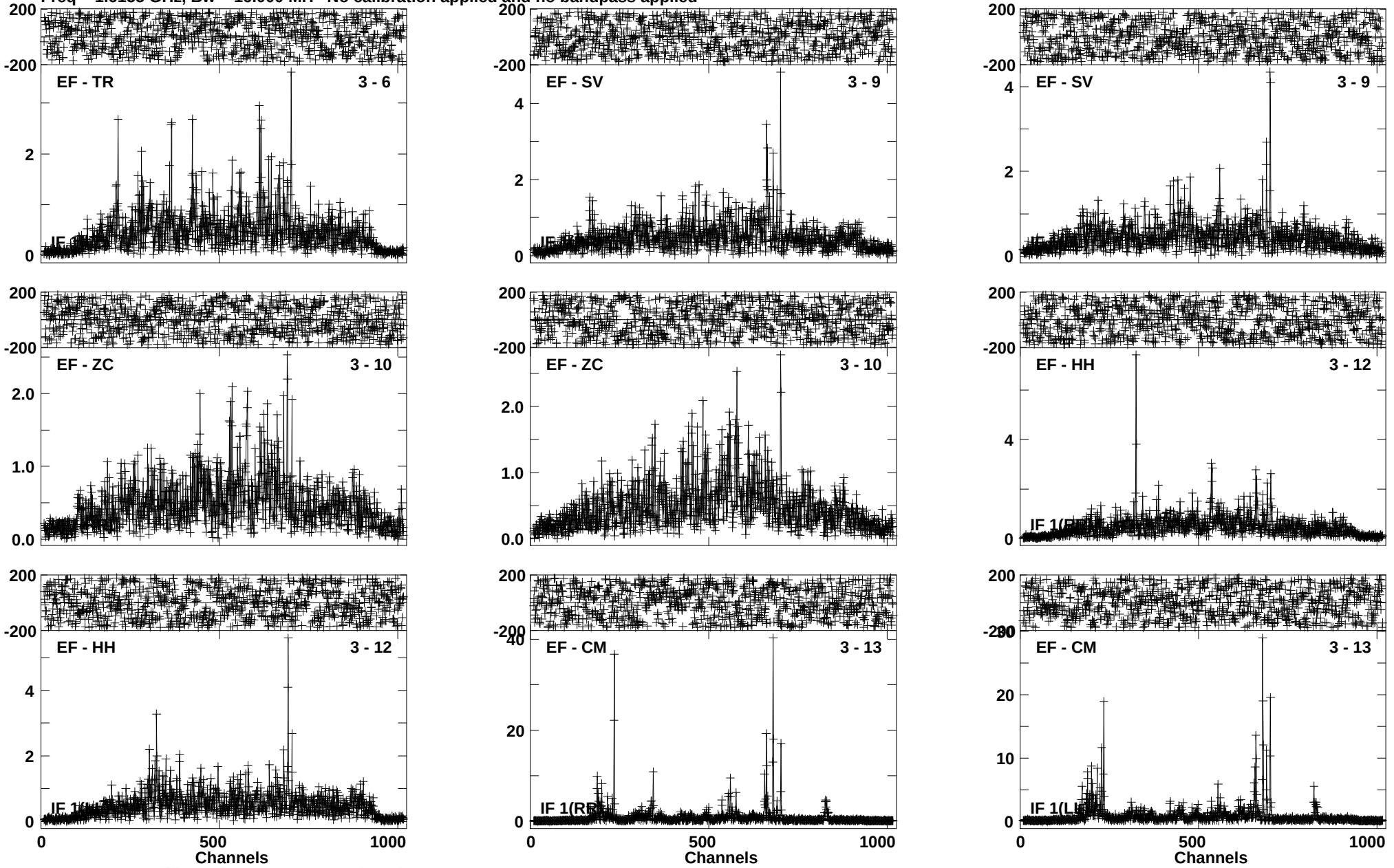

Lower frame: Milli Ampl Jy Top frame: Phas deg
Vector averaged cross-power spectrum Baseline: EF (03) - TR (06)
Timerange: 00/14:59:56 to 00/15:03:24

Plot file version 749 created 28-JUN-2019 13:39:55
IRAS16399 EP111B 2.UVDATA.1
Freq = 1.6155 GHz, Bw = 16.000 MH No calibration applied and no bandpass applied

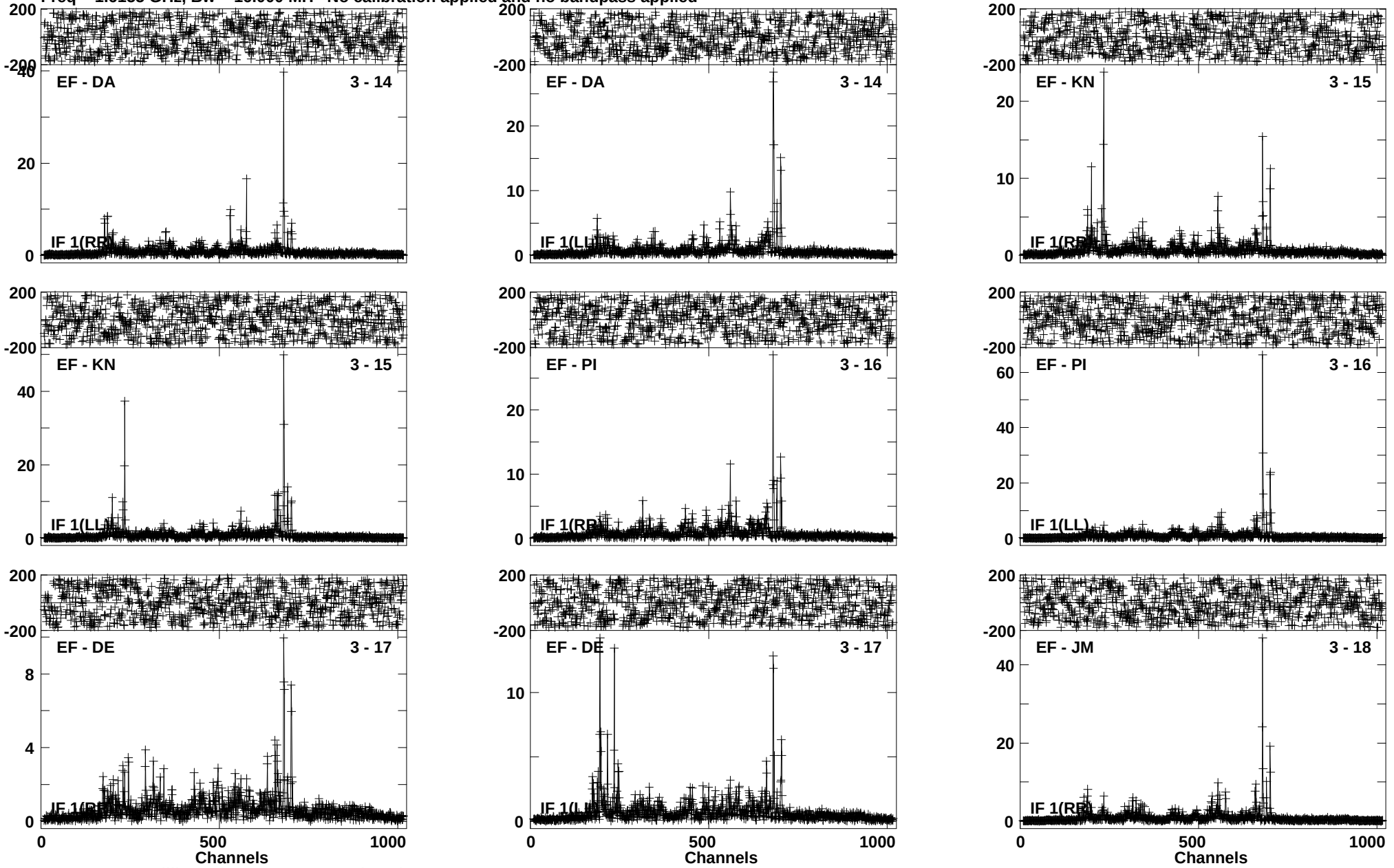

Lower frame: Milli Ampl Jy Top frame: Phas deg
Vector averaged cross-power spectrum Baseline: EF (03) - DA (14)
Timerange: 00/14:59:56 to 00/15:03:24

Plot file version 750 created 28-JUN-2019 13:39:55
IRAS16399 EP111B 2.UVDATA.1
Freq = 1.6155 GHz, Bw = 16.000 MH No calibration applied and no bandpass applied

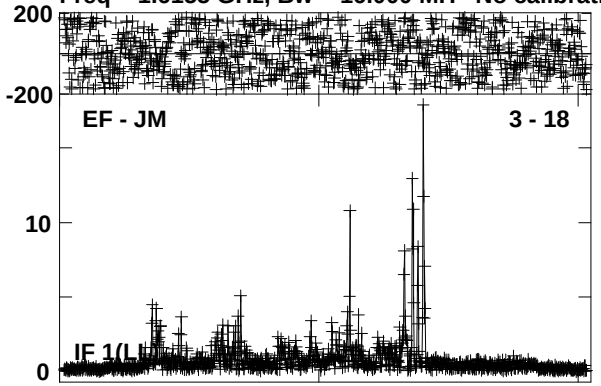

Lower frame: Milli Ampl Jy Top frame: Phas deg
Vector averaged cross-power spectrum Baseline: EF (03) - JM (18)
Timerange: 00/14:59:56 to 00/15:03:24

Plot file version 751 created 28-JUN-2019 13:39:56
J1642-0621 EP111B 2.UVDATA.1
Freq = 1.6155 GHz, Bw = 16.000 MH No calibration applied and no bandpass applied

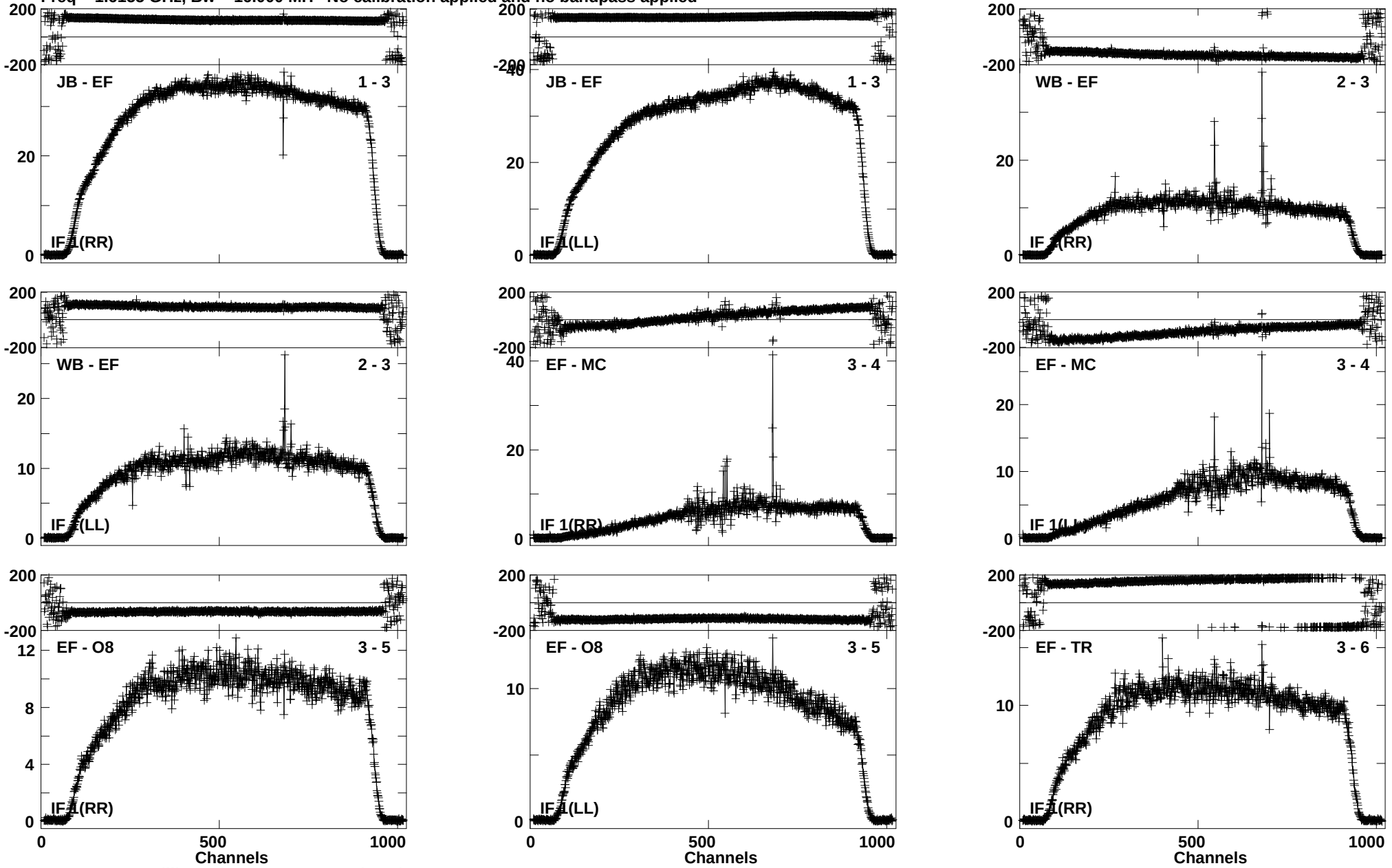

Lower frame: Milli Ampl Jy Top frame: Phas deg
Vector averaged cross-power spectrum Baseline: JB (01) - EF (03)
Timerange: 00/15:04:11 to 00/15:05:39

Plot file version 752 created 28-JUN-2019 13:39:57
J1642-0621 EP111B 2.UVDATA.1
Freq = 1.6155 GHz, Bw = 16.000 MH No calibration applied and no bandpass applied

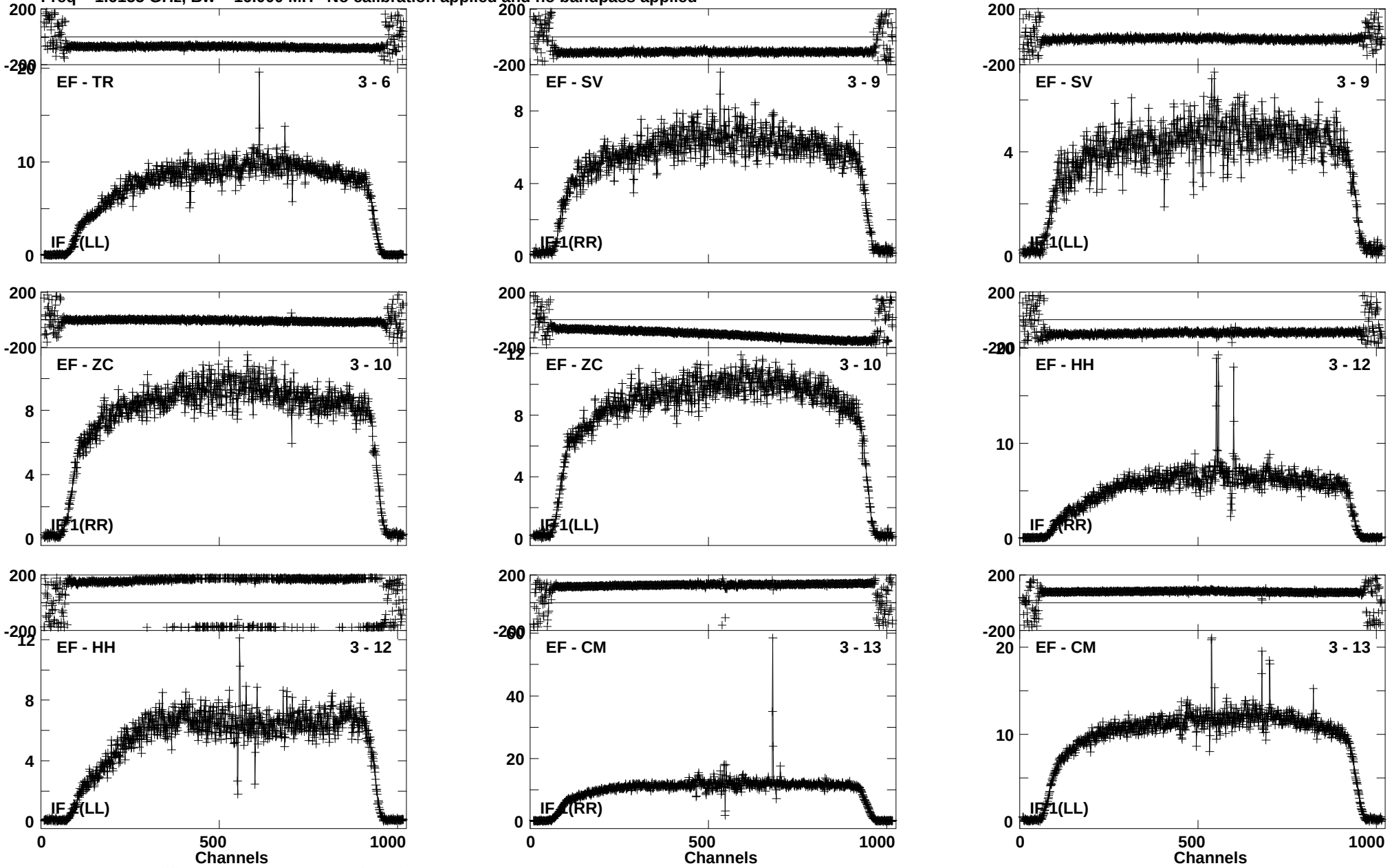

Lower frame: Milli Ampl Jy Top frame: Phas deg
Vector averaged cross-power spectrum Baseline: EF (03) - TR (06)
Timerange: 00/15:04:11 to 00/15:05:39

Plot file version 753 created 28-JUN-2019 13:39:58
J1642-0621 EP111B 2.UVDATA.1
Freq = 1.6155 GHz, Bw = 16.000 MH No calibration applied and no bandpass applied

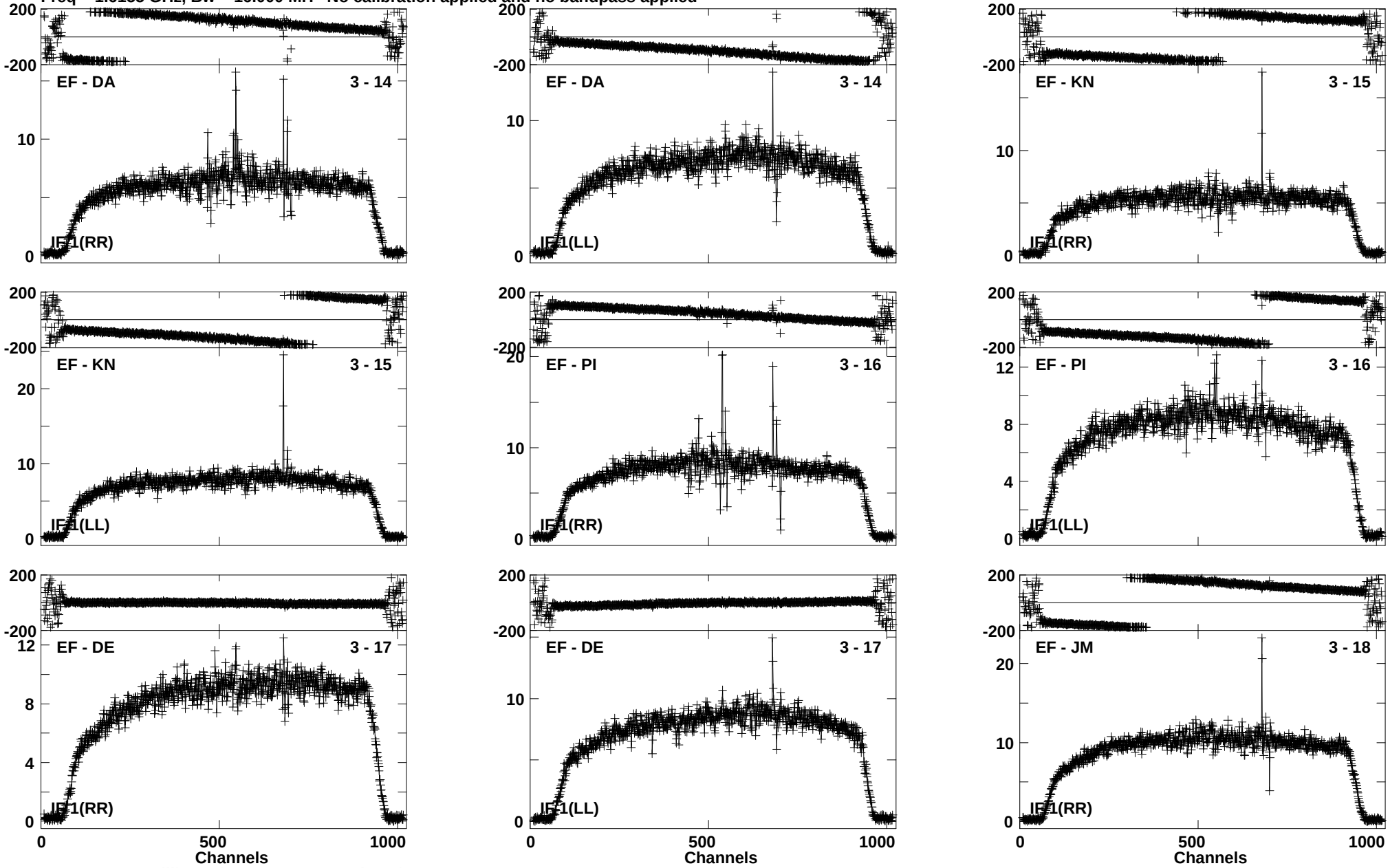

Lower frame: Milli Ampl Jy Top frame: Phas deg
Vector averaged cross-power spectrum Baseline: EF (03) - DA (14)
Timerange: 00/15:04:11 to 00/15:05:39

Plot file version 754 created 28-JUN-2019 13:39:58
J1642-0621 EP111B 2.UVDATA.1
Freq = 1.6155 GHz, Bw = 16.000 MH No calibration applied and no bandpass applied

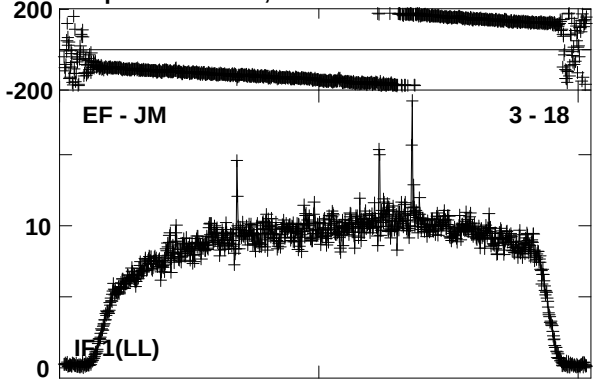

Lower frame: Milli Ampl Jy Top frame: Phas deg
Vector averaged cross-power spectrum Baseline: EF (03) - JM (18)
Timerange: 00/15:04:11 to 00/15:05:39

Plot file version 755 created 28-JUN-2019 13:39:59
J1642-0621 EP111B 2.UVDATA.1
Freq = 1.6155 GHz, Bw = 16.000 MH No calibration applied and no bandpass applied

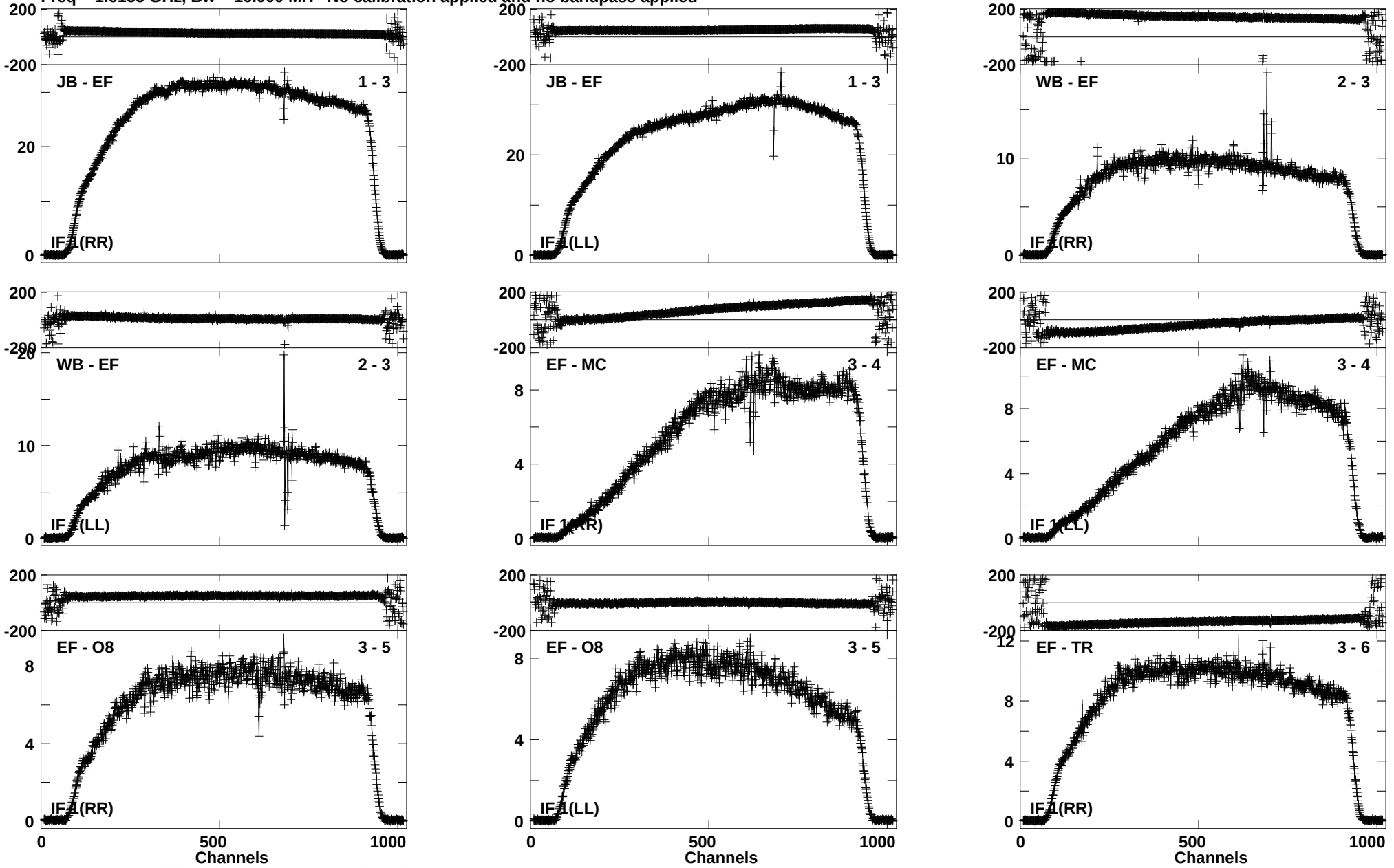

Lower frame: Milli Ampl Jy Top frame: Phas deg
Vector averaged cross-power spectrum Baseline: JB (01) - EF (03)
Timerange: 00/15:06:01 to 00/15:09:59

Plot file version 756 created 28-JUN-2019 13:40:00
J1642-0621 EP111B 2.UVDATA.1
Freq = 1.6155 GHz, Bw = 16.000 MH No calibration applied and no bandpass applied

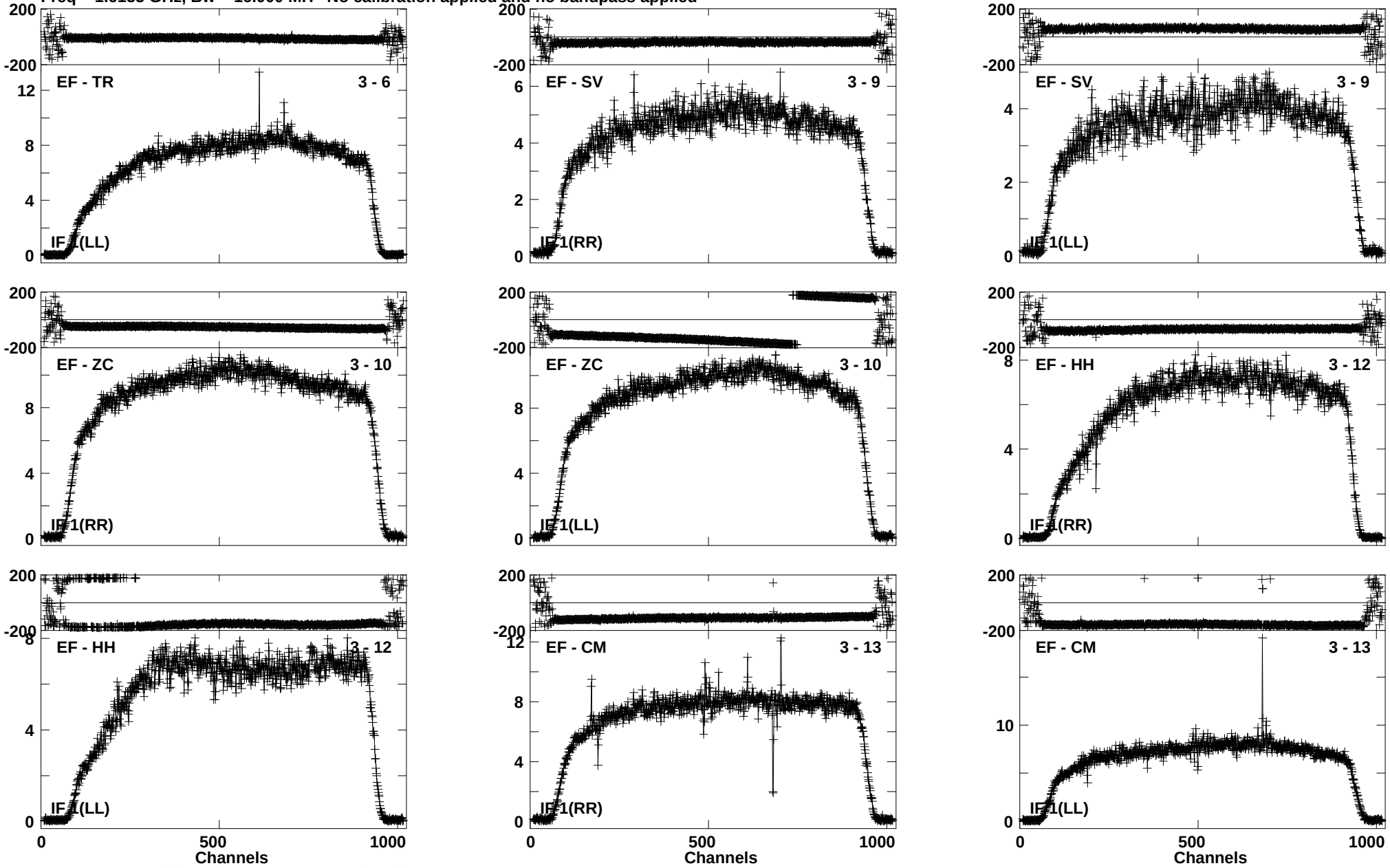

Lower frame: Milli Ampl Jy Top frame: Phas deg
Vector averaged cross-power spectrum Baseline: EF (03) - TR (06)
Timerange: 00/15:06:01 to 00/15:09:59

Plot file version 757 created 28-JUN-2019 13:40:01
J1642-0621 EP111B 2.UVDATA.1
Freq = 1.6155 GHz, Bw = 16.000 MH No calibration applied and no bandpass applied

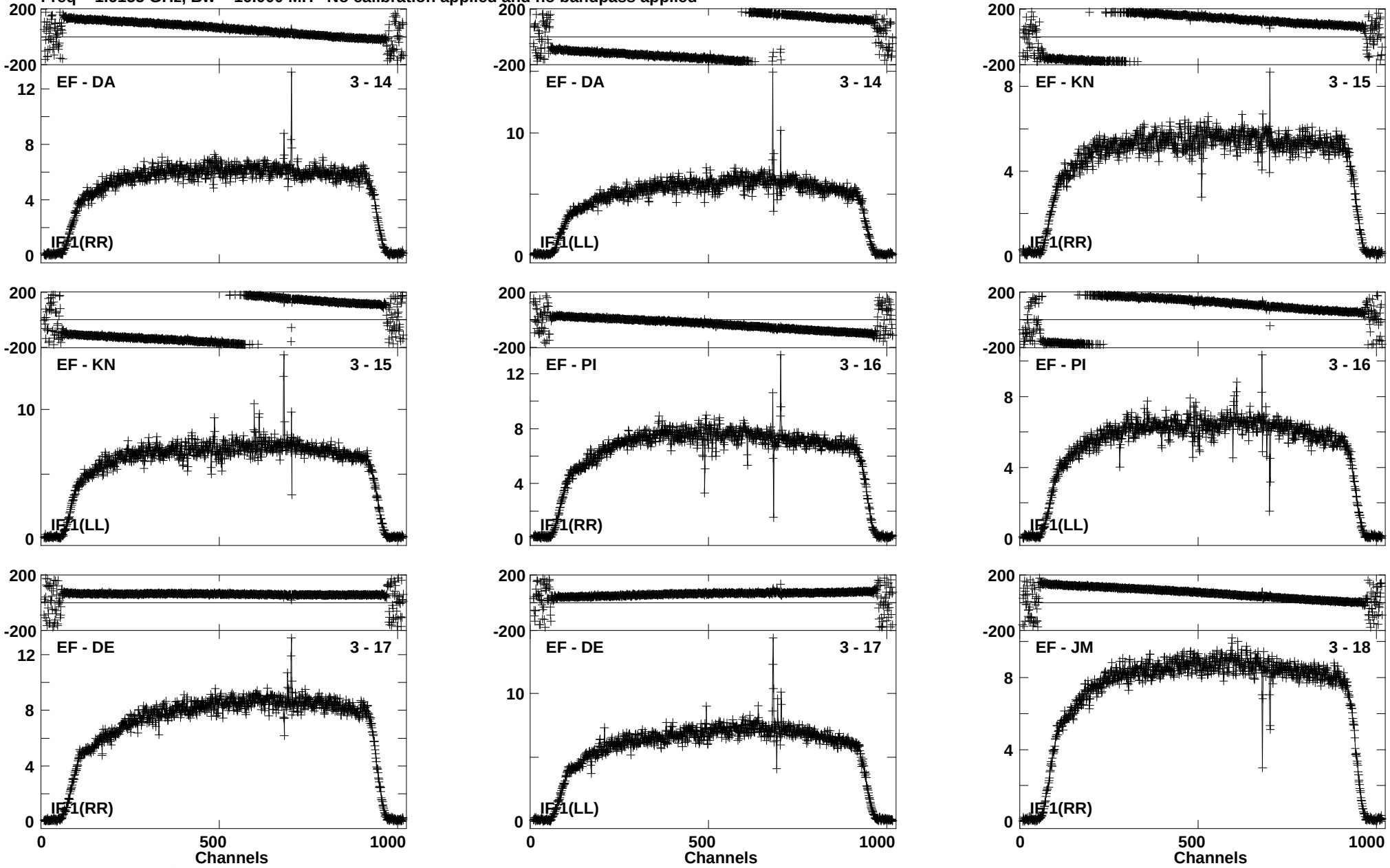

Lower frame: Milli Ampl Jy Top frame: Phas deg
Vector averaged cross-power spectrum Baseline: EF (03) - DA (14)
Timerange: 00/15:06:01 to 00/15:09:59

Plot file version 758 created 28-JUN-2019 13:40:02
J1642-0621 EP111B 2.UVDATA.1
Freq = 1.6155 GHz, Bw = 16.000 MH No calibration applied and no bandpass applied

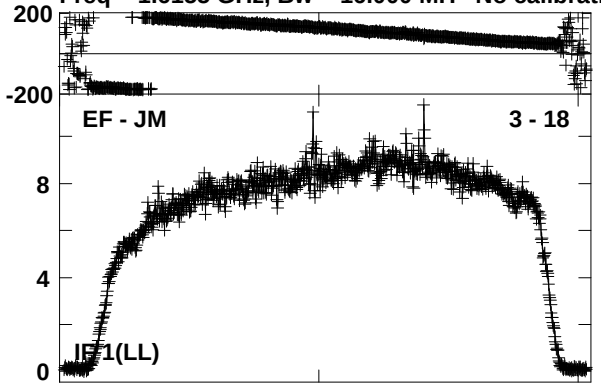

Lower frame: Milli Ampl Jy Top frame: Phas deg
Vector averaged cross-power spectrum Baseline: EF (03) - JM (18)
Timerange: 00/15:06:01 to 00/15:09:59

Plot file version 759 created 28-JUN-2019 13:40:04
IRAS16399 EP111B 2.UVDATA.1
Freq = 1.6155 GHz, Bw = 16.000 MH No calibration applied and no bandpass applied

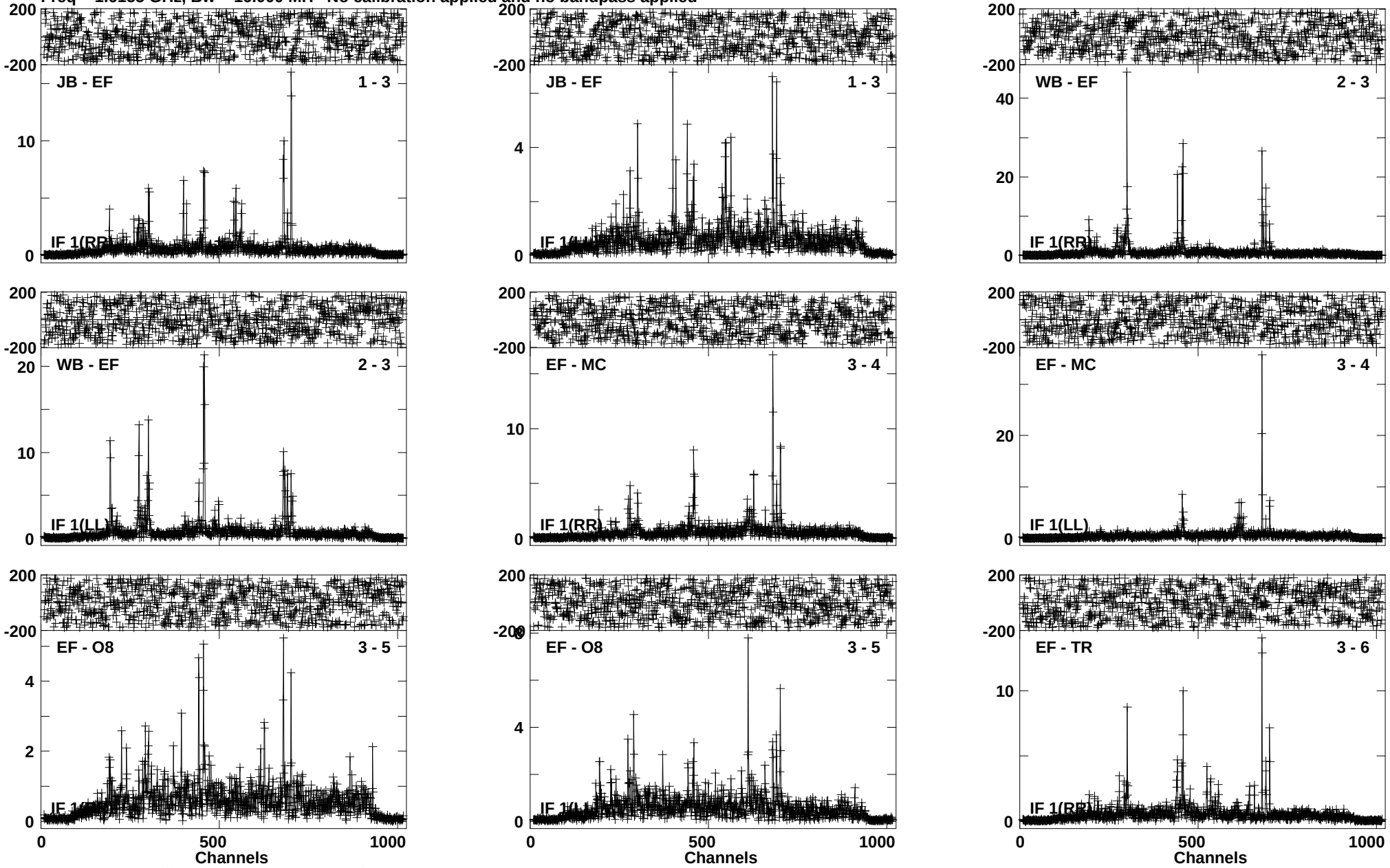

Lower frame: Milli Ampl Jy Top frame: Phas deg
Vector averaged cross-power spectrum Baseline: JB (01) - EF (03)
Timerange: 00/15:10:01 to 00/15:13:29

Plot file version 760 created 28-JUN-2019 13:40:04
IRAS16399 EP111B 2.UVDATA.1
Freq = 1.6155 GHz, Bw = 16.000 MH No calibration applied and no bandpass applied

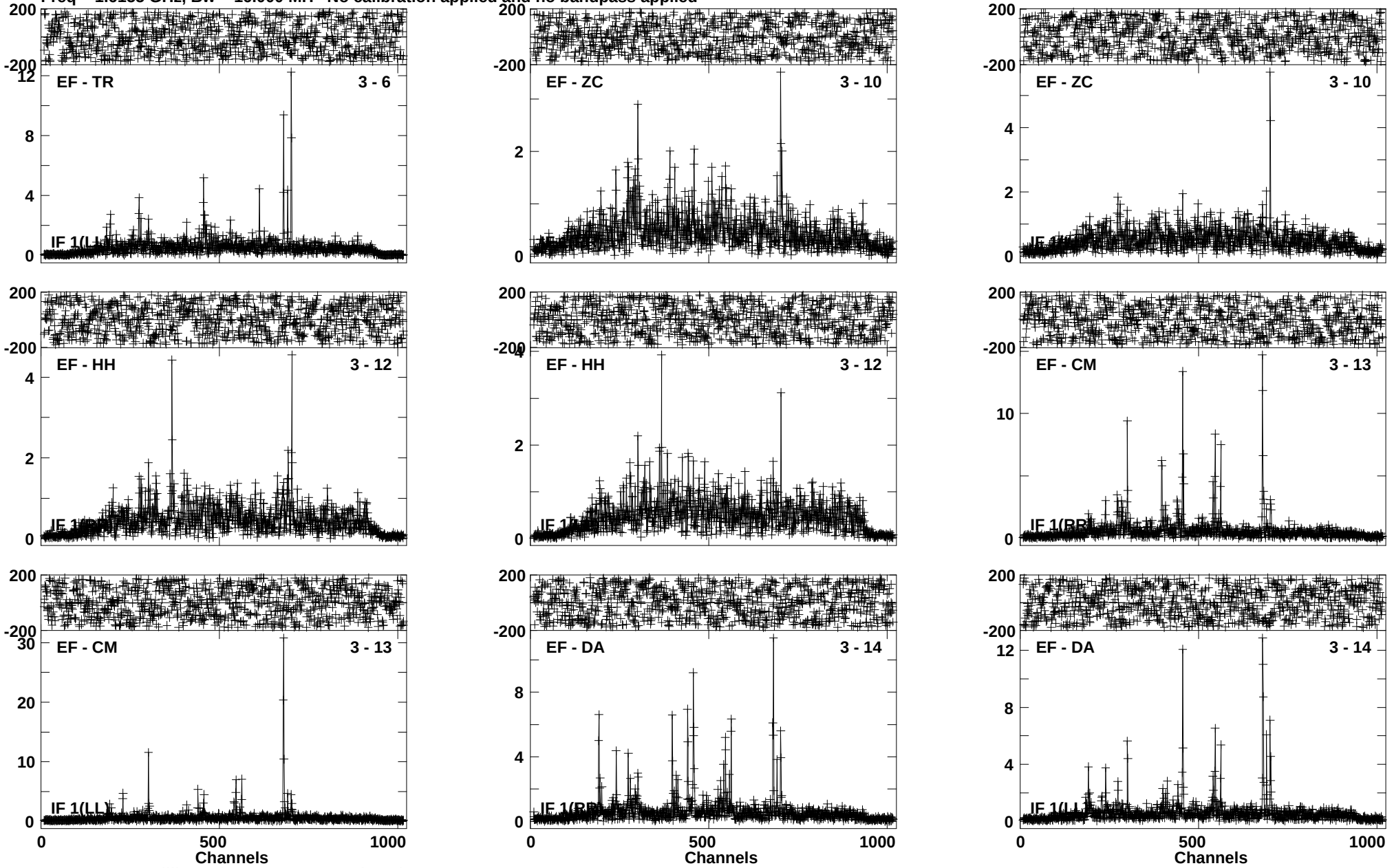

Lower frame: Milli Ampl Jy Top frame: Phas deg
Vector averaged cross-power spectrum Baseline: EF (03) - TR (06)
Timerange: 00/15:10:01 to 00/15:13:29

Plot file version 761 created 28-JUN-2019 13:40:05
IRAS16399 EP111B 2.UVDATA.1
Freq = 1.6155 GHz, Bw = 16.000 MH No calibration applied and no bandpass applied

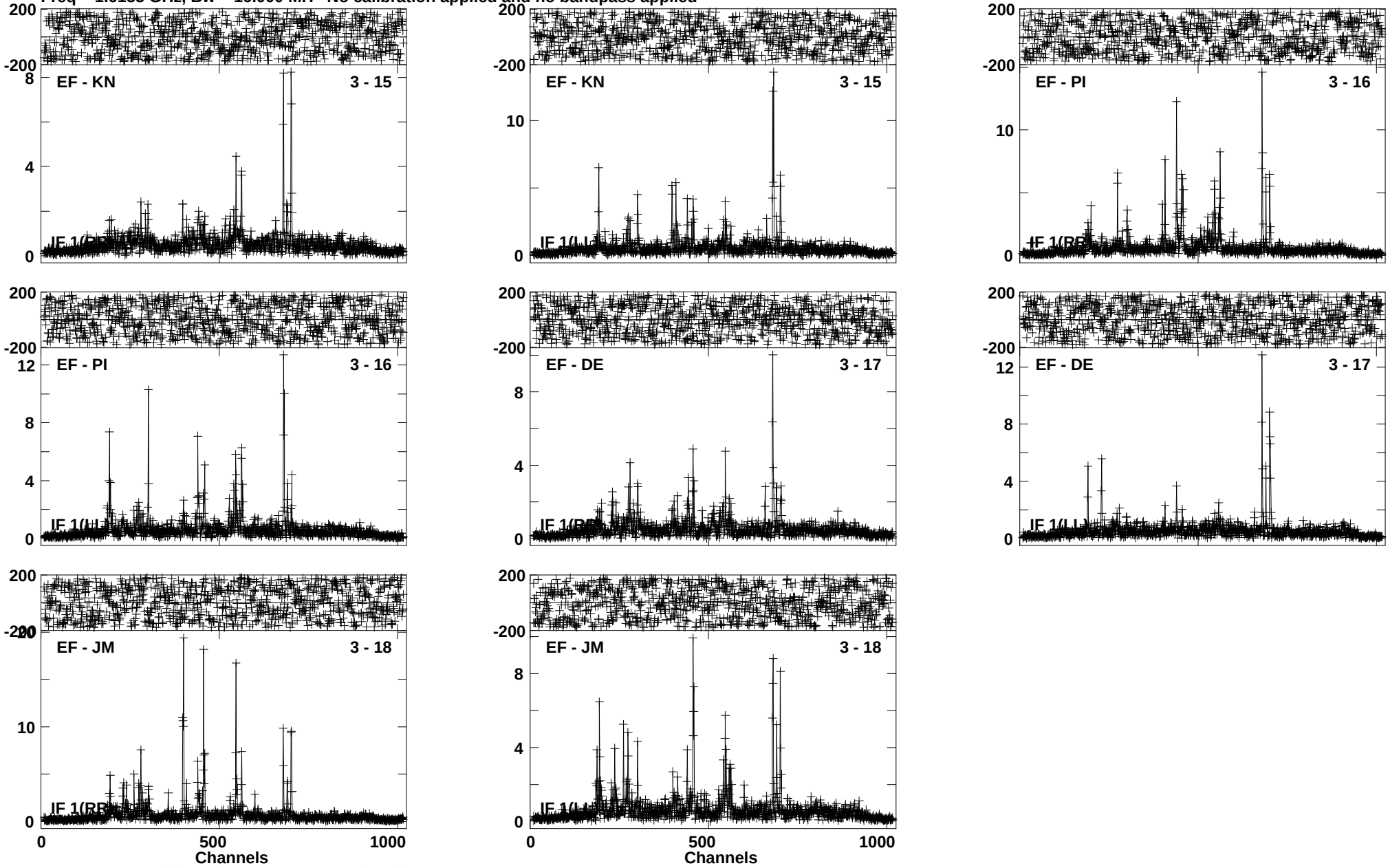

Lower frame: Milli Ampl Jy Top frame: Phas deg
Vector averaged cross-power spectrum Baseline: EF (03) - KN (15)
Timerange: 00/15:10:01 to 00/15:13:29

Plot file version 762 created 28-JUN-2019 13:40:06
J1642-0621 EP111B 2.UVDATA.1
Freq = 1.6155 GHz, Bw = 16.000 MH No calibration applied and no bandpass applied

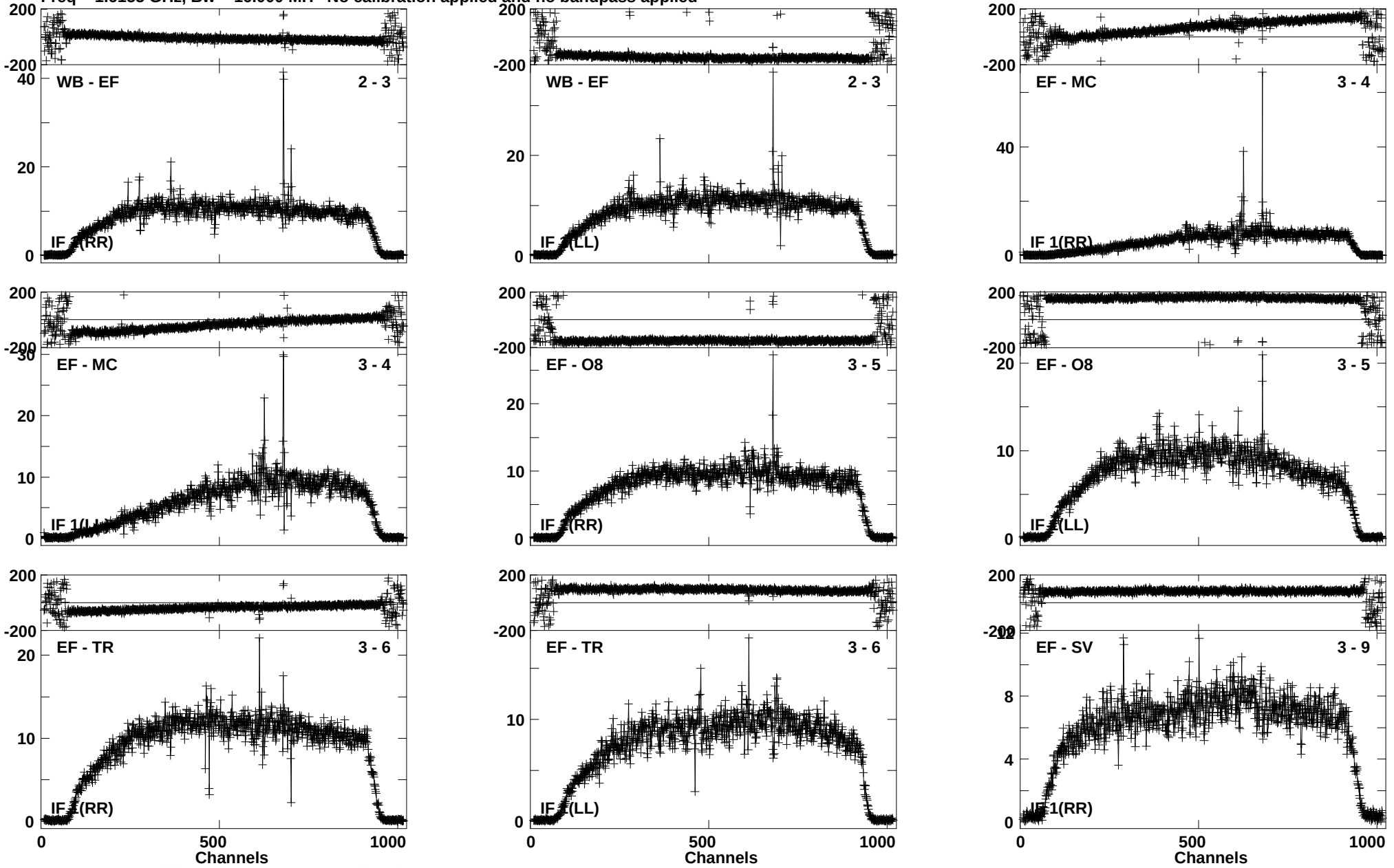

Lower frame: Milli Ampl Jy Top frame: Phas deg
Vector averaged cross-power spectrum Baseline: WB (02) - EF (03)
Timerange: 00/15:13:31 to 00/15:14:59

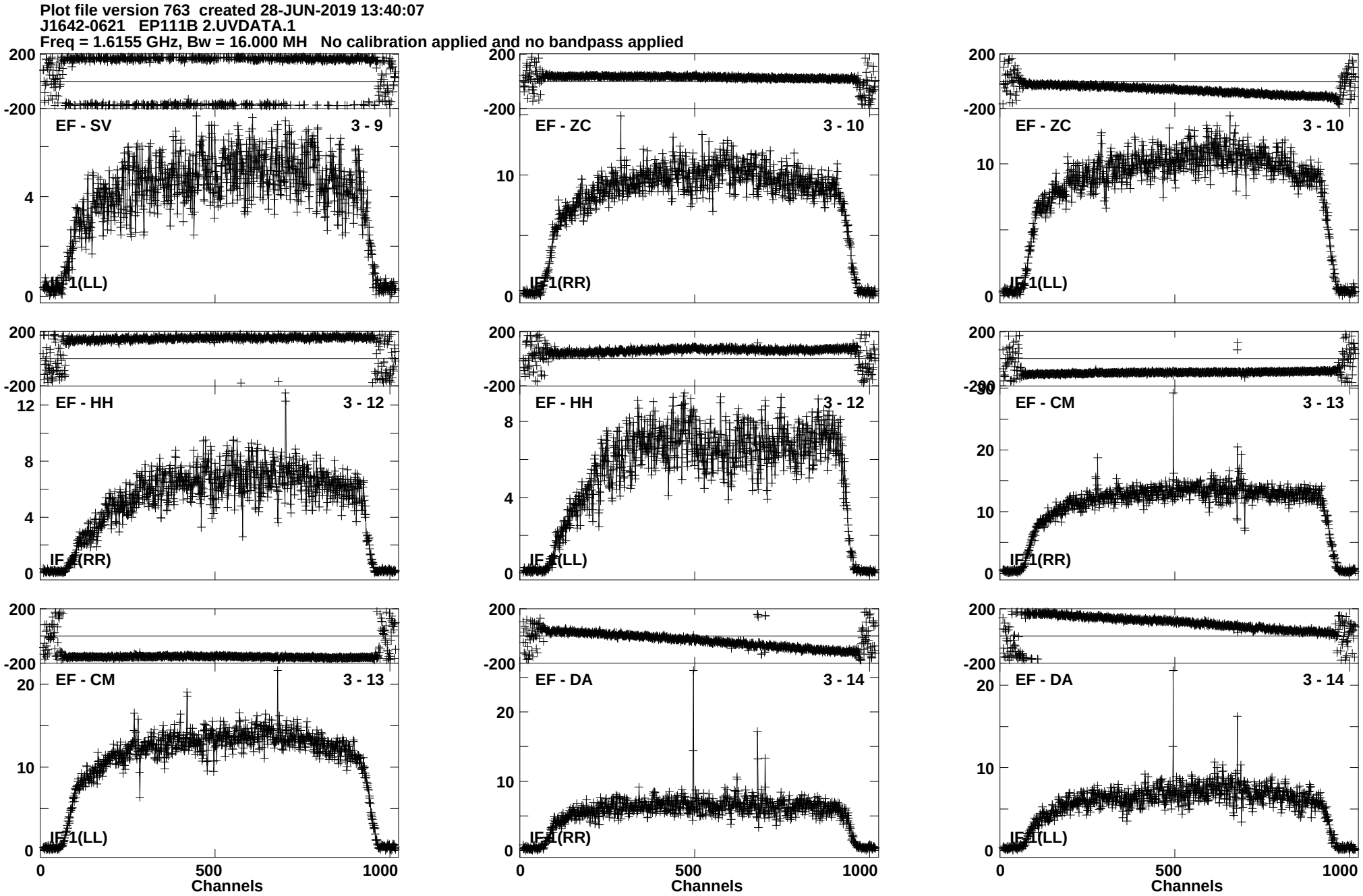
Plot file version 763 created 28-JUN-2019 13:40:07
J1642-0621 EP111B 2.UVDATA.1
Freq = 1.6155 GHz, Bw = 16.000 MH No calibration applied and no bandpass applied
EF - SV 3 - 9
IF 1(LL)
EF - ZC 3 - 10
IF 1(RR)
EF - ZC 3 - 10
IF 1(LL)
EF - HH 3 - 12
IF 1(RR)
EF - HH 3 - 12
IF 1(LL)
EF - CM 3 - 13
IF 1(RR)
EF - CM 3 - 13
IF 1(LL)
EF - DA 3 - 14
IF 1(RR)
EF - DA 3 - 14
IF 1(LL)
Channels
Channels
Channels
Lower frame: Milli Ampl Jy Top frame: Phas deg
Vector averaged cross-power spectrum Baseline: EF (03) - SV (09)
Timerange: 00/15:13:31 to 00/15:14:59

Plot file version 764 created 28-JUN-2019 13:40:07
J1642-0621 EP111B 2.UVDATA.1
Freq = 1.6155 GHz, Bw = 16.000 MH No calibration applied and no bandpass applied

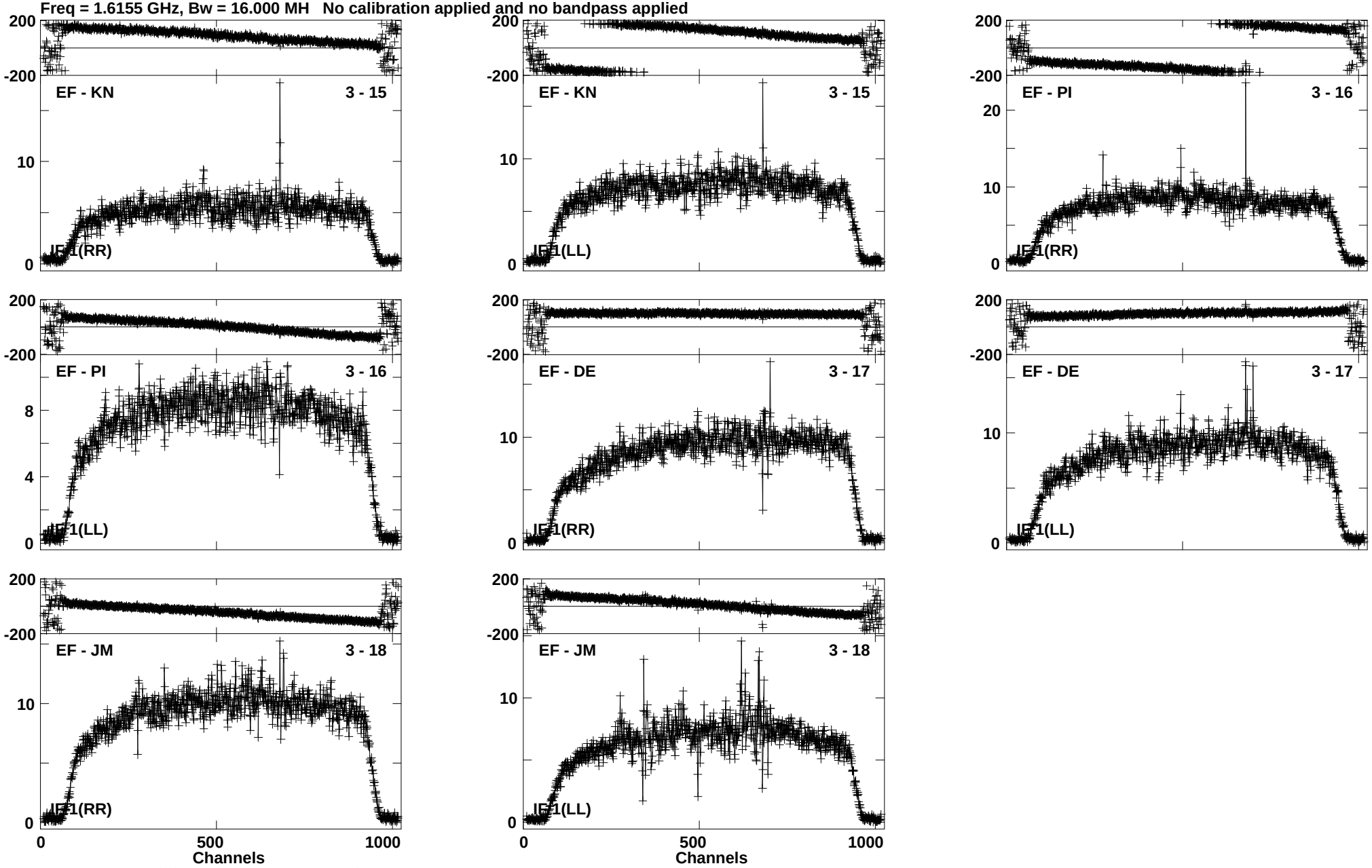

Lower frame: Milli Ampl Jy Top frame: Phas deg
Vector averaged cross-power spectrum Baseline: EF (03) - KN (15)
Timerange: 00/15:13:31 to 00/15:14:59

Plot file version 765 created 28-JUN-2019 13:40:08
IRAS16399 EP111B 2.UVDATA.1
Freq = 1.6155 GHz, Bw = 16.000 MH No calibration applied and no bandpass applied

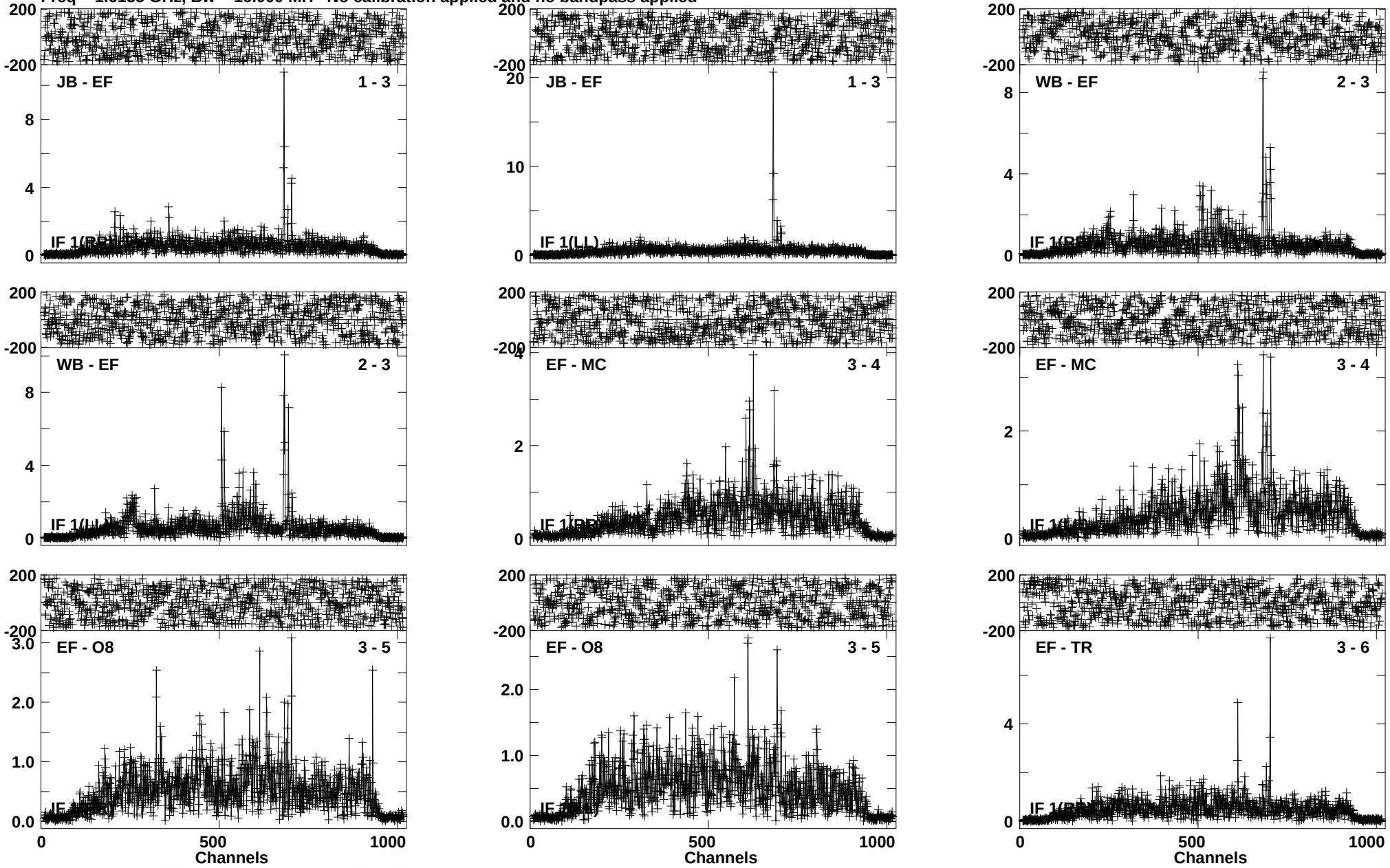

Lower frame: Milli Ampl Jy Top frame: Phas deg
Vector averaged cross-power spectrum Baseline: JB (01) - EF (03)
Timerange: 00/15:15:01 to 00/15:18:29

Plot file version 766 created 28-JUN-2019 13:40:09
IRAS16399 EP111B 2.UVDATA.1
Freq = 1.6155 GHz, Bw = 16.000 MH No calibration applied and no bandpass applied

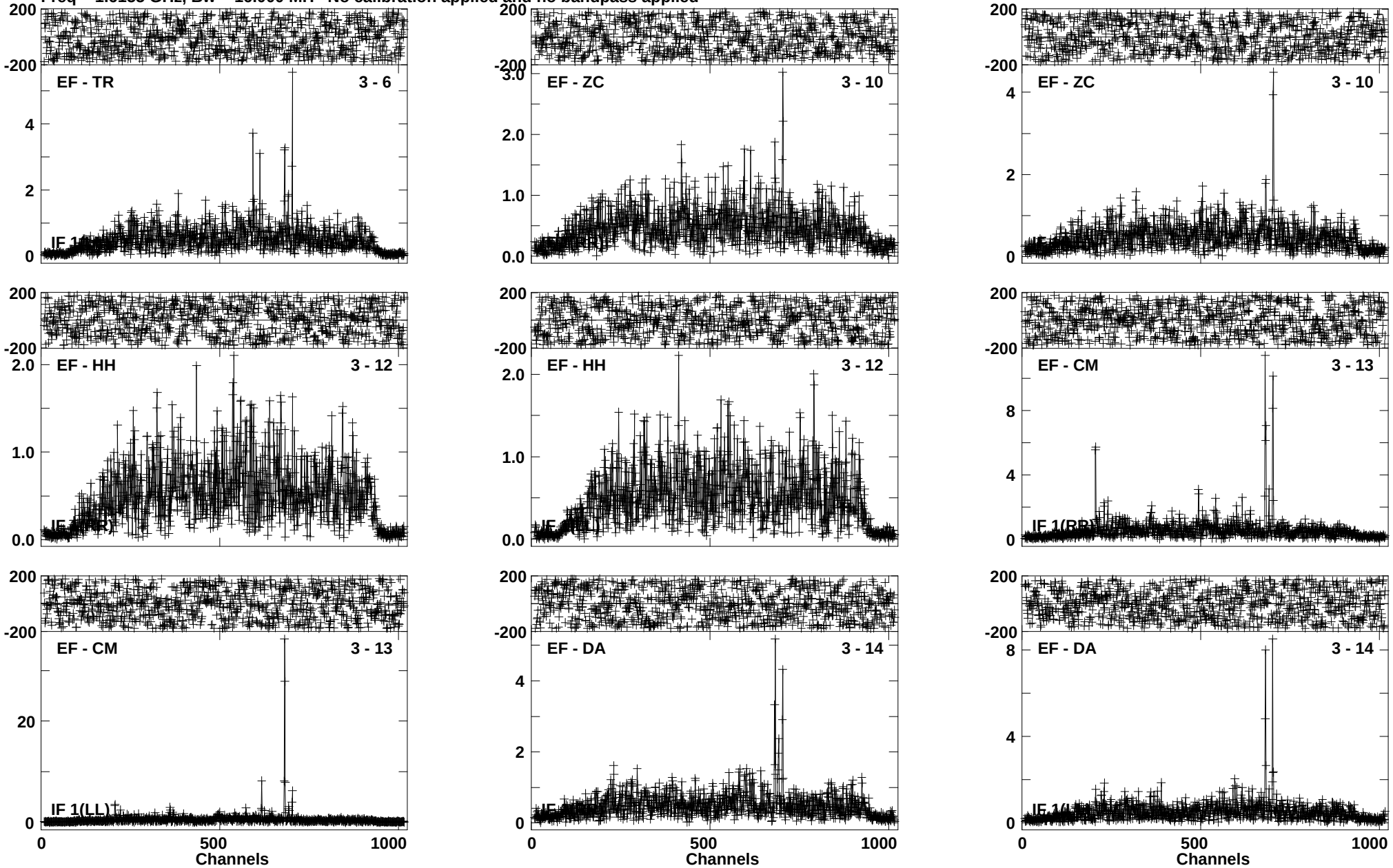

Lower frame: Milli Ampl Jy Top frame: Phas deg
Vector averaged cross-power spectrum Baseline: EF (03) - TR (06)
Timerange: 00/15:15:01 to 00/15:18:29

Plot file version 767 created 28-JUN-2019 13:40:10
IRAS16399 EP111B 2.UVDATA.1
Freq = 1.6155 GHz, Bw = 16.000 MH No calibration applied and no bandpass applied

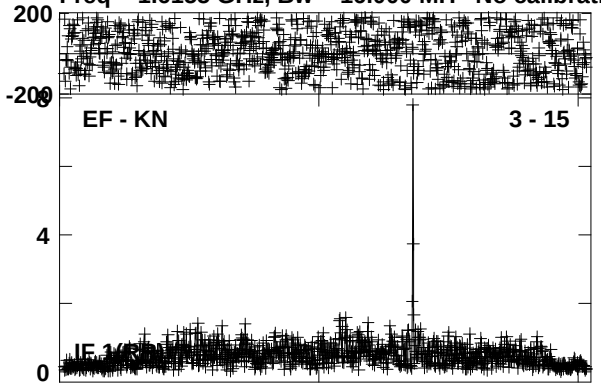

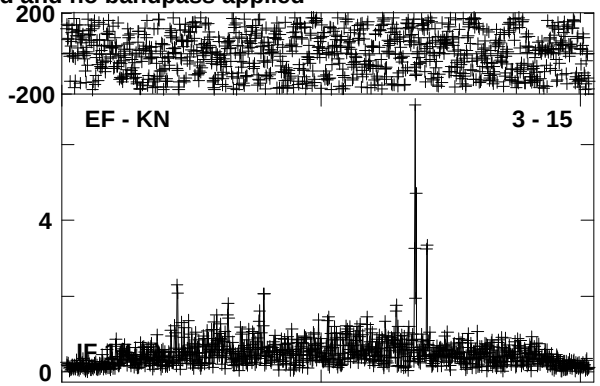

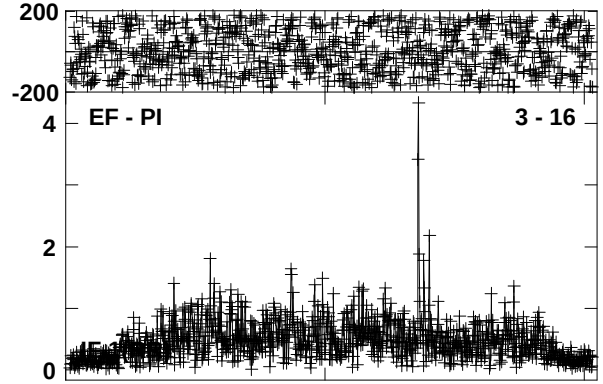

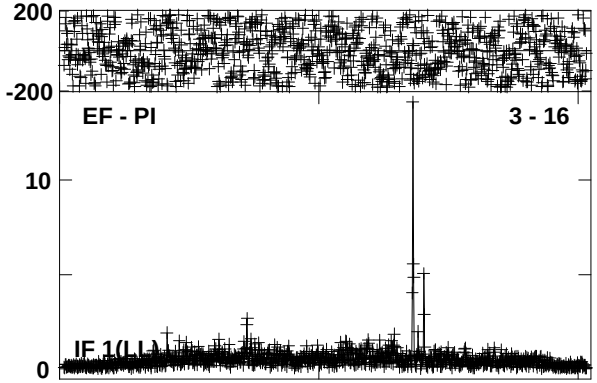



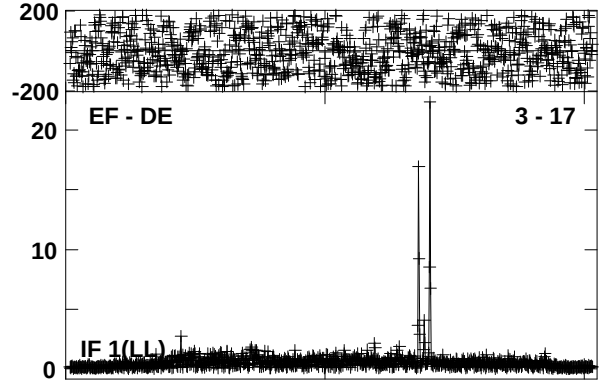

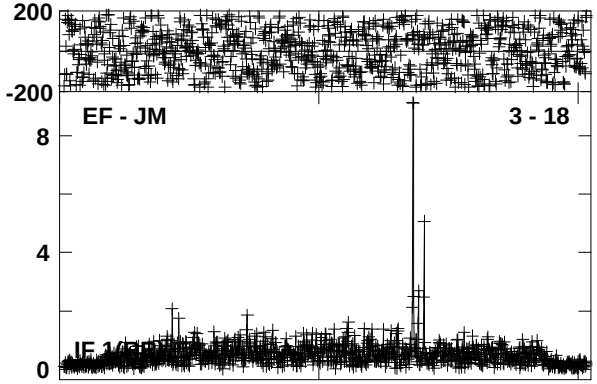



Lower frame: Milli Ampl Jy Top frame: Phas deg
Vector averaged cross-power spectrum Baseline: EF (03) - KN (15)
Timerange: 00/15:15:01 to 00/15:18:29

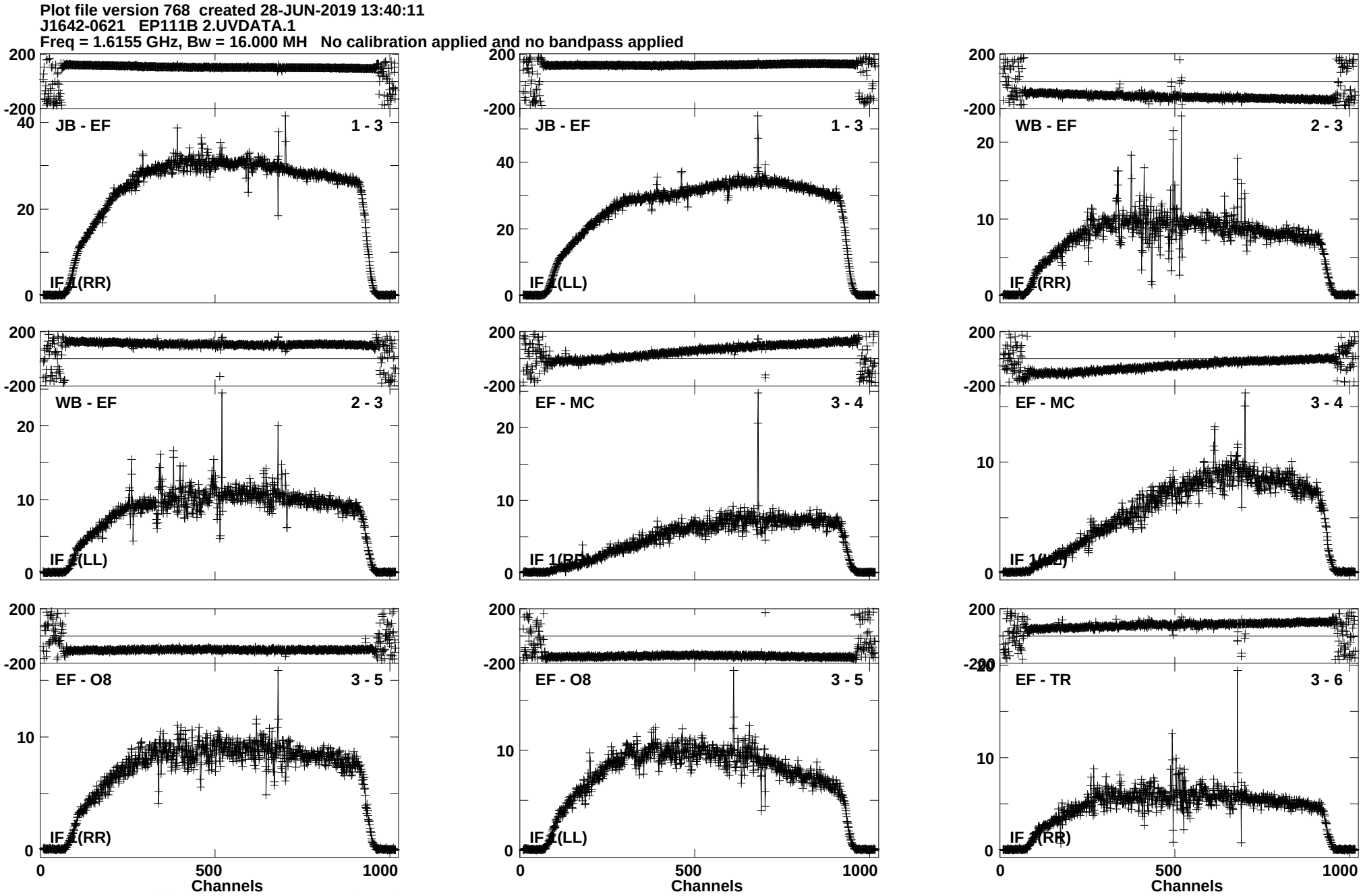
Plot file version 768 created 28-JUN-2019 13:40:11
J1642-0621 EP111B 2.UVDATA.1
Freq = 1.6155 GHz, Bw = 16.000 MH No calibration applied and no bandpass applied
JB - EF 1 - 3
IF 1(RR)
JB - EF 1 - 3
IF 2(LL)
WB - EF 2 - 3
IF 1(RR)
WB - EF 2 - 3
IF 2(LL)
EF - MC 3 - 4
IF 1(RR)
EF - MC 3 - 4
IF 1(LL)
EF - O8 3 - 5
IF 1(RR)
EF - O8 3 - 5
IF 2(LL)
EF - TR 3 - 6
IF 1(RR)
Channels
Channels
Channels
Lower frame: Milli Ampl Jy Top frame: Phas deg
Vector averaged cross-power spectrum Baseline: JB (01) - EF (03)
Timerange: 00/15:19:16 to 00/15:20:44

Plot file version 769 created 28-JUN-2019 13:40:12
J1642-0621 EP111B 2.UVDATA.1
Freq = 1.6155 GHz, Bw = 16.000 MH No calibration applied and no bandpass applied

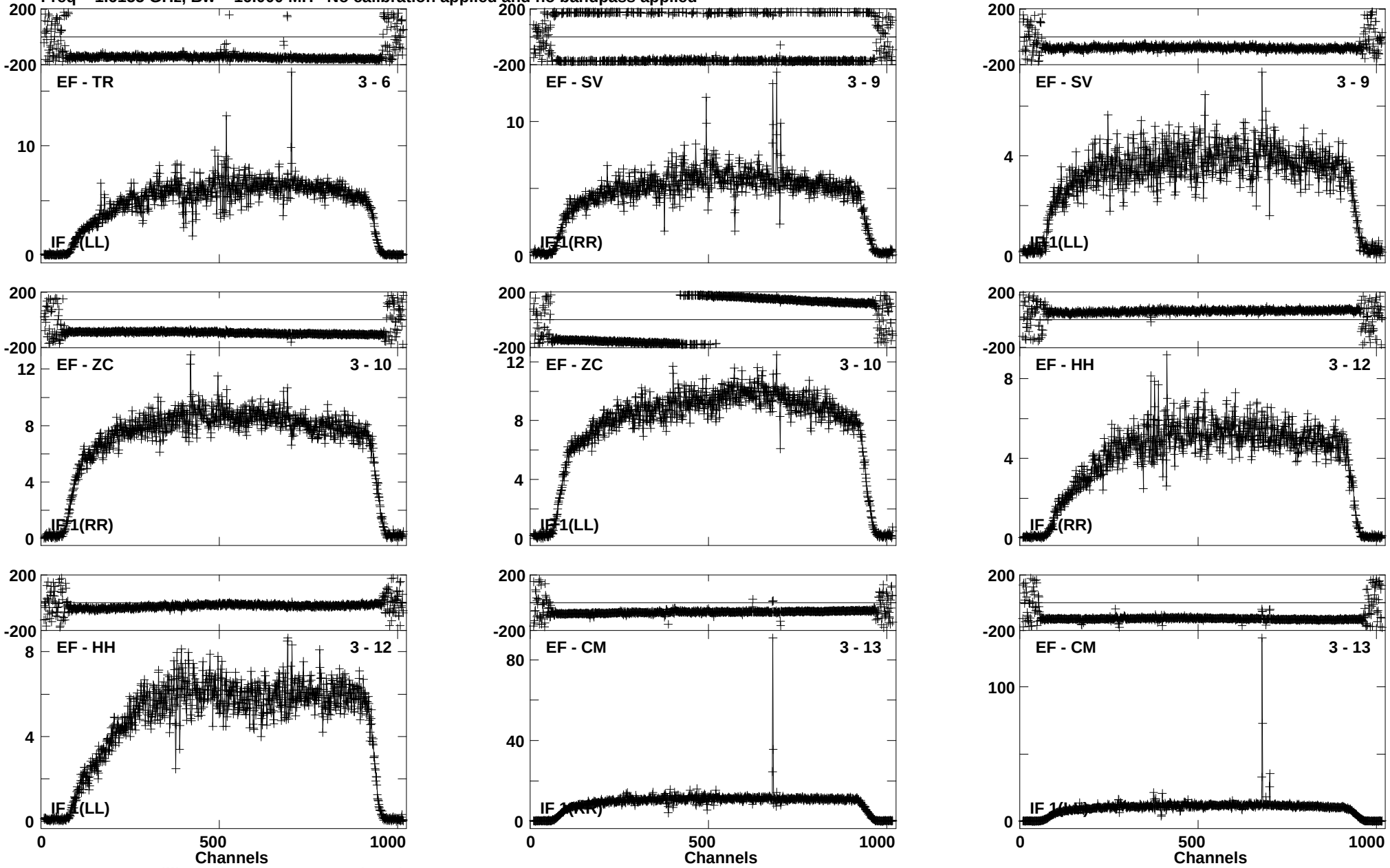

Lower frame: Milli Ampl Jy Top frame: Phas deg
Vector averaged cross-power spectrum Baseline: EF (03) - TR (06)
Timerange: 00/15:19:16 to 00/15:20:44

Plot file version 770 created 28-JUN-2019 13:40:12
J1642-0621 EP111B 2.UVDATA.1
Freq = 1.6155 GHz, Bw = 16.000 MH No calibration applied and no bandpass applied

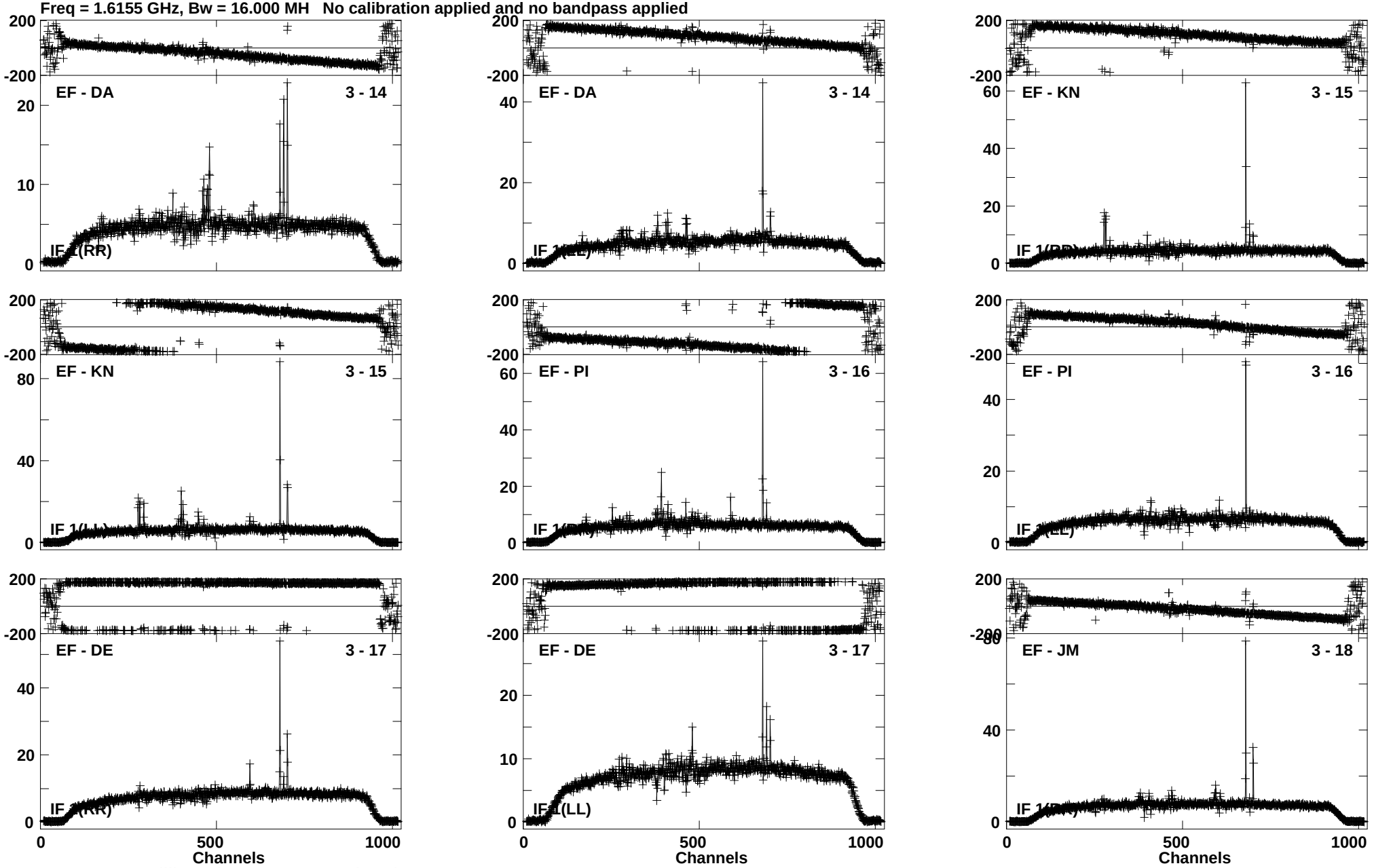

Lower frame: Milli Ampl Jy Top frame: Phas deg
Vector averaged cross-power spectrum Baseline: EF (03) - DA (14)
Timerange: 00/15:19:16 to 00/15:20:44

Plot file version 771 created 28-JUN-2019 13:40:13
J1642-0621 EP111B 2.UVDATA.1
Freq = 1.6155 GHz, Bw = 16.000 MH No calibration applied and no bandpass applied

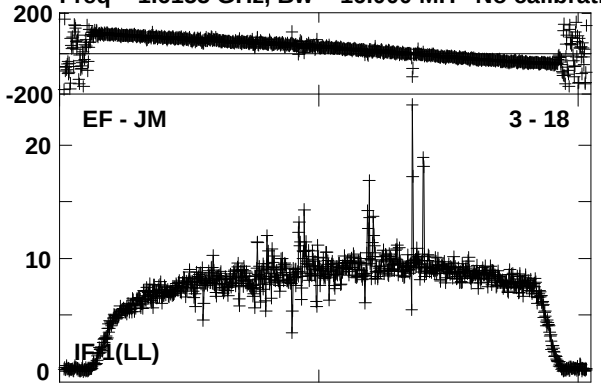

Lower frame: Milli Ampl Jy Top frame: Phas deg
Vector averaged cross-power spectrum Baseline: EF (03) - JM (18)
Timerange: 00/15:19:16 to 00/15:20:44

Plot file version 772 created 28-JUN-2019 13:40:14
IRAS16399 EP111B 2.UVDATA.1
Freq = 1.6155 GHz, Bw = 16.000 MH No calibration applied and no bandpass applied

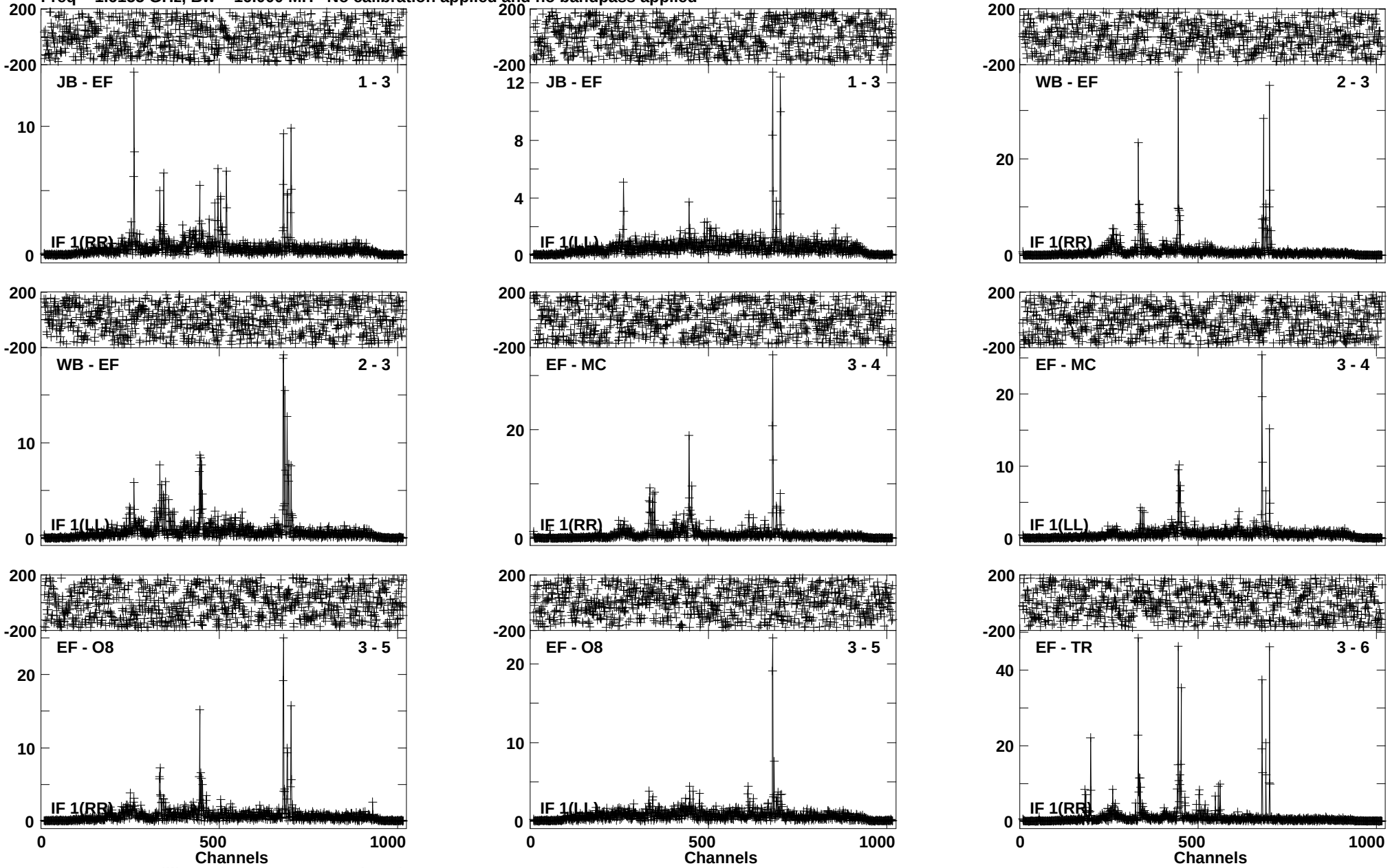

Lower frame: Milli Ampl Jy Top frame: Phas deg
Vector averaged cross-power spectrum Baseline: JB (01) - EF (03)
Timerange: 00/15:20:46 to 00/15:24:14

Plot file version 773 created 28-JUN-2019 13:40:14
IRAS16399 EP111B 2.UVDATA.1
Freq = 1.6155 GHz, Bw = 16.000 MH No calibration applied and no bandpass applied

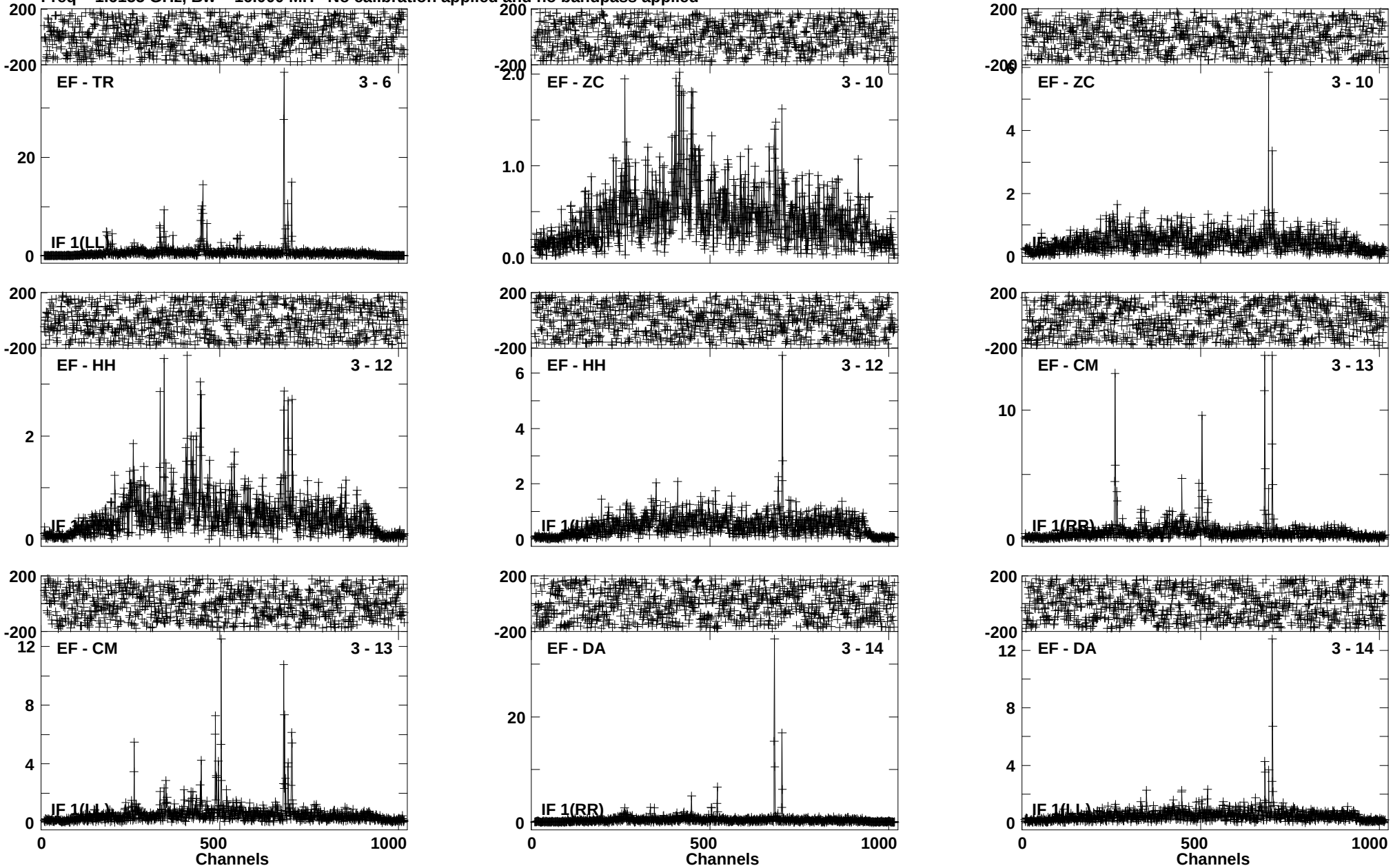

Lower frame: Milli Ampl Jy Top frame: Phas deg
Vector averaged cross-power spectrum Baseline: EF (03) - TR (06)
Timerange: 00/15:20:46 to 00/15:24:14

Plot file version 774 created 28-JUN-2019 13:40:15
IRAS16399 EP111B 2.UVDATA.1
Freq = 1.6155 GHz, Bw = 16.000 MH No calibration applied and no bandpass applied

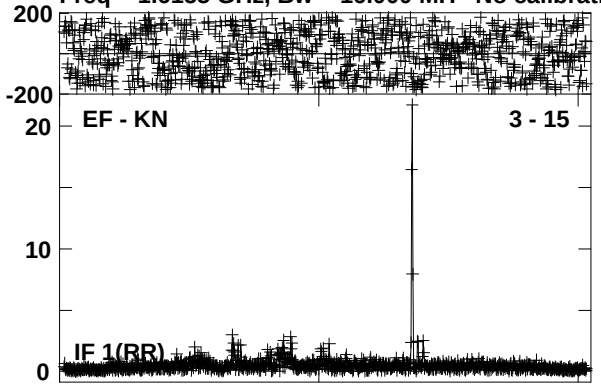

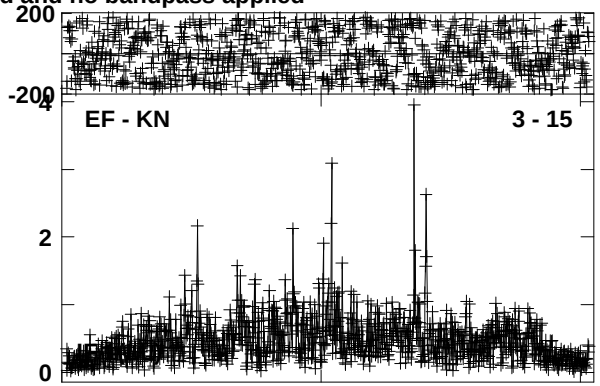

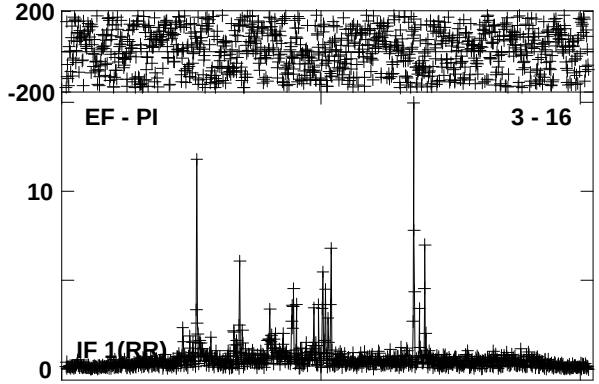

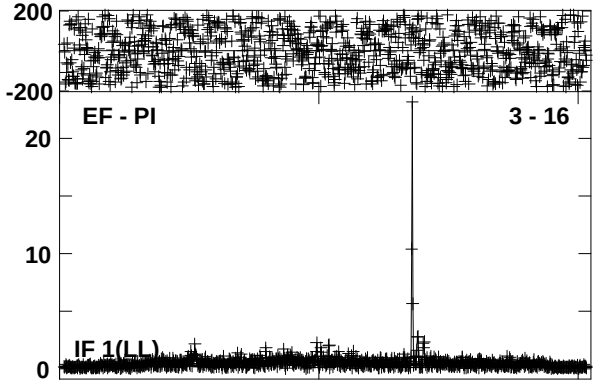

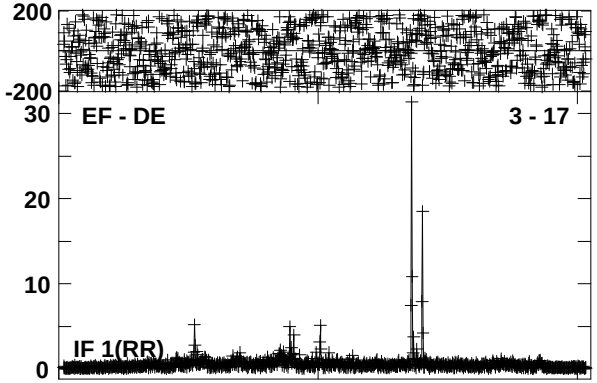

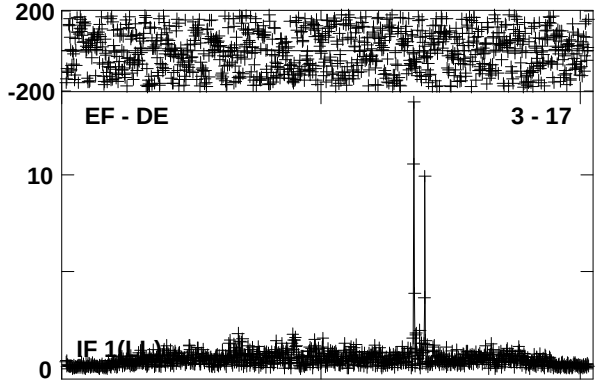

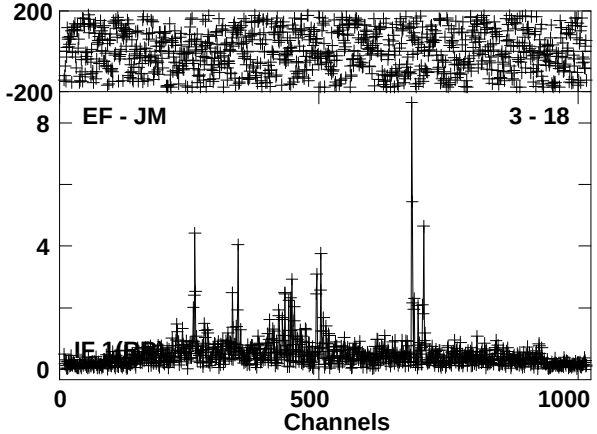

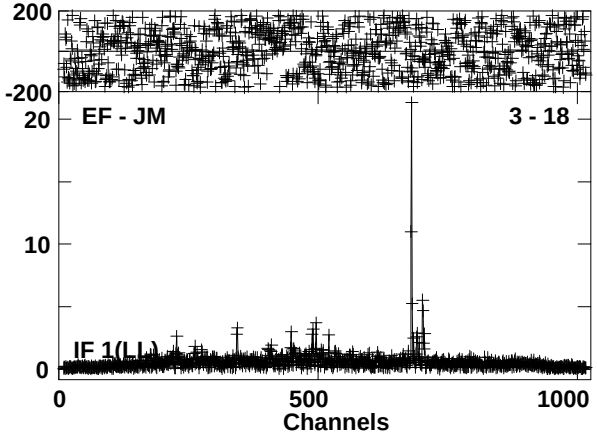

Lower frame: Milli Ampl Jy Top frame: Phas deg
Vector averaged cross-power spectrum Baseline: EF (03) - KN (15)
Timerange: 00/15:20:46 to 00/15:24:14

Plot file version 775 created 28-JUN-2019 13:40:16
J1642-0621 EP111B 2.UVDATA.1
Freq = 1.6155 GHz, Bw = 16.000 MH No calibration applied and no bandpass applied

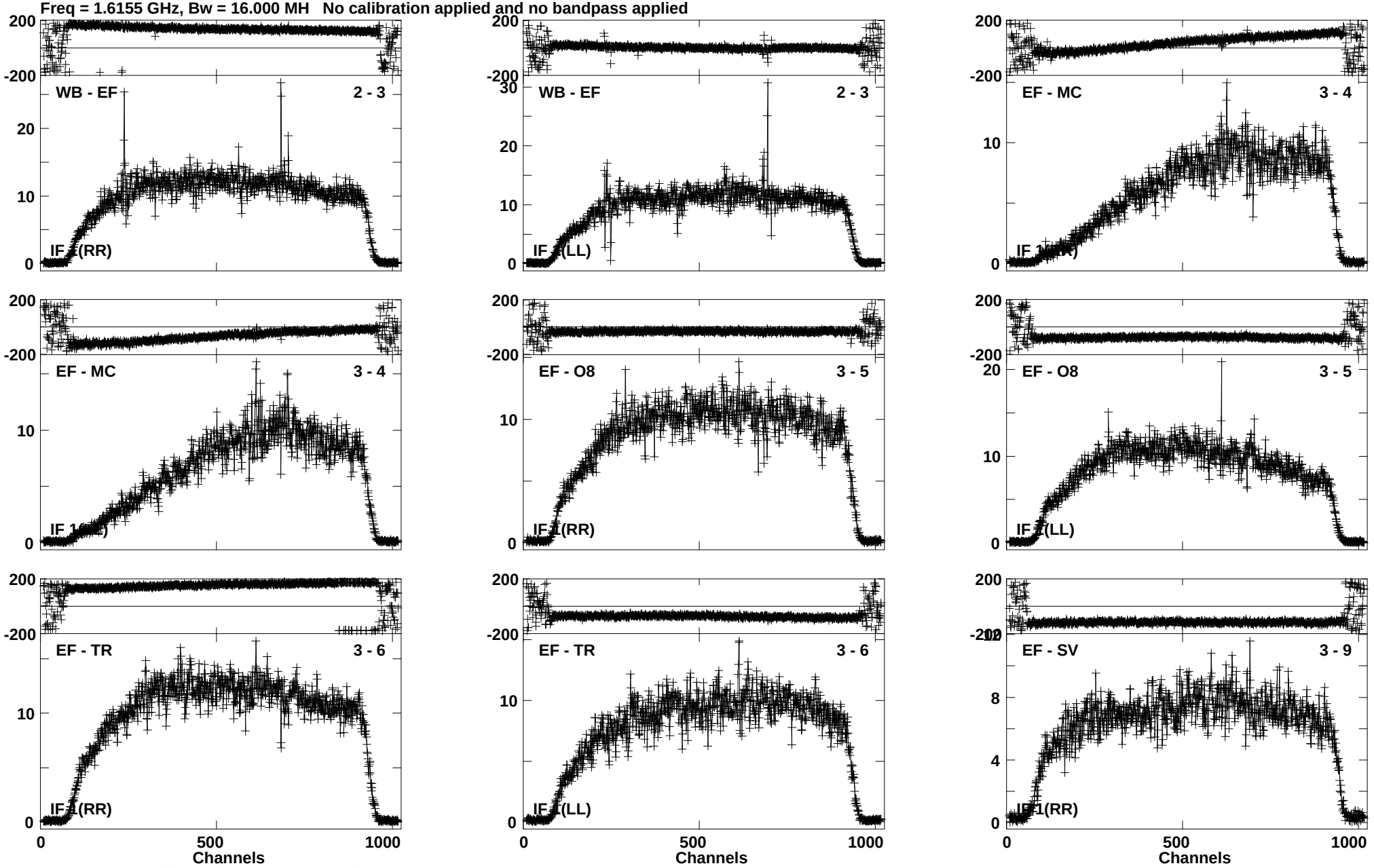

Lower frame: Milli Ampl Jy Top frame: Phas deg
Vector averaged cross-power spectrum Baseline: WB (02) - EF (03)
Timerange: 00/15:24:16 to 00/15:25:44

Plot file version 776 created 28-JUN-2019 13:40:17
J1642-0621 EP111B 2.UVDATA.1
Freq = 1.6155 GHz, Bw = 16.000 MH No calibration applied and no bandpass applied

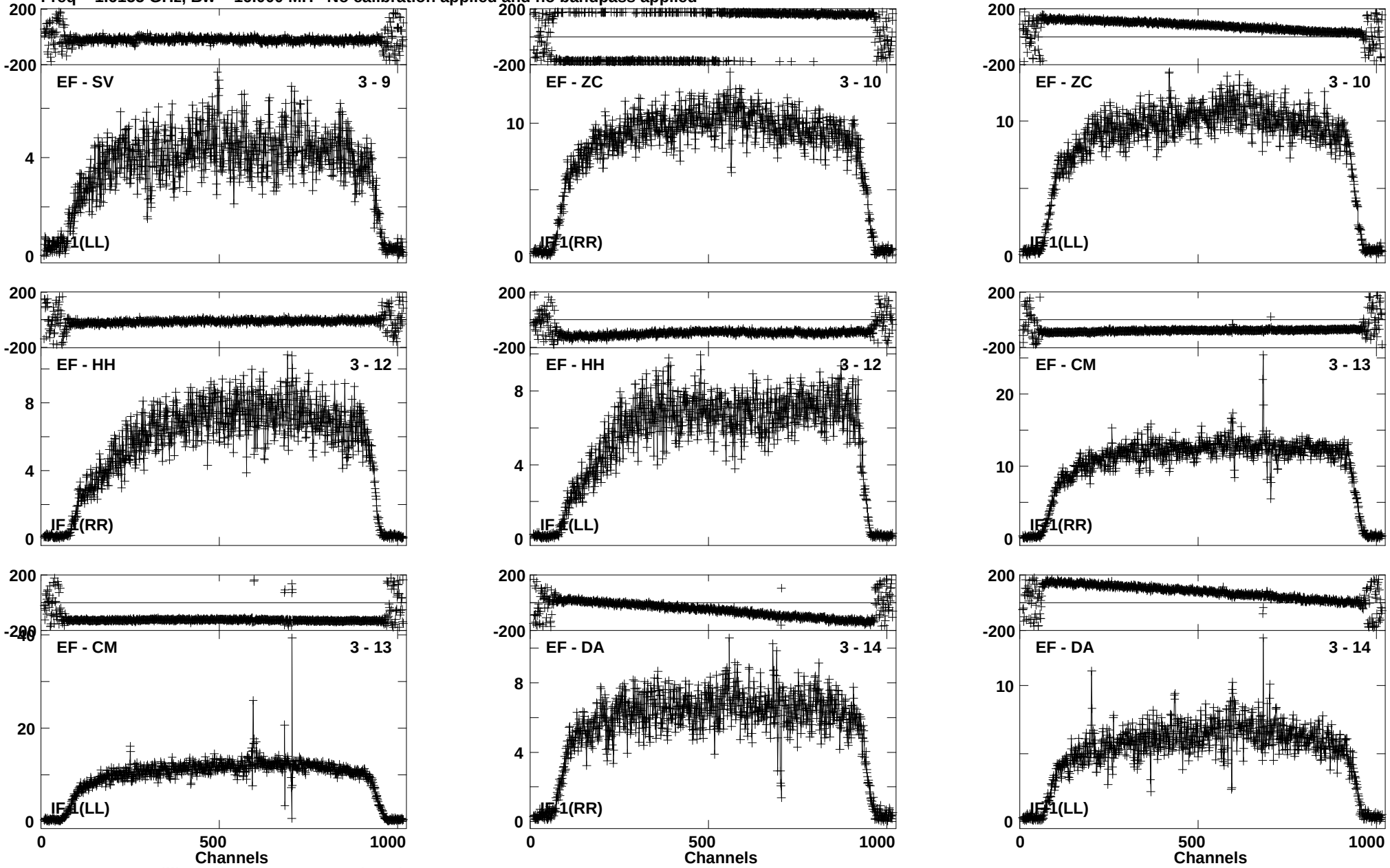

Lower frame: Milli Ampl Jy Top frame: Phas deg
Vector averaged cross-power spectrum Baseline: EF (03) - SV (09)
Timerange: 00/15:24:16 to 00/15:25:44

Plot file version 777 created 28-JUN-2019 13:40:17
J1642-0621 EP111B 2.UVDATA.1
Freq = 1.6155 GHz, Bw = 16.000 MH No calibration applied and no bandpass applied

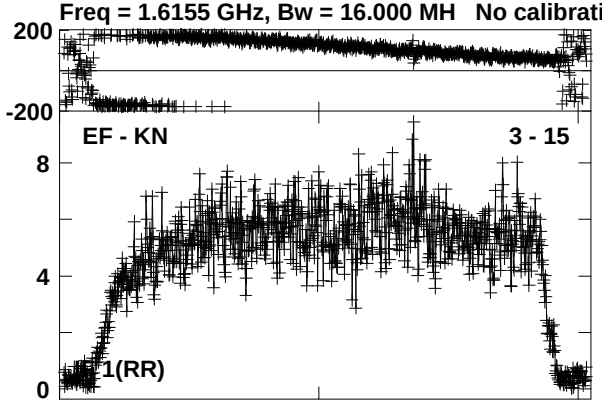

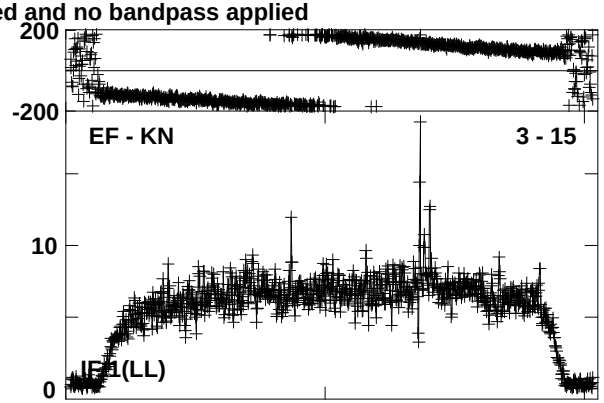

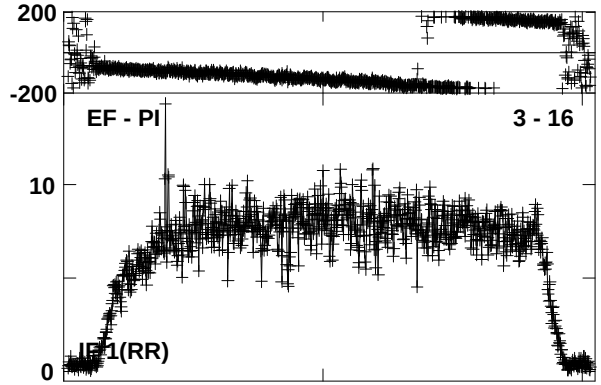

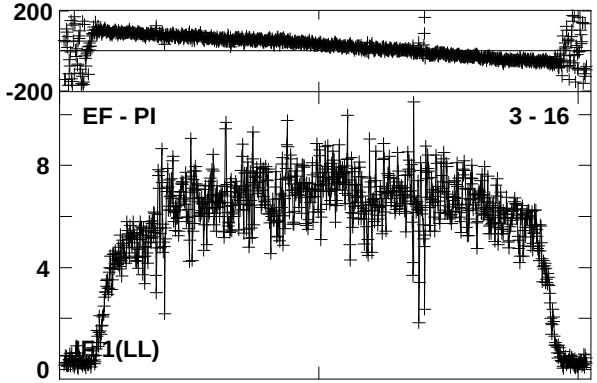

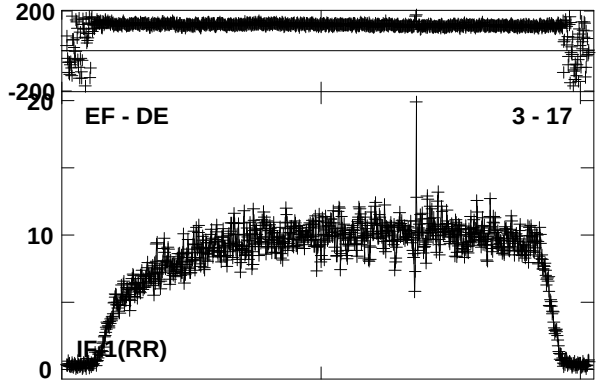

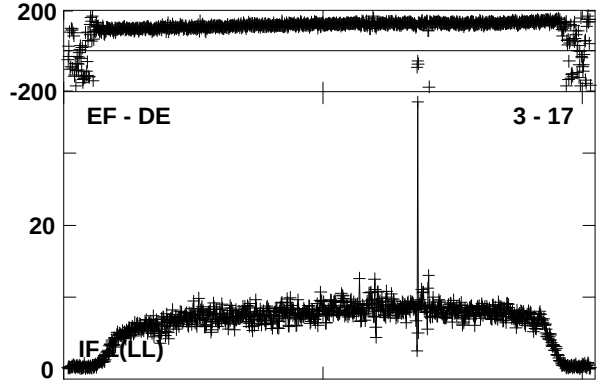

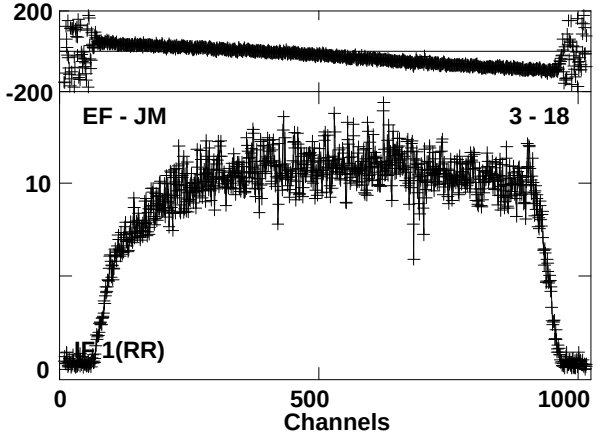

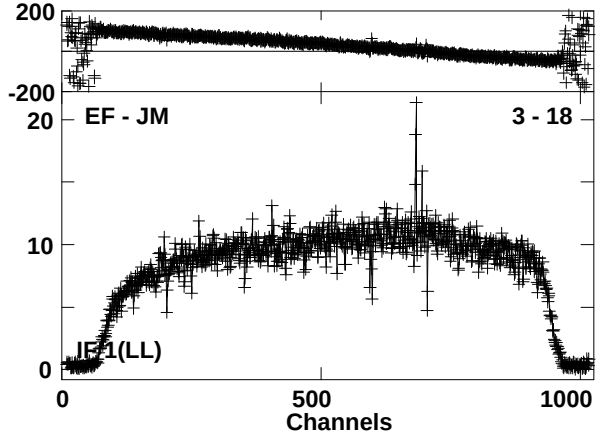

Lower frame: Milli Ampl Jy Top frame: Phas deg
Vector averaged cross-power spectrum Baseline: EF (03) - KN (15)
Timerange: 00/15:24:16 to 00/15:25:44

Plot file version 778 created 28-JUN-2019 13:40:18
IRAS16399 EP111B 2.UVDATA.1
Freq = 1.6155 GHz, Bw = 16.000 MH No calibration applied and no bandpass applied

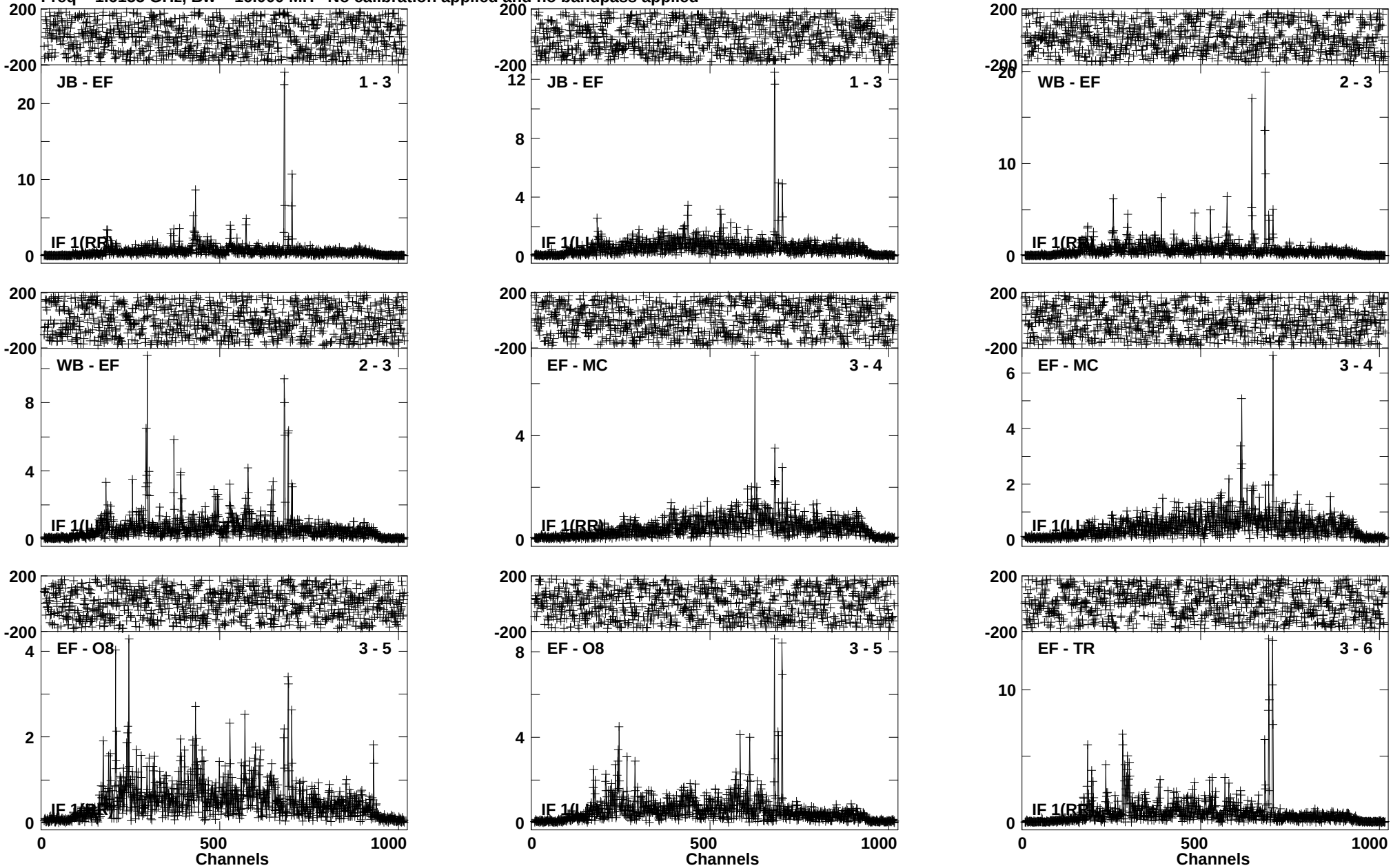

Lower frame: Milli Ampl Jy Top frame: Phas deg
Vector averaged cross-power spectrum Baseline: JB (01) - EF (03)
Timerange: 00/15:25:46 to 00/15:29:14

Plot file version 779 created 28-JUN-2019 13:40:19
IRAS16399 EP111B 2.UVDATA.1
Freq = 1.6155 GHz, Bw = 16.000 MH No calibration applied and no bandpass applied

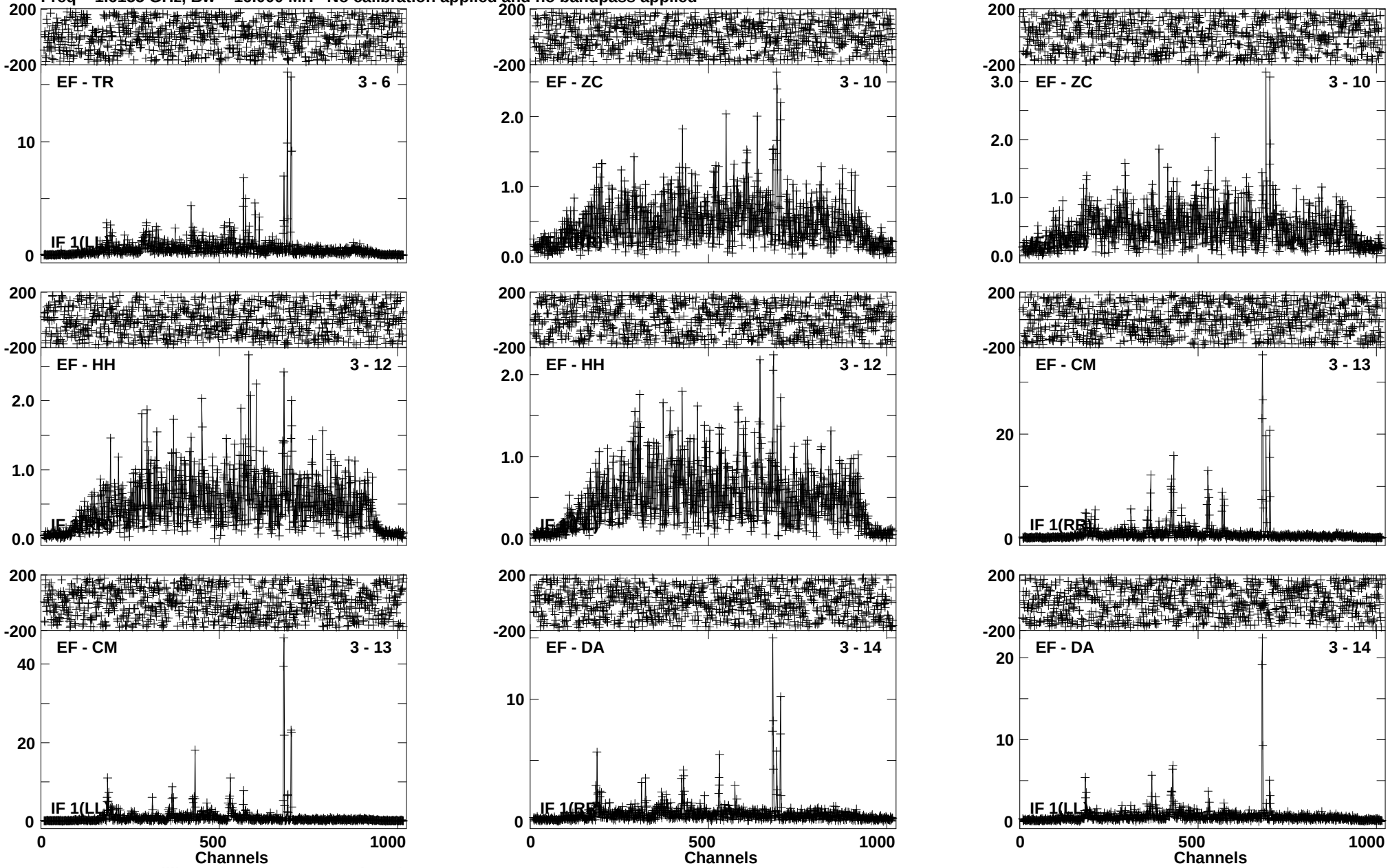

Lower frame: Milli Ampl Jy Top frame: Phas deg
Vector averaged cross-power spectrum Baseline: EF (03) - TR (06)
Timerange: 00/15:25:46 to 00/15:29:14

Plot file version 780 created 28-JUN-2019 13:40:20
IRAS16399 EP111B 2.UVDATA.1
Freq = 1.6155 GHz, Bw = 16.000 MH No calibration applied and no bandpass applied

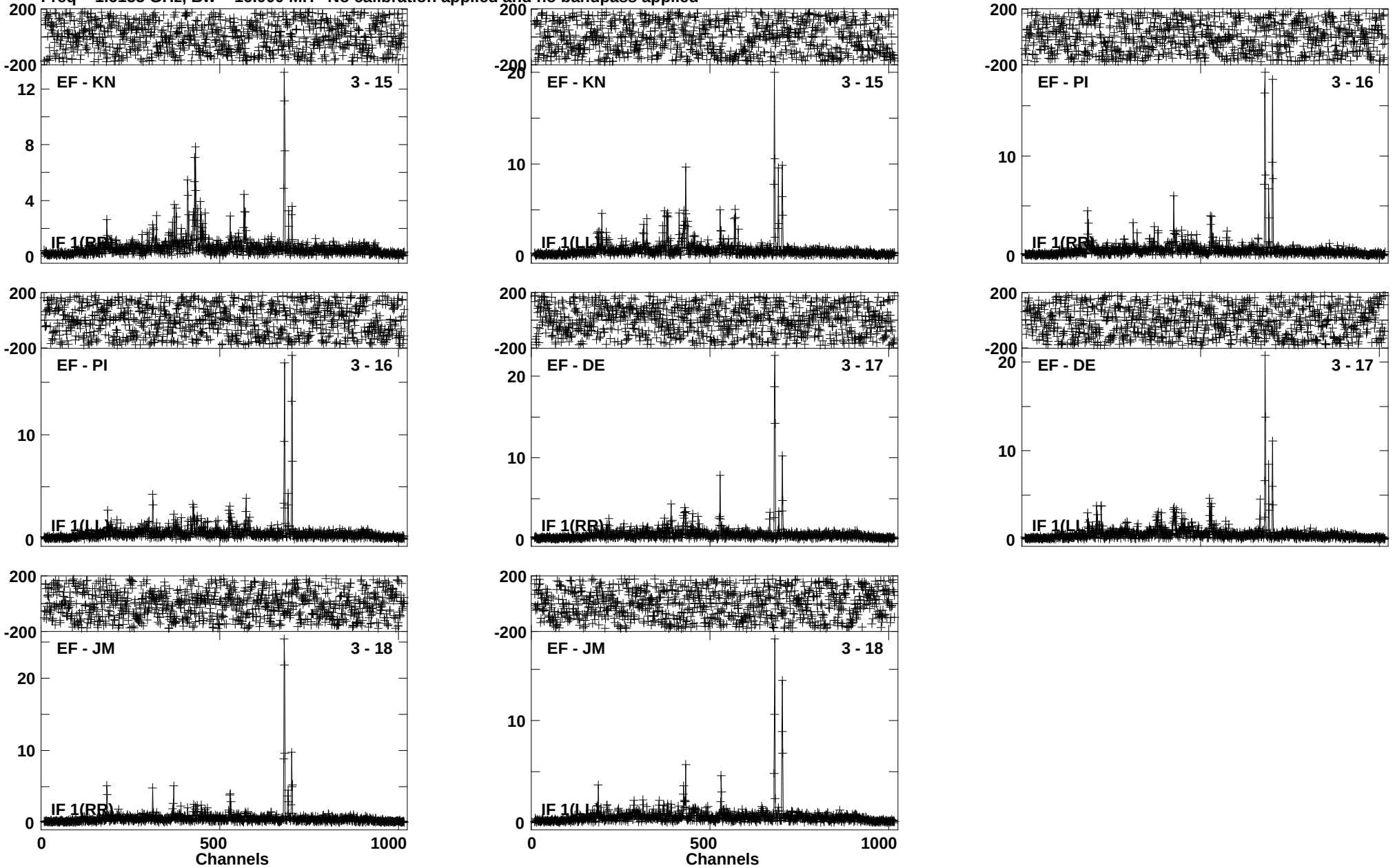

Lower frame: Milli Ampl Jy Top frame: Phas deg
Vector averaged cross-power spectrum Baseline: EF (03) - KN (15)
Timerange: 00/15:25:46 to 00/15:29:14

Plot file version 781 created 28-JUN-2019 13:40:21
J1642-0621 EP111B 2.UVDATA.1
Freq = 1.6155 GHz, Bw = 16.000 MH No calibration applied and no bandpass applied

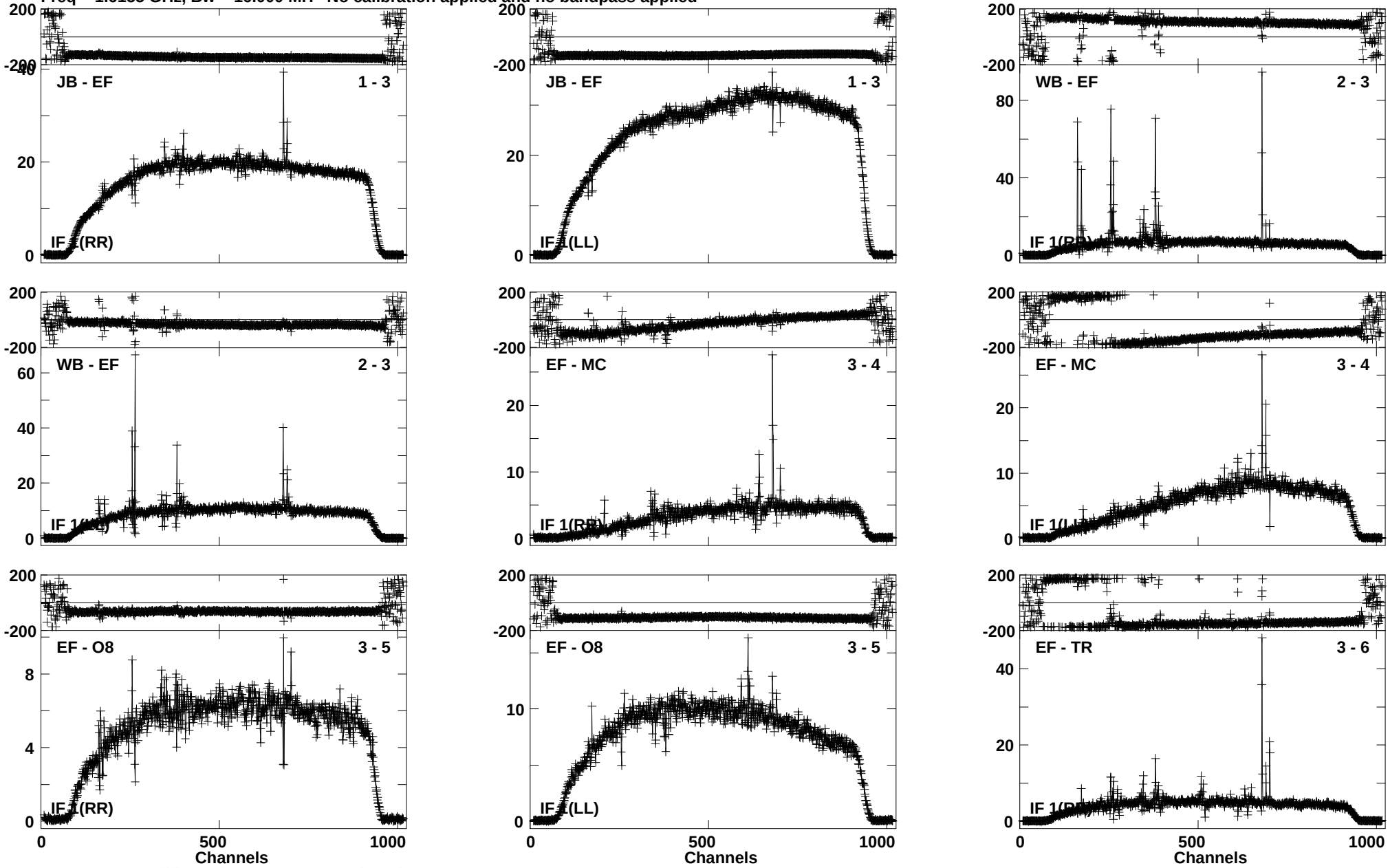

Lower frame: Milli Ampl Jy Top frame: Phas deg
Vector averaged cross-power spectrum Baseline: JB (01) - EF (03)
Timerange: 00/15:30:01 to 00/15:31:29

Plot file version 782 created 28-JUN-2019 13:40:21
J1642-0621 EP111B 2.UVDATA.1
Freq = 1.6155 GHz, Bw = 16.000 MH No calibration applied and no bandpass applied

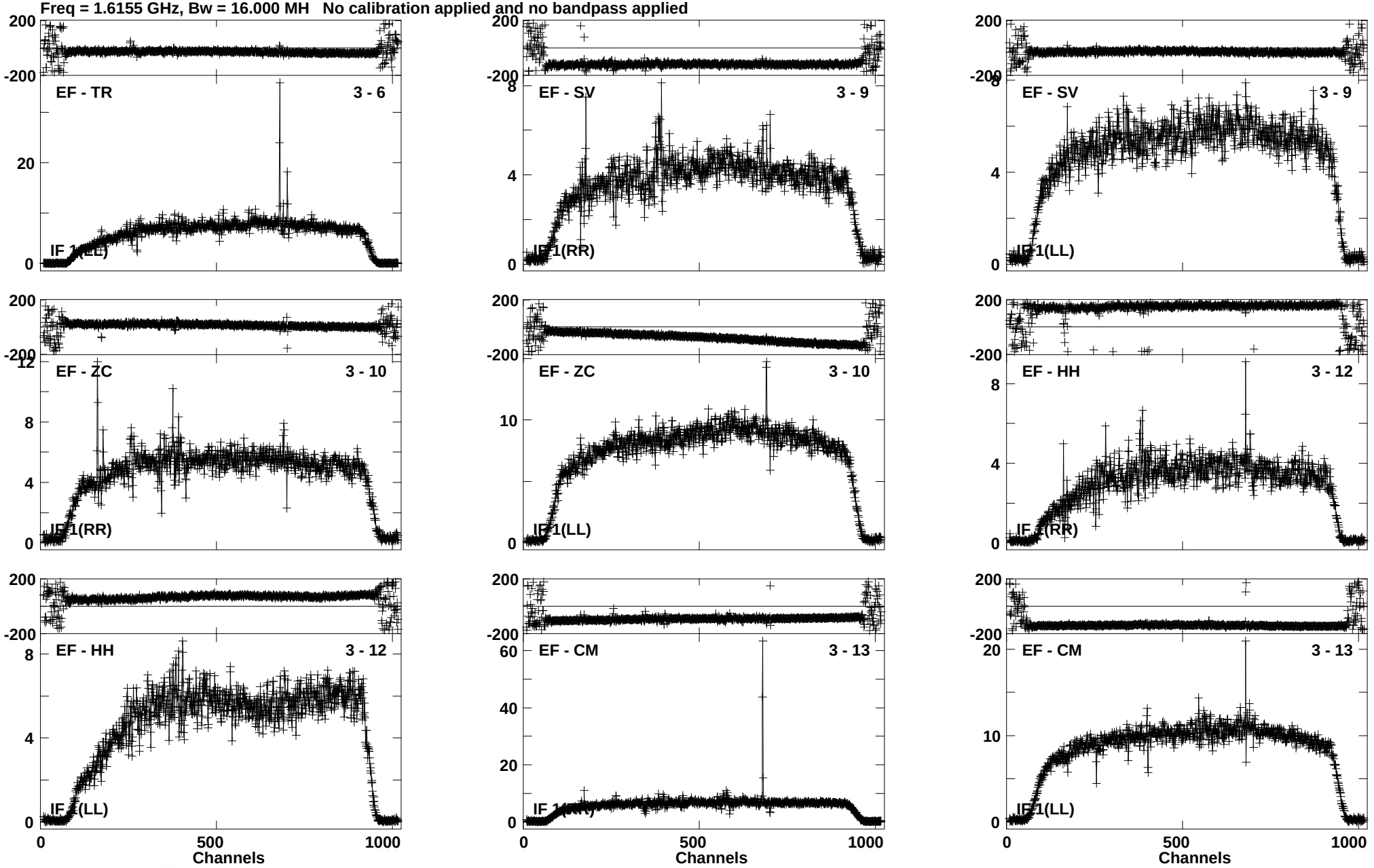

Lower frame: Milli Ampl Jy Top frame: Phas deg
Vector averaged cross-power spectrum Baseline: EF (03) - TR (06)
Timerange: 00/15:30:01 to 00/15:31:29

Plot file version 783 created 28-JUN-2019 13:40:22
J1642-0621 EP111B 2.UVDATA.1
Freq = 1.6155 GHz, Bw = 16.000 MH No calibration applied and no bandpass applied

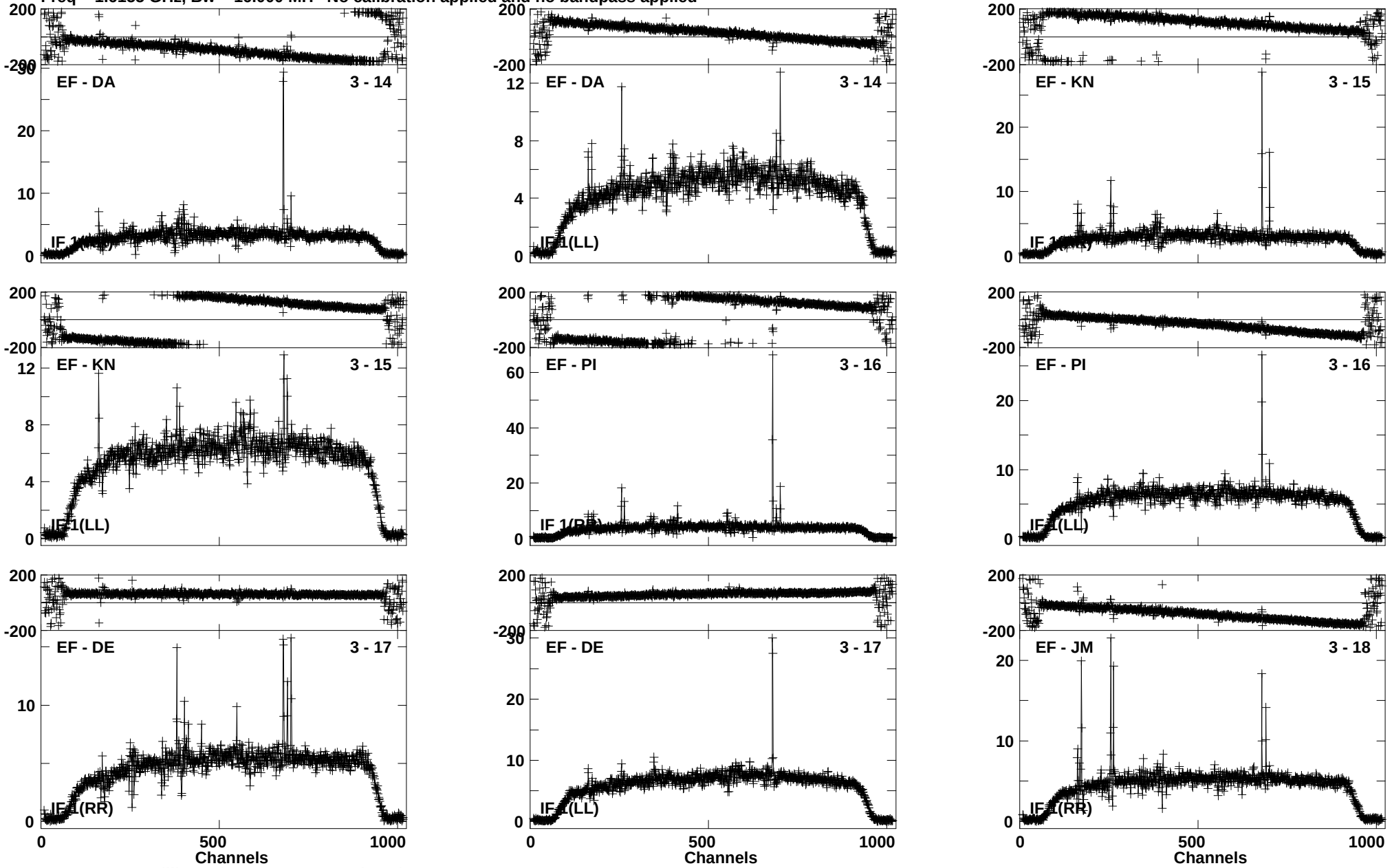

Lower frame: Milli Ampl Jy Top frame: Phas deg
Vector averaged cross-power spectrum Baseline: EF (03) - DA (14)
Timerange: 00/15:30:01 to 00/15:31:29

Plot file version 784 created 28-JUN-2019 13:40:22
J1642-0621 EP111B 2.UVDATA.1
Freq = 1.6155 GHz, Bw = 16.000 MH No calibration applied and no bandpass applied

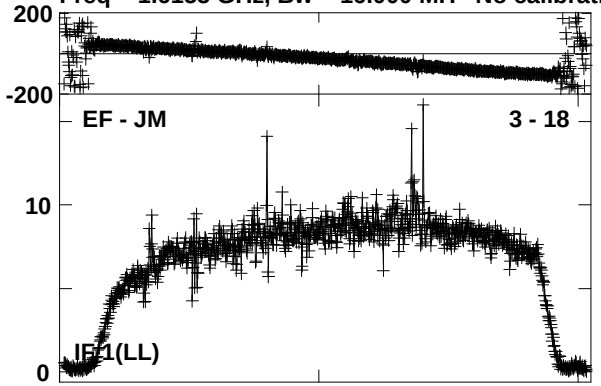

Lower frame: Milli Ampl Jy Top frame: Phas deg
Vector averaged cross-power spectrum Baseline: EF (03) - JM (18)
Timerange: 00/15:30:01 to 00/15:31:29

Plot file version 785 created 28-JUN-2019 13:40:23
IRAS16399 EP111B 2.UVDATA.1
Freq = 1.6155 GHz, Bw = 16.000 MH No calibration applied and no bandpass applied

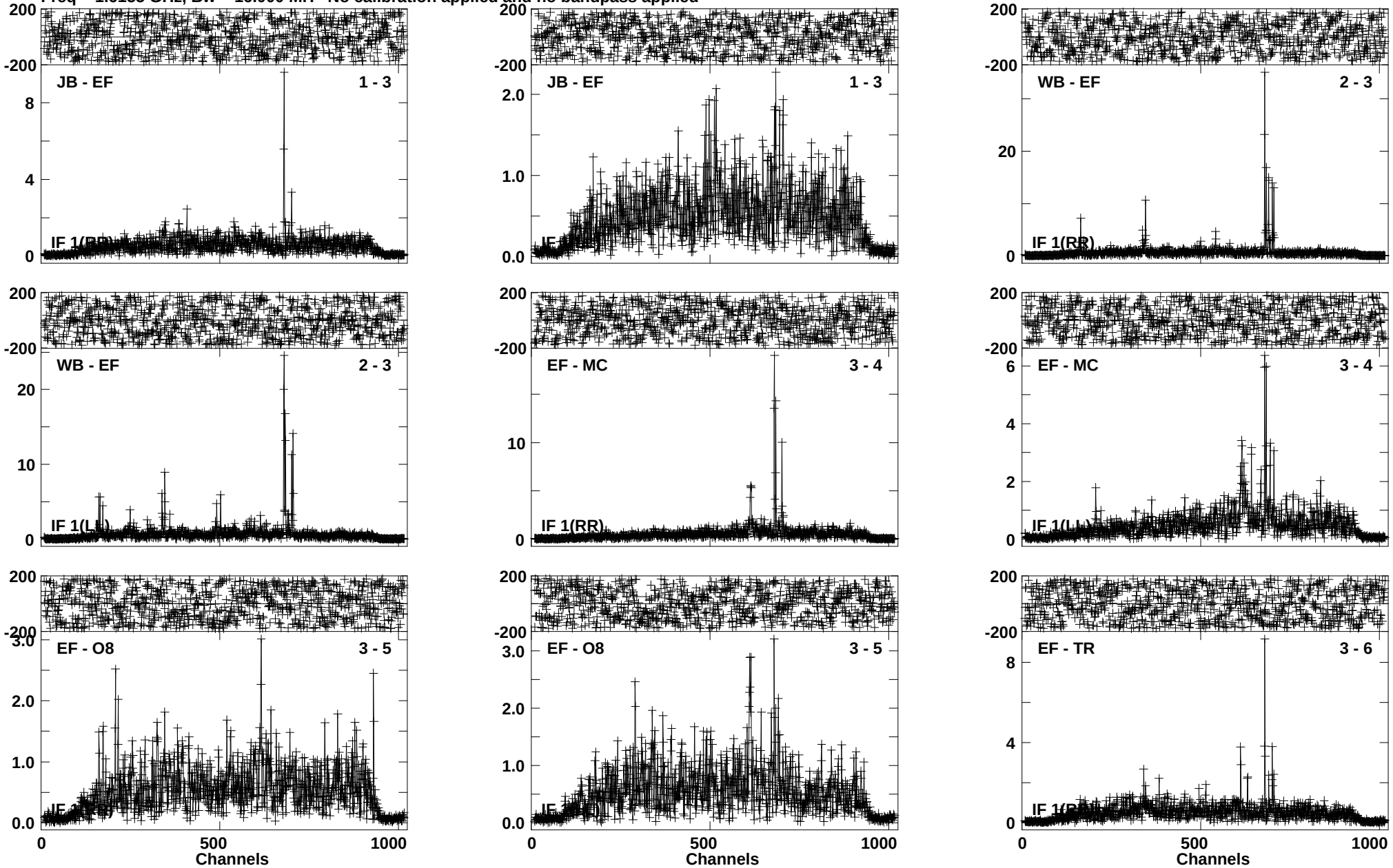

Lower frame: Milli Ampl Jy Top frame: Phas deg
Vector averaged cross-power spectrum Baseline: JB (01) - EF (03)
Timerange: 00/15:31:31 to 00/15:34:59

Plot file version 786 created 28-JUN-2019 13:40:24
IRAS16399 EP111B 2.UVDATA.1
Freq = 1.6155 GHz, Bw = 16.000 MH No calibration applied and no bandpass applied

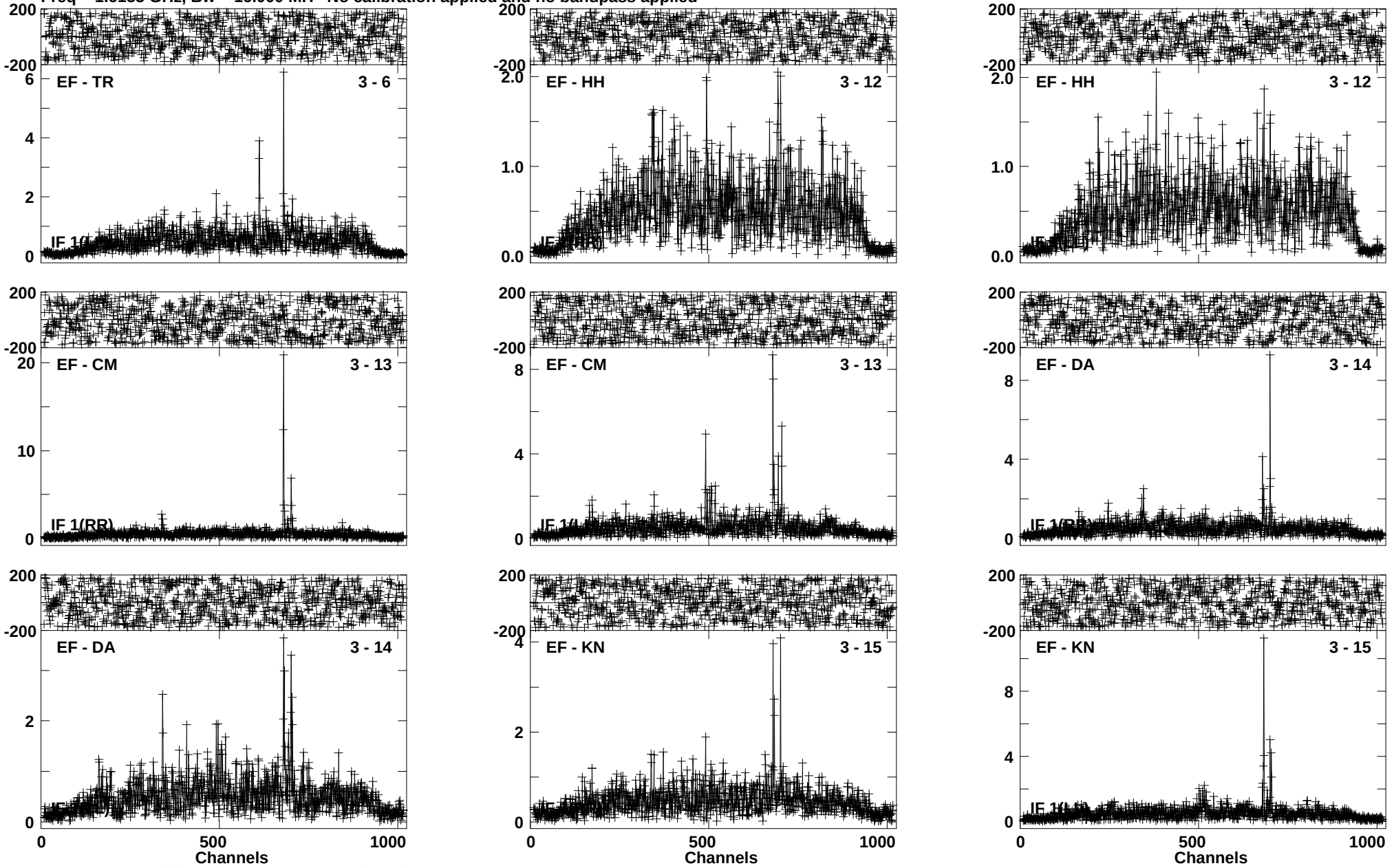

Lower frame: Milli Ampl Jy Top frame: Phas deg
Vector averaged cross-power spectrum Baseline: EF (03) - TR (06)
Timerange: 00/15:31:31 to 00/15:34:59

Plot file version 787 created 28-JUN-2019 13:40:24
IRAS16399 EP111B 2.UVDATA.1
Freq = 1.6155 GHz, Bw = 16.000 MH No calibration applied and no bandpass applied

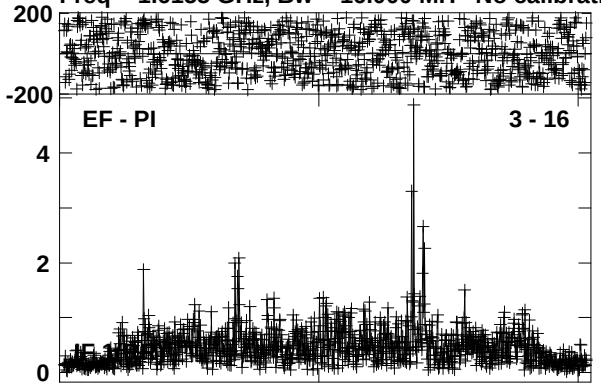

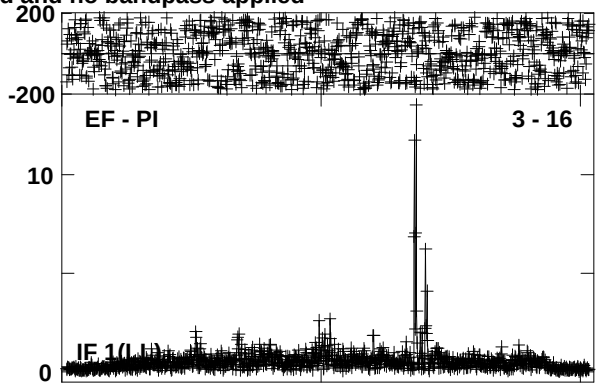

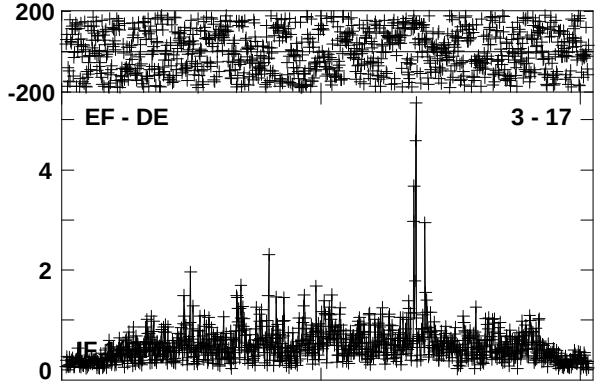

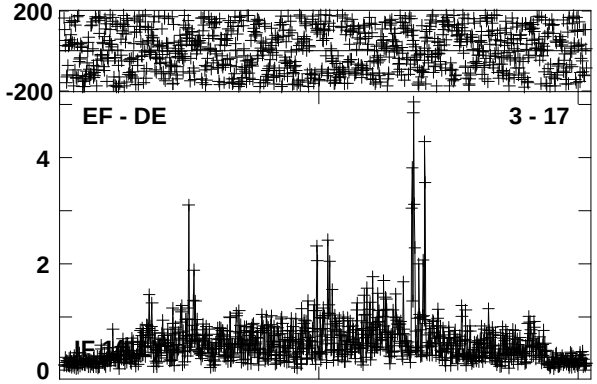

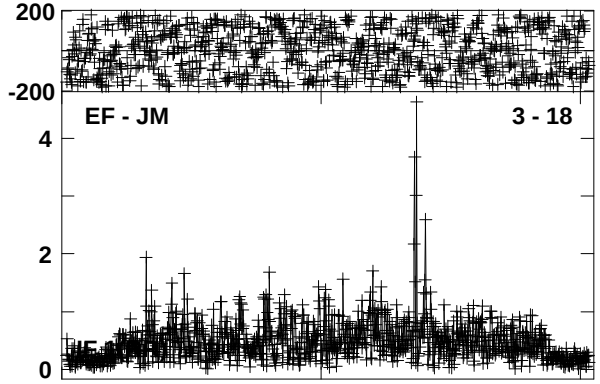



Lower frame: Milli Ampl Jy Top frame: Phas deg
Vector averaged cross-power spectrum Baseline: EF (03) - PI (16)
Timerange: 00/15:31:31 to 00/15:34:59

Plot file version 788 created 28-JUN-2019 13:40:25
J1642-0621 EP111B 2.UVDATA.1
Freq = 1.6155 GHz, Bw = 16.000 MH No calibration applied and no bandpass applied

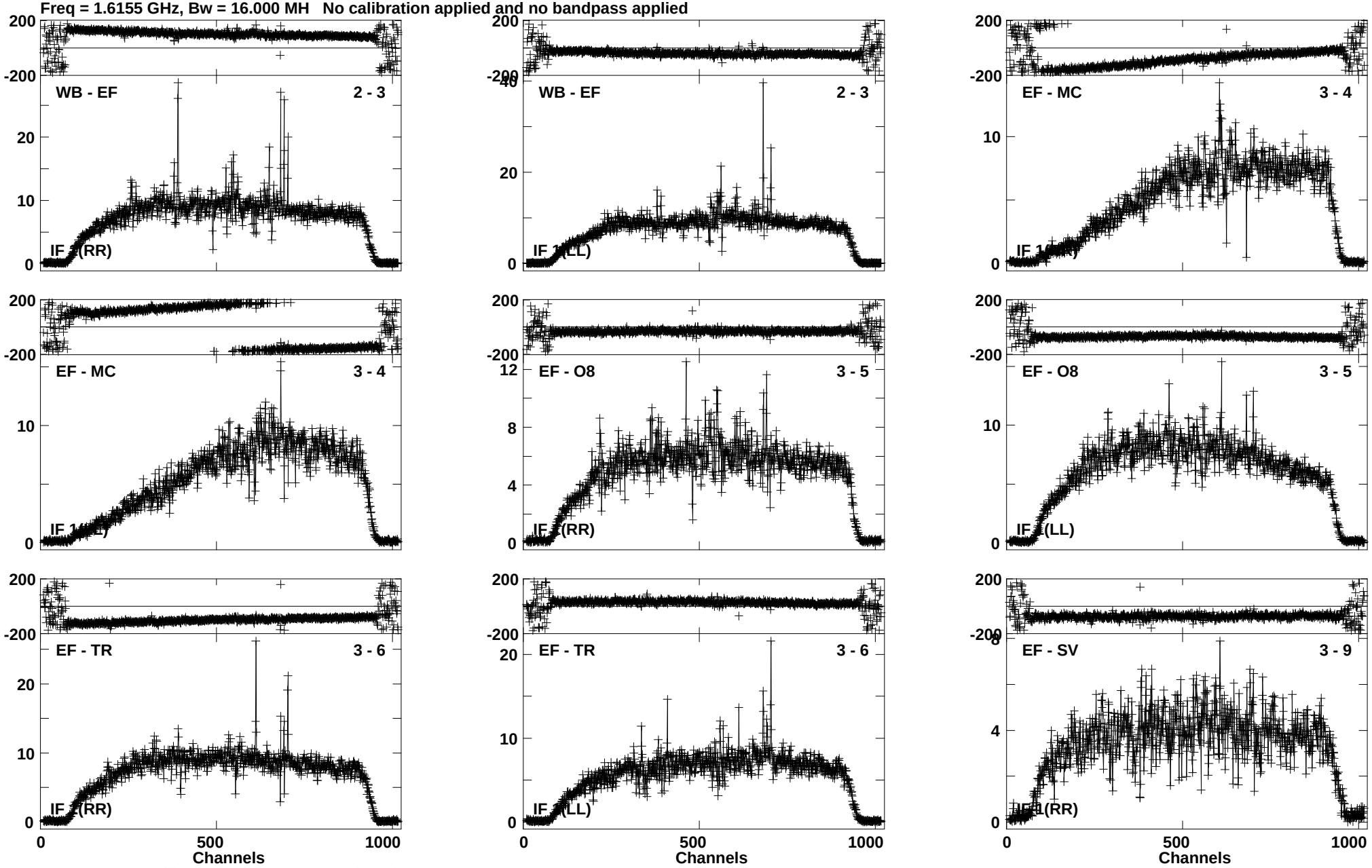

Lower frame: Milli Ampl Jy Top frame: Phas deg
Vector averaged cross-power spectrum Baseline: WB (02) - EF (03)
Timerange: 00/15:35:01 to 00/15:36:29

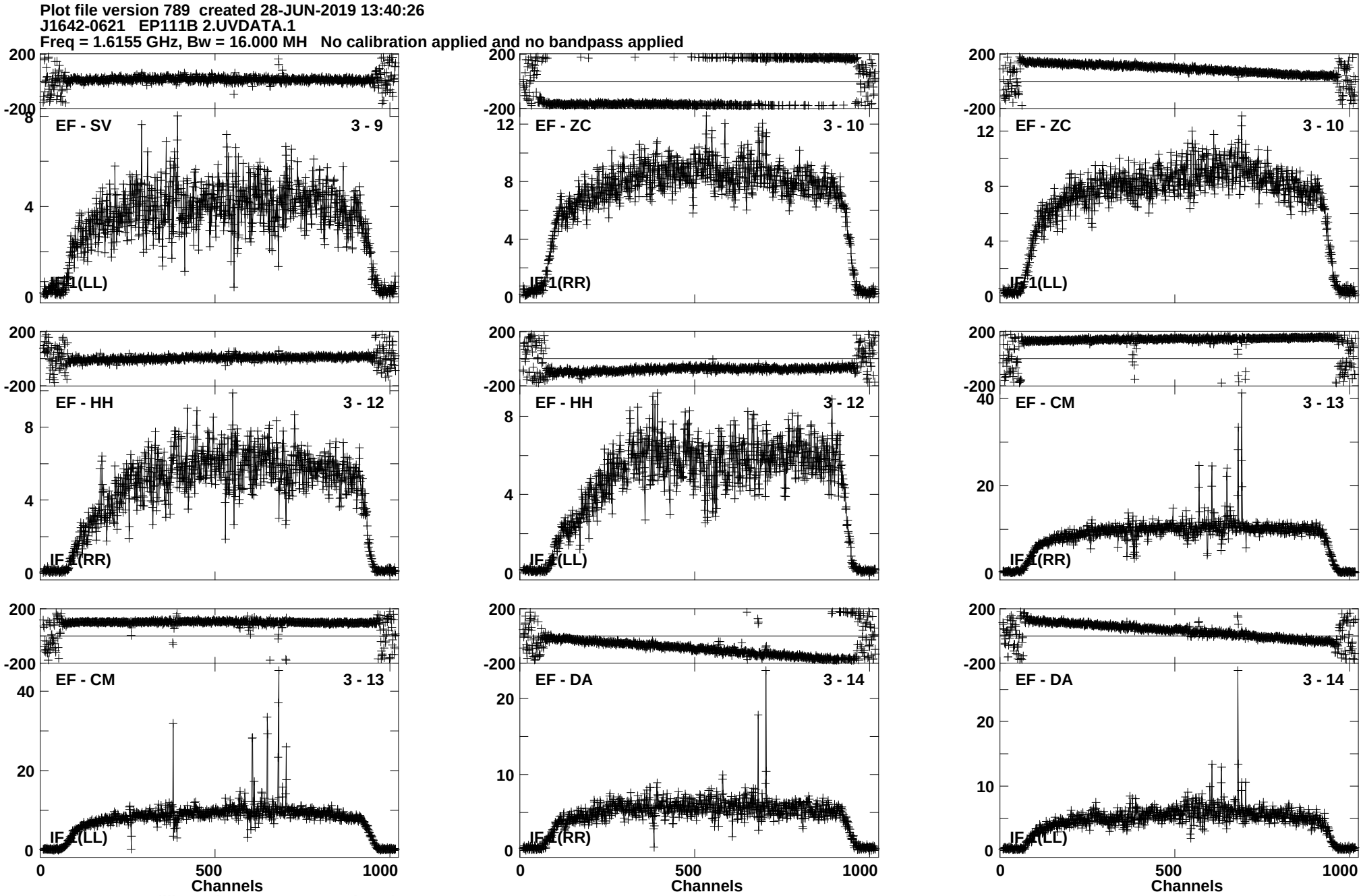
Plot file version 789 created 28-JUN-2019 13:40:26
J1642-0621 EP111B 2.UVDATA.1
Freq = 1.6155 GHz, Bw = 16.000 MH No calibration applied and no bandpass applied
EF - SV 3 - 9
IF 1(LL)
EF - ZC 3 - 10
IF 1(RR)
EF - ZC 3 - 10
IF 1(LL)
EF - HH 3 - 12
IF 1(RR)
EF - HH 3 - 12
IF 1(LL)
EF - CM 3 - 13
IF 1(RR)
EF - CM 3 - 13
IF 1(LL)
EF - DA 3 - 14
IF 1(RR)
EF - DA 3 - 14
IF 1(LL)
Channels
Channels
Channels
Lower frame: Milli Ampl Jy Top frame: Phas deg
Vector averaged cross-power spectrum Baseline: EF (03) - SV (09)
Timerange: 00/15:35:01 to 00/15:36:29

Plot file version 790 created 28-JUN-2019 13:40:26
J1642-0621 EP111B 2.UVDATA.1
Freq = 1.6155 GHz, Bw = 16.000 MH No calibration applied and no bandpass applied

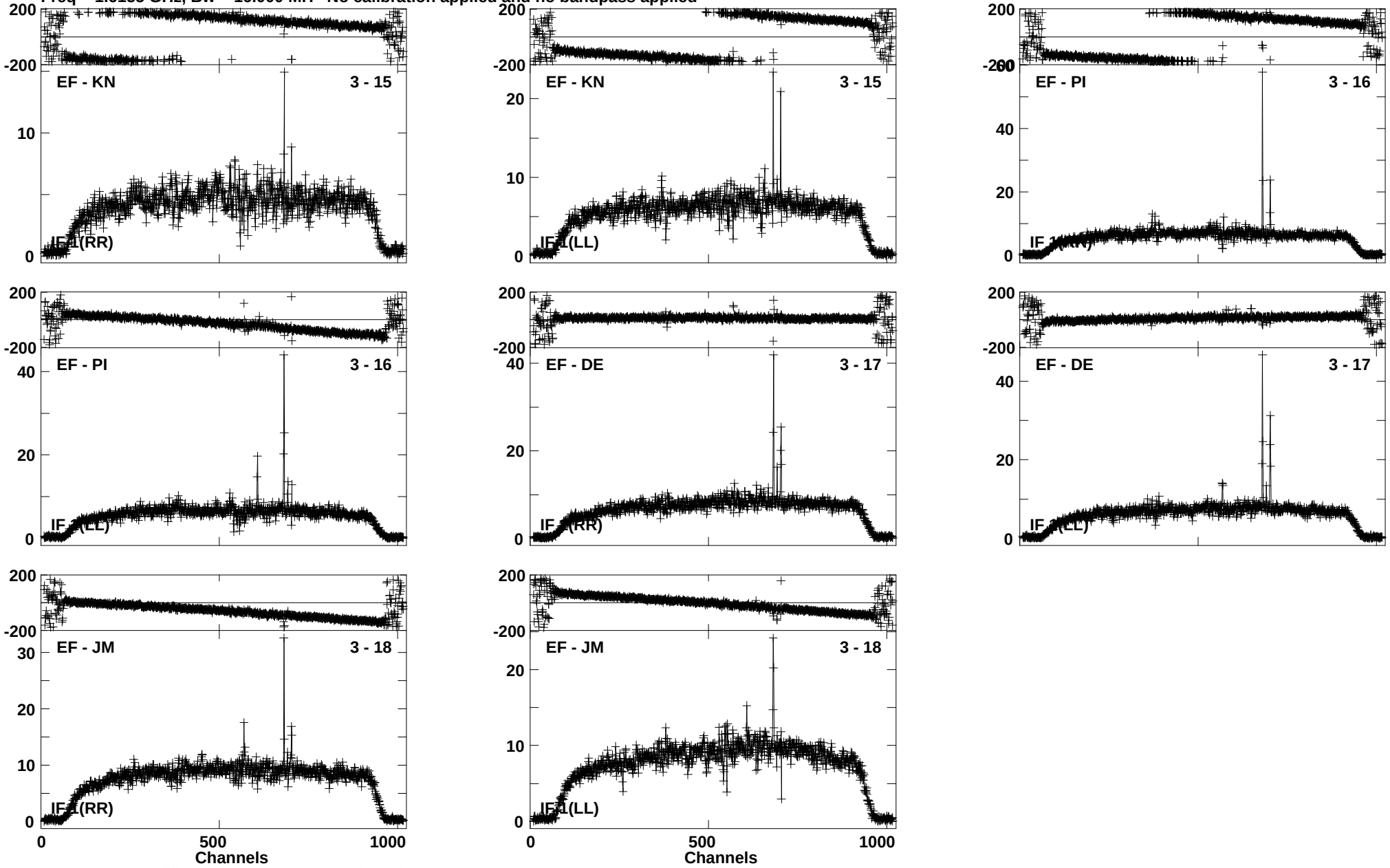

Lower frame: Milli Ampl Jy Top frame: Phas deg
Vector averaged cross-power spectrum Baseline: EF (03) - KN (15)
Timerange: 00/15:35:01 to 00/15:36:29

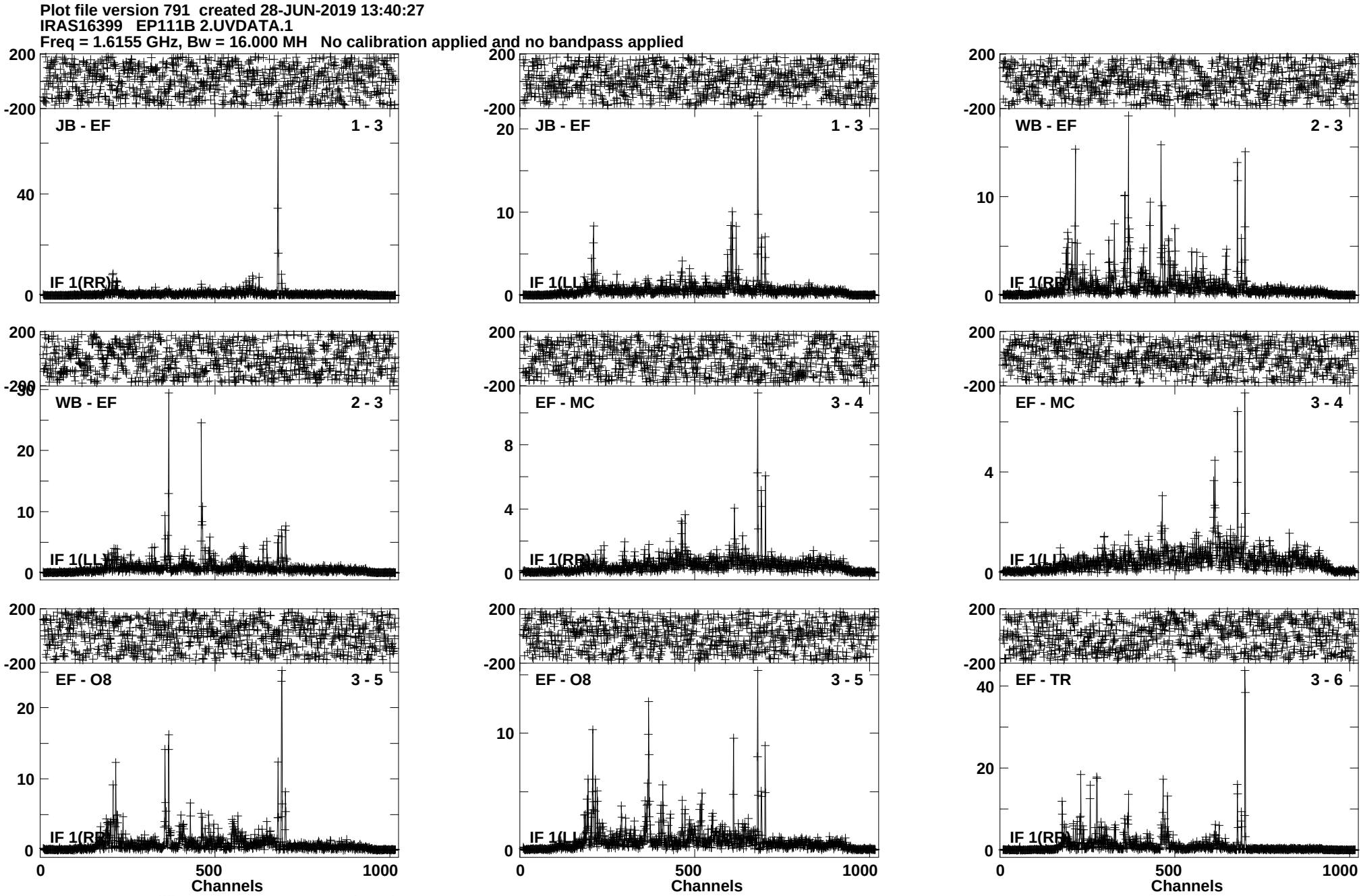
Plot file version 791 created 28-JUN-2019 13:40:27
IRAS16399 EP111B 2.UVDATA.1
Freq = 1.6155 GHz, Bw = 16.000 MH No calibration applied and no bandpass applied
JB - EF 1 - 3
IF 1(RR)
JB - EF 1 - 3
IF 1(LL)
WB - EF 2 - 3
IF 1(RR)
WB - EF 2 - 3
IF 1(LL)
EF - MC 3 - 4
IF 1(RR)
EF - MC 3 - 4
IF 1(LL)
EF - O8 3 - 5
IF 1(RR)
EF - O8 3 - 5
IF 1(LL)
EF - TR 3 - 6
IF 1(RR)
Channels
Channels
Channels
Lower frame: Milli Ampl Jy Top frame: Phas deg
Vector averaged cross-power spectrum Baseline: JB (01) - EF (03)
Timerange: 00/15:36:31 to 00/15:39:59

Plot file version 792 created 28-JUN-2019 13:40:28
IRAS16399 EP111B 2.UVDATA.1
Freq = 1.6155 GHz, Bw = 16.000 MH No calibration applied and no bandpass applied

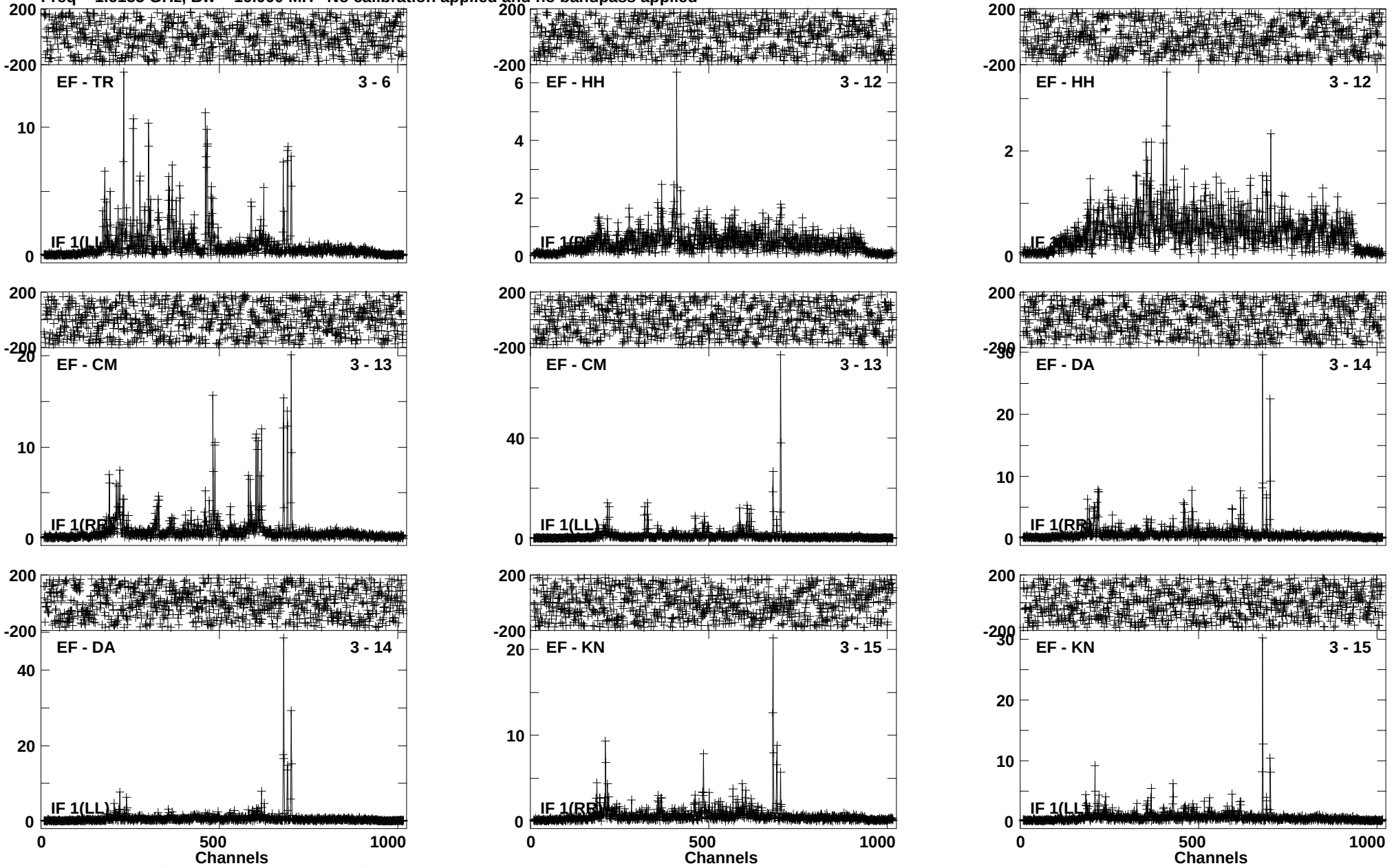

Lower frame: Milli Ampl Jy Top frame: Phas deg
Vector averaged cross-power spectrum Baseline: EF (03) - TR (06)
Timerange: 00/15:36:31 to 00/15:39:59

Plot file version 793 created 28-JUN-2019 13:40:29
IRAS16399 EP111B 2.UVDATA.1
Freq = 1.6155 GHz, Bw = 16.000 MH No calibration applied and no bandpass applied

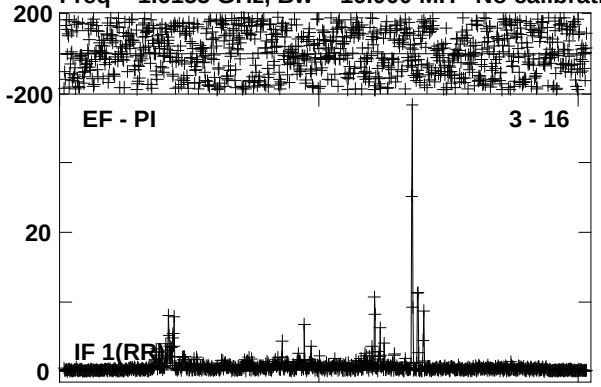

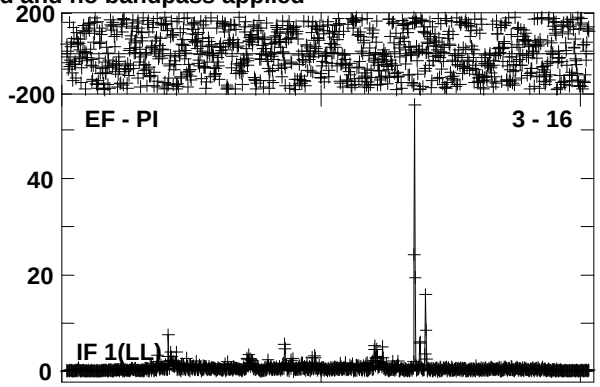

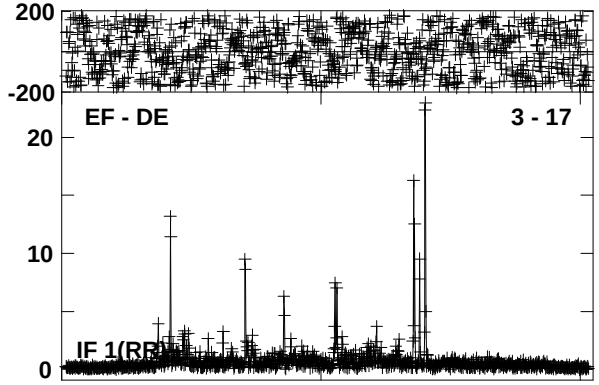

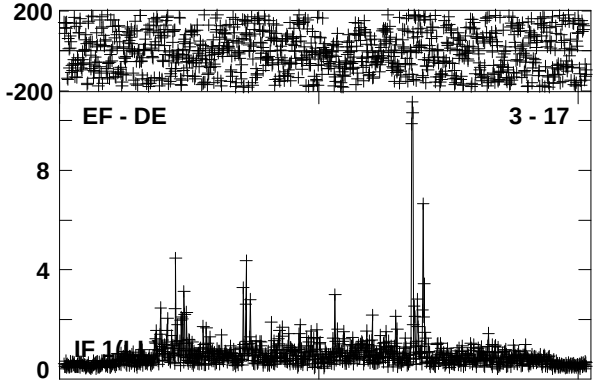

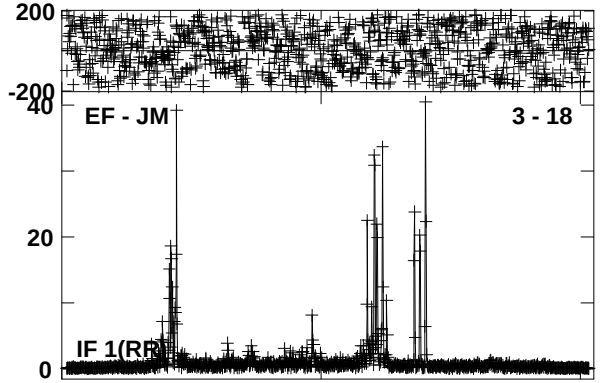



Lower frame: Milli Ampl Jy Top frame: Phas deg
Vector averaged cross-power spectrum Baseline: EF (03) - PI (16)
Timerange: 00/15:36:31 to 00/15:39:59

Plot file version 794 created 28-JUN-2019 13:40:30
J1642-0621 EP111B 2.UVDATA.1
Freq = 1.6155 GHz, Bw = 16.000 MH No calibration applied and no bandpass applied

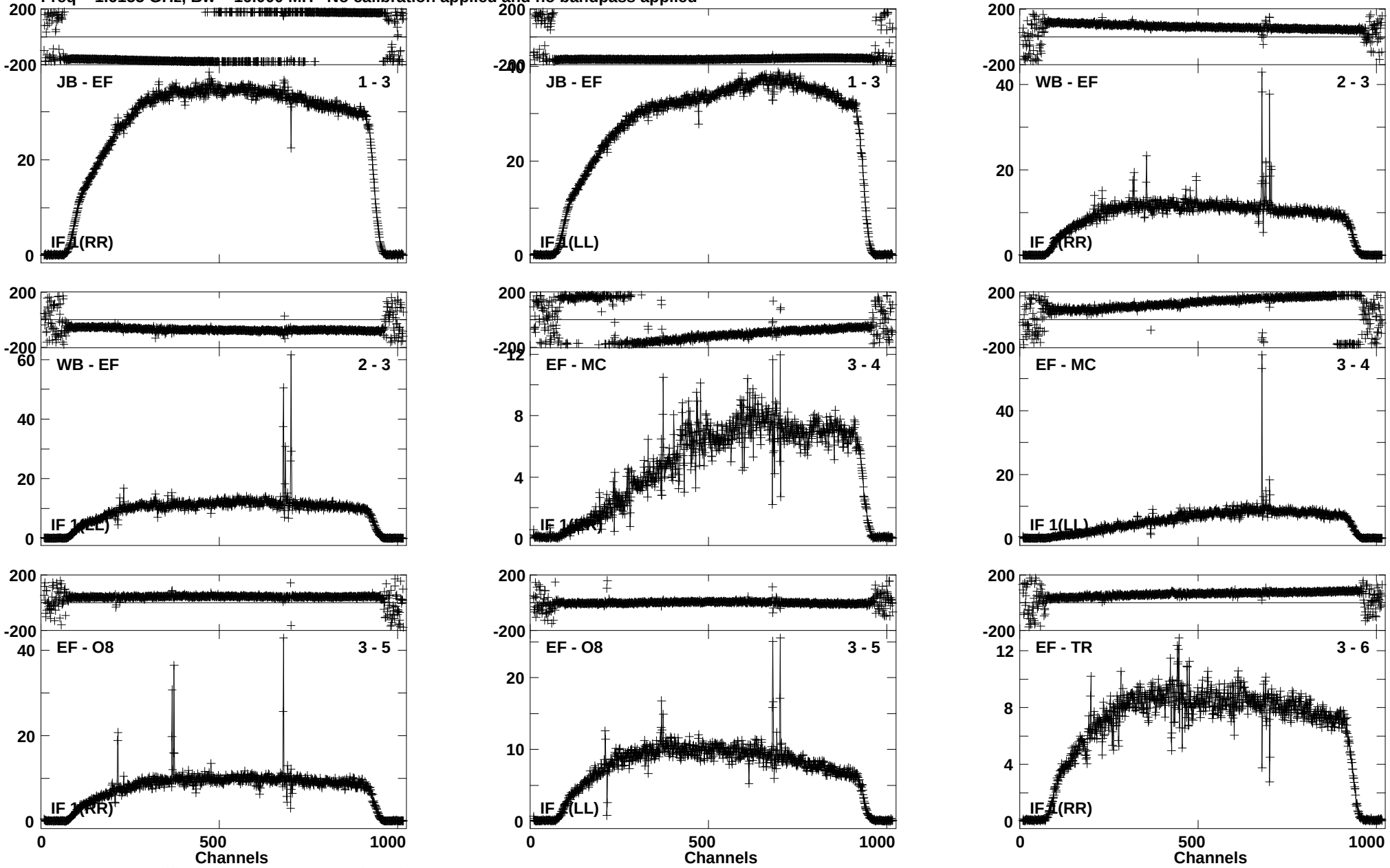

Lower frame: Milli Ampl Jy Top frame: Phas deg
Vector averaged cross-power spectrum Baseline: JB (01) - EF (03)
Timerange: 00/15:40:46 to 00/15:42:14

Plot file version 795 created 28-JUN-2019 13:40:30
J1642-0621 EP111B 2.UVDATA.1
Freq = 1.6155 GHz, Bw = 16.000 MH No calibration applied and no bandpass applied

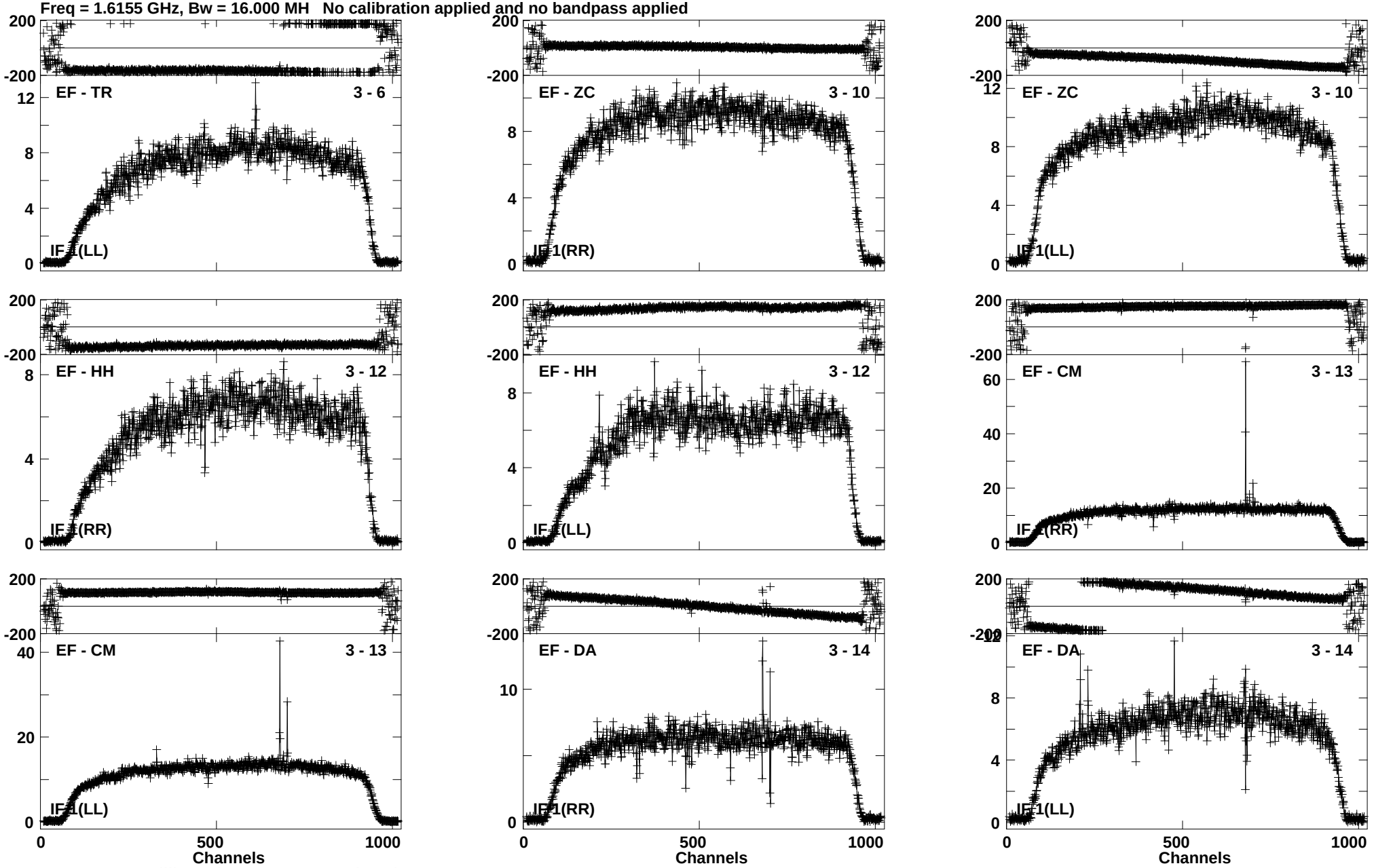

Lower frame: Milli Ampl Jy Top frame: Phas deg
Vector averaged cross-power spectrum Baseline: EF (03) - TR (06)
Timerange: 00/15:40:46 to 00/15:42:14

Plot file version 796 created 28-JUN-2019 13:40:31
J1642-0621 EP111B 2.UVDATA.1
Freq = 1.6155 GHz, Bw = 16.000 MH No calibration applied and no bandpass applied

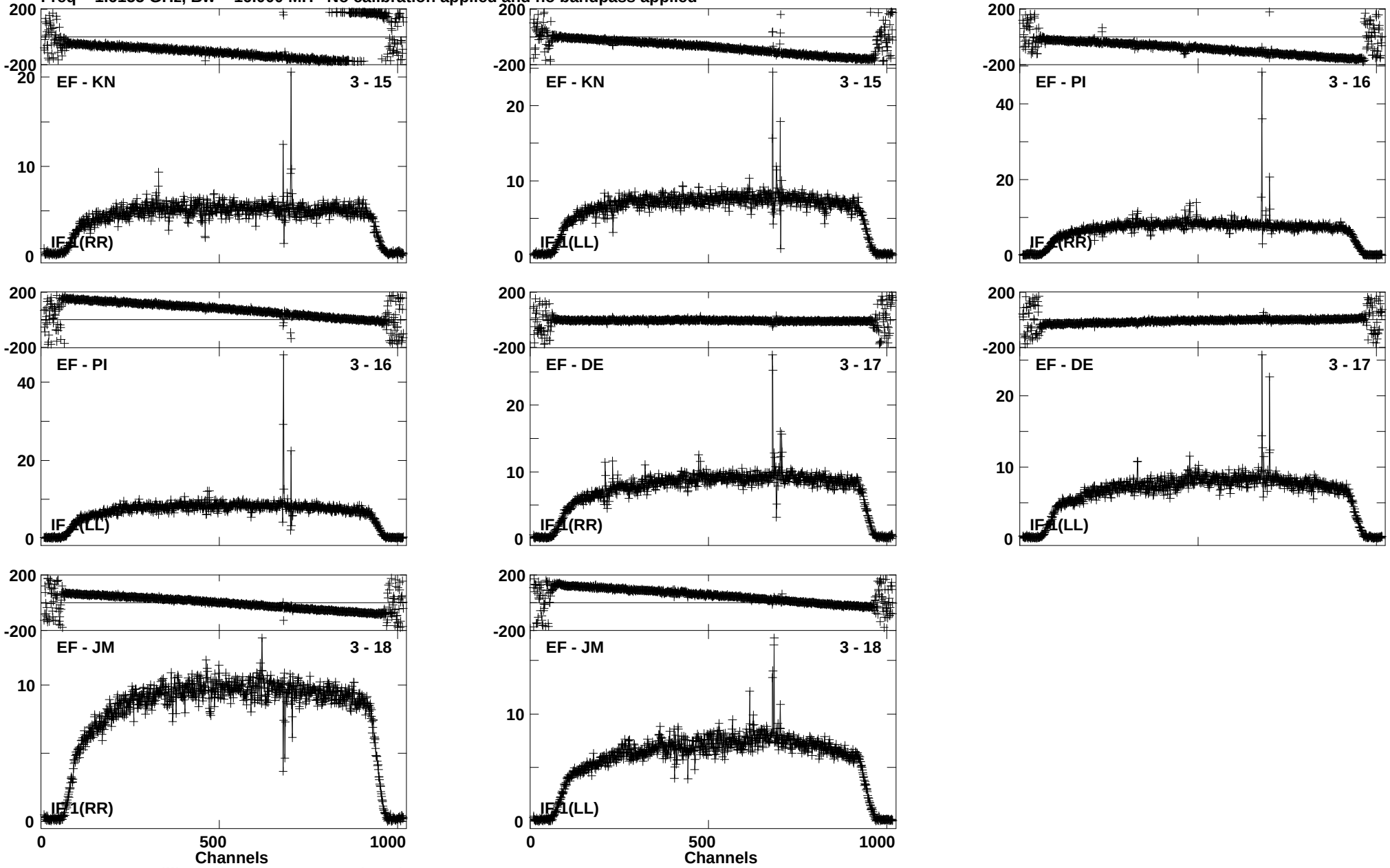

Lower frame: Milli Ampl Jy Top frame: Phas deg
Vector averaged cross-power spectrum Baseline: EF (03) - KN (15)
Timerange: 00/15:40:46 to 00/15:42:14

Plot file version 797 created 28-JUN-2019 13:40:32
IRAS16399 EP111B 2.UVDATA.1
Freq = 1.6155 GHz, Bw = 16.000 MH No calibration applied and no bandpass applied

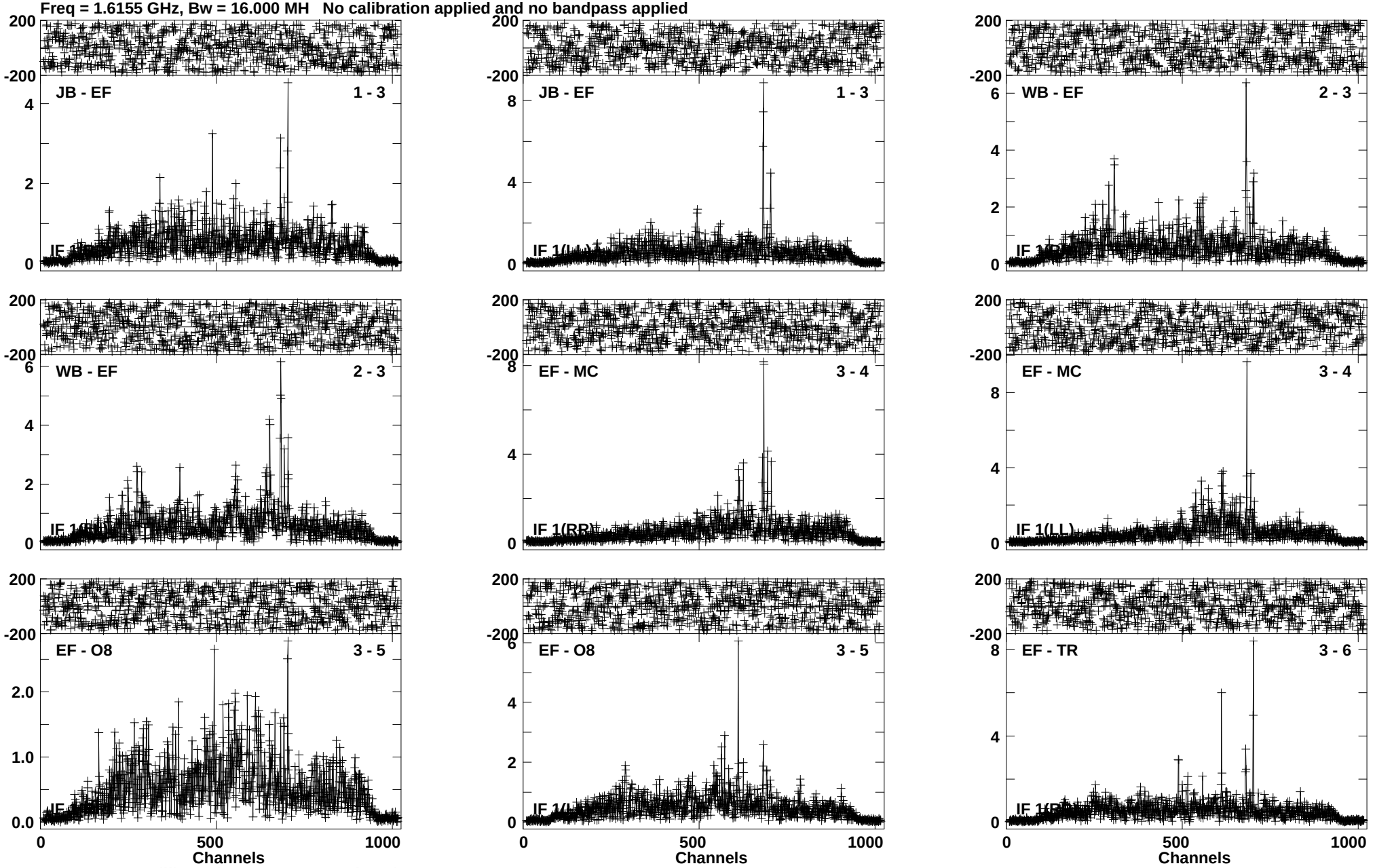

Lower frame: Milli Ampl Jy Top frame: Phas deg
Vector averaged cross-power spectrum Baseline: JB (01) - EF (03)
Timerange: 00/15:42:16 to 00/15:45:44

Plot file version 798 created 28-JUN-2019 13:40:32
IRAS16399 EP111B 2.UVDATA.1
Freq = 1.6155 GHz, Bw = 16.000 MH No calibration applied and no bandpass applied

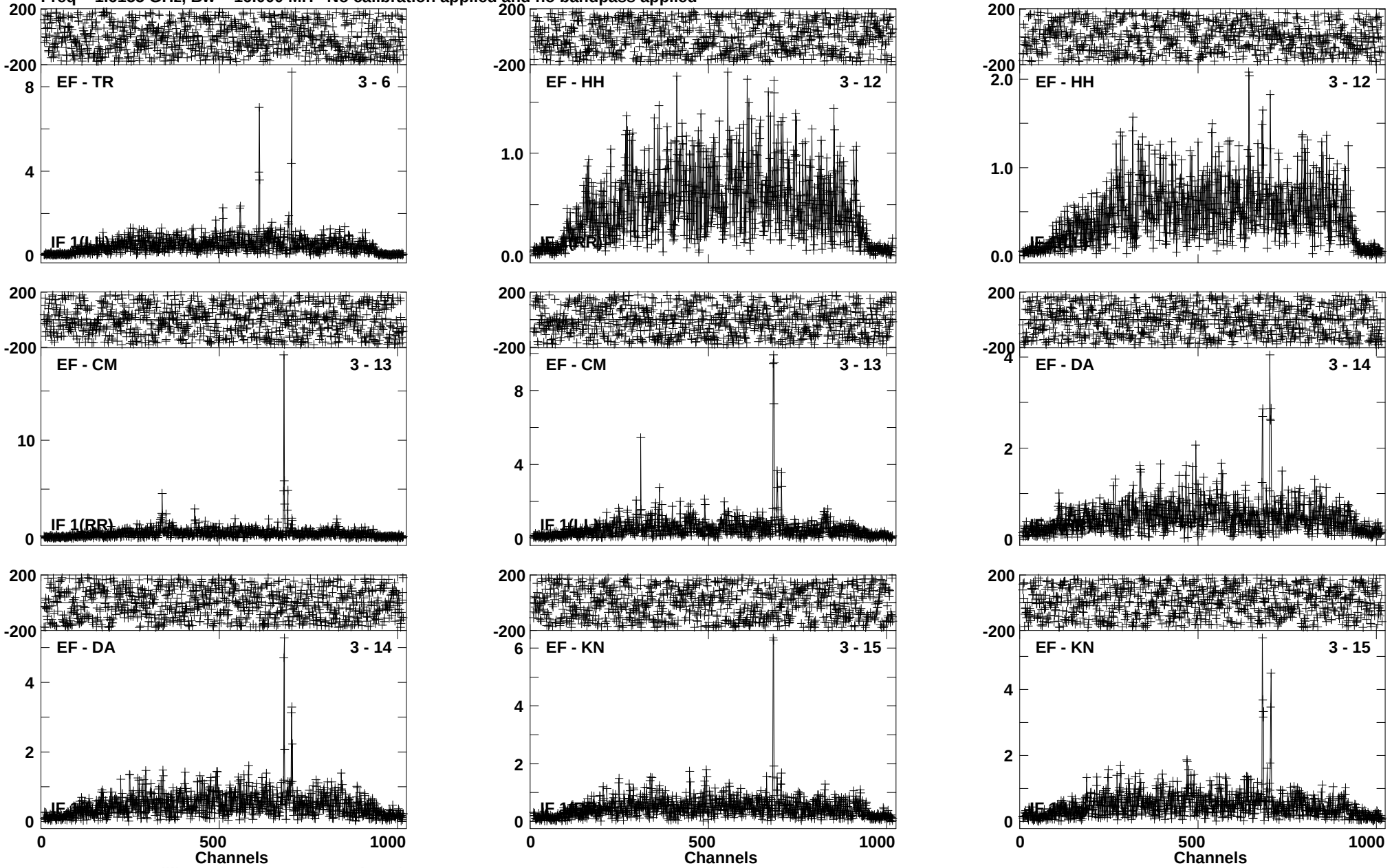

Lower frame: Milli Ampl Jy Top frame: Phas deg
Vector averaged cross-power spectrum Baseline: EF (03) - TR (06)
Timerange: 00/15:42:16 to 00/15:45:44

Plot file version 799 created 28-JUN-2019 13:40:33
IRAS16399 EP111B 2.UVDATA.1
Freq = 1.6155 GHz, Bw = 16.000 MH No calibration applied and no bandpass applied

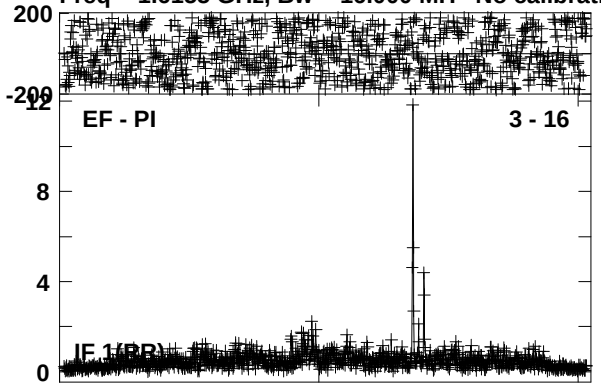

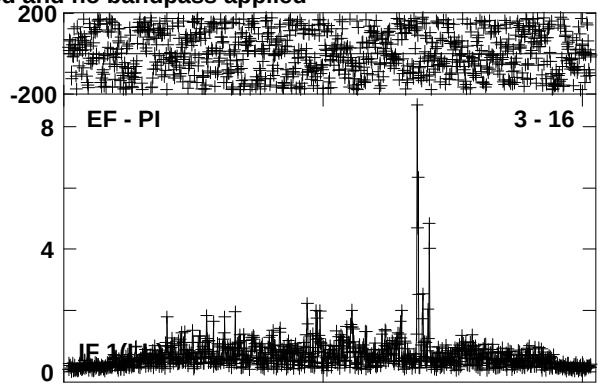

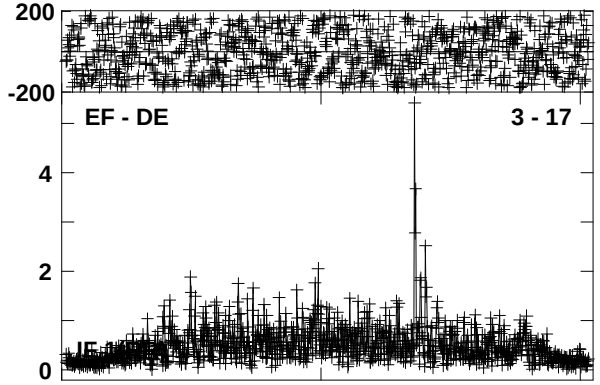



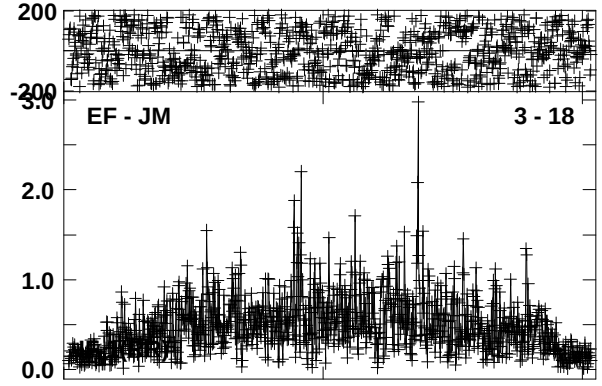

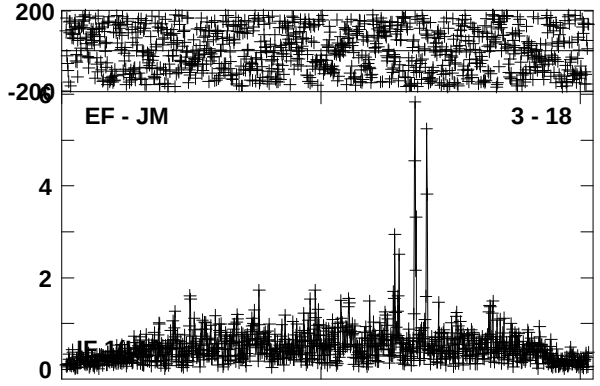

Lower frame: Milli Ampl Jy Top frame: Phas deg
Vector averaged cross-power spectrum Baseline: EF (03) - PI (16)
Timerange: 00/15:42:16 to 00/15:45:44

Plot file version 800 created 28-JUN-2019 13:40:34
J1642-0621 EP111B 2.UVDATA.1
Freq = 1.6155 GHz, Bw = 16.000 MH No calibration applied and no bandpass applied

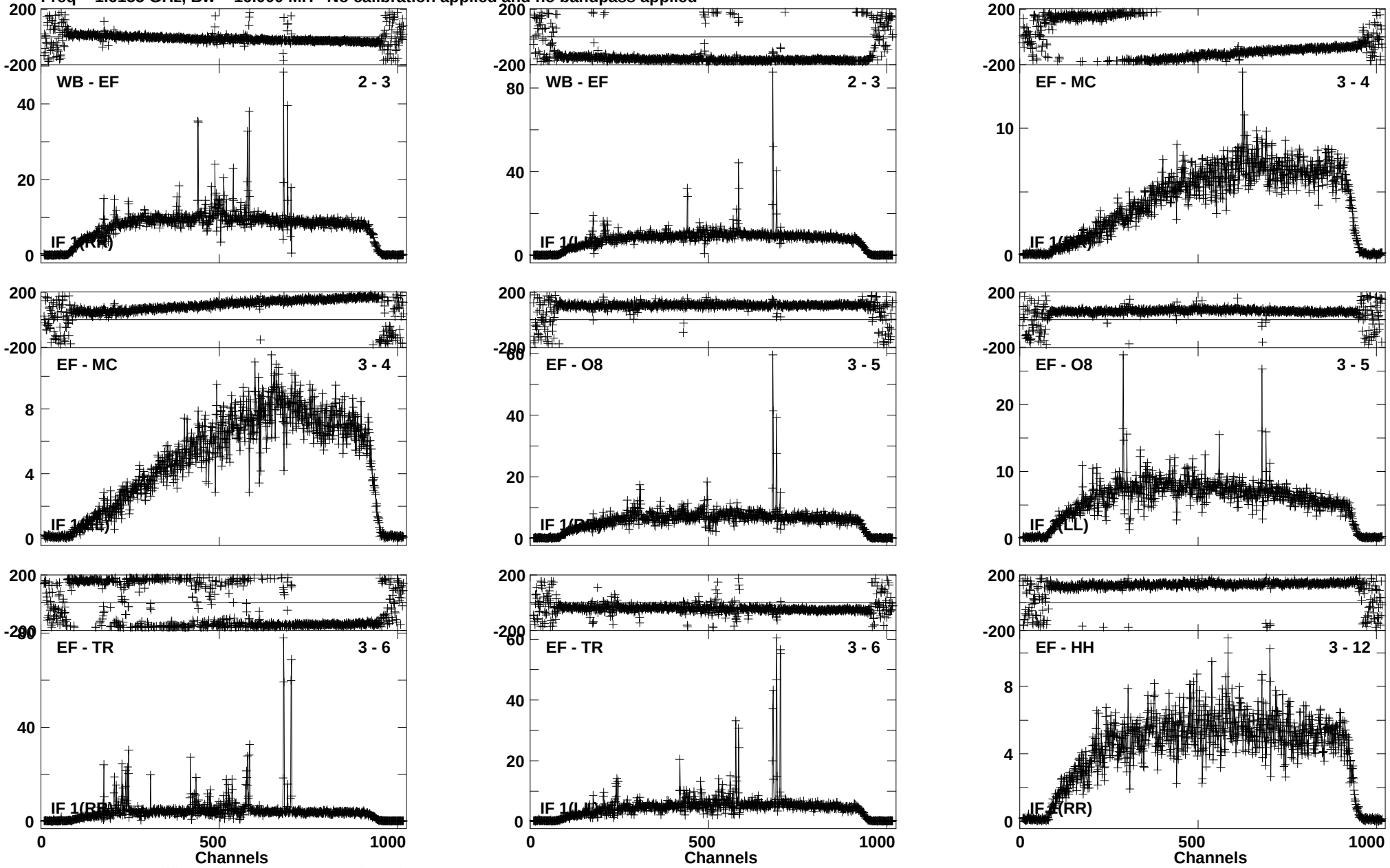

Lower frame: Milli Ampl Jy Top frame: Phas deg
Vector averaged cross-power spectrum Baseline: WB (02) - EF (03)
Timerange: 00/15:45:46 to 00/15:47:14

Plot file version 801 created 28-JUN-2019 13:40:35
J1642-0621 EP111B 2.UVDATA.1
Freq = 1.6155 GHz, Bw = 16.000 MH No calibration applied and no bandpass applied

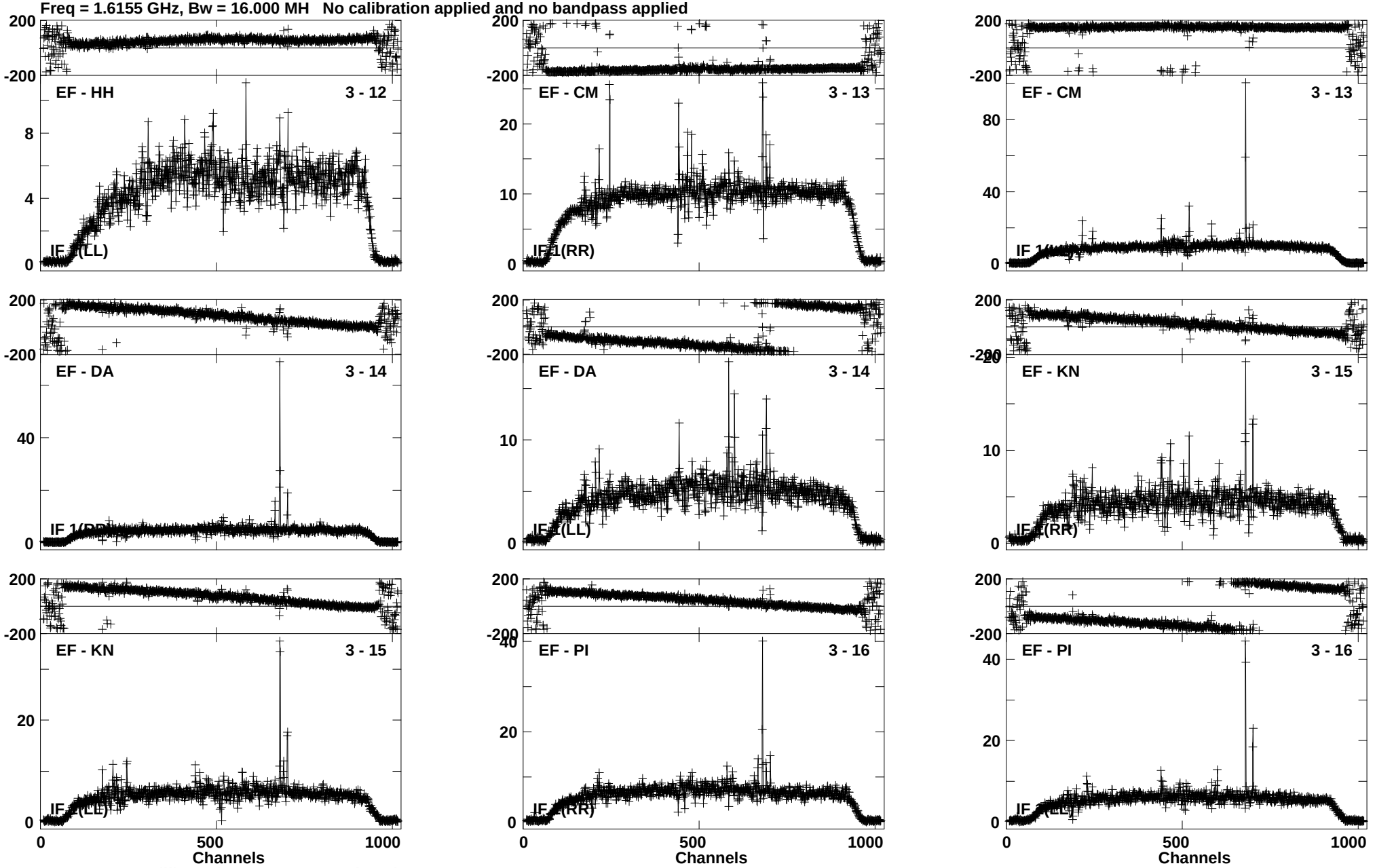

Lower frame: Milli Ampl Jy Top frame: Phas deg
Vector averaged cross-power spectrum Baseline: EF (03) - HH (12)
Timerange: 00/15:45:46 to 00/15:47:14

Plot file version 802 created 28-JUN-2019 13:40:35
J1642-0621 EP111B 2.UVDATA.1
Freq = 1.6155 GHz, Bw = 16.000 MH No calibration applied and no bandpass applied

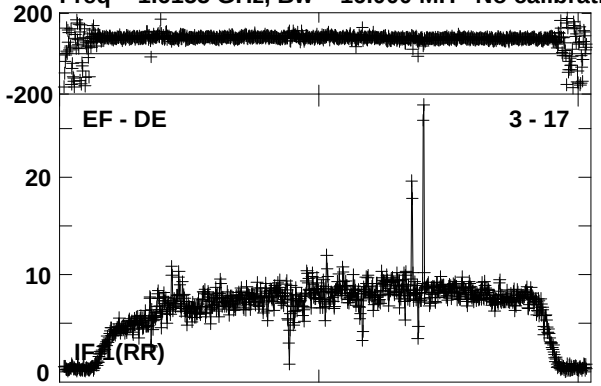

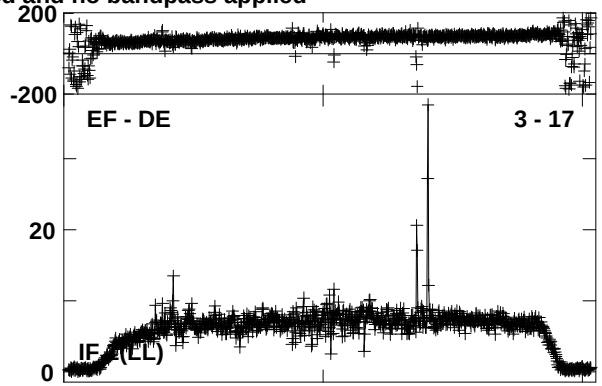

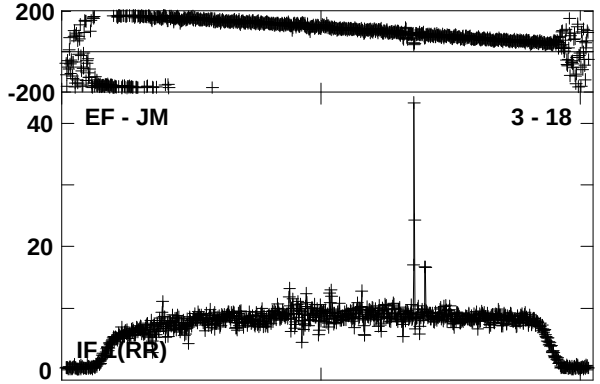

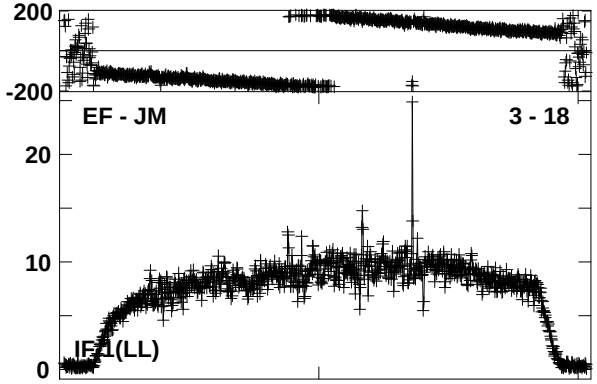

Lower frame: Milli Ampl Jy Top frame: Phas deg
Vector averaged cross-power spectrum Baseline: EF (03) - DE (17)
Timerange: 00/15:45:46 to 00/15:47:14

Plot file version 803 created 28-JUN-2019 13:40:36
IRAS16399 EP111B 2.UVDATA.1
Freq = 1.6155 GHz, Bw = 16.000 MH No calibration applied and no bandpass applied

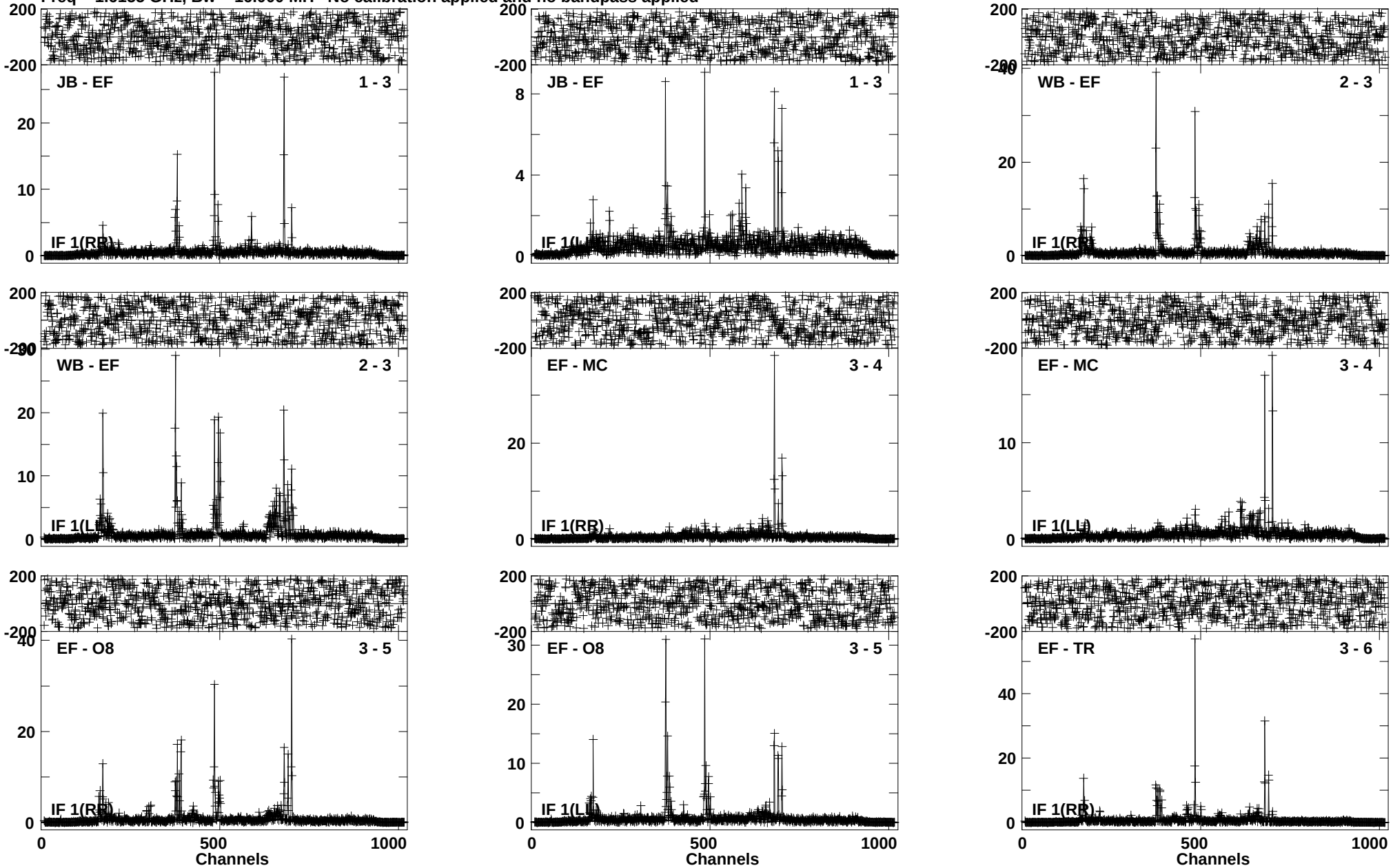

Lower frame: Milli Ampl Jy Top frame: Phas deg
Vector averaged cross-power spectrum Baseline: JB (01) - EF (03)
Timerange: 00/15:47:16 to 00/15:50:44

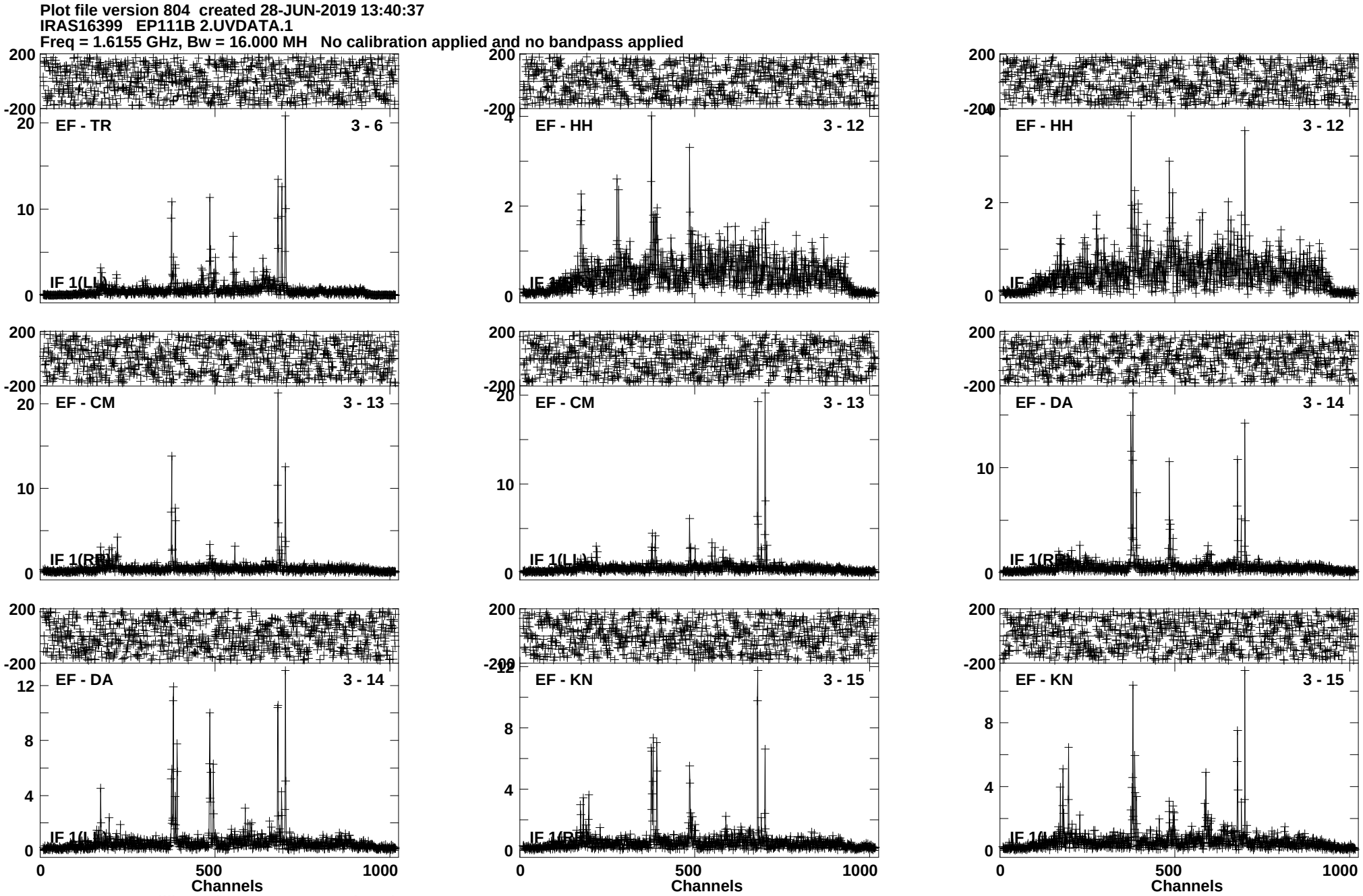
Plot file version 804 created 28-JUN-2019 13:40:37
IRAS16399 EP111B 2.UVDATA.1
Freq = 1.6155 GHz, Bw = 16.000 MH No calibration applied and no bandpass applied
EF - TR
3 - 6
IF 1(LL)
EF - HH
3 - 12
EF - HH
3 - 12
EF - CM
3 - 13
IF 1(RR)
EF - CM
3 - 13
IF 1(LL)
EF - DA
3 - 14
IF 1(RR)
EF - DA
3 - 14
EF - KN
3 - 15
IF 1(RR)
EF - KN
3 - 15
Channels
Channels
Channels
Lower frame: Milli Ampl Jy Top frame: Phas deg
Vector averaged cross-power spectrum Baseline: EF (03) - TR (06)
Timerange: 00/15:47:16 to 00/15:50:44

Plot file version 805 created 28-JUN-2019 13:40:37
IRAS16399 EP111B 2.UVDATA.1
Freq = 1.6155 GHz, Bw = 16.000 MH No calibration applied and no bandpass applied

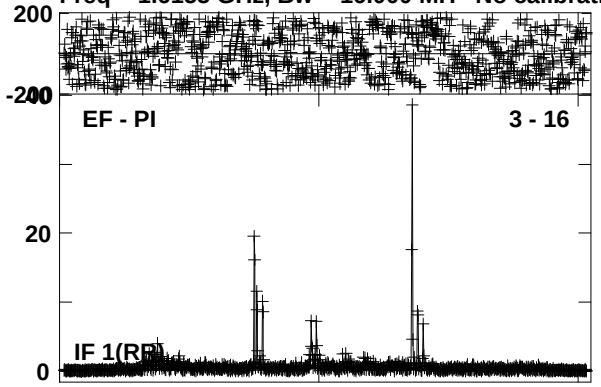

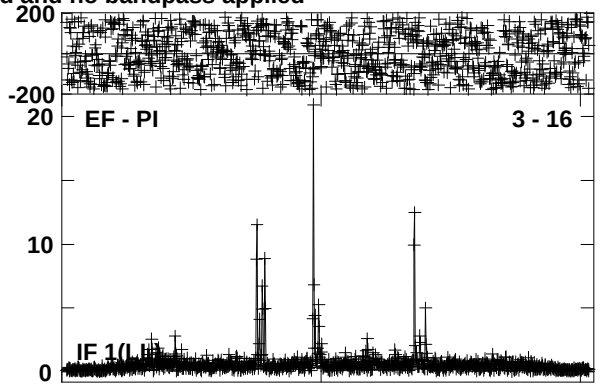

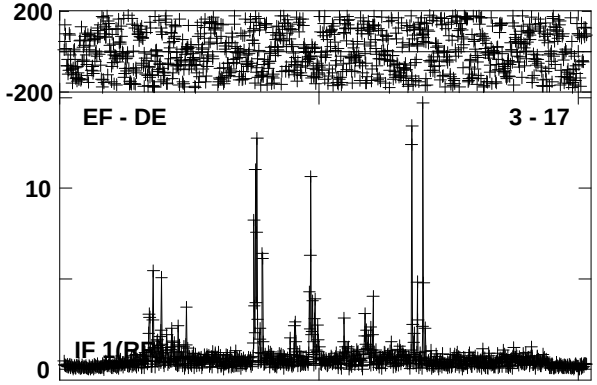

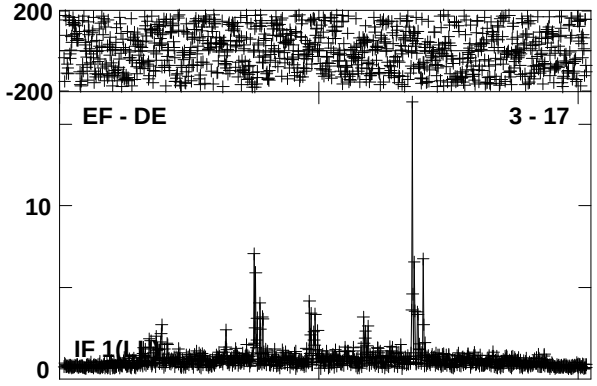

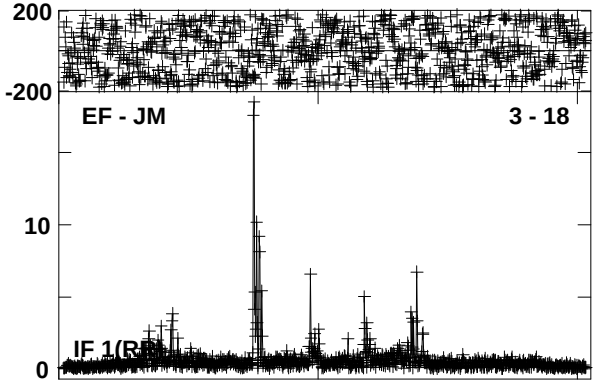

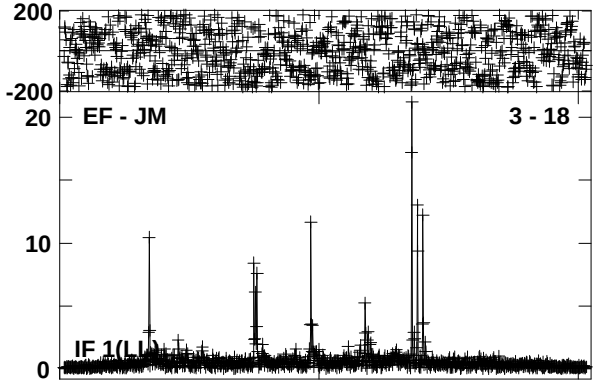

Lower frame: Milli Ampl Jy Top frame: Phas deg
Vector averaged cross-power spectrum Baseline: EF (03) - PI (16)
Timerange: 00/15:47:16 to 00/15:50:44

Plot file version 806 created 28-JUN-2019 13:40:39
J1642-0621 EP111B 2.UVDATA.1
Freq = 1.6155 GHz, Bw = 16.000 MH No calibration applied and no bandpass applied

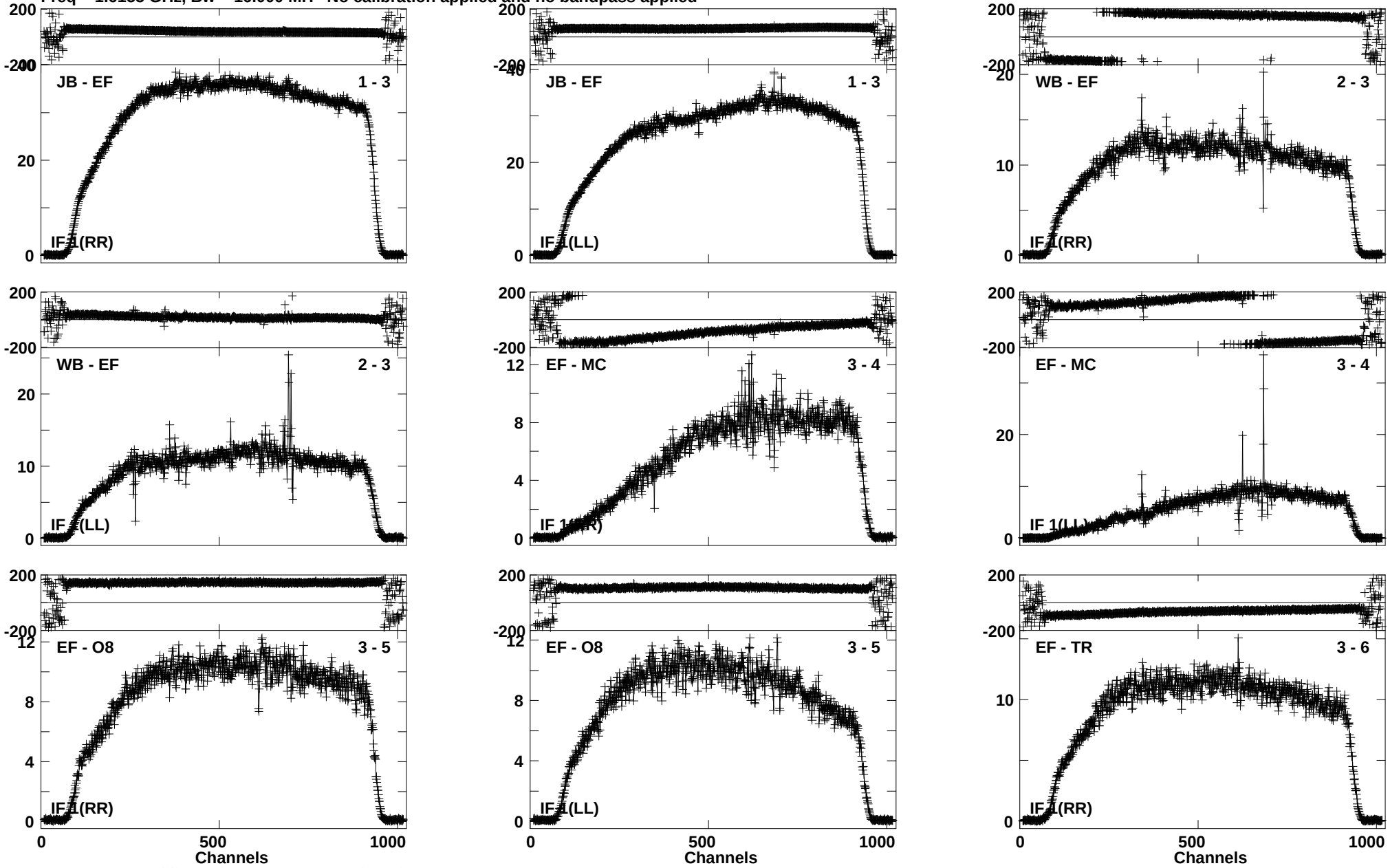

Lower frame: Milli Ampl Jy Top frame: Phas deg
Vector averaged cross-power spectrum Baseline: JB (01) - EF (03)
Timerange: 00/15:51:31 to 00/15:52:59

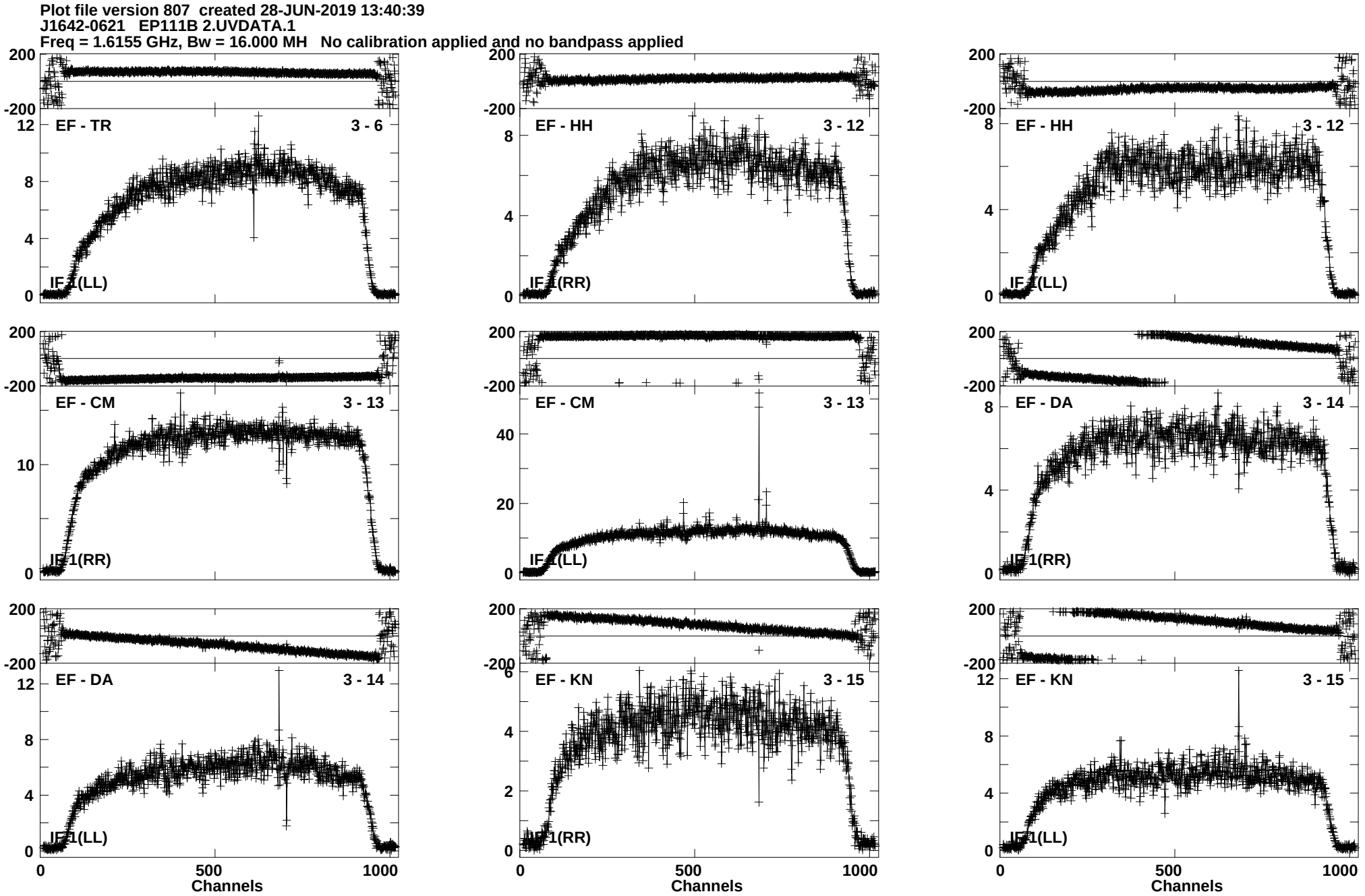
Plot file version 807 created 28-JUN-2019 13:40:39
J1642-0621 EP111B 2.UVDATA.1
Freq = 1.6155 GHz, Bw = 16.000 MH No calibration applied and no bandpass applied
EF - TR
3 - 6
IF 1(LL)
EF - HH
3 - 12
IF 1(RR)
EF - HH
3 - 12
IF 1(LL)
EF - CM
3 - 13
IF 1(RR)
EF - CM
3 - 13
IF 1(LL)
EF - DA
3 - 14
IF 1(RR)
EF - DA
3 - 14
IF 1(LL)
EF - KN
3 - 15
IF 1(RR)
EF - KN
3 - 15
IF 1(LL)
Channels
Channels
Channels
Lower frame: Milli Ampl Jy Top frame: Phas deg
Vector averaged cross-power spectrum Baseline: EF (03) - TR (06)
Timerange: 00/15:51:31 to 00/15:52:59

Plot file version 808 created 28-JUN-2019 13:40:40
J1642-0621 EP111B 2.UVDATA.1
Freq = 1.6155 GHz, Bw = 16.000 MH No calibration applied and no bandpass applied

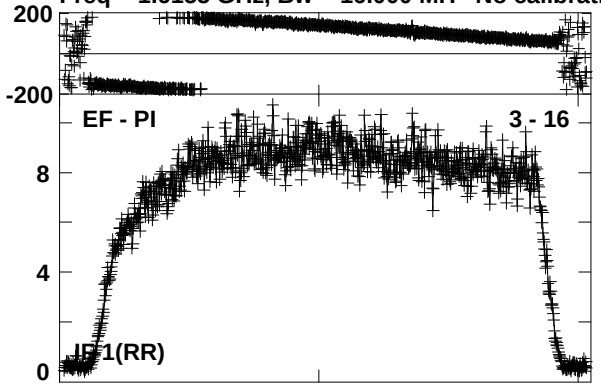

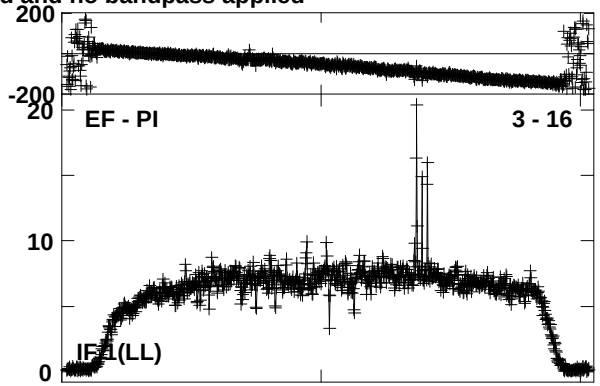

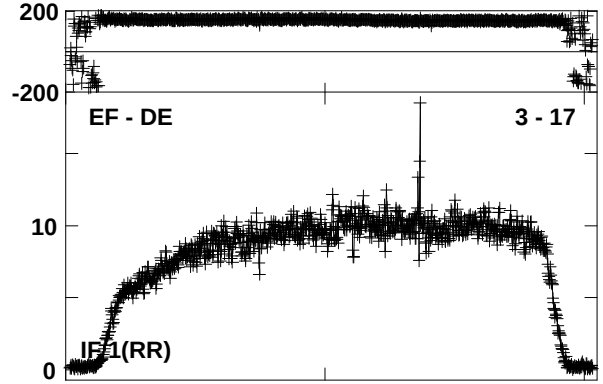

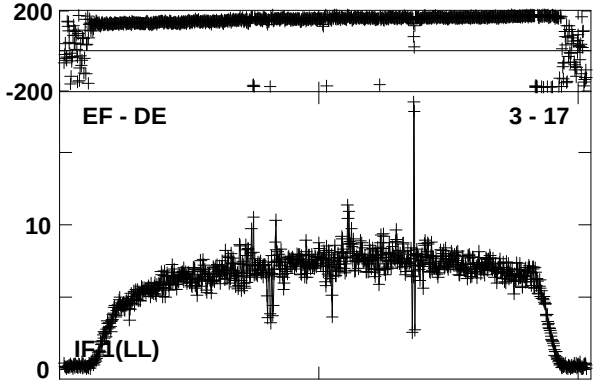

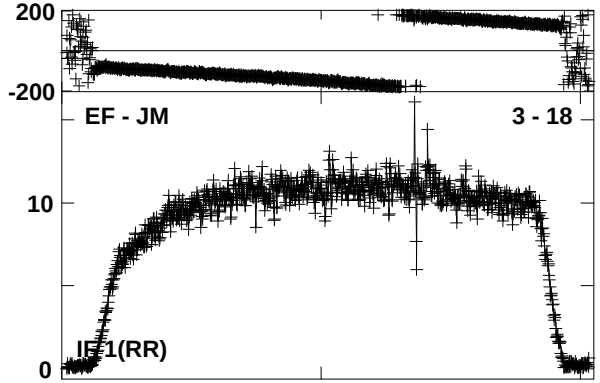

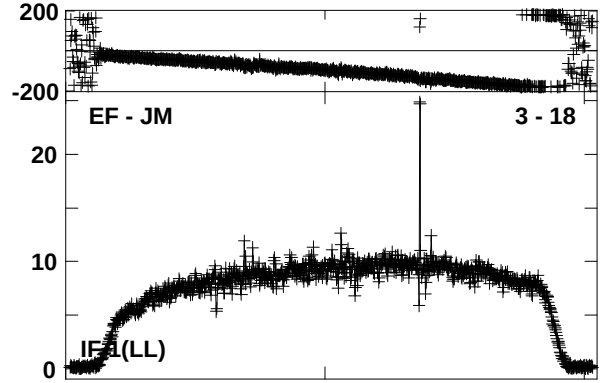

Lower frame: Milli Ampl Jy Top frame: Phas deg
Vector averaged cross-power spectrum Baseline: EF (03) - PI (16)
Timerange: 00/15:51:31 to 00/15:52:59

Plot file version 809 created 28-JUN-2019 13:40:41
IRAS16399 EP111B 2.UVDATA.1
Freq = 1.6155 GHz, Bw = 16.000 MH No calibration applied and no bandpass applied

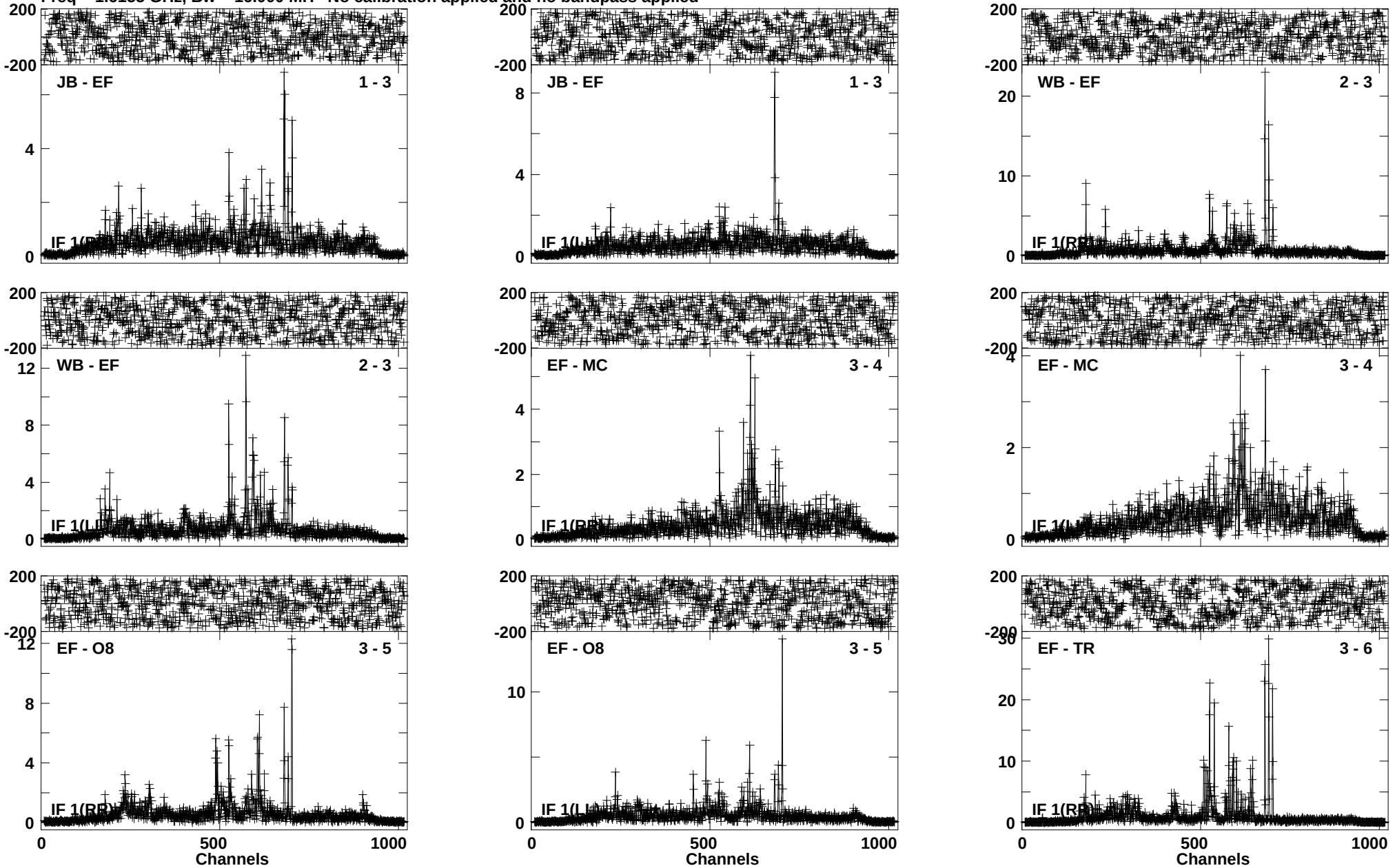

Lower frame: Milli Ampl Jy Top frame: Phas deg
Vector averaged cross-power spectrum Baseline: JB (01) - EF (03)
Timerange: 00/15:53:01 to 00/15:56:29

Plot file version 810 created 28-JUN-2019 13:40:41
IRAS16399 EP111B 2.UVDATA.1
Freq = 1.6155 GHz, Bw = 16.000 MH No calibration applied and no bandpass applied

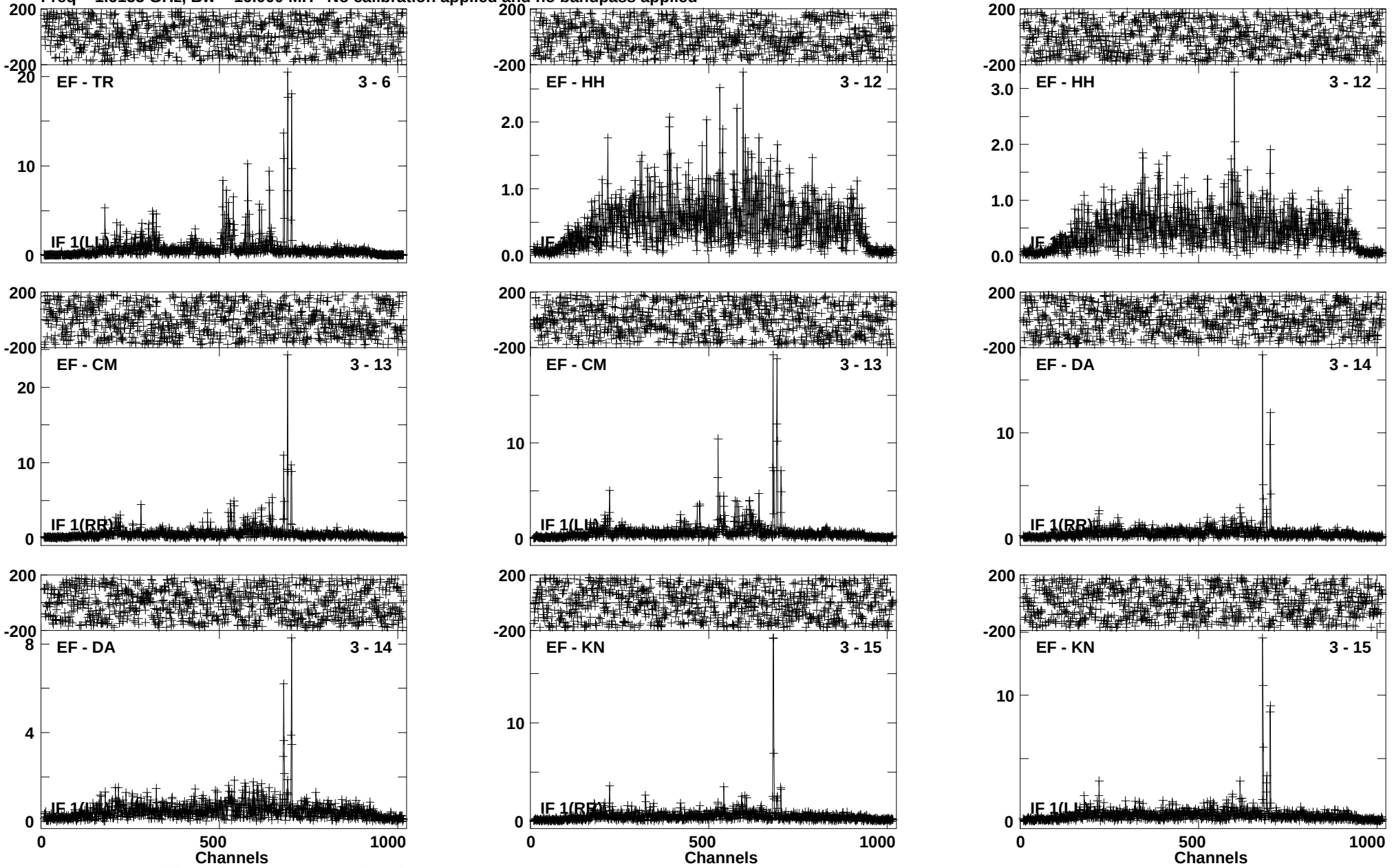

Lower frame: Milli Ampl Jy Top frame: Phas deg
Vector averaged cross-power spectrum Baseline: EF (03) - TR (06)
Timerange: 00/15:53:01 to 00/15:56:29

Plot file version 811 created 28-JUN-2019 13:40:42
IRAS16399 EP111B 2.UVDATA.1
Freq = 1.6155 GHz, Bw = 16.000 MH No calibration applied and no bandpass applied

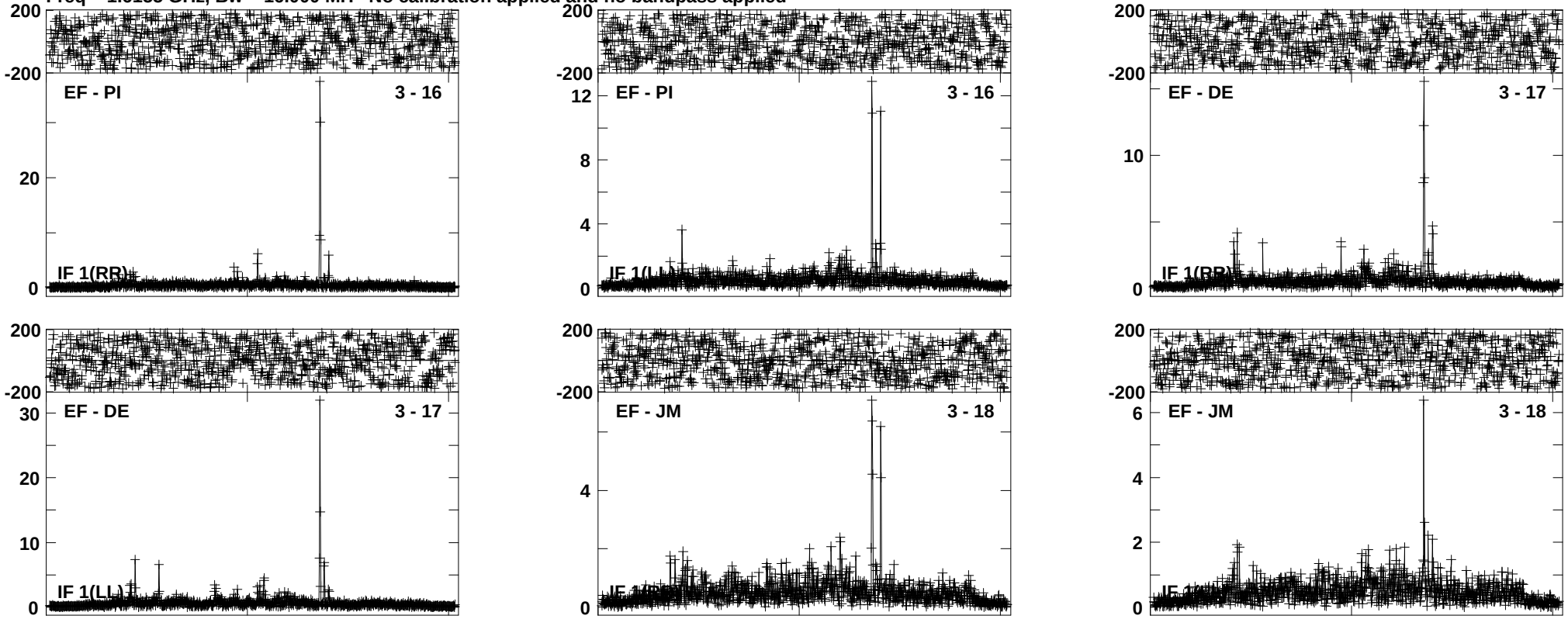

Lower frame: Milli Ampl Jy Top frame: Phas deg
Vector averaged cross-power spectrum Baseline: EF (03) - PI (16)
Timerange: 00/15:53:01 to 00/15:56:29

Plot file version 812 created 28-JUN-2019 13:40:43
J1642-0621 EP111B 2.UVDATA.1
Freq = 1.6155 GHz, Bw = 16.000 MH No calibration applied and no bandpass applied

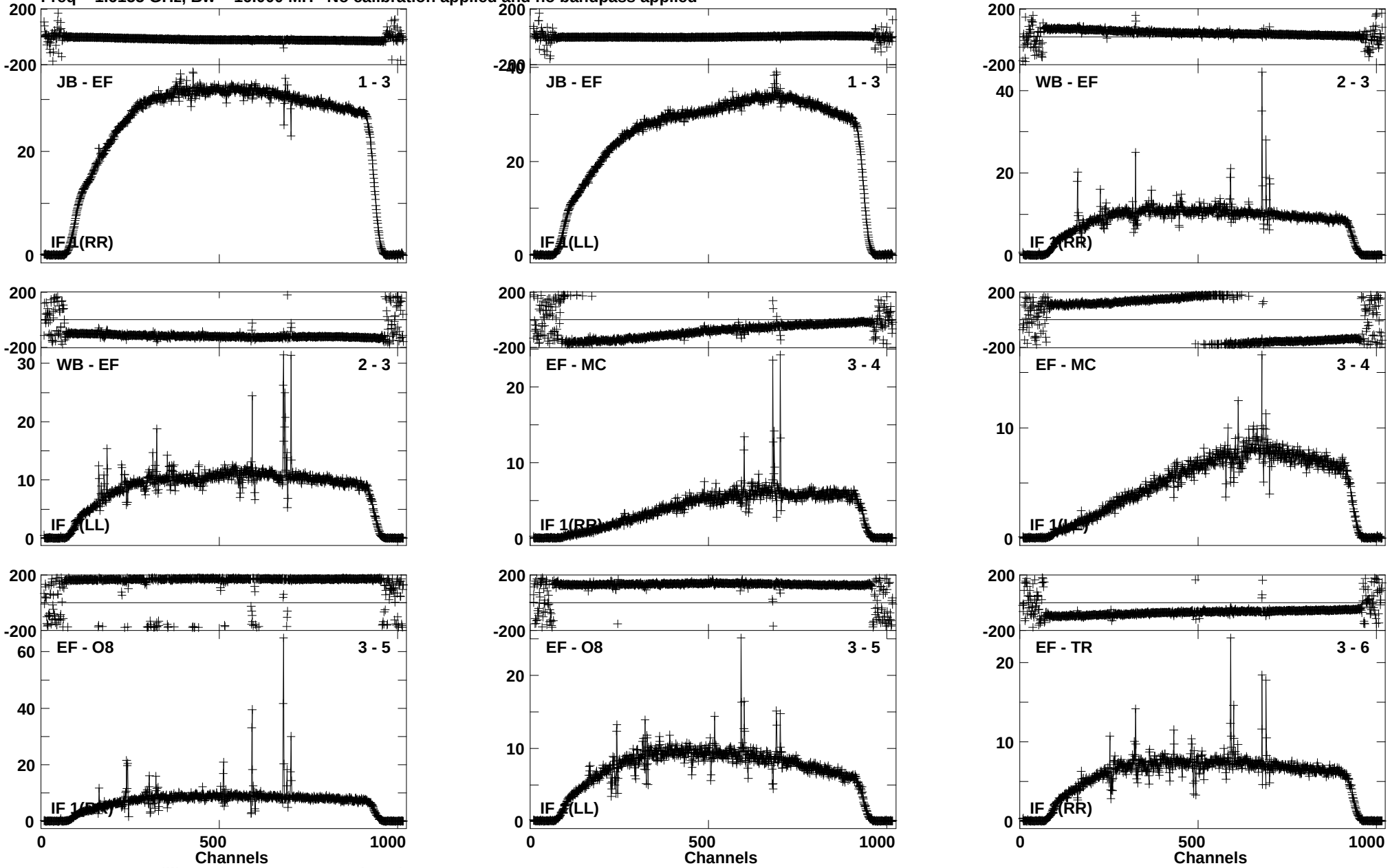

Lower frame: Milli Ampl Jy Top frame: Phas deg
Vector averaged cross-power spectrum Baseline: JB (01) - EF (03)
Timerange: 00/15:57:21 to 00/15:59:59

Plot file version 813 created 28-JUN-2019 13:40:44
J1642-0621 EP111B 2.UVDATA.1
Freq = 1.6155 GHz, Bw = 16.000 MH No calibration applied and no bandpass applied

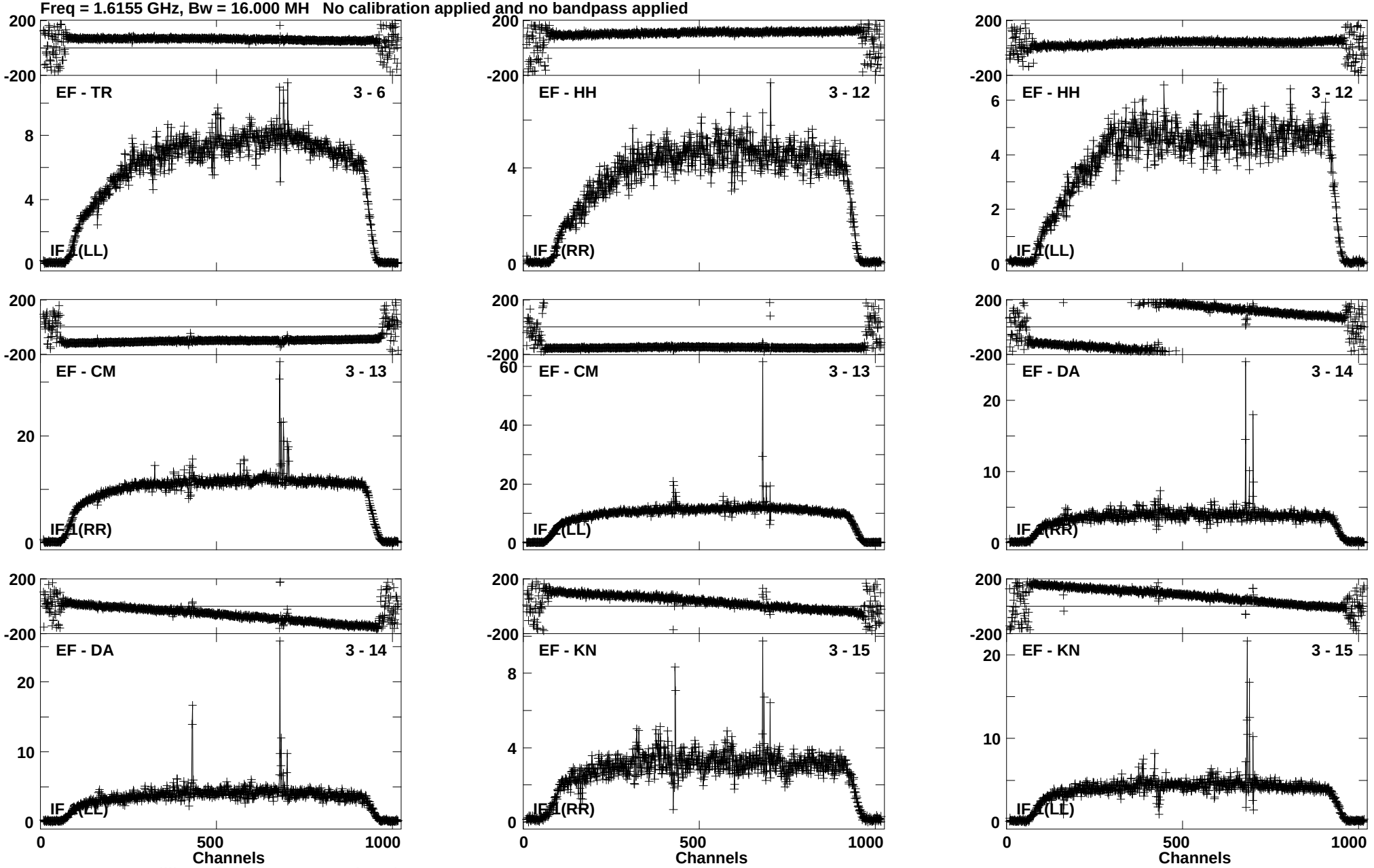

Lower frame: Milli Ampl Jy Top frame: Phas deg
Vector averaged cross-power spectrum Baseline: EF (03) - TR (06)
Timerange: 00/15:57:21 to 00/15:59:59

Plot file version 814 created 28-JUN-2019 13:40:44
J1642-0621 EP111B 2.UVDATA.1
Freq = 1.6155 GHz, Bw = 16.000 MH No calibration applied and no bandpass applied

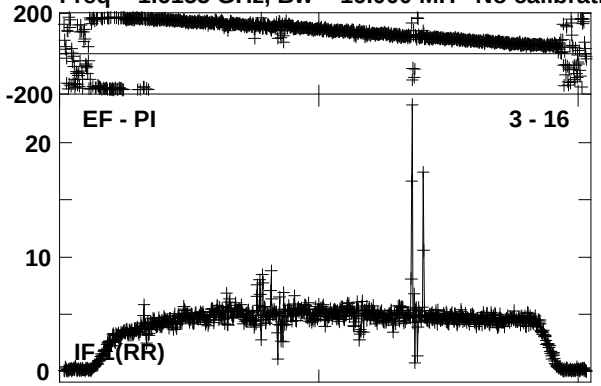

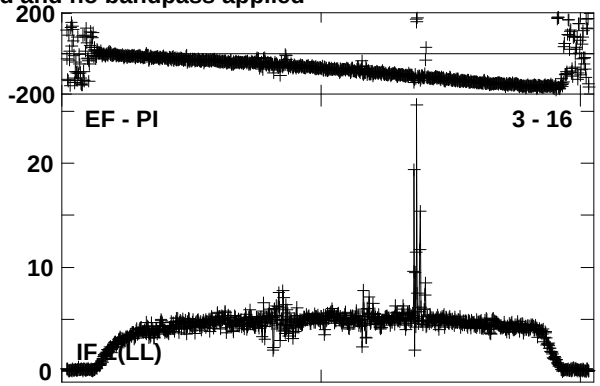

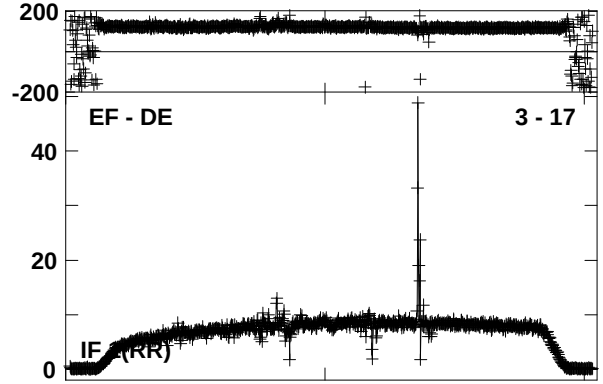

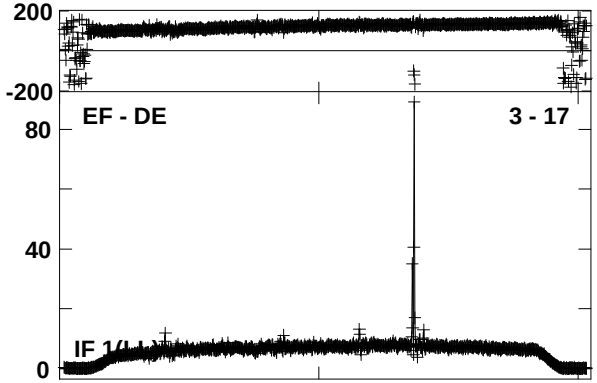

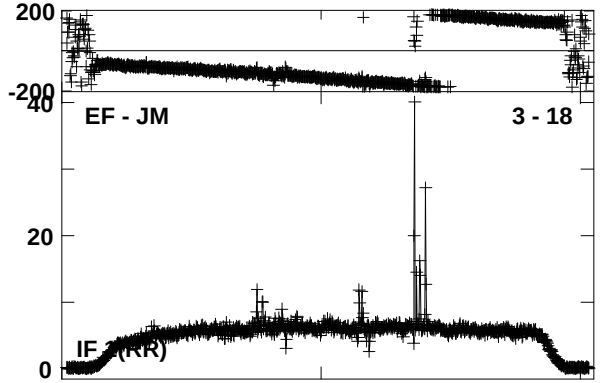

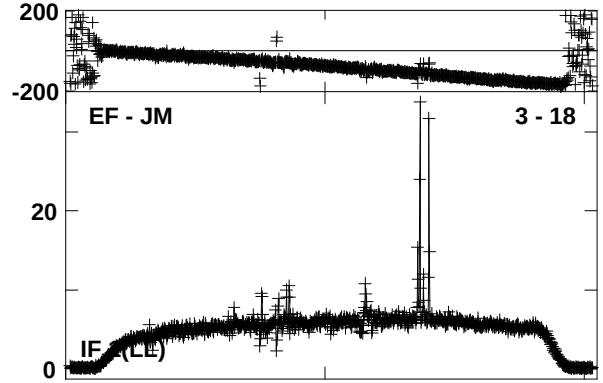

Lower frame: Milli Ampl Jy Top frame: Phas deg
Vector averaged cross-power spectrum Baseline: EF (03) - PI (16)
Timerange: 00/15:57:21 to 00/15:59:59