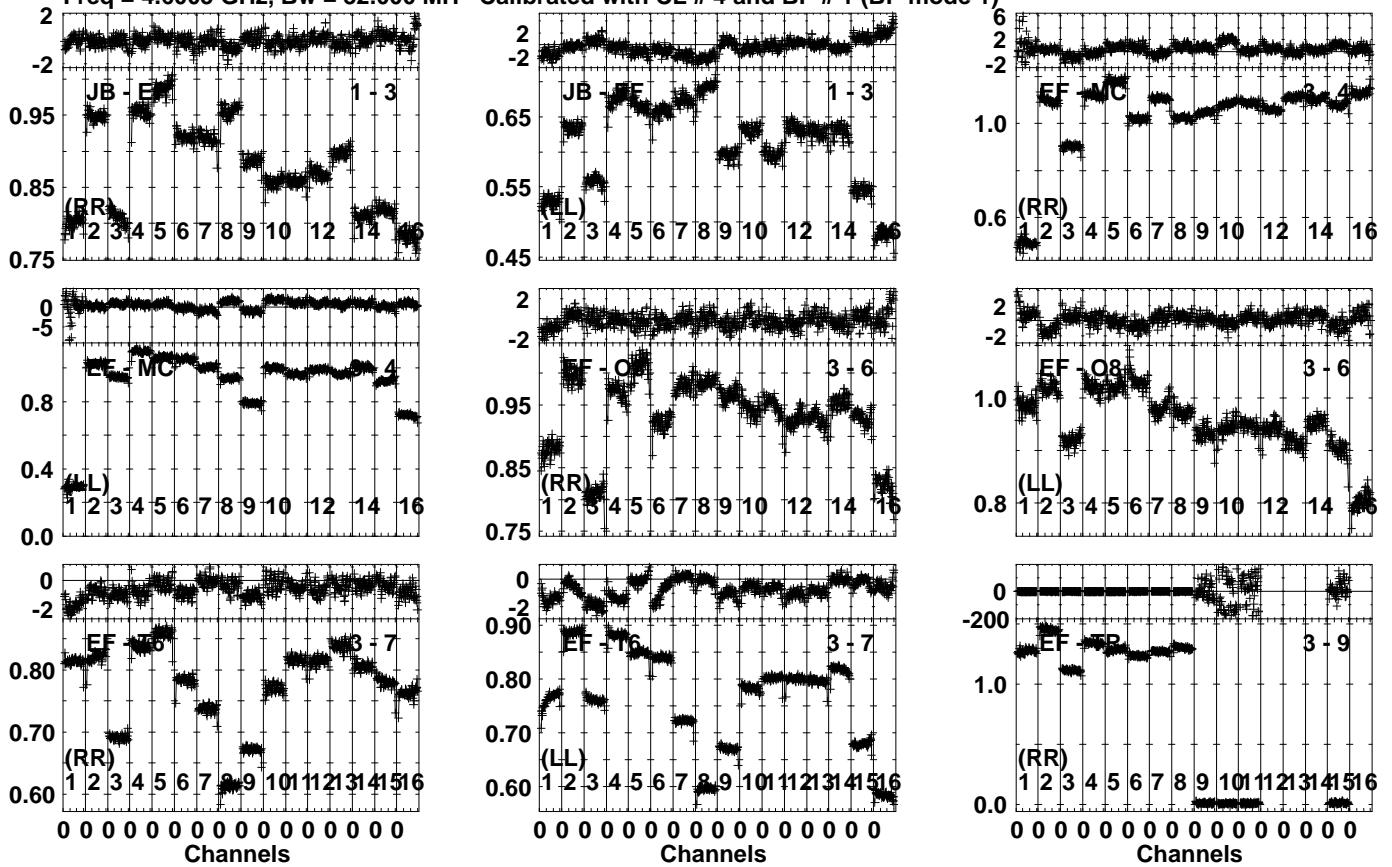


Plot file version 1 created 31-MAR-2023 15:57:15

J1128+5925 EP124A.UVDATA.1

Freq = 4.6005 GHz, Bw = 32.000 MH Calibrated with CL # 4 and BP # 1 (BP mode 1)

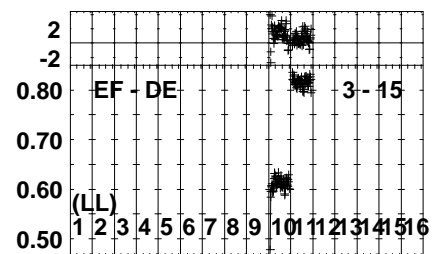
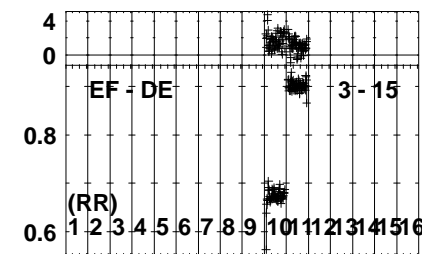
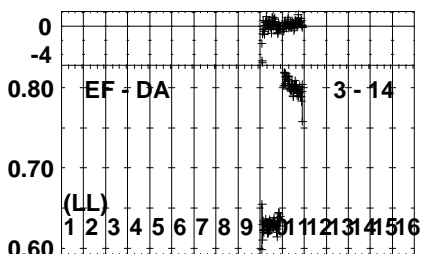
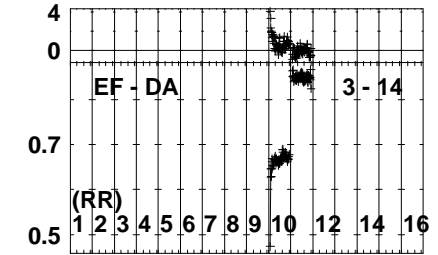
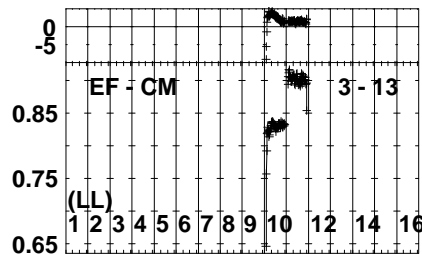
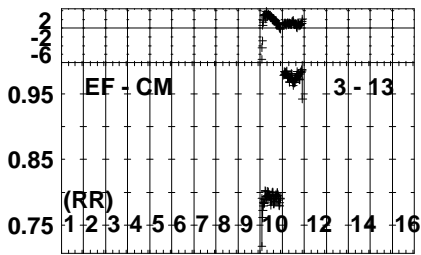
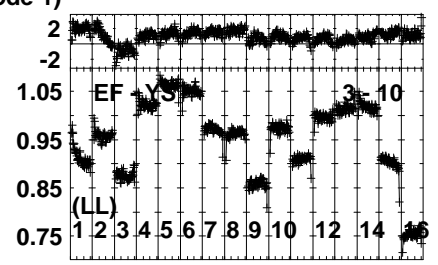
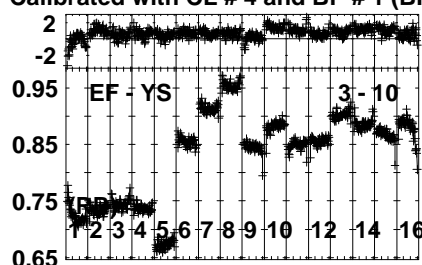
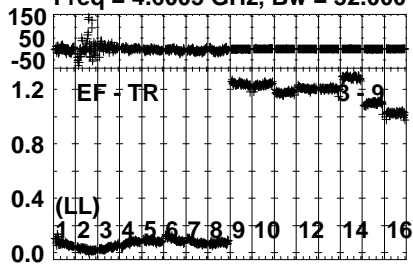


Lower frame: Ampl Jy Top frame: Phas deg
 Vector averaged cross-power spectrum Several baselines displayed
 Timerange: 00/18:30:01 to 00/18:31:59

Plot file version 2 created 31-MAR-2023 15:57:16

J1128+5925 EP124A.UVDATA.1

Freq = 4.6005 GHz, Bw = 32.000 MH Calibrated with CL # 4 and BP # 1 (BP mode 1)

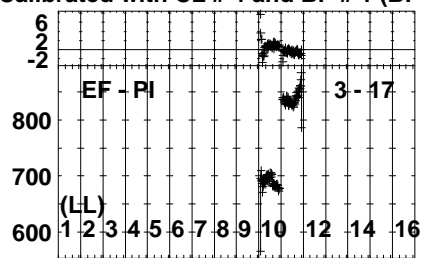
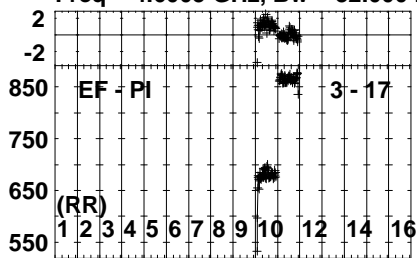


Lower frame: Ampl Jy Top frame: Phas deg
Vector averaged cross-power spectrum Several baselines displayed
Timerange: 00/18:30:01 to 00/18:31:59

Plot file version 3 created 31-MAR-2023 15:57:17

J1128+5925 EP124A.UVDATA.1

Freq = 4.6005 GHz, Bw = 32.000 MH Calibrated with CL # 4 and BP # 1 (BP mode 1)

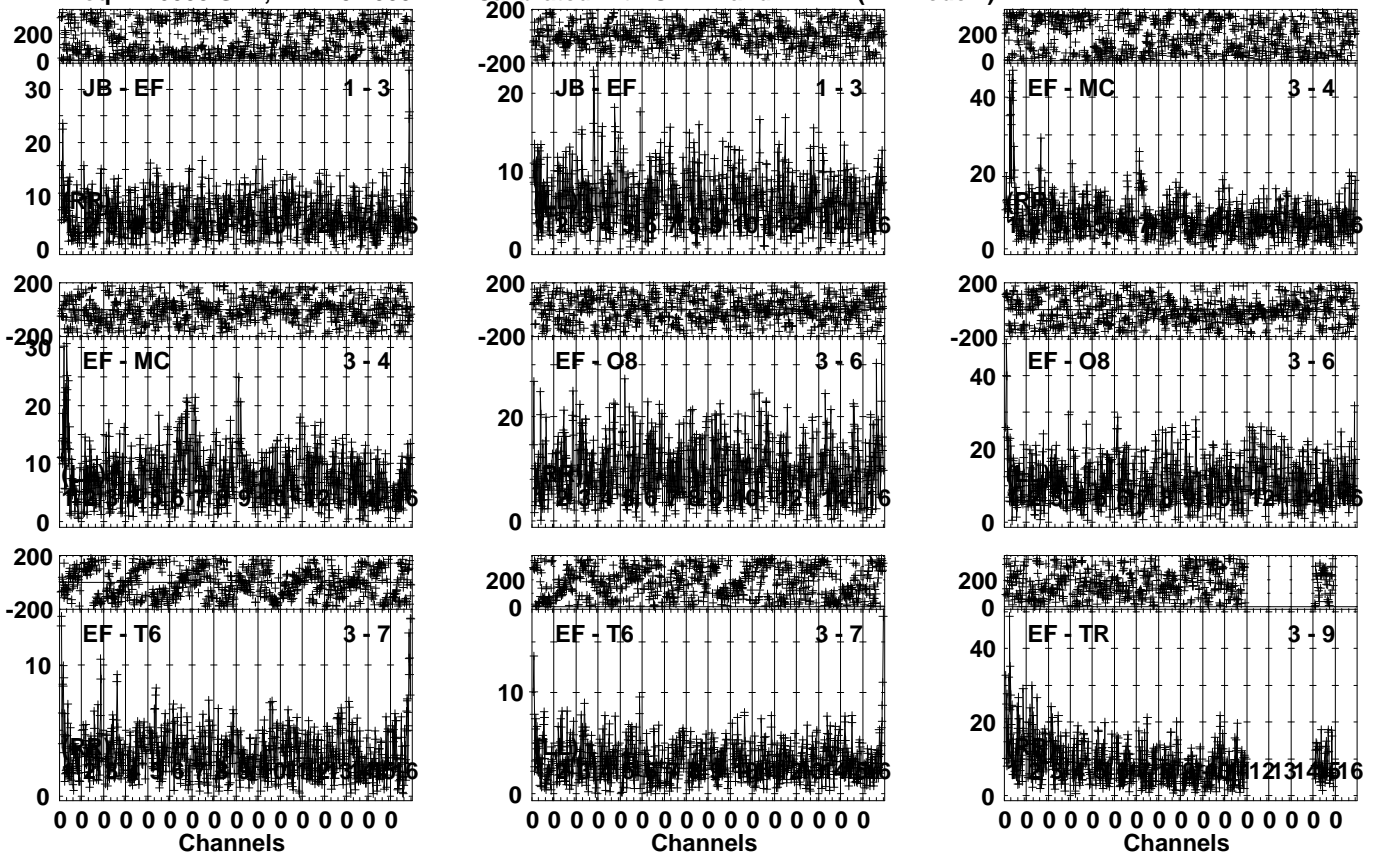


Lower frame: Milli Ampl Jy Top frame: Phas deg
Vector averaged cross-power spectrum Several baselines displayed
Timerange: 00/18:30:01 to 00/18:31:59

Plot file version 4 created 31-MAR-2023 15:57:17

ARP299A EP124A.UVDATA.1

Freq = 4.6005 GHz, Bw = 32.000 MH Calibrated with CL # 4 and BP # 1 (BP mode 1)

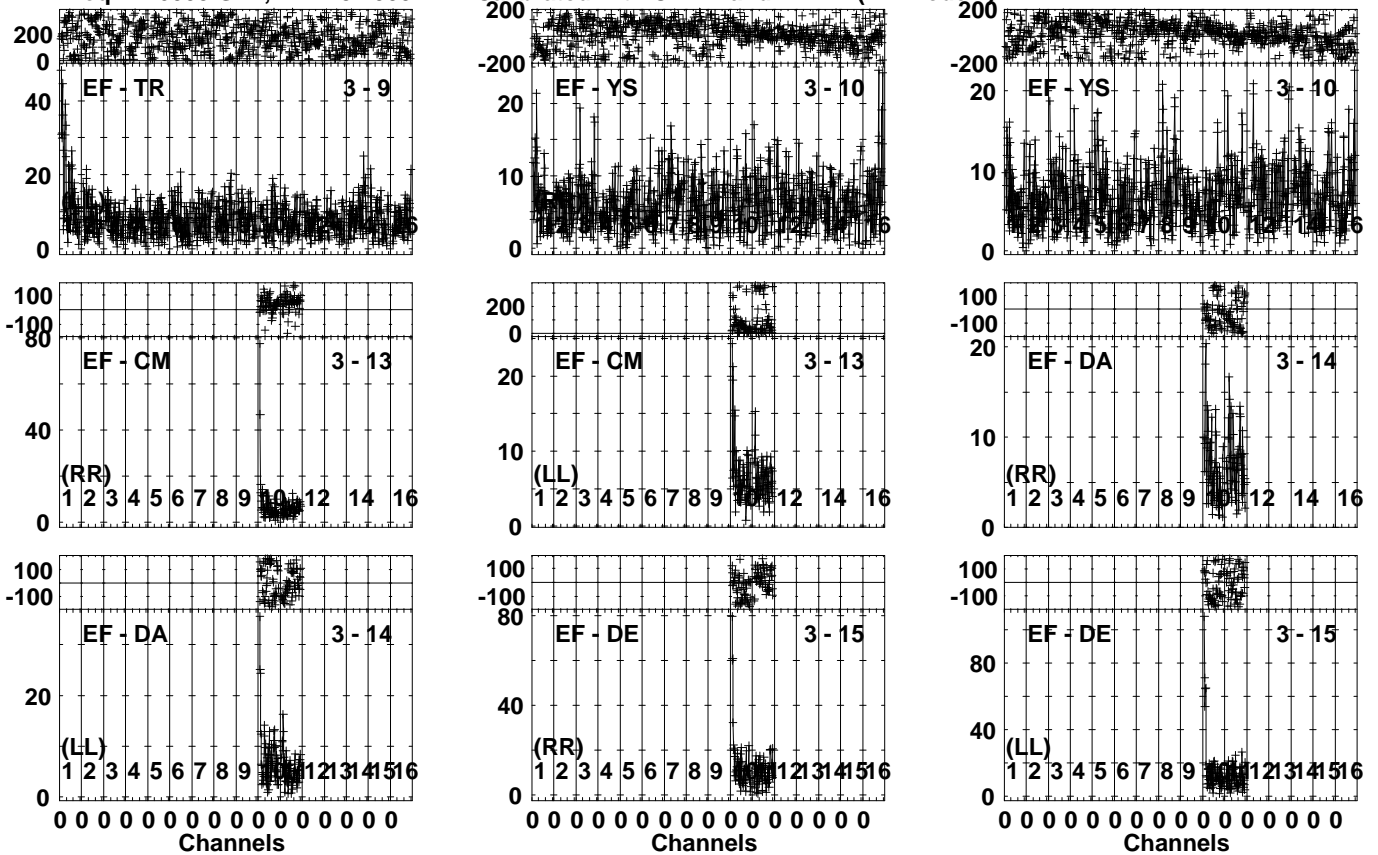


Lower frame: Milli Ampl Jy Top frame: Phas deg
Vector averaged cross-power spectrum Several baselines displayed
Timerange: 00/18:32:01 to 00/18:35:29

Plot file version 5 created 31-MAR-2023 15:57:18

ARP299A EP124A.UVDATA.1

Freq = 4.6005 GHz, Bw = 32.000 MH Calibrated with CL # 4 and BP # 1 (BP mode 1)

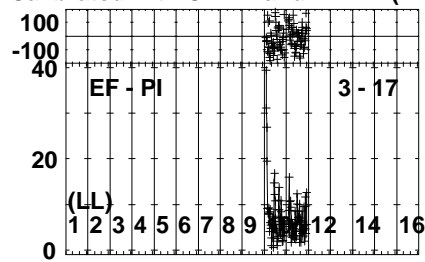
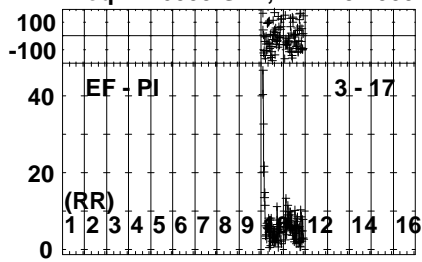


Lower frame: Milli Ampl Jy Top frame: Phas deg
Vector averaged cross-power spectrum Several baselines displayed
Timerange: 00/18:32:01 to 00/18:35:29

Plot file version 6 created 31-MAR-2023 15:57:19

ARP299A EP124A.UVDATA.1

Freq = 4.6005 GHz, Bw = 32.000 MH Calibrated with CL # 4 and BP # 1 (BP mode 1)

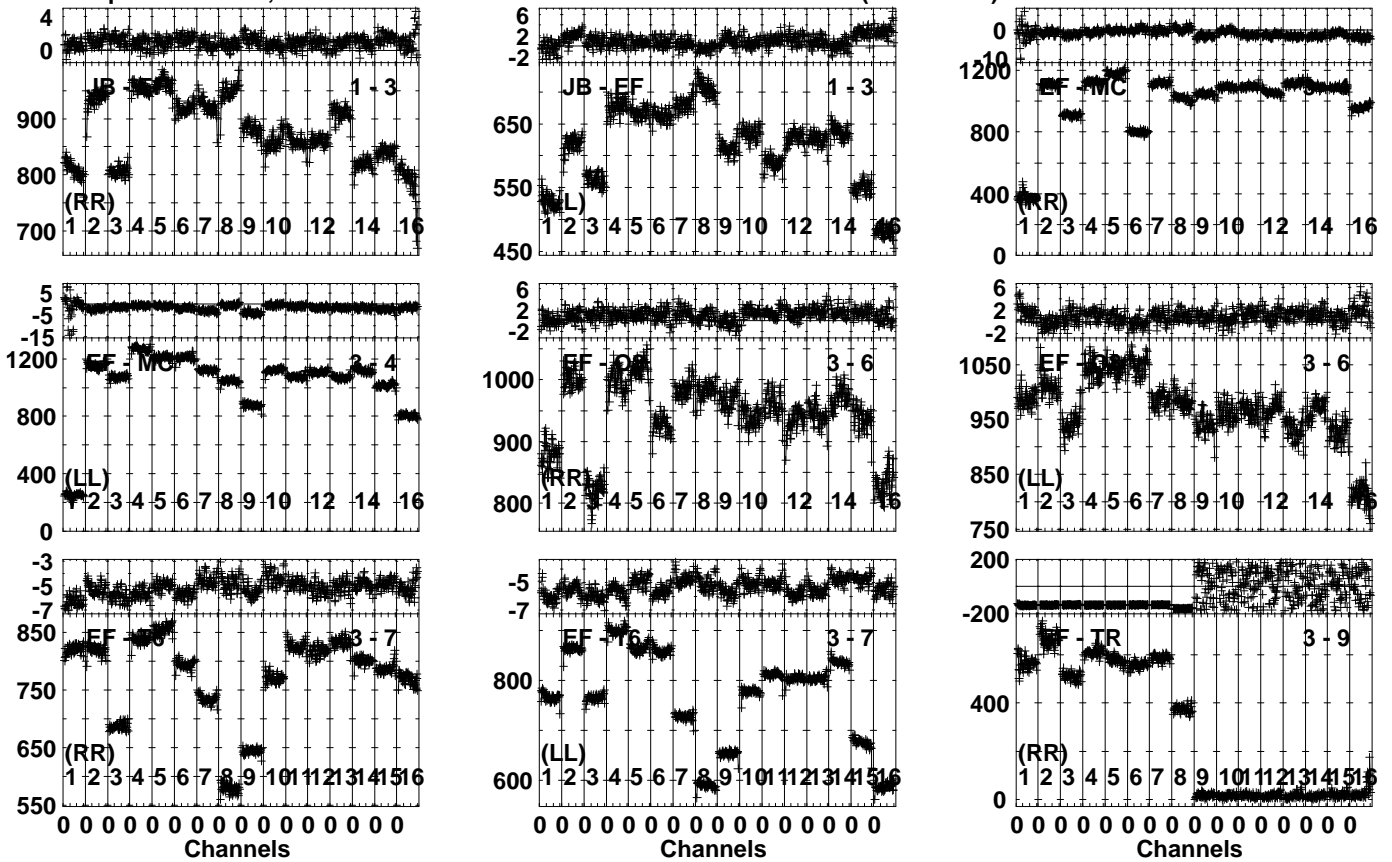


Lower frame: Milli Ampl Jy Top frame: Phas deg
Vector averaged cross-power spectrum Several baselines displayed
Timerange: 00/18:32:01 to 00/18:35:29

Plot file version 7 created 31-MAR-2023 15:57:19

J1128+5925 EP124A.UVDATA.1

Freq = 4.6005 GHz, Bw = 32.000 MH Calibrated with CL # 4 and BP # 1 (BP mode 1)

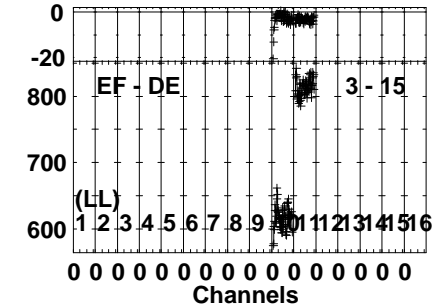
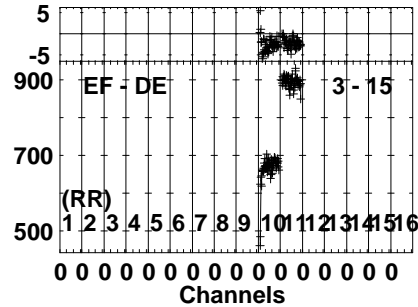
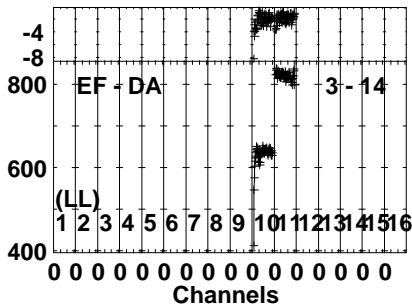
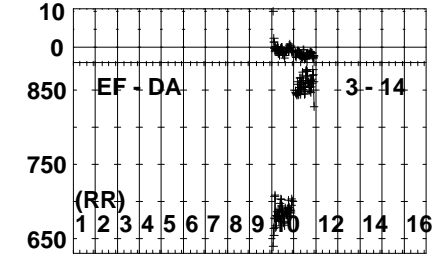
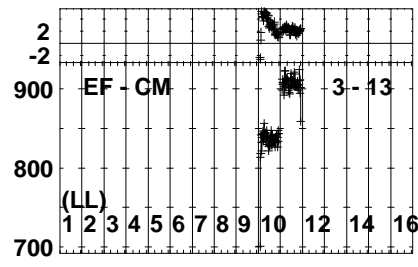
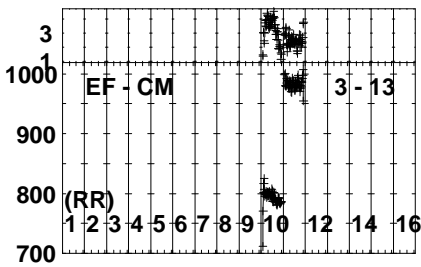
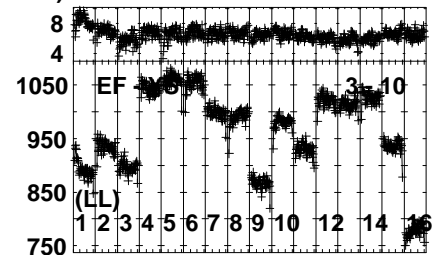
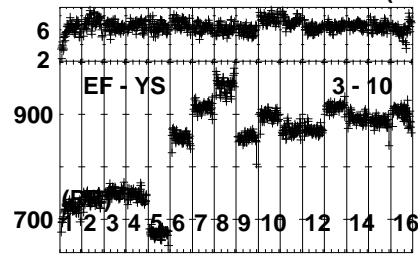
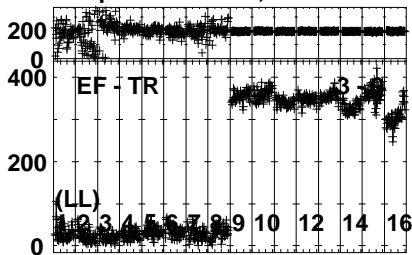


Lower frame: Milli Ampl Jy Top frame: Phas deg
 Vector averaged cross-power spectrum Several baselines displayed
 Timerange: 00/18:35:31 to 00/18:36:59

Plot file version 8 created 31-MAR-2023 15:57:20

J1128+5925 EP124A.UVDATA.1

Freq = 4.6005 GHz, Bw = 32.000 MH Calibrated with CL # 4 and BP # 1 (BP mode 1)

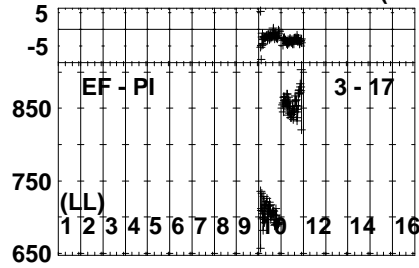
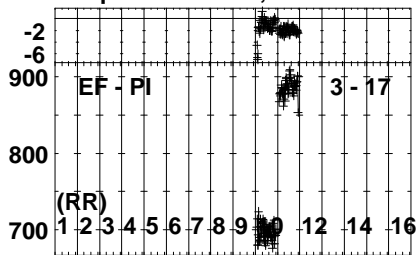


Lower frame: Milli Ampl Jy Top frame: Phas deg
Vector averaged cross-power spectrum Several baselines displayed
Timerange: 00/18:35:31 to 00/18:36:59

Plot file version 9 created 31-MAR-2023 15:57:21

J1128+5925 EP124A.UVDATA.1

Freq = 4.6005 GHz, Bw = 32.000 MH Calibrated with CL # 4 and BP # 1 (BP mode 1)

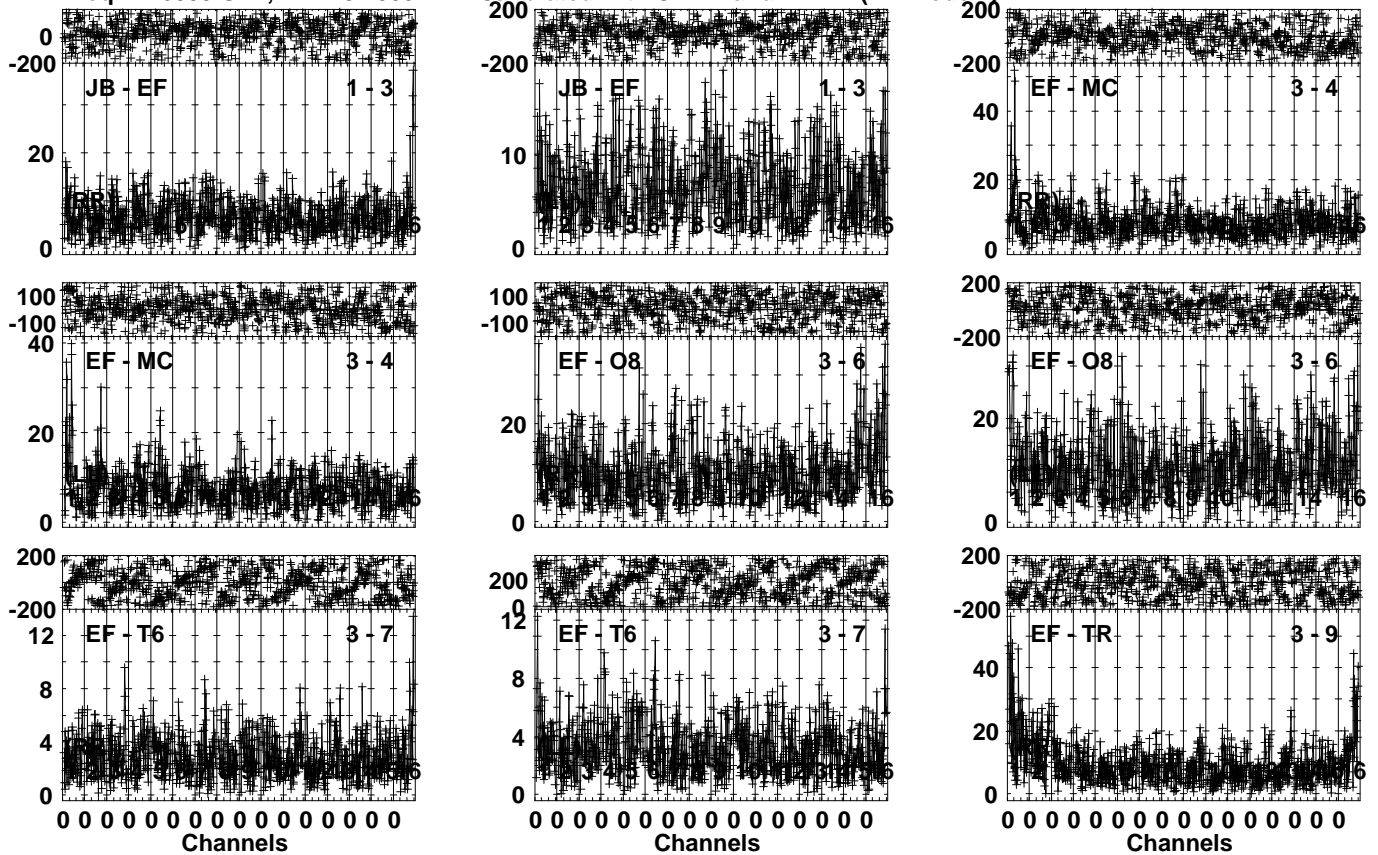


Lower frame: Milli Ampl Jy Top frame: Phas deg
Vector averaged cross-power spectrum Several baselines displayed
Timerange: 00/18:35:31 to 00/18:36:59

Plot file version 10 created 31-MAR-2023 15:57:21

ARP299A EP124A.UVDATA.1

Freq = 4.6005 GHz, Bw = 32.000 MH Calibrated with CL # 4 and BP # 1 (BP mode 1)

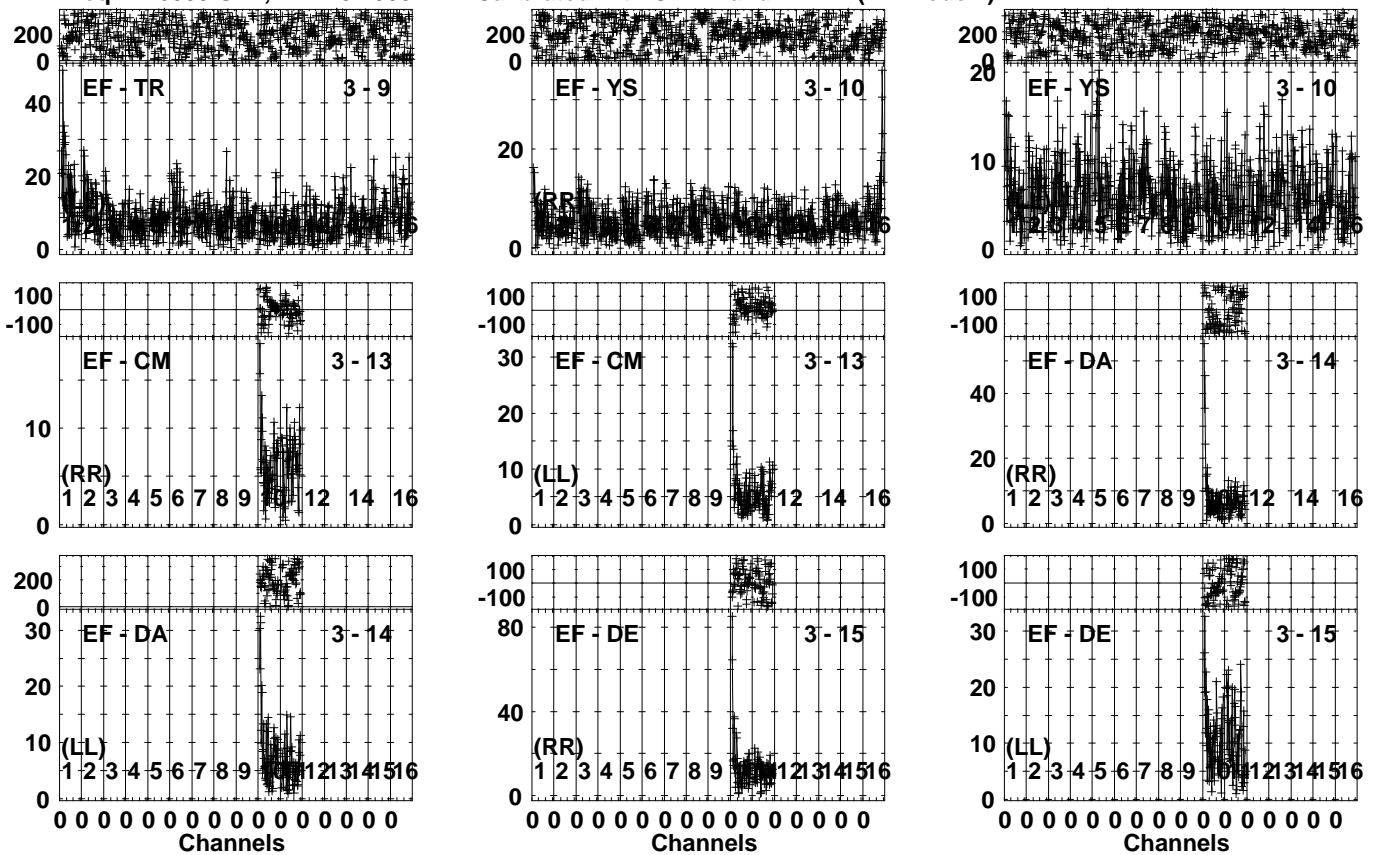


Lower frame: Milli Ampl Jy Top frame: Phas deg
Vector averaged cross-power spectrum Several baselines displayed
Timerange: 00/18:37:01 to 00/18:40:29

Plot file version 11 created 31-MAR-2023 15:57:22

ARP299A EP124A.UVDATA.1

Freq = 4.6005 GHz, Bw = 32.000 MH Calibrated with CL # 4 and BP # 1 (BP mode 1)

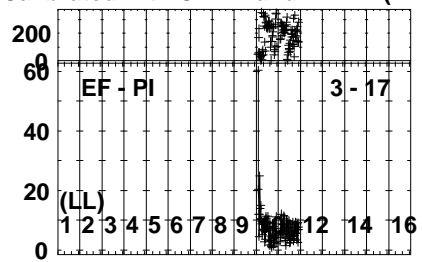
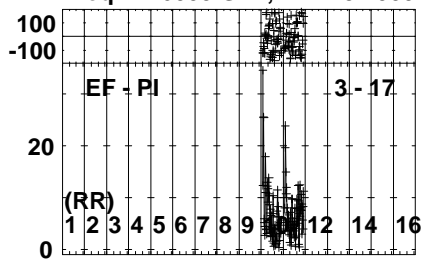


Lower frame: Milli Ampl Jy Top frame: Phas deg
Vector averaged cross-power spectrum Several baselines displayed
Timerange: 00/18:37:01 to 00/18:40:29

Plot file version 12 created 31-MAR-2023 15:57:23

ARP299A EP124A.UVDATA.1

Freq = 4.6005 GHz, Bw = 32.000 MH Calibrated with CL # 4 and BP # 1 (BP mode 1)

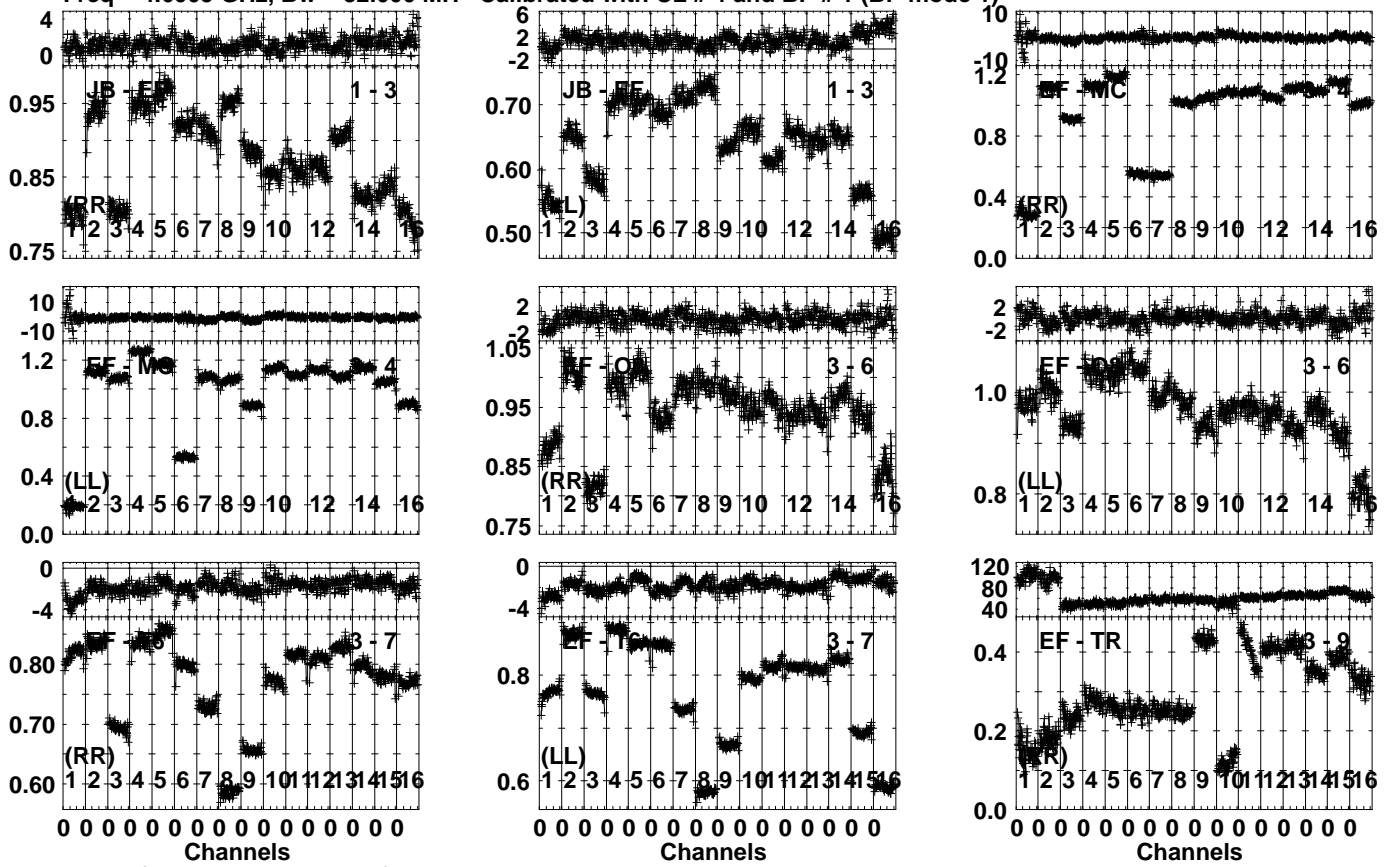


Lower frame: Milli Ampl Jy Top frame: Phas deg
Vector averaged cross-power spectrum Several baselines displayed
Timerange: 00/18:37:01 to 00/18:40:29

Plot file version 13 created 31-MAR-2023 15:57:23

J1128+5925 EP124A.UVDATA.1

Freq = 4.6005 GHz, Bw = 32.000 MH Calibrated with CL # 4 and BP # 1 (BP mode 1)

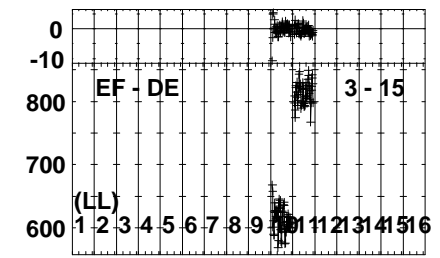
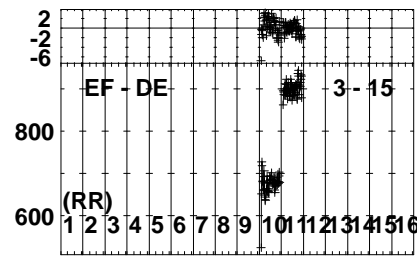
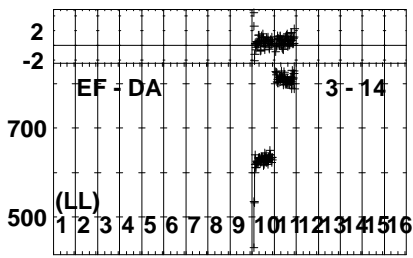
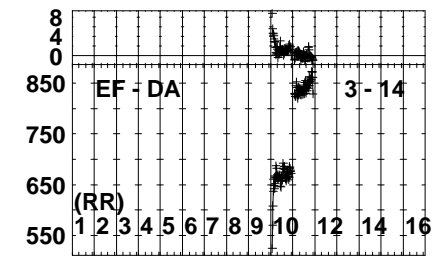
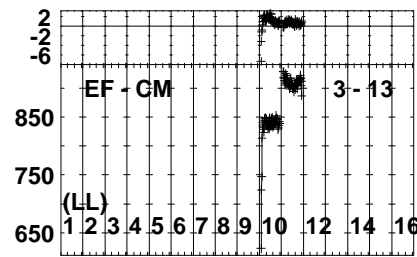
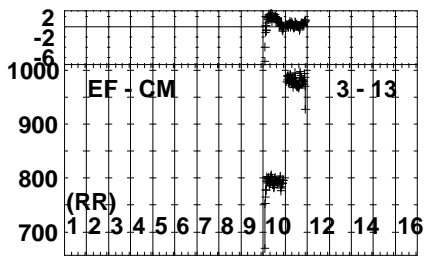
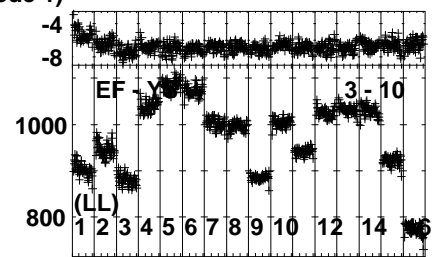
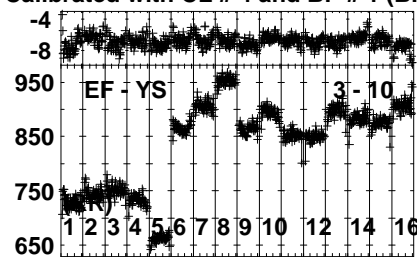
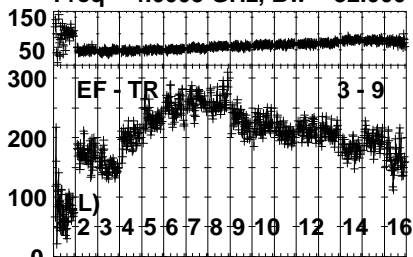


Lower frame: Ampl Jy Top frame: Phas deg
Vector averaged cross-power spectrum Several baselines displayed
Timerange: 00/18:41:01 to 00/18:41:59

Plot file version 14 created 31-MAR-2023 15:57:24

J1128+5925 EP124A.UVDATA.1

Freq = 4.6005 GHz, Bw = 32.000 MH Calibrated with CL # 4 and BP # 1 (BP mode 1)

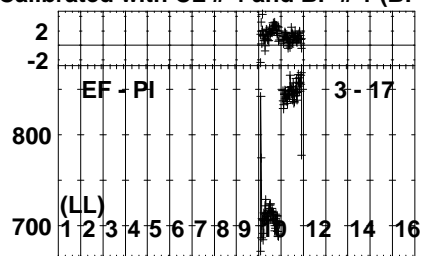
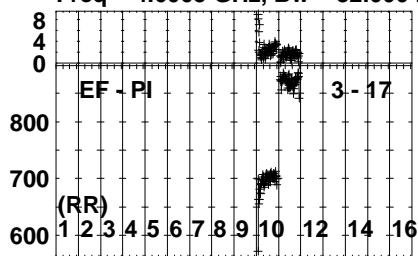


Lower frame: Milli Ampl Jy Top frame: Phas deg
Vector averaged cross-power spectrum Several baselines displayed
Timerange: 00/18:41:01 to 00/18:41:59

Plot file version 15 created 31-MAR-2023 15:57:25

J1128+5925 EP124A.UVDATA.1

Freq = 4.6005 GHz, Bw = 32.000 MH Calibrated with CL # 4 and BP # 1 (BP mode 1)

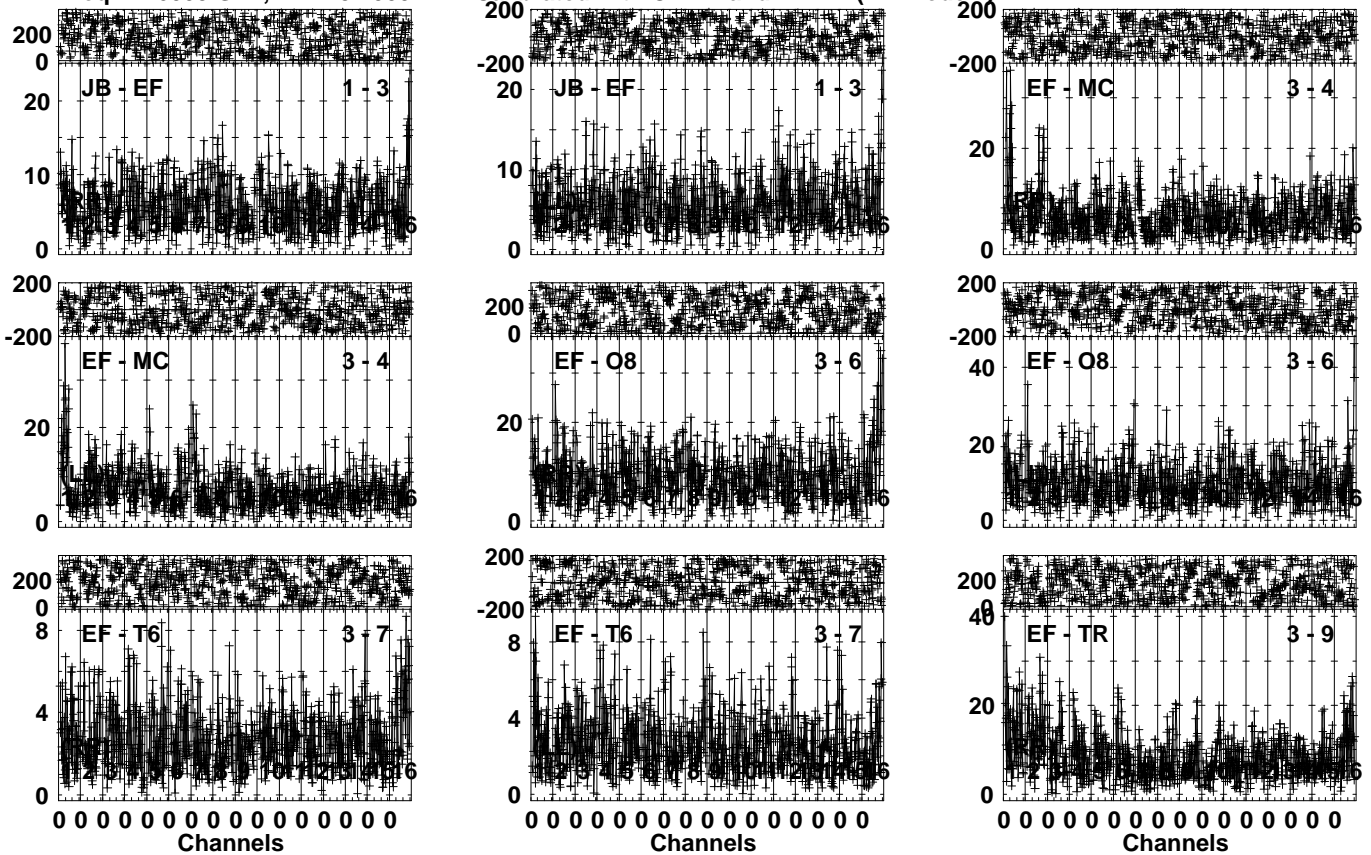


Lower frame: Milli Ampl Jy Top frame: Phas deg
Vector averaged cross-power spectrum Several baselines displayed
Timerange: 00/18:41:01 to 00/18:41:59

Plot file version 16 created 31-MAR-2023 15:57:25

ARP299A EP124A.UVDATA.1

Freq = 4.6005 GHz, Bw = 32.000 MH Calibrated with CL # 4 and BP # 1 (BP mode 1)

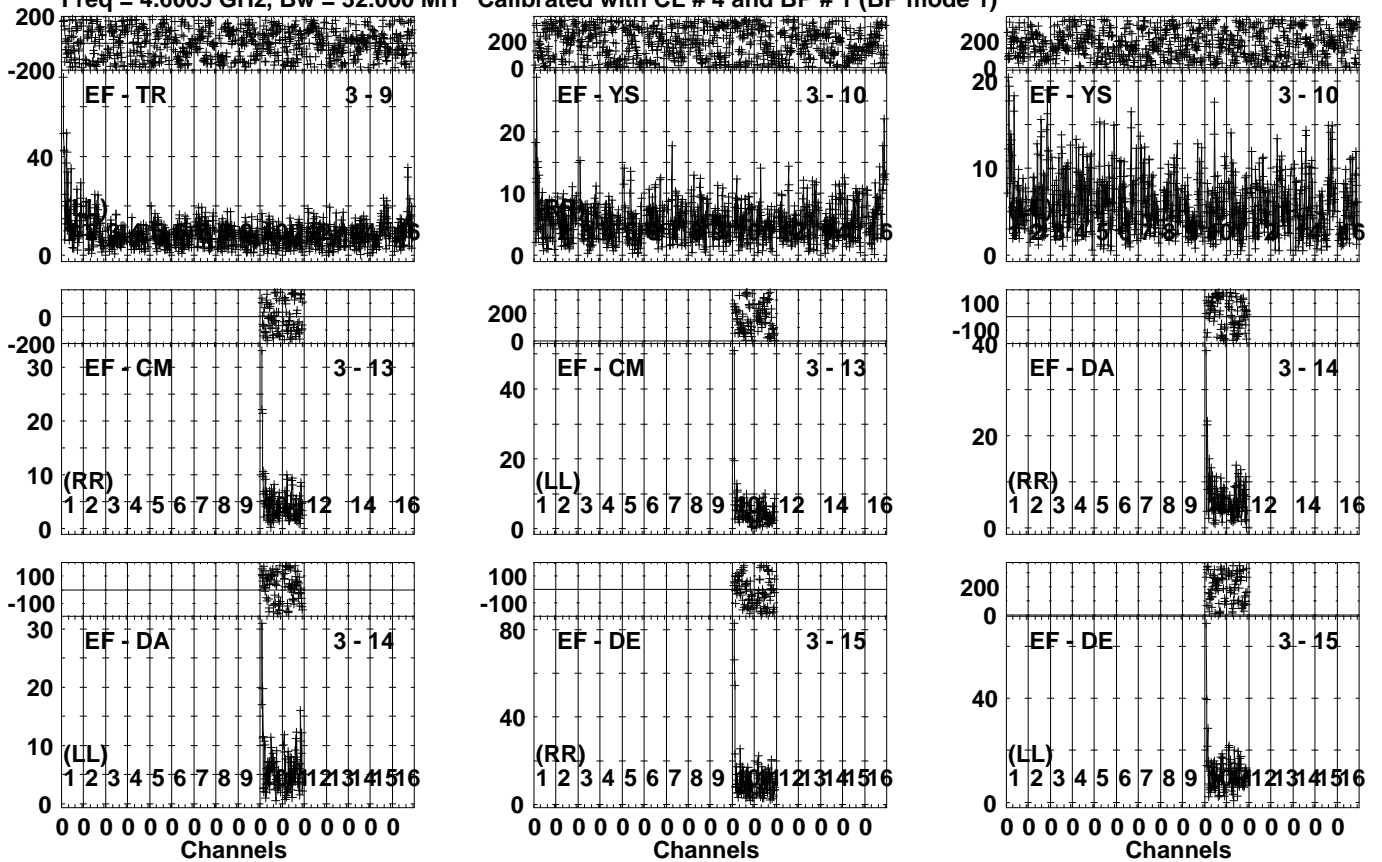


Lower frame: Milli Ampl Jy Top frame: Phas deg
Vector averaged cross-power spectrum Several baselines displayed
Timerange: 00/18:42:01 to 00/18:45:29

Plot file version 17 created 31-MAR-2023 15:57:26

ARP299A EP124A.UVDATA.1

Freq = 4.6005 GHz, Bw = 32.000 MH Calibrated with CL # 4 and BP # 1 (BP mode 1)

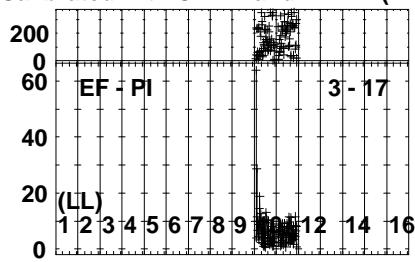
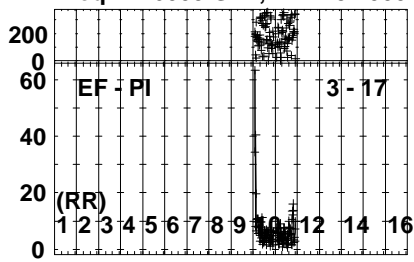


Lower frame: Milli Ampl Jy Top frame: Phas deg
Vector averaged cross-power spectrum Several baselines displayed
Timerange: 00/18:42:01 to 00/18:45:29

Plot file version 18 created 31-MAR-2023 15:57:27

ARP299A EP124A.UVDATA.1

Freq = 4.6005 GHz, Bw = 32.000 MH Calibrated with CL # 4 and BP # 1 (BP mode 1)



Lower frame: Milli Ampl Jy Top frame: Phas deg

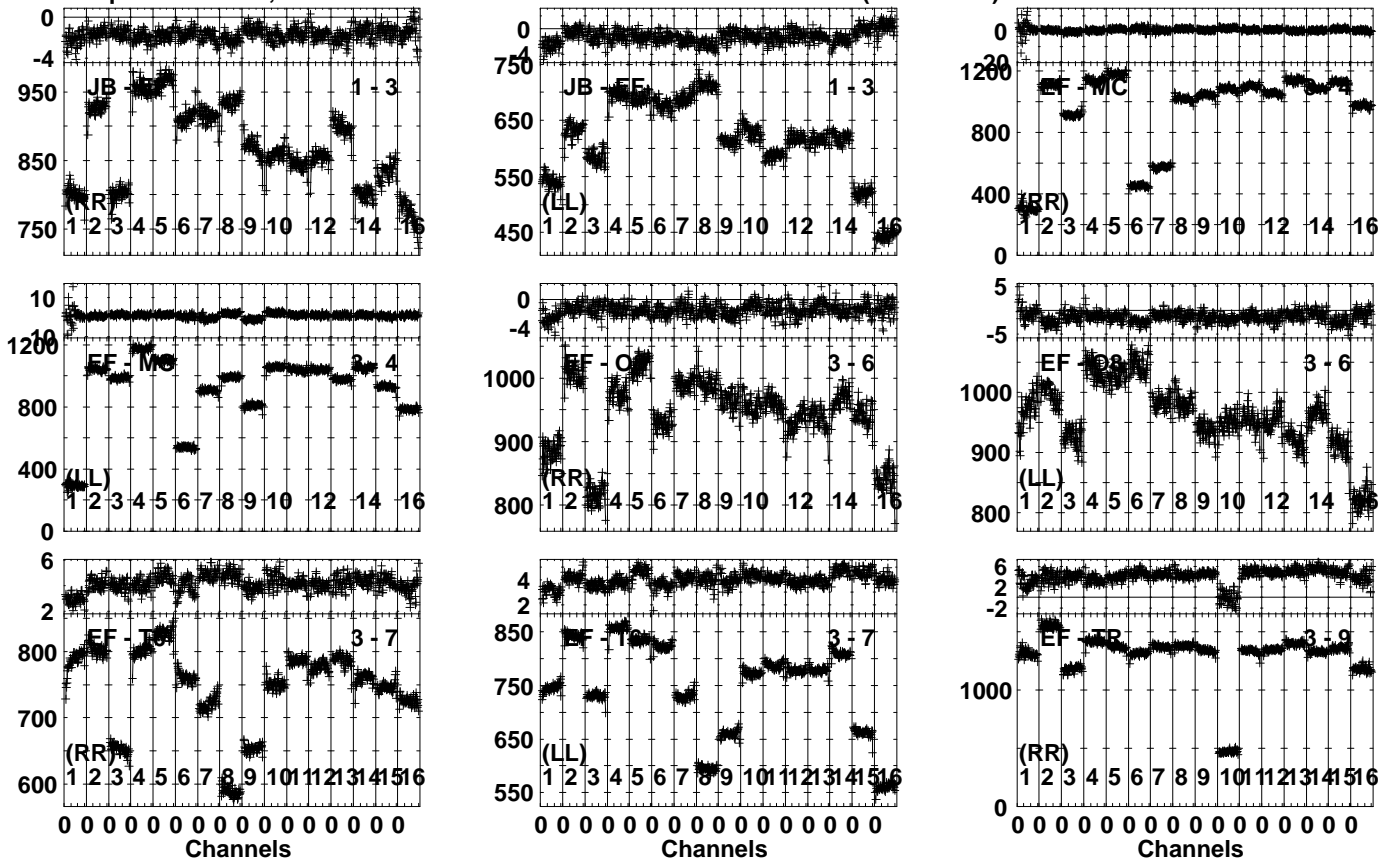
Vector averaged cross-power spectrum Several baselines displayed

Timerange: 00/18:42:01 to 00/18:45:29

Plot file version 19 created 31-MAR-2023 15:57:27

J1128+5925 EP124A.UVDATA.1

Freq = 4.6005 GHz, Bw = 32.000 MH Calibrated with CL # 4 and BP # 1 (BP mode 1)

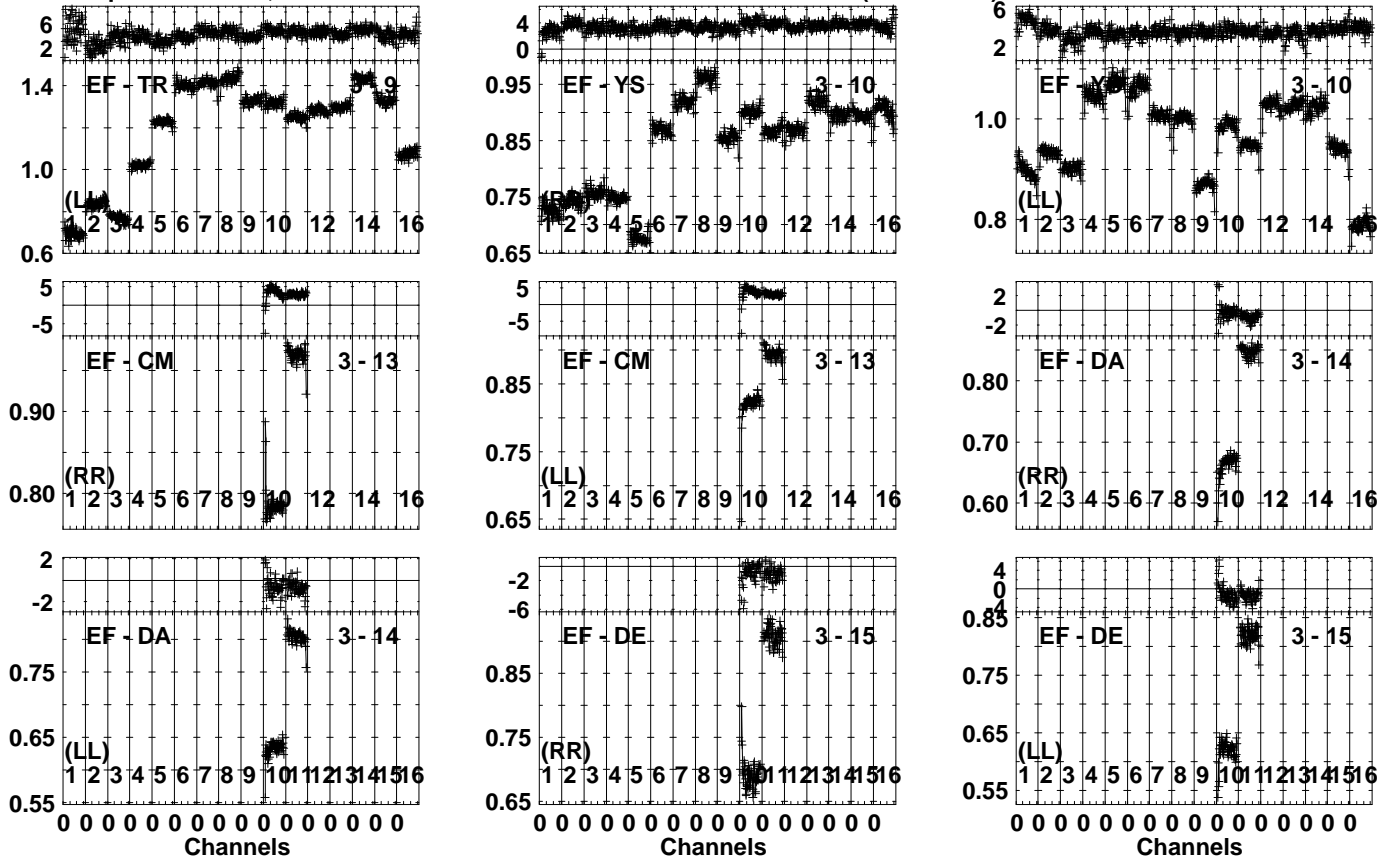


Lower frame: Milli Ampl Jy Top frame: Phas deg
Vector averaged cross-power spectrum Several baselines displayed
Timerange: 00/18:45:31 to 00/18:46:59

Plot file version 20 created 31-MAR-2023 15:57:28

J1128+5925 EP124A.UVDATA.1

Freq = 4.6005 GHz, Bw = 32.000 MH Calibrated with CL # 4 and BP # 1 (BP mode 1)

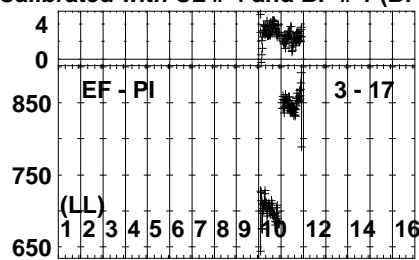
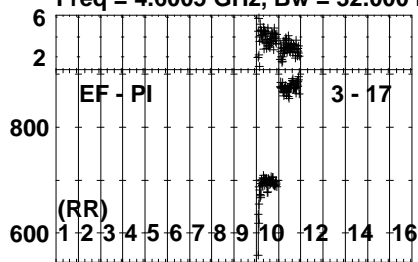


Lower frame: Ampl Jy Top frame: Phas deg
Vector averaged cross-power spectrum Several baselines displayed
Timerange: 00/18:45:31 to 00/18:46:59

Plot file version 21 created 31-MAR-2023 15:57:29

J1128+5925 EP124A.UVDATA.1

Freq = 4.6005 GHz, Bw = 32.000 MH Calibrated with CL # 4 and BP # 1 (BP mode 1)

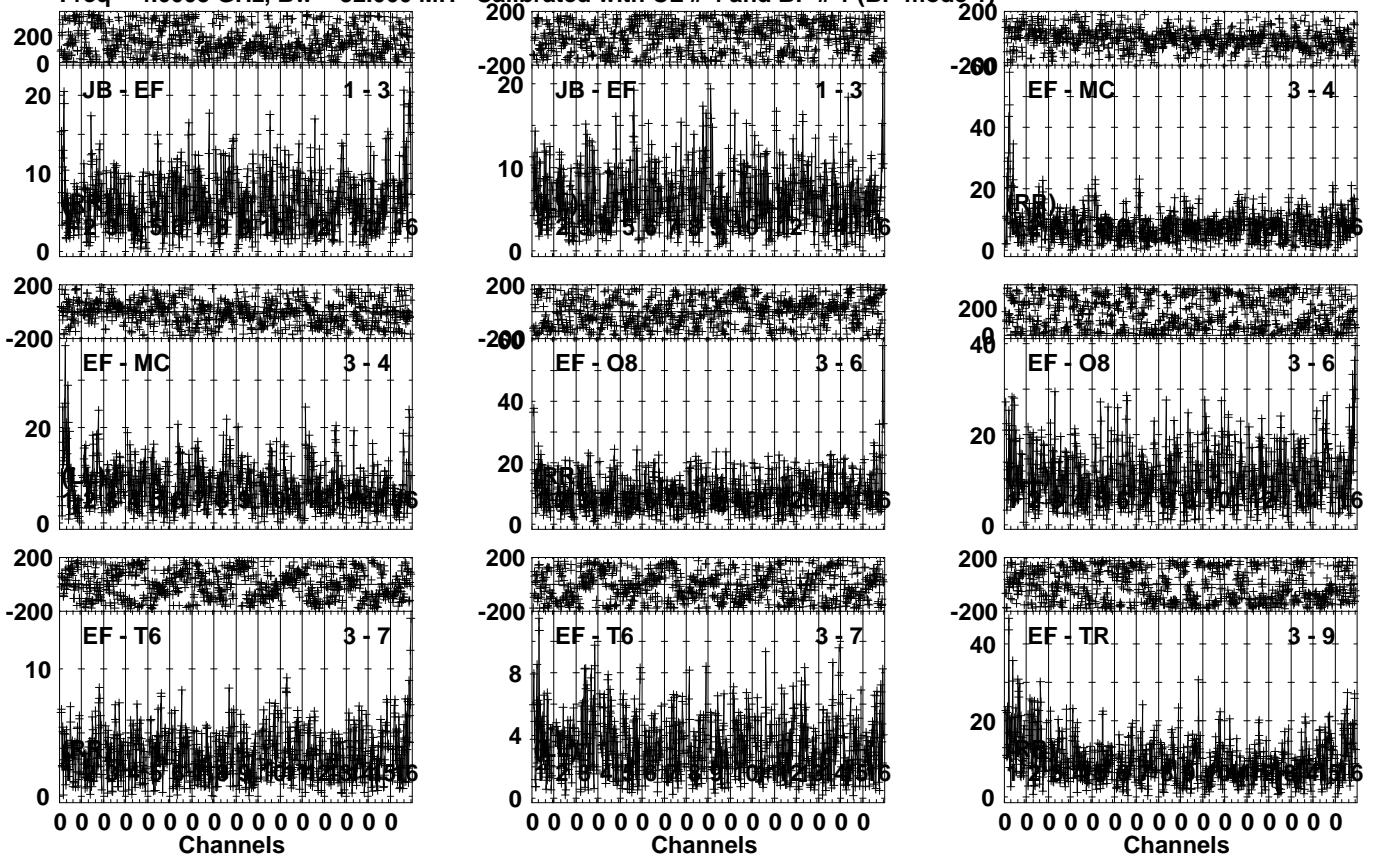


Lower frame: Milli Ampl Jy Top frame: Phas deg
Vector averaged cross-power spectrum Several baselines displayed
Timerange: 00/18:45:31 to 00/18:46:59

Plot file version 22 created 31-MAR-2023 15:57:29

ARP299A EP124A.UVDATA.1

Freq = 4.6005 GHz, Bw = 32.000 MH Calibrated with CL # 4 and BP # 1 (BP mode 1)

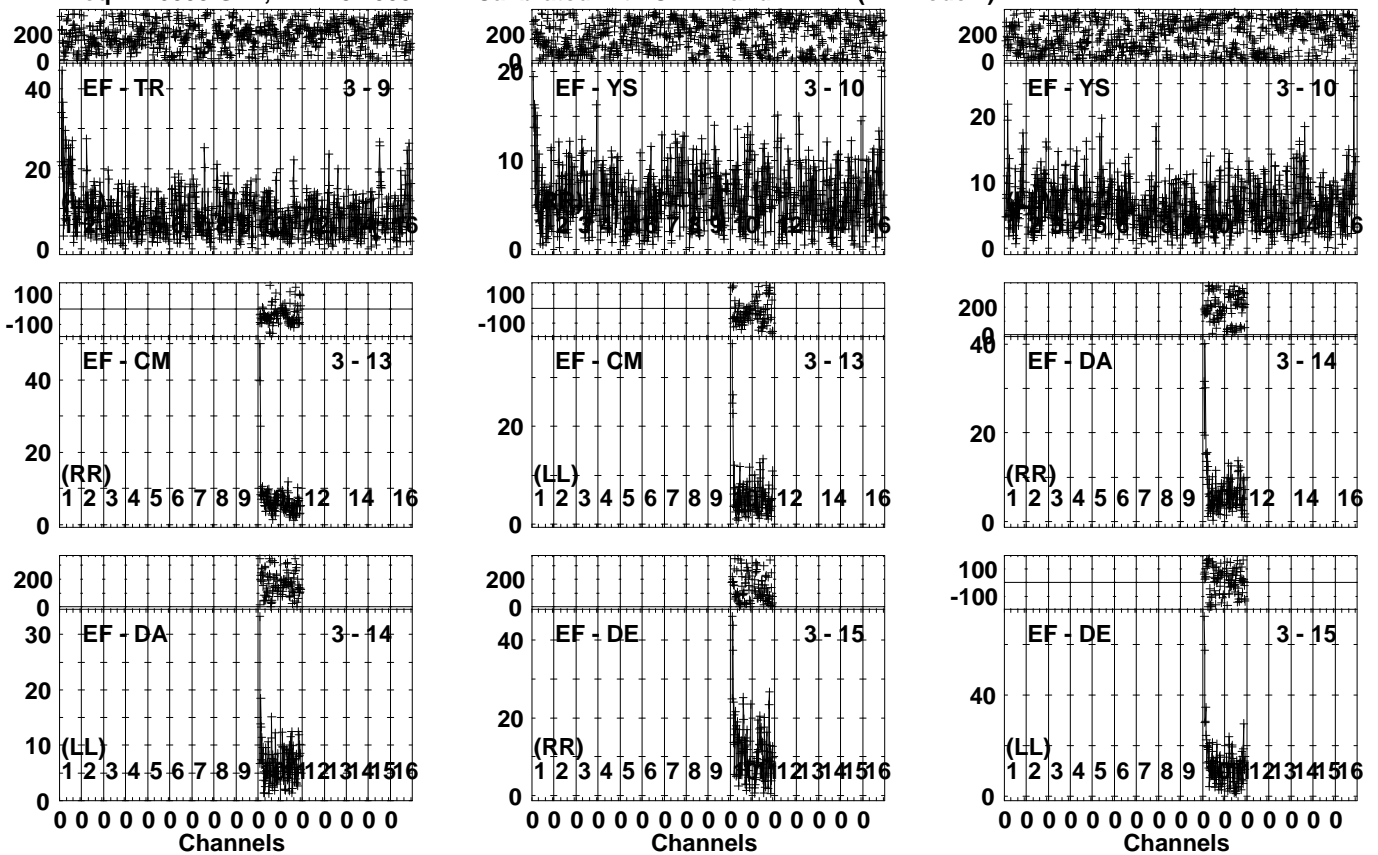


Lower frame: Milli Ampl Jy Top frame: Phas deg
Vector averaged cross-power spectrum Several baselines displayed
Timerange: 00/18:47:01 to 00/18:50:29

Plot file version 23 created 31-MAR-2023 15:57:30

ARP299A EP124A.UVDATA.1

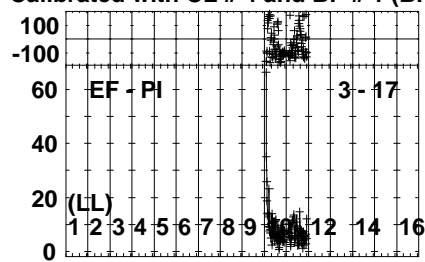

Freq = 4.6005 GHz, Bw = 32.000 MH Calibrated with CL # 4 and BP # 1 (BP mode 1)



Plot file version 24 created 31-MAR-2023 15:57:30

ARP299A EP124A.UVDATA.1

Freq = 4.6005 GHz, Bw = 32.000 MH Calibrated with CL # 4 and BP # 1 (BP mode 1)

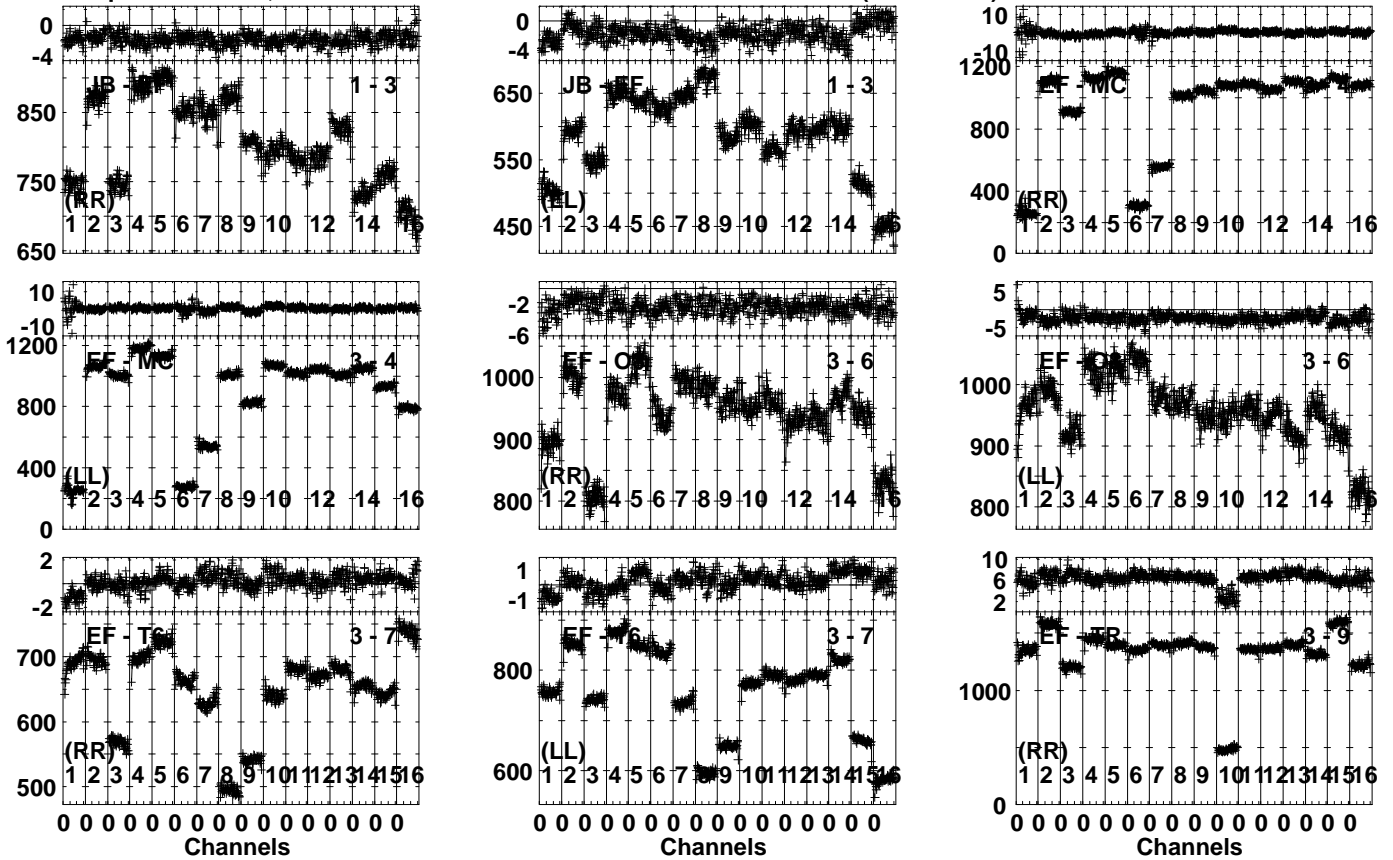


Lower frame: Milli Ampl Jy Top frame: Phas deg
Vector averaged cross-power spectrum Several baselines displayed
Timerange: 00/18:47:01 to 00/18:50:29

Plot file version 25 created 31-MAR-2023 15:57:31

J1128+5925 EP124A.UVDATA.1

Freq = 4.6005 GHz, Bw = 32.000 MH Calibrated with CL # 4 and BP # 1 (BP mode 1)

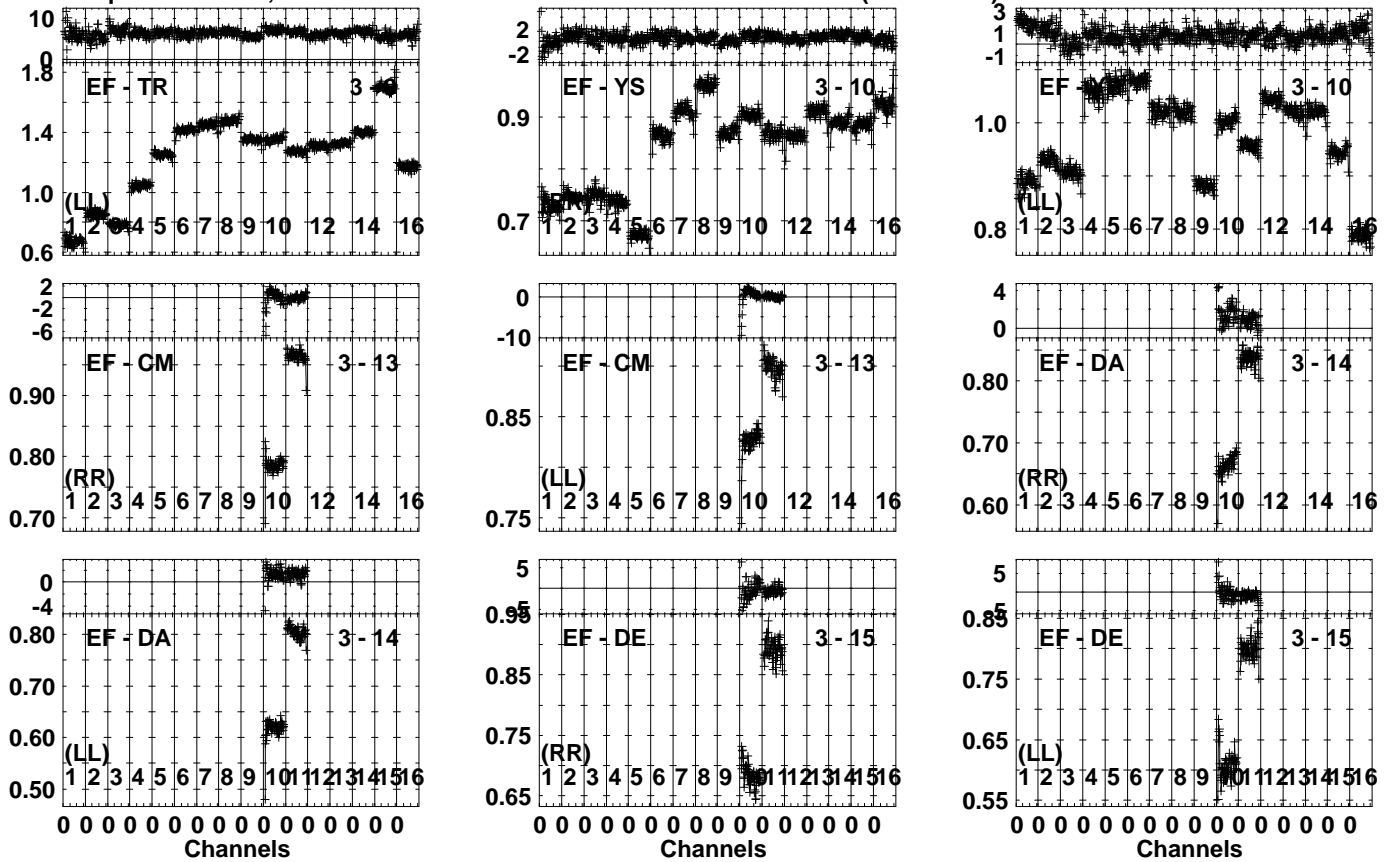


Lower frame: Milli Ampl Jy Top frame: Phas deg
Vector averaged cross-power spectrum Several baselines displayed
Timerange: 00:18:51:01 to 00:18:51:59

Plot file version 26 created 31-MAR-2023 15:57:32

J1128+5925 EP124A.UVDATA.1

Freq = 4.6005 GHz, Bw = 32.000 MH Calibrated with CL # 4 and BP # 1 (BP mode 1)

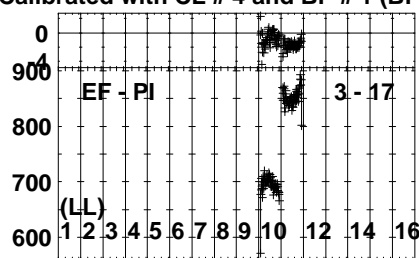
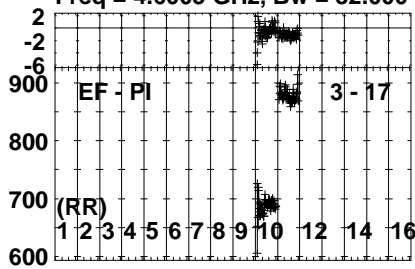


Lower frame: Ampl Jy Top frame: Phas deg
Vector averaged cross-power spectrum Several baselines displayed
Timerange: 00/18:51:01 to 00/18:51:59

Plot file version 27 created 31-MAR-2023 15:57:32

J1128+5925 EP124A.UVDATA.1

Freq = 4.6005 GHz, Bw = 32.000 MH Calibrated with CL # 4 and BP # 1 (BP mode 1)

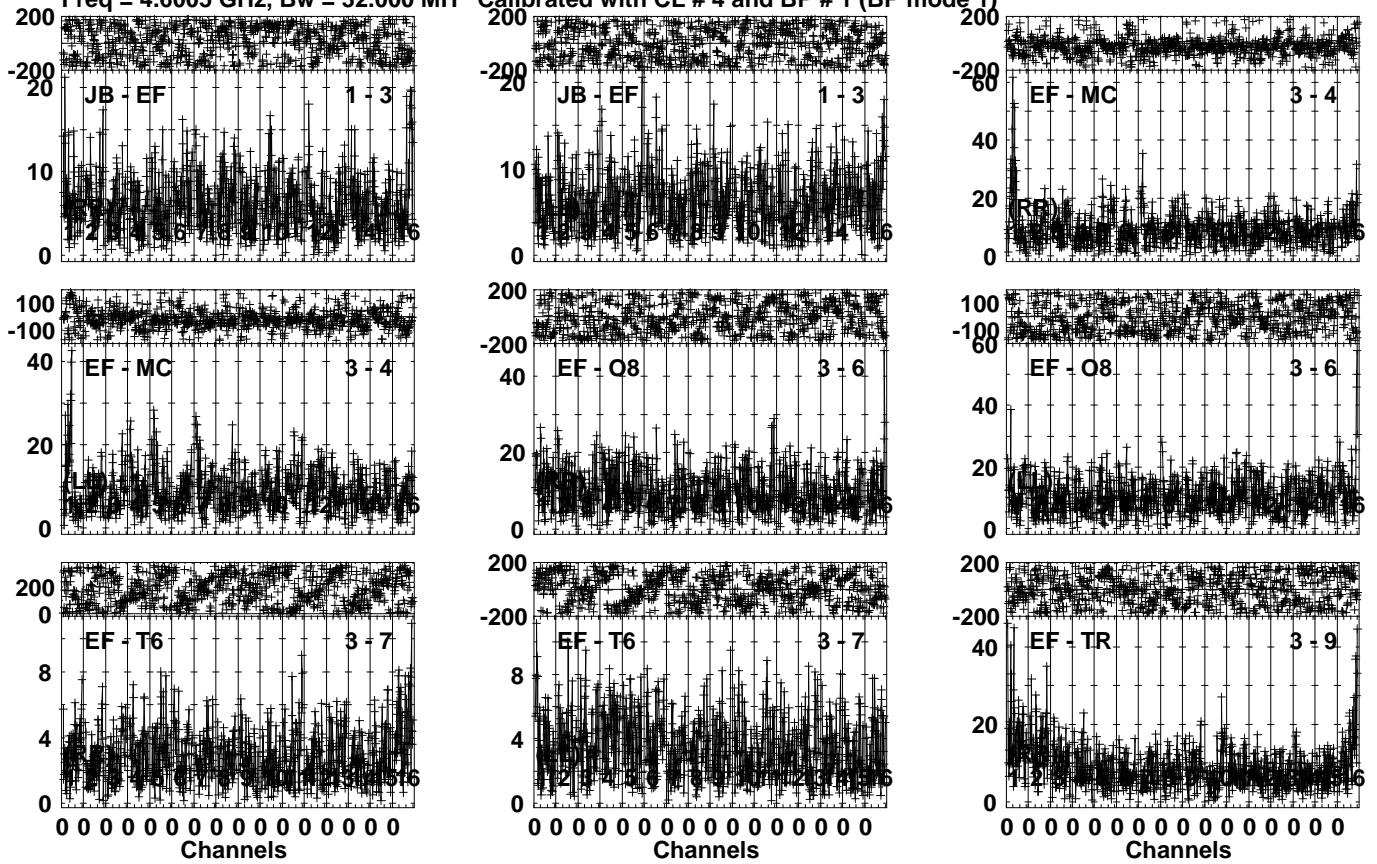


Lower frame: Milli Ampl Jy Top frame: Phas deg
Vector averaged cross-power spectrum Several baselines displayed
Timerange: 00/18:51:01 to 00/18:51:59

Plot file version 28 created 31-MAR-2023 15:57:33

ARP299A EP124A.UVDATA.1

Freq = 4.6005 GHz, Bw = 32.000 MH Calibrated with CL # 4 and BP # 1 (BP mode 1)

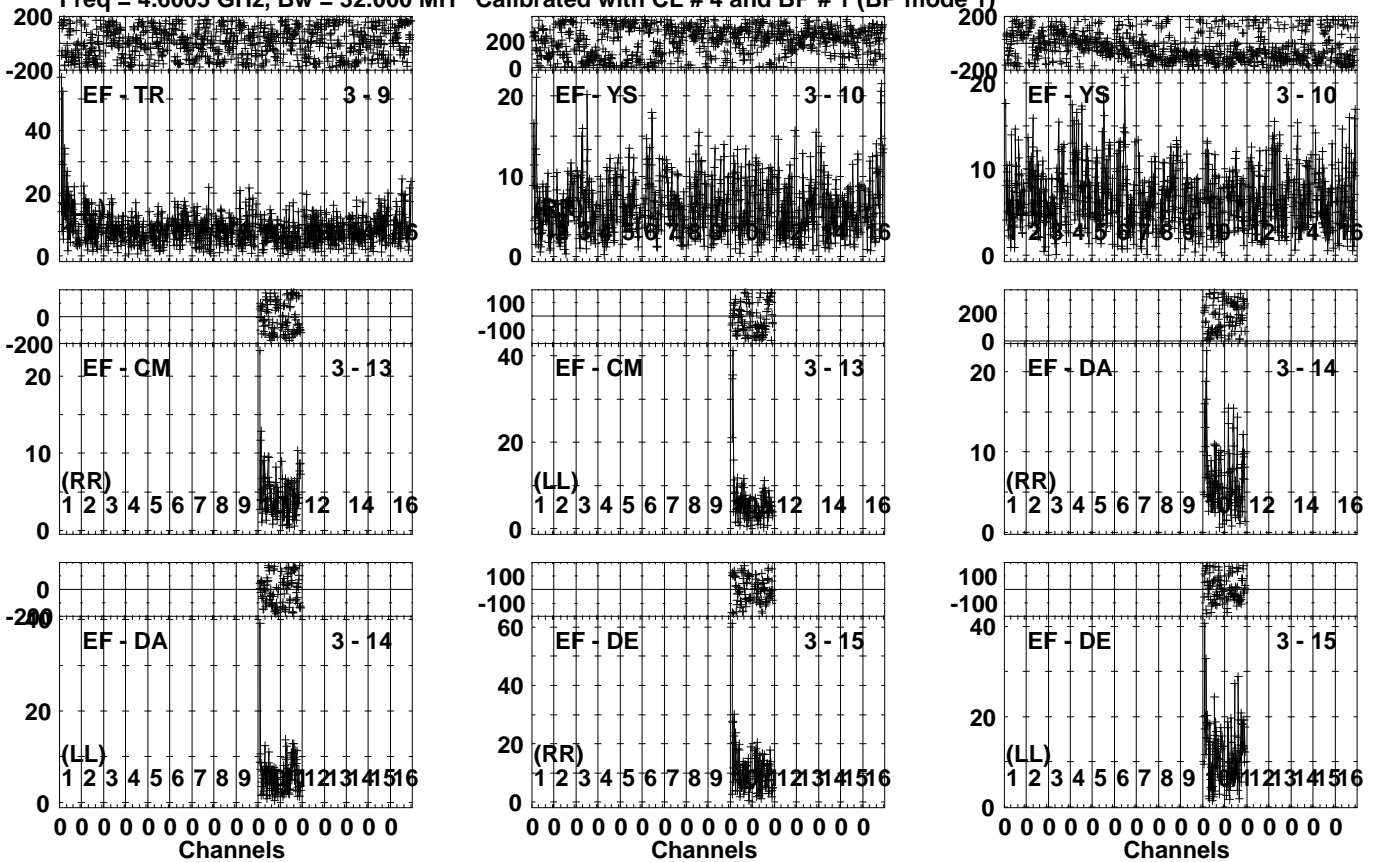


Lower frame: Milli Ampl Jy Top frame: Phas deg
Vector averaged cross-power spectrum Several baselines displayed
Timerange: 00/18:52:01 to 00/18:55:29

Plot file version 29 created 31-MAR-2023 15:57:33

ARP299A EP124A.UVDATA.1

Freq = 4.6005 GHz, Bw = 32.000 MH Calibrated with CL # 4 and BP # 1 (BP mode 1)

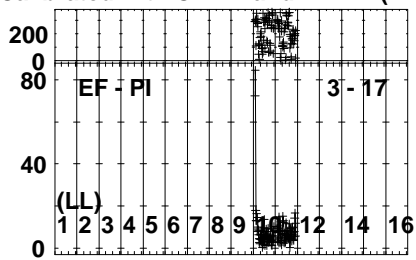
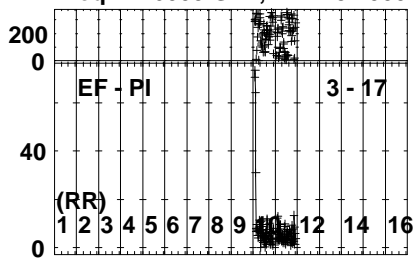


Lower frame: Milli Ampl Jy Top frame: Phas deg
Vector averaged cross-power spectrum Several baselines displayed
Timerange: 00/18:52:01 to 00/18:55:29

Plot file version 30 created 31-MAR-2023 15:57:34

ARP299A EP124A.UVDATA.1

Freq = 4.6005 GHz, Bw = 32.000 MH Calibrated with CL # 4 and BP # 1 (BP mode 1)



Lower frame: Milli Ampl Jy Top frame: Phas deg

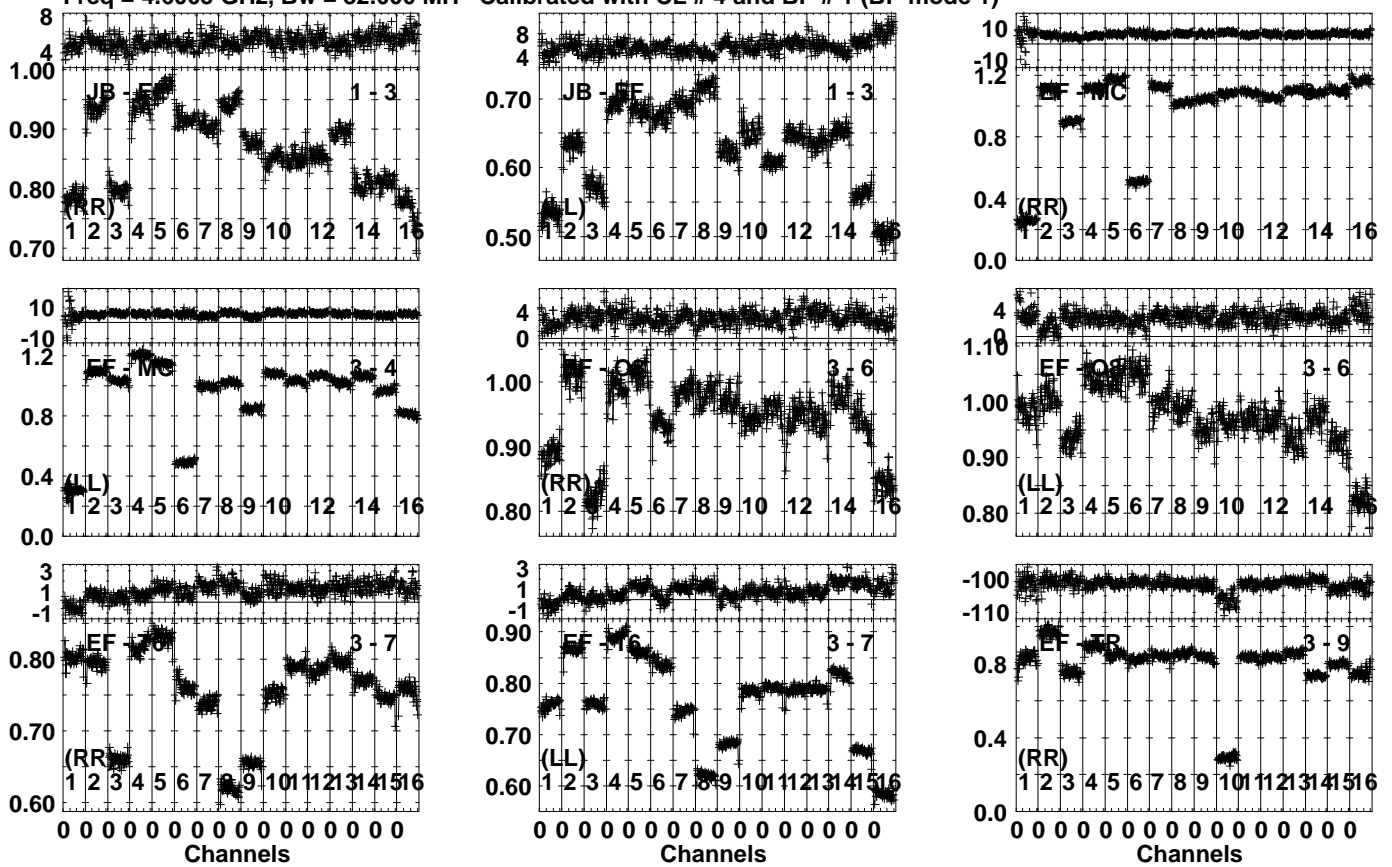
Vector averaged cross-power spectrum Several baselines displayed

Timerange: 00/18:52:01 to 00/18:55:29

Plot file version 31 created 31-MAR-2023 15:57:35

J1128+5925 EP124A.UVDATA.1

Freq = 4.6005 GHz, Bw = 32.000 MH Calibrated with CL # 4 and BP # 1 (BP mode 1)

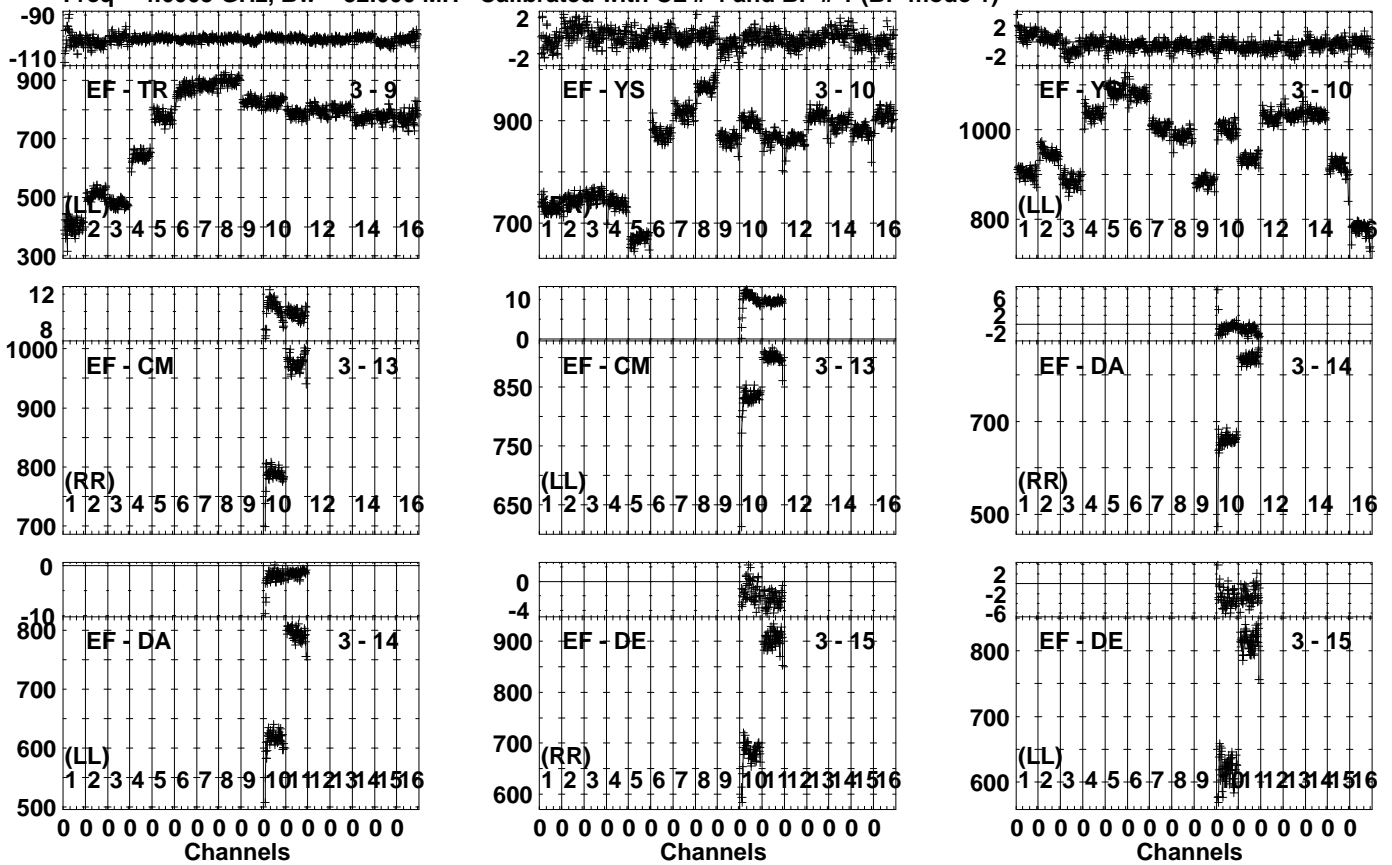


Lower frame: Ampl Jy Top frame: Phas deg
 Vector averaged cross-power spectrum Several baselines displayed
 Timerange: 00/18:55:31 to 00/18:56:59

Plot file version 32 created 31-MAR-2023 15:57:35

J1128+5925 EP124A.UVDATA.1

Freq = 4.6005 GHz, Bw = 32.000 MH Calibrated with CL # 4 and BP # 1 (BP mode 1)

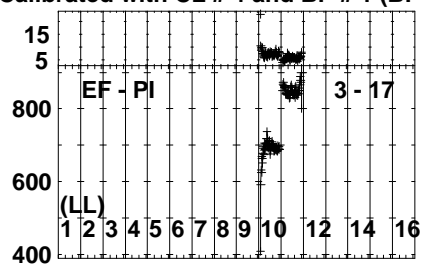
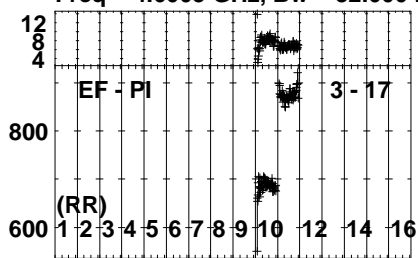


Lower frame: Milli Ampl Jy Top frame: Phas deg
Vector averaged cross-power spectrum Several baselines displayed
Timerange: 00/18:55:31 to 00/18:56:59

Plot file version 33 created 31-MAR-2023 15:57:36

J1128+5925 EP124A.UVDATA.1

Freq = 4.6005 GHz, Bw = 32.000 MH Calibrated with CL # 4 and BP # 1 (BP mode 1)

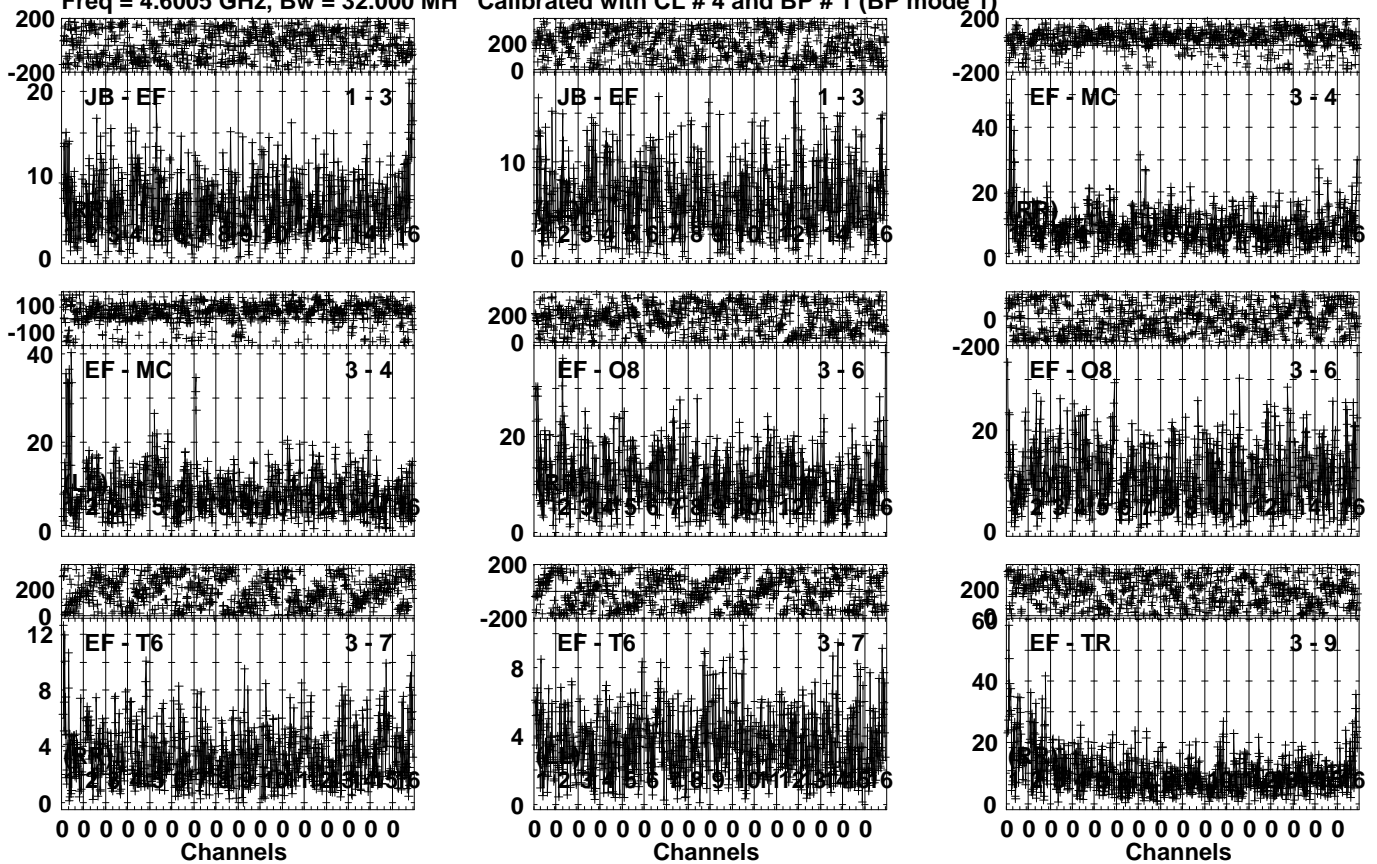


Lower frame: Milli Ampl Jy Top frame: Phas deg
Vector averaged cross-power spectrum Several baselines displayed
Timerange: 00/18:55:31 to 00/18:56:59

Plot file version 34 created 31-MAR-2023 15:57:36

ARP299A EP124A.UVDATA.1

Freq = 4.6005 GHz, Bw = 32.000 MH Calibrated with CL # 4 and BP # 1 (BP mode 1)

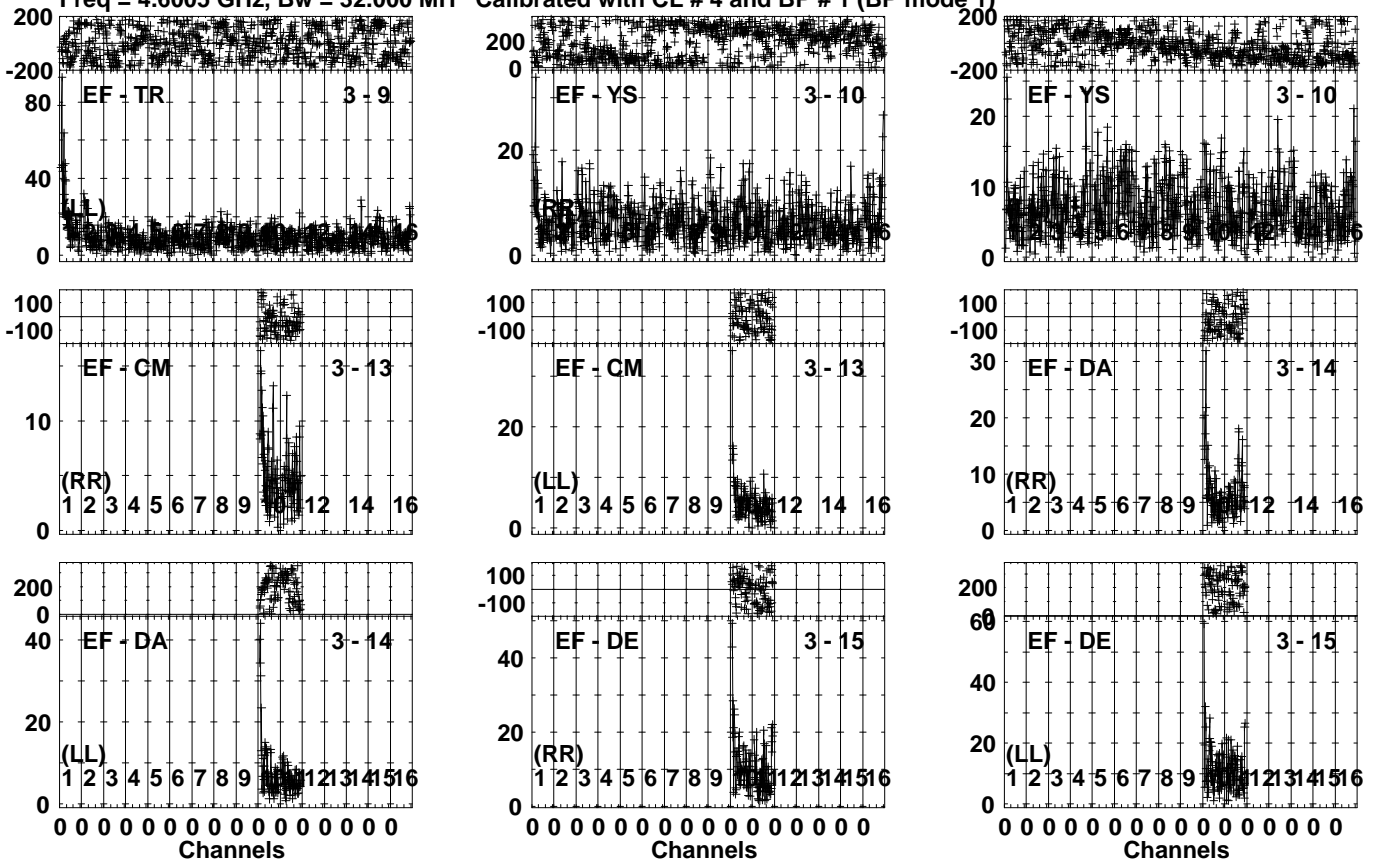


Lower frame: Milli Ampl Jy Top frame: Phas deg
Vector averaged cross-power spectrum Several baselines displayed
Timerange: 00/18:57:01 to 00/19:00:29

Plot file version 35 created 31-MAR-2023 15:57:37

ARP299A EP124A.UVDATA.1

Freq = 4.6005 GHz, Bw = 32.000 MH Calibrated with CL # 4 and BP # 1 (BP mode 1)


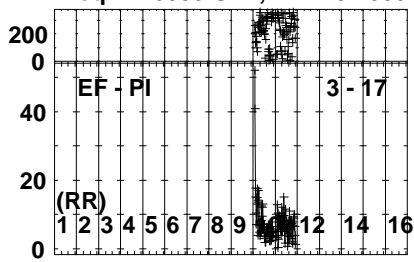


Lower frame: Milli Ampl Jy Top frame: Phas deg
Vector averaged cross-power spectrum Several baselines displayed
Timerange: 00/18:57:01 to 00/19:00:29

Plot file version 36 created 31-MAR-2023 15:57:38

ARP299A EP124A.UVDATA.1

Freq = 4.6005 GHz, Bw = 32.000 MH Calibrated with CL # 4 and BP # 1 (BP mode 1)



Lower frame: Milli Ampl Jy Top frame: Phas deg

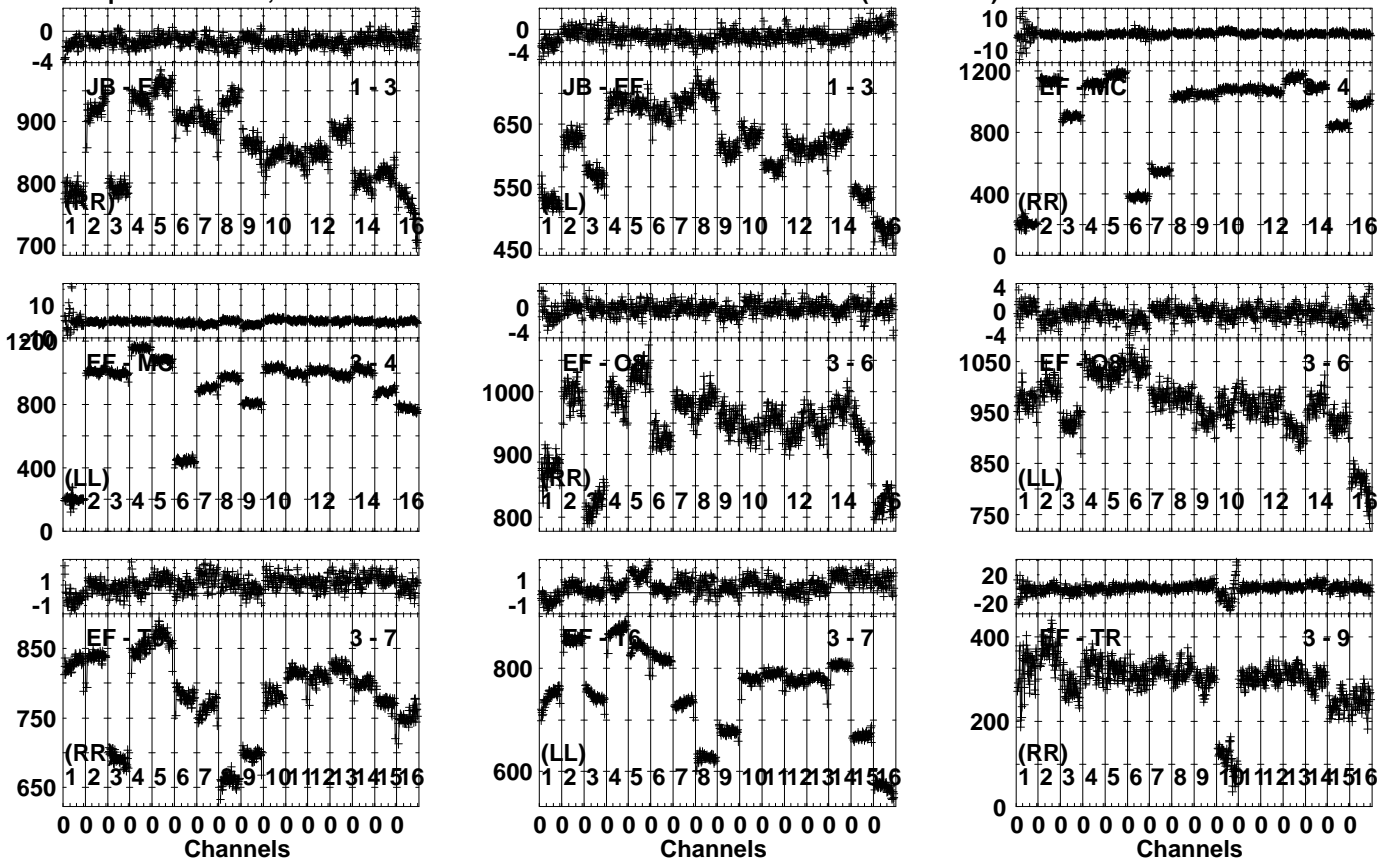
Vector averaged cross-power spectrum Several baselines displayed

Timerange: 00/18:57:01 to 00/19:00:29

Plot file version 37 created 31-MAR-2023 15:57:39

J1128+5925 EP124A.UVDATA.1

Freq = 4.6005 GHz, Bw = 32.000 MH Calibrated with CL # 4 and BP # 1 (BP mode 1)

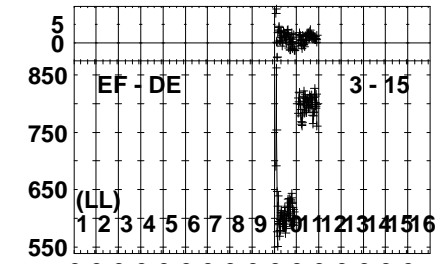
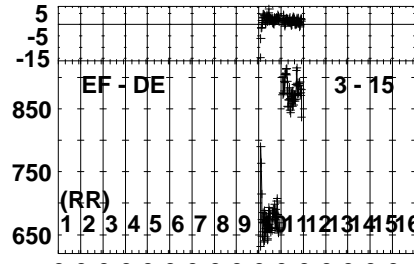
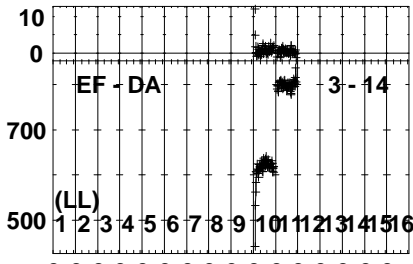
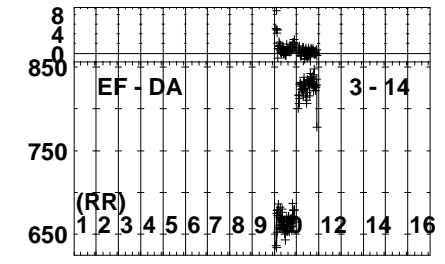
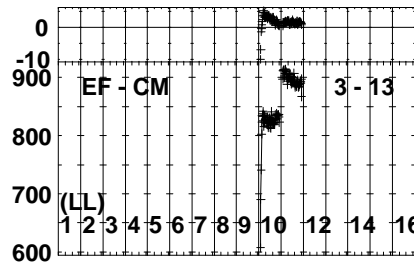
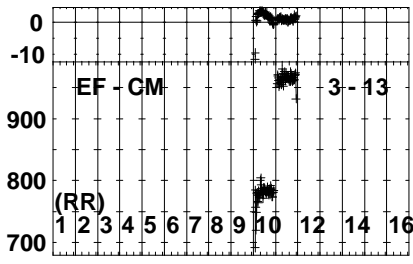
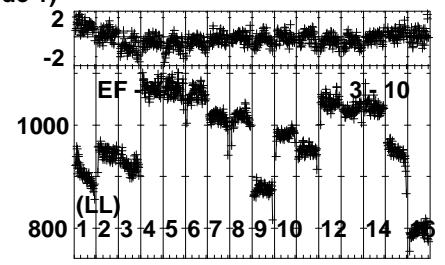
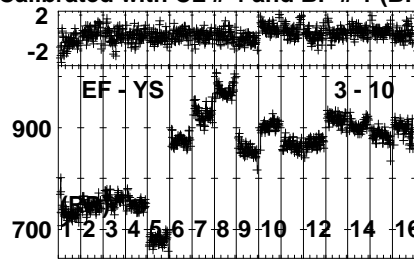
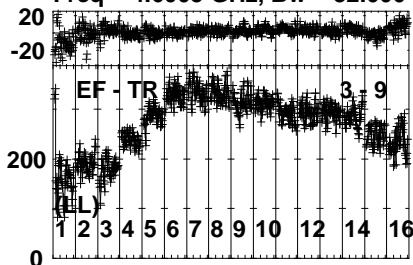


Lower frame: Milli Ampl Jy Top frame: Phas deg
Vector averaged cross-power spectrum Several baselines displayed
Timerange: 00/19:01:01 to 00/19:01:59

Plot file version 38 created 31-MAR-2023 15:57:39

J1128+5925 EP124A.UVDATA.1

Freq = 4.6005 GHz, Bw = 32.000 MH Calibrated with CL # 4 and BP # 1 (BP mode 1)

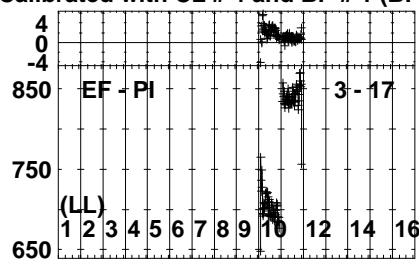
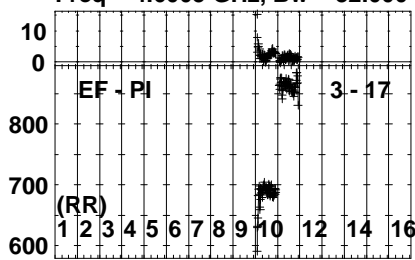


Lower frame: Milli Ampl Jy Top frame: Phas deg
Vector averaged cross-power spectrum Several baselines displayed
Timerange: 00:19:01:01 to 00:19:01:59

Plot file version 39 created 31-MAR-2023 15:57:40

J1128+5925 EP124A.UVDATA.1

Freq = 4.6005 GHz, Bw = 32.000 MH Calibrated with CL # 4 and BP # 1 (BP mode 1)

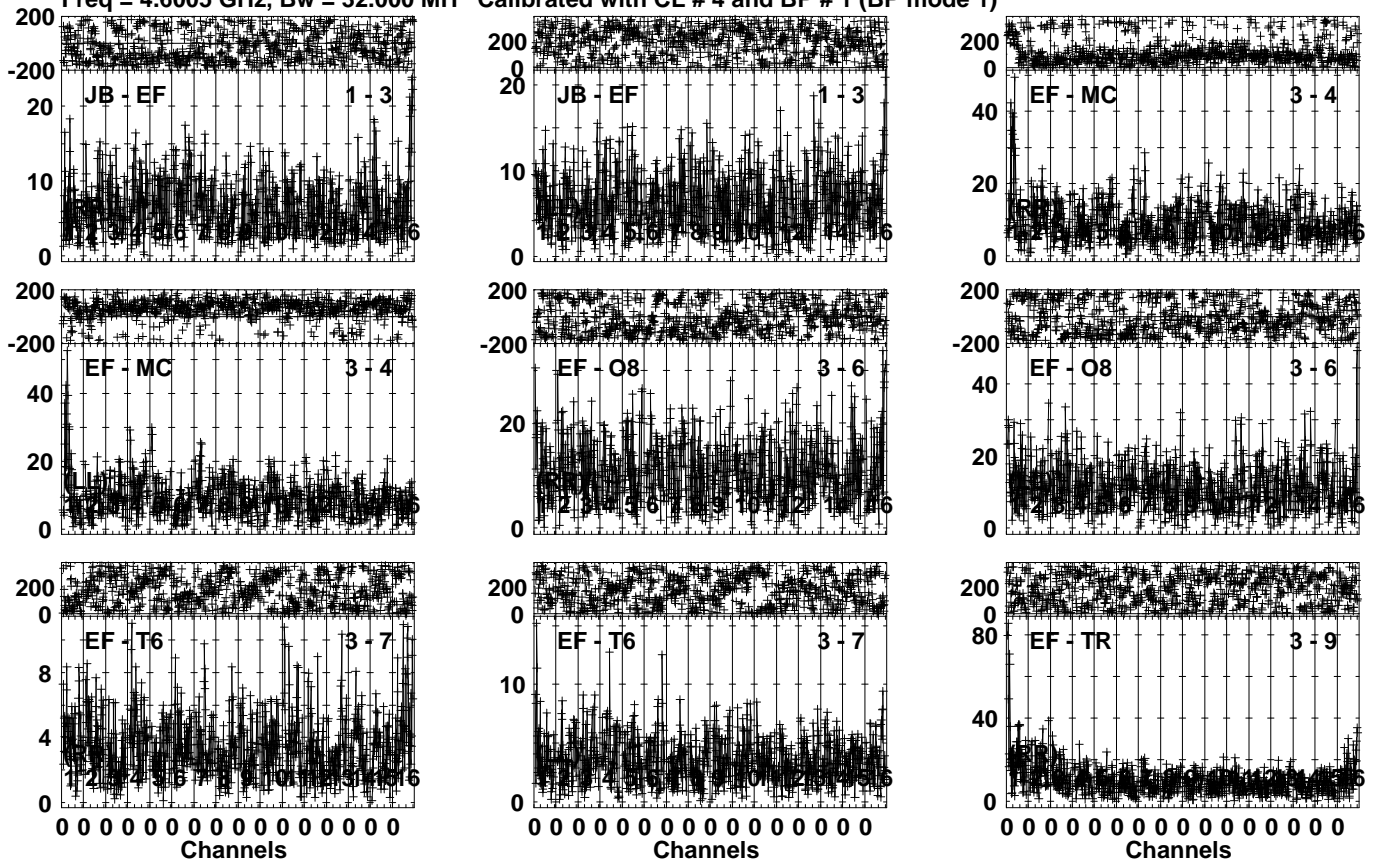


Lower frame: Milli Ampl Jy Top frame: Phas deg
Vector averaged cross-power spectrum Several baselines displayed
Timerange: 00/19:01:01 to 00/19:01:59

Plot file version 40 created 31-MAR-2023 15:57:40

ARP299A EP124A.UVDATA.1

Freq = 4.6005 GHz, Bw = 32.000 MH Calibrated with CL # 4 and BP # 1 (BP mode 1)

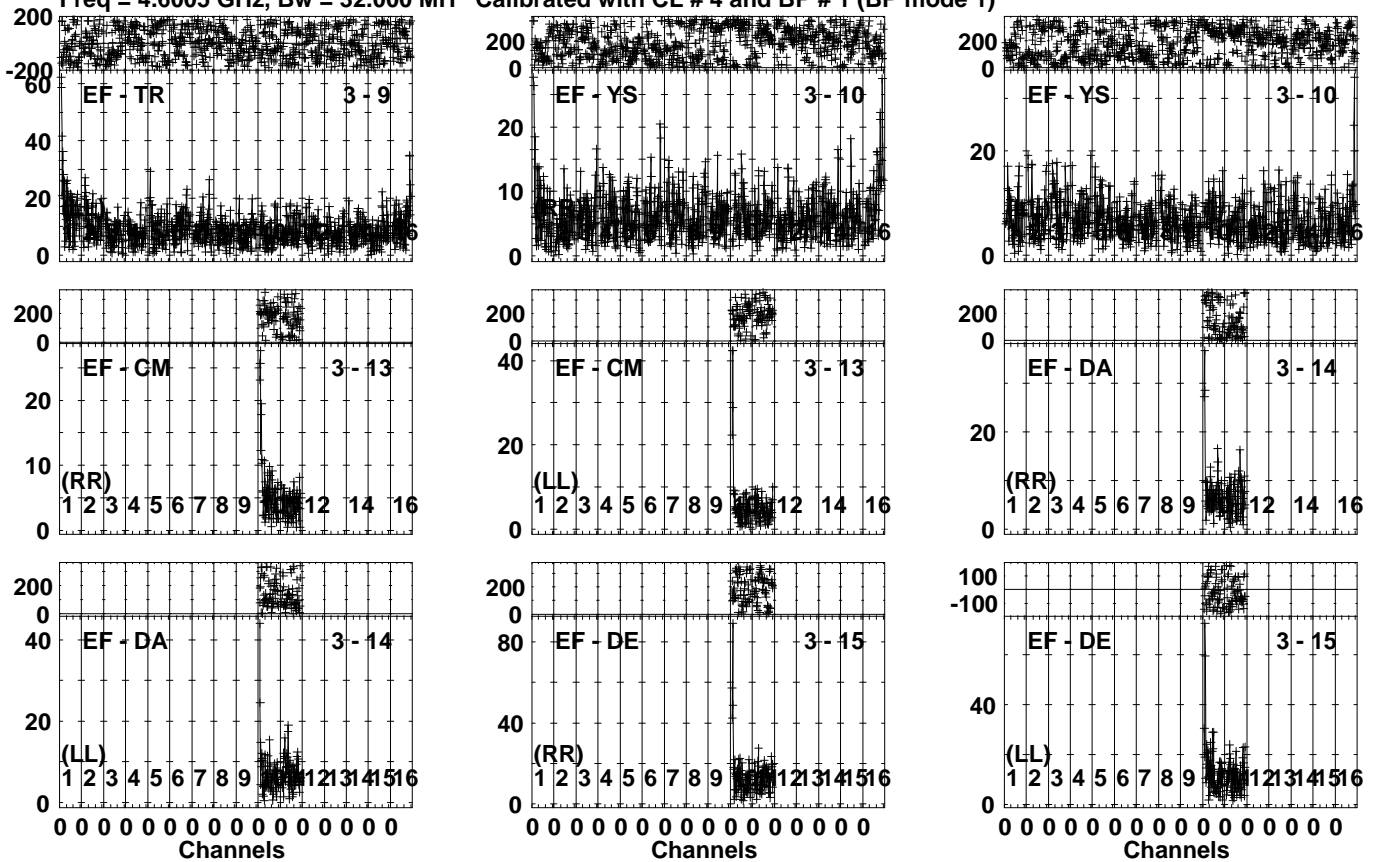


Lower frame: Milli Ampl Jy Top frame: Phas deg
Vector averaged cross-power spectrum Several baselines displayed
Timerange: 00/19:02:01 to 00/19:05:29

Plot file version 41 created 31-MAR-2023 15:57:41

ARP299A EP124A.UVDATA.1

Freq = 4.6005 GHz, Bw = 32.000 MH Calibrated with CL # 4 and BP # 1 (BP mode 1)

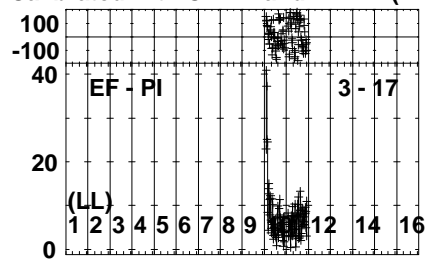
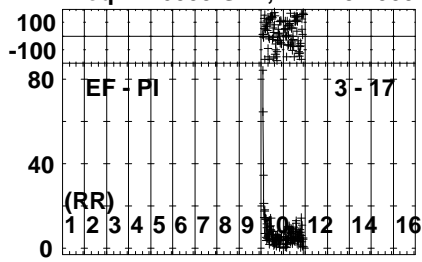


Lower frame: Milli Ampl Jy Top frame: Phas deg
Vector averaged cross-power spectrum Several baselines displayed
Timerange: 00/19:02:01 to 00/19:05:29

Plot file version 42 created 31-MAR-2023 15:57:42

ARP299A EP124A.UVDATA.1

Freq = 4.6005 GHz, Bw = 32.000 MH Calibrated with CL # 4 and BP # 1 (BP mode 1)

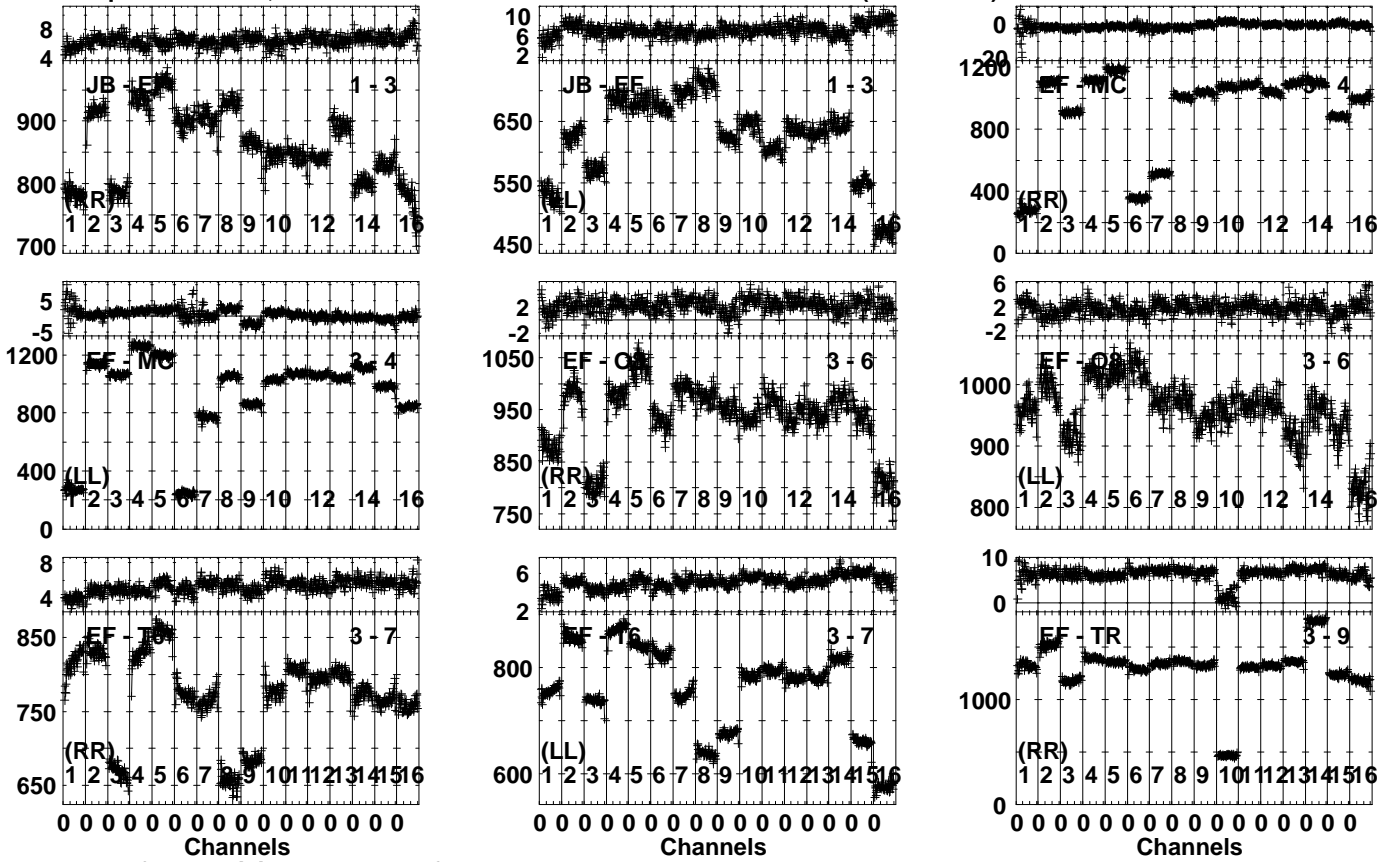


Lower frame: Milli Ampl Jy Top frame: Phas deg
Vector averaged cross-power spectrum Several baselines displayed
Timerange: 00/19:02:01 to 00/19:05:29

Plot file version 43 created 31-MAR-2023 15:57:42

J1128+5925 EP124A.UVDATA.1

Freq = 4.6005 GHz, Bw = 32.000 MH Calibrated with CL # 4 and BP # 1 (BP mode 1)

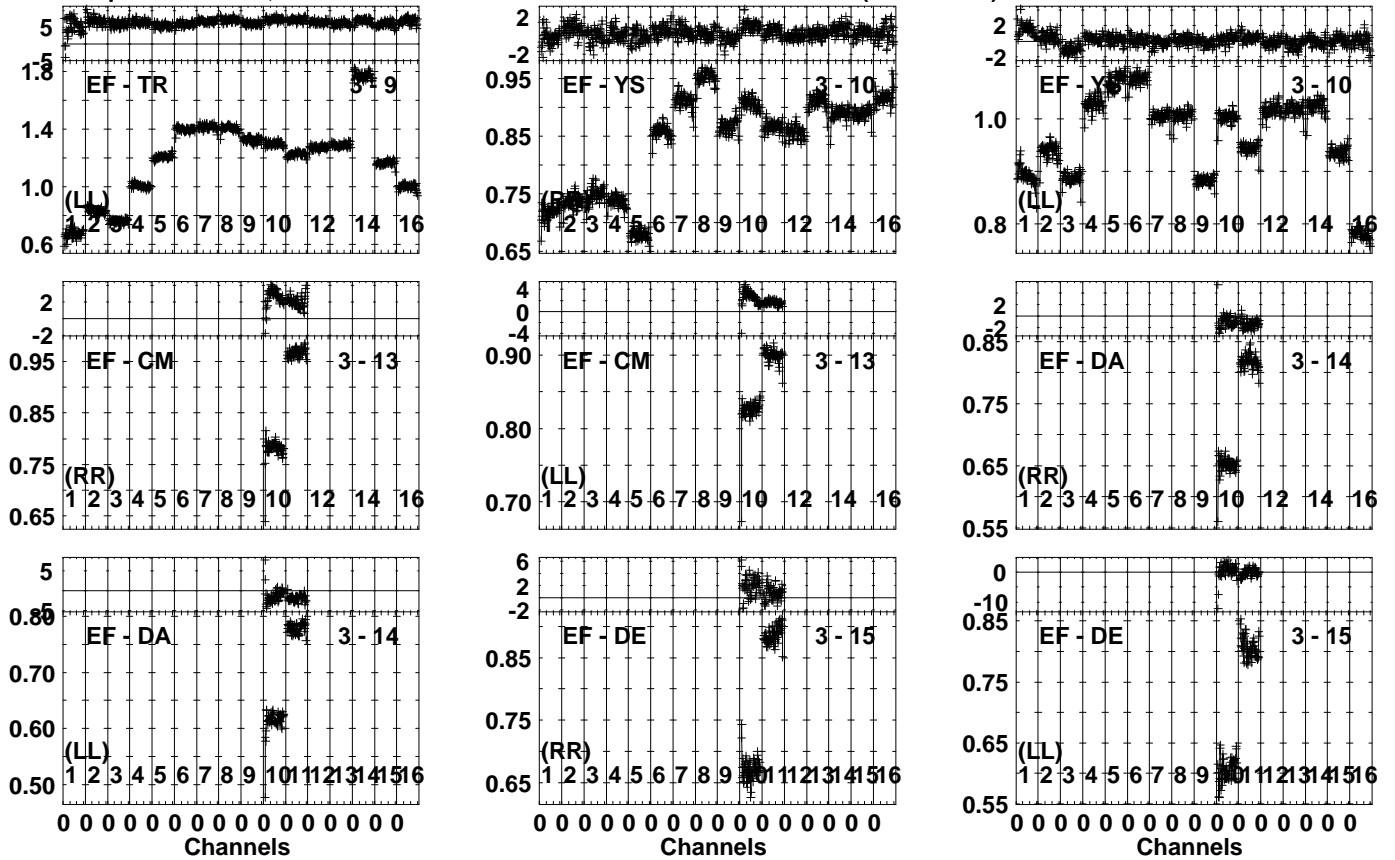


Lower frame: Milli Ampl Jy Top frame: Phas deg
Vector averaged cross-power spectrum Several baselines displayed
Timerange: 00/19:05:31 to 00/19:06:59

Plot file version 44 created 31-MAR-2023 15:57:43

J1128+5925 EP124A.UVDATA.1

Freq = 4.6005 GHz, Bw = 32.000 MH Calibrated with CL # 4 and BP # 1 (BP mode 1)

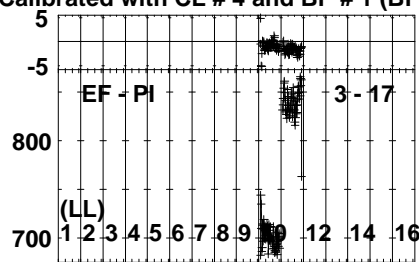
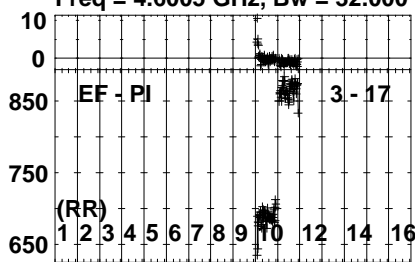


Lower frame: Ampl Jy Top frame: Phas deg
Vector averaged cross-power spectrum Several baselines displayed
Timerange: 00/19:05:31 to 00/19:06:59

Plot file version 45 created 31-MAR-2023 15:57:44

J1128+5925 EP124A.UVDATA.1

Freq = 4.6005 GHz, Bw = 32.000 MH Calibrated with CL # 4 and BP # 1 (BP mode 1)

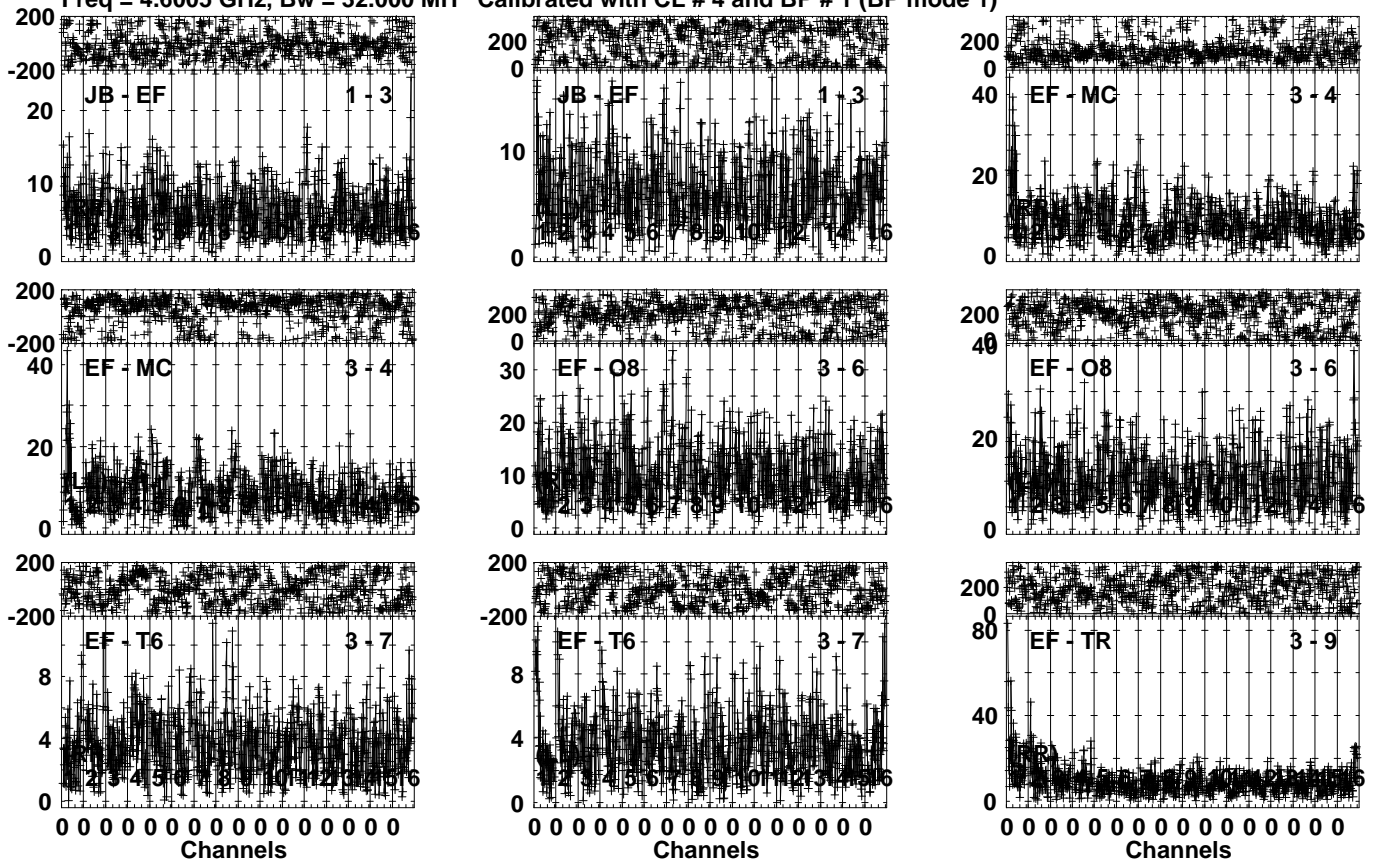


Lower frame: Milli Ampl Jy Top frame: Phas deg
Vector averaged cross-power spectrum Several baselines displayed
Timerange: 00/19:05:31 to 00/19:06:59

Plot file version 46 created 31-MAR-2023 15:57:44

ARP299A EP124A.UVDATA.1

Freq = 4.6005 GHz, Bw = 32.000 MH Calibrated with CL # 4 and BP # 1 (BP mode 1)

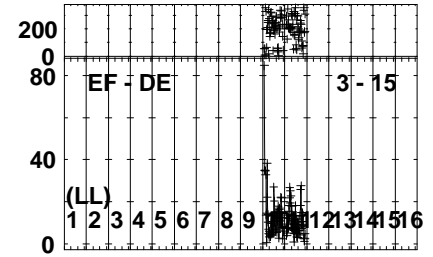
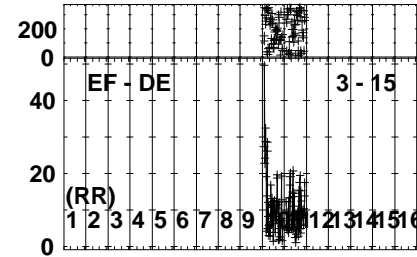
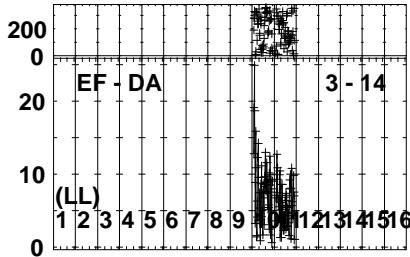
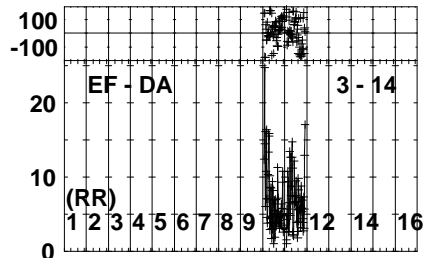
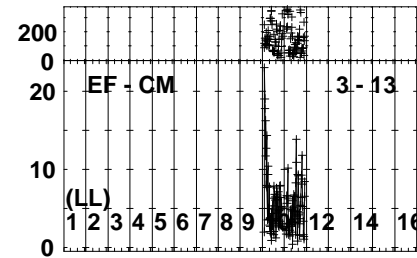
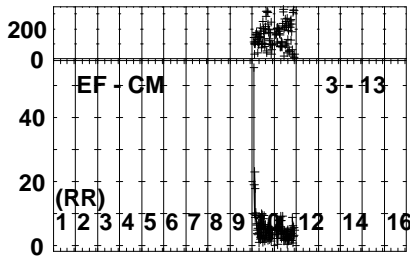
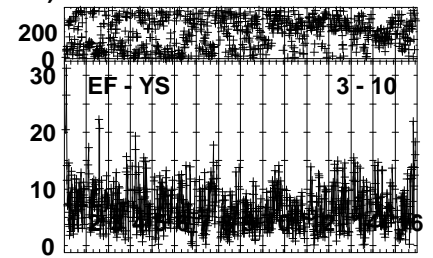
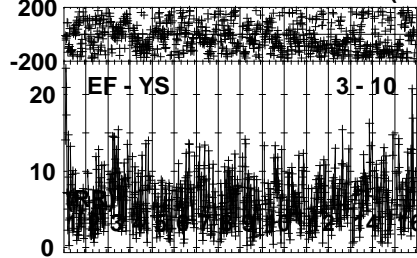
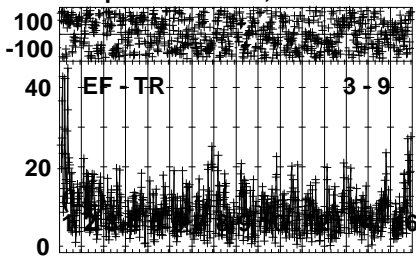


Lower frame: Milli Ampl Jy Top frame: Phas deg
Vector averaged cross-power spectrum Several baselines displayed
Timerange: 00/19:07:01 to 00/19:10:29

Plot file version 47 created 31-MAR-2023 15:57:45

ARP299A EP124A.UVDATA.1

Freq = 4.6005 GHz, Bw = 32.000 MH Calibrated with CL # 4 and BP # 1 (BP mode 1)

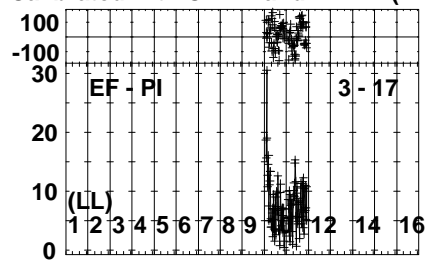
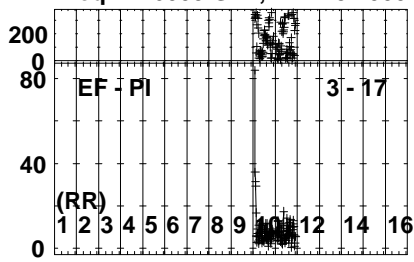


Lower frame: Milli Ampl Jy Top frame: Phas deg
Vector averaged cross-power spectrum Several baselines displayed
Timerange: 00/19:07:01 to 00/19:10:29

Plot file version 48 created 31-MAR-2023 15:57:46

ARP299A EP124A.UVDATA.1

Freq = 4.6005 GHz, Bw = 32.000 MH Calibrated with CL # 4 and BP # 1 (BP mode 1)

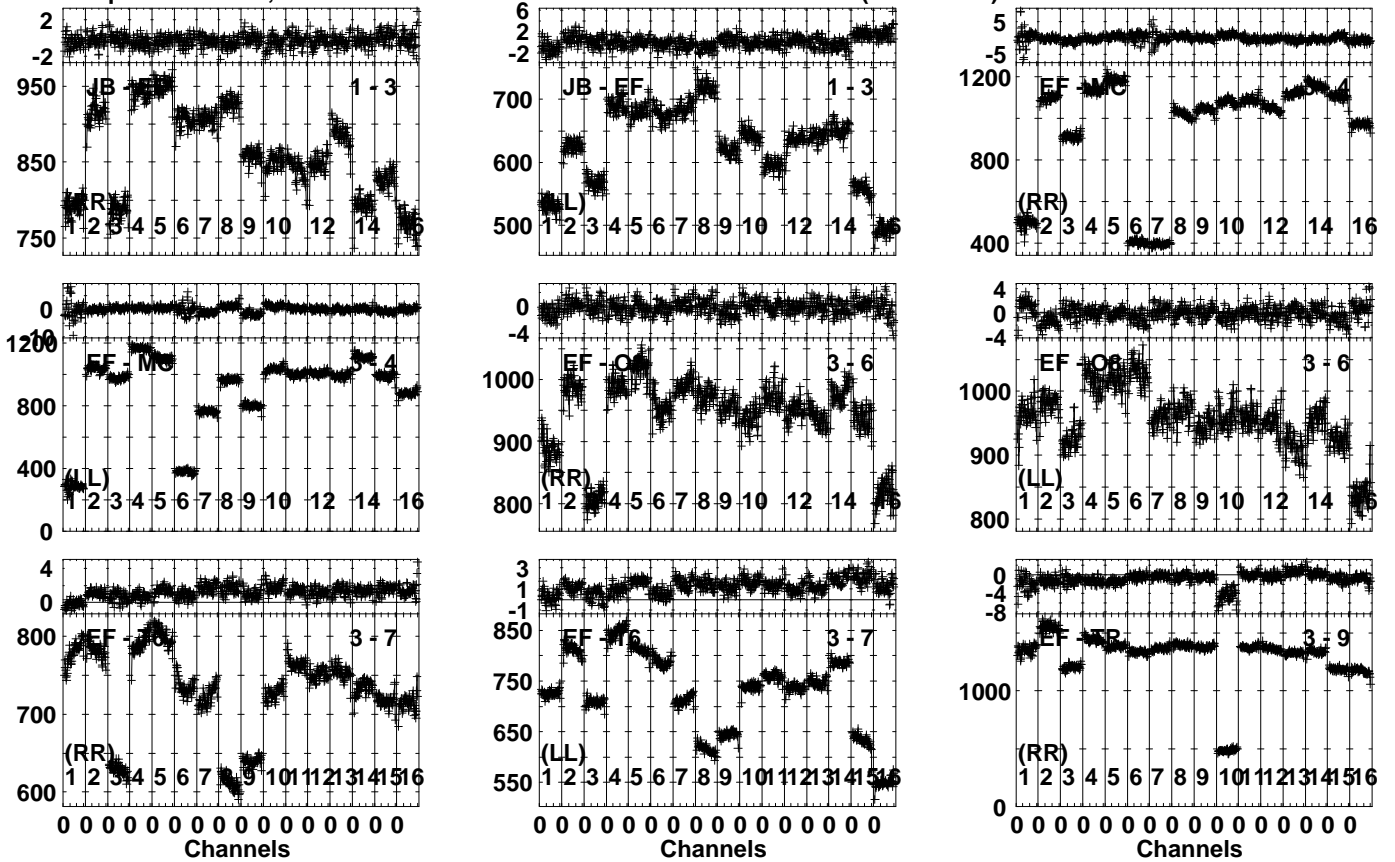


Lower frame: Milli Ampl Jy Top frame: Phas deg
Vector averaged cross-power spectrum Several baselines displayed
Timerange: 00/19:07:01 to 00/19:10:29

Plot file version 49 created 31-MAR-2023 15:57:46

J1128+5925 EP124A.UVDATA.1

Freq = 4.6005 GHz, Bw = 32.000 MH Calibrated with CL # 4 and BP # 1 (BP mode 1)

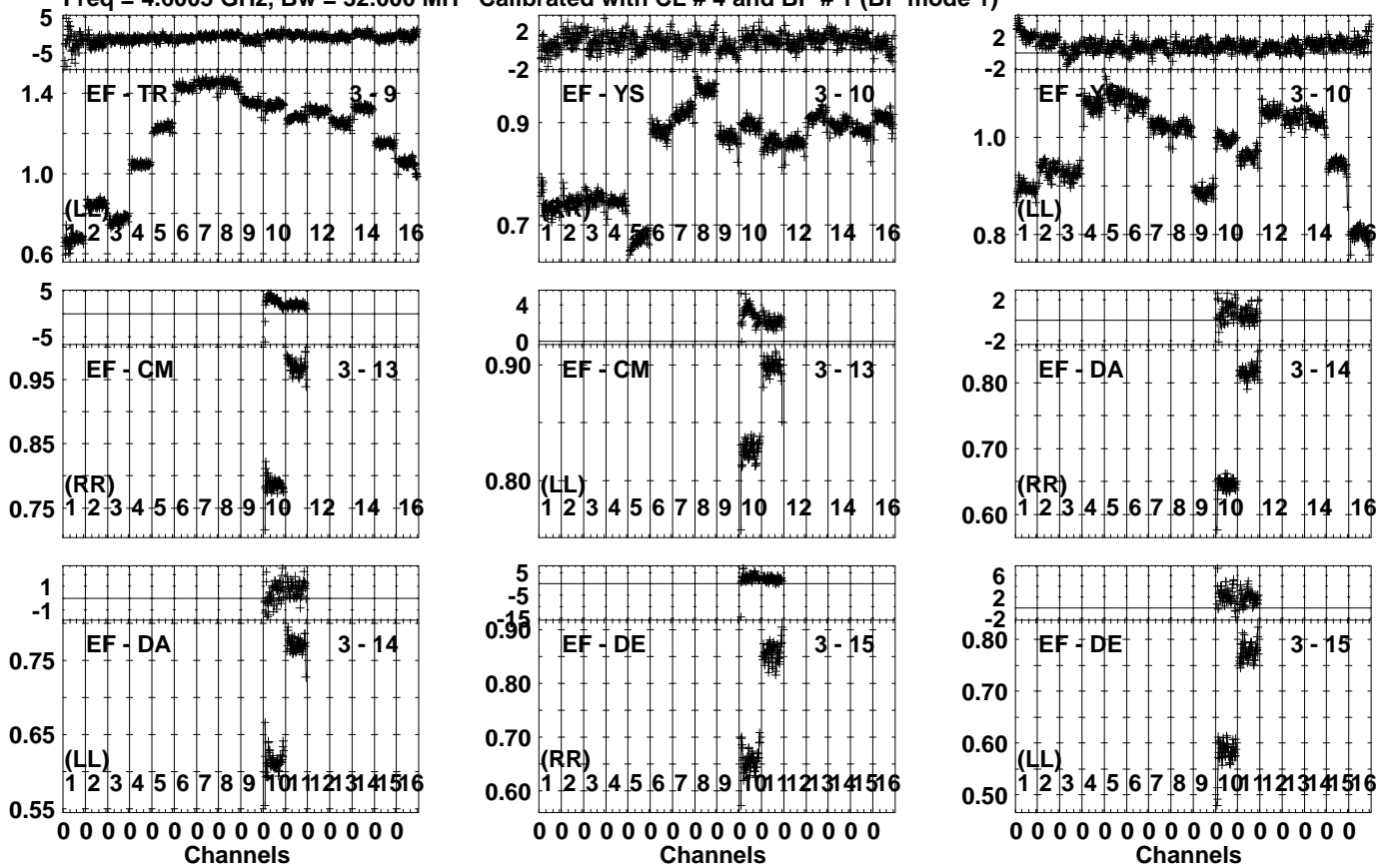


Lower frame: Milli Ampl Jy Top frame: Phas deg
Vector averaged cross-power spectrum Several baselines displayed
Timerange: 00:19:11:01 to 00:19:11:59

Plot file version 50 created 31-MAR-2023 15:57:47

J1128+5925 EP124A.UVDATA.1

Freq = 4.6005 GHz, Bw = 32.000 MH Calibrated with CL # 4 and BP # 1 (BP mode 1)

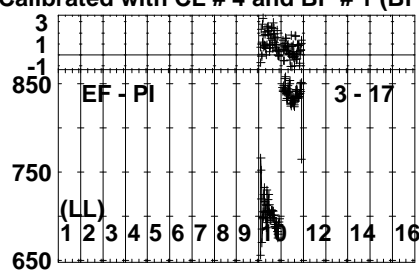
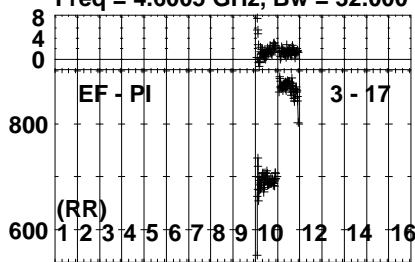


Lower frame: Ampl Jy Top frame: Phas deg
Vector averaged cross-power spectrum Several baselines displayed
Timerange: 00/19:11:01 to 00/19:11:59

Plot file version 51 created 31-MAR-2023 15:57:48

J1128+5925 EP124A.UVDATA.1

Freq = 4.6005 GHz, Bw = 32.000 MH Calibrated with CL # 4 and BP # 1 (BP mode 1)

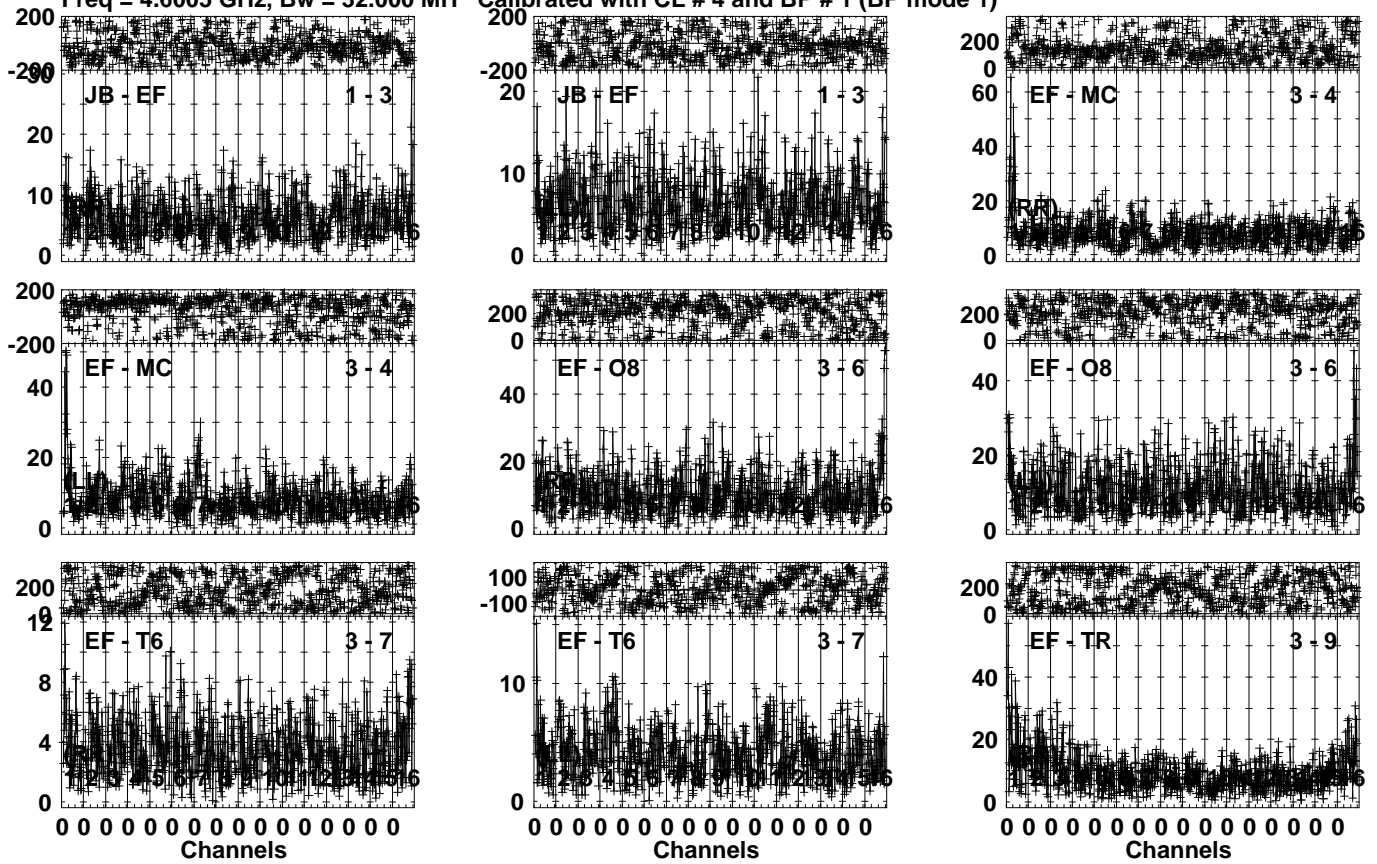


Lower frame: Milli Ampl Jy Top frame: Phas deg
Vector averaged cross-power spectrum Several baselines displayed
Timerange: 00/19:11:01 to 00/19:11:59

Plot file version 52 created 31-MAR-2023 15:57:48

ARP299A EP124A.UVDATA.1

Freq = 4.6005 GHz, Bw = 32.000 MH Calibrated with CL # 4 and BP # 1 (BP mode 1)

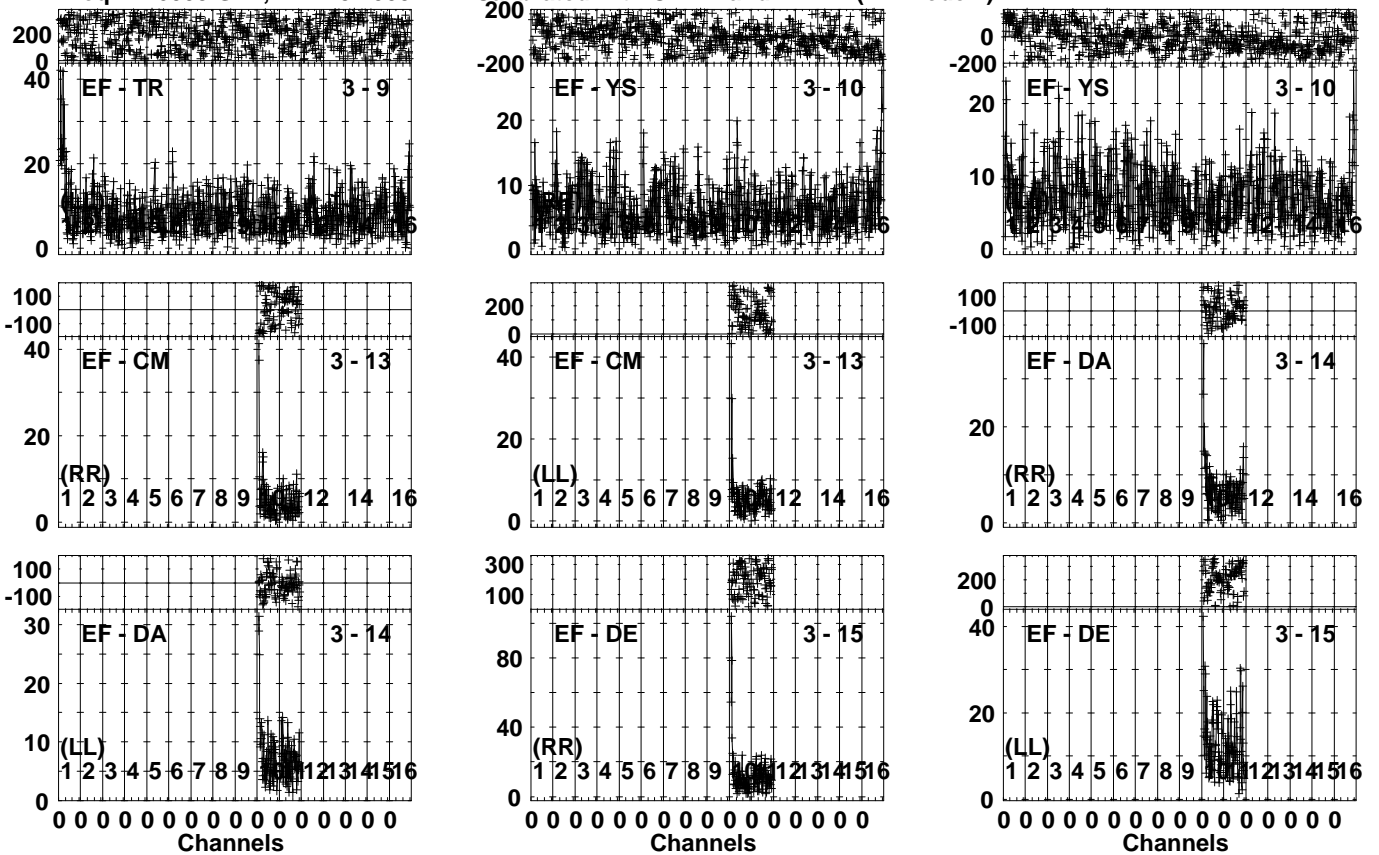


Lower frame: Milli Ampl Jy Top frame: Phas deg
Vector averaged cross-power spectrum Several baselines displayed
Timerange: 00/19:12:01 to 00/19:15:29

Plot file version 53 created 31-MAR-2023 15:57:49

ARP299A EP124A.UVDATA.1

Freq = 4.6005 GHz, Bw = 32.000 MH Calibrated with CL # 4 and BP # 1 (BP mode 1)

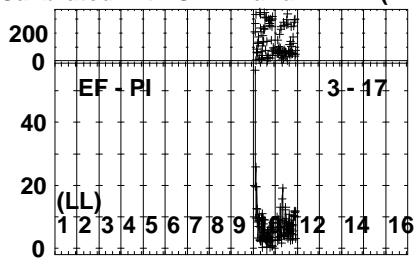
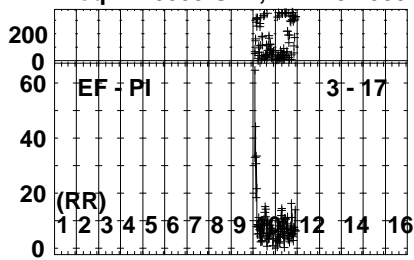


Lower frame: Milli Ampl Jy Top frame: Phas deg
Vector averaged cross-power spectrum Several baselines displayed
Timerange: 00/19:12:01 to 00/19:15:29

Plot file version 54 created 31-MAR-2023 15:57:50

ARP299A EP124A.UVDATA.1

Freq = 4.6005 GHz, Bw = 32.000 MH Calibrated with CL # 4 and BP # 1 (BP mode 1)



Lower frame: Milli Ampl Jy Top frame: Phas deg

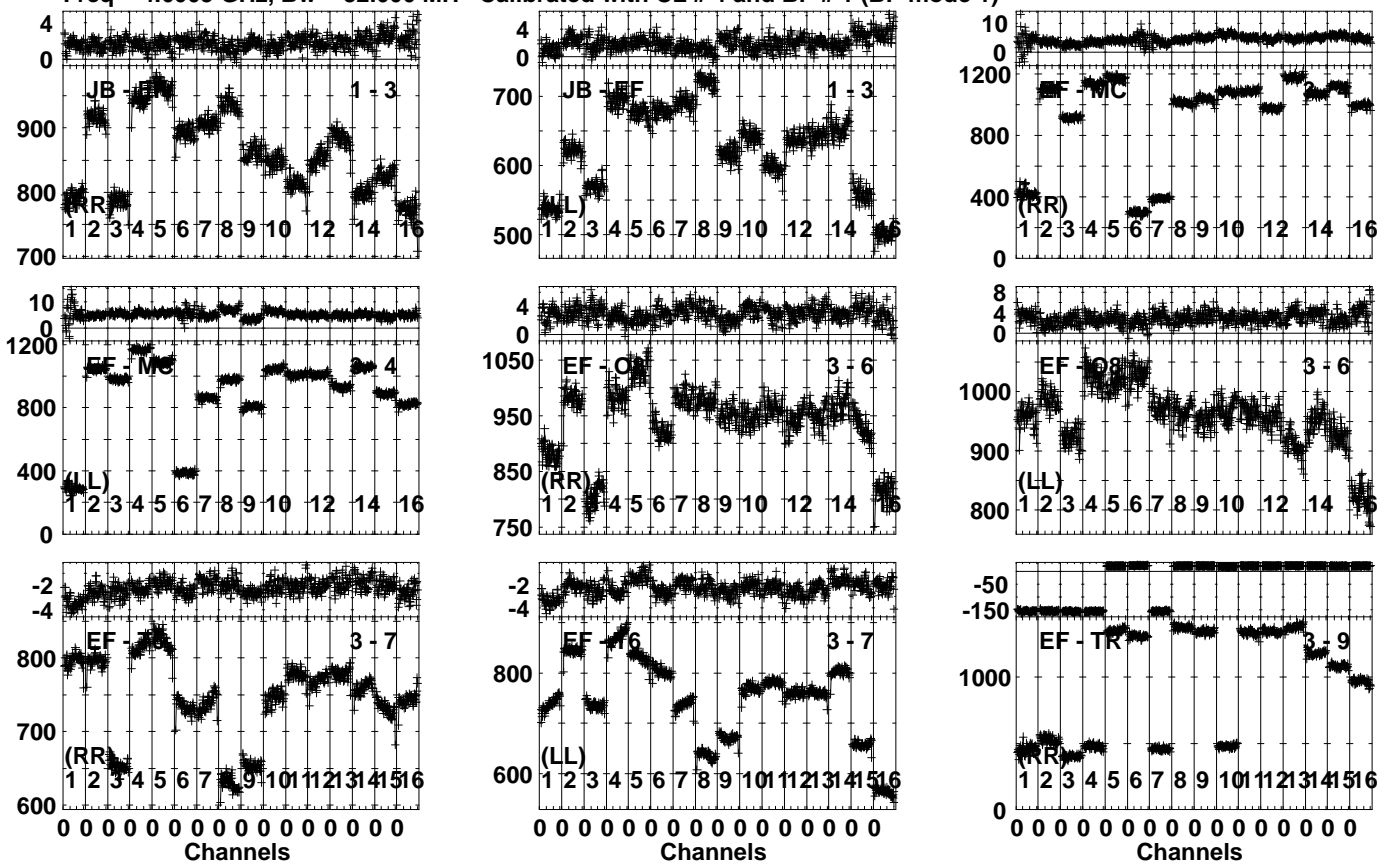
Vector averaged cross-power spectrum Several baselines displayed

Timerange: 00/19:12:01 to 00/19:15:29

Plot file version 55 created 31-MAR-2023 15:57:50

J1128+5925 EP124A.UVDATA.1

Freq = 4.6005 GHz, Bw = 32.000 MH Calibrated with CL # 4 and BP # 1 (BP mode 1)

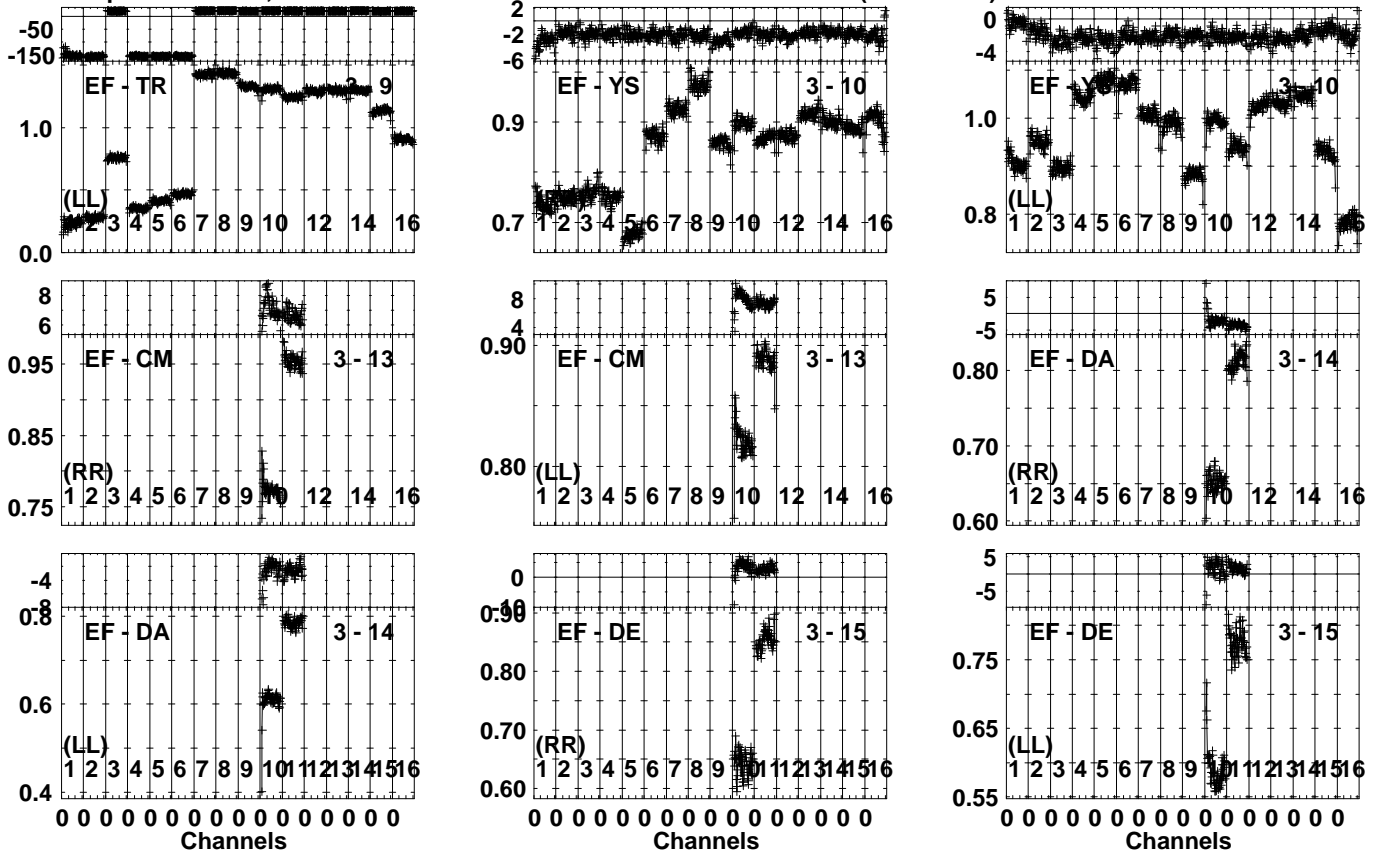


Lower frame: Milli Ampl Jy Top frame: Phas deg
Vector averaged cross-power spectrum Several baselines displayed
Timerange: 00/19:15:31 to 00/19:16:59

Plot file version 56 created 31-MAR-2023 15:57:51

J1128+5925 EP124A.UVDATA.1

Freq = 4.6005 GHz, Bw = 32.000 MH Calibrated with CL # 4 and BP # 1 (BP mode 1)

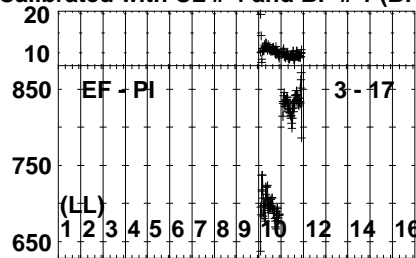
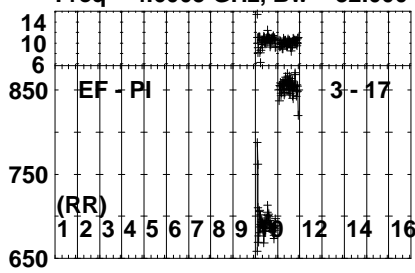


Lower frame: Ampl Jy Top frame: Phas deg
Vector averaged cross-power spectrum Several baselines displayed
Timerange: 00/19:15:31 to 00/19:16:59

Plot file version 57 created 31-MAR-2023 15:57:52

J1128+5925 EP124A.UVDATA.1

Freq = 4.6005 GHz, Bw = 32.000 MH Calibrated with CL # 4 and BP # 1 (BP mode 1)

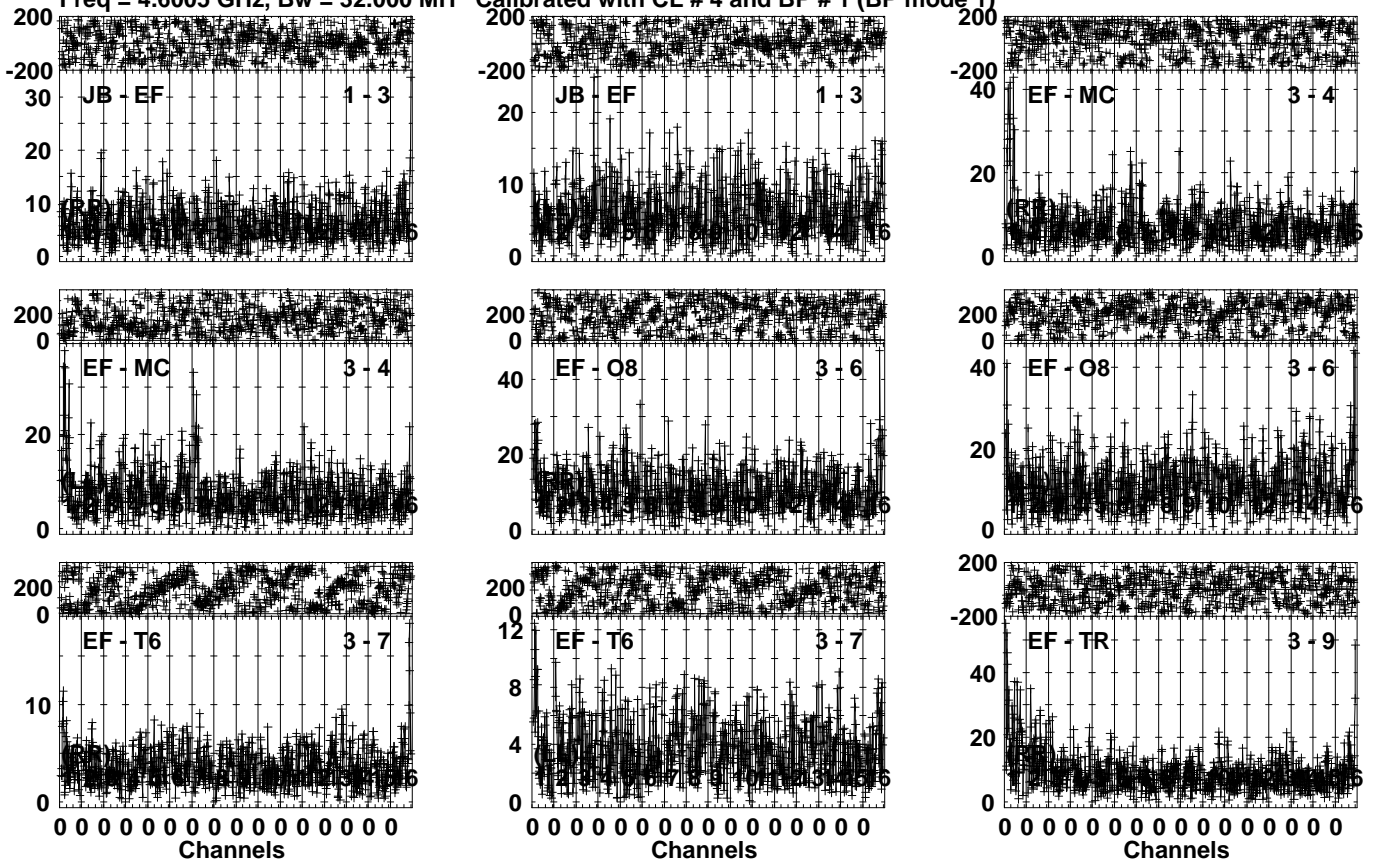


Lower frame: Milli Ampl Jy Top frame: Phas deg
Vector averaged cross-power spectrum Several baselines displayed
Timerange: 00/19:15:31 to 00/19:16:59

Plot file version 58 created 31-MAR-2023 15:57:52

ARP299A EP124A.UVDATA.1

Freq = 4.6005 GHz, Bw = 32.000 MH Calibrated with CL # 4 and BP # 1 (BP mode 1)

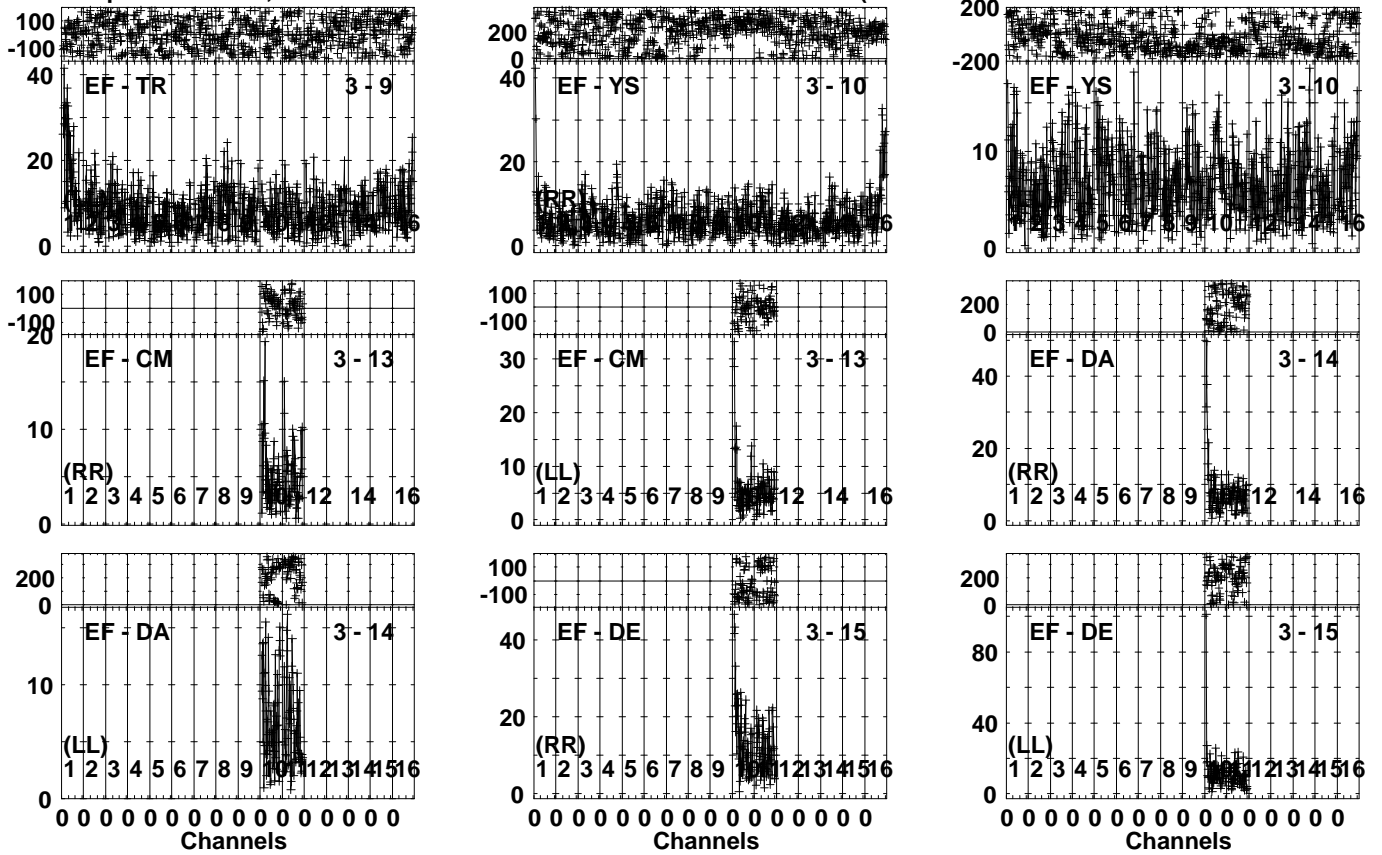


Lower frame: Milli Ampl Jy Top frame: Phas deg
Vector averaged cross-power spectrum Several baselines displayed
Timerange: 00/19:17:01 to 00/19:20:29

Plot file version 59 created 31-MAR-2023 15:57:53

ARP299A EP124A.UVDATA.1

Freq = 4.6005 GHz, Bw = 32.000 MH Calibrated with CL # 4 and BP # 1 (BP mode 1)

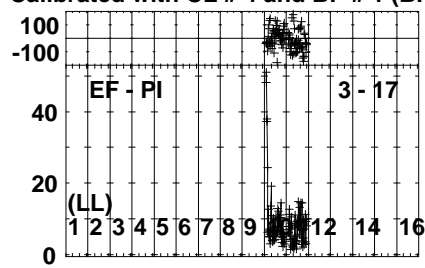
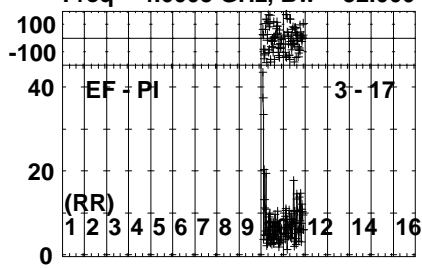


Lower frame: Milli Ampl Jy Top frame: Phas deg
Vector averaged cross-power spectrum Several baselines displayed
Timerange: 00/19:17:01 to 00/19:20:29

Plot file version 60 created 31-MAR-2023 15:57:54

ARP299A EP124A.UVDATA.1

Freq = 4.6005 GHz, Bw = 32.000 MH Calibrated with CL # 4 and BP # 1 (BP mode 1)



Lower frame: Milli Ampl Jy Top frame: Phas deg

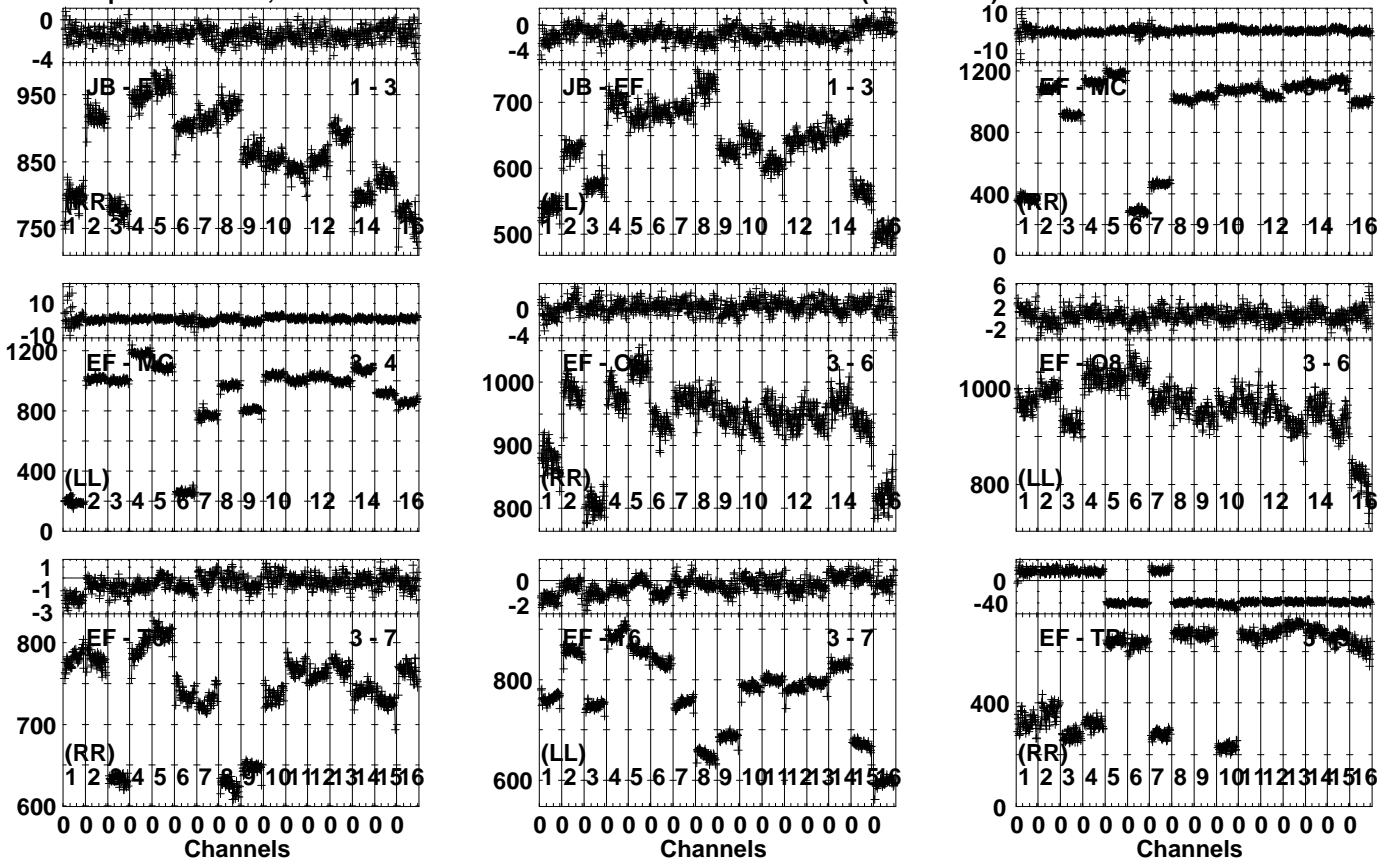
Vector averaged cross-power spectrum Several baselines displayed

Timerange: 00/19:17:01 to 00/19:20:29

Plot file version 61 created 31-MAR-2023 15:57:54

J1128+5925 EP124A.UVDATA.1

Freq = 4.6005 GHz, Bw = 32.000 MH Calibrated with CL # 4 and BP # 1 (BP mode 1)

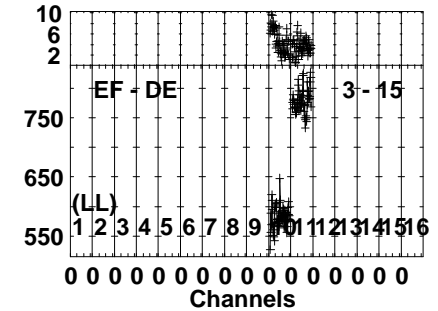
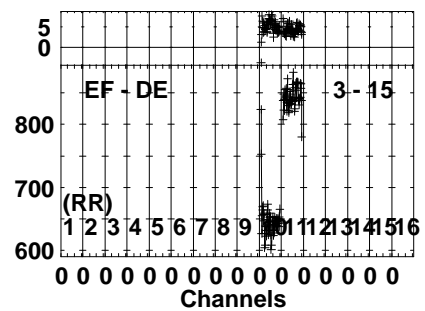
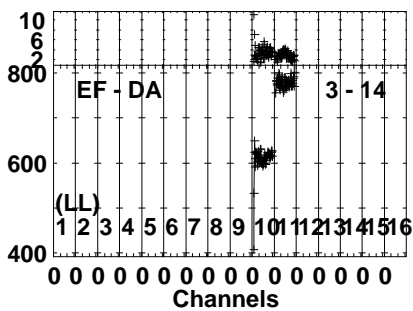
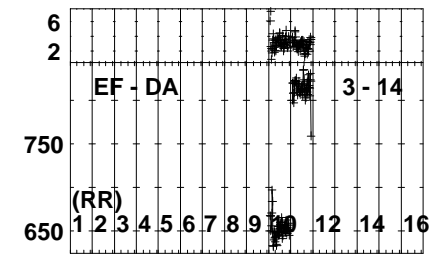
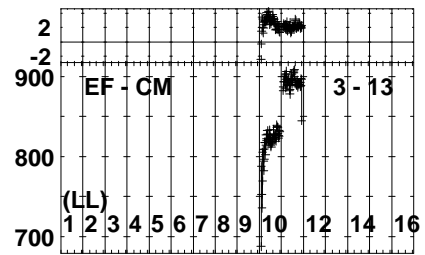
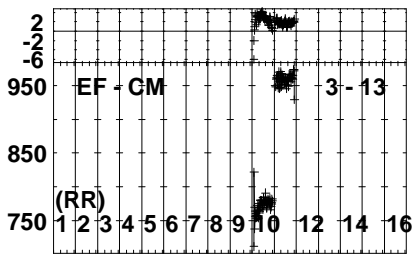
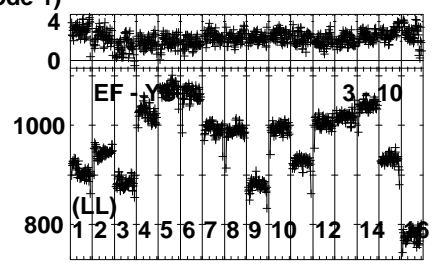
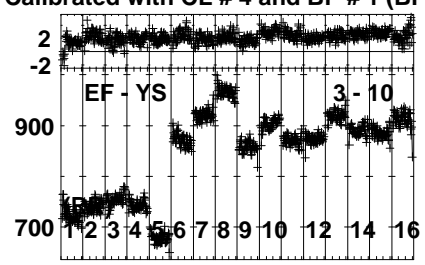
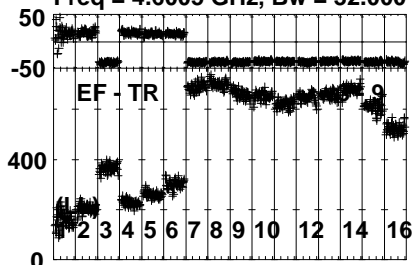


Lower frame: Milli Ampl Jy Top frame: Phas deg
Vector averaged cross-power spectrum Several baselines displayed
Timerange: 00/19:21:01 to 00/19:21:59

Plot file version 62 created 31-MAR-2023 15:57:55

J1128+5925 EP124A.UVDATA.1

Freq = 4.6005 GHz, Bw = 32.000 MH Calibrated with CL # 4 and BP # 1 (BP mode 1)

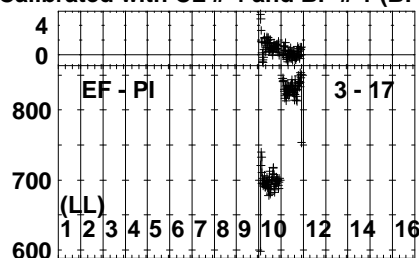
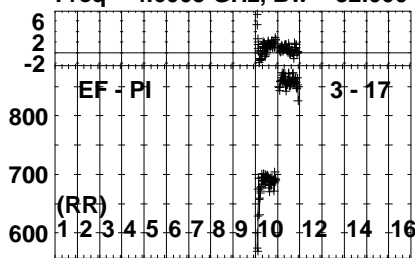


Lower frame: Milli Ampl Jy Top frame: Phas deg
Vector averaged cross-power spectrum Several baselines displayed
Timerange: 00/19:21:01 to 00/19:21:59

Plot file version 63 created 31-MAR-2023 15:57:56

J1128+5925 EP124A.UVDATA.1

Freq = 4.6005 GHz, Bw = 32.000 MH Calibrated with CL # 4 and BP # 1 (BP mode 1)

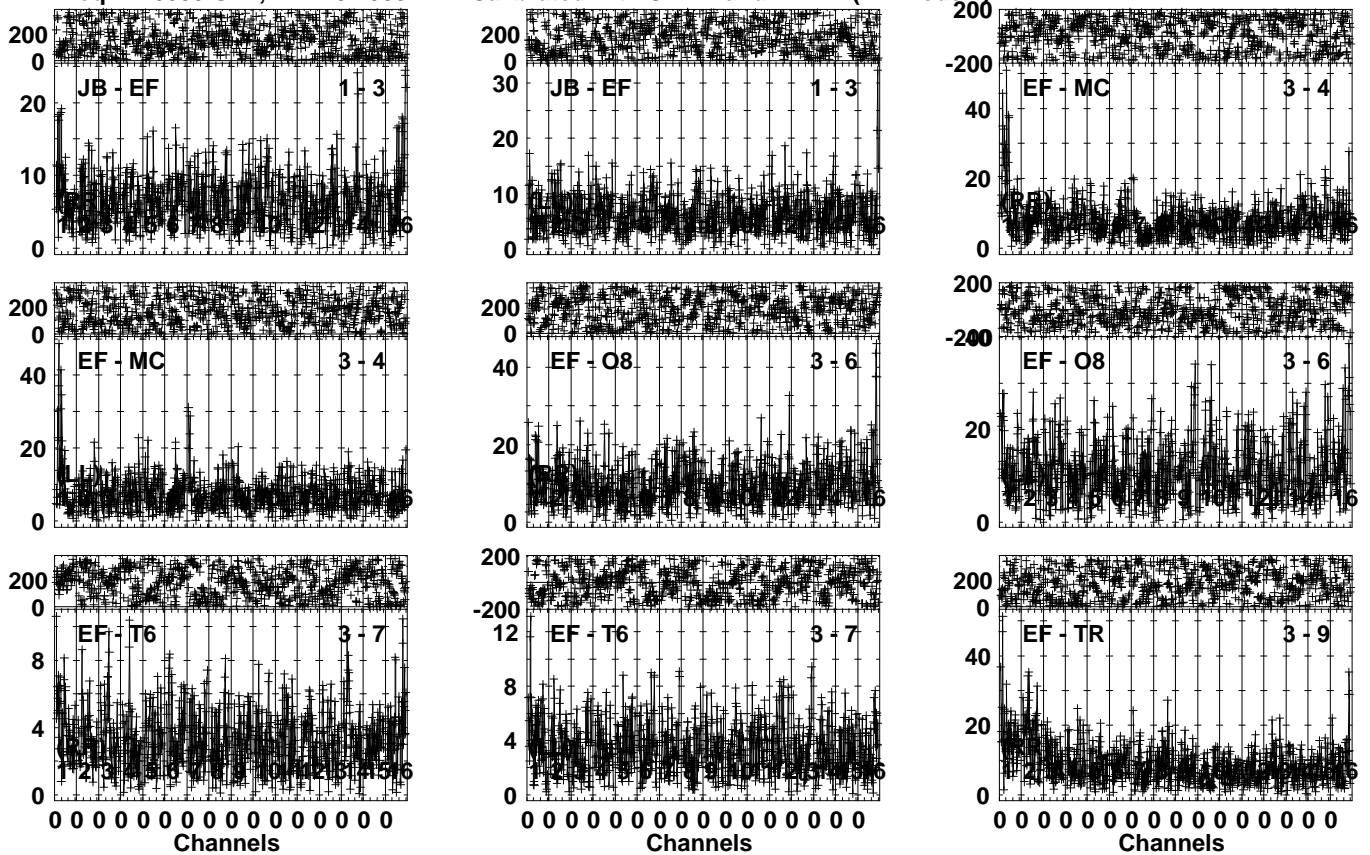


Lower frame: Milli Ampl Jy Top frame: Phas deg
Vector averaged cross-power spectrum Several baselines displayed
Timerange: 00/19:21:01 to 00/19:21:59

Plot file version 64 created 31-MAR-2023 15:57:56

ARP299A EP124A.UVDATA.1

Freq = 4.6005 GHz, Bw = 32.000 MH Calibrated with CL # 4 and BP # 1 (BP mode 1)

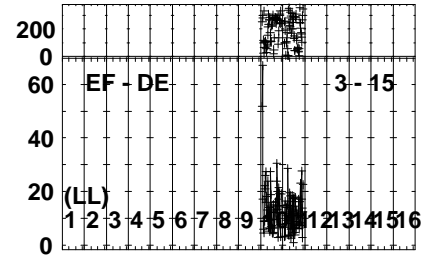
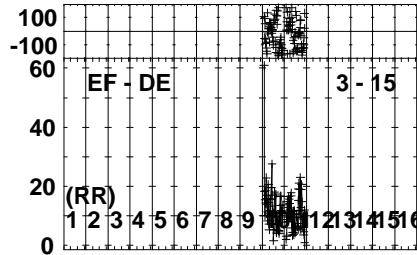
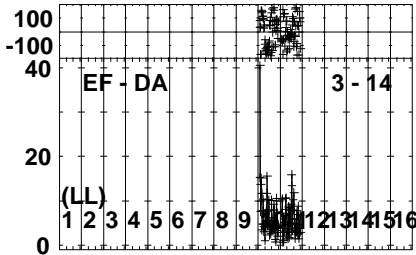
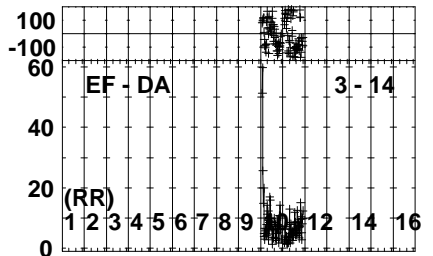
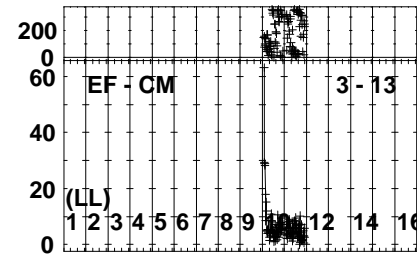
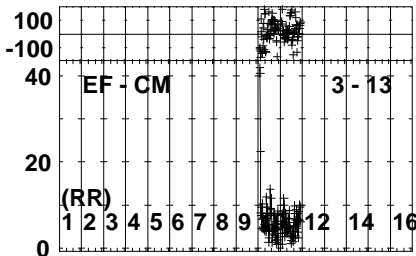
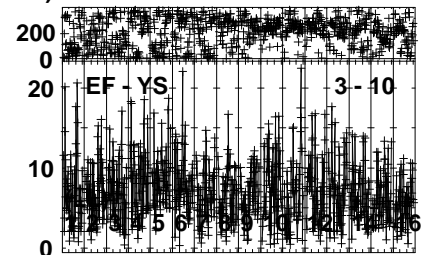
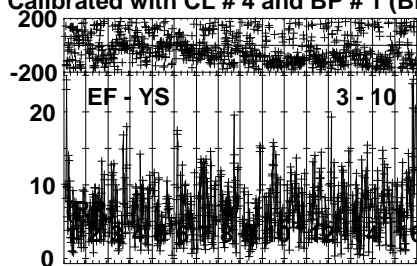
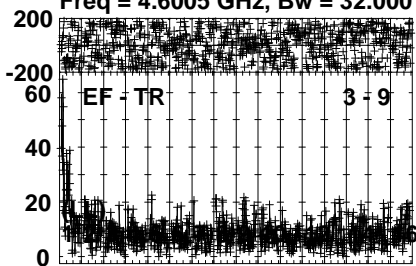


Lower frame: Milli Ampl Jy Top frame: Phas deg
Vector averaged cross-power spectrum Several baselines displayed
Timerange: 00/19:22:01 to 00/19:25:29

Plot file version 65 created 31-MAR-2023 15:57:57

ARP299A EP124A.UVDATA.1

Freq = 4.6005 GHz, Bw = 32.000 MH Calibrated with CL # 4 and BP # 1 (BP mode 1)



Lower frame: Milli Ampl Jy Top frame: Phas deg

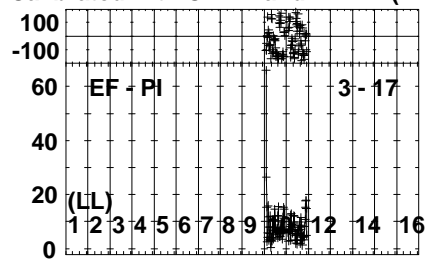
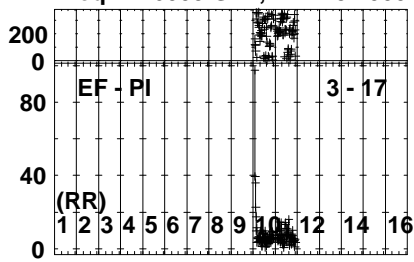
Vector averaged cross-power spectrum Several baselines displayed

Timerange: 00/19:22:01 to 00/19:25:29

Plot file version 66 created 31-MAR-2023 15:57:58

ARP299A EP124A.UVDATA.1

Freq = 4.6005 GHz, Bw = 32.000 MH Calibrated with CL # 4 and BP # 1 (BP mode 1)

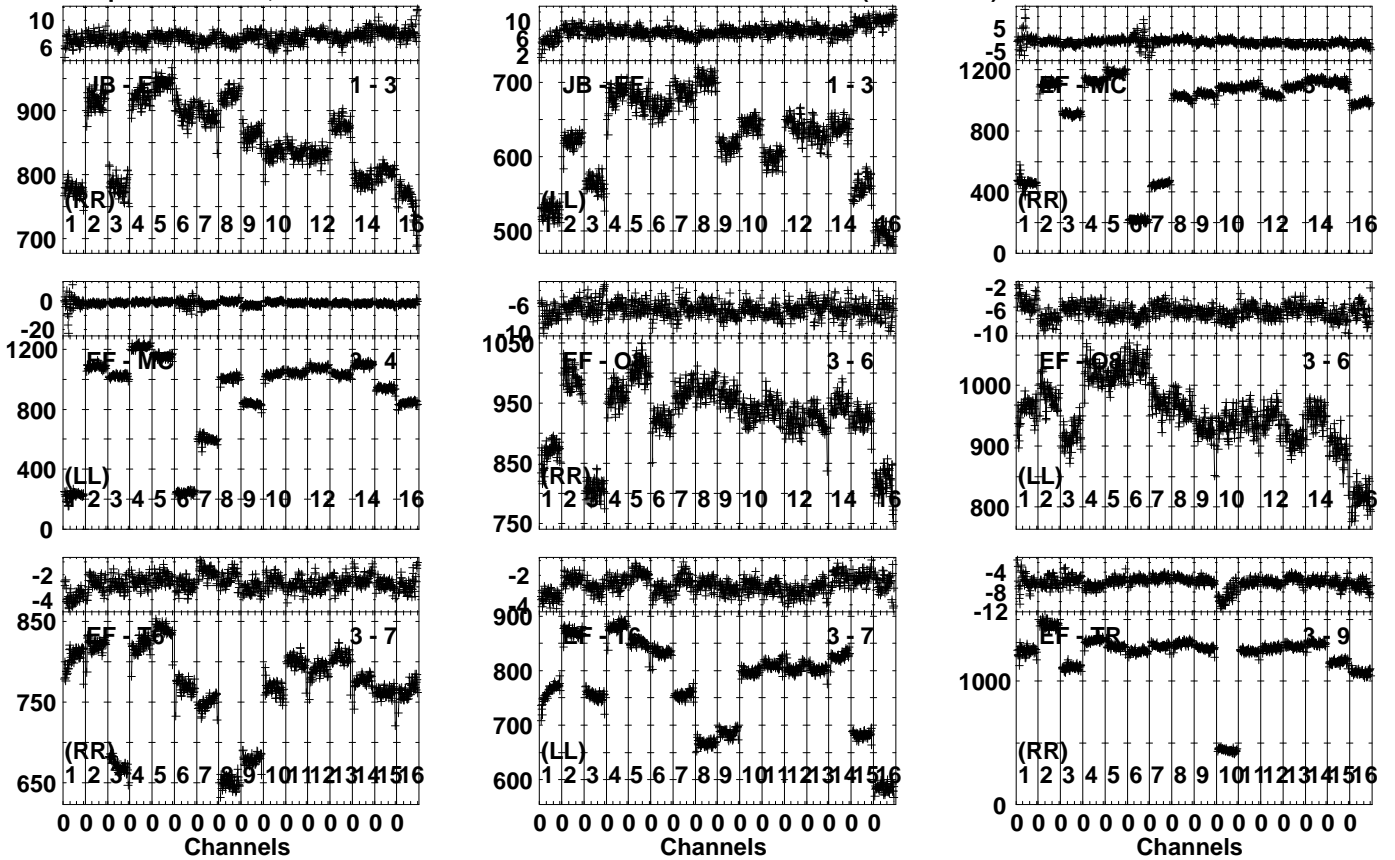


Lower frame: Milli Ampl Jy Top frame: Phas deg
Vector averaged cross-power spectrum Several baselines displayed
Timerange: 00/19:22:01 to 00/19:25:29

Plot file version 67 created 31-MAR-2023 15:57:58

J1128+5925 EP124A.UVDATA.1

Freq = 4.6005 GHz, Bw = 32.000 MH Calibrated with CL # 4 and BP # 1 (BP mode 1)

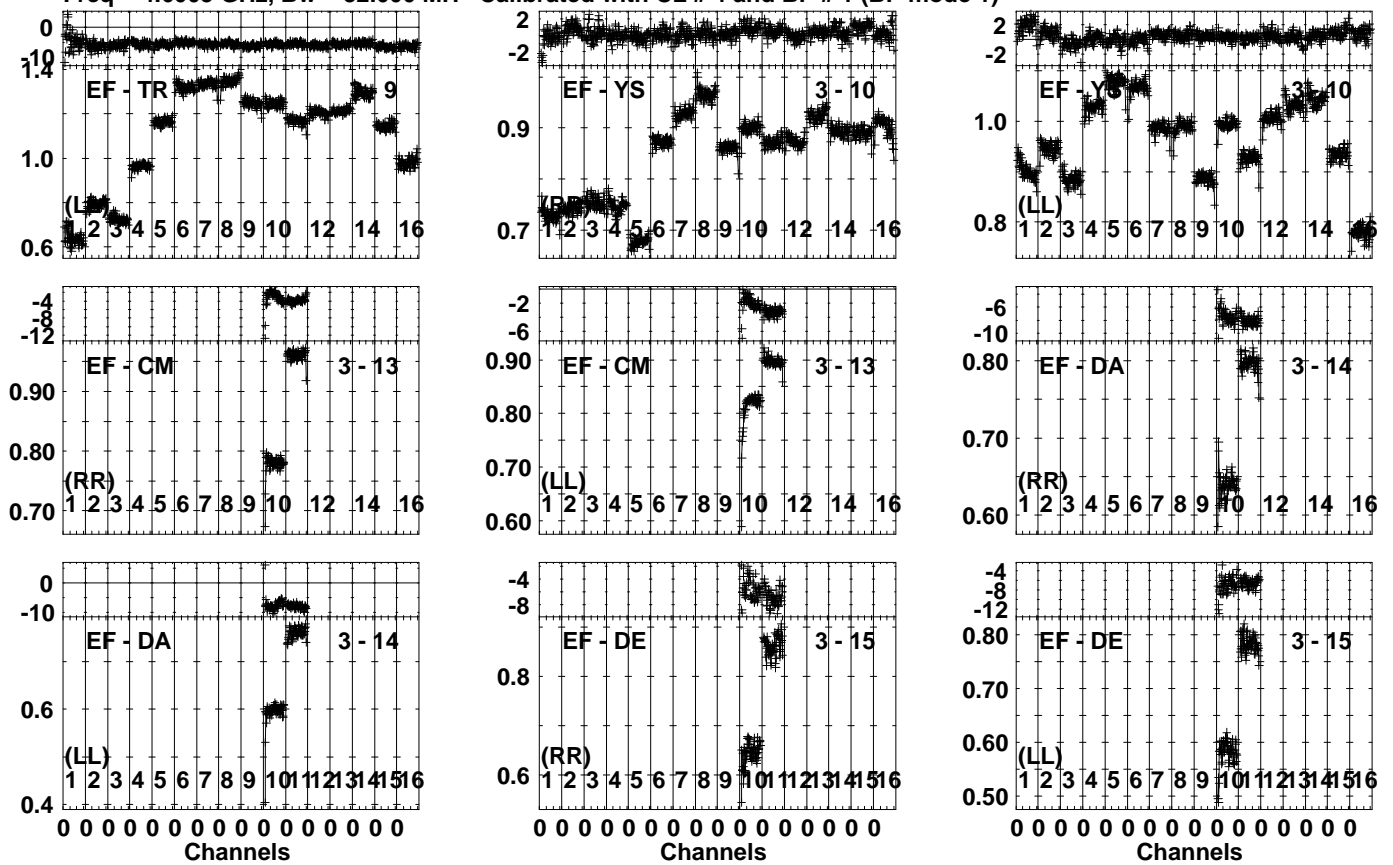


Lower frame: Milli Ampl Jy Top frame: Phas deg
Vector averaged cross-power spectrum Several baselines displayed
Timerange: 00/19:25:31 to 00/19:26:59

Plot file version 68 created 31-MAR-2023 15:57:59

J1128+5925 EP124A.UVDATA.1

Freq = 4.6005 GHz, Bw = 32.000 MH Calibrated with CL # 4 and BP # 1 (BP mode 1)

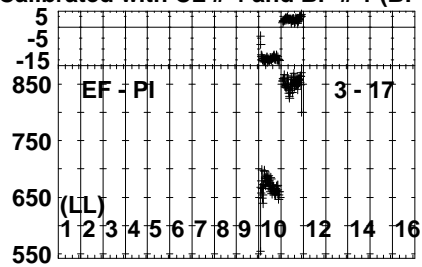
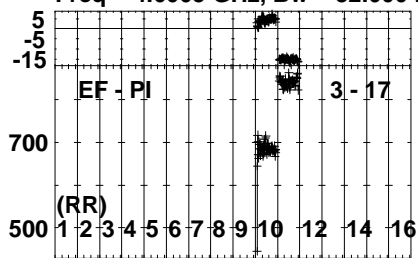


Lower frame: Ampl Jy Top frame: Phas deg
Vector averaged cross-power spectrum Several baselines displayed
Timerange: 00/19:25:31 to 00/19:26:59

Plot file version 69 created 31-MAR-2023 15:58:00

J1128+5925 EP124A.UVDATA.1

Freq = 4.6005 GHz, Bw = 32.000 MH Calibrated with CL # 4 and BP # 1 (BP mode 1)

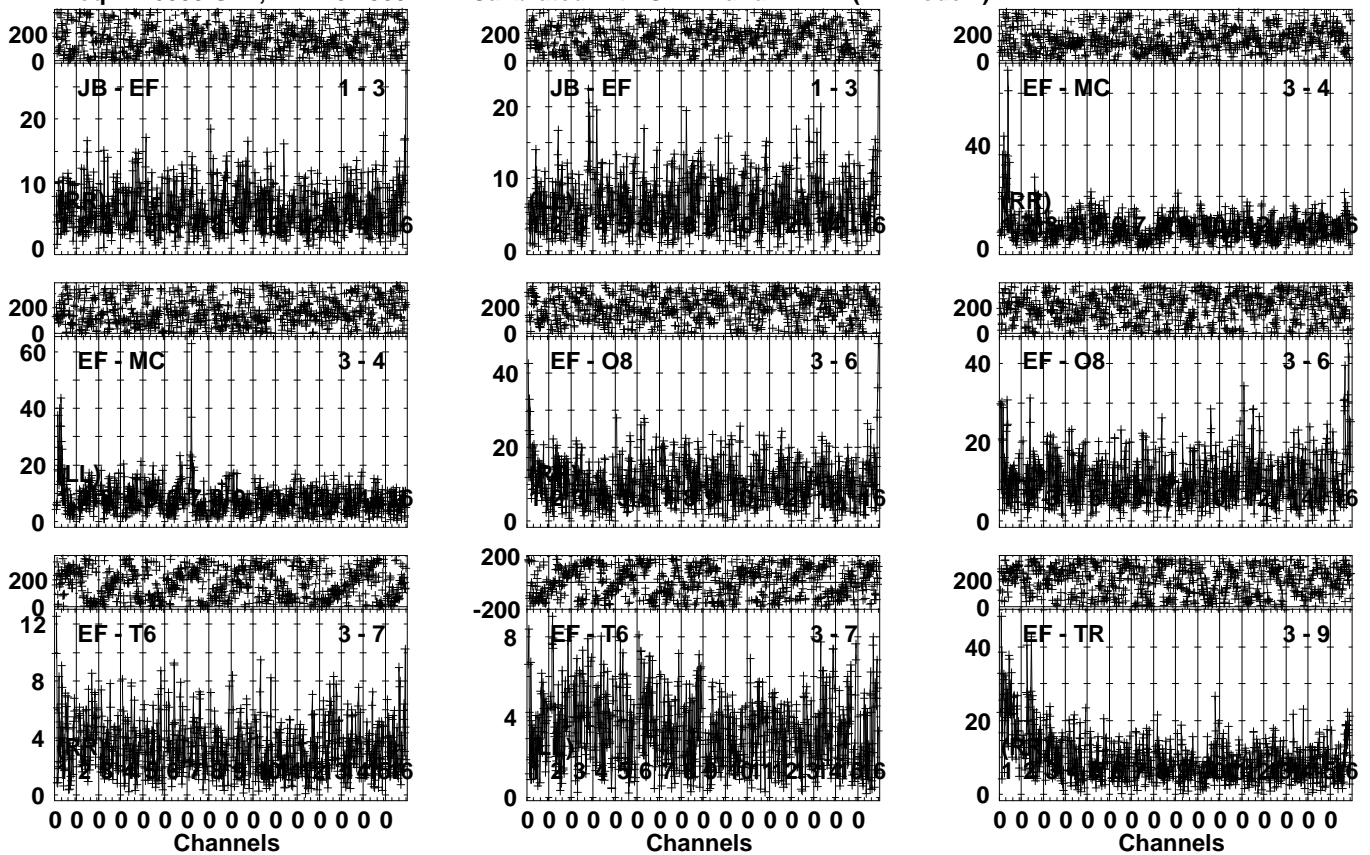


Lower frame: Milli Ampl Jy Top frame: Phas deg
Vector averaged cross-power spectrum Several baselines displayed
Timerange: 00/19:25:31 to 00/19:26:59

Plot file version 70 created 31-MAR-2023 15:58:00

ARP299A EP124A.UVDATA.1

Freq = 4.6005 GHz, Bw = 32.000 MH Calibrated with CL # 4 and BP # 1 (BP mode 1)

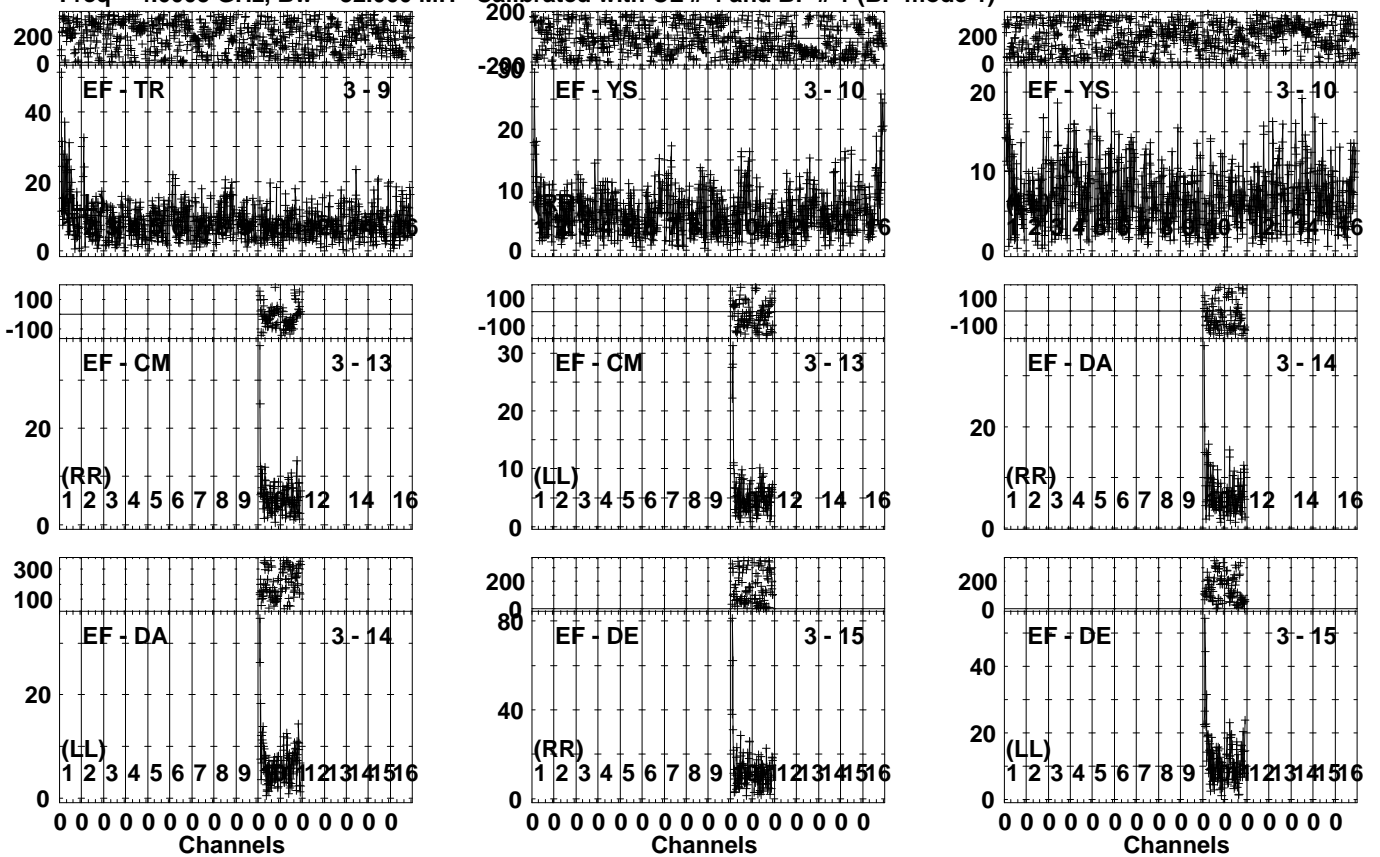


Lower frame: Milli Ampl Jy Top frame: Phas deg
Vector averaged cross-power spectrum Several baselines displayed
Timerange: 00/19:27:01 to 00/19:30:29

Plot file version 71 created 31-MAR-2023 15:58:01

ARP299A EP124A.UVDATA.1

Freq = 4.6005 GHz, Bw = 32.000 MH Calibrated with CL # 4 and BP # 1 (BP mode 1)

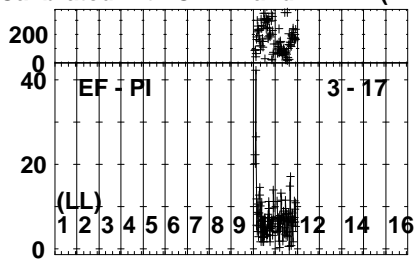
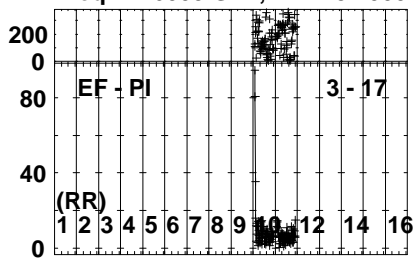


Lower frame: Milli Ampl Jy Top frame: Phas deg
Vector averaged cross-power spectrum Several baselines displayed
Timerange: 00/19:27:01 to 00/19:30:29

Plot file version 72 created 31-MAR-2023 15:58:02

ARP299A EP124A.UVDATA.1

Freq = 4.6005 GHz, Bw = 32.000 MH Calibrated with CL # 4 and BP # 1 (BP mode 1)

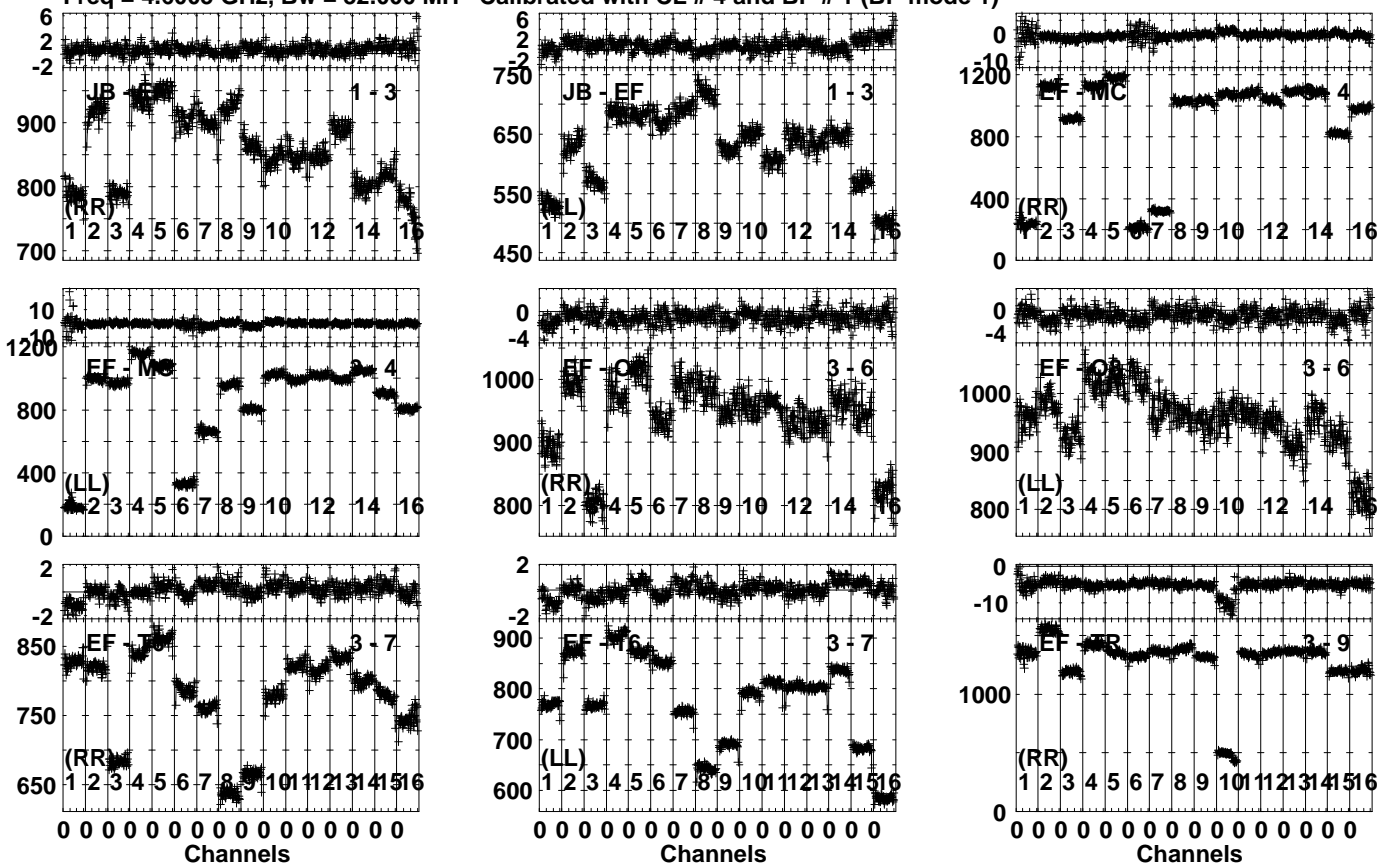


Lower frame: Milli Ampl Jy Top frame: Phas deg
Vector averaged cross-power spectrum Several baselines displayed
Timerange: 00/19:27:01 to 00/19:30:29

Plot file version 73 created 31-MAR-2023 15:58:02

J1128+5925 EP124A.UVDATA.1

Freq = 4.6005 GHz, Bw = 32.000 MH Calibrated with CL # 4 and BP # 1 (BP mode 1)

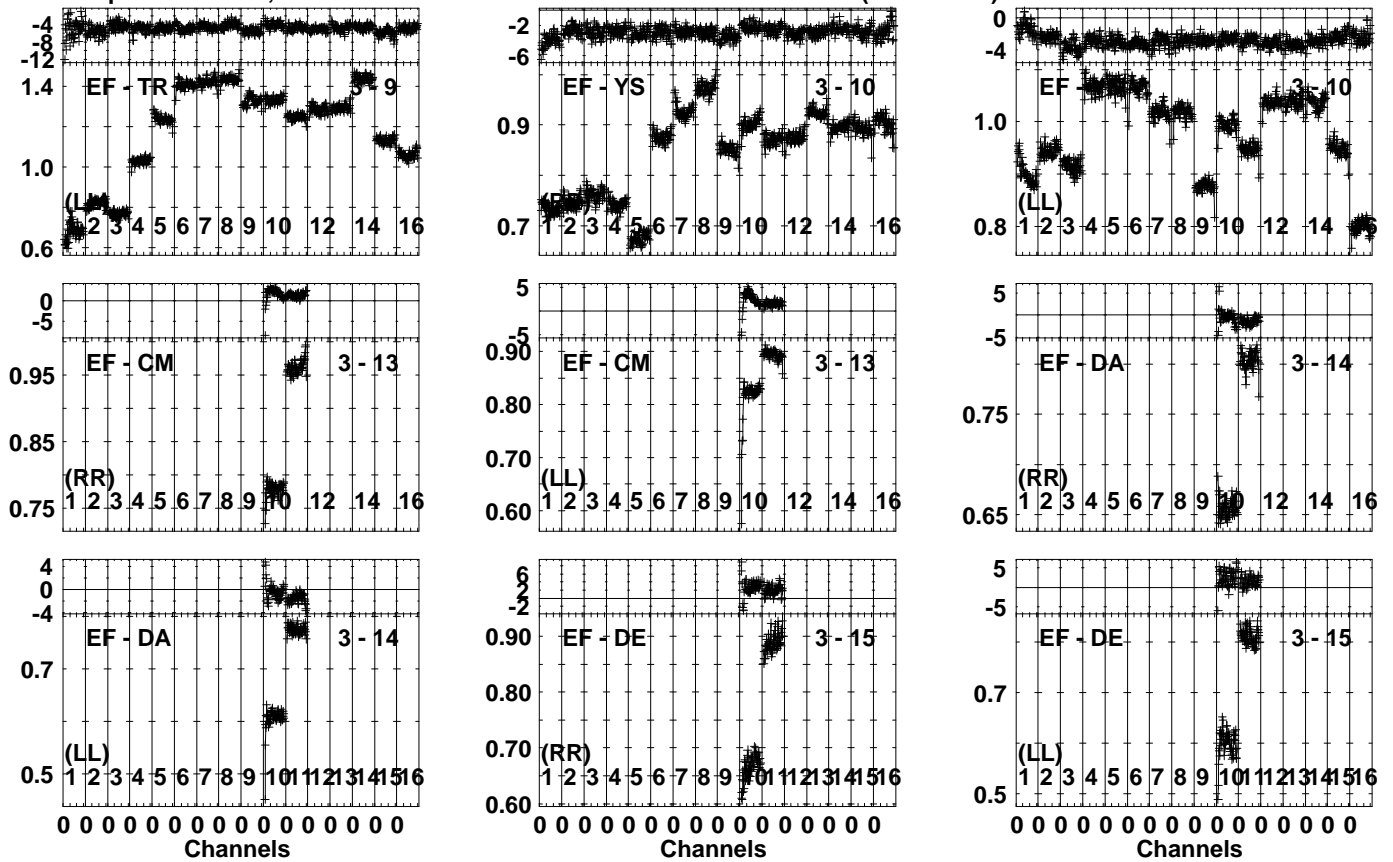


Lower frame: Milli Ampl Jy Top frame: Phas deg
Vector averaged cross-power spectrum Several baselines displayed
Timerange: 00:19:31:01 to 00:19:31:59

Plot file version 74 created 31-MAR-2023 15:58:03

J1128+5925 EP124A.UVDATA.1

Freq = 4.6005 GHz, Bw = 32.000 MH Calibrated with CL # 4 and BP # 1 (BP mode 1)

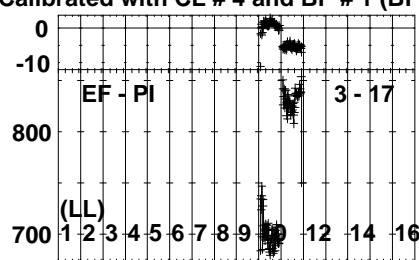
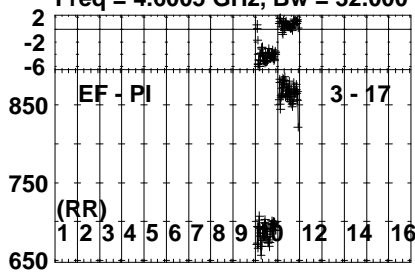


Lower frame: Ampl Jy Top frame: Phas deg
Vector averaged cross-power spectrum Several baselines displayed
Timerange: 00/19:31:01 to 00/19:31:59

Plot file version 75 created 31-MAR-2023 15:58:04

J1128+5925 EP124A.UVDATA.1

Freq = 4.6005 GHz, Bw = 32.000 MH Calibrated with CL # 4 and BP # 1 (BP mode 1)

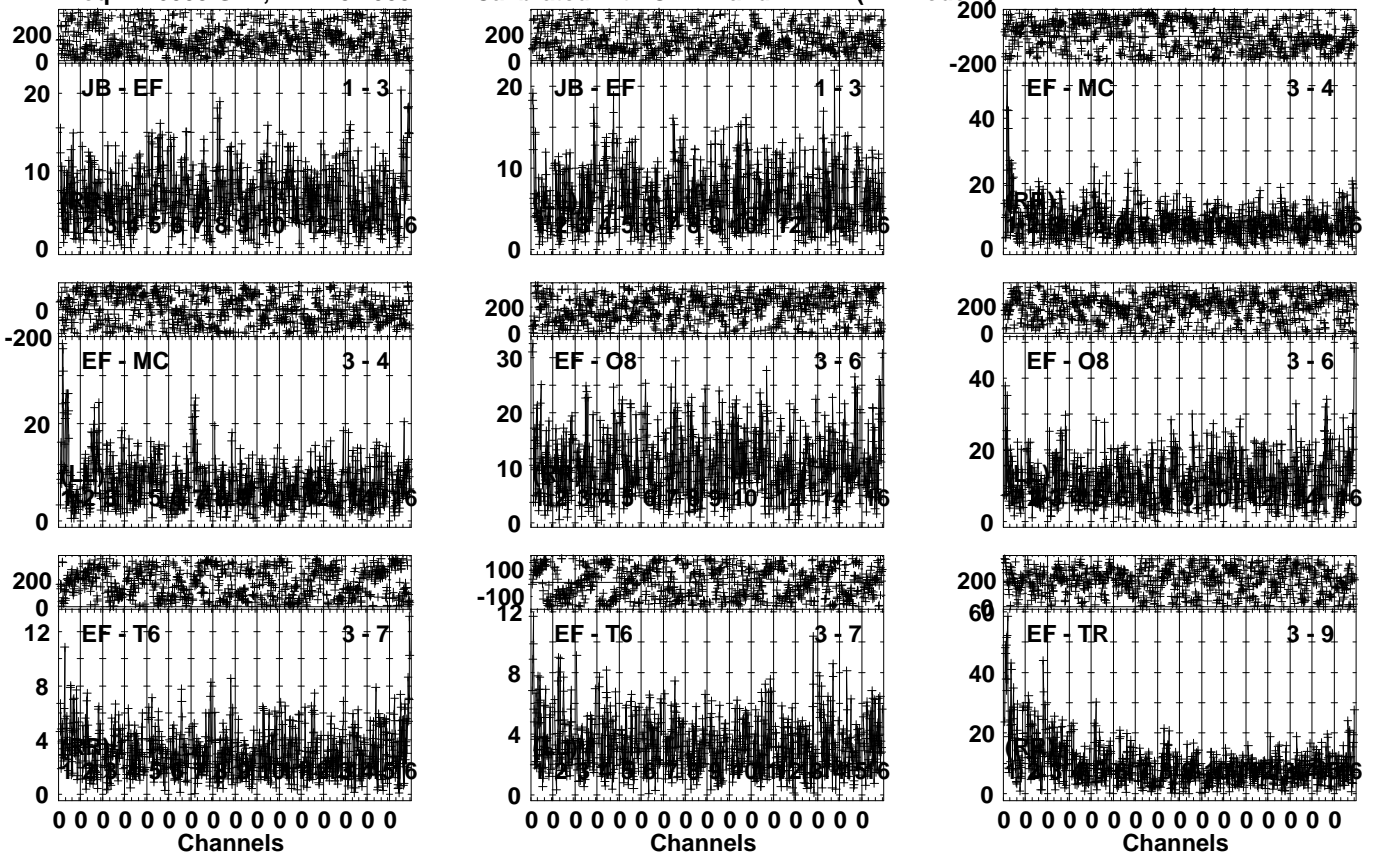


Lower frame: Milli Ampl Jy Top frame: Phas deg
Vector averaged cross-power spectrum Several baselines displayed
Timerange: 00/19:31:01 to 00/19:31:59

Plot file version 76 created 31-MAR-2023 15:58:04

ARP299A EP124A.UVDATA.1

Freq = 4.6005 GHz, Bw = 32.000 MH Calibrated with CL # 4 and BP # 1 (BP mode 1)

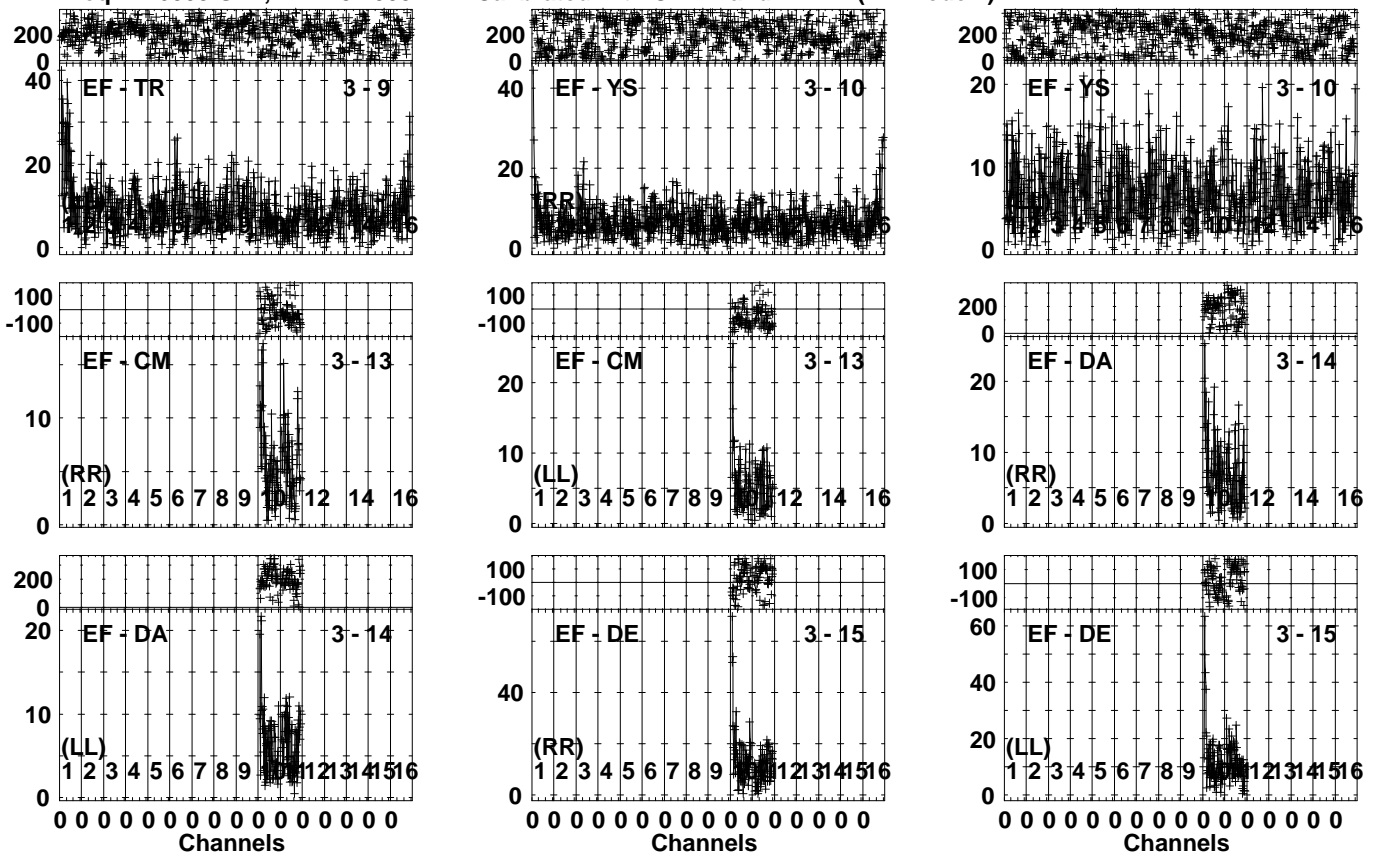


Lower frame: Milli Ampl Jy Top frame: Phas deg
Vector averaged cross-power spectrum Several baselines displayed
Timerange: 00/19:32:01 to 00/19:35:29

Plot file version 77 created 31-MAR-2023 15:58:05

ARP299A EP124A.UVDATA.1

Freq = 4.6005 GHz, Bw = 32.000 MH Calibrated with CL # 4 and BP # 1 (BP mode 1)

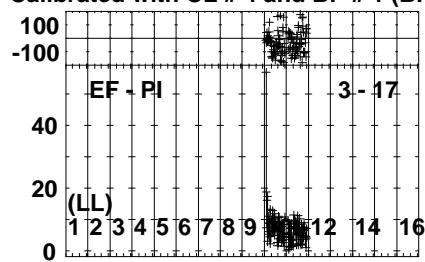
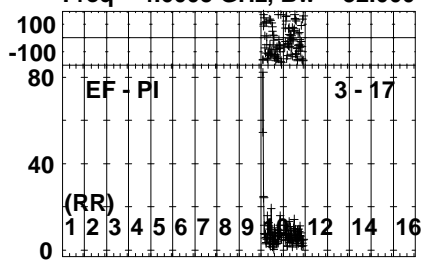


Lower frame: Milli Ampl Jy Top frame: Phas deg
Vector averaged cross-power spectrum Several baselines displayed
Timerange: 00/19:32:01 to 00/19:35:29

Plot file version 78 created 31-MAR-2023 15:58:06

ARP299A EP124A.UVDATA.1

Freq = 4.6005 GHz, Bw = 32.000 MH Calibrated with CL # 4 and BP # 1 (BP mode 1)

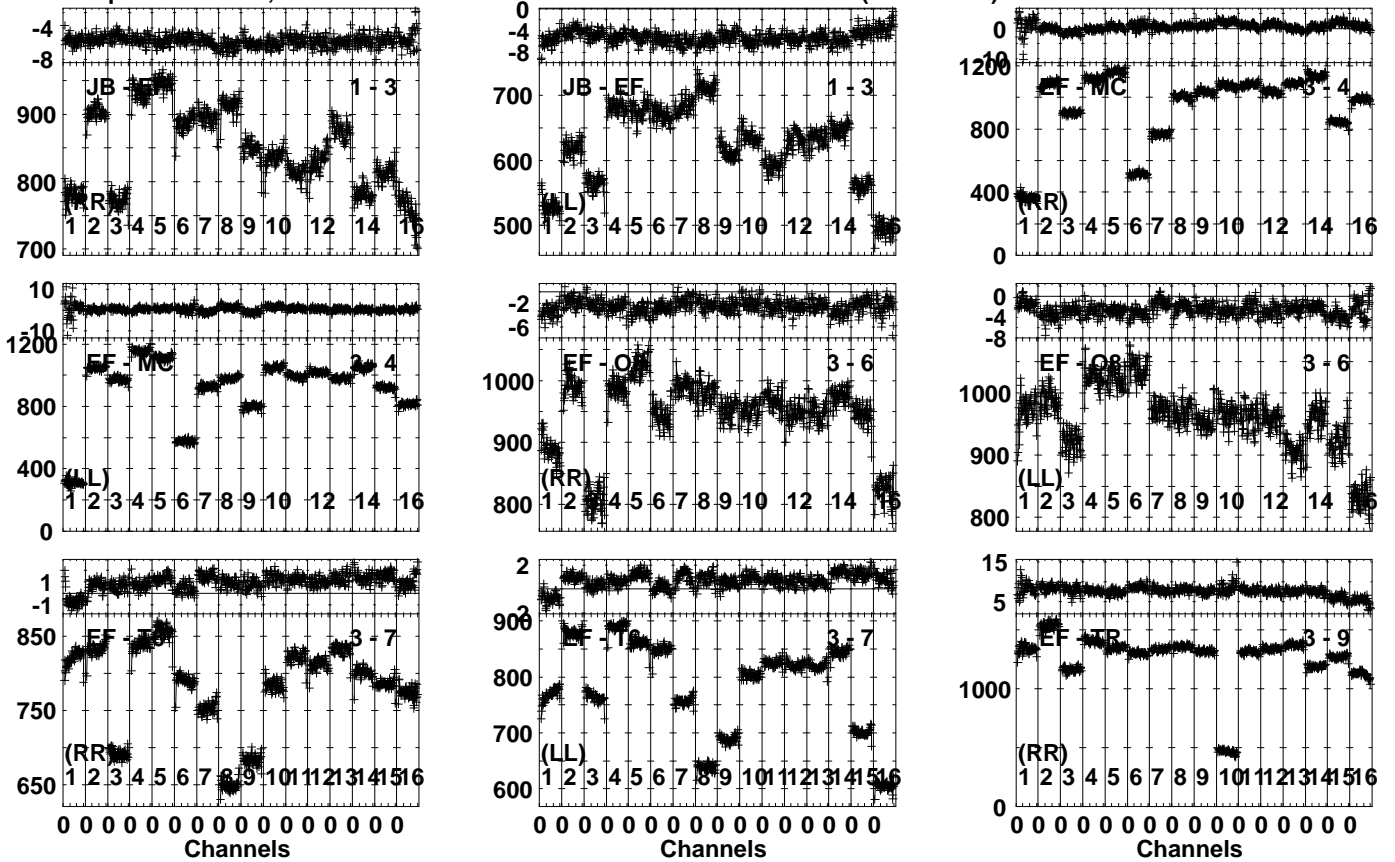


Lower frame: Milli Ampl Jy Top frame: Phas deg
Vector averaged cross-power spectrum Several baselines displayed
Timerange: 00/19:32:01 to 00/19:35:29

Plot file version 79 created 31-MAR-2023 15:58:06

J1128+5925 EP124A.UVDATA.1

Freq = 4.6005 GHz, Bw = 32.000 MH Calibrated with CL # 4 and BP # 1 (BP mode 1)

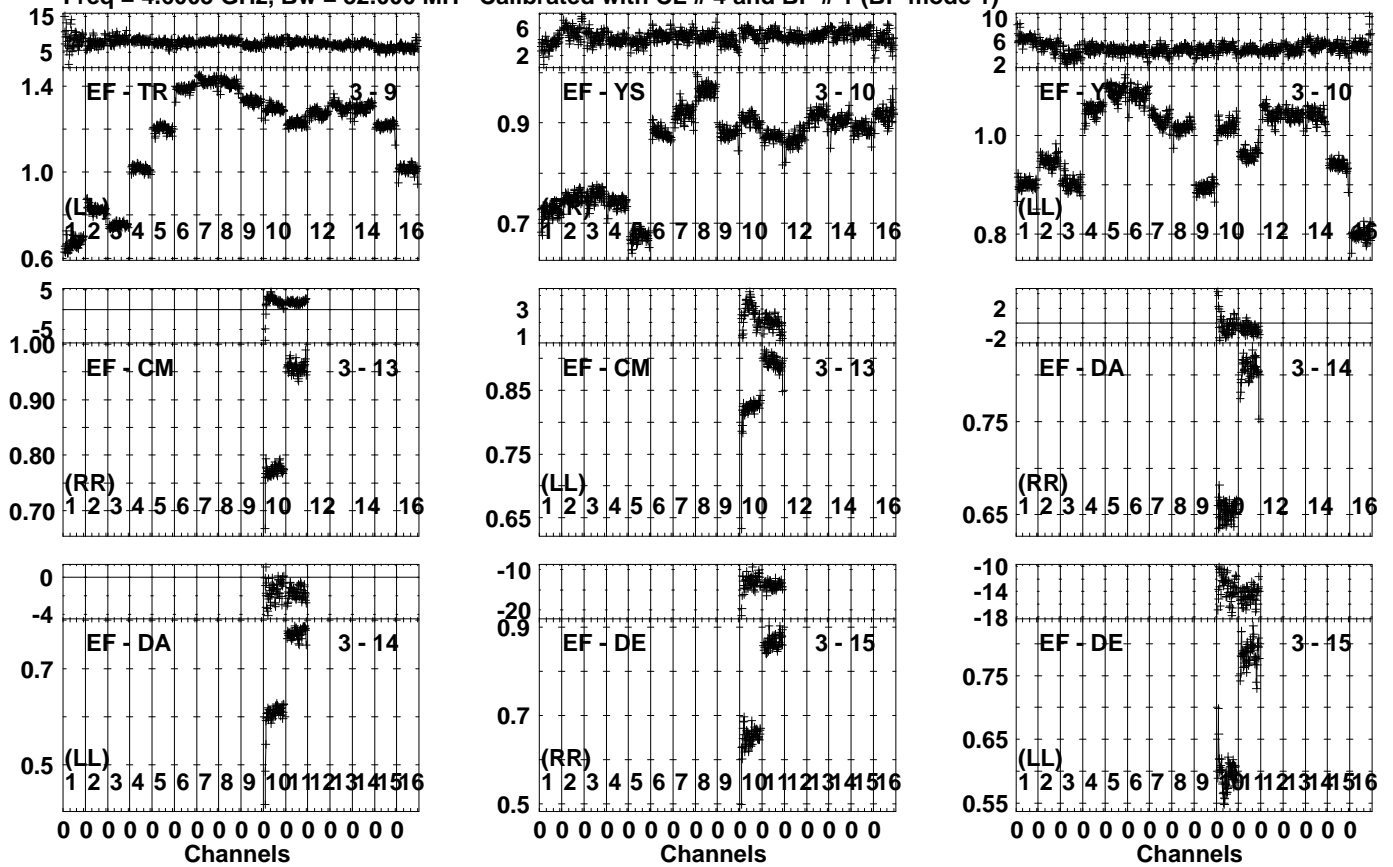


Lower frame: Milli Ampl Jy Top frame: Phas deg
 Vector averaged cross-power spectrum Several baselines displayed
 Timerange: 00/19:35:31 to 00/19:36:59

Plot file version 80 created 31-MAR-2023 15:58:07

J1128+5925 EP124A.UVDATA.1

Freq = 4.6005 GHz, Bw = 32.000 MH Calibrated with CL # 4 and BP # 1 (BP mode 1)

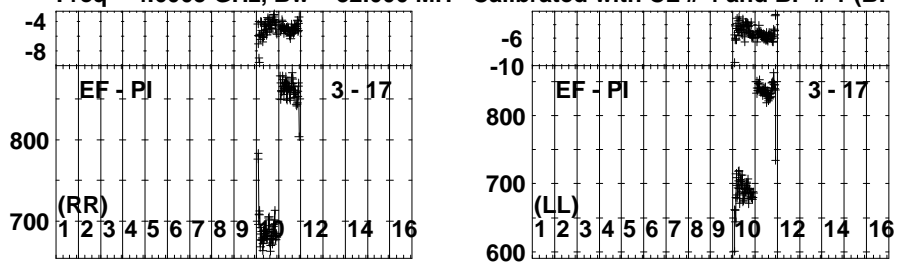


Lower frame: Ampl Jy Top frame: Phas deg
Vector averaged cross-power spectrum Several baselines displayed
Timerange: 00/19:35:31 to 00/19:36:59

Plot file version 81 created 31-MAR-2023 15:58:08

J1128+5925 EP124A.UVDATA.1

Freq = 4.6005 GHz, Bw = 32.000 MH Calibrated with CL # 4 and BP # 1 (BP mode 1)

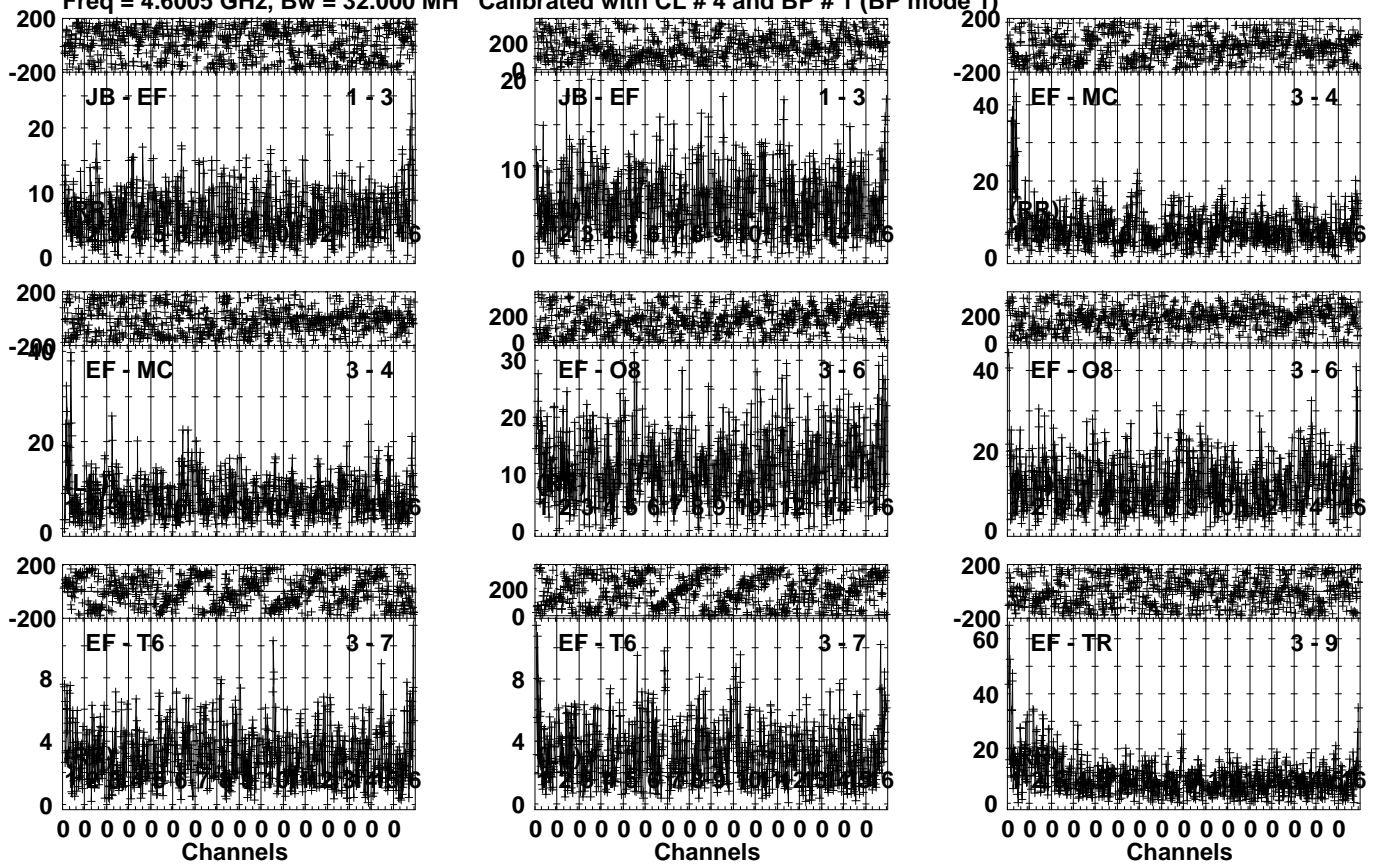


Lower frame: Milli Ampl Jy Top frame: Phas deg
Vector averaged cross-power spectrum Several baselines displayed
Timerange: 00/19:35:31 to 00/19:36:59

Plot file version 82 created 31-MAR-2023 15:58:08

ARP299A EP124A.UVDATA.1

Freq = 4.6005 GHz, Bw = 32.000 MH Calibrated with CL # 4 and BP # 1 (BP mode 1)

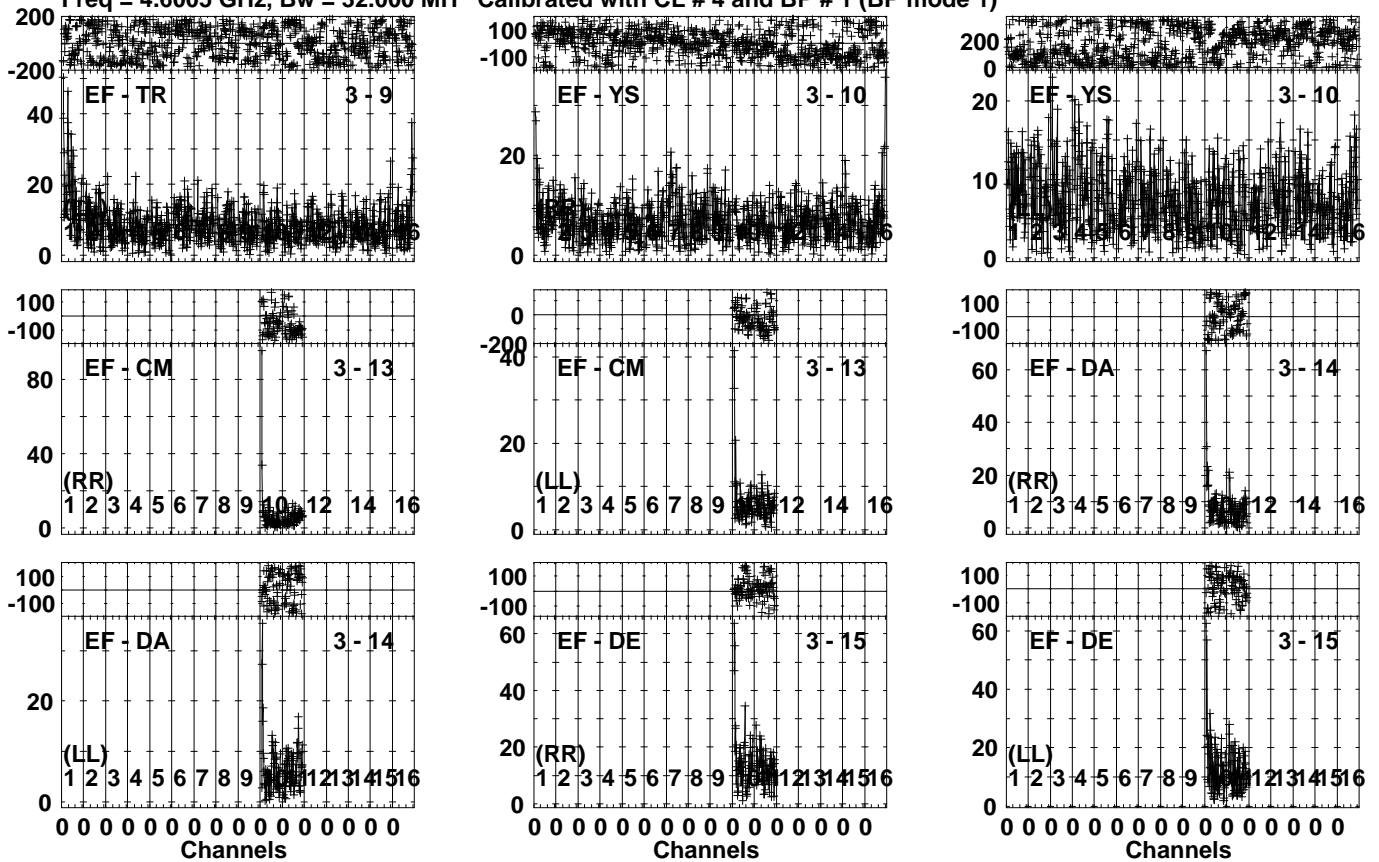


Lower frame: Milli Ampl Jy Top frame: Phas deg
Vector averaged cross-power spectrum Several baselines displayed
Timerange: 00/19:37:01 to 00/19:40:29

Plot file version 83 created 31-MAR-2023 15:58:09

ARP299A EP124A.UVDATA.1

Freq = 4.6005 GHz, Bw = 32.000 MH Calibrated with CL # 4 and BP # 1 (BP mode 1)

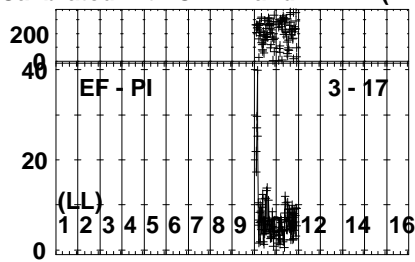
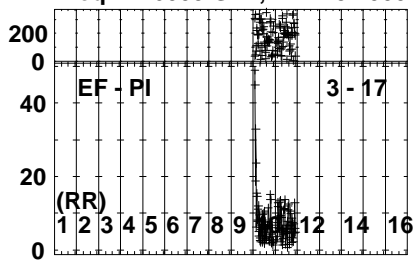


Lower frame: Milli Ampl Jy Top frame: Phas deg
Vector averaged cross-power spectrum Several baselines displayed
Timerange: 00/19:37:01 to 00/19:40:29

Plot file version 84 created 31-MAR-2023 15:58:10

ARP299A EP124A.UVDATA.1

Freq = 4.6005 GHz, Bw = 32.000 MH Calibrated with CL # 4 and BP # 1 (BP mode 1)



Lower frame: Milli Ampl Jy Top frame: Phas deg

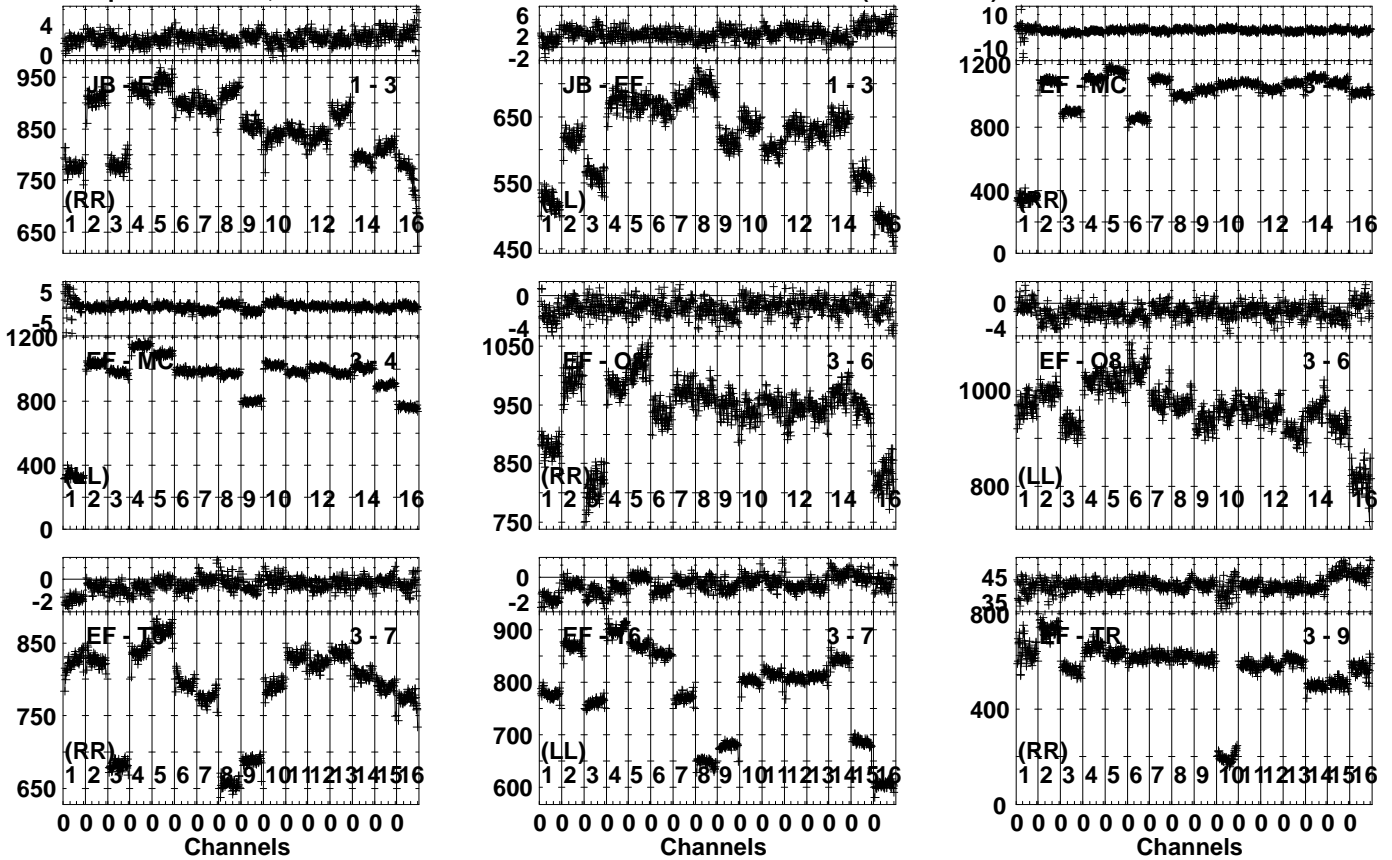
Vector averaged cross-power spectrum Several baselines displayed

Timerange: 00/19:37:01 to 00/19:40:29

Plot file version 85 created 31-MAR-2023 15:58:10

J1128+5925 EP124A.UVDATA.1

Freq = 4.6005 GHz, Bw = 32.000 MH Calibrated with CL # 4 and BP # 1 (BP mode 1)

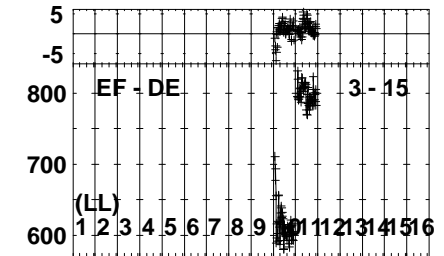
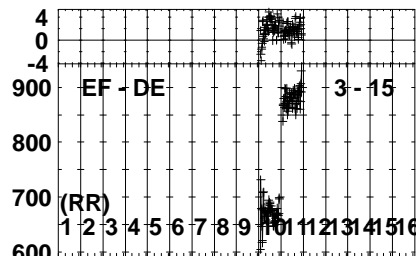
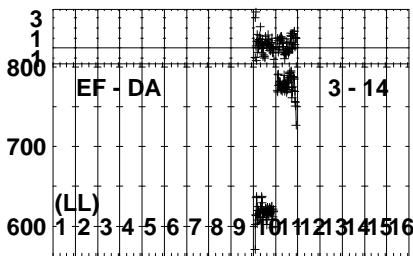
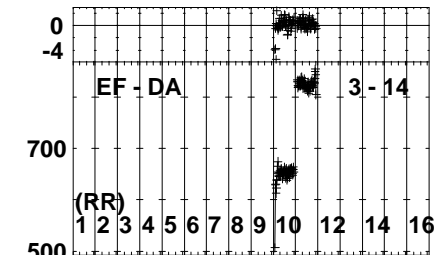
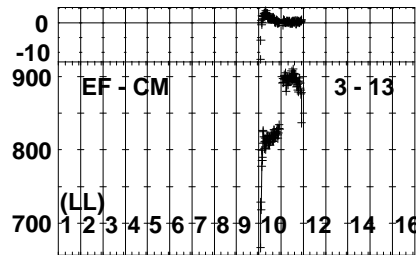
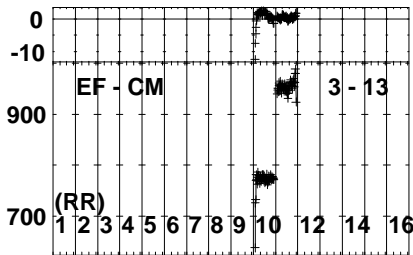
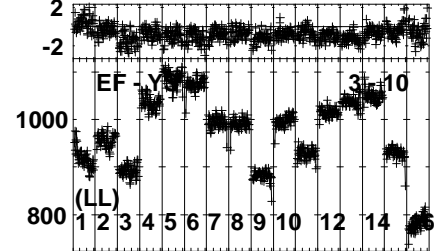
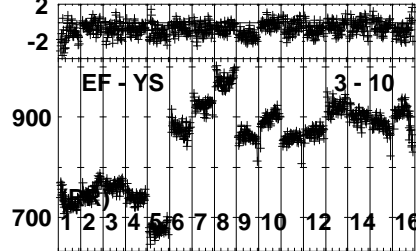
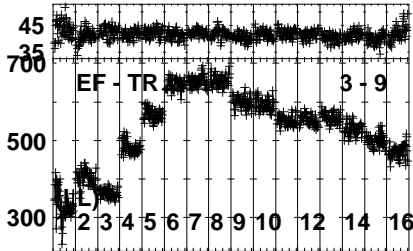


Lower frame: Milli Ampl Jy Top frame: Phas deg
Vector averaged cross-power spectrum Several baselines displayed
Timerange: 00/19:41:01 to 00/19:41:59

Plot file version 86 created 31-MAR-2023 15:58:11

J1128+5925 EP124A.UVDATA.1

Freq = 4.6005 GHz, Bw = 32.000 MH Calibrated with CL # 4 and BP # 1 (BP mode 1)



0 0 0 0 0 0 0 0 0 0 0 0 0 0 0 0
Channels

0 0 0 0 0 0 0 0 0 0 0 0 0 0 0 0
Channels

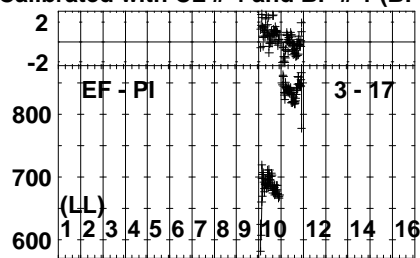
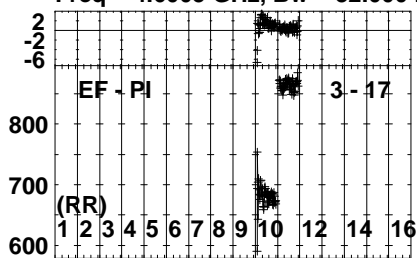
0 0 0 0 0 0 0 0 0 0 0 0 0 0 0 0
Channels

Lower frame: Milli Ampl Jy Top frame: Phas deg
Vector averaged cross-power spectrum Several baselines displayed
Timerange: 00/19:41:01 to 00/19:41:59

Plot file version 87 created 31-MAR-2023 15:58:11

J1128+5925 EP124A.UVDATA.1

Freq = 4.6005 GHz, Bw = 32.000 MH Calibrated with CL # 4 and BP # 1 (BP mode 1)

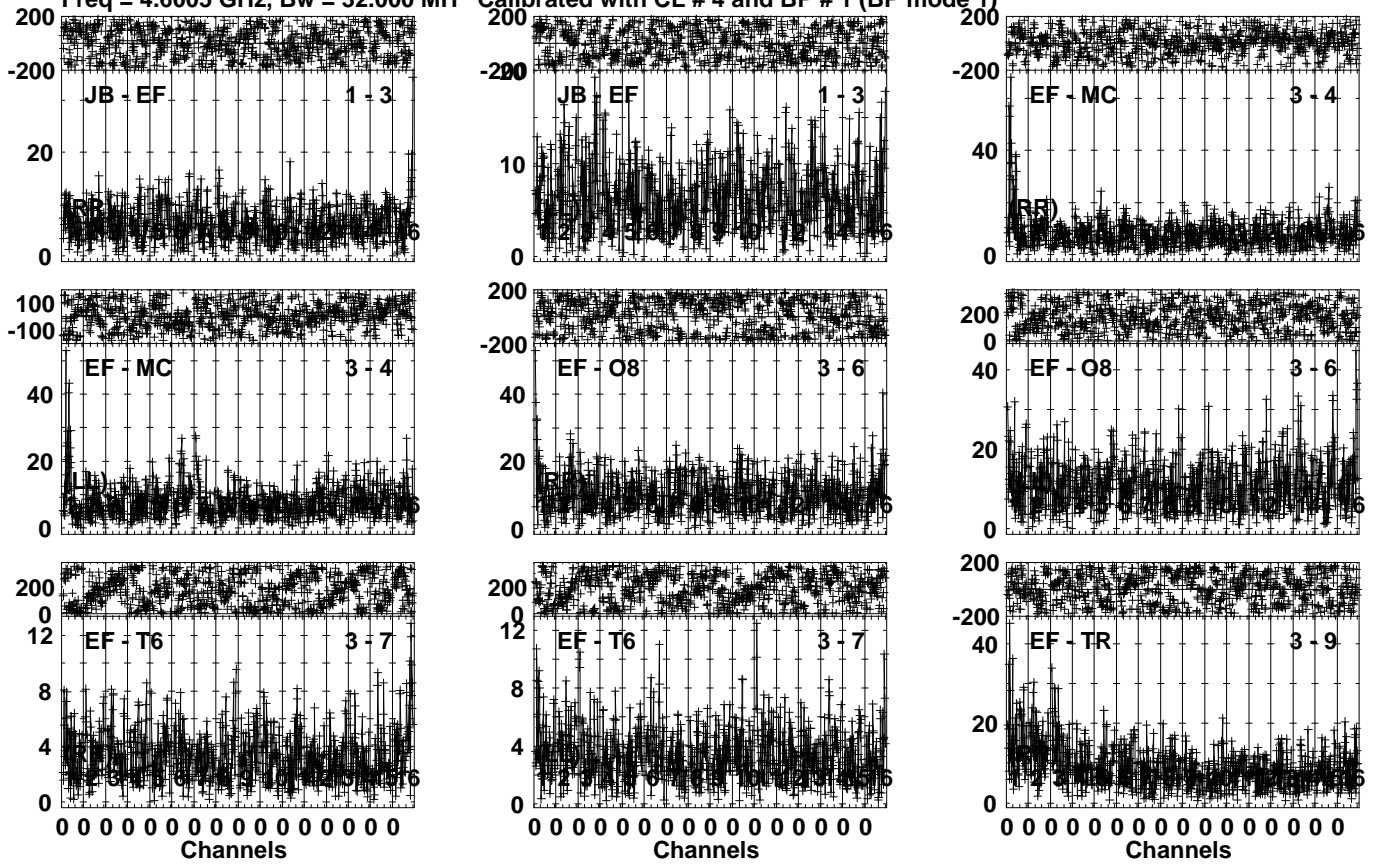


Lower frame: Milli Ampl Jy Top frame: Phas deg
Vector averaged cross-power spectrum Several baselines displayed
Timerange: 00/19:41:01 to 00/19:41:59

Plot file version 88 created 31-MAR-2023 15:58:12

ARP299A EP124A.UVDATA.1

Freq = 4.6005 GHz, Bw = 32.000 MH Calibrated with CL # 4 and BP # 1 (BP mode 1)

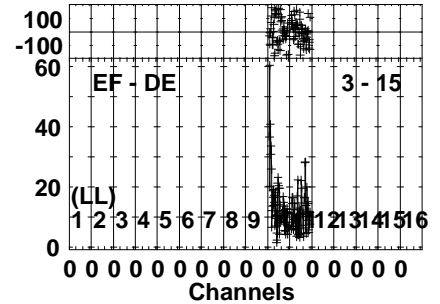
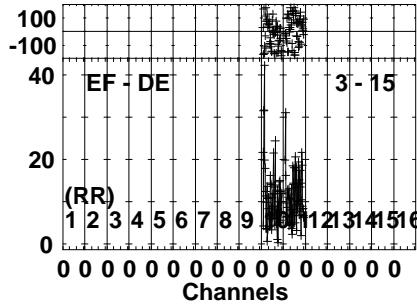
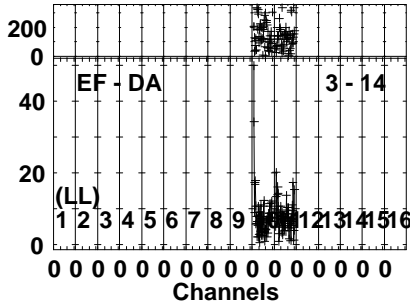
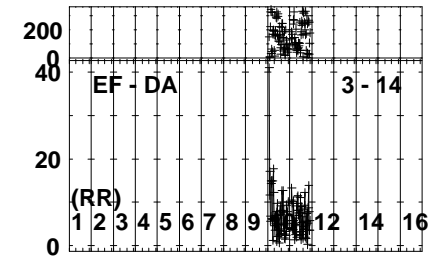
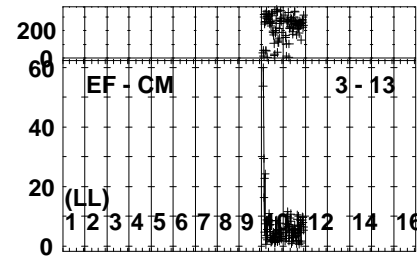
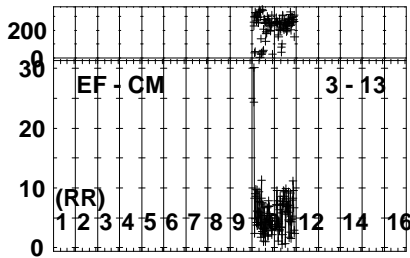
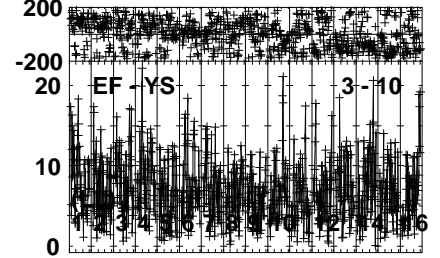
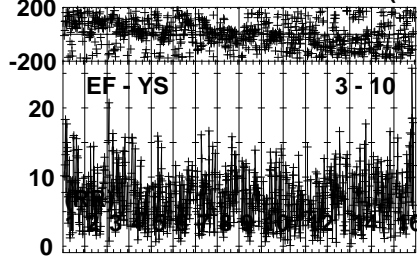
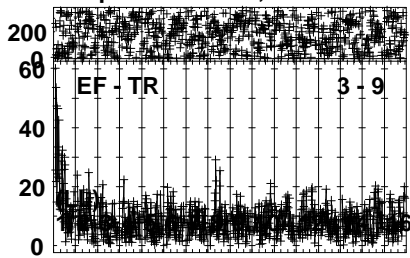


Lower frame: Milli Ampl Jy Top frame: Phas deg
Vector averaged cross-power spectrum Several baselines displayed
Timerange: 00/19:42:01 to 00/19:45:29

Plot file version 89 created 31-MAR-2023 15:58:12

ARP299A EP124A.UVDATA.1

Freq = 4.6005 GHz, Bw = 32.000 MH Calibrated with CL # 4 and BP # 1 (BP mode 1)

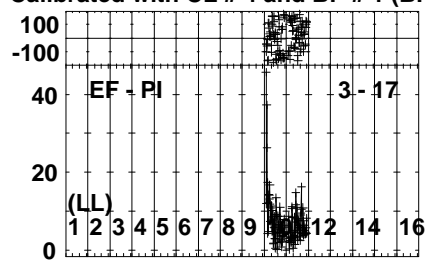
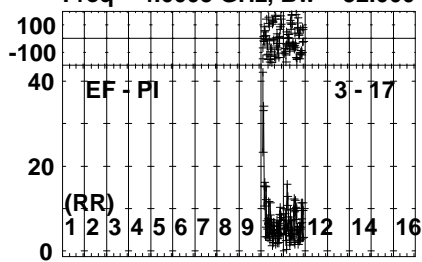


Lower frame: Milli Ampl Jy Top frame: Phas deg
Vector averaged cross-power spectrum Several baselines displayed
Timerange: 00/19:42:01 to 00/19:45:29

Plot file version 90 created 31-MAR-2023 15:58:14

ARP299A EP124A.UVDATA.1

Freq = 4.6005 GHz, Bw = 32.000 MH Calibrated with CL # 4 and BP # 1 (BP mode 1)



Lower frame: Milli Ampl Jy Top frame: Phas deg

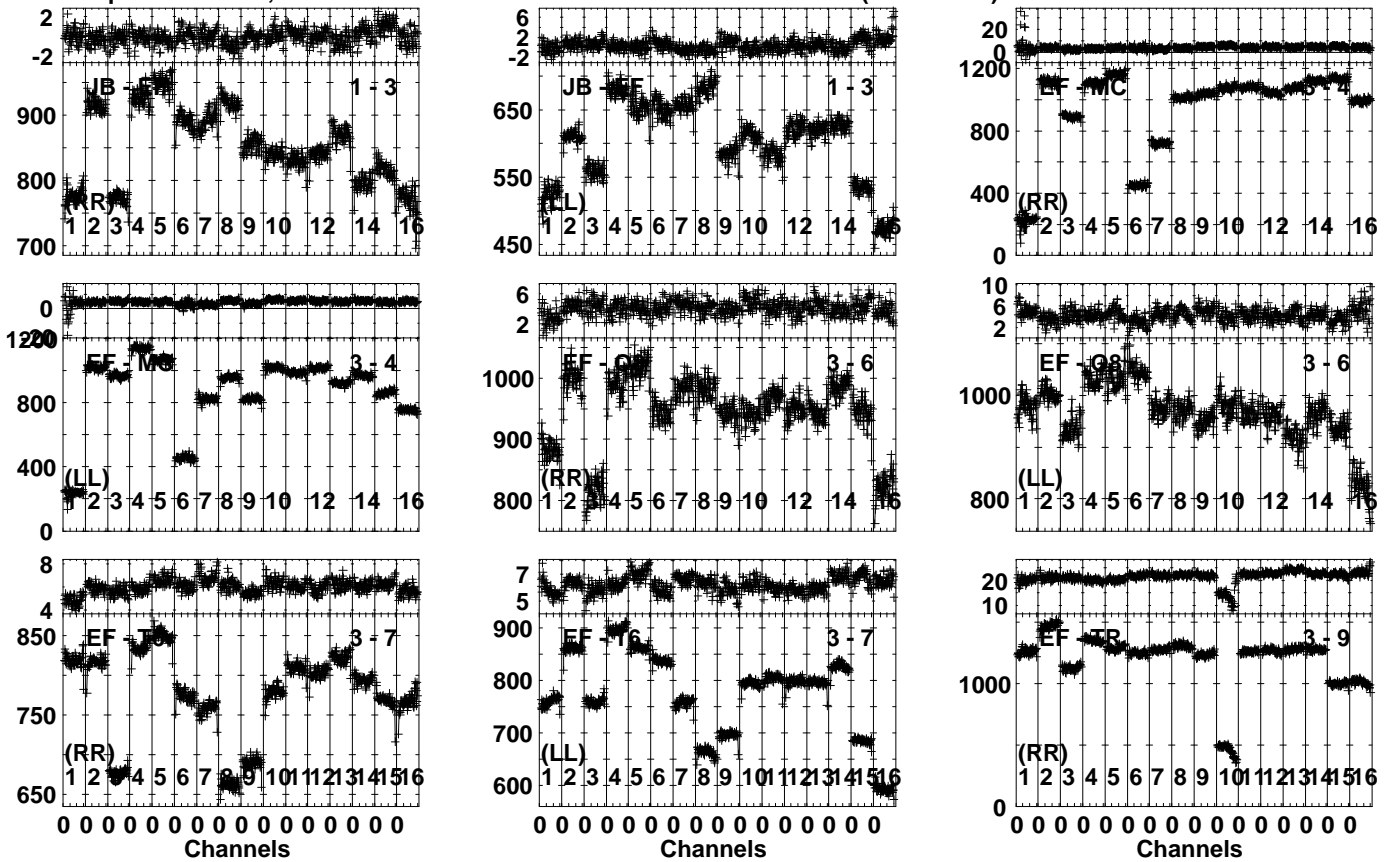
Vector averaged cross-power spectrum Several baselines displayed

Timerange: 00/19:42:01 to 00/19:45:29

Plot file version 91 created 31-MAR-2023 15:58:14

J1128+5925 EP124A.UVDATA.1

Freq = 4.6005 GHz, Bw = 32.000 MH Calibrated with CL # 4 and BP # 1 (BP mode 1)

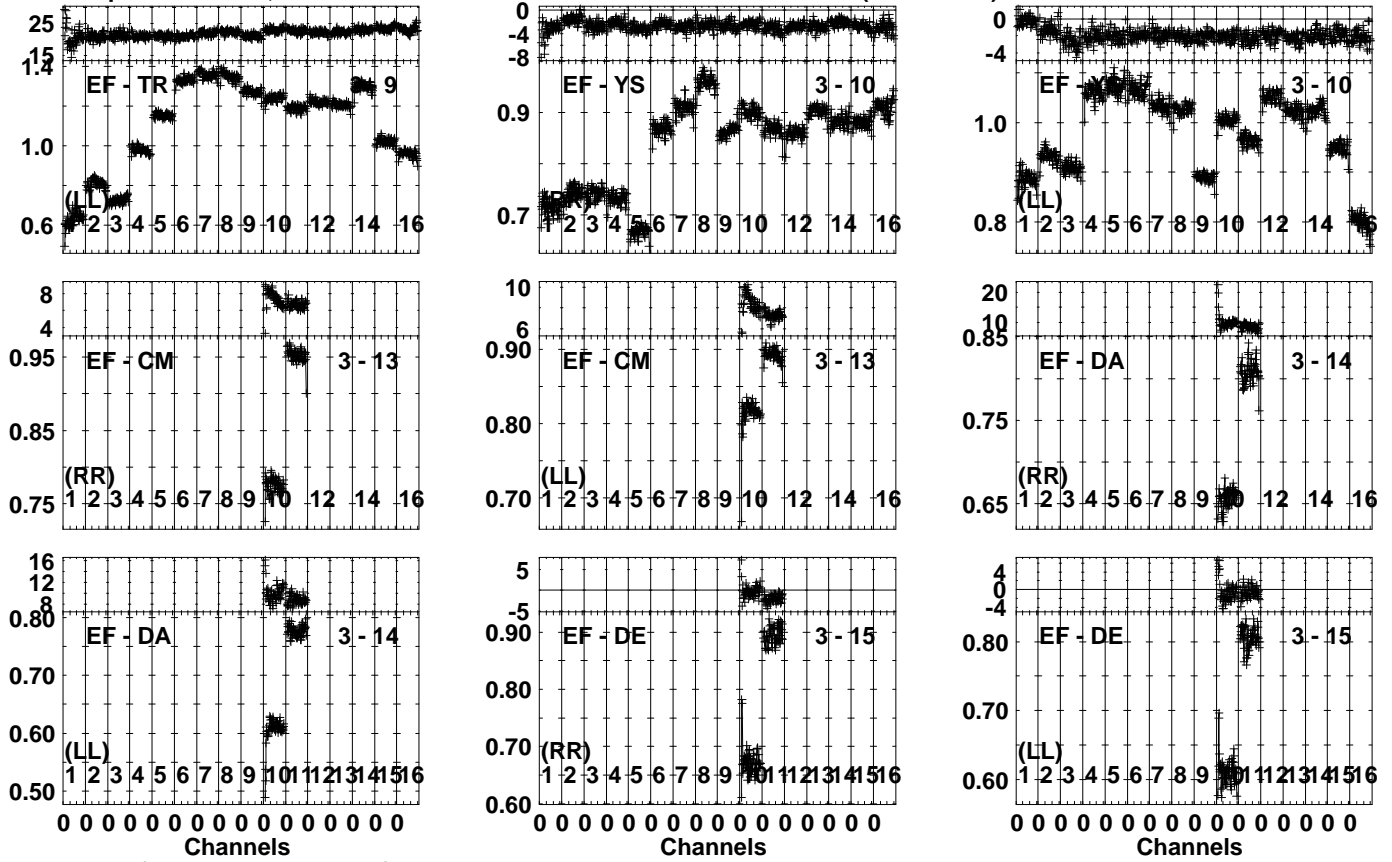


Lower frame: Milli Ampl Jy Top frame: Phas deg
Vector averaged cross-power spectrum Several baselines displayed
Timerange: 00/19:45:31 to 00/19:46:59

Plot file version 92 created 31-MAR-2023 15:58:15

J1128+5925 EP124A.UVDATA.1

Freq = 4.6005 GHz, Bw = 32.000 MH Calibrated with CL # 4 and BP # 1 (BP mode 1)

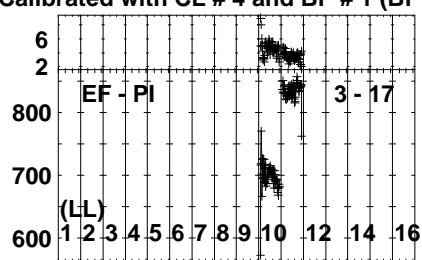
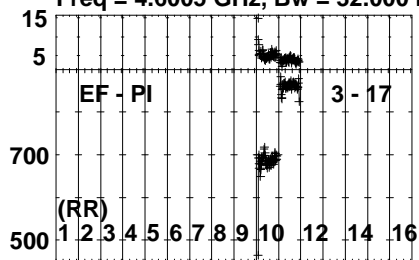


Lower frame: Ampl Jy Top frame: Phas deg
Vector averaged cross-power spectrum Several baselines displayed
Timerange: 00/19:45:31 to 00/19:46:59

Plot file version 93 created 31-MAR-2023 15:58:15

J1128+5925 EP124A.UVDATA.1

Freq = 4.6005 GHz, Bw = 32.000 MH Calibrated with CL # 4 and BP # 1 (BP mode 1)

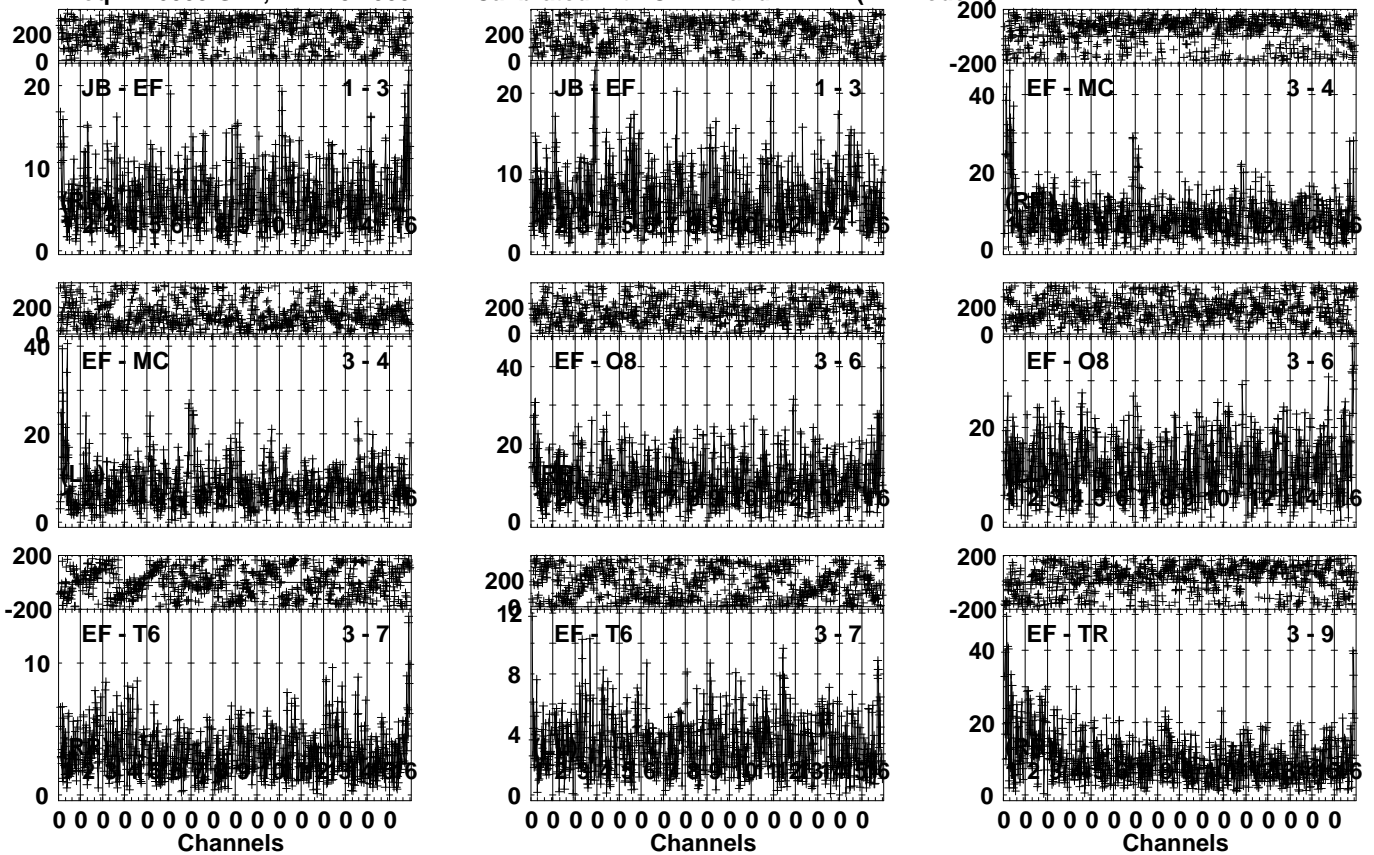


Lower frame: Milli Ampl Jy Top frame: Phas deg
Vector averaged cross-power spectrum Several baselines displayed
Timerange: 00/19:45:31 to 00/19:46:59

Plot file version 94 created 31-MAR-2023 15:58:16

ARP299A EP124A.UVDATA.1

Freq = 4.6005 GHz, Bw = 32.000 MH Calibrated with CL # 4 and BP # 1 (BP mode 1)

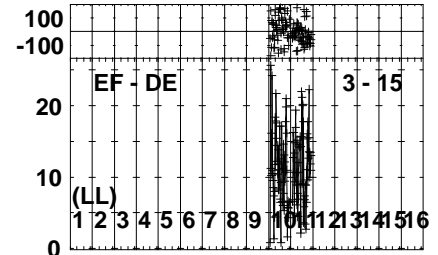
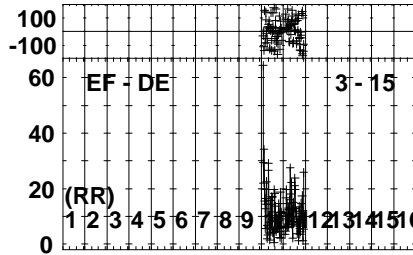
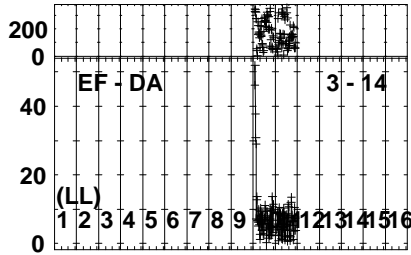
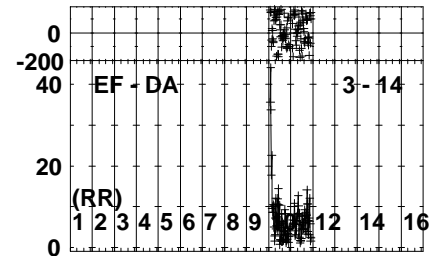
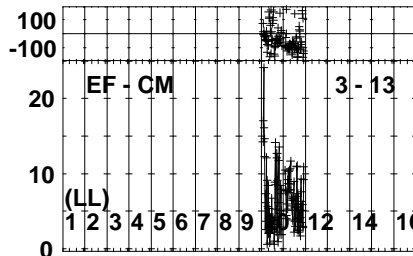
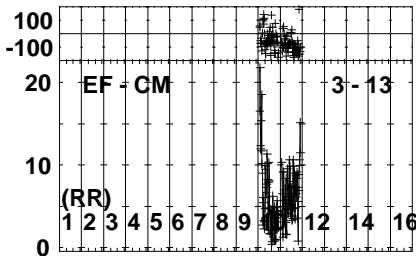
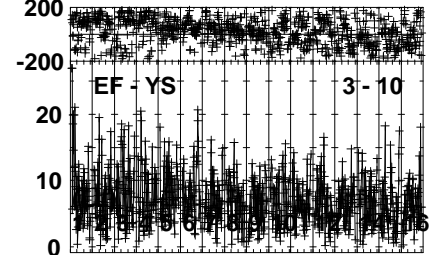
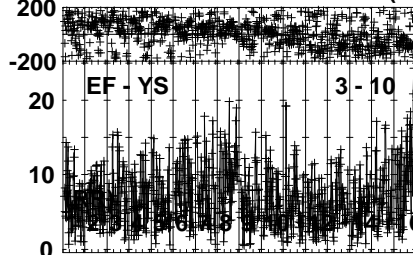
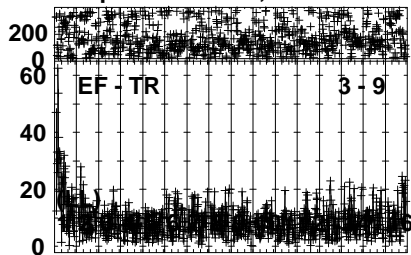


Lower frame: Milli Ampl Jy Top frame: Phas deg
Vector averaged cross-power spectrum Several baselines displayed
Timerange: 00/19:47:01 to 00/19:50:29

Plot file version 95 created 31-MAR-2023 15:58:17

ARP299A EP124A.UVDATA.1

Freq = 4.6005 GHz, Bw = 32.000 MH Calibrated with CL # 4 and BP # 1 (BP mode 1)

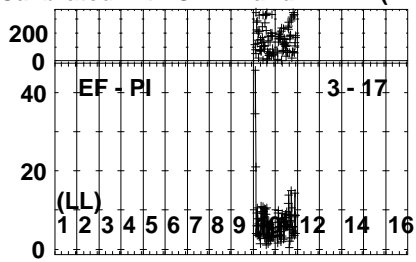
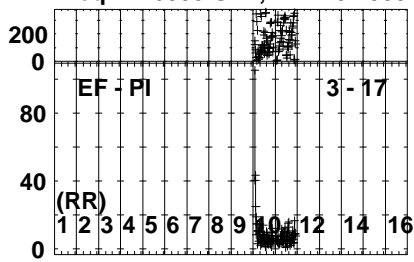


Lower frame: Milli Ampl Jy Top frame: Phas deg
Vector averaged cross-power spectrum Several baselines displayed
Timerange: 00/19:47:01 to 00/19:50:29

Plot file version 96 created 31-MAR-2023 15:58:18

ARP299A EP124A.UVDATA.1

Freq = 4.6005 GHz, Bw = 32.000 MH Calibrated with CL # 4 and BP # 1 (BP mode 1)



Lower frame: Milli Ampl Jy Top frame: Phas deg

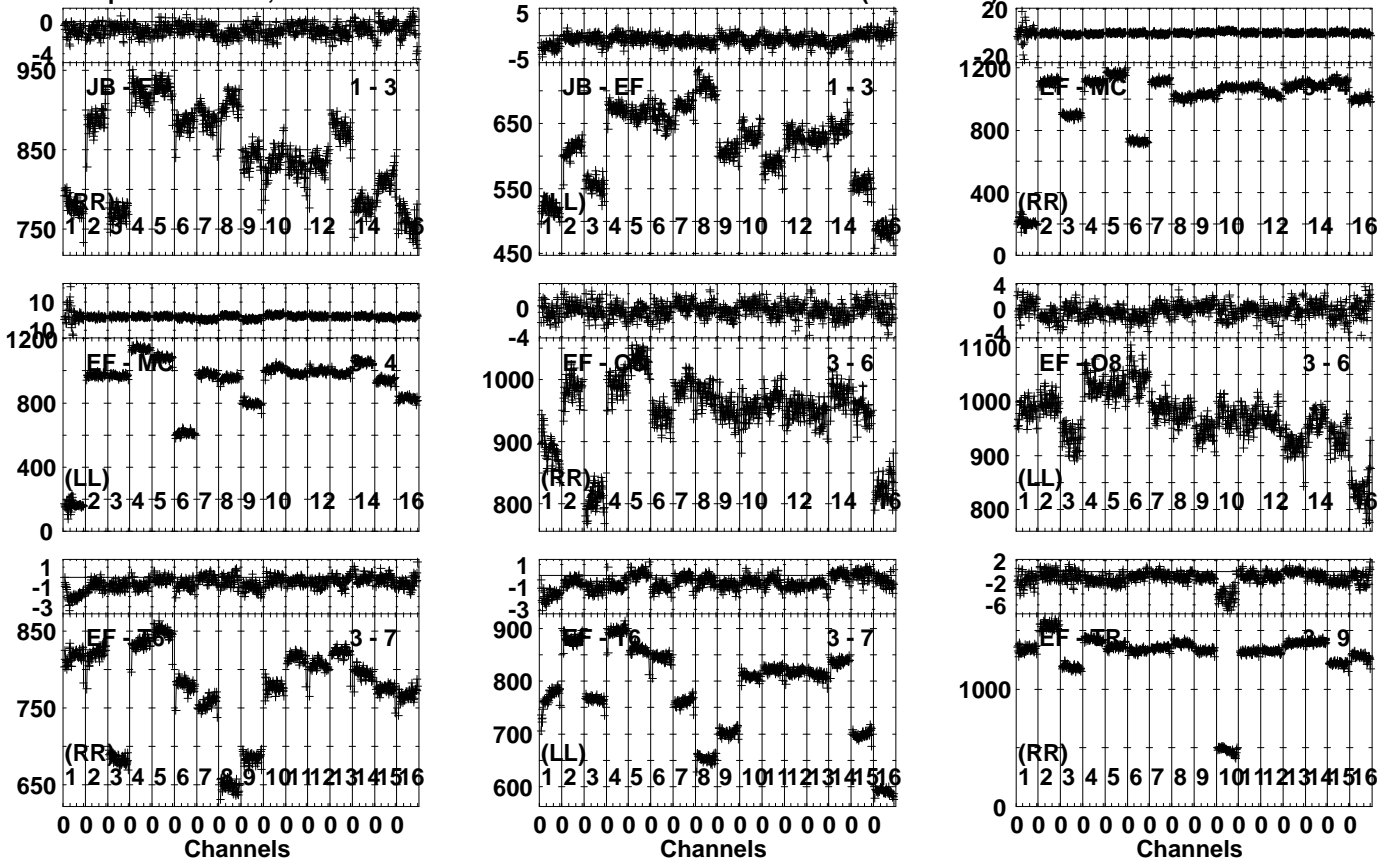
Vector averaged cross-power spectrum Several baselines displayed

Timerange: 00/19:47:01 to 00/19:50:29

Plot file version 97 created 31-MAR-2023 15:58:18

J1128+5925 EP124A.UVDATA.1

Freq = 4.6005 GHz, Bw = 32.000 MH Calibrated with CL # 4 and BP # 1 (BP mode 1)

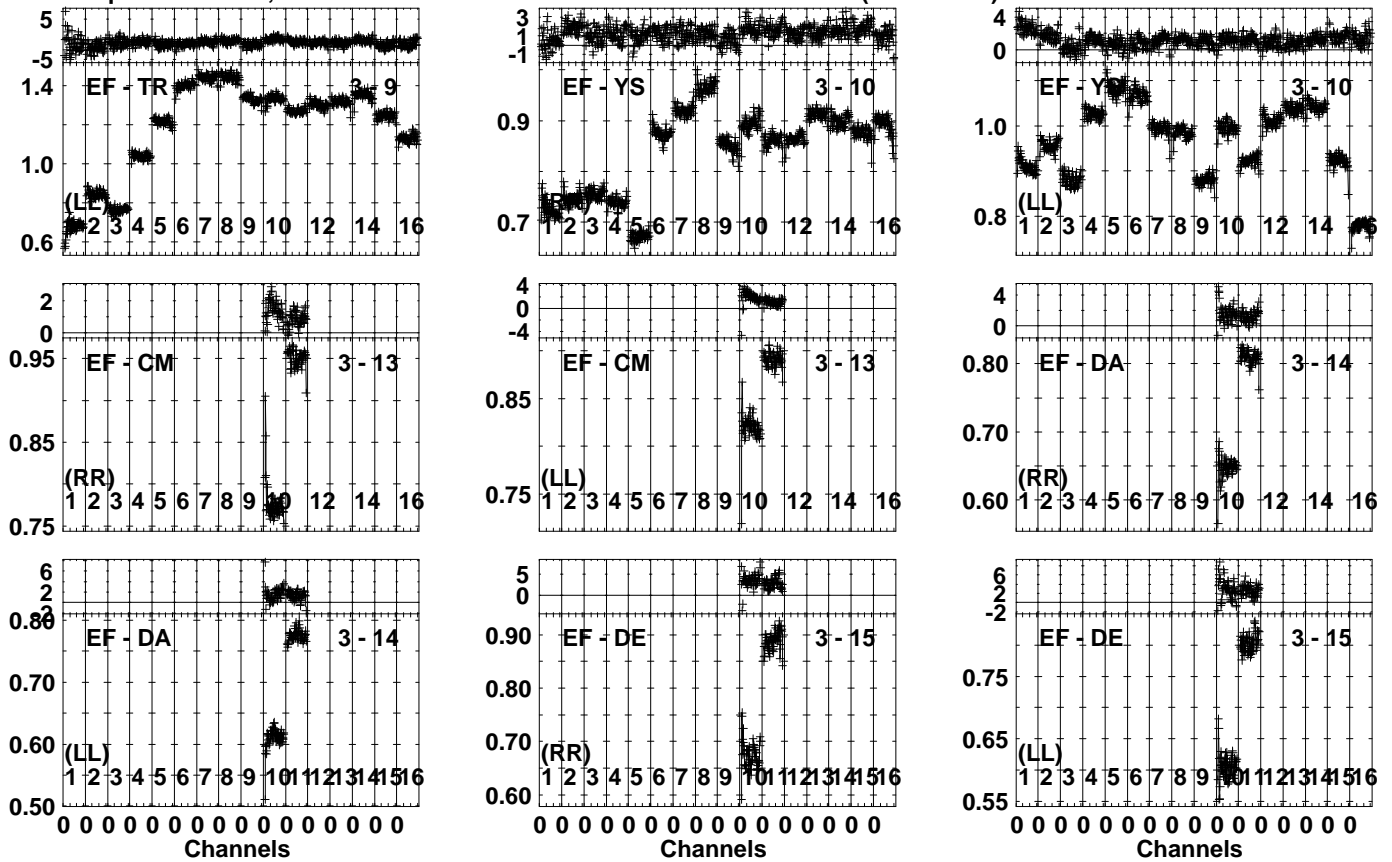


Lower frame: Milli Ampl Jy Top frame: Phas deg
 Vector averaged cross-power spectrum Several baselines displayed
 Timerange: 00/19:51:01 to 00/19:51:59

Plot file version 98 created 31-MAR-2023 15:58:18

J1128+5925 EP124A.UVDATA.1

Freq = 4.6005 GHz, Bw = 32.000 MH Calibrated with CL # 4 and BP # 1 (BP mode 1)

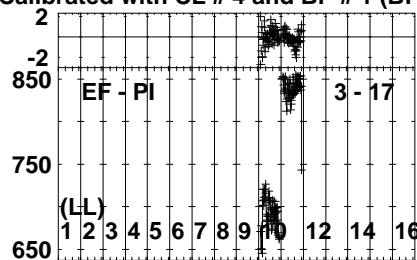
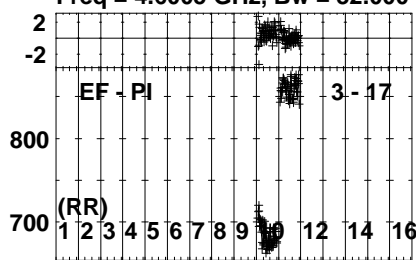


Lower frame: Ampl Jy Top frame: Phas deg
Vector averaged cross-power spectrum Several baselines displayed
Timerange: 00/19:51:01 to 00/19:51:59

Plot file version 99 created 31-MAR-2023 15:58:19

J1128+5925 EP124A.UVDATA.1

Freq = 4.6005 GHz, Bw = 32.000 MH Calibrated with CL # 4 and BP # 1 (BP mode 1)

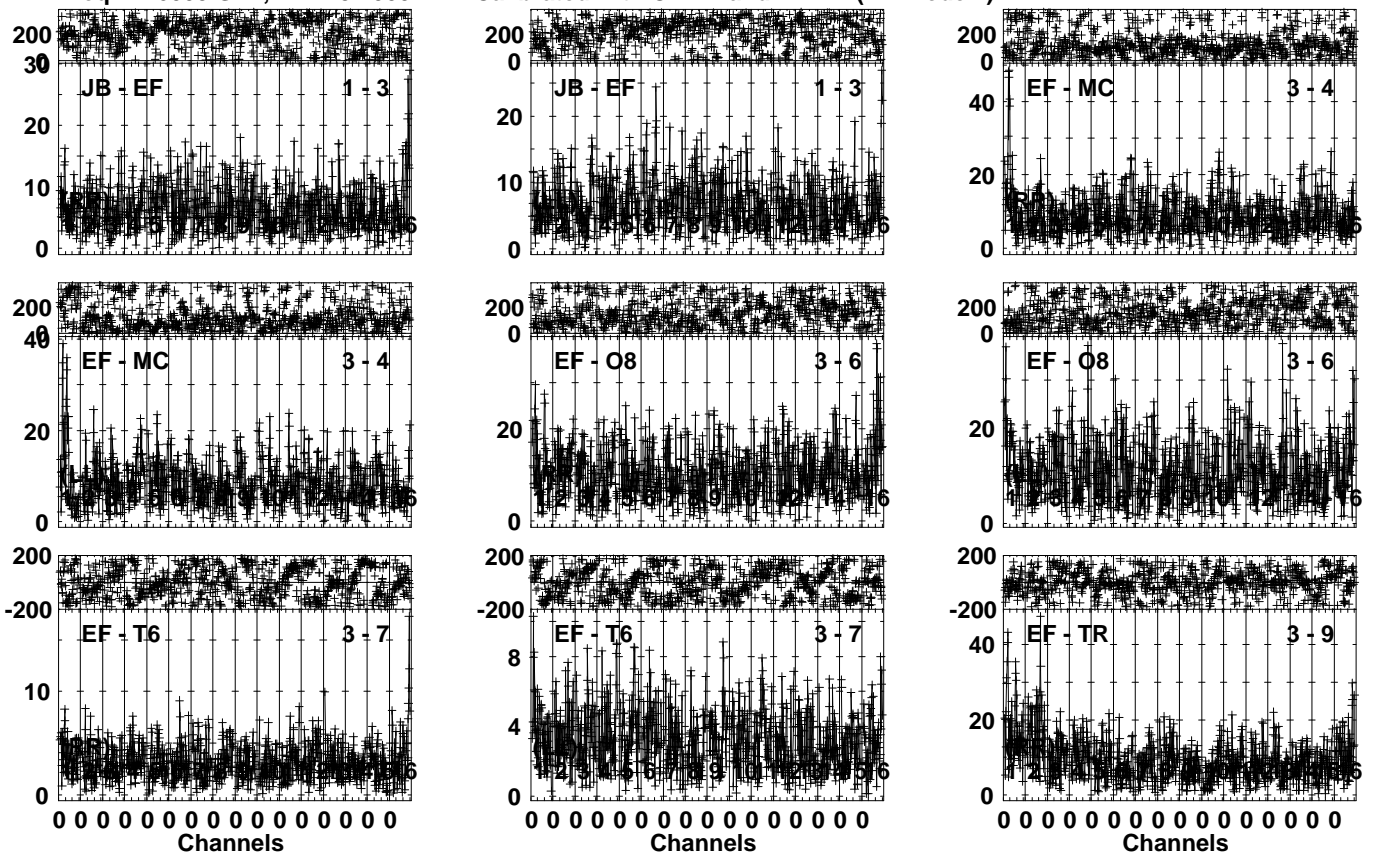


Lower frame: Milli Ampl Jy Top frame: Phas deg
Vector averaged cross-power spectrum Several baselines displayed
Timerange: 00/19:51:01 to 00/19:51:59

Plot file version 100 created 31-MAR-2023 15:58:20

ARP299A EP124A.UVDATA.1

Freq = 4.6005 GHz, Bw = 32.000 MH Calibrated with CL # 4 and BP # 1 (BP mode 1)

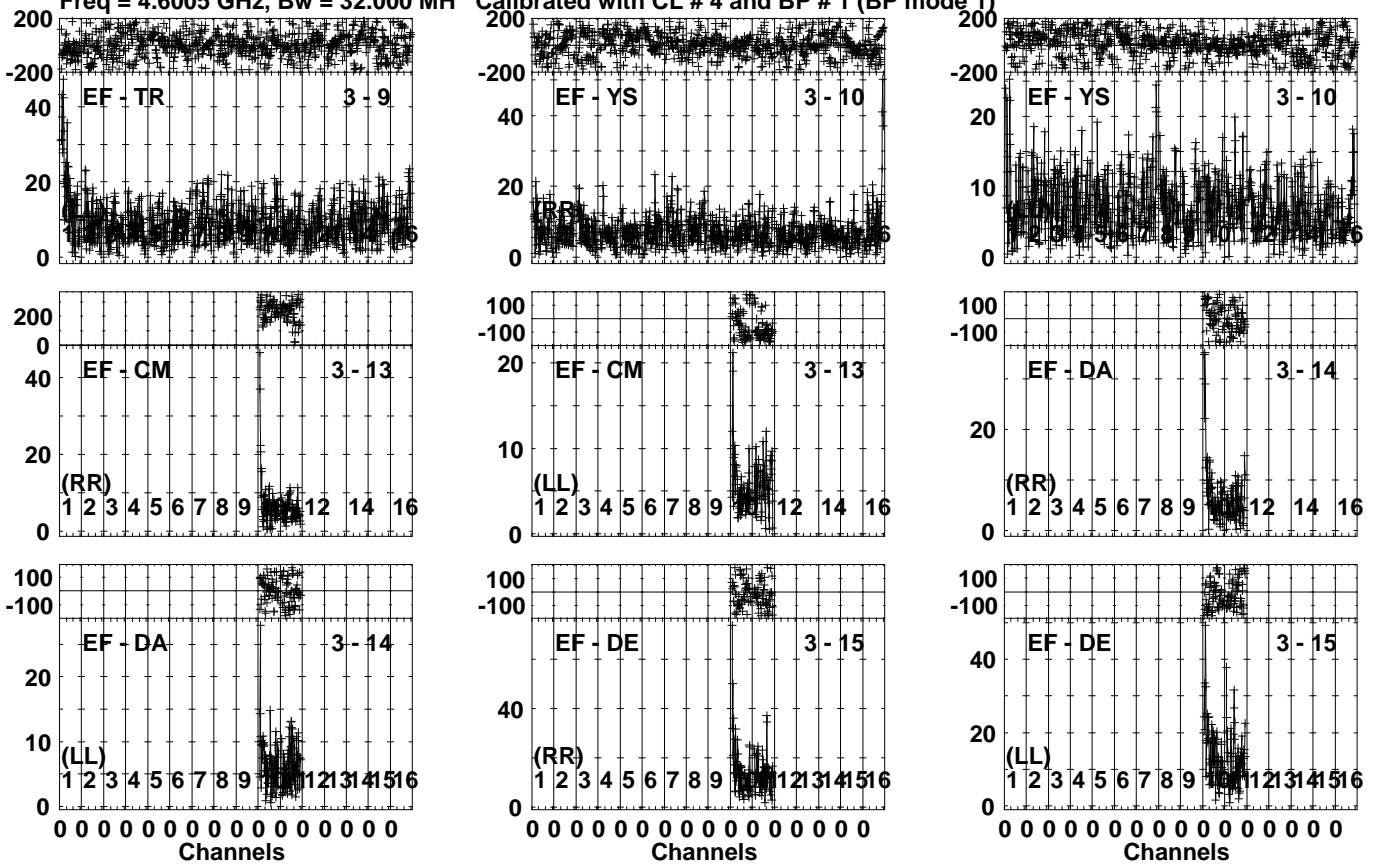


Lower frame: Milli Ampl Jy Top frame: Phas deg
Vector averaged cross-power spectrum Several baselines displayed
Timerange: 00/19:52:01 to 00/19:55:29

Plot file version 101 created 31-MAR-2023 15:58:20

ARP299A EP124A.UVDATA.1

Freq = 4.6005 GHz, Bw = 32.000 MH Calibrated with CL # 4 and BP # 1 (BP mode 1)

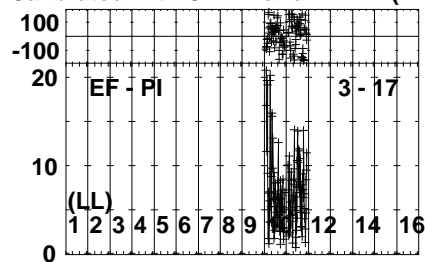
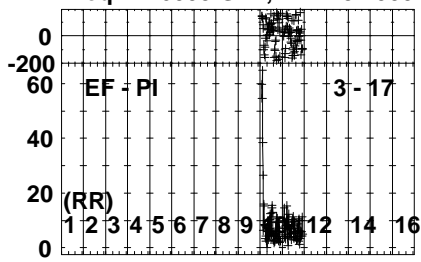


Lower frame: Milli Ampl Jy Top frame: Phas deg
Vector averaged cross-power spectrum Several baselines displayed
Timerange: 00/19:52:01 to 00/19:55:29

Plot file version 102 created 31-MAR-2023 15:58:22

ARP299A EP124A.UVDATA.1

Freq = 4.6005 GHz, Bw = 32.000 MH Calibrated with CL # 4 and BP # 1 (BP mode 1)



Lower frame: Milli Ampl Jy Top frame: Phas deg

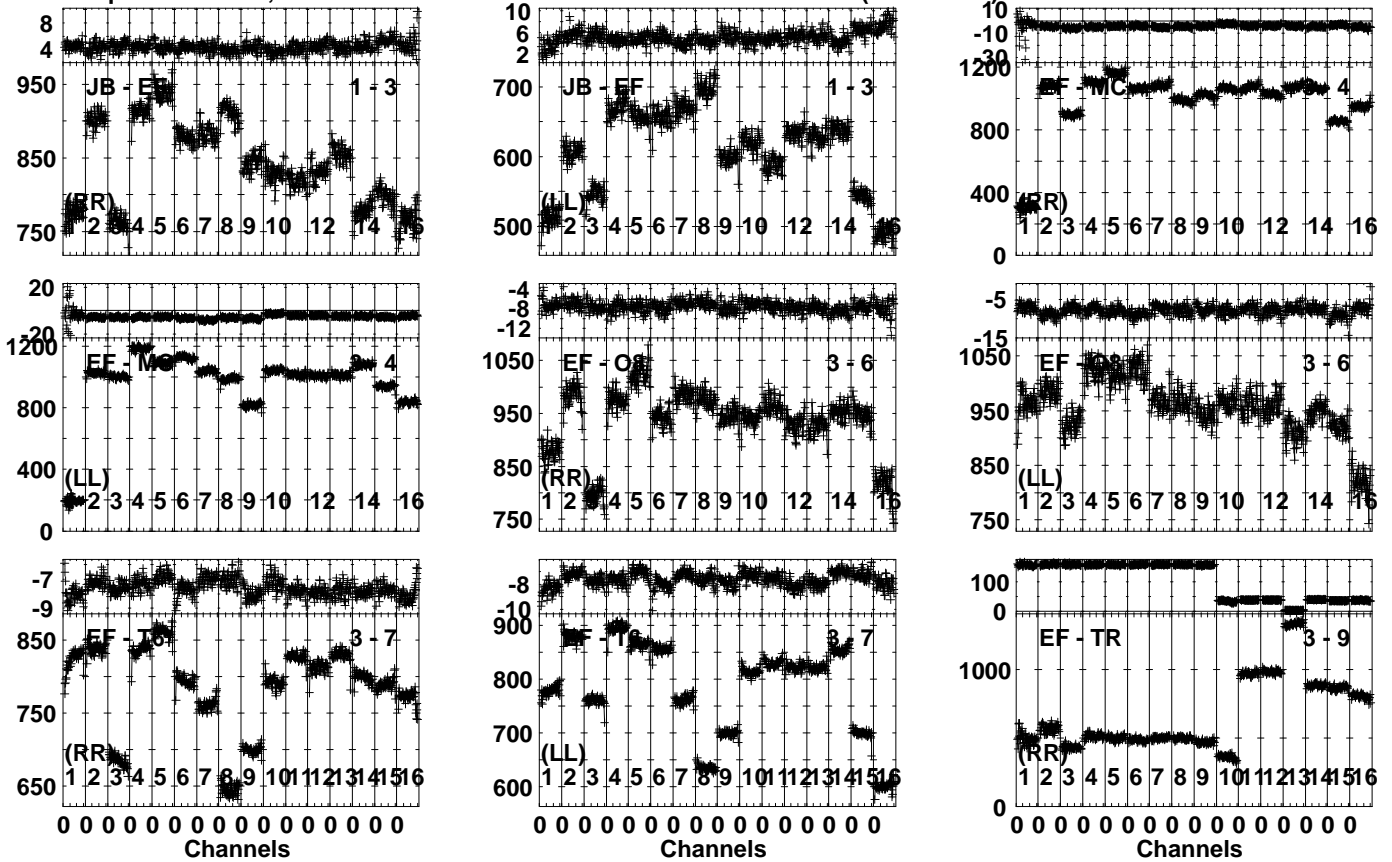
Vector averaged cross-power spectrum Several baselines displayed

Timerange: 00/19:52:01 to 00/19:55:29

Plot file version 103 created 31-MAR-2023 15:58:22

J1128+5925 EP124A.UVDATA.1

Freq = 4.6005 GHz, Bw = 32.000 MH Calibrated with CL # 4 and BP # 1 (BP mode 1)

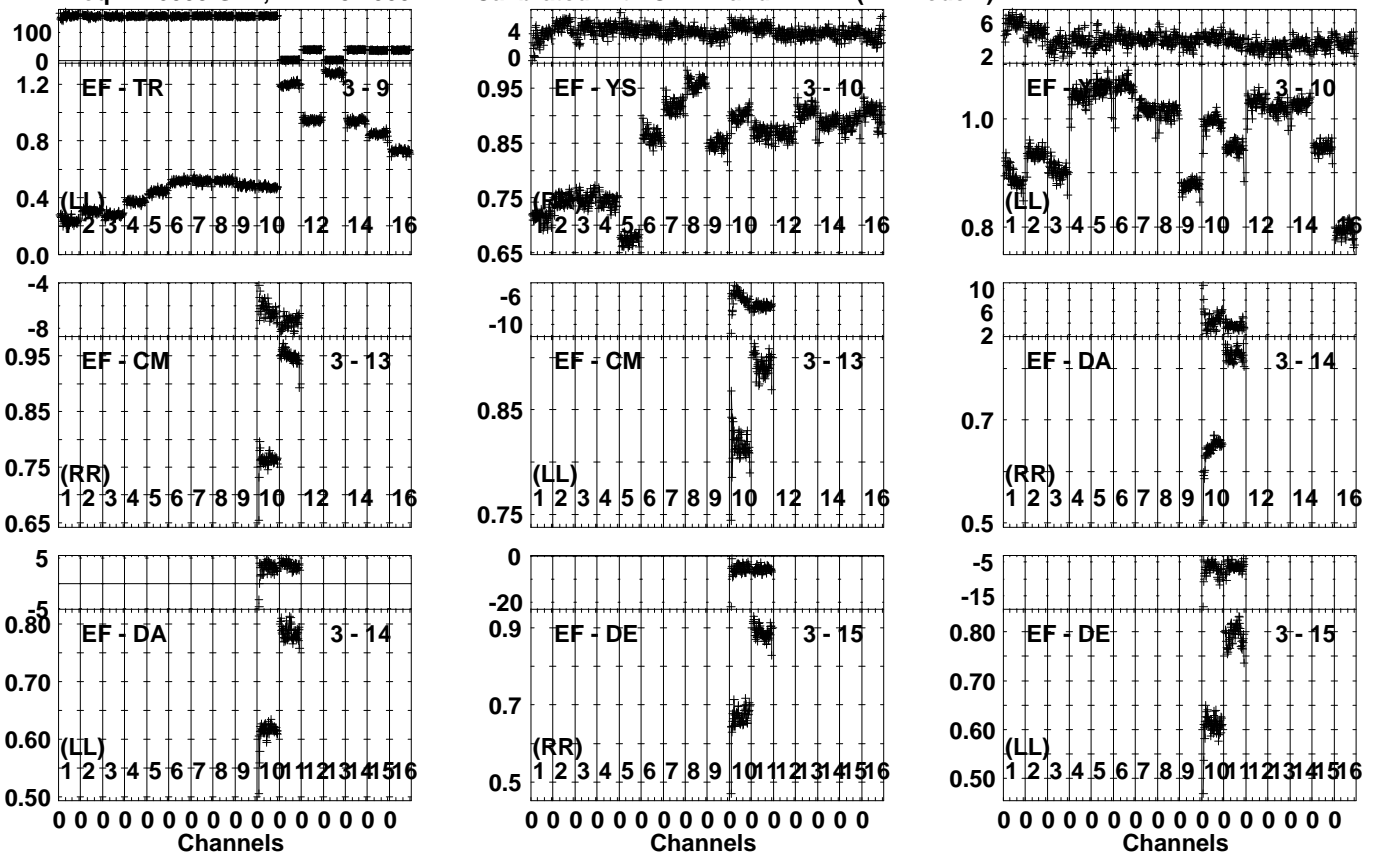


Lower frame: Milli Ampl Jy Top frame: Phas deg
 Vector averaged cross-power spectrum Several baselines displayed
 Timerange: 00/19:55:31 to 00/19:56:59

Plot file version 104 created 31-MAR-2023 15:58:23

J1128+5925 EP124A.UVDATA.1

Freq = 4.6005 GHz, Bw = 32.000 MH Calibrated with CL # 4 and BP # 1 (BP mode 1)

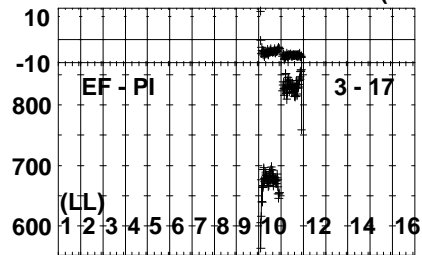
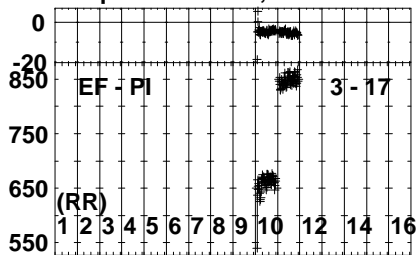


Lower frame: Ampl Jy Top frame: Phas deg
Vector averaged cross-power spectrum Several baselines displayed
Timerange: 00/19:55:31 to 00/19:56:59

Plot file version 105 created 31-MAR-2023 15:58:24

J1128+5925 EP124A.UVDATA.1

Freq = 4.6005 GHz, Bw = 32.000 MH Calibrated with CL # 4 and BP # 1 (BP mode 1)

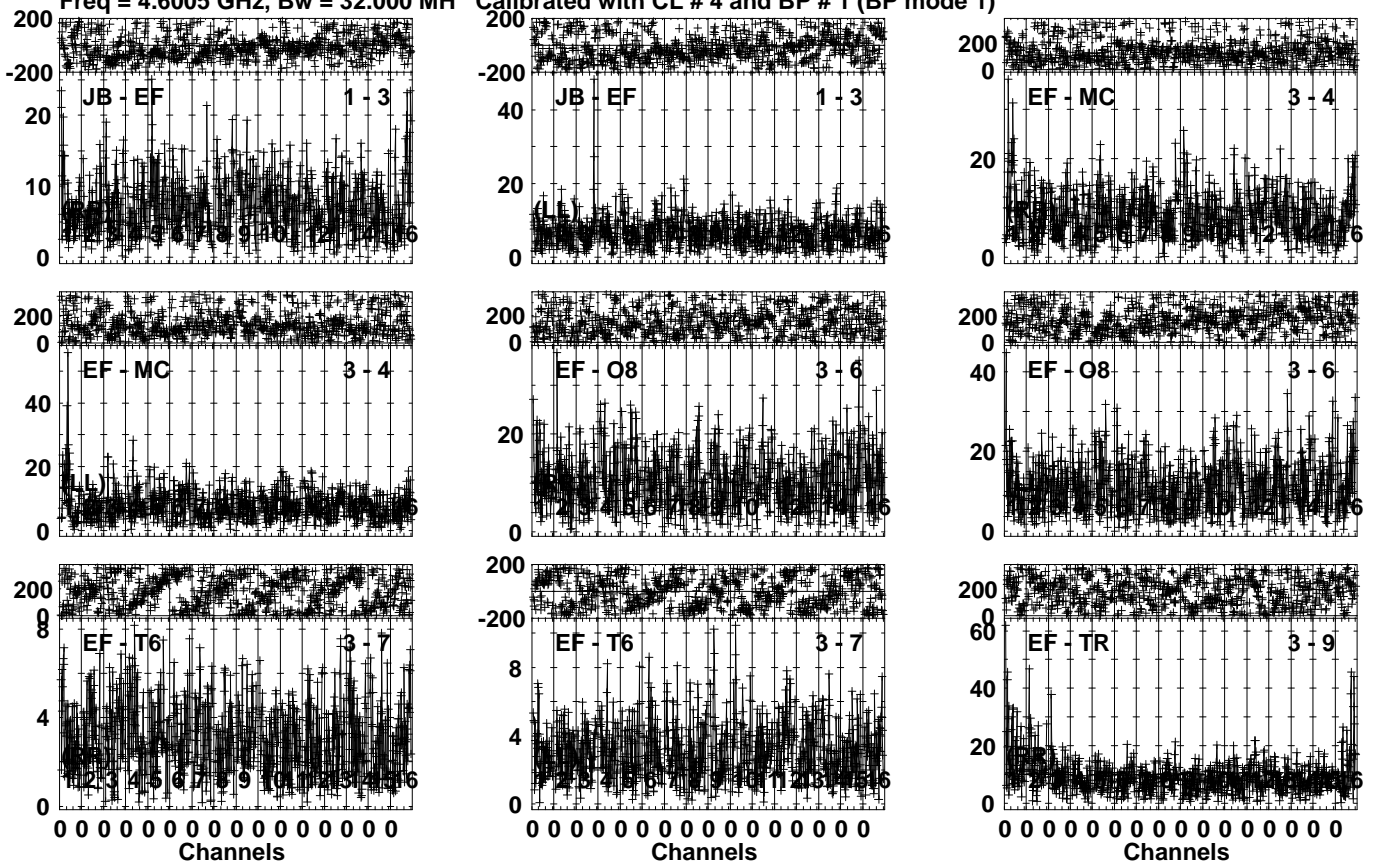


Lower frame: Milli Ampl Jy Top frame: Phas deg
Vector averaged cross-power spectrum Several baselines displayed
Timerange: 00/19:55:31 to 00/19:56:59

Plot file version 106 created 31-MAR-2023 15:58:24

ARP299A EP124A.UVDATA.1

Freq = 4.6005 GHz, Bw = 32.000 MH Calibrated with CL # 4 and BP # 1 (BP mode 1)

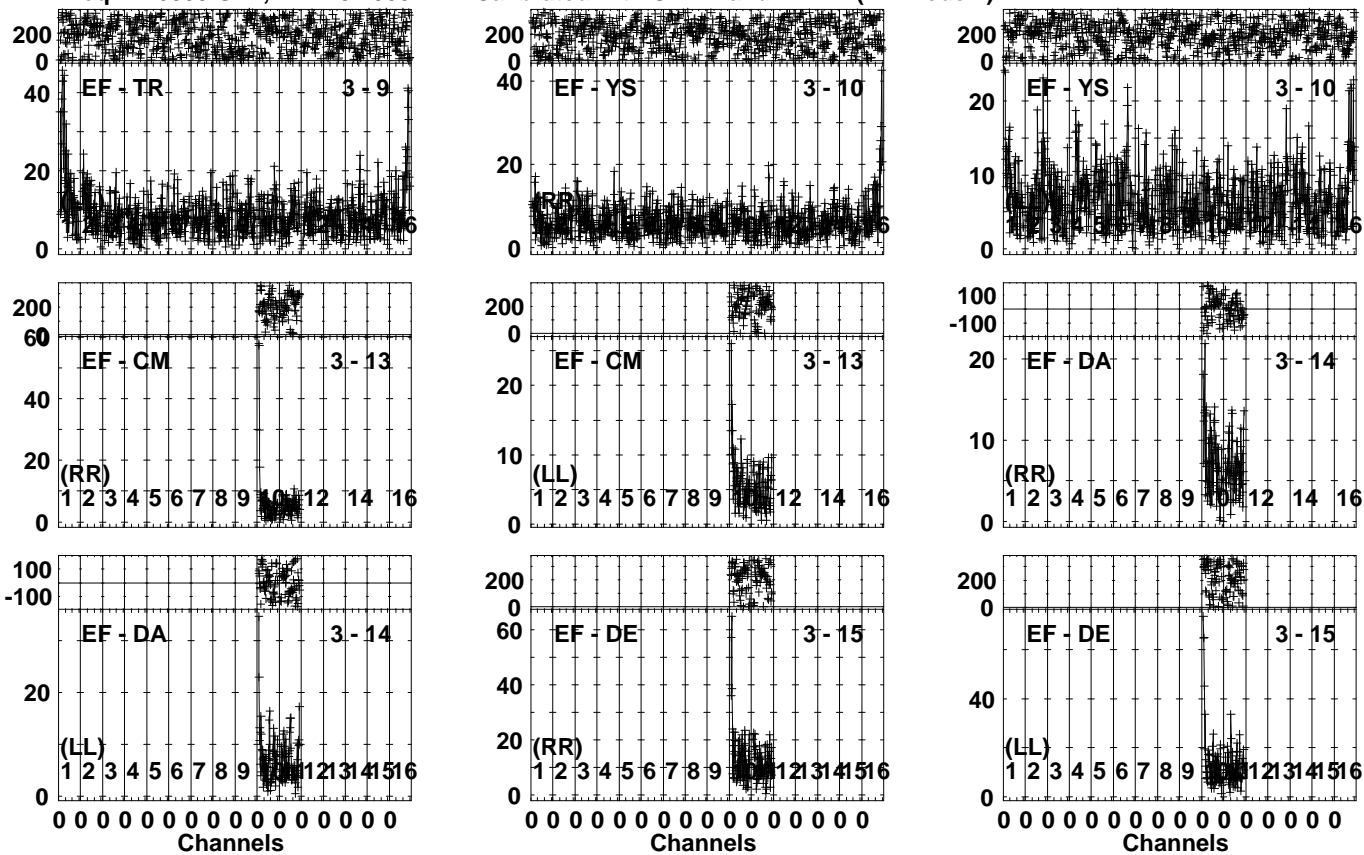


Lower frame: Milli Ampl Jy Top frame: Phas deg
Vector averaged cross-power spectrum Several baselines displayed
Timerange: 00/19:57:01 to 00/20:00:29

Plot file version 107 created 31-MAR-2023 15:58:25

ARP299A EP124A.UVDATA.1

Freq = 4.6005 GHz, Bw = 32.000 MH Calibrated with CL # 4 and BP # 1 (BP mode 1)

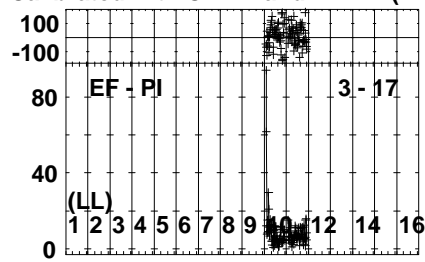
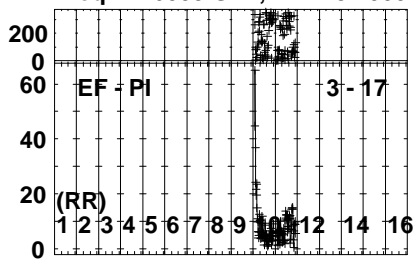


Lower frame: Milli Ampl Jy Top frame: Phas deg
Vector averaged cross-power spectrum Several baselines displayed
Timerange: 00/19:57:01 to 00/20:00:29

Plot file version 108 created 31-MAR-2023 15:58:26

ARP299A EP124A.UVDATA.1

Freq = 4.6005 GHz, Bw = 32.000 MH Calibrated with CL # 4 and BP # 1 (BP mode 1)

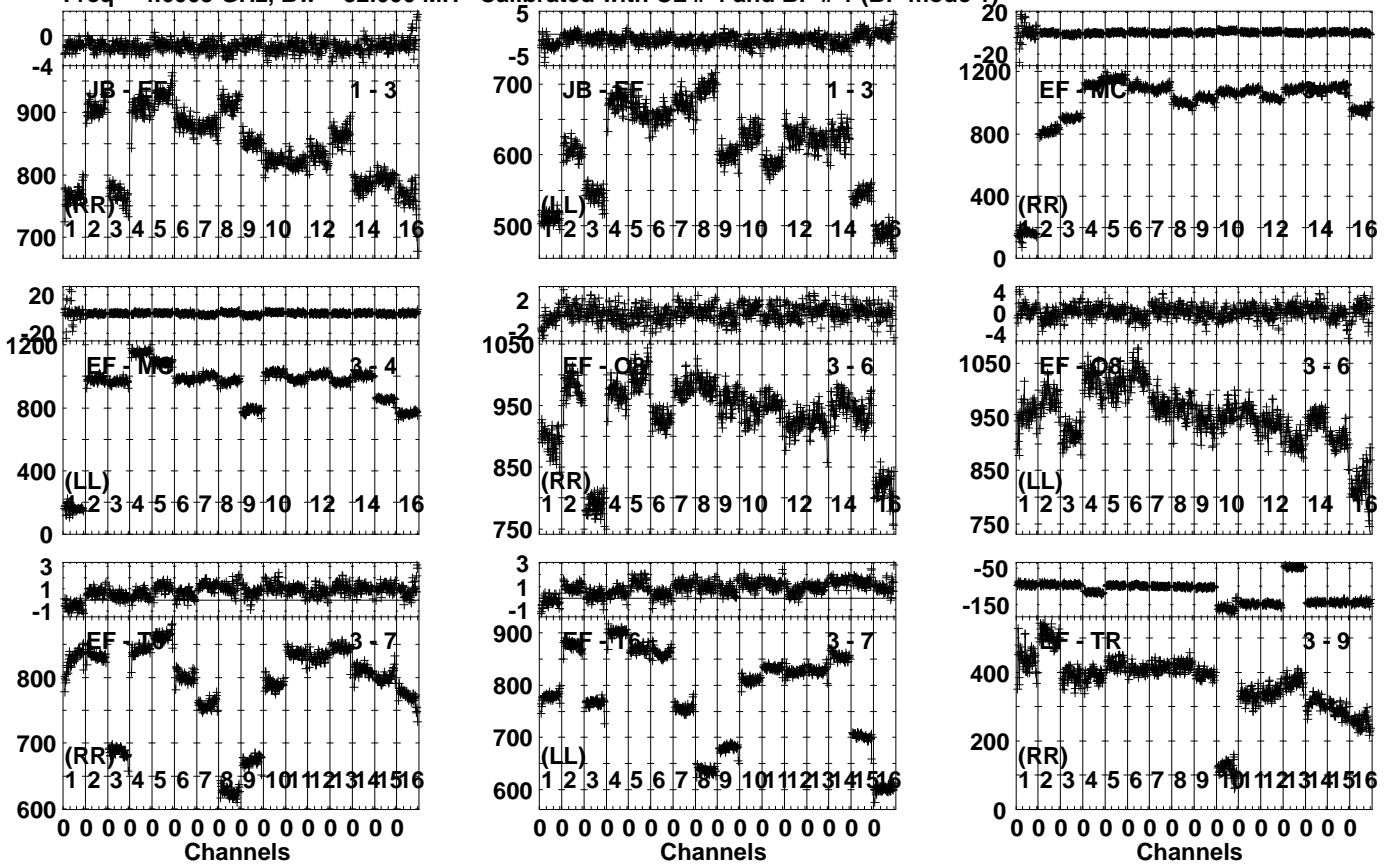


Lower frame: Milli Ampl Jy Top frame: Phas deg
Vector averaged cross-power spectrum Several baselines displayed
Timerange: 00/19:57:01 to 00/20:00:29

Plot file version 109 created 31-MAR-2023 15:58:26

J1128+5925 EP124A.UVDATA.1

Freq = 4.6005 GHz, Bw = 32.000 MH Calibrated with CL # 4 and BP # 1 (BP mode 1)

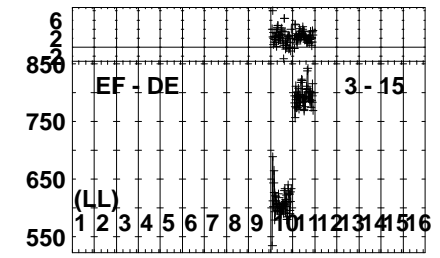
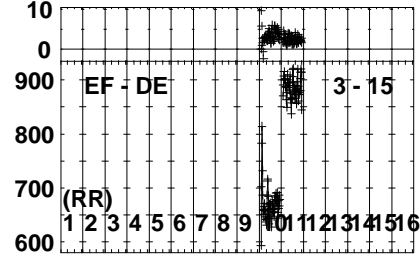
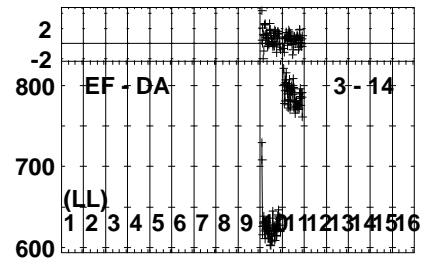
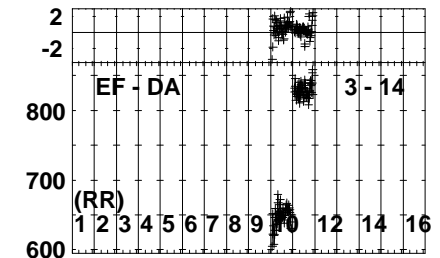
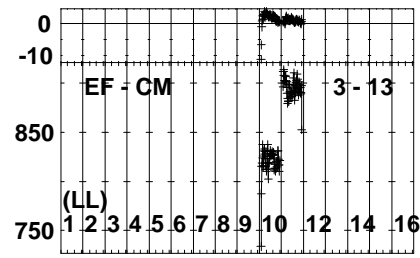
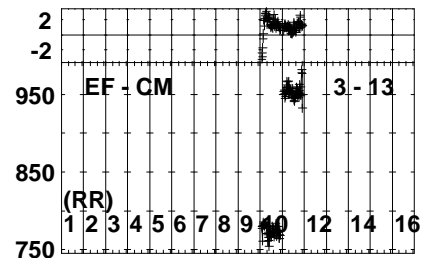
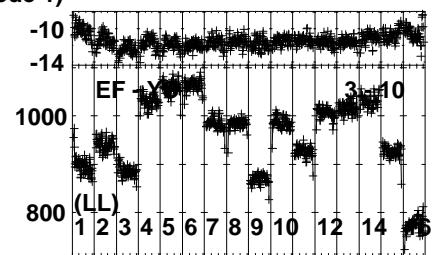
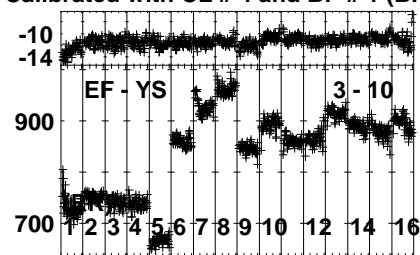
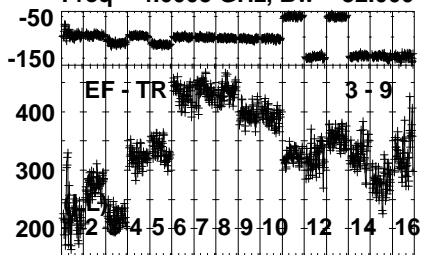


Lower frame: Milli Ampl Jy Top frame: Phas deg
Vector averaged cross-power spectrum Several baselines displayed
Timerange: 00/20:01:01 to 00/20:01:59

Plot file version 110 created 31-MAR-2023 15:58:27

J1128+5925 EP124A.UVDATA.1

Freq = 4.6005 GHz, Bw = 32.000 MH Calibrated with CL # 4 and BP # 1 (BP mode 1)

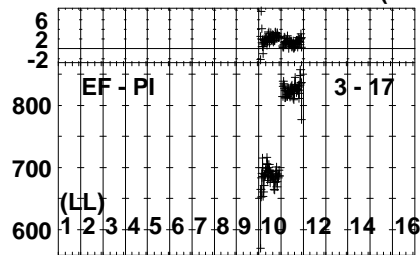
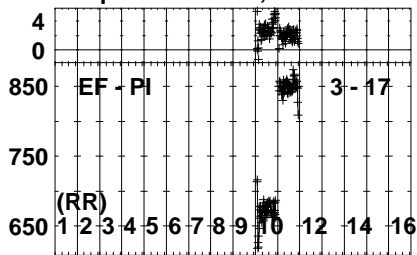


Lower frame: Milli Ampl Jy Top frame: Phas deg
Vector averaged cross-power spectrum Several baselines displayed
Timerange: 00/20:01:01 to 00/20:01:59

Plot file version 111 created 31-MAR-2023 15:58:28

J1128+5925 EP124A.UVDATA.1

Freq = 4.6005 GHz, Bw = 32.000 MH Calibrated with CL # 4 and BP # 1 (BP mode 1)

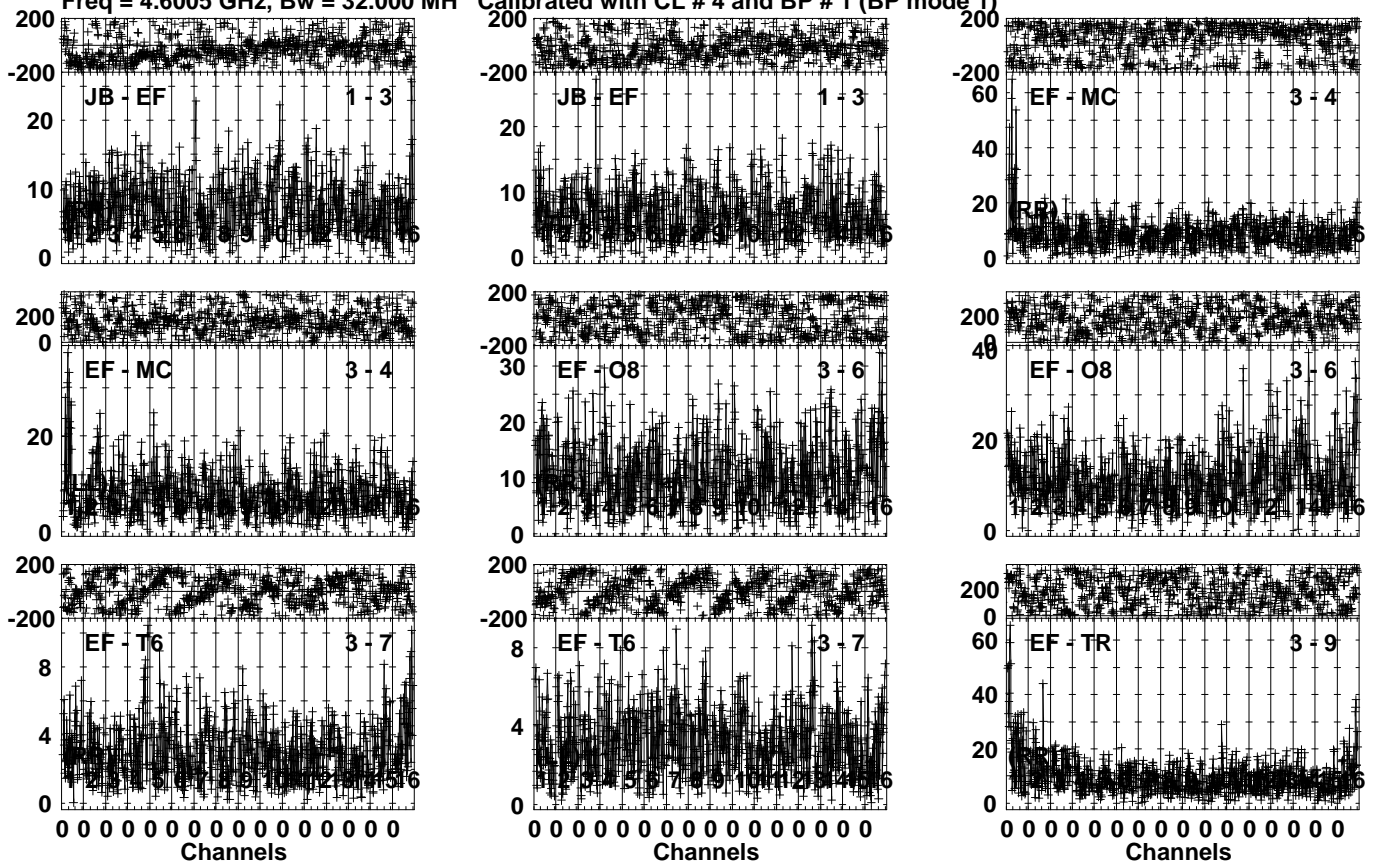


Lower frame: Milli Ampl Jy Top frame: Phas deg
Vector averaged cross-power spectrum Several baselines displayed
Timerange: 00/20:01:01 to 00/20:01:59

Plot file version 112 created 31-MAR-2023 15:58:28

ARP299A EP124A.UVDATA.1

Freq = 4.6005 GHz, Bw = 32.000 MH Calibrated with CL # 4 and BP # 1 (BP mode 1)

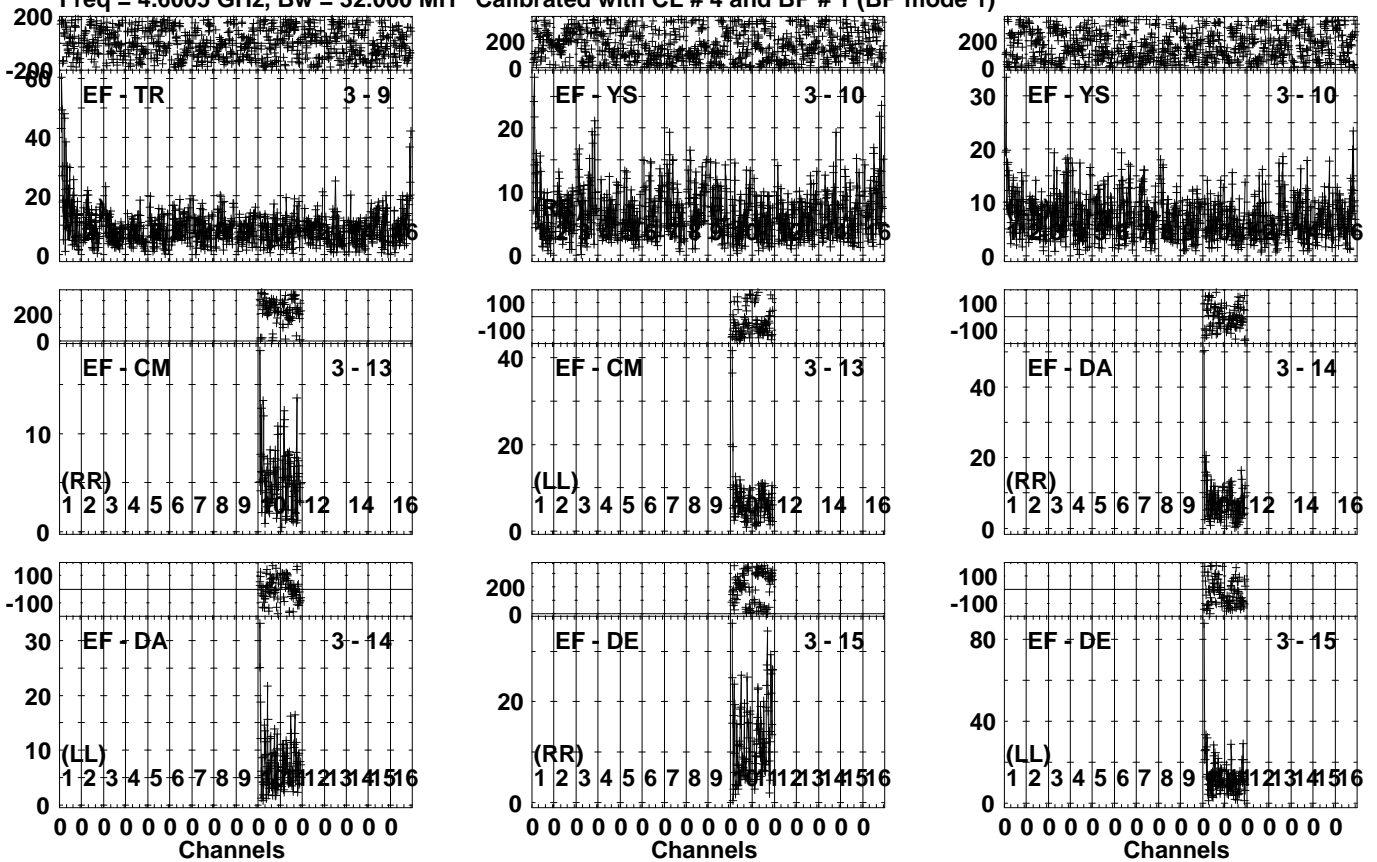


Lower frame: Milli Ampl Jy Top frame: Phas deg
Vector averaged cross-power spectrum Several baselines displayed
Timerange: 00/20:02:01 to 00/20:05:29

Plot file version 113 created 31-MAR-2023 15:58:29

ARP299A EP124A.UVDATA.1

Freq = 4.6005 GHz, Bw = 32.000 MH Calibrated with CL # 4 and BP # 1 (BP mode 1)

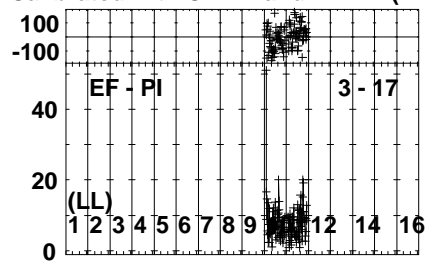
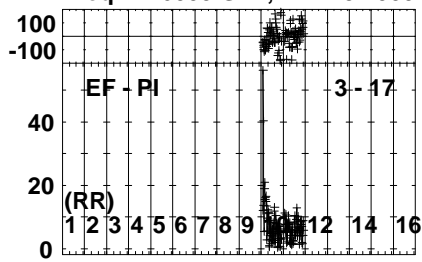


Lower frame: Milli Ampl Jy Top frame: Phas deg
Vector averaged cross-power spectrum Several baselines displayed
Timerange: 00/20:02:01 to 00/20:05:29

Plot file version 114 created 31-MAR-2023 15:58:30

ARP299A EP124A.UVDATA.1

Freq = 4.6005 GHz, Bw = 32.000 MH Calibrated with CL # 4 and BP # 1 (BP mode 1)

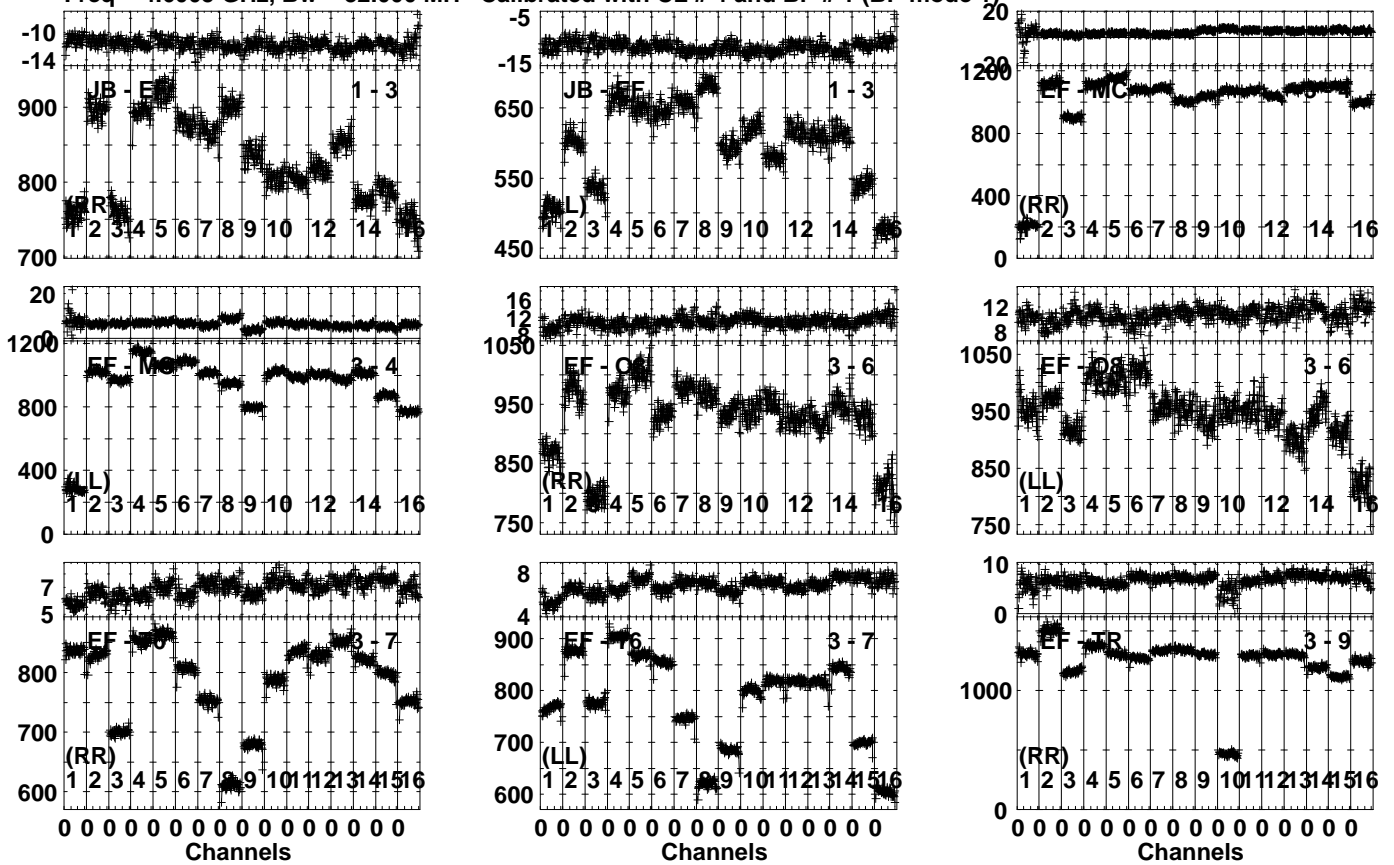


Lower frame: Milli Ampl Jy Top frame: Phas deg
Vector averaged cross-power spectrum Several baselines displayed
Timerange: 00/20:02:01 to 00/20:05:29

Plot file version 115 created 31-MAR-2023 15:58:30

J1128+5925 EP124A.UVDATA.1

Freq = 4.6005 GHz, Bw = 32.000 MH Calibrated with CL # 4 and BP # 1 (BP mode 1)

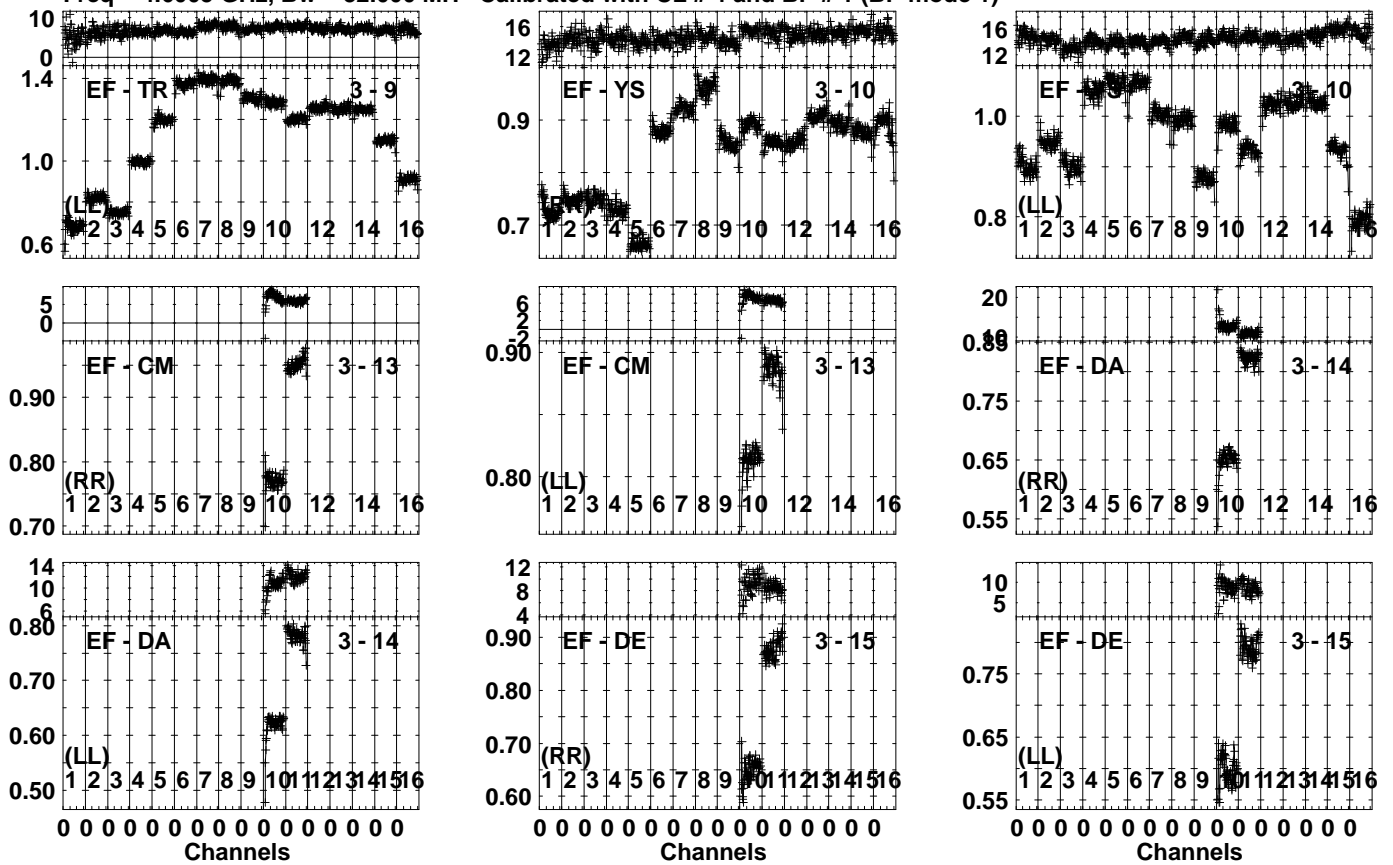


Lower frame: Milli Ampl Jy Top frame: Phas deg
 Vector averaged cross-power spectrum Several baselines displayed
 Timerange: 00/20:05:31 to 00/20:06:59

Plot file version 116 created 31-MAR-2023 15:58:31

J1128+5925 EP124A.UVDATA.1

Freq = 4.6005 GHz, Bw = 32.000 MH Calibrated with CL # 4 and BP # 1 (BP mode 1)

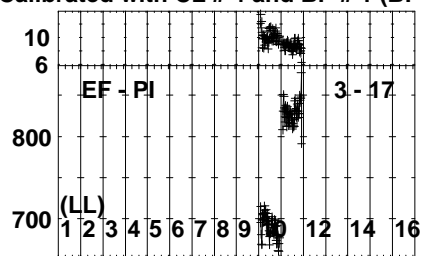
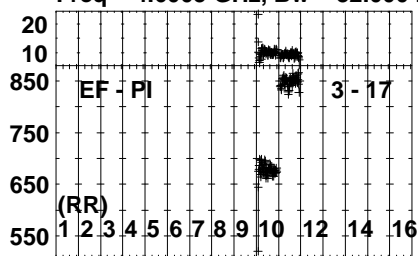


Lower frame: Ampl Jy Top frame: Phas deg
Vector averaged cross-power spectrum Several baselines displayed
Timerange: 00/20:05:31 to 00/20:06:59

Plot file version 117 created 31-MAR-2023 15:58:32

J1128+5925 EP124A.UVDATA.1

Freq = 4.6005 GHz, Bw = 32.000 MH Calibrated with CL # 4 and BP # 1 (BP mode 1)

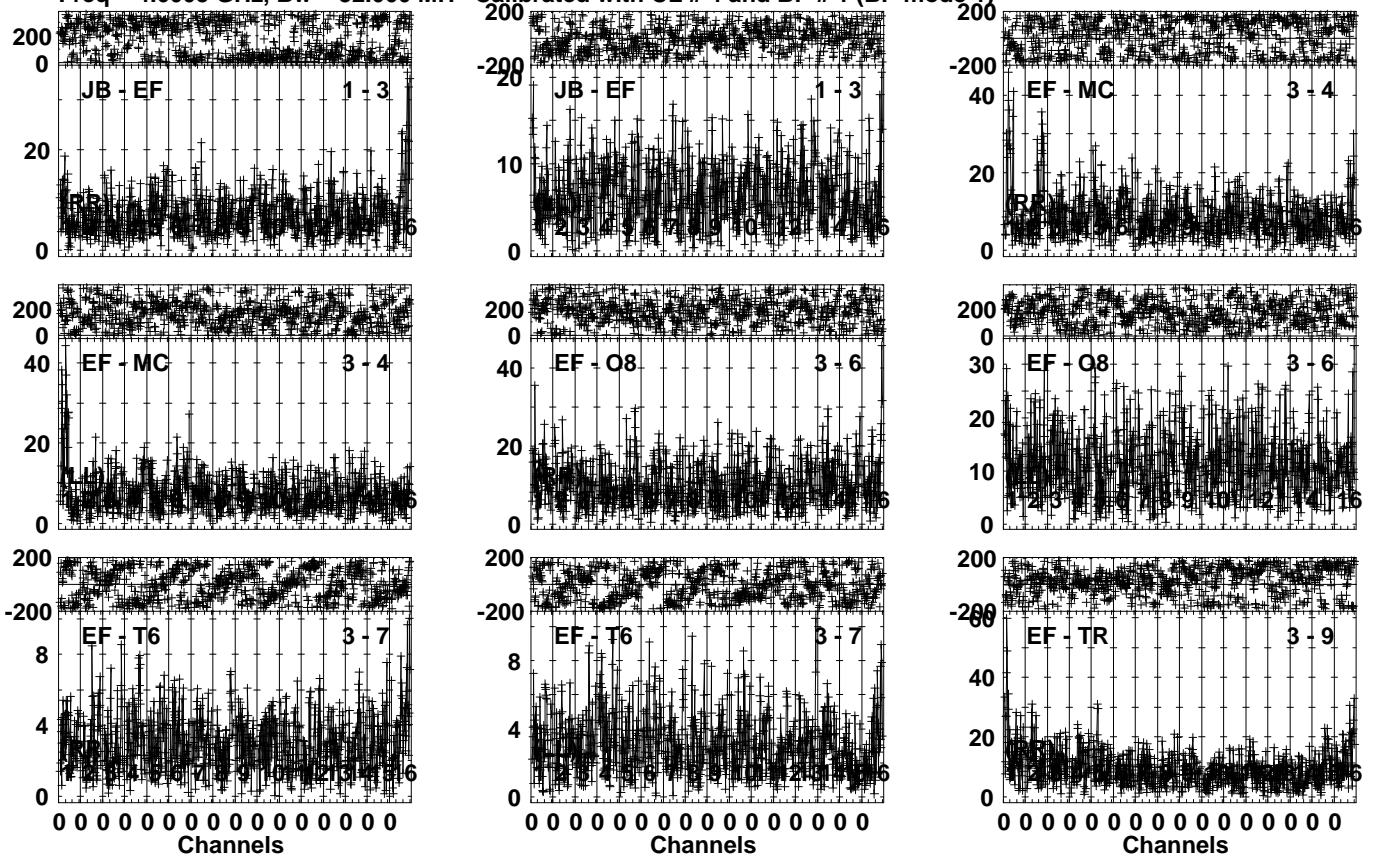


Lower frame: Milli Ampl Jy Top frame: Phas deg
Vector averaged cross-power spectrum Several baselines displayed
Timerange: 00/20:05:31 to 00/20:06:59

Plot file version 118 created 31-MAR-2023 15:58:32

ARP299A EP124A.UVDATA.1

Freq = 4.6005 GHz, Bw = 32.000 MH Calibrated with CL # 4 and BP # 1 (BP mode 1)

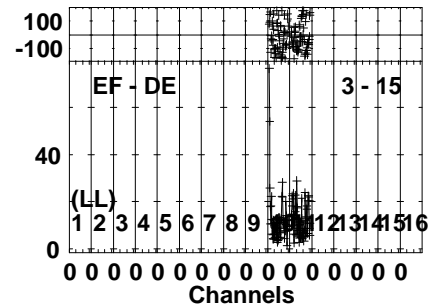
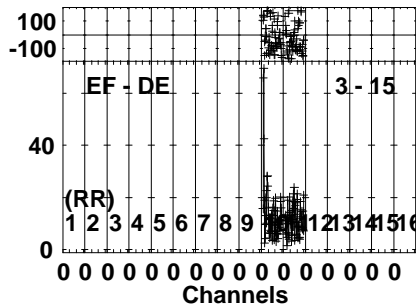
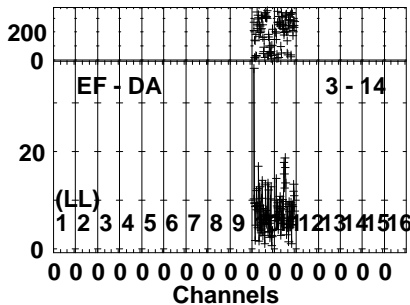
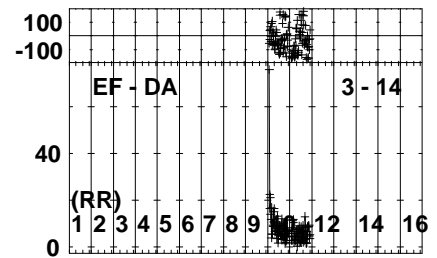
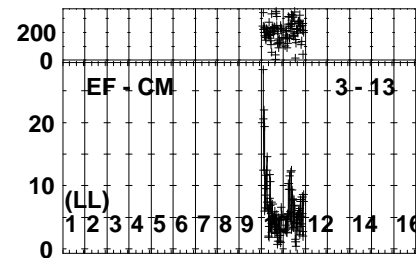
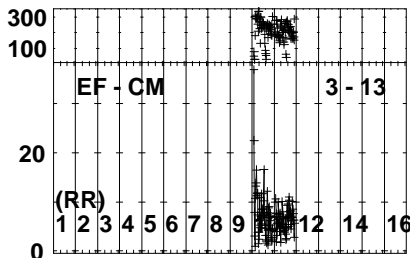
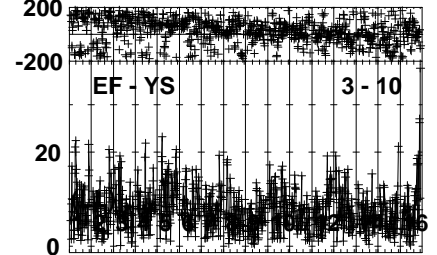
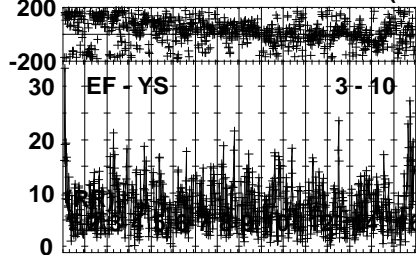
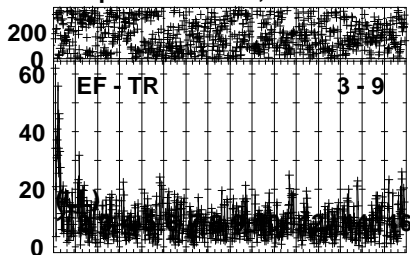


Lower frame: Milli Ampl Jy Top frame: Phas deg
Vector averaged cross-power spectrum Several baselines displayed
Timerange: 00/20:07:01 to 00/20:10:29

Plot file version 119 created 31-MAR-2023 15:58:33

ARP299A EP124A.UVDATA.1

Freq = 4.6005 GHz, Bw = 32.000 MH Calibrated with CL # 4 and BP # 1 (BP mode 1)

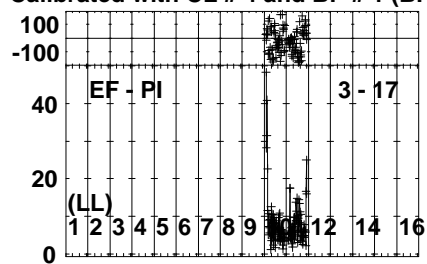
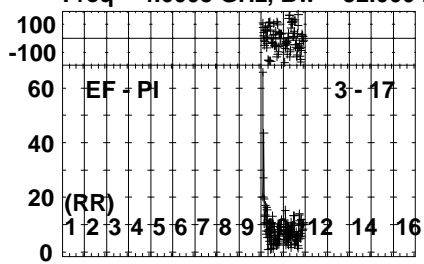


Lower frame: Milli Ampl Jy Top frame: Phas deg
Vector averaged cross-power spectrum Several baselines displayed
Timerange: 00/20:07:01 to 00/20:10:29

Plot file version 120 created 31-MAR-2023 15:58:34

ARP299A EP124A.UVDATA.1

Freq = 4.6005 GHz, Bw = 32.000 MH Calibrated with CL # 4 and BP # 1 (BP mode 1)



Lower frame: Milli Ampl Jy Top frame: Phas deg

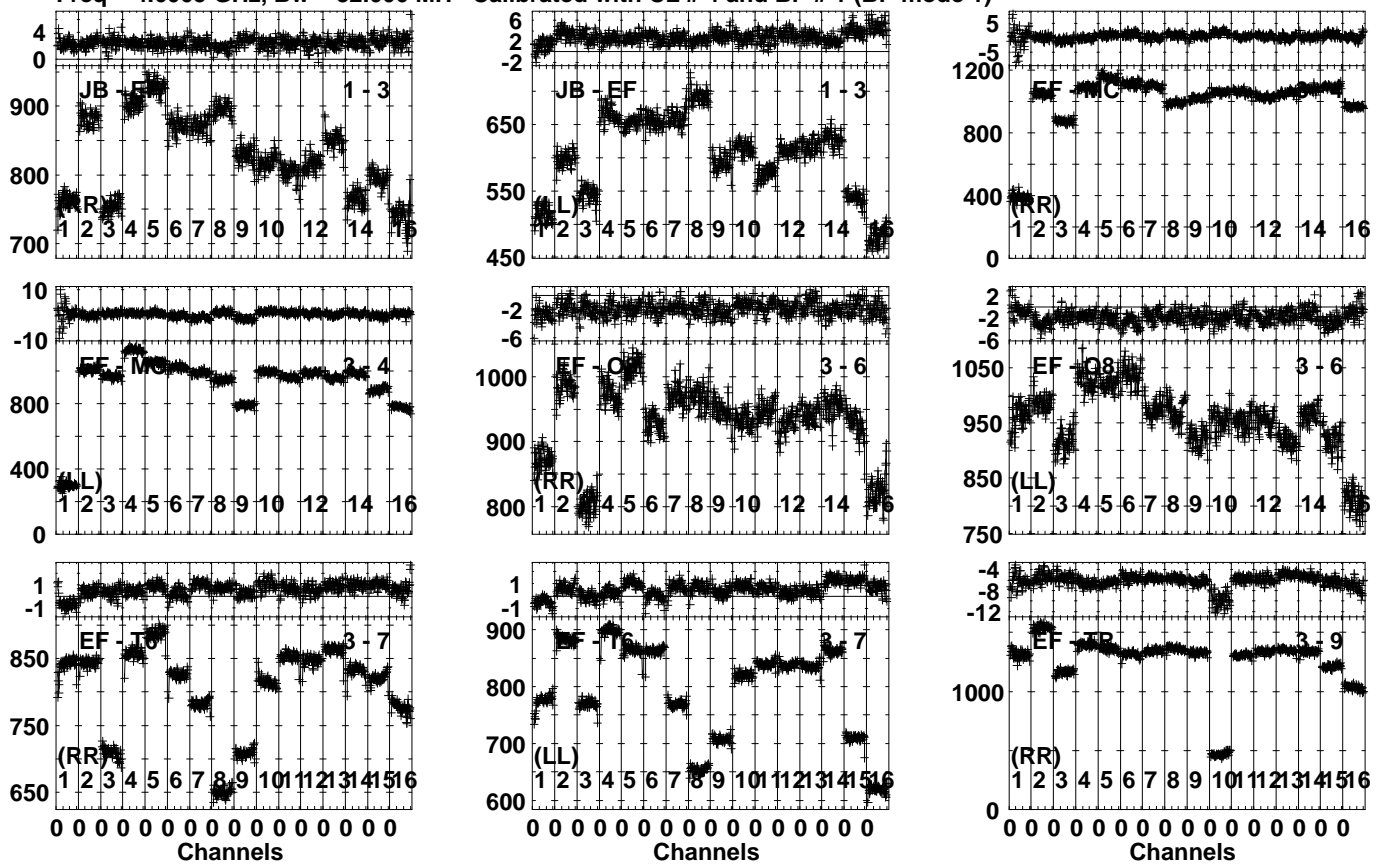
Vector averaged cross-power spectrum Several baselines displayed

Timerange: 00/20:07:01 to 00/20:10:29

Plot file version 121 created 31-MAR-2023 15:58:34

J1128+5925 EP124A.UVDATA.1

Freq = 4.6005 GHz, Bw = 32.000 MH Calibrated with CL # 4 and BP # 1 (BP mode 1)

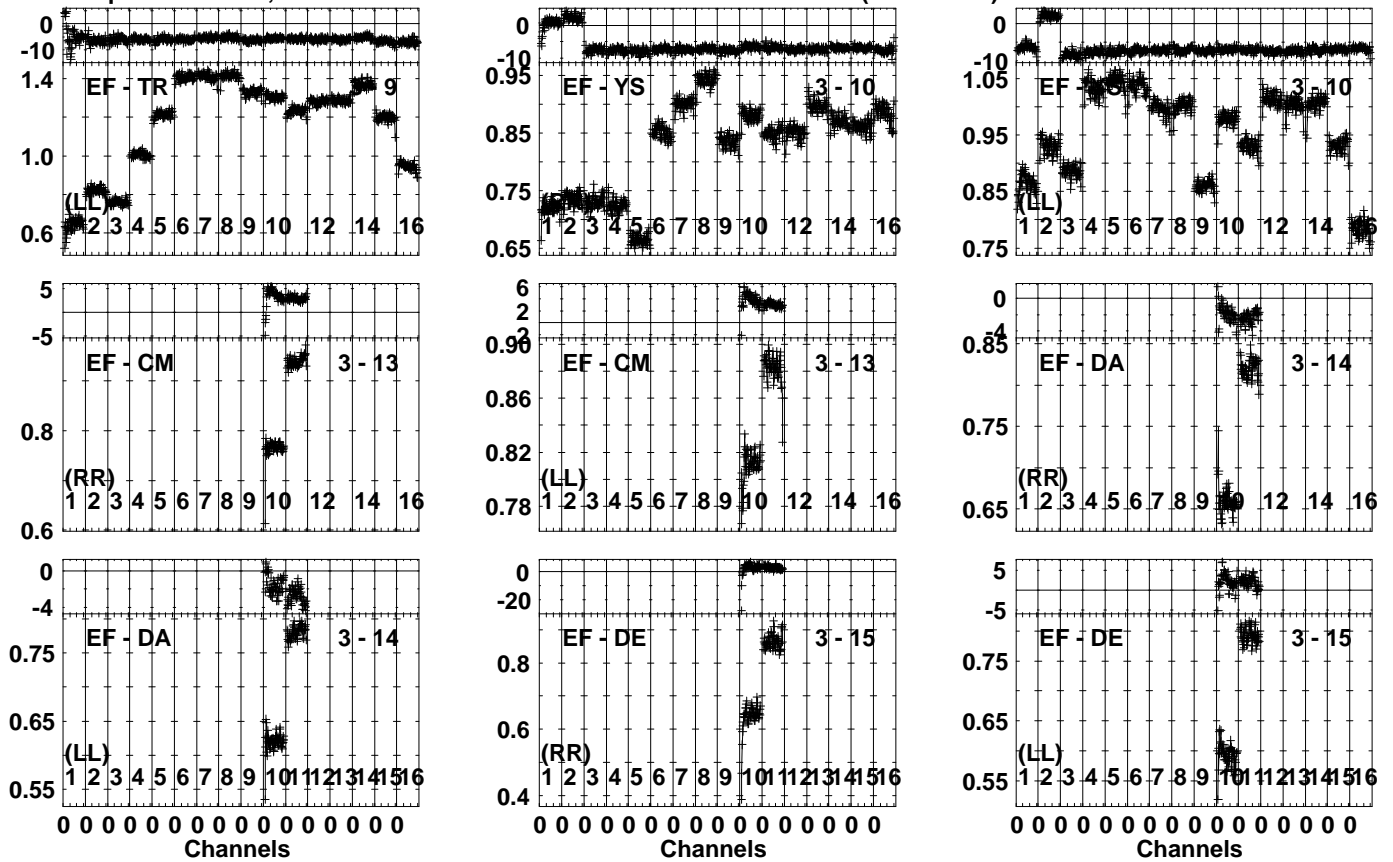


Lower frame: Milli Ampl Jy Top frame: Phas deg
Vector averaged cross-power spectrum Several baselines displayed
Timerange: 00/20:11:01 to 00/20:11:59

Plot file version 122 created 31-MAR-2023 15:58:35

J1128+5925 EP124A.UVDATA.1

Freq = 4.6005 GHz, Bw = 32.000 MH Calibrated with CL # 4 and BP # 1 (BP mode 1)

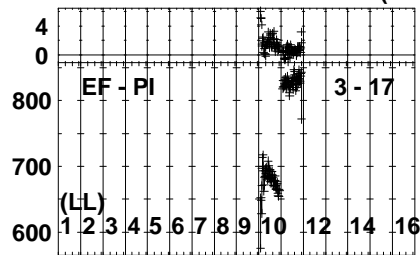
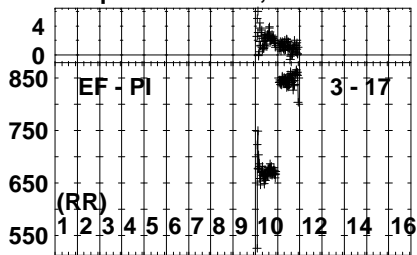


Lower frame: Ampl Jy Top frame: Phas deg
 Vector averaged cross-power spectrum Several baselines displayed
 Timerange: 00/20:11:01 to 00/20:11:59

Plot file version 123 created 31-MAR-2023 15:58:36

J1128+5925 EP124A.UVDATA.1

Freq = 4.6005 GHz, Bw = 32.000 MH Calibrated with CL # 4 and BP # 1 (BP mode 1)

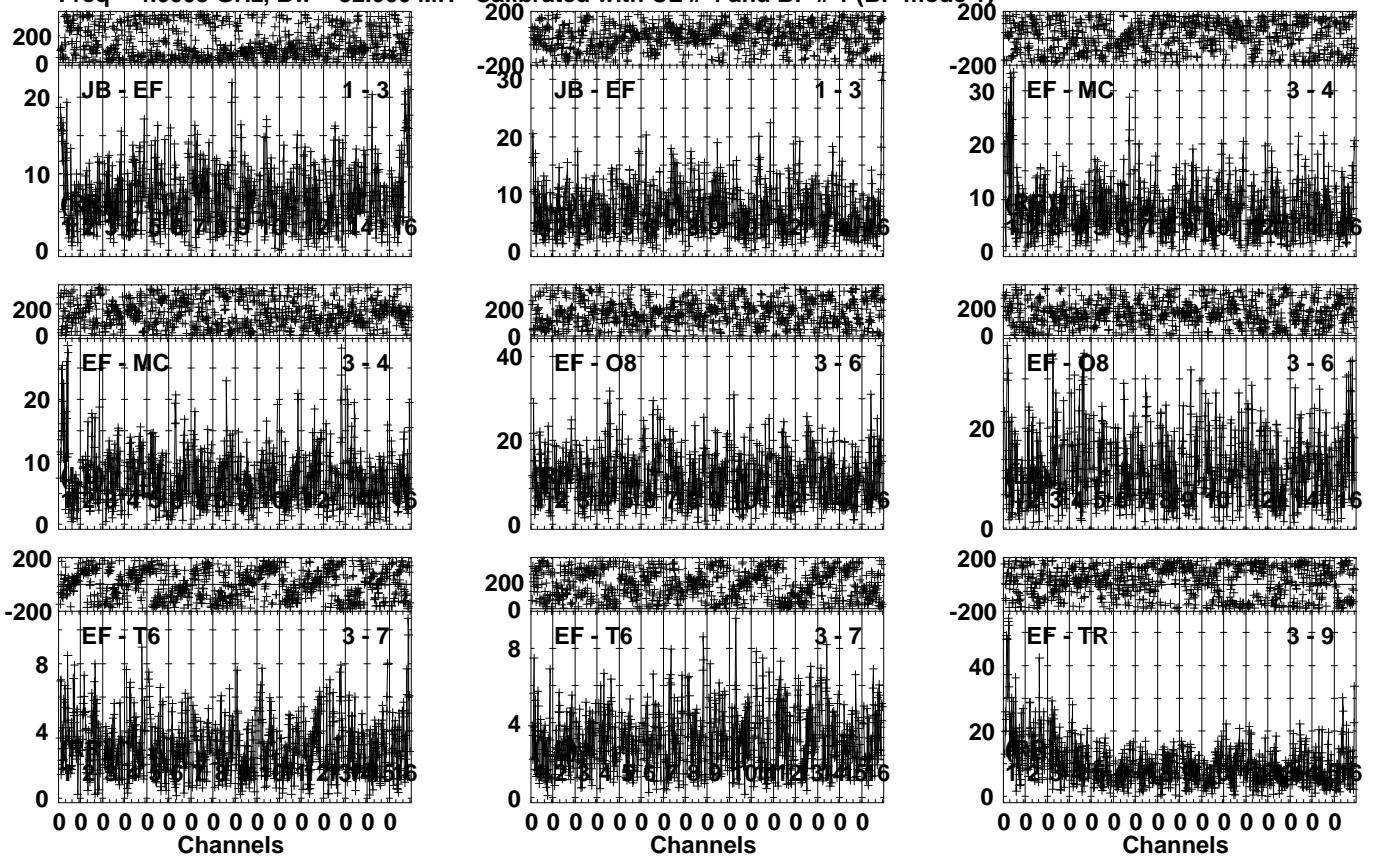


Lower frame: Milli Ampl Jy Top frame: Phas deg
Vector averaged cross-power spectrum Several baselines displayed
Timerange: 00/20:11:01 to 00/20:11:59

Plot file version 124 created 31-MAR-2023 15:58:36

ARP299A EP124A.UVDATA.1

Freq = 4.6005 GHz, Bw = 32.000 MH Calibrated with CL # 4 and BP # 1 (BP mode 1)

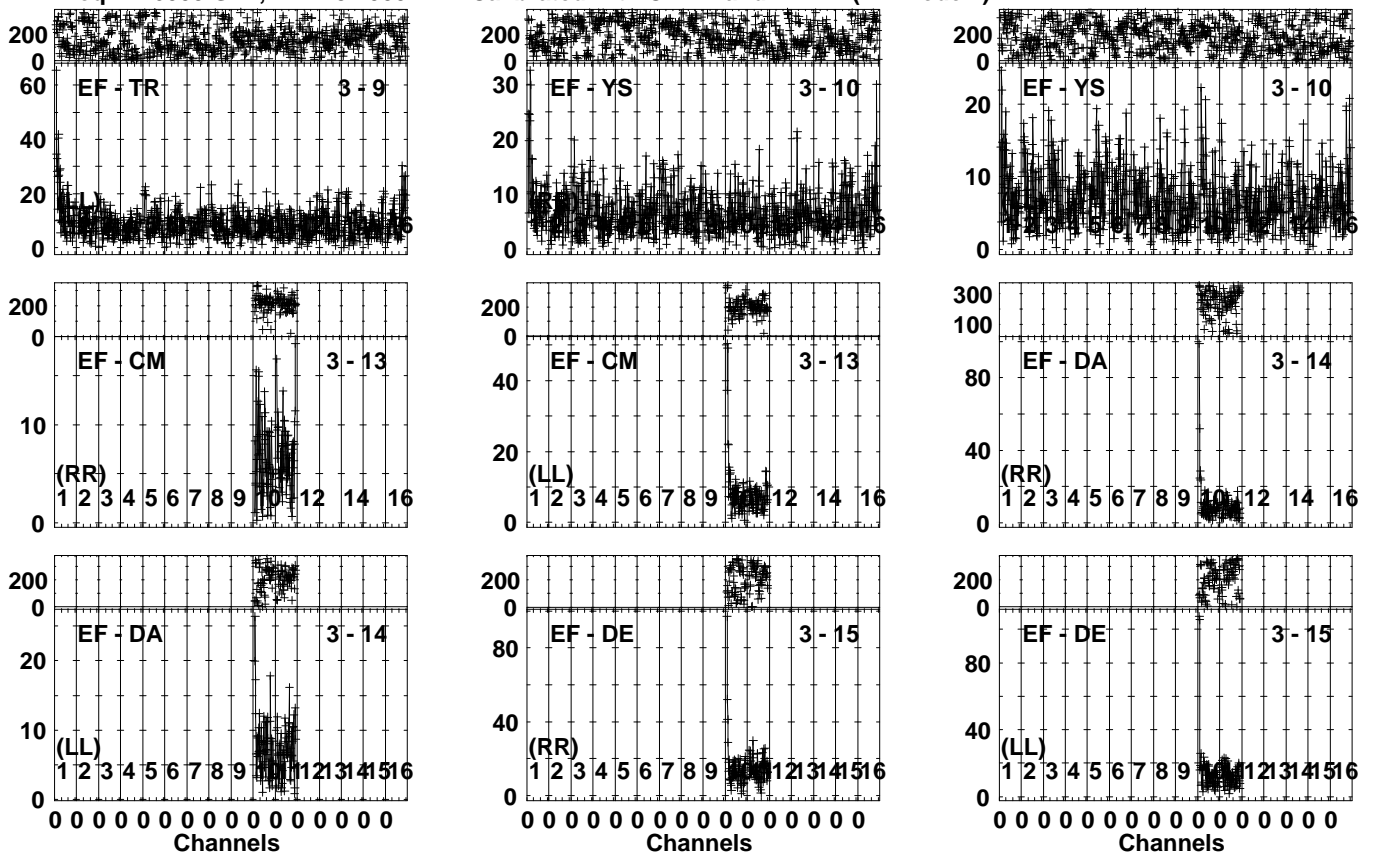


Lower frame: Milli Ampl Jy Top frame: Phas deg
Vector averaged cross-power spectrum Several baselines displayed
Timerange: 00/20:12:01 to 00/20:15:29

Plot file version 125 created 31-MAR-2023 15:58:37

ARP299A EP124A.UVDATA.1

Freq = 4.6005 GHz, Bw = 32.000 MH Calibrated with CL # 4 and BP # 1 (BP mode 1)

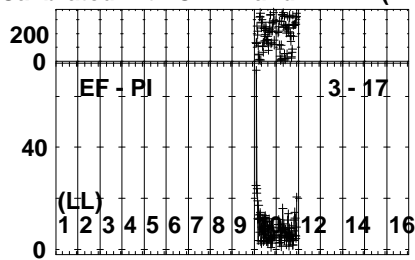
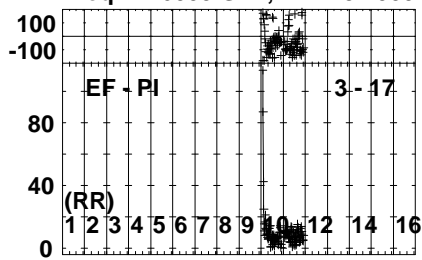


Lower frame: Milli Ampl Jy Top frame: Phas deg
Vector averaged cross-power spectrum Several baselines displayed
Timerange: 00/20:12:01 to 00/20:15:29

Plot file version 126 created 31-MAR-2023 15:58:38

ARP299A EP124A.UVDATA.1

Freq = 4.6005 GHz, Bw = 32.000 MH Calibrated with CL # 4 and BP # 1 (BP mode 1)



Lower frame: Milli Ampl Jy Top frame: Phas deg

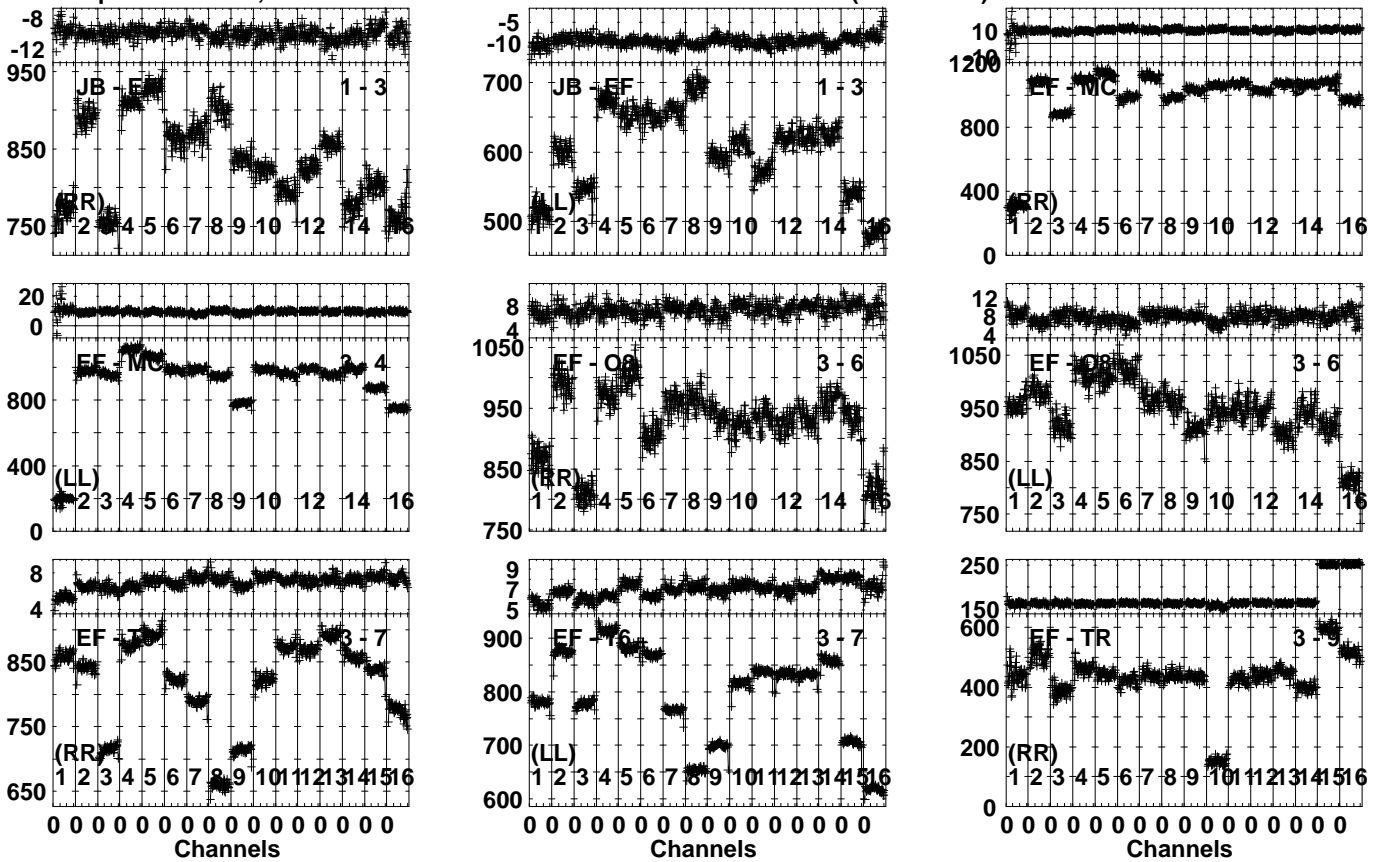
Vector averaged cross-power spectrum Several baselines displayed

Timerange: 00/20:12:01 to 00/20:15:29

Plot file version 127 created 31-MAR-2023 15:58:38

J1128+5925 EP124A.UVDATA.1

Freq = 4.6005 GHz, Bw = 32.000 MH Calibrated with CL # 4 and BP # 1 (BP mode 1)

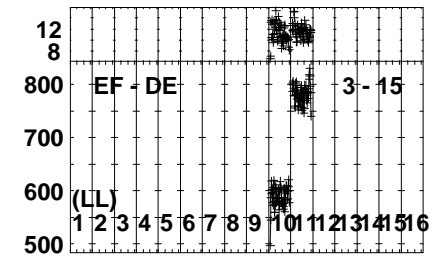
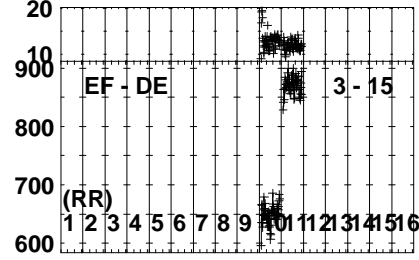
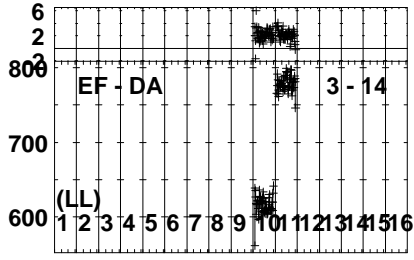
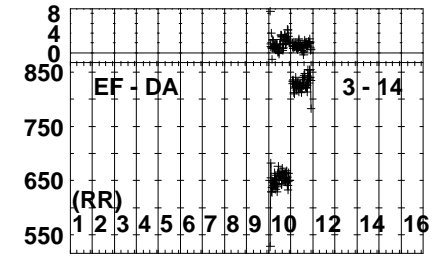
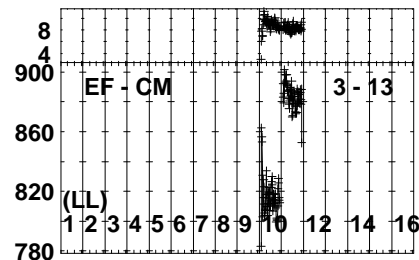
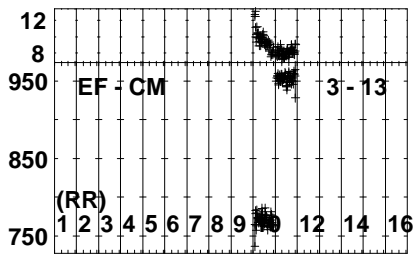
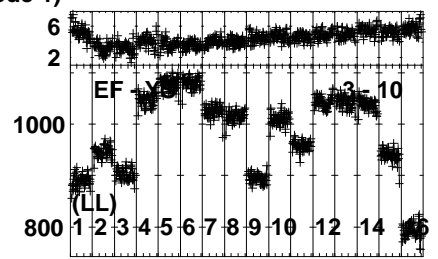
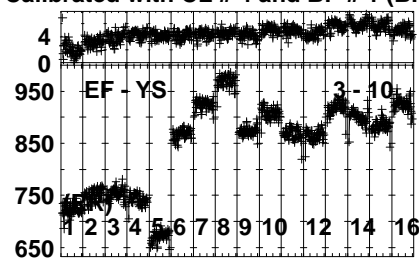
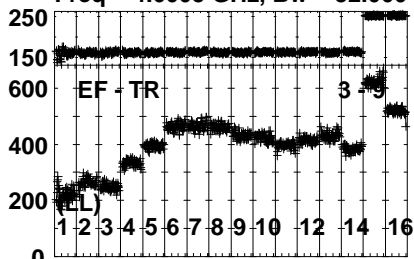


Lower frame: Milli Ampl Jy Top frame: Phas deg
Vector averaged cross-power spectrum Several baselines displayed
Timerange: 00/20:15:31 to 00/20:16:59

Plot file version 128 created 31-MAR-2023 15:58:39

J1128+5925 EP124A.UVDATA.1

Freq = 4.6005 GHz, Bw = 32.000 MH Calibrated with CL # 4 and BP # 1 (BP mode 1)

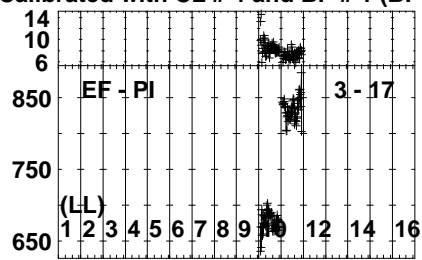
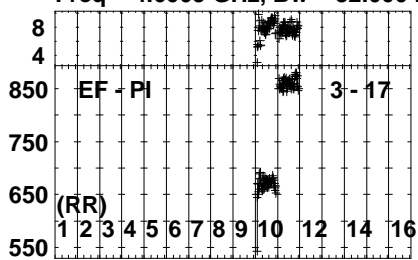


Lower frame: Milli Ampl Jy Top frame: Phas deg
Vector averaged cross-power spectrum Several baselines displayed
Timerange: 00/20:15:31 to 00/20:16:59

Plot file version 129 created 31-MAR-2023 15:58:40

J1128+5925 EP124A.UVDATA.1

Freq = 4.6005 GHz, Bw = 32.000 MH Calibrated with CL # 4 and BP # 1 (BP mode 1)

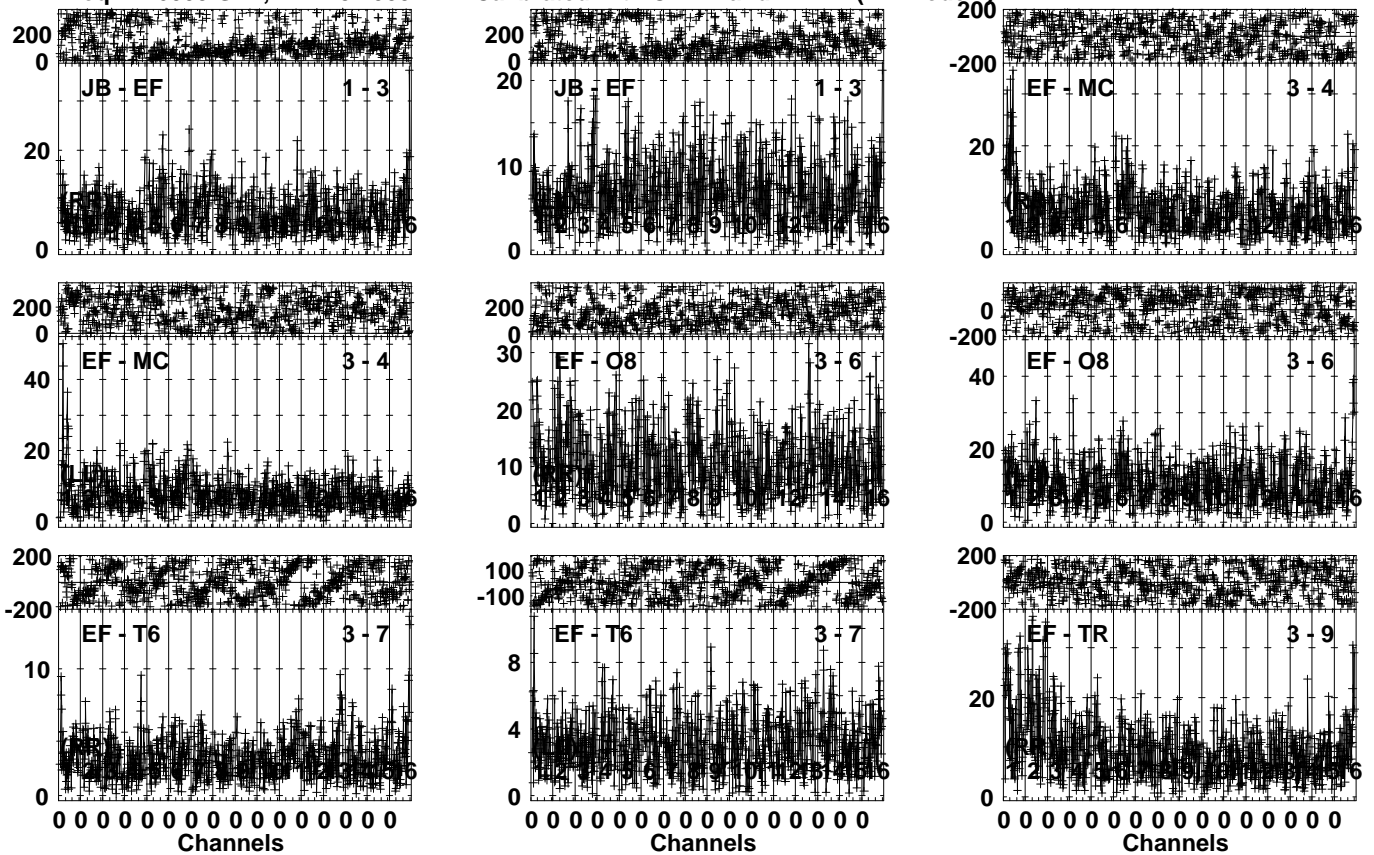


Lower frame: Milli Ampl Jy Top frame: Phas deg
Vector averaged cross-power spectrum Several baselines displayed
Timerange: 00/20:15:31 to 00/20:16:59

Plot file version 130 created 31-MAR-2023 15:58:40

ARP299A EP124A.UVDATA.1

Freq = 4.6005 GHz, Bw = 32.000 MH Calibrated with CL # 4 and BP # 1 (BP mode 1)

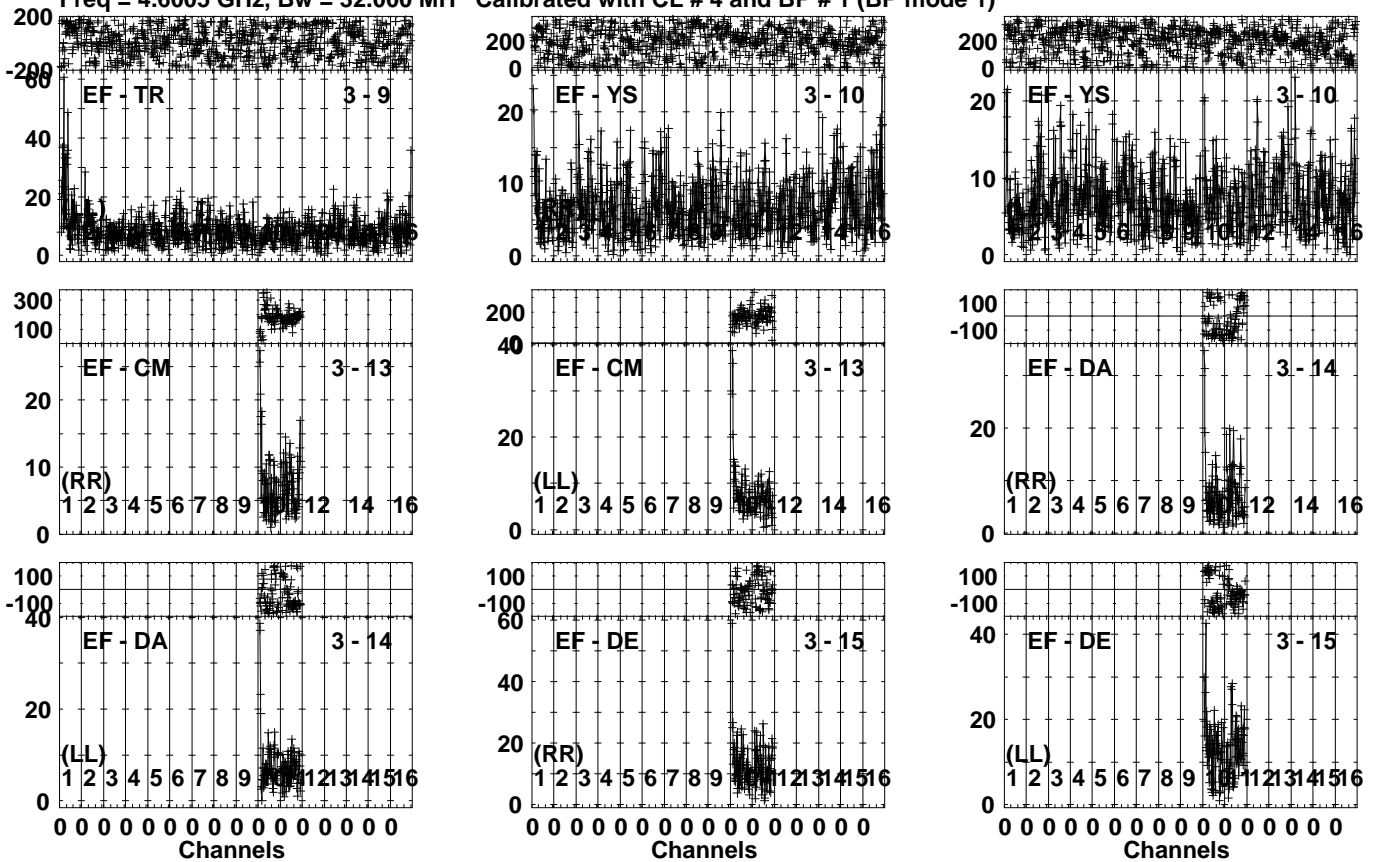


Lower frame: Milli Ampl Jy Top frame: Phas deg
Vector averaged cross-power spectrum Several baselines displayed
Timerange: 00/20:17:01 to 00/20:20:29

Plot file version 131 created 31-MAR-2023 15:58:41

ARP299A EP124A.UVDATA.1

Freq = 4.6005 GHz, Bw = 32.000 MH Calibrated with CL # 4 and BP # 1 (BP mode 1)

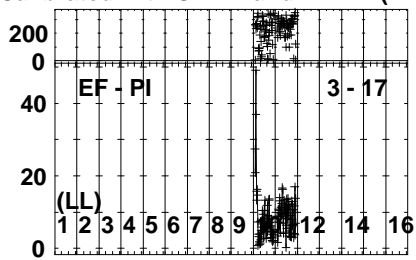
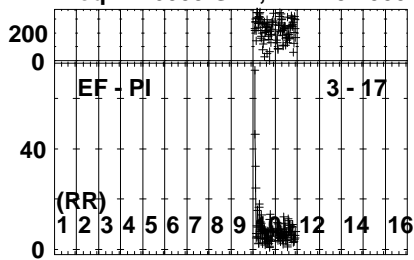


Lower frame: Milli Ampl Jy Top frame: Phas deg
Vector averaged cross-power spectrum Several baselines displayed
Timerange: 00/20:17:01 to 00/20:20:29

Plot file version 132 created 31-MAR-2023 15:58:42

ARP299A EP124A.UVDATA.1

Freq = 4.6005 GHz, Bw = 32.000 MH Calibrated with CL # 4 and BP # 1 (BP mode 1)



Lower frame: Milli Ampl Jy Top frame: Phas deg

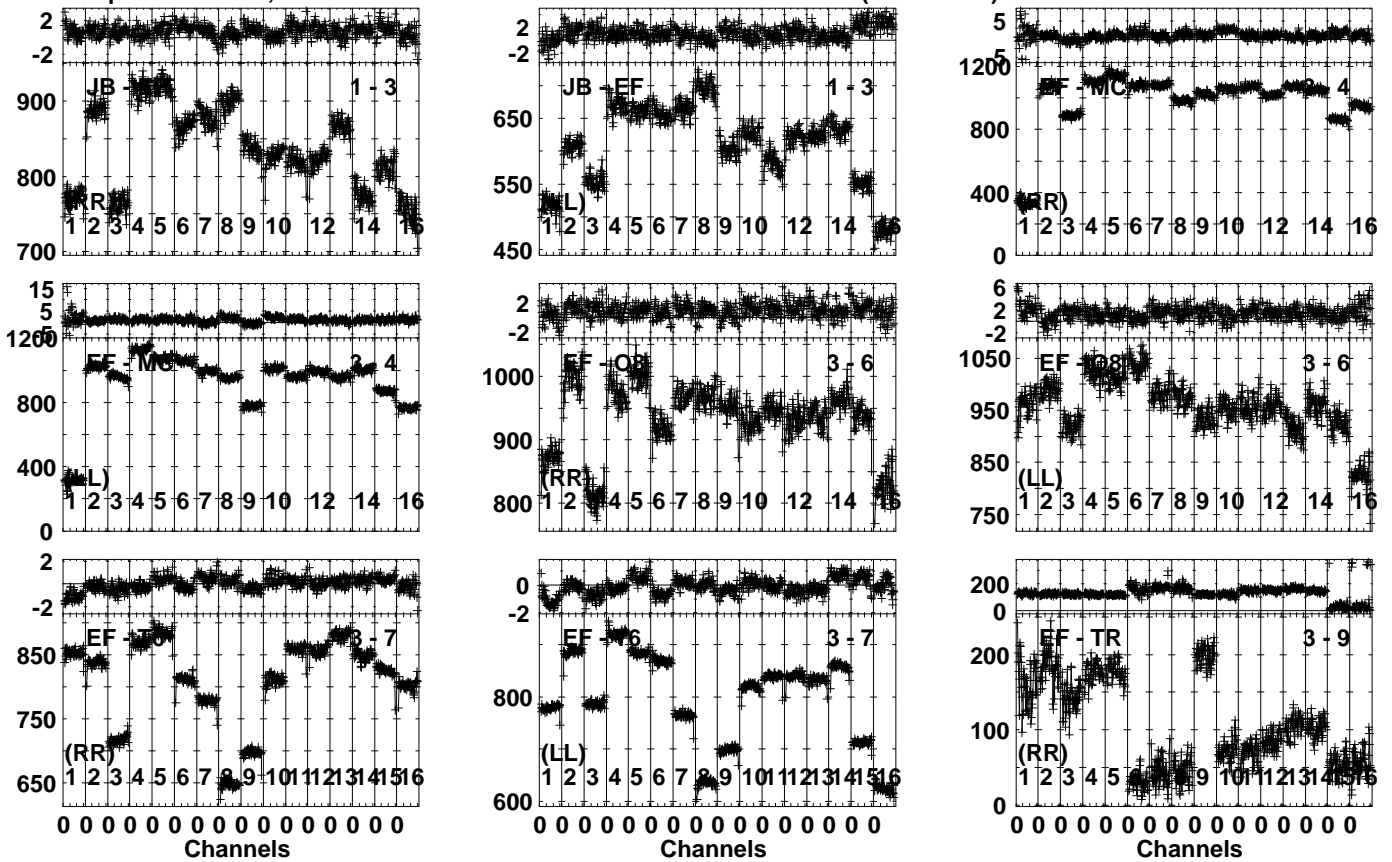
Vector averaged cross-power spectrum Several baselines displayed

Timerange: 00/20:17:01 to 00/20:20:29

Plot file version 133 created 31-MAR-2023 15:58:42

J1128+5925 EP124A.UVDATA.1

Freq = 4.6005 GHz, Bw = 32.000 MH Calibrated with CL # 4 and BP # 1 (BP mode 1)

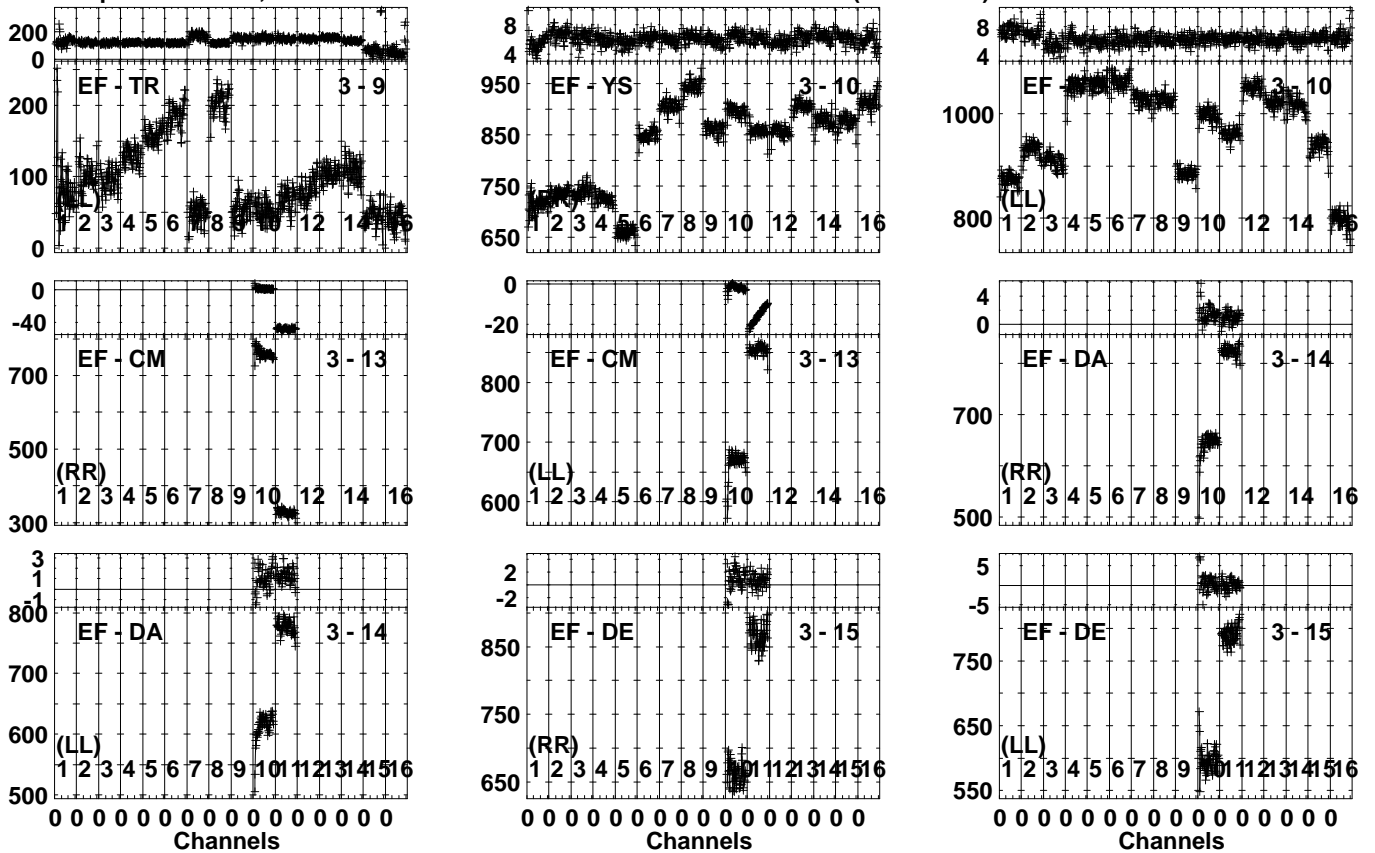


Lower frame: Milli Ampl Jy Top frame: Phas deg
 Vector averaged cross-power spectrum Several baselines displayed
 Timerange: 00/20:21:01 to 00/20:21:59

Plot file version 134 created 31-MAR-2023 15:58:43

J1128+5925 EP124A.UVDATA.1

Freq = 4.6005 GHz, Bw = 32.000 MH Calibrated with CL # 4 and BP # 1 (BP mode 1)

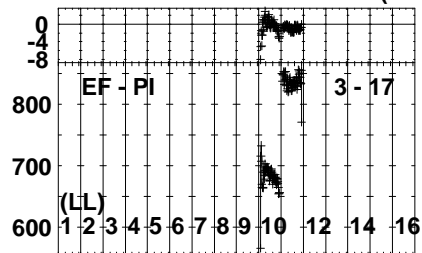
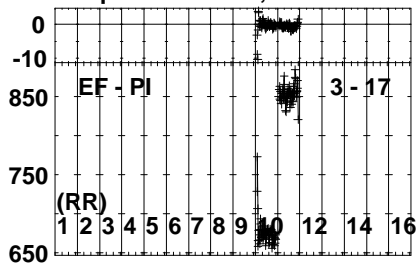


Lower frame: Milli Ampl Jy Top frame: Phas deg
Vector averaged cross-power spectrum Several baselines displayed
Timerange: 00/20:21:01 to 00/20:21:59

Plot file version 135 created 31-MAR-2023 15:58:44

J1128+5925 EP124A.UVDATA.1

Freq = 4.6005 GHz, Bw = 32.000 MH Calibrated with CL # 4 and BP # 1 (BP mode 1)

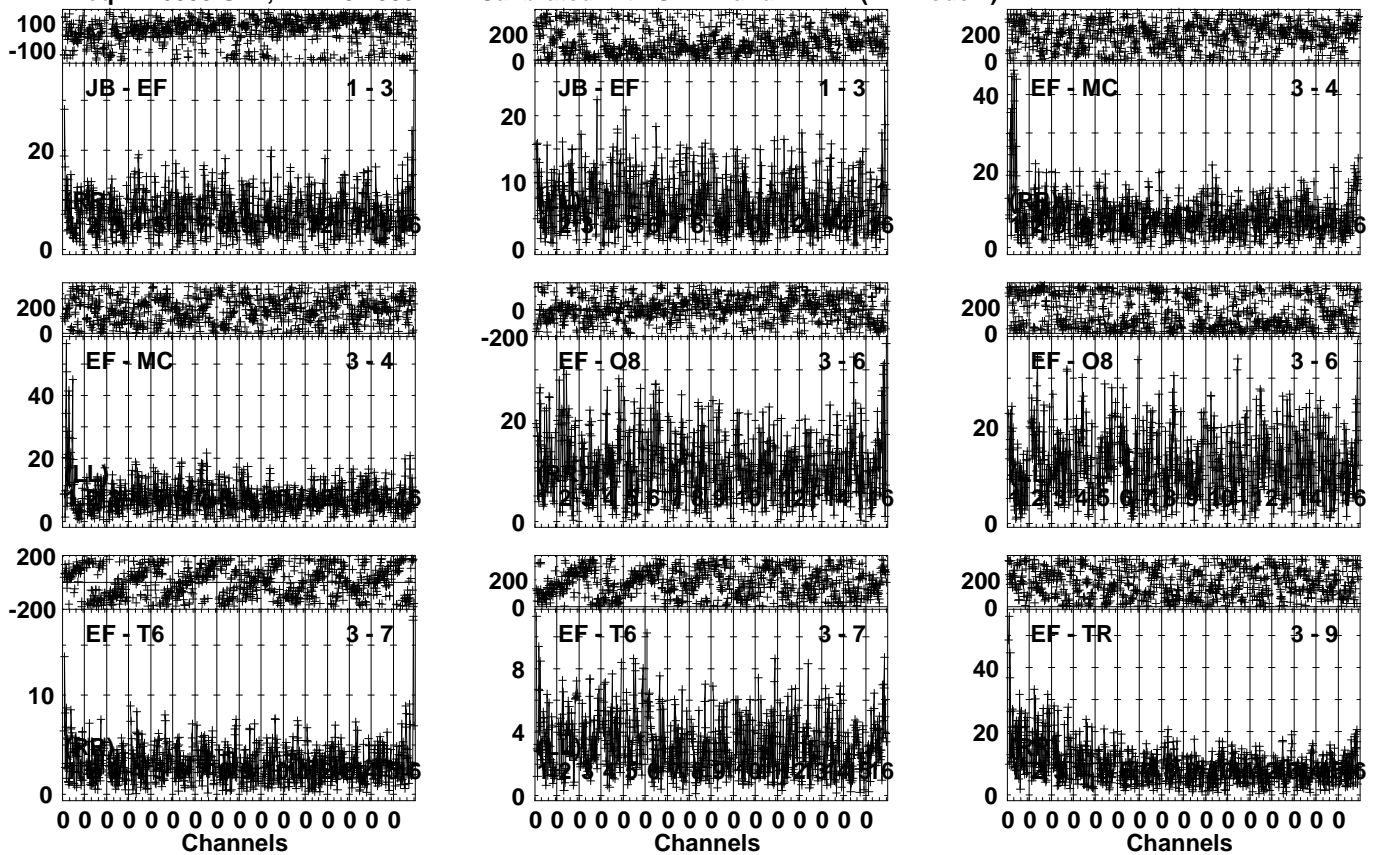


Lower frame: Milli Ampl Jy Top frame: Phas deg
Vector averaged cross-power spectrum Several baselines displayed
Timerange: 00/20:21:01 to 00/20:21:59

Plot file version 136 created 31-MAR-2023 15:58:44

ARP299A EP124A.UVDATA.1

Freq = 4.6005 GHz, Bw = 32.000 MH Calibrated with CL # 4 and BP # 1 (BP mode 1)

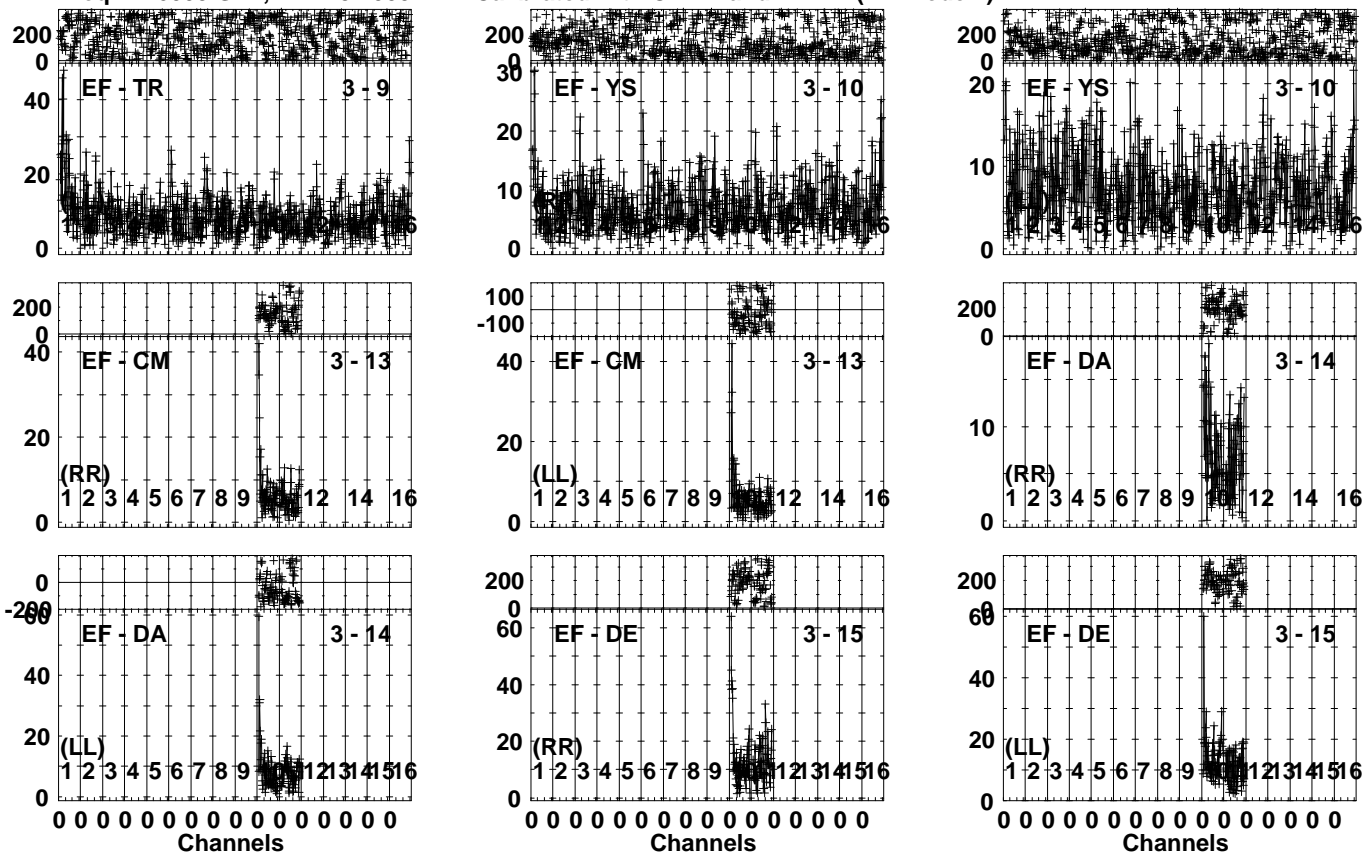


Lower frame: Milli Ampl Jy Top frame: Phas deg
Vector averaged cross-power spectrum Several baselines displayed
Timerange: 00/20:22:01 to 00/20:25:29

Plot file version 137 created 31-MAR-2023 15:58:45

ARP299A EP124A.UVDATA.1

Freq = 4.6005 GHz, Bw = 32.000 MH Calibrated with CL # 4 and BP # 1 (BP mode 1)

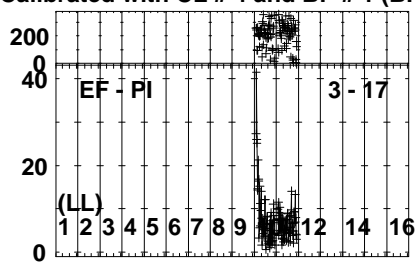
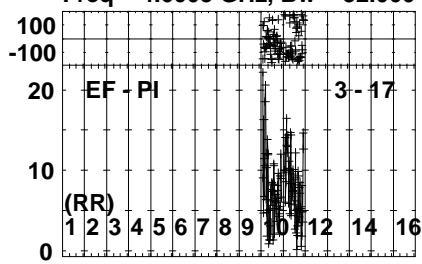


Lower frame: Milli Ampl Jy Top frame: Phas deg
Vector averaged cross-power spectrum Several baselines displayed
Timerange: 00/20:22:01 to 00/20:25:29

Plot file version 138 created 31-MAR-2023 15:58:46

ARP299A EP124A.UVDATA.1

Freq = 4.6005 GHz, Bw = 32.000 MH Calibrated with CL # 4 and BP # 1 (BP mode 1)



Lower frame: Milli Ampl Jy Top frame: Phas deg

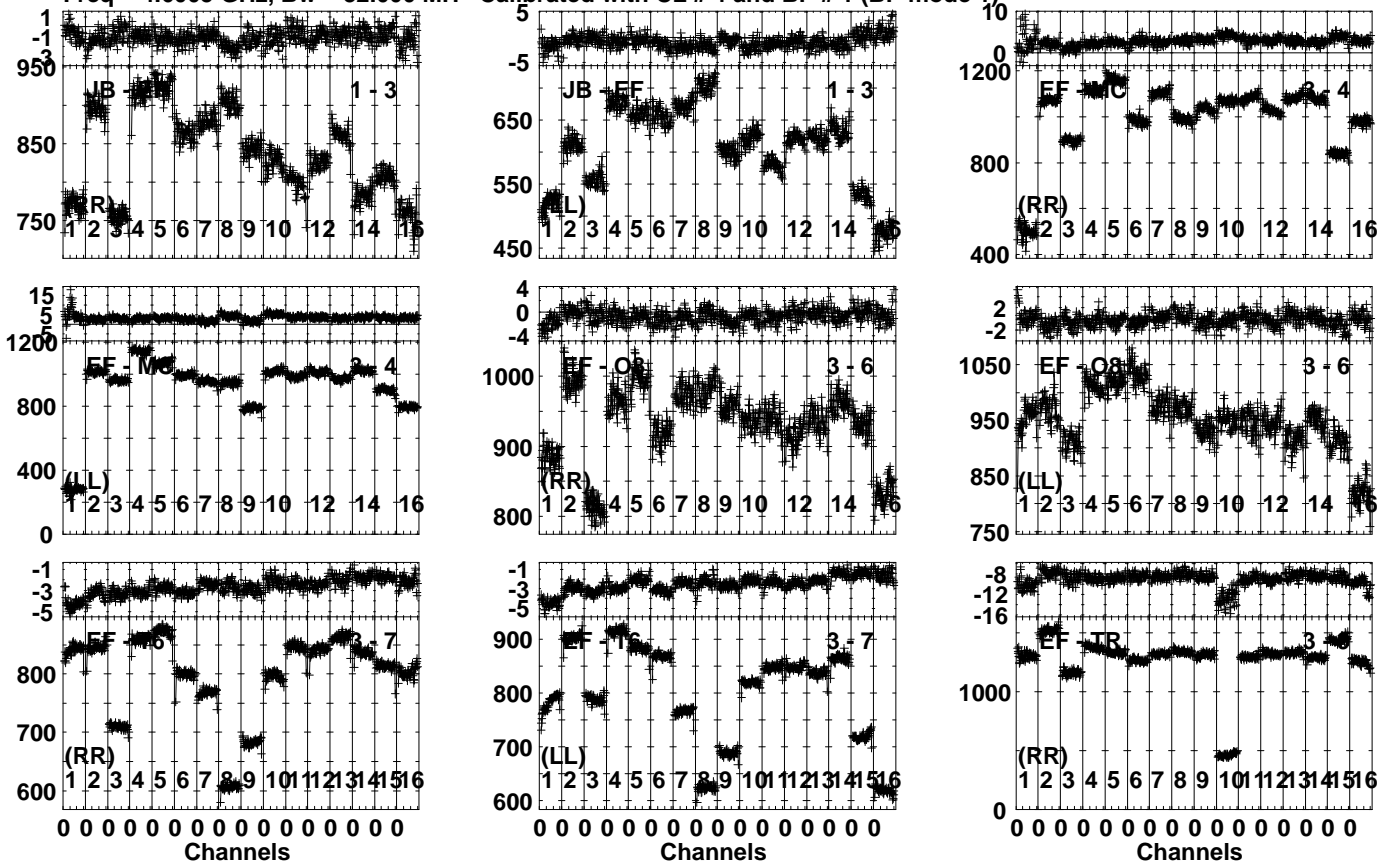
Vector averaged cross-power spectrum Several baselines displayed

Timerange: 00/20:22:01 to 00/20:25:29

Plot file version 139 created 31-MAR-2023 15:58:46

J1128+5925 EP124A.UVDATA.1

Freq = 4.6005 GHz, Bw = 32.000 MH Calibrated with CL # 4 and BP # 1 (BP mode 1)

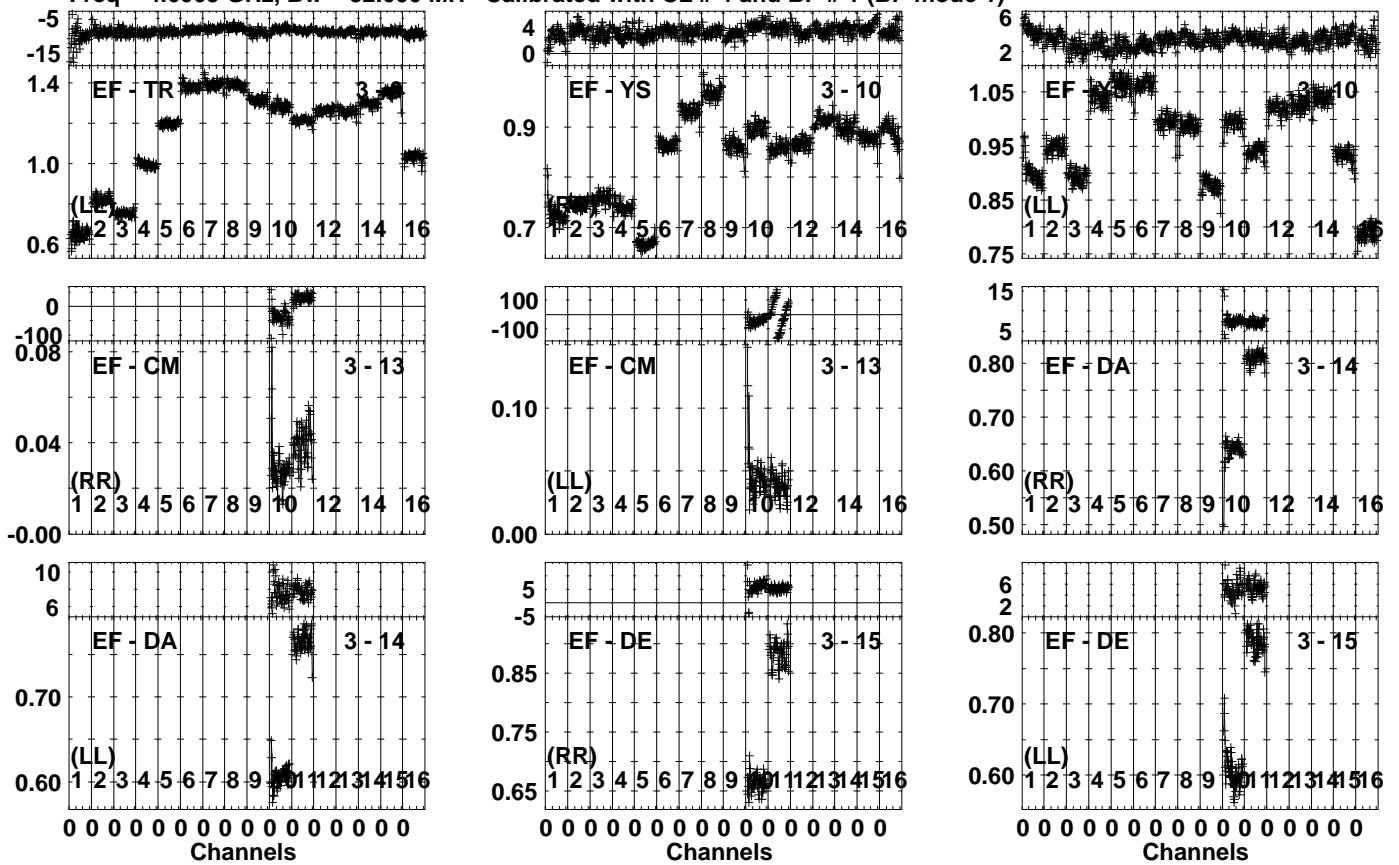


Lower frame: Milli Ampl Jy Top frame: Phas deg
 Vector averaged cross-power spectrum Several baselines displayed
 Timerange: 00/20:25:31 to 00/20:26:59

Plot file version 140 created 31-MAR-2023 15:58:47

J1128+5925 EP124A.UVDATA.1

Freq = 4.6005 GHz, Bw = 32.000 MH Calibrated with CL # 4 and BP # 1 (BP mode 1)

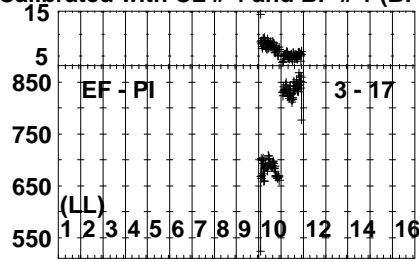
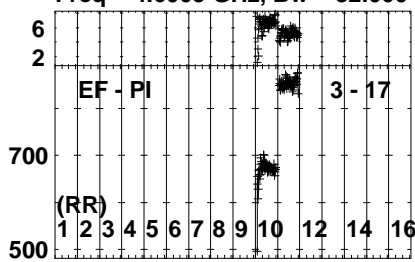


Lower frame: Ampl Jy Top frame: Phas deg
 Vector averaged cross-power spectrum Several baselines displayed
 Timerange: 00/20:25:31 to 00/20:26:59

Plot file version 141 created 31-MAR-2023 15:58:48

J1128+5925 EP124A.UVDATA.1

Freq = 4.6005 GHz, Bw = 32.000 MH Calibrated with CL # 4 and BP # 1 (BP mode 1)

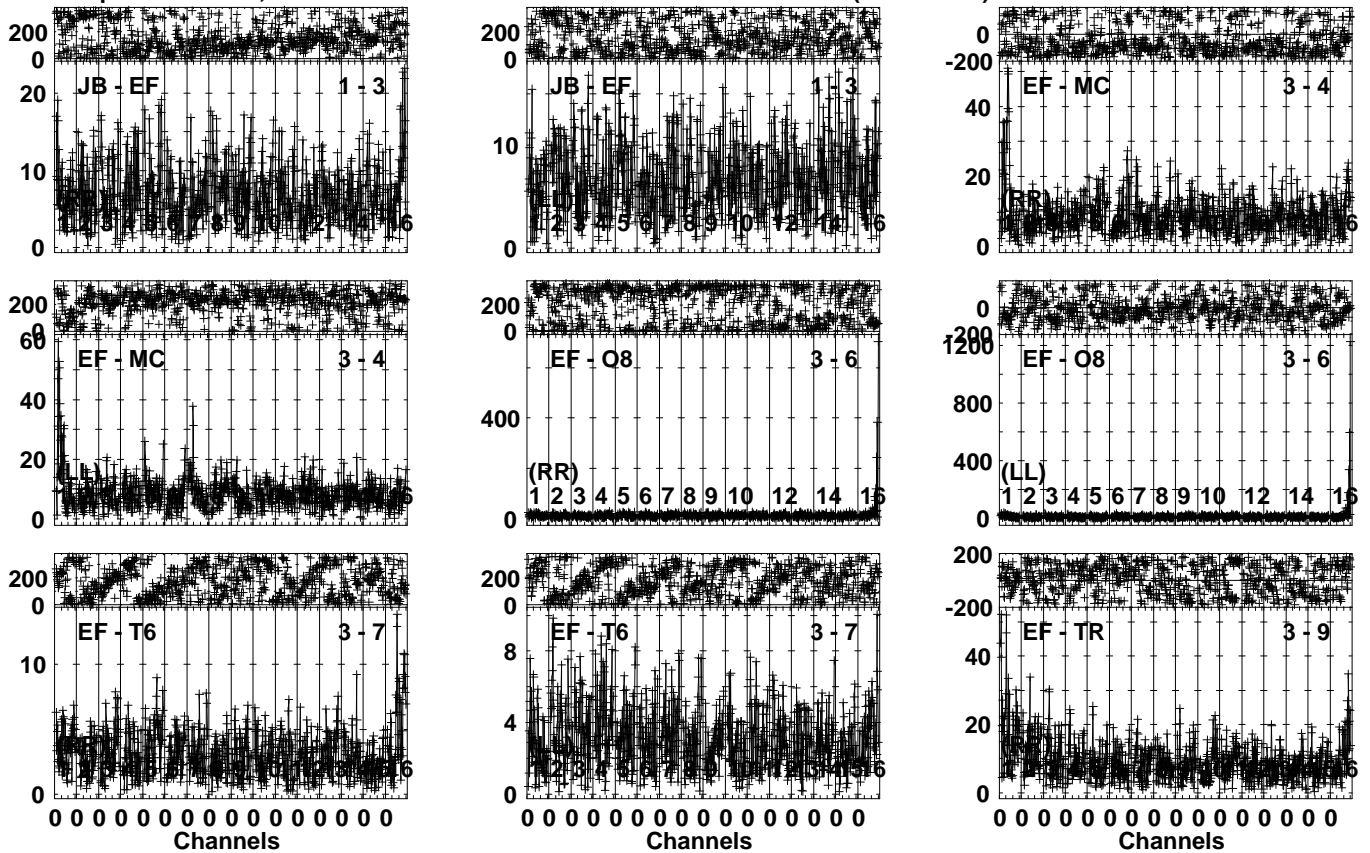


Lower frame: Milli Ampl Jy Top frame: Phas deg
Vector averaged cross-power spectrum Several baselines displayed
Timerange: 00/20:25:31 to 00/20:26:59

Plot file version 142 created 31-MAR-2023 15:58:48

ARP299A EP124A.UVDATA.1

Freq = 4.6005 GHz, Bw = 32.000 MH Calibrated with CL # 4 and BP # 1 (BP mode 1)

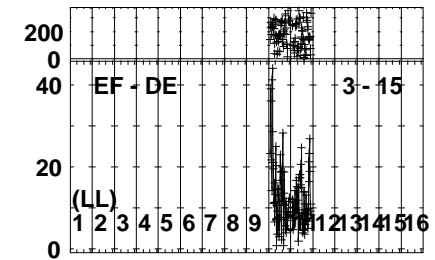
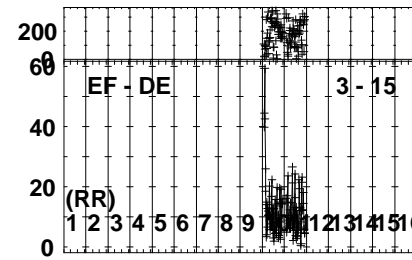
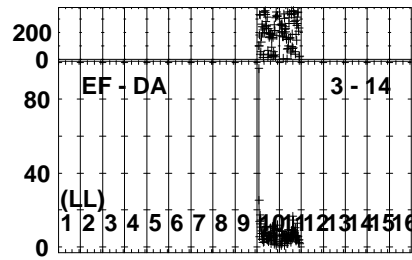
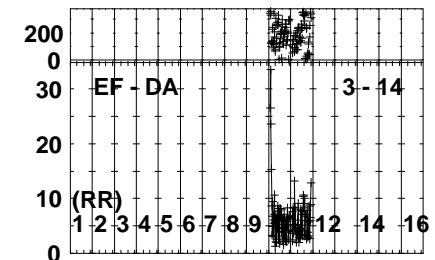
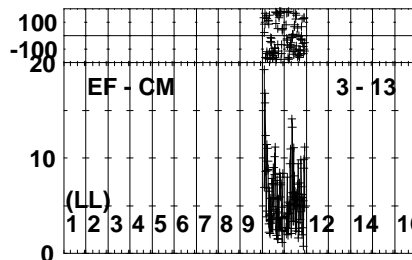
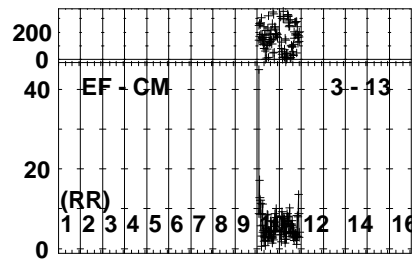
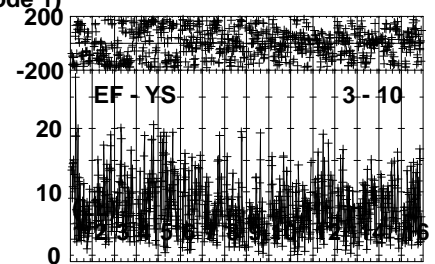
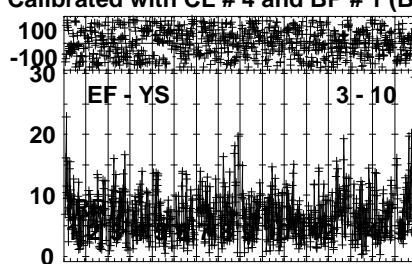
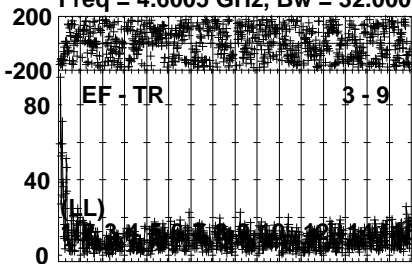


Lower frame: Milli Ampl Jy Top frame: Phas deg
Vector averaged cross-power spectrum Several baselines displayed
Timerange: 00/20:27:01 to 00/20:30:29

Plot file version 143 created 31-MAR-2023 15:58:49

ARP299A EP124A.UVDATA.1

Freq = 4.6005 GHz, Bw = 32.000 MH Calibrated with CL # 4 and BP # 1 (BP mode 1)

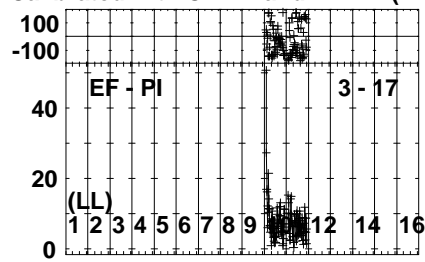
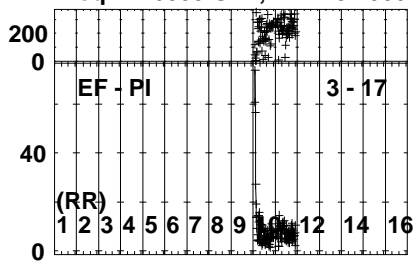


Lower frame: Milli Ampl Jy Top frame: Phas deg
Vector averaged cross-power spectrum Several baselines displayed
Timerange: 00/20:27:01 to 00/20:30:29

Plot file version 144 created 31-MAR-2023 15:58:50

ARP299A EP124A.UVDATA.1

Freq = 4.6005 GHz, Bw = 32.000 MH Calibrated with CL # 4 and BP # 1 (BP mode 1)



Lower frame: Milli Ampl Jy Top frame: Phas deg

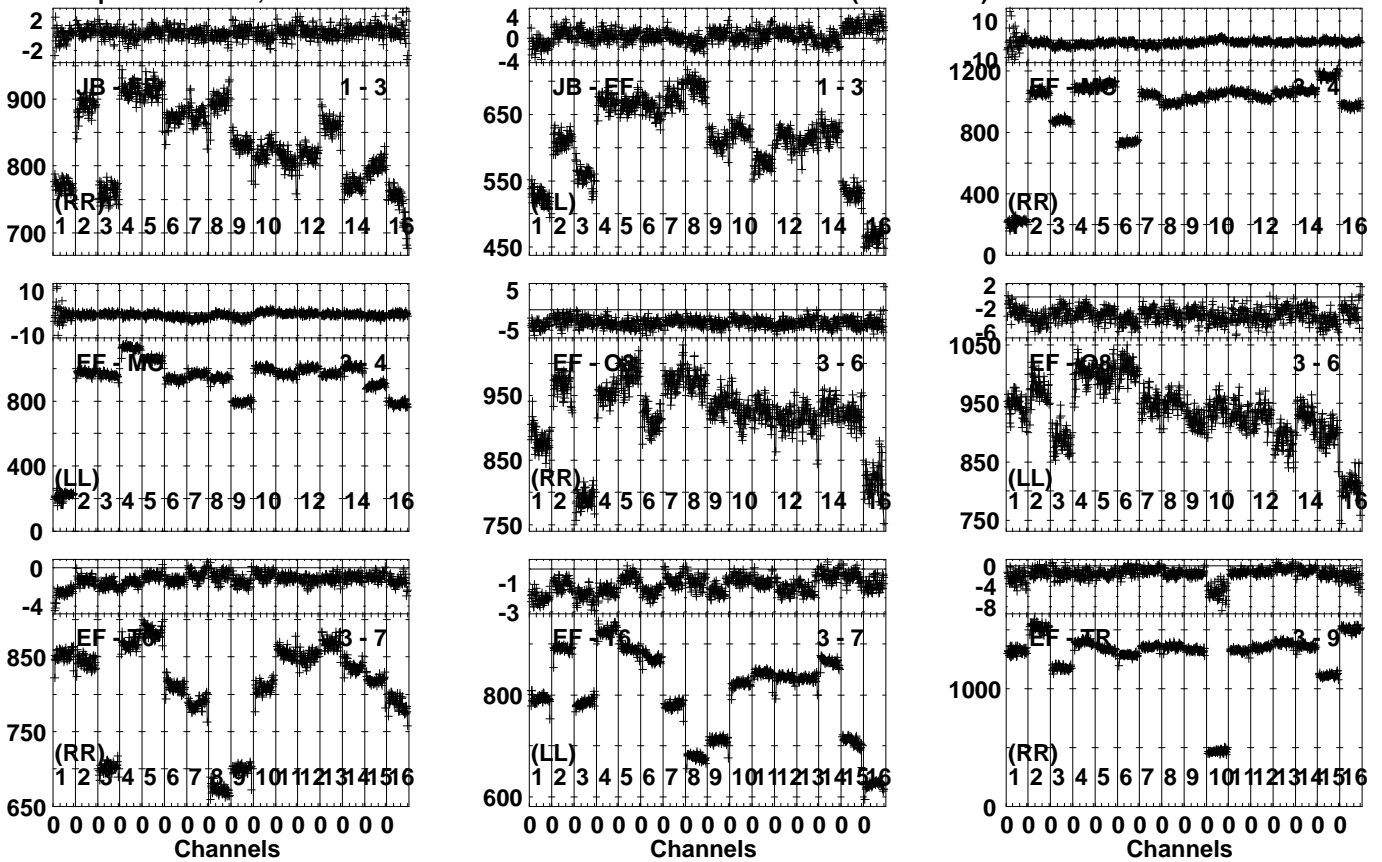
Vector averaged cross-power spectrum Several baselines displayed

Timerange: 00/20:27:01 to 00/20:30:29

Plot file version 145 created 31-MAR-2023 15:58:50

J1128+5925 EP124A.UVDATA.1

Freq = 4.6005 GHz, Bw = 32.000 MH Calibrated with CL # 4 and BP # 1 (BP mode 1)

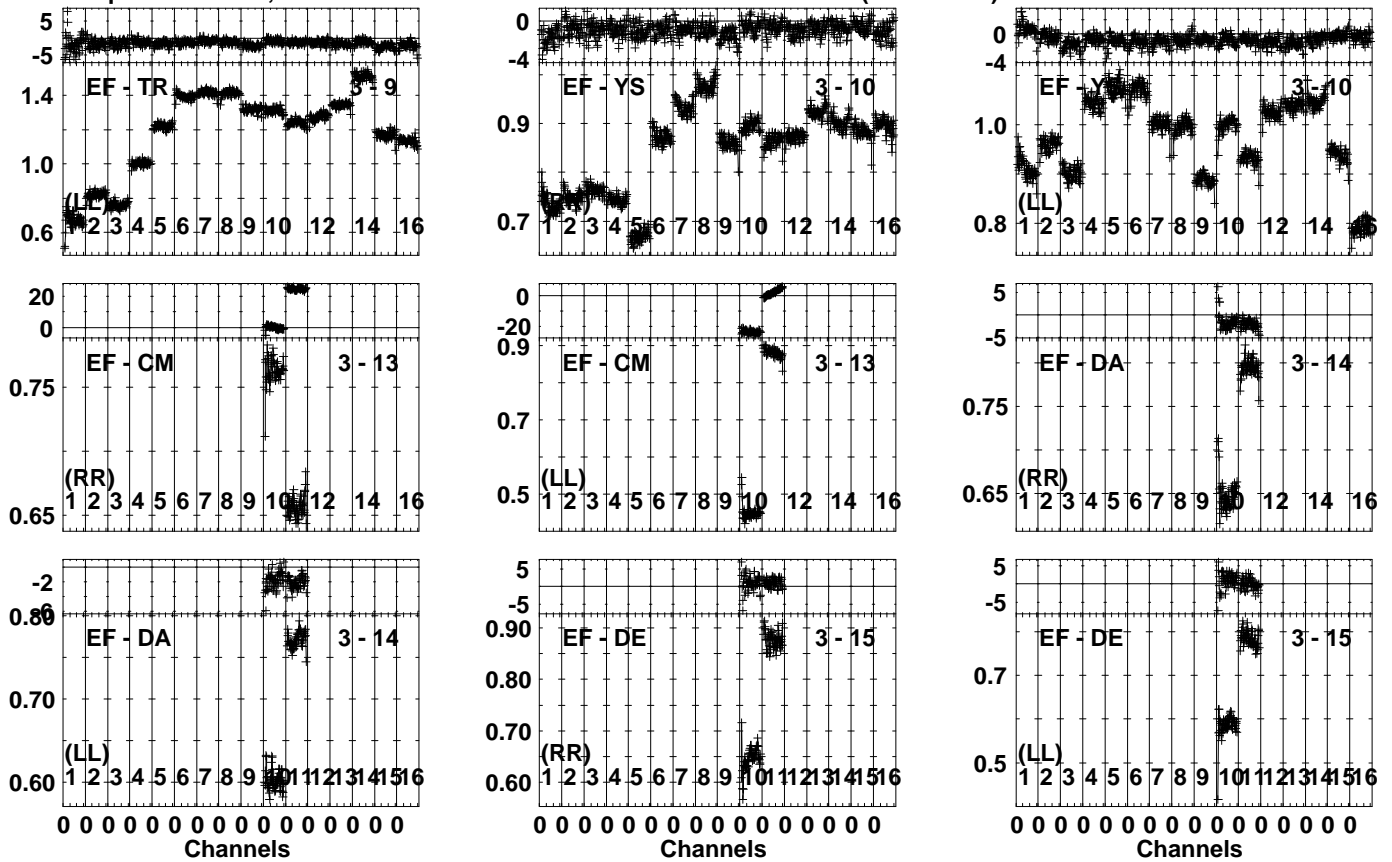


Lower frame: Milli Ampl Jy Top frame: Phas deg
 Vector averaged cross-power spectrum Several baselines displayed
 Timerange: 00/20:31:01 to 00/20:31:59

Plot file version 146 created 31-MAR-2023 15:58:51

J1128+5925 EP124A.UVDATA.1

Freq = 4.6005 GHz, Bw = 32.000 MH Calibrated with CL # 4 and BP # 1 (BP mode 1)

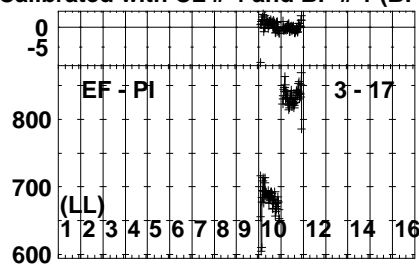
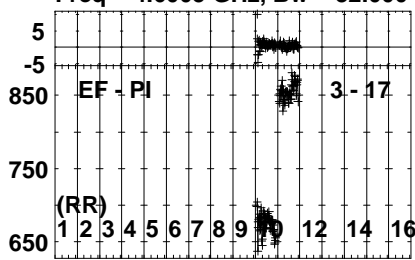


Lower frame: Ampl Jy Top frame: Phas deg
Vector averaged cross-power spectrum Several baselines displayed
Timerange: 00/20:31:01 to 00/20:31:59

Plot file version 147 created 31-MAR-2023 15:58:52

J1128+5925 EP124A.UVDATA.1

Freq = 4.6005 GHz, Bw = 32.000 MH Calibrated with CL # 4 and BP # 1 (BP mode 1)

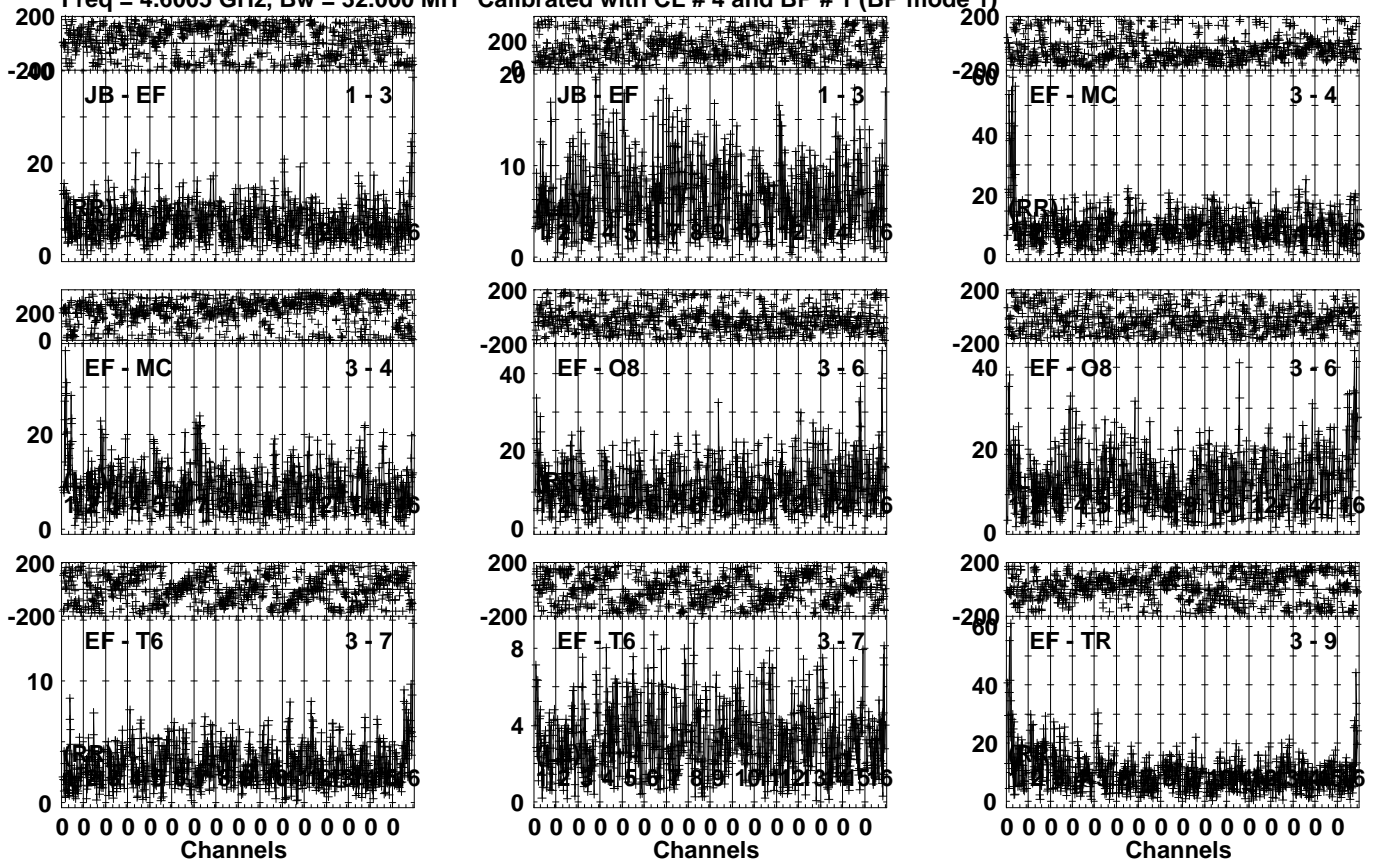


Lower frame: Milli Ampl Jy Top frame: Phas deg
Vector averaged cross-power spectrum Several baselines displayed
Timerange: 00/20:31:01 to 00/20:31:59

Plot file version 148 created 31-MAR-2023 15:58:52

ARP299A EP124A.UVDATA.1

Freq = 4.6005 GHz, Bw = 32.000 MH Calibrated with CL # 4 and BP # 1 (BP mode 1)

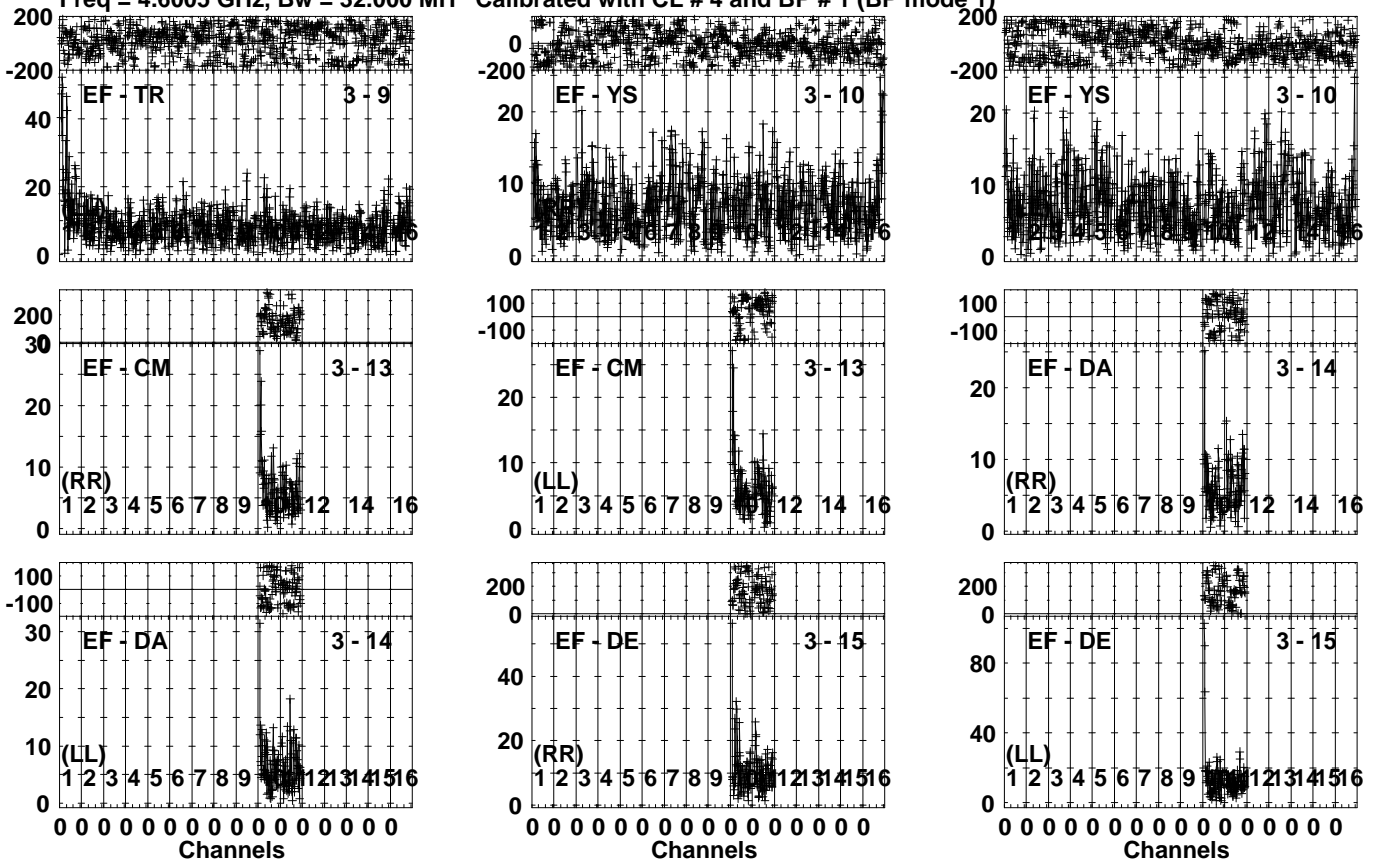


Lower frame: Milli Ampl Jy Top frame: Phas deg
Vector averaged cross-power spectrum Several baselines displayed
Timerange: 00/20:32:01 to 00/20:35:29

Plot file version 149 created 31-MAR-2023 15:58:53

ARP299A EP124A.UVDATA.1

Freq = 4.6005 GHz, Bw = 32.000 MH Calibrated with CL # 4 and BP # 1 (BP mode 1)

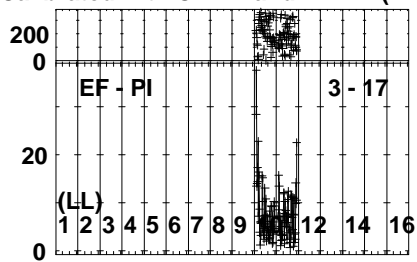
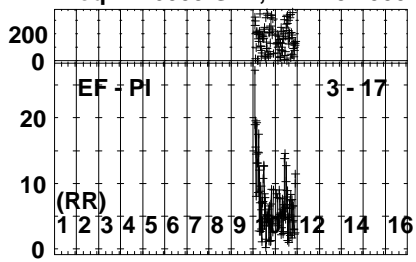


Lower frame: Milli Ampl Jy Top frame: Phas deg
Vector averaged cross-power spectrum Several baselines displayed
Timerange: 00/20:32:01 to 00/20:35:29

Plot file version 150 created 31-MAR-2023 15:58:54

ARP299A EP124A.UVDATA.1

Freq = 4.6005 GHz, Bw = 32.000 MH Calibrated with CL # 4 and BP # 1 (BP mode 1)

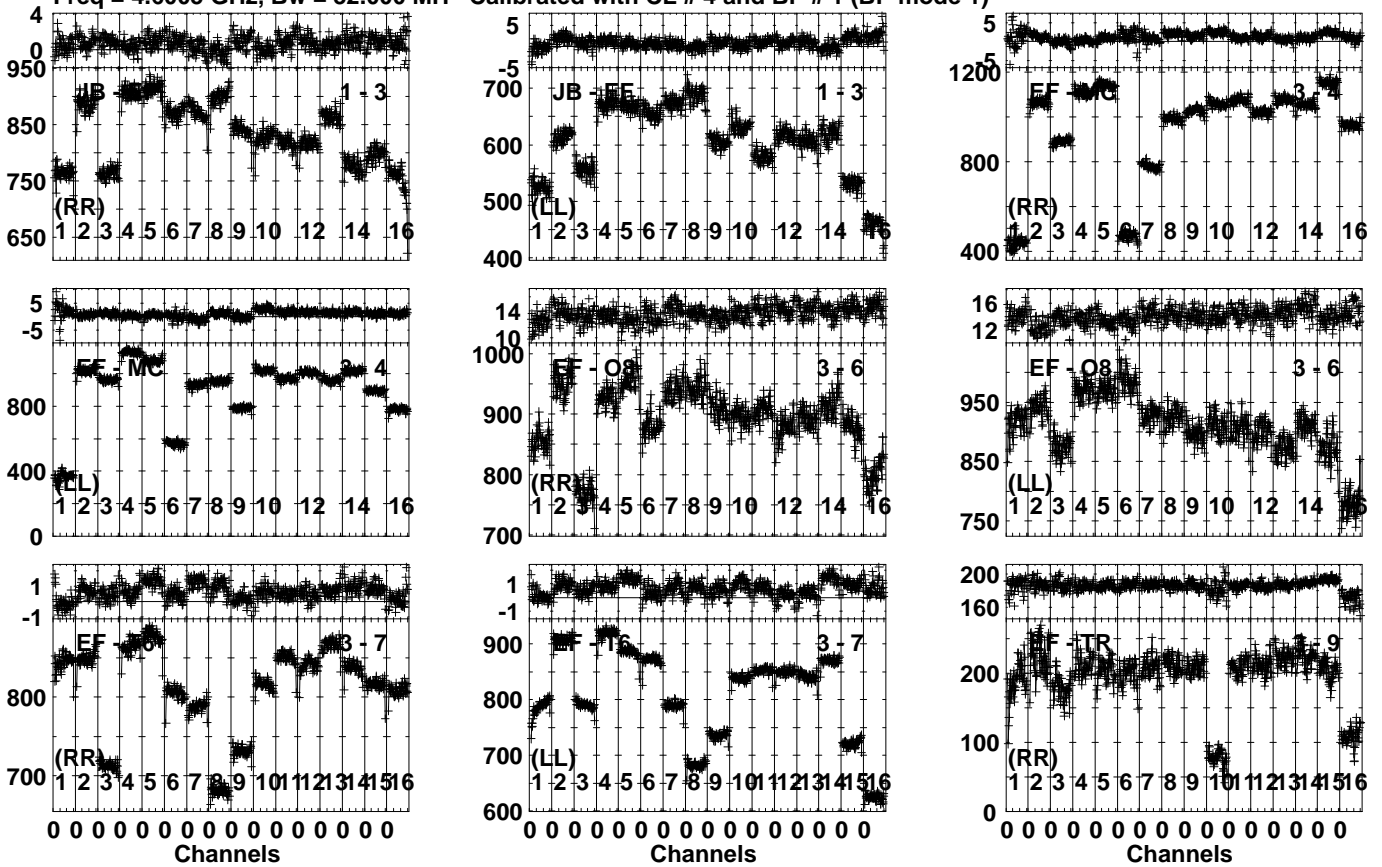


Lower frame: Milli Ampl Jy Top frame: Phas deg
Vector averaged cross-power spectrum Several baselines displayed
Timerange: 00/20:32:01 to 00/20:35:29

Plot file version 151 created 31-MAR-2023 15:58:54

J1128+5925 EP124A.UVDATA.1

Freq = 4.6005 GHz, Bw = 32.000 MH Calibrated with CL # 4 and BP # 1 (BP mode 1)

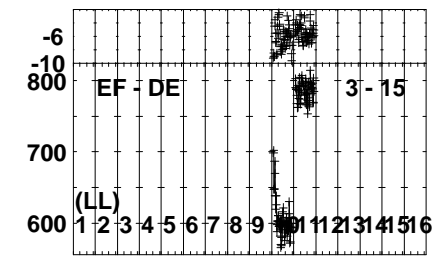
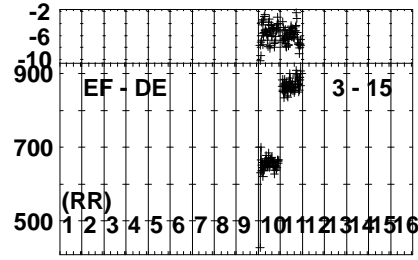
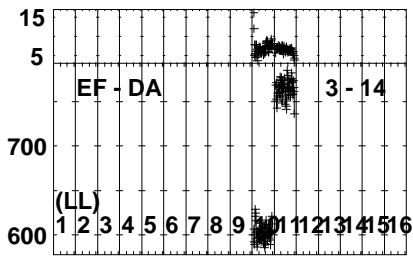
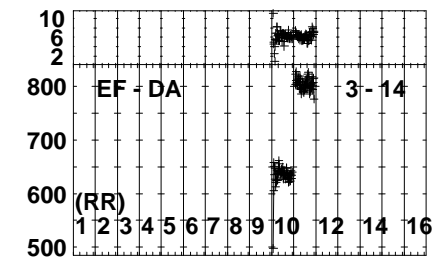
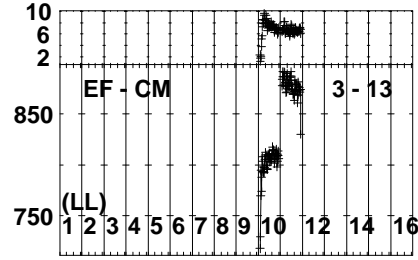
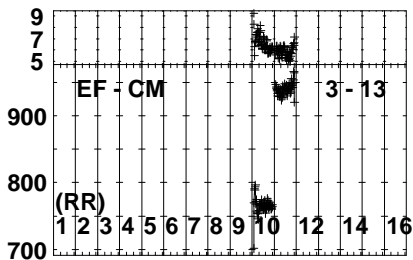
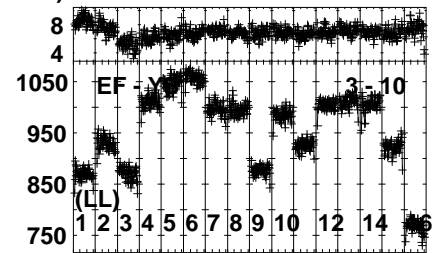
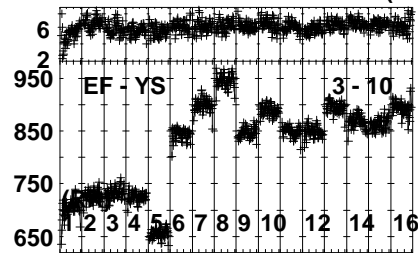
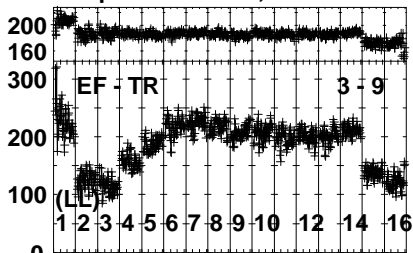


Lower frame: Milli Ampl Jy Top frame: Phas deg
Vector averaged cross-power spectrum Several baselines displayed
Timerange: 00/20:35:31 to 00/20:36:59

Plot file version 152 created 31-MAR-2023 15:58:55

J1128+5925 EP124A.UVDATA.1

Freq = 4.6005 GHz, Bw = 32.000 MH Calibrated with CL # 4 and BP # 1 (BP mode 1)

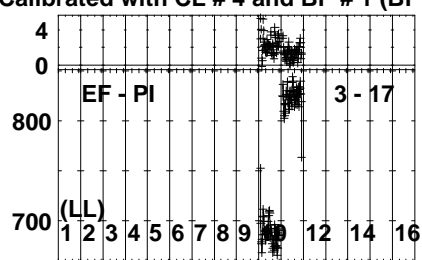
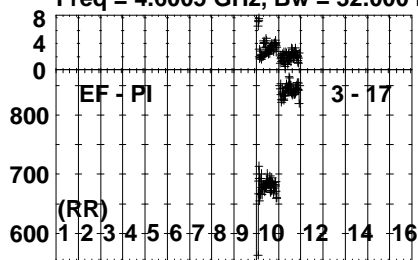


Lower frame: Milli Ampl Jy Top frame: Phas deg
Vector averaged cross-power spectrum Several baselines displayed
Timerange: 00/20:35:31 to 00/20:36:59

Plot file version 153 created 31-MAR-2023 15:58:55

J1128+5925 EP124A.UVDATA.1

Freq = 4.6005 GHz, Bw = 32.000 MH Calibrated with CL # 4 and BP # 1 (BP mode 1)

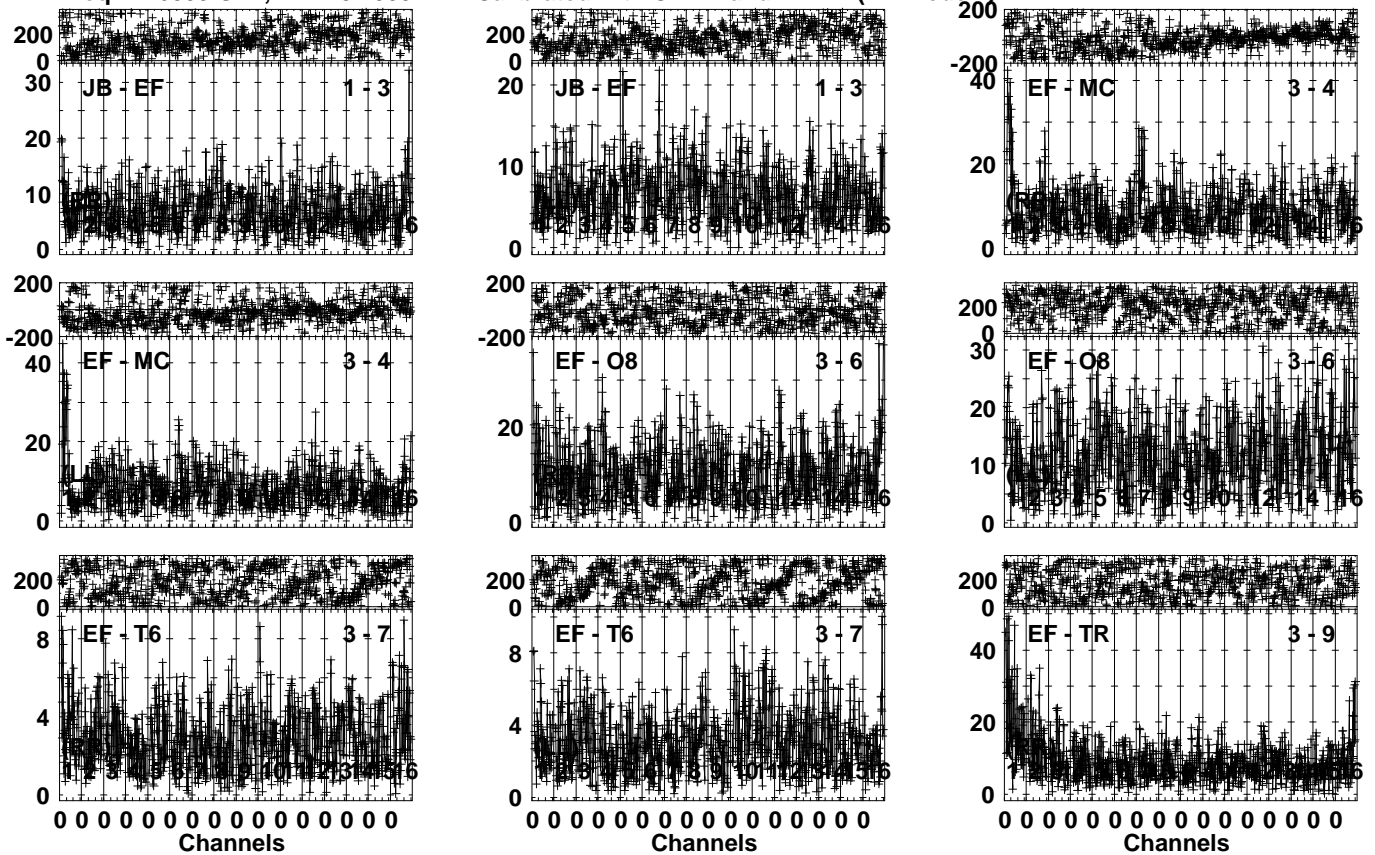


Lower frame: Milli Ampl Jy Top frame: Phas deg
Vector averaged cross-power spectrum Several baselines displayed
Timerange: 00/20:35:31 to 00/20:36:59

Plot file version 154 created 31-MAR-2023 15:58:56

ARP299A EP124A.UVDATA.1

Freq = 4.6005 GHz, Bw = 32.000 MH Calibrated with CL # 4 and BP # 1 (BP mode 1)

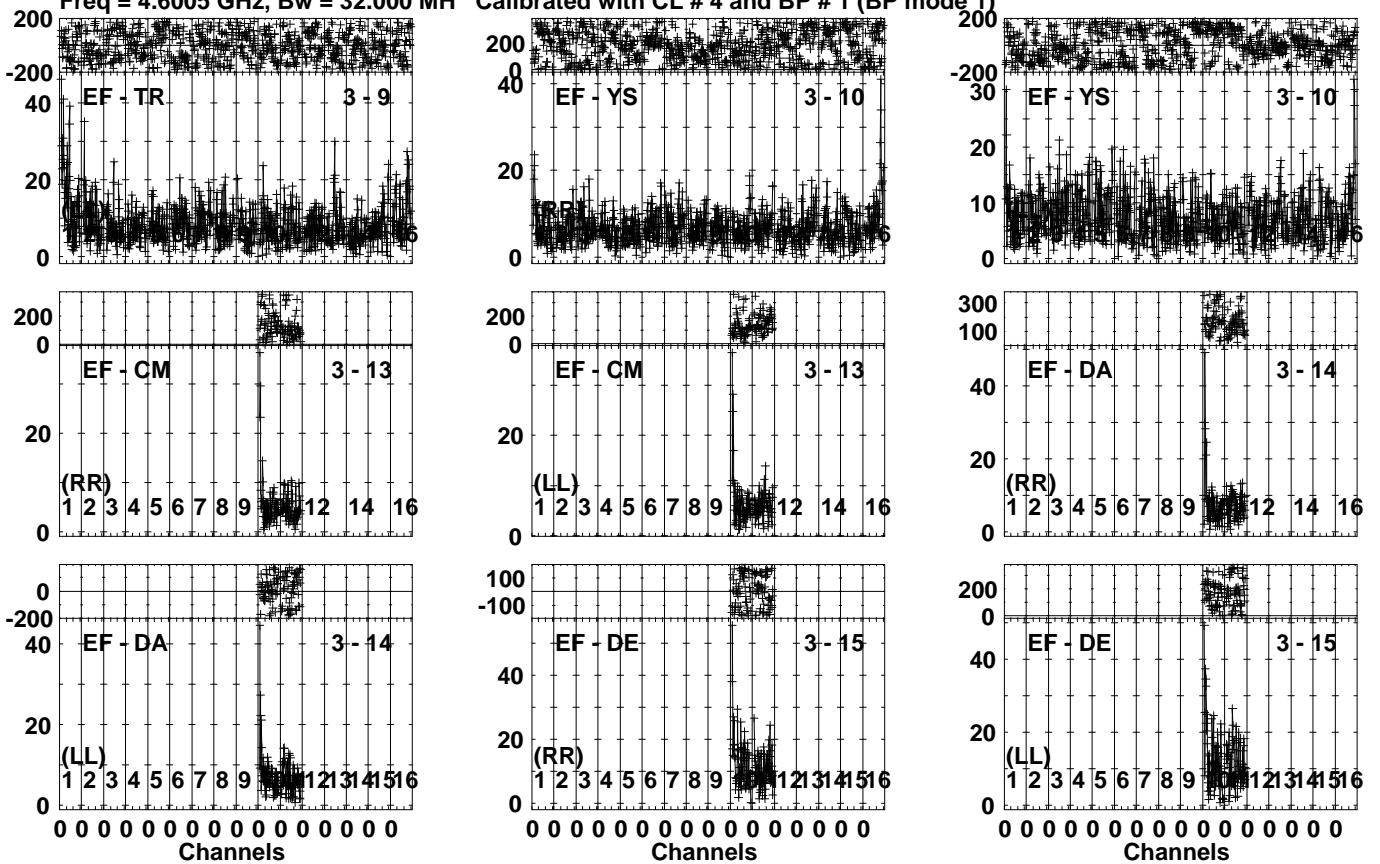


Lower frame: Milli Ampl Jy Top frame: Phas deg
Vector averaged cross-power spectrum Several baselines displayed
Timerange: 00/20:37:01 to 00/20:40:29

Plot file version 155 created 31-MAR-2023 15:58:56

ARP299A EP124A.UVDATA.1

Freq = 4.6005 GHz, Bw = 32.000 MH Calibrated with CL # 4 and BP # 1 (BP mode 1)

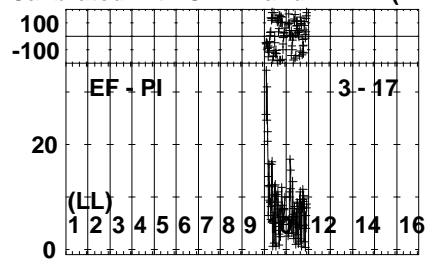
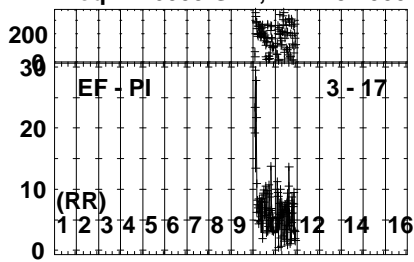


Lower frame: Milli Ampl Jy Top frame: Phas deg
Vector averaged cross-power spectrum Several baselines displayed
Timerange: 00/20:37:01 to 00/20:40:29

Plot file version 156 created 31-MAR-2023 15:58:57

ARP299A EP124A.UVDATA.1

Freq = 4.6005 GHz, Bw = 32.000 MH Calibrated with CL # 4 and BP # 1 (BP mode 1)



Lower frame: Milli Ampl Jy Top frame: Phas deg

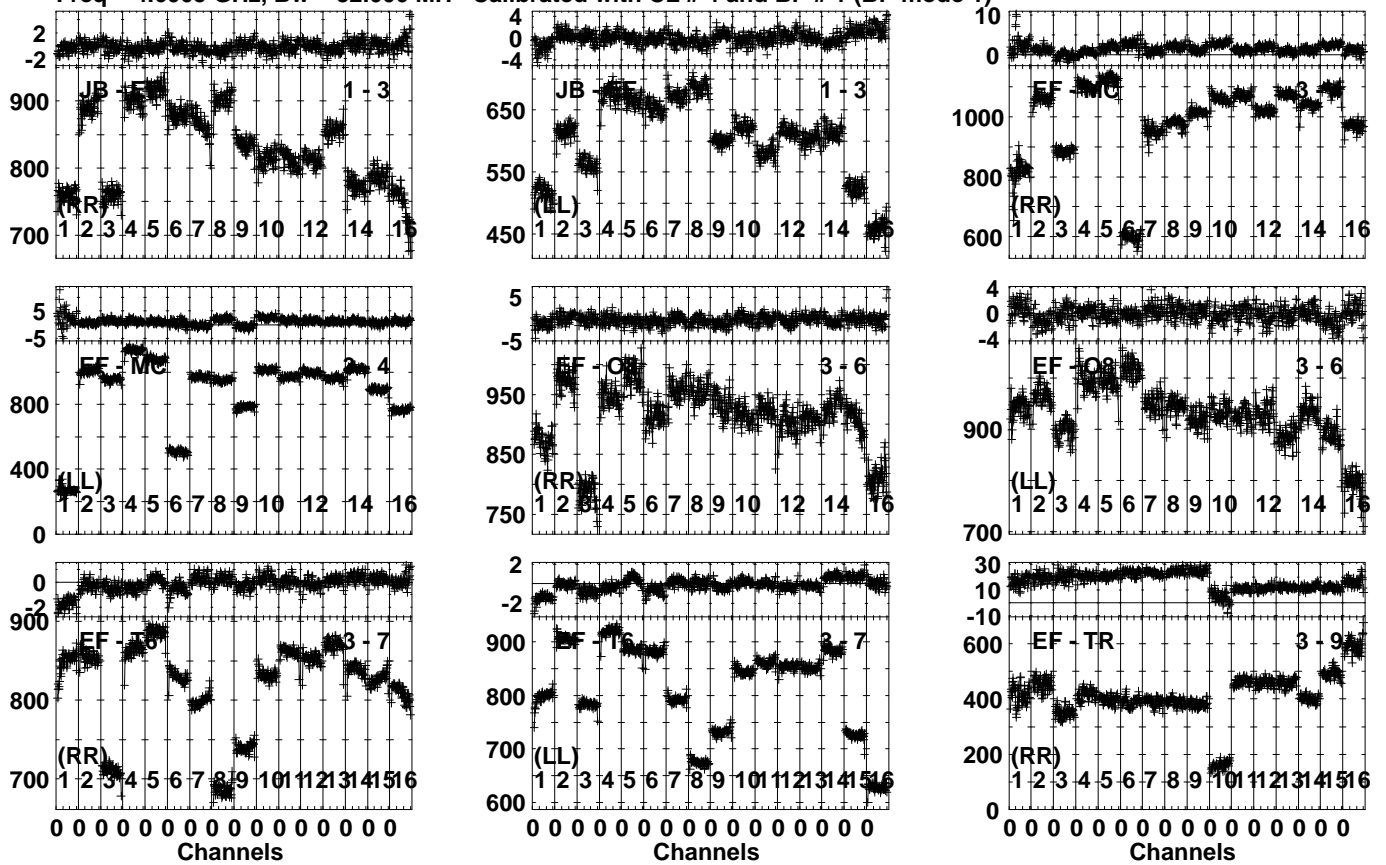
Vector averaged cross-power spectrum Several baselines displayed

Timerange: 00/20:37:01 to 00/20:40:29

Plot file version 157 created 31-MAR-2023 15:58:58

J1128+5925 EP124A.UVDATA.1

Freq = 4.6005 GHz, Bw = 32.000 MH Calibrated with CL # 4 and BP # 1 (BP mode 1)

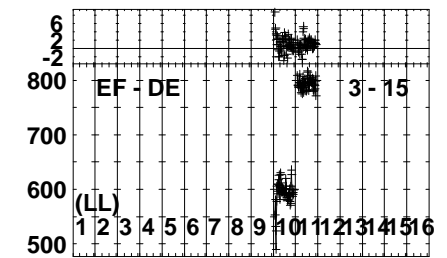
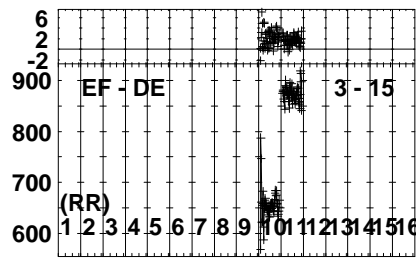
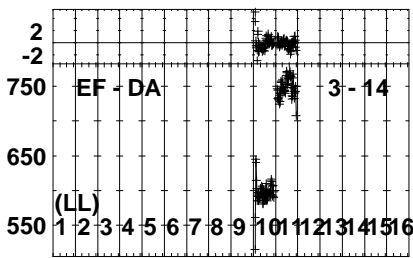
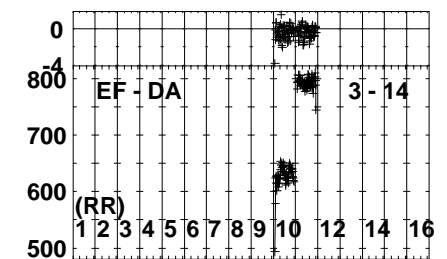
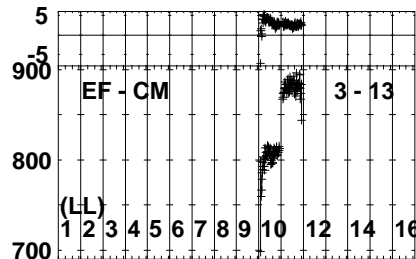
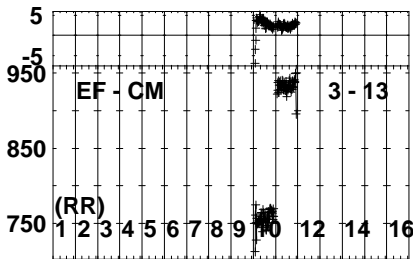
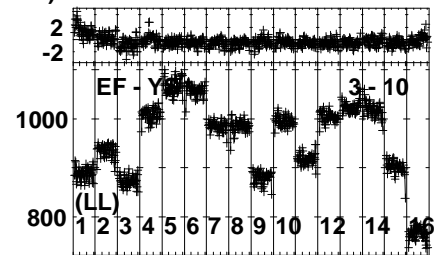
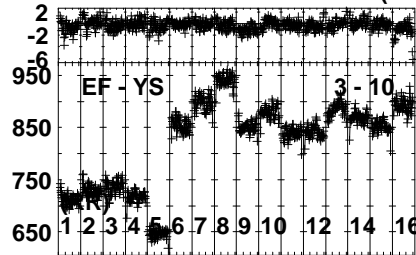
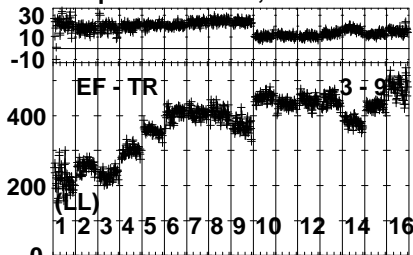


Lower frame: Milli Ampl Jy Top frame: Phas deg
 Vector averaged cross-power spectrum Several baselines displayed
 Timerange: 00/20:41:01 to 00/20:41:59

Plot file version 158 created 31-MAR-2023 15:58:58

J1128+5925 EP124A.UVDATA.1

Freq = 4.6005 GHz, Bw = 32.000 MH Calibrated with CL # 4 and BP # 1 (BP mode 1)



0 0 0 0 0 0 0 0 0 0 0 0 0 0 0 0
Channels

0 0 0 0 0 0 0 0 0 0 0 0 0 0 0 0
Channels

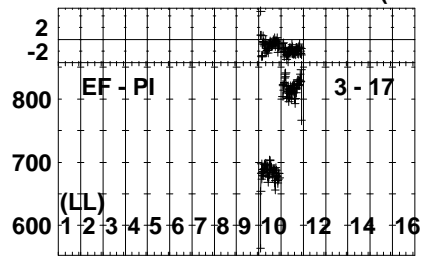
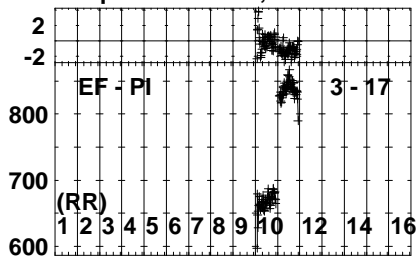
0 0 0 0 0 0 0 0 0 0 0 0 0 0 0 0
Channels

Lower frame: Milli Ampl Jy Top frame: Phas deg
Vector averaged cross-power spectrum Several baselines displayed
Timerange: 00/20:41:01 to 00/20:41:59

Plot file version 159 created 31-MAR-2023 15:58:59

J1128+5925 EP124A.UVDATA.1

Freq = 4.6005 GHz, Bw = 32.000 MH Calibrated with CL # 4 and BP # 1 (BP mode 1)

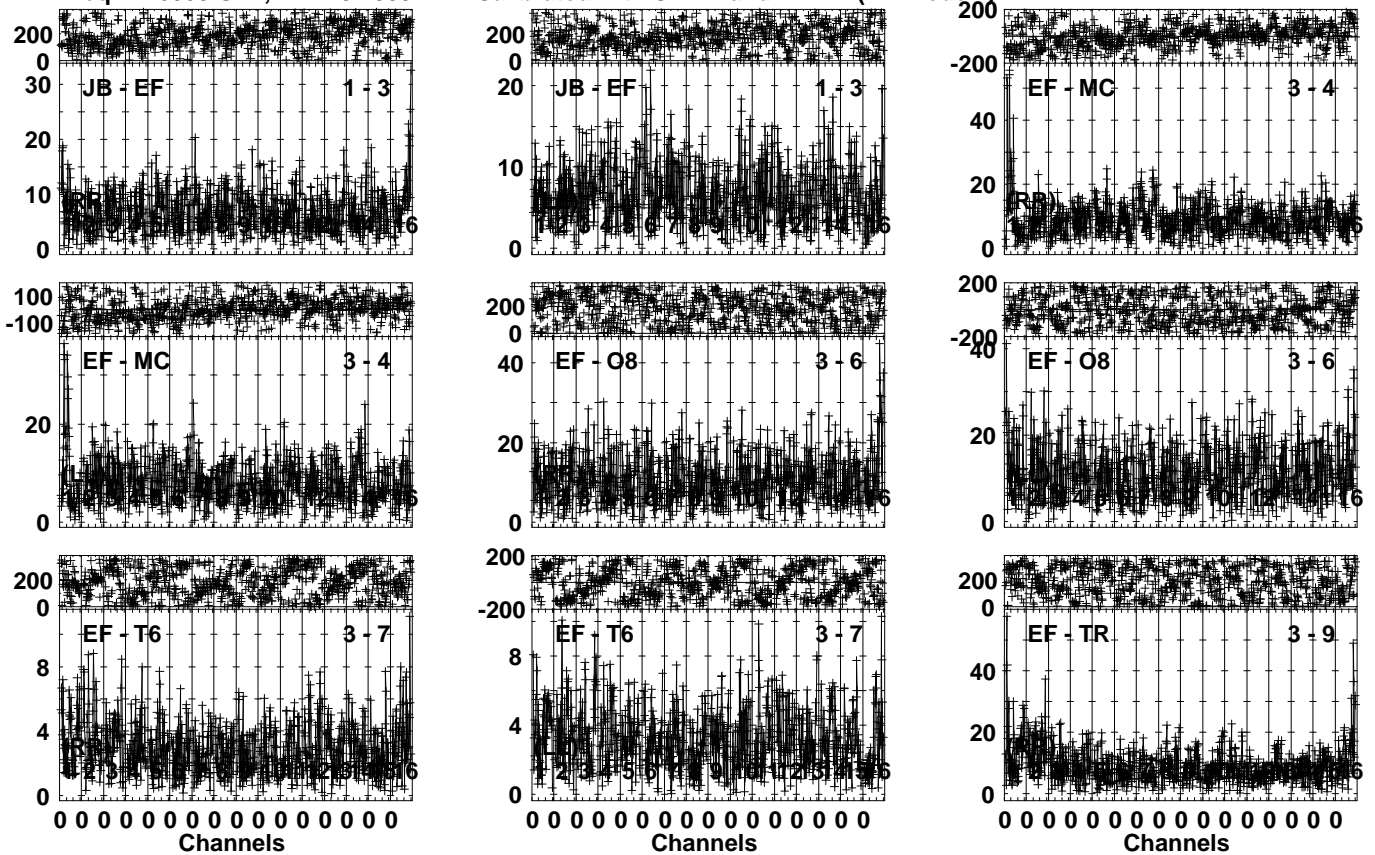


Lower frame: Milli Ampl Jy Top frame: Phas deg
Vector averaged cross-power spectrum Several baselines displayed
Timerange: 00/20:41:01 to 00/20:41:59

Plot file version 160 created 31-MAR-2023 15:58:59

ARP299A EP124A.UVDATA.1

Freq = 4.6005 GHz, Bw = 32.000 MH Calibrated with CL # 4 and BP # 1 (BP mode 1)

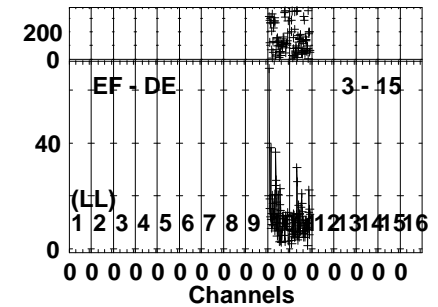
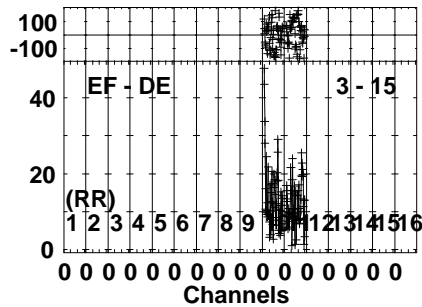
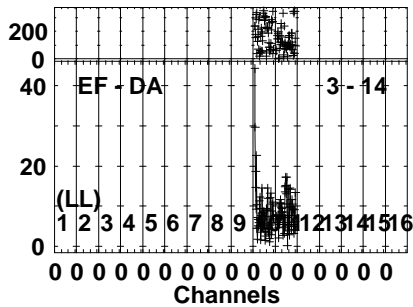
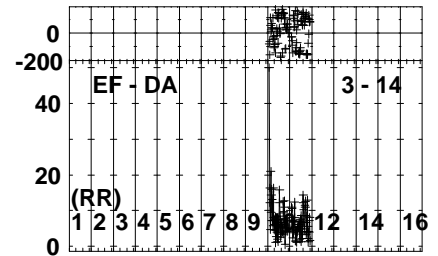
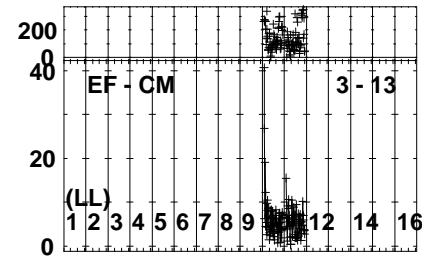
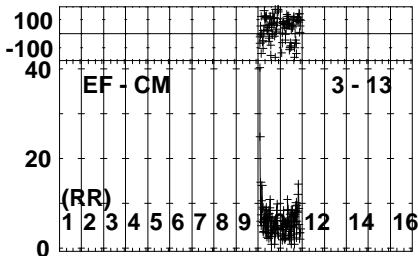
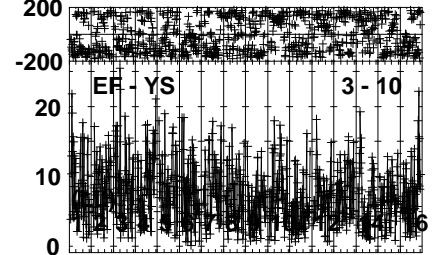
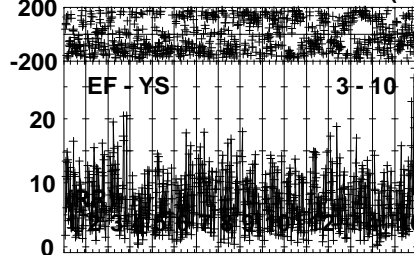
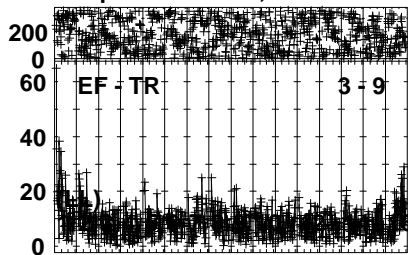


Lower frame: Milli Ampl Jy Top frame: Phas deg
Vector averaged cross-power spectrum Several baselines displayed
Timerange: 00/20:42:01 to 00/20:45:29

Plot file version 161 created 31-MAR-2023 15:59:00

ARP299A EP124A.UVDATA.1

Freq = 4.6005 GHz, Bw = 32.000 MH Calibrated with CL # 4 and BP # 1 (BP mode 1)

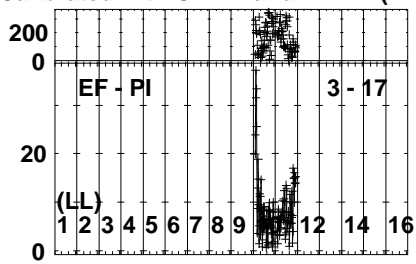
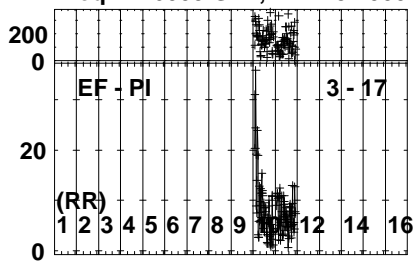


Lower frame: Milli Ampl Jy Top frame: Phas deg
Vector averaged cross-power spectrum Several baselines displayed
Timerange: 00/20:42:01 to 00/20:45:29

Plot file version 162 created 31-MAR-2023 15:59:01

ARP299A EP124A.UVDATA.1

Freq = 4.6005 GHz, Bw = 32.000 MH Calibrated with CL # 4 and BP # 1 (BP mode 1)



Lower frame: Milli Ampl Jy Top frame: Phas deg

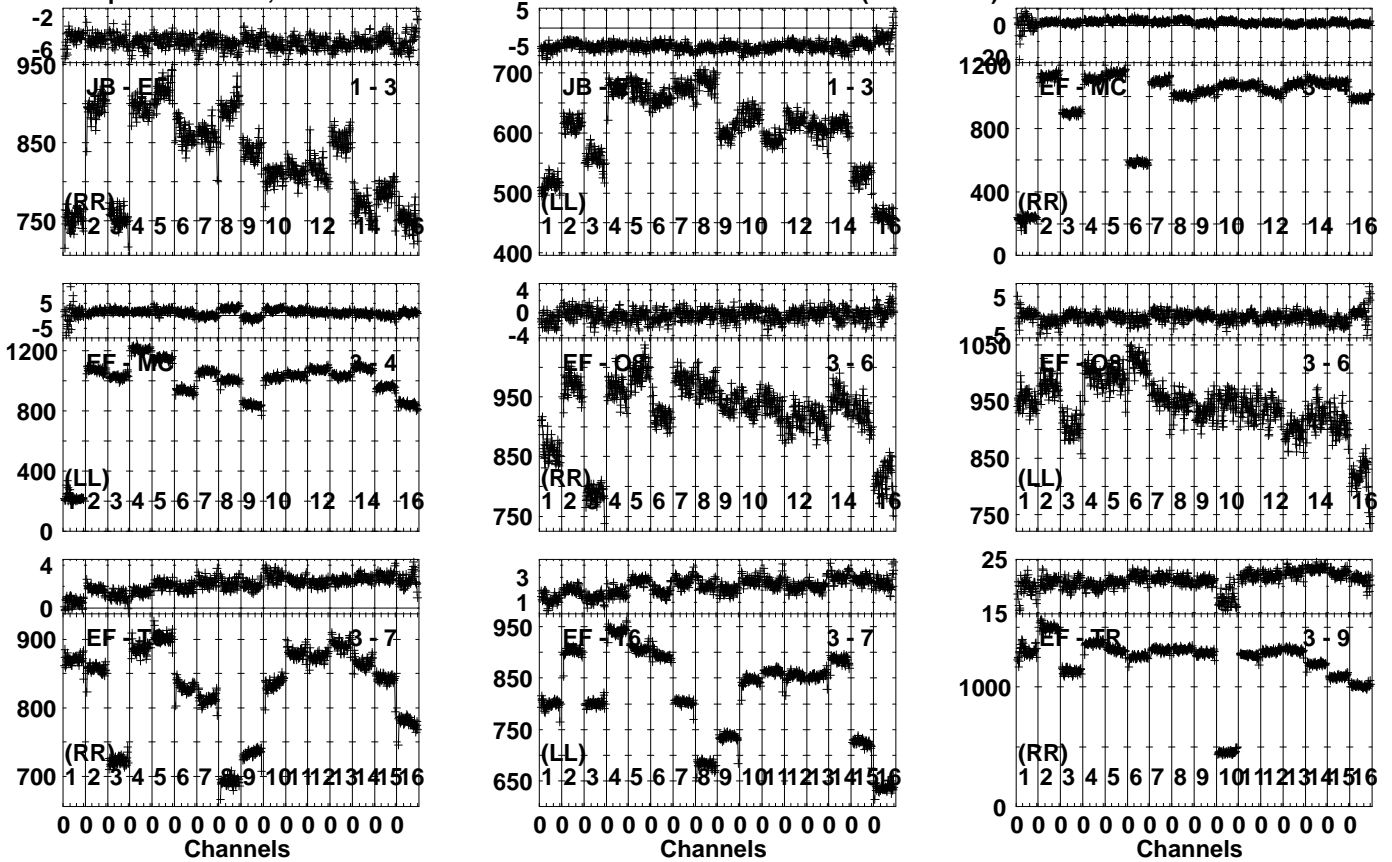
Vector averaged cross-power spectrum Several baselines displayed

Timerange: 00/20:42:01 to 00/20:45:29

Plot file version 163 created 31-MAR-2023 15:59:02

J1128+5925 EP124A.UVDATA.1

Freq = 4.6005 GHz, Bw = 32.000 MH Calibrated with CL # 4 and BP # 1 (BP mode 1)

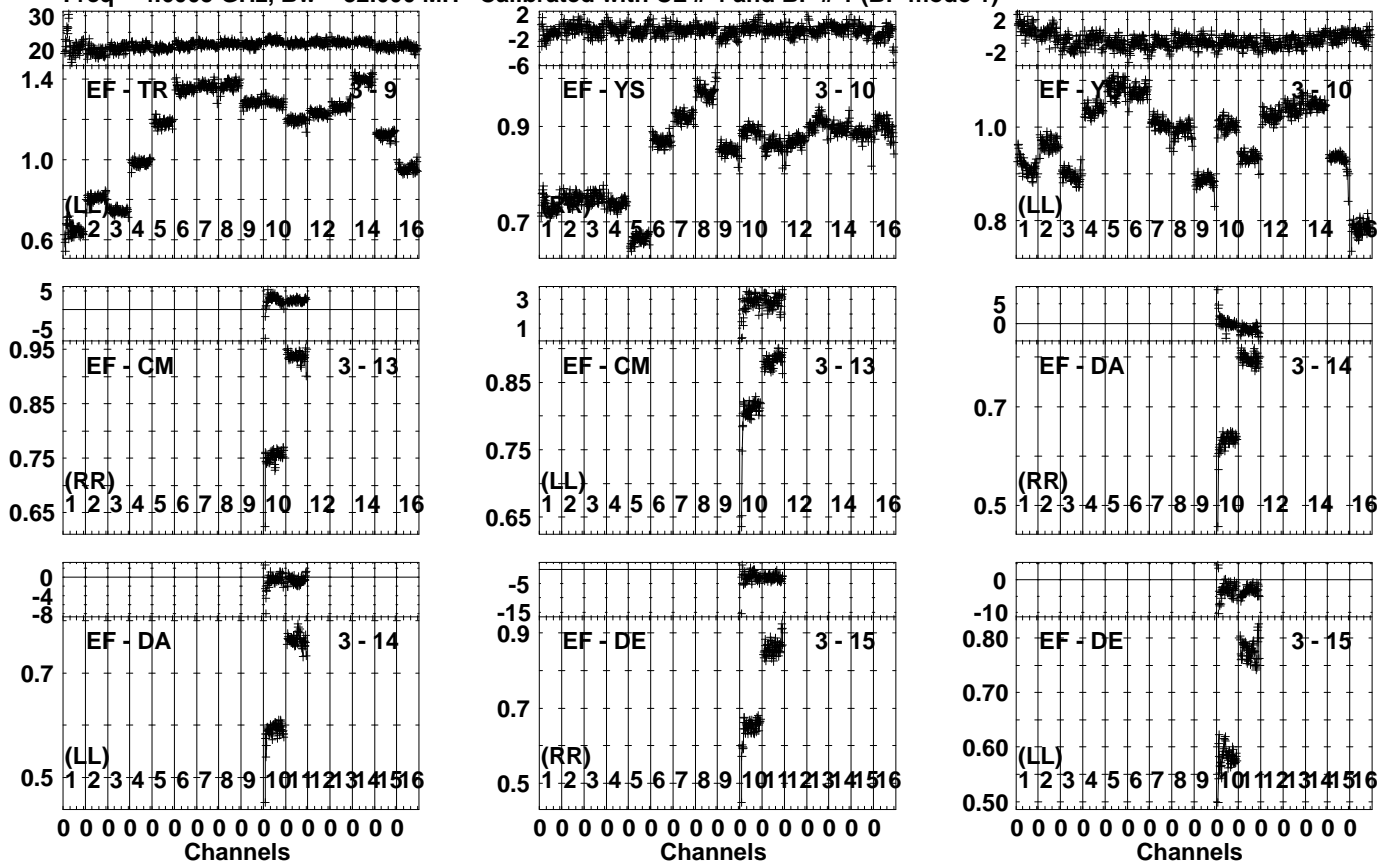


Lower frame: Milli Ampl Jy Top frame: Phas deg
 Vector averaged cross-power spectrum Several baselines displayed
 Timerange: 00/20:45:31 to 00/20:46:59

Plot file version 164 created 31-MAR-2023 15:59:03

J1128+5925 EP124A.UVDATA.1

Freq = 4.6005 GHz, Bw = 32.000 MH Calibrated with CL # 4 and BP # 1 (BP mode 1)

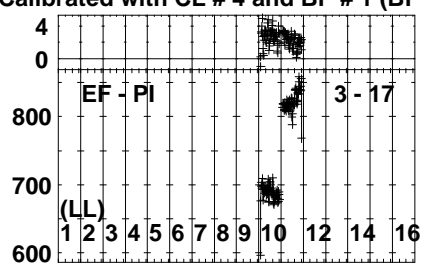
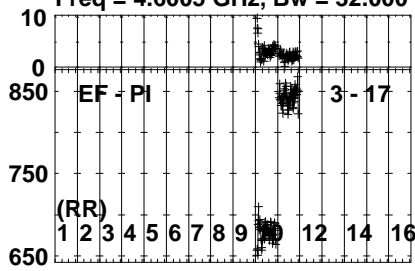


Lower frame: Ampl Jy Top frame: Phas deg
 Vector averaged cross-power spectrum Several baselines displayed
 Timerange: 00/20:45:31 to 00/20:46:59

Plot file version 165 created 31-MAR-2023 15:59:03

J1128+5925 EP124A.UVDATA.1

Freq = 4.6005 GHz, Bw = 32.000 MH Calibrated with CL # 4 and BP # 1 (BP mode 1)

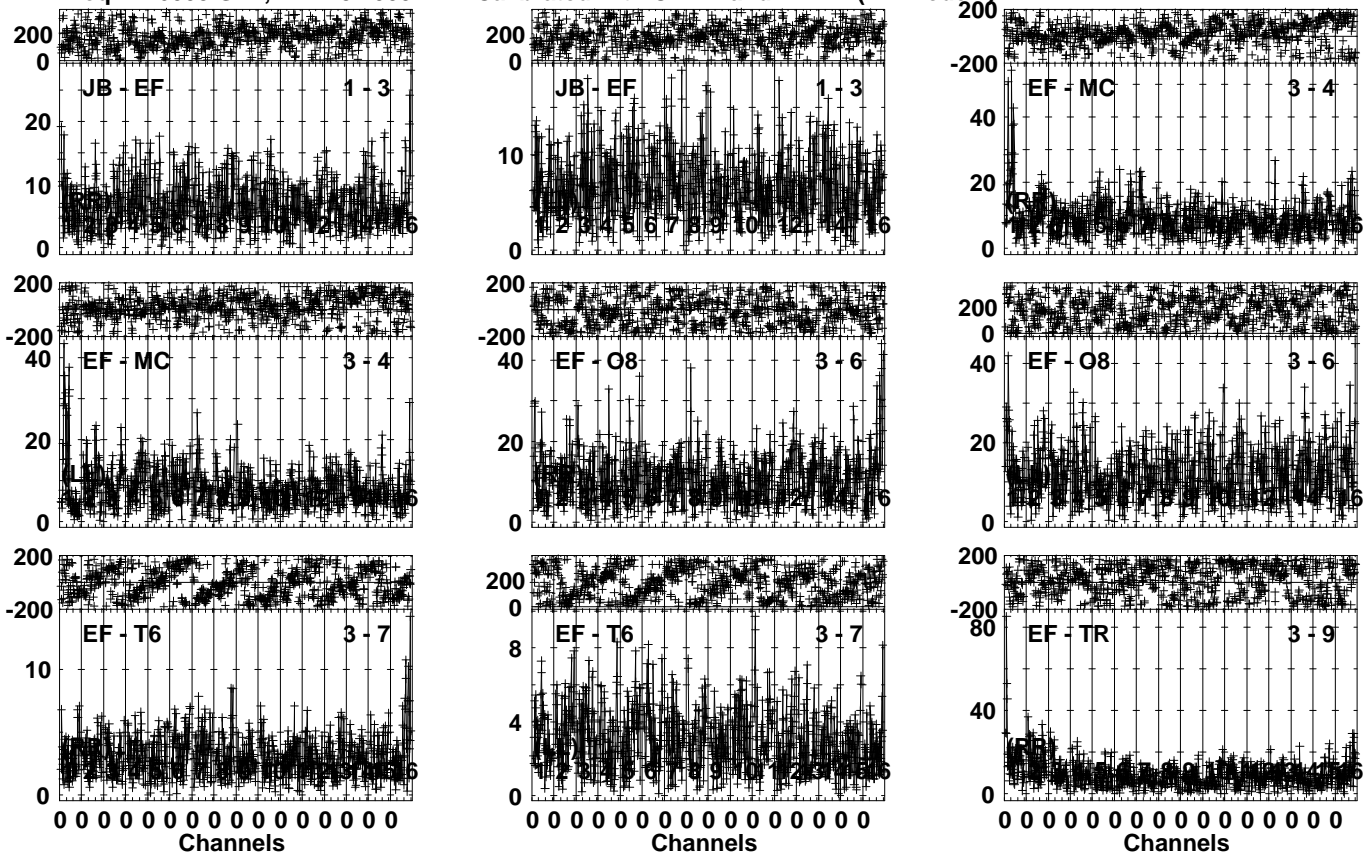


Lower frame: Milli Ampl Jy Top frame: Phas deg
Vector averaged cross-power spectrum Several baselines displayed
Timerange: 00/20:45:31 to 00/20:46:59

Plot file version 166 created 31-MAR-2023 15:59:04

ARP299A EP124A.UVDATA.1

Freq = 4.6005 GHz, Bw = 32.000 MH Calibrated with CL # 4 and BP # 1 (BP mode 1)

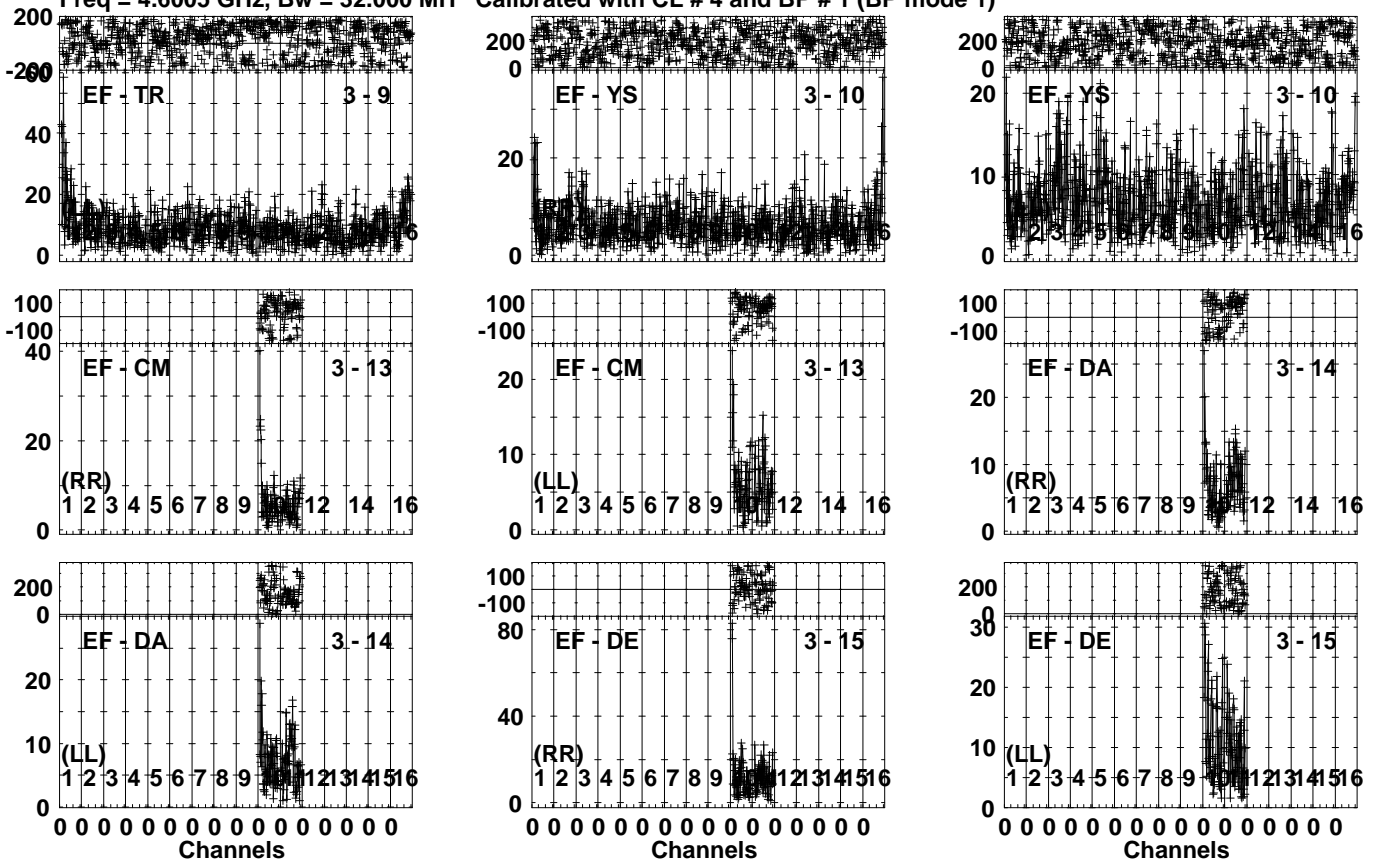


Lower frame: Milli Ampl Jy Top frame: Phas deg
Vector averaged cross-power spectrum Several baselines displayed
Timerange: 00/20:47:01 to 00/20:50:29

Plot file version 167 created 31-MAR-2023 15:59:05

ARP299A EP124A.UVDATA.1

Freq = 4.6005 GHz, Bw = 32.000 MH Calibrated with CL # 4 and BP # 1 (BP mode 1)

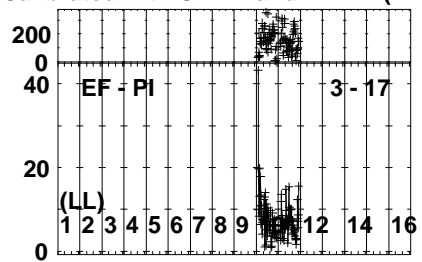
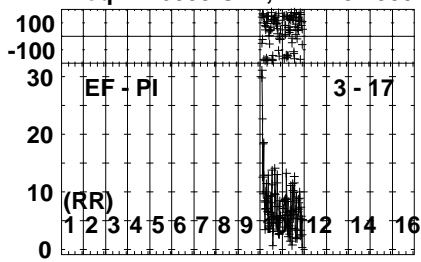


Lower frame: Milli Ampl Jy Top frame: Phas deg
Vector averaged cross-power spectrum Several baselines displayed
Timerange: 00/20:47:01 to 00/20:50:29

Plot file version 168 created 31-MAR-2023 15:59:06

ARP299A EP124A.UVDATA.1

Freq = 4.6005 GHz, Bw = 32.000 MH Calibrated with CL # 4 and BP # 1 (BP mode 1)

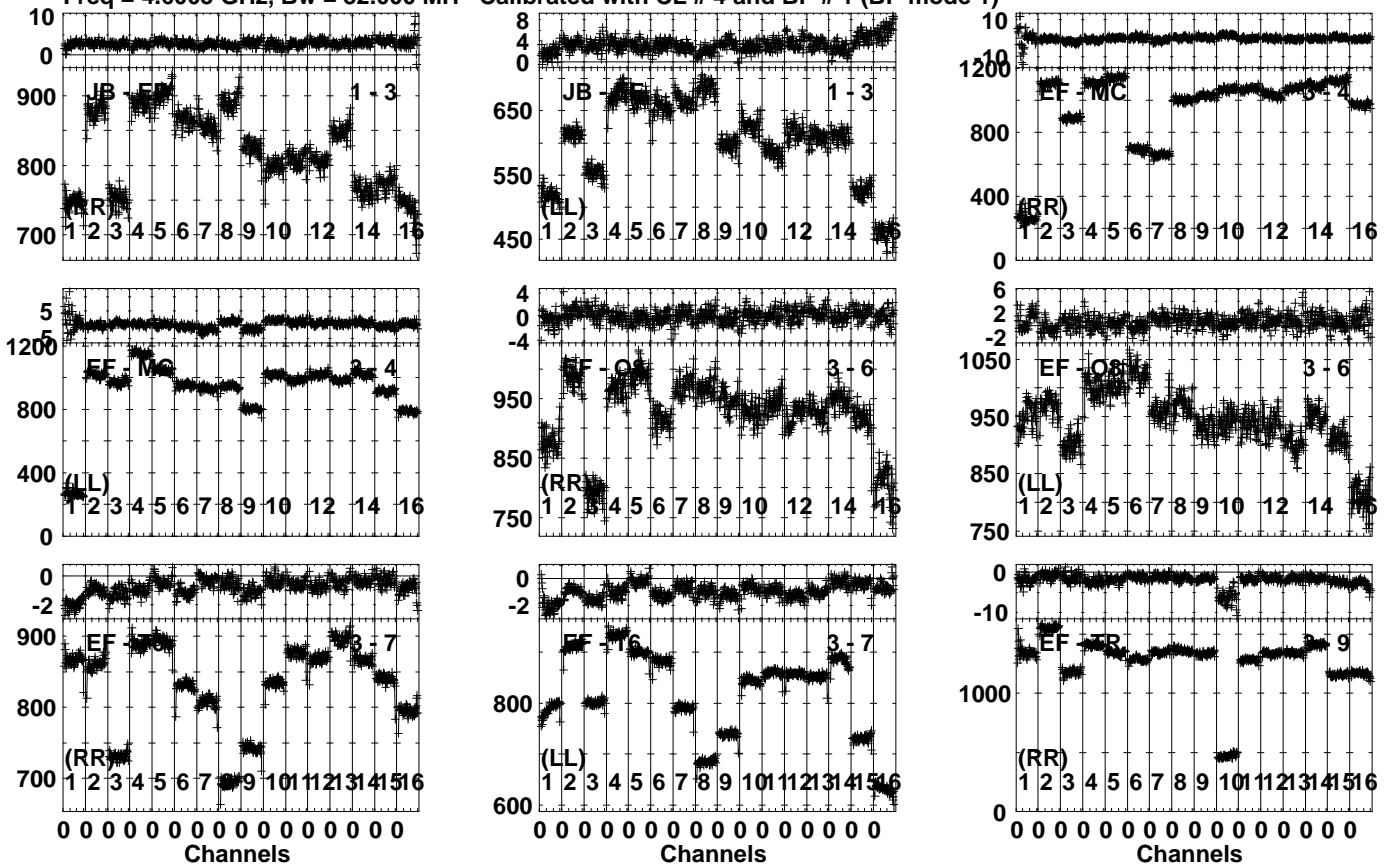


Lower frame: Milli Ampl Jy Top frame: Phas deg
Vector averaged cross-power spectrum Several baselines displayed
Timerange: 00/20:47:01 to 00/20:50:29

Plot file version 169 created 31-MAR-2023 15:59:06

J1128+5925 EP124A.UVDATA.1

Freq = 4.6005 GHz, Bw = 32.000 MH Calibrated with CL # 4 and BP # 1 (BP mode 1)

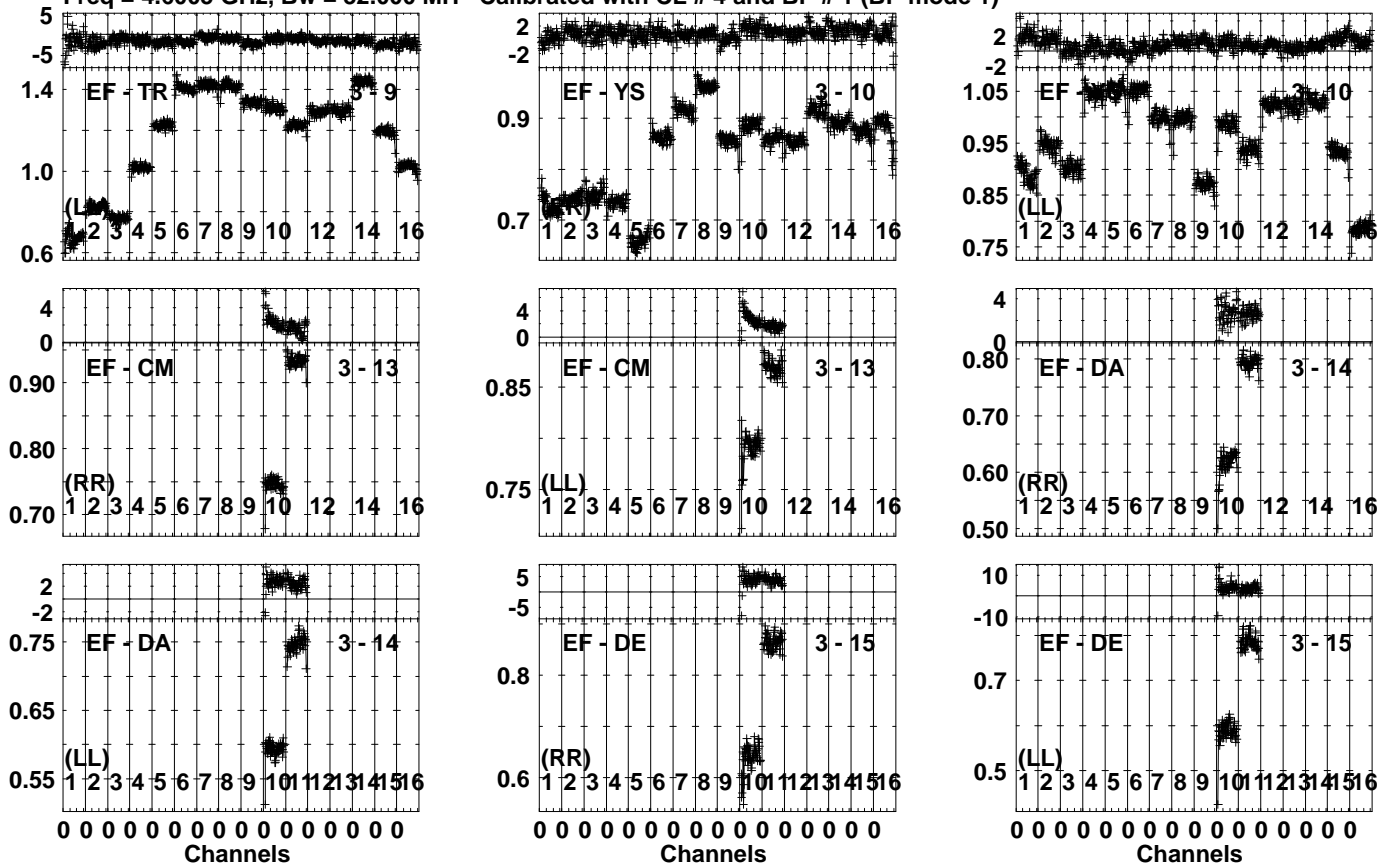


Lower frame: Milli Ampl Jy Top frame: Phas deg
Vector averaged cross-power spectrum Several baselines displayed
Timerange: 00/20:51:01 to 00/20:51:59

Plot file version 170 created 31-MAR-2023 15:59:07

J1128+5925 EP124A.UVDATA.1

Freq = 4.6005 GHz, Bw = 32.000 MH Calibrated with CL # 4 and BP # 1 (BP mode 1)

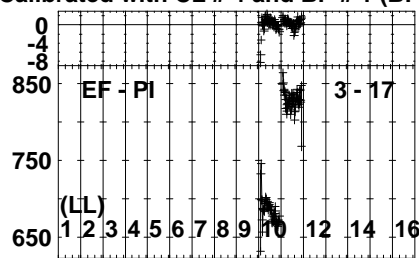
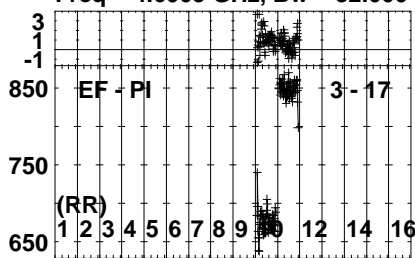


Lower frame: Ampl Jy Top frame: Phas deg
 Vector averaged cross-power spectrum Several baselines displayed
 Timerange: 00/20:51:01 to 00/20:51:59

Plot file version 171 created 31-MAR-2023 15:59:07

J1128+5925 EP124A.UVDATA.1

Freq = 4.6005 GHz, Bw = 32.000 MH Calibrated with CL # 4 and BP # 1 (BP mode 1)

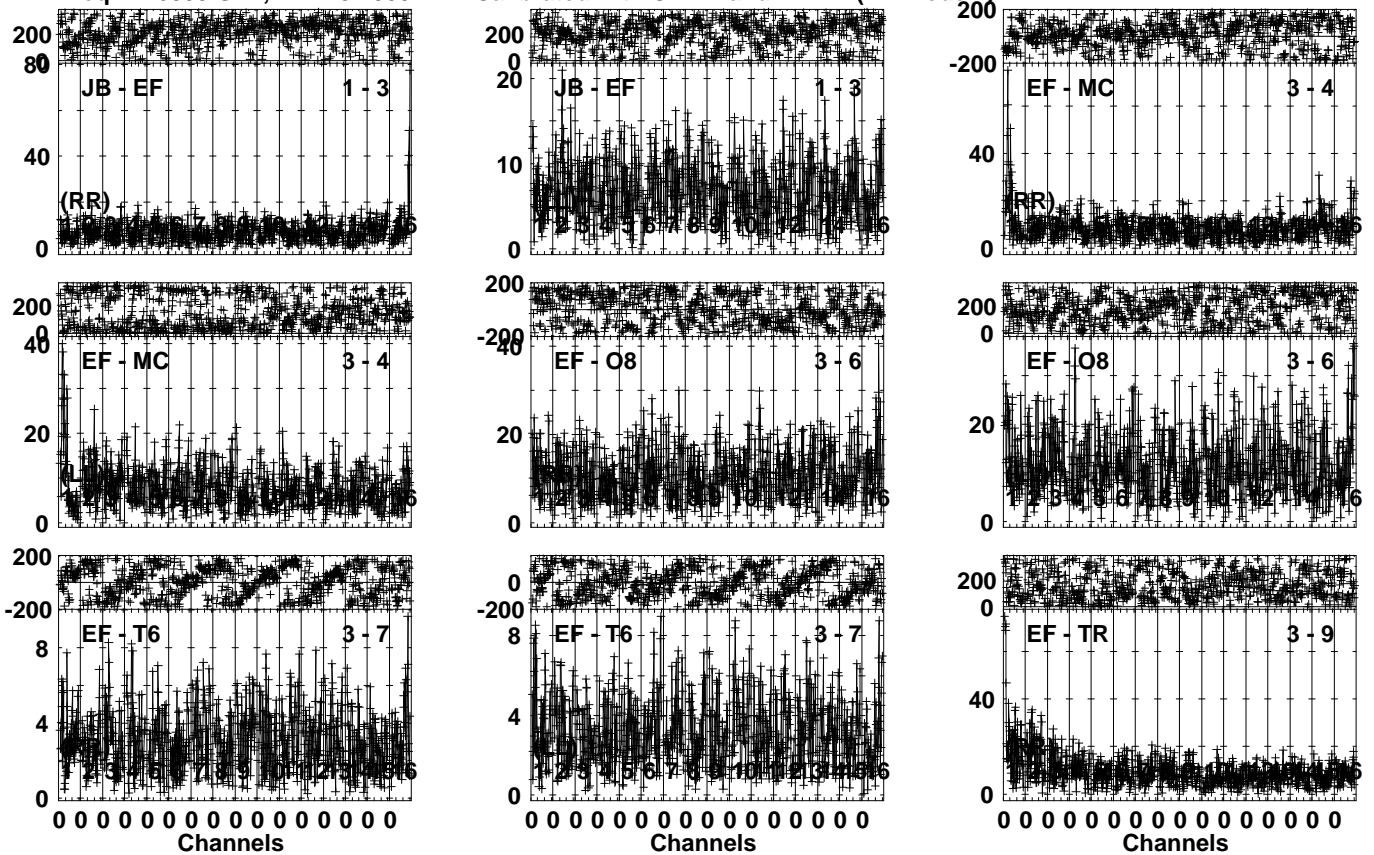


Lower frame: Milli Ampl Jy Top frame: Phas deg
Vector averaged cross-power spectrum Several baselines displayed
Timerange: 00/20:51:01 to 00/20:51:59

Plot file version 172 created 31-MAR-2023 15:59:08

ARP299A EP124A.UVDATA.1

Freq = 4.6005 GHz, Bw = 32.000 MH Calibrated with CL # 4 and BP # 1 (BP mode 1)

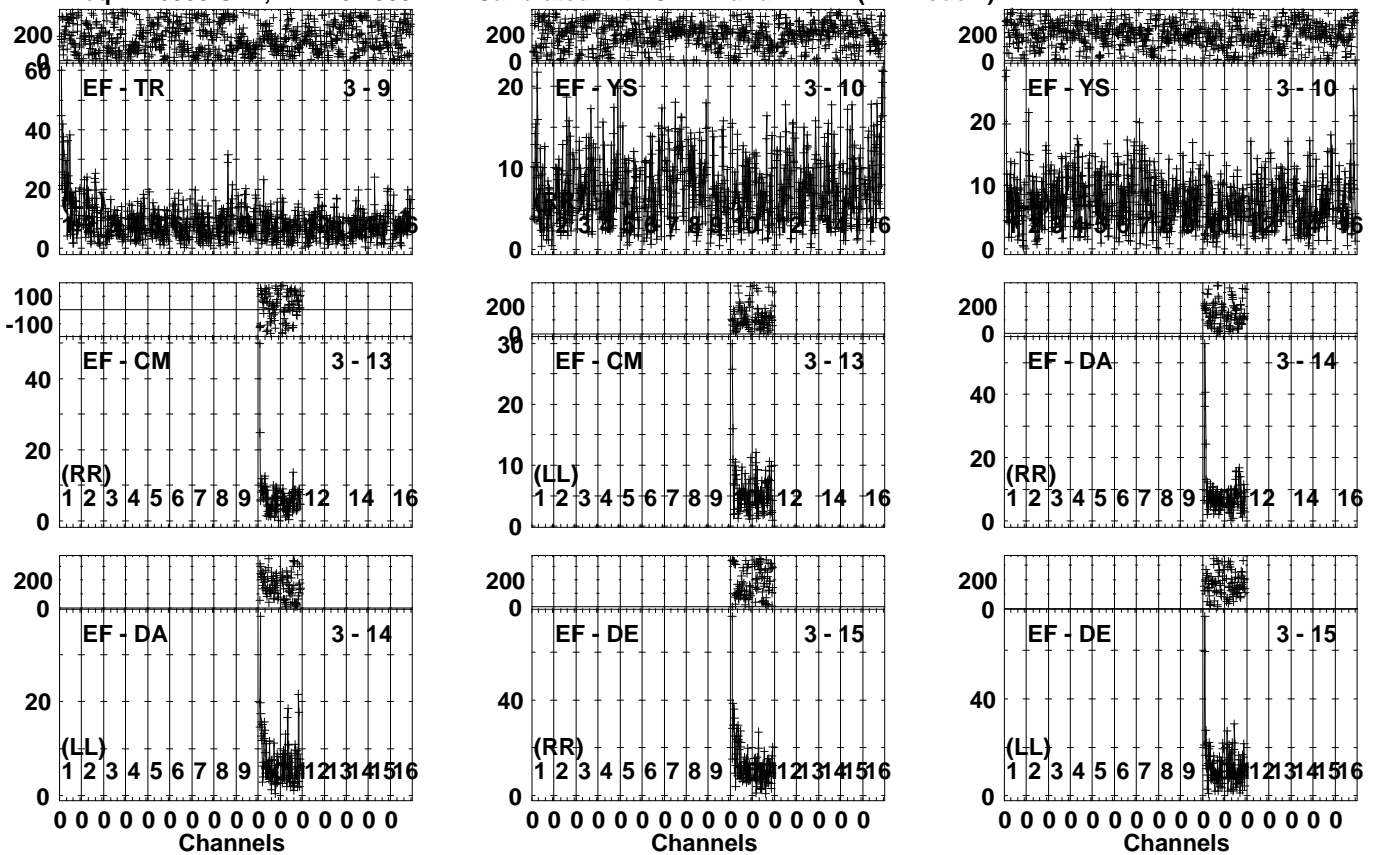


Lower frame: Milli Ampl Jy Top frame: Phas deg
Vector averaged cross-power spectrum Several baselines displayed
Timerange: 00/20:52:01 to 00/20:55:29

Plot file version 173 created 31-MAR-2023 15:59:08

ARP299A EP124A.UVDATA.1

Freq = 4.6005 GHz, Bw = 32.000 MH Calibrated with CL # 4 and BP # 1 (BP mode 1)

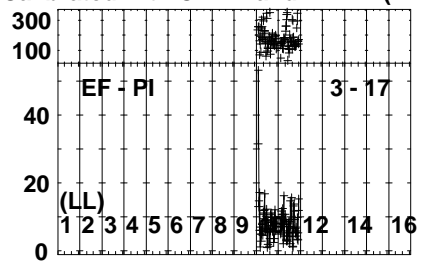
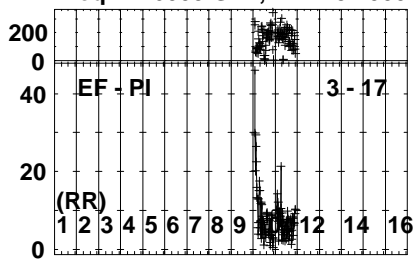


Lower frame: Milli Ampl Jy Top frame: Phas deg
Vector averaged cross-power spectrum Several baselines displayed
Timerange: 00/20:52:01 to 00/20:55:29

Plot file version 174 created 31-MAR-2023 15:59:10

ARP299A EP124A.UVDATA.1

Freq = 4.6005 GHz, Bw = 32.000 MH Calibrated with CL # 4 and BP # 1 (BP mode 1)

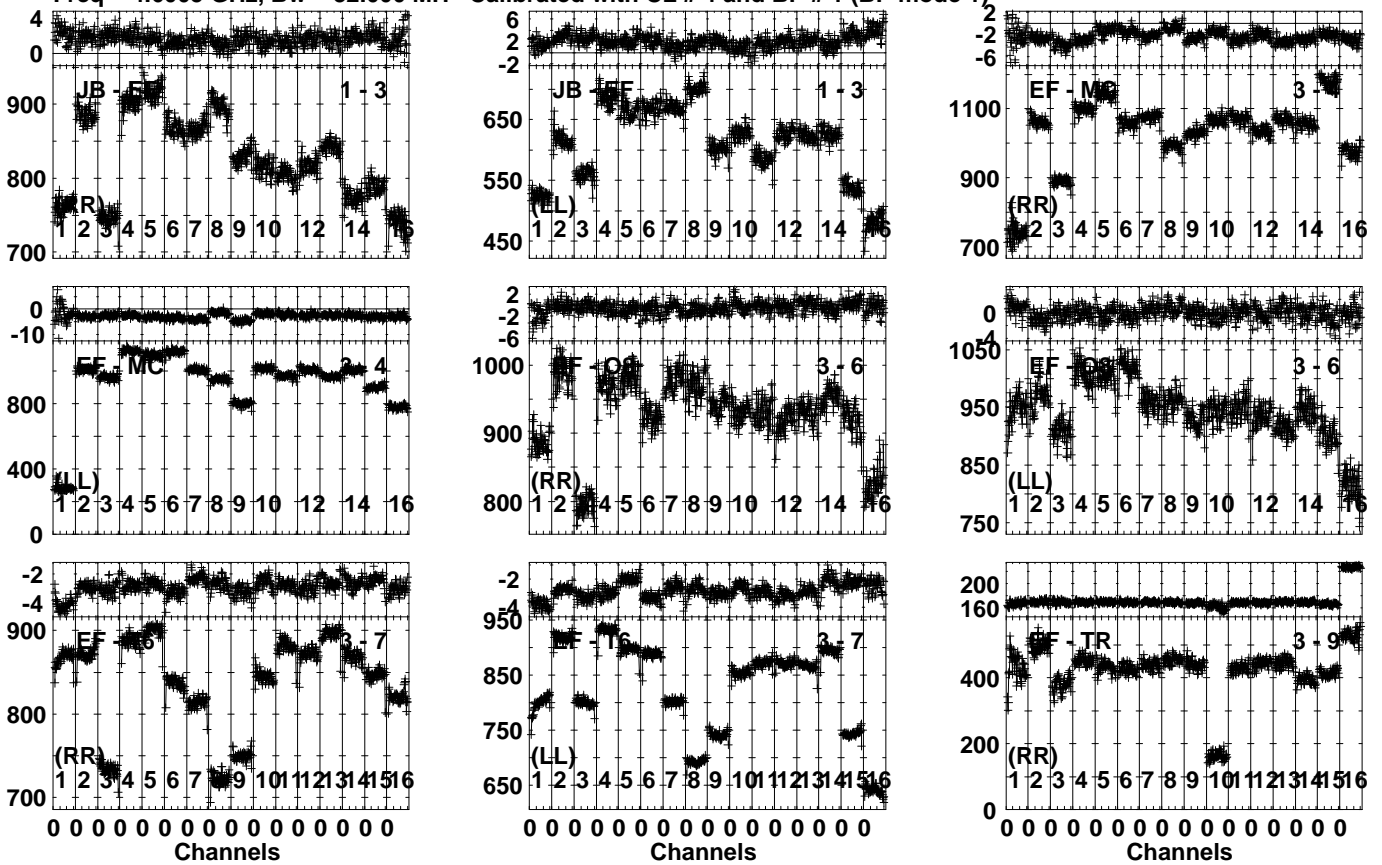


Lower frame: Milli Ampl Jy Top frame: Phas deg
Vector averaged cross-power spectrum Several baselines displayed
Timerange: 00/20:52:01 to 00/20:55:29

Plot file version 175 created 31-MAR-2023 15:59:10

J1128+5925 EP124A.UVDATA.1

Freq = 4.6005 GHz, Bw = 32.000 MH Calibrated with CL # 4 and BP # 1 (BP mode 1)

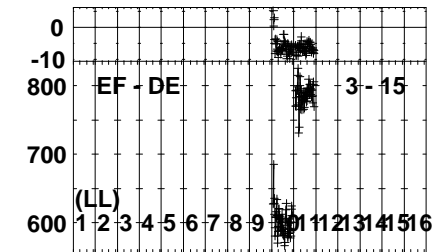
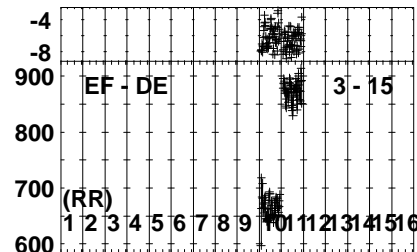
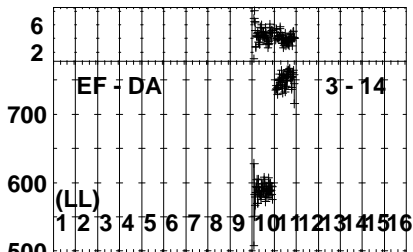
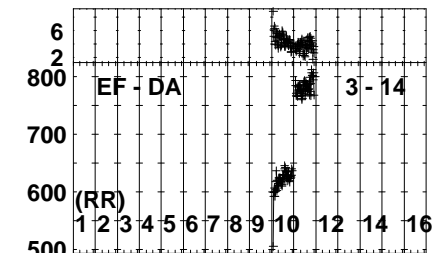
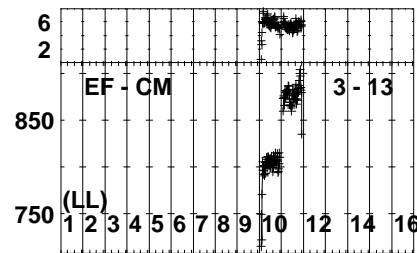
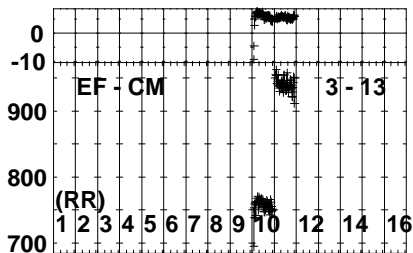
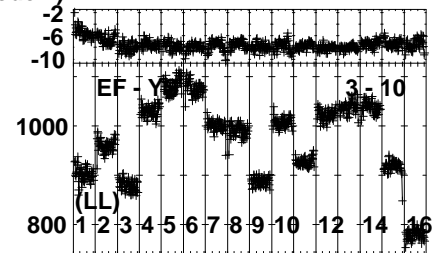
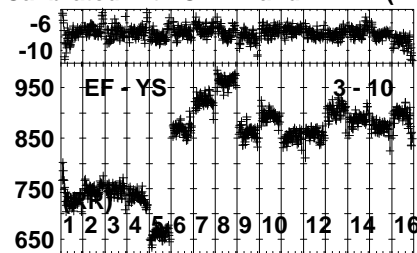
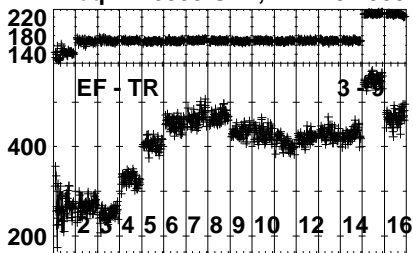


Lower frame: Milli Ampl Jy Top frame: Phas deg
Vector averaged cross-power spectrum Several baselines displayed
Timerange: 00/20:55:31 to 00/20:56:59

Plot file version 176 created 31-MAR-2023 15:59:11

J1128+5925 EP124A.UVDATA.1

Freq = 4.6005 GHz, Bw = 32.000 MH Calibrated with CL # 4 and BP # 1 (BP mode 1)

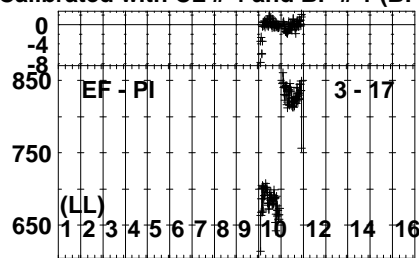
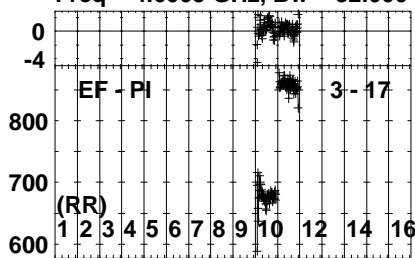


Lower frame: Milli Ampl Jy Top frame: Phas deg
Vector averaged cross-power spectrum Several baselines displayed
Timerange: 00/20:55:31 to 00/20:56:59

Plot file version 177 created 31-MAR-2023 15:59:12

J1128+5925 EP124A.UVDATA.1

Freq = 4.6005 GHz, Bw = 32.000 MH Calibrated with CL # 4 and BP # 1 (BP mode 1)

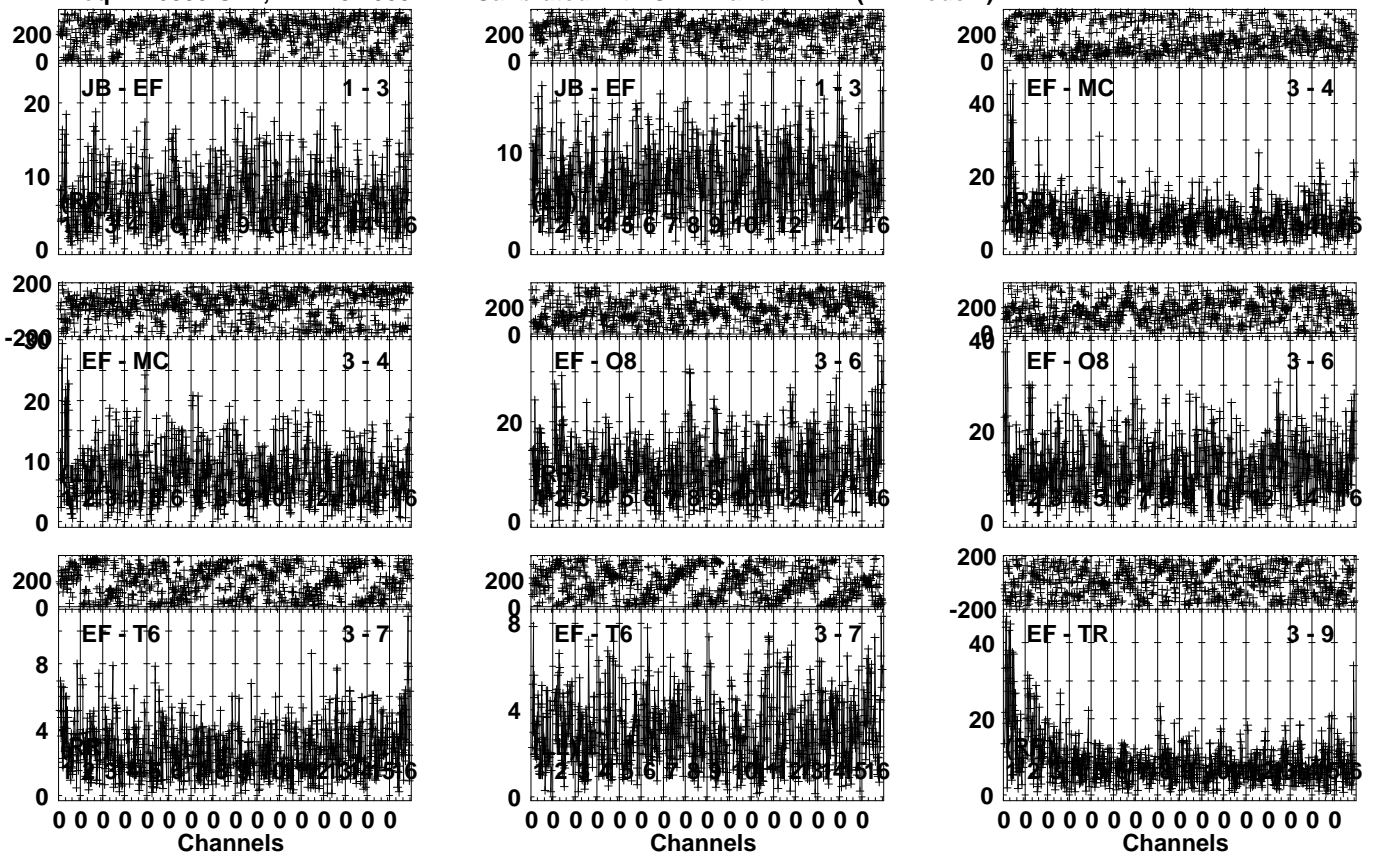


Lower frame: Milli Ampl Jy Top frame: Phas deg
Vector averaged cross-power spectrum Several baselines displayed
Timerange: 00/20:55:31 to 00/20:56:59

Plot file version 178 created 31-MAR-2023 15:59:12

ARP299A EP124A.UVDATA.1

Freq = 4.6005 GHz, Bw = 32.000 MH Calibrated with CL # 4 and BP # 1 (BP mode 1)

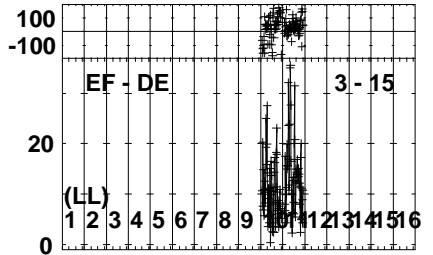
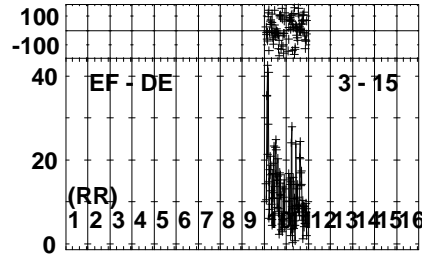
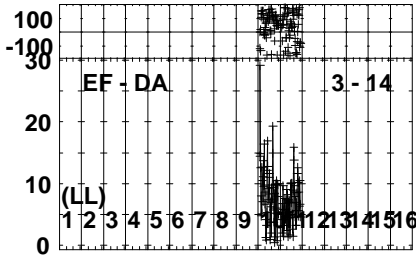
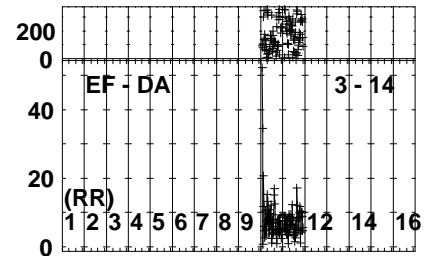
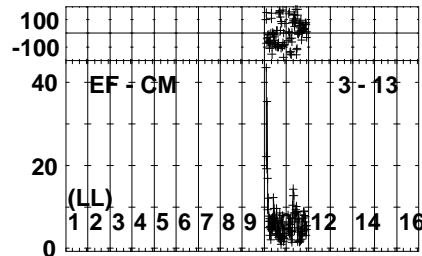
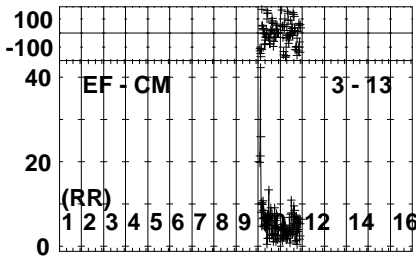
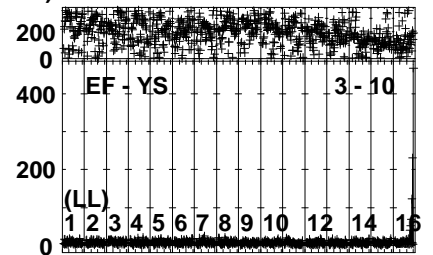
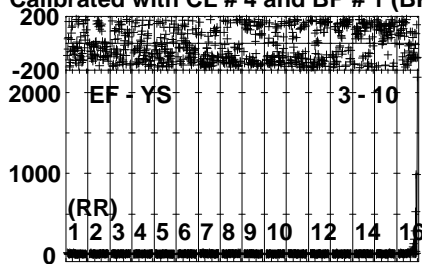
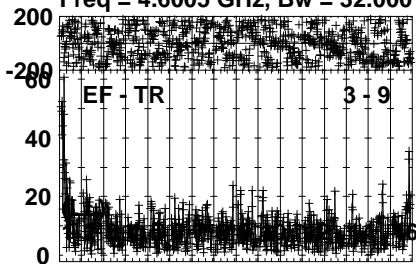


Lower frame: Milli Ampl Jy Top frame: Phas deg
Vector averaged cross-power spectrum Several baselines displayed
Timerange: 00/20:57:01 to 00/21:00:29

Plot file version 179 created 31-MAR-2023 15:59:13

ARP299A EP124A.UVDATA.1

Freq = 4.6005 GHz, Bw = 32.000 MH Calibrated with CL # 4 and BP # 1 (BP mode 1)

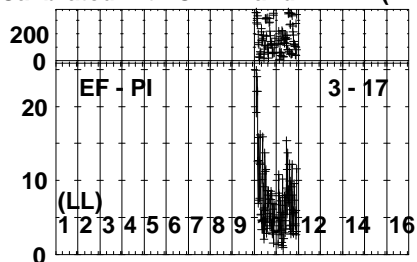
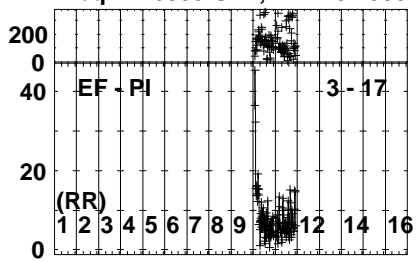


Lower frame: Milli Ampl Jy Top frame: Phas deg
Vector averaged cross-power spectrum Several baselines displayed
Timerange: 00/20:57:01 to 00/21:00:29

Plot file version 180 created 31-MAR-2023 15:59:13

ARP299A EP124A.UVDATA.1

Freq = 4.6005 GHz, Bw = 32.000 MH Calibrated with CL # 4 and BP # 1 (BP mode 1)

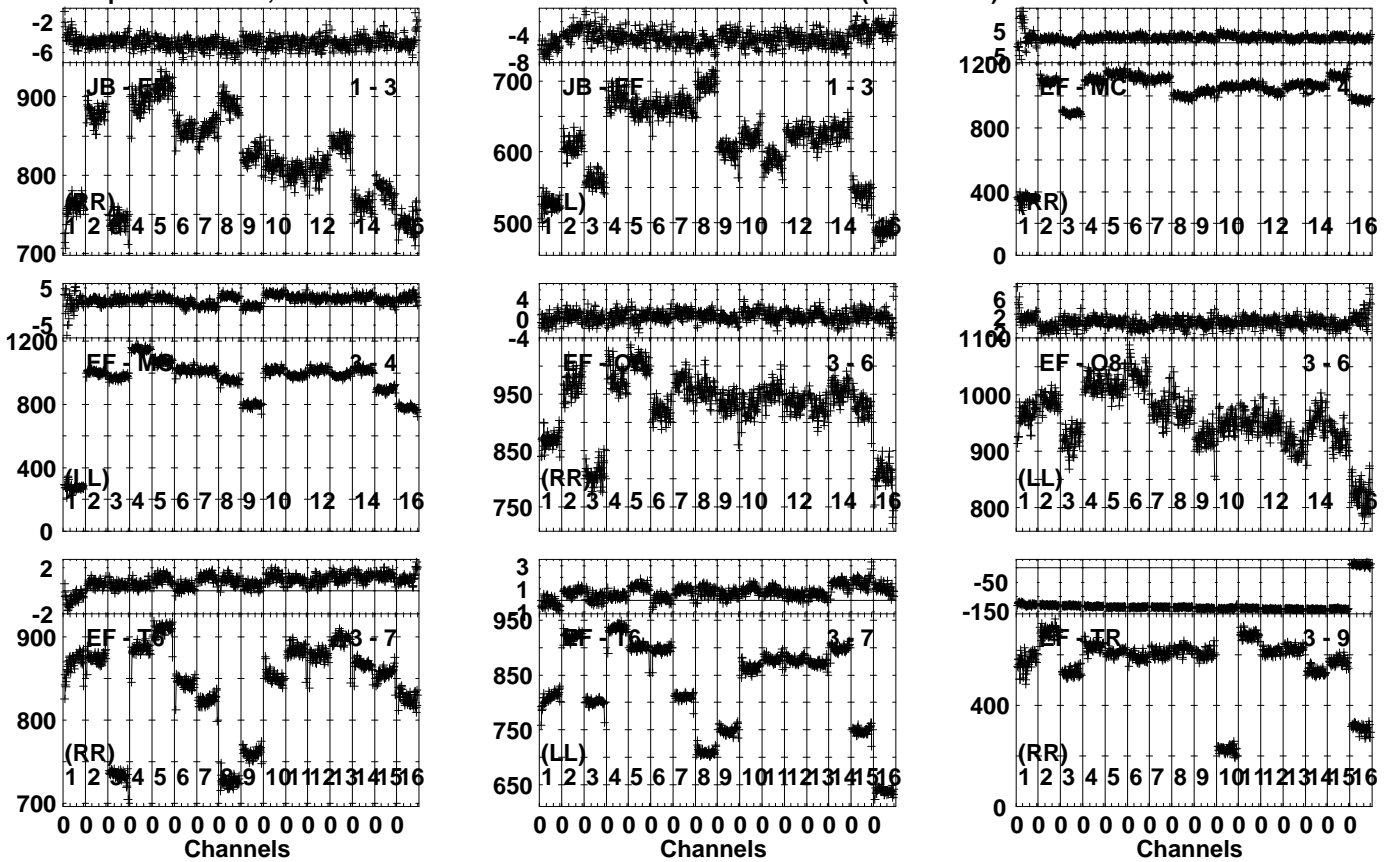


Lower frame: Milli Ampl Jy Top frame: Phas deg
Vector averaged cross-power spectrum Several baselines displayed
Timerange: 00/20:57:01 to 00/21:00:29

Plot file version 181 created 31-MAR-2023 15:59:14

J1128+5925 EP124A.UVDATA.1

Freq = 4.6005 GHz, Bw = 32.000 MH Calibrated with CL # 4 and BP # 1 (BP mode 1)

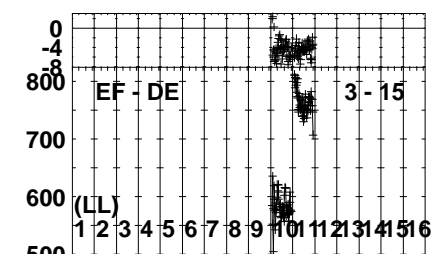
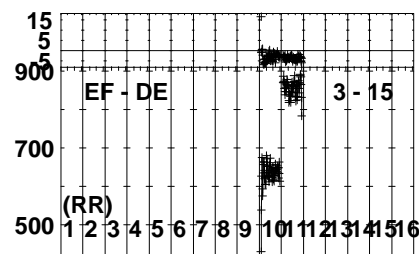
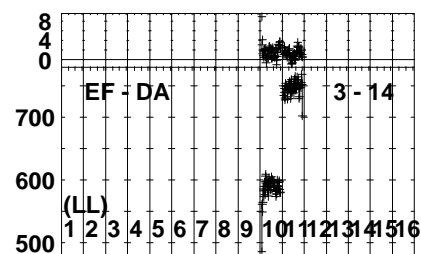
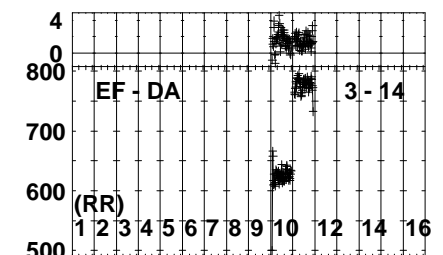
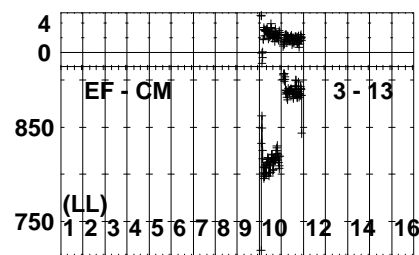
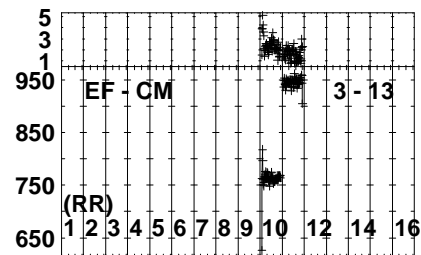
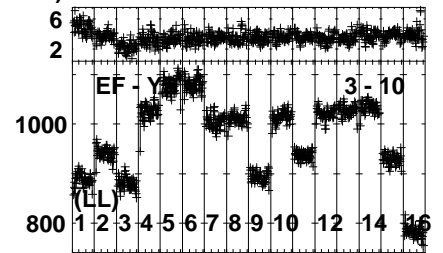
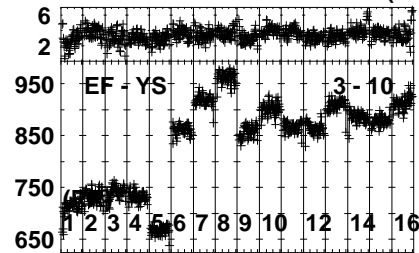
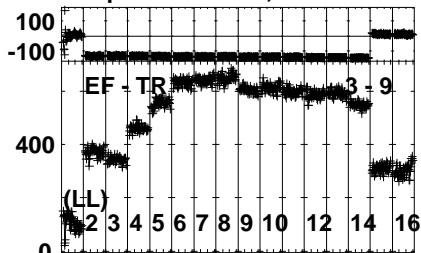


Lower frame: Milli Ampl Jy Top frame: Phas deg
Vector averaged cross-power spectrum Several baselines displayed
Timerange: 00/21:01:01 to 00/21:01:59

Plot file version 182 created 31-MAR-2023 15:59:15

J1128+5925 EP124A.UVDATA.1

Freq = 4.6005 GHz, Bw = 32.000 MH Calibrated with CL # 4 and BP # 1 (BP mode 1)

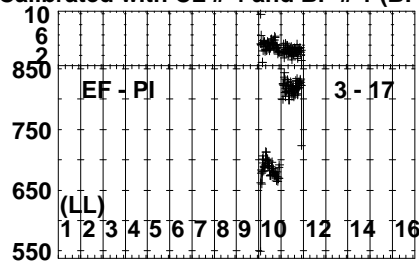
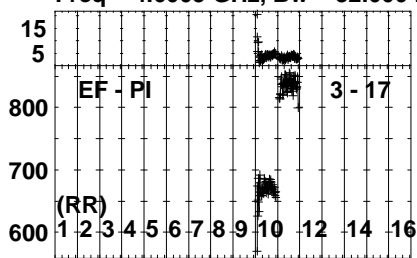


Lower frame: Milli Ampl Jy Top frame: Phas deg
Vector averaged cross-power spectrum Several baselines displayed
Timerange: 00/21:01:01 to 00/21:01:59

Plot file version 183 created 31-MAR-2023 15:59:15

J1128+5925 EP124A.UVDATA.1

Freq = 4.6005 GHz, Bw = 32.000 MH Calibrated with CL # 4 and BP # 1 (BP mode 1)

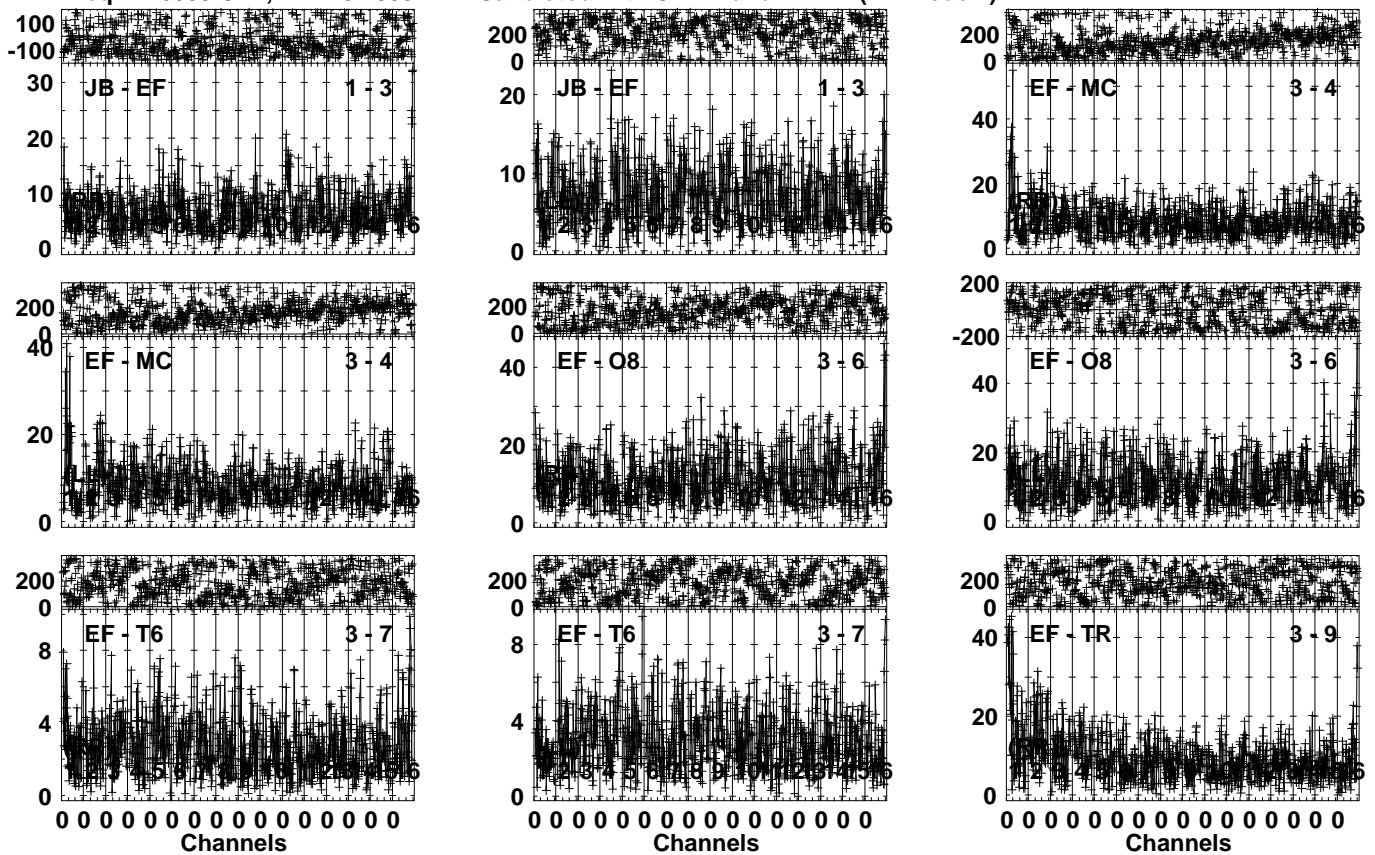


Lower frame: Milli Ampl Jy Top frame: Phas deg
Vector averaged cross-power spectrum Several baselines displayed
Timerange: 00/21:01:01 to 00/21:01:59

Plot file version 184 created 31-MAR-2023 15:59:15

ARP299A EP124A.UVDATA.1

Freq = 4.6005 GHz, Bw = 32.000 MH Calibrated with CL # 4 and BP # 1 (BP mode 1)

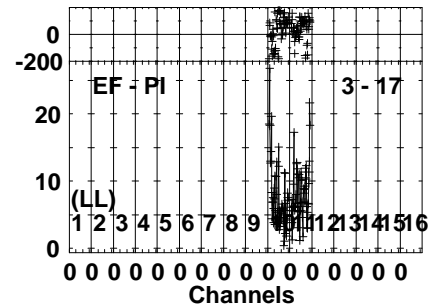
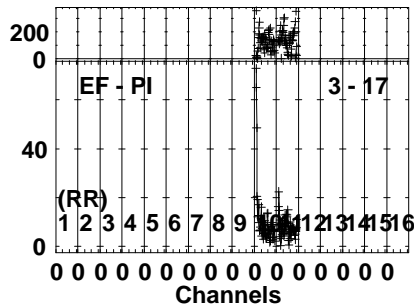
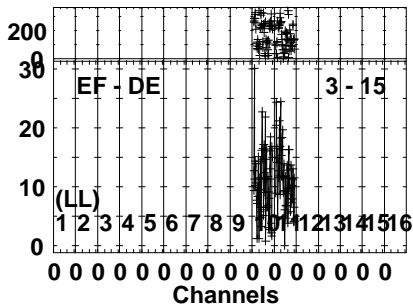
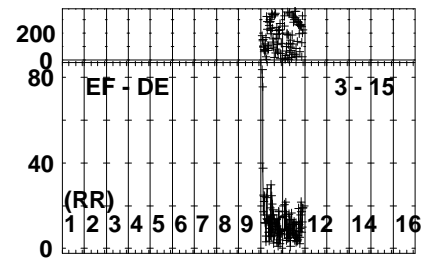
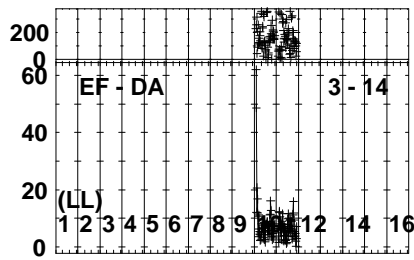
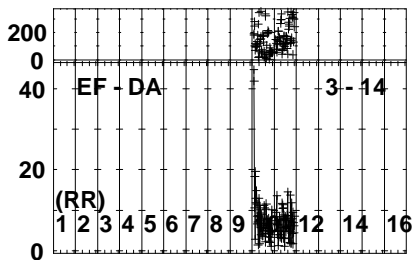
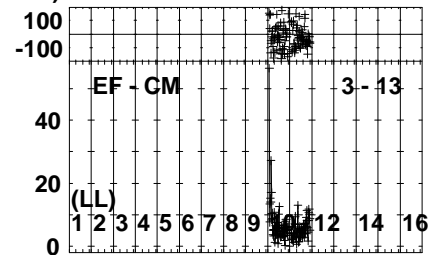
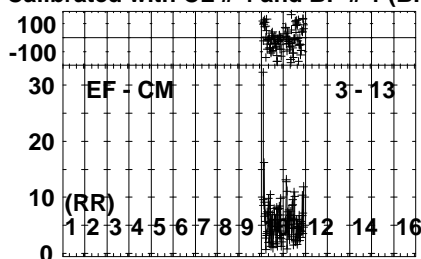
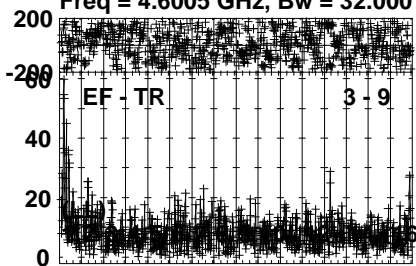


Lower frame: Milli Ampl Jy Top frame: Phas deg
Vector averaged cross-power spectrum Several baselines displayed
Timerange: 00/21:02:01 to 00/21:05:29

Plot file version 185 created 31-MAR-2023 15:59:16

ARP299A EP124A.UVDATA.1

Freq = 4.6005 GHz, Bw = 32.000 MH Calibrated with CL # 4 and BP # 1 (BP mode 1)

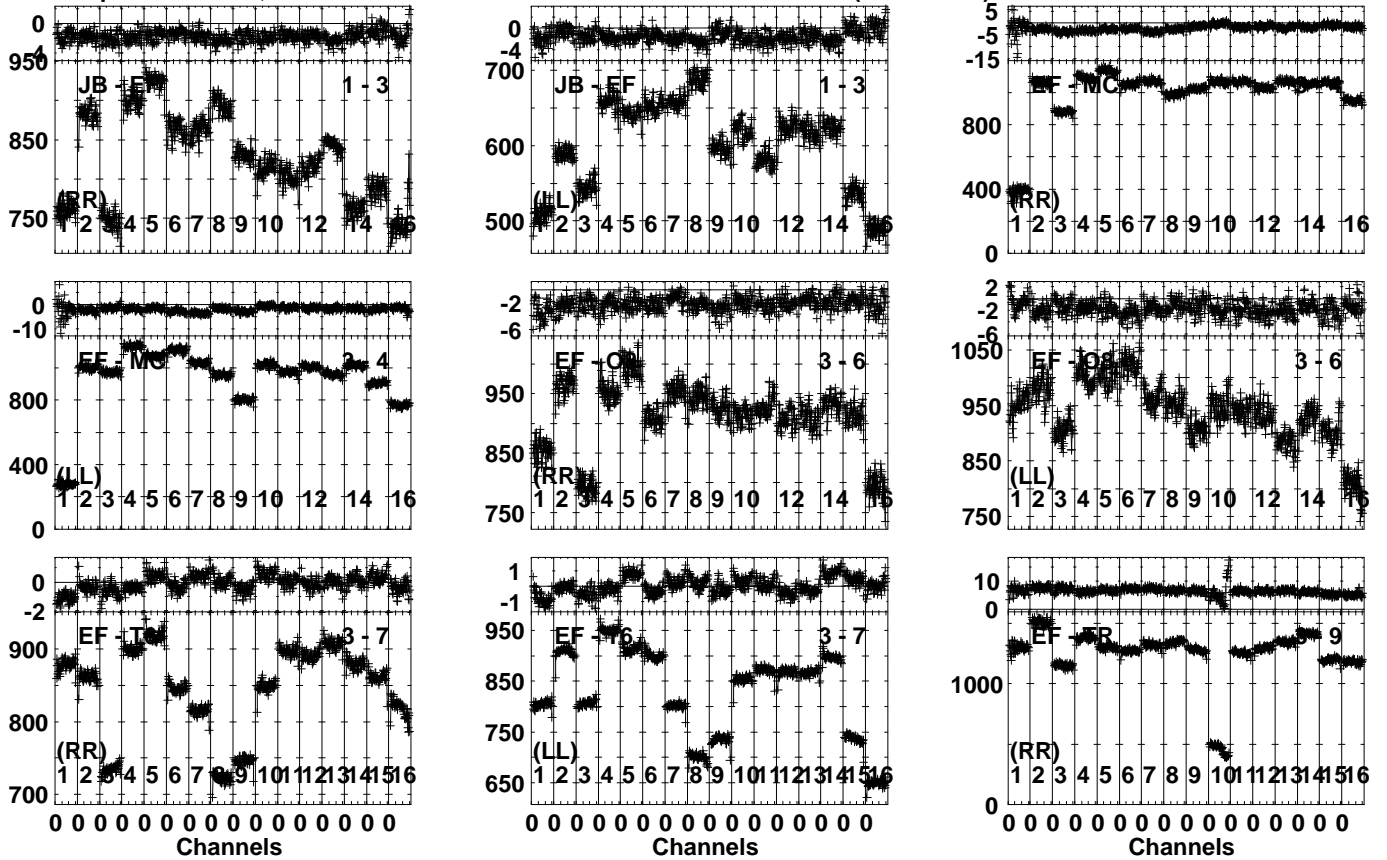


Lower frame: Milli Ampl Jy Top frame: Phas deg
Vector averaged cross-power spectrum Several baselines displayed
Timerange: 00/21:02:01 to 00/21:05:29

Plot file version 186 created 31-MAR-2023 15:59:17

J1128+5925 EP124A.UVDATA.1

Freq = 4.6005 GHz, Bw = 32.000 MH Calibrated with CL # 4 and BP # 1 (BP mode 1)

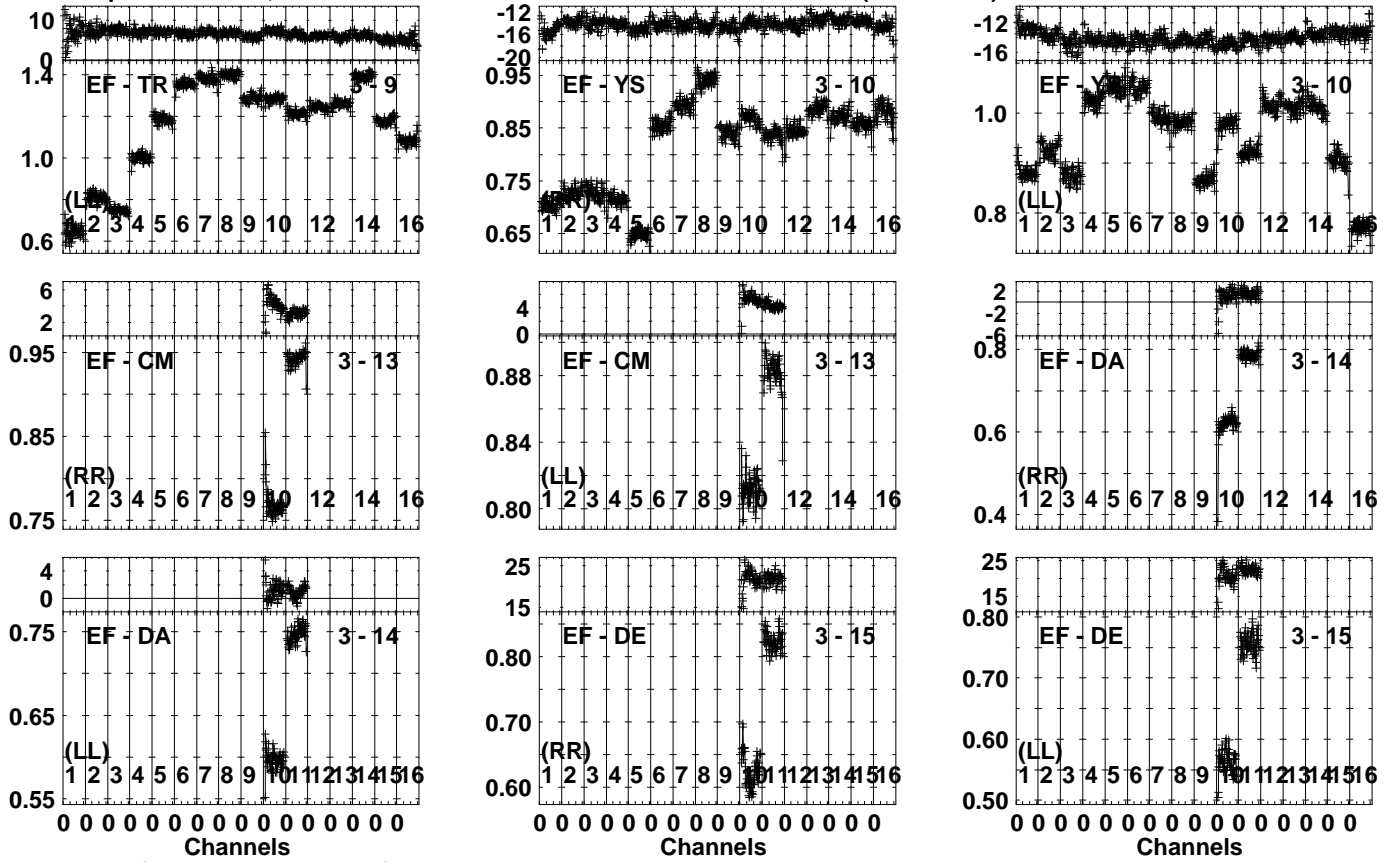


Lower frame: Milli Ampl Jy Top frame: Phas deg
 Vector averaged cross-power spectrum Several baselines displayed
 Timerange: 00/21:05:31 to 00/21:06:59

Plot file version 187 created 31-MAR-2023 15:59:18

J1128+5925 EP124A.UVDATA.1

Freq = 4.6005 GHz, Bw = 32.000 MH Calibrated with CL # 4 and BP # 1 (BP mode 1)

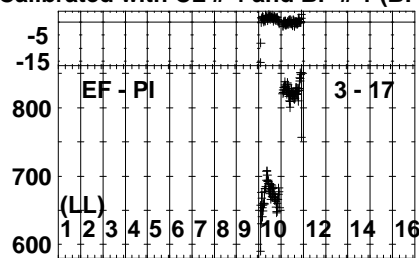
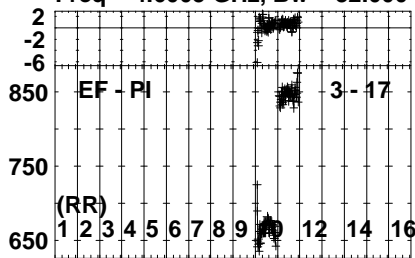


Lower frame: Ampl Jy Top frame: Phas deg
Vector averaged cross-power spectrum Several baselines displayed
Timerange: 00/21:05:31 to 00/21:06:59

Plot file version 188 created 31-MAR-2023 15:59:19

J1128+5925 EP124A.UVDATA.1

Freq = 4.6005 GHz, Bw = 32.000 MH Calibrated with CL # 4 and BP # 1 (BP mode 1)

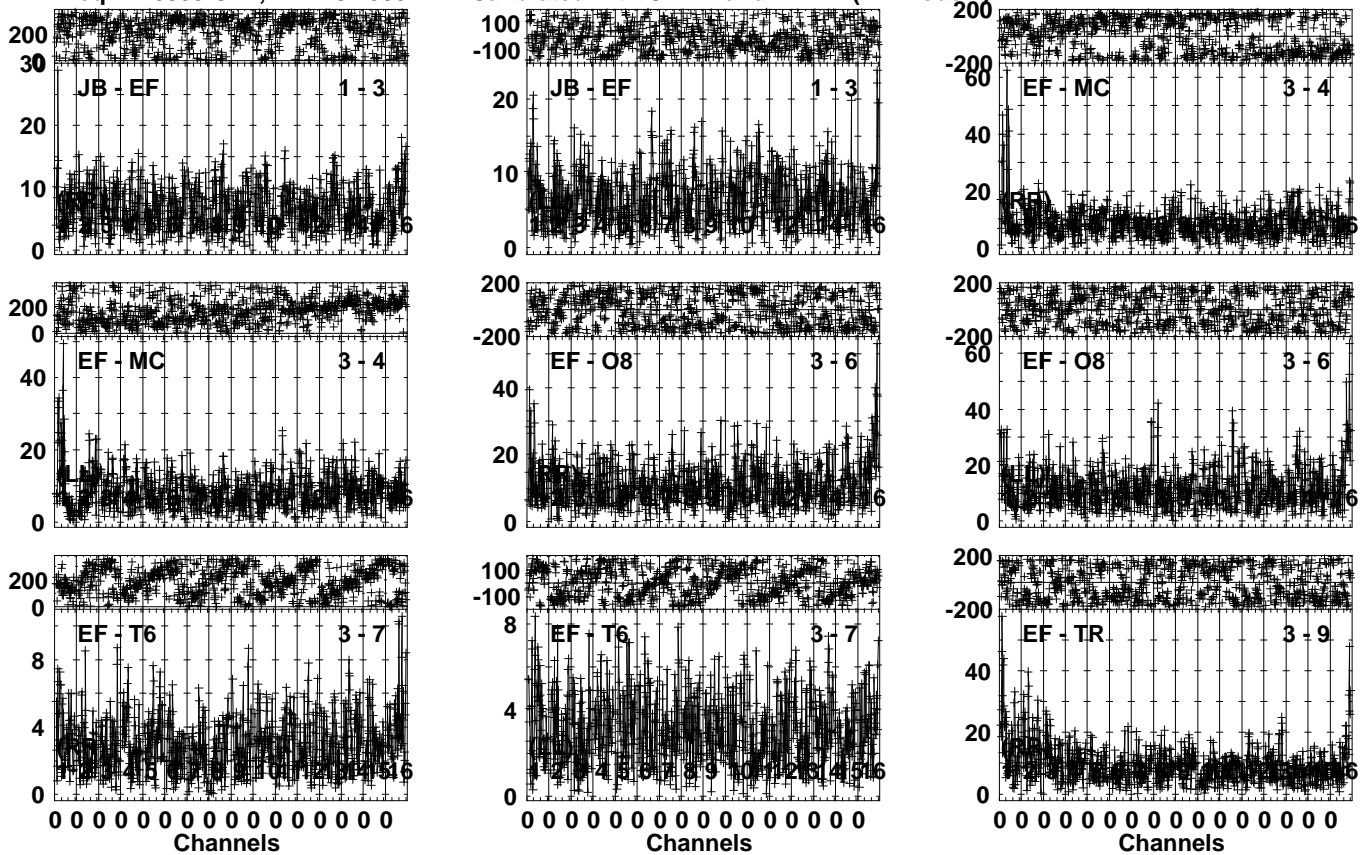


Lower frame: Milli Ampl Jy Top frame: Phas deg
Vector averaged cross-power spectrum Several baselines displayed
Timerange: 00/21:05:31 to 00/21:06:59

Plot file version 189 created 31-MAR-2023 15:59:19

ARP299A EP124A.UVDATA.1

Freq = 4.6005 GHz, Bw = 32.000 MH Calibrated with CL # 4 and BP # 1 (BP mode 1)

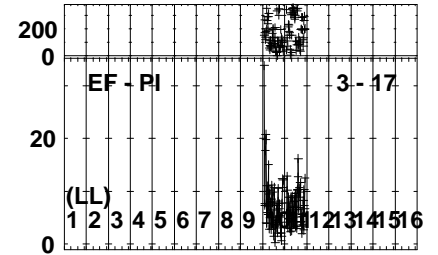
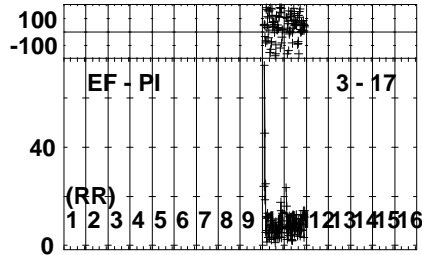
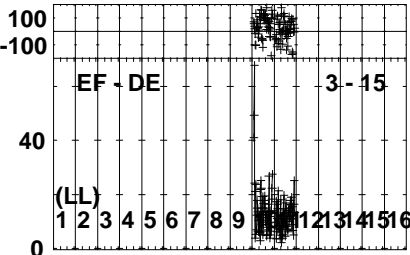
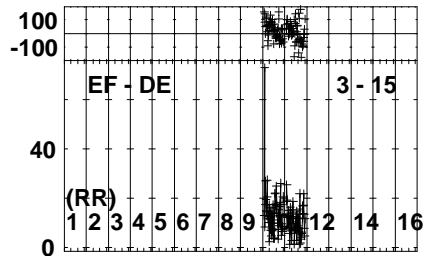
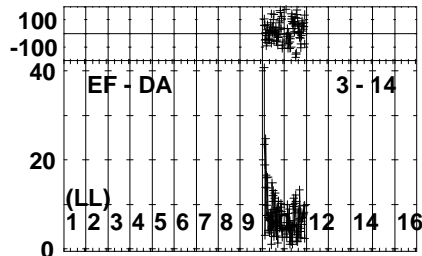
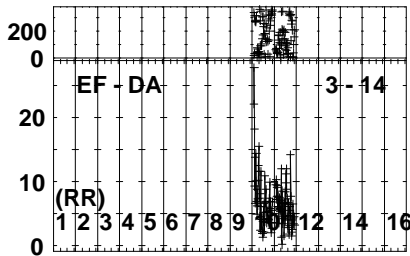
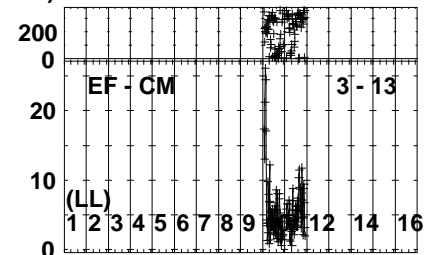
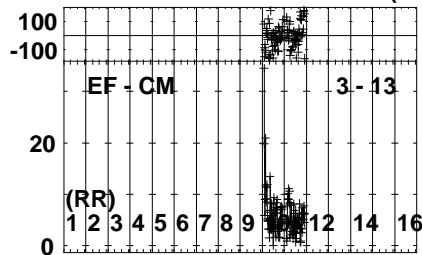
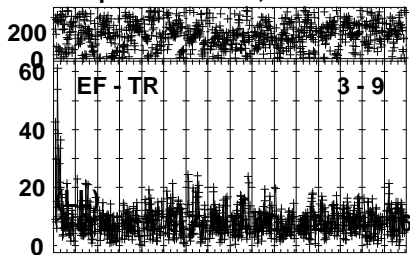


Lower frame: Milli Ampl Jy Top frame: Phas deg
Vector averaged cross-power spectrum Several baselines displayed
Timerange: 00/21:07:01 to 00/21:10:29

Plot file version 190 created 31-MAR-2023 15:59:20

ARP299A EP124A.UVDATA.1

Freq = 4.6005 GHz, Bw = 32.000 MH Calibrated with CL # 4 and BP # 1 (BP mode 1)

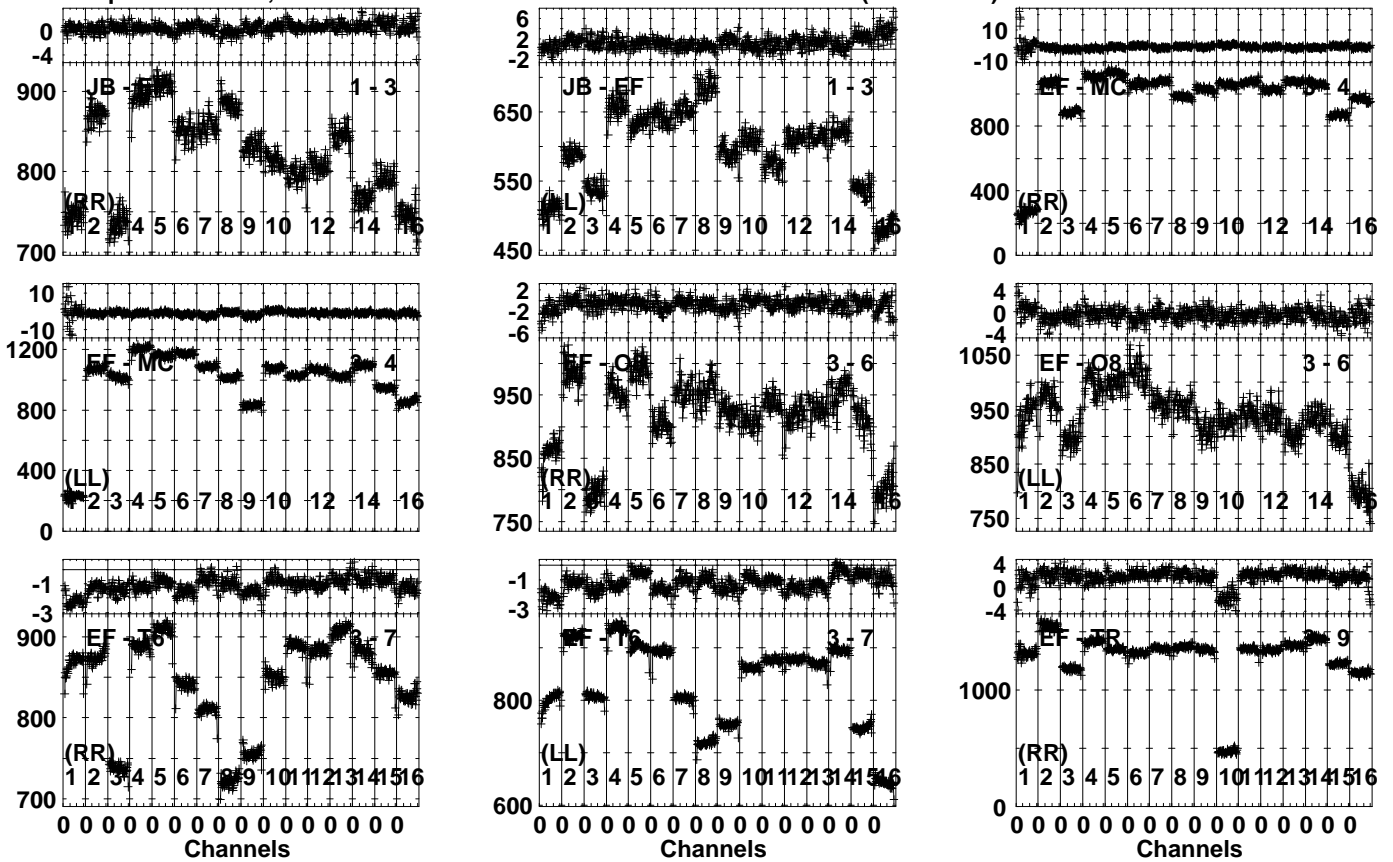


Lower frame: Milli Ampl Jy Top frame: Phas deg
Vector averaged cross-power spectrum Several baselines displayed
Timerange: 00/21:07:01 to 00/21:10:29

Plot file version 191 created 31-MAR-2023 15:59:21

J1128+5925 EP124A.UVDATA.1

Freq = 4.6005 GHz, Bw = 32.000 MH Calibrated with CL # 4 and BP # 1 (BP mode 1)

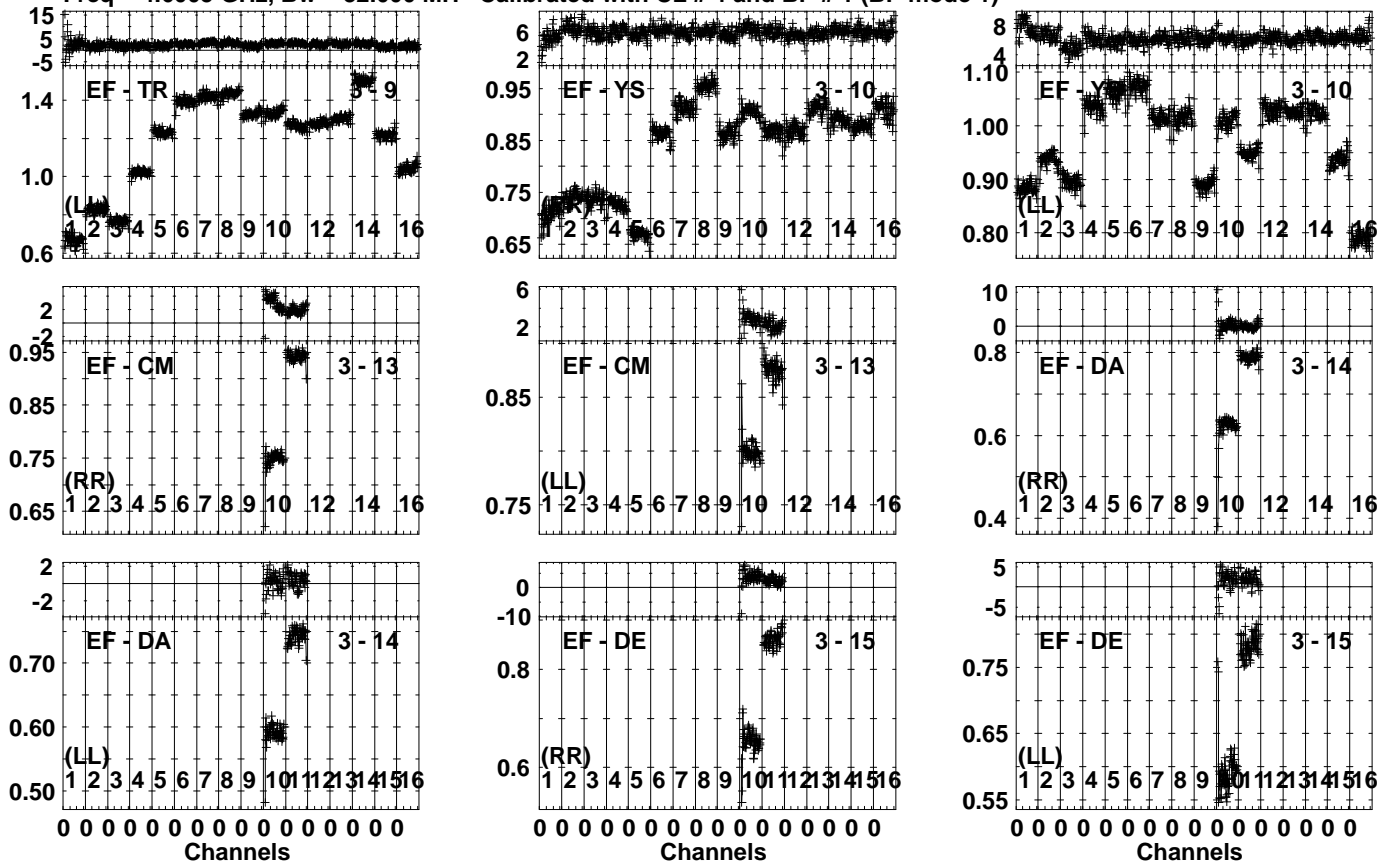


Lower frame: Milli Ampl Jy Top frame: Phas deg
Vector averaged cross-power spectrum Several baselines displayed
Timerange: 00/21:11:01 to 00/21:11:59

Plot file version 192 created 31-MAR-2023 15:59:22

J1128+5925 EP124A.UVDATA.1

Freq = 4.6005 GHz, Bw = 32.000 MH Calibrated with CL # 4 and BP # 1 (BP mode 1)

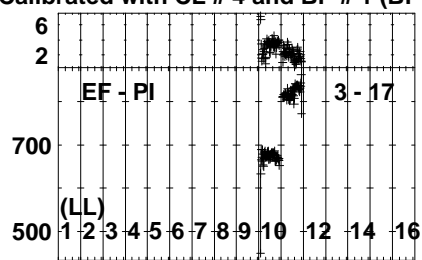
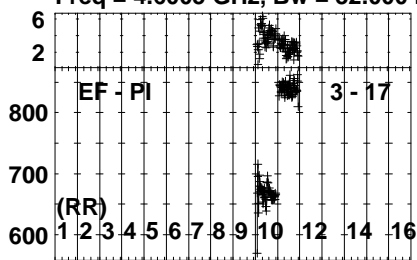


Lower frame: Ampl Jy Top frame: Phas deg
Vector averaged cross-power spectrum Several baselines displayed
Timerange: 00/21:11:01 to 00/21:11:59

Plot file version 193 created 31-MAR-2023 15:59:23

J1128+5925 EP124A.UVDATA.1

Freq = 4.6005 GHz, Bw = 32.000 MH Calibrated with CL # 4 and BP # 1 (BP mode 1)

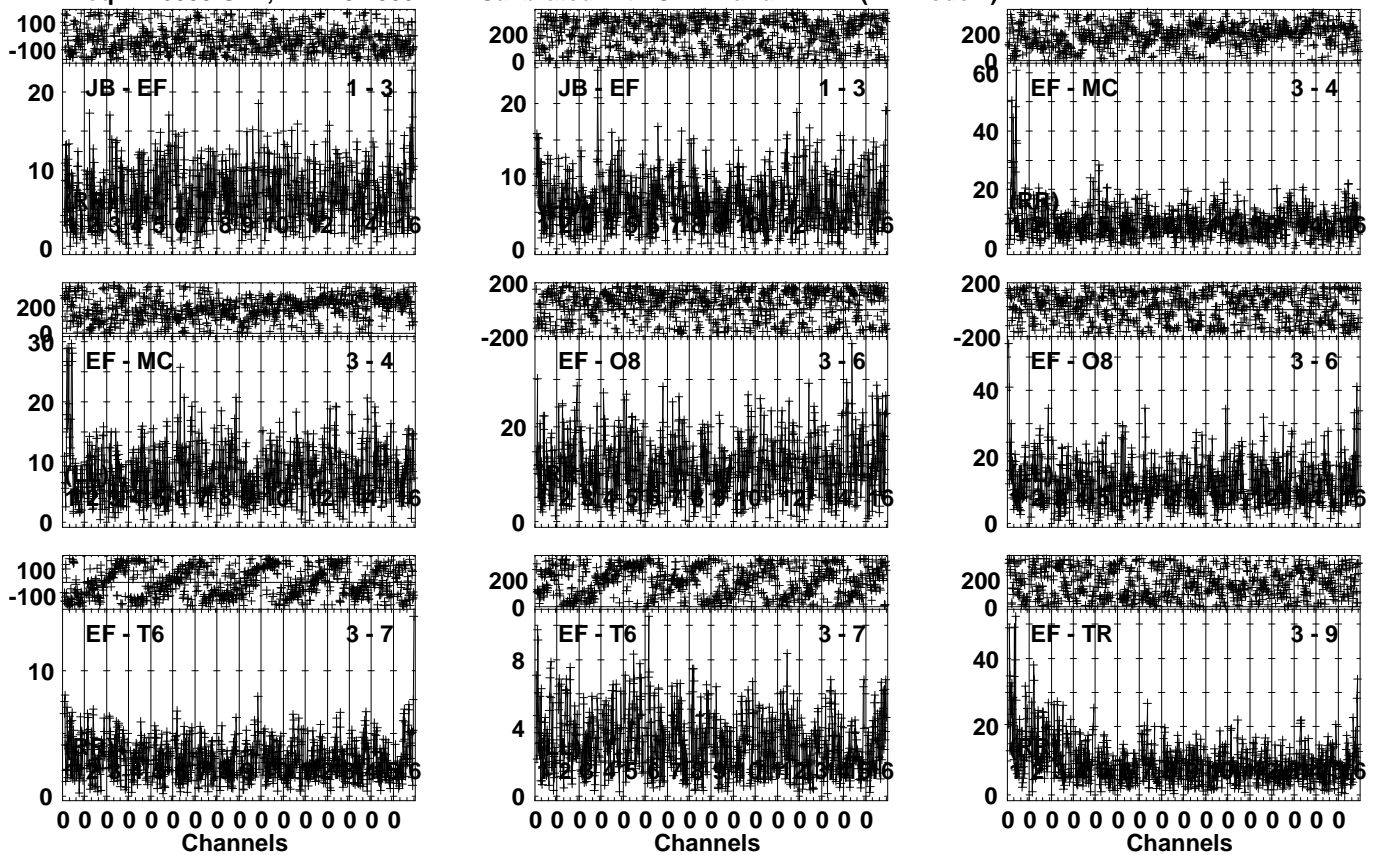


Lower frame: Milli Ampl Jy Top frame: Phas deg
Vector averaged cross-power spectrum Several baselines displayed
Timerange: 00/21:11:01 to 00/21:11:59

Plot file version 194 created 31-MAR-2023 15:59:23

ARP299A EP124A.UVDATA.1

Freq = 4.6005 GHz, Bw = 32.000 MH Calibrated with CL # 4 and BP # 1 (BP mode 1)

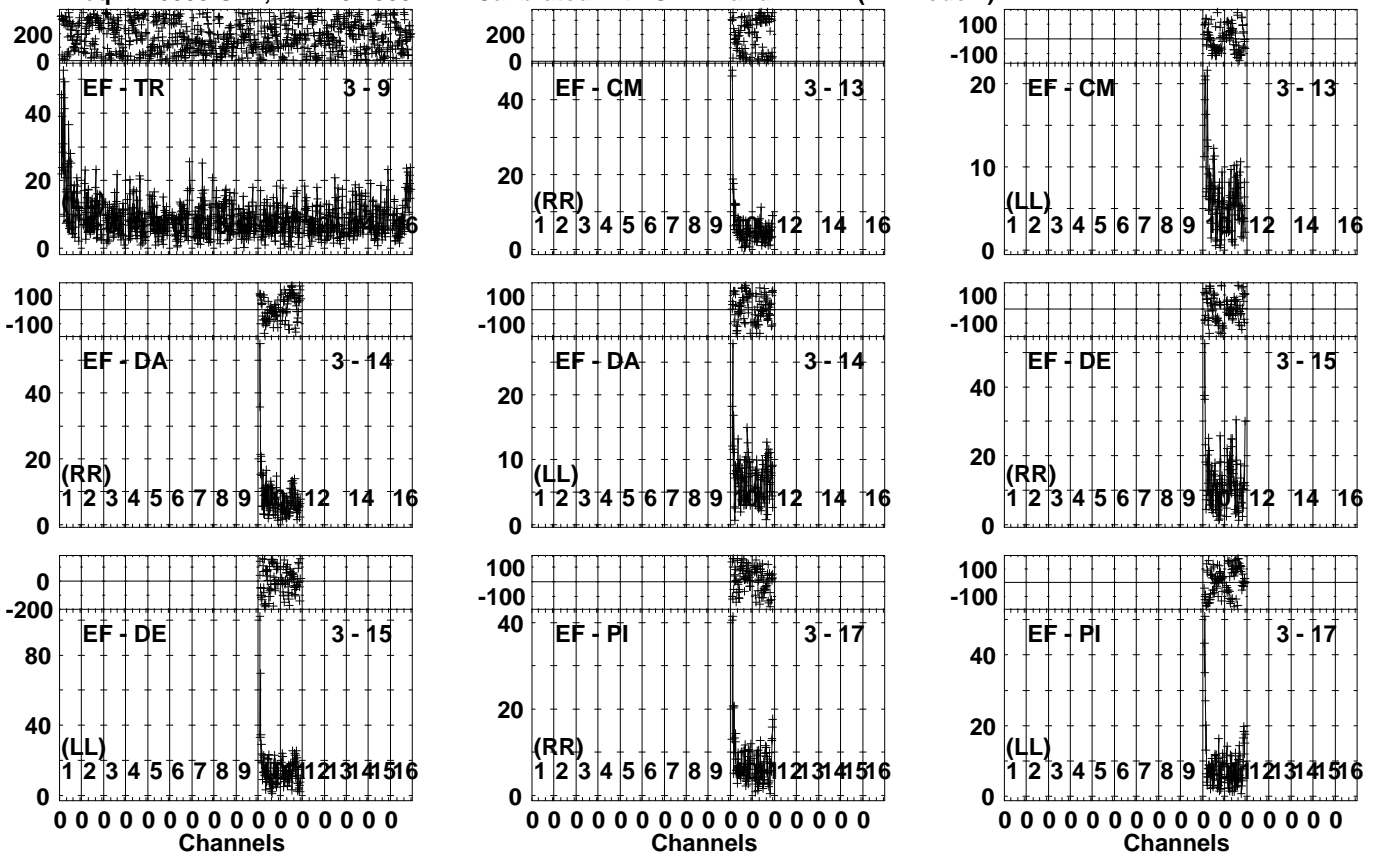


Lower frame: Milli Ampl Jy Top frame: Phas deg
Vector averaged cross-power spectrum Several baselines displayed
Timerange: 00/21:12:01 to 00/21:15:29

Plot file version 195 created 31-MAR-2023 15:59:24

ARP299A EP124A.UVDATA.1

Freq = 4.6005 GHz, Bw = 32.000 MH Calibrated with CL # 4 and BP # 1 (BP mode 1)

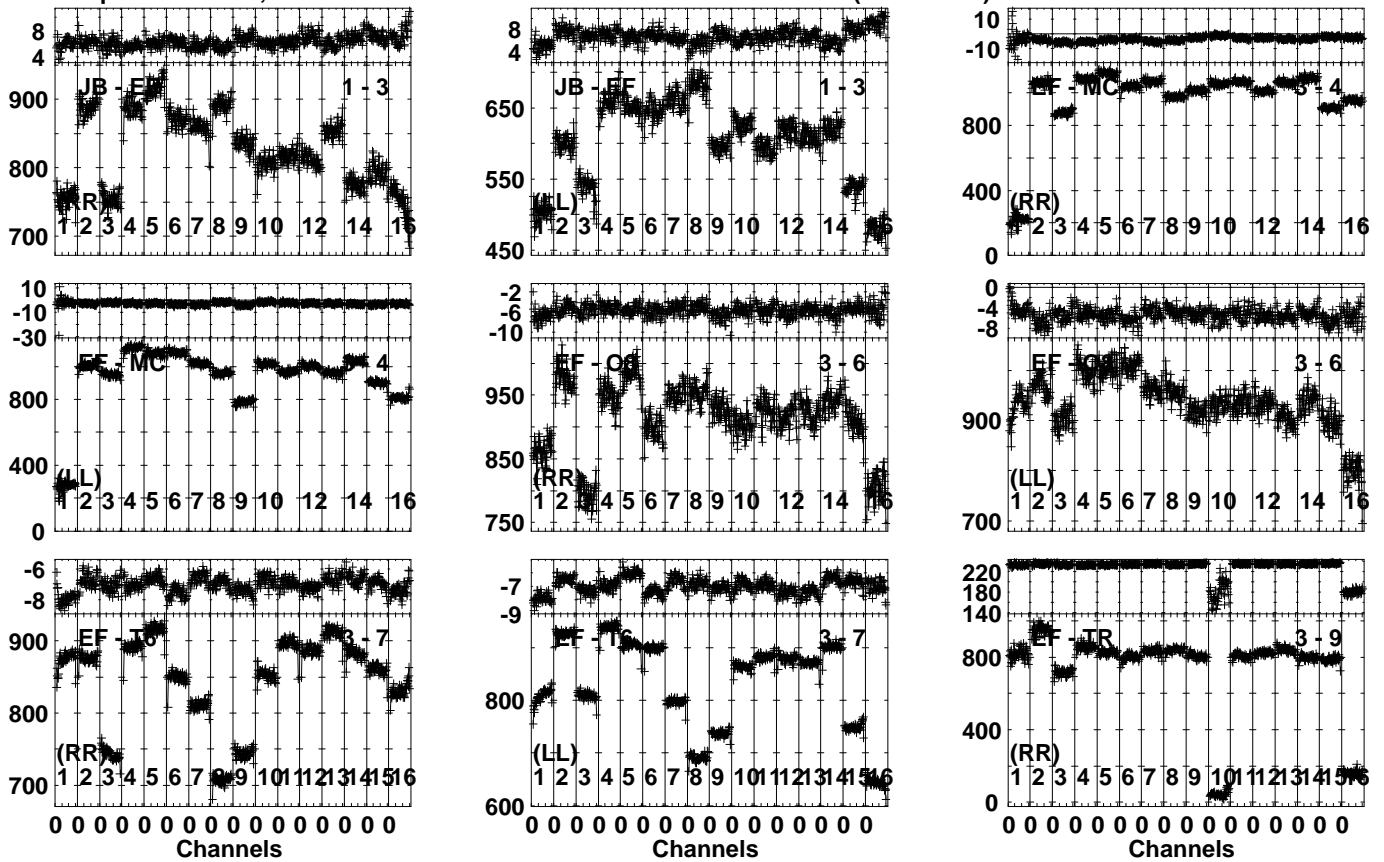


Lower frame: Milli Ampl Jy Top frame: Phas deg
Vector averaged cross-power spectrum Several baselines displayed
Timerange: 00/21:12:01 to 00/21:15:29

Plot file version 196 created 31-MAR-2023 15:59:25

J1128+5925 EP124A.UVDATA.1

Freq = 4.6005 GHz, Bw = 32.000 MH Calibrated with CL # 4 and BP # 1 (BP mode 1)

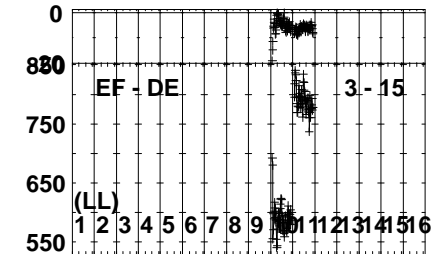
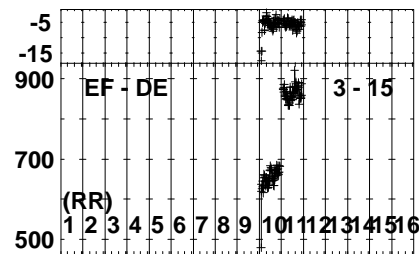
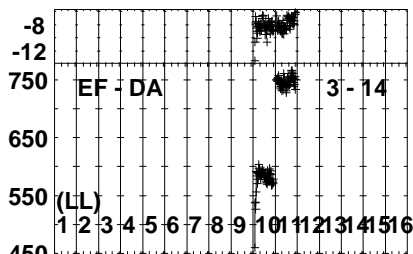
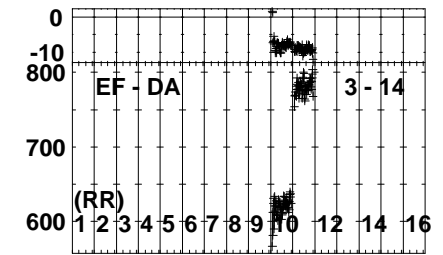
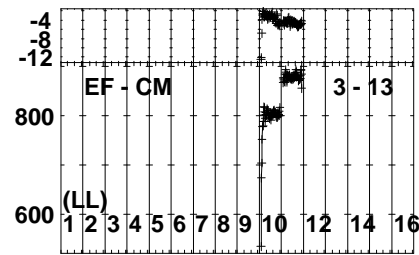
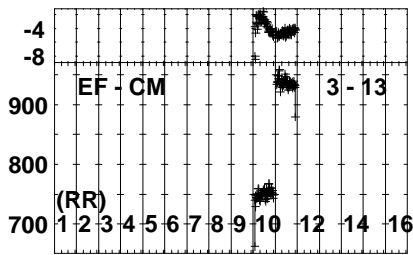
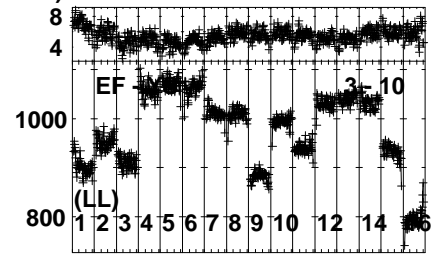
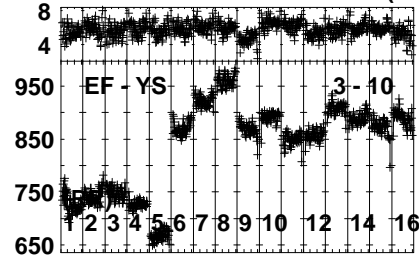
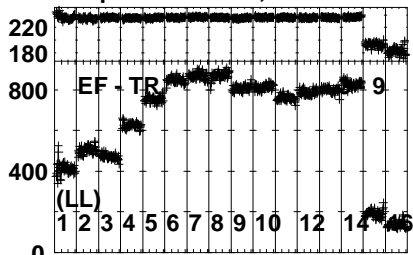


Lower frame: Milli Ampl Jy Top frame: Phas deg
 Vector averaged cross-power spectrum Several baselines displayed
 Timerange: 00/21:15:31 to 00/21:16:59

Plot file version 197 created 31-MAR-2023 15:59:26

J1128+5925 EP124A.UVDATA.1

Freq = 4.6005 GHz, Bw = 32.000 MH Calibrated with CL # 4 and BP # 1 (BP mode 1)

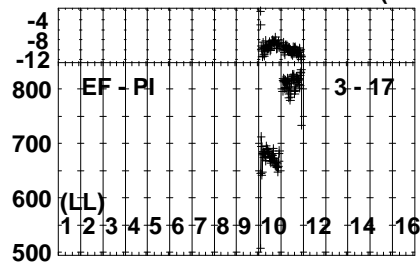
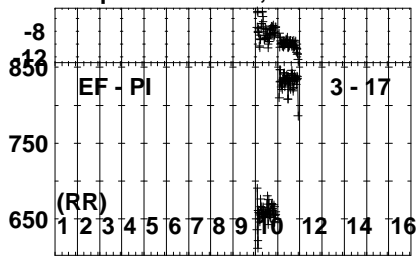


Lower frame: Milli Ampl Jy Top frame: Phas deg
Vector averaged cross-power spectrum Several baselines displayed
Timerange: 00/21:15:31 to 00/21:16:59

Plot file version 198 created 31-MAR-2023 15:59:27

J1128+5925 EP124A.UVDATA.1

Freq = 4.6005 GHz, Bw = 32.000 MH Calibrated with CL # 4 and BP # 1 (BP mode 1)

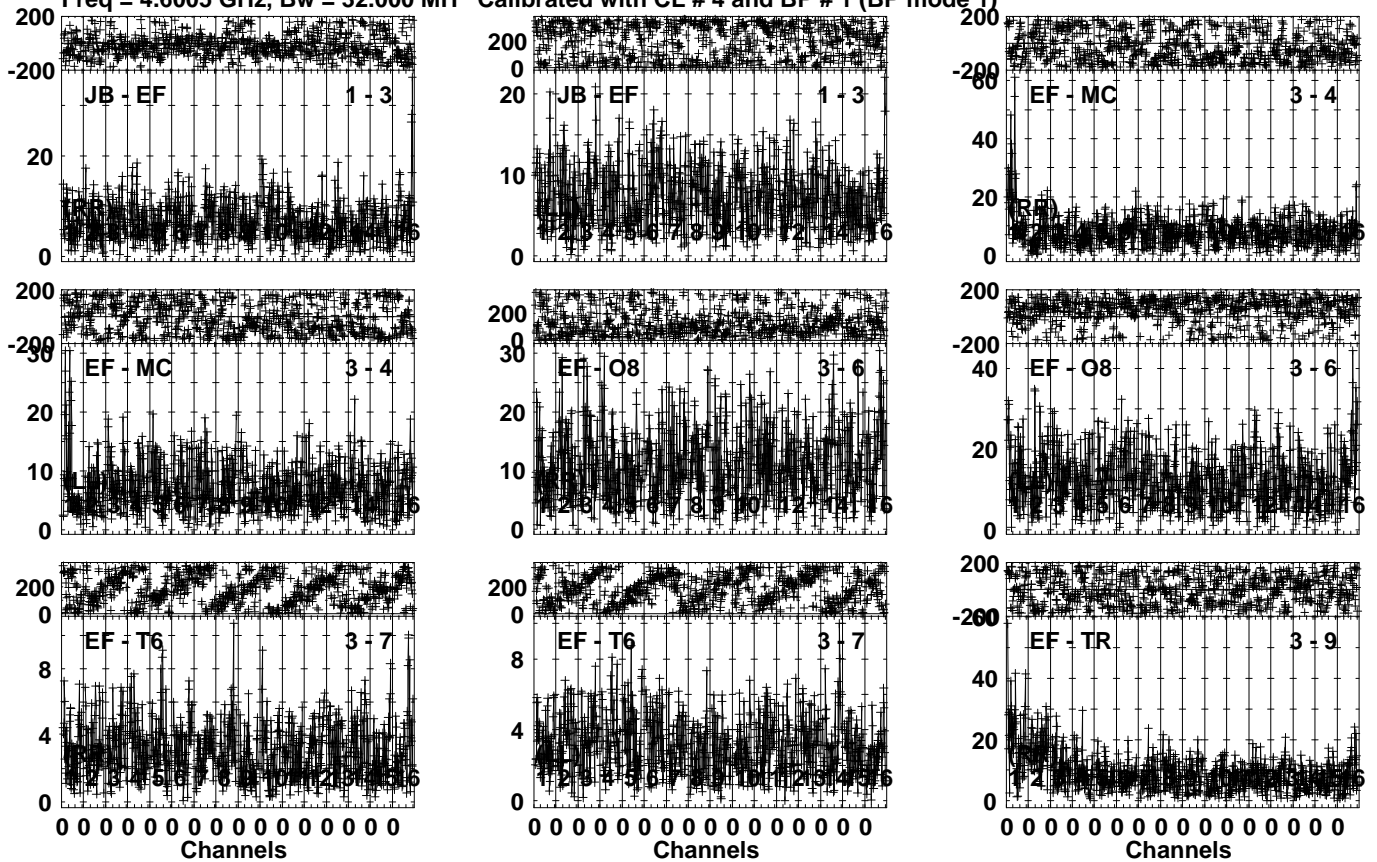


Lower frame: Milli Ampl Jy Top frame: Phas deg
Vector averaged cross-power spectrum Several baselines displayed
Timerange: 00/21:15:31 to 00/21:16:59

Plot file version 199 created 31-MAR-2023 15:59:27

ARP299A EP124A.UVDATA.1

Freq = 4.6005 GHz, Bw = 32.000 MH Calibrated with CL # 4 and BP # 1 (BP mode 1)

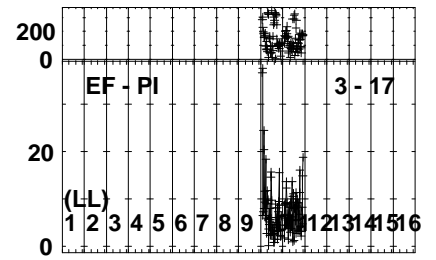
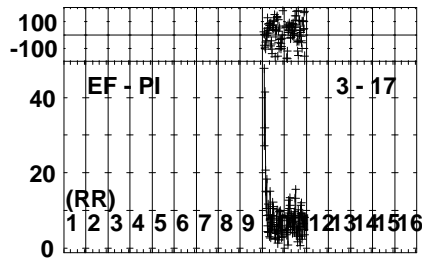
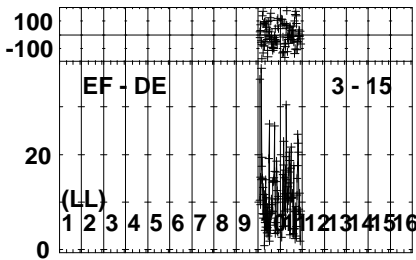
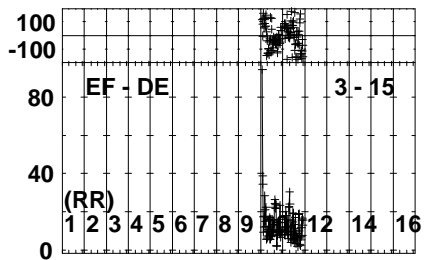
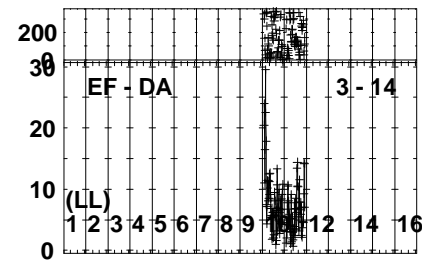
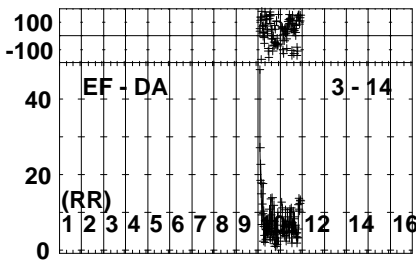
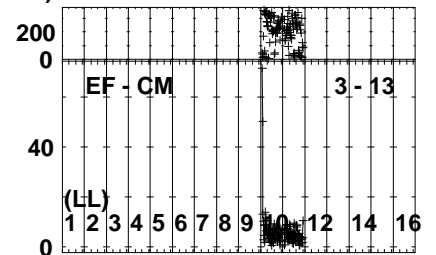
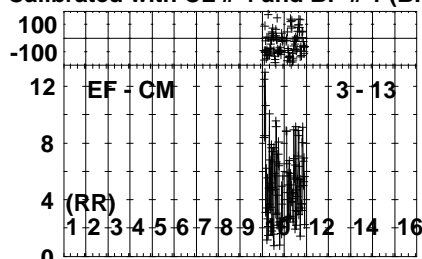
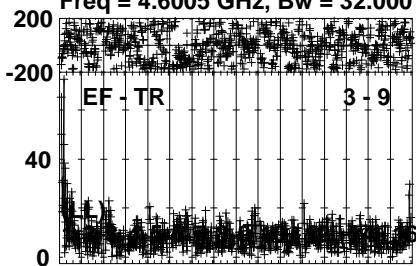


Lower frame: Milli Ampl Jy Top frame: Phas deg
Vector averaged cross-power spectrum Several baselines displayed
Timerange: 00/21:17:01 to 00/21:20:29

Plot file version 200 created 31-MAR-2023 15:59:27

ARP299A EP124A.UVDATA.1

Freq = 4.6005 GHz, Bw = 32.000 MH Calibrated with CL # 4 and BP # 1 (BP mode 1)

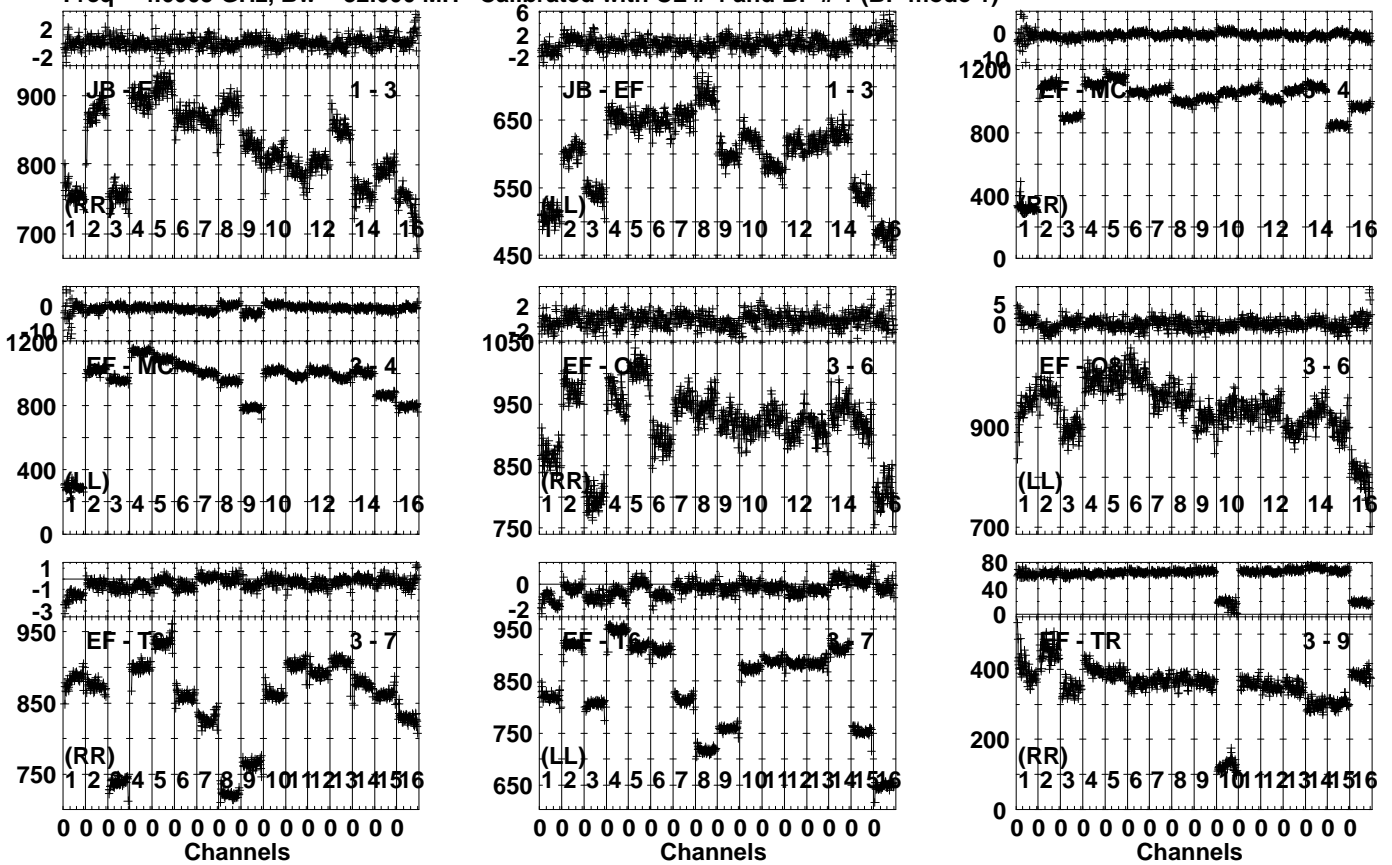


Lower frame: Milli Ampl Jy Top frame: Phas deg
Vector averaged cross-power spectrum Several baselines displayed
Timerange: 00/21:17:01 to 00/21:20:29

Plot file version 201 created 31-MAR-2023 15:59:28

J1128+5925 EP124A.UVDATA.1

Freq = 4.6005 GHz, Bw = 32.000 MH Calibrated with CL # 4 and BP # 1 (BP mode 1)

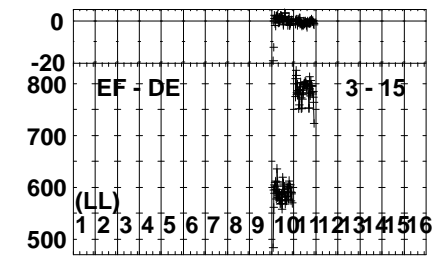
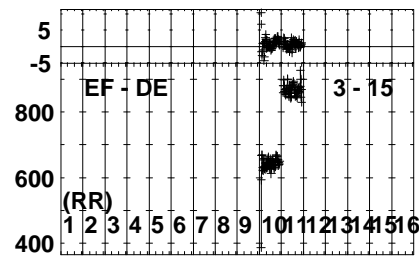
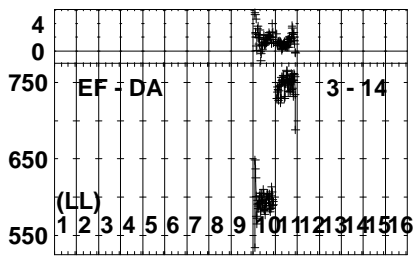
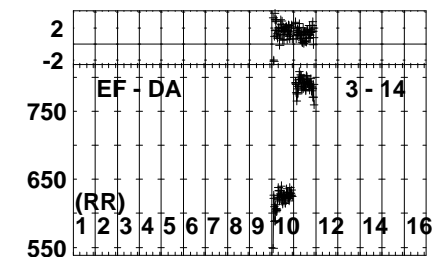
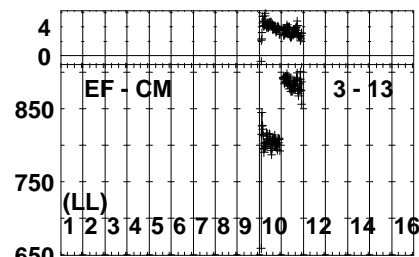
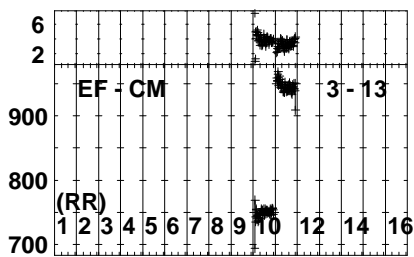
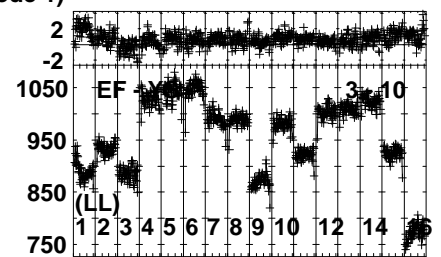
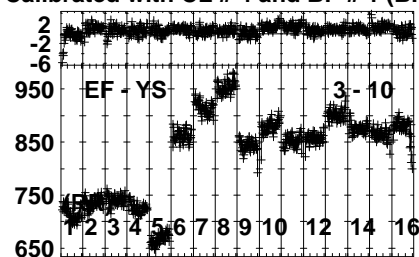
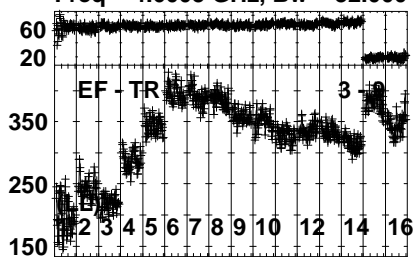


Lower frame: Milli Ampl Jy Top frame: Phas deg
 Vector averaged cross-power spectrum Several baselines displayed
 Timerange: 00/21:21:01 to 00/21:21:59

Plot file version 202 created 31-MAR-2023 15:59:29

J1128+5925 EP124A.UVDATA.1

Freq = 4.6005 GHz, Bw = 32.000 MH Calibrated with CL # 4 and BP # 1 (BP mode 1)

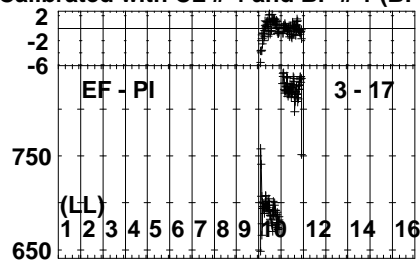
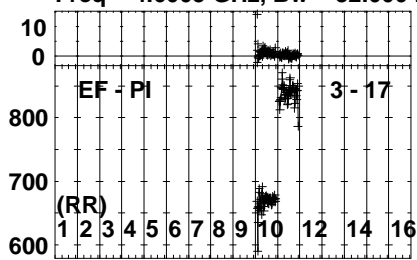


Lower frame: Milli Ampl Jy Top frame: Phas deg
Vector averaged cross-power spectrum Several baselines displayed
Timerange: 00/21:21:01 to 00/21:21:59

Plot file version 203 created 31-MAR-2023 15:59:30

J1128+5925 EP124A.UVDATA.1

Freq = 4.6005 GHz, Bw = 32.000 MH Calibrated with CL # 4 and BP # 1 (BP mode 1)

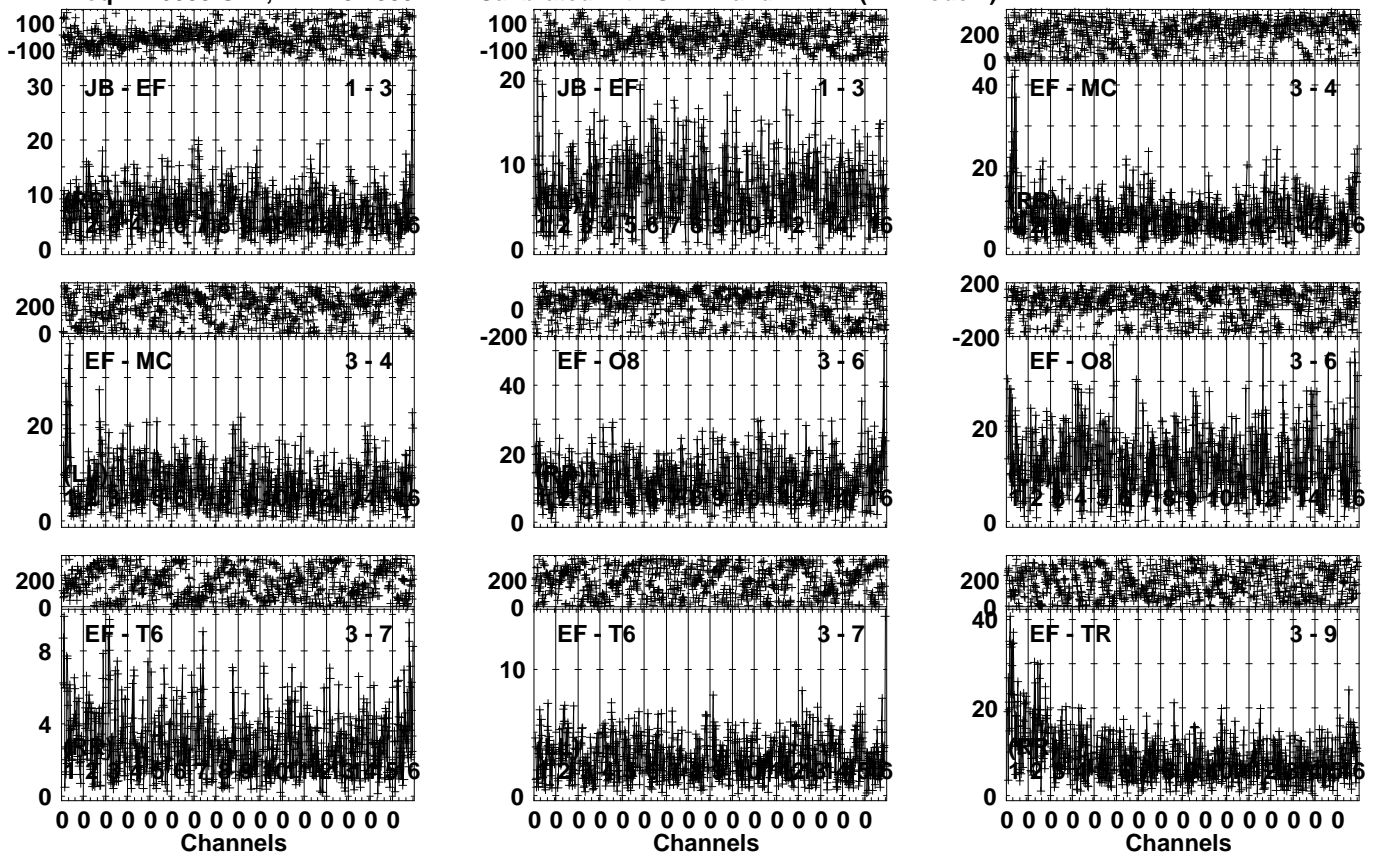


Lower frame: Milli Ampl Jy Top frame: Phas deg
Vector averaged cross-power spectrum Several baselines displayed
Timerange: 00/21:21:01 to 00/21:21:59

Plot file version 204 created 31-MAR-2023 15:59:30

ARP299A EP124A.UVDATA.1

Freq = 4.6005 GHz, Bw = 32.000 MH Calibrated with CL # 4 and BP # 1 (BP mode 1)

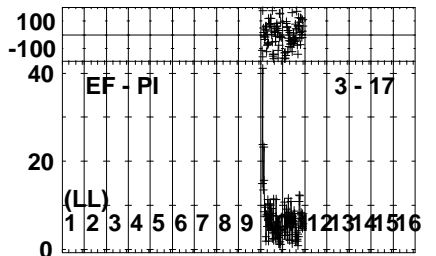
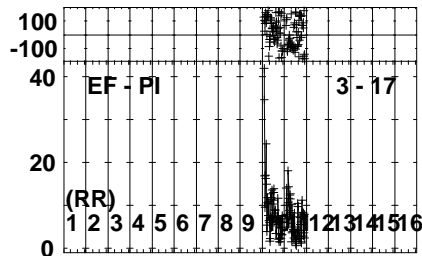
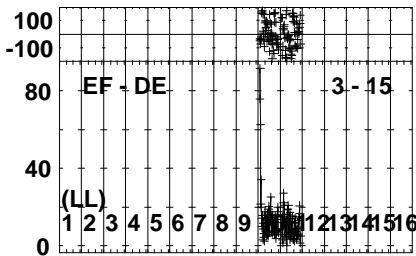
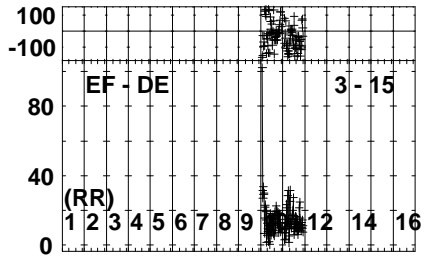
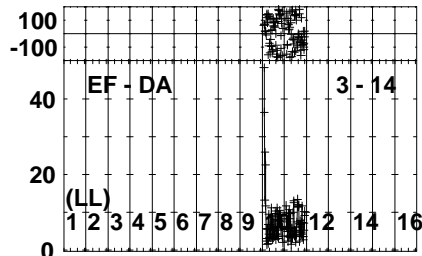
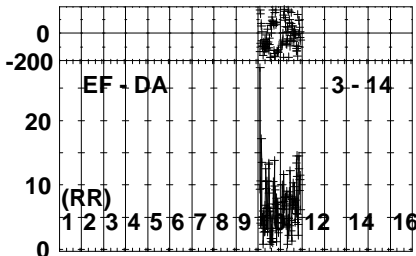
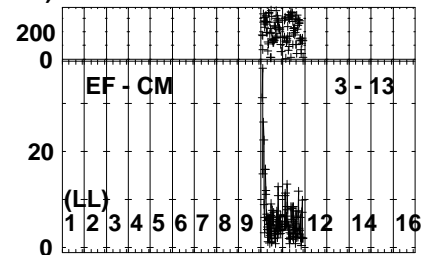
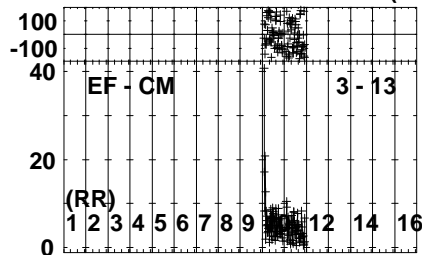
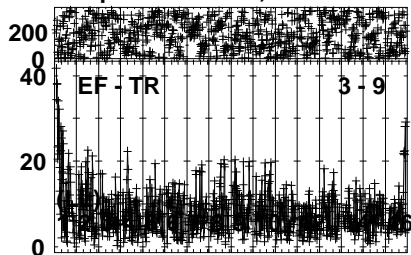


Lower frame: Milli Ampl Jy Top frame: Phas deg
Vector averaged cross-power spectrum Several baselines displayed
Timerange: 00/21:22:01 to 00/21:25:29

Plot file version 205 created 31-MAR-2023 15:59:31

ARP299A EP124A.UVDATA.1

Freq = 4.6005 GHz, Bw = 32.000 MH Calibrated with CL # 4 and BP # 1 (BP mode 1)

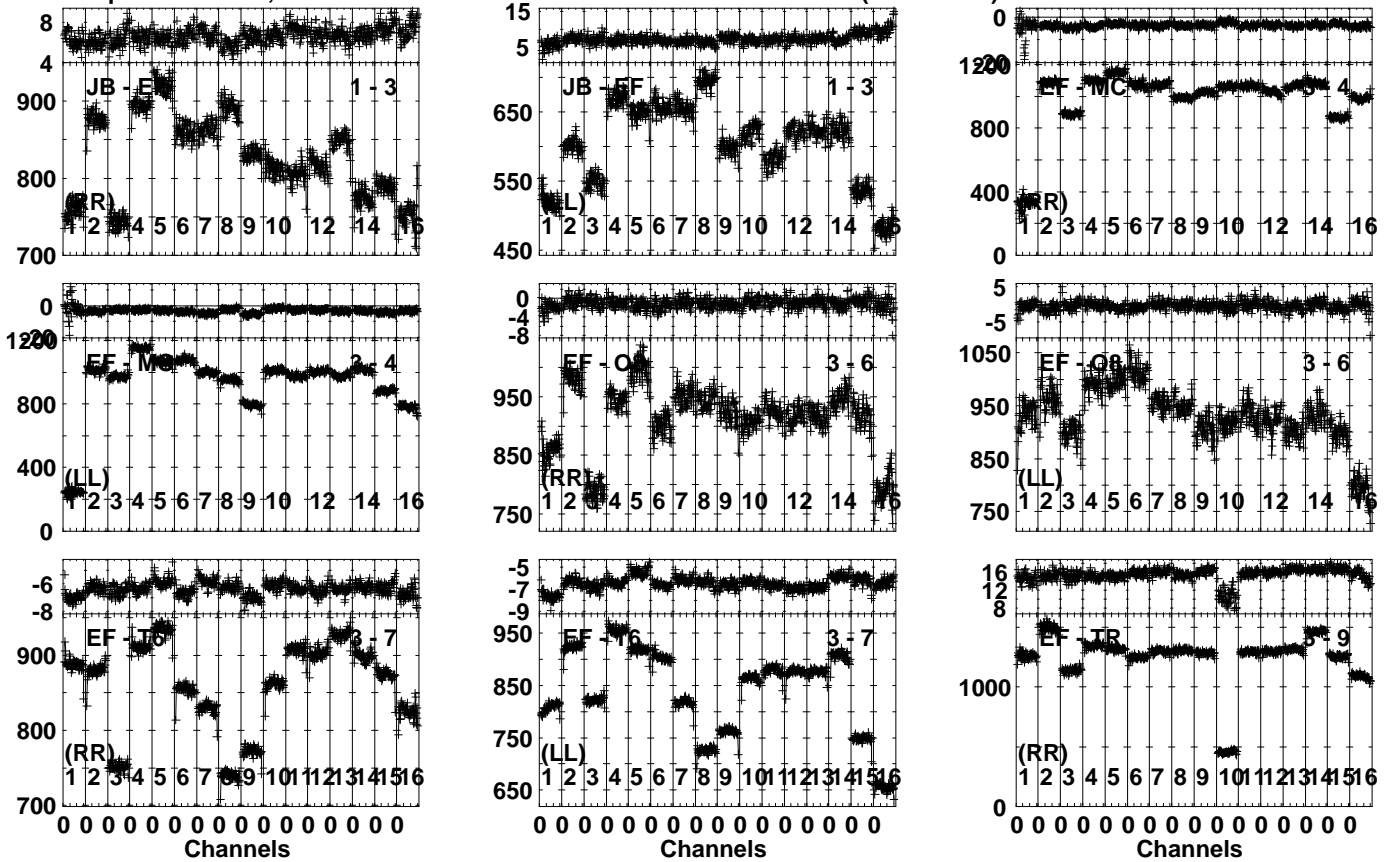


Lower frame: Milli Ampl Jy Top frame: Phas deg
Vector averaged cross-power spectrum Several baselines displayed
Timerange: 00/21:22:01 to 00/21:25:29

Plot file version 206 created 31-MAR-2023 15:59:32

J1128+5925 EP124A.UVDATA.1

Freq = 4.6005 GHz, Bw = 32.000 MH Calibrated with CL # 4 and BP # 1 (BP mode 1)

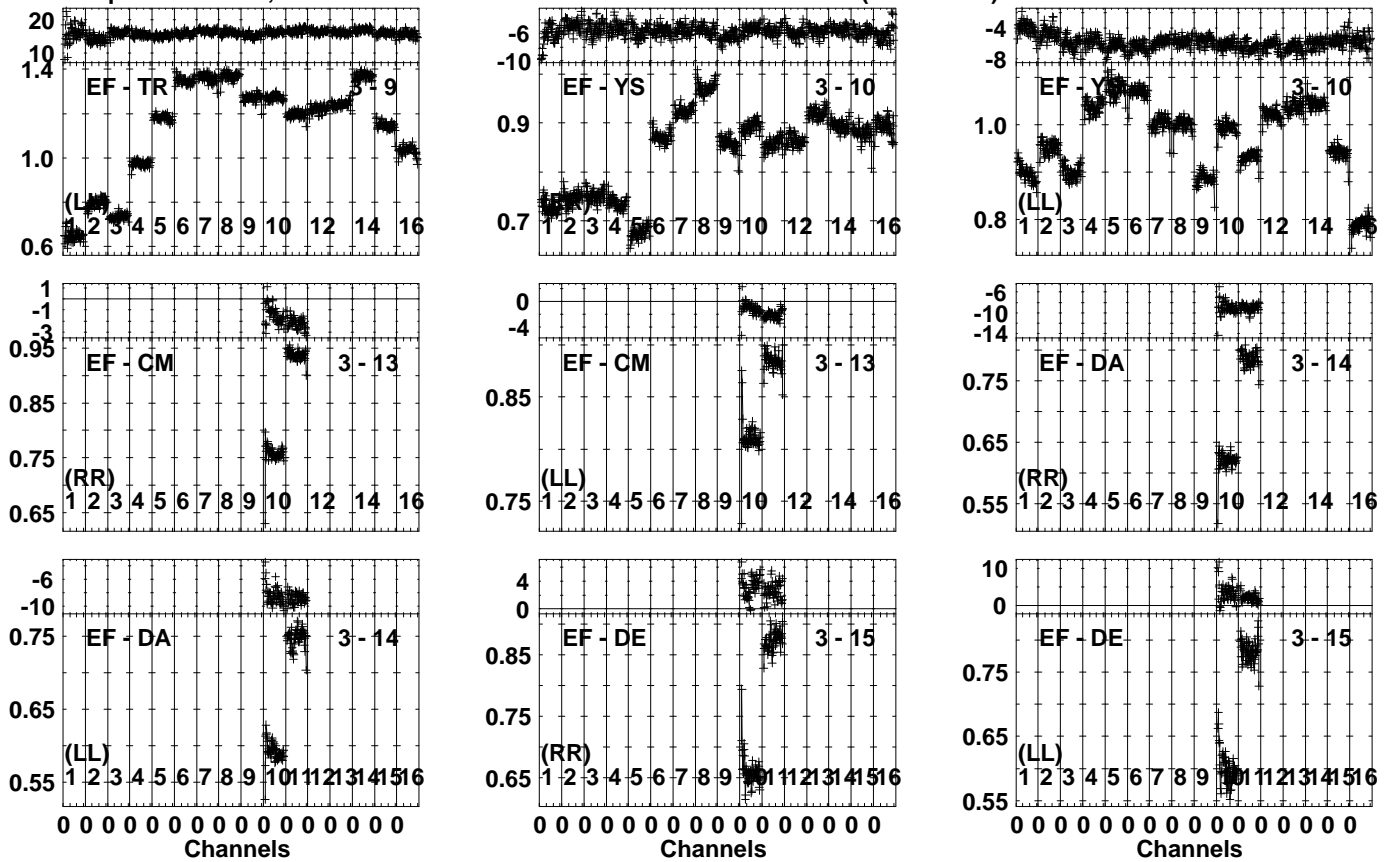


Lower frame: Milli Ampl Jy Top frame: Phas deg
 Vector averaged cross-power spectrum Several baselines displayed
 Timerange: 00/21:25:31 to 00/21:26:59

Plot file version 207 created 31-MAR-2023 15:59:33

J1128+5925 EP124A.UVDATA.1

Freq = 4.6005 GHz, Bw = 32.000 MH Calibrated with CL # 4 and BP # 1 (BP mode 1)

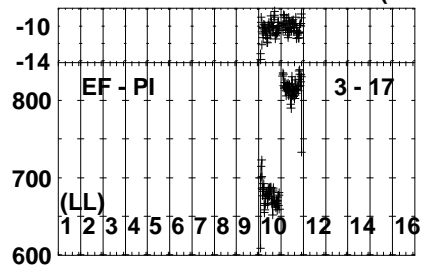
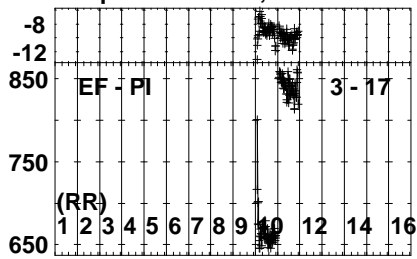


Lower frame: Ampl Jy Top frame: Phas deg
Vector averaged cross-power spectrum Several baselines displayed
Timerange: 00/21:25:31 to 00/21:26:59

Plot file version 208 created 31-MAR-2023 15:59:34

J1128+5925 EP124A.UVDATA.1

Freq = 4.6005 GHz, Bw = 32.000 MH Calibrated with CL # 4 and BP # 1 (BP mode 1)

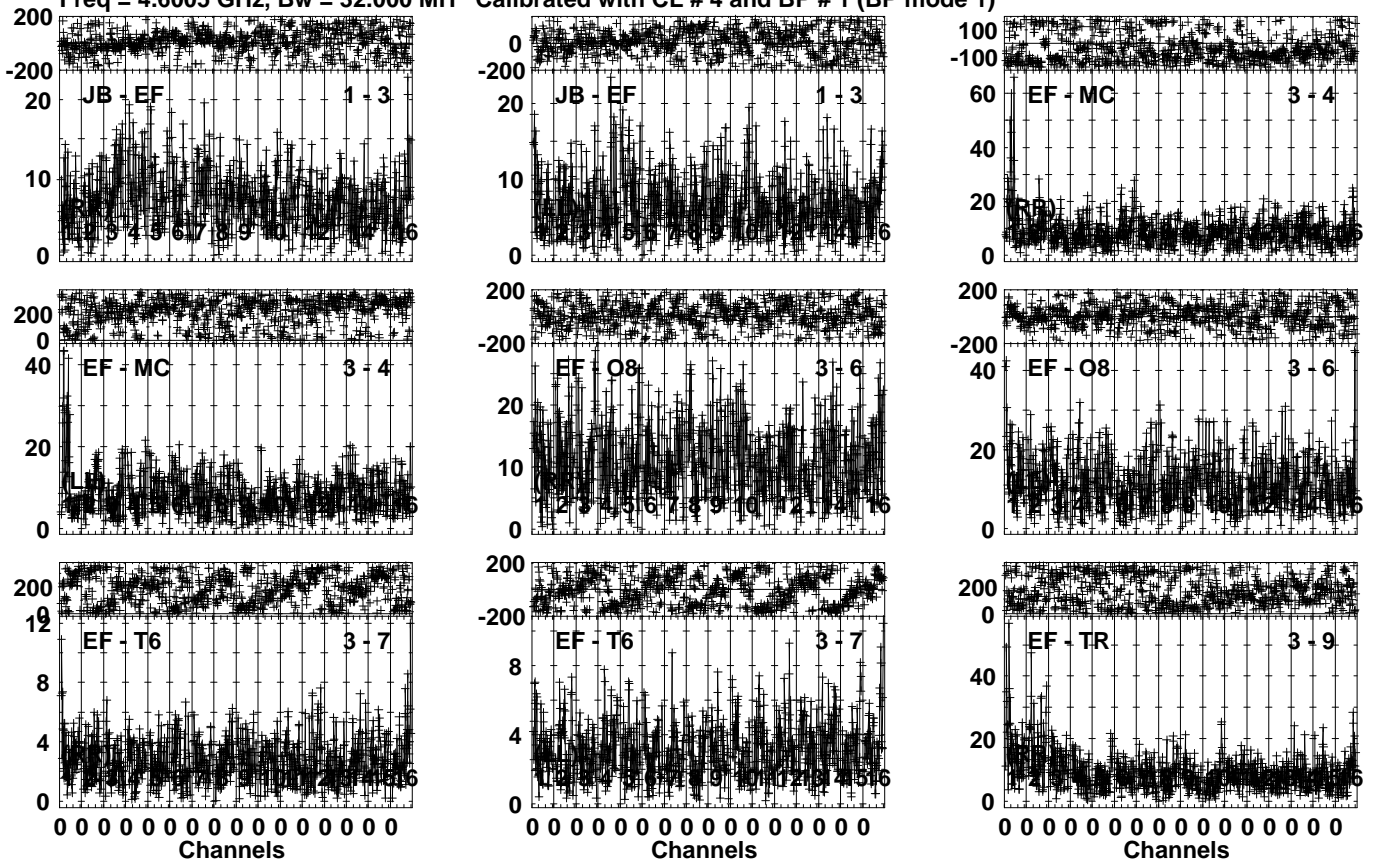


Lower frame: Milli Ampl Jy Top frame: Phas deg
Vector averaged cross-power spectrum Several baselines displayed
Timerange: 00/21:25:31 to 00/21:26:59

Plot file version 209 created 31-MAR-2023 15:59:34

ARP299A EP124A.UVDATA.1

Freq = 4.6005 GHz, Bw = 32.000 MH Calibrated with CL # 4 and BP # 1 (BP mode 1)

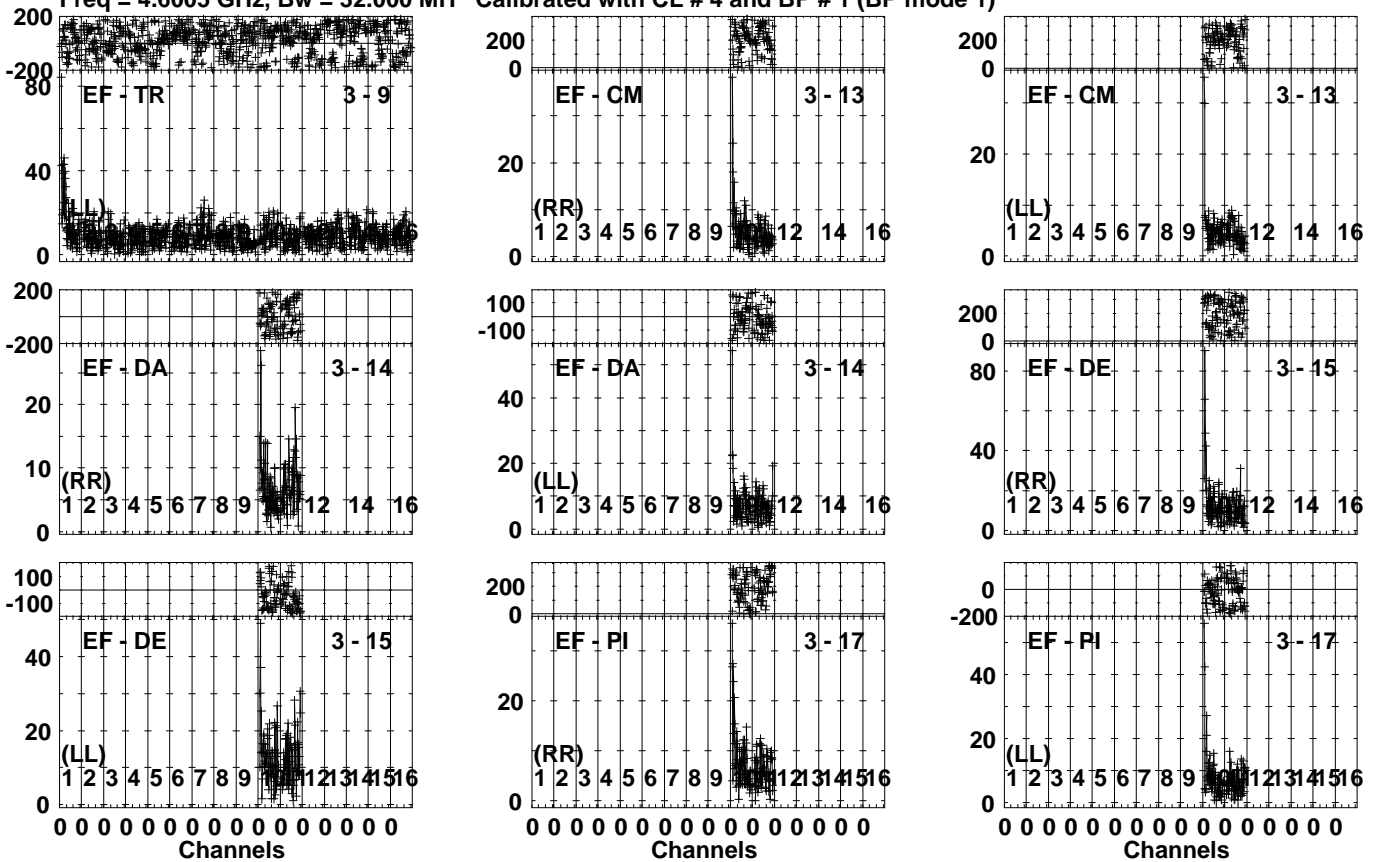


Lower frame: Milli Ampl Jy Top frame: Phas deg
Vector averaged cross-power spectrum Several baselines displayed
Timerange: 00/21:27:01 to 00/21:30:29

Plot file version 210 created 31-MAR-2023 15:59:35

ARP299A EP124A.UVDATA.1

Freq = 4.6005 GHz, Bw = 32.000 MH Calibrated with CL # 4 and BP # 1 (BP mode 1)

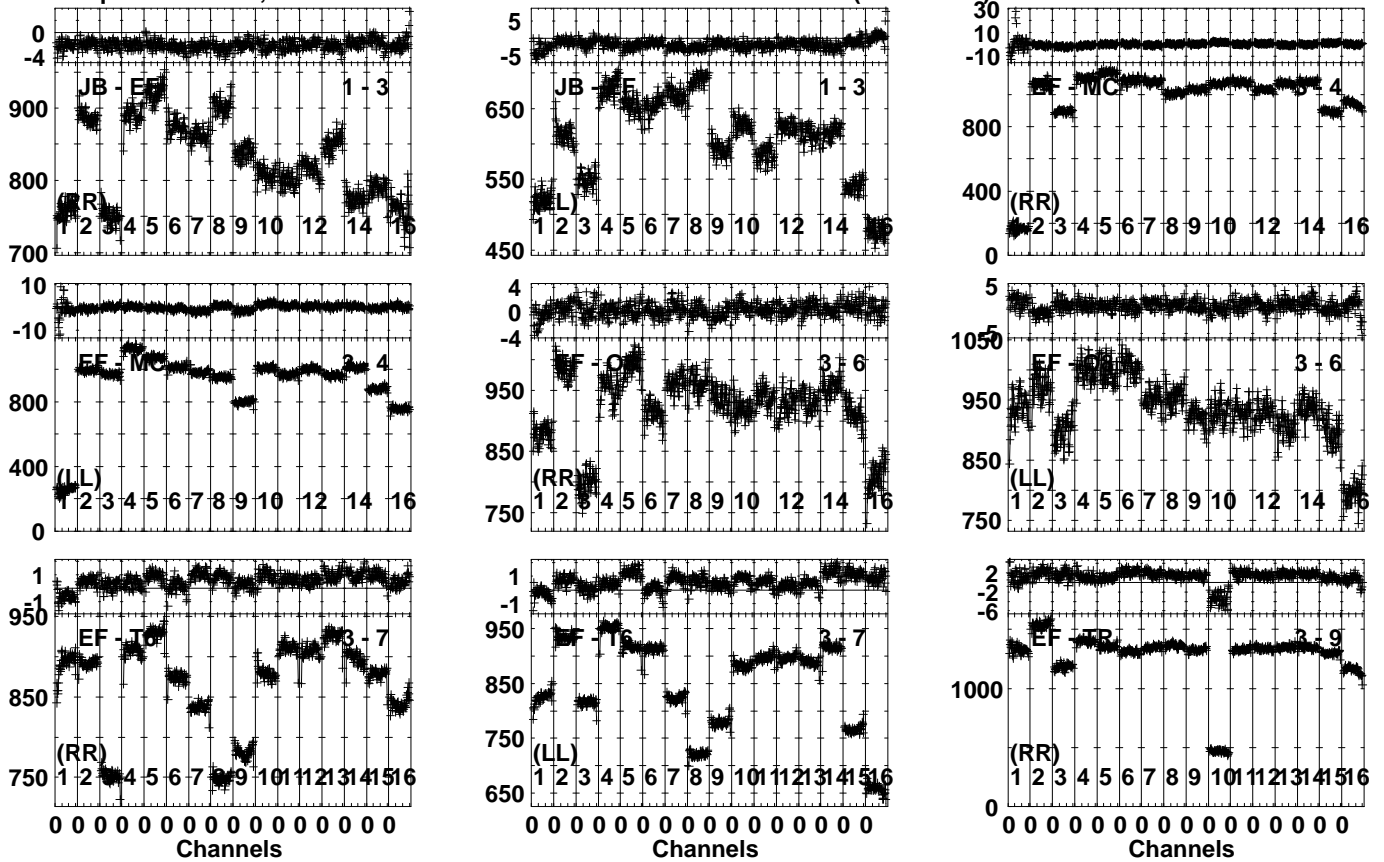


Lower frame: Milli Ampl Jy Top frame: Phas deg
Vector averaged cross-power spectrum Several baselines displayed
Timerange: 00/21:27:01 to 00/21:30:29

Plot file version 211 created 31-MAR-2023 15:59:36

J1128+5925 EP124A.UVDATA.1

Freq = 4.6005 GHz, Bw = 32.000 MH Calibrated with CL # 4 and BP # 1 (BP mode 1)

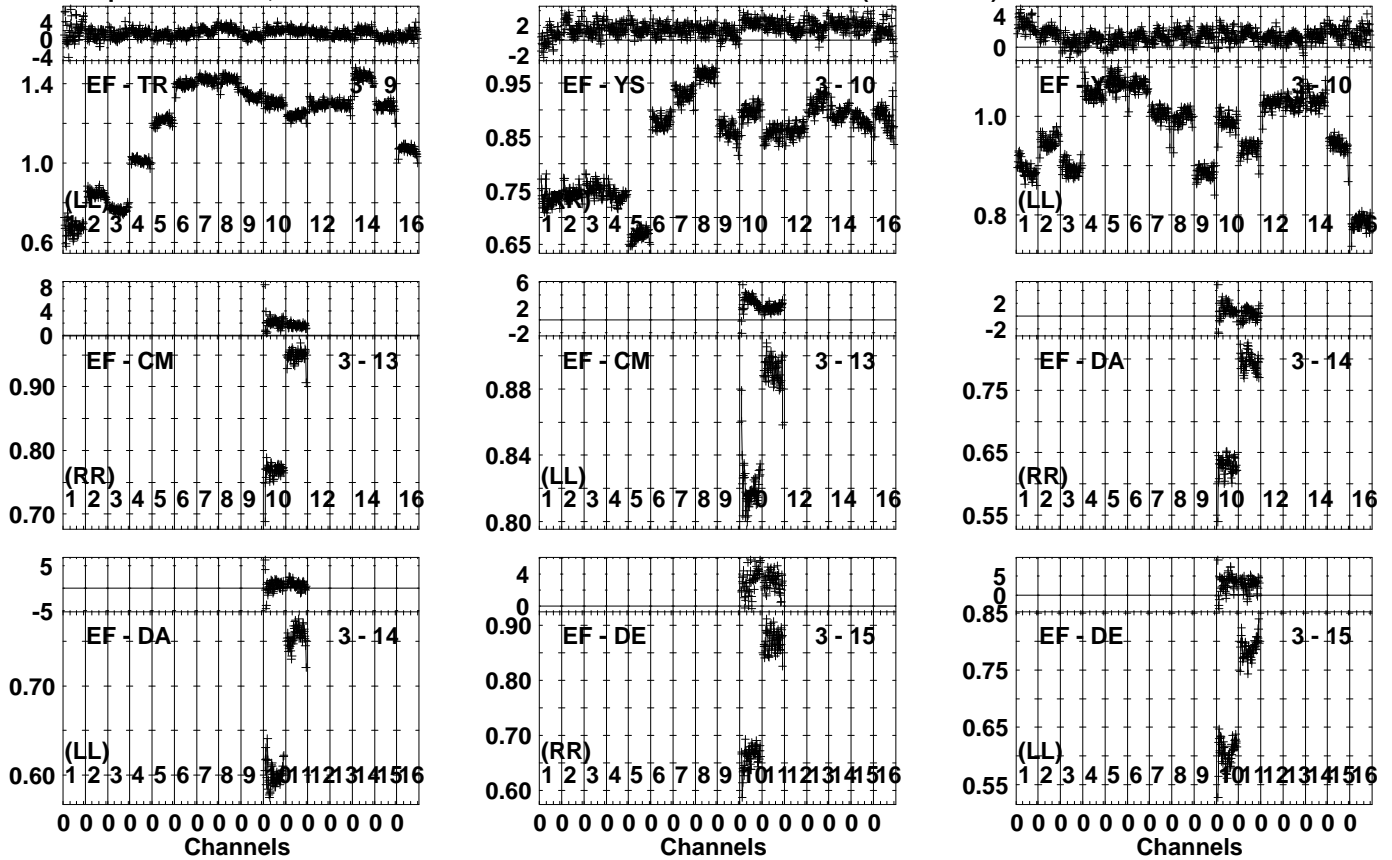


Lower frame: Milli Ampl Jy Top frame: Phas deg
 Vector averaged cross-power spectrum Several baselines displayed
 Timerange: 00/21:31:01 to 00/21:31:59

Plot file version 212 created 31-MAR-2023 15:59:37

J1128+5925 EP124A.UVDATA.1

Freq = 4.6005 GHz, Bw = 32.000 MH Calibrated with CL # 4 and BP # 1 (BP mode 1)

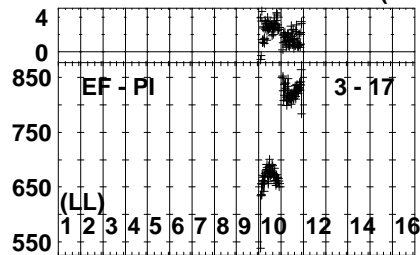
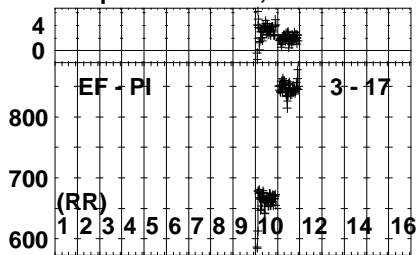


Lower frame: Ampl Jy Top frame: Phas deg
Vector averaged cross-power spectrum Several baselines displayed
Timerange: 00/21:31:01 to 00/21:31:59

Plot file version 213 created 31-MAR-2023 15:59:37

J1128+5925 EP124A.UVDATA.1

Freq = 4.6005 GHz, Bw = 32.000 MH Calibrated with CL # 4 and BP # 1 (BP mode 1)

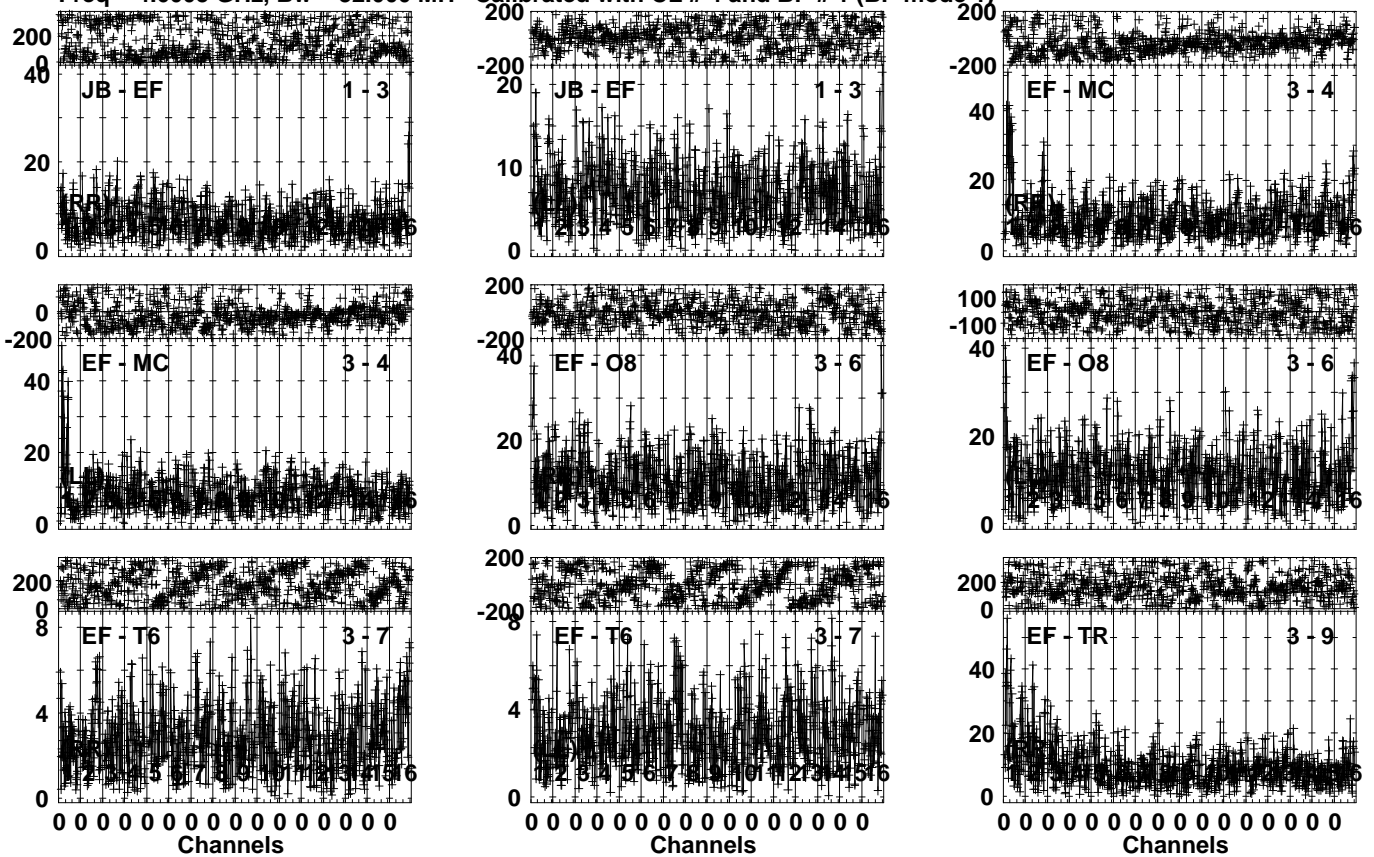


Lower frame: Milli Ampl Jy Top frame: Phas deg
Vector averaged cross-power spectrum Several baselines displayed
Timerange: 00/21:31:01 to 00/21:31:59

Plot file version 214 created 31-MAR-2023 15:59:38

ARP299A EP124A.UVDATA.1

Freq = 4.6005 GHz, Bw = 32.000 MH Calibrated with CL # 4 and BP # 1 (BP mode 1)

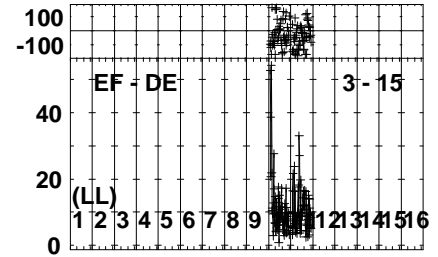
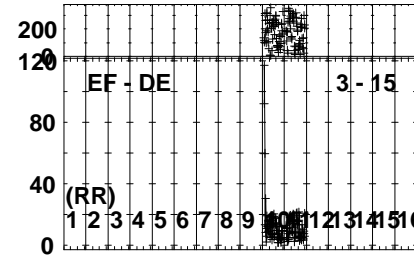
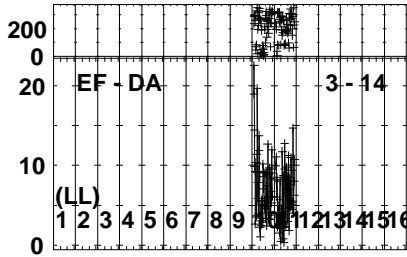
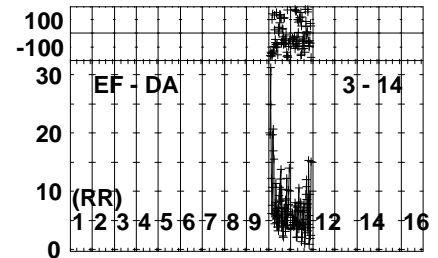
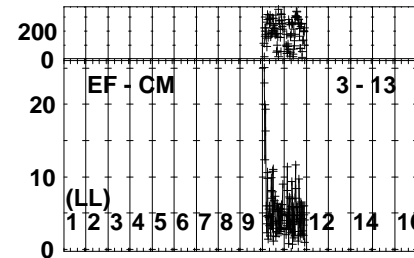
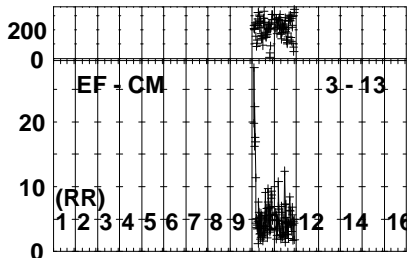
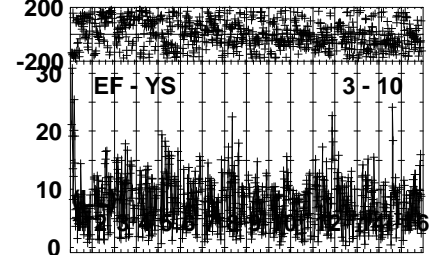
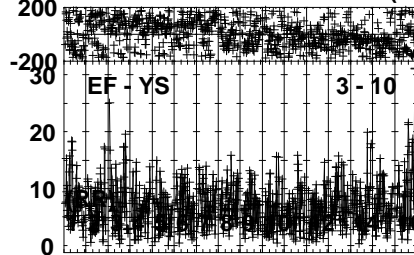
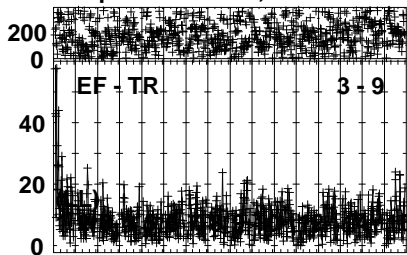


Lower frame: Milli Ampl Jy Top frame: Phas deg
Vector averaged cross-power spectrum Several baselines displayed
Timerange: 00/21:32:01 to 00/21:35:29

Plot file version 215 created 31-MAR-2023 15:59:38

ARP299A EP124A.UVDATA.1

Freq = 4.6005 GHz, Bw = 32.000 MH Calibrated with CL # 4 and BP # 1 (BP mode 1)

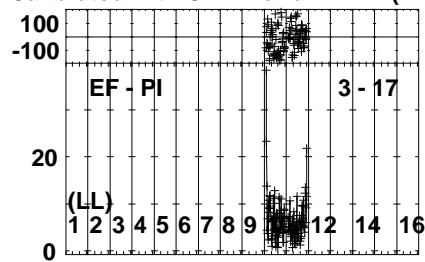
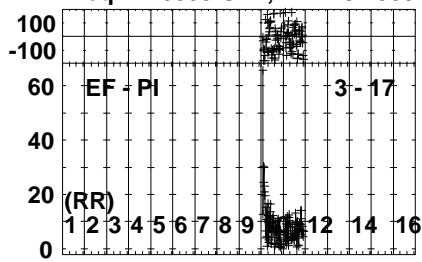


Lower frame: Milli Ampl Jy Top frame: Phas deg
Vector averaged cross-power spectrum Several baselines displayed
Timerange: 00/21:32:01 to 00/21:35:29

Plot file version 216 created 31-MAR-2023 15:59:39

ARP299A EP124A.UVDATA.1

Freq = 4.6005 GHz, Bw = 32.000 MH Calibrated with CL # 4 and BP # 1 (BP mode 1)



Lower frame: Milli Ampl Jy Top frame: Phas deg

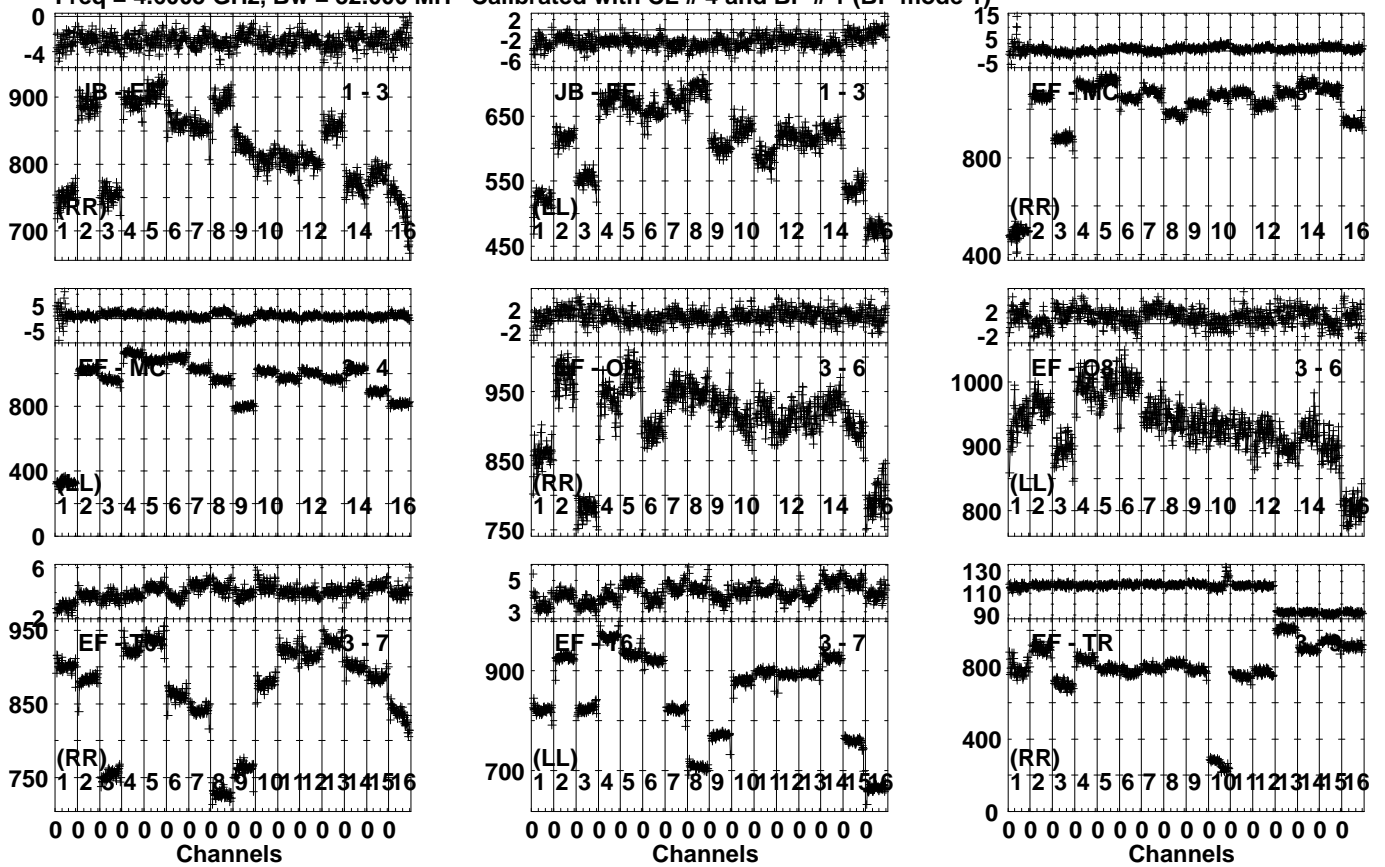
Vector averaged cross-power spectrum Several baselines displayed

Timerange: 00/21:32:01 to 00/21:35:29

Plot file version 217 created 31-MAR-2023 15:59:39

J1128+5925 EP124A.UVDATA.1

Freq = 4.6005 GHz, Bw = 32.000 MH Calibrated with CL # 4 and BP # 1 (BP mode 1)

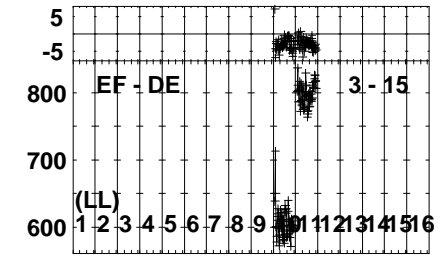
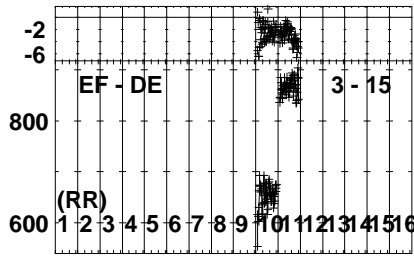
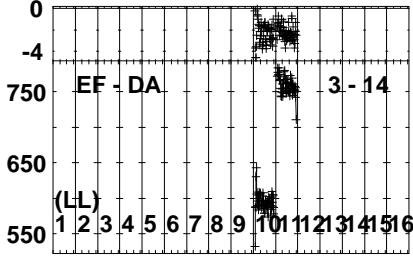
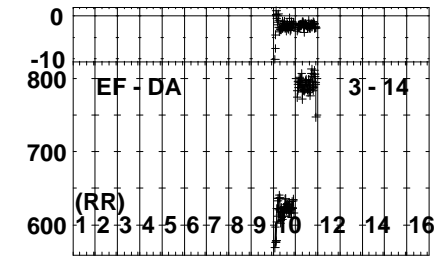
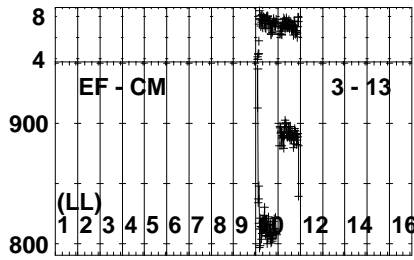
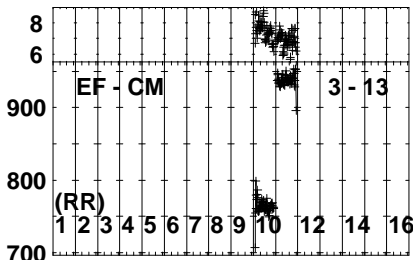
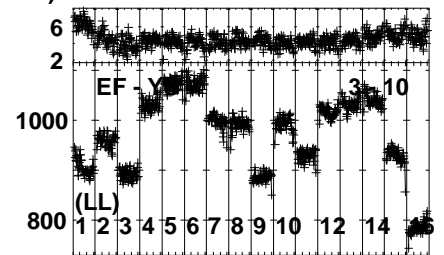
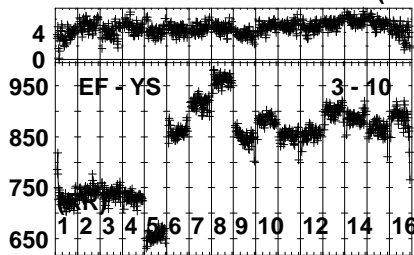
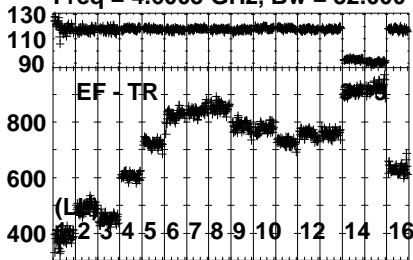


Lower frame: Milli Ampl Jy Top frame: Phas deg
 Vector averaged cross-power spectrum Several baselines displayed
 Timerange: 00/21:35:31 to 00/21:36:59

Plot file version 218 created 31-MAR-2023 15:59:40

J1128+5925 EP124A.UVDATA.1

Freq = 4.6005 GHz, Bw = 32.000 MH Calibrated with CL # 4 and BP # 1 (BP mode 1)

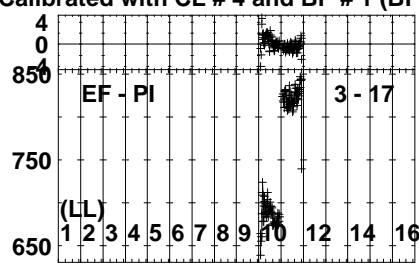
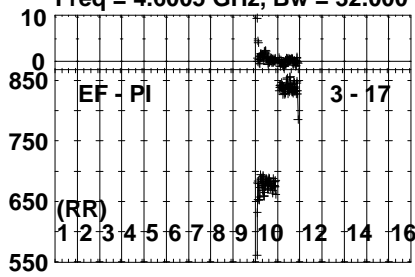


Lower frame: Milli Ampl Jy Top frame: Phas deg
 Vector averaged cross-power spectrum Several baselines displayed
 Timerange: 00/21:35:31 to 00/21:36:59

Plot file version 219 created 31-MAR-2023 15:59:41

J1128+5925 EP124A.UVDATA.1

Freq = 4.6005 GHz, Bw = 32.000 MH Calibrated with CL # 4 and BP # 1 (BP mode 1)

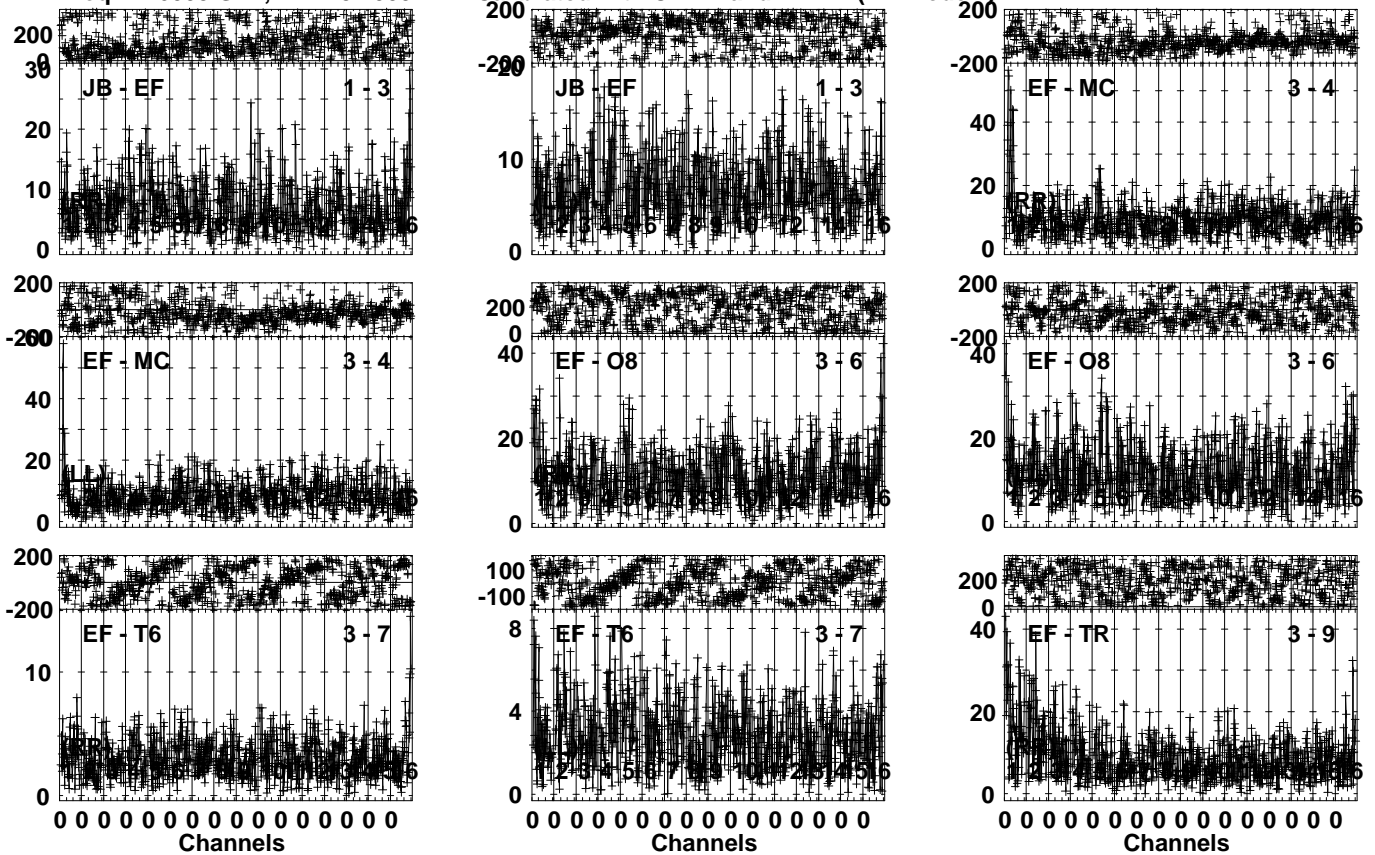


Lower frame: Milli Ampl Jy Top frame: Phas deg
Vector averaged cross-power spectrum Several baselines displayed
Timerange: 00/21:35:31 to 00/21:36:59

Plot file version 220 created 31-MAR-2023 15:59:41

ARP299A EP124A.UVDATA.1

Freq = 4.6005 GHz, Bw = 32.000 MH Calibrated with CL # 4 and BP # 1 (BP mode 1)

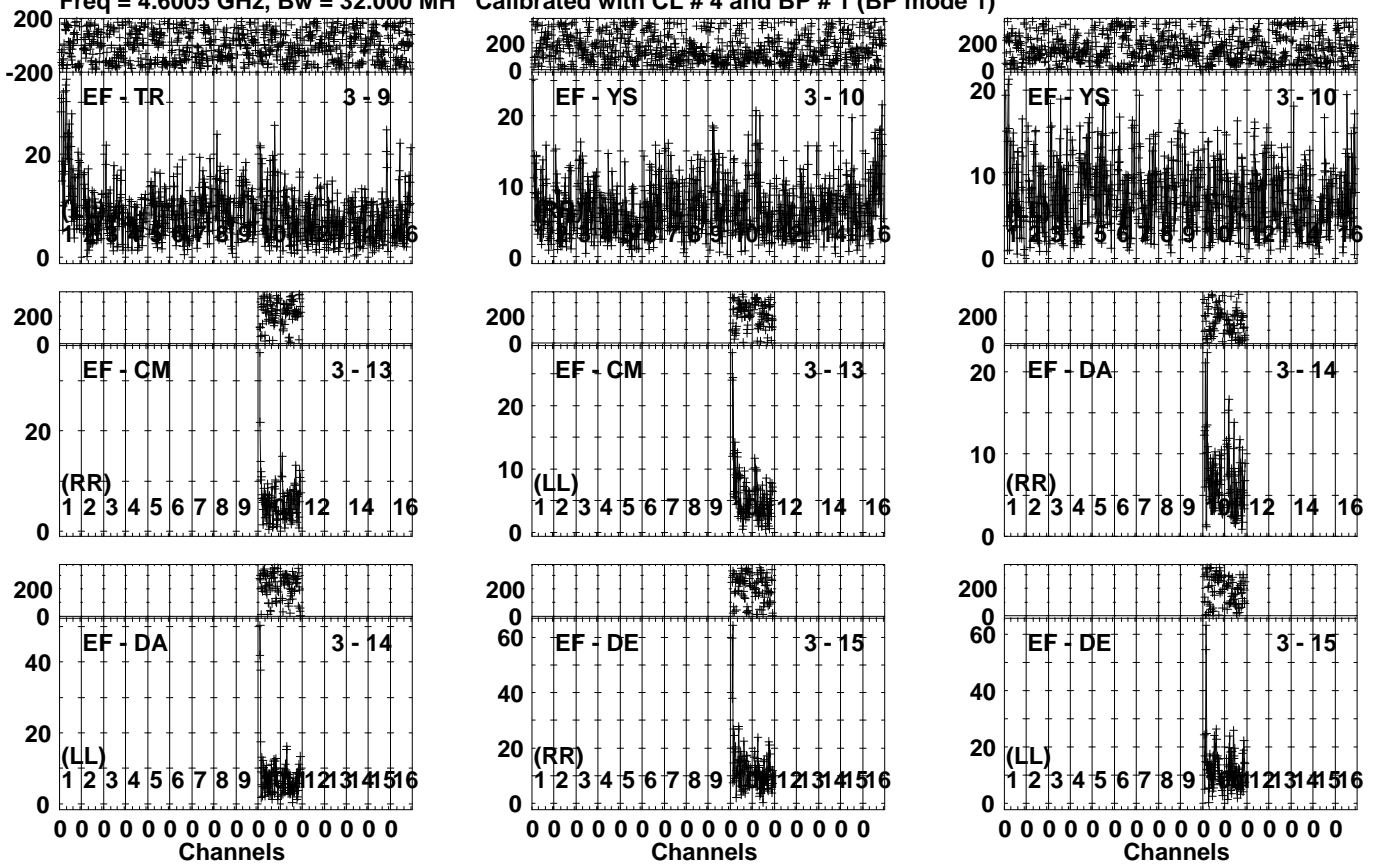


Lower frame: Milli Ampl Jy Top frame: Phas deg
Vector averaged cross-power spectrum Several baselines displayed
Timerange: 00/21:37:01 to 00/21:40:29

Plot file version 221 created 31-MAR-2023 15:59:42

ARP299A EP124A.UVDATA.1

Freq = 4.6005 GHz, Bw = 32.000 MH Calibrated with CL # 4 and BP # 1 (BP mode 1)

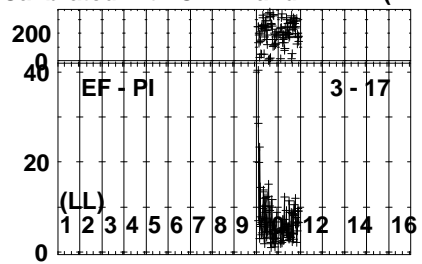
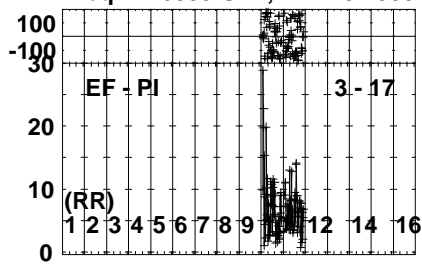


Lower frame: Milli Ampl Jy Top frame: Phas deg
 Vector averaged cross-power spectrum Several baselines displayed
 Timerange: 00/21:37:01 to 00/21:40:29

Plot file version 222 created 31-MAR-2023 15:59:43

ARP299A EP124A.UVDATA.1

Freq = 4.6005 GHz, Bw = 32.000 MH Calibrated with CL # 4 and BP # 1 (BP mode 1)

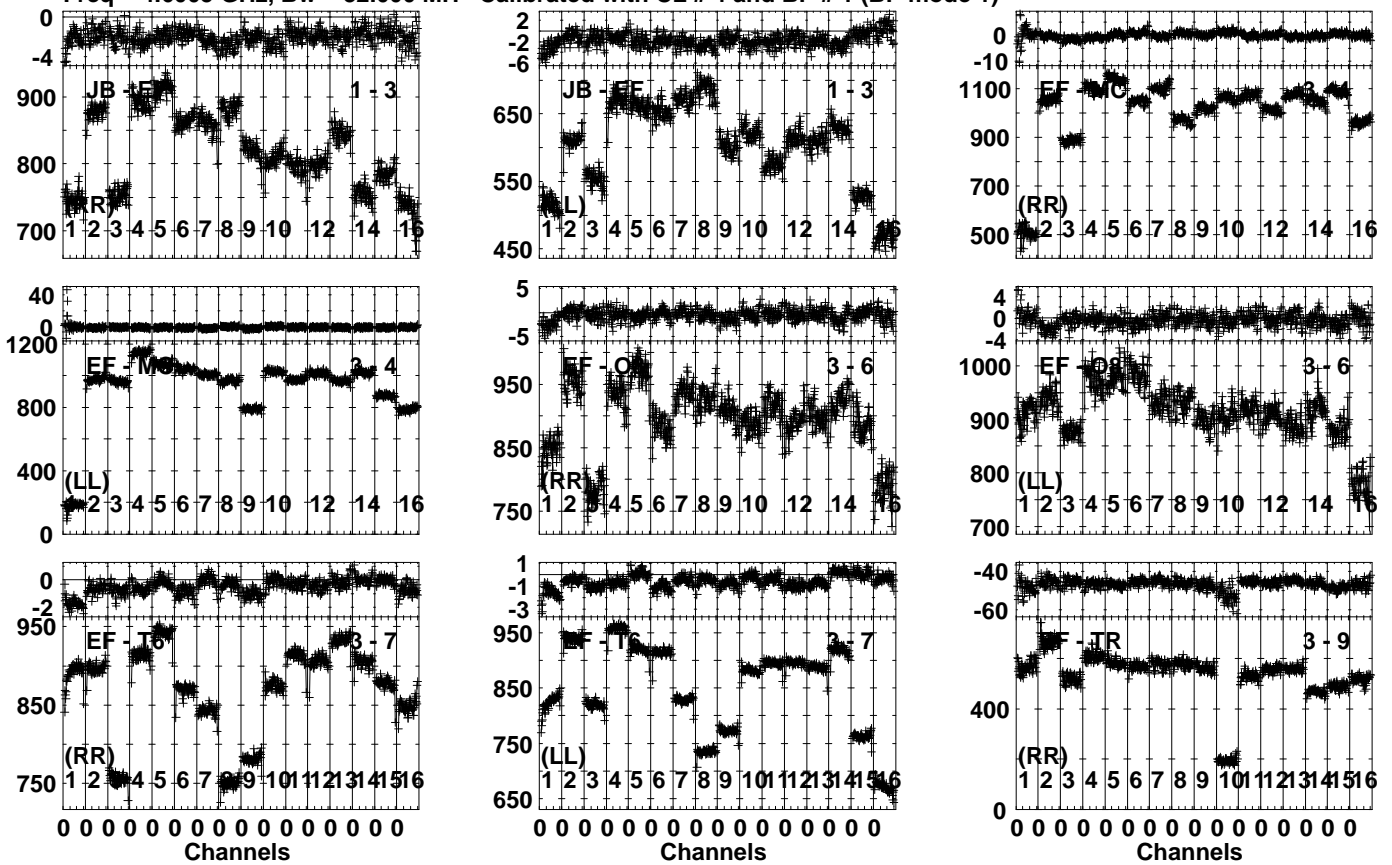


Lower frame: Milli Ampl Jy Top frame: Phas deg
Vector averaged cross-power spectrum Several baselines displayed
Timerange: 00/21:37:01 to 00/21:40:29

Plot file version 223 created 31-MAR-2023 15:59:43

J1128+5925 EP124A.UVDATA.1

Freq = 4.6005 GHz, Bw = 32.000 MH Calibrated with CL # 4 and BP # 1 (BP mode 1)

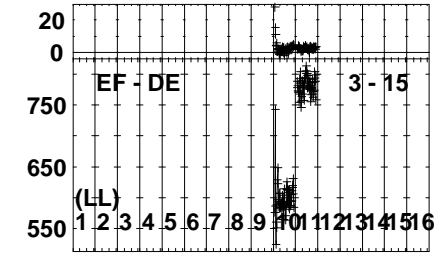
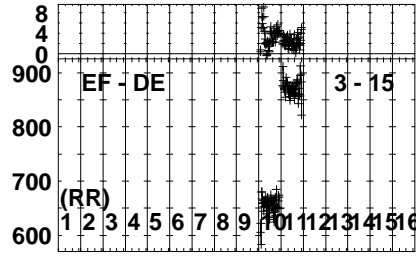
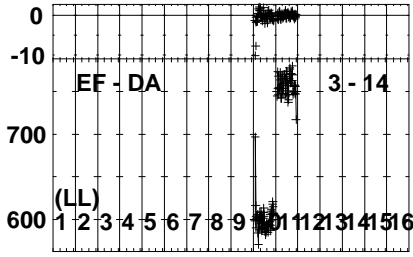
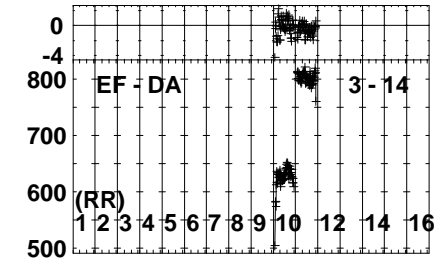
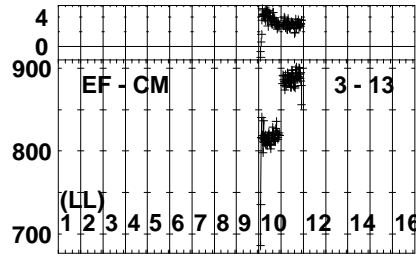
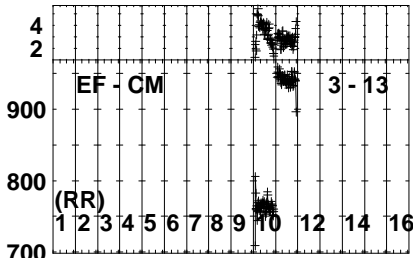
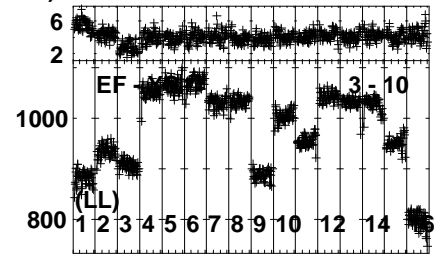
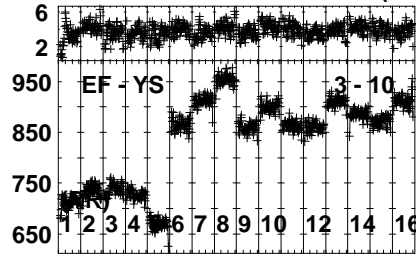
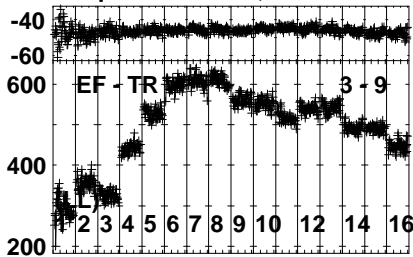


Lower frame: Milli Ampl Jy Top frame: Phas deg
Vector averaged cross-power spectrum Several baselines displayed
Timerange: 00/21:41:01 to 00/21:41:59

Plot file version 224 created 31-MAR-2023 15:59:44

J1128+5925 EP124A.UVDATA.1

Freq = 4.6005 GHz, Bw = 32.000 MH Calibrated with CL # 4 and BP # 1 (BP mode 1)

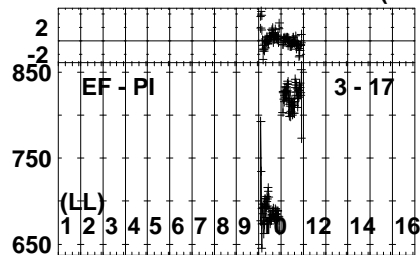
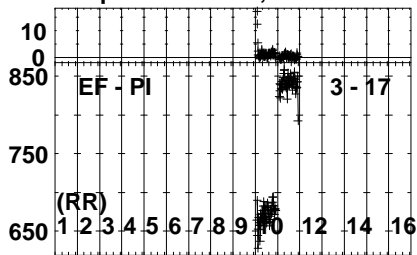


Lower frame: Milli Ampl Jy Top frame: Phas deg
 Vector averaged cross-power spectrum Several baselines displayed
 Timerange: 00/21:41:01 to 00/21:41:59

Plot file version 225 created 31-MAR-2023 15:59:45

J1128+5925 EP124A.UVDATA.1

Freq = 4.6005 GHz, Bw = 32.000 MH Calibrated with CL # 4 and BP # 1 (BP mode 1)

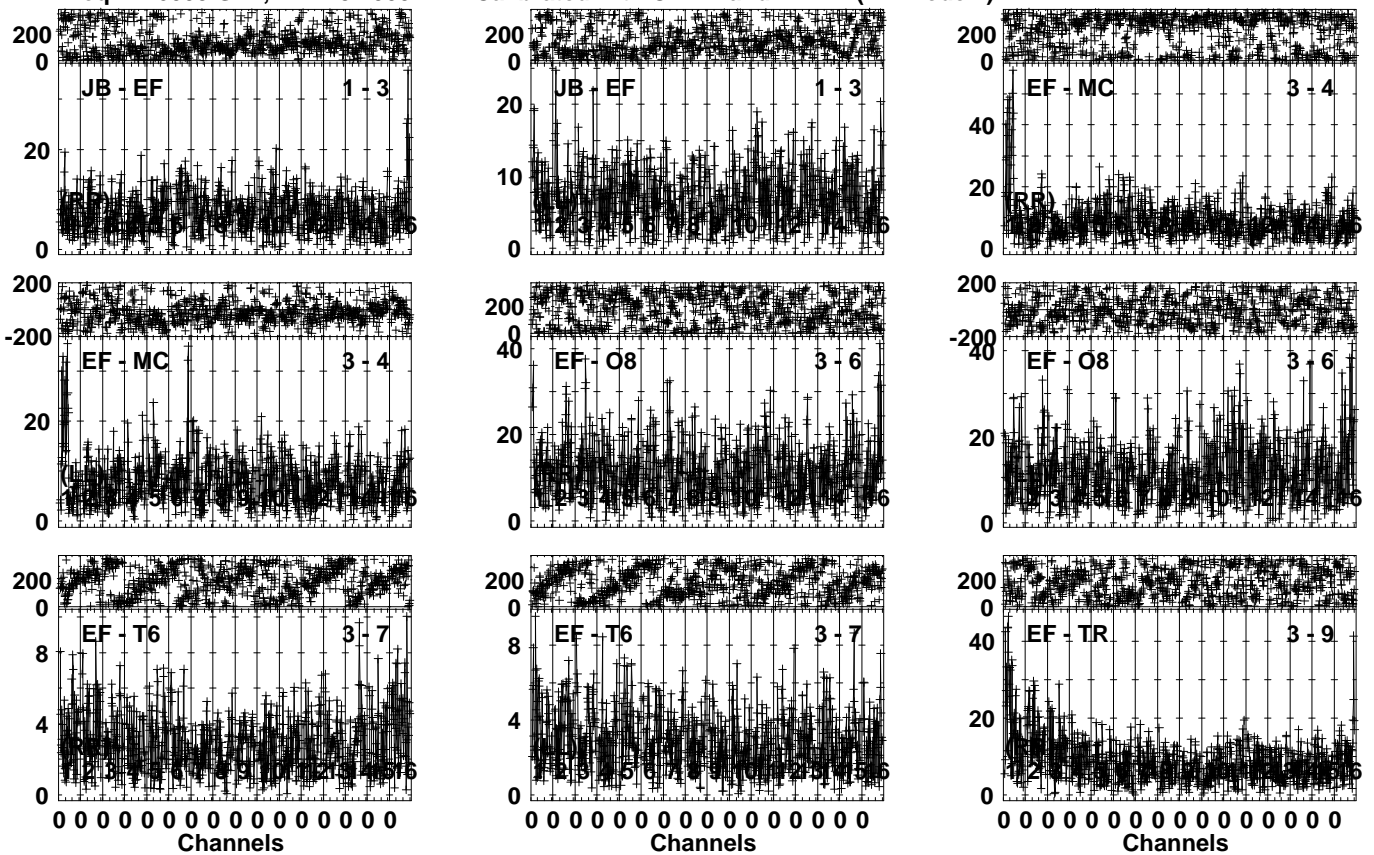


Lower frame: Milli Ampl Jy Top frame: Phas deg
Vector averaged cross-power spectrum Several baselines displayed
Timerange: 00/21:41:01 to 00/21:41:59

Plot file version 226 created 31-MAR-2023 15:59:45

ARP299A EP124A.UVDATA.1

Freq = 4.6005 GHz, Bw = 32.000 MH Calibrated with CL # 4 and BP # 1 (BP mode 1)

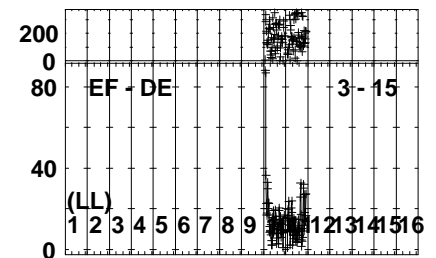
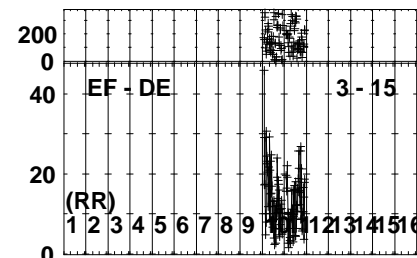
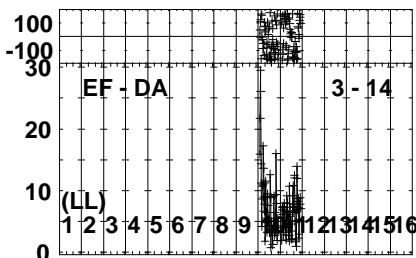
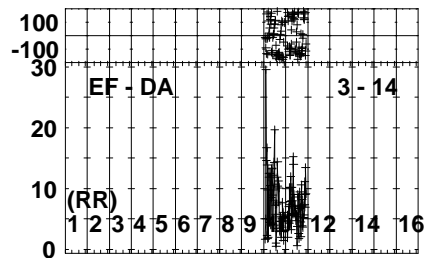
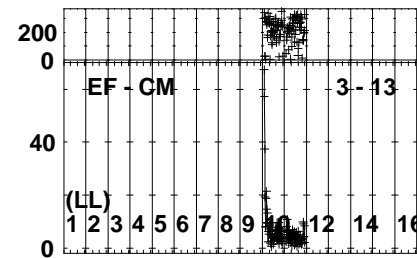
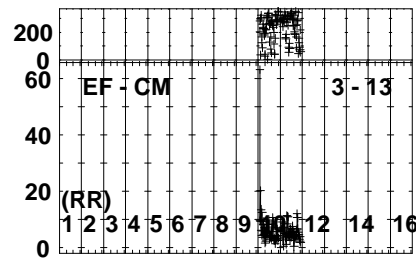
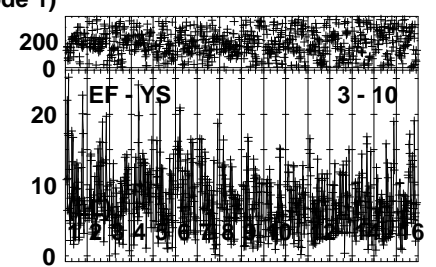
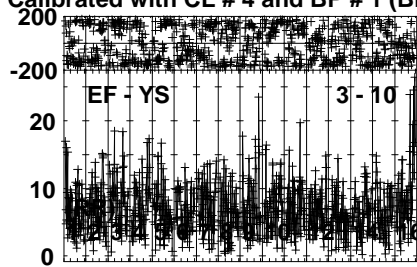
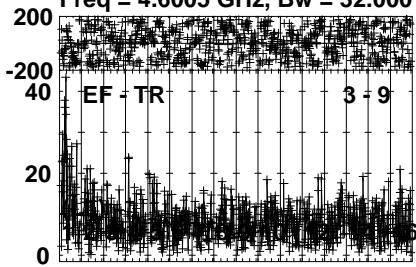


Lower frame: Milli Ampl Jy Top frame: Phas deg
Vector averaged cross-power spectrum Several baselines displayed
Timerange: 00/21:42:01 to 00/21:45:29

Plot file version 227 created 31-MAR-2023 15:59:46

ARP299A EP124A.UVDATA.1

Freq = 4.6005 GHz, Bw = 32.000 MH Calibrated with CL # 4 and BP # 1 (BP mode 1)

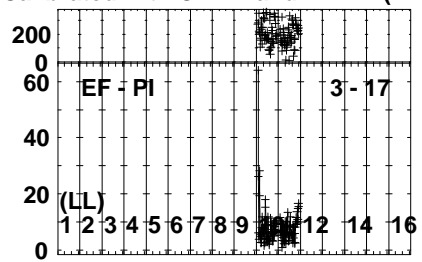
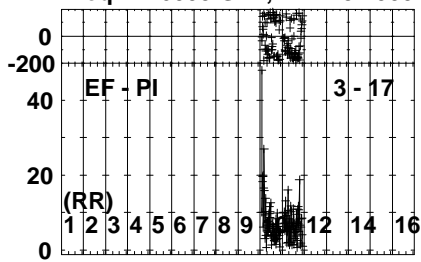


Lower frame: Milli Ampl Jy Top frame: Phas deg
Vector averaged cross-power spectrum Several baselines displayed
Timerange: 00/21:42:01 to 00/21:45:29

Plot file version 228 created 31-MAR-2023 15:59:47

ARP299A EP124A.UVDATA.1

Freq = 4.6005 GHz, Bw = 32.000 MH Calibrated with CL # 4 and BP # 1 (BP mode 1)

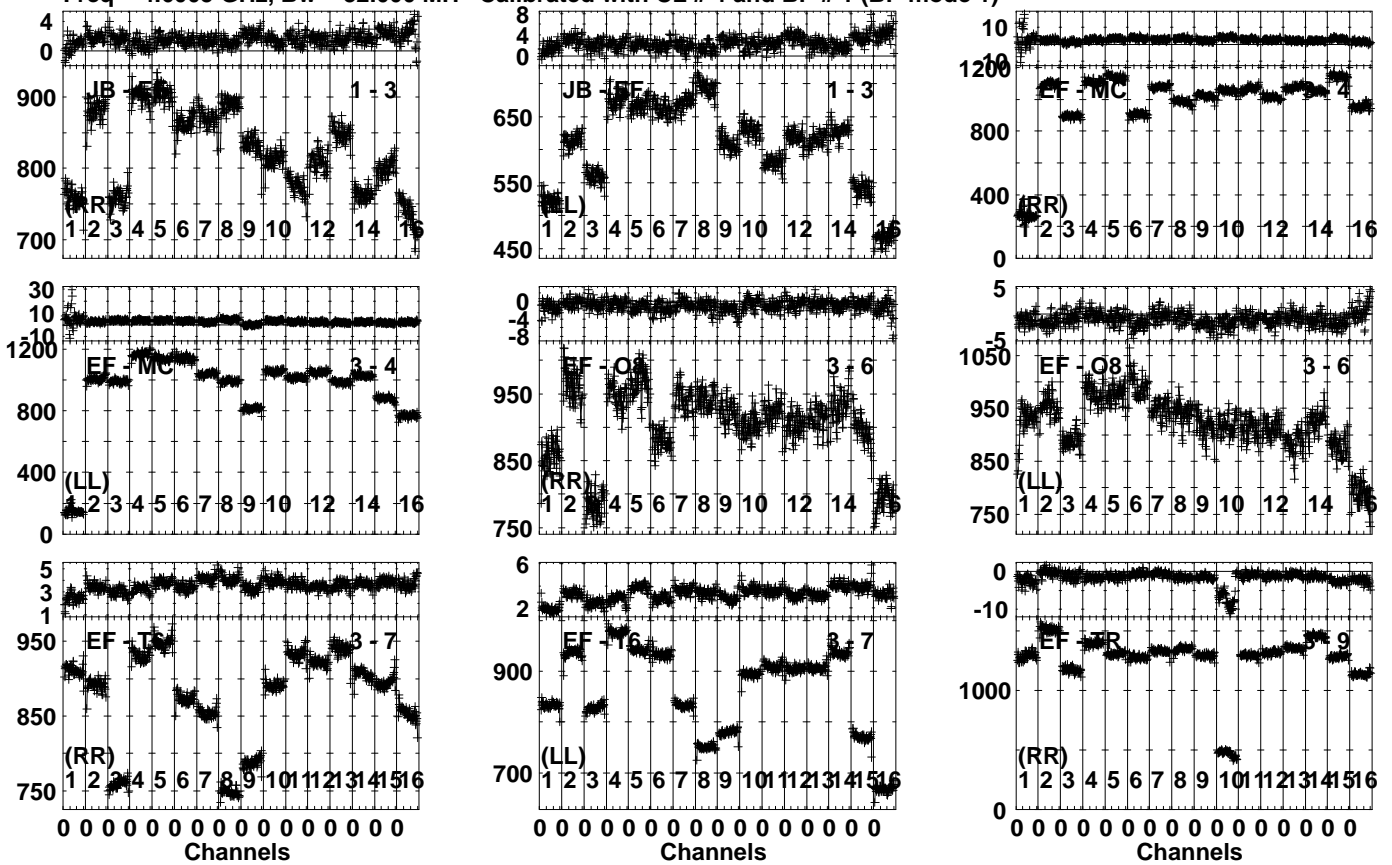


Lower frame: Milli Ampl Jy Top frame: Phas deg
Vector averaged cross-power spectrum Several baselines displayed
Timerange: 00/21:42:01 to 00/21:45:29

Plot file version 229 created 31-MAR-2023 15:59:47

J1128+5925 EP124A.UVDATA.1

Freq = 4.6005 GHz, Bw = 32.000 MH Calibrated with CL # 4 and BP # 1 (BP mode 1)

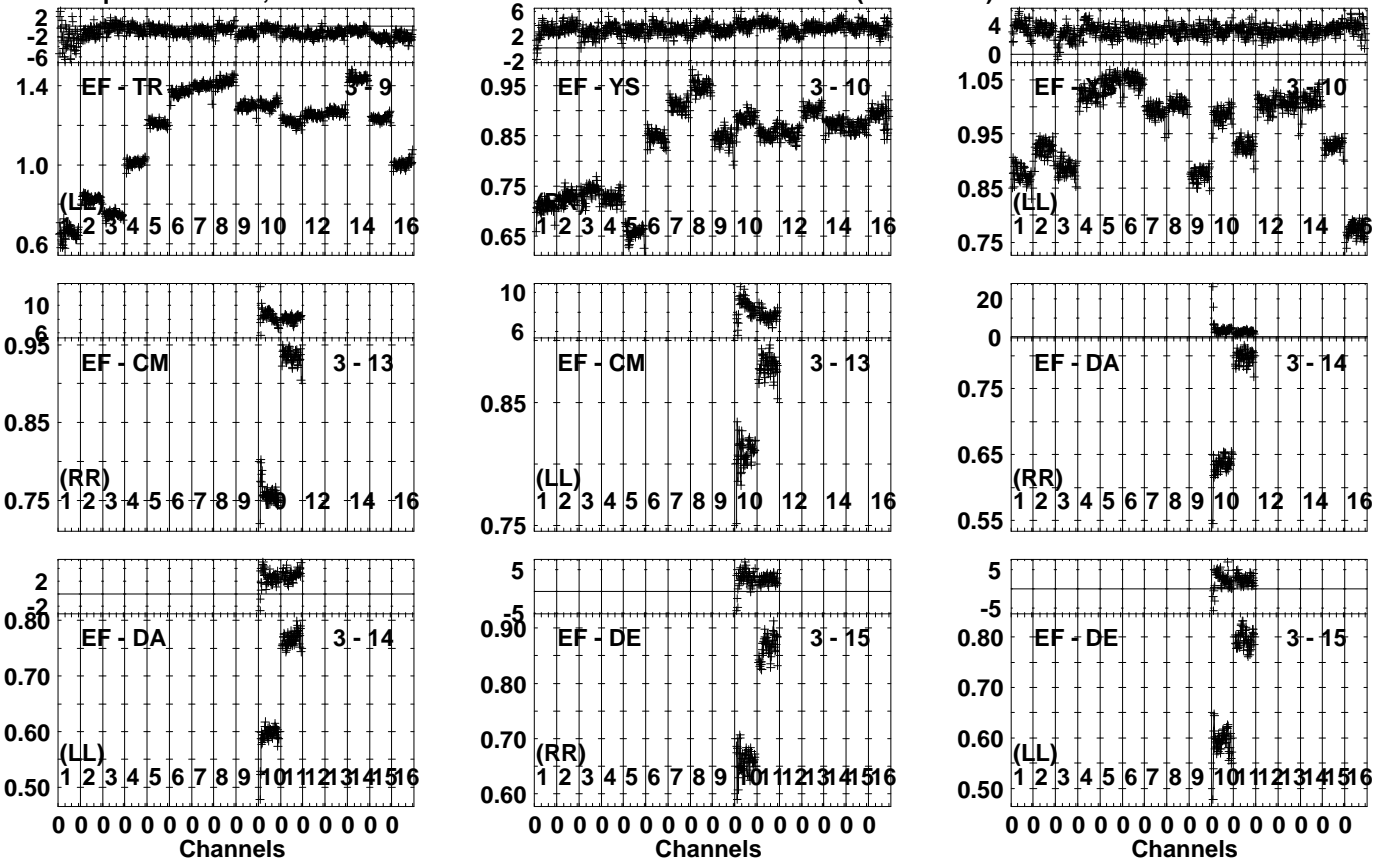


Lower frame: Milli Ampl Jy Top frame: Phas deg
 Vector averaged cross-power spectrum Several baselines displayed
 Timerange: 00/21:45:31 to 00/21:46:59

Plot file version 230 created 31-MAR-2023 15:59:48

J1128+5925 EP124A.UVDATA.1

Freq = 4.6005 GHz, Bw = 32.000 MH Calibrated with CL # 4 and BP # 1 (BP mode 1)

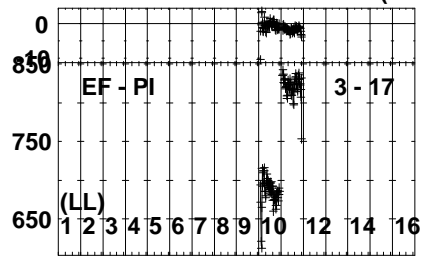
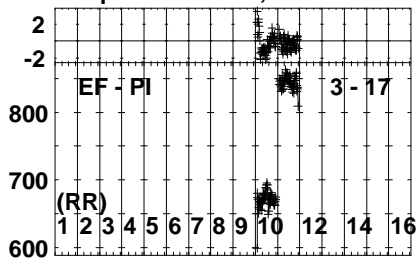


Lower frame: Ampl Jy Top frame: Phas deg
 Vector averaged cross-power spectrum Several baselines displayed
 Timerange: 00/21:45:31 to 00/21:46:59

Plot file version 231 created 31-MAR-2023 15:59:49

J1128+5925 EP124A.UVDATA.1

Freq = 4.6005 GHz, Bw = 32.000 MH Calibrated with CL # 4 and BP # 1 (BP mode 1)

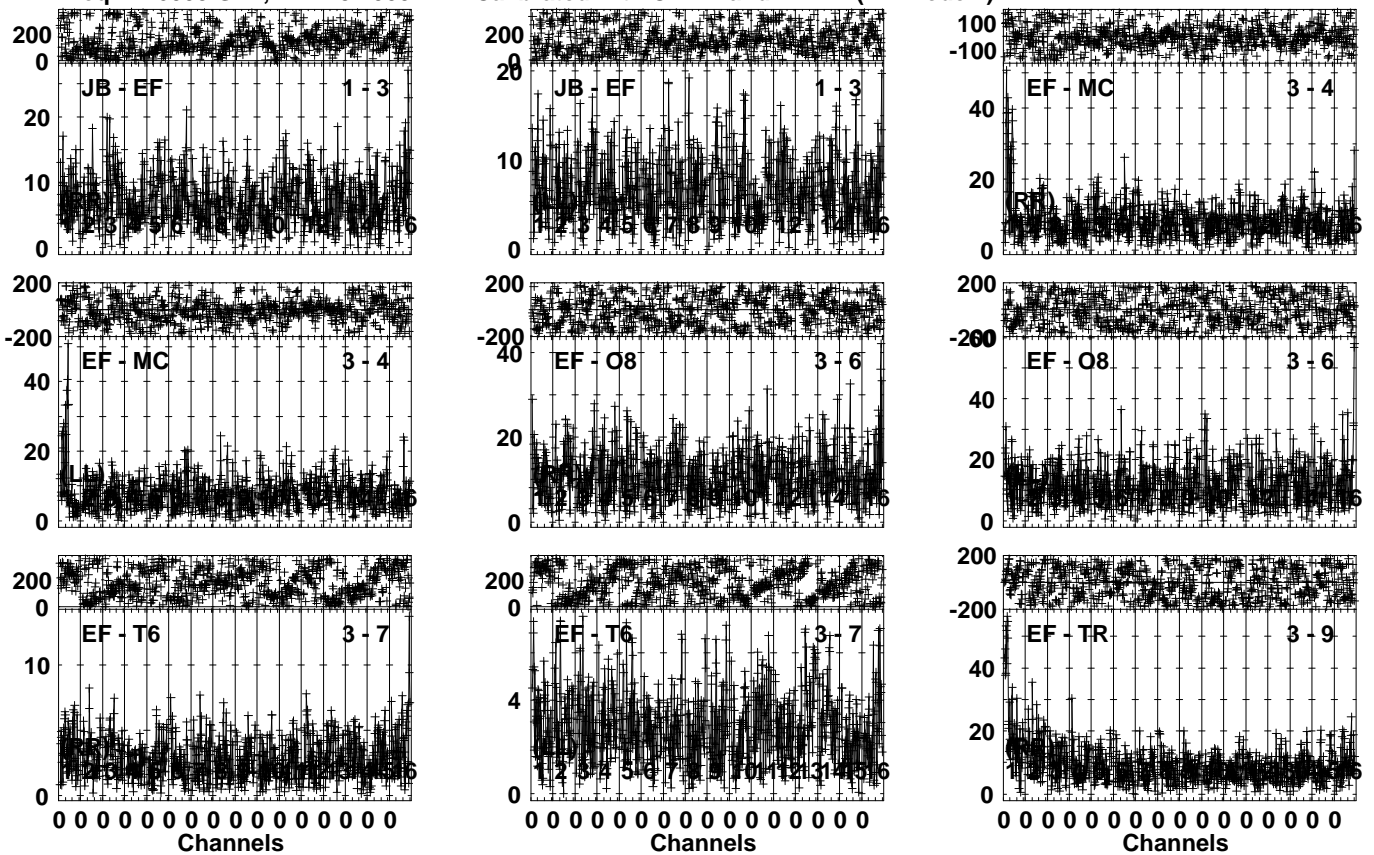


Lower frame: Milli Ampl Jy Top frame: Phas deg
Vector averaged cross-power spectrum Several baselines displayed
Timerange: 00/21:45:31 to 00/21:46:59

Plot file version 232 created 31-MAR-2023 15:59:49

ARP299A EP124A.UVDATA.1

Freq = 4.6005 GHz, Bw = 32.000 MH Calibrated with CL # 4 and BP # 1 (BP mode 1)

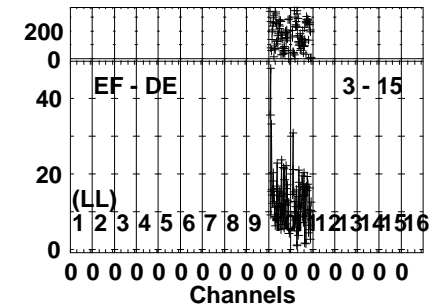
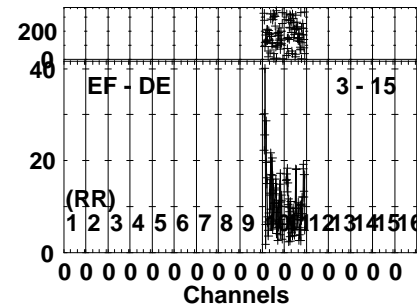
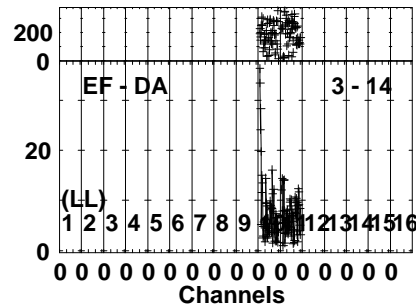
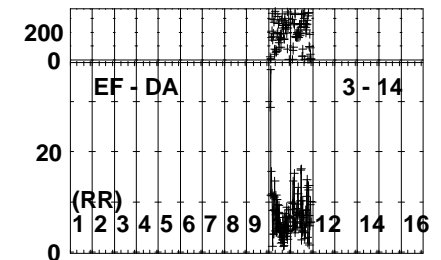
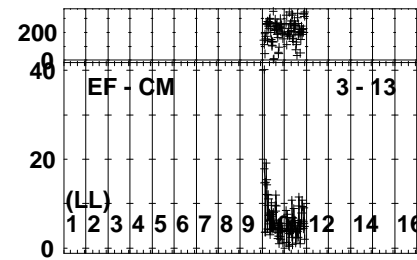
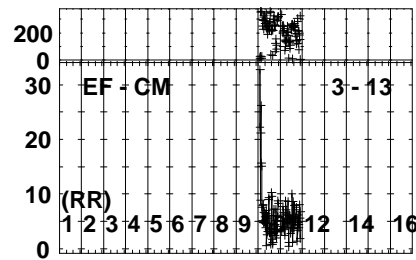
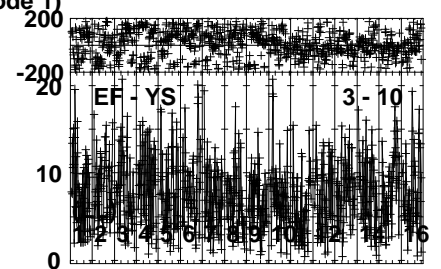
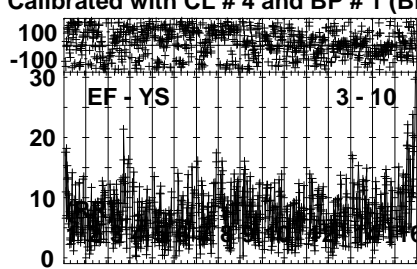
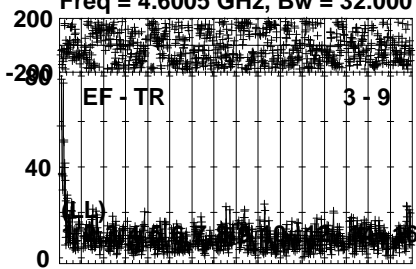


Lower frame: Milli Ampl Jy Top frame: Phas deg
Vector averaged cross-power spectrum Several baselines displayed
Timerange: 00/21:47:01 to 00/21:50:29

Plot file version 233 created 31-MAR-2023 15:59:50

ARP299A EP124A.UVDATA.1

Freq = 4.6005 GHz, Bw = 32.000 MH Calibrated with CL # 4 and BP # 1 (BP mode 1)

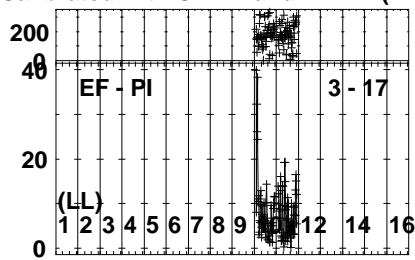
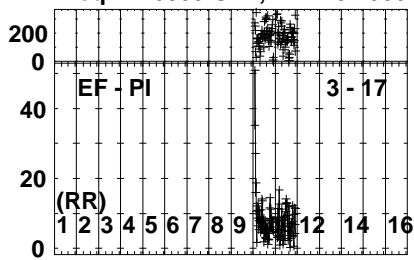


Lower frame: Milli Ampl Jy Top frame: Phas deg
Vector averaged cross-power spectrum Several baselines displayed
Timerange: 00/21:47:01 to 00/21:50:29

Plot file version 234 created 31-MAR-2023 15:59:51

ARP299A EP124A.UVDATA.1

Freq = 4.6005 GHz, Bw = 32.000 MH Calibrated with CL # 4 and BP # 1 (BP mode 1)

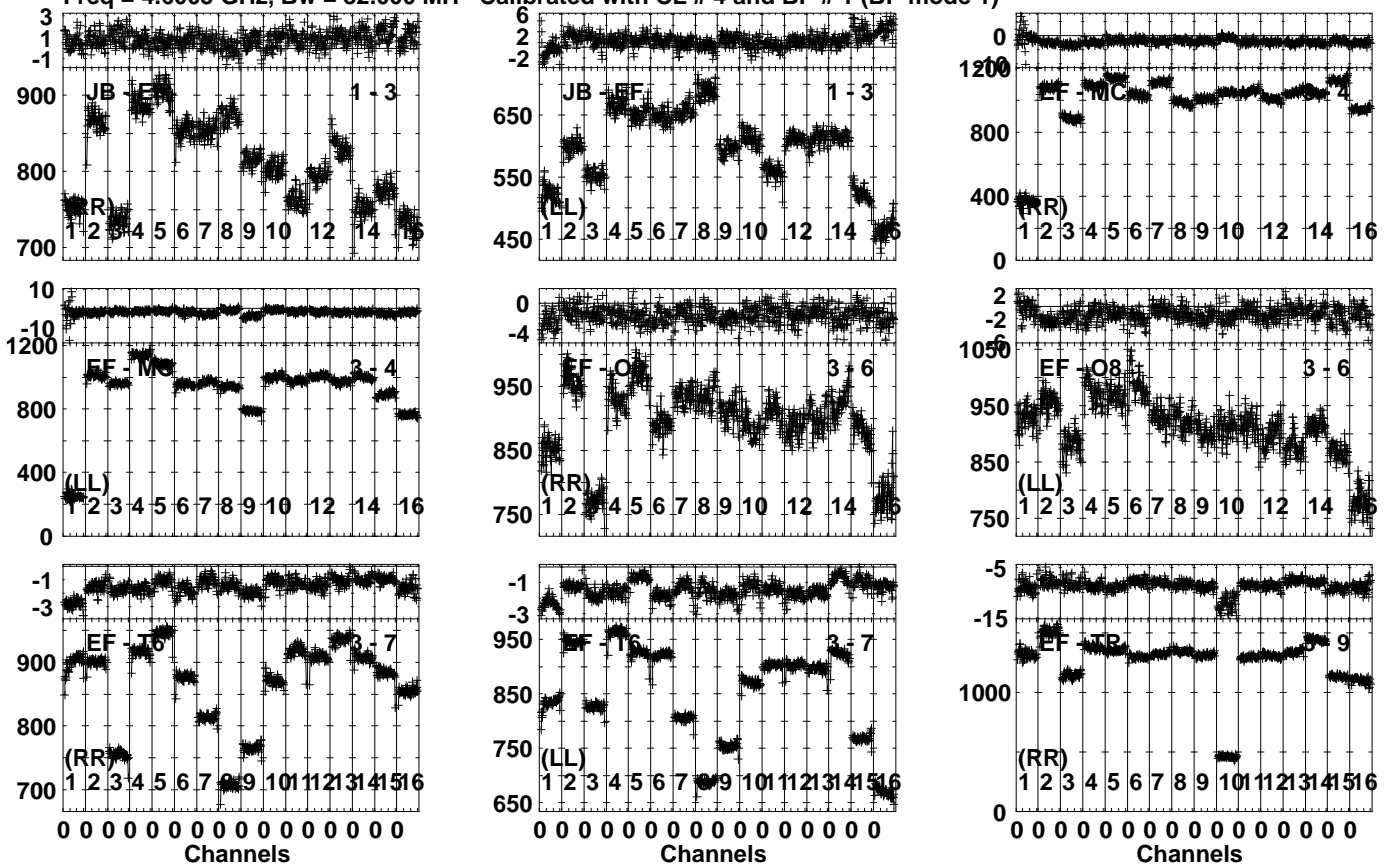


Lower frame: Milli Ampl Jy Top frame: Phas deg
Vector averaged cross-power spectrum Several baselines displayed
Timerange: 00/21:47:01 to 00/21:50:29

Plot file version 235 created 31-MAR-2023 15:59:51

J1128+5925 EP124A.UVDATA.1

Freq = 4.6005 GHz, Bw = 32.000 MH Calibrated with CL # 4 and BP # 1 (BP mode 1)

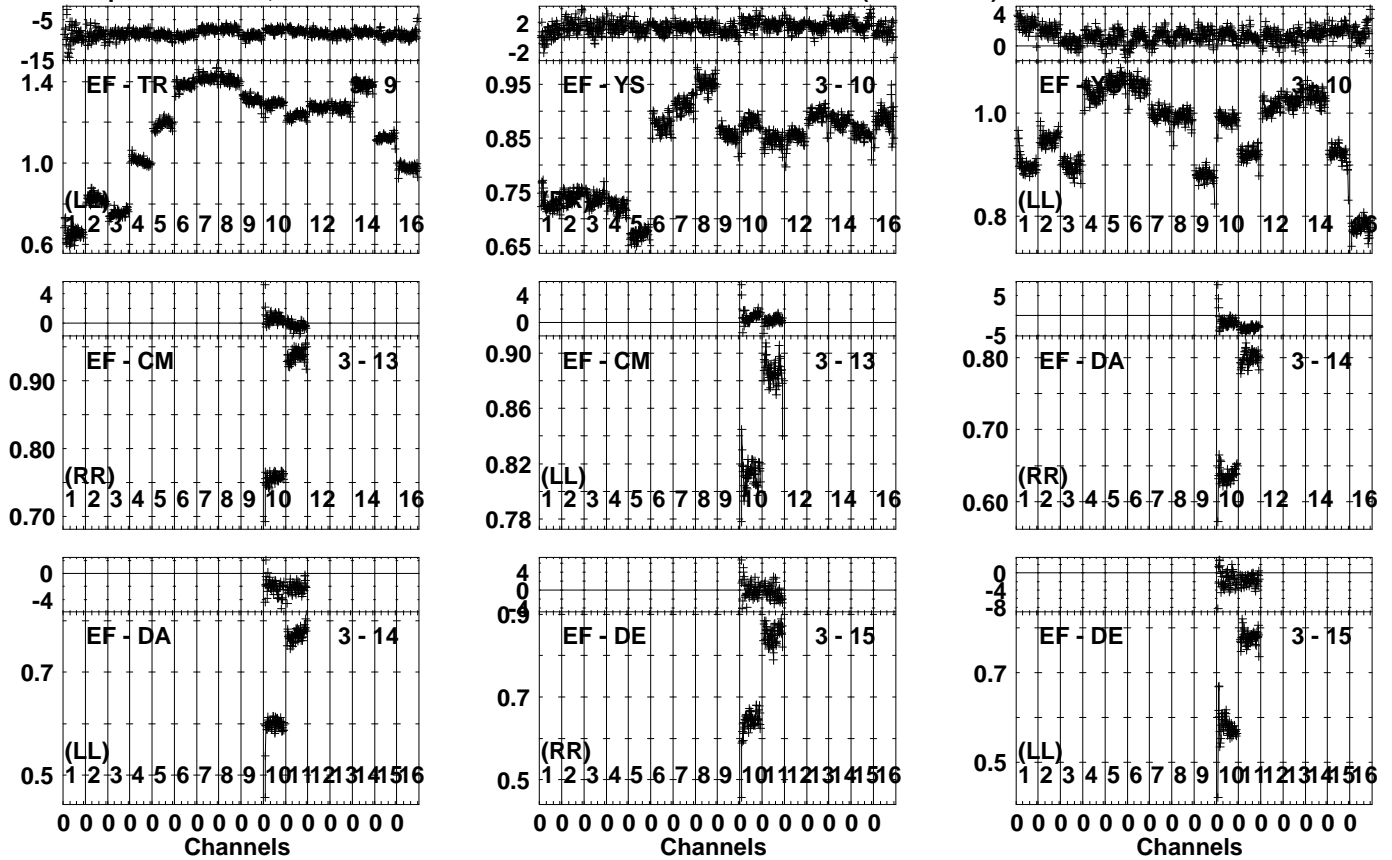


Lower frame: Milli Ampl Jy Top frame: Phas deg
 Vector averaged cross-power spectrum Several baselines displayed
 Timerange: 00/21:51:01 to 00/21:51:59

Plot file version 236 created 31-MAR-2023 15:59:52

J1128+5925 EP124A.UVDATA.1

Freq = 4.6005 GHz, Bw = 32.000 MH Calibrated with CL # 4 and BP # 1 (BP mode 1)

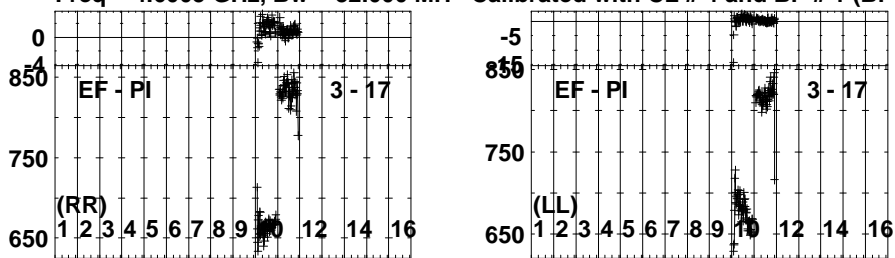


Lower frame: Ampl Jy Top frame: Phas deg
 Vector averaged cross-power spectrum Several baselines displayed
 Timerange: 00/21:51:01 to 00/21:51:59

Plot file version 237 created 31-MAR-2023 15:59:53

J1128+5925 EP124A.UVDATA.1

Freq = 4.6005 GHz, Bw = 32.000 MH Calibrated with CL # 4 and BP # 1 (BP mode 1)

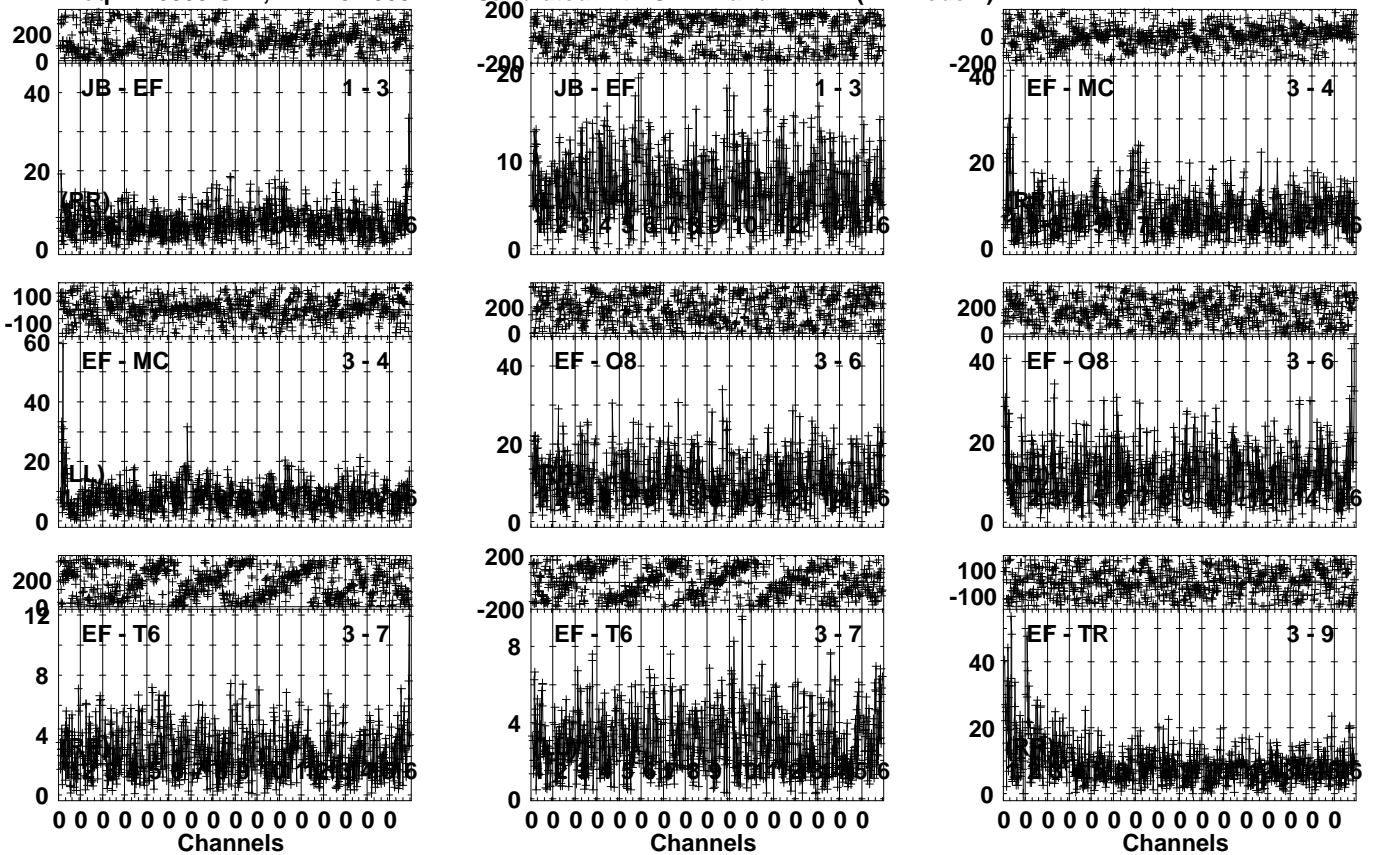


Lower frame: Milli Ampl Jy Top frame: Phas deg
Vector averaged cross-power spectrum Several baselines displayed
Timerange: 00/21:51:01 to 00/21:51:59

Plot file version 238 created 31-MAR-2023 15:59:53

ARP299A EP124A.UVDATA.1

Freq = 4.6005 GHz, Bw = 32.000 MH Calibrated with CL # 4 and BP # 1 (BP mode 1)

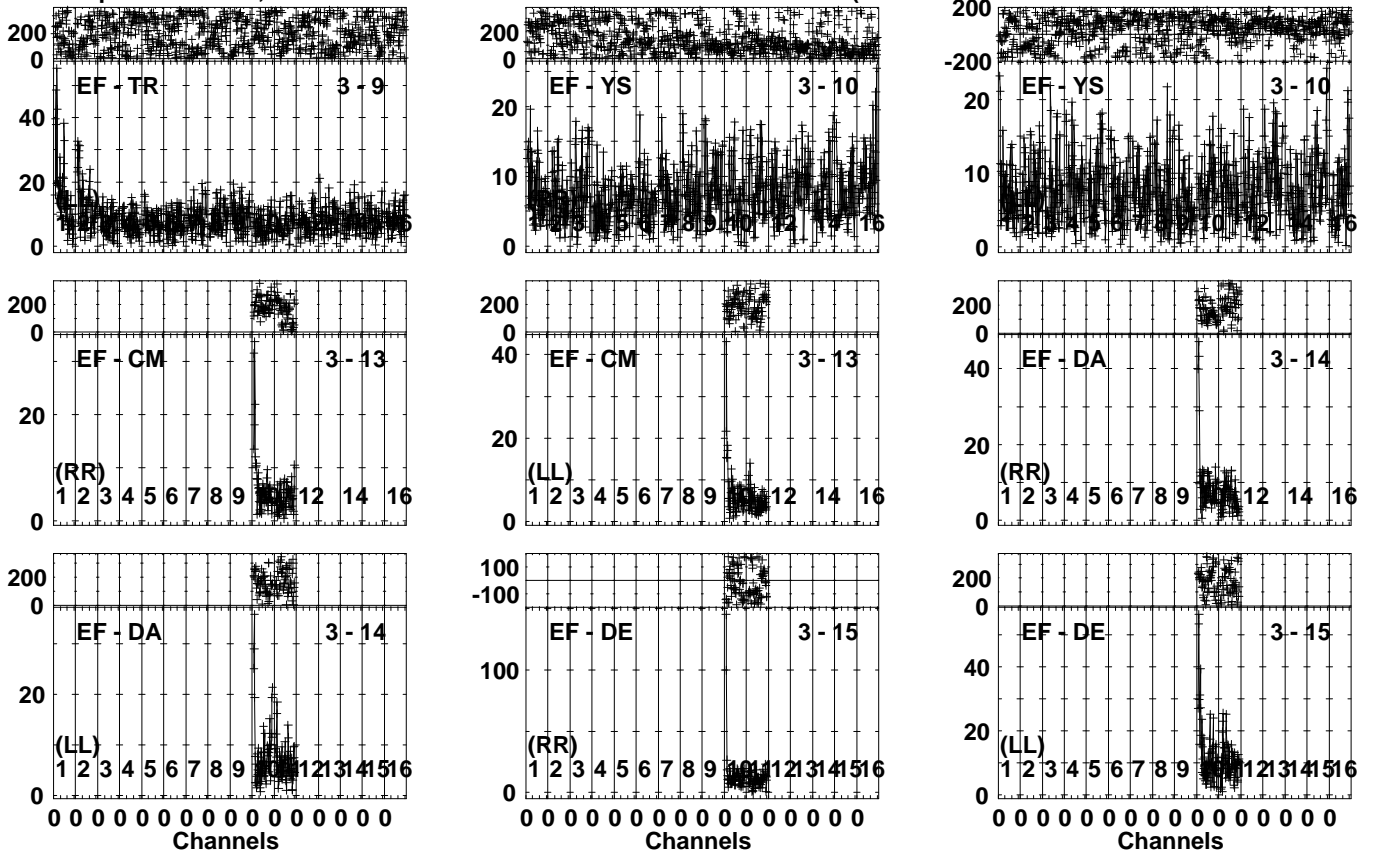


Lower frame: Milli Ampl Jy Top frame: Phas deg
Vector averaged cross-power spectrum Several baselines displayed
Timerange: 00/21:52:01 to 00/21:55:29

Plot file version 239 created 31-MAR-2023 15:59:54

ARP299A EP124A.UVDATA.1

Freq = 4.6005 GHz, Bw = 32.000 MH Calibrated with CL # 4 and BP # 1 (BP mode 1)

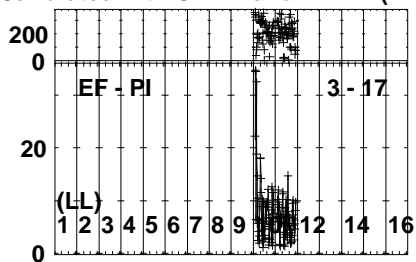
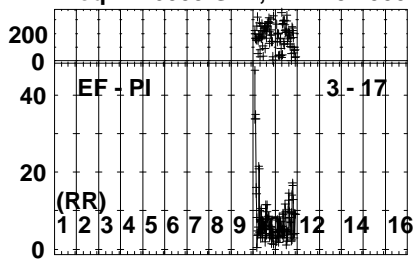


Lower frame: Milli Ampl Jy Top frame: Phas deg
Vector averaged cross-power spectrum Several baselines displayed
Timerange: 00/21:52:01 to 00/21:55:29

Plot file version 240 created 31-MAR-2023 15:59:55

ARP299A EP124A.UVDATA.1

Freq = 4.6005 GHz, Bw = 32.000 MH Calibrated with CL # 4 and BP # 1 (BP mode 1)

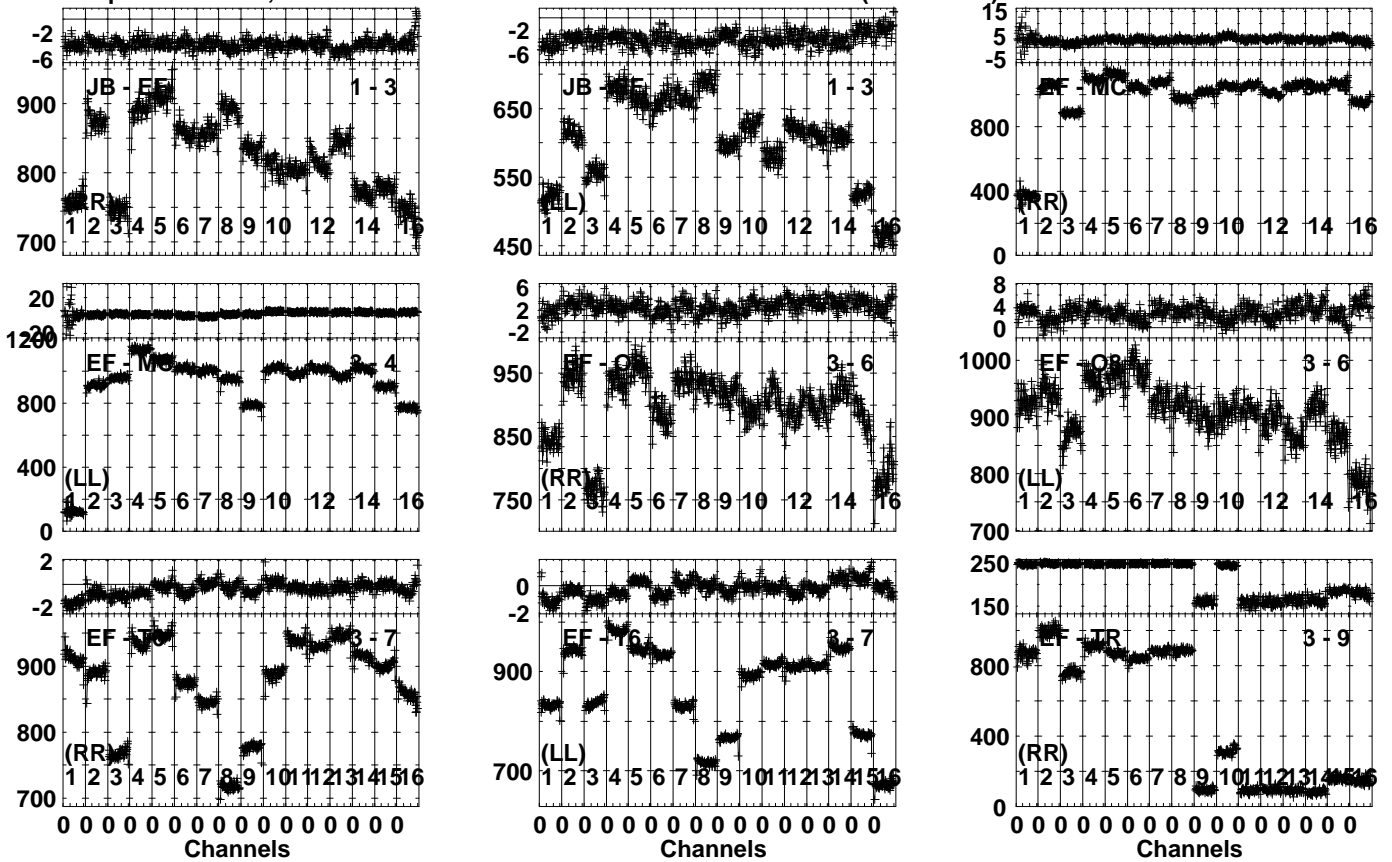


Lower frame: Milli Ampl Jy Top frame: Phas deg
Vector averaged cross-power spectrum Several baselines displayed
Timerange: 00/21:52:01 to 00/21:55:29

Plot file version 241 created 31-MAR-2023 15:59:55

J1128+5925 EP124A.UVDATA.1

Freq = 4.6005 GHz, Bw = 32.000 MH Calibrated with CL # 4 and BP # 1 (BP mode 1)

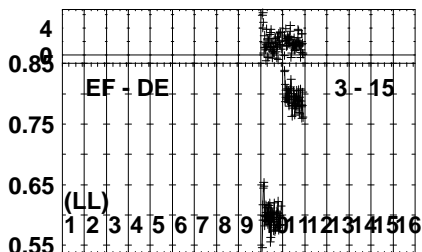
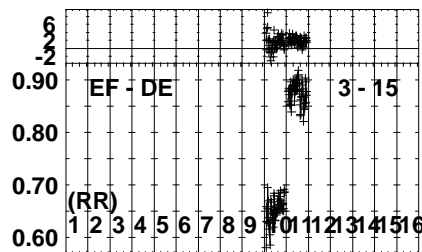
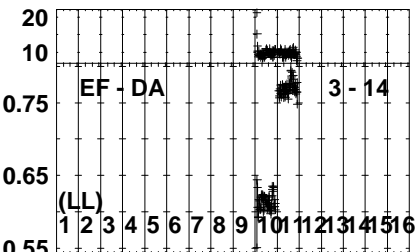
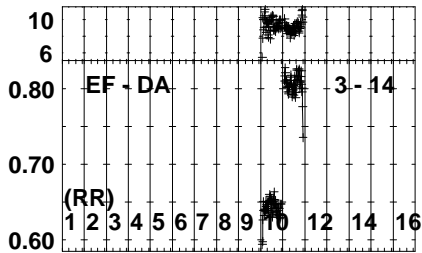
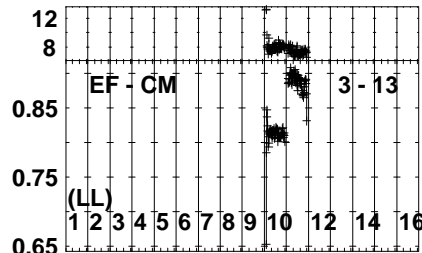
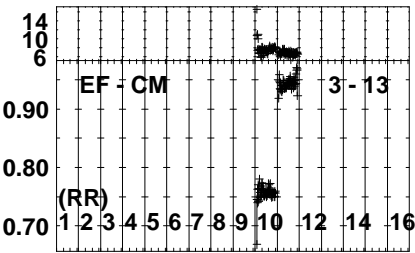
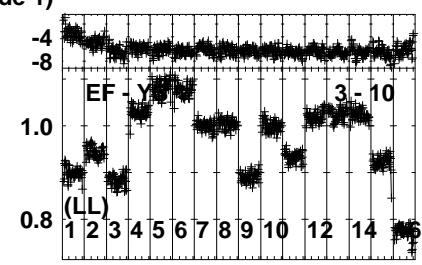
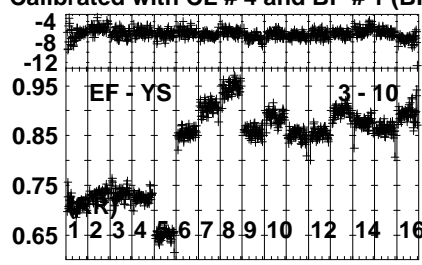
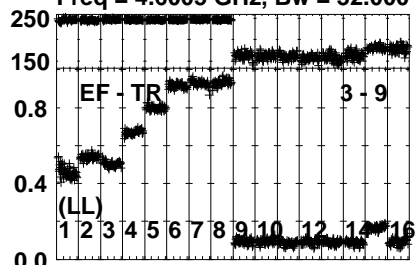


Lower frame: Milli Ampl Jy Top frame: Phas deg
 Vector averaged cross-power spectrum Several baselines displayed
 Timerange: 00/21:55:31 to 00/21:56:59

Plot file version 242 created 31-MAR-2023 15:59:56

J1128+5925 EP124A.UVDATA.1

Freq = 4.6005 GHz, Bw = 32.000 MH Calibrated with CL # 4 and BP # 1 (BP mode 1)

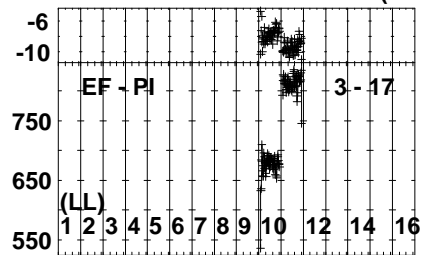
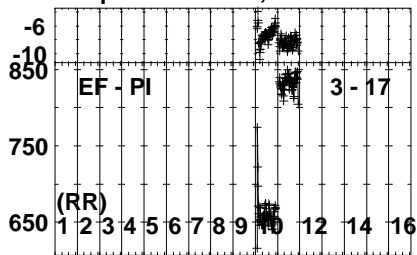


Lower frame: Ampl Jy Top frame: Phas deg
Vector averaged cross-power spectrum Several baselines displayed
Timerange: 00/21:55:31 to 00/21:56:59

Plot file version 243 created 31-MAR-2023 15:59:57

J1128+5925 EP124A.UVDATA.1

Freq = 4.6005 GHz, Bw = 32.000 MH Calibrated with CL # 4 and BP # 1 (BP mode 1)

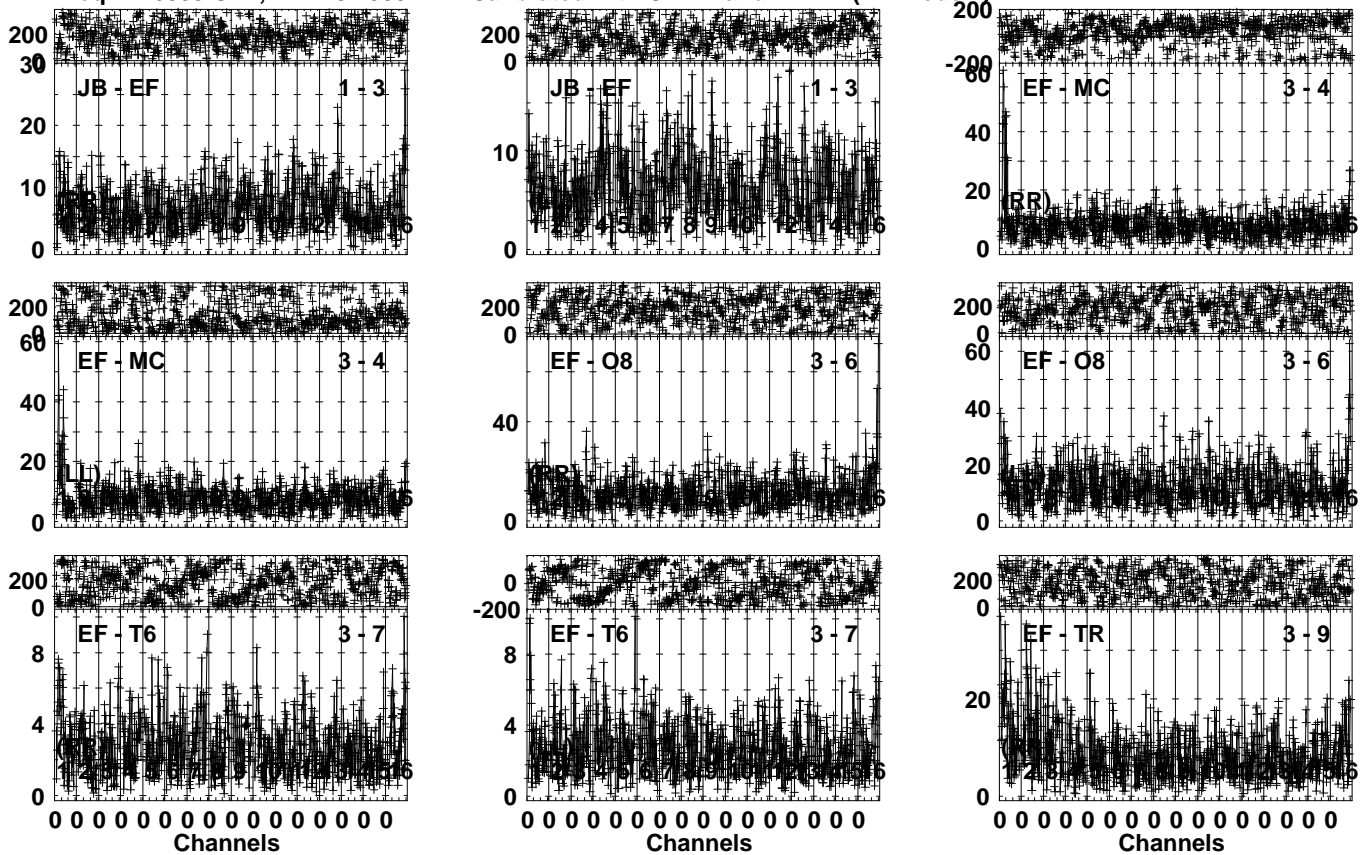


Lower frame: Milli Ampl Jy Top frame: Phas deg
Vector averaged cross-power spectrum Several baselines displayed
Timerange: 00/21:55:31 to 00/21:56:59

Plot file version 244 created 31-MAR-2023 15:59:57

ARP299A EP124A.UVDATA.1

Freq = 4.6005 GHz, Bw = 32.000 MH Calibrated with CL # 4 and BP # 1 (BP mode 1)

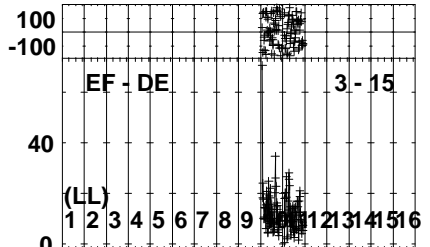
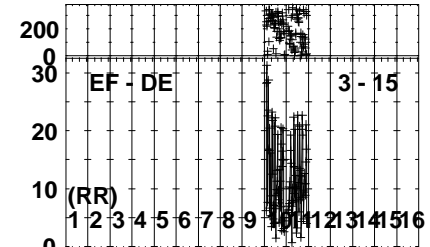
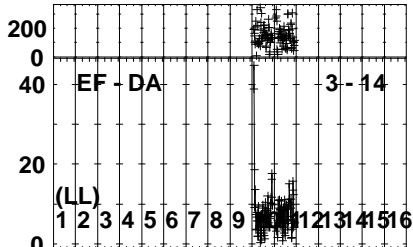
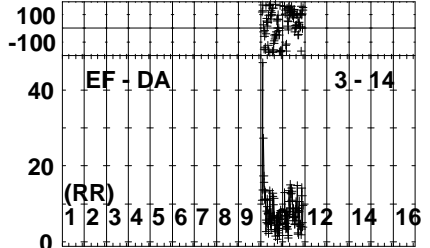
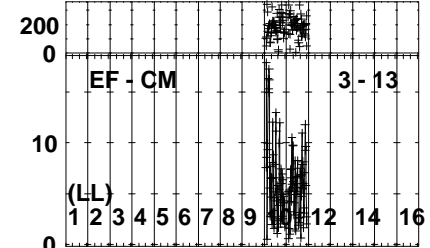
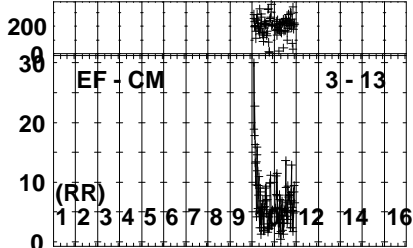
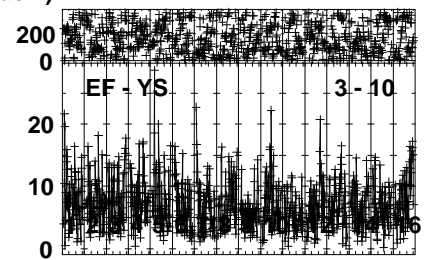
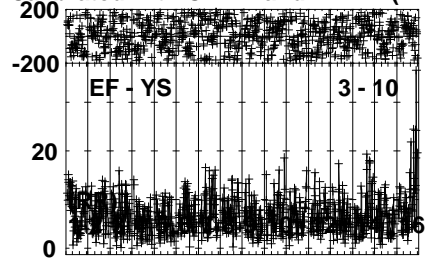
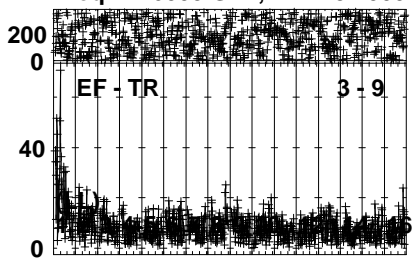


Lower frame: Milli Ampl Jy Top frame: Phas deg
Vector averaged cross-power spectrum Several baselines displayed
Timerange: 00/21:57:01 to 00/22:00:29

Plot file version 245 created 31-MAR-2023 15:59:58

ARP299A EP124A.UVDATA.1

Freq = 4.6005 GHz, Bw = 32.000 MH Calibrated with CL # 4 and BP # 1 (BP mode 1)

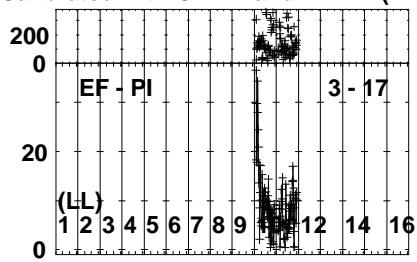
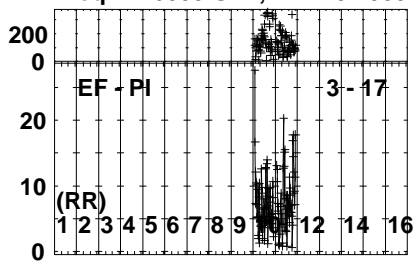


Lower frame: Milli Ampl Jy Top frame: Phas deg
Vector averaged cross-power spectrum Several baselines displayed
Timerange: 00/21:57:01 to 00/22:00:29

Plot file version 246 created 31-MAR-2023 15:59:59

ARP299A EP124A.UVDATA.1

Freq = 4.6005 GHz, Bw = 32.000 MH Calibrated with CL # 4 and BP # 1 (BP mode 1)



Lower frame: Milli Ampl Jy Top frame: Phas deg

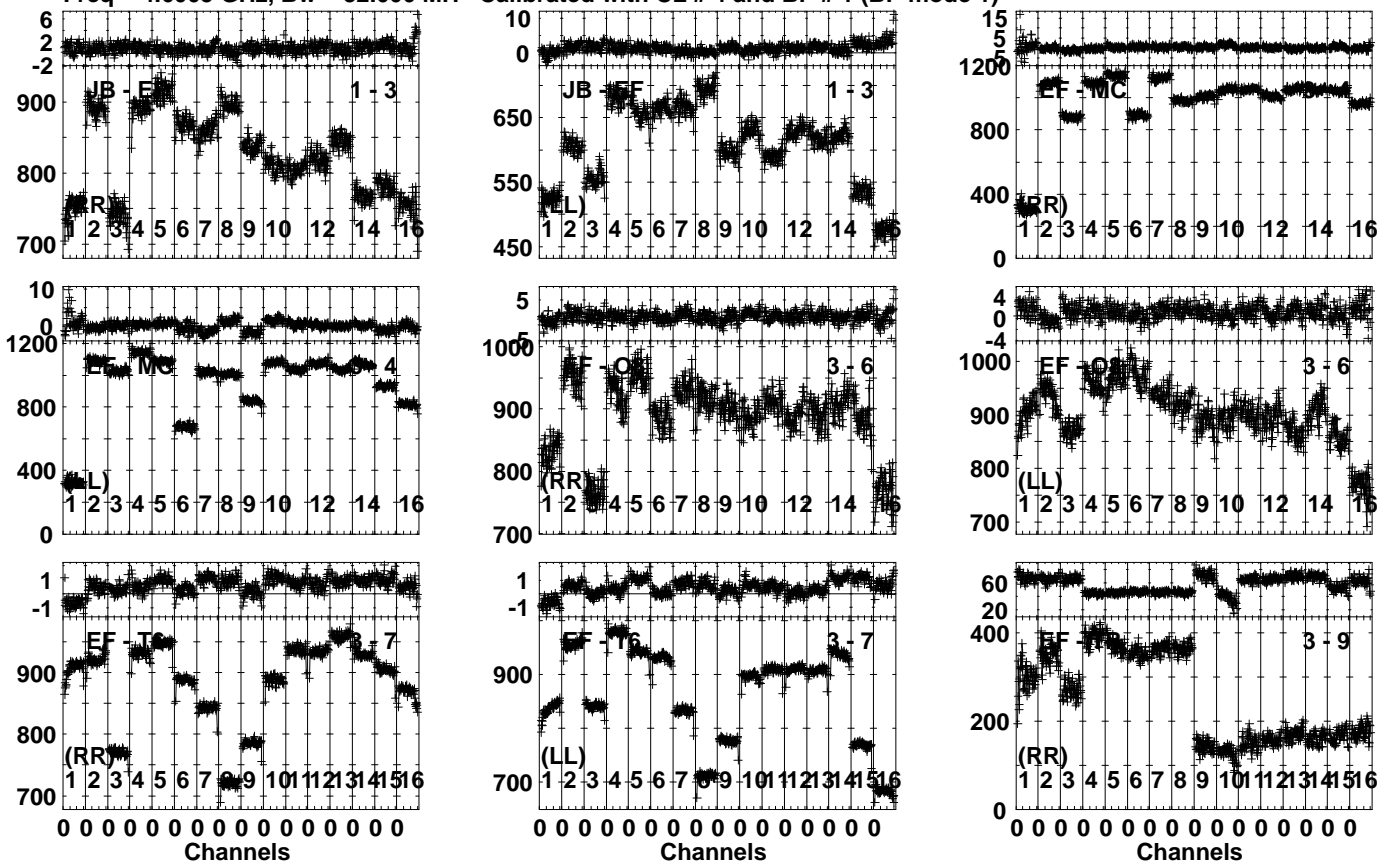
Vector averaged cross-power spectrum Several baselines displayed

Timerange: 00/21:57:01 to 00/22:00:29

Plot file version 247 created 31-MAR-2023 15:59:59

J1128+5925 EP124A.UVDATA.1

Freq = 4.6005 GHz, Bw = 32.000 MH Calibrated with CL # 4 and BP # 1 (BP mode 1)

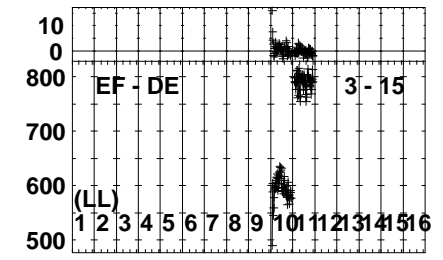
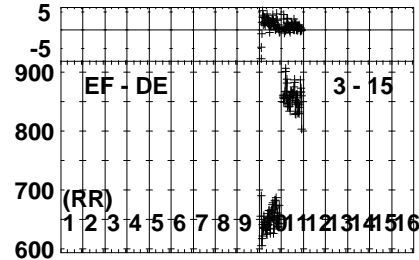
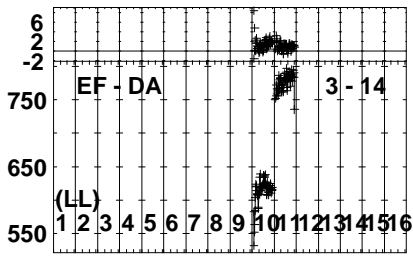
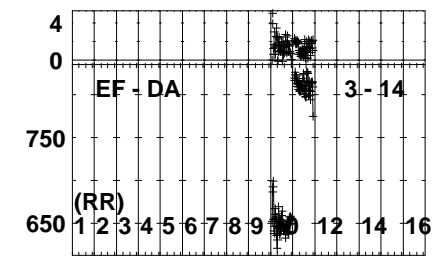
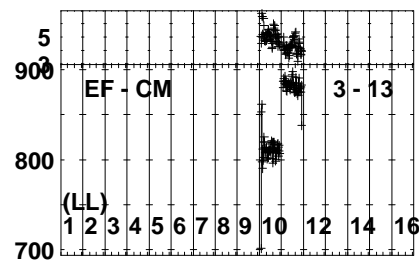
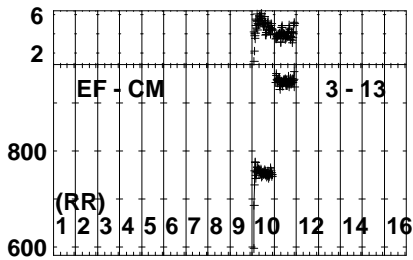
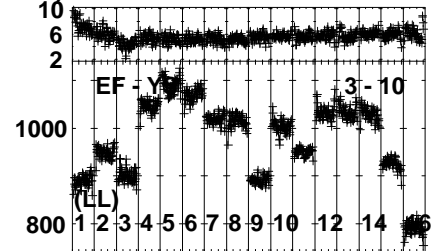
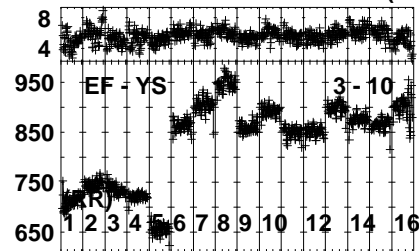
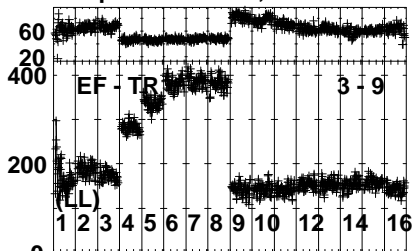


Lower frame: Milli Ampl Jy Top frame: Phas deg
 Vector averaged cross-power spectrum Several baselines displayed
 Timerange: 00/22:01:01 to 00/22:01:59

Plot file version 248 created 31-MAR-2023 15:59:59

J1128+5925 EP124A.UVDATA.1

Freq = 4.6005 GHz, Bw = 32.000 MH Calibrated with CL # 4 and BP # 1 (BP mode 1)

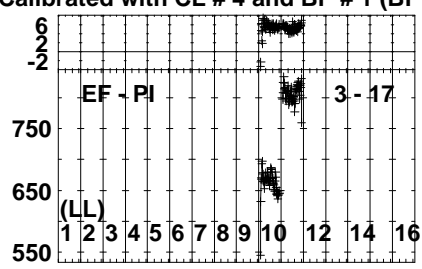
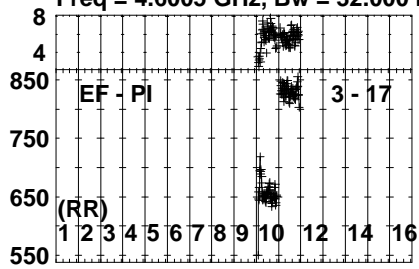


Lower frame: Milli Ampl Jy Top frame: Phas deg
Vector averaged cross-power spectrum Several baselines displayed
Timerange: 00/22:01:01 to 00/22:01:59

Plot file version 249 created 31-MAR-2023 16:00:00

J1128+5925 EP124A.UVDATA.1

Freq = 4.6005 GHz, Bw = 32.000 MH Calibrated with CL # 4 and BP # 1 (BP mode 1)

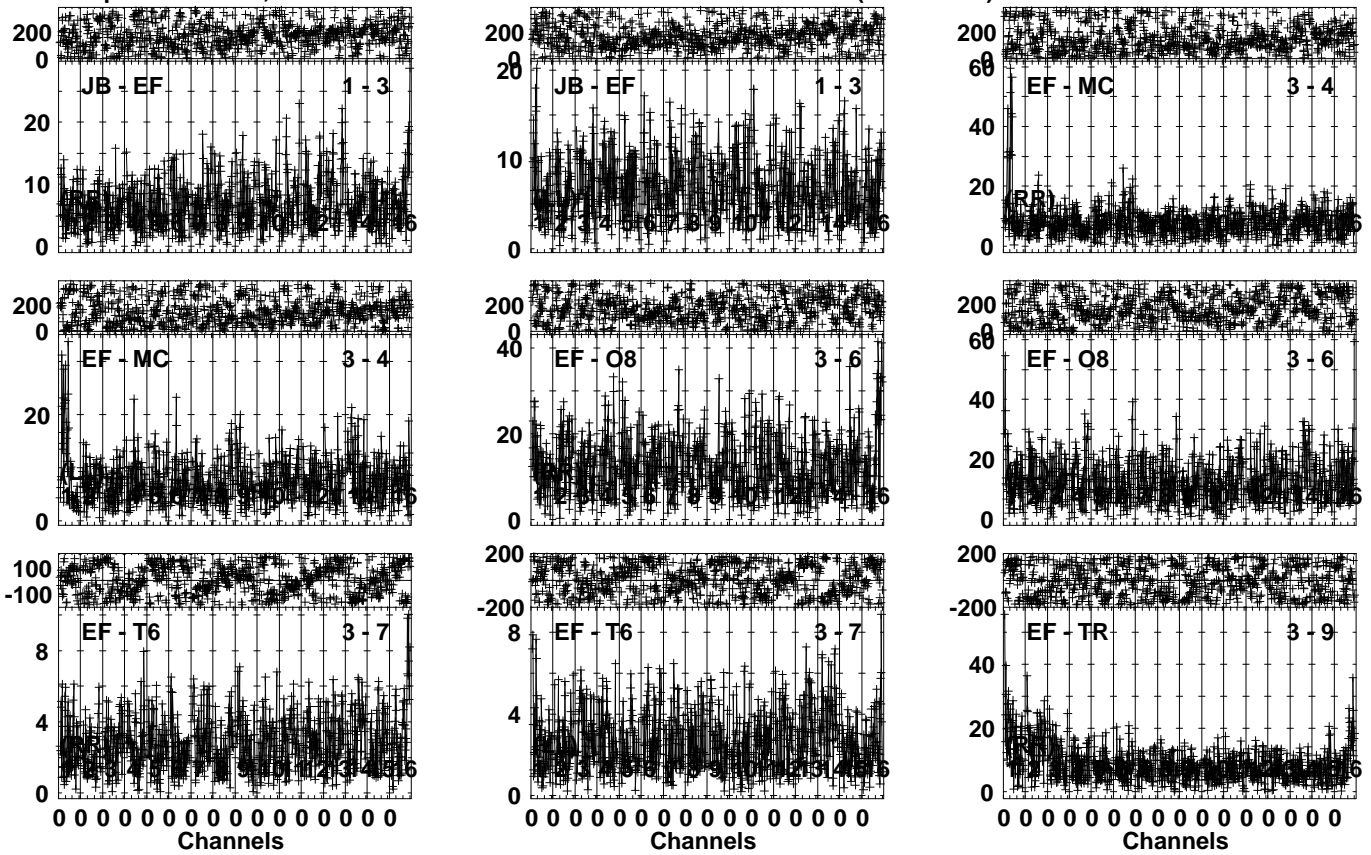


Lower frame: Milli Ampl Jy Top frame: Phas deg
Vector averaged cross-power spectrum Several baselines displayed
Timerange: 00/22:01:01 to 00/22:01:59

Plot file version 250 created 31-MAR-2023 16:00:00

ARP299A EP124A.UVDATA.1

Freq = 4.6005 GHz, Bw = 32.000 MH Calibrated with CL # 4 and BP # 1 (BP mode 1)

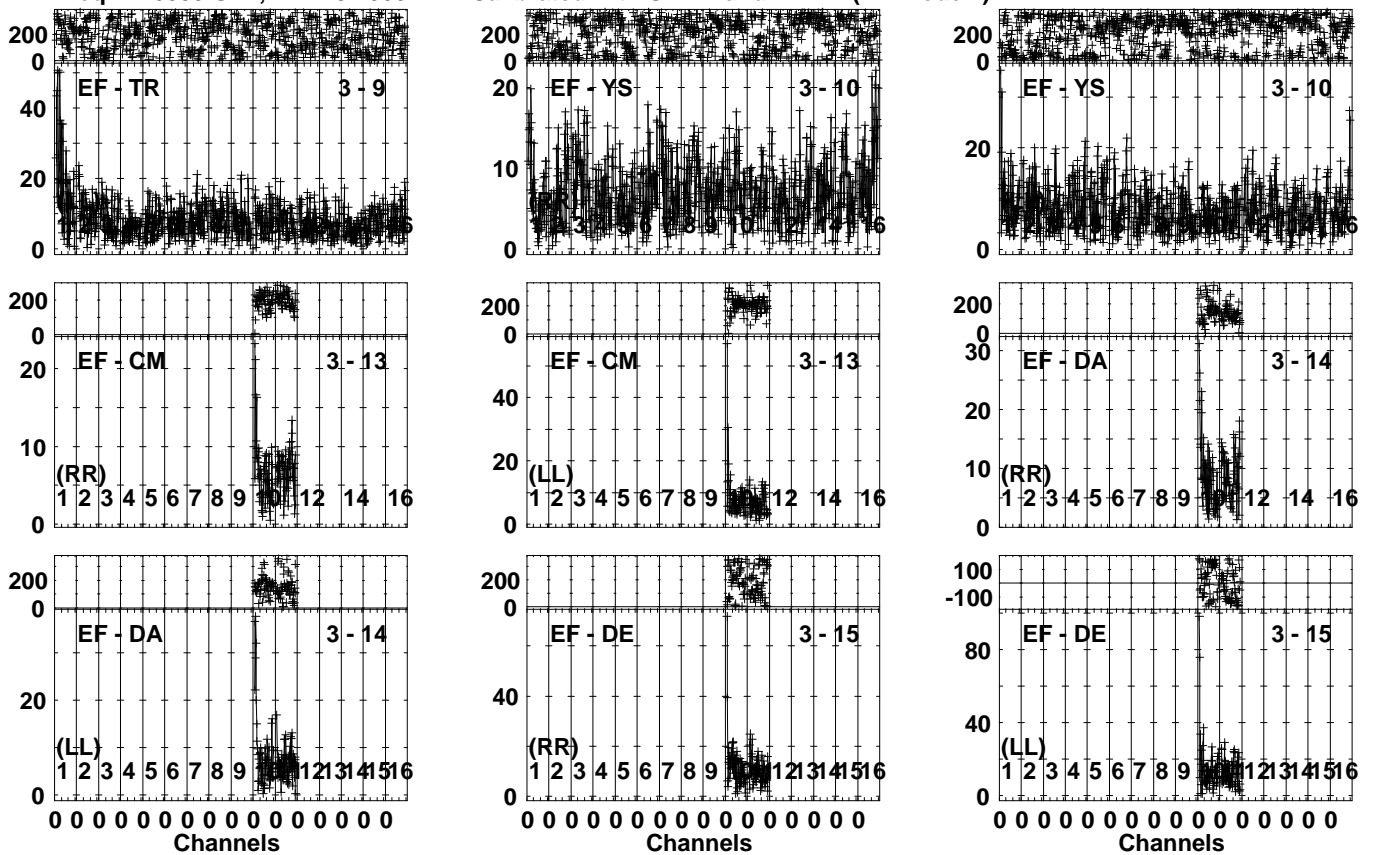


Lower frame: Milli Ampl Jy Top frame: Phas deg
Vector averaged cross-power spectrum Several baselines displayed
Timerange: 00/22:02:01 to 00/22:05:29

Plot file version 251 created 31-MAR-2023 16:00:01

ARP299A EP124A.UVDATA.1

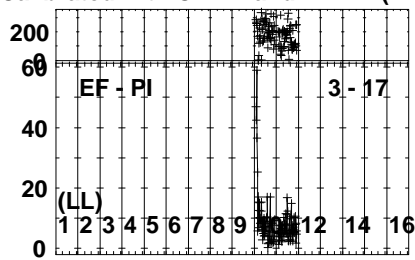
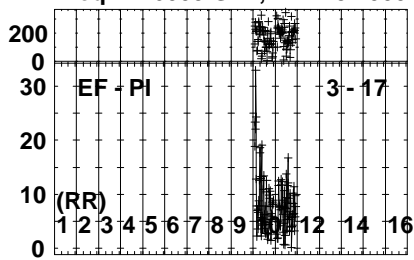
Freq = 4.6005 GHz, Bw = 32.000 MH Calibrated with CL # 4 and BP # 1 (BP mode 1)



Plot file version 252 created 31-MAR-2023 16:00:02

ARP299A EP124A.UVDATA.1

Freq = 4.6005 GHz, Bw = 32.000 MH Calibrated with CL # 4 and BP # 1 (BP mode 1)

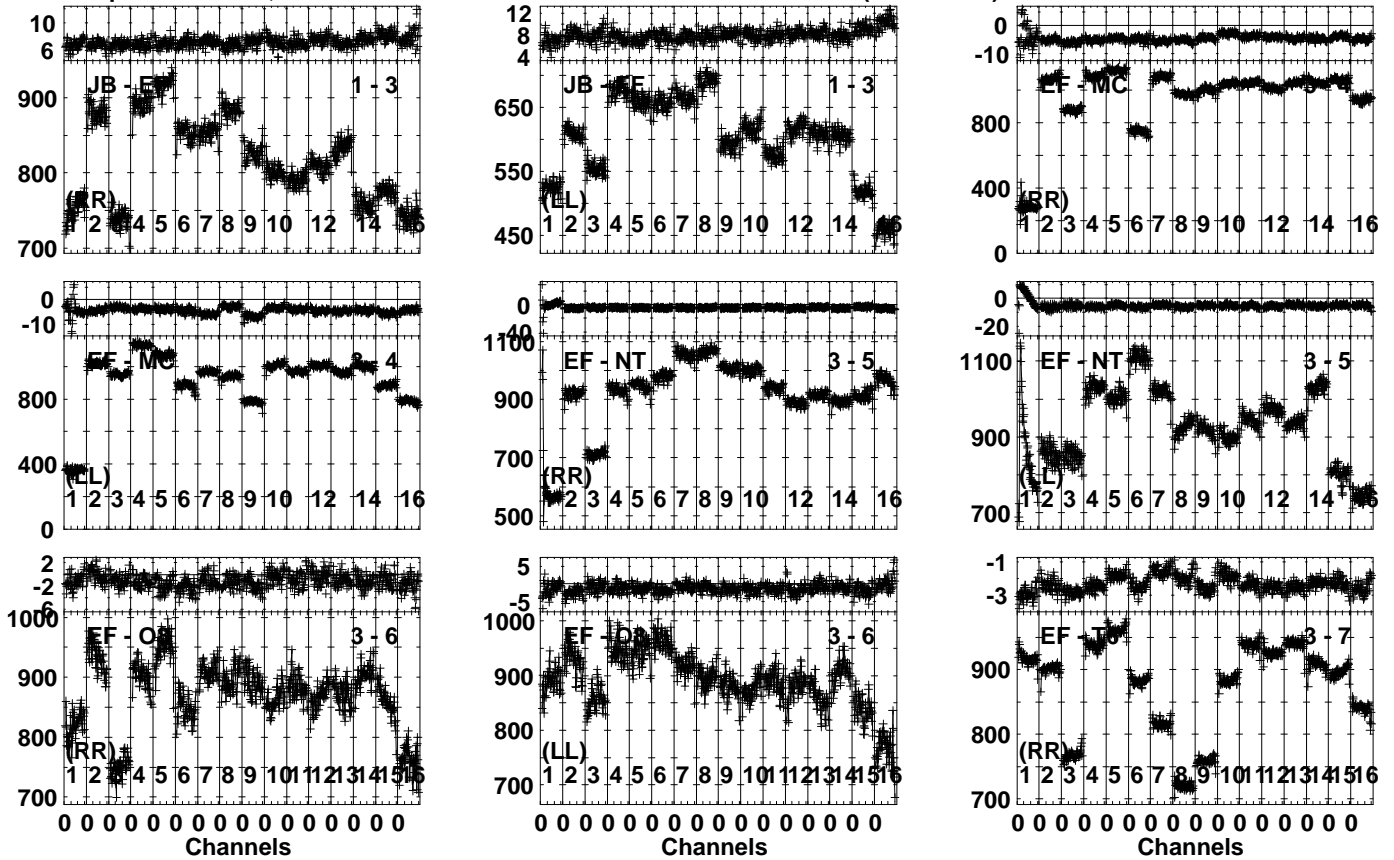


Lower frame: Milli Ampl Jy Top frame: Phas deg
Vector averaged cross-power spectrum Several baselines displayed
Timerange: 00/22:02:01 to 00/22:05:29

Plot file version 253 created 31-MAR-2023 16:00:02

J1128+5925 EP124A.UVDATA.1

Freq = 4.6005 GHz, Bw = 32.000 MH Calibrated with CL # 4 and BP # 1 (BP mode 1)

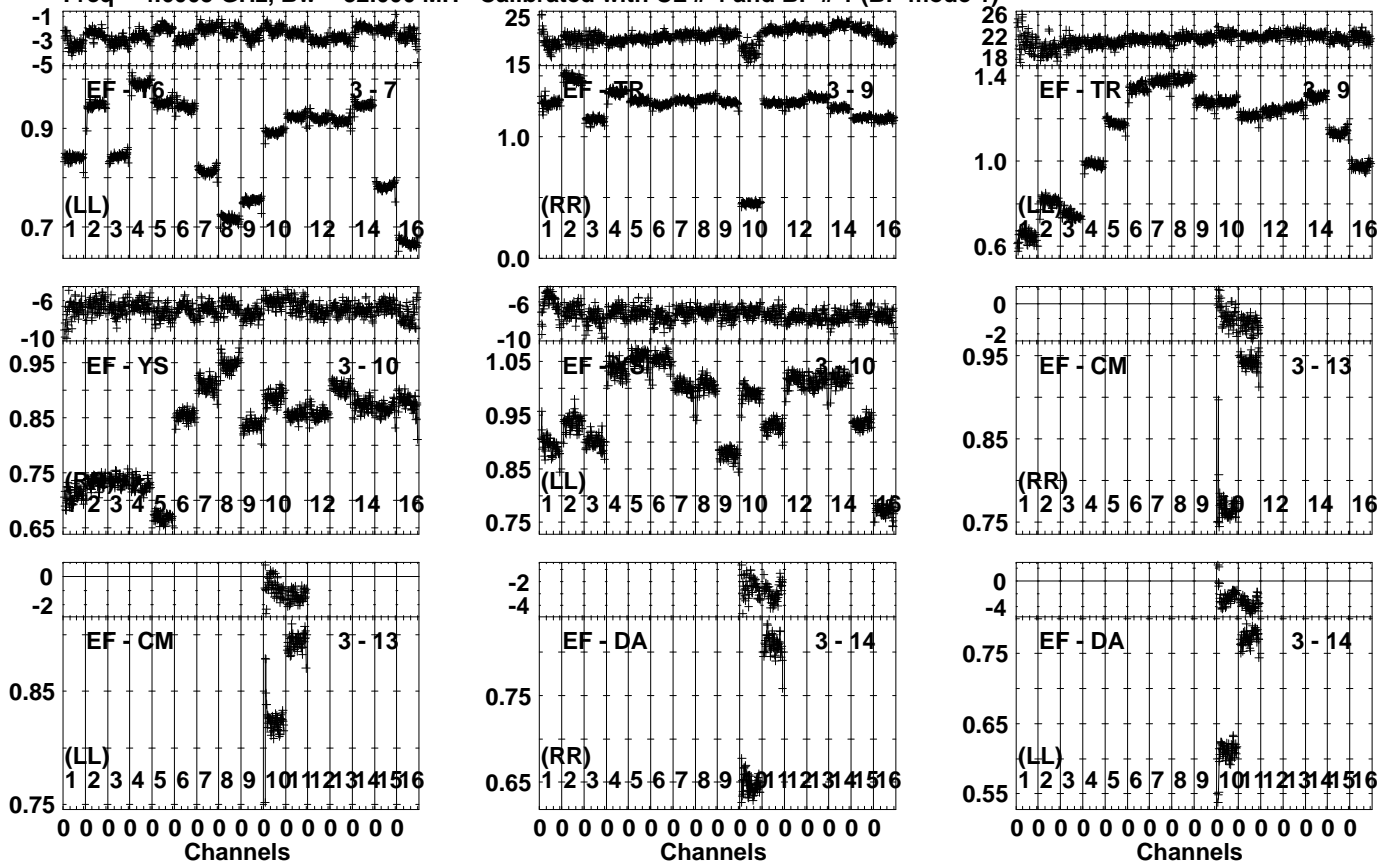


Lower frame: Milli Ampl Jy Top frame: Phas deg
 Vector averaged cross-power spectrum Several baselines displayed
 Timerange: 00/22:05:31 to 00/22:06:59

Plot file version 254 created 31-MAR-2023 16:00:03

J1128+5925 EP124A.UVDATA.1

Freq = 4.6005 GHz, Bw = 32.000 MH Calibrated with CL # 4 and BP # 1 (BP mode 1)

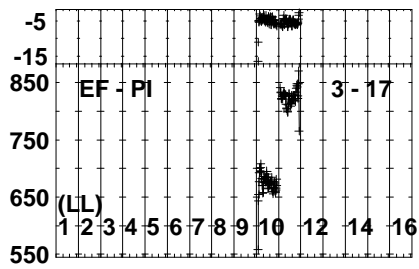
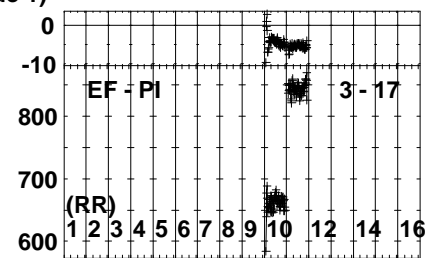
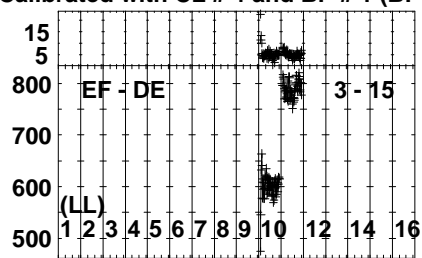
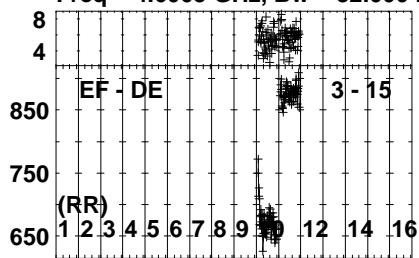


Lower frame: Ampl Jy Top frame: Phas deg
 Vector averaged cross-power spectrum Several baselines displayed
 Timerange: 00/22:05:31 to 00/22:06:59

Plot file version 255 created 31-MAR-2023 16:00:04

J1128+5925 EP124A.UVDATA.1

Freq = 4.6005 GHz, Bw = 32.000 MH Calibrated with CL # 4 and BP # 1 (BP mode 1)

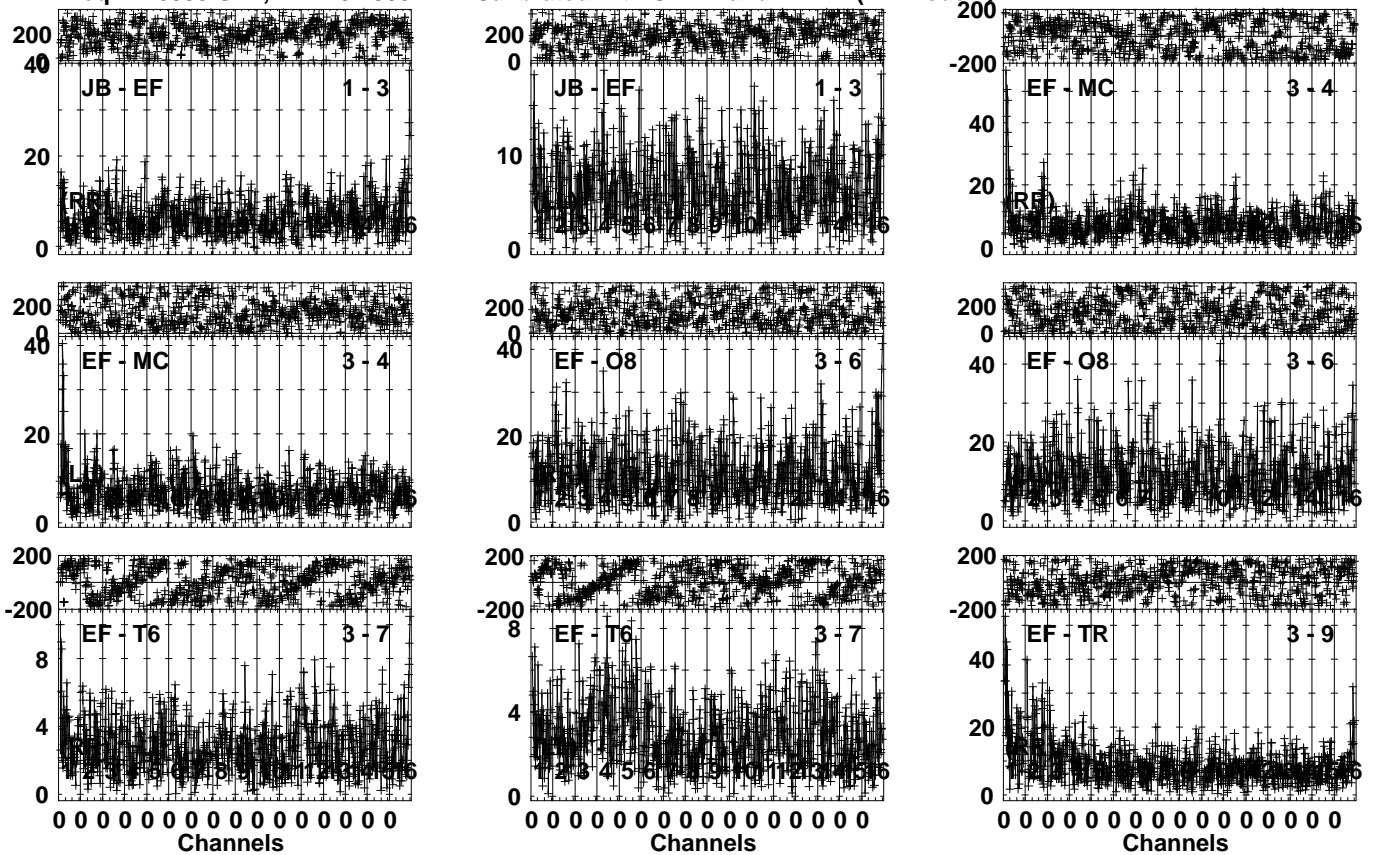


Lower frame: Milli Ampl Jy Top frame: Phas deg
Vector averaged cross-power spectrum Several baselines displayed
Timerange: 00/22:05:31 to 00/22:06:59

Plot file version 256 created 31-MAR-2023 16:00:04

ARP299A EP124A.UVDATA.1

Freq = 4.6005 GHz, Bw = 32.000 MH Calibrated with CL # 4 and BP # 1 (BP mode 1)

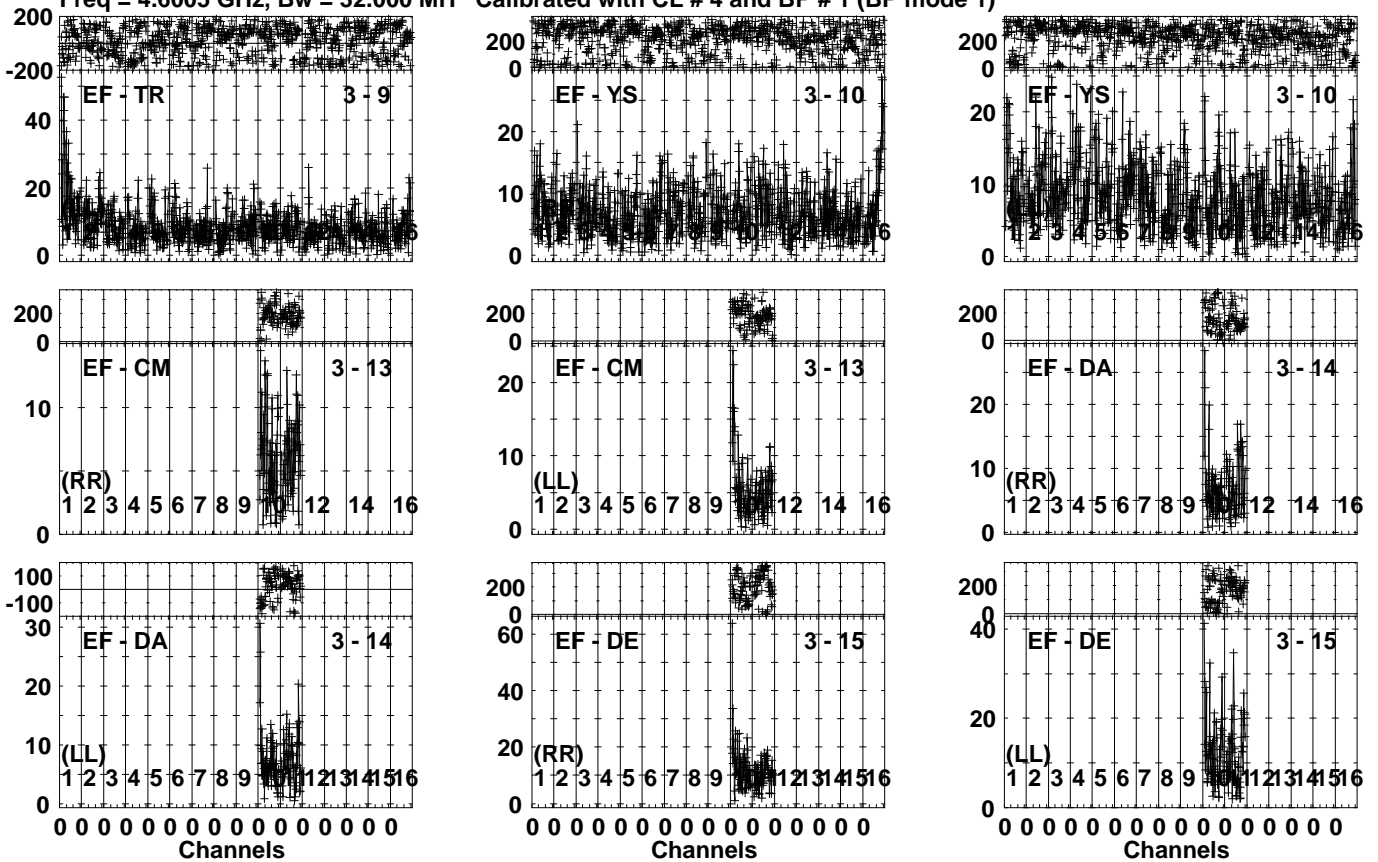


Lower frame: Milli Ampl Jy Top frame: Phas deg
Vector averaged cross-power spectrum Several baselines displayed
Timerange: 00/22:07:01 to 00/22:10:29

Plot file version 257 created 31-MAR-2023 16:00:05

ARP299A EP124A.UVDATA.1

Freq = 4.6005 GHz, Bw = 32.000 MH Calibrated with CL # 4 and BP # 1 (BP mode 1)

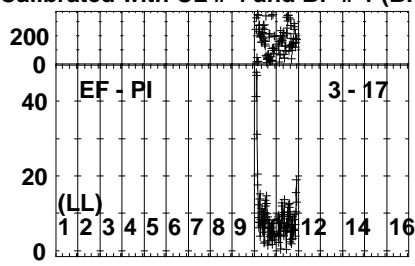
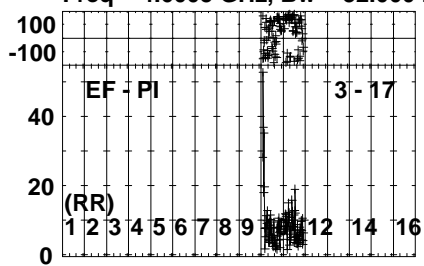


Lower frame: Milli Ampl Jy Top frame: Phas deg
Vector averaged cross-power spectrum Several baselines displayed
Timerange: 00/22:07:01 to 00/22:10:29

Plot file version 258 created 31-MAR-2023 16:00:06

ARP299A EP124A.UVDATA.1

Freq = 4.6005 GHz, Bw = 32.000 MH Calibrated with CL # 4 and BP # 1 (BP mode 1)

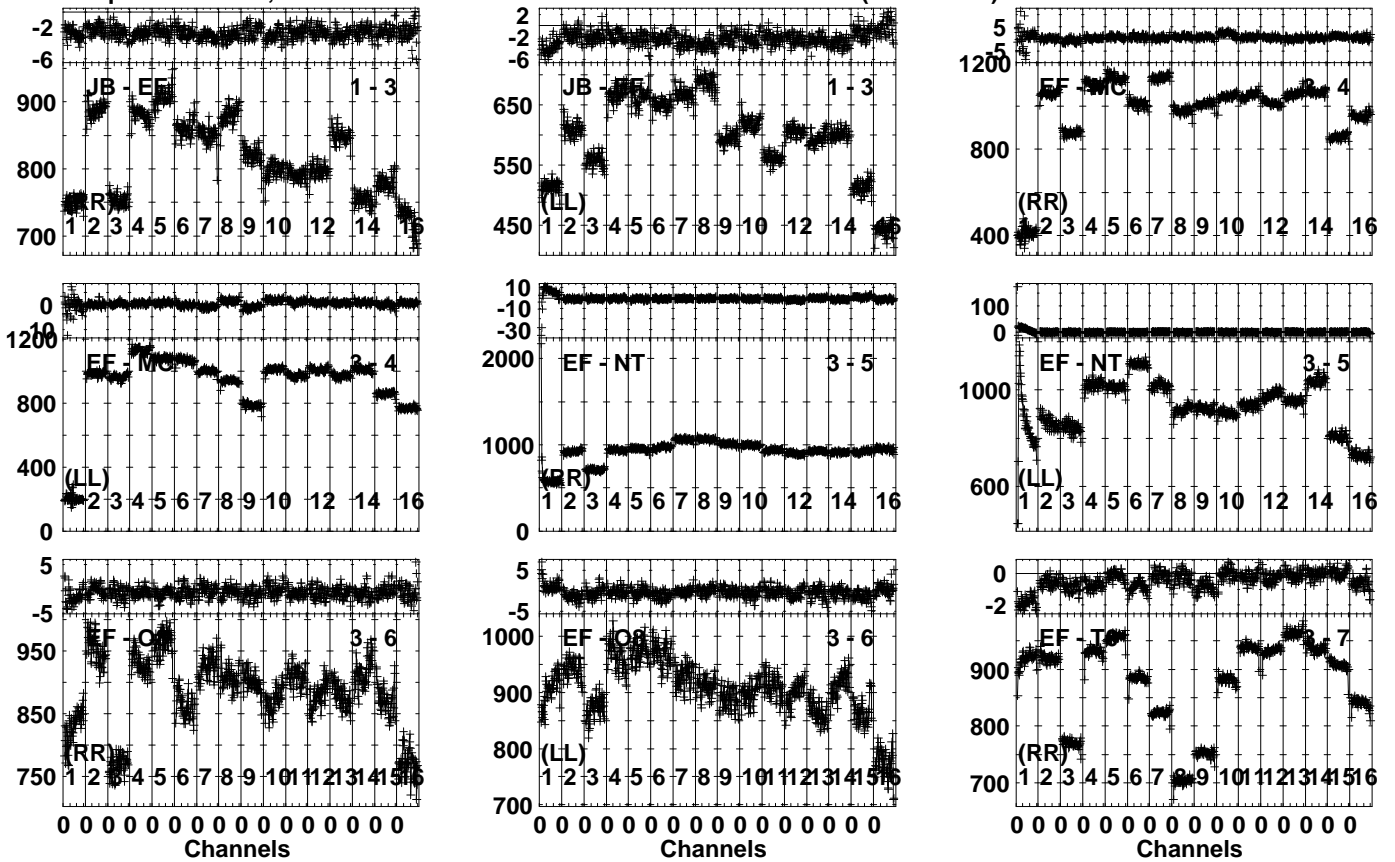


Lower frame: Milli Ampl Jy Top frame: Phas deg
Vector averaged cross-power spectrum Several baselines displayed
Timerange: 00/22:07:01 to 00/22:10:29

Plot file version 259 created 31-MAR-2023 16:00:06

J1128+5925 EP124A.UVDATA.1

Freq = 4.6005 GHz, Bw = 32.000 MH Calibrated with CL # 4 and BP # 1 (BP mode 1)

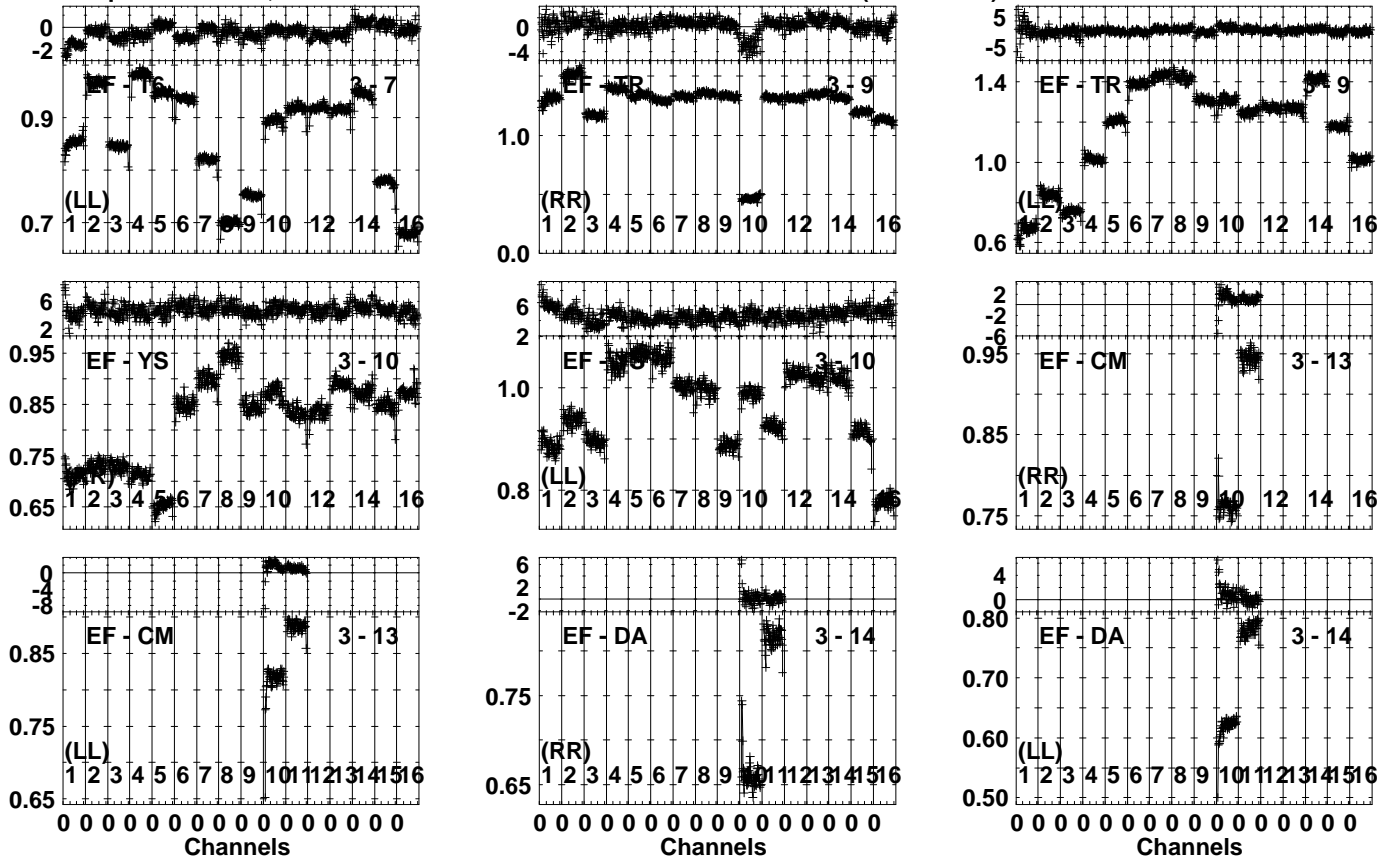


Lower frame: Milli Ampl Jy Top frame: Phas deg
 Vector averaged cross-power spectrum Several baselines displayed
 Timerange: 00/22:11:01 to 00/22:11:59

Plot file version 260 created 31-MAR-2023 16:00:07

J1128+5925 EP124A.UVDATA.1

Freq = 4.6005 GHz, Bw = 32.000 MH Calibrated with CL # 4 and BP # 1 (BP mode 1)

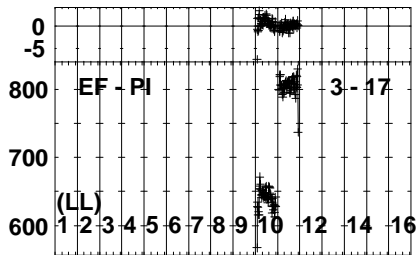
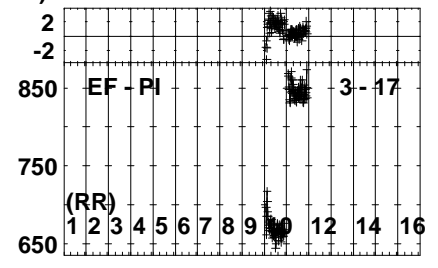
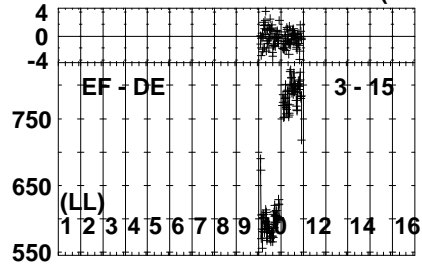
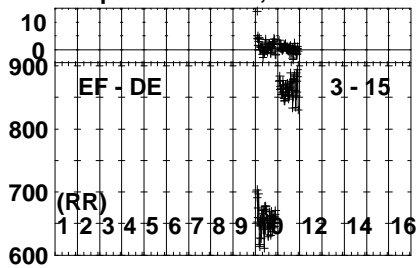


Lower frame: Ampl Jy Top frame: Phas deg
 Vector averaged cross-power spectrum Several baselines displayed
 Timerange: 00/22:11:01 to 00/22:11:59

Plot file version 261 created 31-MAR-2023 16:00:08

J1128+5925 EP124A.UVDATA.1

Freq = 4.6005 GHz, Bw = 32.000 MH Calibrated with CL # 4 and BP # 1 (BP mode 1)

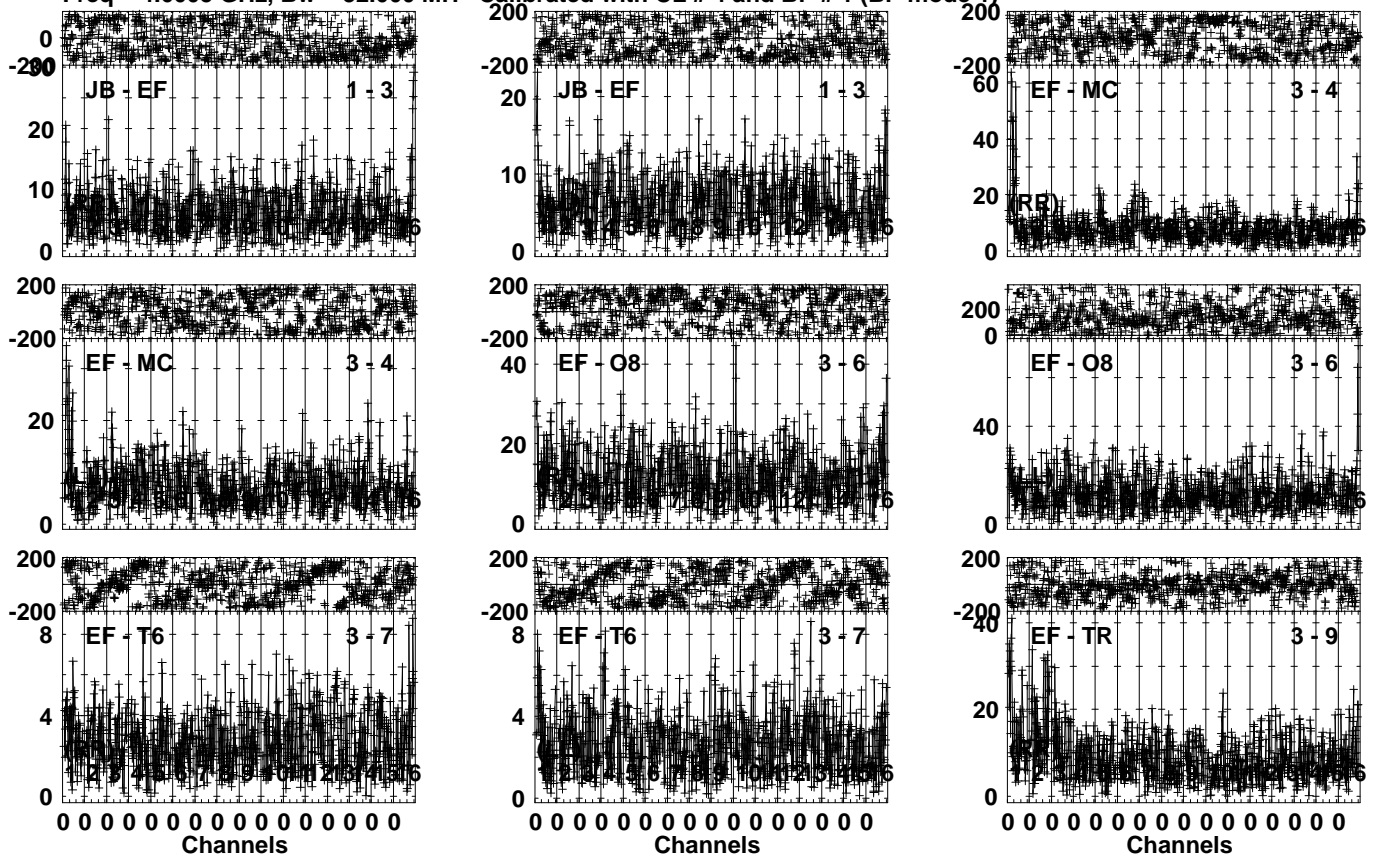


Lower frame: Milli Ampl Jy Top frame: Phas deg
Vector averaged cross-power spectrum Several baselines displayed
Timerange: 00/22:11:01 to 00/22:11:59

Plot file version 262 created 31-MAR-2023 16:00:08

ARP299A EP124A.UVDATA.1

Freq = 4.6005 GHz, Bw = 32.000 MH Calibrated with CL # 4 and BP # 1 (BP mode 1)

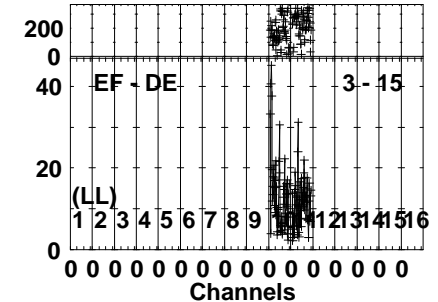
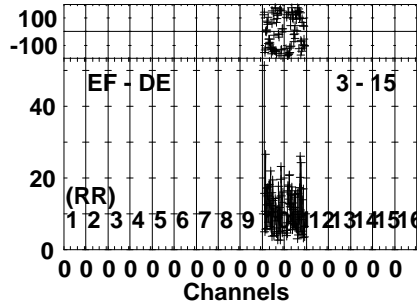
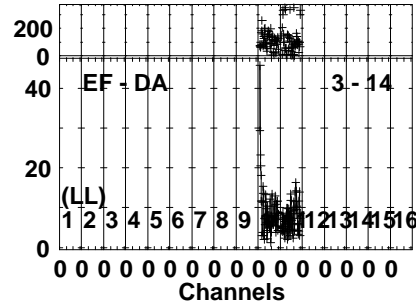
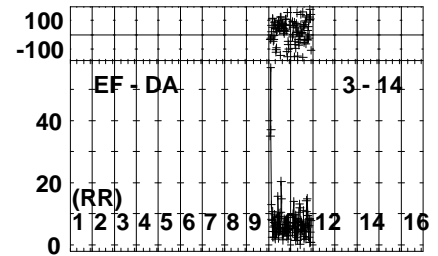
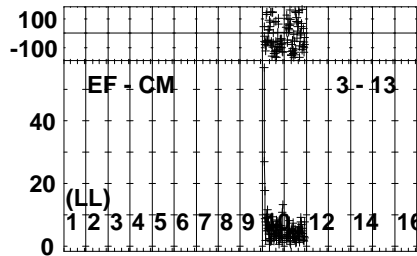
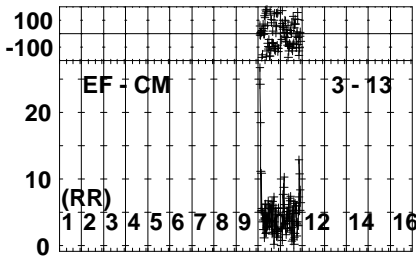
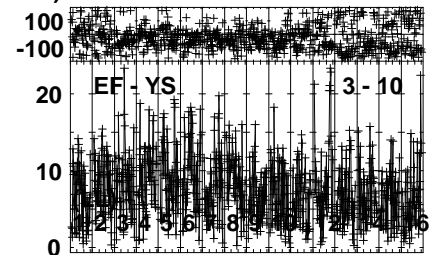
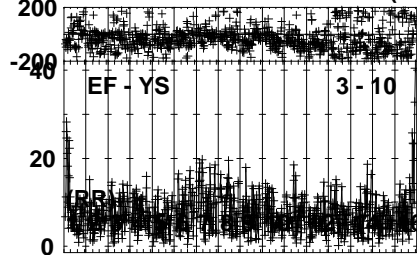
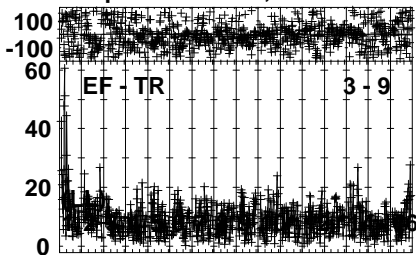


Lower frame: Milli Ampl Jy Top frame: Phas deg
Vector averaged cross-power spectrum Several baselines displayed
Timerange: 00/22:12:01 to 00/22:15:29

Plot file version 263 created 31-MAR-2023 16:00:09

ARP299A EP124A.UVDATA.1

Freq = 4.6005 GHz, Bw = 32.000 MH Calibrated with CL # 4 and BP # 1 (BP mode 1)

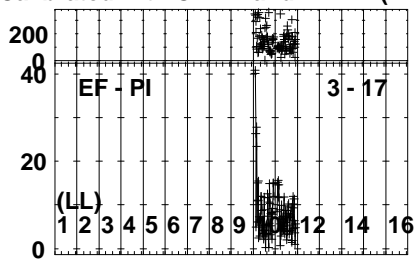
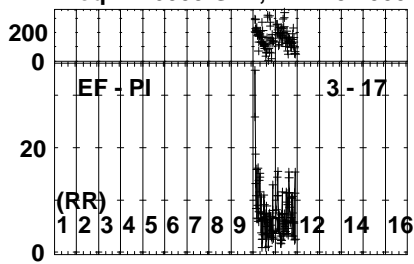


Lower frame: Milli Ampl Jy Top frame: Phas deg
Vector averaged cross-power spectrum Several baselines displayed
Timerange: 00/22:12:01 to 00/22:15:29

Plot file version 264 created 31-MAR-2023 16:00:10

ARP299A EP124A.UVDATA.1

Freq = 4.6005 GHz, Bw = 32.000 MH Calibrated with CL # 4 and BP # 1 (BP mode 1)



Lower frame: Milli Ampl Jy Top frame: Phas deg

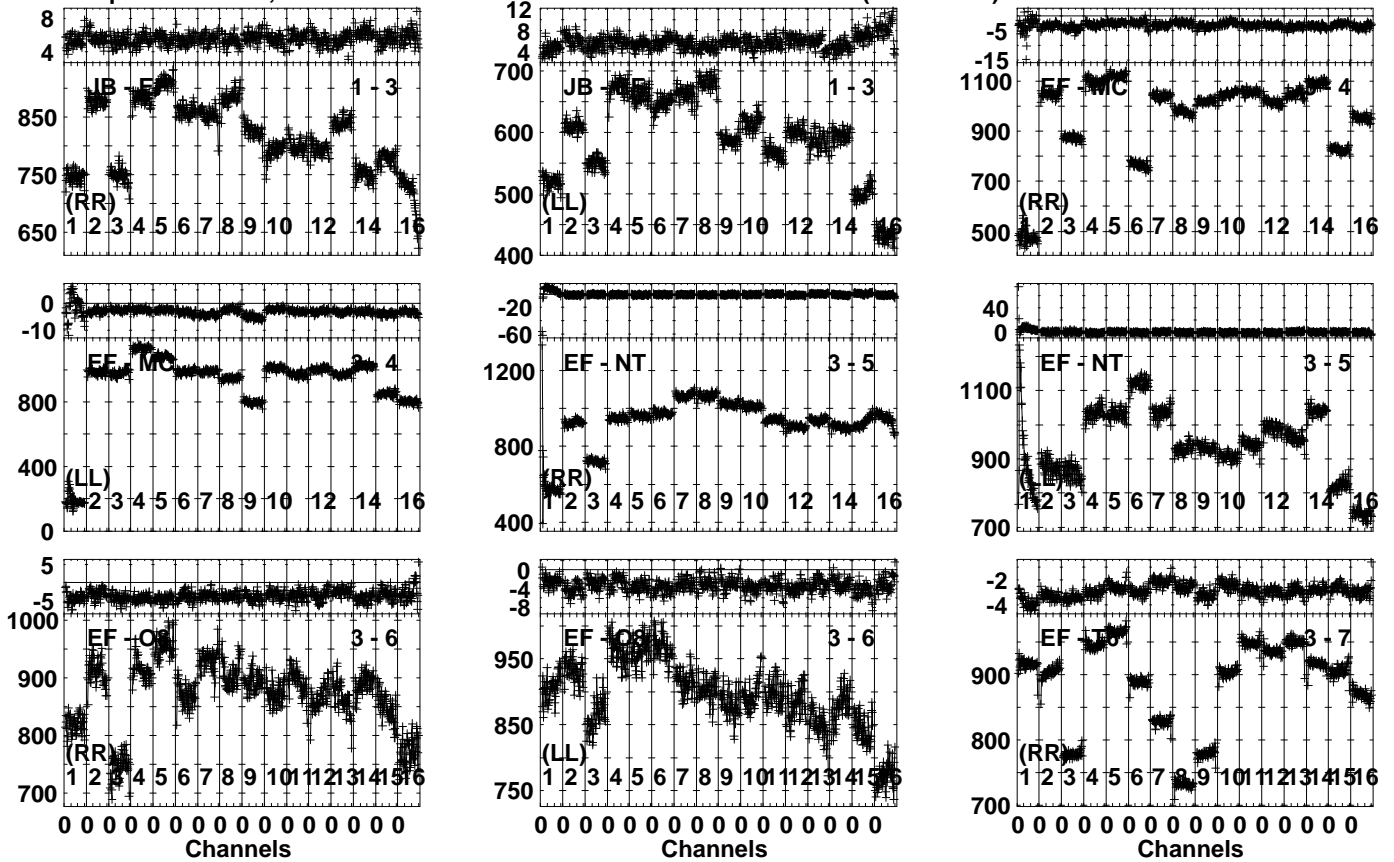
Vector averaged cross-power spectrum Several baselines displayed

Timerange: 00/22:12:01 to 00/22:15:29

Plot file version 265 created 31-MAR-2023 16:00:10

J1128+5925 EP124A.UVDATA.1

Freq = 4.6005 GHz, Bw = 32.000 MH Calibrated with CL # 4 and BP # 1 (BP mode 1)

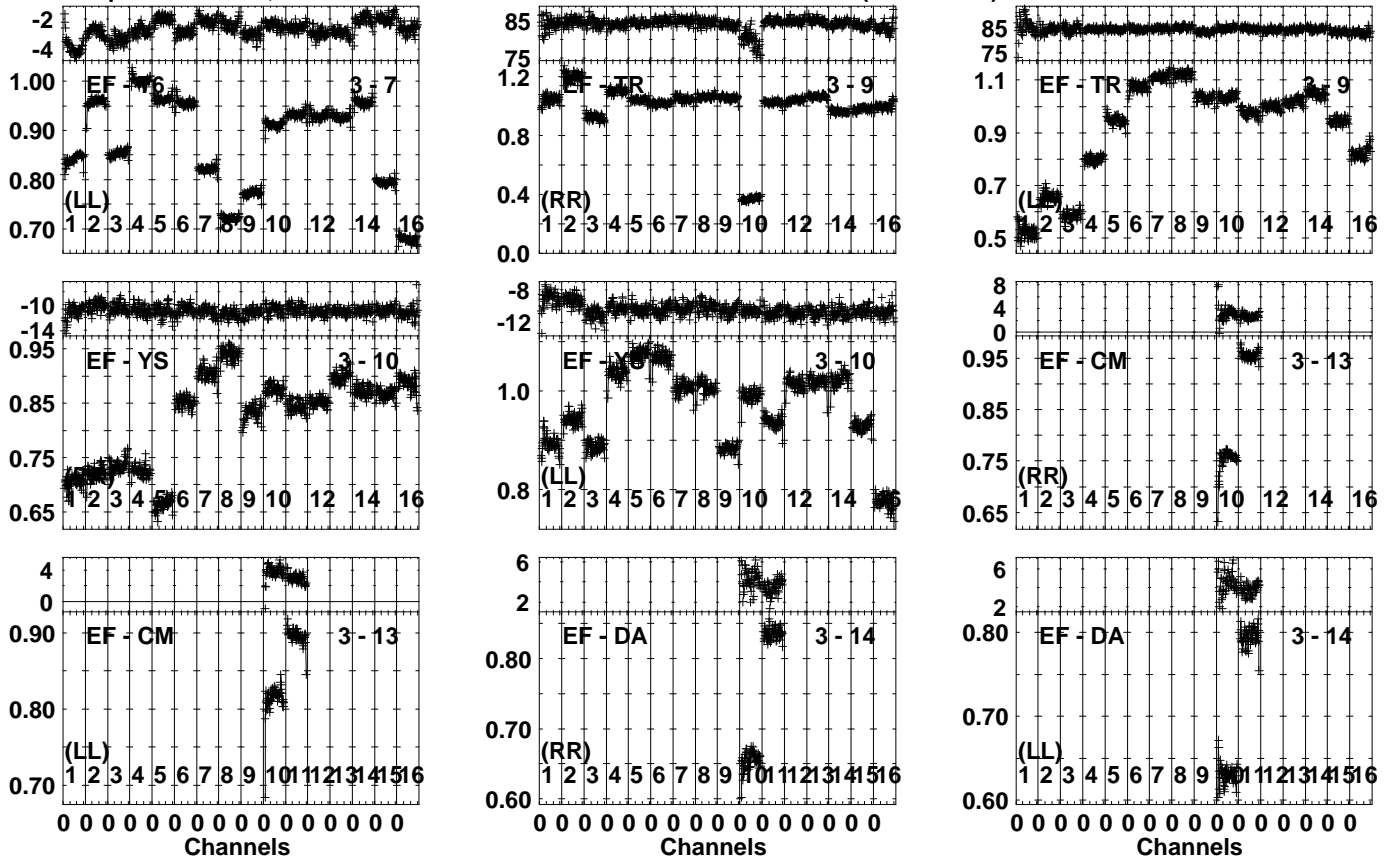


Lower frame: Milli Ampl Jy Top frame: Phas deg
Vector averaged cross-power spectrum Several baselines displayed
Timerange: 00/22:15:31 to 00/22:16:59

Plot file version 266 created 31-MAR-2023 16:00:11

J1128+5925 EP124A.UVDATA.1

Freq = 4.6005 GHz, Bw = 32.000 MH Calibrated with CL # 4 and BP # 1 (BP mode 1)

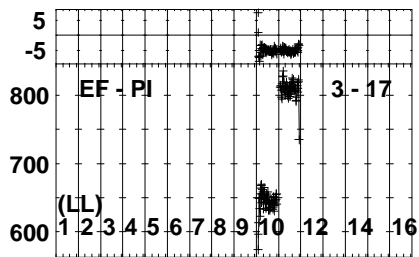
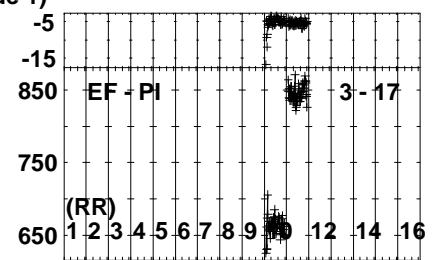
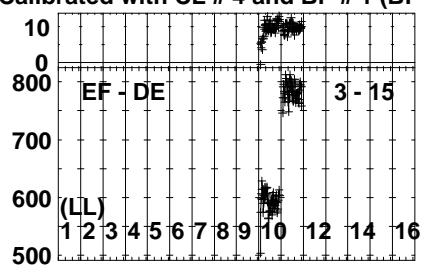
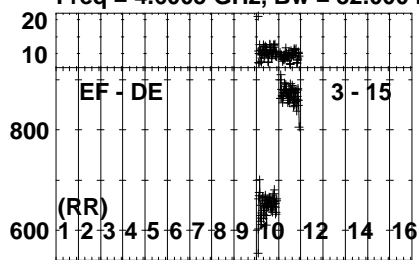


Lower frame: Ampl Jy Top frame: Phas deg
Vector averaged cross-power spectrum Several baselines displayed
Timerange: 00/22:15:31 to 00/22:16:59

Plot file version 267 created 31-MAR-2023 16:00:12

J1128+5925 EP124A.UVDATA.1

Freq = 4.6005 GHz, Bw = 32.000 MH Calibrated with CL # 4 and BP # 1 (BP mode 1)

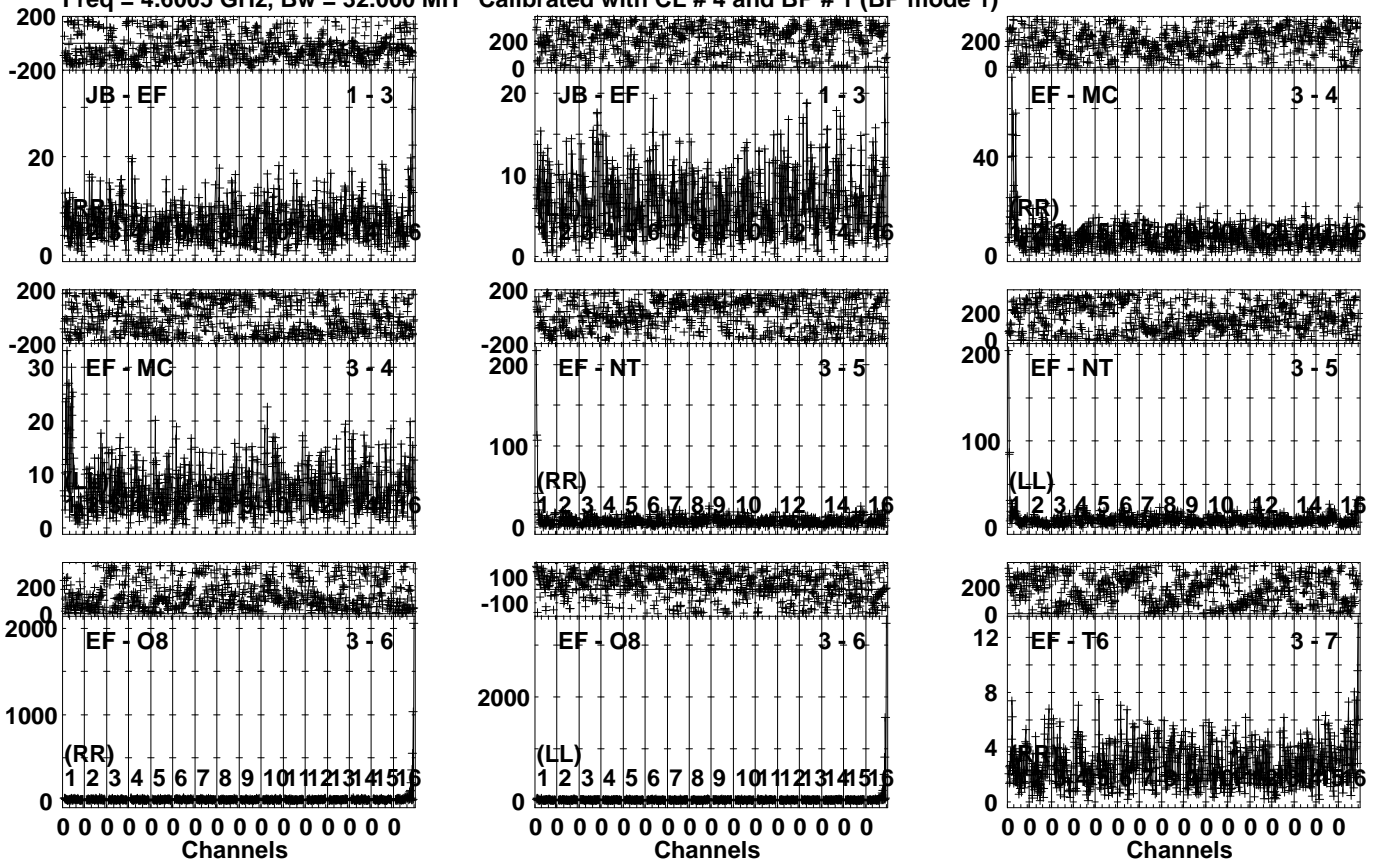


Lower frame: Milli Ampl Jy Top frame: Phas deg
Vector averaged cross-power spectrum Several baselines displayed
Timerange: 00/22:15:31 to 00/22:16:59

Plot file version 268 created 31-MAR-2023 16:00:12

ARP299A EP124A.UVDATA.1

Freq = 4.6005 GHz, Bw = 32.000 MH Calibrated with CL # 4 and BP # 1 (BP mode 1)

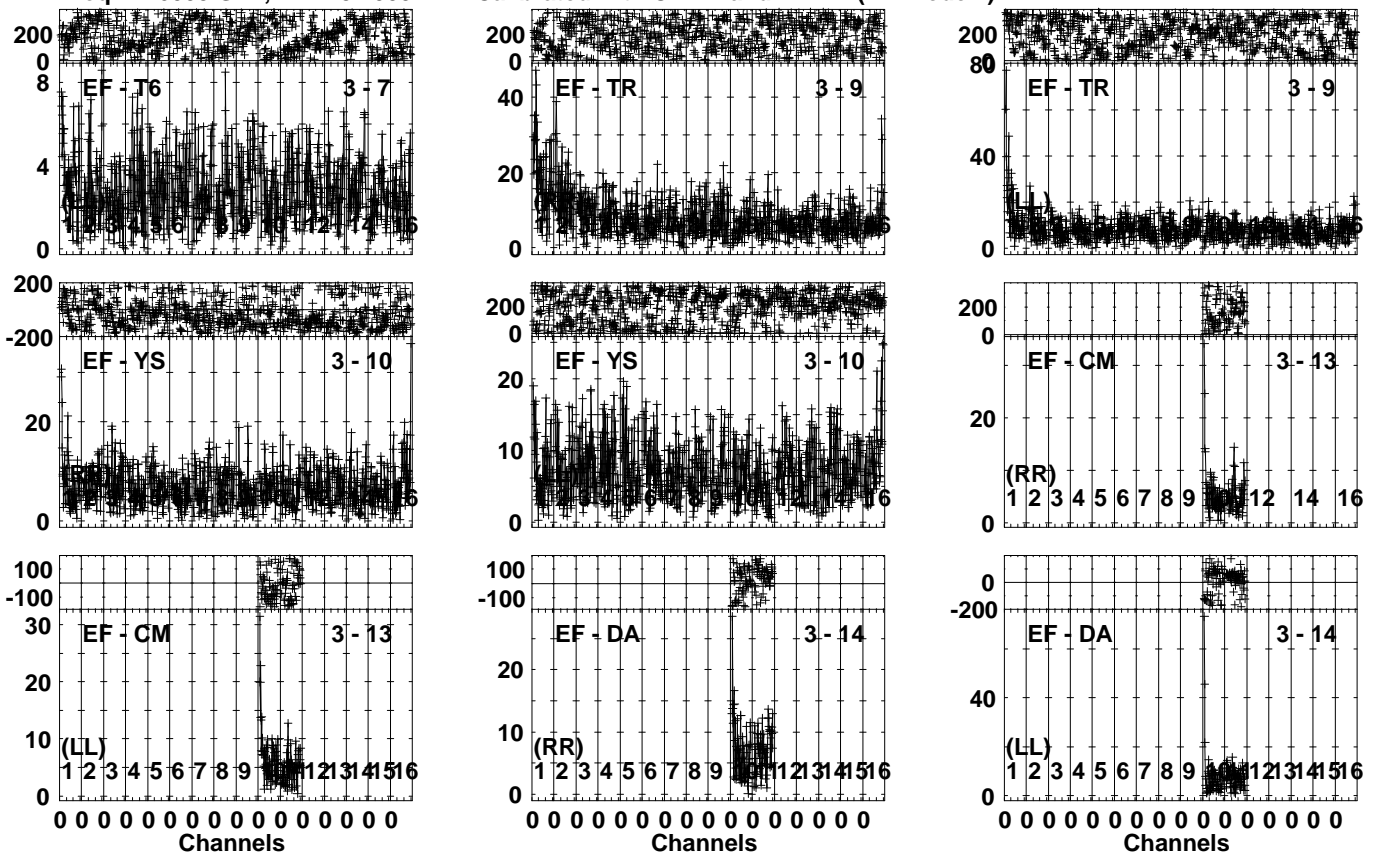


Lower frame: Milli Ampl Jy Top frame: Phas deg
Vector averaged cross-power spectrum Several baselines displayed
Timerange: 00/22:17:01 to 00/22:20:29

Plot file version 269 created 31-MAR-2023 16:00:13

ARP299A EP124A.UVDATA.1

Freq = 4.6005 GHz, Bw = 32.000 MH Calibrated with CL # 4 and BP # 1 (BP mode 1)

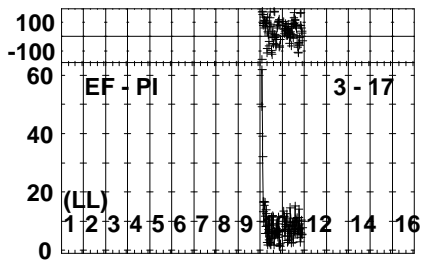
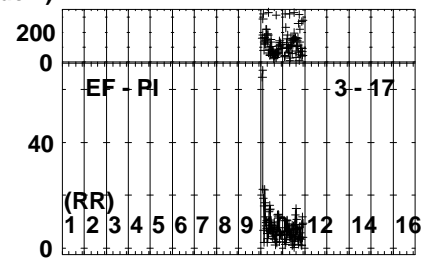
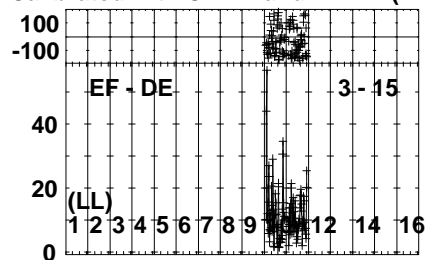
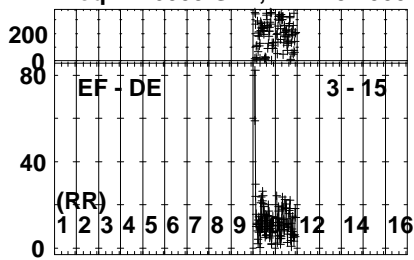


Lower frame: Milli Ampl Jy Top frame: Phas deg
Vector averaged cross-power spectrum Several baselines displayed
Timerange: 00/22:17:01 to 00/22:20:29

Plot file version 270 created 31-MAR-2023 16:00:14

ARP299A EP124A.UVDATA.1

Freq = 4.6005 GHz, Bw = 32.000 MH Calibrated with CL # 4 and BP # 1 (BP mode 1)



Lower frame: Milli Ampl Jy Top frame: Phas deg

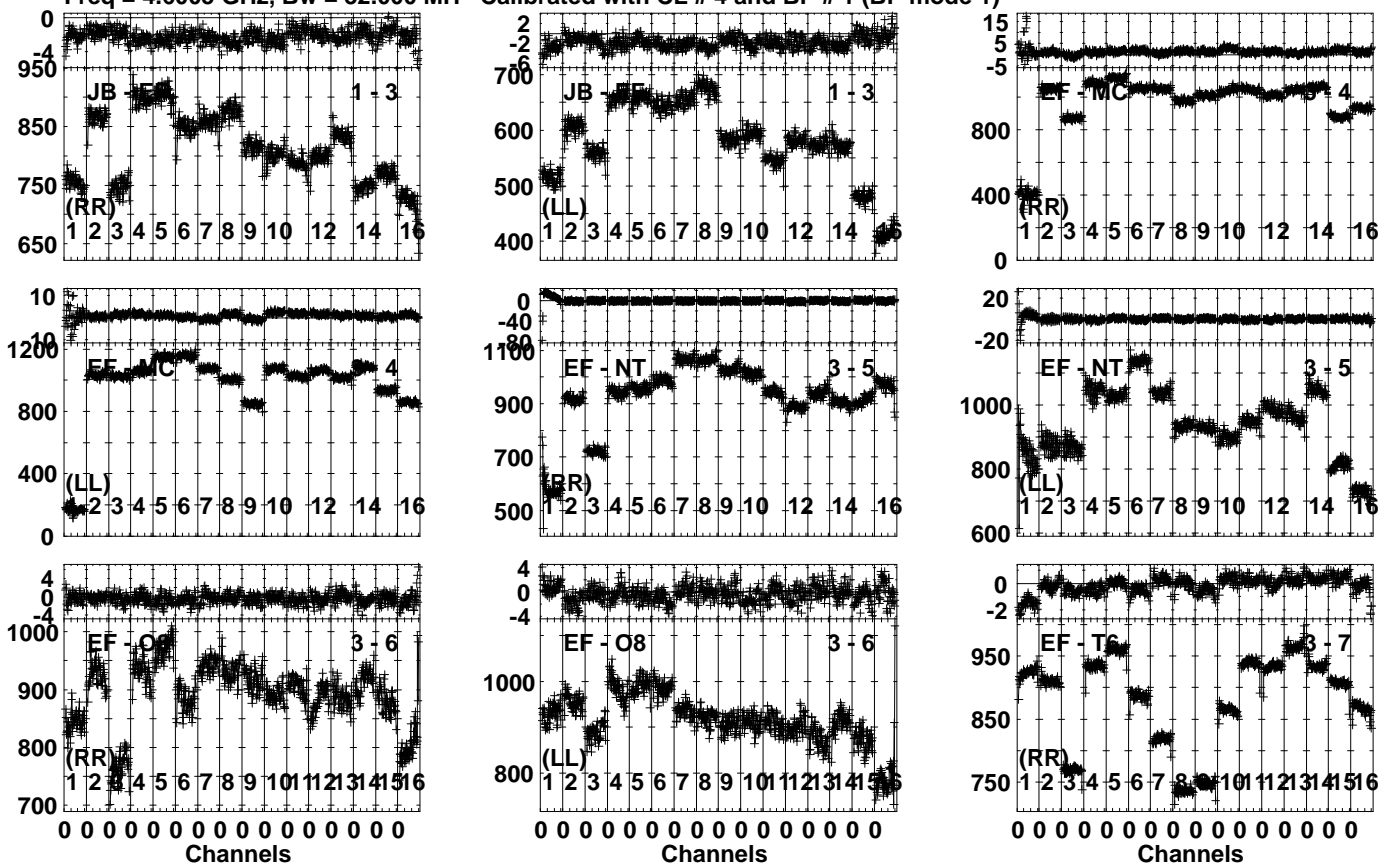
Vector averaged cross-power spectrum Several baselines displayed

Timerange: 00/22:17:01 to 00/22:20:29

Plot file version 271 created 31-MAR-2023 16:00:15

J1128+5925 EP124A.UVDATA.1

Freq = 4.6005 GHz, Bw = 32.000 MH Calibrated with CL # 4 and BP # 1 (BP mode 1)

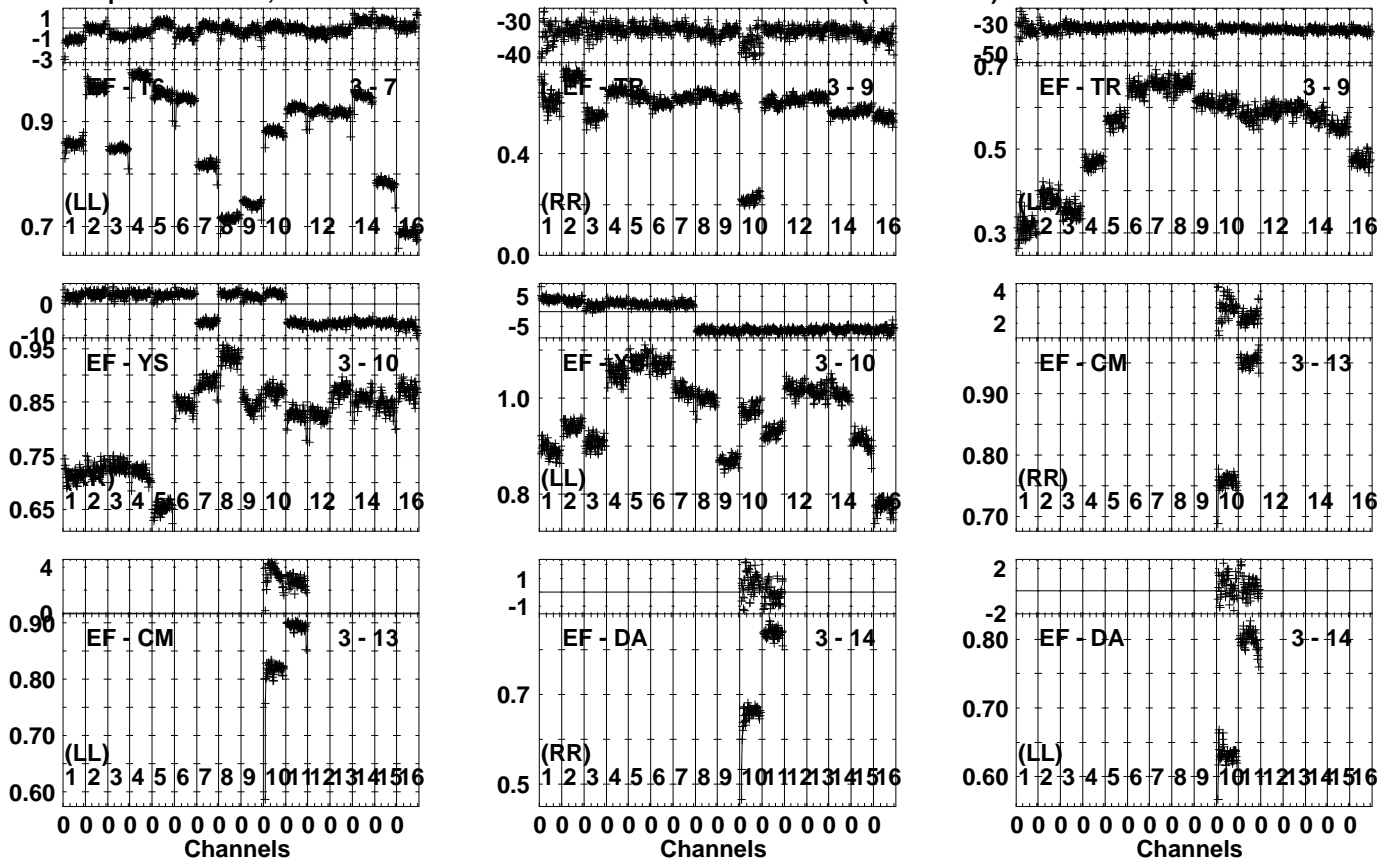


Lower frame: Milli Ampl Jy Top frame: Phas deg
Vector averaged cross-power spectrum Several baselines displayed
Timerange: 00/22:21:01 to 00/22:21:59

Plot file version 272 created 31-MAR-2023 16:00:15

J1128+5925 EP124A.UVDATA.1

Freq = 4.6005 GHz, Bw = 32.000 MH Calibrated with CL # 4 and BP # 1 (BP mode 1)

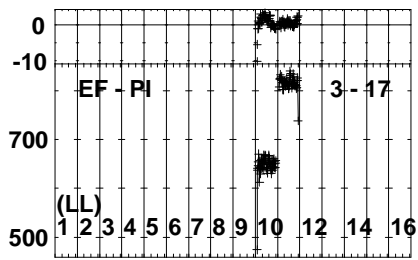
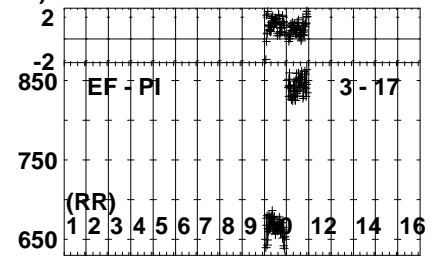
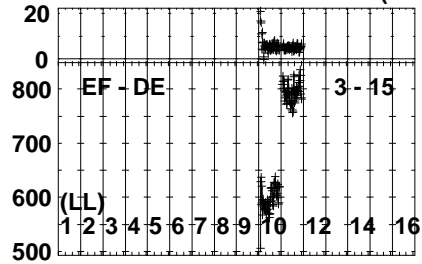
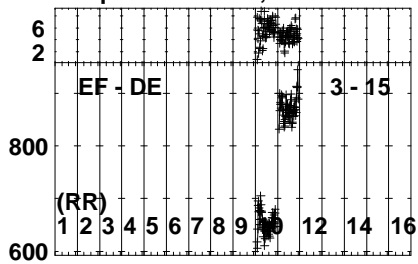


Lower frame: Ampl Jy Top frame: Phas deg
Vector averaged cross-power spectrum Several baselines displayed
Timerange: 00/22:21:01 to 00/22:21:59

Plot file version 273 created 31-MAR-2023 16:00:16

J1128+5925 EP124A.UVDATA.1

Freq = 4.6005 GHz, Bw = 32.000 MH Calibrated with CL # 4 and BP # 1 (BP mode 1)

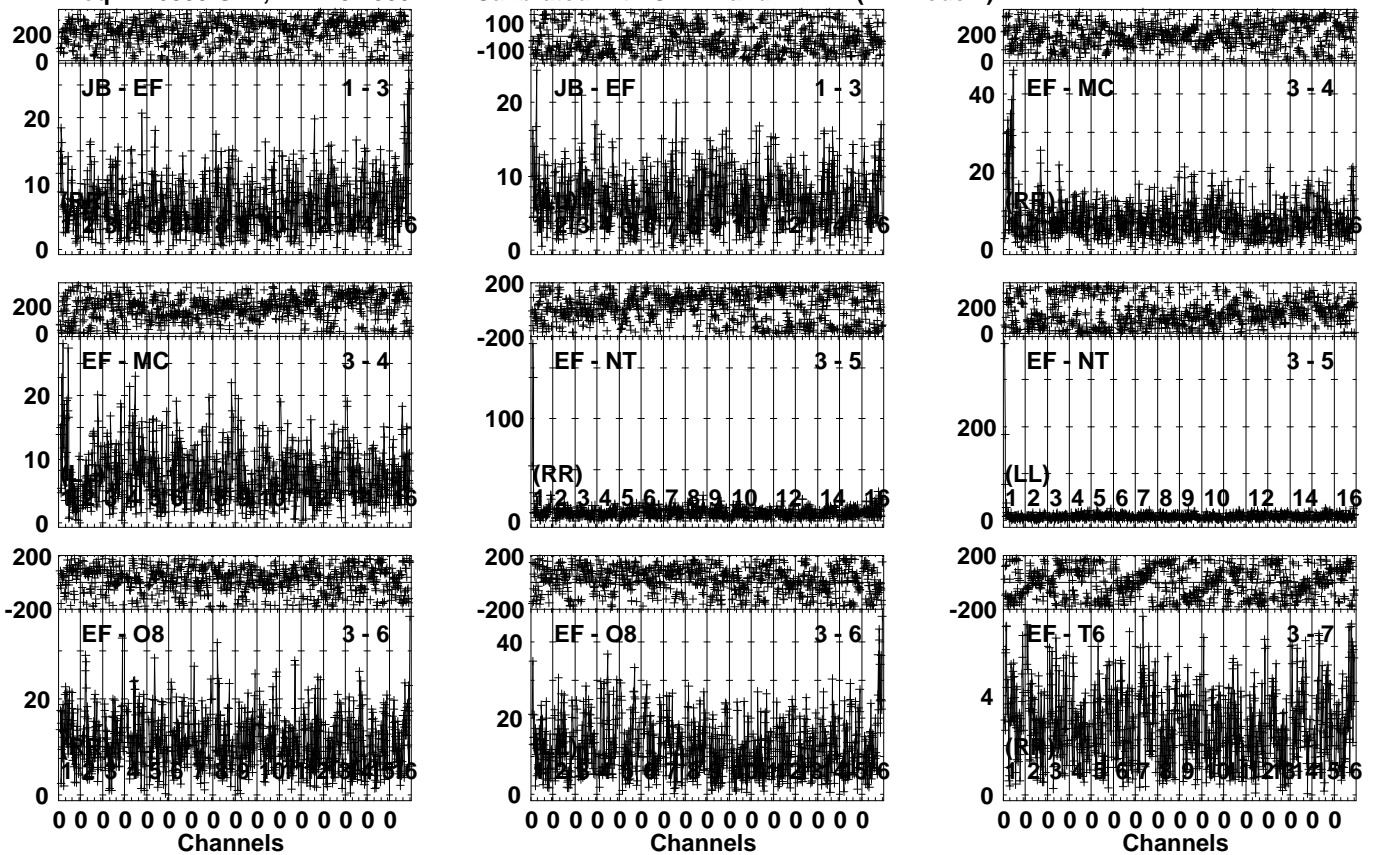


Lower frame: Milli Ampl Jy Top frame: Phas deg
Vector averaged cross-power spectrum Several baselines displayed
Timerange: 00/22:21:01 to 00/22:21:59

Plot file version 274 created 31-MAR-2023 16:00:16

ARP299A EP124A.UVDATA.1

Freq = 4.6005 GHz, Bw = 32.000 MH Calibrated with CL # 4 and BP # 1 (BP mode 1)



Lower frame: Milli Ampl Jy Top frame: Phas deg

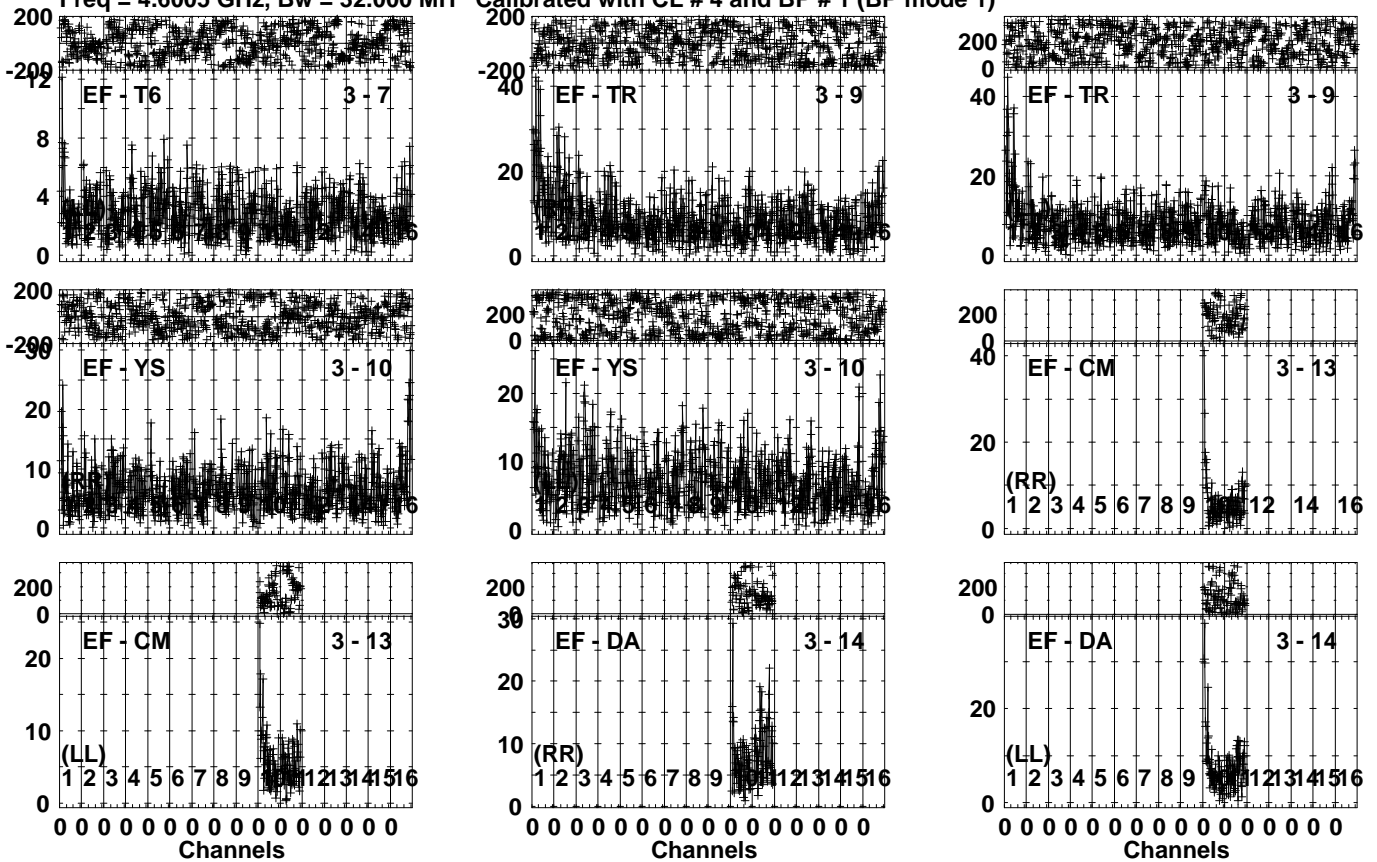
Vector averaged cross-power spectrum Several baselines displayed

Timerange: 00/22:22:01 to 00/22:25:29

Plot file version 275 created 31-MAR-2023 16:00:17

ARP299A EP124A.UVDATA.1

Freq = 4.6005 GHz, Bw = 32.000 MH Calibrated with CL # 4 and BP # 1 (BP mode 1)

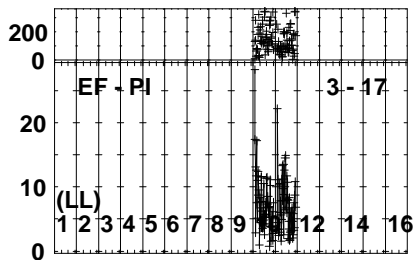
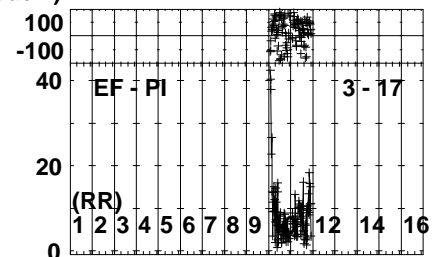
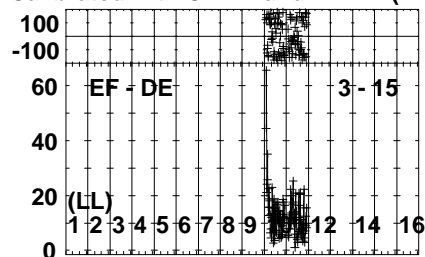
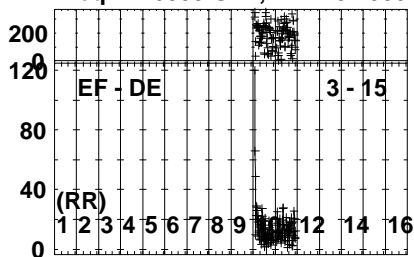


Lower frame: Milli Ampl Jy Top frame: Phas deg
Vector averaged cross-power spectrum Several baselines displayed
Timerange: 00/22:22:01 to 00/22:25:29

Plot file version 276 created 31-MAR-2023 16:00:18

ARP299A EP124A.UVDATA.1

Freq = 4.6005 GHz, Bw = 32.000 MH Calibrated with CL # 4 and BP # 1 (BP mode 1)

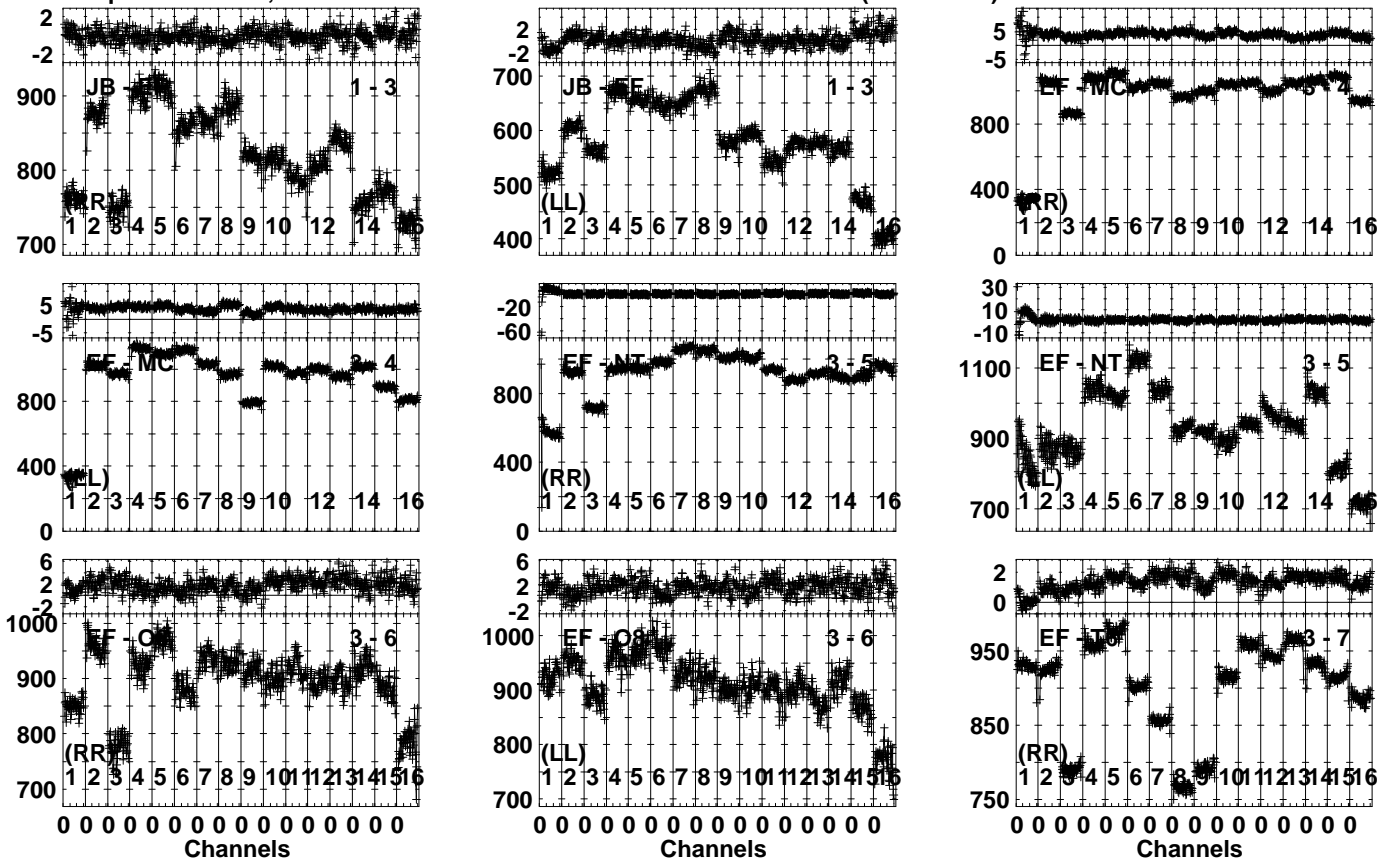


Lower frame: Milli Ampl Jy Top frame: Phas deg
Vector averaged cross-power spectrum Several baselines displayed
Timerange: 00/22:22:01 to 00/22:25:29

Plot file version 277 created 31-MAR-2023 16:00:19

J1128+5925 EP124A.UVDATA.1

Freq = 4.6005 GHz, Bw = 32.000 MH Calibrated with CL # 4 and BP # 1 (BP mode 1)

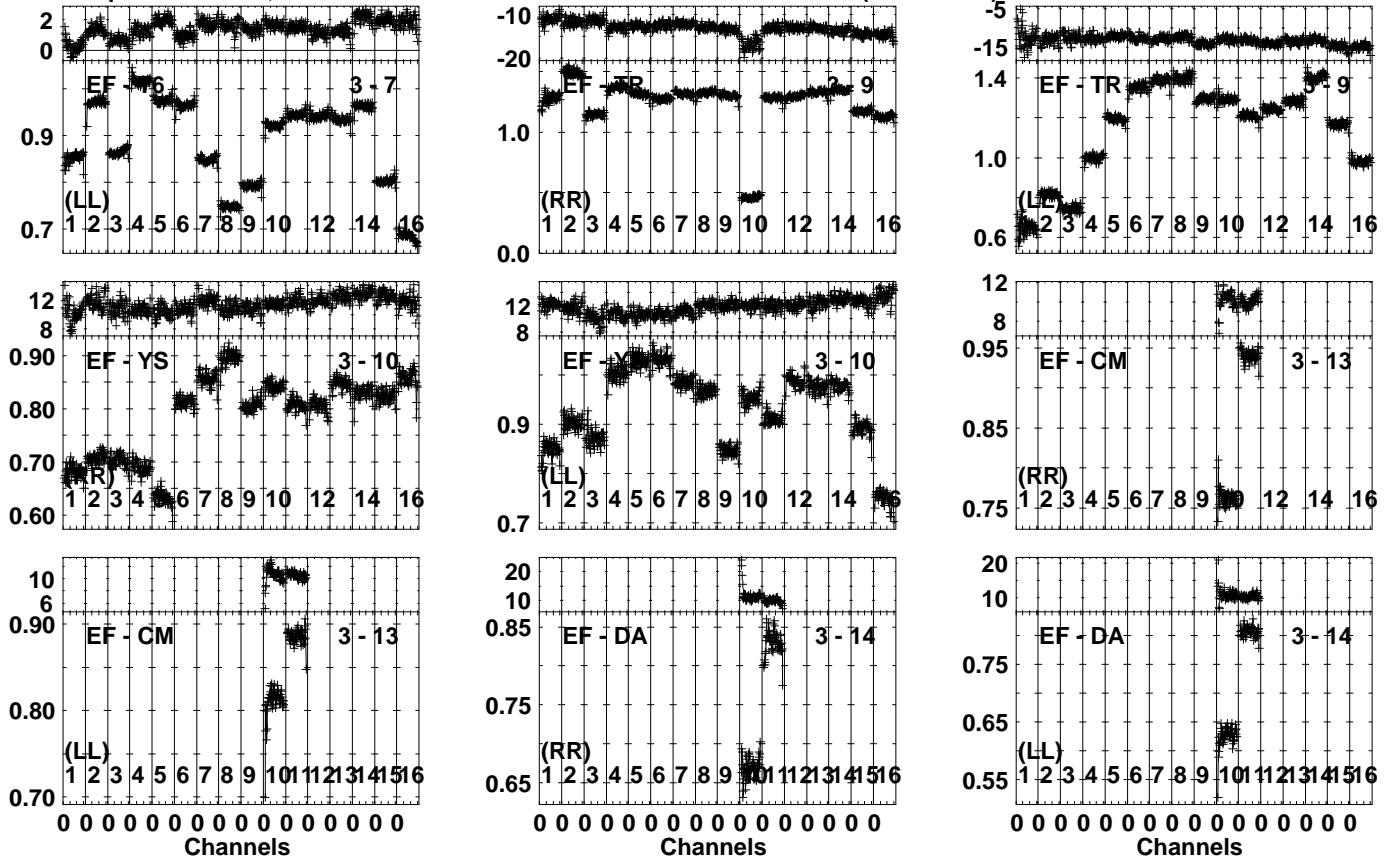


Lower frame: Milli Ampl Jy Top frame: Phas deg
 Vector averaged cross-power spectrum Several baselines displayed
 Timerange: 00/22:25:31 to 00/22:26:59

Plot file version 278 created 31-MAR-2023 16:00:19

J1128+5925 EP124A.UVDATA.1

Freq = 4.6005 GHz, Bw = 32.000 MH Calibrated with CL # 4 and BP # 1 (BP mode 1)

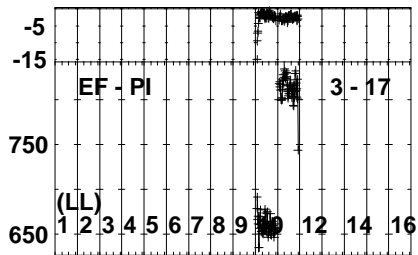
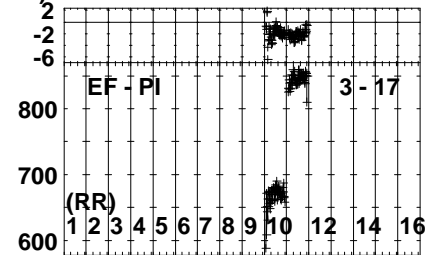
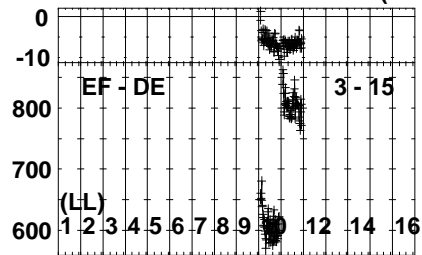
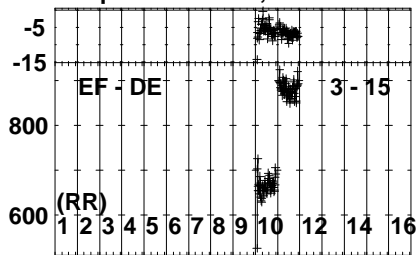


Lower frame: Ampl Jy Top frame: Phas deg
Vector averaged cross-power spectrum Several baselines displayed
Timerange: 00/22:25:31 to 00/22:26:59

Plot file version 279 created 31-MAR-2023 16:00:20

J1128+5925 EP124A.UVDATA.1

Freq = 4.6005 GHz, Bw = 32.000 MH Calibrated with CL # 4 and BP # 1 (BP mode 1)

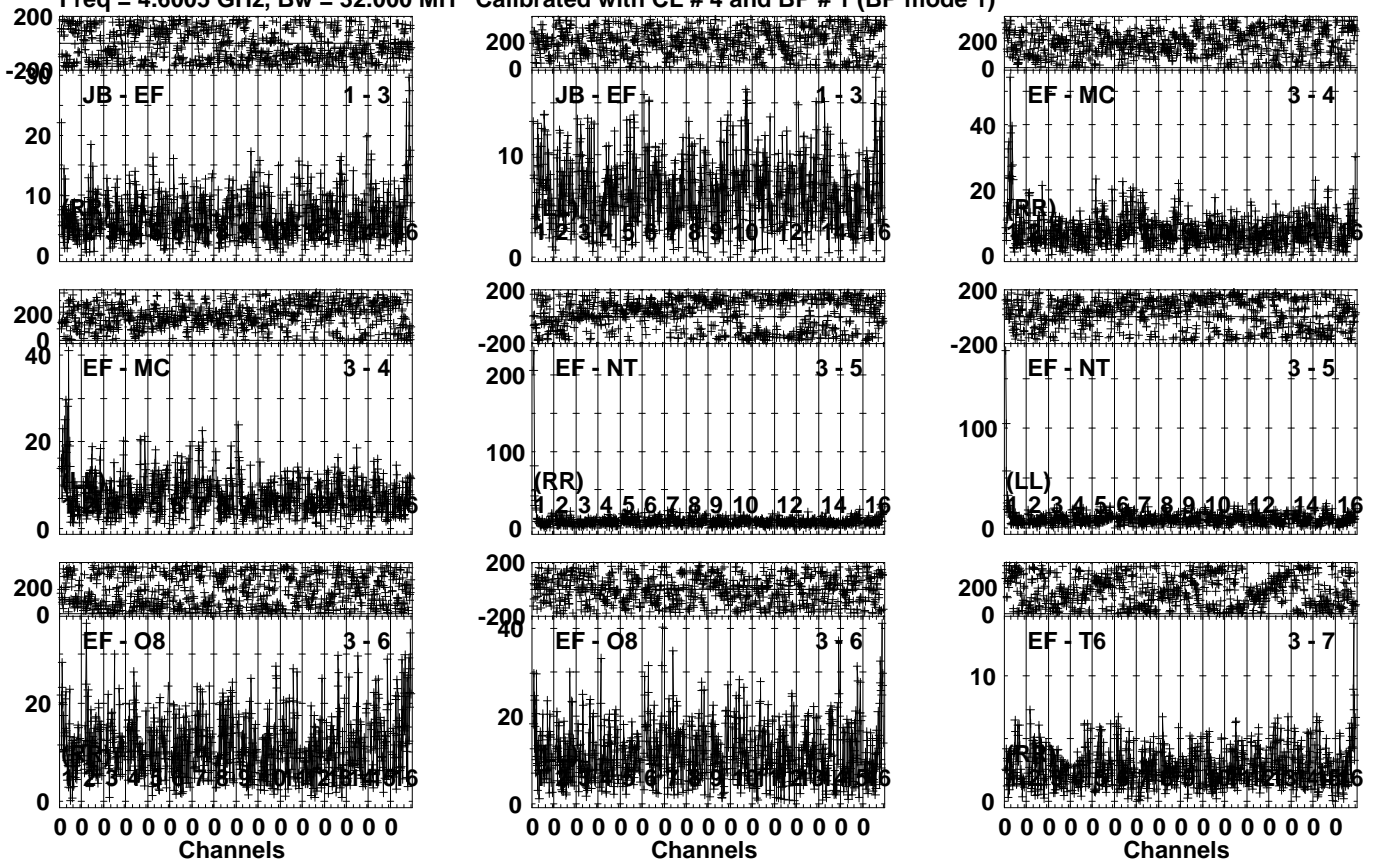


Lower frame: Milli Ampl Jy Top frame: Phas deg
Vector averaged cross-power spectrum Several baselines displayed
Timerange: 00/22:25:31 to 00/22:26:59

Plot file version 280 created 31-MAR-2023 16:00:21

ARP299A EP124A.UVDATA.1

Freq = 4.6005 GHz, Bw = 32.000 MH Calibrated with CL # 4 and BP # 1 (BP mode 1)

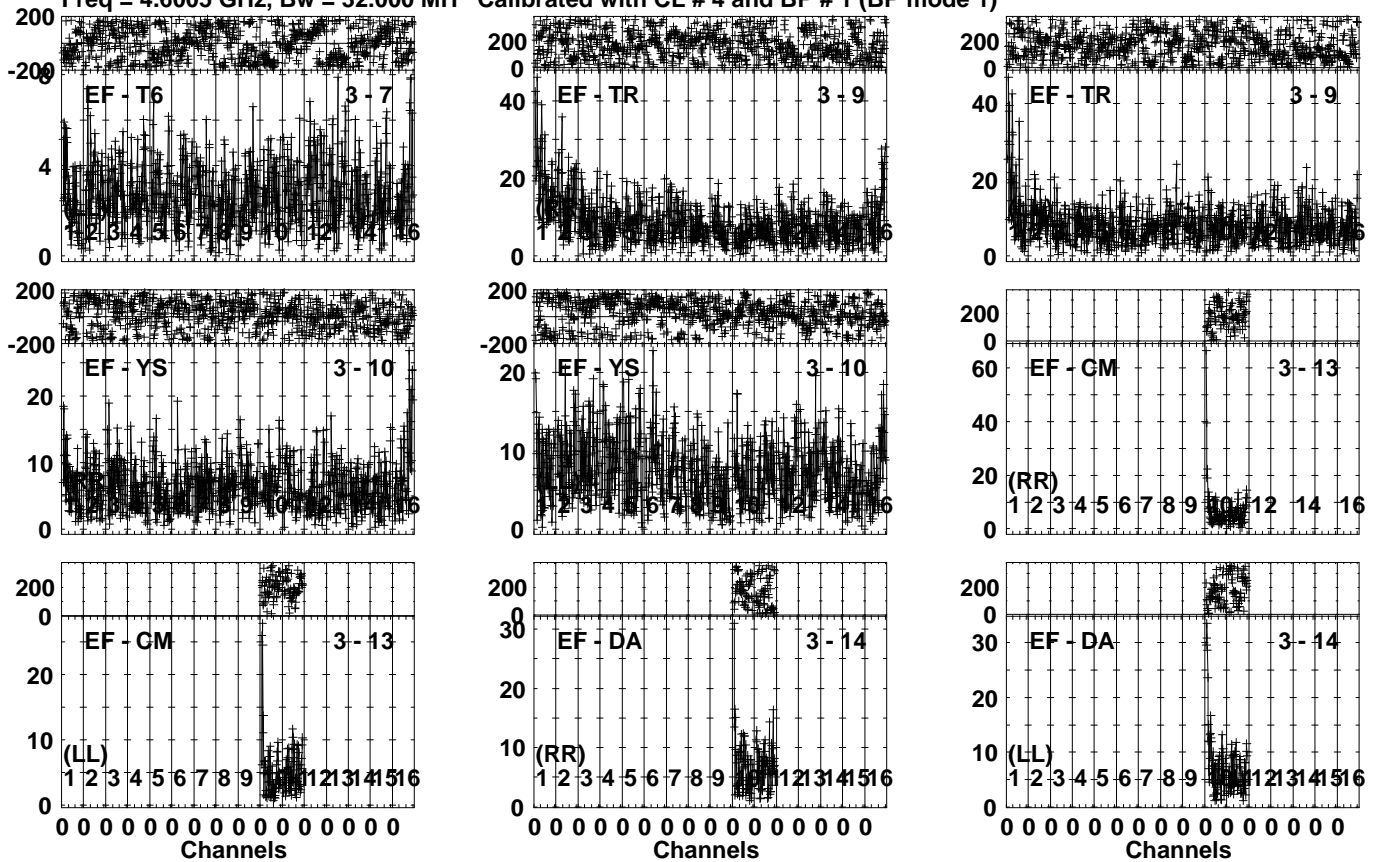


Lower frame: Milli Ampl Jy Top frame: Phas deg
Vector averaged cross-power spectrum Several baselines displayed
Timerange: 00/22:27:01 to 00/22:30:29

Plot file version 281 created 31-MAR-2023 16:00:21

ARP299A EP124A.UVDATA.1

Freq = 4.6005 GHz, Bw = 32.000 MH Calibrated with CL # 4 and BP # 1 (BP mode 1)

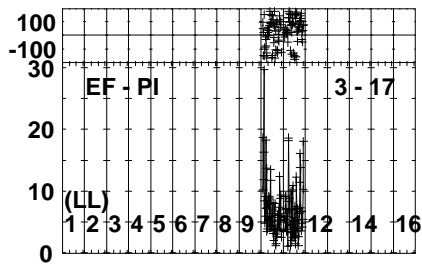
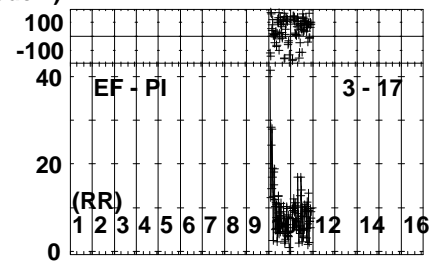
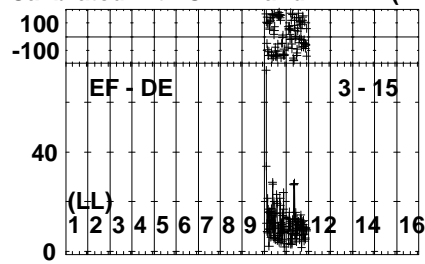
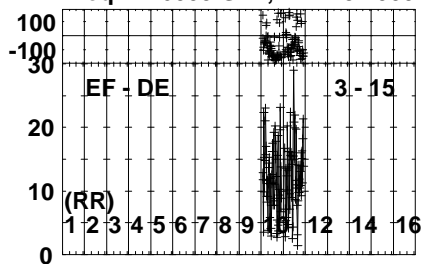


Lower frame: Milli Ampl Jy Top frame: Phas deg
Vector averaged cross-power spectrum Several baselines displayed
Timerange: 00/22:27:01 to 00/22:30:29

Plot file version 282 created 31-MAR-2023 16:00:22

ARP299A EP124A.UVDATA.1

Freq = 4.6005 GHz, Bw = 32.000 MH Calibrated with CL # 4 and BP # 1 (BP mode 1)

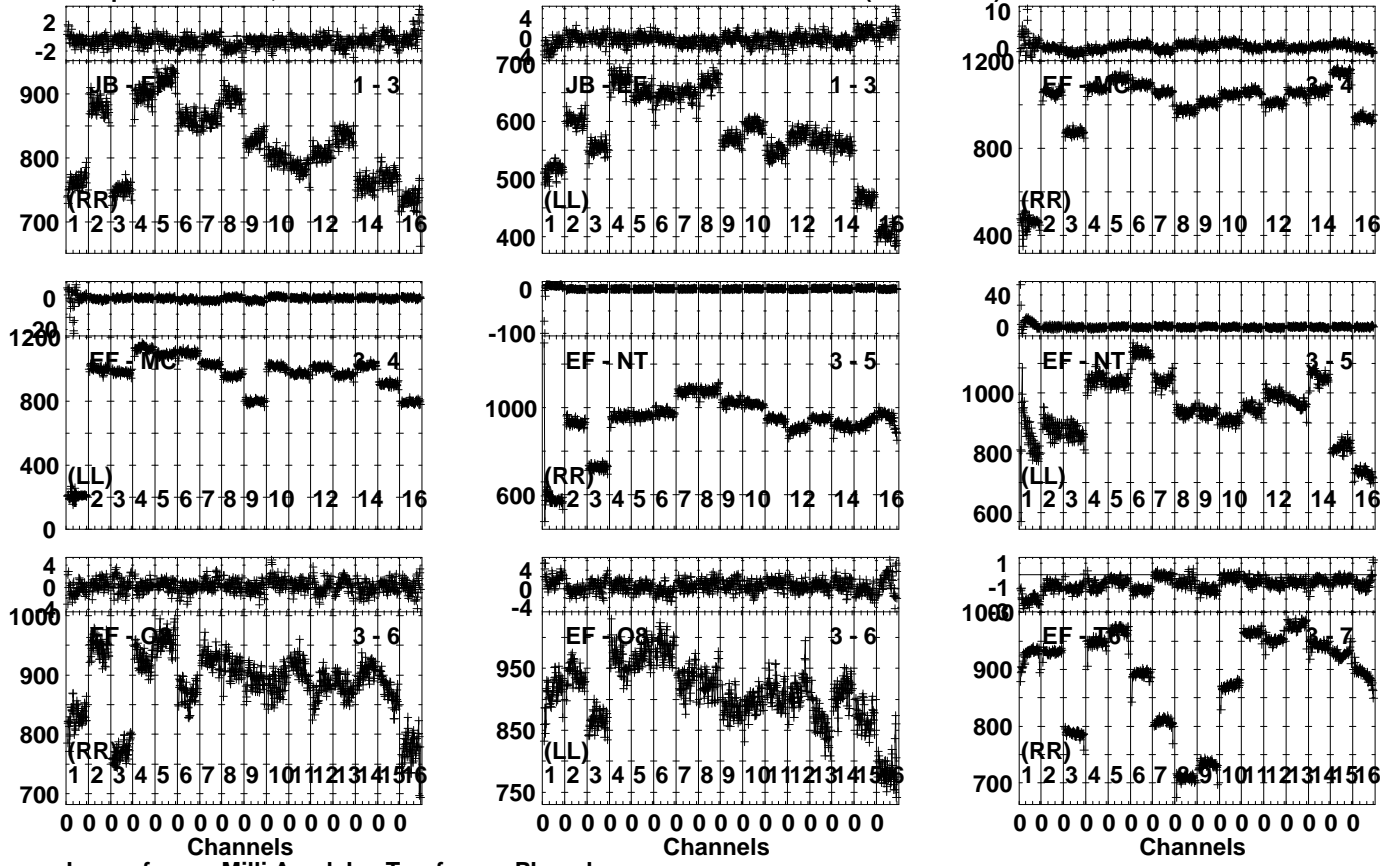


Lower frame: Milli Ampl Jy Top frame: Phas deg
Vector averaged cross-power spectrum Several baselines displayed
Timerange: 00/22:27:01 to 00/22:30:29

Plot file version 283 created 31-MAR-2023 16:00:23

J1128+5925 EP124A.UVDATA.1

Freq = 4.6005 GHz, Bw = 32.000 MH Calibrated with CL # 4 and BP # 1 (BP mode 1)

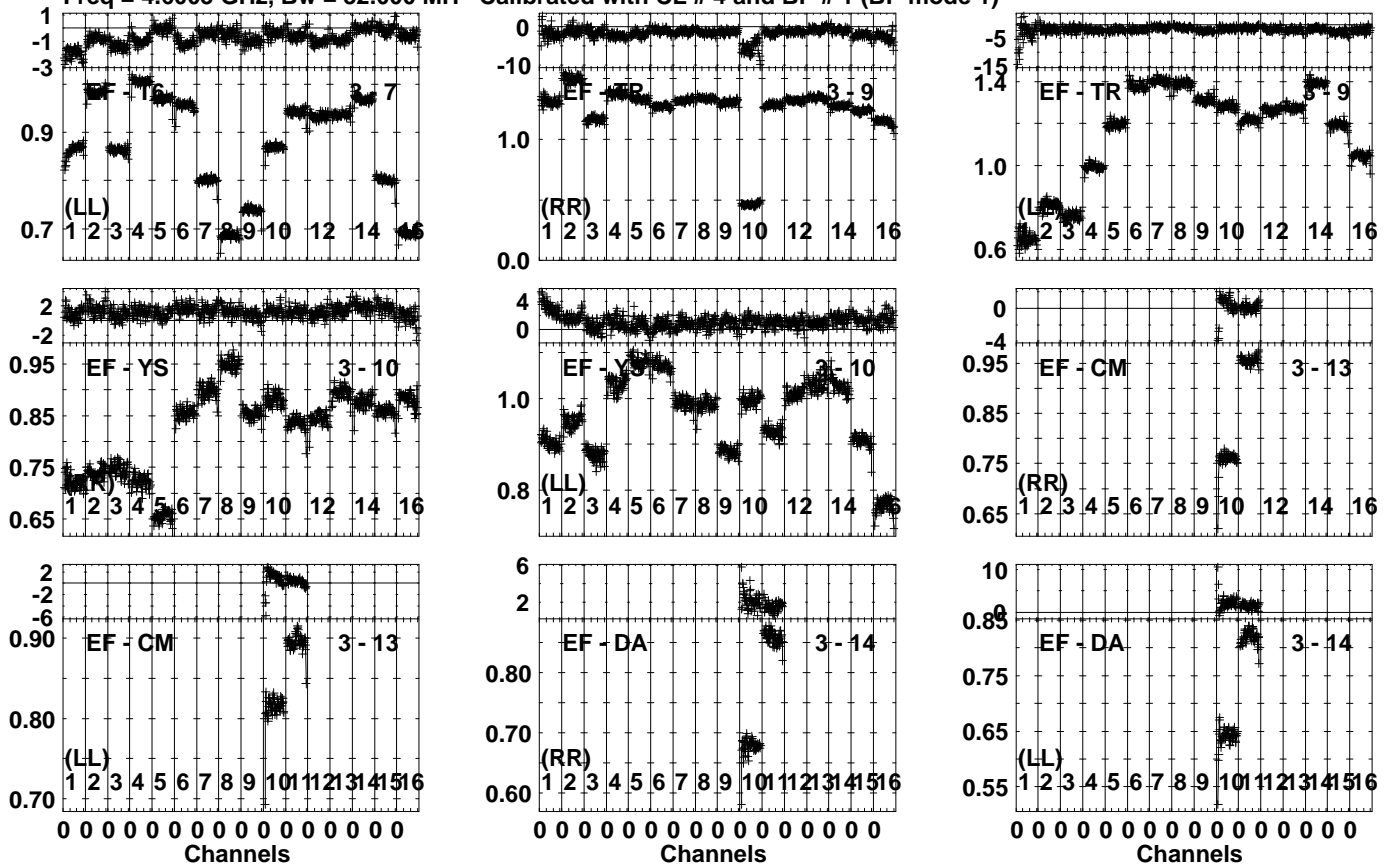


Lower frame: Milli Ampl Jy Top frame: Phas deg
 Vector averaged cross-power spectrum Several baselines displayed
 Timerange: 00/22:31:01 to 00/22:31:59

Plot file version 284 created 31-MAR-2023 16:00:23

J1128+5925 EP124A.UVDATA.1

Freq = 4.6005 GHz, Bw = 32.000 MH Calibrated with CL # 4 and BP # 1 (BP mode 1)

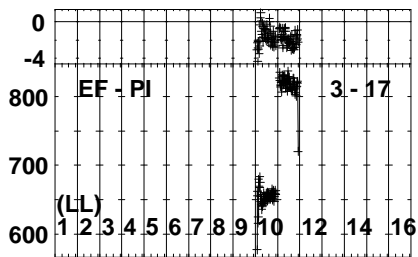
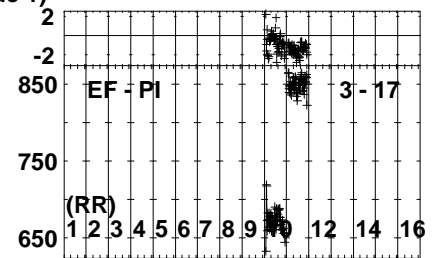
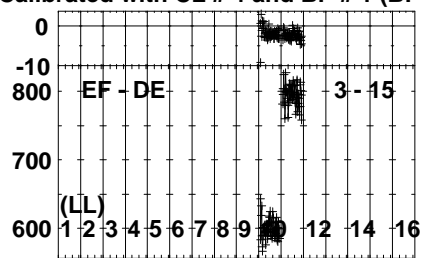
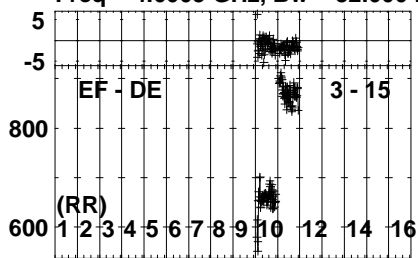


Lower frame: Ampl Jy Top frame: Phas deg
Vector averaged cross-power spectrum Several baselines displayed
Timerange: 00/22:31:01 to 00/22:31:59

Plot file version 285 created 31-MAR-2023 16:00:24

J1128+5925 EP124A.UVDATA.1

Freq = 4.6005 GHz, Bw = 32.000 MH Calibrated with CL # 4 and BP # 1 (BP mode 1)

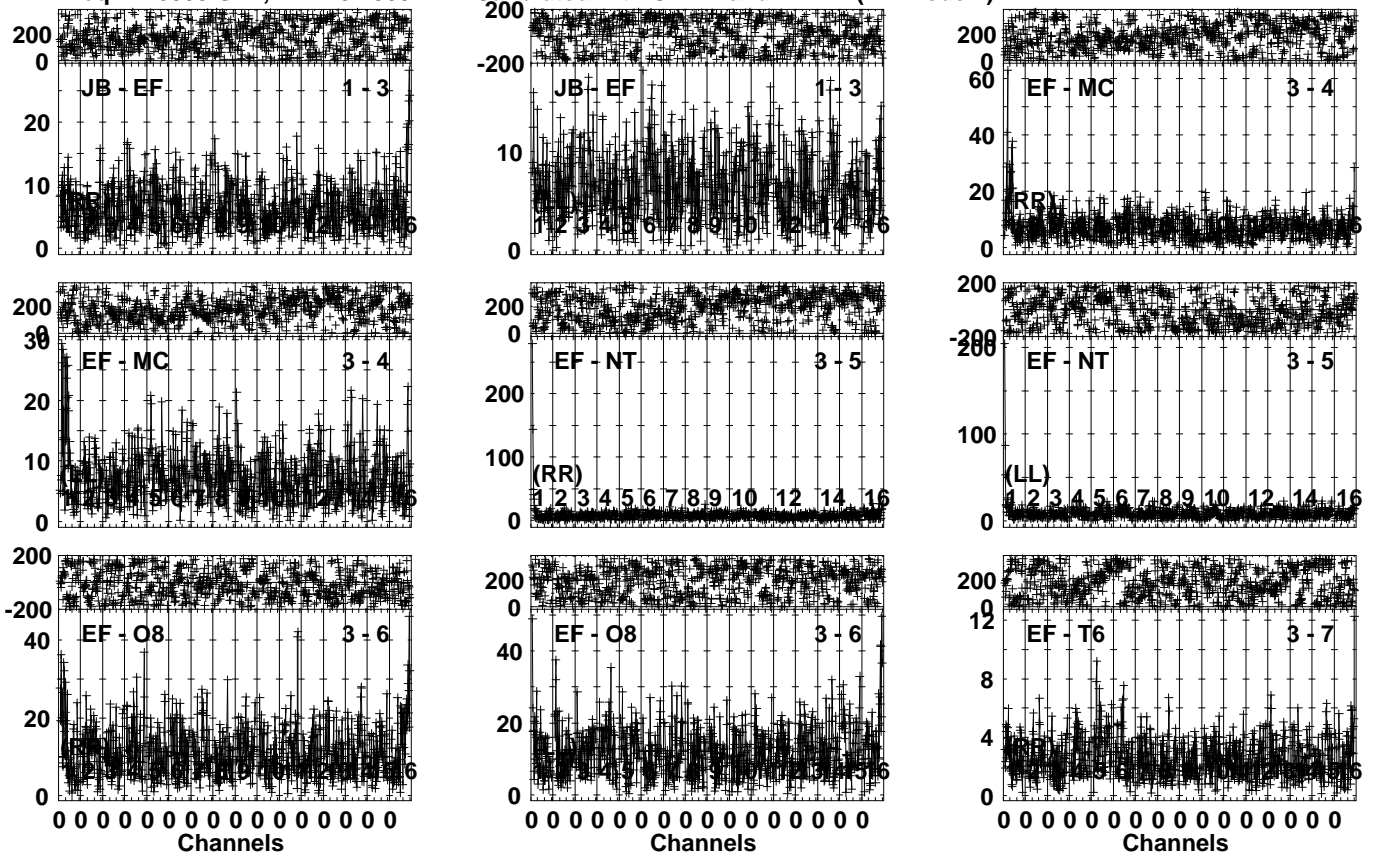


Lower frame: Milli Ampl Jy Top frame: Phas deg
Vector averaged cross-power spectrum Several baselines displayed
Timerange: 00/22:31:01 to 00/22:31:59

Plot file version 286 created 31-MAR-2023 16:00:25

ARP299A EP124A.UVDATA.1

Freq = 4.6005 GHz, Bw = 32.000 MH Calibrated with CL # 4 and BP # 1 (BP mode 1)

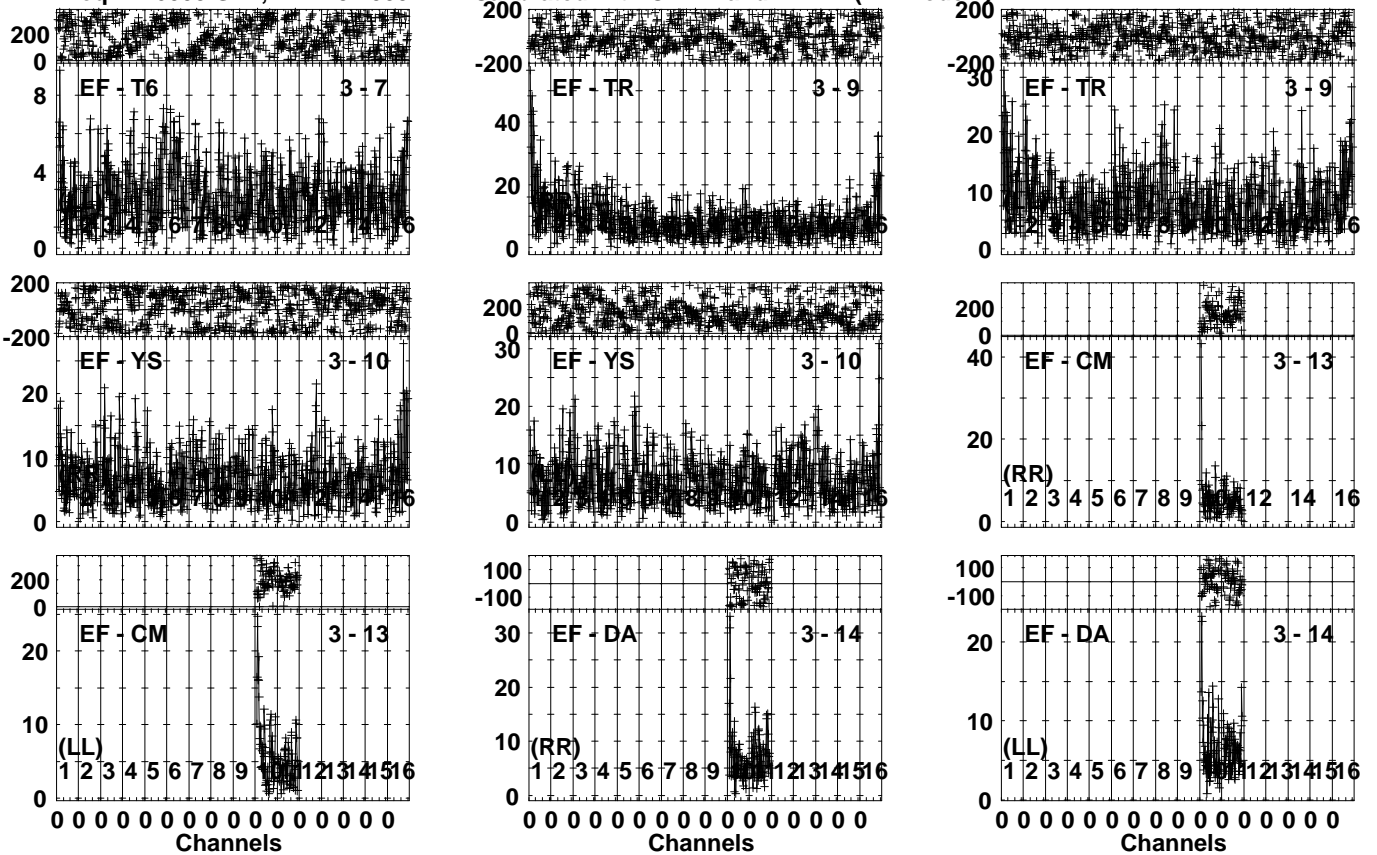


Lower frame: Milli Ampl Jy Top frame: Phas deg
Vector averaged cross-power spectrum Several baselines displayed
Timerange: 00/22:32:01 to 00/22:35:29

Plot file version 287 created 31-MAR-2023 16:00:25

ARP299A EP124A.UVDATA.1

Freq = 4.6005 GHz, Bw = 32.000 MH Calibrated with CL # 4 and BP # 1 (BP mode 1)

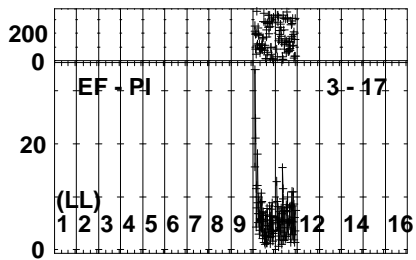
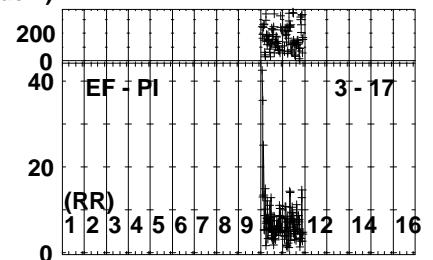
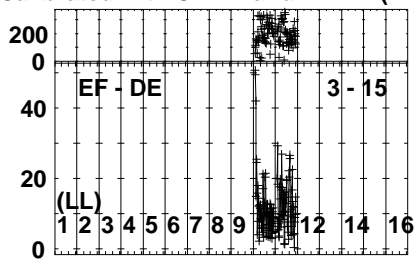
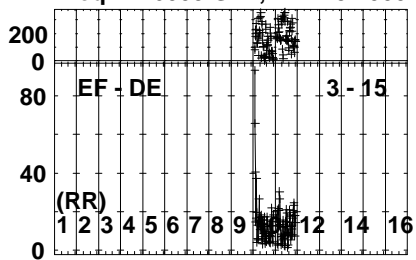


Lower frame: Milli Ampl Jy Top frame: Phas deg
Vector averaged cross-power spectrum Several baselines displayed
Timerange: 00/22:32:01 to 00/22:35:29

Plot file version 288 created 31-MAR-2023 16:00:27

ARP299A EP124A.UVDATA.1

Freq = 4.6005 GHz, Bw = 32.000 MH Calibrated with CL # 4 and BP # 1 (BP mode 1)

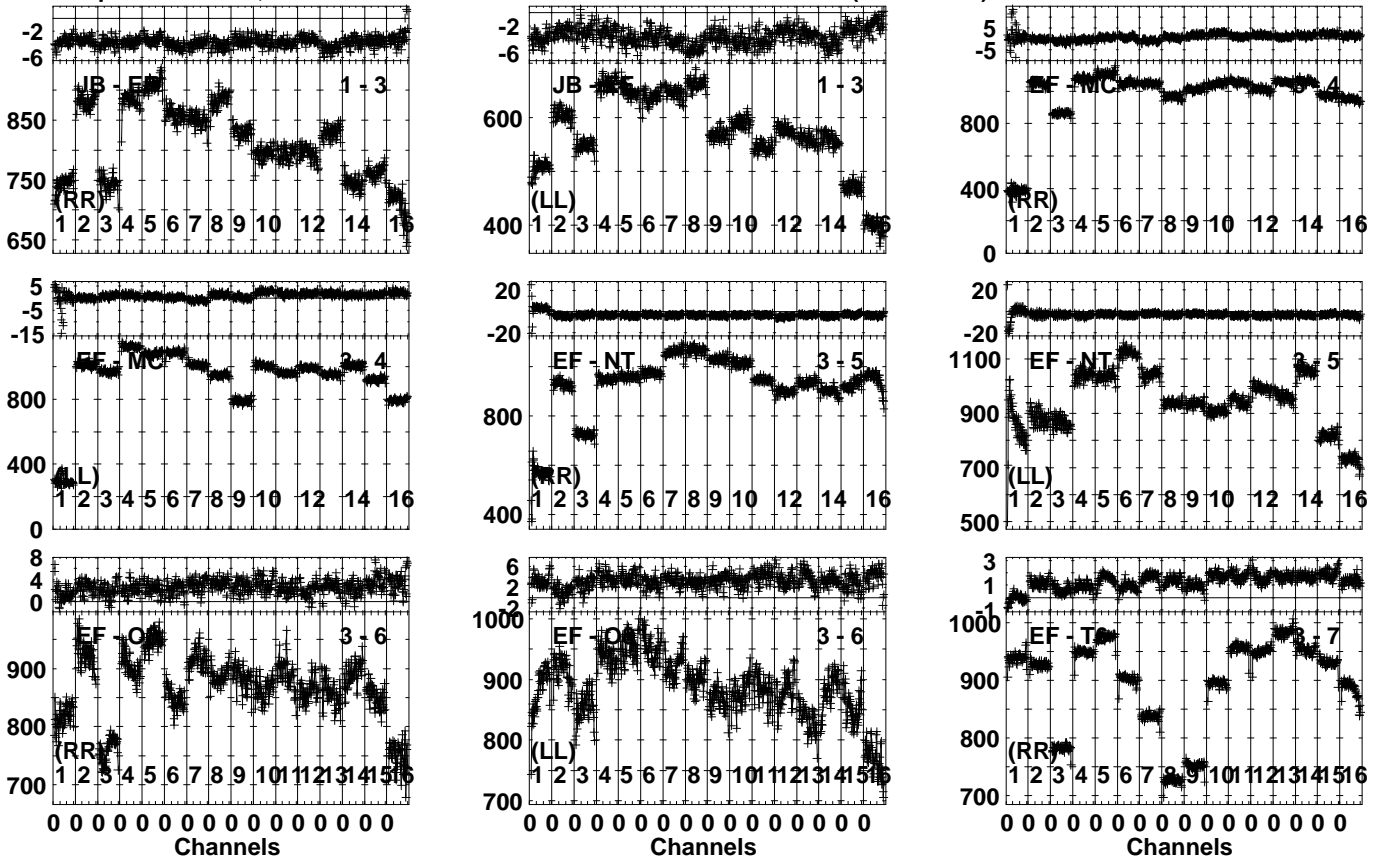


Lower frame: Milli Ampl Jy Top frame: Phas deg
Vector averaged cross-power spectrum Several baselines displayed
Timerange: 00/22:32:01 to 00/22:35:29

Plot file version 289 created 31-MAR-2023 16:00:27

J1128+5925 EP124A.UVDATA.1

Freq = 4.6005 GHz, Bw = 32.000 MH Calibrated with CL # 4 and BP # 1 (BP mode 1)

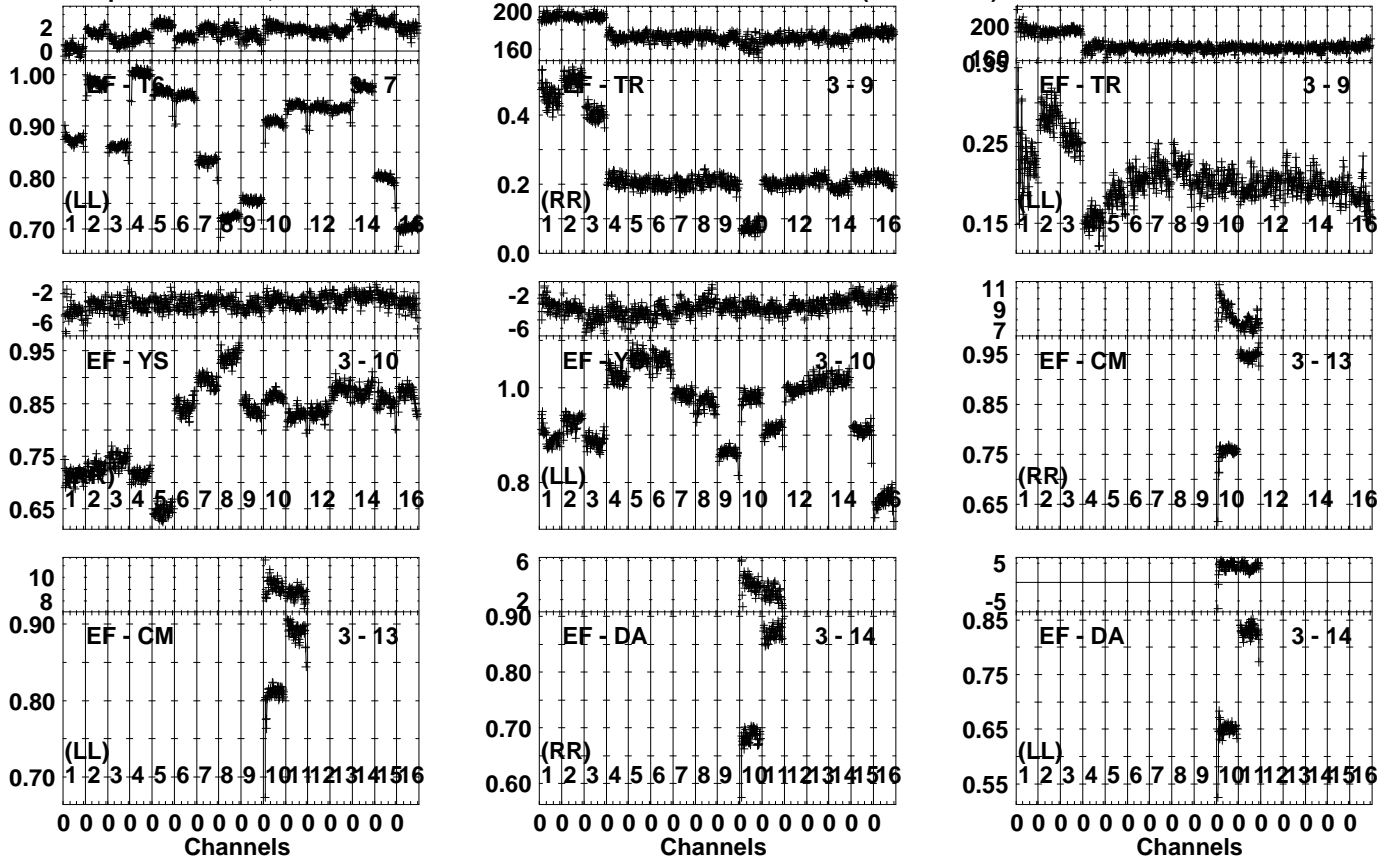


Lower frame: Milli Ampl Jy Top frame: Phas deg
 Vector averaged cross-power spectrum Several baselines displayed
 Timerange: 00/22:35:31 to 00/22:36:59

Plot file version 290 created 31-MAR-2023 16:00:28

J1128+5925 EP124A.UVDATA.1

Freq = 4.6005 GHz, Bw = 32.000 MH Calibrated with CL # 4 and BP # 1 (BP mode 1)

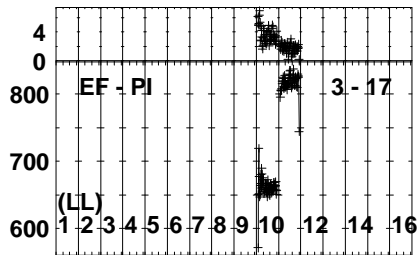
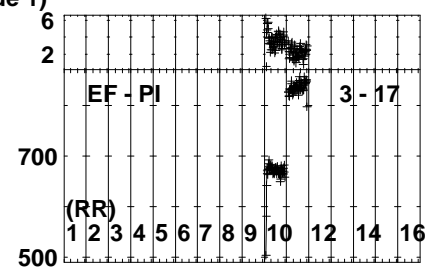
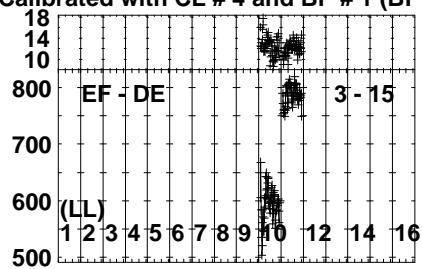
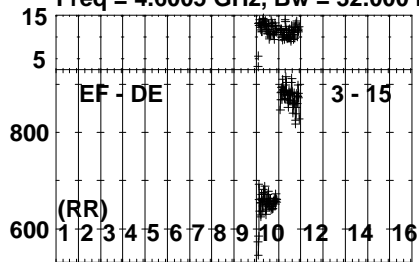


Lower frame: Ampl Jy Top frame: Phas deg
Vector averaged cross-power spectrum Several baselines displayed
Timerange: 00/22:35:31 to 00/22:36:59

Plot file version 291 created 31-MAR-2023 16:00:28

J1128+5925 EP124A.UVDATA.1

Freq = 4.6005 GHz, Bw = 32.000 MH Calibrated with CL # 4 and BP # 1 (BP mode 1)

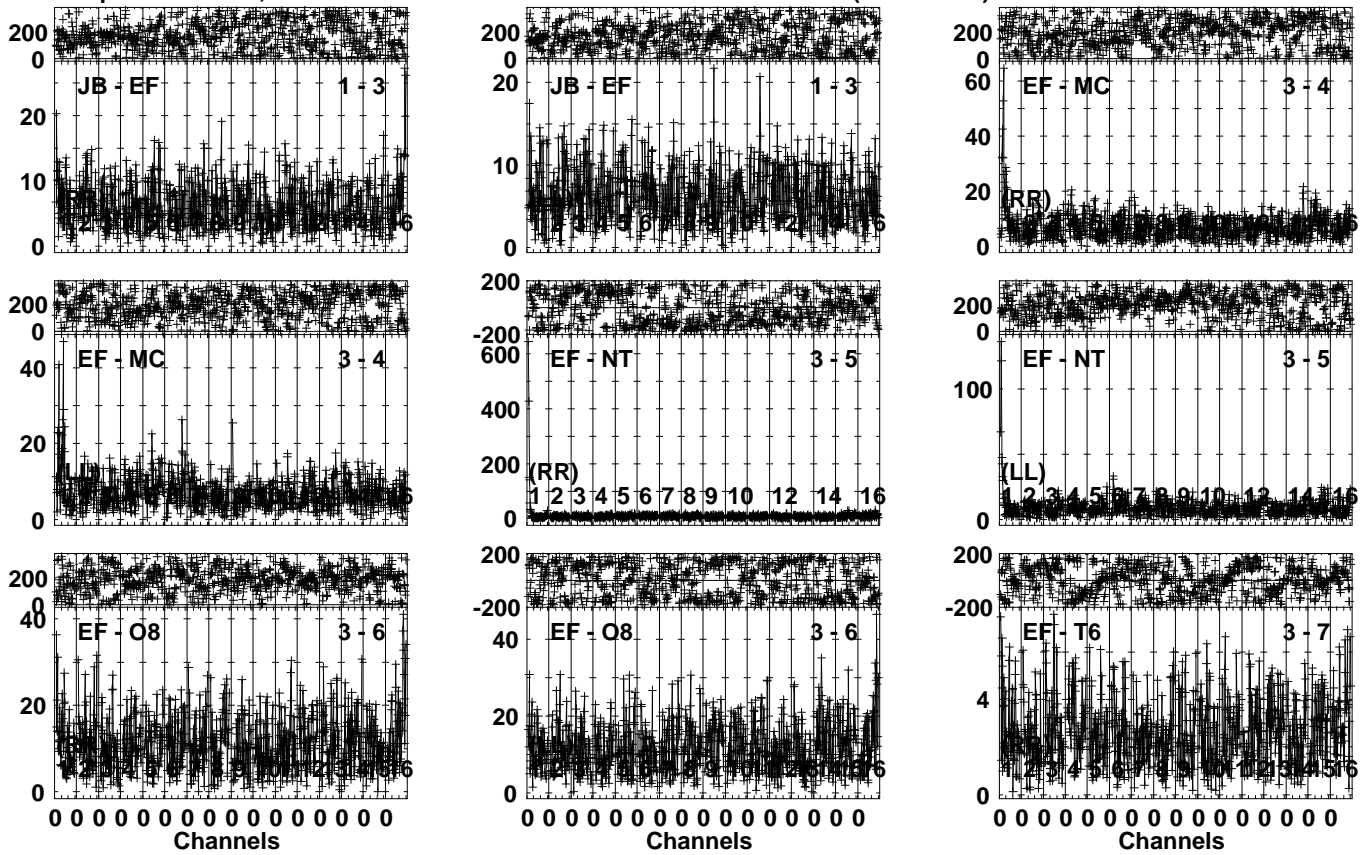


Lower frame: Milli Ampl Jy Top frame: Phas deg
Vector averaged cross-power spectrum Several baselines displayed
Timerange: 00/22:35:31 to 00/22:36:59

Plot file version 292 created 31-MAR-2023 16:00:29

ARP299A EP124A.UVDATA.1

Freq = 4.6005 GHz, Bw = 32.000 MH Calibrated with CL # 4 and BP # 1 (BP mode 1)

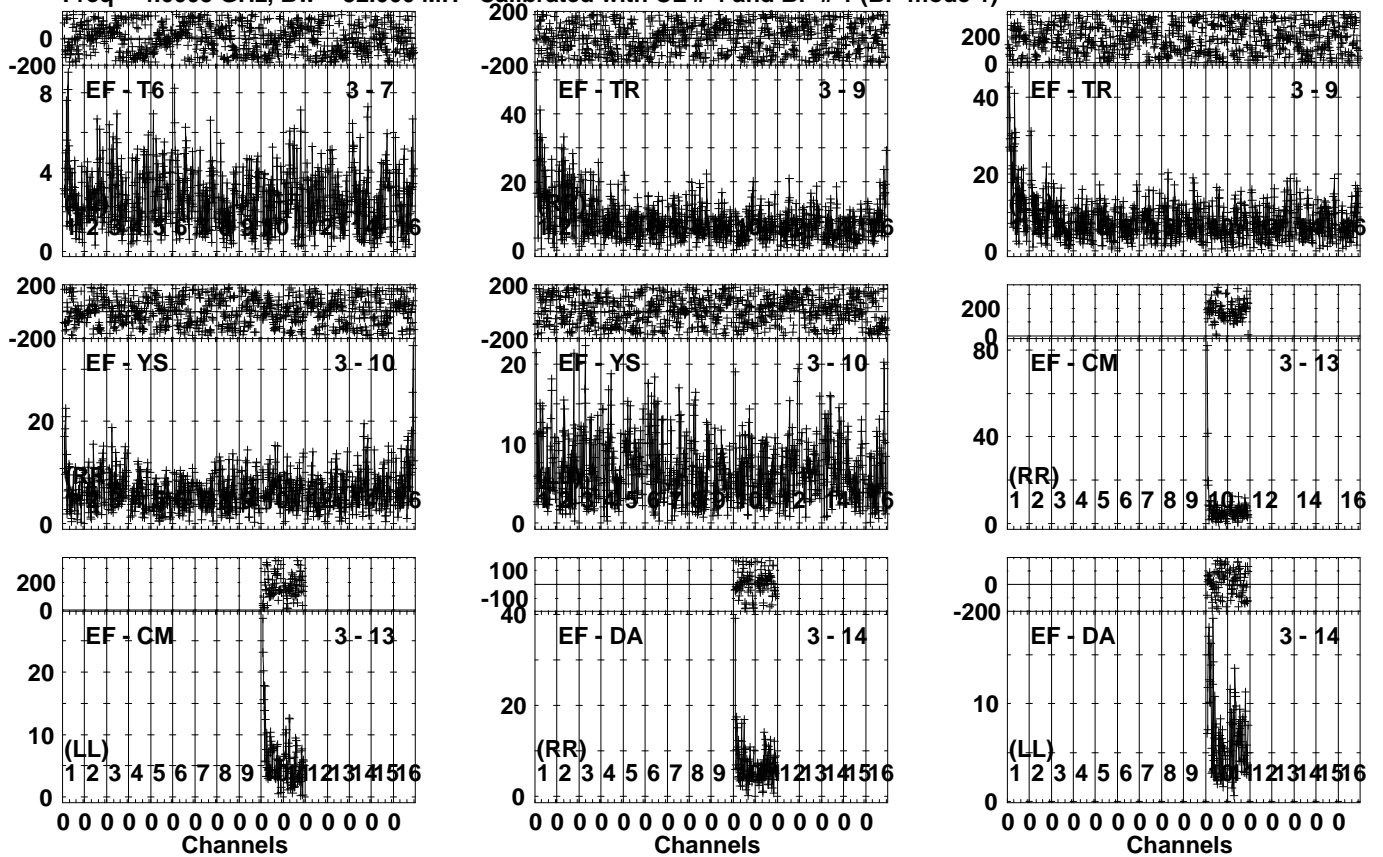


Lower frame: Milli Ampl Jy Top frame: Phas deg
Vector averaged cross-power spectrum Several baselines displayed
Timerange: 00/22:37:01 to 00/22:40:29

Plot file version 293 created 31-MAR-2023 16:00:30

ARP299A EP124A.UVDATA.1

Freq = 4.6005 GHz, Bw = 32.000 MH Calibrated with CL # 4 and BP # 1 (BP mode 1)

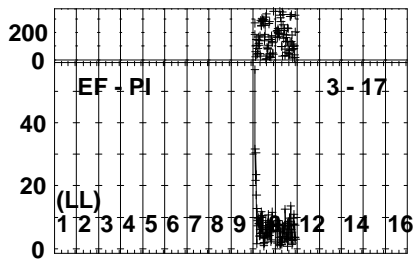
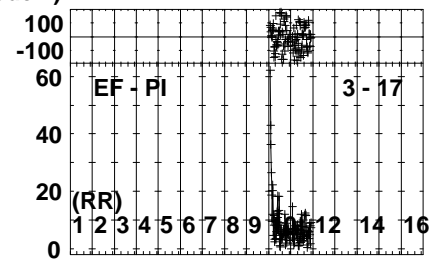
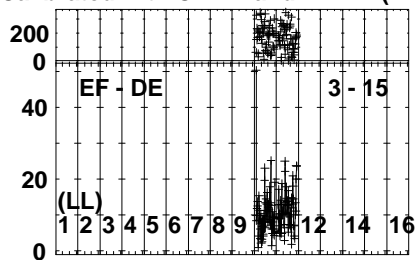
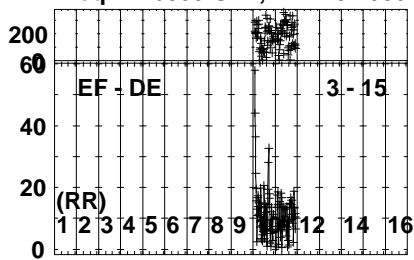


Lower frame: Milli Ampl Jy Top frame: Phas deg
Vector averaged cross-power spectrum Several baselines displayed
Timerange: 00/22:37:01 to 00/22:40:29

Plot file version 294 created 31-MAR-2023 16:00:31

ARP299A EP124A.UVDATA.1

Freq = 4.6005 GHz, Bw = 32.000 MH Calibrated with CL # 4 and BP # 1 (BP mode 1)

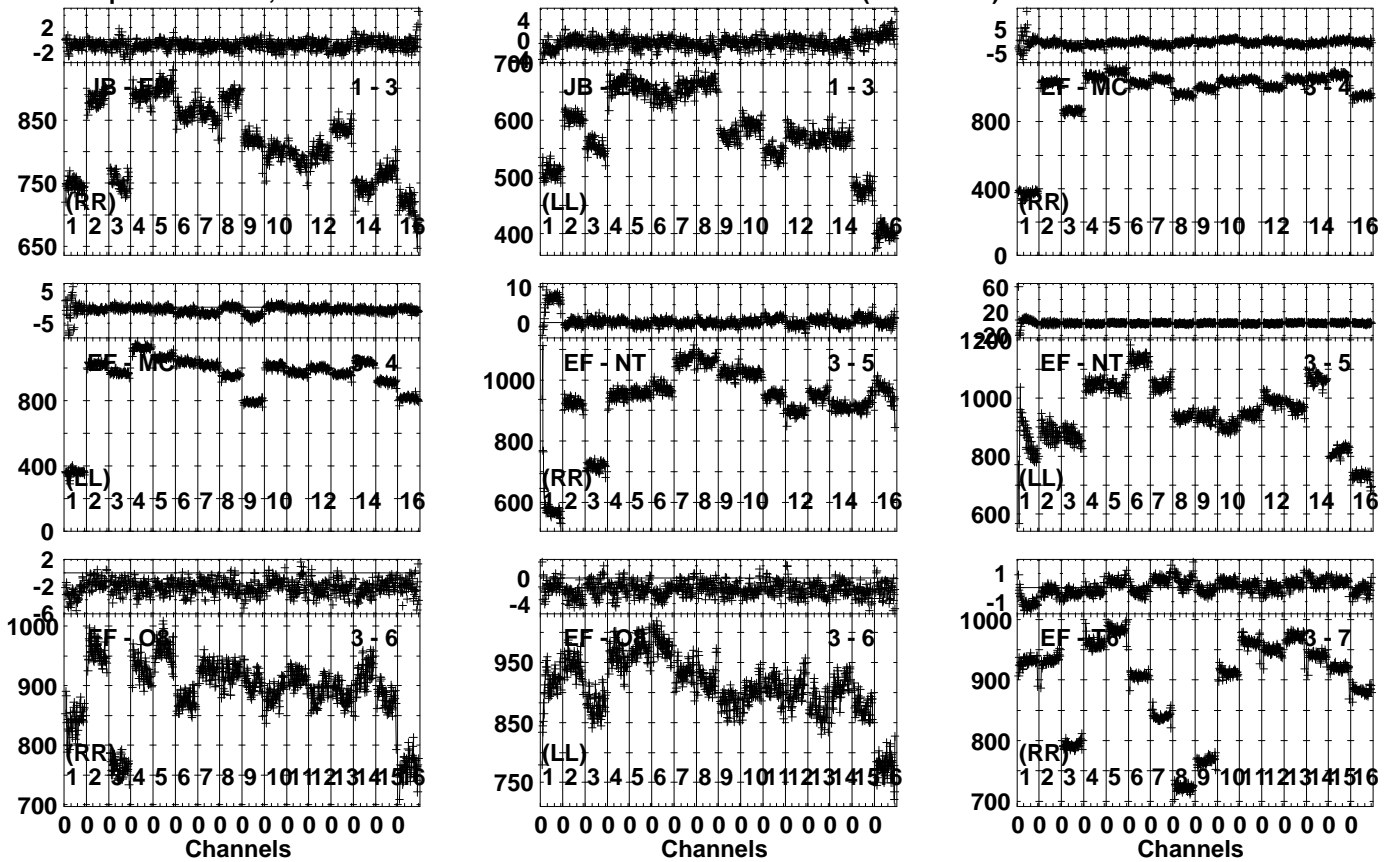


Lower frame: Milli Ampl Jy Top frame: Phas deg
Vector averaged cross-power spectrum Several baselines displayed
Timerange: 00/22:37:01 to 00/22:40:29

Plot file version 295 created 31-MAR-2023 16:00:31

J1128+5925 EP124A.UVDATA.1

Freq = 4.6005 GHz, Bw = 32.000 MH Calibrated with CL # 4 and BP # 1 (BP mode 1)

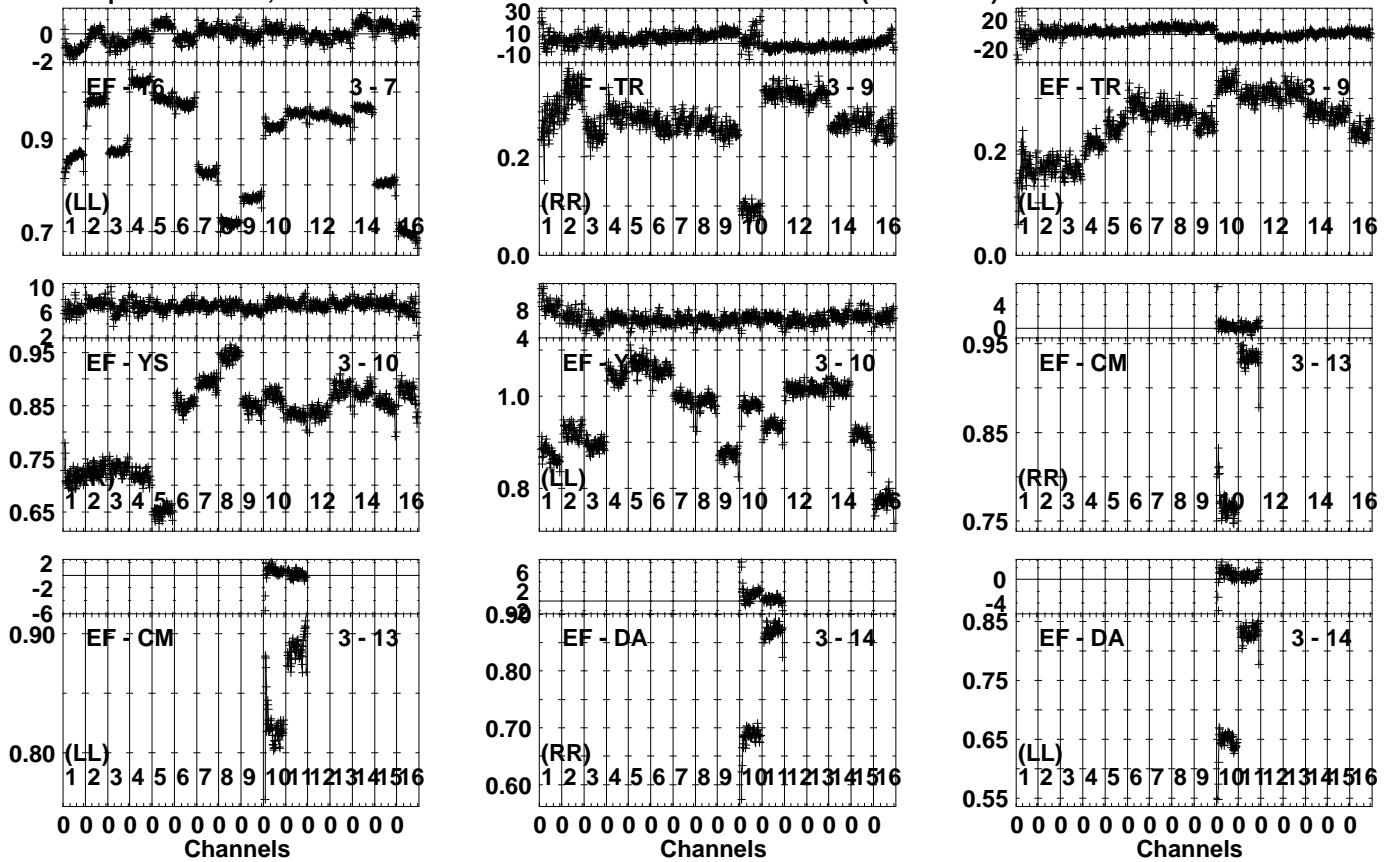


Lower frame: Milli Ampl Jy Top frame: Phas deg
Vector averaged cross-power spectrum Several baselines displayed
Timerange: 00/22:41:01 to 00/22:41:59

Plot file version 296 created 31-MAR-2023 16:00:32

J1128+5925 EP124A.UVDATA.1

Freq = 4.6005 GHz, Bw = 32.000 MH Calibrated with CL # 4 and BP # 1 (BP mode 1)

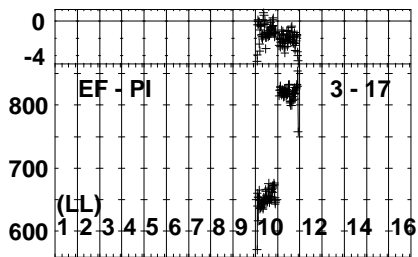
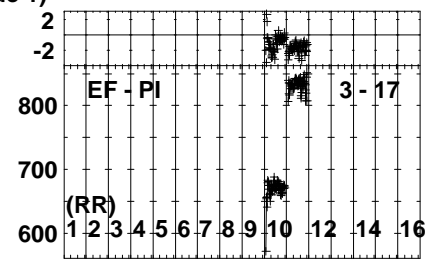
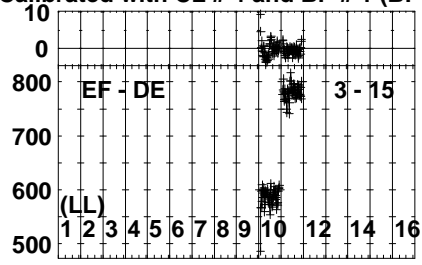
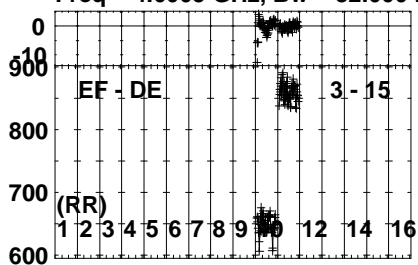


Lower frame: Ampl Jy Top frame: Phas deg
 Vector averaged cross-power spectrum Several baselines displayed
 Timerange: 00/22:41:01 to 00/22:41:59

Plot file version 297 created 31-MAR-2023 16:00:33

J1128+5925 EP124A.UVDATA.1

Freq = 4.6005 GHz, Bw = 32.000 MH Calibrated with CL # 4 and BP # 1 (BP mode 1)

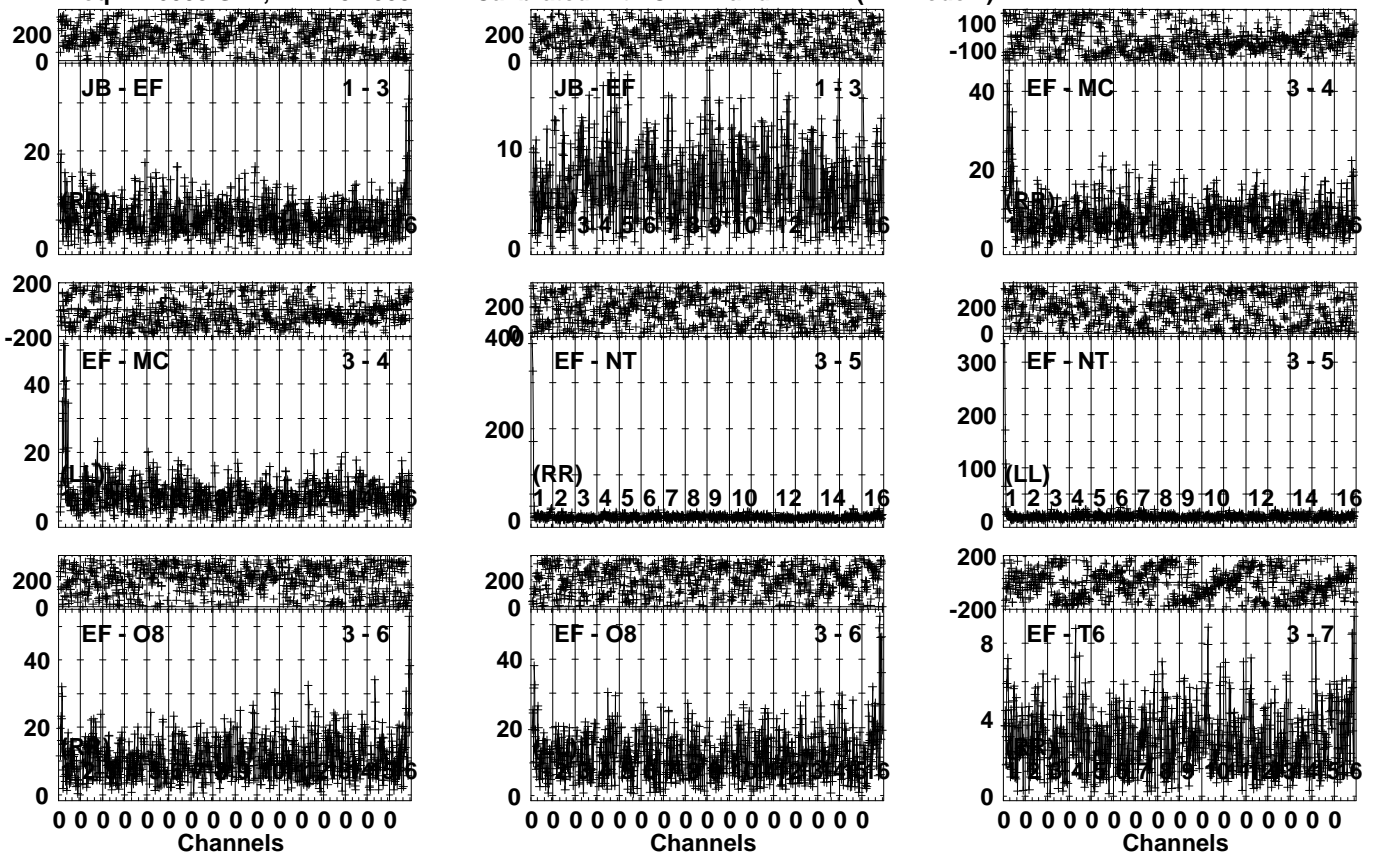


Lower frame: Milli Ampl Jy Top frame: Phas deg
Vector averaged cross-power spectrum Several baselines displayed
Timerange: 00/22:41:01 to 00/22:41:59

Plot file version 298 created 31-MAR-2023 16:00:33

ARP299A EP124A.UVDATA.1

Freq = 4.6005 GHz, Bw = 32.000 MH Calibrated with CL # 4 and BP # 1 (BP mode 1)

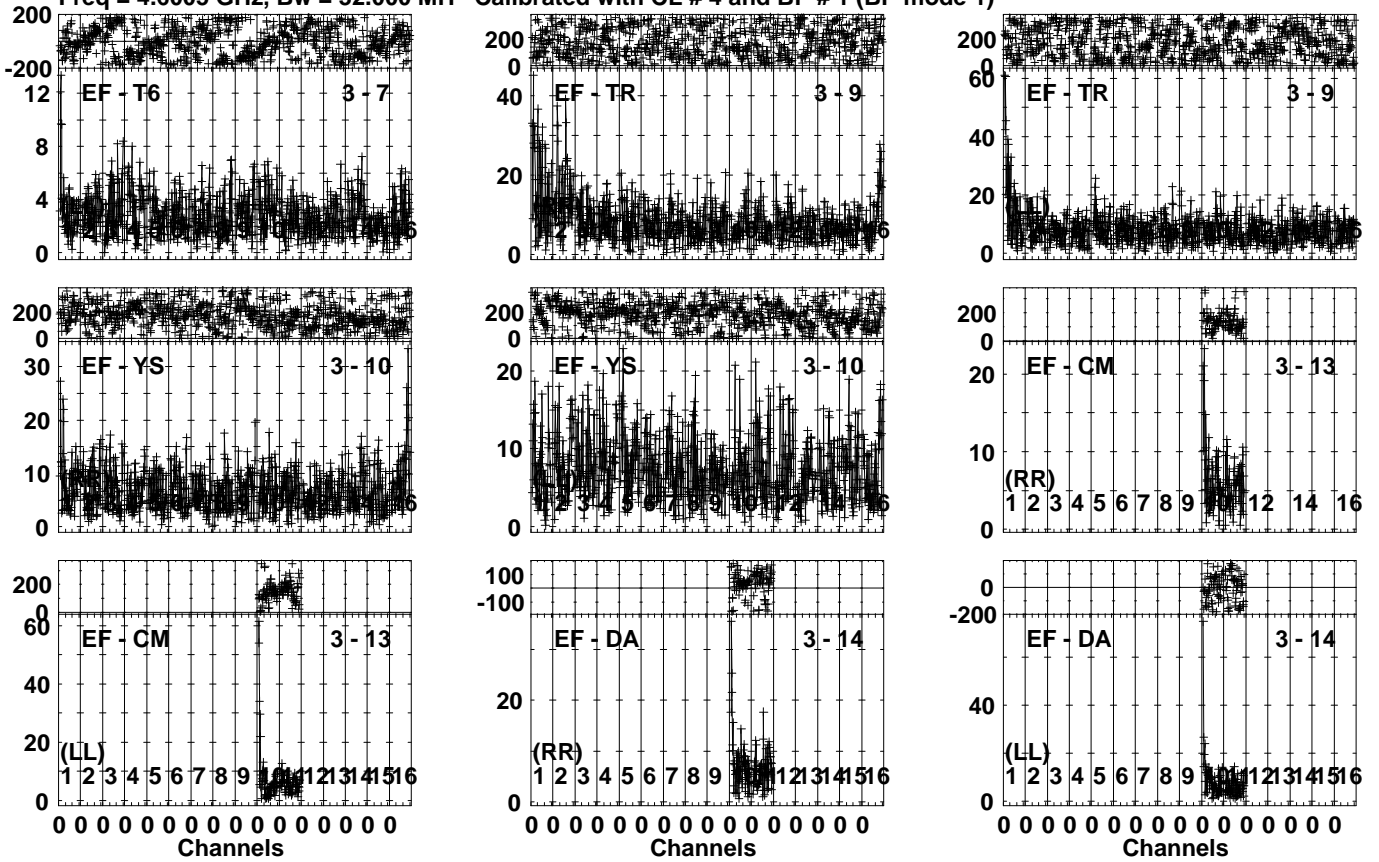


Lower frame: Milli Ampl Jy Top frame: Phas deg
Vector averaged cross-power spectrum Several baselines displayed
Timerange: 00/22:42:01 to 00/22:45:29

Plot file version 299 created 31-MAR-2023 16:00:34

ARP299A EP124A.UVDATA.1

Freq = 4.6005 GHz, Bw = 32.000 MH Calibrated with CL # 4 and BP # 1 (BP mode 1)

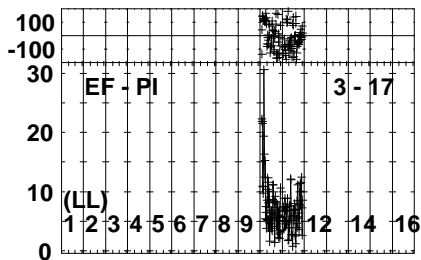
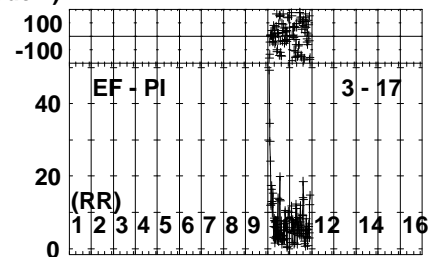
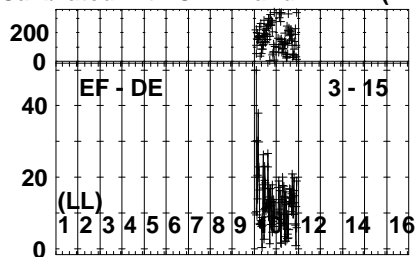
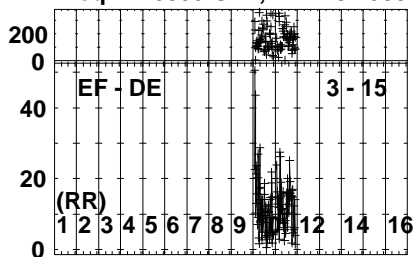


Lower frame: Milli Ampl Jy Top frame: Phas deg
 Vector averaged cross-power spectrum Several baselines displayed
 Timerange: 00/22:42:01 to 00/22:45:29

Plot file version 300 created 31-MAR-2023 16:00:35

ARP299A EP124A.UVDATA.1

Freq = 4.6005 GHz, Bw = 32.000 MH Calibrated with CL # 4 and BP # 1 (BP mode 1)



Lower frame: Milli Ampl Jy Top frame: Phas deg

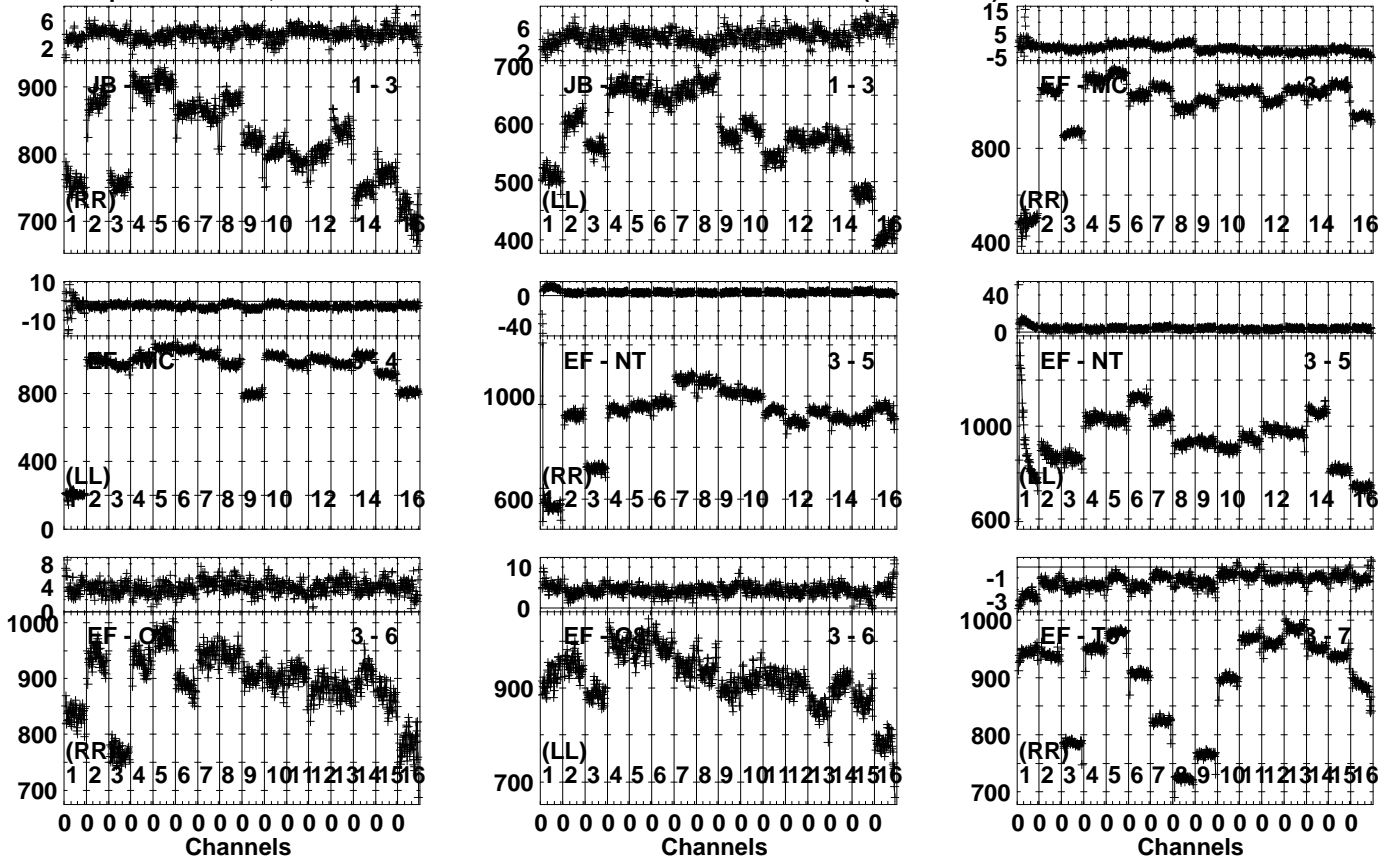
Vector averaged cross-power spectrum Several baselines displayed

Timerange: 00/22:42:01 to 00/22:45:29

Plot file version 301 created 31-MAR-2023 16:00:35

J1128+5925 EP124A.UVDATA.1

Freq = 4.6005 GHz, Bw = 32.000 MH Calibrated with CL # 4 and BP # 1 (BP mode 1)

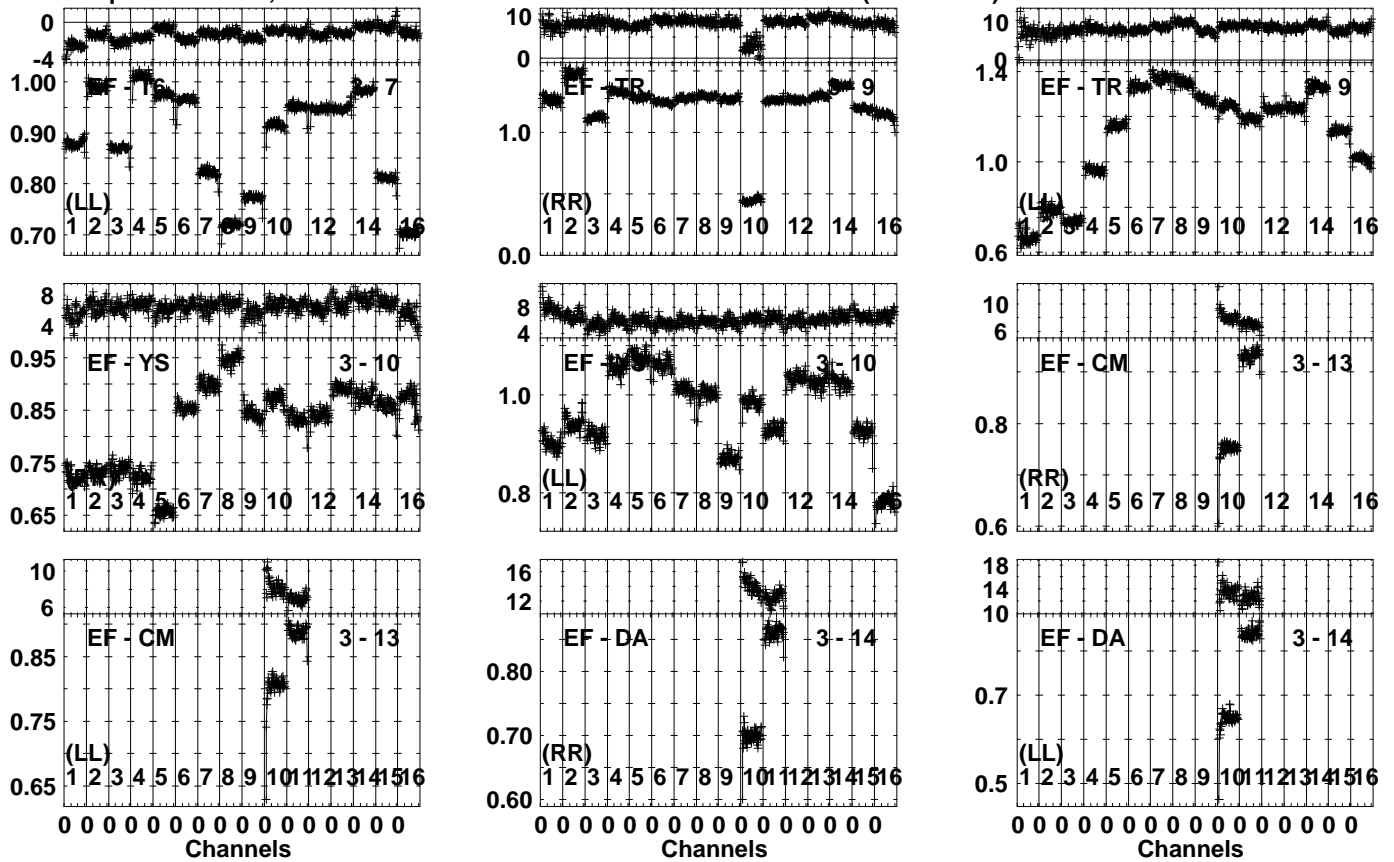


Lower frame: Milli Ampl Jy Top frame: Phas deg
Vector averaged cross-power spectrum Several baselines displayed
Timerange: 00/22:45:31 to 00/22:46:59

Plot file version 302 created 31-MAR-2023 16:00:36

J1128+5925 EP124A.UVDATA.1

Freq = 4.6005 GHz, Bw = 32.000 MH Calibrated with CL # 4 and BP # 1 (BP mode 1)

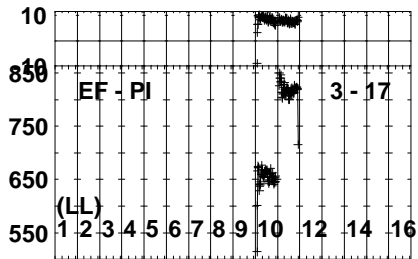
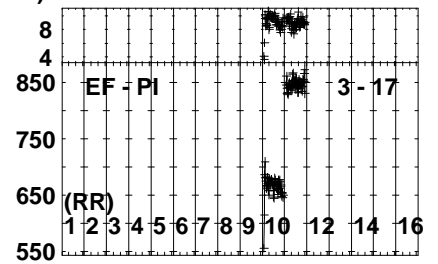
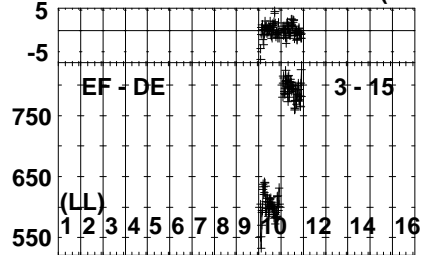
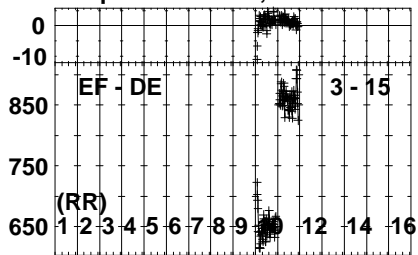


Lower frame: Ampl Jy Top frame: Phas deg
Vector averaged cross-power spectrum Several baselines displayed
Timerange: 00/22:45:31 to 00/22:46:59

Plot file version 303 created 31-MAR-2023 16:00:37

J1128+5925 EP124A.UVDATA.1

Freq = 4.6005 GHz, Bw = 32.000 MH Calibrated with CL # 4 and BP # 1 (BP mode 1)

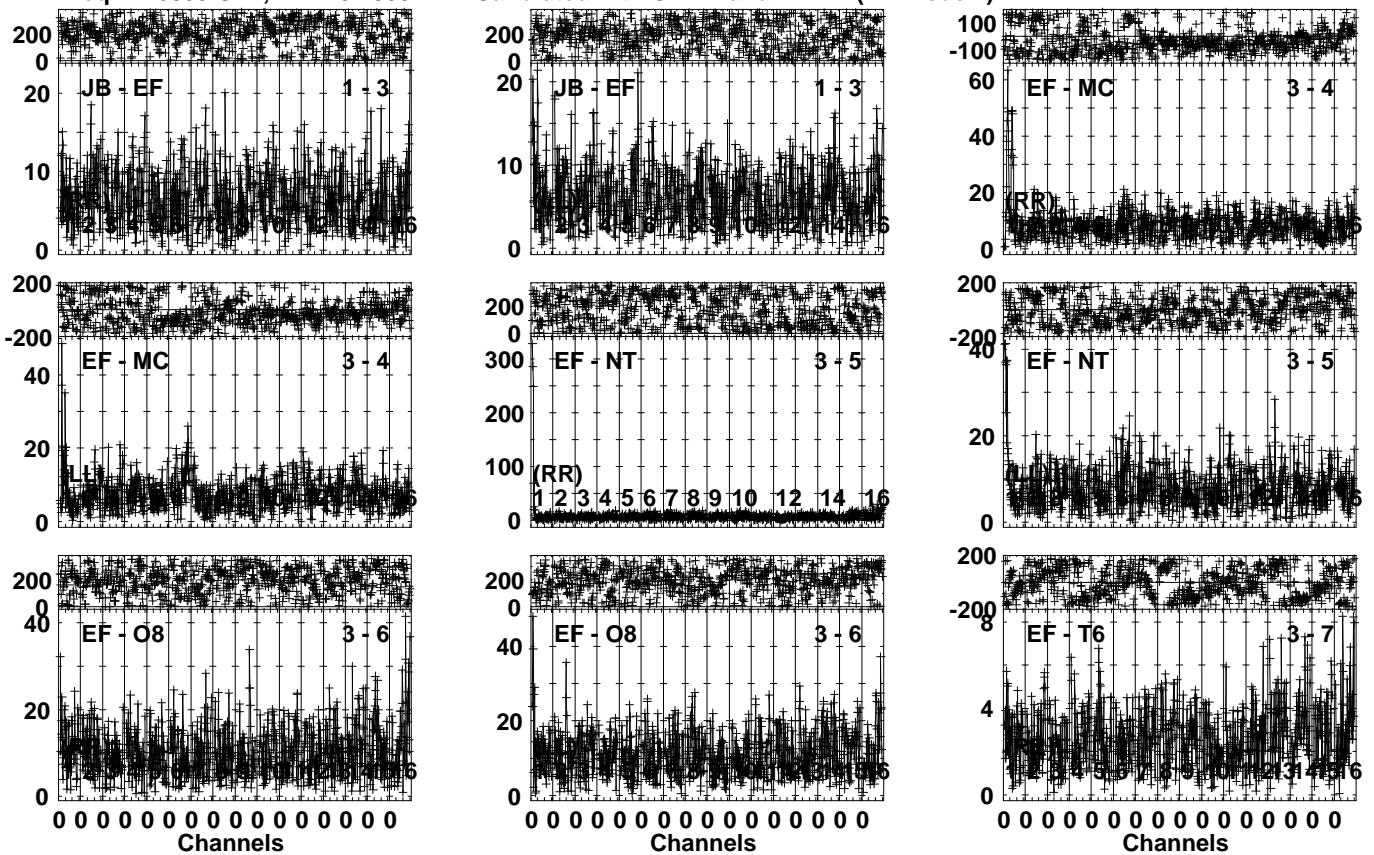


Lower frame: Milli Ampl Jy Top frame: Phas deg
Vector averaged cross-power spectrum Several baselines displayed
Timerange: 00/22:45:31 to 00/22:46:59

Plot file version 304 created 31-MAR-2023 16:00:37

ARP299A EP124A.UVDATA.1

Freq = 4.6005 GHz, Bw = 32.000 MH Calibrated with CL # 4 and BP # 1 (BP mode 1)

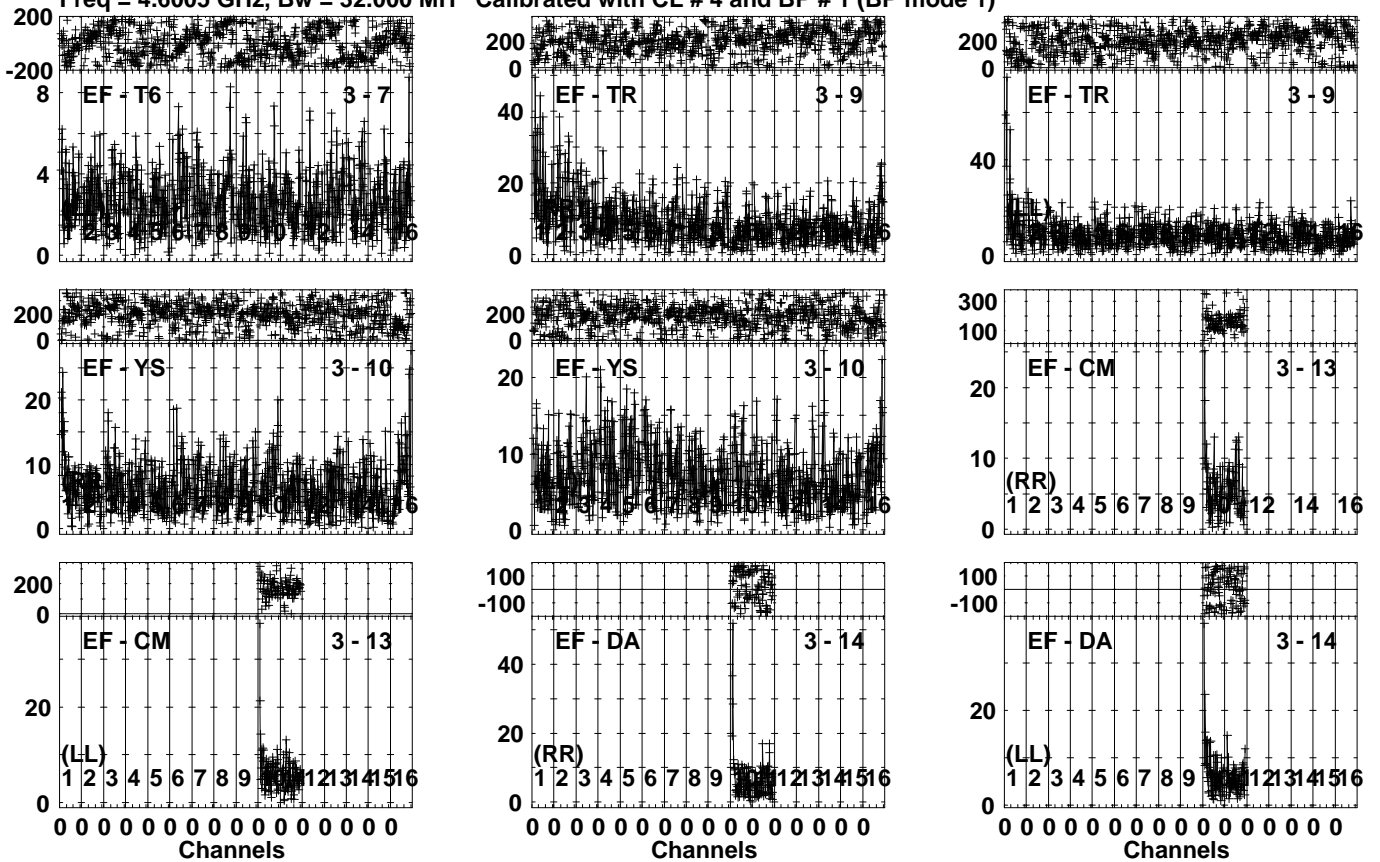


Lower frame: Milli Ampl Jy Top frame: Phas deg
Vector averaged cross-power spectrum Several baselines displayed
Timerange: 00/22:47:01 to 00/22:50:29

Plot file version 305 created 31-MAR-2023 16:00:38

ARP299A EP124A.UVDATA.1

Freq = 4.6005 GHz, Bw = 32.000 MH Calibrated with CL # 4 and BP # 1 (BP mode 1)

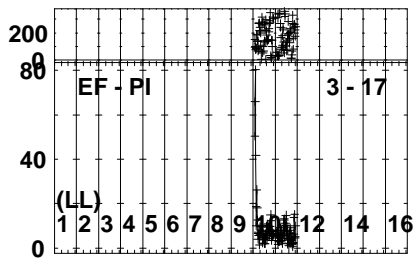
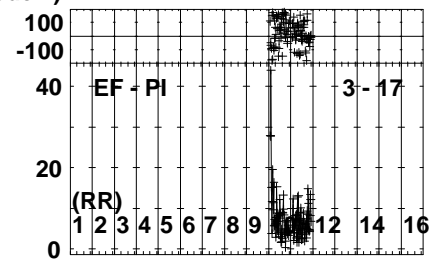
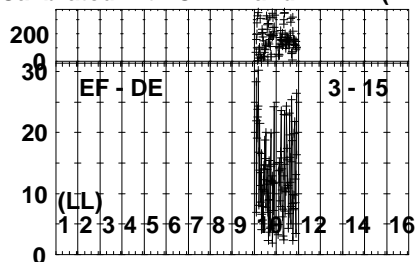
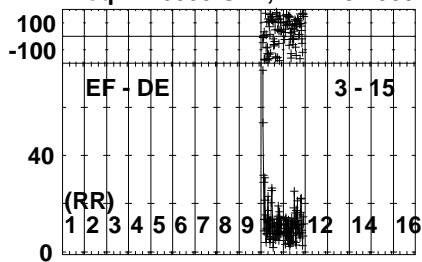


Lower frame: Milli Ampl Jy Top frame: Phas deg
Vector averaged cross-power spectrum Several baselines displayed
Timerange: 00/22:47:01 to 00/22:50:29

Plot file version 306 created 31-MAR-2023 16:00:39

ARP299A EP124A.UVDATA.1

Freq = 4.6005 GHz, Bw = 32.000 MH Calibrated with CL # 4 and BP # 1 (BP mode 1)

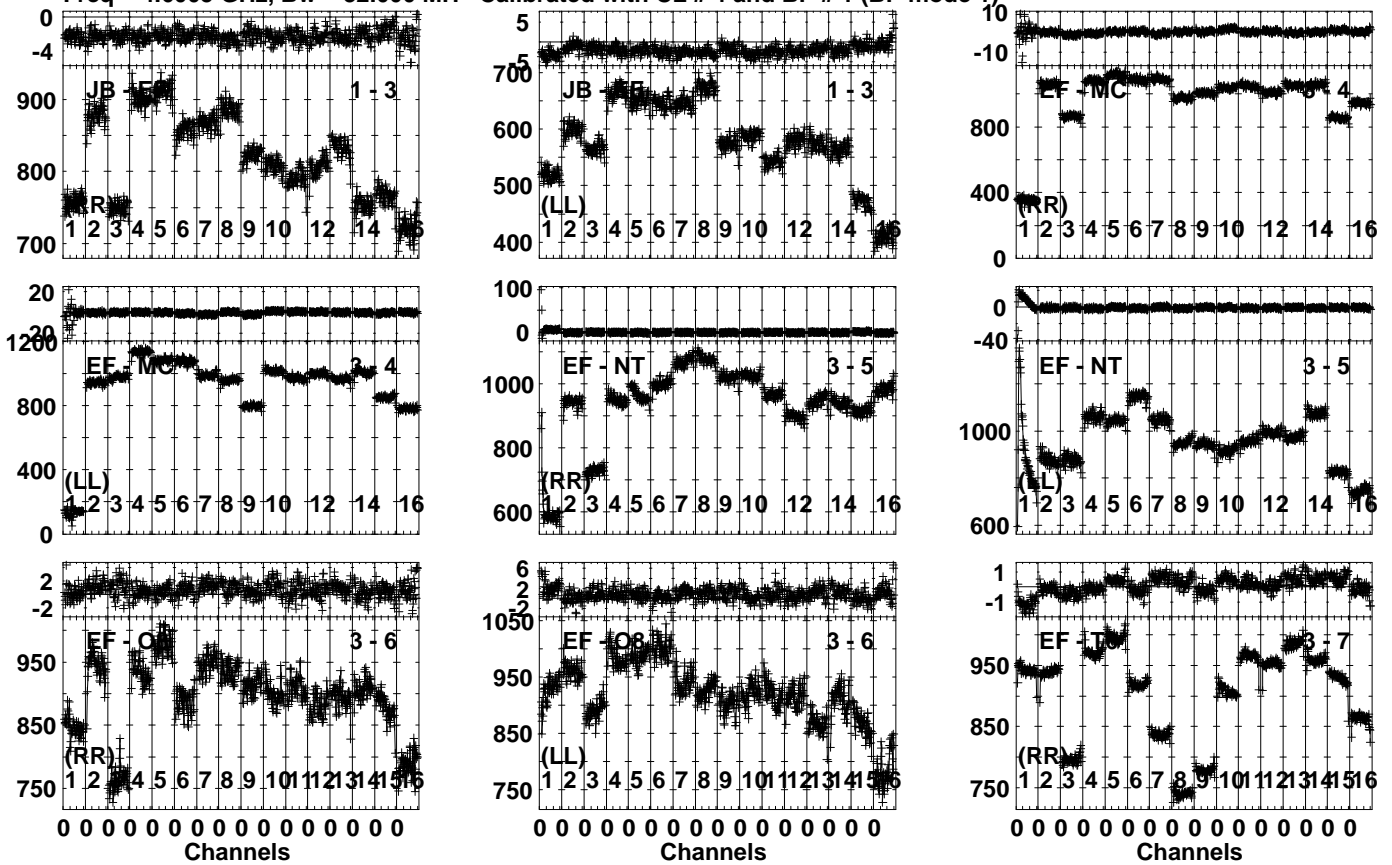


Lower frame: Milli Ampl Jy Top frame: Phas deg
Vector averaged cross-power spectrum Several baselines displayed
Timerange: 00/22:47:01 to 00/22:50:29

Plot file version 307 created 31-MAR-2023 16:00:40

J1128+5925 EP124A.UVDATA.1

Freq = 4.6005 GHz, Bw = 32.000 MH Calibrated with CL # 4 and BP # 1 (BP mode 1)

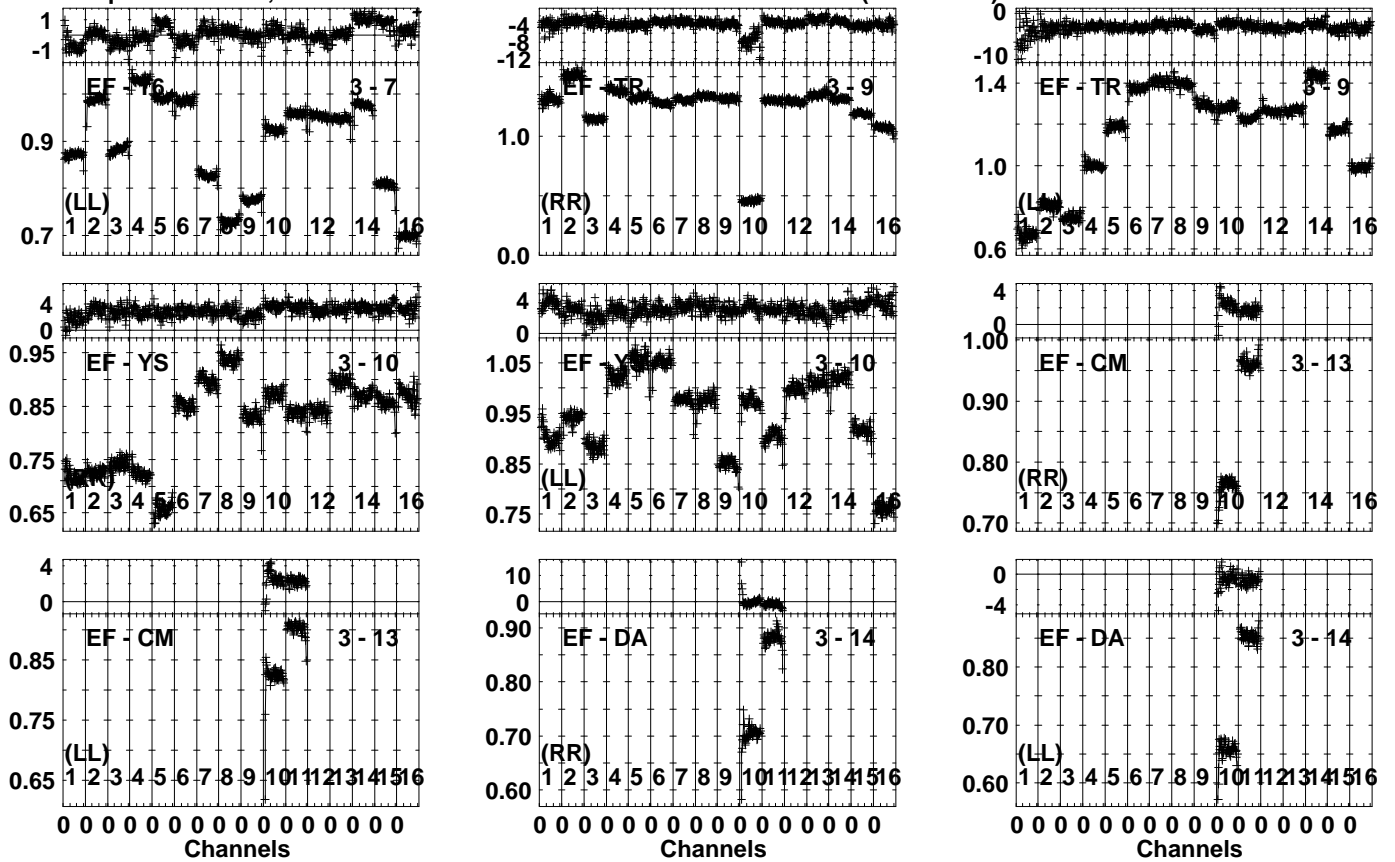


Lower frame: Milli Ampl Jy Top frame: Phas deg
 Vector averaged cross-power spectrum Several baselines displayed
 Timerange: 00/22:51:01 to 00/22:51:59

Plot file version 308 created 31-MAR-2023 16:00:40

J1128+5925 EP124A.UVDATA.1

Freq = 4.6005 GHz, Bw = 32.000 MH Calibrated with CL # 4 and BP # 1 (BP mode 1)

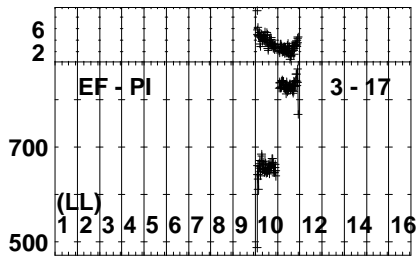
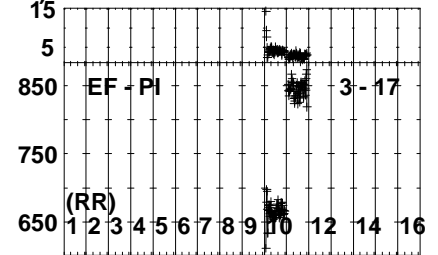
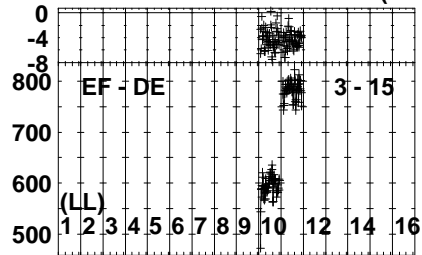
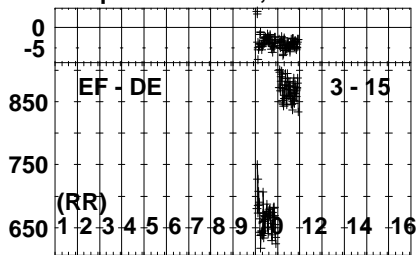


Lower frame: Ampl Jy Top frame: Phas deg
 Vector averaged cross-power spectrum Several baselines displayed
 Timerange: 00/22:51:01 to 00/22:51:59

Plot file version 309 created 31-MAR-2023 16:00:41

J1128+5925 EP124A.UVDATA.1

Freq = 4.6005 GHz, Bw = 32.000 MH Calibrated with CL # 4 and BP # 1 (BP mode 1)

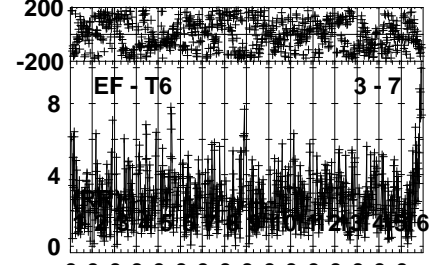
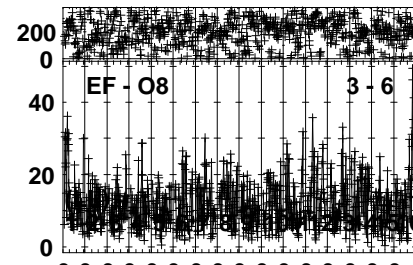
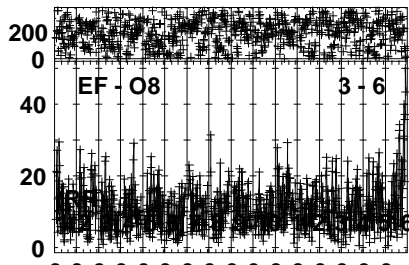

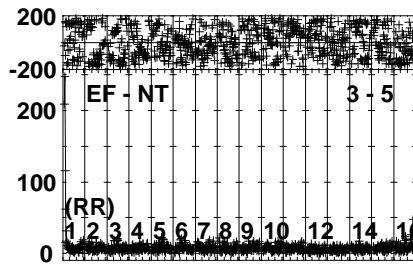
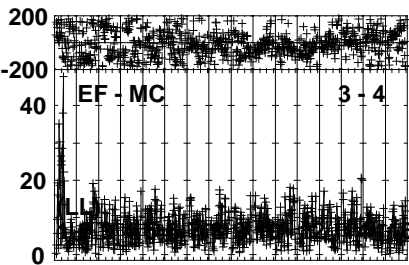
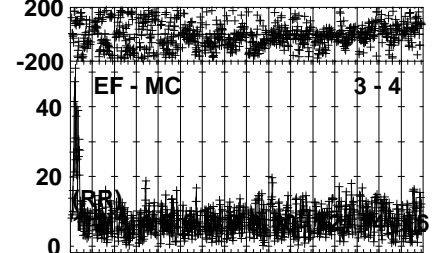
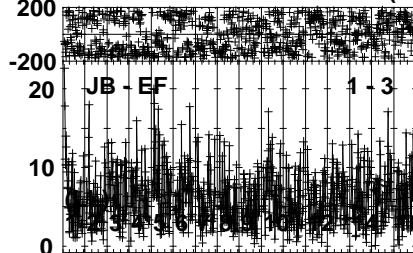
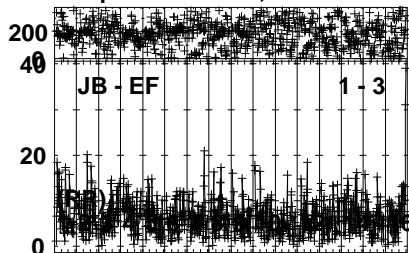


Lower frame: Milli Ampl Jy Top frame: Phas deg
Vector averaged cross-power spectrum Several baselines displayed
Timerange: 00/22:51:01 to 00/22:51:59

Plot file version 310 created 31-MAR-2023 16:00:42

ARP299A EP124A.UVDATA.1

Freq = 4.6005 GHz, Bw = 32.000 MH Calibrated with CL # 4 and BP # 1 (BP mode 1)

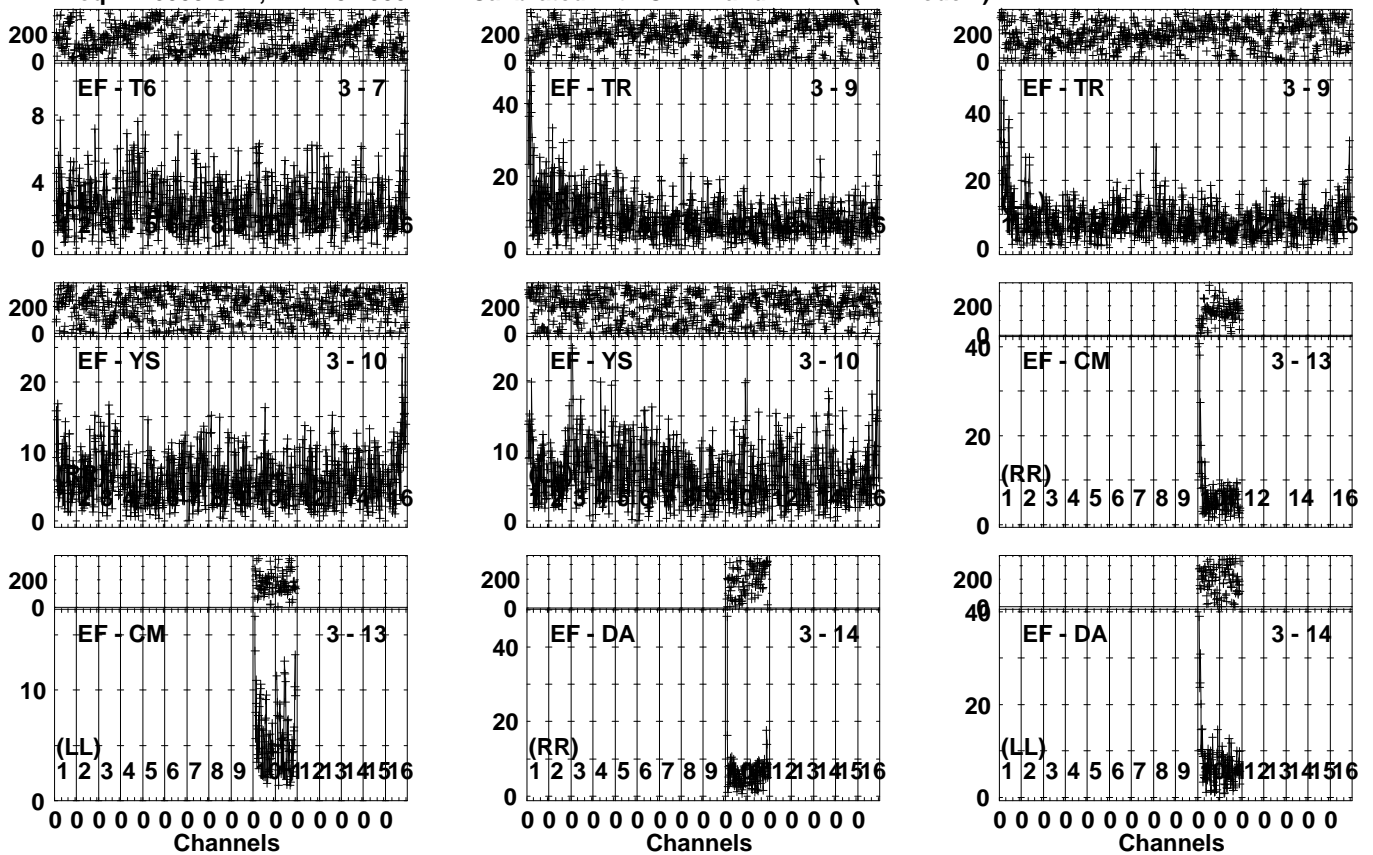


Lower frame: Milli Ampl Jy Top frame: Phas deg
Vector averaged cross-power spectrum Several baselines displayed
Timerange: 00/22:52:01 to 00/22:55:29

Plot file version 311 created 31-MAR-2023 16:00:42

ARP299A EP124A.UVDATA.1

Freq = 4.6005 GHz, Bw = 32.000 MH Calibrated with CL # 4 and BP # 1 (BP mode 1)

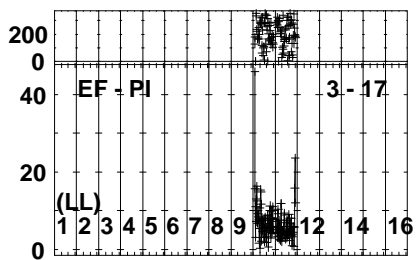
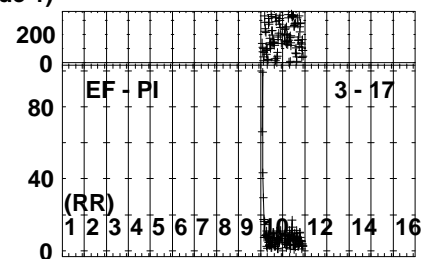
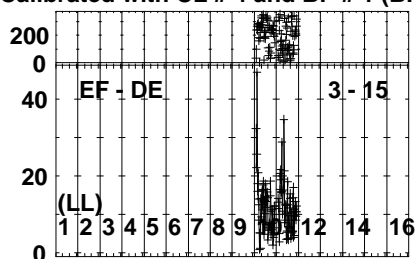
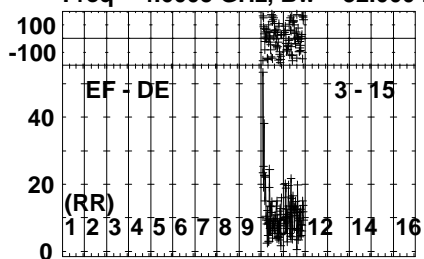


Lower frame: Milli Ampl Jy Top frame: Phas deg
Vector averaged cross-power spectrum Several baselines displayed
Timerange: 00/22:52:01 to 00/22:55:29

Plot file version 312 created 31-MAR-2023 16:00:43

ARP299A EP124A.UVDATA.1

Freq = 4.6005 GHz, Bw = 32.000 MH Calibrated with CL # 4 and BP # 1 (BP mode 1)

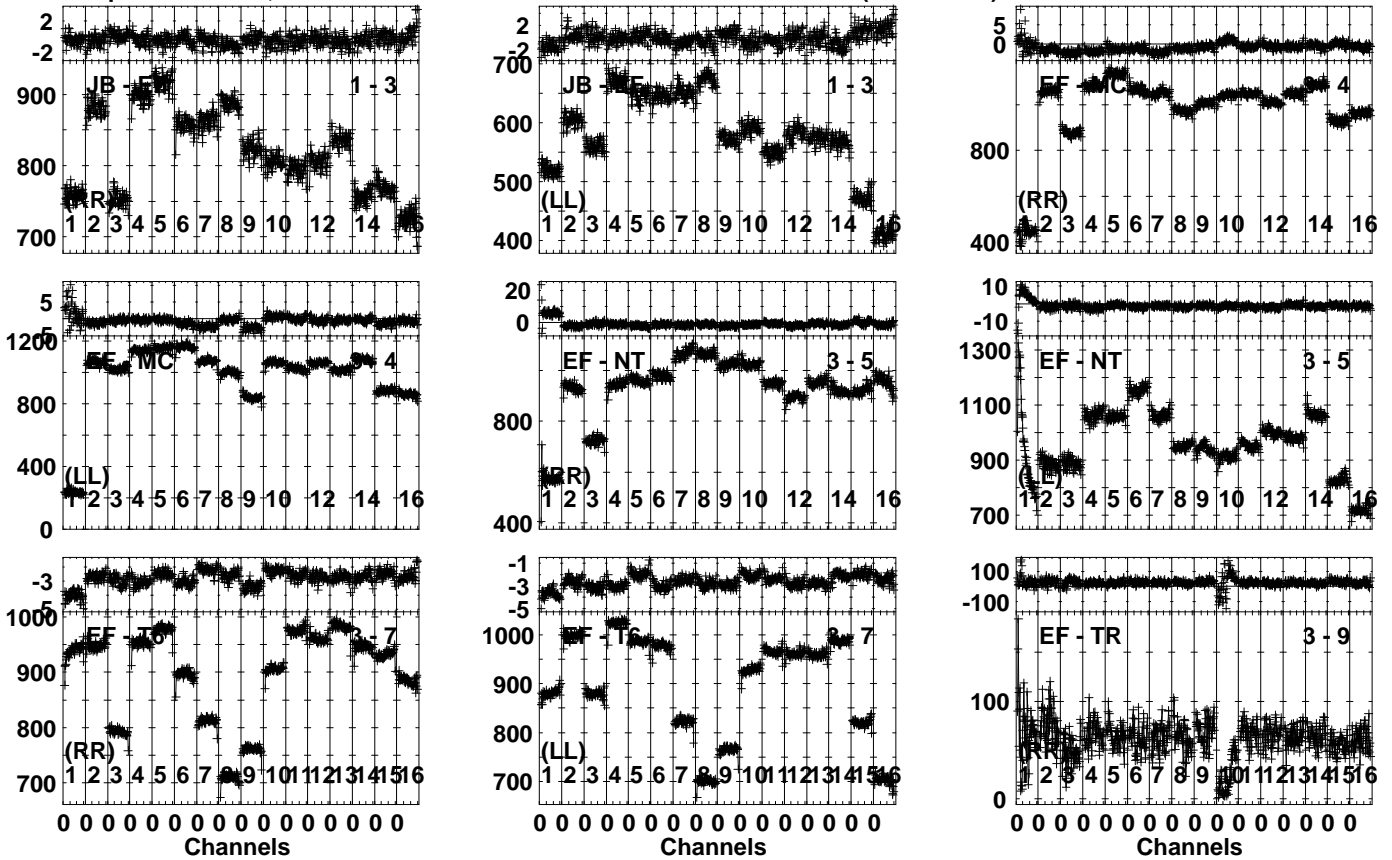


Lower frame: Milli Ampl Jy Top frame: Phas deg
Vector averaged cross-power spectrum Several baselines displayed
Timerange: 00/22:52:01 to 00/22:55:29

Plot file version 313 created 31-MAR-2023 16:00:44

J1128+5925 EP124A.UVDATA.1

Freq = 4.6005 GHz, Bw = 32.000 MH Calibrated with CL # 4 and BP # 1 (BP mode 1)

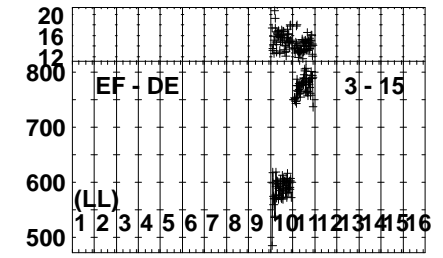
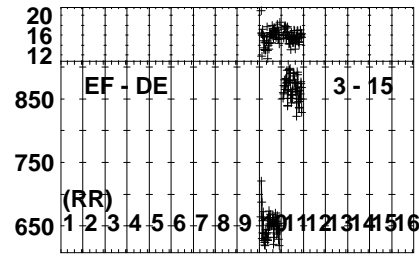
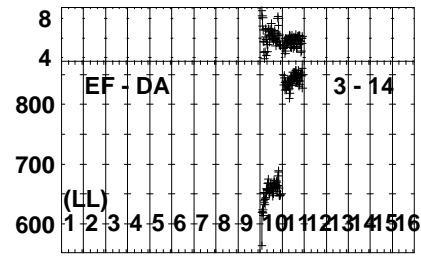
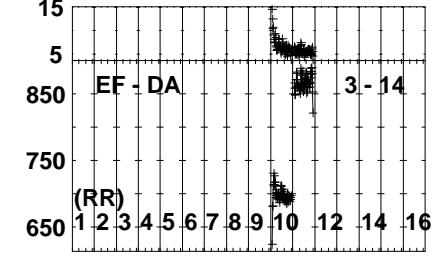
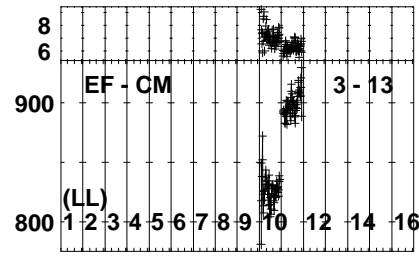
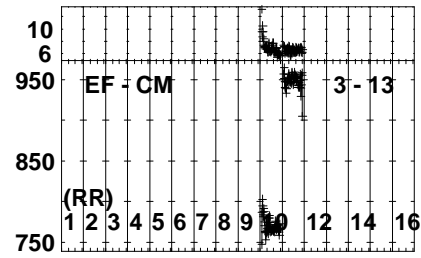
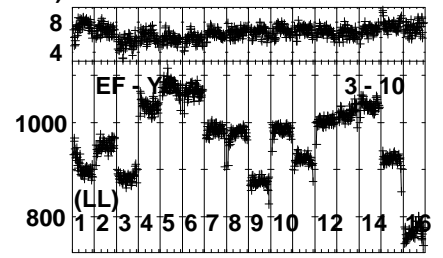
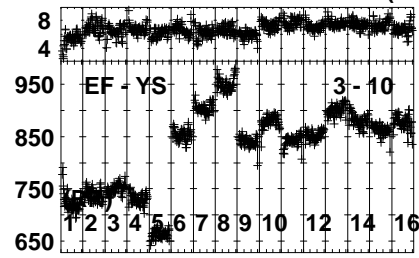
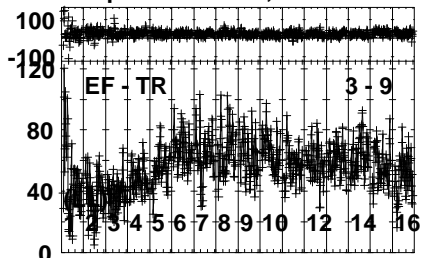


Lower frame: Milli Ampl Jy Top frame: Phas deg
 Vector averaged cross-power spectrum Several baselines displayed
 Timerange: 00/22:55:31 to 00/22:56:59

Plot file version 314 created 31-MAR-2023 16:00:45

J1128+5925 EP124A.UVDATA.1

Freq = 4.6005 GHz, Bw = 32.000 MH Calibrated with CL # 4 and BP # 1 (BP mode 1)

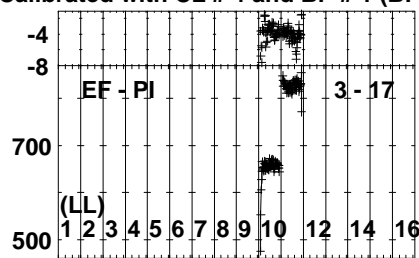
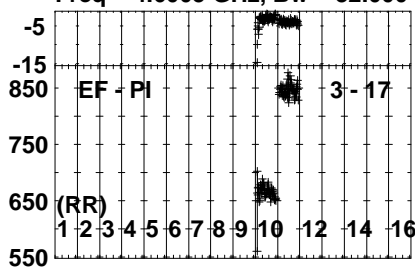


Lower frame: Milli Ampl Jy Top frame: Phas deg
Vector averaged cross-power spectrum Several baselines displayed
Timerange: 00/22:55:31 to 00/22:56:59

Plot file version 315 created 31-MAR-2023 16:00:46

J1128+5925 EP124A.UVDATA.1

Freq = 4.6005 GHz, Bw = 32.000 MH Calibrated with CL # 4 and BP # 1 (BP mode 1)

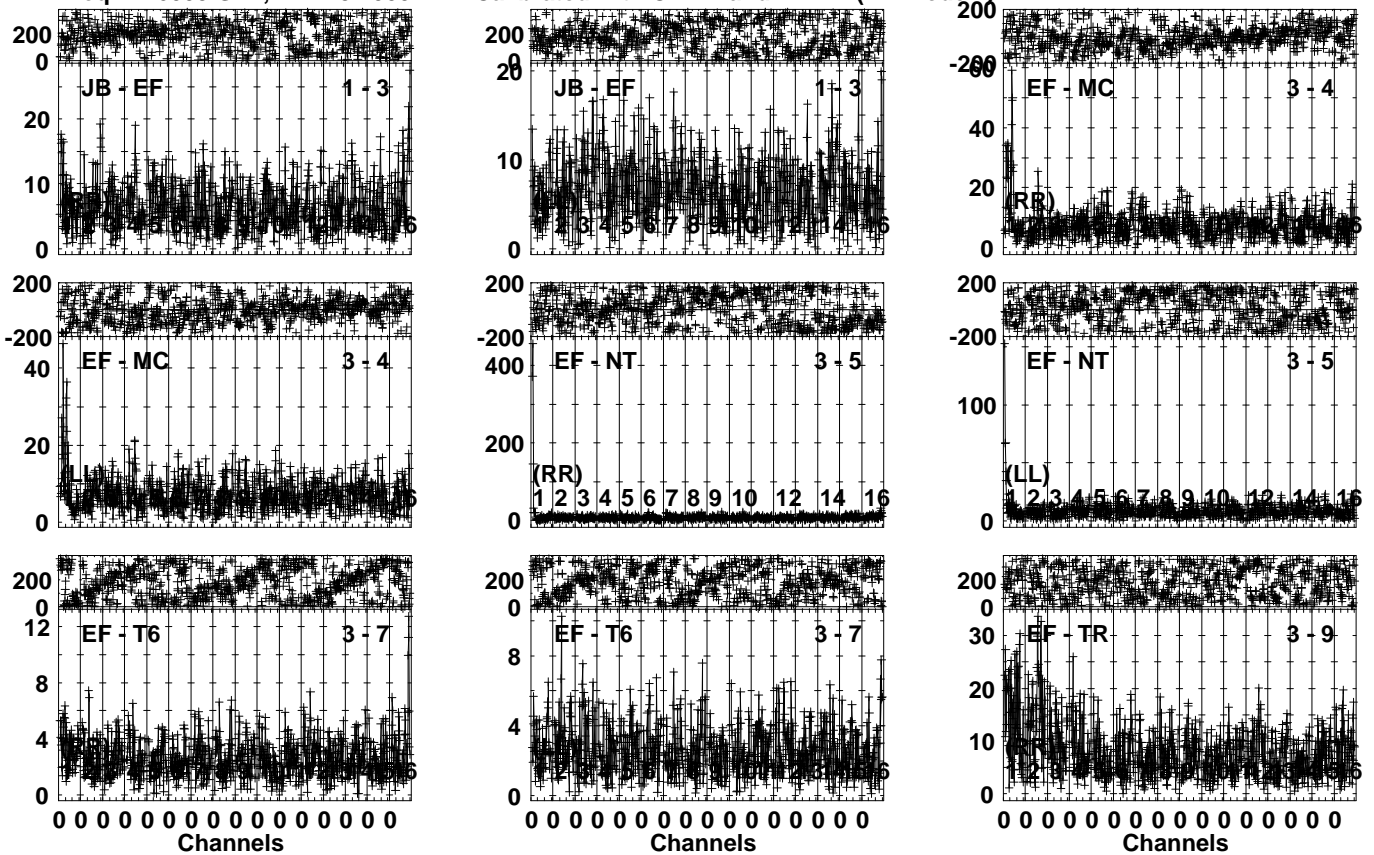


Lower frame: Milli Ampl Jy Top frame: Phas deg
Vector averaged cross-power spectrum Several baselines displayed
Timerange: 00/22:55:31 to 00/22:56:59

Plot file version 316 created 31-MAR-2023 16:00:46

ARP299A EP124A.UVDATA.1

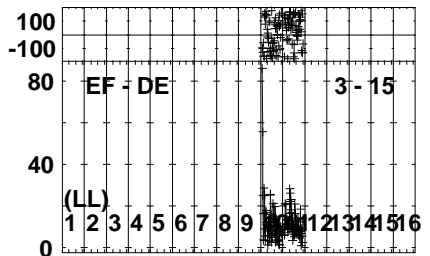
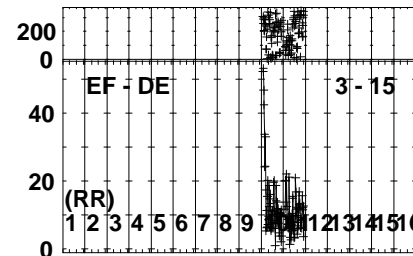
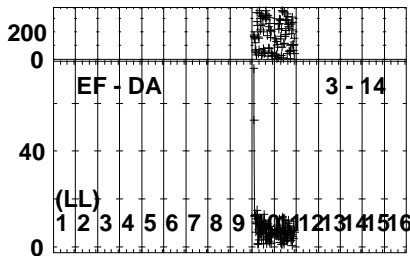
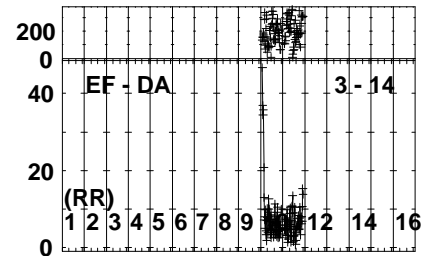
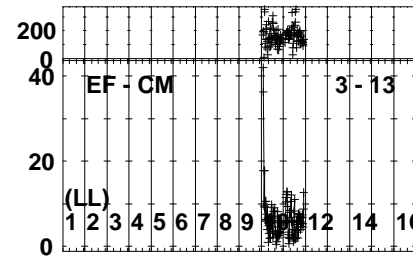
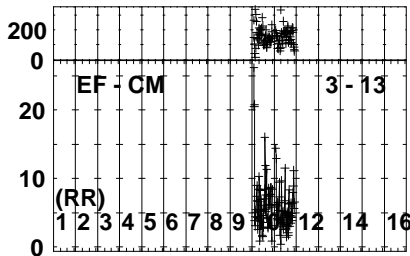
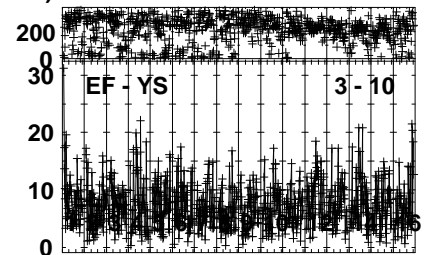
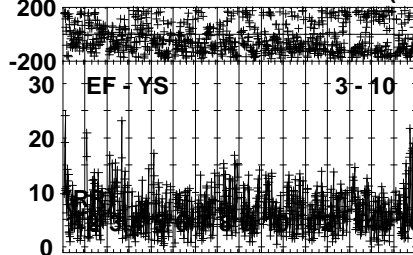
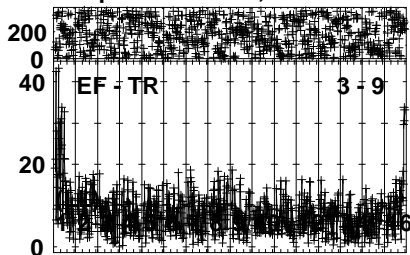
Freq = 4.6005 GHz, Bw = 32.000 MH Calibrated with CL # 4 and BP # 1 (BP mode 1)



Plot file version 317 created 31-MAR-2023 16:00:47

ARP299A EP124A.UVDATA.1

Freq = 4.6005 GHz, Bw = 32.000 MH Calibrated with CL # 4 and BP # 1 (BP mode 1)

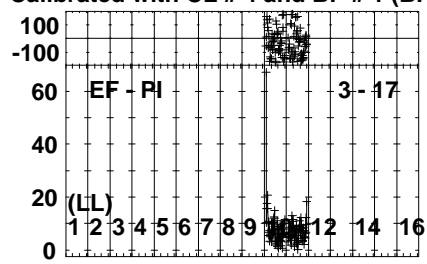
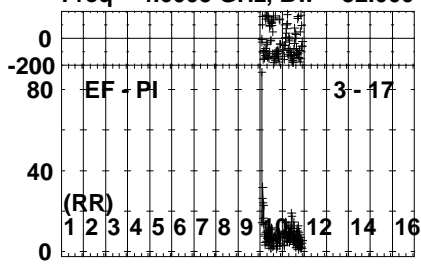


Lower frame: Milli Ampl Jy Top frame: Phas deg
Vector averaged cross-power spectrum Several baselines displayed
Timerange: 00/22:57:01 to 00/23:00:29

Plot file version 318 created 31-MAR-2023 16:00:48

ARP299A EP124A.UVDATA.1

Freq = 4.6005 GHz, Bw = 32.000 MH Calibrated with CL # 4 and BP # 1 (BP mode 1)



Lower frame: Milli Ampl Jy Top frame: Phas deg

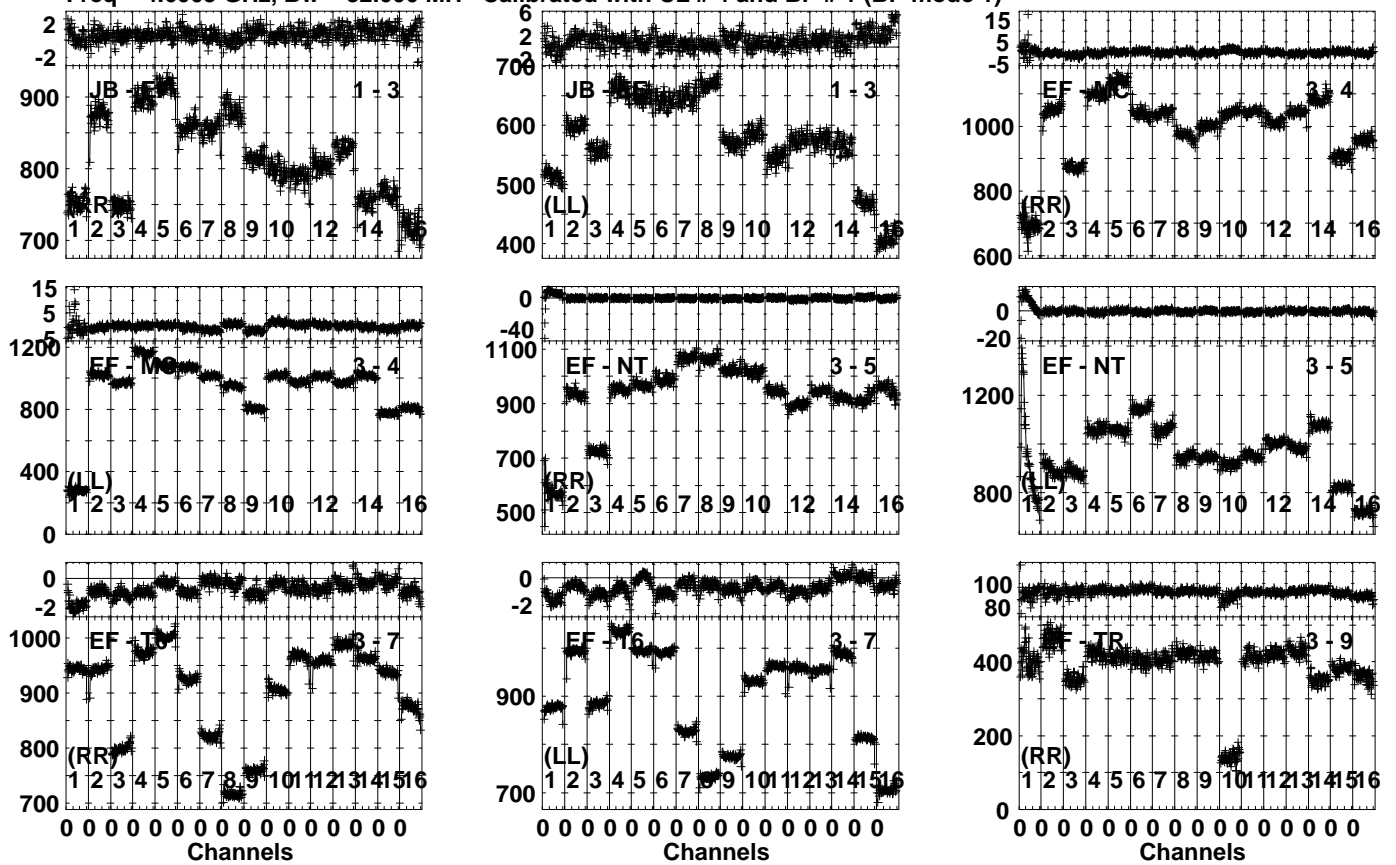
Vector averaged cross-power spectrum Several baselines displayed

Timerange: 00/22:57:01 to 00/23:00:29

Plot file version 319 created 31-MAR-2023 16:00:48

J1128+5925 EP124A.UVDATA.1

Freq = 4.6005 GHz, Bw = 32.000 MH Calibrated with CL # 4 and BP # 1 (BP mode 1)

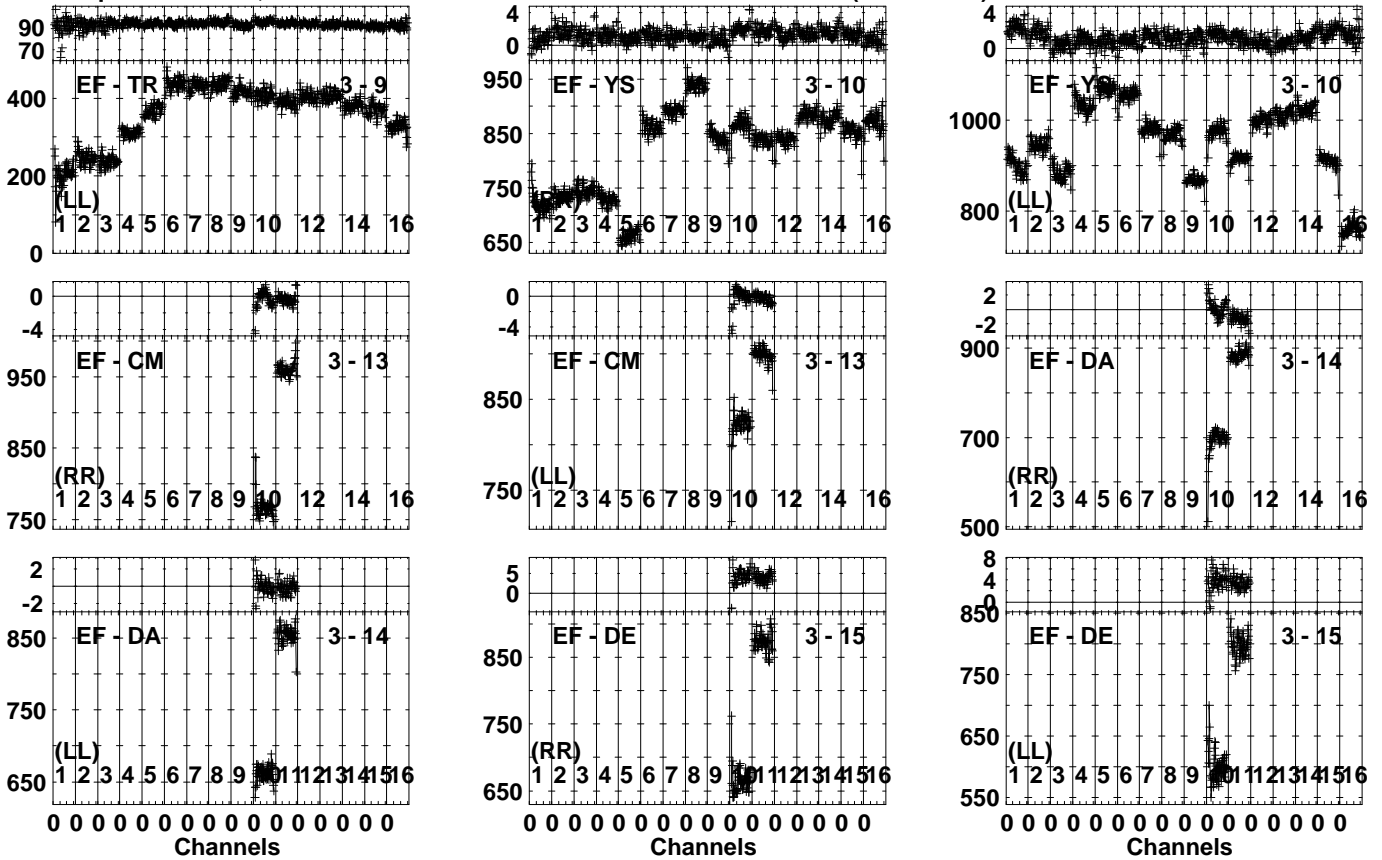


Lower frame: Milli Ampl Jy Top frame: Phas deg
Vector averaged cross-power spectrum Several baselines displayed
Timerange: 00/23:01:01 to 00/23:01:59

Plot file version 320 created 31-MAR-2023 16:00:49

J1128+5925 EP124A.UVDATA.1

Freq = 4.6005 GHz, Bw = 32.000 MH Calibrated with CL # 4 and BP # 1 (BP mode 1)

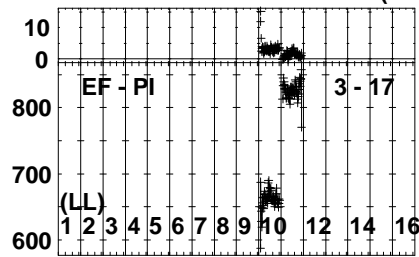
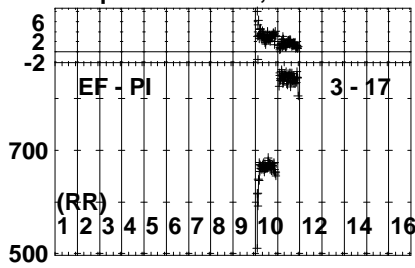


Lower frame: Milli Ampl Jy Top frame: Phas deg
 Vector averaged cross-power spectrum Several baselines displayed
 Timerange: 00/23:01:01 to 00/23:01:59

Plot file version 321 created 31-MAR-2023 16:00:50

J1128+5925 EP124A.UVDATA.1

Freq = 4.6005 GHz, Bw = 32.000 MH Calibrated with CL # 4 and BP # 1 (BP mode 1)

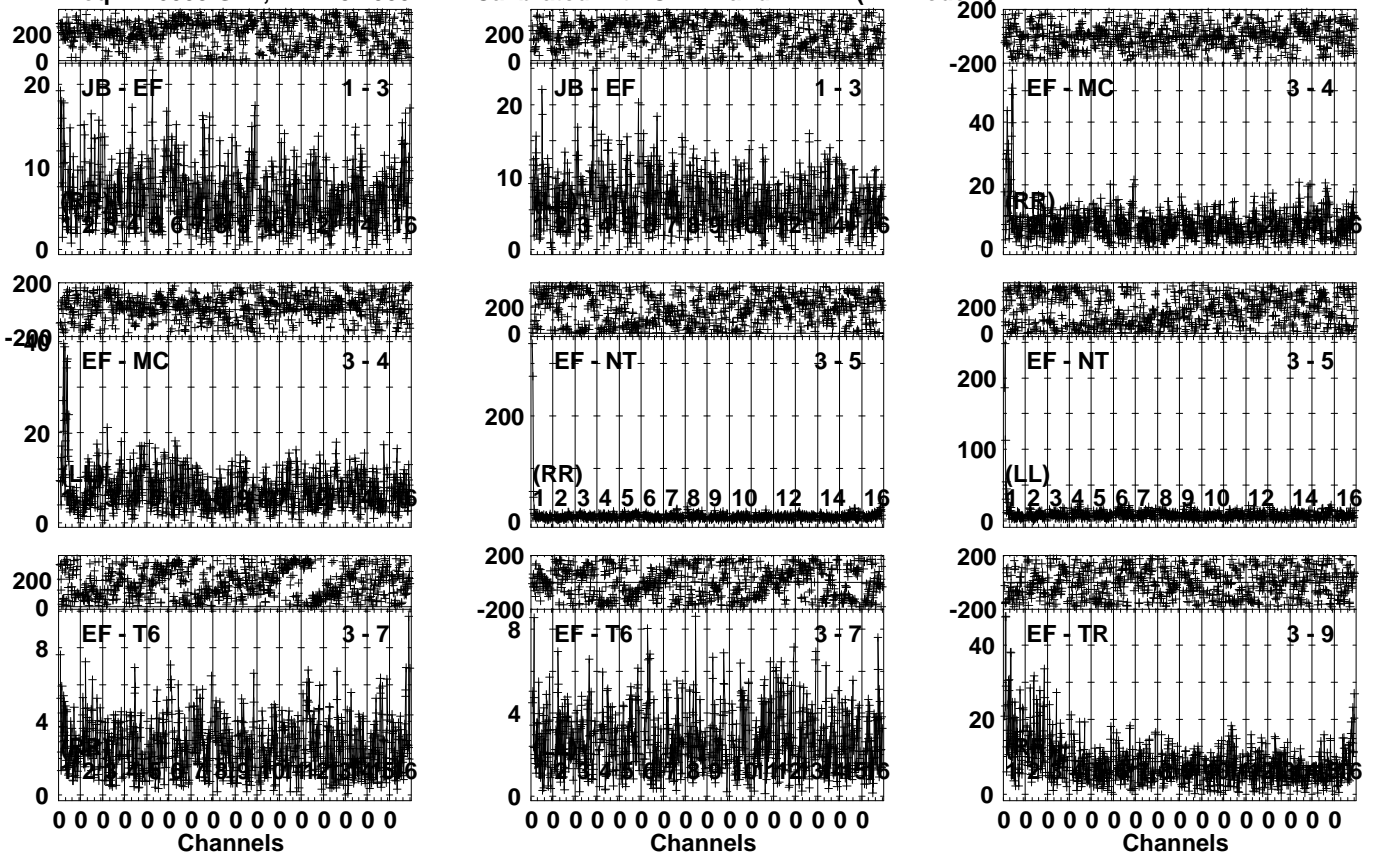


Lower frame: Milli Ampl Jy Top frame: Phas deg
Vector averaged cross-power spectrum Several baselines displayed
Timerange: 00/23:01:01 to 00/23:01:59

Plot file version 322 created 31-MAR-2023 16:00:50

ARP299A EP124A.UVDATA.1

Freq = 4.6005 GHz, Bw = 32.000 MH Calibrated with CL # 4 and BP # 1 (BP mode 1)

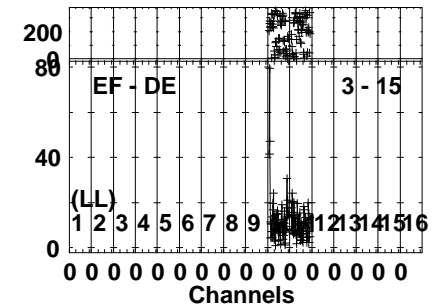
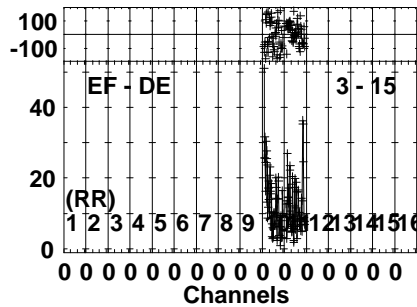
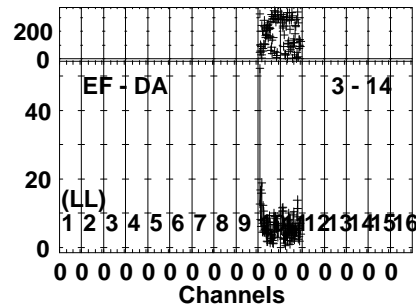
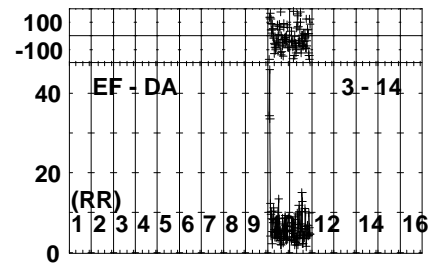
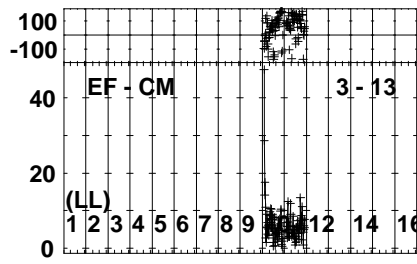
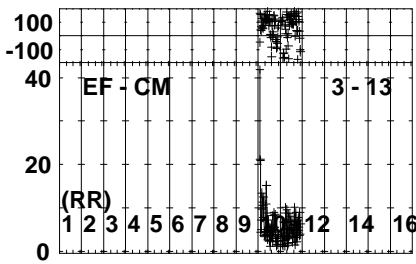
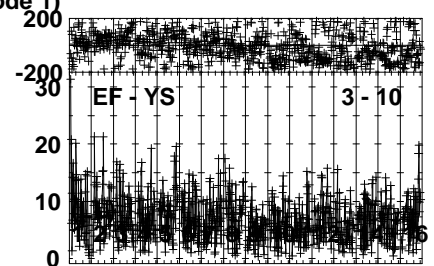
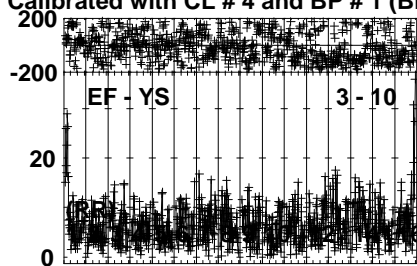
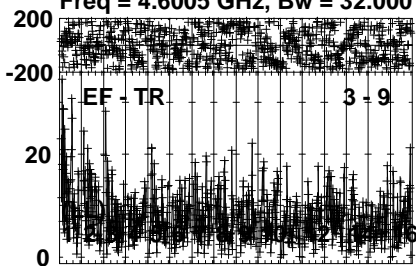


Lower frame: Milli Ampl Jy Top frame: Phas deg
Vector averaged cross-power spectrum Several baselines displayed
Timerange: 00/23:02:01 to 00/23:05:29

Plot file version 323 created 31-MAR-2023 16:00:51

ARP299A EP124A.UVDATA.1

Freq = 4.6005 GHz, Bw = 32.000 MH Calibrated with CL # 4 and BP # 1 (BP mode 1)

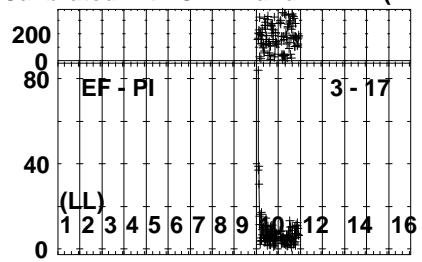
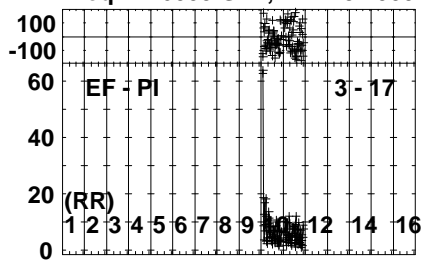


Lower frame: Milli Ampl Jy Top frame: Phas deg
Vector averaged cross-power spectrum Several baselines displayed
Timerange: 00/23:02:01 to 00/23:05:29

Plot file version 324 created 31-MAR-2023 16:00:52

ARP299A EP124A.UVDATA.1

Freq = 4.6005 GHz, Bw = 32.000 MH Calibrated with CL # 4 and BP # 1 (BP mode 1)



Lower frame: Milli Ampl Jy Top frame: Phas deg

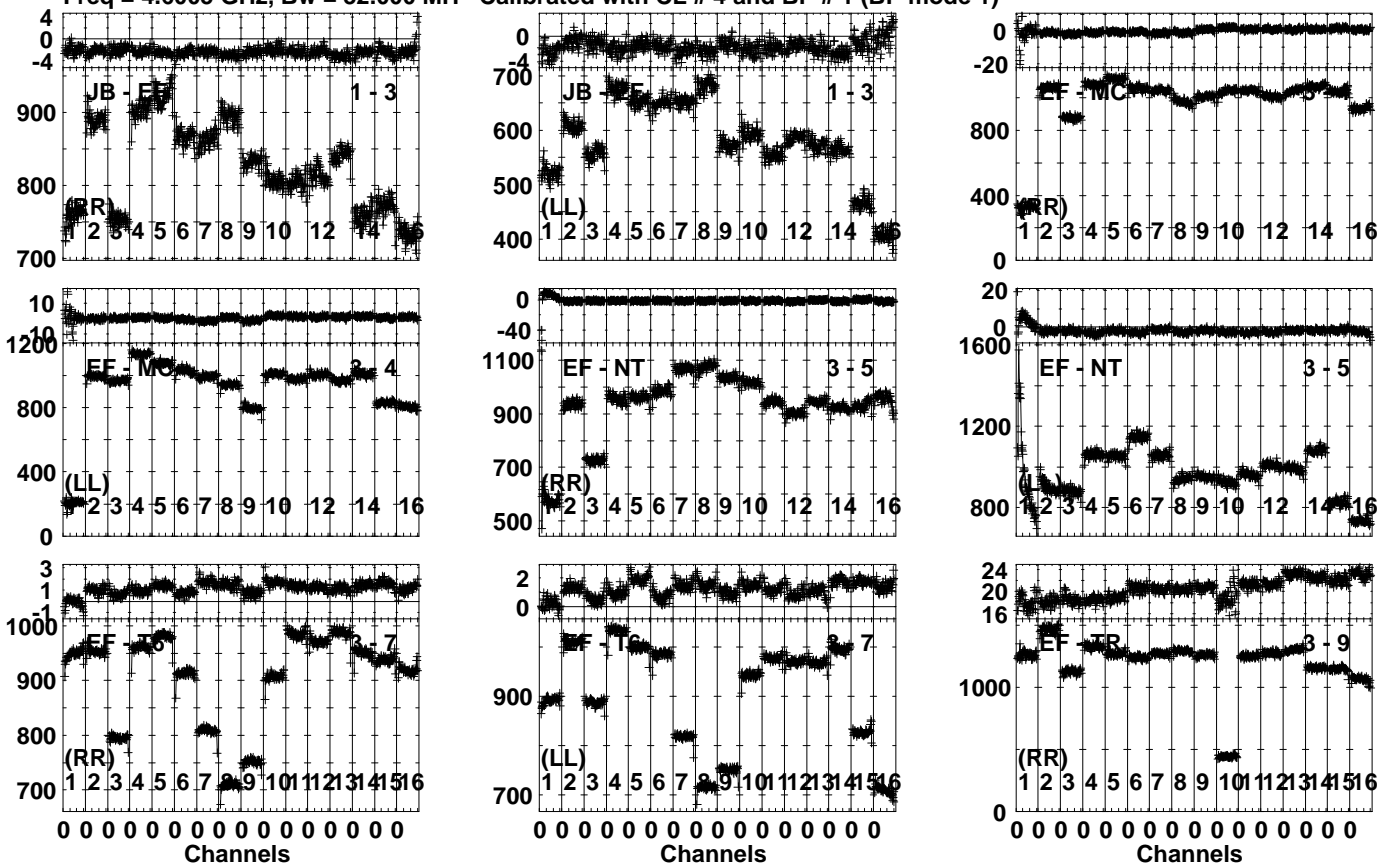
Vector averaged cross-power spectrum Several baselines displayed

Timerange: 00/23:02:01 to 00/23:05:29

Plot file version 325 created 31-MAR-2023 16:00:53

J1128+5925 EP124A.UVDATA.1

Freq = 4.6005 GHz, Bw = 32.000 MH Calibrated with CL # 4 and BP # 1 (BP mode 1)

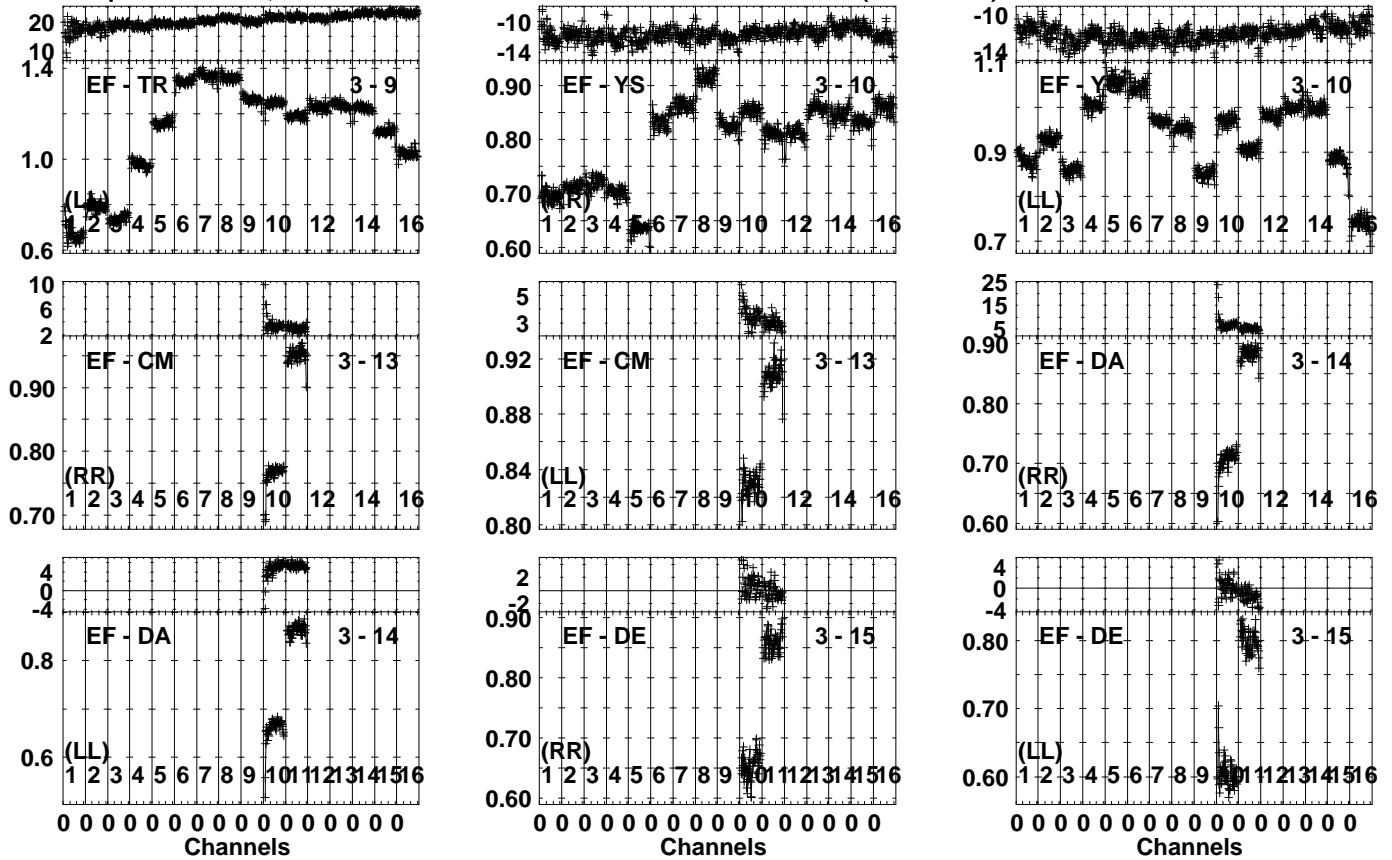


Lower frame: Milli Ampl Jy Top frame: Phas deg
Vector averaged cross-power spectrum Several baselines displayed
Timerange: 00/23:05:31 to 00/23:06:59

Plot file version 326 created 31-MAR-2023 16:00:53

J1128+5925 EP124A.UVDATA.1

Freq = 4.6005 GHz, Bw = 32.000 MH Calibrated with CL # 4 and BP # 1 (BP mode 1)

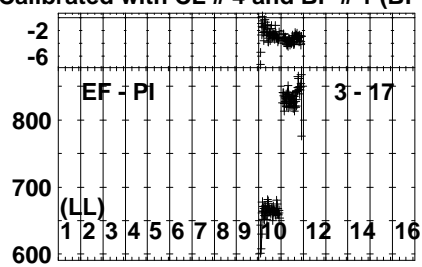
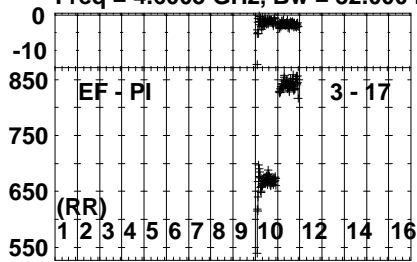


Lower frame: Ampl Jy Top frame: Phas deg
 Vector averaged cross-power spectrum Several baselines displayed
 Timerange: 00/23:05:31 to 00/23:06:59

Plot file version 327 created 31-MAR-2023 16:00:54

J1128+5925 EP124A.UVDATA.1

Freq = 4.6005 GHz, Bw = 32.000 MH Calibrated with CL # 4 and BP # 1 (BP mode 1)

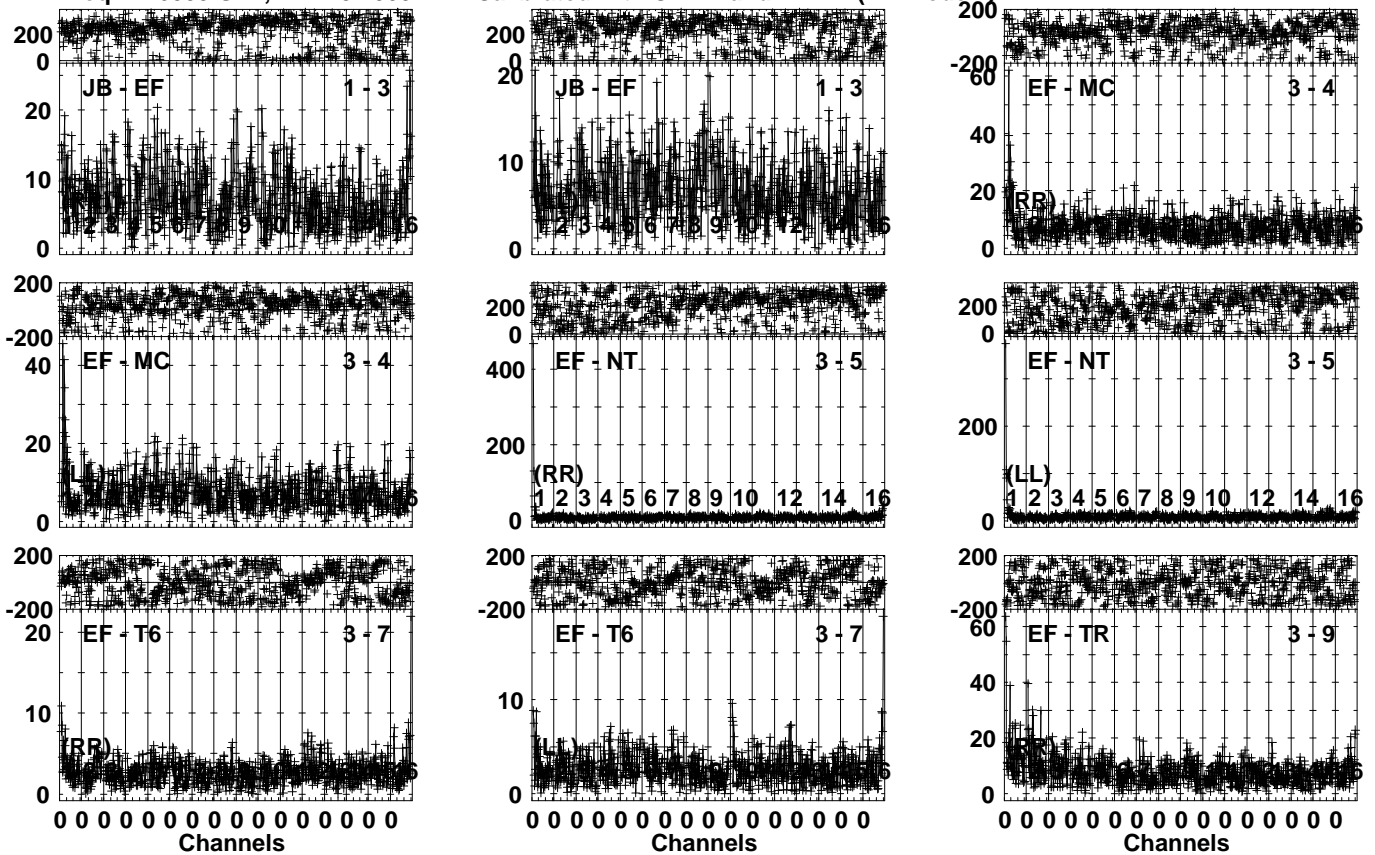


Lower frame: Milli Ampl Jy Top frame: Phas deg
Vector averaged cross-power spectrum Several baselines displayed
Timerange: 00/23:05:31 to 00/23:06:59

Plot file version 328 created 31-MAR-2023 16:00:55

ARP299A EP124A.UVDATA.1

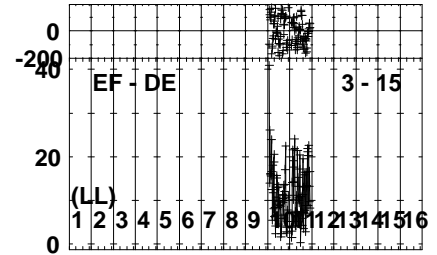
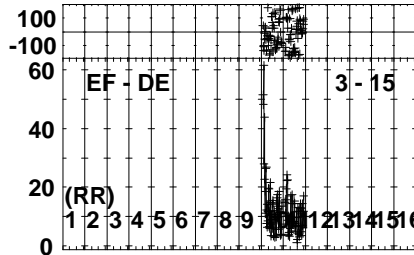
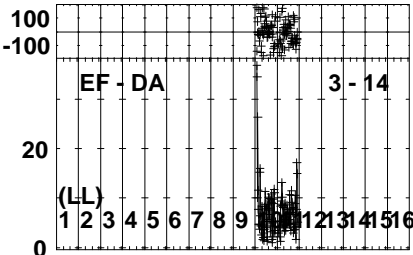
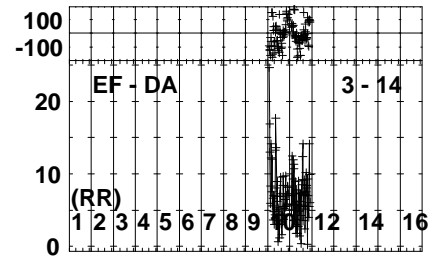
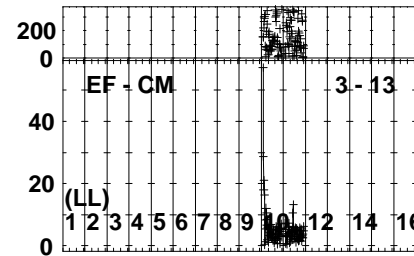
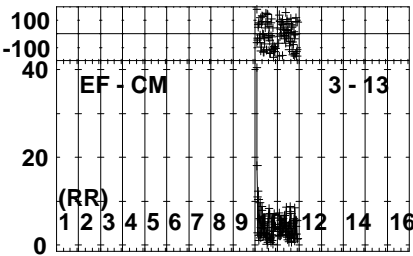
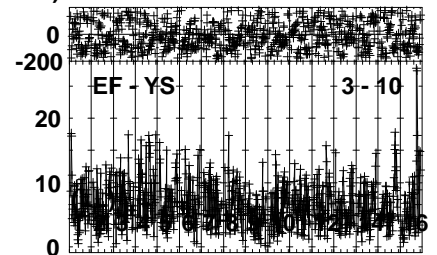
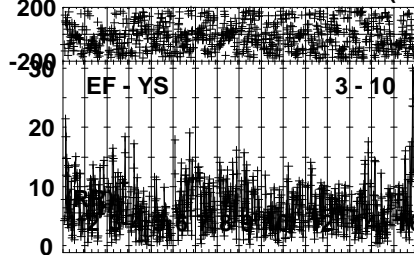
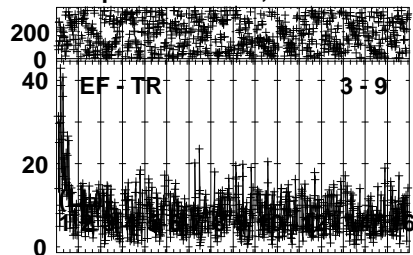
Freq = 4.6005 GHz, Bw = 32.000 MH Calibrated with CL # 4 and BP # 1 (BP mode 1)



Plot file version 329 created 31-MAR-2023 16:00:56

ARP299A EP124A.UVDATA.1

Freq = 4.6005 GHz, Bw = 32.000 MH Calibrated with CL # 4 and BP # 1 (BP mode 1)

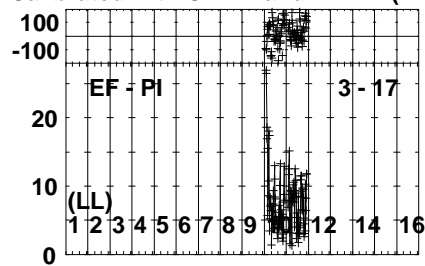
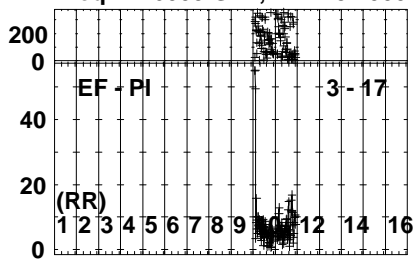


Lower frame: Milli Ampl Jy Top frame: Phas deg
Vector averaged cross-power spectrum Several baselines displayed
Timerange: 00/23:07:01 to 00/23:10:29

Plot file version 330 created 31-MAR-2023 16:00:57

ARP299A EP124A.UVDATA.1

Freq = 4.6005 GHz, Bw = 32.000 MH Calibrated with CL # 4 and BP # 1 (BP mode 1)

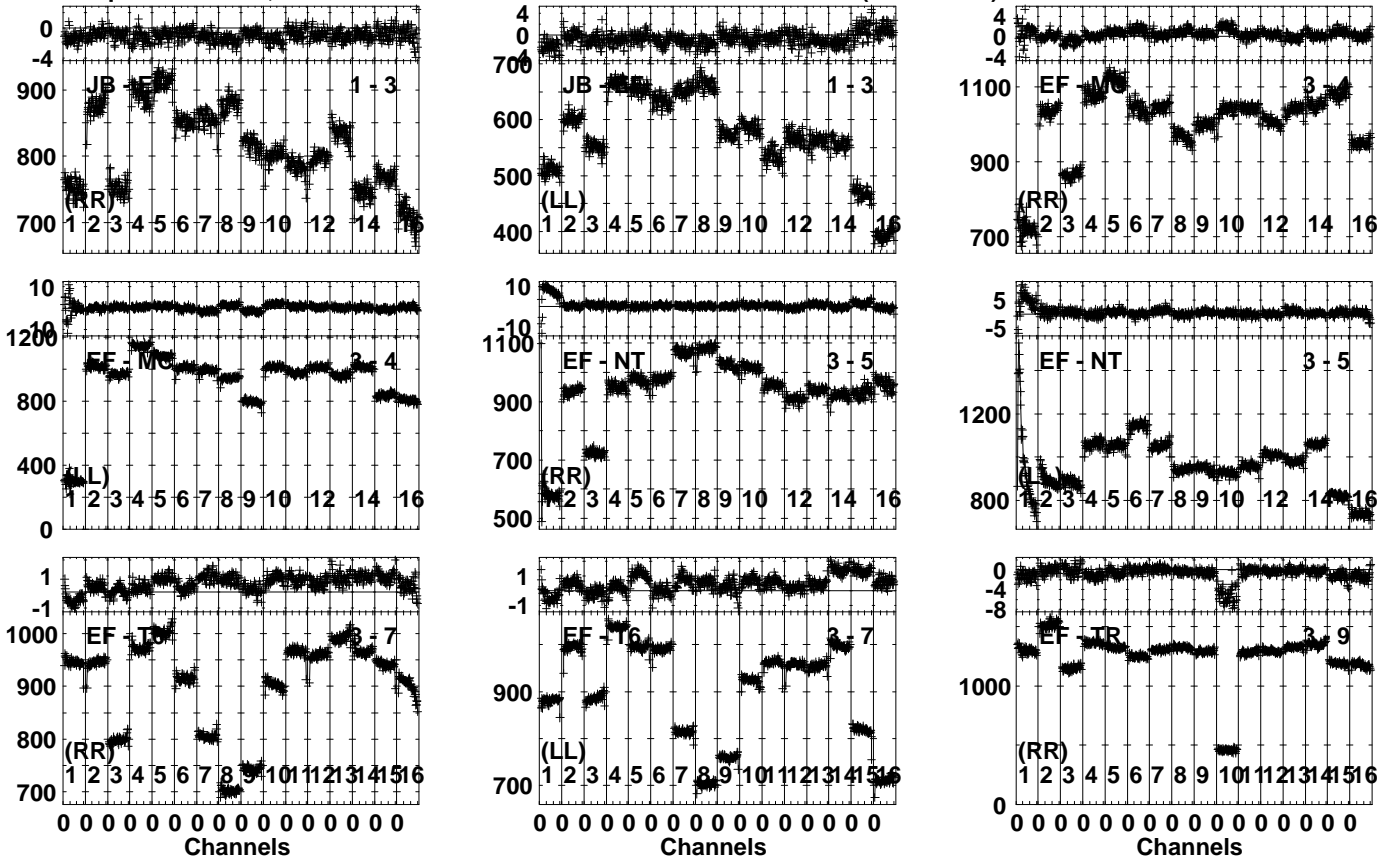


Lower frame: Milli Ampl Jy Top frame: Phas deg
Vector averaged cross-power spectrum Several baselines displayed
Timerange: 00/23:07:01 to 00/23:10:29

Plot file version 331 created 31-MAR-2023 16:00:57

J1128+5925 EP124A.UVDATA.1

Freq = 4.6005 GHz, Bw = 32.000 MH Calibrated with CL # 4 and BP # 1 (BP mode 1)

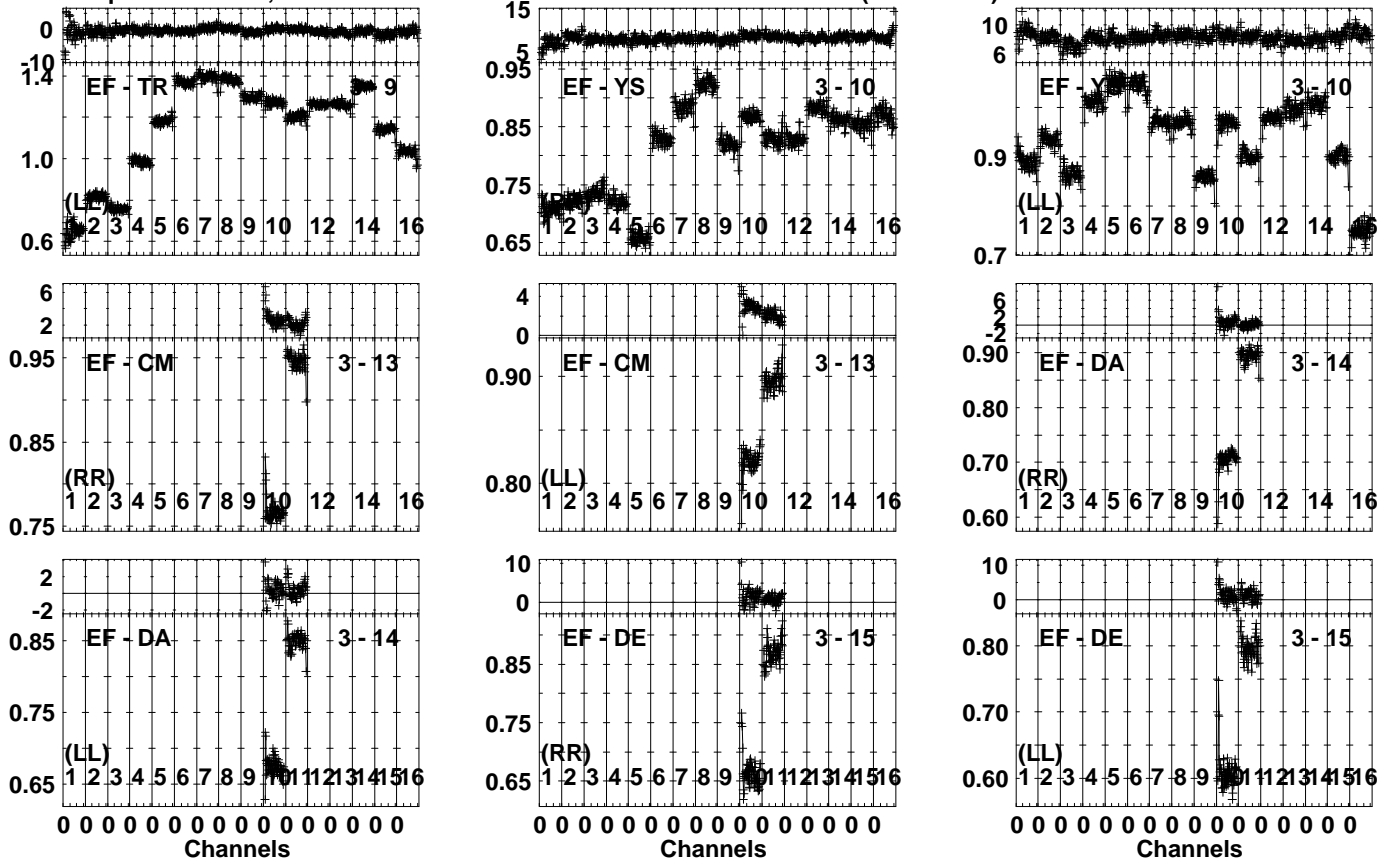


Lower frame: Milli Ampl Jy Top frame: Phas deg
Vector averaged cross-power spectrum Several baselines displayed
Timerange: 00/23:11:01 to 00/23:11:59

Plot file version 332 created 31-MAR-2023 16:00:58

J1128+5925 EP124A.UVDATA.1

Freq = 4.6005 GHz, Bw = 32.000 MH Calibrated with CL # 4 and BP # 1 (BP mode 1)

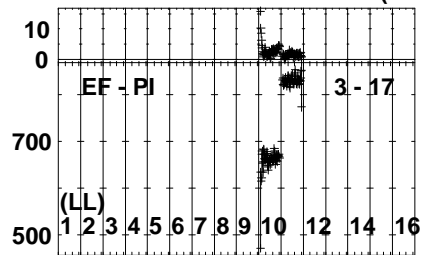
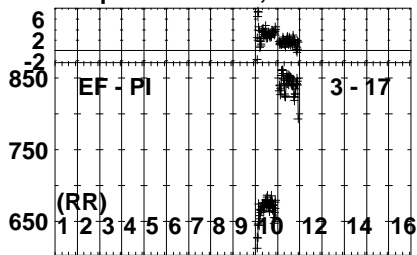


Lower frame: Ampl Jy Top frame: Phas deg
Vector averaged cross-power spectrum Several baselines displayed
Timerange: 00/23:11:01 to 00/23:11:59

Plot file version 333 created 31-MAR-2023 16:00:59

J1128+5925 EP124A.UVDATA.1

Freq = 4.6005 GHz, Bw = 32.000 MH Calibrated with CL # 4 and BP # 1 (BP mode 1)

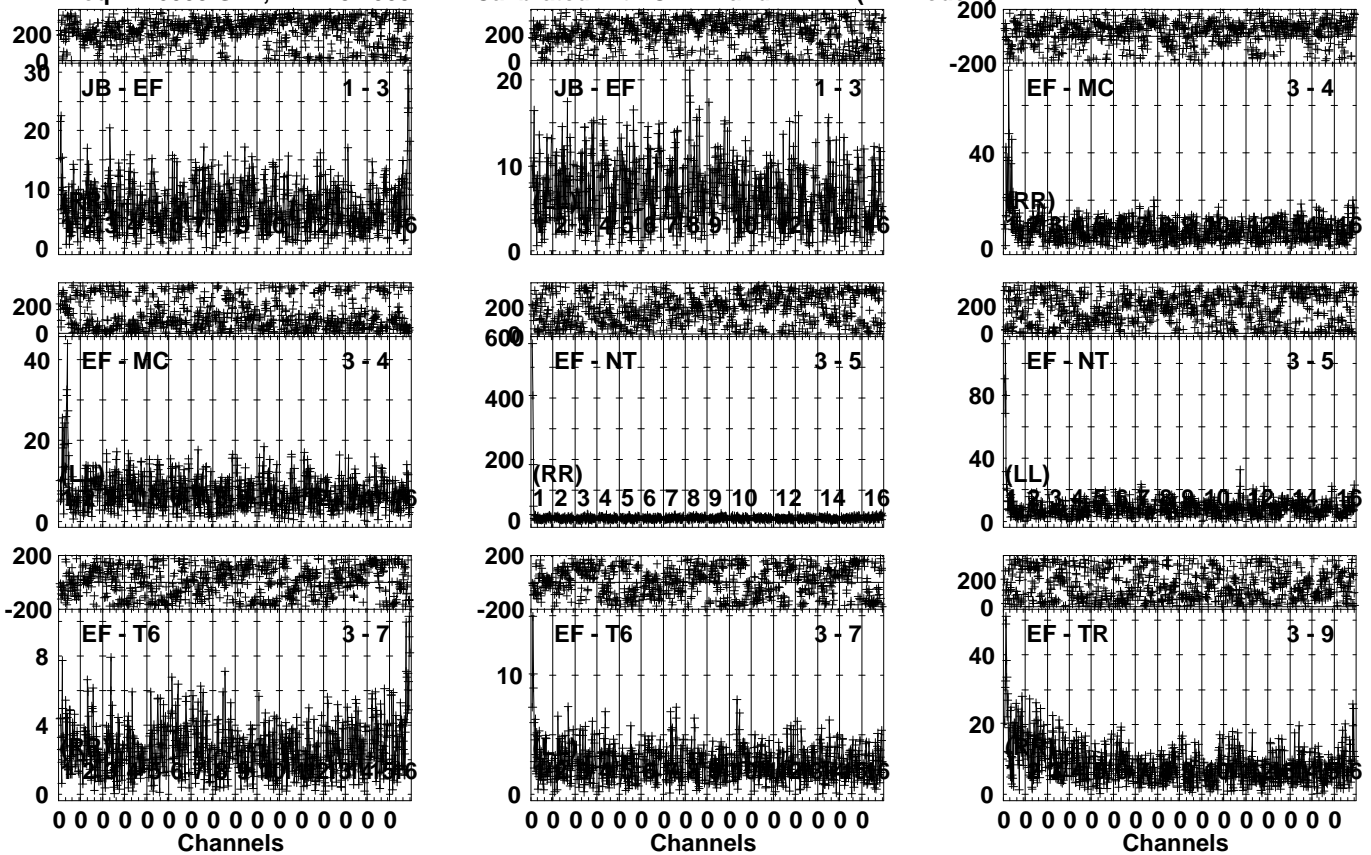


Lower frame: Milli Ampl Jy Top frame: Phas deg
Vector averaged cross-power spectrum Several baselines displayed
Timerange: 00/23:11:01 to 00/23:11:59

Plot file version 334 created 31-MAR-2023 16:00:59

ARP299A EP124A.UVDATA.1

Freq = 4.6005 GHz, Bw = 32.000 MH Calibrated with CL # 4 and BP # 1 (BP mode 1)

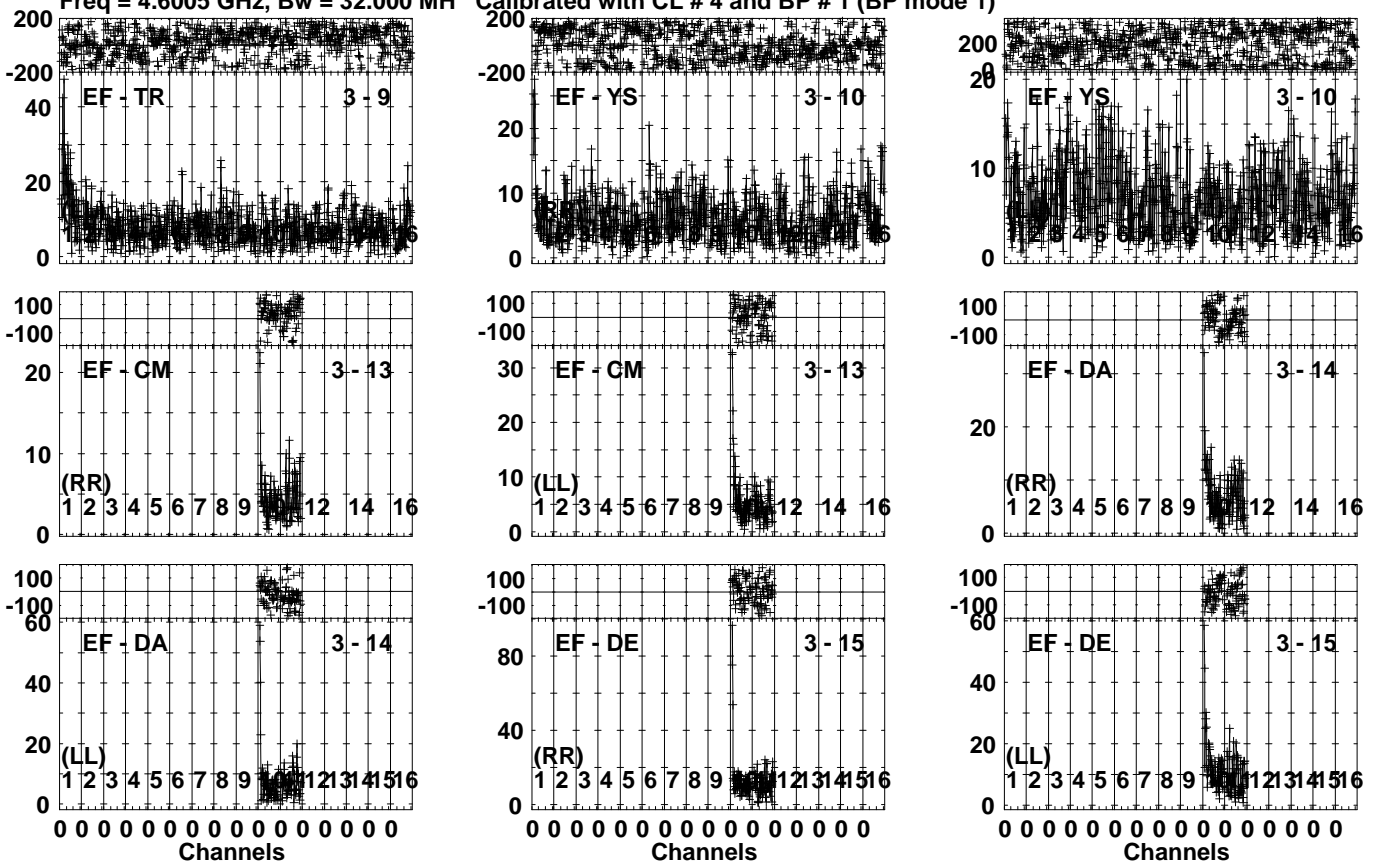


Lower frame: Milli Ampl Jy Top frame: Phas deg
Vector averaged cross-power spectrum Several baselines displayed
Timerange: 00/23:12:01 to 00/23:15:29

Plot file version 335 created 31-MAR-2023 16:01:00

ARP299A EP124A.UVDATA.1

Freq = 4.6005 GHz, Bw = 32.000 MH Calibrated with CL # 4 and BP # 1 (BP mode 1)

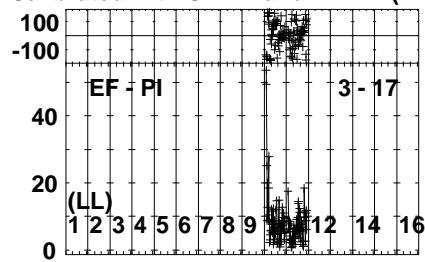
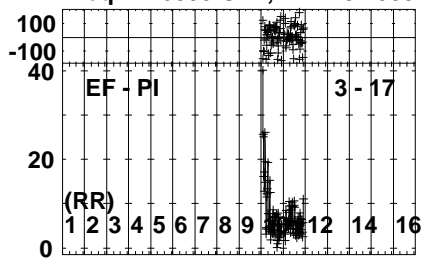


Lower frame: Milli Ampl Jy Top frame: Phas deg
Vector averaged cross-power spectrum Several baselines displayed
Timerange: 00/23:12:01 to 00/23:15:29

Plot file version 336 created 31-MAR-2023 16:01:01

ARP299A EP124A.UVDATA.1

Freq = 4.6005 GHz, Bw = 32.000 MH Calibrated with CL # 4 and BP # 1 (BP mode 1)



Lower frame: Milli Ampl Jy Top frame: Phas deg

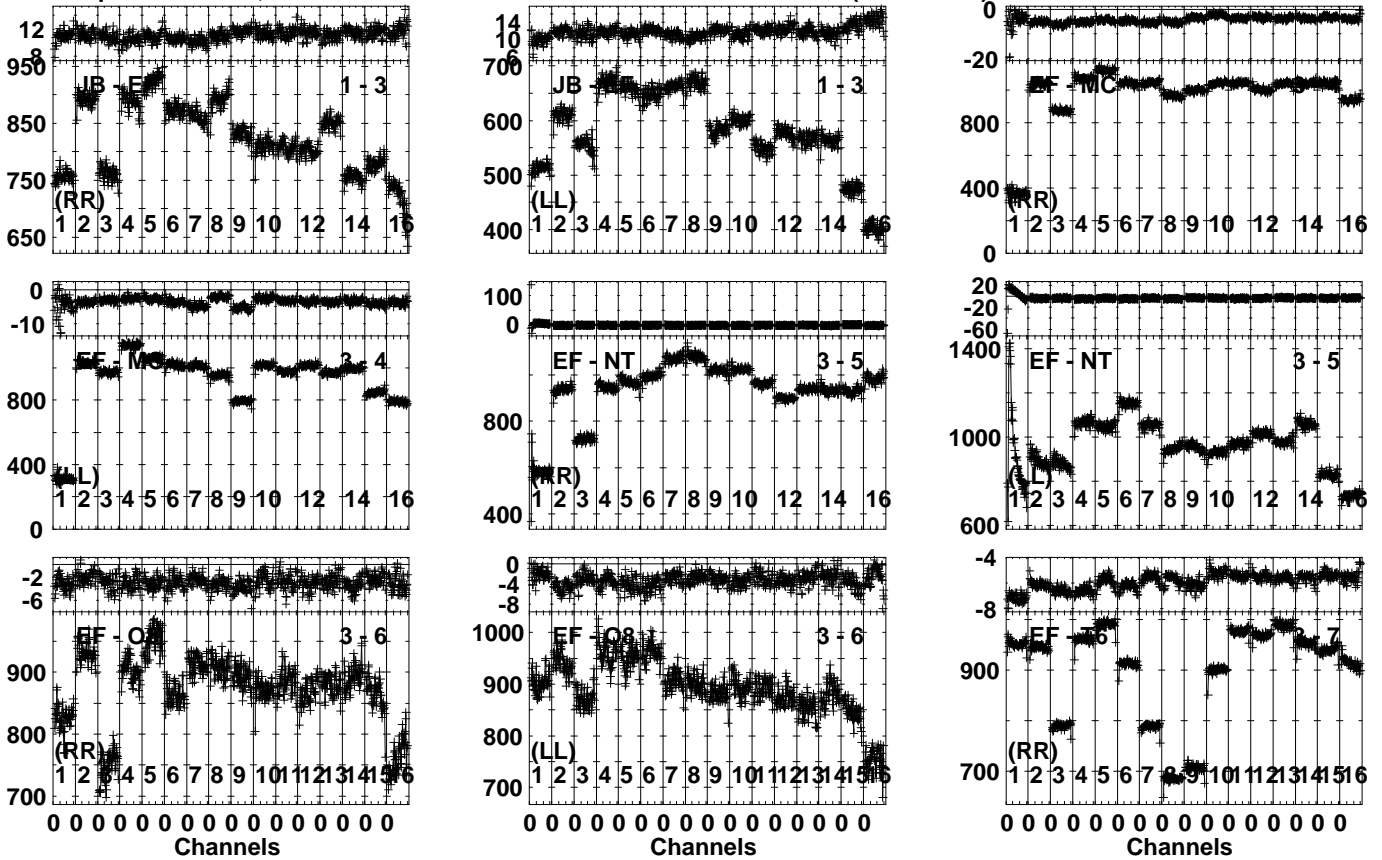
Vector averaged cross-power spectrum Several baselines displayed

Timerange: 00/23:12:01 to 00/23:15:29

Plot file version 337 created 31-MAR-2023 16:01:02

J1128+5925 EP124A.UVDATA.1

Freq = 4.6005 GHz, Bw = 32.000 MH Calibrated with CL # 4 and BP # 1 (BP mode 1)

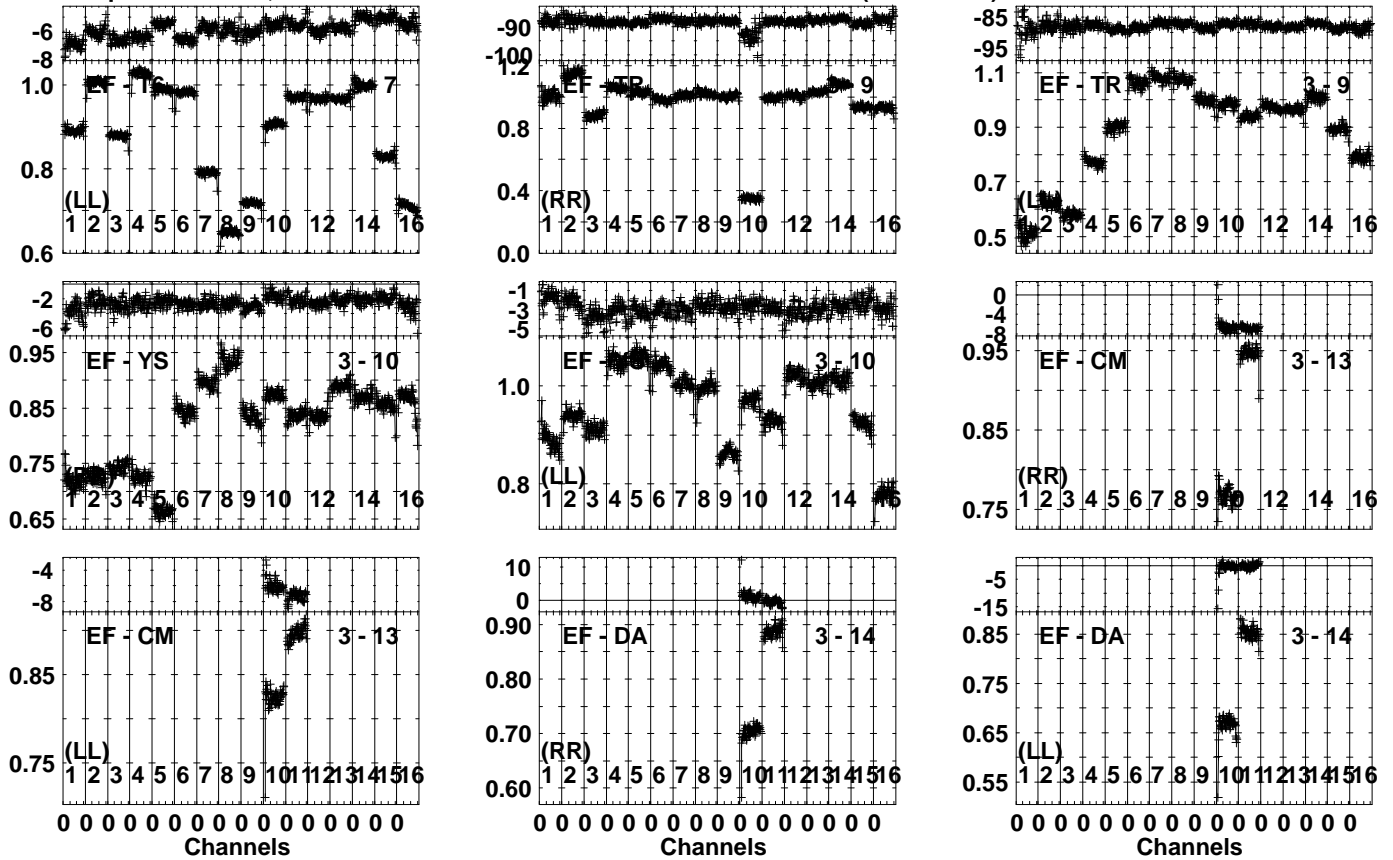


Lower frame: Milli Ampl Jy Top frame: Phas deg
 Vector averaged cross-power spectrum Several baselines displayed
 Timerange: 00/23:15:31 to 00/23:16:59

Plot file version 338 created 31-MAR-2023 16:01:02

J1128+5925 EP124A.UVDATA.1

Freq = 4.6005 GHz, Bw = 32.000 MH Calibrated with CL # 4 and BP # 1 (BP mode 1)

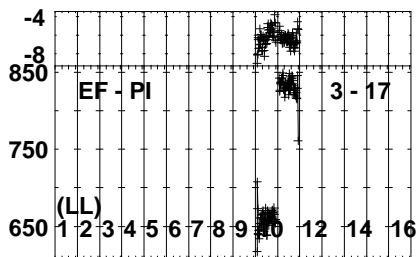
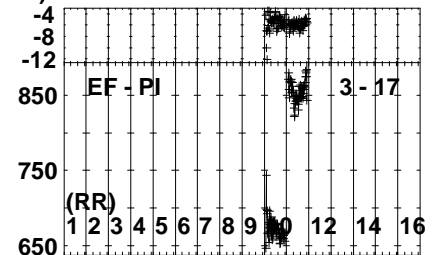
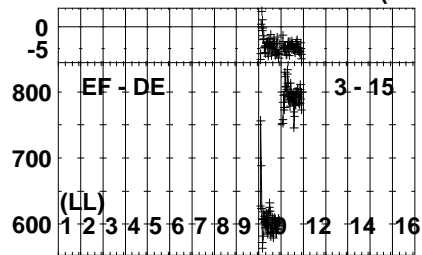
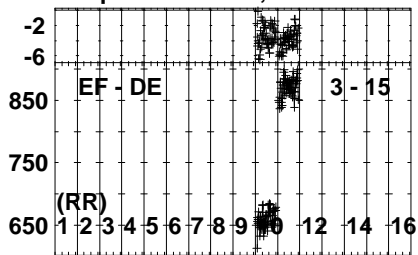


Lower frame: Ampl Jy Top frame: Phas deg
Vector averaged cross-power spectrum Several baselines displayed
Timerange: 00/23:15:31 to 00/23:16:59

Plot file version 339 created 31-MAR-2023 16:01:03

J1128+5925 EP124A.UVDATA.1

Freq = 4.6005 GHz, Bw = 32.000 MH Calibrated with CL # 4 and BP # 1 (BP mode 1)

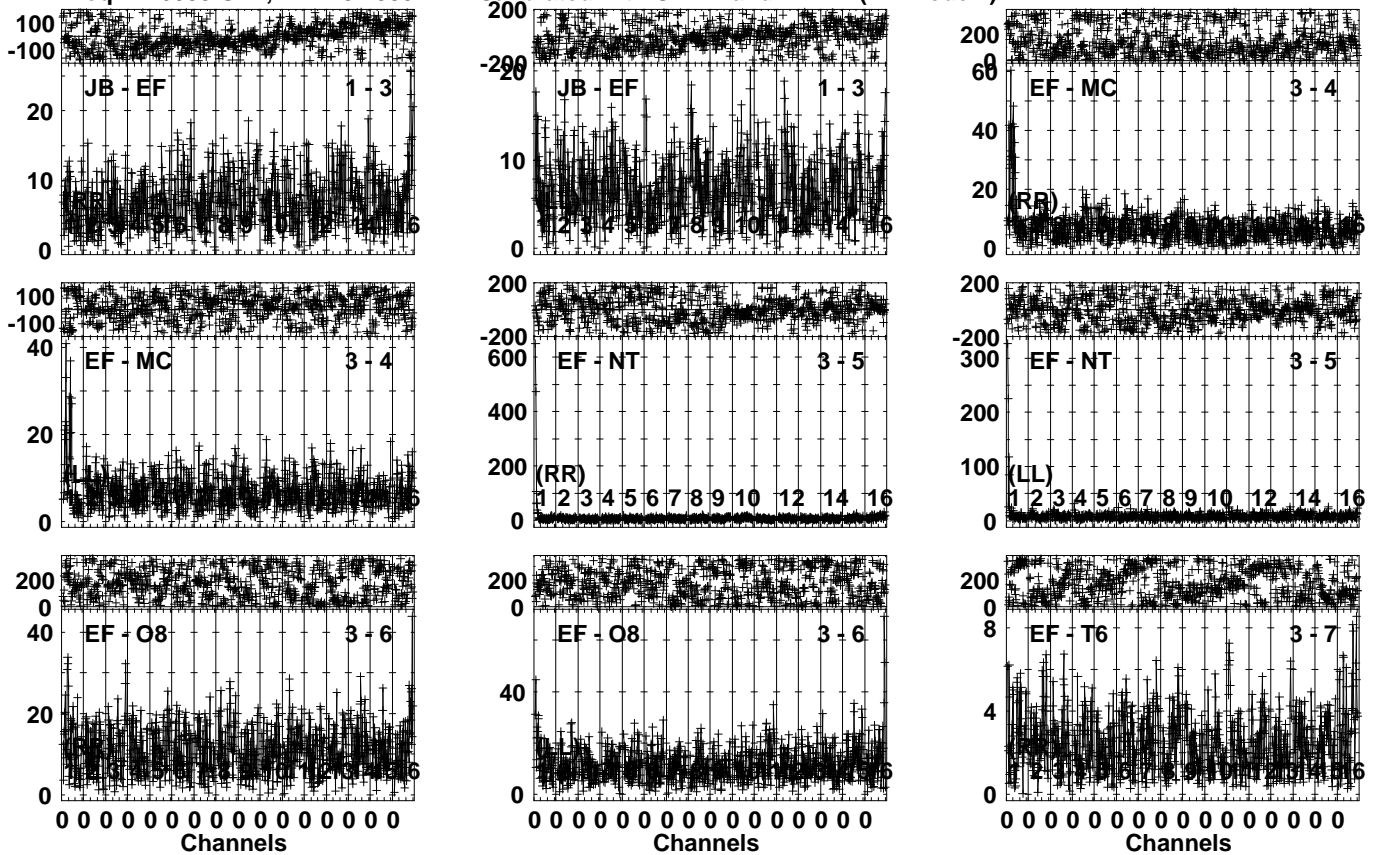


Lower frame: Milli Ampl Jy Top frame: Phas deg
Vector averaged cross-power spectrum Several baselines displayed
Timerange: 00/23:15:31 to 00/23:16:59

Plot file version 340 created 31-MAR-2023 16:01:04

ARP299A EP124A.UVDATA.1

Freq = 4.6005 GHz, Bw = 32.000 MH Calibrated with CL # 4 and BP # 1 (BP mode 1)

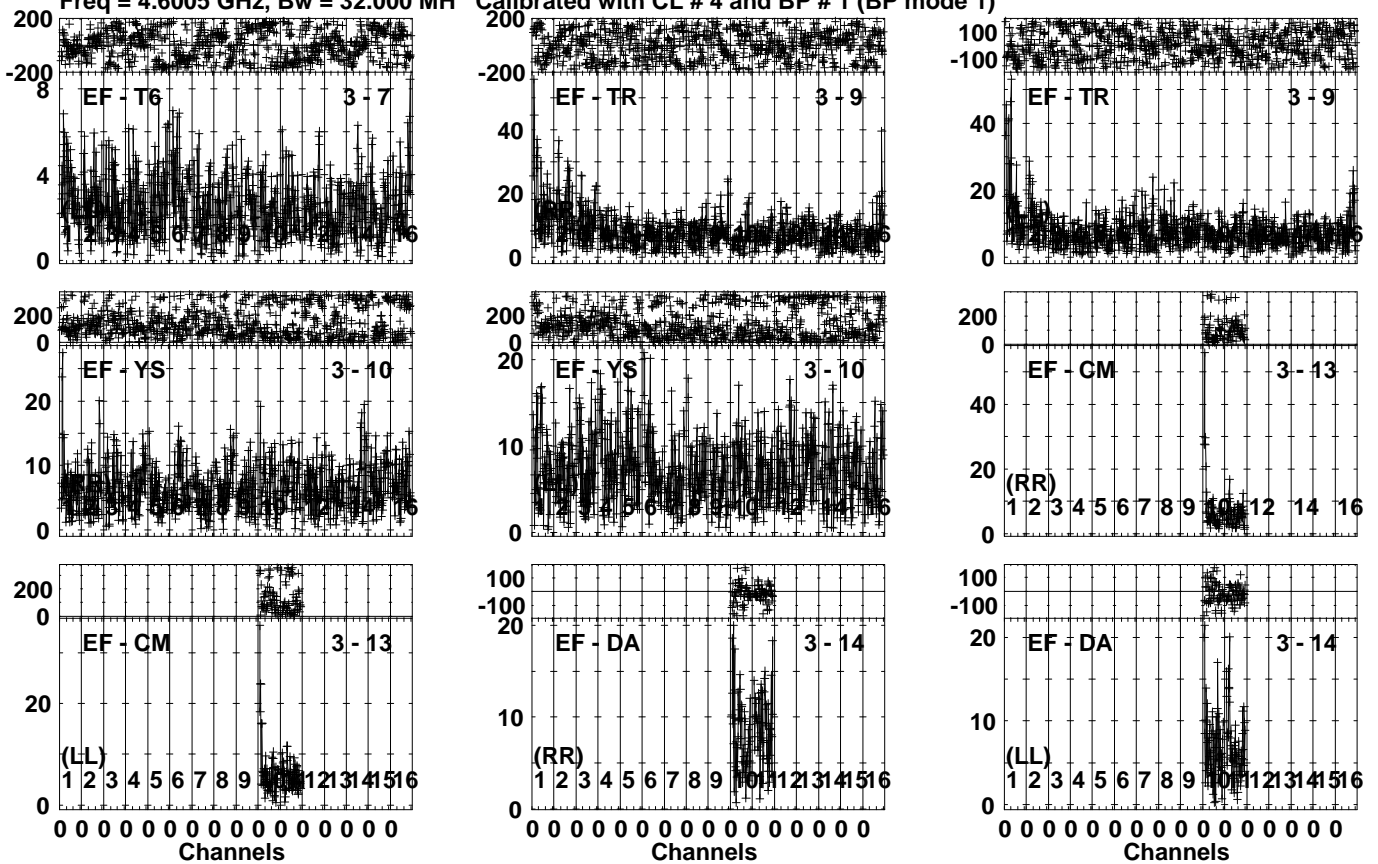


Lower frame: Milli Ampl Jy Top frame: Phas deg
Vector averaged cross-power spectrum Several baselines displayed
Timerange: 00/23:17:01 to 00/23:20:29

Plot file version 341 created 31-MAR-2023 16:01:04

ARP299A EP124A.UVDATA.1

Freq = 4.6005 GHz, Bw = 32.000 MH Calibrated with CL # 4 and BP # 1 (BP mode 1)

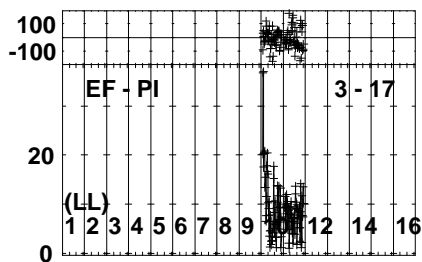
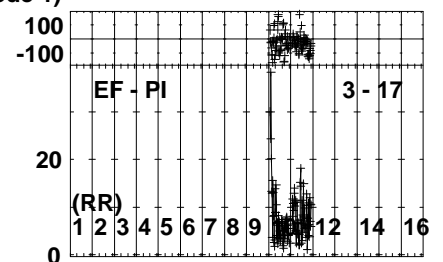
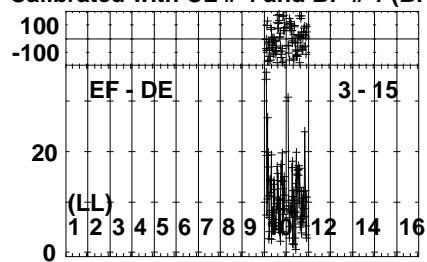
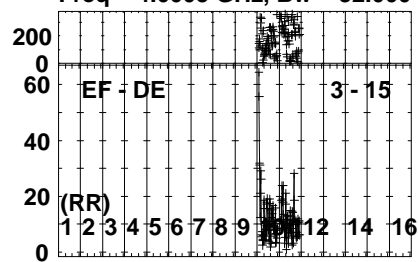


Lower frame: Milli Ampl Jy Top frame: Phas deg
Vector averaged cross-power spectrum Several baselines displayed
Timerange: 00/23:17:01 to 00/23:20:29

Plot file version 342 created 31-MAR-2023 16:01:06

ARP299A EP124A.UVDATA.1

Freq = 4.6005 GHz, Bw = 32.000 MH Calibrated with CL # 4 and BP # 1 (BP mode 1)

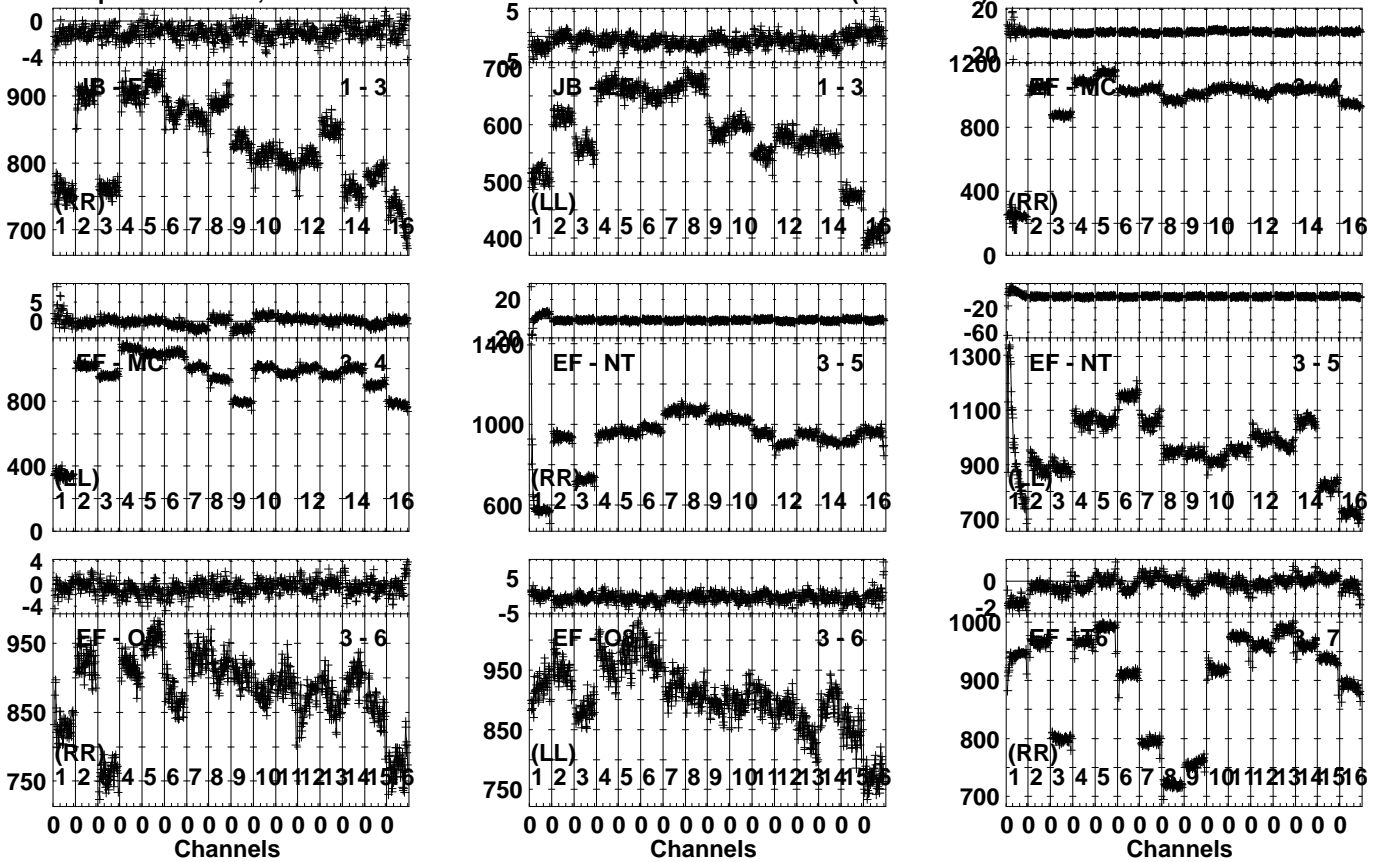


Lower frame: Milli Ampl Jy Top frame: Phas deg
Vector averaged cross-power spectrum Several baselines displayed
Timerange: 00/23:17:01 to 00/23:20:29

Plot file version 343 created 31-MAR-2023 16:01:06

J1128+5925 EP124A.UVDATA.1

Freq = 4.6005 GHz, Bw = 32.000 MH Calibrated with CL # 4 and BP # 1 (BP mode 1)

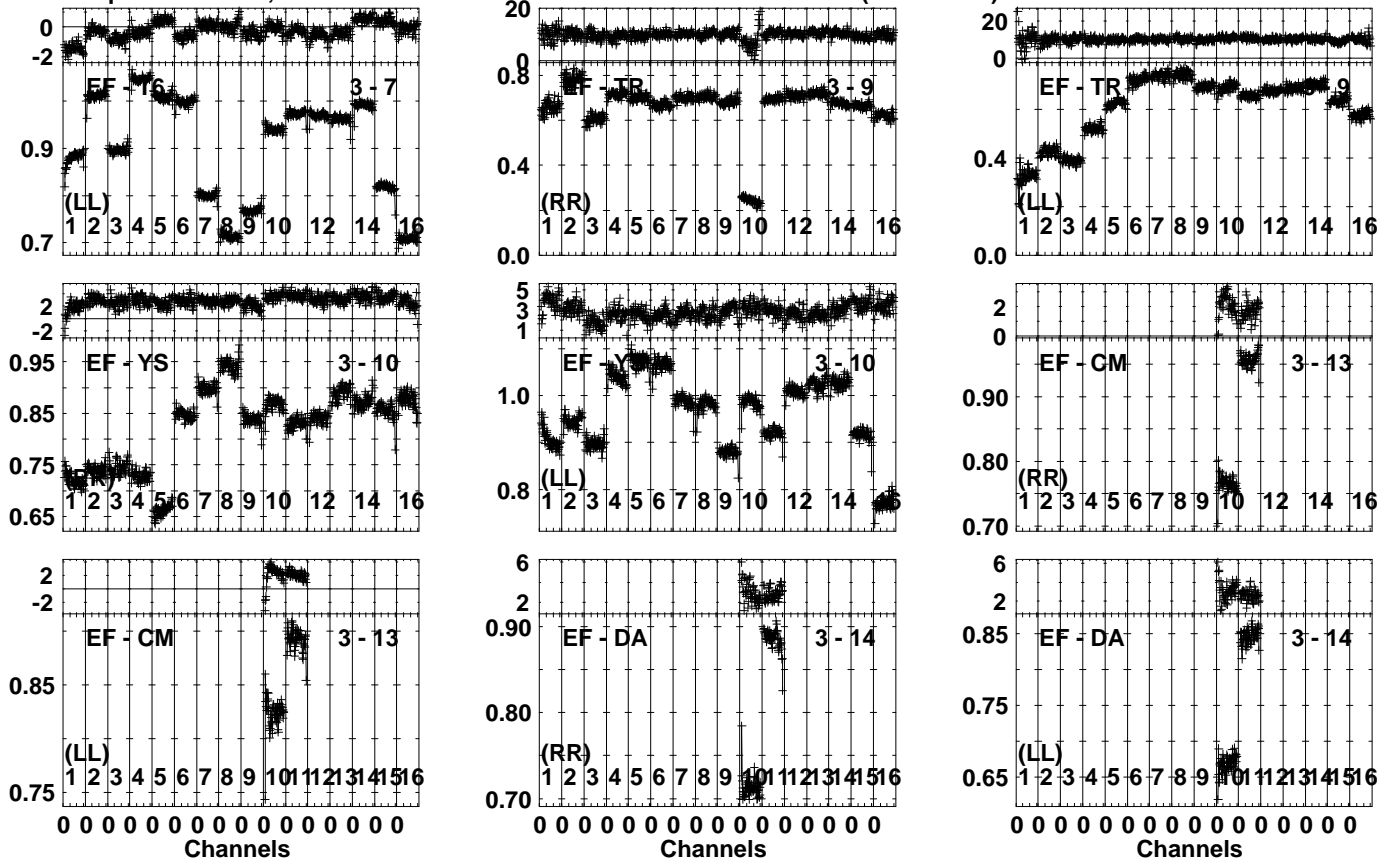


Lower frame: Milli Ampl Jy Top frame: Phas deg
 Vector averaged cross-power spectrum Several baselines displayed
 Timerange: 00/23:21:01 to 00/23:21:59

Plot file version 344 created 31-MAR-2023 16:01:07

J1128+5925 EP124A.UVDATA.1

Freq = 4.6005 GHz, Bw = 32.000 MH Calibrated with CL # 4 and BP # 1 (BP mode 1)

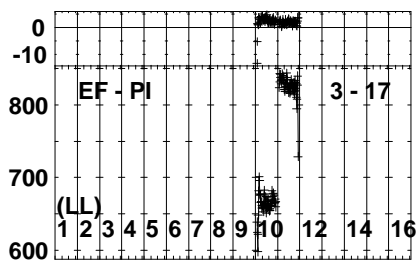
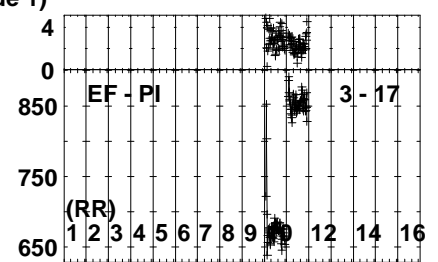
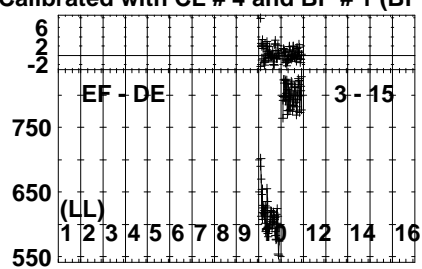
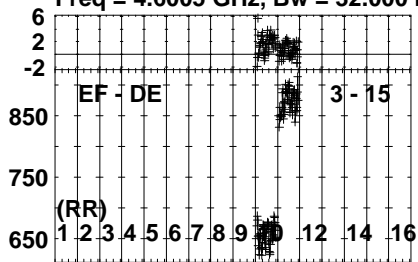


Lower frame: Ampl Jy Top frame: Phas deg
Vector averaged cross-power spectrum Several baselines displayed
Timerange: 00/23:21:01 to 00/23:21:59

Plot file version 345 created 31-MAR-2023 16:01:08

J1128+5925 EP124A.UVDATA.1

Freq = 4.6005 GHz, Bw = 32.000 MH Calibrated with CL # 4 and BP # 1 (BP mode 1)

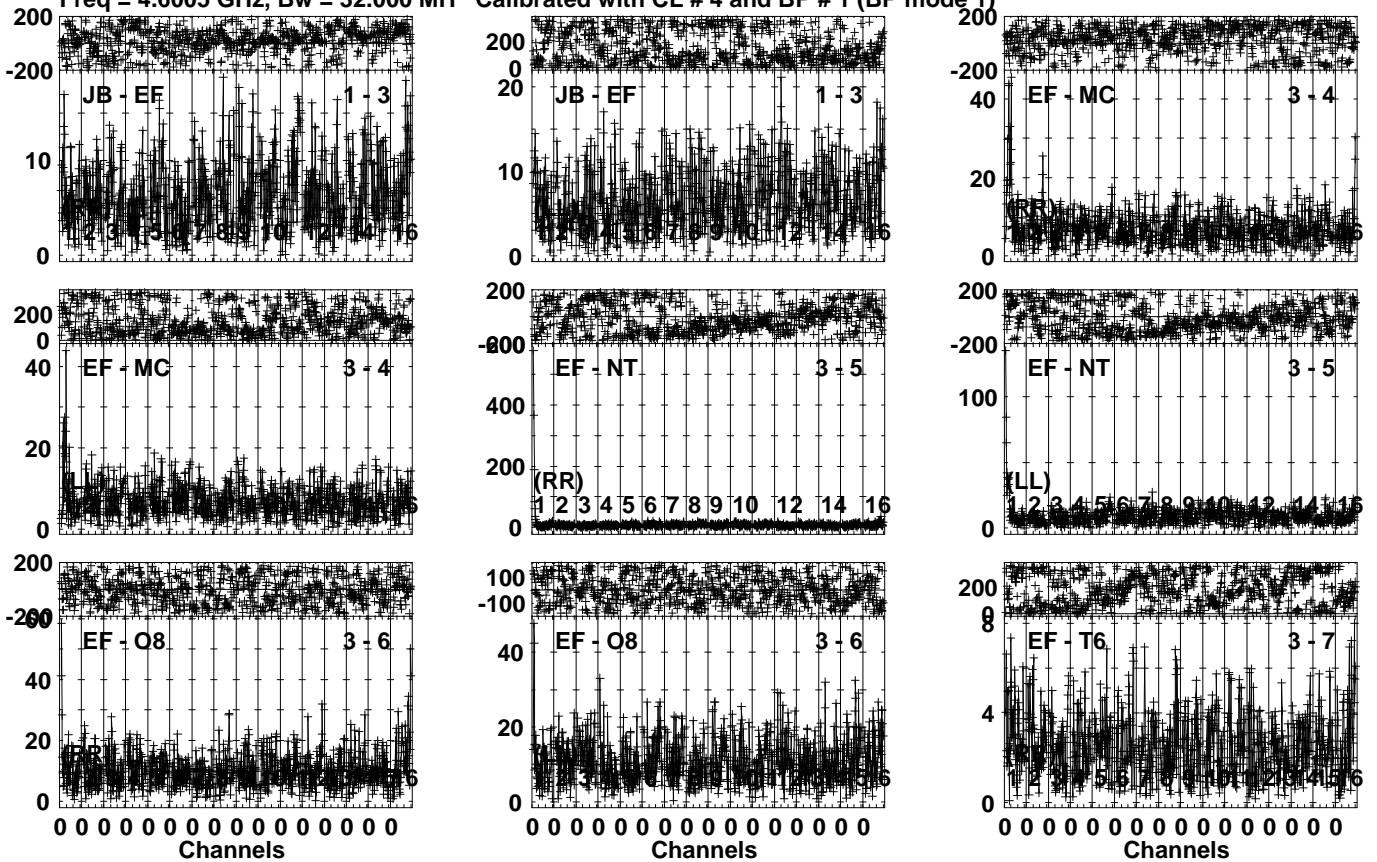


Lower frame: Milli Ampl Jy Top frame: Phas deg
Vector averaged cross-power spectrum Several baselines displayed
Timerange: 00/23:21:01 to 00/23:21:59

Plot file version 346 created 31-MAR-2023 16:01:08

ARP299A EP124A.UVDATA.1

Freq = 4.6005 GHz, Bw = 32.000 MH Calibrated with CL # 4 and BP # 1 (BP mode 1)

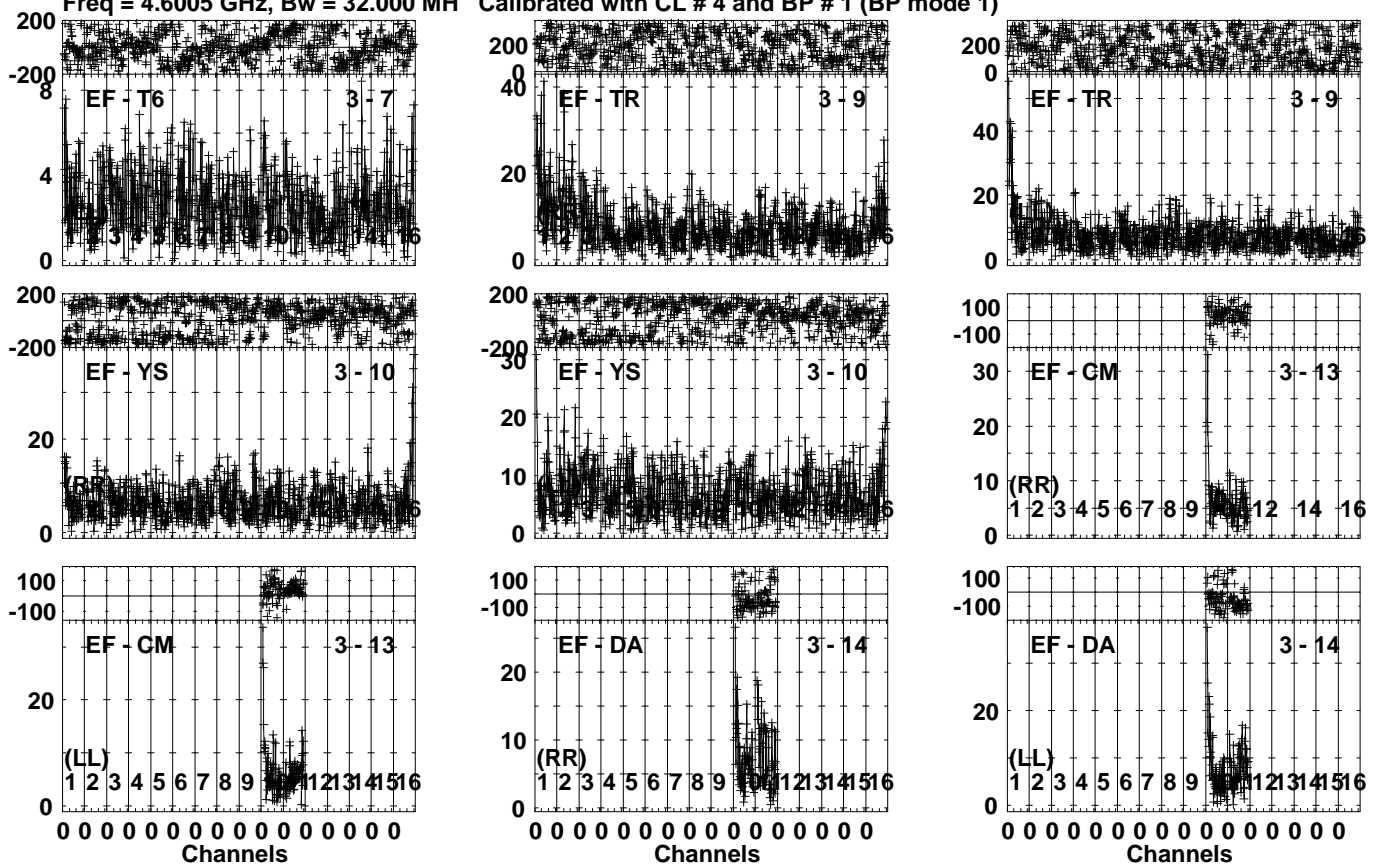


Lower frame: Milli Ampl Jy Top frame: Phas deg
Vector averaged cross-power spectrum Several baselines displayed
Timerange: 00/23:22:01 to 00/23:25:29

Plot file version 347 created 31-MAR-2023 16:01:09

ARP299A EP124A.UVDATA.1

Freq = 4.6005 GHz, Bw = 32.000 MH Calibrated with CL # 4 and BP # 1 (BP mode 1)

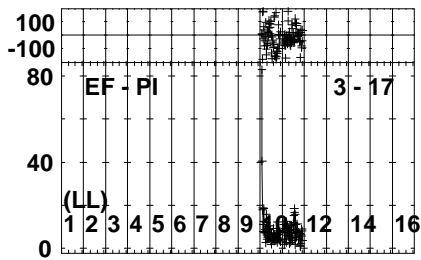
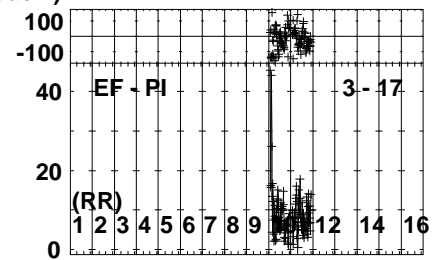
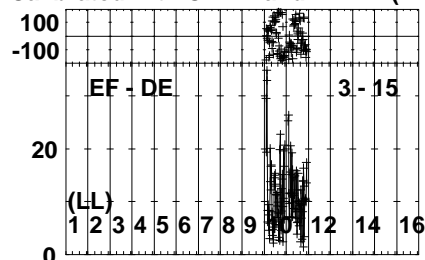
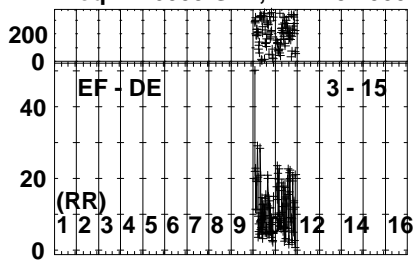


Lower frame: Milli Ampl Jy Top frame: Phas deg
Vector averaged cross-power spectrum Several baselines displayed
Timerange: 00/23:22:01 to 00/23:25:29

Plot file version 348 created 31-MAR-2023 16:01:10

ARP299A EP124A.UVDATA.1

Freq = 4.6005 GHz, Bw = 32.000 MH Calibrated with CL # 4 and BP # 1 (BP mode 1)

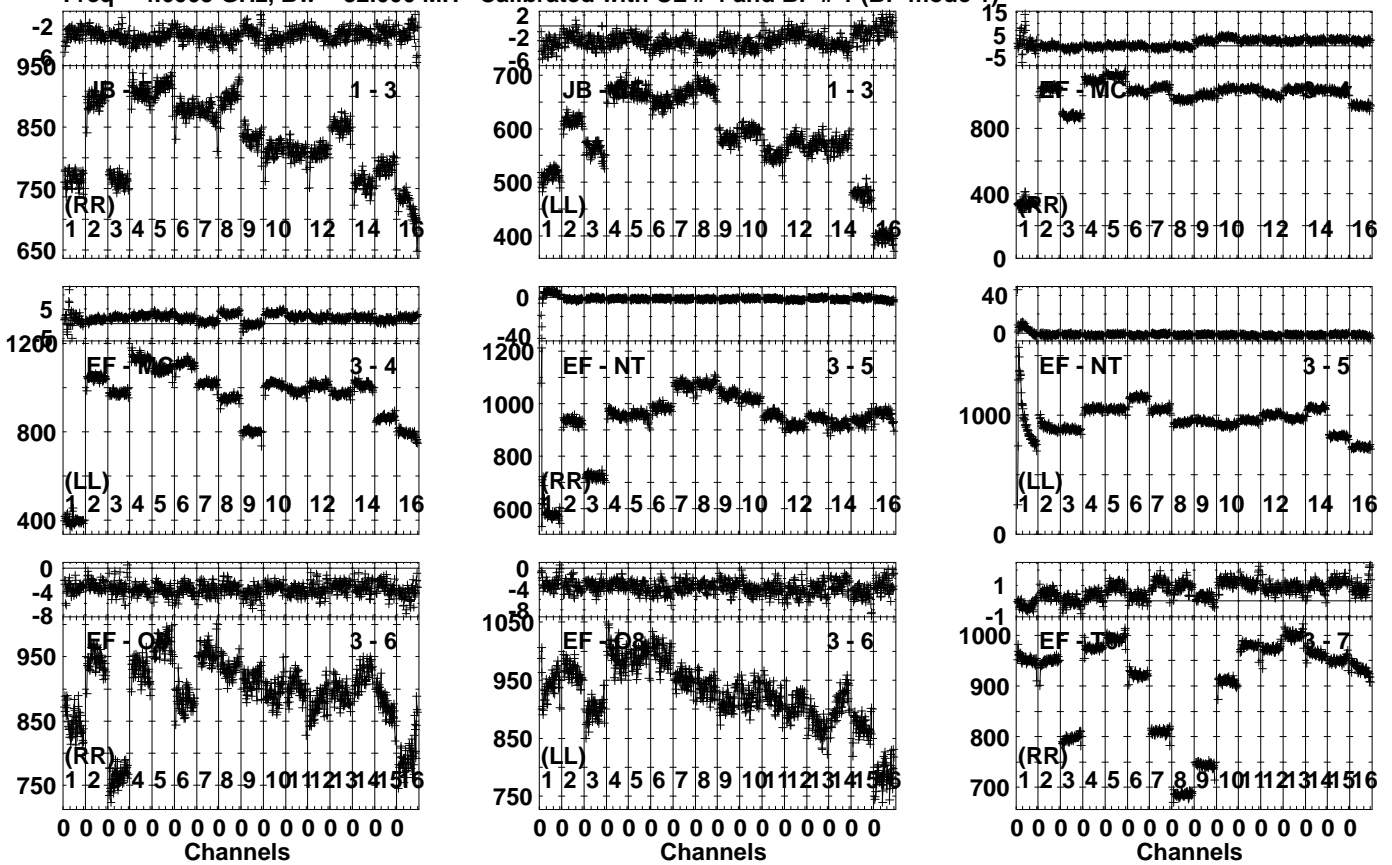


Lower frame: Milli Ampl Jy Top frame: Phas deg
Vector averaged cross-power spectrum Several baselines displayed
Timerange: 00/23:22:01 to 00/23:25:29

Plot file version 349 created 31-MAR-2023 16:01:11

J1128+5925 EP124A.UVDATA.1

Freq = 4.6005 GHz, Bw = 32.000 MH Calibrated with CL # 4 and BP # 1 (BP mode 1)

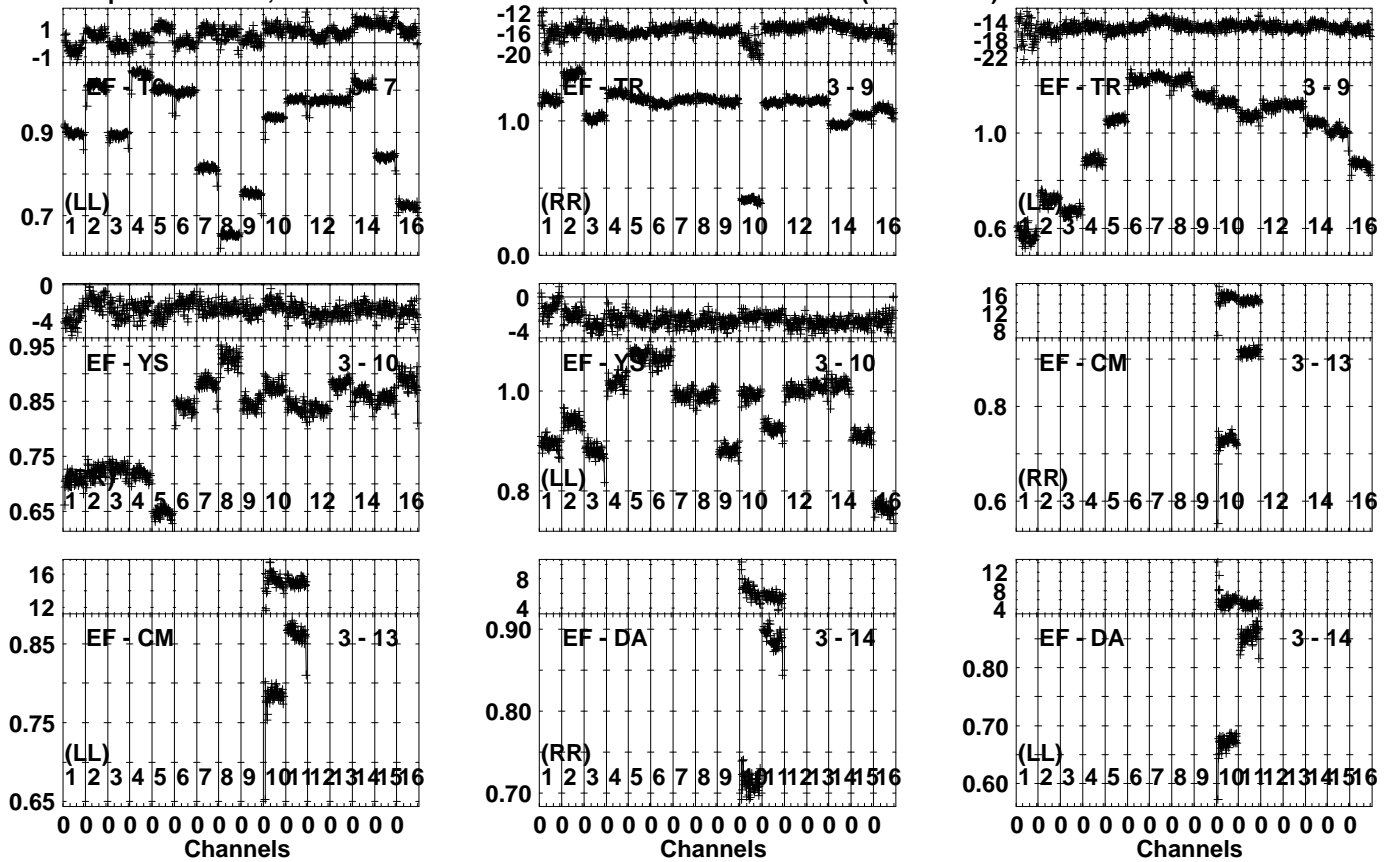


Lower frame: Milli Ampl Jy Top frame: Phas deg
 Vector averaged cross-power spectrum Several baselines displayed
 Timerange: 00/23:25:31 to 00/23:26:59

Plot file version 350 created 31-MAR-2023 16:01:11

J1128+5925 EP124A.UVDATA.1

Freq = 4.6005 GHz, Bw = 32.000 MH Calibrated with CL # 4 and BP # 1 (BP mode 1)

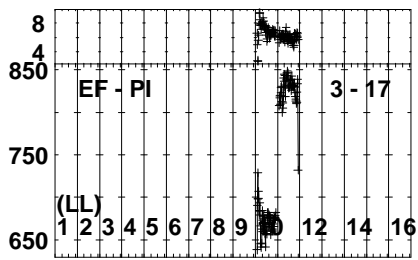
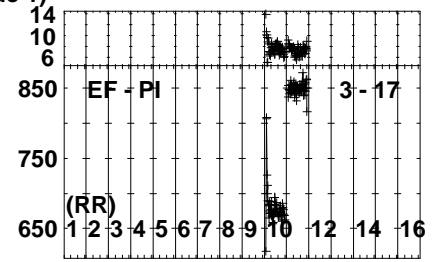
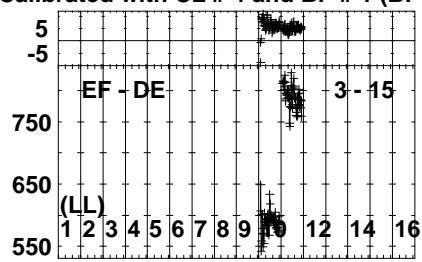
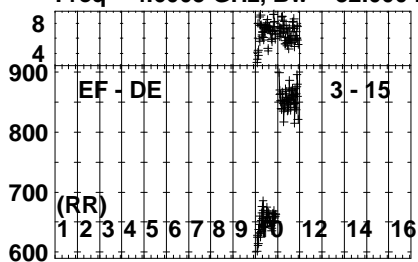


Lower frame: Ampl Jy Top frame: Phas deg
 Vector averaged cross-power spectrum Several baselines displayed
 Timerange: 00/23:25:31 to 00/23:26:59

Plot file version 351 created 31-MAR-2023 16:01:12

J1128+5925 EP124A.UVDATA.1

Freq = 4.6005 GHz, Bw = 32.000 MH Calibrated with CL # 4 and BP # 1 (BP mode 1)

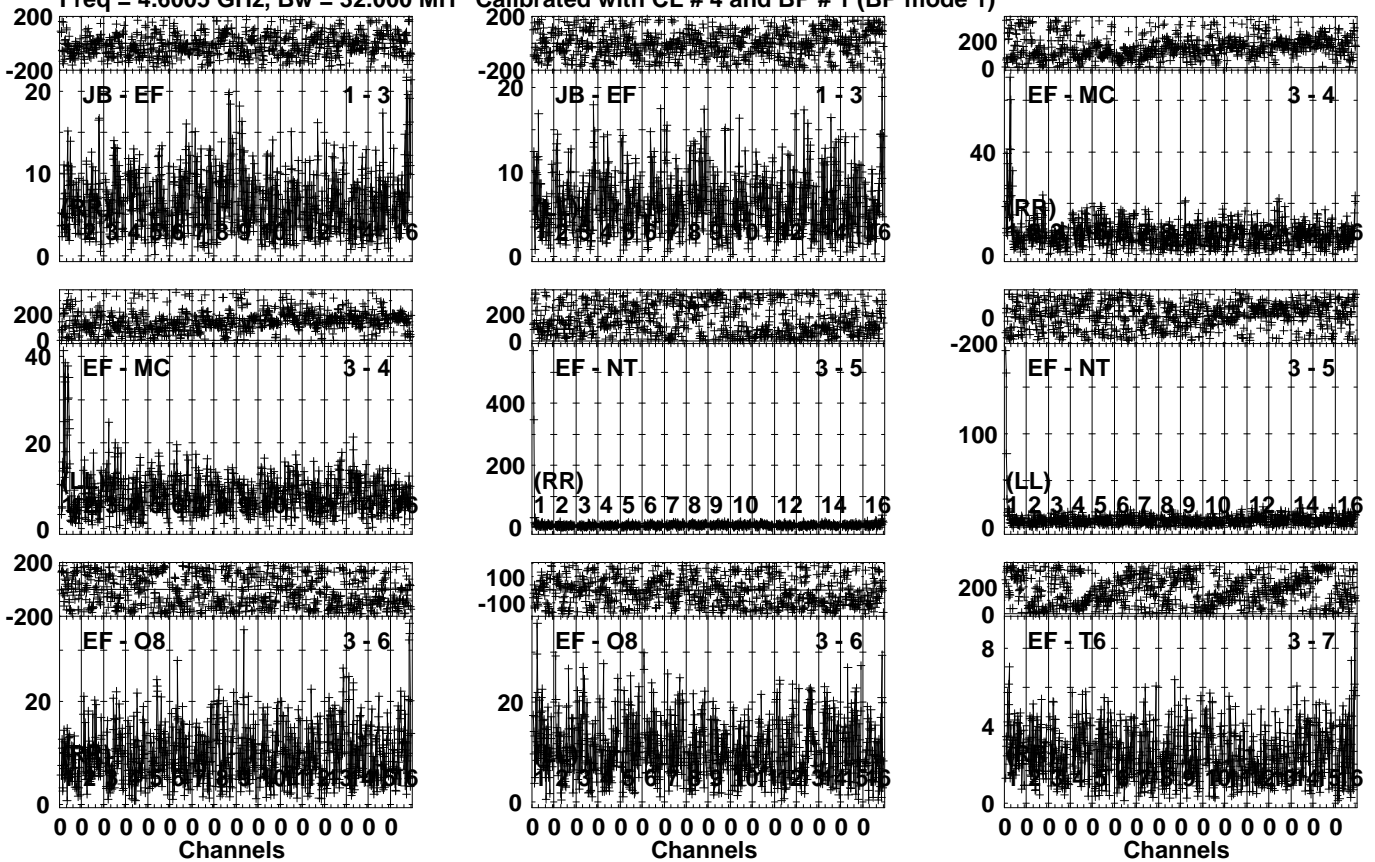


Lower frame: Milli Ampl Jy Top frame: Phas deg
Vector averaged cross-power spectrum Several baselines displayed
Timerange: 00/23:25:31 to 00/23:26:59

Plot file version 352 created 31-MAR-2023 16:01:13

ARP299A EP124A.UVDATA.1

Freq = 4.6005 GHz, Bw = 32.000 MH Calibrated with CL # 4 and BP # 1 (BP mode 1)

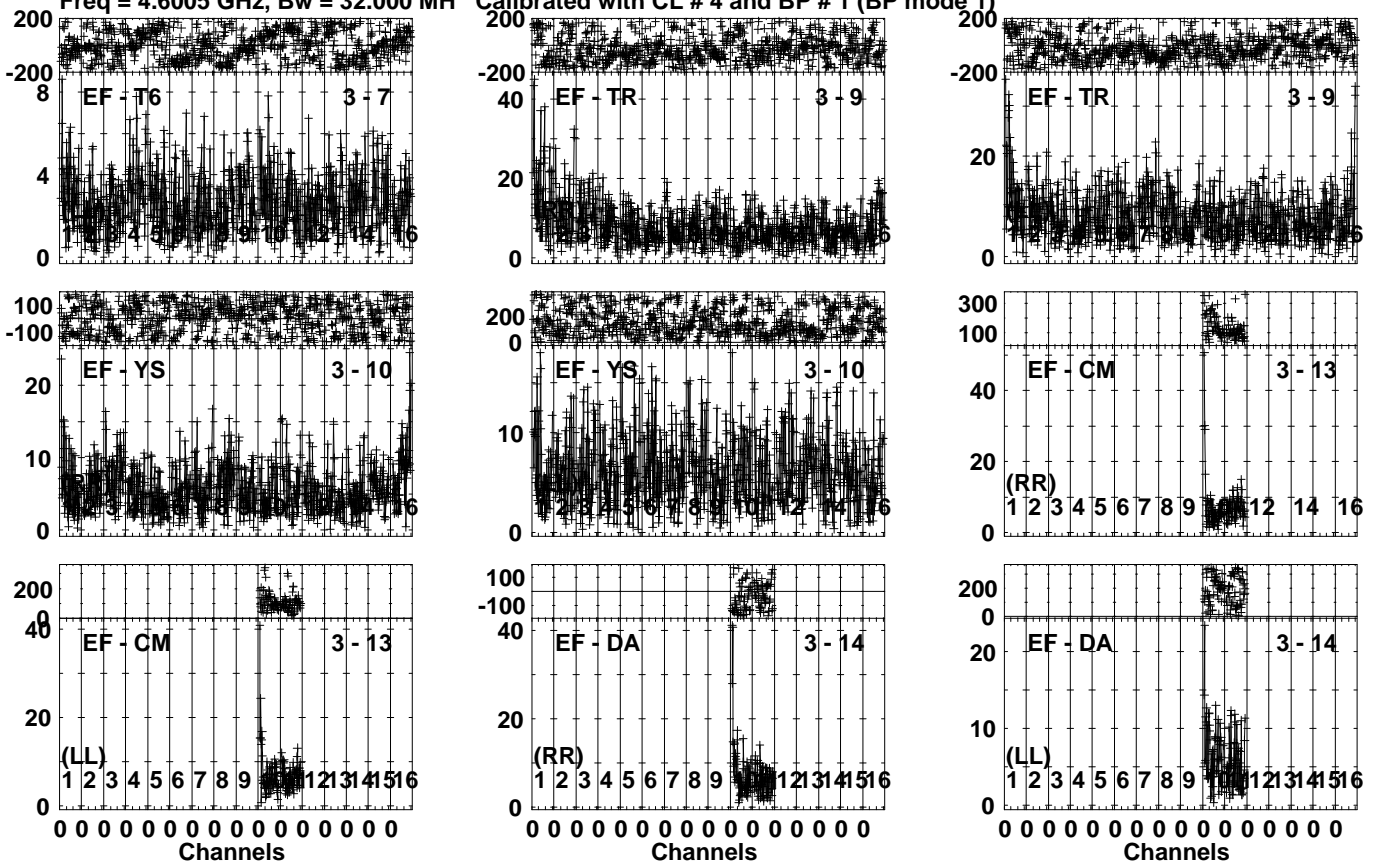


Lower frame: Milli Ampl Jy Top frame: Phas deg
Vector averaged cross-power spectrum Several baselines displayed
Timerange: 00/23:27:01 to 00/23:30:29

Plot file version 353 created 31-MAR-2023 16:01:13

ARP299A EP124A.UVDATA.1

Freq = 4.6005 GHz, Bw = 32.000 MH Calibrated with CL # 4 and BP # 1 (BP mode 1)

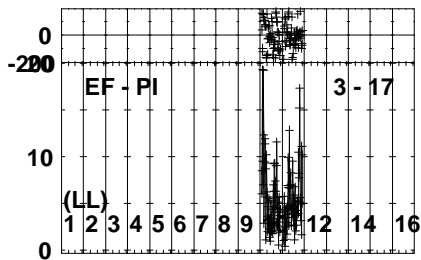
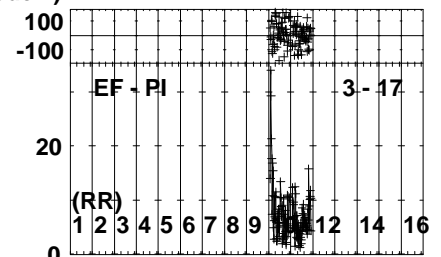
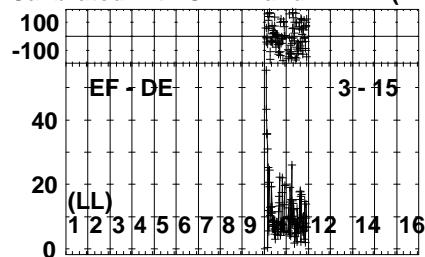
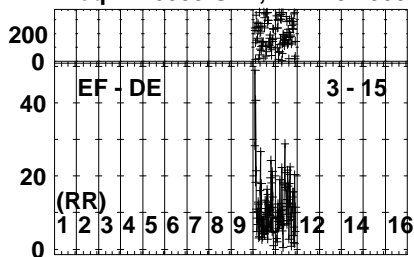


Lower frame: Milli Ampl Jy Top frame: Phas deg
Vector averaged cross-power spectrum Several baselines displayed
Timerange: 00/23:27:01 to 00/23:30:29

Plot file version 354 created 31-MAR-2023 16:01:14

ARP299A EP124A.UVDATA.1

Freq = 4.6005 GHz, Bw = 32.000 MH Calibrated with CL # 4 and BP # 1 (BP mode 1)

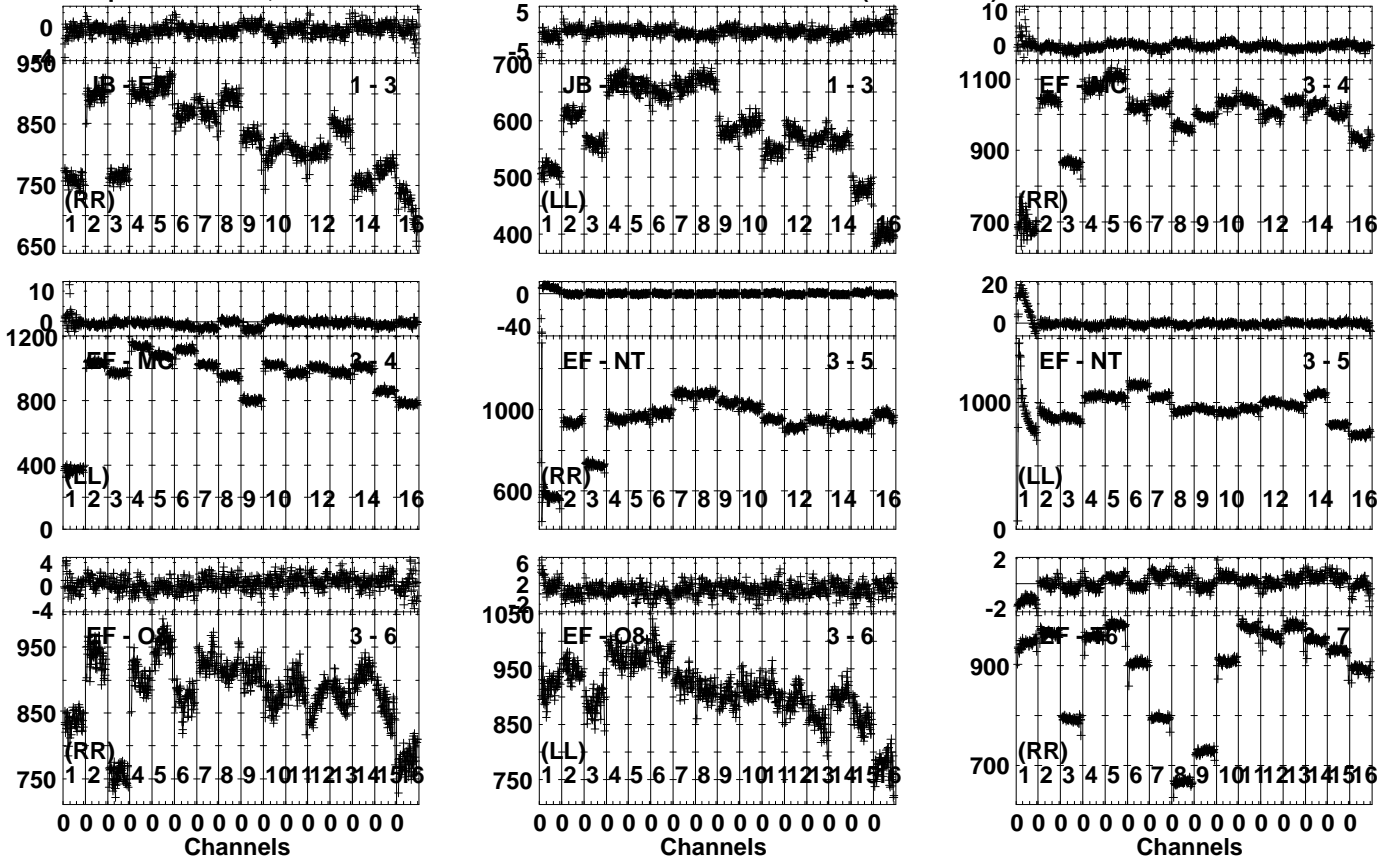


Lower frame: Milli Ampl Jy Top frame: Phas deg
Vector averaged cross-power spectrum Several baselines displayed
Timerange: 00/23:27:01 to 00/23:30:29

Plot file version 355 created 31-MAR-2023 16:01:15

J1128+5925 EP124A.UVDATA.1

Freq = 4.6005 GHz, Bw = 32.000 MH Calibrated with CL # 4 and BP # 1 (BP mode 1)

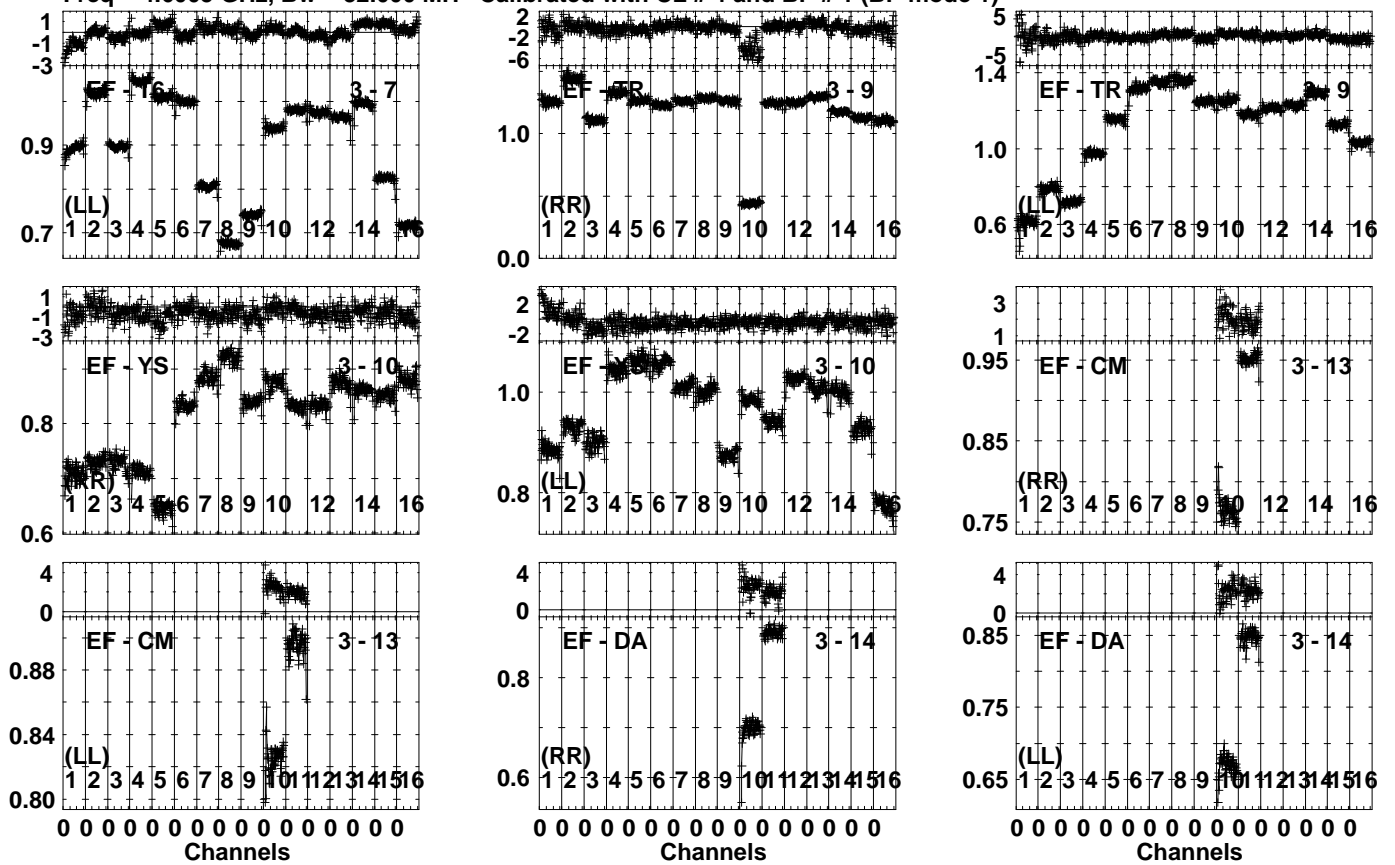


Lower frame: Milli Ampl Jy Top frame: Phas deg
 Vector averaged cross-power spectrum Several baselines displayed
 Timerange: 00/23:31:01 to 00/23:31:59

Plot file version 356 created 31-MAR-2023 16:01:16

J1128+5925 EP124A.UVDATA.1

Freq = 4.6005 GHz, Bw = 32.000 MH Calibrated with CL # 4 and BP # 1 (BP mode 1)

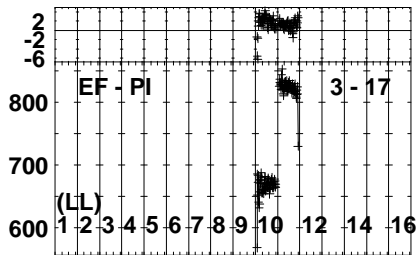
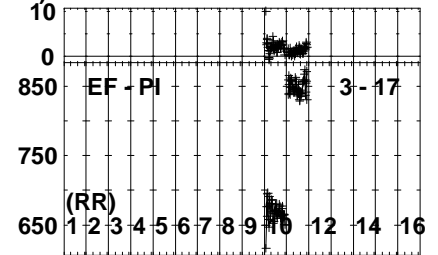
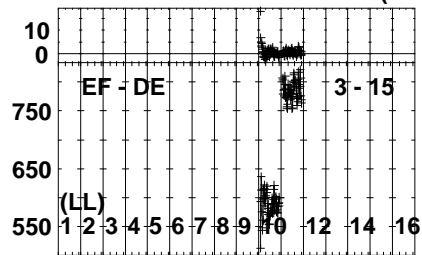
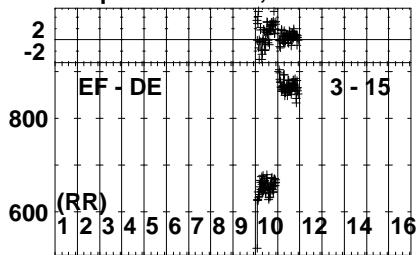


Lower frame: Ampl Jy Top frame: Phas deg
Vector averaged cross-power spectrum Several baselines displayed
Timerange: 00/23:31:01 to 00/23:31:59

Plot file version 357 created 31-MAR-2023 16:01:17

J1128+5925 EP124A.UVDATA.1

Freq = 4.6005 GHz, Bw = 32.000 MH Calibrated with CL # 4 and BP # 1 (BP mode 1)

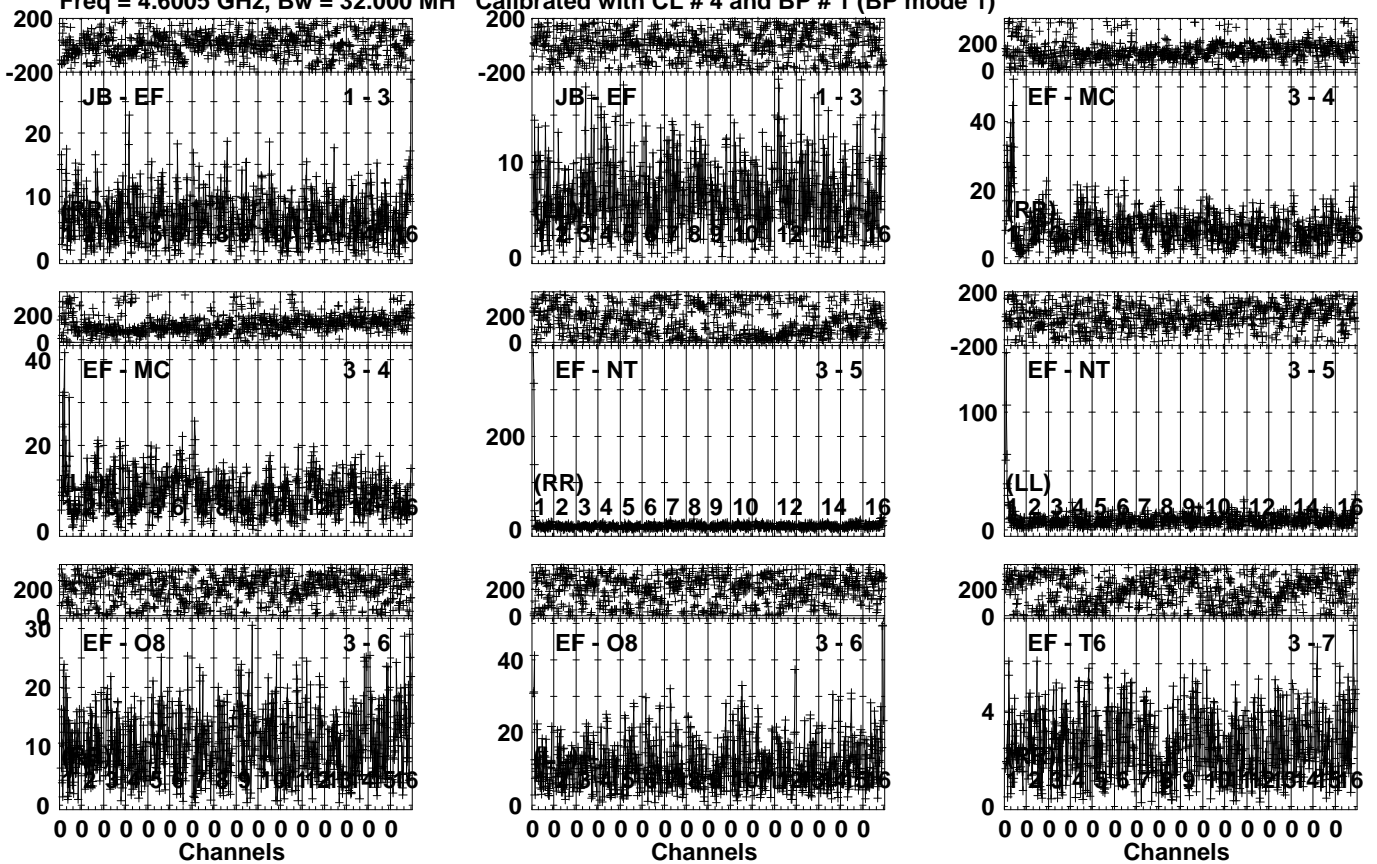


Lower frame: Milli Ampl Jy Top frame: Phas deg
Vector averaged cross-power spectrum Several baselines displayed
Timerange: 00/23:31:01 to 00/23:31:59

Plot file version 358 created 31-MAR-2023 16:01:17

ARP299A EP124A.UVDATA.1

Freq = 4.6005 GHz, Bw = 32.000 MH Calibrated with CL # 4 and BP # 1 (BP mode 1)

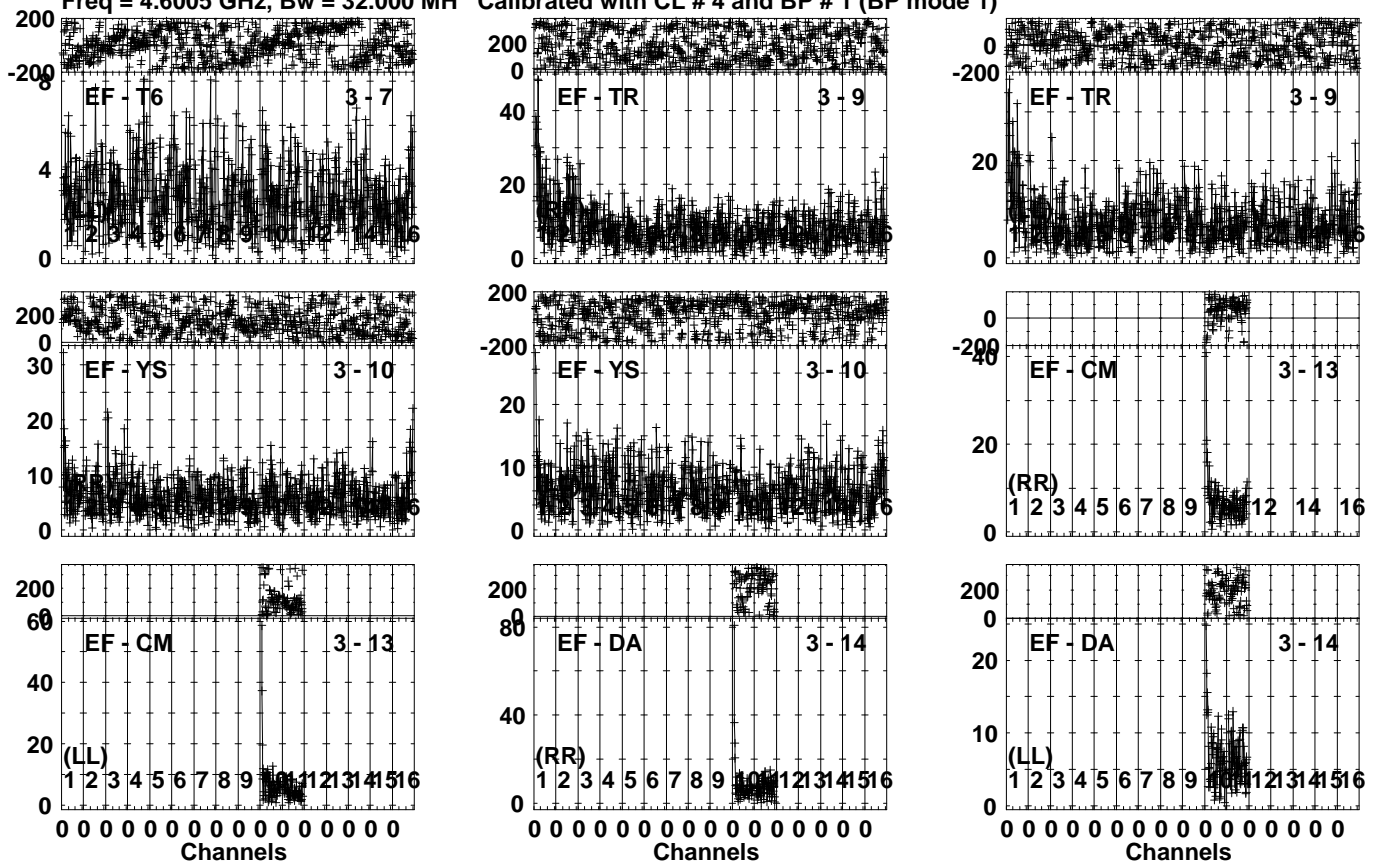


Lower frame: Milli Ampl Jy Top frame: Phas deg
Vector averaged cross-power spectrum Several baselines displayed
Timerange: 00/23:32:01 to 00/23:35:29

Plot file version 359 created 31-MAR-2023 16:01:18

ARP299A EP124A.UVDATA.1

Freq = 4.6005 GHz, Bw = 32.000 MH Calibrated with CL # 4 and BP # 1 (BP mode 1)

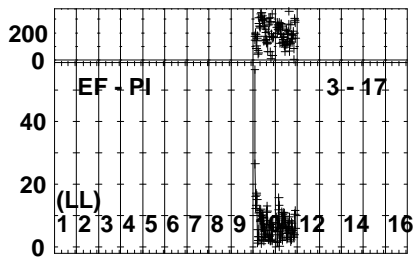
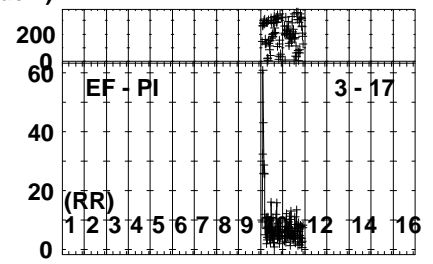
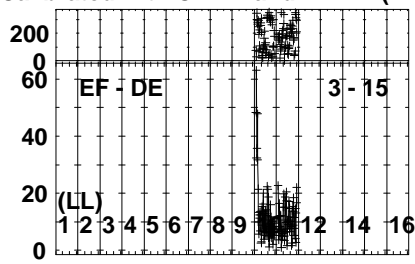
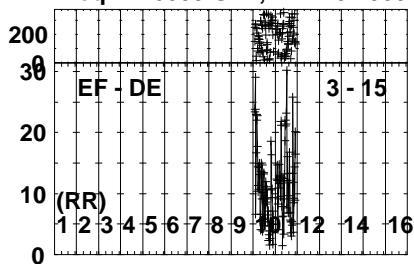


Lower frame: Milli Ampl Jy Top frame: Phas deg
Vector averaged cross-power spectrum Several baselines displayed
Timerange: 00/23:32:01 to 00/23:35:29

Plot file version 360 created 31-MAR-2023 16:01:19

ARP299A EP124A.UVDATA.1

Freq = 4.6005 GHz, Bw = 32.000 MH Calibrated with CL # 4 and BP # 1 (BP mode 1)

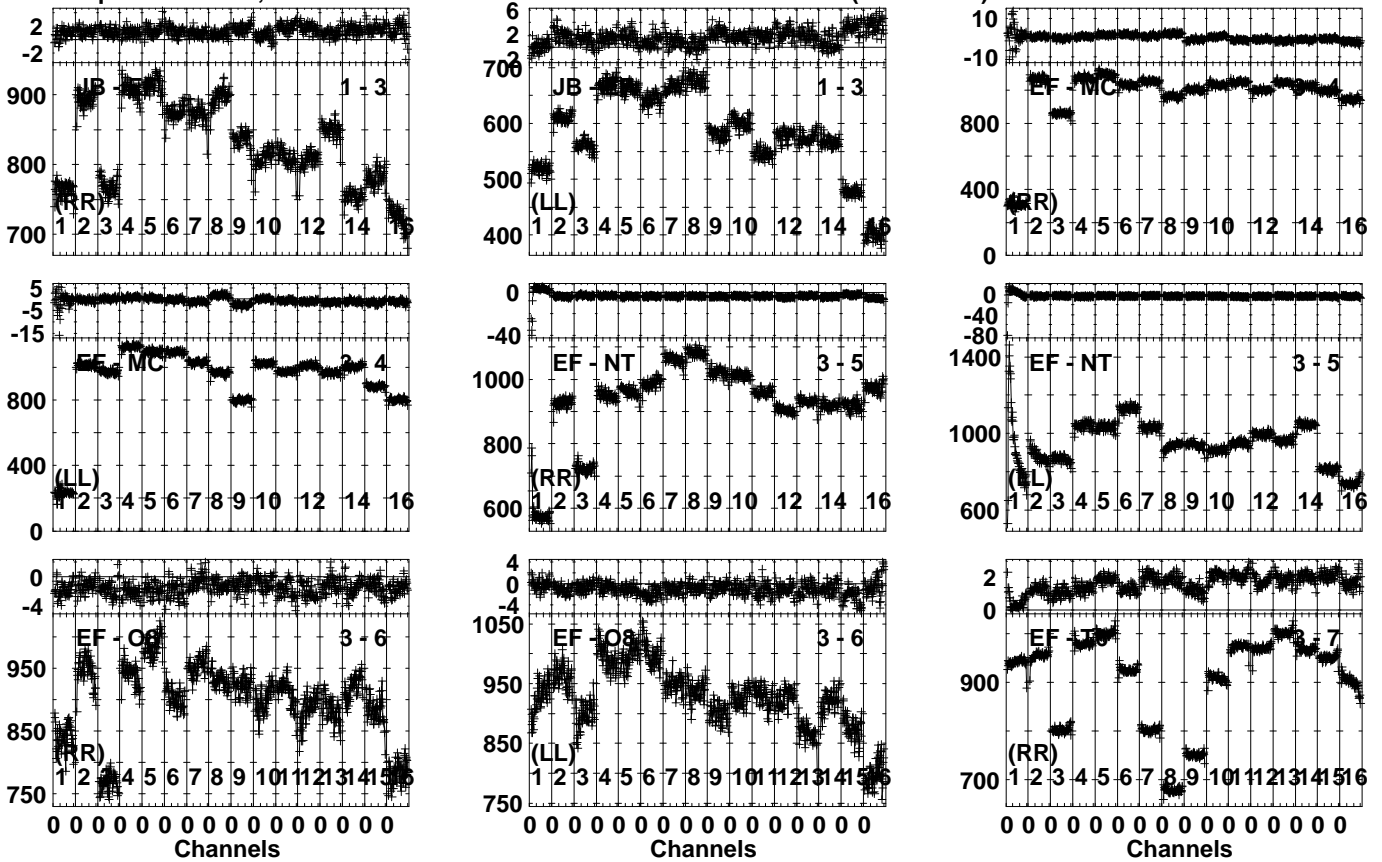


Lower frame: Milli Ampl Jy Top frame: Phas deg
Vector averaged cross-power spectrum Several baselines displayed
Timerange: 00/23:32:01 to 00/23:35:29

Plot file version 361 created 31-MAR-2023 16:01:20

J1128+5925 EP124A.UVDATA.1

Freq = 4.6005 GHz, Bw = 32.000 MH Calibrated with CL # 4 and BP # 1 (BP mode 1)

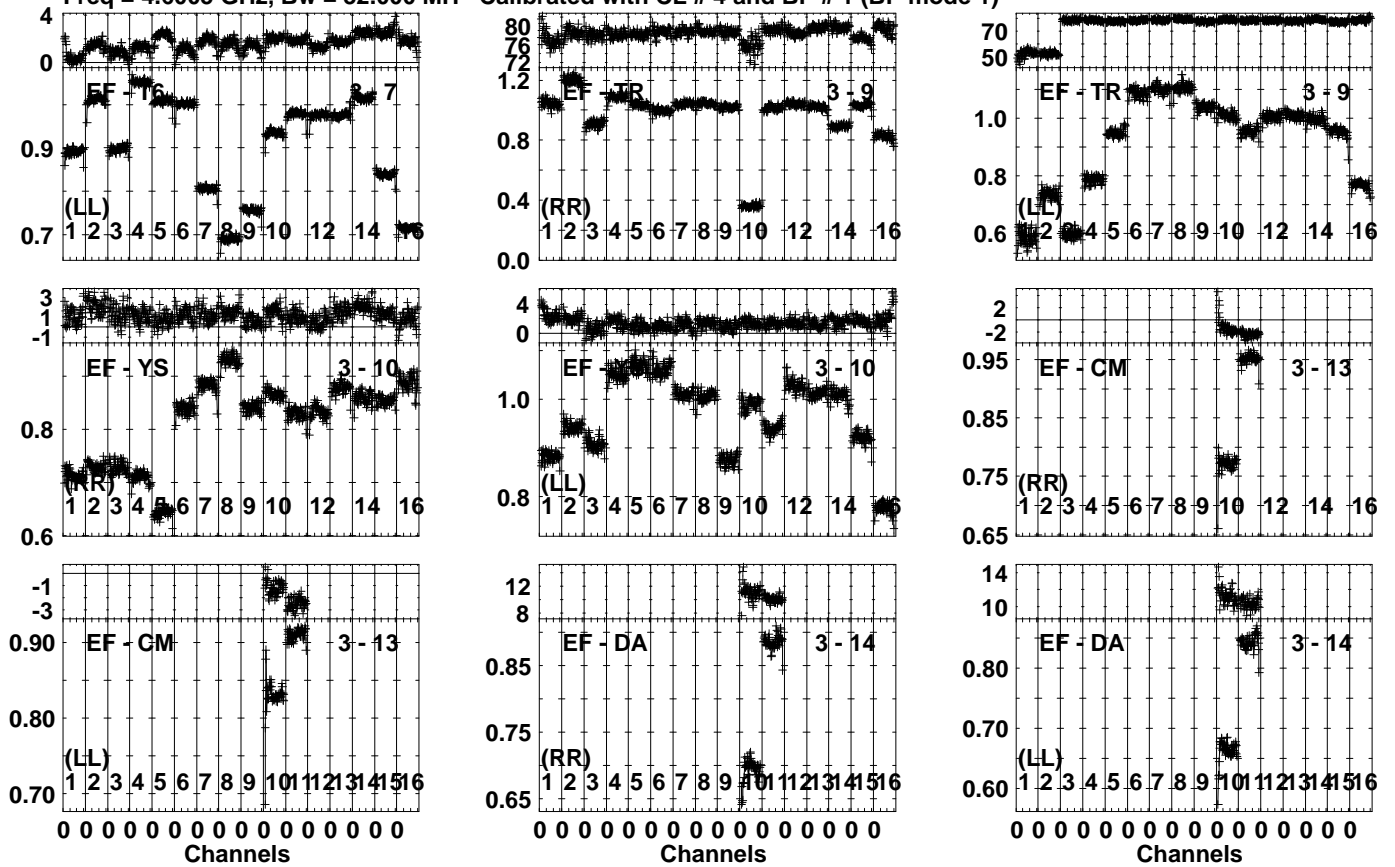


Lower frame: Milli Ampl Jy Top frame: Phas deg
 Vector averaged cross-power spectrum Several baselines displayed
 Timerange: 00/23:35:31 to 00/23:36:59

Plot file version 362 created 31-MAR-2023 16:01:20

J1128+5925 EP124A.UVDATA.1

Freq = 4.6005 GHz, Bw = 32.000 MH Calibrated with CL # 4 and BP # 1 (BP mode 1)

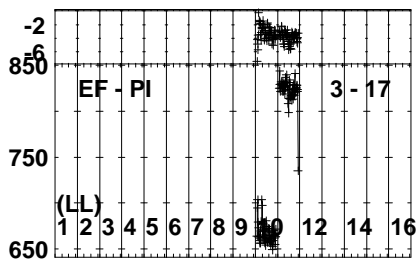
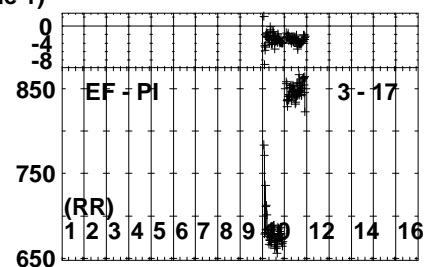
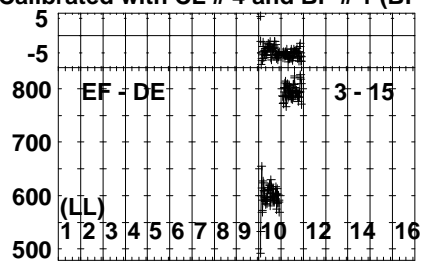
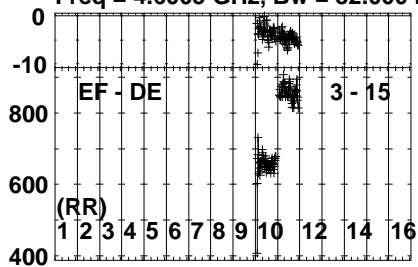


Lower frame: Ampl Jy Top frame: Phas deg
 Vector averaged cross-power spectrum Several baselines displayed
 Timerange: 00/23:35:31 to 00/23:36:59

Plot file version 363 created 31-MAR-2023 16:01:21

J1128+5925 EP124A.UVDATA.1

Freq = 4.6005 GHz, Bw = 32.000 MH Calibrated with CL # 4 and BP # 1 (BP mode 1)

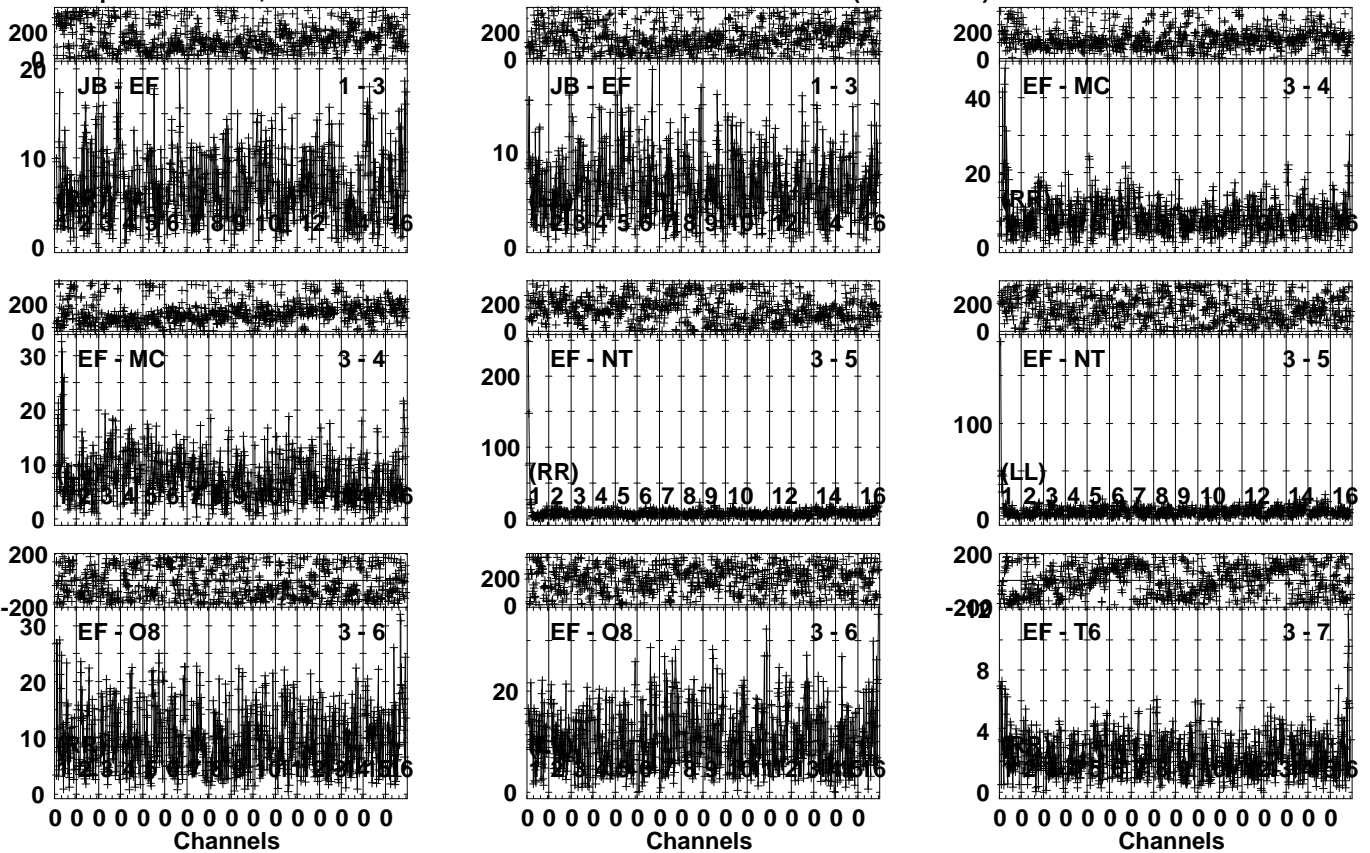


Lower frame: Milli Ampl Jy Top frame: Phas deg
Vector averaged cross-power spectrum Several baselines displayed
Timerange: 00/23:35:31 to 00/23:36:59

Plot file version 364 created 31-MAR-2023 16:01:22

ARP299A EP124A.UVDATA.1

Freq = 4.6005 GHz, Bw = 32.000 MH Calibrated with CL # 4 and BP # 1 (BP mode 1)

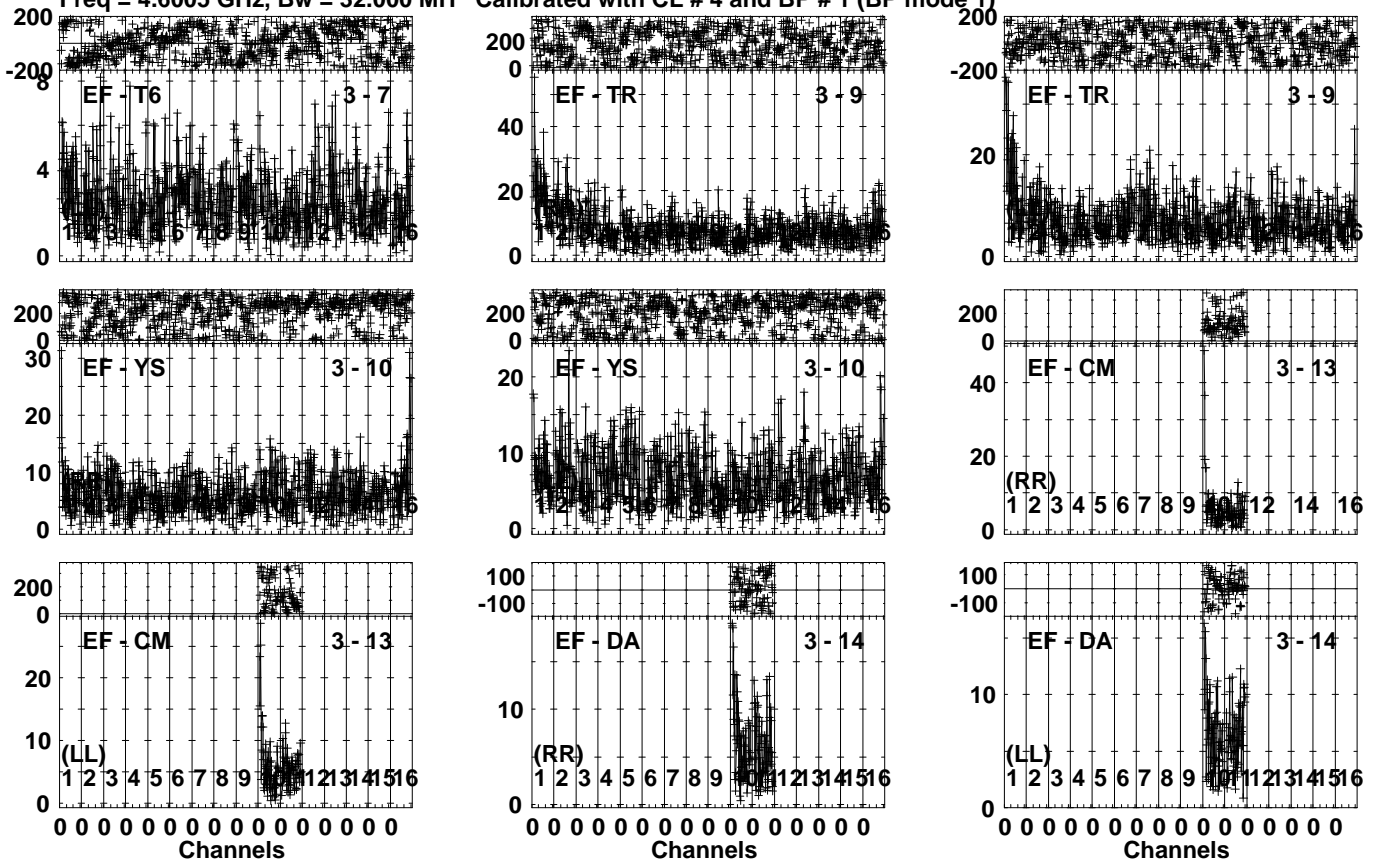


Lower frame: Milli Ampl Jy Top frame: Phas deg
Vector averaged cross-power spectrum Several baselines displayed
Timerange: 00/23:37:01 to 00/23:40:29

Plot file version 365 created 31-MAR-2023 16:01:22

ARP299A EP124A.UVDATA.1

Freq = 4.6005 GHz, Bw = 32.000 MH Calibrated with CL # 4 and BP # 1 (BP mode 1)

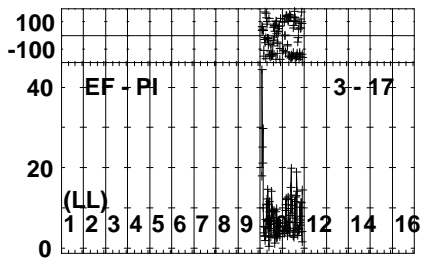
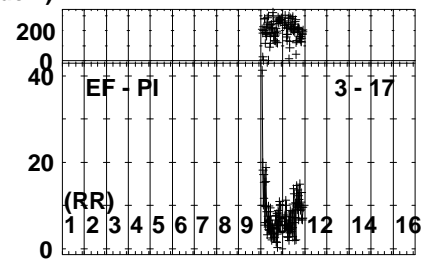
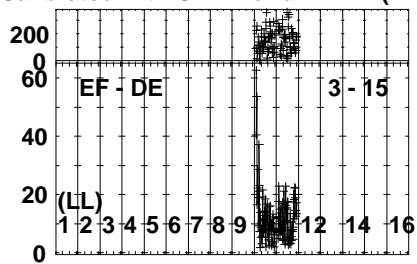
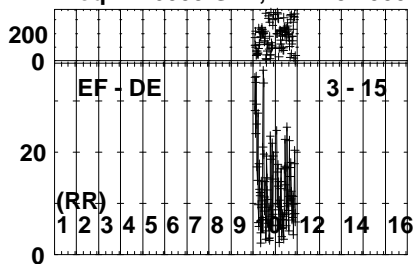


Lower frame: Milli Ampl Jy Top frame: Phas deg
Vector averaged cross-power spectrum Several baselines displayed
Timerange: 00/23:37:01 to 00/23:40:29

Plot file version 366 created 31-MAR-2023 16:01:23

ARP299A EP124A.UVDATA.1

Freq = 4.6005 GHz, Bw = 32.000 MH Calibrated with CL # 4 and BP # 1 (BP mode 1)



Lower frame: Milli Ampl Jy Top frame: Phas deg

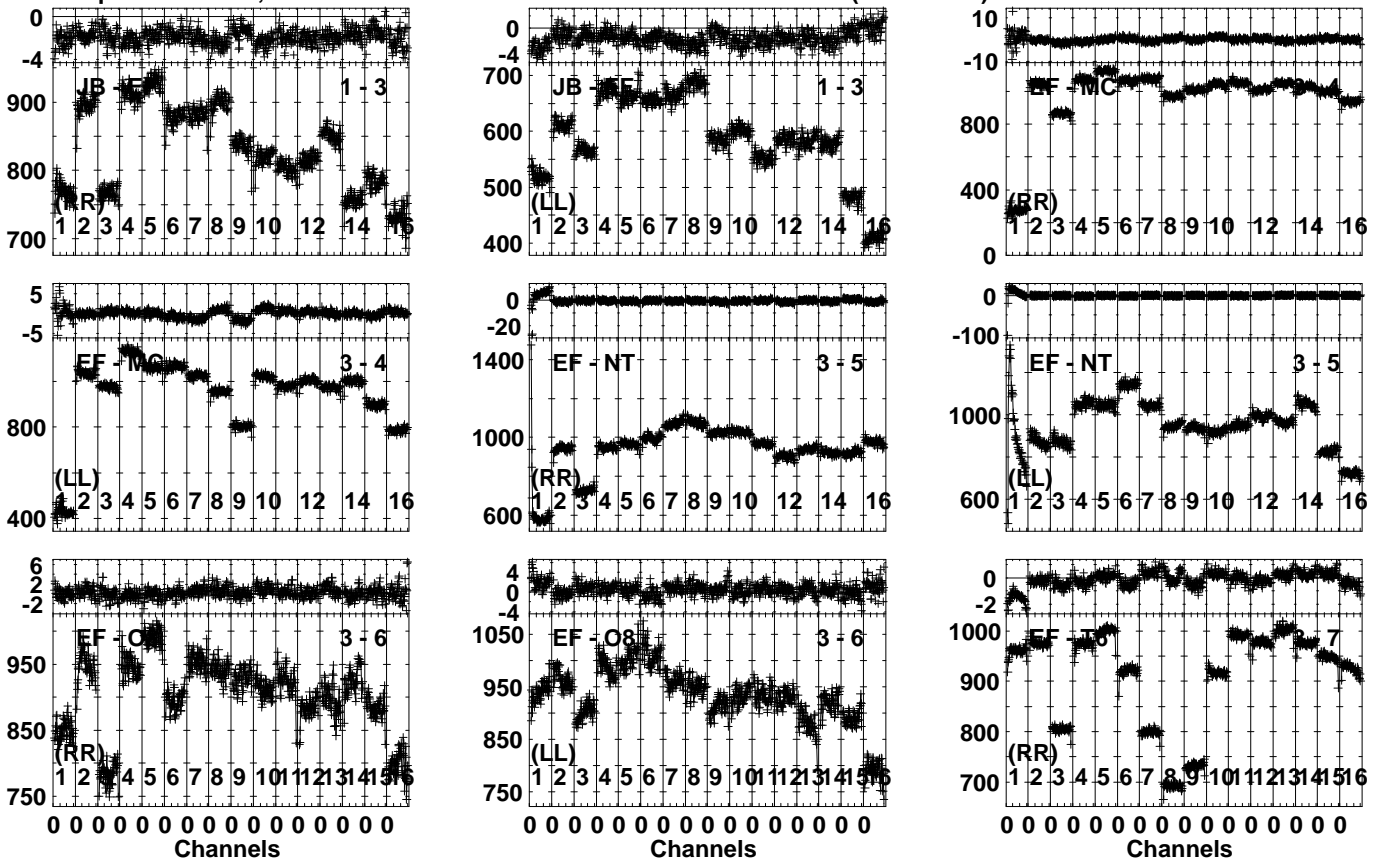
Vector averaged cross-power spectrum Several baselines displayed

Timerange: 00/23:37:01 to 00/23:40:29

Plot file version 367 created 31-MAR-2023 16:01:24

J1128+5925 EP124A.UVDATA.1

Freq = 4.6005 GHz, Bw = 32.000 MH Calibrated with CL # 4 and BP # 1 (BP mode 1)

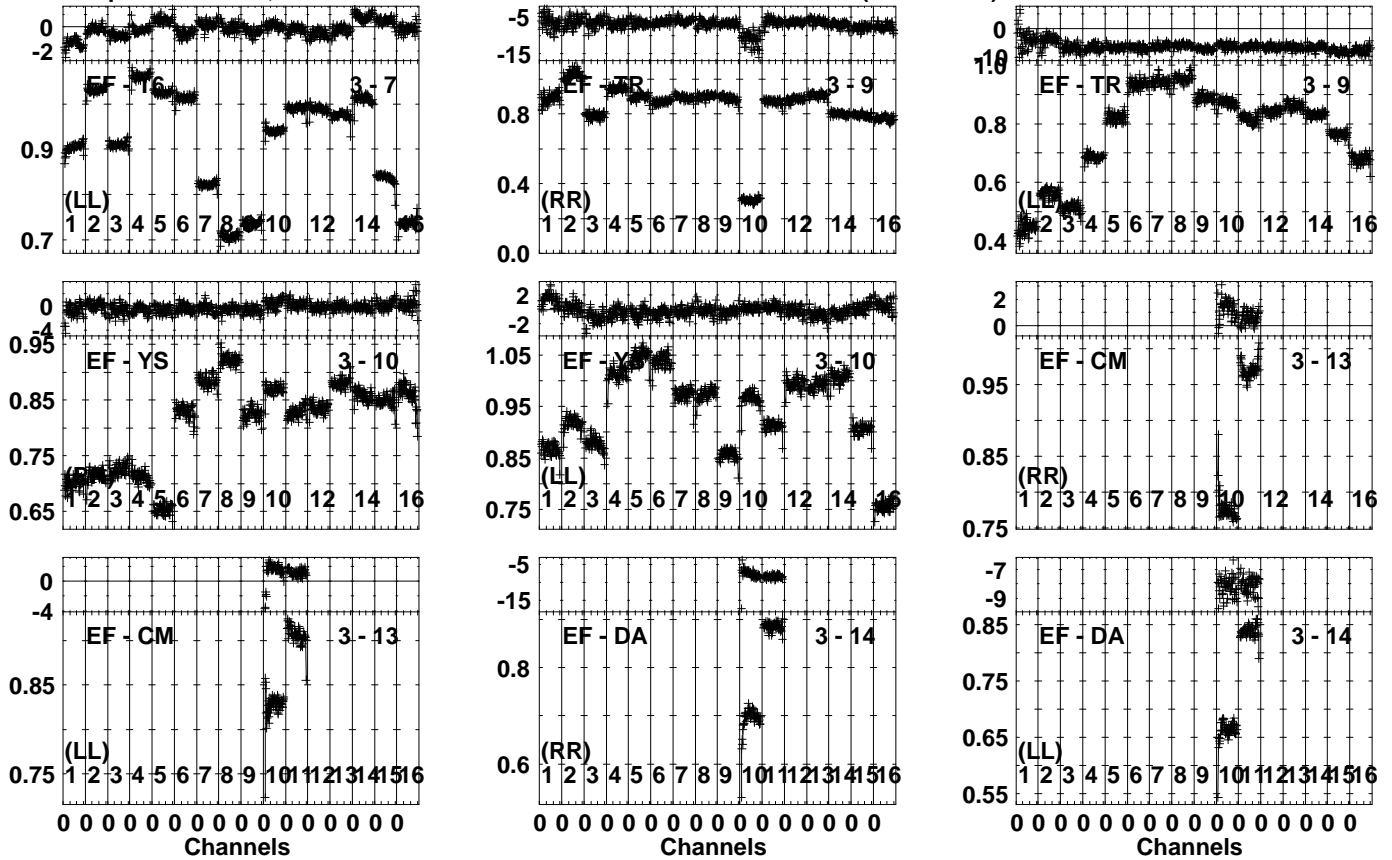


Lower frame: Milli Ampl Jy Top frame: Phas deg
Vector averaged cross-power spectrum Several baselines displayed
Timerange: 00/23:41:01 to 00/23:41:59

Plot file version 368 created 31-MAR-2023 16:01:24

J1128+5925 EP124A.UVDATA.1

Freq = 4.6005 GHz, Bw = 32.000 MH Calibrated with CL # 4 and BP # 1 (BP mode 1)

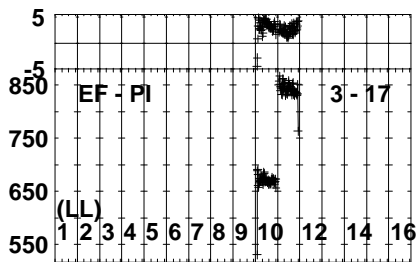
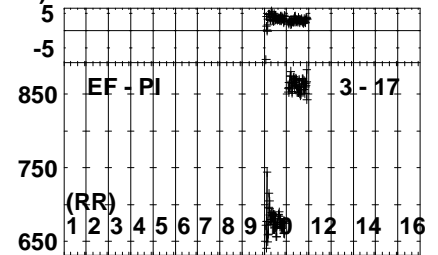
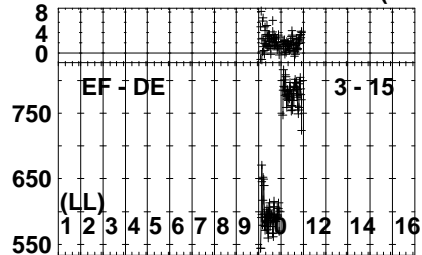
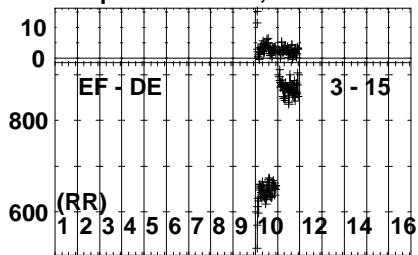


Lower frame: Ampl Jy Top frame: Phas deg
 Vector averaged cross-power spectrum Several baselines displayed
 Timerange: 00/23:41:01 to 00/23:41:59

Plot file version 369 created 31-MAR-2023 16:01:25

J1128+5925 EP124A.UVDATA.1

Freq = 4.6005 GHz, Bw = 32.000 MH Calibrated with CL # 4 and BP # 1 (BP mode 1)

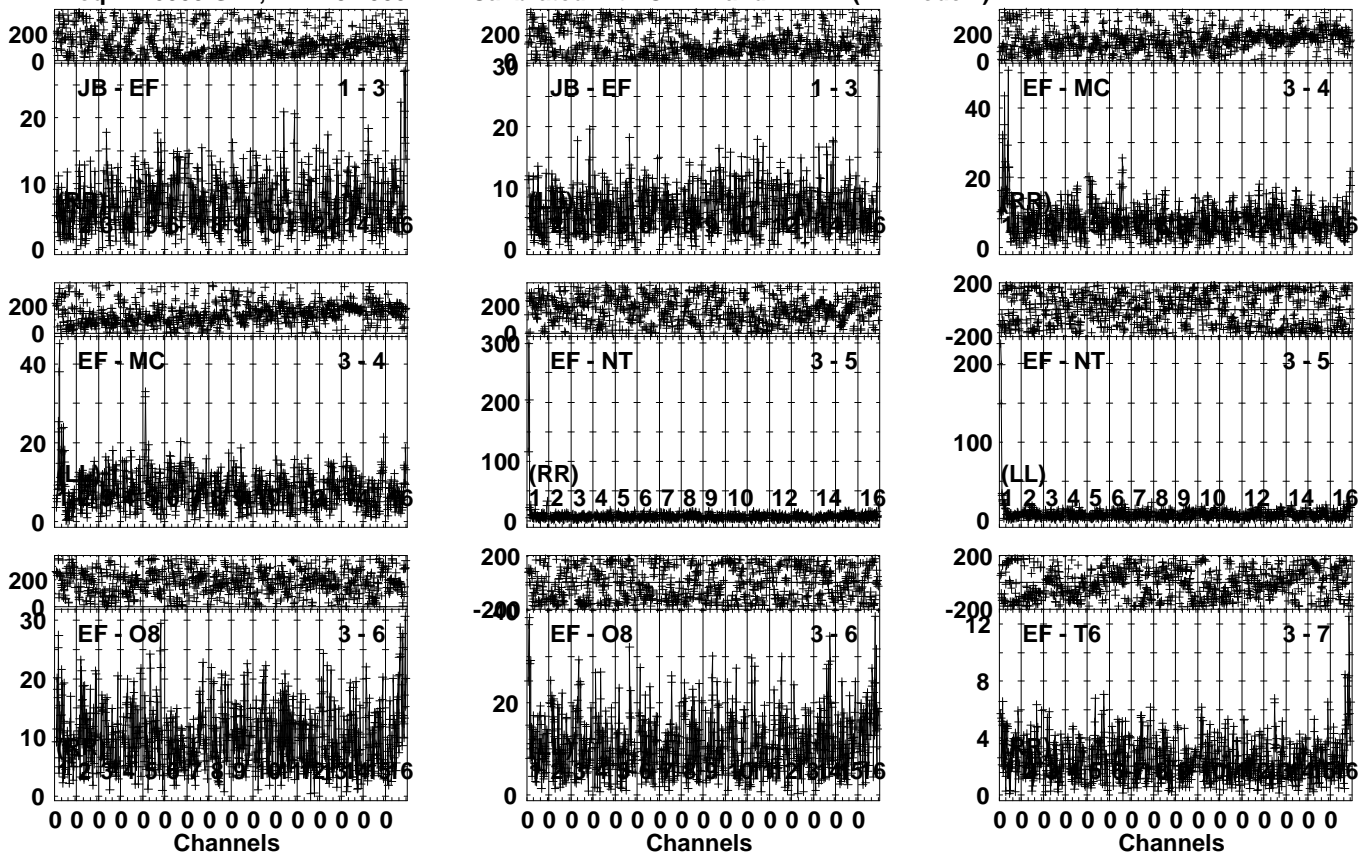


Lower frame: Milli Ampl Jy Top frame: Phas deg
Vector averaged cross-power spectrum Several baselines displayed
Timerange: 00/23:41:01 to 00/23:41:59

Plot file version 370 created 31-MAR-2023 16:01:26

ARP299A EP124A.UVDATA.1

Freq = 4.6005 GHz, Bw = 32.000 MH Calibrated with CL # 4 and BP # 1 (BP mode 1)

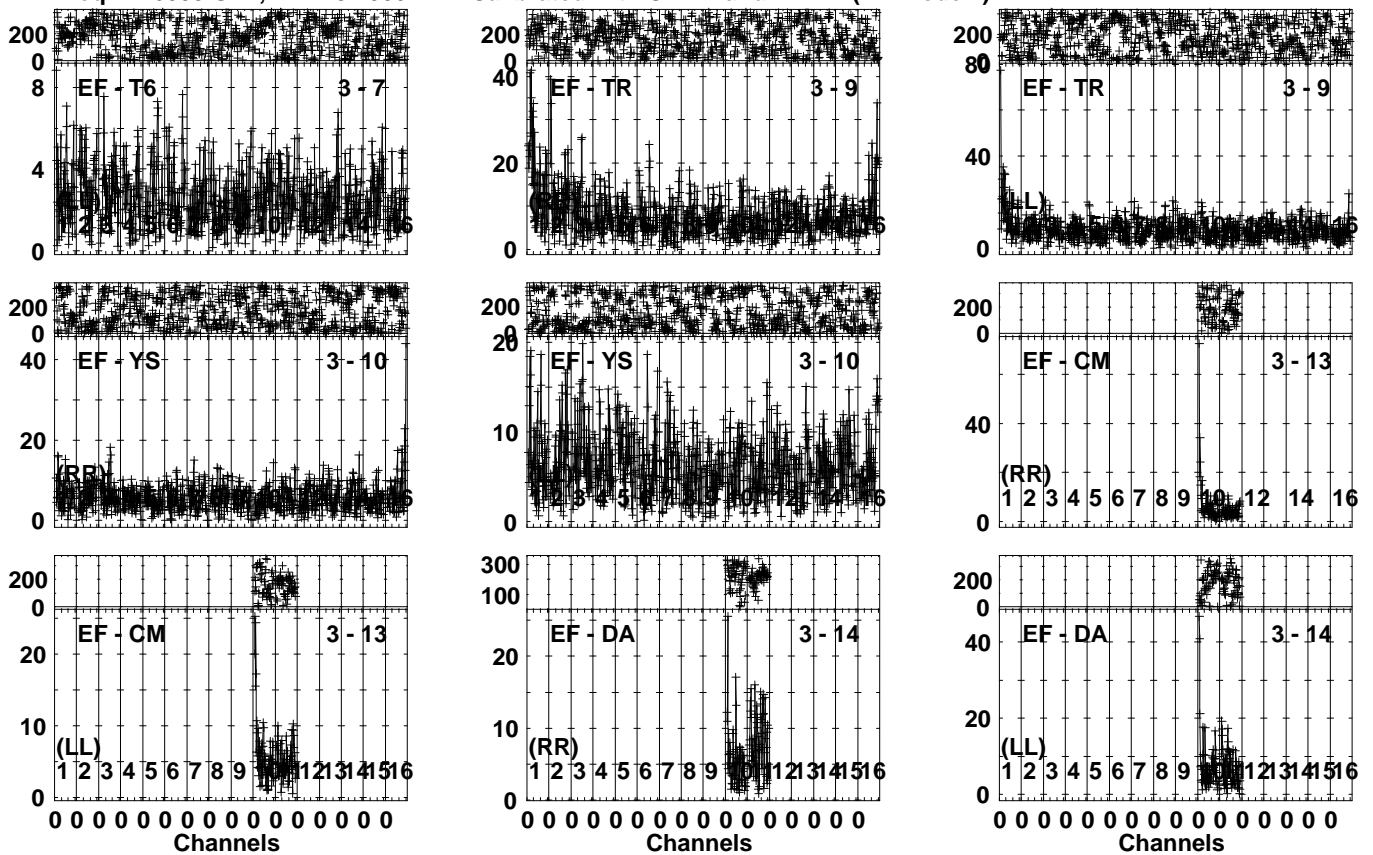


Lower frame: Milli Ampl Jy Top frame: Phas deg
Vector averaged cross-power spectrum Several baselines displayed
Timerange: 00/23:42:01 to 00/23:45:29

Plot file version 371 created 31-MAR-2023 16:01:26

ARP299A EP124A.UVDATA.1

Freq = 4.6005 GHz, Bw = 32.000 MH Calibrated with CL # 4 and BP # 1 (BP mode 1)

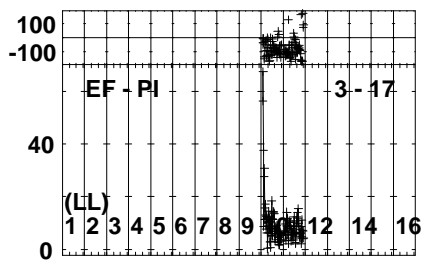
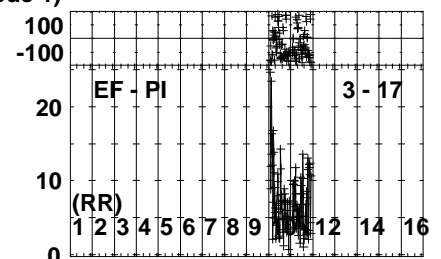
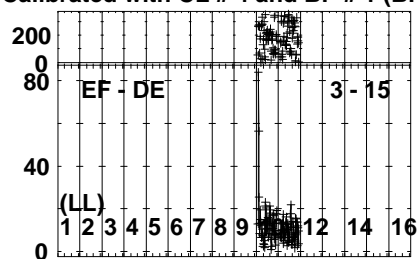



Lower frame: Milli Ampl Jy Top frame: Phas deg
Vector averaged cross-power spectrum Several baselines displayed
Timerange: 00/23:42:01 to 00/23:45:29

Plot file version 372 created 31-MAR-2023 16:01:28

ARP299A EP124A.UVDATA.1

Freq = 4.6005 GHz, Bw = 32.000 MH Calibrated with CL # 4 and BP # 1 (BP mode 1)

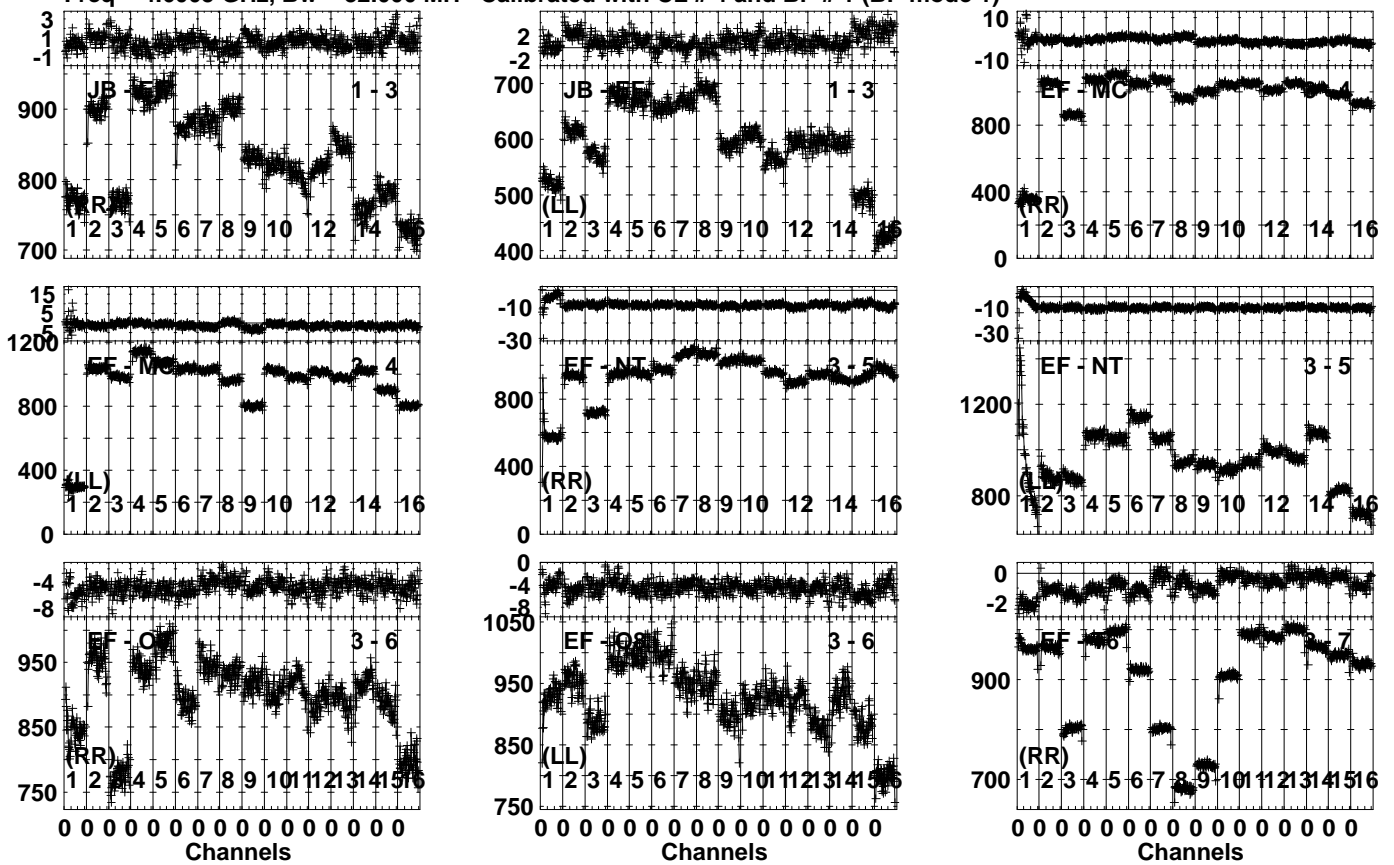


Lower frame: Milli Ampl Jy Top frame: Phas deg
Vector averaged cross-power spectrum Several baselines displayed
Timerange: 00/23:42:01 to 00/23:45:29

Plot file version 373 created 31-MAR-2023 16:01:28

J1128+5925 EP124A.UVDATA.1

Freq = 4.6005 GHz, Bw = 32.000 MH Calibrated with CL # 4 and BP # 1 (BP mode 1)

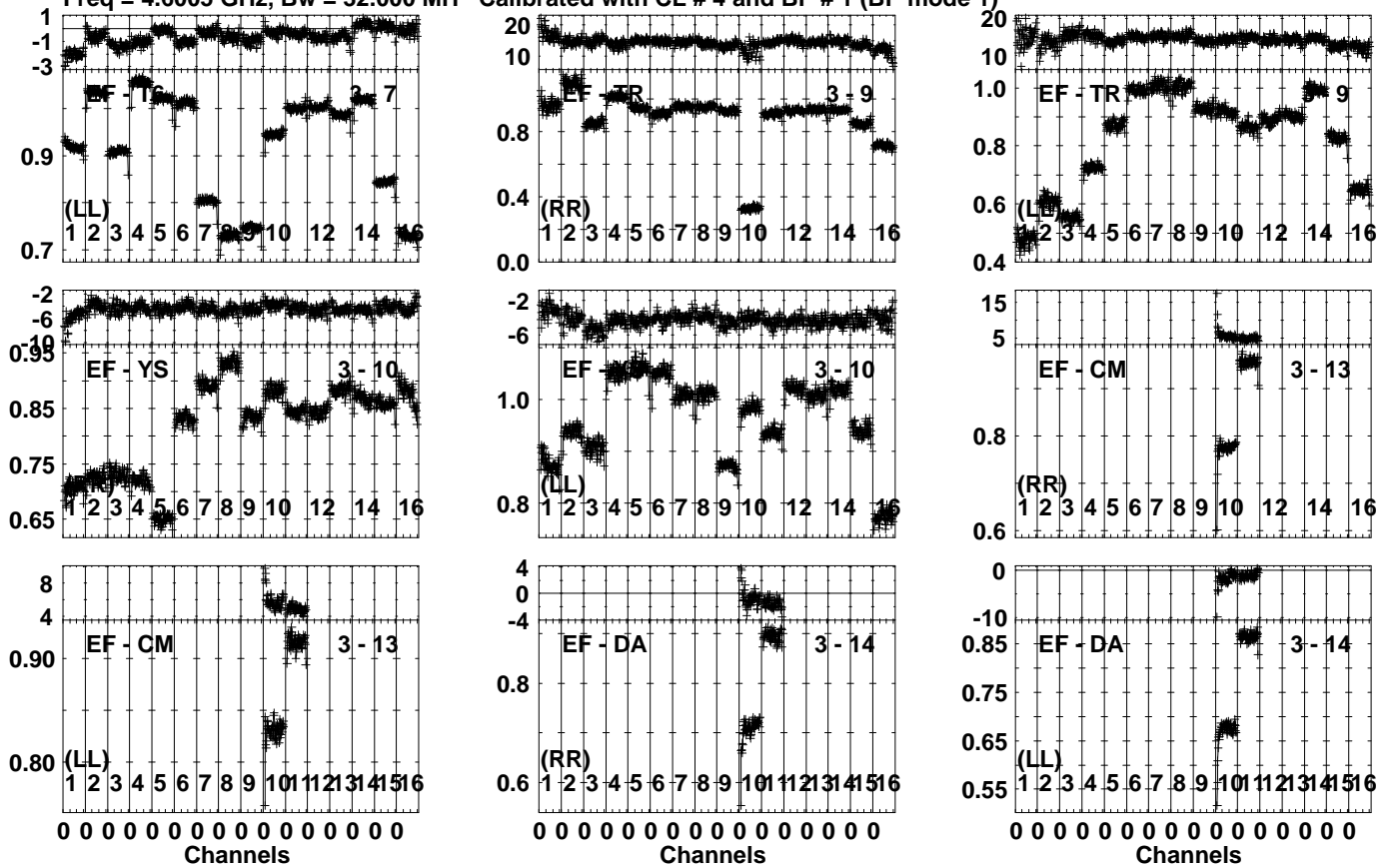


Lower frame: Milli Ampl Jy Top frame: Phas deg
Vector averaged cross-power spectrum Several baselines displayed
Timerange: 00/23:45:31 to 00/23:46:59

Plot file version 374 created 31-MAR-2023 16:01:29

J1128+5925 EP124A.UVDATA.1

Freq = 4.6005 GHz, Bw = 32.000 MH Calibrated with CL # 4 and BP # 1 (BP mode 1)

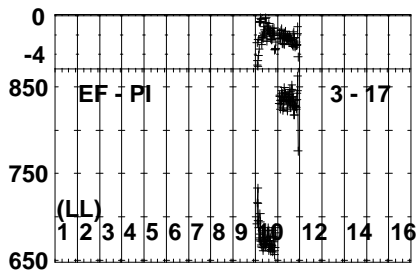
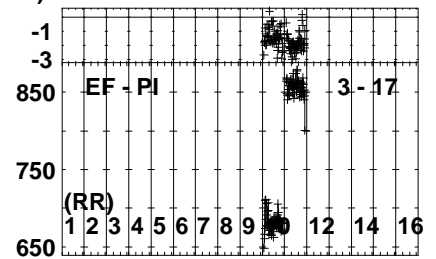
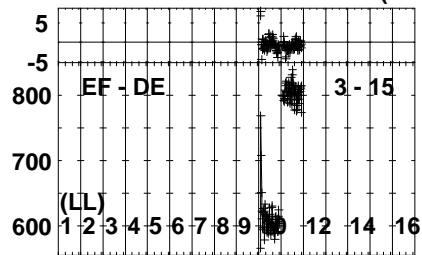
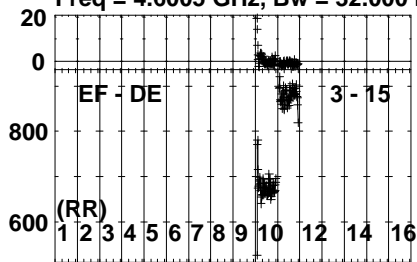


Lower frame: Ampl Jy Top frame: Phas deg
Vector averaged cross-power spectrum Several baselines displayed
Timerange: 00/23:45:31 to 00/23:46:59

Plot file version 375 created 31-MAR-2023 16:01:30

J1128+5925 EP124A.UVDATA.1

Freq = 4.6005 GHz, Bw = 32.000 MH Calibrated with CL # 4 and BP # 1 (BP mode 1)

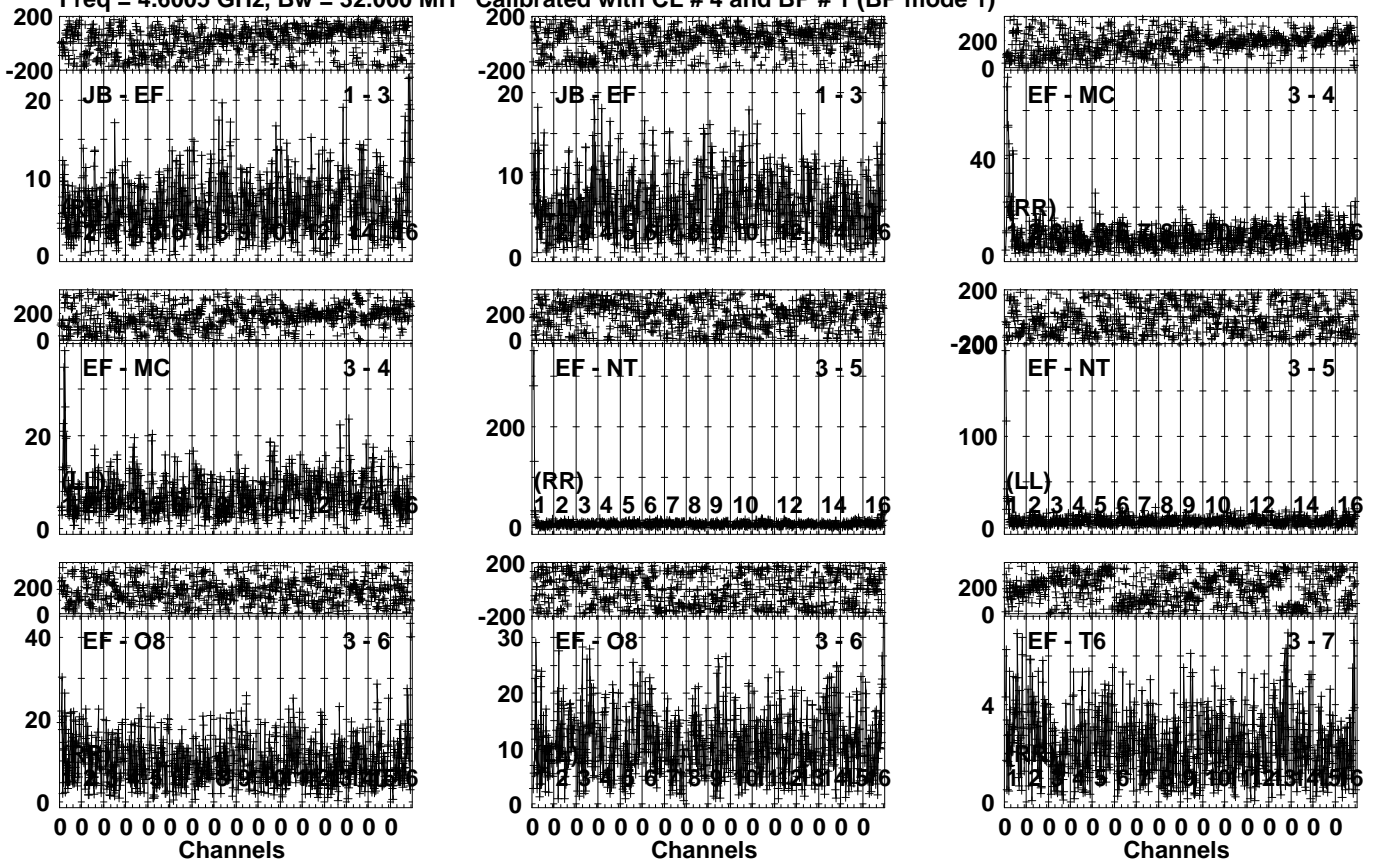


Lower frame: Milli Ampl Jy Top frame: Phas deg
Vector averaged cross-power spectrum Several baselines displayed
Timerange: 00/23:45:31 to 00/23:46:59

Plot file version 376 created 31-MAR-2023 16:01:30

ARP299A EP124A.UVDATA.1

Freq = 4.6005 GHz, Bw = 32.000 MH Calibrated with CL # 4 and BP # 1 (BP mode 1)

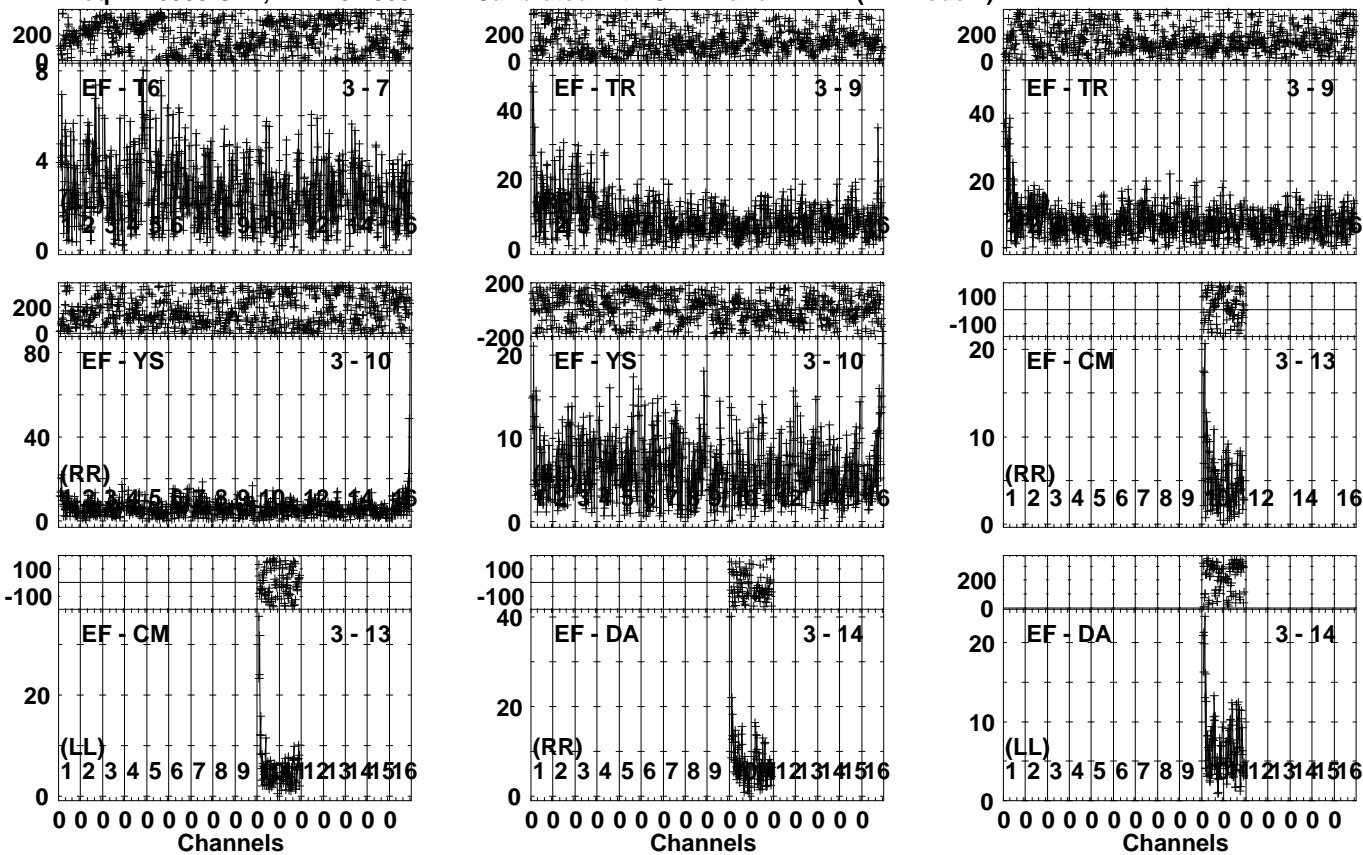


Lower frame: Milli Ampl Jy Top frame: Phas deg
Vector averaged cross-power spectrum Several baselines displayed
Timerange: 00/23:47:01 to 00/23:50:29

Plot file version 377 created 31-MAR-2023 16:01:31

ARP299A EP124A.UVDATA.1

Freq = 4.6005 GHz, Bw = 32.000 MH Calibrated with CL # 4 and BP # 1 (BP mode 1)

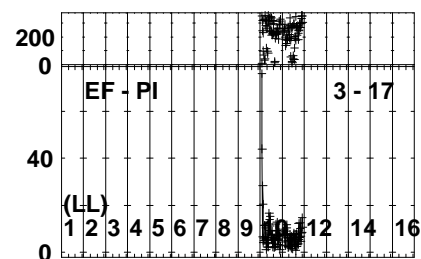
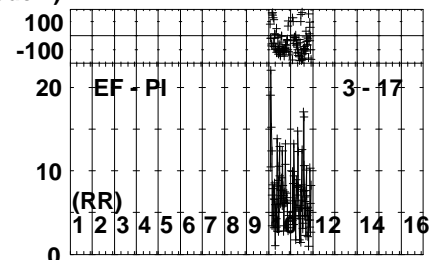
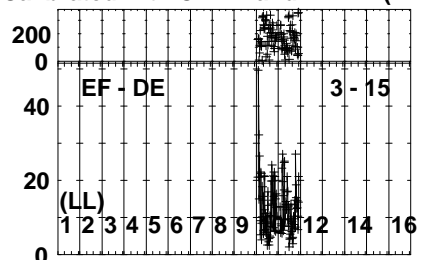
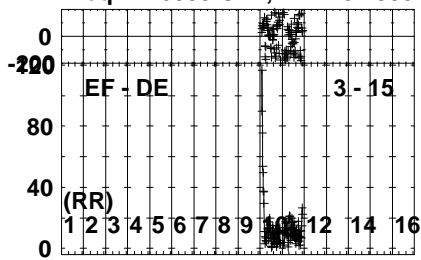


Lower frame: Milli Ampl Jy Top frame: Phas deg
Vector averaged cross-power spectrum Several baselines displayed
Timerange: 00/23:47:01 to 00/23:50:29

Plot file version 378 created 31-MAR-2023 16:01:32

ARP299A EP124A.UVDATA.1

Freq = 4.6005 GHz, Bw = 32.000 MH Calibrated with CL # 4 and BP # 1 (BP mode 1)

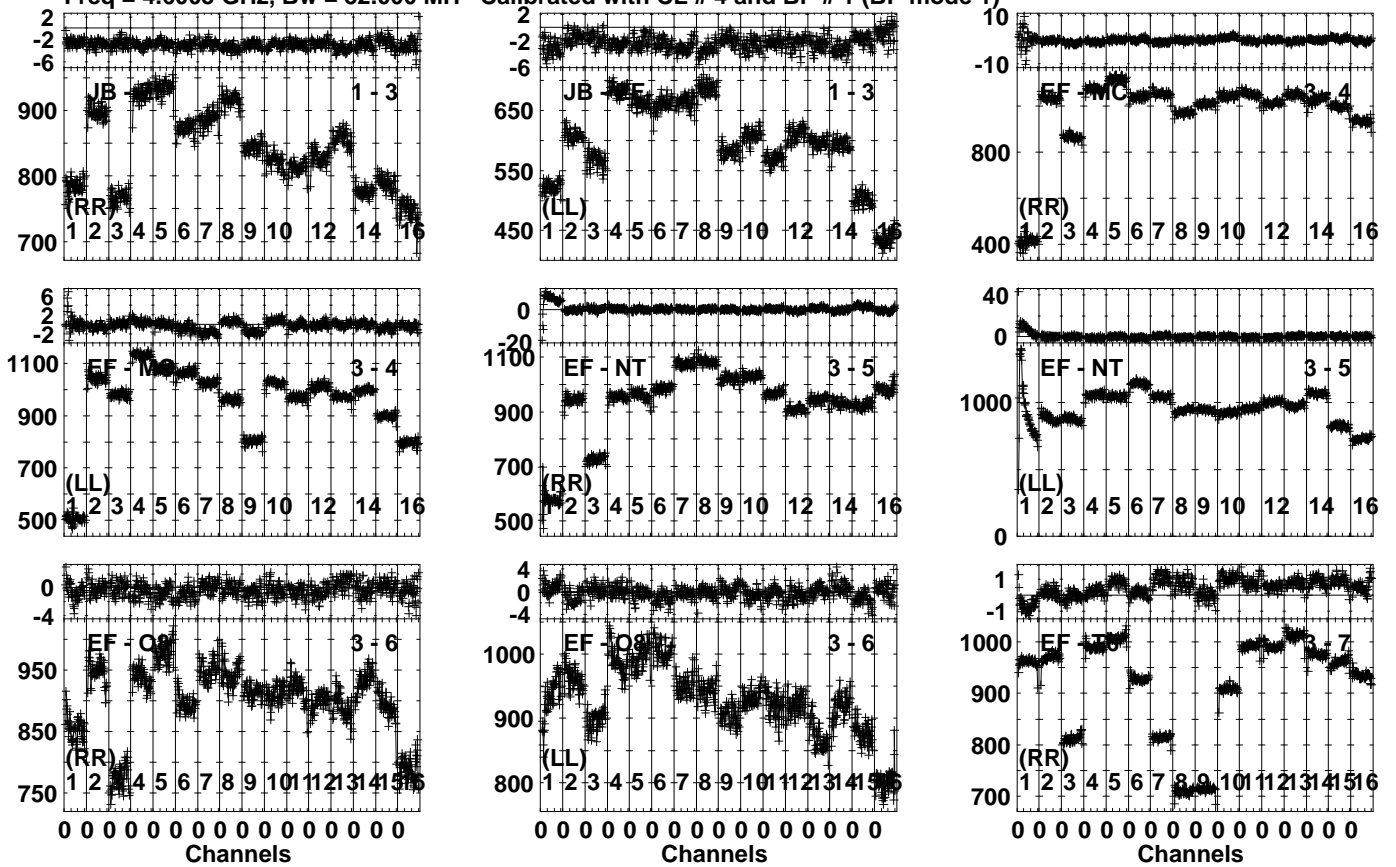


Lower frame: Milli Ampl Jy Top frame: Phas deg
Vector averaged cross-power spectrum Several baselines displayed
Timerange: 00/23:47:01 to 00/23:50:29

Plot file version 379 created 31-MAR-2023 16:01:33

J1128+5925 EP124A.UVDATA.1

Freq = 4.6005 GHz, Bw = 32.000 MH Calibrated with CL # 4 and BP # 1 (BP mode 1)

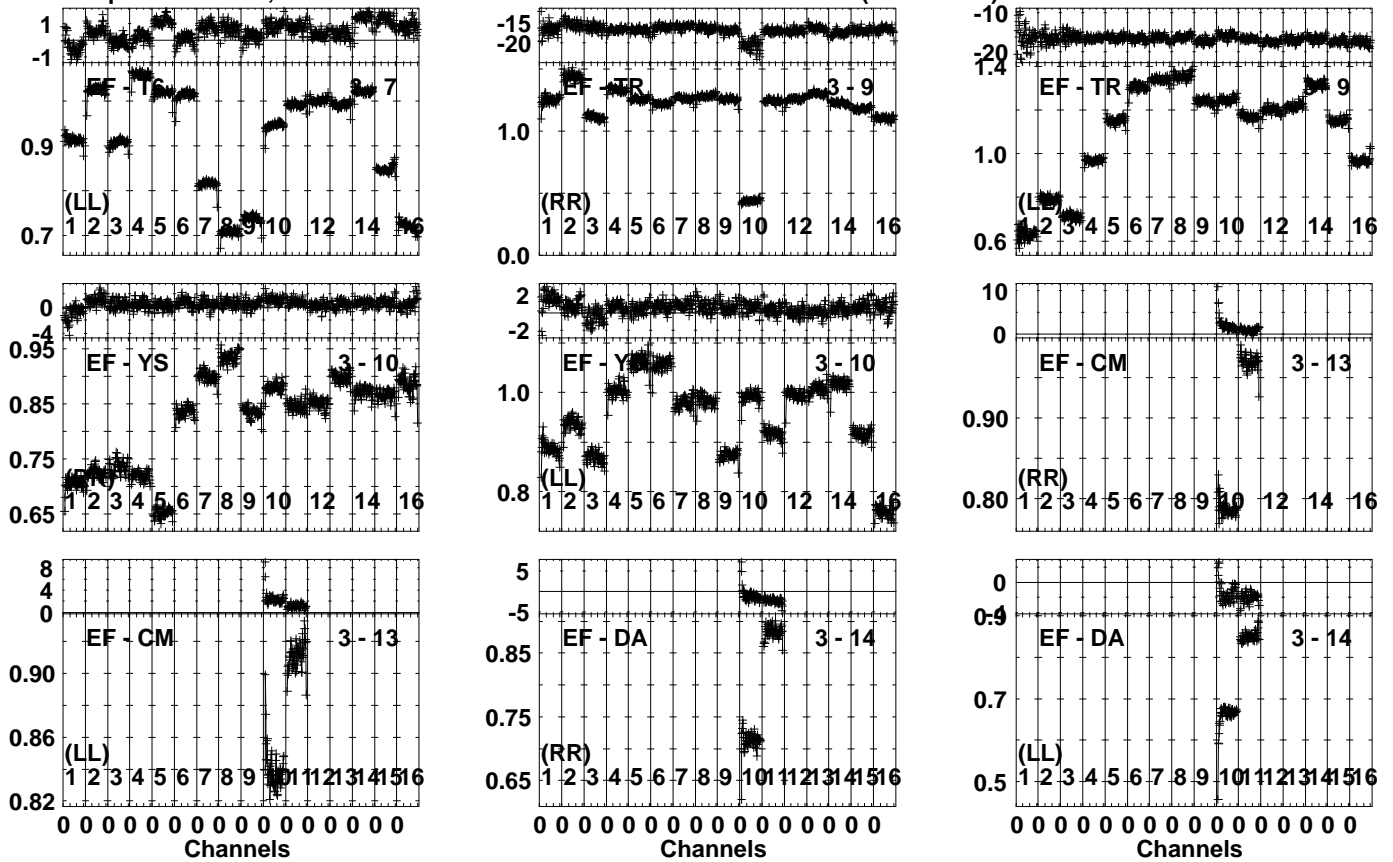


Lower frame: Milli Ampl Jy Top frame: Phas deg
 Vector averaged cross-power spectrum Several baselines displayed
 Timerange: 00:23:51:01 to 00:23:51:59

Plot file version 380 created 31-MAR-2023 16:01:33

J1128+5925 EP124A.UVDATA.1

Freq = 4.6005 GHz, Bw = 32.000 MH Calibrated with CL # 4 and BP # 1 (BP mode 1)

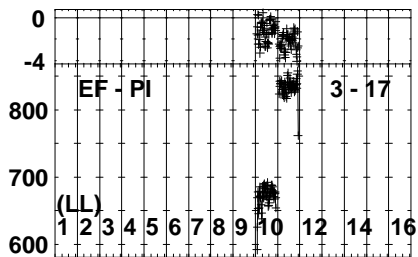
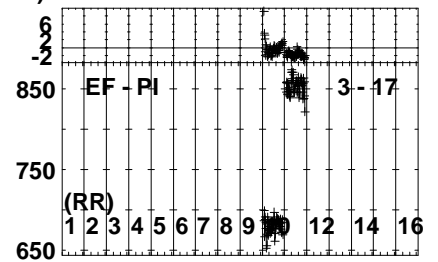
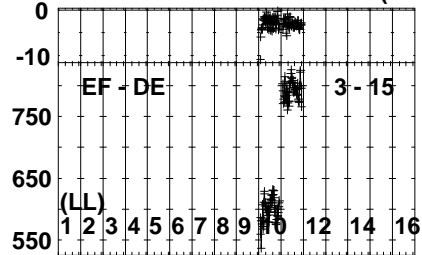
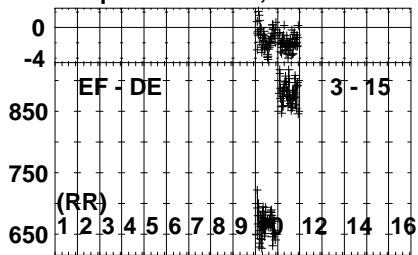


Lower frame: Ampl Jy Top frame: Phas deg
Vector averaged cross-power spectrum Several baselines displayed
Timerange: 00/23:51:01 to 00/23:51:59

Plot file version 381 created 31-MAR-2023 16:01:34

J1128+5925 EP124A.UVDATA.1

Freq = 4.6005 GHz, Bw = 32.000 MH Calibrated with CL # 4 and BP # 1 (BP mode 1)

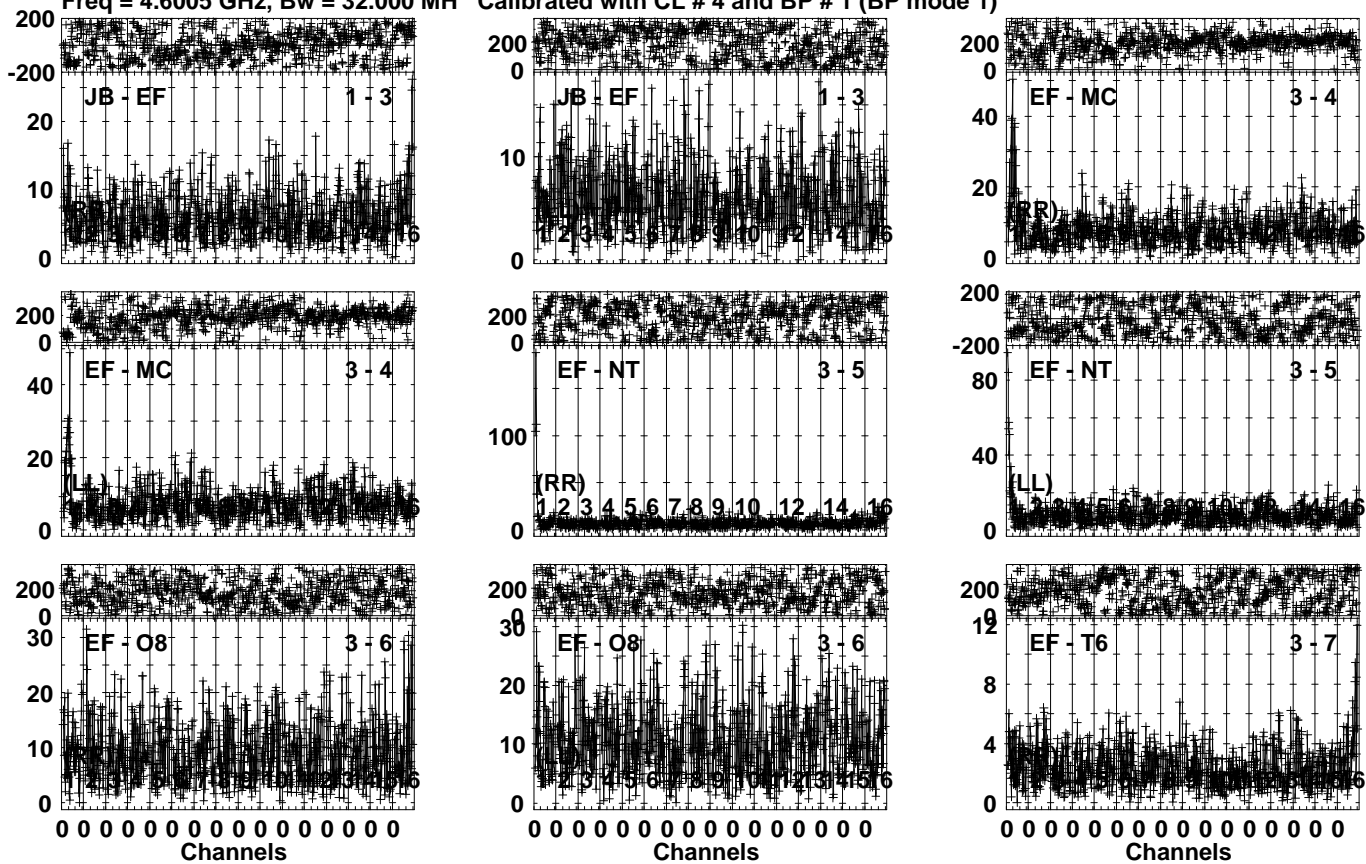


Lower frame: Milli Ampl Jy Top frame: Phas deg
Vector averaged cross-power spectrum Several baselines displayed
Timerange: 00/23:51:01 to 00/23:51:59

Plot file version 382 created 31-MAR-2023 16:01:35

ARP299A EP124A.UVDATA.1

Freq = 4.6005 GHz, Bw = 32.000 MH Calibrated with CL # 4 and BP # 1 (BP mode 1)

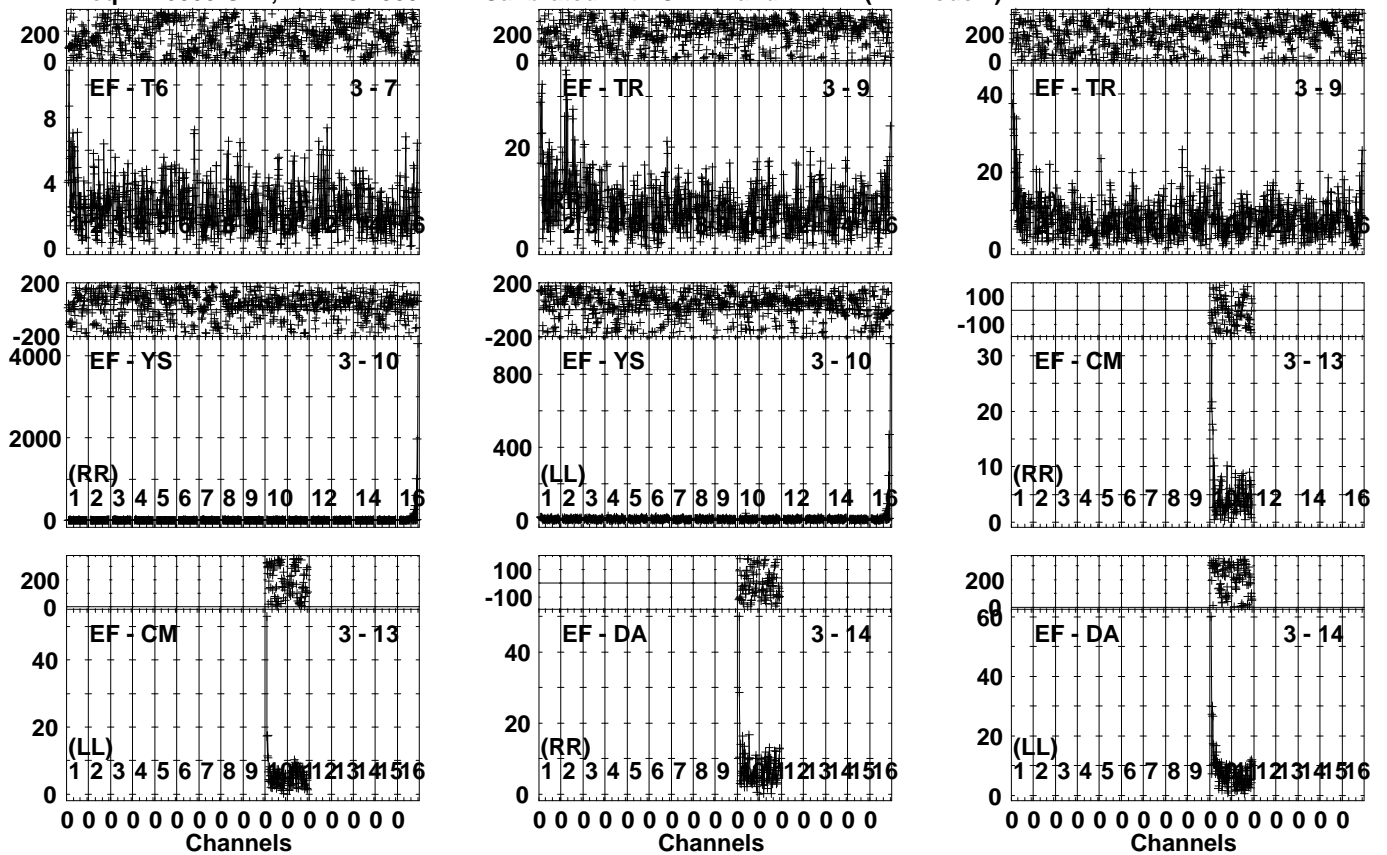


Lower frame: Milli Ampl Jy Top frame: Phas deg
Vector averaged cross-power spectrum Several baselines displayed
Timerange: 00/23:52:01 to 00/23:55:29

Plot file version 383 created 31-MAR-2023 16:01:35

ARP299A EP124A.UVDATA.1

Freq = 4.6005 GHz, Bw = 32.000 MH Calibrated with CL # 4 and BP # 1 (BP mode 1)

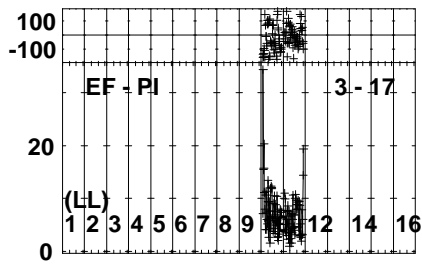
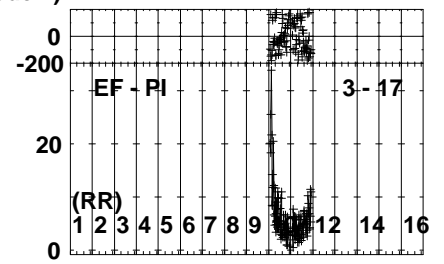
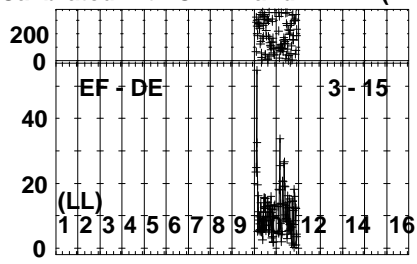
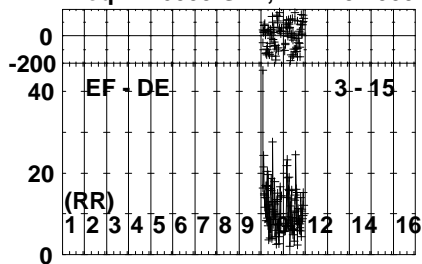


Lower frame: Milli Ampl Jy Top frame: Phas deg
Vector averaged cross-power spectrum Several baselines displayed
Timerange: 00/23:52:01 to 00/23:55:29

Plot file version 384 created 31-MAR-2023 16:01:36

ARP299A EP124A.UVDATA.1

Freq = 4.6005 GHz, Bw = 32.000 MH Calibrated with CL # 4 and BP # 1 (BP mode 1)



Lower frame: Milli Ampl Jy Top frame: Phas deg

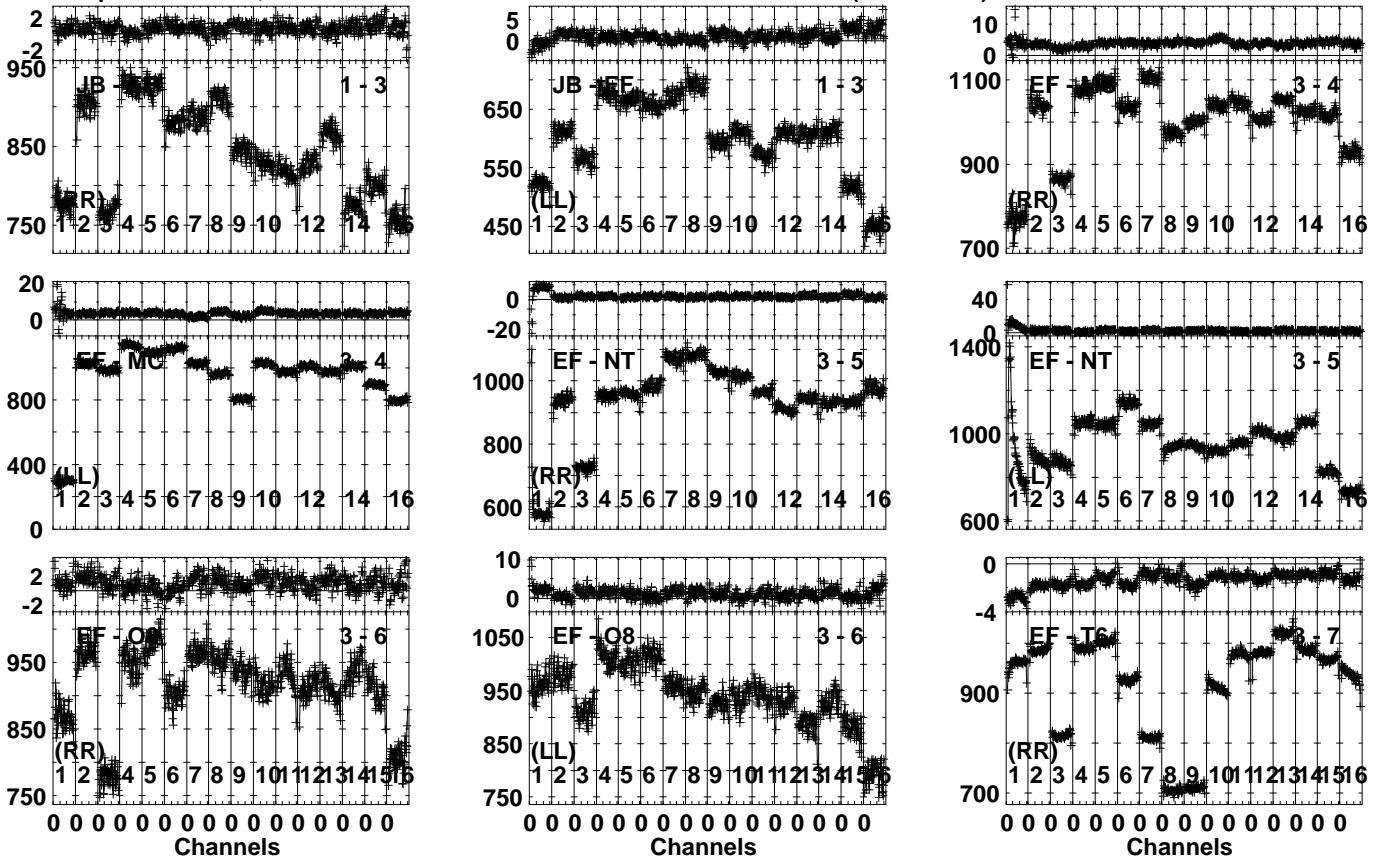
Vector averaged cross-power spectrum Several baselines displayed

Timerange: 00/23:52:01 to 00/23:55:29

Plot file version 385 created 31-MAR-2023 16:01:37

J1128+5925 EP124A.UVDATA.1

Freq = 4.6005 GHz, Bw = 32.000 MH Calibrated with CL # 4 and BP # 1 (BP mode 1)

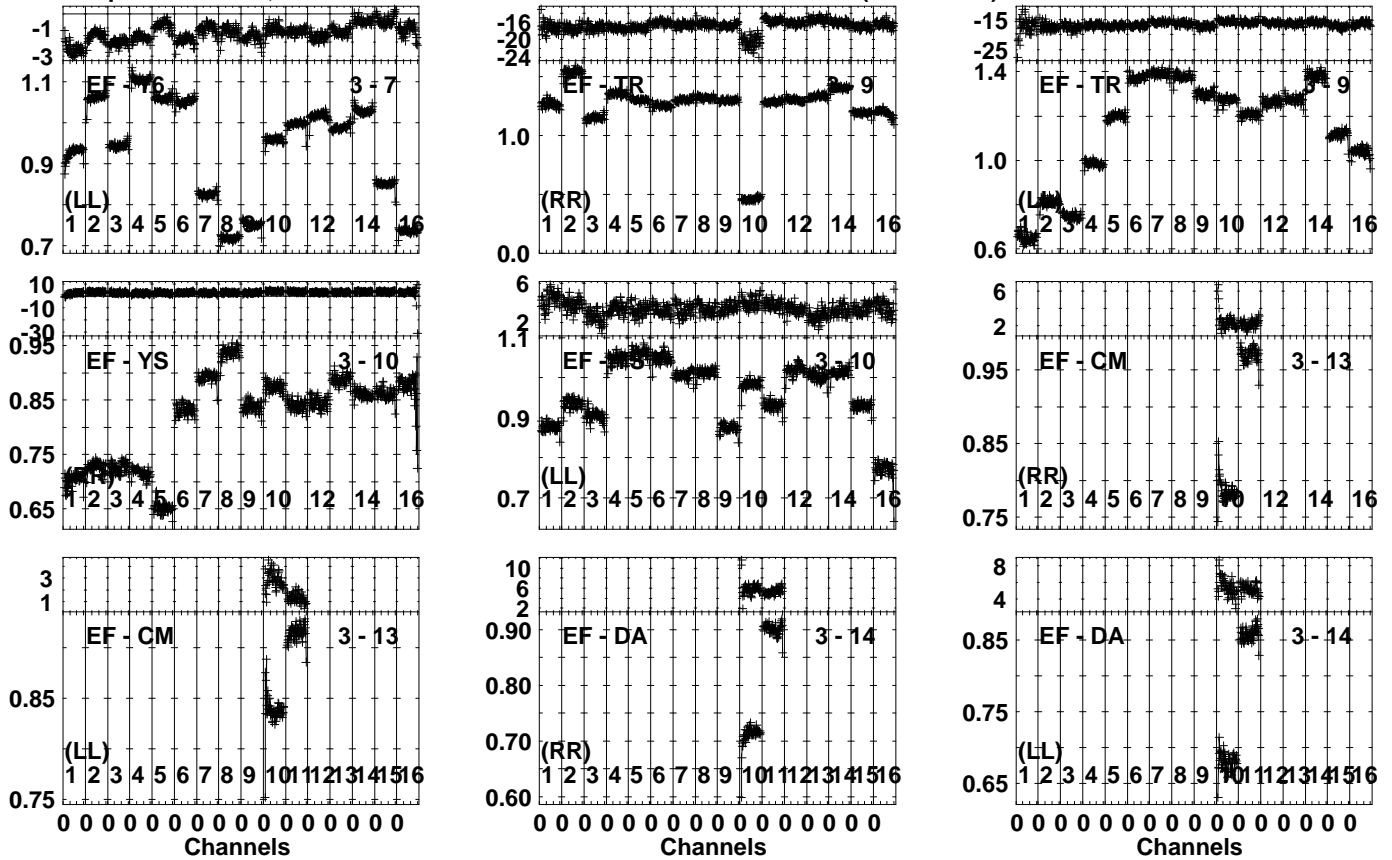


Lower frame: Milli Ampl Jy Top frame: Phas deg
Vector averaged cross-power spectrum Several baselines displayed
Timerange: 00/23:55:31 to 00/23:56:59

Plot file version 386 created 31-MAR-2023 16:01:38

J1128+5925 EP124A.UVDATA.1

Freq = 4.6005 GHz, Bw = 32.000 MH Calibrated with CL # 4 and BP # 1 (BP mode 1)

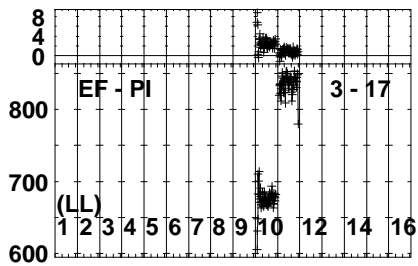
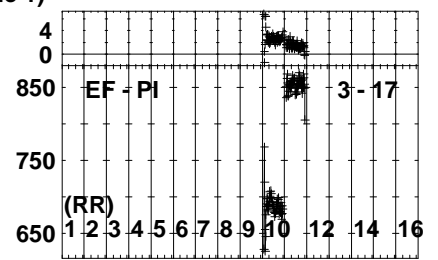
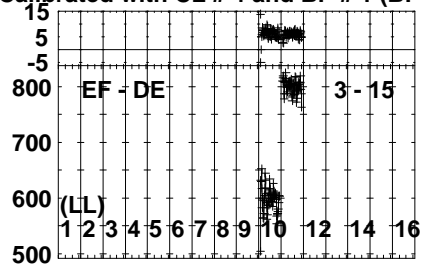
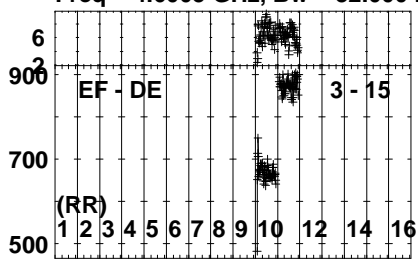


Lower frame: Ampl Jy Top frame: Phas deg
Vector averaged cross-power spectrum Several baselines displayed
Timerange: 00/23:55:31 to 00/23:56:59

Plot file version 387 created 31-MAR-2023 16:01:39

J1128+5925 EP124A.UVDATA.1

Freq = 4.6005 GHz, Bw = 32.000 MH Calibrated with CL # 4 and BP # 1 (BP mode 1)

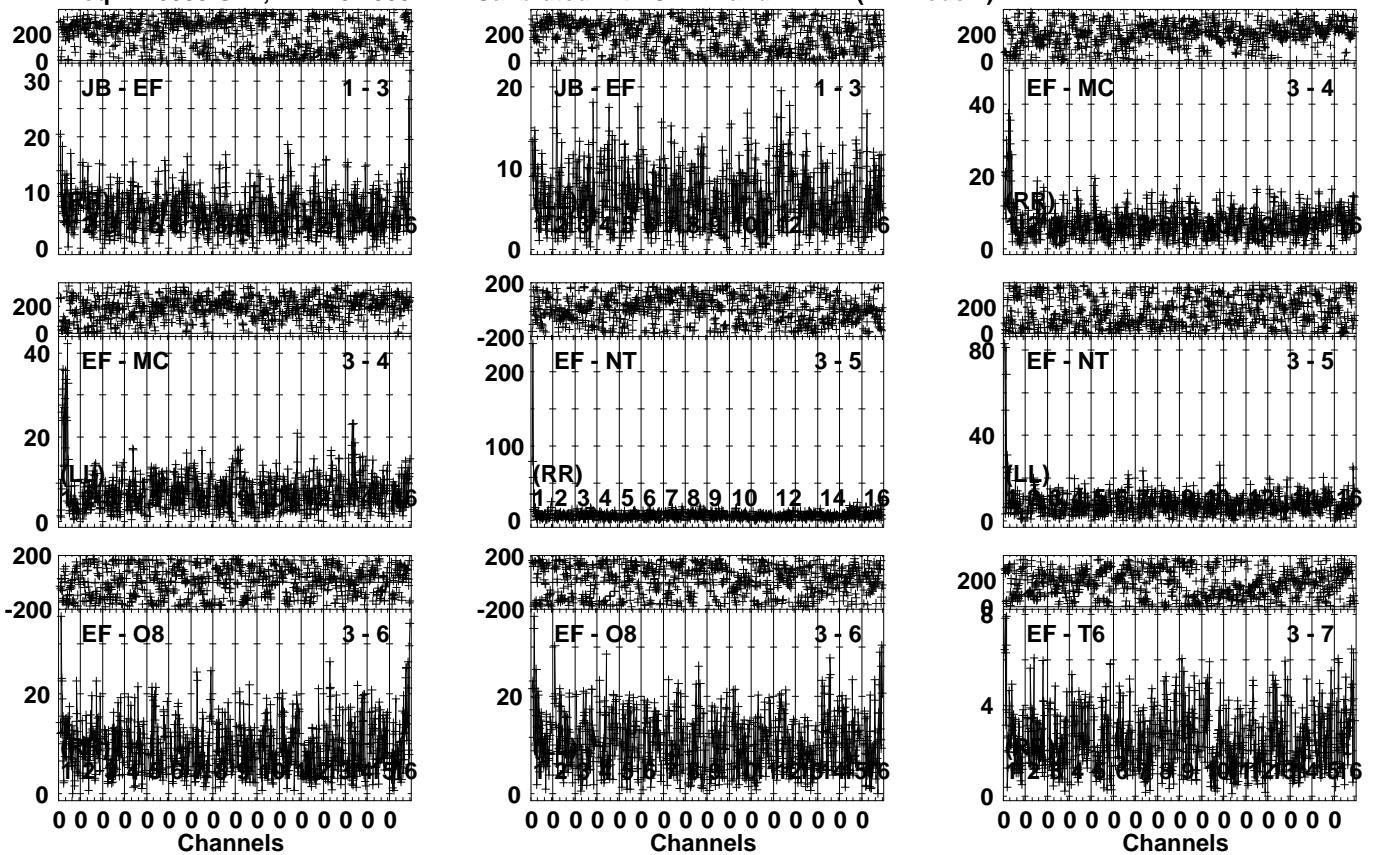


Lower frame: Milli Ampl Jy Top frame: Phas deg
Vector averaged cross-power spectrum Several baselines displayed
Timerange: 00/23:55:31 to 00/23:56:59

Plot file version 388 created 31-MAR-2023 16:01:39

ARP299A EP124A.UVDATA.1

Freq = 4.6005 GHz, Bw = 32.000 MH Calibrated with CL # 4 and BP # 1 (BP mode 1)

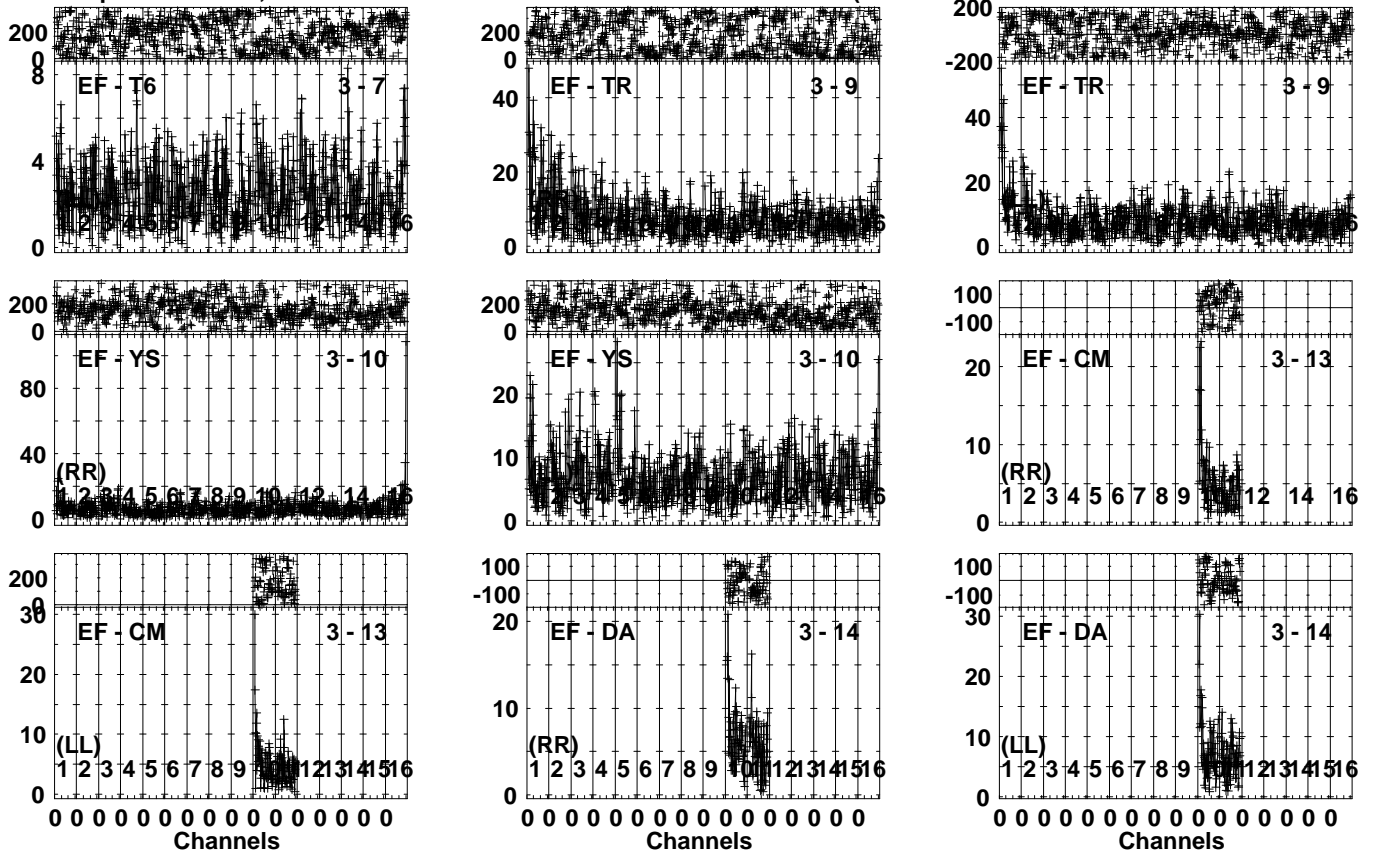


Lower frame: Milli Ampl Jy Top frame: Phas deg
Vector averaged cross-power spectrum Several baselines displayed
Timerange: 00/23:57:01 to 01/00:00:29

Plot file version 389 created 31-MAR-2023 16:01:40

ARP299A EP124A.UVDATA.1

Freq = 4.6005 GHz, Bw = 32.000 MH Calibrated with CL # 4 and BP # 1 (BP mode 1)

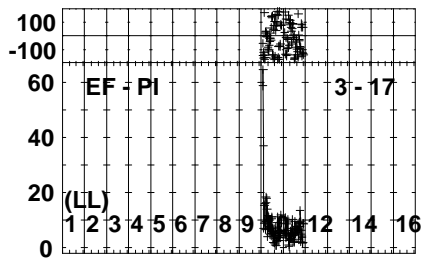
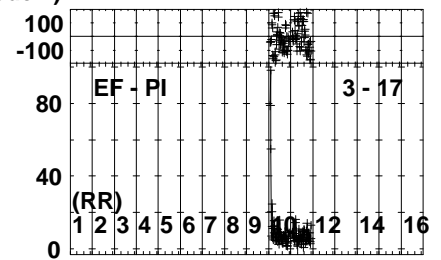
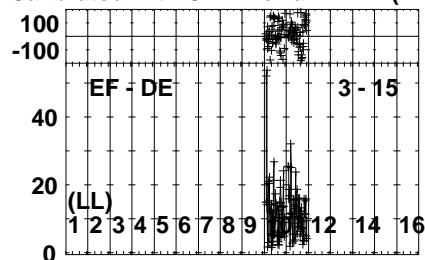
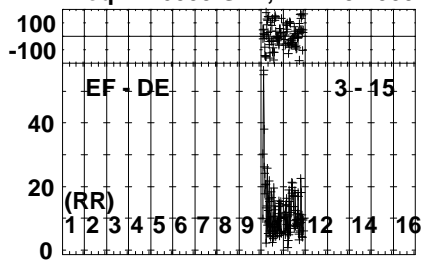


Lower frame: Milli Ampl Jy Top frame: Phas deg
Vector averaged cross-power spectrum Several baselines displayed
Timerange: 00/23:57:01 to 01/00:00:29

Plot file version 390 created 31-MAR-2023 16:01:41

ARP299A EP124A.UVDATA.1

Freq = 4.6005 GHz, Bw = 32.000 MH Calibrated with CL # 4 and BP # 1 (BP mode 1)

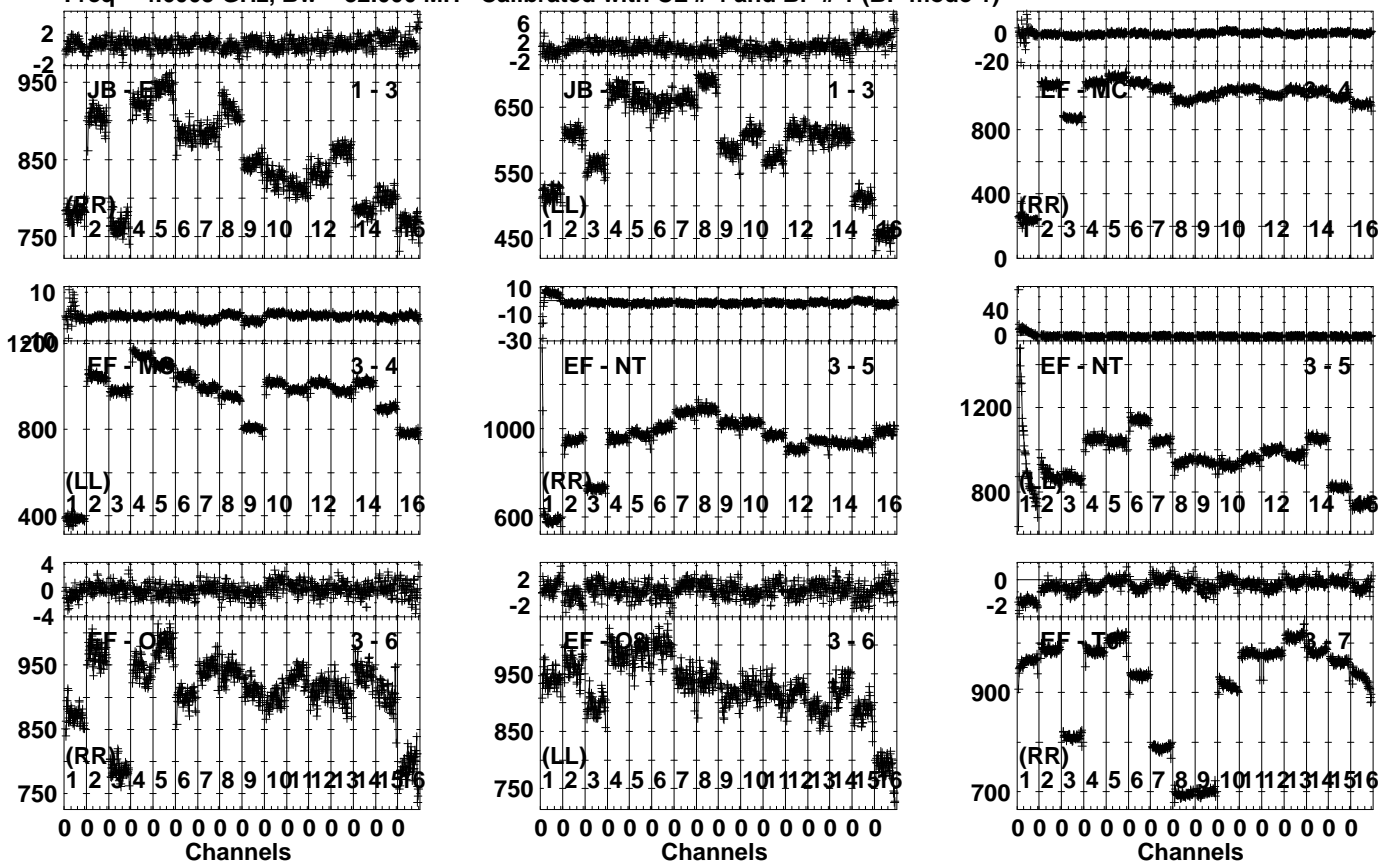


Lower frame: Milli Ampl Jy Top frame: Phas deg
Vector averaged cross-power spectrum Several baselines displayed
Timerange: 00/23:57:01 to 01/00:00:29

Plot file version 391 created 31-MAR-2023 16:01:42

J1128+5925 EP124A.UVDATA.1

Freq = 4.6005 GHz, Bw = 32.000 MH Calibrated with CL # 4 and BP # 1 (BP mode 1)

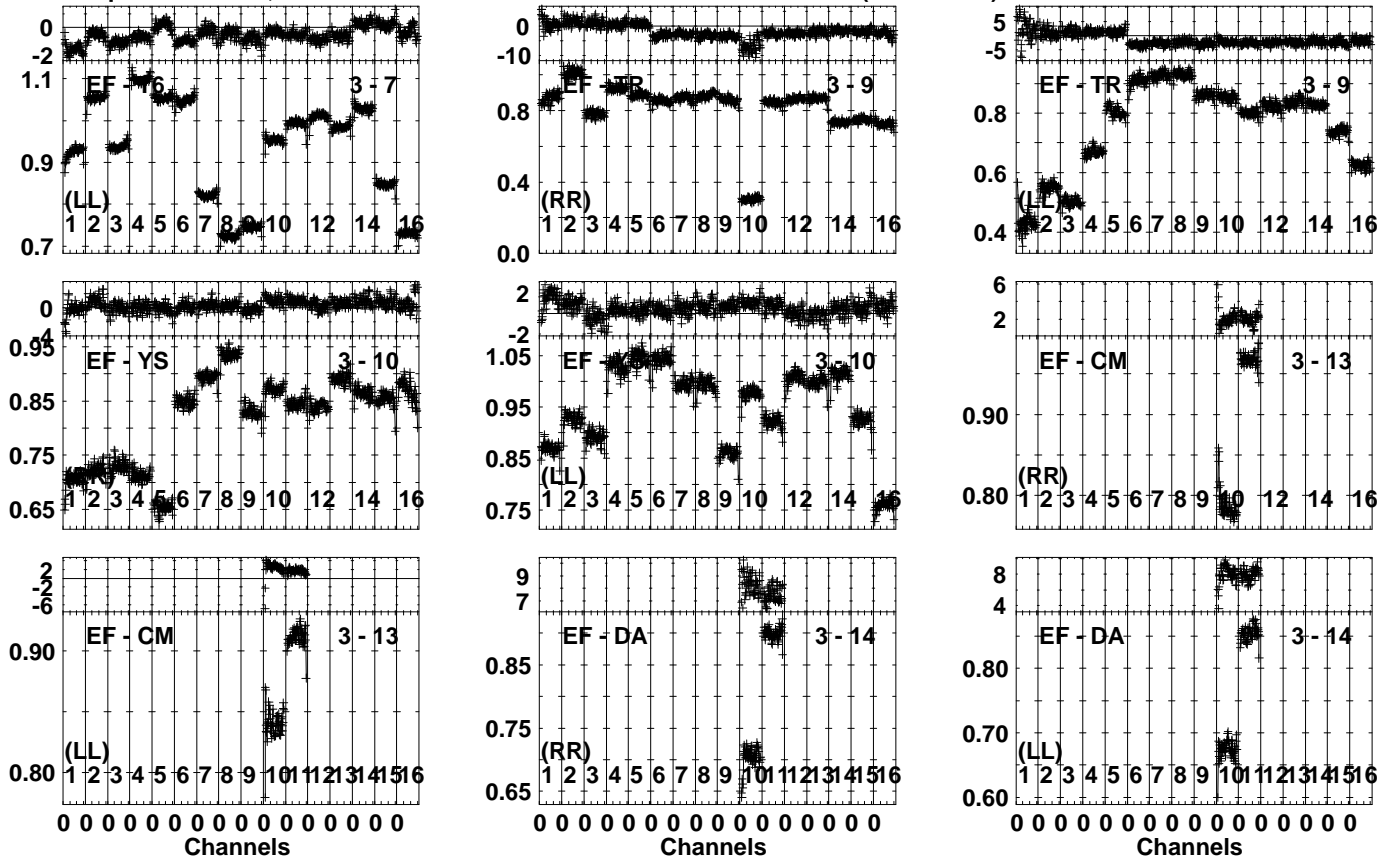


Lower frame: Milli Ampl Jy Top frame: Phas deg
Vector averaged cross-power spectrum Several baselines displayed
Timerange: 01/00:01:01 to 01/00:01:59

Plot file version 392 created 31-MAR-2023 16:01:42

J1128+5925 EP124A.UVDATA.1

Freq = 4.6005 GHz, Bw = 32.000 MH Calibrated with CL # 4 and BP # 1 (BP mode 1)

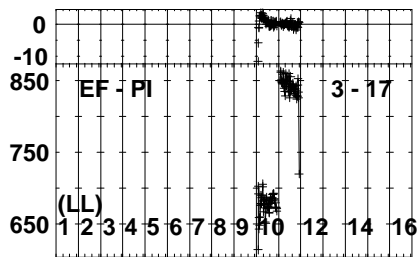
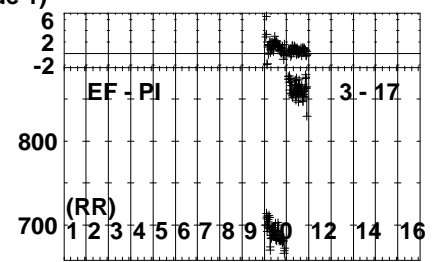
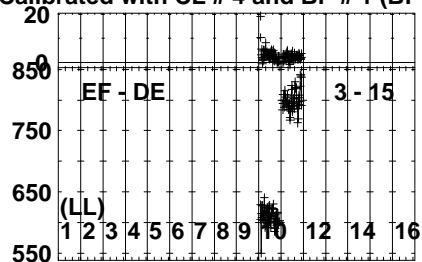
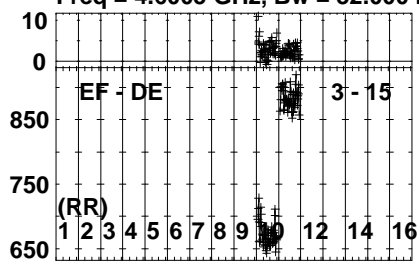


Lower frame: Ampl Jy Top frame: Phas deg
Vector averaged cross-power spectrum Several baselines displayed
Timerange: 01/00:01:01 to 01/00:01:59

Plot file version 393 created 31-MAR-2023 16:01:43

J1128+5925 EP124A.UVDATA.1

Freq = 4.6005 GHz, Bw = 32.000 MH Calibrated with CL # 4 and BP # 1 (BP mode 1)

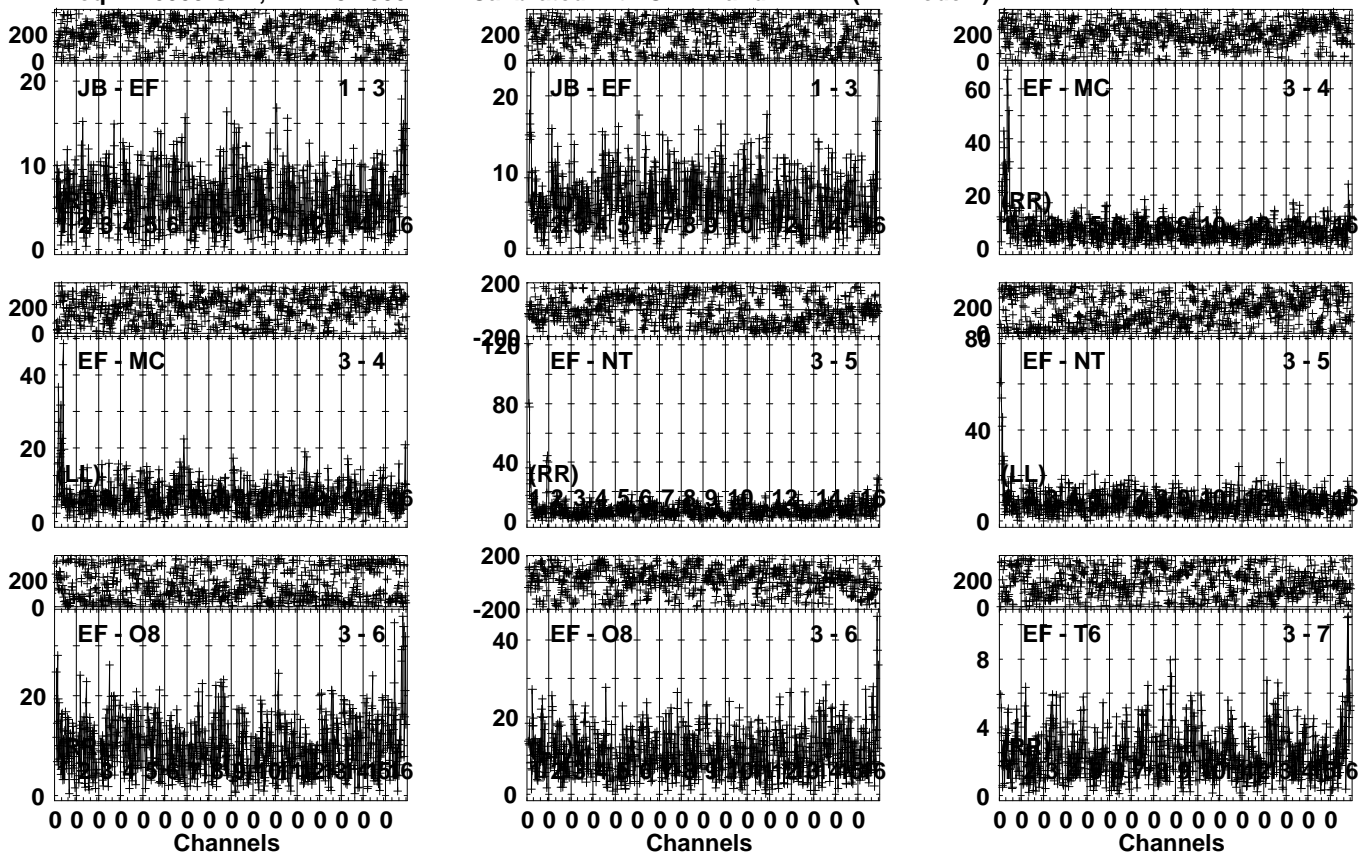


Lower frame: Milli Ampl Jy Top frame: Phas deg
Vector averaged cross-power spectrum Several baselines displayed
Timerange: 01/00:01:01 to 01/00:01:59

Plot file version 394 created 31-MAR-2023 16:01:44

ARP299A EP124A.UVDATA.1

Freq = 4.6005 GHz, Bw = 32.000 MH Calibrated with CL # 4 and BP # 1 (BP mode 1)

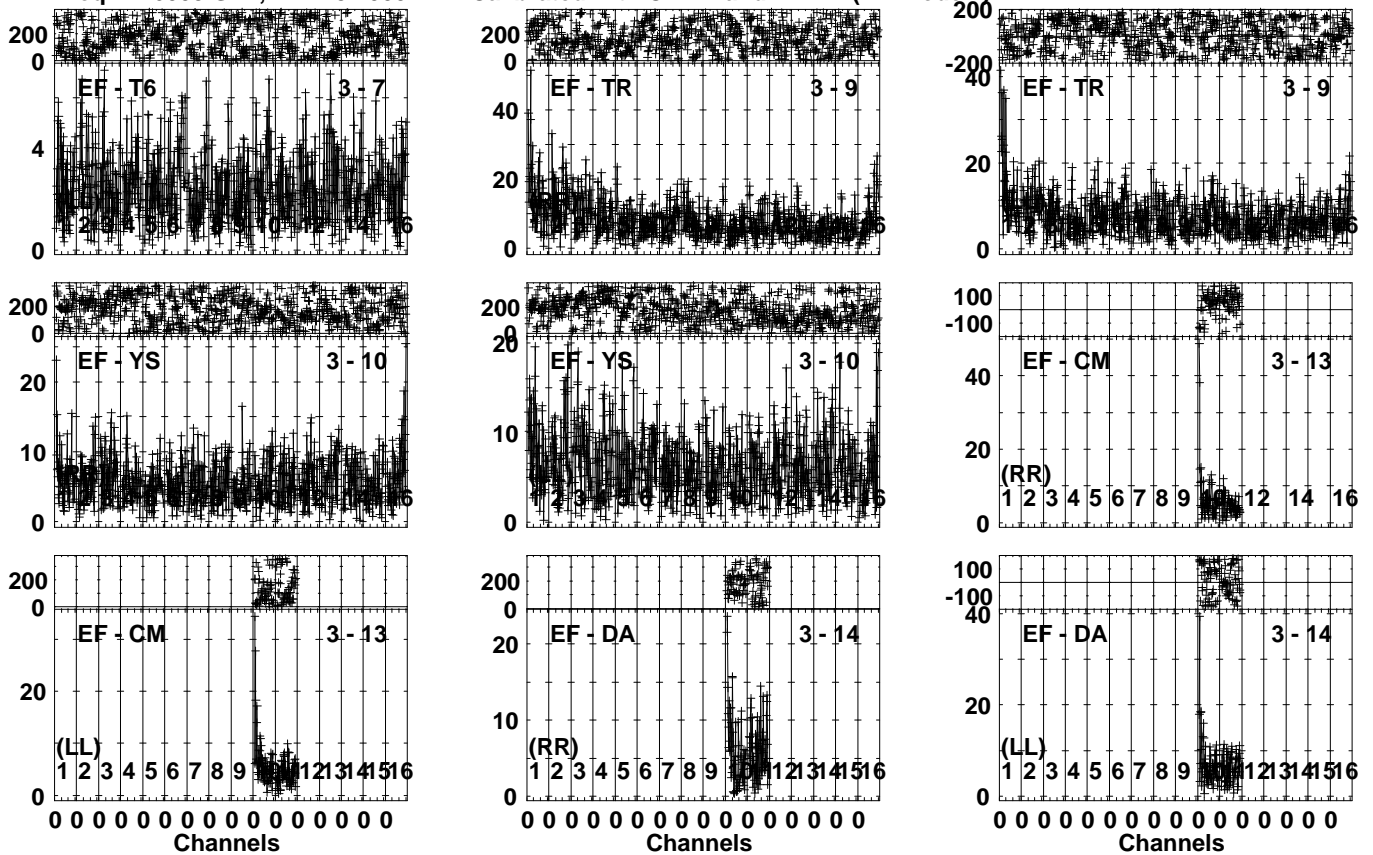


Lower frame: Milli Ampl Jy Top frame: Phas deg
Vector averaged cross-power spectrum Several baselines displayed
Timerange: 01/00:02:01 to 01/00:05:29

Plot file version 395 created 31-MAR-2023 16:01:44

ARP299A EP124A.UVDATA.1

Freq = 4.6005 GHz, Bw = 32.000 MH Calibrated with CL # 4 and BP # 1 (BP mode 1)

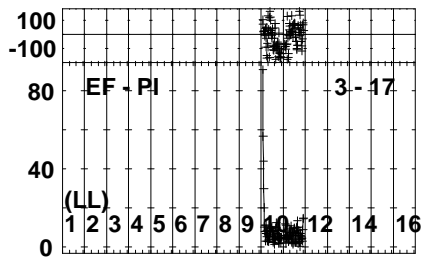
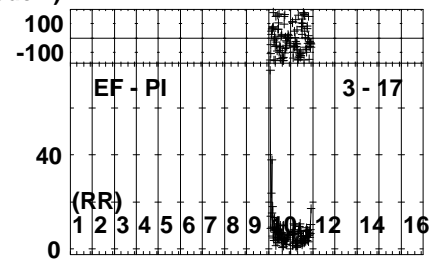
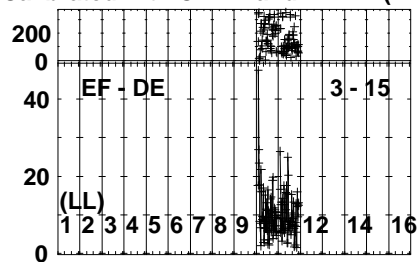
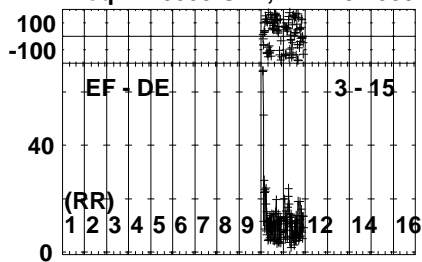


Lower frame: Milli Ampl Jy Top frame: Phas deg
Vector averaged cross-power spectrum Several baselines displayed
Timerange: 01/00:02:01 to 01/00:05:29

Plot file version 396 created 31-MAR-2023 16:01:45

ARP299A EP124A.UVDATA.1

Freq = 4.6005 GHz, Bw = 32.000 MH Calibrated with CL # 4 and BP # 1 (BP mode 1)

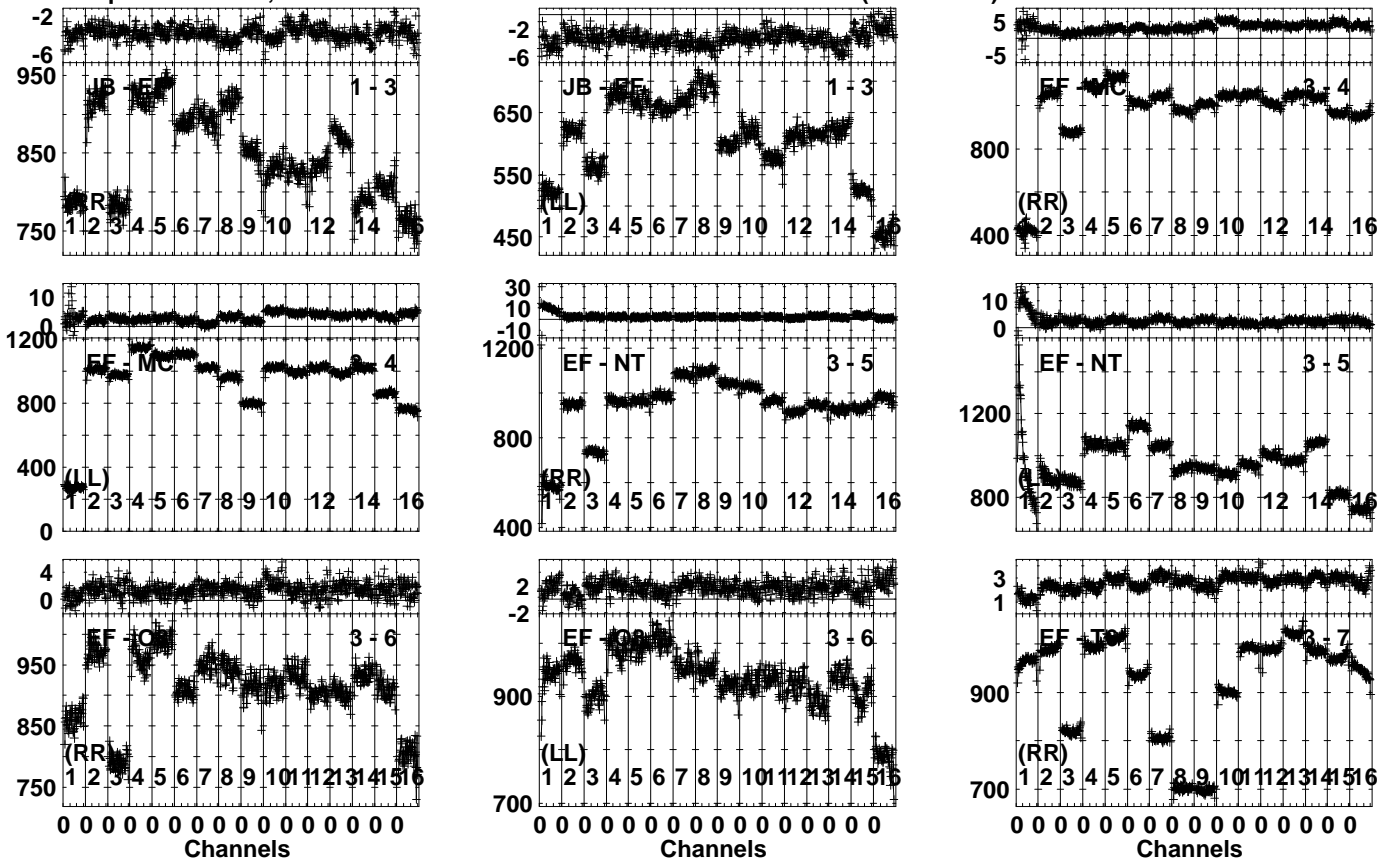


Lower frame: Milli Ampl Jy Top frame: Phas deg
Vector averaged cross-power spectrum Several baselines displayed
Timerange: 01/00:02:01 to 01/00:05:29

Plot file version 397 created 31-MAR-2023 16:01:46

J1128+5925 EP124A.UVDATA.1

Freq = 4.6005 GHz, Bw = 32.000 MH Calibrated with CL # 4 and BP # 1 (BP mode 1)

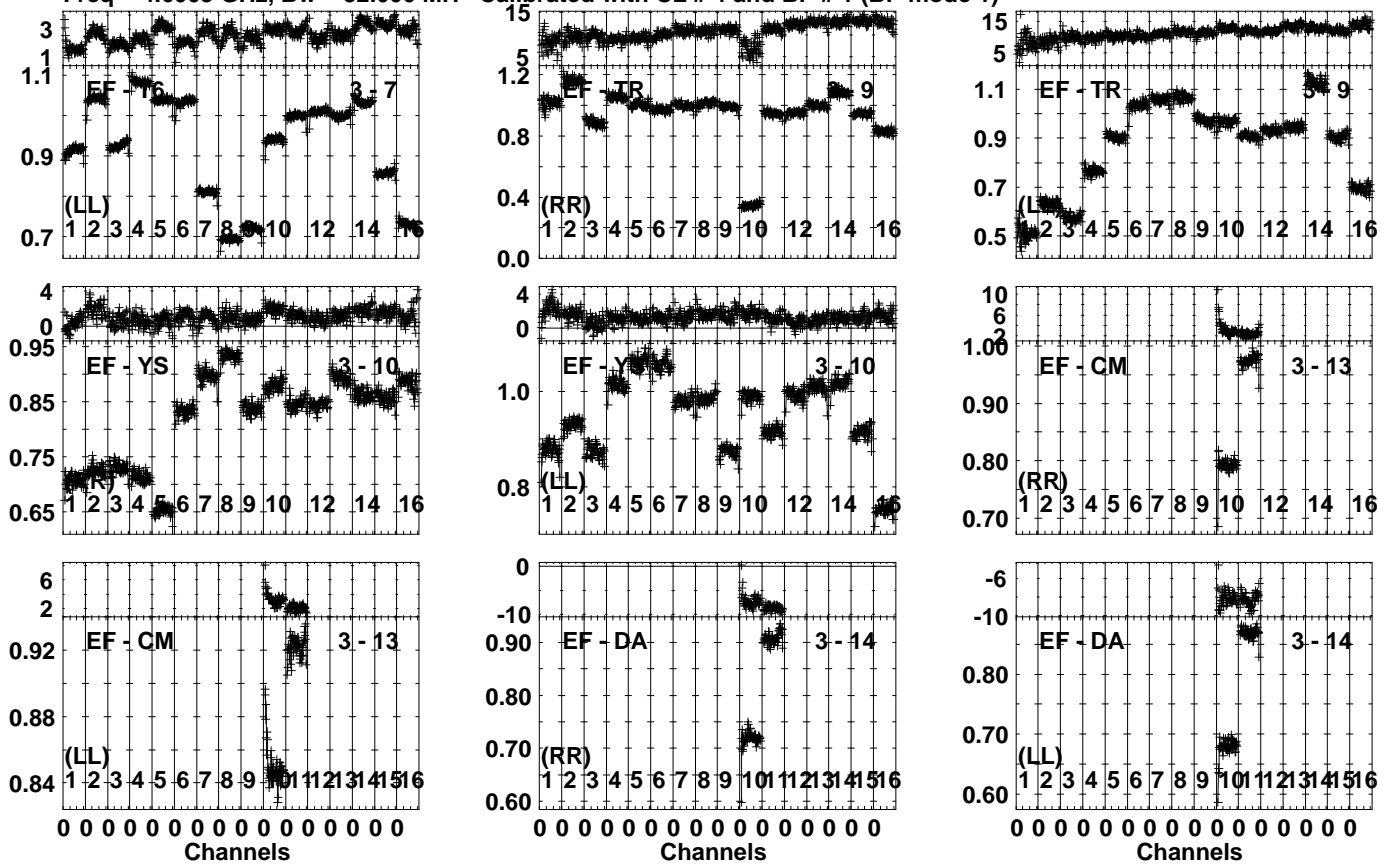


Lower frame: Milli Ampl Jy Top frame: Phas deg
 Vector averaged cross-power spectrum Several baselines displayed
 Timerange: 01/00:05:31 to 01/00:06:59

Plot file version 398 created 31-MAR-2023 16:01:47

J1128+5925 EP124A.UVDATA.1

Freq = 4.6005 GHz, Bw = 32.000 MH Calibrated with CL # 4 and BP # 1 (BP mode 1)

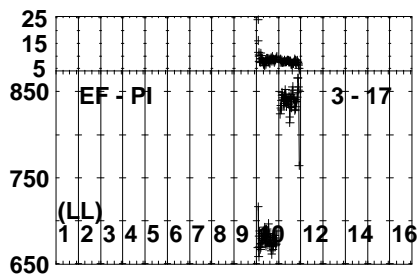
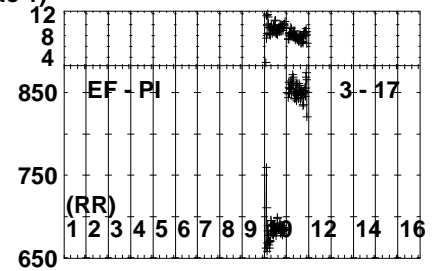
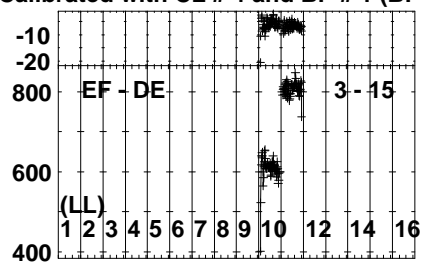
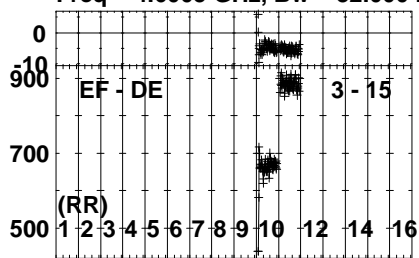


Lower frame: Ampl Jy Top frame: Phas deg
Vector averaged cross-power spectrum Several baselines displayed
Timerange: 01/00:05:31 to 01/00:06:59

Plot file version 399 created 31-MAR-2023 16:01:47

J1128+5925 EP124A.UVDATA.1

Freq = 4.6005 GHz, Bw = 32.000 MH Calibrated with CL # 4 and BP # 1 (BP mode 1)

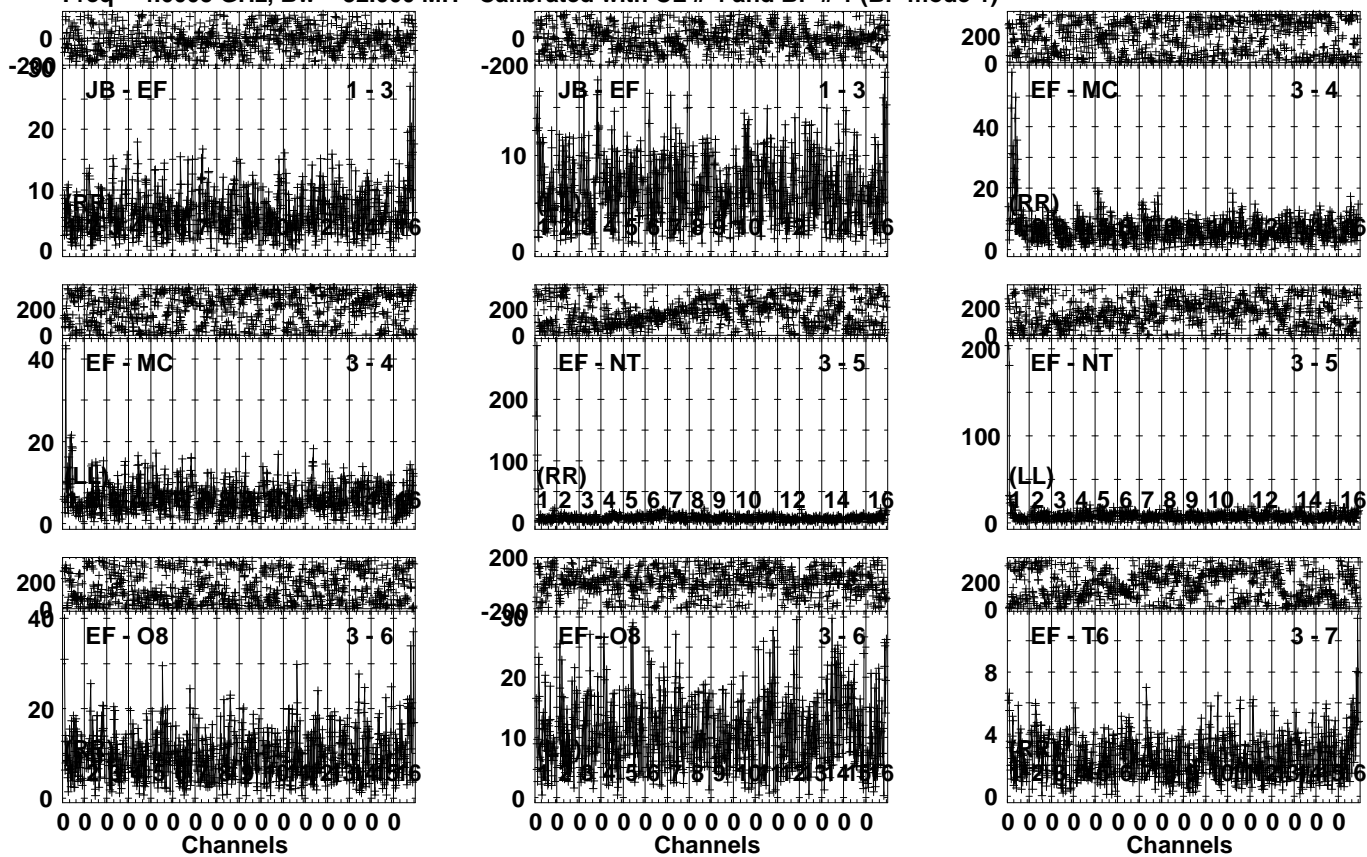


Lower frame: Milli Ampl Jy Top frame: Phas deg
Vector averaged cross-power spectrum Several baselines displayed
Timerange: 01/00:05:31 to 01/00:06:59

Plot file version 400 created 31-MAR-2023 16:01:48

ARP299A EP124A.UVDATA.1

Freq = 4.6005 GHz, Bw = 32.000 MH Calibrated with CL # 4 and BP # 1 (BP mode 1)

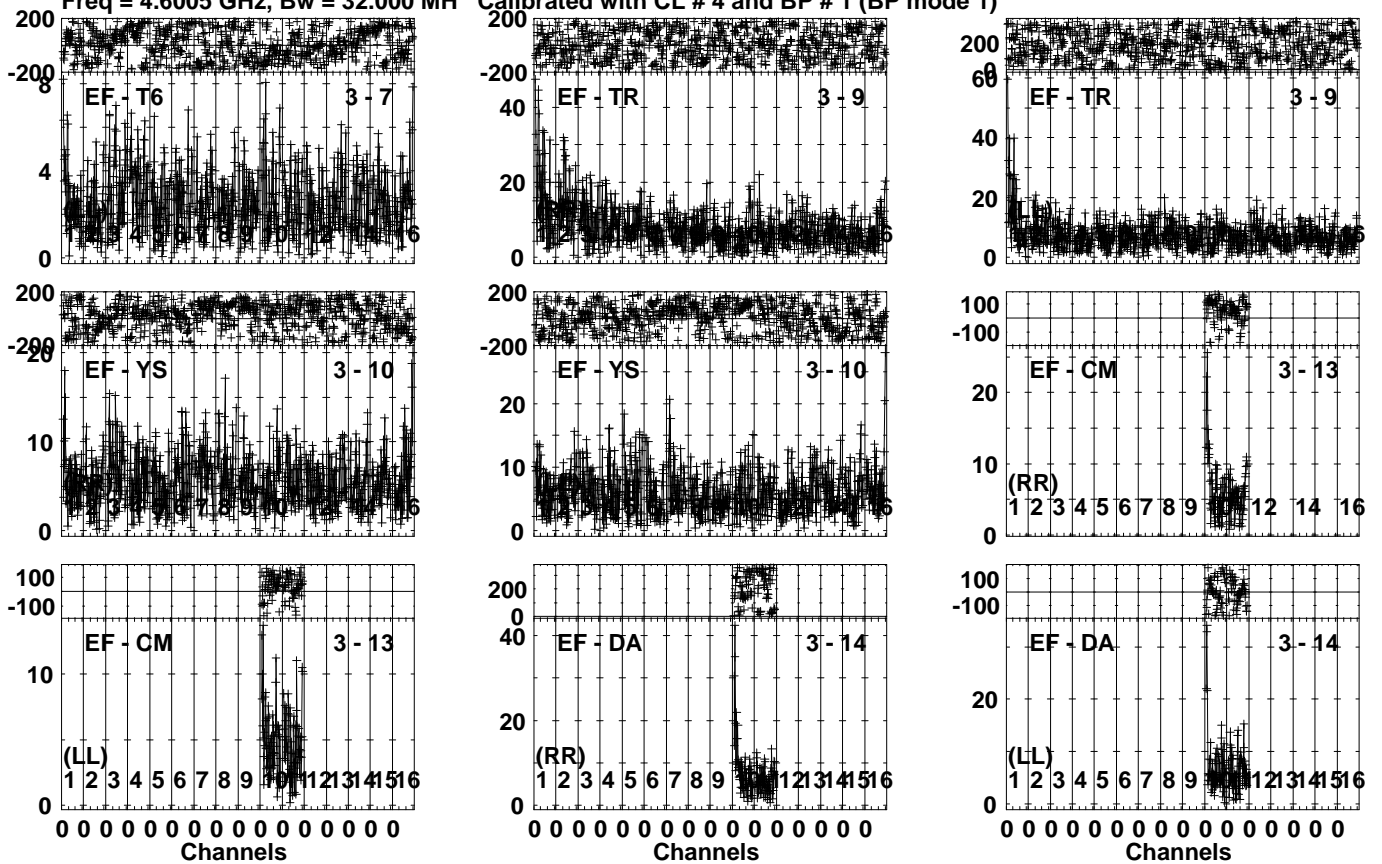


Lower frame: Milli Ampl Jy Top frame: Phas deg
Vector averaged cross-power spectrum Several baselines displayed
Timerange: 01/00:07:01 to 01/00:10:29

Plot file version 401 created 31-MAR-2023 16:01:49

ARP299A EP124A.UVDATA.1

Freq = 4.6005 GHz, Bw = 32.000 MH Calibrated with CL # 4 and BP # 1 (BP mode 1)

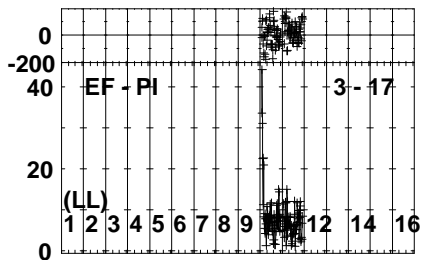
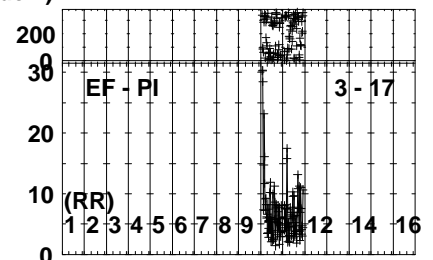
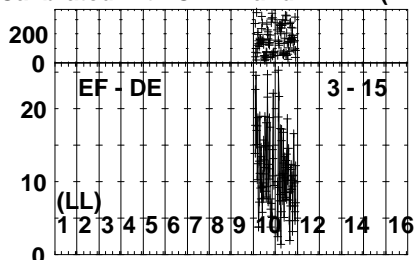
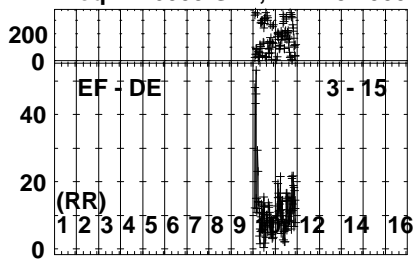


Lower frame: Milli Ampl Jy Top frame: Phas deg
Vector averaged cross-power spectrum Several baselines displayed
Timerange: 01/00:07:01 to 01/00:10:29

Plot file version 402 created 31-MAR-2023 16:01:49

ARP299A EP124A.UVDATA.1

Freq = 4.6005 GHz, Bw = 32.000 MH Calibrated with CL # 4 and BP # 1 (BP mode 1)



Lower frame: Milli Ampl Jy Top frame: Phas deg

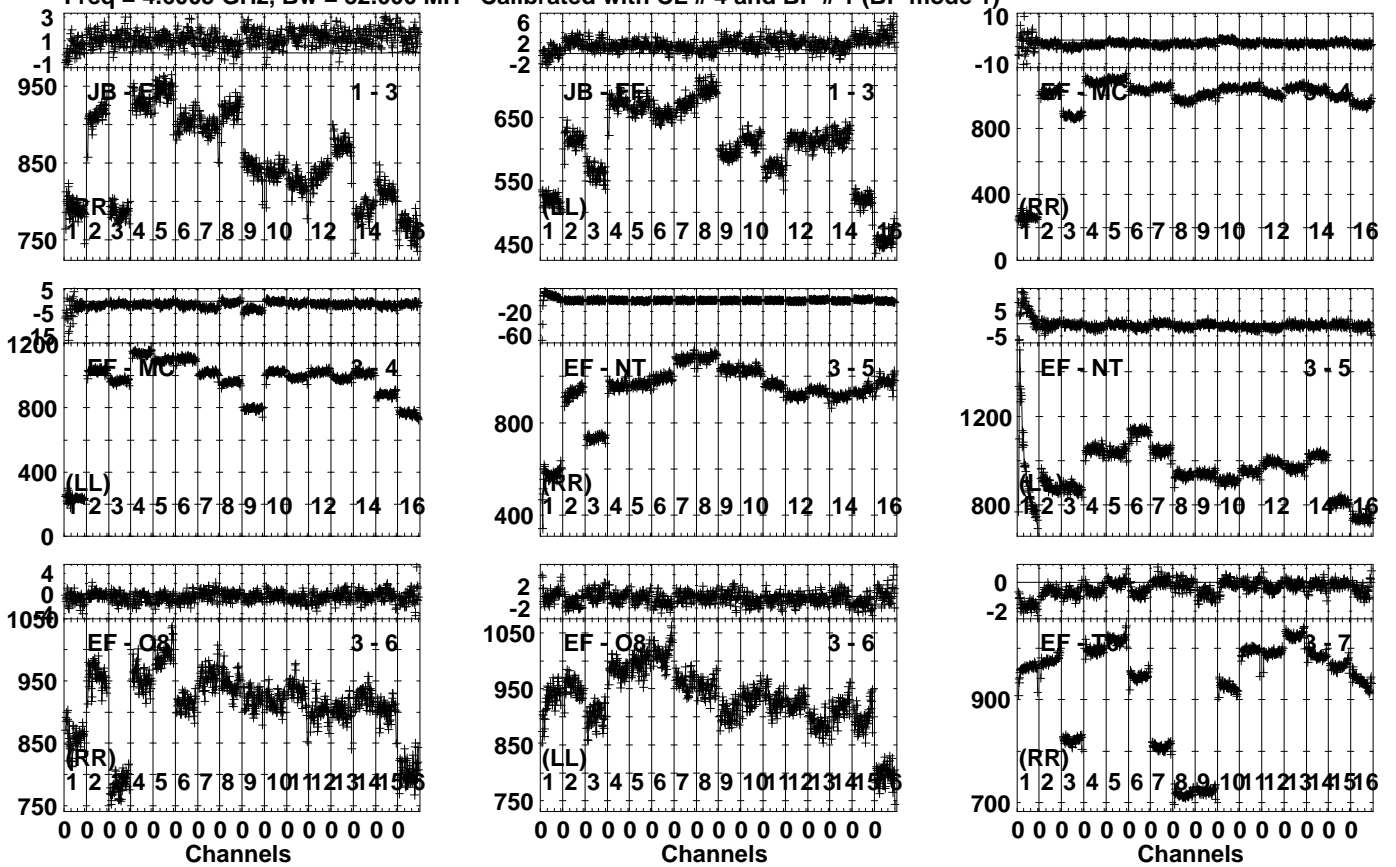
Vector averaged cross-power spectrum Several baselines displayed

Timerange: 01/00:07:01 to 01/00:10:29

Plot file version 403 created 31-MAR-2023 16:01:50

J1128+5925 EP124A.UVDATA.1

Freq = 4.6005 GHz, Bw = 32.000 MH Calibrated with CL # 4 and BP # 1 (BP mode 1)

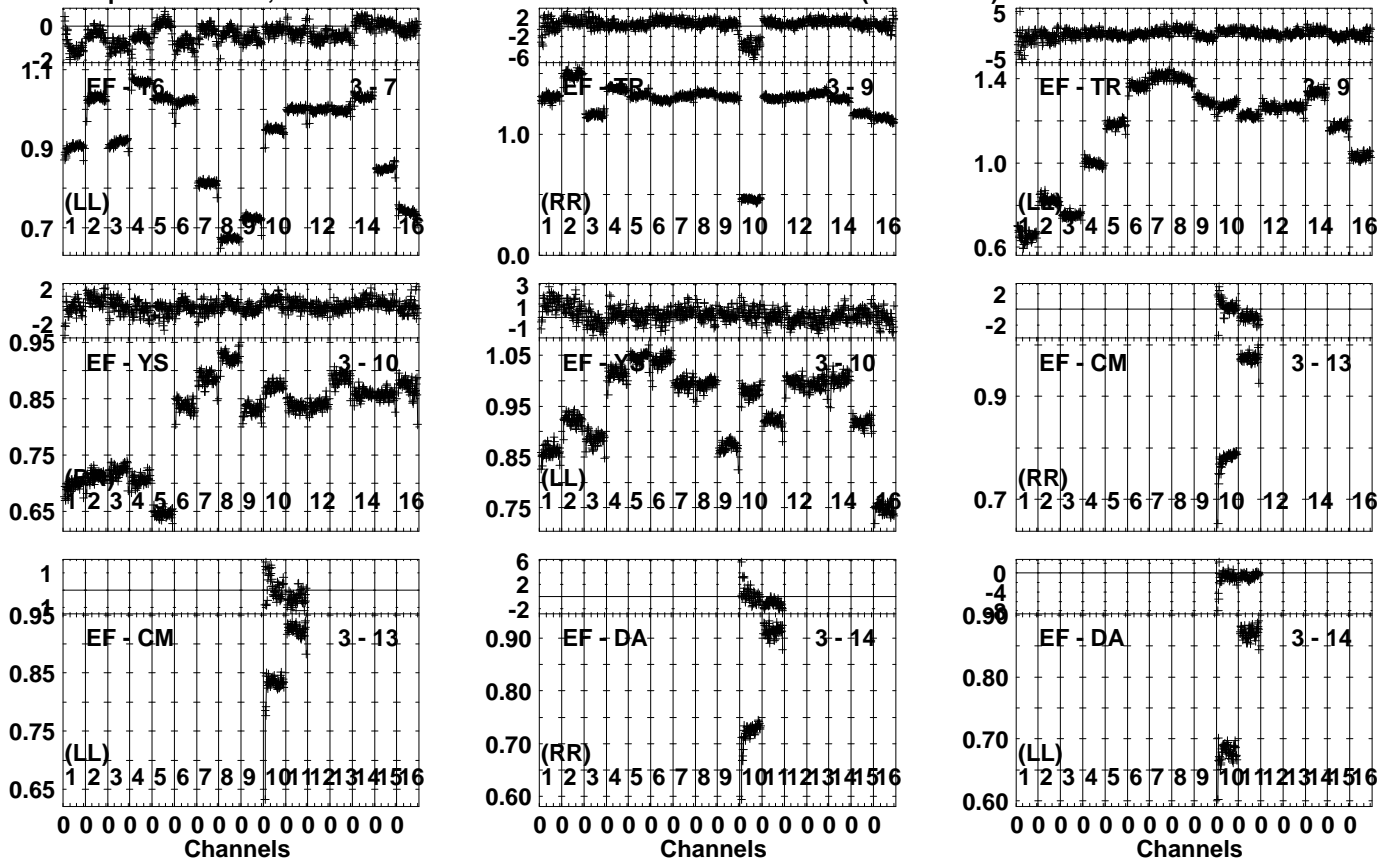


Lower frame: Milli Ampl Jy Top frame: Phas deg
Vector averaged cross-power spectrum Several baselines displayed
Timerange: 01/00:11:01 to 01/00:11:59

Plot file version 404 created 31-MAR-2023 16:01:51

J1128+5925 EP124A.UVDATA.1

Freq = 4.6005 GHz, Bw = 32.000 MH Calibrated with CL # 4 and BP # 1 (BP mode 1)

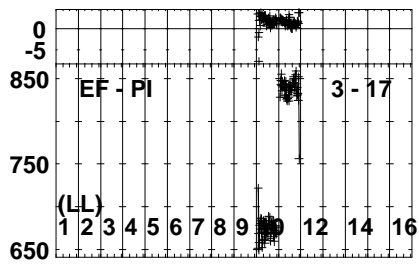
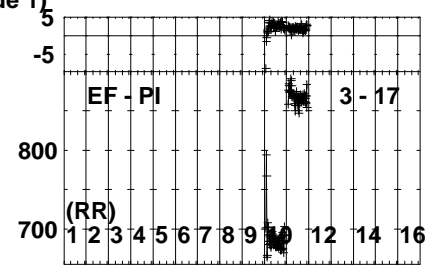
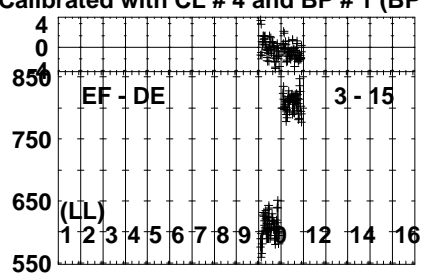
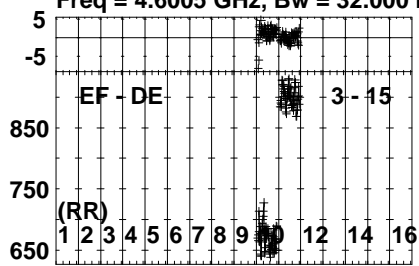


Lower frame: Ampl Jy Top frame: Phas deg
 Vector averaged cross-power spectrum Several baselines displayed
 Timerange: 01/00:11:01 to 01/00:11:59

Plot file version 405 created 31-MAR-2023 16:01:52

J1128+5925 EP124A.UVDATA.1

Freq = 4.6005 GHz, Bw = 32.000 MH Calibrated with CL # 4 and BP # 1 (BP mode 1)

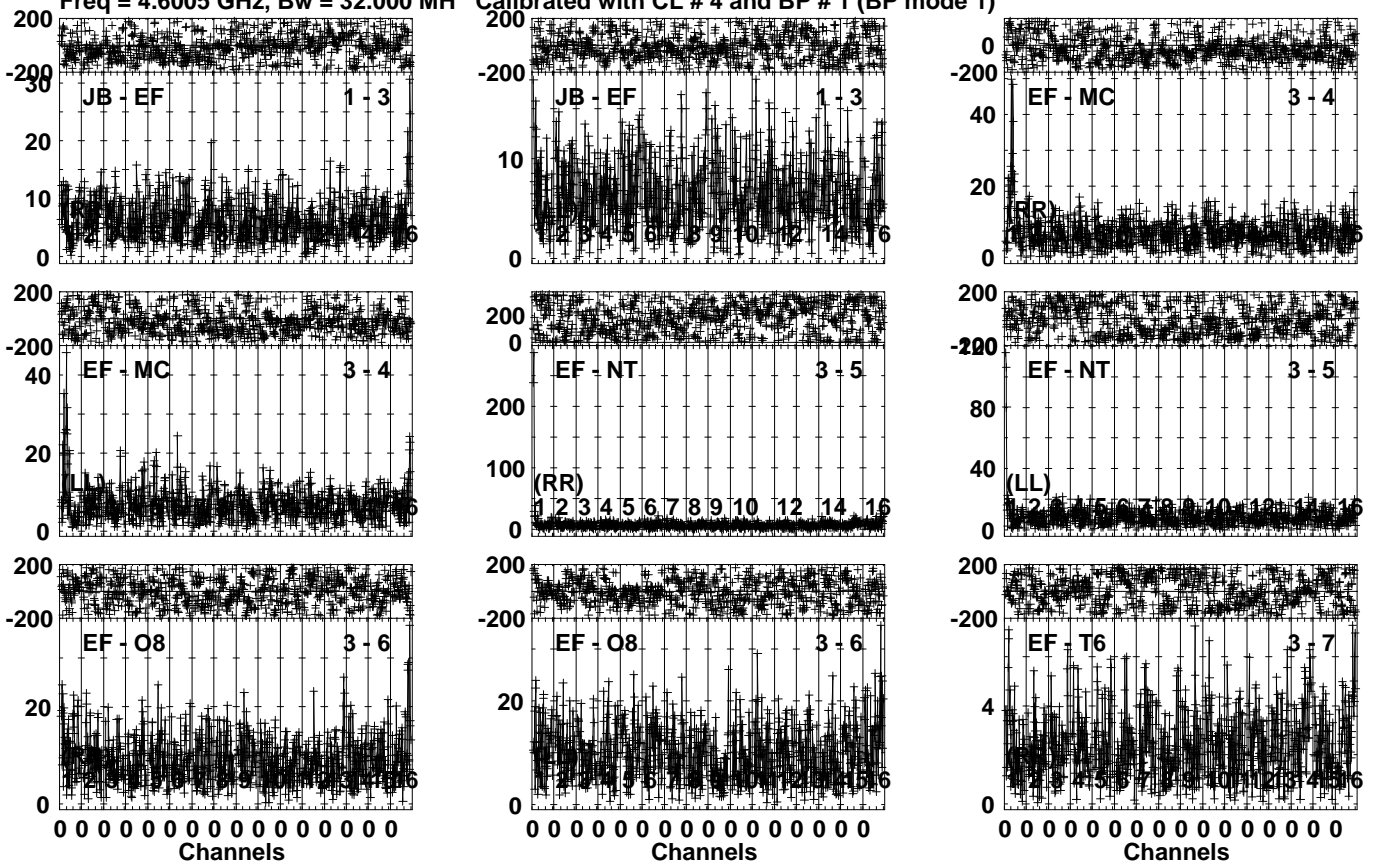


Lower frame: Milli Ampl Jy Top frame: Phas deg
Vector averaged cross-power spectrum Several baselines displayed
Timerange: 01/00:11:01 to 01/00:11:59

Plot file version 406 created 31-MAR-2023 16:01:52

ARP299A EP124A.UVDATA.1

Freq = 4.6005 GHz, Bw = 32.000 MH Calibrated with CL # 4 and BP # 1 (BP mode 1)

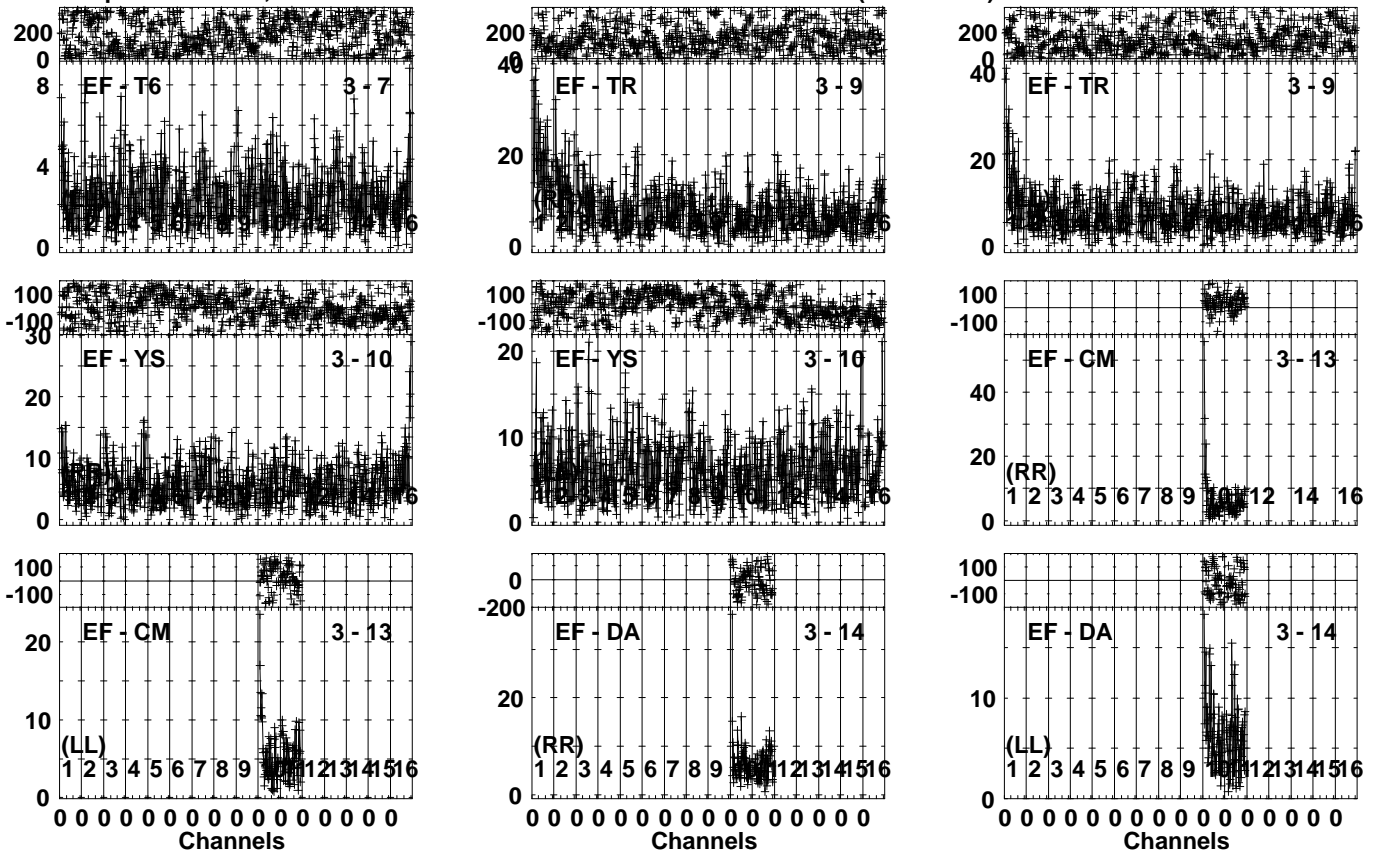


Lower frame: Milli Ampl Jy Top frame: Phas deg
Vector averaged cross-power spectrum Several baselines displayed
Timerange: 01/00:12:01 to 01/00:15:29

Plot file version 407 created 31-MAR-2023 16:01:53

ARP299A EP124A.UVDATA.1

Freq = 4.6005 GHz, Bw = 32.000 MH Calibrated with CL # 4 and BP # 1 (BP mode 1)

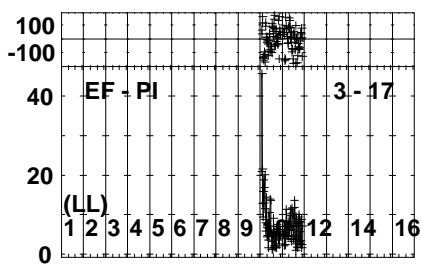
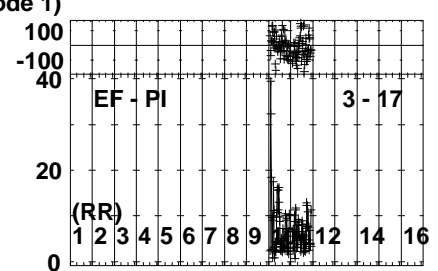
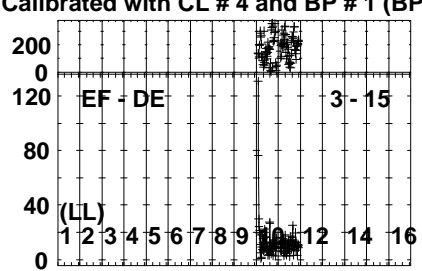
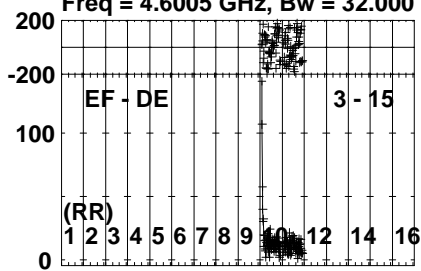


Lower frame: Milli Ampl Jy Top frame: Phas deg
Vector averaged cross-power spectrum Several baselines displayed
Timerange: 01/00:12:01 to 01/00:15:29

Plot file version 408 created 31-MAR-2023 16:01:54

ARP299A EP124A.UVDATA.1

Freq = 4.6005 GHz, Bw = 32.000 MH Calibrated with CL # 4 and BP # 1 (BP mode 1)

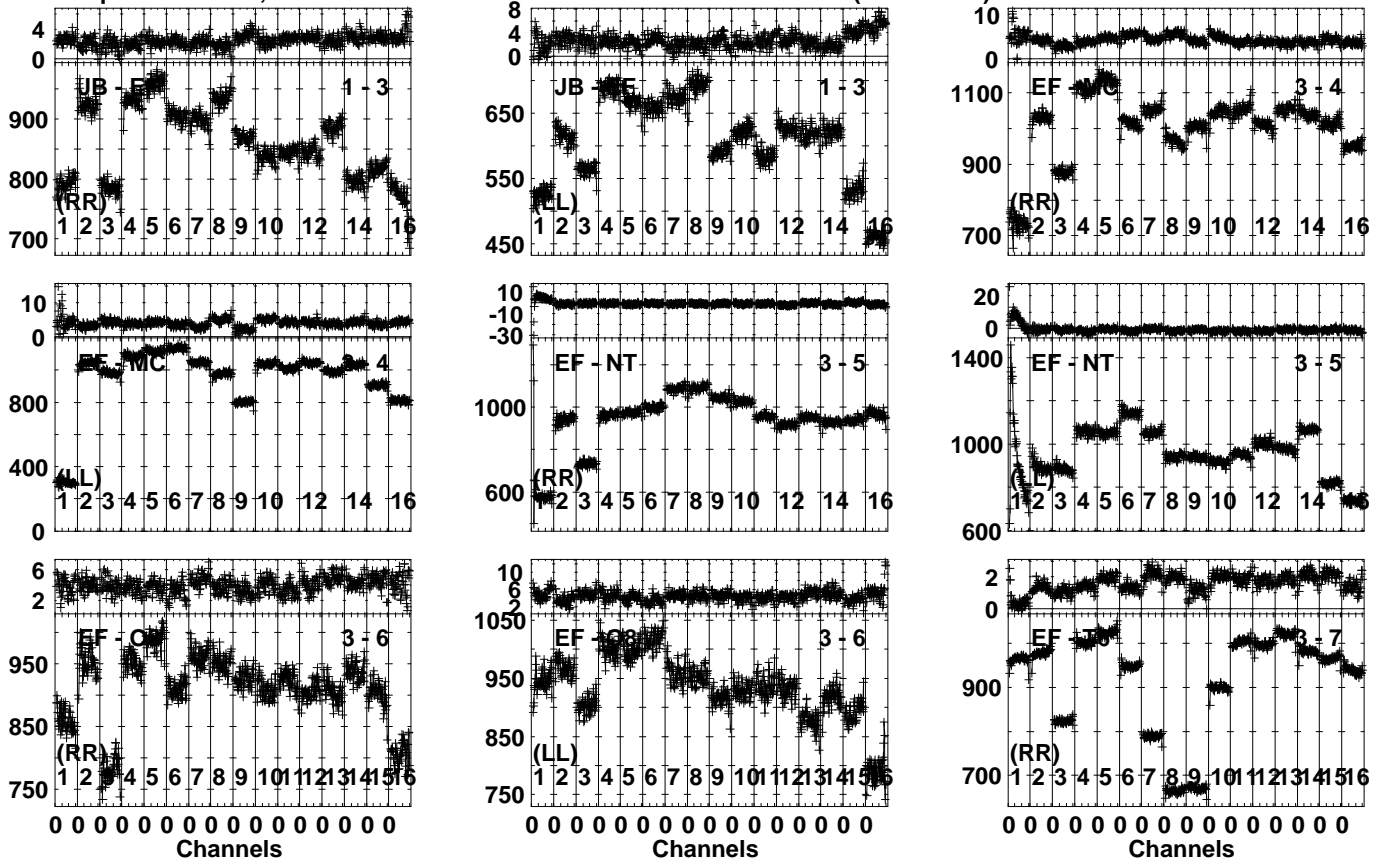


Lower frame: Milli Ampl Jy Top frame: Phas deg
Vector averaged cross-power spectrum Several baselines displayed
Timerange: 01/00:12:01 to 01/00:15:29

Plot file version 409 created 31-MAR-2023 16:01:54

J1128+5925 EP124A.UVDATA.1

Freq = 4.6005 GHz, Bw = 32.000 MH Calibrated with CL # 4 and BP # 1 (BP mode 1)

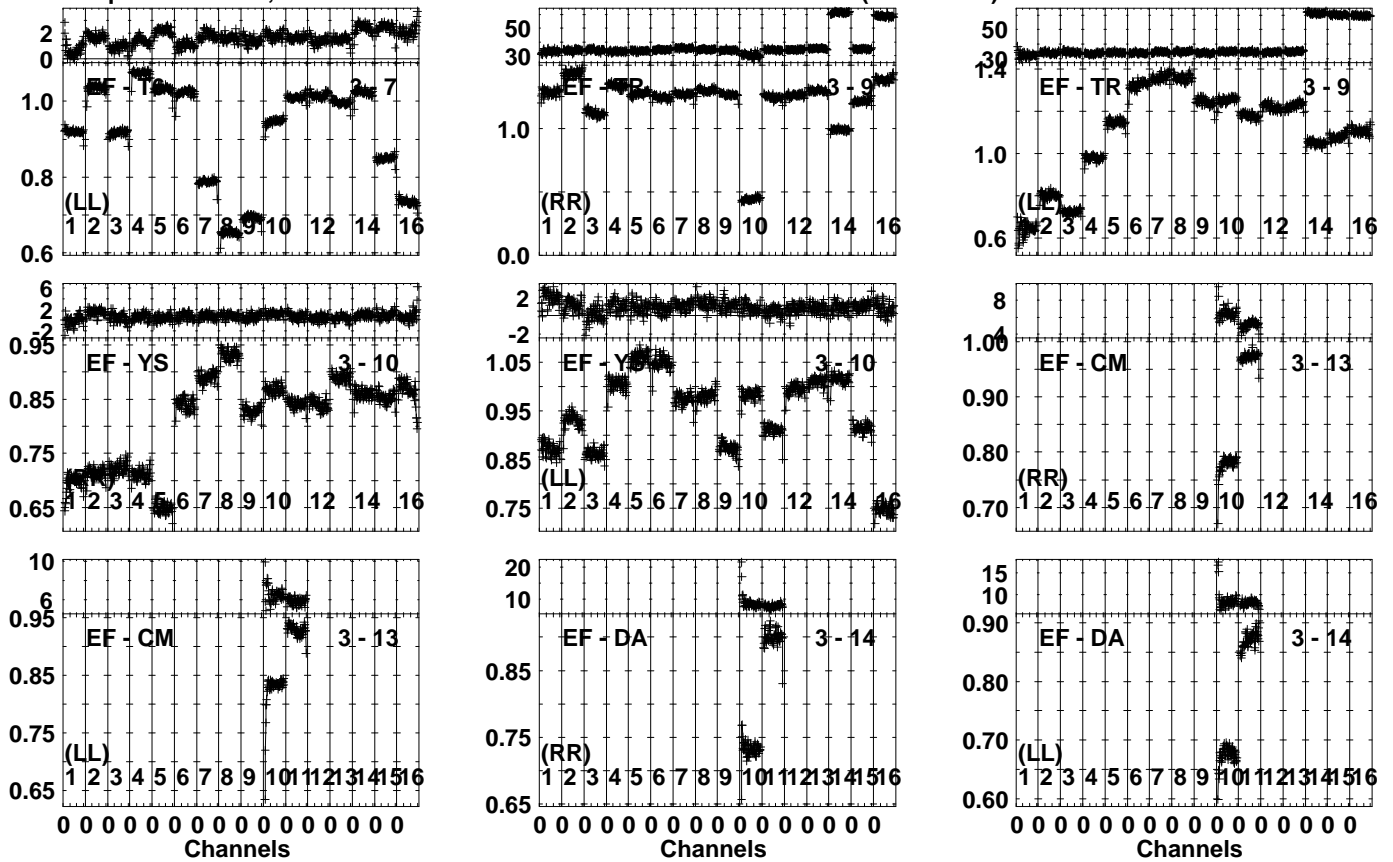


Lower frame: Milli Ampl Jy Top frame: Phas deg
Vector averaged cross-power spectrum Several baselines displayed
Timerange: 01/00:15:31 to 01/00:16:59

Plot file version 410 created 31-MAR-2023 16:01:55

J1128+5925 EP124A.UVDATA.1

Freq = 4.6005 GHz, Bw = 32.000 MH Calibrated with CL # 4 and BP # 1 (BP mode 1)

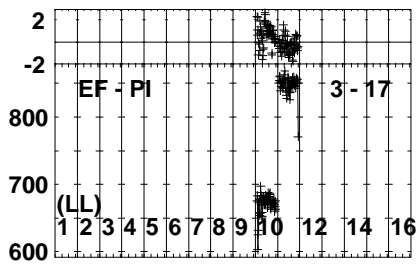
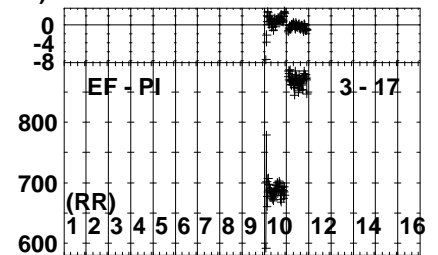
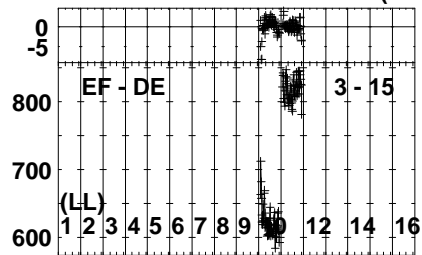
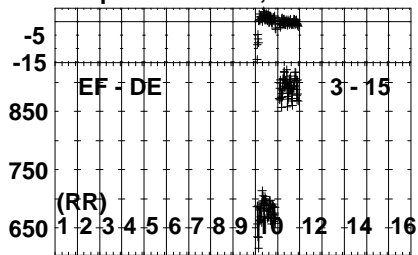


Lower frame: Ampl Jy Top frame: Phas deg
Vector averaged cross-power spectrum Several baselines displayed
Timerange: 01/00:15:31 to 01/00:16:59

Plot file version 411 created 31-MAR-2023 16:01:56

J1128+5925 EP124A.UVDATA.1

Freq = 4.6005 GHz, Bw = 32.000 MH Calibrated with CL # 4 and BP # 1 (BP mode 1)

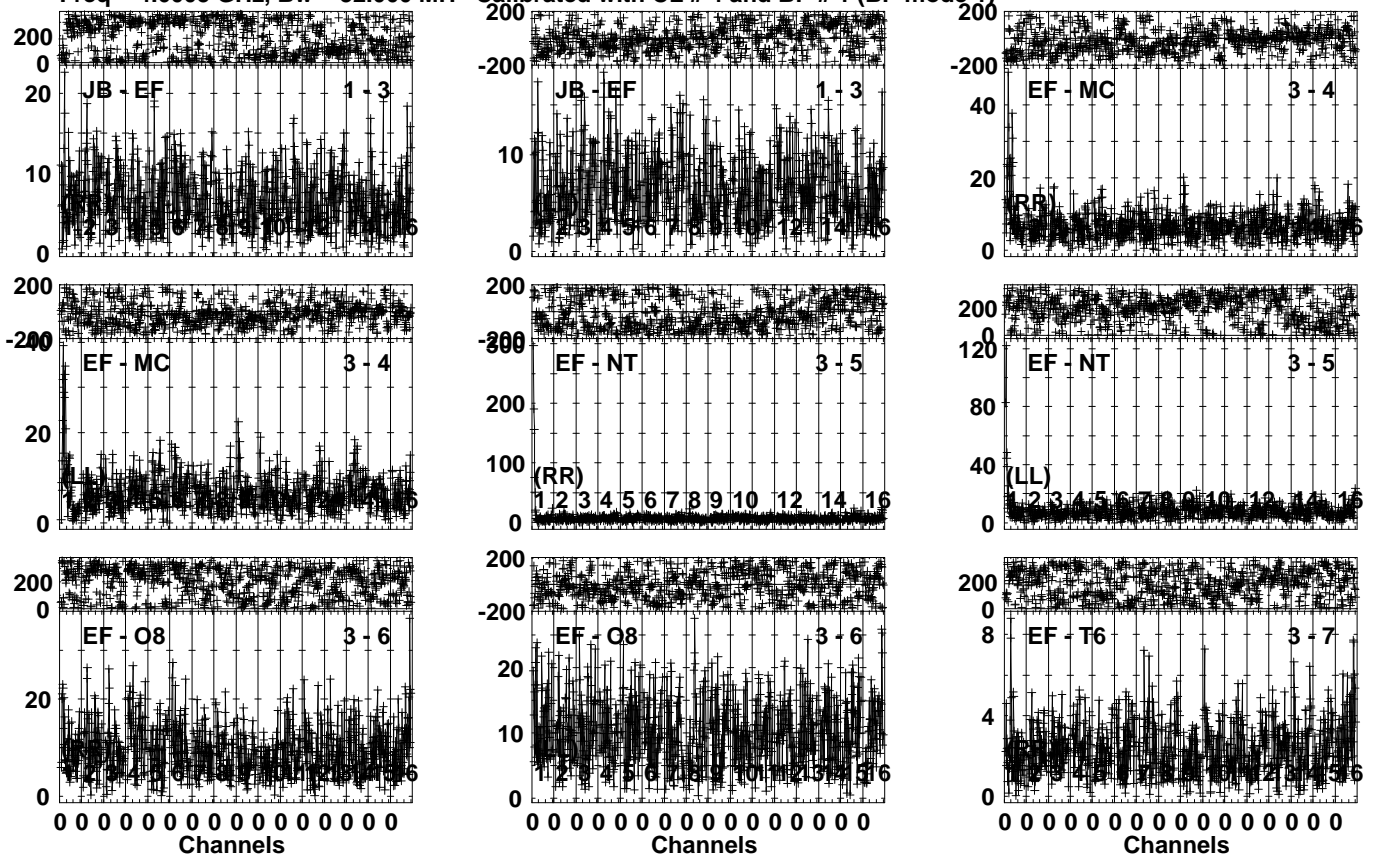


Lower frame: Milli Ampl Jy Top frame: Phas deg
Vector averaged cross-power spectrum Several baselines displayed
Timerange: 01/00:15:31 to 01/00:16:59

Plot file version 412 created 31-MAR-2023 16:01:56

ARP299A EP124A.UVDATA.1

Freq = 4.6005 GHz, Bw = 32.000 MH Calibrated with CL # 4 and BP # 1 (BP mode 1)

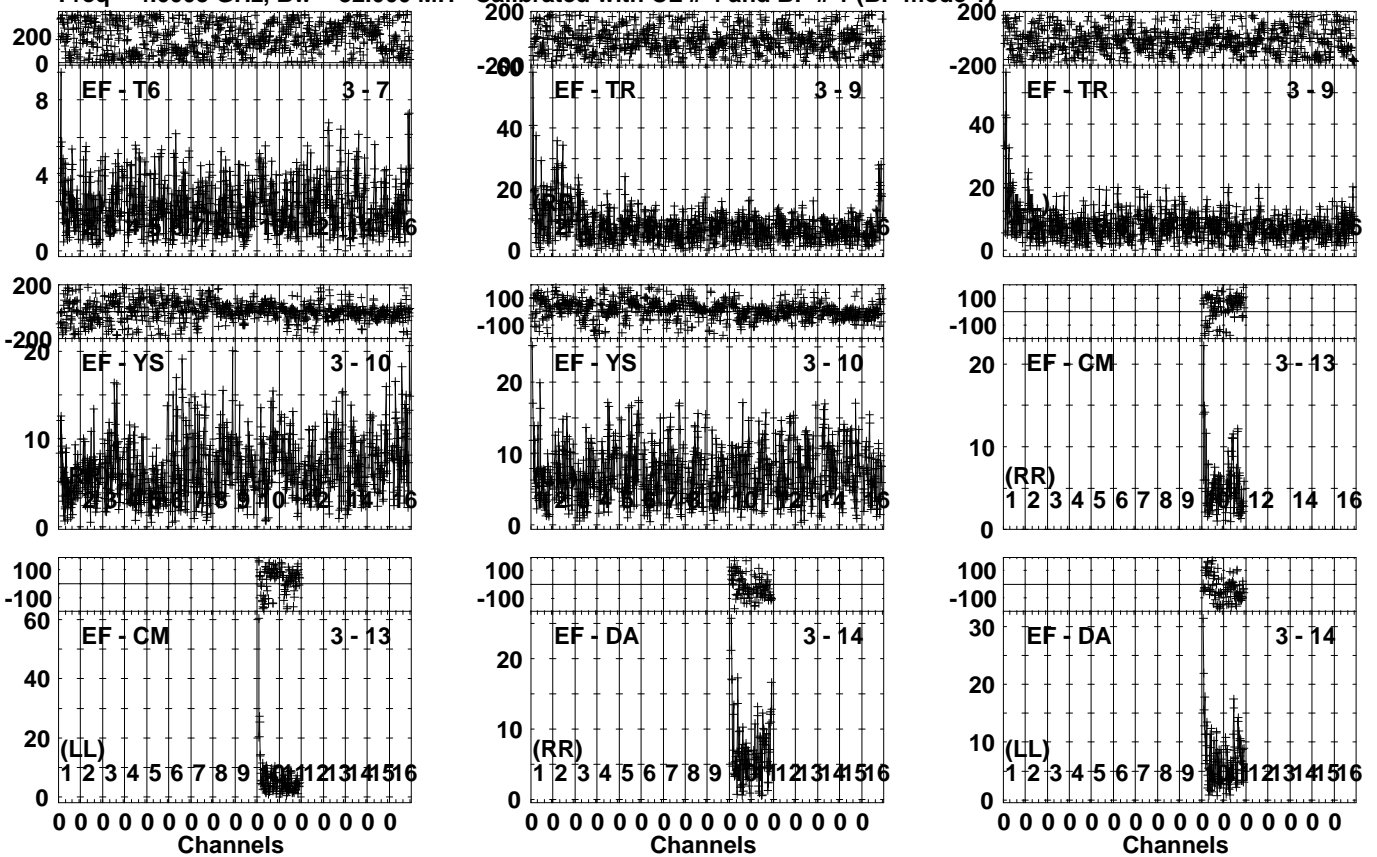


Lower frame: Milli Ampl Jy Top frame: Phas deg
Vector averaged cross-power spectrum Several baselines displayed
Timerange: 01/00:17:01 to 01/00:20:29

Plot file version 413 created 31-MAR-2023 16:01:57

ARP299A EP124A.UVDATA.1

Freq = 4.6005 GHz, Bw = 32.000 MH Calibrated with CL # 4 and BP # 1 (BP mode 1)

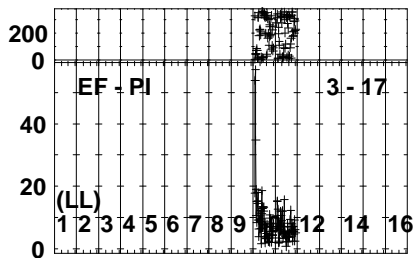
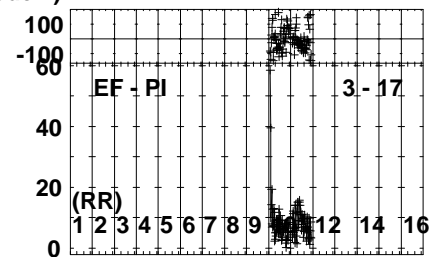
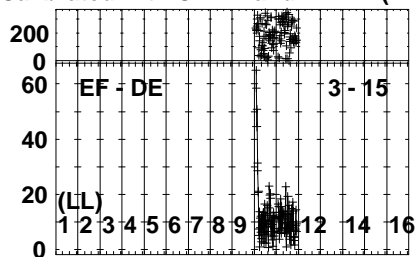
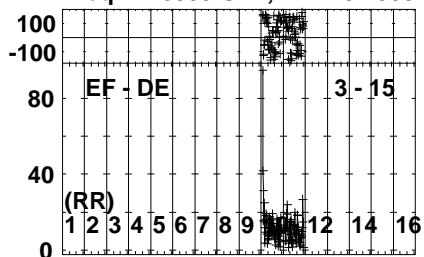


Lower frame: Milli Ampl Jy Top frame: Phas deg
Vector averaged cross-power spectrum Several baselines displayed
Timerange: 01/00:17:01 to 01/00:20:29

Plot file version 414 created 31-MAR-2023 16:01:58

ARP299A EP124A.UVDATA.1

Freq = 4.6005 GHz, Bw = 32.000 MH Calibrated with CL # 4 and BP # 1 (BP mode 1)

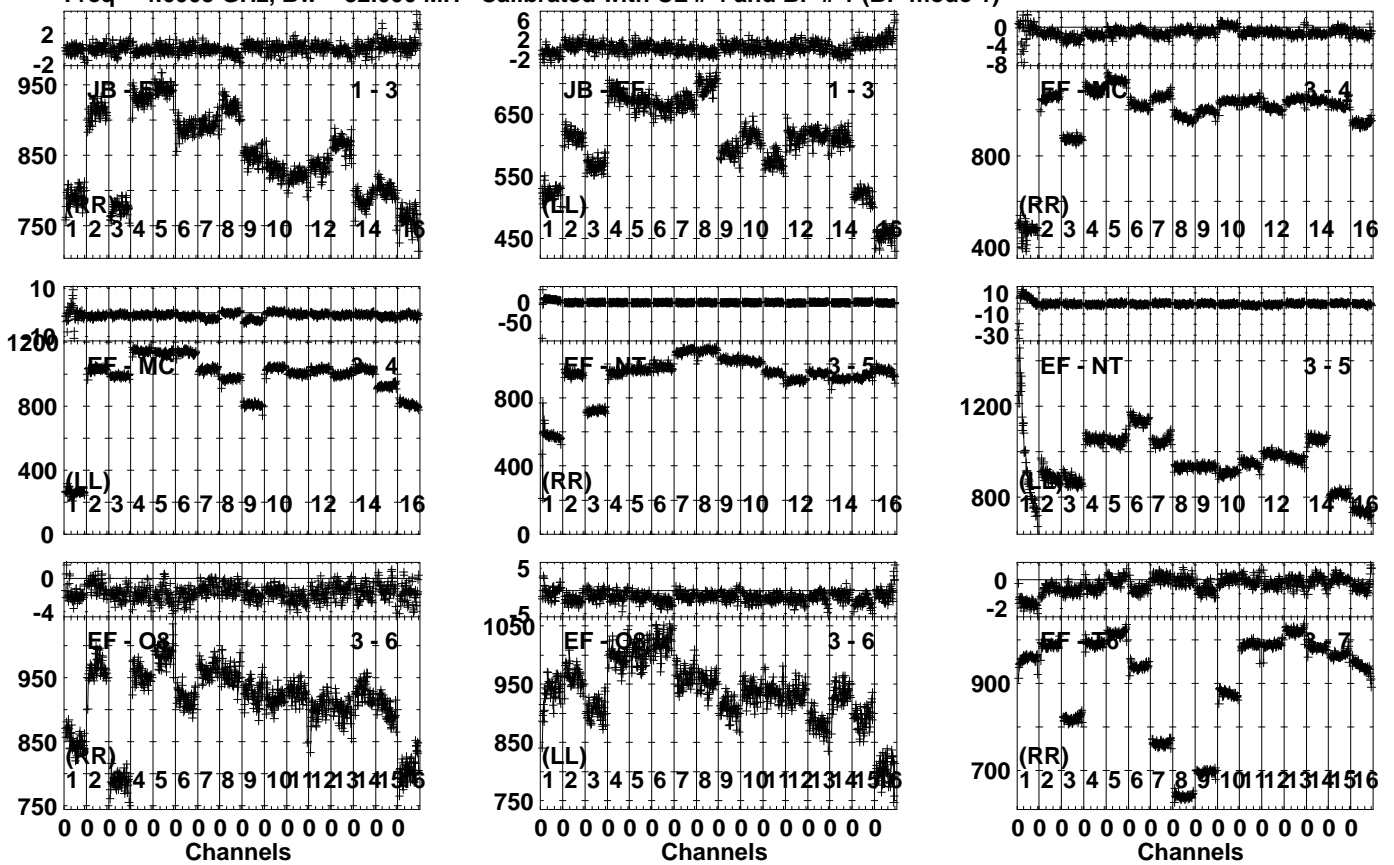


Lower frame: Milli Ampl Jy Top frame: Phas deg
Vector averaged cross-power spectrum Several baselines displayed
Timerange: 01/00:17:01 to 01/00:20:29

Plot file version 415 created 31-MAR-2023 16:01:59

J1128+5925 EP124A.UVDATA.1

Freq = 4.6005 GHz, Bw = 32.000 MH Calibrated with CL # 4 and BP # 1 (BP mode 1)

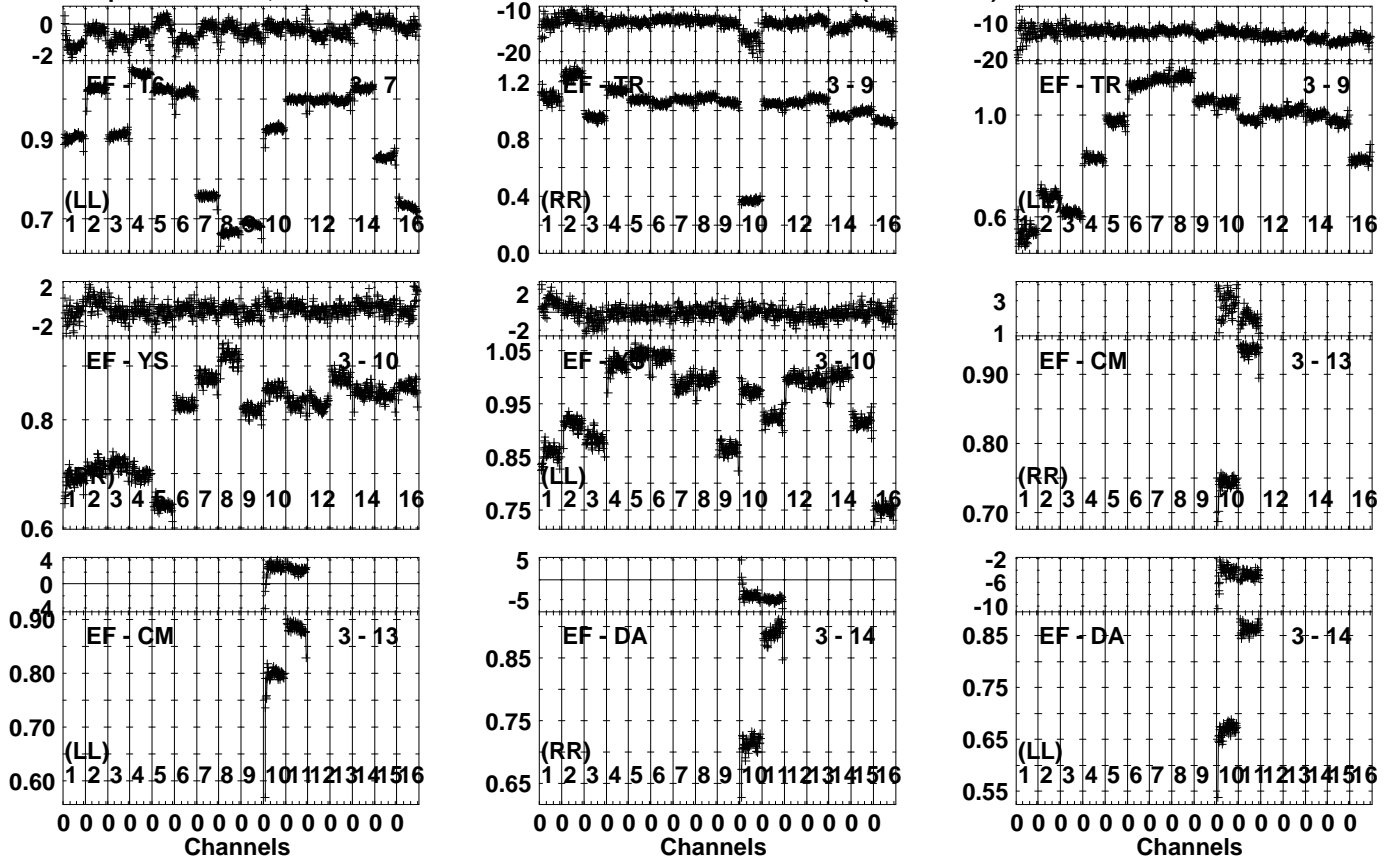


Lower frame: Milli Ampl Jy Top frame: Phas deg
 Vector averaged cross-power spectrum Several baselines displayed
 Timerange: 01/00:21:01 to 01/00:21:59

Plot file version 416 created 31-MAR-2023 16:01:59

J1128+5925 EP124A.UVDATA.1

Freq = 4.6005 GHz, Bw = 32.000 MH Calibrated with CL # 4 and BP # 1 (BP mode 1)

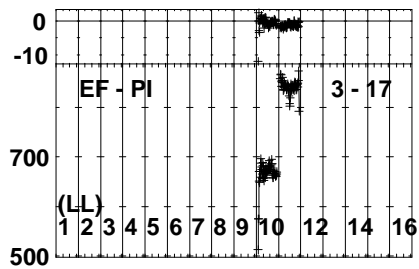
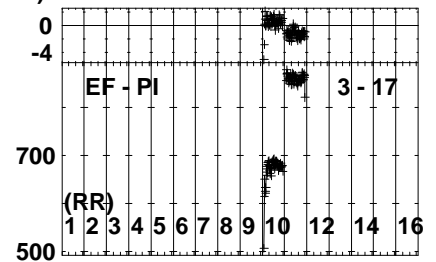
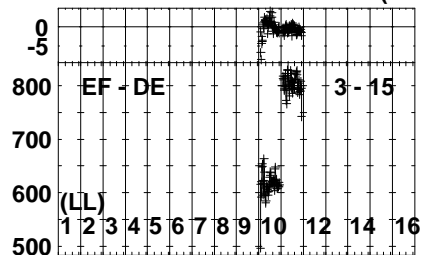
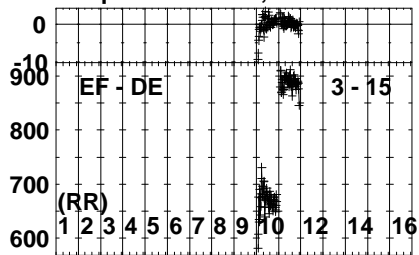


Lower frame: Ampl Jy Top frame: Phas deg
Vector averaged cross-power spectrum Several baselines displayed
Timerange: 01/00:21:01 to 01/00:21:59

Plot file version 417 created 31-MAR-2023 16:02:00

J1128+5925 EP124A.UVDATA.1

Freq = 4.6005 GHz, Bw = 32.000 MH Calibrated with CL # 4 and BP # 1 (BP mode 1)

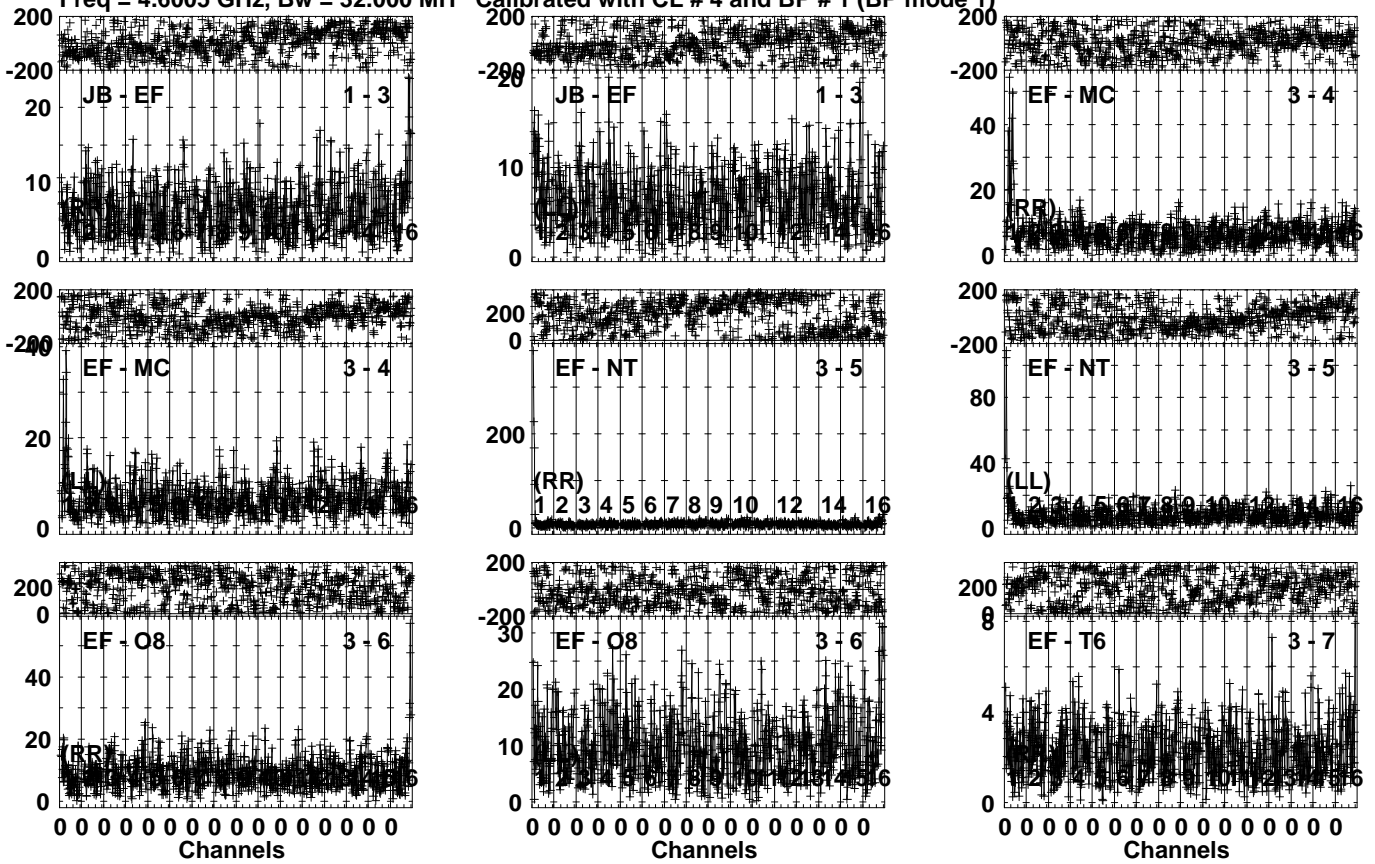


Lower frame: Milli Ampl Jy Top frame: Phas deg
Vector averaged cross-power spectrum Several baselines displayed
Timerange: 01/00:21:01 to 01/00:21:59

Plot file version 418 created 31-MAR-2023 16:02:01

ARP299A EP124A.UVDATA.1

Freq = 4.6005 GHz, Bw = 32.000 MH Calibrated with CL # 4 and BP # 1 (BP mode 1)

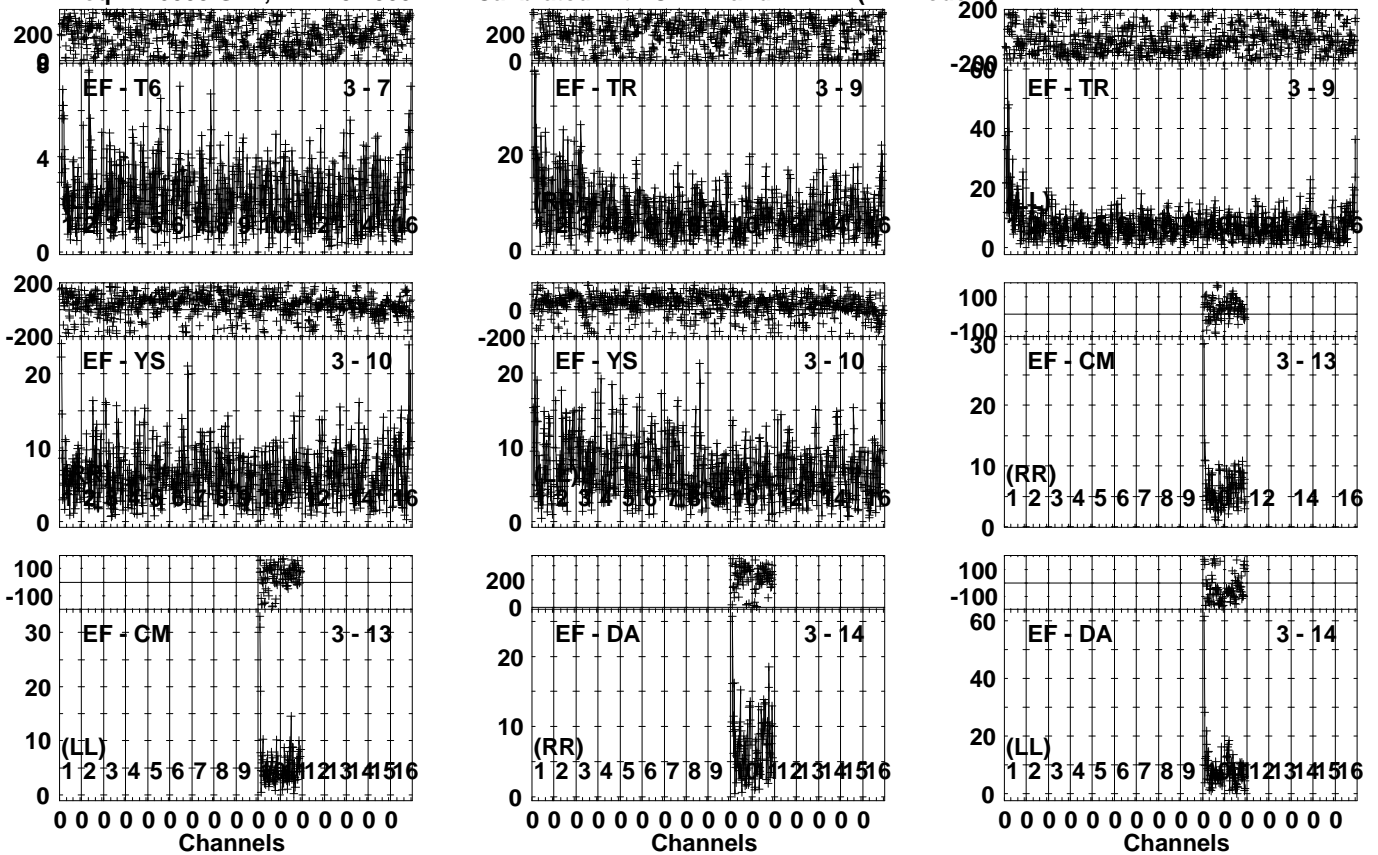


Lower frame: Milli Ampl Jy Top frame: Phas deg
Vector averaged cross-power spectrum Several baselines displayed
Timerange: 01/00:22:01 to 01/00:25:29

Plot file version 419 created 31-MAR-2023 16:02:01

ARP299A EP124A.UVDATA.1

Freq = 4.6005 GHz, Bw = 32.000 MH Calibrated with CL # 4 and BP # 1 (BP mode 1)

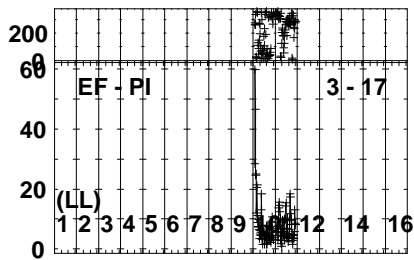
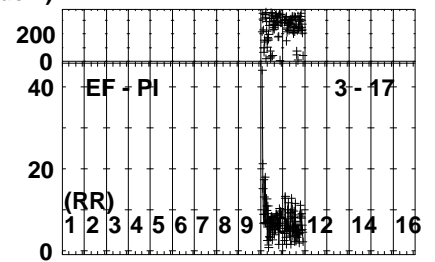
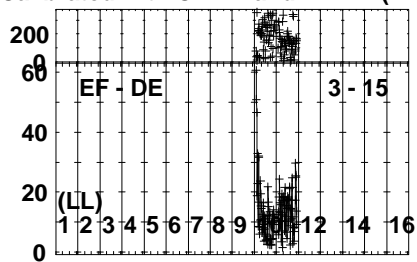
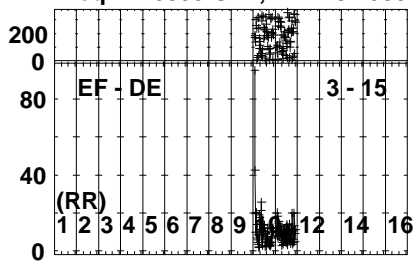


Lower frame: Milli Ampl Jy Top frame: Phas deg
Vector averaged cross-power spectrum Several baselines displayed
Timerange: 01/00:22:01 to 01/00:25:29

Plot file version 420 created 31-MAR-2023 16:02:02

ARP299A EP124A.UVDATA.1

Freq = 4.6005 GHz, Bw = 32.000 MH Calibrated with CL # 4 and BP # 1 (BP mode 1)

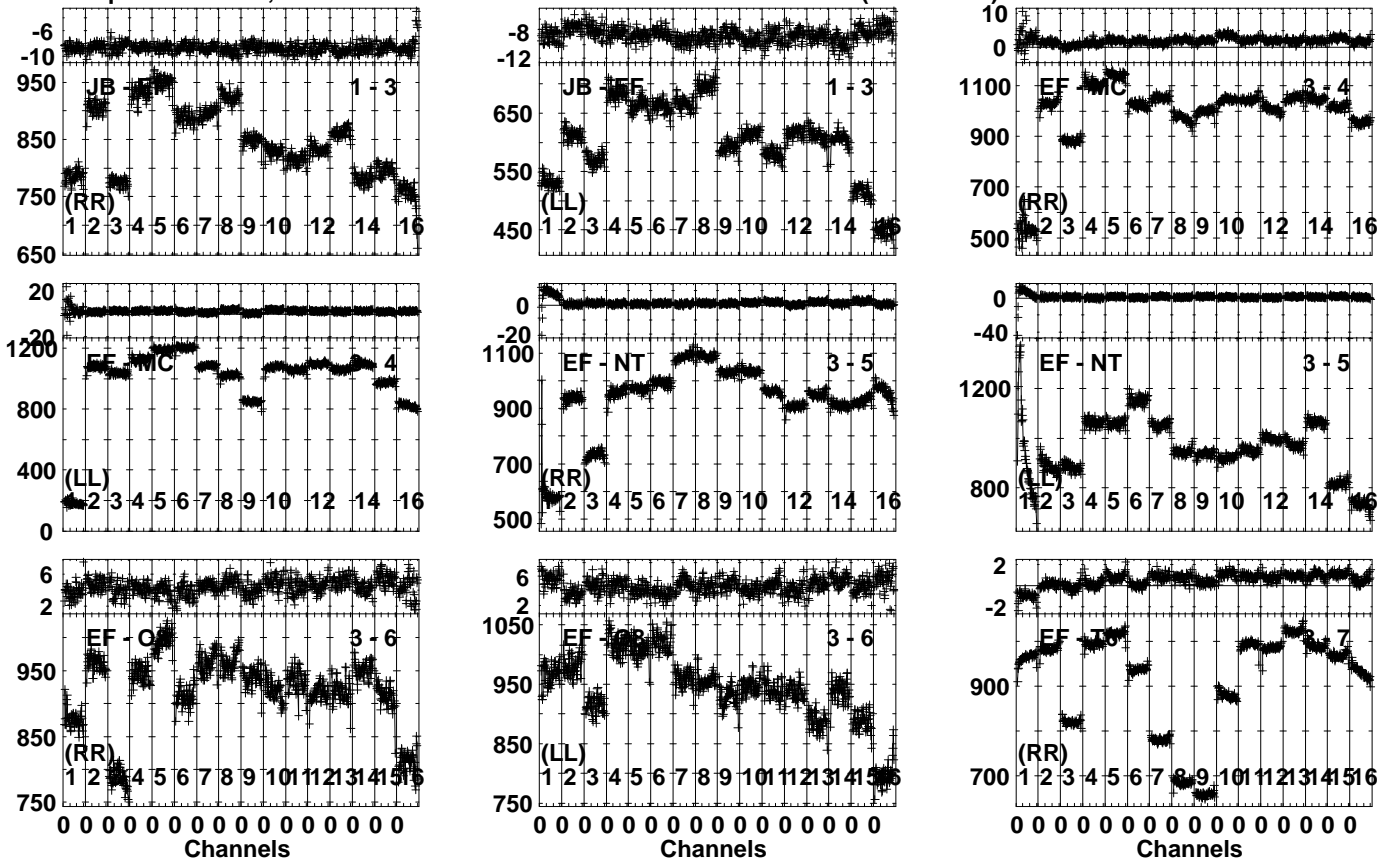


Lower frame: Milli Ampl Jy Top frame: Phas deg
Vector averaged cross-power spectrum Several baselines displayed
Timerange: 01/00:22:01 to 01/00:25:29

Plot file version 421 created 31-MAR-2023 16:02:03

J1128+5925 EP124A.UVDATA.1

Freq = 4.6005 GHz, Bw = 32.000 MH Calibrated with CL # 4 and BP # 1 (BP mode 1)

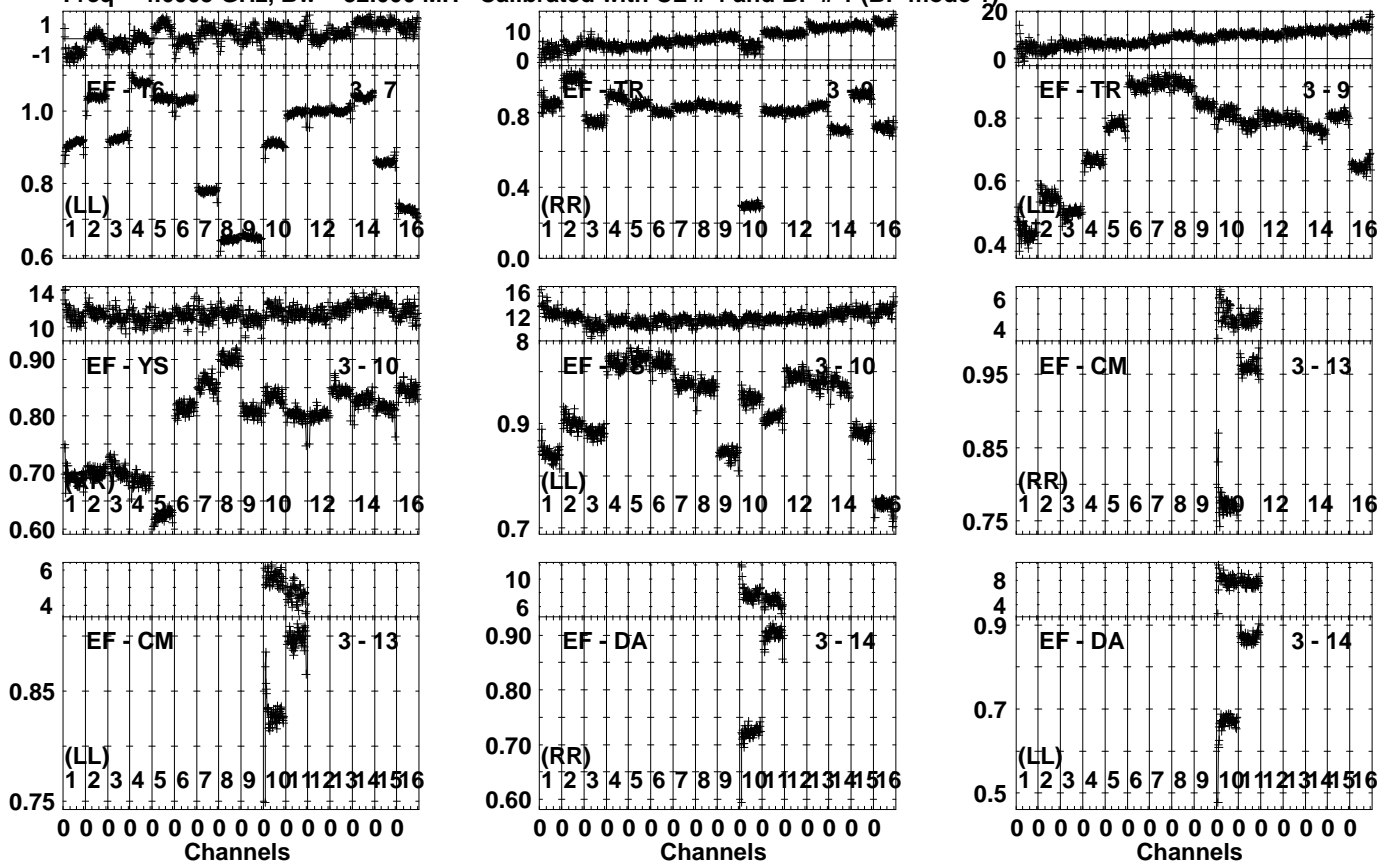


Lower frame: Milli Ampl Jy Top frame: Phas deg
 Vector averaged cross-power spectrum Several baselines displayed
 Timerange: 01/00:25:31 to 01/00:26:59

Plot file version 422 created 31-MAR-2023 16:02:04

J1128+5925 EP124A.UVDATA.1

Freq = 4.6005 GHz, Bw = 32.000 MH Calibrated with CL # 4 and BP # 1 (BP mode 1)

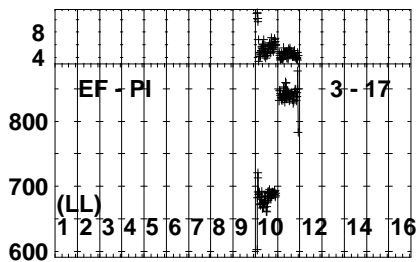
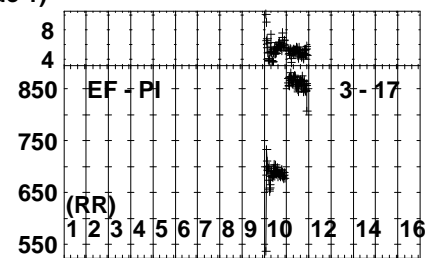
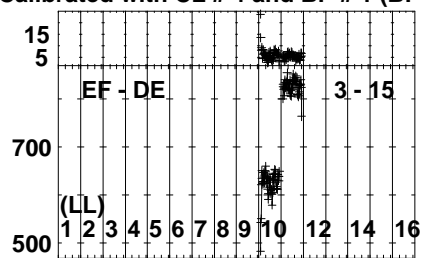
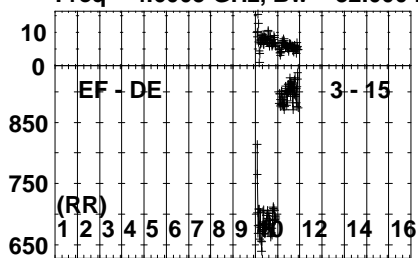


Lower frame: Ampl Jy Top frame: Phas deg
Vector averaged cross-power spectrum Several baselines displayed
Timerange: 01/00:25:31 to 01/00:26:59

Plot file version 423 created 31-MAR-2023 16:02:05

J1128+5925 EP124A.UVDATA.1

Freq = 4.6005 GHz, Bw = 32.000 MH Calibrated with CL # 4 and BP # 1 (BP mode 1)

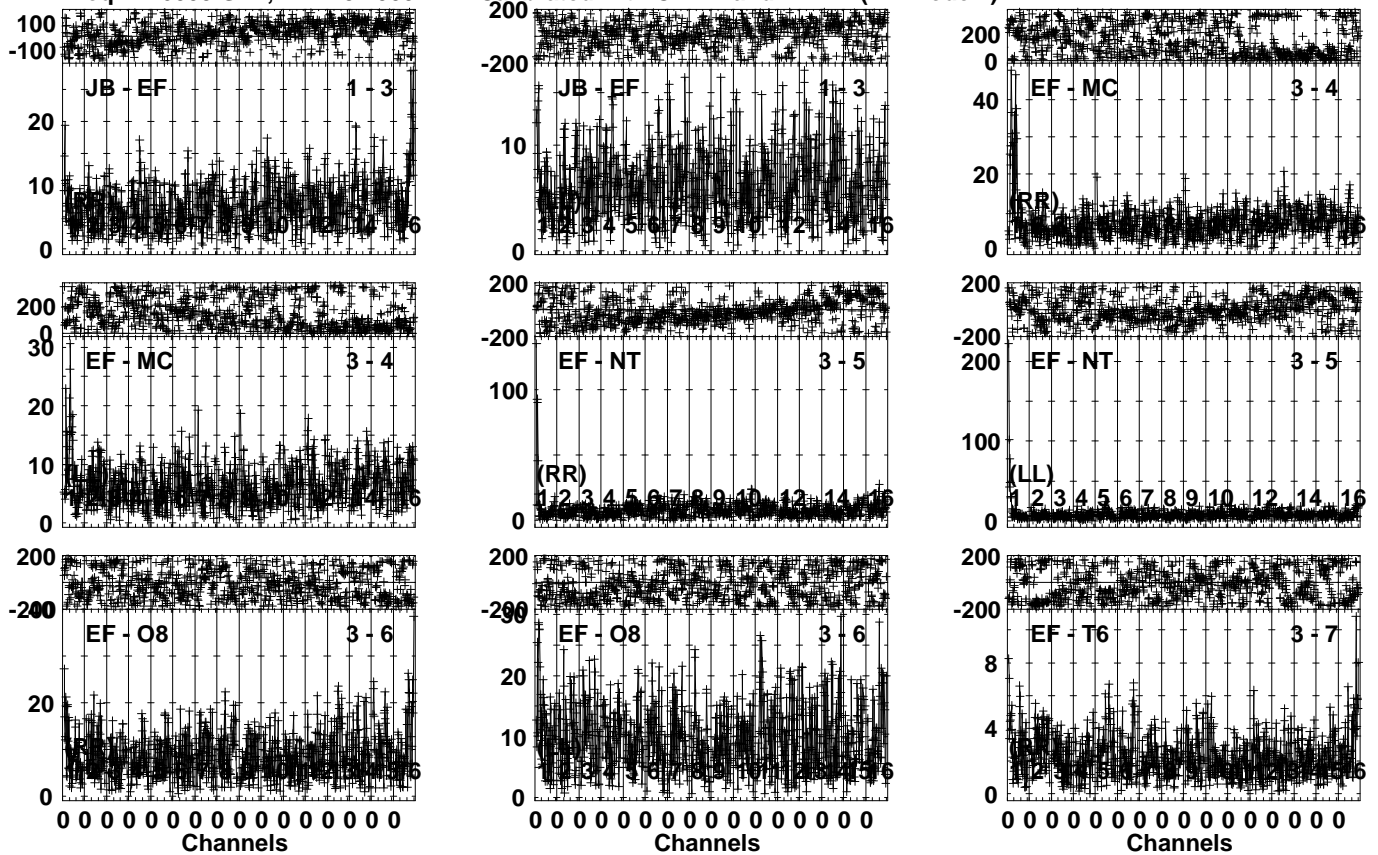


Lower frame: Milli Ampl Jy Top frame: Phas deg
Vector averaged cross-power spectrum Several baselines displayed
Timerange: 01/00:25:31 to 01/00:26:59

Plot file version 424 created 31-MAR-2023 16:02:05

ARP299A EP124A.UVDATA.1

Freq = 4.6005 GHz, Bw = 32.000 MH Calibrated with CL # 4 and BP # 1 (BP mode 1)

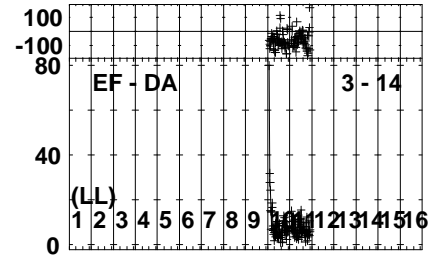
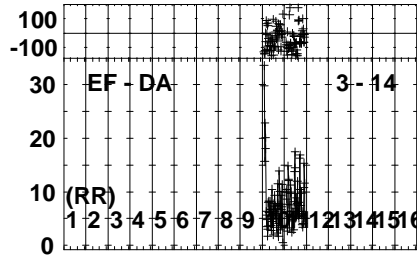
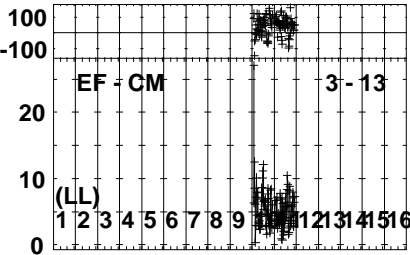
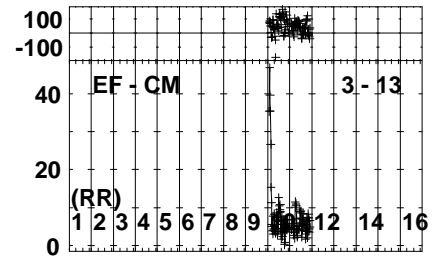
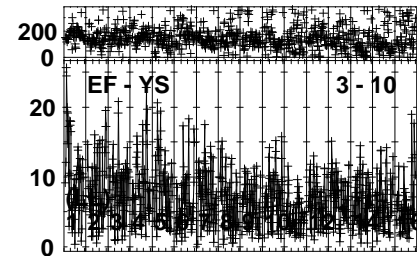
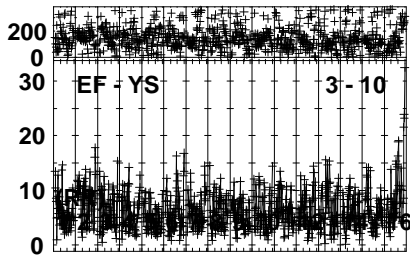
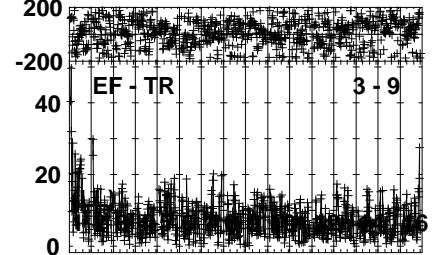
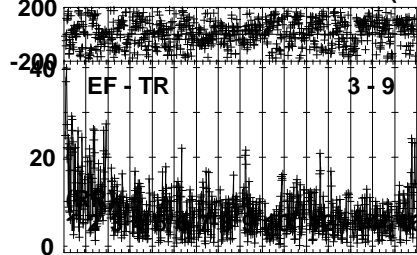
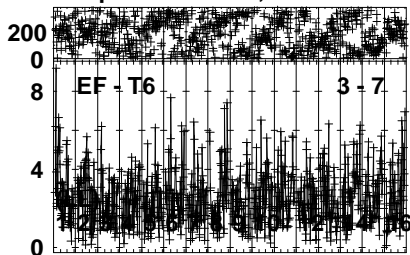


Lower frame: Milli Ampl Jy Top frame: Phas deg
Vector averaged cross-power spectrum Several baselines displayed
Timerange: 01/00:27:01 to 01/00:30:29

Plot file version 425 created 31-MAR-2023 16:02:06

ARP299A EP124A.UVDATA.1

Freq = 4.6005 GHz, Bw = 32.000 MH Calibrated with CL # 4 and BP # 1 (BP mode 1)

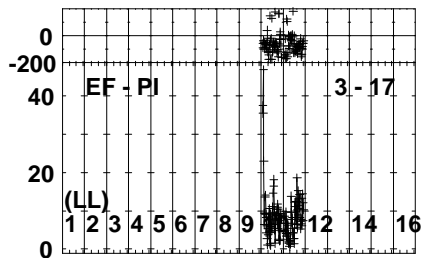
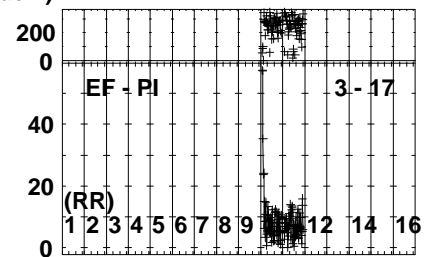
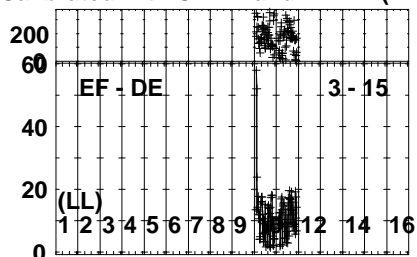
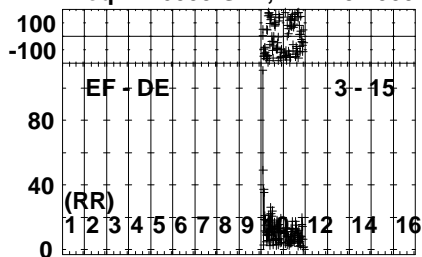


Lower frame: Milli Ampl Jy Top frame: Phas deg
Vector averaged cross-power spectrum Several baselines displayed
Timerange: 01/00:27:01 to 01/00:30:29

Plot file version 426 created 31-MAR-2023 16:02:07

ARP299A EP124A.UVDATA.1

Freq = 4.6005 GHz, Bw = 32.000 MH Calibrated with CL # 4 and BP # 1 (BP mode 1)

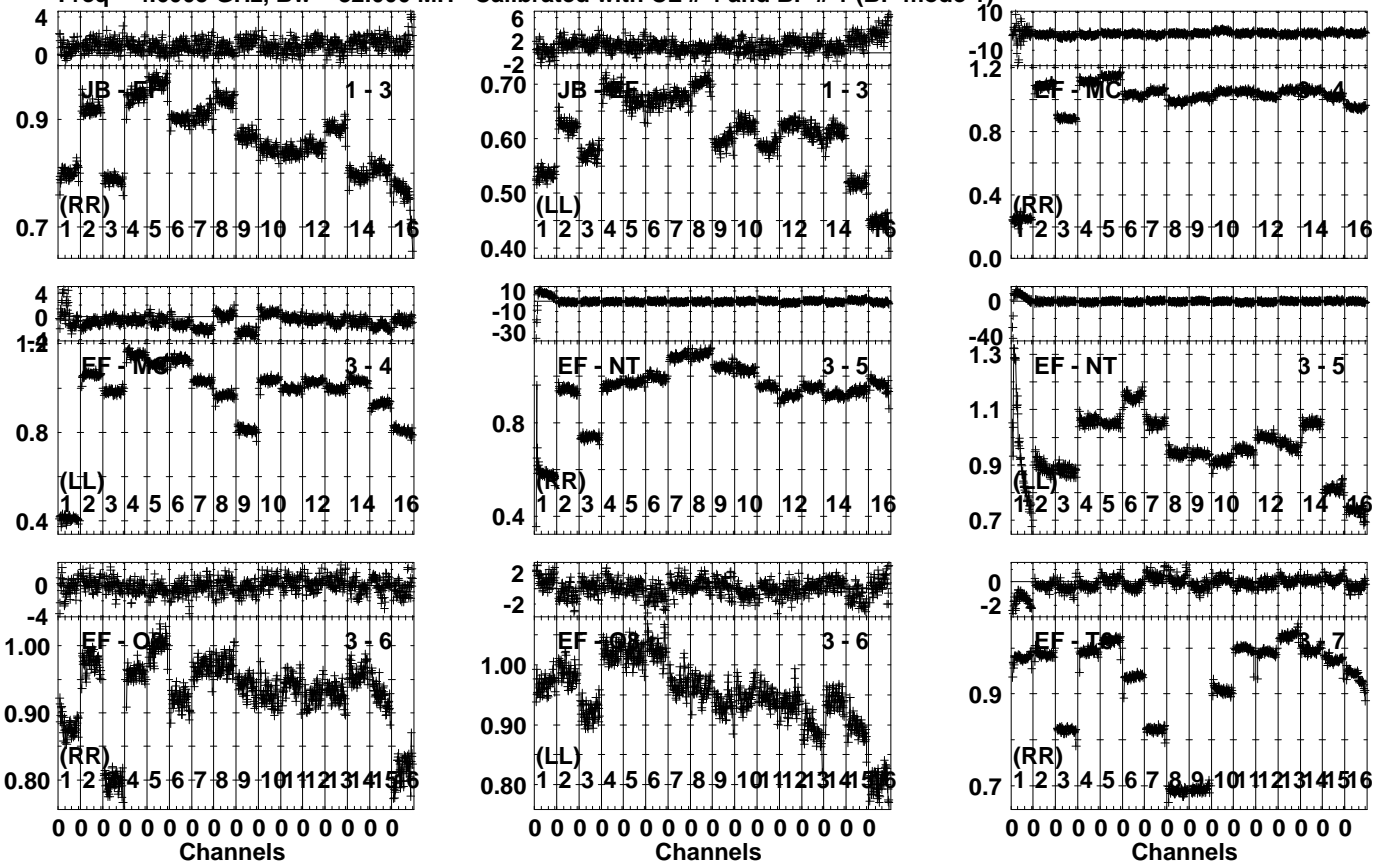


Lower frame: Milli Ampl Jy Top frame: Phas deg
Vector averaged cross-power spectrum Several baselines displayed
Timerange: 01/00:27:01 to 01/00:30:29

Plot file version 427 created 31-MAR-2023 16:02:07

J1128+5925 EP124A.UVDATA.1

Freq = 4.6005 GHz, Bw = 32.000 MH Calibrated with CL # 4 and BP # 1 (BP mode 1)

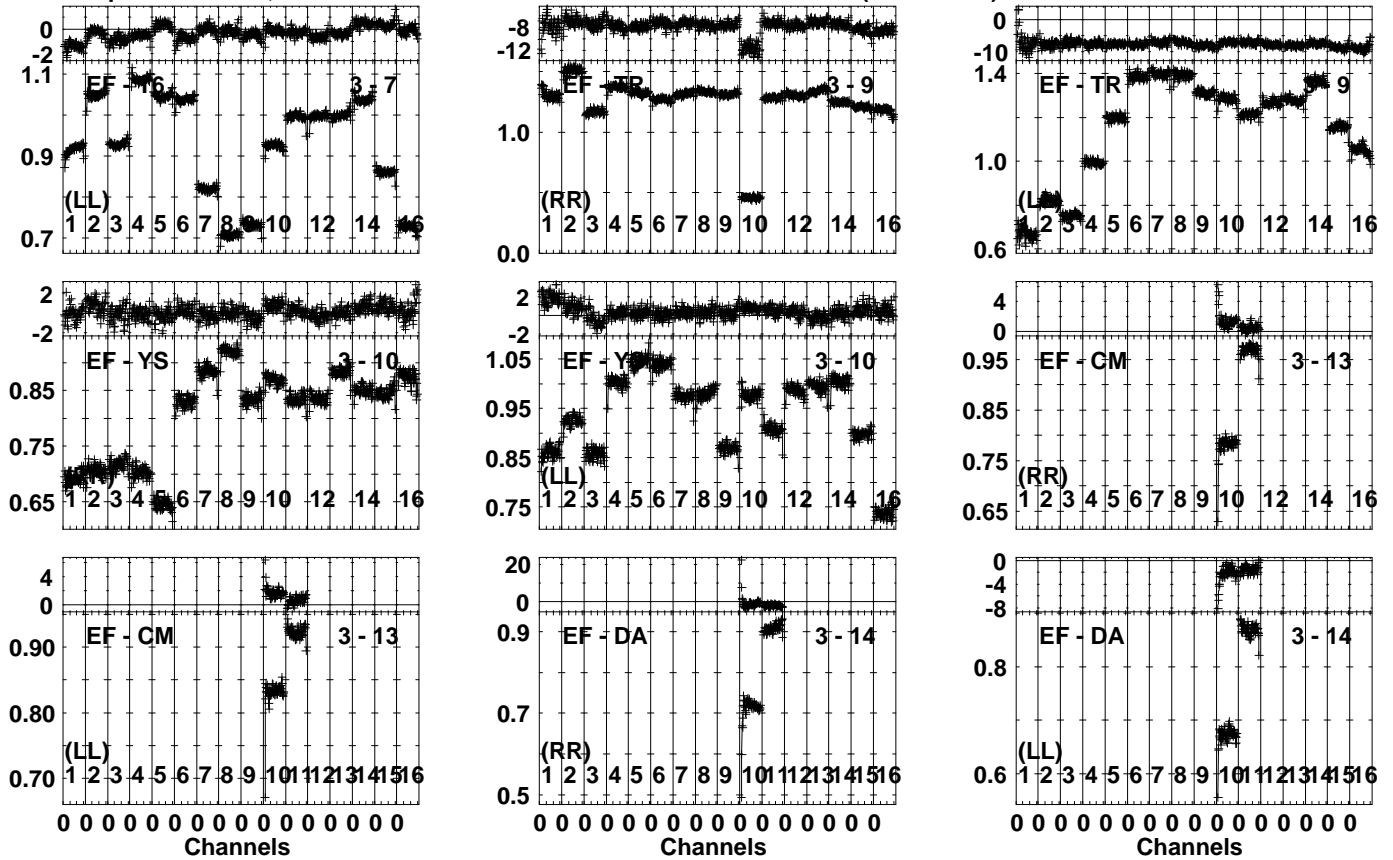


Lower frame: Ampl Jy Top frame: Phas deg
 Vector averaged cross-power spectrum Several baselines displayed
 Timerange: 01/00:31:01 to 01/00:31:59

Plot file version 428 created 31-MAR-2023 16:02:08

J1128+5925 EP124A.UVDATA.1

Freq = 4.6005 GHz, Bw = 32.000 MH Calibrated with CL # 4 and BP # 1 (BP mode 1)

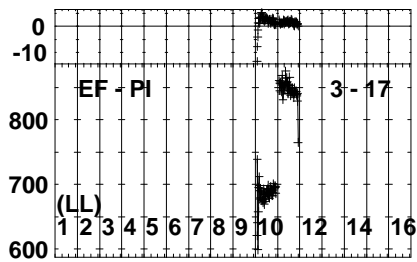
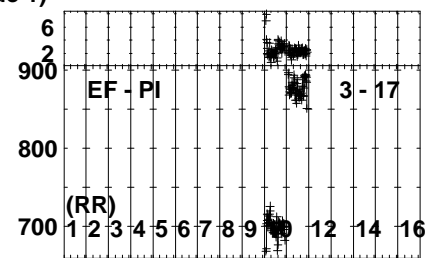
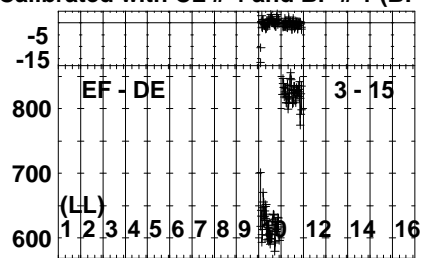
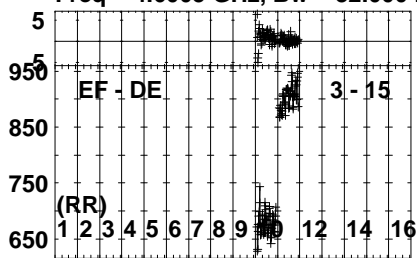


Lower frame: Ampl Jy Top frame: Phas deg
Vector averaged cross-power spectrum Several baselines displayed
Timerange: 01/00:31:01 to 01/00:31:59

Plot file version 429 created 31-MAR-2023 16:02:09

J1128+5925 EP124A.UVDATA.1

Freq = 4.6005 GHz, Bw = 32.000 MH Calibrated with CL # 4 and BP # 1 (BP mode 1)

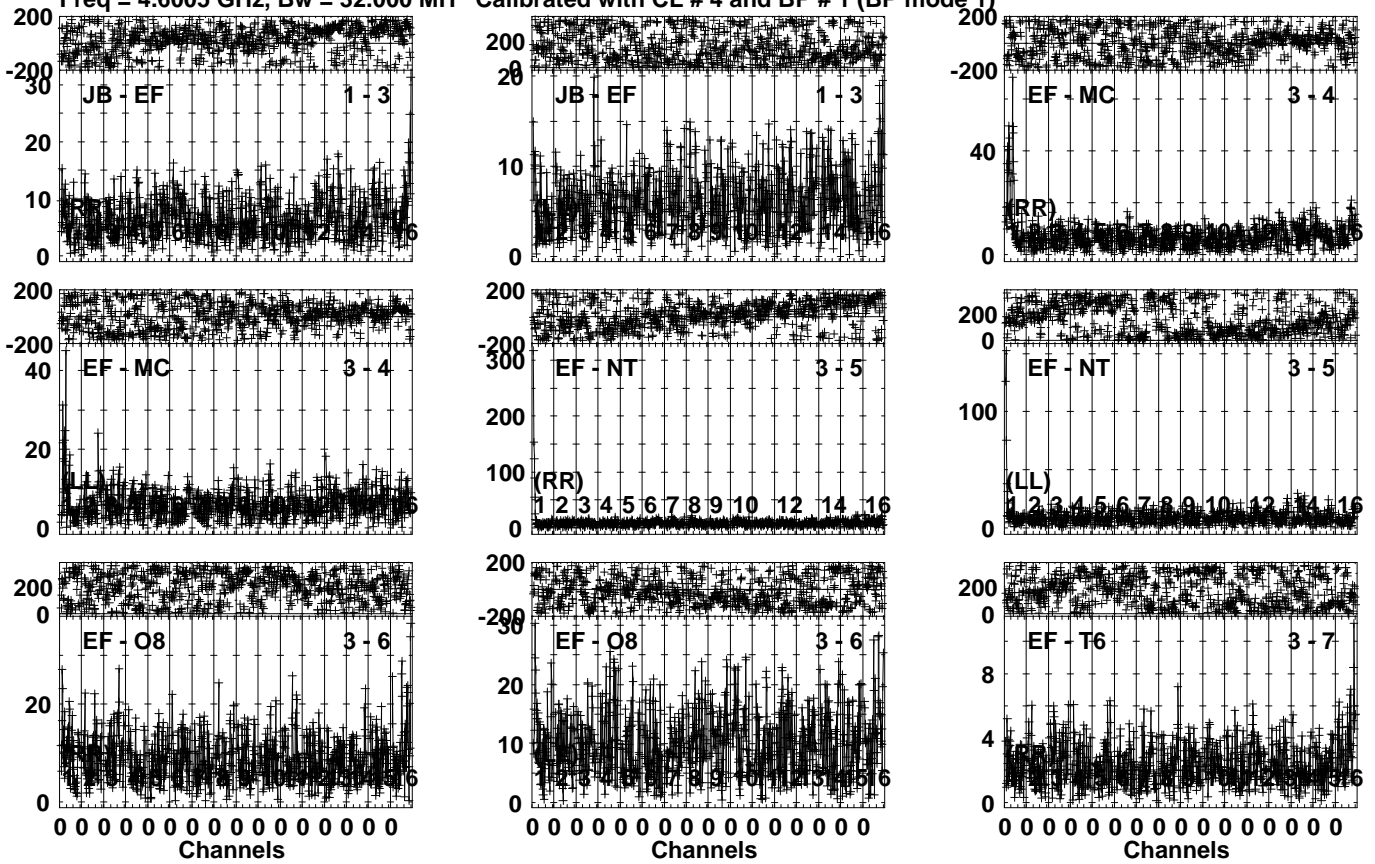


Lower frame: Milli Ampl Jy Top frame: Phas deg
Vector averaged cross-power spectrum Several baselines displayed
Timerange: 01/00:31:01 to 01/00:31:59

Plot file version 430 created 31-MAR-2023 16:02:09

ARP299A EP124A.UVDATA.1

Freq = 4.6005 GHz, Bw = 32.000 MH Calibrated with CL # 4 and BP # 1 (BP mode 1)

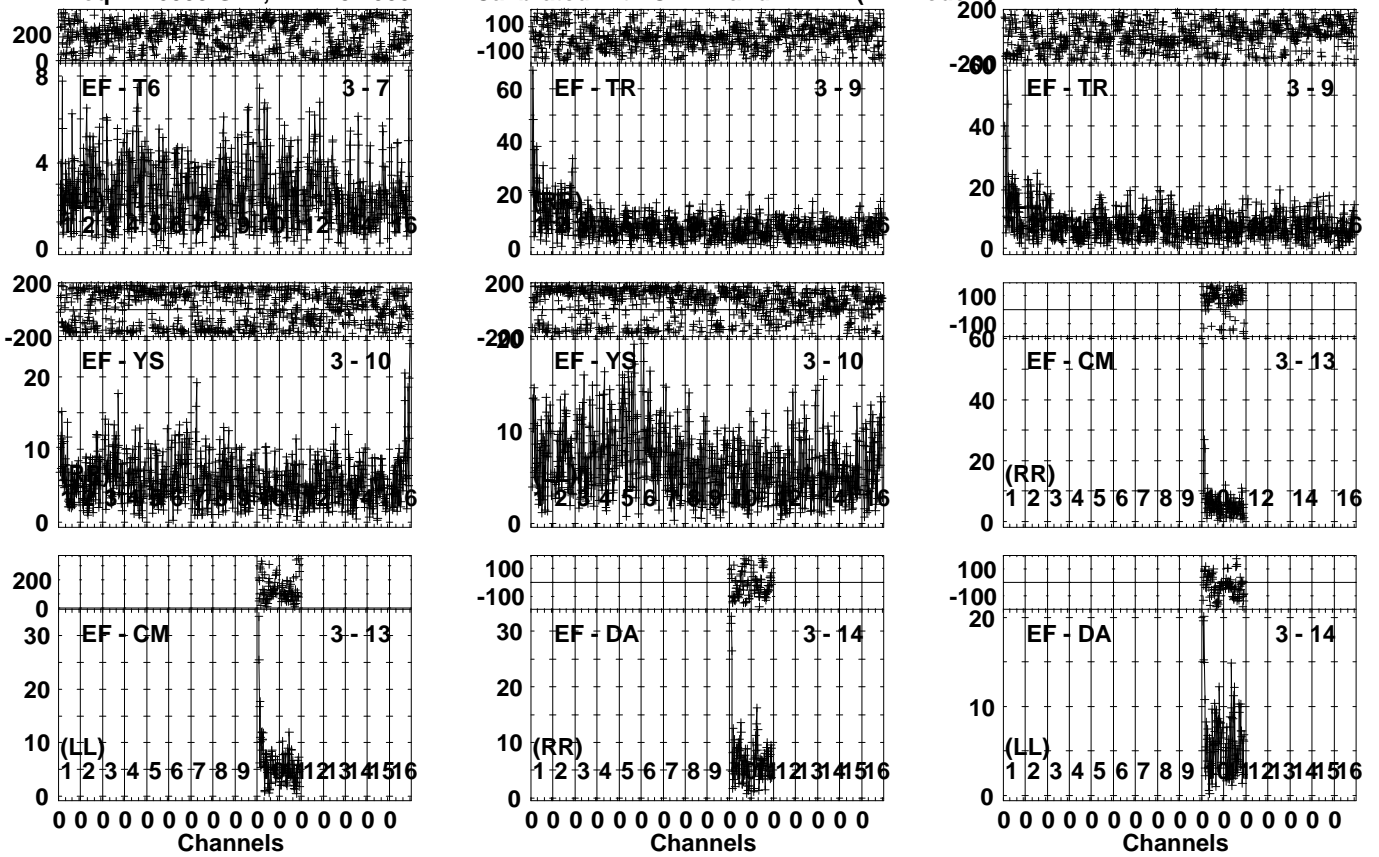


Lower frame: Milli Ampl Jy Top frame: Phas deg
Vector averaged cross-power spectrum Several baselines displayed
Timerange: 01/00:32:01 to 01/00:35:29

Plot file version 431 created 31-MAR-2023 16:02:10

ARP299A EP124A.UVDATA.1

Freq = 4.6005 GHz, Bw = 32.000 MH Calibrated with CL # 4 and BP # 1 (BP mode 1)

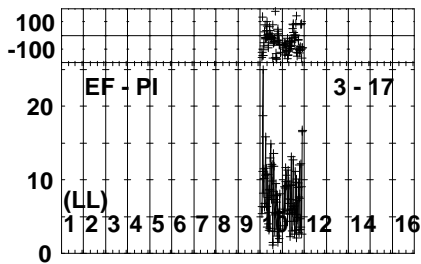
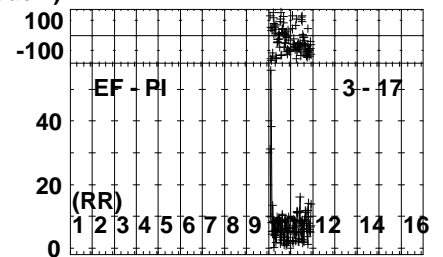
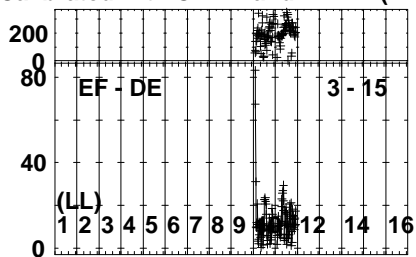
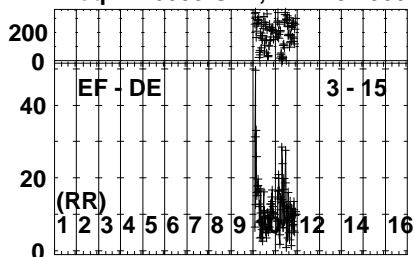


Lower frame: Milli Ampl Jy Top frame: Phas deg
Vector averaged cross-power spectrum Several baselines displayed
Timerange: 01/00:32:01 to 01/00:35:29

Plot file version 432 created 31-MAR-2023 16:02:11

ARP299A EP124A.UVDATA.1

Freq = 4.6005 GHz, Bw = 32.000 MH Calibrated with CL # 4 and BP # 1 (BP mode 1)

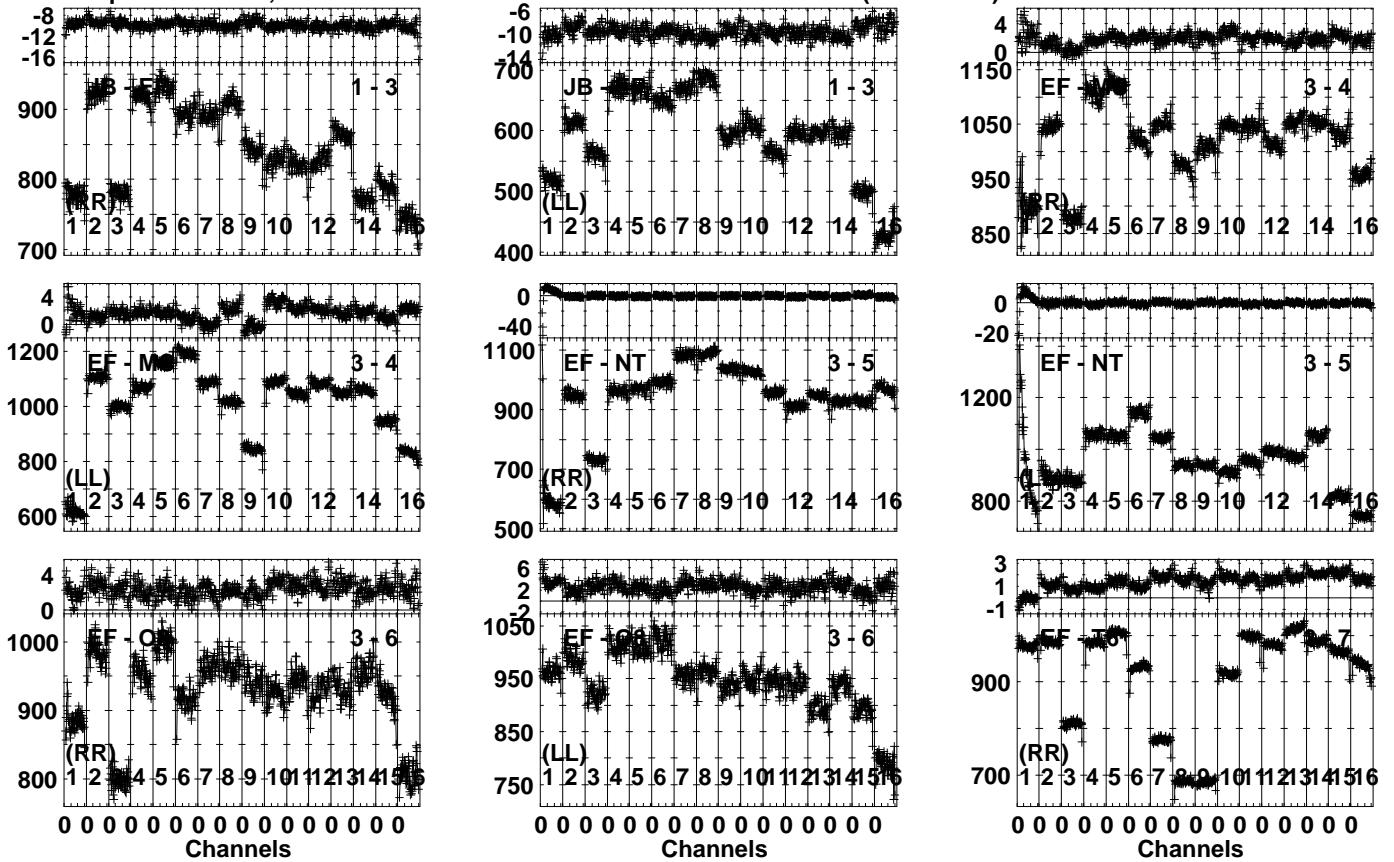


Lower frame: Milli Ampl Jy Top frame: Phas deg
Vector averaged cross-power spectrum Several baselines displayed
Timerange: 01/00:32:01 to 01/00:35:29

Plot file version 433 created 31-MAR-2023 16:02:11

J1128+5925 EP124A.UVDATA.1

Freq = 4.6005 GHz, Bw = 32.000 MH Calibrated with CL # 4 and BP # 1 (BP mode 1)

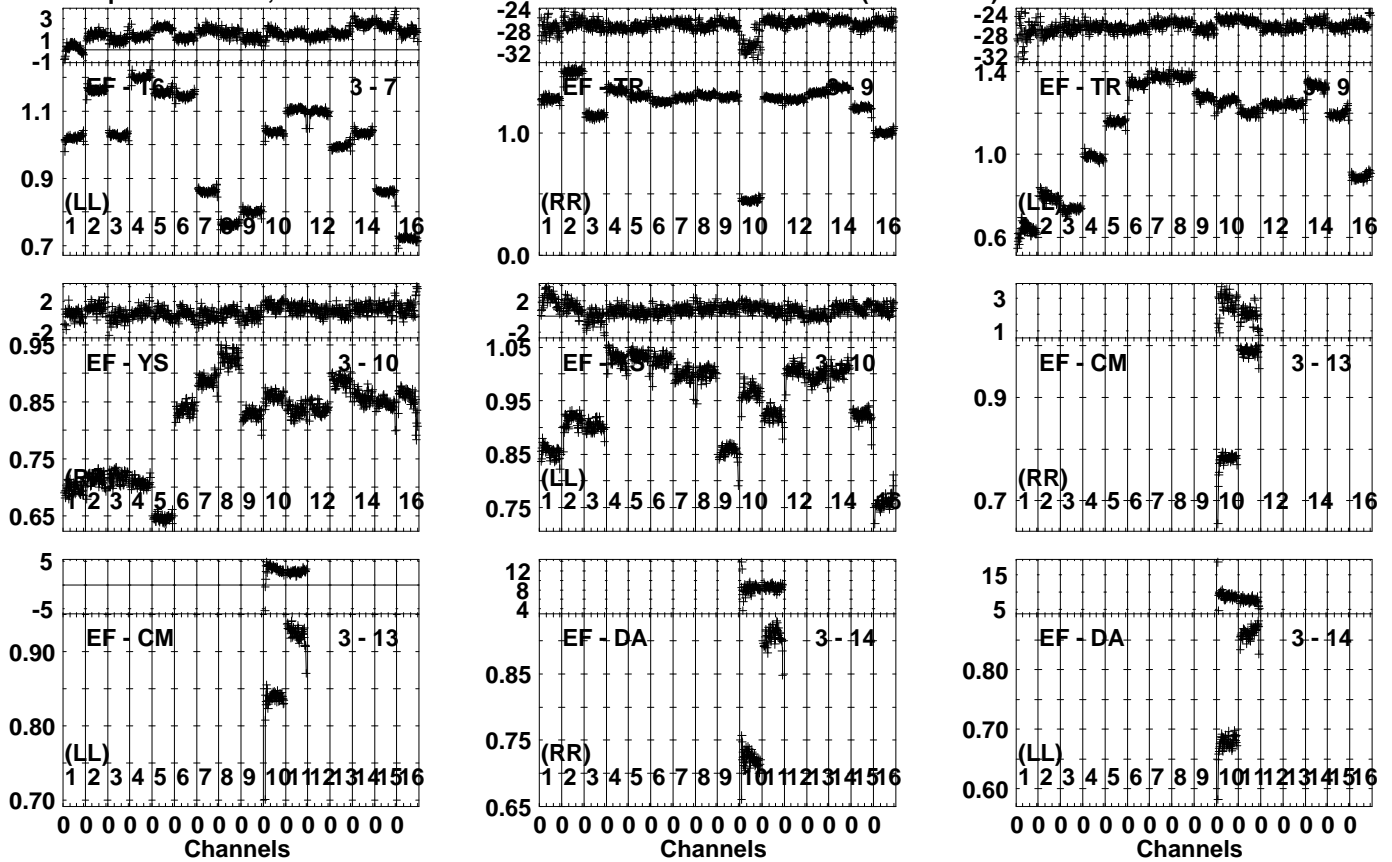


Lower frame: Milli Ampl Jy Top frame: Phas deg
Vector averaged cross-power spectrum Several baselines displayed
Timerange: 01/00:35:31 to 01/00:36:59

Plot file version 434 created 31-MAR-2023 16:02:12

J1128+5925 EP124A.UVDATA.1

Freq = 4.6005 GHz, Bw = 32.000 MH Calibrated with CL # 4 and BP # 1 (BP mode 1)

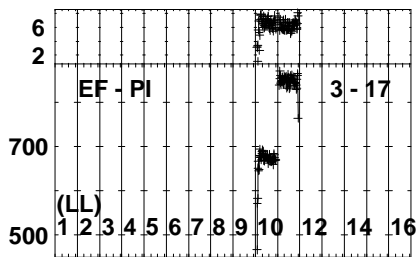
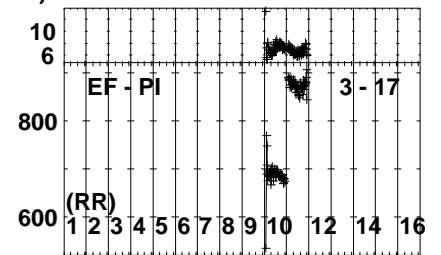
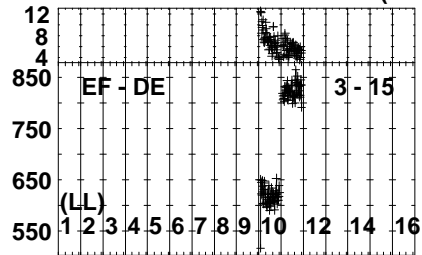
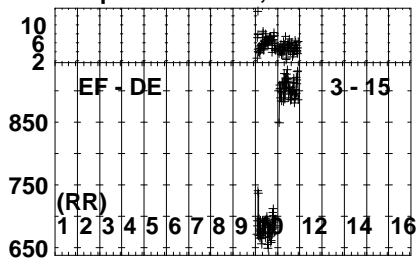


Lower frame: Ampl Jy Top frame: Phas deg
 Vector averaged cross-power spectrum Several baselines displayed
 Timerange: 01/00:35:31 to 01/00:36:59

Plot file version 435 created 31-MAR-2023 16:02:13

J1128+5925 EP124A.UVDATA.1

Freq = 4.6005 GHz, Bw = 32.000 MH Calibrated with CL # 4 and BP # 1 (BP mode 1)

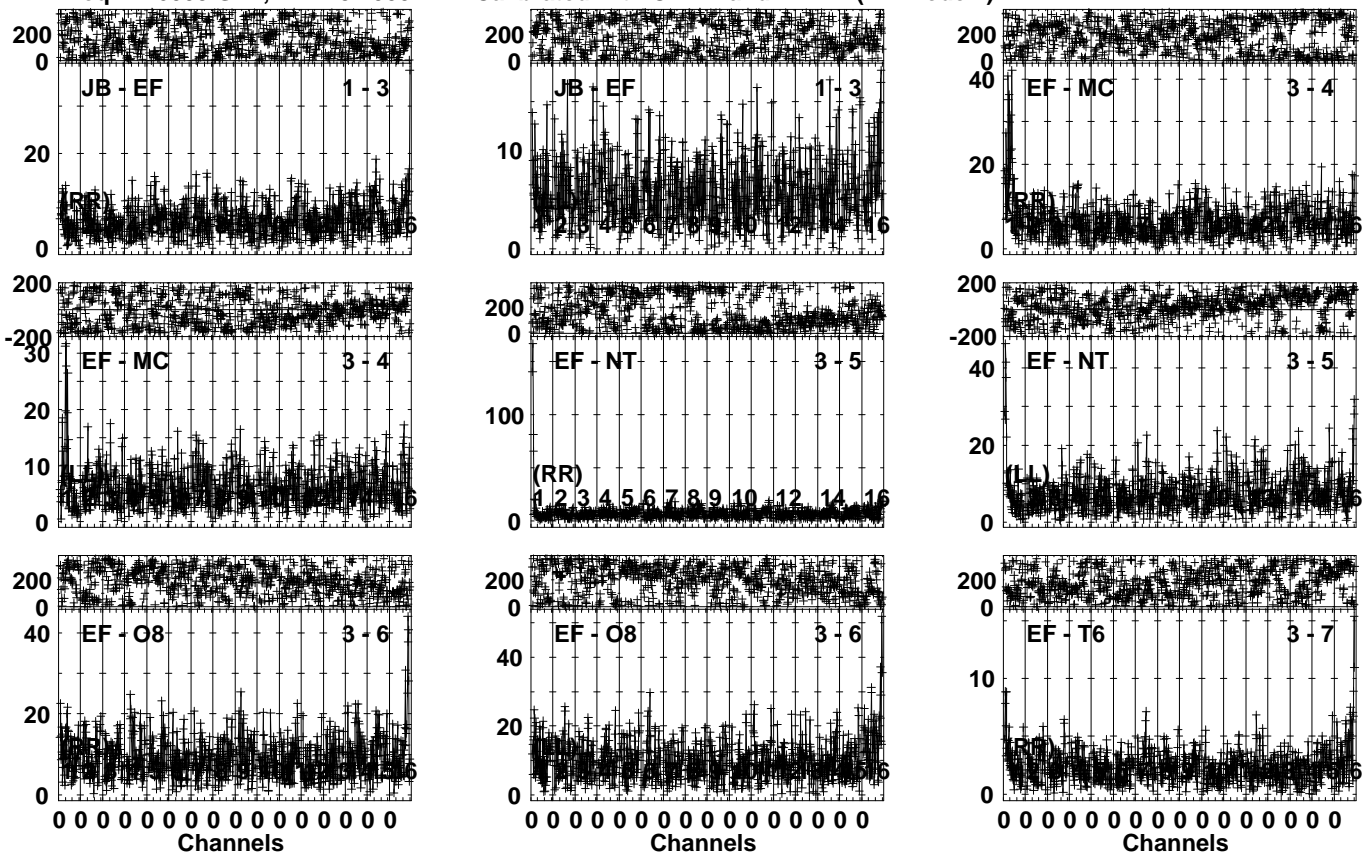


Lower frame: Milli Ampl Jy Top frame: Phas deg
Vector averaged cross-power spectrum Several baselines displayed
Timerange: 01/00:35:31 to 01/00:36:59

Plot file version 436 created 31-MAR-2023 16:02:13

ARP299A EP124A.UVDATA.1

Freq = 4.6005 GHz, Bw = 32.000 MH Calibrated with CL # 4 and BP # 1 (BP mode 1)

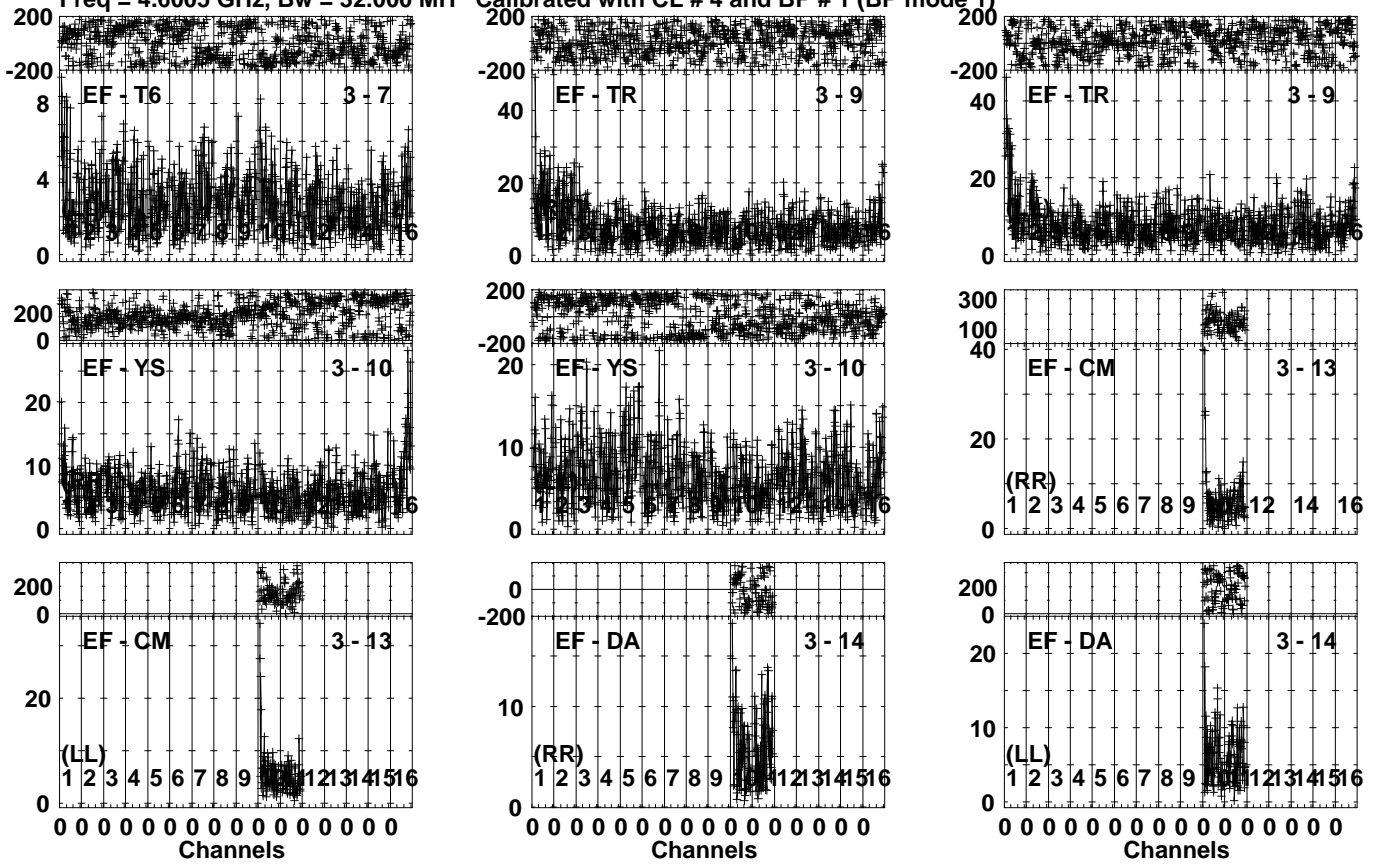


Lower frame: Milli Ampl Jy Top frame: Phas deg
Vector averaged cross-power spectrum Several baselines displayed
Timerange: 01/00:37:01 to 01/00:40:29

Plot file version 437 created 31-MAR-2023 16:02:14

ARP299A EP124A.UVDATA.1

Freq = 4.6005 GHz, Bw = 32.000 MH Calibrated with CL # 4 and BP # 1 (BP mode 1)

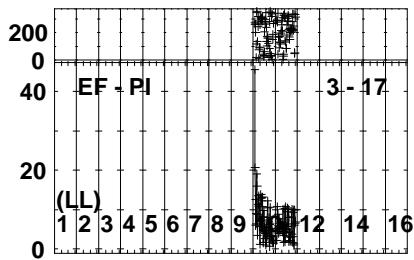
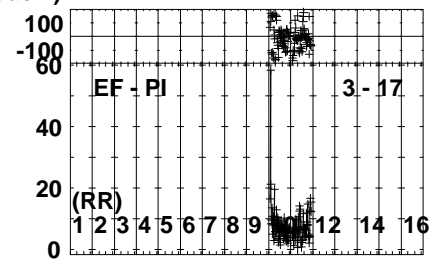
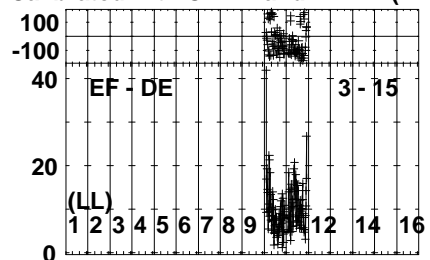
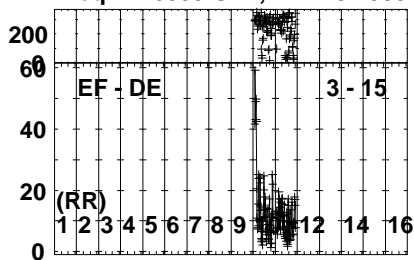


Lower frame: Milli Ampl Jy Top frame: Phas deg
Vector averaged cross-power spectrum Several baselines displayed
Timerange: 01/00:37:01 to 01/00:40:29

Plot file version 438 created 31-MAR-2023 16:02:15

ARP299A EP124A.UVDATA.1

Freq = 4.6005 GHz, Bw = 32.000 MH Calibrated with CL # 4 and BP # 1 (BP mode 1)

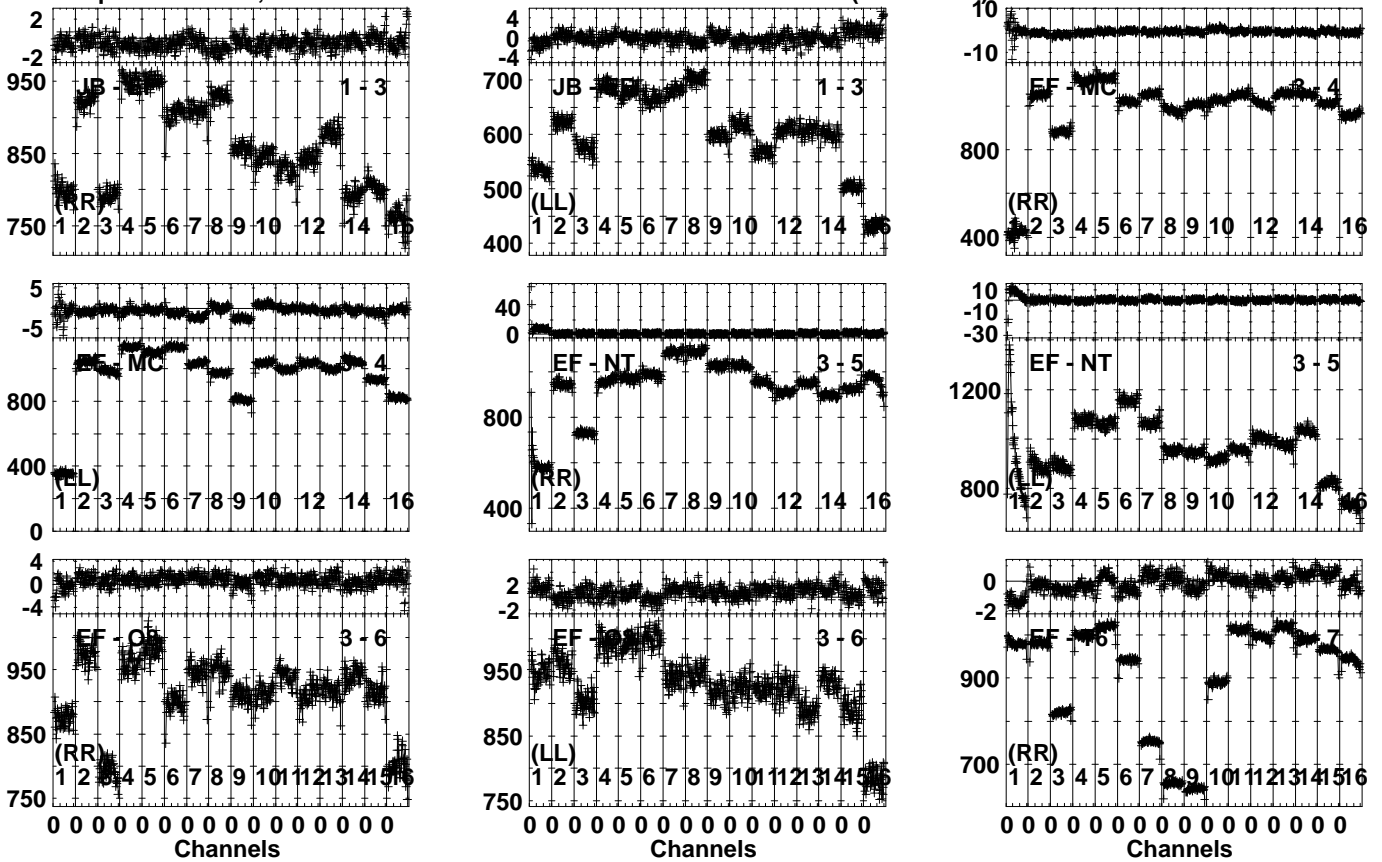


Lower frame: Milli Ampl Jy Top frame: Phas deg
Vector averaged cross-power spectrum Several baselines displayed
Timerange: 01/00:37:01 to 01/00:40:29

Plot file version 439 created 31-MAR-2023 16:02:15

J1128+5925 EP124A.UVDATA.1

Freq = 4.6005 GHz, Bw = 32.000 MH Calibrated with CL # 4 and BP # 1 (BP mode 1)

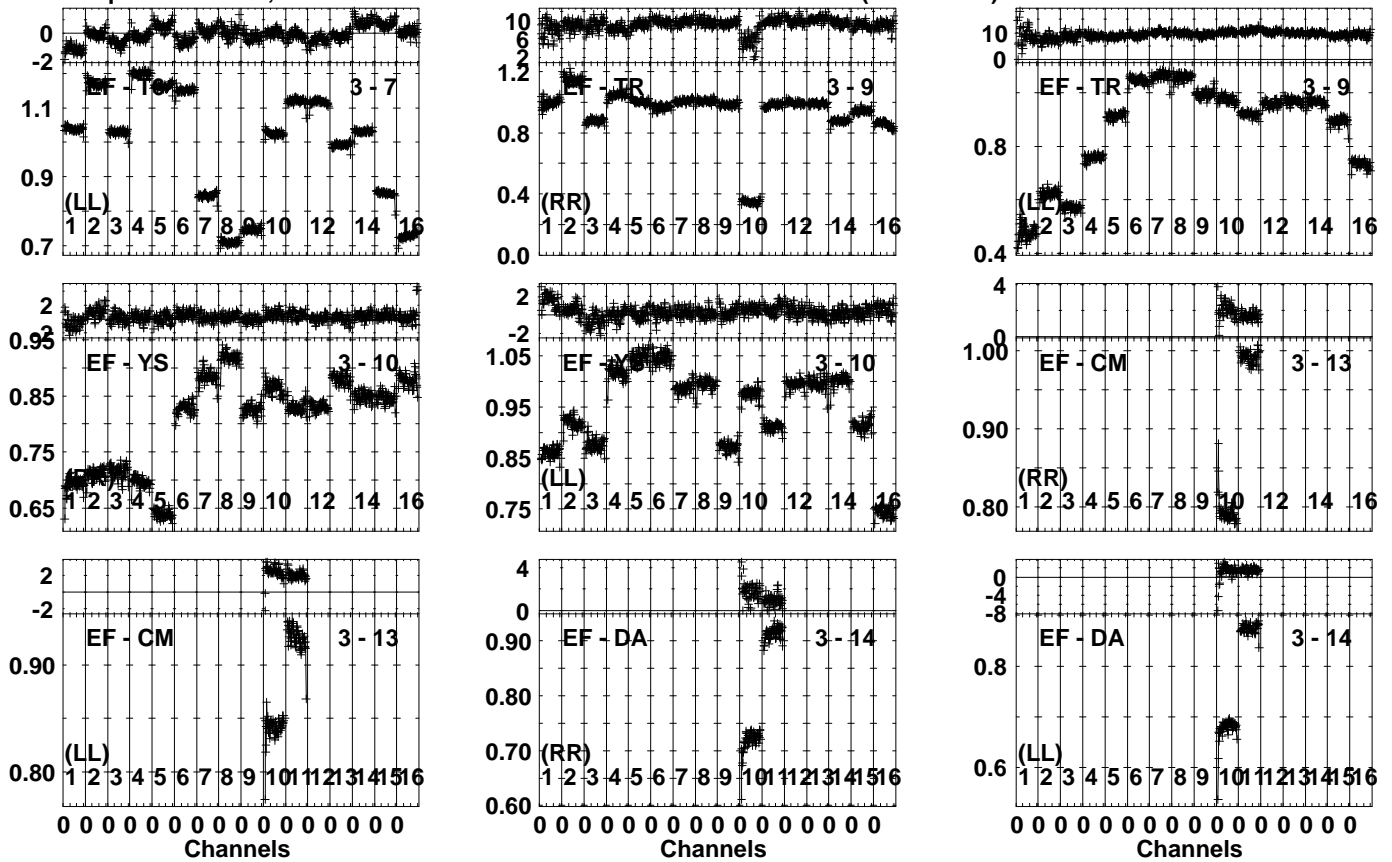


Lower frame: Milli Ampl Jy Top frame: Phas deg
Vector averaged cross-power spectrum Several baselines displayed
Timerange: 01/00:41:01 to 01/00:41:59

Plot file version 440 created 31-MAR-2023 16:02:16

J1128+5925 EP124A.UVDATA.1

Freq = 4.6005 GHz, Bw = 32.000 MH Calibrated with CL # 4 and BP # 1 (BP mode 1)

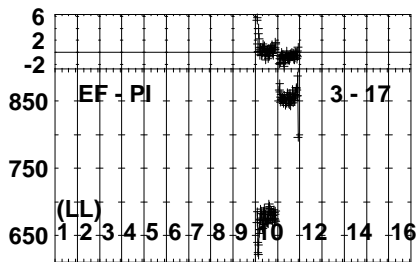
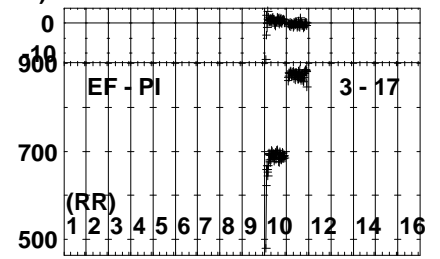
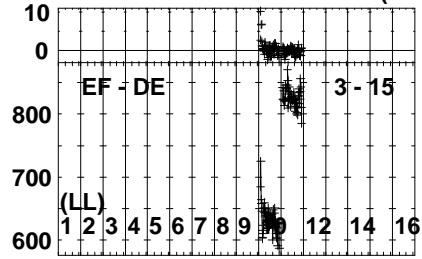
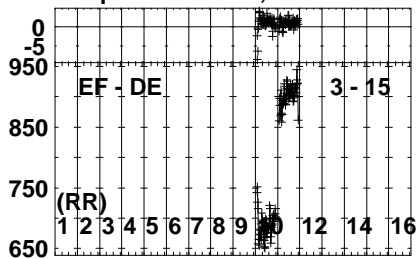


Lower frame: Ampl Jy Top frame: Phas deg
 Vector averaged cross-power spectrum Several baselines displayed
 Timerange: 01/00:41:01 to 01/00:41:59

Plot file version 441 created 31-MAR-2023 16:02:17

J1128+5925 EP124A.UVDATA.1

Freq = 4.6005 GHz, Bw = 32.000 MH Calibrated with CL # 4 and BP # 1 (BP mode 1)

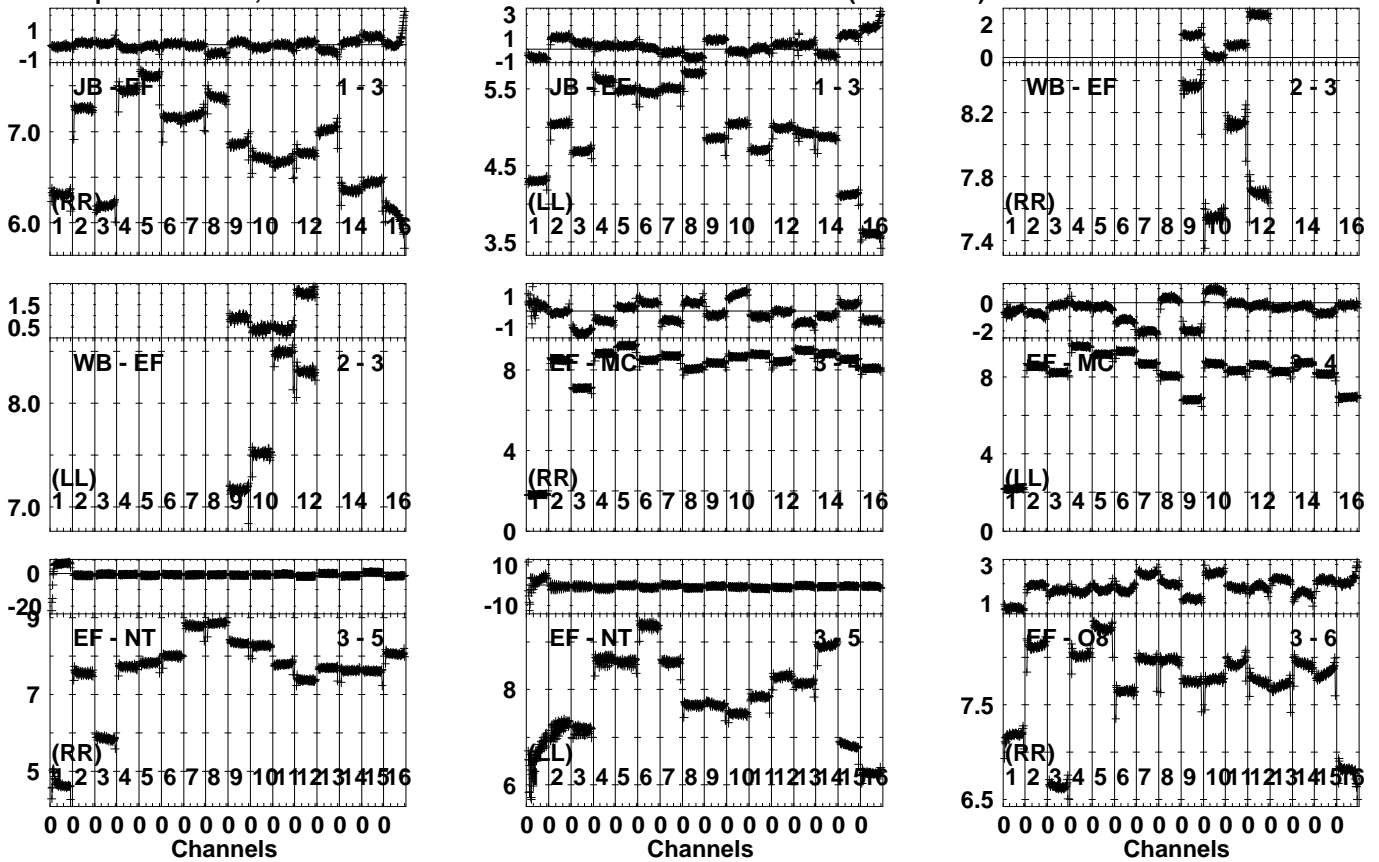


Lower frame: Milli Ampl Jy Top frame: Phas deg
Vector averaged cross-power spectrum Several baselines displayed
Timerange: 01/00:41:01 to 01/00:41:59

Plot file version 442 created 31-MAR-2023 16:02:18

4C39.25 EP124A.UVDATA.1

Freq = 4.6005 GHz, Bw = 32.000 MH Calibrated with CL # 4 and BP # 1 (BP mode 1)

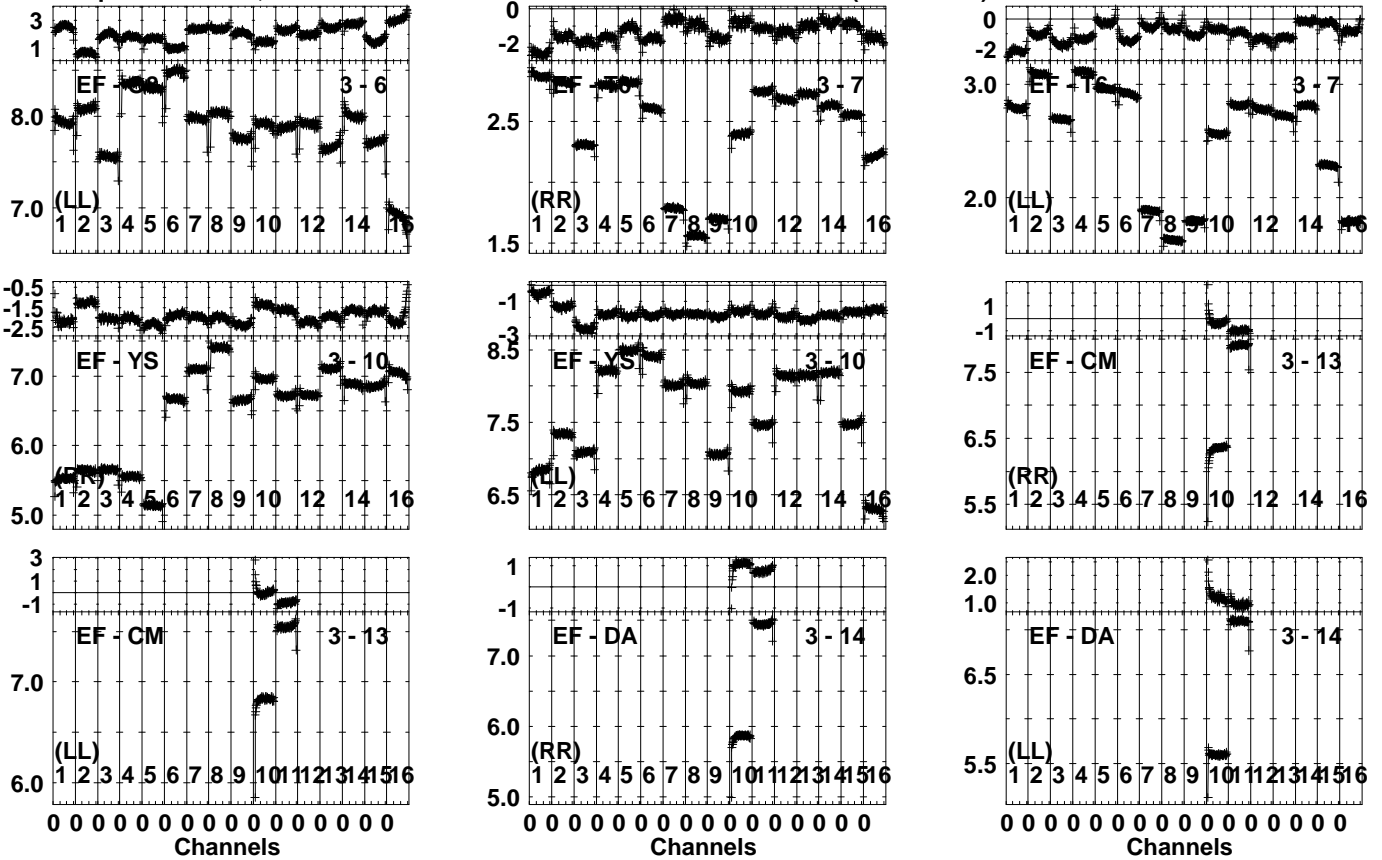


Lower frame: Ampl Jy Top frame: Phas deg
Vector averaged cross-power spectrum Several baselines displayed
Timerange: 01/00:44:01 to 01/00:48:59

Plot file version 443 created 31-MAR-2023 16:02:18

4C39.25 EP124A.UVDATA.1

Freq = 4.6005 GHz, Bw = 32.000 MH Calibrated with CL # 4 and BP # 1 (BP mode 1)

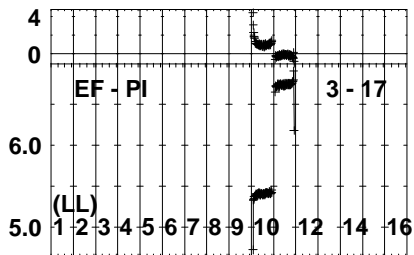
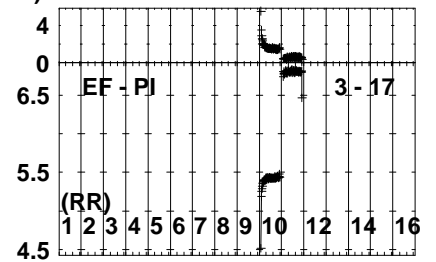
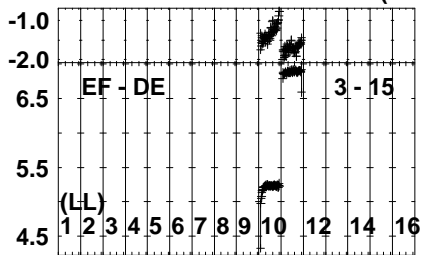
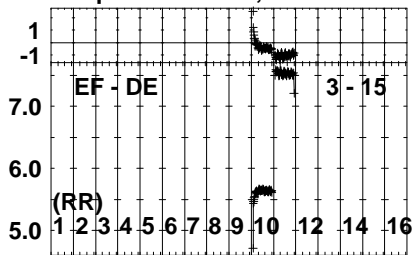


Lower frame: Ampl Jy Top frame: Phas deg
Vector averaged cross-power spectrum Several baselines displayed
Timerange: 01/00:44:01 to 01/00:48:59

Plot file version 444 created 31-MAR-2023 16:02:20

4C39.25 EP124A.UVDATA.1

Freq = 4.6005 GHz, Bw = 32.000 MH Calibrated with CL # 4 and BP # 1 (BP mode 1)

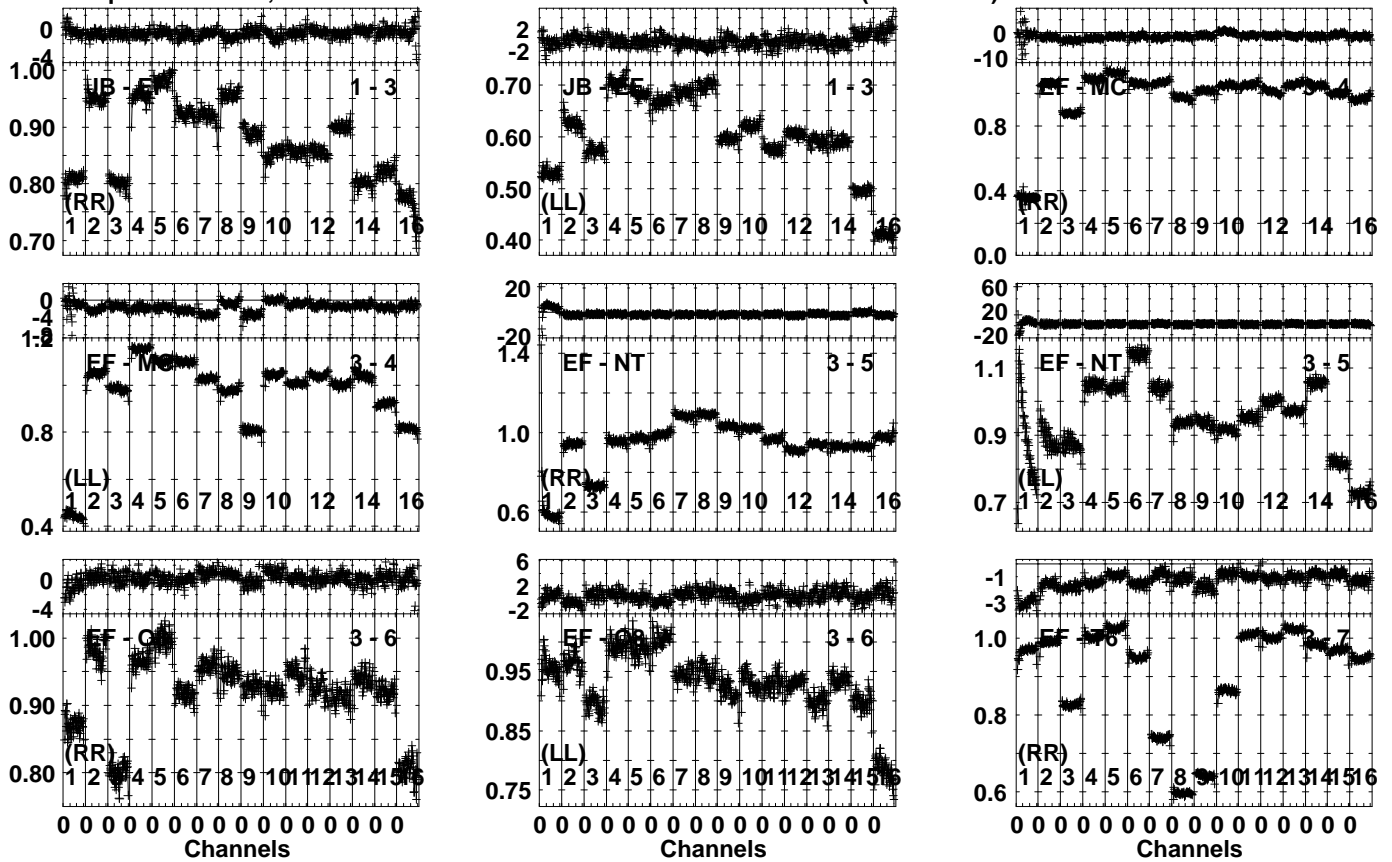


Lower frame: Ampl Jy Top frame: Phas deg
Vector averaged cross-power spectrum Several baselines displayed
Timerange: 01/00:44:01 to 01/00:48:59

Plot file version 445 created 31-MAR-2023 16:02:21

J1128+5925 EP124A.UVDATA.1

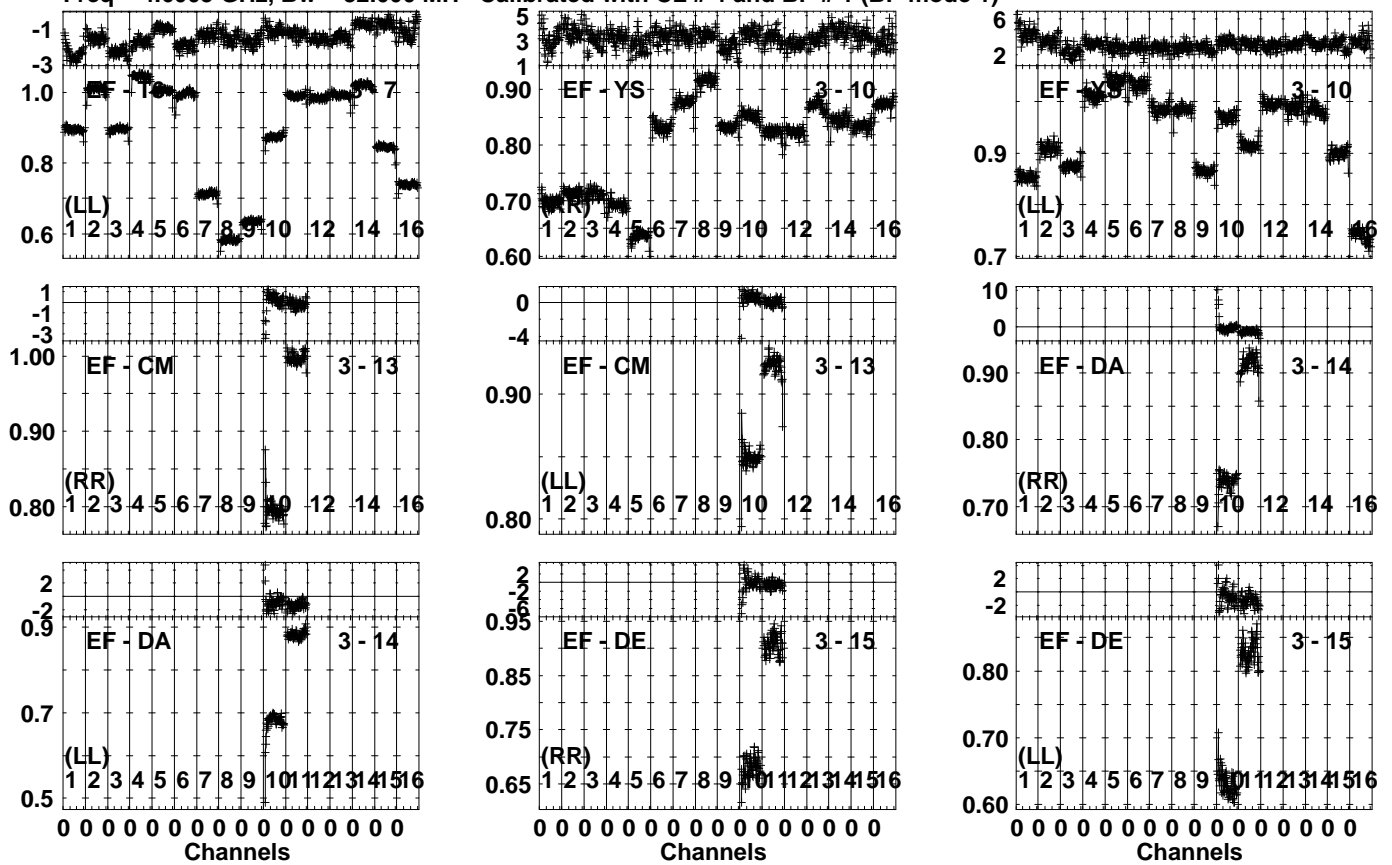
Freq = 4.6005 GHz, Bw = 32.000 MH Calibrated with CL # 4 and BP # 1 (BP mode 1)



Lower frame: Ampl Jy Top frame: Phas deg
Vector averaged cross-power spectrum Several baselines displayed
Timerange: 01/00:51:01 to 01/00:52:29

Plot file version 446 created 31-MAR-2023 16:02:21
 J1128+5925 EP124A.UVDATA.1
 Freq = 4.6005 GHz, Bw = 32.000 MH

Calibrated with CL # 4 and BP # 1 (BP mode 1)

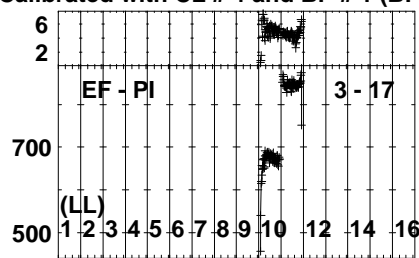
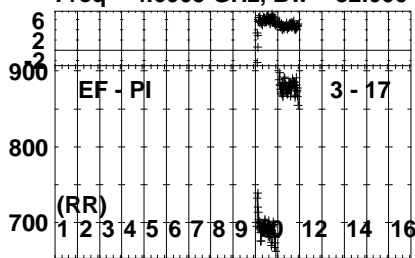


Lower frame: Ampl Jy Top frame: Phas deg
 Vector averaged cross-power spectrum Several baselines displayed
 Timerange: 01/00:51:01 to 01/00:52:29

Plot file version 447 created 31-MAR-2023 16:02:22

J1128+5925 EP124A.UVDATA.1

Freq = 4.6005 GHz, Bw = 32.000 MH Calibrated with CL # 4 and BP # 1 (BP mode 1)

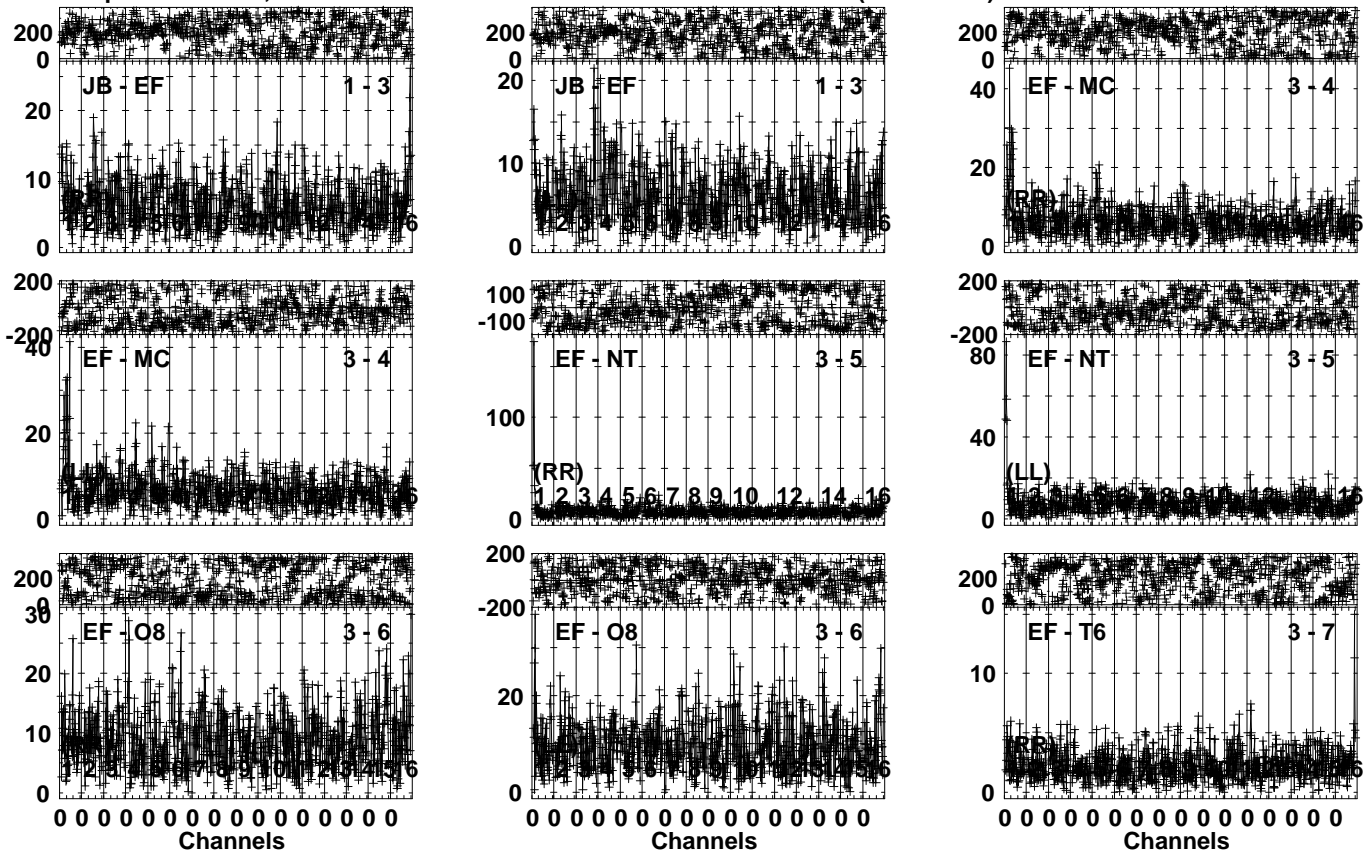


Lower frame: Milli Ampl Jy Top frame: Phas deg
Vector averaged cross-power spectrum Several baselines displayed
Timerange: 01/00:51:01 to 01/00:52:29

Plot file version 448 created 31-MAR-2023 16:02:22

ARP299A EP124A.UVDATA.1

Freq = 4.6005 GHz, Bw = 32.000 MH Calibrated with CL # 4 and BP # 1 (BP mode 1)

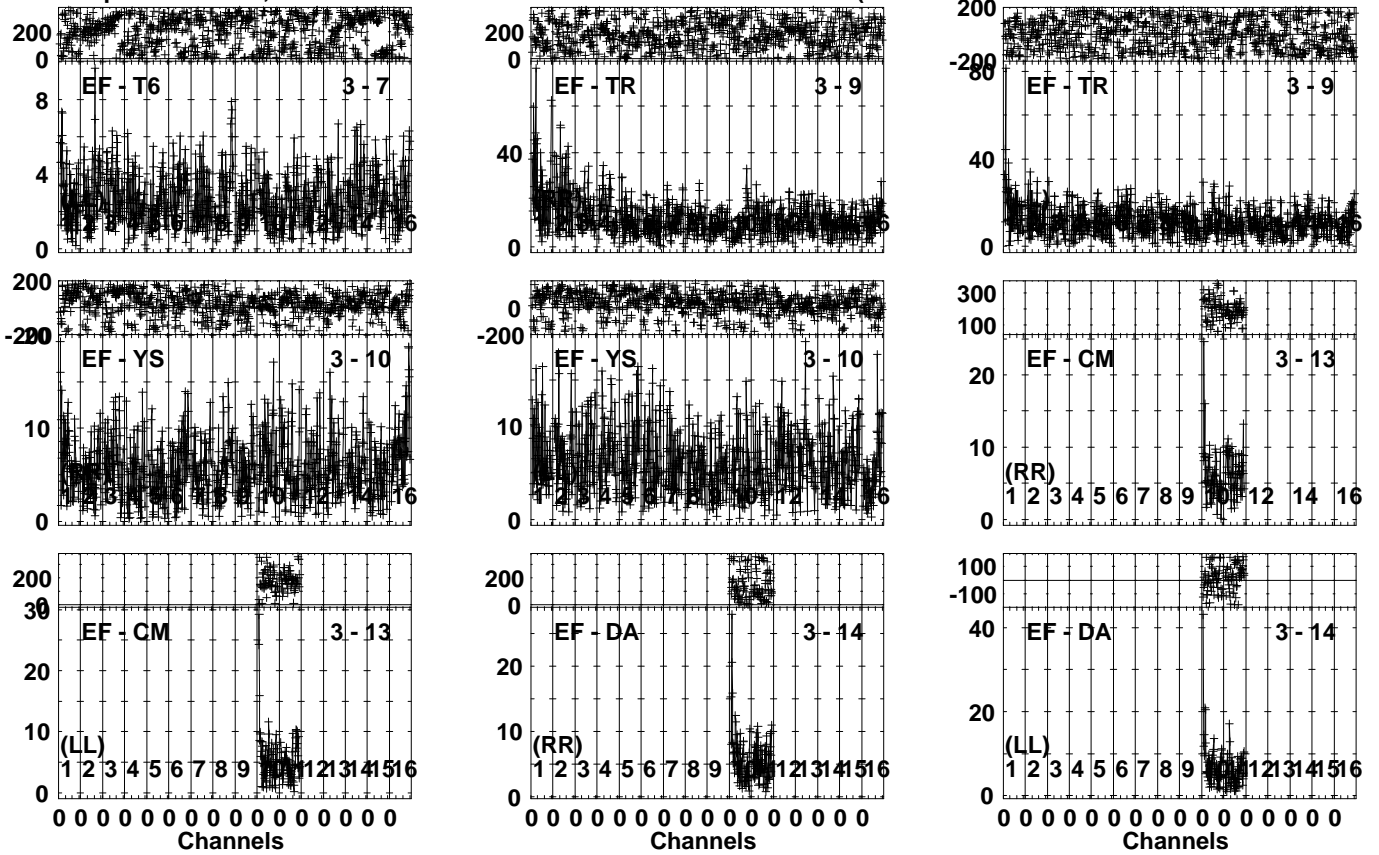


Lower frame: Milli Ampl Jy Top frame: Phas deg
Vector averaged cross-power spectrum Several baselines displayed
Timerange: 01/00:52:31 to 01/00:55:59

Plot file version 449 created 31-MAR-2023 16:02:23

ARP299A EP124A.UVDATA.1

Freq = 4.6005 GHz, Bw = 32.000 MH Calibrated with CL # 4 and BP # 1 (BP mode 1)

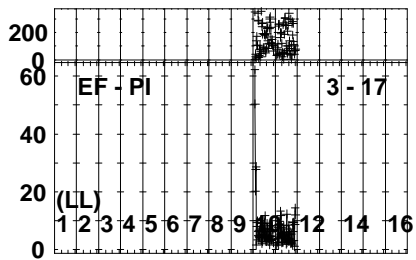
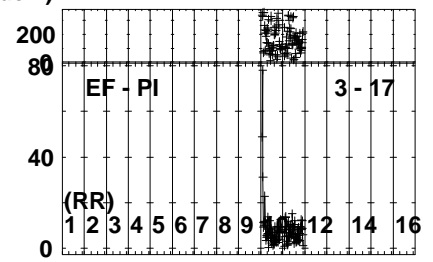
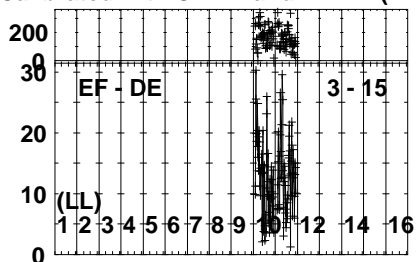
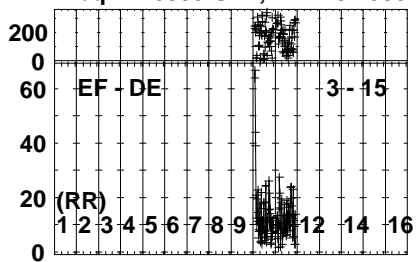


Lower frame: Milli Ampl Jy Top frame: Phas deg
Vector averaged cross-power spectrum Several baselines displayed
Timerange: 01/00:52:31 to 01/00:55:59

Plot file version 450 created 31-MAR-2023 16:02:24

ARP299A EP124A.UVDATA.1

Freq = 4.6005 GHz, Bw = 32.000 MH Calibrated with CL # 4 and BP # 1 (BP mode 1)

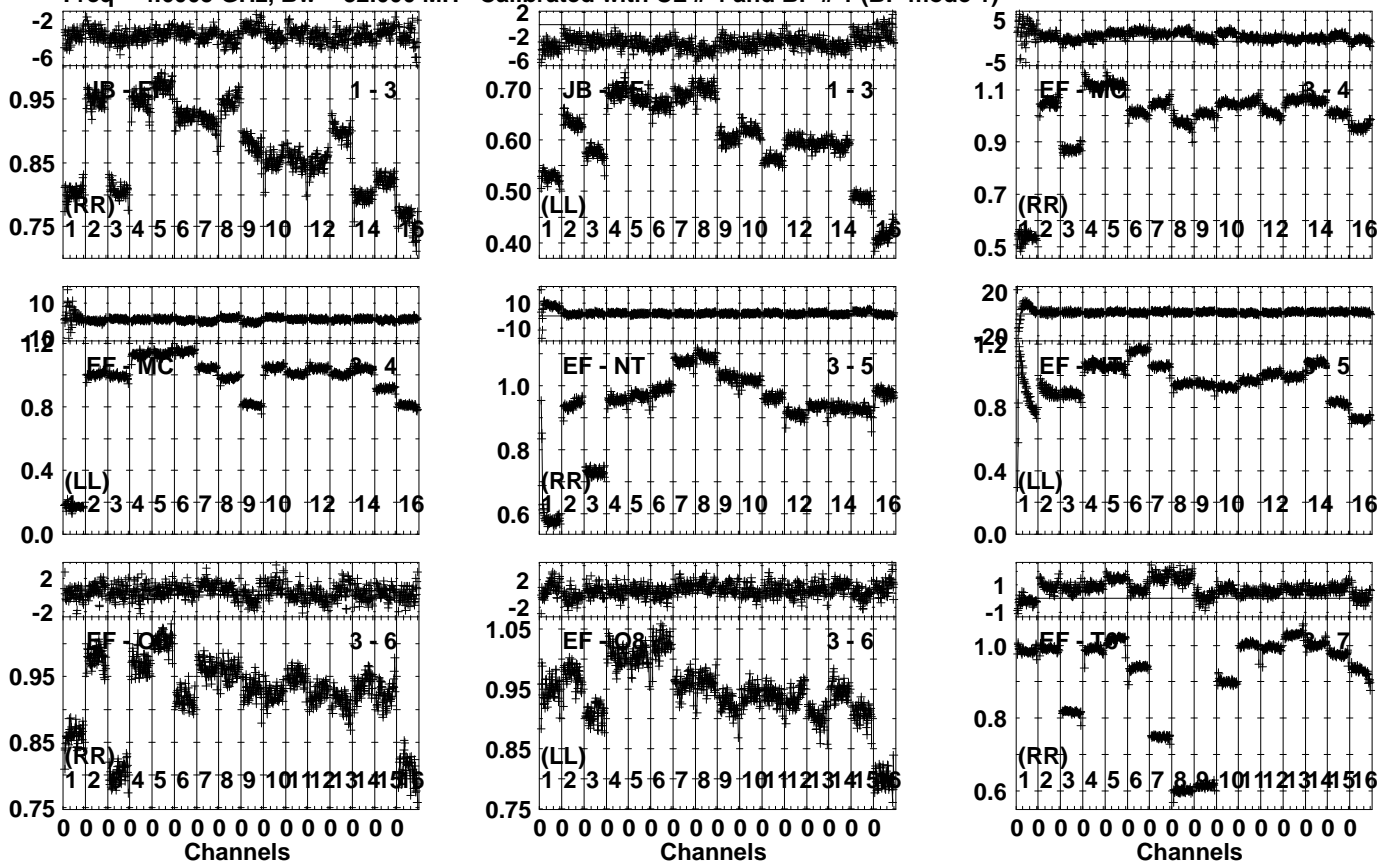


Lower frame: Milli Ampl Jy Top frame: Phas deg
Vector averaged cross-power spectrum Several baselines displayed
Timerange: 01/00:52:31 to 01/00:55:59

Plot file version 451 created 31-MAR-2023 16:02:25

J1128+5925 EP124A.UVDATA.1

Freq = 4.6005 GHz, Bw = 32.000 MH Calibrated with CL # 4 and BP # 1 (BP mode 1)

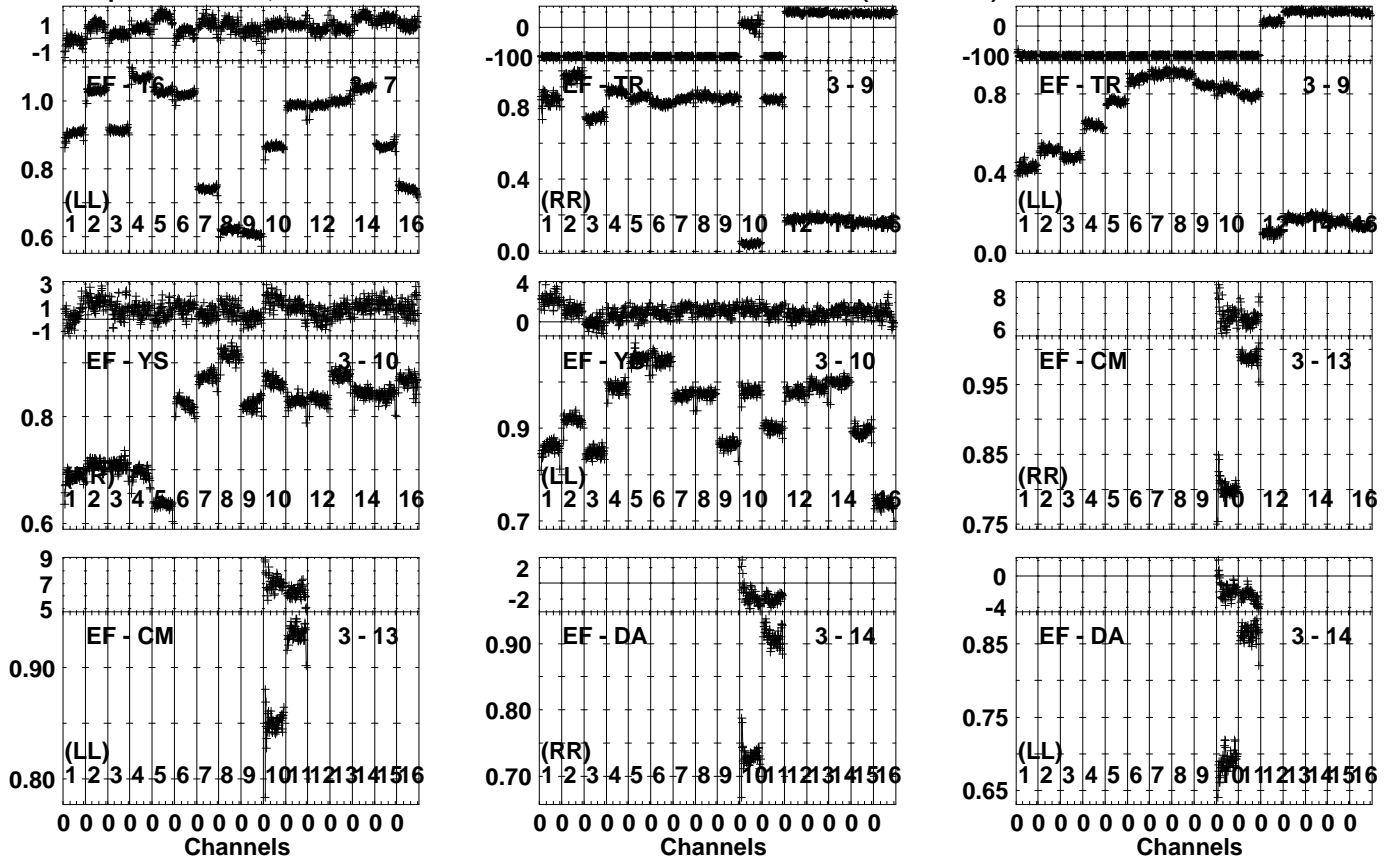


Lower frame: Ampl Jy Top frame: Phas deg
 Vector averaged cross-power spectrum Several baselines displayed
 Timerange: 01/00:56:01 to 01/00:57:29

Plot file version 452 created 31-MAR-2023 16:02:25

J1128+5925 EP124A.UVDATA.1

Freq = 4.6005 GHz, Bw = 32.000 MH Calibrated with CL # 4 and BP # 1 (BP mode 1)

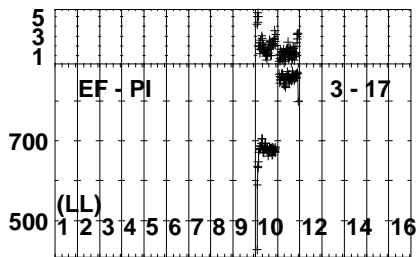
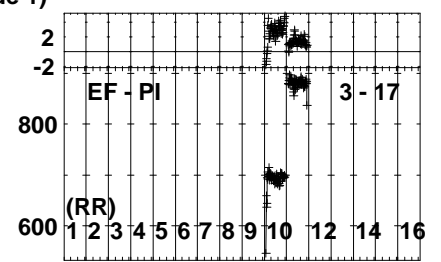
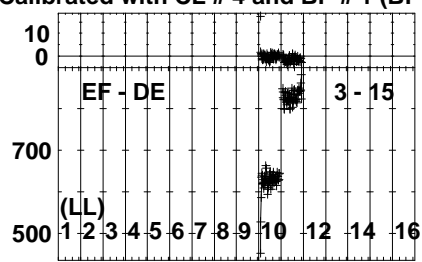
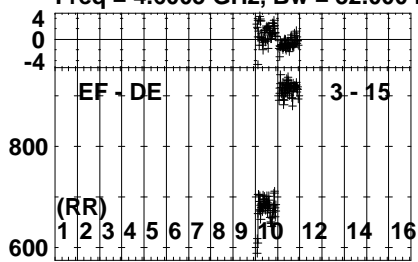


Lower frame: Ampl Jy Top frame: Phas deg
Vector averaged cross-power spectrum Several baselines displayed
Timerange: 01/00:56:01 to 01/00:57:29

Plot file version 453 created 31-MAR-2023 16:02:26

J1128+5925 EP124A.UVDATA.1

Freq = 4.6005 GHz, Bw = 32.000 MH Calibrated with CL # 4 and BP # 1 (BP mode 1)

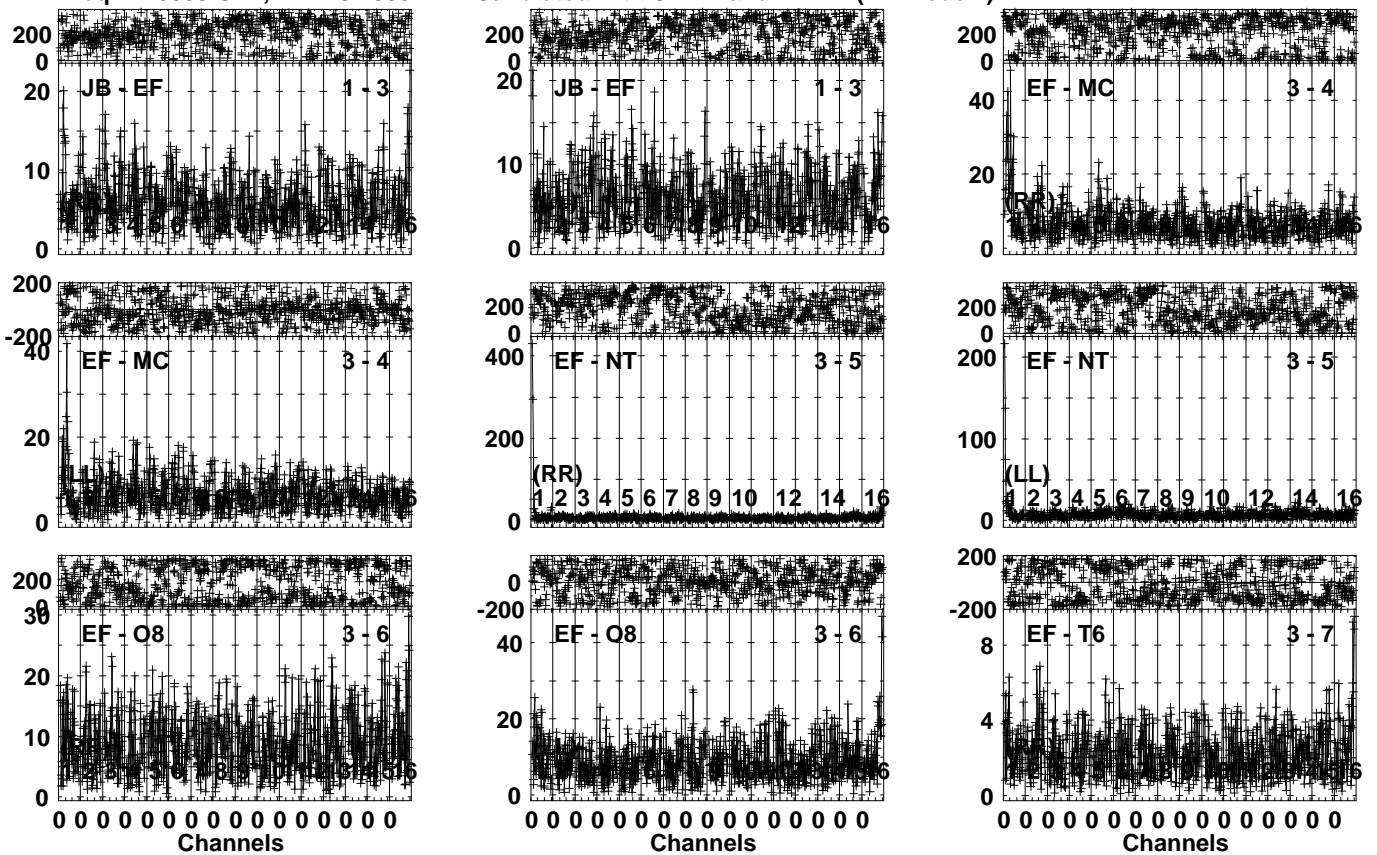


Lower frame: Milli Ampl Jy Top frame: Phas deg
Vector averaged cross-power spectrum Several baselines displayed
Timerange: 01/00:56:01 to 01/00:57:29

Plot file version 454 created 31-MAR-2023 16:02:27

ARP299A EP124A.UVDATA.1

Freq = 4.6005 GHz, Bw = 32.000 MH Calibrated with CL # 4 and BP # 1 (BP mode 1)

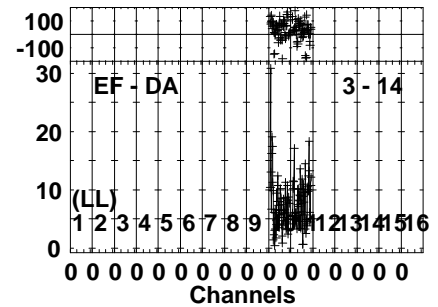
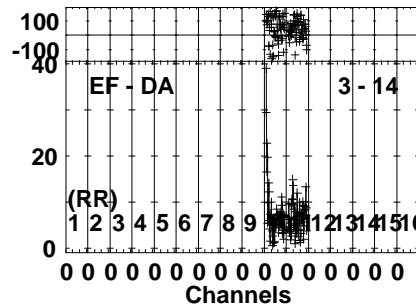
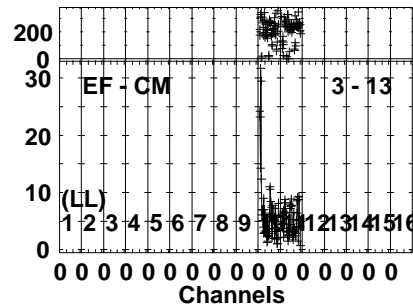
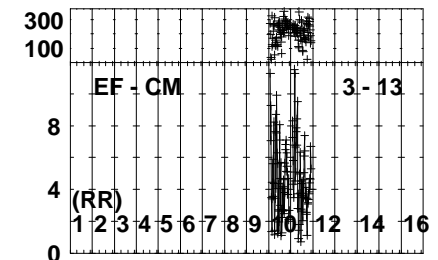
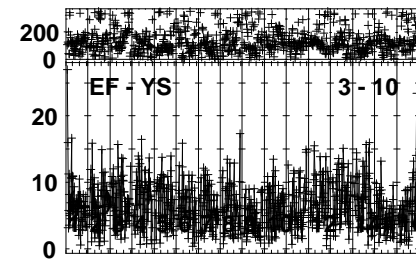
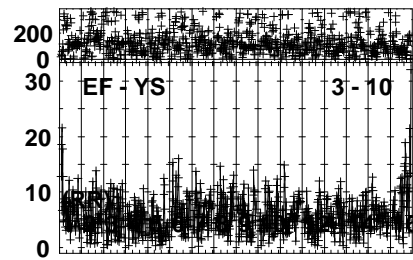
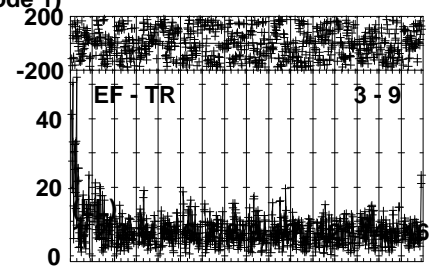
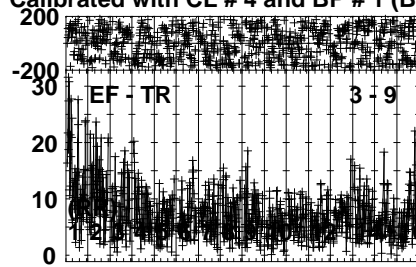
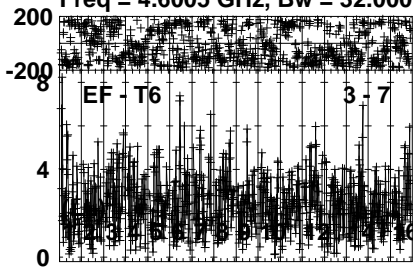


Lower frame: Milli Ampl Jy Top frame: Phas deg
Vector averaged cross-power spectrum Several baselines displayed
Timerange: 01/00:57:31 to 01/01:00:59

Plot file version 455 created 31-MAR-2023 16:02:28

ARP299A EP124A.UVDATA.1

Freq = 4.6005 GHz, Bw = 32.000 MH Calibrated with CL # 4 and BP # 1 (BP mode 1)


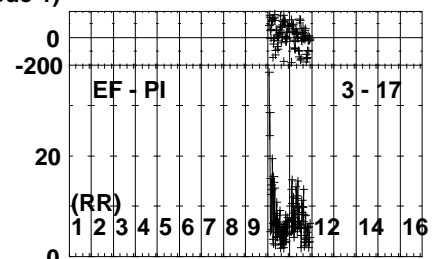
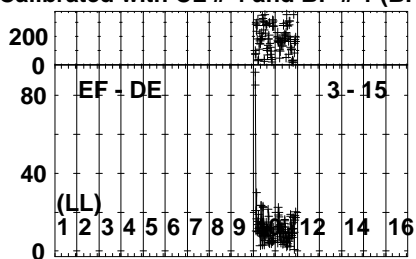
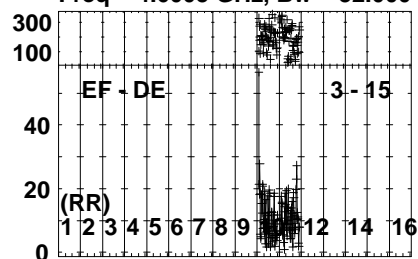


Lower frame: Milli Ampl Jy Top frame: Phas deg
Vector averaged cross-power spectrum Several baselines displayed
Timerange: 01/00:57:31 to 01/01:00:59

Plot file version 456 created 31-MAR-2023 16:02:29

ARP299A EP124A.UVDATA.1

Freq = 4.6005 GHz, Bw = 32.000 MH Calibrated with CL # 4 and BP # 1 (BP mode 1)

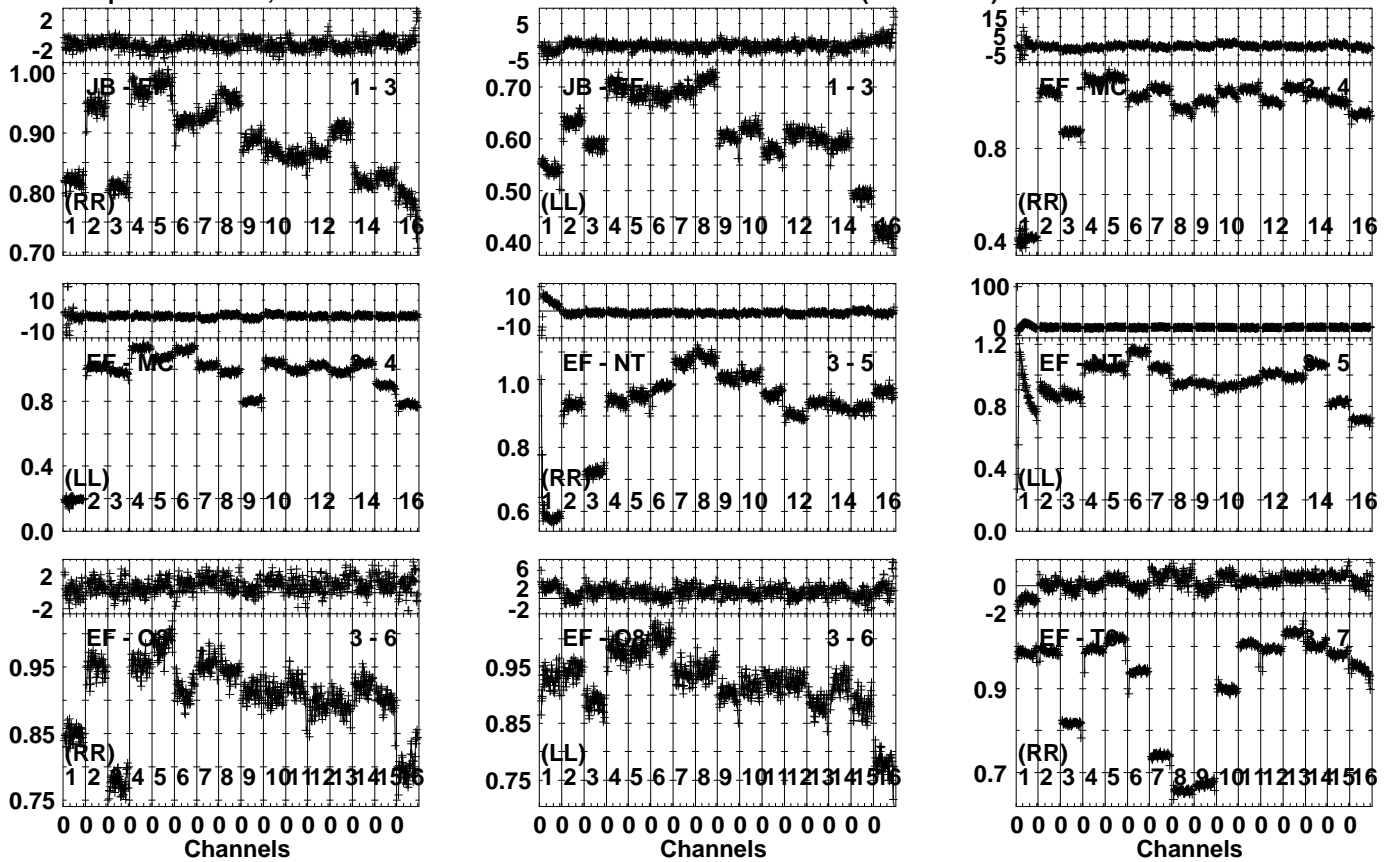


Lower frame: Milli Ampl Jy Top frame: Phas deg
Vector averaged cross-power spectrum Several baselines displayed
Timerange: 01/00:57:31 to 01/01:00:59

Plot file version 457 created 31-MAR-2023 16:02:29

J1128+5925 EP124A.UVDATA.1

Freq = 4.6005 GHz, Bw = 32.000 MH Calibrated with CL # 4 and BP # 1 (BP mode 1)

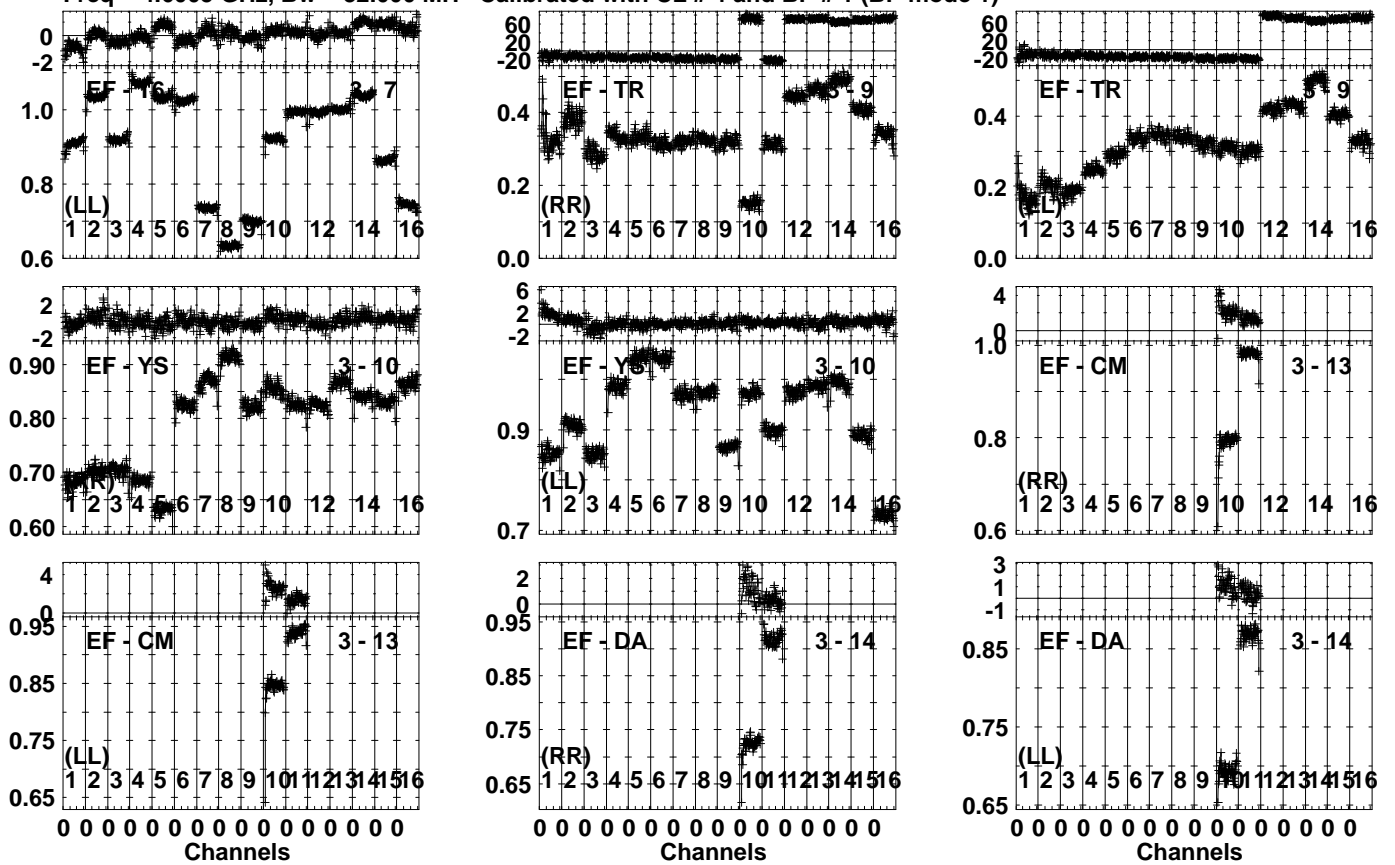


Lower frame: Ampl Jy Top frame: Phas deg
Vector averaged cross-power spectrum Several baselines displayed
Timerange: 01/01:01:31 to 01/01:02:29

Plot file version 458 created 31-MAR-2023 16:02:30

J1128+5925 EP124A.UVDATA.1

Freq = 4.6005 GHz, Bw = 32.000 MH Calibrated with CL # 4 and BP # 1 (BP mode 1)

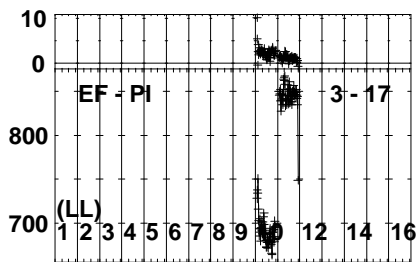
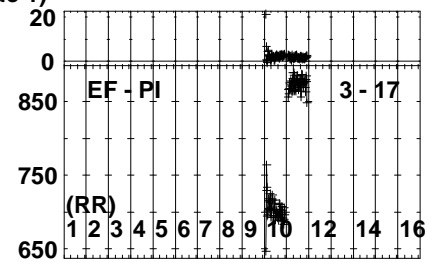
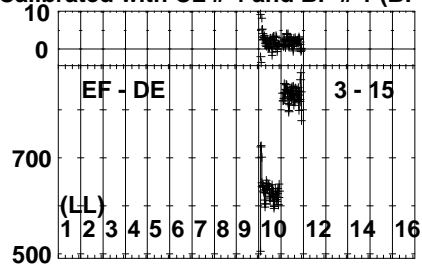
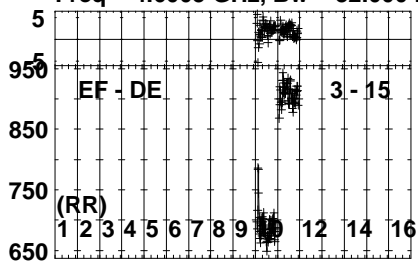


Lower frame: Ampl Jy Top frame: Phas deg
Vector averaged cross-power spectrum Several baselines displayed
Timerange: 01/01:01:31 to 01/01:02:29

Plot file version 459 created 31-MAR-2023 16:02:31

J1128+5925 EP124A.UVDATA.1

Freq = 4.6005 GHz, Bw = 32.000 MH Calibrated with CL # 4 and BP # 1 (BP mode 1)

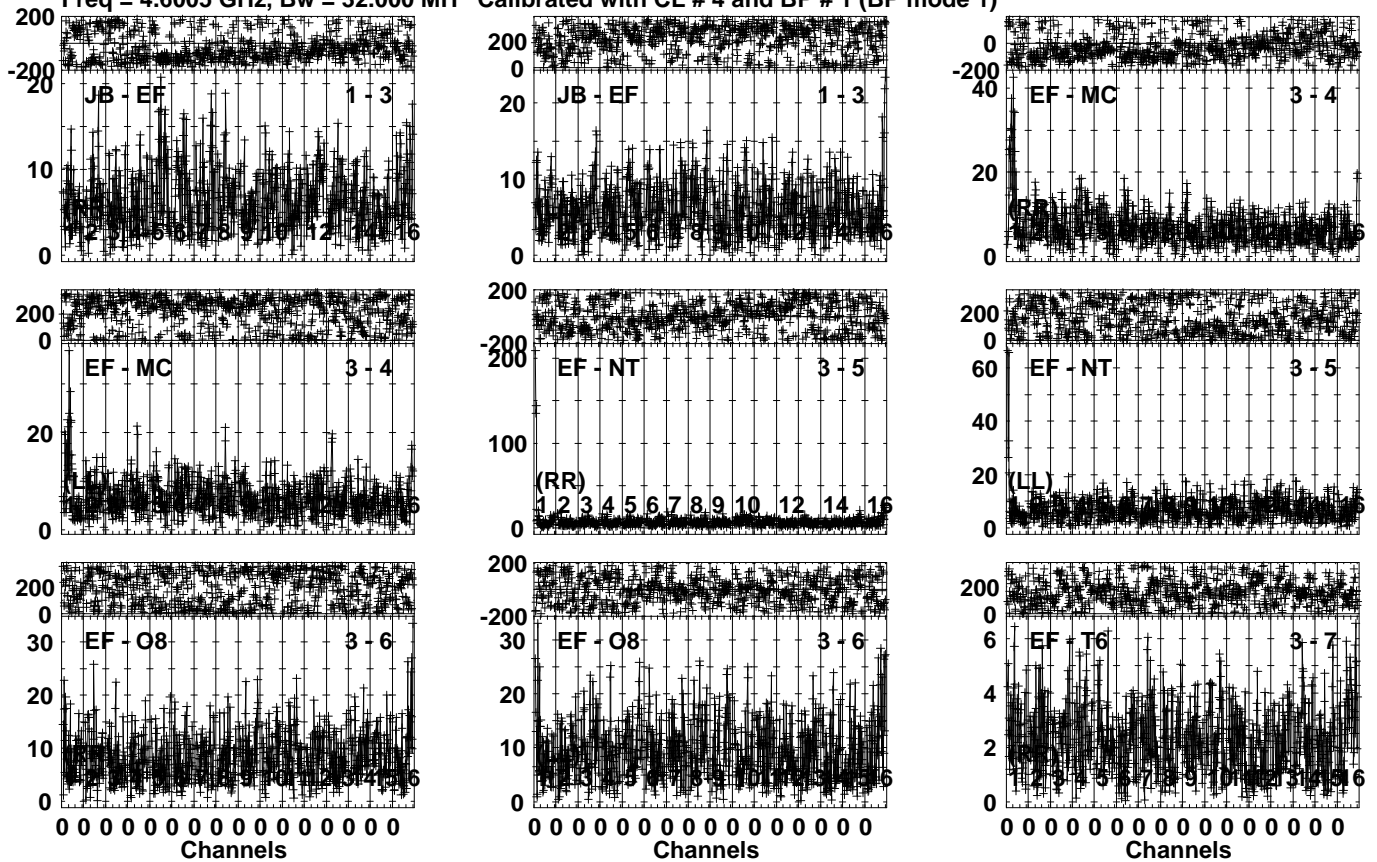


Lower frame: Milli Ampl Jy Top frame: Phas deg
Vector averaged cross-power spectrum Several baselines displayed
Timerange: 01/01:01:31 to 01/01:02:29

Plot file version 460 created 31-MAR-2023 16:02:31

ARP299A EP124A.UVDATA.1

Freq = 4.6005 GHz, Bw = 32.000 MH Calibrated with CL # 4 and BP # 1 (BP mode 1)

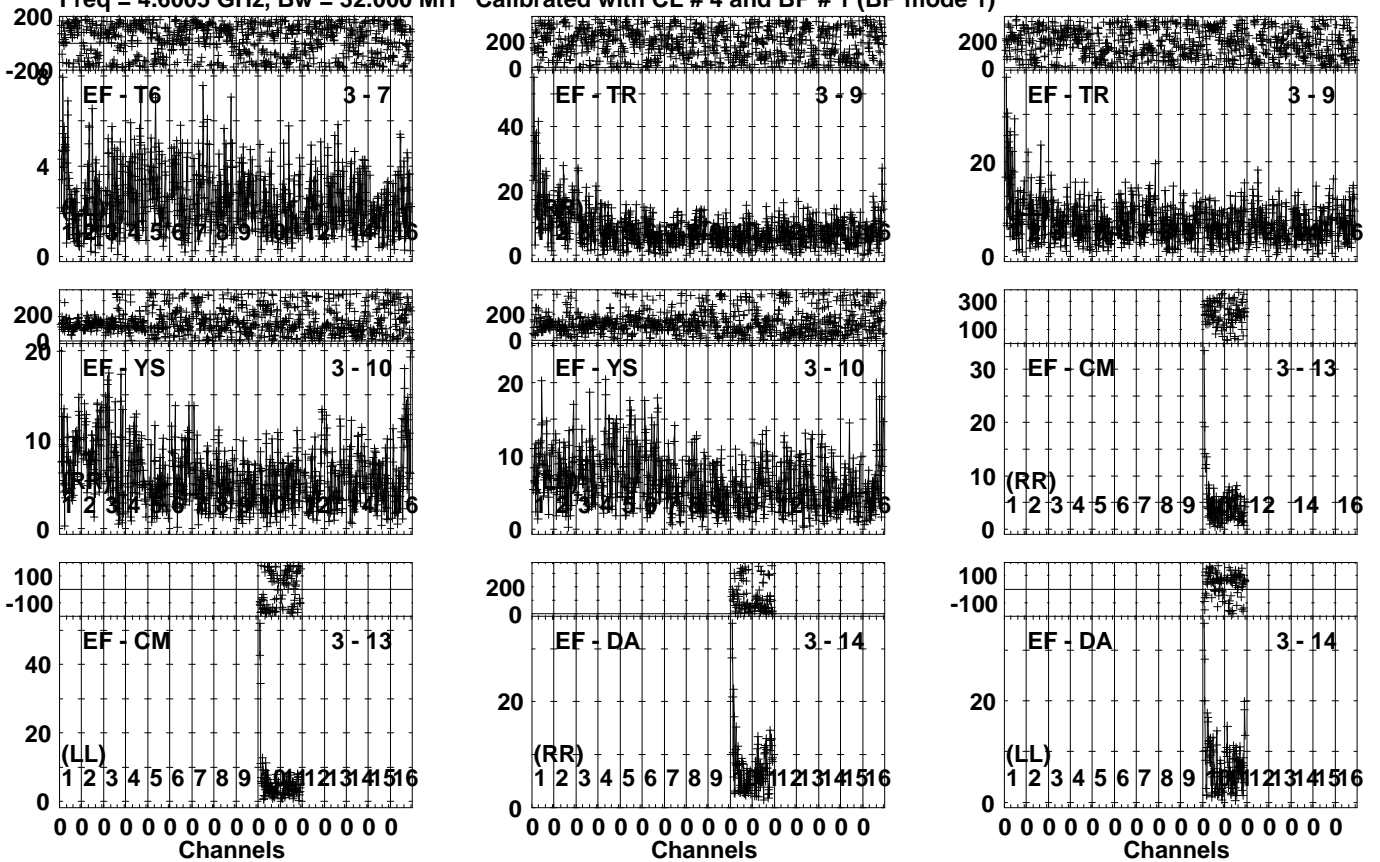


Lower frame: Milli Ampl Jy Top frame: Phas deg
Vector averaged cross-power spectrum Several baselines displayed
Timerange: 01/01:02:31 to 01/01:05:59

Plot file version 461 created 31-MAR-2023 16:02:32

ARP299A EP124A.UVDATA.1

Freq = 4.6005 GHz, Bw = 32.000 MH Calibrated with CL # 4 and BP # 1 (BP mode 1)

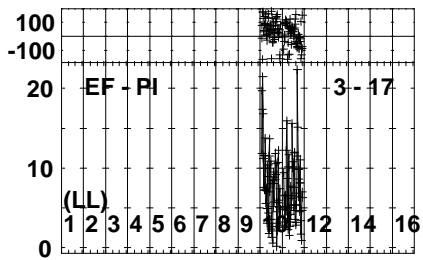
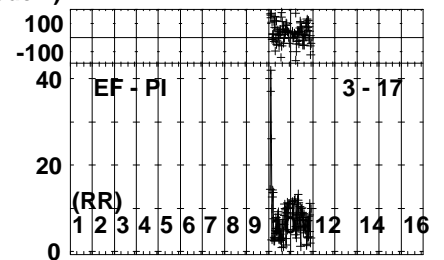
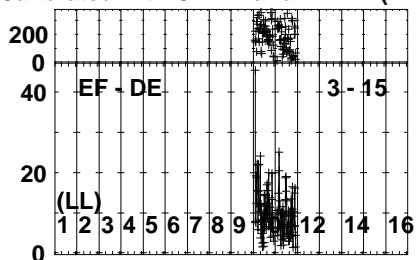
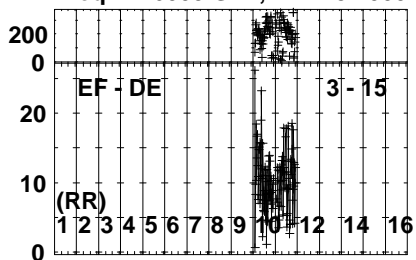


Lower frame: Milli Ampl Jy Top frame: Phas deg
Vector averaged cross-power spectrum Several baselines displayed
Timerange: 01/01:02:31 to 01/01:05:59

Plot file version 462 created 31-MAR-2023 16:02:33

ARP299A EP124A.UVDATA.1

Freq = 4.6005 GHz, Bw = 32.000 MH Calibrated with CL # 4 and BP # 1 (BP mode 1)

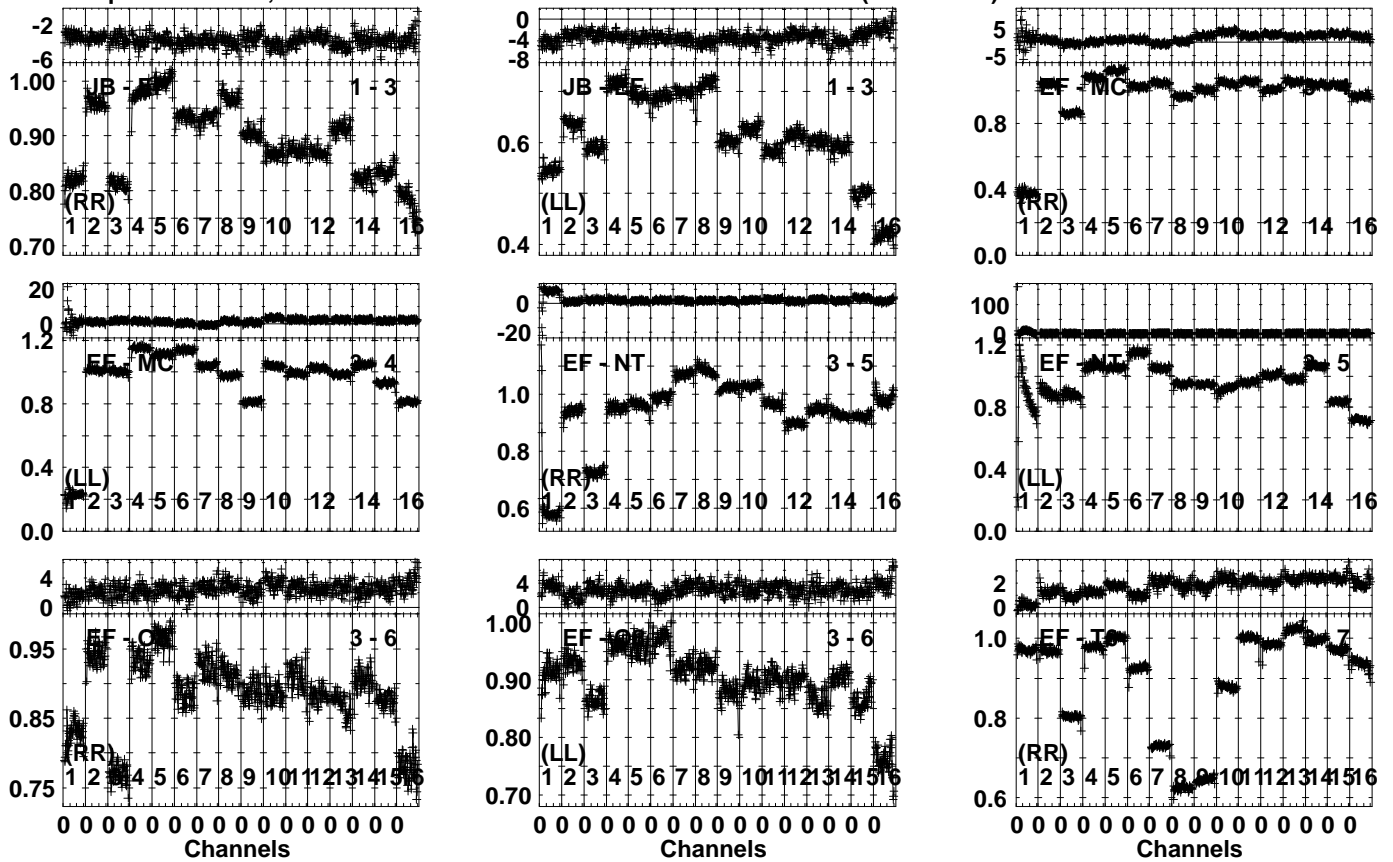


Lower frame: Milli Ampl Jy Top frame: Phas deg
Vector averaged cross-power spectrum Several baselines displayed
Timerange: 01/01:02:31 to 01/01:05:59

Plot file version 463 created 31-MAR-2023 16:02:33

J1128+5925 EP124A.UVDATA.1

Freq = 4.6005 GHz, Bw = 32.000 MH Calibrated with CL # 4 and BP # 1 (BP mode 1)

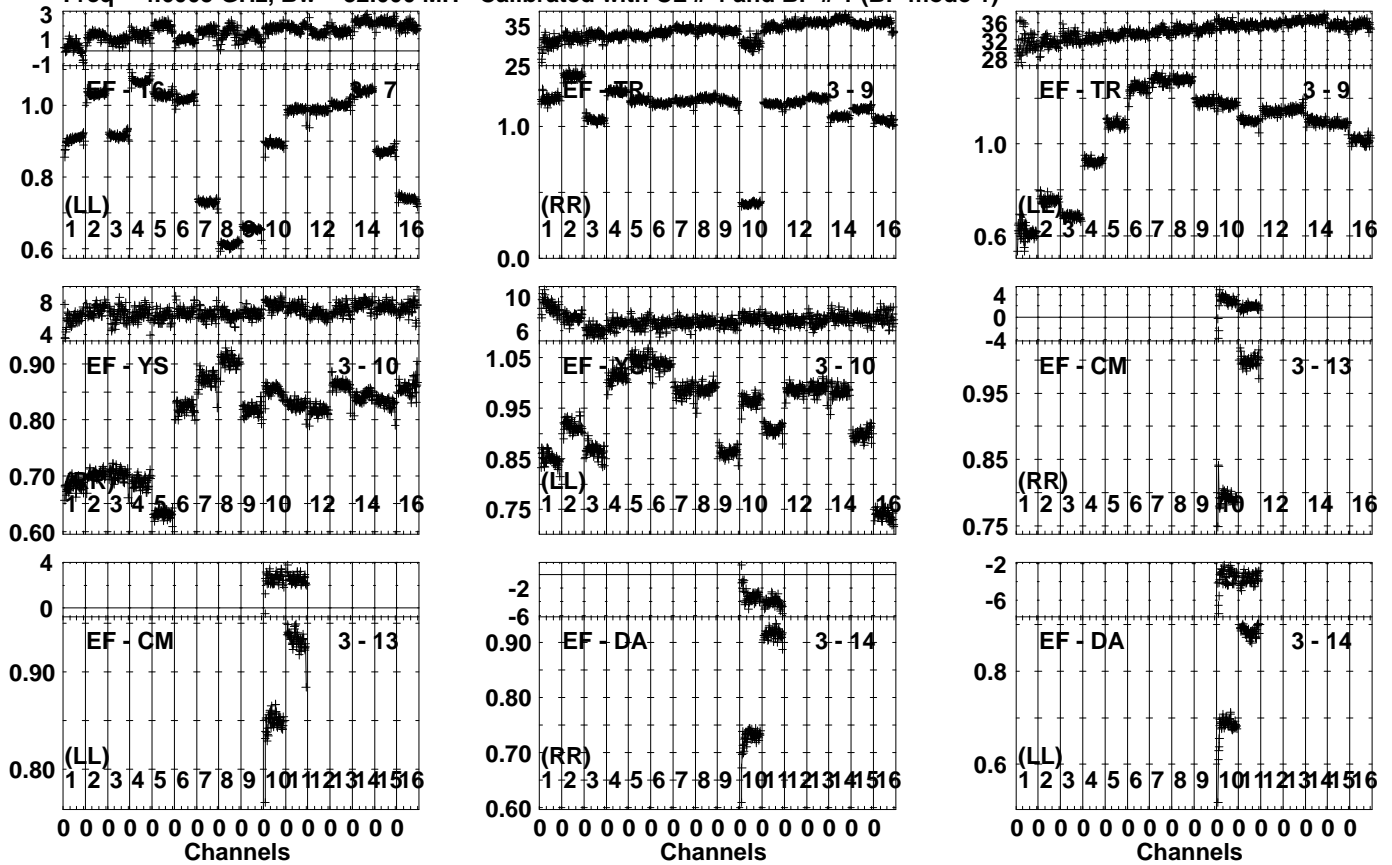


Lower frame: Ampl Jy Top frame: Phas deg
Vector averaged cross-power spectrum Several baselines displayed
Timerange: 01/01:06:01 to 01/01:07:29

Plot file version 464 created 31-MAR-2023 16:02:34

J1128+5925 EP124A.UVDATA.1

Freq = 4.6005 GHz, Bw = 32.000 MH Calibrated with CL # 4 and BP # 1 (BP mode 1)

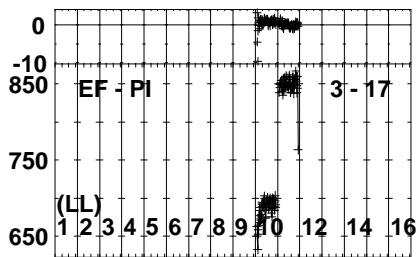
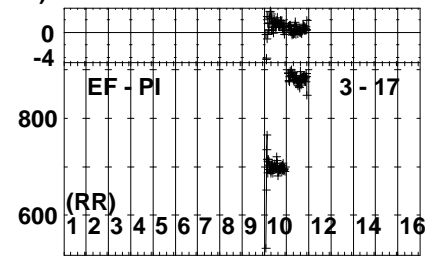
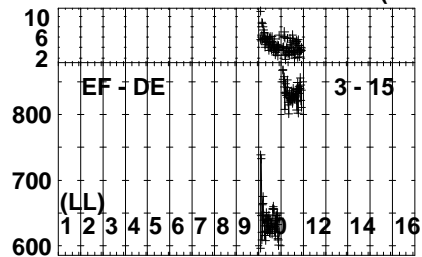
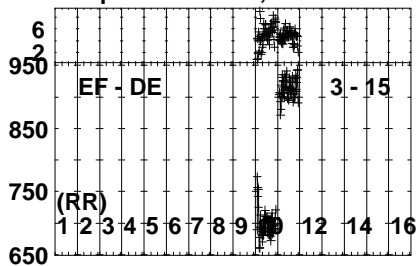


Lower frame: Ampl Jy Top frame: Phas deg
 Vector averaged cross-power spectrum Several baselines displayed
 Timerange: 01/01:06:01 to 01/01:07:29

Plot file version 465 created 31-MAR-2023 16:02:35

J1128+5925 EP124A.UVDATA.1

Freq = 4.6005 GHz, Bw = 32.000 MH Calibrated with CL # 4 and BP # 1 (BP mode 1)

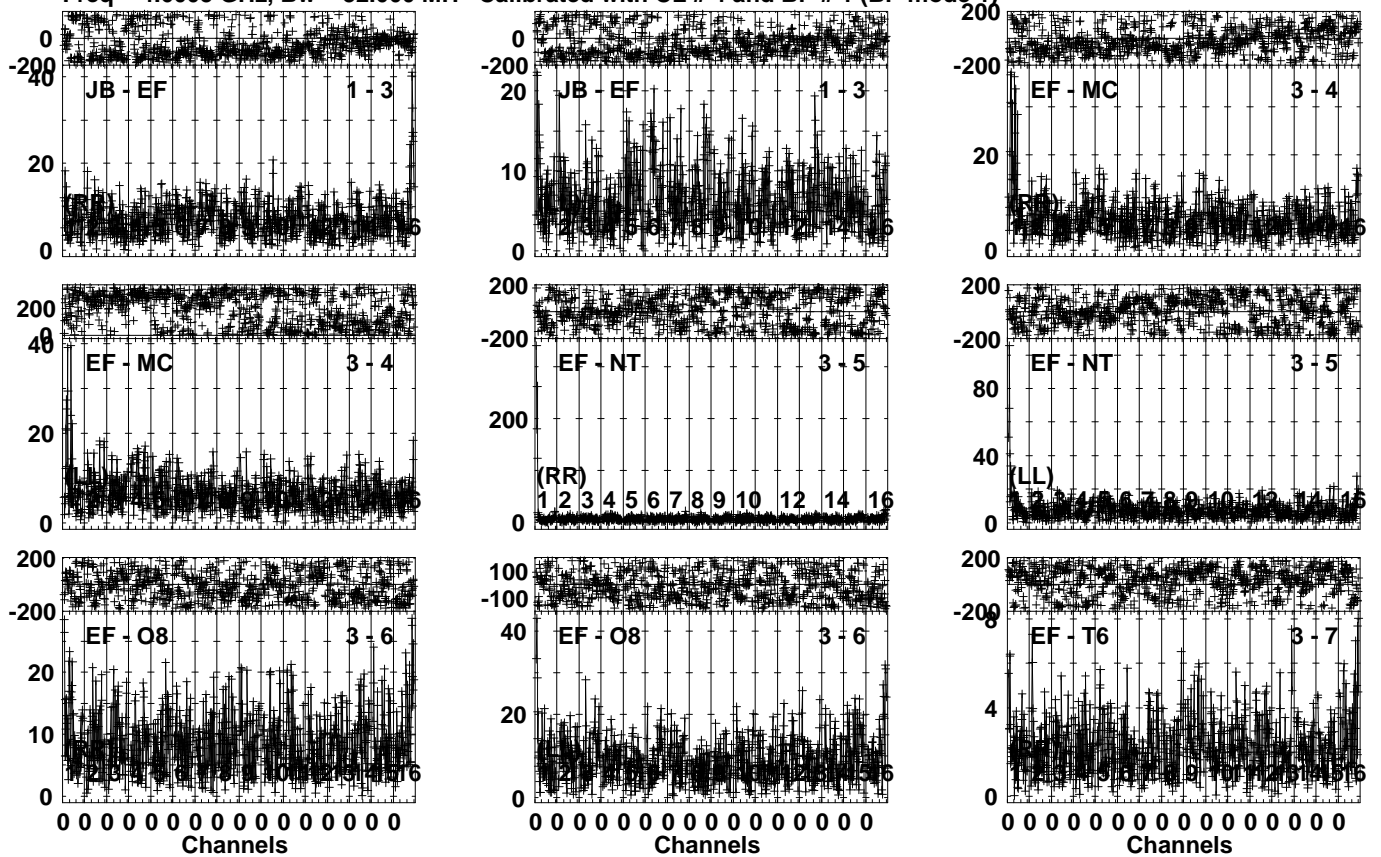


Lower frame: Milli Ampl Jy Top frame: Phas deg
Vector averaged cross-power spectrum Several baselines displayed
Timerange: 01/01:06:01 to 01/01:07:29

Plot file version 466 created 31-MAR-2023 16:02:35

ARP299A EP124A.UVDATA.1

Freq = 4.6005 GHz, Bw = 32.000 MH Calibrated with CL # 4 and BP # 1 (BP mode 1)

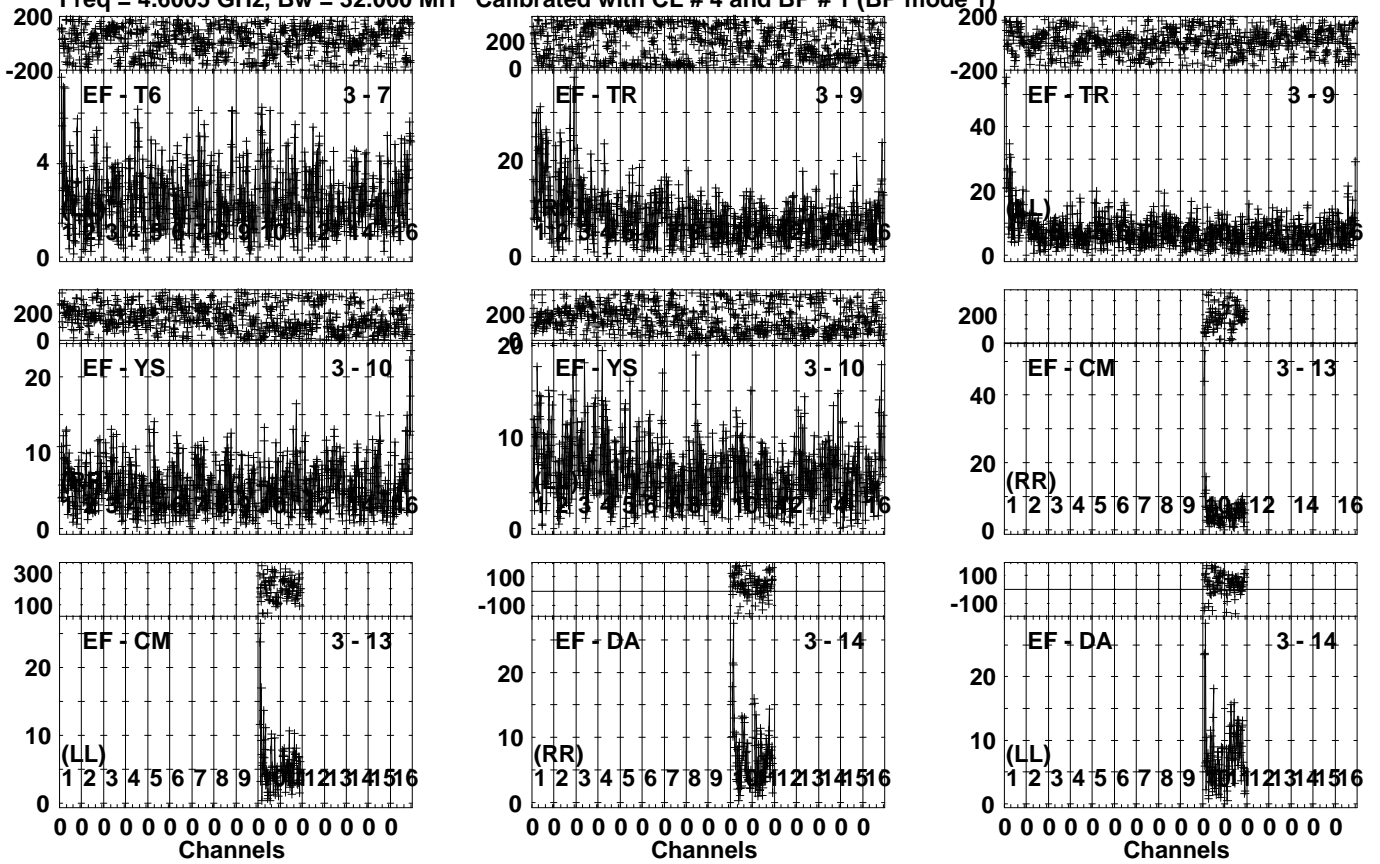


Lower frame: Milli Ampl Jy Top frame: Phas deg
Vector averaged cross-power spectrum Several baselines displayed
Timerange: 01/01:07:31 to 01/01:10:59

Plot file version 467 created 31-MAR-2023 16:02:36

ARP299A EP124A.UVDATA.1

Freq = 4.6005 GHz, Bw = 32.000 MH Calibrated with CL # 4 and BP # 1 (BP mode 1)

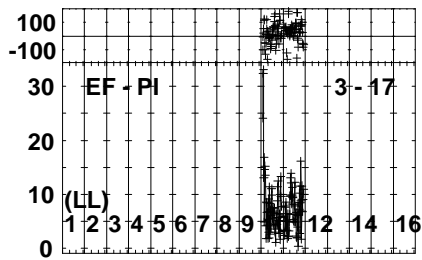
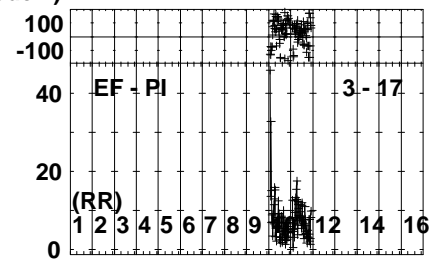
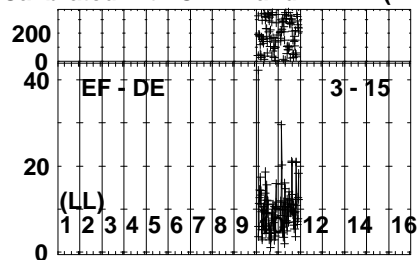
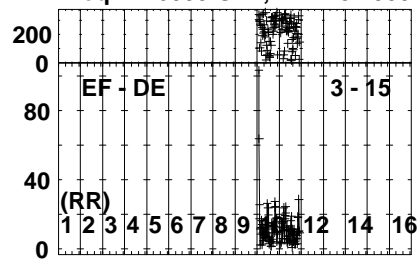


Lower frame: Milli Ampl Jy Top frame: Phas deg
Vector averaged cross-power spectrum Several baselines displayed
Timerange: 01/01:07:31 to 01/01:10:59

Plot file version 468 created 31-MAR-2023 16:02:37

ARP299A EP124A.UVDATA.1

Freq = 4.6005 GHz, Bw = 32.000 MH Calibrated with CL # 4 and BP # 1 (BP mode 1)

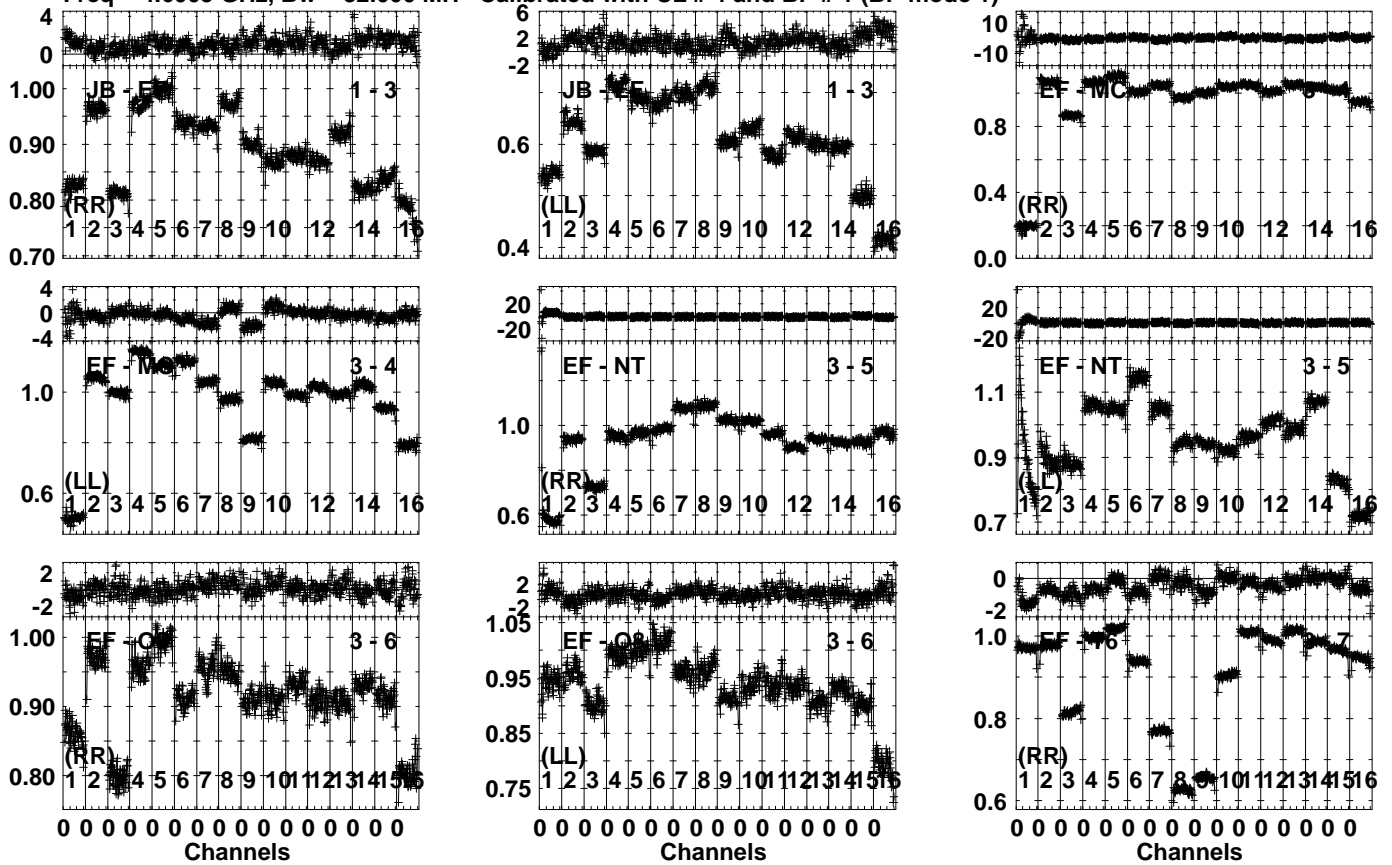


Lower frame: Milli Ampl Jy Top frame: Phas deg
Vector averaged cross-power spectrum Several baselines displayed
Timerange: 01/01:07:31 to 01/01:10:59

Plot file version 469 created 31-MAR-2023 16:02:38

J1128+5925 EP124A.UVDATA.1

Freq = 4.6005 GHz, Bw = 32.000 MH Calibrated with CL # 4 and BP # 1 (BP mode 1)

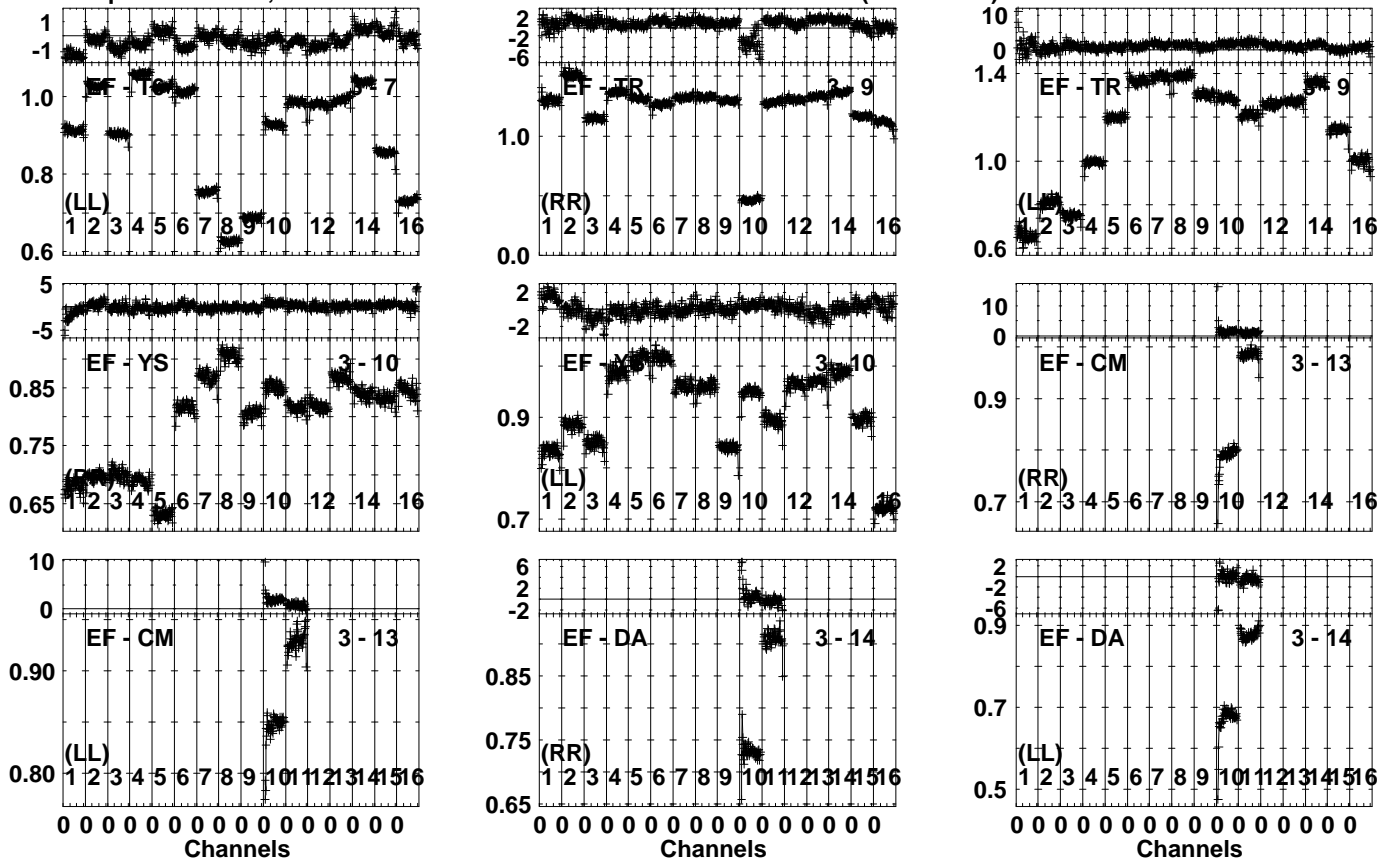


Lower frame: Ampl Jy Top frame: Phas deg
Vector averaged cross-power spectrum Several baselines displayed
Timerange: 01/01:11:31 to 01/01:12:29

Plot file version 470 created 31-MAR-2023 16:02:38

J1128+5925 EP124A.UVDATA.1

Freq = 4.6005 GHz, Bw = 32.000 MH Calibrated with CL # 4 and BP # 1 (BP mode 1)

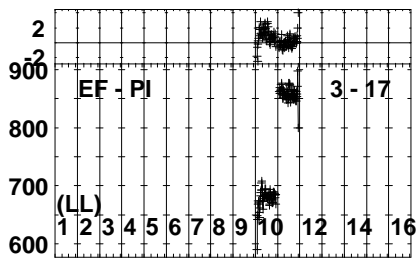
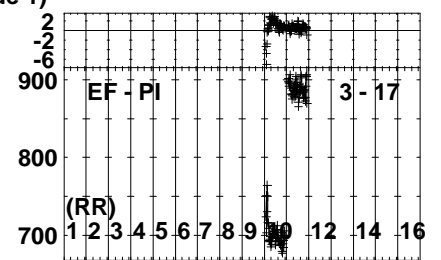
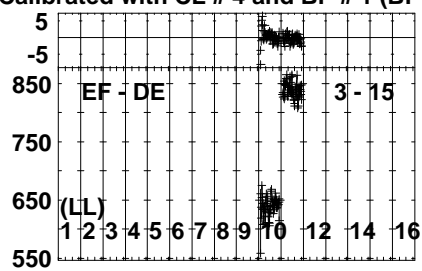
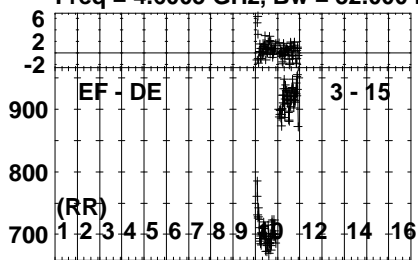


Lower frame: Ampl Jy Top frame: Phas deg
Vector averaged cross-power spectrum Several baselines displayed
Timerange: 01/01:11:31 to 01/01:12:29

Plot file version 471 created 31-MAR-2023 16:02:39

J1128+5925 EP124A.UVDATA.1

Freq = 4.6005 GHz, Bw = 32.000 MH Calibrated with CL # 4 and BP # 1 (BP mode 1)

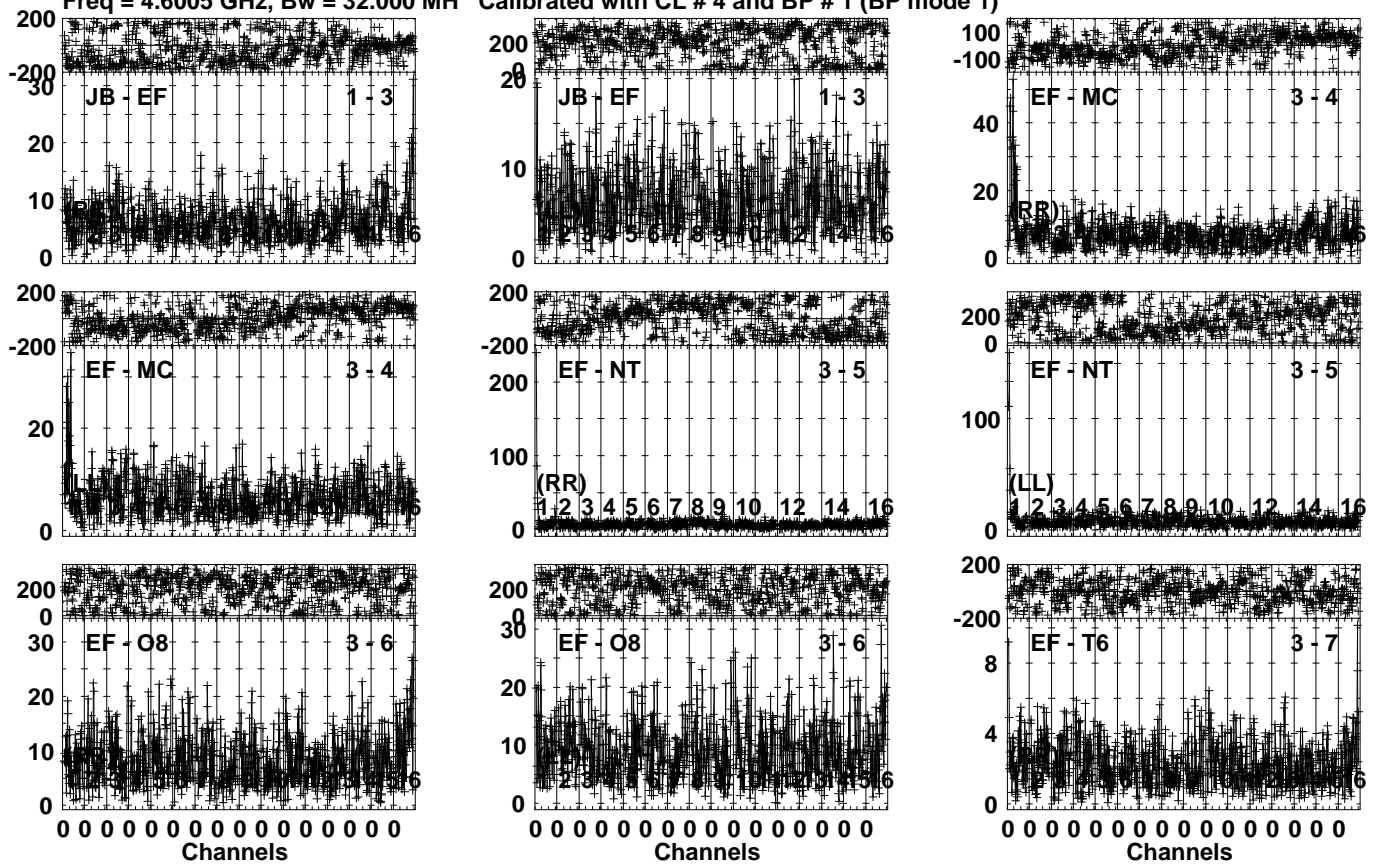


Lower frame: Milli Ampl Jy Top frame: Phas deg
Vector averaged cross-power spectrum Several baselines displayed
Timerange: 01/01:11:31 to 01/01:12:29

Plot file version 472 created 31-MAR-2023 16:02:40

ARP299A EP124A.UVDATA.1

Freq = 4.6005 GHz, Bw = 32.000 MH Calibrated with CL # 4 and BP # 1 (BP mode 1)

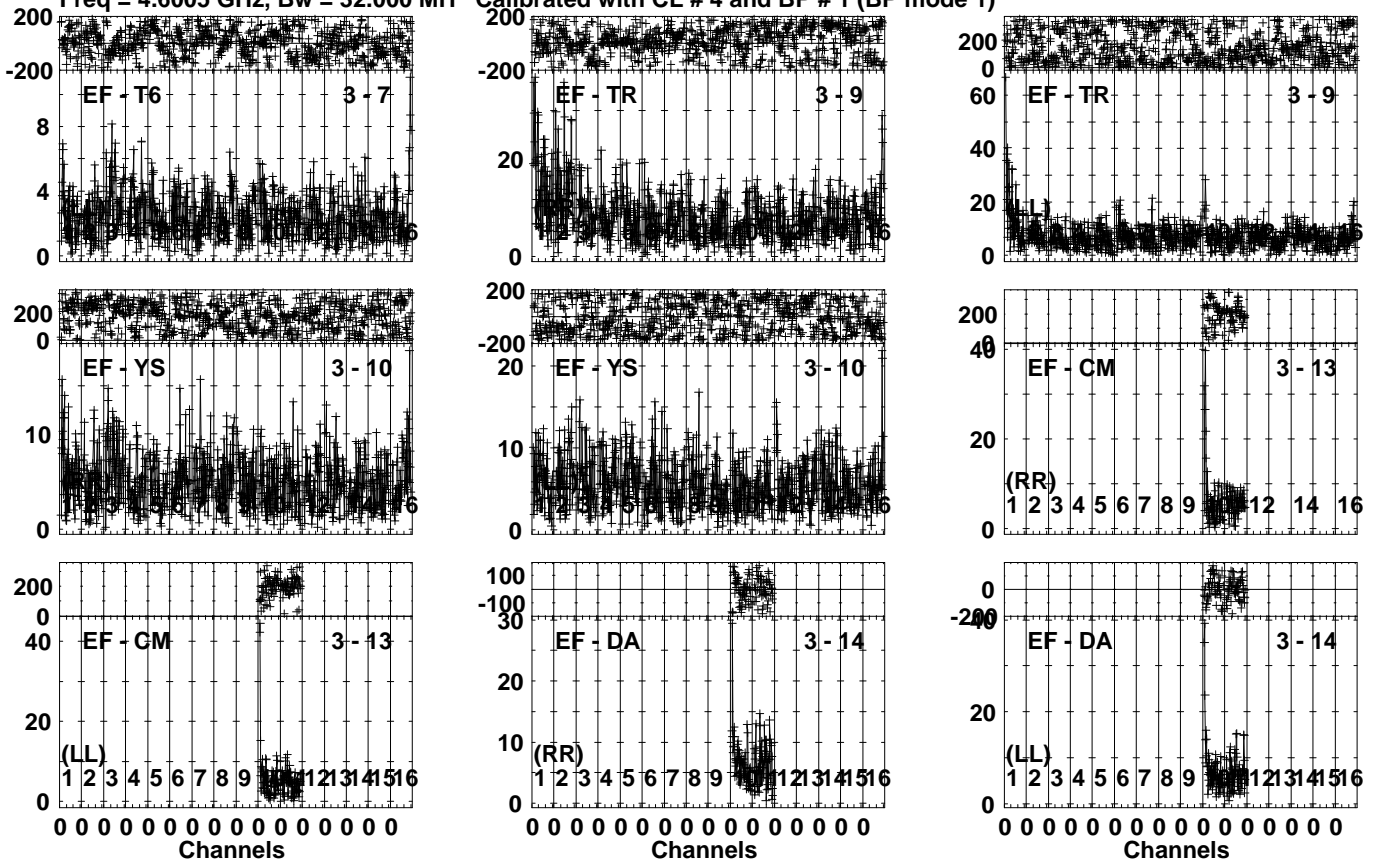


Lower frame: Milli Ampl Jy Top frame: Phas deg
Vector averaged cross-power spectrum Several baselines displayed
Timerange: 01/01:12:31 to 01/01:15:59

Plot file version 473 created 31-MAR-2023 16:02:40

ARP299A EP124A.UVDATA.1

Freq = 4.6005 GHz, Bw = 32.000 MH Calibrated with CL # 4 and BP # 1 (BP mode 1)

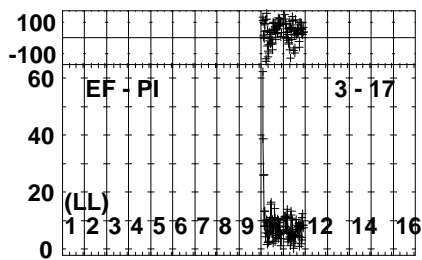
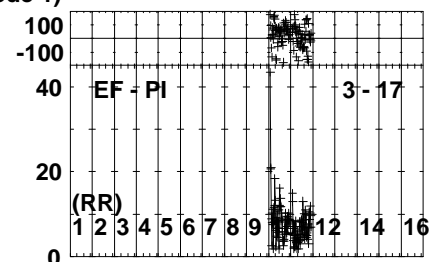
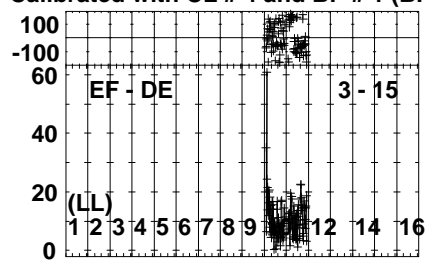
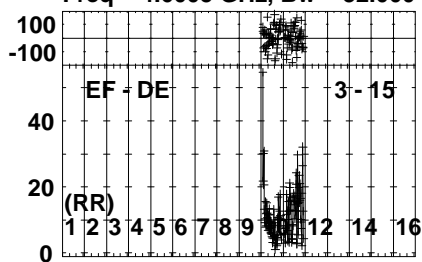


Lower frame: Milli Ampl Jy Top frame: Phas deg
Vector averaged cross-power spectrum Several baselines displayed
Timerange: 01/01:12:31 to 01/01:15:59

Plot file version 474 created 31-MAR-2023 16:02:41

ARP299A EP124A.UVDATA.1

Freq = 4.6005 GHz, Bw = 32.000 MH Calibrated with CL # 4 and BP # 1 (BP mode 1)

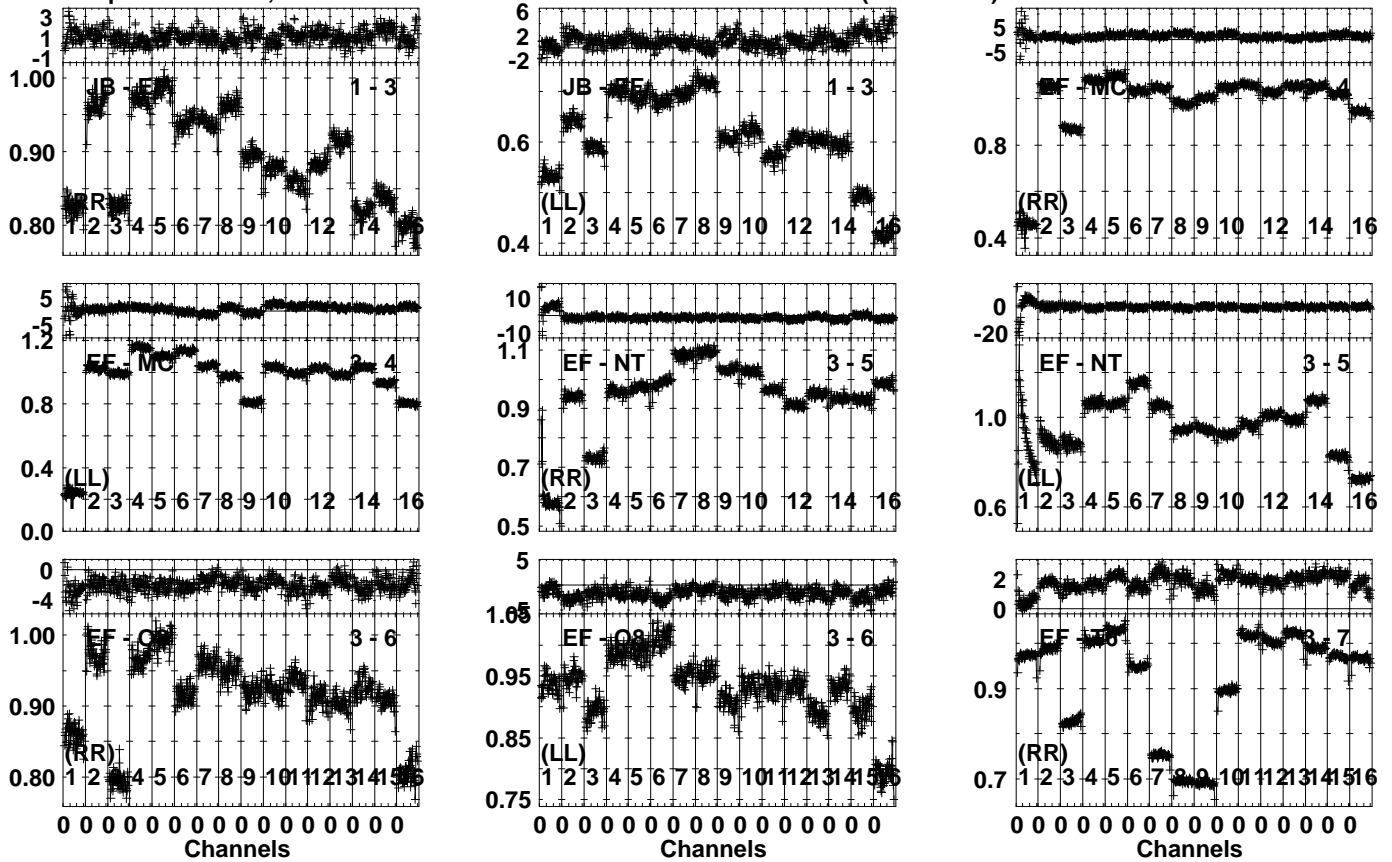


Lower frame: Milli Ampl Jy Top frame: Phas deg
Vector averaged cross-power spectrum Several baselines displayed
Timerange: 01/01:12:31 to 01/01:15:59

Plot file version 475 created 31-MAR-2023 16:02:42

J1128+5925 EP124A.UVDATA.1

Freq = 4.6005 GHz, Bw = 32.000 MH Calibrated with CL # 4 and BP # 1 (BP mode 1)

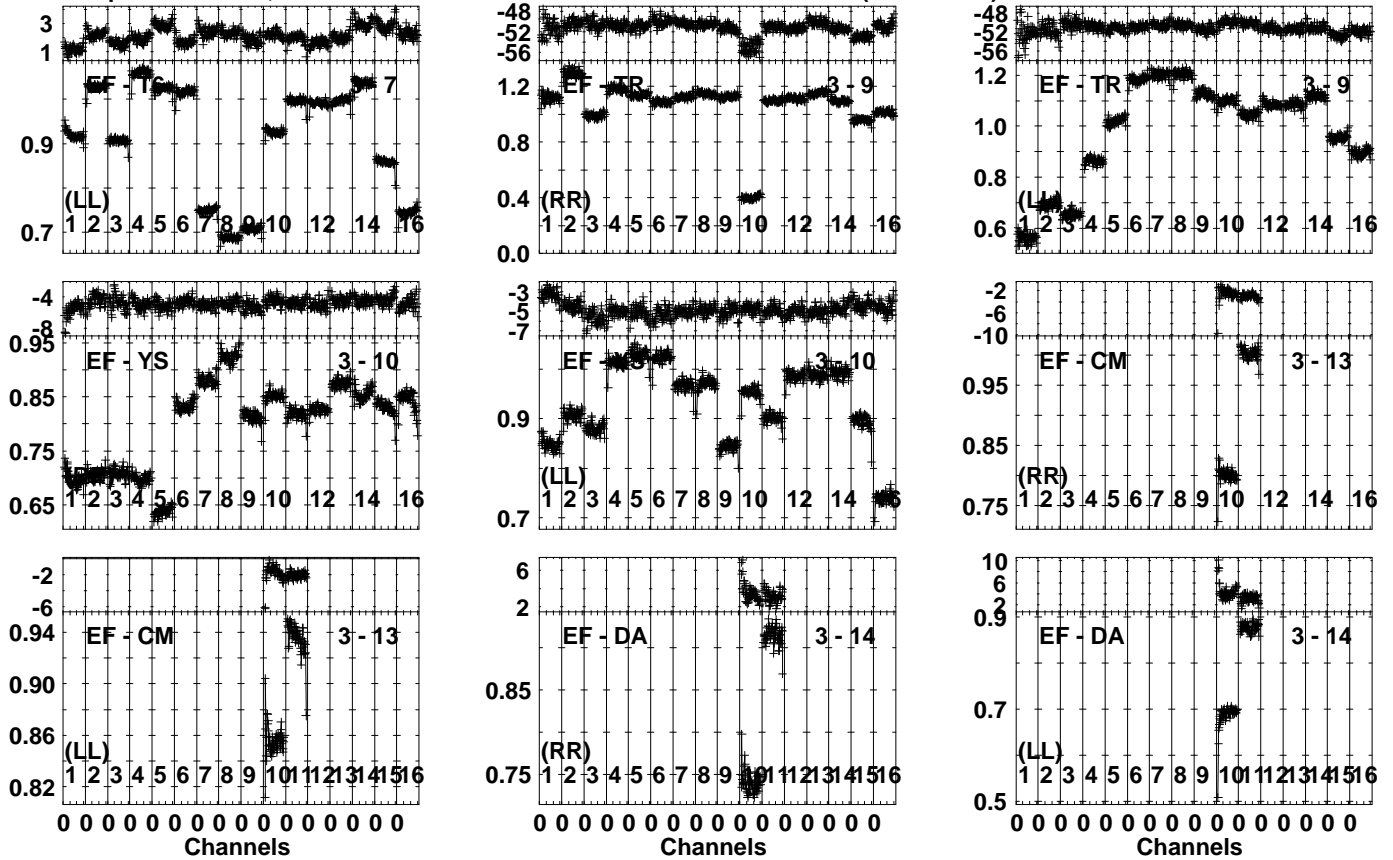


Lower frame: Ampl Jy Top frame: Phas deg
 Vector averaged cross-power spectrum Several baselines displayed
 Timerange: 01/01:16:01 to 01/01:17:29

Plot file version 476 created 31-MAR-2023 16:02:43

J1128+5925 EP124A.UVDATA.1

Freq = 4.6005 GHz, Bw = 32.000 MH Calibrated with CL # 4 and BP # 1 (BP mode 1)

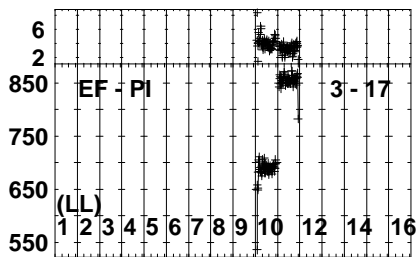
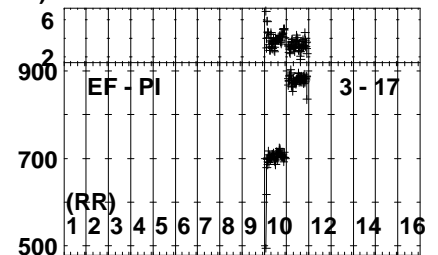
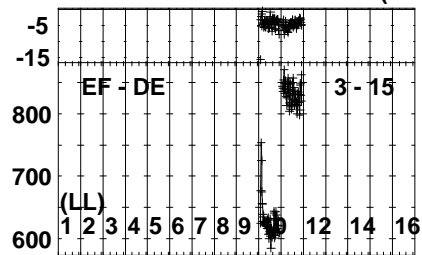
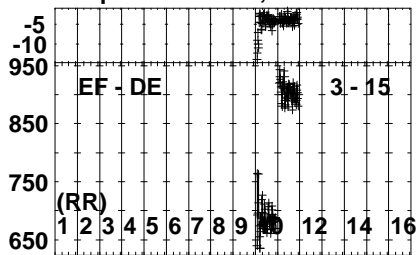


Lower frame: Ampl Jy Top frame: Phas deg
 Vector averaged cross-power spectrum Several baselines displayed
 Timerange: 01/01:16:01 to 01/01:17:29

Plot file version 477 created 31-MAR-2023 16:02:44

J1128+5925 EP124A.UVDATA.1

Freq = 4.6005 GHz, Bw = 32.000 MH Calibrated with CL # 4 and BP # 1 (BP mode 1)

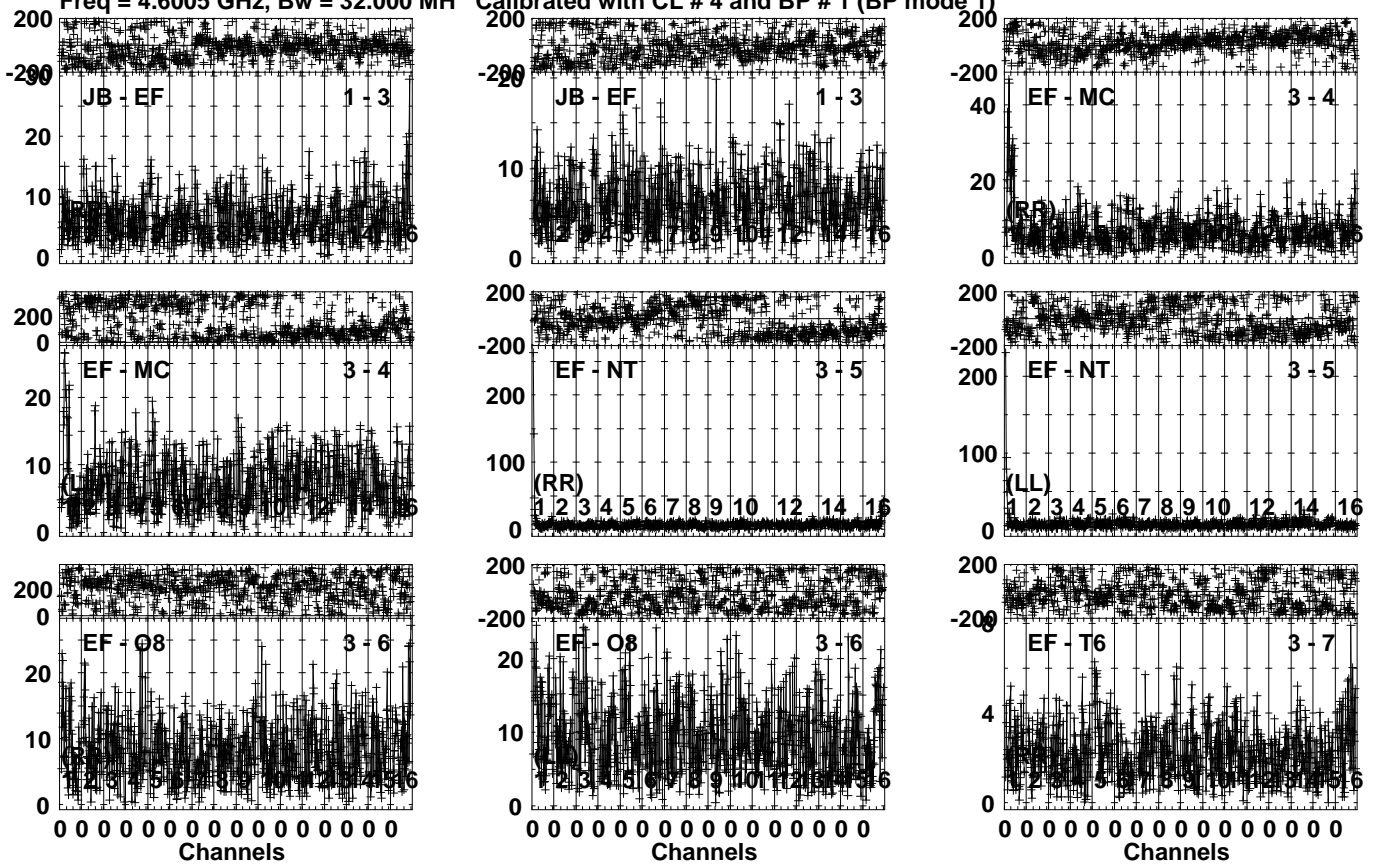


Lower frame: Milli Ampl Jy Top frame: Phas deg
Vector averaged cross-power spectrum Several baselines displayed
Timerange: 01/01:16:01 to 01/01:17:29

Plot file version 478 created 31-MAR-2023 16:02:44

ARP299A EP124A.UVDATA.1

Freq = 4.6005 GHz, Bw = 32.000 MH Calibrated with CL # 4 and BP # 1 (BP mode 1)

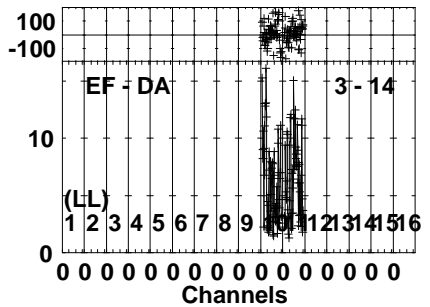
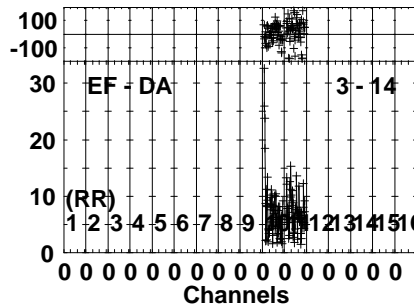
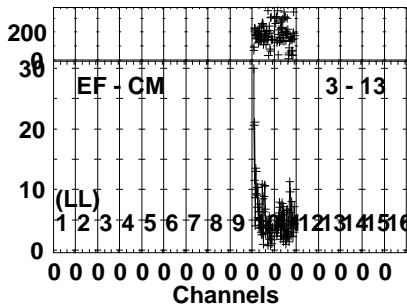
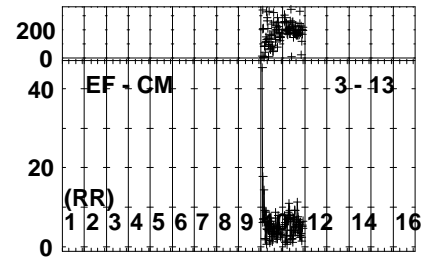
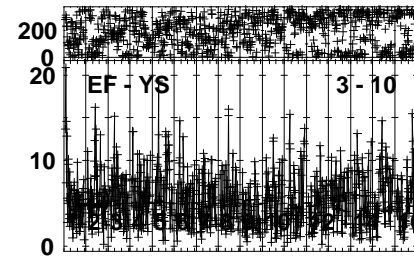
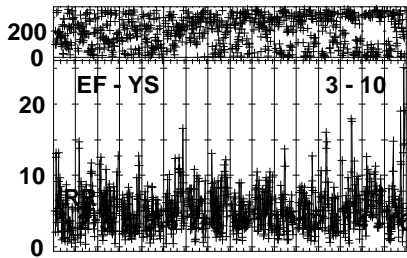
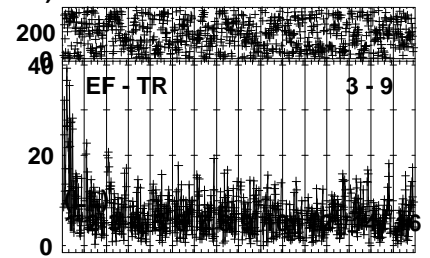
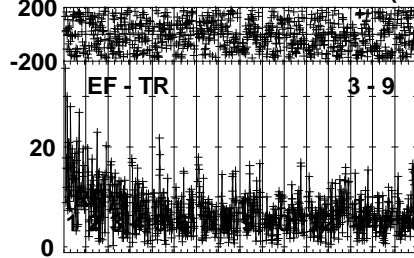
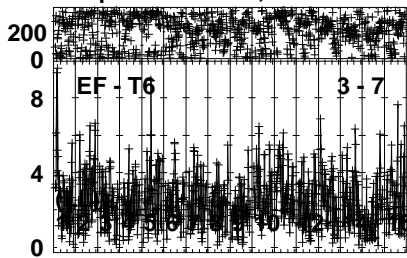


Lower frame: Milli Ampl Jy Top frame: Phas deg
Vector averaged cross-power spectrum Several baselines displayed
Timerange: 01/01:17:31 to 01/01:20:59

Plot file version 479 created 31-MAR-2023 16:02:45

ARP299A EP124A.UVDATA.1

Freq = 4.6005 GHz, Bw = 32.000 MH Calibrated with CL # 4 and BP # 1 (BP mode 1)

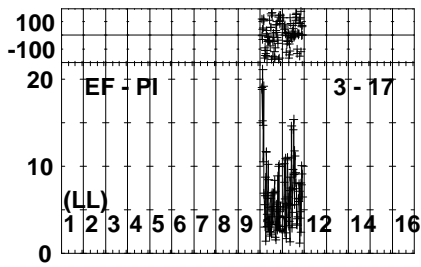
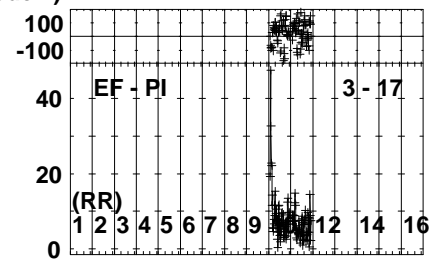
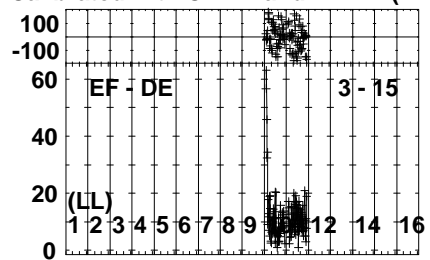
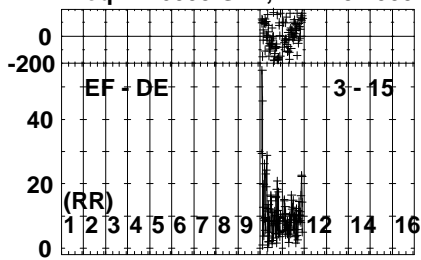


Lower frame: Milli Ampl Jy Top frame: Phas deg
Vector averaged cross-power spectrum Several baselines displayed
Timerange: 01/01:17:31 to 01/01:20:59

Plot file version 480 created 31-MAR-2023 16:02:46

ARP299A EP124A.UVDATA.1

Freq = 4.6005 GHz, Bw = 32.000 MH Calibrated with CL # 4 and BP # 1 (BP mode 1)

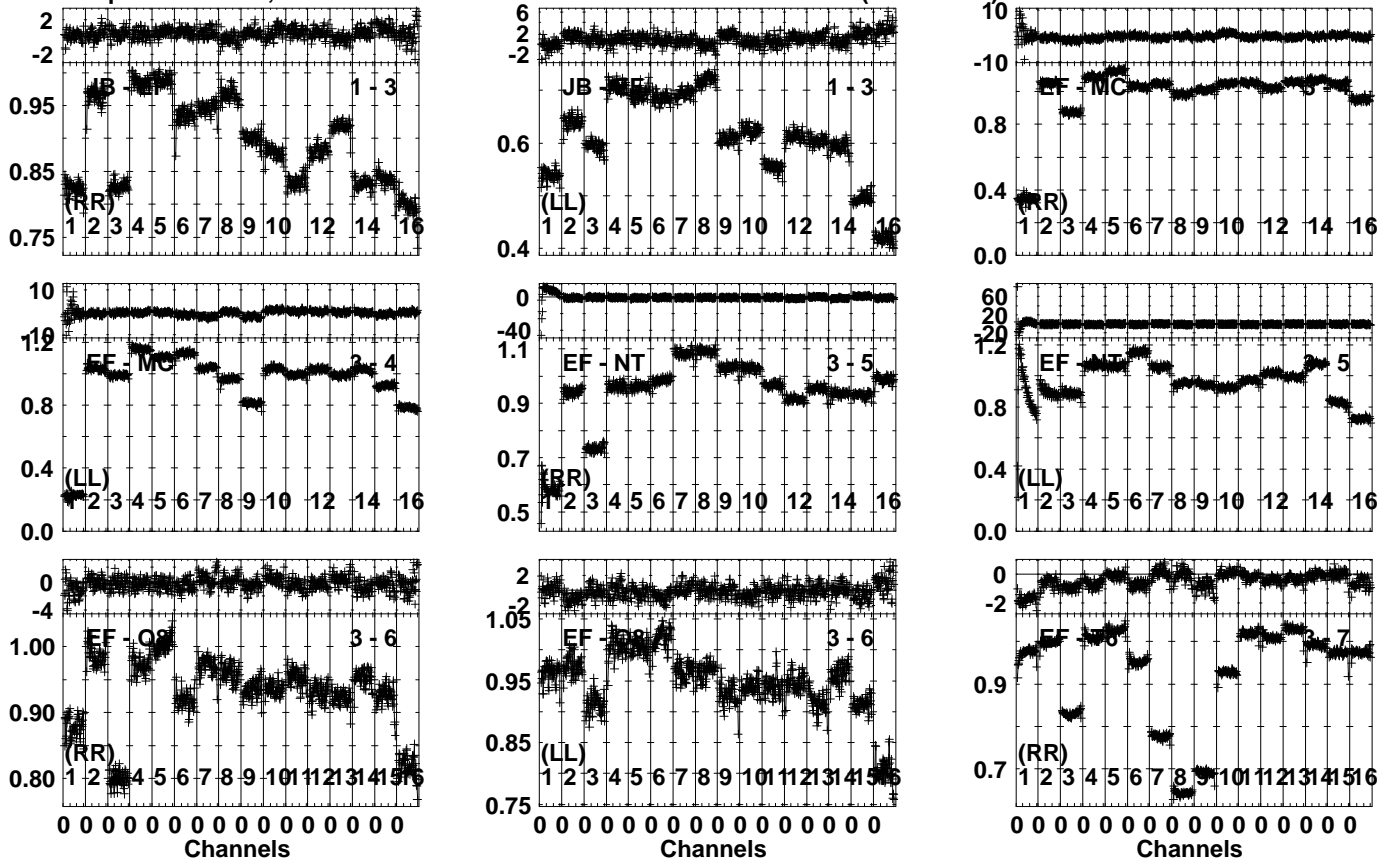


Lower frame: Milli Ampl Jy Top frame: Phas deg
Vector averaged cross-power spectrum Several baselines displayed
Timerange: 01/01:17:31 to 01/01:20:59

Plot file version 481 created 31-MAR-2023 16:02:46

J1128+5925 EP124A.UVDATA.1

Freq = 4.6005 GHz, Bw = 32.000 MH Calibrated with CL # 4 and BP # 1 (BP mode 1)

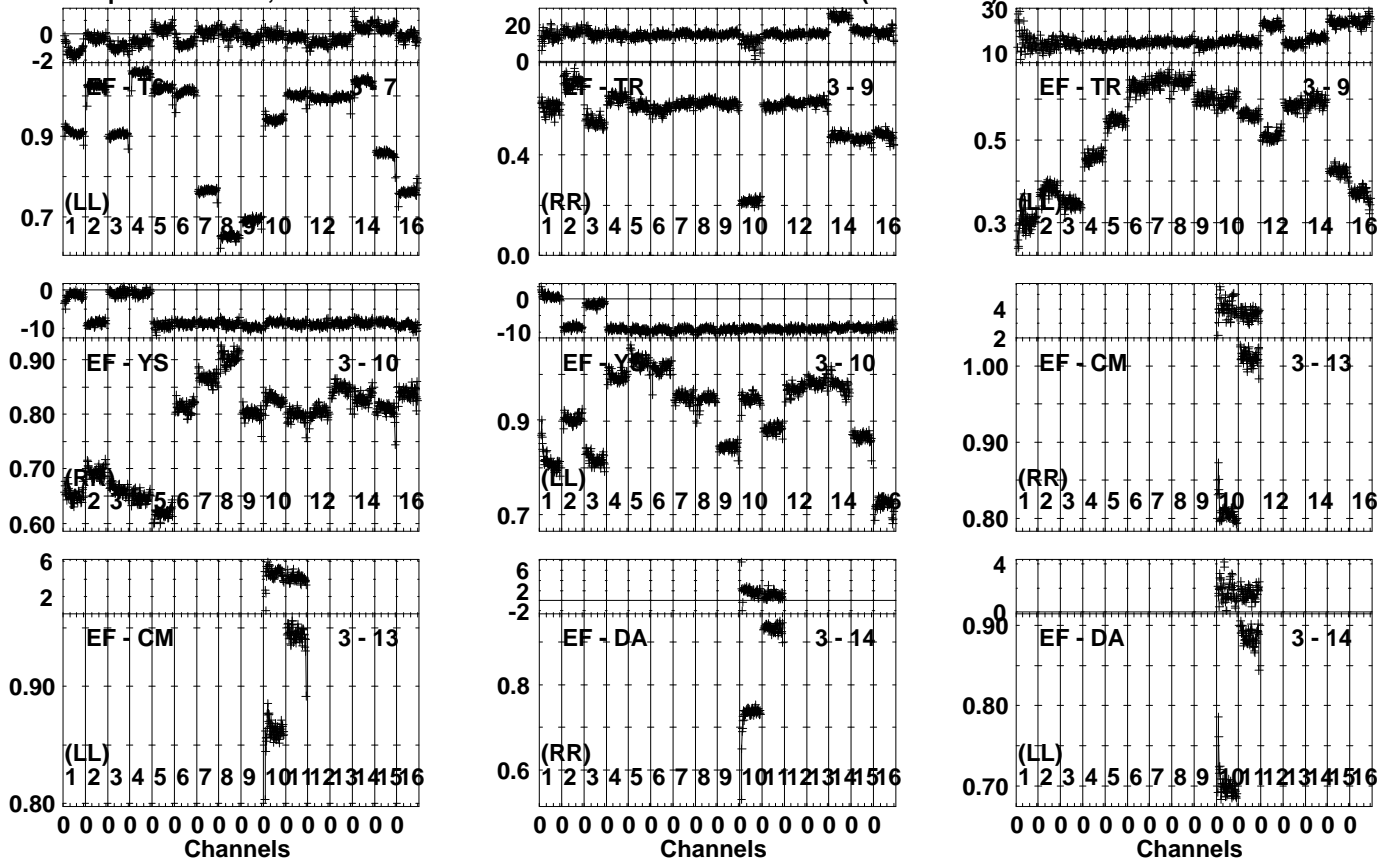


Lower frame: Ampl Jy Top frame: Phas deg
Vector averaged cross-power spectrum Several baselines displayed
Timerange: 01/01:21:31 to 01/01:22:29

Plot file version 482 created 31-MAR-2023 16:02:47

J1128+5925 EP124A.UVDATA.1

Freq = 4.6005 GHz, Bw = 32.000 MH Calibrated with CL # 4 and BP # 1 (BP mode 1)

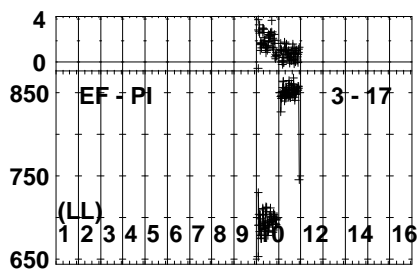
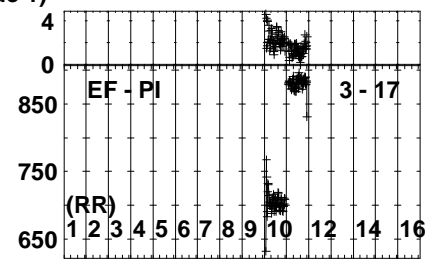
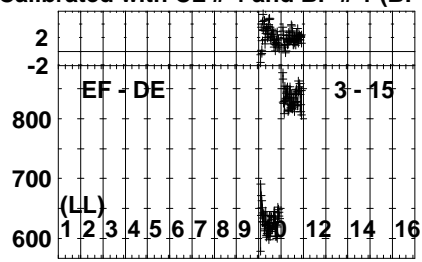
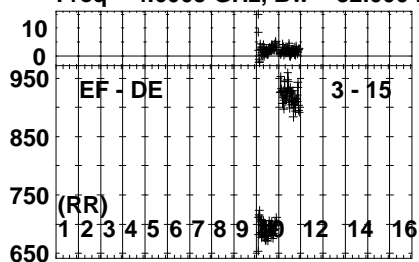


Lower frame: Ampl Jy Top frame: Phas deg
Vector averaged cross-power spectrum Several baselines displayed
Timerange: 01/01:21:31 to 01/01:22:29

Plot file version 483 created 31-MAR-2023 16:02:48

J1128+5925 EP124A.UVDATA.1

Freq = 4.6005 GHz, Bw = 32.000 MH Calibrated with CL # 4 and BP # 1 (BP mode 1)

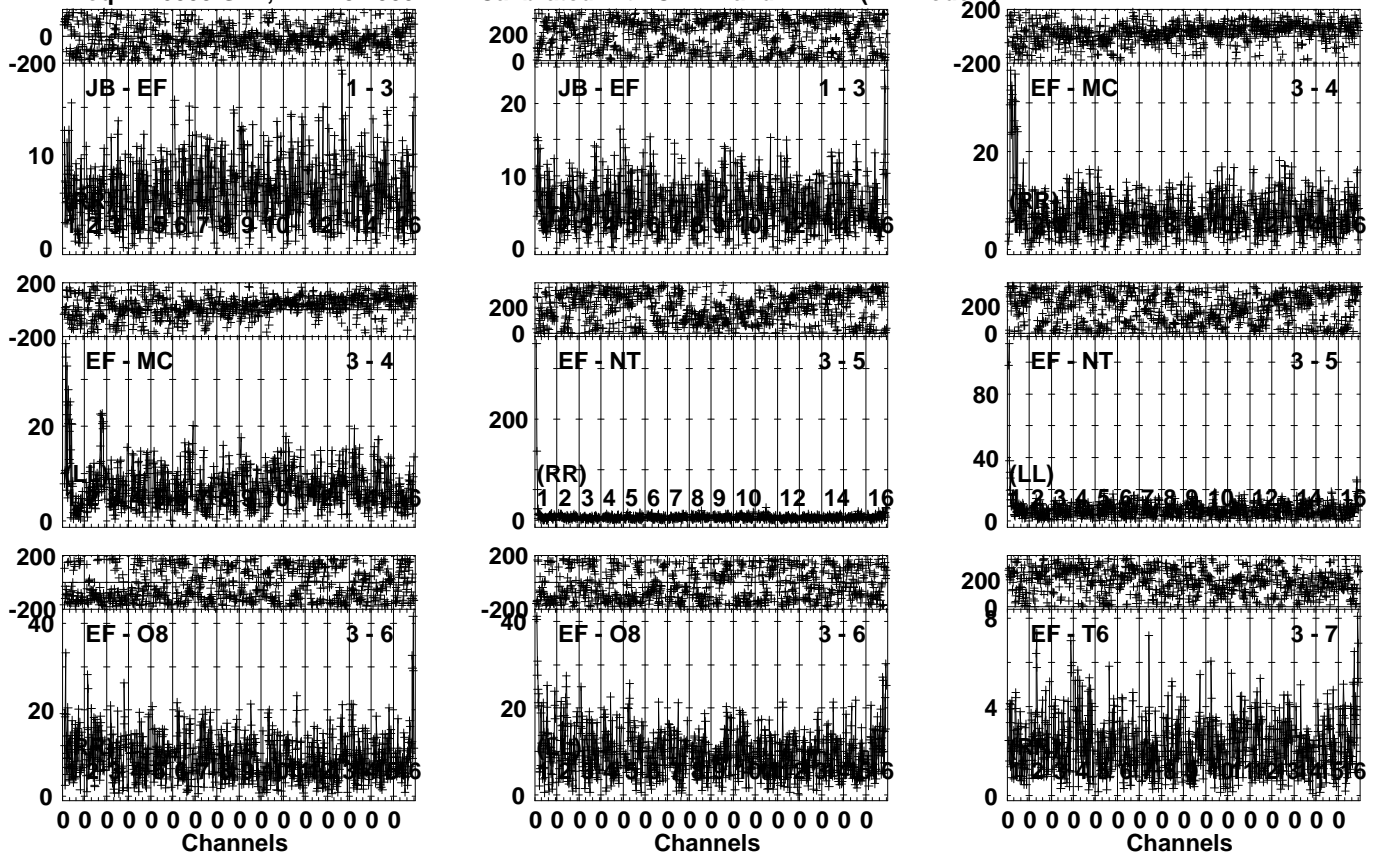


Lower frame: Milli Ampl Jy Top frame: Phas deg
Vector averaged cross-power spectrum Several baselines displayed
Timerange: 01/01:21:31 to 01/01:22:29

Plot file version 484 created 31-MAR-2023 16:02:48

ARP299A EP124A.UVDATA.1

Freq = 4.6005 GHz, Bw = 32.000 MH Calibrated with CL # 4 and BP # 1 (BP mode 1)

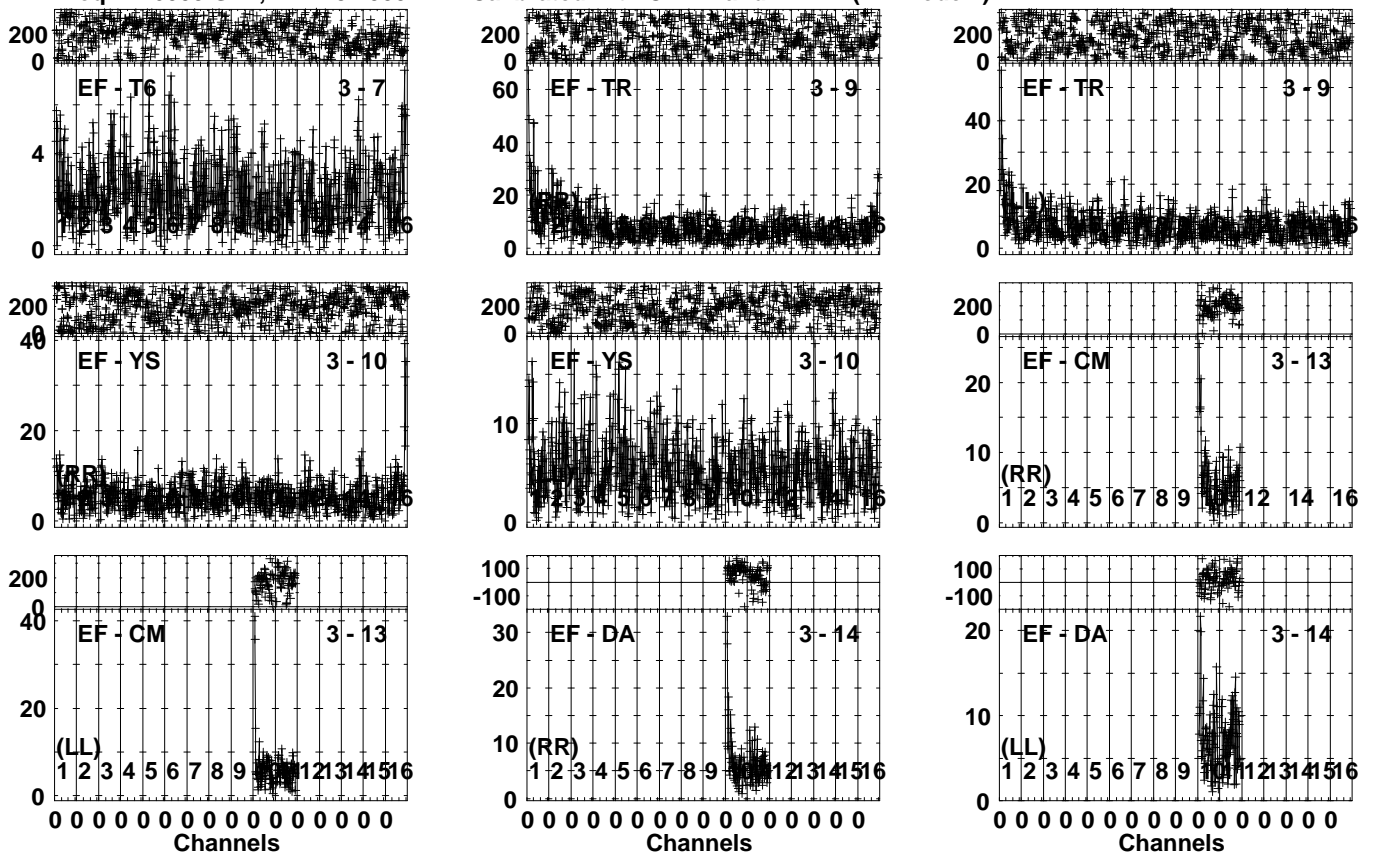


Lower frame: Milli Ampl Jy Top frame: Phas deg
Vector averaged cross-power spectrum Several baselines displayed
Timerange: 01/01:22:31 to 01/01:25:59

Plot file version 485 created 31-MAR-2023 16:02:49

ARP299A EP124A.UVDATA.1

Freq = 4.6005 GHz, Bw = 32.000 MH Calibrated with CL # 4 and BP # 1 (BP mode 1)

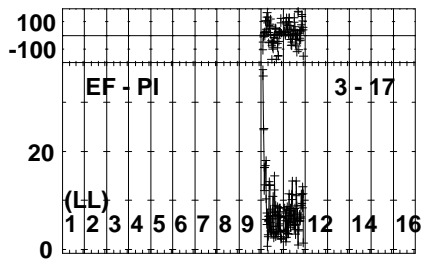
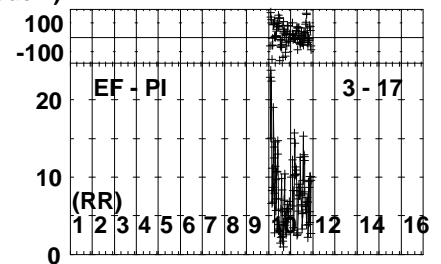
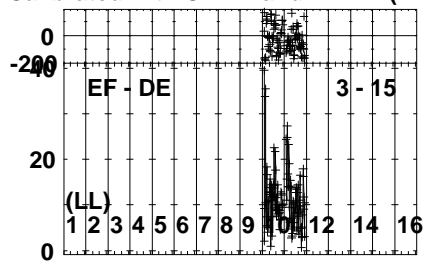
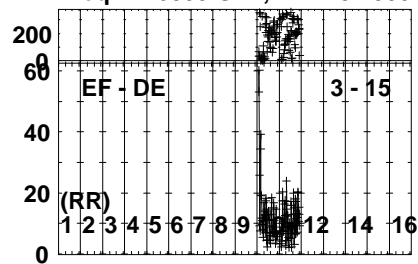


Lower frame: Milli Ampl Jy Top frame: Phas deg
Vector averaged cross-power spectrum Several baselines displayed
Timerange: 01/01:22:31 to 01/01:25:59

Plot file version 486 created 31-MAR-2023 16:02:50

ARP299A EP124A.UVDATA.1

Freq = 4.6005 GHz, Bw = 32.000 MH Calibrated with CL # 4 and BP # 1 (BP mode 1)

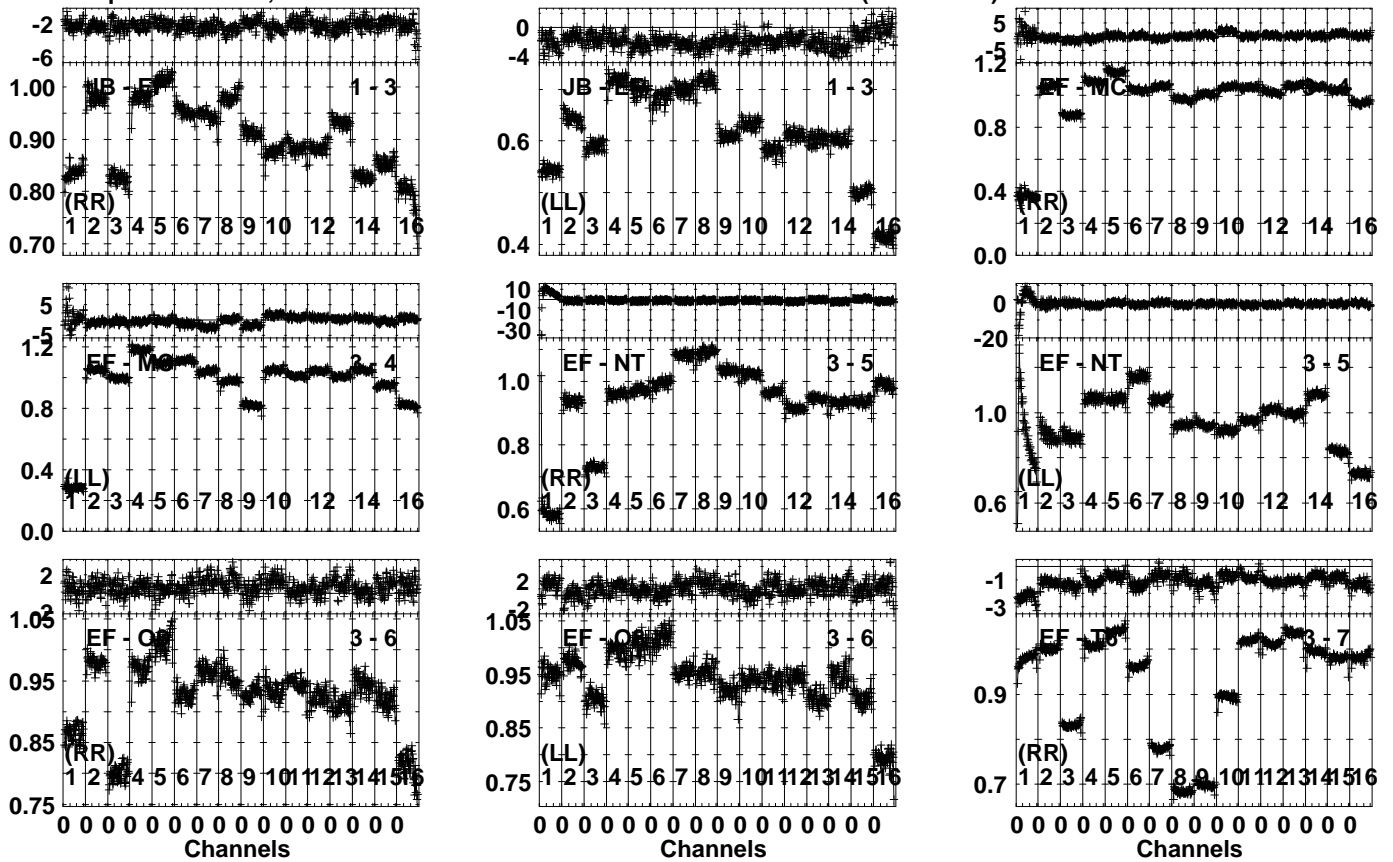


Lower frame: Milli Ampl Jy Top frame: Phas deg
Vector averaged cross-power spectrum Several baselines displayed
Timerange: 01/01:22:31 to 01/01:25:59

Plot file version 487 created 31-MAR-2023 16:02:51

J1128+5925 EP124A.UVDATA.1

Freq = 4.6005 GHz, Bw = 32.000 MH Calibrated with CL # 4 and BP # 1 (BP mode 1)

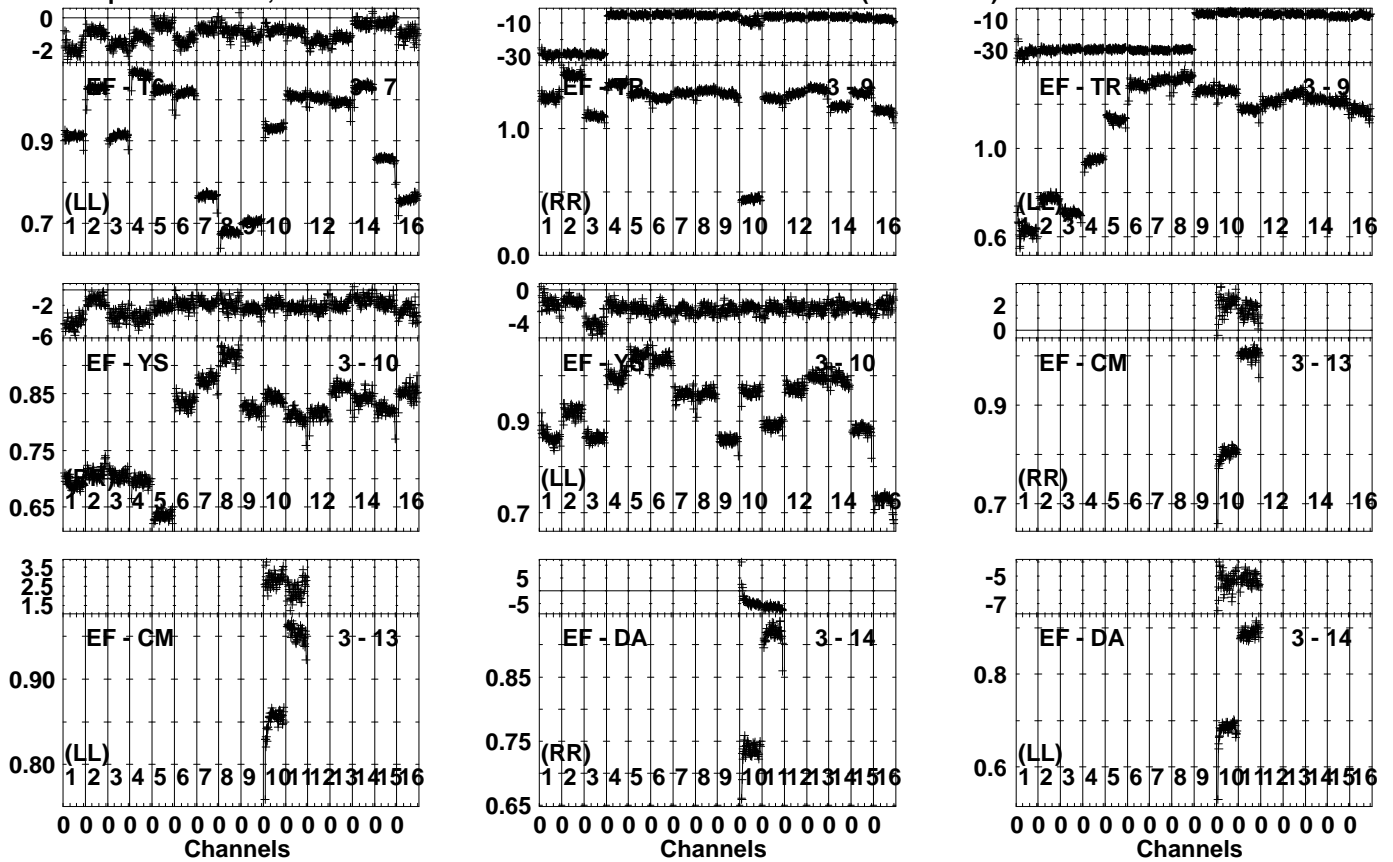


Lower frame: Ampl Jy Top frame: Phas deg
Vector averaged cross-power spectrum Several baselines displayed
Timerange: 01/01:26:01 to 01/01:27:29

Plot file version 488 created 31-MAR-2023 16:02:51

J1128+5925 EP124A.UVDATA.1

Freq = 4.6005 GHz, Bw = 32.000 MH Calibrated with CL # 4 and BP # 1 (BP mode 1)

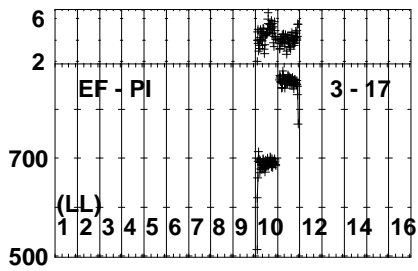
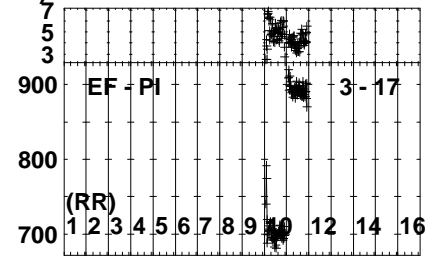
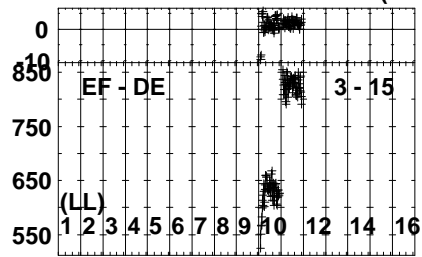
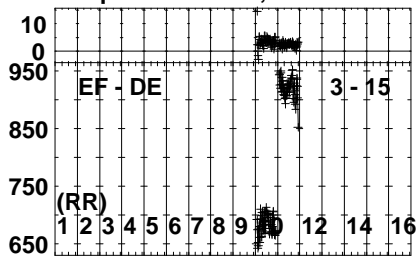


Lower frame: Ampl Jy Top frame: Phas deg
Vector averaged cross-power spectrum Several baselines displayed
Timerange: 01/01:26:01 to 01/01:27:29

Plot file version 489 created 31-MAR-2023 16:02:52

J1128+5925 EP124A.UVDATA.1

Freq = 4.6005 GHz, Bw = 32.000 MH Calibrated with CL # 4 and BP # 1 (BP mode 1)

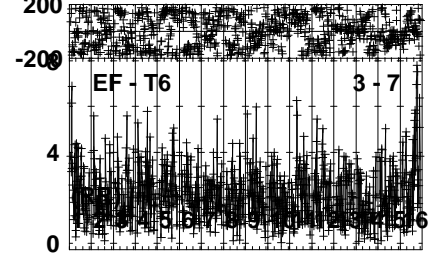
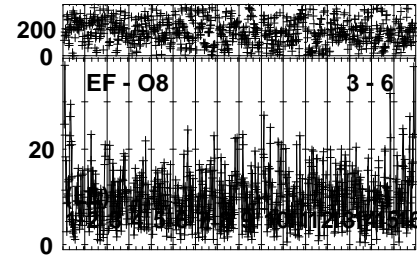
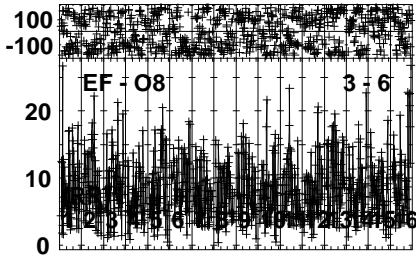
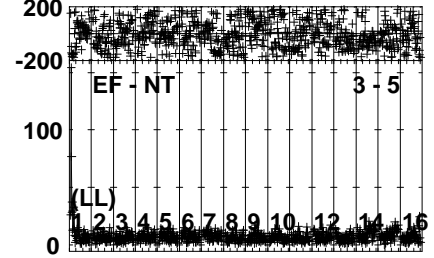
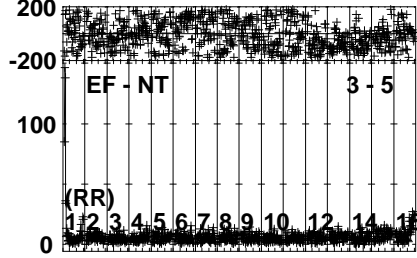
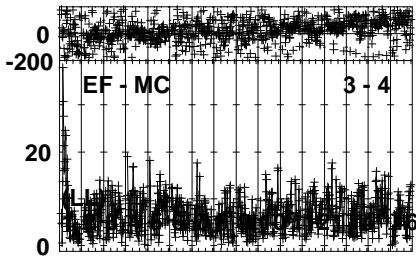
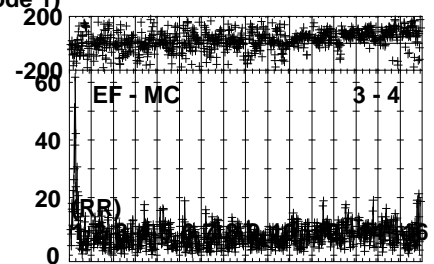
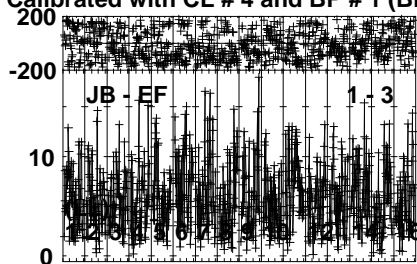
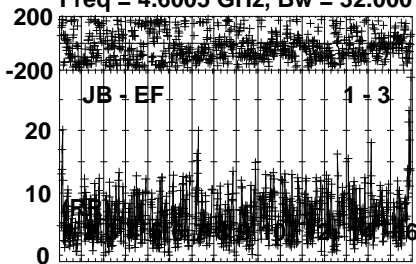


Lower frame: Milli Ampl Jy Top frame: Phas deg
Vector averaged cross-power spectrum Several baselines displayed
Timerange: 01/01:26:01 to 01/01:27:29

Plot file version 490 created 31-MAR-2023 16:02:53

ARP299A EP124A.UVDATA.1

Freq = 4.6005 GHz, Bw = 32.000 MH Calibrated with CL # 4 and BP # 1 (BP mode 1)

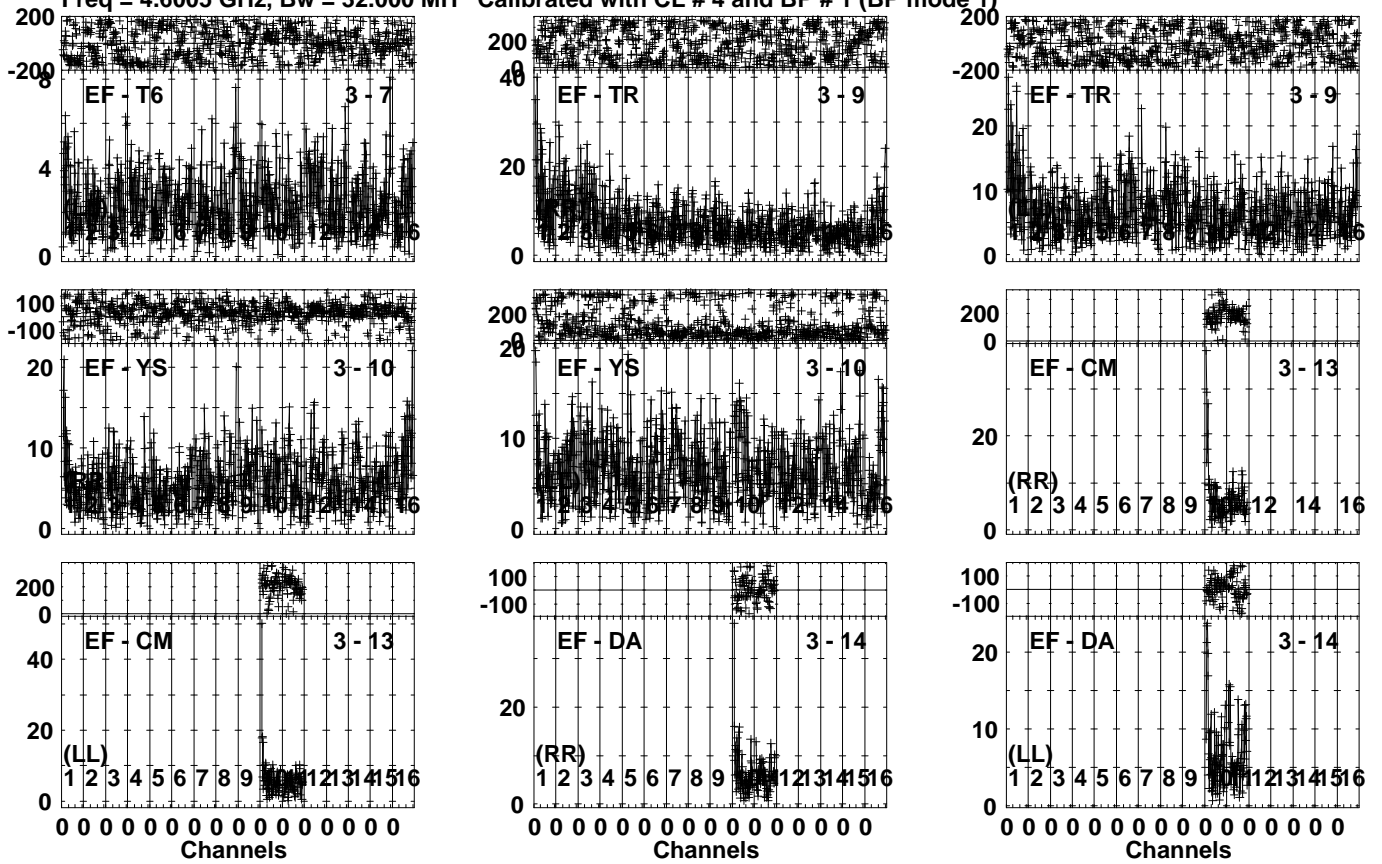


Lower frame: Milli Ampl Jy Top frame: Phas deg
Vector averaged cross-power spectrum Several baselines displayed
Timerange: 01/01:27:31 to 01/01:30:59

Plot file version 491 created 31-MAR-2023 16:02:53

ARP299A EP124A.UVDATA.1

Freq = 4.6005 GHz, Bw = 32.000 MH Calibrated with CL # 4 and BP # 1 (BP mode 1)

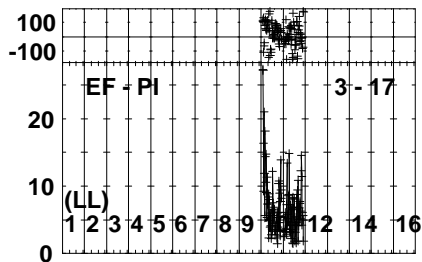
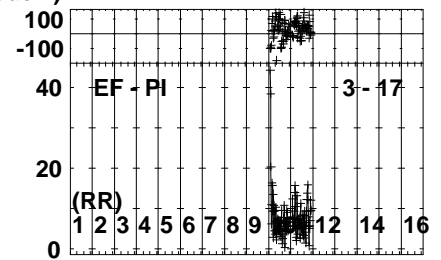
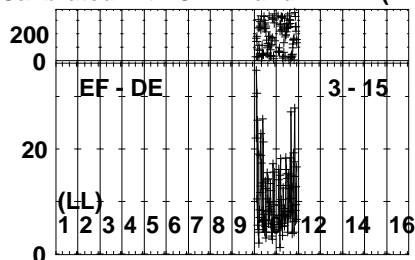
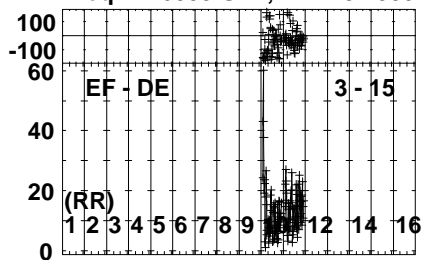


Lower frame: Milli Ampl Jy Top frame: Phas deg
Vector averaged cross-power spectrum Several baselines displayed
Timerange: 01/01:27:31 to 01/01:30:59

Plot file version 492 created 31-MAR-2023 16:02:54

ARP299A EP124A.UVDATA.1

Freq = 4.6005 GHz, Bw = 32.000 MH Calibrated with CL # 4 and BP # 1 (BP mode 1)

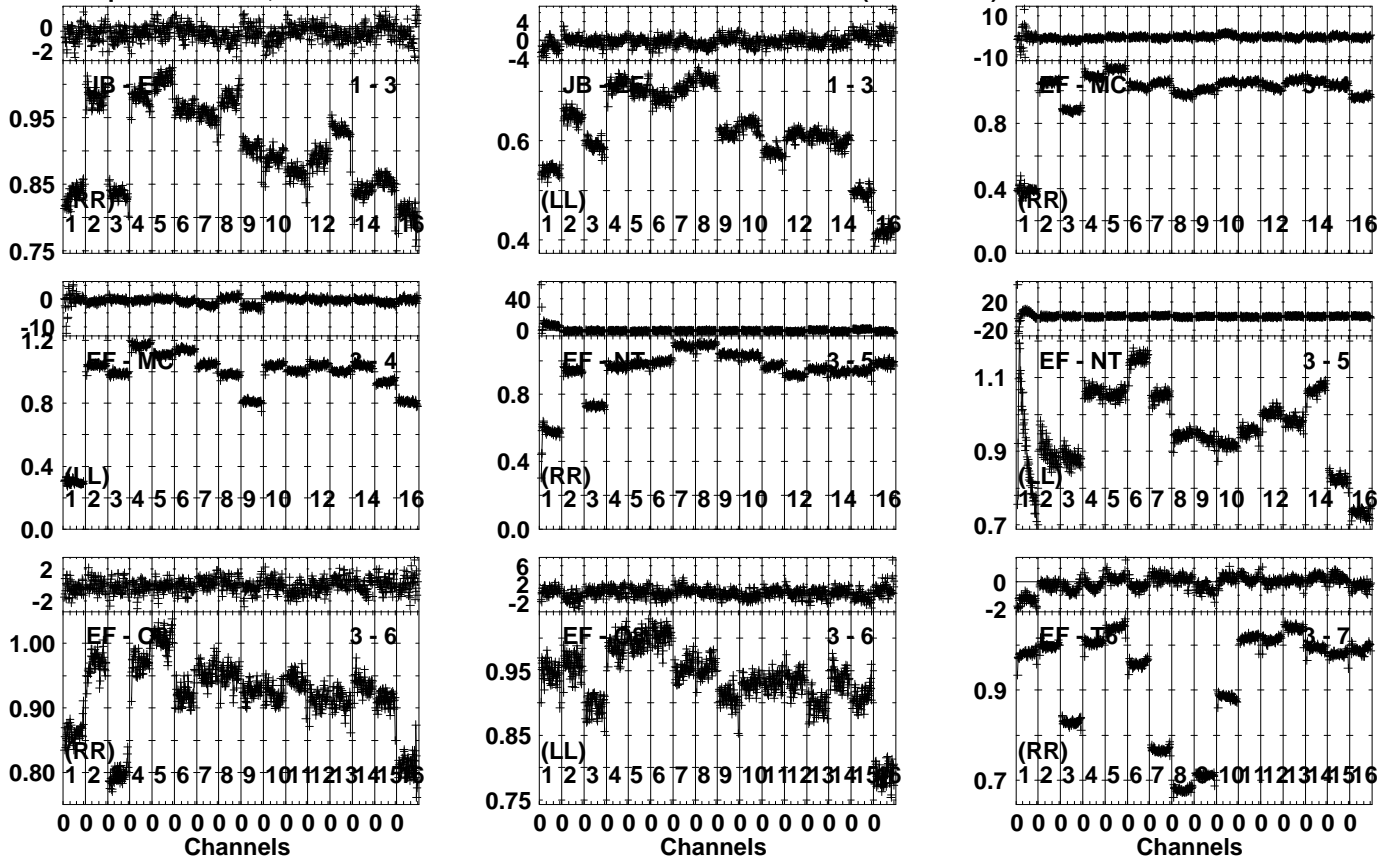


Lower frame: Milli Ampl Jy Top frame: Phas deg
Vector averaged cross-power spectrum Several baselines displayed
Timerange: 01/01:27:31 to 01/01:30:59

Plot file version 493 created 31-MAR-2023 16:02:55

J1128+5925 EP124A.UVDATA.1

Freq = 4.6005 GHz, Bw = 32.000 MH Calibrated with CL # 4 and BP # 1 (BP mode 1)

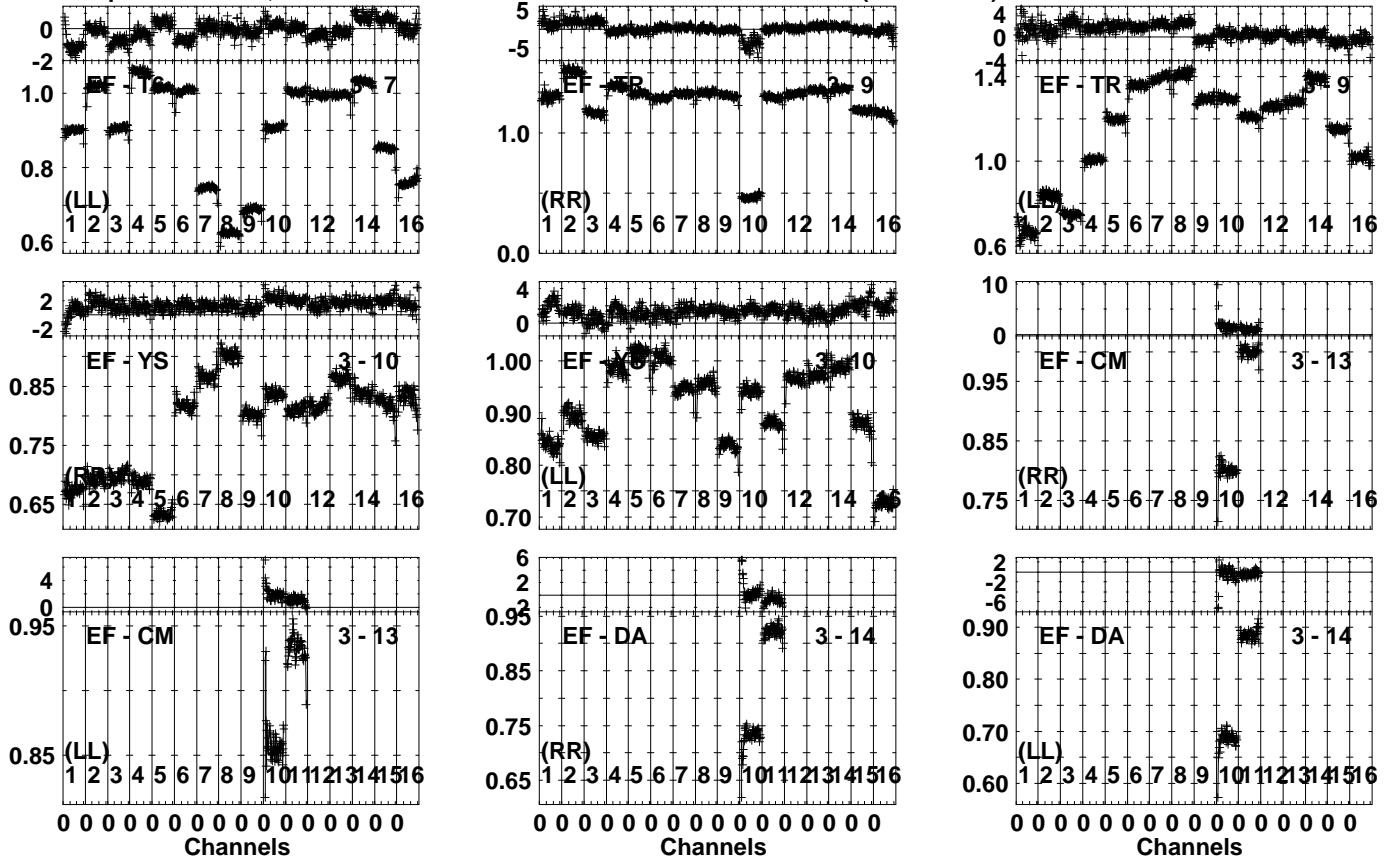


Lower frame: Ampl Jy Top frame: Phas deg
Vector averaged cross-power spectrum Several baselines displayed
Timerange: 01/01:31:31 to 01/01:32:29

Plot file version 494 created 31-MAR-2023 16:02:55

J1128+5925 EP124A.UVDATA.1

Freq = 4.6005 GHz, Bw = 32.000 MH Calibrated with CL # 4 and BP # 1 (BP mode 1)

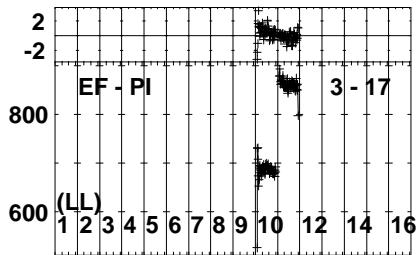
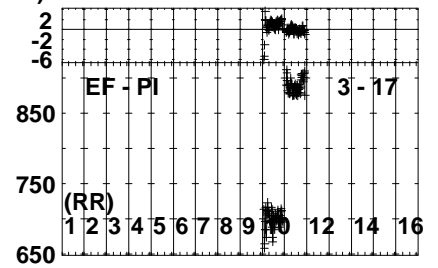
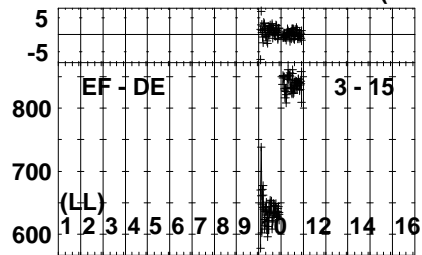
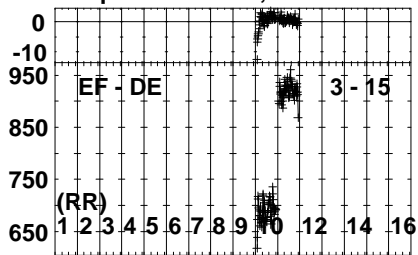


Lower frame: Ampl Jy Top frame: Phas deg
 Vector averaged cross-power spectrum Several baselines displayed
 Timerange: 01/01:31:31 to 01/01:32:29

Plot file version 495 created 31-MAR-2023 16:02:56

J1128+5925 EP124A.UVDATA.1

Freq = 4.6005 GHz, Bw = 32.000 MH Calibrated with CL # 4 and BP # 1 (BP mode 1)

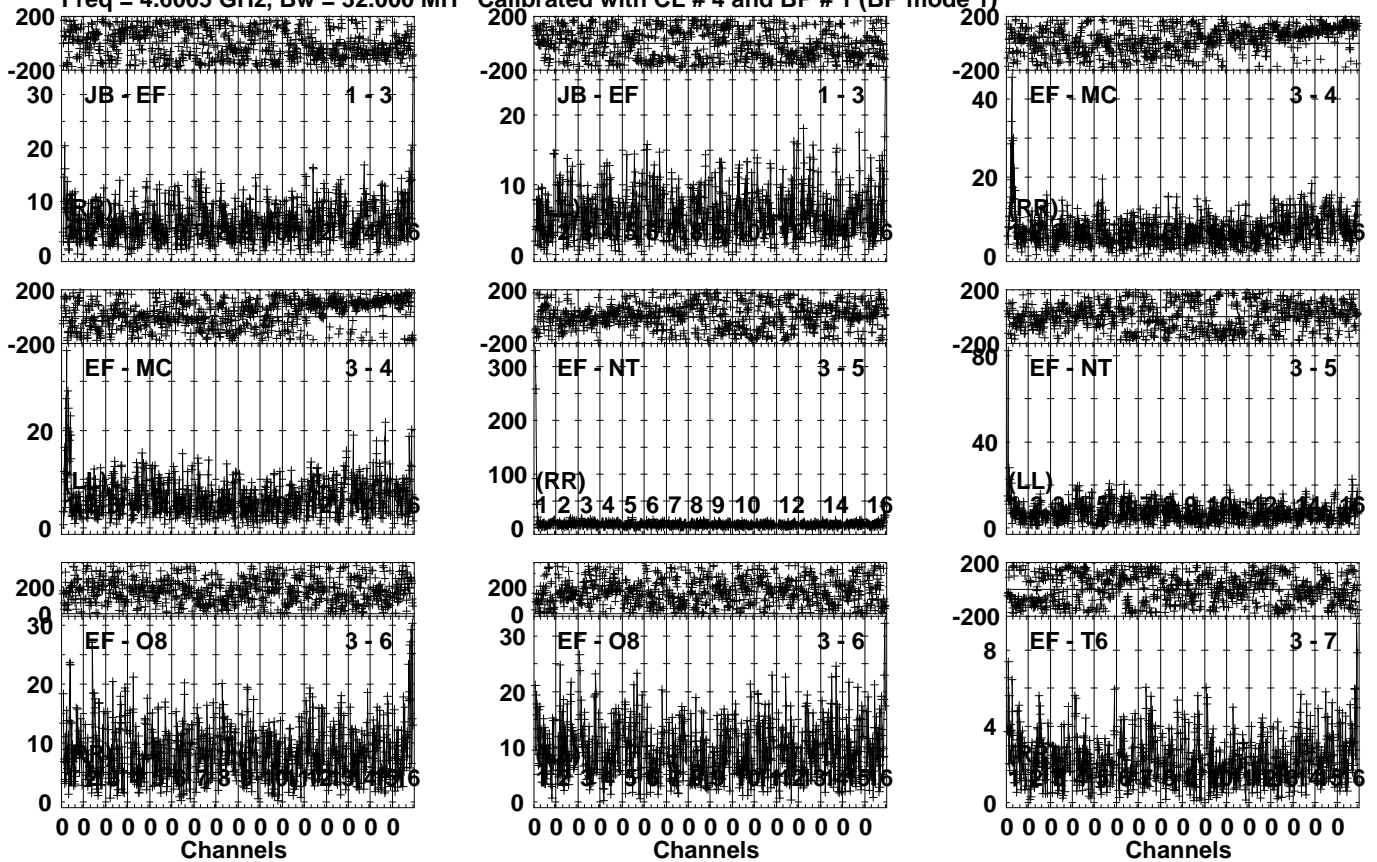


Lower frame: Milli Ampl Jy Top frame: Phas deg
Vector averaged cross-power spectrum Several baselines displayed
Timerange: 01/01:31:31 to 01/01:32:29

Plot file version 496 created 31-MAR-2023 16:02:57

ARP299A EP124A.UVDATA.1

Freq = 4.6005 GHz, Bw = 32.000 MH Calibrated with CL # 4 and BP # 1 (BP mode 1)

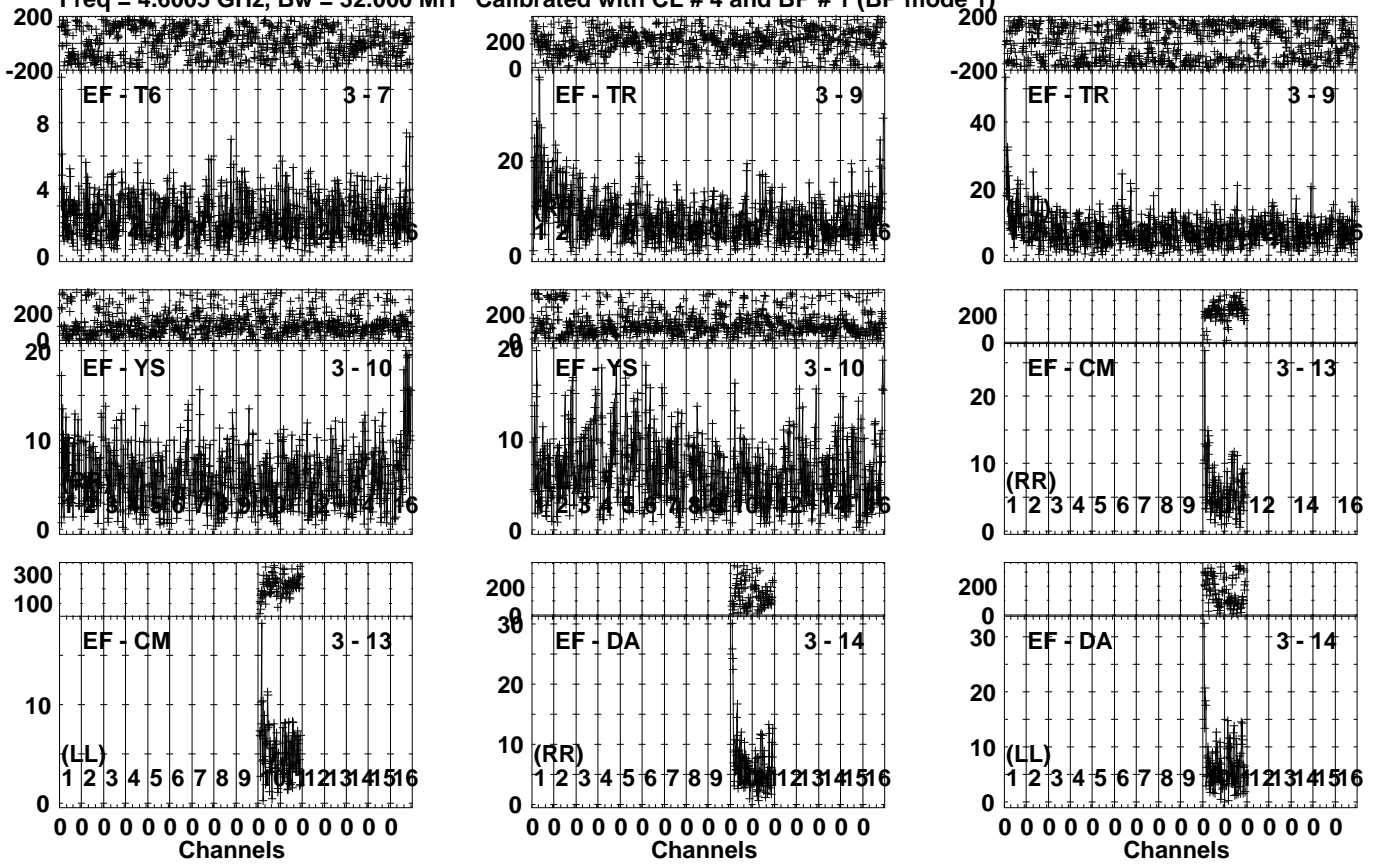


Lower frame: Milli Ampl Jy Top frame: Phas deg
Vector averaged cross-power spectrum Several baselines displayed
Timerange: 01/01:32:31 to 01/01:35:59

Plot file version 497 created 31-MAR-2023 16:02:57

ARP299A EP124A.UVDATA.1

Freq = 4.6005 GHz, Bw = 32.000 MH Calibrated with CL # 4 and BP # 1 (BP mode 1)

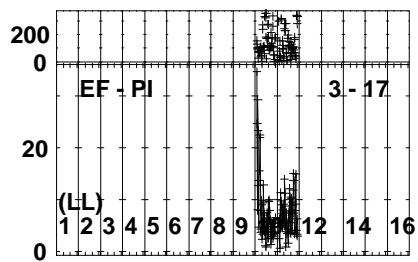
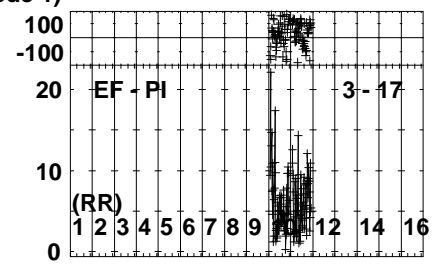
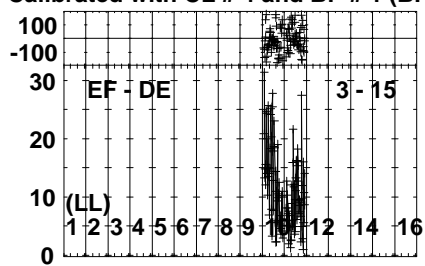
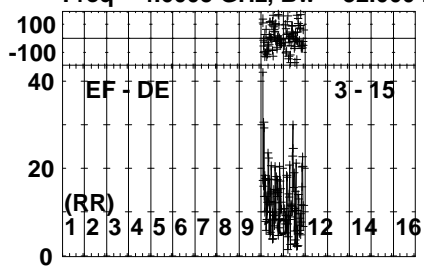


Lower frame: Milli Ampl Jy Top frame: Phas deg
Vector averaged cross-power spectrum Several baselines displayed
Timerange: 01/01:32:31 to 01/01:35:59

Plot file version 498 created 31-MAR-2023 16:02:58

ARP299A EP124A.UVDATA.1

Freq = 4.6005 GHz, Bw = 32.000 MH Calibrated with CL # 4 and BP # 1 (BP mode 1)

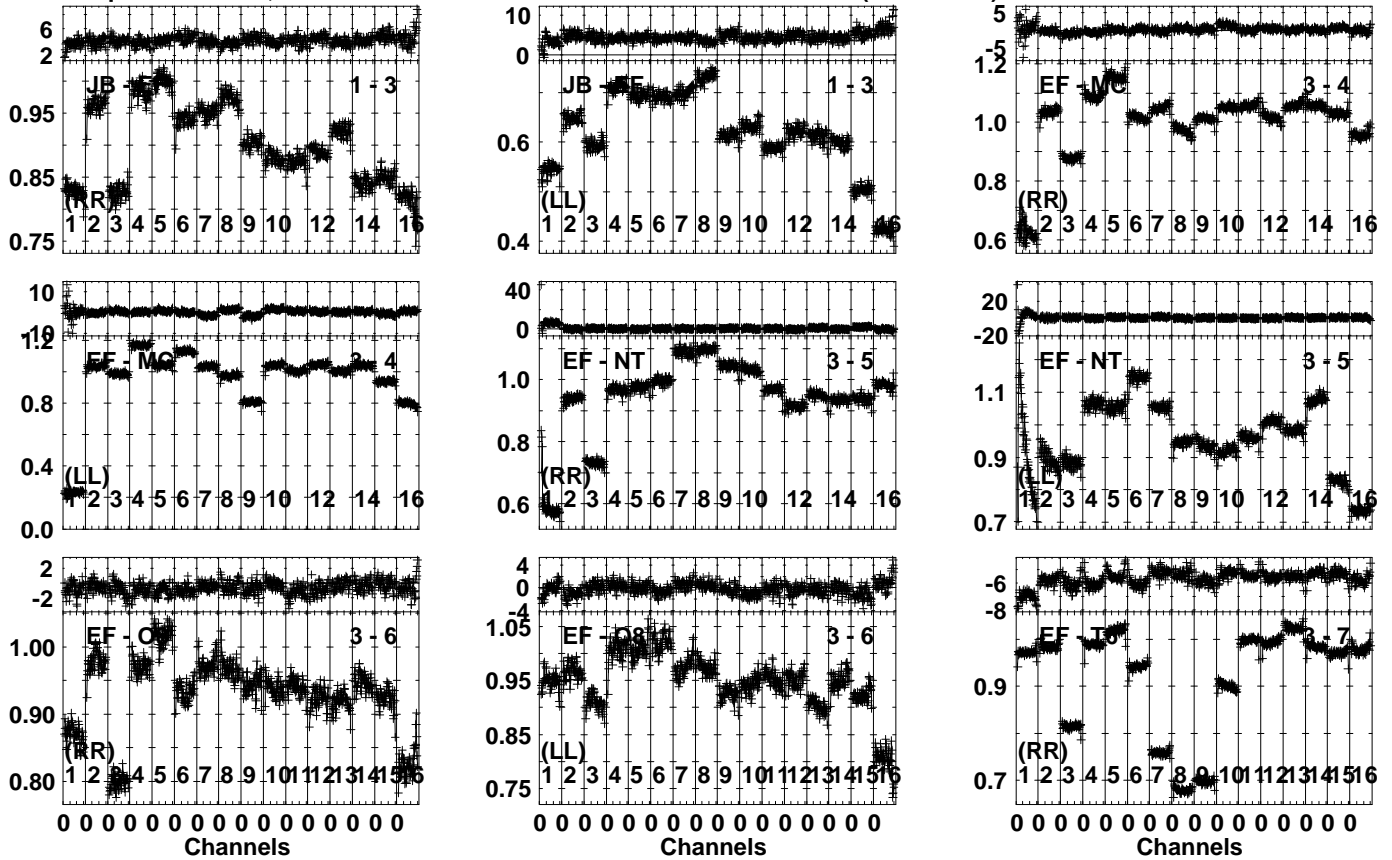


Lower frame: Milli Ampl Jy Top frame: Phas deg
Vector averaged cross-power spectrum Several baselines displayed
Timerange: 01/01:32:31 to 01/01:35:59

Plot file version 499 created 31-MAR-2023 16:02:59

J1128+5925 EP124A.UVDATA.1

Freq = 4.6005 GHz, Bw = 32.000 MH Calibrated with CL # 4 and BP # 1 (BP mode 1)

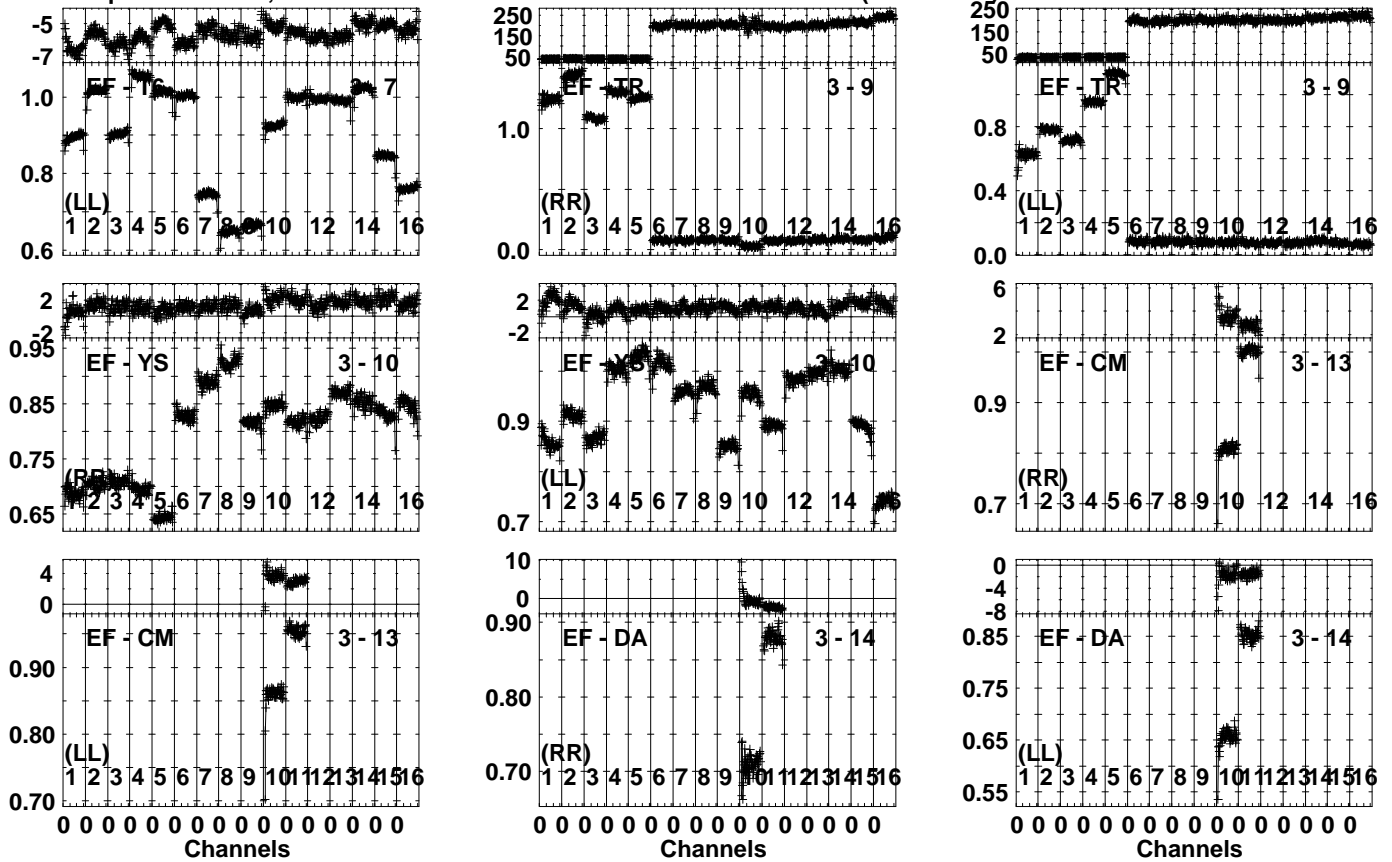


Lower frame: Ampl Jy Top frame: Phas deg
Vector averaged cross-power spectrum Several baselines displayed
Timerange: 01/01:36:01 to 01/01:37:29

Plot file version 500 created 31-MAR-2023 16:03:00

J1128+5925 EP124A.UVDATA.1

Freq = 4.6005 GHz, Bw = 32.000 MH Calibrated with CL # 4 and BP # 1 (BP mode 1)

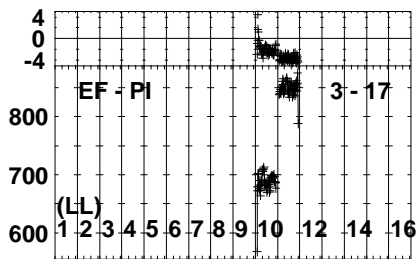
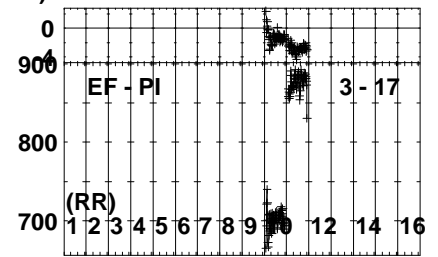
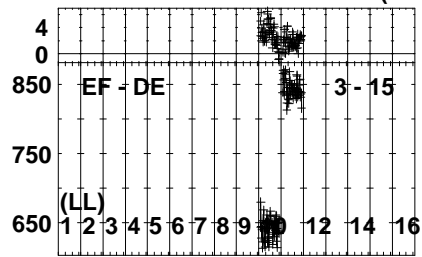
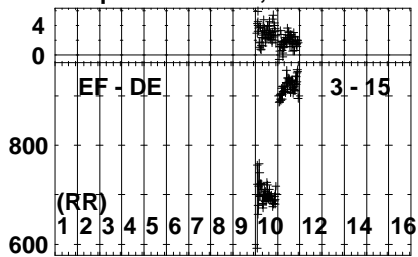


Lower frame: Ampl Jy Top frame: Phas deg
 Vector averaged cross-power spectrum Several baselines displayed
 Timerange: 01/01:36:01 to 01/01:37:29

Plot file version 501 created 31-MAR-2023 16:03:01

J1128+5925 EP124A.UVDATA.1

Freq = 4.6005 GHz, Bw = 32.000 MH Calibrated with CL # 4 and BP # 1 (BP mode 1)

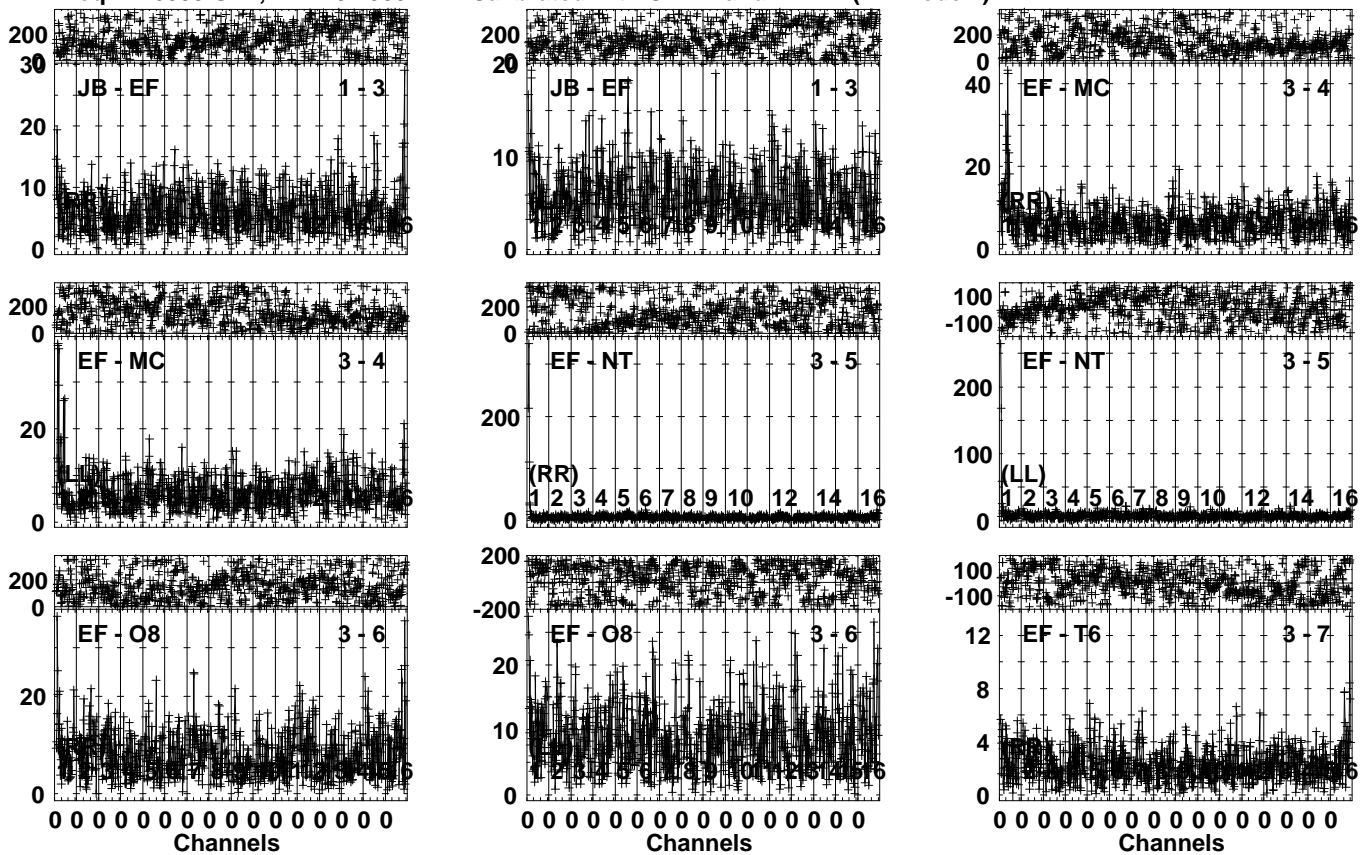


Lower frame: Milli Ampl Jy Top frame: Phas deg
Vector averaged cross-power spectrum Several baselines displayed
Timerange: 01/01:36:01 to 01/01:37:29

Plot file version 502 created 31-MAR-2023 16:03:01

ARP299A EP124A.UVDATA.1

Freq = 4.6005 GHz, Bw = 32.000 MH Calibrated with CL # 4 and BP # 1 (BP mode 1)

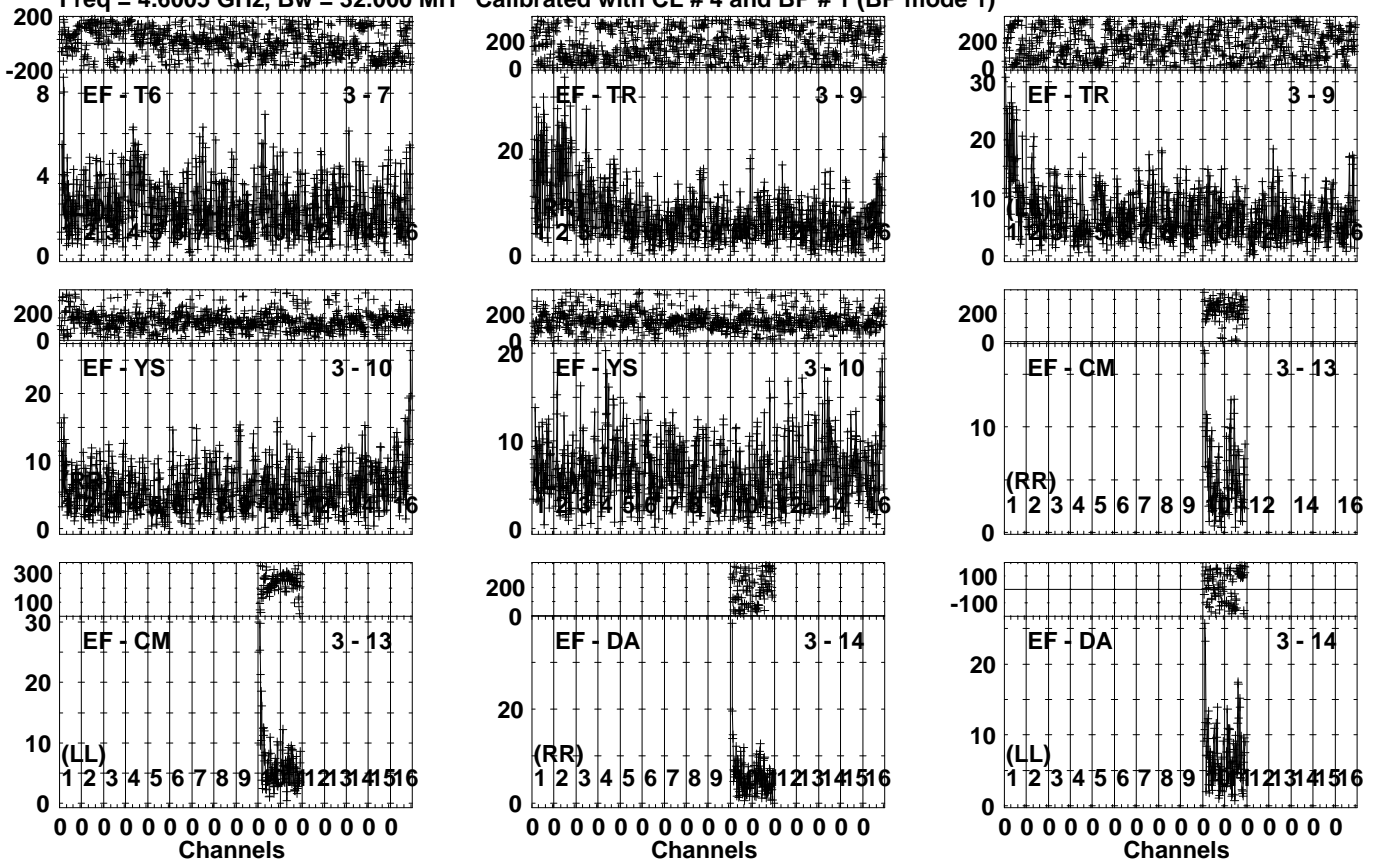


Lower frame: Milli Ampl Jy Top frame: Phas deg
Vector averaged cross-power spectrum Several baselines displayed
Timerange: 01/01:37:31 to 01/01:40:59

Plot file version 503 created 31-MAR-2023 16:03:02

ARP299A EP124A.UVDATA.1

Freq = 4.6005 GHz, Bw = 32.000 MH Calibrated with CL # 4 and BP # 1 (BP mode 1)

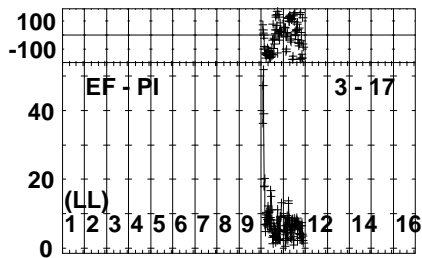
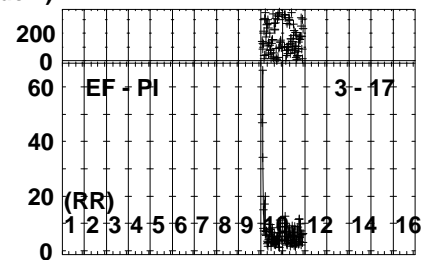
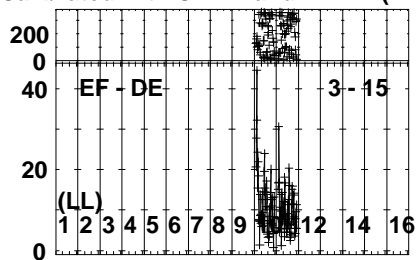
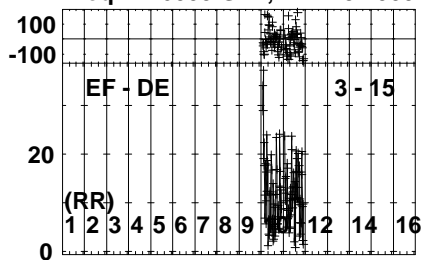


Lower frame: Milli Ampl Jy Top frame: Phas deg
Vector averaged cross-power spectrum Several baselines displayed
Timerange: 01/01:37:31 to 01/01:40:59

Plot file version 504 created 31-MAR-2023 16:03:03

ARP299A EP124A.UVDATA.1

Freq = 4.6005 GHz, Bw = 32.000 MH Calibrated with CL # 4 and BP # 1 (BP mode 1)

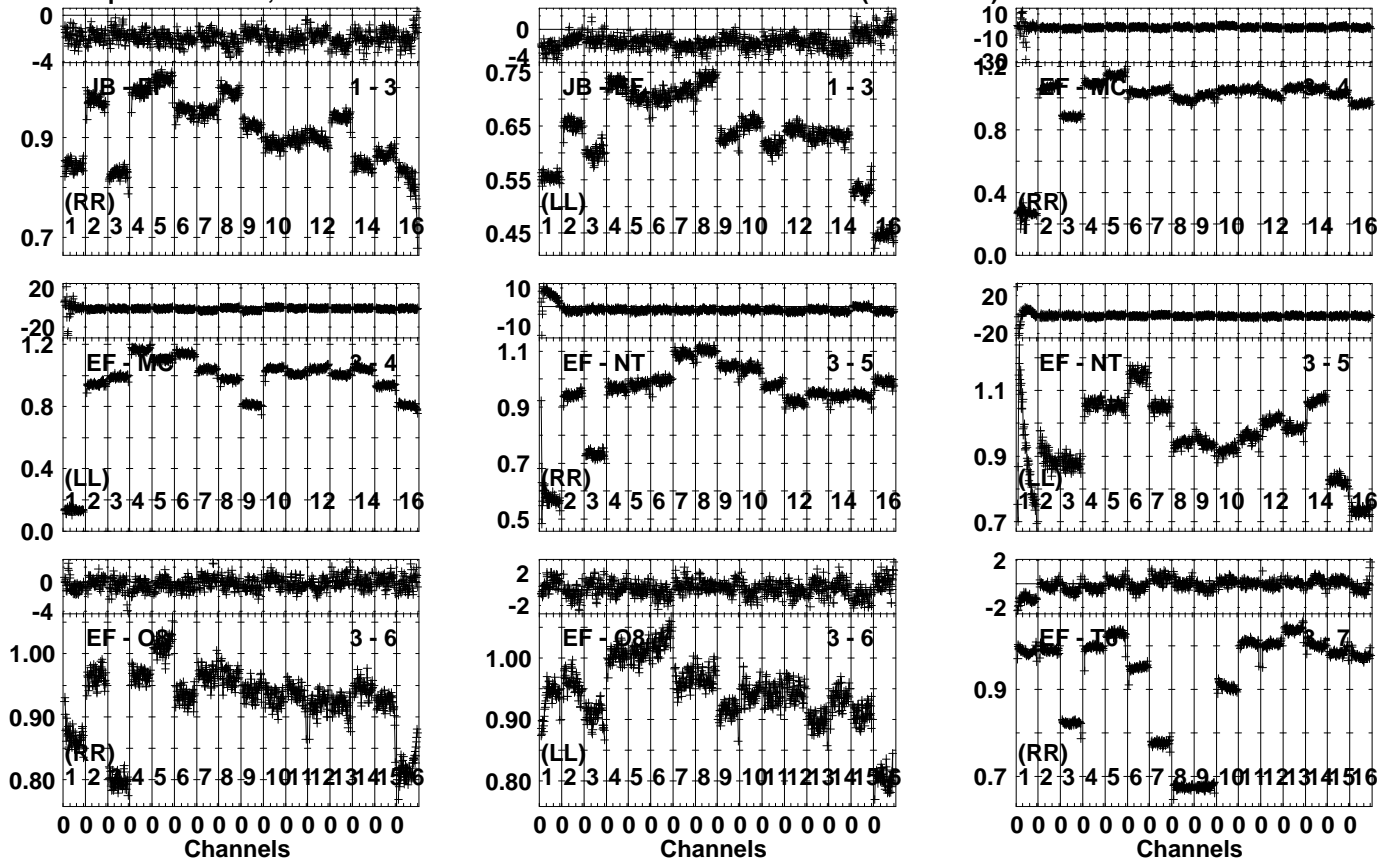


Lower frame: Milli Ampl Jy Top frame: Phas deg
Vector averaged cross-power spectrum Several baselines displayed
Timerange: 01/01:37:31 to 01/01:40:59

Plot file version 505 created 31-MAR-2023 16:03:03

J1128+5925 EP124A.UVDATA.1

Freq = 4.6005 GHz, Bw = 32.000 MH Calibrated with CL # 4 and BP # 1 (BP mode 1)

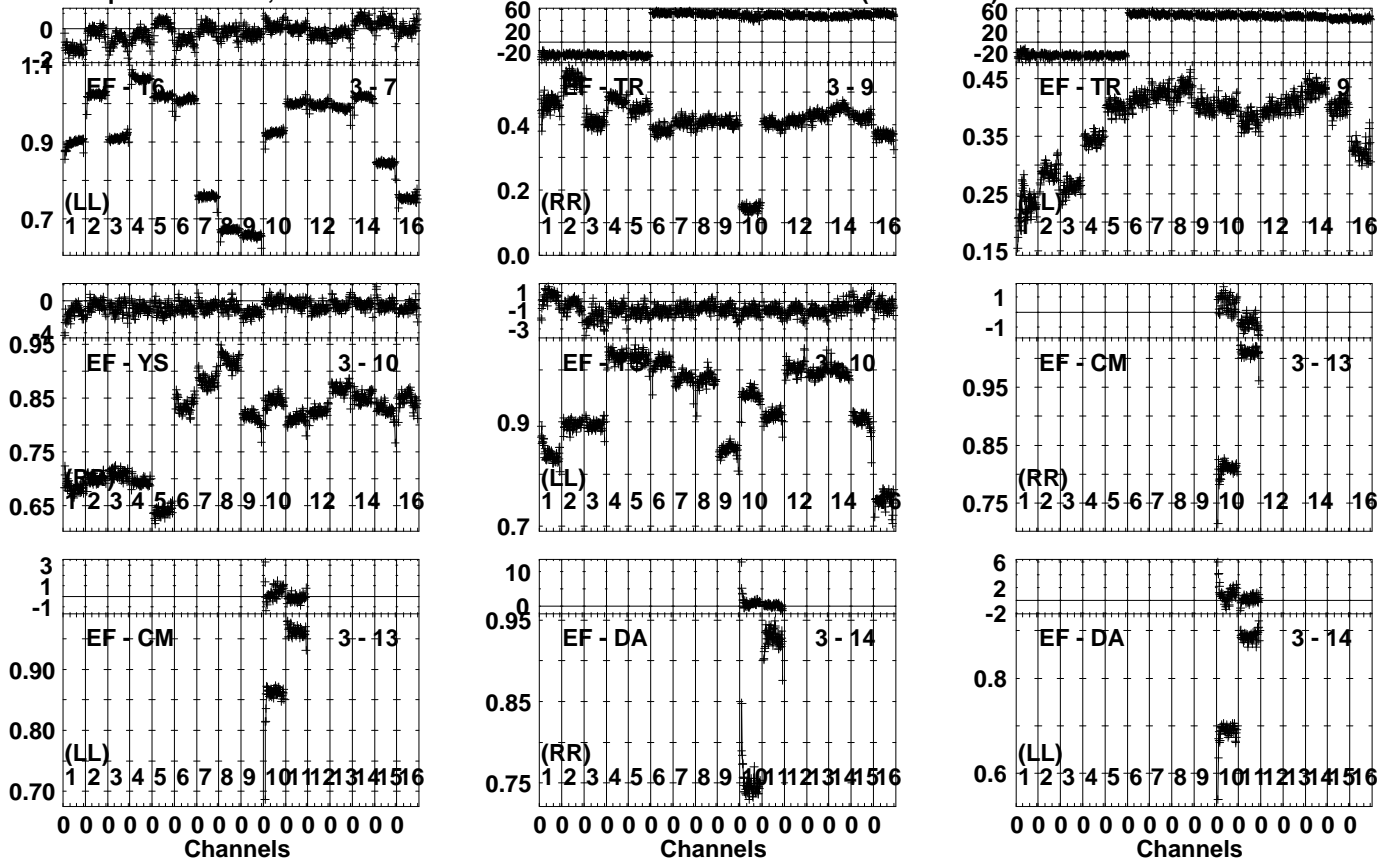


Lower frame: Ampl Jy Top frame: Phas deg
 Vector averaged cross-power spectrum Several baselines displayed
 Timerange: 01/01:41:31 to 01/01:42:29

Plot file version 506 created 31-MAR-2023 16:03:04

J1128+5925 EP124A.UVDATA.1

Freq = 4.6005 GHz, Bw = 32.000 MH Calibrated with CL # 4 and BP # 1 (BP mode 1)

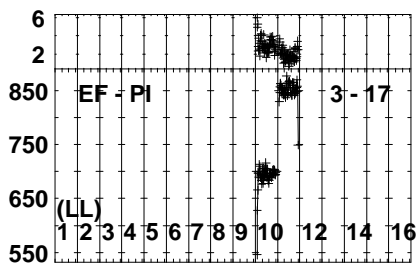
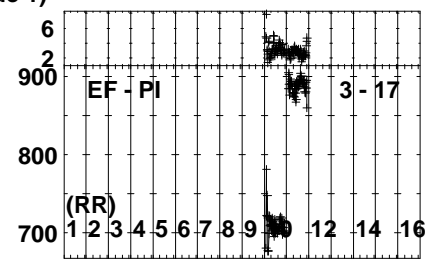
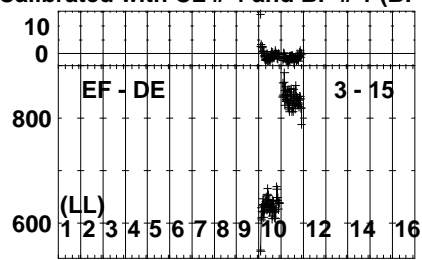
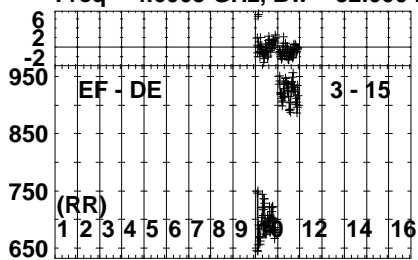


Lower frame: Ampl Jy Top frame: Phas deg
Vector averaged cross-power spectrum Several baselines displayed
Timerange: 01/01:41:31 to 01/01:42:29

Plot file version 507 created 31-MAR-2023 16:03:05

J1128+5925 EP124A.UVDATA.1

Freq = 4.6005 GHz, Bw = 32.000 MH Calibrated with CL # 4 and BP # 1 (BP mode 1)

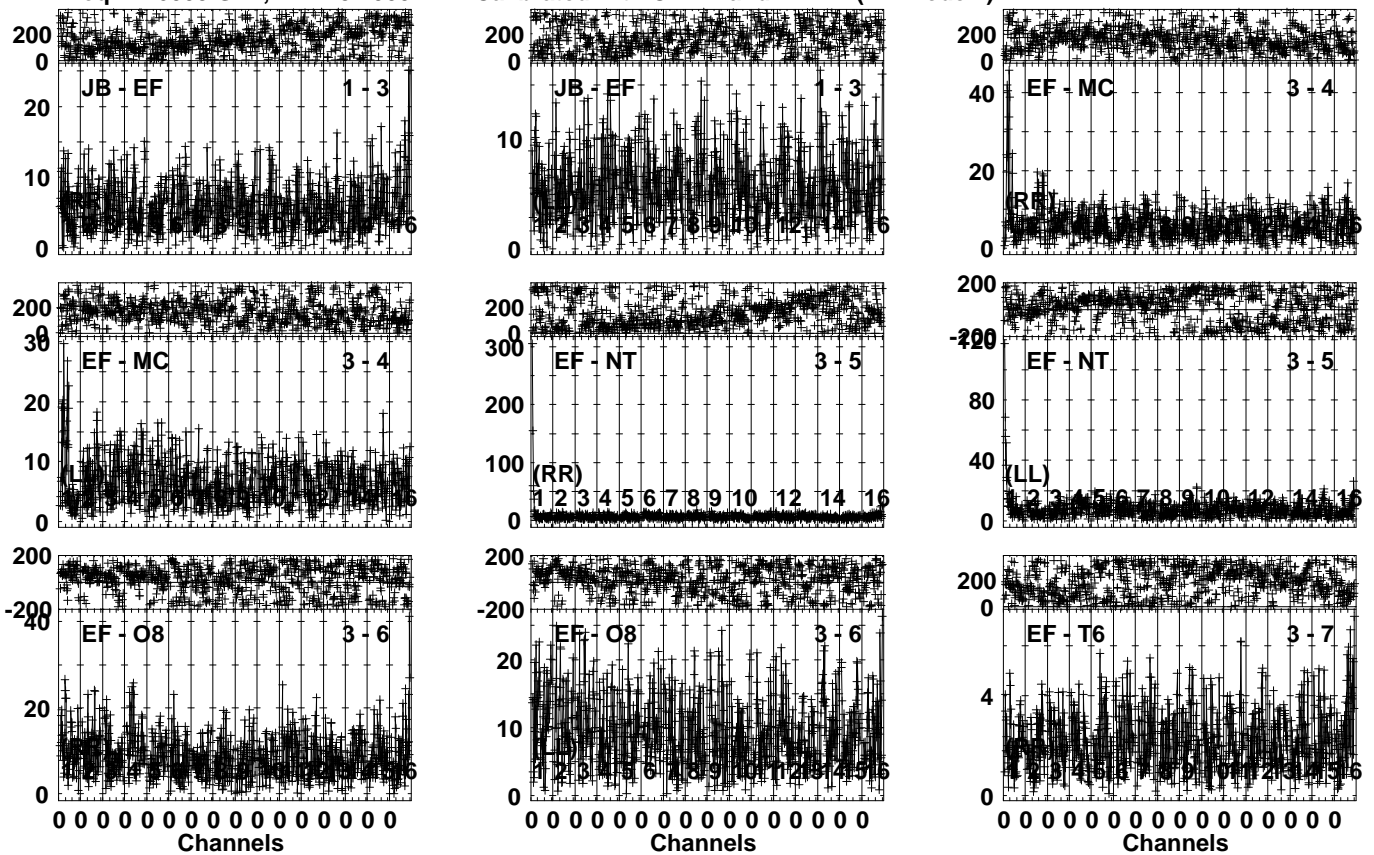


Lower frame: Milli Ampl Jy Top frame: Phas deg
Vector averaged cross-power spectrum Several baselines displayed
Timerange: 01/01:41:31 to 01/01:42:29

Plot file version 508 created 31-MAR-2023 16:03:05

ARP299A EP124A.UVDATA.1

Freq = 4.6005 GHz, Bw = 32.000 MH Calibrated with CL # 4 and BP # 1 (BP mode 1)

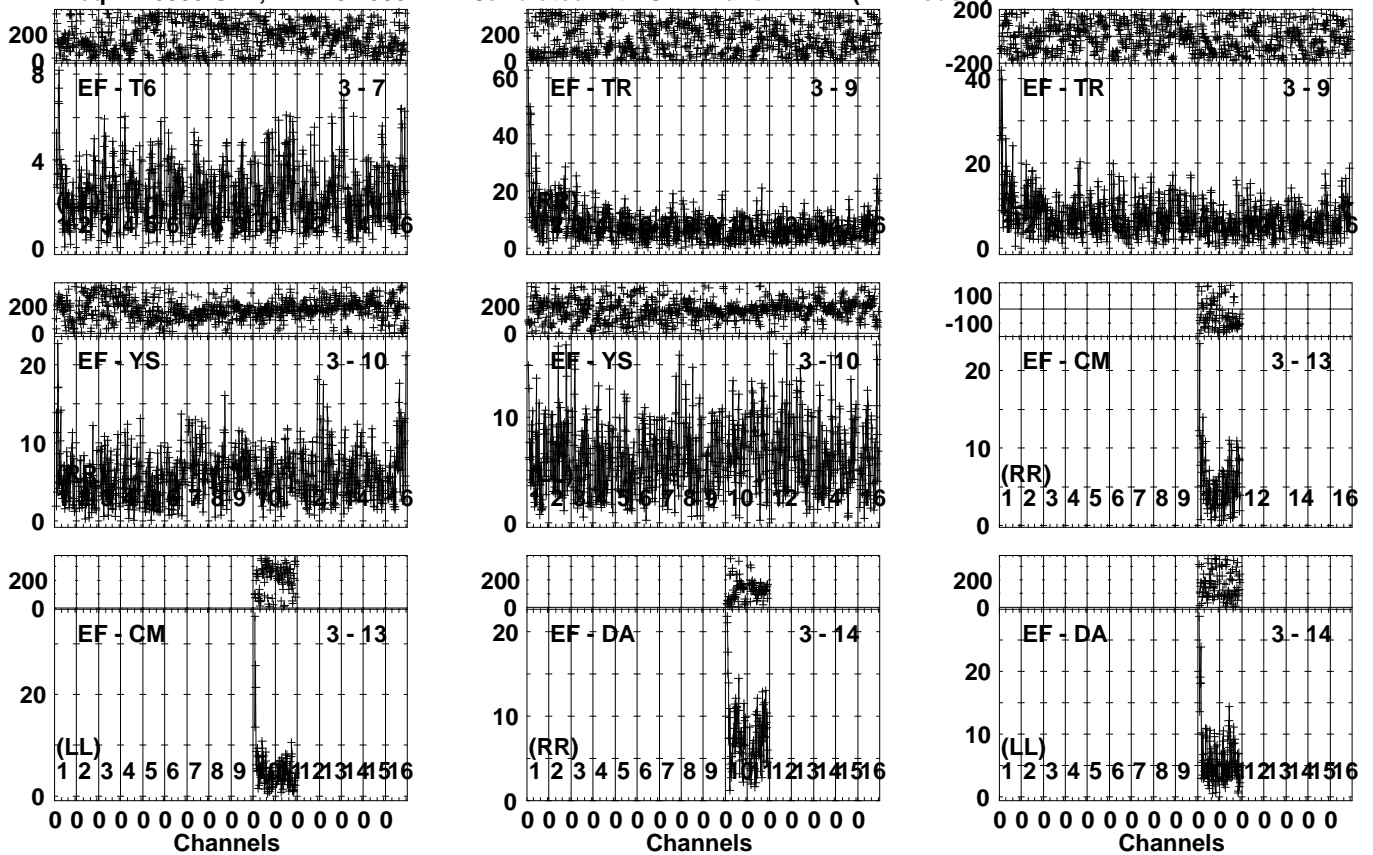


Lower frame: Milli Ampl Jy Top frame: Phas deg
Vector averaged cross-power spectrum Several baselines displayed
Timerange: 01/01:42:31 to 01/01:45:59

Plot file version 509 created 31-MAR-2023 16:03:06

ARP299A EP124A.UVDATA.1

Freq = 4.6005 GHz, Bw = 32.000 MH Calibrated with CL # 4 and BP # 1 (BP mode 1)

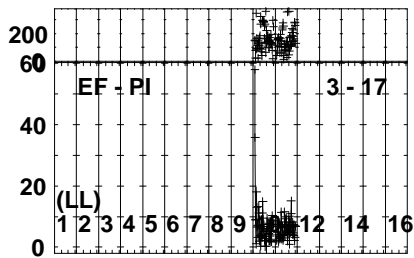
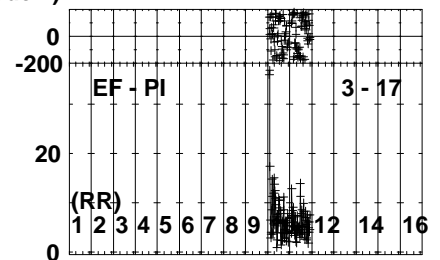
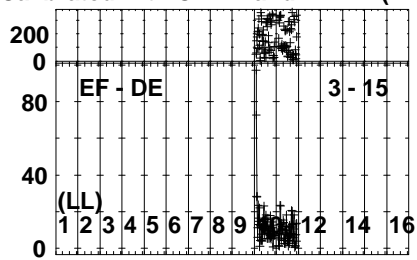
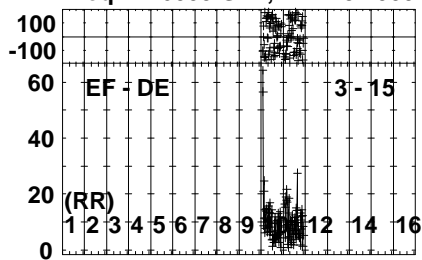


Lower frame: Milli Ampl Jy Top frame: Phas deg
Vector averaged cross-power spectrum Several baselines displayed
Timerange: 01/01:42:31 to 01/01:45:59

Plot file version 510 created 31-MAR-2023 16:03:07

ARP299A EP124A.UVDATA.1

Freq = 4.6005 GHz, Bw = 32.000 MH Calibrated with CL # 4 and BP # 1 (BP mode 1)



Lower frame: Milli Ampl Jy Top frame: Phas deg

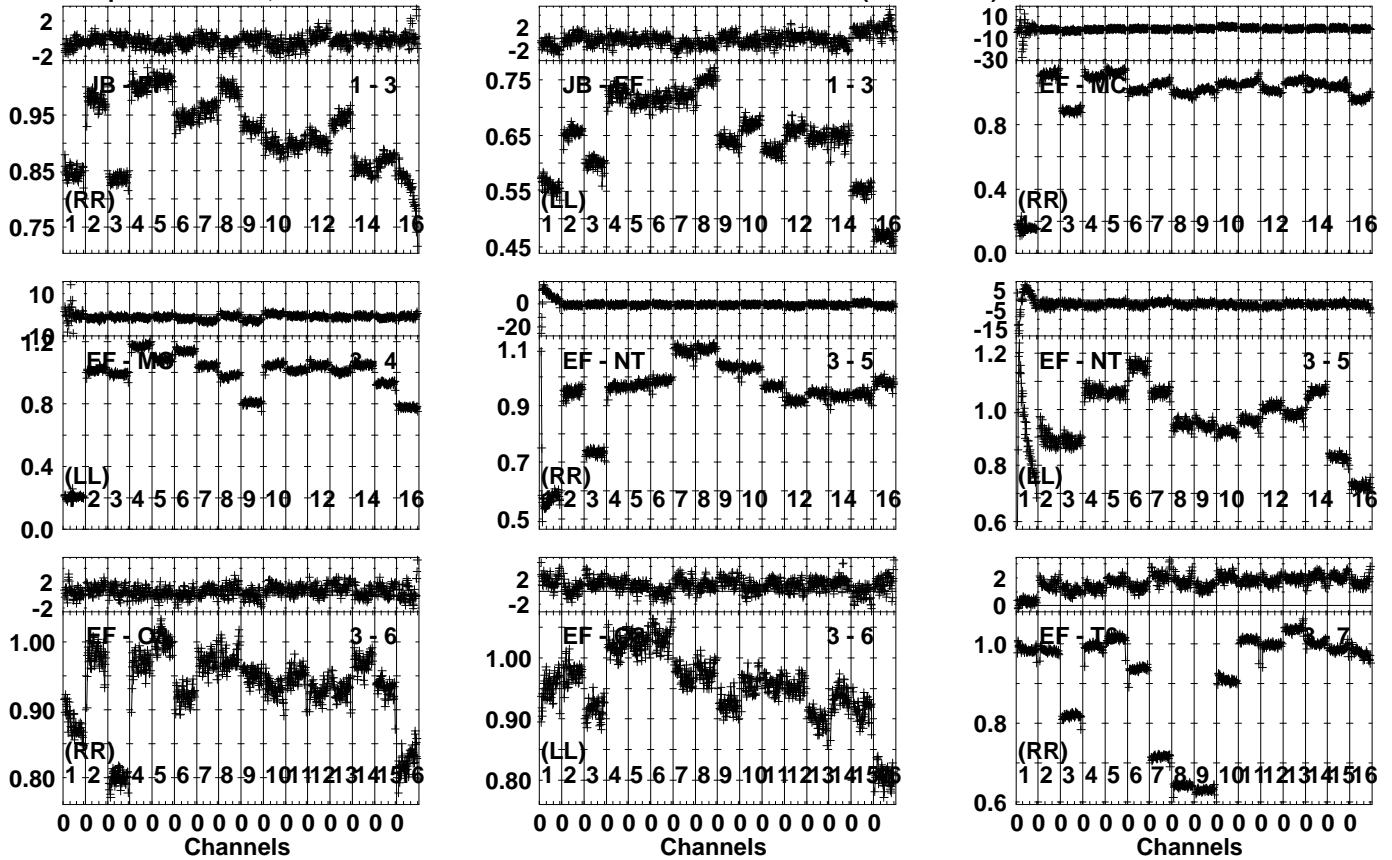
Vector averaged cross-power spectrum Several baselines displayed

Timerange: 01/01:42:31 to 01/01:45:59

Plot file version 511 created 31-MAR-2023 16:03:08

J1128+5925 EP124A.UVDATA.1

Freq = 4.6005 GHz, Bw = 32.000 MH Calibrated with CL # 4 and BP # 1 (BP mode 1)

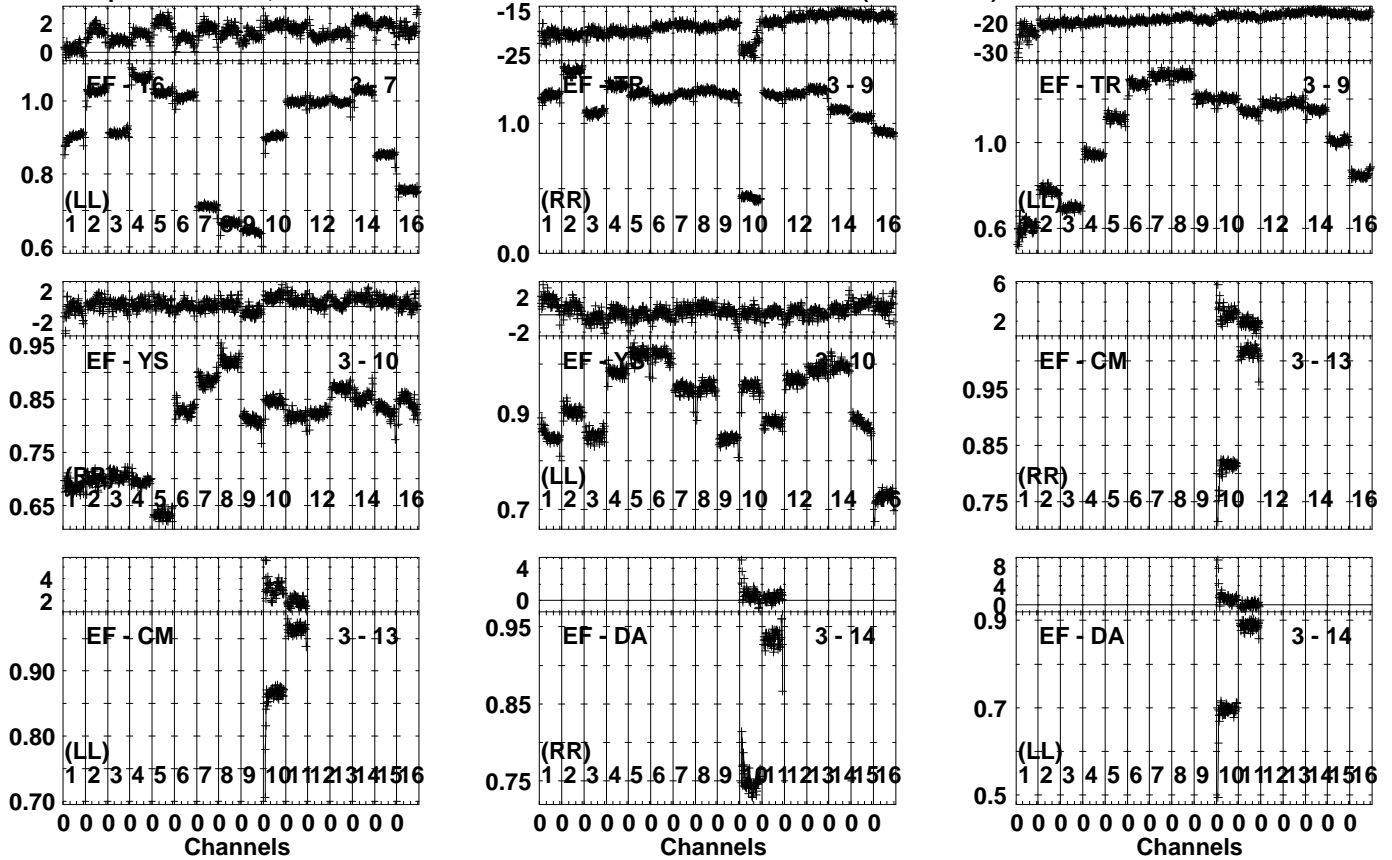


Lower frame: Ampl Jy Top frame: Phas deg
Vector averaged cross-power spectrum Several baselines displayed
Timerange: 01/01:46:03 to 01/01:47:29

Plot file version 512 created 31-MAR-2023 16:03:08

J1128+5925 EP124A.UVDATA.1

Freq = 4.6005 GHz, Bw = 32.000 MH Calibrated with CL # 4 and BP # 1 (BP mode 1)

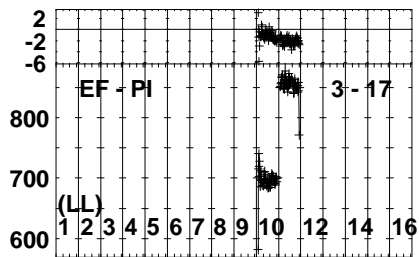
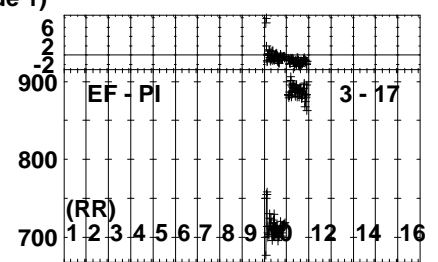
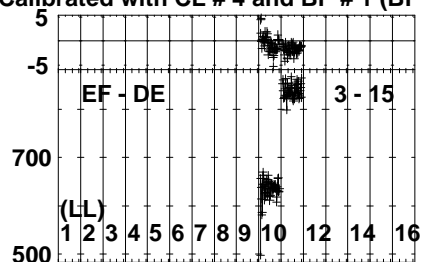
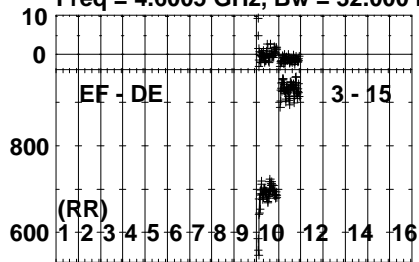


Lower frame: Ampl Jy Top frame: Phas deg
 Vector averaged cross-power spectrum Several baselines displayed
 Timerange: 01/01:46:03 to 01/01:47:29

Plot file version 513 created 31-MAR-2023 16:03:09

J1128+5925 EP124A.UVDATA.1

Freq = 4.6005 GHz, Bw = 32.000 MH Calibrated with CL # 4 and BP # 1 (BP mode 1)

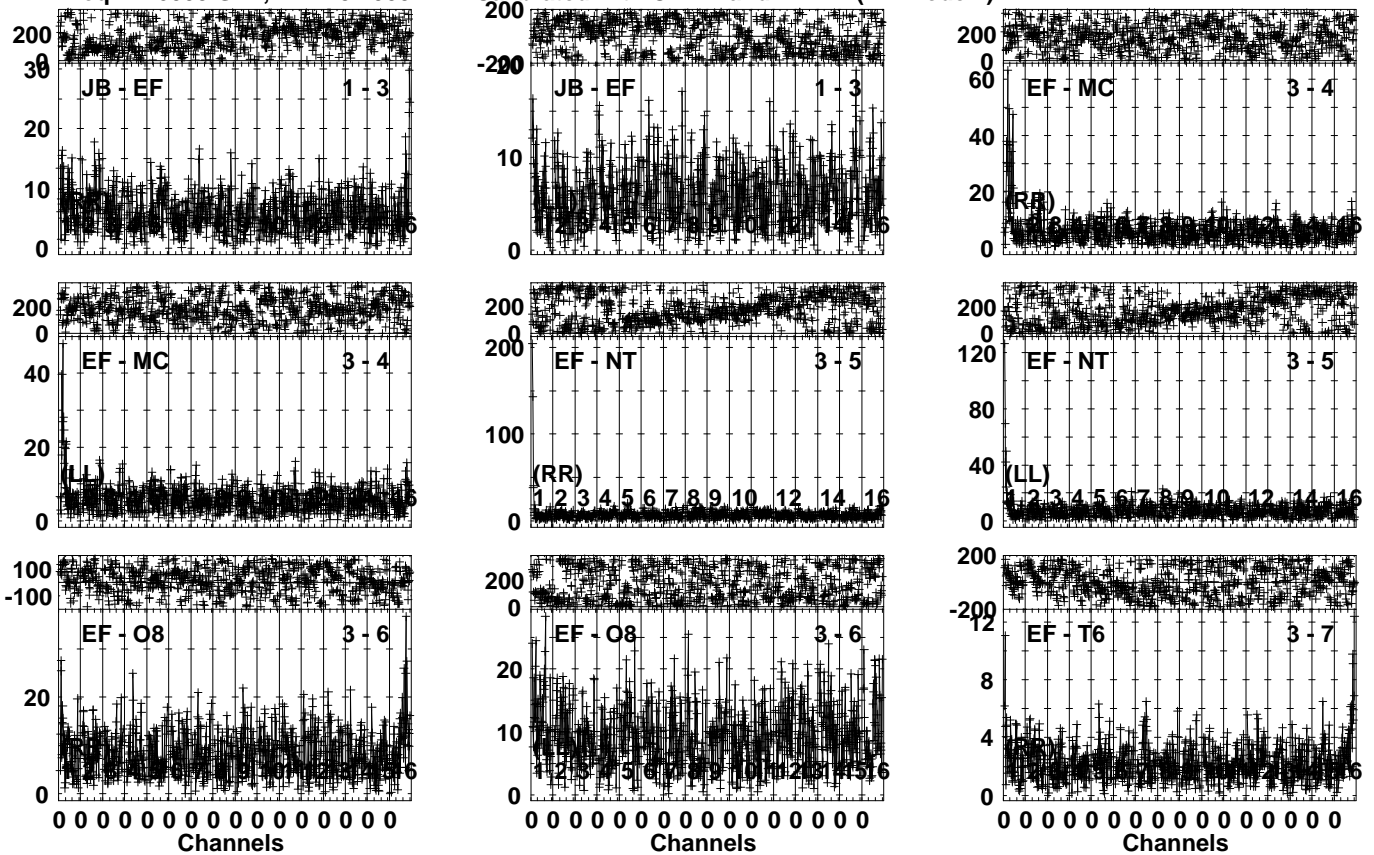


Lower frame: Milli Ampl Jy Top frame: Phas deg
Vector averaged cross-power spectrum Several baselines displayed
Timerange: 01/01:46:03 to 01/01:47:29

Plot file version 514 created 31-MAR-2023 16:03:10

ARP299A EP124A.UVDATA.1

Freq = 4.6005 GHz, Bw = 32.000 MH Calibrated with CL # 4 and BP # 1 (BP mode 1)

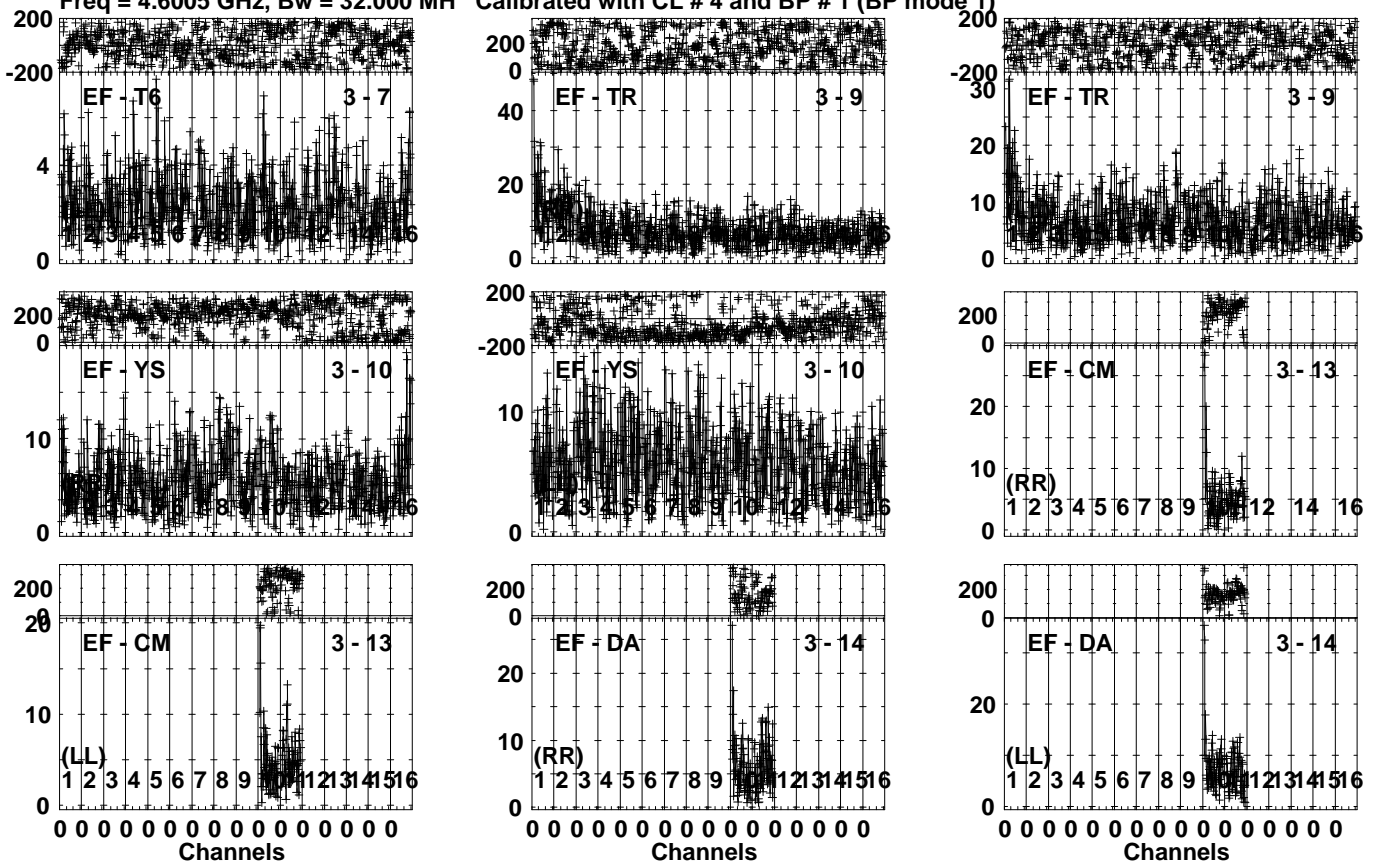


Lower frame: Milli Ampl Jy Top frame: Phas deg
Vector averaged cross-power spectrum Several baselines displayed
Timerange: 01/01:47:31 to 01/01:50:59

Plot file version 515 created 31-MAR-2023 16:03:10

ARP299A EP124A.UVDATA.1

Freq = 4.6005 GHz, Bw = 32.000 MH Calibrated with CL # 4 and BP # 1 (BP mode 1)

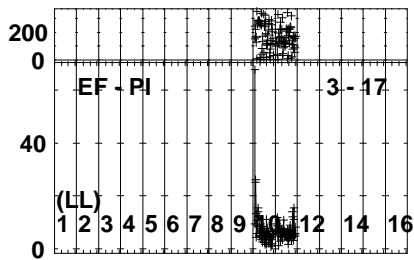
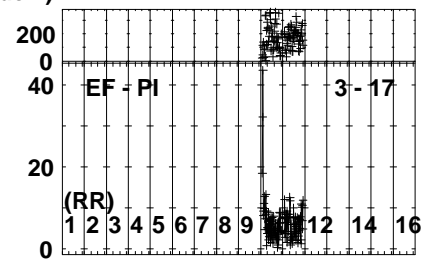
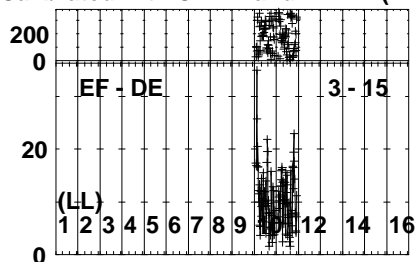
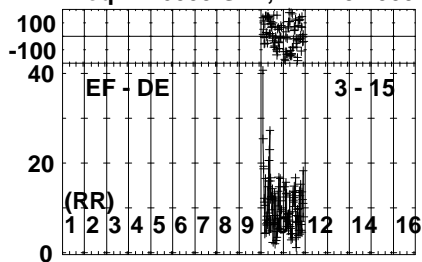


Lower frame: Milli Ampl Jy Top frame: Phas deg
Vector averaged cross-power spectrum Several baselines displayed
Timerange: 01/01:47:31 to 01/01:50:59

Plot file version 516 created 31-MAR-2023 16:03:11

ARP299A EP124A.UVDATA.1

Freq = 4.6005 GHz, Bw = 32.000 MH Calibrated with CL # 4 and BP # 1 (BP mode 1)



Lower frame: Milli Ampl Jy Top frame: Phas deg

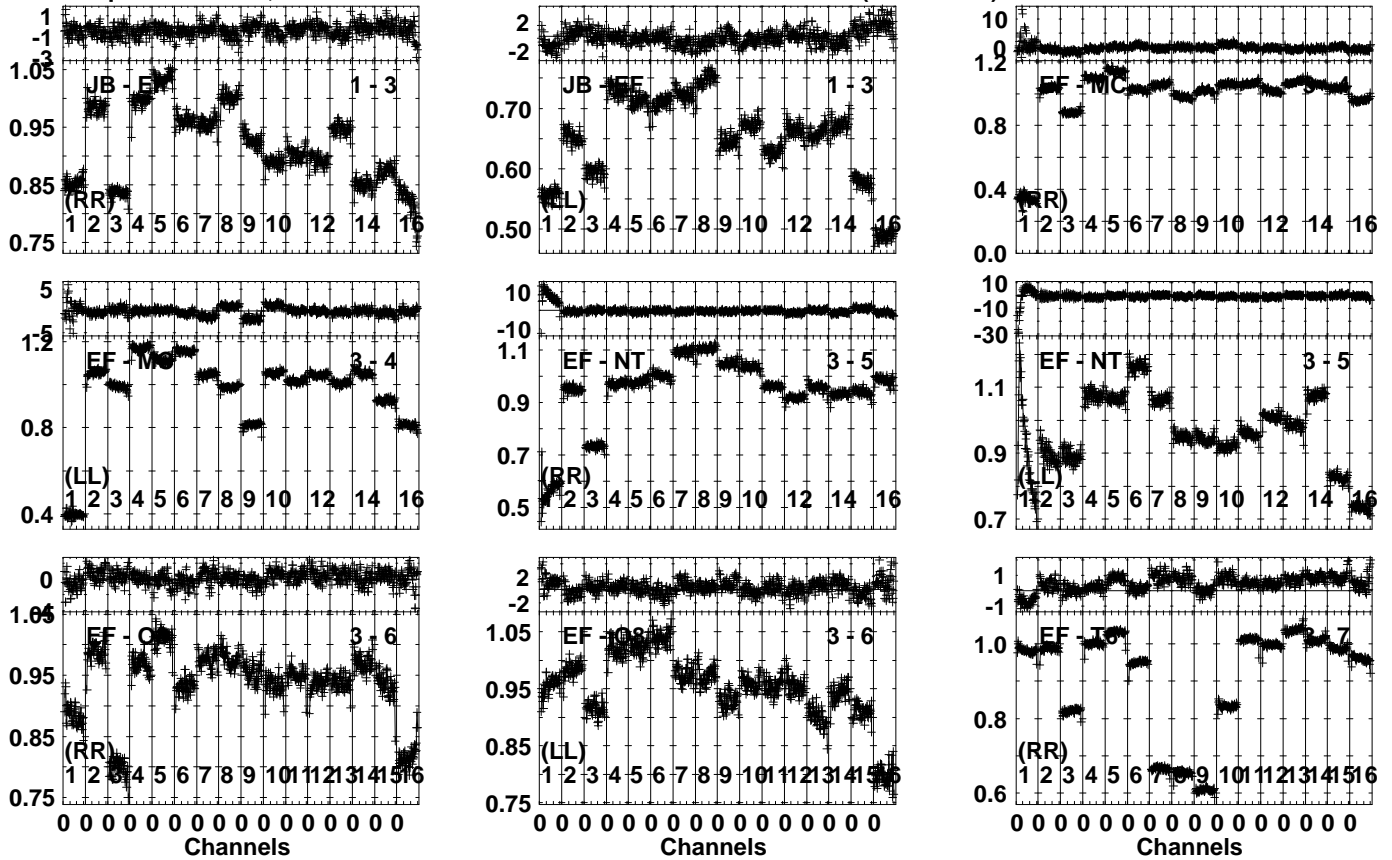
Vector averaged cross-power spectrum Several baselines displayed

Timerange: 01/01:47:31 to 01/01:50:59

Plot file version 517 created 31-MAR-2023 16:03:12

J1128+5925 EP124A.UVDATA.1

Freq = 4.6005 GHz, Bw = 32.000 MH Calibrated with CL # 4 and BP # 1 (BP mode 1)

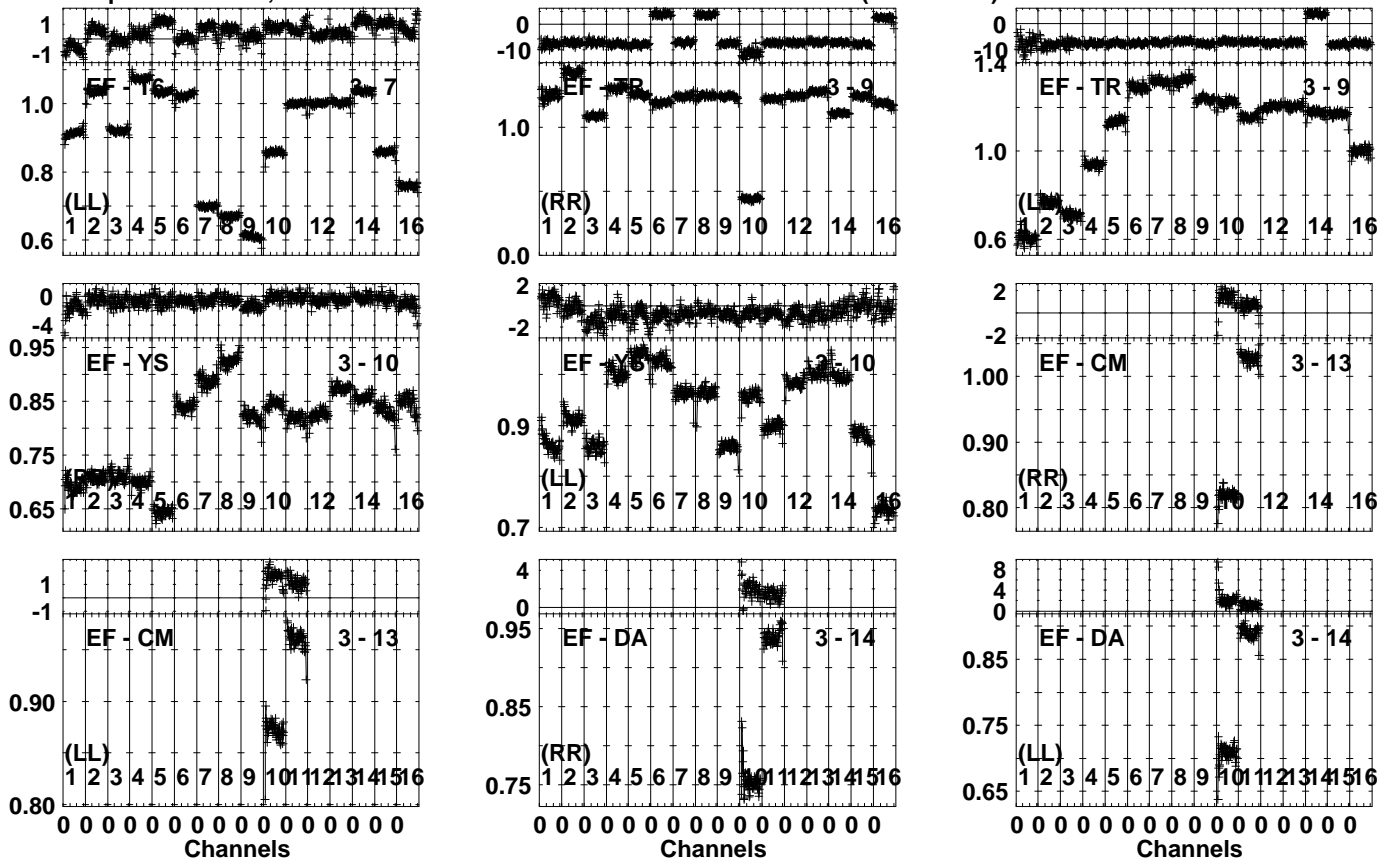


Lower frame: Ampl Jy Top frame: Phas deg
Vector averaged cross-power spectrum Several baselines displayed
Timerange: 01/01:51:31 to 01/01:52:29

Plot file version 518 created 31-MAR-2023 16:03:13

J1128+5925 EP124A.UVDATA.1

Freq = 4.6005 GHz, Bw = 32.000 MH Calibrated with CL # 4 and BP # 1 (BP mode 1)

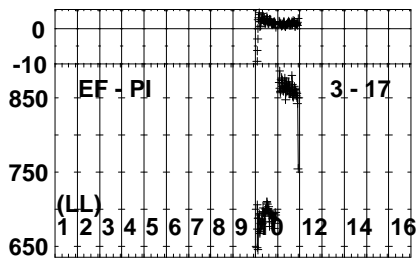
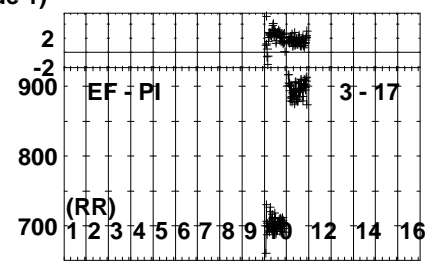
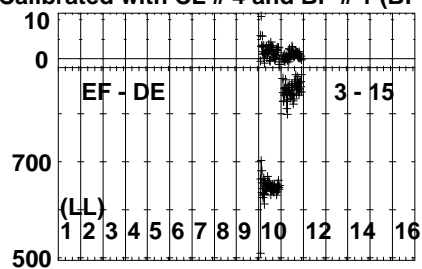
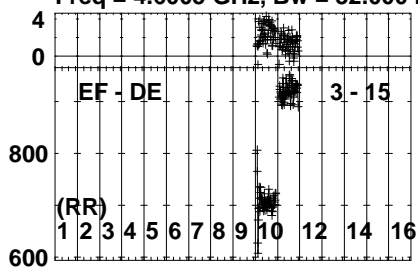


Lower frame: Ampl Jy Top frame: Phas deg
Vector averaged cross-power spectrum Several baselines displayed
Timerange: 01/01:51:31 to 01/01:52:29

Plot file version 519 created 31-MAR-2023 16:03:14

J1128+5925 EP124A.UVDATA.1

Freq = 4.6005 GHz, Bw = 32.000 MH Calibrated with CL # 4 and BP # 1 (BP mode 1)

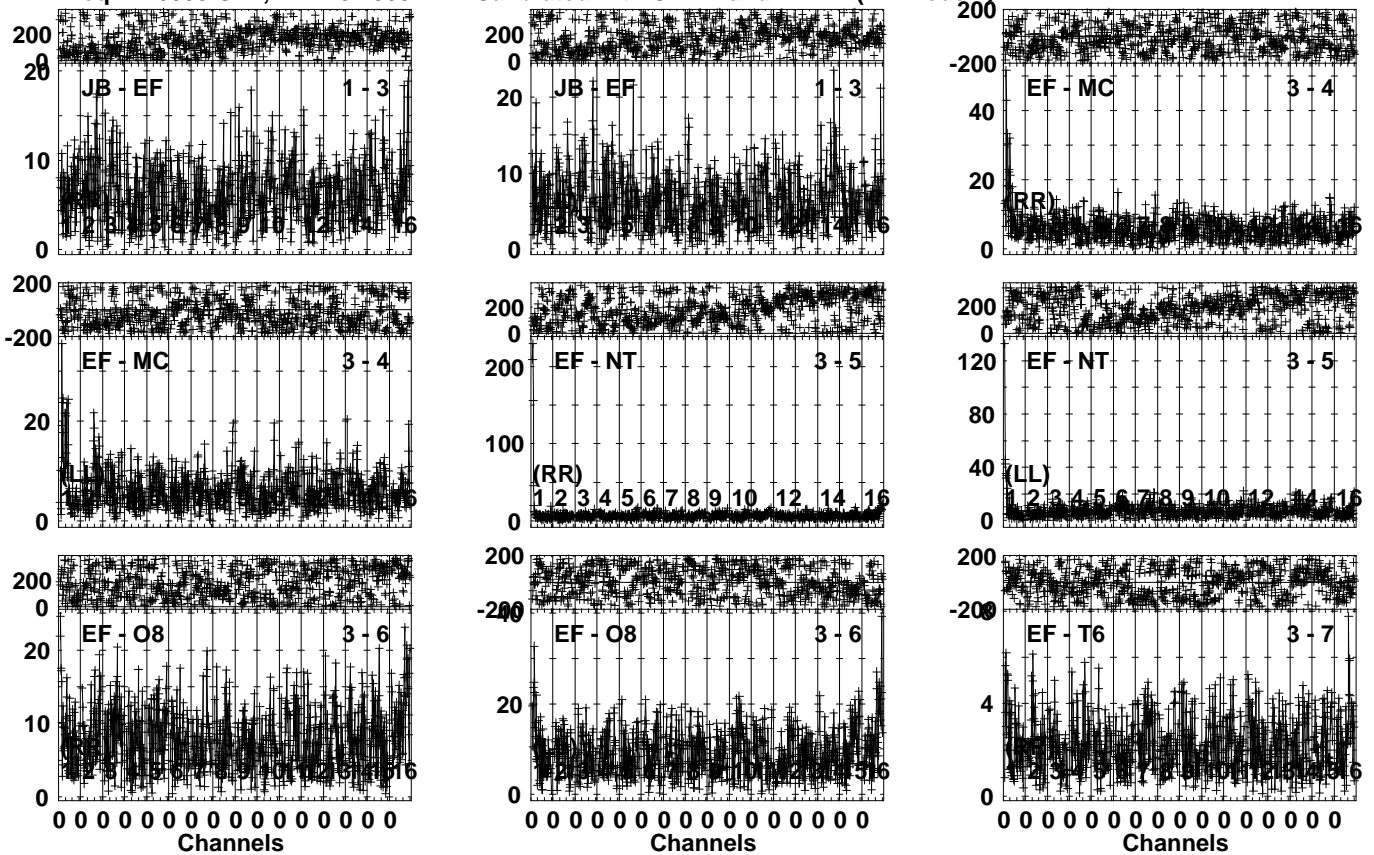


Lower frame: Milli Ampl Jy Top frame: Phas deg
Vector averaged cross-power spectrum Several baselines displayed
Timerange: 01/01:51:31 to 01/01:52:29

Plot file version 520 created 31-MAR-2023 16:03:14

ARP299A EP124A.UVDATA.1

Freq = 4.6005 GHz, Bw = 32.000 MH Calibrated with CL # 4 and BP # 1 (BP mode 1)


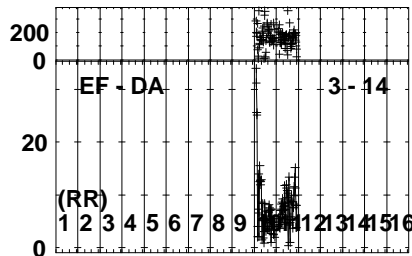
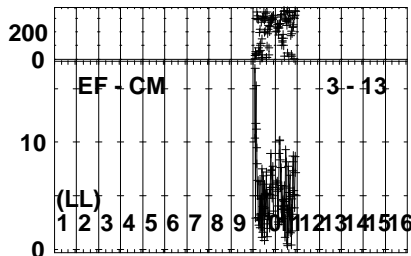
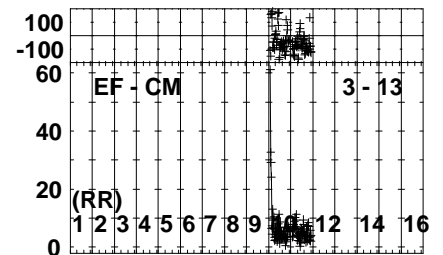
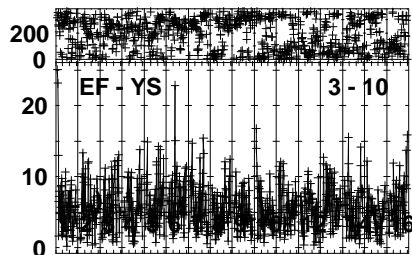
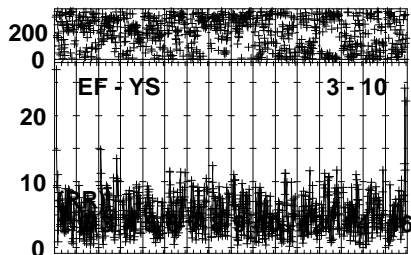
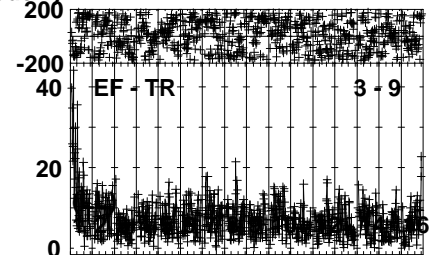
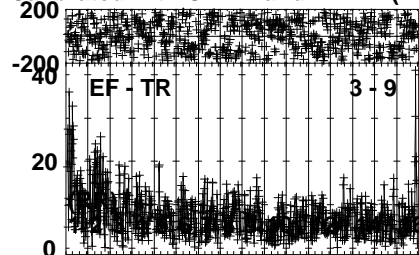
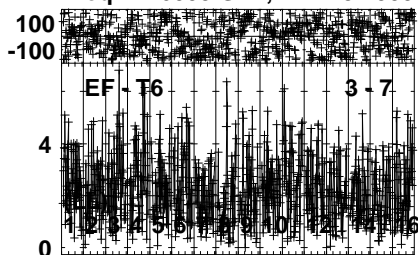


Lower frame: Milli Ampl Jy Top frame: Phas deg
Vector averaged cross-power spectrum Several baselines displayed
Timerange: 01/01:52:31 to 01/01:55:59

Plot file version 521 created 31-MAR-2023 16:03:15

ARP299A EP124A.UVDATA.1

Freq = 4.6005 GHz, Bw = 32.000 MH Calibrated with CL # 4 and BP # 1 (BP mode 1)

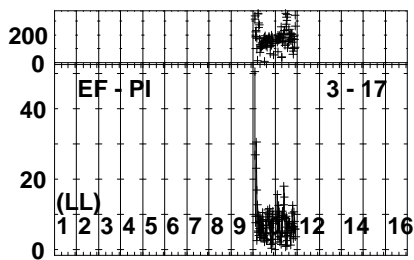
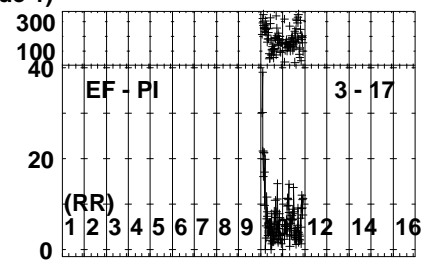
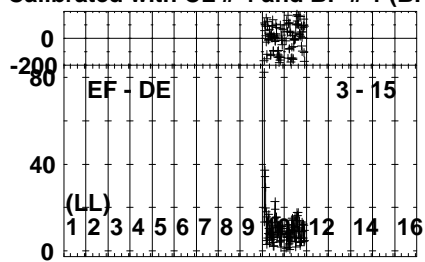
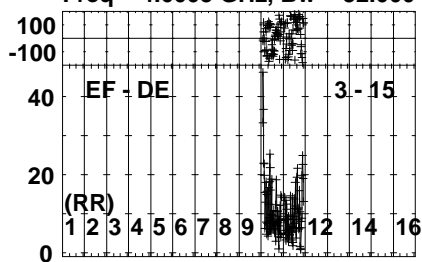


Lower frame: Milli Ampl Jy Top frame: Phas deg
Vector averaged cross-power spectrum Several baselines displayed
Timerange: 01/01:52:31 to 01/01:55:59

Plot file version 522 created 31-MAR-2023 16:03:16

ARP299A EP124A.UVDATA.1

Freq = 4.6005 GHz, Bw = 32.000 MH Calibrated with CL # 4 and BP # 1 (BP mode 1)

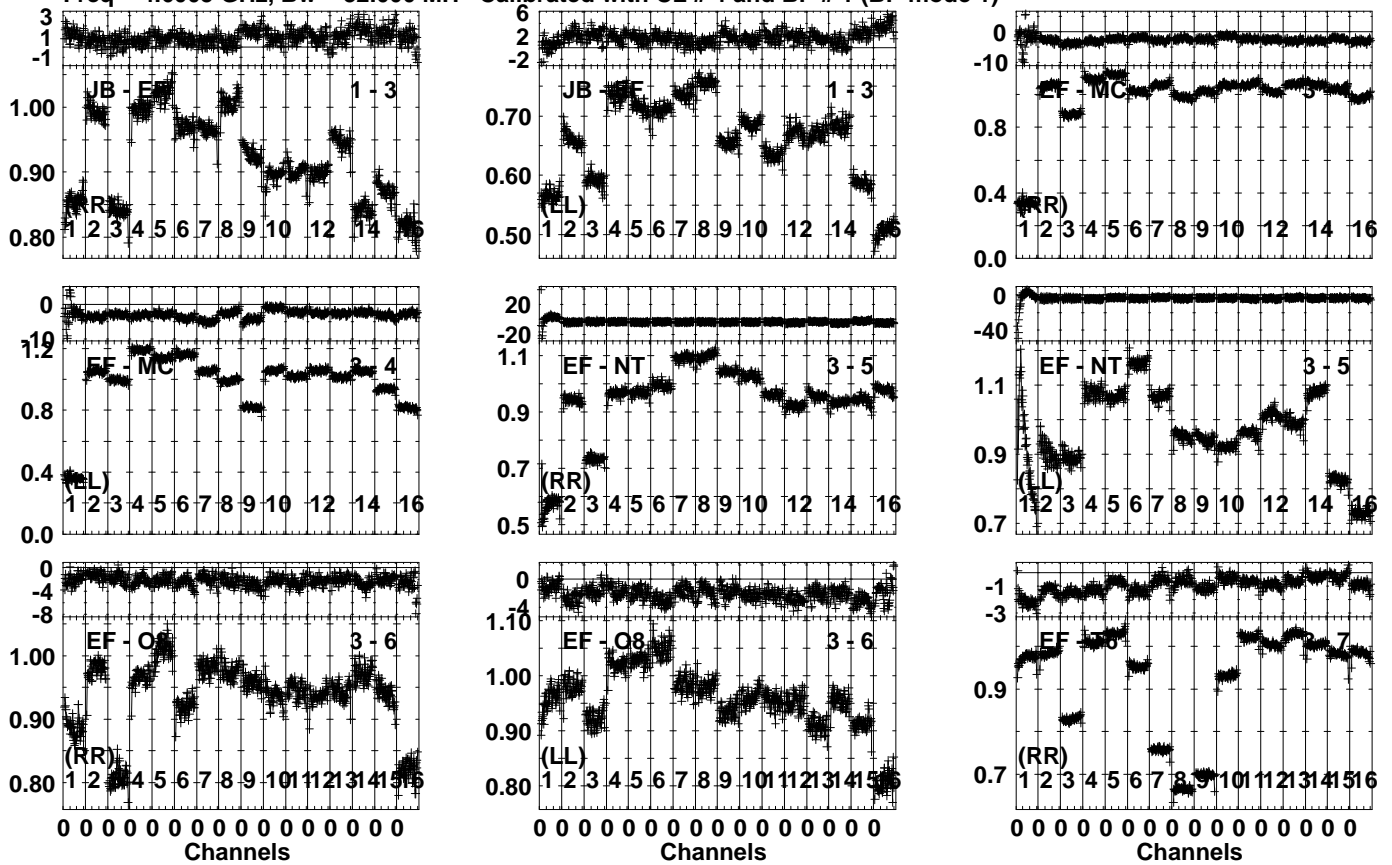


Lower frame: Milli Ampl Jy Top frame: Phas deg
Vector averaged cross-power spectrum Several baselines displayed
Timerange: 01/01:52:31 to 01/01:55:59

Plot file version 523 created 31-MAR-2023 16:03:16

J1128+5925 EP124A.UVDATA.1

Freq = 4.6005 GHz, Bw = 32.000 MH Calibrated with CL # 4 and BP # 1 (BP mode 1)

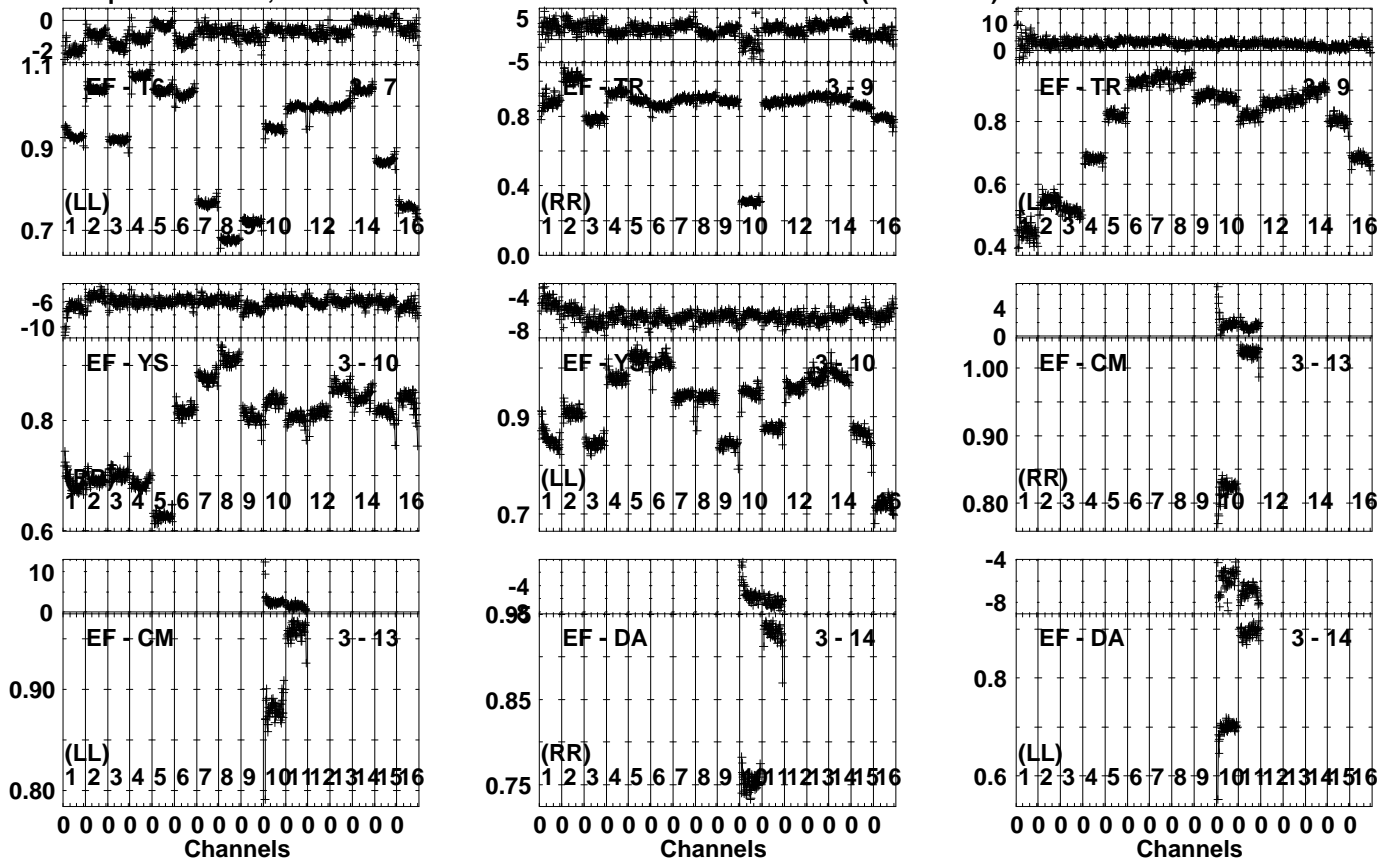


Lower frame: Ampl Jy Top frame: Phas deg
 Vector averaged cross-power spectrum Several baselines displayed
 Timerange: 01/01:56:01 to 01/01:57:29

Plot file version 524 created 31-MAR-2023 16:03:17

J1128+5925 EP124A.UVDATA.1

Freq = 4.6005 GHz, Bw = 32.000 MH Calibrated with CL # 4 and BP # 1 (BP mode 1)

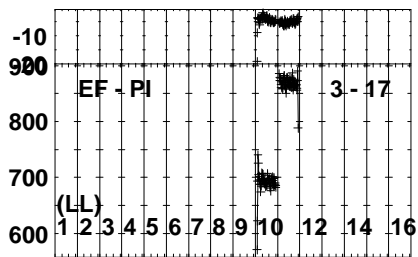
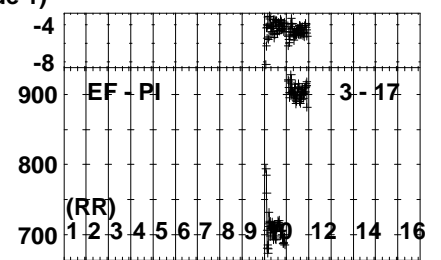
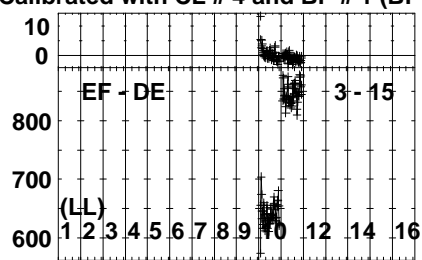
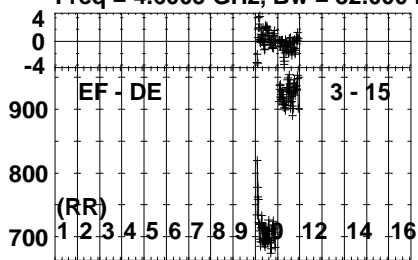


Lower frame: Ampl Jy Top frame: Phas deg
Vector averaged cross-power spectrum Several baselines displayed
Timerange: 01/01:56:01 to 01/01:57:29

Plot file version 525 created 31-MAR-2023 16:03:18

J1128+5925 EP124A.UVDATA.1

Freq = 4.6005 GHz, Bw = 32.000 MH Calibrated with CL # 4 and BP # 1 (BP mode 1)

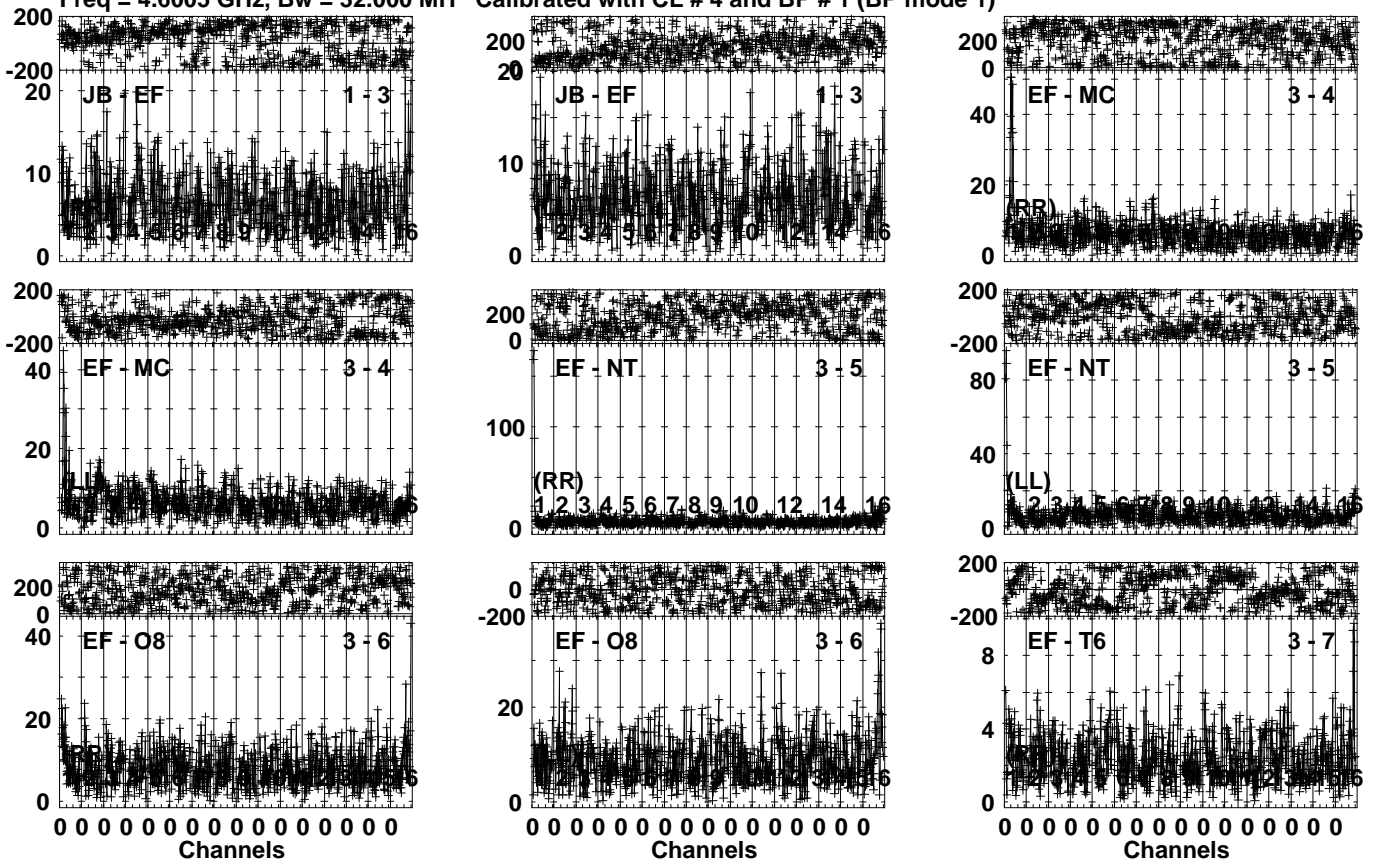


Lower frame: Milli Ampl Jy Top frame: Phas deg
Vector averaged cross-power spectrum Several baselines displayed
Timerange: 01/01:56:01 to 01/01:57:29

Plot file version 526 created 31-MAR-2023 16:03:19

ARP299A EP124A.UVDATA.1

Freq = 4.6005 GHz, Bw = 32.000 MH Calibrated with CL # 4 and BP # 1 (BP mode 1)

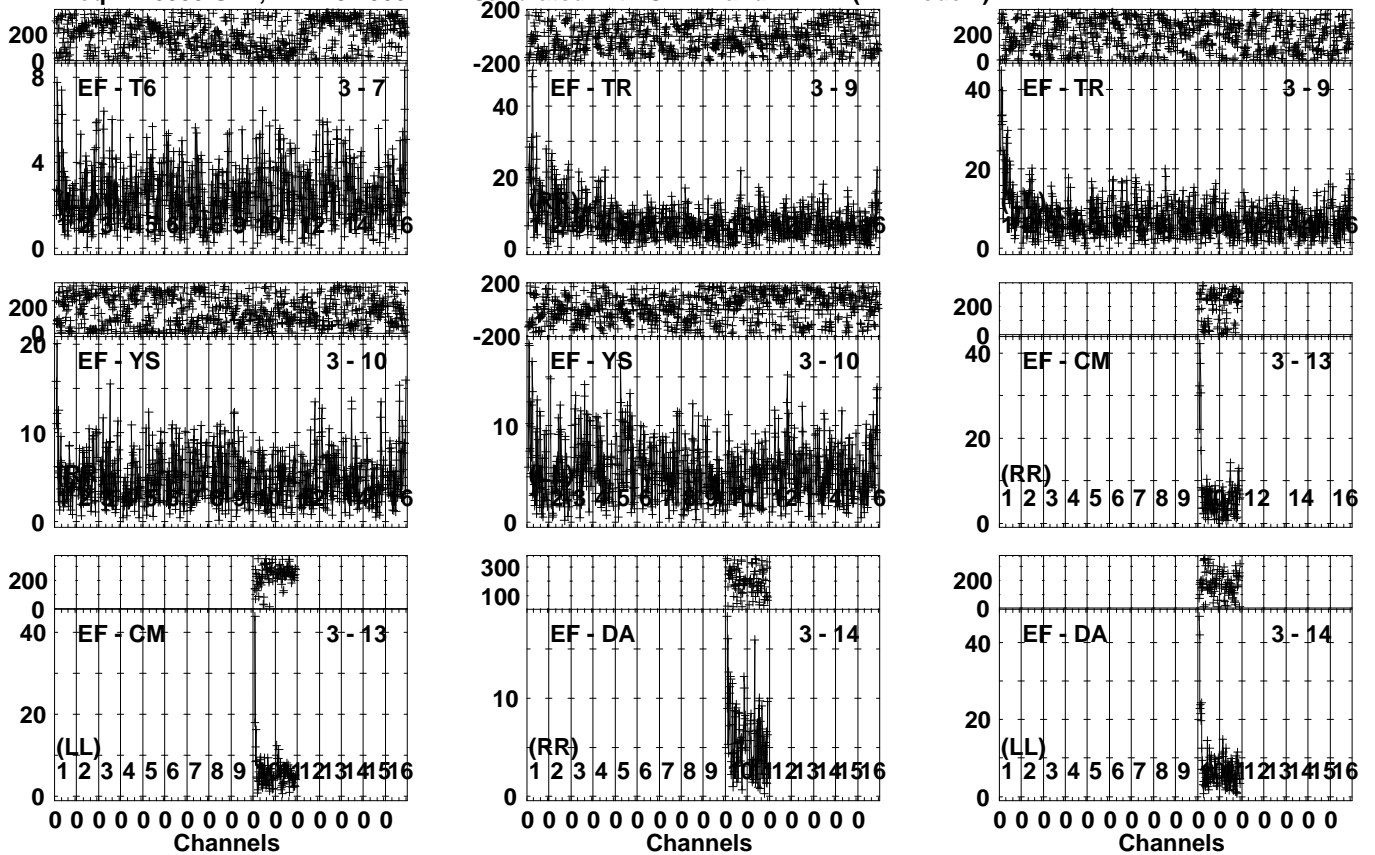


Lower frame: Milli Ampl Jy Top frame: Phas deg
Vector averaged cross-power spectrum Several baselines displayed
Timerange: 01/01:57:31 to 01/02:00:59

Plot file version 527 created 31-MAR-2023 16:03:19

ARP299A EP124A.UVDATA.1

Freq = 4.6005 GHz, Bw = 32.000 MH Calibrated with CL # 4 and BP # 1 (BP mode 1)

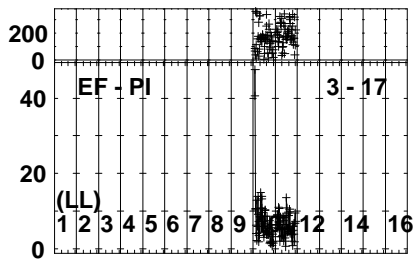
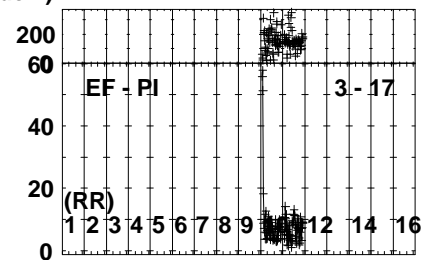
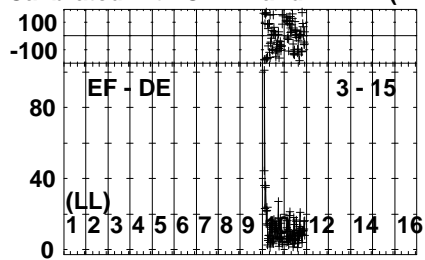
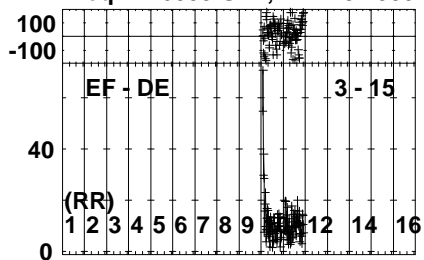


Lower frame: Milli Ampl Jy Top frame: Phas deg
Vector averaged cross-power spectrum Several baselines displayed
Timerange: 01/01:57:31 to 01/02:00:59

Plot file version 528 created 31-MAR-2023 16:03:20

ARP299A EP124A.UVDATA.1

Freq = 4.6005 GHz, Bw = 32.000 MH Calibrated with CL # 4 and BP # 1 (BP mode 1)

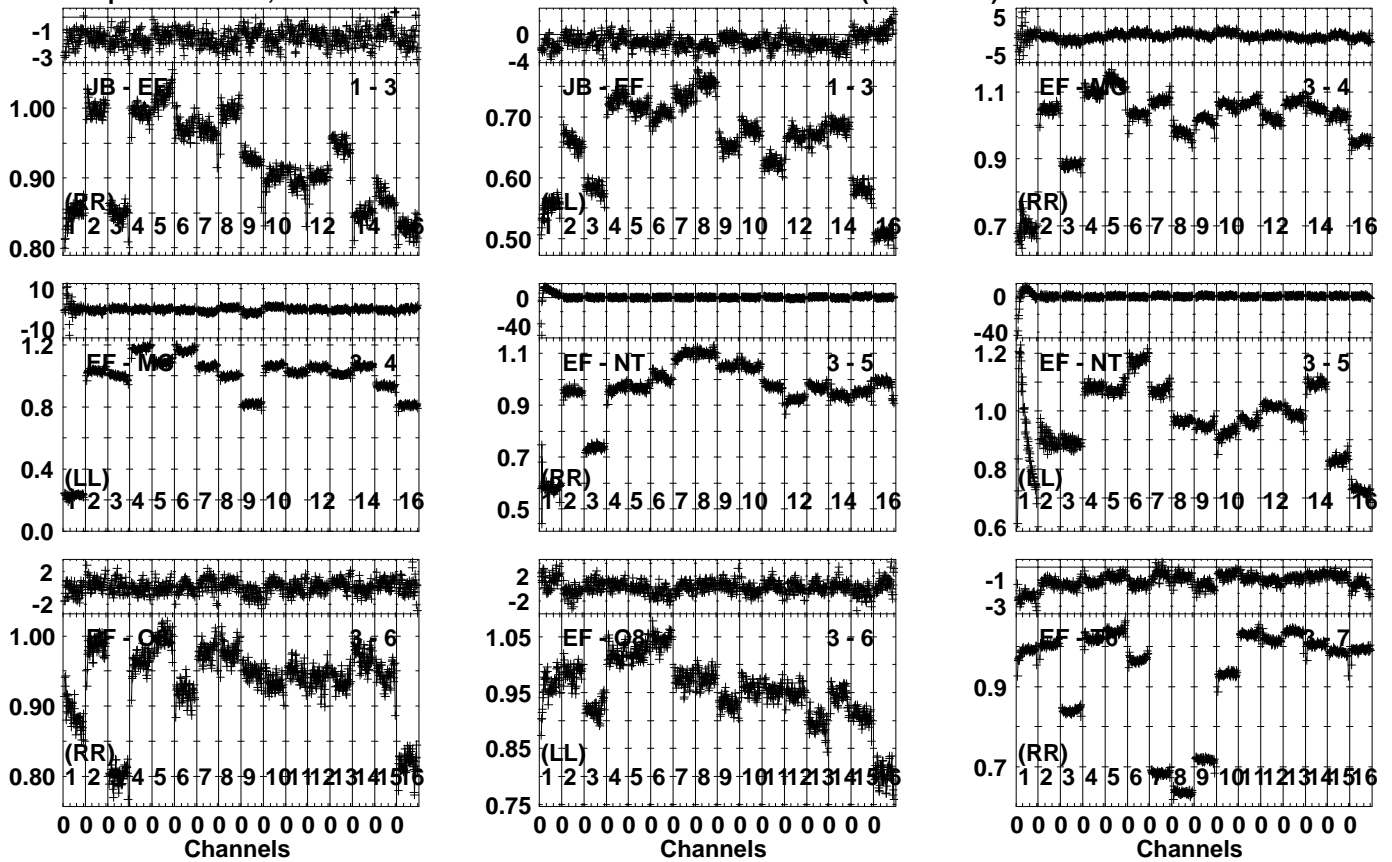


Lower frame: Milli Ampl Jy Top frame: Phas deg
Vector averaged cross-power spectrum Several baselines displayed
Timerange: 01/01:57:31 to 01/02:00:59

Plot file version 529 created 31-MAR-2023 16:03:21

J1128+5925 EP124A.UVDATA.1

Freq = 4.6005 GHz, Bw = 32.000 MH Calibrated with CL # 4 and BP # 1 (BP mode 1)

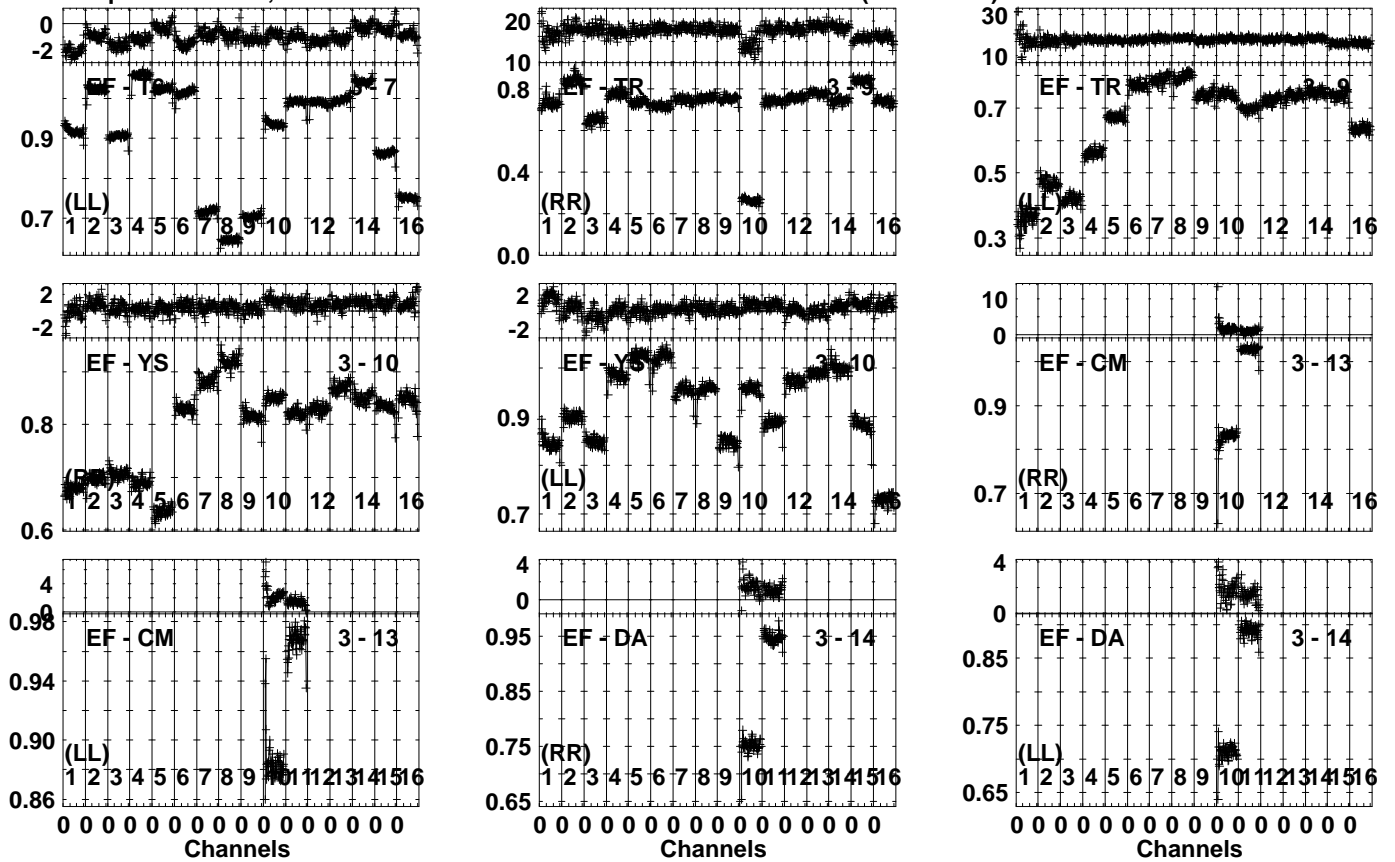


Lower frame: Ampl Jy Top frame: Phas deg
 Vector averaged cross-power spectrum Several baselines displayed
 Timerange: 01/02:01:31 to 01/02:02:29

Plot file version 530 created 31-MAR-2023 16:03:22

J1128+5925 EP124A.UVDATA.1

Freq = 4.6005 GHz, Bw = 32.000 MH Calibrated with CL # 4 and BP # 1 (BP mode 1)

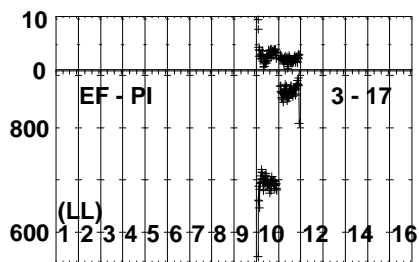
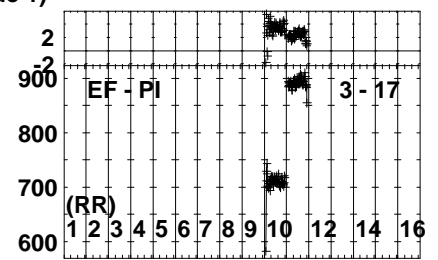
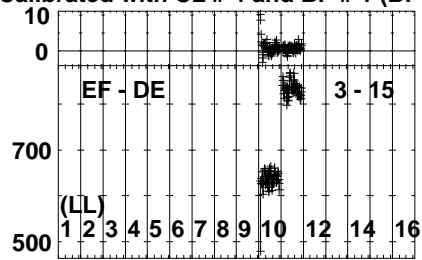
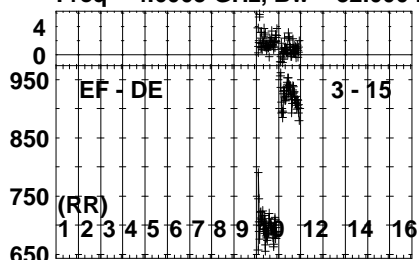


Lower frame: Ampl Jy Top frame: Phas deg
 Vector averaged cross-power spectrum Several baselines displayed
 Timerange: 01/02:01:31 to 01/02:02:29

Plot file version 531 created 31-MAR-2023 16:03:22

J1128+5925 EP124A.UVDATA.1

Freq = 4.6005 GHz, Bw = 32.000 MH Calibrated with CL # 4 and BP # 1 (BP mode 1)

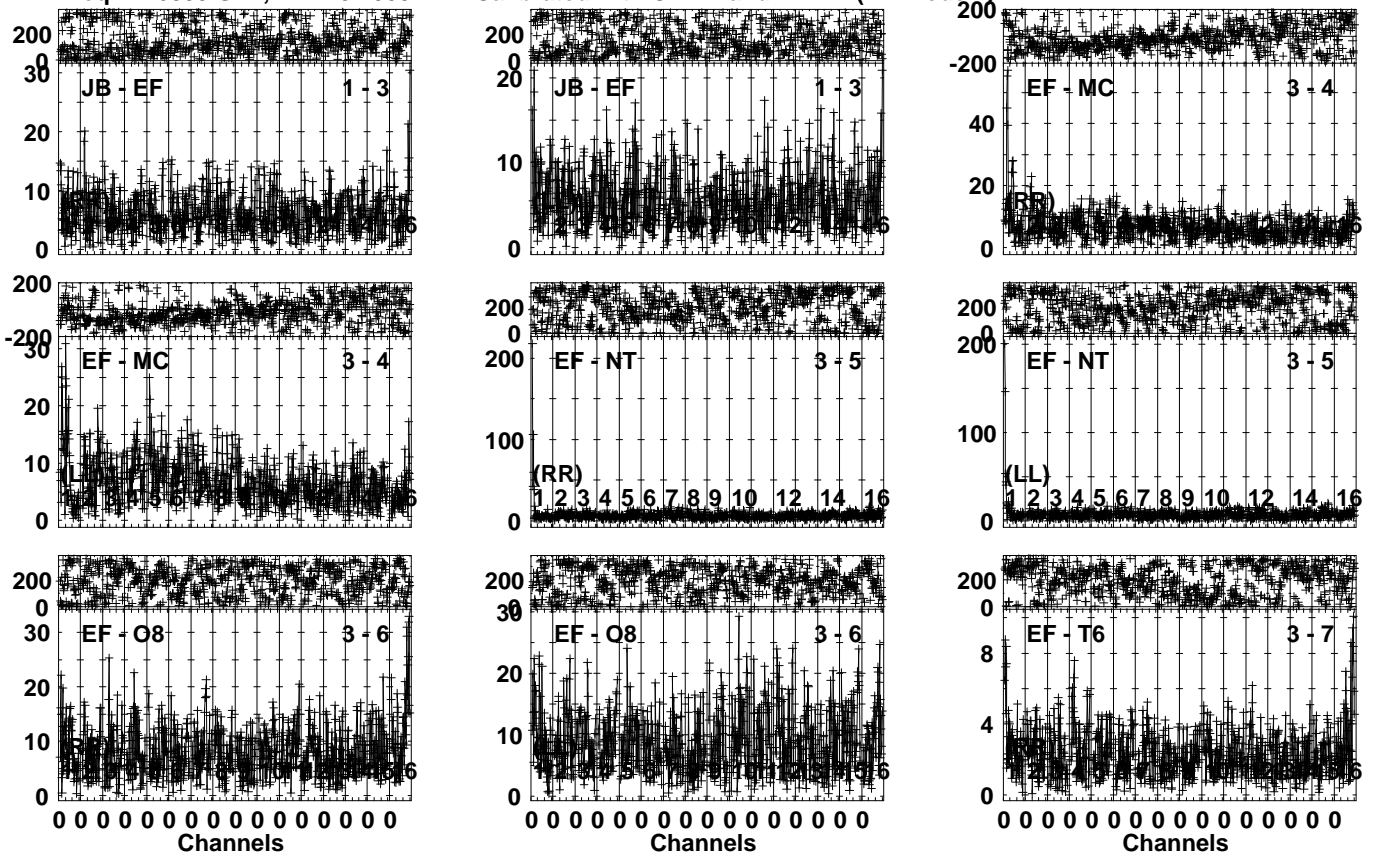


Lower frame: Milli Ampl Jy Top frame: Phas deg
Vector averaged cross-power spectrum Several baselines displayed
Timerange: 01/02:01:31 to 01/02:02:29

Plot file version 532 created 31-MAR-2023 16:03:23

ARP299A EP124A.UVDATA.1

Freq = 4.6005 GHz, Bw = 32.000 MH Calibrated with CL # 4 and BP # 1 (BP mode 1)

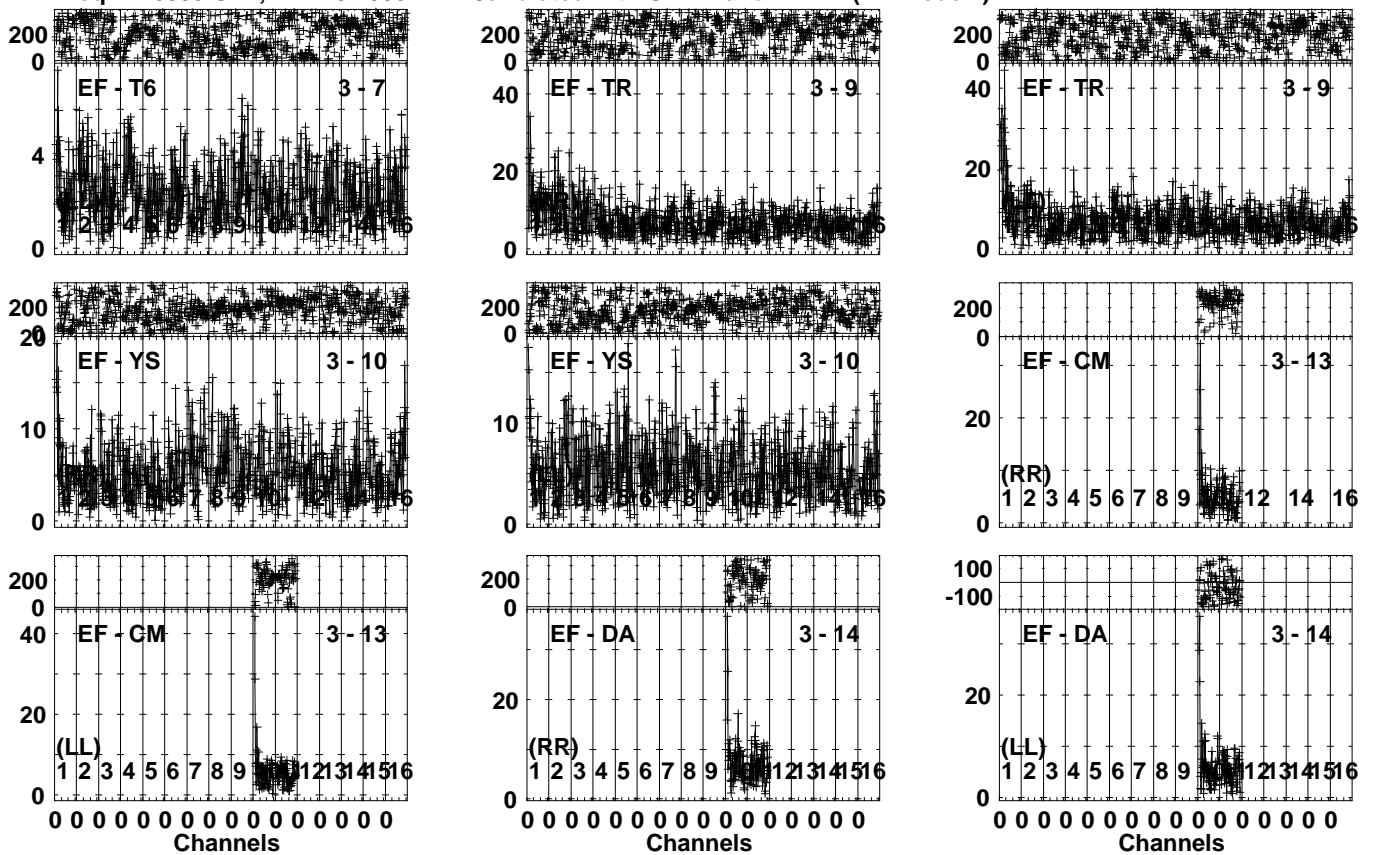


Lower frame: Milli Ampl Jy Top frame: Phas deg
Vector averaged cross-power spectrum Several baselines displayed
Timerange: 01/02:02:31 to 01/02:05:59

Plot file version 533 created 31-MAR-2023 16:03:24

ARP299A EP124A.UVDATA.1

Freq = 4.6005 GHz, Bw = 32.000 MH Calibrated with CL # 4 and BP # 1 (BP mode 1)

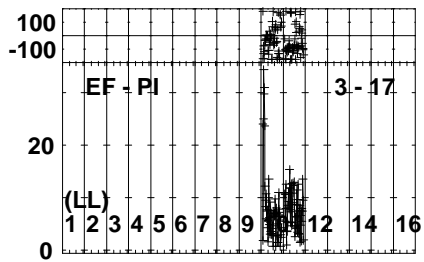
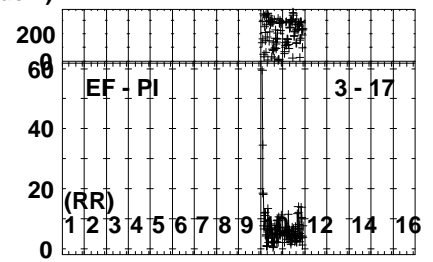
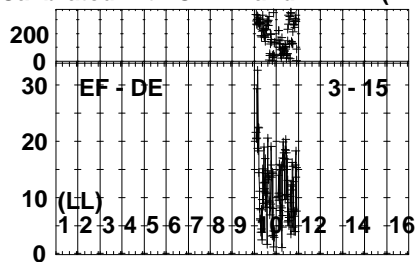
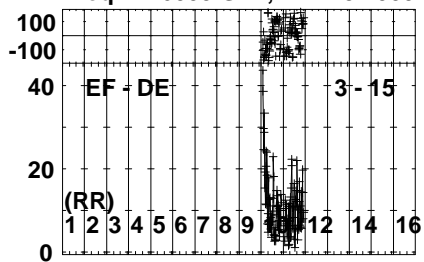


Lower frame: Milli Ampl Jy Top frame: Phas deg
Vector averaged cross-power spectrum Several baselines displayed
Timerange: 01/02:02:31 to 01/02:05:59

Plot file version 534 created 31-MAR-2023 16:03:25

ARP299A EP124A.UVDATA.1

Freq = 4.6005 GHz, Bw = 32.000 MH Calibrated with CL # 4 and BP # 1 (BP mode 1)



Lower frame: Milli Ampl Jy Top frame: Phas deg

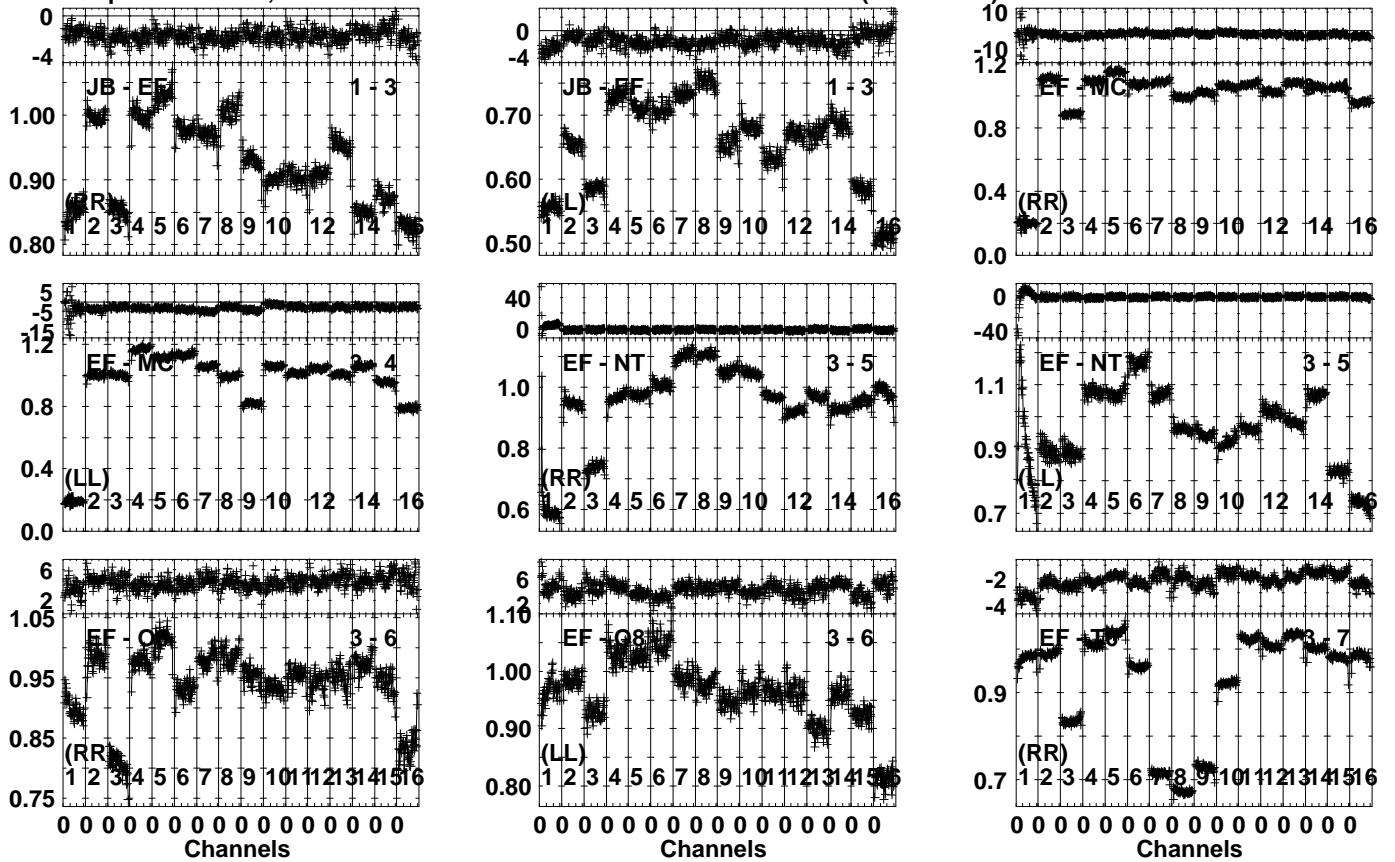
Vector averaged cross-power spectrum Several baselines displayed

Timerange: 01/02:02:31 to 01/02:05:59

Plot file version 535 created 31-MAR-2023 16:03:25

J1128+5925 EP124A.UVDATA.1

Freq = 4.6005 GHz, Bw = 32.000 MH Calibrated with CL # 4 and BP # 1 (BP mode 1)

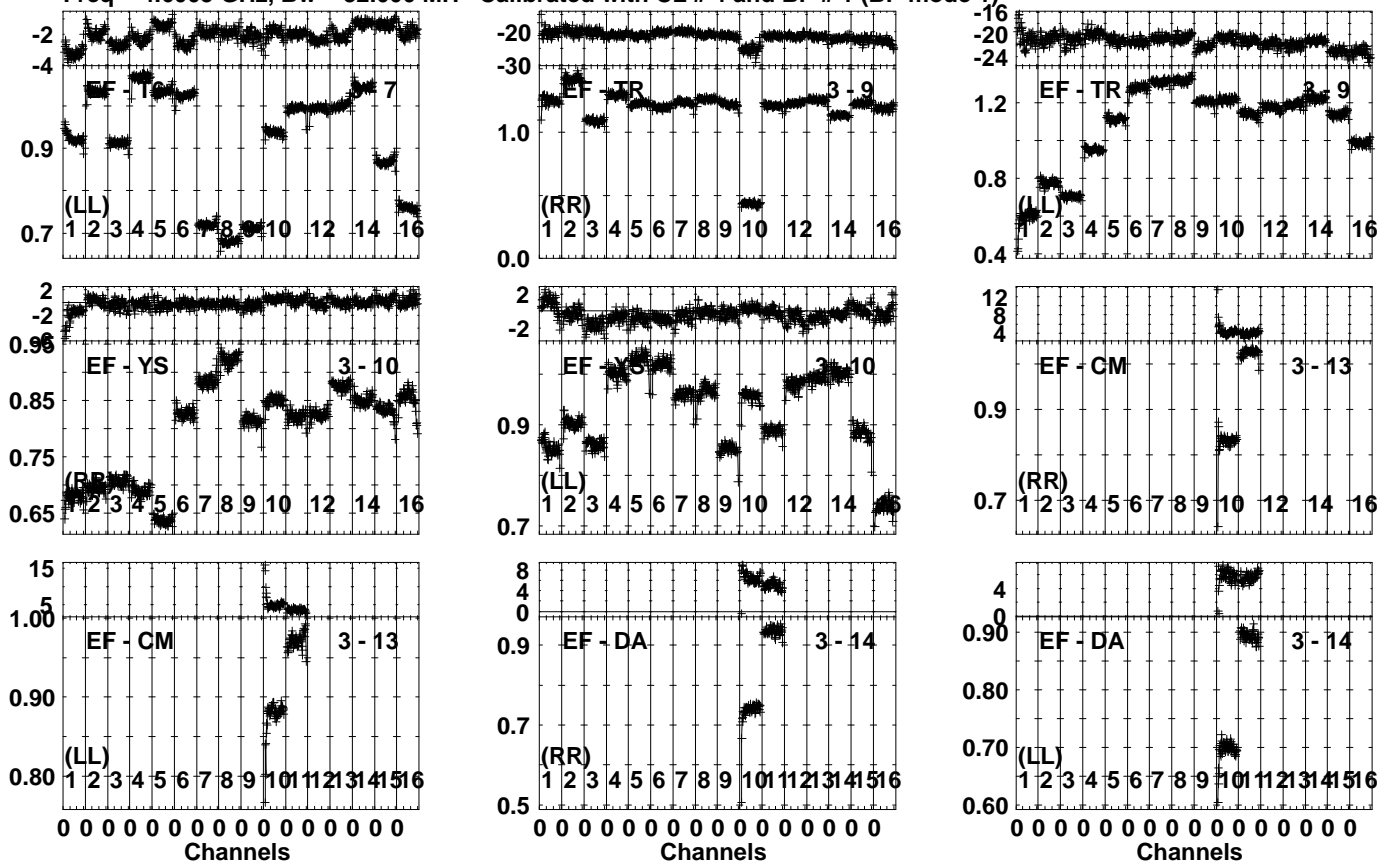


Lower frame: Ampl Jy Top frame: Phas deg
Vector averaged cross-power spectrum Several baselines displayed
Timerange: 01/02:06:01 to 01/02:07:29

Plot file version 536 created 31-MAR-2023 16:03:26

J1128+5925 EP124A.UVDATA.1

Freq = 4.6005 GHz, Bw = 32.000 MH Calibrated with CL # 4 and BP # 1 (BP mode 1)

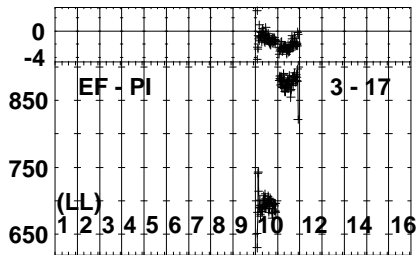
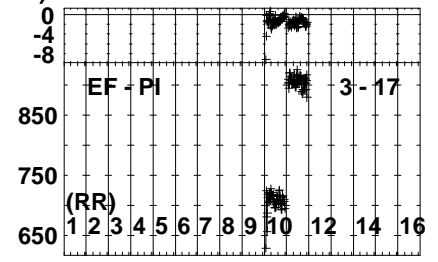
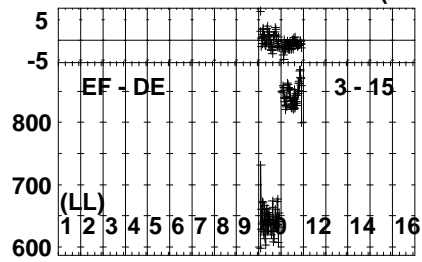
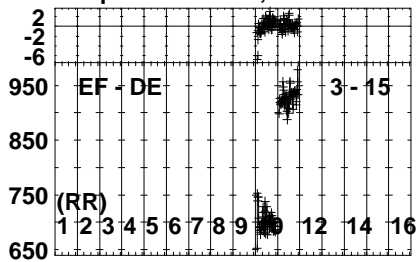


Lower frame: Ampl Jy Top frame: Phas deg
 Vector averaged cross-power spectrum Several baselines displayed
 Timerange: 01/02:06:01 to 01/02:07:29

Plot file version 537 created 31-MAR-2023 16:03:27

J1128+5925 EP124A.UVDATA.1

Freq = 4.6005 GHz, Bw = 32.000 MH Calibrated with CL # 4 and BP # 1 (BP mode 1)

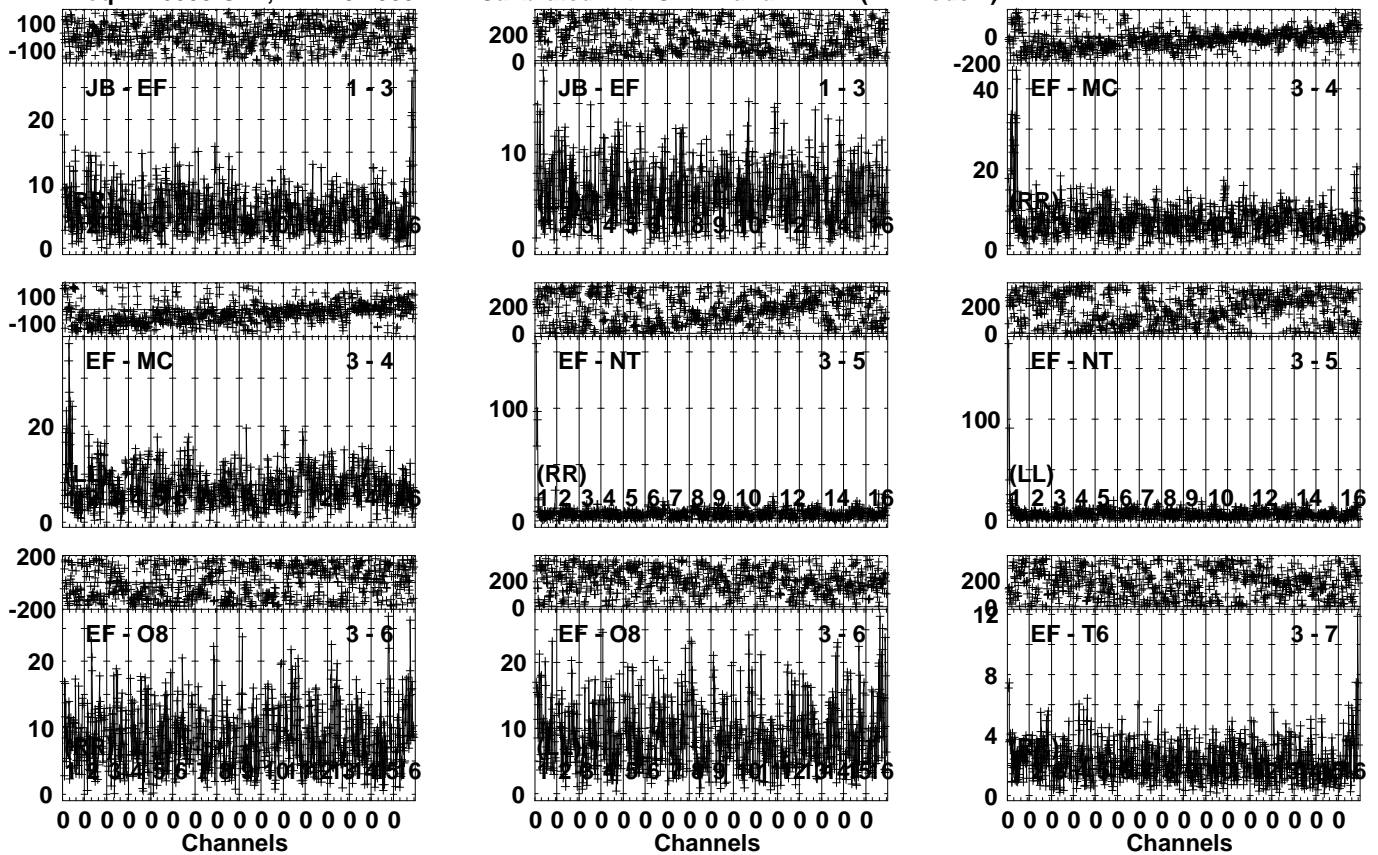


Lower frame: Milli Ampl Jy Top frame: Phas deg
Vector averaged cross-power spectrum Several baselines displayed
Timerange: 01/02:06:01 to 01/02:07:29

Plot file version 538 created 31-MAR-2023 16:03:27

ARP299A EP124A.UVDATA.1

Freq = 4.6005 GHz, Bw = 32.000 MH Calibrated with CL # 4 and BP # 1 (BP mode 1)

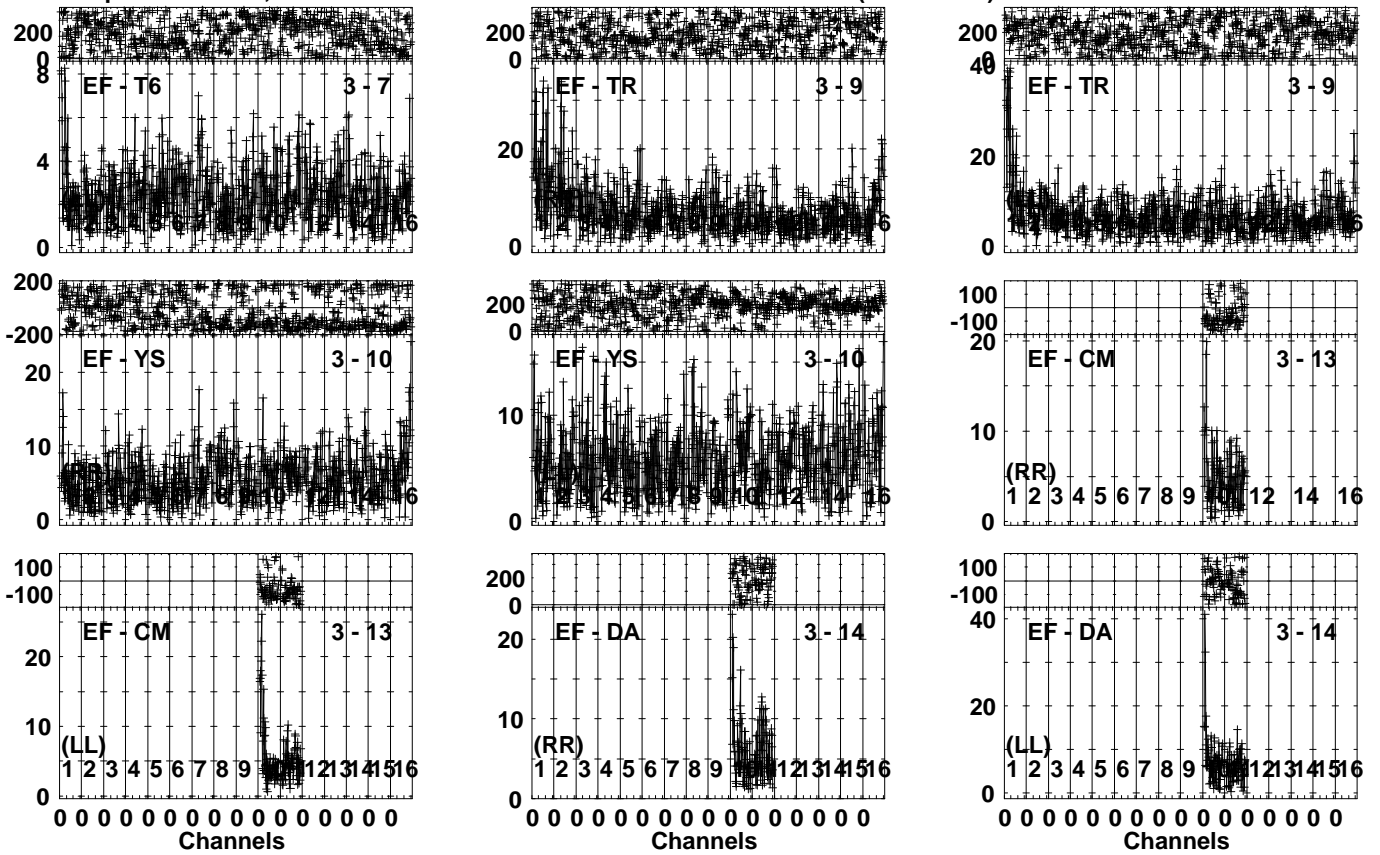


Lower frame: Milli Ampl Jy Top frame: Phas deg
Vector averaged cross-power spectrum Several baselines displayed
Timerange: 01/02:07:31 to 01/02:10:59

Plot file version 539 created 31-MAR-2023 16:03:28

ARP299A EP124A.UVDATA.1

Freq = 4.6005 GHz, Bw = 32.000 MH Calibrated with CL # 4 and BP # 1 (BP mode 1)

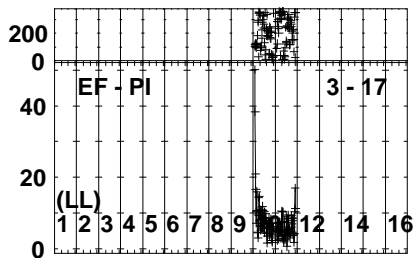
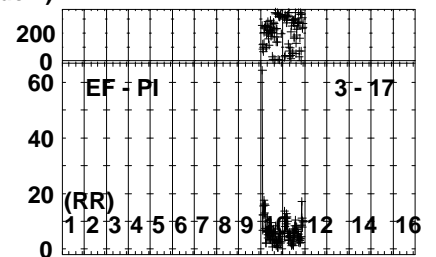
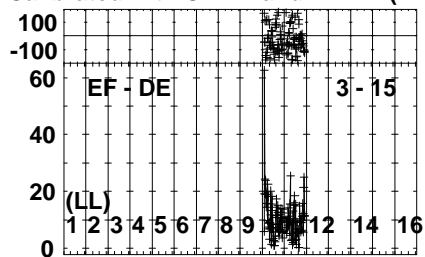
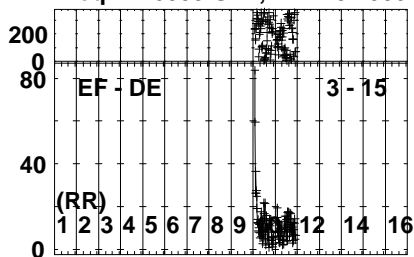


Lower frame: Milli Ampl Jy Top frame: Phas deg
Vector averaged cross-power spectrum Several baselines displayed
Timerange: 01/02:07:31 to 01/02:10:59

Plot file version 540 created 31-MAR-2023 16:03:29

ARP299A EP124A.UVDATA.1

Freq = 4.6005 GHz, Bw = 32.000 MH Calibrated with CL # 4 and BP # 1 (BP mode 1)

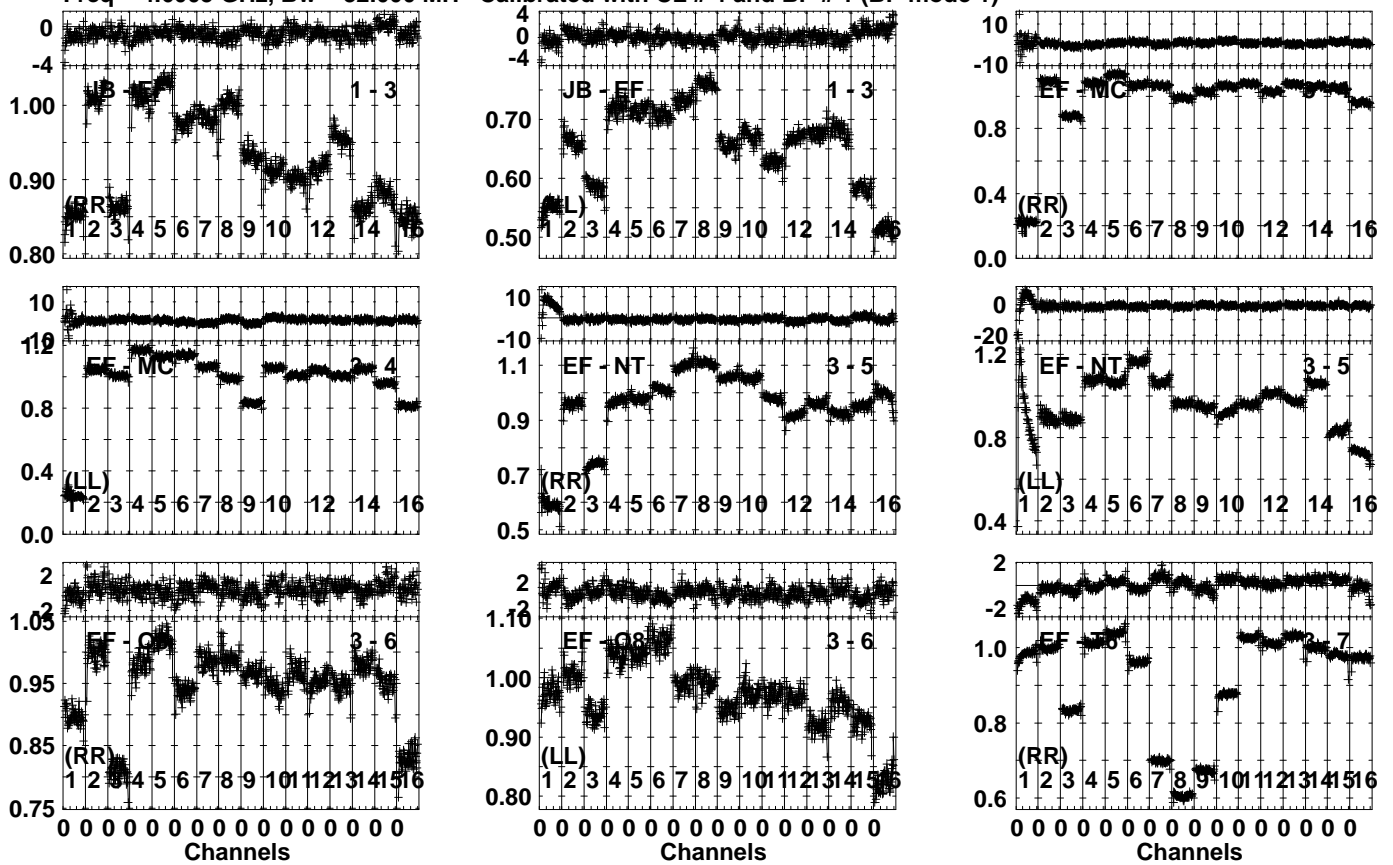


Lower frame: Milli Ampl Jy Top frame: Phas deg
Vector averaged cross-power spectrum Several baselines displayed
Timerange: 01/02:07:31 to 01/02:10:59

Plot file version 541 created 31-MAR-2023 16:03:30

J1128+5925 EP124A.UVDATA.1

Freq = 4.6005 GHz, Bw = 32.000 MH Calibrated with CL # 4 and BP # 1 (BP mode 1)

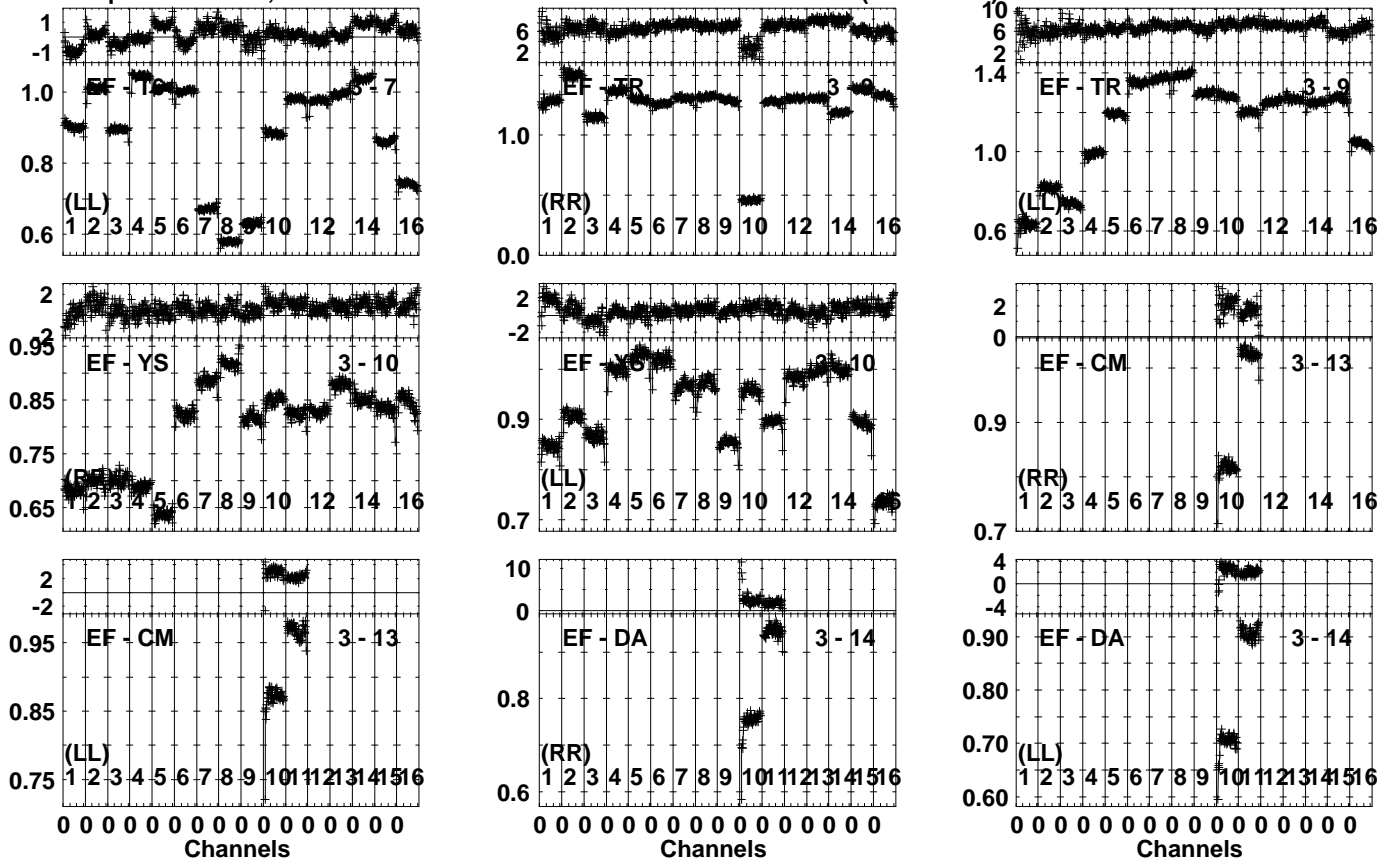


Lower frame: Ampl Jy Top frame: Phas deg
Vector averaged cross-power spectrum Several baselines displayed
Timerange: 01/02:11:31 to 01/02:12:29

Plot file version 542 created 31-MAR-2023 16:03:30

J1128+5925 EP124A.UVDATA.1

Freq = 4.6005 GHz, Bw = 32.000 MH Calibrated with CL # 4 and BP # 1 (BP mode 1)

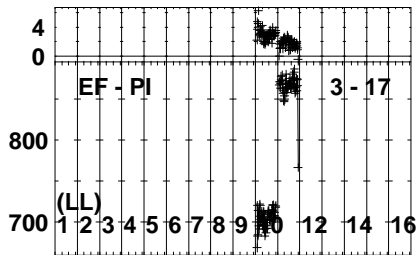
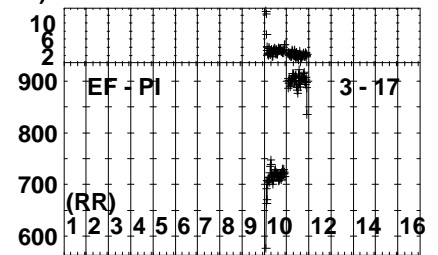
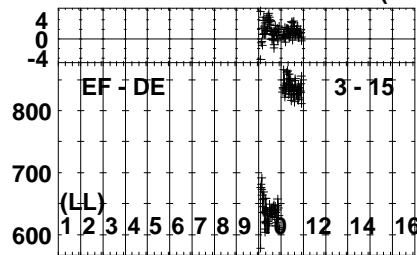
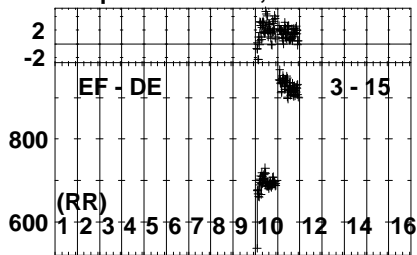


Lower frame: Ampl Jy Top frame: Phas deg
 Vector averaged cross-power spectrum Several baselines displayed
 Timerange: 01/02:11:31 to 01/02:12:29

Plot file version 543 created 31-MAR-2023 16:03:31

J1128+5925 EP124A.UVDATA.1

Freq = 4.6005 GHz, Bw = 32.000 MH Calibrated with CL # 4 and BP # 1 (BP mode 1)

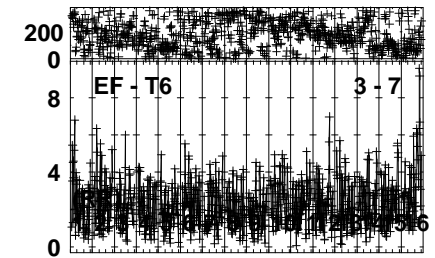
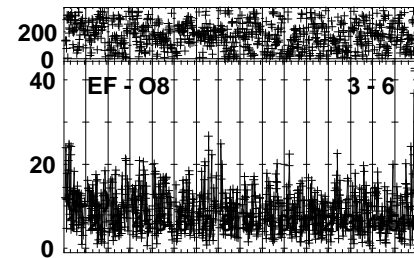
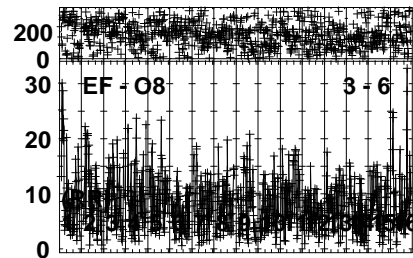
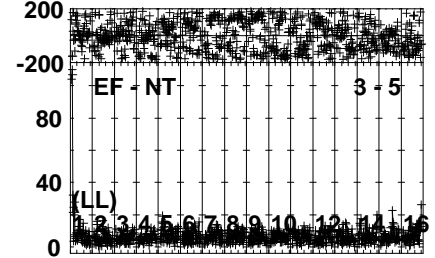
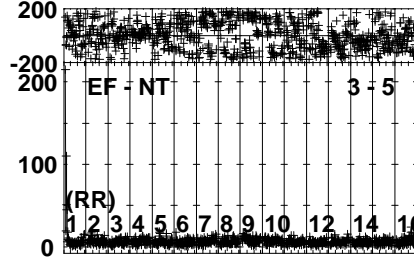
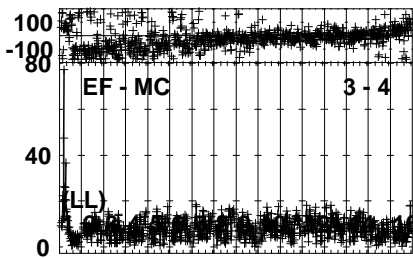
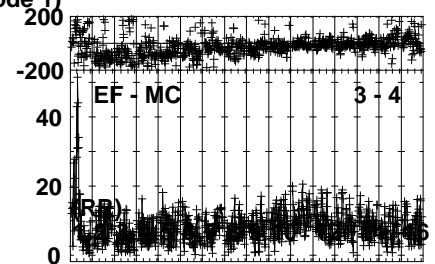
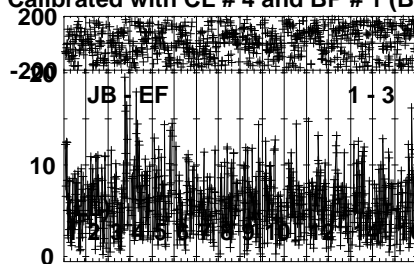
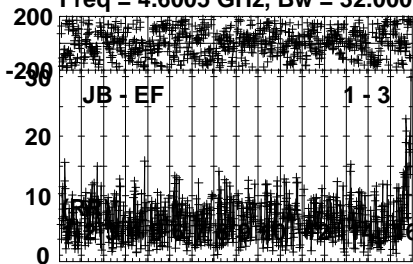


Lower frame: Milli Ampl Jy Top frame: Phas deg
Vector averaged cross-power spectrum Several baselines displayed
Timerange: 01/02:11:31 to 01/02:12:29

Plot file version 544 created 31-MAR-2023 16:03:32

ARP299A EP124A.UVDATA.1

Freq = 4.6005 GHz, Bw = 32.000 MH Calibrated with CL # 4 and BP # 1 (BP mode 1)

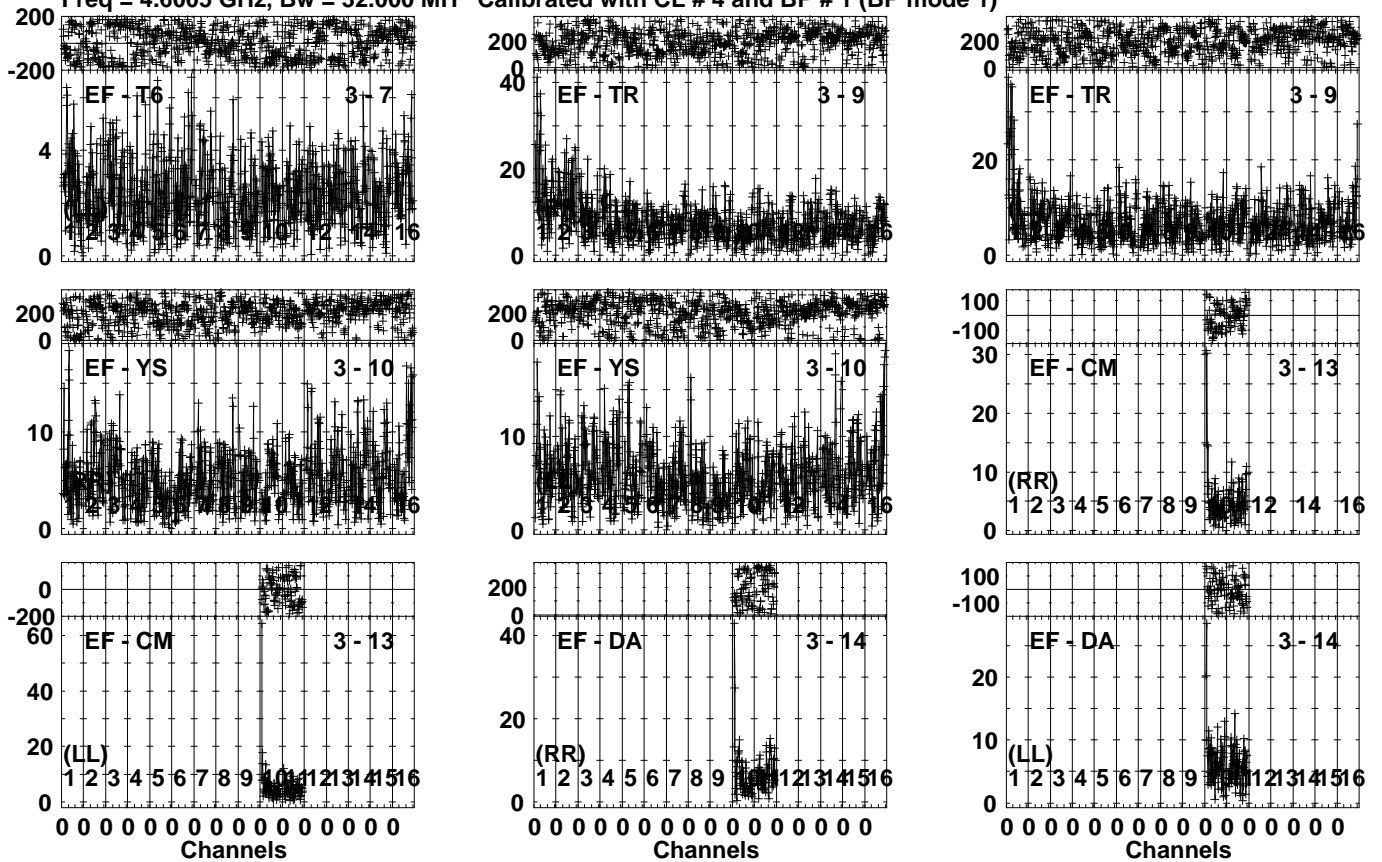


Lower frame: Milli Ampl Jy Top frame: Phas deg
Vector averaged cross-power spectrum Several baselines displayed
Timerange: 01/02:12:31 to 01/02:15:59

Plot file version 545 created 31-MAR-2023 16:03:32

ARP299A EP124A.UVDATA.1

Freq = 4.6005 GHz, Bw = 32.000 MH Calibrated with CL # 4 and BP # 1 (BP mode 1)

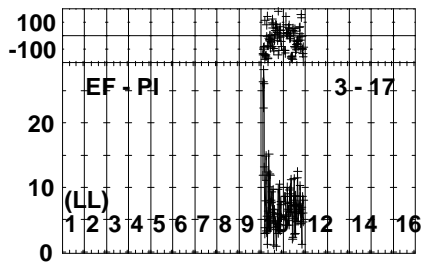
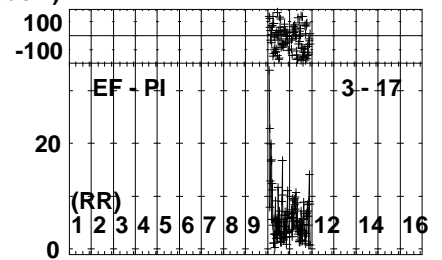
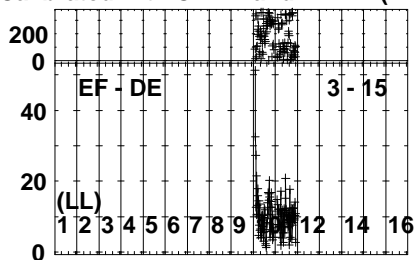
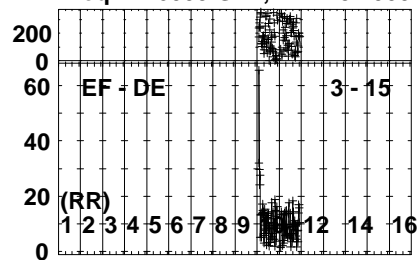


Lower frame: Milli Ampl Jy Top frame: Phas deg
Vector averaged cross-power spectrum Several baselines displayed
Timerange: 01/02:12:31 to 01/02:15:59

Plot file version 546 created 31-MAR-2023 16:03:33

ARP299A EP124A.UVDATA.1

Freq = 4.6005 GHz, Bw = 32.000 MH Calibrated with CL # 4 and BP # 1 (BP mode 1)

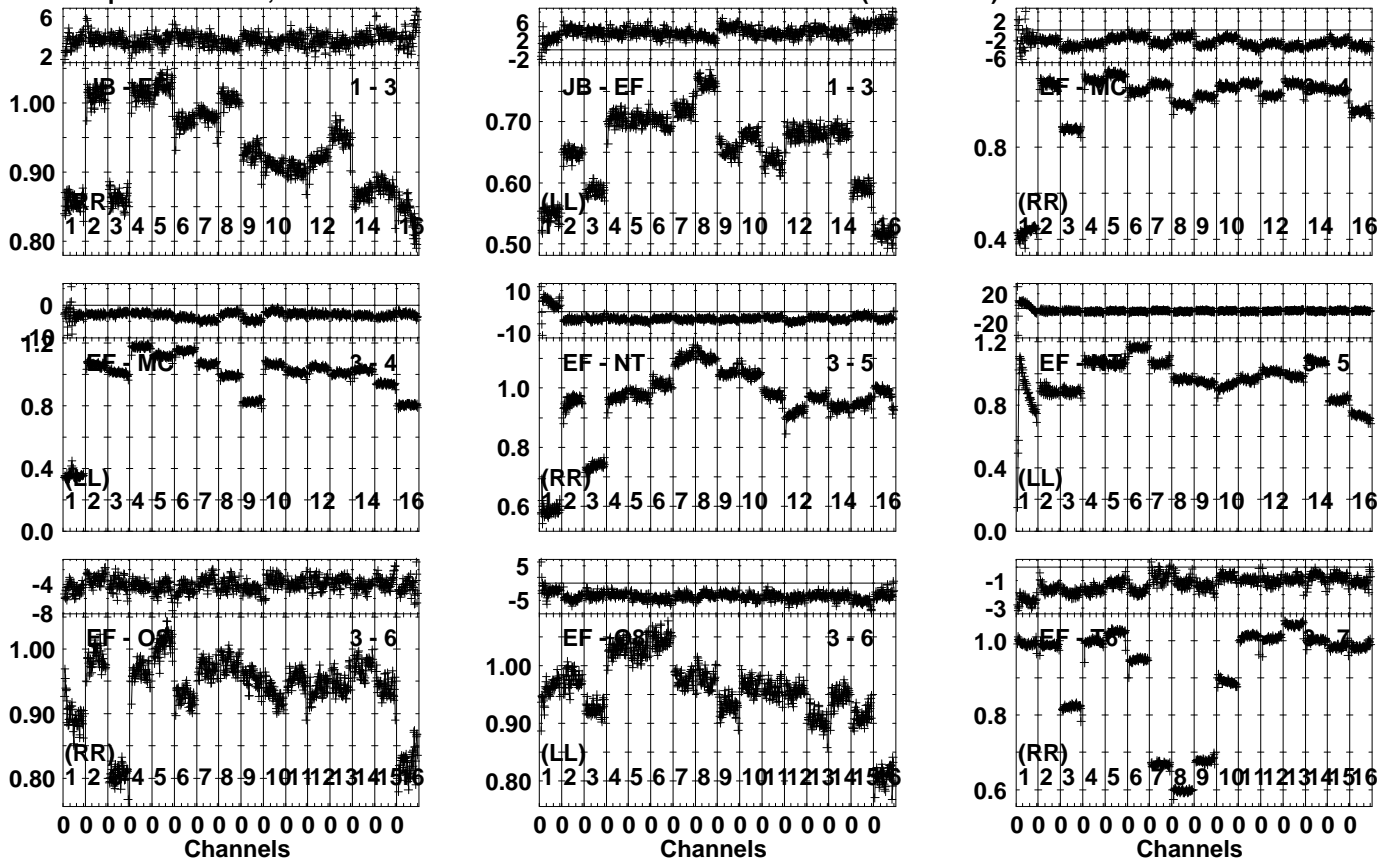


Lower frame: Milli Ampl Jy Top frame: Phas deg
Vector averaged cross-power spectrum Several baselines displayed
Timerange: 01/02:12:31 to 01/02:15:59

Plot file version 547 created 31-MAR-2023 16:03:34

J1128+5925 EP124A.UVDATA.1

Freq = 4.6005 GHz, Bw = 32.000 MH Calibrated with CL # 4 and BP # 1 (BP mode 1)

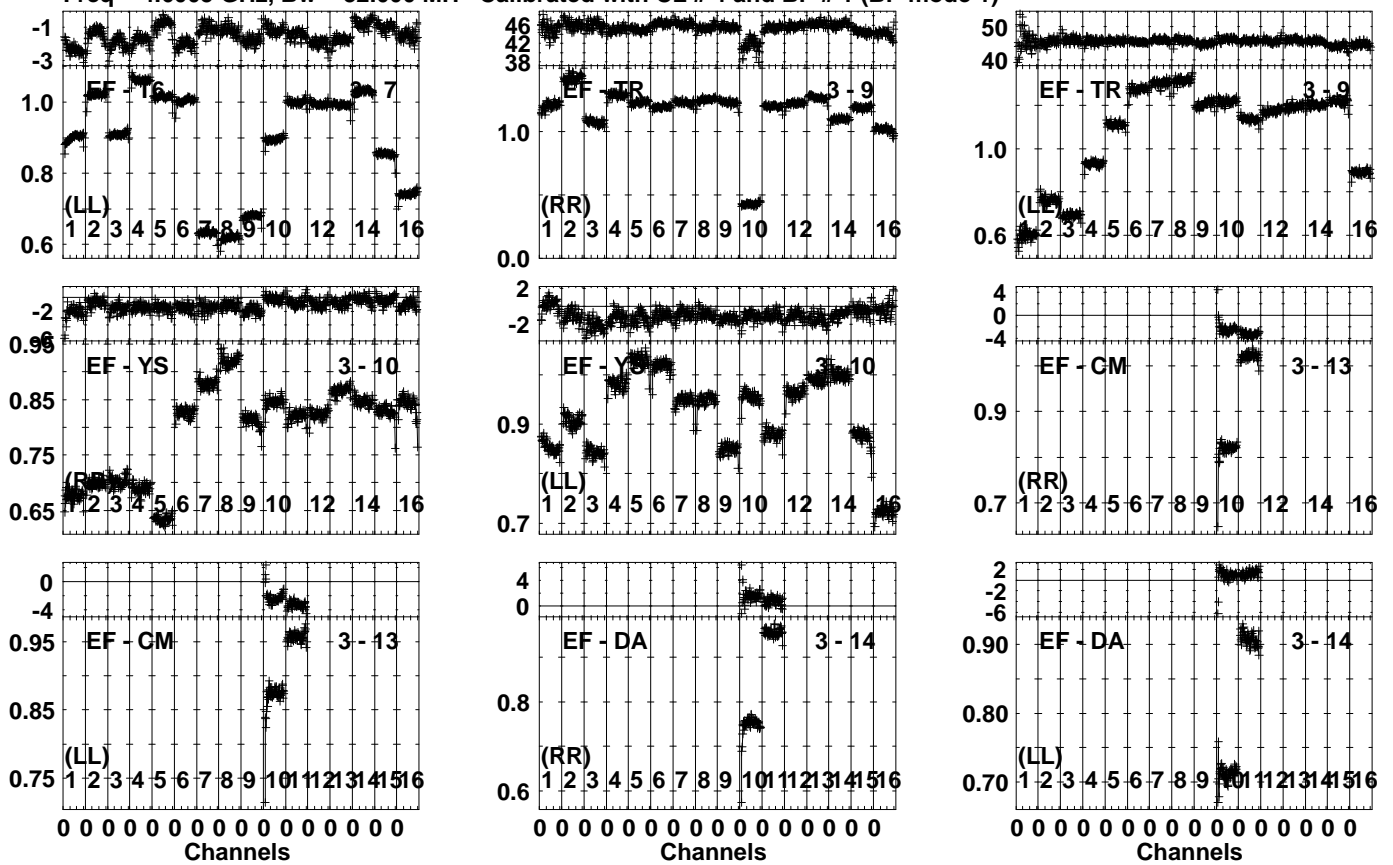


Lower frame: Ampl Jy Top frame: Phas deg
 Vector averaged cross-power spectrum Several baselines displayed
 Timerange: 01/02:16:01 to 01/02:17:29

Plot file version 548 created 31-MAR-2023 16:03:35

J1128+5925 EP124A.UVDATA.1

Freq = 4.6005 GHz, Bw = 32.000 MH Calibrated with CL # 4 and BP # 1 (BP mode 1)

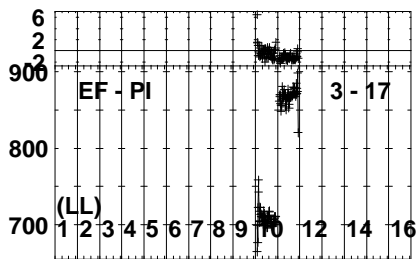
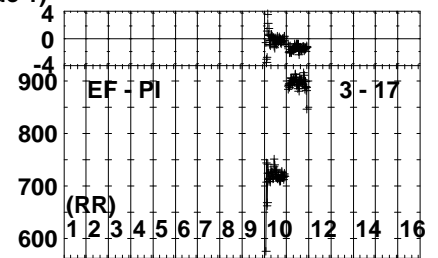
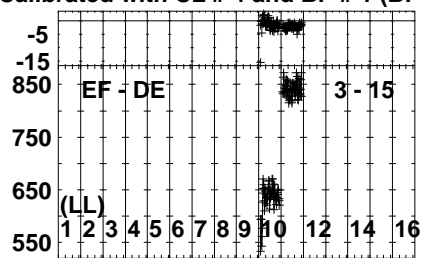
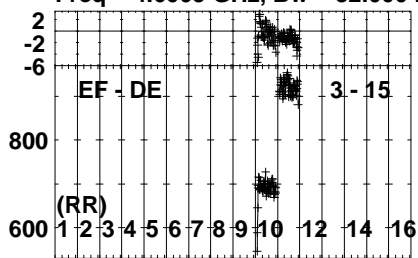


Lower frame: Ampl Jy Top frame: Phas deg
 Vector averaged cross-power spectrum Several baselines displayed
 Timerange: 01/02:16:01 to 01/02:17:29

Plot file version 549 created 31-MAR-2023 16:03:36

J1128+5925 EP124A.UVDATA.1

Freq = 4.6005 GHz, Bw = 32.000 MH Calibrated with CL # 4 and BP # 1 (BP mode 1)

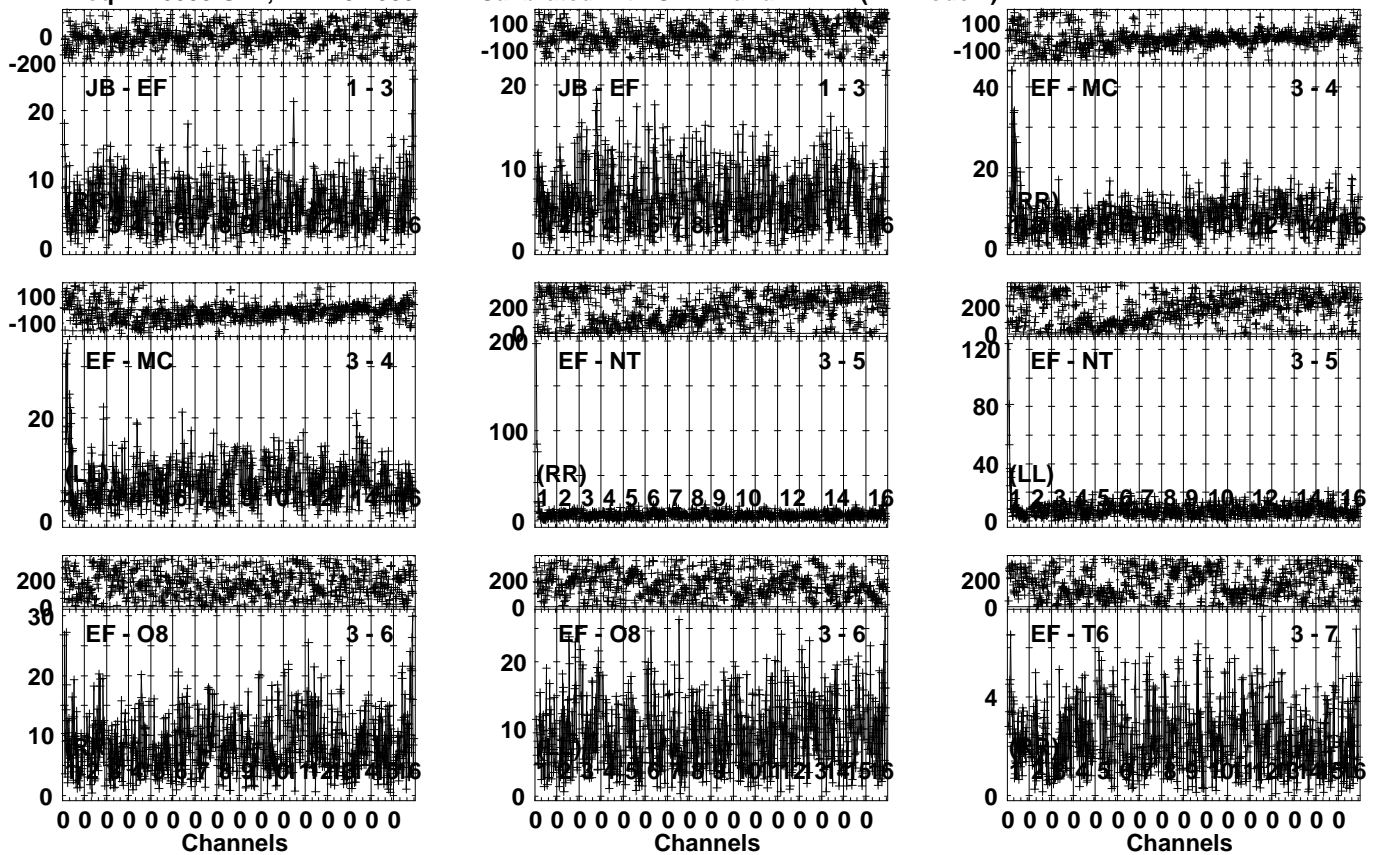


Lower frame: Milli Ampl Jy Top frame: Phas deg
Vector averaged cross-power spectrum Several baselines displayed
Timerange: 01/02:16:01 to 01/02:17:29

Plot file version 550 created 31-MAR-2023 16:03:36

ARP299A EP124A.UVDATA.1

Freq = 4.6005 GHz, Bw = 32.000 MH Calibrated with CL # 4 and BP # 1 (BP mode 1)

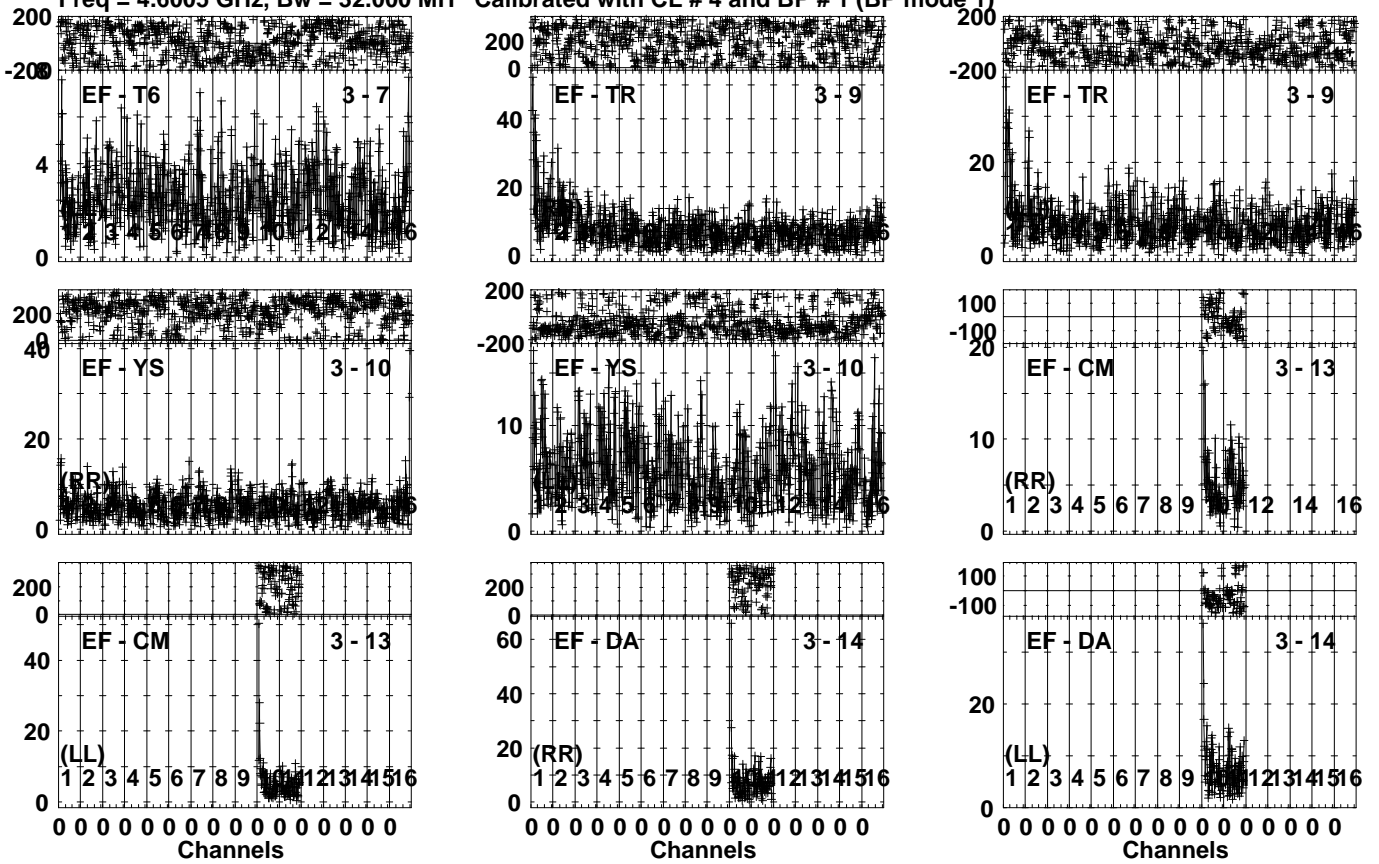


Lower frame: Milli Ampl Jy Top frame: Phas deg
Vector averaged cross-power spectrum Several baselines displayed
Timerange: 01/02:17:31 to 01/02:20:59

Plot file version 551 created 31-MAR-2023 16:03:37

ARP299A EP124A.UVDATA.1

Freq = 4.6005 GHz, Bw = 32.000 MH Calibrated with CL # 4 and BP # 1 (BP mode 1)

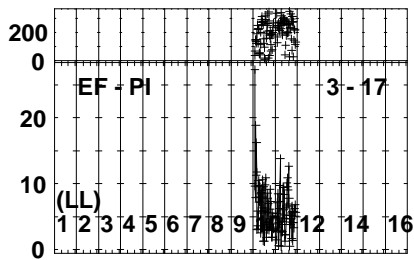
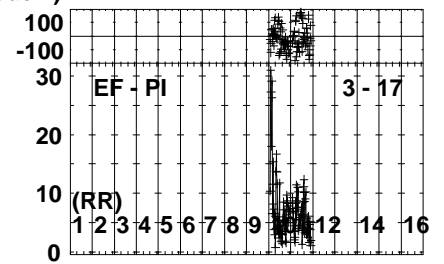
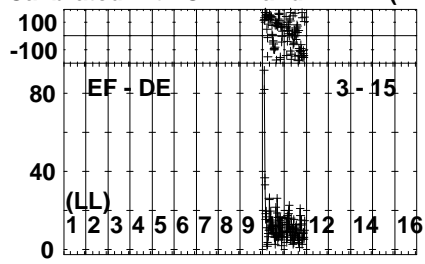
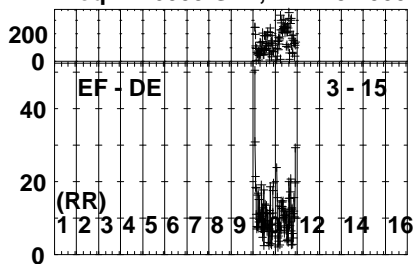


Lower frame: Milli Ampl Jy Top frame: Phas deg
Vector averaged cross-power spectrum Several baselines displayed
Timerange: 01/02:17:31 to 01/02:20:59

Plot file version 552 created 31-MAR-2023 16:03:38

ARP299A EP124A.UVDATA.1

Freq = 4.6005 GHz, Bw = 32.000 MH Calibrated with CL # 4 and BP # 1 (BP mode 1)

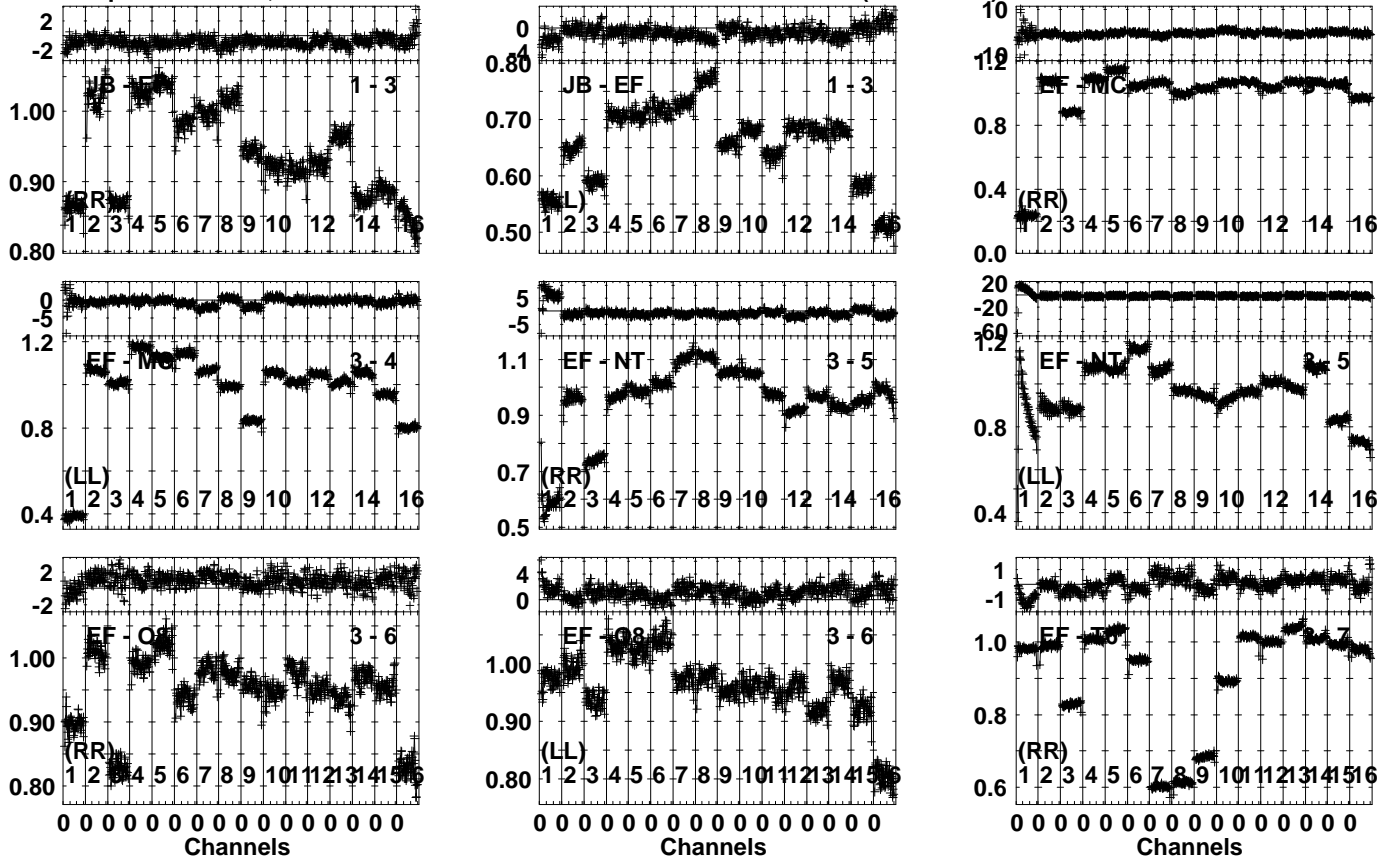


Lower frame: Milli Ampl Jy Top frame: Phas deg
Vector averaged cross-power spectrum Several baselines displayed
Timerange: 01/02:17:31 to 01/02:20:59

Plot file version 553 created 31-MAR-2023 16:03:39

J1128+5925 EP124A.UVDATA.1

Freq = 4.6005 GHz, Bw = 32.000 MH Calibrated with CL # 4 and BP # 1 (BP mode 1)

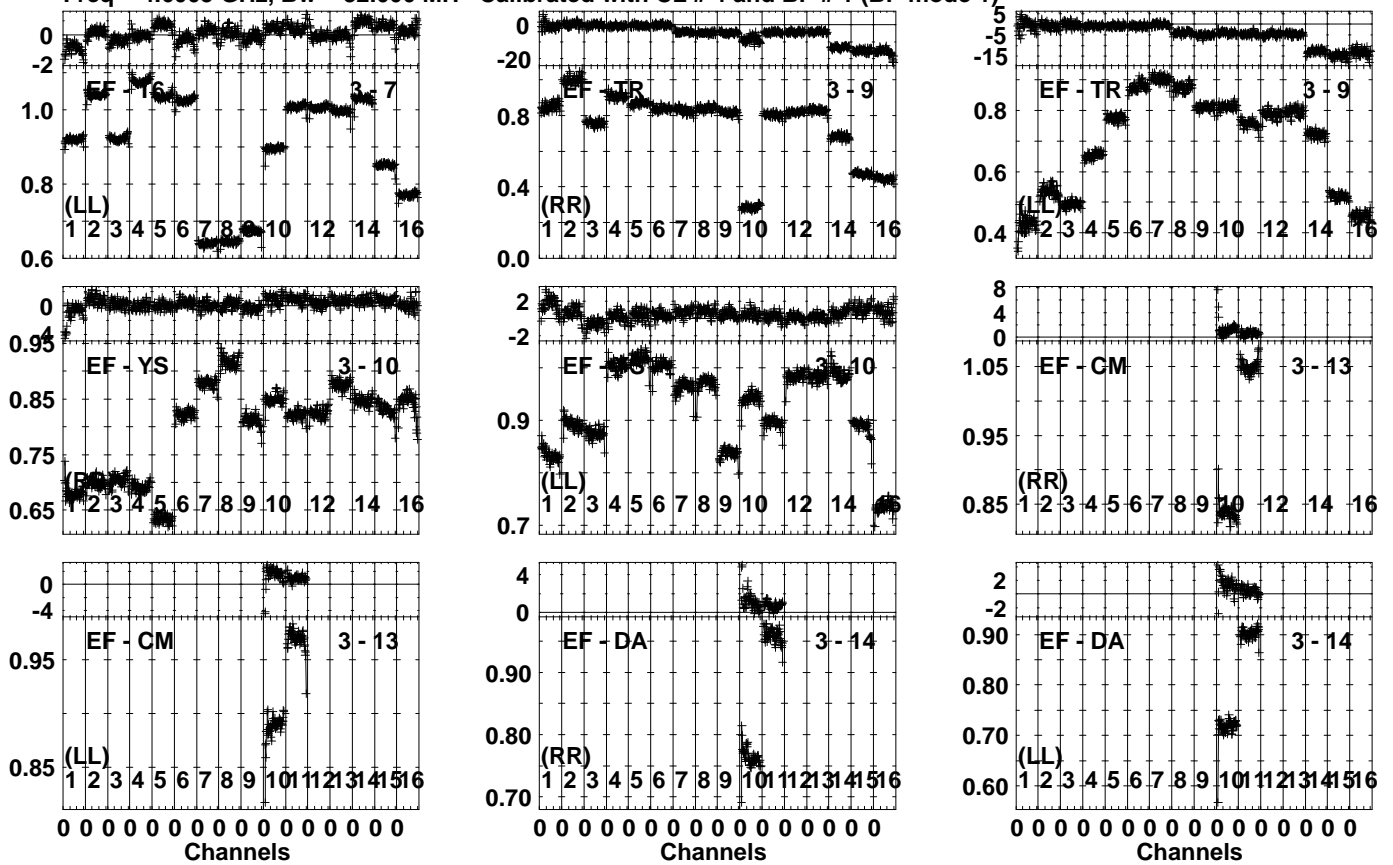


Lower frame: Ampl Jy Top frame: Phas deg
Vector averaged cross-power spectrum Several baselines displayed
Timerange: 01/02:21:31 to 01/02:22:29

Plot file version 554 created 31-MAR-2023 16:03:39

J1128+5925 EP124A.UVDATA.1

Freq = 4.6005 GHz, Bw = 32.000 MH Calibrated with CL # 4 and BP # 1 (BP mode 1)

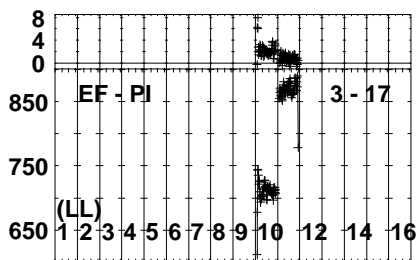
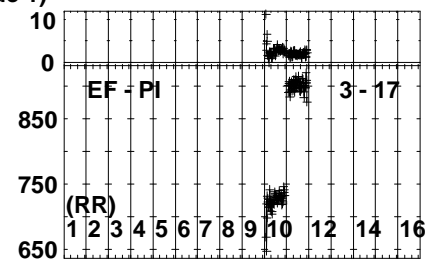
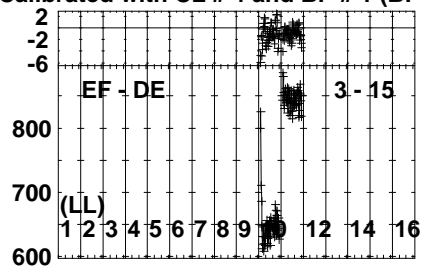
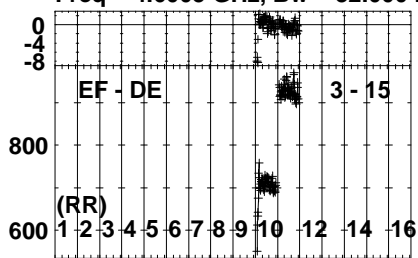


Lower frame: Ampl Jy Top frame: Phas deg
 Vector averaged cross-power spectrum Several baselines displayed
 Timerange: 01/02:21:31 to 01/02:22:29

Plot file version 555 created 31-MAR-2023 16:03:40

J1128+5925 EP124A.UVDATA.1

Freq = 4.6005 GHz, Bw = 32.000 MH Calibrated with CL # 4 and BP # 1 (BP mode 1)

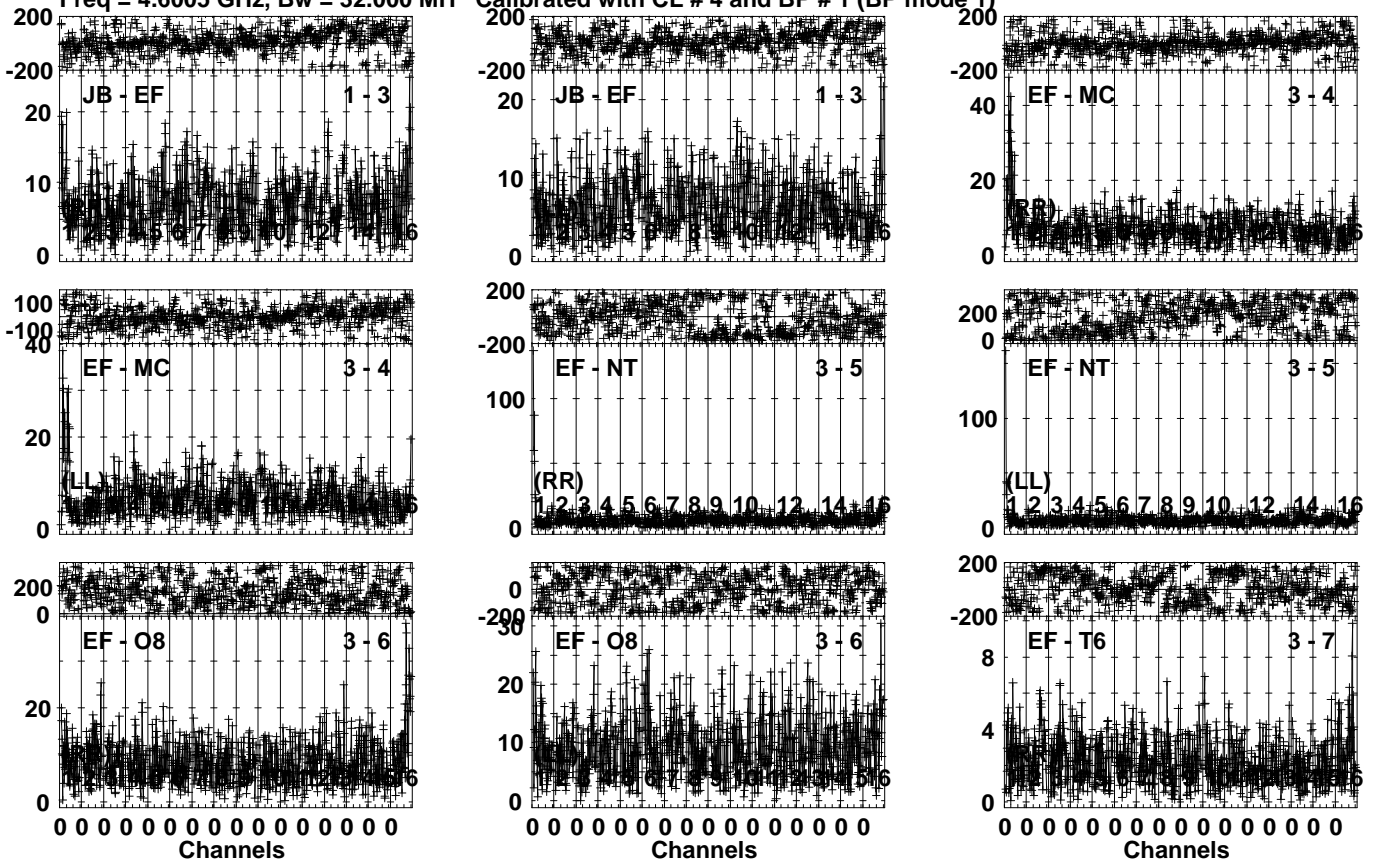


Lower frame: Milli Ampl Jy Top frame: Phas deg
Vector averaged cross-power spectrum Several baselines displayed
Timerange: 01/02:21:31 to 01/02:22:29

Plot file version 556 created 31-MAR-2023 16:03:41

ARP299A EP124A.UVDATA.1

Freq = 4.6005 GHz, Bw = 32.000 MH Calibrated with CL # 4 and BP # 1 (BP mode 1)

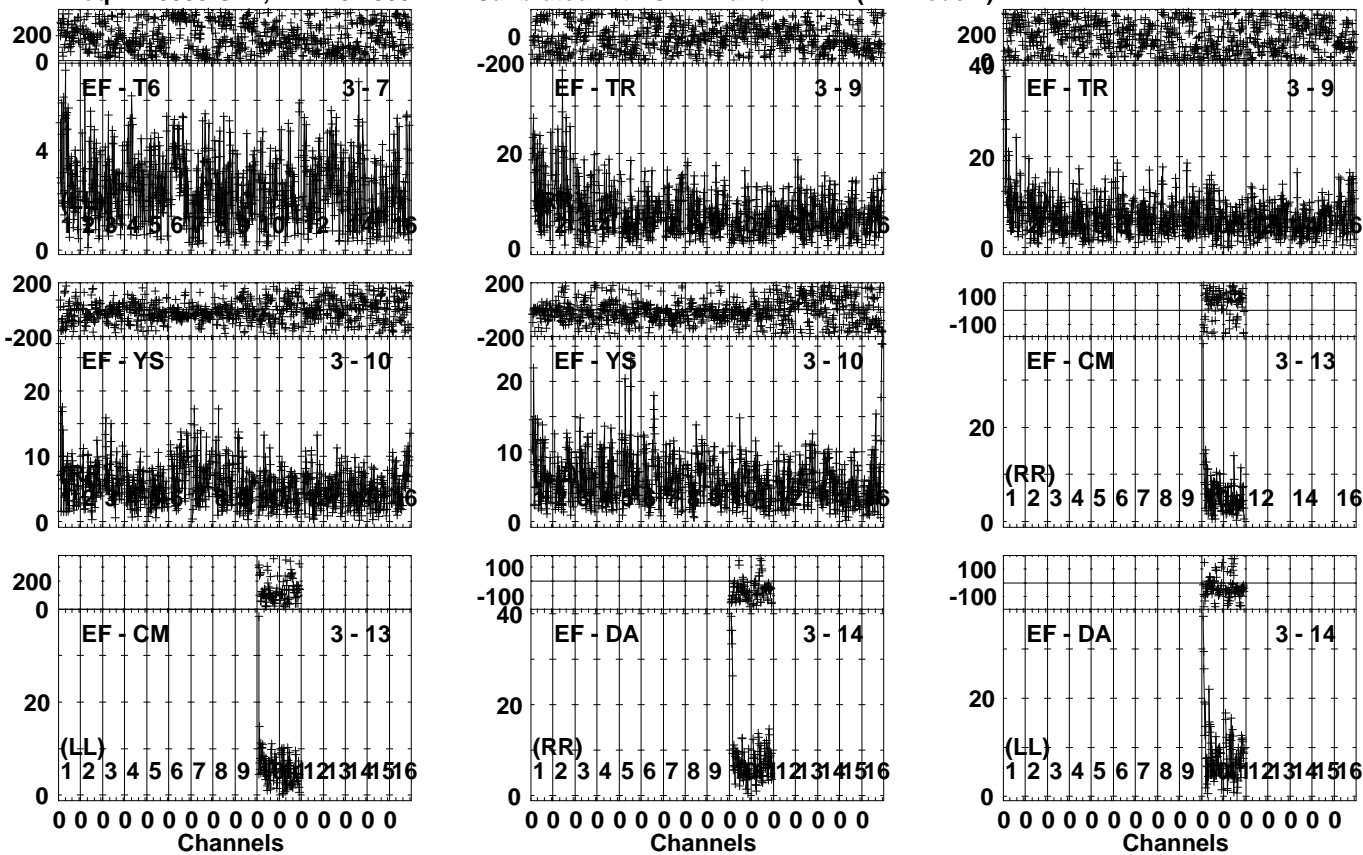


Lower frame: Milli Ampl Jy Top frame: Phas deg
Vector averaged cross-power spectrum Several baselines displayed
Timerange: 01/02:22:31 to 01/02:25:59

Plot file version 557 created 31-MAR-2023 16:03:41

ARP299A EP124A.UVDATA.1

Freq = 4.6005 GHz, Bw = 32.000 MH Calibrated with CL # 4 and BP # 1 (BP mode 1)

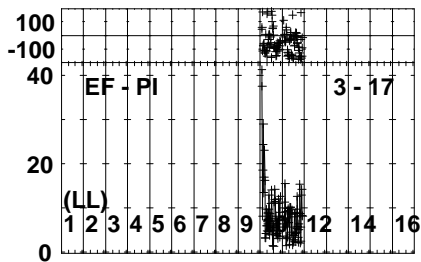
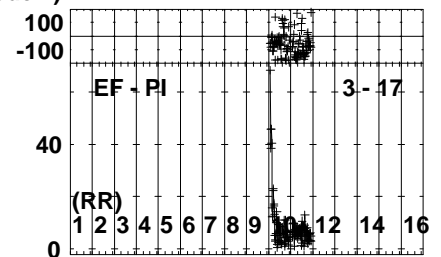
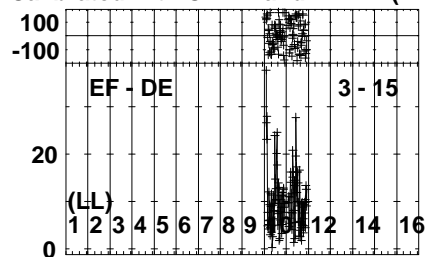
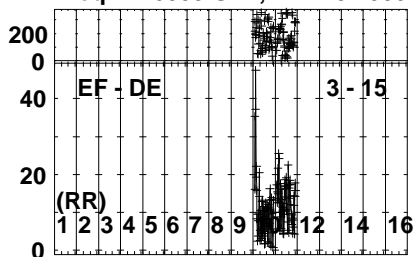


Lower frame: Milli Ampl Jy Top frame: Phas deg
Vector averaged cross-power spectrum Several baselines displayed
Timerange: 01/02:22:31 to 01/02:25:59

Plot file version 558 created 31-MAR-2023 16:03:42

ARP299A EP124A.UVDATA.1

Freq = 4.6005 GHz, Bw = 32.000 MH Calibrated with CL # 4 and BP # 1 (BP mode 1)



Lower frame: Milli Ampl Jy Top frame: Phas deg

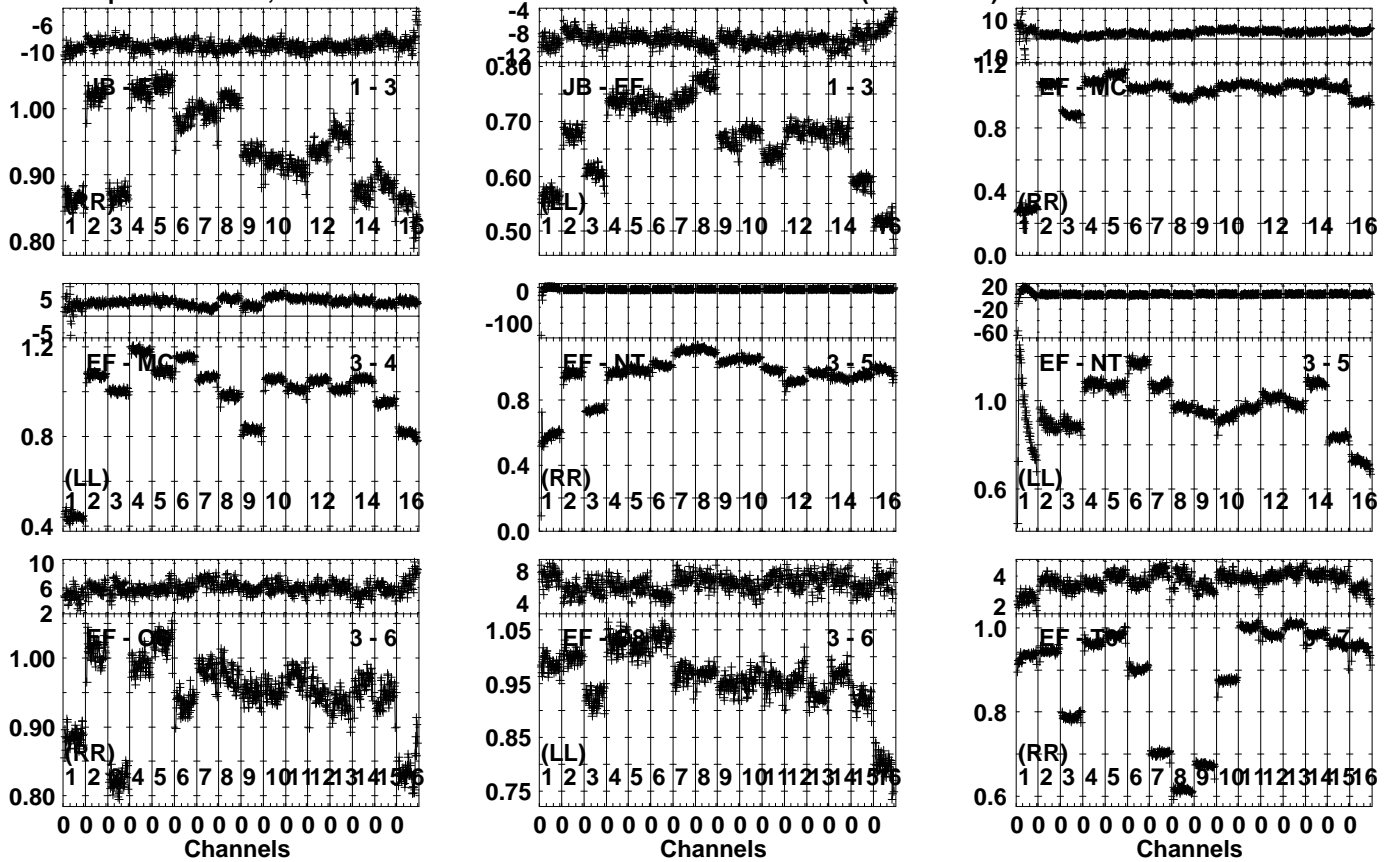
Vector averaged cross-power spectrum Several baselines displayed

Timerange: 01/02:22:31 to 01/02:25:59

Plot file version 559 created 31-MAR-2023 16:03:43

J1128+5925 EP124A.UVDATA.1

Freq = 4.6005 GHz, Bw = 32.000 MH Calibrated with CL # 4 and BP # 1 (BP mode 1)

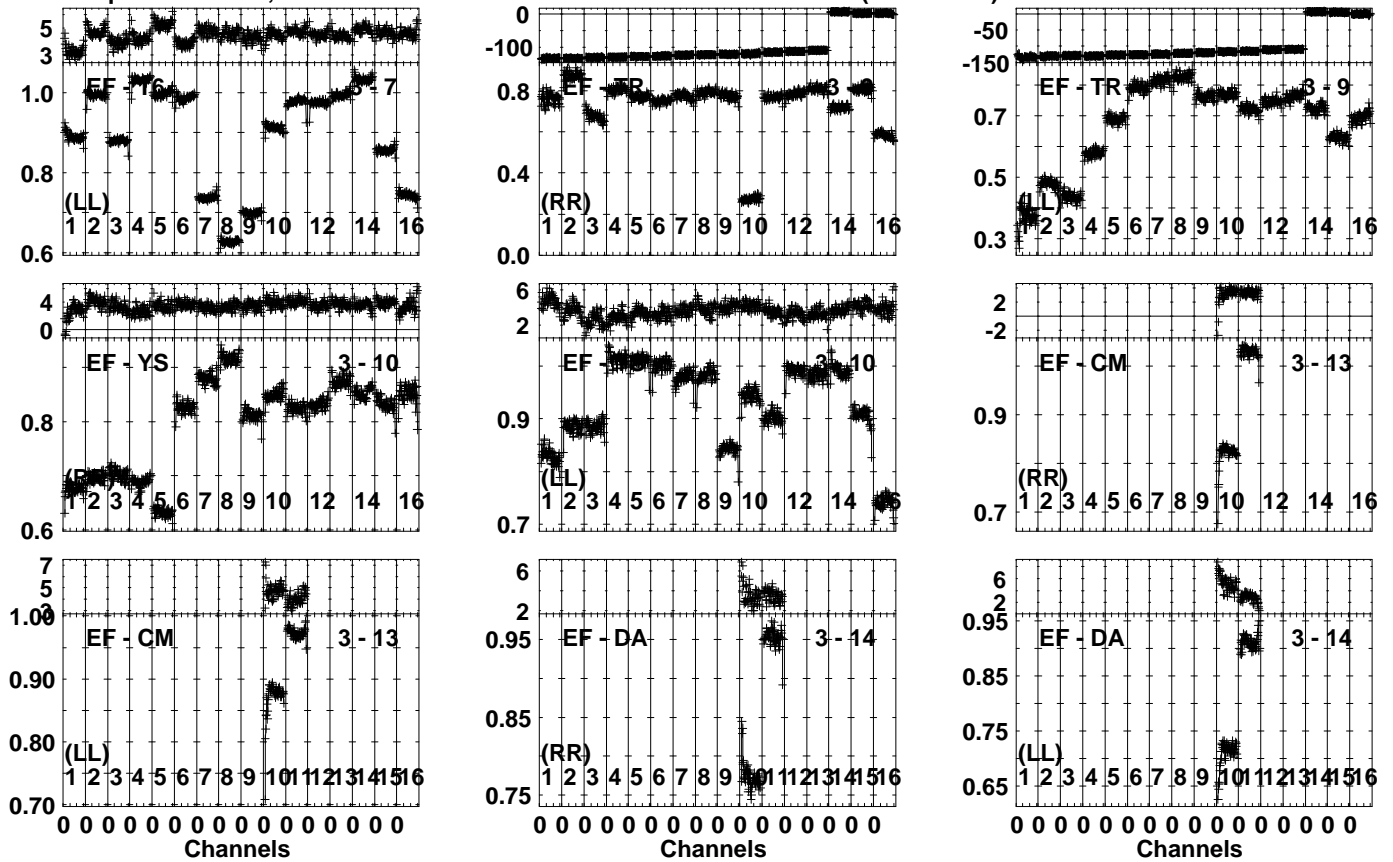


Lower frame: Ampl Jy Top frame: Phas deg
 Vector averaged cross-power spectrum Several baselines displayed
 Timerange: 01/02:26:01 to 01/02:27:29

Plot file version 560 created 31-MAR-2023 16:03:44

J1128+5925 EP124A.UVDATA.1

Freq = 4.6005 GHz, Bw = 32.000 MH Calibrated with CL # 4 and BP # 1 (BP mode 1)

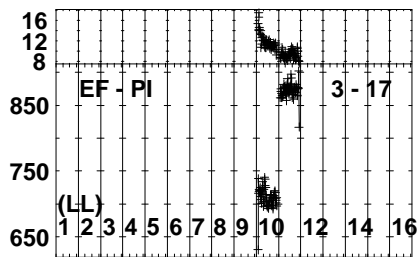
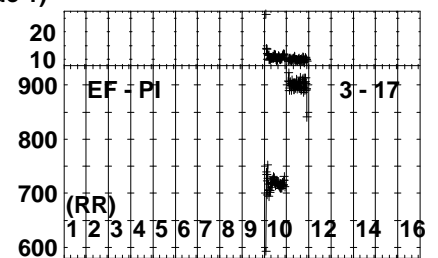
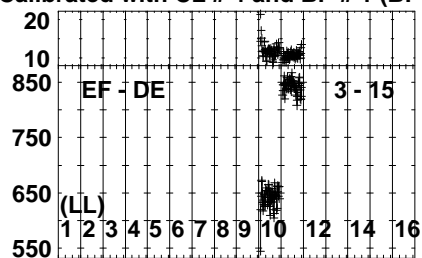
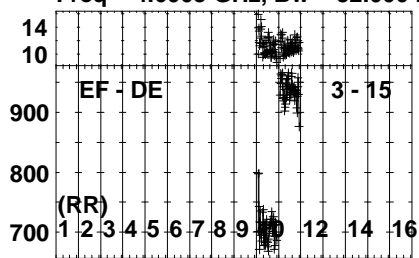


Lower frame: Ampl Jy Top frame: Phas deg
 Vector averaged cross-power spectrum Several baselines displayed
 Timerange: 01/02:26:01 to 01/02:27:29

Plot file version 561 created 31-MAR-2023 16:03:45

J1128+5925 EP124A.UVDATA.1

Freq = 4.6005 GHz, Bw = 32.000 MH Calibrated with CL # 4 and BP # 1 (BP mode 1)

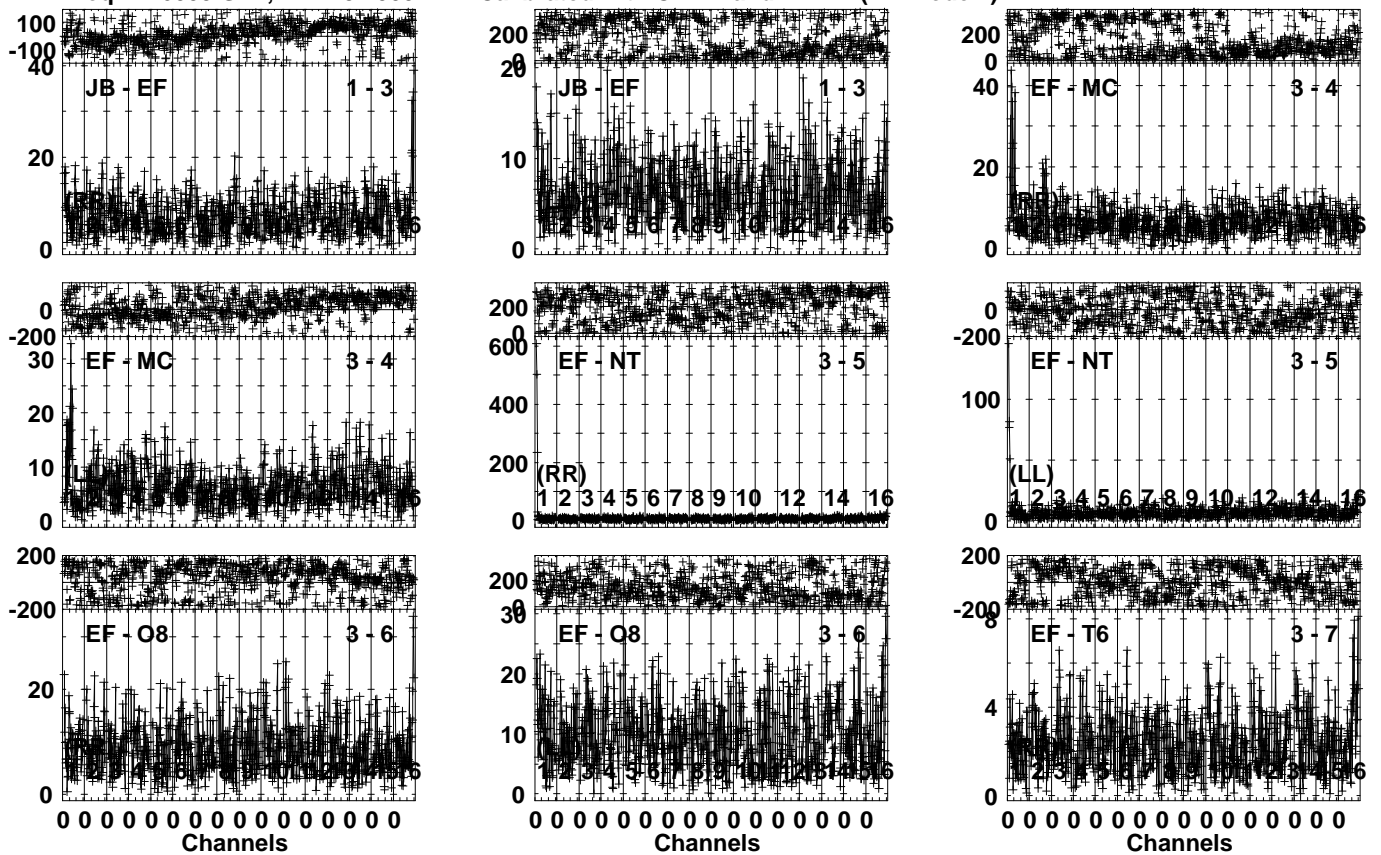


Lower frame: Milli Ampl Jy Top frame: Phas deg
Vector averaged cross-power spectrum Several baselines displayed
Timerange: 01/02:26:01 to 01/02:27:29

Plot file version 562 created 31-MAR-2023 16:03:45

ARP299A EP124A.UVDATA.1

Freq = 4.6005 GHz, Bw = 32.000 MH Calibrated with CL # 4 and BP # 1 (BP mode 1)

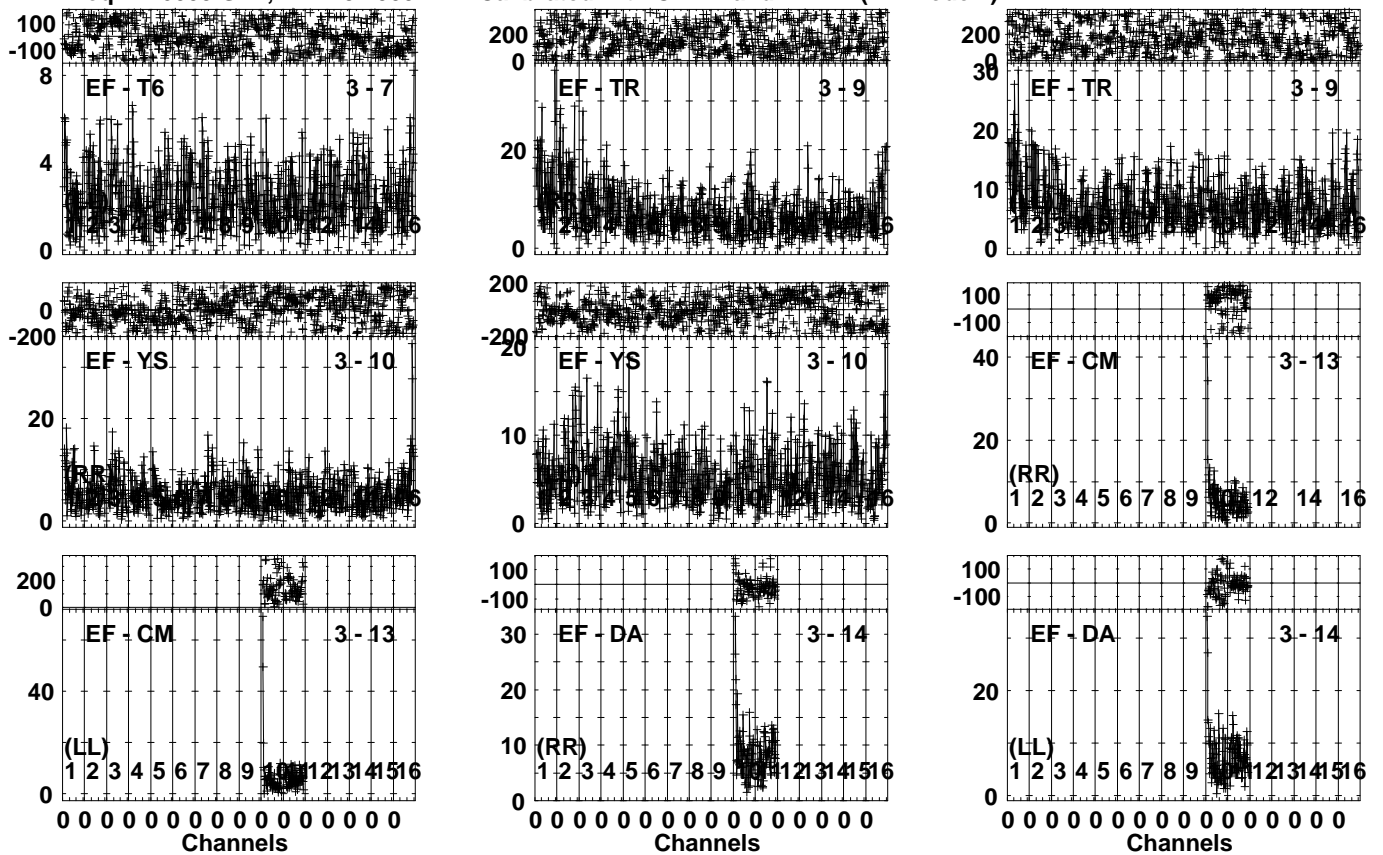


Lower frame: Milli Ampl Jy Top frame: Phas deg
Vector averaged cross-power spectrum Several baselines displayed
Timerange: 01/02:27:31 to 01/02:30:59

Plot file version 563 created 31-MAR-2023 16:03:46

ARP299A EP124A.UVDATA.1

Freq = 4.6005 GHz, Bw = 32.000 MH Calibrated with CL # 4 and BP # 1 (BP mode 1)

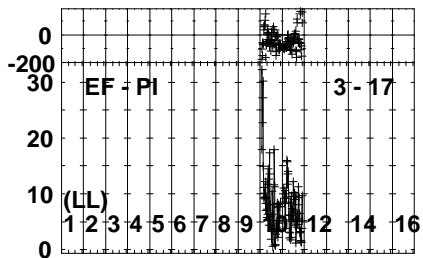
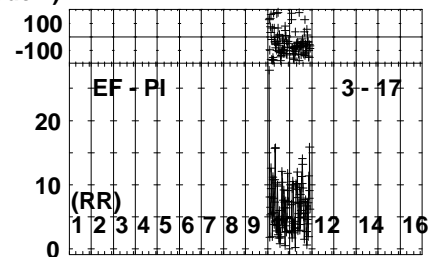
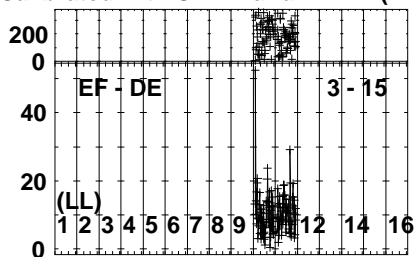
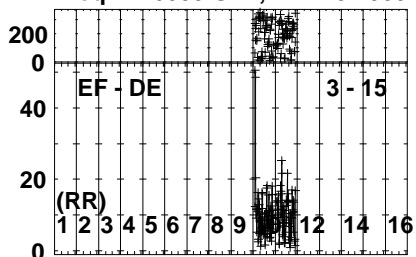


Lower frame: Milli Ampl Jy Top frame: Phas deg
Vector averaged cross-power spectrum Several baselines displayed
Timerange: 01/02:27:31 to 01/02:30:59

Plot file version 564 created 31-MAR-2023 16:03:47

ARP299A EP124A.UVDATA.1

Freq = 4.6005 GHz, Bw = 32.000 MH Calibrated with CL # 4 and BP # 1 (BP mode 1)

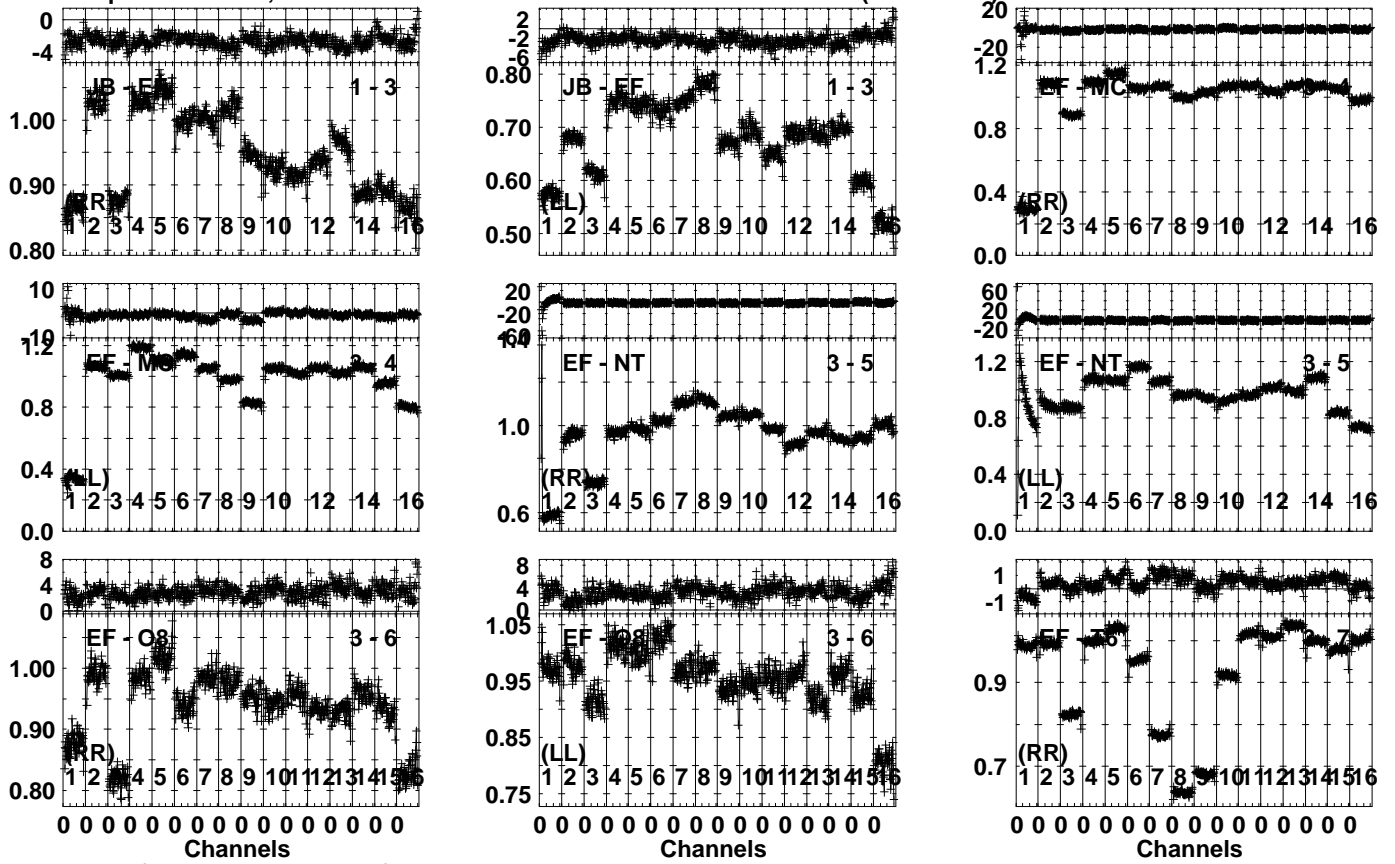


Lower frame: Milli Ampl Jy Top frame: Phas deg
Vector averaged cross-power spectrum Several baselines displayed
Timerange: 01/02:27:31 to 01/02:30:59

Plot file version 565 created 31-MAR-2023 16:03:48

J1128+5925 EP124A.UVDATA.1

Freq = 4.6005 GHz, Bw = 32.000 MH Calibrated with CL # 4 and BP # 1 (BP mode 1)

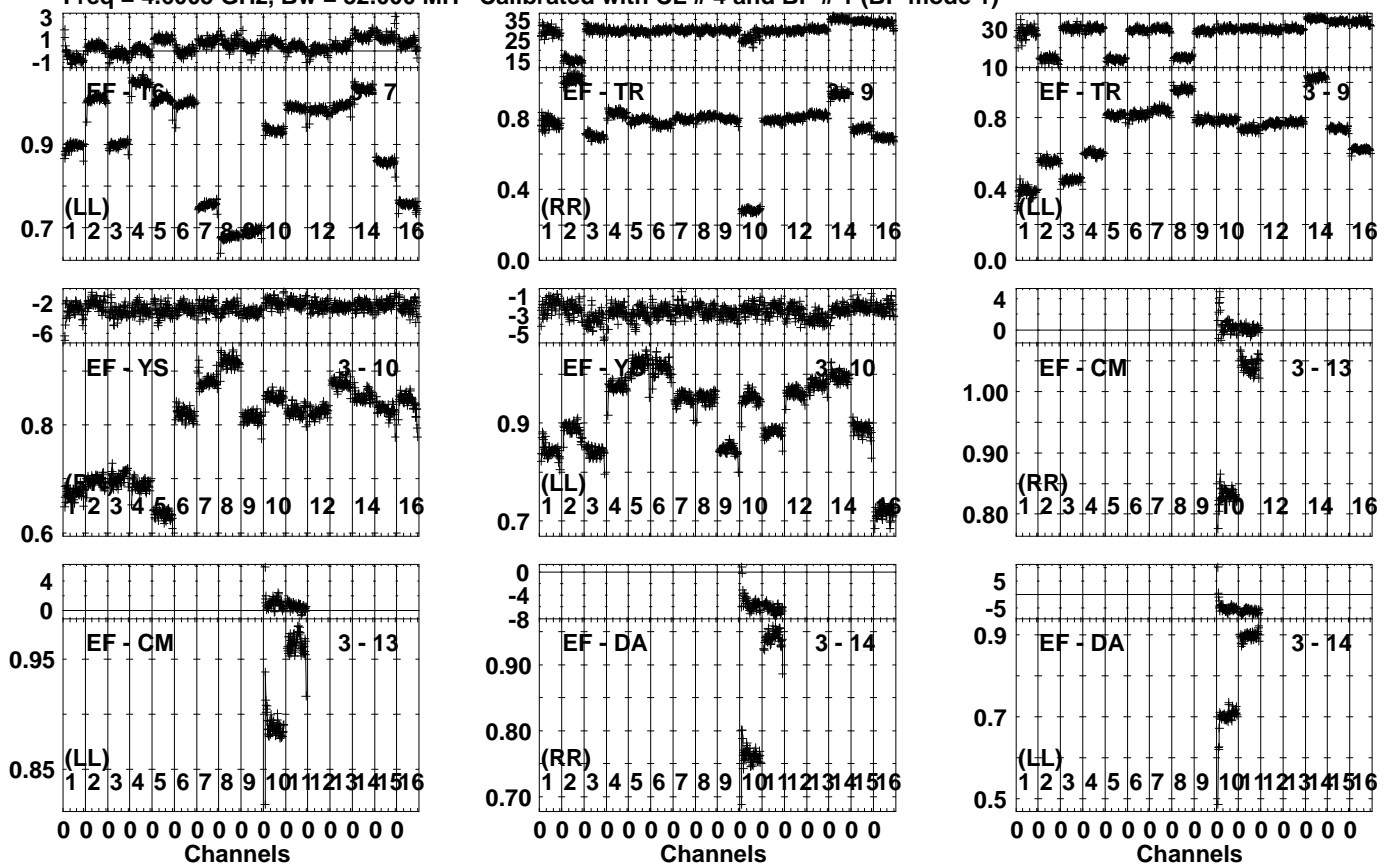


Lower frame: Ampl Jy Top frame: Phas deg
 Vector averaged cross-power spectrum Several baselines displayed
 Timerange: 01/02:31:31 to 01/02:32:29

Plot file version 566 created 31-MAR-2023 16:03:48

J1128+5925 EP124A.UVDATA.1

Freq = 4.6005 GHz, Bw = 32.000 MH Calibrated with CL # 4 and BP # 1 (BP mode 1)

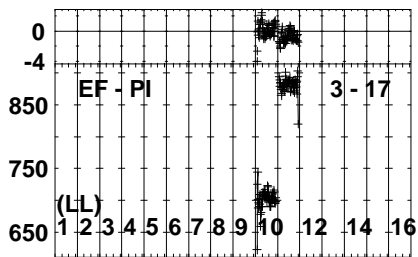
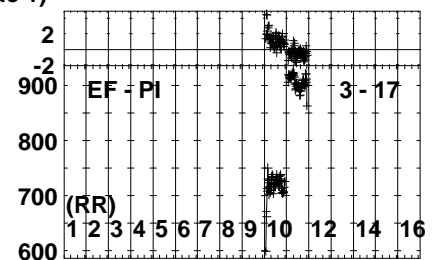
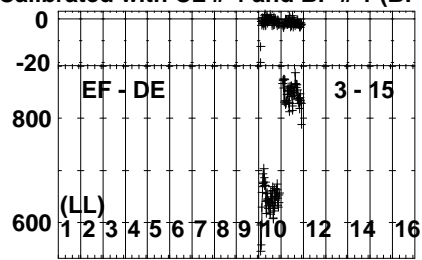
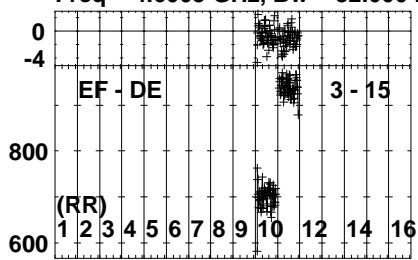


Lower frame: Ampl Jy Top frame: Phas deg
Vector averaged cross-power spectrum Several baselines displayed
Timerange: 01/02:31:31 to 01/02:32:29

Plot file version 567 created 31-MAR-2023 16:03:49

J1128+5925 EP124A.UVDATA.1

Freq = 4.6005 GHz, Bw = 32.000 MH Calibrated with CL # 4 and BP # 1 (BP mode 1)

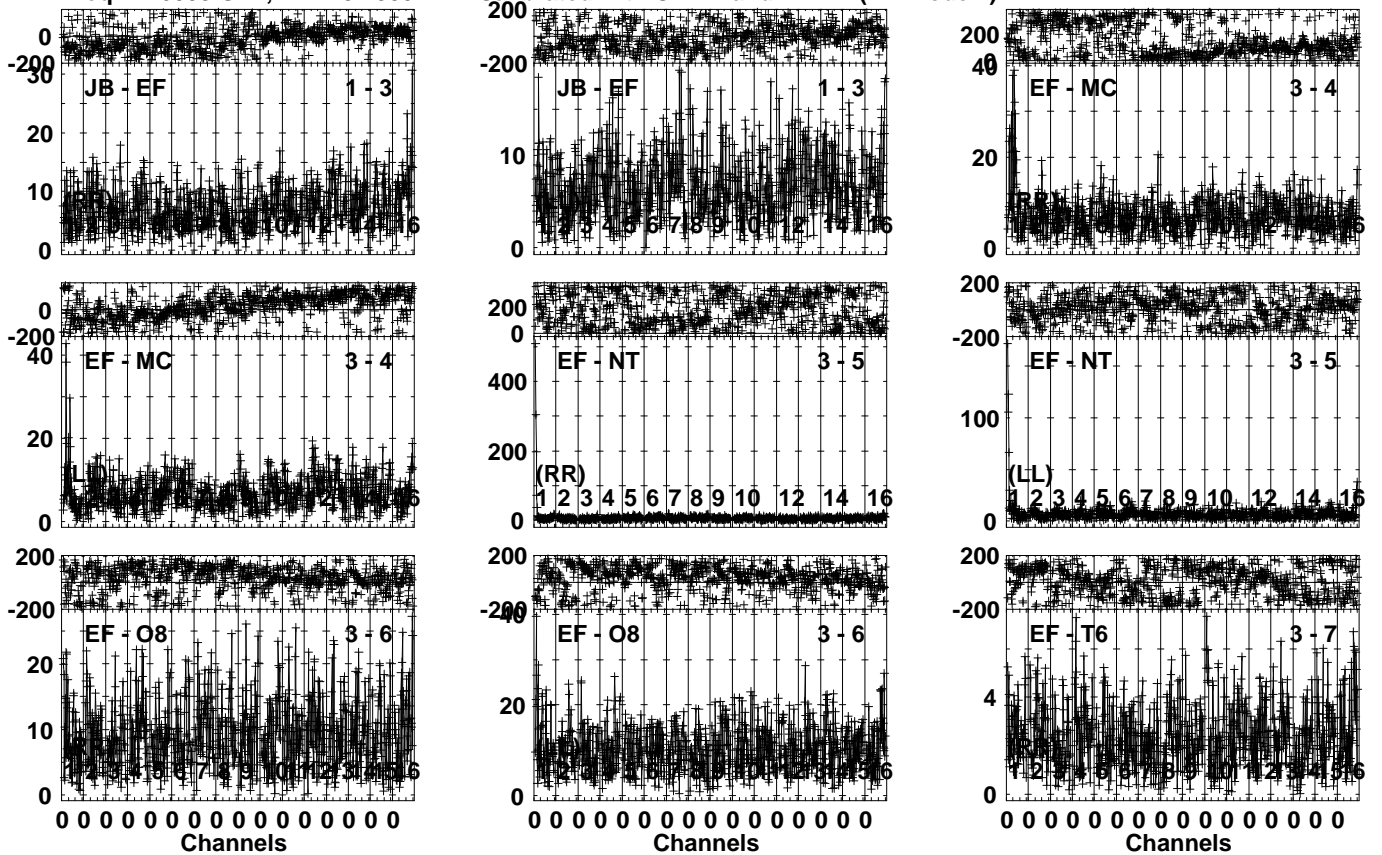


Lower frame: Milli Ampl Jy Top frame: Phas deg
Vector averaged cross-power spectrum Several baselines displayed
Timerange: 01/02:31:31 to 01/02:32:29

Plot file version 568 created 31-MAR-2023 16:03:49

ARP299A EP124A.UVDATA.1

Freq = 4.6005 GHz, Bw = 32.000 MH Calibrated with CL # 4 and BP # 1 (BP mode 1)

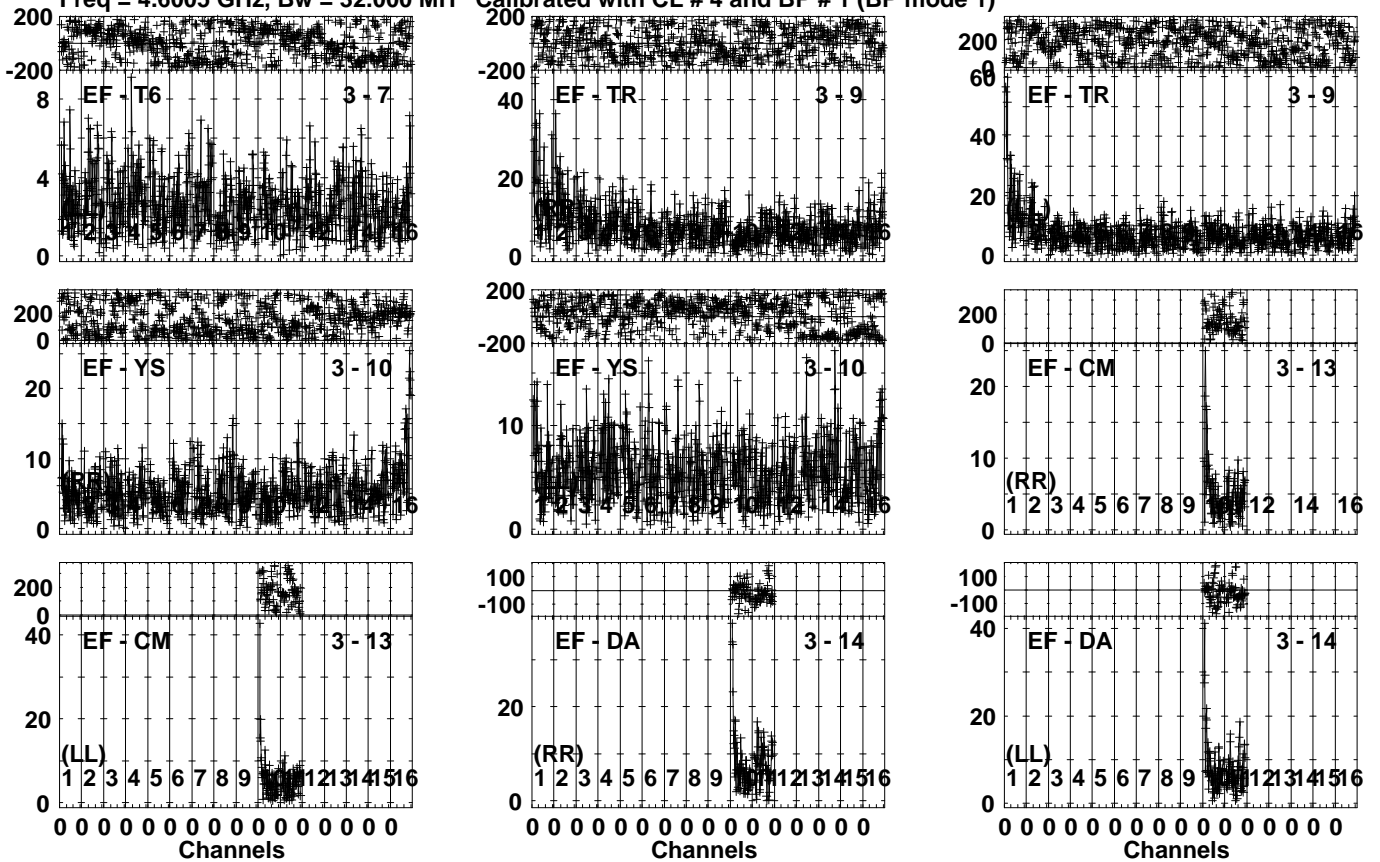


Lower frame: Milli Ampl Jy Top frame: Phas deg
Vector averaged cross-power spectrum Several baselines displayed
Timerange: 01/02:32:31 to 01/02:35:59

Plot file version 569 created 31-MAR-2023 16:03:50

ARP299A EP124A.UVDATA.1

Freq = 4.6005 GHz, Bw = 32.000 MH Calibrated with CL # 4 and BP # 1 (BP mode 1)

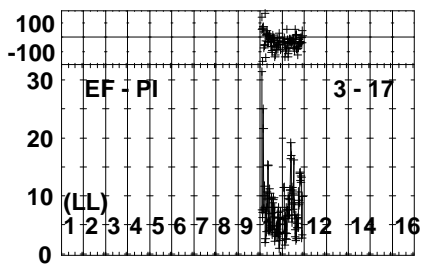
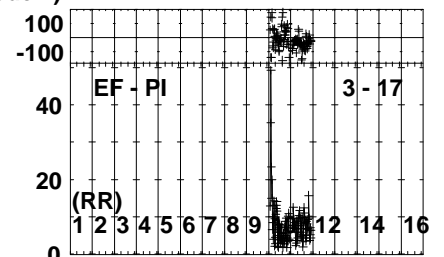
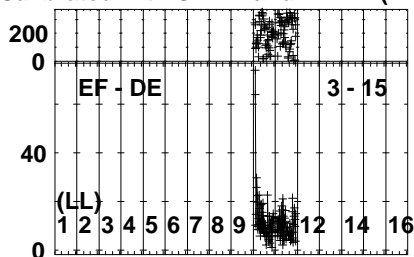
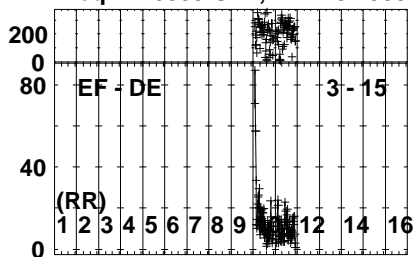


Lower frame: Milli Ampl Jy Top frame: Phas deg
Vector averaged cross-power spectrum Several baselines displayed
Timerange: 01/02:32:31 to 01/02:35:59

Plot file version 570 created 31-MAR-2023 16:03:51

ARP299A EP124A.UVDATA.1

Freq = 4.6005 GHz, Bw = 32.000 MH Calibrated with CL # 4 and BP # 1 (BP mode 1)



Lower frame: Milli Ampl Jy Top frame: Phas deg

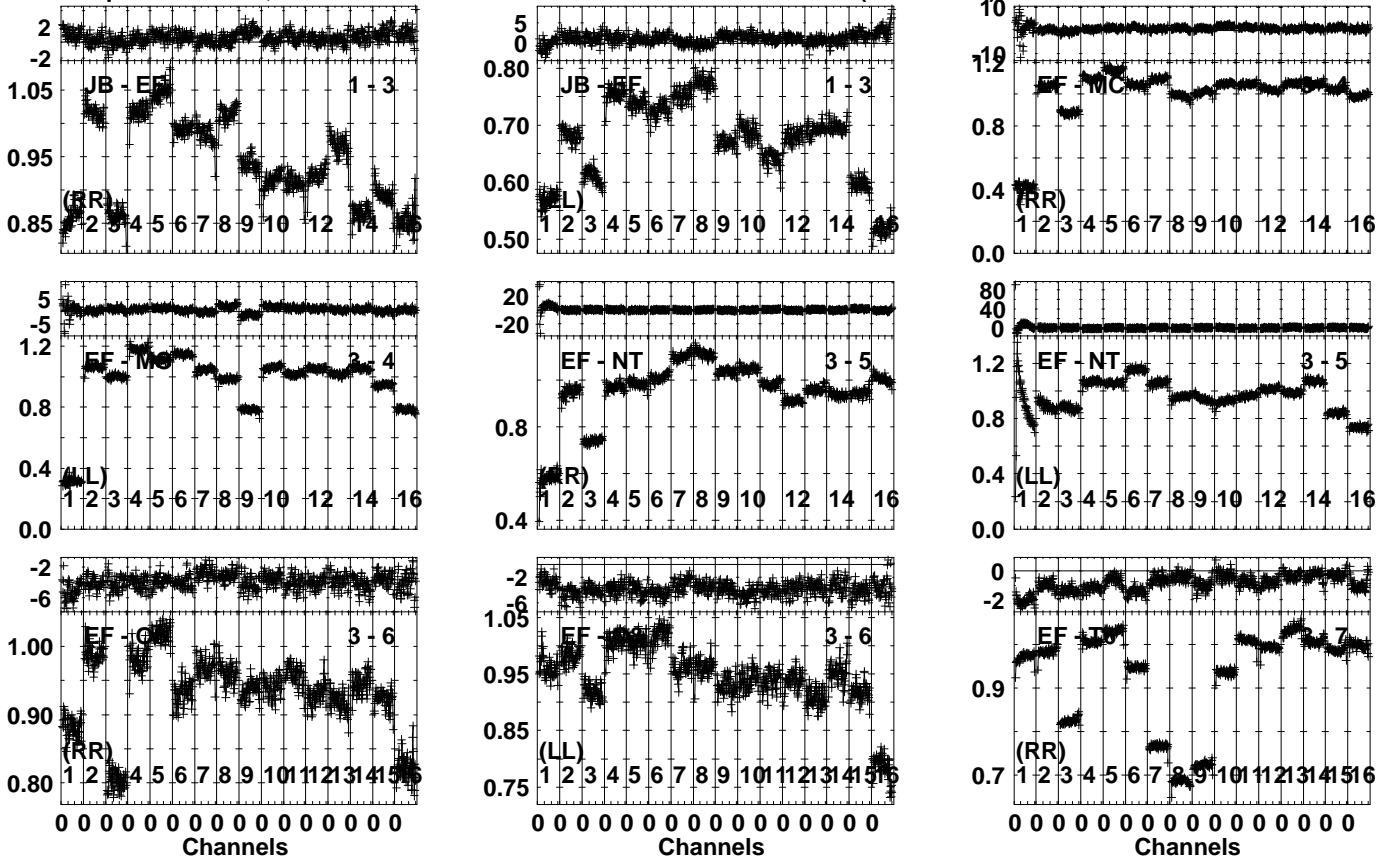
Vector averaged cross-power spectrum Several baselines displayed

Timerange: 01/02:32:31 to 01/02:35:59

Plot file version 571 created 31-MAR-2023 16:03:52

J1128+5925 EP124A.UVDATA.1

Freq = 4.6005 GHz, Bw = 32.000 MH Calibrated with CL # 4 and BP # 1 (BP mode 1)

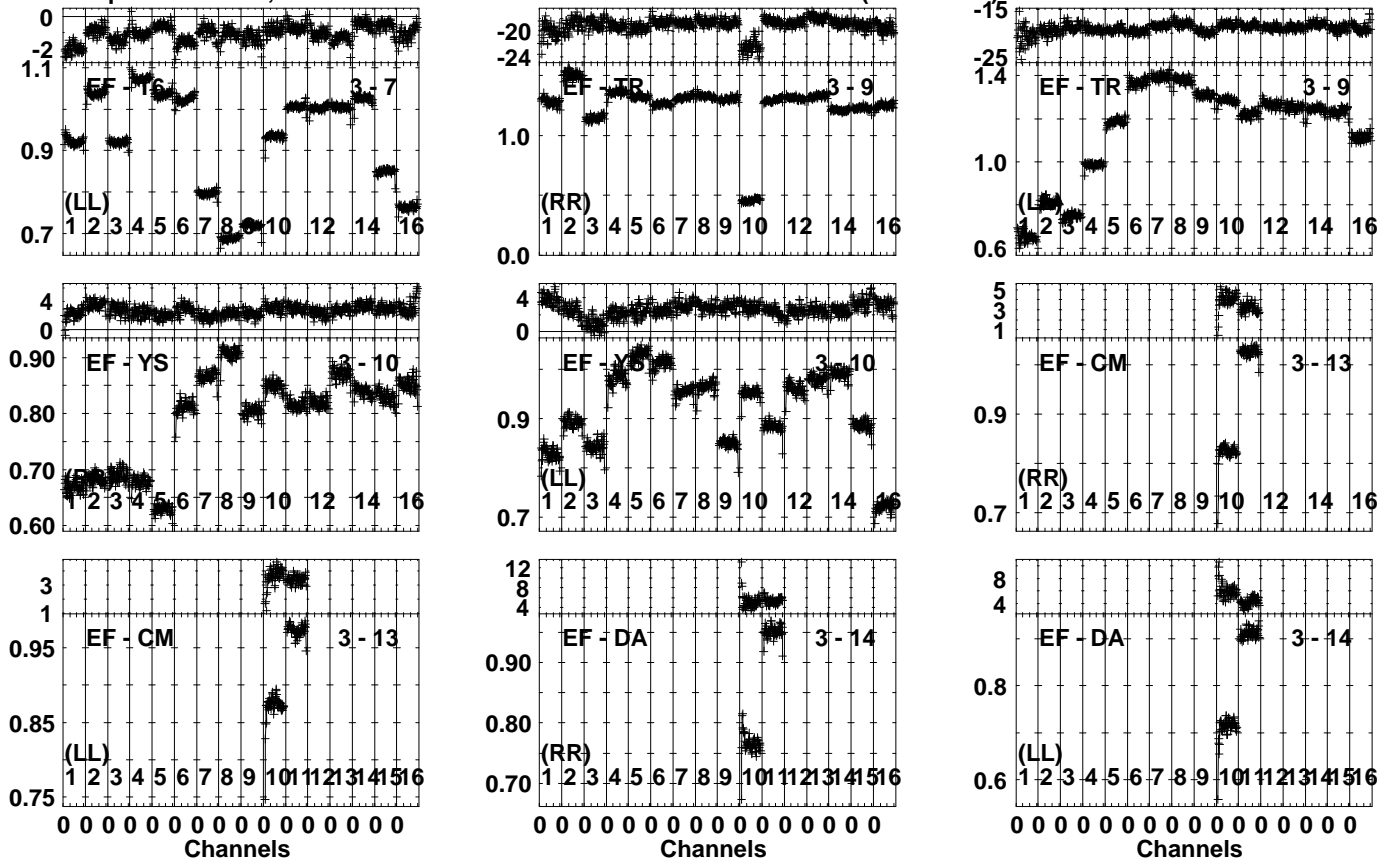


Lower frame: Ampl Jy Top frame: Phas deg
 Vector averaged cross-power spectrum Several baselines displayed
 Timerange: 01/02:36:01 to 01/02:37:29

Plot file version 572 created 31-MAR-2023 16:03:52

J1128+5925 EP124A.UVDATA.1

Freq = 4.6005 GHz, Bw = 32.000 MH Calibrated with CL # 4 and BP # 1 (BP mode 1)

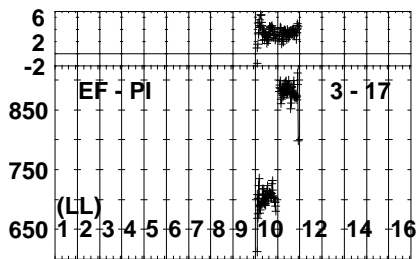
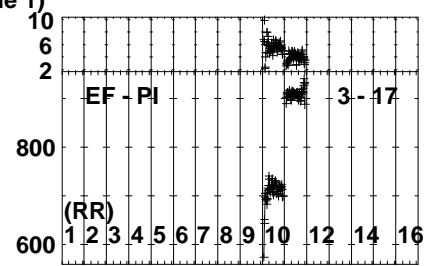
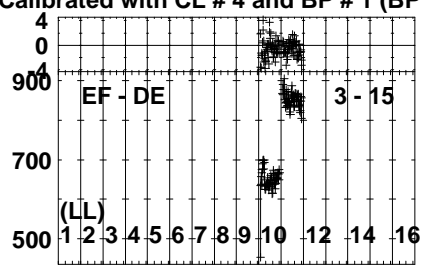
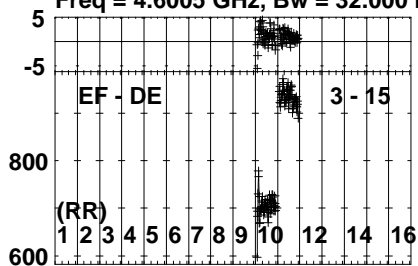


Lower frame: Ampl Jy Top frame: Phas deg
Vector averaged cross-power spectrum Several baselines displayed
Timerange: 01/02:36:01 to 01/02:37:29

Plot file version 573 created 31-MAR-2023 16:03:53

J1128+5925 EP124A.UVDATA.1

Freq = 4.6005 GHz, Bw = 32.000 MH Calibrated with CL # 4 and BP # 1 (BP mode 1)

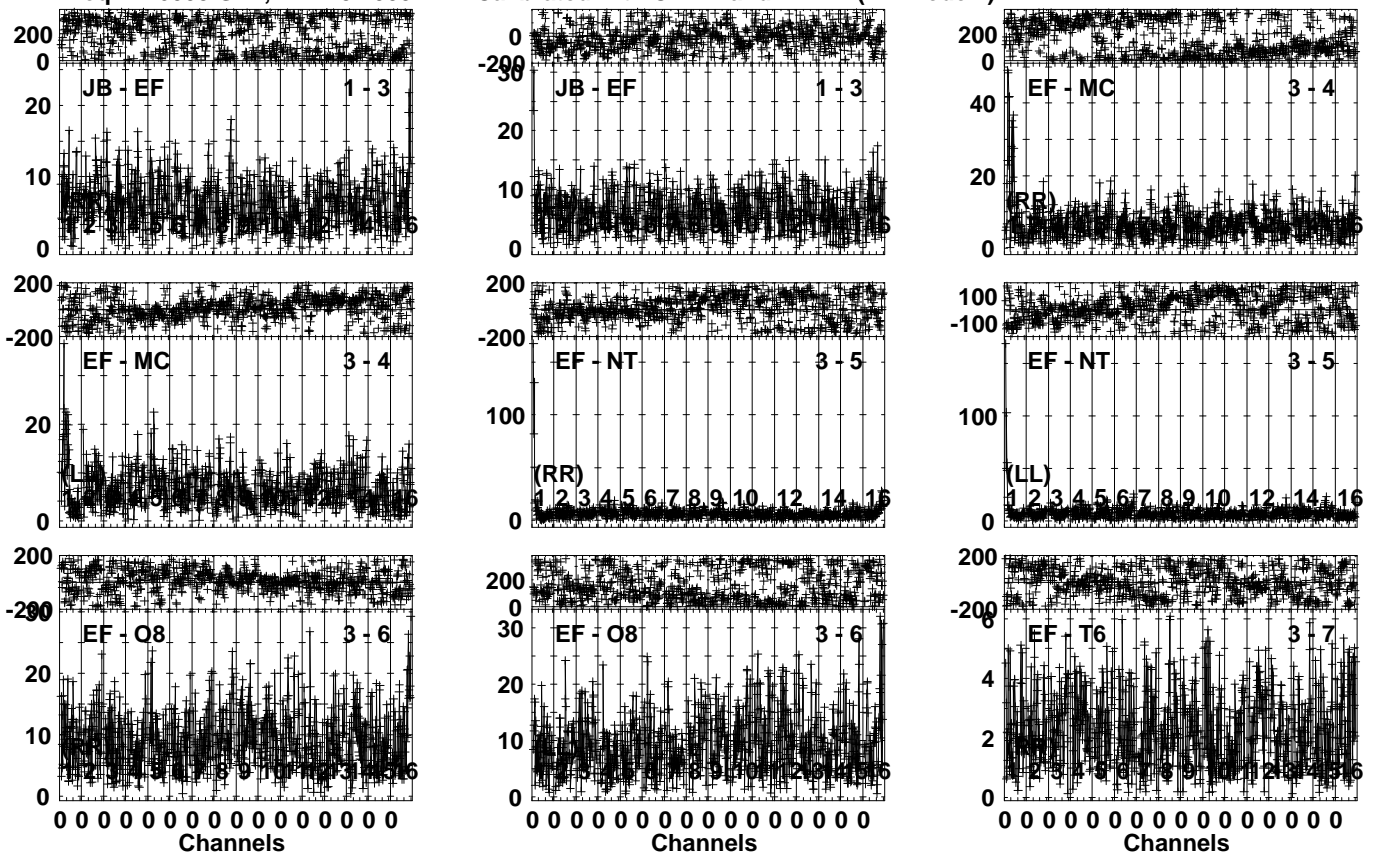


Lower frame: Milli Ampl Jy Top frame: Phas deg
Vector averaged cross-power spectrum Several baselines displayed
Timerange: 01/02:36:01 to 01/02:37:29

Plot file version 574 created 31-MAR-2023 16:03:54

ARP299A EP124A.UVDATA.1

Freq = 4.6005 GHz, Bw = 32.000 MH Calibrated with CL # 4 and BP # 1 (BP mode 1)

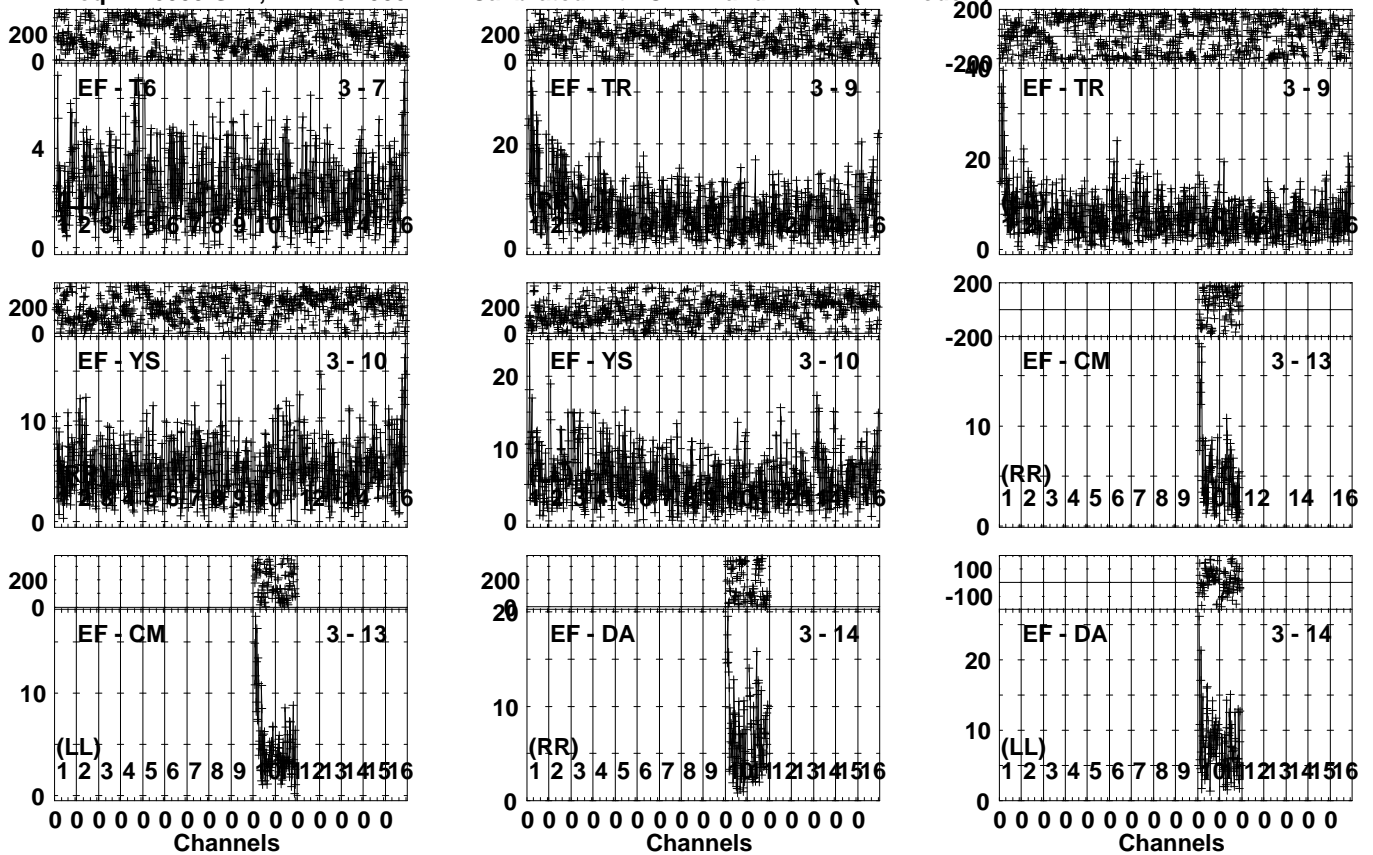


Lower frame: Milli Ampl Jy Top frame: Phas deg
Vector averaged cross-power spectrum Several baselines displayed
Timerange: 01/02:37:31 to 01/02:40:59

Plot file version 575 created 31-MAR-2023 16:03:55

ARP299A EP124A.UVDATA.1

Freq = 4.6005 GHz, Bw = 32.000 MH Calibrated with CL # 4 and BP # 1 (BP mode 1)

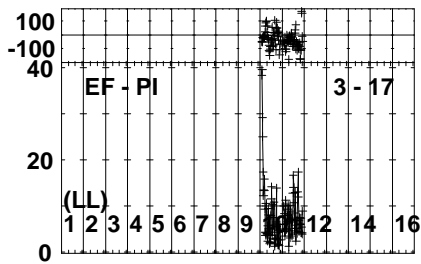
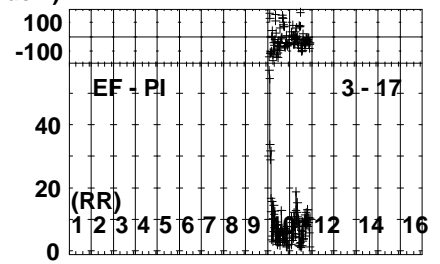
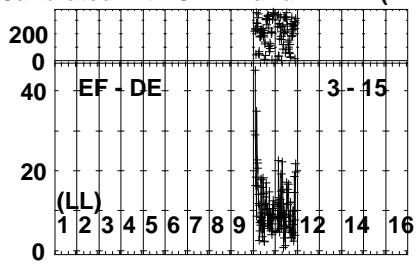
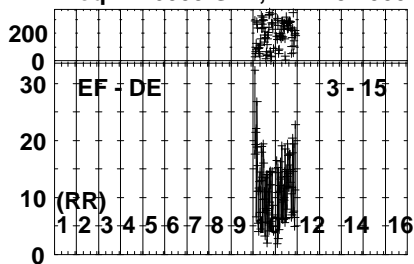


Lower frame: Milli Ampl Jy Top frame: Phas deg
Vector averaged cross-power spectrum Several baselines displayed
Timerange: 01/02:37:31 to 01/02:40:59

Plot file version 576 created 31-MAR-2023 16:03:56

ARP299A EP124A.UVDATA.1

Freq = 4.6005 GHz, Bw = 32.000 MH Calibrated with CL # 4 and BP # 1 (BP mode 1)

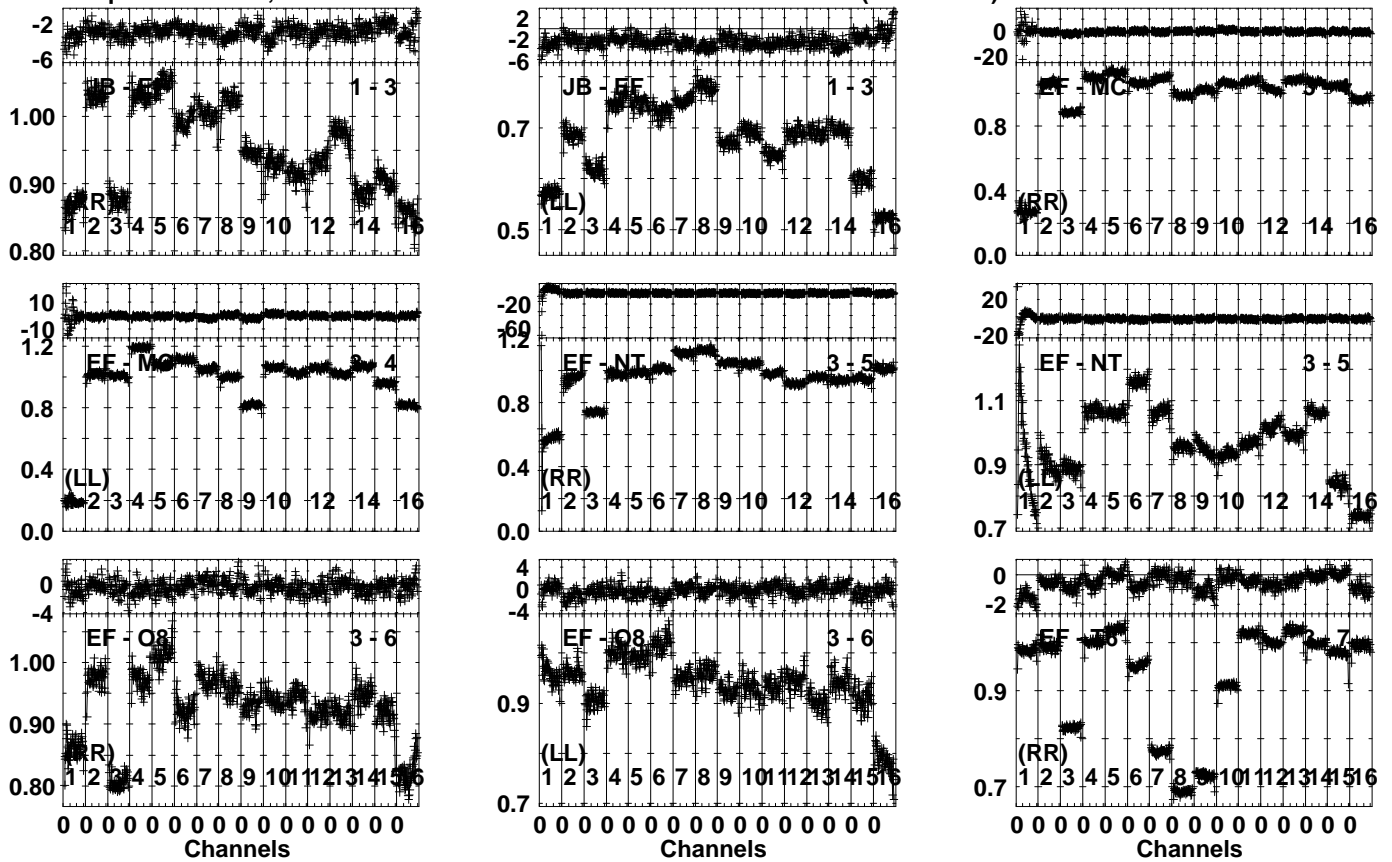


Lower frame: Milli Ampl Jy Top frame: Phas deg
Vector averaged cross-power spectrum Several baselines displayed
Timerange: 01/02:37:31 to 01/02:40:59

Plot file version 577 created 31-MAR-2023 16:03:56

J1128+5925 EP124A.UVDATA.1

Freq = 4.6005 GHz, Bw = 32.000 MH Calibrated with CL # 4 and BP # 1 (BP mode 1)

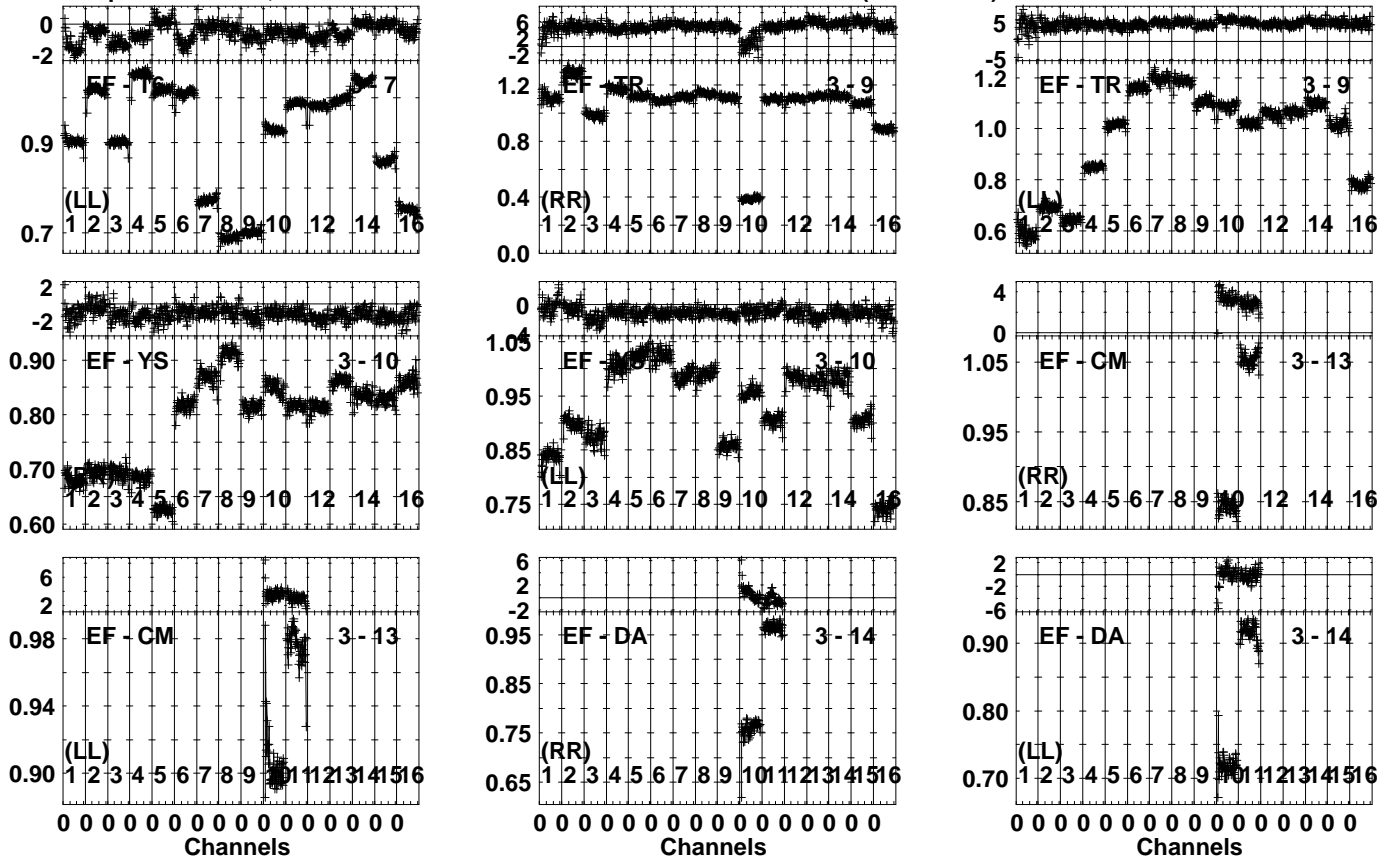


Lower frame: Ampl Jy Top frame: Phas deg
Vector averaged cross-power spectrum Several baselines displayed
Timerange: 01/02:41:31 to 01/02:42:29

Plot file version 578 created 31-MAR-2023 16:03:57

J1128+5925 EP124A.UVDATA.1

Freq = 4.6005 GHz, Bw = 32.000 MH Calibrated with CL # 4 and BP # 1 (BP mode 1)

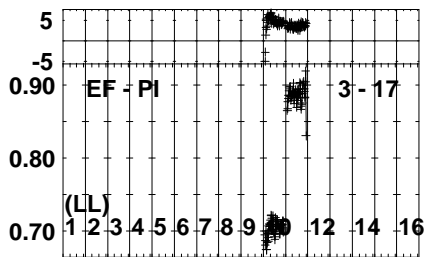
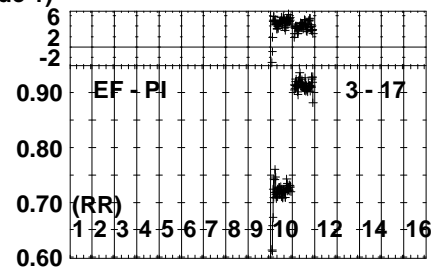
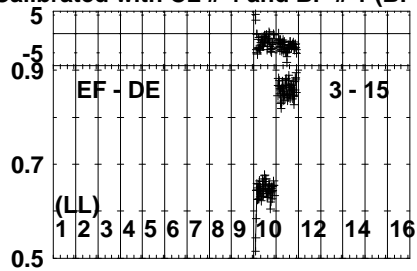
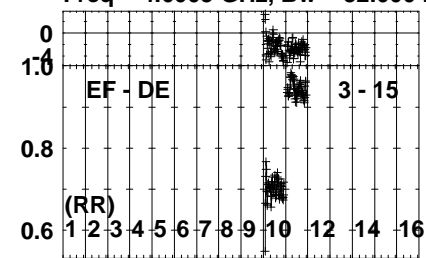


Lower frame: Ampl Jy Top frame: Phas deg
Vector averaged cross-power spectrum Several baselines displayed
Timerange: 01/02:41:31 to 01/02:42:29

Plot file version 579 created 31-MAR-2023 16:03:58

J1128+5925 EP124A.UVDATA.1

Freq = 4.6005 GHz, Bw = 32.000 MH Calibrated with CL # 4 and BP # 1 (BP mode 1)

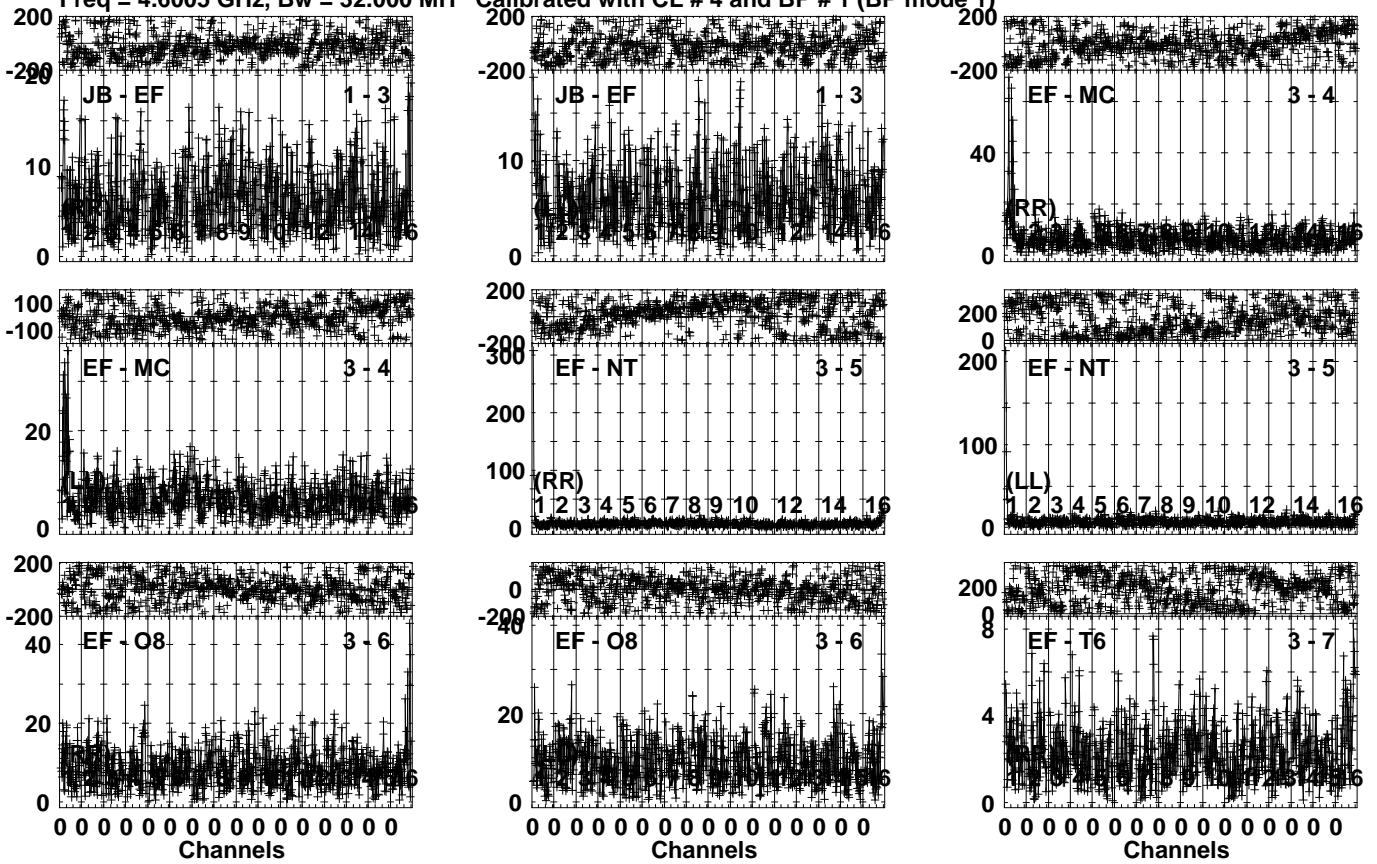


Lower frame: Ampl Jy Top frame: Phas deg
Vector averaged cross-power spectrum Several baselines displayed
Timerange: 01/02:41:31 to 01/02:42:29

Plot file version 580 created 31-MAR-2023 16:03:58

ARP299A EP124A.UVDATA.1

Freq = 4.6005 GHz, Bw = 32.000 MH Calibrated with CL # 4 and BP # 1 (BP mode 1)

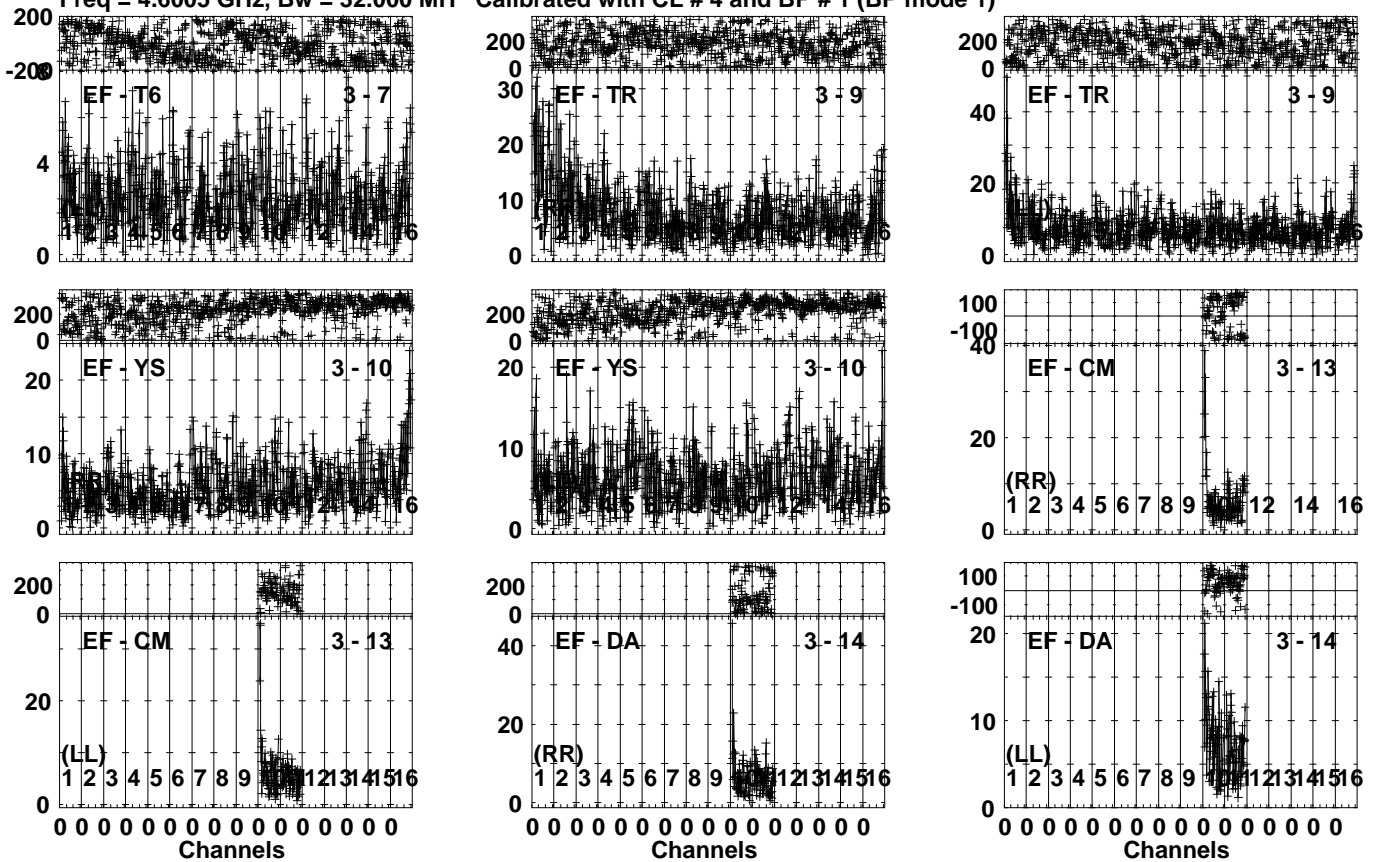


Lower frame: Milli Ampl Jy Top frame: Phas deg
Vector averaged cross-power spectrum Several baselines displayed
Timerange: 01/02:42:31 to 01/02:45:59

Plot file version 581 created 31-MAR-2023 16:03:59

ARP299A EP124A.UVDATA.1

Freq = 4.6005 GHz, Bw = 32.000 MH Calibrated with CL # 4 and BP # 1 (BP mode 1)

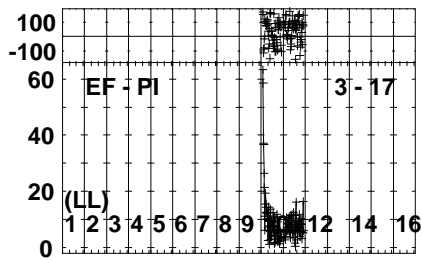
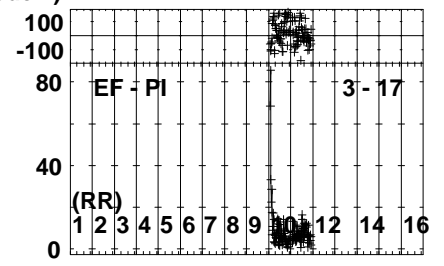
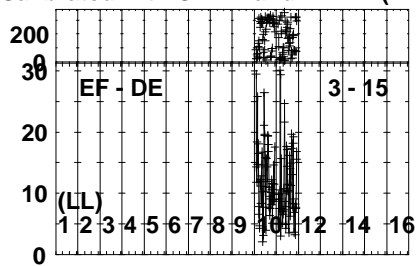
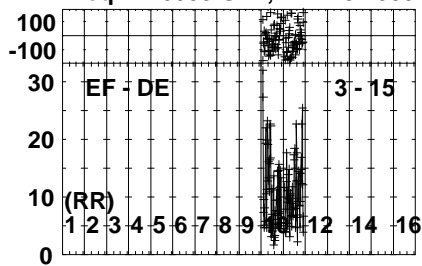


Lower frame: Milli Ampl Jy Top frame: Phas deg
Vector averaged cross-power spectrum Several baselines displayed
Timerange: 01/02:42:31 to 01/02:45:59

Plot file version 582 created 31-MAR-2023 16:04:00

ARP299A EP124A.UVDATA.1

Freq = 4.6005 GHz, Bw = 32.000 MH Calibrated with CL # 4 and BP # 1 (BP mode 1)

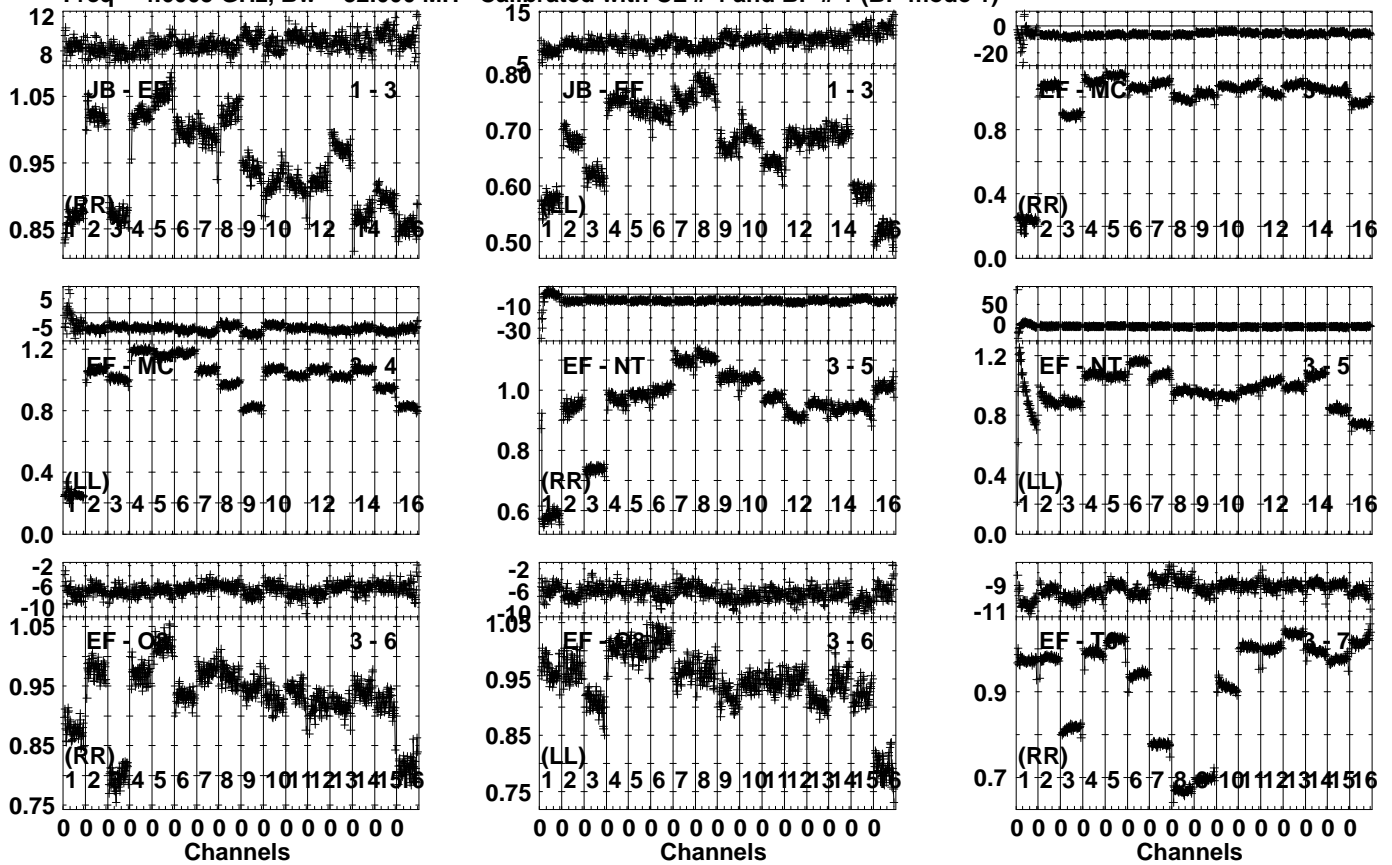


Lower frame: Milli Ampl Jy Top frame: Phas deg
Vector averaged cross-power spectrum Several baselines displayed
Timerange: 01/02:42:31 to 01/02:45:59

Plot file version 583 created 31-MAR-2023 16:04:01

J1128+5925 EP124A.UVDATA.1

Freq = 4.6005 GHz, Bw = 32.000 MH Calibrated with CL # 4 and BP # 1 (BP mode 1)

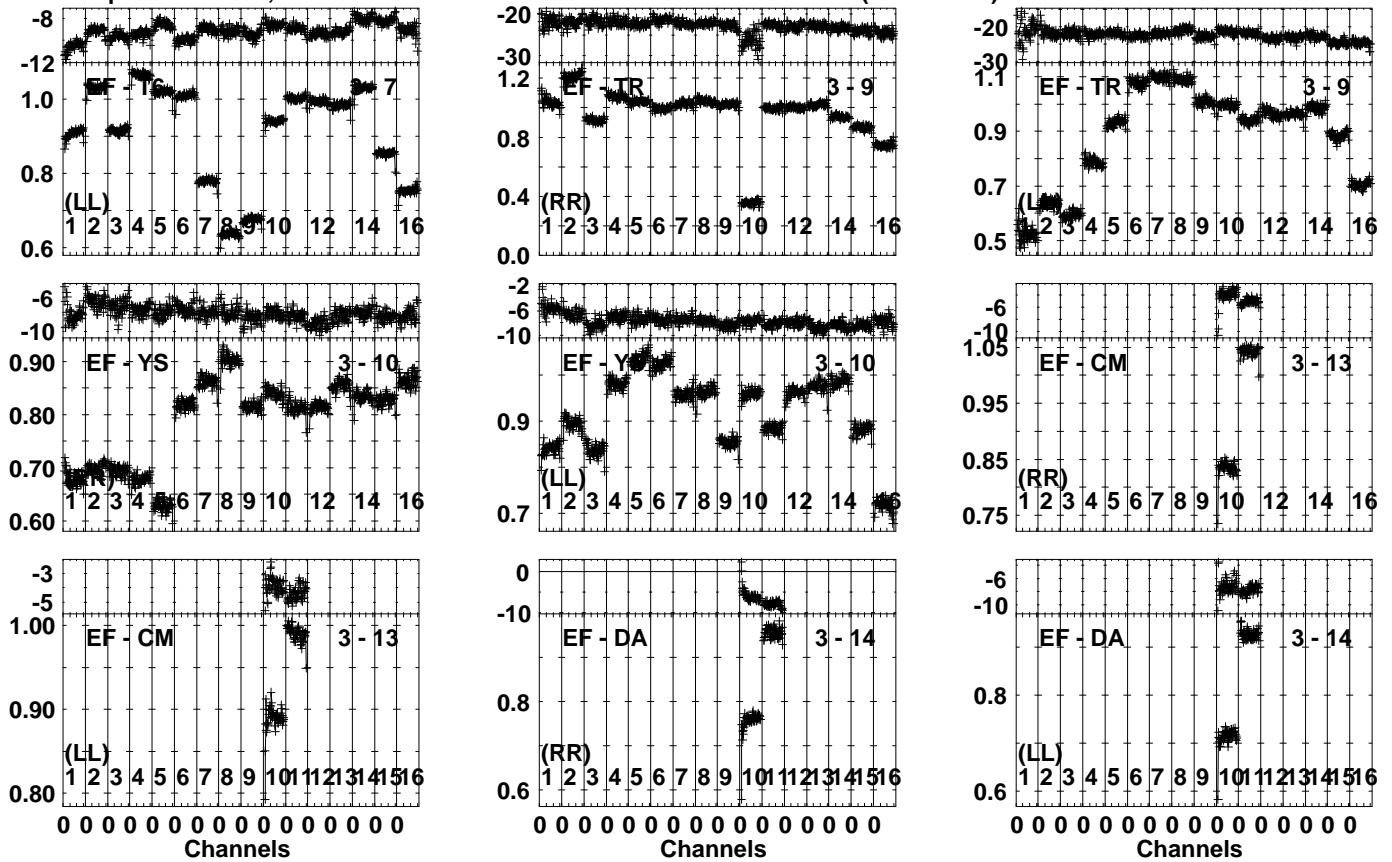


Lower frame: Ampl Jy Top frame: Phas deg
 Vector averaged cross-power spectrum Several baselines displayed
 Timerange: 01/02:46:01 to 01/02:47:29

Plot file version 584 created 31-MAR-2023 16:04:01

J1128+5925 EP124A.UVDATA.1

Freq = 4.6005 GHz, Bw = 32.000 MH Calibrated with CL # 4 and BP # 1 (BP mode 1)

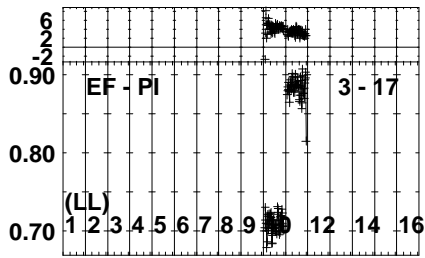
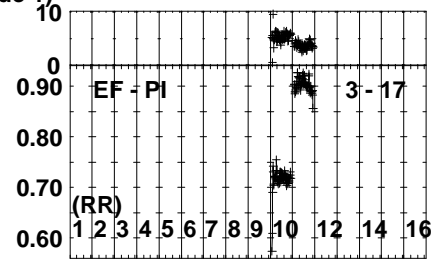
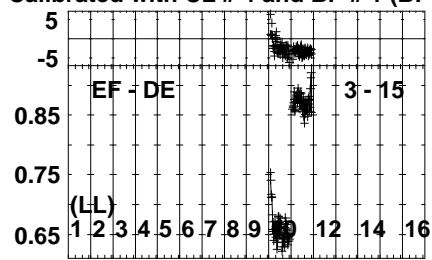
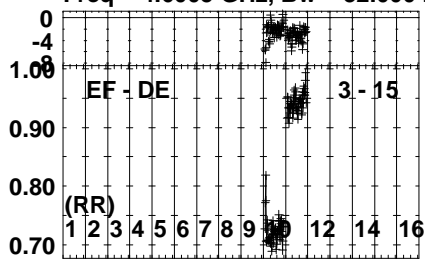


Lower frame: Ampl Jy Top frame: Phas deg
Vector averaged cross-power spectrum Several baselines displayed
Timerange: 01/02:46:01 to 01/02:47:29

Plot file version 585 created 31-MAR-2023 16:04:02

J1128+5925 EP124A.UVDATA.1

Freq = 4.6005 GHz, Bw = 32.000 MH Calibrated with CL # 4 and BP # 1 (BP mode 1)

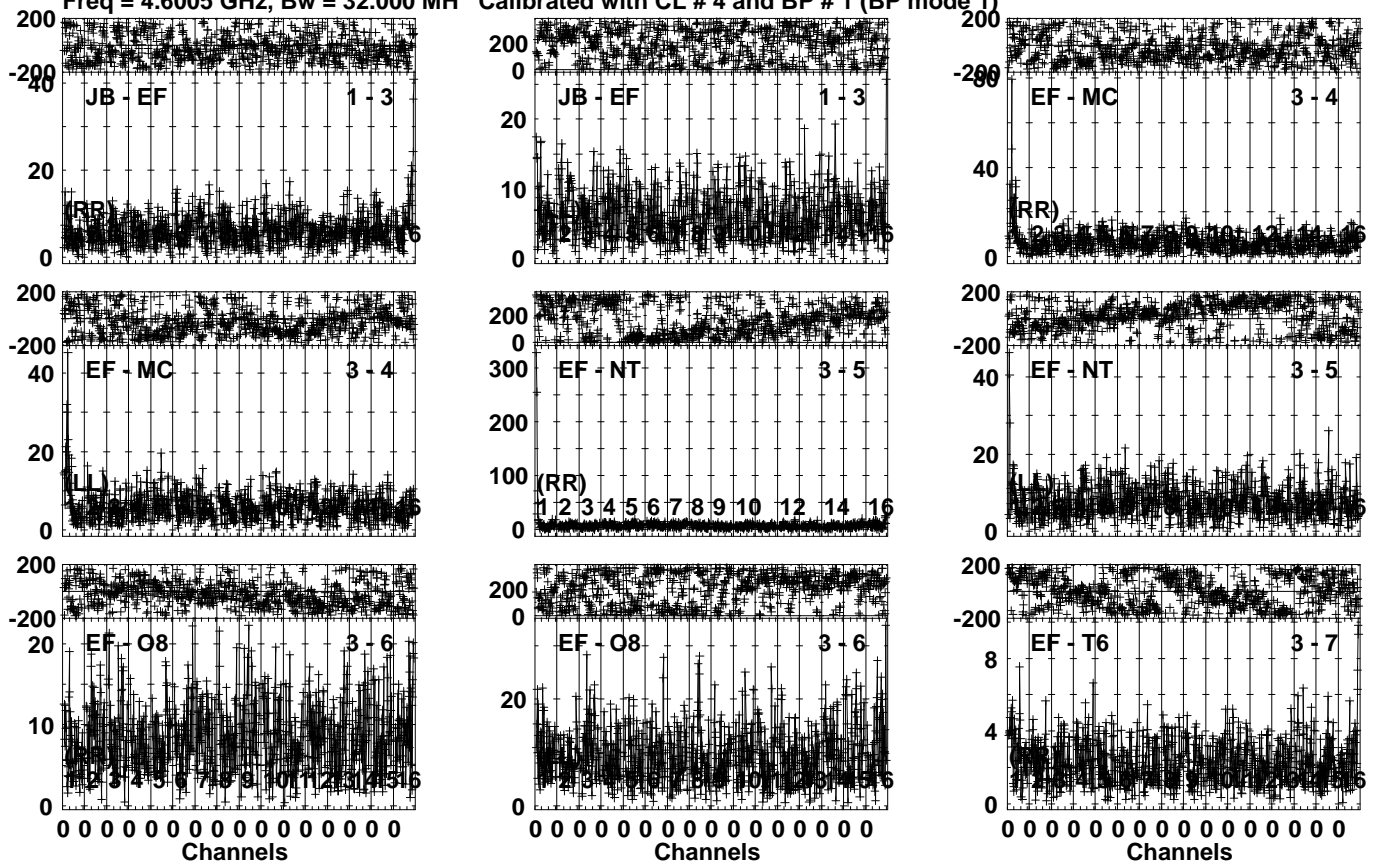


Lower frame: Ampl Jy Top frame: Phas deg
Vector averaged cross-power spectrum Several baselines displayed
Timerange: 01/02:46:01 to 01/02:47:29

Plot file version 586 created 31-MAR-2023 16:04:03

ARP299A EP124A.UVDATA.1

Freq = 4.6005 GHz, Bw = 32.000 MH Calibrated with CL # 4 and BP # 1 (BP mode 1)

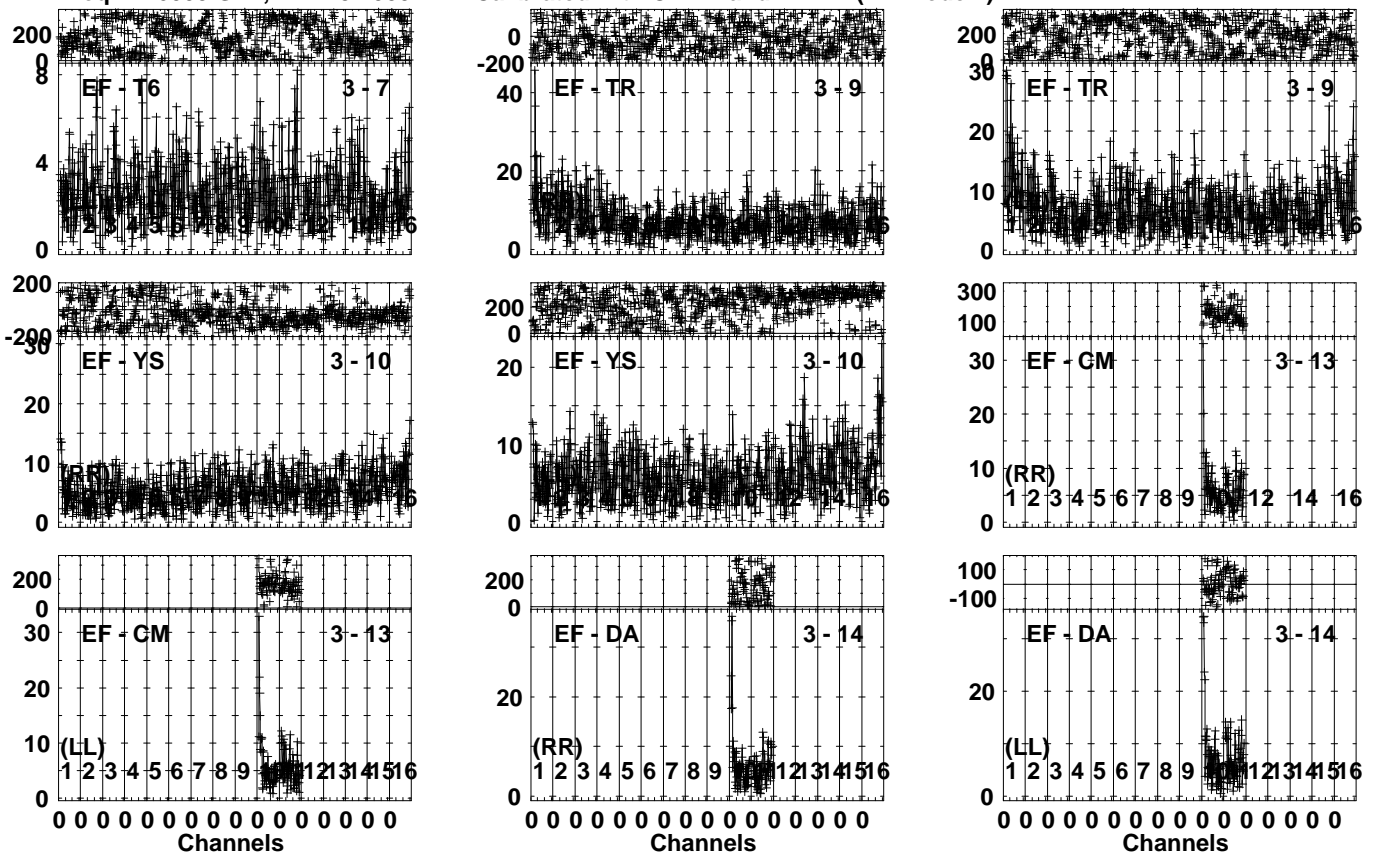


Lower frame: Milli Ampl Jy Top frame: Phas deg
Vector averaged cross-power spectrum Several baselines displayed
Timerange: 01/02:47:31 to 01/02:50:59

Plot file version 587 created 31-MAR-2023 16:04:03

ARP299A EP124A.UVDATA.1

Freq = 4.6005 GHz, Bw = 32.000 MH Calibrated with CL # 4 and BP # 1 (BP mode 1)

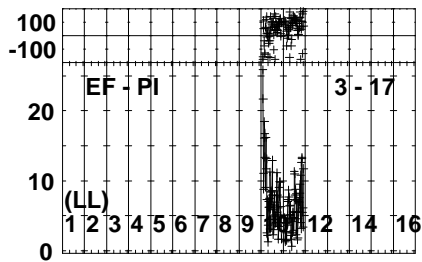
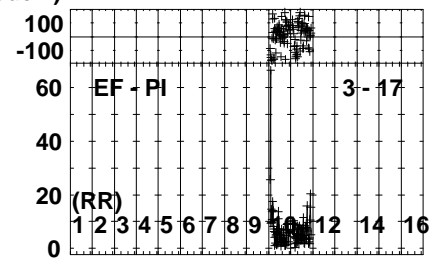
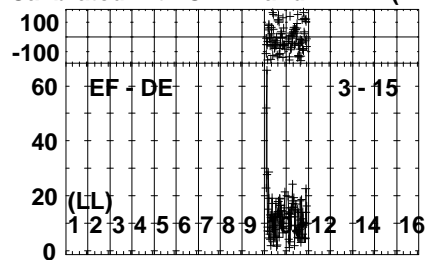
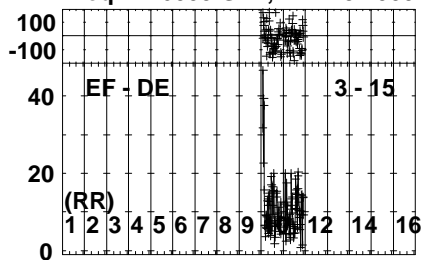


Lower frame: Milli Ampl Jy Top frame: Phas deg
Vector averaged cross-power spectrum Several baselines displayed
Timerange: 01/02:47:31 to 01/02:50:59

Plot file version 588 created 31-MAR-2023 16:04:05

ARP299A EP124A.UVDATA.1

Freq = 4.6005 GHz, Bw = 32.000 MH Calibrated with CL # 4 and BP # 1 (BP mode 1)

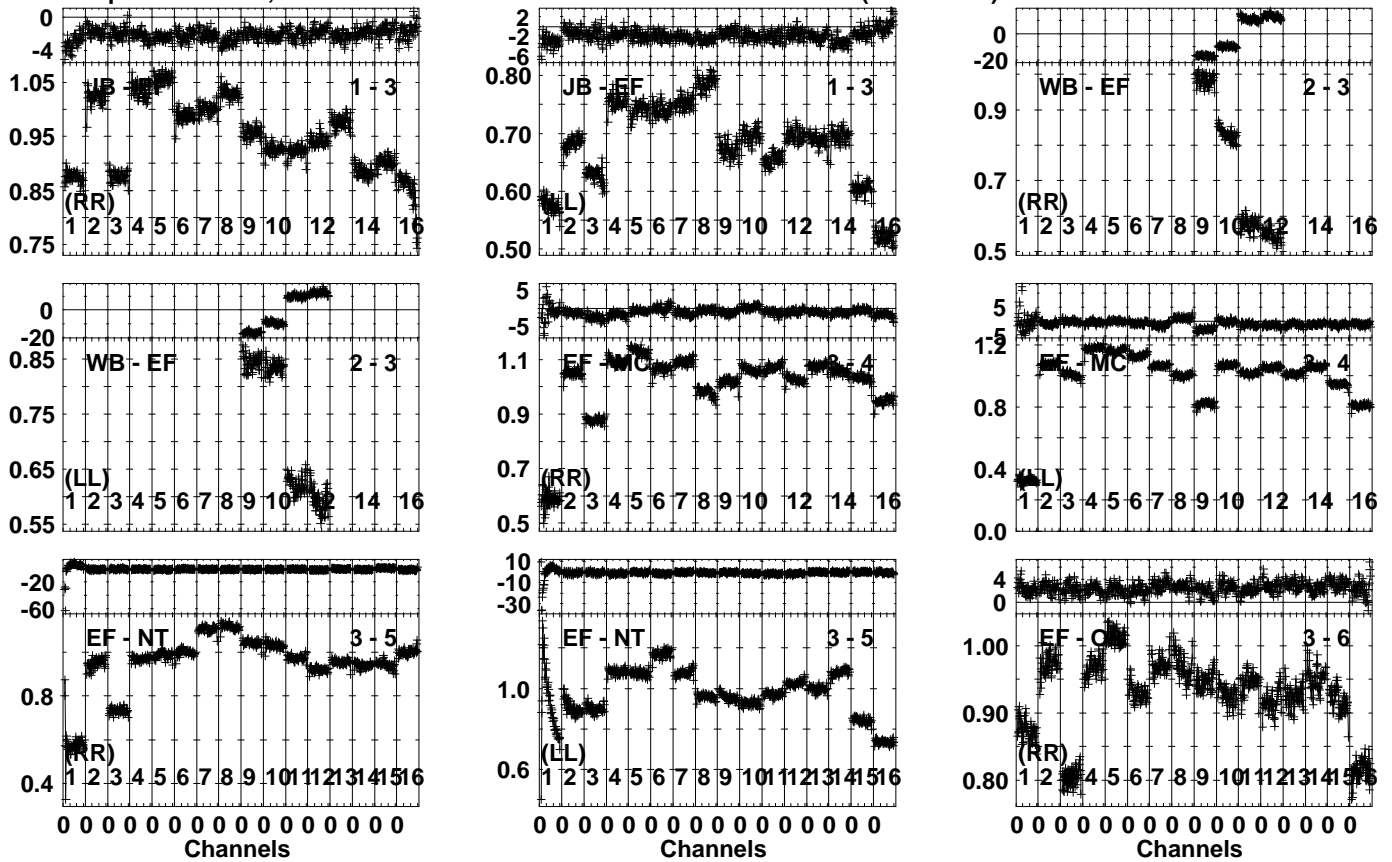


Lower frame: Milli Ampl Jy Top frame: Phas deg
Vector averaged cross-power spectrum Several baselines displayed
Timerange: 01/02:47:31 to 01/02:50:59

Plot file version 589 created 31-MAR-2023 16:04:05

J1128+5925 EP124A.UVDATA.1

Freq = 4.6005 GHz, Bw = 32.000 MH Calibrated with CL # 4 and BP # 1 (BP mode 1)

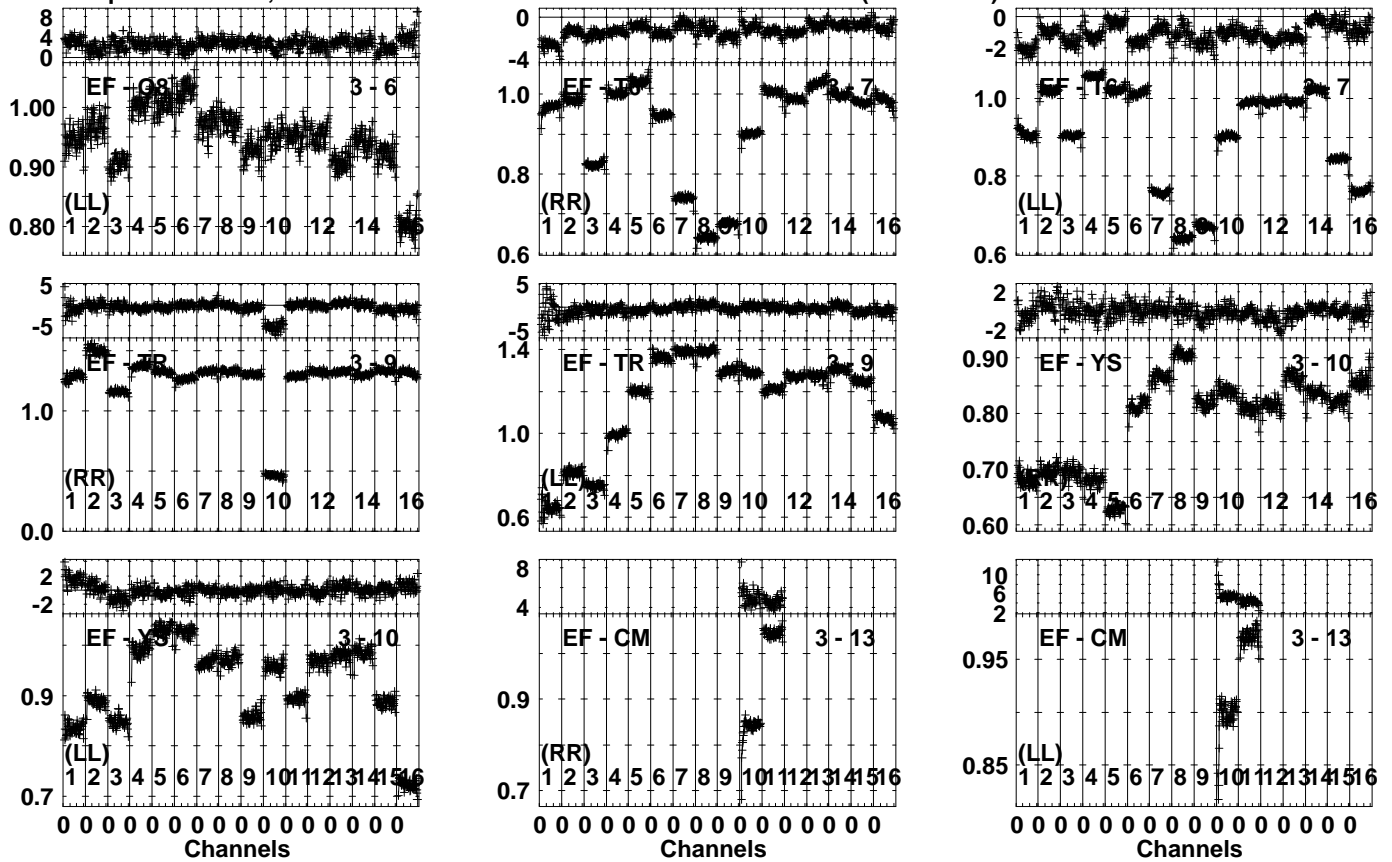


Lower frame: Ampl Jy Top frame: Phas deg
 Vector averaged cross-power spectrum Several baselines displayed
 Timerange: 01/02:51:31 to 01/02:52:29

Plot file version 590 created 31-MAR-2023 16:04:06

J1128+5925 EP124A.UVDATA.1

Freq = 4.6005 GHz, Bw = 32.000 MH Calibrated with CL # 4 and BP # 1 (BP mode 1)

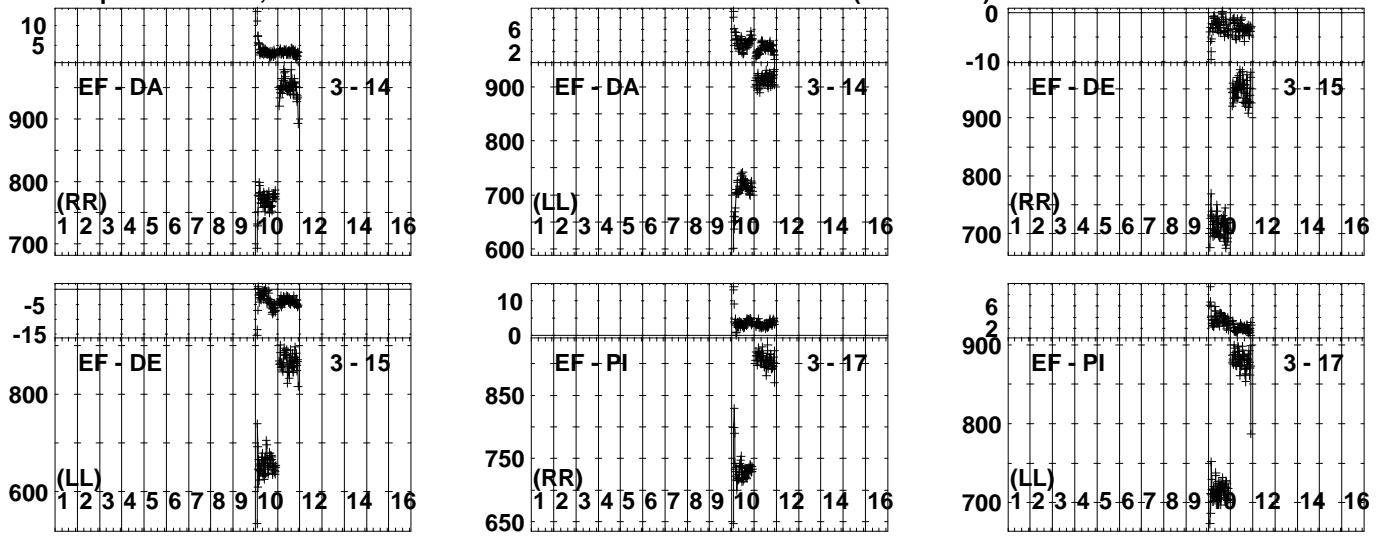


Lower frame: Ampl Jy Top frame: Phas deg
 Vector averaged cross-power spectrum Several baselines displayed
 Timerange: 01/02:51:31 to 01/02:52:29

Plot file version 591 created 31-MAR-2023 16:04:07

J1128+5925 EP124A.UVDATA.1

Freq = 4.6005 GHz, Bw = 32.000 MH Calibrated with CL # 4 and BP # 1 (BP mode 1)

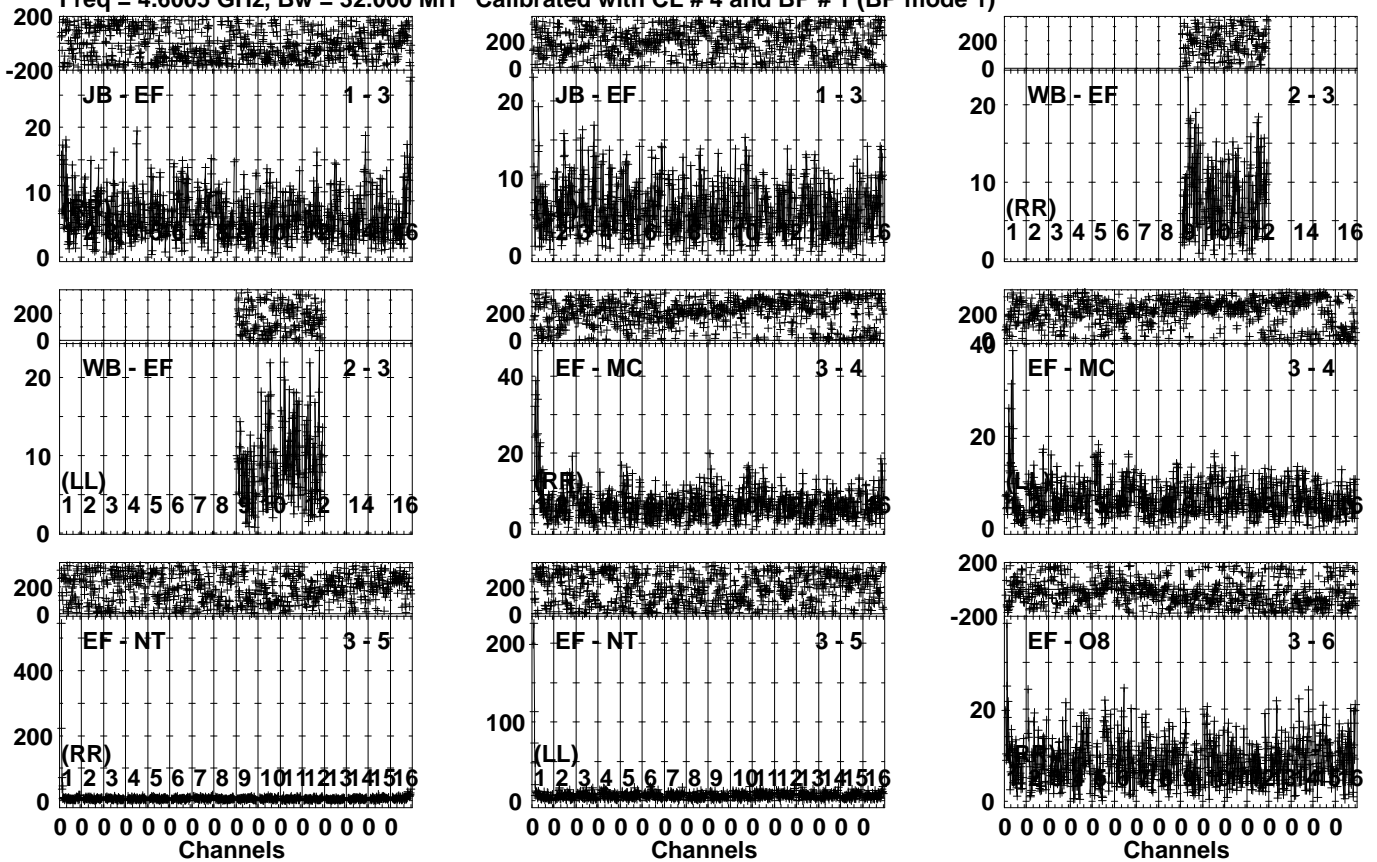


Lower frame: Milli Ampl Jy Top frame: Phas deg
Vector averaged cross-power spectrum Several baselines displayed
Timerange: 01/02:51:31 to 01/02:52:29

Plot file version 592 created 31-MAR-2023 16:04:07

ARP299A EP124A.UVDATA.1

Freq = 4.6005 GHz, Bw = 32.000 MH Calibrated with CL # 4 and BP # 1 (BP mode 1)

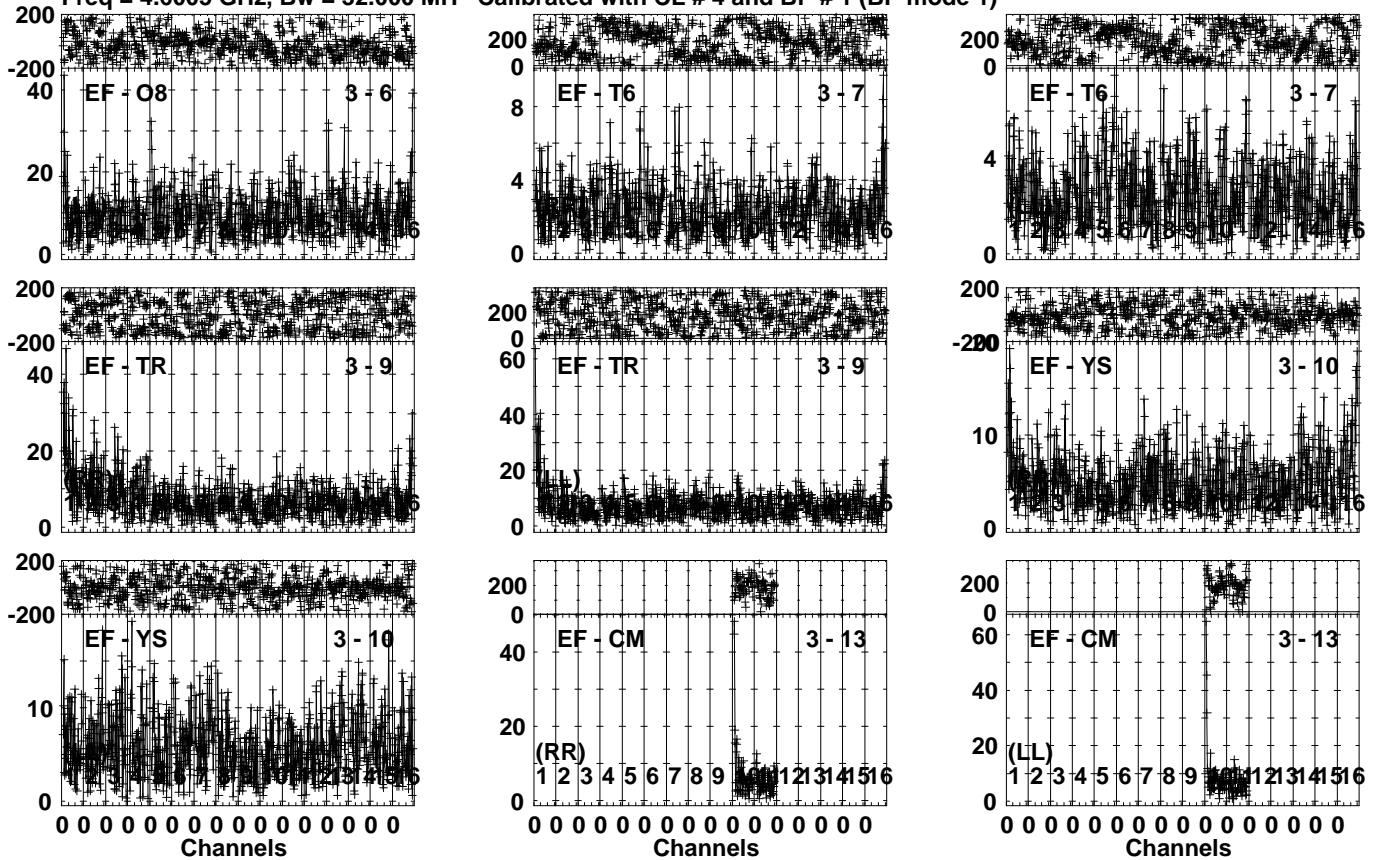


Lower frame: Milli Ampl Jy Top frame: Phas deg
Vector averaged cross-power spectrum Several baselines displayed
Timerange: 01/02:52:31 to 01/02:55:59

Plot file version 593 created 31-MAR-2023 16:04:08

ARP299A EP124A.UVDATA.1

Freq = 4.6005 GHz, Bw = 32.000 MH Calibrated with CL # 4 and BP # 1 (BP mode 1)

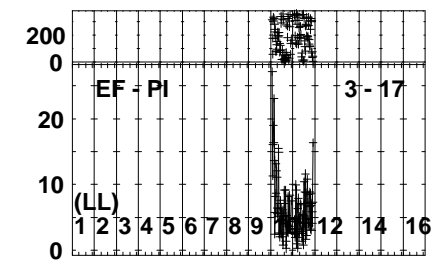
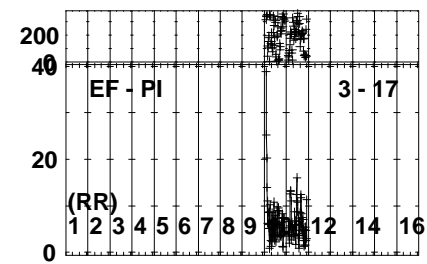
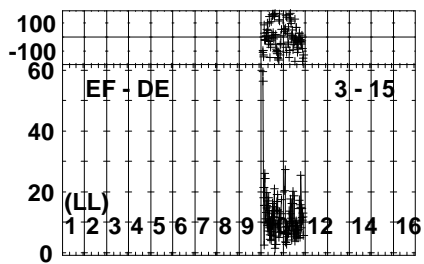
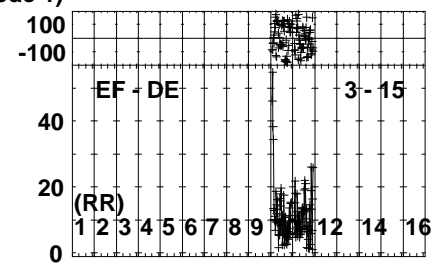

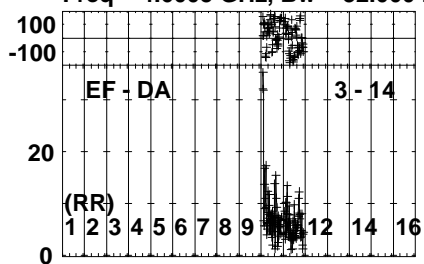


Lower frame: Milli Ampl Jy Top frame: Phas deg
Vector averaged cross-power spectrum Several baselines displayed
Timerange: 01/02:52:31 to 01/02:55:59

Plot file version 594 created 31-MAR-2023 16:04:09

ARP299A EP124A.UVDATA.1

Freq = 4.6005 GHz, Bw = 32.000 MH Calibrated with CL # 4 and BP # 1 (BP mode 1)



Lower frame: Milli Ampl Jy Top frame: Phas deg

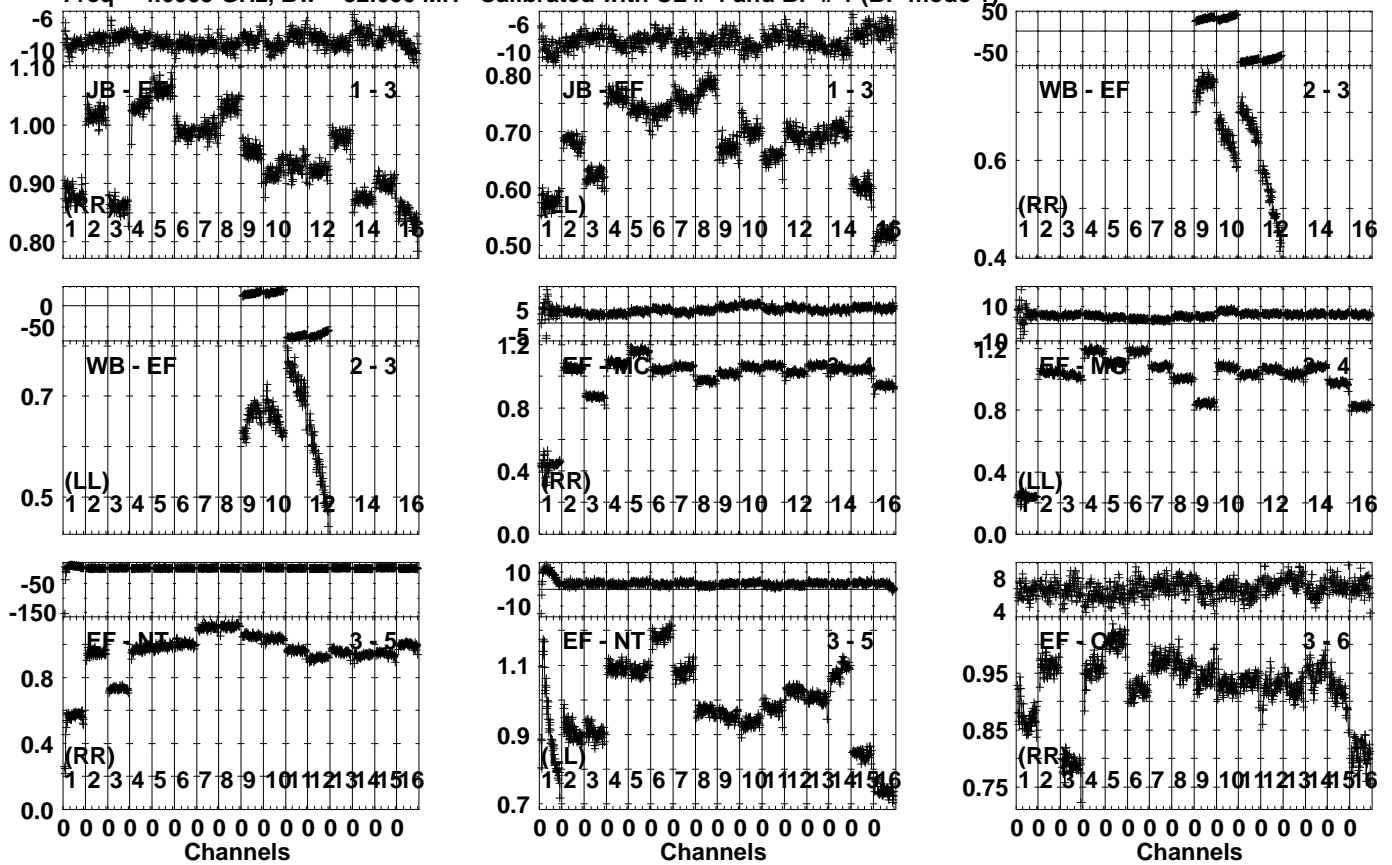
Vector averaged cross-power spectrum Several baselines displayed

Timerange: 01/02:52:31 to 01/02:55:59

Plot file version 595 created 31-MAR-2023 16:04:10

J1128+5925 EP124A.UVDATA.1

Freq = 4.6005 GHz, Bw = 32.000 MH Calibrated with CL # 4 and BP # 1 (BP mode 1)

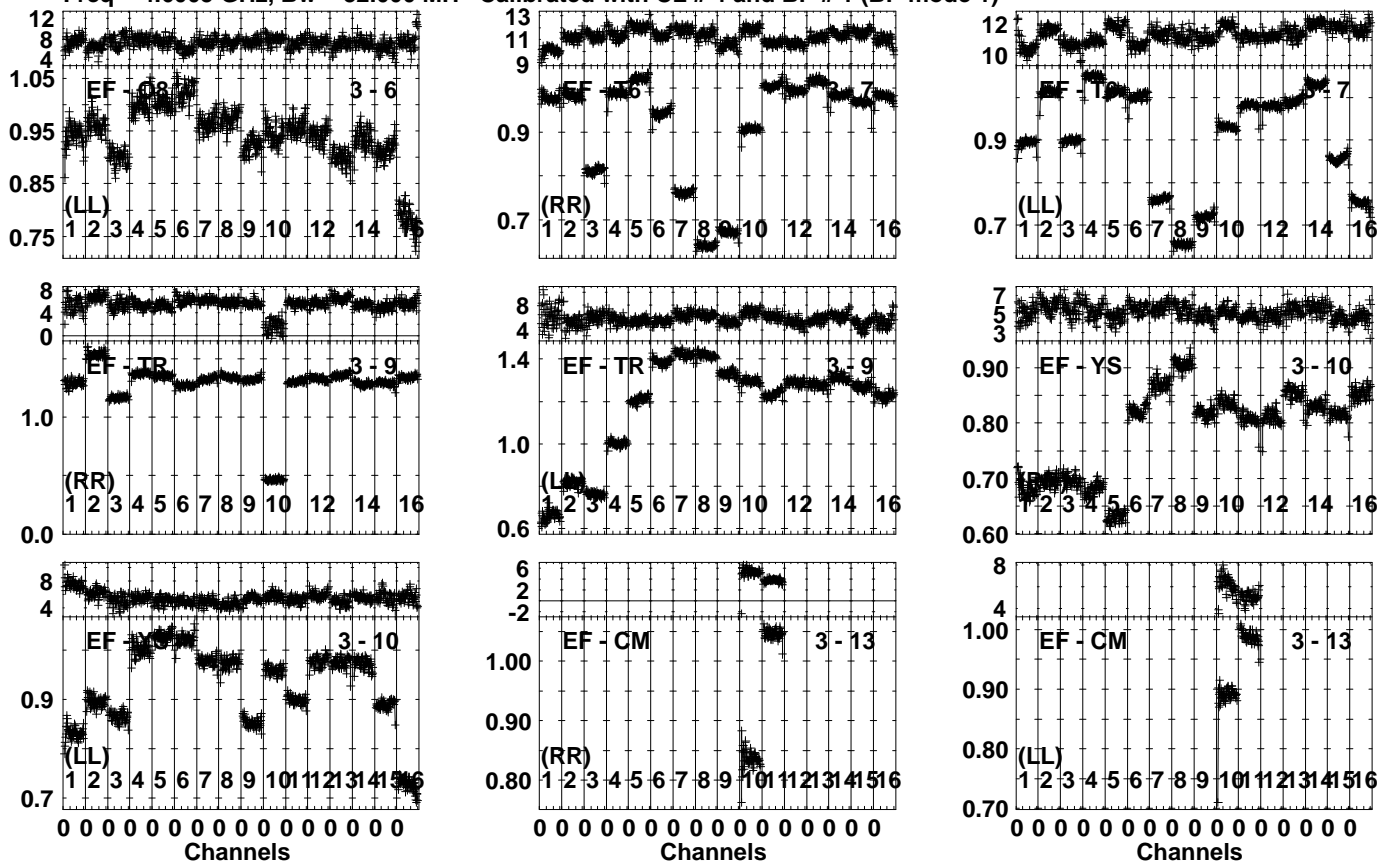


Lower frame: Ampl Jy Top frame: Phas deg
Vector averaged cross-power spectrum Several baselines displayed
Timerange: 01/02:56:01 to 01/02:57:29

Plot file version 596 created 31-MAR-2023 16:04:11

J1128+5925 EP124A.UVDATA.1

Freq = 4.6005 GHz, Bw = 32.000 MH Calibrated with CL # 4 and BP # 1 (BP mode 1)

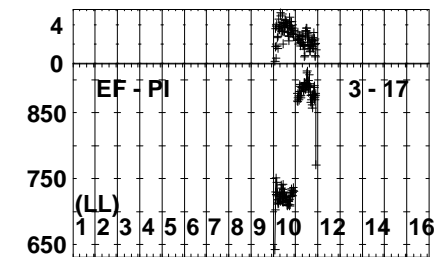
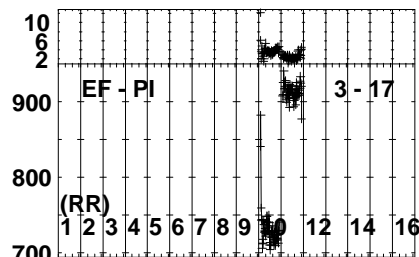
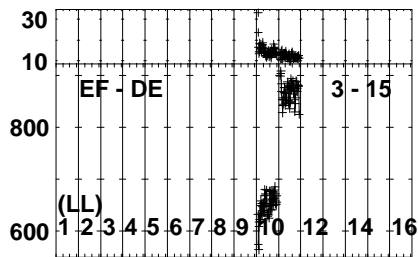
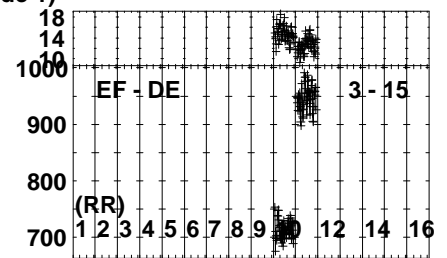
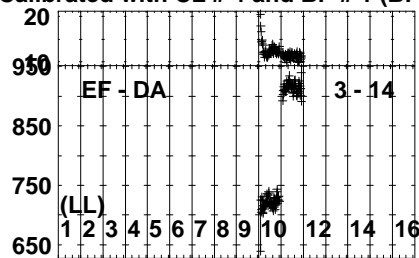
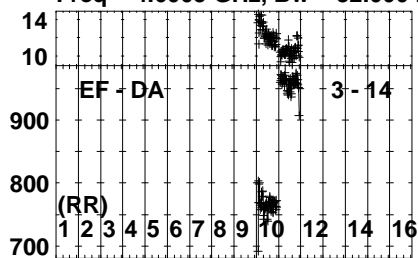


Lower frame: Ampl Jy Top frame: Phas deg
 Vector averaged cross-power spectrum Several baselines displayed
 Timerange: 01/02:56:01 to 01/02:57:29

Plot file version 597 created 31-MAR-2023 16:04:12

J1128+5925 EP124A.UVDATA.1

Freq = 4.6005 GHz, Bw = 32.000 MH Calibrated with CL # 4 and BP # 1 (BP mode 1)

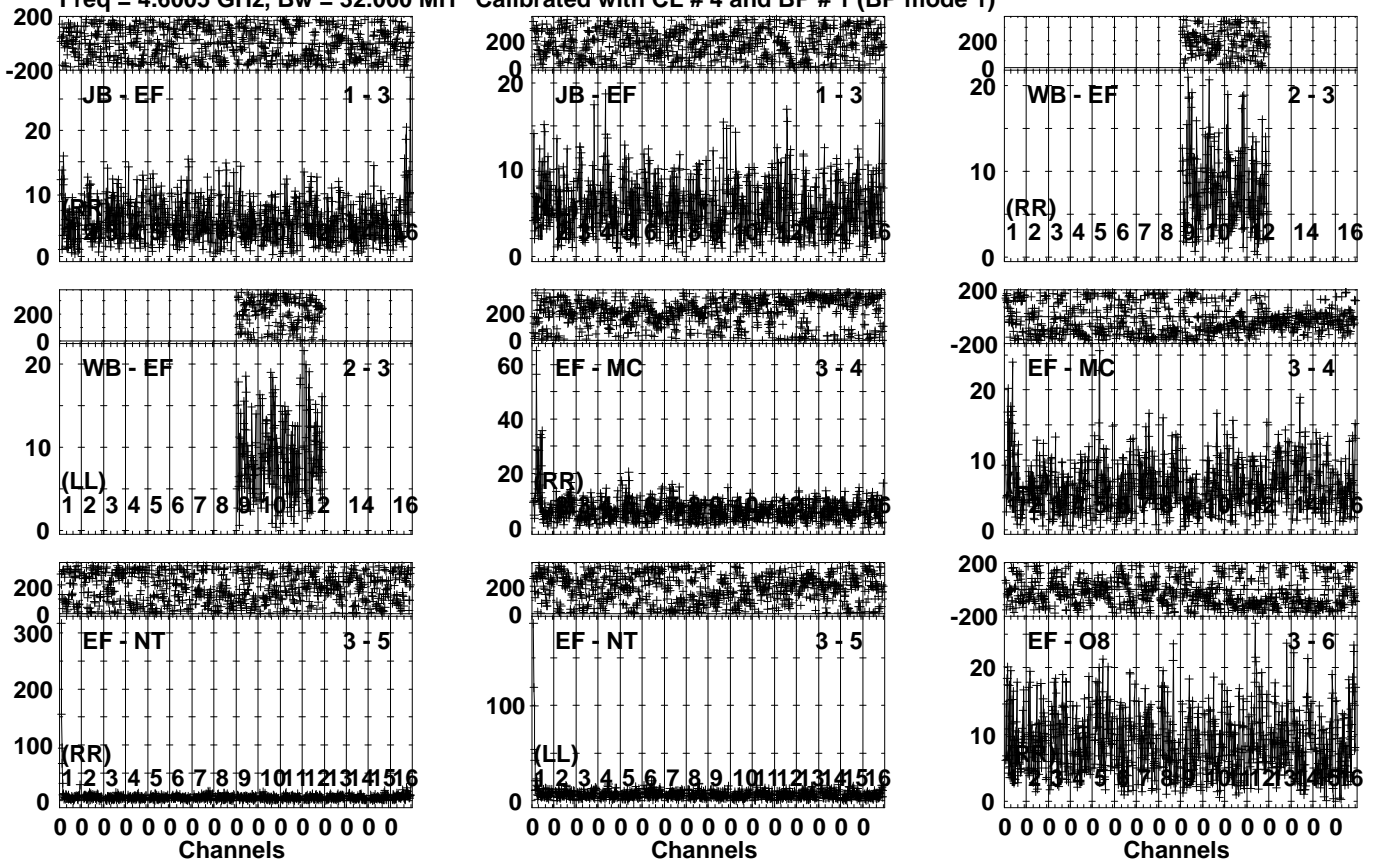


Lower frame: Milli Ampl Jy Top frame: Phas deg
Vector averaged cross-power spectrum Several baselines displayed
Timerange: 01/02:56:01 to 01/02:57:29

Plot file version 598 created 31-MAR-2023 16:04:12

ARP299A EP124A.UVDATA.1

Freq = 4.6005 GHz, Bw = 32.000 MH Calibrated with CL # 4 and BP # 1 (BP mode 1)

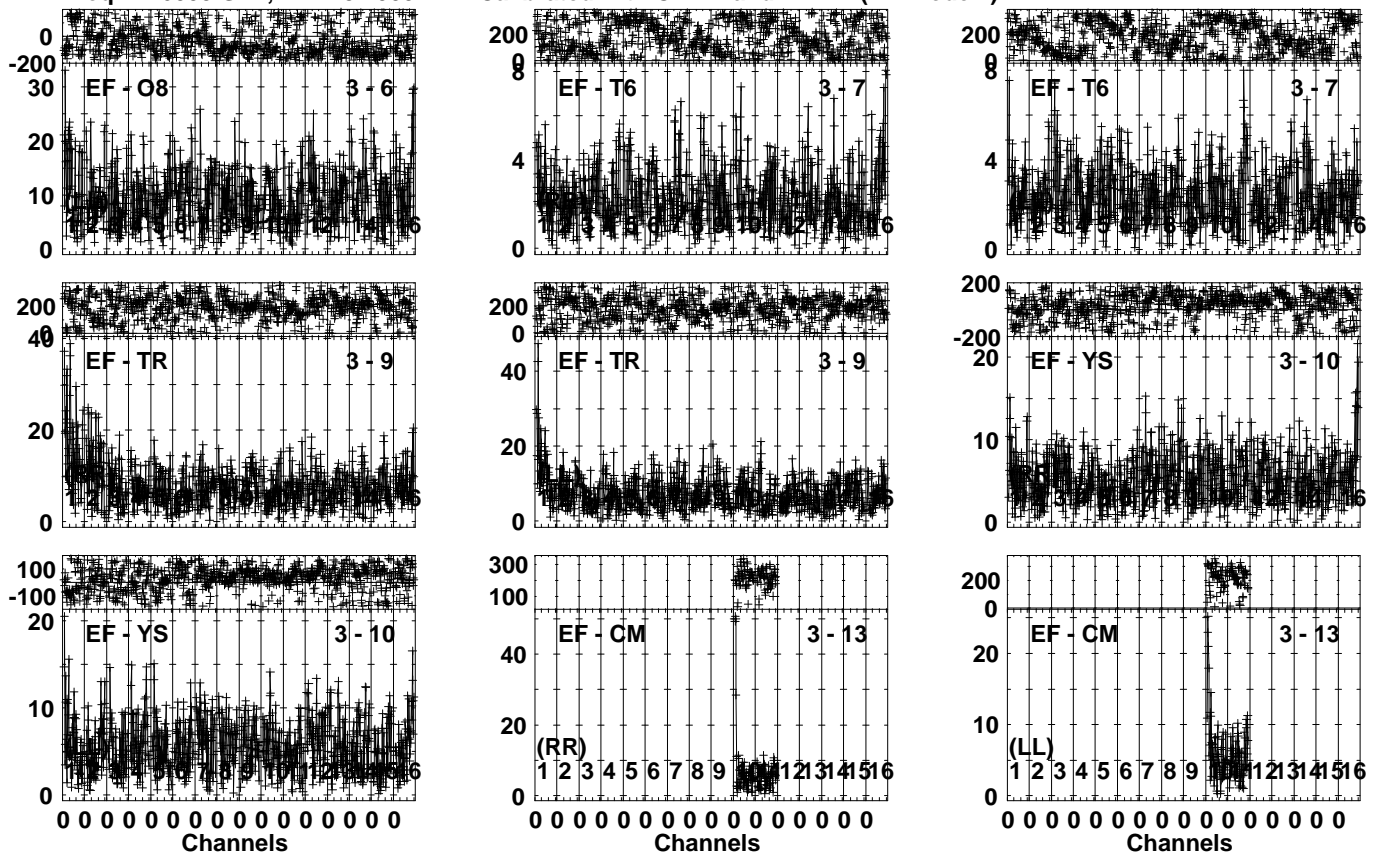


Lower frame: Milli Ampl Jy Top frame: Phas deg
Vector averaged cross-power spectrum Several baselines displayed
Timerange: 01/02:57:31 to 01/03:00:59

Plot file version 599 created 31-MAR-2023 16:04:13

ARP299A EP124A.UVDATA.1

Freq = 4.6005 GHz, Bw = 32.000 MH Calibrated with CL # 4 and BP # 1 (BP mode 1)

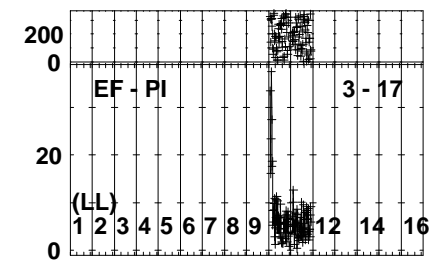
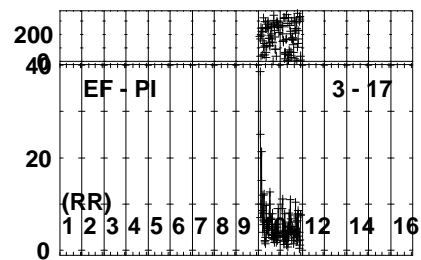
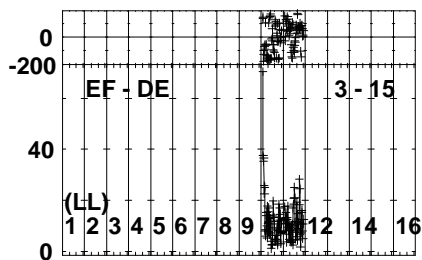
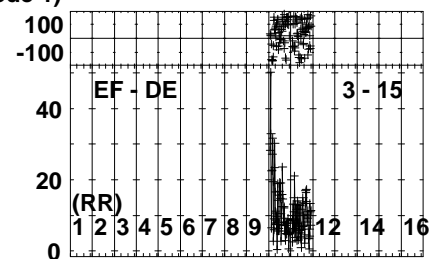

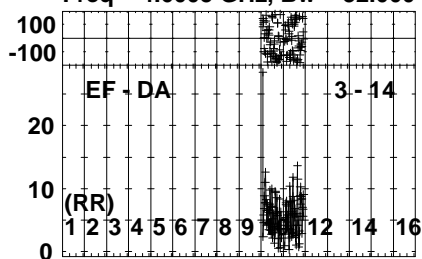


Lower frame: Milli Ampl Jy Top frame: Phas deg
Vector averaged cross-power spectrum Several baselines displayed
Timerange: 01/02:57:31 to 01/03:00:59

Plot file version 600 created 31-MAR-2023 16:04:14

ARP299A EP124A.UVDATA.1

Freq = 4.6005 GHz, Bw = 32.000 MH Calibrated with CL # 4 and BP # 1 (BP mode 1)



Lower frame: Milli Ampl Jy Top frame: Phas deg

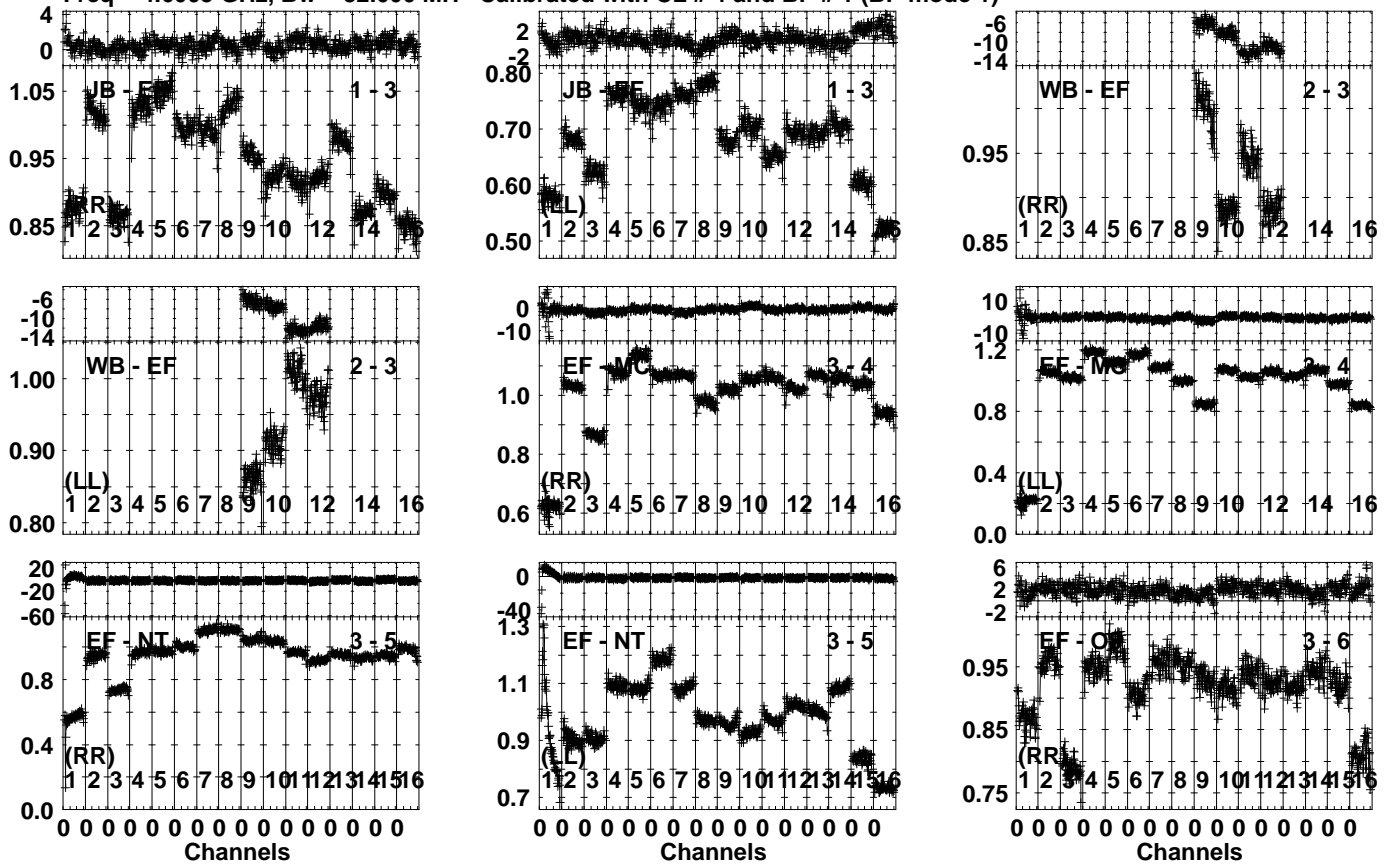
Vector averaged cross-power spectrum Several baselines displayed

Timerange: 01/02:57:31 to 01/03:00:59

Plot file version 601 created 31-MAR-2023 16:04:15

J1128+5925 EP124A.UVDATA.1

Freq = 4.6005 GHz, Bw = 32.000 MH Calibrated with CL # 4 and BP # 1 (BP mode 1)

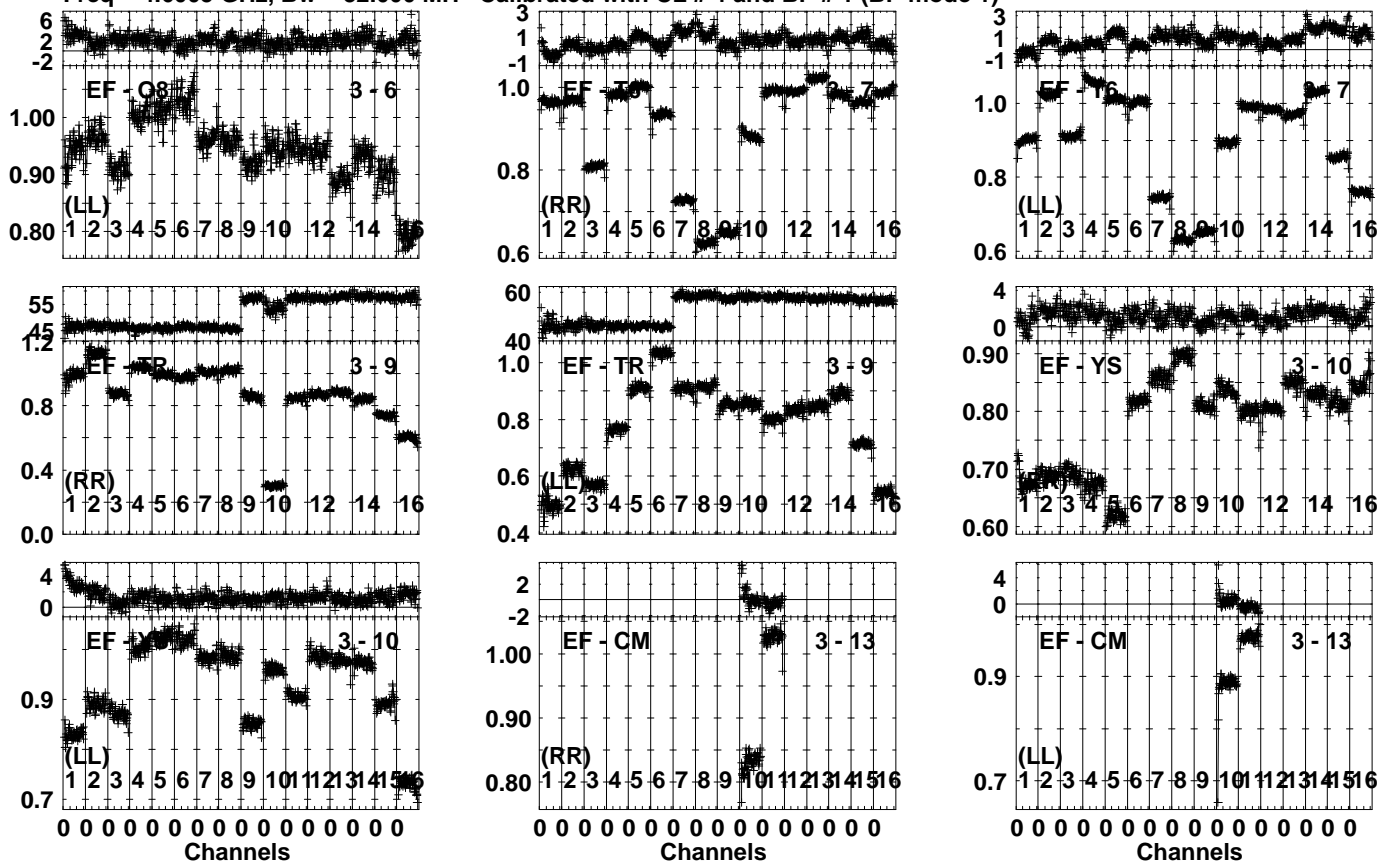


Lower frame: Ampl Jy Top frame: Phas deg
 Vector averaged cross-power spectrum Several baselines displayed
 Timerange: 01/03:01:31 to 01/03:02:29

Plot file version 602 created 31-MAR-2023 16:04:15

J1128+5925 EP124A.UVDATA.1

Freq = 4.6005 GHz, Bw = 32.000 MH Calibrated with CL # 4 and BP # 1 (BP mode 1)

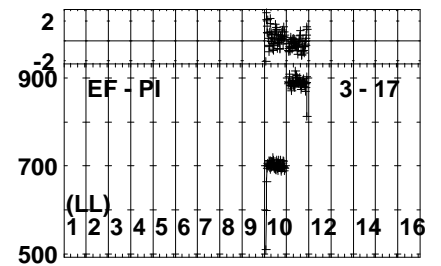
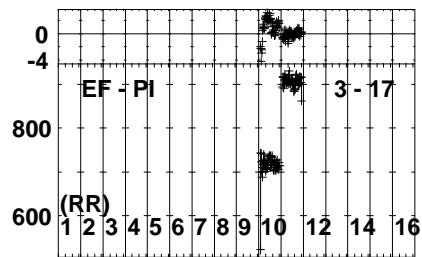
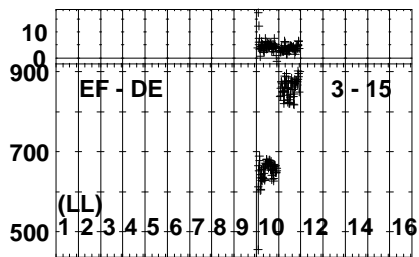
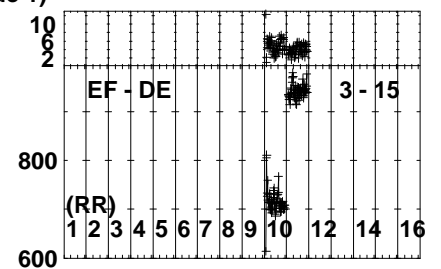
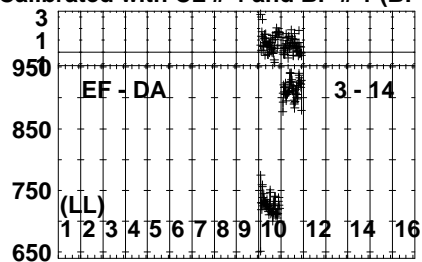
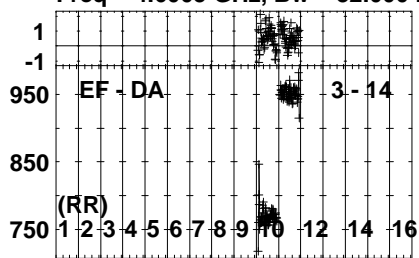


Lower frame: Ampl Jy Top frame: Phas deg
Vector averaged cross-power spectrum Several baselines displayed
Timerange: 01/03:01:31 to 01/03:02:29

Plot file version 603 created 31-MAR-2023 16:04:16

J1128+5925 EP124A.UVDATA.1

Freq = 4.6005 GHz, Bw = 32.000 MH Calibrated with CL # 4 and BP # 1 (BP mode 1)

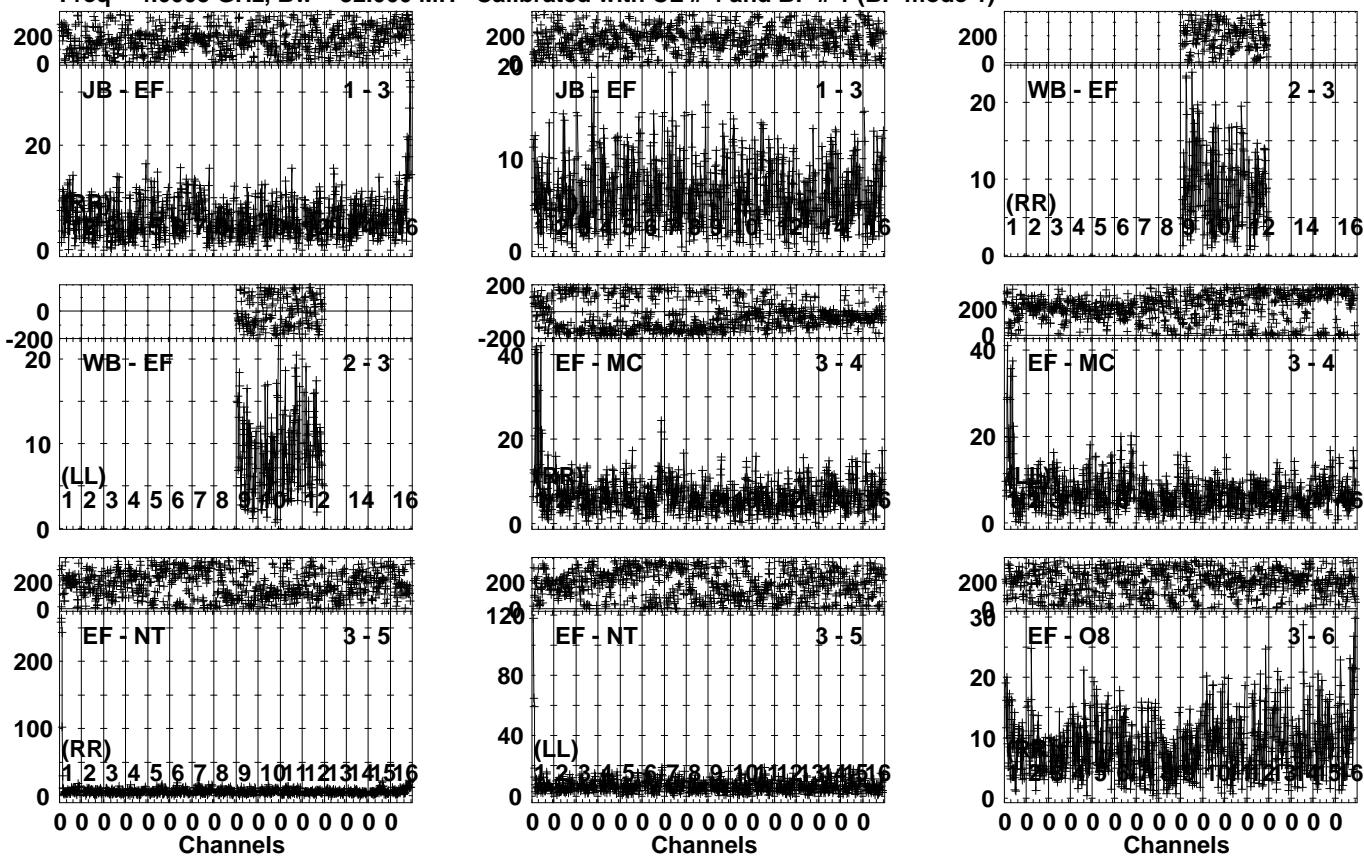


Lower frame: Milli Ampl Jy Top frame: Phas deg
Vector averaged cross-power spectrum Several baselines displayed
Timerange: 01/03:01:31 to 01/03:02:29

Plot file version 604 created 31-MAR-2023 16:04:17

ARP299A EP124A.UVDATA.1

Freq = 4.6005 GHz, Bw = 32.000 MH Calibrated with CL # 4 and BP # 1 (BP mode 1)

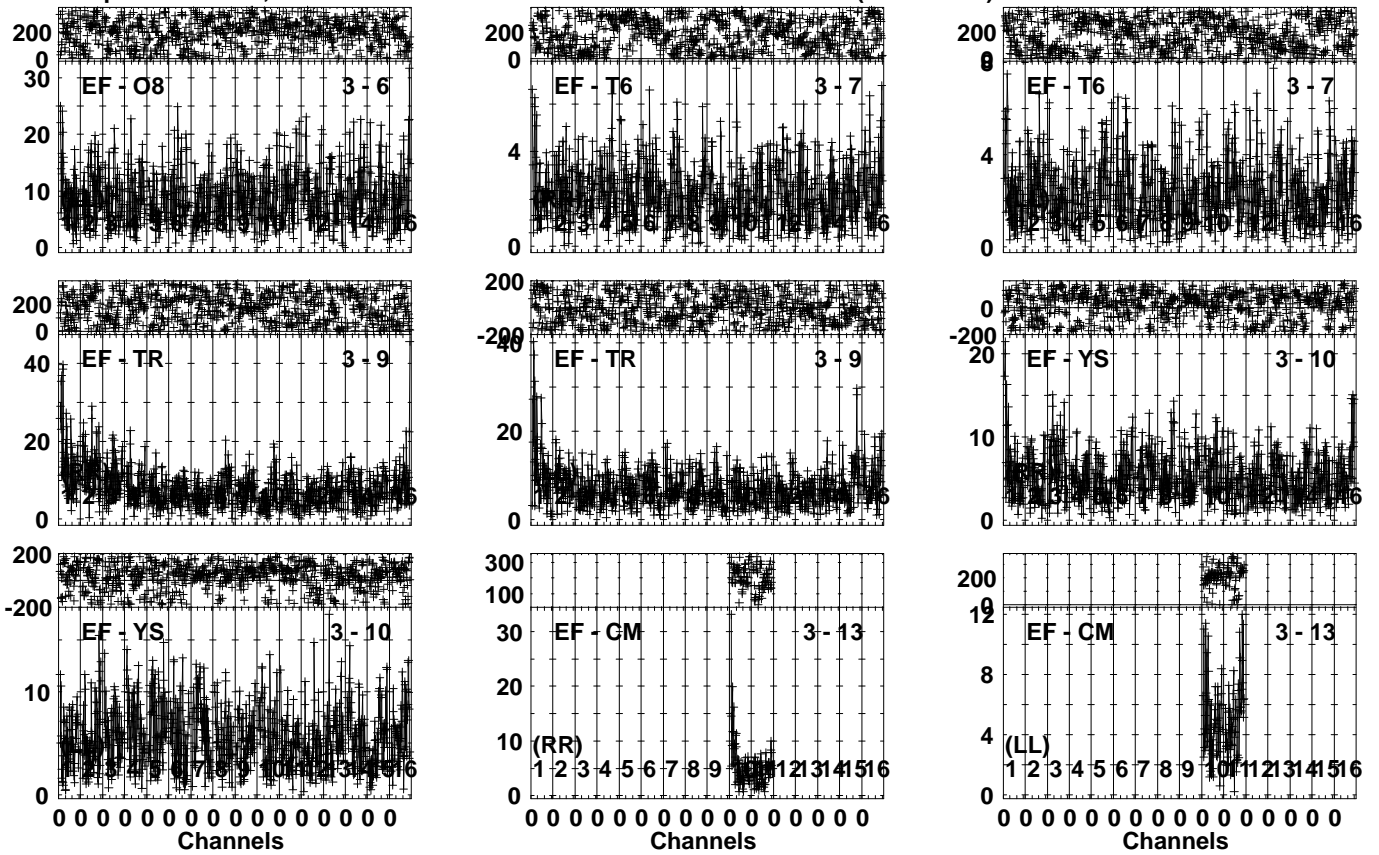


Lower frame: Milli Ampl Jy Top frame: Phas deg
 Vector averaged cross-power spectrum Several baselines displayed
 Timerange: 01/03:02:31 to 01/03:05:59

Plot file version 605 created 31-MAR-2023 16:04:18

ARP299A EP124A.UVDATA.1

Freq = 4.6005 GHz, Bw = 32.000 MH Calibrated with CL # 4 and BP # 1 (BP mode 1)

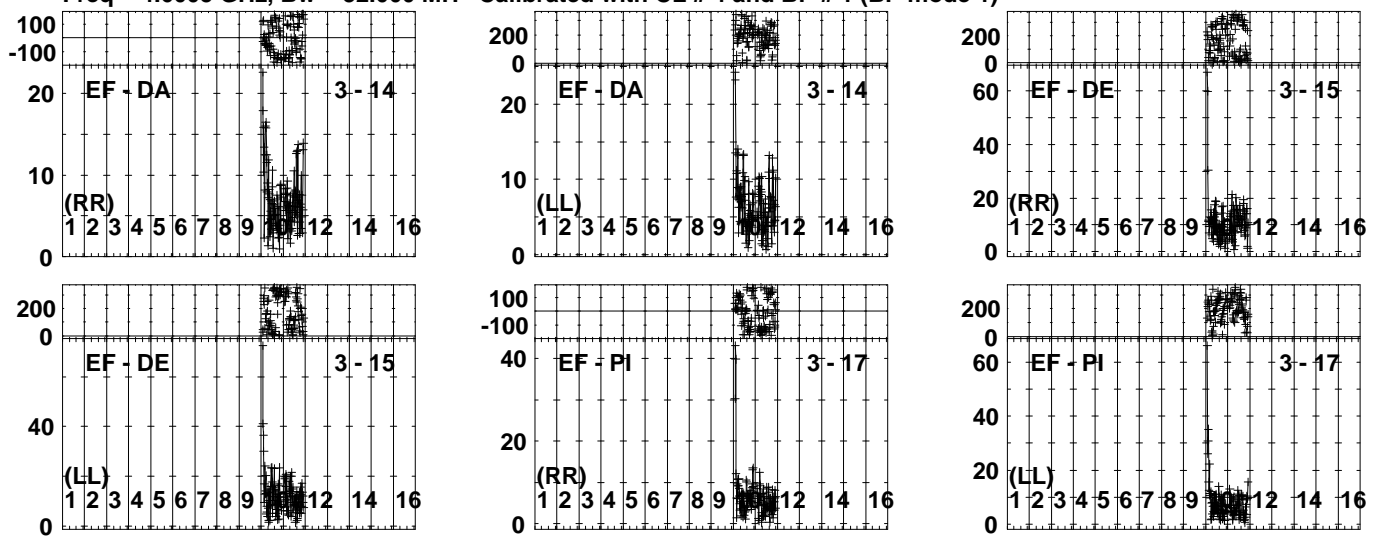


Lower frame: Milli Ampl Jy Top frame: Phas deg
Vector averaged cross-power spectrum Several baselines displayed
Timerange: 01/03:02:31 to 01/03:05:59

Plot file version 606 created 31-MAR-2023 16:04:19

ARP299A EP124A.UVDATA.1

Freq = 4.6005 GHz, Bw = 32.000 MH Calibrated with CL # 4 and BP # 1 (BP mode 1)



Lower frame: Milli Ampl Jy Top frame: Phas deg

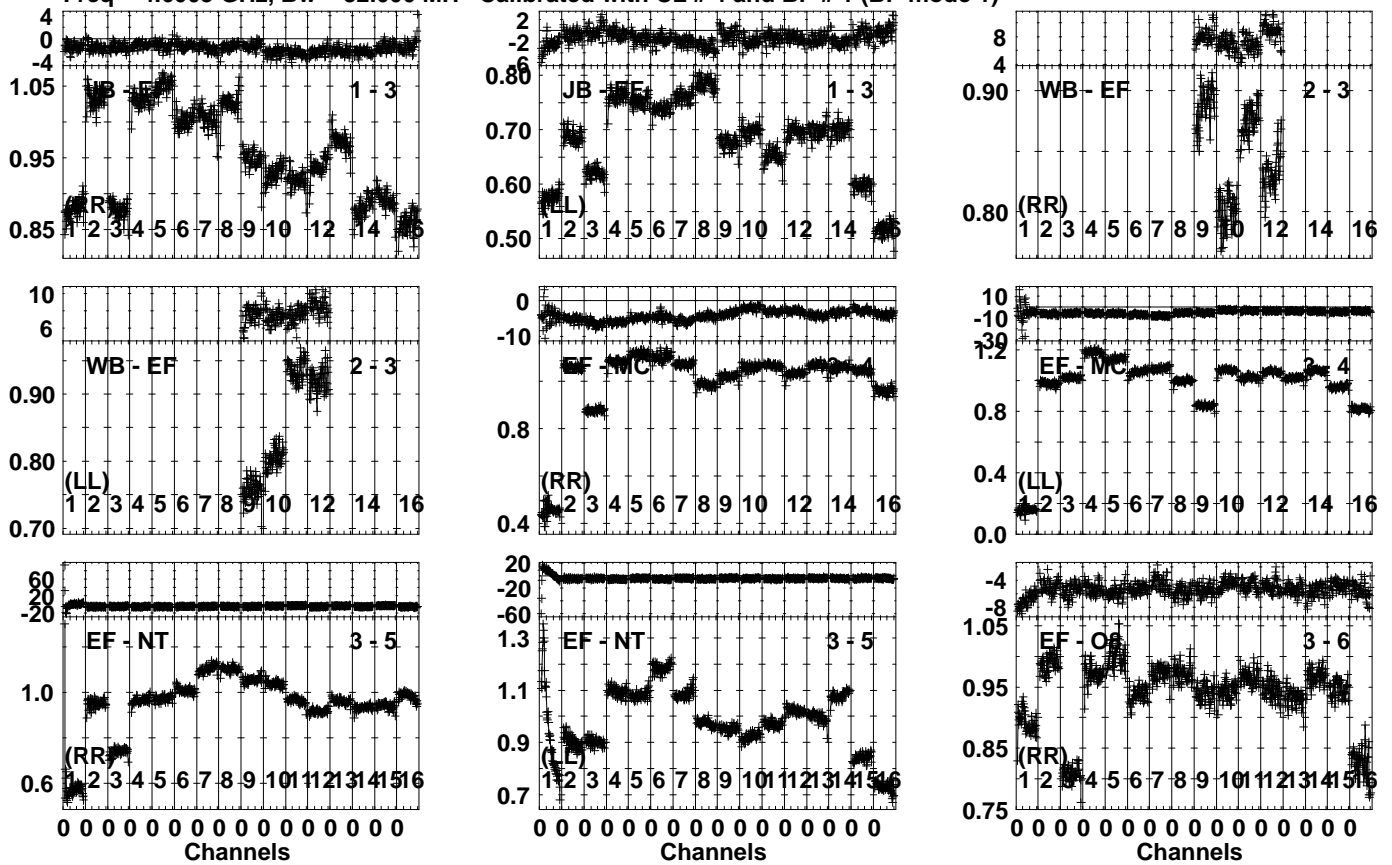
Vector averaged cross-power spectrum Several baselines displayed

Timerange: 01/03:02:31 to 01/03:05:59

Plot file version 607 created 31-MAR-2023 16:04:20

J1128+5925 EP124A.UVDATA.1

Freq = 4.6005 GHz, Bw = 32.000 MH Calibrated with CL # 4 and BP # 1 (BP mode 1)

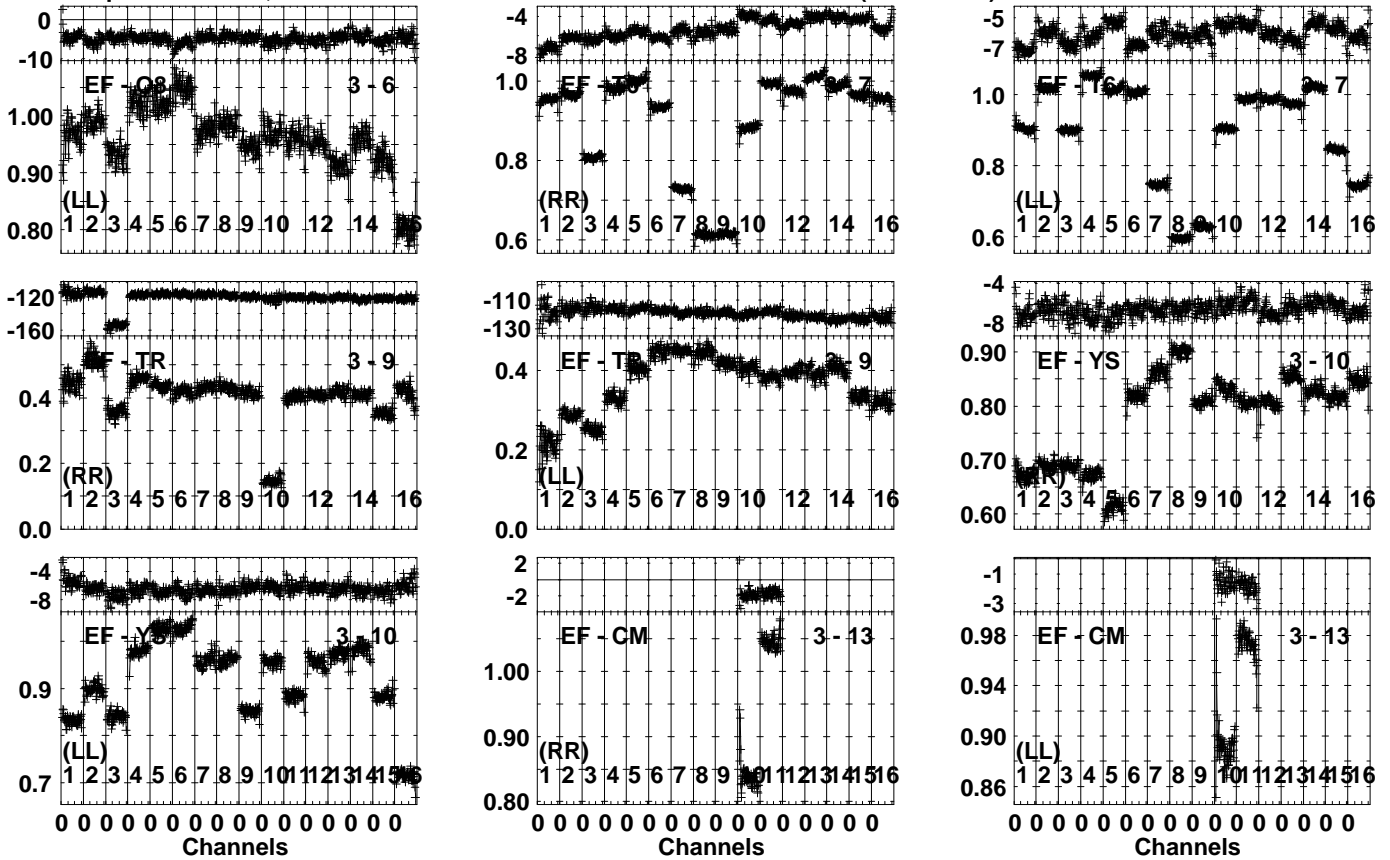


Lower frame: Ampl Jy Top frame: Phas deg
 Vector averaged cross-power spectrum Several baselines displayed
 Timerange: 01/03:06:01 to 01/03:07:29

Plot file version 608 created 31-MAR-2023 16:04:20

J1128+5925 EP124A.UVDATA.1

Freq = 4.6005 GHz, Bw = 32.000 MH Calibrated with CL # 4 and BP # 1 (BP mode 1)

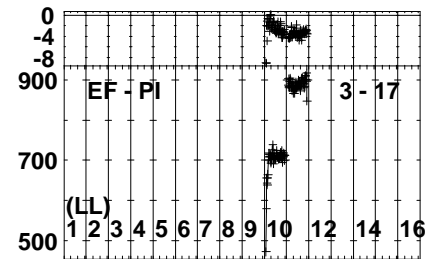
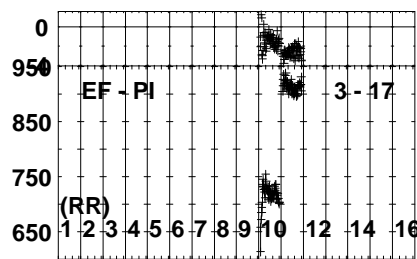
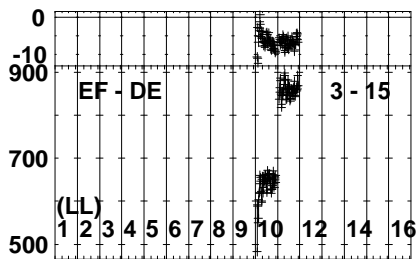
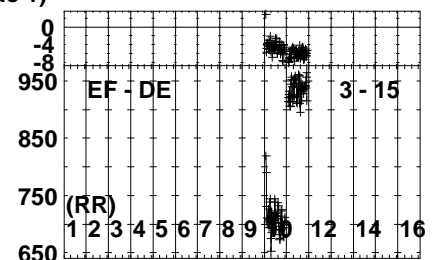
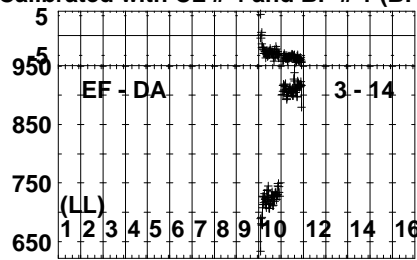
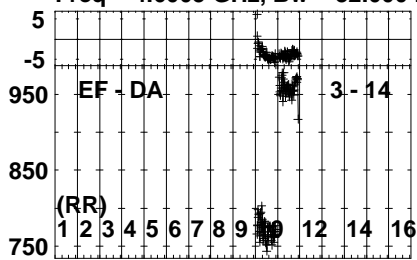


Lower frame: Ampl Jy Top frame: Phas deg
Vector averaged cross-power spectrum Several baselines displayed
Timerange: 01/03:06:01 to 01/03:07:29

Plot file version 609 created 31-MAR-2023 16:04:21

J1128+5925 EP124A.UVDATA.1

Freq = 4.6005 GHz, Bw = 32.000 MH Calibrated with CL # 4 and BP # 1 (BP mode 1)

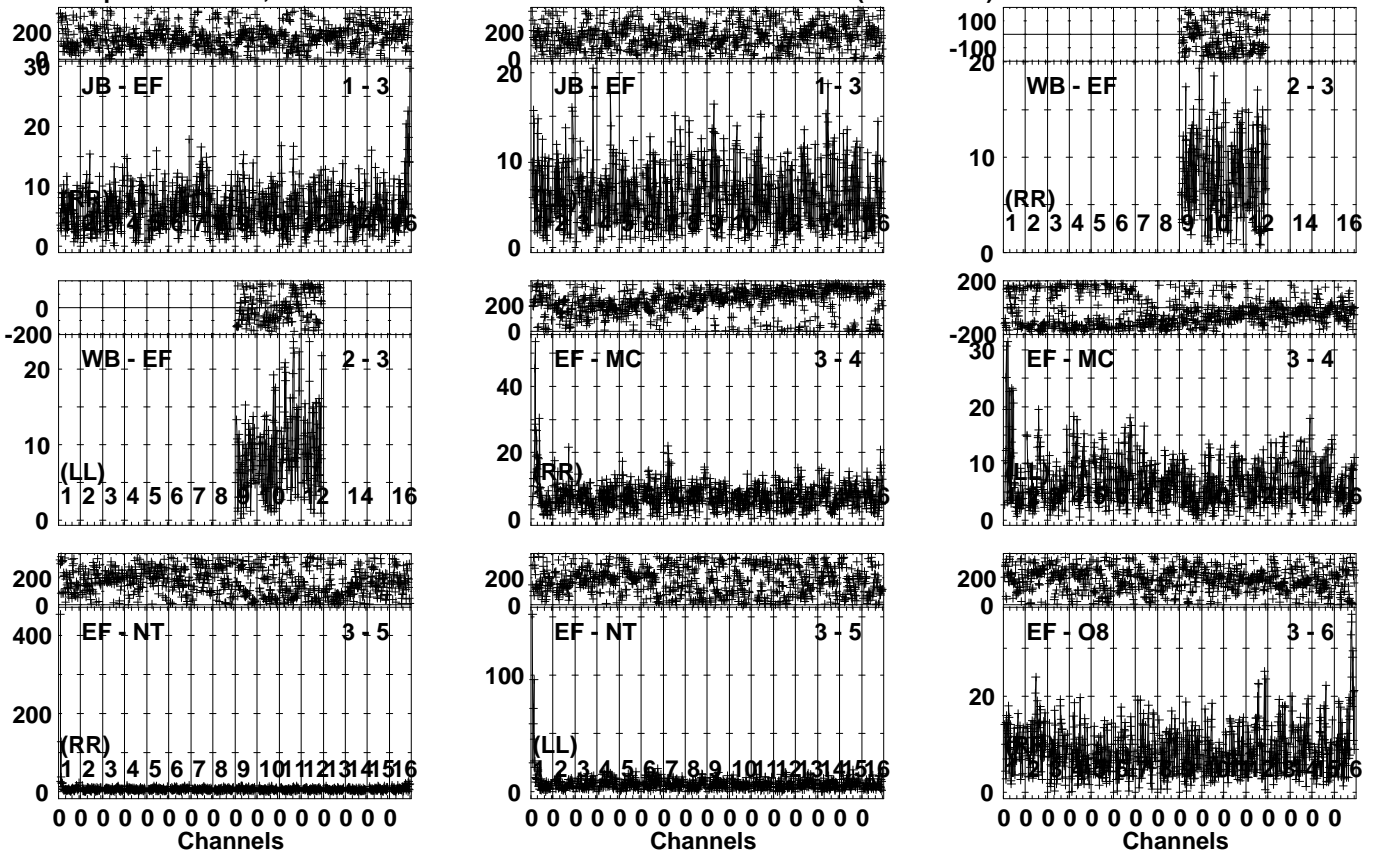


Lower frame: Milli Ampl Jy Top frame: Phas deg
Vector averaged cross-power spectrum Several baselines displayed
Timerange: 01/03:06:01 to 01/03:07:29

Plot file version 610 created 31-MAR-2023 16:04:22

ARP299A EP124A.UVDATA.1

Freq = 4.6005 GHz, Bw = 32.000 MH Calibrated with CL # 4 and BP # 1 (BP mode 1)

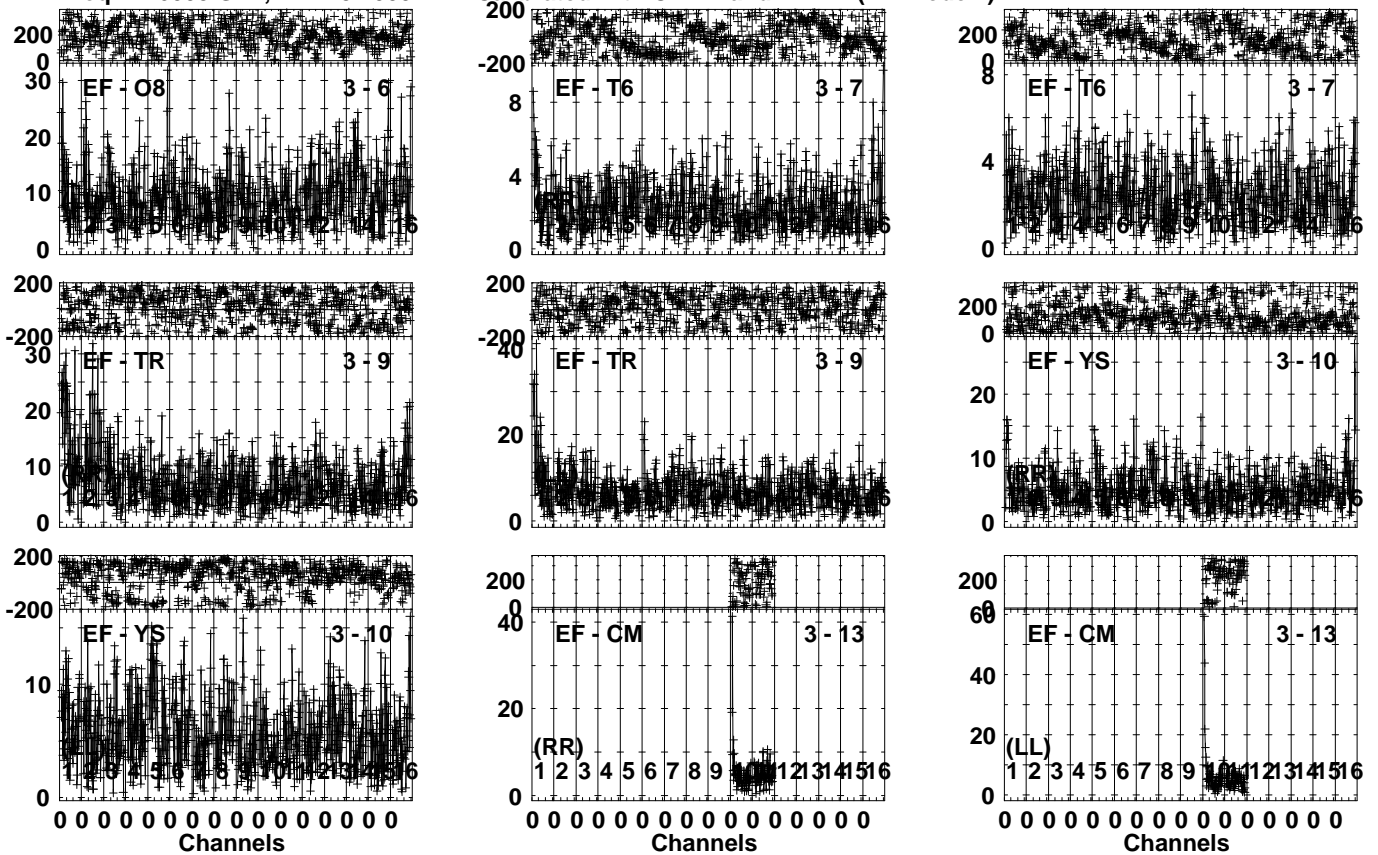


Lower frame: Milli Ampl Jy Top frame: Phas deg
Vector averaged cross-power spectrum Several baselines displayed
Timerange: 01/03:07:31 to 01/03:10:59

Plot file version 611 created 31-MAR-2023 16:04:22

ARP299A EP124A.UVDATA.1

Freq = 4.6005 GHz, Bw = 32.000 MH Calibrated with CL # 4 and BP # 1 (BP mode 1)

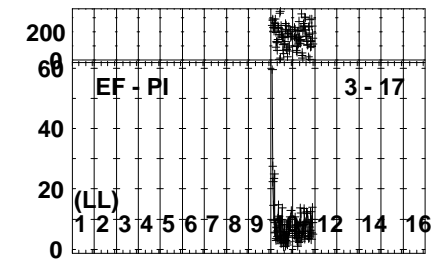
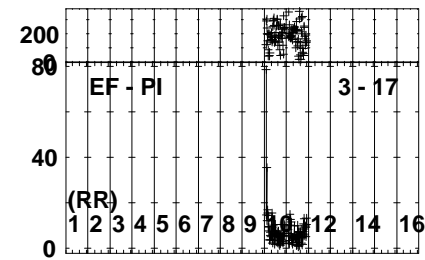
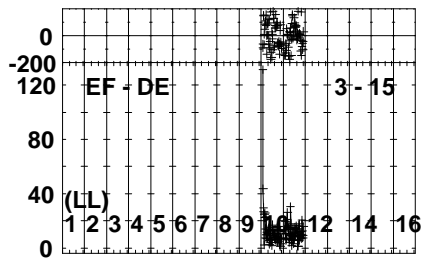
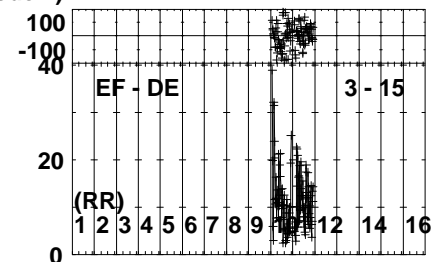
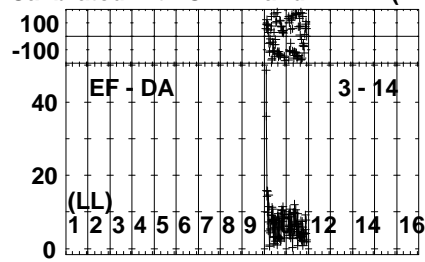
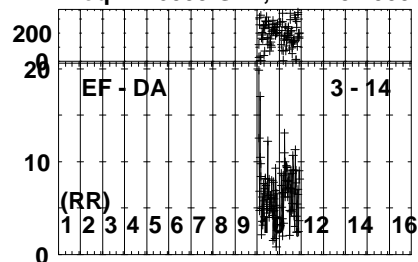


Lower frame: Milli Ampl Jy Top frame: Phas deg
Vector averaged cross-power spectrum Several baselines displayed
Timerange: 01/03:07:31 to 01/03:10:59

Plot file version 612 created 31-MAR-2023 16:04:23

ARP299A EP124A.UVDATA.1

Freq = 4.6005 GHz, Bw = 32.000 MH Calibrated with CL # 4 and BP # 1 (BP mode 1)



Lower frame: Milli Ampl Jy Top frame: Phas deg

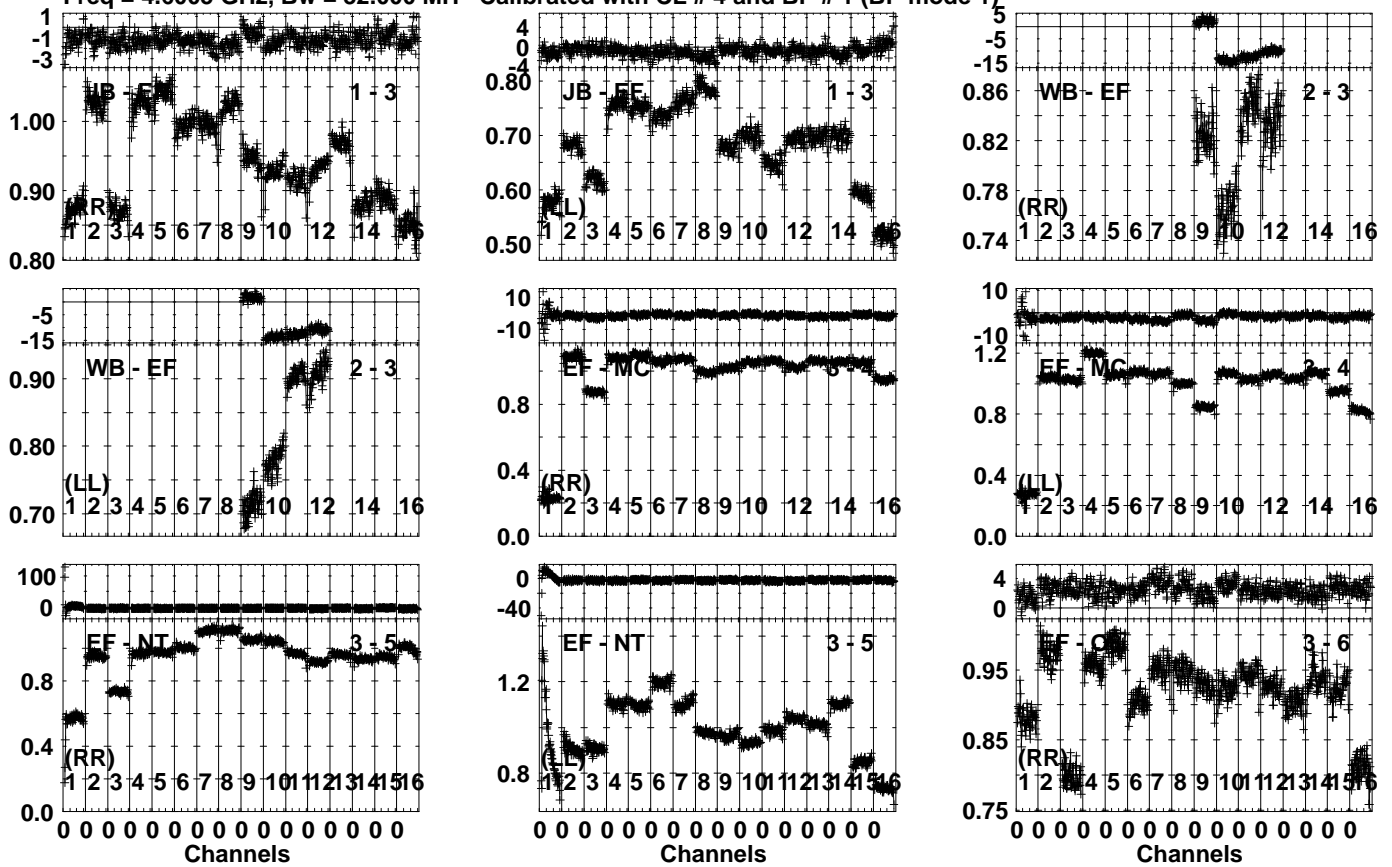
Vector averaged cross-power spectrum Several baselines displayed

Timerange: 01/03:07:31 to 01/03:10:59

Plot file version 613 created 31-MAR-2023 16:04:24

J1128+5925 EP124A.UVDATA.1

Freq = 4.6005 GHz, Bw = 32.000 MH Calibrated with CL # 4 and BP # 1 (BP mode 1)

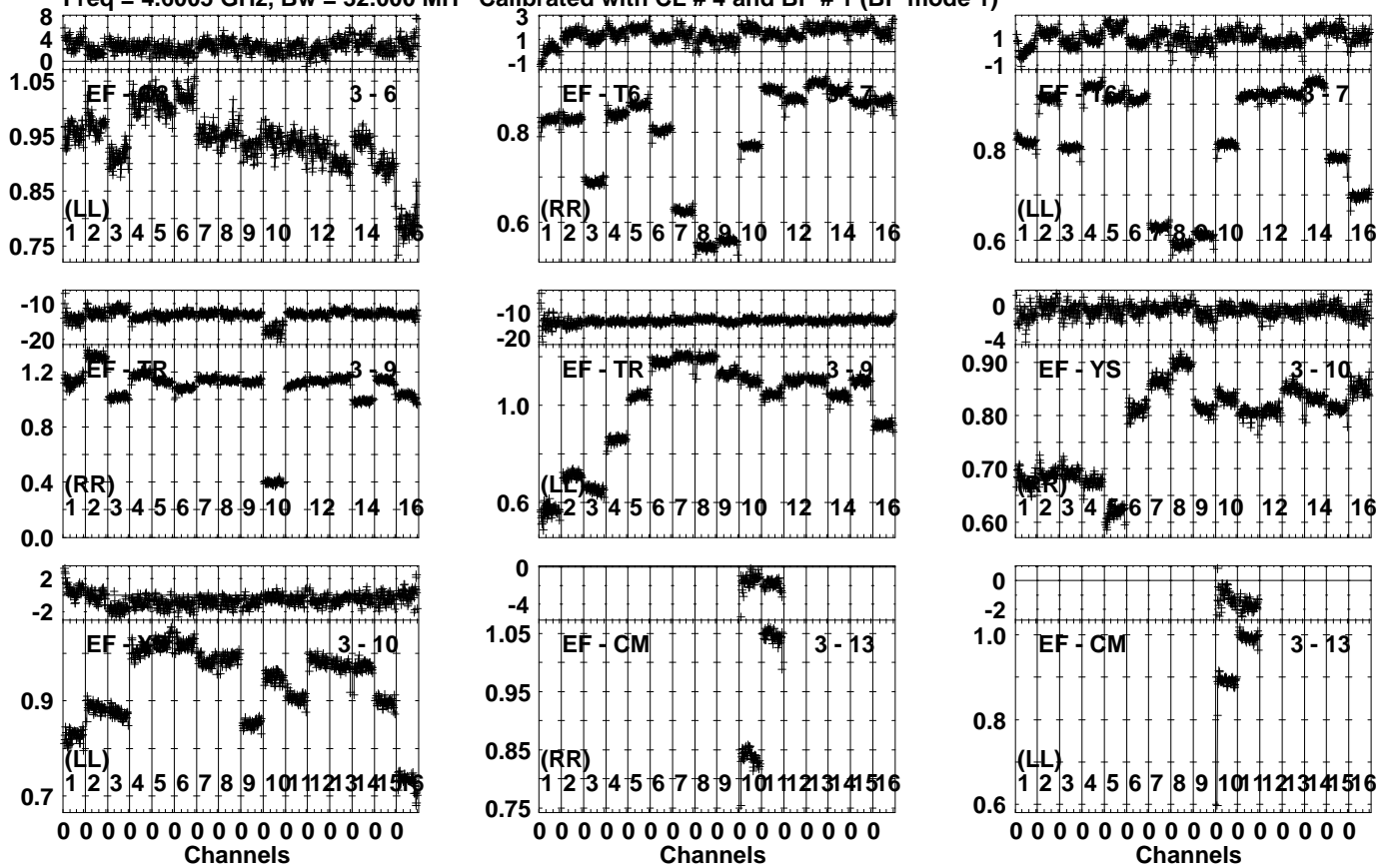


Lower frame: Ampl Jy Top frame: Phas deg
 Vector averaged cross-power spectrum Several baselines displayed
 Timerange: 01/03:11:31 to 01/03:12:29

Plot file version 614 created 31-MAR-2023 16:04:25

J1128+5925 EP124A.UVDATA.1

Freq = 4.6005 GHz, Bw = 32.000 MH Calibrated with CL # 4 and BP # 1 (BP mode 1)

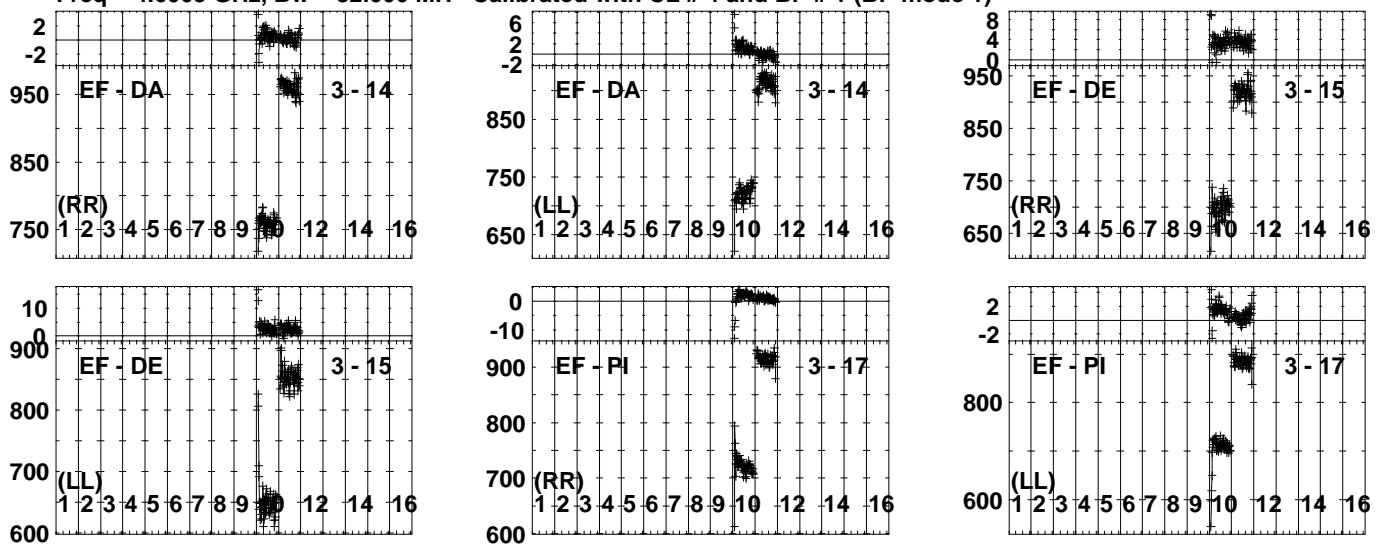


Lower frame: Ampl Jy Top frame: Phas deg
Vector averaged cross-power spectrum Several baselines displayed
Timerange: 01/03:11:31 to 01/03:12:29

Plot file version 615 created 31-MAR-2023 16:04:26

J1128+5925 EP124A.UVDATA.1

Freq = 4.6005 GHz, Bw = 32.000 MH Calibrated with CL # 4 and BP # 1 (BP mode 1)

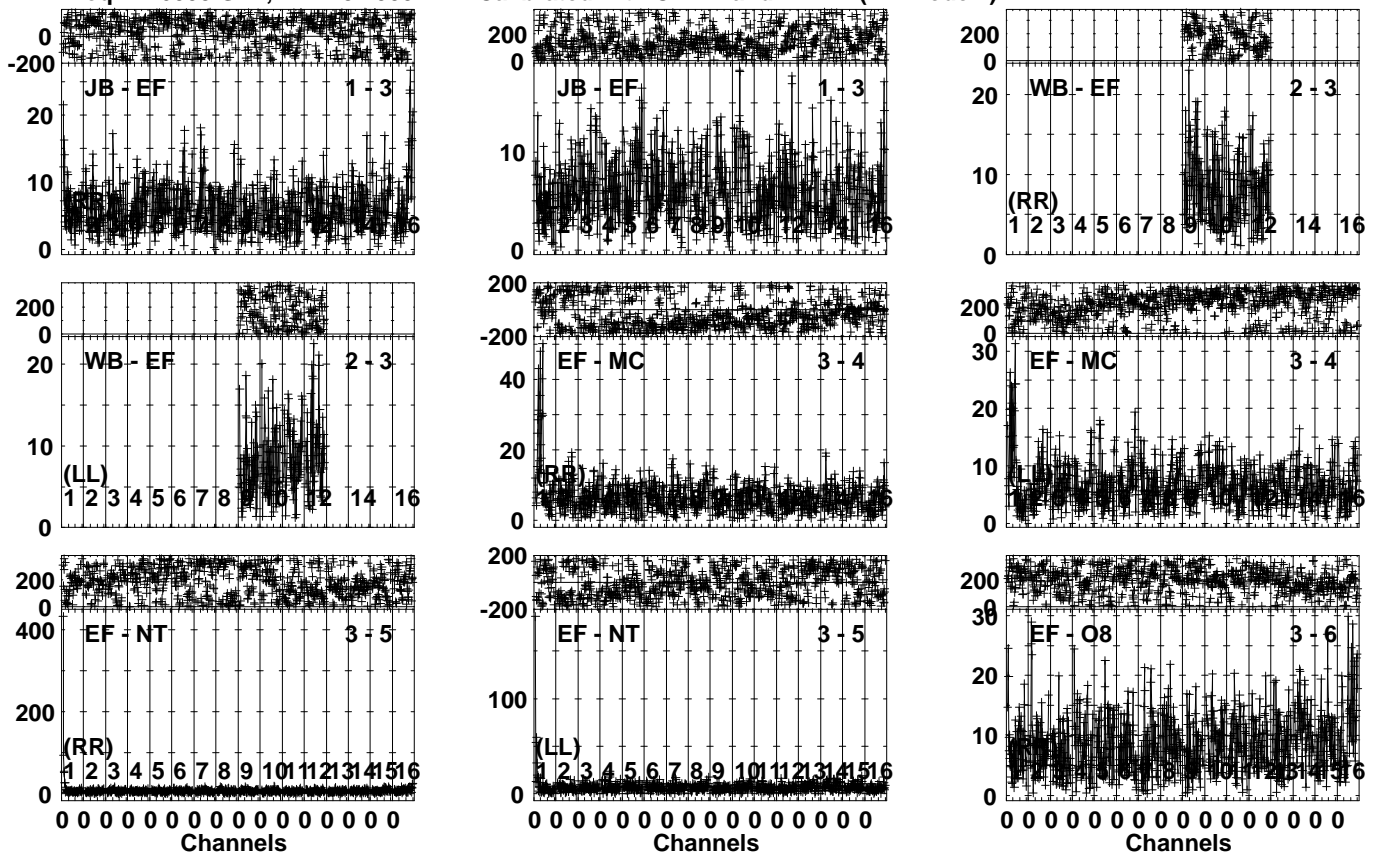


Lower frame: Milli Ampl Jy Top frame: Phas deg
Vector averaged cross-power spectrum Several baselines displayed
Timerange: 01/03:11:31 to 01/03:12:29

Plot file version 616 created 31-MAR-2023 16:04:26

ARP299A EP124A.UVDATA.1

Freq = 4.6005 GHz, Bw = 32.000 MH Calibrated with CL # 4 and BP # 1 (BP mode 1)

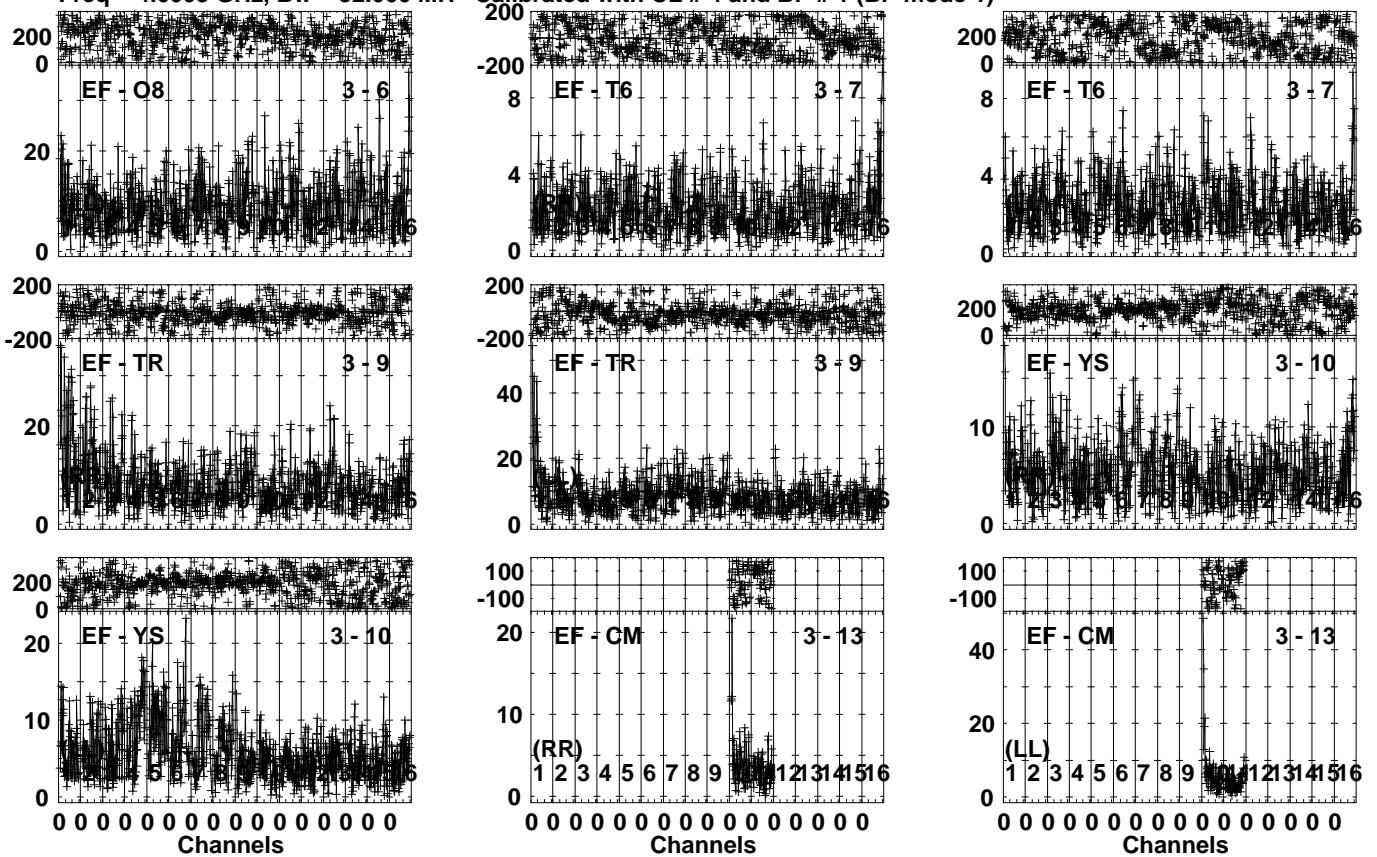


Lower frame: Milli Ampl Jy Top frame: Phas deg
Vector averaged cross-power spectrum Several baselines displayed
Timerange: 01/03:12:31 to 01/03:15:59

Plot file version 617 created 31-MAR-2023 16:04:27

ARP299A EP124A.UVDATA.1

Freq = 4.6005 GHz, Bw = 32.000 MH Calibrated with CL # 4 and BP # 1 (BP mode 1)

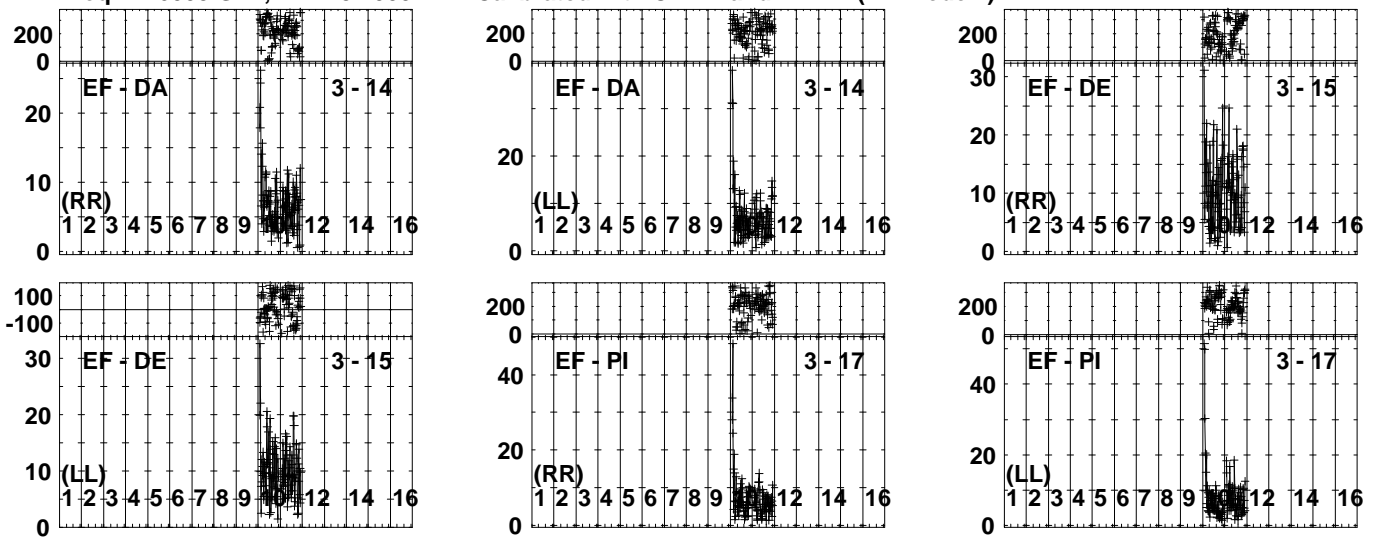


Lower frame: Milli Ampl Jy Top frame: Phas deg
Vector averaged cross-power spectrum Several baselines displayed
Timerange: 01/03:12:31 to 01/03:15:59

Plot file version 618 created 31-MAR-2023 16:04:28

ARP299A EP124A.UVDATA.1

Freq = 4.6005 GHz, Bw = 32.000 MH Calibrated with CL # 4 and BP # 1 (BP mode 1)



Lower frame: Milli Ampl Jy Top frame: Phas deg

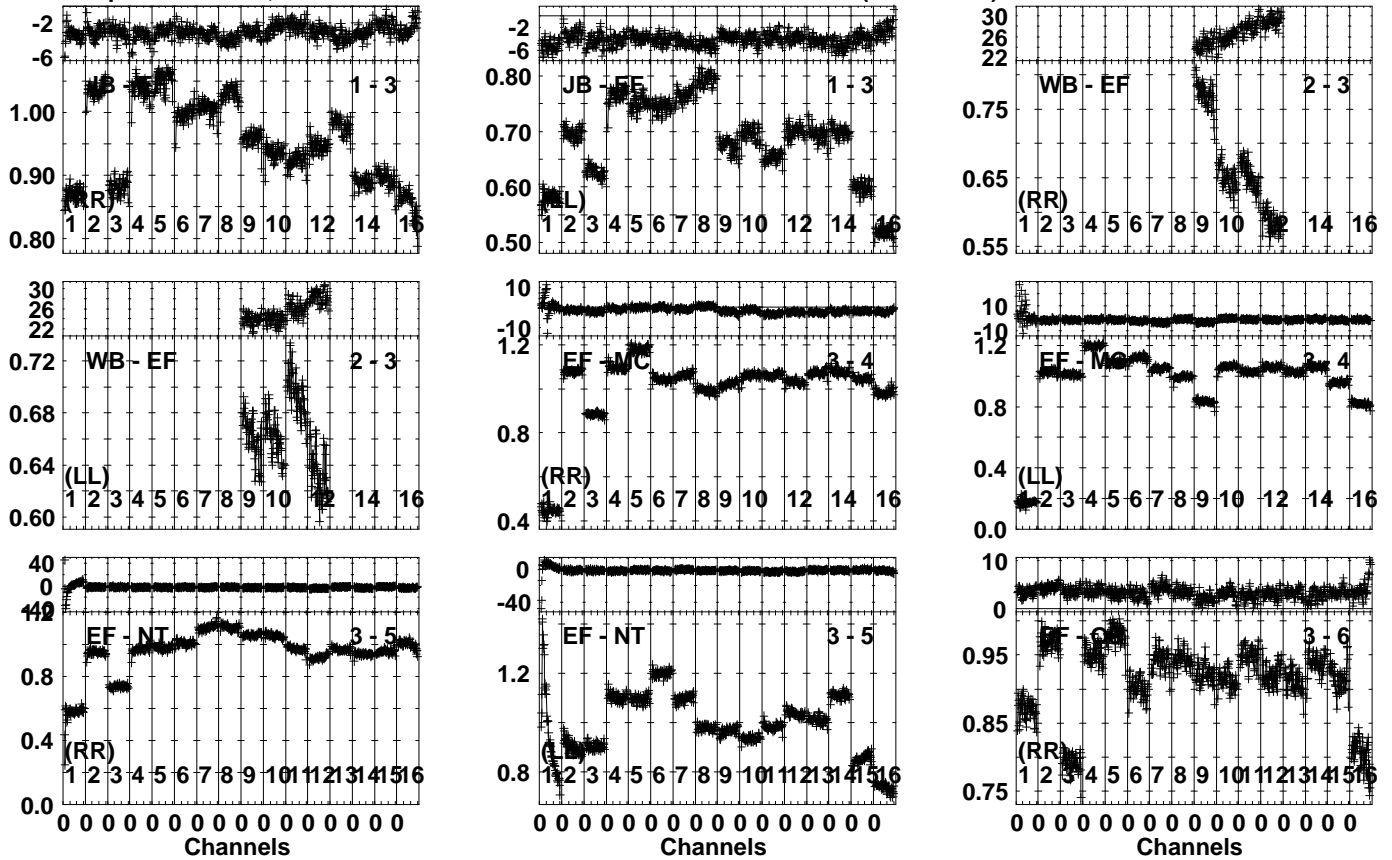
Vector averaged cross-power spectrum Several baselines displayed

Timerange: 01/03:12:31 to 01/03:15:59

Plot file version 619 created 31-MAR-2023 16:04:29

J1128+5925 EP124A.UVDATA.1

Freq = 4.6005 GHz, Bw = 32.000 MH Calibrated with CL # 4 and BP # 1 (BP mode 1)

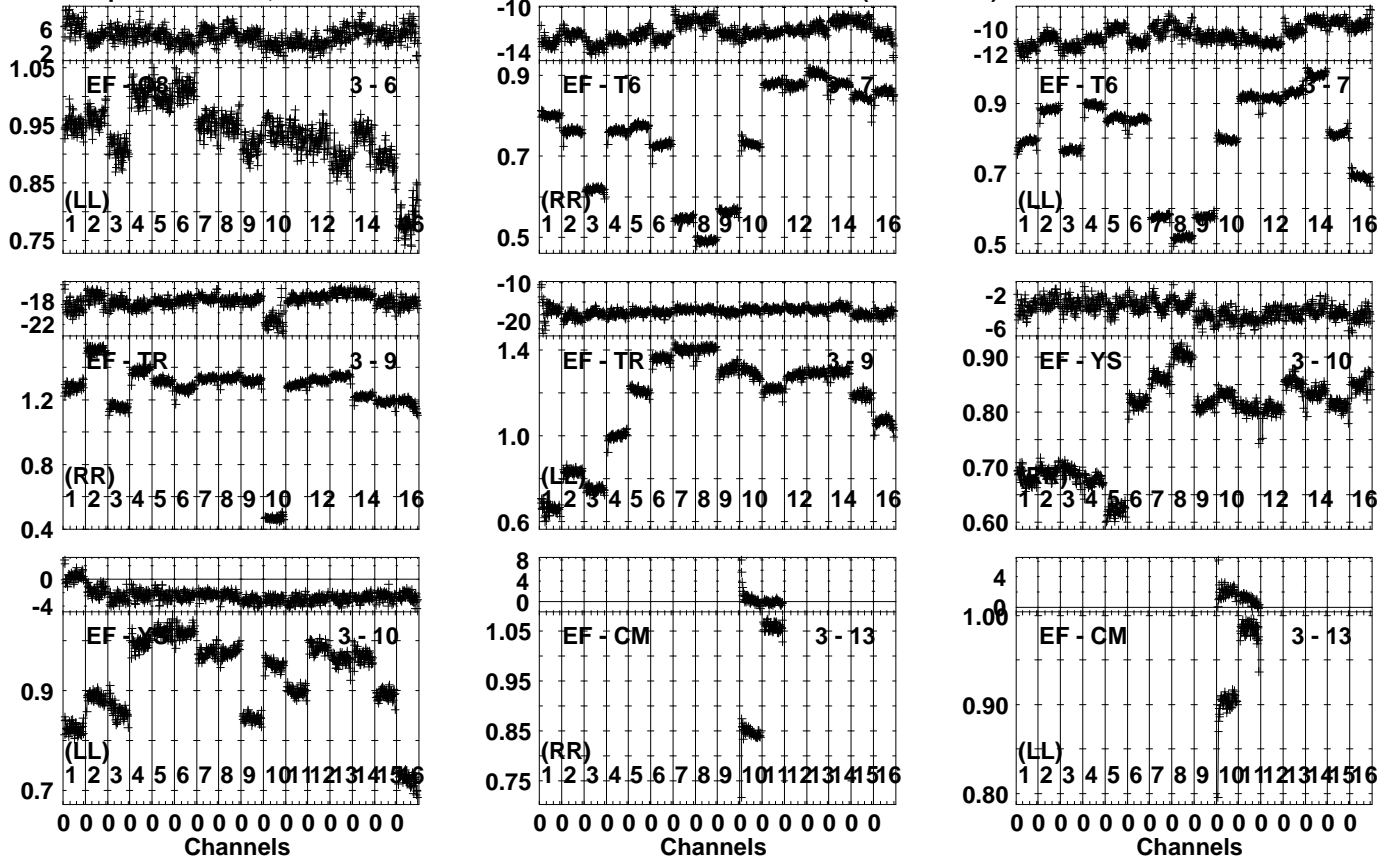


Lower frame: Ampl Jy Top frame: Phas deg
 Vector averaged cross-power spectrum Several baselines displayed
 Timerange: 01/03:16:01 to 01/03:17:29

Plot file version 620 created 31-MAR-2023 16:04:29

J1128+5925 EP124A.UVDATA.1

Freq = 4.6005 GHz, Bw = 32.000 MH Calibrated with CL # 4 and BP # 1 (BP mode 1)

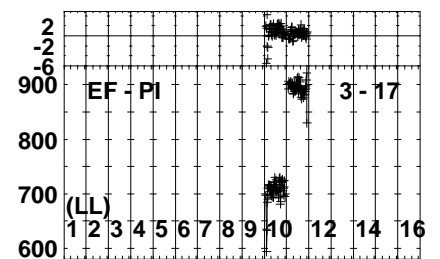
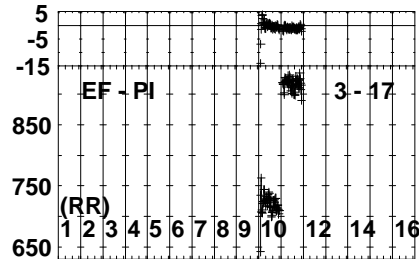
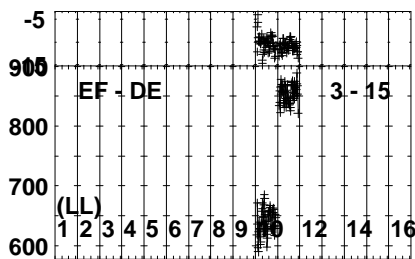
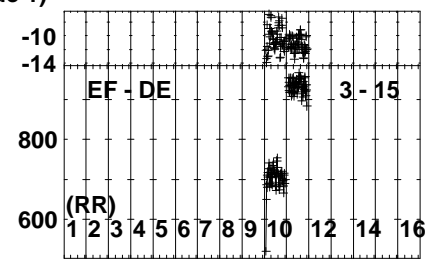
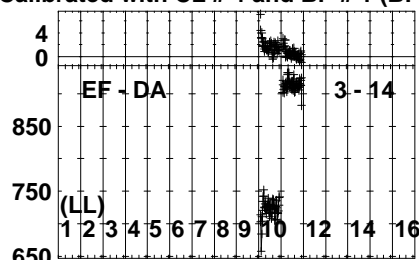
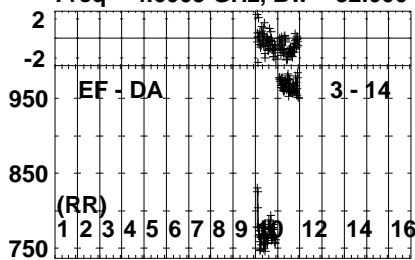


Lower frame: Ampl Jy Top frame: Phas deg
 Vector averaged cross-power spectrum Several baselines displayed
 Timerange: 01/03:16:01 to 01/03:17:29

Plot file version 621 created 31-MAR-2023 16:04:31

J1128+5925 EP124A.UVDATA.1

Freq = 4.6005 GHz, Bw = 32.000 MH Calibrated with CL # 4 and BP # 1 (BP mode 1)

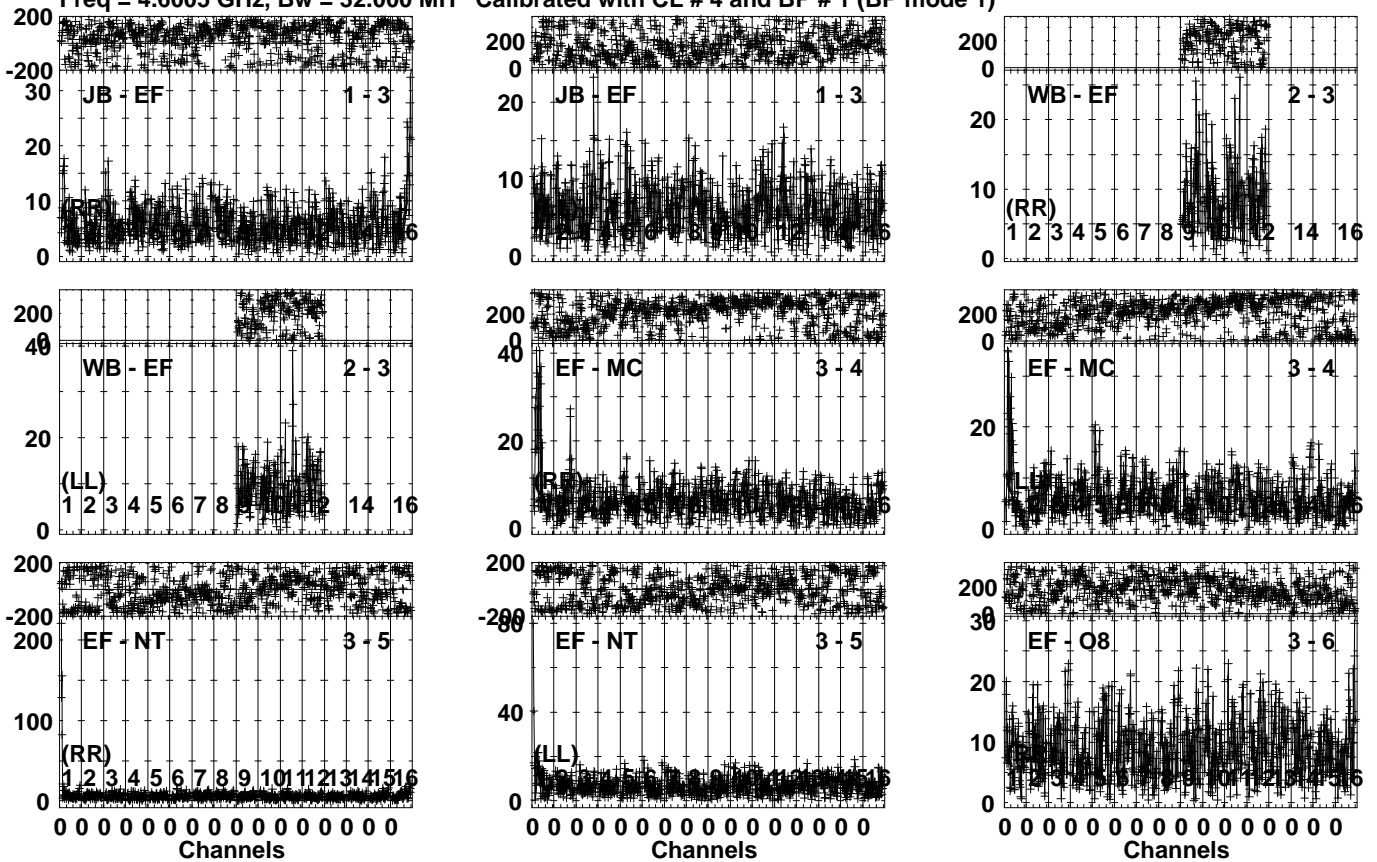


Lower frame: Milli Ampl Jy Top frame: Phas deg
Vector averaged cross-power spectrum Several baselines displayed
Timerange: 01/03:16:01 to 01/03:17:29

Plot file version 622 created 31-MAR-2023 16:04:31

ARP299A EP124A.UVDATA.1

Freq = 4.6005 GHz, Bw = 32.000 MH Calibrated with CL # 4 and BP # 1 (BP mode 1)

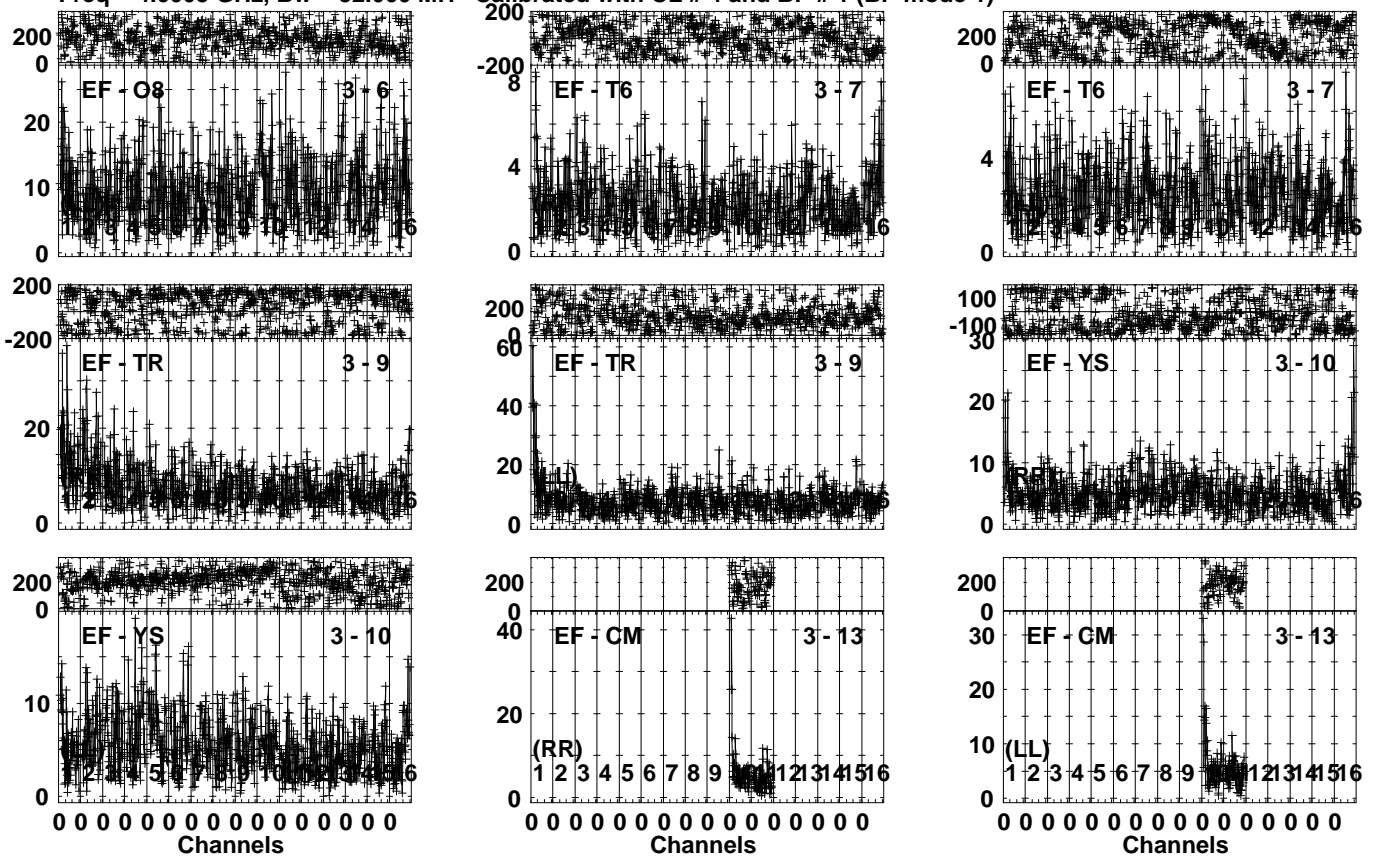


Lower frame: Milli Ampl Jy Top frame: Phas deg
Vector averaged cross-power spectrum Several baselines displayed
Timerange: 01/03:17:31 to 01/03:20:59

Plot file version 623 created 31-MAR-2023 16:04:32

ARP299A EP124A.UVDATA.1

Freq = 4.6005 GHz, Bw = 32.000 MH Calibrated with CL # 4 and BP # 1 (BP mode 1)

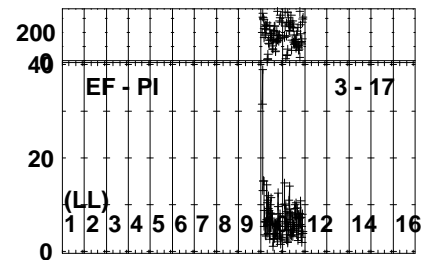
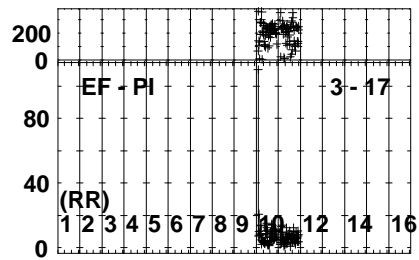
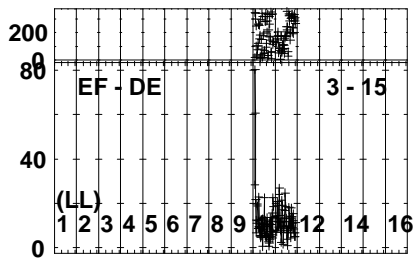
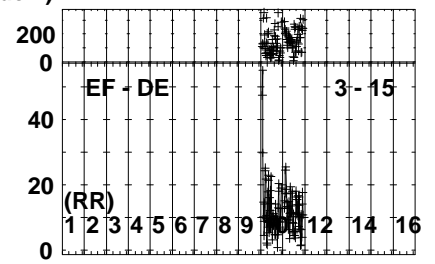
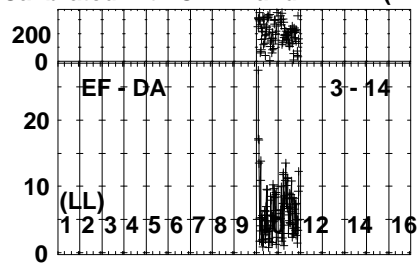
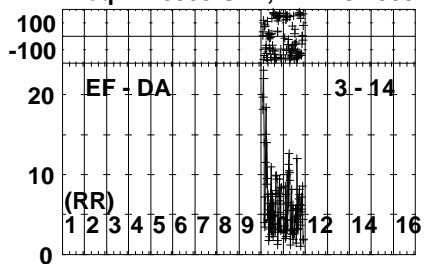


Lower frame: Milli Ampl Jy Top frame: Phas deg
Vector averaged cross-power spectrum Several baselines displayed
Timerange: 01/03:17:31 to 01/03:20:59

Plot file version 624 created 31-MAR-2023 16:04:33

ARP299A EP124A.UVDATA.1

Freq = 4.6005 GHz, Bw = 32.000 MH Calibrated with CL # 4 and BP # 1 (BP mode 1)

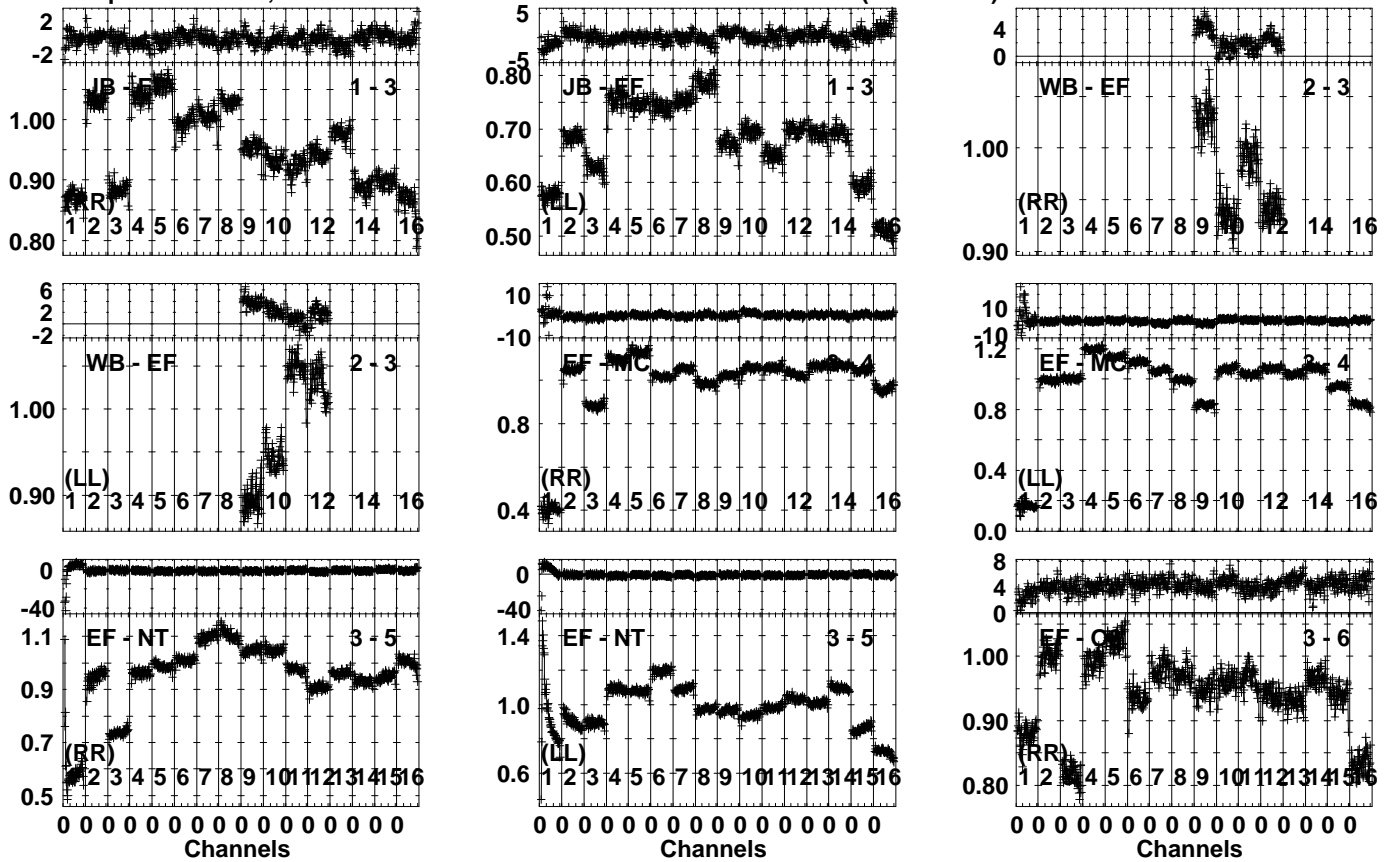


Lower frame: Milli Ampl Jy Top frame: Phas deg
Vector averaged cross-power spectrum Several baselines displayed
Timerange: 01/03:17:31 to 01/03:20:59

Plot file version 625 created 31-MAR-2023 16:04:34

J1128+5925 EP124A.UVDATA.1

Freq = 4.6005 GHz, Bw = 32.000 MH Calibrated with CL # 4 and BP # 1 (BP mode 1)

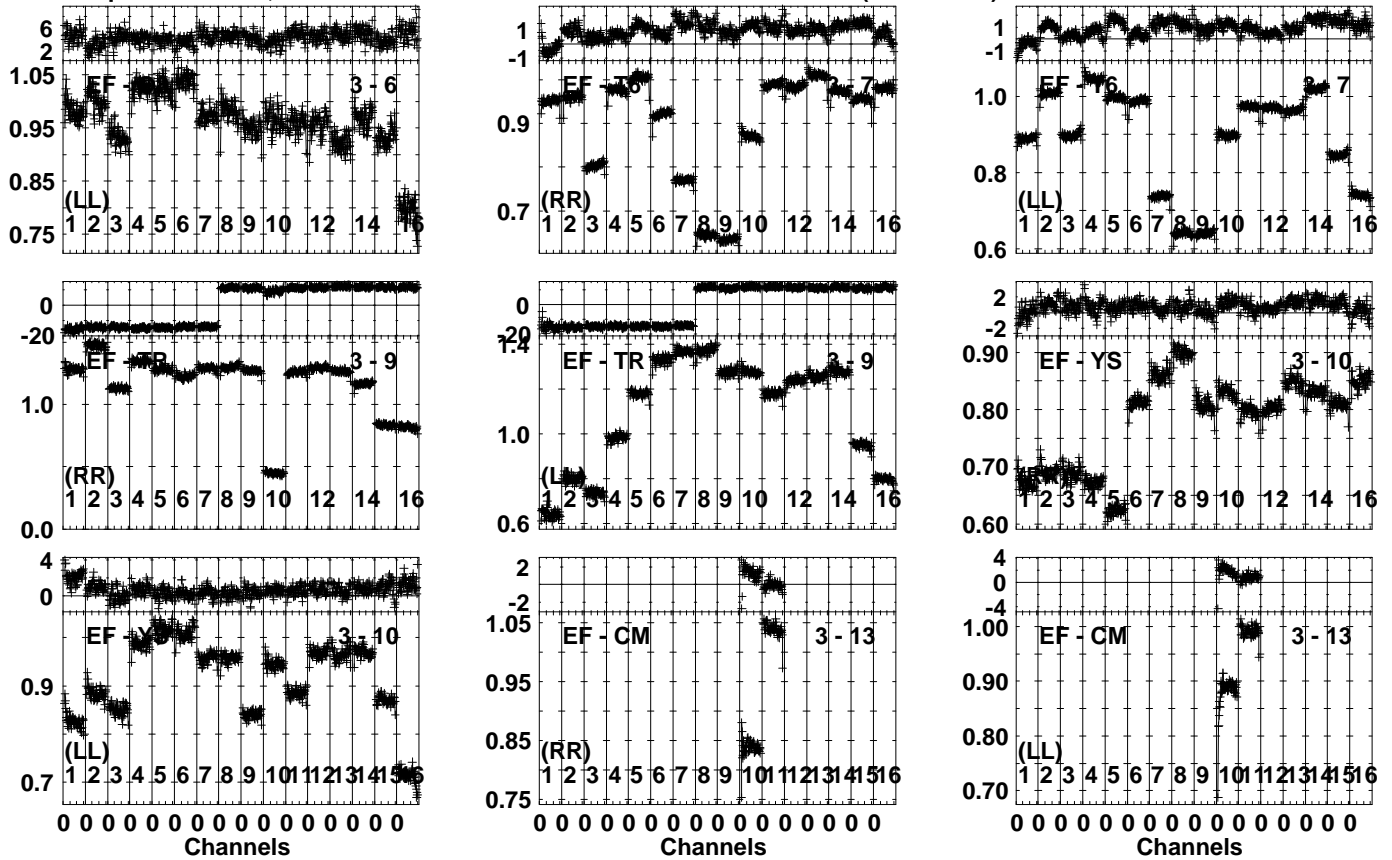


Lower frame: Ampl Jy Top frame: Phas deg
 Vector averaged cross-power spectrum Several baselines displayed
 Timerange: 01/03:21:31 to 01/03:22:29

Plot file version 626 created 31-MAR-2023 16:04:34

J1128+5925 EP124A.UVDATA.1

Freq = 4.6005 GHz, Bw = 32.000 MH Calibrated with CL # 4 and BP # 1 (BP mode 1)

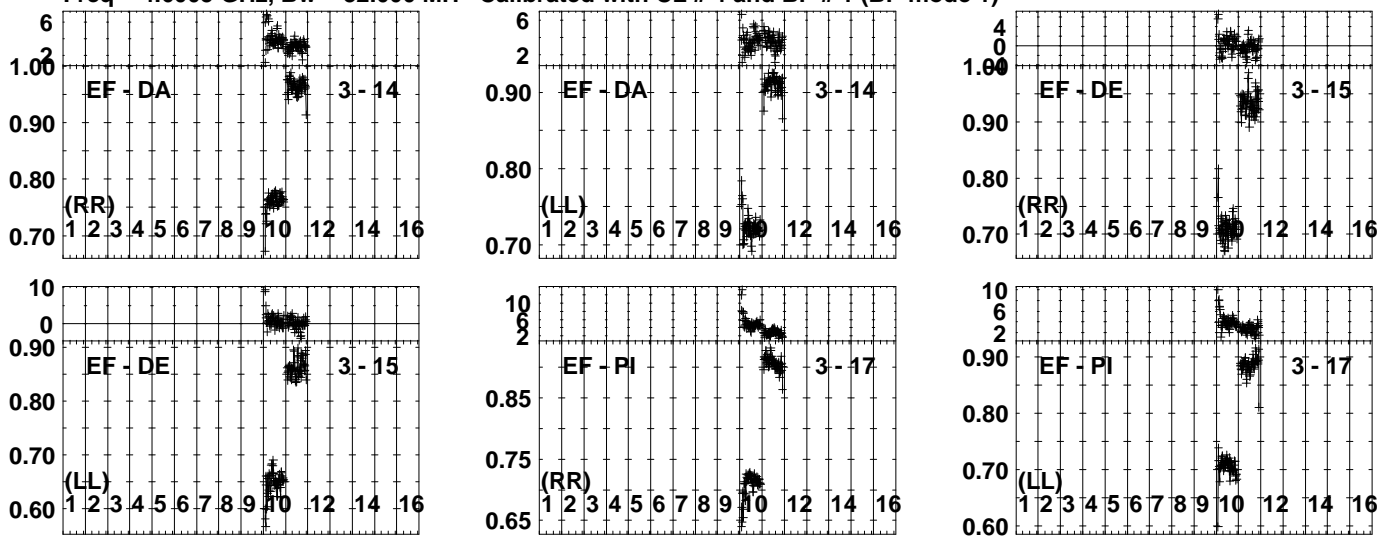


Lower frame: Ampl Jy Top frame: Phas deg
 Vector averaged cross-power spectrum Several baselines displayed
 Timerange: 01/03:21:31 to 01/03:22:29

Plot file version 627 created 31-MAR-2023 16:04:35

J1128+5925 EP124A.UVDATA.1

Freq = 4.6005 GHz, Bw = 32.000 MH Calibrated with CL # 4 and BP # 1 (BP mode 1)

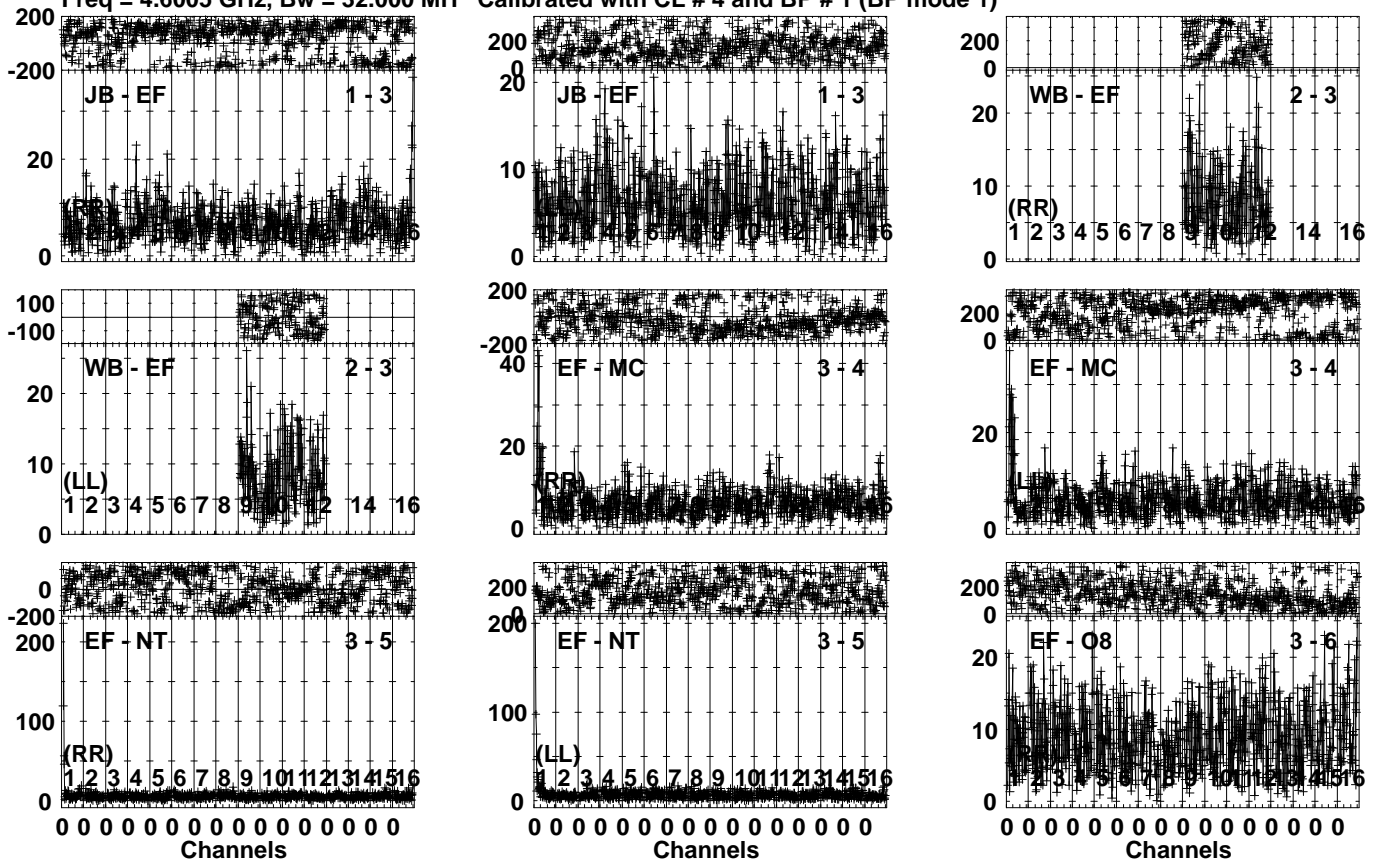


Lower frame: Ampl Jy Top frame: Phas deg
Vector averaged cross-power spectrum Several baselines displayed
Timerange: 01/03:21:31 to 01/03:22:29

Plot file version 628 created 31-MAR-2023 16:04:36

ARP299A EP124A.UVDATA.1

Freq = 4.6005 GHz, Bw = 32.000 MH Calibrated with CL # 4 and BP # 1 (BP mode 1)

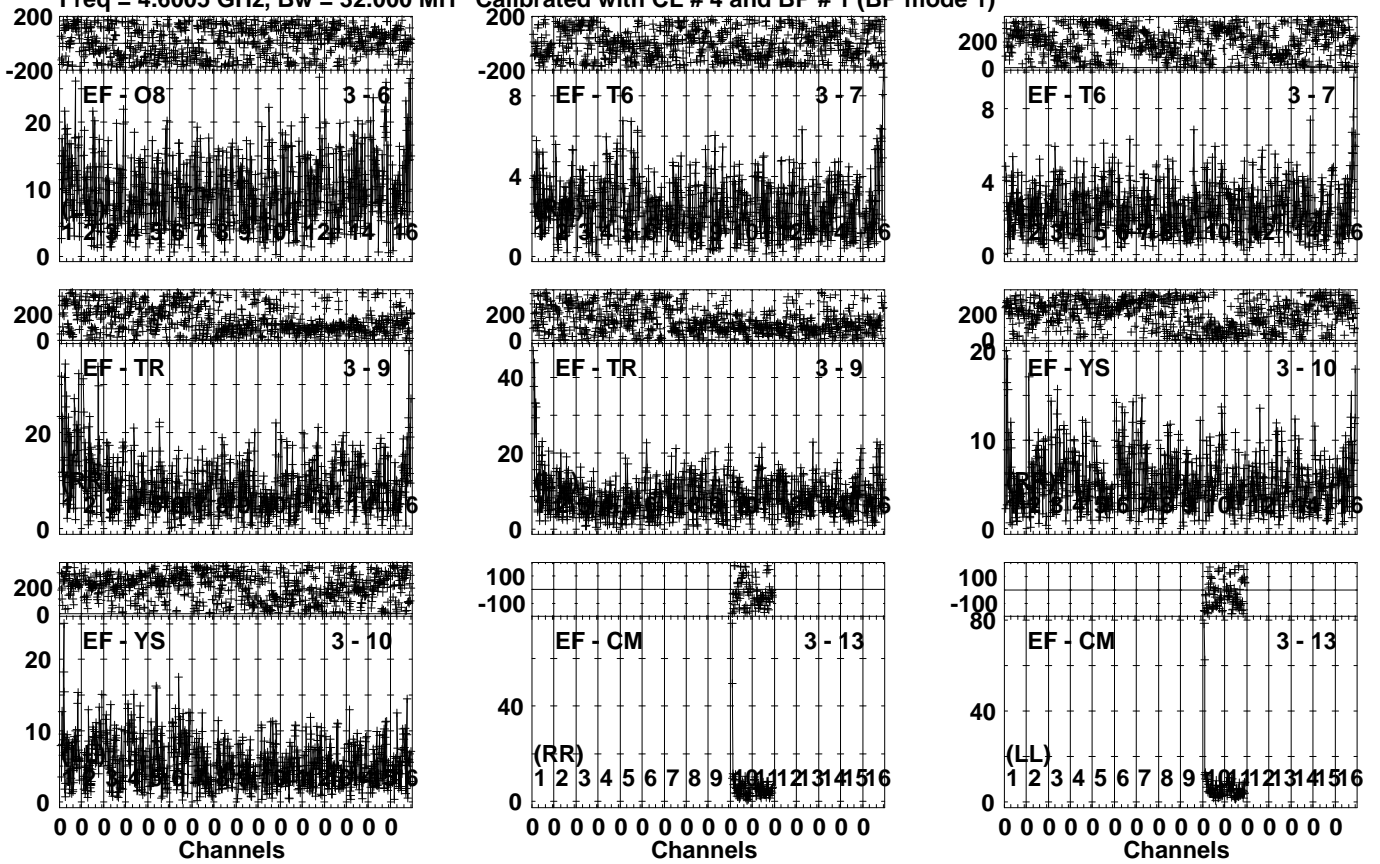


Lower frame: Milli Ampl Jy Top frame: Phas deg
Vector averaged cross-power spectrum Several baselines displayed
Timerange: 01/03:22:31 to 01/03:25:59

Plot file version 629 created 31-MAR-2023 16:04:36

ARP299A EP124A.UVDATA.1

Freq = 4.6005 GHz, Bw = 32.000 MH Calibrated with CL # 4 and BP # 1 (BP mode 1)

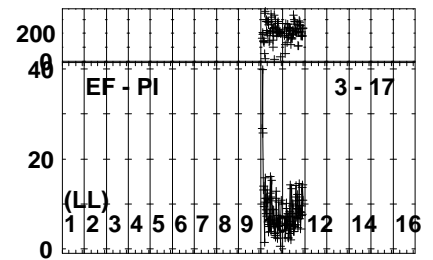
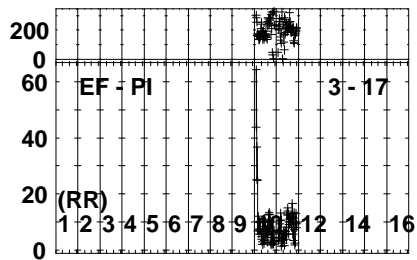
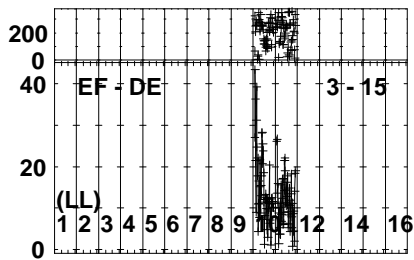
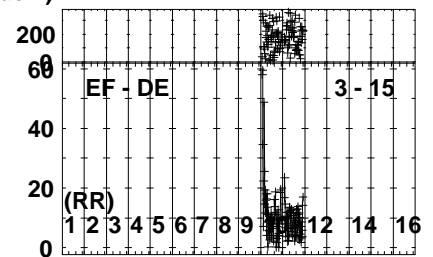
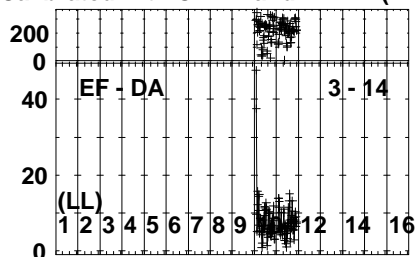
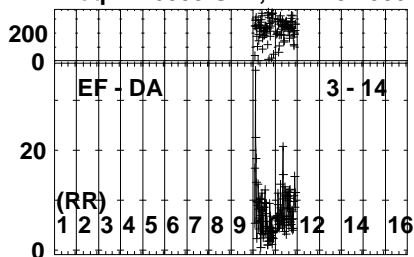


Lower frame: Milli Ampl Jy Top frame: Phas deg
Vector averaged cross-power spectrum Several baselines displayed
Timerange: 01/03:22:31 to 01/03:25:59

Plot file version 630 created 31-MAR-2023 16:04:38

ARP299A EP124A.UVDATA.1

Freq = 4.6005 GHz, Bw = 32.000 MH Calibrated with CL # 4 and BP # 1 (BP mode 1)



Lower frame: Milli Ampl Jy Top frame: Phas deg

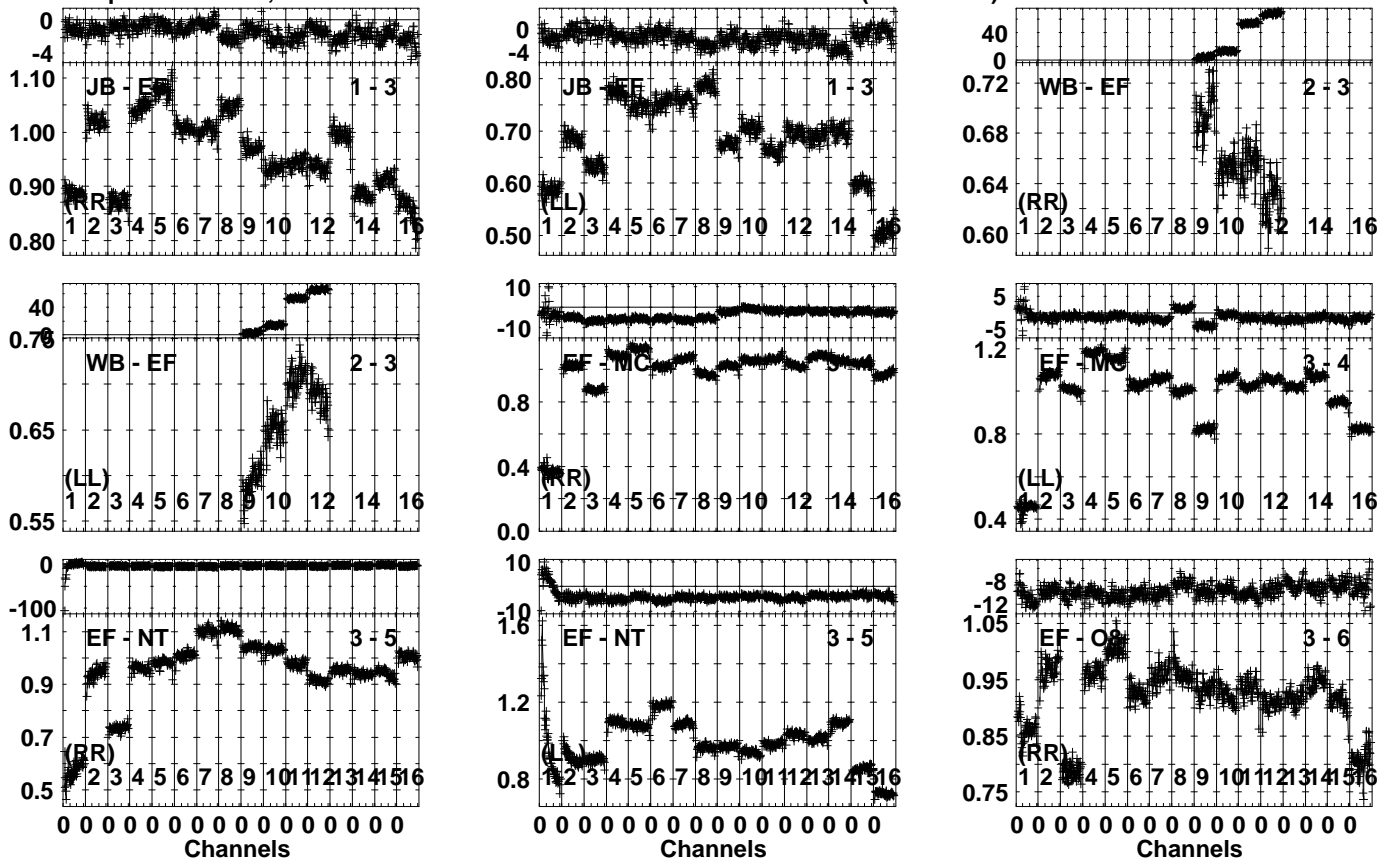
Vector averaged cross-power spectrum Several baselines displayed

Timerange: 01/03:22:31 to 01/03:25:59

Plot file version 631 created 31-MAR-2023 16:04:38

J1128+5925 EP124A.UVDATA.1

Freq = 4.6005 GHz, Bw = 32.000 MH Calibrated with CL # 4 and BP # 1 (BP mode 1)

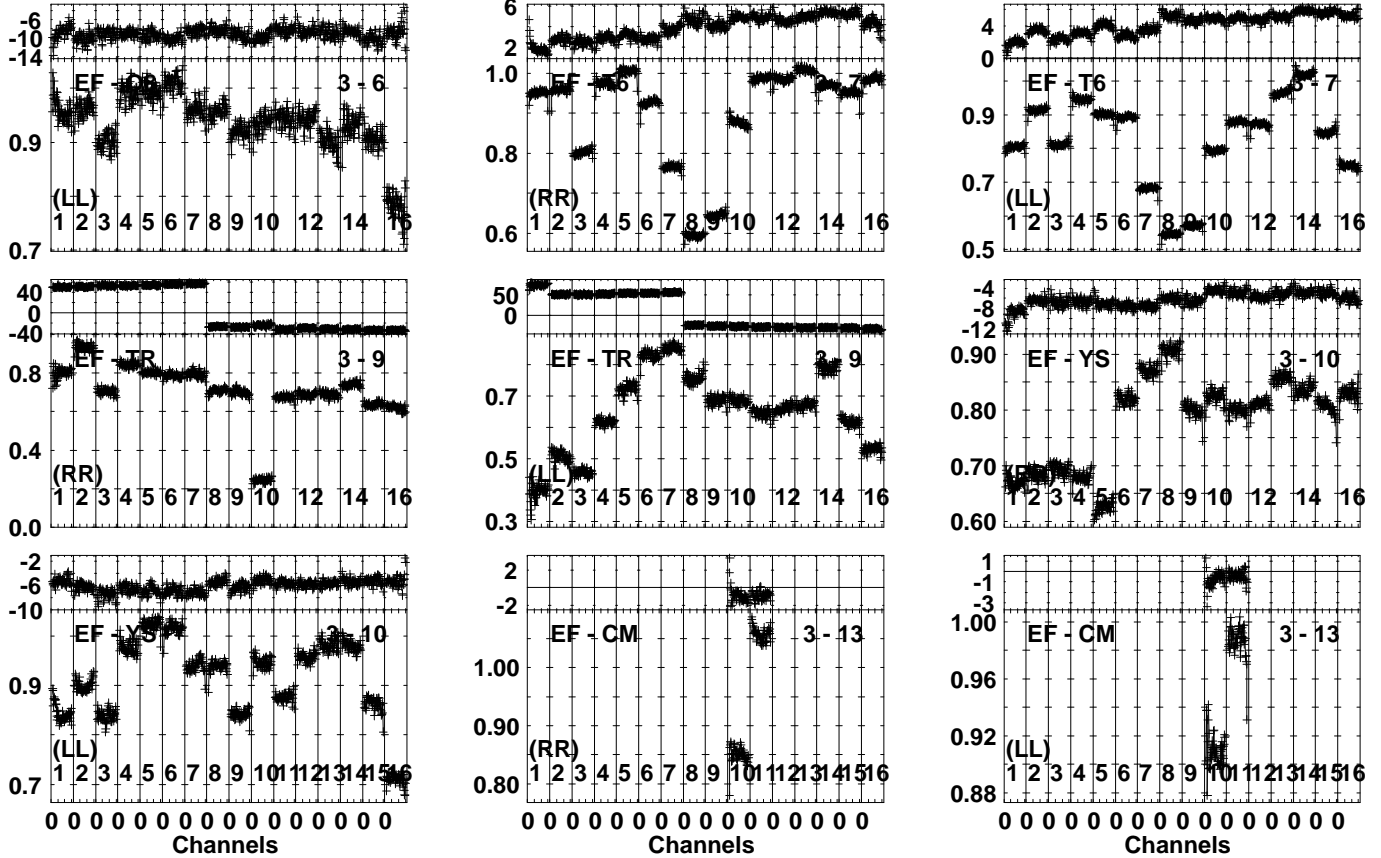


Lower frame: Ampl Jy Top frame: Phas deg
Vector averaged cross-power spectrum Several baselines displayed
Timerange: 01/03:26:01 to 01/03:27:29

Plot file version 632 created 31-MAR-2023 16:04:39

J1128+5925 EP124A.UVDATA.1

Freq = 4.6005 GHz, Bw = 32.000 MH Calibrated with CL # 4 and BP # 1 (BP mode 1)

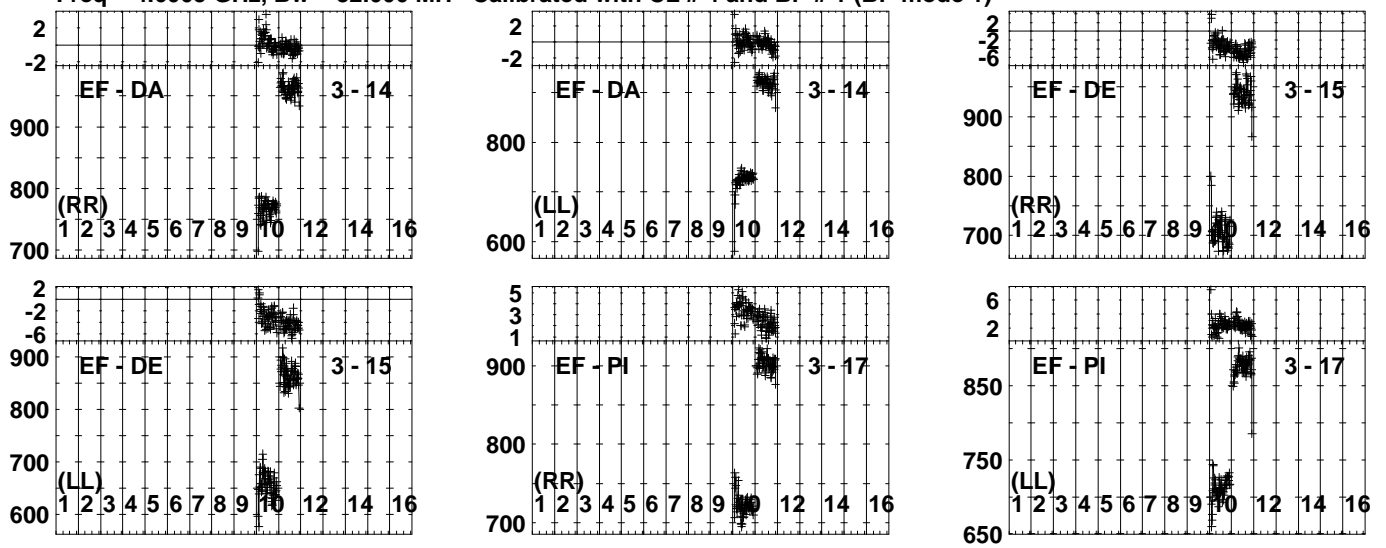


Lower frame: Ampl Jy Top frame: Phas deg
Vector averaged cross-power spectrum Several baselines displayed
Timerange: 01/03:26:01 to 01/03:27:29

Plot file version 633 created 31-MAR-2023 16:04:40

J1128+5925 EP124A.UVDATA.1

Freq = 4.6005 GHz, Bw = 32.000 MH Calibrated with CL # 4 and BP # 1 (BP mode 1)

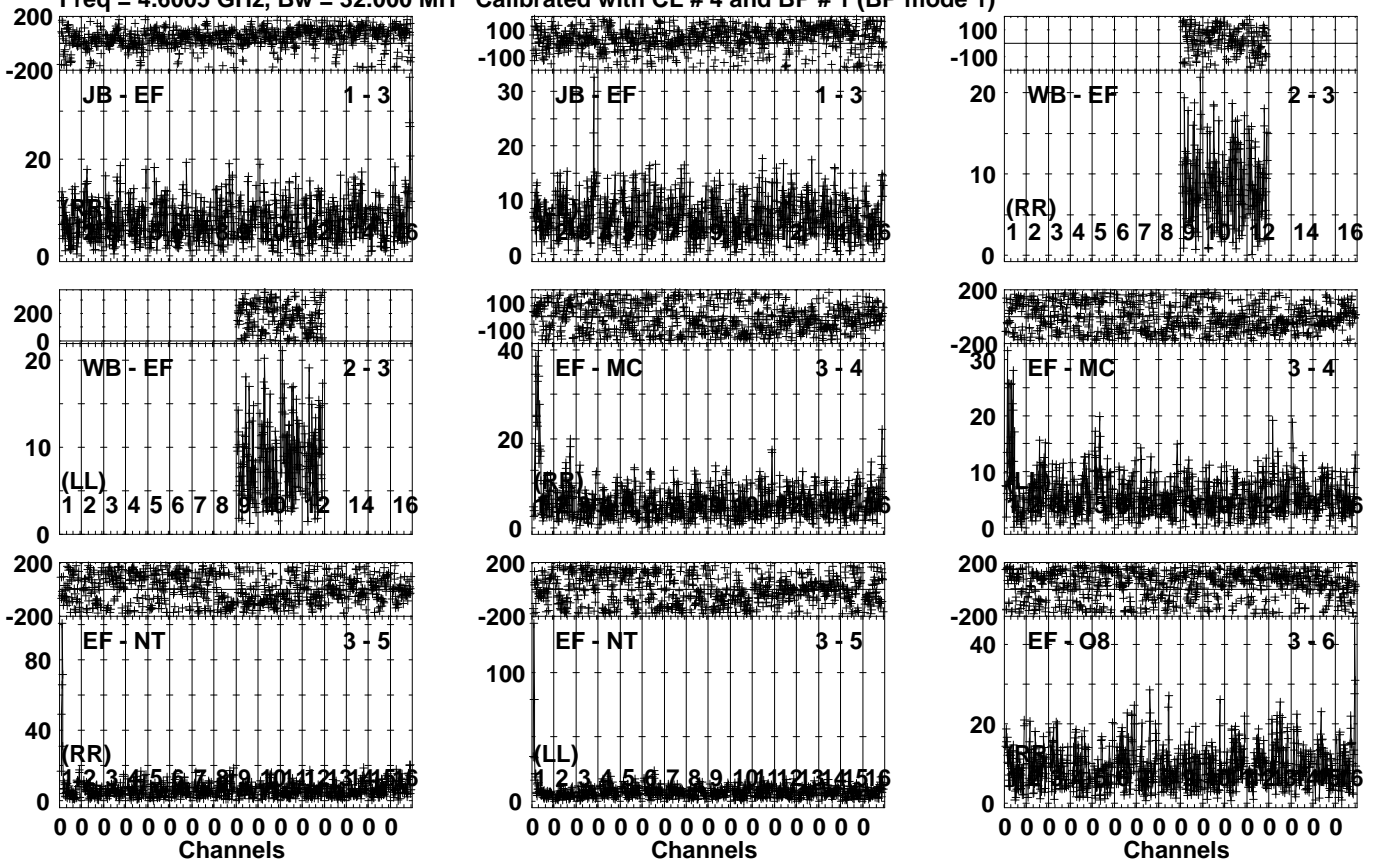


Lower frame: Milli Ampl Jy Top frame: Phas deg
Vector averaged cross-power spectrum Several baselines displayed
Timerange: 01/03:26:01 to 01/03:27:29

Plot file version 634 created 31-MAR-2023 16:04:40

ARP299A EP124A.UVDATA.1

Freq = 4.6005 GHz, Bw = 32.000 MH Calibrated with CL # 4 and BP # 1 (BP mode 1)

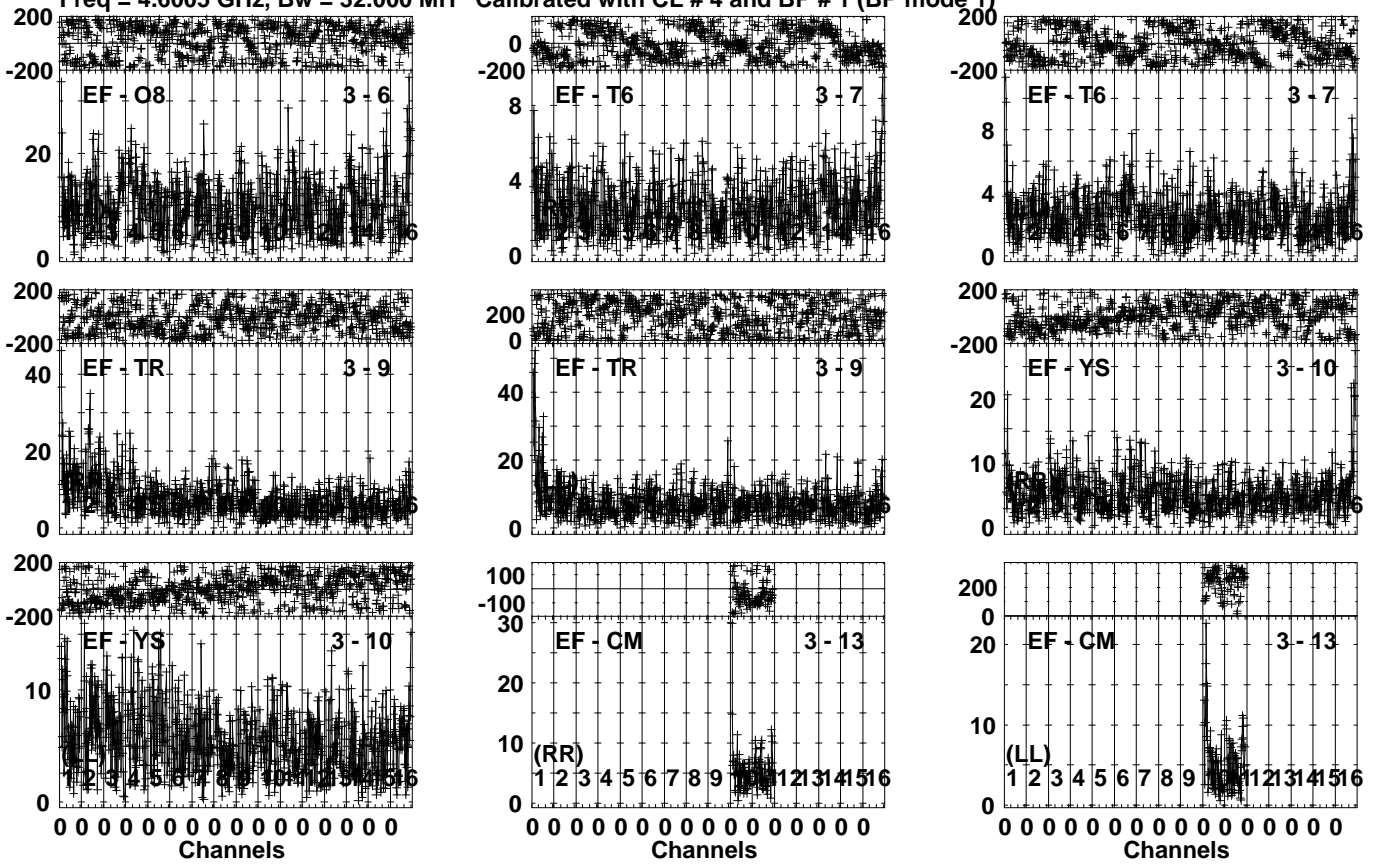


Lower frame: Milli Ampl Jy Top frame: Phas deg
Vector averaged cross-power spectrum Several baselines displayed
Timerange: 01/03:27:31 to 01/03:30:59

Plot file version 635 created 31-MAR-2023 16:04:41

ARP299A EP124A.UVDATA.1

Freq = 4.6005 GHz, Bw = 32.000 MH Calibrated with CL # 4 and BP # 1 (BP mode 1)

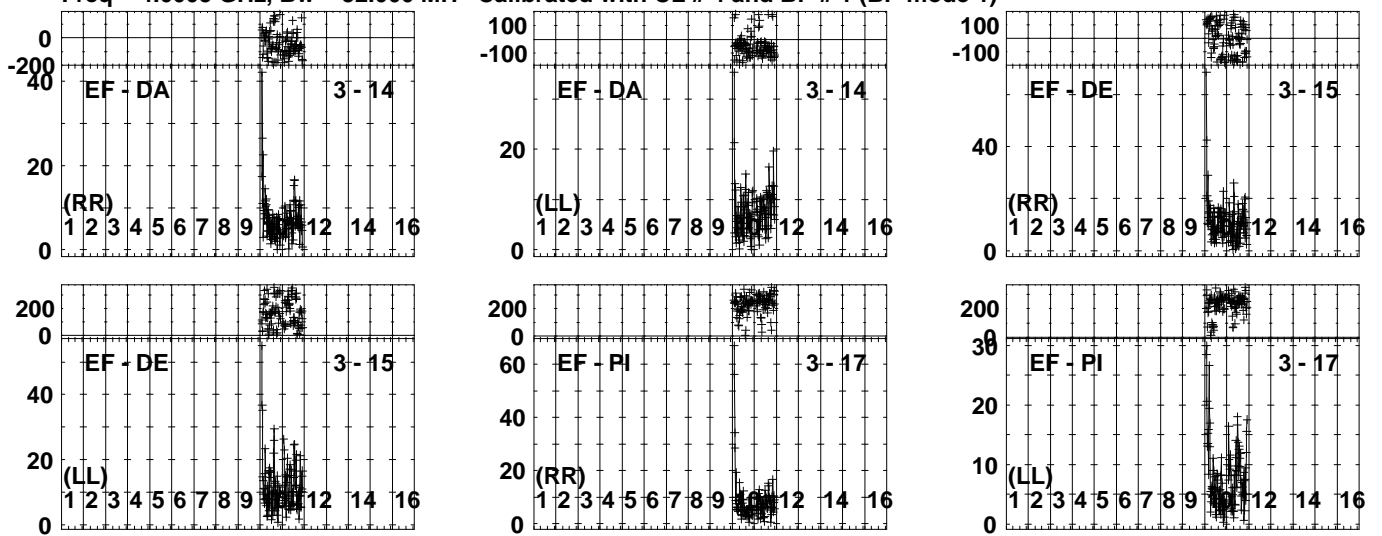


Lower frame: Milli Ampl Jy Top frame: Phas deg
Vector averaged cross-power spectrum Several baselines displayed
Timerange: 01/03:27:31 to 01/03:30:59

Plot file version 636 created 31-MAR-2023 16:04:42

ARP299A EP124A.UVDATA.1

Freq = 4.6005 GHz, Bw = 32.000 MH Calibrated with CL # 4 and BP # 1 (BP mode 1)



Lower frame: Milli Ampl Jy Top frame: Phas deg

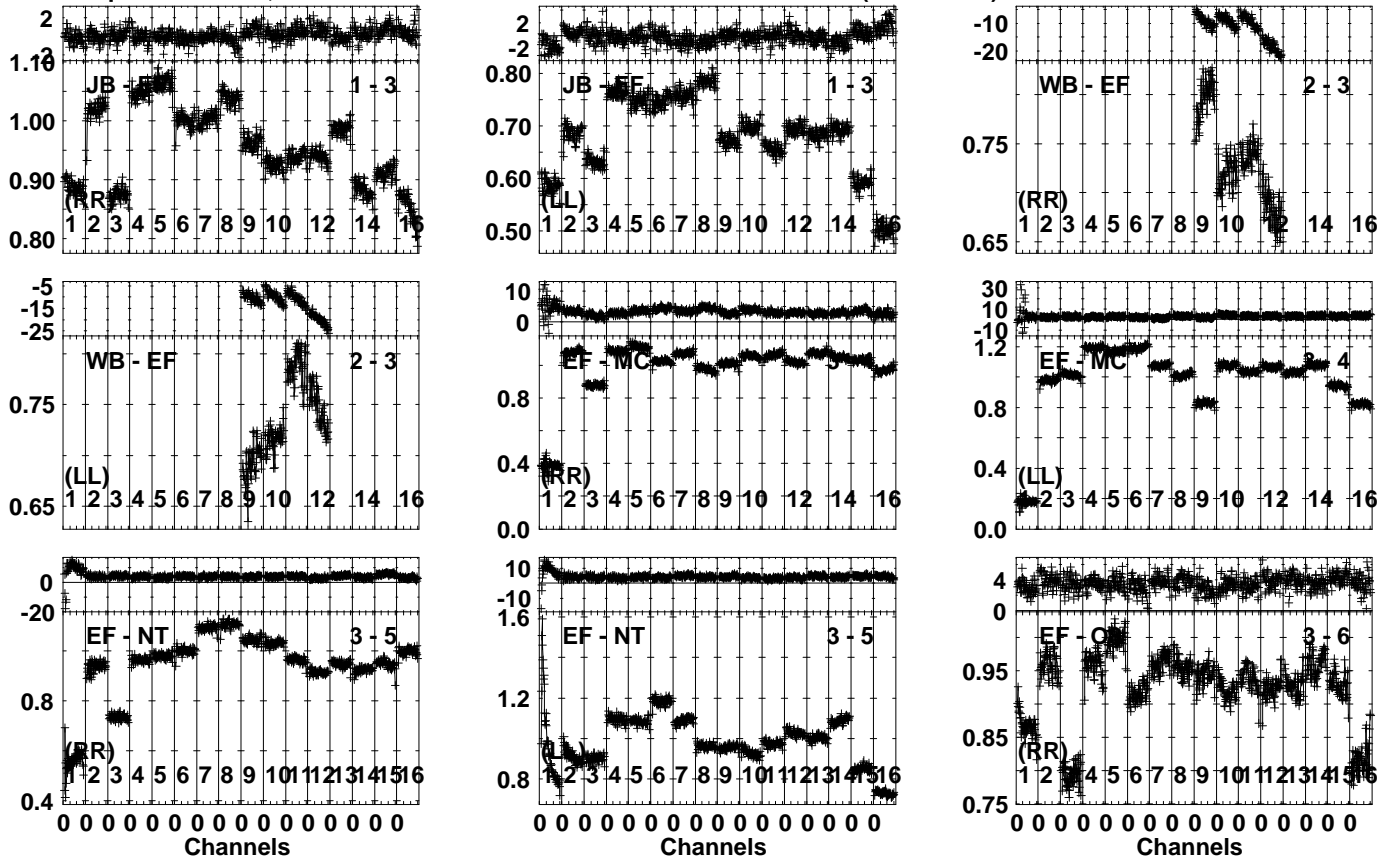
Vector averaged cross-power spectrum Several baselines displayed

Timerange: 01/03:27:31 to 01/03:30:59

Plot file version 637 created 31-MAR-2023 16:04:43

J1128+5925 EP124A.UVDATA.1

Freq = 4.6005 GHz, Bw = 32.000 MH Calibrated with CL # 4 and BP # 1 (BP mode 1)

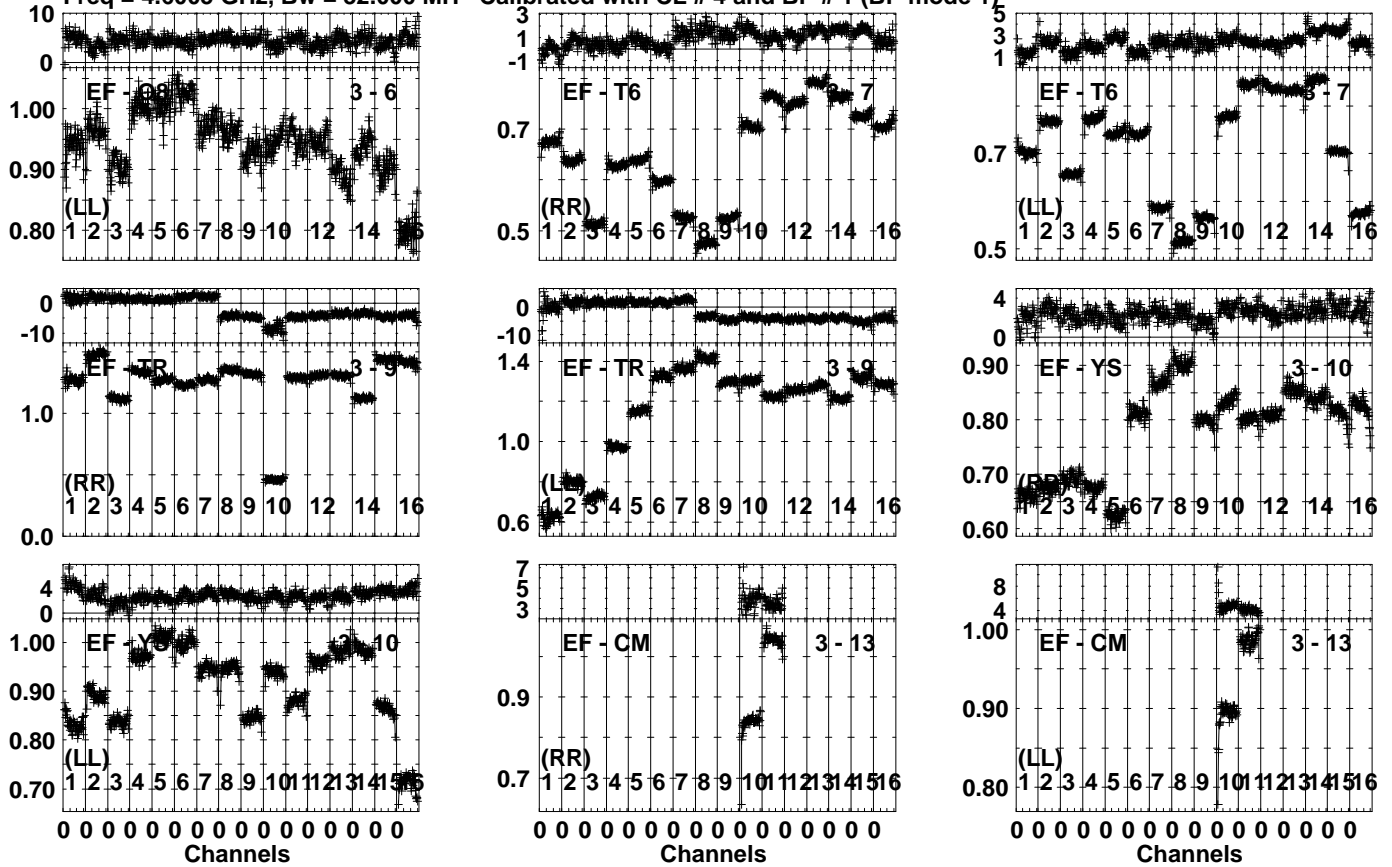


Lower frame: Ampl Jy Top frame: Phas deg
 Vector averaged cross-power spectrum Several baselines displayed
 Timerange: 01/03:31:31 to 01/03:32:29

Plot file version 638 created 31-MAR-2023 16:04:44

J1128+5925 EP124A.UVDATA.1

Freq = 4.6005 GHz, Bw = 32.000 MH Calibrated with CL # 4 and BP # 1 (BP mode 1)

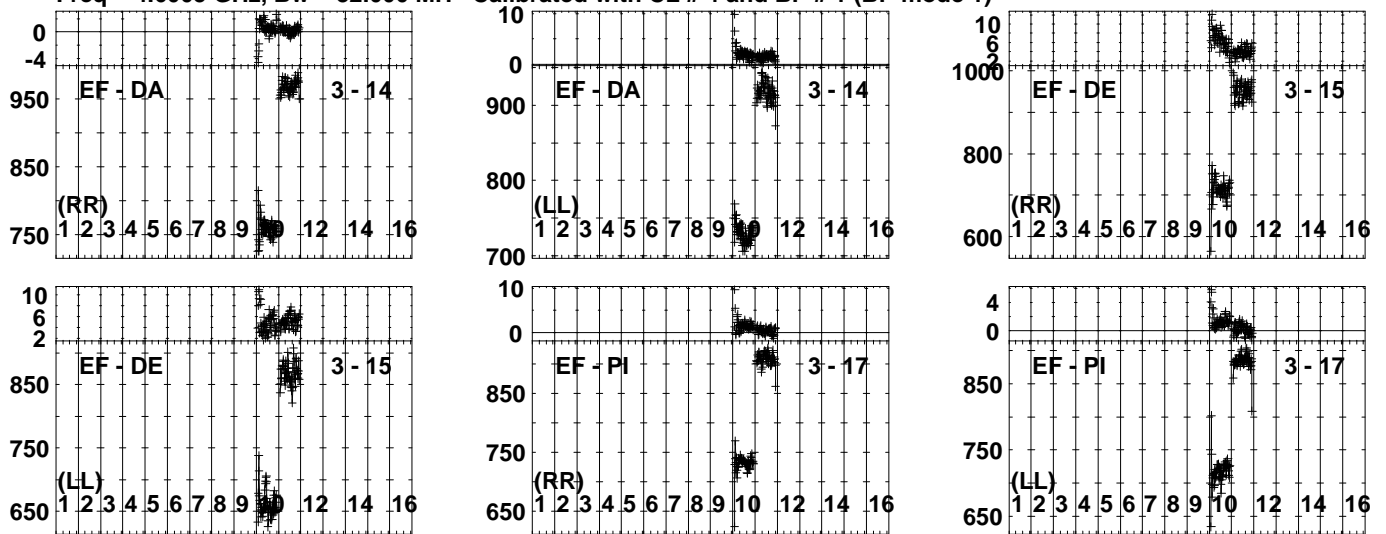


Lower frame: Ampl Jy Top frame: Phas deg
 Vector averaged cross-power spectrum Several baselines displayed
 Timerange: 01/03:31:31 to 01/03:32:29

Plot file version 639 created 31-MAR-2023 16:04:45

J1128+5925 EP124A.UVDATA.1

Freq = 4.6005 GHz, Bw = 32.000 MH Calibrated with CL # 4 and BP # 1 (BP mode 1)

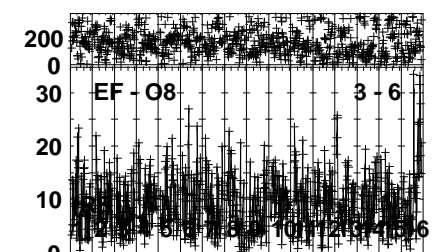
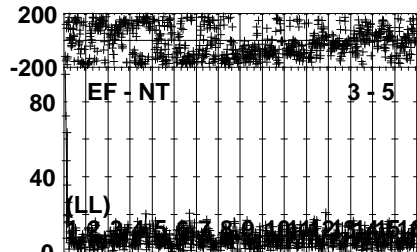
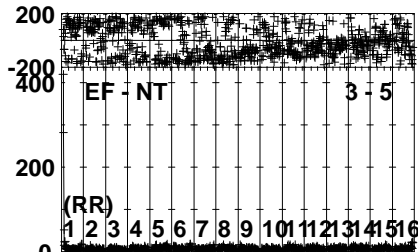
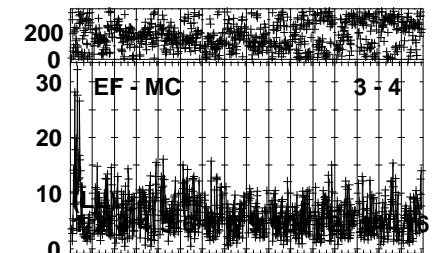
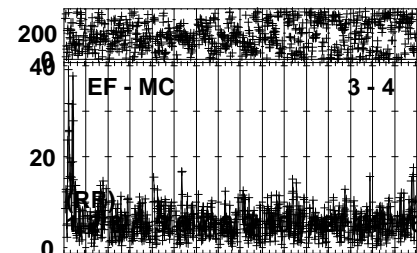
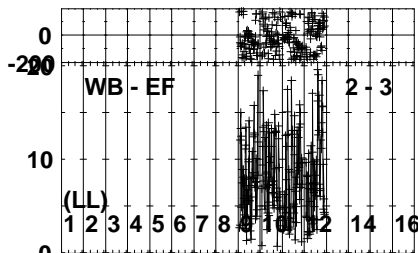
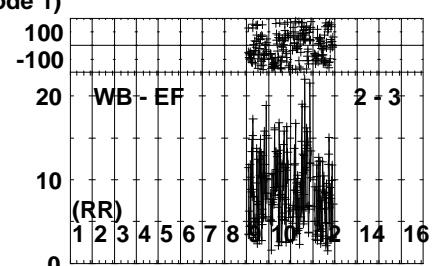
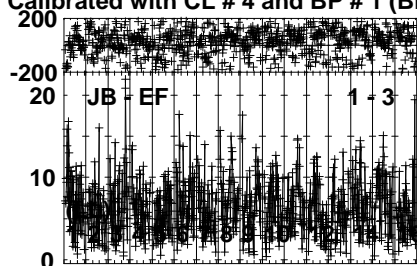
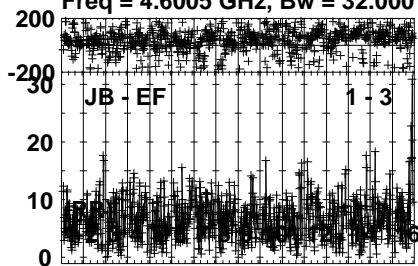


Lower frame: Milli Ampl Jy Top frame: Phas deg
Vector averaged cross-power spectrum Several baselines displayed
Timerange: 01/03:31:31 to 01/03:32:29

Plot file version 640 created 31-MAR-2023 16:04:45

ARP299A EP124A.UVDATA.1

Freq = 4.6005 GHz, Bw = 32.000 MH Calibrated with CL # 4 and BP # 1 (BP mode 1)

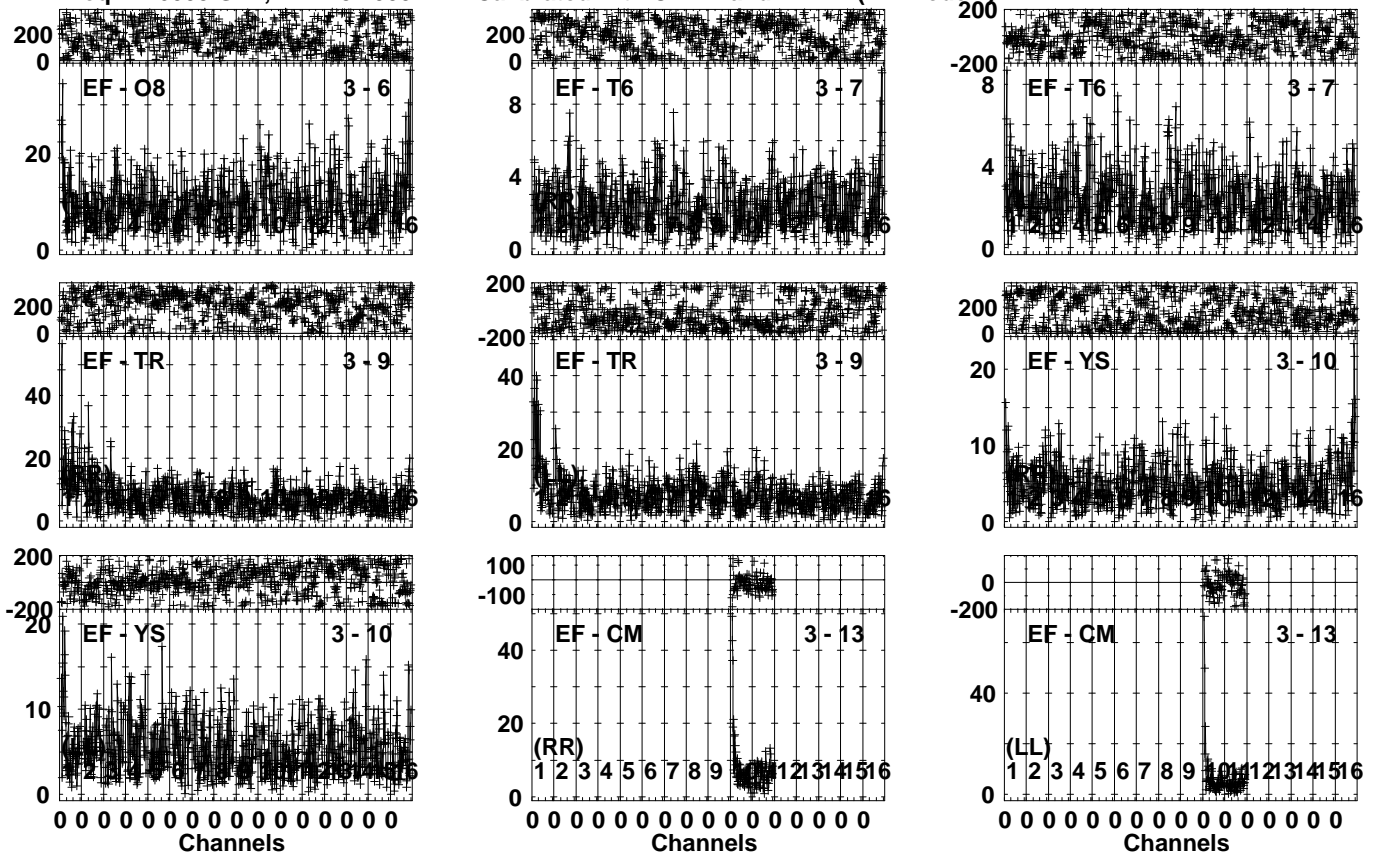


Lower frame: Milli Ampl Jy Top frame: Phas deg
Vector averaged cross-power spectrum Several baselines displayed
Timerange: 01/03:32:31 to 01/03:35:59

Plot file version 641 created 31-MAR-2023 16:04:46

ARP299A EP124A.UVDATA.1

Freq = 4.6005 GHz, Bw = 32.000 MH Calibrated with CL # 4 and BP # 1 (BP mode 1)

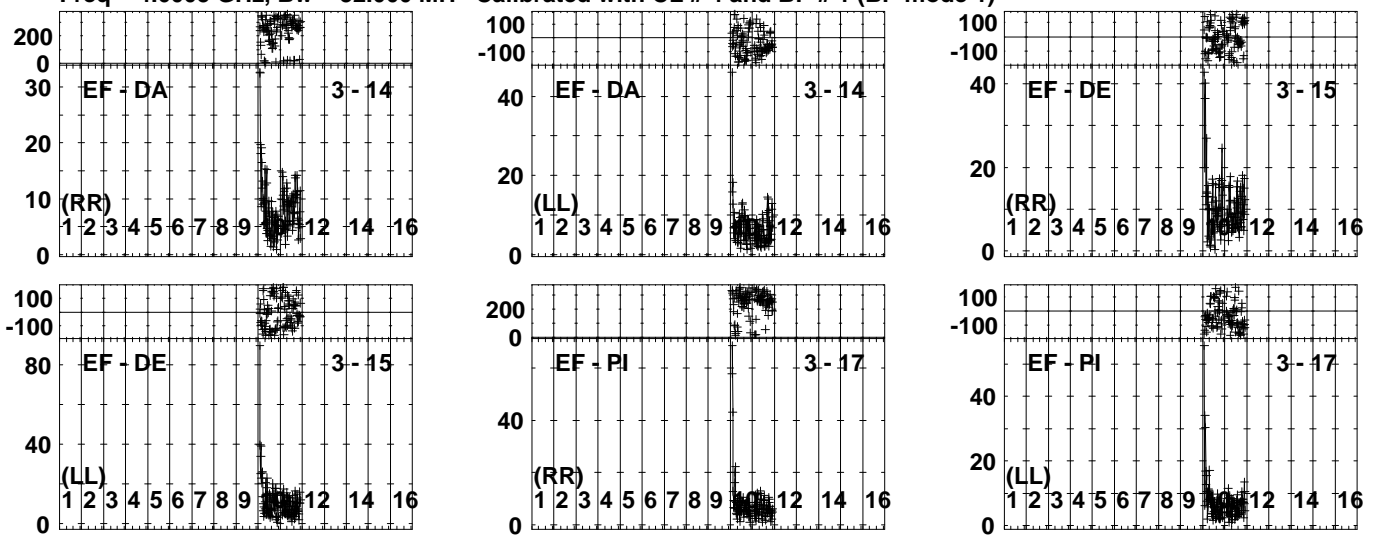


Lower frame: Milli Ampl Jy Top frame: Phas deg
Vector averaged cross-power spectrum Several baselines displayed
Timerange: 01/03:32:31 to 01/03:35:59

Plot file version 642 created 31-MAR-2023 16:04:47

ARP299A EP124A.UVDATA.1

Freq = 4.6005 GHz, Bw = 32.000 MH Calibrated with CL # 4 and BP # 1 (BP mode 1)



Lower frame: Milli Ampl Jy Top frame: Phas deg

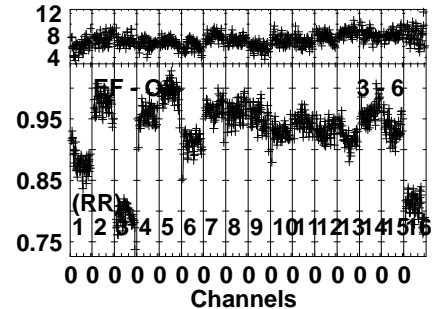
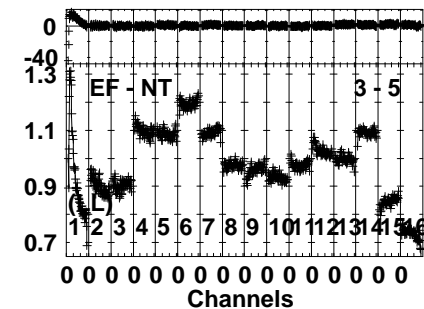
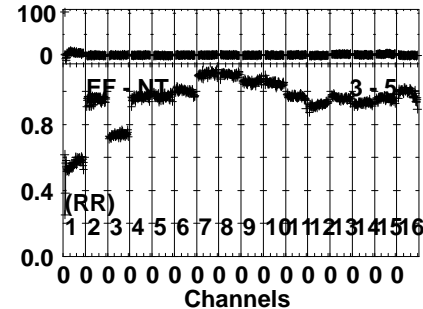
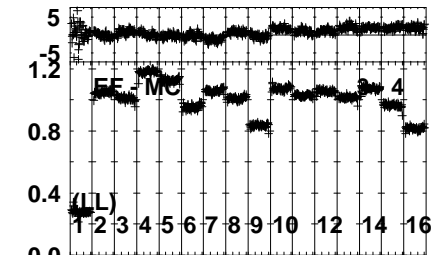
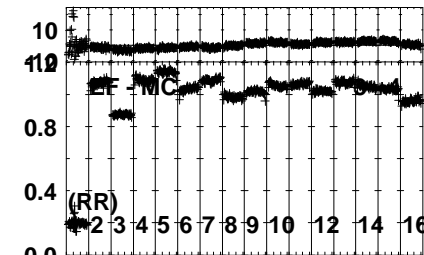
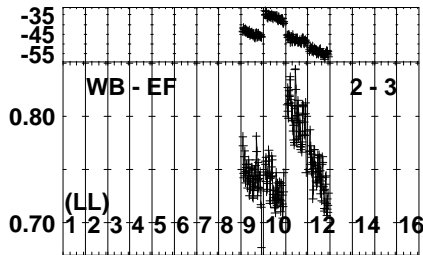
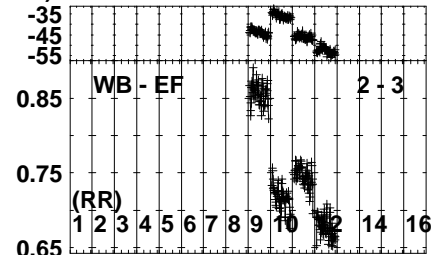
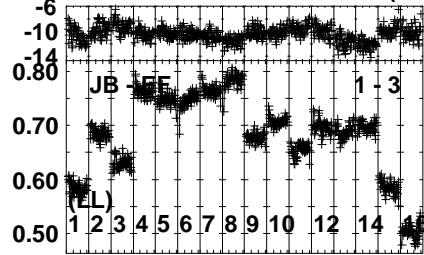
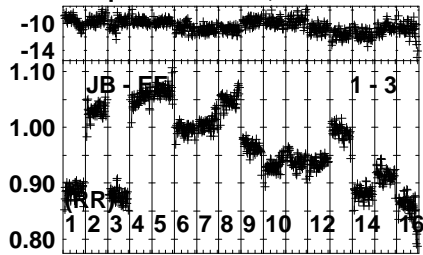
Vector averaged cross-power spectrum Several baselines displayed

Timerange: 01/03:32:31 to 01/03:35:59

Plot file version 643 created 31-MAR-2023 16:04:48

J1128+5925 EP124A.UVDATA.1

Freq = 4.6005 GHz, Bw = 32.000 MH Calibrated with CL # 4 and BP # 1 (BP mode 1)

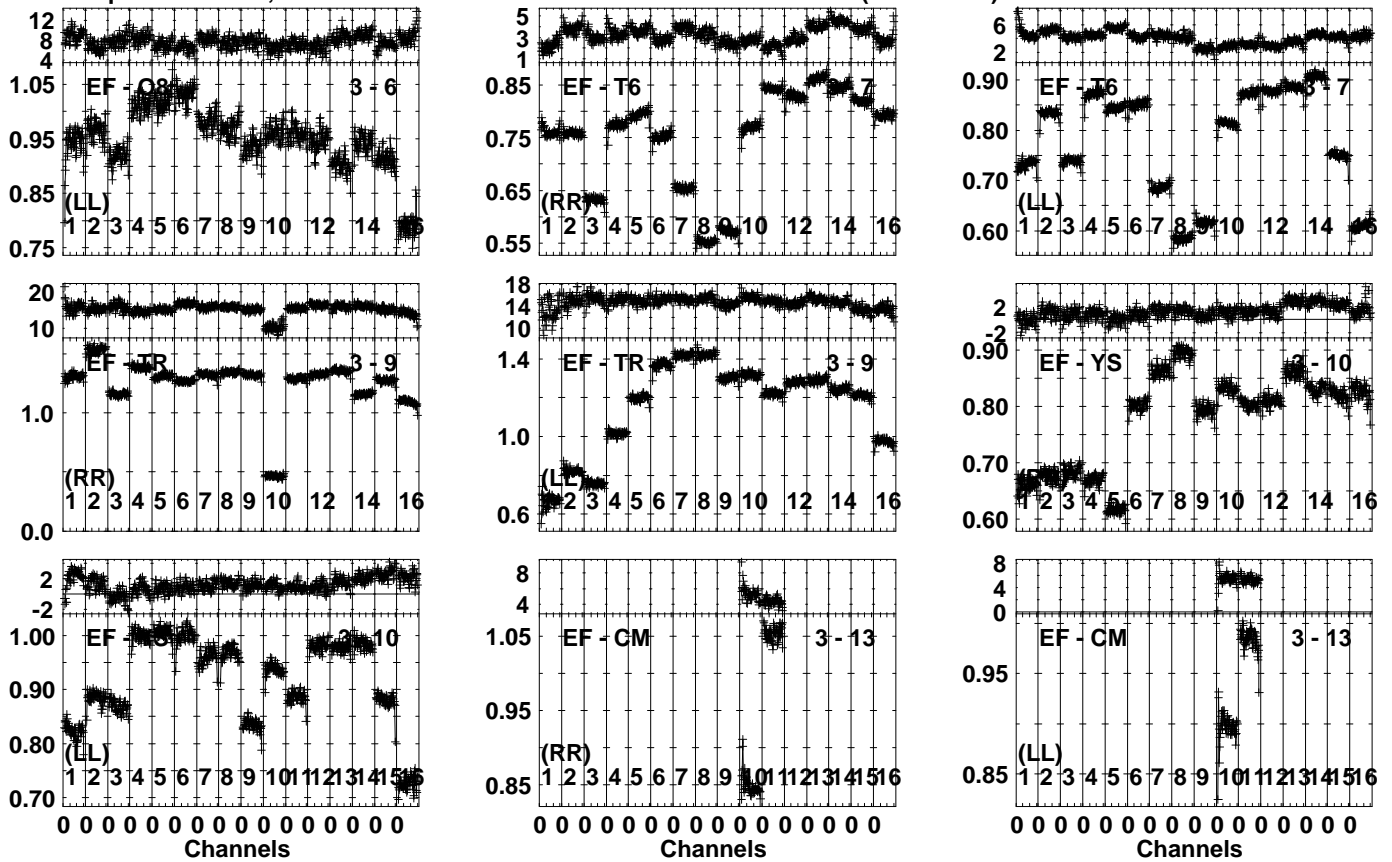


Lower frame: Ampl Jy Top frame: Phas deg
 Vector averaged cross-power spectrum Several baselines displayed
 Timerange: 01/03:36:01 to 01/03:37:29

Plot file version 644 created 31-MAR-2023 16:04:48

J1128+5925 EP124A.UVDATA.1

Freq = 4.6005 GHz, Bw = 32.000 MH Calibrated with CL # 4 and BP # 1 (BP mode 1)

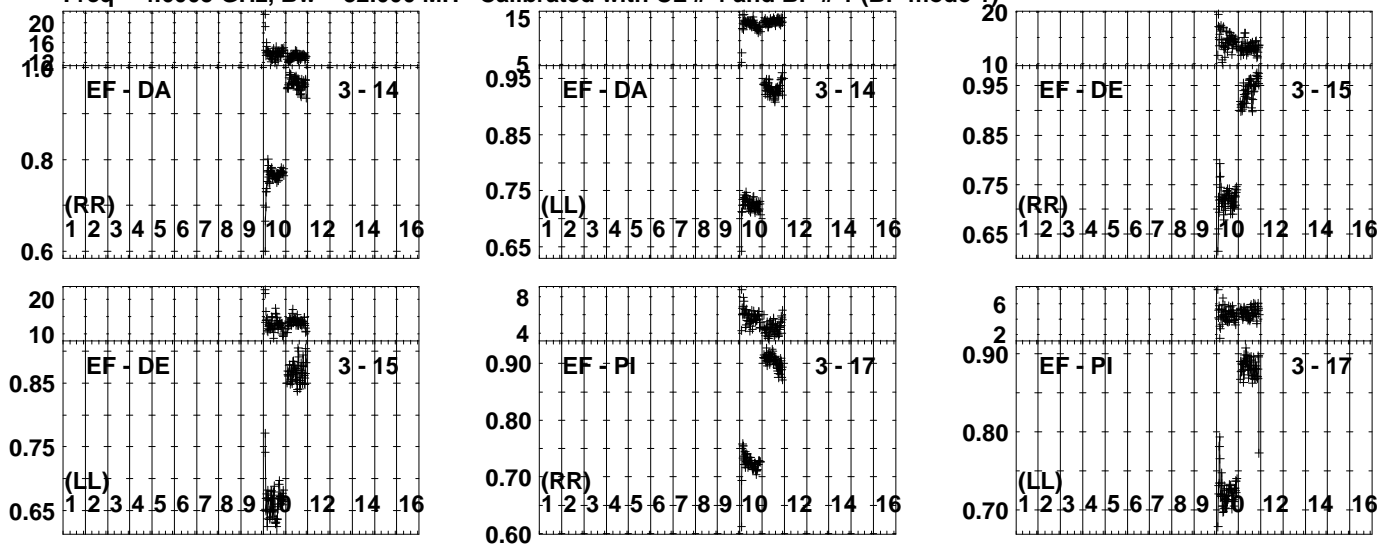


Lower frame: Ampl Jy Top frame: Phas deg
Vector averaged cross-power spectrum Several baselines displayed
Timerange: 01/03:36:01 to 01/03:37:29

Plot file version 645 created 31-MAR-2023 16:04:50

J1128+5925 EP124A.UVDATA.1

Freq = 4.6005 GHz, Bw = 32.000 MH Calibrated with CL # 4 and BP # 1 (BP mode 1)

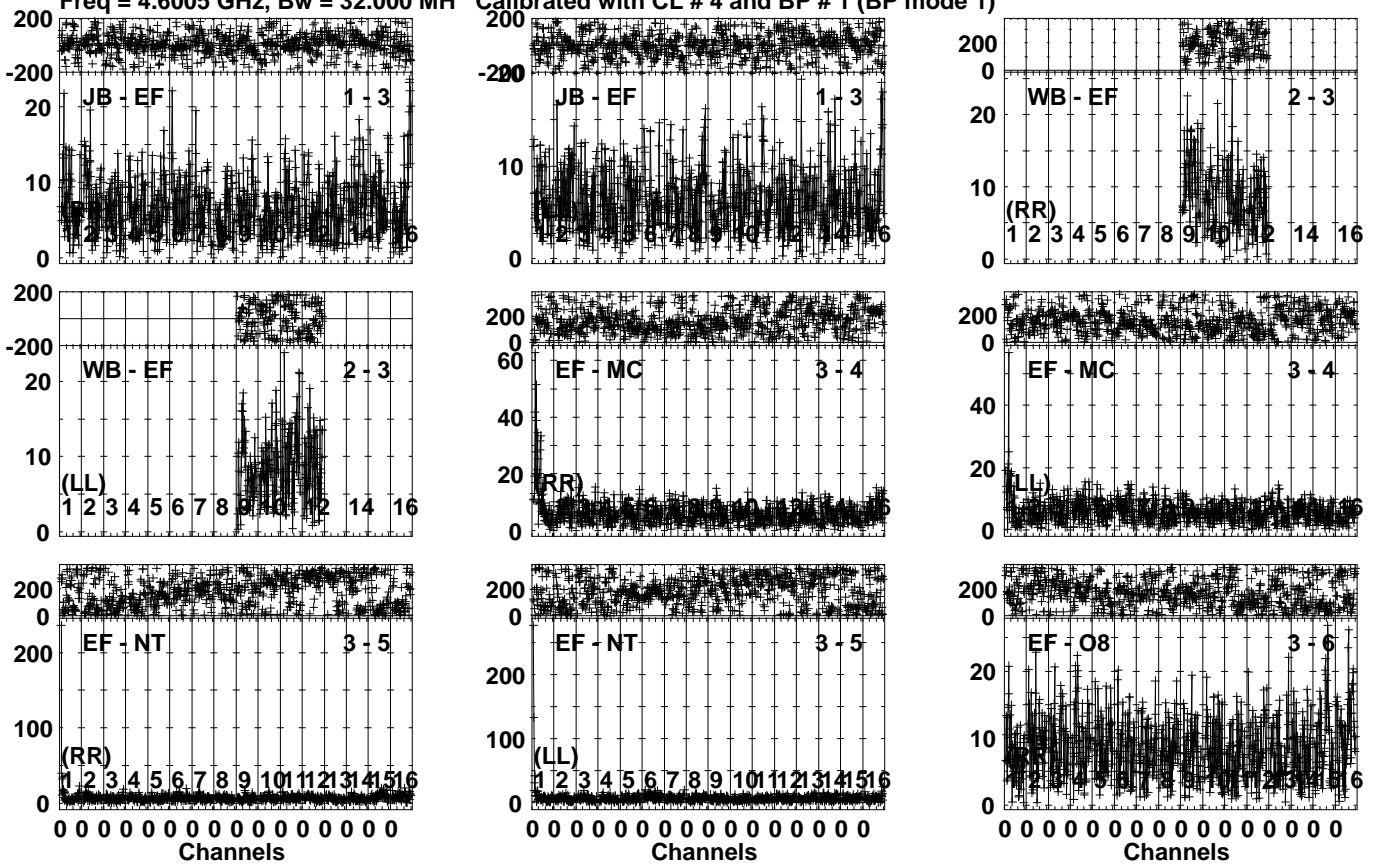


Lower frame: Ampl Jy Top frame: Phas deg
Vector averaged cross-power spectrum Several baselines displayed
Timerange: 01/03:36:01 to 01/03:37:29

Plot file version 646 created 31-MAR-2023 16:04:50

ARP299A EP124A.UVDATA.1

Freq = 4.6005 GHz, Bw = 32.000 MH Calibrated with CL # 4 and BP # 1 (BP mode 1)

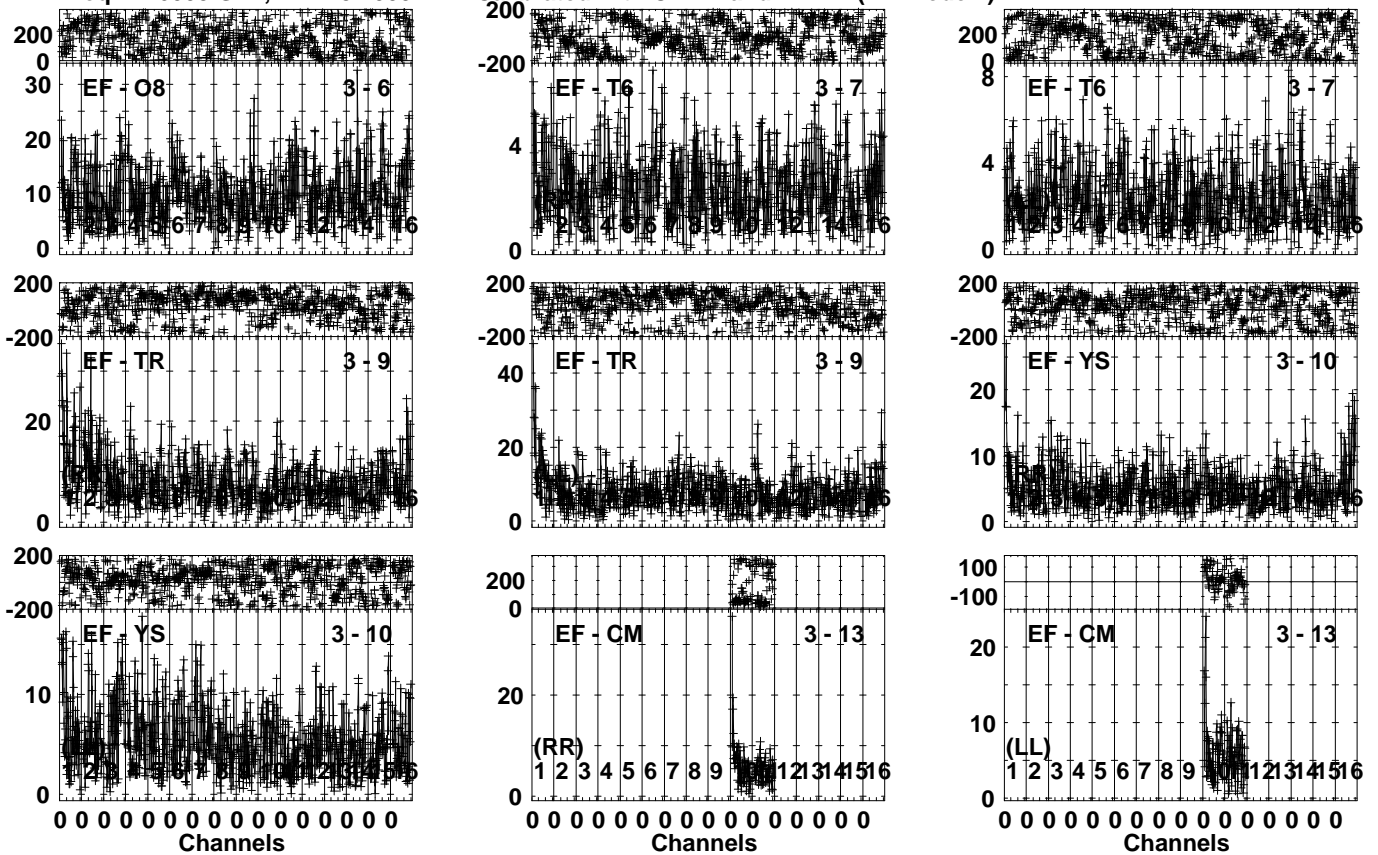


Lower frame: Milli Ampl Jy Top frame: Phas deg
Vector averaged cross-power spectrum Several baselines displayed
Timerange: 01/03:37:31 to 01/03:40:59

Plot file version 647 created 31-MAR-2023 16:04:51

ARP299A EP124A.UVDATA.1

Freq = 4.6005 GHz, Bw = 32.000 MH Calibrated with CL # 4 and BP # 1 (BP mode 1)

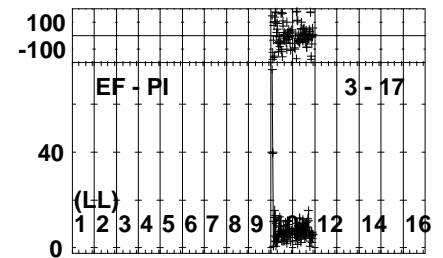
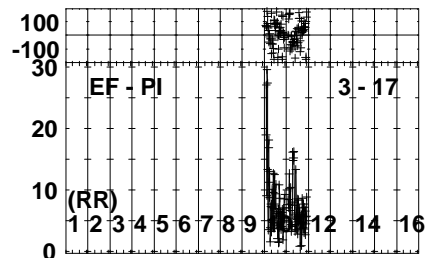
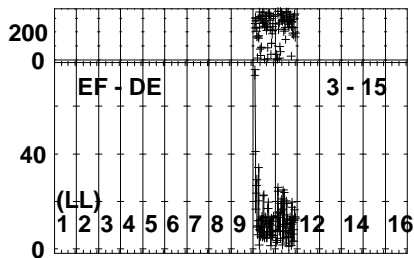
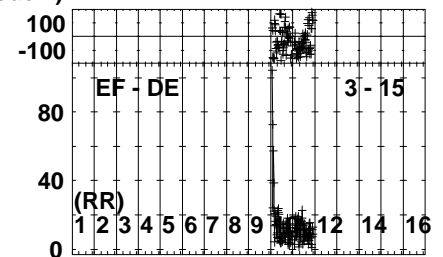
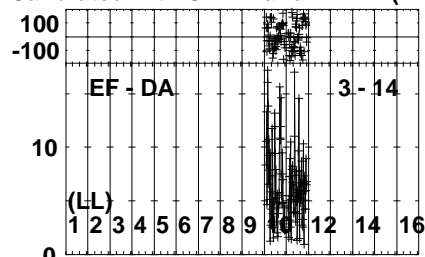
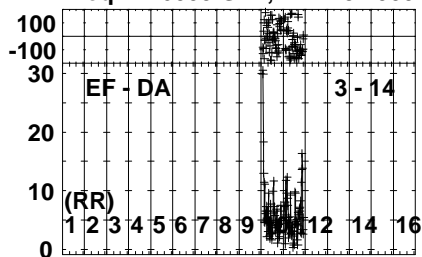


Lower frame: Milli Ampl Jy Top frame: Phas deg
Vector averaged cross-power spectrum Several baselines displayed
Timerange: 01/03:37:31 to 01/03:40:59

Plot file version 648 created 31-MAR-2023 16:04:52

ARP299A EP124A.UVDATA.1

Freq = 4.6005 GHz, Bw = 32.000 MH Calibrated with CL # 4 and BP # 1 (BP mode 1)



Lower frame: Milli Ampl Jy Top frame: Phas deg

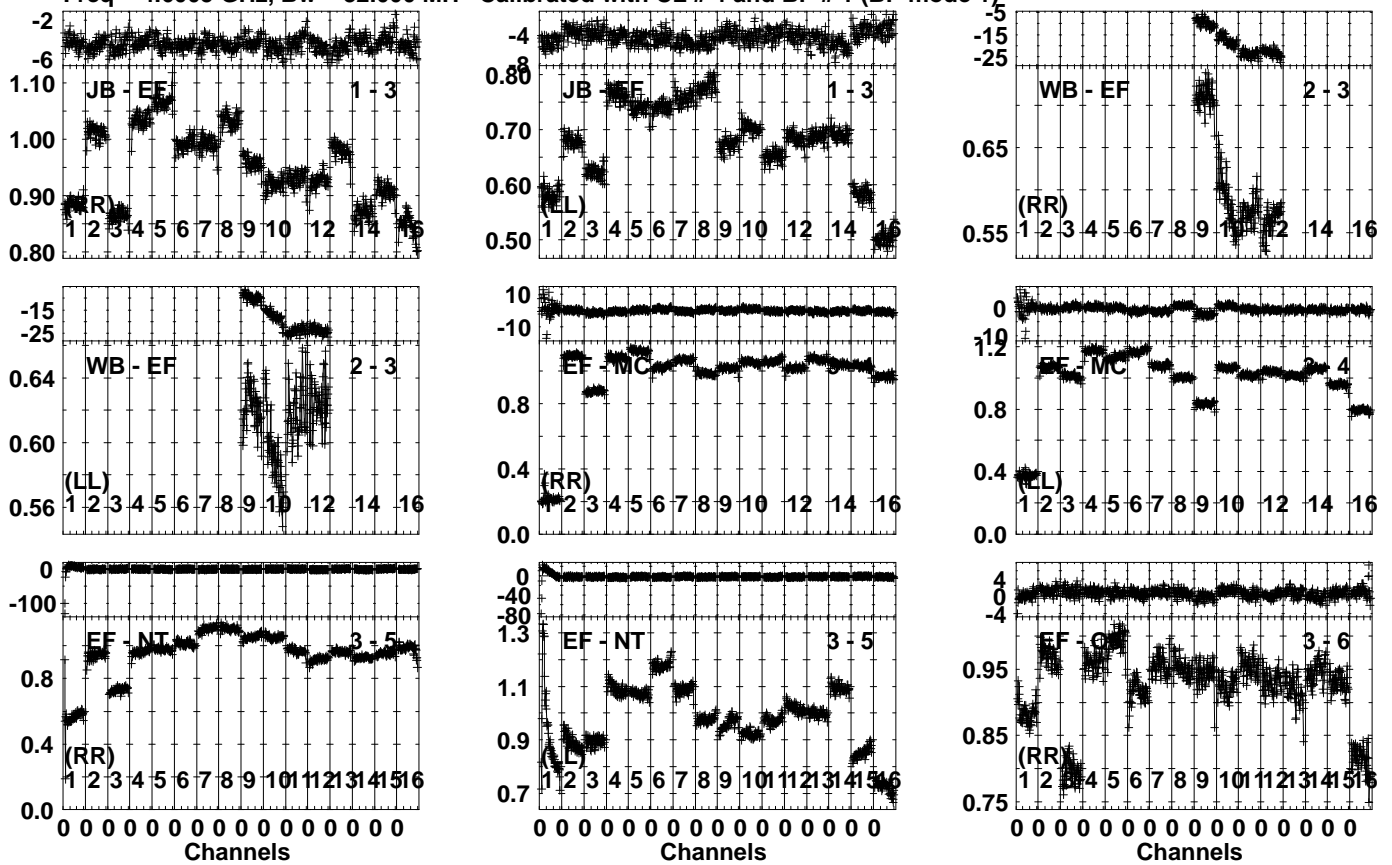
Vector averaged cross-power spectrum Several baselines displayed

Timerange: 01/03:37:31 to 01/03:40:59

Plot file version 649 created 31-MAR-2023 16:04:53

J1128+5925 EP124A.UVDATA.1

Freq = 4.6005 GHz, Bw = 32.000 MH Calibrated with CL # 4 and BP # 1 (BP mode 1)

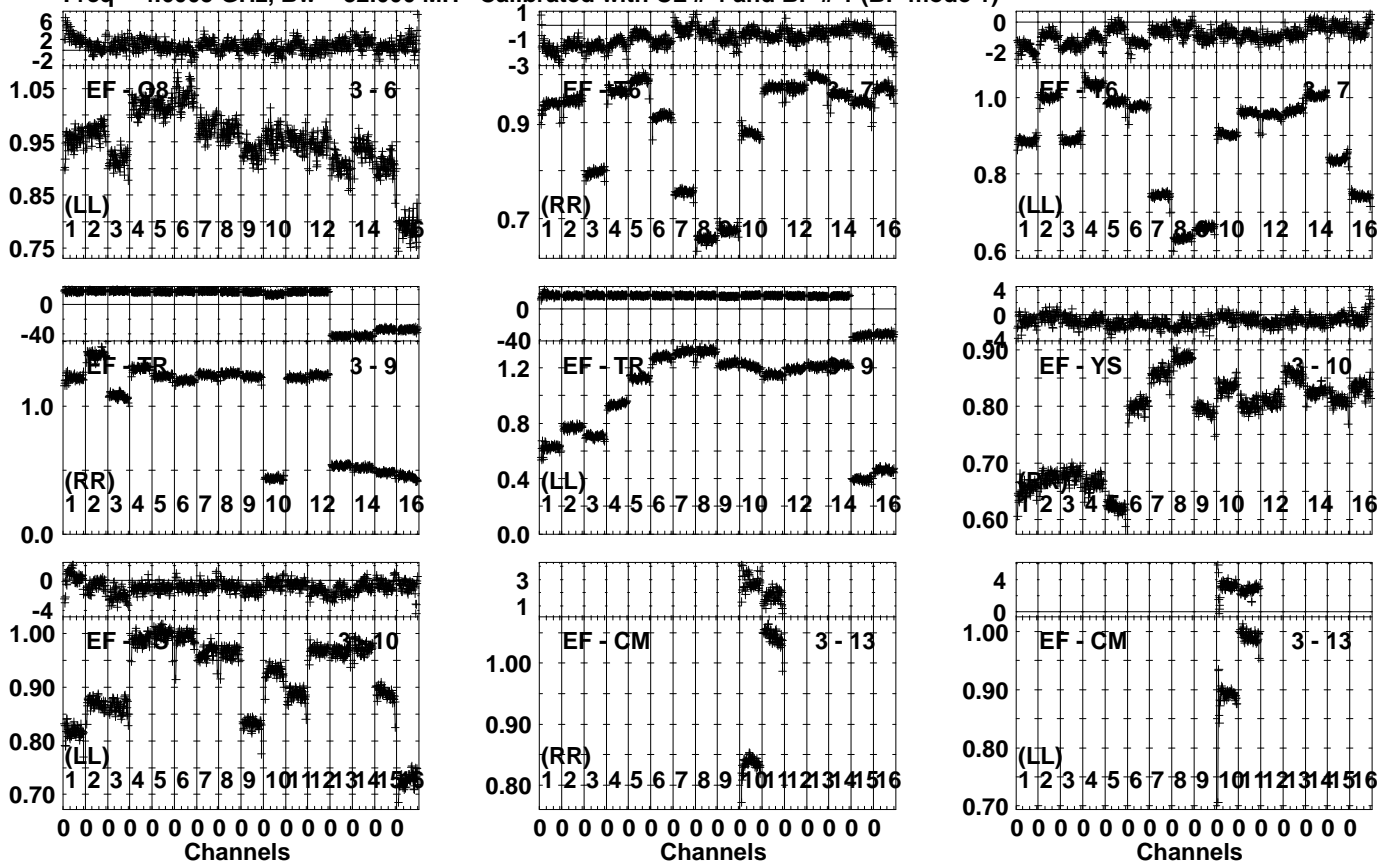


Lower frame: Ampl Jy Top frame: Phas deg
 Vector averaged cross-power spectrum Several baselines displayed
 Timerange: 01/03:41:31 to 01/03:42:29

Plot file version 650 created 31-MAR-2023 16:04:53

J1128+5925 EP124A.UVDATA.1

Freq = 4.6005 GHz, Bw = 32.000 MH Calibrated with CL # 4 and BP # 1 (BP mode 1)

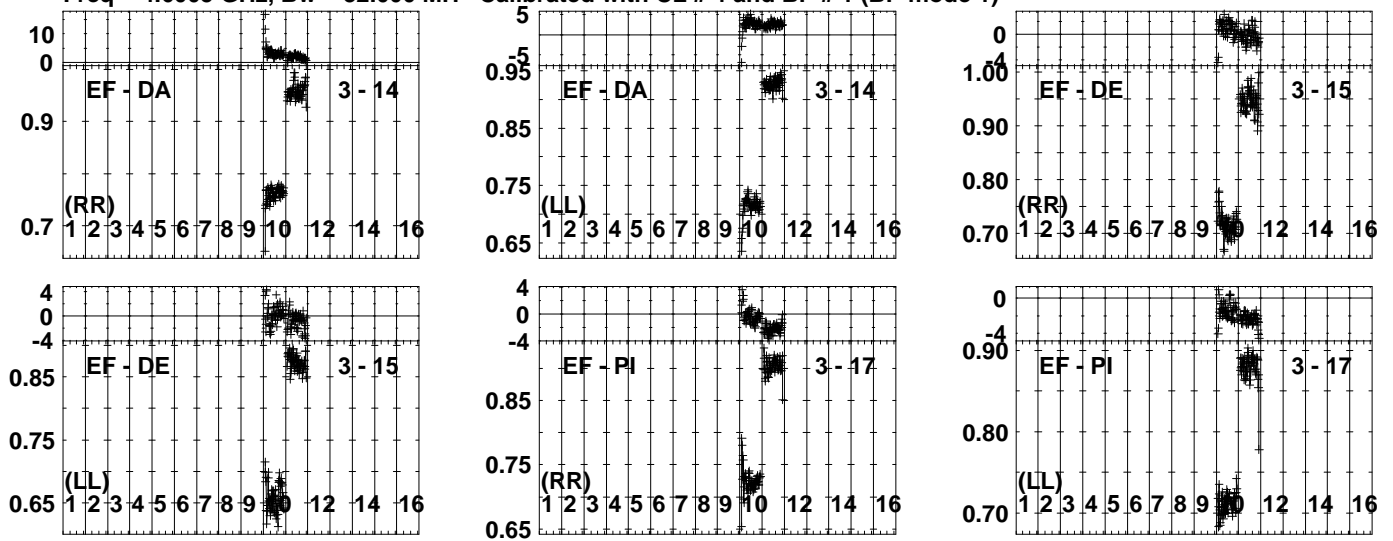


Lower frame: Ampl Jy Top frame: Phas deg
 Vector averaged cross-power spectrum Several baselines displayed
 Timerange: 01/03:41:31 to 01/03:42:29

Plot file version 651 created 31-MAR-2023 16:04:54

J1128+5925 EP124A.UVDATA.1

Freq = 4.6005 GHz, Bw = 32.000 MH Calibrated with CL # 4 and BP # 1 (BP mode 1)

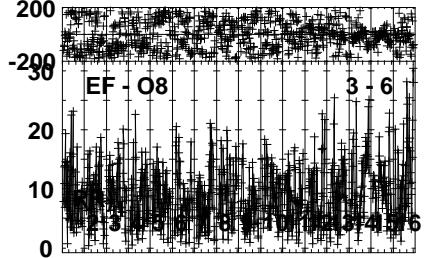
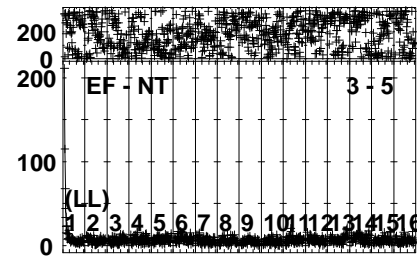
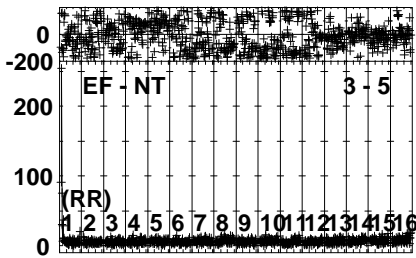
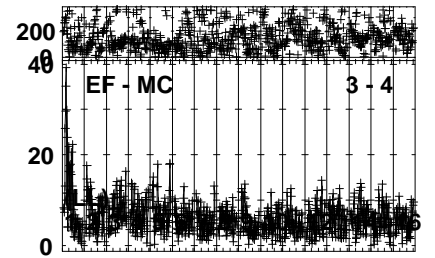
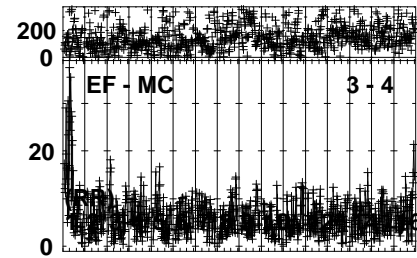
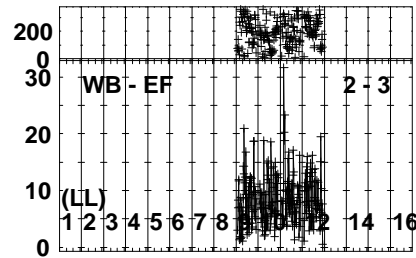
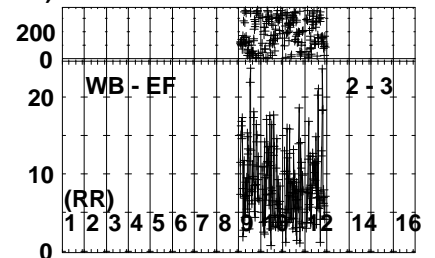
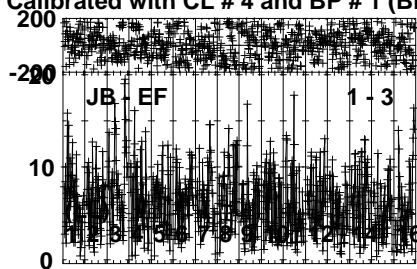
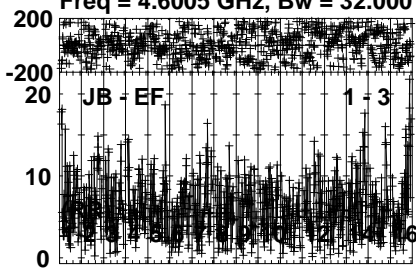


Lower frame: Ampl Jy Top frame: Phas deg
Vector averaged cross-power spectrum Several baselines displayed
Timerange: 01/03:41:31 to 01/03:42:29

Plot file version 652 created 31-MAR-2023 16:04:55

ARP299A EP124A.UVDATA.1

Freq = 4.6005 GHz, Bw = 32.000 MH Calibrated with CL # 4 and BP # 1 (BP mode 1)

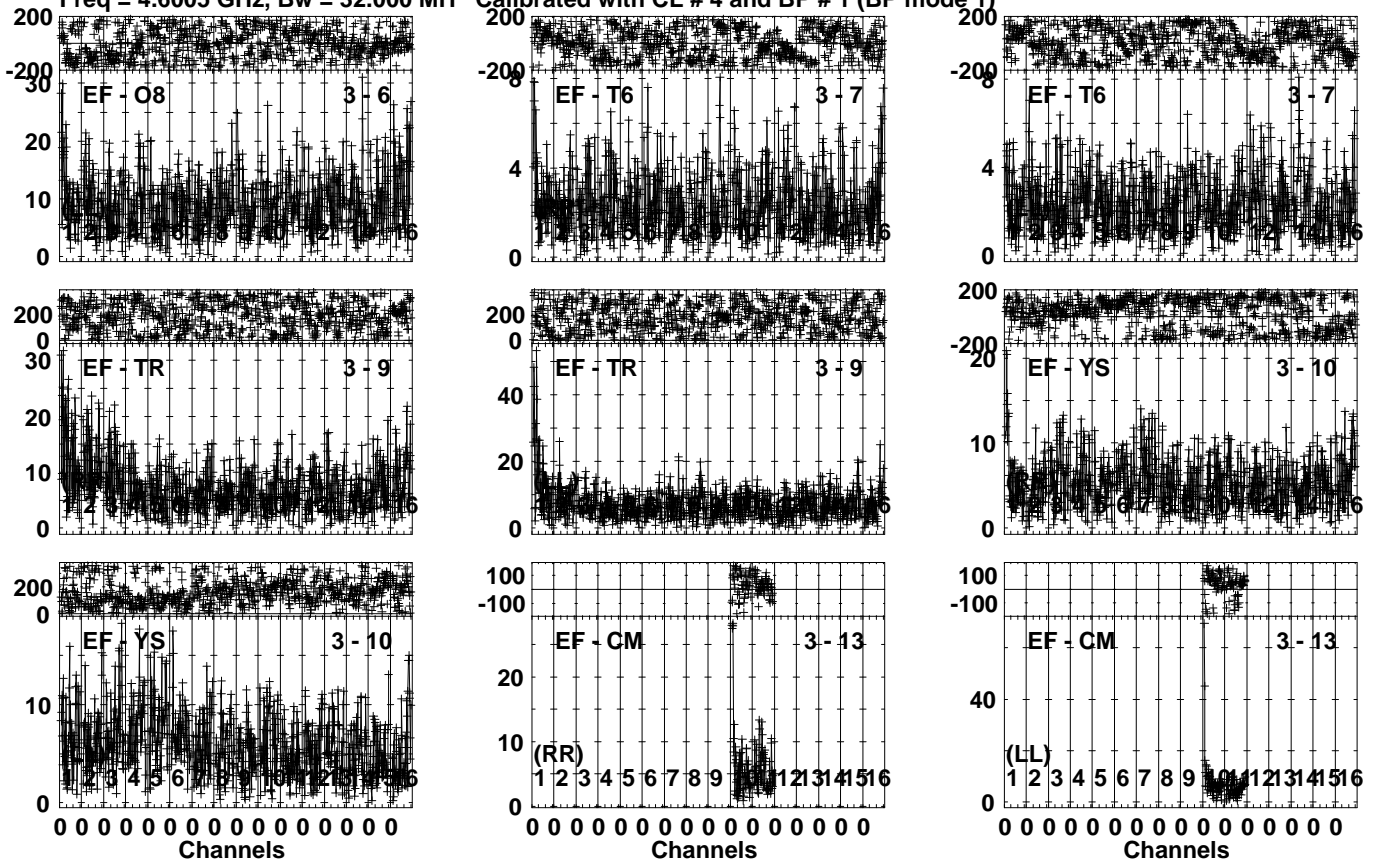


Lower frame: Milli Ampl Jy Top frame: Phas deg
Vector averaged cross-power spectrum Several baselines displayed
Timerange: 01/03:42:31 to 01/03:45:59

Plot file version 653 created 31-MAR-2023 16:04:55

ARP299A EP124A.UVDATA.1

Freq = 4.6005 GHz, Bw = 32.000 MH Calibrated with CL # 4 and BP # 1 (BP mode 1)

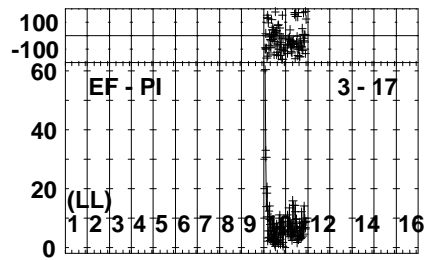
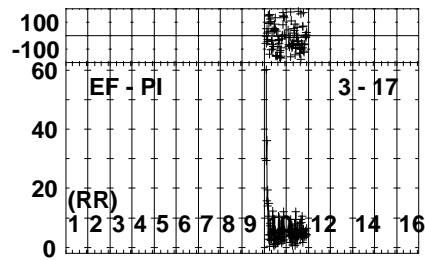
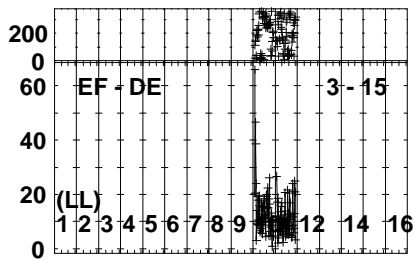
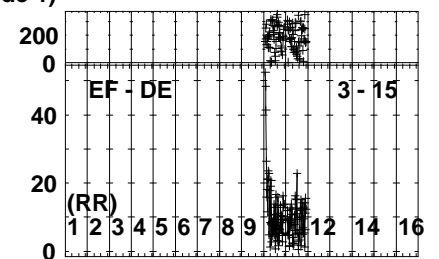
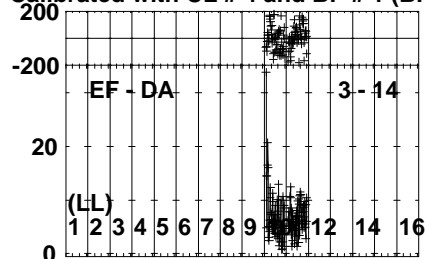



Lower frame: Milli Ampl Jy Top frame: Phas deg
Vector averaged cross-power spectrum Several baselines displayed
Timerange: 01/03:42:31 to 01/03:45:59

Plot file version 654 created 31-MAR-2023 16:04:57

ARP299A EP124A.UVDATA.1

Freq = 4.6005 GHz, Bw = 32.000 MH Calibrated with CL # 4 and BP # 1 (BP mode 1)

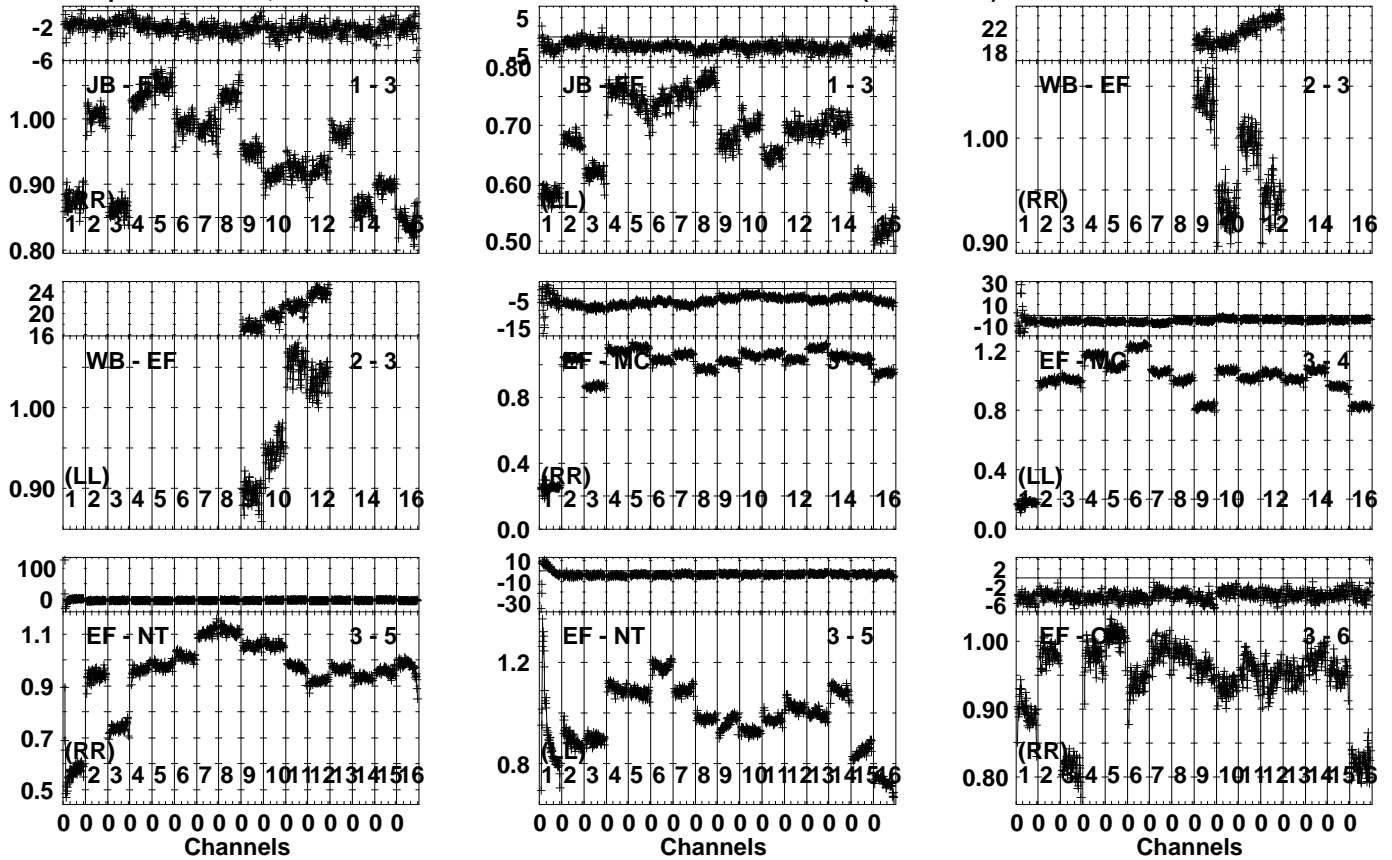


Lower frame: Milli Ampl Jy Top frame: Phas deg
Vector averaged cross-power spectrum Several baselines displayed
Timerange: 01/03:42:31 to 01/03:45:59

Plot file version 655 created 31-MAR-2023 16:04:57

J1128+5925 EP124A.UVDATA.1

Freq = 4.6005 GHz, Bw = 32.000 MH Calibrated with CL # 4 and BP # 1 (BP mode 1)

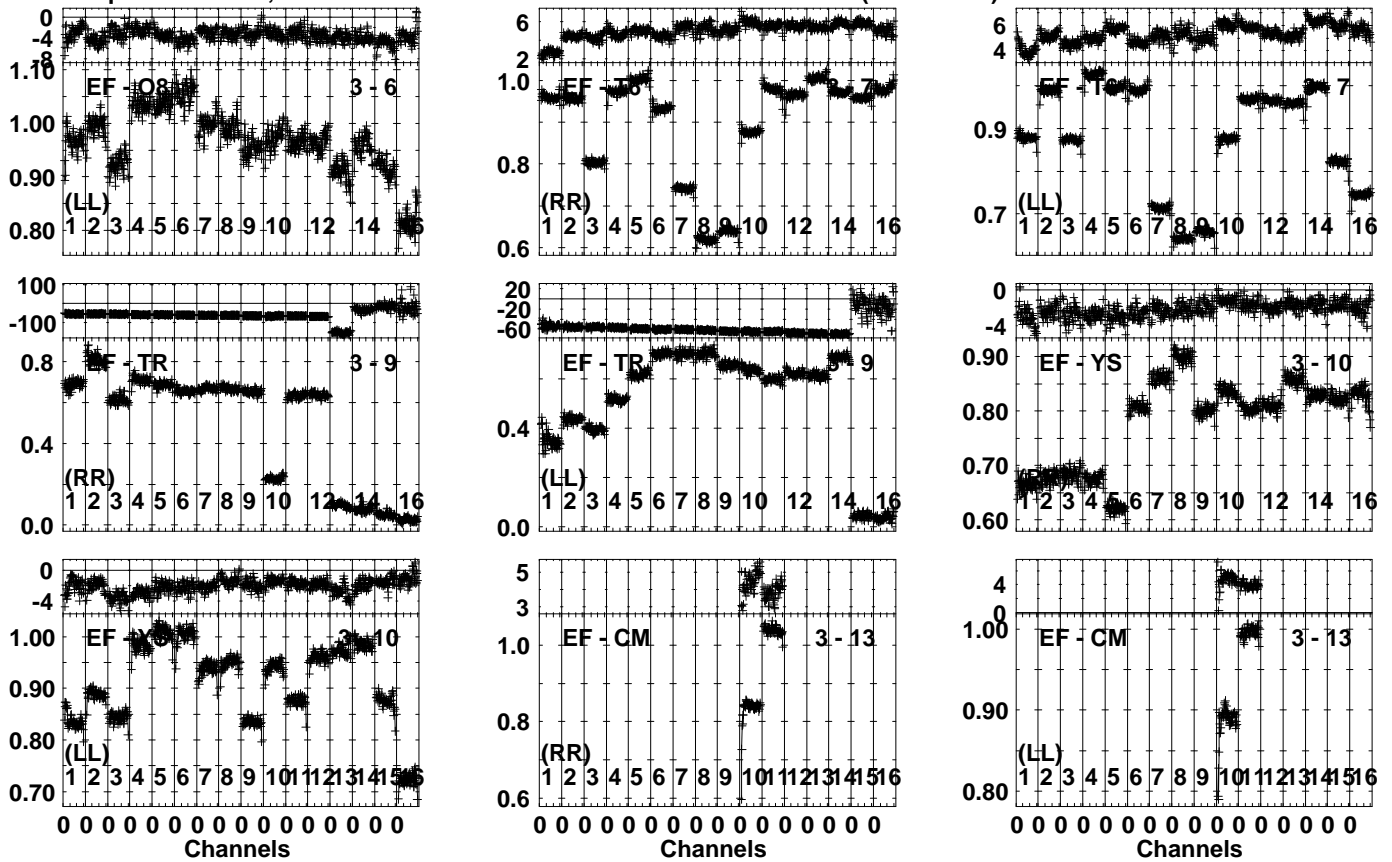


Lower frame: Ampl Jy Top frame: Phas deg
 Vector averaged cross-power spectrum Several baselines displayed
 Timerange: 01/03:46:01 to 01/03:47:29

Plot file version 656 created 31-MAR-2023 16:04:58

J1128+5925 EP124A.UVDATA.1

Freq = 4.6005 GHz, Bw = 32.000 MH Calibrated with CL # 4 and BP # 1 (BP mode 1)

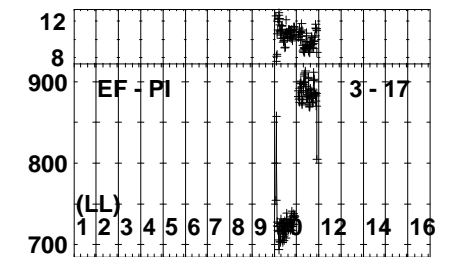
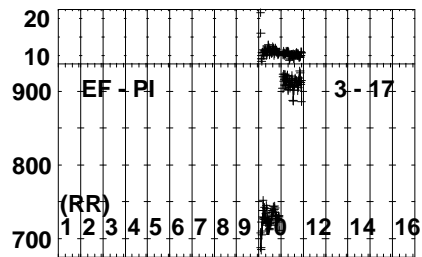
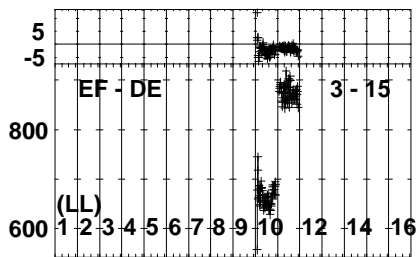
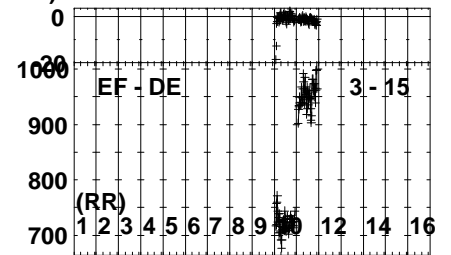
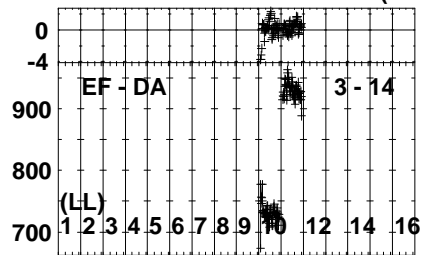
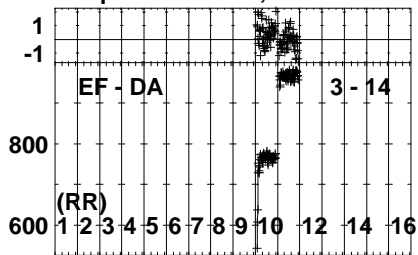


Lower frame: Ampl Jy Top frame: Phas deg
 Vector averaged cross-power spectrum Several baselines displayed
 Timerange: 01/03:46:01 to 01/03:47:29

Plot file version 657 created 31-MAR-2023 16:04:59

J1128+5925 EP124A.UVDATA.1

Freq = 4.6005 GHz, Bw = 32.000 MH Calibrated with CL # 4 and BP # 1 (BP mode 1)

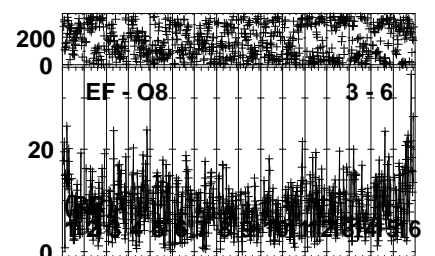
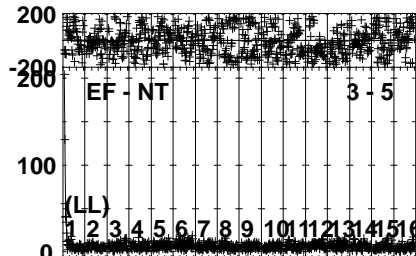
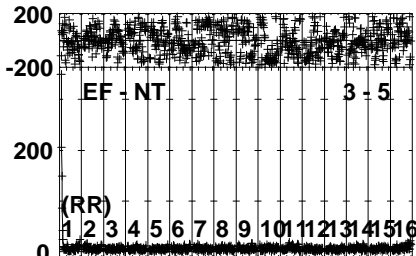
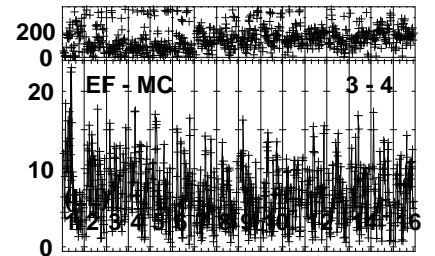
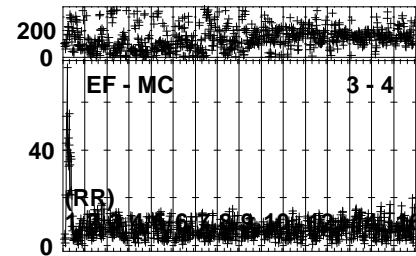
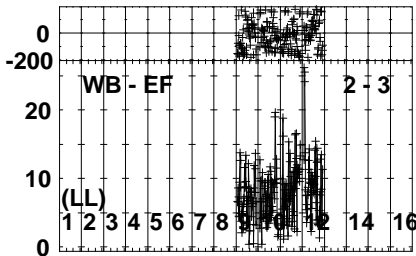
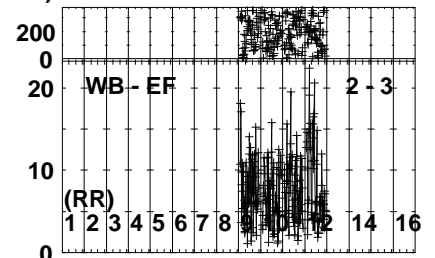
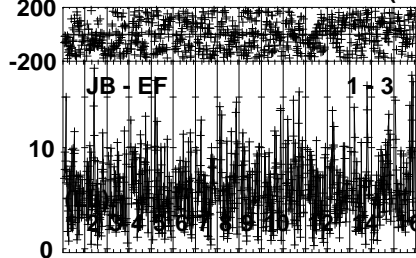
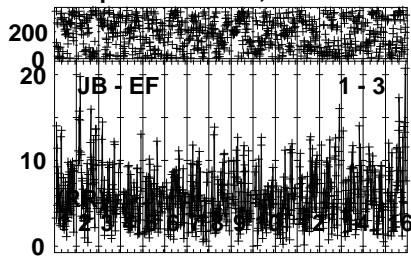


Lower frame: Milli Ampl Jy Top frame: Phas deg
Vector averaged cross-power spectrum Several baselines displayed
Timerange: 01/03:46:01 to 01/03:47:29

Plot file version 658 created 31-MAR-2023 16:05:00

ARP299A EP124A.UVDATA.1

Freq = 4.6005 GHz, Bw = 32.000 MH Calibrated with CL # 4 and BP # 1 (BP mode 1)



0 0 0 0 0 0 0 0 0 0 0 0 0 0 0 0
Channels

0 0 0 0 0 0 0 0 0 0 0 0 0 0 0 0
Channels

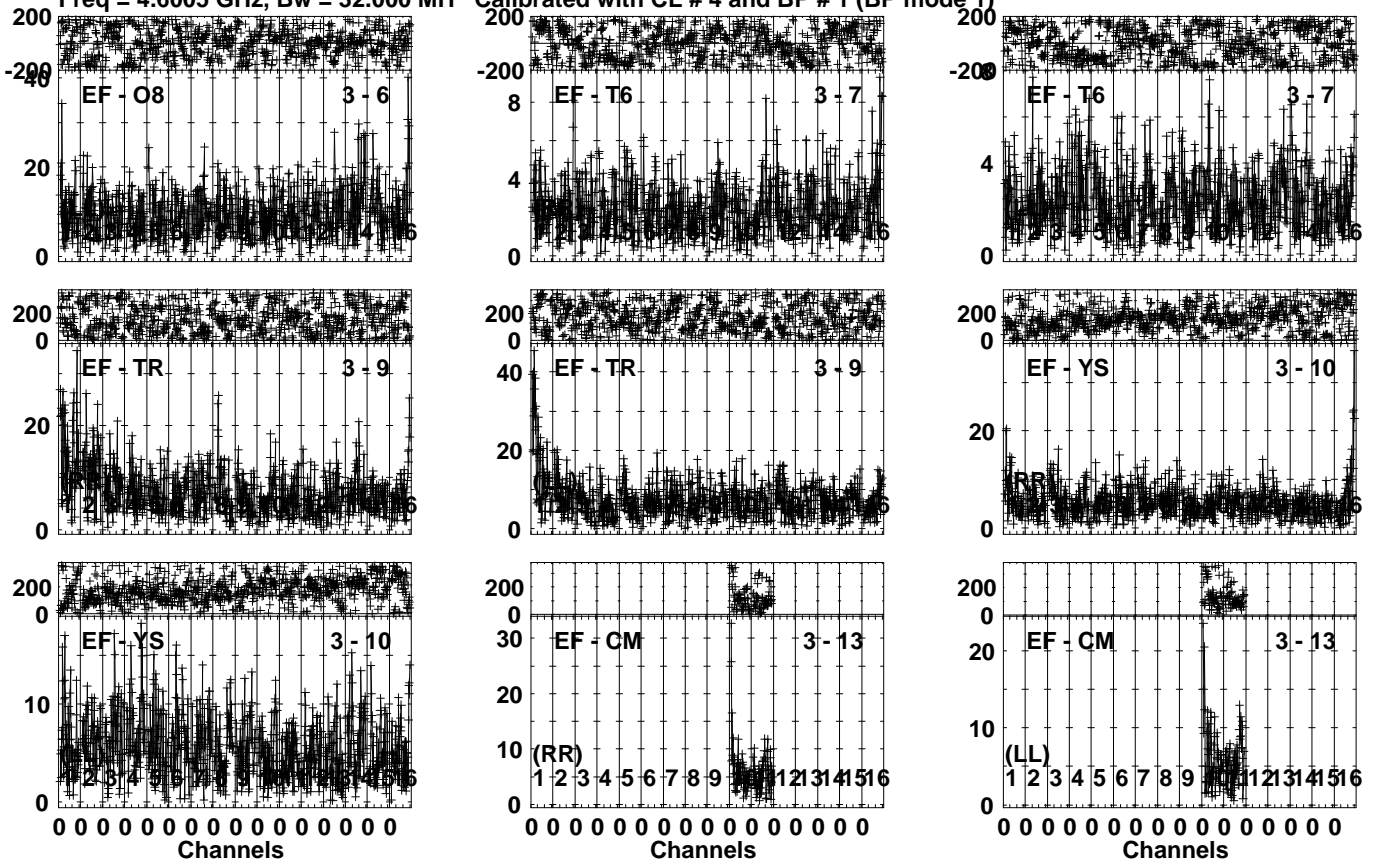
0 0 0 0 0 0 0 0 0 0 0 0 0 0 0 0
Channels

Lower frame: Milli Ampl Jy Top frame: Phas deg
Vector averaged cross-power spectrum Several baselines displayed
Timerange: 01/03:47:31 to 01/03:50:59

Plot file version 659 created 31-MAR-2023 16:05:00

ARP299A EP124A.UVDATA.1

Freq = 4.6005 GHz, Bw = 32.000 MH Calibrated with CL # 4 and BP # 1 (BP mode 1)

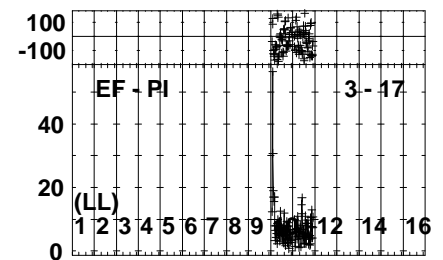
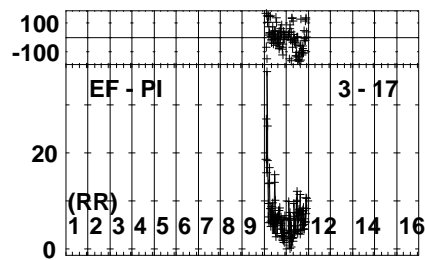
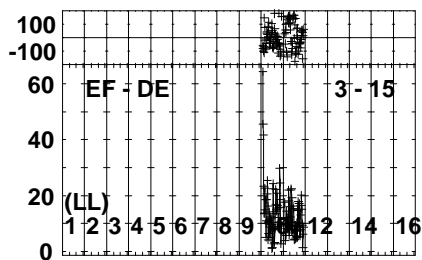
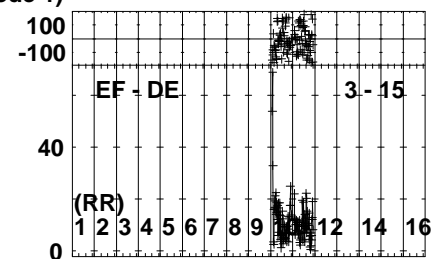
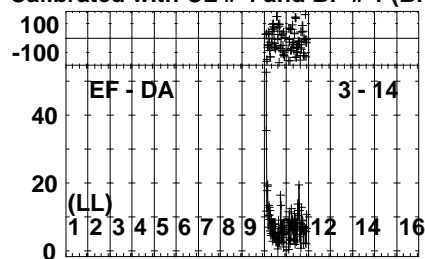
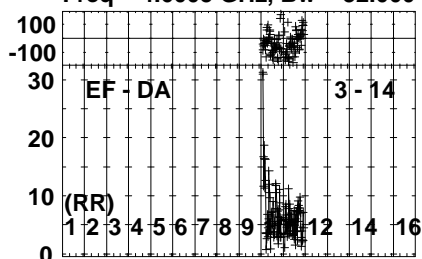


Lower frame: Milli Ampl Jy Top frame: Phas deg
Vector averaged cross-power spectrum Several baselines displayed
Timerange: 01/03:47:31 to 01/03:50:59

Plot file version 660 created 31-MAR-2023 16:05:01

ARP299A EP124A.UVDATA.1

Freq = 4.6005 GHz, Bw = 32.000 MH Calibrated with CL # 4 and BP # 1 (BP mode 1)



Lower frame: Milli Ampl Jy Top frame: Phas deg

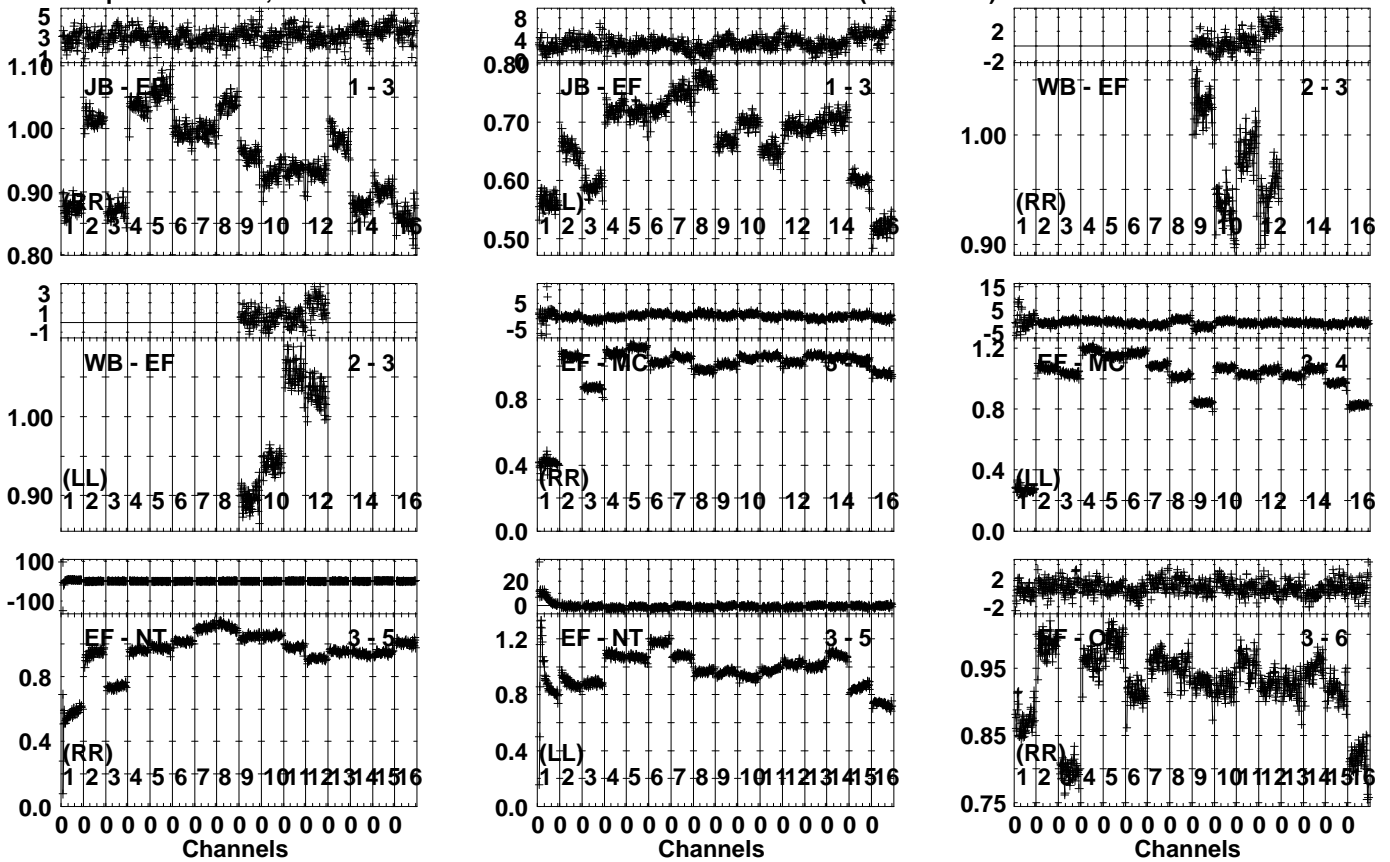
Vector averaged cross-power spectrum Several baselines displayed

Timerange: 01/03:47:31 to 01/03:50:59

Plot file version 661 created 31-MAR-2023 16:05:02

J1128+5925 EP124A.UVDATA.1

Freq = 4.6005 GHz, Bw = 32.000 MH Calibrated with CL # 4 and BP # 1 (BP mode 1)

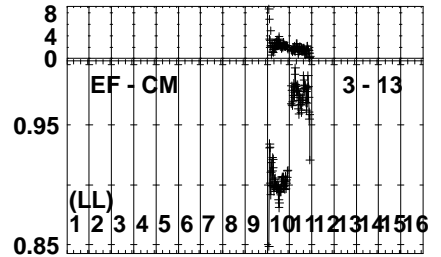
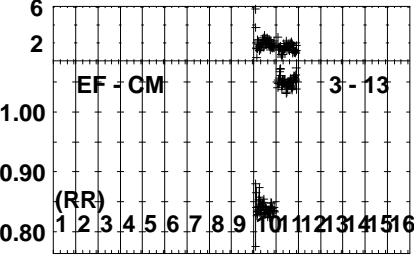
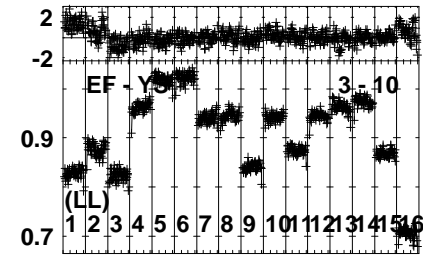
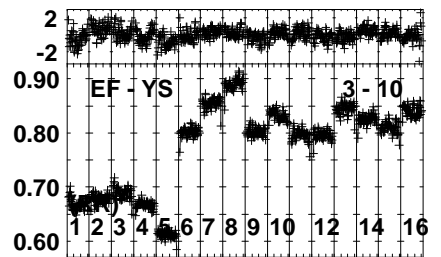
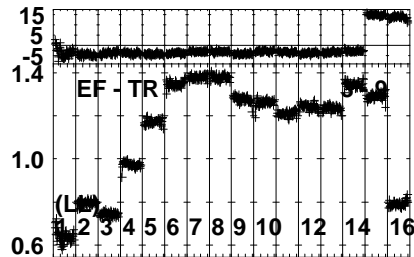
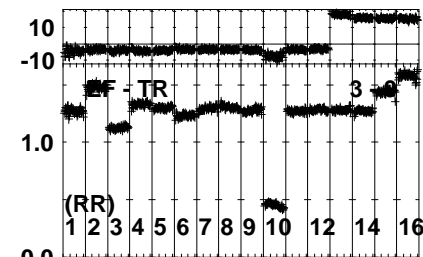
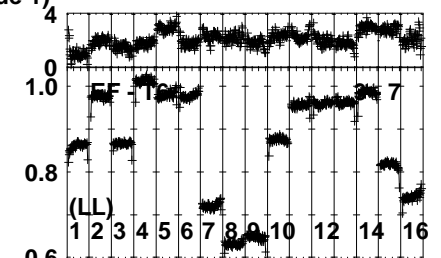
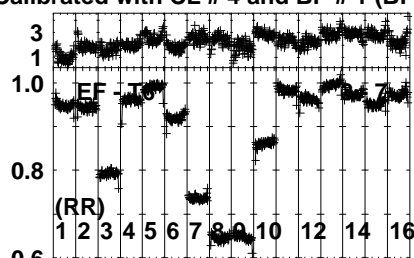
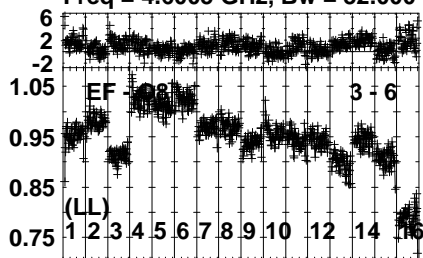


Lower frame: Ampl Jy Top frame: Phas deg
Vector averaged cross-power spectrum Several baselines displayed
Timerange: 01/03:51:31 to 01/03:52:29

Plot file version 662 created 31-MAR-2023 16:05:03

J1128+5925 EP124A.UVDATA.1

Freq = 4.6005 GHz, Bw = 32.000 MH Calibrated with CL # 4 and BP # 1 (BP mode 1)



0 0 0 0 0 0 0 0 0 0 0 0 0 0 0 0
Channels

0 0 0 0 0 0 0 0 0 0 0 0 0 0 0 0
Channels

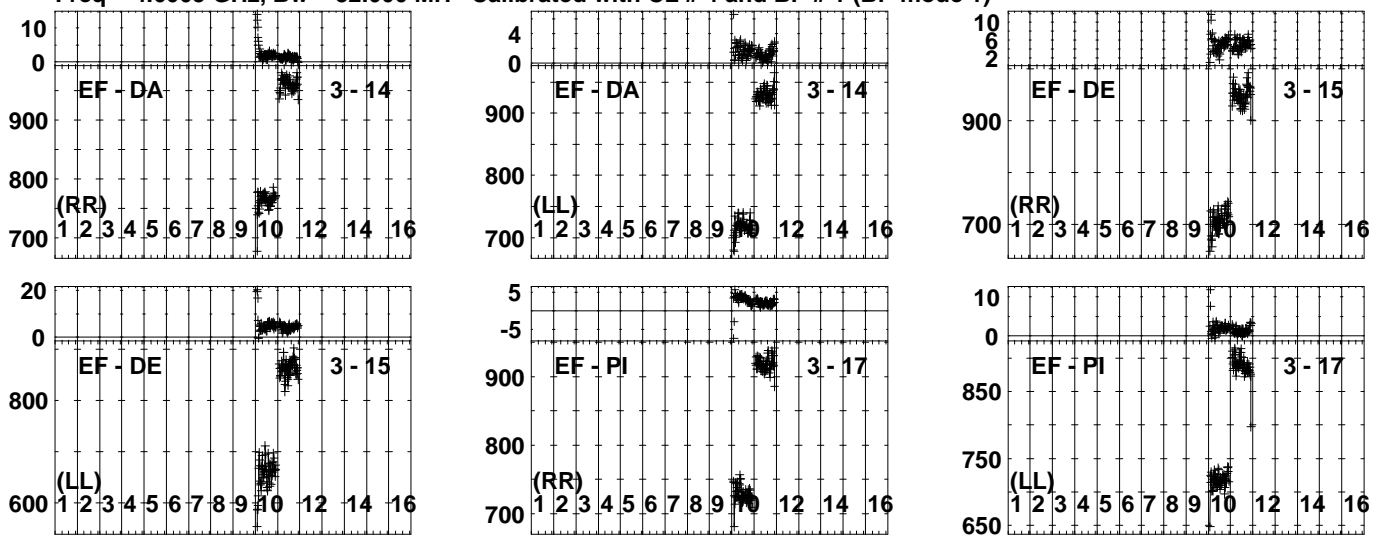
0 0 0 0 0 0 0 0 0 0 0 0 0 0 0 0
Channels

Lower frame: Ampl Jy Top frame: Phas deg
Vector averaged cross-power spectrum Several baselines displayed
Timerange: 01/03:51:31 to 01/03:52:29

Plot file version 663 created 31-MAR-2023 16:05:04

J1128+5925 EP124A.UVDATA.1

Freq = 4.6005 GHz, Bw = 32.000 MH Calibrated with CL # 4 and BP # 1 (BP mode 1)

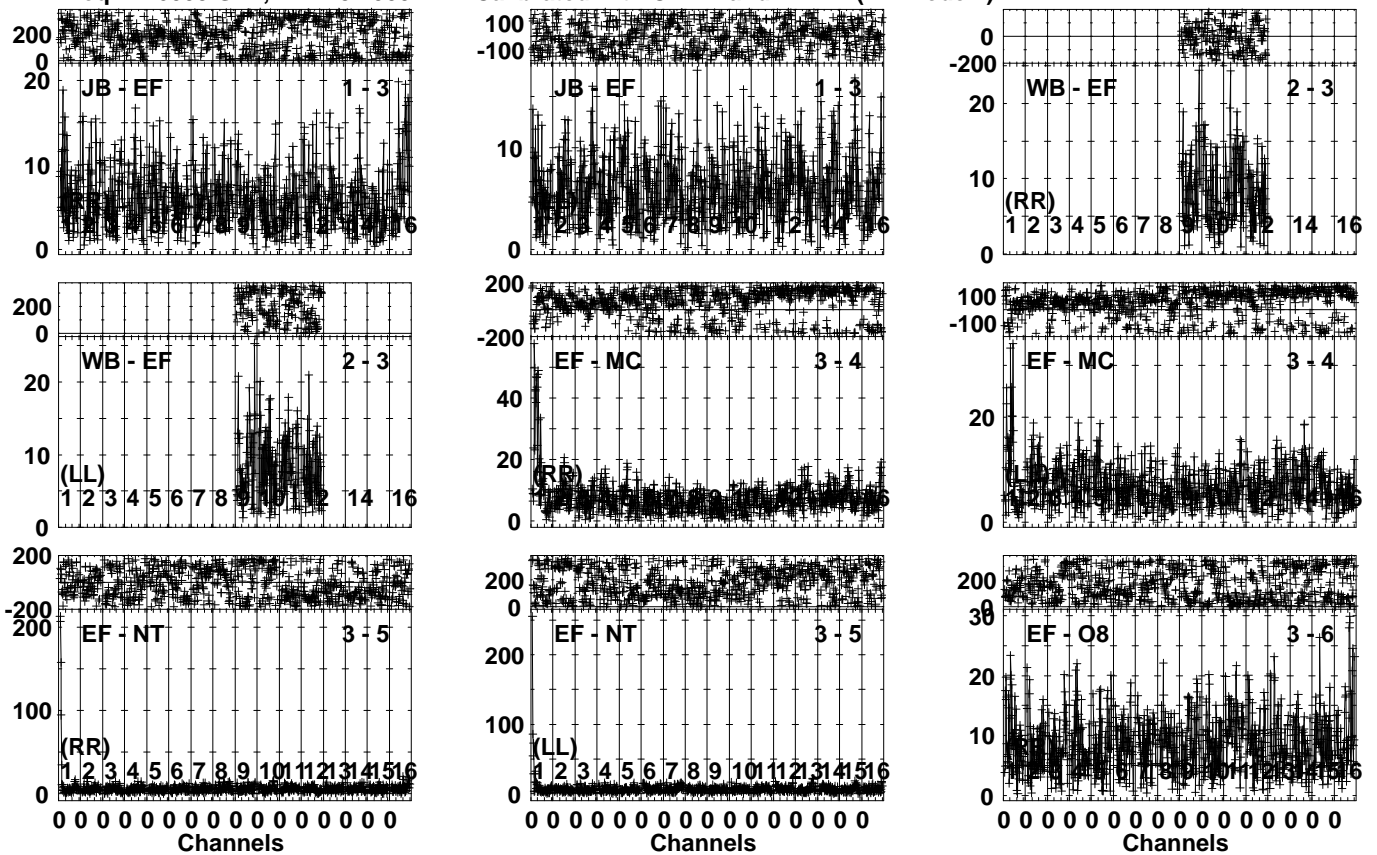


Lower frame: Milli Ampl Jy Top frame: Phas deg
Vector averaged cross-power spectrum Several baselines displayed
Timerange: 01/03:51:31 to 01/03:52:29

Plot file version 664 created 31-MAR-2023 16:05:04

ARP299A EP124A.UVDATA.1

Freq = 4.6005 GHz, Bw = 32.000 MH Calibrated with CL # 4 and BP # 1 (BP mode 1)

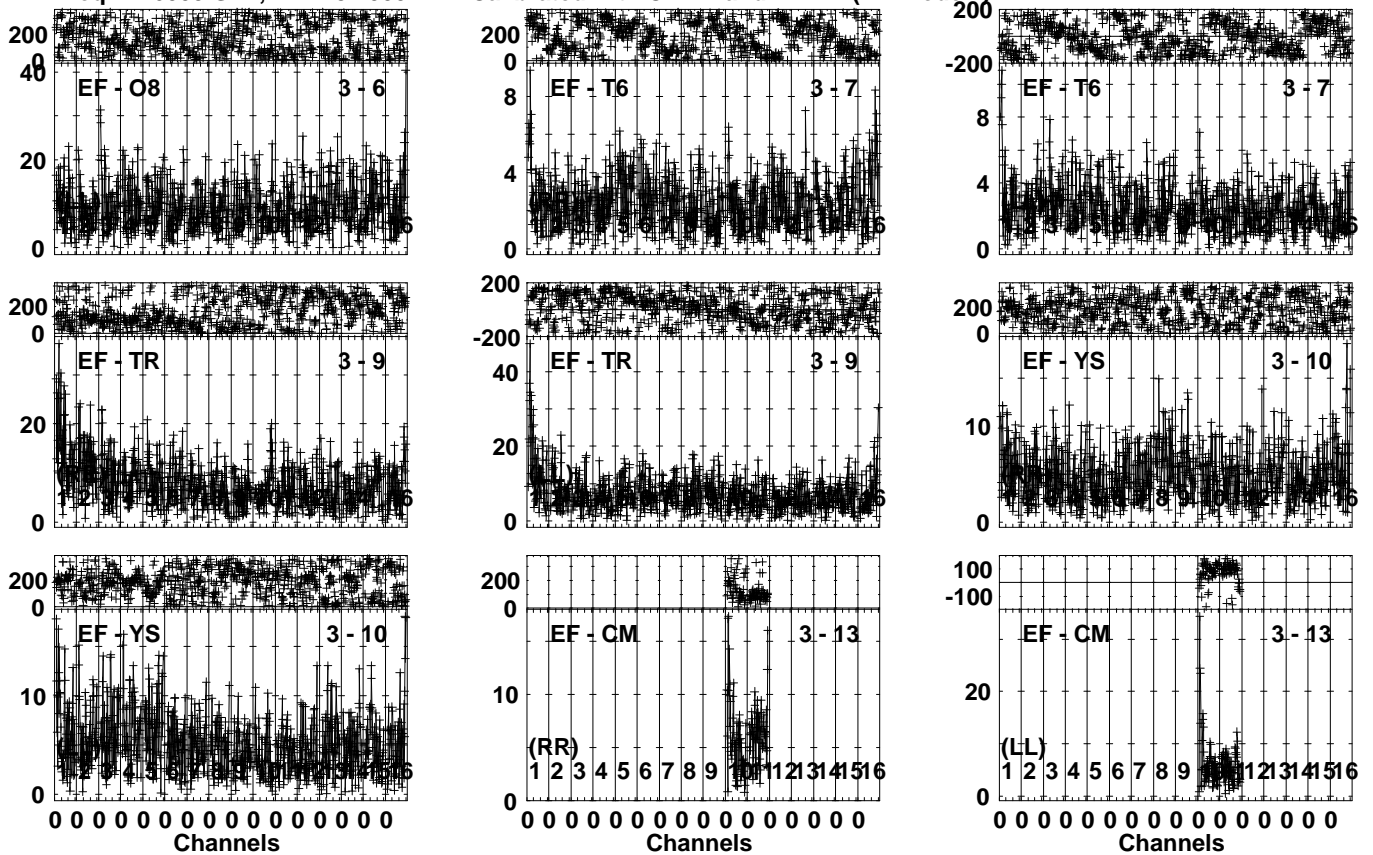


Lower frame: Milli Ampl Jy Top frame: Phas deg
Vector averaged cross-power spectrum Several baselines displayed
Timerange: 01/03:52:31 to 01/03:55:59

Plot file version 665 created 31-MAR-2023 16:05:05

ARP299A EP124A.UVDATA.1

Freq = 4.6005 GHz, Bw = 32.000 MH Calibrated with CL # 4 and BP # 1 (BP mode 1)

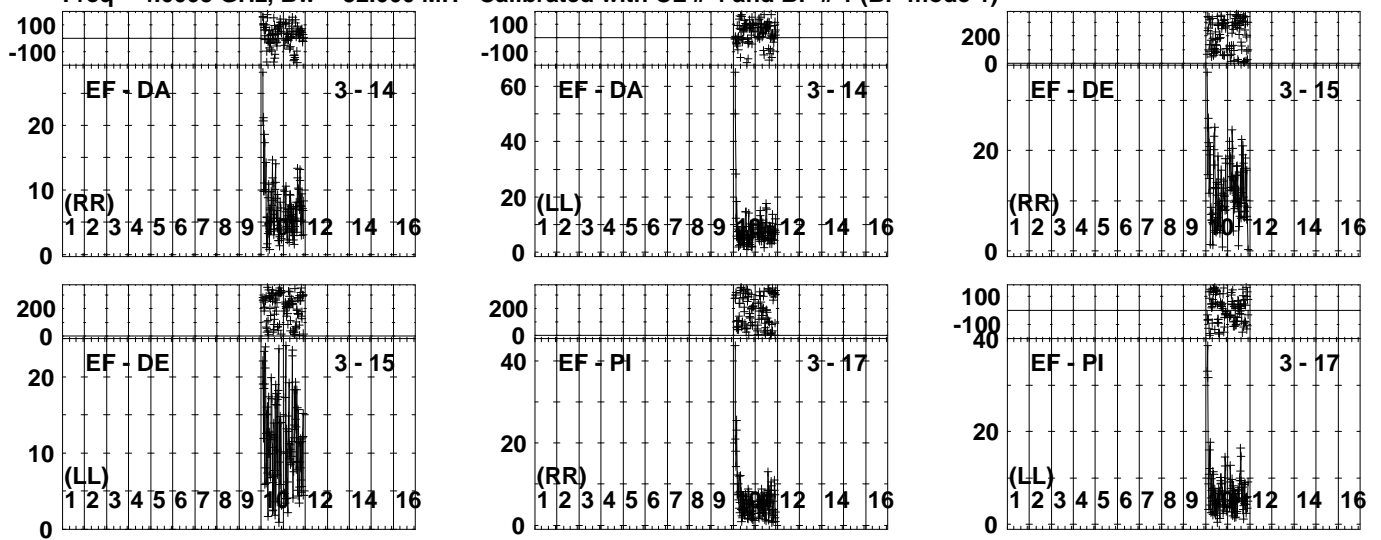


Lower frame: Milli Ampl Jy Top frame: Phas deg
Vector averaged cross-power spectrum Several baselines displayed
Timerange: 01/03:52:31 to 01/03:55:59

Plot file version 666 created 31-MAR-2023 16:05:06

ARP299A EP124A.UVDATA.1

Freq = 4.6005 GHz, Bw = 32.000 MH Calibrated with CL # 4 and BP # 1 (BP mode 1)

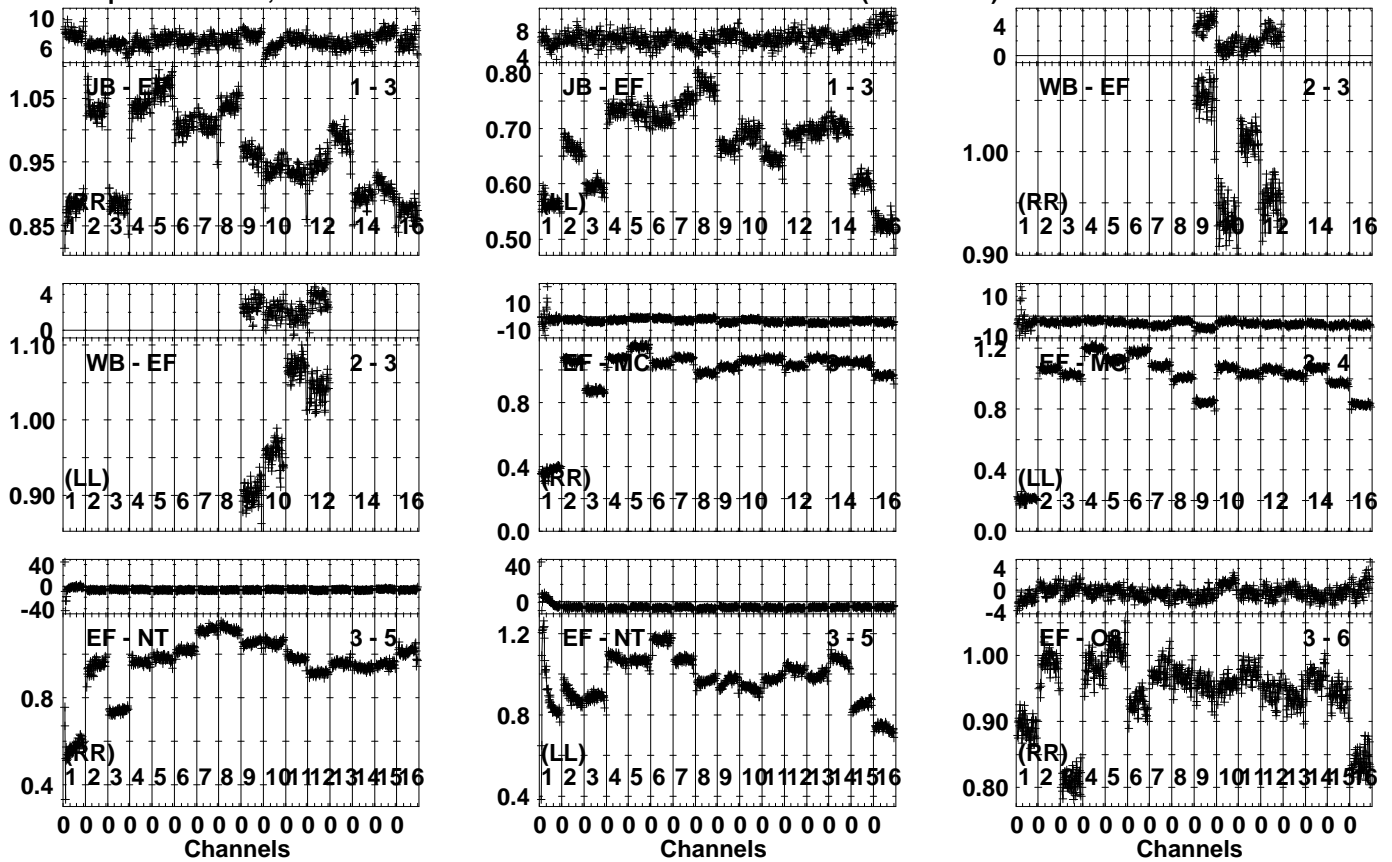


Lower frame: Milli Ampl Jy Top frame: Phas deg
Vector averaged cross-power spectrum Several baselines displayed
Timerange: 01/03:52:31 to 01/03:55:59

Plot file version 667 created 31-MAR-2023 16:05:07

J1128+5925 EP124A.UVDATA.1

Freq = 4.6005 GHz, Bw = 32.000 MH Calibrated with CL # 4 and BP # 1 (BP mode 1)

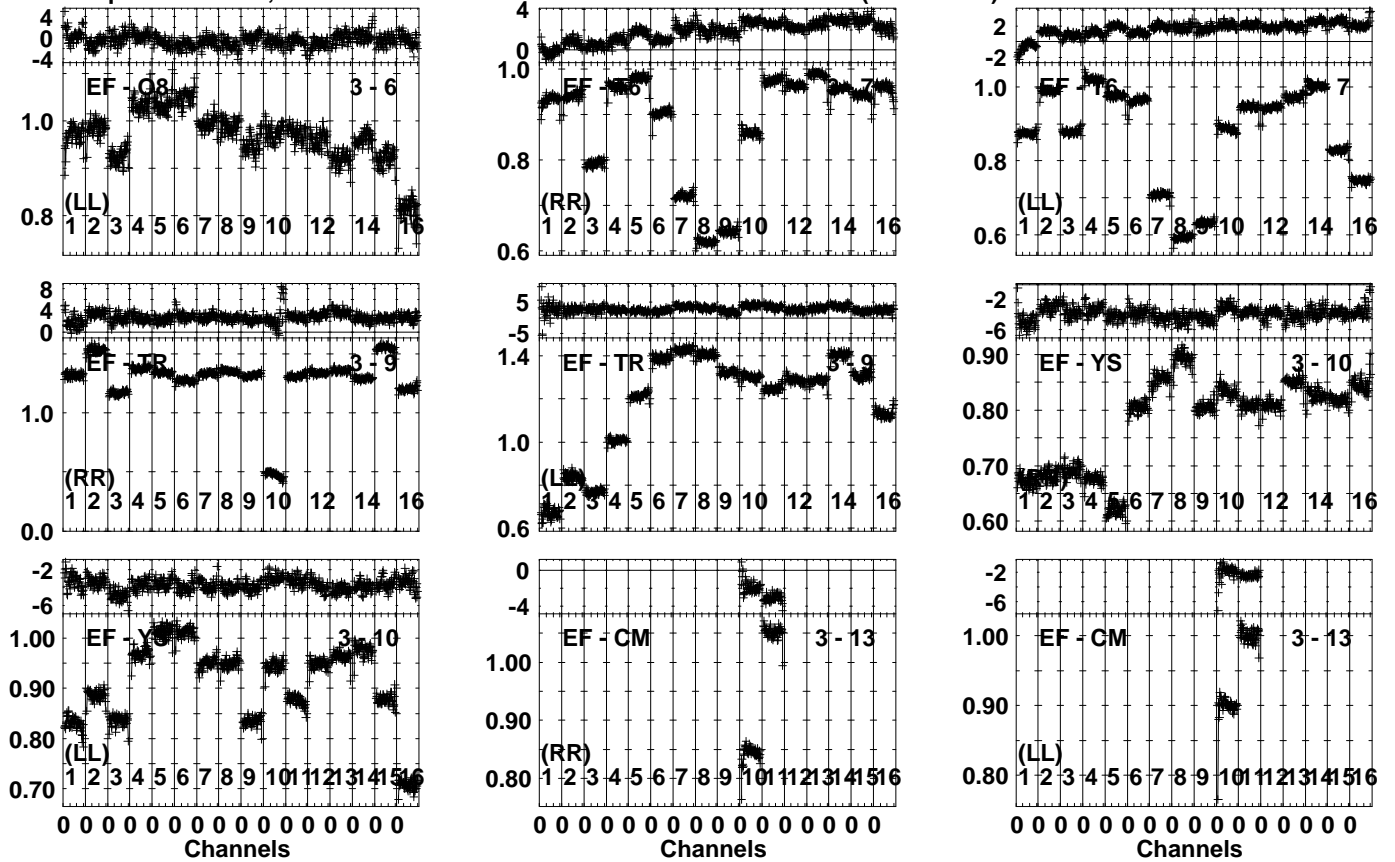


Lower frame: Ampl Jy Top frame: Phas deg
 Vector averaged cross-power spectrum Several baselines displayed
 Timerange: 01/03:56:01 to 01/03:57:29

Plot file version 668 created 31-MAR-2023 16:05:07

J1128+5925 EP124A.UVDATA.1

Freq = 4.6005 GHz, Bw = 32.000 MH Calibrated with CL # 4 and BP # 1 (BP mode 1)

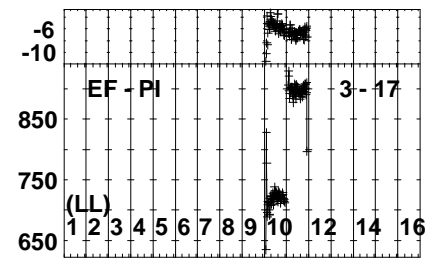
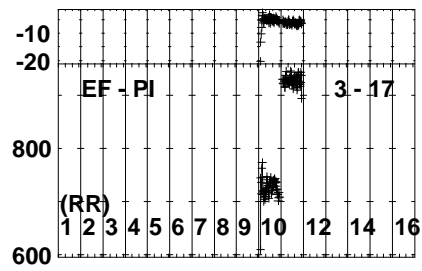
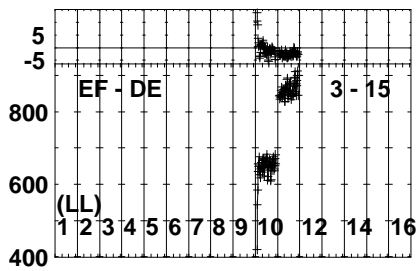
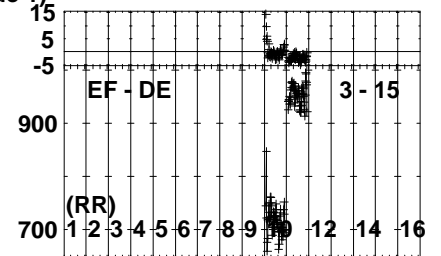
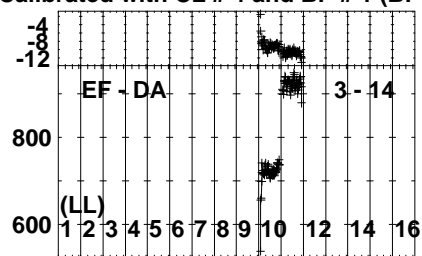
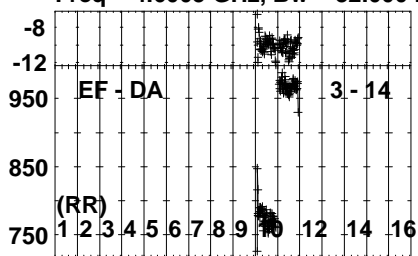


Lower frame: Ampl Jy Top frame: Phas deg
 Vector averaged cross-power spectrum Several baselines displayed
 Timerange: 01/03:56:01 to 01/03:57:29

Plot file version 669 created 31-MAR-2023 16:05:08

J1128+5925 EP124A.UVDATA.1

Freq = 4.6005 GHz, Bw = 32.000 MH Calibrated with CL # 4 and BP # 1 (BP mode 1)

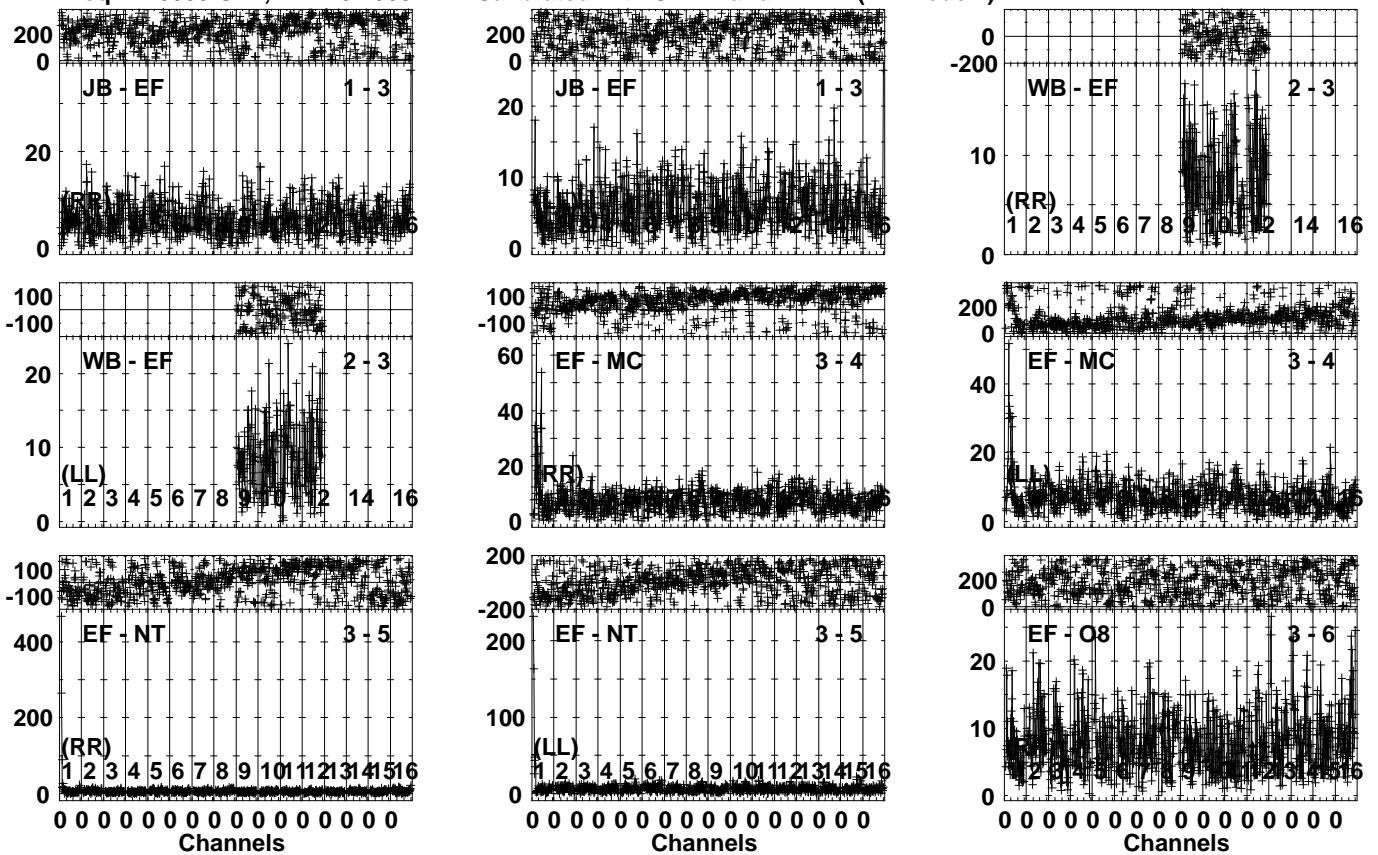


Lower frame: Milli Ampl Jy Top frame: Phas deg
Vector averaged cross-power spectrum Several baselines displayed
Timerange: 01/03:56:01 to 01/03:57:29

Plot file version 670 created 31-MAR-2023 16:05:09

ARP299A EP124A.UVDATA.1

Freq = 4.6005 GHz, Bw = 32.000 MH Calibrated with CL # 4 and BP # 1 (BP mode 1)

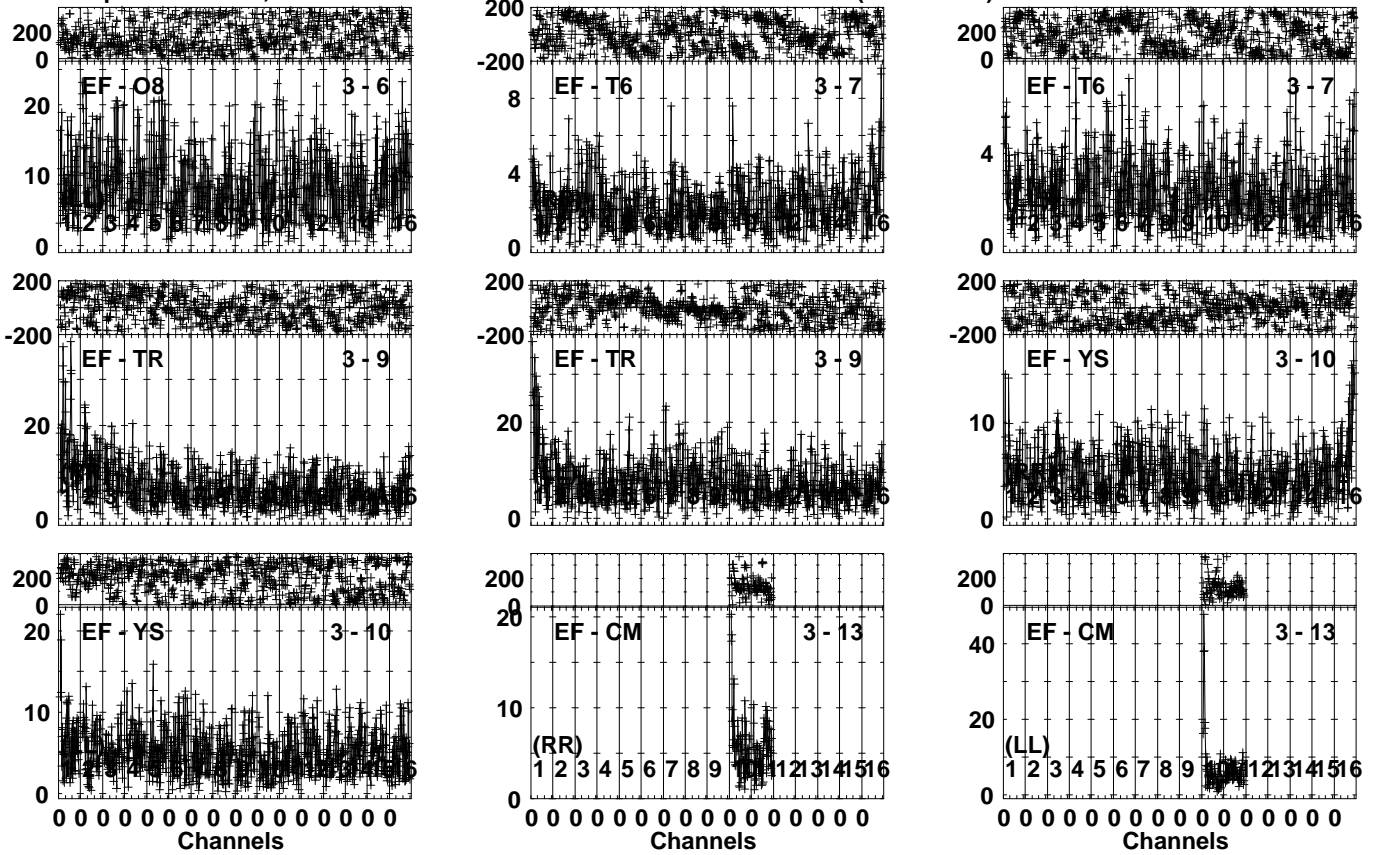


Lower frame: Milli Ampl Jy Top frame: Phas deg
Vector averaged cross-power spectrum Several baselines displayed
Timerange: 01/03:57:31 to 01/04:00:59

Plot file version 671 created 31-MAR-2023 16:05:10

ARP299A EP124A.UVDATA.1

Freq = 4.6005 GHz, Bw = 32.000 MH Calibrated with CL # 4 and BP # 1 (BP mode 1)

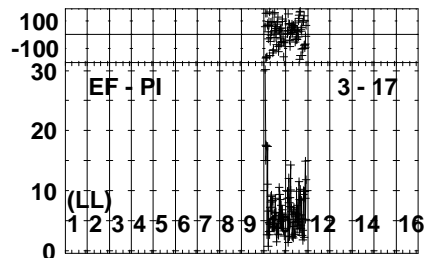
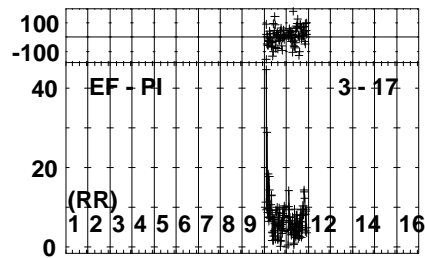
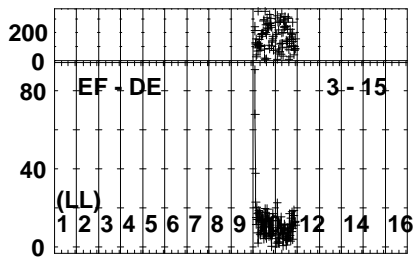
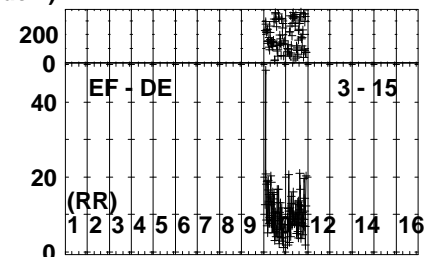
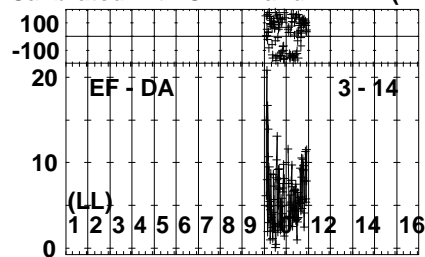
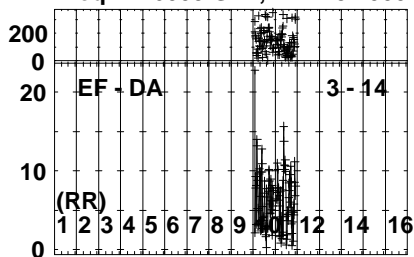


Lower frame: Milli Ampl Jy Top frame: Phas deg
Vector averaged cross-power spectrum Several baselines displayed
Timerange: 01/03:57:31 to 01/04:00:59

Plot file version 672 created 31-MAR-2023 16:05:11

ARP299A EP124A.UVDATA.1

Freq = 4.6005 GHz, Bw = 32.000 MH Calibrated with CL # 4 and BP # 1 (BP mode 1)

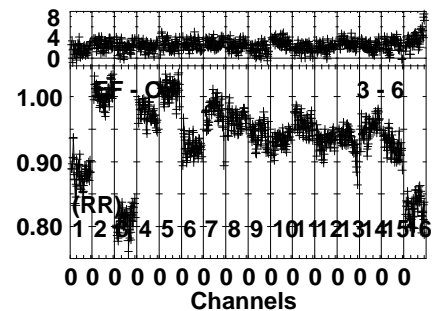
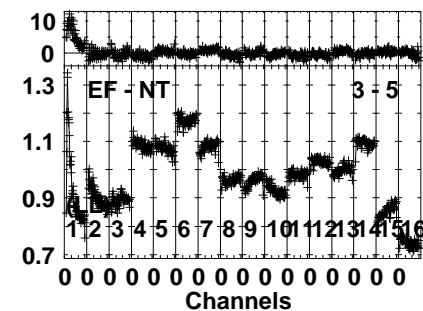
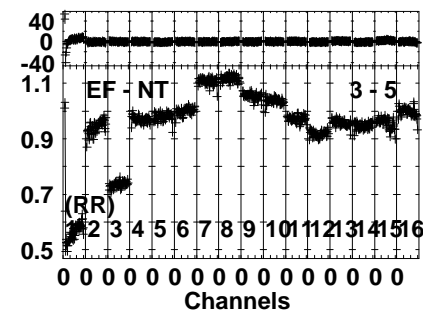
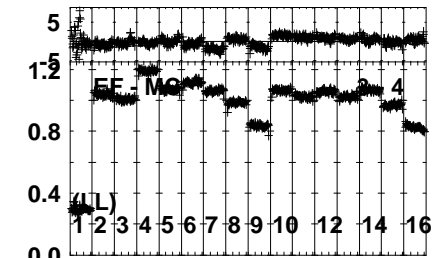
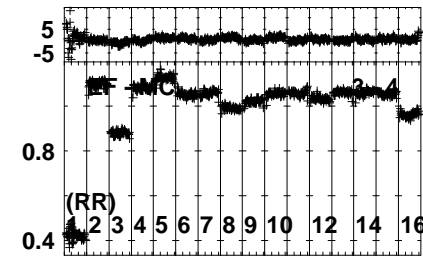
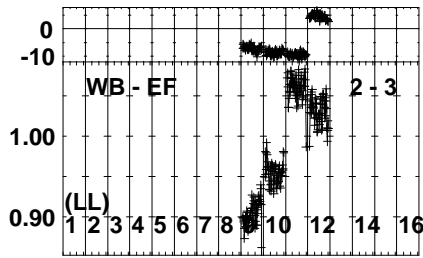
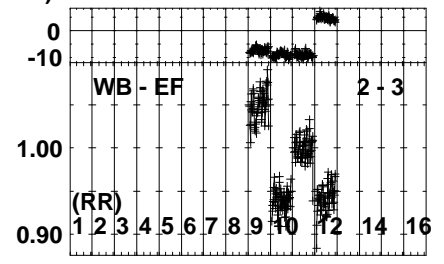
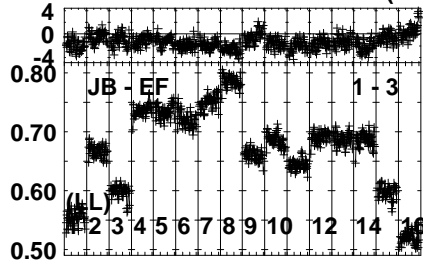
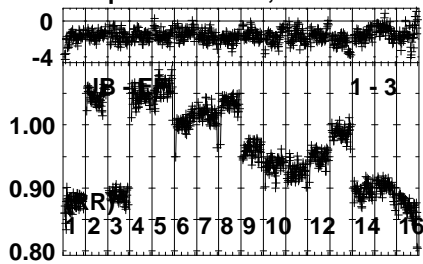


Lower frame: Milli Ampl Jy Top frame: Phas deg
Vector averaged cross-power spectrum Several baselines displayed
Timerange: 01/03:57:31 to 01/04:00:59

Plot file version 673 created 31-MAR-2023 16:05:12

J1128+5925 EP124A.UVDATA.1

Freq = 4.6005 GHz, Bw = 32.000 MH Calibrated with CL # 4 and BP # 1 (BP mode 1)

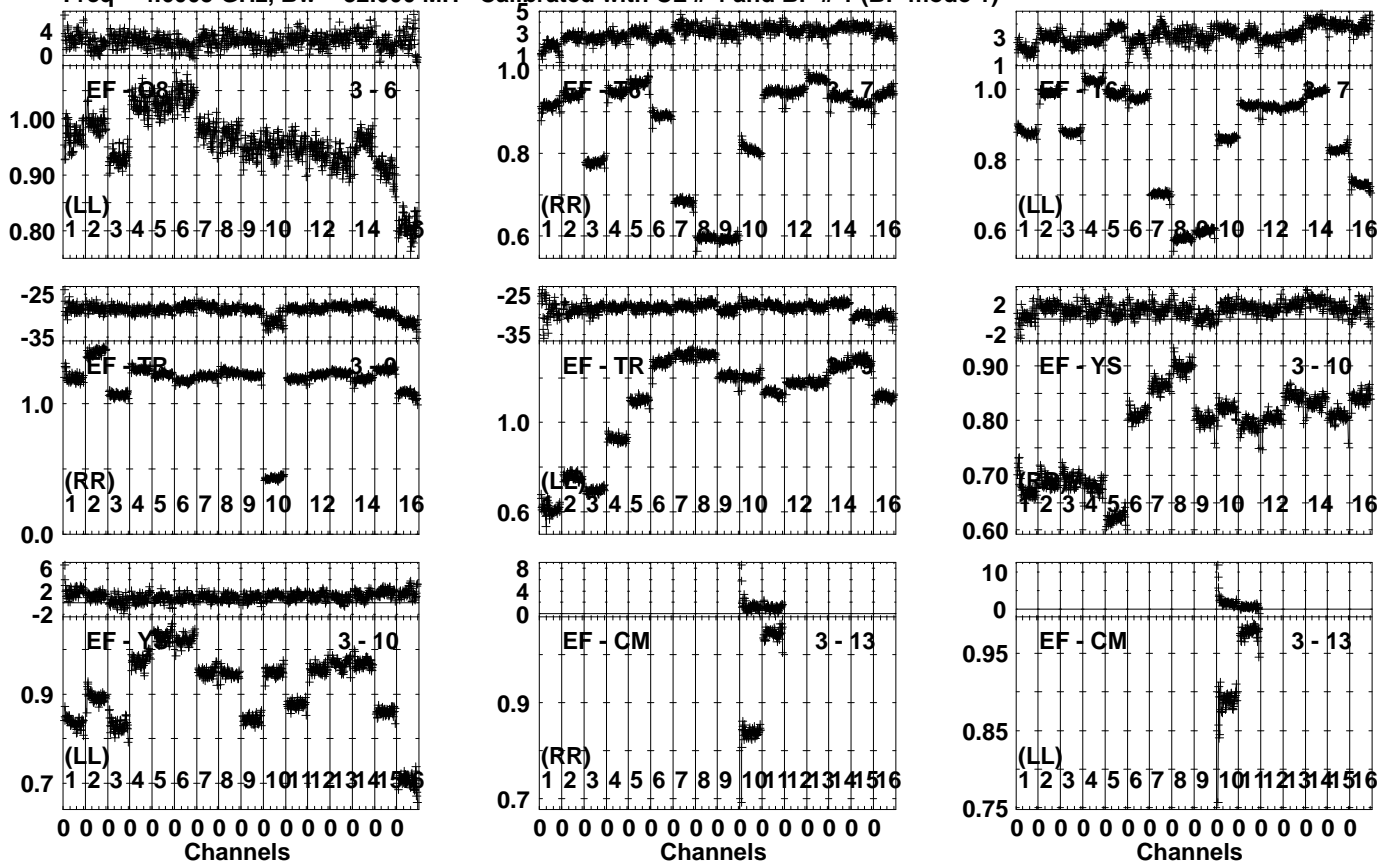


Lower frame: Ampl Jy Top frame: Phas deg
Vector averaged cross-power spectrum Several baselines displayed
Timerange: 01/04:01:31 to 01/04:02:29

Plot file version 674 created 31-MAR-2023 16:05:12

J1128+5925 EP124A.UVDATA.1

Freq = 4.6005 GHz, Bw = 32.000 MH Calibrated with CL # 4 and BP # 1 (BP mode 1)

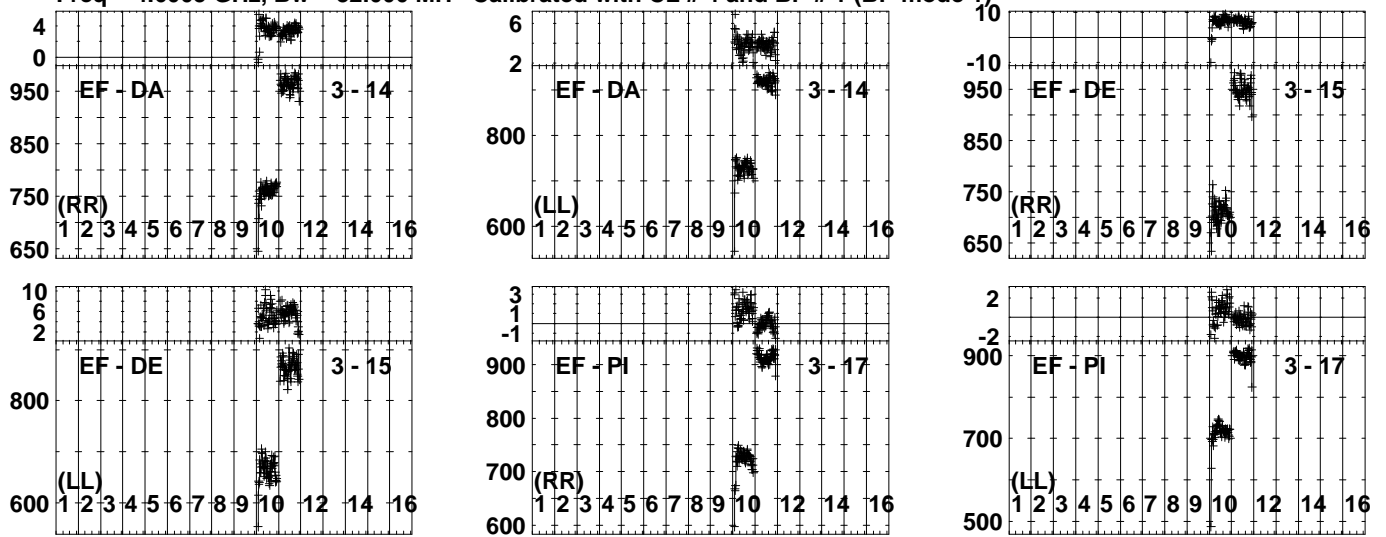


Lower frame: Ampl Jy Top frame: Phas deg
 Vector averaged cross-power spectrum Several baselines displayed
 Timerange: 01/04:01:31 to 01/04:02:29

Plot file version 675 created 31-MAR-2023 16:05:13

J1128+5925 EP124A.UVDATA.1

Freq = 4.6005 GHz, Bw = 32.000 MH Calibrated with CL # 4 and BP # 1 (BP mode 1)

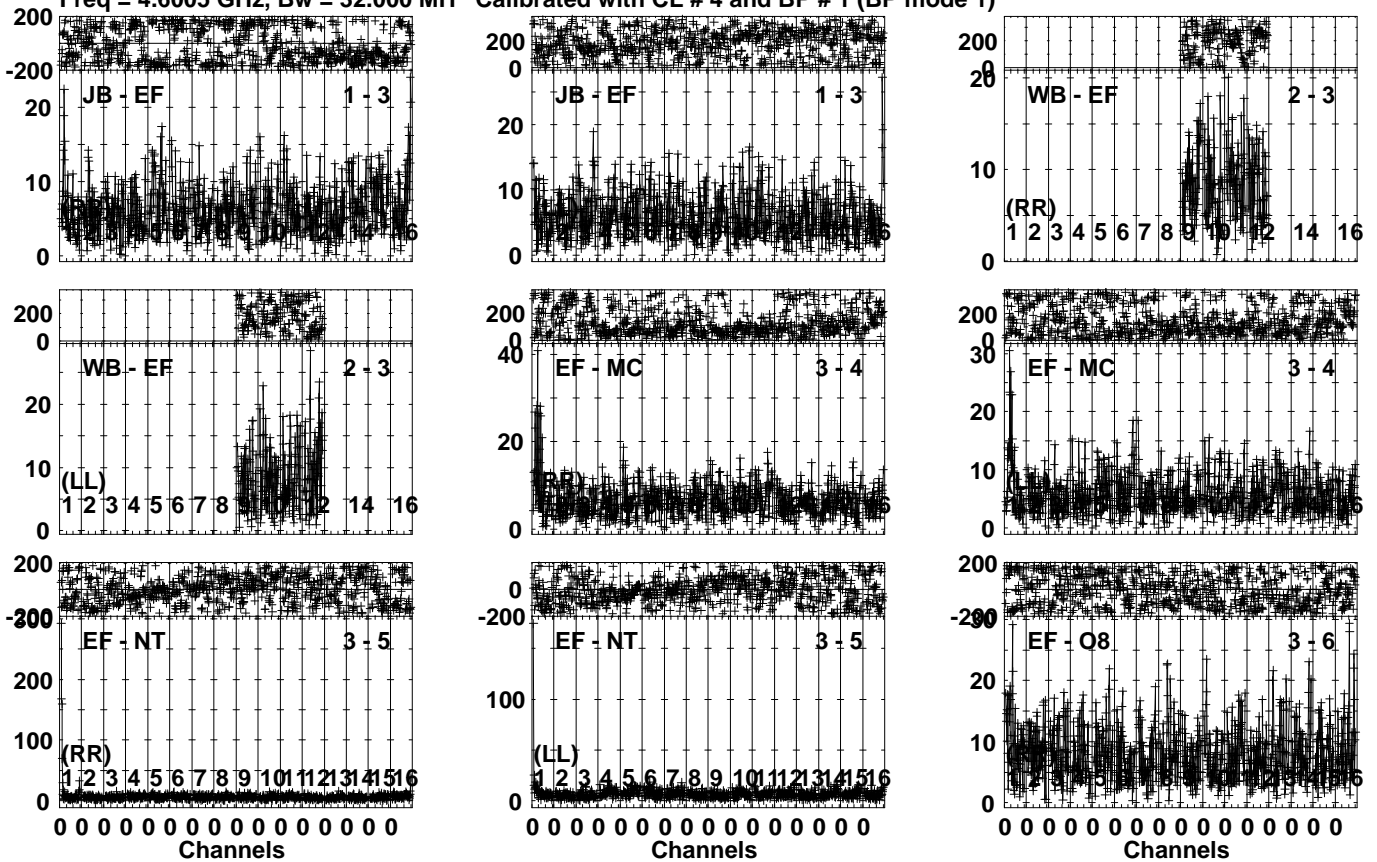


Lower frame: Milli Ampl Jy Top frame: Phas deg
Vector averaged cross-power spectrum Several baselines displayed
Timerange: 01/04:01:31 to 01/04:02:29

Plot file version 676 created 31-MAR-2023 16:05:14

ARP299A EP124A.UVDATA.1

Freq = 4.6005 GHz, Bw = 32.000 MH Calibrated with CL # 4 and BP # 1 (BP mode 1)

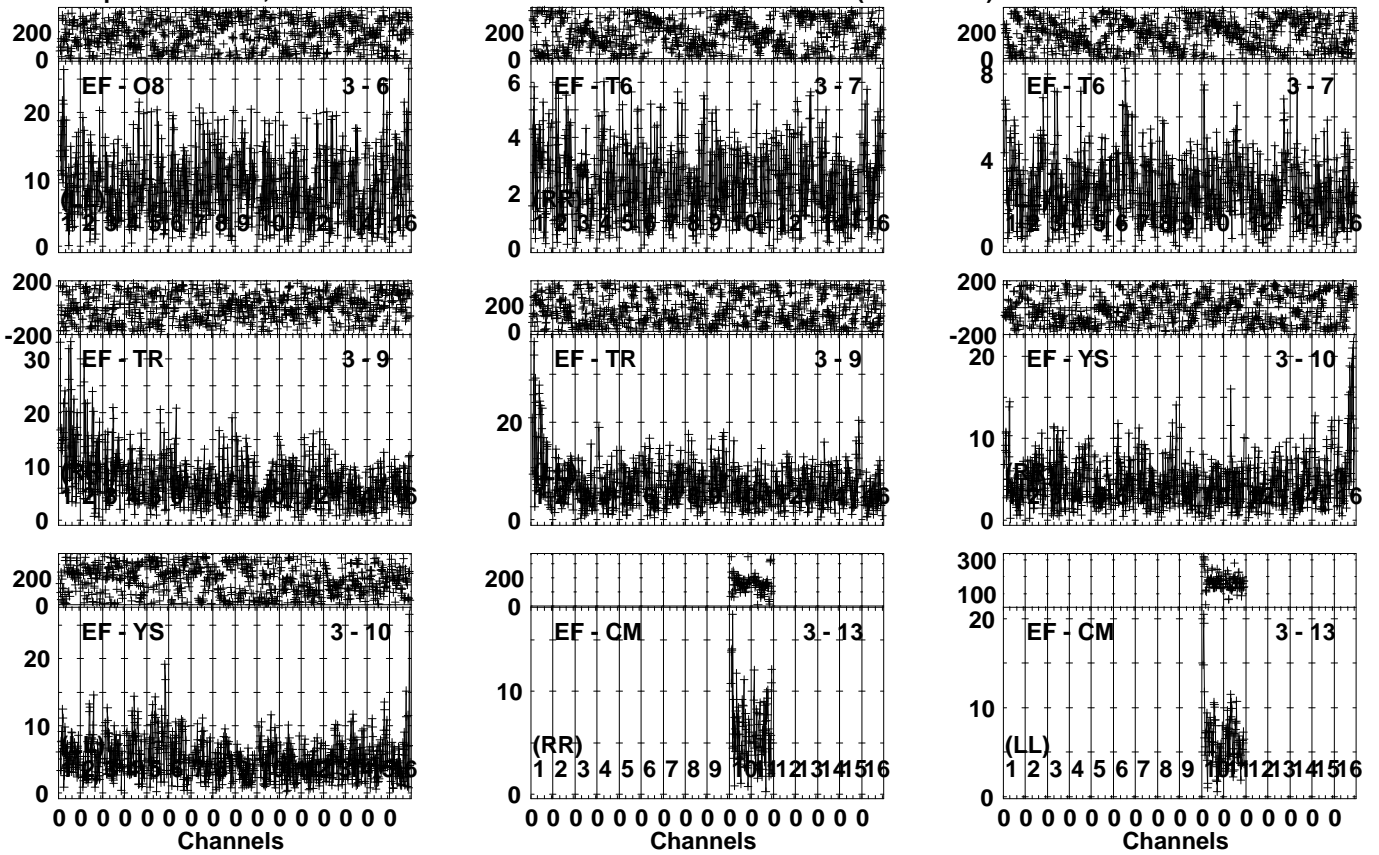


Lower frame: Milli Ampl Jy Top frame: Phas deg
Vector averaged cross-power spectrum Several baselines displayed
Timerange: 01/04:02:31 to 01/04:05:59

Plot file version 677 created 31-MAR-2023 16:05:14

ARP299A EP124A.UVDATA.1

Freq = 4.6005 GHz, Bw = 32.000 MH Calibrated with CL # 4 and BP # 1 (BP mode 1)

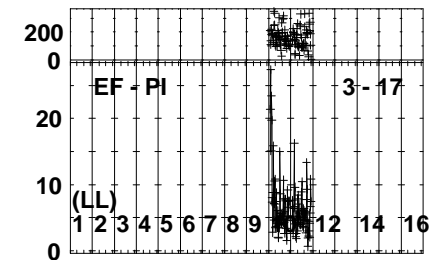
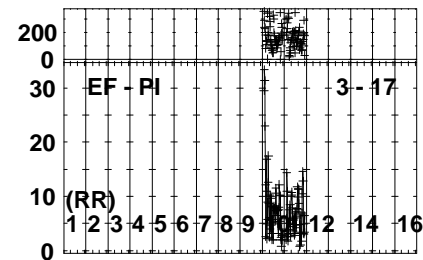
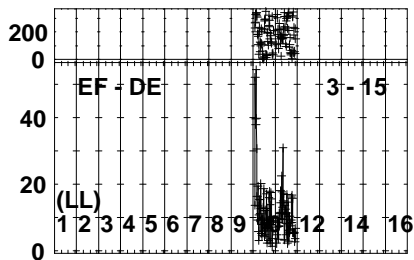
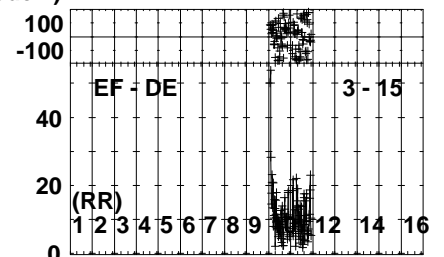
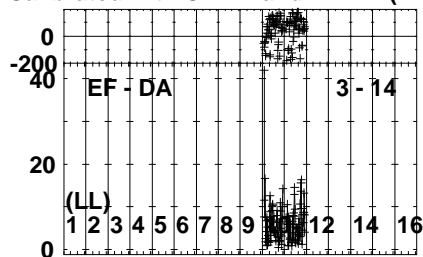
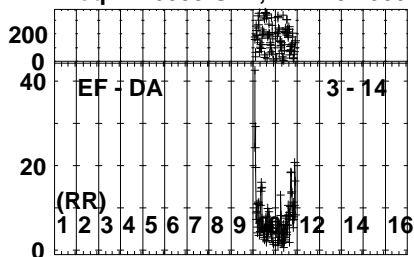


Lower frame: Milli Ampl Jy Top frame: Phas deg
Vector averaged cross-power spectrum Several baselines displayed
Timerange: 01/04:02:31 to 01/04:05:59

Plot file version 678 created 31-MAR-2023 16:05:15

ARP299A EP124A.UVDATA.1

Freq = 4.6005 GHz, Bw = 32.000 MH Calibrated with CL # 4 and BP # 1 (BP mode 1)

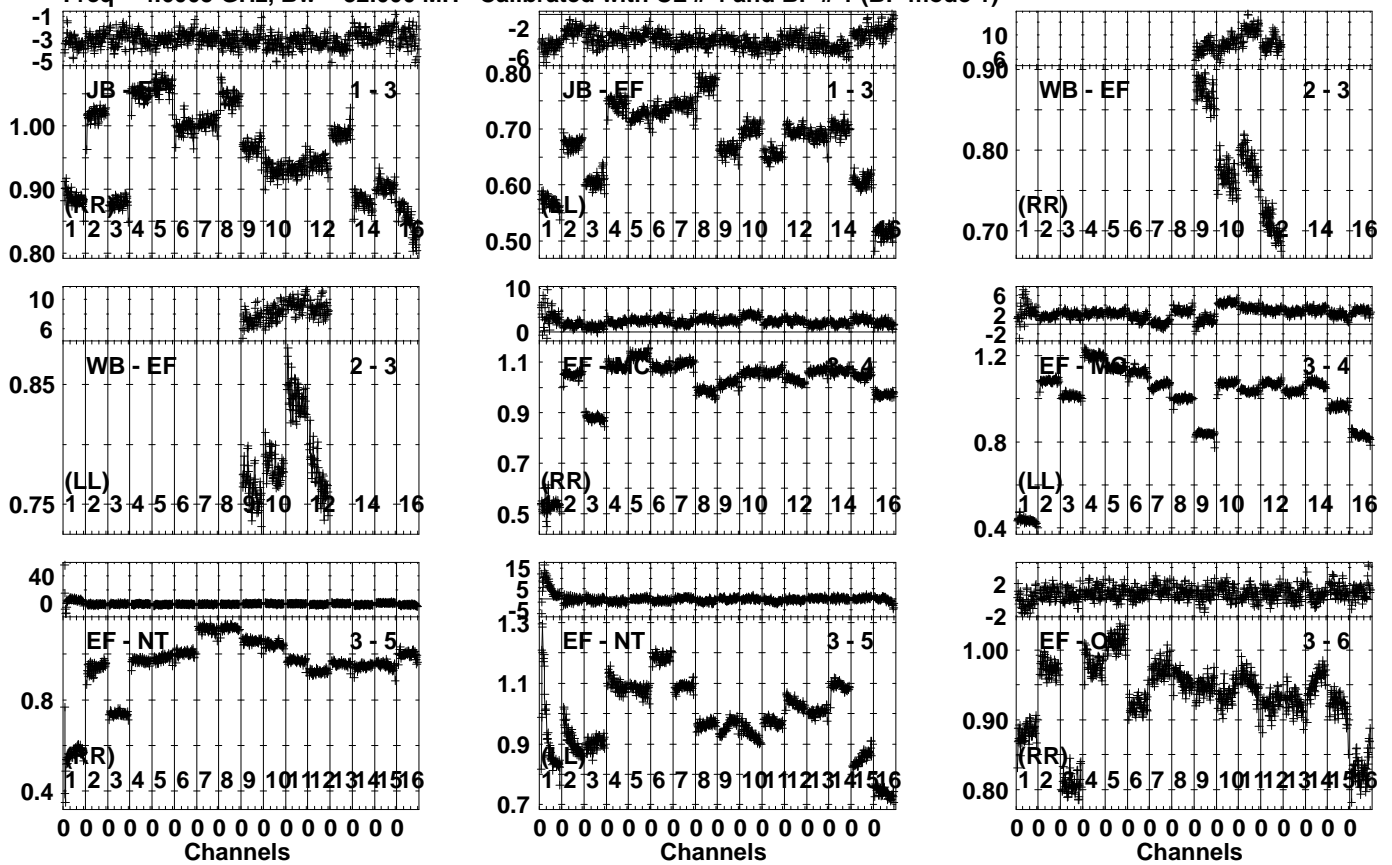


Lower frame: Milli Ampl Jy Top frame: Phas deg
Vector averaged cross-power spectrum Several baselines displayed
Timerange: 01/04:02:31 to 01/04:05:59

Plot file version 679 created 31-MAR-2023 16:05:16

J1128+5925 EP124A.UVDATA.1

Freq = 4.6005 GHz, Bw = 32.000 MH Calibrated with CL # 4 and BP # 1 (BP mode 1)

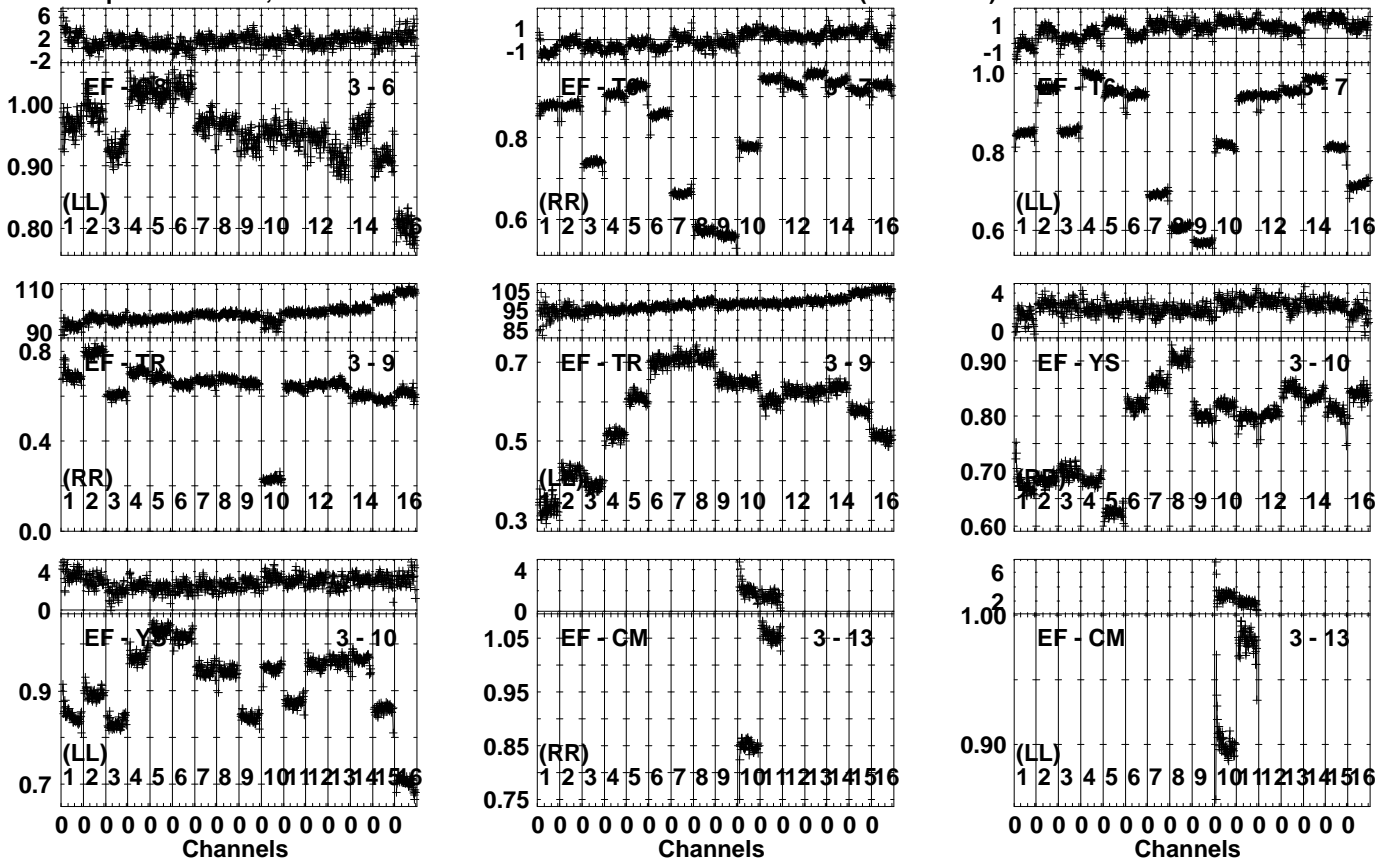


Lower frame: Ampl Jy Top frame: Phas deg
 Vector averaged cross-power spectrum Several baselines displayed
 Timerange: 01/04:06:01 to 01/04:07:29

Plot file version 680 created 31-MAR-2023 16:05:17

J1128+5925 EP124A.UVDATA.1

Freq = 4.6005 GHz, Bw = 32.000 MH Calibrated with CL # 4 and BP # 1 (BP mode 1)

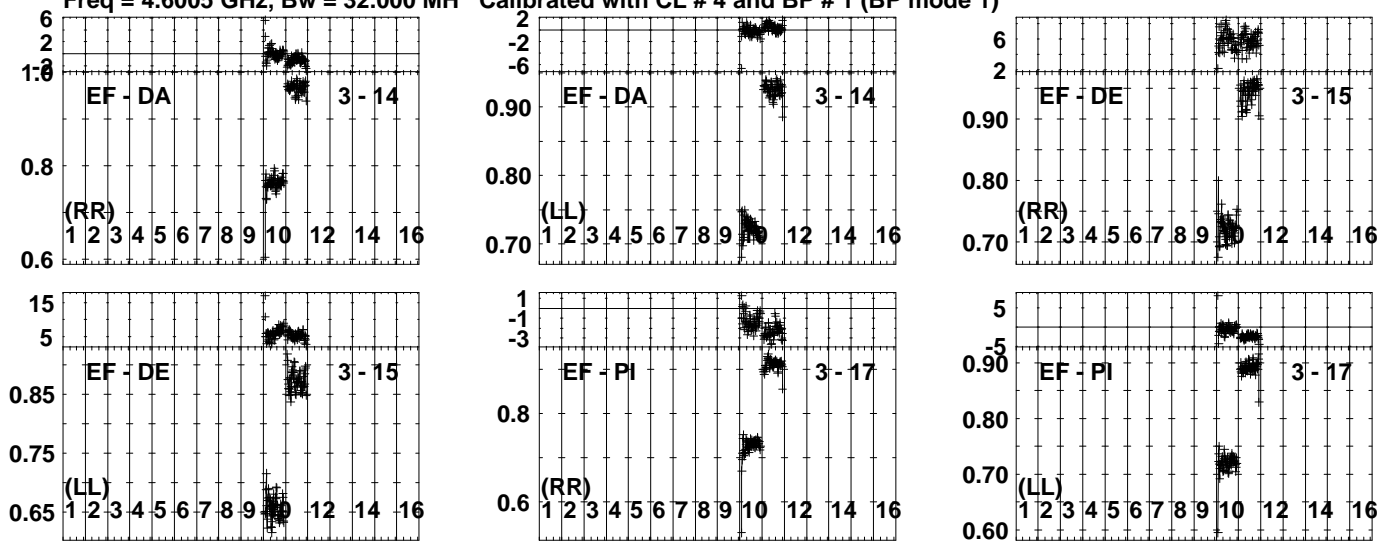


Lower frame: Ampl Jy Top frame: Phas deg
 Vector averaged cross-power spectrum Several baselines displayed
 Timerange: 01/04:06:01 to 01/04:07:29

Plot file version 681 created 31-MAR-2023 16:05:18

J1128+5925 EP124A.UVDATA.1

Freq = 4.6005 GHz, Bw = 32.000 MH Calibrated with CL # 4 and BP # 1 (BP mode 1)

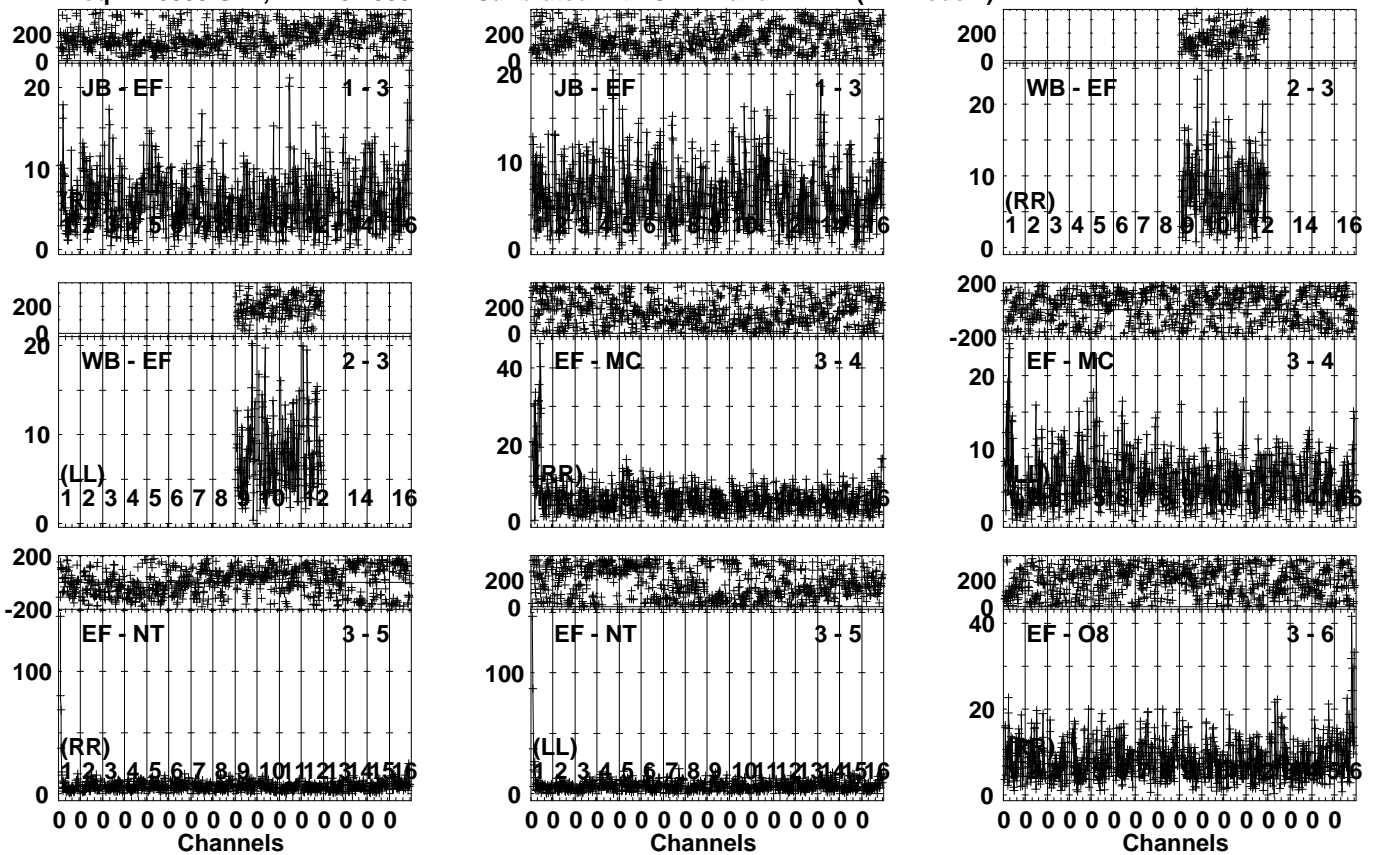


Lower frame: Ampl Jy Top frame: Phas deg
Vector averaged cross-power spectrum Several baselines displayed
Timerange: 01/04:06:01 to 01/04:07:29

Plot file version 682 created 31-MAR-2023 16:05:18

ARP299A EP124A.UVDATA.1

Freq = 4.6005 GHz, Bw = 32.000 MH Calibrated with CL # 4 and BP # 1 (BP mode 1)

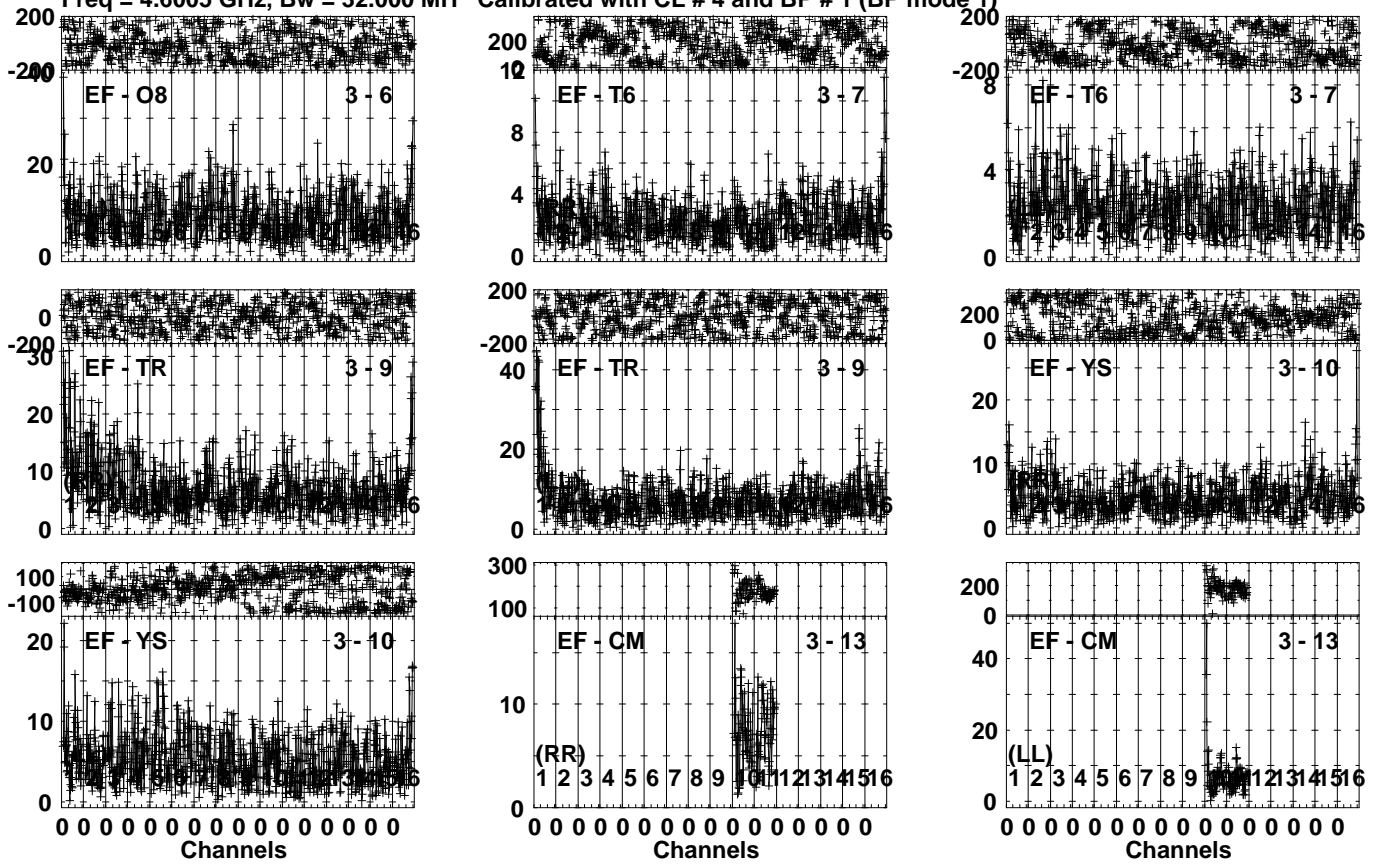


Lower frame: Milli Ampl Jy Top frame: Phas deg
Vector averaged cross-power spectrum Several baselines displayed
Timerange: 01/04:07:31 to 01/04:10:59

Plot file version 683 created 31-MAR-2023 16:05:19

ARP299A EP124A.UVDATA.1

Freq = 4.6005 GHz, Bw = 32.000 MH Calibrated with CL # 4 and BP # 1 (BP mode 1)

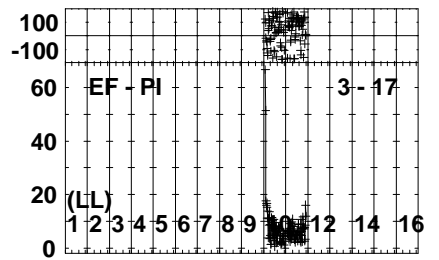
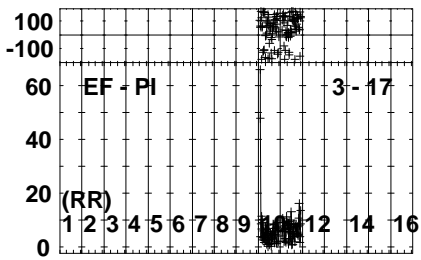
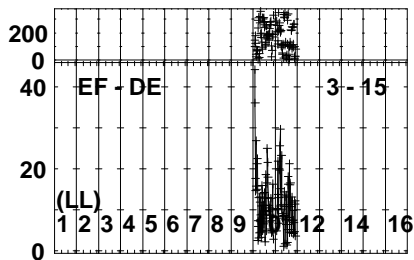
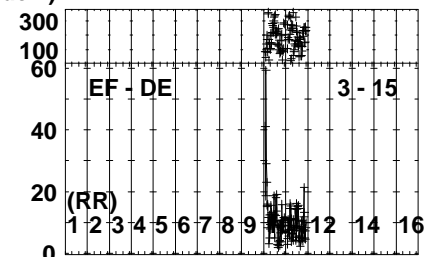
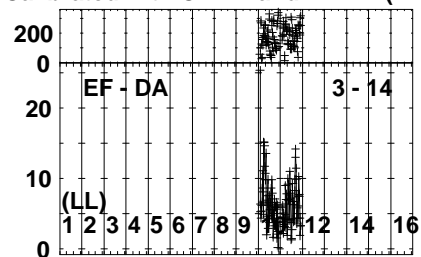
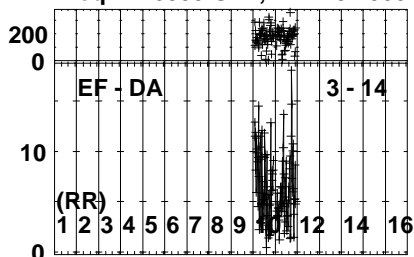


Lower frame: Milli Ampl Jy Top frame: Phas deg
Vector averaged cross-power spectrum Several baselines displayed
Timerange: 01/04:07:31 to 01/04:10:59

Plot file version 684 created 31-MAR-2023 16:05:20

ARP299A EP124A.UVDATA.1

Freq = 4.6005 GHz, Bw = 32.000 MH Calibrated with CL # 4 and BP # 1 (BP mode 1)

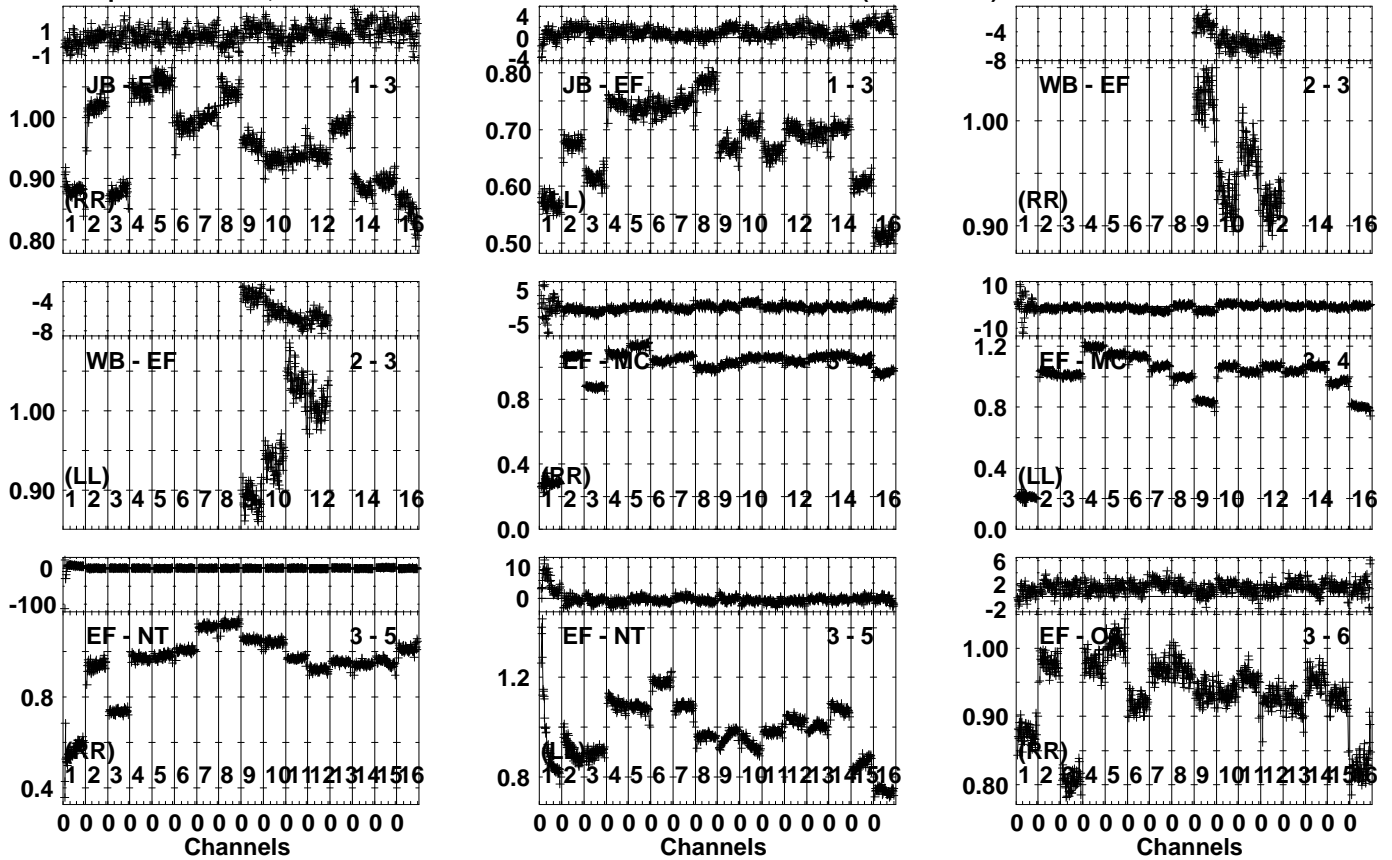


Lower frame: Milli Ampl Jy Top frame: Phas deg
Vector averaged cross-power spectrum Several baselines displayed
Timerange: 01/04:07:31 to 01/04:10:59

Plot file version 685 created 31-MAR-2023 16:05:21

J1128+5925 EP124A.UVDATA.1

Freq = 4.6005 GHz, Bw = 32.000 MH Calibrated with CL # 4 and BP # 1 (BP mode 1)

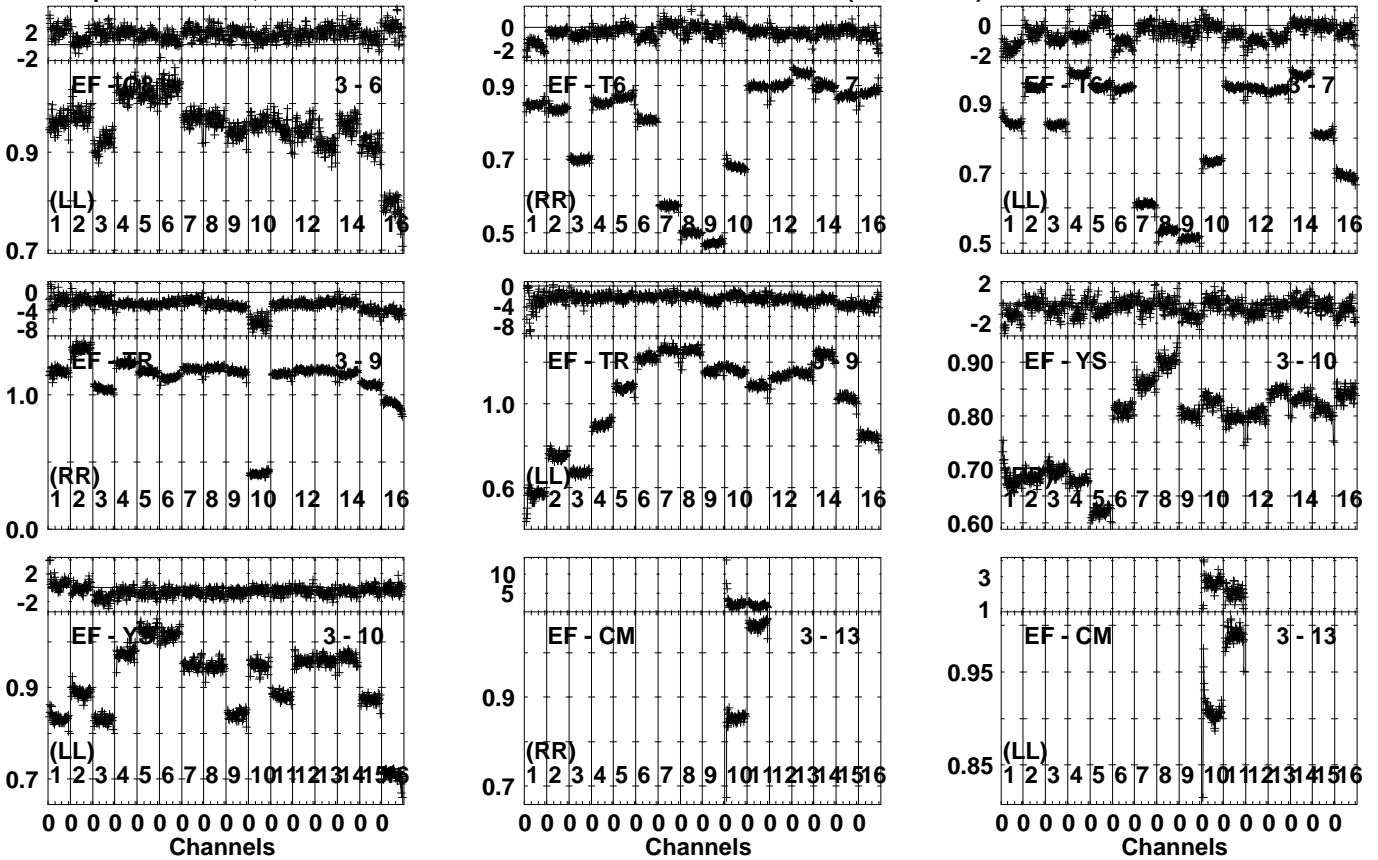


Lower frame: Ampl Jy Top frame: Phas deg
 Vector averaged cross-power spectrum Several baselines displayed
 Timerange: 01/04:11:31 to 01/04:12:29

Plot file version 686 created 31-MAR-2023 16:05:21

J1128+5925 EP124A.UVDATA.1

Freq = 4.6005 GHz, Bw = 32.000 MH Calibrated with CL # 4 and BP # 1 (BP mode 1)

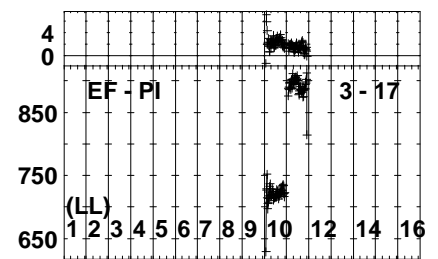
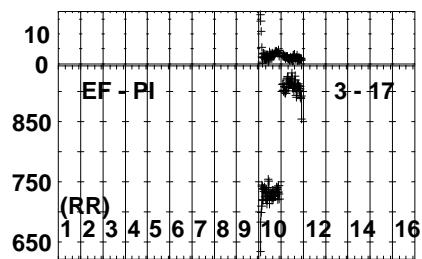
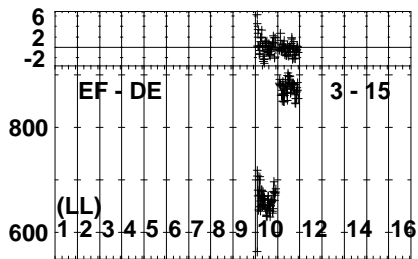
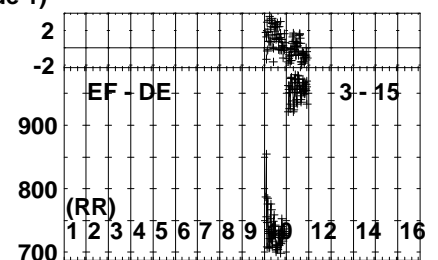
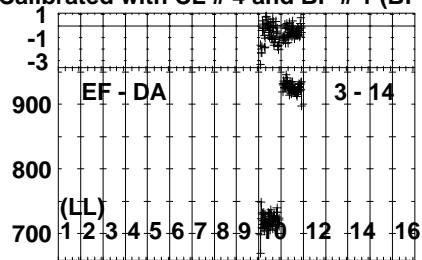
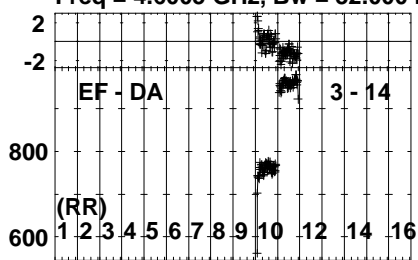


Lower frame: Ampl Jy Top frame: Phas deg
Vector averaged cross-power spectrum Several baselines displayed
Timerange: 01/04:11:31 to 01/04:12:29

Plot file version 687 created 31-MAR-2023 16:05:22

J1128+5925 EP124A.UVDATA.1

Freq = 4.6005 GHz, Bw = 32.000 MH Calibrated with CL # 4 and BP # 1 (BP mode 1)

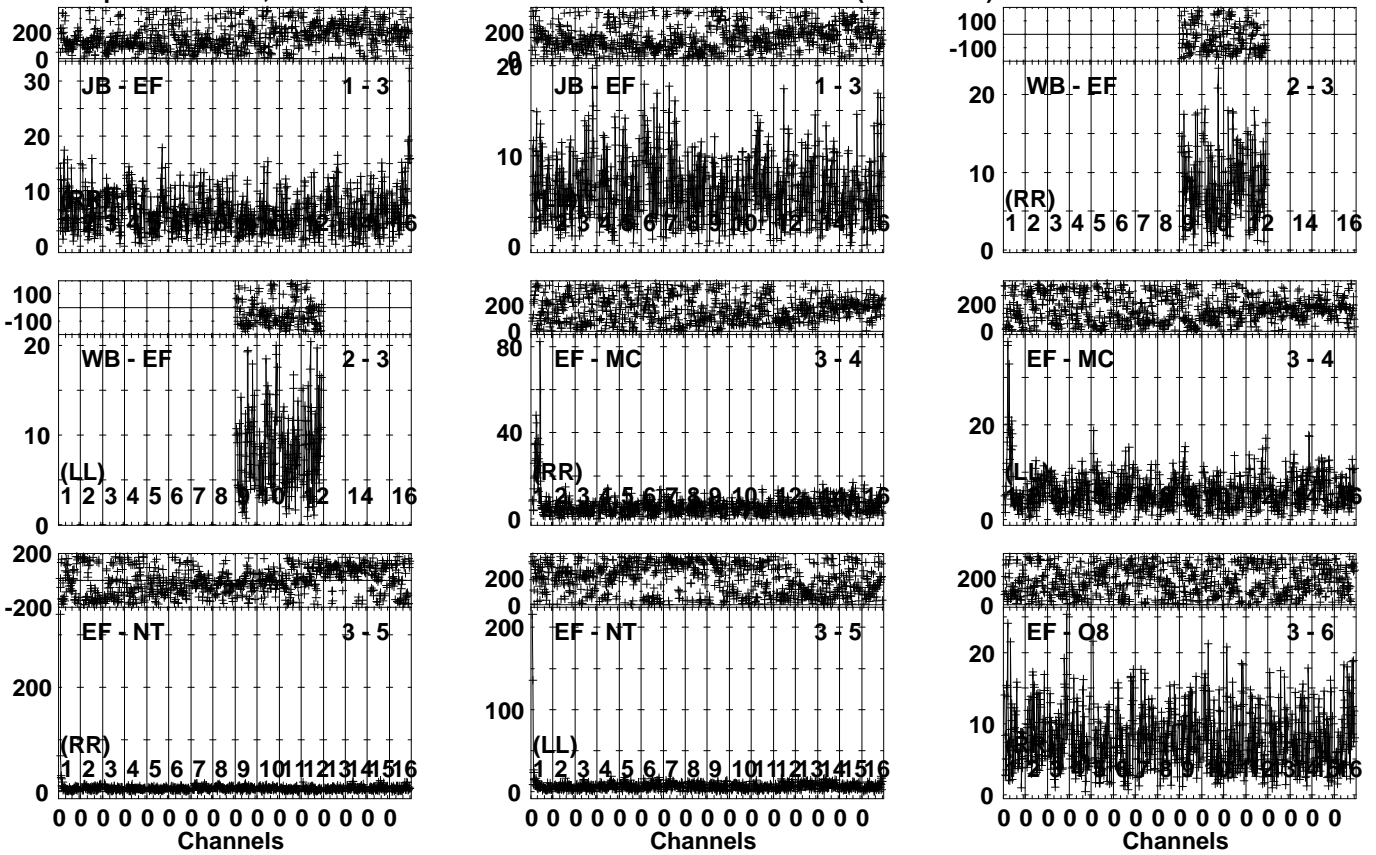


Lower frame: Milli Ampl Jy Top frame: Phas deg
Vector averaged cross-power spectrum Several baselines displayed
Timerange: 01/04:11:31 to 01/04:12:29

Plot file version 688 created 31-MAR-2023 16:05:23

ARP299A EP124A.UVDATA.1

Freq = 4.6005 GHz, Bw = 32.000 MH Calibrated with CL # 4 and BP # 1 (BP mode 1)

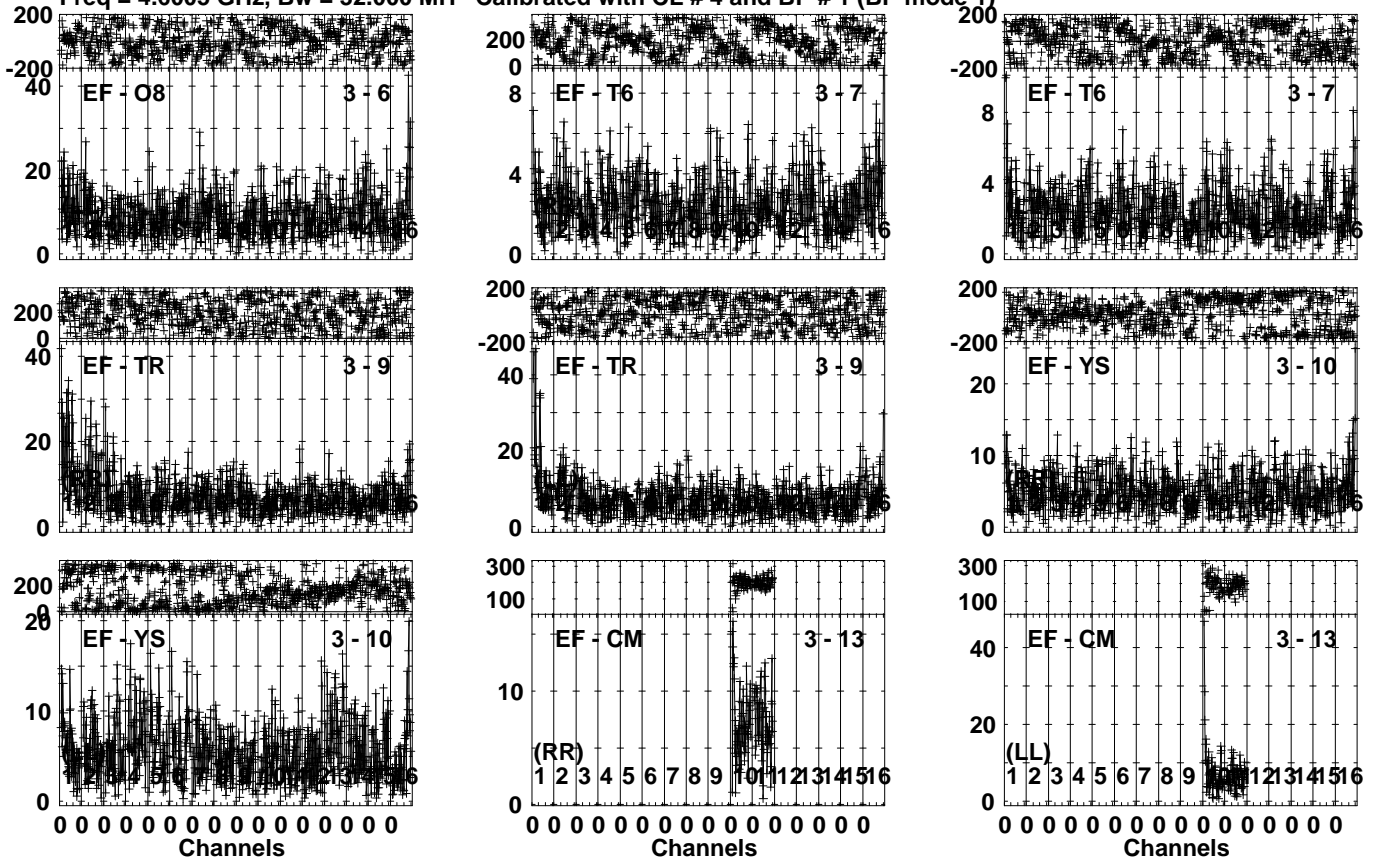


Lower frame: Milli Ampl Jy Top frame: Phas deg
Vector averaged cross-power spectrum Several baselines displayed
Timerange: 01/04:12:31 to 01/04:15:59

Plot file version 689 created 31-MAR-2023 16:05:24

ARP299A EP124A.UVDATA.1

Freq = 4.6005 GHz, Bw = 32.000 MH Calibrated with CL # 4 and BP # 1 (BP mode 1)

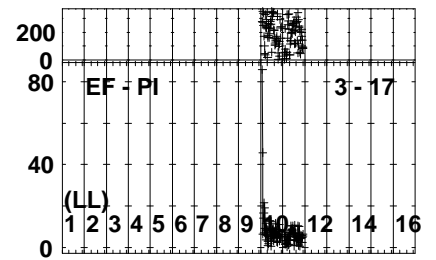
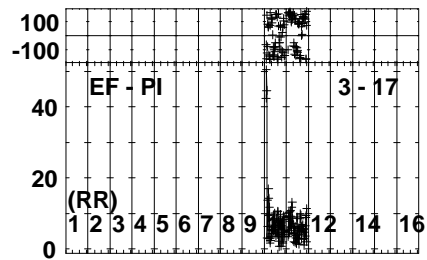
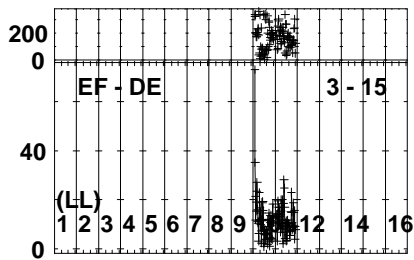
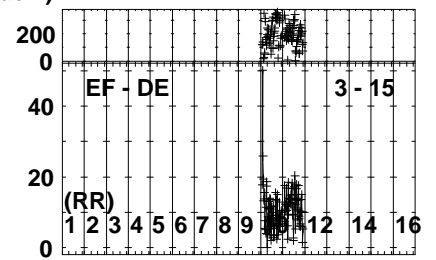
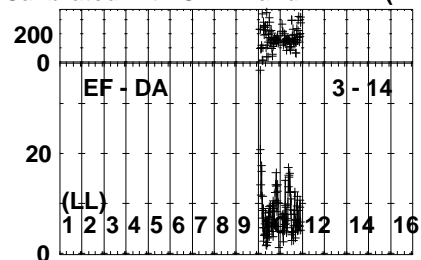
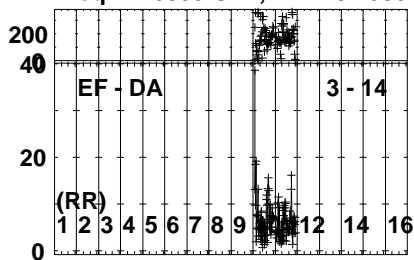


Lower frame: Milli Ampl Jy Top frame: Phas deg
Vector averaged cross-power spectrum Several baselines displayed
Timerange: 01/04:12:31 to 01/04:15:59

Plot file version 690 created 31-MAR-2023 16:05:25

ARP299A EP124A.UVDATA.1

Freq = 4.6005 GHz, Bw = 32.000 MH Calibrated with CL # 4 and BP # 1 (BP mode 1)



Lower frame: Milli Ampl Jy Top frame: Phas deg

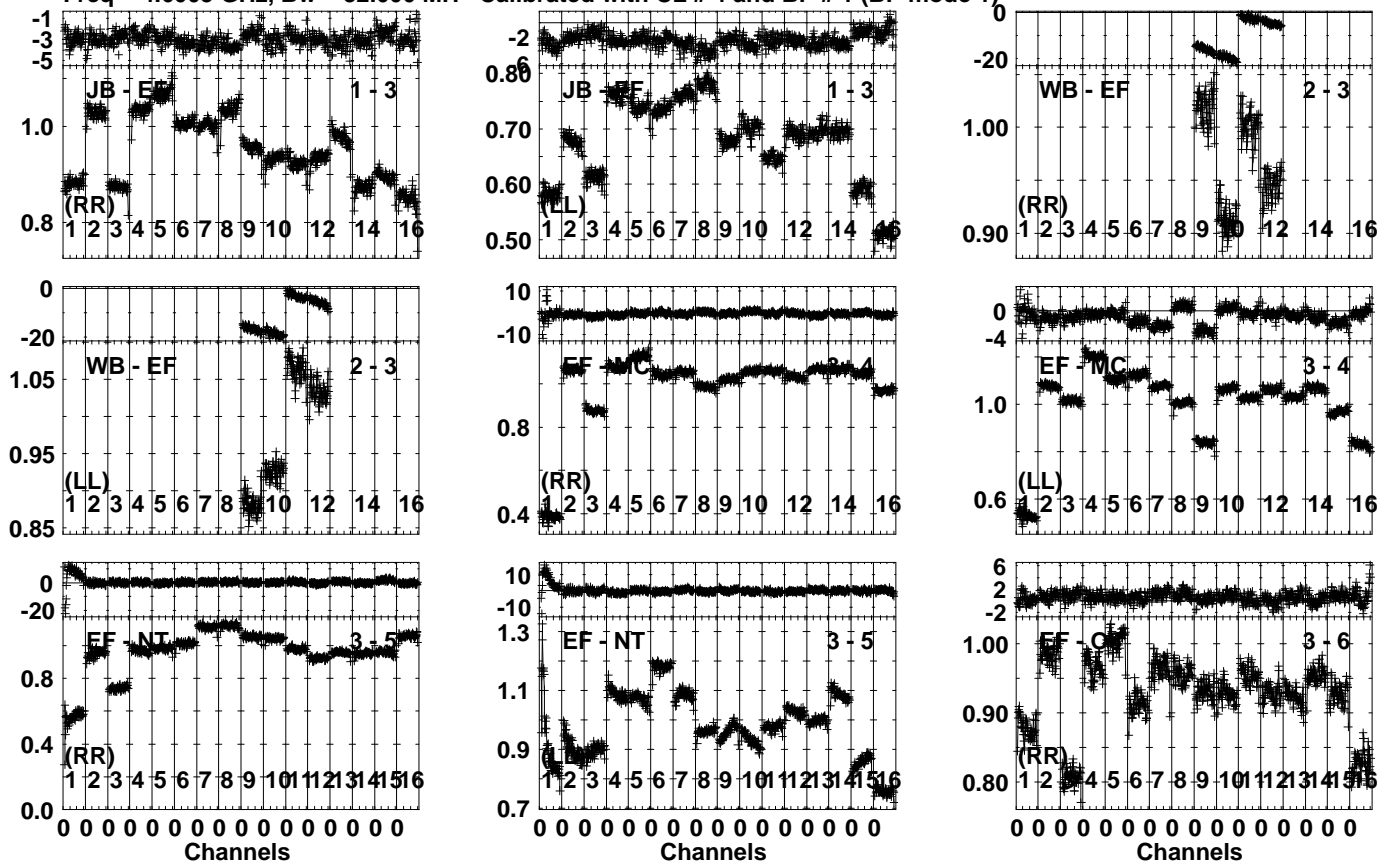
Vector averaged cross-power spectrum Several baselines displayed

Timerange: 01/04:12:31 to 01/04:15:59

Plot file version 691 created 31-MAR-2023 16:05:26

J1128+5925 EP124A.UVDATA.1

Freq = 4.6005 GHz, Bw = 32.000 MH Calibrated with CL # 4 and BP # 1 (BP mode 1)

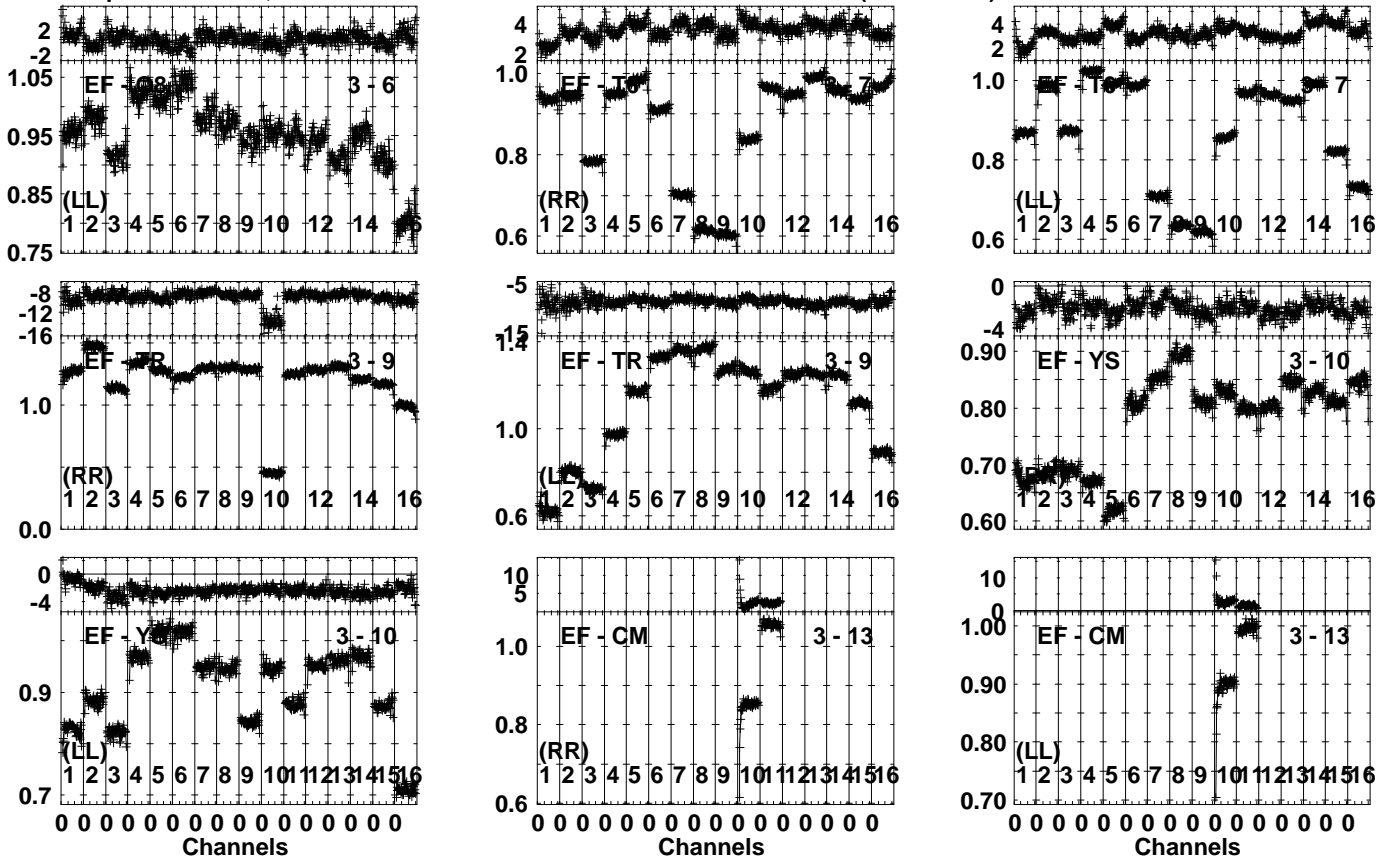


Lower frame: Ampl Jy Top frame: Phas deg
 Vector averaged cross-power spectrum Several baselines displayed
 Timerange: 01/04:16:01 to 01/04:17:29

Plot file version 692 created 31-MAR-2023 16:05:26

J1128+5925 EP124A.UVDATA.1

Freq = 4.6005 GHz, Bw = 32.000 MH Calibrated with CL # 4 and BP # 1 (BP mode 1)

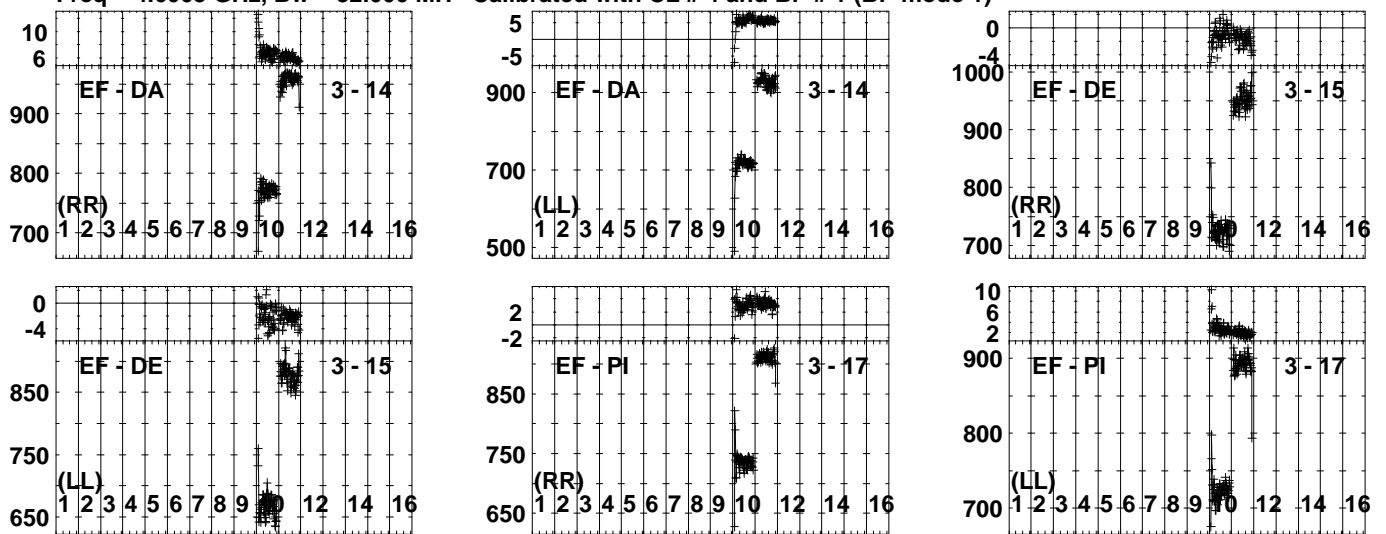


Lower frame: Ampl Jy Top frame: Phas deg
Vector averaged cross-power spectrum Several baselines displayed
Timerange: 01/04:16:01 to 01/04:17:29

Plot file version 693 created 31-MAR-2023 16:05:27

J1128+5925 EP124A.UVDATA.1

Freq = 4.6005 GHz, Bw = 32.000 MH Calibrated with CL # 4 and BP # 1 (BP mode 1)

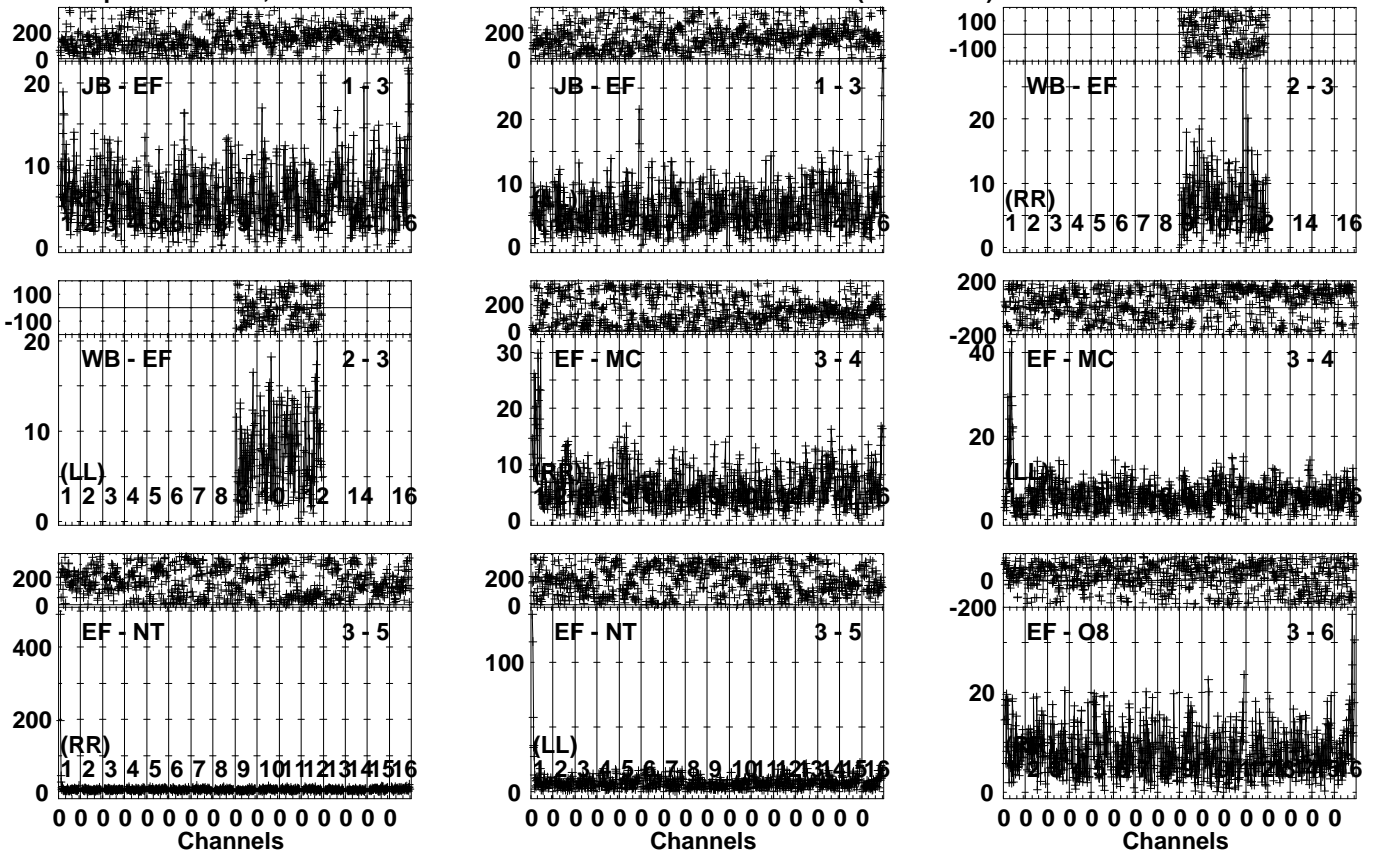


Lower frame: Milli Ampl Jy Top frame: Phas deg
Vector averaged cross-power spectrum Several baselines displayed
Timerange: 01/04:16:01 to 01/04:17:29

Plot file version 694 created 31-MAR-2023 16:05:28

ARP299A EP124A.UVDATA.1

Freq = 4.6005 GHz, Bw = 32.000 MH Calibrated with CL # 4 and BP # 1 (BP mode 1)


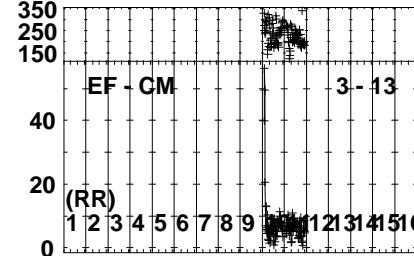
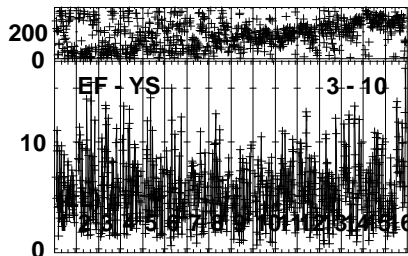
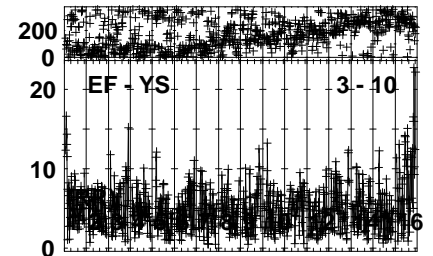
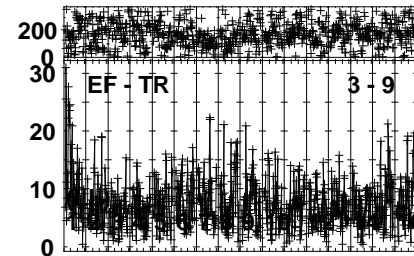
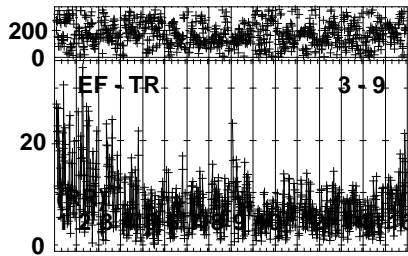
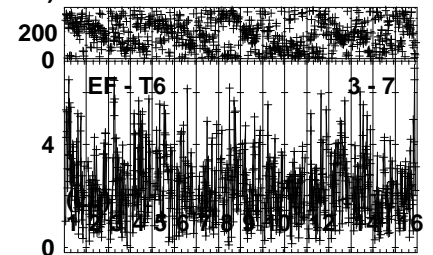
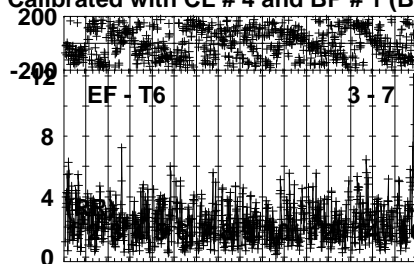
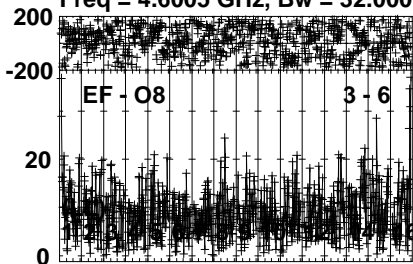


Lower frame: Milli Ampl Jy Top frame: Phas deg
Vector averaged cross-power spectrum Several baselines displayed
Timerange: 01/04:17:31 to 01/04:20:59

Plot file version 695 created 31-MAR-2023 16:05:28

ARP299A EP124A.UVDATA.1

Freq = 4.6005 GHz, Bw = 32.000 MH Calibrated with CL # 4 and BP # 1 (BP mode 1)

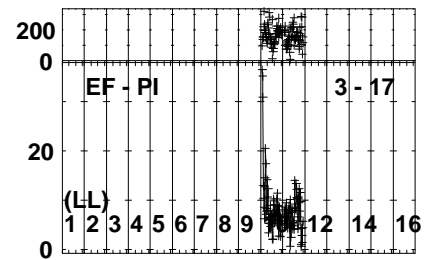
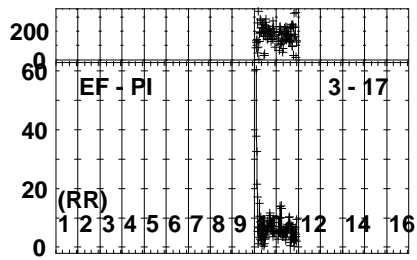
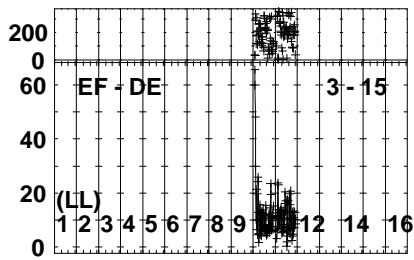
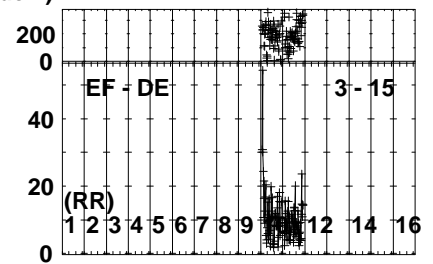
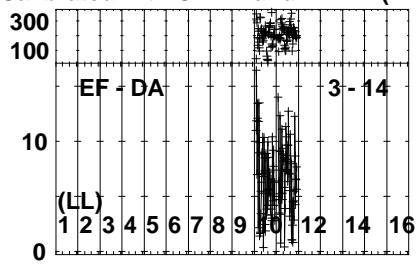
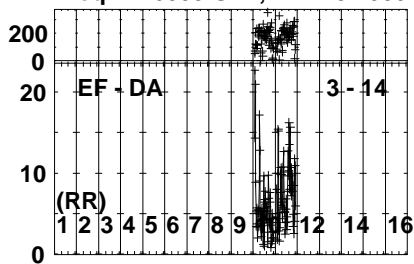


Lower frame: Milli Ampl Jy Top frame: Phas deg
Vector averaged cross-power spectrum Several baselines displayed
Timerange: 01/04:17:31 to 01/04:20:59

Plot file version 696 created 31-MAR-2023 16:05:29

ARP299A EP124A.UVDATA.1

Freq = 4.6005 GHz, Bw = 32.000 MH Calibrated with CL # 4 and BP # 1 (BP mode 1)

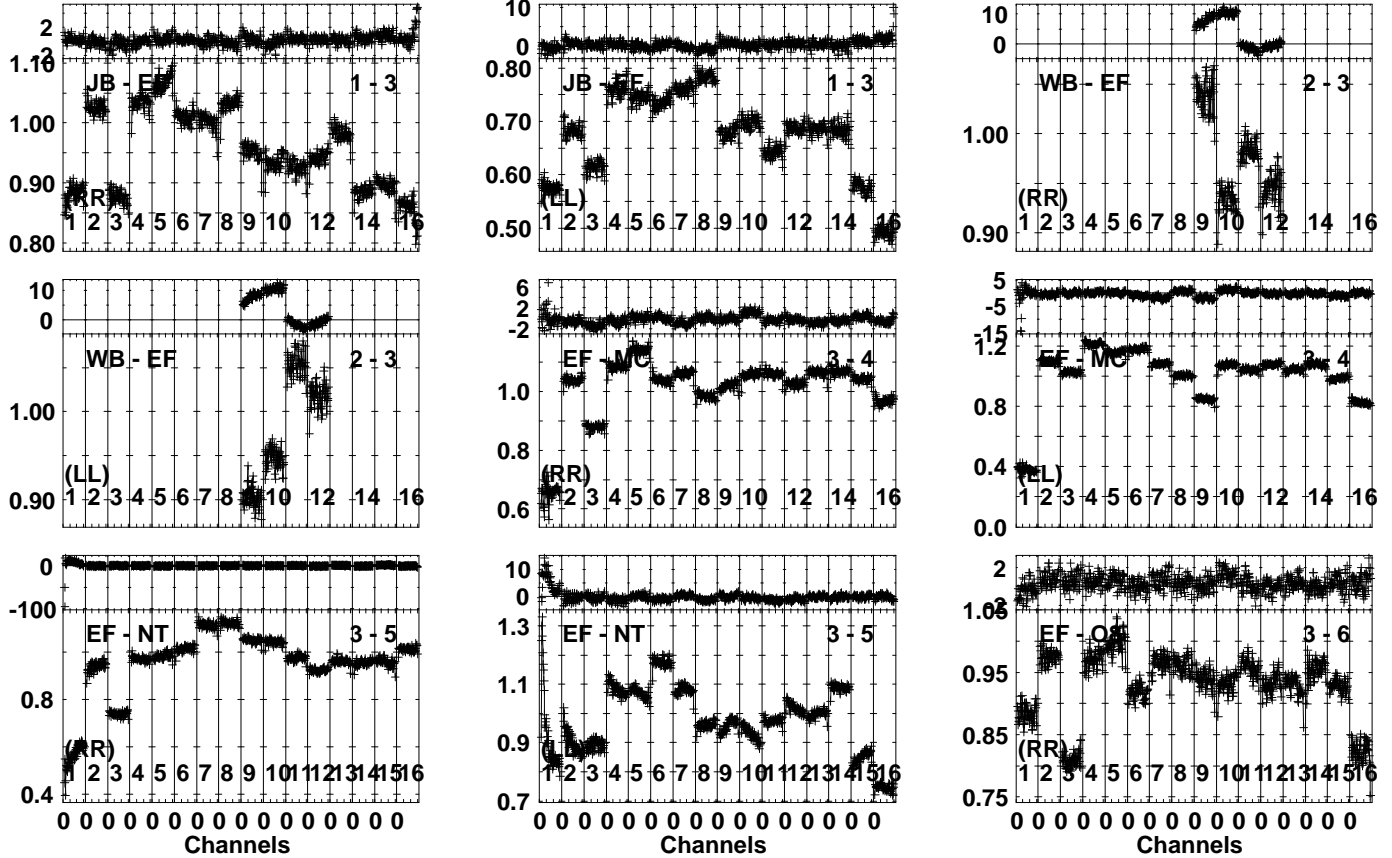


Lower frame: Milli Ampl Jy Top frame: Phas deg
Vector averaged cross-power spectrum Several baselines displayed
Timerange: 01/04:17:31 to 01/04:20:59

Plot file version 697 created 31-MAR-2023 16:05:30

J1128+5925 EP124A.UVDATA.1

Freq = 4.6005 GHz, Bw = 32.000 MH Calibrated with CL # 4 and BP # 1 (BP mode 1)

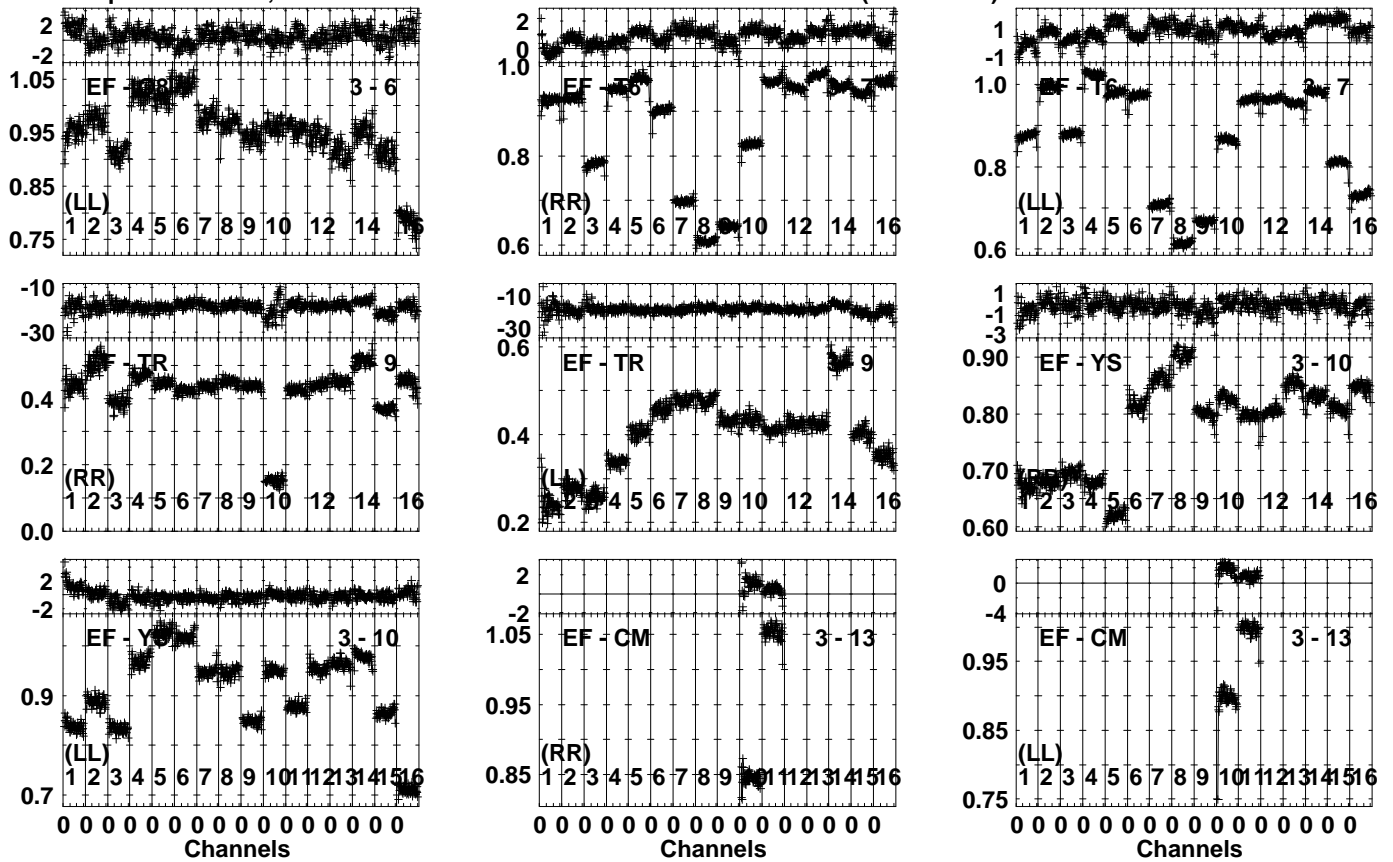


Lower frame: Ampl Jy Top frame: Phas deg
 Vector averaged cross-power spectrum Several baselines displayed
 Timerange: 01/04:21:31 to 01/04:22:29

Plot file version 698 created 31-MAR-2023 16:05:31

J1128+5925 EP124A.UVDATA.1

Freq = 4.6005 GHz, Bw = 32.000 MH Calibrated with CL # 4 and BP # 1 (BP mode 1)

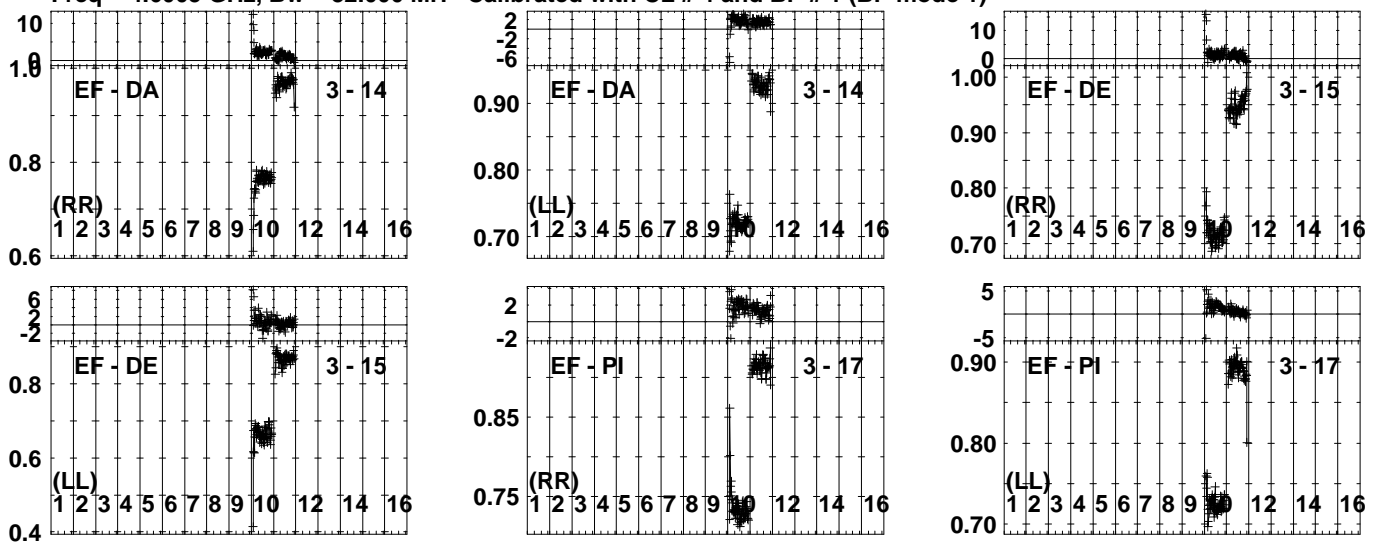


Lower frame: Ampl Jy Top frame: Phas deg
 Vector averaged cross-power spectrum Several baselines displayed
 Timerange: 01/04:21:31 to 01/04:22:29

Plot file version 699 created 31-MAR-2023 16:05:32

J1128+5925 EP124A.UVDATA.1

Freq = 4.6005 GHz, Bw = 32.000 MH Calibrated with CL # 4 and BP # 1 (BP mode 1)

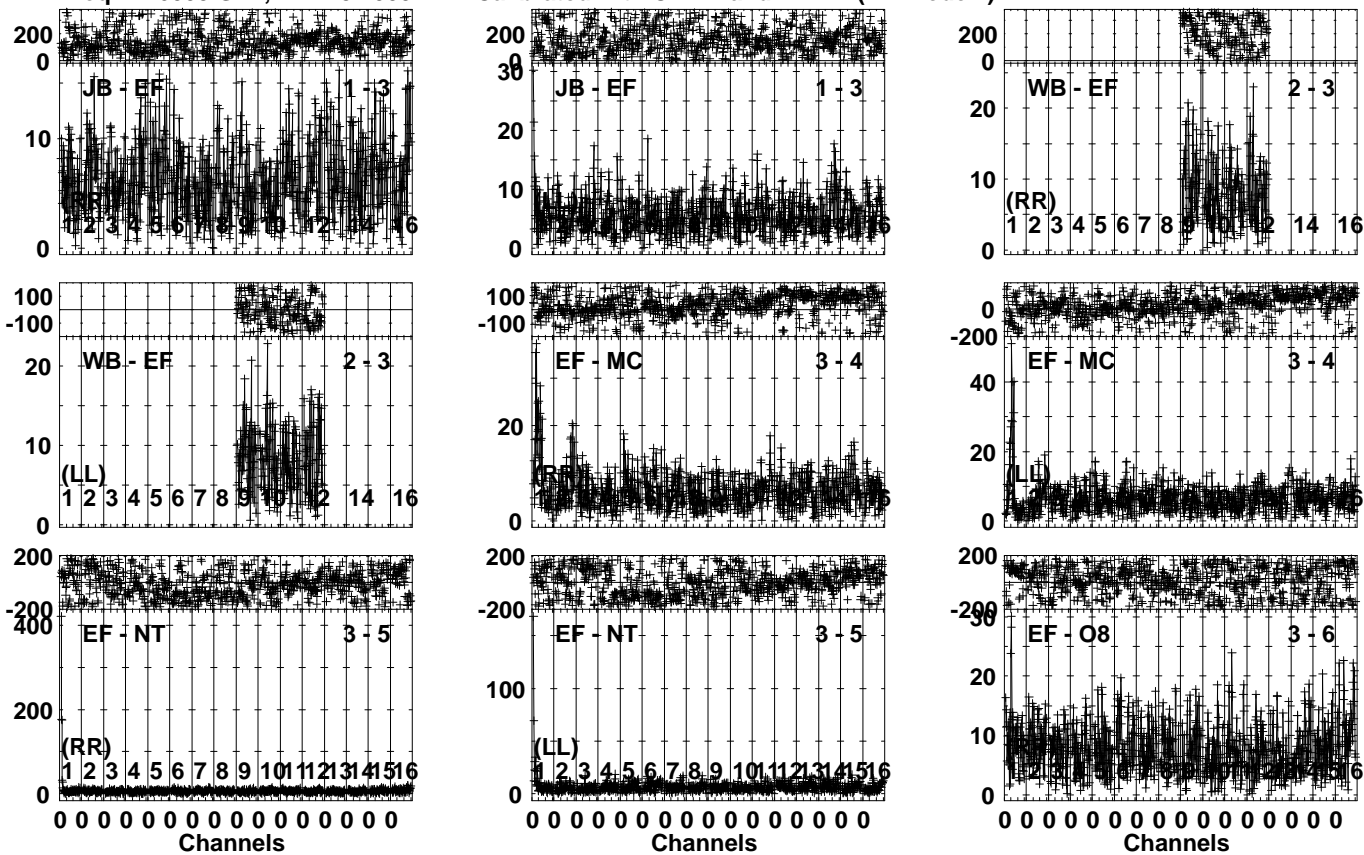


Lower frame: Ampl Jy Top frame: Phas deg
Vector averaged cross-power spectrum Several baselines displayed
Timerange: 01/04:21:31 to 01/04:22:29

Plot file version 700 created 31-MAR-2023 16:05:32

ARP299A EP124A.UVDATA.1

Freq = 4.6005 GHz, Bw = 32.000 MH Calibrated with CL # 4 and BP # 1 (BP mode 1)

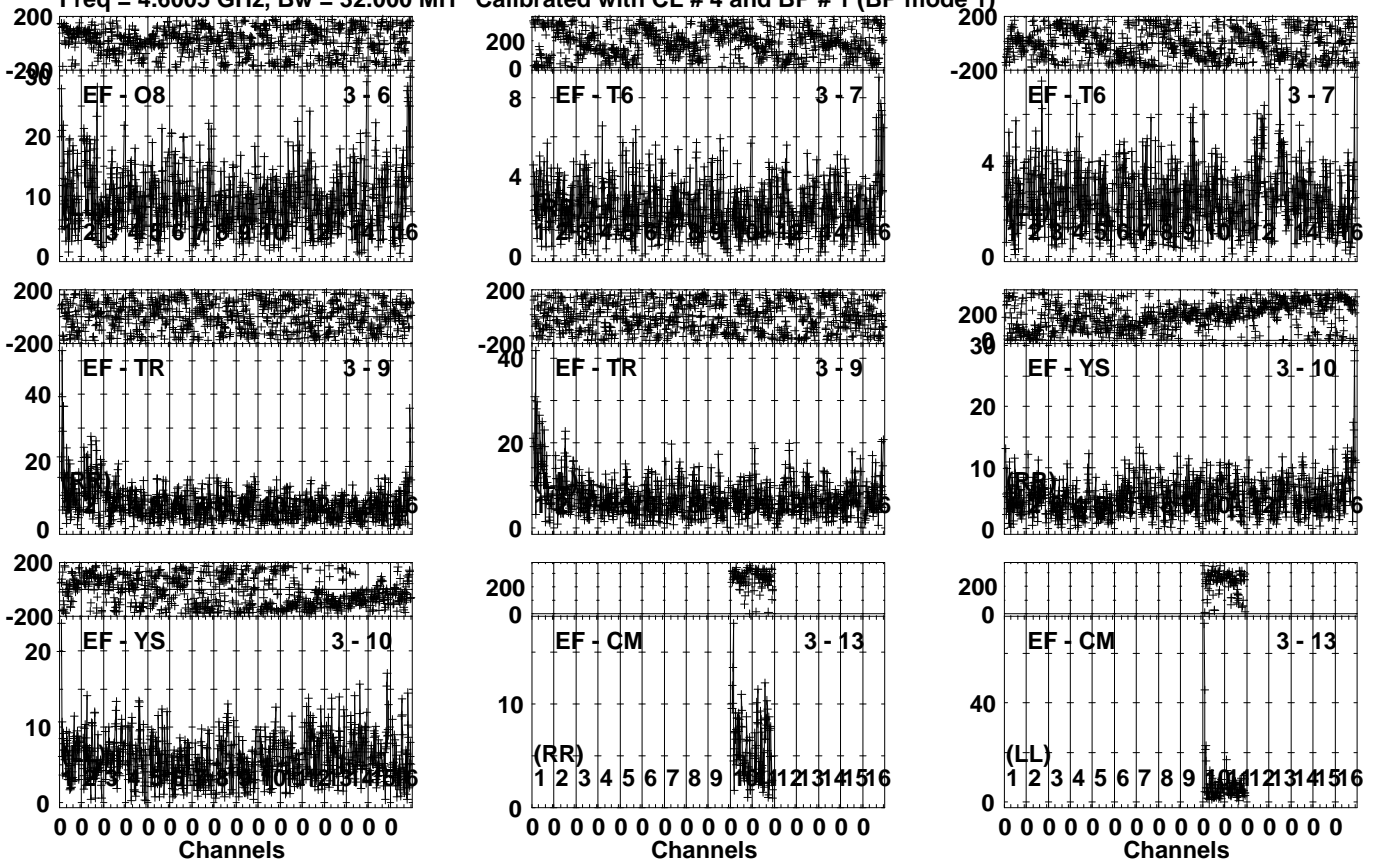


Lower frame: Milli Ampl Jy Top frame: Phas deg
Vector averaged cross-power spectrum Several baselines displayed
Timerange: 01/04:22:31 to 01/04:25:59

Plot file version 701 created 31-MAR-2023 16:05:33

ARP299A EP124A.UVDATA.1

Freq = 4.6005 GHz, Bw = 32.000 MH Calibrated with CL # 4 and BP # 1 (BP mode 1)

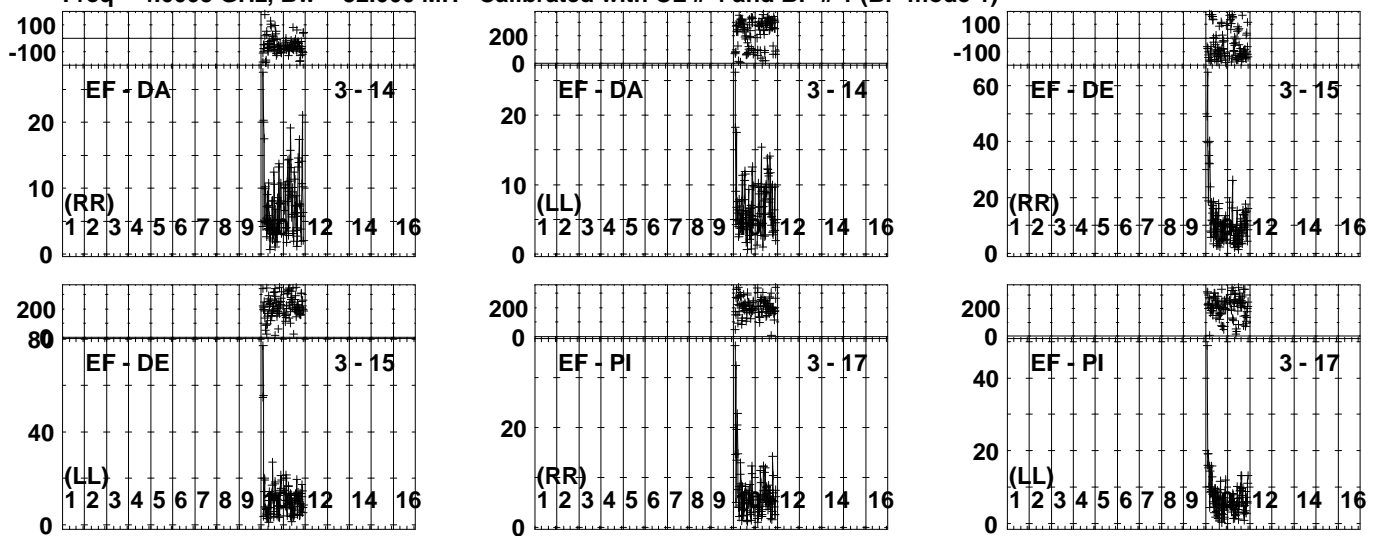


Lower frame: Milli Ampl Jy Top frame: Phas deg
Vector averaged cross-power spectrum Several baselines displayed
Timerange: 01/04:22:31 to 01/04:25:59

Plot file version 702 created 31-MAR-2023 16:05:34

ARP299A EP124A.UVDATA.1

Freq = 4.6005 GHz, Bw = 32.000 MH Calibrated with CL # 4 and BP # 1 (BP mode 1)

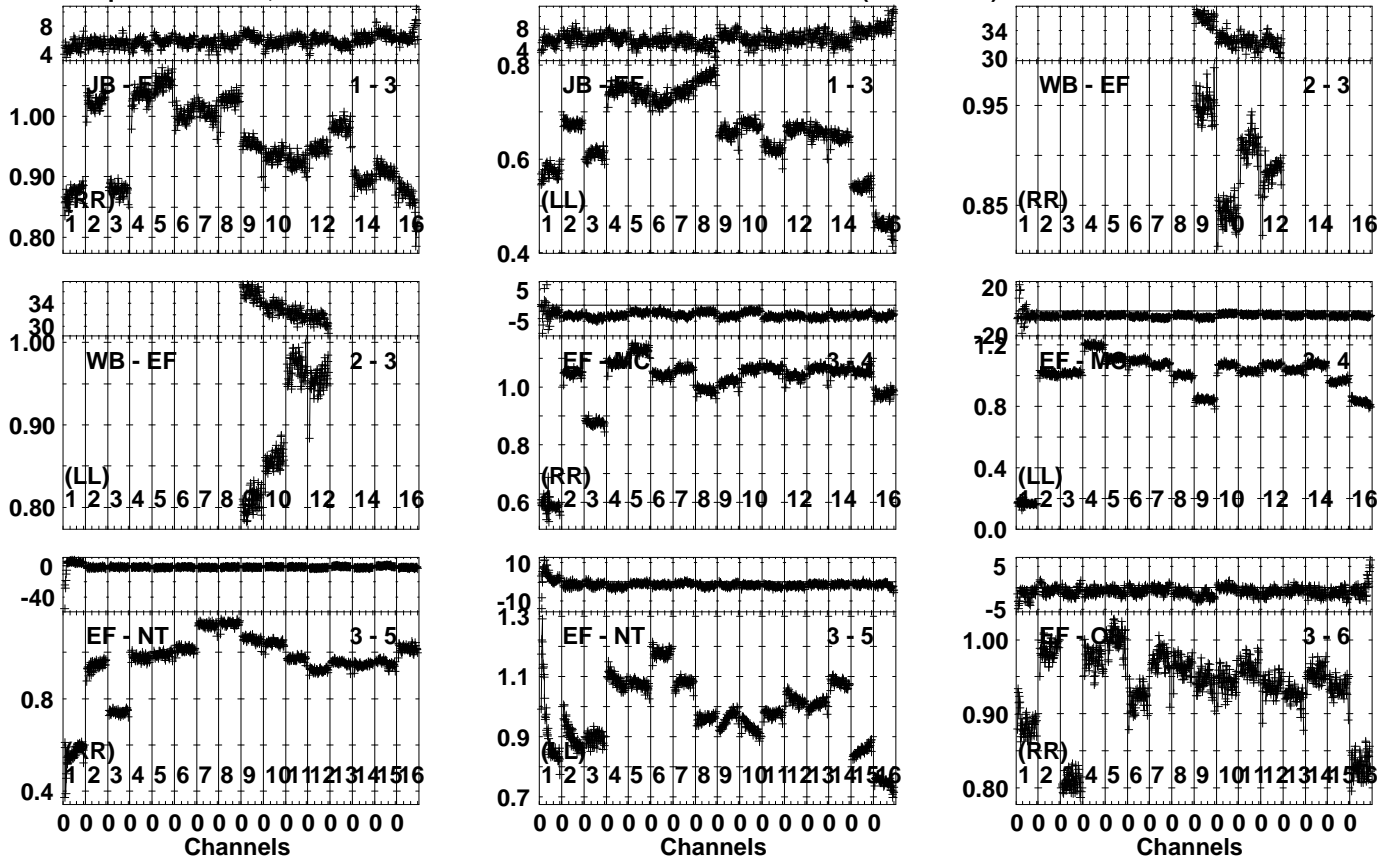


Lower frame: Milli Ampl Jy Top frame: Phas deg
Vector averaged cross-power spectrum Several baselines displayed
Timerange: 01/04:22:31 to 01/04:25:59

Plot file version 703 created 31-MAR-2023 16:05:35

J1128+5925 EP124A.UVDATA.1

Freq = 4.6005 GHz, Bw = 32.000 MH Calibrated with CL # 4 and BP # 1 (BP mode 1)

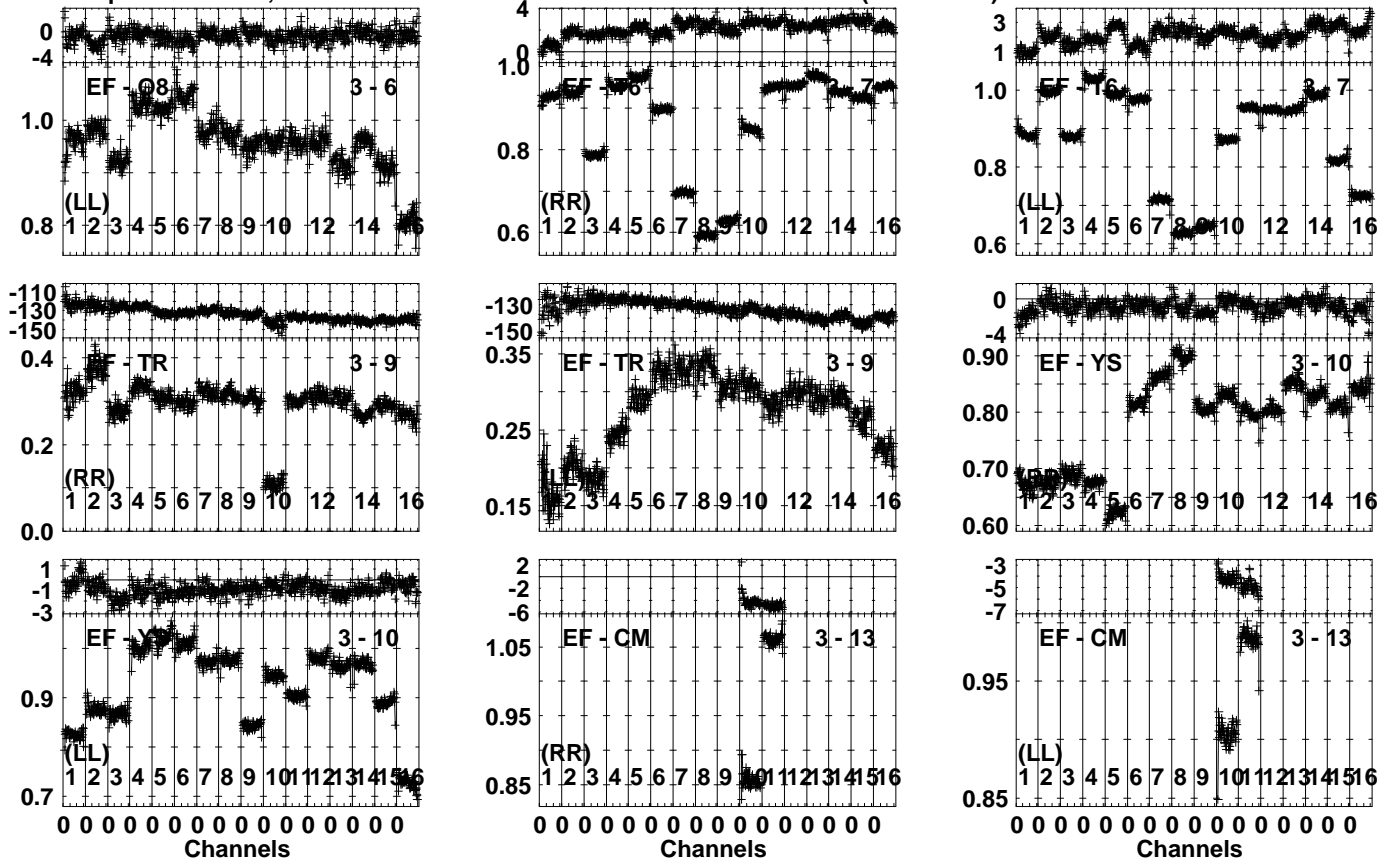


Lower frame: Ampl Jy Top frame: Phas deg
 Vector averaged cross-power spectrum Several baselines displayed
 Timerange: 01/04:26:01 to 01/04:27:29

Plot file version 704 created 31-MAR-2023 16:05:35

J1128+5925 EP124A.UVDATA.1

Freq = 4.6005 GHz, Bw = 32.000 MH Calibrated with CL # 4 and BP # 1 (BP mode 1)

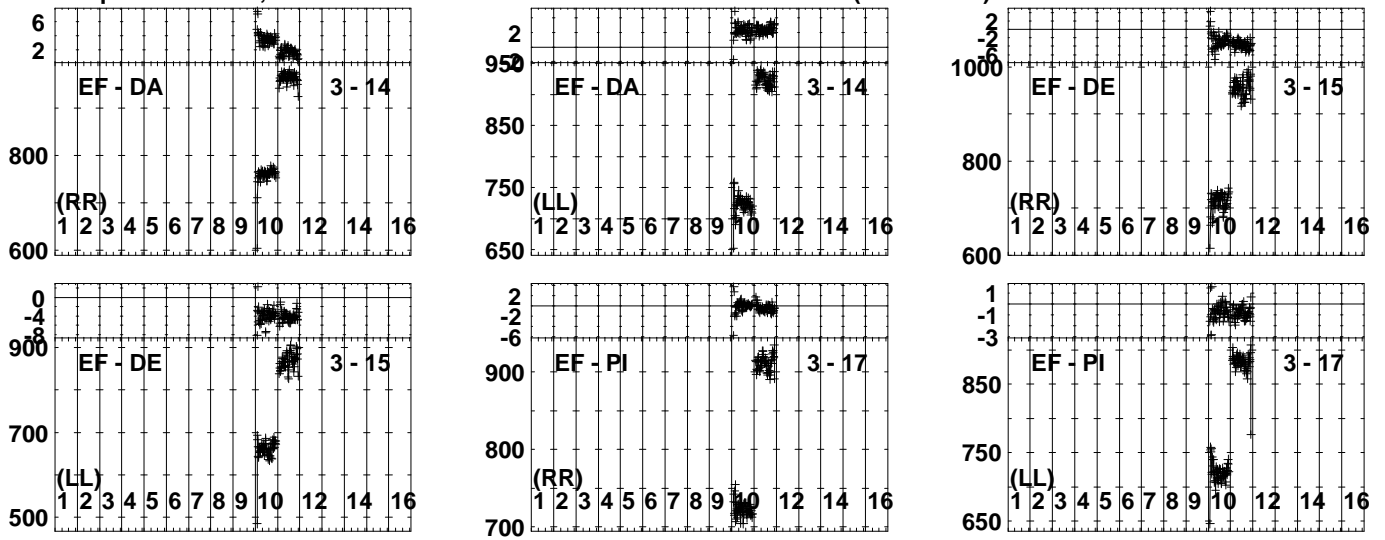


Lower frame: Ampl Jy Top frame: Phas deg
 Vector averaged cross-power spectrum Several baselines displayed
 Timerange: 01/04:26:01 to 01/04:27:29

Plot file version 705 created 31-MAR-2023 16:05:36

J1128+5925 EP124A.UVDATA.1

Freq = 4.6005 GHz, Bw = 32.000 MH Calibrated with CL # 4 and BP # 1 (BP mode 1)

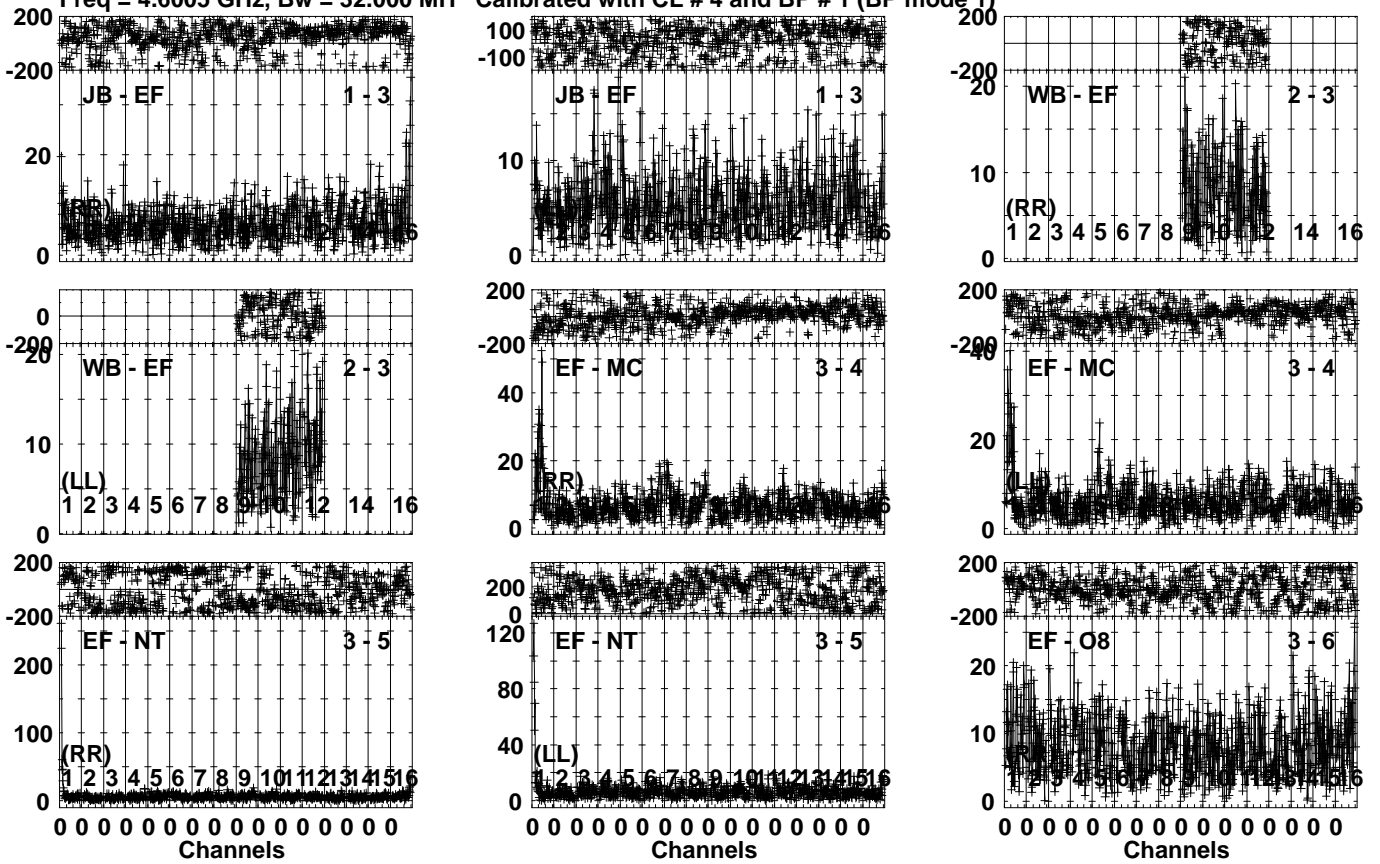


Lower frame: Milli Ampl Jy Top frame: Phas deg
Vector averaged cross-power spectrum Several baselines displayed
Timerange: 01/04:26:01 to 01/04:27:29

Plot file version 706 created 31-MAR-2023 16:05:37

ARP299A EP124A.UVDATA.1

Freq = 4.6005 GHz, Bw = 32.000 MH Calibrated with CL # 4 and BP # 1 (BP mode 1)

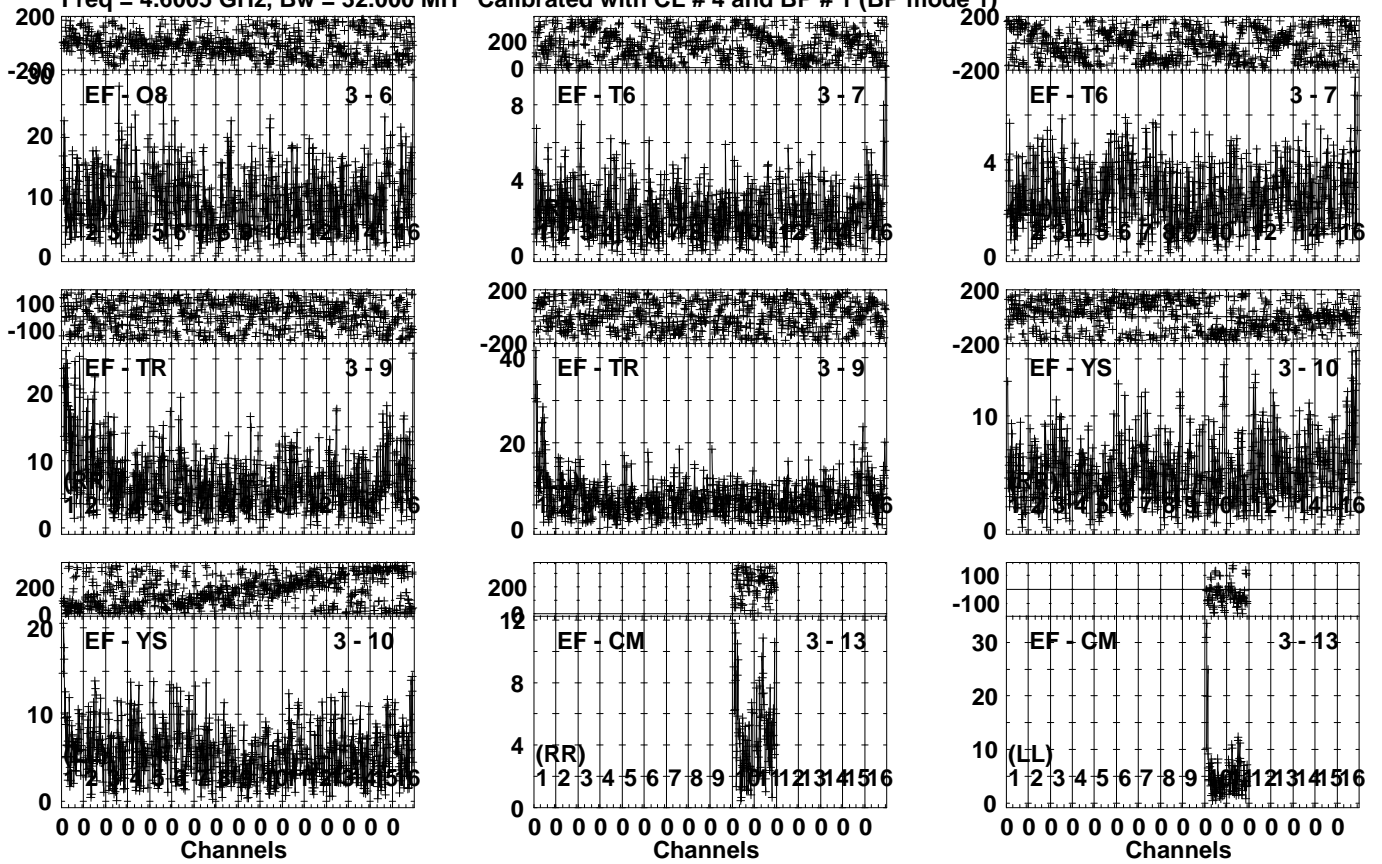


Lower frame: Milli Ampl Jy Top frame: Phas deg
Vector averaged cross-power spectrum Several baselines displayed
Timerange: 01/04:27:31 to 01/04:30:59

Plot file version 707 created 31-MAR-2023 16:05:38

ARP299A EP124A.UVDATA.1

Freq = 4.6005 GHz, Bw = 32.000 MH Calibrated with CL # 4 and BP # 1 (BP mode 1)

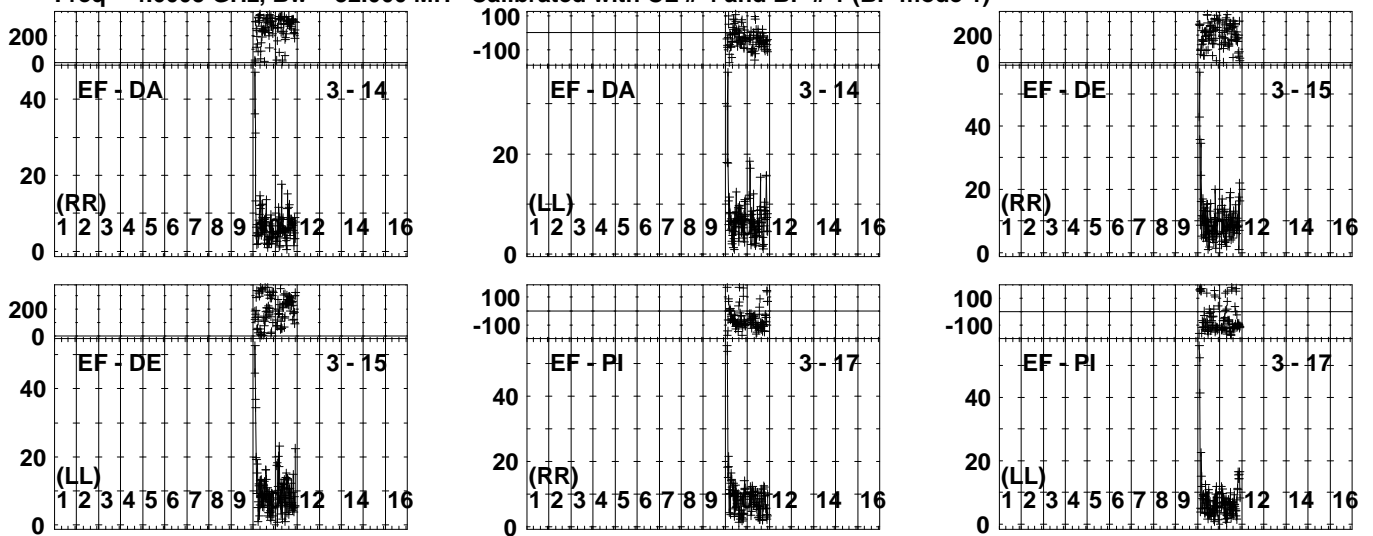


Lower frame: Milli Ampl Jy Top frame: Phas deg
Vector averaged cross-power spectrum Several baselines displayed
Timerange: 01/04:27:31 to 01/04:30:59

Plot file version 708 created 31-MAR-2023 16:05:39

ARP299A EP124A.UVDATA.1

Freq = 4.6005 GHz, Bw = 32.000 MH Calibrated with CL # 4 and BP # 1 (BP mode 1)

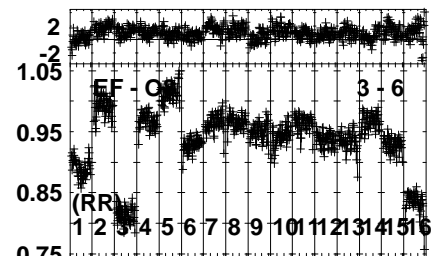
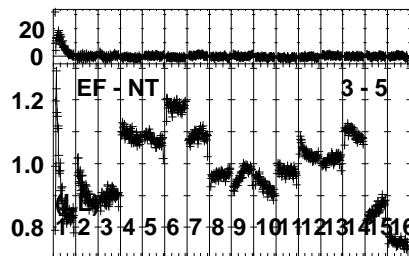
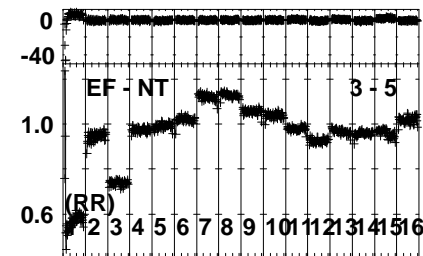
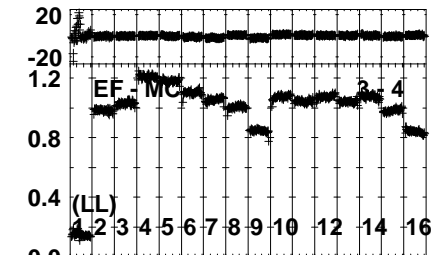
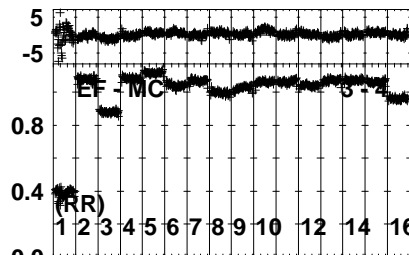
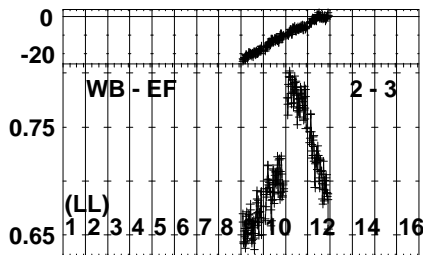
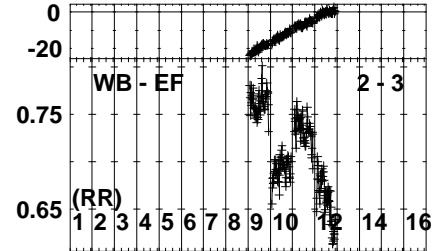
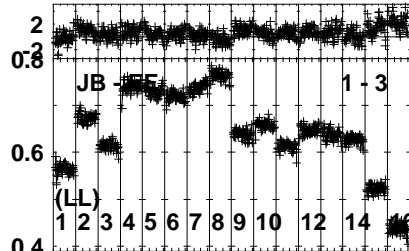
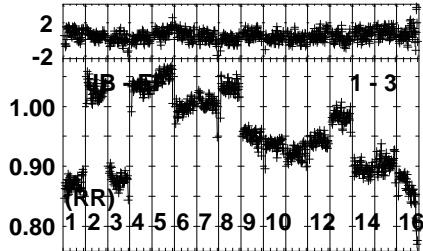


Lower frame: Milli Ampl Jy Top frame: Phas deg
Vector averaged cross-power spectrum Several baselines displayed
Timerange: 01/04:27:31 to 01/04:30:59

Plot file version 709 created 31-MAR-2023 16:05:40

J1128+5925 EP124A.UVDATA.1

Freq = 4.6005 GHz, Bw = 32.000 MH Calibrated with CL # 4 and BP # 1 (BP mode 1)



0 0 0 0 0 0 0 0 0 0 0 0 0 0 0 0
Channels

0 0 0 0 0 0 0 0 0 0 0 0 0 0 0 0
Channels

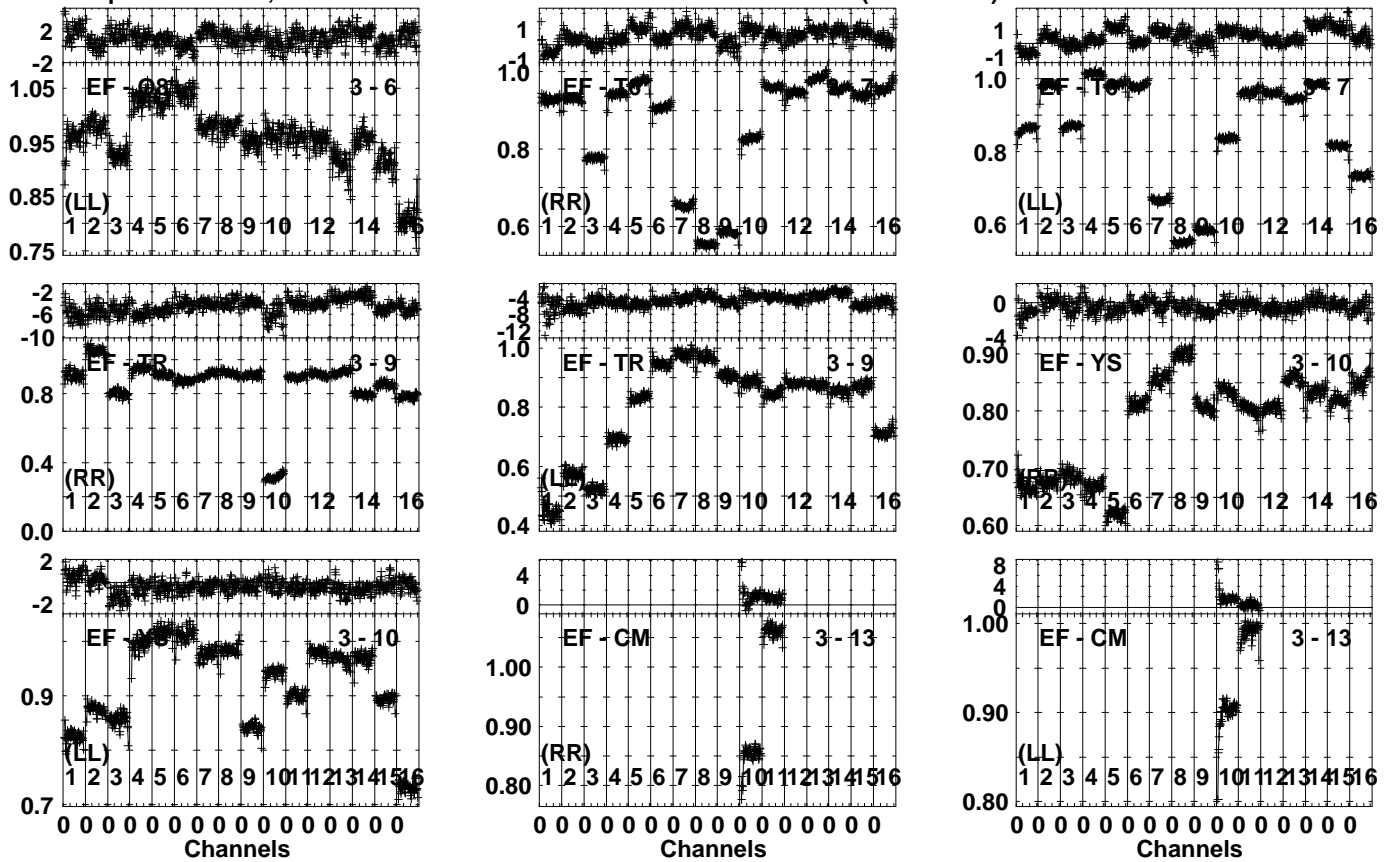
0 0 0 0 0 0 0 0 0 0 0 0 0 0 0 0
Channels

Lower frame: Ampl Jy Top frame: Phas deg
Vector averaged cross-power spectrum Several baselines displayed
Timerange: 01/04:31:31 to 01/04:32:29

Plot file version 710 created 31-MAR-2023 16:05:40

J1128+5925 EP124A.UVDATA.1

Freq = 4.6005 GHz, Bw = 32.000 MH Calibrated with CL # 4 and BP # 1 (BP mode 1)

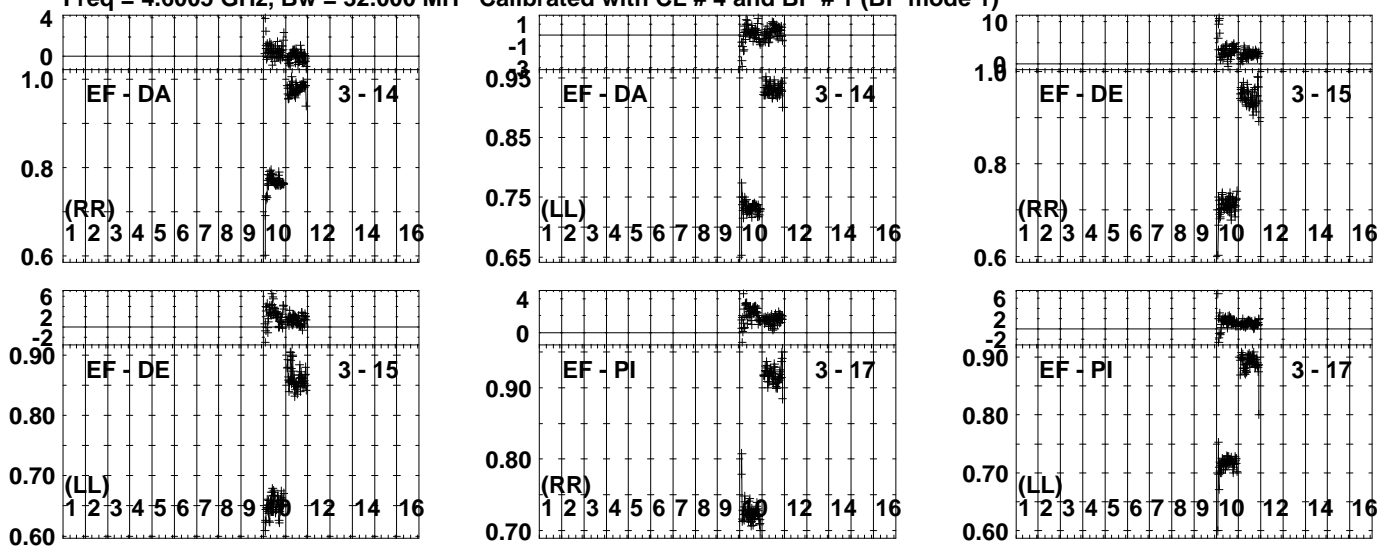


Lower frame: Ampl Jy Top frame: Phas deg
Vector averaged cross-power spectrum Several baselines displayed
Timerange: 01/04:31:31 to 01/04:32:29

Plot file version 711 created 31-MAR-2023 16:05:41

J1128+5925 EP124A.UVDATA.1

Freq = 4.6005 GHz, Bw = 32.000 MH Calibrated with CL # 4 and BP # 1 (BP mode 1)

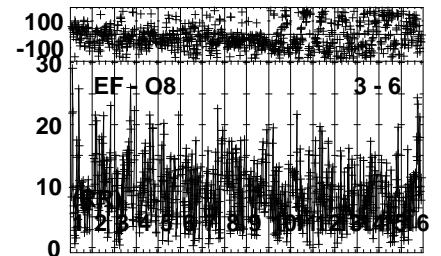
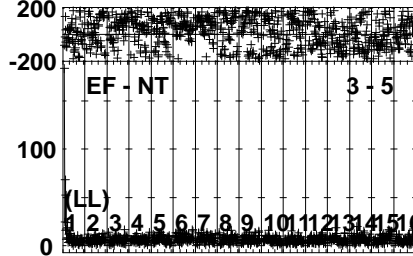
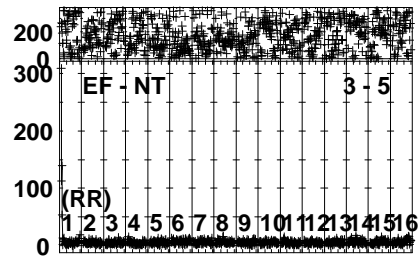
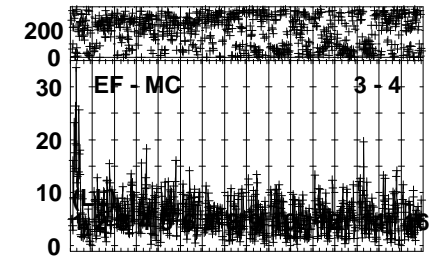
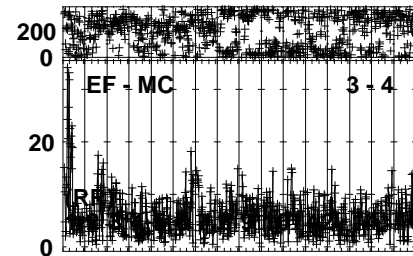
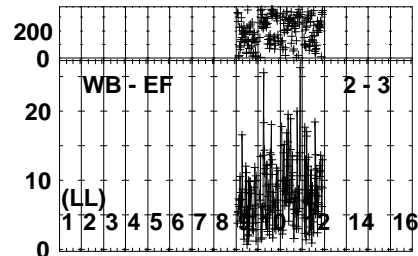
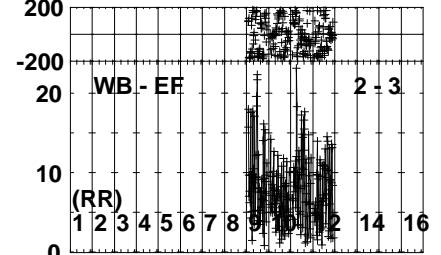
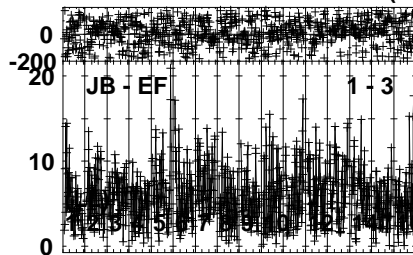
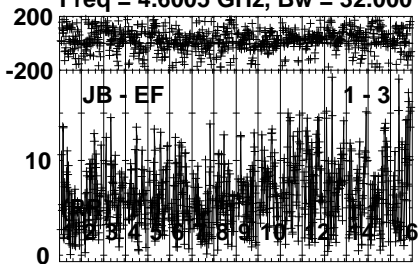


Lower frame: Ampl Jy Top frame: Phas deg
Vector averaged cross-power spectrum Several baselines displayed
Timerange: 01/04:31:31 to 01/04:32:29

Plot file version 712 created 31-MAR-2023 16:05:42

ARP299A EP124A.UVDATA.1

Freq = 4.6005 GHz, Bw = 32.000 MH Calibrated with CL # 4 and BP # 1 (BP mode 1)

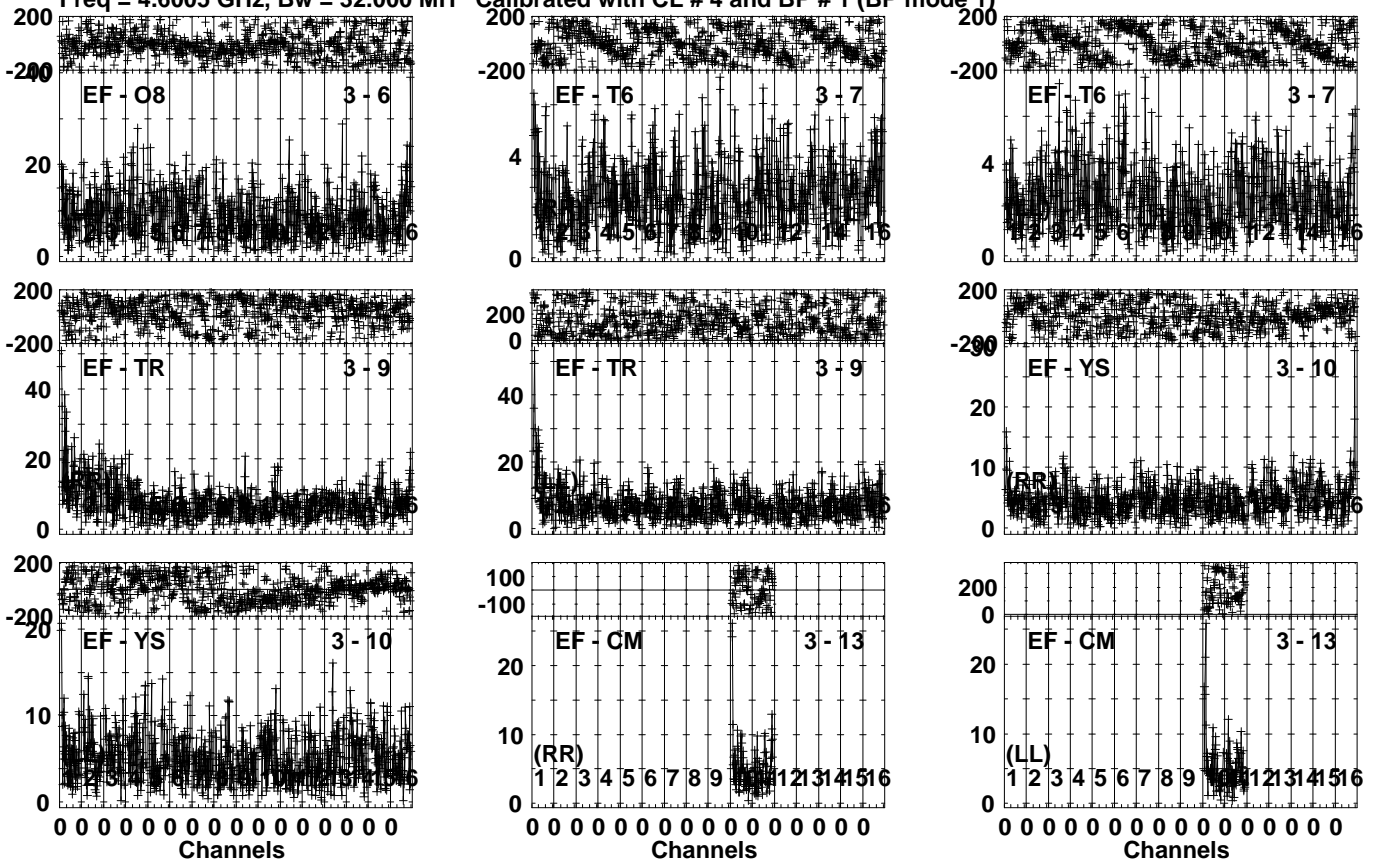


Lower frame: Milli Ampl Jy Top frame: Phas deg
Vector averaged cross-power spectrum Several baselines displayed
Timerange: 01/04:32:31 to 01/04:35:59

Plot file version 713 created 31-MAR-2023 16:05:42

ARP299A EP124A.UVDATA.1

Freq = 4.6005 GHz, Bw = 32.000 MH Calibrated with CL # 4 and BP # 1 (BP mode 1)

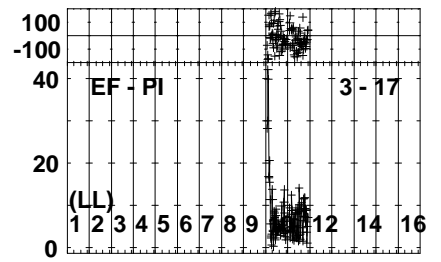
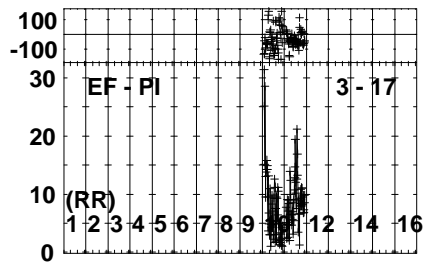
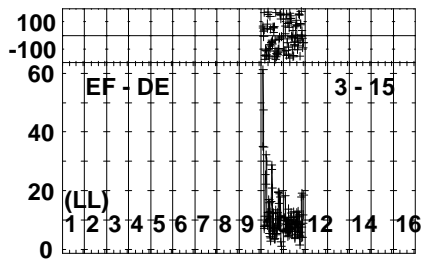
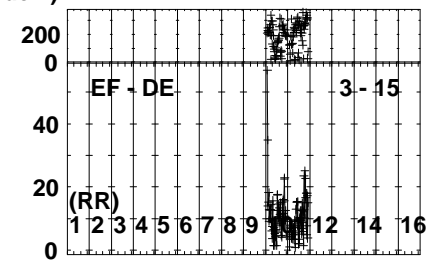
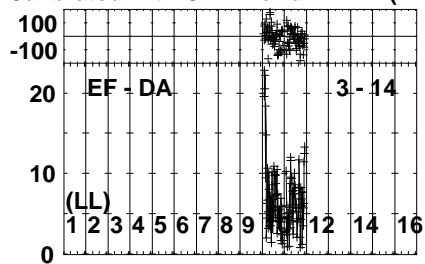
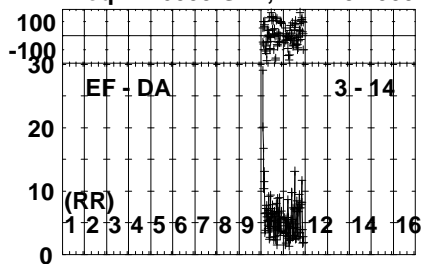


Lower frame: Milli Ampl Jy Top frame: Phas deg
Vector averaged cross-power spectrum Several baselines displayed
Timerange: 01/04:32:31 to 01/04:35:59

Plot file version 714 created 31-MAR-2023 16:05:43

ARP299A EP124A.UVDATA.1

Freq = 4.6005 GHz, Bw = 32.000 MH Calibrated with CL # 4 and BP # 1 (BP mode 1)

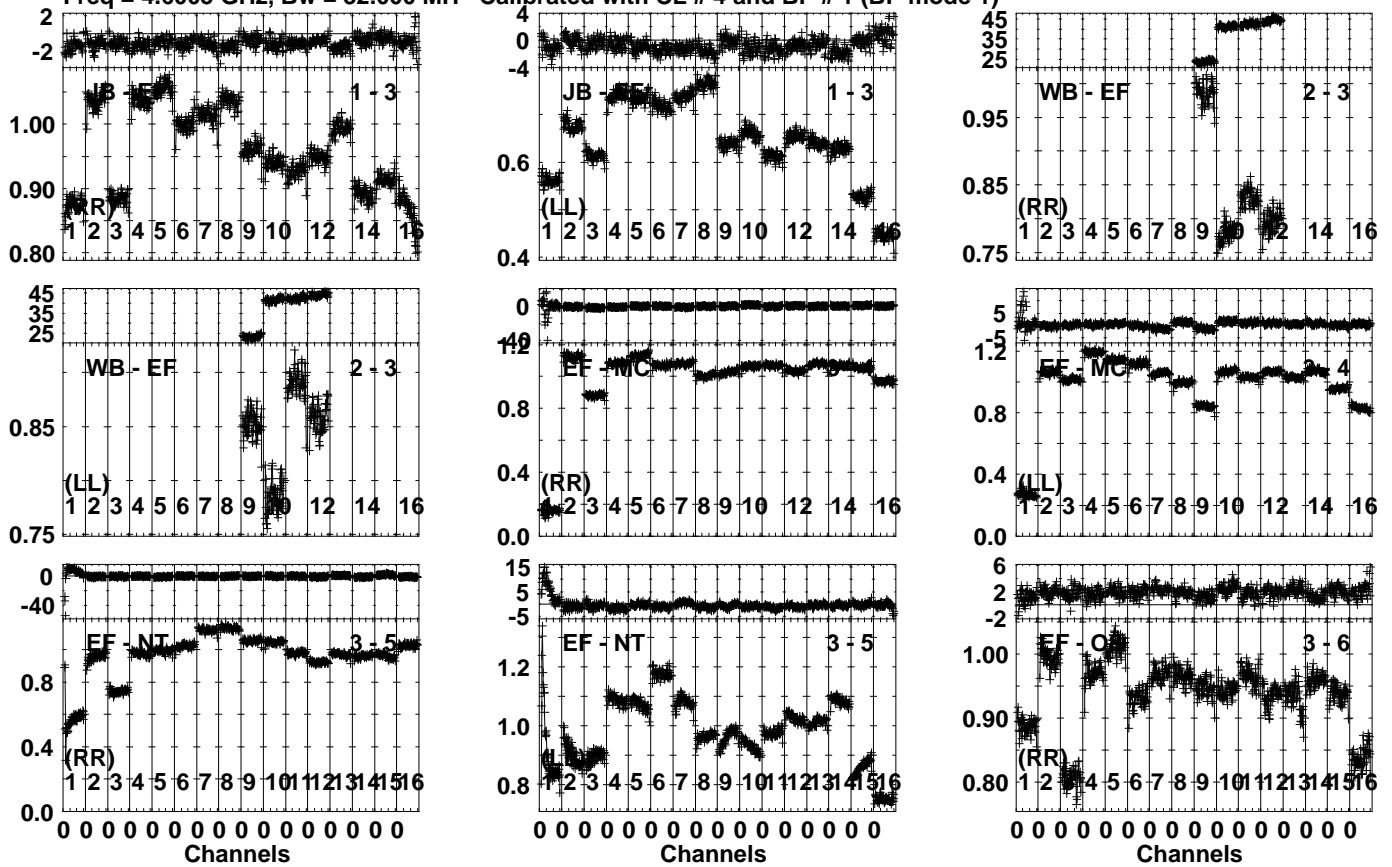


Lower frame: Milli Ampl Jy Top frame: Phas deg
Vector averaged cross-power spectrum Several baselines displayed
Timerange: 01/04:32:31 to 01/04:35:59

Plot file version 715 created 31-MAR-2023 16:05:44

J1128+5925 EP124A.UVDATA.1

Freq = 4.6005 GHz, Bw = 32.000 MH Calibrated with CL # 4 and BP # 1 (BP mode 1)

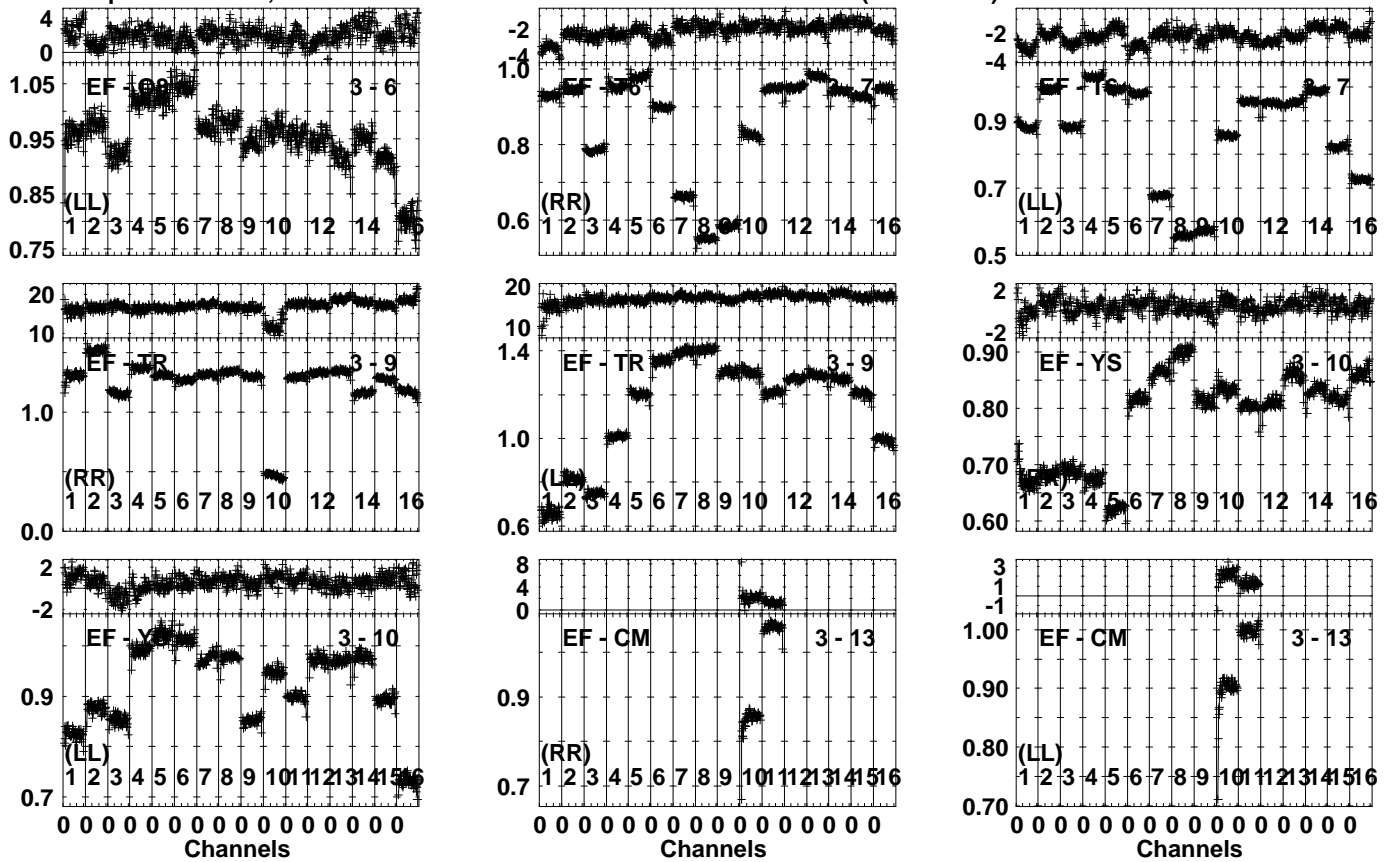


Lower frame: Ampl Jy Top frame: Phas deg
 Vector averaged cross-power spectrum Several baselines displayed
 Timerange: 01/04:36:01 to 01/04:37:29

Plot file version 716 created 31-MAR-2023 16:05:45

J1128+5925 EP124A.UVDATA.1

Freq = 4.6005 GHz, Bw = 32.000 MH Calibrated with CL # 4 and BP # 1 (BP mode 1)

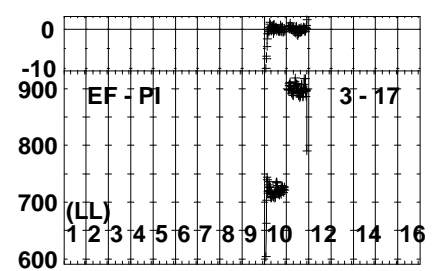
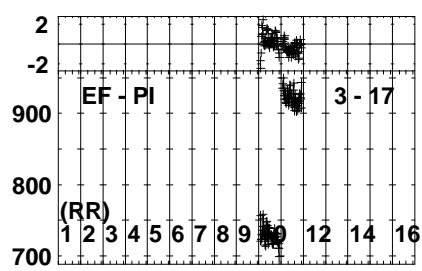
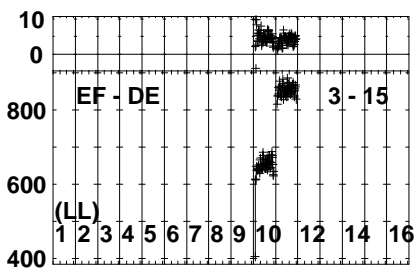
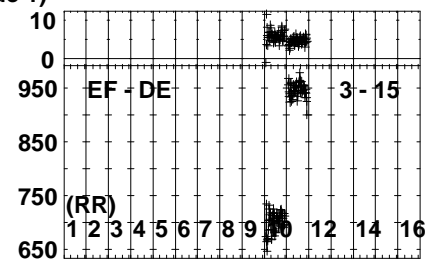
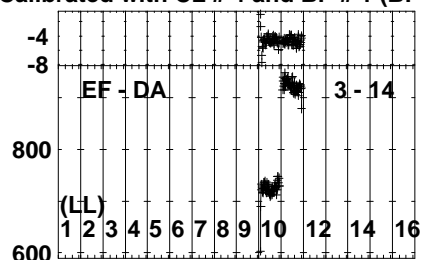
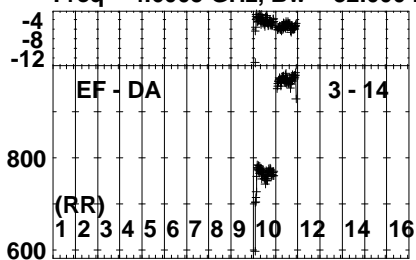


Lower frame: Ampl Jy Top frame: Phas deg
 Vector averaged cross-power spectrum Several baselines displayed
 Timerange: 01/04:36:01 to 01/04:37:29

Plot file version 717 created 31-MAR-2023 16:05:46

J1128+5925 EP124A.UVDATA.1

Freq = 4.6005 GHz, Bw = 32.000 MH Calibrated with CL # 4 and BP # 1 (BP mode 1)

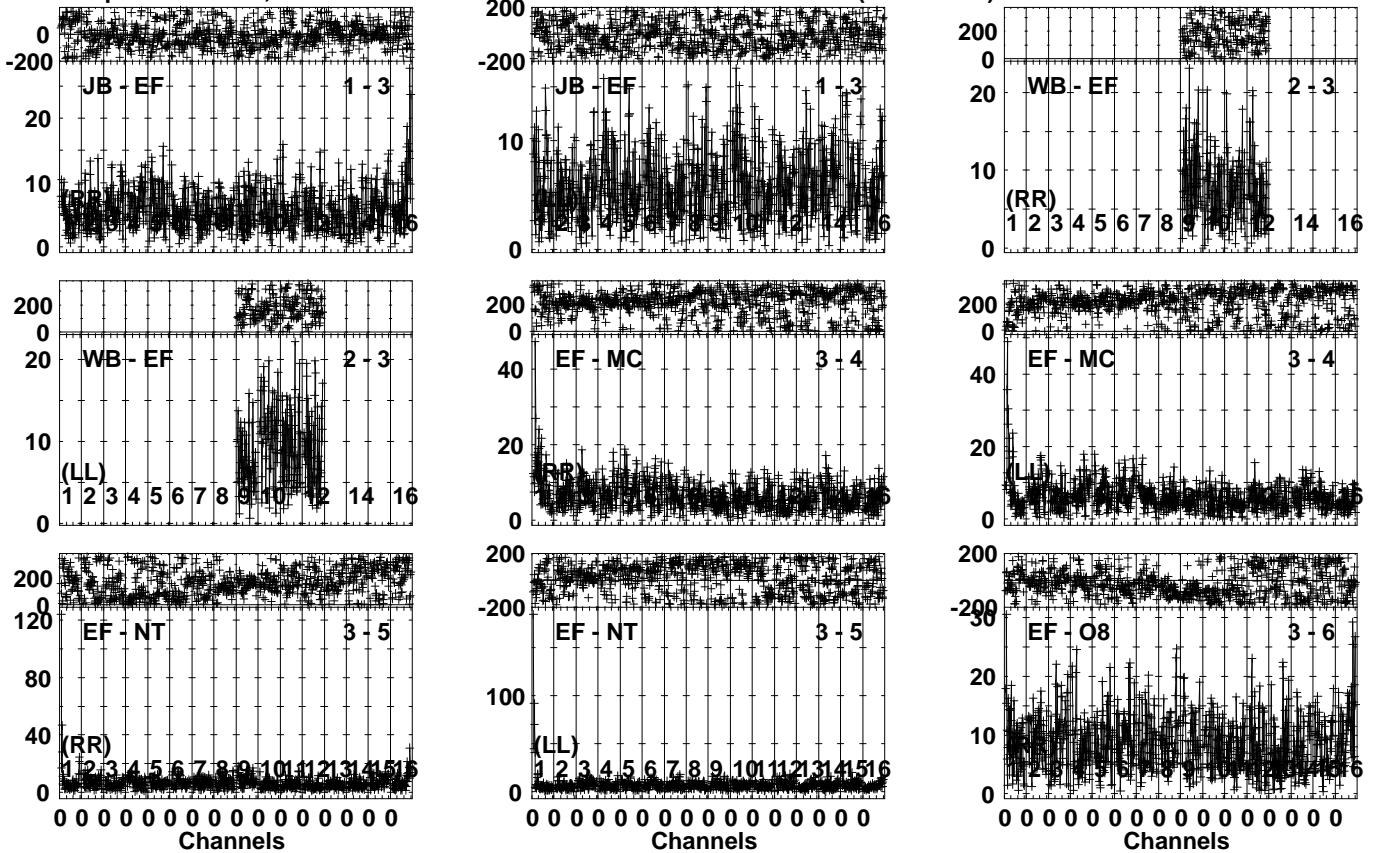


Lower frame: Milli Ampl Jy Top frame: Phas deg
Vector averaged cross-power spectrum Several baselines displayed
Timerange: 01/04:36:01 to 01/04:37:29

Plot file version 718 created 31-MAR-2023 16:05:47

ARP299A EP124A.UVDATA.1

Freq = 4.6005 GHz, Bw = 32.000 MH Calibrated with CL # 4 and BP # 1 (BP mode 1)

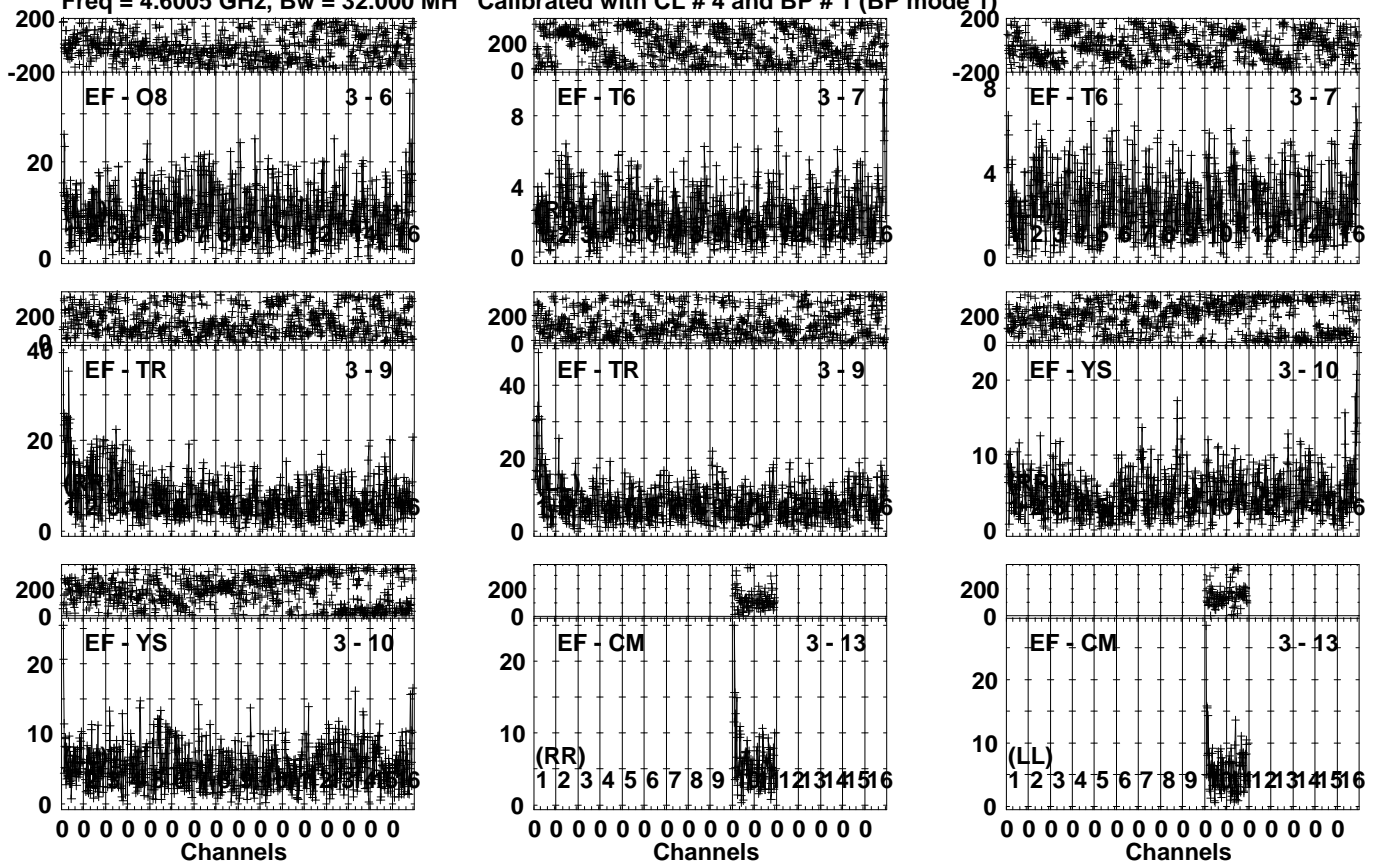


Lower frame: Milli Ampl Jy Top frame: Phas deg
Vector averaged cross-power spectrum Several baselines displayed
Timerange: 01/04:37:31 to 01/04:40:59

Plot file version 719 created 31-MAR-2023 16:05:47

ARP299A EP124A.UVDATA.1

Freq = 4.6005 GHz, Bw = 32.000 MH Calibrated with CL # 4 and BP # 1 (BP mode 1)

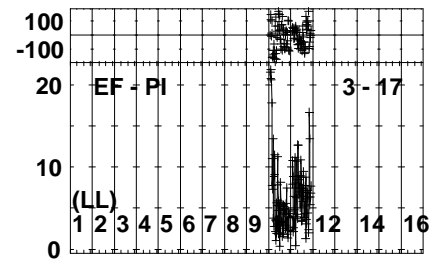
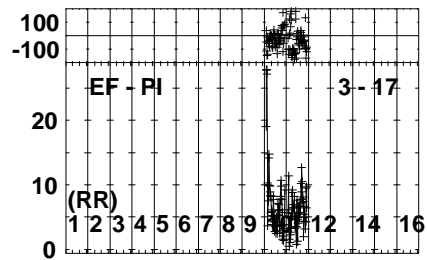
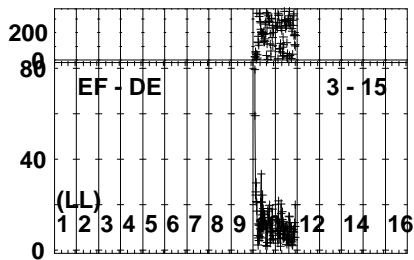
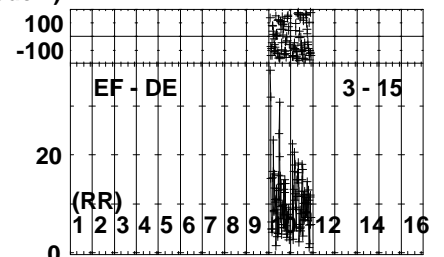
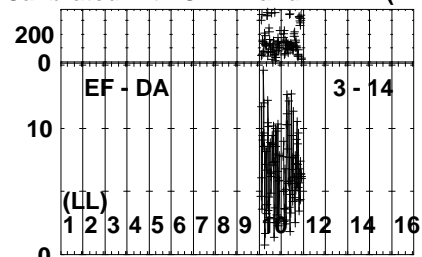
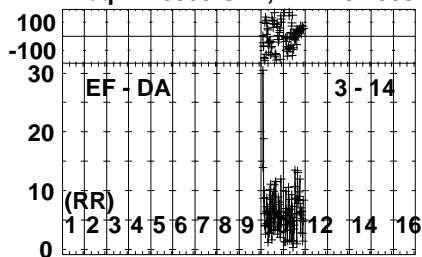


Lower frame: Milli Ampl Jy Top frame: Phas deg
Vector averaged cross-power spectrum Several baselines displayed
Timerange: 01/04:37:31 to 01/04:40:59

Plot file version 720 created 31-MAR-2023 16:05:48

ARP299A EP124A.UVDATA.1

Freq = 4.6005 GHz, Bw = 32.000 MH Calibrated with CL # 4 and BP # 1 (BP mode 1)



Lower frame: Milli Ampl Jy Top frame: Phas deg

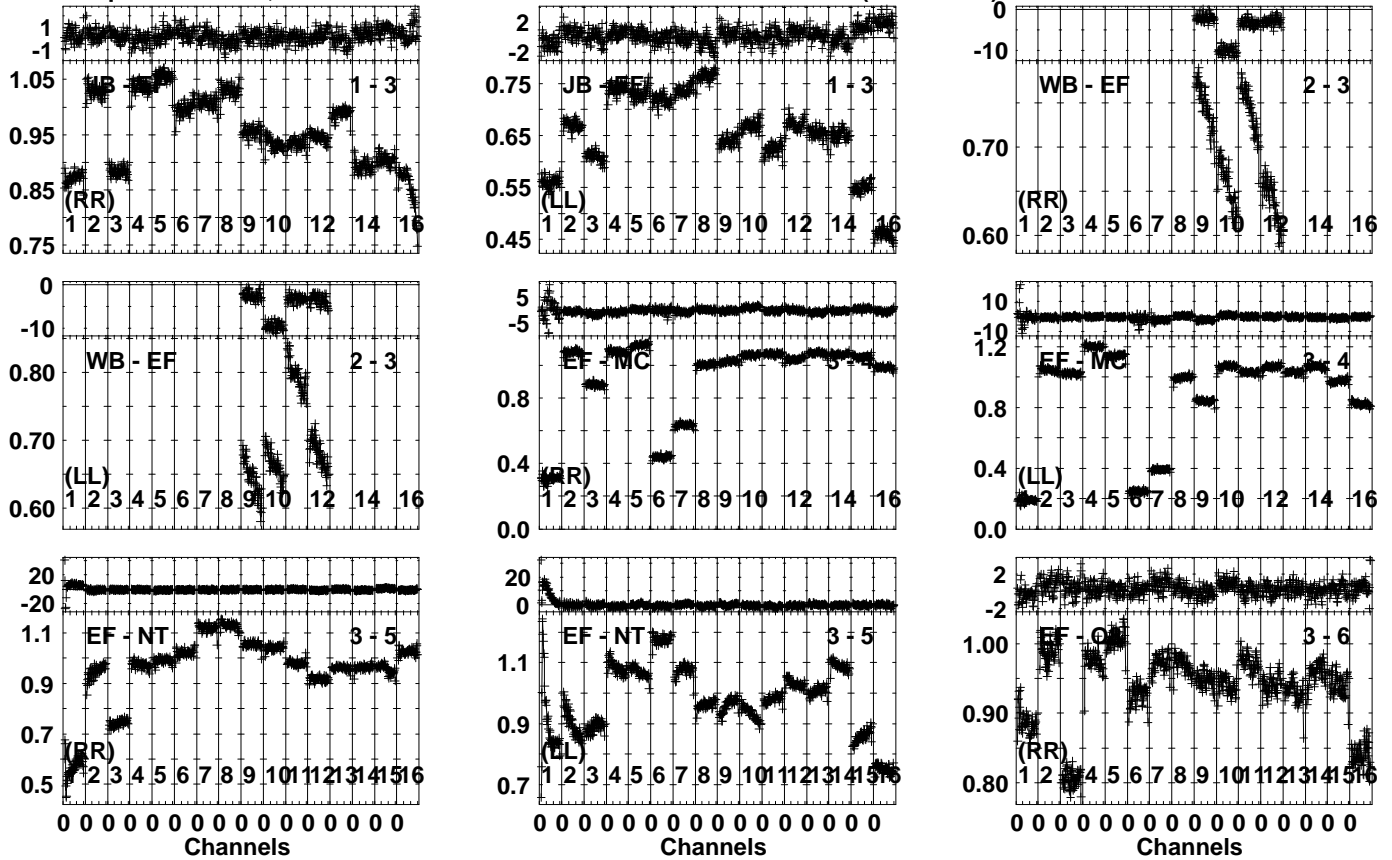
Vector averaged cross-power spectrum Several baselines displayed

Timerange: 01/04:37:31 to 01/04:40:59

Plot file version 721 created 31-MAR-2023 16:05:49

J1128+5925 EP124A.UVDATA.1

Freq = 4.6005 GHz, Bw = 32.000 MH Calibrated with CL # 4 and BP # 1 (BP mode 1)

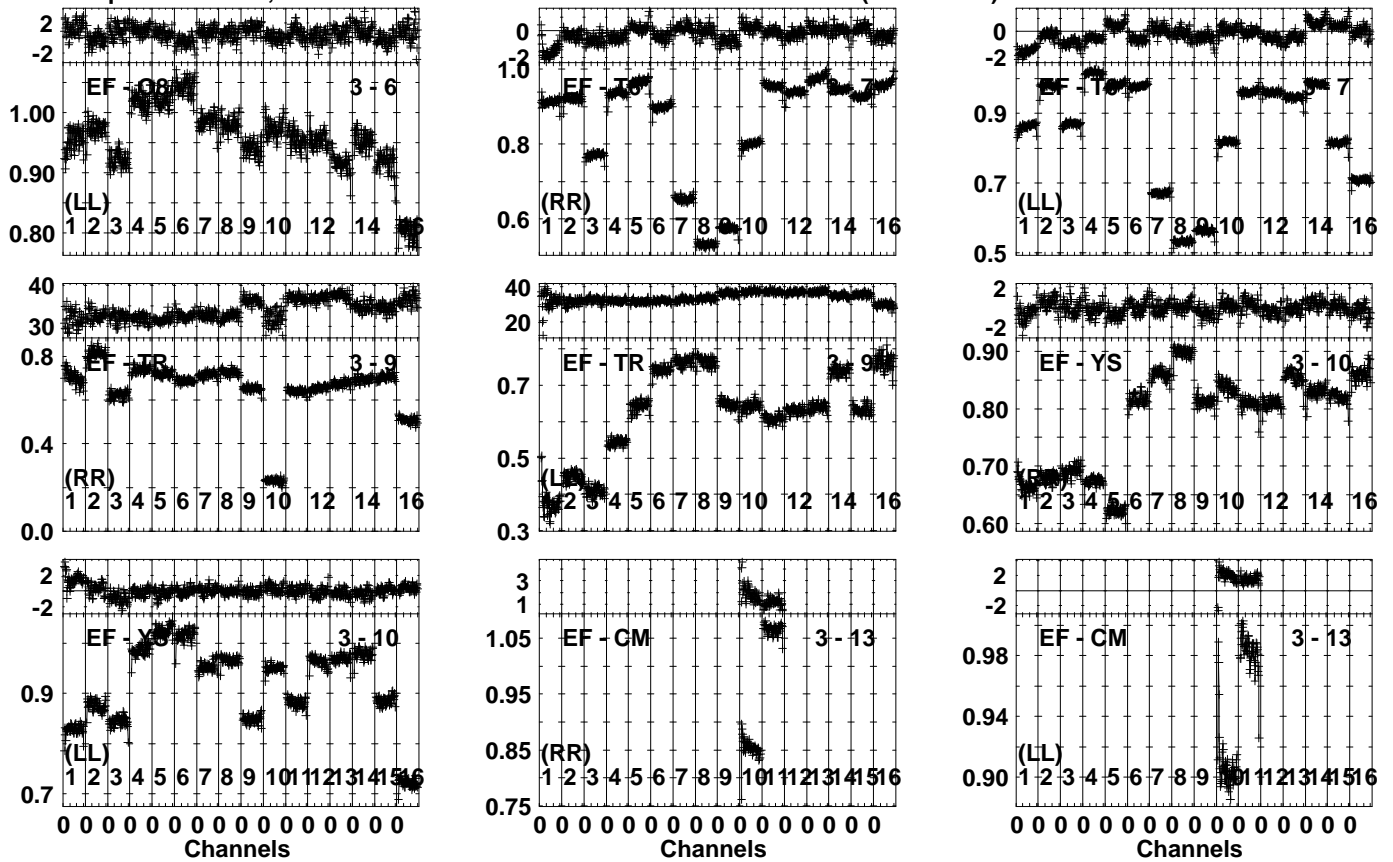


Lower frame: Ampl Jy Top frame: Phas deg
 Vector averaged cross-power spectrum Several baselines displayed
 Timerange: 01/04:41:31 to 01/04:42:29

Plot file version 722 created 31-MAR-2023 16:05:50

J1128+5925 EP124A.UVDATA.1

Freq = 4.6005 GHz, Bw = 32.000 MH Calibrated with CL # 4 and BP # 1 (BP mode 1)

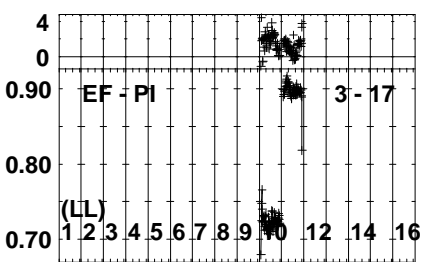
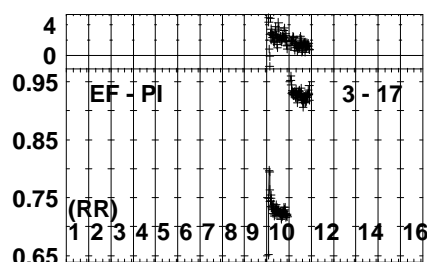
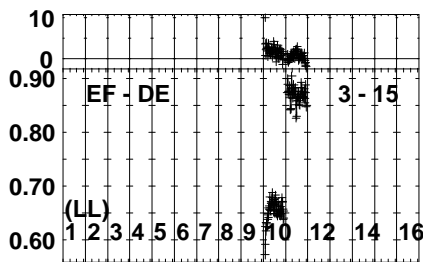
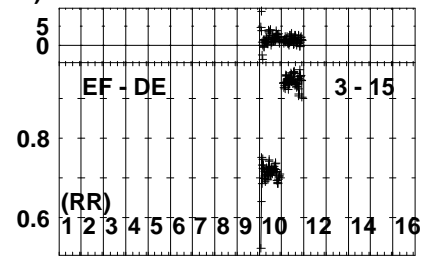
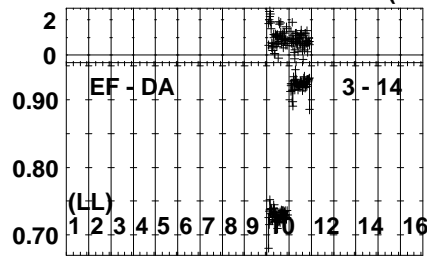
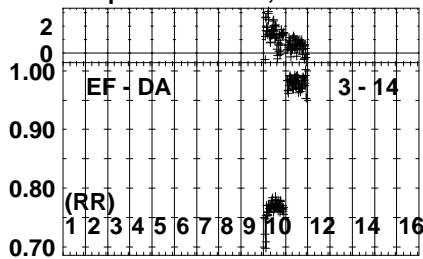


Lower frame: Ampl Jy Top frame: Phas deg
Vector averaged cross-power spectrum Several baselines displayed
Timerange: 01/04:41:31 to 01/04:42:29

Plot file version 723 created 31-MAR-2023 16:05:51

J1128+5925 EP124A.UVDATA.1

Freq = 4.6005 GHz, Bw = 32.000 MH Calibrated with CL # 4 and BP # 1 (BP mode 1)

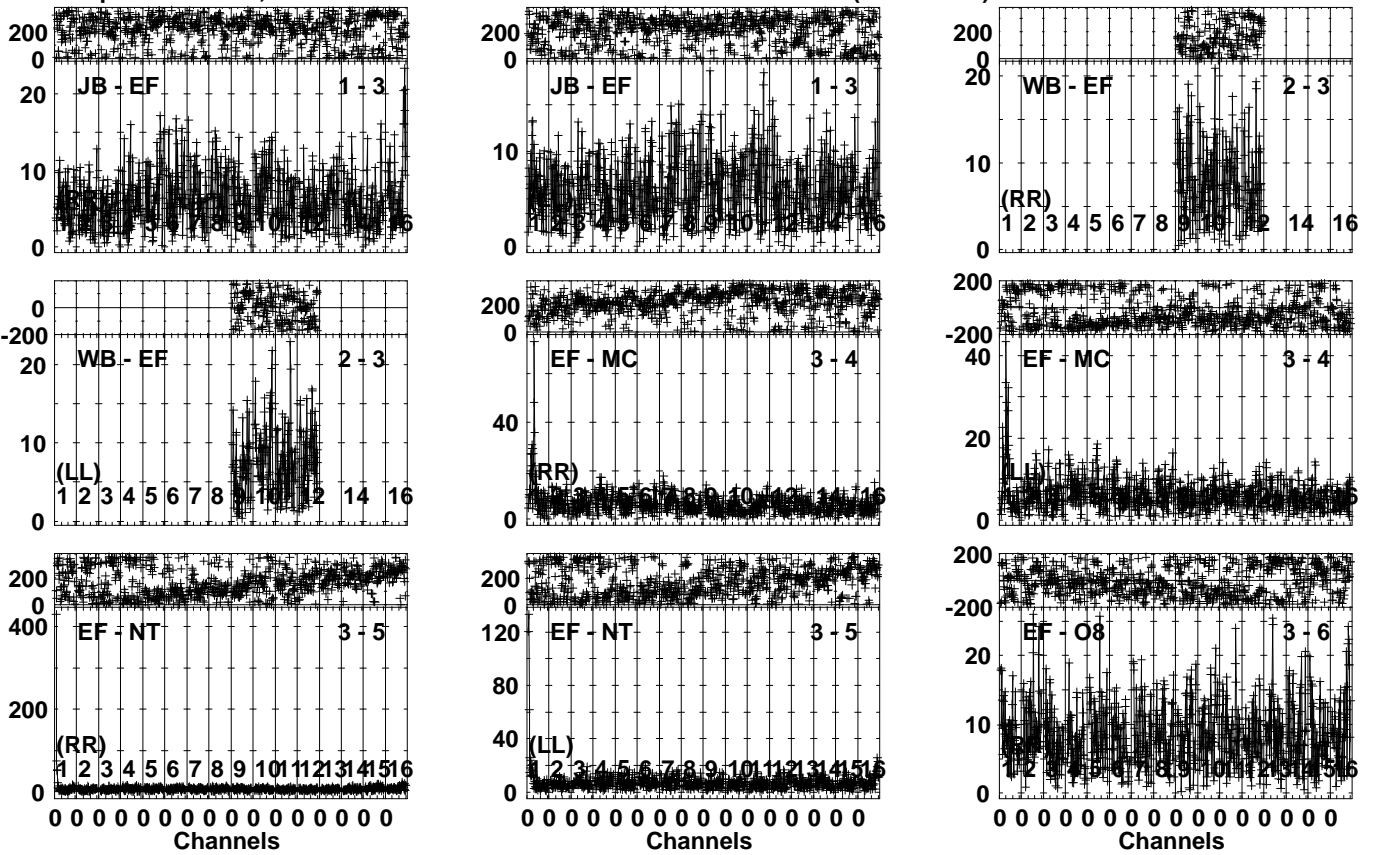


Lower frame: Ampl Jy Top frame: Phas deg
Vector averaged cross-power spectrum Several baselines displayed
Timerange: 01/04:41:31 to 01/04:42:29

Plot file version 724 created 31-MAR-2023 16:05:51

ARP299A EP124A.UVDATA.1

Freq = 4.6005 GHz, Bw = 32.000 MH Calibrated with CL # 4 and BP # 1 (BP mode 1)

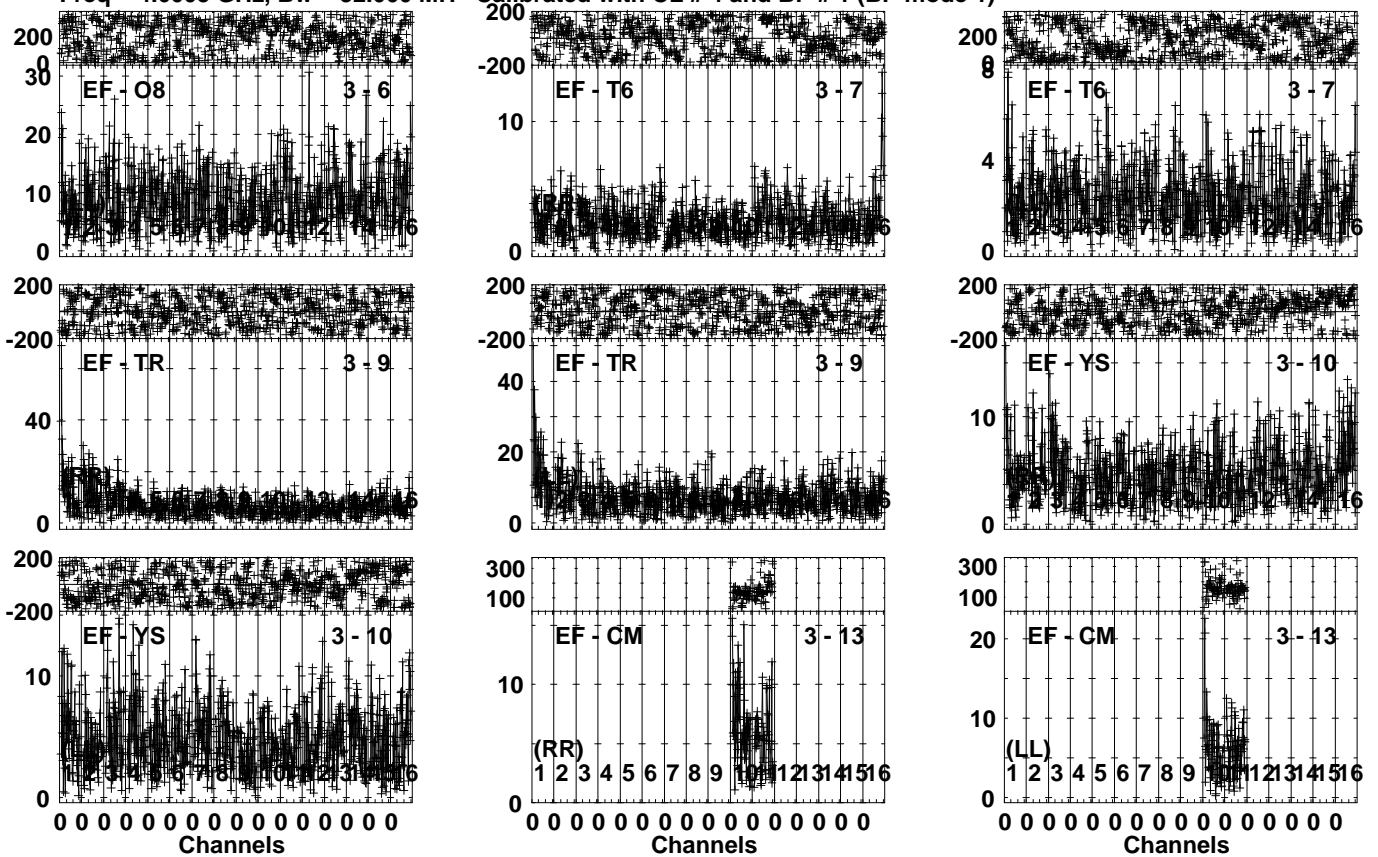


Lower frame: Milli Ampl Jy Top frame: Phas deg
 Vector averaged cross-power spectrum Several baselines displayed
 Timerange: 01/04:42:31 to 01/04:45:59

Plot file version 725 created 31-MAR-2023 16:05:52

ARP299A EP124A.UVDATA.1

Freq = 4.6005 GHz, Bw = 32.000 MH Calibrated with CL # 4 and BP # 1 (BP mode 1)

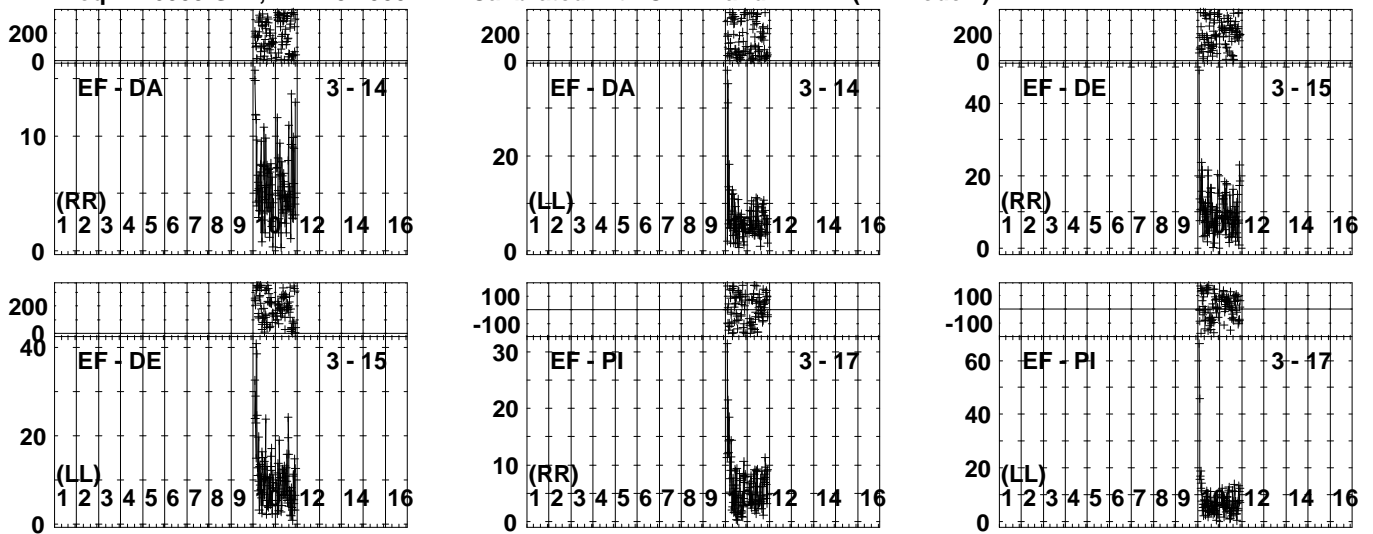


Lower frame: Milli Ampl Jy Top frame: Phas deg
Vector averaged cross-power spectrum Several baselines displayed
Timerange: 01/04:42:31 to 01/04:45:59

Plot file version 726 created 31-MAR-2023 16:05:53

ARP299A EP124A.UVDATA.1

Freq = 4.6005 GHz, Bw = 32.000 MH Calibrated with CL # 4 and BP # 1 (BP mode 1)



Lower frame: Milli Ampl Jy Top frame: Phas deg

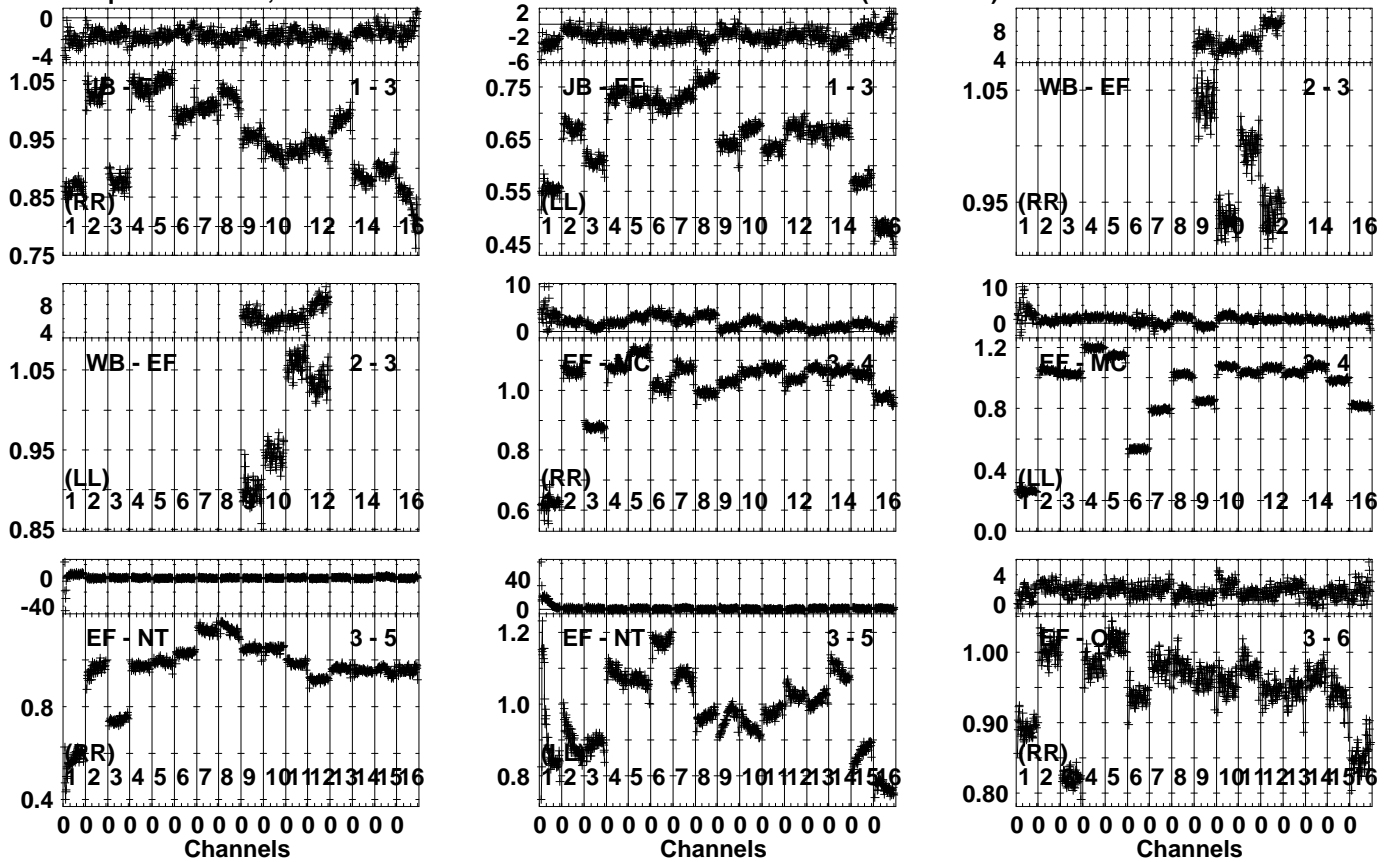
Vector averaged cross-power spectrum Several baselines displayed

Timerange: 01/04:42:31 to 01/04:45:59

Plot file version 727 created 31-MAR-2023 16:05:54

J1128+5925 EP124A.UVDATA.1

Freq = 4.6005 GHz, Bw = 32.000 MH Calibrated with CL # 4 and BP # 1 (BP mode 1)

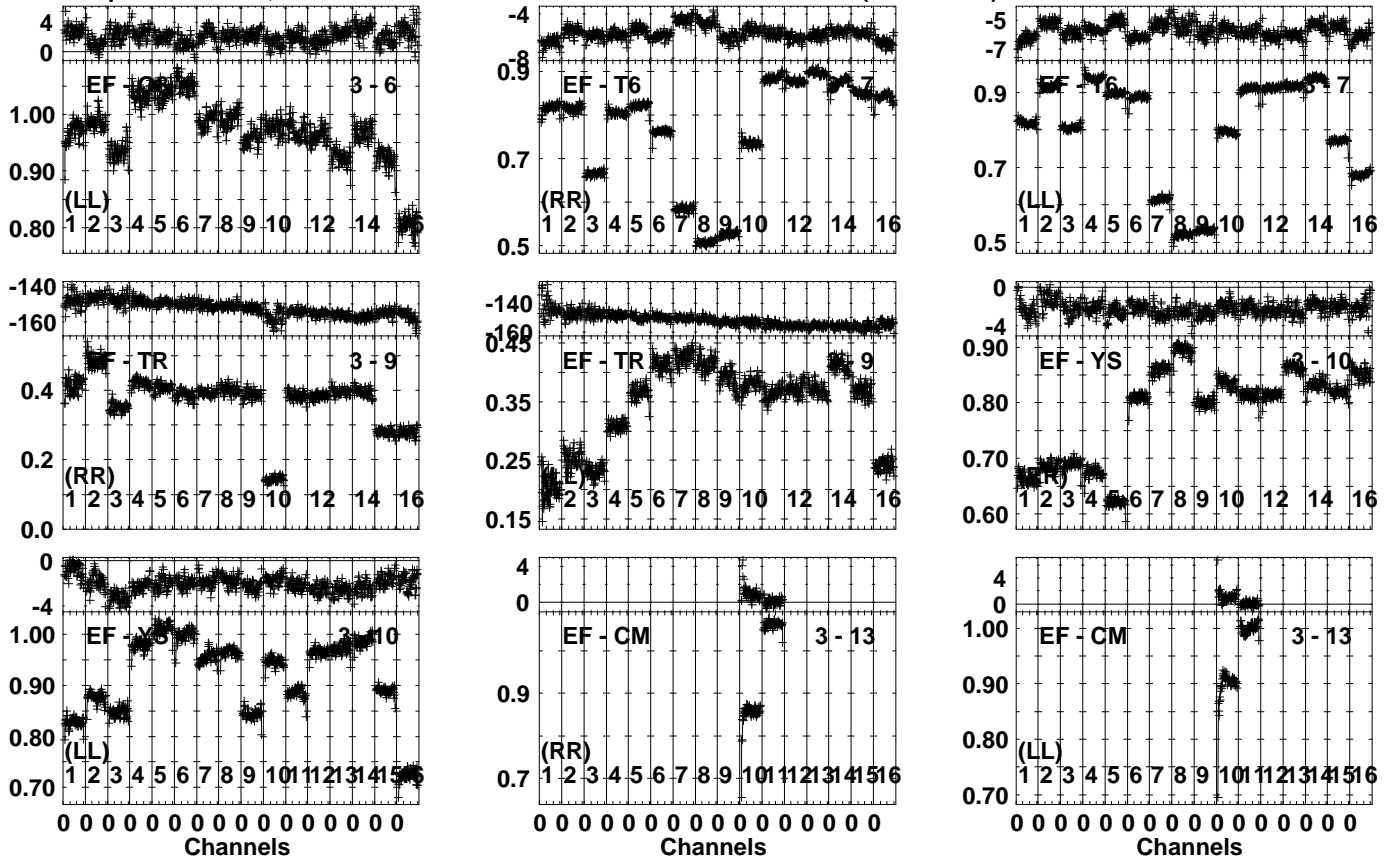


Lower frame: Ampl Jy Top frame: Phas deg
 Vector averaged cross-power spectrum Several baselines displayed
 Timerange: 01/04:46:01 to 01/04:47:29

Plot file version 728 created 31-MAR-2023 16:05:54

J1128+5925 EP124A.UVDATA.1

Freq = 4.6005 GHz, Bw = 32.000 MH Calibrated with CL # 4 and BP # 1 (BP mode 1)

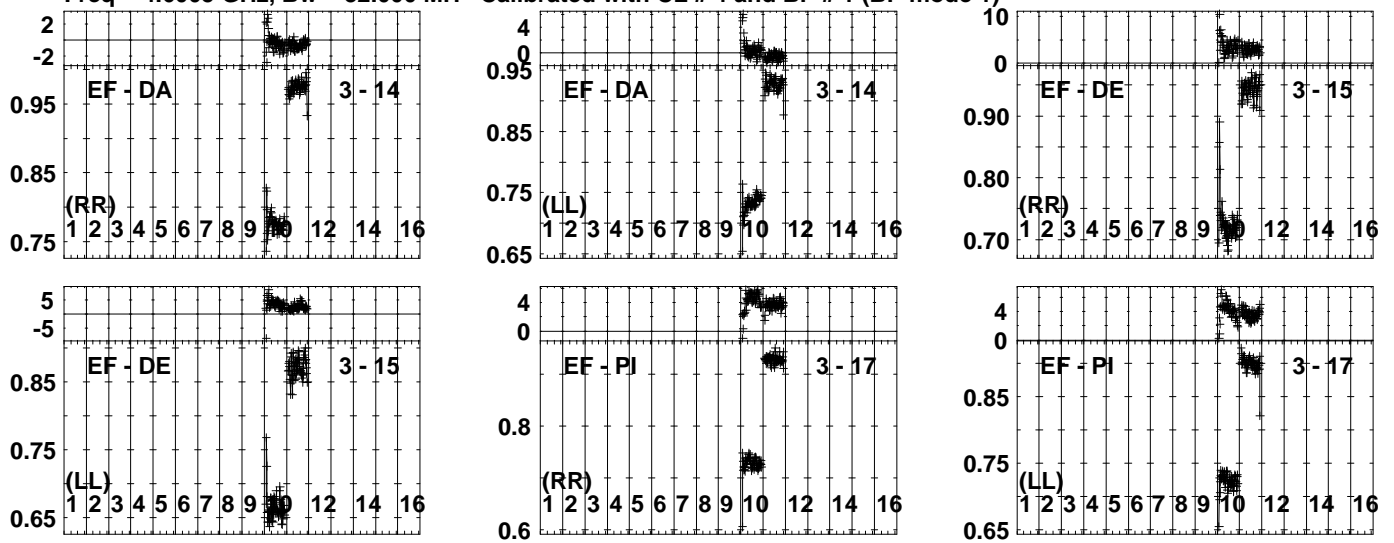


Lower frame: Ampl Jy Top frame: Phas deg
Vector averaged cross-power spectrum Several baselines displayed
Timerange: 01/04:46:01 to 01/04:47:29

Plot file version 729 created 31-MAR-2023 16:05:56

J1128+5925 EP124A.UVDATA.1

Freq = 4.6005 GHz, Bw = 32.000 MH Calibrated with CL # 4 and BP # 1 (BP mode 1)

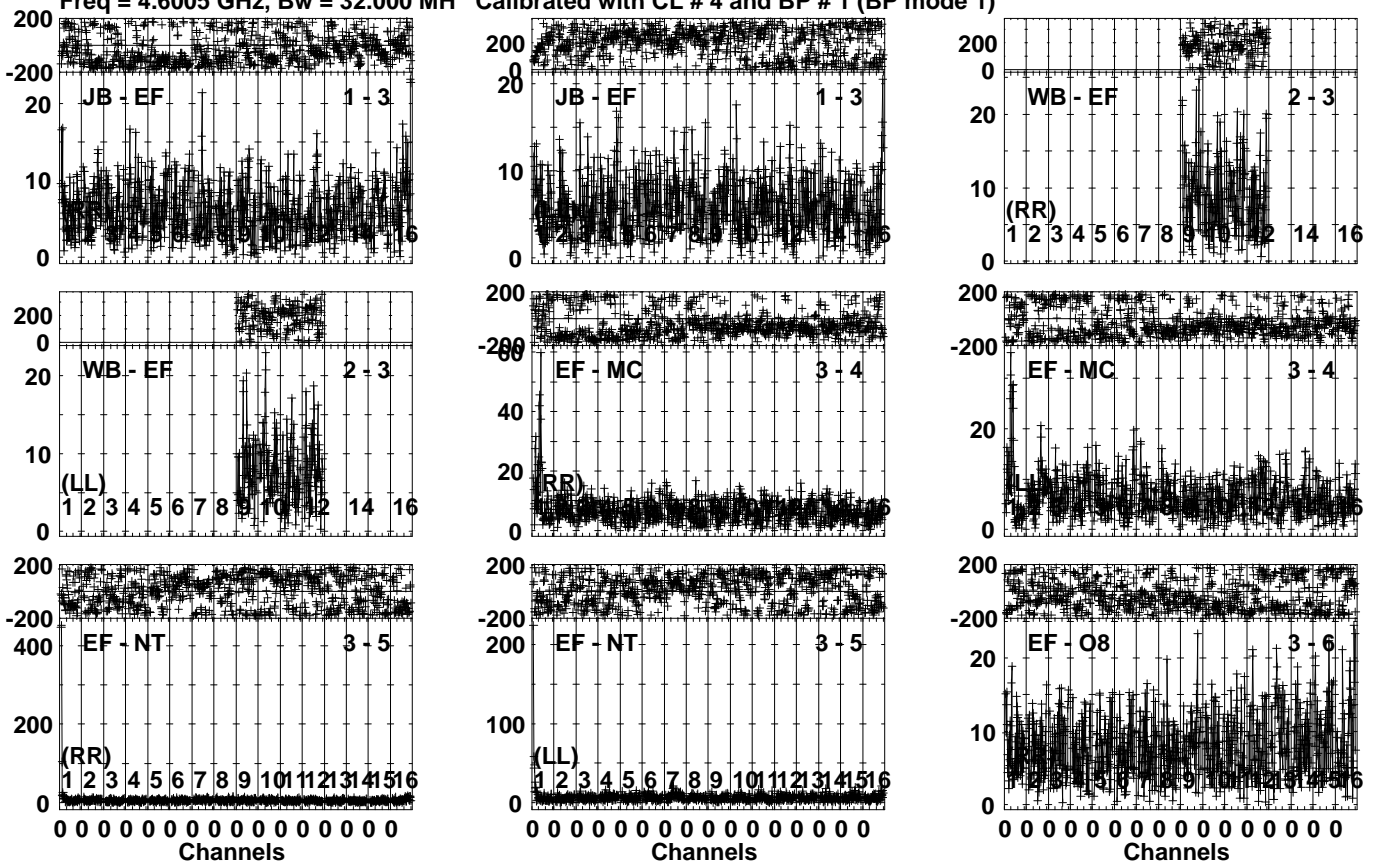


Lower frame: Ampl Jy Top frame: Phas deg
Vector averaged cross-power spectrum Several baselines displayed
Timerange: 01/04:46:01 to 01/04:47:29

Plot file version 730 created 31-MAR-2023 16:05:56

ARP299A EP124A.UVDATA.1

Freq = 4.6005 GHz, Bw = 32.000 MH Calibrated with CL # 4 and BP # 1 (BP mode 1)

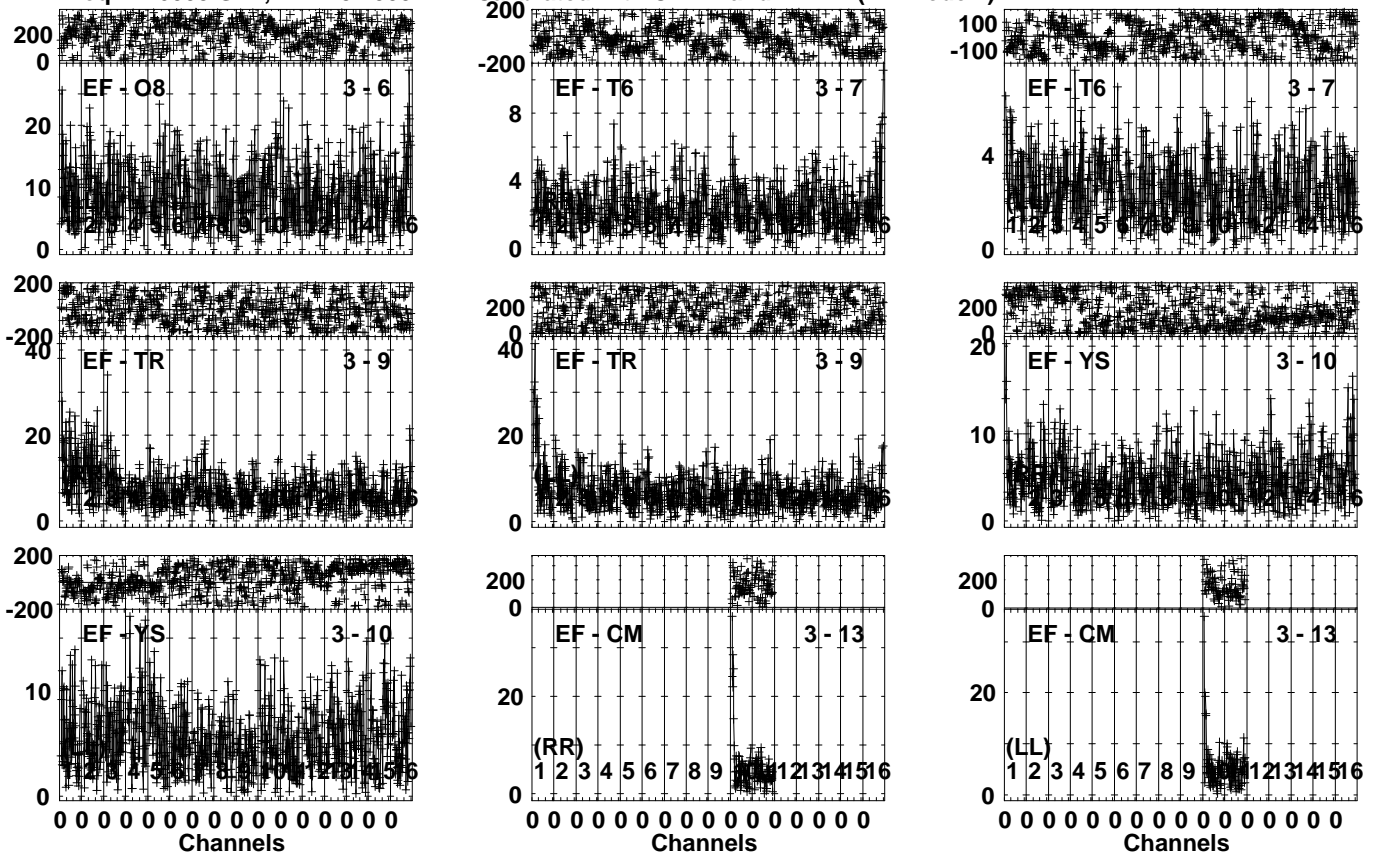


Lower frame: Milli Ampl Jy Top frame: Phas deg
Vector averaged cross-power spectrum Several baselines displayed
Timerange: 01/04:47:31 to 01/04:50:59

Plot file version 731 created 31-MAR-2023 16:05:57

ARP299A EP124A.UVDATA.1

Freq = 4.6005 GHz, Bw = 32.000 MH Calibrated with CL # 4 and BP # 1 (BP mode 1)

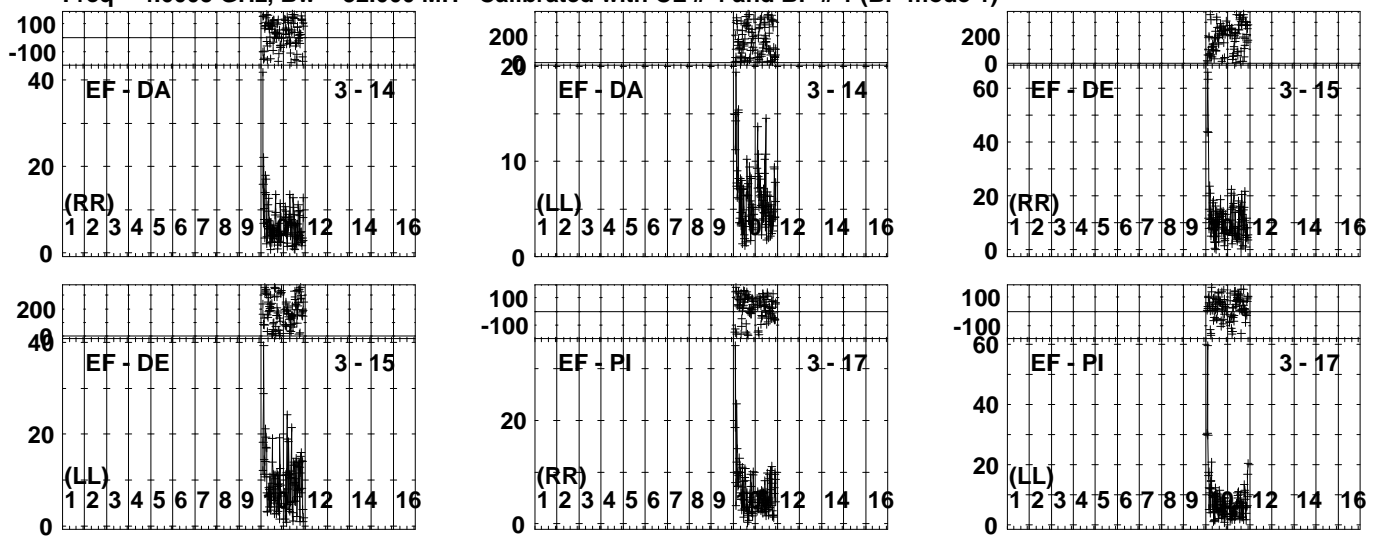


Lower frame: Milli Ampl Jy Top frame: Phas deg
Vector averaged cross-power spectrum Several baselines displayed
Timerange: 01/04:47:31 to 01/04:50:59

Plot file version 732 created 31-MAR-2023 16:05:58

ARP299A EP124A.UVDATA.1

Freq = 4.6005 GHz, Bw = 32.000 MH Calibrated with CL # 4 and BP # 1 (BP mode 1)

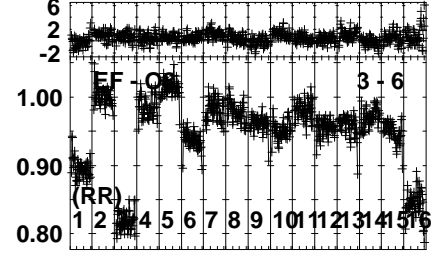
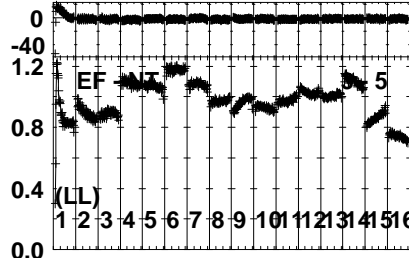
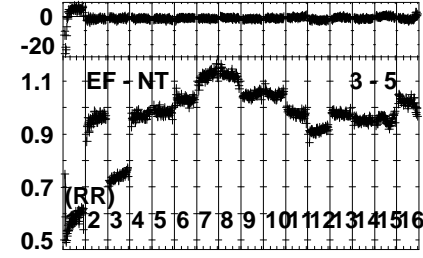
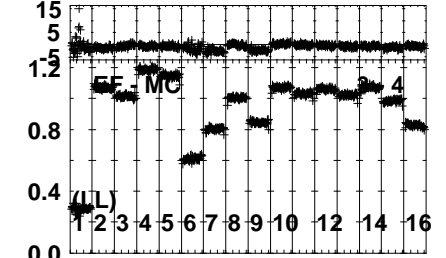
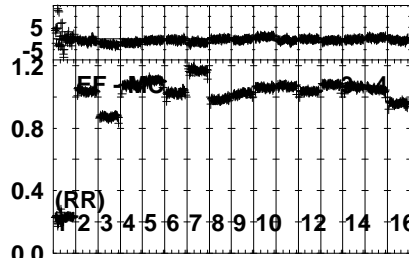
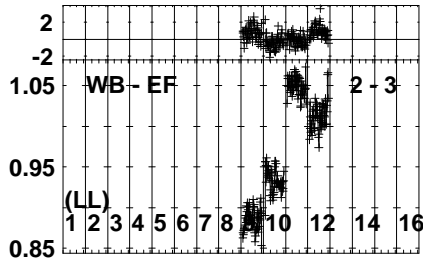
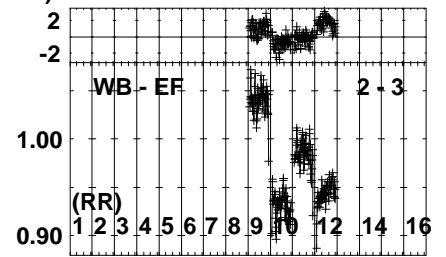
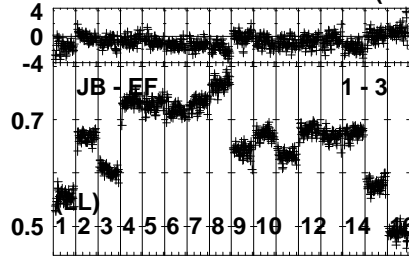
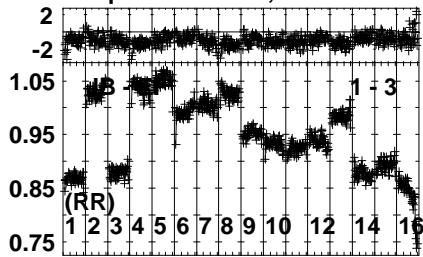


Lower frame: Milli Ampl Jy Top frame: Phas deg
Vector averaged cross-power spectrum Several baselines displayed
Timerange: 01/04:47:31 to 01/04:50:59

Plot file version 733 created 31-MAR-2023 16:05:59

J1128+5925 EP124A.UVDATA.1

Freq = 4.6005 GHz, Bw = 32.000 MH Calibrated with CL # 4 and BP # 1 (BP mode 1)

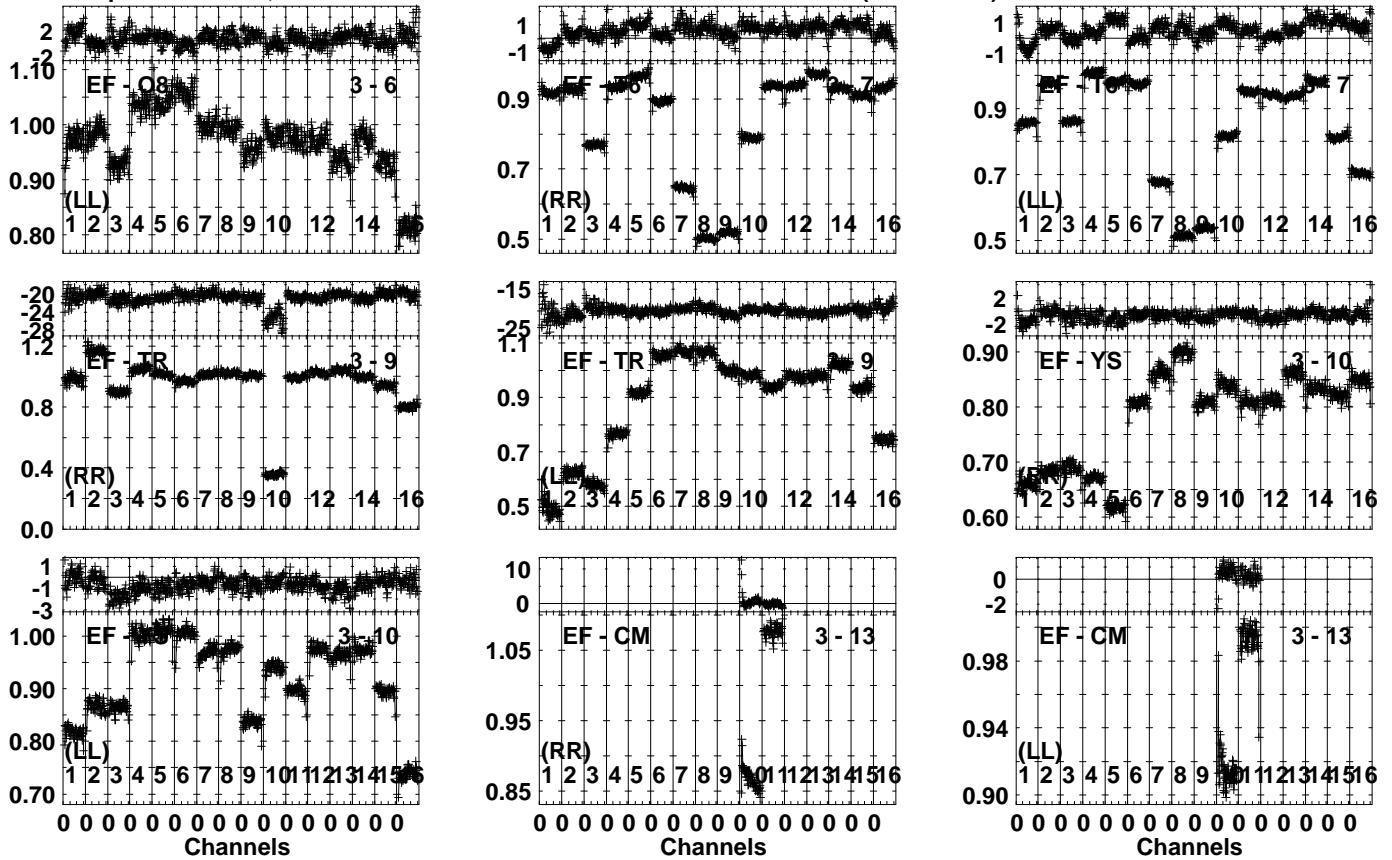


Lower frame: Ampl Jy Top frame: Phas deg
 Vector averaged cross-power spectrum Several baselines displayed
 Timerange: 01/04:51:31 to 01/04:52:29

Plot file version 734 created 31-MAR-2023 16:05:59

J1128+5925 EP124A.UVDATA.1

Freq = 4.6005 GHz, Bw = 32.000 MH Calibrated with CL # 4 and BP # 1 (BP mode 1)

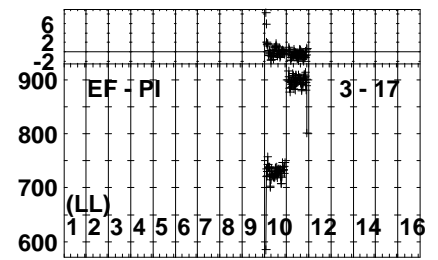
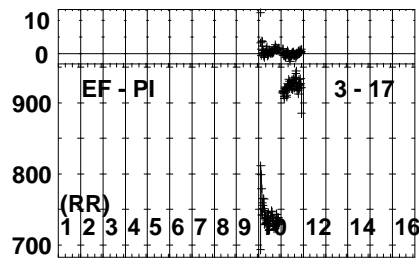
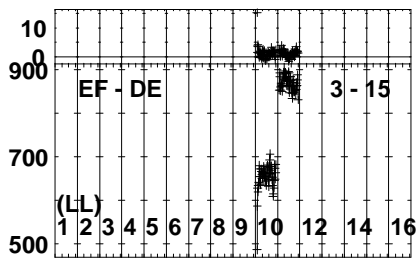
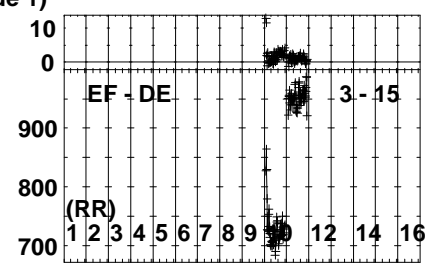
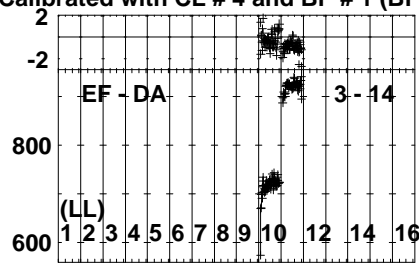
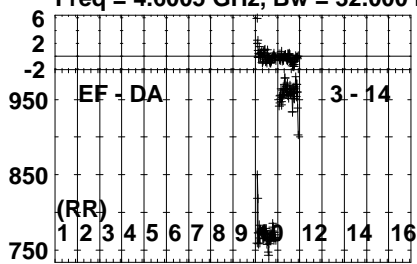


Lower frame: Ampl Jy Top frame: Phas deg
Vector averaged cross-power spectrum Several baselines displayed
Timerange: 01/04:51:31 to 01/04:52:29

Plot file version 735 created 31-MAR-2023 16:06:00

J1128+5925 EP124A.UVDATA.1

Freq = 4.6005 GHz, Bw = 32.000 MH Calibrated with CL # 4 and BP # 1 (BP mode 1)

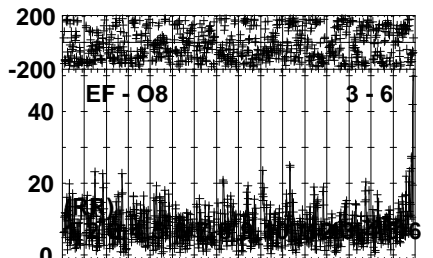
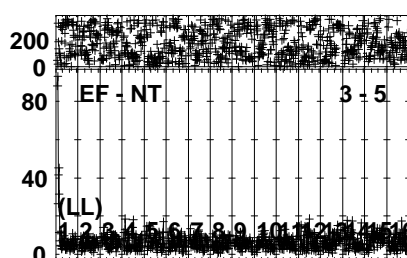
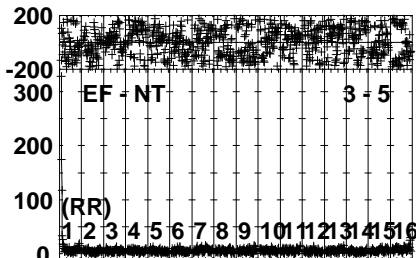
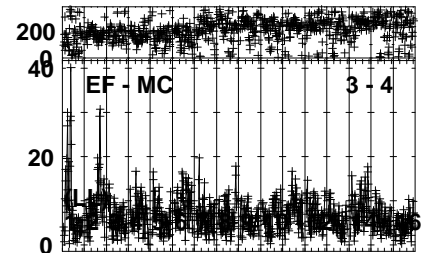
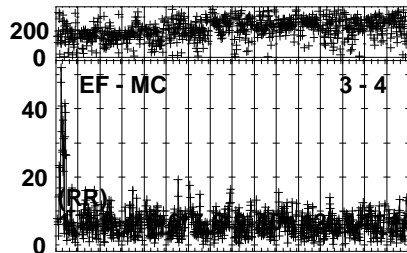
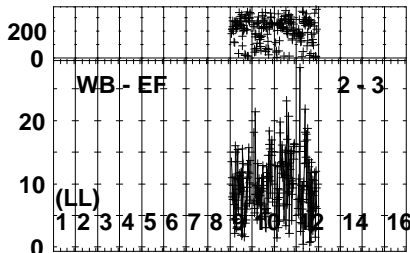
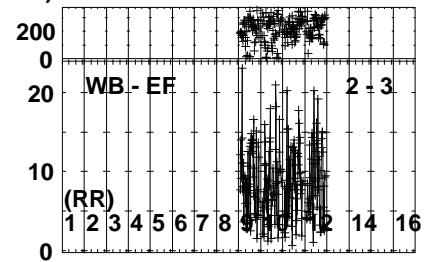
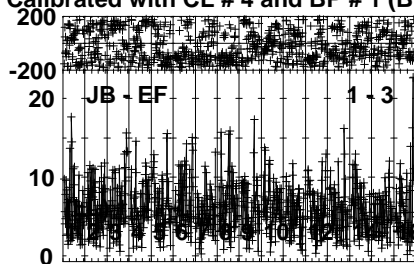
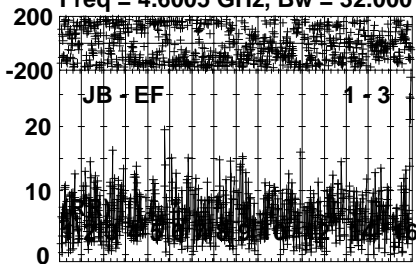


Lower frame: Milli Ampl Jy Top frame: Phas deg
Vector averaged cross-power spectrum Several baselines displayed
Timerange: 01/04:51:31 to 01/04:52:29

Plot file version 736 created 31-MAR-2023 16:06:01

ARP299A EP124A.UVDATA.1

Freq = 4.6005 GHz, Bw = 32.000 MH Calibrated with CL # 4 and BP # 1 (BP mode 1)



0 0 0 0 0 0 0 0 0 0 0 0 0 0 0 0
Channels

0 0 0 0 0 0 0 0 0 0 0 0 0 0 0 0
Channels

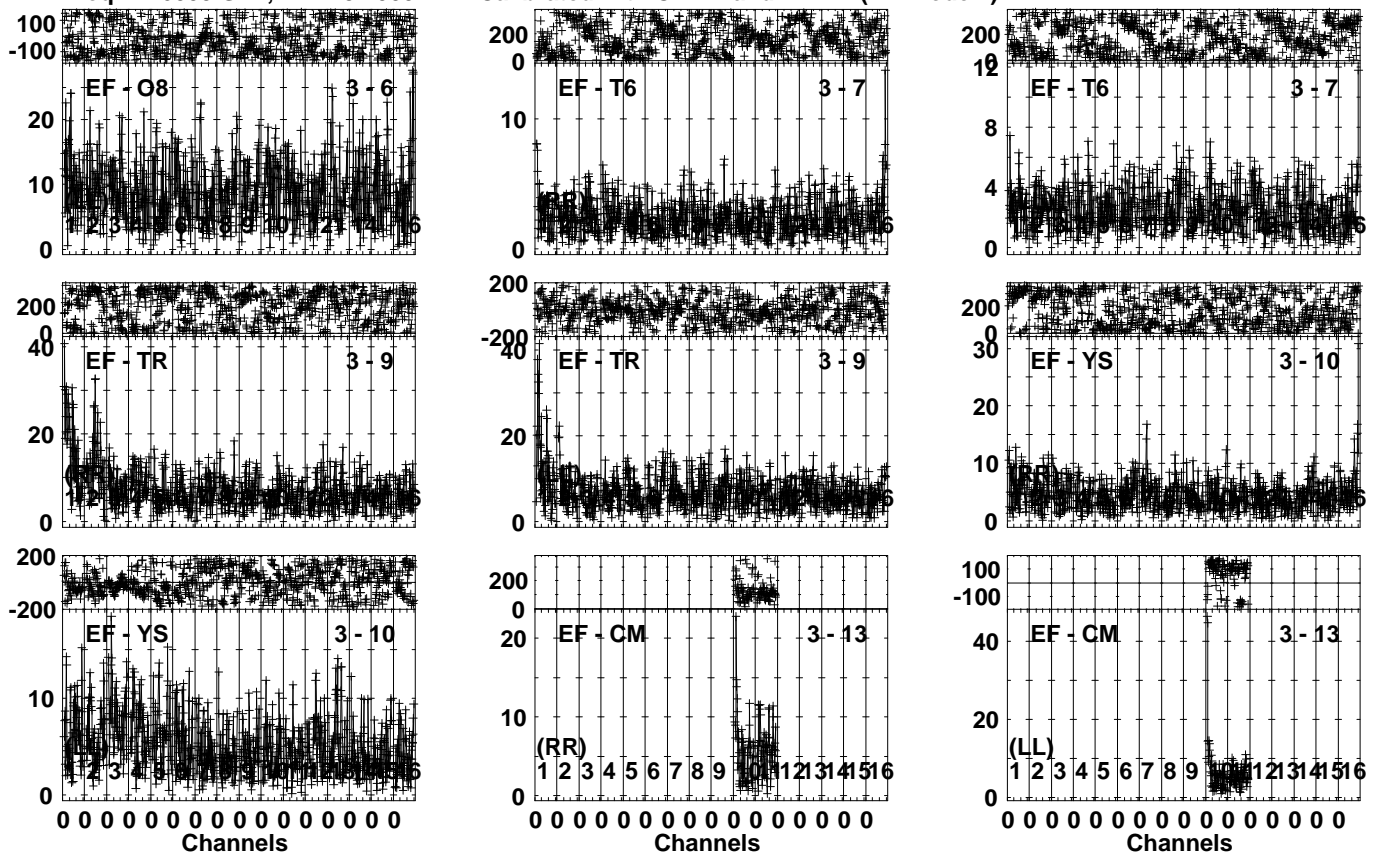
0 0 0 0 0 0 0 0 0 0 0 0 0 0 0 0
Channels

Lower frame: Milli Ampl Jy Top frame: Phas deg
Vector averaged cross-power spectrum Several baselines displayed
Timerange: 01/04:52:31 to 01/04:55:59

Plot file version 737 created 31-MAR-2023 16:06:01

ARP299A EP124A.UVDATA.1

Freq = 4.6005 GHz, Bw = 32.000 MH Calibrated with CL # 4 and BP # 1 (BP mode 1)

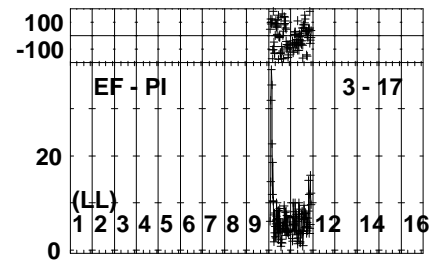
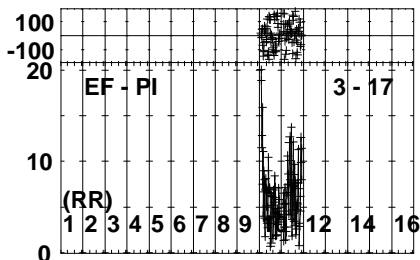
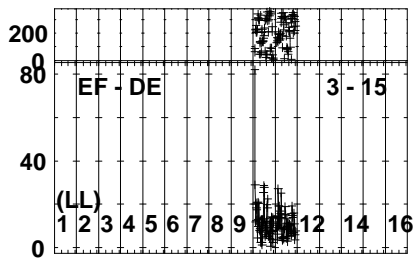
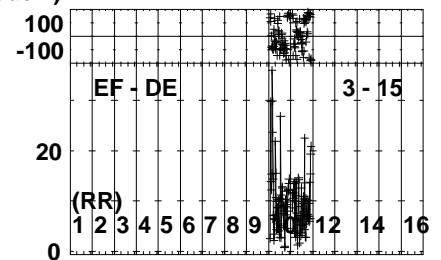
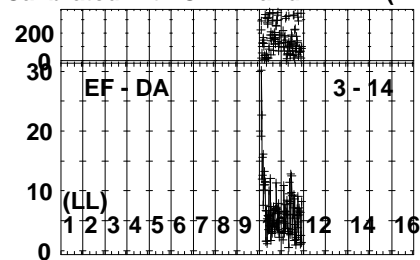



Lower frame: Milli Ampl Jy Top frame: Phas deg
Vector averaged cross-power spectrum Several baselines displayed
Timerange: 01/04:52:31 to 01/04:55:59

Plot file version 738 created 31-MAR-2023 16:06:02

ARP299A EP124A.UVDATA.1

Freq = 4.6005 GHz, Bw = 32.000 MH Calibrated with CL # 4 and BP # 1 (BP mode 1)



Lower frame: Milli Ampl Jy Top frame: Phas deg

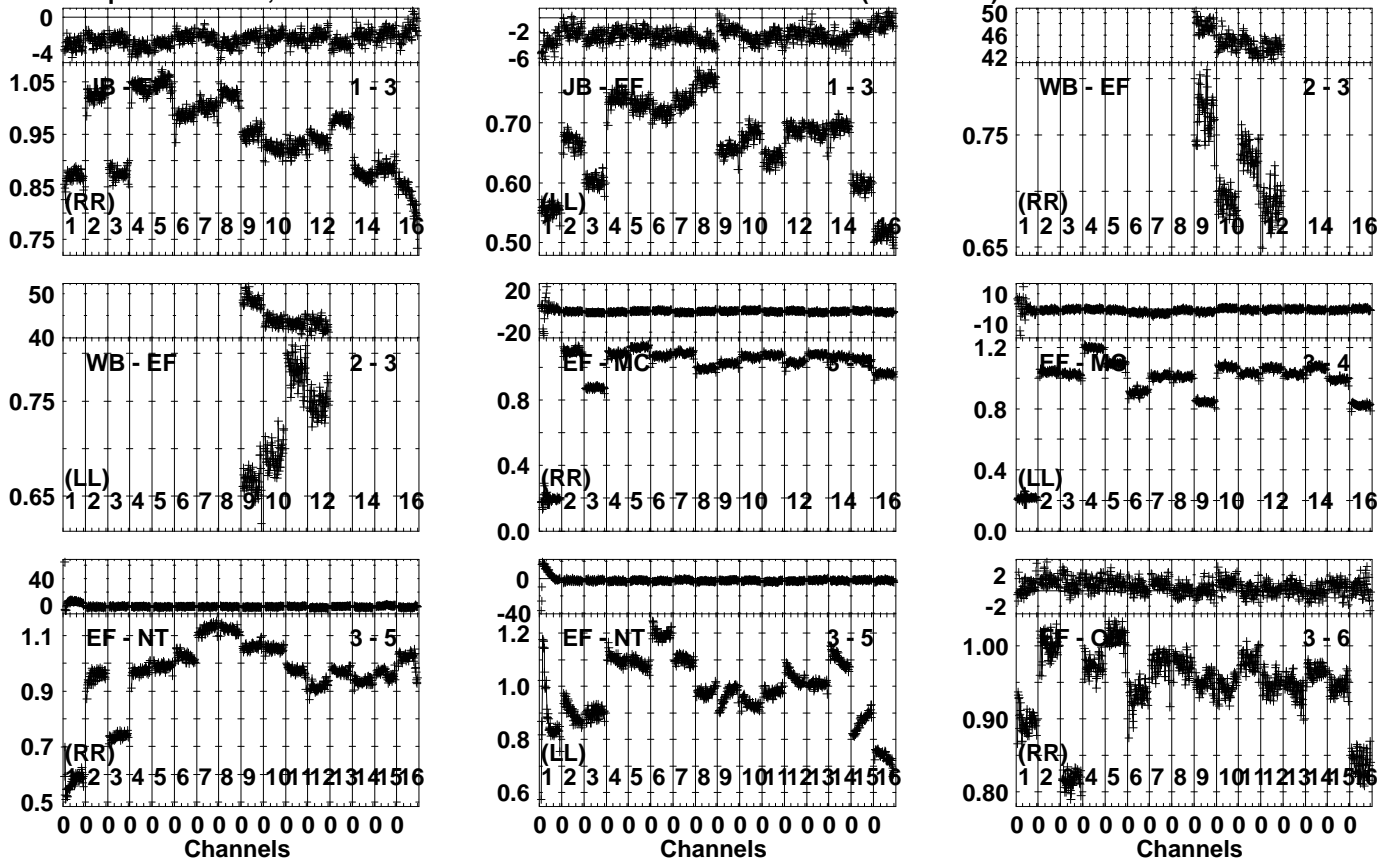
Vector averaged cross-power spectrum Several baselines displayed

Timerange: 01/04:52:31 to 01/04:55:59

Plot file version 739 created 31-MAR-2023 16:06:03

J1128+5925 EP124A.UVDATA.1

Freq = 4.6005 GHz, Bw = 32.000 MH Calibrated with CL # 4 and BP # 1 (BP mode 1)

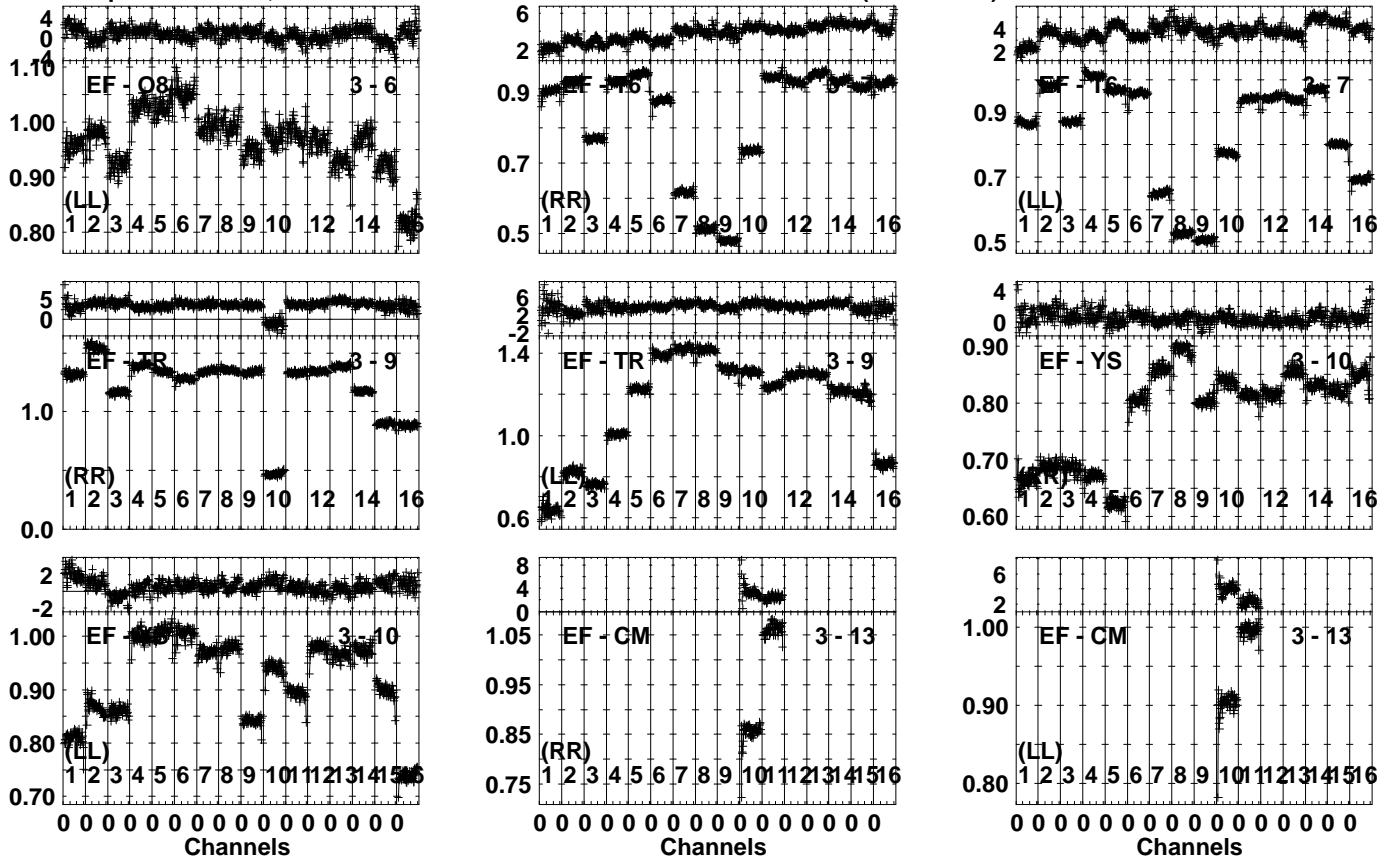


Lower frame: Ampl Jy Top frame: Phas deg
 Vector averaged cross-power spectrum Several baselines displayed
 Timerange: 01/04:56:01 to 01/04:57:29

Plot file version 740 created 31-MAR-2023 16:06:04

J1128+5925 EP124A.UVDATA.1

Freq = 4.6005 GHz, Bw = 32.000 MH Calibrated with CL # 4 and BP # 1 (BP mode 1)

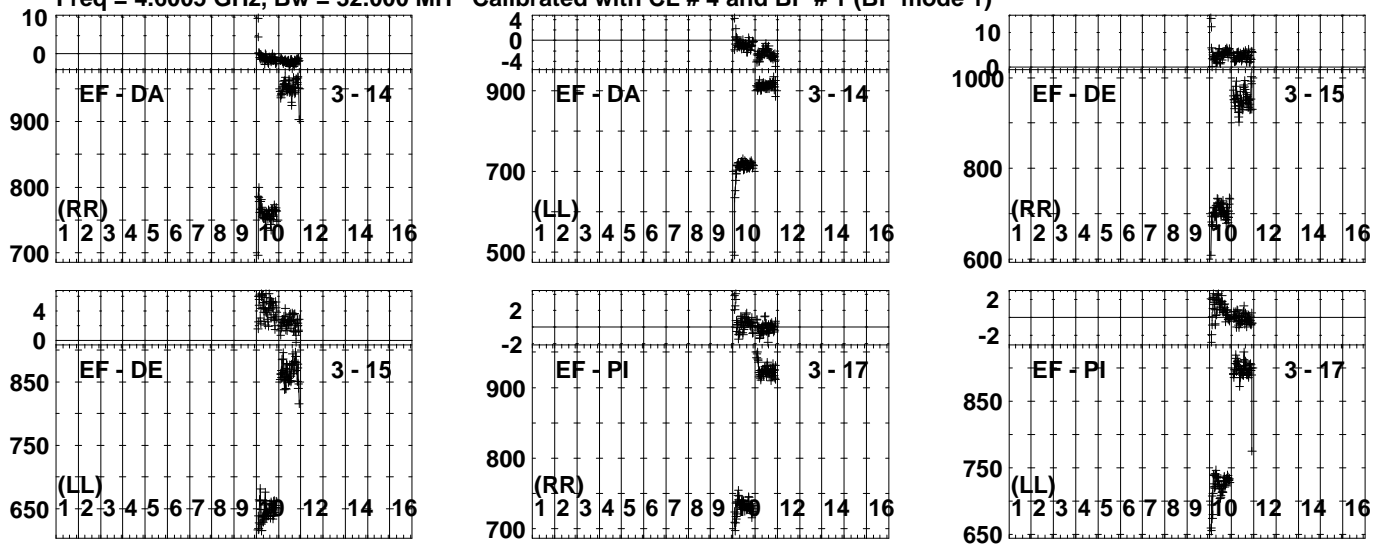


Lower frame: Ampl Jy Top frame: Phas deg
 Vector averaged cross-power spectrum Several baselines displayed
 Timerange: 01/04:56:01 to 01/04:57:29

Plot file version 741 created 31-MAR-2023 16:06:05

J1128+5925 EP124A.UVDATA.1

Freq = 4.6005 GHz, Bw = 32.000 MH Calibrated with CL # 4 and BP # 1 (BP mode 1)

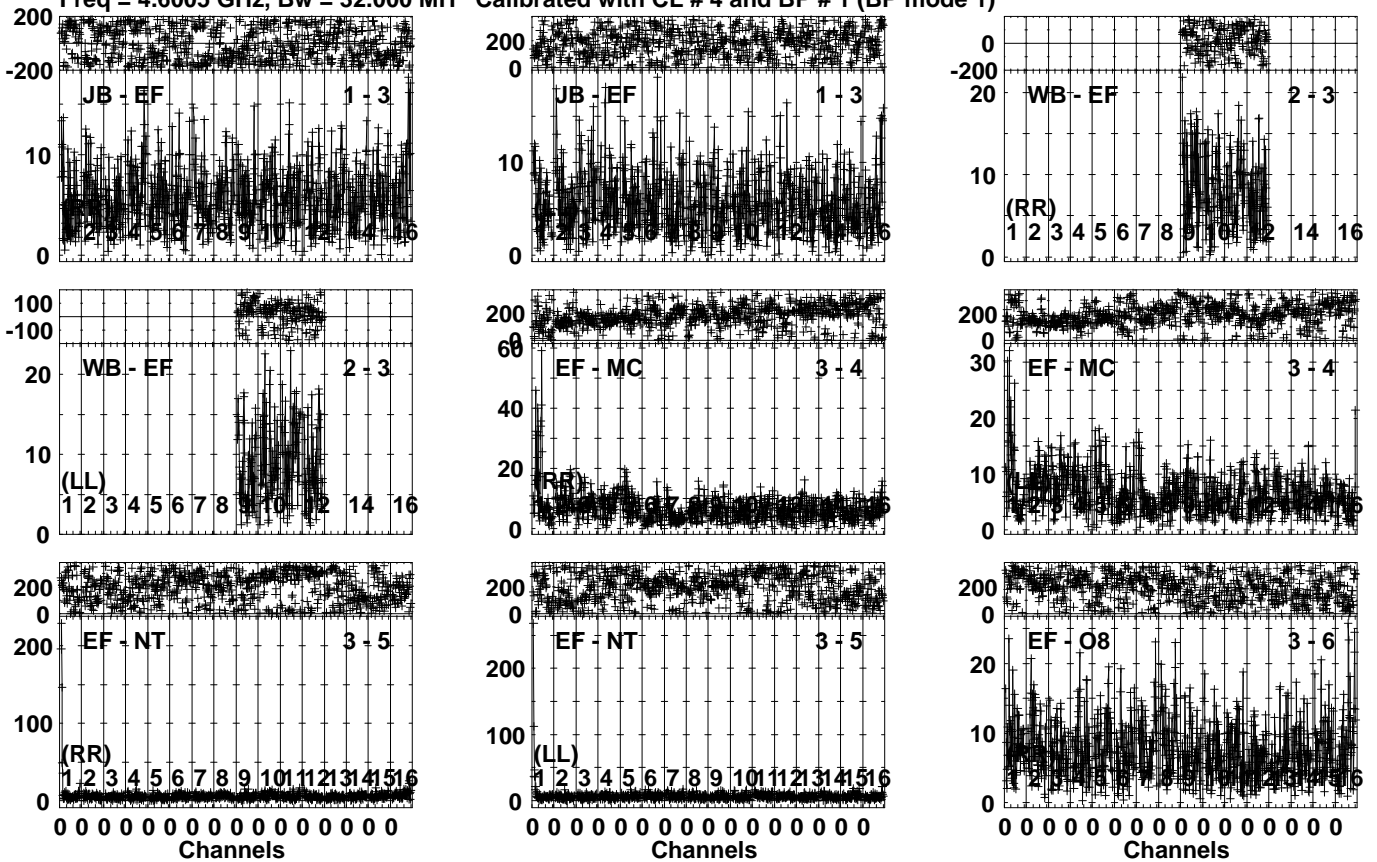


Lower frame: Milli Ampl Jy Top frame: Phas deg
Vector averaged cross-power spectrum Several baselines displayed
Timerange: 01/04:56:01 to 01/04:57:29

Plot file version 742 created 31-MAR-2023 16:06:06

ARP299A EP124A.UVDATA.1

Freq = 4.6005 GHz, Bw = 32.000 MH Calibrated with CL # 4 and BP # 1 (BP mode 1)

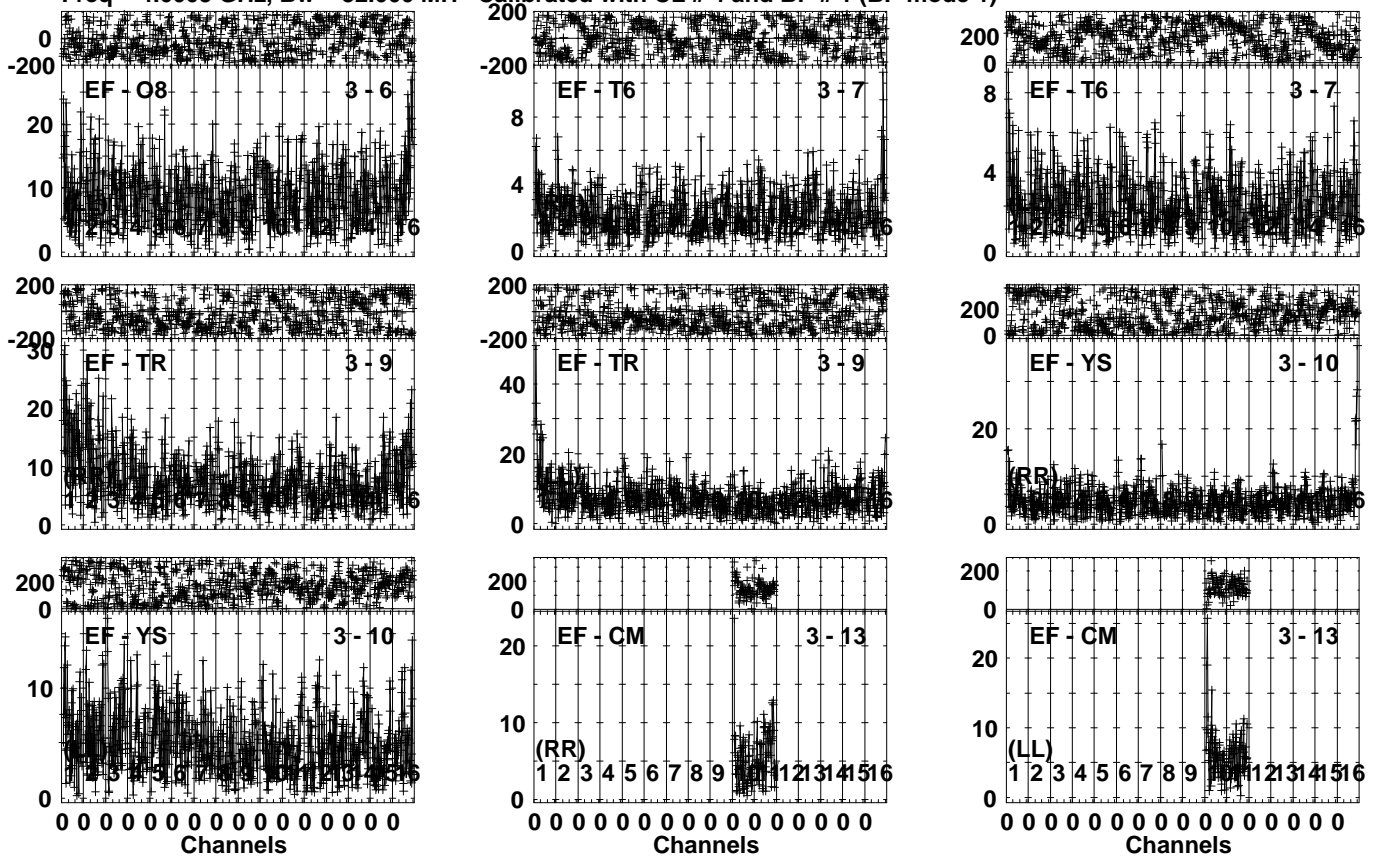


Lower frame: Milli Ampl Jy Top frame: Phas deg
Vector averaged cross-power spectrum Several baselines displayed
Timerange: 01/04:57:31 to 01/05:00:59

Plot file version 743 created 31-MAR-2023 16:06:06

ARP299A EP124A.UVDATA.1

Freq = 4.6005 GHz, Bw = 32.000 MH Calibrated with CL # 4 and BP # 1 (BP mode 1)

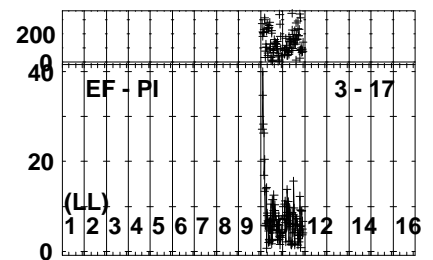
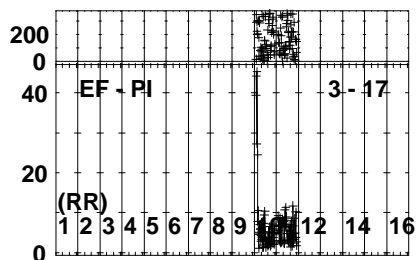
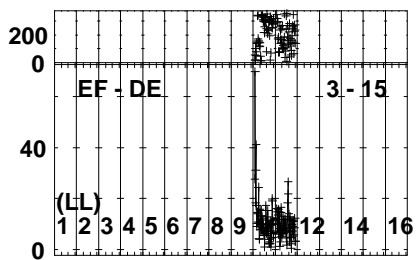
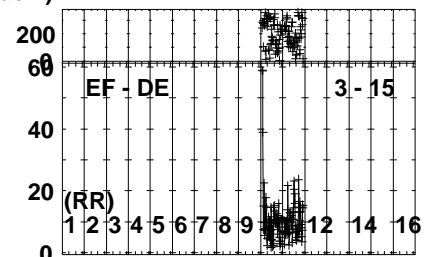
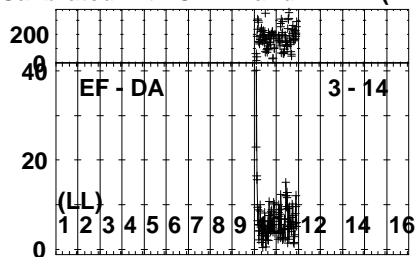
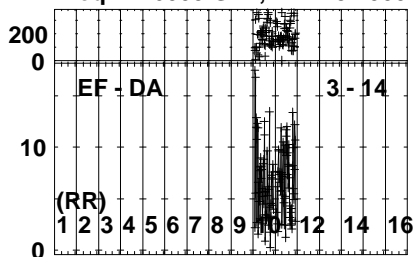


Lower frame: Milli Ampl Jy Top frame: Phas deg
Vector averaged cross-power spectrum Several baselines displayed
Timerange: 01/04:57:31 to 01/05:00:59

Plot file version 744 created 31-MAR-2023 16:06:07

ARP299A EP124A.UVDATA.1

Freq = 4.6005 GHz, Bw = 32.000 MH Calibrated with CL # 4 and BP # 1 (BP mode 1)

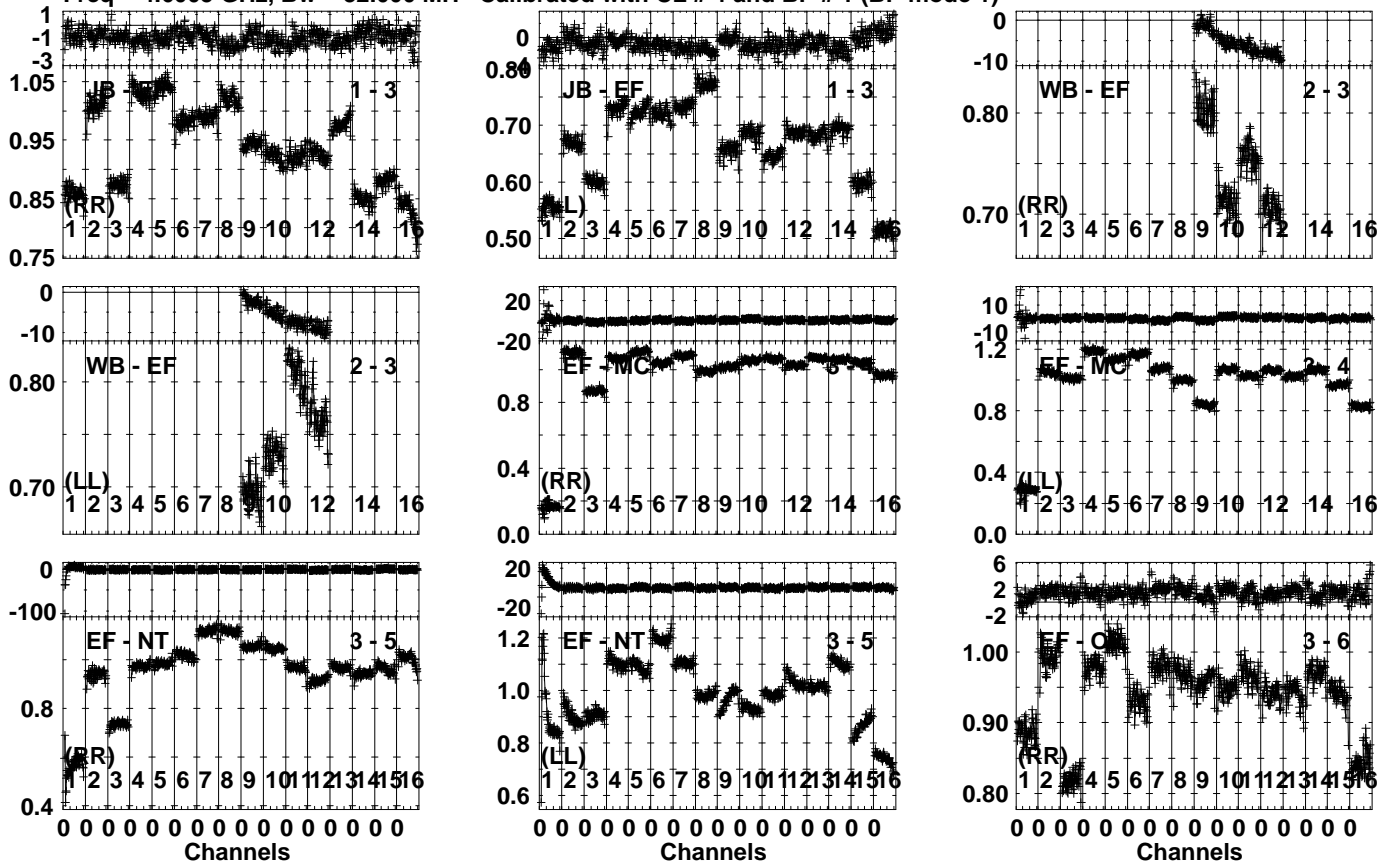


Lower frame: Milli Ampl Jy Top frame: Phas deg
Vector averaged cross-power spectrum Several baselines displayed
Timerange: 01/04:57:31 to 01/05:00:59

Plot file version 745 created 31-MAR-2023 16:06:08

J1128+5925 EP124A.UVDATA.1

Freq = 4.6005 GHz, Bw = 32.000 MH Calibrated with CL # 4 and BP # 1 (BP mode 1)

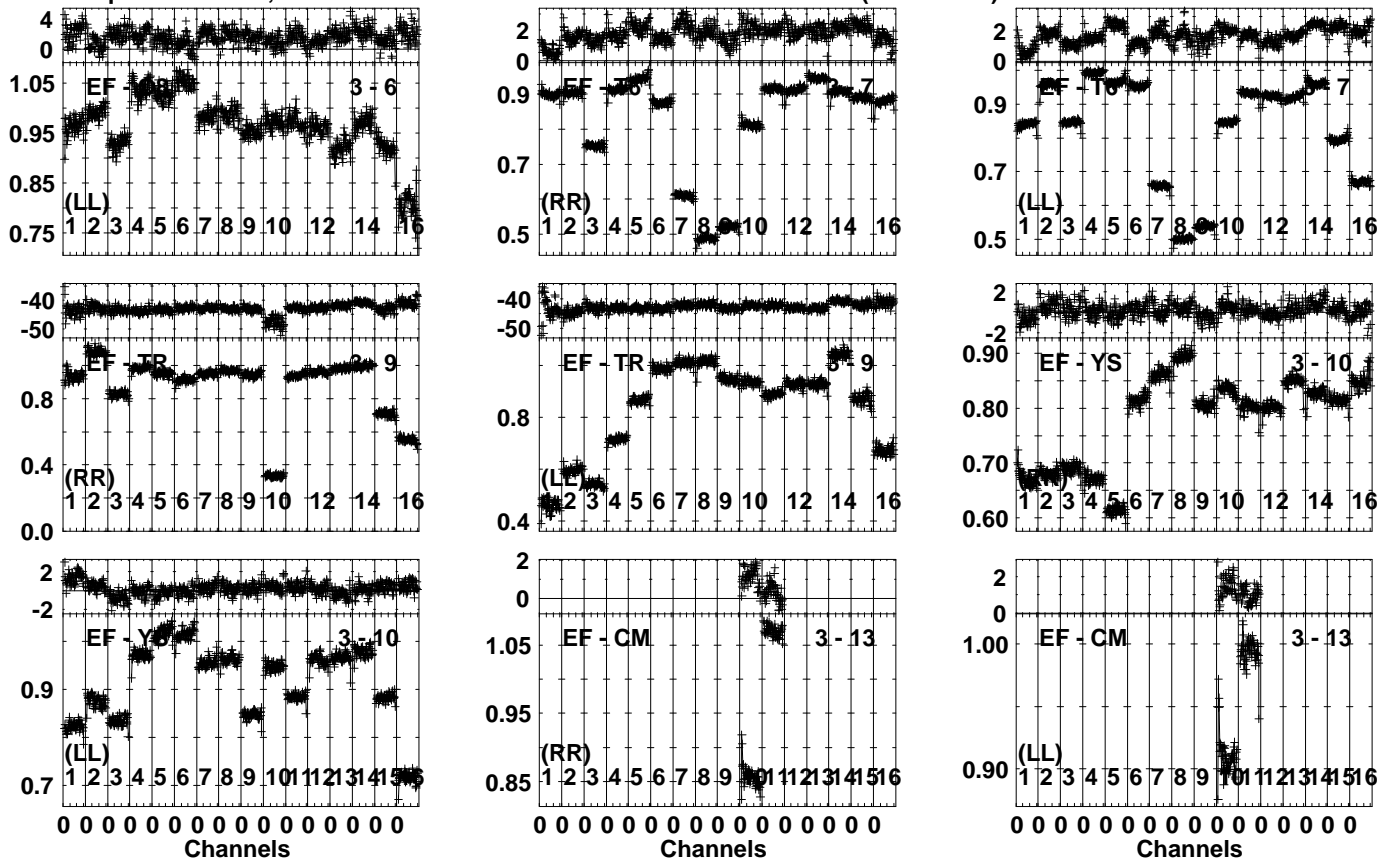


Lower frame: Ampl Jy Top frame: Phas deg
 Vector averaged cross-power spectrum Several baselines displayed
 Timerange: 01/05:01:31 to 01/05:02:29

Plot file version 746 created 31-MAR-2023 16:06:09

J1128+5925 EP124A.UVDATA.1

Freq = 4.6005 GHz, Bw = 32.000 MH Calibrated with CL # 4 and BP # 1 (BP mode 1)

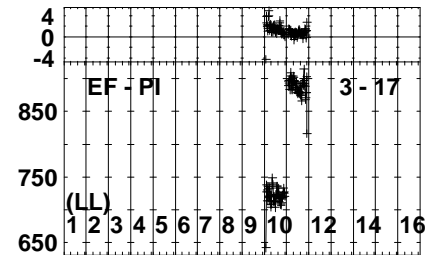
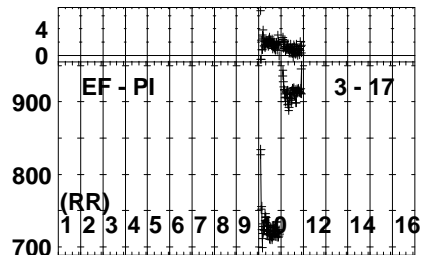
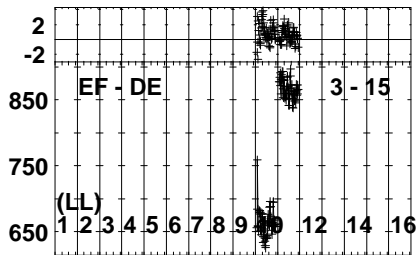
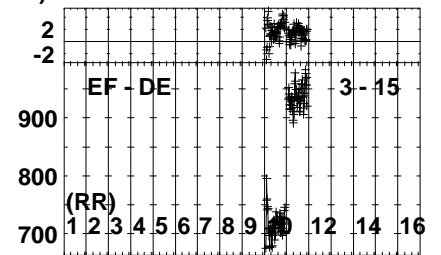
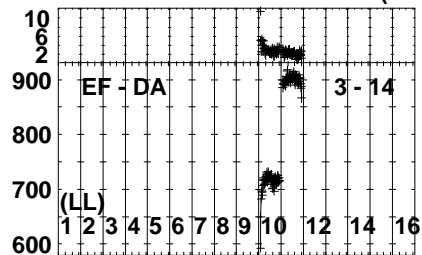
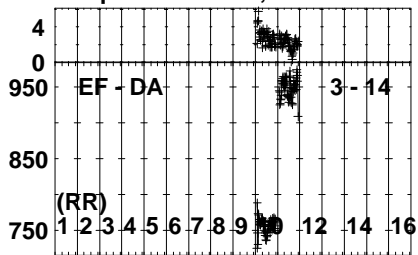


Lower frame: Ampl Jy Top frame: Phas deg
 Vector averaged cross-power spectrum Several baselines displayed
 Timerange: 01/05:01:31 to 01/05:02:29

Plot file version 747 created 31-MAR-2023 16:06:10

J1128+5925 EP124A.UVDATA.1

Freq = 4.6005 GHz, Bw = 32.000 MH Calibrated with CL # 4 and BP # 1 (BP mode 1)

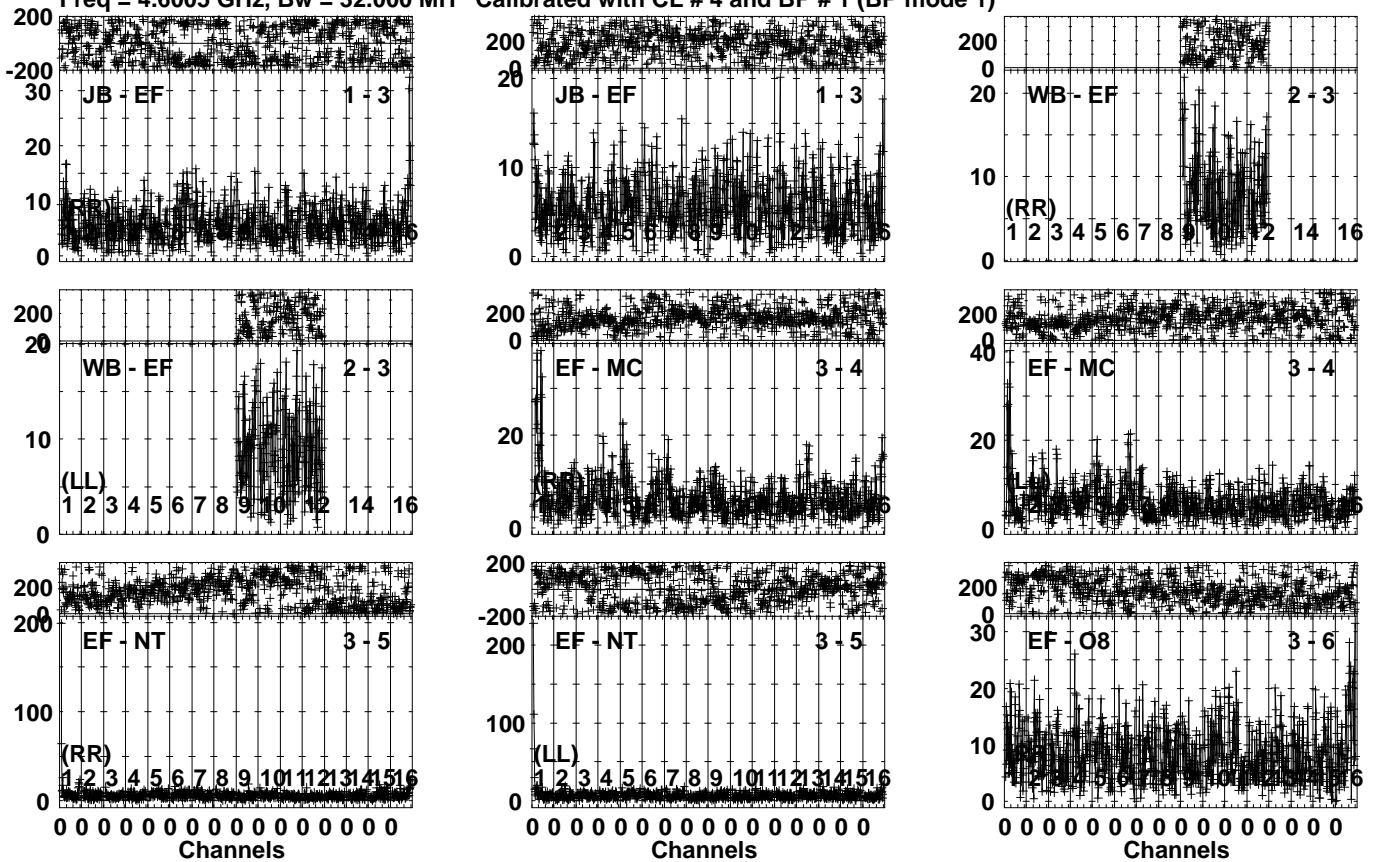


Lower frame: Milli Ampl Jy Top frame: Phas deg
Vector averaged cross-power spectrum Several baselines displayed
Timerange: 01/05:01:31 to 01/05:02:29

Plot file version 748 created 31-MAR-2023 16:06:11

ARP299A EP124A.UVDATA.1

Freq = 4.6005 GHz, Bw = 32.000 MH Calibrated with CL # 4 and BP # 1 (BP mode 1)

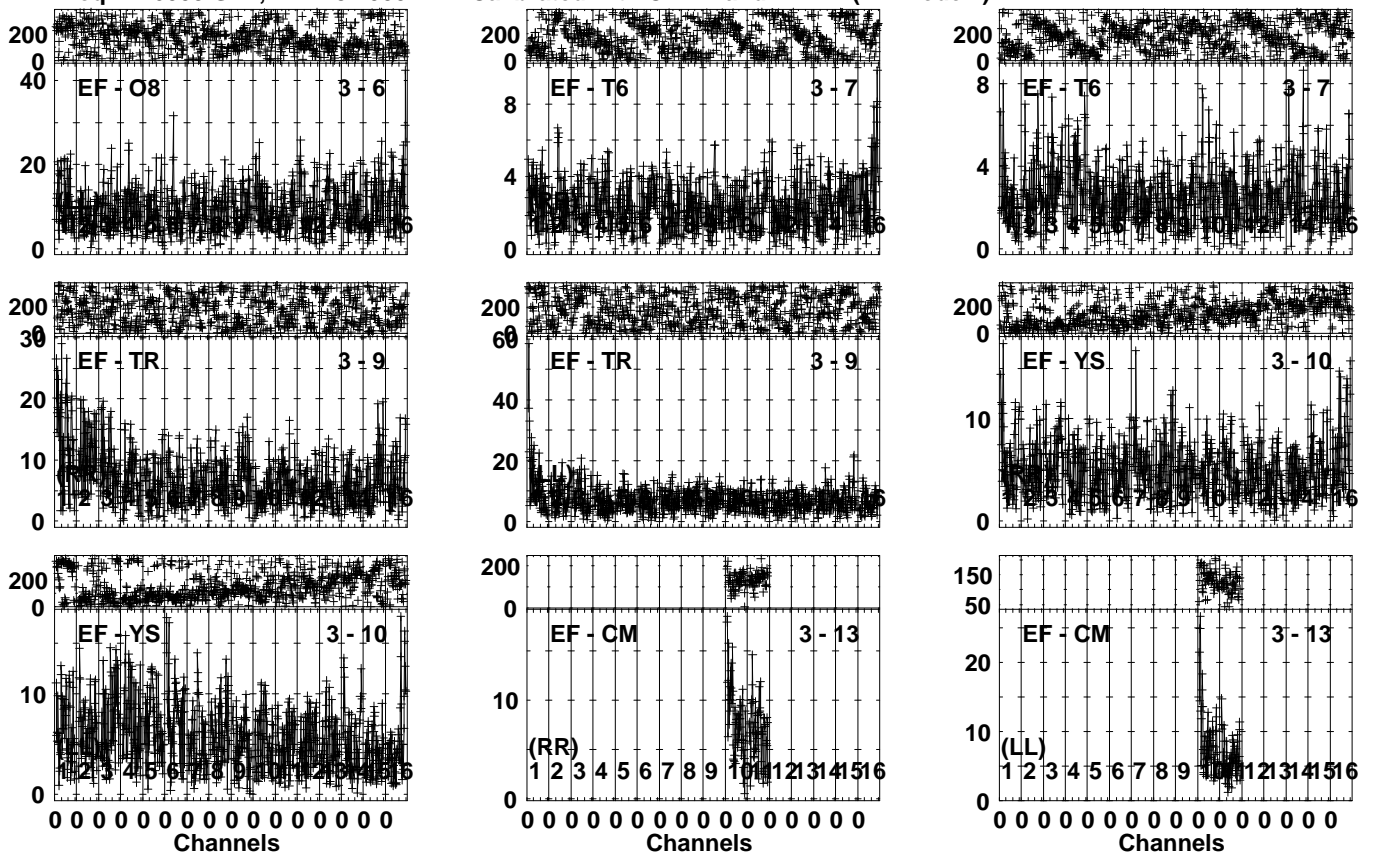


Lower frame: Milli Ampl Jy Top frame: Phas deg
Vector averaged cross-power spectrum Several baselines displayed
Timerange: 01/05:02:31 to 01/05:05:59

Plot file version 749 created 31-MAR-2023 16:06:11

ARP299A EP124A.UVDATA.1

Freq = 4.6005 GHz, Bw = 32.000 MH Calibrated with CL # 4 and BP # 1 (BP mode 1)

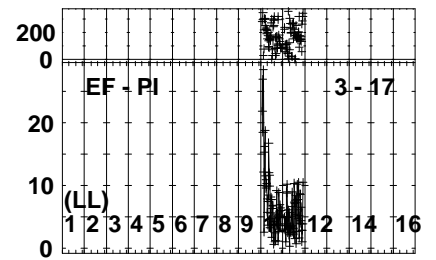
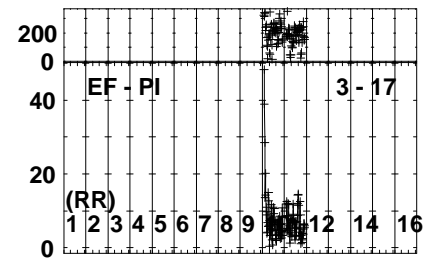
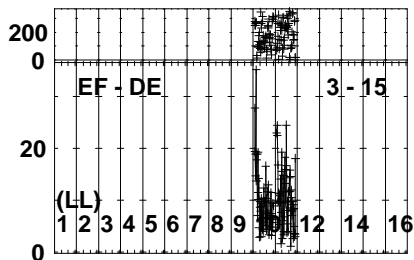
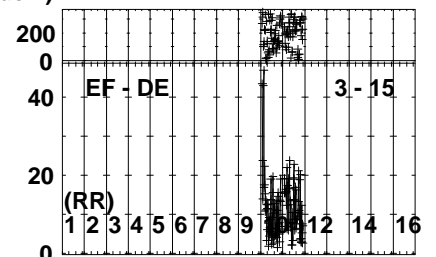
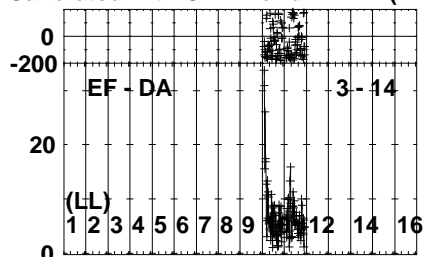
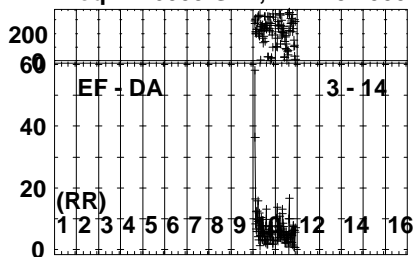


Lower frame: Milli Ampl Jy Top frame: Phas deg
Vector averaged cross-power spectrum Several baselines displayed
Timerange: 01/05:02:31 to 01/05:05:59

Plot file version 750 created 31-MAR-2023 16:06:12

ARP299A EP124A.UVDATA.1

Freq = 4.6005 GHz, Bw = 32.000 MH Calibrated with CL # 4 and BP # 1 (BP mode 1)



Lower frame: Milli Ampl Jy Top frame: Phas deg

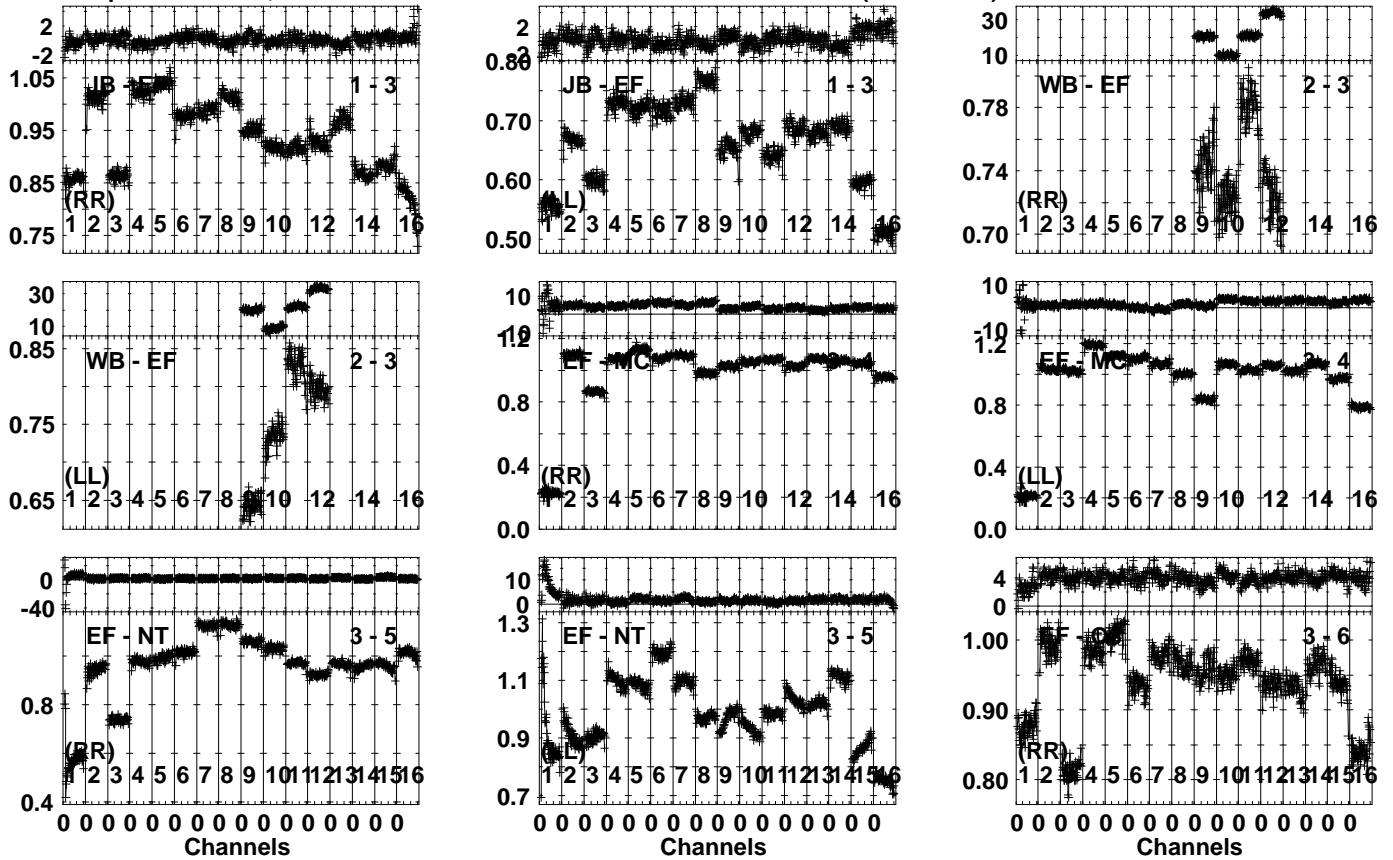
Vector averaged cross-power spectrum Several baselines displayed

Timerange: 01/05:02:31 to 01/05:05:59

Plot file version 751 created 31-MAR-2023 16:06:13

J1128+5925 EP124A.UVDATA.1

Freq = 4.6005 GHz, Bw = 32.000 MH Calibrated with CL # 4 and BP # 1 (BP mode 1)

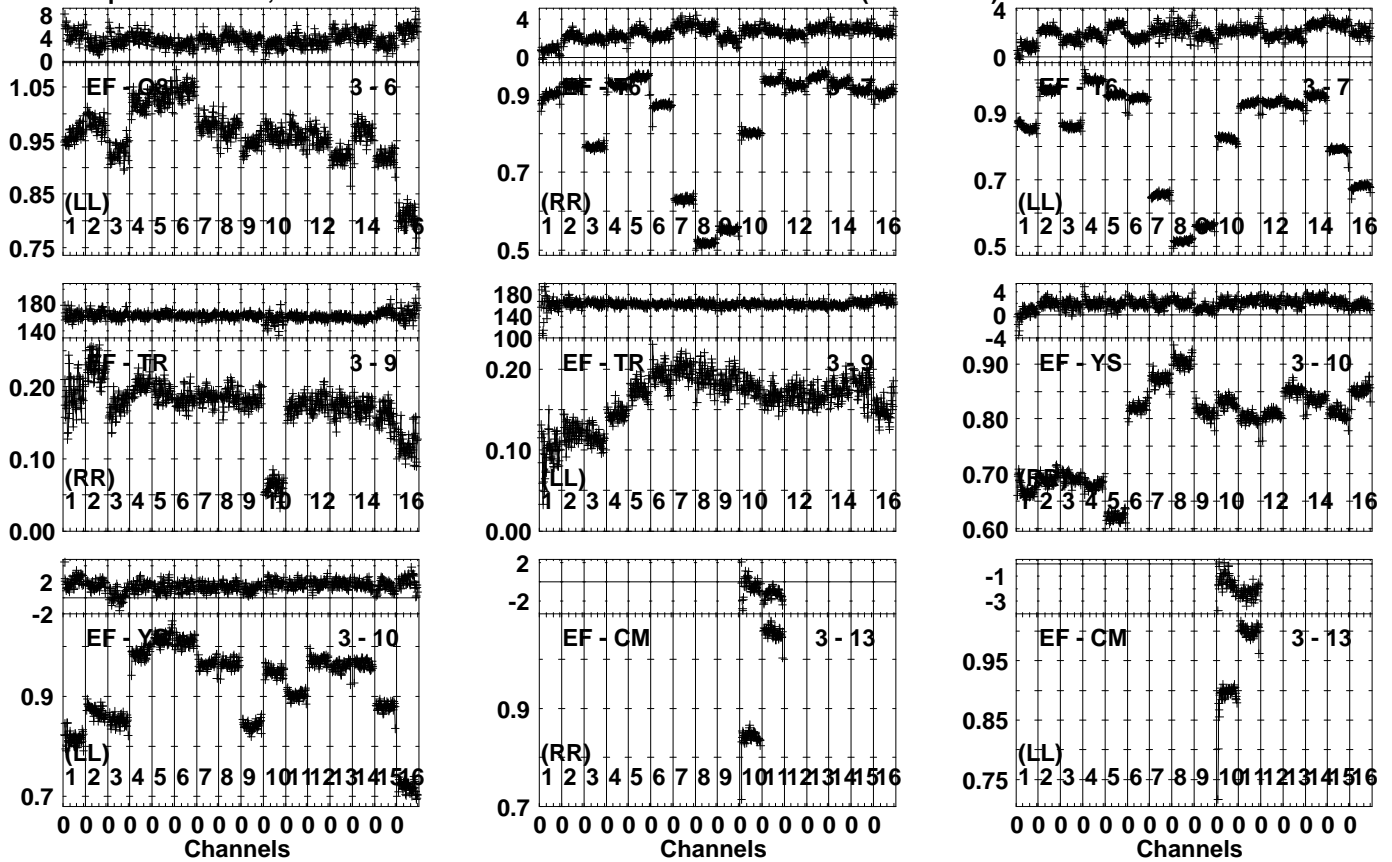


Lower frame: Ampl Jy Top frame: Phas deg
 Vector averaged cross-power spectrum Several baselines displayed
 Timerange: 01/05:06:01 to 01/05:07:29

Plot file version 752 created 31-MAR-2023 16:06:14

J1128+5925 EP124A.UVDATA.1

Freq = 4.6005 GHz, Bw = 32.000 MH Calibrated with CL # 4 and BP # 1 (BP mode 1)

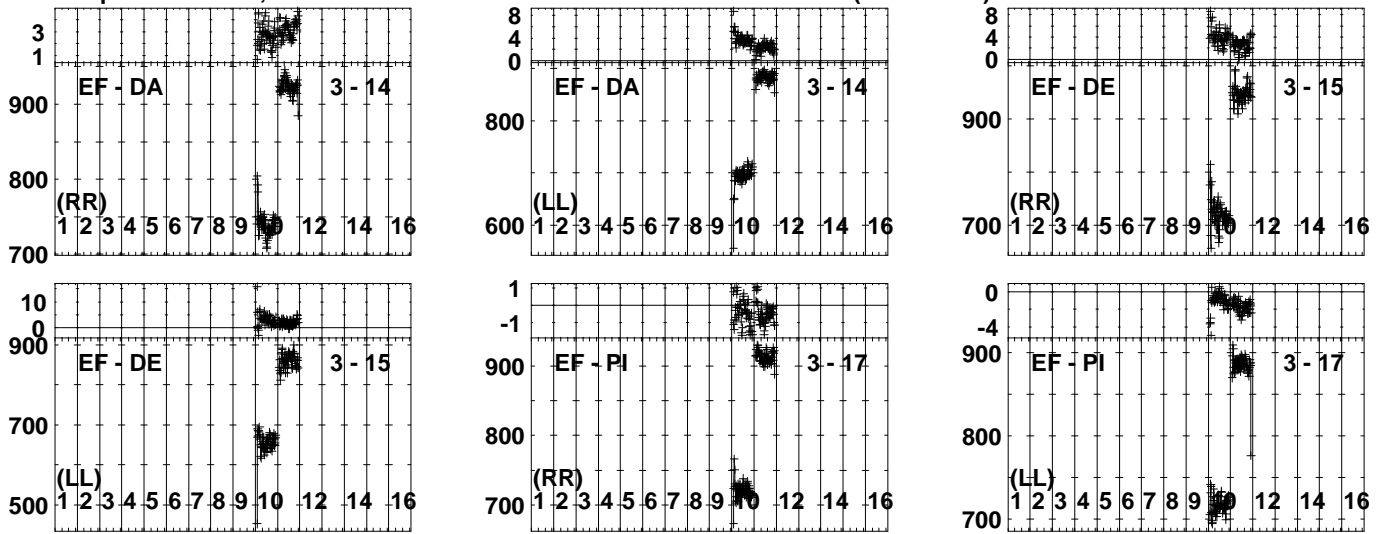


Lower frame: Ampl Jy Top frame: Phas deg
 Vector averaged cross-power spectrum Several baselines displayed
 Timerange: 01/05:06:01 to 01/05:07:29

Plot file version 753 created 31-MAR-2023 16:06:15

J1128+5925 EP124A.UVDATA.1

Freq = 4.6005 GHz, Bw = 32.000 MH Calibrated with CL # 4 and BP # 1 (BP mode 1)

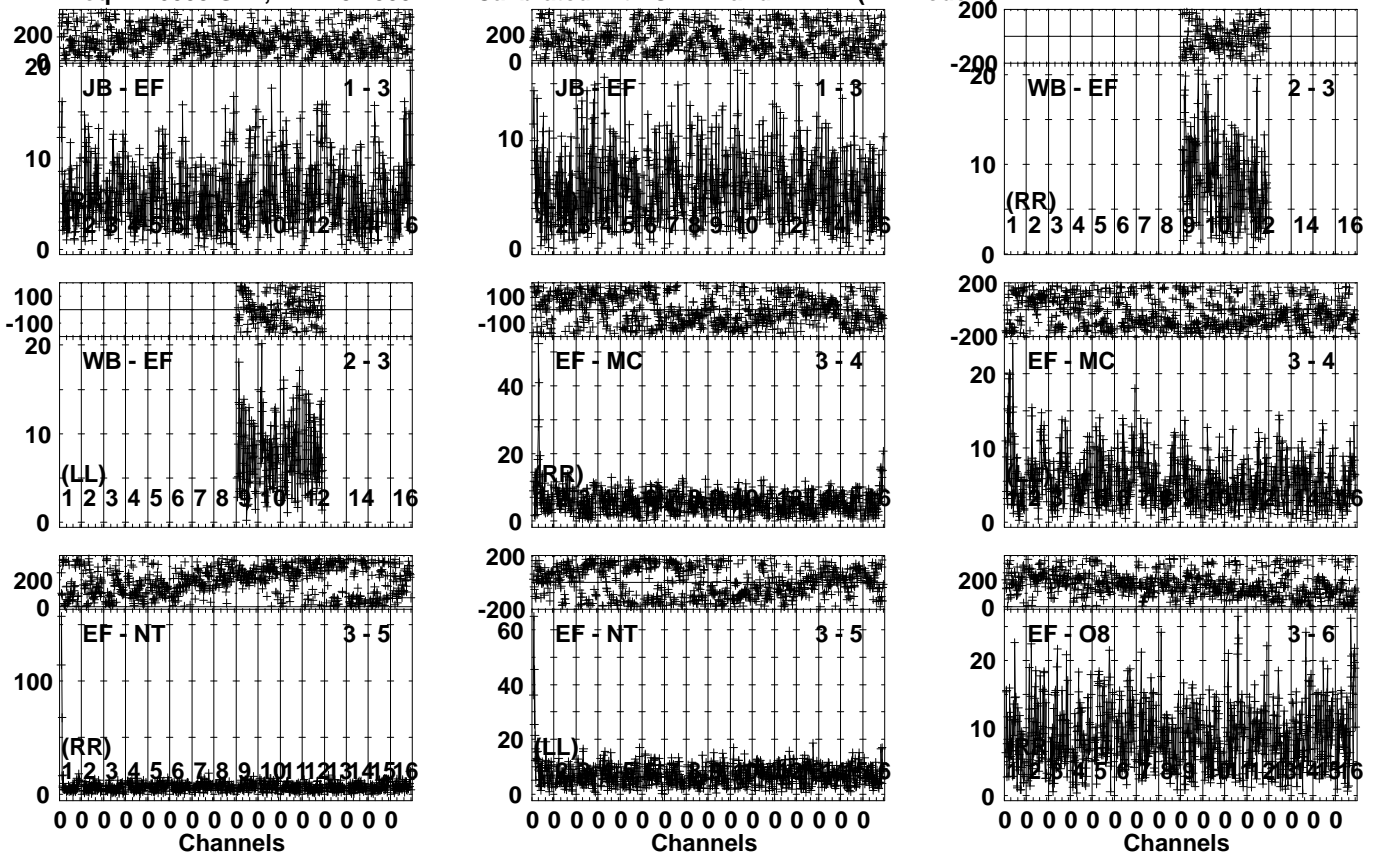


Lower frame: Milli Ampl Jy Top frame: Phas deg
Vector averaged cross-power spectrum Several baselines displayed
Timerange: 01/05:06:01 to 01/05:07:29

Plot file version 754 created 31-MAR-2023 16:06:15

ARP299A EP124A.UVDATA.1

Freq = 4.6005 GHz, Bw = 32.000 MH Calibrated with CL # 4 and BP # 1 (BP mode 1)

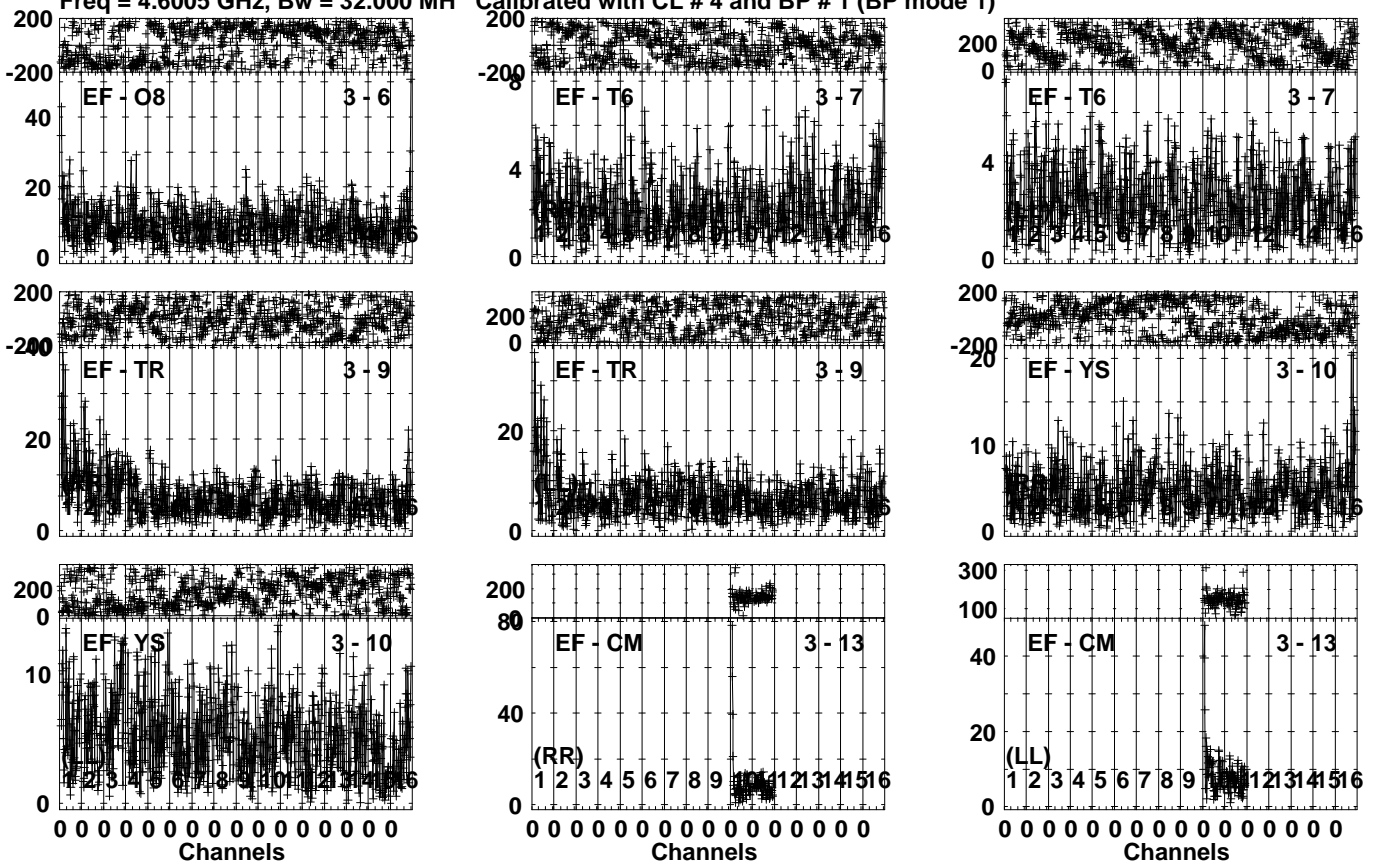


Lower frame: Milli Ampl Jy Top frame: Phas deg
Vector averaged cross-power spectrum Several baselines displayed
Timerange: 01/05:07:31 to 01/05:10:59

Plot file version 755 created 31-MAR-2023 16:06:16

ARP299A EP124A.UVDATA.1

Freq = 4.6005 GHz, Bw = 32.000 MH Calibrated with CL # 4 and BP # 1 (BP mode 1)

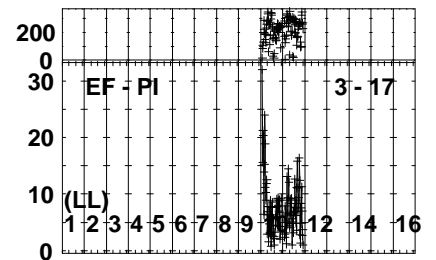
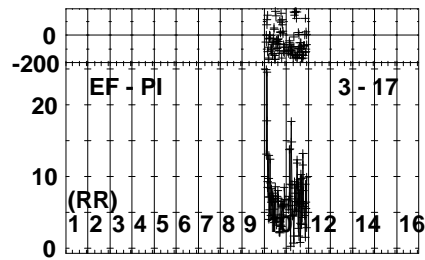
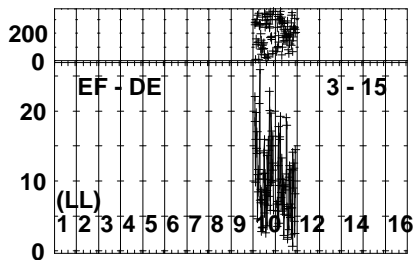
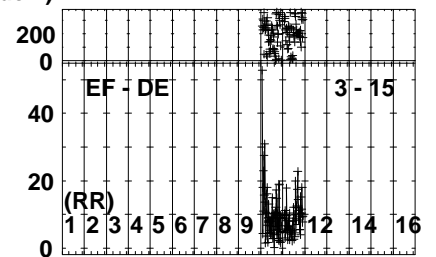
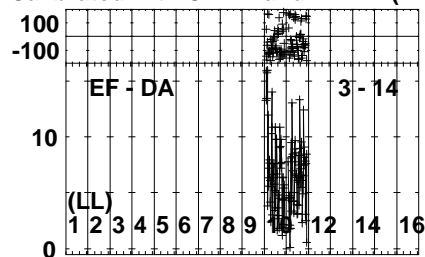
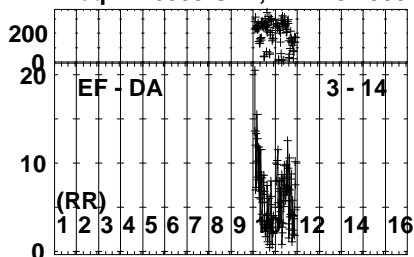


Lower frame: Milli Ampl Jy Top frame: Phas deg
Vector averaged cross-power spectrum Several baselines displayed
Timerange: 01/05:07:31 to 01/05:10:59

Plot file version 756 created 31-MAR-2023 16:06:17

ARP299A EP124A.UVDATA.1

Freq = 4.6005 GHz, Bw = 32.000 MH Calibrated with CL # 4 and BP # 1 (BP mode 1)

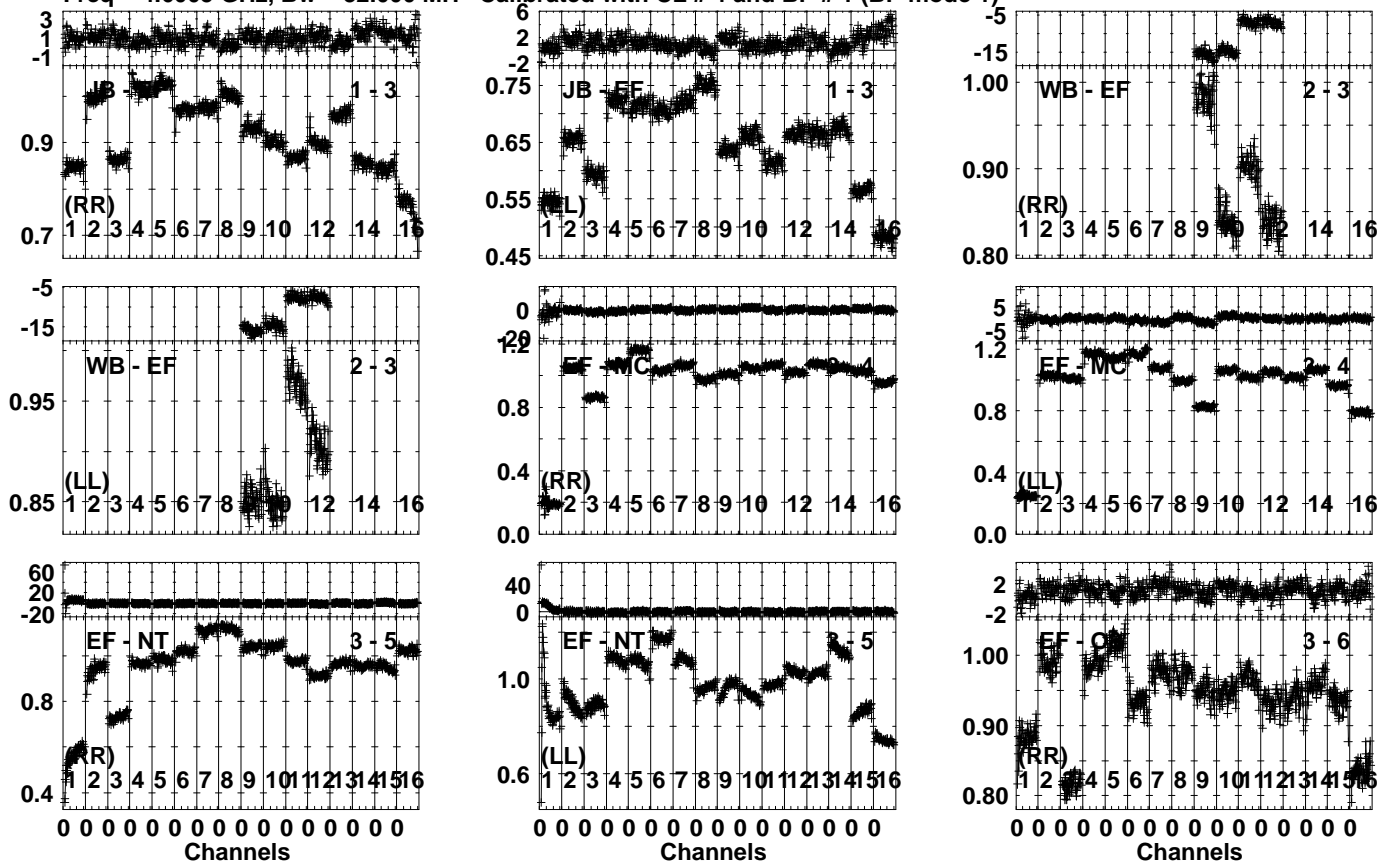


Lower frame: Milli Ampl Jy Top frame: Phas deg
Vector averaged cross-power spectrum Several baselines displayed
Timerange: 01/05:07:31 to 01/05:10:59

Plot file version 757 created 31-MAR-2023 16:06:18

J1128+5925 EP124A.UVDATA.1

Freq = 4.6005 GHz, Bw = 32.000 MH Calibrated with CL # 4 and BP # 1 (BP mode 1)

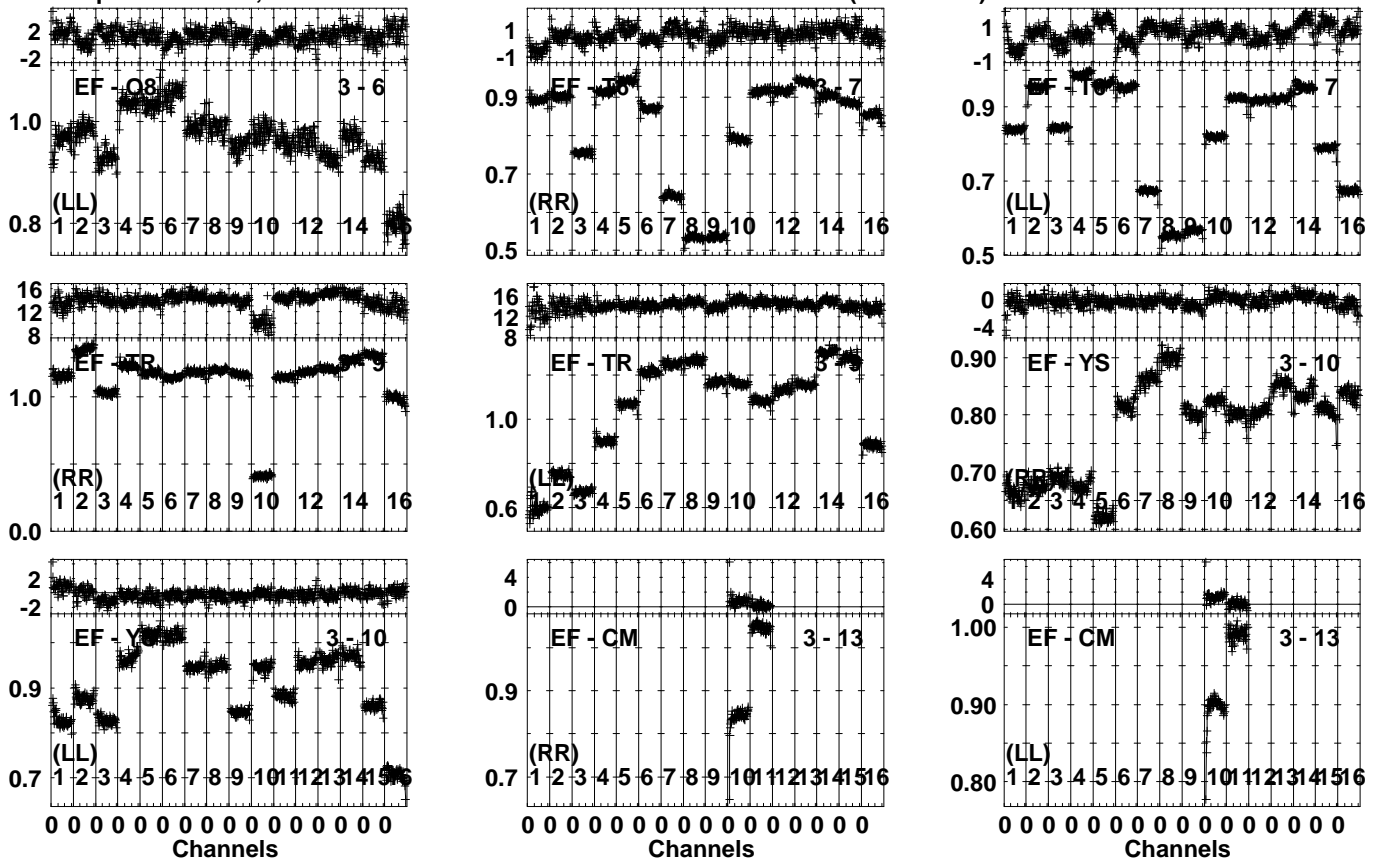


Lower frame: Ampl Jy Top frame: Phas deg
 Vector averaged cross-power spectrum Several baselines displayed
 Timerange: 01/05:11:31 to 01/05:12:29

Plot file version 758 created 31-MAR-2023 16:06:18

J1128+5925 EP124A.UVDATA.1

Freq = 4.6005 GHz, Bw = 32.000 MH Calibrated with CL # 4 and BP # 1 (BP mode 1)

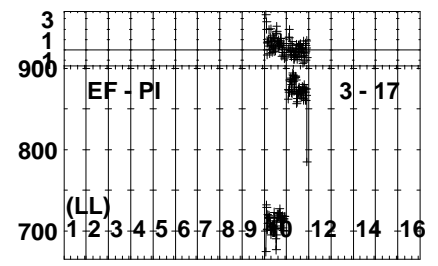
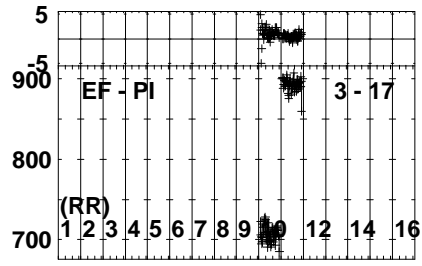
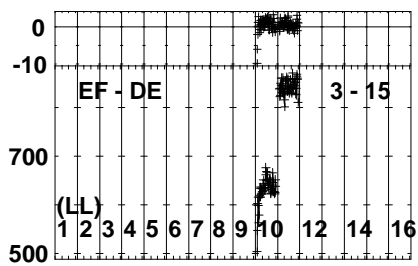
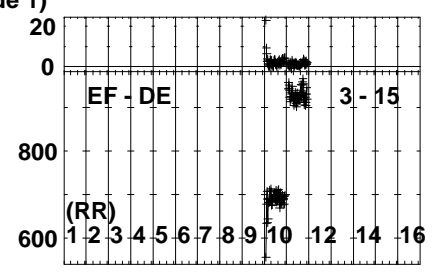
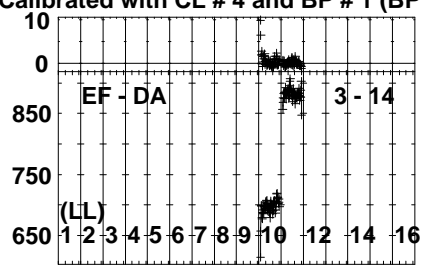
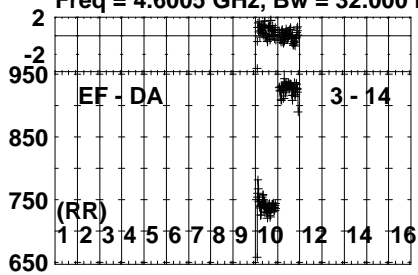


Lower frame: Ampl Jy Top frame: Phas deg
 Vector averaged cross-power spectrum Several baselines displayed
 Timerange: 01/05:11:31 to 01/05:12:29

Plot file version 759 created 31-MAR-2023 16:06:19

J1128+5925 EP124A.UVDATA.1

Freq = 4.6005 GHz, Bw = 32.000 MH Calibrated with CL # 4 and BP # 1 (BP mode 1)

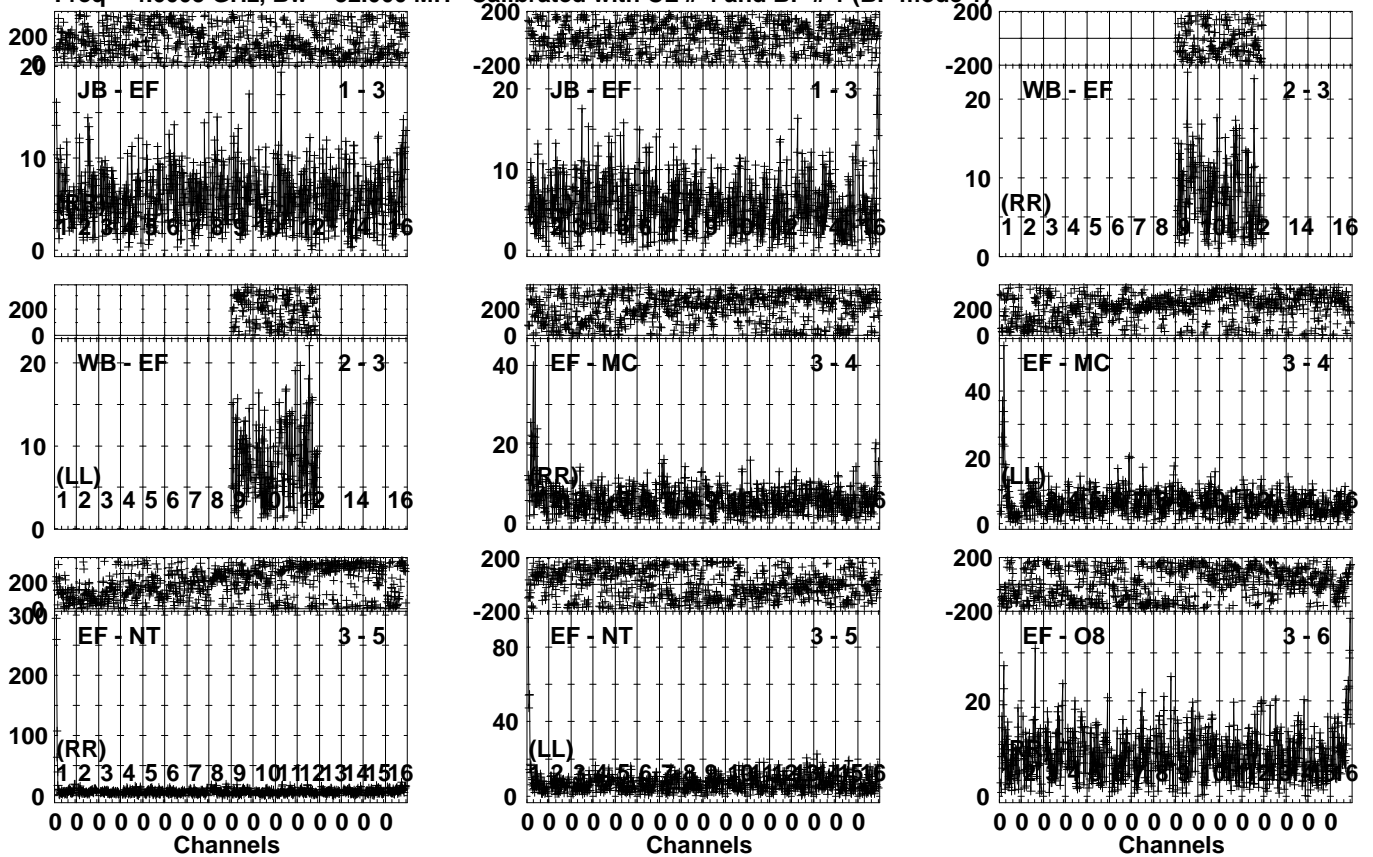


Lower frame: Milli Ampl Jy Top frame: Phas deg
Vector averaged cross-power spectrum Several baselines displayed
Timerange: 01/05:11:31 to 01/05:12:29

Plot file version 760 created 31-MAR-2023 16:06:20

ARP299A EP124A.UVDATA.1

Freq = 4.6005 GHz, Bw = 32.000 MH Calibrated with CL # 4 and BP # 1 (BP mode 1)

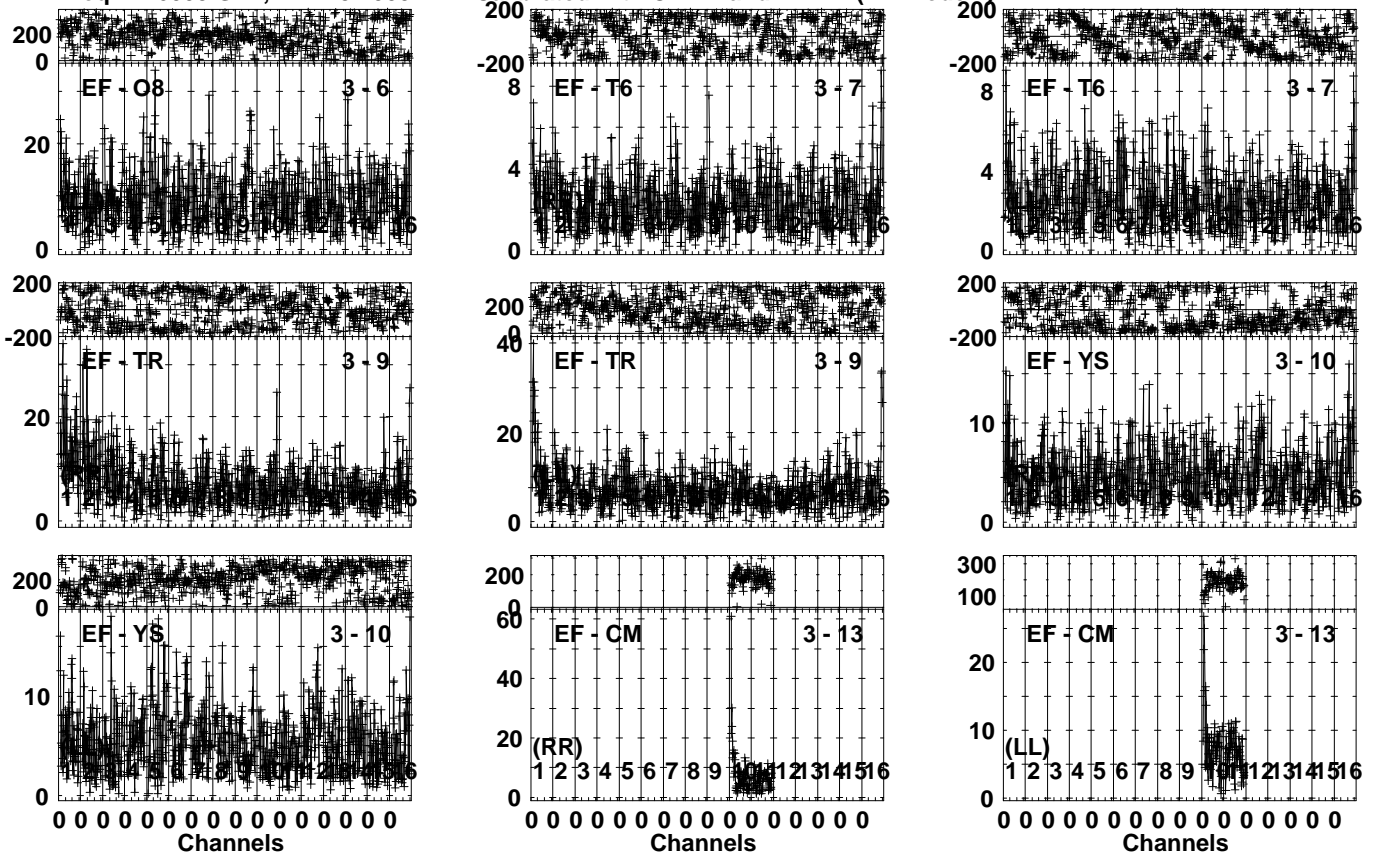


Lower frame: Milli Ampl Jy Top frame: Phas deg
Vector averaged cross-power spectrum Several baselines displayed
Timerange: 01/05:12:31 to 01/05:15:59

Plot file version 761 created 31-MAR-2023 16:06:21

ARP299A EP124A.UVDATA.1

Freq = 4.6005 GHz, Bw = 32.000 MH Calibrated with CL # 4 and BP # 1 (BP mode 1)

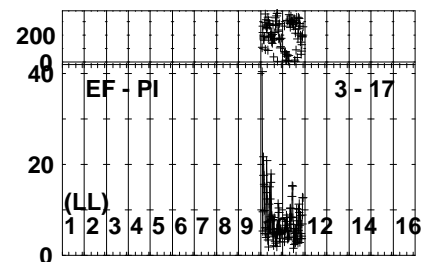
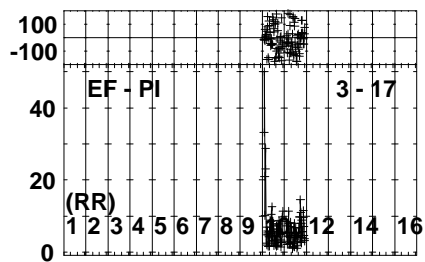
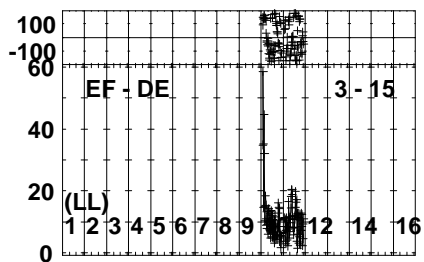
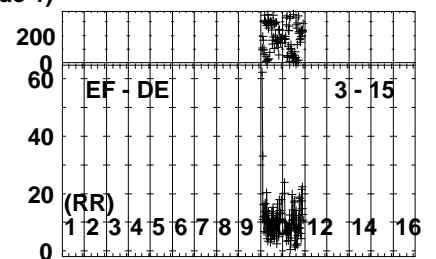
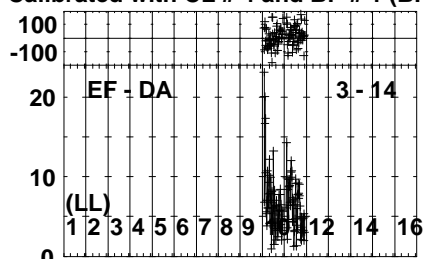
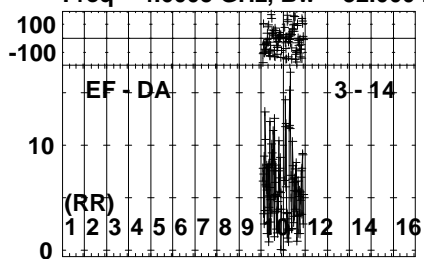


Lower frame: Milli Ampl Jy Top frame: Phas deg
Vector averaged cross-power spectrum Several baselines displayed
Timerange: 01/05:12:31 to 01/05:15:59

Plot file version 762 created 31-MAR-2023 16:06:22

ARP299A EP124A.UVDATA.1

Freq = 4.6005 GHz, Bw = 32.000 MH Calibrated with CL # 4 and BP # 1 (BP mode 1)

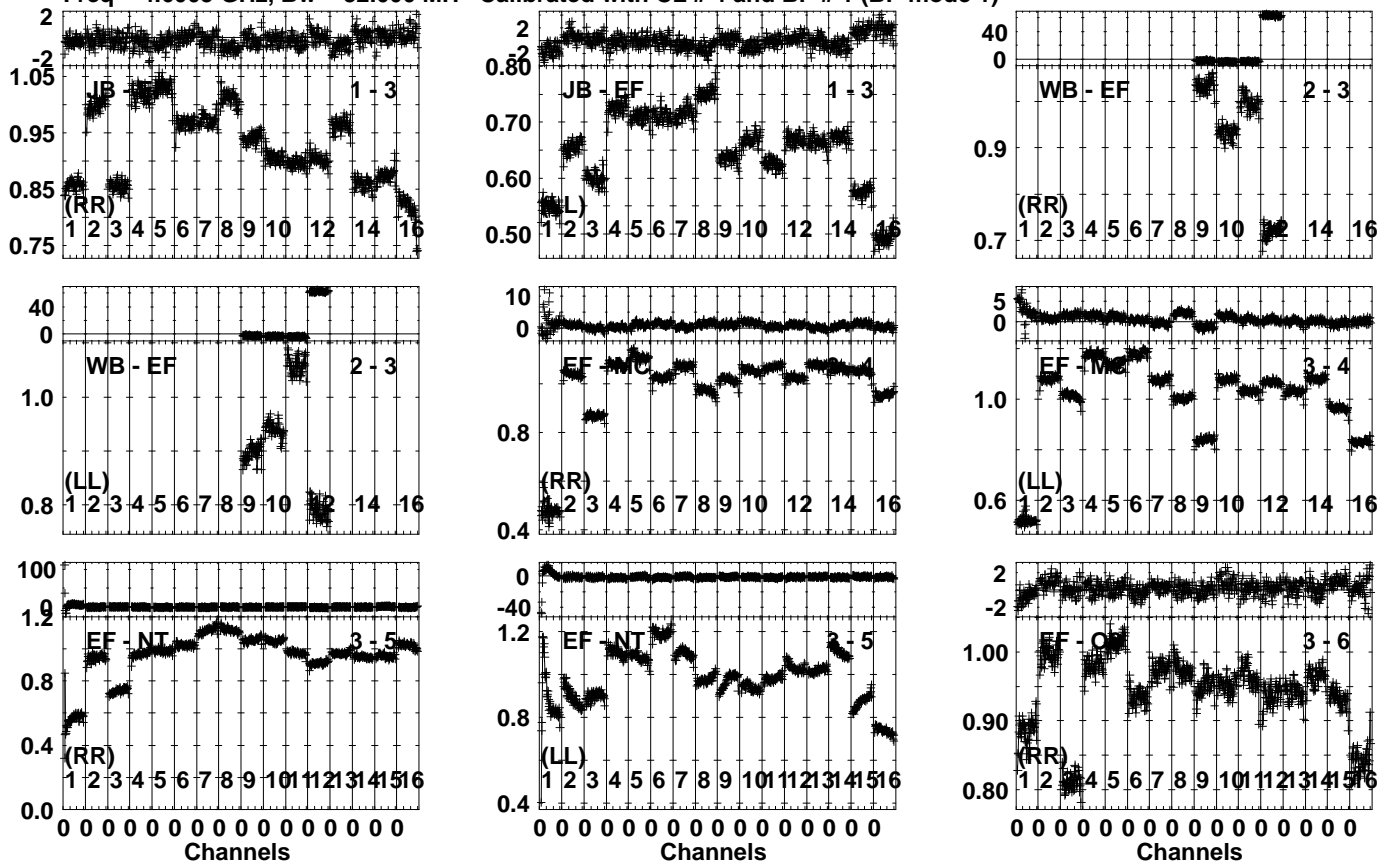


Lower frame: Milli Ampl Jy Top frame: Phas deg
Vector averaged cross-power spectrum Several baselines displayed
Timerange: 01/05:12:31 to 01/05:15:59

Plot file version 763 created 31-MAR-2023 16:06:23

J1128+5925 EP124A.UVDATA.1

Freq = 4.6005 GHz, Bw = 32.000 MH Calibrated with CL # 4 and BP # 1 (BP mode 1)

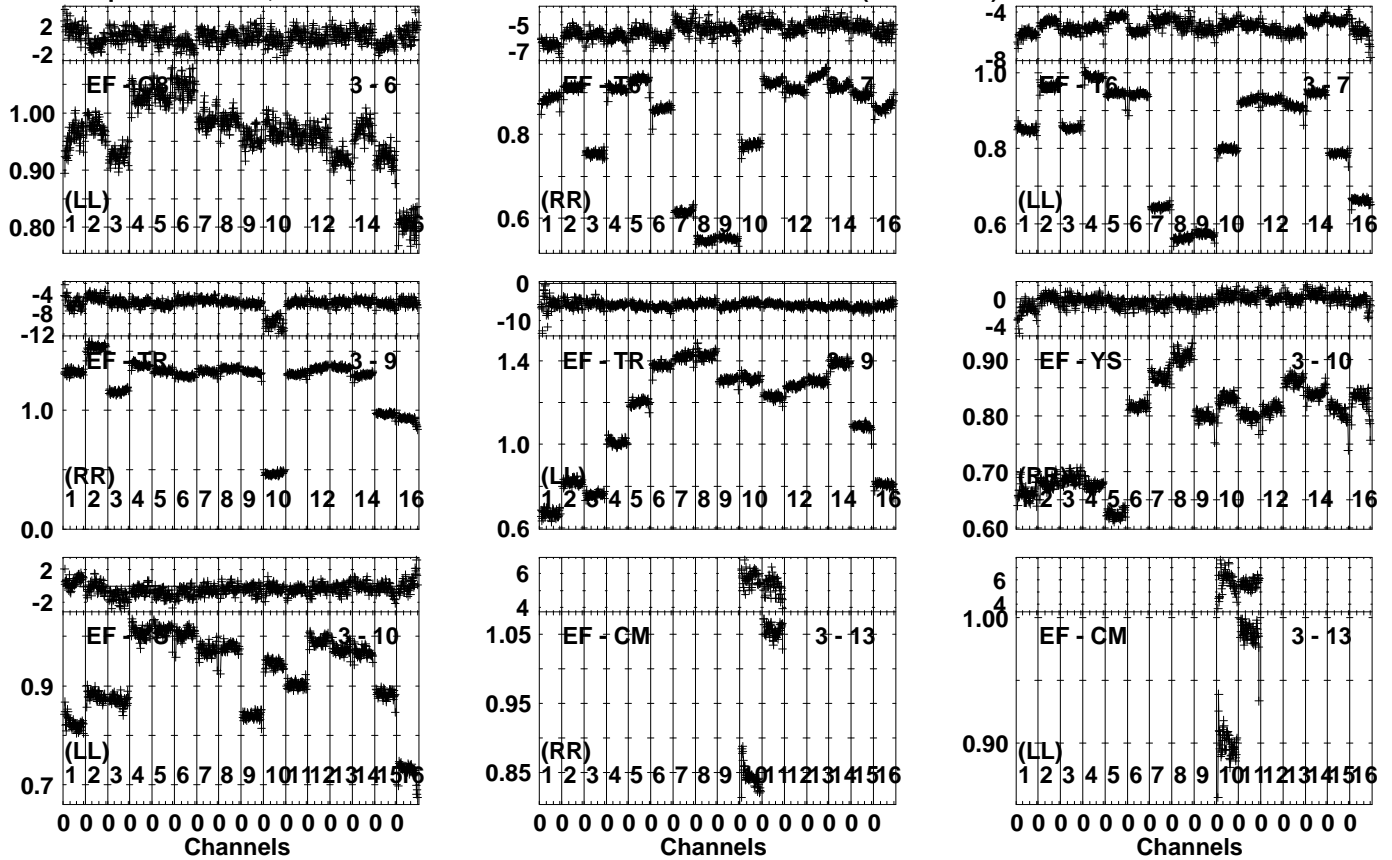


Lower frame: Ampl Jy Top frame: Phas deg
 Vector averaged cross-power spectrum Several baselines displayed
 Timerange: 01/05:16:01 to 01/05:17:29

Plot file version 764 created 31-MAR-2023 16:06:23

J1128+5925 EP124A.UVDATA.1

Freq = 4.6005 GHz, Bw = 32.000 MH Calibrated with CL # 4 and BP # 1 (BP mode 1)

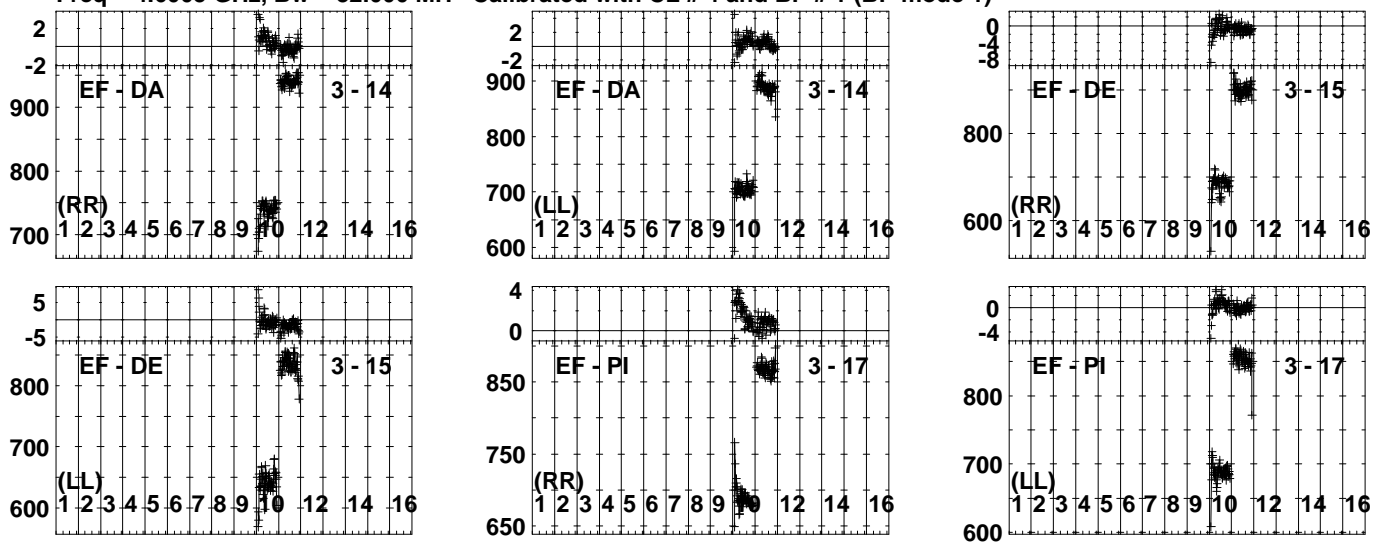


Lower frame: Ampl Jy Top frame: Phas deg
Vector averaged cross-power spectrum Several baselines displayed
Timerange: 01/05:16:01 to 01/05:17:29

Plot file version 765 created 31-MAR-2023 16:06:24

J1128+5925 EP124A.UVDATA.1

Freq = 4.6005 GHz, Bw = 32.000 MH Calibrated with CL # 4 and BP # 1 (BP mode 1)

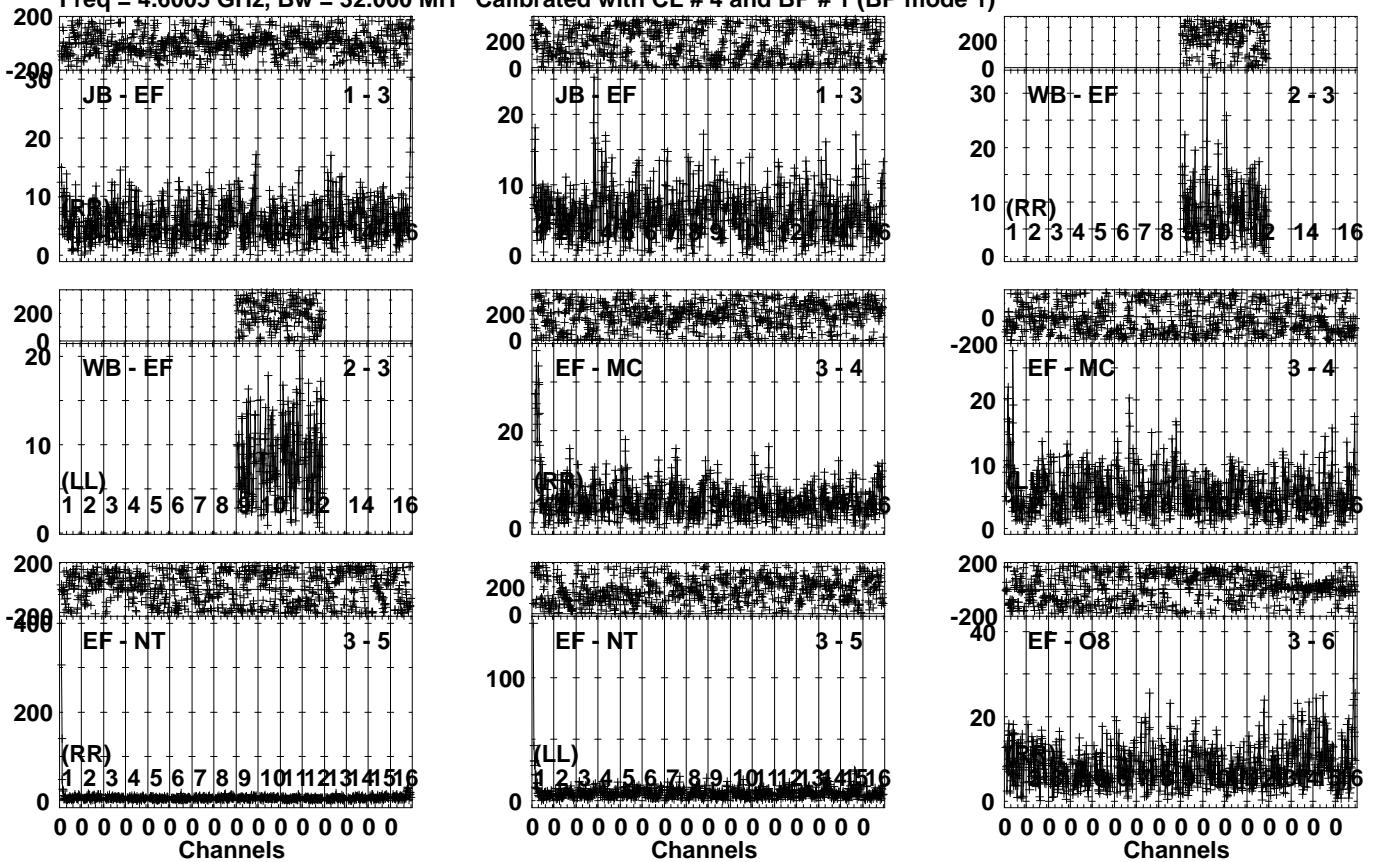


Lower frame: Milli Ampl Jy Top frame: Phas deg
Vector averaged cross-power spectrum Several baselines displayed
Timerange: 01/05:16:01 to 01/05:17:29

Plot file version 766 created 31-MAR-2023 16:06:25

ARP299A EP124A.UVDATA.1

Freq = 4.6005 GHz, Bw = 32.000 MH Calibrated with CL # 4 and BP # 1 (BP mode 1)

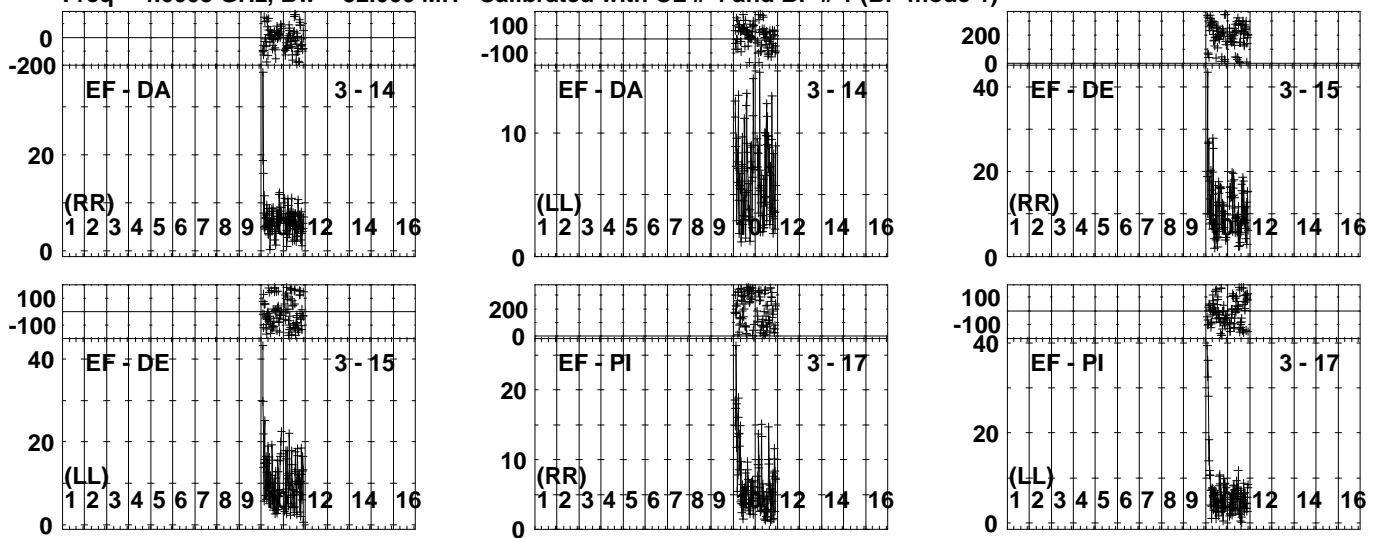


Lower frame: Milli Ampl Jy Top frame: Phas deg
Vector averaged cross-power spectrum Several baselines displayed
Timerange: 01/05:17:31 to 01/05:20:59

Plot file version 768 created 31-MAR-2023 16:06:26

ARP299A EP124A.UVDATA.1

Freq = 4.6005 GHz, Bw = 32.000 MH Calibrated with CL # 4 and BP # 1 (BP mode 1)

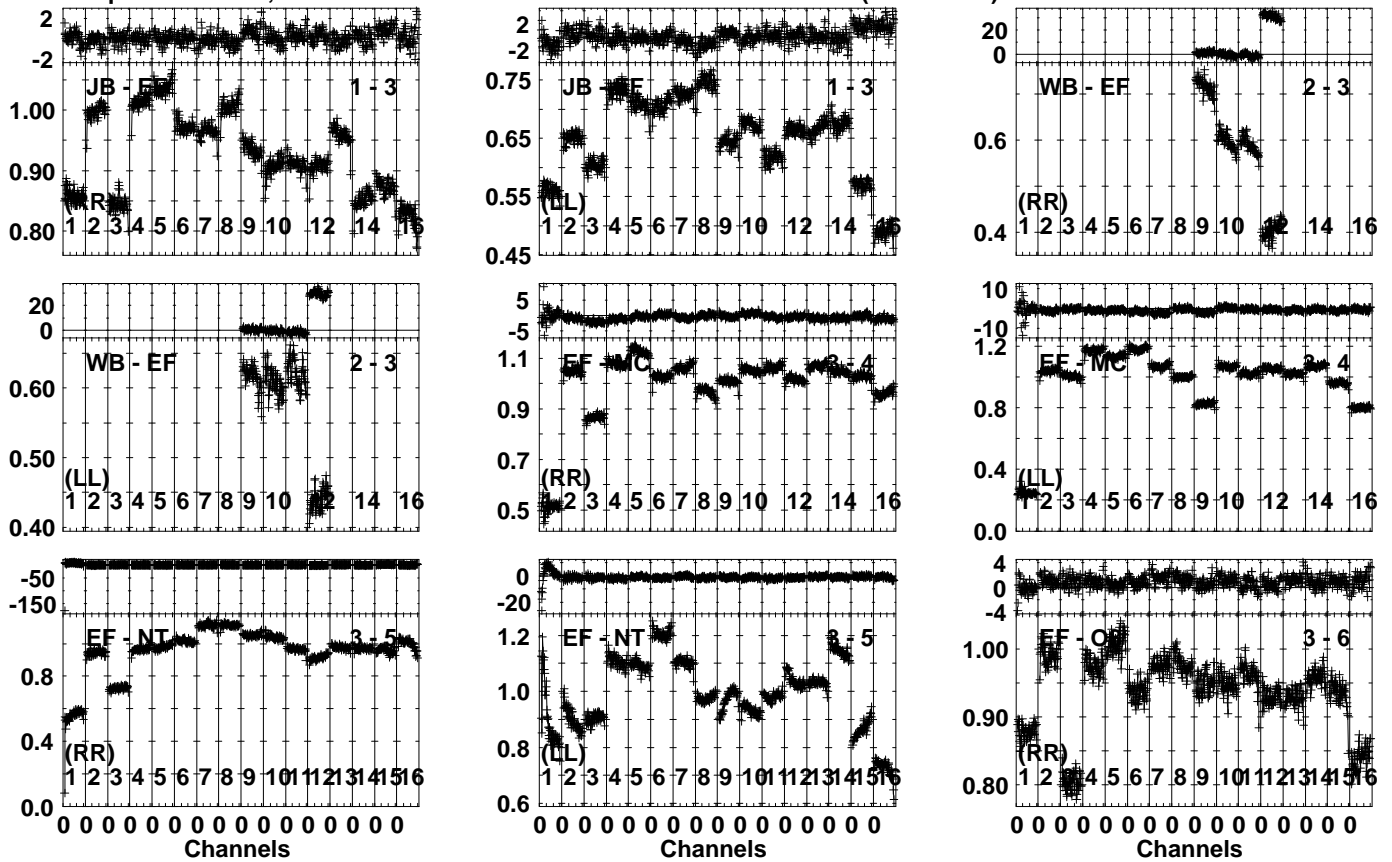


Lower frame: Milli Ampl Jy Top frame: Phas deg
Vector averaged cross-power spectrum Several baselines displayed
Timerange: 01/05:17:31 to 01/05:20:59

Plot file version 769 created 31-MAR-2023 16:06:27

J1128+5925 EP124A.UVDATA.1

Freq = 4.6005 GHz, Bw = 32.000 MH Calibrated with CL # 4 and BP # 1 (BP mode 1)

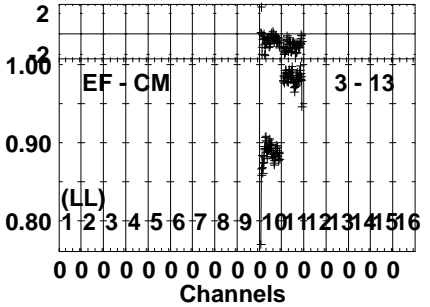
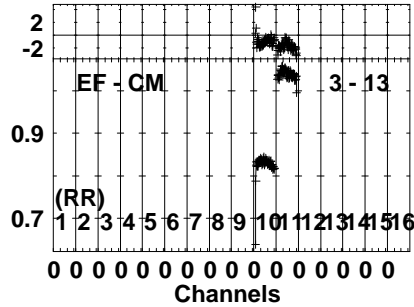
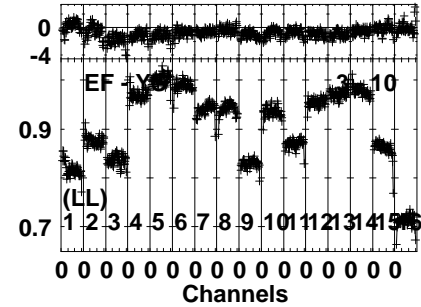
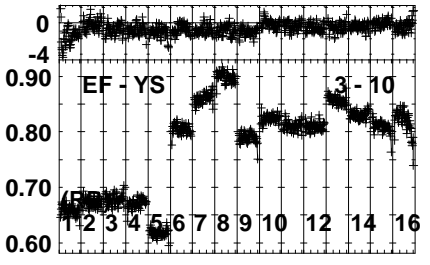
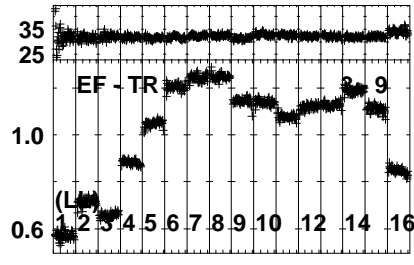
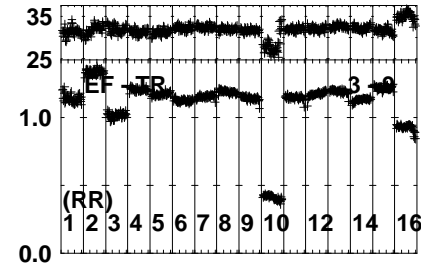
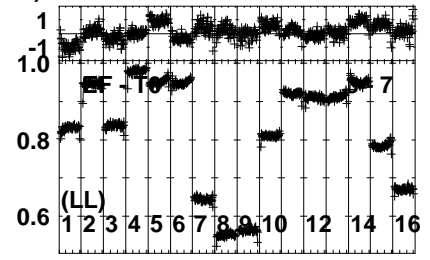
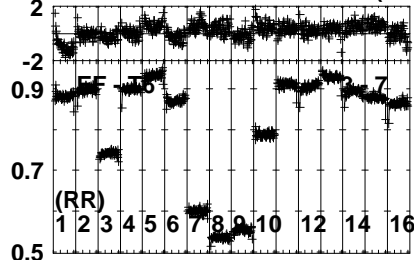
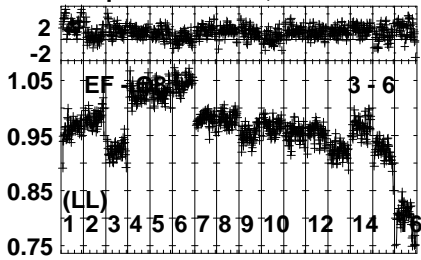


Lower frame: Ampl Jy Top frame: Phas deg
 Vector averaged cross-power spectrum Several baselines displayed
 Timerange: 01/05:21:31 to 01/05:22:29

Plot file version 770 created 31-MAR-2023 16:06:28

J1128+5925 EP124A.UVDATA.1

Freq = 4.6005 GHz, Bw = 32.000 MH Calibrated with CL # 4 and BP # 1 (BP mode 1)

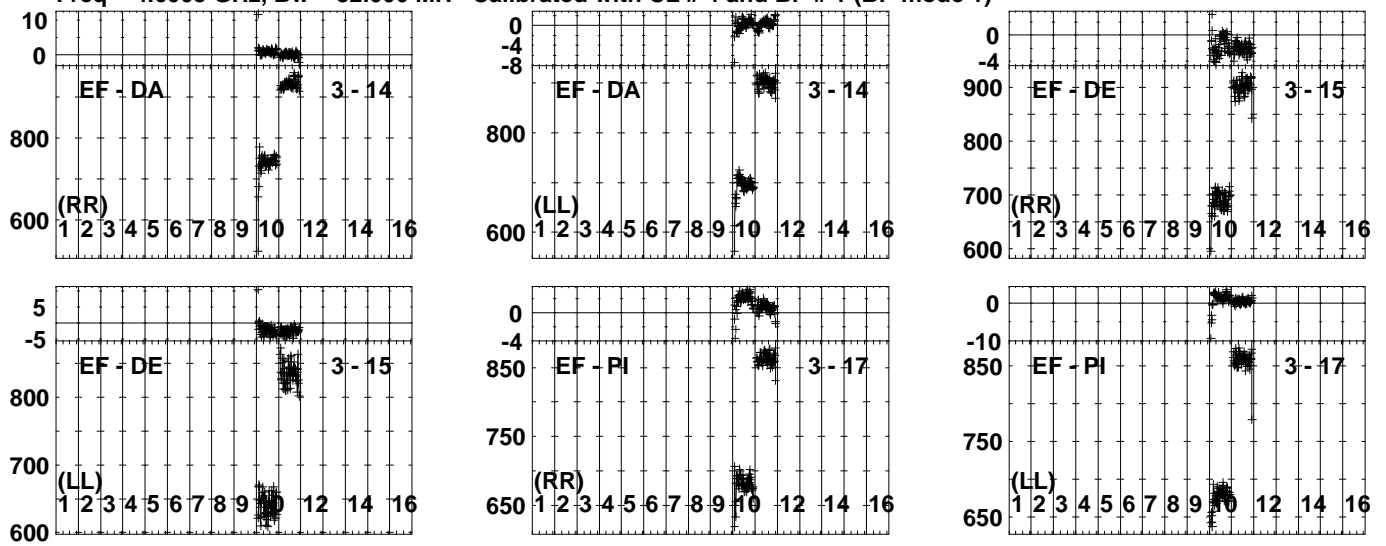


Lower frame: Ampl Jy Top frame: Phas deg
Vector averaged cross-power spectrum Several baselines displayed
Timerange: 01/05:21:31 to 01/05:22:29

Plot file version 771 created 31-MAR-2023 16:06:29

J1128+5925 EP124A.UVDATA.1

Freq = 4.6005 GHz, Bw = 32.000 MH Calibrated with CL # 4 and BP # 1 (BP mode 1)

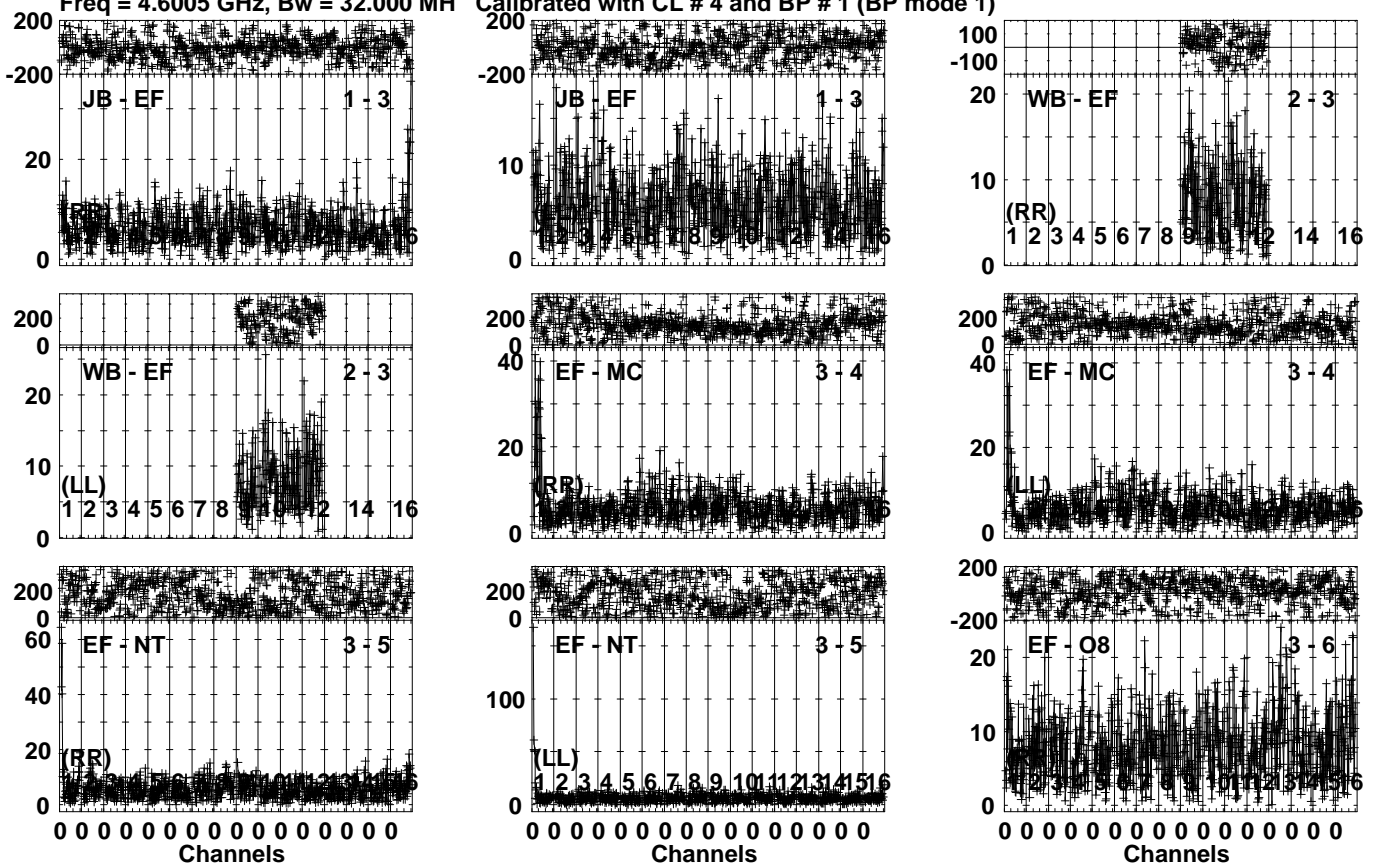


Lower frame: Milli Ampl Jy Top frame: Phas deg
Vector averaged cross-power spectrum Several baselines displayed
Timerange: 01/05:21:31 to 01/05:22:29

Plot file version 772 created 31-MAR-2023 16:06:29

ARP299A EP124A.UVDATA.1

Freq = 4.6005 GHz, Bw = 32.000 MH Calibrated with CL # 4 and BP # 1 (BP mode 1)

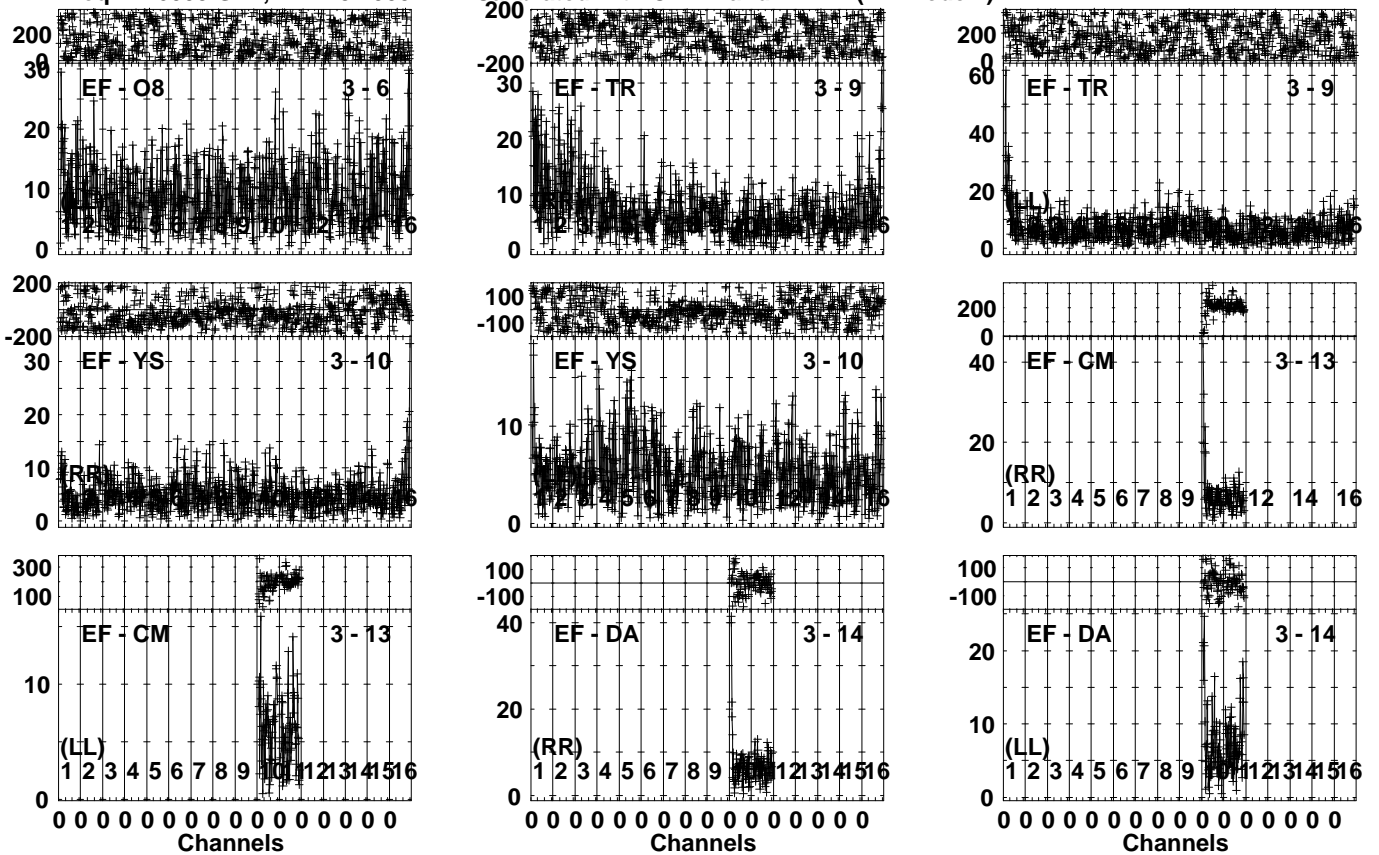


Lower frame: Milli Ampl Jy Top frame: Phas deg
Vector averaged cross-power spectrum Several baselines displayed
Timerange: 01/05:22:31 to 01/05:25:59

Plot file version 773 created 31-MAR-2023 16:06:30

ARP299A EP124A.UVDATA.1

Freq = 4.6005 GHz, Bw = 32.000 MH Calibrated with CL # 4 and BP # 1 (BP mode 1)

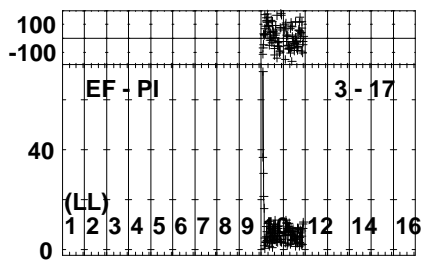
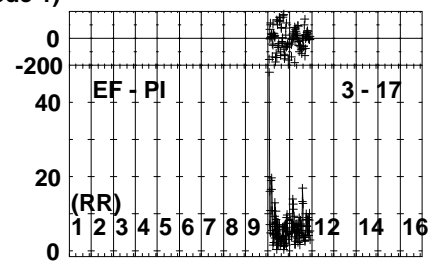
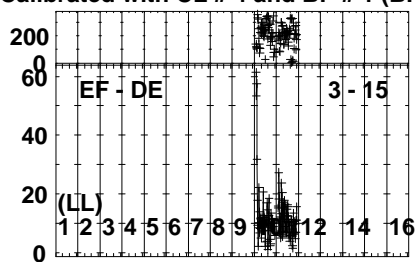
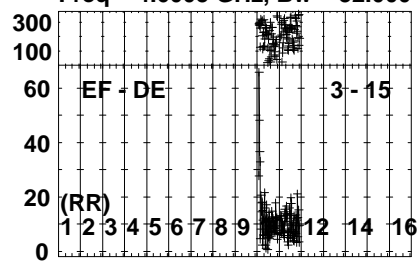


Lower frame: Milli Ampl Jy Top frame: Phas deg
Vector averaged cross-power spectrum Several baselines displayed
Timerange: 01/05:22:31 to 01/05:25:59

Plot file version 774 created 31-MAR-2023 16:06:31

ARP299A EP124A.UVDATA.1

Freq = 4.6005 GHz, Bw = 32.000 MH Calibrated with CL # 4 and BP # 1 (BP mode 1)

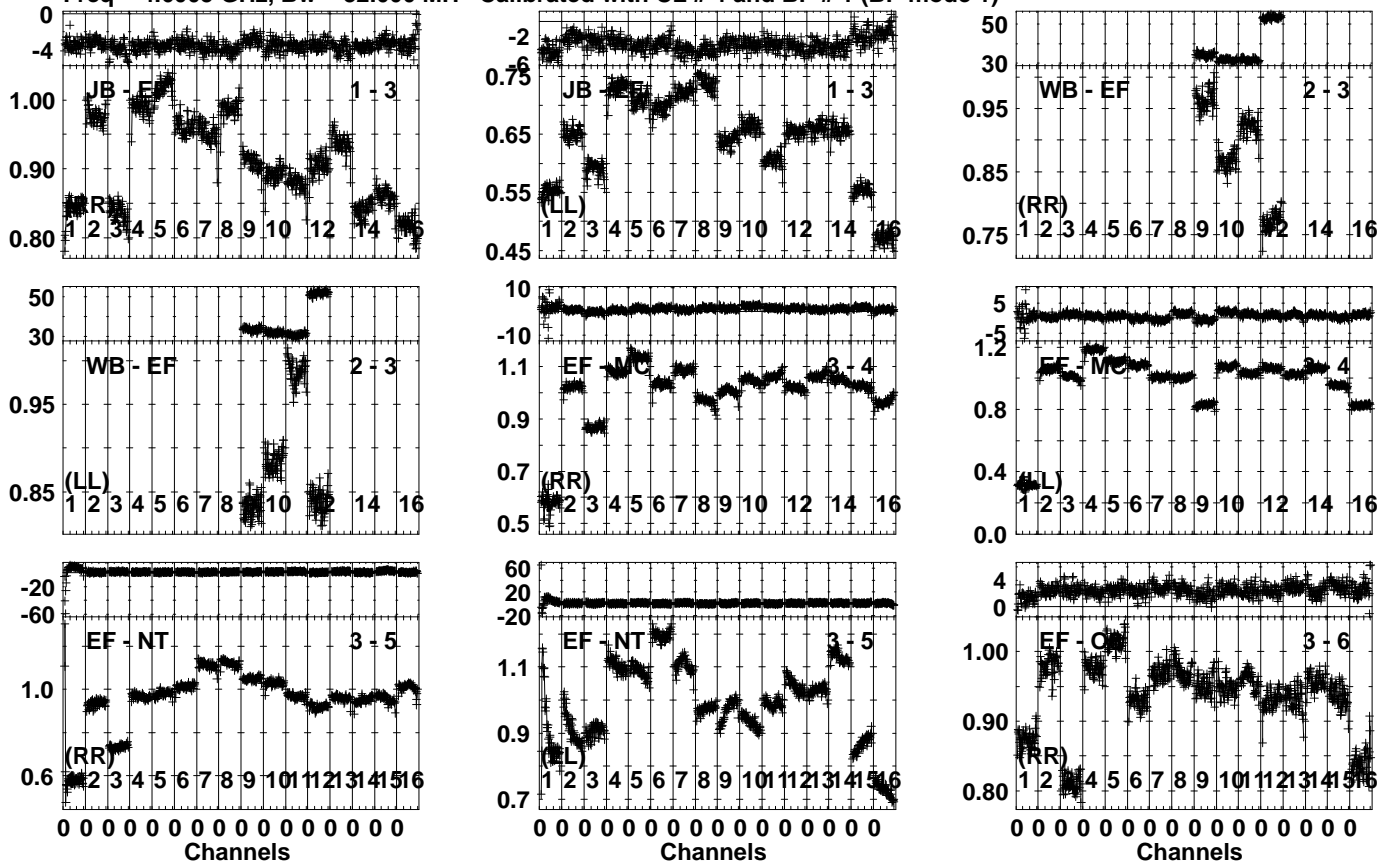


Lower frame: Milli Ampl Jy Top frame: Phas deg
Vector averaged cross-power spectrum Several baselines displayed
Timerange: 01/05:22:31 to 01/05:25:59

Plot file version 775 created 31-MAR-2023 16:06:32

J1128+5925 EP124A.UVDATA.1

Freq = 4.6005 GHz, Bw = 32.000 MH Calibrated with CL # 4 and BP # 1 (BP mode 1)

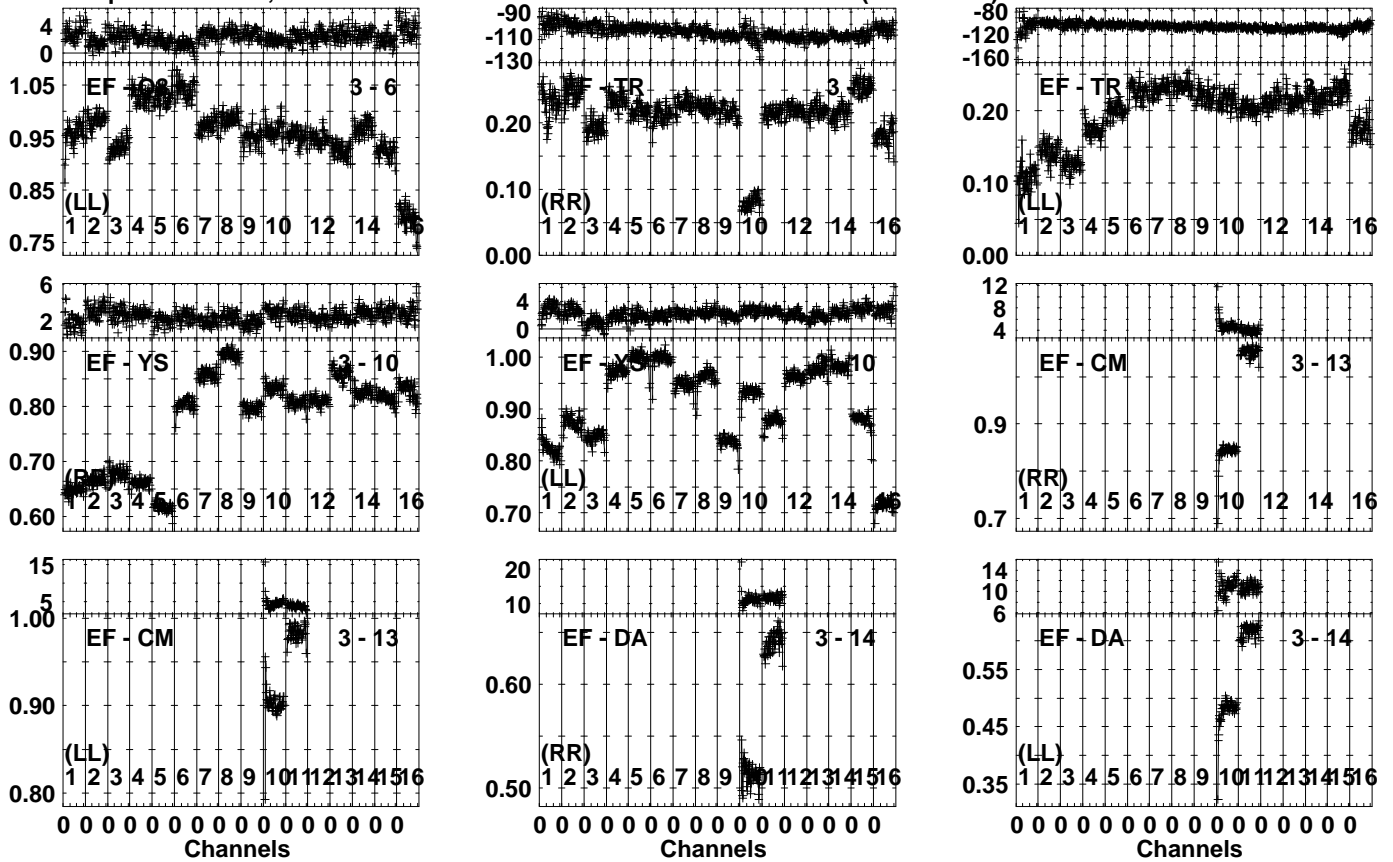


Lower frame: Ampl Jy Top frame: Phas deg
 Vector averaged cross-power spectrum Several baselines displayed
 Timerange: 01/05:26:01 to 01/05:27:29

Plot file version 776 created 31-MAR-2023 16:06:32

J1128+5925 EP124A.UVDATA.1

Freq = 4.6005 GHz, Bw = 32.000 MH Calibrated with CL # 4 and BP # 1 (BP mode 1)

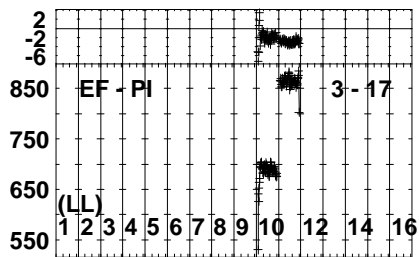
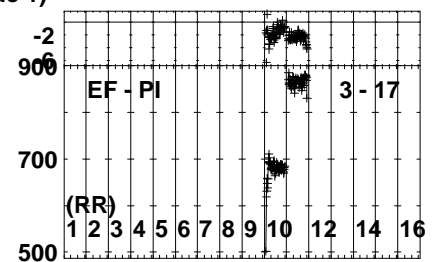
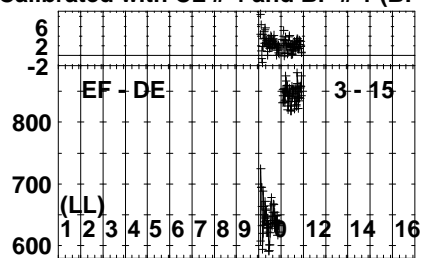
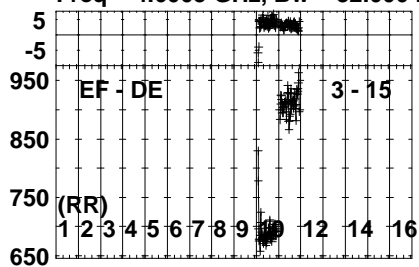


Lower frame: Ampl Jy Top frame: Phas deg
 Vector averaged cross-power spectrum Several baselines displayed
 Timerange: 01/05:26:01 to 01/05:27:29

Plot file version 777 created 31-MAR-2023 16:06:33

J1128+5925 EP124A.UVDATA.1

Freq = 4.6005 GHz, Bw = 32.000 MH Calibrated with CL # 4 and BP # 1 (BP mode 1)

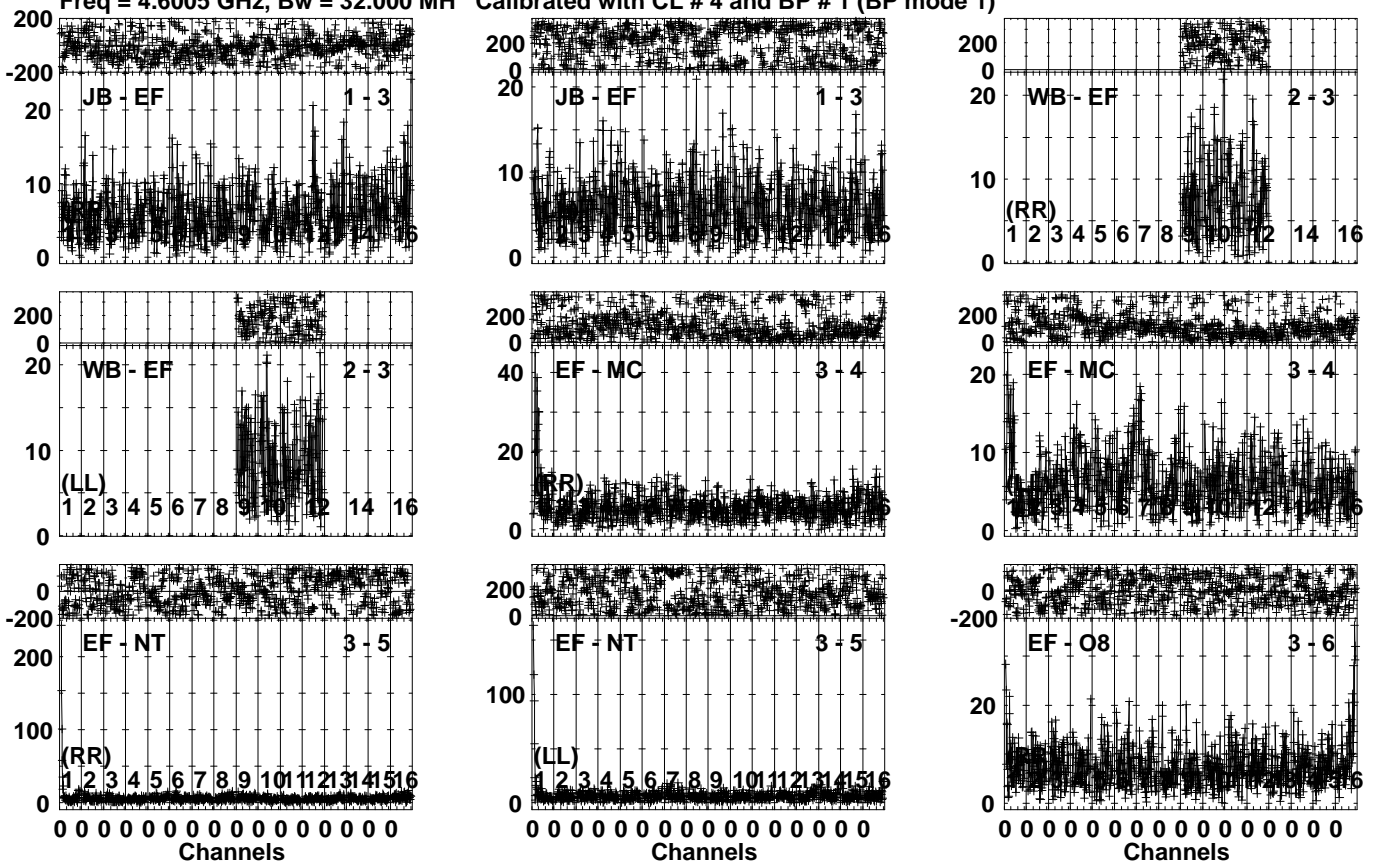


Lower frame: Milli Ampl Jy Top frame: Phas deg
Vector averaged cross-power spectrum Several baselines displayed
Timerange: 01/05:26:01 to 01/05:27:29

Plot file version 778 created 31-MAR-2023 16:06:34

ARP299A EP124A.UVDATA.1

Freq = 4.6005 GHz, Bw = 32.000 MH Calibrated with CL # 4 and BP # 1 (BP mode 1)

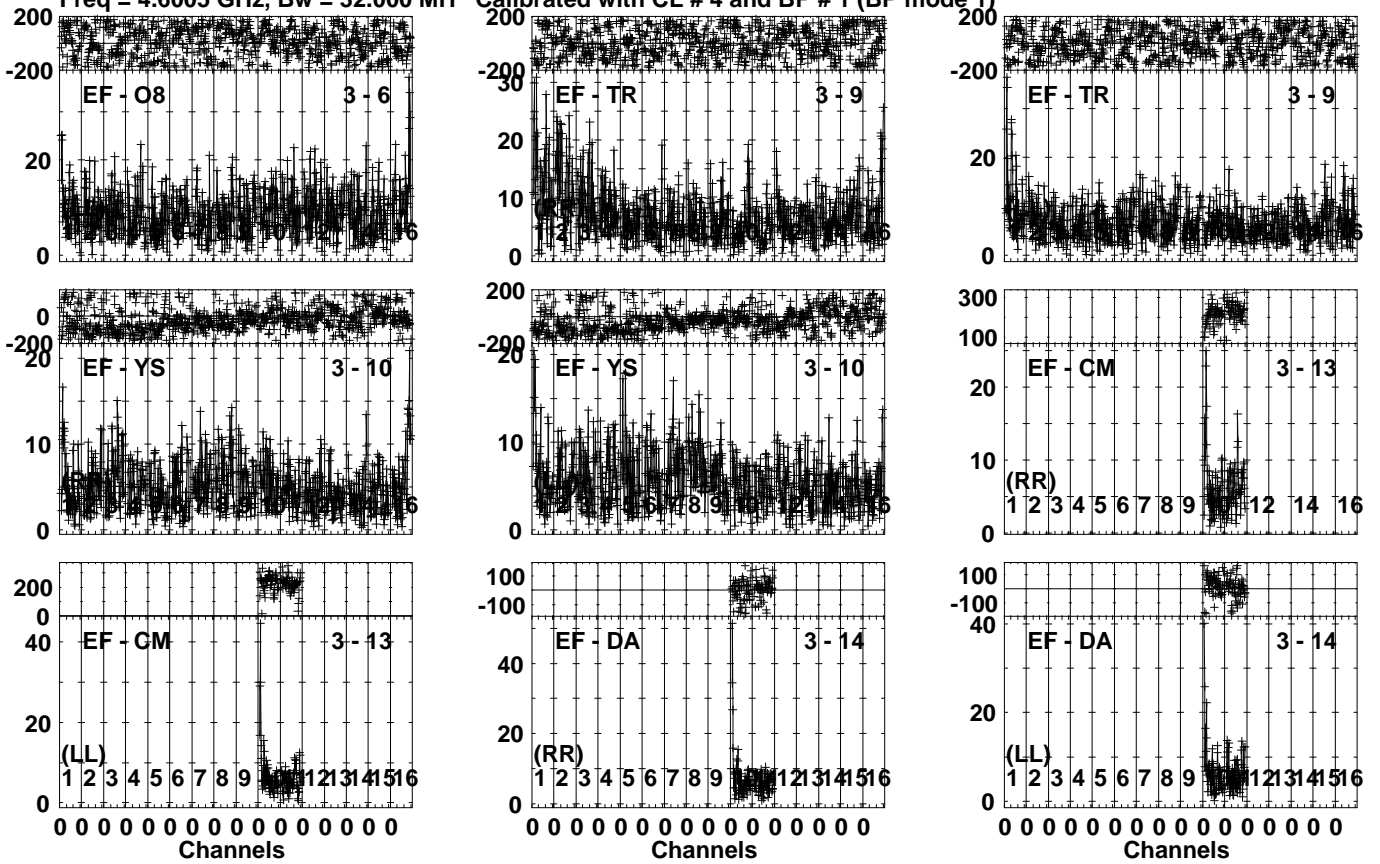


Lower frame: Milli Ampl Jy Top frame: Phas deg
Vector averaged cross-power spectrum Several baselines displayed
Timerange: 01/05:27:31 to 01/05:30:59

Plot file version 779 created 31-MAR-2023 16:06:34

ARP299A EP124A.UVDATA.1

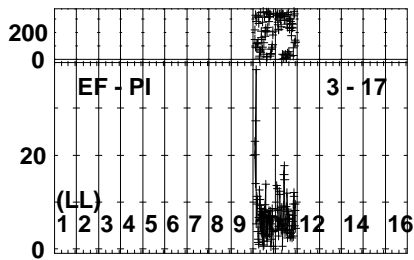
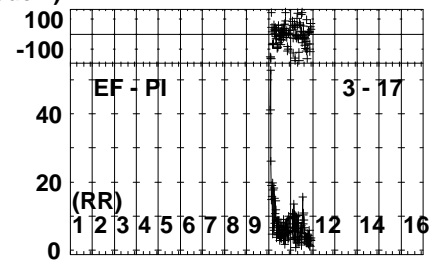
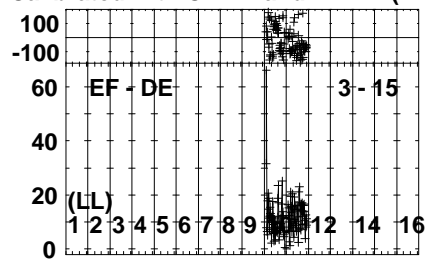
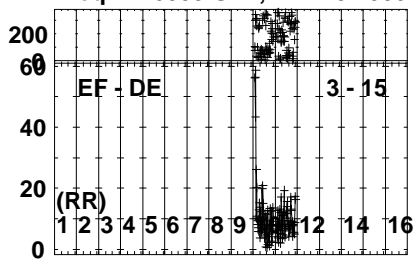
Freq = 4.6005 GHz, Bw = 32.000 MH Calibrated with CL # 4 and BP # 1 (BP mode 1)



Plot file version 780 created 31-MAR-2023 16:06:35

ARP299A EP124A.UVDATA.1

Freq = 4.6005 GHz, Bw = 32.000 MH Calibrated with CL # 4 and BP # 1 (BP mode 1)

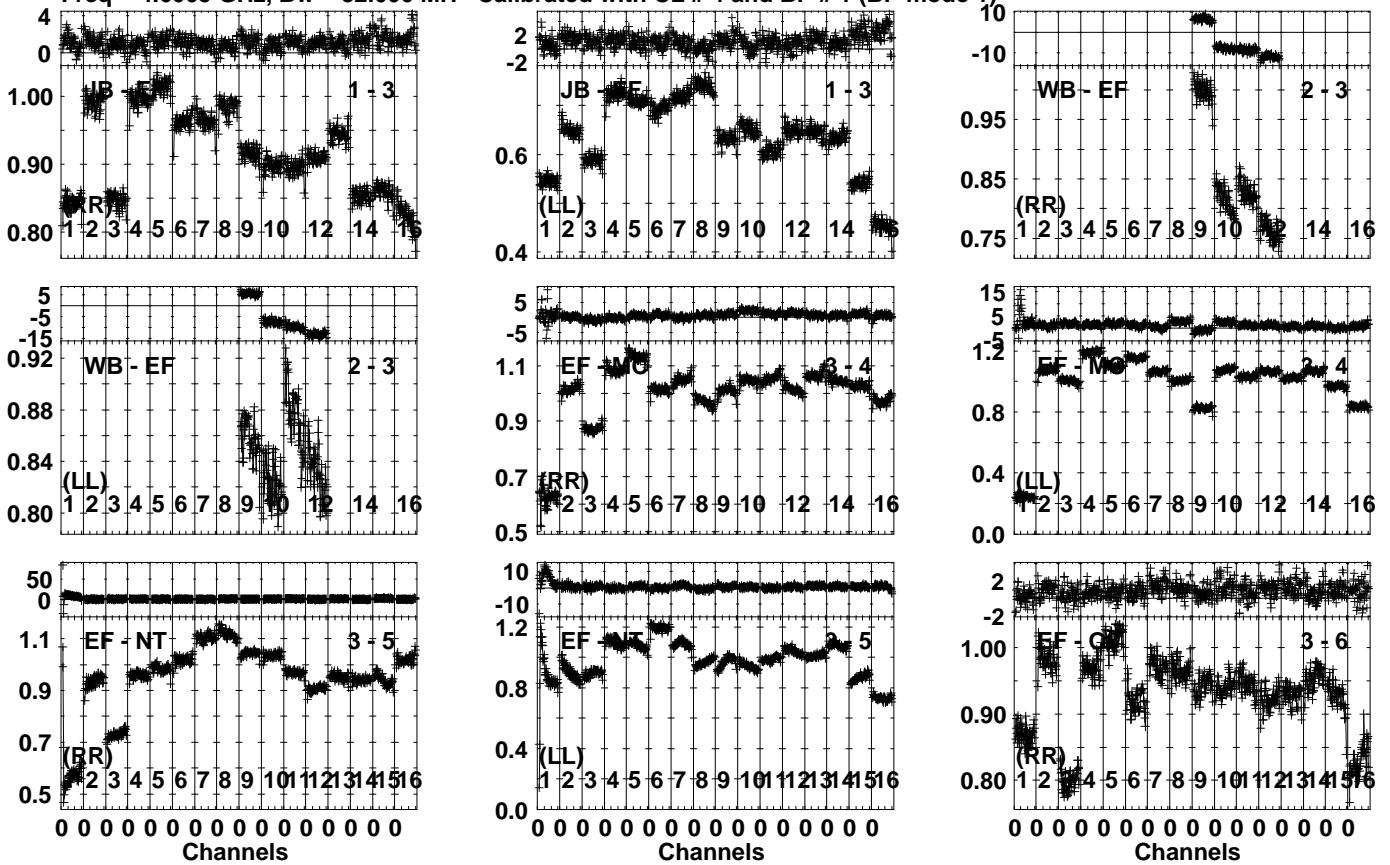


Lower frame: Milli Ampl Jy Top frame: Phas deg
Vector averaged cross-power spectrum Several baselines displayed
Timerange: 01/05:27:31 to 01/05:30:59

Plot file version 781 created 31-MAR-2023 16:06:36

J1128+5925 EP124A.UVDATA.1

Freq = 4.6005 GHz, Bw = 32.000 MH Calibrated with CL # 4 and BP # 1 (BP mode 1)

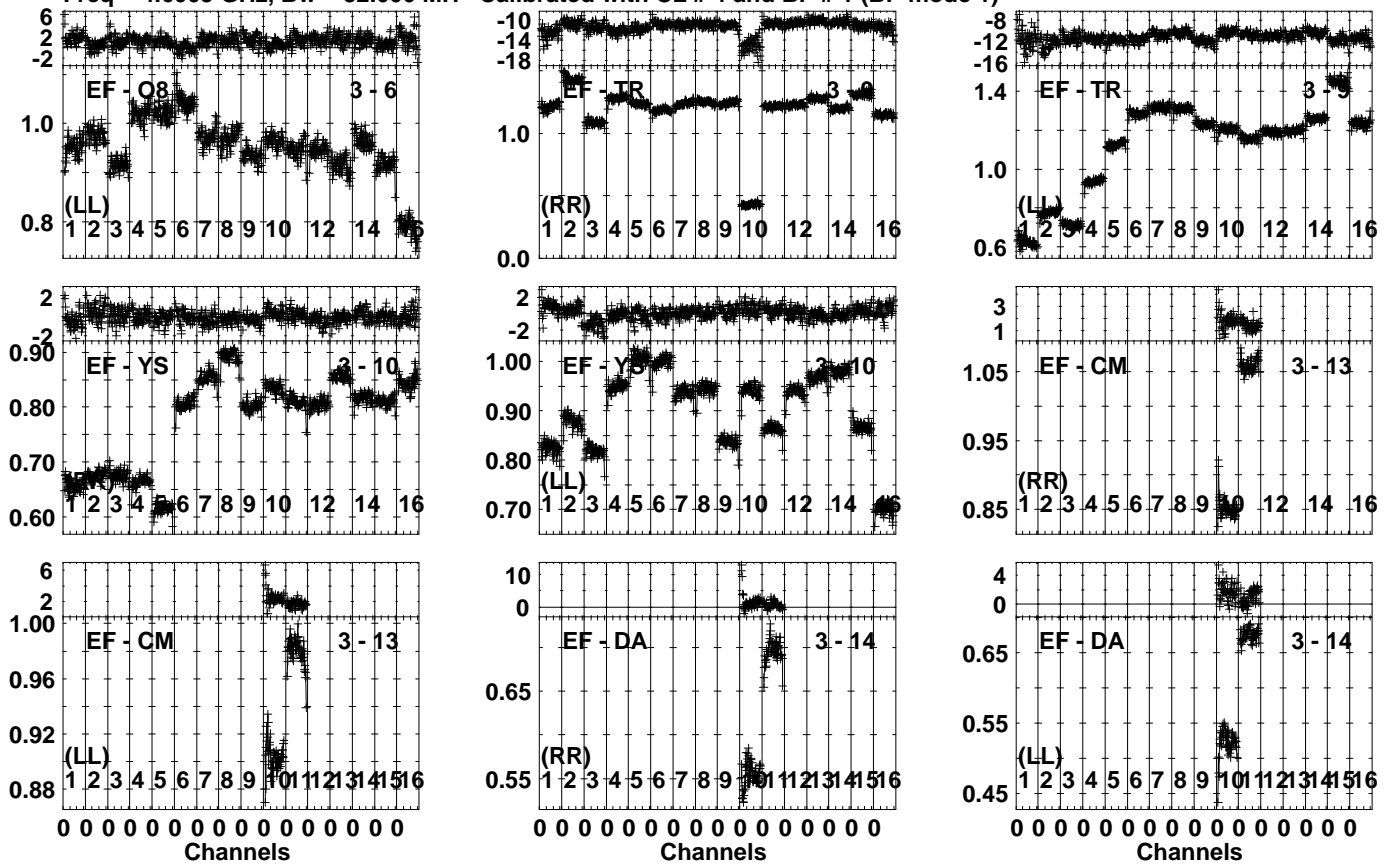


Lower frame: Ampl Jy Top frame: Phas deg
 Vector averaged cross-power spectrum Several baselines displayed
 Timerange: 01/05:31:31 to 01/05:32:29

Plot file version 782 created 31-MAR-2023 16:06:37

J1128+5925 EP124A.UVDATA.1

Freq = 4.6005 GHz, Bw = 32.000 MH Calibrated with CL # 4 and BP # 1 (BP mode 1)

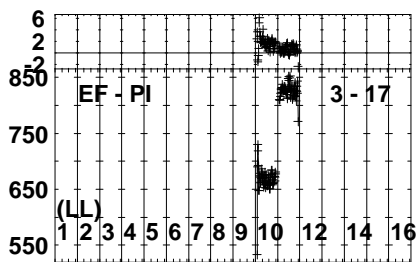
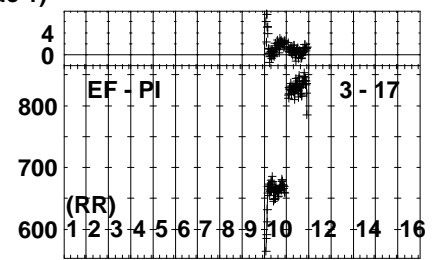
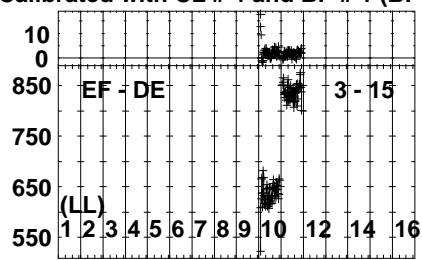
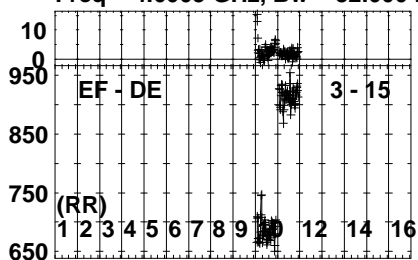


Lower frame: Ampl Jy Top frame: Phas deg
 Vector averaged cross-power spectrum Several baselines displayed
 Timerange: 01/05:31:31 to 01/05:32:29

Plot file version 783 created 31-MAR-2023 16:06:38

J1128+5925 EP124A.UVDATA.1

Freq = 4.6005 GHz, Bw = 32.000 MH Calibrated with CL # 4 and BP # 1 (BP mode 1)

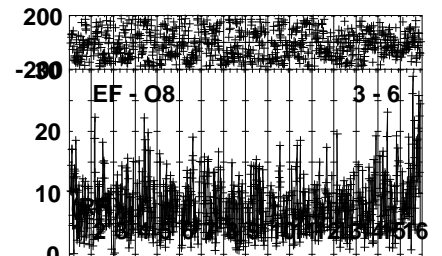
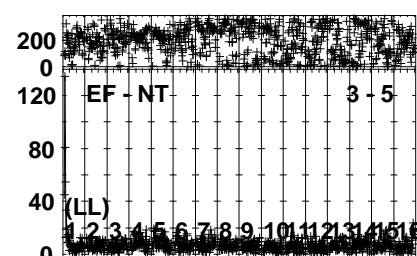
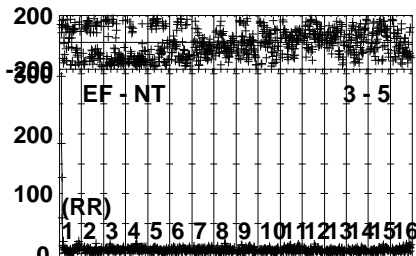
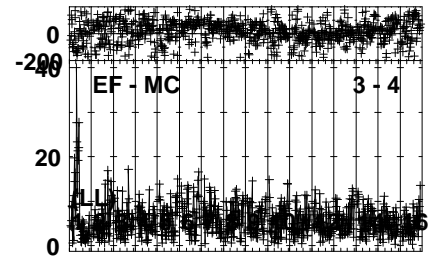
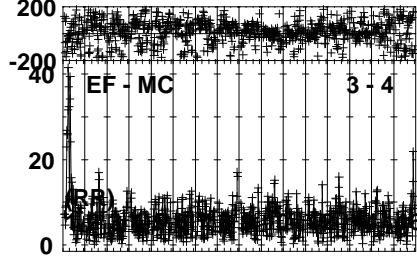
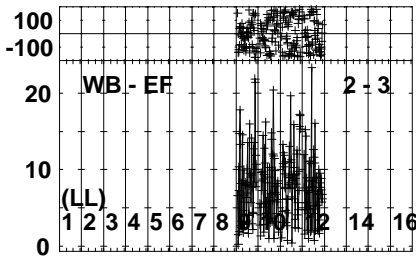
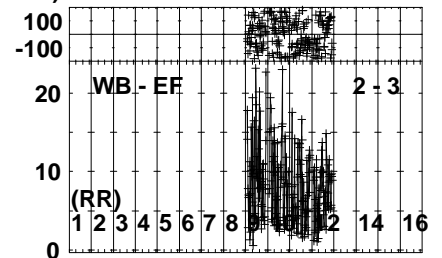
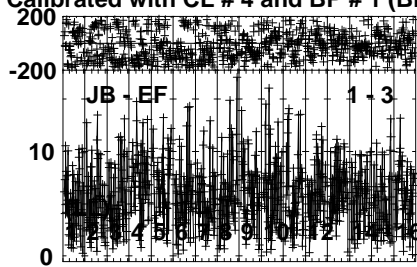
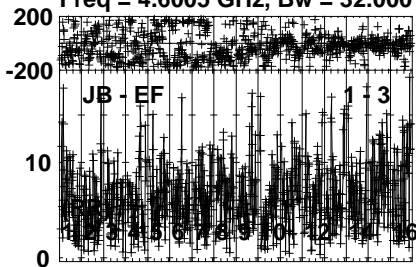


Lower frame: Milli Ampl Jy Top frame: Phas deg
Vector averaged cross-power spectrum Several baselines displayed
Timerange: 01/05:31:31 to 01/05:32:29

Plot file version 784 created 31-MAR-2023 16:06:38

ARP299A EP124A.UVDATA.1

Freq = 4.6005 GHz, Bw = 32.000 MH Calibrated with CL # 4 and BP # 1 (BP mode 1)

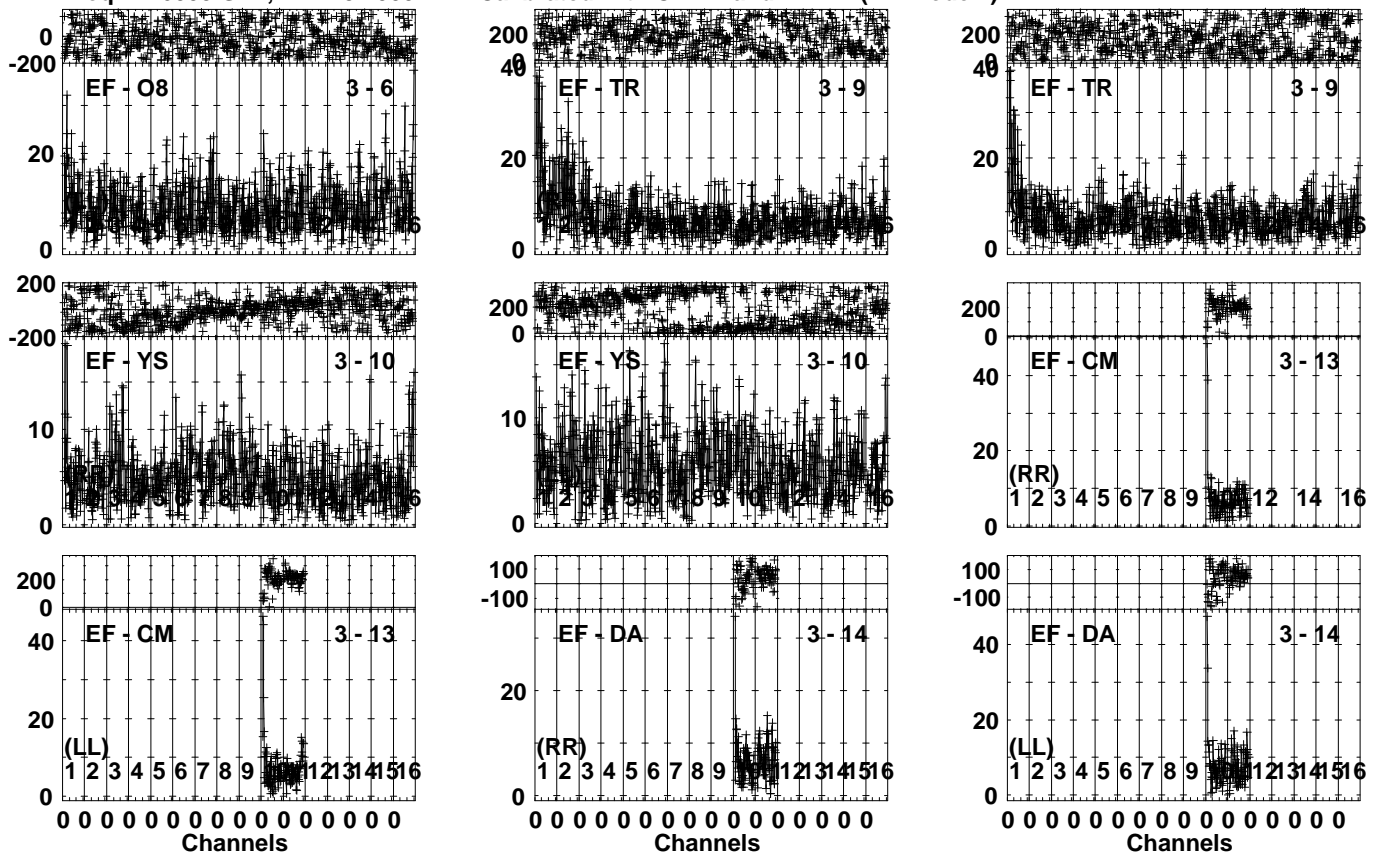


Lower frame: Milli Ampl Jy Top frame: Phas deg
Vector averaged cross-power spectrum Several baselines displayed
Timerange: 01/05:32:31 to 01/05:35:59

Plot file version 785 created 31-MAR-2023 16:06:39

ARP299A EP124A.UVDATA.1

Freq = 4.6005 GHz, Bw = 32.000 MH Calibrated with CL # 4 and BP # 1 (BP mode 1)

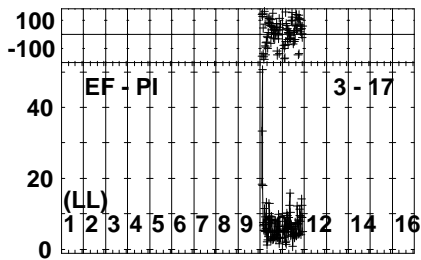
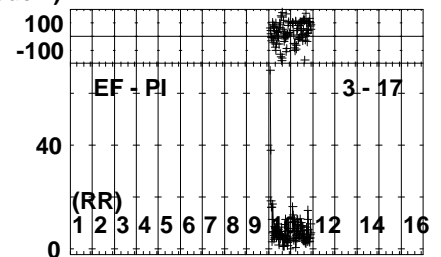
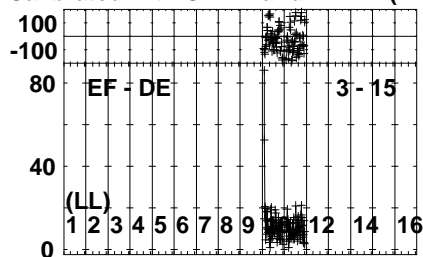
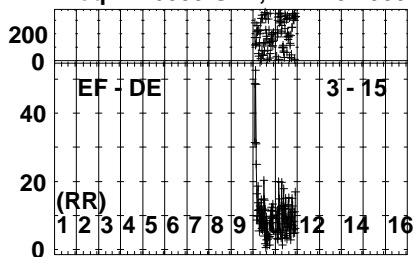


Lower frame: Milli Ampl Jy Top frame: Phas deg
Vector averaged cross-power spectrum Several baselines displayed
Timerange: 01/05:32:31 to 01/05:35:59

Plot file version 786 created 31-MAR-2023 16:06:40

ARP299A EP124A.UVDATA.1

Freq = 4.6005 GHz, Bw = 32.000 MH Calibrated with CL # 4 and BP # 1 (BP mode 1)

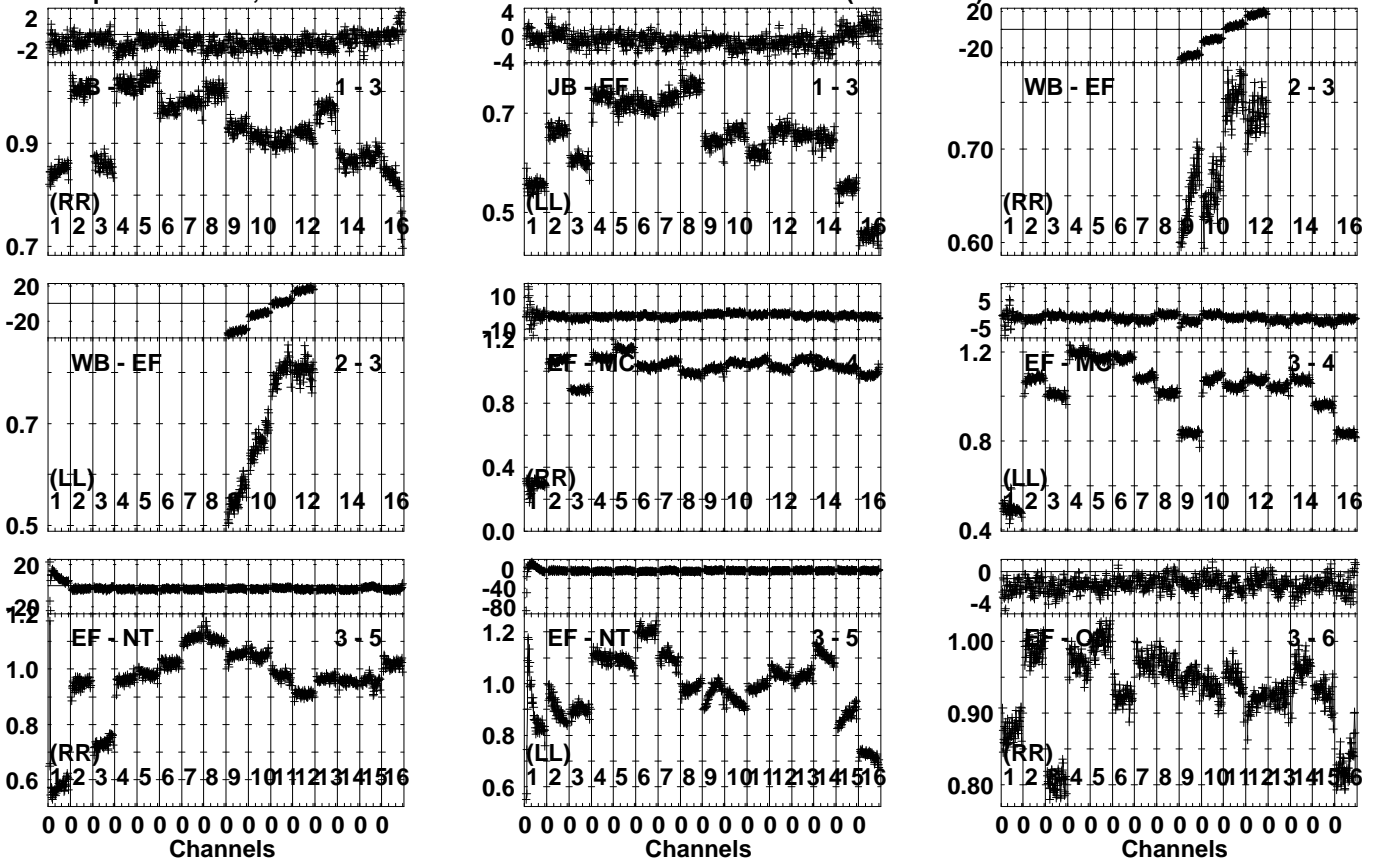


Lower frame: Milli Ampl Jy Top frame: Phas deg
Vector averaged cross-power spectrum Several baselines displayed
Timerange: 01/05:32:31 to 01/05:35:59

Plot file version 787 created 31-MAR-2023 16:06:40

J1128+5925 EP124A.UVDATA.1

Freq = 4.6005 GHz, Bw = 32.000 MH Calibrated with CL # 4 and BP # 1 (BP mode 1)

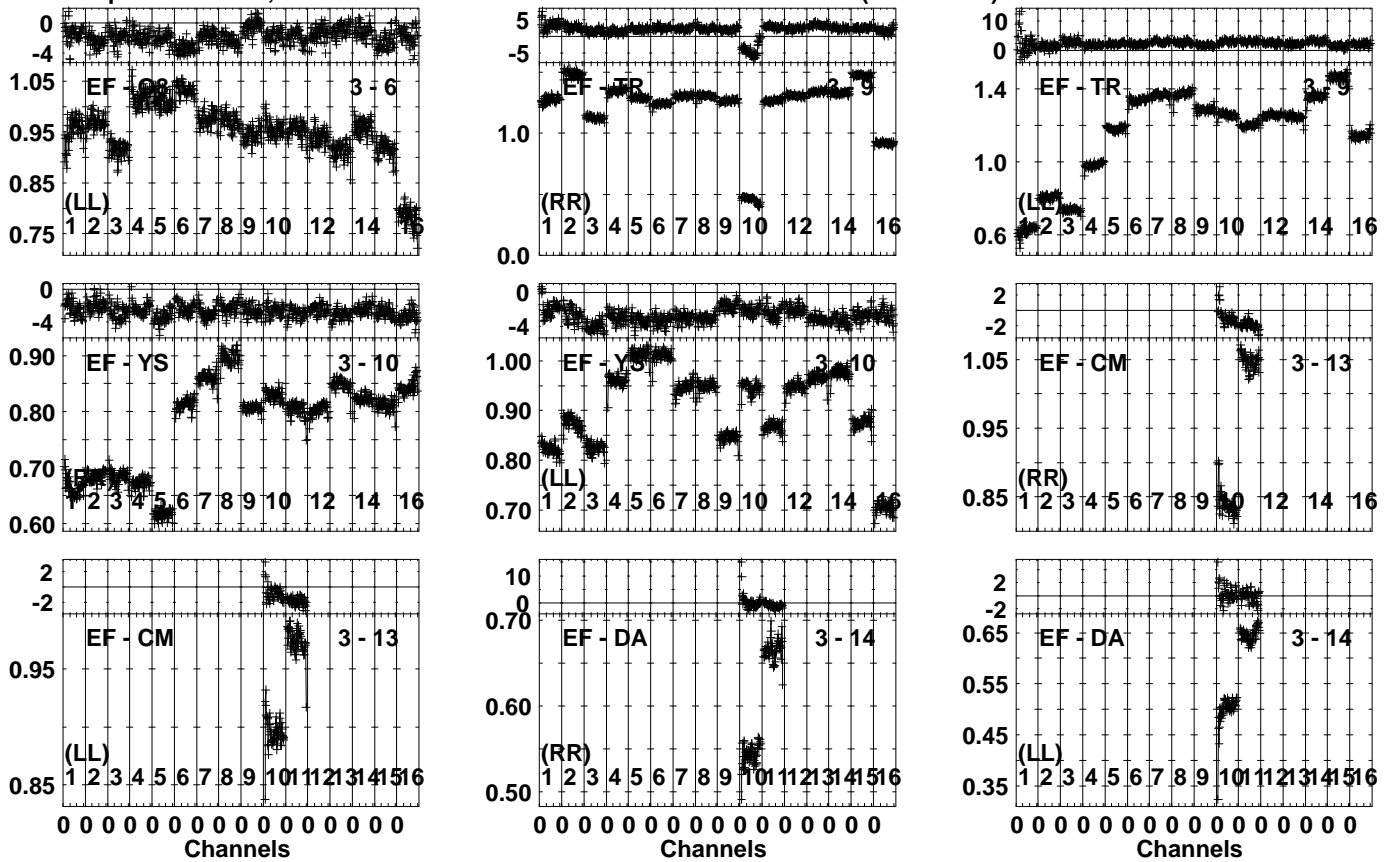


Lower frame: Ampl Jy Top frame: Phas deg
 Vector averaged cross-power spectrum Several baselines displayed
 Timerange: 01/05:36:01 to 01/05:37:29

Plot file version 788 created 31-MAR-2023 16:06:41

J1128+5925 EP124A.UVDATA.1

Freq = 4.6005 GHz, Bw = 32.000 MH Calibrated with CL # 4 and BP # 1 (BP mode 1)

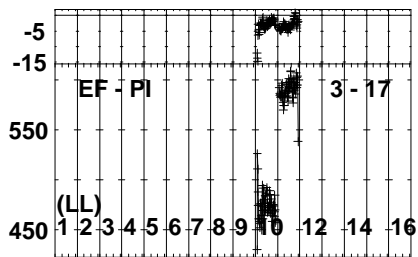
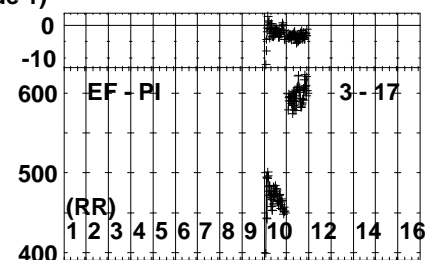
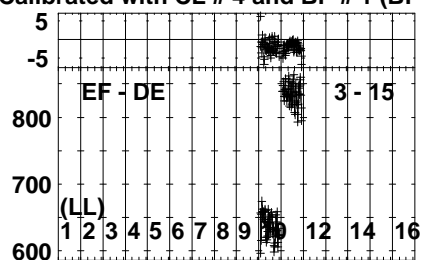
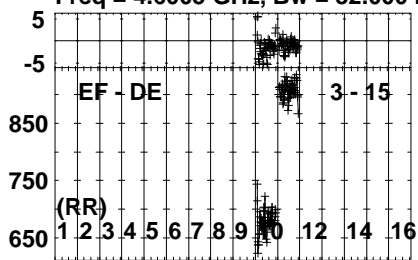


Lower frame: Ampl Jy Top frame: Phas deg
 Vector averaged cross-power spectrum Several baselines displayed
 Timerange: 01/05:36:01 to 01/05:37:29

Plot file version 789 created 31-MAR-2023 16:06:42

J1128+5925 EP124A.UVDATA.1

Freq = 4.6005 GHz, Bw = 32.000 MH Calibrated with CL # 4 and BP # 1 (BP mode 1)

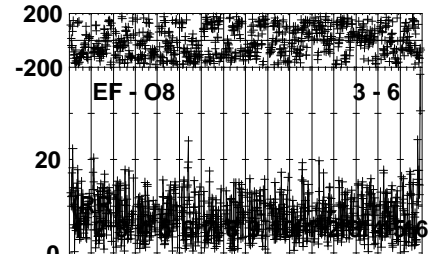
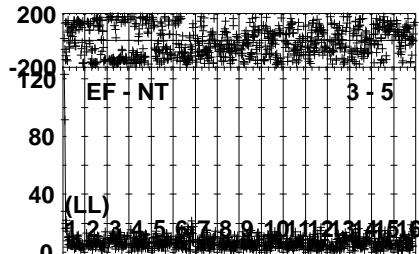
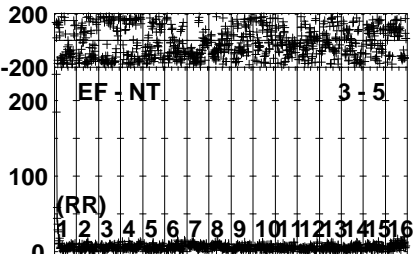
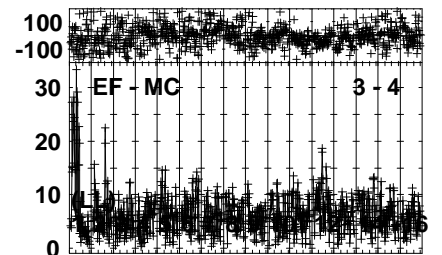
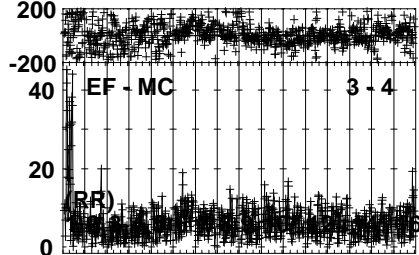
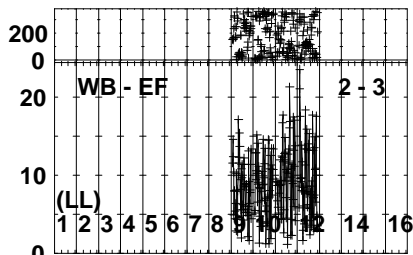
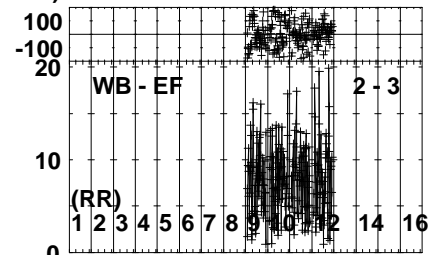
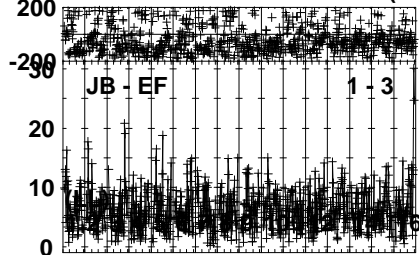
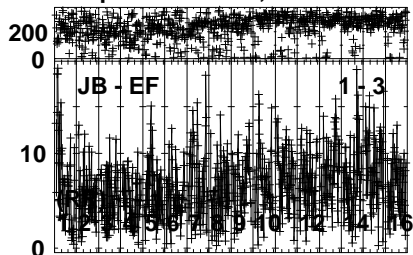


Lower frame: Milli Ampl Jy Top frame: Phas deg
Vector averaged cross-power spectrum Several baselines displayed
Timerange: 01/05:36:01 to 01/05:37:29

Plot file version 790 created 31-MAR-2023 16:06:42

ARP299A EP124A.UVDATA.1

Freq = 4.6005 GHz, Bw = 32.000 MH Calibrated with CL # 4 and BP # 1 (BP mode 1)

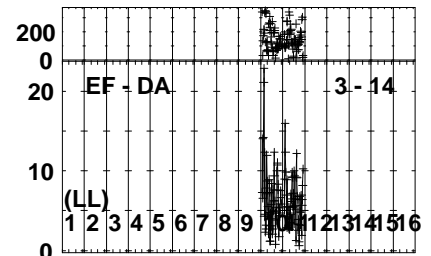
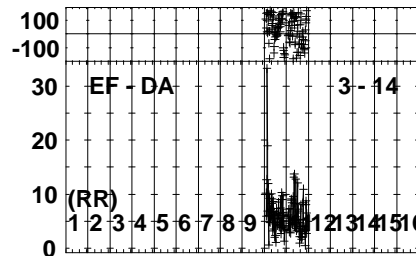
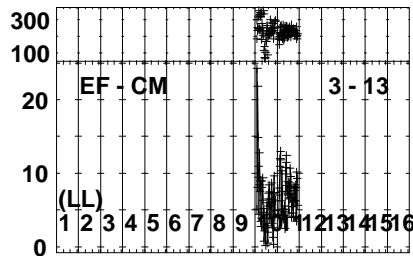
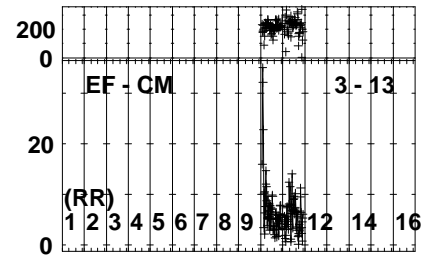
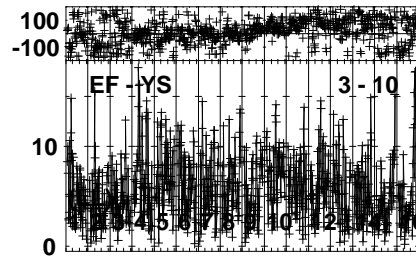
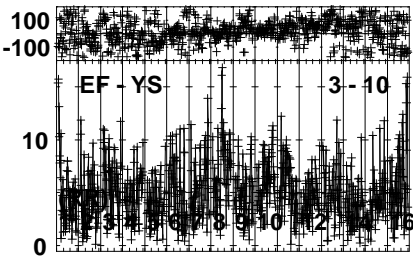
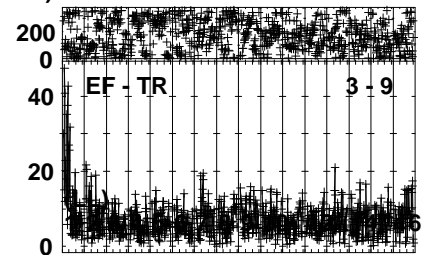
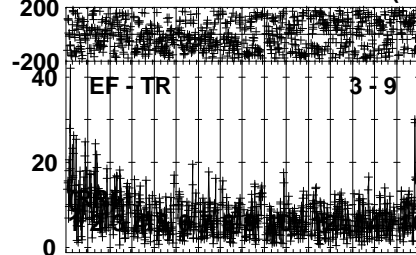
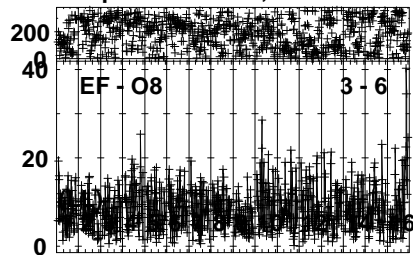


Lower frame: Milli Ampl Jy Top frame: Phas deg
Vector averaged cross-power spectrum Several baselines displayed
Timerange: 01/05:37:31 to 01/05:40:59

Plot file version 791 created 31-MAR-2023 16:06:43

ARP299A EP124A.UVDATA.1

Freq = 4.6005 GHz, Bw = 32.000 MH Calibrated with CL # 4 and BP # 1 (BP mode 1)

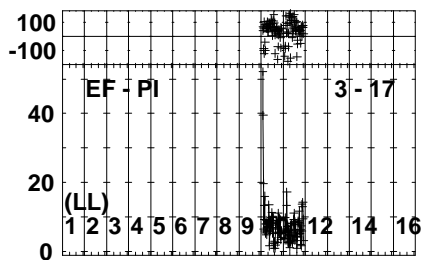
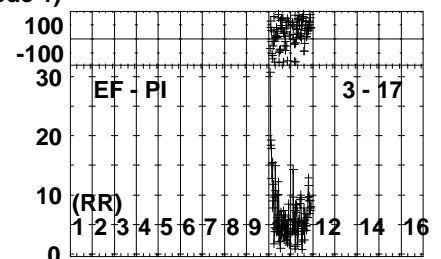
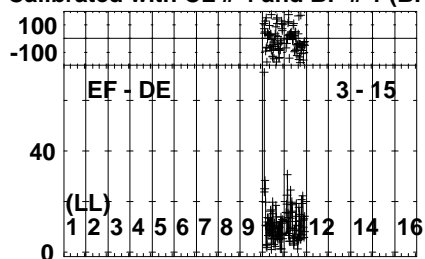
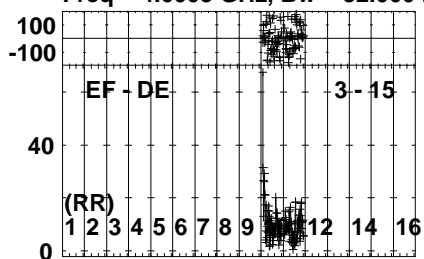


Lower frame: Milli Ampl Jy Top frame: Phas deg
Vector averaged cross-power spectrum Several baselines displayed
Timerange: 01/05:37:31 to 01/05:40:59

Plot file version 792 created 31-MAR-2023 16:06:44

ARP299A EP124A.UVDATA.1

Freq = 4.6005 GHz, Bw = 32.000 MH Calibrated with CL # 4 and BP # 1 (BP mode 1)

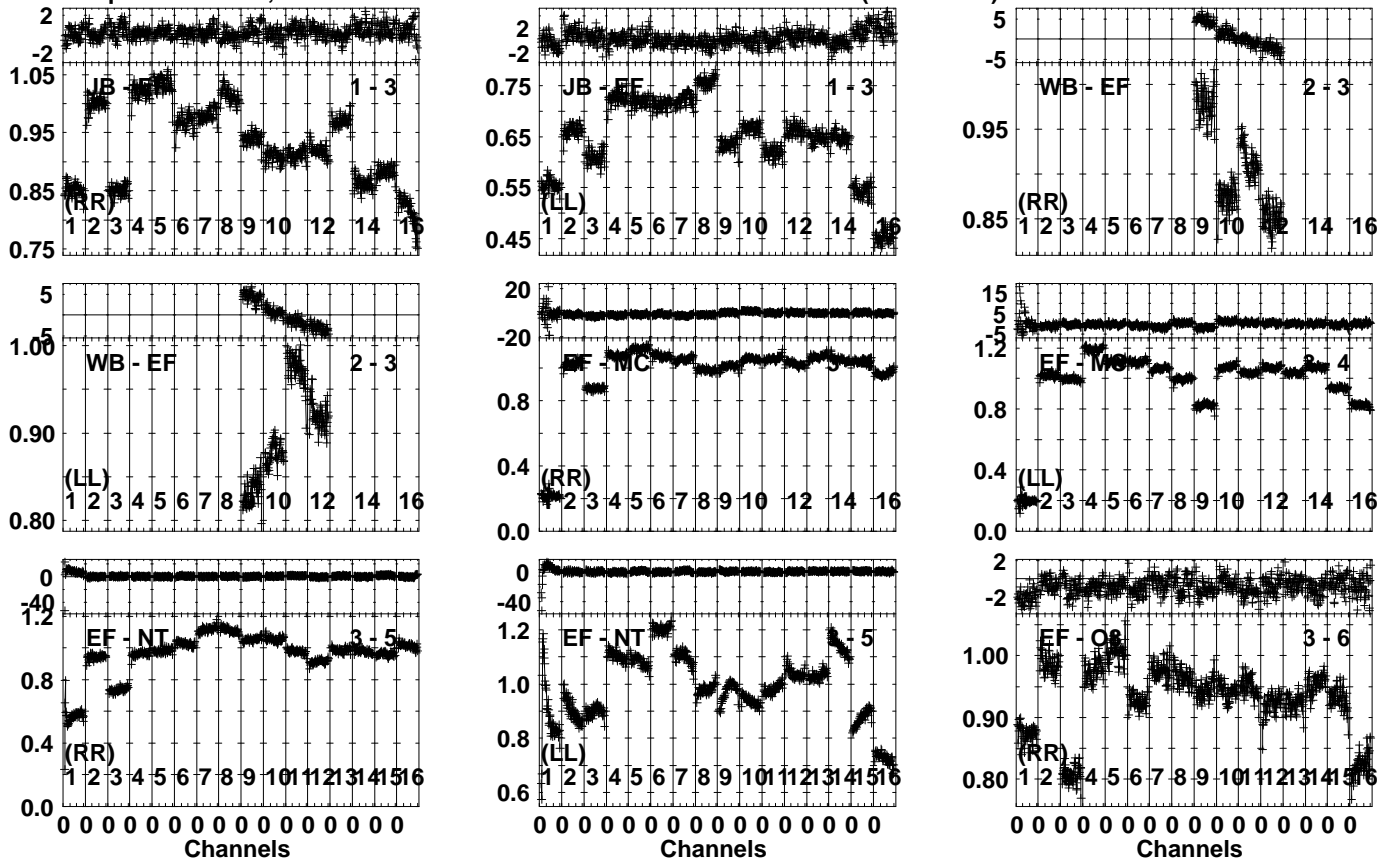


Lower frame: Milli Ampl Jy Top frame: Phas deg
Vector averaged cross-power spectrum Several baselines displayed
Timerange: 01/05:37:31 to 01/05:40:59

Plot file version 793 created 31-MAR-2023 16:06:45

J1128+5925 EP124A.UVDATA.1

Freq = 4.6005 GHz, Bw = 32.000 MH Calibrated with CL # 4 and BP # 1 (BP mode 1)

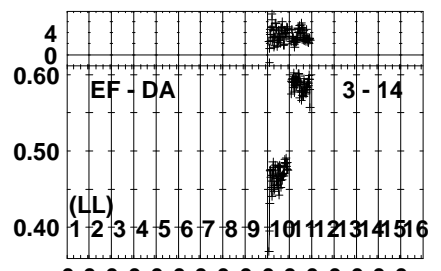
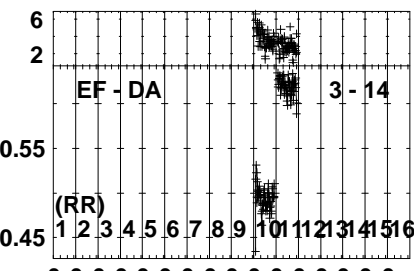
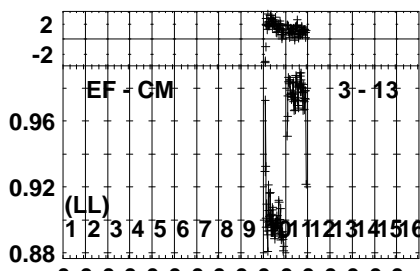
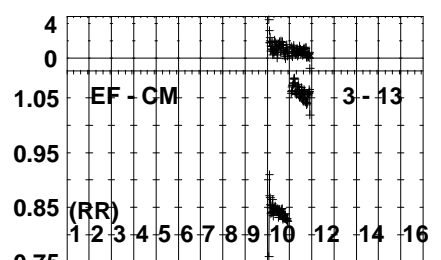
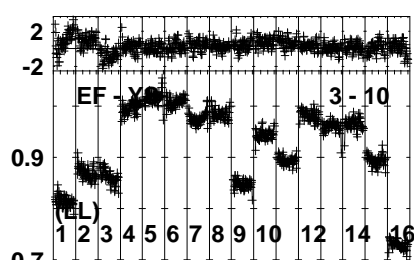
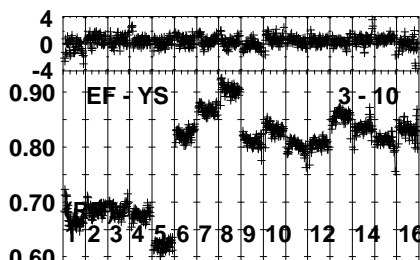
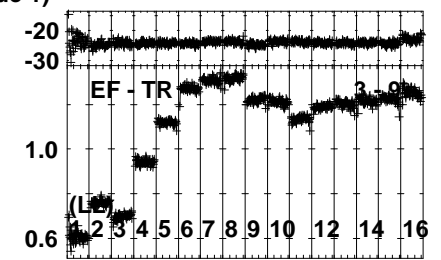
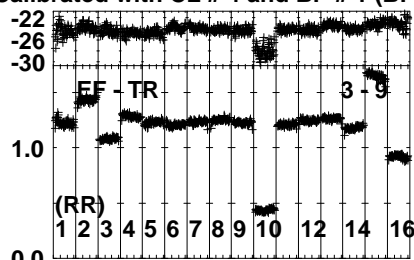
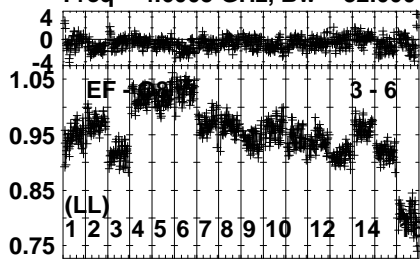


Lower frame: Ampl Jy Top frame: Phas deg
 Vector averaged cross-power spectrum Several baselines displayed
 Timerange: 01/05:41:31 to 01/05:42:29

Plot file version 794 created 31-MAR-2023 16:06:45

J1128+5925 EP124A.UVDATA.1

Freq = 4.6005 GHz, Bw = 32.000 MH Calibrated with CL # 4 and BP # 1 (BP mode 1)

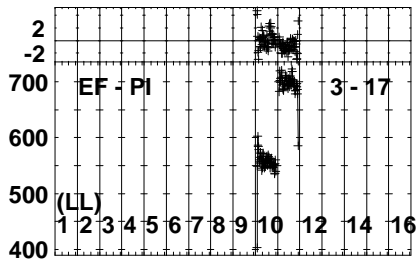
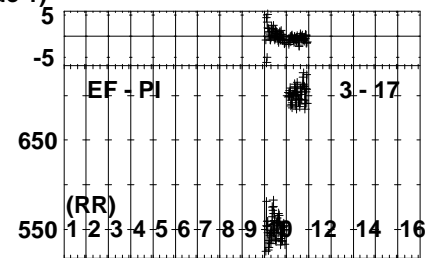
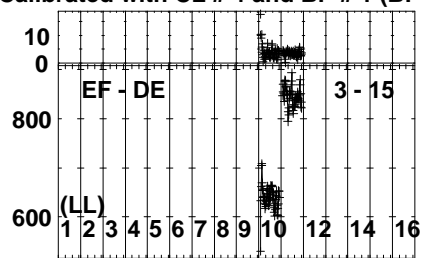
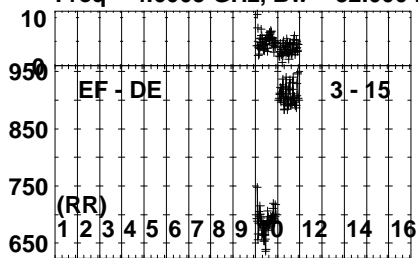


Lower frame: Ampl Jy Top frame: Phas deg
Vector averaged cross-power spectrum Several baselines displayed
Timerange: 01/05:41:31 to 01/05:42:29

Plot file version 795 created 31-MAR-2023 16:06:46

J1128+5925 EP124A.UVDATA.1

Freq = 4.6005 GHz, Bw = 32.000 MH Calibrated with CL # 4 and BP # 1 (BP mode 1)

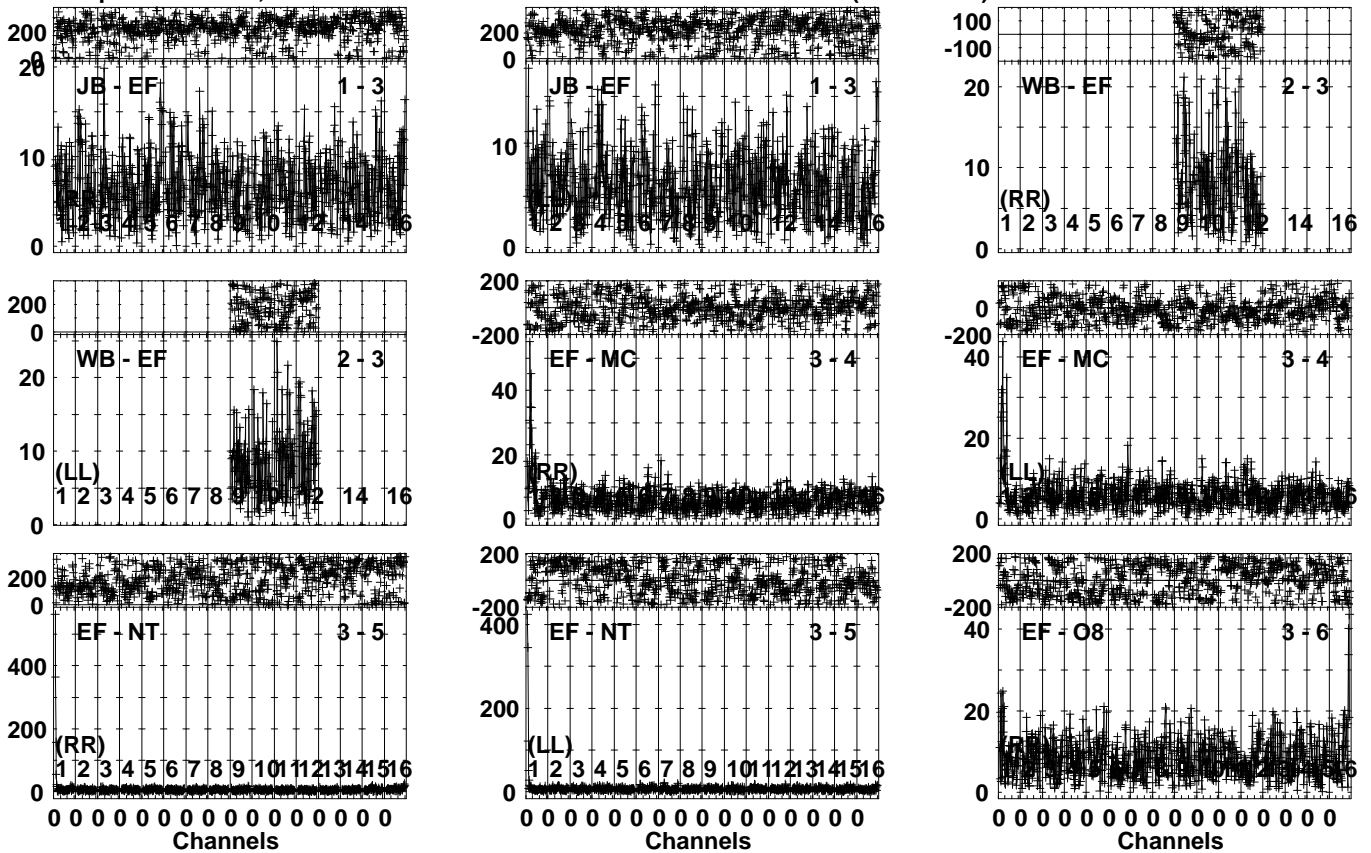


Lower frame: Milli Ampl Jy Top frame: Phas deg
Vector averaged cross-power spectrum Several baselines displayed
Timerange: 01/05:41:31 to 01/05:42:29

Plot file version 796 created 31-MAR-2023 16:06:47

ARP299A EP124A.UVDATA.1

Freq = 4.6005 GHz, Bw = 32.000 MH Calibrated with CL # 4 and BP # 1 (BP mode 1)

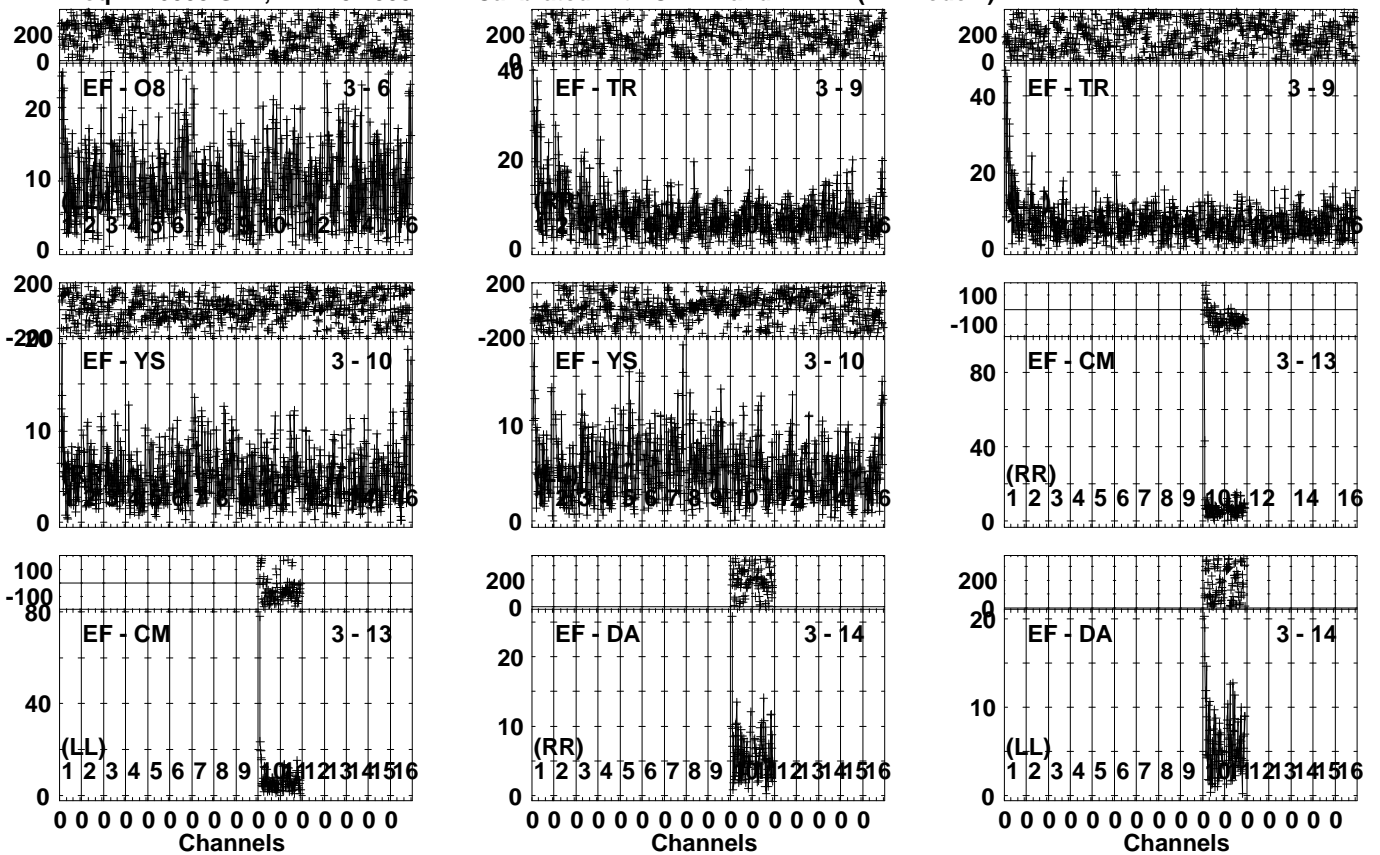


Lower frame: Milli Ampl Jy Top frame: Phas deg
Vector averaged cross-power spectrum Several baselines displayed
Timerange: 01/05:42:31 to 01/05:45:59

Plot file version 797 created 31-MAR-2023 16:06:47

ARP299A EP124A.UVDATA.1

Freq = 4.6005 GHz, Bw = 32.000 MH Calibrated with CL # 4 and BP # 1 (BP mode 1)

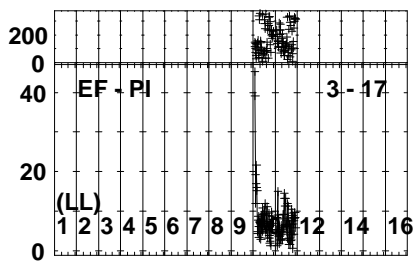
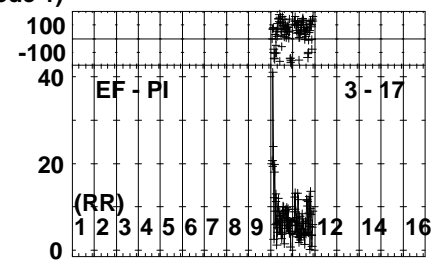
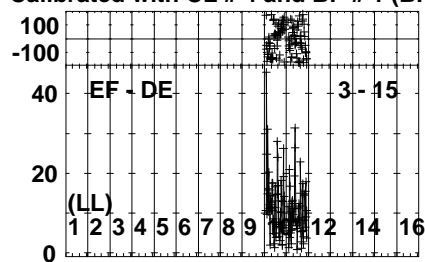
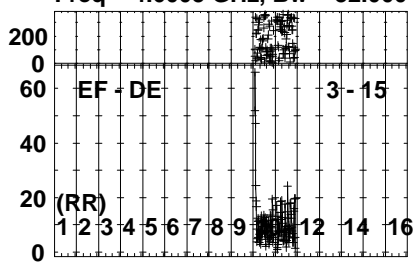


Lower frame: Milli Ampl Jy Top frame: Phas deg
Vector averaged cross-power spectrum Several baselines displayed
Timerange: 01/05:42:31 to 01/05:45:59

Plot file version 798 created 31-MAR-2023 16:06:48

ARP299A EP124A.UVDATA.1

Freq = 4.6005 GHz, Bw = 32.000 MH Calibrated with CL # 4 and BP # 1 (BP mode 1)

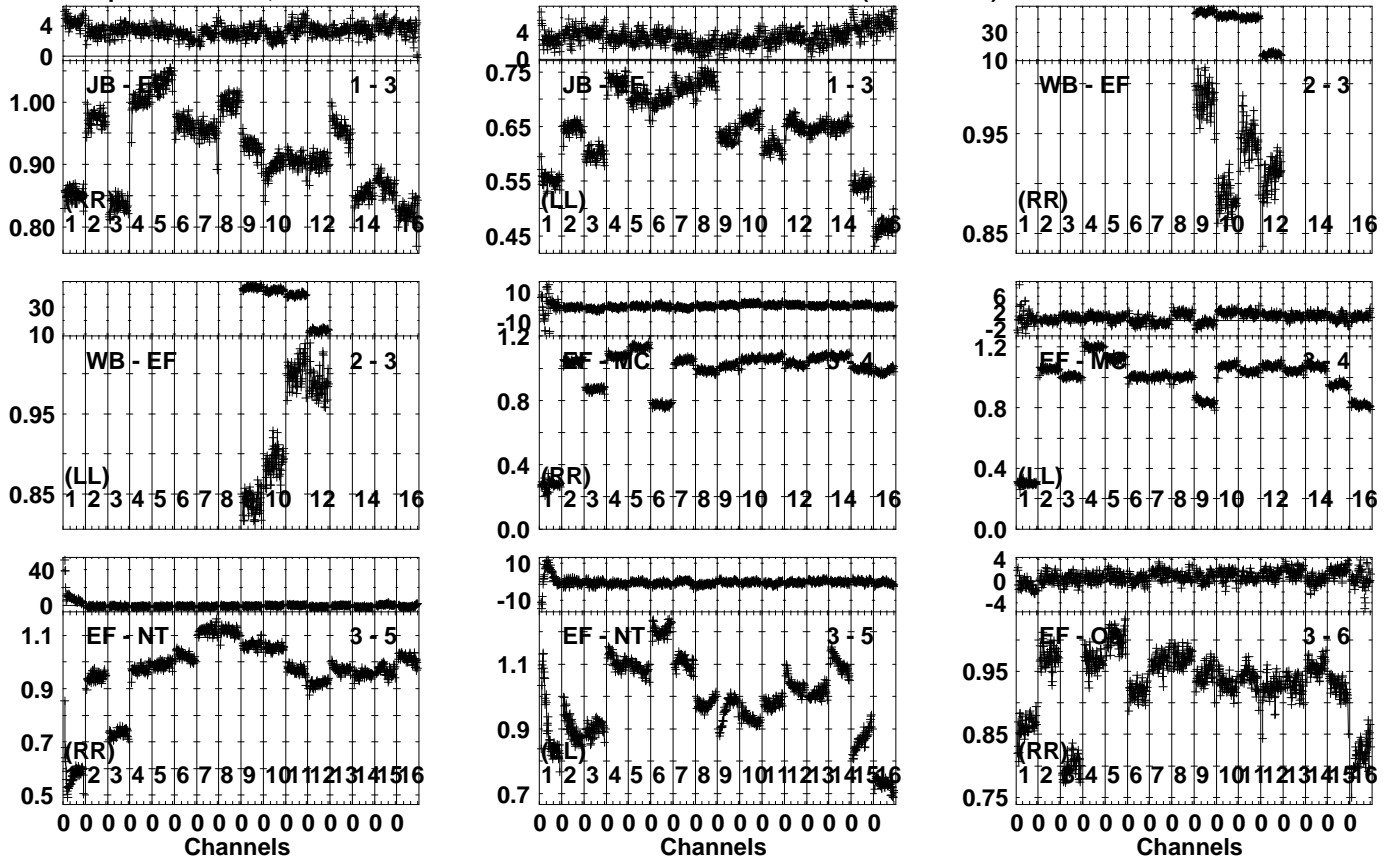


Lower frame: Milli Ampl Jy Top frame: Phas deg
Vector averaged cross-power spectrum Several baselines displayed
Timerange: 01/05:42:31 to 01/05:45:59

Plot file version 799 created 31-MAR-2023 16:06:49

J1128+5925 EP124A.UVDATA.1

Freq = 4.6005 GHz, Bw = 32.000 MH Calibrated with CL # 4 and BP # 1 (BP mode 1)

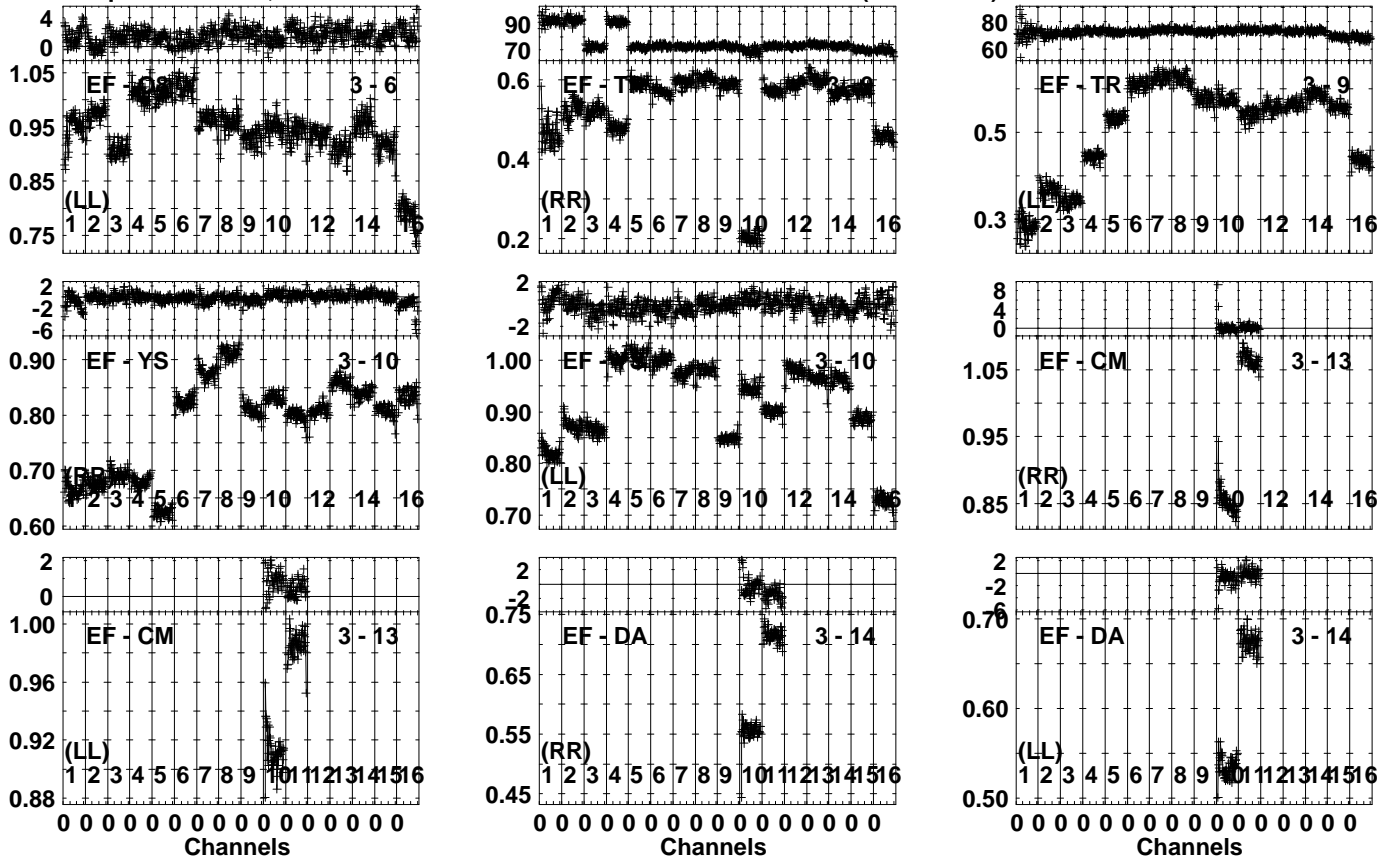


Lower frame: Ampl Jy Top frame: Phas deg
 Vector averaged cross-power spectrum Several baselines displayed
 Timerange: 01/05:46:01 to 01/05:47:29

Plot file version 800 created 31-MAR-2023 16:06:50

J1128+5925 EP124A.UVDATA.1

Freq = 4.6005 GHz, Bw = 32.000 MH Calibrated with CL # 4 and BP # 1 (BP mode 1)

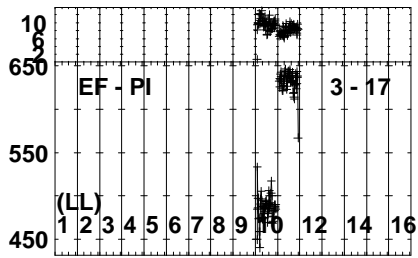
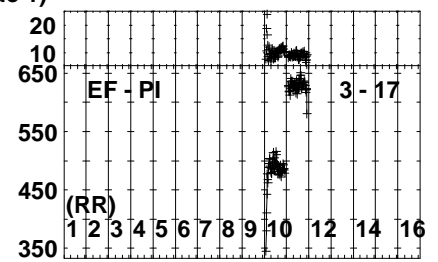
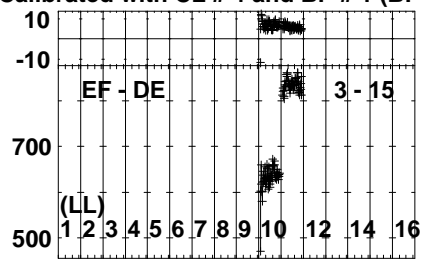
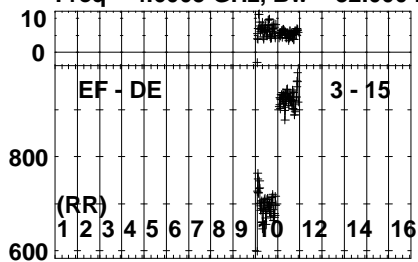


Lower frame: Ampl Jy Top frame: Phas deg
Vector averaged cross-power spectrum Several baselines displayed
Timerange: 01/05:46:01 to 01/05:47:29

Plot file version 801 created 31-MAR-2023 16:06:51

J1128+5925 EP124A.UVDATA.1

Freq = 4.6005 GHz, Bw = 32.000 MH Calibrated with CL # 4 and BP # 1 (BP mode 1)

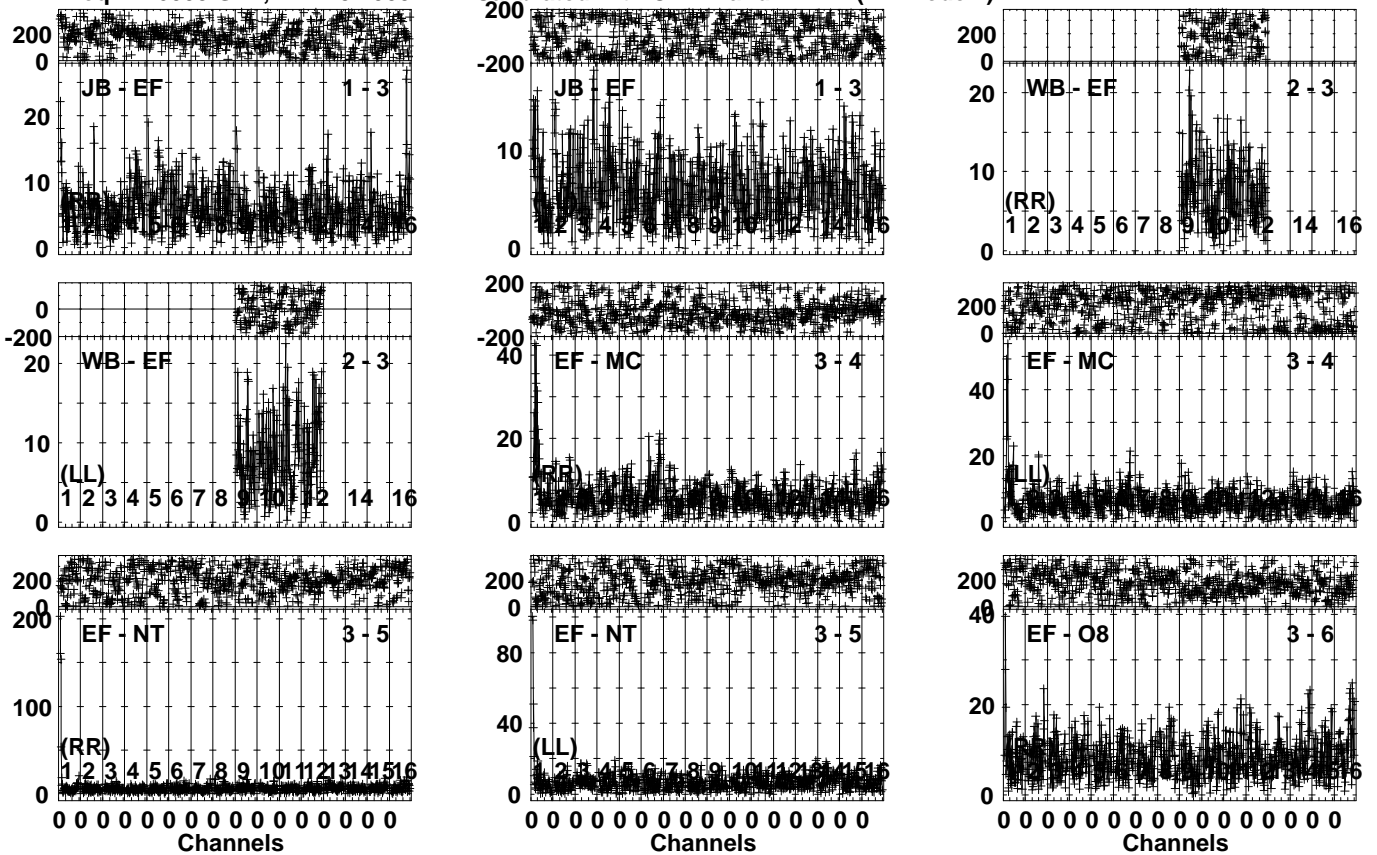


Lower frame: Milli Ampl Jy Top frame: Phas deg
Vector averaged cross-power spectrum Several baselines displayed
Timerange: 01/05:46:01 to 01/05:47:29

Plot file version 802 created 31-MAR-2023 16:06:51

ARP299A EP124A.UVDATA.1

Freq = 4.6005 GHz, Bw = 32.000 MH Calibrated with CL # 4 and BP # 1 (BP mode 1)

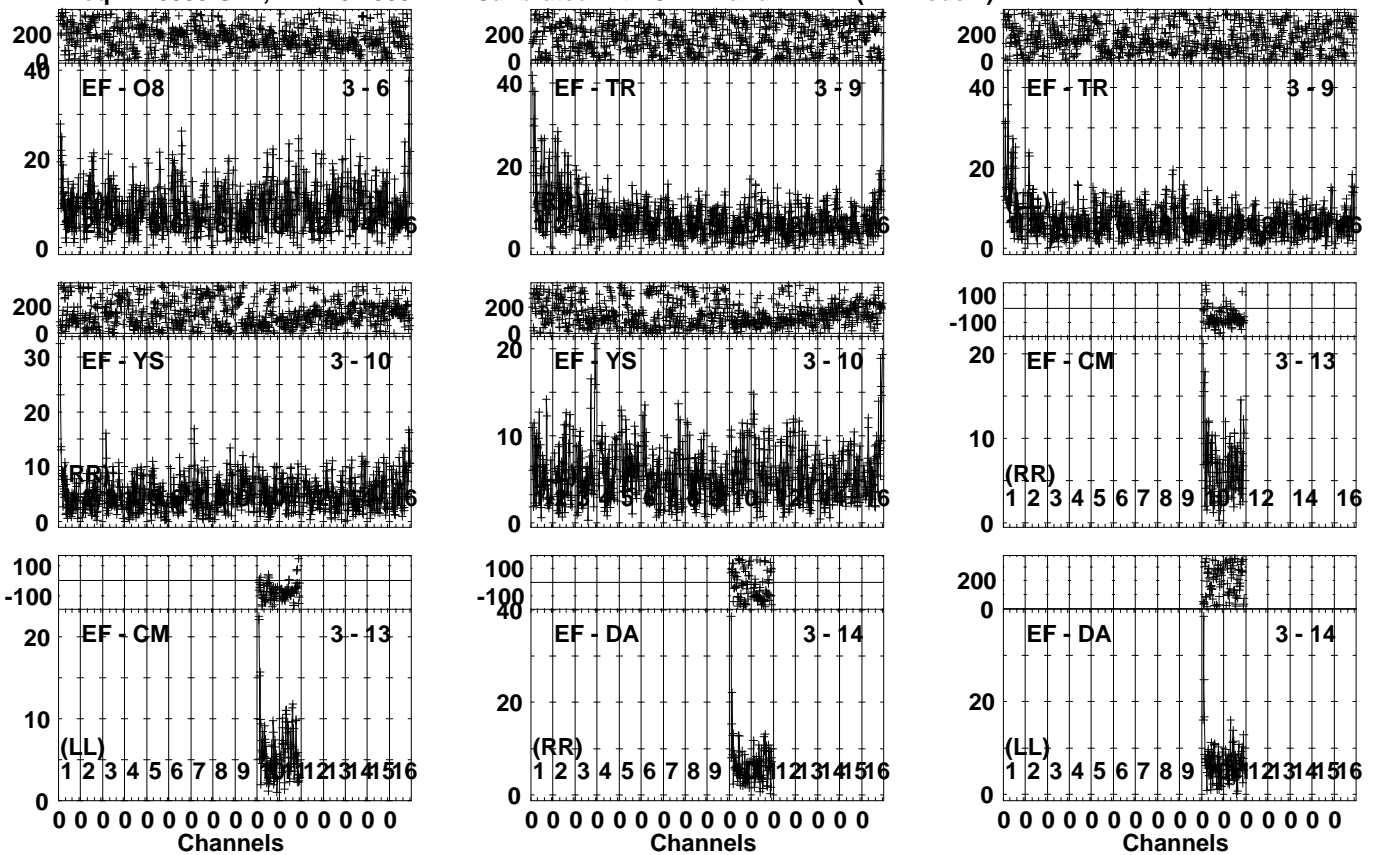


Lower frame: Milli Ampl Jy Top frame: Phas deg
Vector averaged cross-power spectrum Several baselines displayed
Timerange: 01/05:47:31 to 01/05:50:59

Plot file version 803 created 31-MAR-2023 16:06:52

ARP299A EP124A.UVDATA.1

Freq = 4.6005 GHz, Bw = 32.000 MH Calibrated with CL # 4 and BP # 1 (BP mode 1)

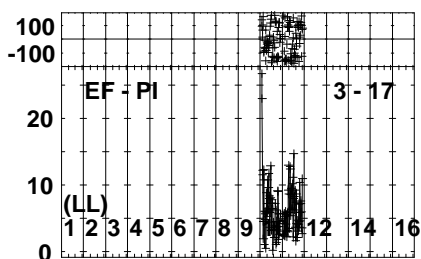
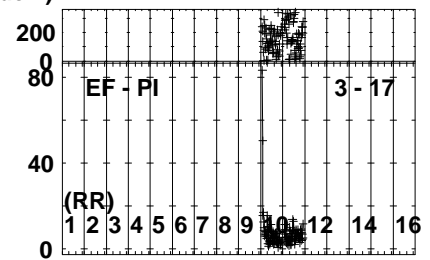
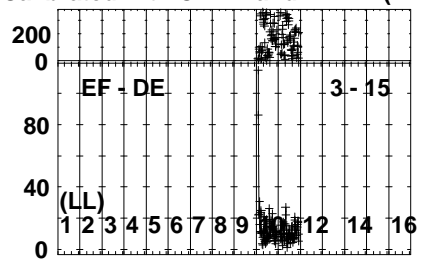
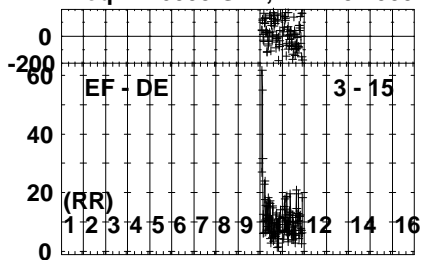


Lower frame: Milli Ampl Jy Top frame: Phas deg
Vector averaged cross-power spectrum Several baselines displayed
Timerange: 01/05:47:31 to 01/05:50:59

Plot file version 804 created 31-MAR-2023 16:06:53

ARP299A EP124A.UVDATA.1

Freq = 4.6005 GHz, Bw = 32.000 MH Calibrated with CL # 4 and BP # 1 (BP mode 1)

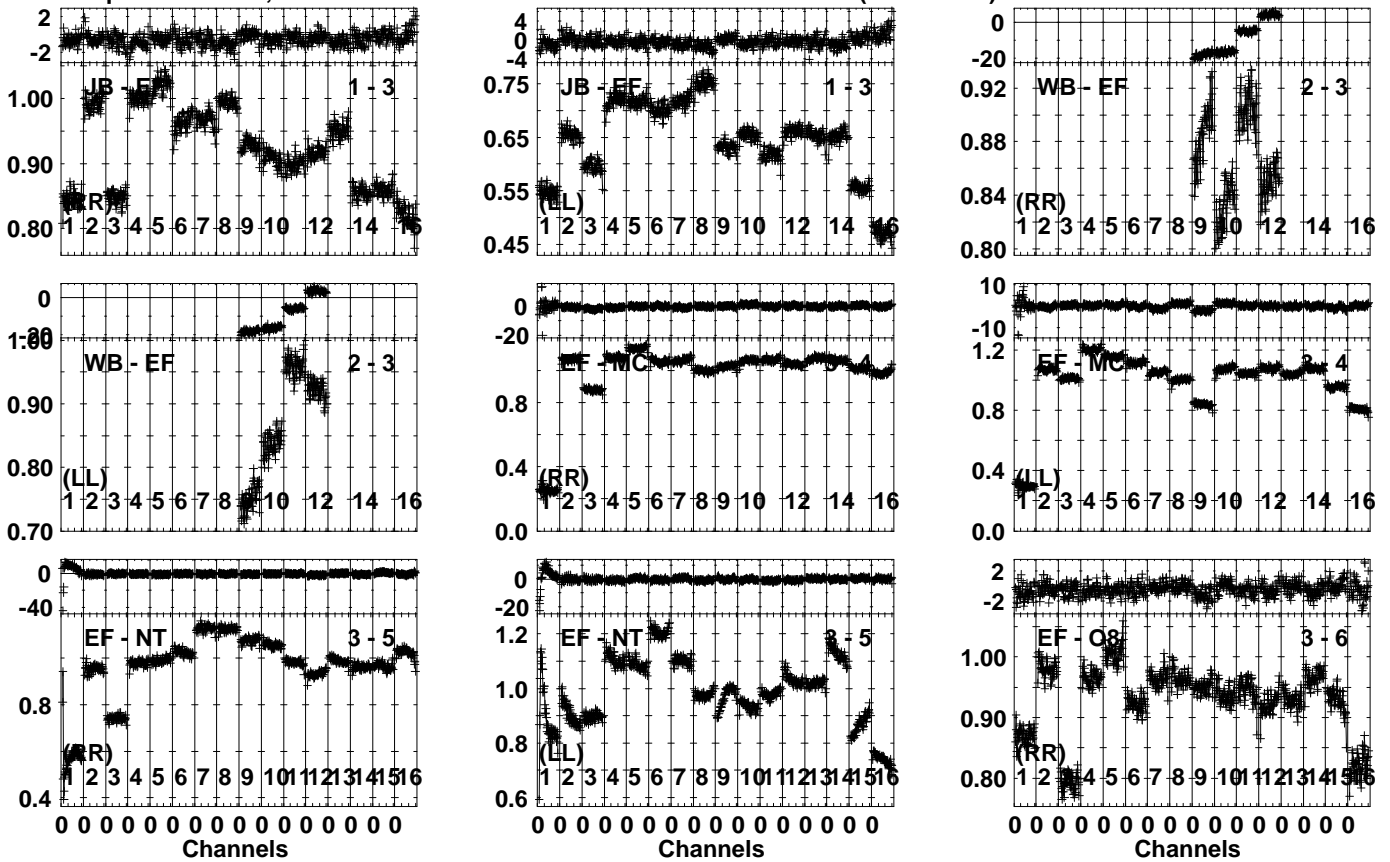


Lower frame: Milli Ampl Jy Top frame: Phas deg
Vector averaged cross-power spectrum Several baselines displayed
Timerange: 01/05:47:31 to 01/05:50:59

Plot file version 805 created 31-MAR-2023 16:06:53

J1128+5925 EP124A.UVDATA.1

Freq = 4.6005 GHz, Bw = 32.000 MH Calibrated with CL # 4 and BP # 1 (BP mode 1)

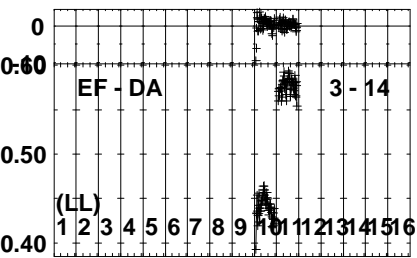
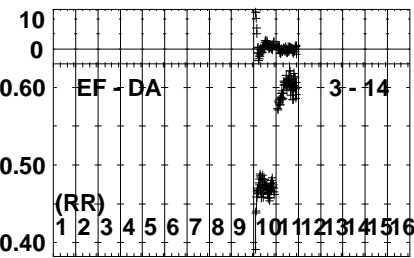
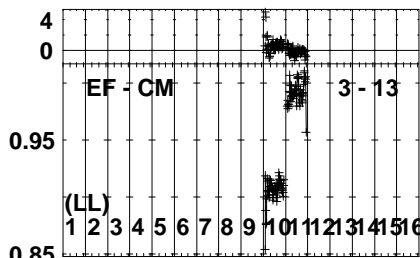
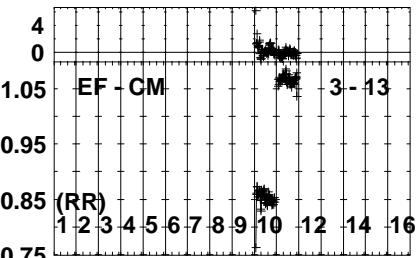
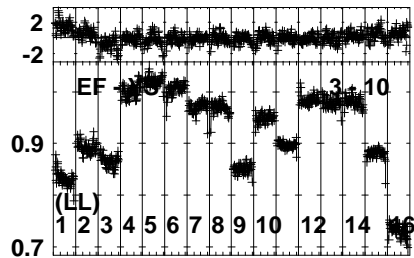
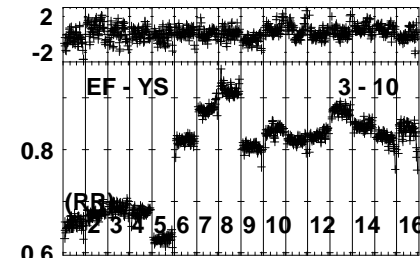
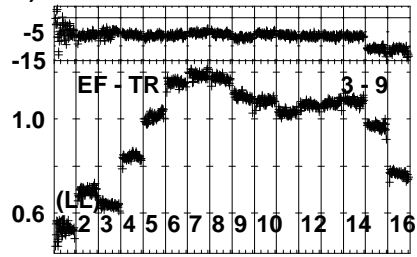
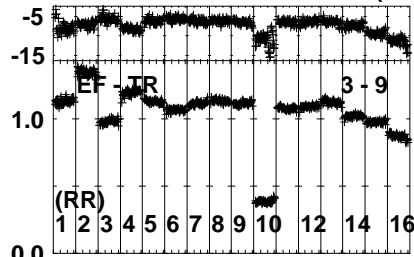
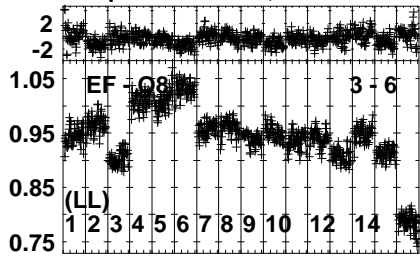


Lower frame: Ampl Jy Top frame: Phas deg
Vector averaged cross-power spectrum Several baselines displayed
Timerange: 01/05:51:31 to 01/05:52:29

Plot file version 806 created 31-MAR-2023 16:06:54

J1128+5925 EP124A.UVDATA.1

Freq = 4.6005 GHz, Bw = 32.000 MH Calibrated with CL # 4 and BP # 1 (BP mode 1)

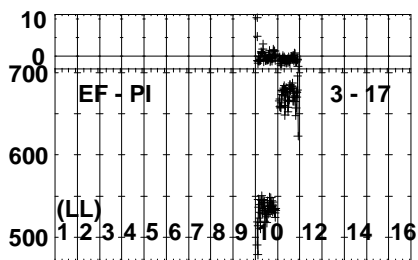
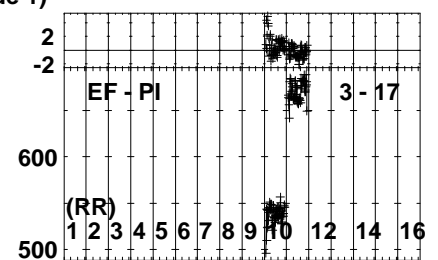
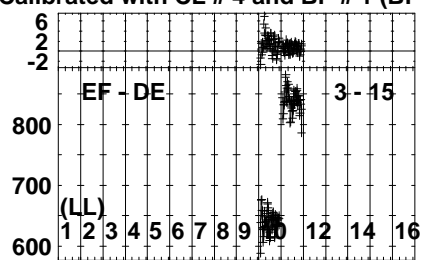
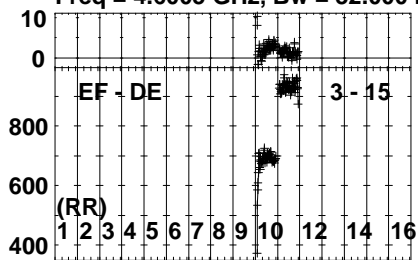


Lower frame: Ampl Jy Top frame: Phas deg
Vector averaged cross-power spectrum Several baselines displayed
Timerange: 01/05:51:31 to 01/05:52:29

Plot file version 807 created 31-MAR-2023 16:06:55

J1128+5925 EP124A.UVDATA.1

Freq = 4.6005 GHz, Bw = 32.000 MH Calibrated with CL # 4 and BP # 1 (BP mode 1)

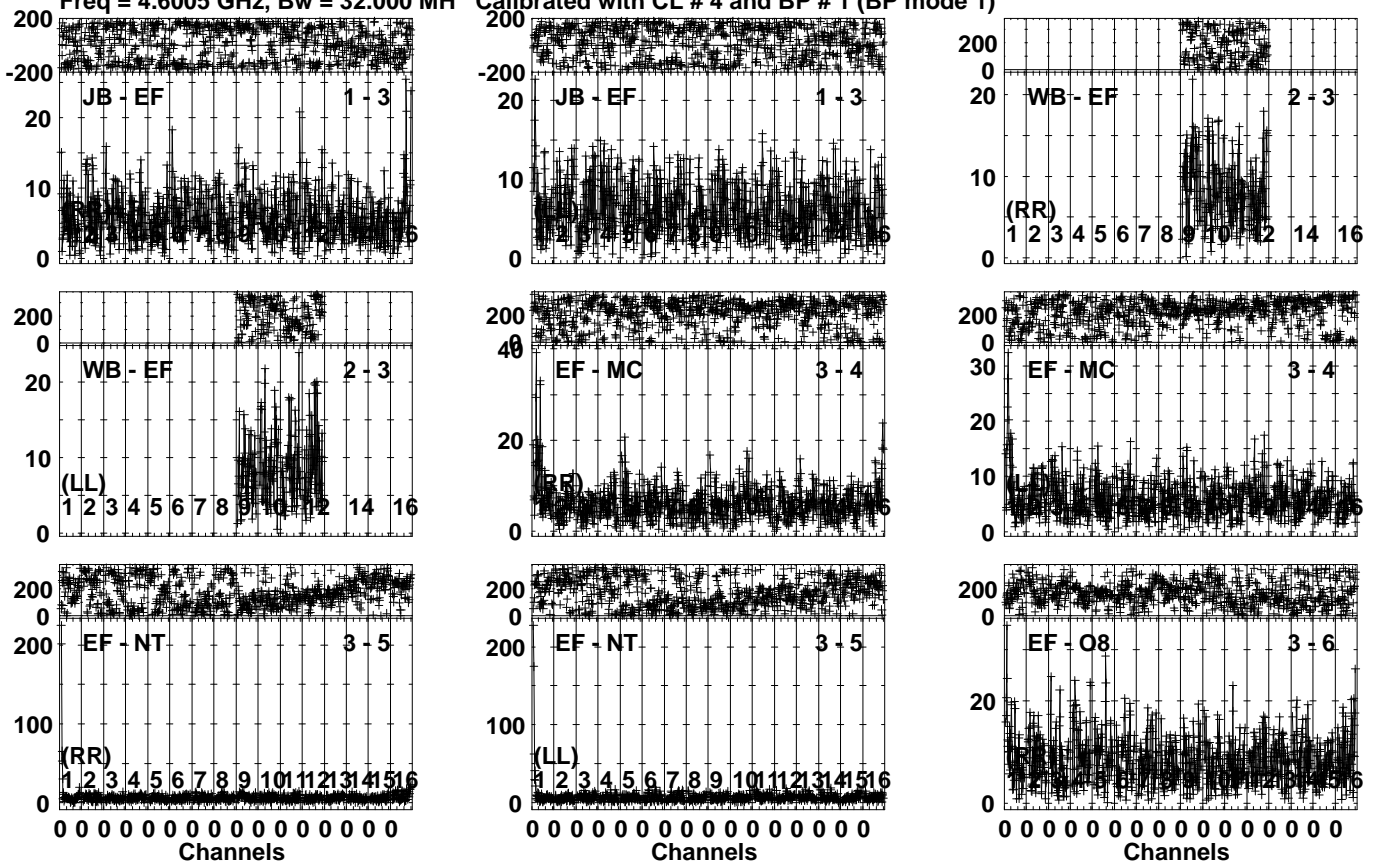


Lower frame: Milli Ampl Jy Top frame: Phas deg
Vector averaged cross-power spectrum Several baselines displayed
Timerange: 01/05:51:31 to 01/05:52:29

Plot file version 808 created 31-MAR-2023 16:06:55

ARP299A EP124A.UVDATA.1

Freq = 4.6005 GHz, Bw = 32.000 MH Calibrated with CL # 4 and BP # 1 (BP mode 1)

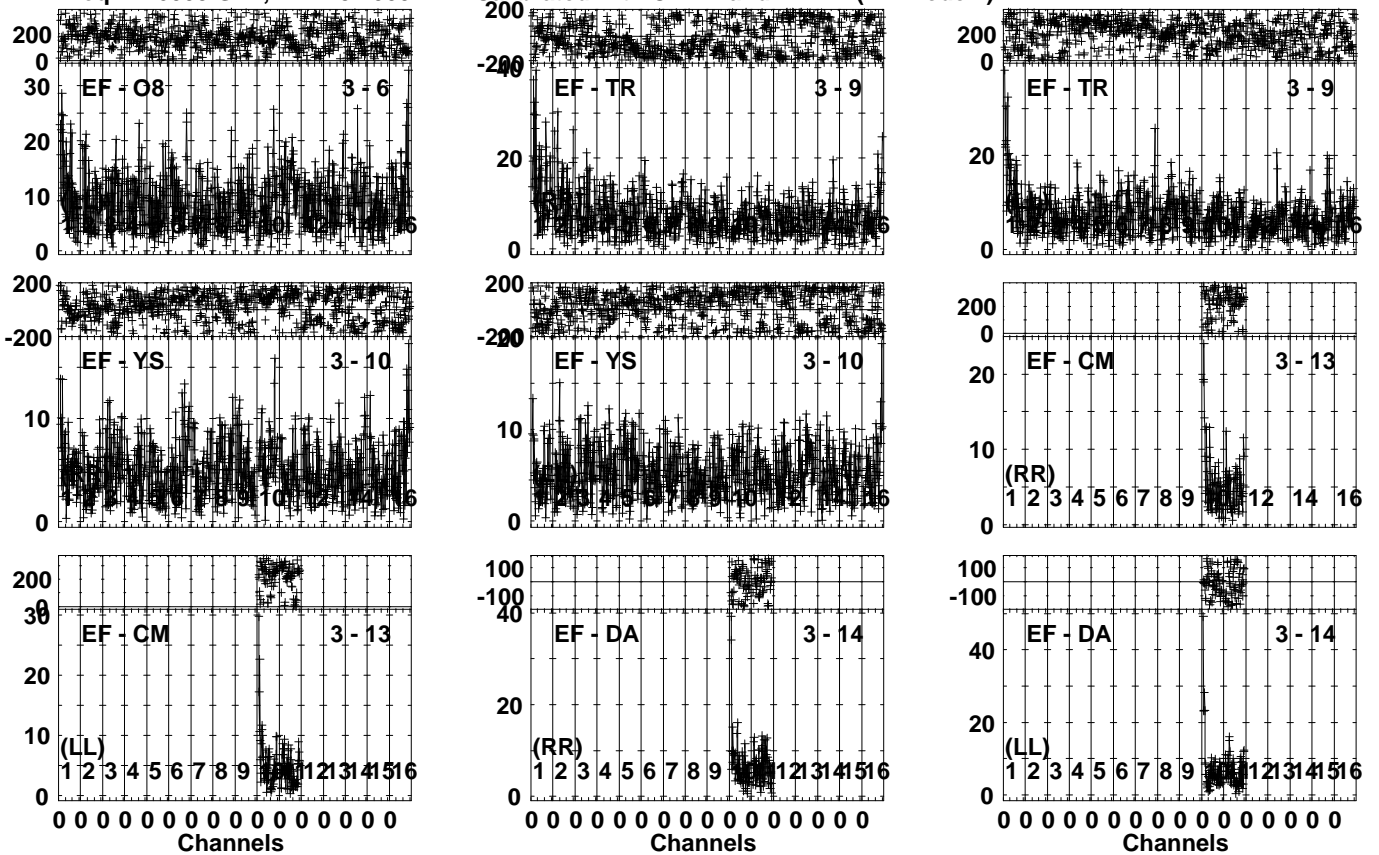


Lower frame: Milli Ampl Jy Top frame: Phas deg
Vector averaged cross-power spectrum Several baselines displayed
Timerange: 01/05:52:31 to 01/05:55:59

Plot file version 809 created 31-MAR-2023 16:06:56

ARP299A EP124A.UVDATA.1

Freq = 4.6005 GHz, Bw = 32.000 MH Calibrated with CL # 4 and BP # 1 (BP mode 1)


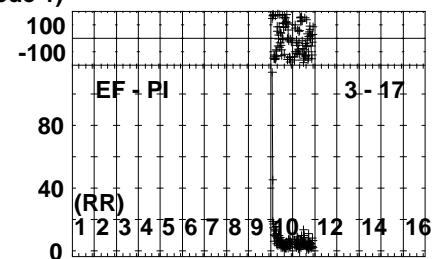

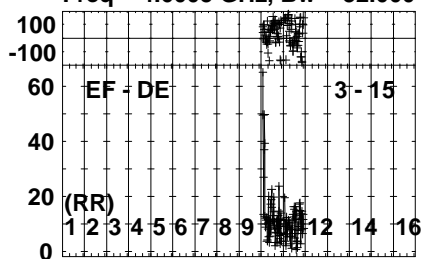


Lower frame: Milli Ampl Jy Top frame: Phas deg
Vector averaged cross-power spectrum Several baselines displayed
Timerange: 01/05:52:31 to 01/05:55:59

Plot file version 810 created 31-MAR-2023 16:06:57

ARP299A EP124A.UVDATA.1

Freq = 4.6005 GHz, Bw = 32.000 MH Calibrated with CL # 4 and BP # 1 (BP mode 1)

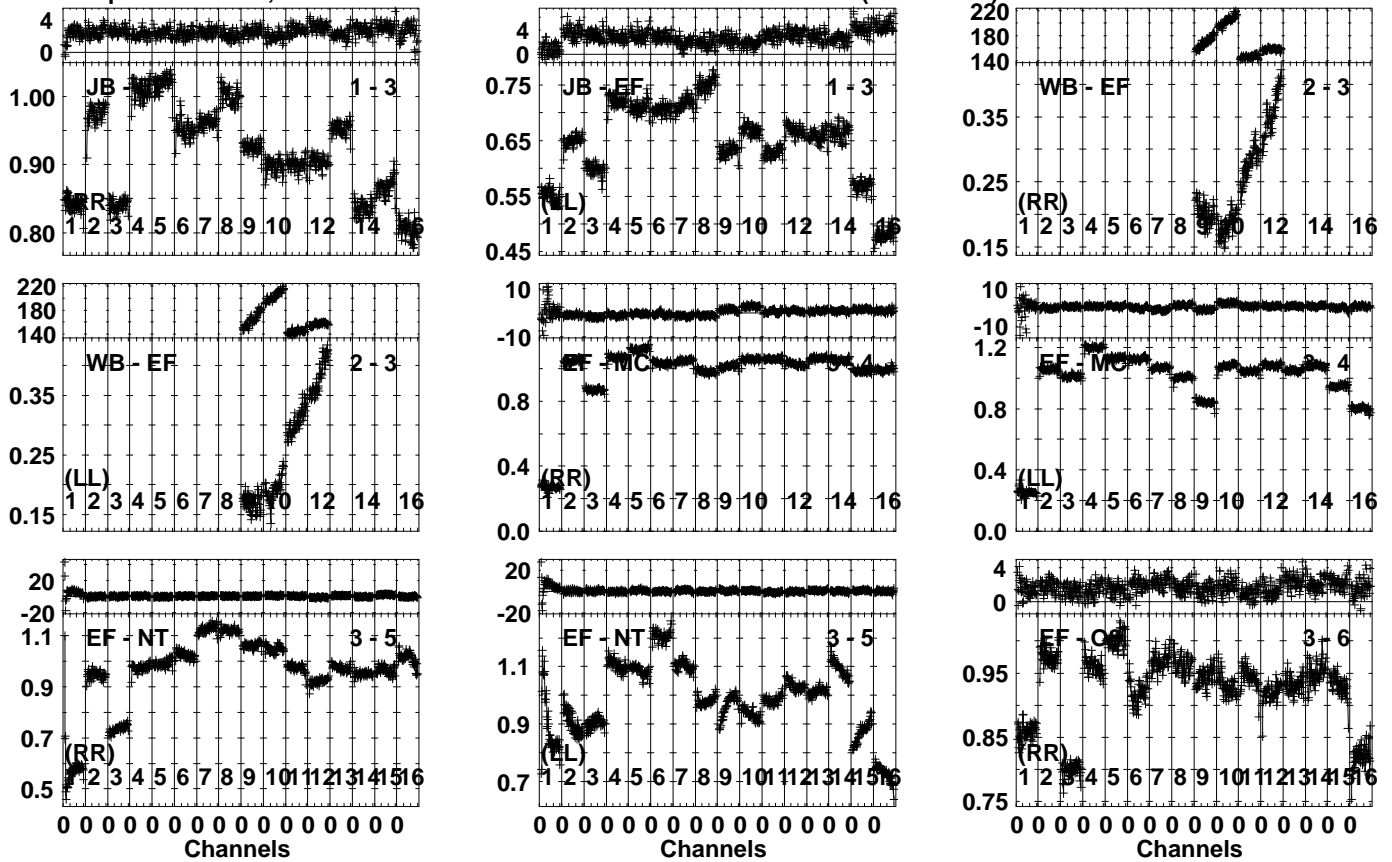


Lower frame: Milli Ampl Jy Top frame: Phas deg
Vector averaged cross-power spectrum Several baselines displayed
Timerange: 01/05:52:31 to 01/05:55:59

Plot file version 811 created 31-MAR-2023 16:06:58

J1128+5925 EP124A.UVDATA.1

Freq = 4.6005 GHz, Bw = 32.000 MH Calibrated with CL # 4 and BP # 1 (BP mode 1)

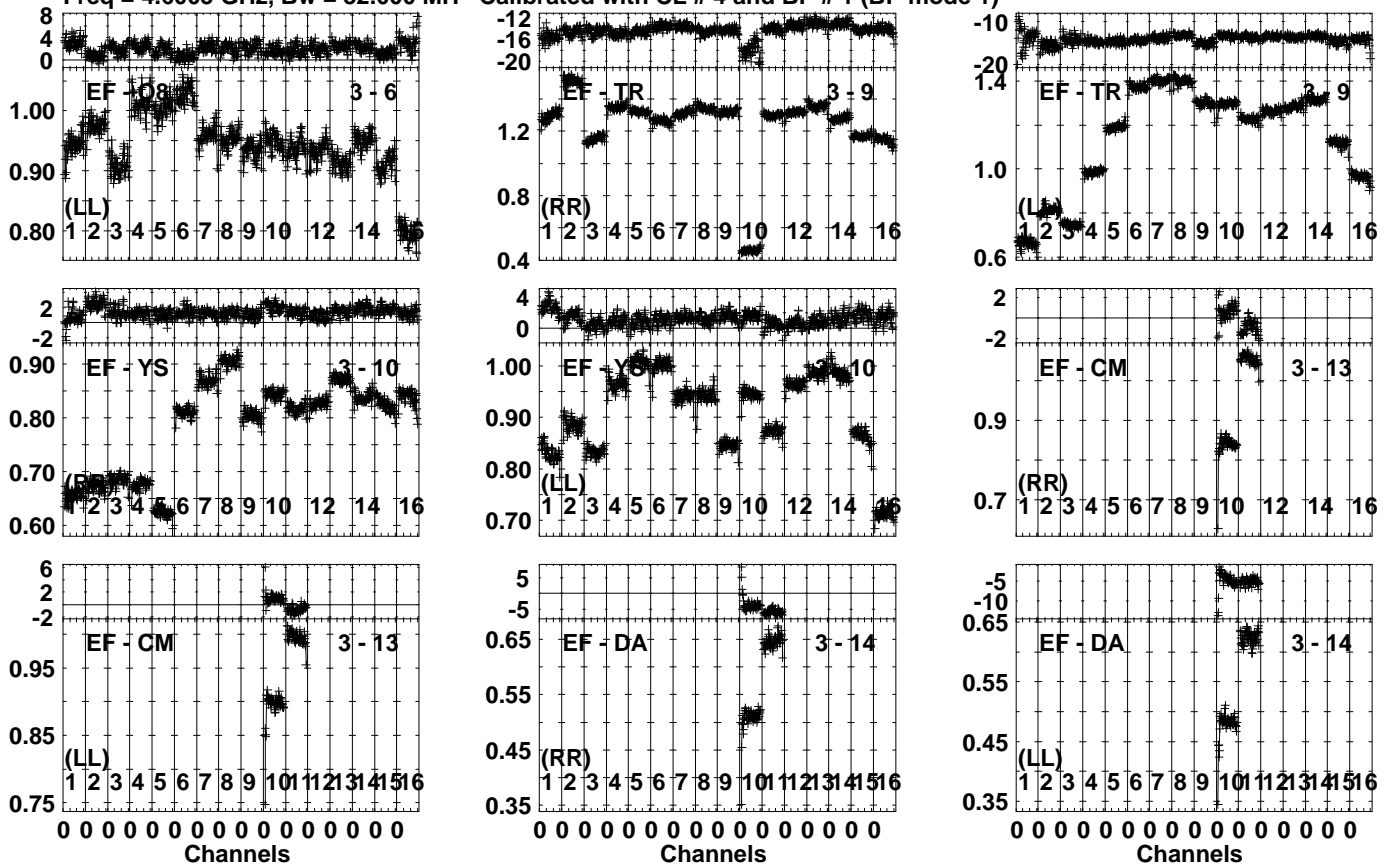


Lower frame: Ampl Jy Top frame: Phas deg
 Vector averaged cross-power spectrum Several baselines displayed
 Timerange: 01/05:56:01 to 01/05:57:29

Plot file version 812 created 31-MAR-2023 16:06:58

J1128+5925 EP124A.UVDATA.1

Freq = 4.6005 GHz, Bw = 32.000 MH Calibrated with CL # 4 and BP # 1 (BP mode 1)

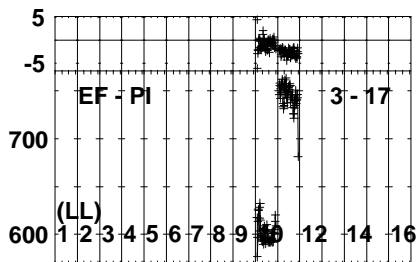
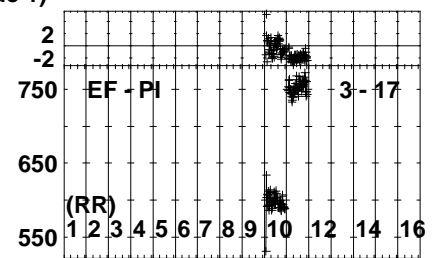
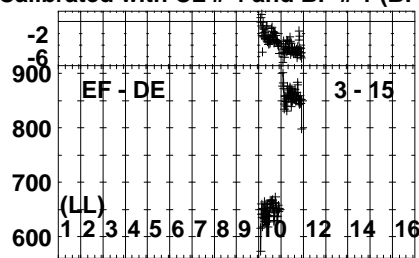
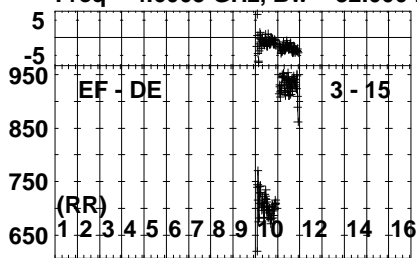


Lower frame: Ampl Jy Top frame: Phas deg
Vector averaged cross-power spectrum Several baselines displayed
Timerange: 01/05:56:01 to 01/05:57:29

Plot file version 813 created 31-MAR-2023 16:06:59

J1128+5925 EP124A.UVDATA.1

Freq = 4.6005 GHz, Bw = 32.000 MH Calibrated with CL # 4 and BP # 1 (BP mode 1)

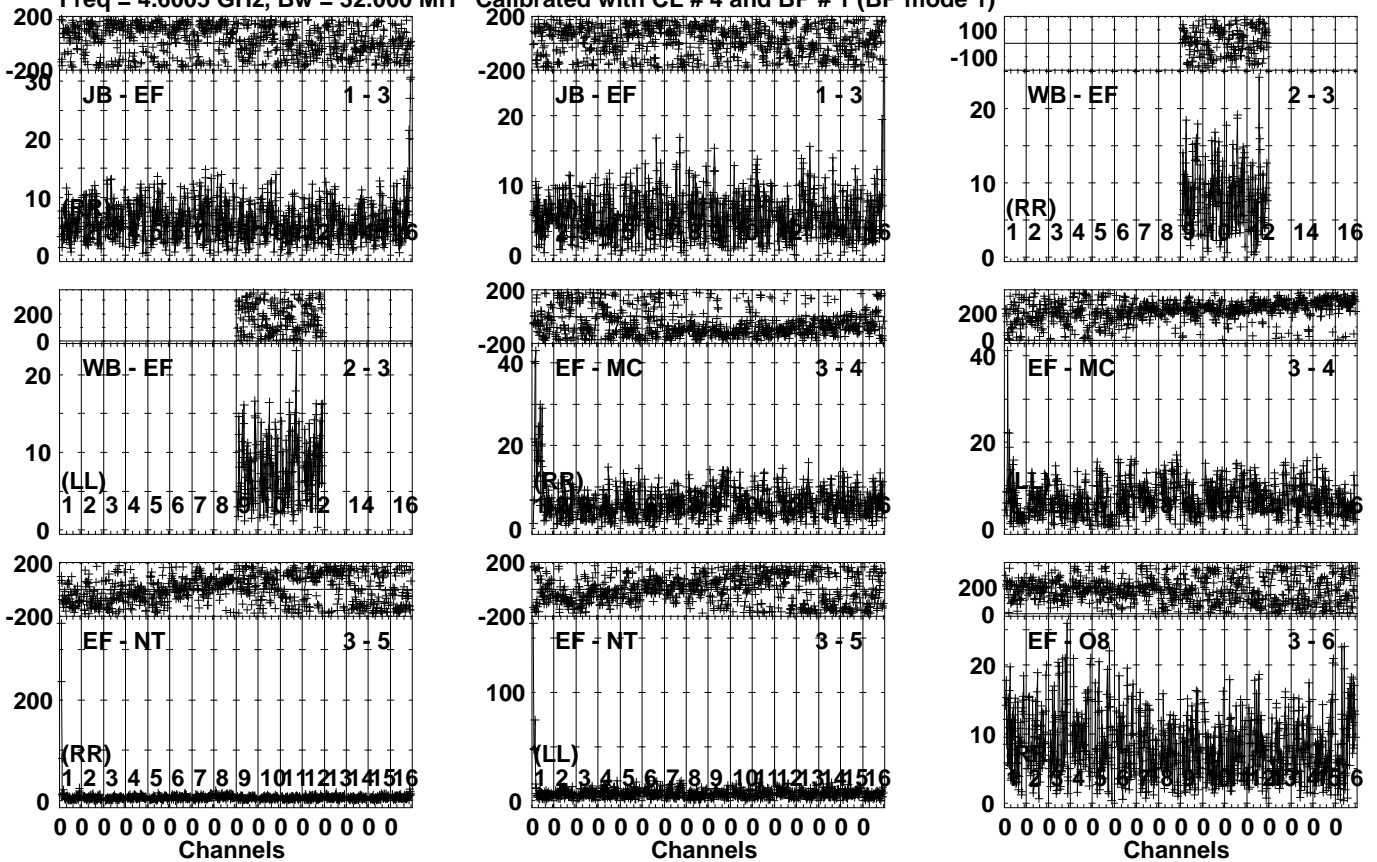


Lower frame: Milli Ampl Jy Top frame: Phas deg
Vector averaged cross-power spectrum Several baselines displayed
Timerange: 01/05:56:01 to 01/05:57:29

Plot file version 814 created 31-MAR-2023 16:07:00

ARP299A EP124A.UVDATA.1

Freq = 4.6005 GHz, Bw = 32.000 MH Calibrated with CL # 4 and BP # 1 (BP mode 1)

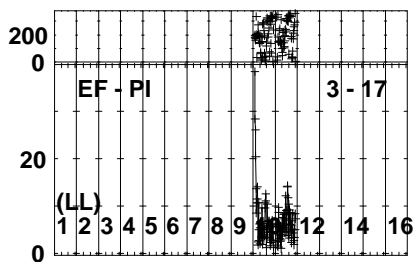
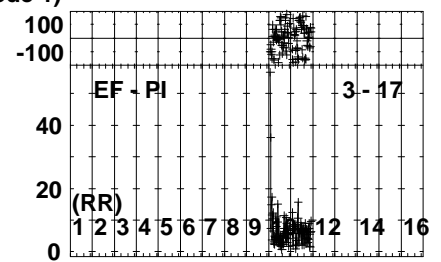
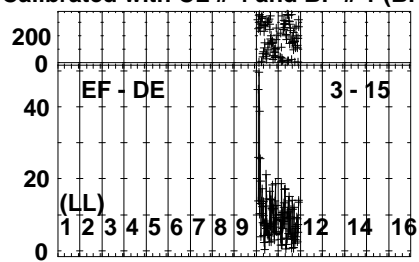
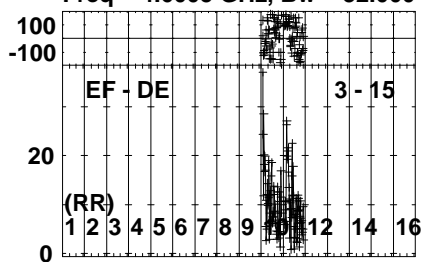


Lower frame: Milli Ampl Jy Top frame: Phas deg
Vector averaged cross-power spectrum Several baselines displayed
Timerange: 01/05:57:31 to 01/06:00:59

Plot file version 816 created 31-MAR-2023 16:07:01

ARP299A EP124A.UVDATA.1

Freq = 4.6005 GHz, Bw = 32.000 MH Calibrated with CL # 4 and BP # 1 (BP mode 1)

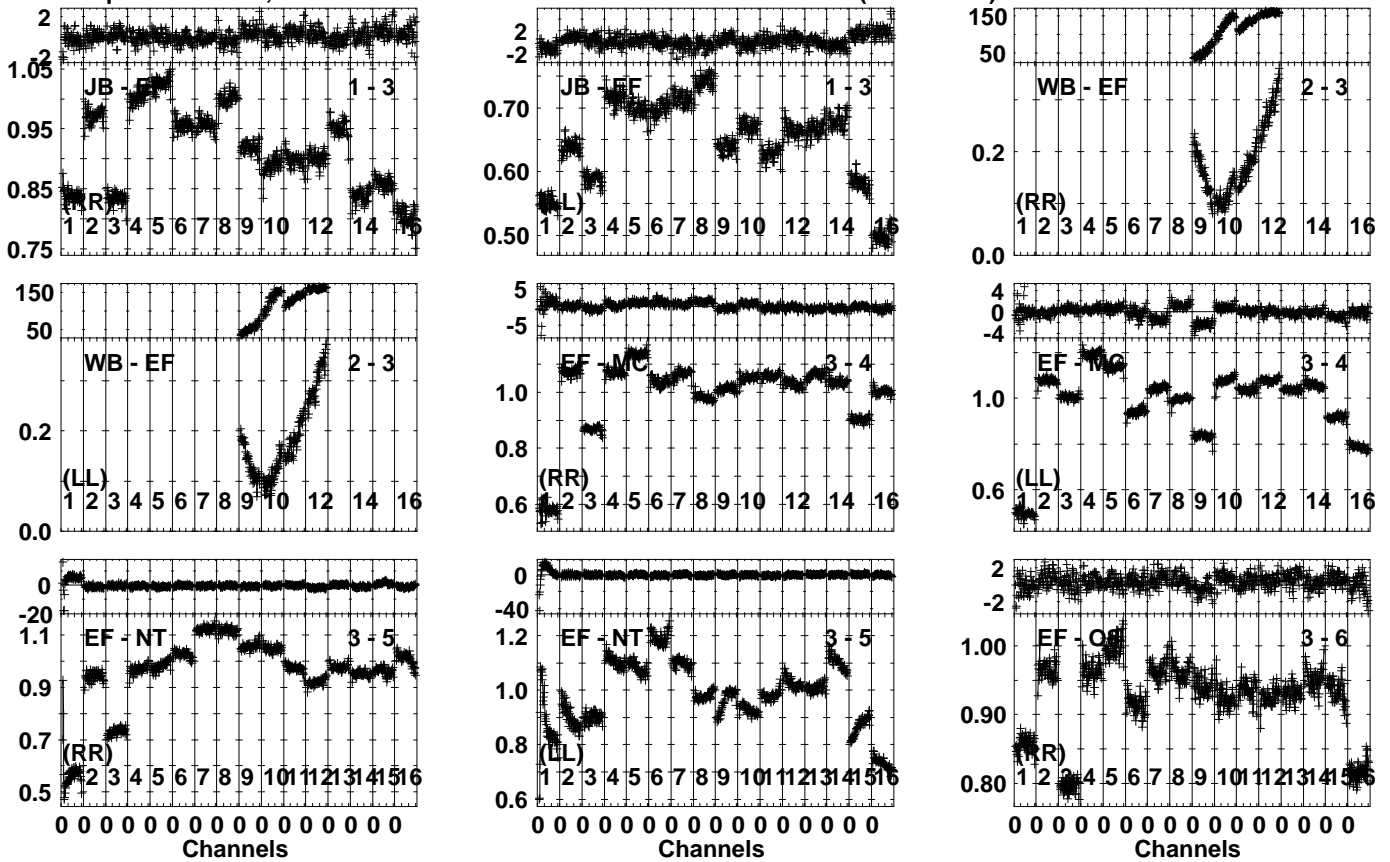


Lower frame: Milli Ampl Jy Top frame: Phas deg
Vector averaged cross-power spectrum Several baselines displayed
Timerange: 01/05:57:31 to 01/06:00:59

Plot file version 817 created 31-MAR-2023 16:07:02

J1128+5925 EP124A.UVDATA.1

Freq = 4.6005 GHz, Bw = 32.000 MH Calibrated with CL # 4 and BP # 1 (BP mode 1)

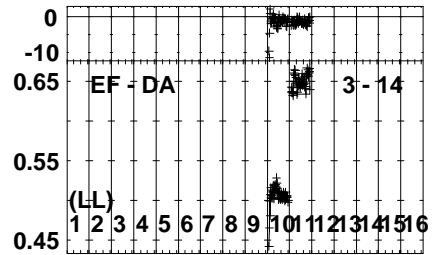
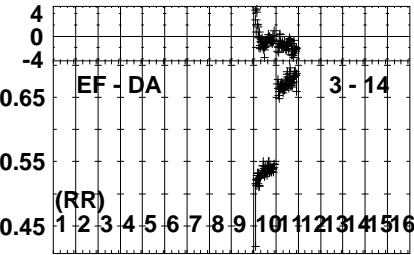
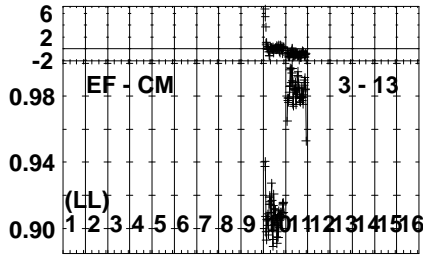
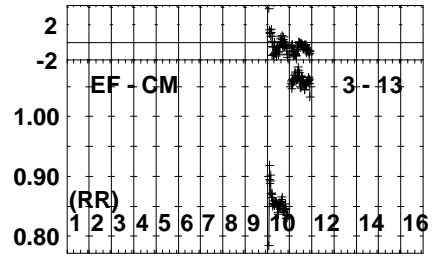
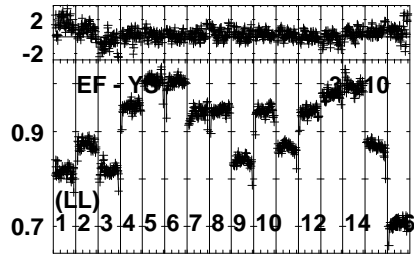
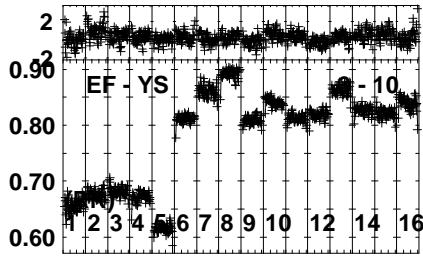
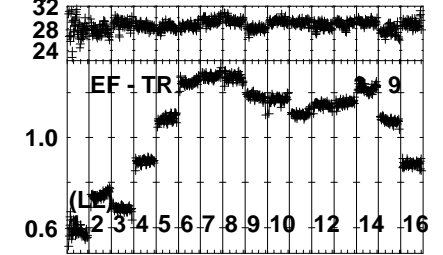
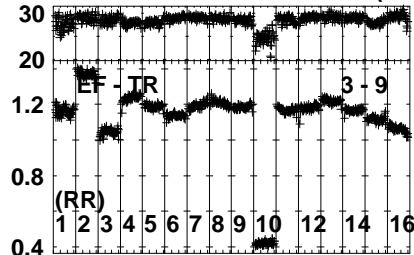
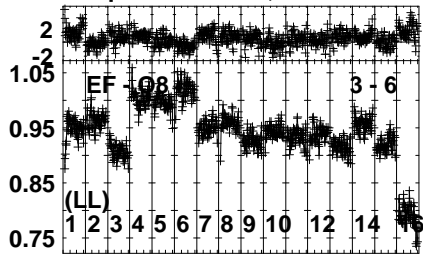


Lower frame: Ampl Jy Top frame: Phas deg
 Vector averaged cross-power spectrum Several baselines displayed
 Timerange: 01/06:01:31 to 01/06:02:29

Plot file version 818 created 31-MAR-2023 16:07:02

J1128+5925 EP124A.UVDATA.1

Freq = 4.6005 GHz, Bw = 32.000 MH Calibrated with CL # 4 and BP # 1 (BP mode 1)

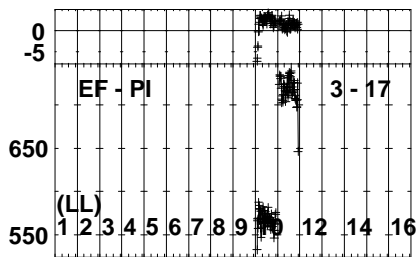
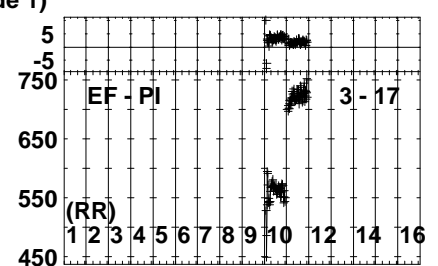
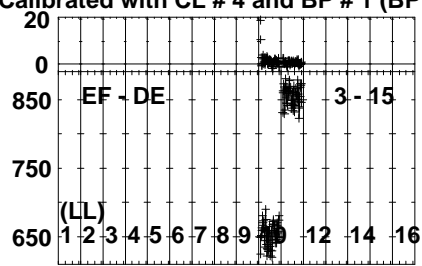
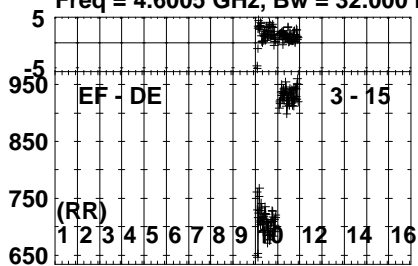


Lower frame: Ampl Jy Top frame: Phas deg
Vector averaged cross-power spectrum Several baselines displayed
Timerange: 01/06:01:31 to 01/06:02:29

Plot file version 819 created 31-MAR-2023 16:07:03

J1128+5925 EP124A.UVDATA.1

Freq = 4.6005 GHz, Bw = 32.000 MH Calibrated with CL # 4 and BP # 1 (BP mode 1)

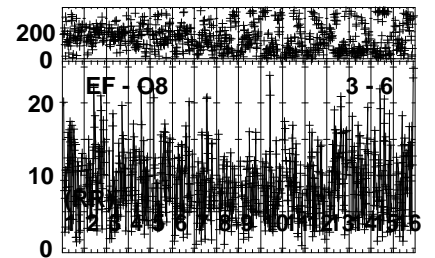
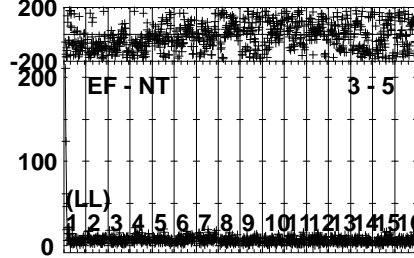
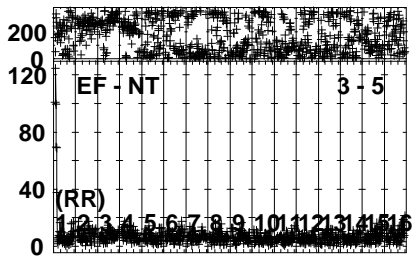
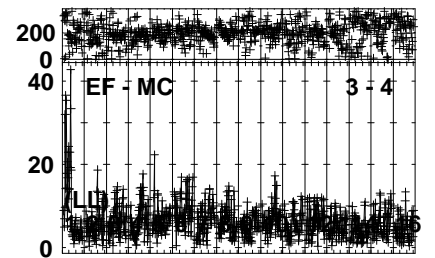
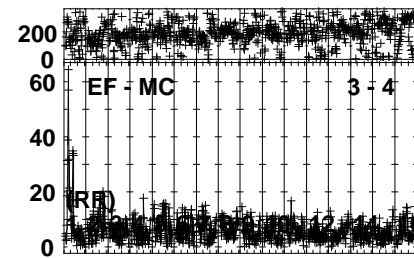
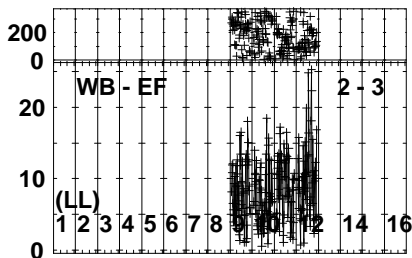
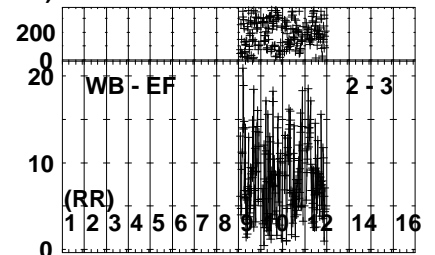
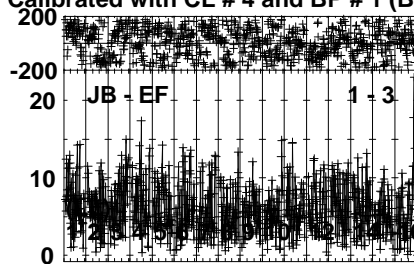
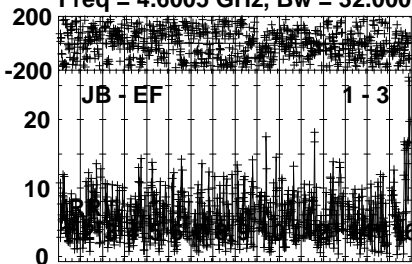


Lower frame: Milli Ampl Jy Top frame: Phas deg
Vector averaged cross-power spectrum Several baselines displayed
Timerange: 01/06:01:31 to 01/06:02:29

Plot file version 820 created 31-MAR-2023 16:07:04

ARP299A EP124A.UVDATA.1

Freq = 4.6005 GHz, Bw = 32.000 MH Calibrated with CL # 4 and BP # 1 (BP mode 1)

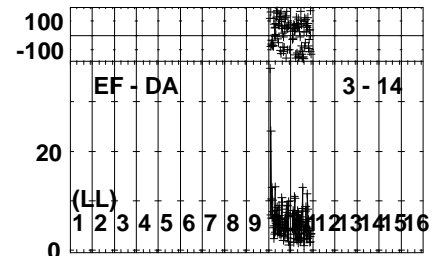
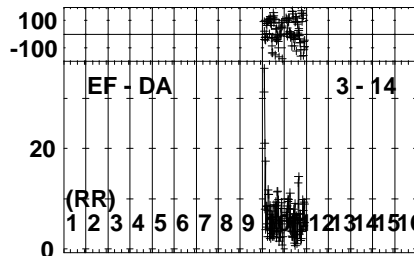
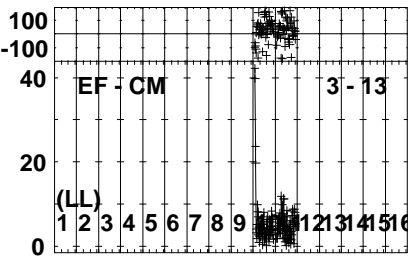
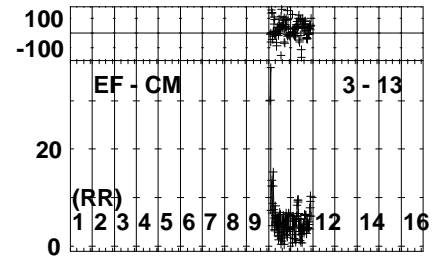
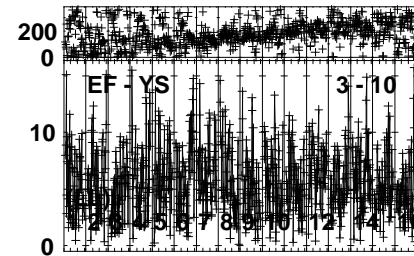
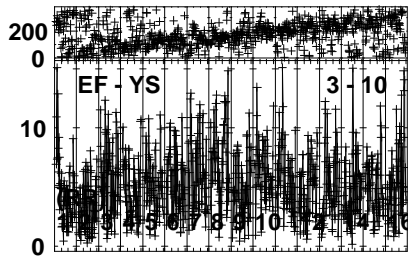
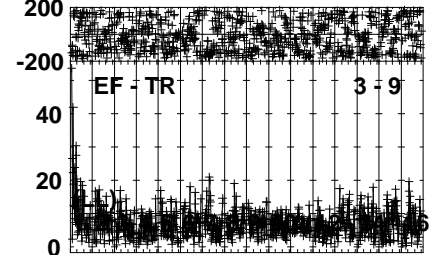
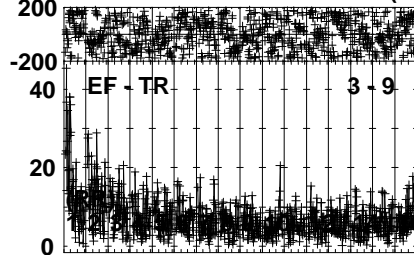
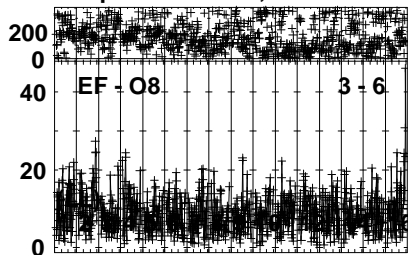


Lower frame: Milli Ampl Jy Top frame: Phas deg
Vector averaged cross-power spectrum Several baselines displayed
Timerange: 01/06:02:31 to 01/06:05:59

Plot file version 821 created 31-MAR-2023 16:07:04

ARP299A EP124A.UVDATA.1

Freq = 4.6005 GHz, Bw = 32.000 MH Calibrated with CL # 4 and BP # 1 (BP mode 1)

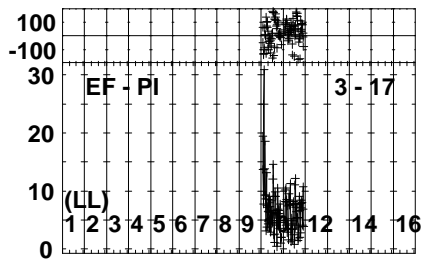
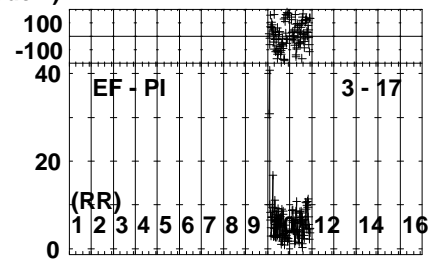
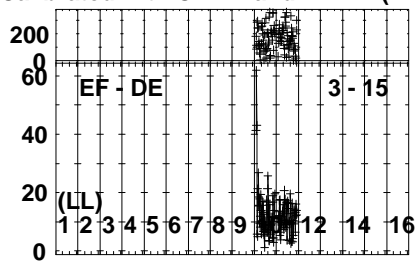
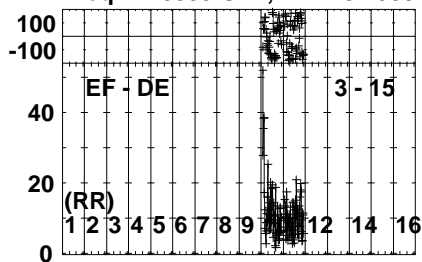


Lower frame: Milli Ampl Jy Top frame: Phas deg
Vector averaged cross-power spectrum Several baselines displayed
Timerange: 01/06:02:31 to 01/06:05:59

Plot file version 822 created 31-MAR-2023 16:07:06

ARP299A EP124A.UVDATA.1

Freq = 4.6005 GHz, Bw = 32.000 MH Calibrated with CL # 4 and BP # 1 (BP mode 1)

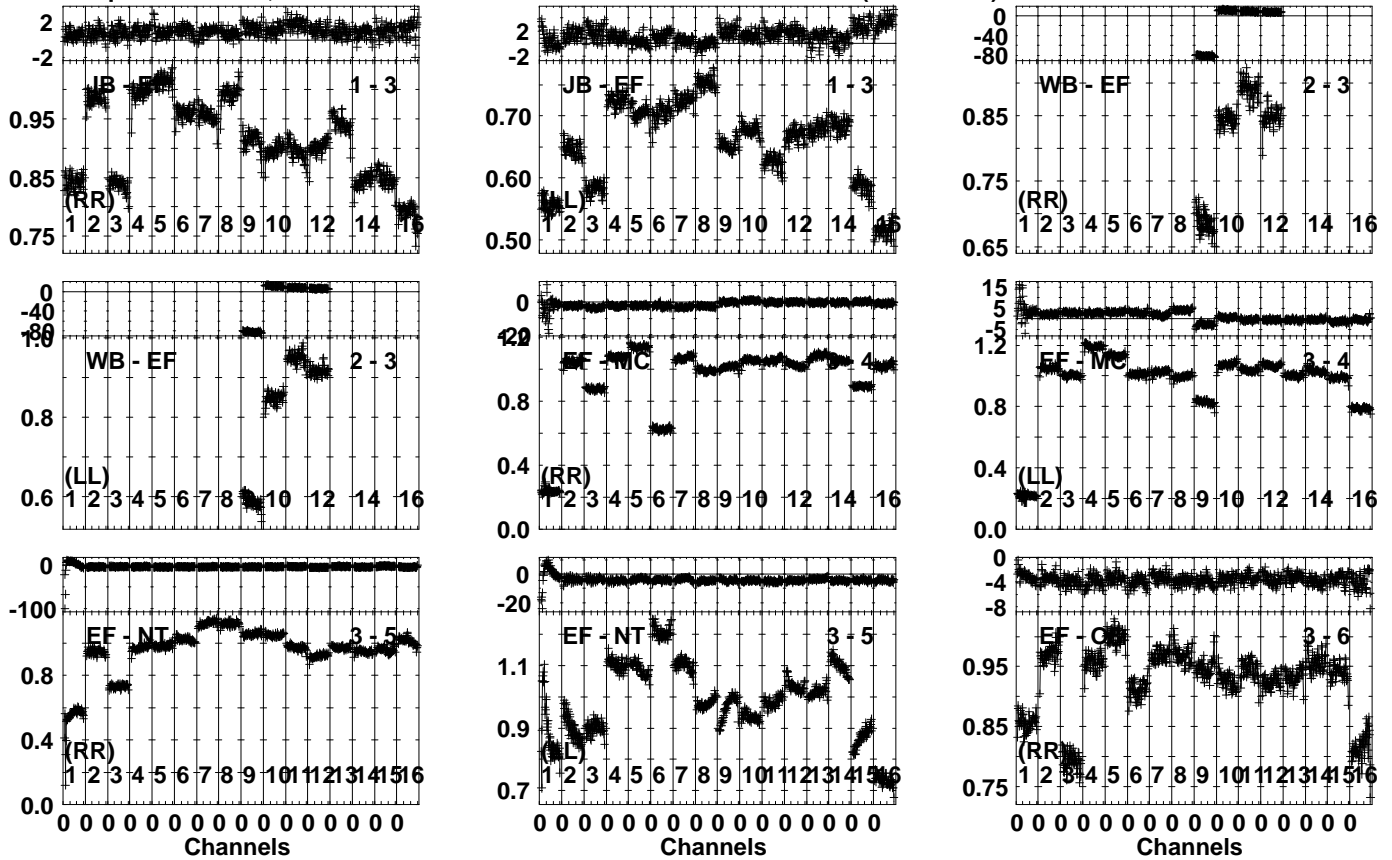


Lower frame: Milli Ampl Jy Top frame: Phas deg
Vector averaged cross-power spectrum Several baselines displayed
Timerange: 01/06:02:31 to 01/06:05:59

Plot file version 823 created 31-MAR-2023 16:07:06

J1128+5925 EP124A.UVDATA.1

Freq = 4.6005 GHz, Bw = 32.000 MH Calibrated with CL # 4 and BP # 1 (BP mode 1)

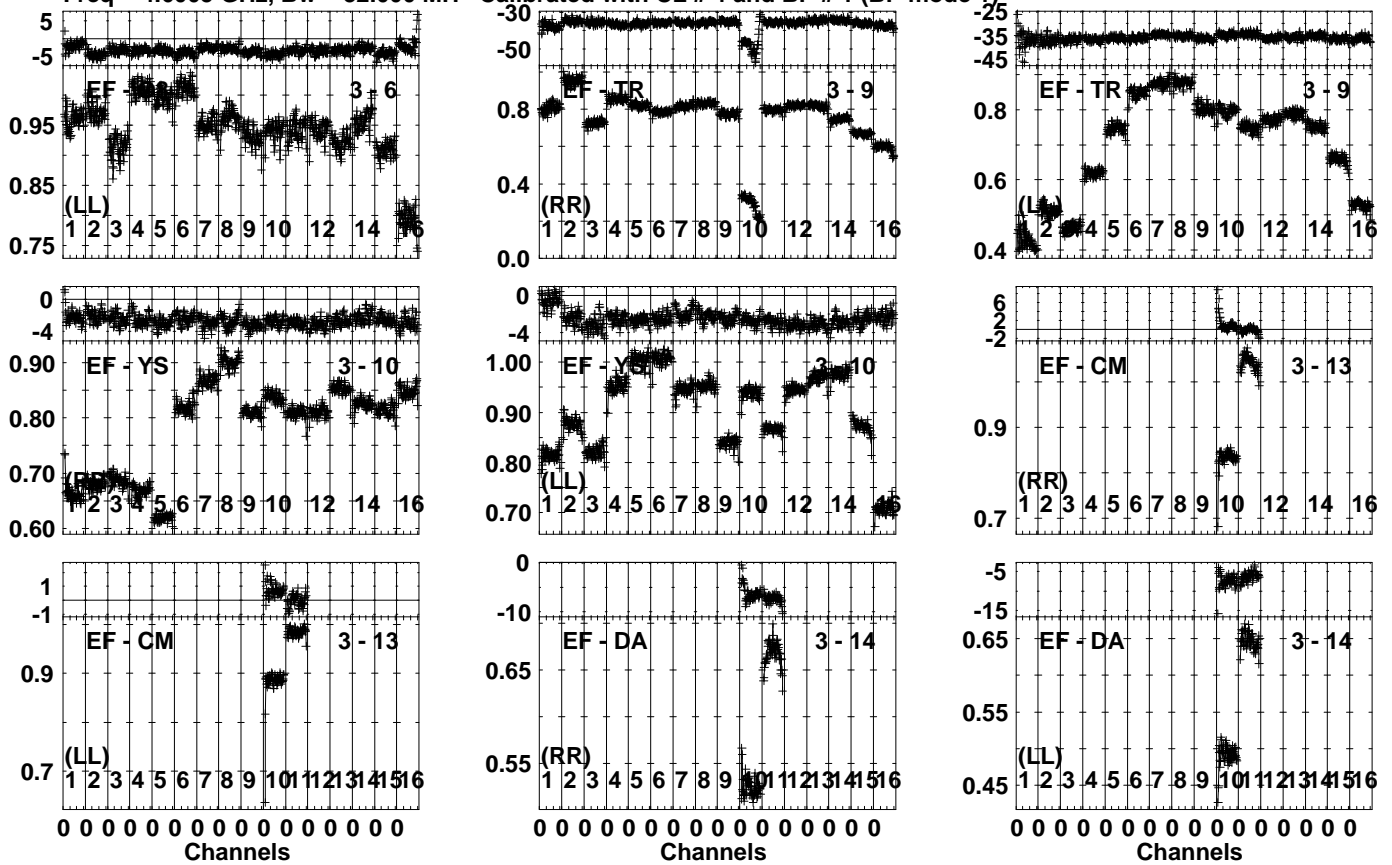


Lower frame: Ampl Jy Top frame: Phas deg
 Vector averaged cross-power spectrum Several baselines displayed
 Timerange: 01/06:06:01 to 01/06:07:29

Plot file version 824 created 31-MAR-2023 16:07:07

J1128+5925 EP124A.UVDATA.1

Freq = 4.6005 GHz, Bw = 32.000 MH Calibrated with CL # 4 and BP # 1 (BP mode 1)

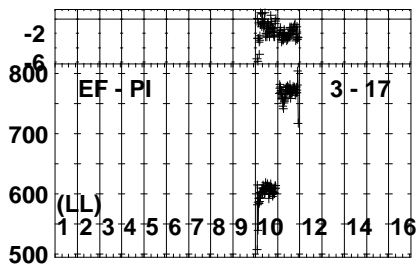
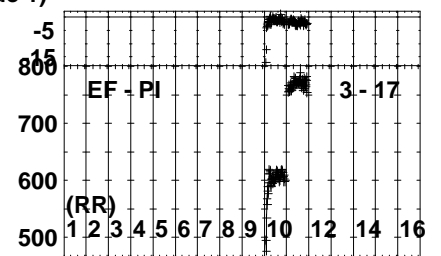
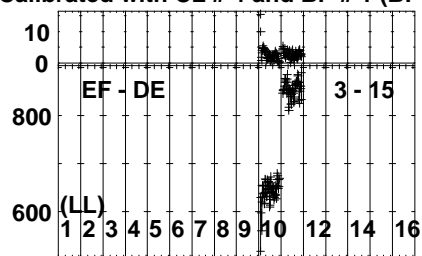
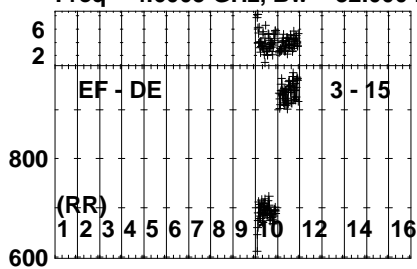


Lower frame: Ampl Jy Top frame: Phas deg
 Vector averaged cross-power spectrum Several baselines displayed
 Timerange: 01/06:06:01 to 01/06:07:29

Plot file version 825 created 31-MAR-2023 16:07:08

J1128+5925 EP124A.UVDATA.1

Freq = 4.6005 GHz, Bw = 32.000 MH Calibrated with CL # 4 and BP # 1 (BP mode 1)

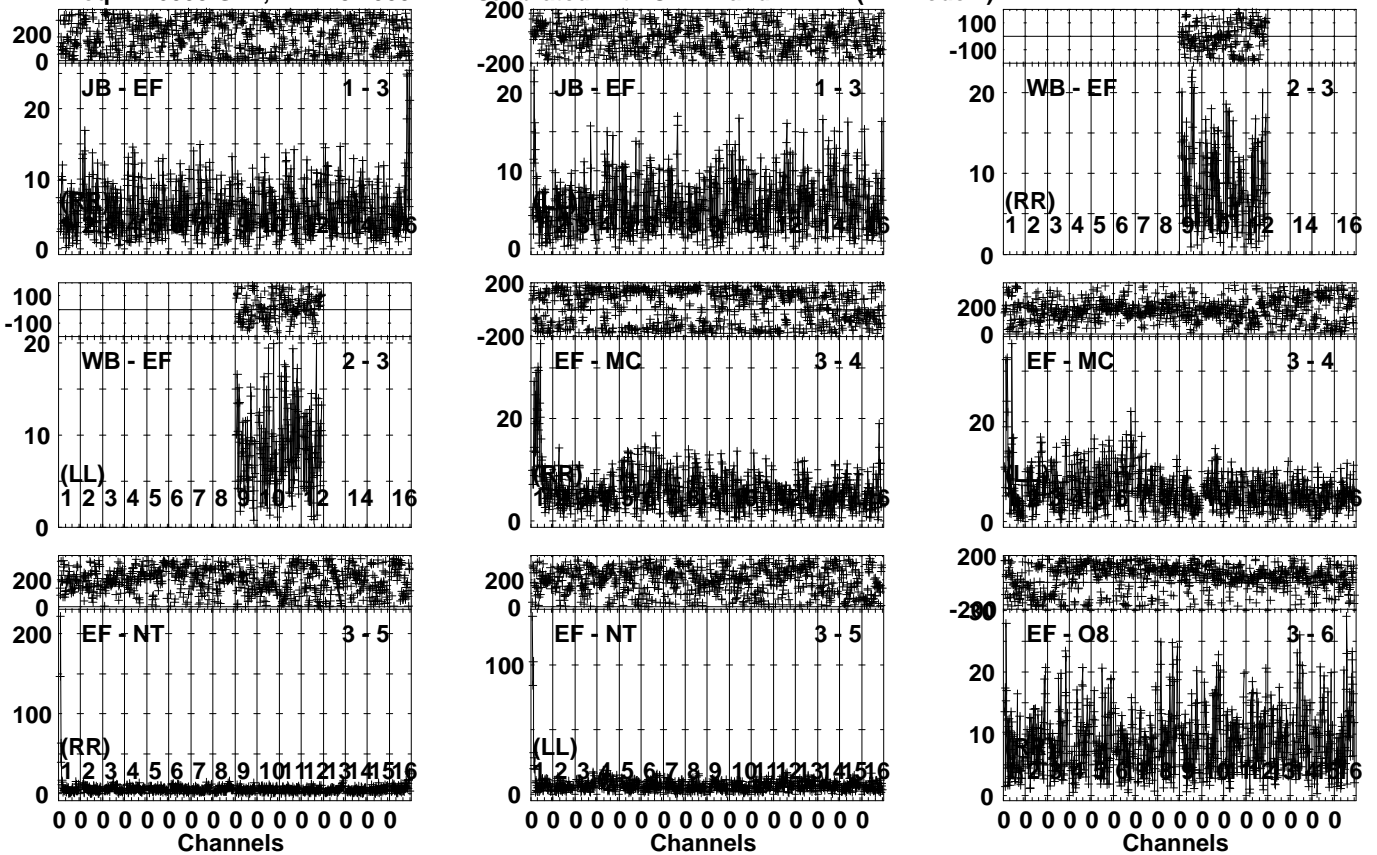


Lower frame: Milli Ampl Jy Top frame: Phas deg
Vector averaged cross-power spectrum Several baselines displayed
Timerange: 01/06:06:01 to 01/06:07:29

Plot file version 826 created 31-MAR-2023 16:07:08

ARP299A EP124A.UVDATA.1

Freq = 4.6005 GHz, Bw = 32.000 MH Calibrated with CL # 4 and BP # 1 (BP mode 1)

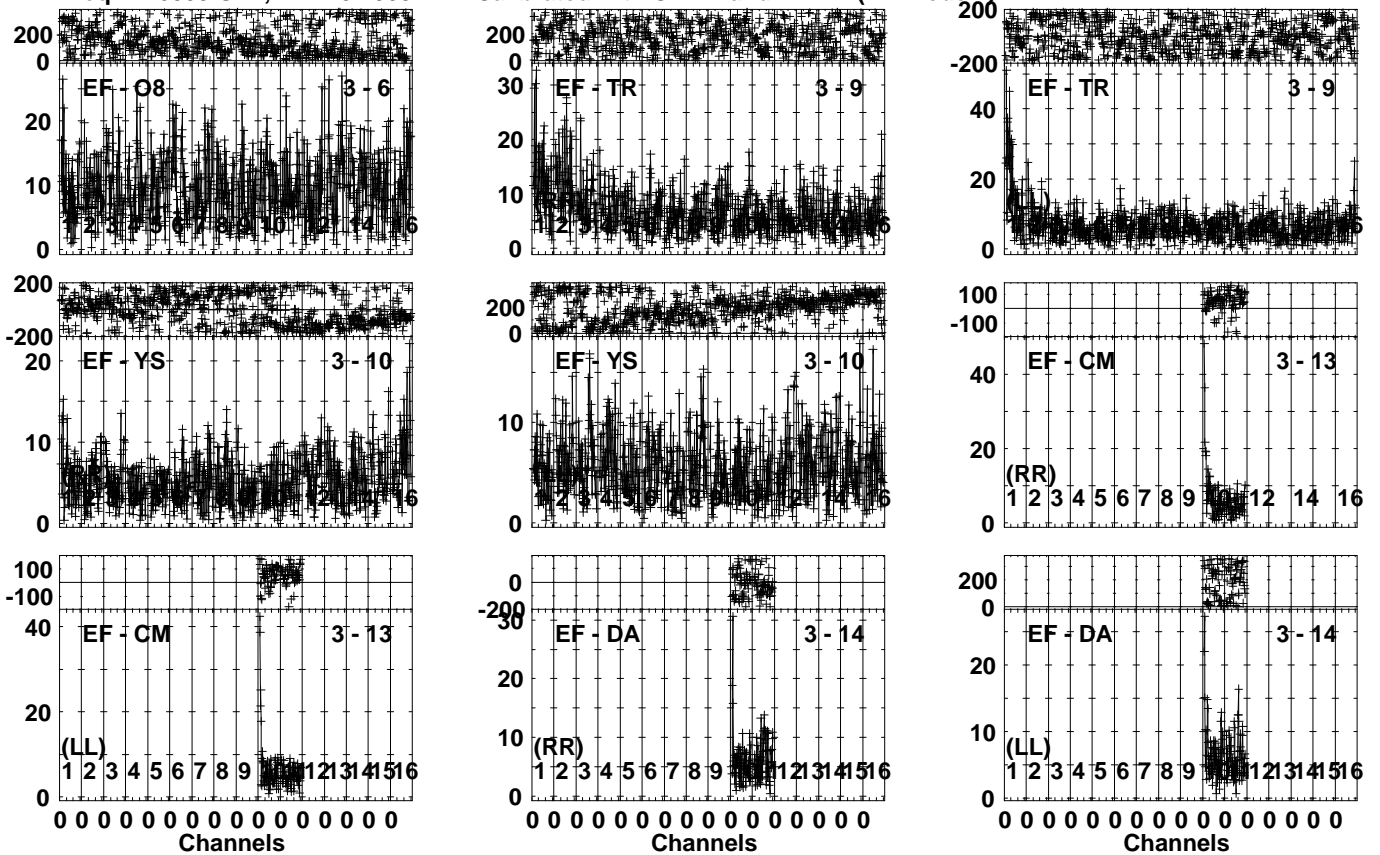


Lower frame: Milli Ampl Jy Top frame: Phas deg
Vector averaged cross-power spectrum Several baselines displayed
Timerange: 01/06:07:31 to 01/06:10:59

Plot file version 827 created 31-MAR-2023 16:07:09

ARP299A EP124A.UVDATA.1

Freq = 4.6005 GHz, Bw = 32.000 MH Calibrated with CL # 4 and BP # 1 (BP mode 1)

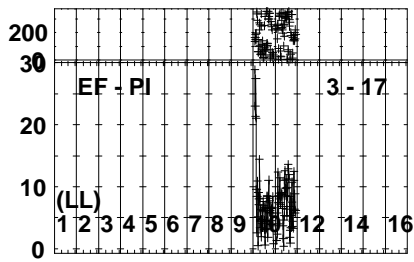
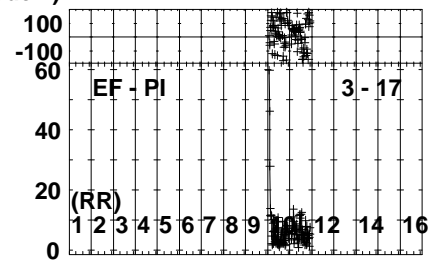
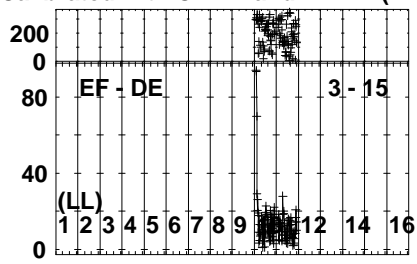
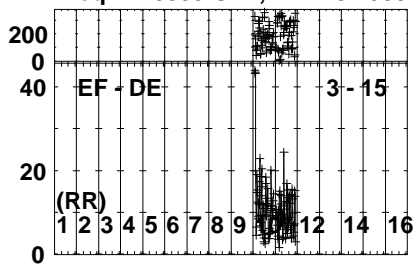


Lower frame: Milli Ampl Jy Top frame: Phas deg
Vector averaged cross-power spectrum Several baselines displayed
Timerange: 01/06:07:31 to 01/06:10:59

Plot file version 828 created 31-MAR-2023 16:07:10

ARP299A EP124A.UVDATA.1

Freq = 4.6005 GHz, Bw = 32.000 MH Calibrated with CL # 4 and BP # 1 (BP mode 1)

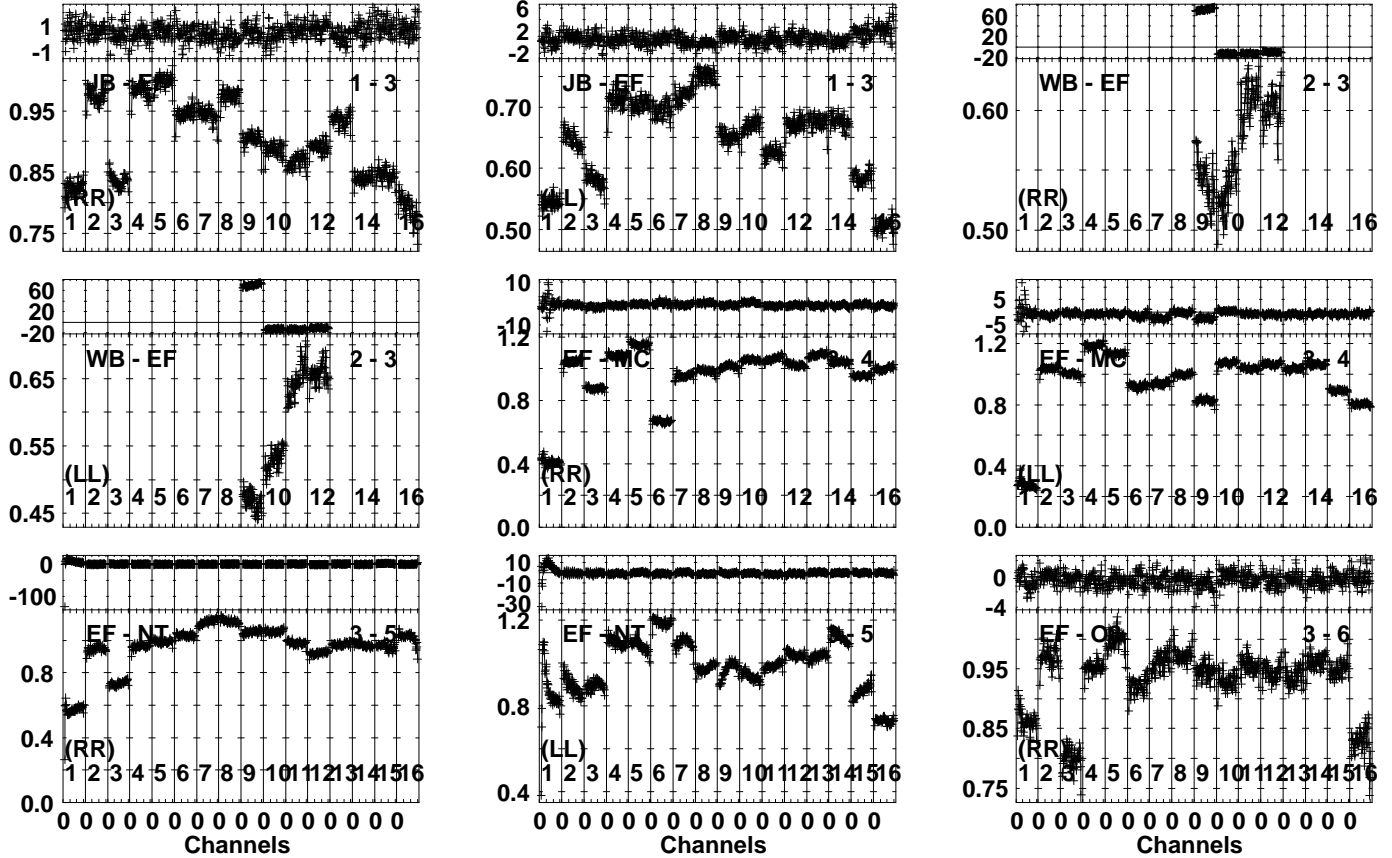


Lower frame: Milli Ampl Jy Top frame: Phas deg
Vector averaged cross-power spectrum Several baselines displayed
Timerange: 01/06:07:31 to 01/06:10:59

Plot file version 829 created 31-MAR-2023 16:07:11

J1128+5925 EP124A.UVDATA.1

Freq = 4.6005 GHz, Bw = 32.000 MH Calibrated with CL # 4 and BP # 1 (BP mode 1)

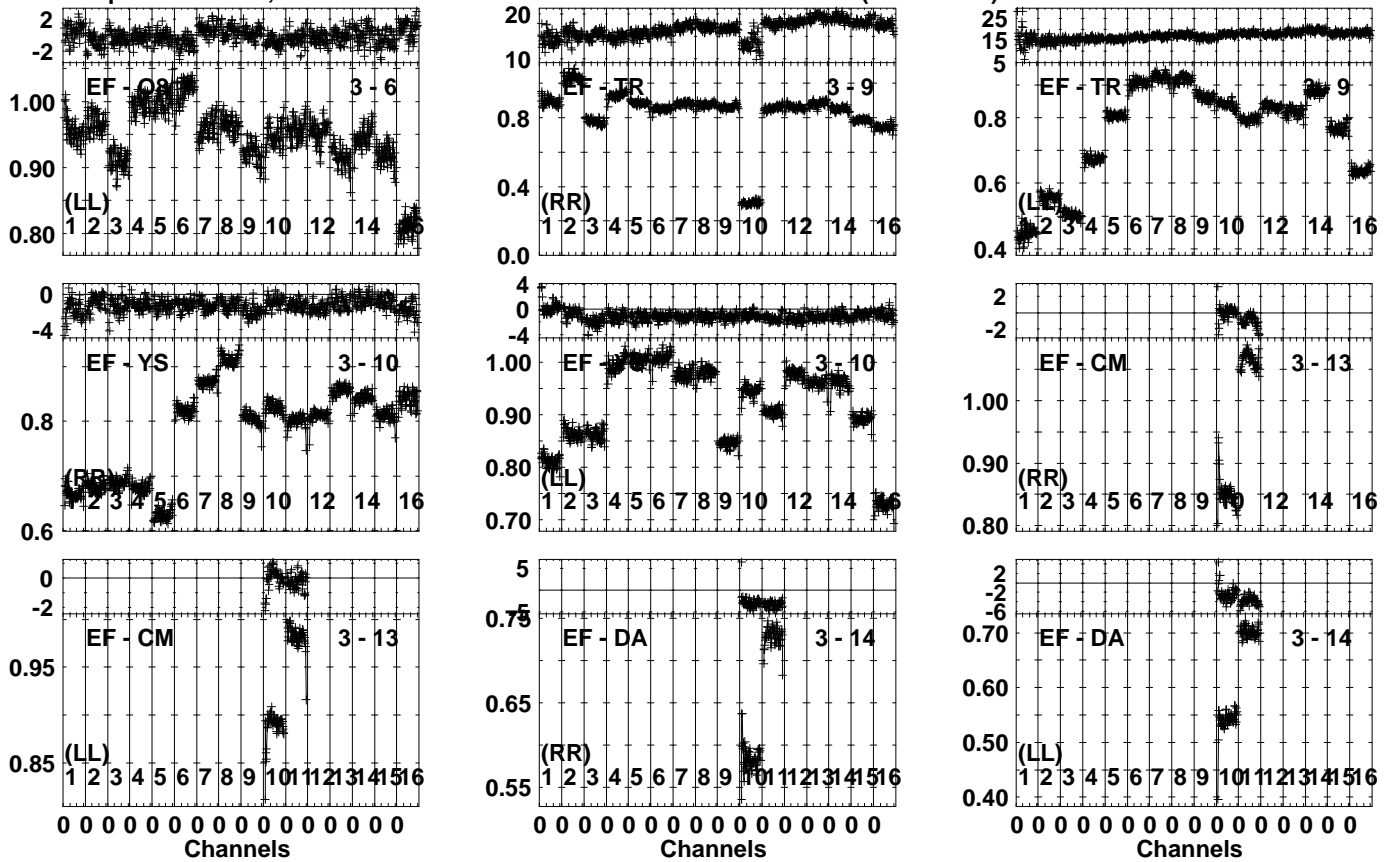


Lower frame: Ampl Jy Top frame: Phas deg
Vector averaged cross-power spectrum Several baselines displayed
Timerange: 01/06:11:31 to 01/06:12:29

Plot file version 830 created 31-MAR-2023 16:07:11

J1128+5925 EP124A.UVDATA.1

Freq = 4.6005 GHz, Bw = 32.000 MH Calibrated with CL # 4 and BP # 1 (BP mode 1)

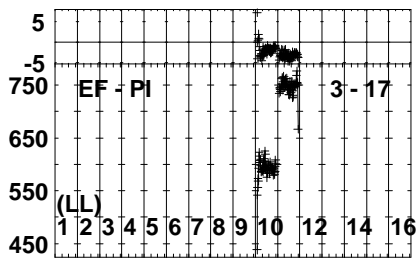
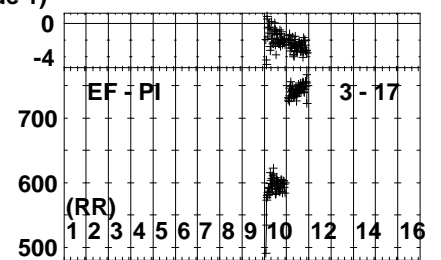
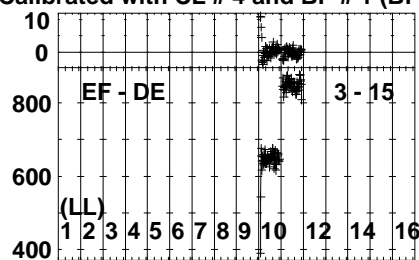
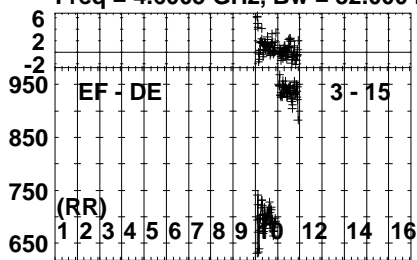


Lower frame: Ampl Jy Top frame: Phas deg
Vector averaged cross-power spectrum Several baselines displayed
Timerange: 01/06:11:31 to 01/06:12:29

Plot file version 831 created 31-MAR-2023 16:07:12

J1128+5925 EP124A.UVDATA.1

Freq = 4.6005 GHz, Bw = 32.000 MH Calibrated with CL # 4 and BP # 1 (BP mode 1)

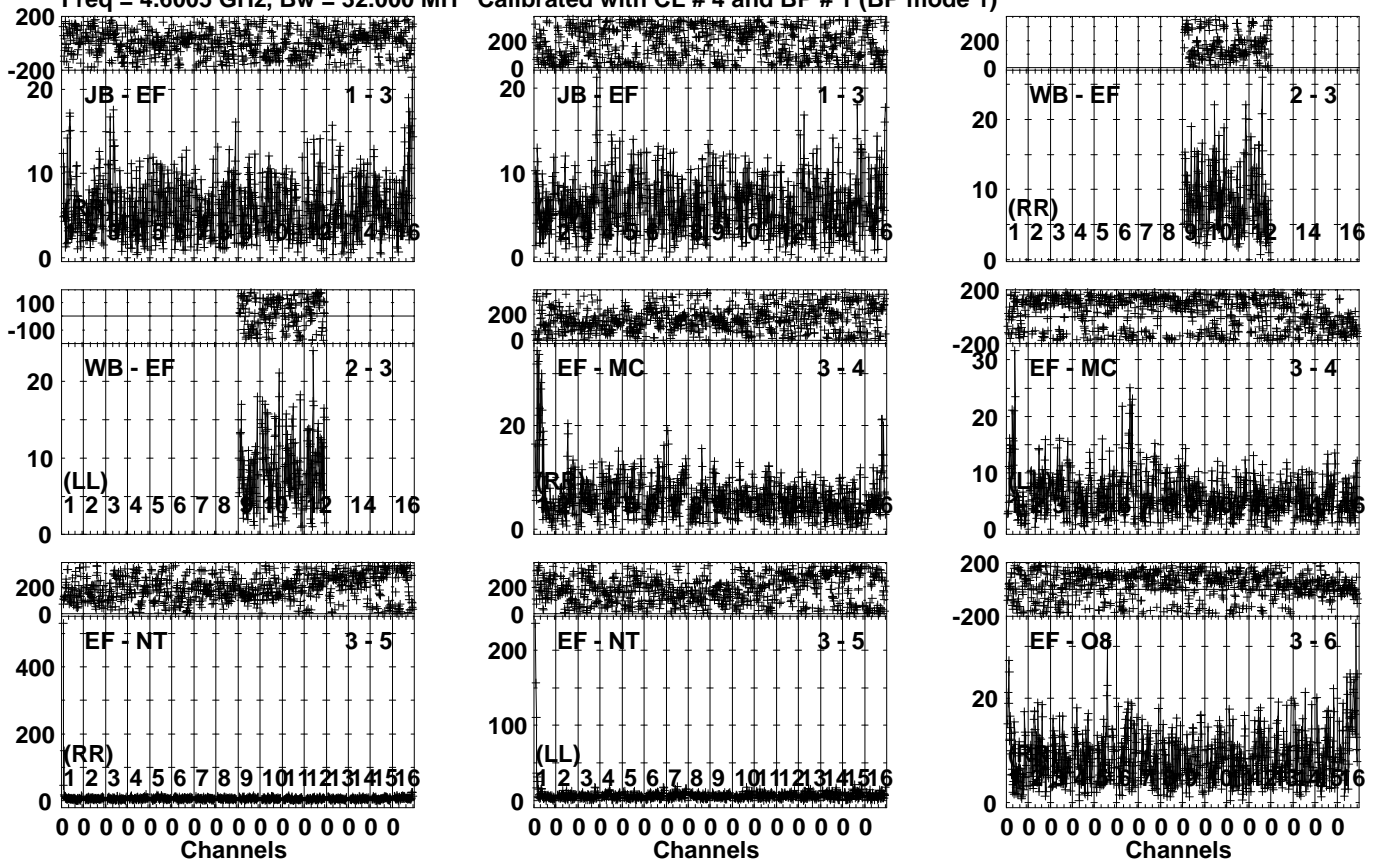


Lower frame: Milli Ampl Jy Top frame: Phas deg
Vector averaged cross-power spectrum Several baselines displayed
Timerange: 01/06:11:31 to 01/06:12:29

Plot file version 832 created 31-MAR-2023 16:07:13

ARP299A EP124A.UVDATA.1

Freq = 4.6005 GHz, Bw = 32.000 MH Calibrated with CL # 4 and BP # 1 (BP mode 1)

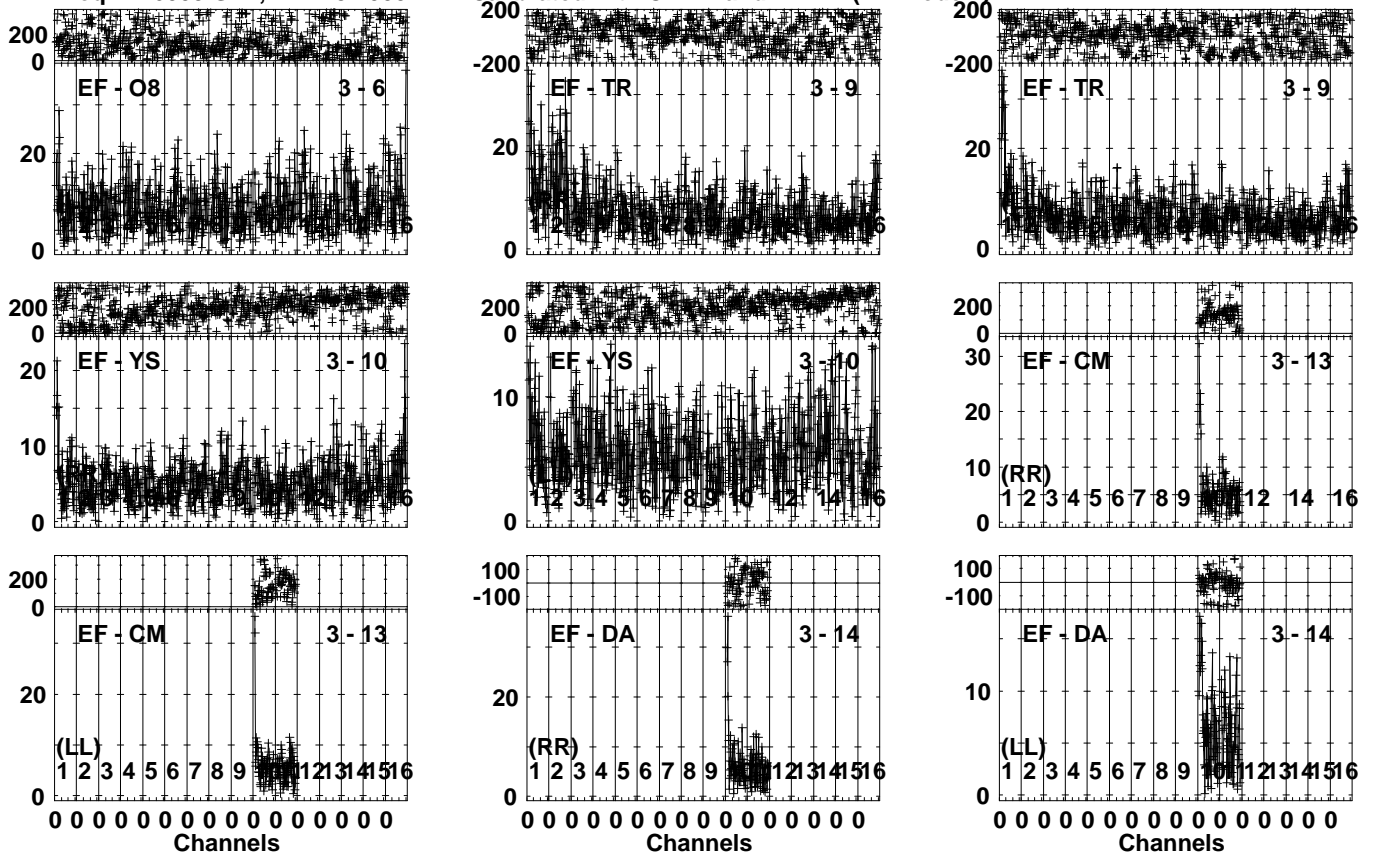


Lower frame: Milli Ampl Jy Top frame: Phas deg
Vector averaged cross-power spectrum Several baselines displayed
Timerange: 01/06:12:31 to 01/06:15:59

Plot file version 833 created 31-MAR-2023 16:07:13

ARP299A EP124A.UVDATA.1

Freq = 4.6005 GHz, Bw = 32.000 MH Calibrated with CL # 4 and BP # 1 (BP mode 1)

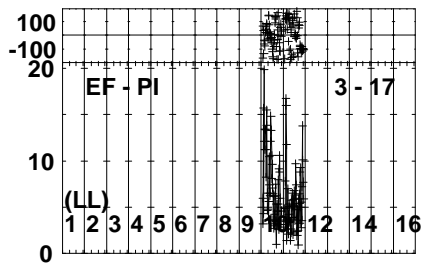
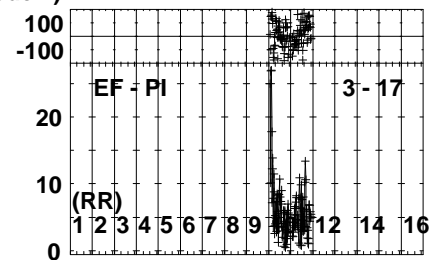
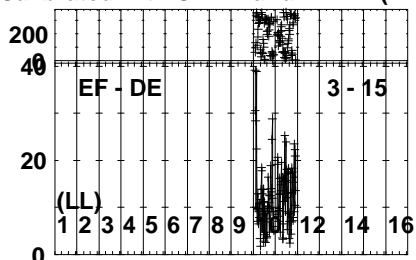
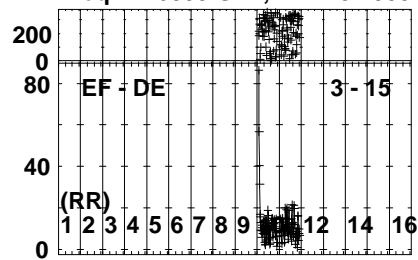


Lower frame: Milli Ampl Jy Top frame: Phas deg
Vector averaged cross-power spectrum Several baselines displayed
Timerange: 01/06:12:31 to 01/06:15:59

Plot file version 834 created 31-MAR-2023 16:07:14

ARP299A EP124A.UVDATA.1

Freq = 4.6005 GHz, Bw = 32.000 MH Calibrated with CL # 4 and BP # 1 (BP mode 1)



Lower frame: Milli Ampl Jy Top frame: Phas deg

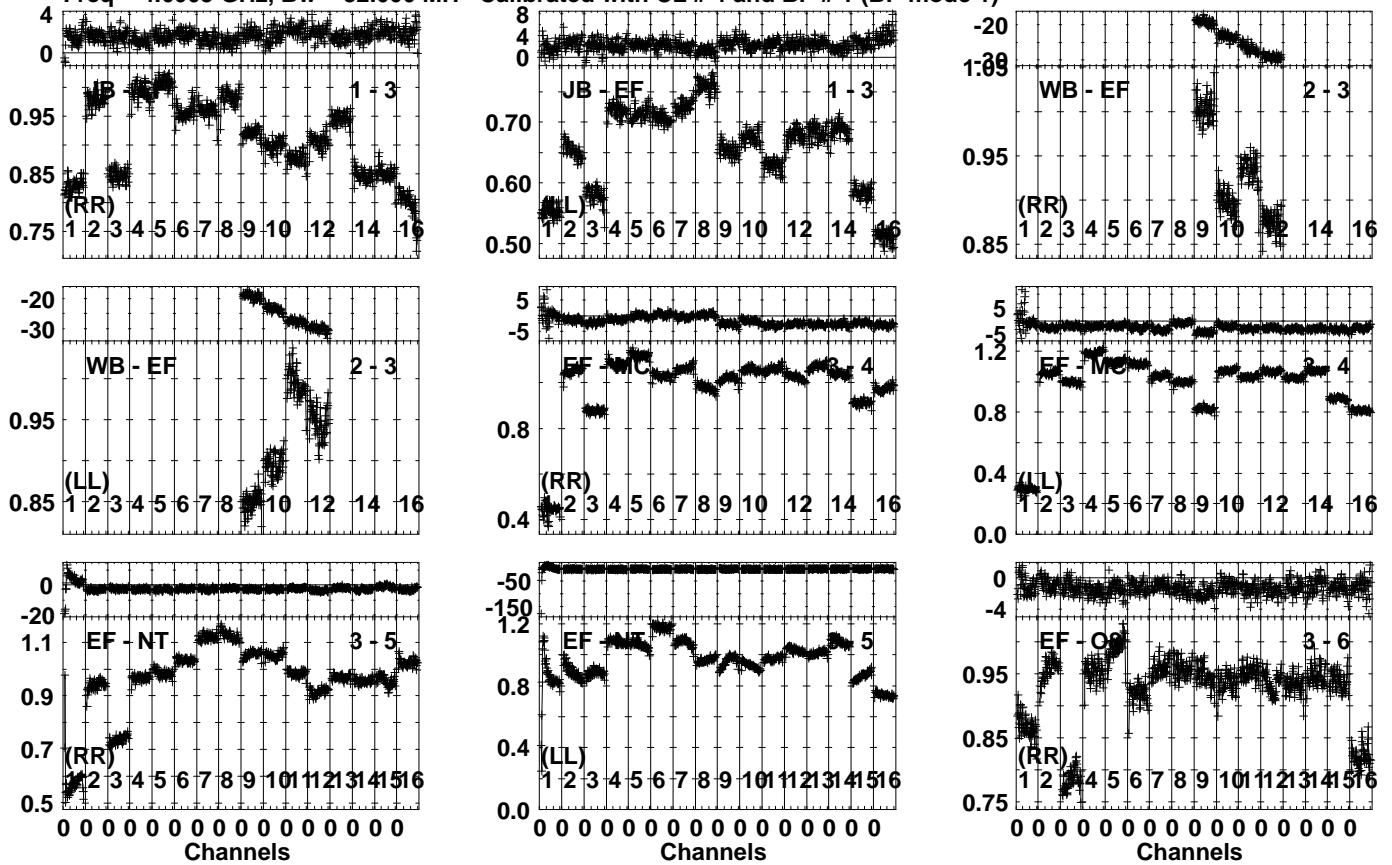
Vector averaged cross-power spectrum Several baselines displayed

Timerange: 01/06:12:31 to 01/06:15:59

Plot file version 835 created 31-MAR-2023 16:07:15

J1128+5925 EP124A.UVDATA.1

Freq = 4.6005 GHz, Bw = 32.000 MH Calibrated with CL # 4 and BP # 1 (BP mode 1)

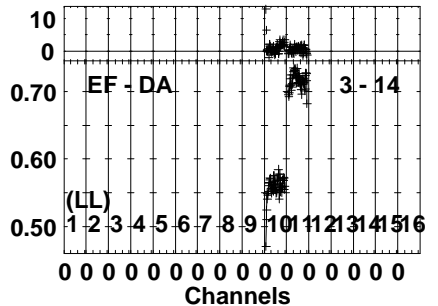
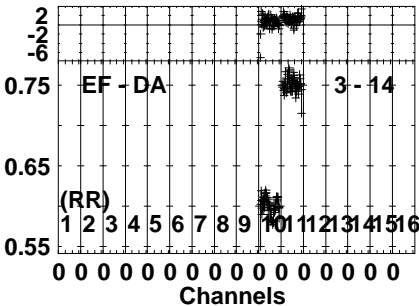
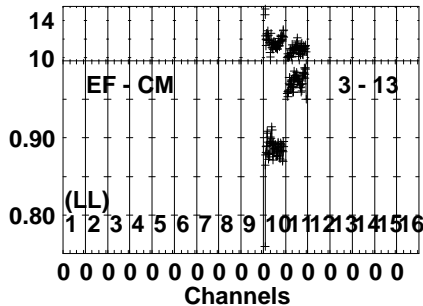
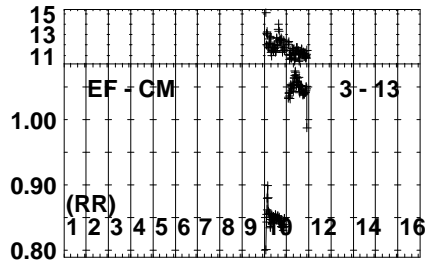
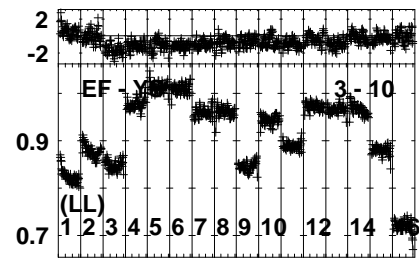
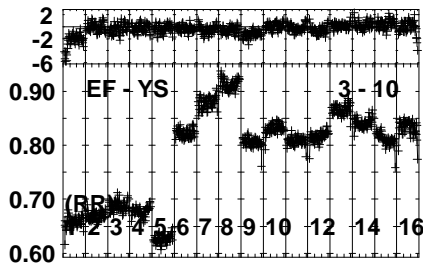
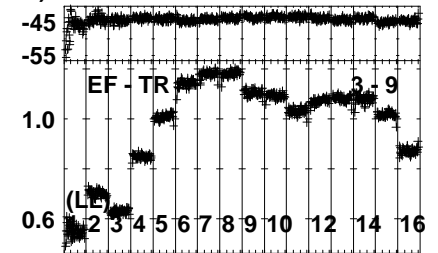
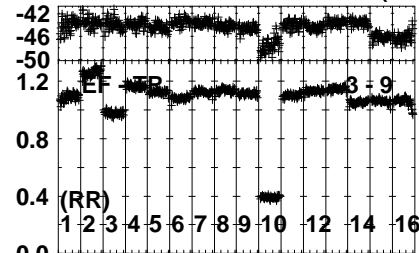
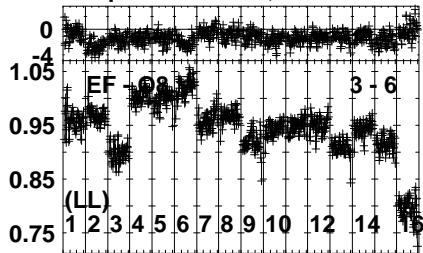


Lower frame: Ampl Jy Top frame: Phas deg
 Vector averaged cross-power spectrum Several baselines displayed
 Timerange: 01/06:16:01 to 01/06:17:29

Plot file version 836 created 31-MAR-2023 16:07:15

J1128+5925 EP124A.UVDATA.1

Freq = 4.6005 GHz, Bw = 32.000 MH Calibrated with CL # 4 and BP # 1 (BP mode 1)

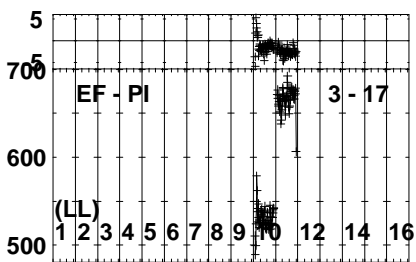
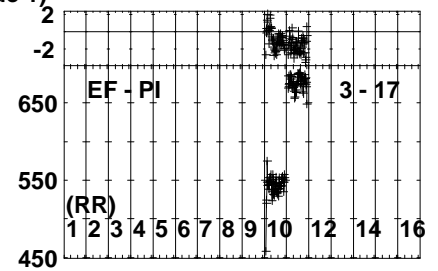
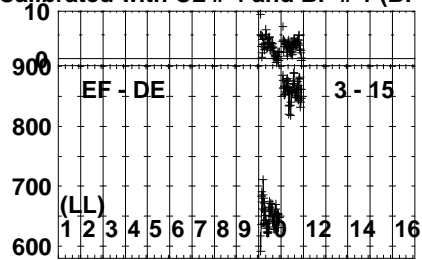
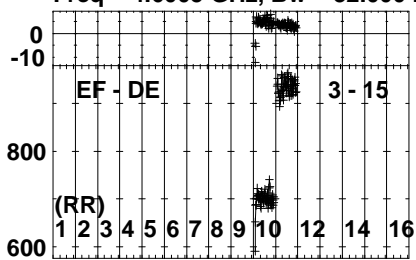


Lower frame: Ampl Jy Top frame: Phas deg
Vector averaged cross-power spectrum Several baselines displayed
Timerange: 01/06:16:01 to 01/06:17:29

Plot file version 837 created 31-MAR-2023 16:07:16

J1128+5925 EP124A.UVDATA.1

Freq = 4.6005 GHz, Bw = 32.000 MH Calibrated with CL # 4 and BP # 1 (BP mode 1)

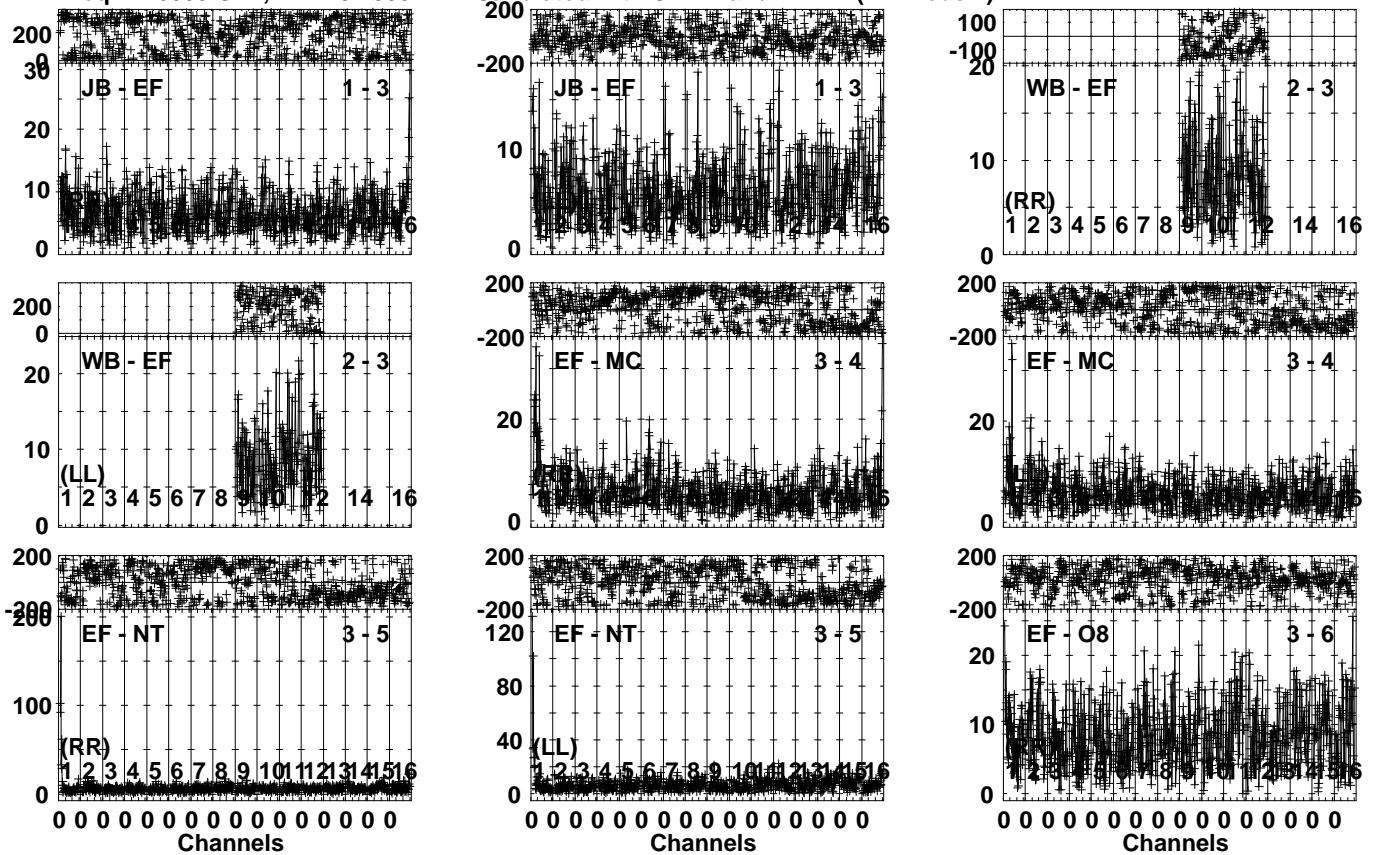


Lower frame: Milli Ampl Jy Top frame: Phas deg
Vector averaged cross-power spectrum Several baselines displayed
Timerange: 01/06:16:01 to 01/06:17:29

Plot file version 838 created 31-MAR-2023 16:07:17

ARP299A EP124A.UVDATA.1

Freq = 4.6005 GHz, Bw = 32.000 MH Calibrated with CL # 4 and BP # 1 (BP mode 1)

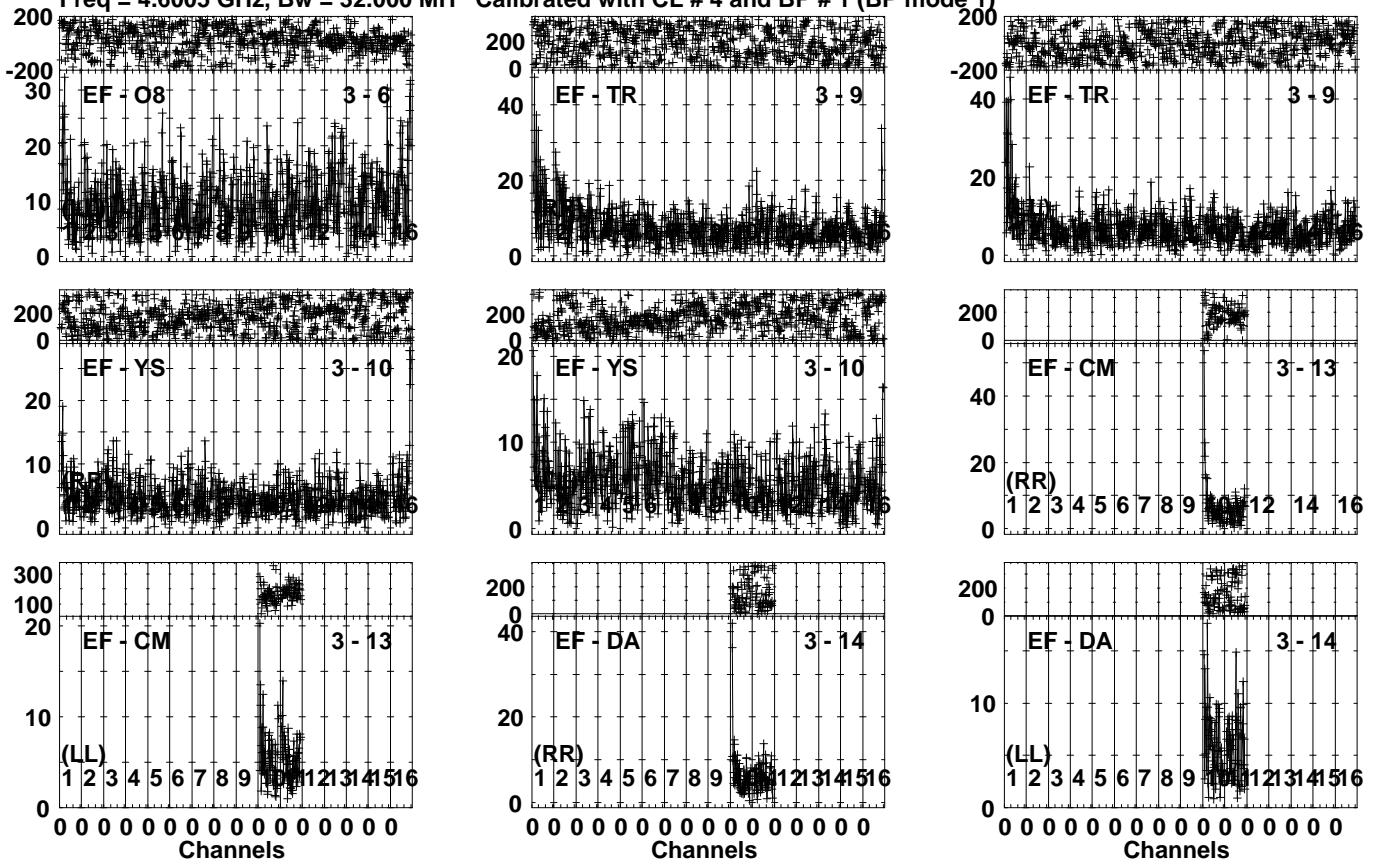


Lower frame: Milli Ampl Jy Top frame: Phas deg
Vector averaged cross-power spectrum Several baselines displayed
Timerange: 01/06:17:31 to 01/06:20:59

Plot file version 839 created 31-MAR-2023 16:07:17

ARP299A EP124A.UVDATA.1

Freq = 4.6005 GHz, Bw = 32.000 MH Calibrated with CL # 4 and BP # 1 (BP mode 1)

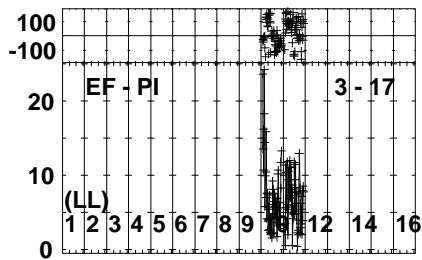
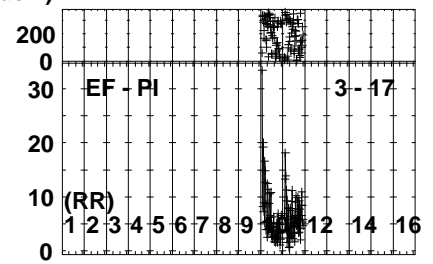
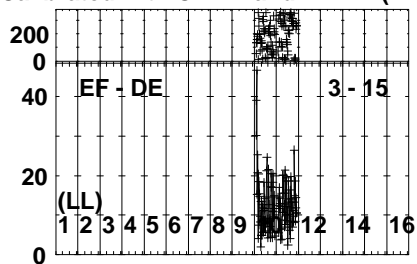
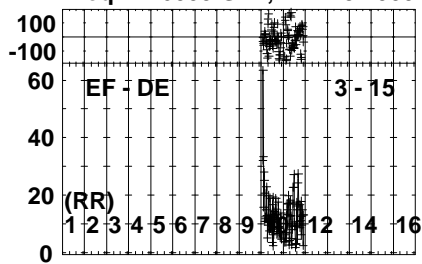


Lower frame: Milli Ampl Jy Top frame: Phas deg
Vector averaged cross-power spectrum Several baselines displayed
Timerange: 01/06:17:31 to 01/06:20:59

Plot file version 840 created 31-MAR-2023 16:07:19

ARP299A EP124A.UVDATA.1

Freq = 4.6005 GHz, Bw = 32.000 MH Calibrated with CL # 4 and BP # 1 (BP mode 1)

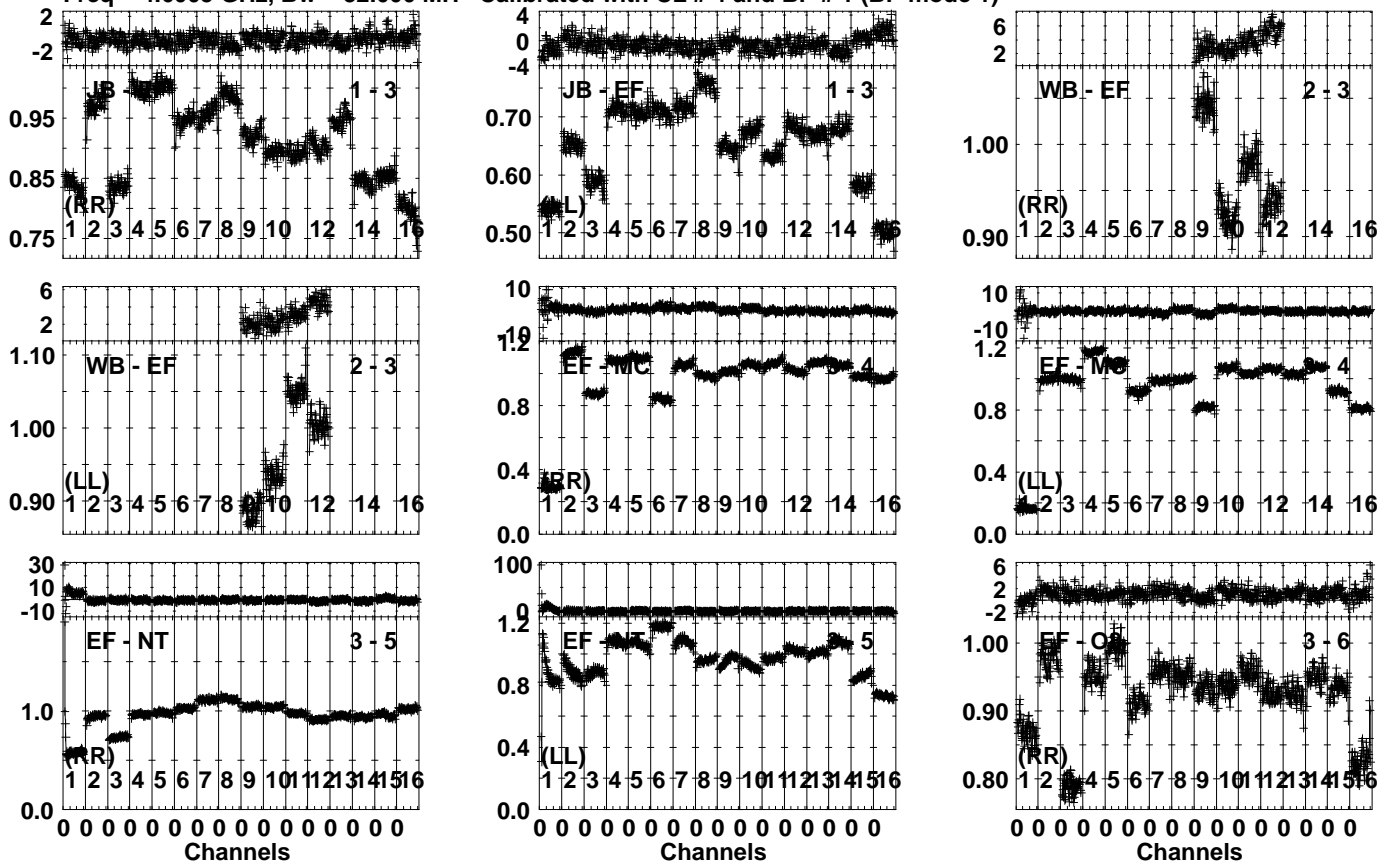


Lower frame: Milli Ampl Jy Top frame: Phas deg
Vector averaged cross-power spectrum Several baselines displayed
Timerange: 01/06:17:31 to 01/06:20:59

Plot file version 841 created 31-MAR-2023 16:07:19

J1128+5925 EP124A.UVDATA.1

Freq = 4.6005 GHz, Bw = 32.000 MH Calibrated with CL # 4 and BP # 1 (BP mode 1)

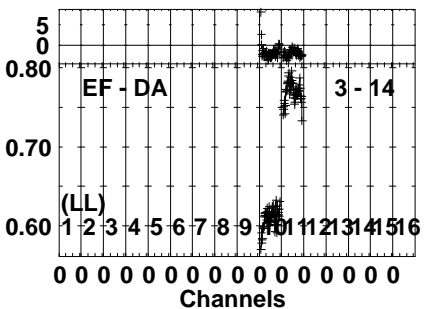
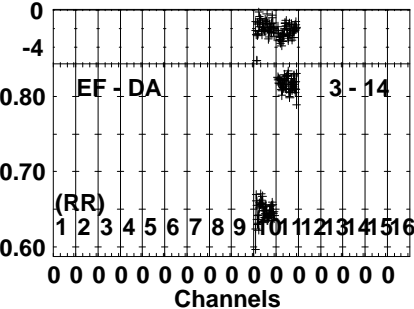
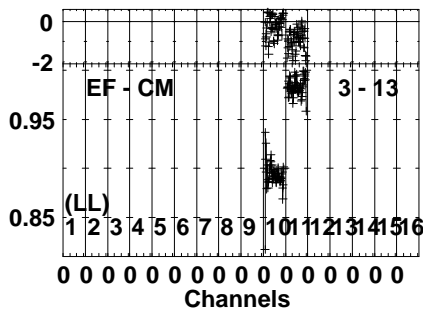
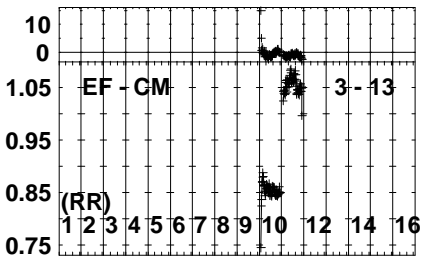
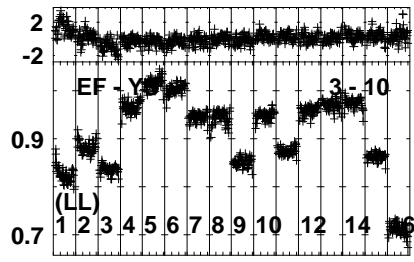
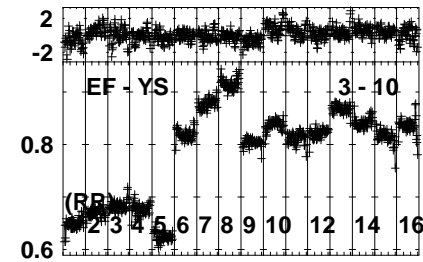
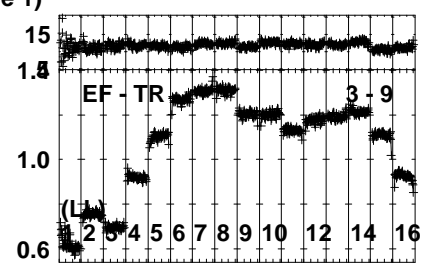
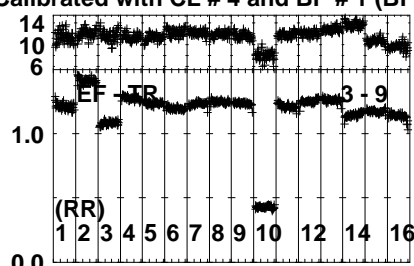
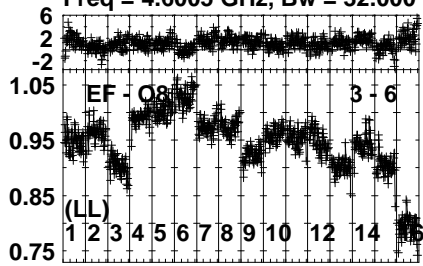


Lower frame: Ampl Jy Top frame: Phas deg
 Vector averaged cross-power spectrum Several baselines displayed
 Timerange: 01/06:21:31 to 01/06:22:29

Plot file version 842 created 31-MAR-2023 16:07:20

J1128+5925 EP124A.UVDATA.1

Freq = 4.6005 GHz, Bw = 32.000 MH Calibrated with CL # 4 and BP # 1 (BP mode 1)

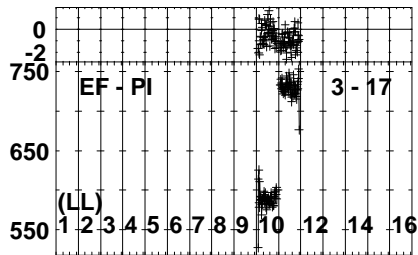
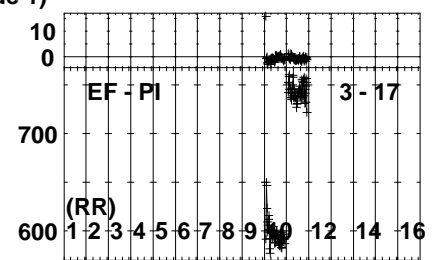
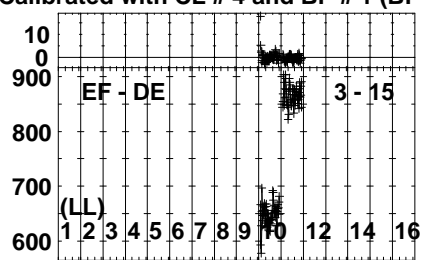
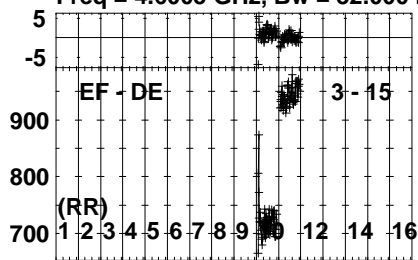


Lower frame: Ampl Jy Top frame: Phas deg
Vector averaged cross-power spectrum Several baselines displayed
Timerange: 01/06:21:31 to 01/06:22:29

Plot file version 843 created 31-MAR-2023 16:07:21

J1128+5925 EP124A.UVDATA.1

Freq = 4.6005 GHz, Bw = 32.000 MH Calibrated with CL # 4 and BP # 1 (BP mode 1)

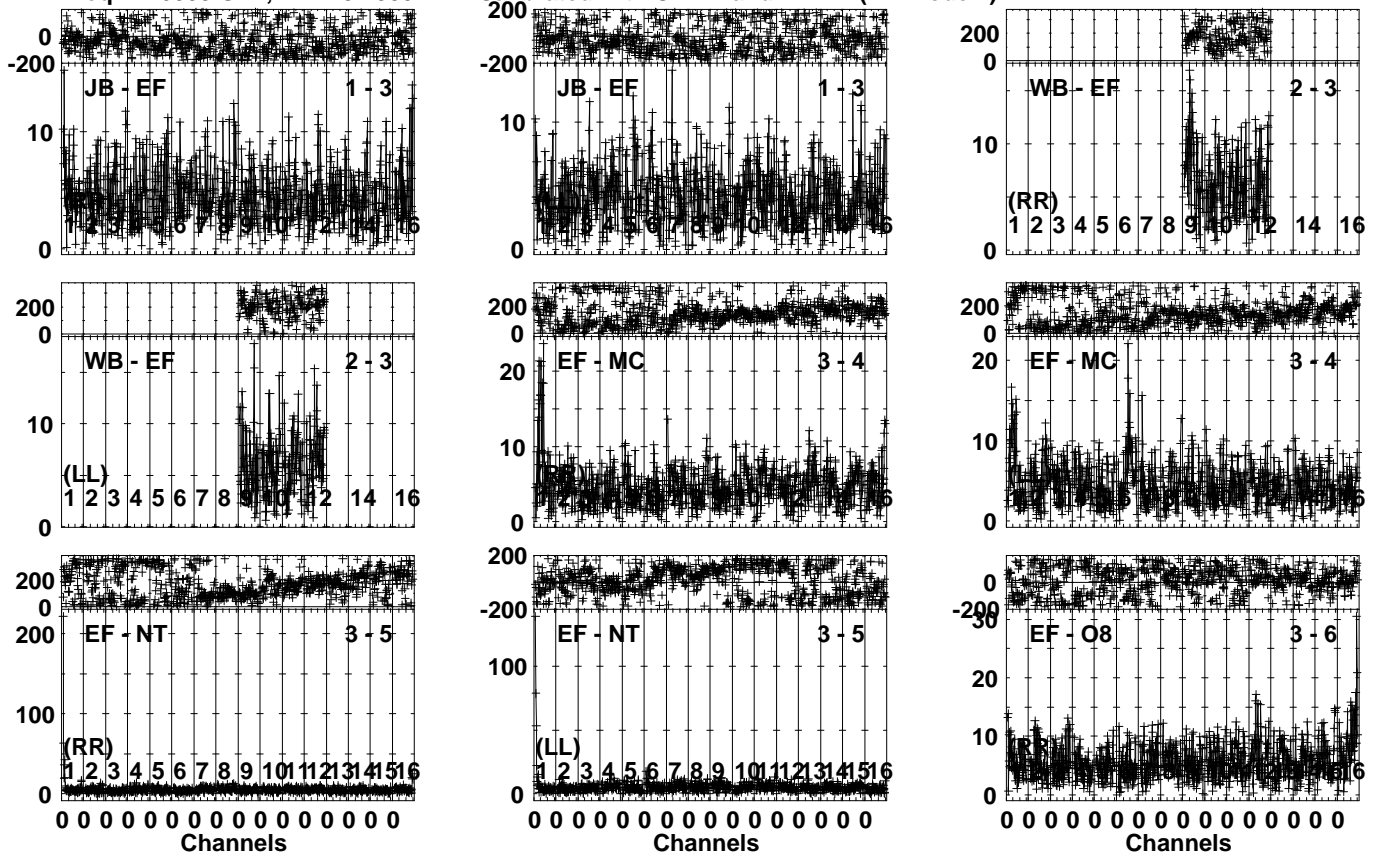


Lower frame: Milli Ampl Jy Top frame: Phas deg
Vector averaged cross-power spectrum Several baselines displayed
Timerange: 01/06:21:31 to 01/06:22:29

Plot file version 844 created 31-MAR-2023 16:07:22

ARP299A EP124A.UVDATA.1

Freq = 4.6005 GHz, Bw = 32.000 MH Calibrated with CL # 4 and BP # 1 (BP mode 1)

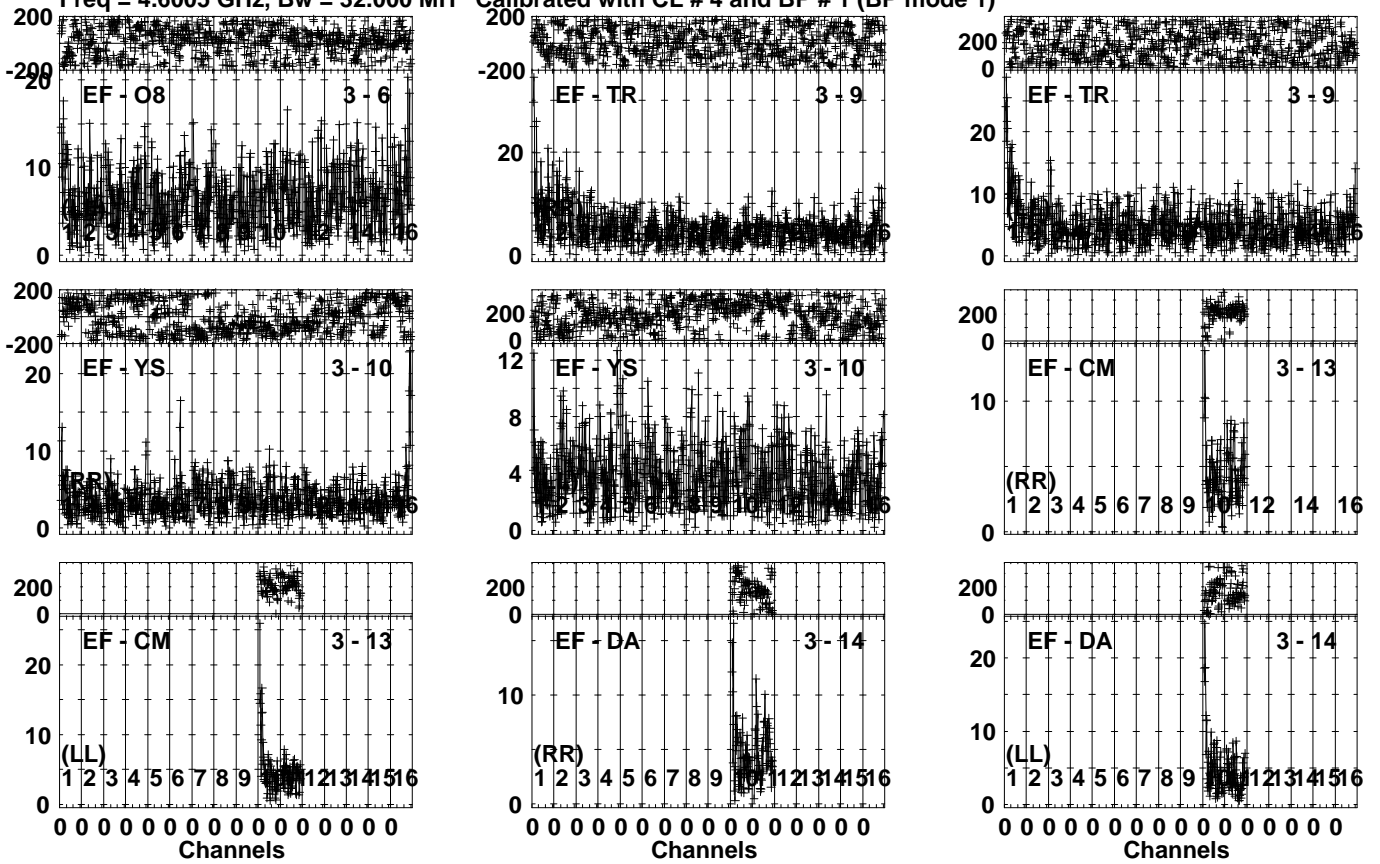


Lower frame: Milli Ampl Jy Top frame: Phas deg
Vector averaged cross-power spectrum Several baselines displayed
Timerange: 01/06:22:31 to 01/06:28:29

Plot file version 845 created 31-MAR-2023 16:07:22

ARP299A EP124A.UVDATA.1

Freq = 4.6005 GHz, Bw = 32.000 MH Calibrated with CL # 4 and BP # 1 (BP mode 1)

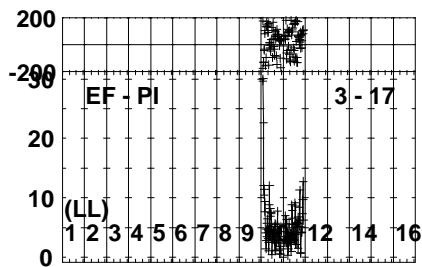
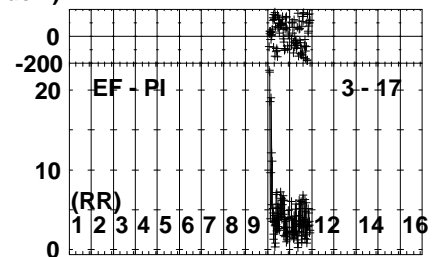
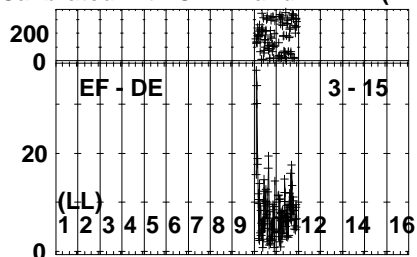
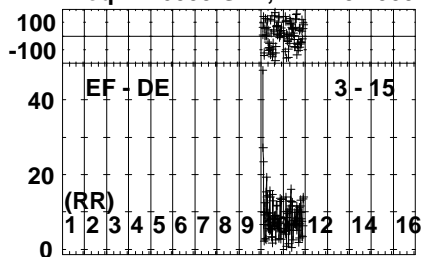


Lower frame: Milli Ampl Jy Top frame: Phas deg
Vector averaged cross-power spectrum Several baselines displayed
Timerange: 01/06:22:31 to 01/06:28:29

Plot file version 846 created 31-MAR-2023 16:07:24

ARP299A EP124A.UVDATA.1

Freq = 4.6005 GHz, Bw = 32.000 MH Calibrated with CL # 4 and BP # 1 (BP mode 1)



Lower frame: Milli Ampl Jy Top frame: Phas deg

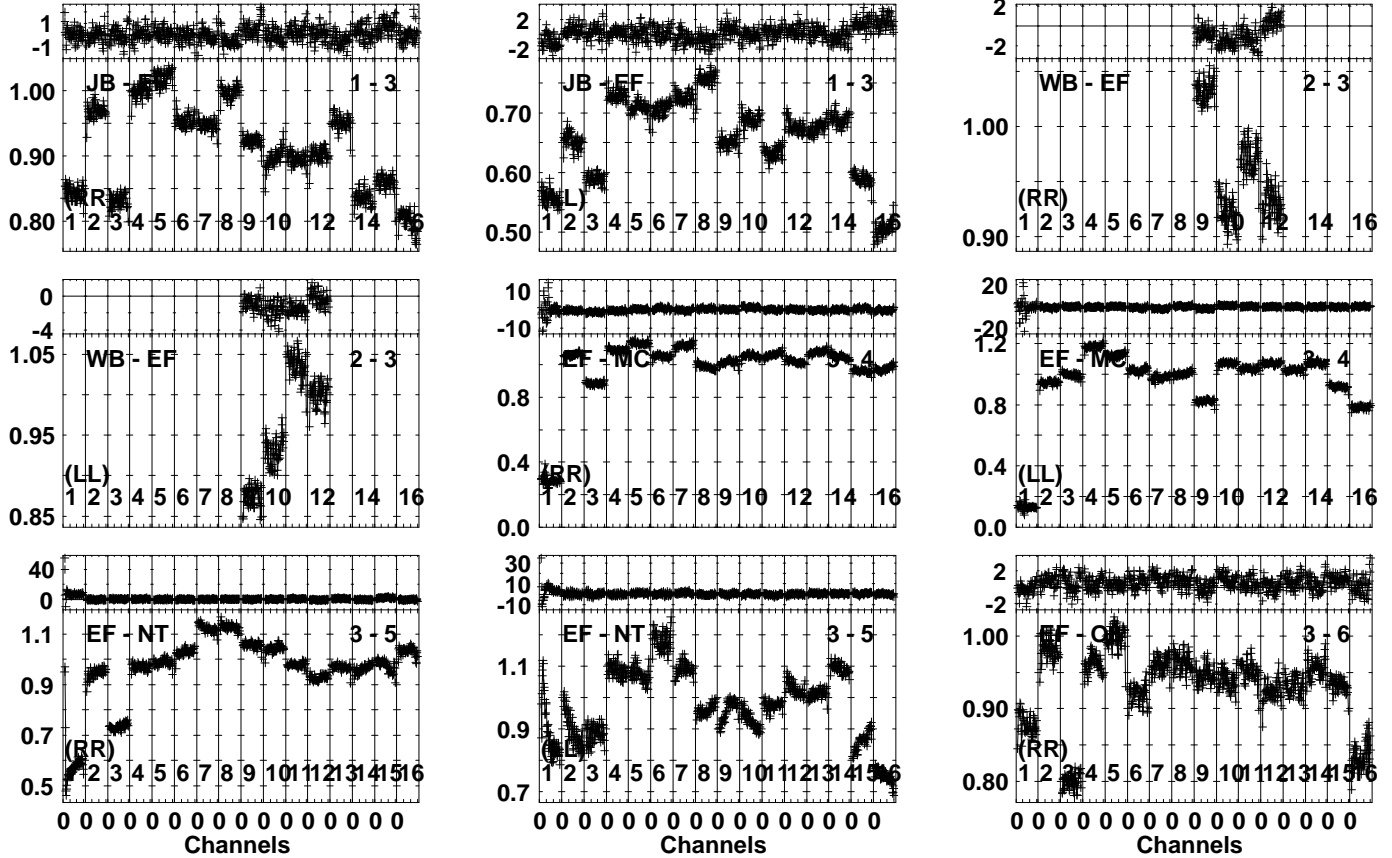
Vector averaged cross-power spectrum Several baselines displayed

Timerange: 01/06:22:31 to 01/06:28:29

Plot file version 847 created 31-MAR-2023 16:07:24

J1128+5925 EP124A.UVDATA.1

Freq = 4.6005 GHz, Bw = 32.000 MH Calibrated with CL # 4 and BP # 1 (BP mode 1)

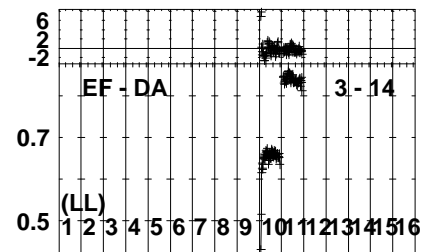
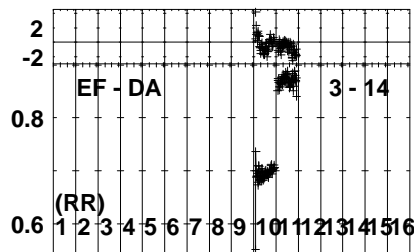
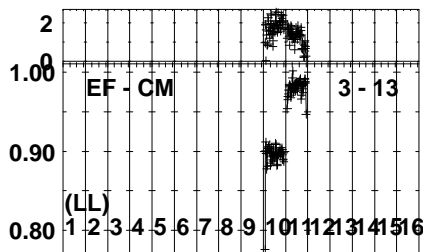
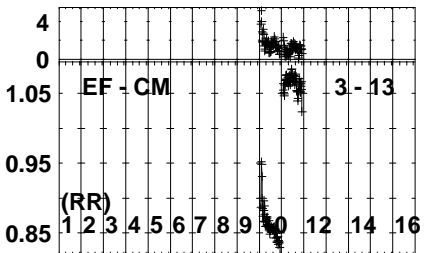
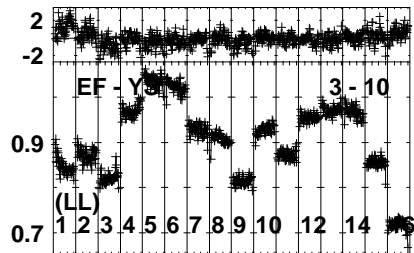
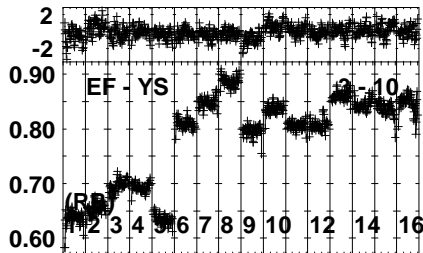
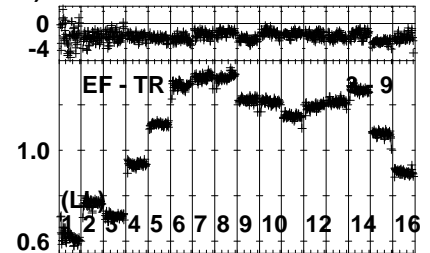
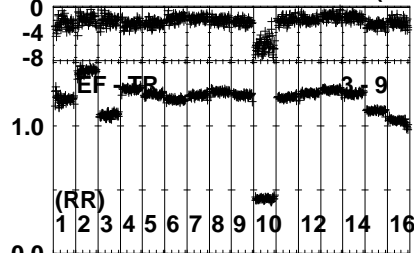
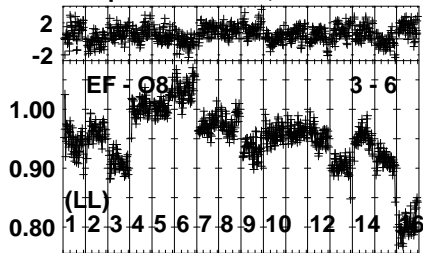


Lower frame: Ampl Jy Top frame: Phas deg
 Vector averaged cross-power spectrum Several baselines displayed
 Timerange: 01/06:28:31 to 01/06:29:59

Plot file version 848 created 31-MAR-2023 16:07:25

J1128+5925 EP124A.UVDATA.1

Freq = 4.6005 GHz, Bw = 32.000 MH Calibrated with CL # 4 and BP # 1 (BP mode 1)

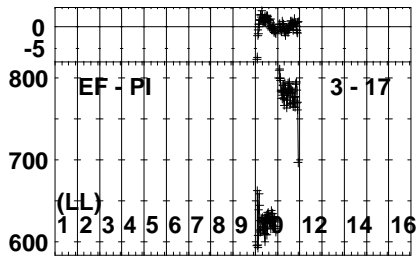
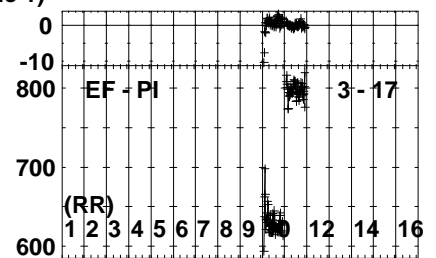
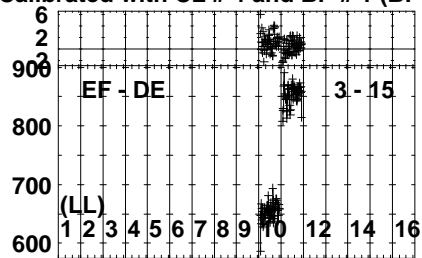
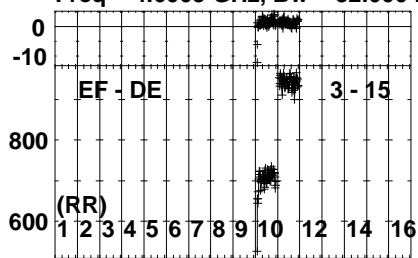


Lower frame: Ampl Jy Top frame: Phas deg
Vector averaged cross-power spectrum Several baselines displayed
Timerange: 01/06:28:31 to 01/06:29:59

Plot file version 849 created 31-MAR-2023 16:07:25

J1128+5925 EP124A.UVDATA.1

Freq = 4.6005 GHz, Bw = 32.000 MH Calibrated with CL # 4 and BP # 1 (BP mode 1)



Lower frame: Milli Ampl Jy Top frame: Phas deg
Vector averaged cross-power spectrum Several baselines displayed
Timerange: 01/06:28:31 to 01/06:29:59