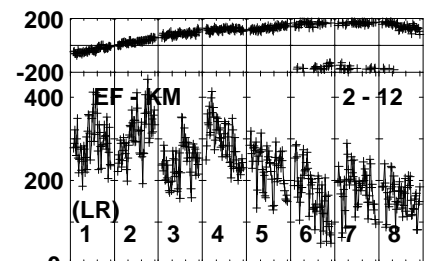
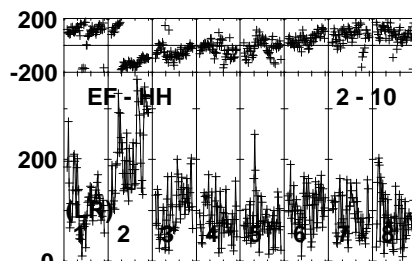
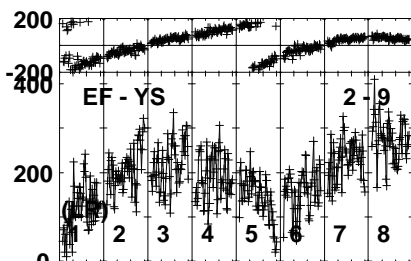
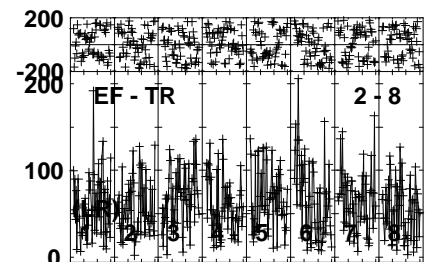
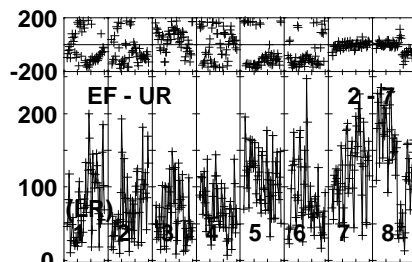
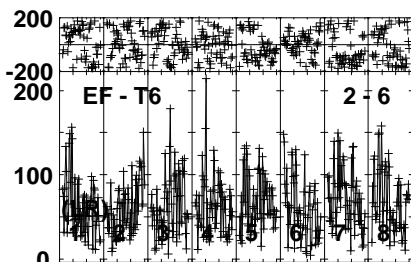
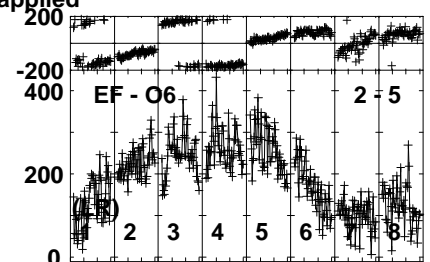
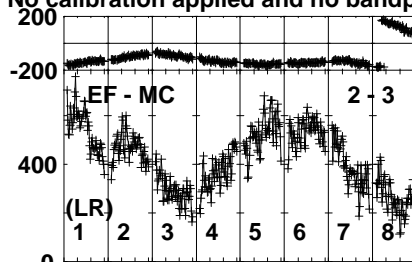
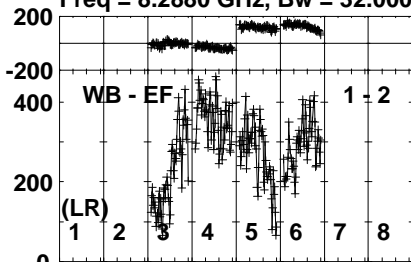


Plot file version 1 created 21-MAY-2024 14:59:35

J0830+2410 EP129.UVDATA.1

Freq = 8.2880 GHz, Bw = 32.000 MH No calibration applied and no bandpass applied



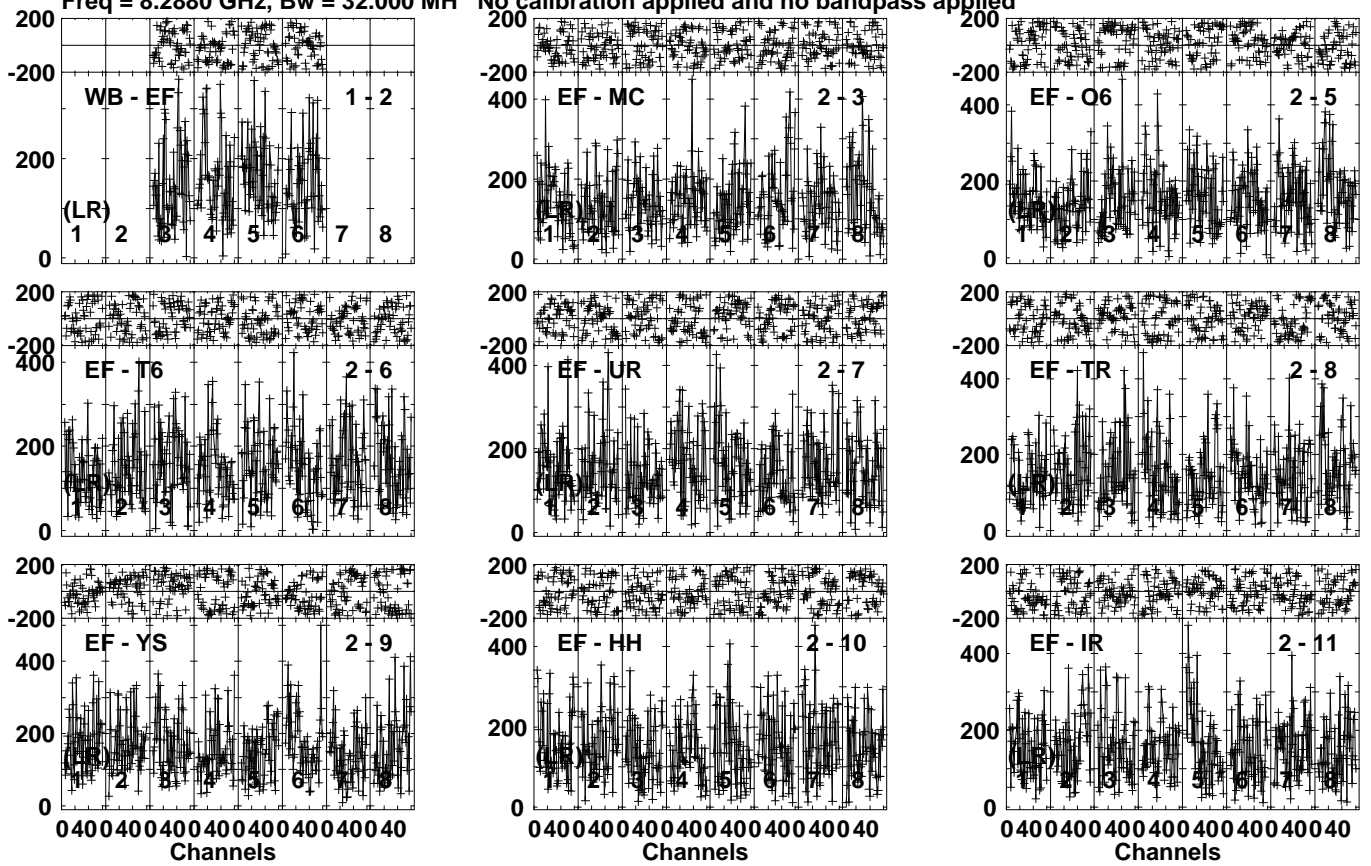
Lower frame: Micro Ampl Jy Top frame: Phas deg
Vector averaged cross-power spectrum Several baselines displayed
Timerange: 00/16:30:01 to 00/16:34:59

Plot file version 2 created 21-MAY-2024 14:59:35

J0817+1958 EP129.UVDATA.1

Freq = 8.2880 GHz, Bw = 32.000 MH

No calibration applied and no bandpass applied

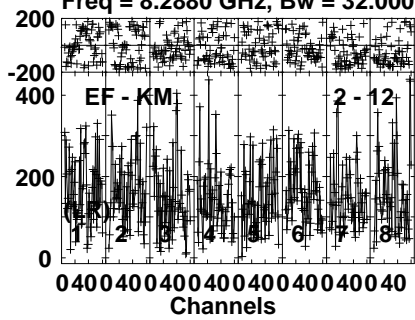


Lower frame: Micro Ampl Jy Top frame: Phas deg
Vector averaged cross-power spectrum Several baselines displayed
Timerange: 00/16:35:51 to 00/16:36:49

Plot file version 3 created 21-MAY-2024 14:59:35

J0817+1958 EP129.UVDATA.1

Freq = 8.2880 GHz, Bw = 32.000 MH No calibration applied and no bandpass applied



Lower frame: Micro Ampl Jy Top frame: Phas deg

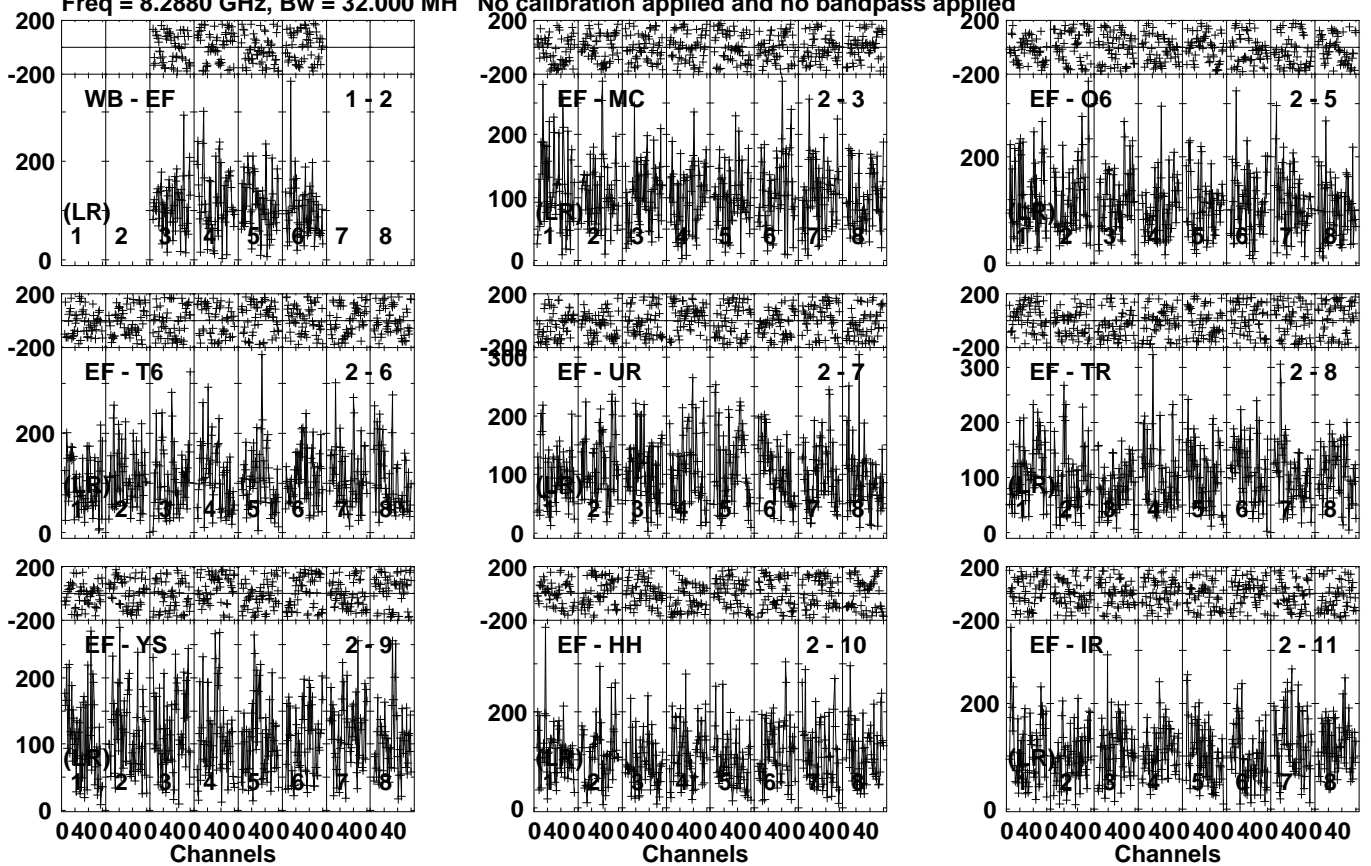
Vector averaged cross-power spectrum Several baselines displayed

Timerange: 00/16:35:51 to 00/16:36:49

Plot file version 4 created 21-MAY-2024 14:59:35

J0822+1930 EP129.UVDATA.1

Freq = 8.2880 GHz, Bw = 32.000 MH No calibration applied and no bandpass applied

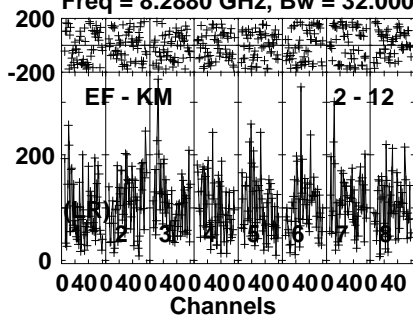


Lower frame: Micro Ampl Jy Top frame: Phas deg
Vector averaged cross-power spectrum Several baselines displayed
Timerange: 00/16:37:21 to 00/16:39:19

Plot file version 5 created 21-MAY-2024 14:59:36

J0822+1930 EP129.UVDATA.1

Freq = 8.2880 GHz, Bw = 32.000 MH No calibration applied and no bandpass applied

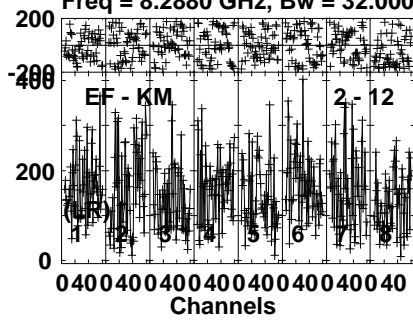


Lower frame: Micro Ampl Jy Top frame: Phas deg
Vector averaged cross-power spectrum Several baselines displayed
Timerange: 00/16:37:21 to 00/16:39:19

Plot file version 7 created 21-MAY-2024 14:59:36

J0817+1958 EP129.UVDATA.1

Freq = 8.2880 GHz, Bw = 32.000 MH No calibration applied and no bandpass applied



Lower frame: Micro Ampl Jy Top frame: Phas deg

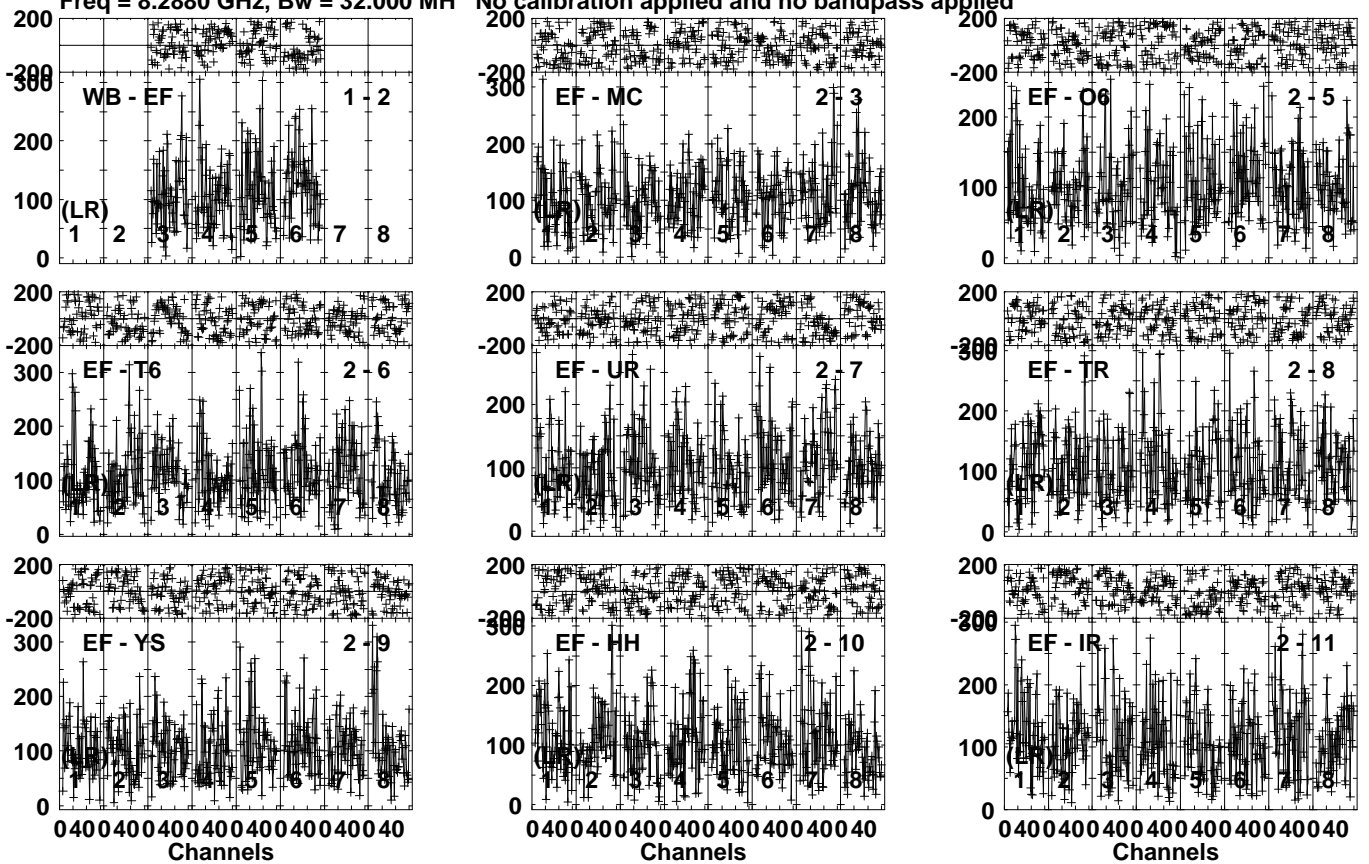
Vector averaged cross-power spectrum Several baselines displayed

Timerange: 00/16:39:51 to 00/16:40:49

Plot file version 8 created 21-MAY-2024 14:59:36

J0822+1930 EP129.UVDATA.1

Freq = 8.2880 GHz, Bw = 32.000 MH No calibration applied and no bandpass applied

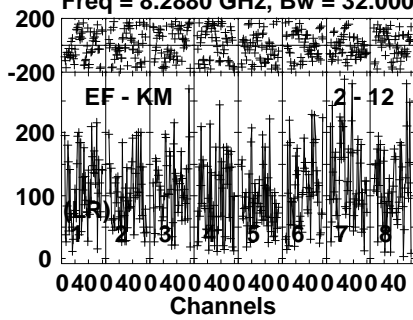


Lower frame: Micro Ampl Jy Top frame: Phas deg
Vector averaged cross-power spectrum Several baselines displayed
Timerange: 00/16:41:21 to 00/16:43:19

Plot file version 9 created 21-MAY-2024 14:59:36

J0822+1930 EP129.UVDATA.1

Freq = 8.2880 GHz, Bw = 32.000 MH No calibration applied and no bandpass applied



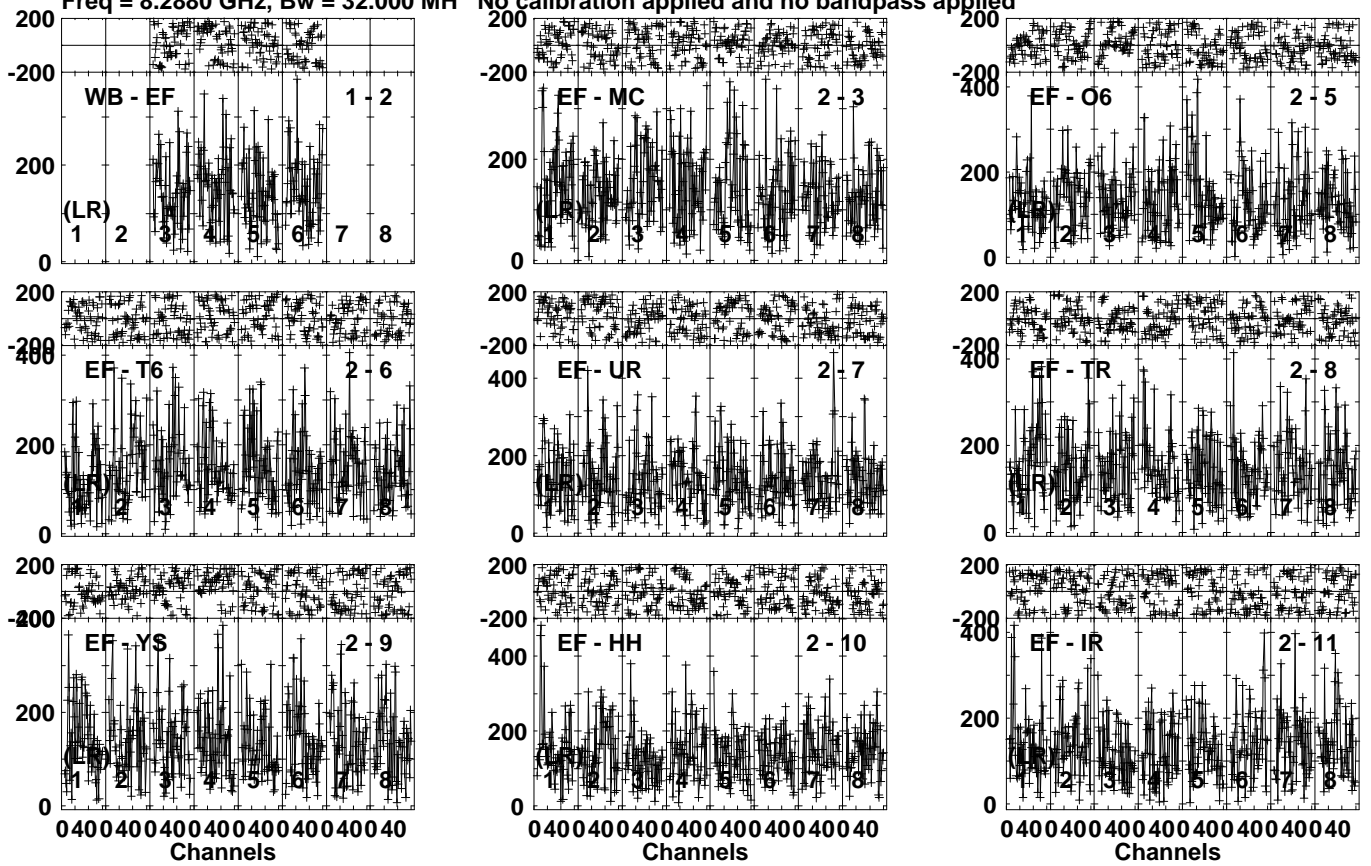
Lower frame: Micro Ampl Jy Top frame: Phas deg
Vector averaged cross-power spectrum Several baselines displayed
Timerange: 00/16:41:21 to 00/16:43:19

Plot file version 10 created 21-MAY-2024 14:59:36

J0817+1958 EP129.UVDATA.1

Freq = 8.2880 GHz, Bw = 32.000 MH

No calibration applied and no bandpass applied

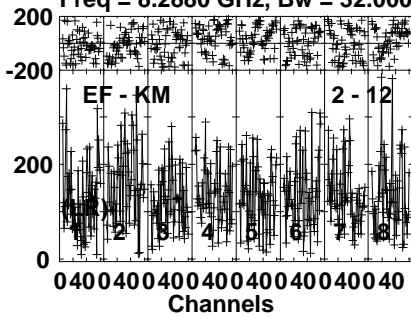


Lower frame: Micro Ampl Jy Top frame: Phas deg
Vector averaged cross-power spectrum Several baselines displayed
Timerange: 00/16:44:06 to 00/16:45:04

Plot file version 11 created 21-MAY-2024 14:59:36

J0817+1958 EP129.UVDATA.1

Freq = 8.2880 GHz, Bw = 32.000 MH No calibration applied and no bandpass applied

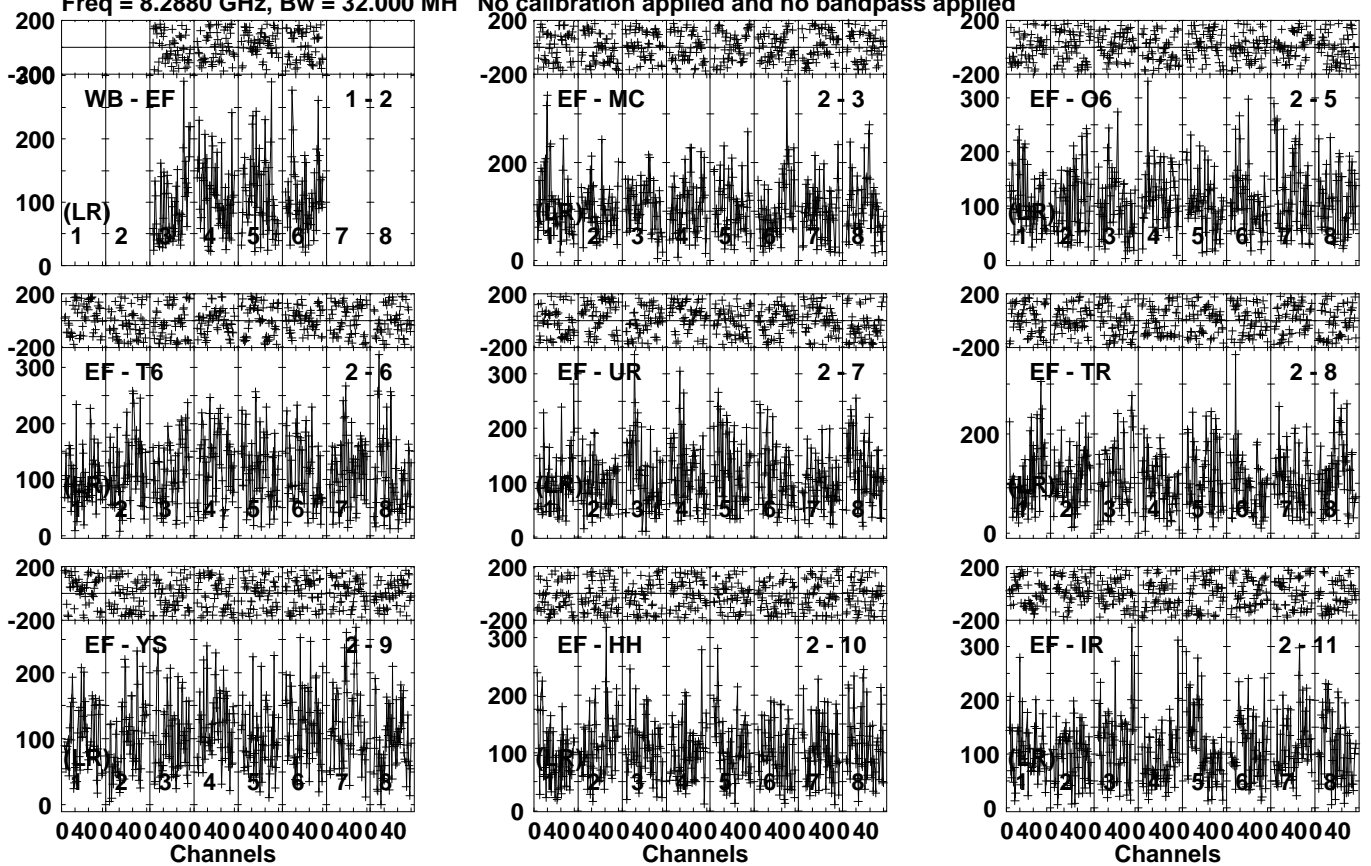


Lower frame: Micro Ampl Jy Top frame: Phas deg
Vector averaged cross-power spectrum Several baselines displayed
Timerange: 00/16:44:06 to 00/16:45:04

Plot file version 12 created 21-MAY-2024 14:59:36

J0822+1930 EP129.UVDATA.1

Freq = 8.2880 GHz, Bw = 32.000 MH No calibration applied and no bandpass applied

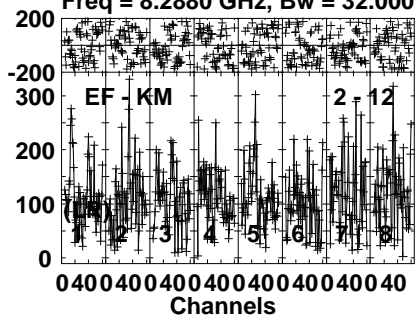


Lower frame: Micro Ampl Jy Top frame: Phas deg
Vector averaged cross-power spectrum Several baselines displayed
Timerange: 00/16:45:36 to 00/16:47:34

Plot file version 13 created 21-MAY-2024 14:59:37

J0822+1930 EP129.UVDATA.1

Freq = 8.2880 GHz, Bw = 32.000 MH No calibration applied and no bandpass applied



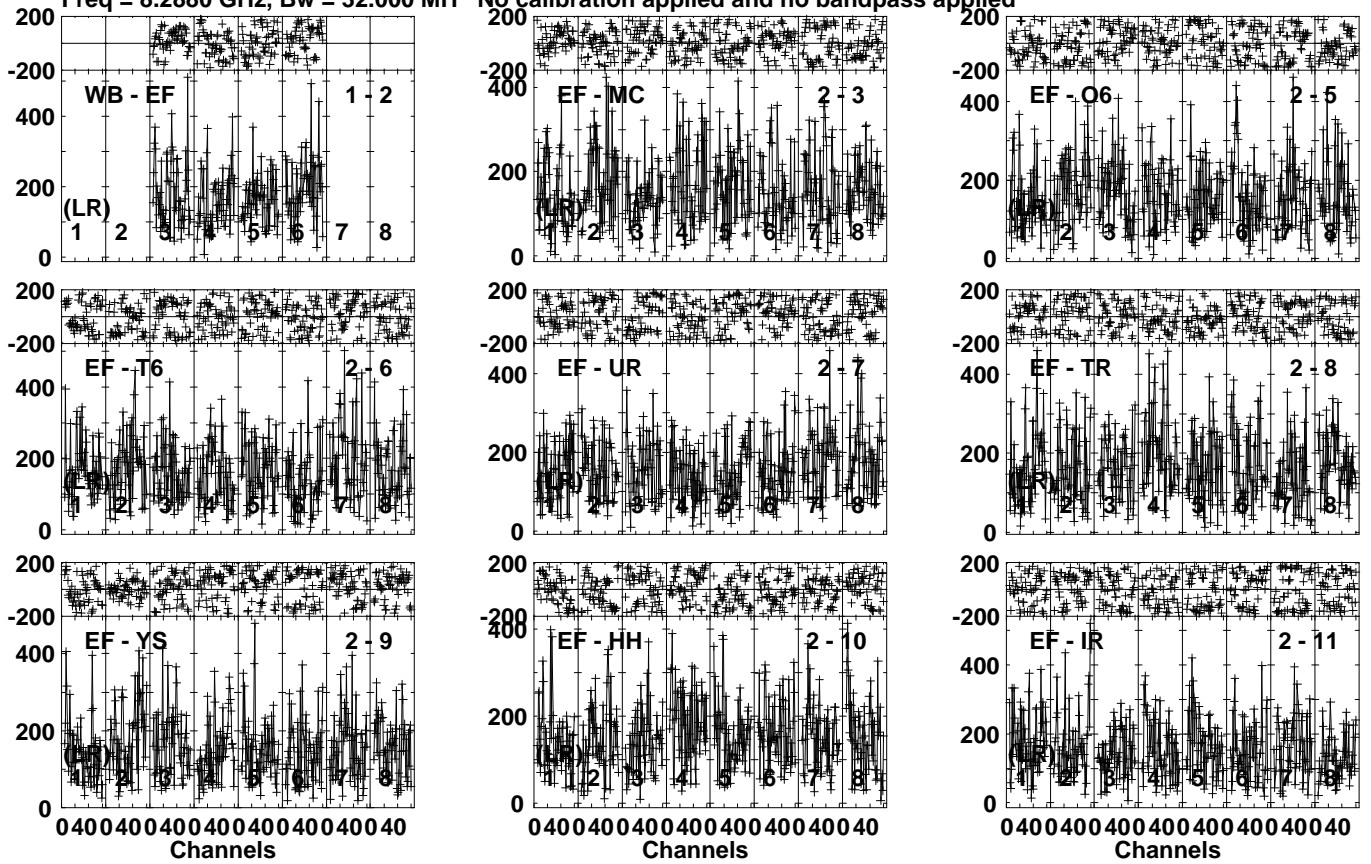
Lower frame: Micro Ampl Jy Top frame: Phas deg
Vector averaged cross-power spectrum Several baselines displayed
Timerange: 00/16:45:36 to 00/16:47:34

Plot file version 14 created 21-MAY-2024 14:59:37

J0817+1958 EP129.UVDATA.1

Freq = 8.2880 GHz, Bw = 32.000 MH

No calibration applied and no bandpass applied

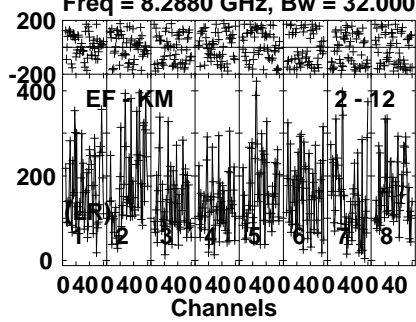


Lower frame: Micro Ampl Jy Top frame: Phas deg
Vector averaged cross-power spectrum Several baselines displayed
Timerange: 00/16:48:06 to 00/16:49:04

Plot file version 15 created 21-MAY-2024 14:59:37

J0817+1958 EP129.UVDATA.1

Freq = 8.2880 GHz, Bw = 32.000 MH No calibration applied and no bandpass applied



Lower frame: Micro Ampl Jy Top frame: Phas deg

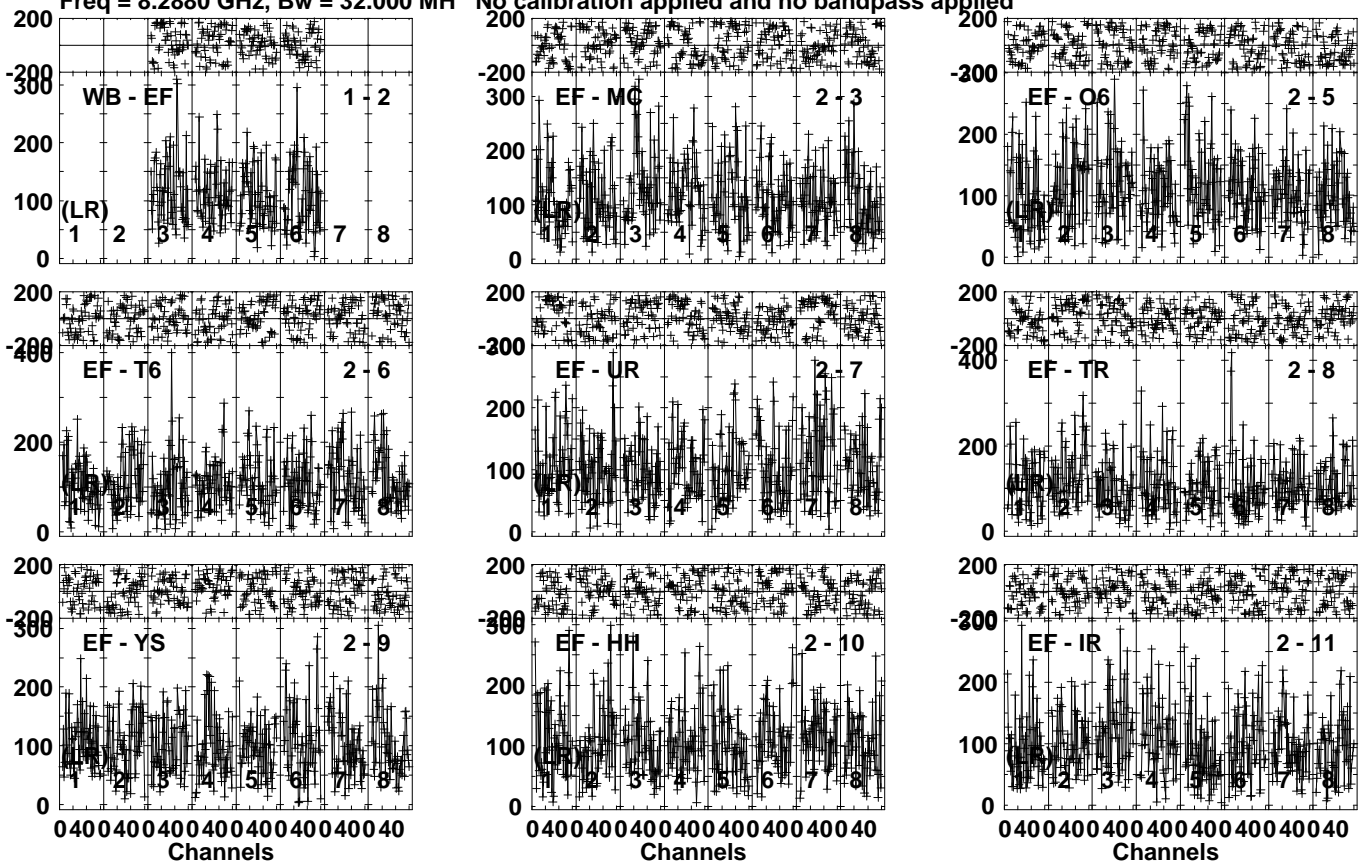
Vector averaged cross-power spectrum Several baselines displayed

Timerange: 00/16:48:06 to 00/16:49:04

Plot file version 16 created 21-MAY-2024 14:59:37

J0822+1930 EP129.UVDATA.1

Freq = 8.2880 GHz, Bw = 32.000 MH No calibration applied and no bandpass applied

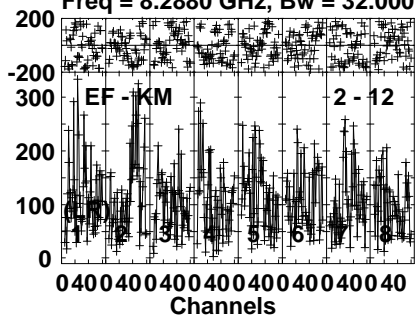


Lower frame: Micro Ampl Jy Top frame: Phas deg
Vector averaged cross-power spectrum Several baselines displayed
Timerange: 00/16:49:36 to 00/16:51:34

Plot file version 17 created 21-MAY-2024 14:59:37

J0822+1930 EP129.UVDATA.1

Freq = 8.2880 GHz, Bw = 32.000 MH No calibration applied and no bandpass applied



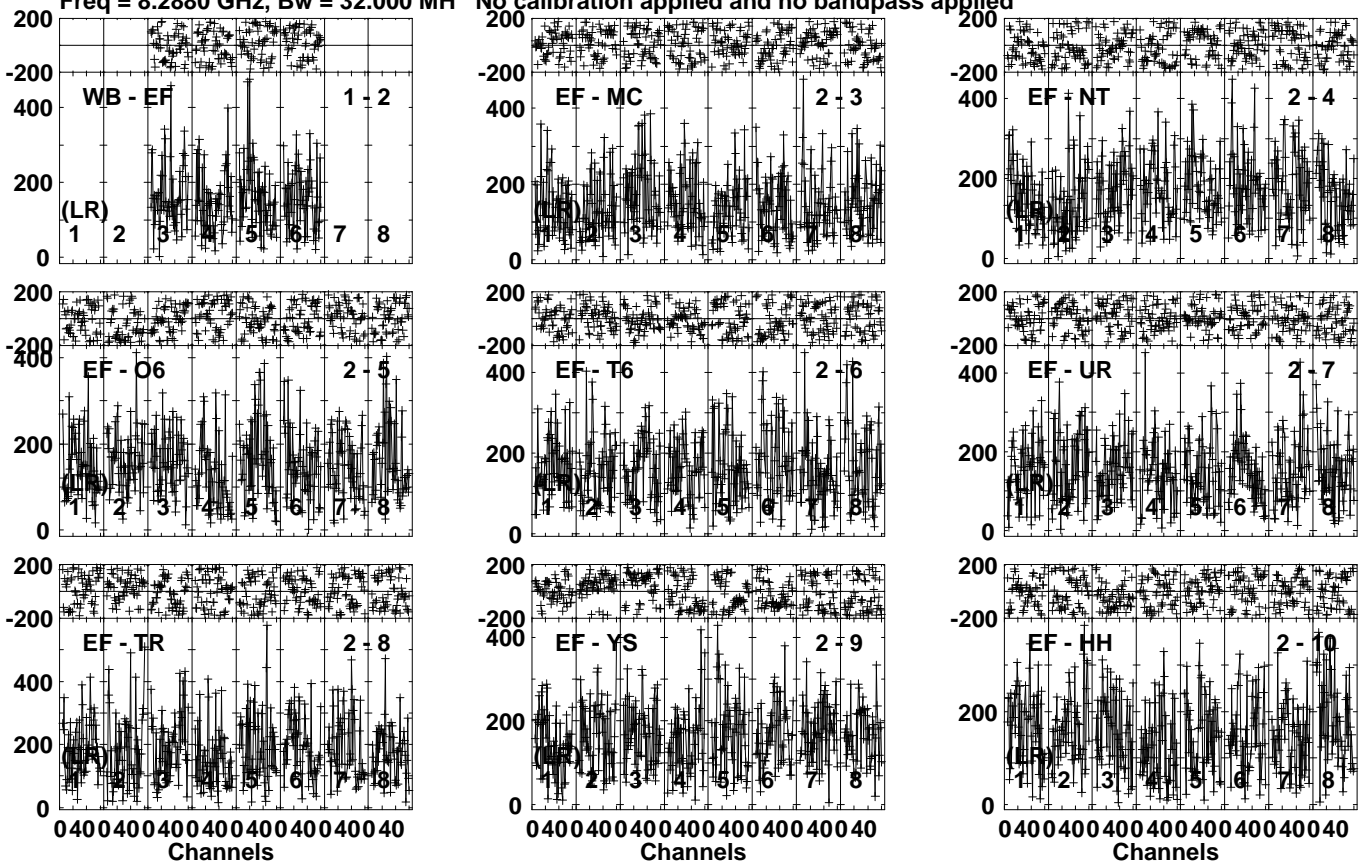
Lower frame: Micro Ampl Jy Top frame: Phas deg
Vector averaged cross-power spectrum Several baselines displayed
Timerange: 00/16:49:36 to 00/16:51:34

Plot file version 18 created 21-MAY-2024 14:59:37

J0817+1958 EP129.UVDATA.1

Freq = 8.2880 GHz, Bw = 32.000 MH

No calibration applied and no bandpass applied

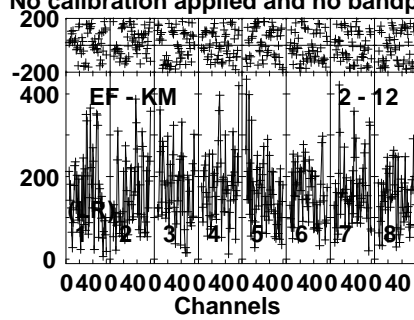
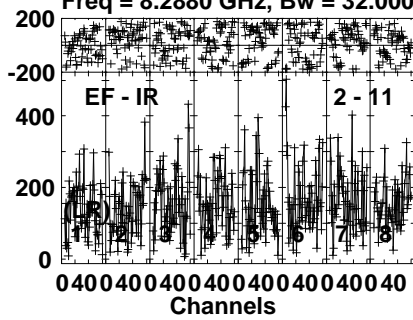


Lower frame: Micro Ampl Jy Top frame: Phas deg
Vector averaged cross-power spectrum Several baselines displayed
Timerange: 00/16:52:06 to 00/16:53:04

Plot file version 19 created 21-MAY-2024 14:59:37

J0817+1958 EP129.UVDATA.1

Freq = 8.2880 GHz, Bw = 32.000 MH No calibration applied and no bandpass applied

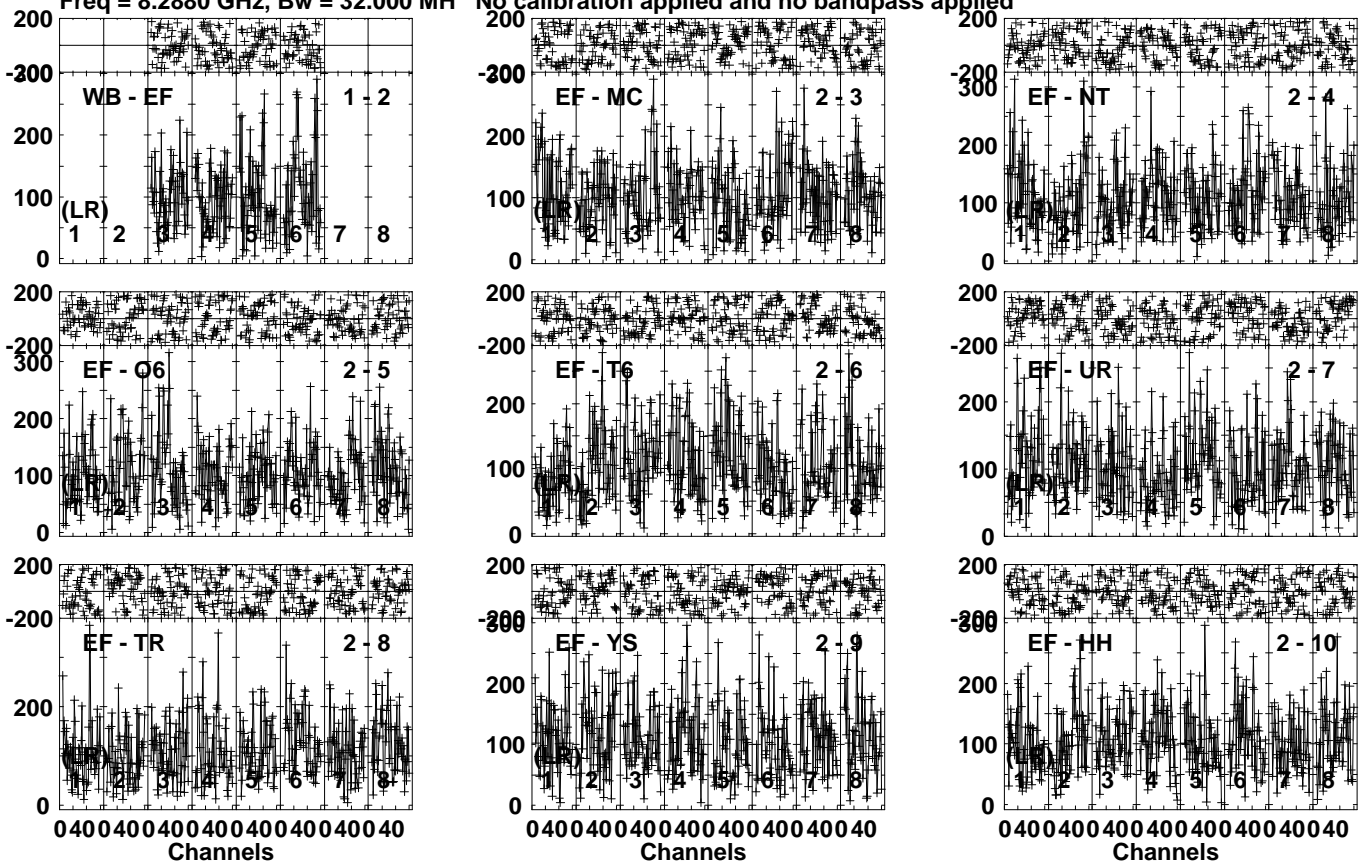


Lower frame: Micro Ampl Jy Top frame: Phas deg
Vector averaged cross-power spectrum Several baselines displayed
Timerange: 00/16:52:06 to 00/16:53:04

Plot file version 20 created 21-MAY-2024 14:59:37

J0822+1930 EP129.UVDATA.1

Freq = 8.2880 GHz, Bw = 32.000 MH No calibration applied and no bandpass applied

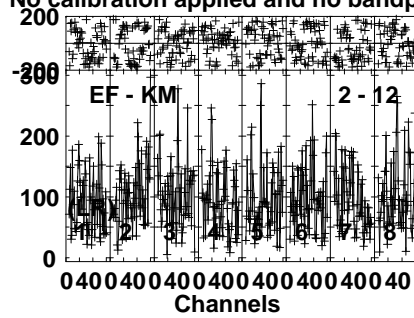
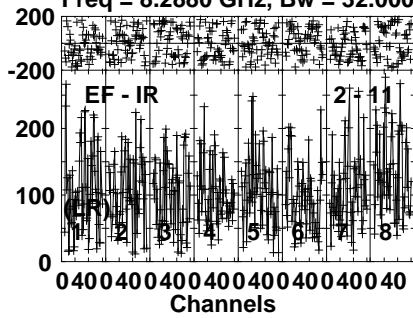


Lower frame: Micro Ampl Jy Top frame: Phas deg
Vector averaged cross-power spectrum Several baselines displayed
Timerange: 00/16:53:36 to 00/16:55:34

Plot file version 21 created 21-MAY-2024 14:59:38

J0822+1930 EP129.UVDATA.1

Freq = 8.2880 GHz, Bw = 32.000 MH No calibration applied and no bandpass applied



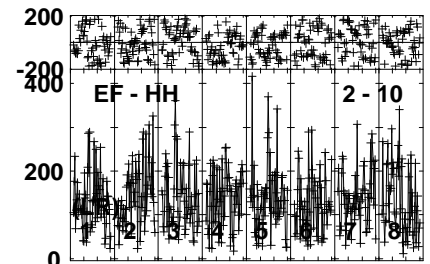
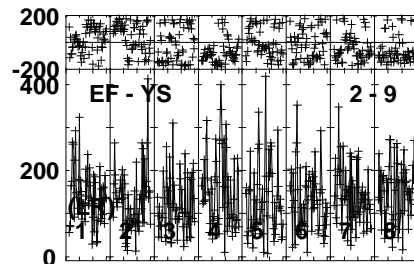
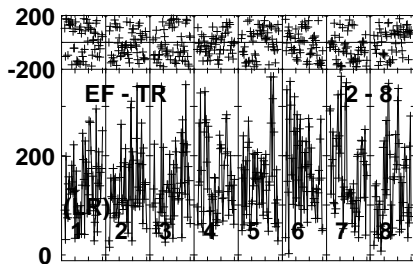
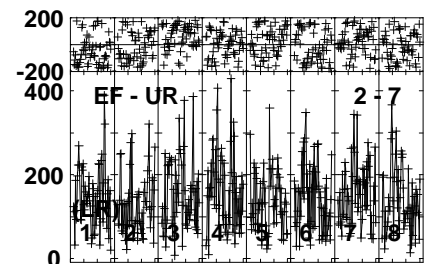
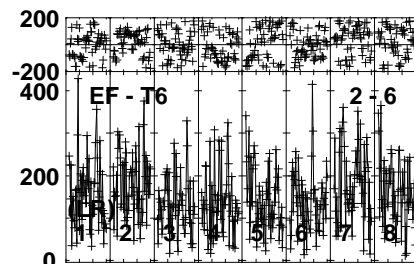
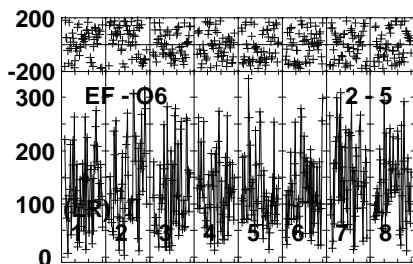
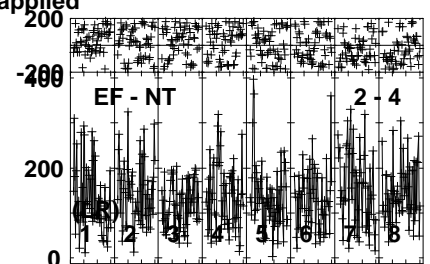
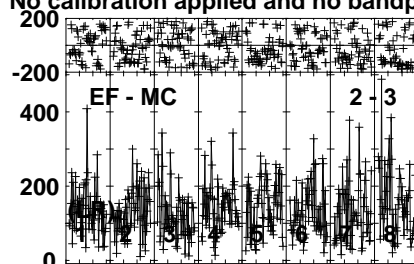
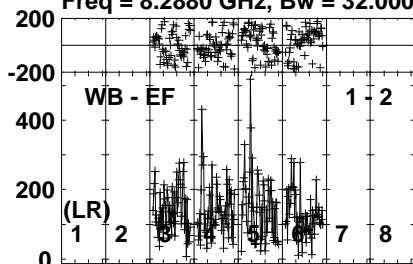
Lower frame: Micro Ampl Jy Top frame: Phas deg
Vector averaged cross-power spectrum Several baselines displayed
Timerange: 00/16:53:36 to 00/16:55:34

Plot file version 22 created 21-MAY-2024 14:59:38

J0817+1958 EP129.UVDATA.1

Freq = 8.2880 GHz, Bw = 32.000 MH

No calibration applied and no bandpass applied

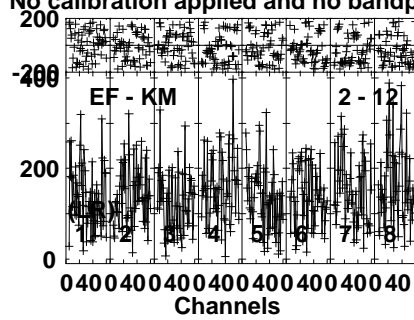
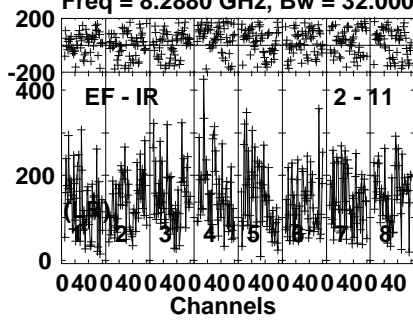


Lower frame: Micro Ampl Jy Top frame: Phas deg
Vector averaged cross-power spectrum Several baselines displayed
Timerange: 00/16:56:21 to 00/16:57:19

Plot file version 23 created 21-MAY-2024 14:59:38

J0817+1958 EP129.UVDATA.1

Freq = 8.2880 GHz, Bw = 32.000 MH No calibration applied and no bandpass applied



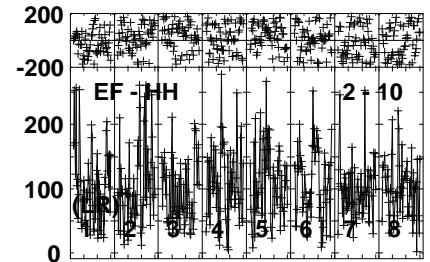
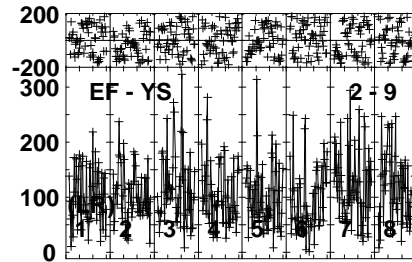
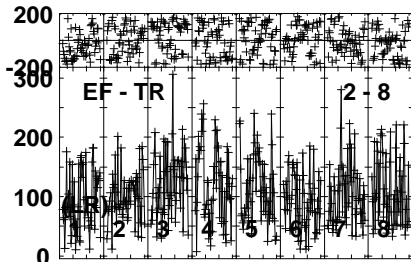
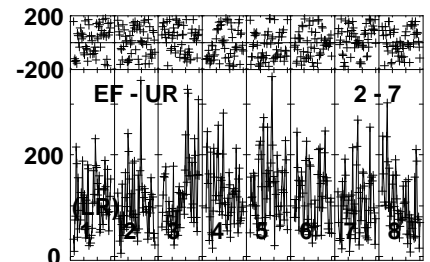
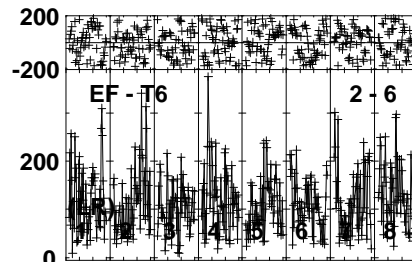
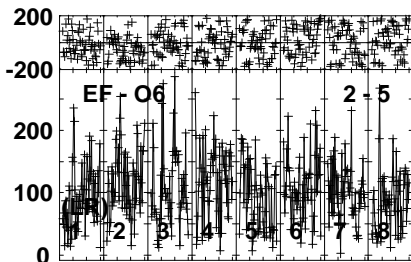
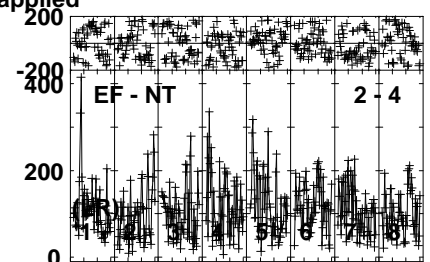
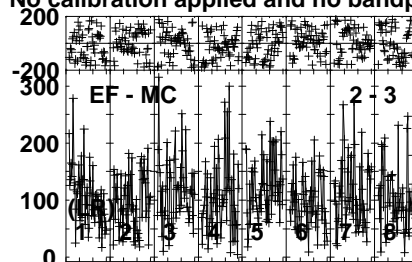
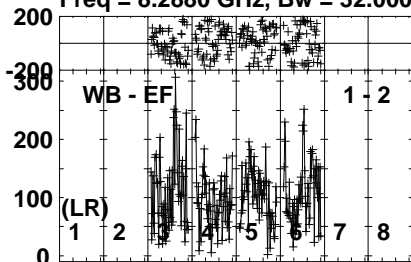
Lower frame: Micro Ampl Jy Top frame: Phas deg
Vector averaged cross-power spectrum Several baselines displayed
Timerange: 00/16:56:21 to 00/16:57:19

Plot file version 24 created 21-MAY-2024 14:59:38

J0822+1930 EP129.UVDATA.1

Freq = 8.2880 GHz, Bw = 32.000 MH

No calibration applied and no bandpass applied

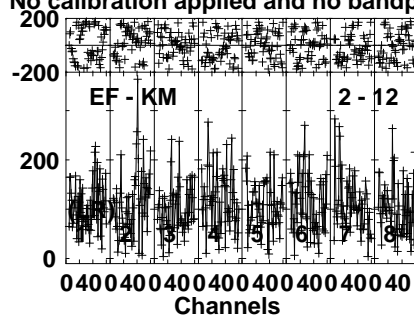
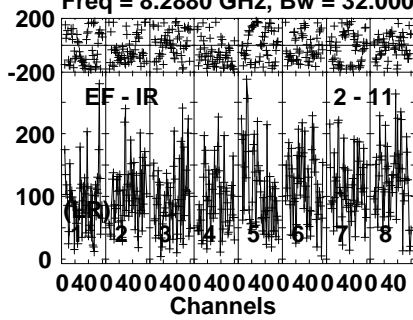


Lower frame: Micro Ampl Jy Top frame: Phas deg
Vector averaged cross-power spectrum Several baselines displayed
Timerange: 00/16:57:51 to 00/16:59:49

Plot file version 25 created 21-MAY-2024 14:59:38

J0822+1930 EP129.UVDATA.1

Freq = 8.2880 GHz, Bw = 32.000 MH No calibration applied and no bandpass applied

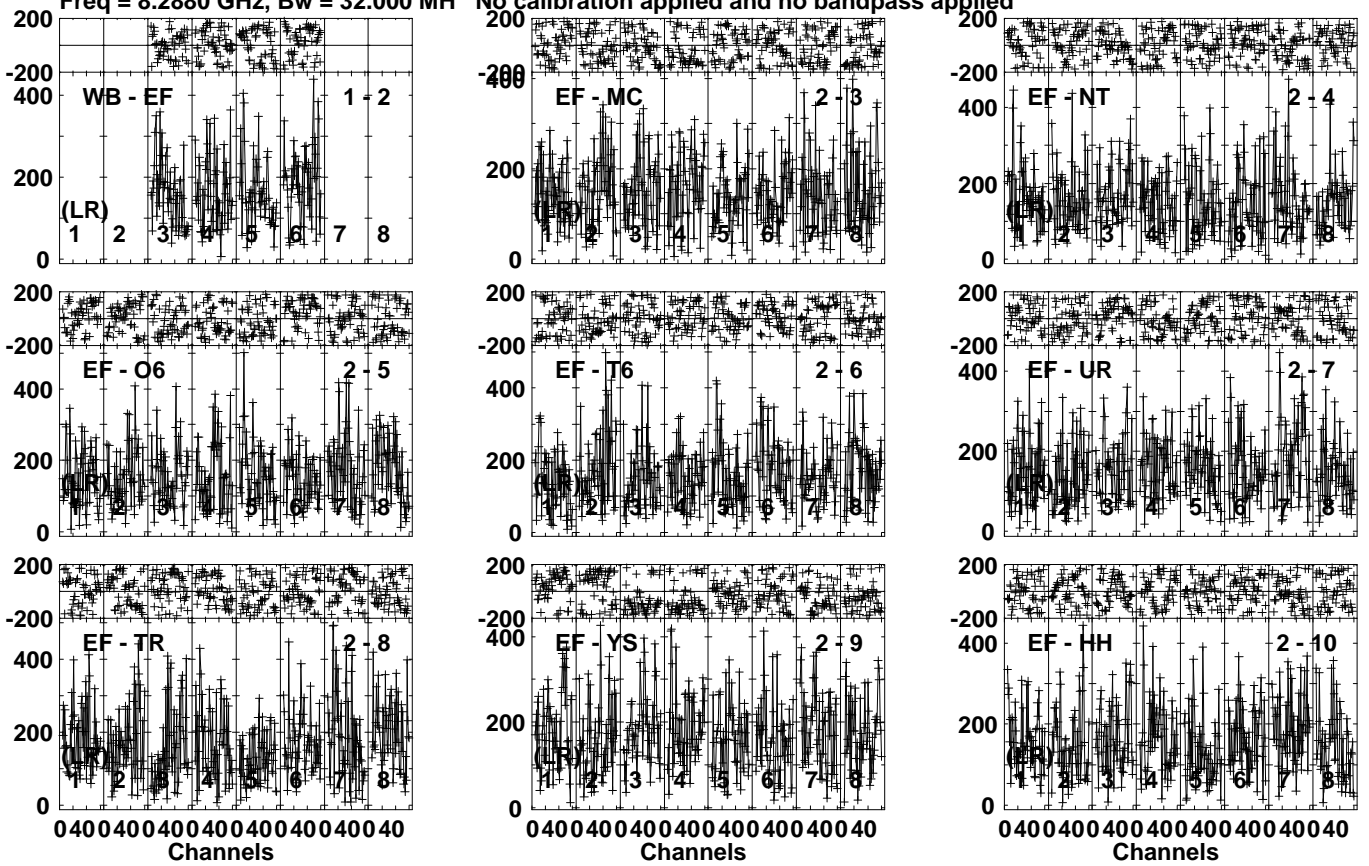


Lower frame: Micro Ampl Jy Top frame: Phas deg
Vector averaged cross-power spectrum Several baselines displayed
Timerange: 00/16:57:51 to 00/16:59:49

Plot file version 26 created 21-MAY-2024 14:59:38

J0817+1958 EP129.UVDATA.1

Freq = 8.2880 GHz, Bw = 32.000 MH No calibration applied and no bandpass applied

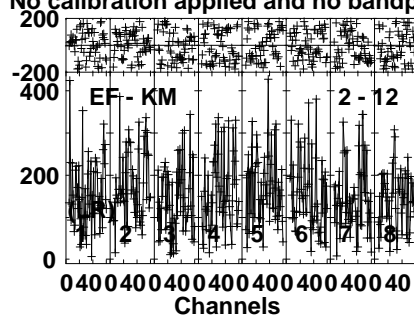
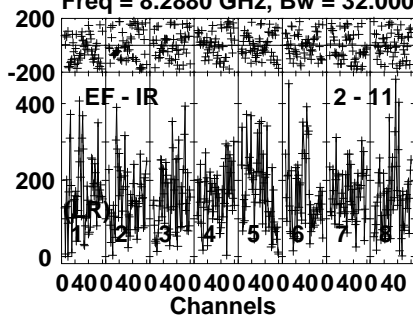


Lower frame: Micro Ampl Jy Top frame: Phas deg
Vector averaged cross-power spectrum Several baselines displayed
Timerange: 00/17:00:21 to 00/17:01:19

Plot file version 27 created 21-MAY-2024 14:59:38

J0817+1958 EP129.UVDATA.1

Freq = 8.2880 GHz, Bw = 32.000 MH No calibration applied and no bandpass applied



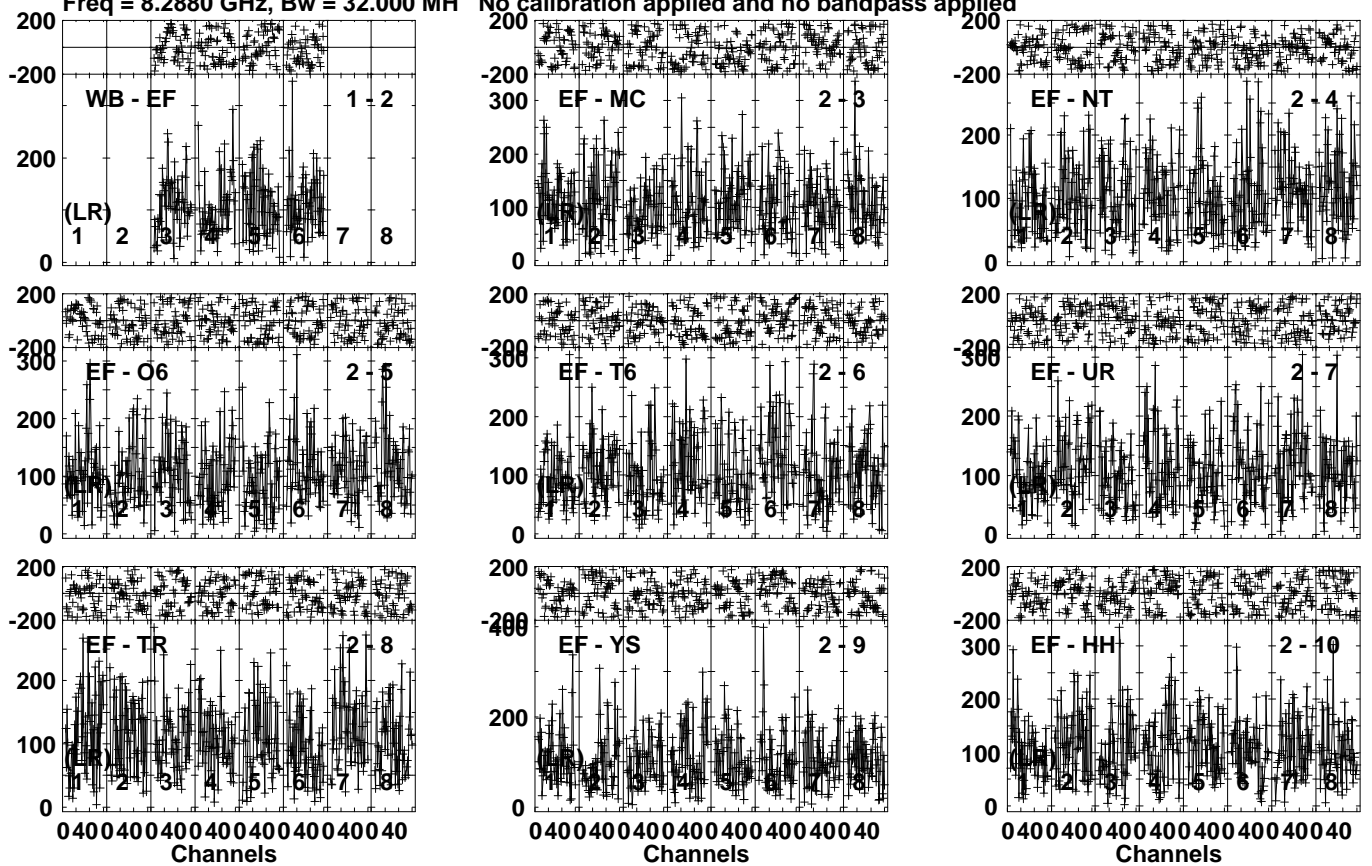
Lower frame: Micro Ampl Jy Top frame: Phas deg
Vector averaged cross-power spectrum Several baselines displayed
Timerange: 00/17:00:21 to 00/17:01:19

Plot file version 28 created 21-MAY-2024 14:59:38

J0822+1930 EP129.UVDATA.1

Freq = 8.2880 GHz, Bw = 32.000 MH

No calibration applied and no bandpass applied

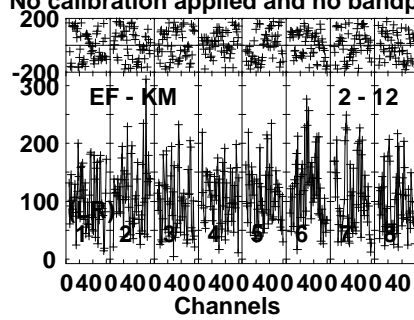
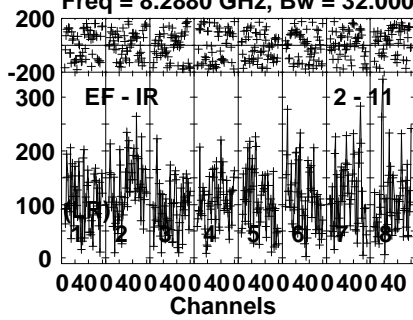


Lower frame: Micro Ampl Jy Top frame: Phas deg
Vector averaged cross-power spectrum Several baselines displayed
Timerange: 00/17:01:51 to 00/17:03:49

Plot file version 29 created 21-MAY-2024 14:59:39

J0822+1930 EP129.UVDATA.1

Freq = 8.2880 GHz, Bw = 32.000 MH No calibration applied and no bandpass applied



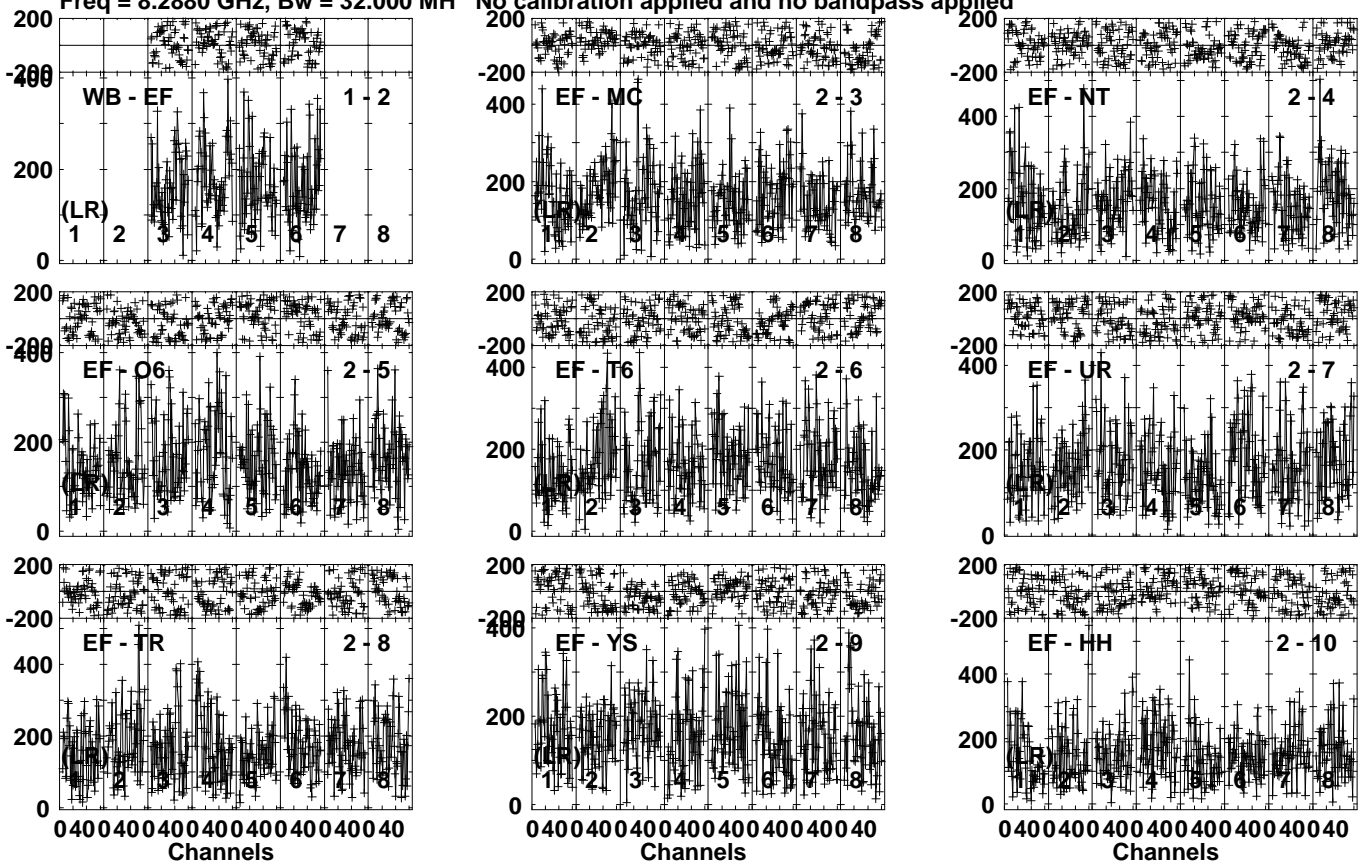
Lower frame: Micro Ampl Jy Top frame: Phas deg
Vector averaged cross-power spectrum Several baselines displayed
Timerange: 00/17:01:51 to 00/17:03:49

Plot file version 30 created 21-MAY-2024 14:59:39

J0817+1958 EP129.UVDATA.1

Freq = 8.2880 GHz, Bw = 32.000 MH

No calibration applied and no bandpass applied

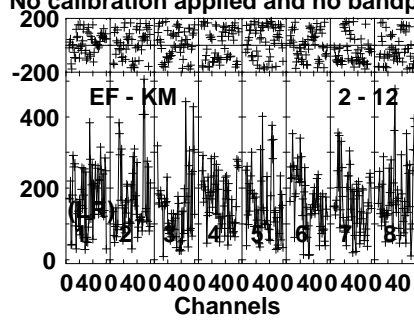
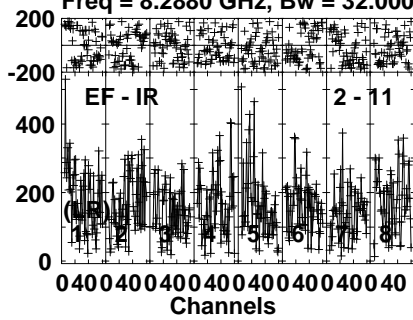


Lower frame: Micro Ampl Jy Top frame: Phas deg
Vector averaged cross-power spectrum Several baselines displayed
Timerange: 00/17:04:21 to 00/17:05:19

Plot file version 31 created 21-MAY-2024 14:59:39

J0817+1958 EP129.UVDATA.1

Freq = 8.2880 GHz, Bw = 32.000 MH No calibration applied and no bandpass applied

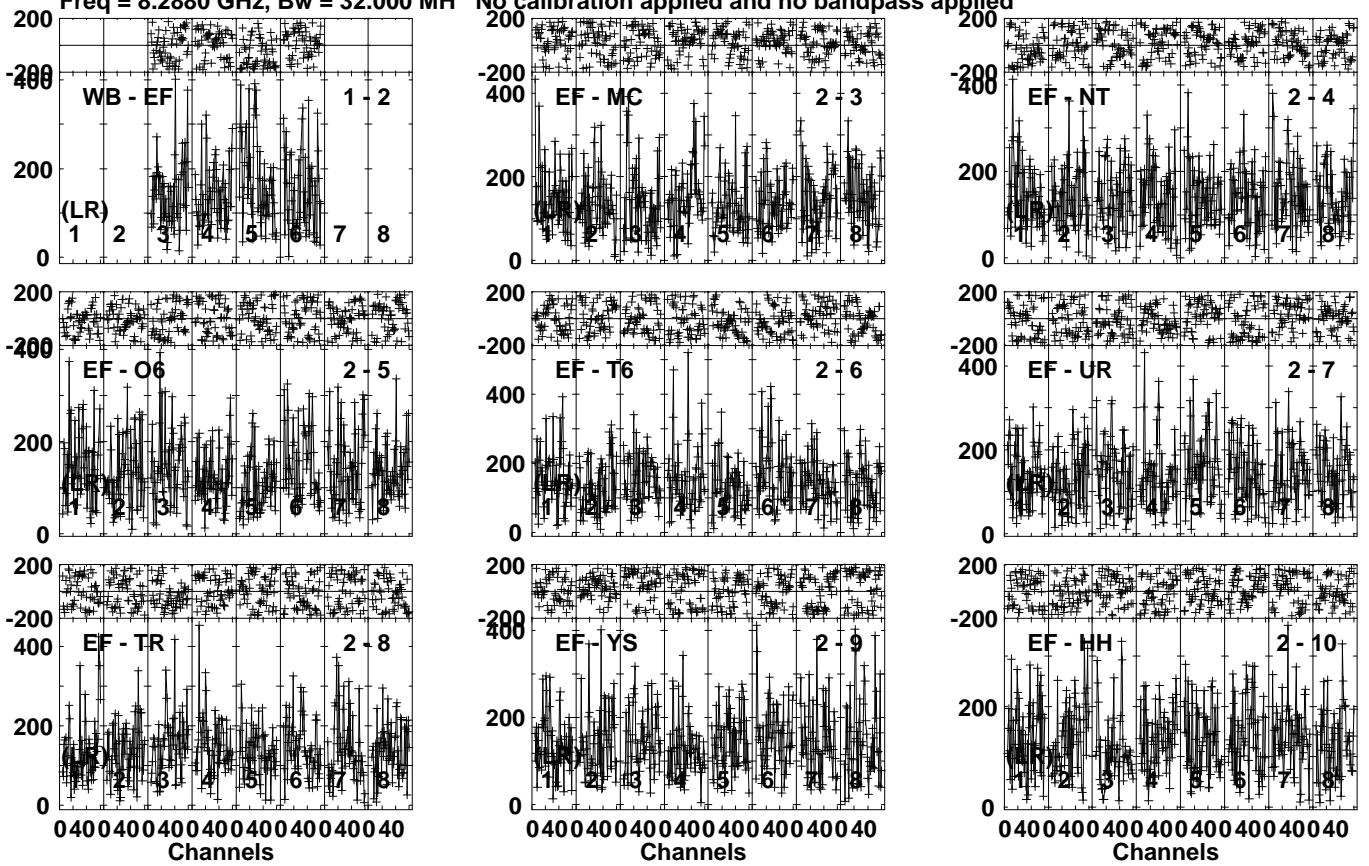


Lower frame: Micro Ampl Jy Top frame: Phas deg
Vector averaged cross-power spectrum Several baselines displayed
Timerange: 00/17:04:21 to 00/17:05:19

Plot file version 32 created 21-MAY-2024 14:59:39

J0829+1754 EP129.UVDATA.1

Freq = 8.2880 GHz, Bw = 32.000 MH No calibration applied and no bandpass applied

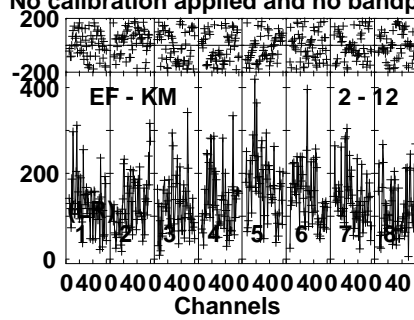
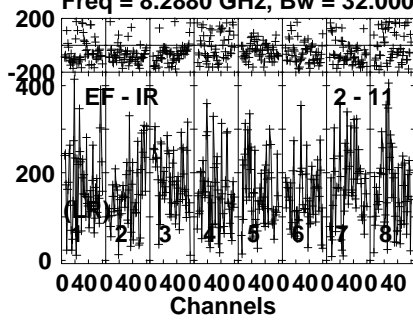


Lower frame: Micro Ampl Jy Top frame: Phas deg
Vector averaged cross-power spectrum Several baselines displayed
Timerange: 00/17:06:21 to 00/17:07:19

Plot file version 33 created 21-MAY-2024 14:59:39

J0829+1754 EP129.UVDATA.1

Freq = 8.2880 GHz, Bw = 32.000 MH No calibration applied and no bandpass applied

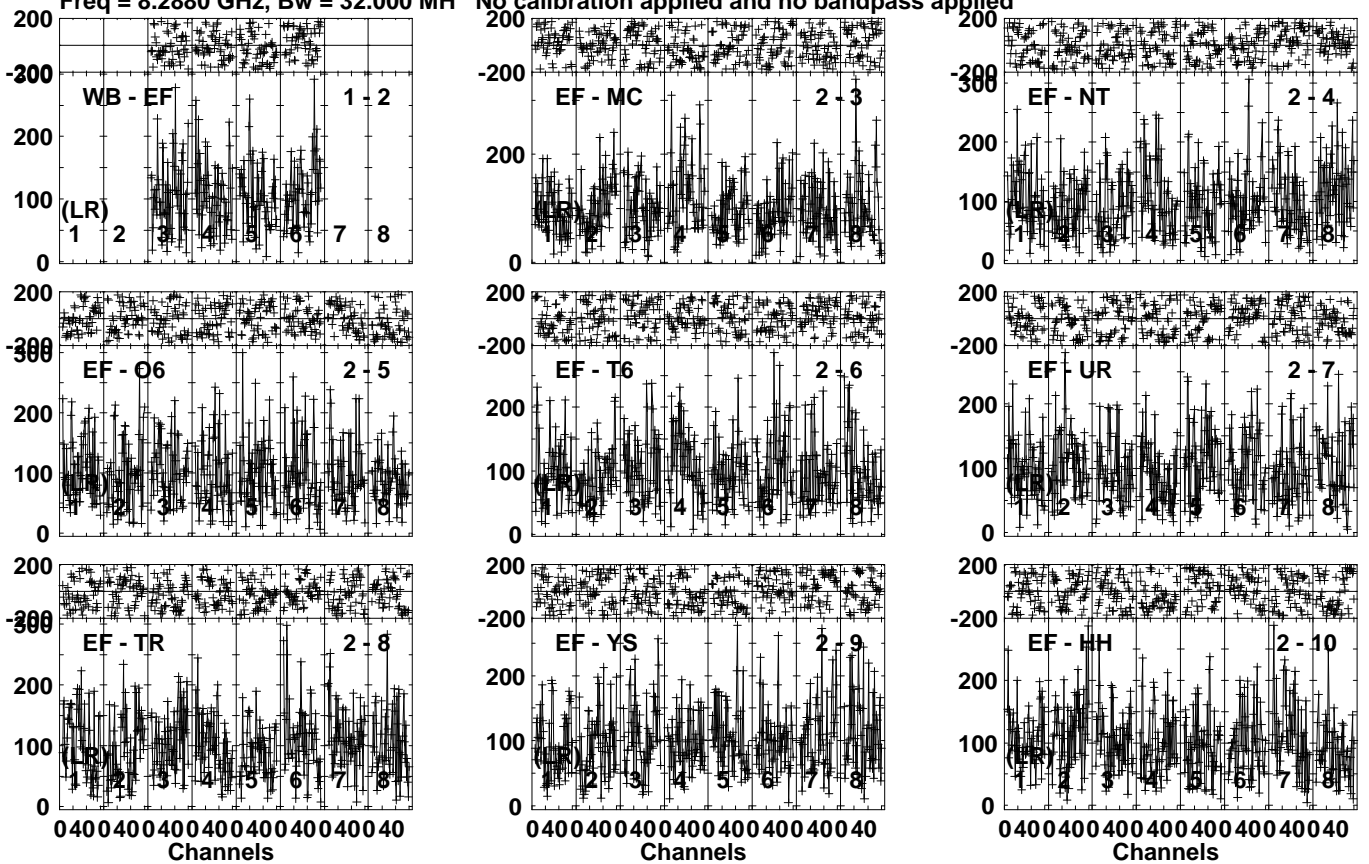


Lower frame: Micro Ampl Jy Top frame: Phas deg
Vector averaged cross-power spectrum Several baselines displayed
Timerange: 00/17:06:21 to 00/17:07:19

Plot file version 34 created 21-MAY-2024 14:59:39

J0822+1930 EP129.UVDATA.1

Freq = 8.2880 GHz, Bw = 32.000 MH No calibration applied and no bandpass applied

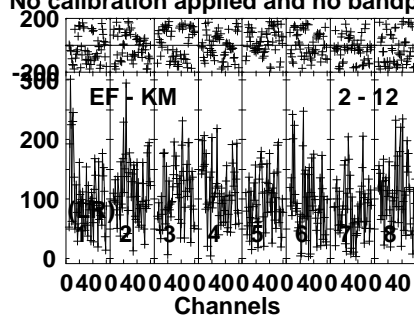
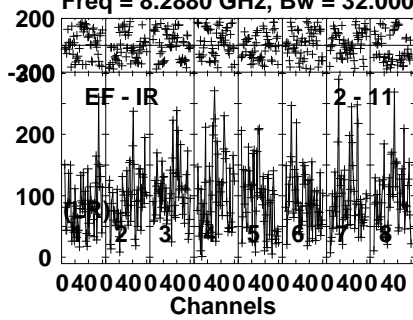


Lower frame: Micro Ampl Jy Top frame: Phas deg
Vector averaged cross-power spectrum Several baselines displayed
Timerange: 00/17:08:01 to 00/17:09:59

Plot file version 35 created 21-MAY-2024 14:59:39

J0822+1930 EP129.UVDATA.1

Freq = 8.2880 GHz, Bw = 32.000 MH No calibration applied and no bandpass applied

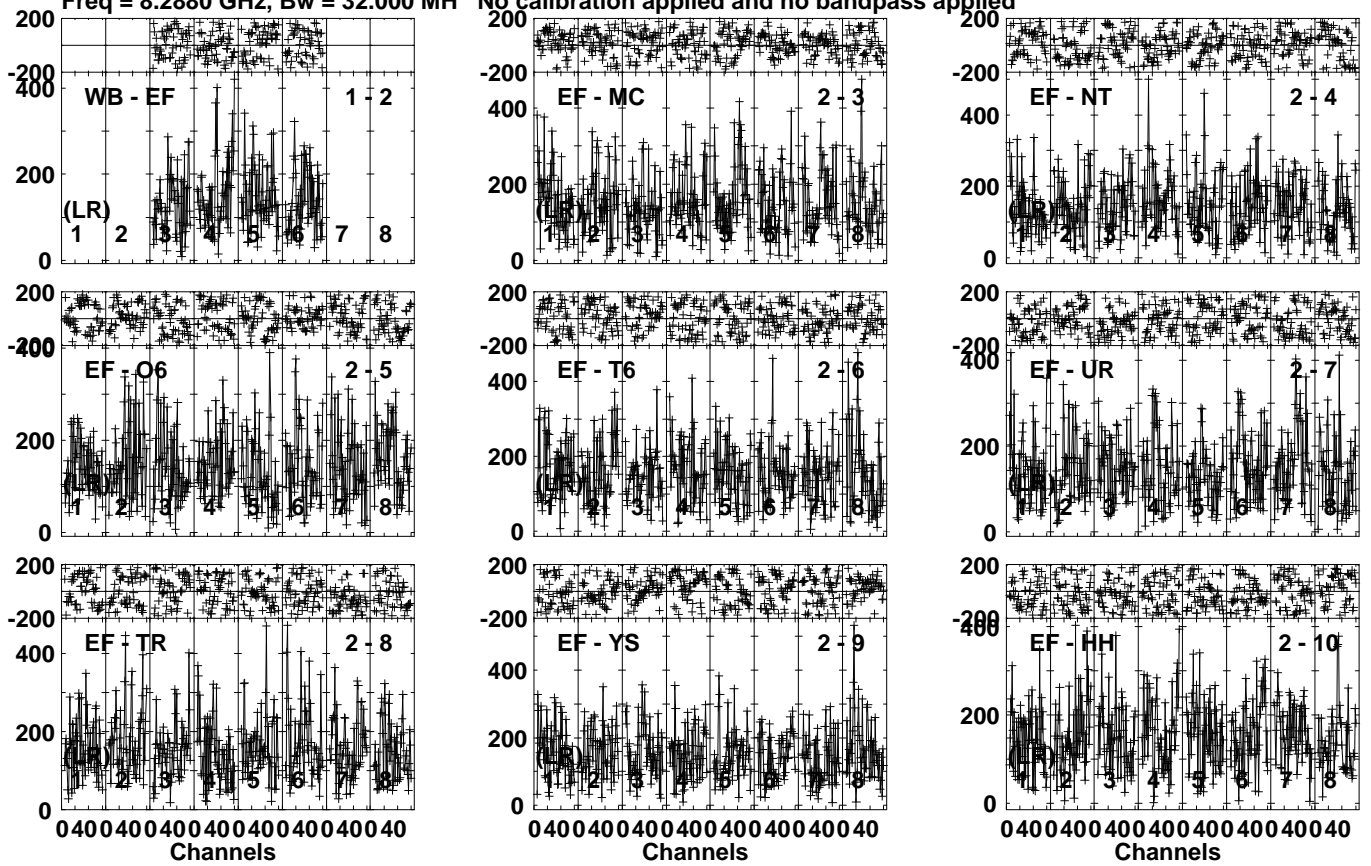


Lower frame: Micro Ampl Jy Top frame: Phas deg
Vector averaged cross-power spectrum Several baselines displayed
Timerange: 00/17:08:01 to 00/17:09:59

Plot file version 36 created 21-MAY-2024 14:59:39

J0829+1754 EP129.UVDATA.1

Freq = 8.2880 GHz, Bw = 32.000 MH No calibration applied and no bandpass applied

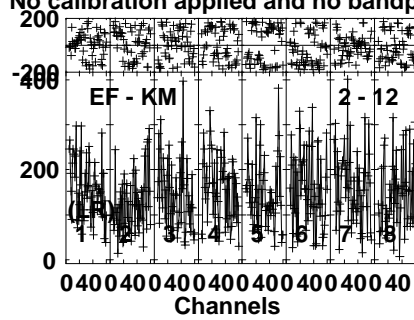
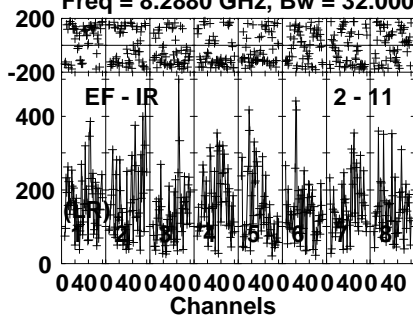


Lower frame: Micro Ampl Jy Top frame: Phas deg
Vector averaged cross-power spectrum Several baselines displayed
Timerange: 00/17:10:41 to 00/17:11:39

Plot file version 37 created 21-MAY-2024 14:59:40

J0829+1754 EP129.UVDATA.1

Freq = 8.2880 GHz, Bw = 32.000 MH No calibration applied and no bandpass applied

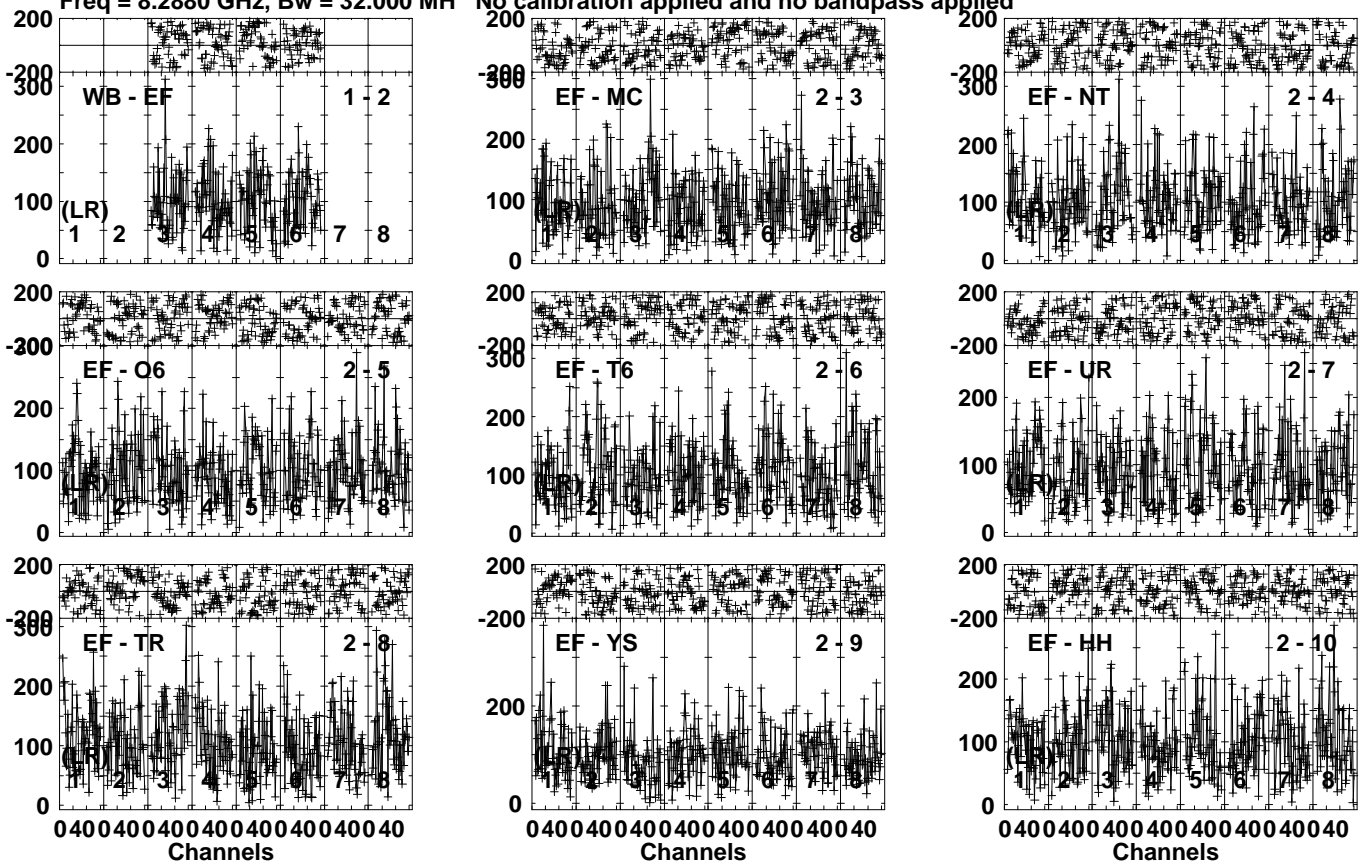


Lower frame: Micro Ampl Jy Top frame: Phas deg
Vector averaged cross-power spectrum Several baselines displayed
Timerange: 00/17:10:41 to 00/17:11:39

Plot file version 38 created 21-MAY-2024 14:59:40

J0822+1930 EP129.UVDATA.1

Freq = 8.2880 GHz, Bw = 32.000 MH No calibration applied and no bandpass applied

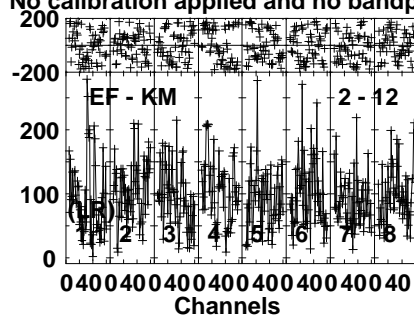
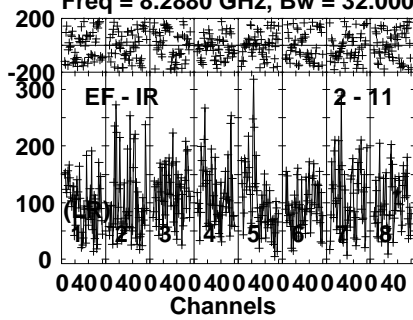


Lower frame: Micro Ampl Jy Top frame: Phas deg
Vector averaged cross-power spectrum Several baselines displayed
Timerange: 00/17:12:21 to 00/17:14:19

Plot file version 39 created 21-MAY-2024 14:59:40

J0822+1930 EP129.UVDATA.1

Freq = 8.2880 GHz, Bw = 32.000 MH No calibration applied and no bandpass applied

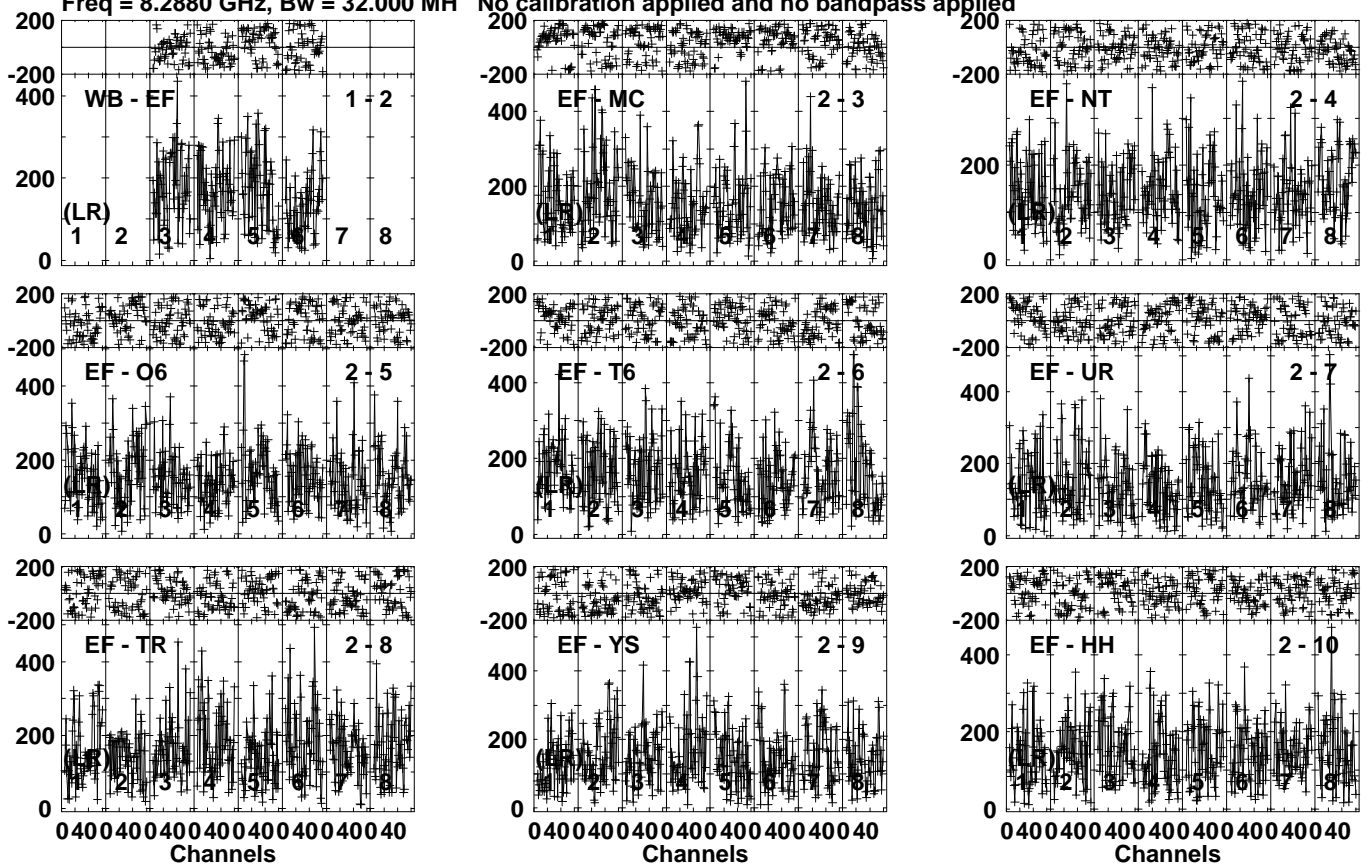


Lower frame: Micro Ampl Jy Top frame: Phas deg
Vector averaged cross-power spectrum Several baselines displayed
Timerange: 00/17:12:21 to 00/17:14:19

Plot file version 40 created 21-MAY-2024 14:59:40

J0829+1754 EP129.UVDATA.1

Freq = 8.2880 GHz, Bw = 32.000 MH No calibration applied and no bandpass applied

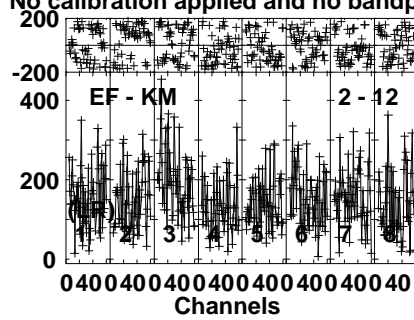
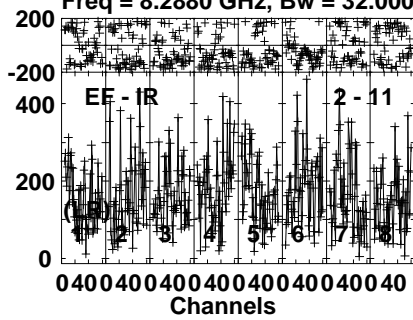


Lower frame: Micro Ampl Jy Top frame: Phas deg
Vector averaged cross-power spectrum Several baselines displayed
Timerange: 00/17:15:01 to 00/17:15:59

Plot file version 41 created 21-MAY-2024 14:59:40

J0829+1754 EP129.UVDATA.1

Freq = 8.2880 GHz, Bw = 32.000 MH No calibration applied and no bandpass applied

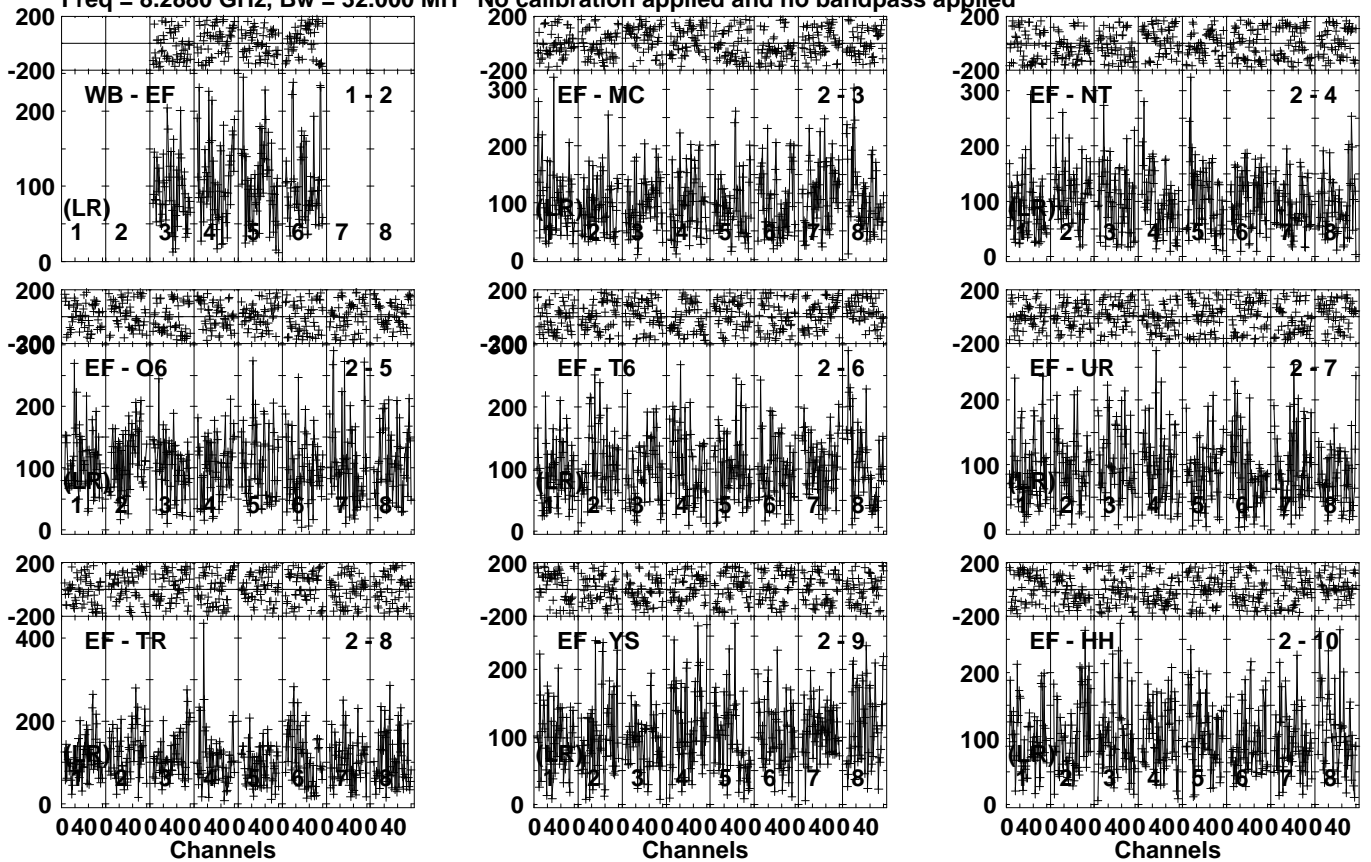


Lower frame: Micro Ampl Jy Top frame: Phas deg
Vector averaged cross-power spectrum Several baselines displayed
Timerange: 00/17:15:01 to 00/17:15:59

Plot file version 42 created 21-MAY-2024 14:59:40

J0822+1930 EP129.UVDATA.1

Freq = 8.2880 GHz, Bw = 32.000 MH No calibration applied and no bandpass applied

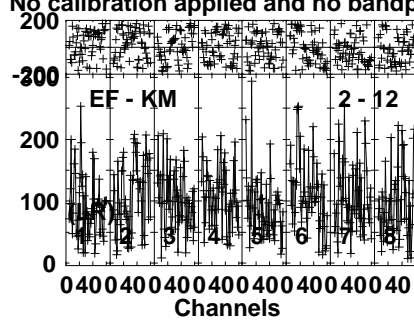
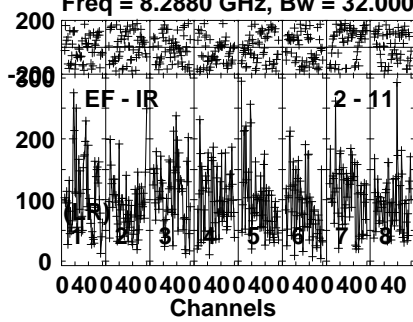


Lower frame: Micro Ampl Jy Top frame: Phas deg
Vector averaged cross-power spectrum Several baselines displayed
Timerange: 00/17:16:41 to 00/17:18:39

Plot file version 43 created 21-MAY-2024 14:59:40

J0822+1930 EP129.UVDATA.1

Freq = 8.2880 GHz, Bw = 32.000 MH No calibration applied and no bandpass applied



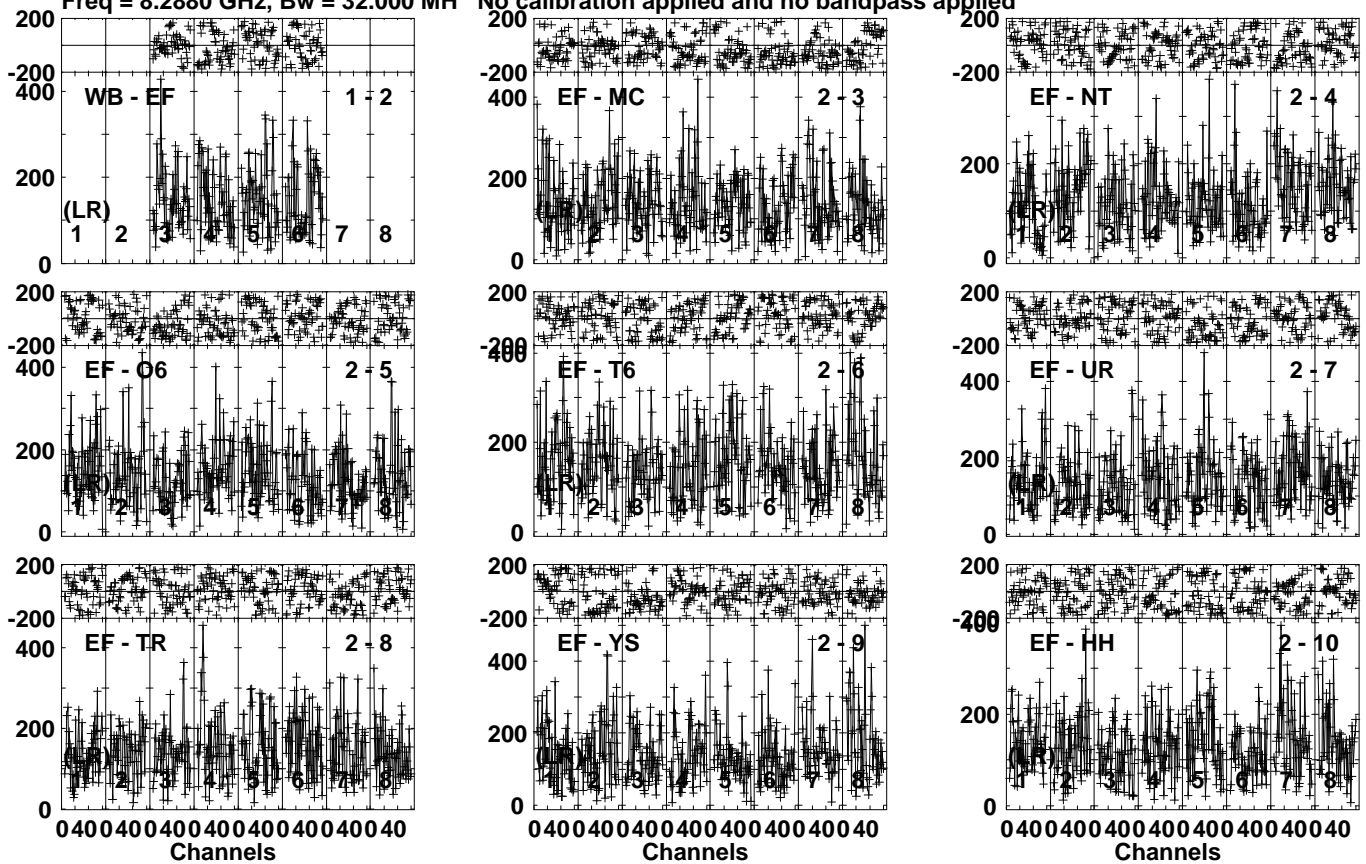
Lower frame: Micro Ampl Jy Top frame: Phas deg
Vector averaged cross-power spectrum Several baselines displayed
Timerange: 00/17:16:41 to 00/17:18:39

Plot file version 44 created 21-MAY-2024 14:59:40

J0829+1754 EP129.UVDATA.1

Freq = 8.2880 GHz, Bw = 32.000 MH

No calibration applied and no bandpass applied

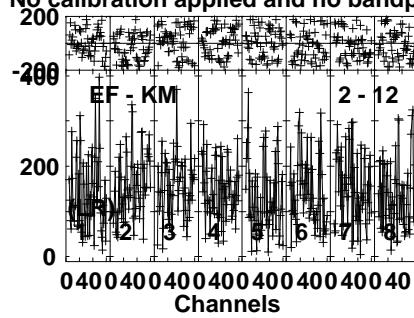
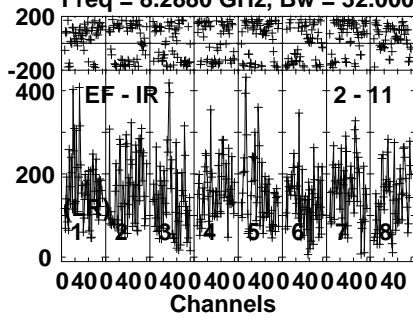


Lower frame: Micro Ampl Jy Top frame: Phas deg
Vector averaged cross-power spectrum Several baselines displayed
Timerange: 00/17:19:31 to 00/17:20:29

Plot file version 45 created 21-MAY-2024 14:59:41

J0829+1754 EP129.UVDATA.1

Freq = 8.2880 GHz, Bw = 32.000 MH No calibration applied and no bandpass applied

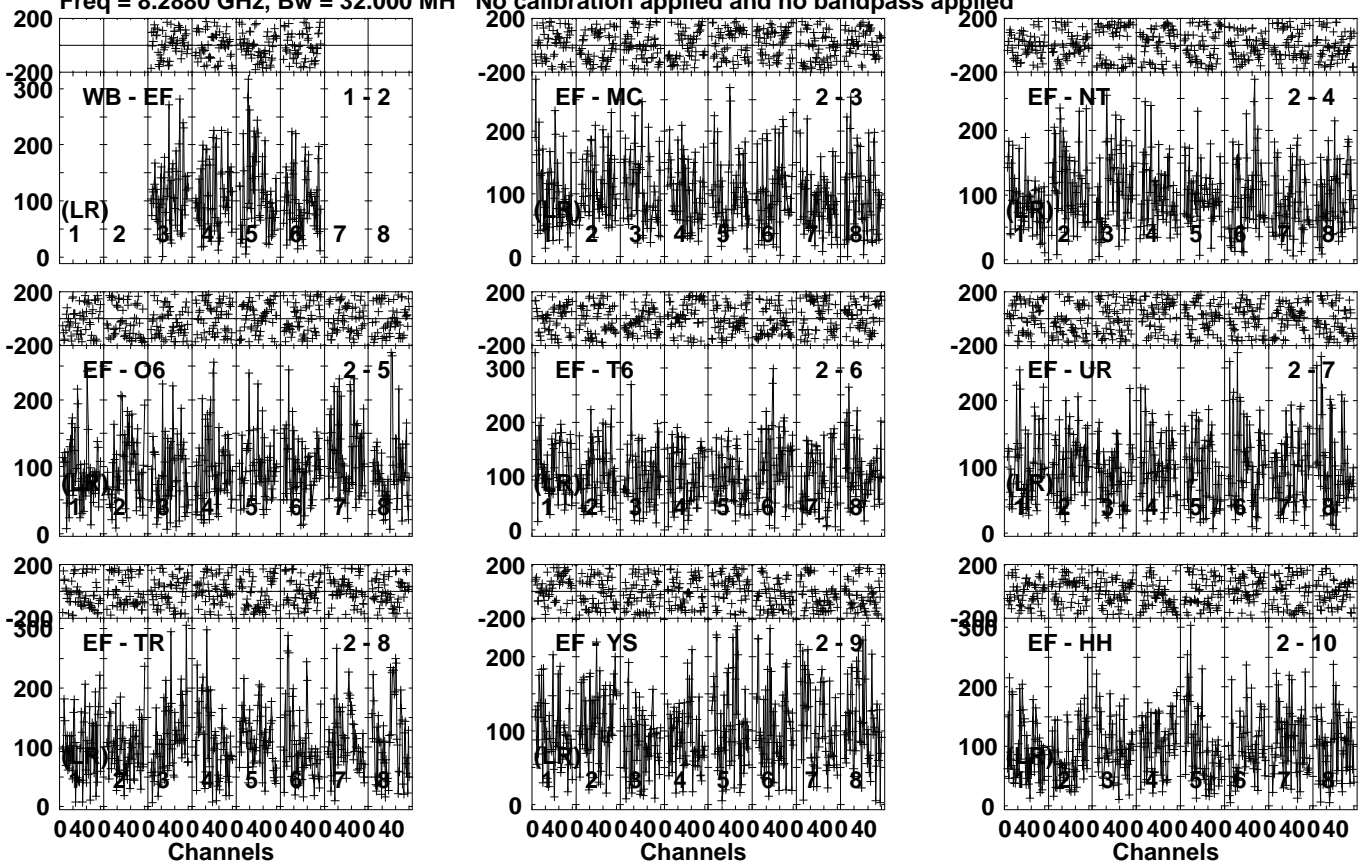


Lower frame: Micro Ampl Jy Top frame: Phas deg
Vector averaged cross-power spectrum Several baselines displayed
Timerange: 00/17:19:31 to 00/17:20:29

Plot file version 46 created 21-MAY-2024 14:59:41

J0822+1930 EP129.UVDATA.1

Freq = 8.2880 GHz, Bw = 32.000 MH No calibration applied and no bandpass applied

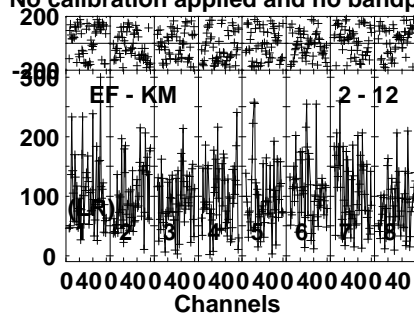
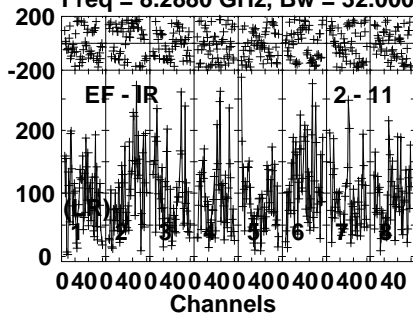


Lower frame: Micro Ampl Jy Top frame: Phas deg
Vector averaged cross-power spectrum Several baselines displayed
Timerange: 00/17:21:11 to 00/17:23:09

Plot file version 47 created 21-MAY-2024 14:59:41

J0822+1930 EP129.UVDATA.1

Freq = 8.2880 GHz, Bw = 32.000 MH No calibration applied and no bandpass applied

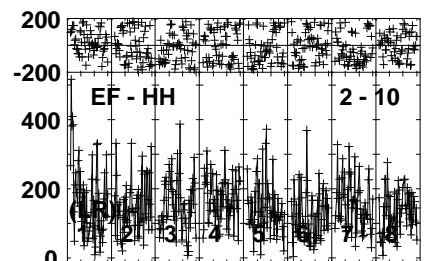
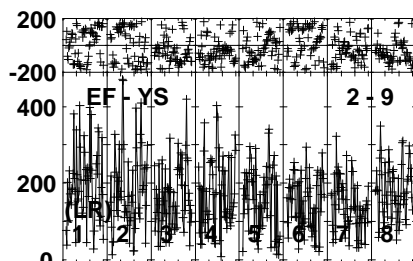
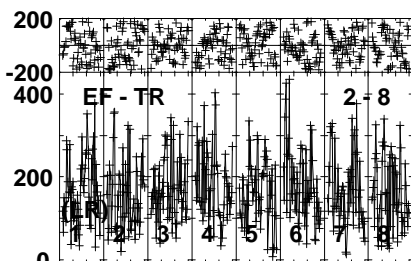
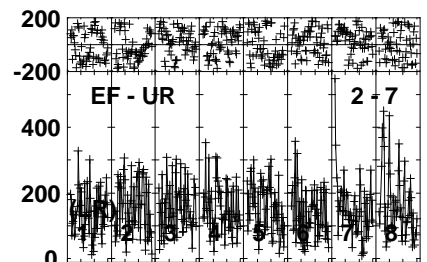
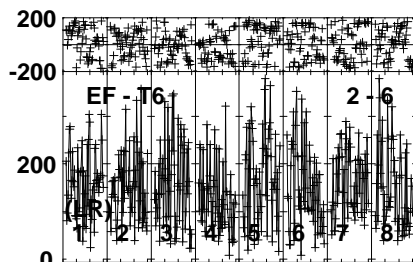
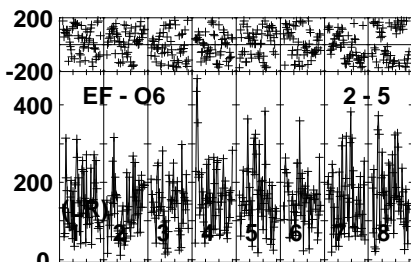
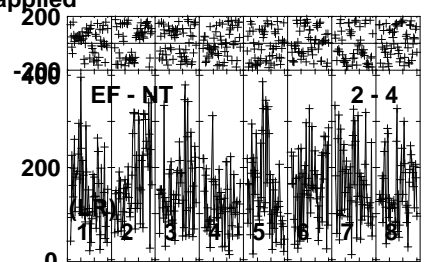
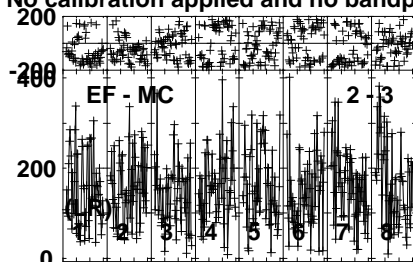
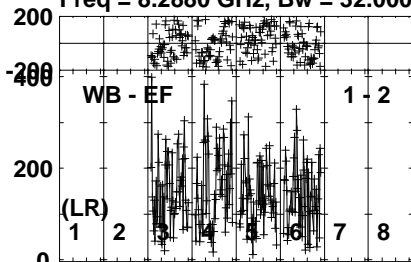


Lower frame: Micro Ampl Jy Top frame: Phas deg
Vector averaged cross-power spectrum Several baselines displayed
Timerange: 00/17:21:11 to 00/17:23:09

Plot file version 48 created 21-MAY-2024 14:59:41

J0829+1754 EP129.UVDATA.1

Freq = 8.2880 GHz, Bw = 32.000 MH No calibration applied and no bandpass applied

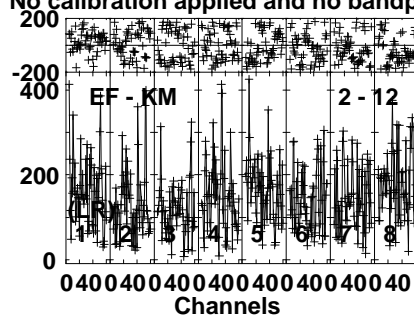
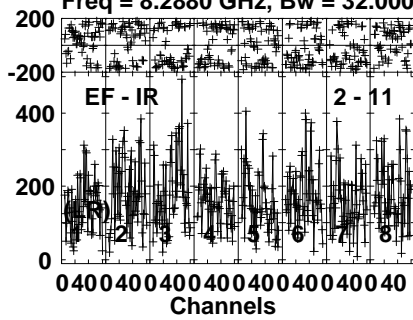


Lower frame: Micro Ampl Jy Top frame: Phas deg
Vector averaged cross-power spectrum Several baselines displayed
Timerange: 00/17:23:51 to 00/17:24:49

Plot file version 49 created 21-MAY-2024 14:59:41

J0829+1754 EP129.UVDATA.1

Freq = 8.2880 GHz, Bw = 32.000 MH No calibration applied and no bandpass applied

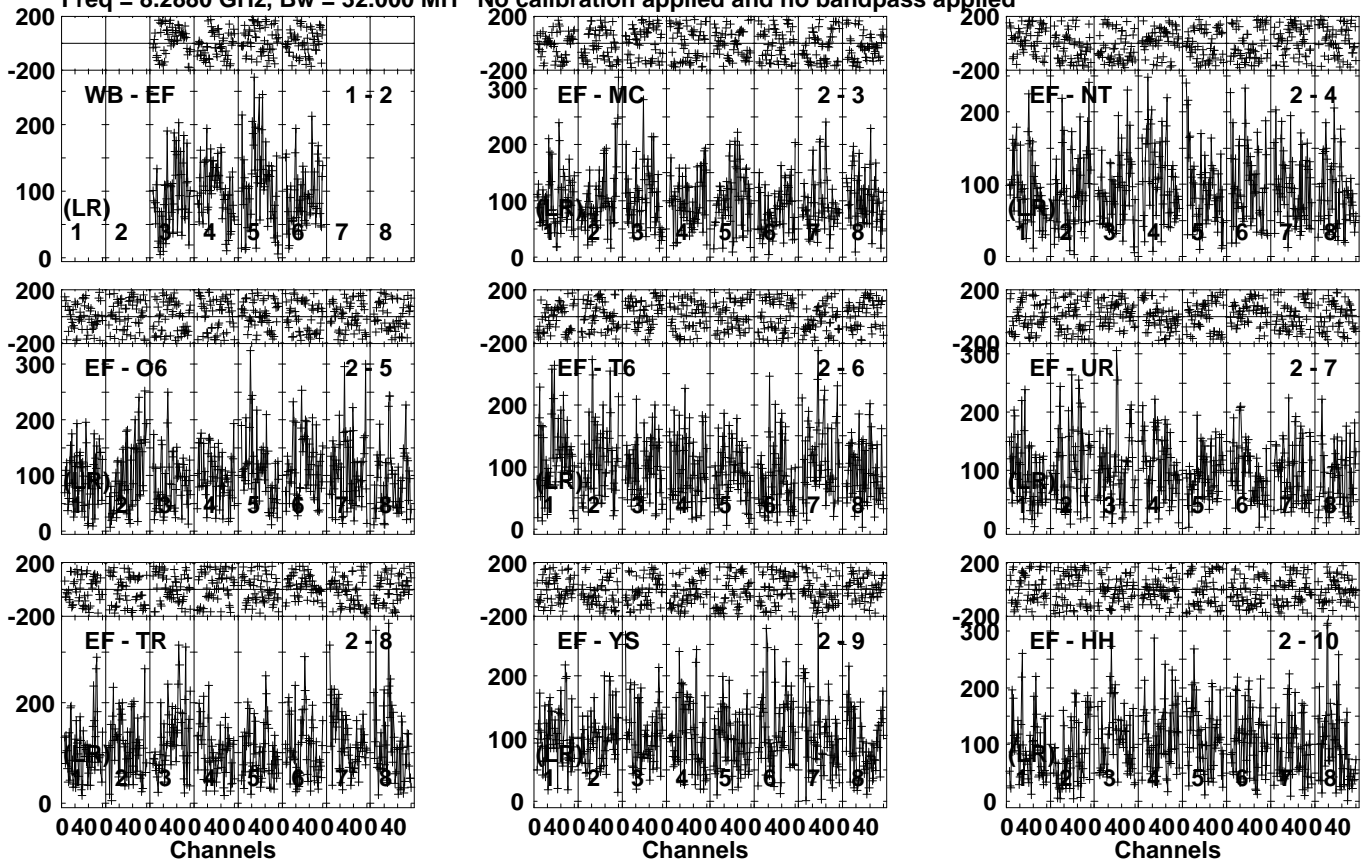


Lower frame: Micro Ampl Jy Top frame: Phas deg
Vector averaged cross-power spectrum Several baselines displayed
Timerange: 00/17:23:51 to 00/17:24:49

Plot file version 50 created 21-MAY-2024 14:59:41

J0822+1930 EP129.UVDATA.1

Freq = 8.2880 GHz, Bw = 32.000 MH No calibration applied and no bandpass applied

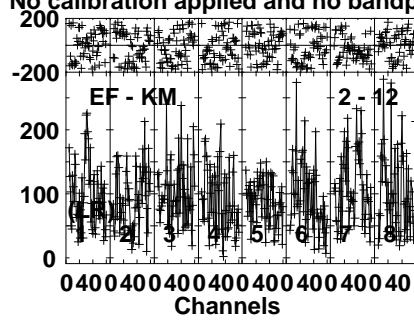
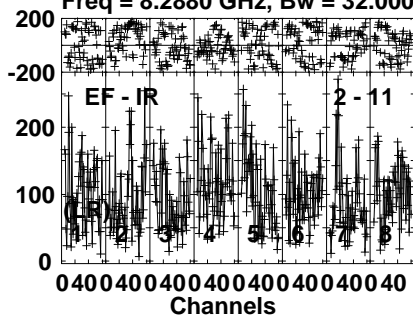


Lower frame: Micro Ampl Jy Top frame: Phas deg
Vector averaged cross-power spectrum Several baselines displayed
Timerange: 00/17:25:21 to 00/17:27:19

Plot file version 51 created 21-MAY-2024 14:59:41

J0822+1930 EP129.UVDATA.1

Freq = 8.2880 GHz, Bw = 32.000 MH No calibration applied and no bandpass applied

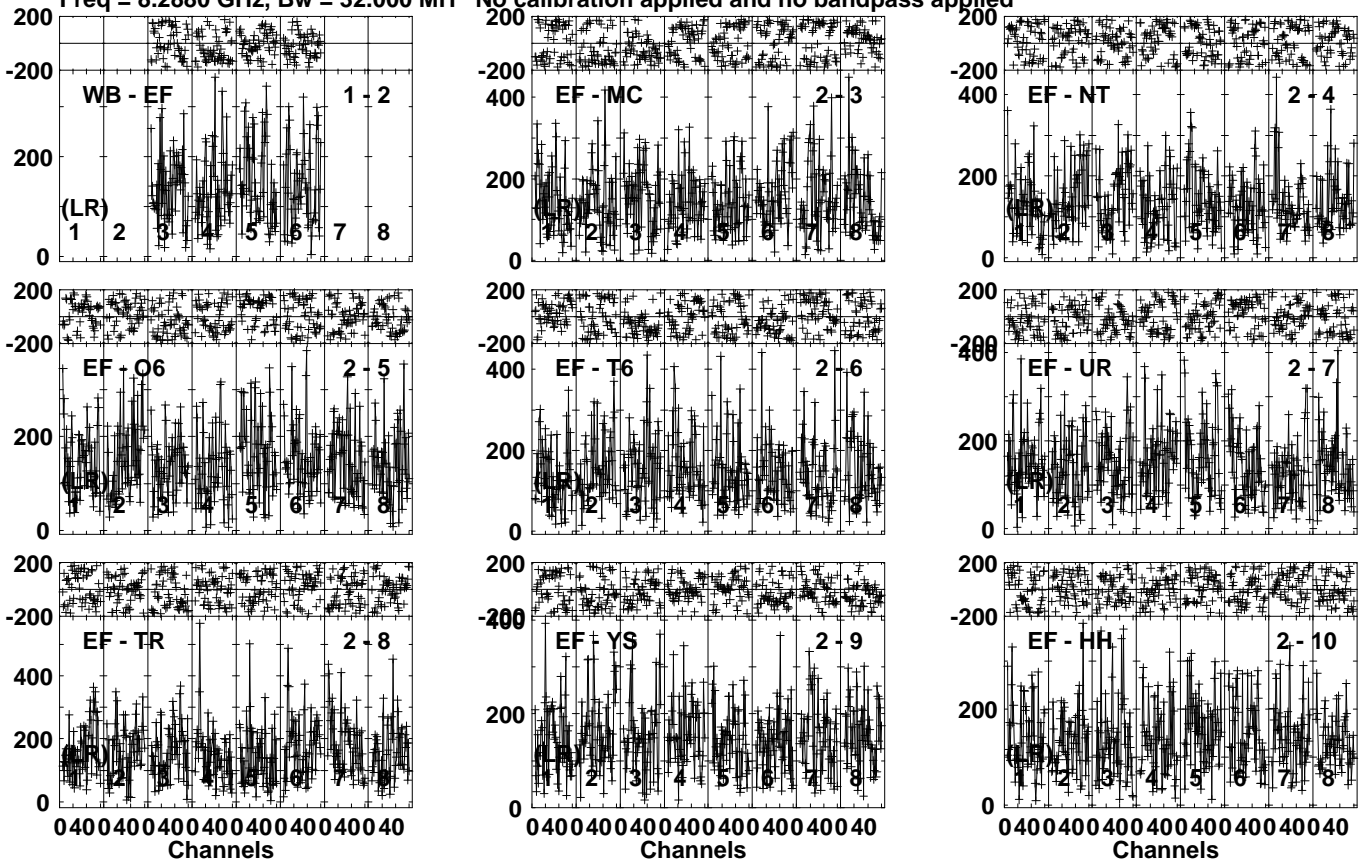


Lower frame: Micro Ampl Jy Top frame: Phas deg
Vector averaged cross-power spectrum Several baselines displayed
Timerange: 00/17:25:21 to 00/17:27:19

Plot file version 52 created 21-MAY-2024 14:59:41

J0829+1754 EP129.UVDATA.1

Freq = 8.2880 GHz, Bw = 32.000 MH No calibration applied and no bandpass applied

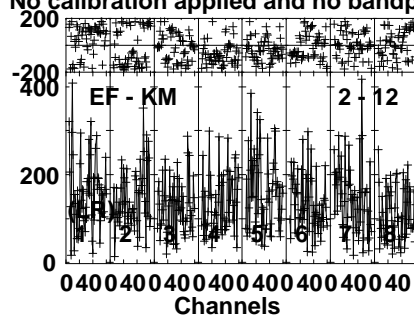
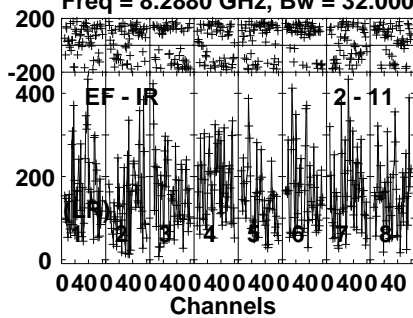


Lower frame: Micro Ampl Jy Top frame: Phas deg
Vector averaged cross-power spectrum Several baselines displayed
Timerange: 00/17:28:01 to 00/17:28:59

Plot file version 53 created 21-MAY-2024 14:59:42

J0829+1754 EP129.UVDATA.1

Freq = 8.2880 GHz, Bw = 32.000 MH No calibration applied and no bandpass applied



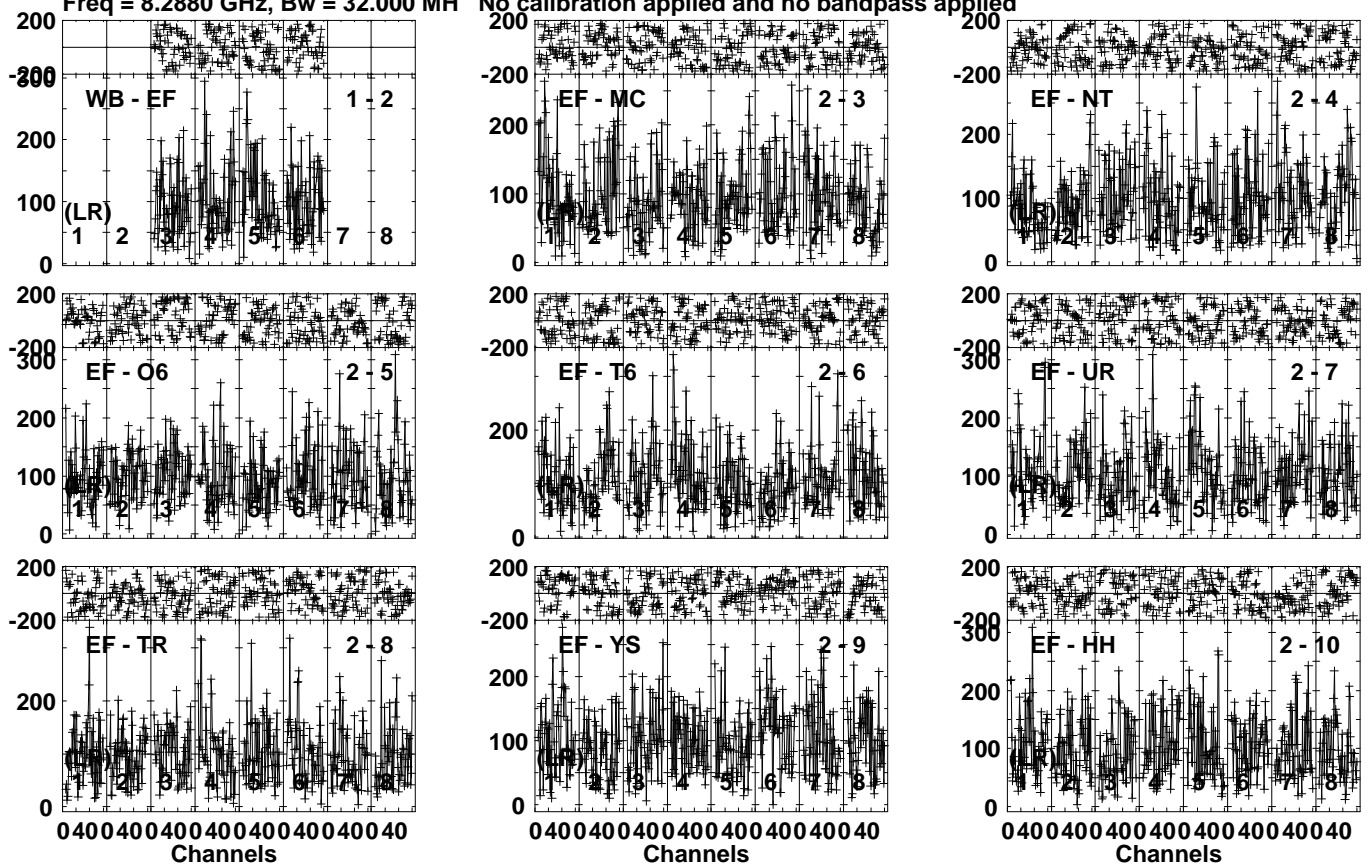
Lower frame: Micro Ampl Jy Top frame: Phas deg
Vector averaged cross-power spectrum Several baselines displayed
Timerange: 00/17:28:01 to 00/17:28:59

Plot file version 54 created 21-MAY-2024 14:59:42

J0822+1930 EP129.UVDATA.1

Freq = 8.2880 GHz, Bw = 32.000 MH

No calibration applied and no bandpass applied

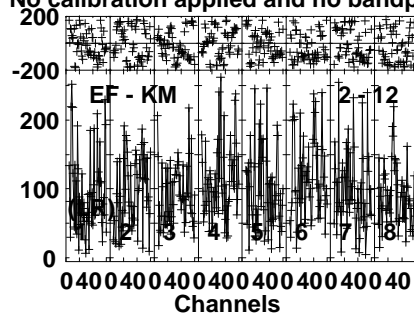
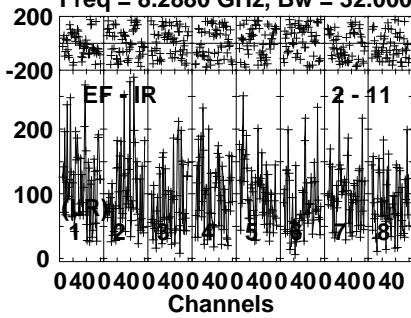


Lower frame: Micro Ampl Jy Top frame: Phas deg
Vector averaged cross-power spectrum Several baselines displayed
Timerange: 00/17:29:41 to 00/17:31:39

Plot file version 55 created 21-MAY-2024 14:59:42

J0822+1930 EP129.UVDATA.1

Freq = 8.2880 GHz, Bw = 32.000 MH No calibration applied and no bandpass applied

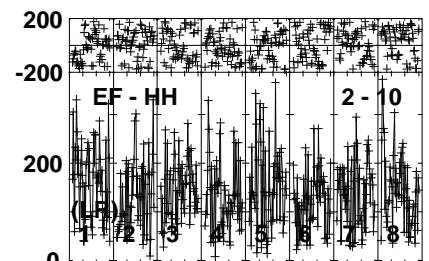
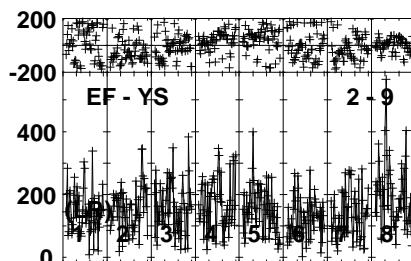
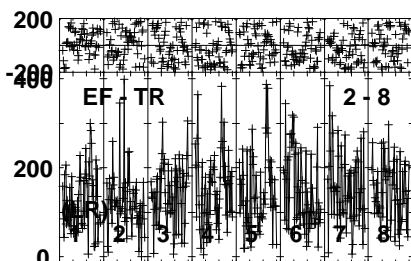
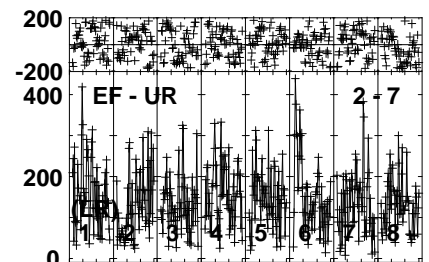
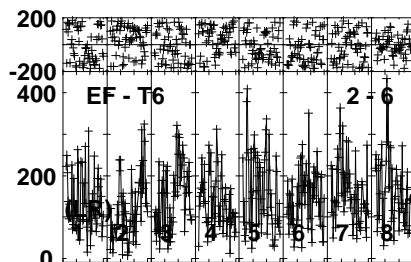
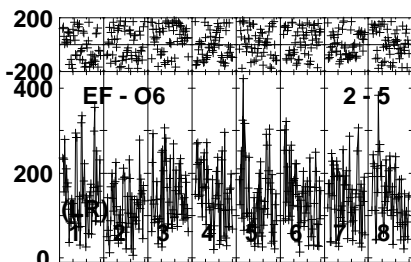
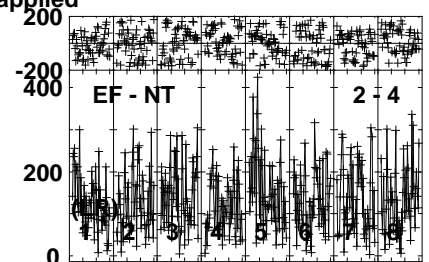
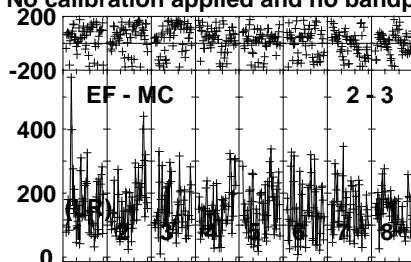
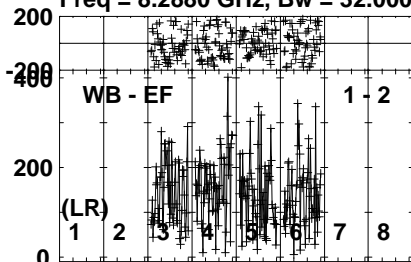


Lower frame: Micro Ampl Jy Top frame: Phas deg
Vector averaged cross-power spectrum Several baselines displayed
Timerange: 00/17:29:41 to 00/17:31:39

Plot file version 56 created 21-MAY-2024 14:59:42

J0829+1754 EP129.UVDATA.1

Freq = 8.2880 GHz, Bw = 32.000 MH No calibration applied and no bandpass applied

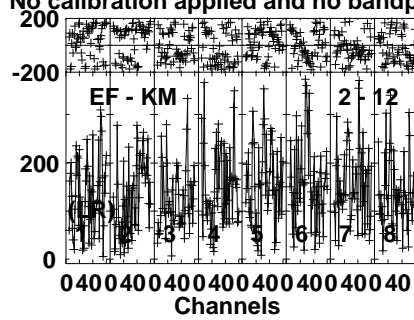
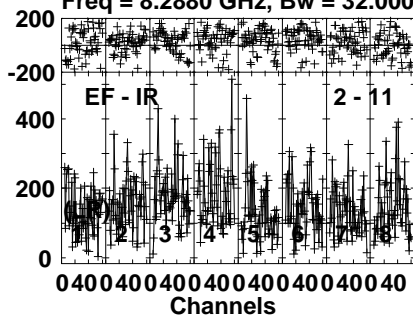


Lower frame: Micro Ampl Jy Top frame: Phas deg
Vector averaged cross-power spectrum Several baselines displayed
Timerange: 00/17:32:31 to 00/17:33:29

Plot file version 57 created 21-MAY-2024 14:59:42

J0829+1754 EP129.UVDATA.1

Freq = 8.2880 GHz, Bw = 32.000 MH No calibration applied and no bandpass applied

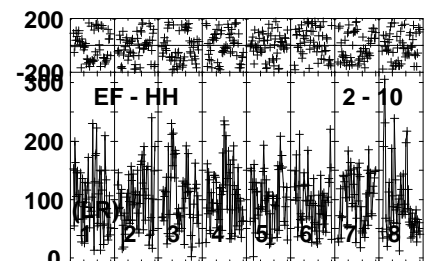
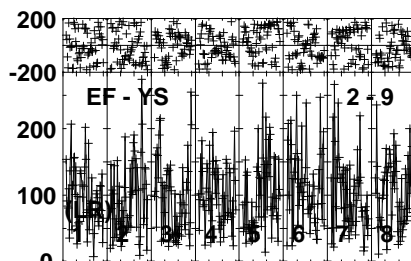
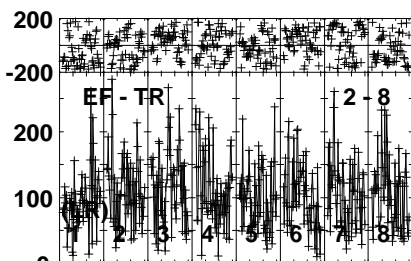
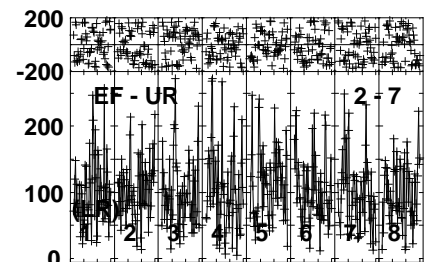
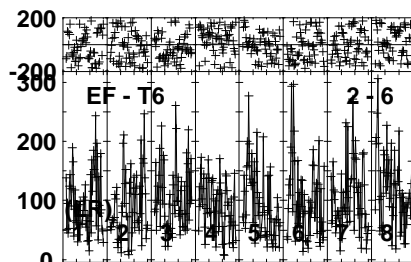
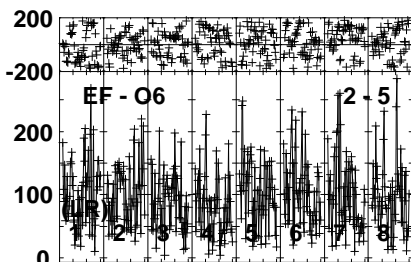
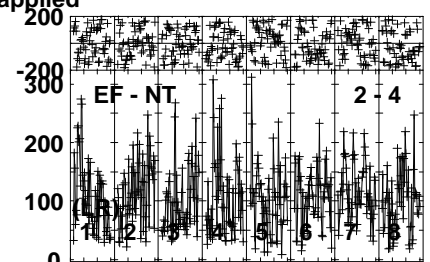
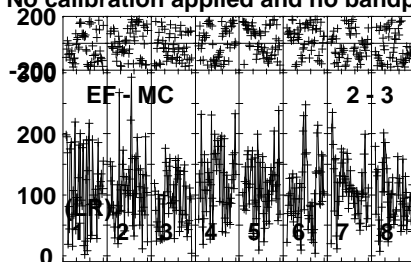
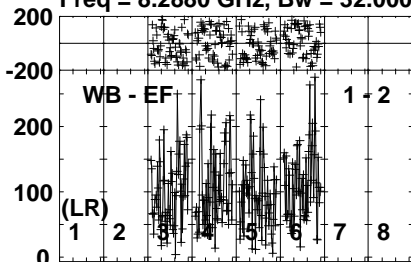


Lower frame: Micro Ampl Jy Top frame: Phas deg
Vector averaged cross-power spectrum Several baselines displayed
Timerange: 00/17:32:31 to 00/17:33:29

Plot file version 58 created 21-MAY-2024 14:59:42

J0822+1930 EP129.UVDATA.1

Freq = 8.2880 GHz, Bw = 32.000 MH No calibration applied and no bandpass applied

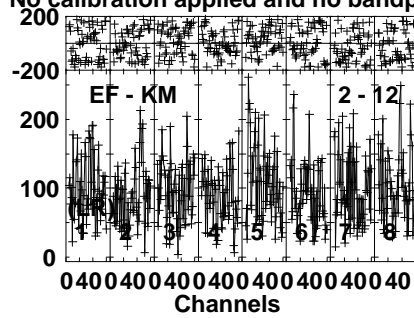
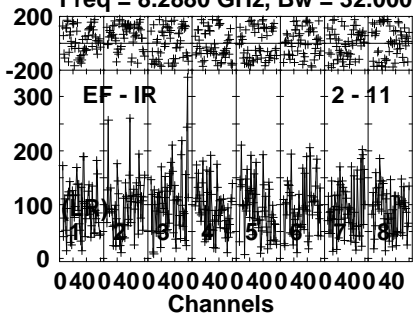


Lower frame: Micro Ampl Jy Top frame: Phas deg
Vector averaged cross-power spectrum Several baselines displayed
Timerange: 00/17:34:11 to 00/17:36:09

Plot file version 59 created 21-MAY-2024 14:59:42

J0822+1930 EP129.UVDATA.1

Freq = 8.2880 GHz, Bw = 32.000 MH No calibration applied and no bandpass applied



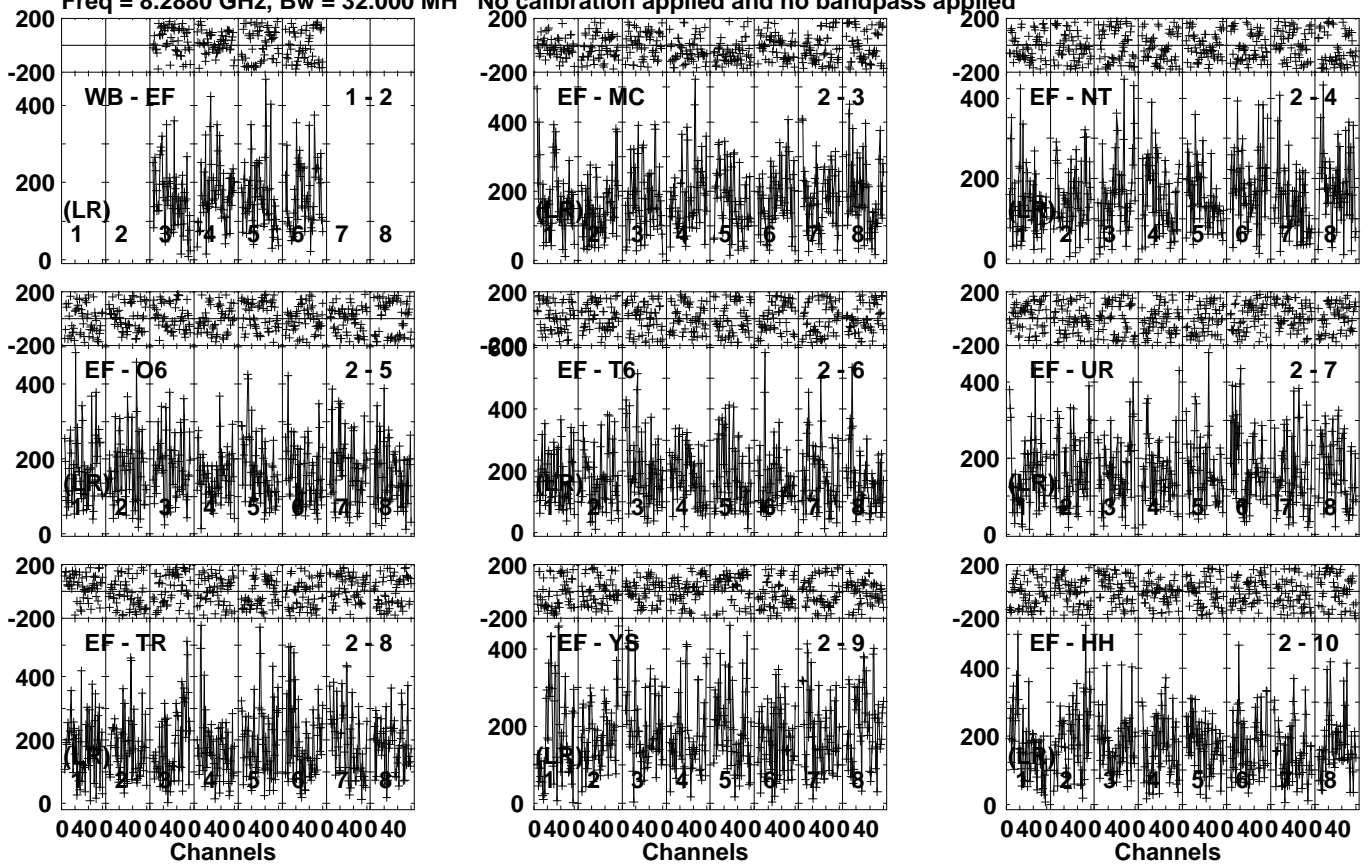
Lower frame: Micro Ampl Jy Top frame: Phas deg
Vector averaged cross-power spectrum Several baselines displayed
Timerange: 00/17:34:11 to 00/17:36:09

Plot file version 60 created 21-MAY-2024 14:59:42

J0829+1754 EP129.UVDATA.1

Freq = 8.2880 GHz, Bw = 32.000 MH

No calibration applied and no bandpass applied

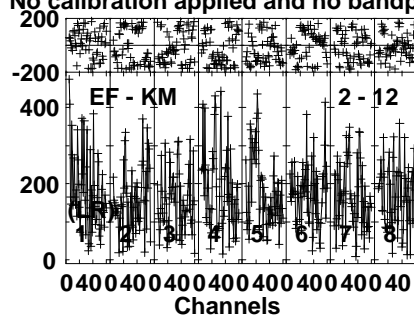
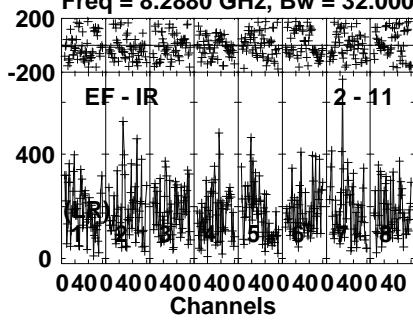


Lower frame: Micro Ampl Jy Top frame: Phas deg
Vector averaged cross-power spectrum Several baselines displayed
Timerange: 00/17:36:41 to 00/17:37:39

Plot file version 61 created 21-MAY-2024 14:59:43

J0829+1754 EP129.UVDATA.1

Freq = 8.2880 GHz, Bw = 32.000 MH No calibration applied and no bandpass applied

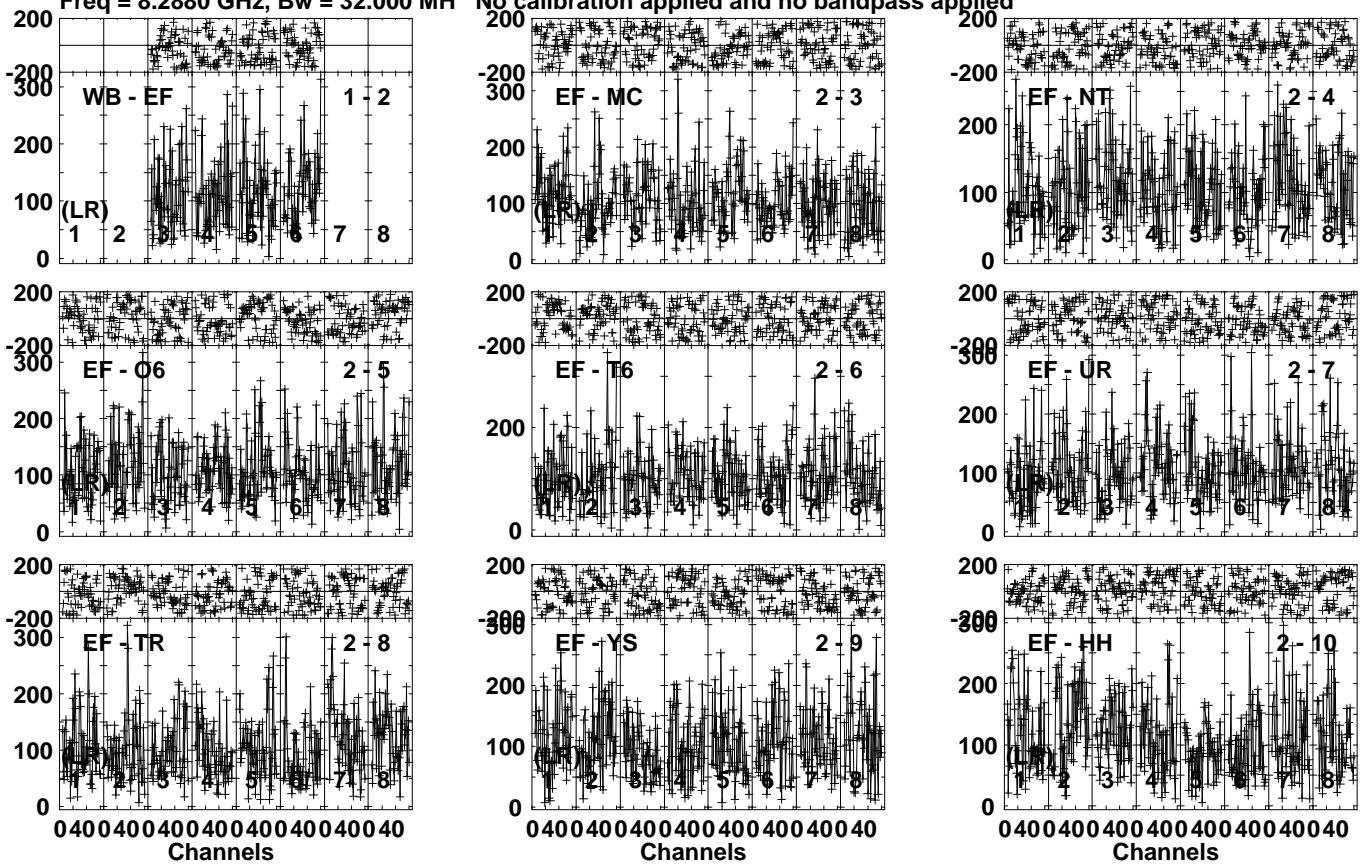


Lower frame: Micro Ampl Jy Top frame: Phas deg
Vector averaged cross-power spectrum Several baselines displayed
Timerange: 00/17:36:41 to 00/17:37:39

Plot file version 62 created 21-MAY-2024 14:59:43

J0828+1908 EP129.UVDATA.1

Freq = 8.2880 GHz, Bw = 32.000 MH No calibration applied and no bandpass applied

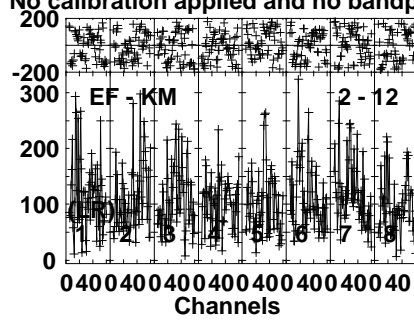
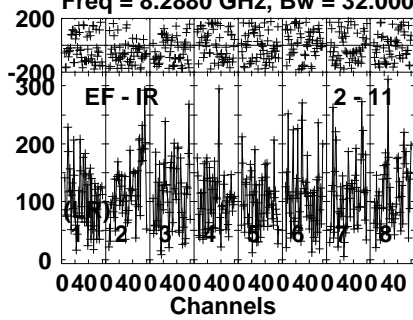


Lower frame: Micro Ampl Jy Top frame: Phas deg
Vector averaged cross-power spectrum Several baselines displayed
Timerange: 00/17:38:11 to 00/17:40:09

Plot file version 63 created 21-MAY-2024 14:59:43

J0828+1908 EP129.UVDATA.1

Freq = 8.2880 GHz, Bw = 32.000 MH No calibration applied and no bandpass applied

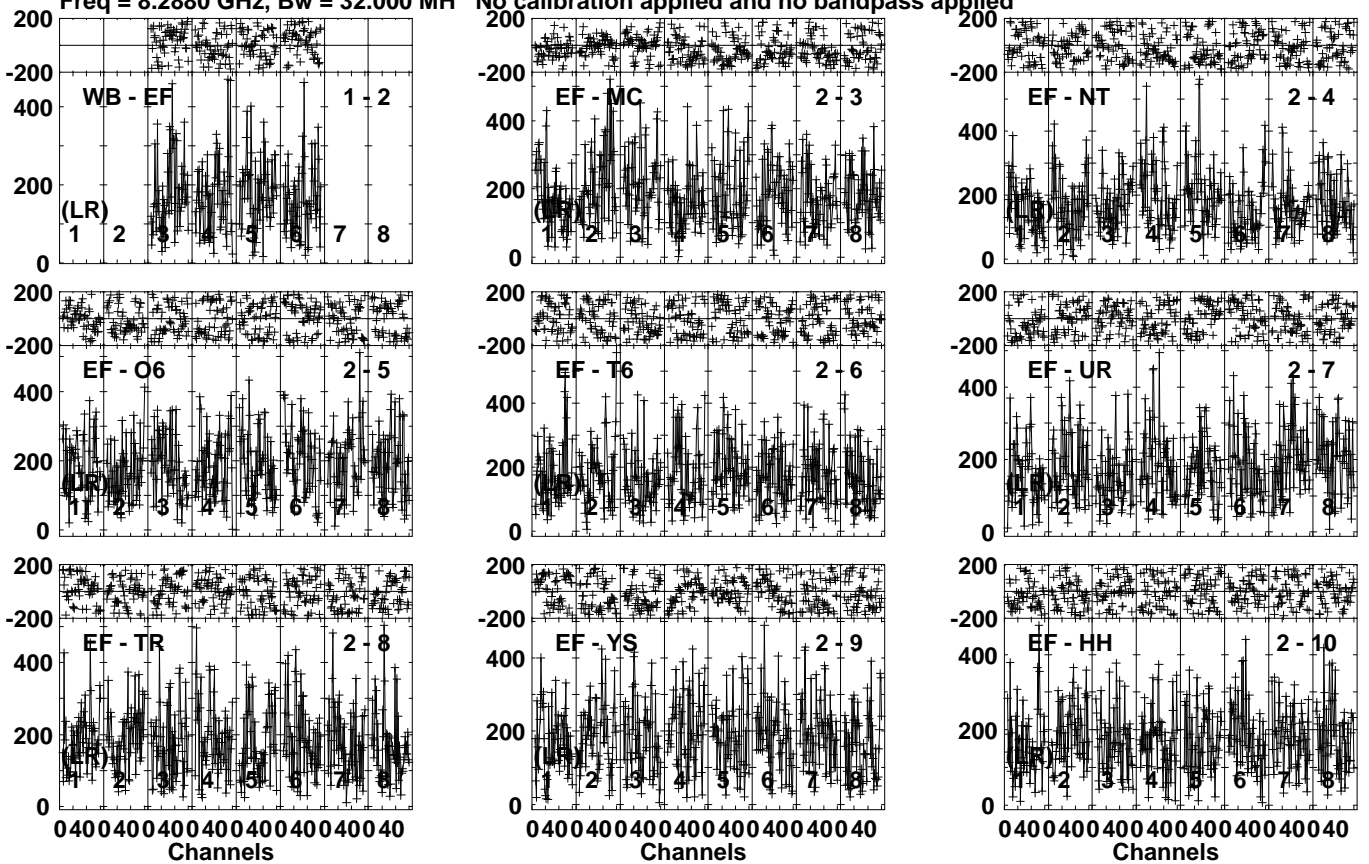


Lower frame: Micro Ampl Jy Top frame: Phas deg
Vector averaged cross-power spectrum Several baselines displayed
Timerange: 00/17:38:11 to 00/17:40:09

Plot file version 64 created 21-MAY-2024 14:59:43

J0829+1754 EP129.UVDATA.1

Freq = 8.2880 GHz, Bw = 32.000 MH No calibration applied and no bandpass applied

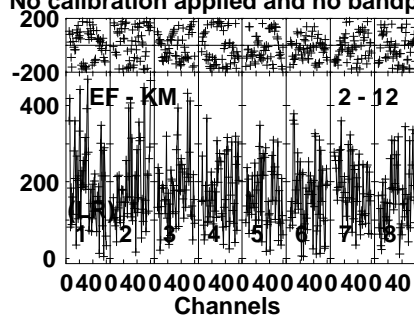
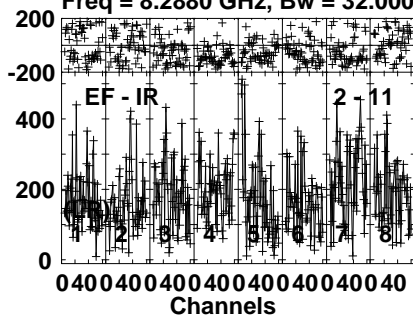


Lower frame: Micro Ampl Jy Top frame: Phas deg
Vector averaged cross-power spectrum Several baselines displayed
Timerange: 00/17:40:41 to 00/17:41:39

Plot file version 65 created 21-MAY-2024 14:59:43

J0829+1754 EP129.UVDATA.1

Freq = 8.2880 GHz, Bw = 32.000 MH No calibration applied and no bandpass applied



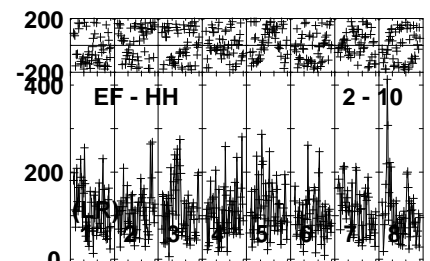
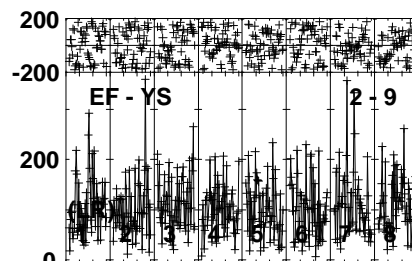
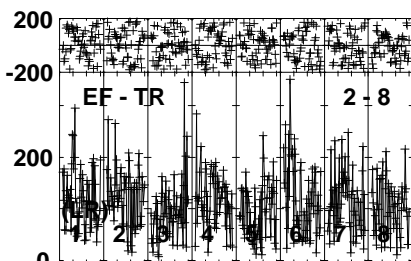
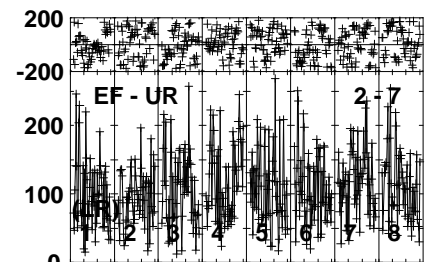
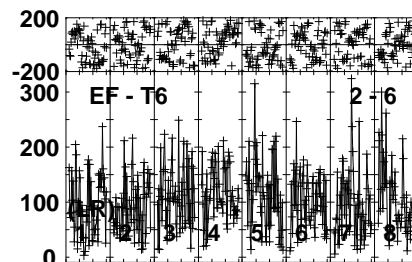
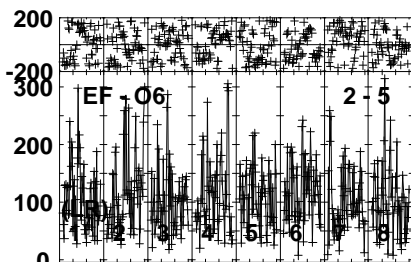
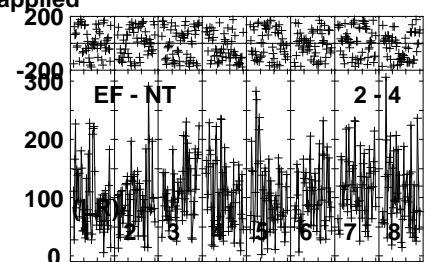
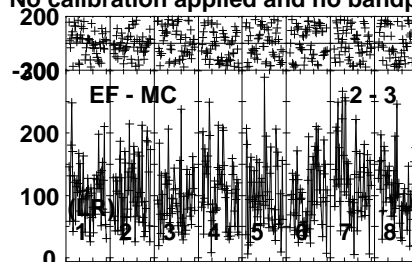
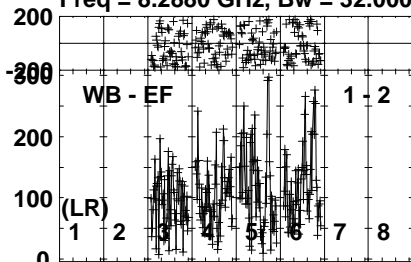
Lower frame: Micro Ampl Jy Top frame: Phas deg
Vector averaged cross-power spectrum Several baselines displayed
Timerange: 00/17:40:41 to 00/17:41:39

Plot file version 66 created 21-MAY-2024 14:59:43

J0828+1908 EP129.UVDATA.1

Freq = 8.2880 GHz, Bw = 32.000 MH

No calibration applied and no bandpass applied

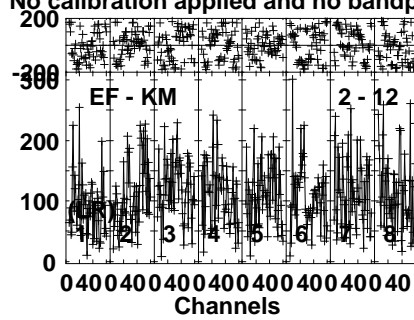
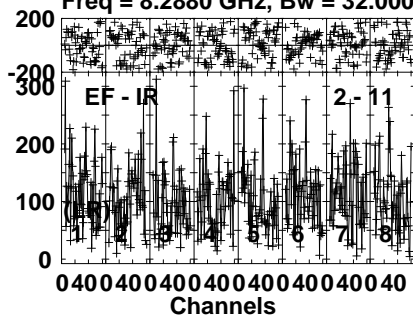


Lower frame: Micro Ampl Jy Top frame: Phas deg
Vector averaged cross-power spectrum Several baselines displayed
Timerange: 00/17:42:11 to 00/17:44:09

Plot file version 67 created 21-MAY-2024 14:59:43

J0828+1908 EP129.UVDATA.1

Freq = 8.2880 GHz, Bw = 32.000 MH No calibration applied and no bandpass applied



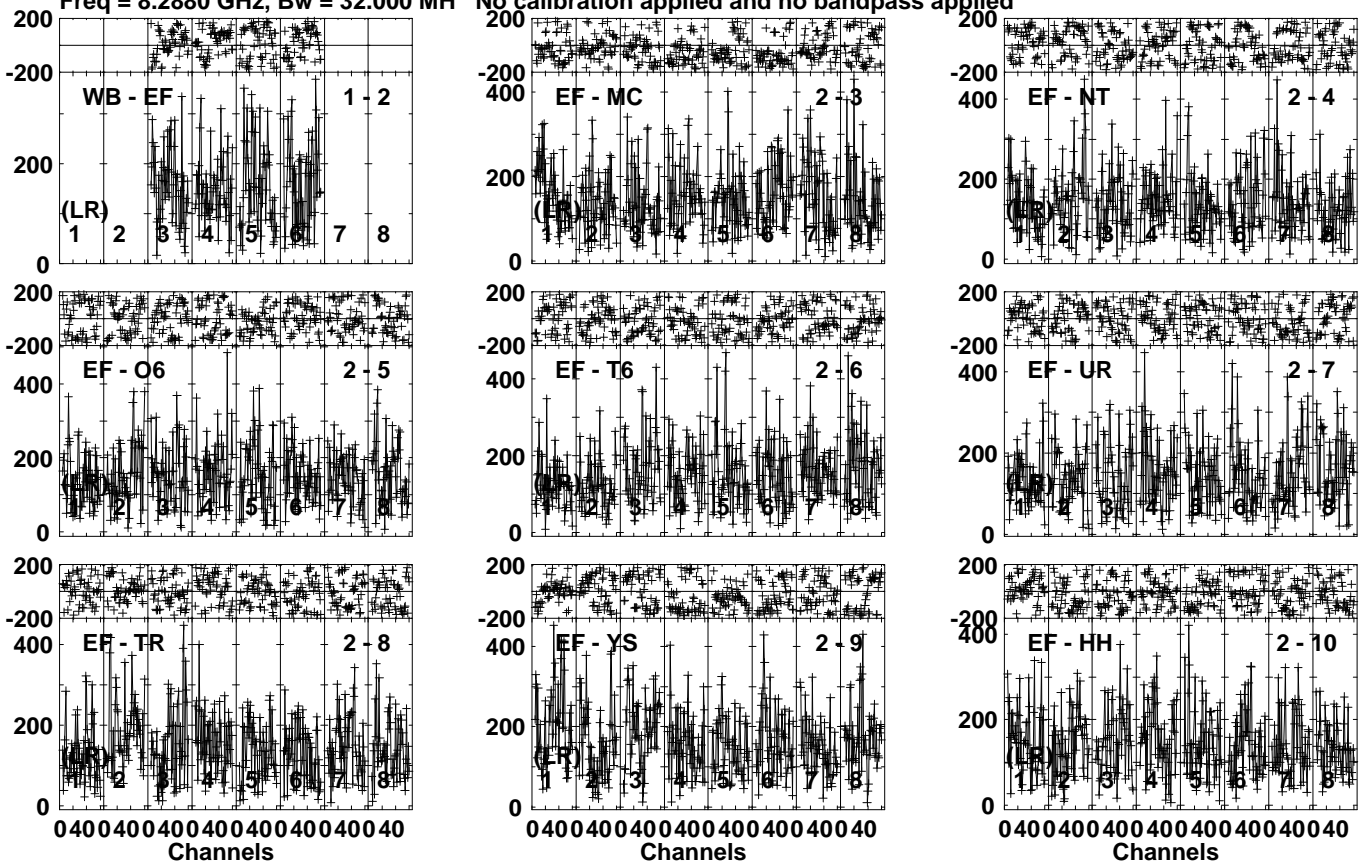
Lower frame: Micro Ampl Jy Top frame: Phas deg
Vector averaged cross-power spectrum Several baselines displayed
Timerange: 00/17:42:11 to 00/17:44:09

Plot file version 68 created 21-MAY-2024 14:59:43

J0829+1754 EP129.UVDATA.1

Freq = 8.2880 GHz, Bw = 32.000 MH

No calibration applied and no bandpass applied

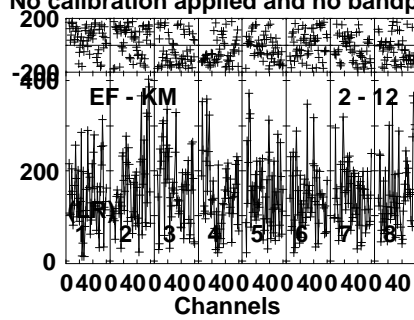
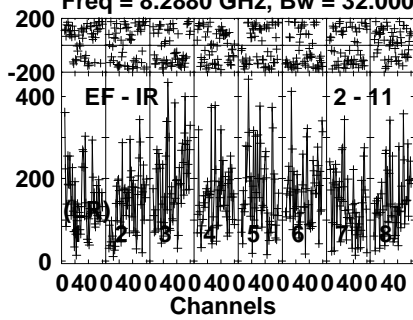


Lower frame: Micro Ampl Jy Top frame: Phas deg
Vector averaged cross-power spectrum Several baselines displayed
Timerange: 00/17:44:56 to 00/17:45:54

Plot file version 69 created 21-MAY-2024 14:59:44

J0829+1754 EP129.UVDATA.1

Freq = 8.2880 GHz, Bw = 32.000 MH No calibration applied and no bandpass applied

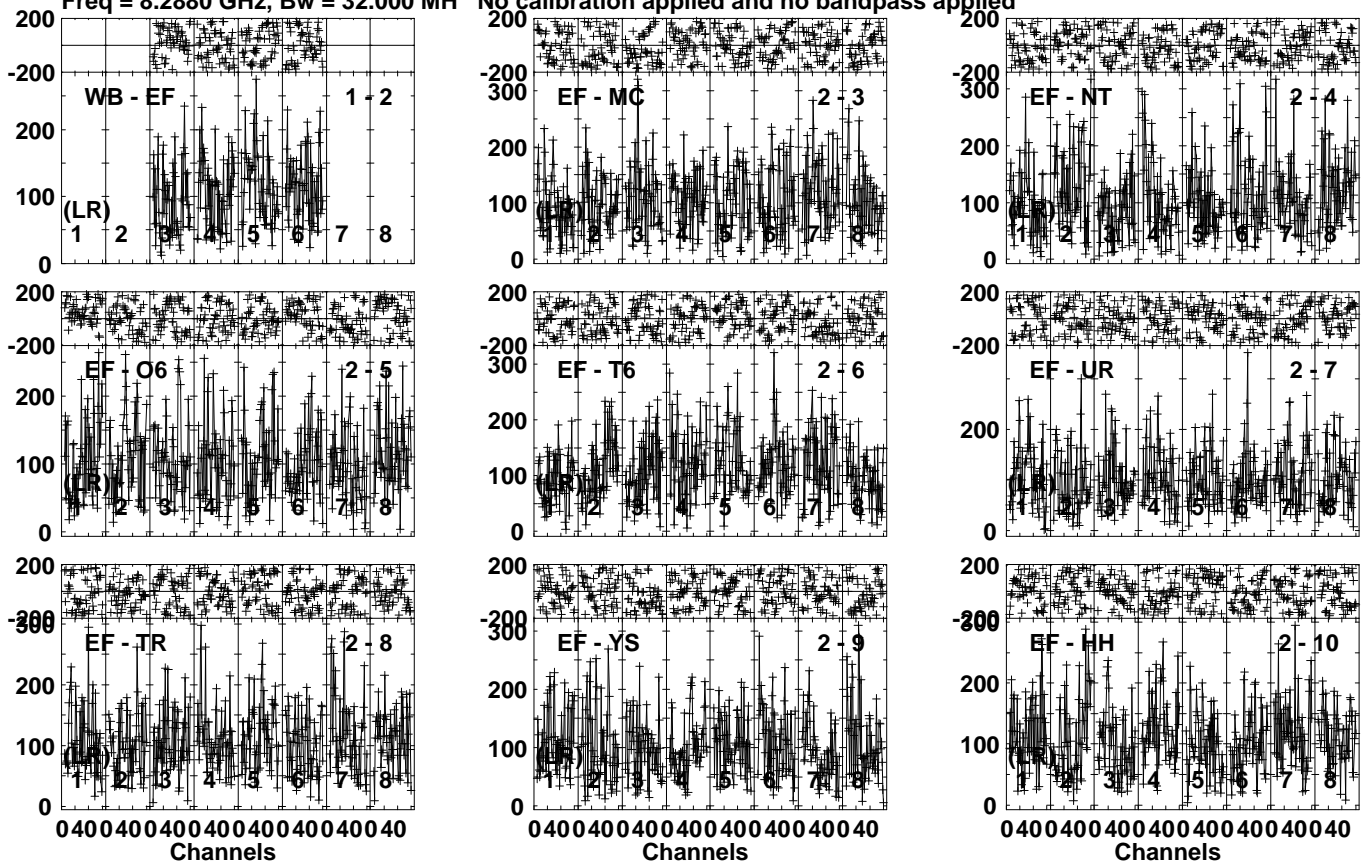


Lower frame: Micro Ampl Jy Top frame: Phas deg
Vector averaged cross-power spectrum Several baselines displayed
Timerange: 00/17:44:56 to 00/17:45:54

Plot file version 70 created 21-MAY-2024 14:59:44

J0828+1908 EP129.UVDATA.1

Freq = 8.2880 GHz, Bw = 32.000 MH No calibration applied and no bandpass applied

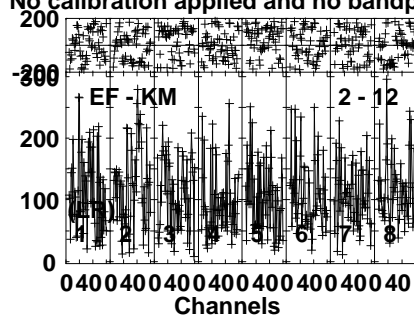
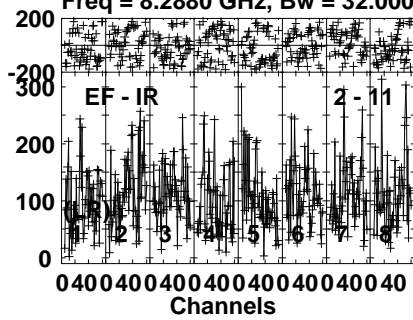


Lower frame: Micro Ampl Jy Top frame: Phas deg
Vector averaged cross-power spectrum Several baselines displayed
Timerange: 00/17:46:26 to 00/17:48:24

Plot file version 71 created 21-MAY-2024 14:59:44

J0828+1908 EP129.UVDATA.1

Freq = 8.2880 GHz, Bw = 32.000 MH No calibration applied and no bandpass applied

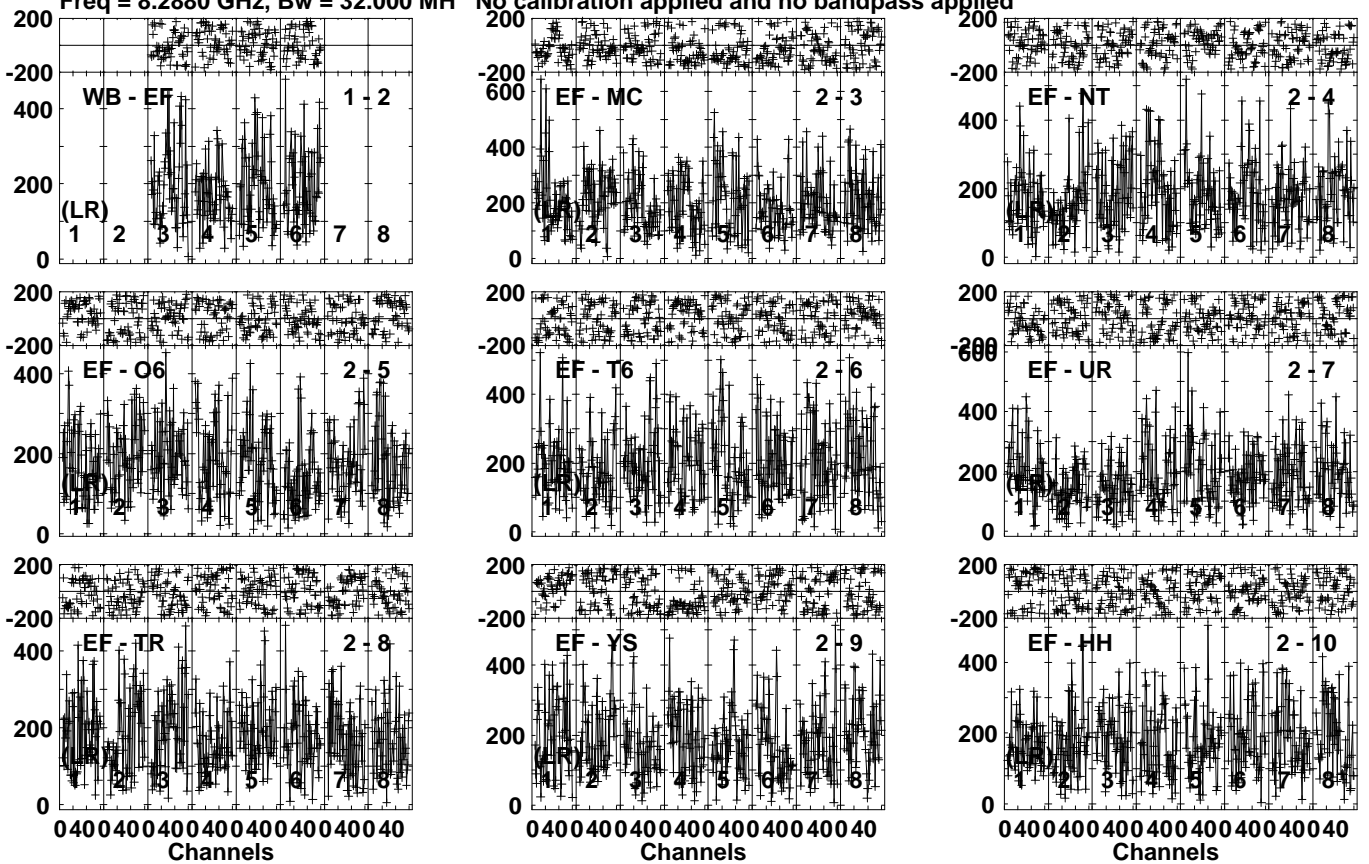


Lower frame: Micro Ampl Jy Top frame: Phas deg
Vector averaged cross-power spectrum Several baselines displayed
Timerange: 00/17:46:26 to 00/17:48:24

Plot file version 72 created 21-MAY-2024 14:59:44

J0829+1754 EP129.UVDATA.1

Freq = 8.2880 GHz, Bw = 32.000 MH No calibration applied and no bandpass applied



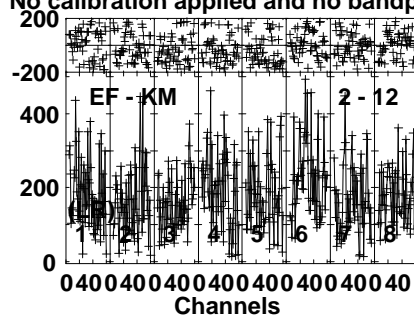
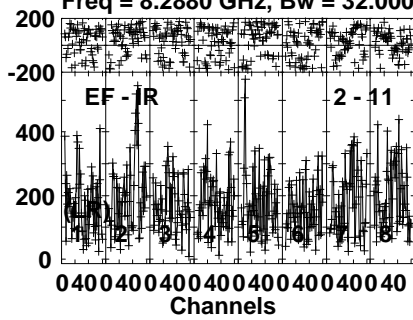
Lower frame: Micro Ampl Jy Top frame: Phas deg
Vector averaged cross-power spectrum Several baselines displayed
Timerange: 00/17:48:56 to 00/17:49:54

Plot file version 73 created 21-MAY-2024 14:59:44

J0829+1754 EP129.UVDATA.1

Freq = 8.2880 GHz, Bw = 32.000 MH

No calibration applied and no bandpass applied



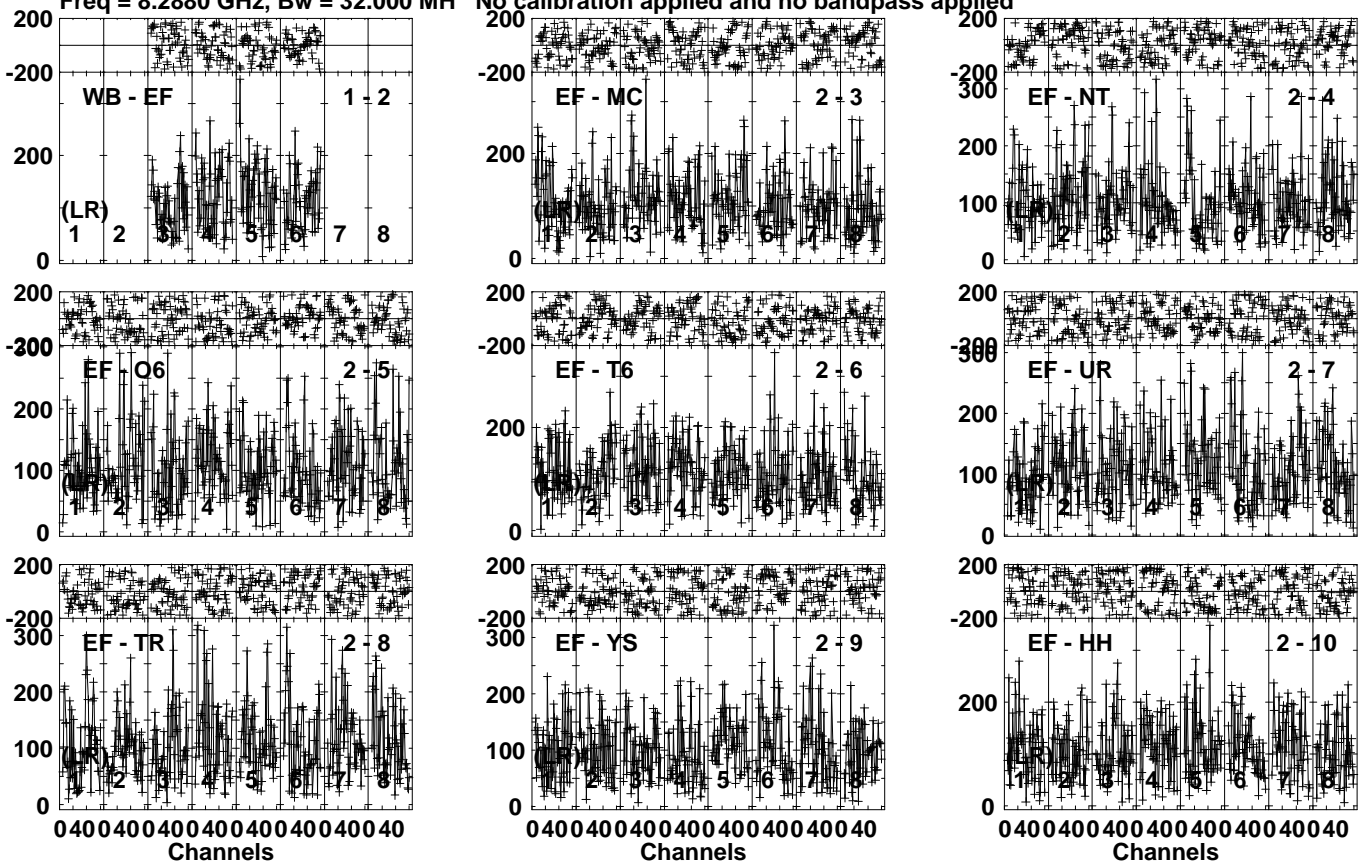
Lower frame: Micro Ampl Jy Top frame: Phas deg
Vector averaged cross-power spectrum Several baselines displayed
Timerange: 00/17:48:56 to 00/17:49:54

Plot file version 74 created 21-MAY-2024 14:59:44

J0828+1908 EP129.UVDATA.1

Freq = 8.2880 GHz, Bw = 32.000 MH

No calibration applied and no bandpass applied

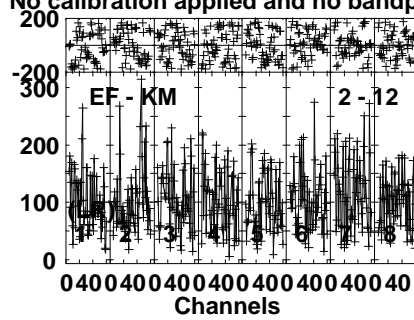
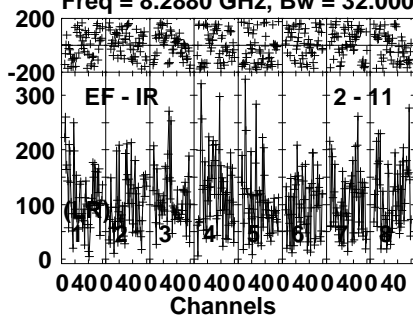


Lower frame: Micro Ampl Jy Top frame: Phas deg
Vector averaged cross-power spectrum Several baselines displayed
Timerange: 00/17:50:26 to 00/17:52:24

Plot file version 75 created 21-MAY-2024 14:59:45

J0828+1908 EP129.UVDATA.1

Freq = 8.2880 GHz, Bw = 32.000 MH No calibration applied and no bandpass applied



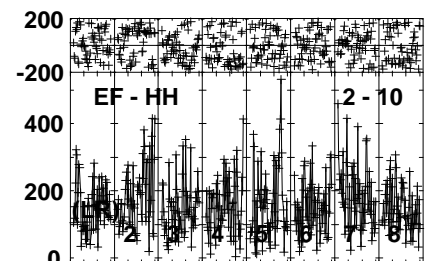
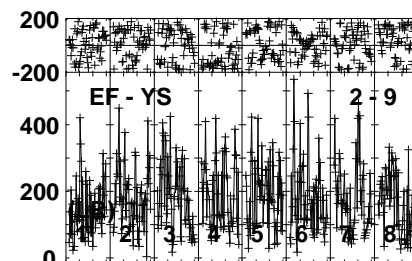
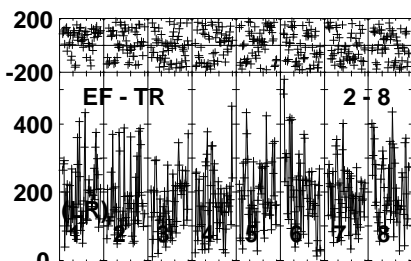
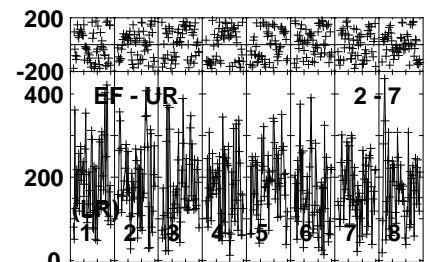
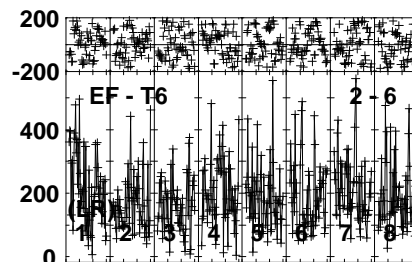
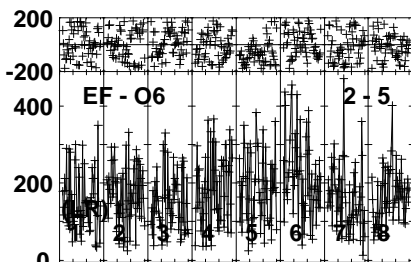
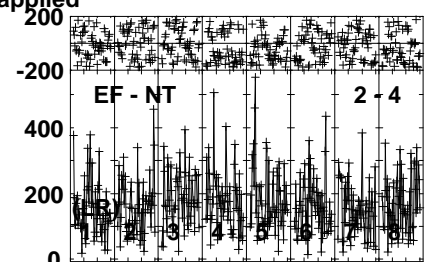
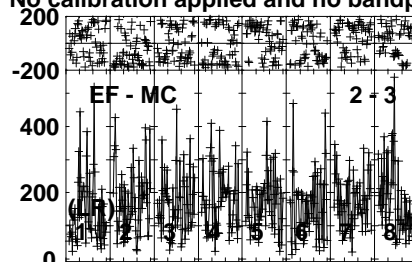
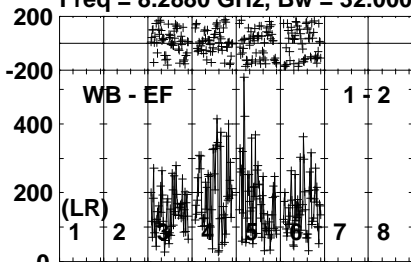
Lower frame: Micro Ampl Jy Top frame: Phas deg
Vector averaged cross-power spectrum Several baselines displayed
Timerange: 00/17:50:26 to 00/17:52:24

Plot file version 76 created 21-MAY-2024 14:59:45

J0829+1754 EP129.UVDATA.1

Freq = 8.2880 GHz, Bw = 32.000 MH

No calibration applied and no bandpass applied

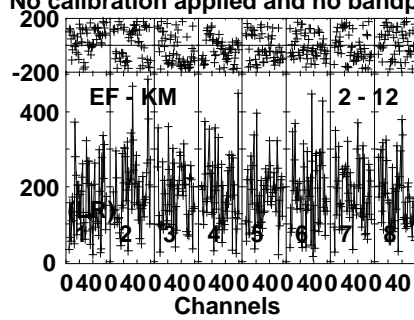
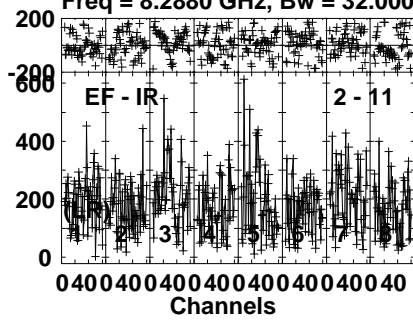


Lower frame: Micro Ampl Jy Top frame: Phas deg
Vector averaged cross-power spectrum Several baselines displayed
Timerange: 00/17:52:56 to 00/17:53:54

Plot file version 77 created 21-MAY-2024 14:59:45

J0829+1754 EP129.UVDATA.1

Freq = 8.2880 GHz, Bw = 32.000 MH No calibration applied and no bandpass applied

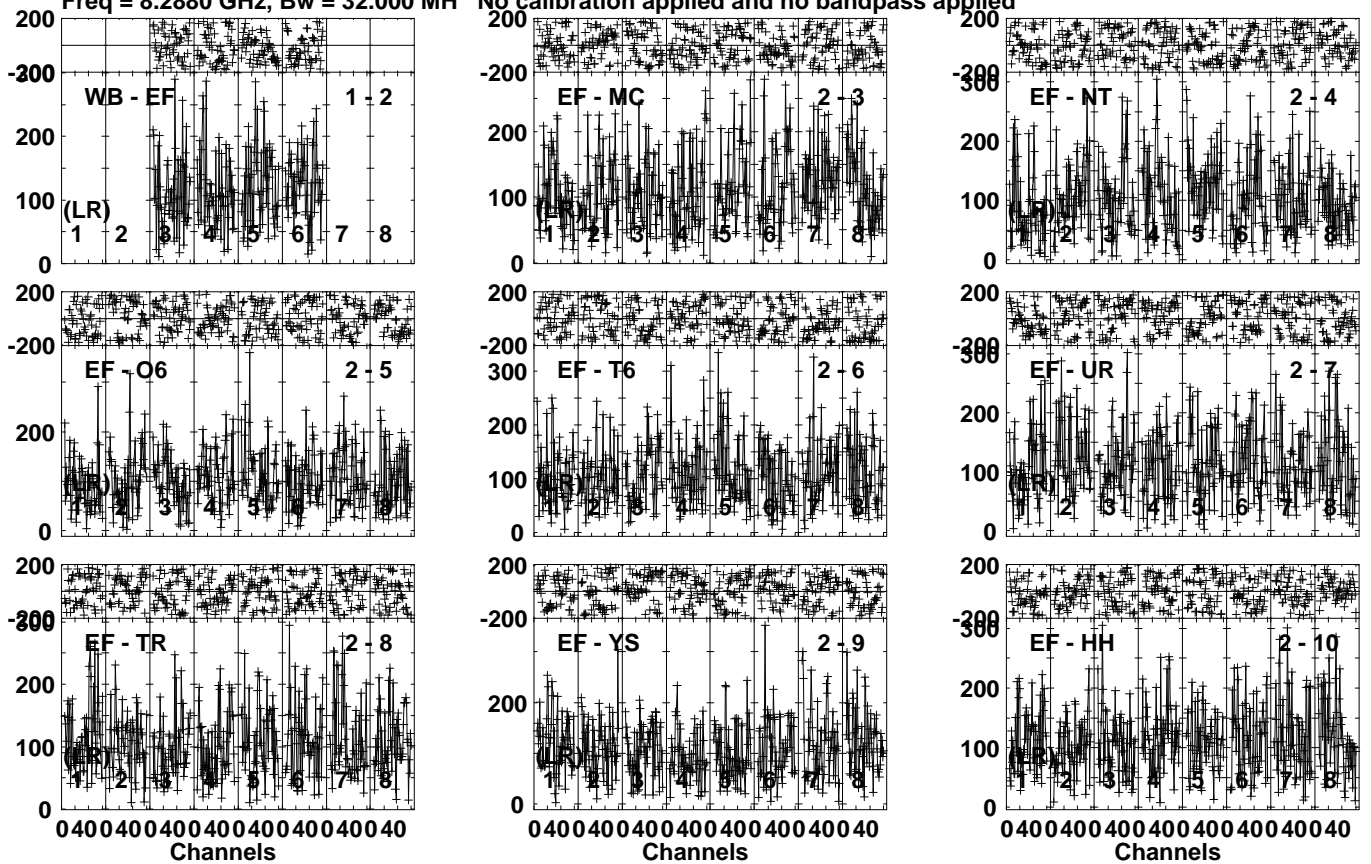


Lower frame: Micro Ampl Jy Top frame: Phas deg
Vector averaged cross-power spectrum Several baselines displayed
Timerange: 00/17:52:56 to 00/17:53:54

Plot file version 78 created 21-MAY-2024 14:59:45

J0828+1908 EP129.UVDATA.1

Freq = 8.2880 GHz, Bw = 32.000 MH No calibration applied and no bandpass applied

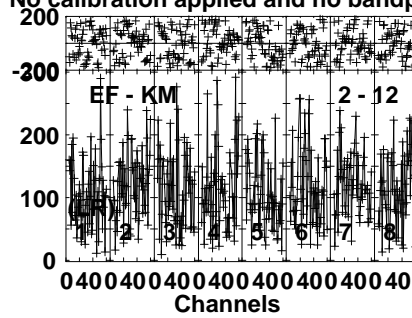
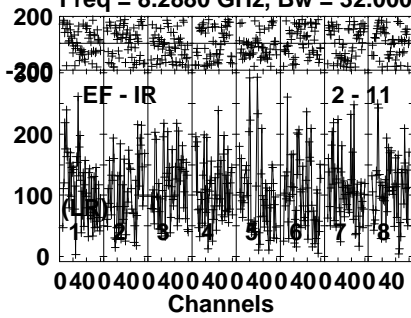


Lower frame: Micro Ampl Jy Top frame: Phas deg
Vector averaged cross-power spectrum Several baselines displayed
Timerange: 00/17:54:26 to 00/17:56:24

Plot file version 79 created 21-MAY-2024 14:59:45

J0828+1908 EP129.UVDATA.1

Freq = 8.2880 GHz, Bw = 32.000 MH No calibration applied and no bandpass applied



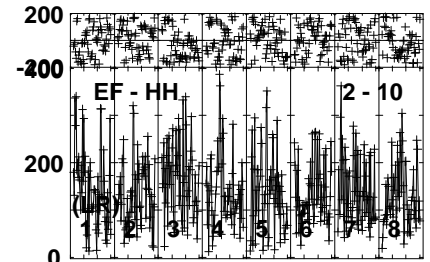
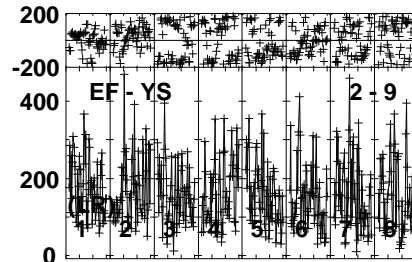
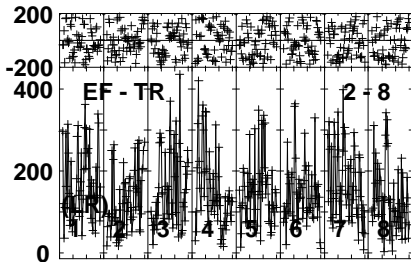
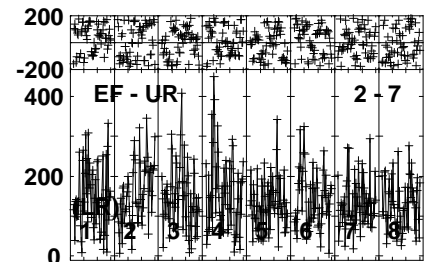
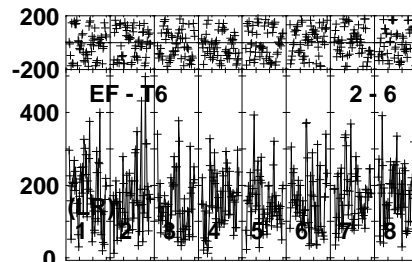
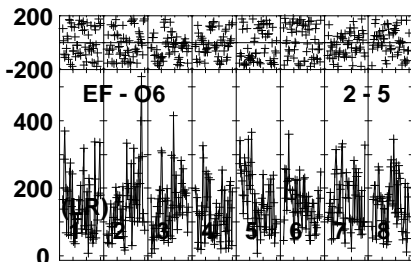
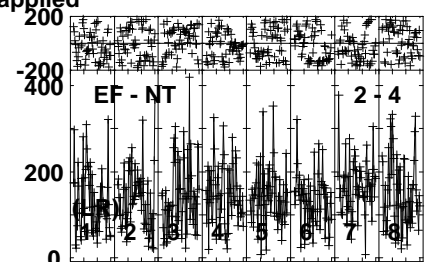
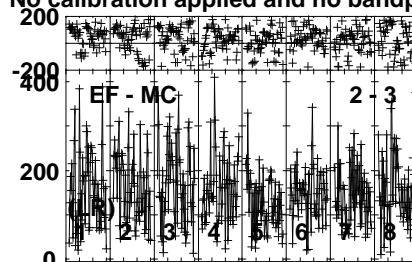
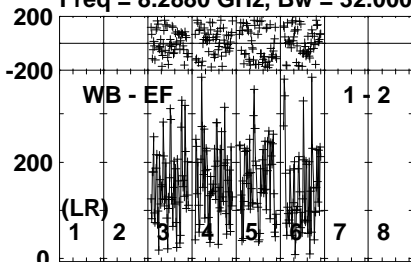
Lower frame: Micro Ampl Jy Top frame: Phas deg
Vector averaged cross-power spectrum Several baselines displayed
Timerange: 00/17:54:26 to 00/17:56:24

Plot file version 80 created 21-MAY-2024 14:59:45

J0829+1754 EP129.UVDATA.1

Freq = 8.2880 GHz, Bw = 32.000 MH

No calibration applied and no bandpass applied

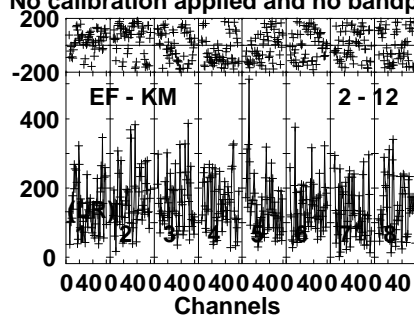
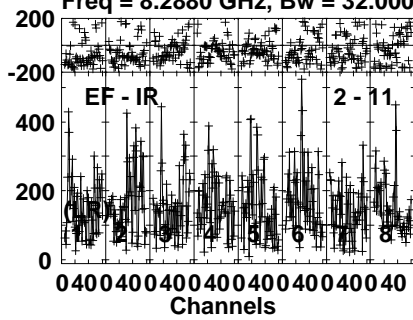


Lower frame: Micro Ampl Jy Top frame: Phas deg
Vector averaged cross-power spectrum Several baselines displayed
Timerange: 00/17:57:11 to 00/17:58:09

Plot file version 81 created 21-MAY-2024 14:59:45

J0829+1754 EP129.UVDATA.1

Freq = 8.2880 GHz, Bw = 32.000 MH No calibration applied and no bandpass applied



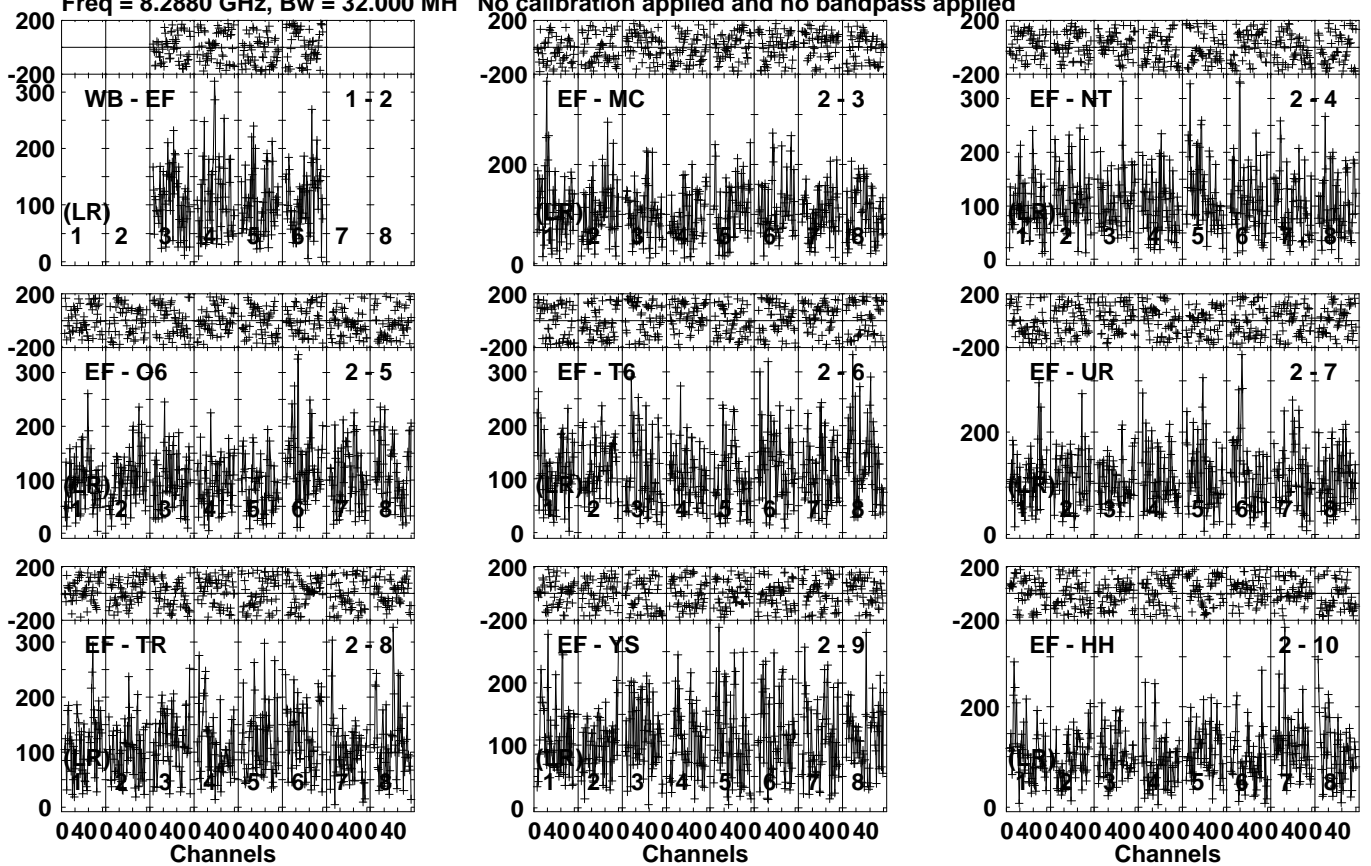
Lower frame: Micro Ampl Jy Top frame: Phas deg
Vector averaged cross-power spectrum Several baselines displayed
Timerange: 00/17:57:11 to 00/17:58:09

Plot file version 82 created 21-MAY-2024 14:59:45

J0828+1908 EP129.UVDATA.1

Freq = 8.2880 GHz, Bw = 32.000 MH

No calibration applied and no bandpass applied

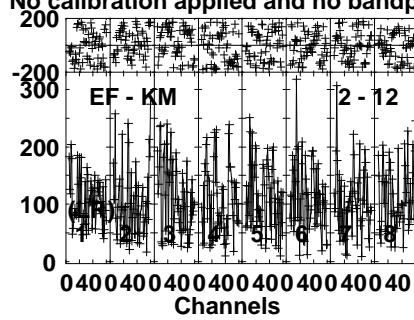
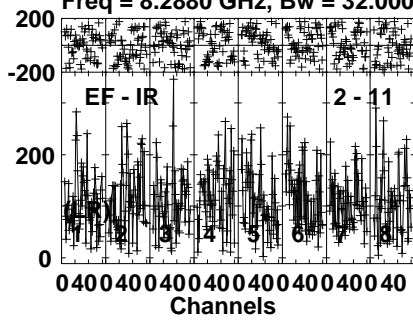


Lower frame: Micro Ampl Jy Top frame: Phas deg
Vector averaged cross-power spectrum Several baselines displayed
Timerange: 00/17:58:41 to 00/18:00:39

Plot file version 83 created 21-MAY-2024 14:59:46

J0828+1908 EP129.UVDATA.1

Freq = 8.2880 GHz, Bw = 32.000 MH No calibration applied and no bandpass applied

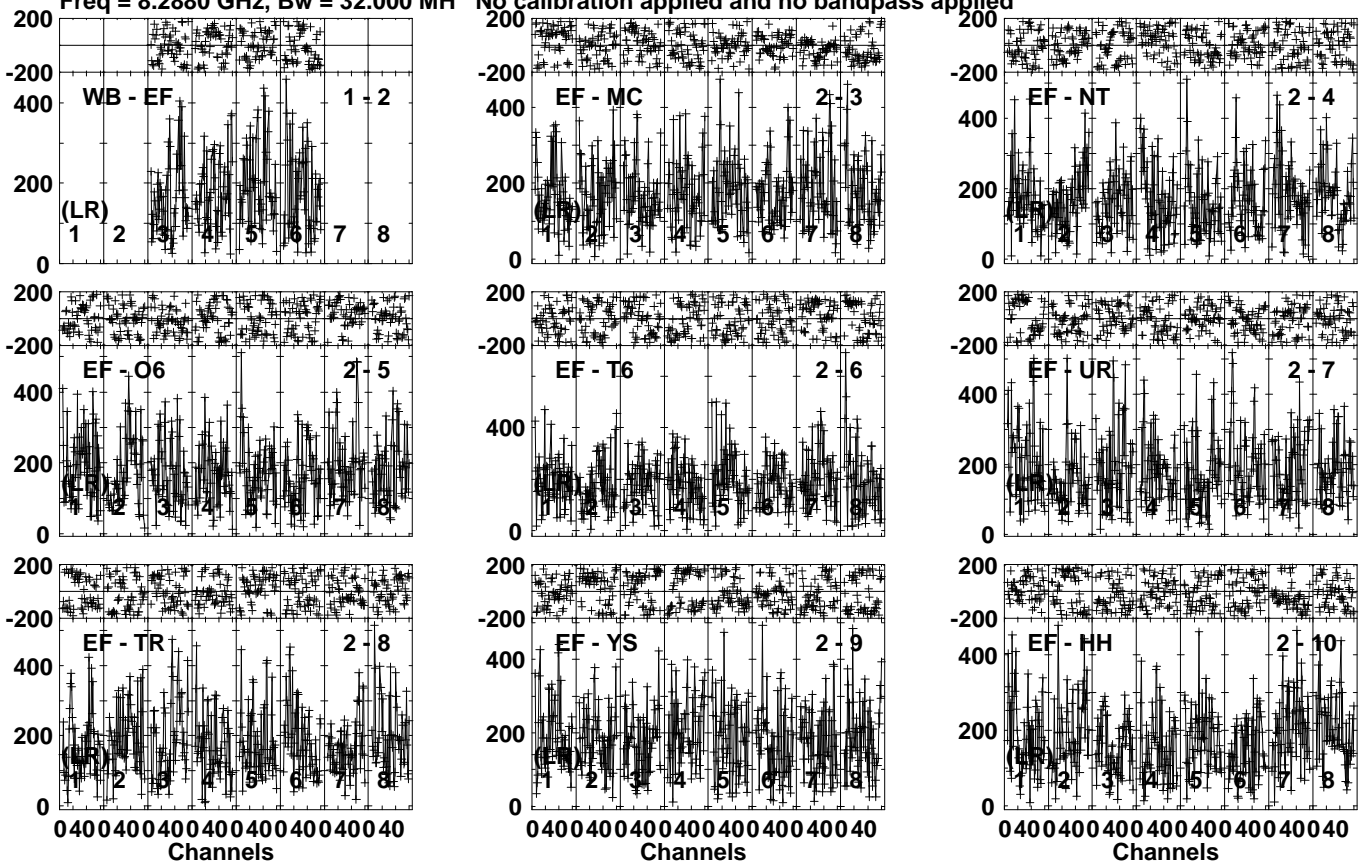


Lower frame: Micro Ampl Jy Top frame: Phas deg
Vector averaged cross-power spectrum Several baselines displayed
Timerange: 00/17:58:41 to 00/18:00:39

Plot file version 84 created 21-MAY-2024 14:59:46

J0829+1754 EP129.UVDATA.1

Freq = 8.2880 GHz, Bw = 32.000 MH No calibration applied and no bandpass applied

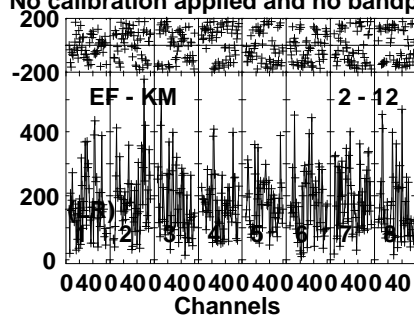
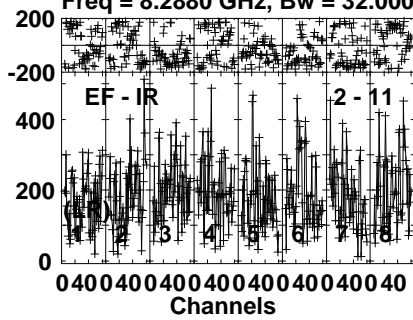


Lower frame: Micro Ampl Jy Top frame: Phas deg
Vector averaged cross-power spectrum Several baselines displayed
Timerange: 00/18:01:11 to 00/18:02:09

Plot file version 85 created 21-MAY-2024 14:59:46

J0829+1754 EP129.UVDATA.1

Freq = 8.2880 GHz, Bw = 32.000 MH No calibration applied and no bandpass applied



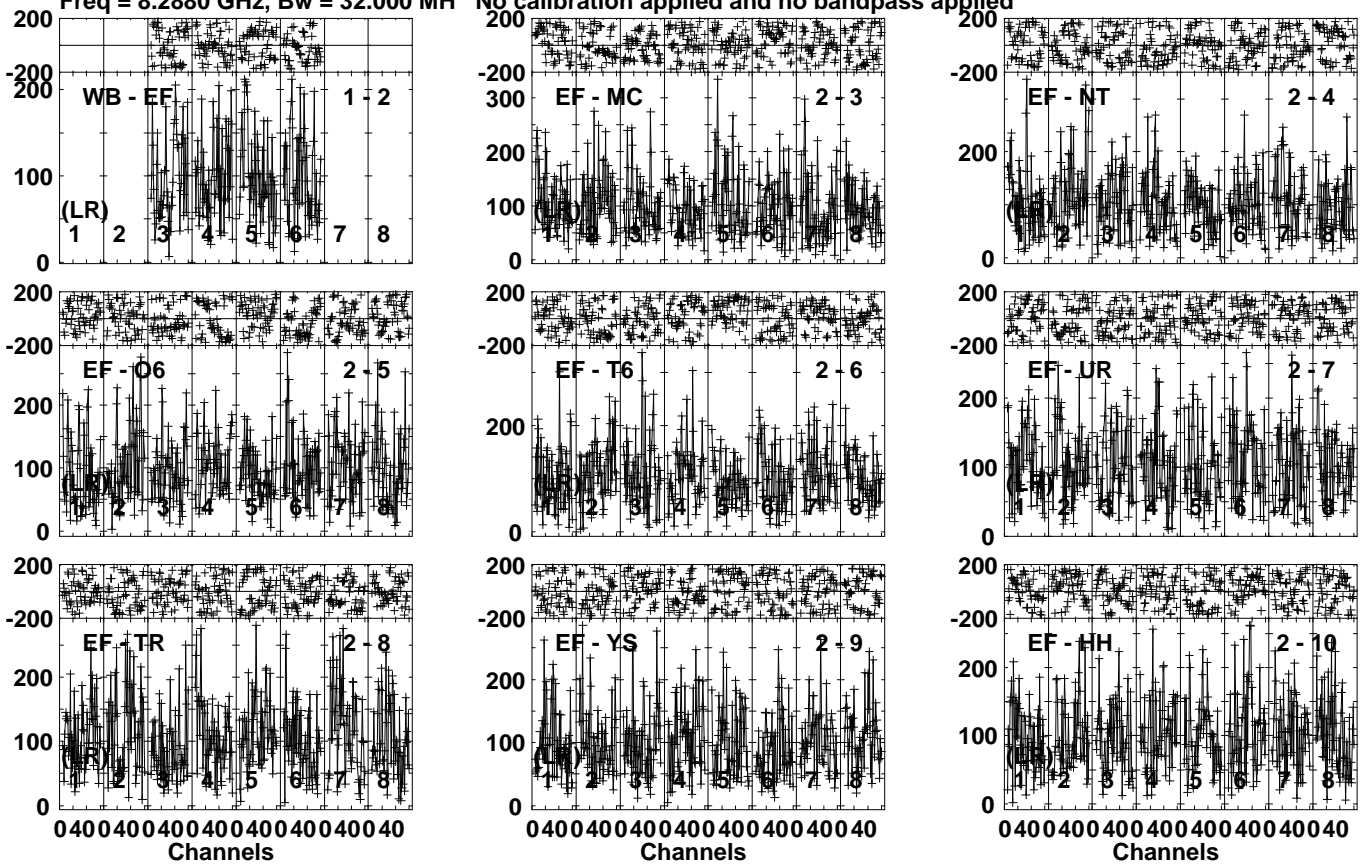
Lower frame: Micro Ampl Jy Top frame: Phas deg
Vector averaged cross-power spectrum Several baselines displayed
Timerange: 00/18:01:11 to 00/18:02:09

Plot file version 86 created 21-MAY-2024 14:59:46

J0828+1908 EP129.UVDATA.1

Freq = 8.2880 GHz, Bw = 32.000 MH

No calibration applied and no bandpass applied

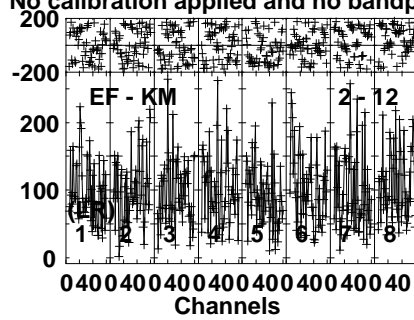
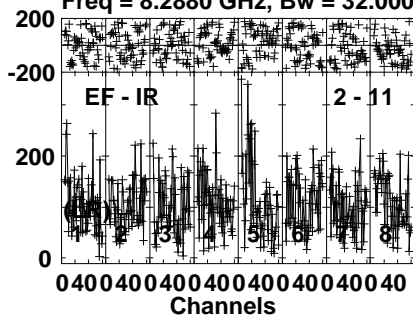


Lower frame: Micro Ampl Jy Top frame: Phas deg
Vector averaged cross-power spectrum Several baselines displayed
Timerange: 00/18:02:41 to 00/18:04:39

Plot file version 87 created 21-MAY-2024 14:59:46

J0828+1908 EP129.UVDATA.1

Freq = 8.2880 GHz, Bw = 32.000 MH No calibration applied and no bandpass applied

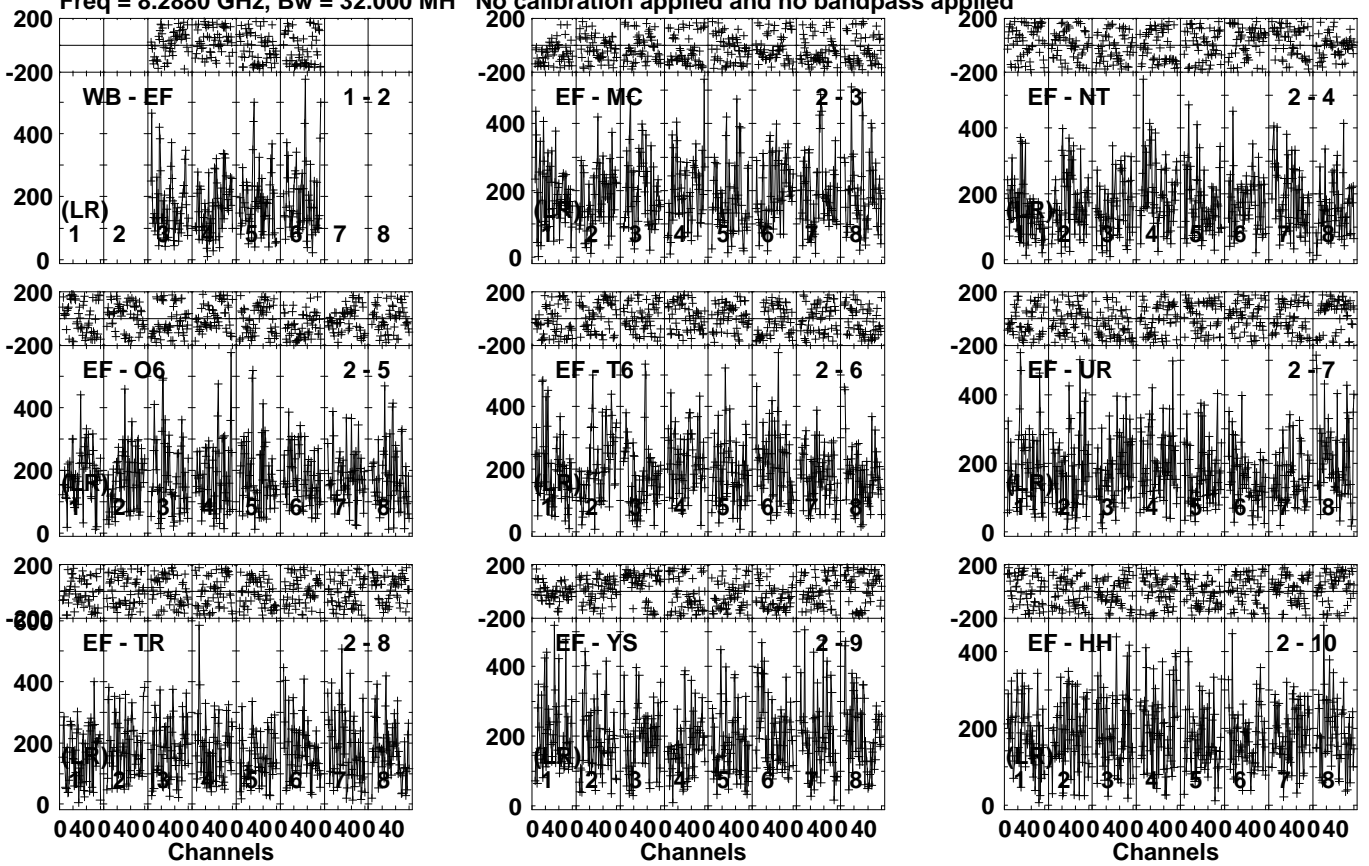


Lower frame: Micro Ampl Jy Top frame: Phas deg
Vector averaged cross-power spectrum Several baselines displayed
Timerange: 00/18:02:41 to 00/18:04:39

Plot file version 88 created 21-MAY-2024 14:59:46

J0829+1754 EP129.UVDATA.1

Freq = 8.2880 GHz, Bw = 32.000 MH No calibration applied and no bandpass applied

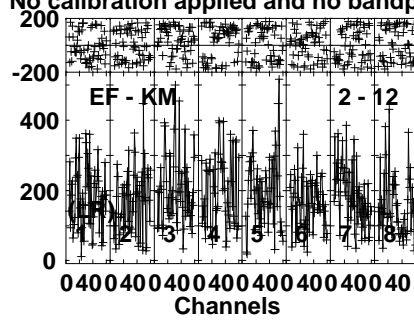
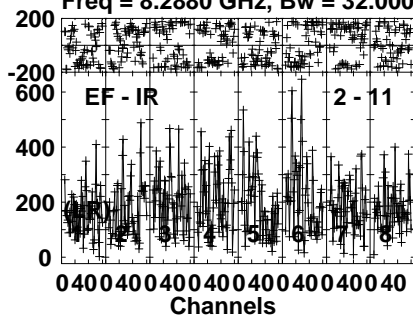


Lower frame: Micro Ampl Jy Top frame: Phas deg
Vector averaged cross-power spectrum Several baselines displayed
Timerange: 00/18:05:11 to 00/18:06:09

Plot file version 89 created 21-MAY-2024 14:59:46

J0829+1754 EP129.UVDATA.1

Freq = 8.2880 GHz, Bw = 32.000 MH No calibration applied and no bandpass applied

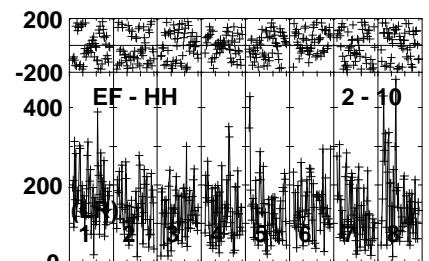
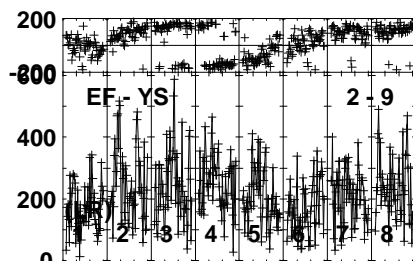
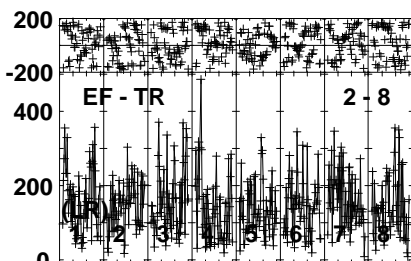
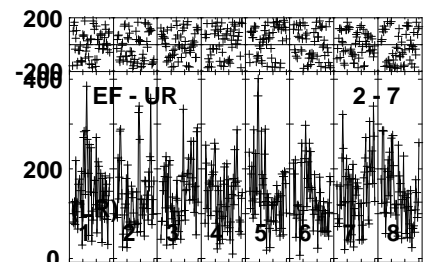
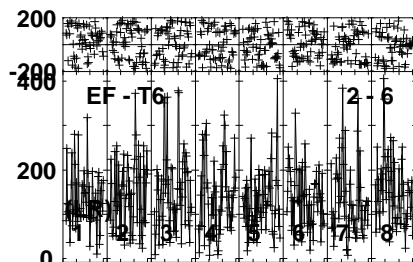
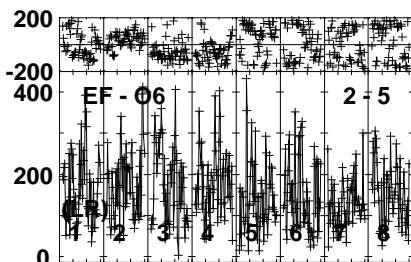
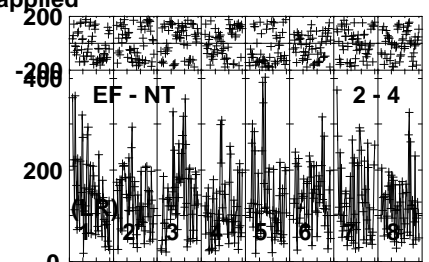
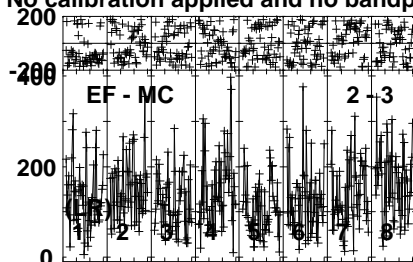
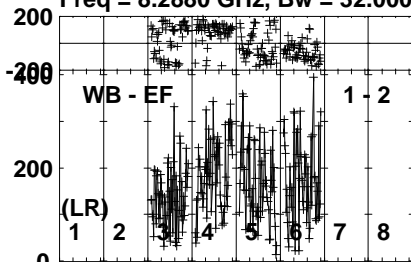


Lower frame: Micro Ampl Jy Top frame: Phas deg
Vector averaged cross-power spectrum Several baselines displayed
Timerange: 00/18:05:11 to 00/18:06:09

Plot file version 90 created 21-MAY-2024 14:59:46

J0832+1832 EP129.UVDATA.1

Freq = 8.2880 GHz, Bw = 32.000 MH No calibration applied and no bandpass applied

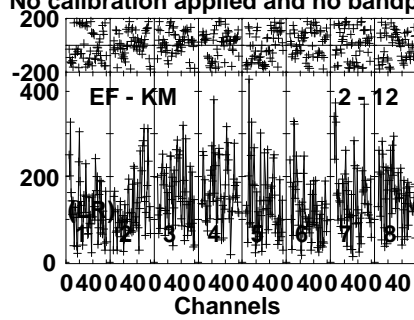
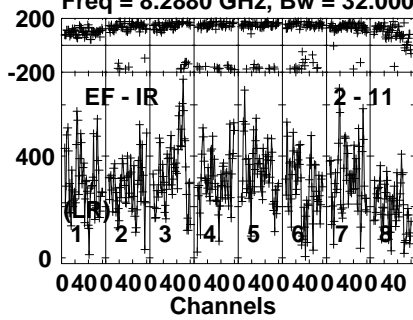


Lower frame: Micro Ampl Jy Top frame: Phas deg
Vector averaged cross-power spectrum Several baselines displayed
Timerange: 00/18:06:56 to 00/18:07:54

Plot file version 91 created 21-MAY-2024 14:59:46

J0832+1832 EP129.UVDATA.1

Freq = 8.2880 GHz, Bw = 32.000 MH No calibration applied and no bandpass applied

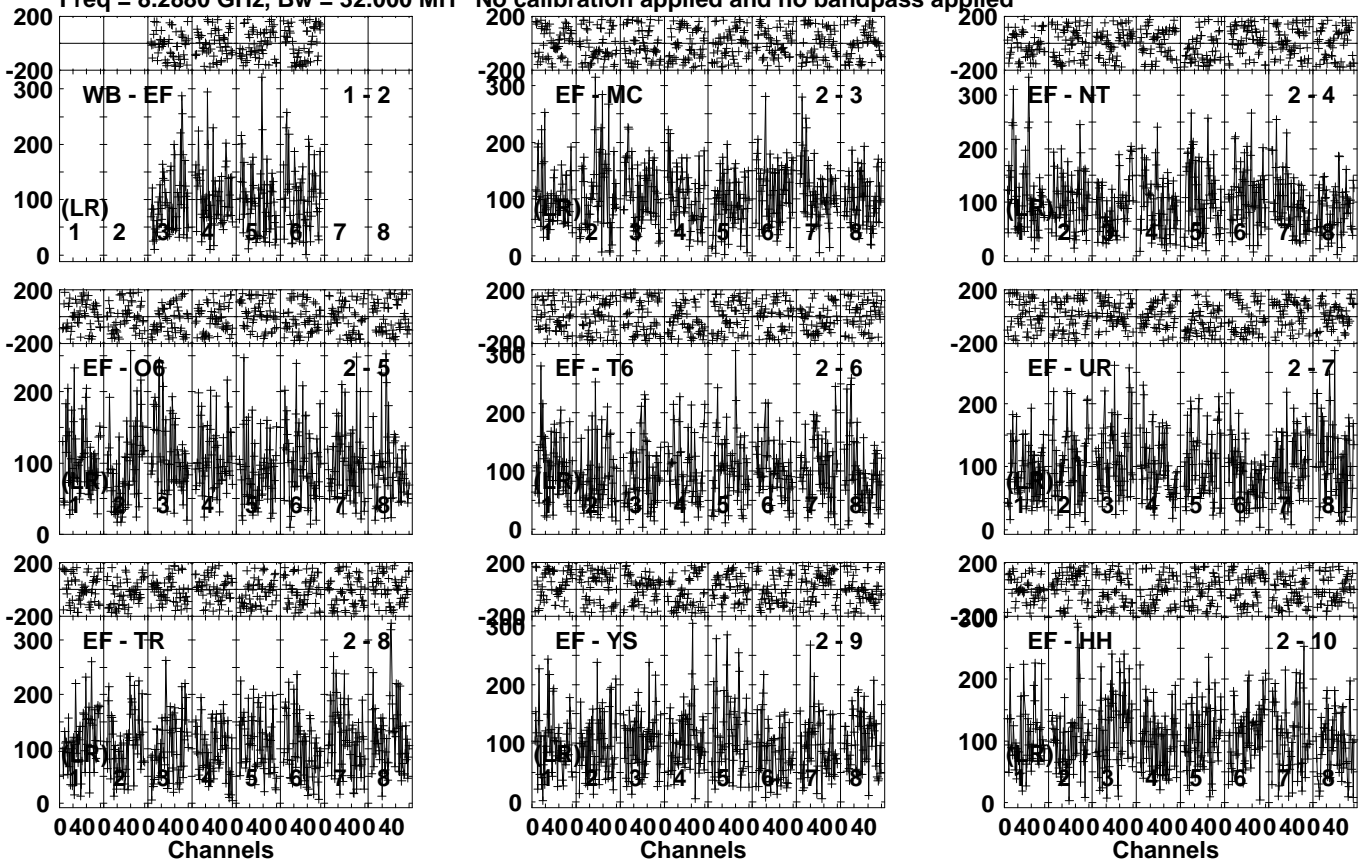


Lower frame: Micro Ampl Jy Top frame: Phas deg
Vector averaged cross-power spectrum Several baselines displayed
Timerange: 00/18:06:56 to 00/18:07:54

Plot file version 92 created 21-MAY-2024 14:59:46

J0828+1908 EP129.UVDATA.1

Freq = 8.2880 GHz, Bw = 32.000 MH No calibration applied and no bandpass applied

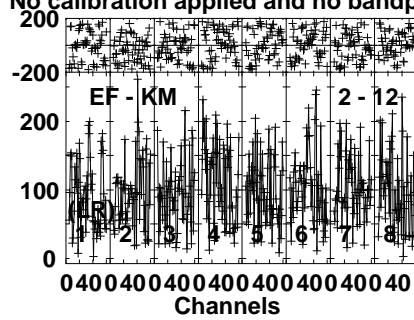
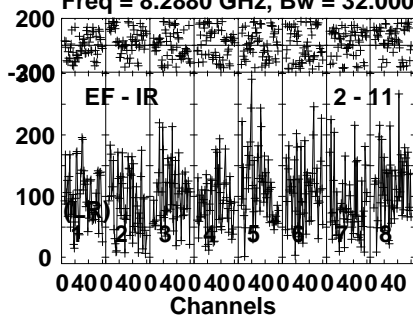


Lower frame: Micro Ampl Jy Top frame: Phas deg
Vector averaged cross-power spectrum Several baselines displayed
Timerange: 00:18:08:26 to 00:18:10:24

Plot file version 93 created 21-MAY-2024 14:59:47

J0828+1908 EP129.UVDATA.1

Freq = 8.2880 GHz, Bw = 32.000 MH No calibration applied and no bandpass applied



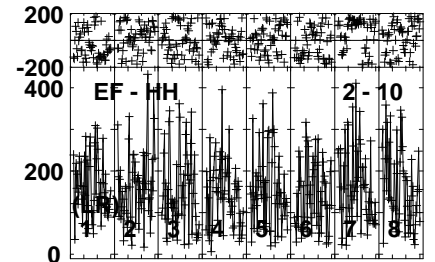
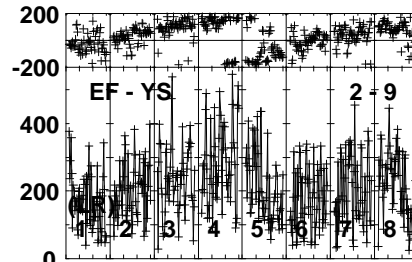
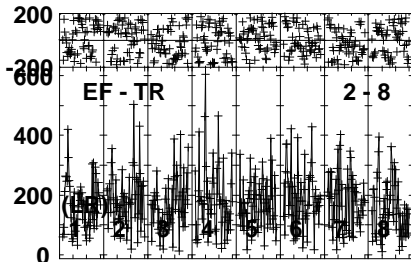
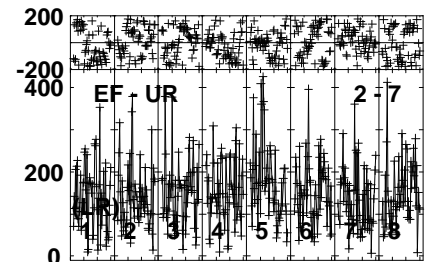
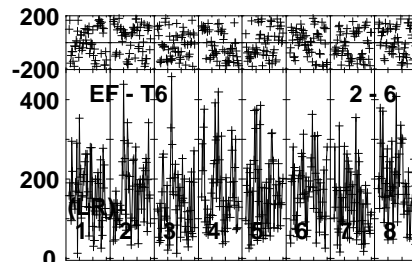
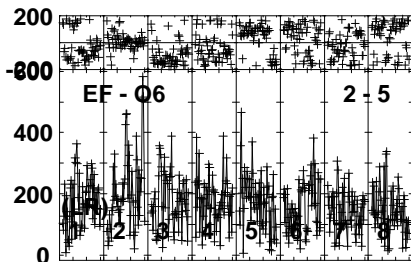
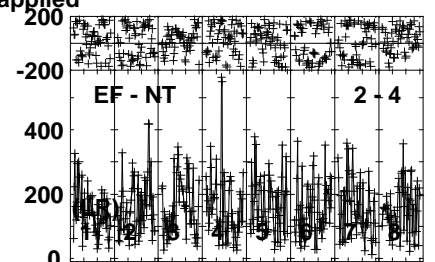
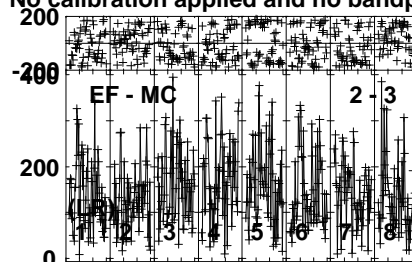
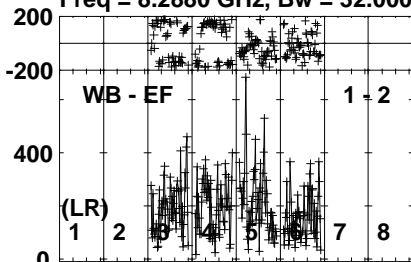
Lower frame: Micro Ampl Jy Top frame: Phas deg
Vector averaged cross-power spectrum Several baselines displayed
Timerange: 00/18:08:26 to 00/18:10:24

Plot file version 94 created 21-MAY-2024 14:59:47

J0832+1832 EP129.UVDATA.1

Freq = 8.2880 GHz, Bw = 32.000 MH

No calibration applied and no bandpass applied

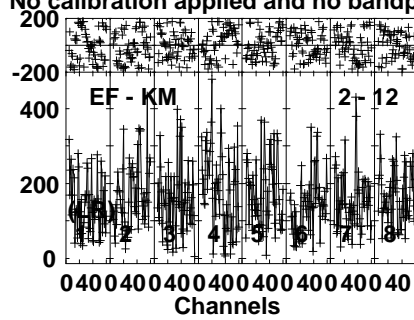
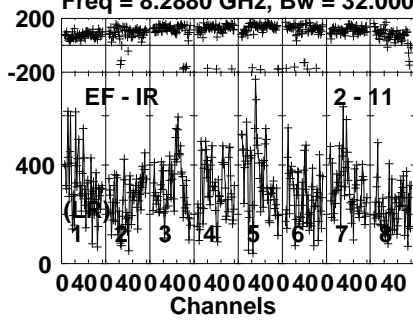


Lower frame: Micro Ampl Jy Top frame: Phas deg
Vector averaged cross-power spectrum Several baselines displayed
Timerange: 00/18:10:56 to 00/18:11:54

Plot file version 95 created 21-MAY-2024 14:59:47

J0832+1832 EP129.UVDATA.1

Freq = 8.2880 GHz, Bw = 32.000 MH No calibration applied and no bandpass applied

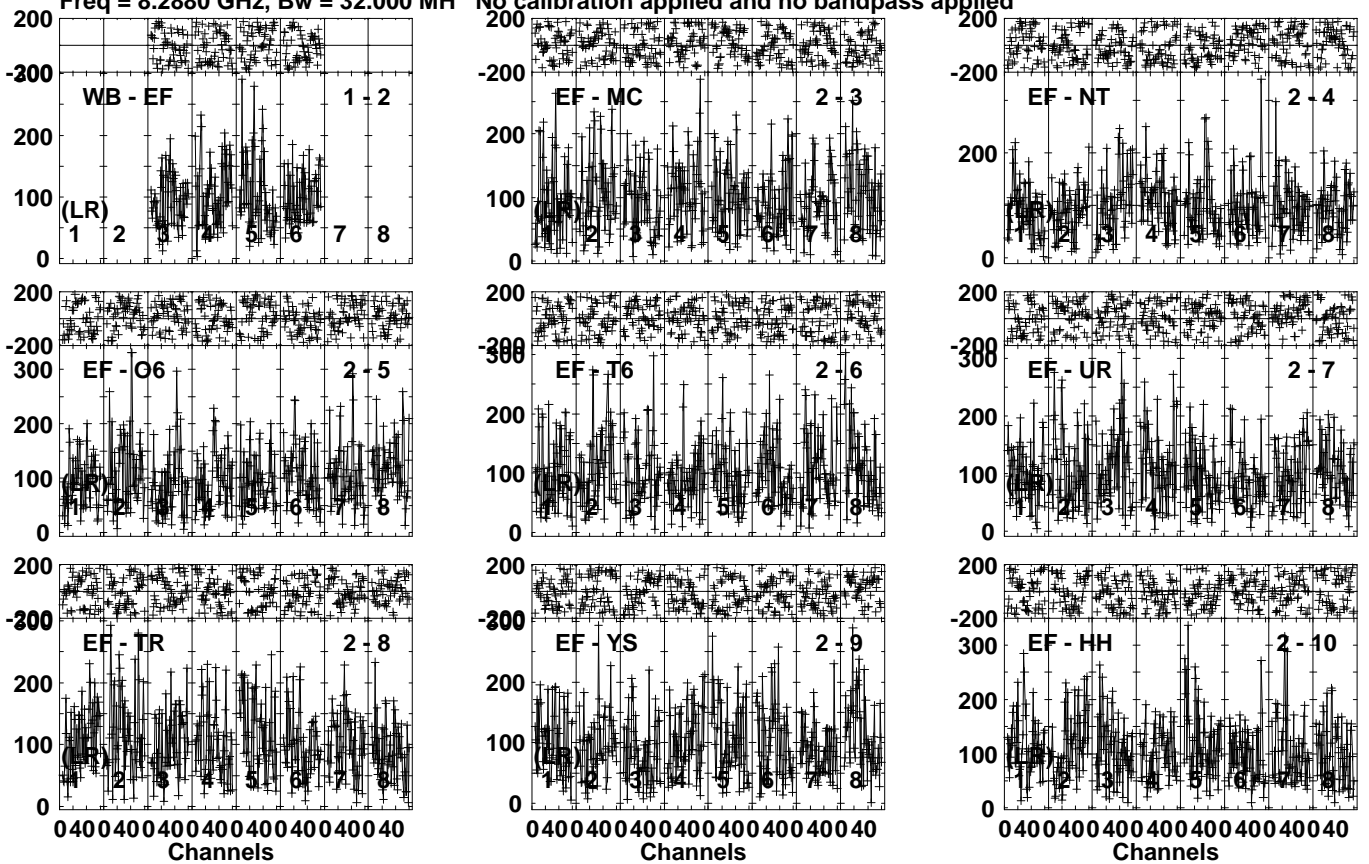


Lower frame: Micro Ampl Jy Top frame: Phas deg
Vector averaged cross-power spectrum Several baselines displayed
Timerange: 00/18:10:56 to 00/18:11:54

Plot file version 96 created 21-MAY-2024 14:59:47

J0828+1908 EP129.UVDATA.1

Freq = 8.2880 GHz, Bw = 32.000 MH No calibration applied and no bandpass applied

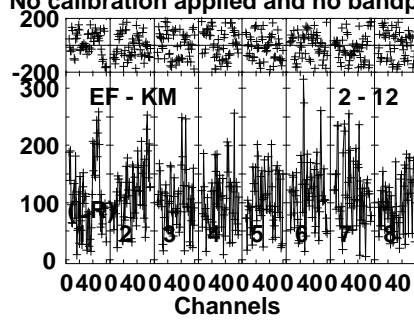
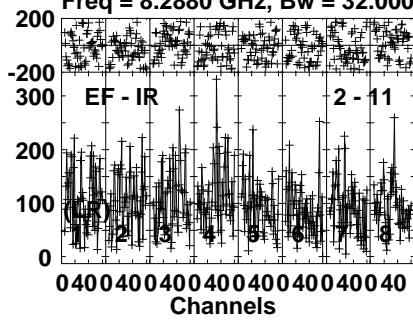


Lower frame: Micro Ampl Jy Top frame: Phas deg
Vector averaged cross-power spectrum Several baselines displayed
Timerange: 00/18:12:26 to 00/18:14:24

Plot file version 97 created 21-MAY-2024 14:59:47

J0828+1908 EP129.UVDATA.1

Freq = 8.2880 GHz, Bw = 32.000 MH No calibration applied and no bandpass applied



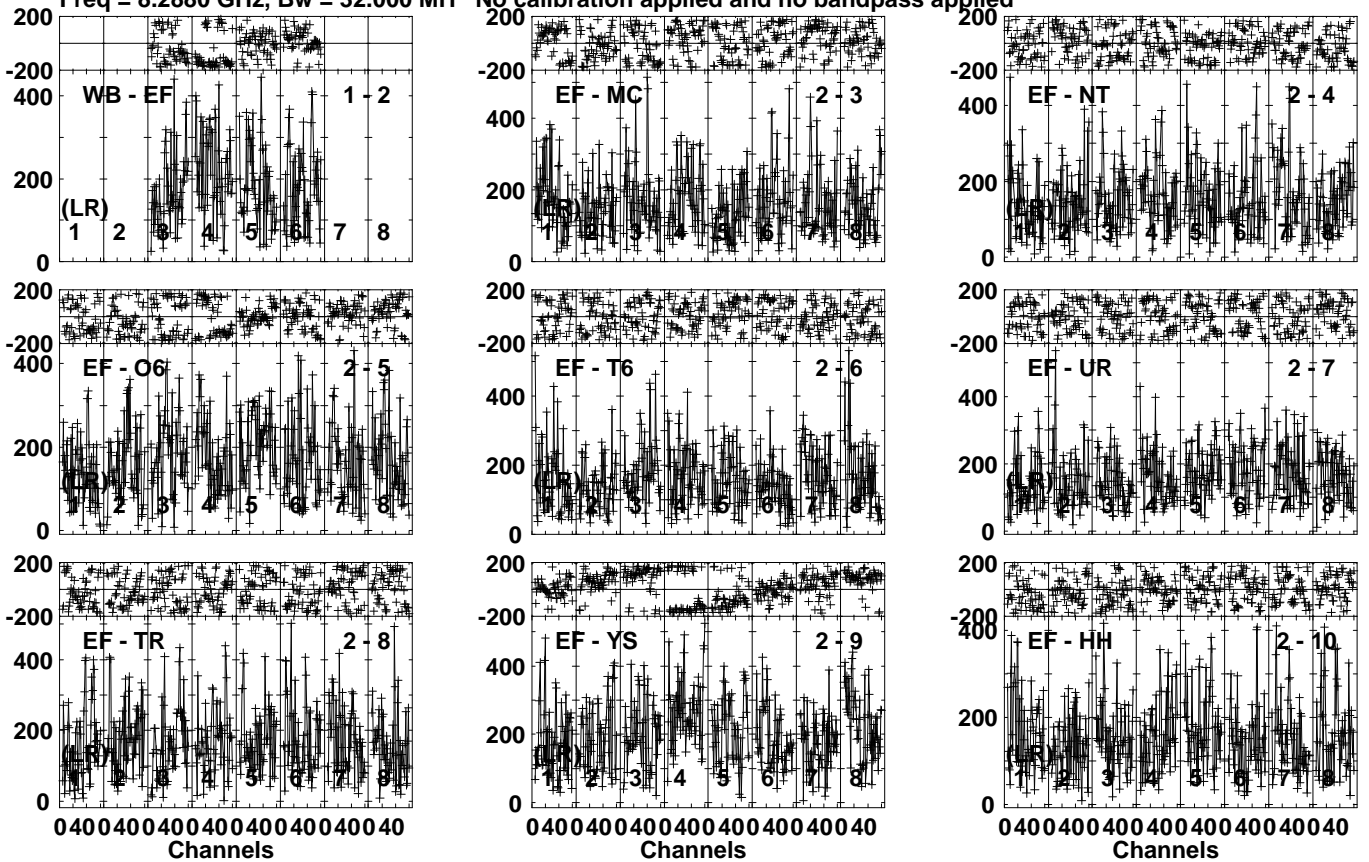
Lower frame: Micro Ampl Jy Top frame: Phas deg
Vector averaged cross-power spectrum Several baselines displayed
Timerange: 00/18:12:26 to 00/18:14:24

Plot file version 98 created 21-MAY-2024 14:59:47

J0832+1832 EP129.UVDATA.1

Freq = 8.2880 GHz, Bw = 32.000 MH

No calibration applied and no bandpass applied

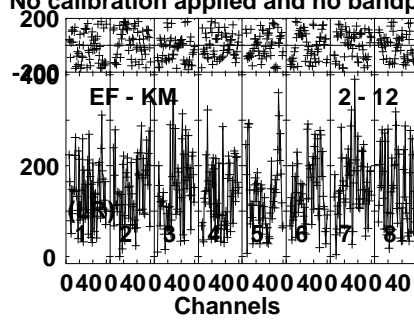
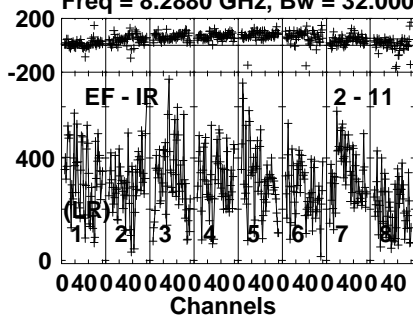


Lower frame: Micro Ampl Jy Top frame: Phas deg
Vector averaged cross-power spectrum Several baselines displayed
Timerange: 00/18:14:56 to 00/18:15:54

Plot file version 99 created 21-MAY-2024 14:59:47

J0832+1832 EP129.UVDATA.1

Freq = 8.2880 GHz, Bw = 32.000 MH No calibration applied and no bandpass applied



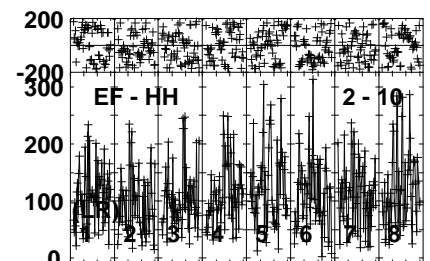
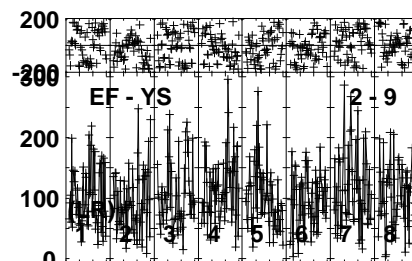
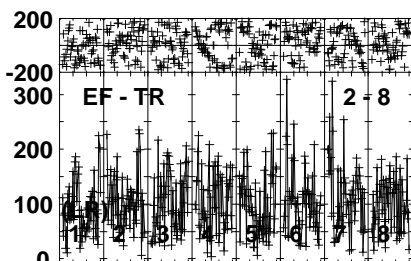
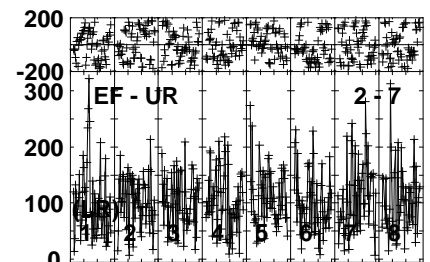
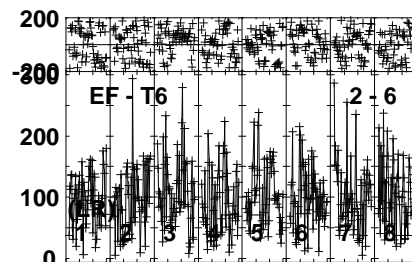
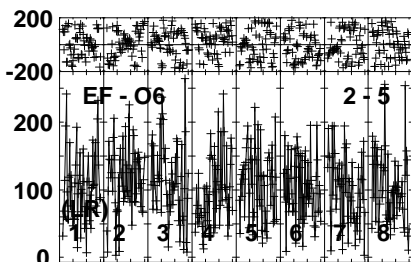
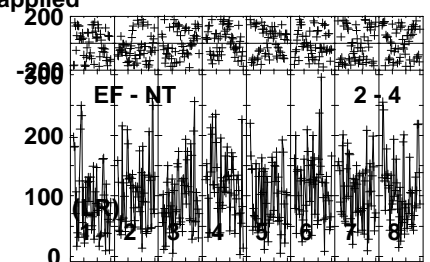
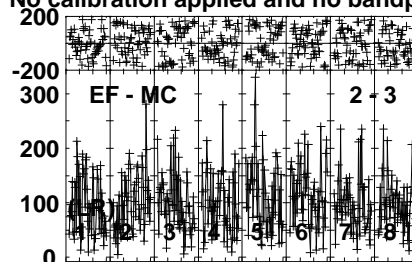
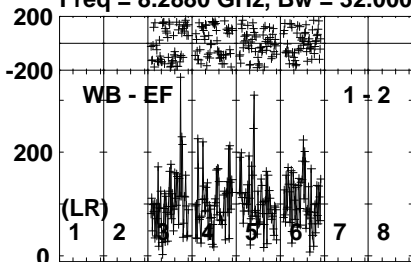
Lower frame: Micro Ampl Jy Top frame: Phas deg
Vector averaged cross-power spectrum Several baselines displayed
Timerange: 00/18:14:56 to 00/18:15:54

Plot file version 100 created 21-MAY-2024 14:59:47

J0828+1908 EP129.UVDATA.1

Freq = 8.2880 GHz, Bw = 32.000 MH

No calibration applied and no bandpass applied

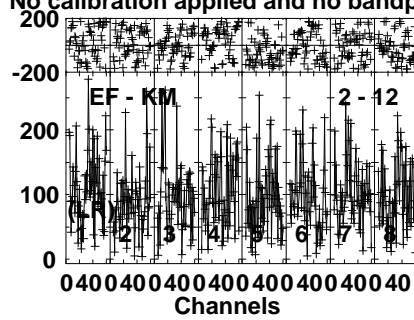
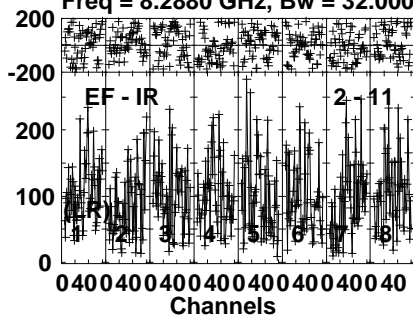


Lower frame: Micro Ampl Jy Top frame: Phas deg
Vector averaged cross-power spectrum Several baselines displayed
Timerange: 00/18:16:26 to 00/18:18:24

Plot file version 101 created 21-MAY-2024 14:59:48

J0828+1908 EP129.UVDATA.1

Freq = 8.2880 GHz, Bw = 32.000 MH No calibration applied and no bandpass applied



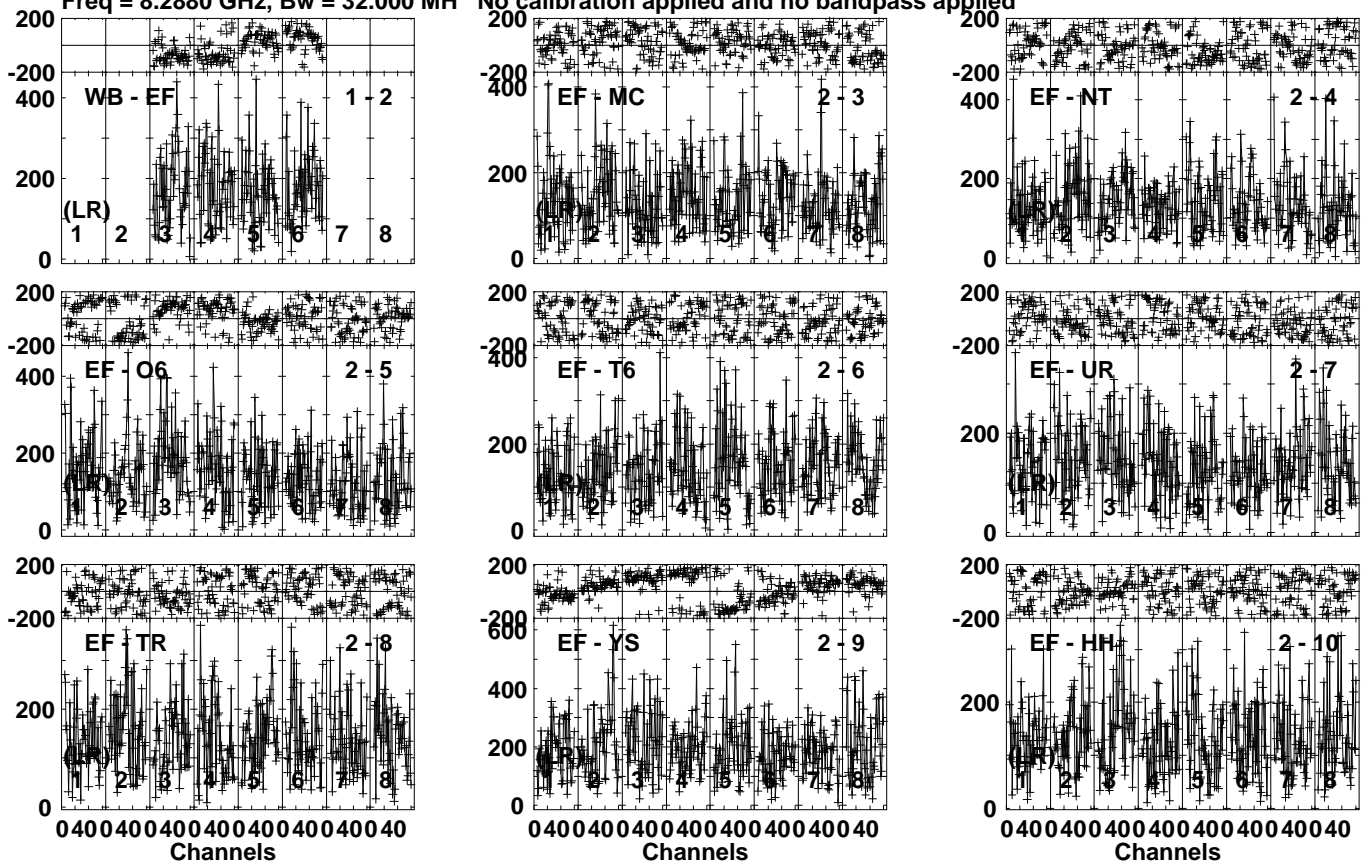
Lower frame: Micro Ampl Jy Top frame: Phas deg
Vector averaged cross-power spectrum Several baselines displayed
Timerange: 00/18:16:26 to 00/18:18:24

Plot file version 102 created 21-MAY-2024 14:59:48

J0832+1832 EP129.UVDATA.1

Freq = 8.2880 GHz, Bw = 32.000 MH

No calibration applied and no bandpass applied



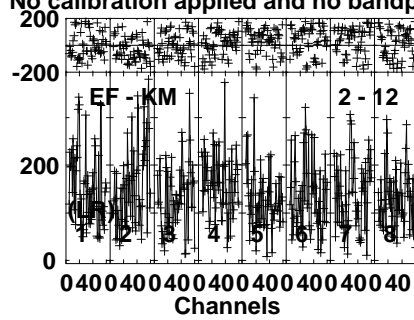
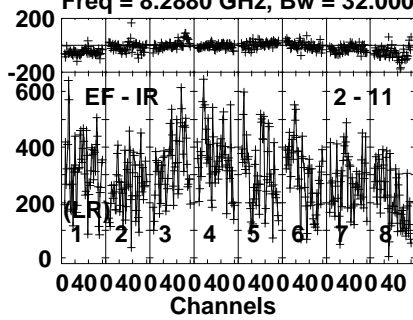
Lower frame: Micro Ampl Jy Top frame: Phas deg
Vector averaged cross-power spectrum Several baselines displayed
Timerange: 00/18:19:16 to 00/18:20:14

Plot file version 103 created 21-MAY-2024 14:59:48

J0832+1832 EP129.UVDATA.1

Freq = 8.2880 GHz, Bw = 32.000 MH

No calibration applied and no bandpass applied



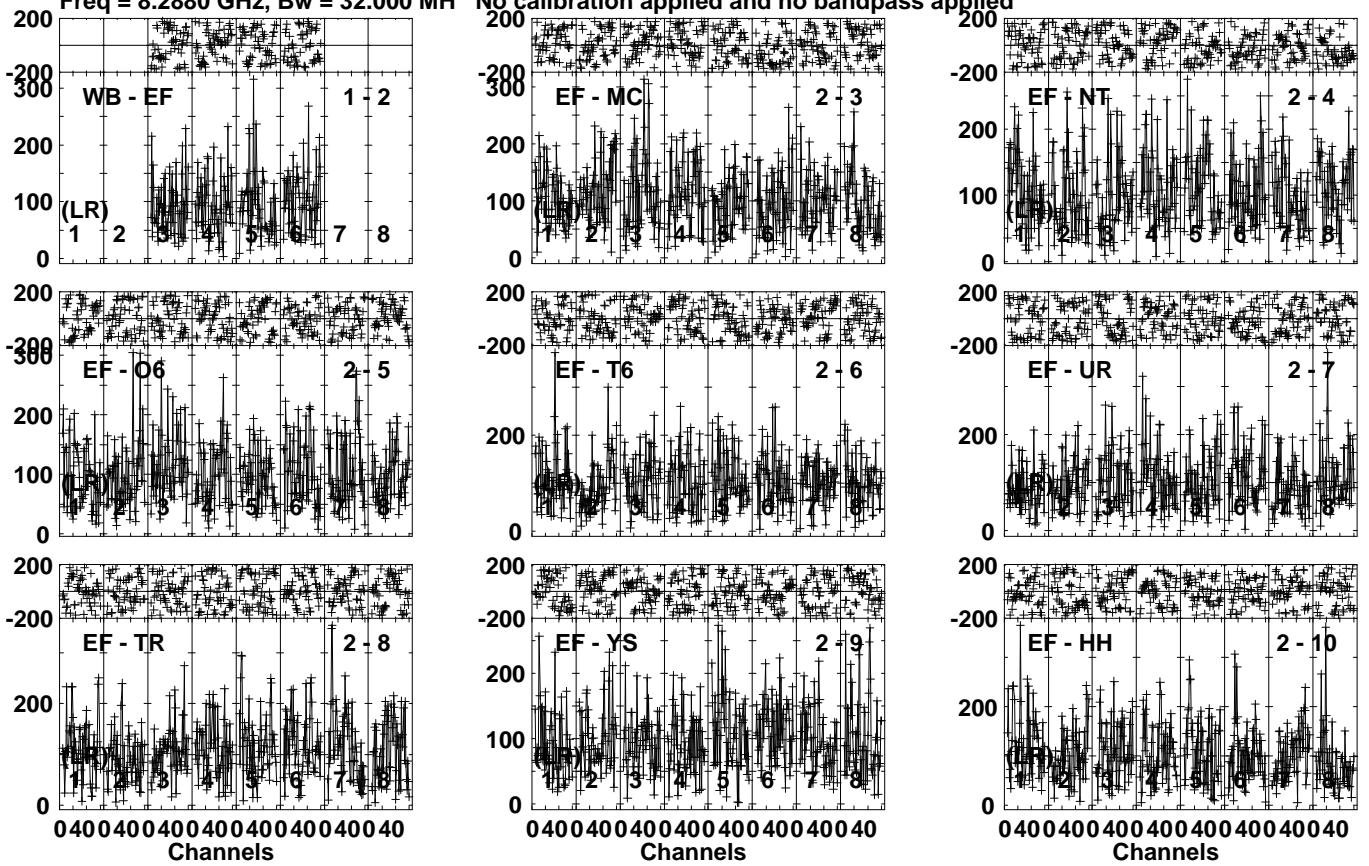
Lower frame: Micro Ampl Jy Top frame: Phas deg
Vector averaged cross-power spectrum Several baselines displayed
Timerange: 00/18:19:16 to 00/18:20:14

Plot file version 104 created 21-MAY-2024 14:59:48

J0828+1908 EP129.UVDATA.1

Freq = 8.2880 GHz, Bw = 32.000 MH

No calibration applied and no bandpass applied

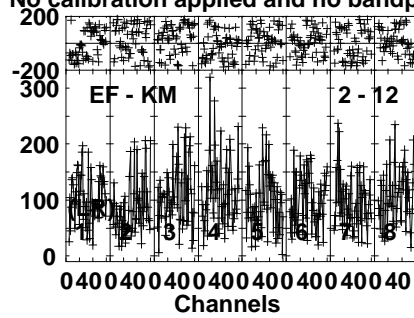
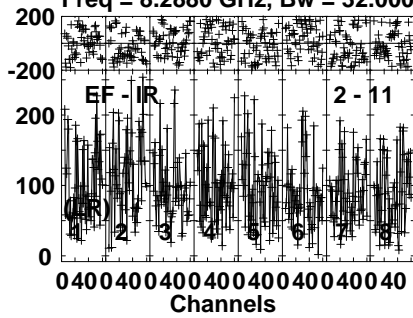


Lower frame: Micro Ampl Jy Top frame: Phas deg
Vector averaged cross-power spectrum Several baselines displayed
Timerange: 00/18:20:46 to 00/18:22:44

Plot file version 105 created 21-MAY-2024 14:59:48

J0828+1908 EP129.UVDATA.1

Freq = 8.2880 GHz, Bw = 32.000 MH No calibration applied and no bandpass applied



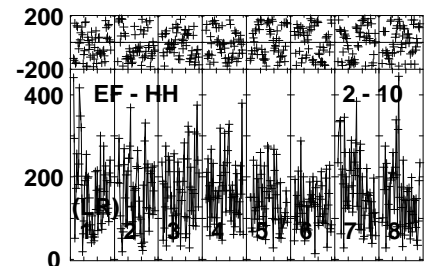
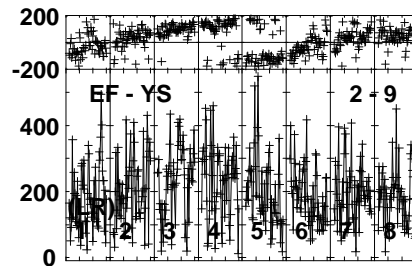
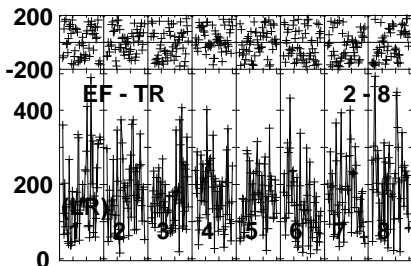
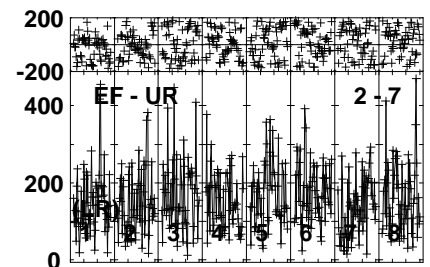
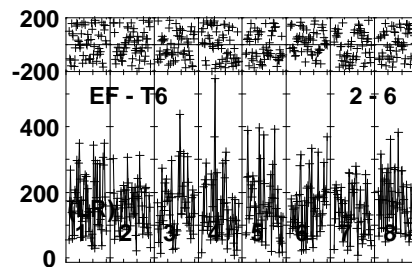
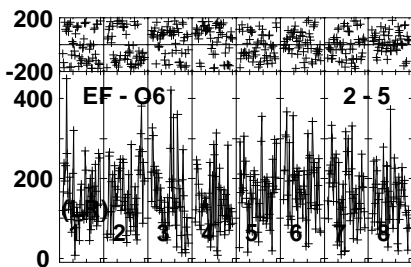
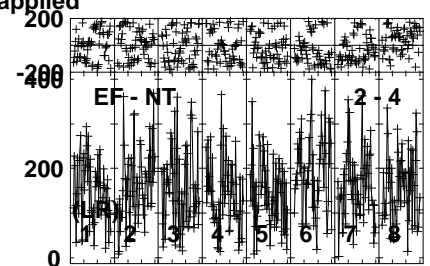
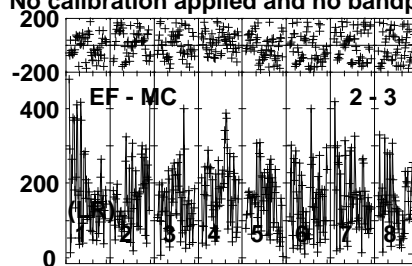
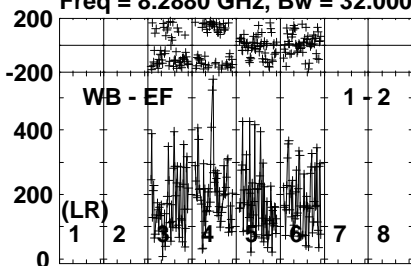
Lower frame: Micro Ampl Jy Top frame: Phas deg
Vector averaged cross-power spectrum Several baselines displayed
Timerange: 00/18:20:46 to 00/18:22:44

Plot file version 106 created 21-MAY-2024 14:59:48

J0832+1832 EP129.UVDATA.1

Freq = 8.2880 GHz, Bw = 32.000 MH

No calibration applied and no bandpass applied



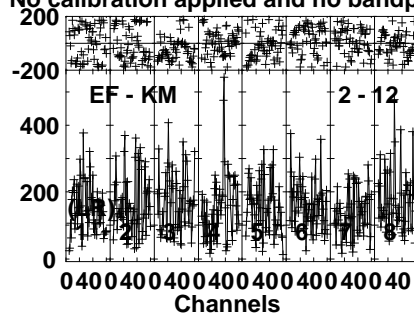
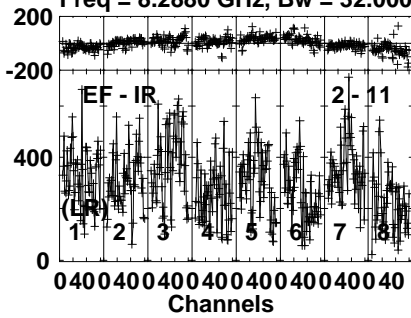
Lower frame: Micro Ampl Jy Top frame: Phas deg
Vector averaged cross-power spectrum Several baselines displayed
Timerange: 00/18:23:16 to 00/18:24:14

Plot file version 107 created 21-MAY-2024 14:59:48

J0832+1832 EP129.UVDATA.1

Freq = 8.2880 GHz, Bw = 32.000 MH

No calibration applied and no bandpass applied



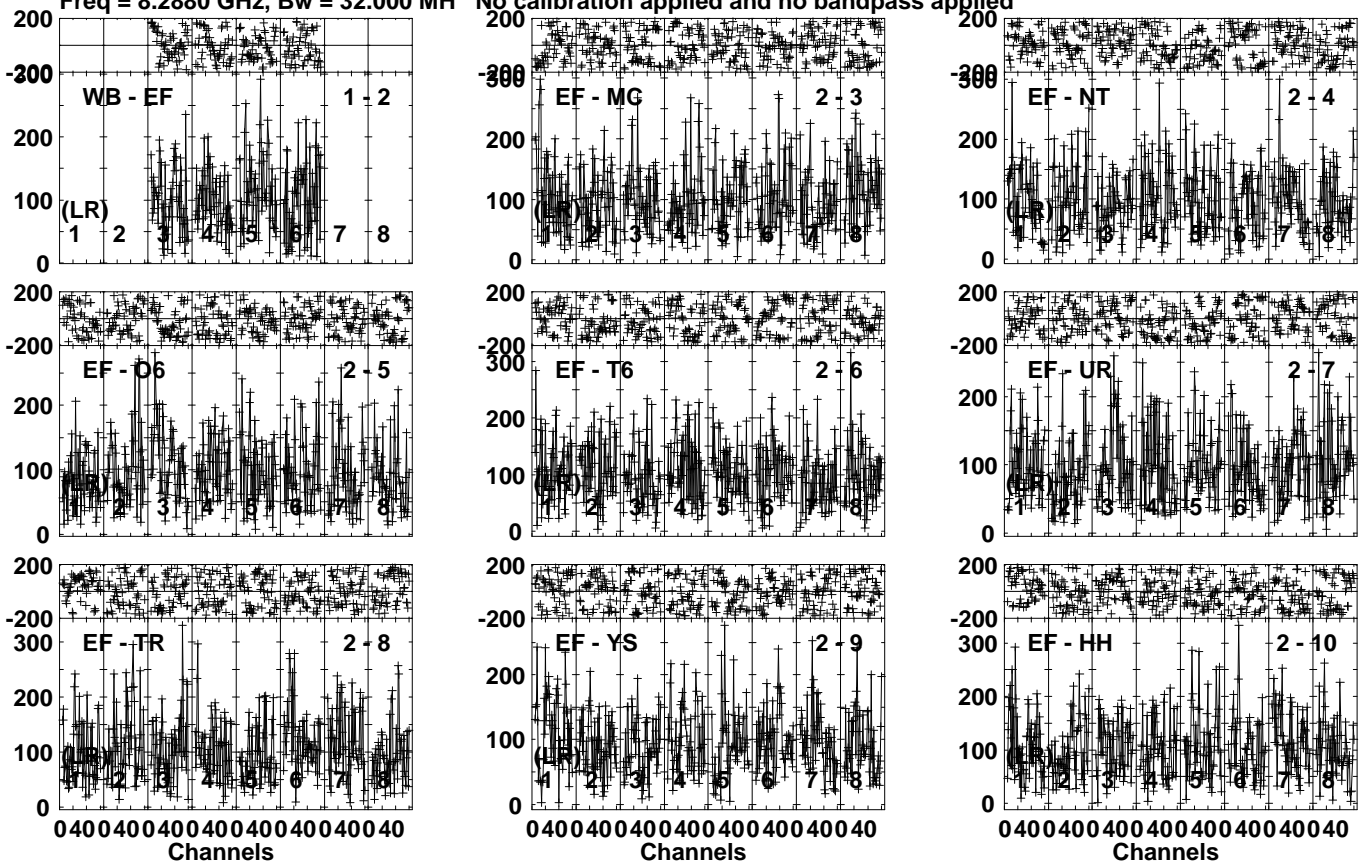
Lower frame: Micro Ampl Jy Top frame: Phas deg
Vector averaged cross-power spectrum Several baselines displayed
Timerange: 00/18:23:16 to 00/18:24:14

Plot file version 108 created 21-MAY-2024 14:59:49

J0828+1908 EP129.UVDATA.1

Freq = 8.2880 GHz, Bw = 32.000 MH

No calibration applied and no bandpass applied



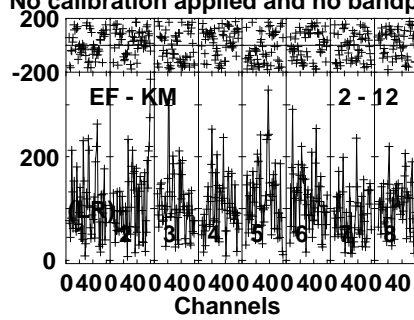
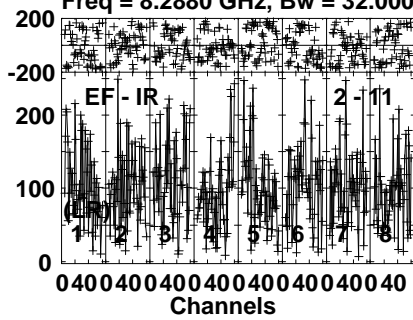
Lower frame: Micro Ampl Jy Top frame: Phas deg
Vector averaged cross-power spectrum Several baselines displayed
Timerange: 00/18:24:46 to 00/18:26:44

Plot file version 109 created 21-MAY-2024 14:59:49

J0828+1908 EP129.UVDATA.1

Freq = 8.2880 GHz, Bw = 32.000 MH

No calibration applied and no bandpass applied



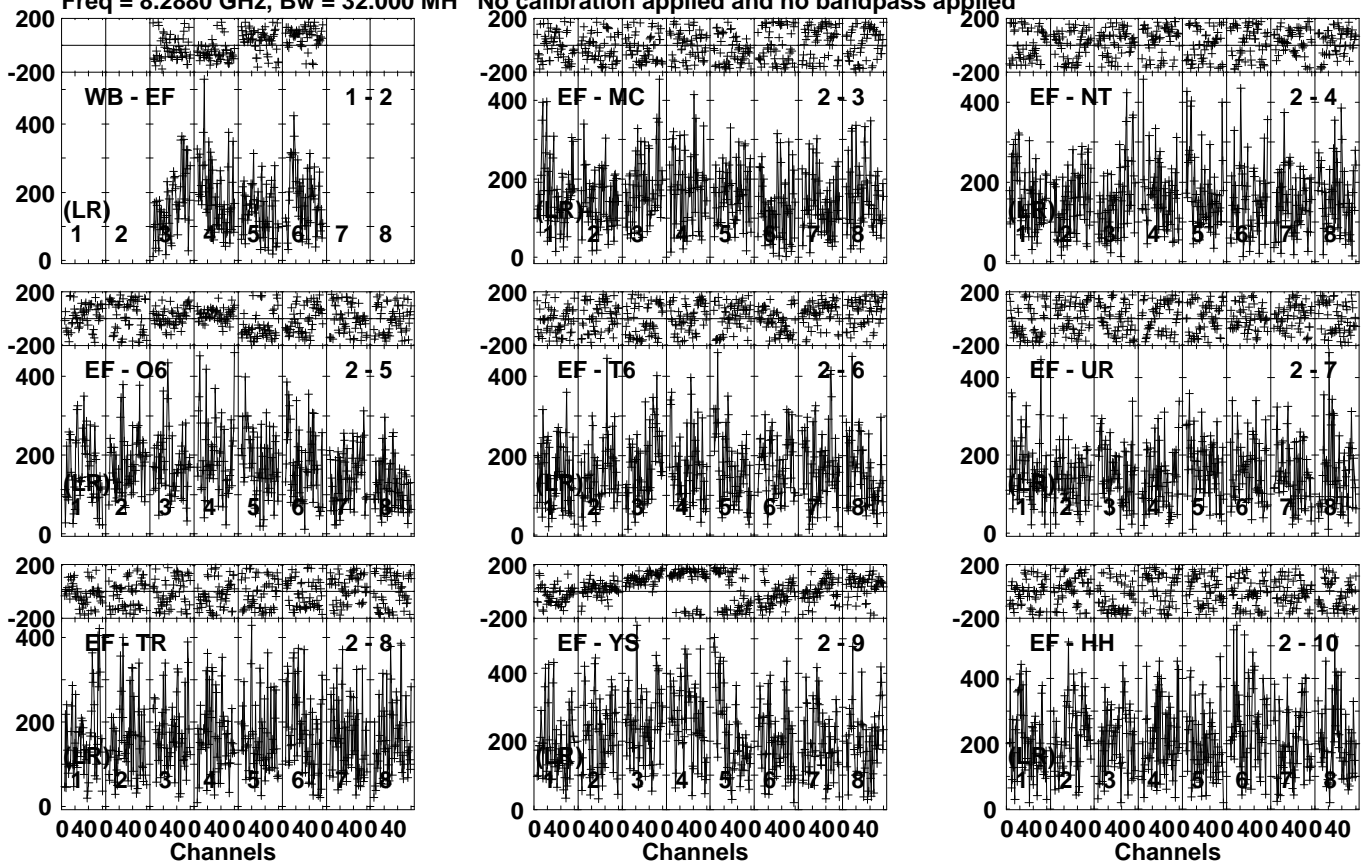
Lower frame: Micro Ampl Jy Top frame: Phas deg
Vector averaged cross-power spectrum Several baselines displayed
Timerange: 00/18:24:46 to 00/18:26:44

Plot file version 110 created 21-MAY-2024 14:59:49

J0832+1832 EP129.UVDATA.1

Freq = 8.2880 GHz, Bw = 32.000 MH

No calibration applied and no bandpass applied



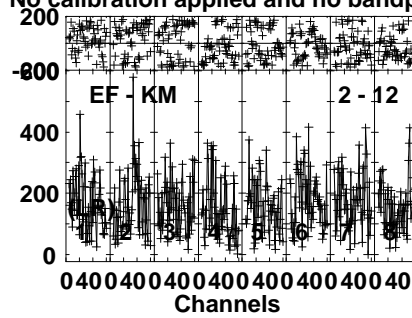
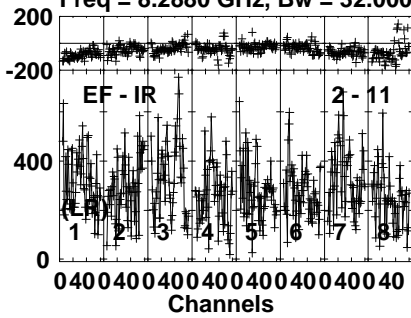
Lower frame: Micro Ampl Jy Top frame: Phas deg
Vector averaged cross-power spectrum Several baselines displayed
Timerange: 00/18:27:16 to 00/18:28:14

Plot file version 111 created 21-MAY-2024 14:59:49

J0832+1832 EP129.UVDATA.1

Freq = 8.2880 GHz, Bw = 32.000 MH

No calibration applied and no bandpass applied



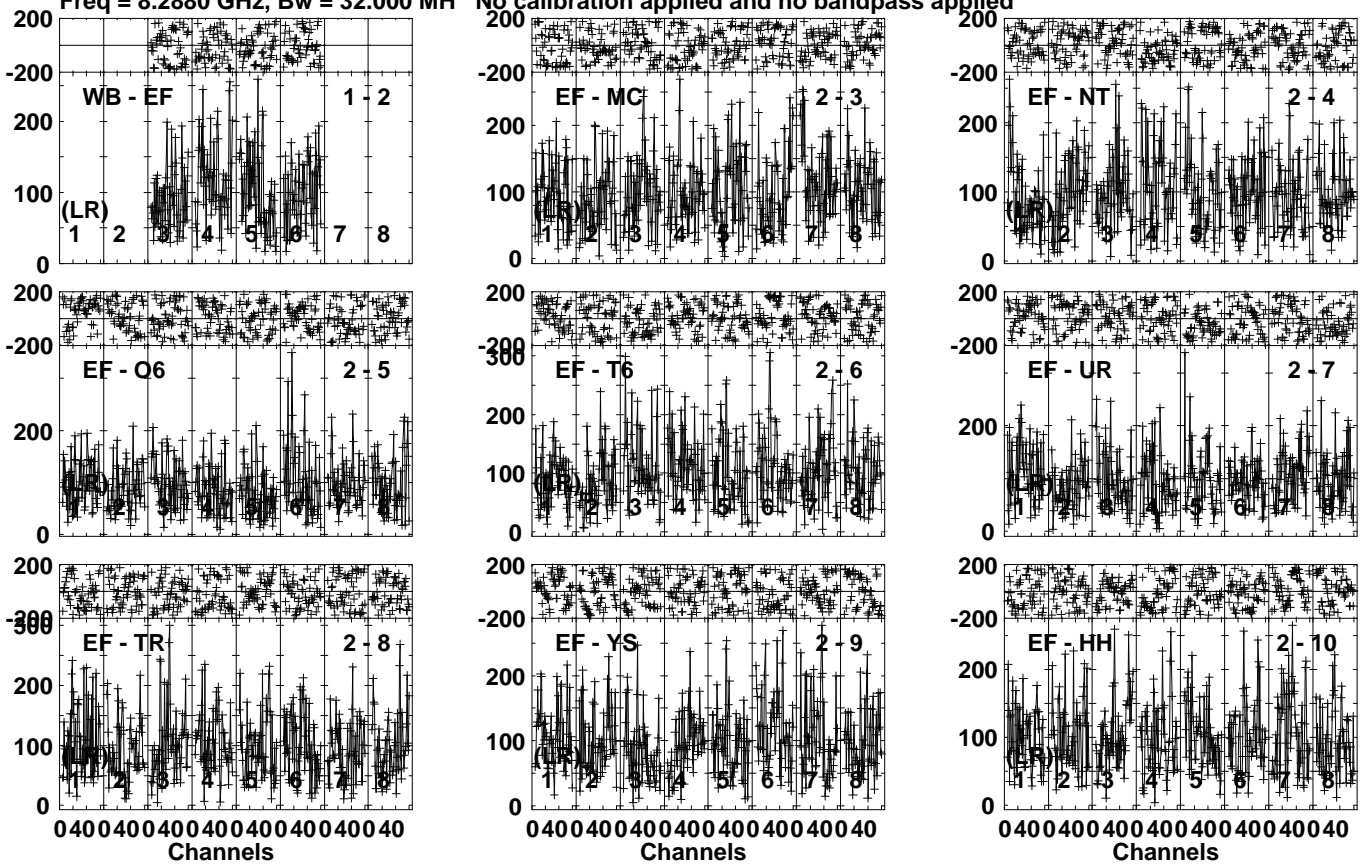
Lower frame: Micro Ampl Jy Top frame: Phas deg
Vector averaged cross-power spectrum Several baselines displayed
Timerange: 00/18:27:16 to 00/18:28:14

Plot file version 112 created 21-MAY-2024 14:59:49

J0828+1908 EP129.UVDATA.1

Freq = 8.2880 GHz, Bw = 32.000 MH

No calibration applied and no bandpass applied



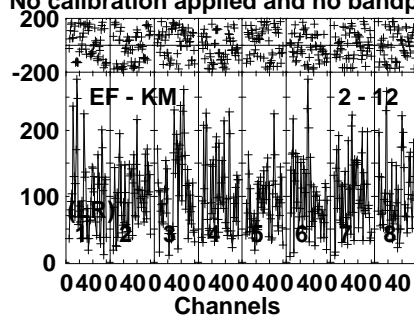
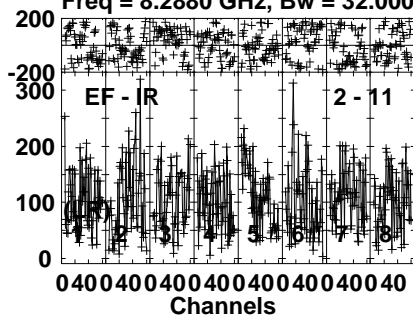
Lower frame: Micro Ampl Jy Top frame: Phas deg
Vector averaged cross-power spectrum Several baselines displayed
Timerange: 00/18:28:46 to 00/18:30:44

Plot file version 113 created 21-MAY-2024 14:59:49

J0828+1908 EP129.UVDATA.1

Freq = 8.2880 GHz, Bw = 32.000 MH

No calibration applied and no bandpass applied



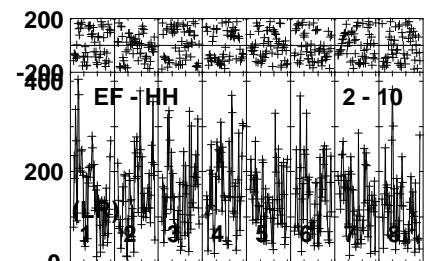
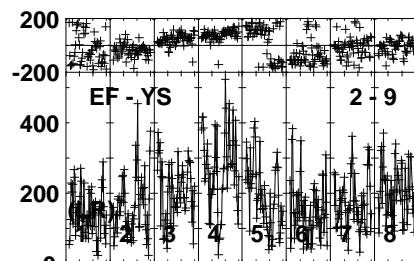
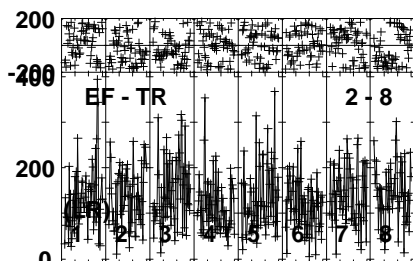
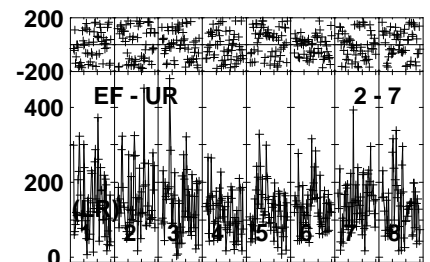
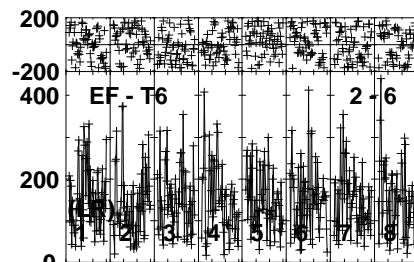
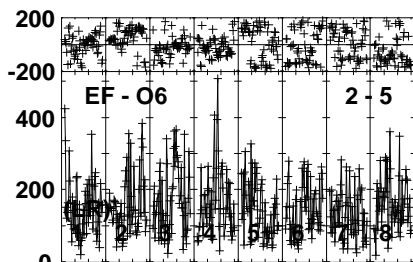
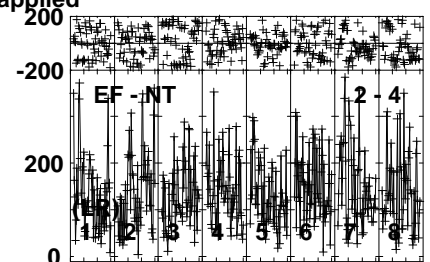
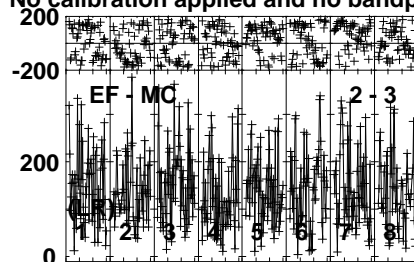
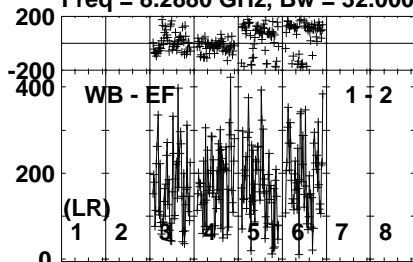
Lower frame: Micro Ampl Jy Top frame: Phas deg
Vector averaged cross-power spectrum Several baselines displayed
Timerange: 00/18:28:46 to 00/18:30:44

Plot file version 114 created 21-MAY-2024 14:59:49

J0832+1832 EP129.UVDATA.1

Freq = 8.2880 GHz, Bw = 32.000 MH

No calibration applied and no bandpass applied



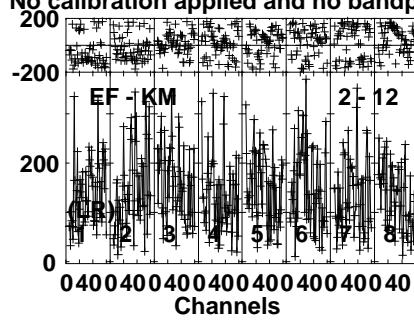
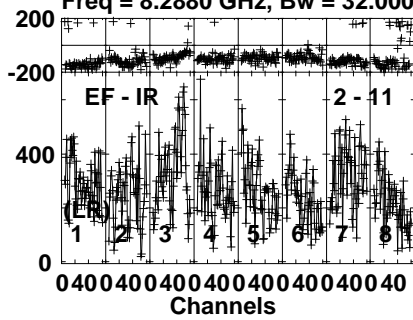
Lower frame: Micro Ampl Jy Top frame: Phas deg
Vector averaged cross-power spectrum Several baselines displayed
Timerange: 00/18:31:36 to 00/18:32:34

Plot file version 115 created 21-MAY-2024 14:59:49

J0832+1832 EP129.UVDATA.1

Freq = 8.2880 GHz, Bw = 32.000 MH

No calibration applied and no bandpass applied



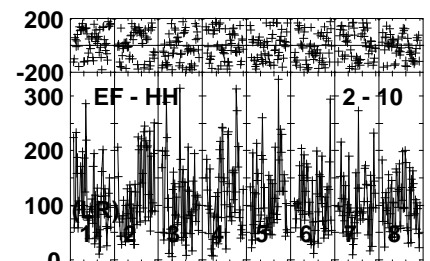
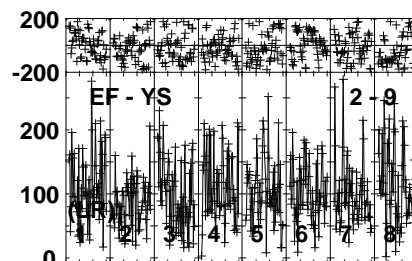
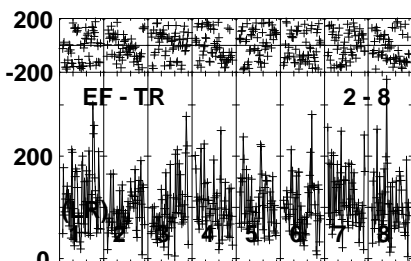
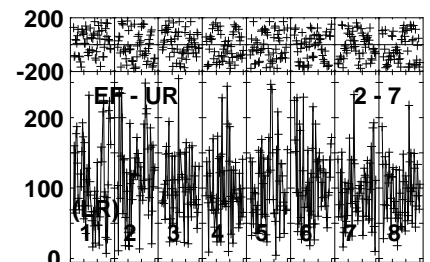
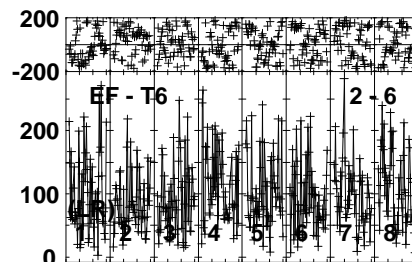
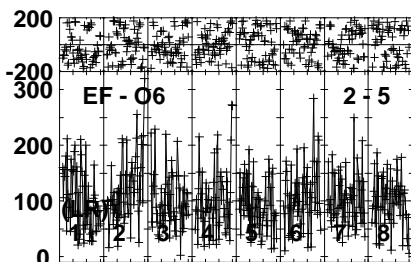
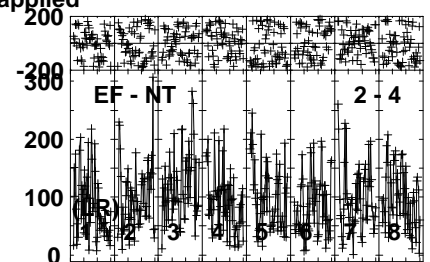
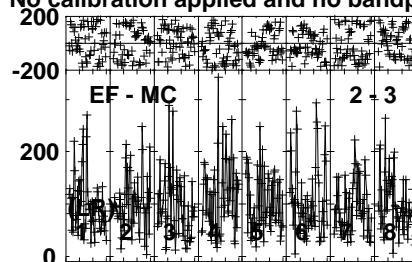
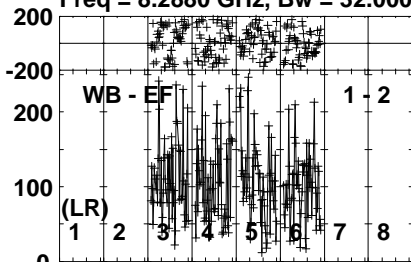
Lower frame: Micro Ampl Jy Top frame: Phas deg
Vector averaged cross-power spectrum Several baselines displayed
Timerange: 00/18:31:36 to 00/18:32:34

Plot file version 116 created 21-MAY-2024 14:59:50

J0828+1908 EP129.UVDATA.1

Freq = 8.2880 GHz, Bw = 32.000 MH

No calibration applied and no bandpass applied

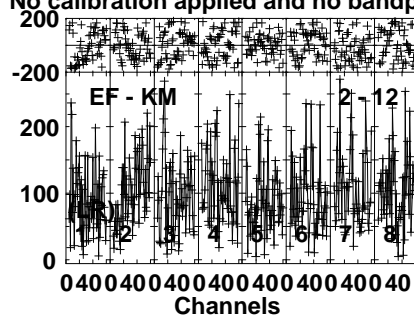
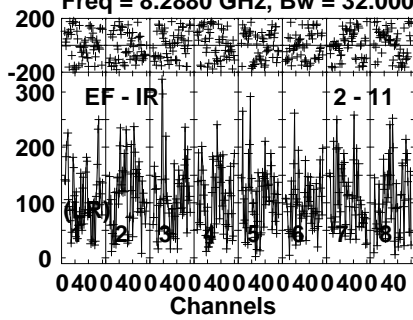


Lower frame: Micro Ampl Jy Top frame: Phas deg
Vector averaged cross-power spectrum Several baselines displayed
Timerange: 00/18:33:06 to 00/18:35:04

Plot file version 117 created 21-MAY-2024 14:59:50

J0828+1908 EP129.UVDATA.1

Freq = 8.2880 GHz, Bw = 32.000 MH No calibration applied and no bandpass applied



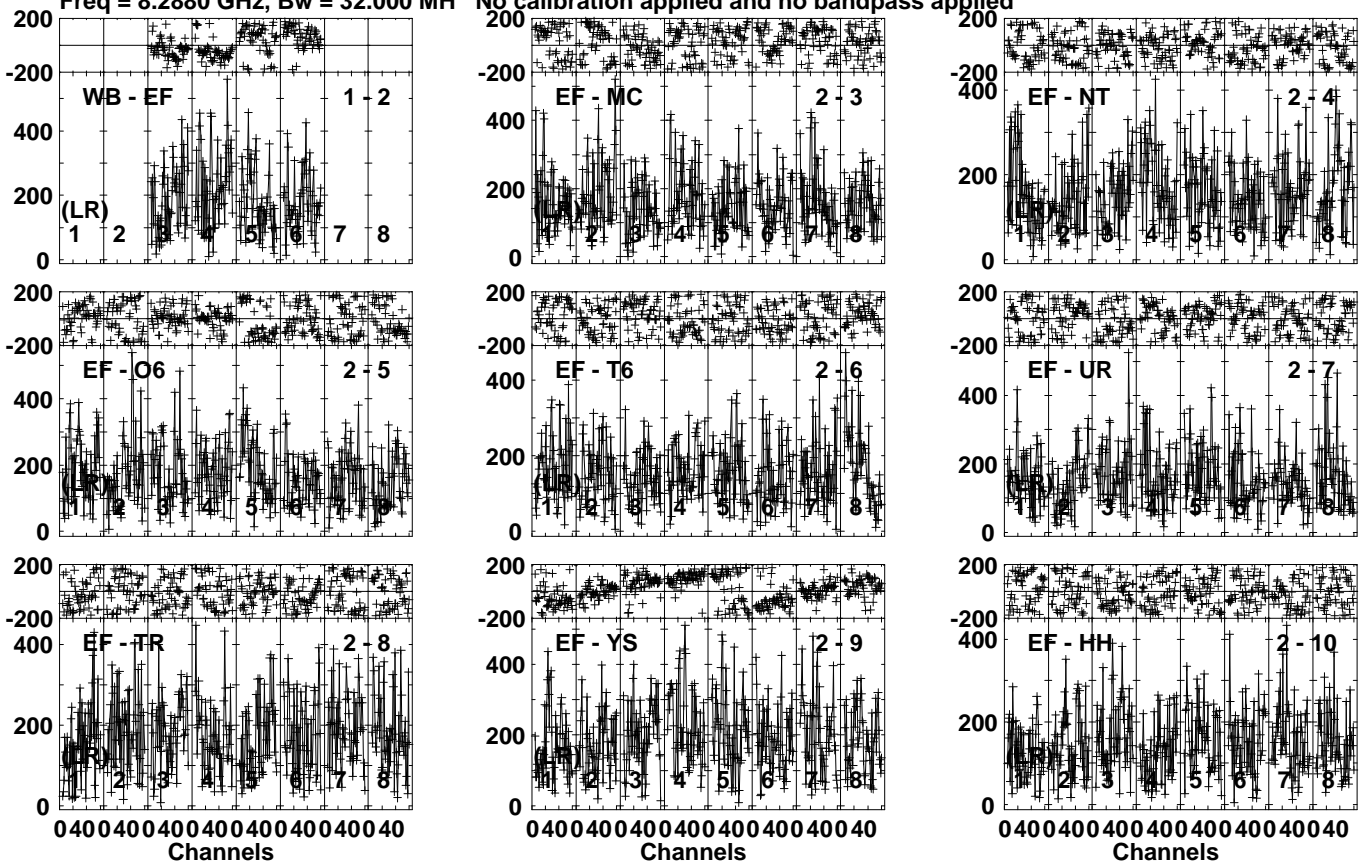
Lower frame: Micro Ampl Jy Top frame: Phas deg
Vector averaged cross-power spectrum Several baselines displayed
Timerange: 00/18:33:06 to 00/18:35:04

Plot file version 118 created 21-MAY-2024 14:59:50

J0832+1832 EP129.UVDATA.1

Freq = 8.2880 GHz, Bw = 32.000 MH

No calibration applied and no bandpass applied



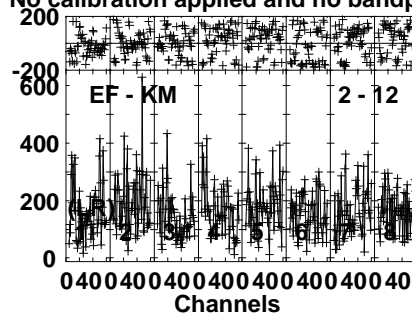
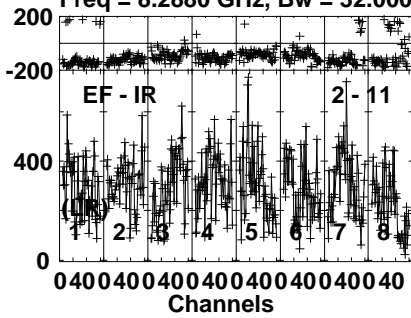
Lower frame: Micro Ampl Jy Top frame: Phas deg
Vector averaged cross-power spectrum Several baselines displayed
Timerange: 00/18:35:36 to 00/18:36:34

Plot file version 119 created 21-MAY-2024 14:59:50

J0832+1832 EP129.UVDATA.1

Freq = 8.2880 GHz, Bw = 32.000 MH

No calibration applied and no bandpass applied

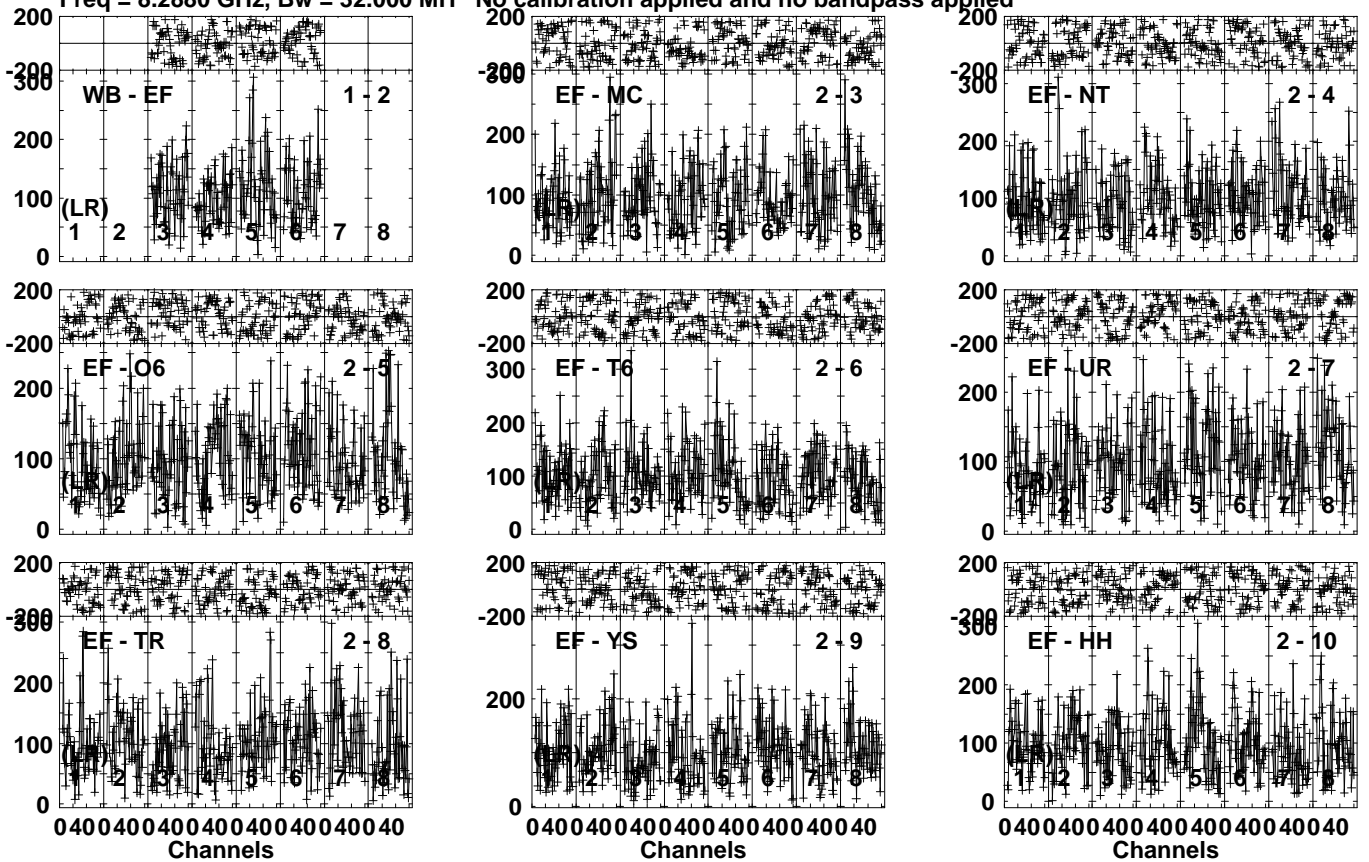


Lower frame: Micro Ampl Jy Top frame: Phas deg
Vector averaged cross-power spectrum Several baselines displayed
Timerange: 00/18:35:36 to 00/18:36:34

Plot file version 120 created 21-MAY-2024 14:59:50

J0835 4A EP129.UVDATA.1

Freq = 8.2880 GHz, Bw = 32.000 MH No calibration applied and no bandpass applied

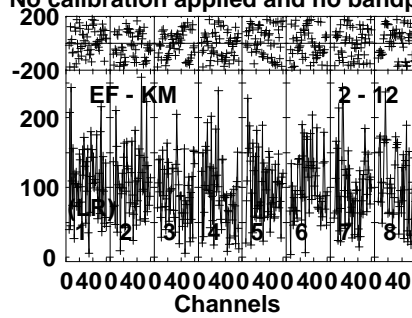
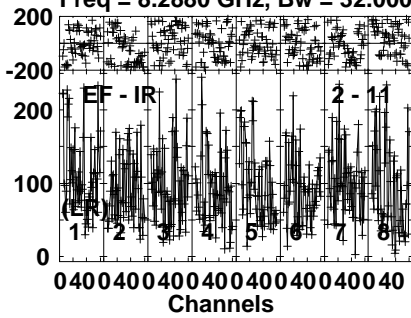


Lower frame: Micro Ampl Jy Top frame: Phas deg
Vector averaged cross-power spectrum Several baselines displayed
Timerange: 00/18:37:06 to 00/18:39:04

Plot file version 121 created 21-MAY-2024 14:59:50

J0835 4A EP129.UVDATA.1

Freq = 8.2880 GHz, Bw = 32.000 MH No calibration applied and no bandpass applied



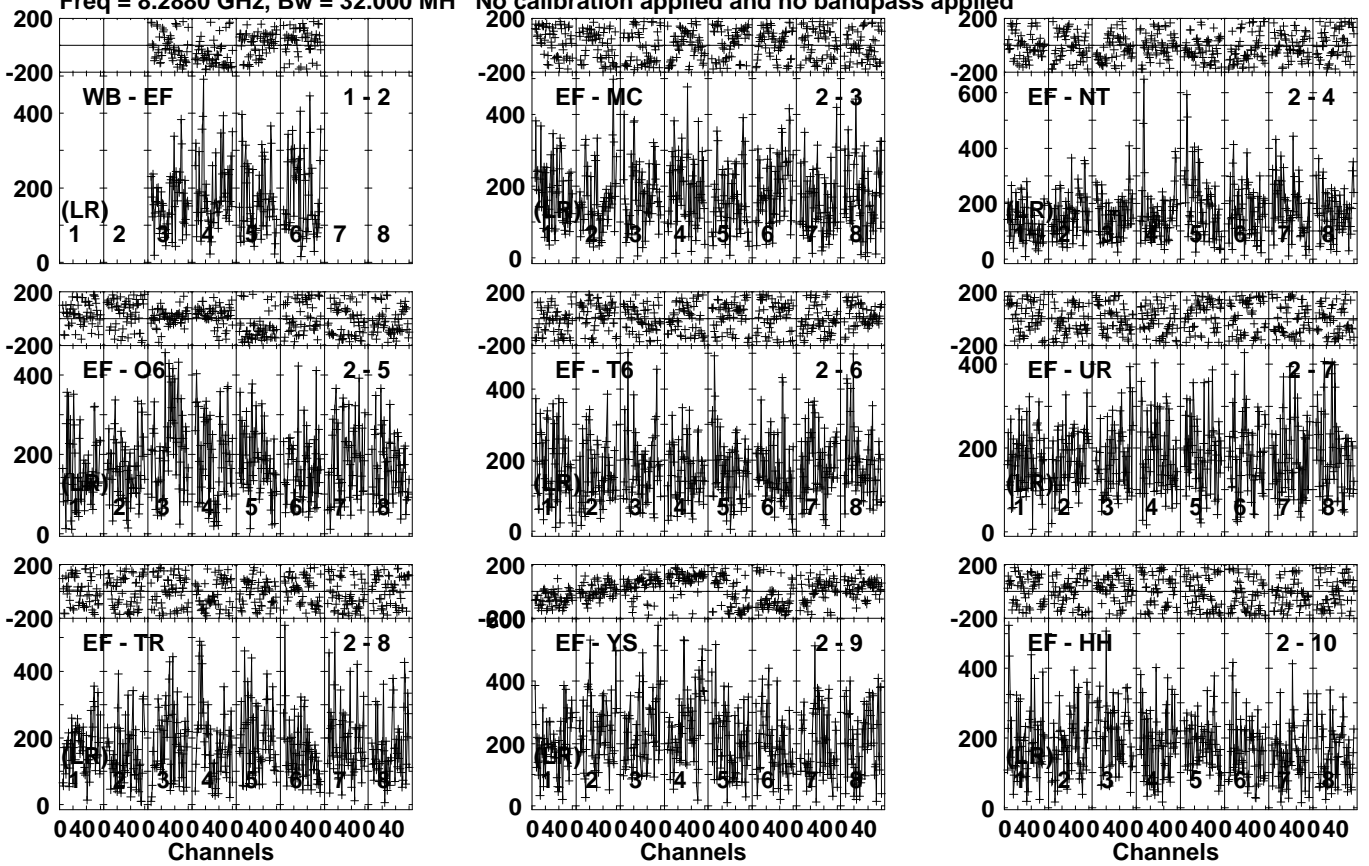
Lower frame: Micro Ampl Jy Top frame: Phas deg
Vector averaged cross-power spectrum Several baselines displayed
Timerange: 00/18:37:06 to 00/18:39:04

Plot file version 122 created 21-MAY-2024 14:59:50

J0832+1832 EP129.UVDATA.1

Freq = 8.2880 GHz, Bw = 32.000 MH

No calibration applied and no bandpass applied



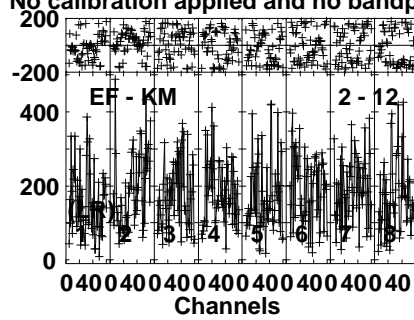
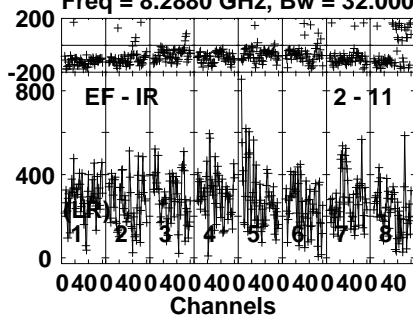
Lower frame: Micro Ampl Jy Top frame: Phas deg
Vector averaged cross-power spectrum Several baselines displayed
Timerange: 00/18:39:36 to 00/18:40:34

Plot file version 123 created 21-MAY-2024 14:59:50

J0832+1832 EP129.UVDATA.1

Freq = 8.2880 GHz, Bw = 32.000 MH

No calibration applied and no bandpass applied



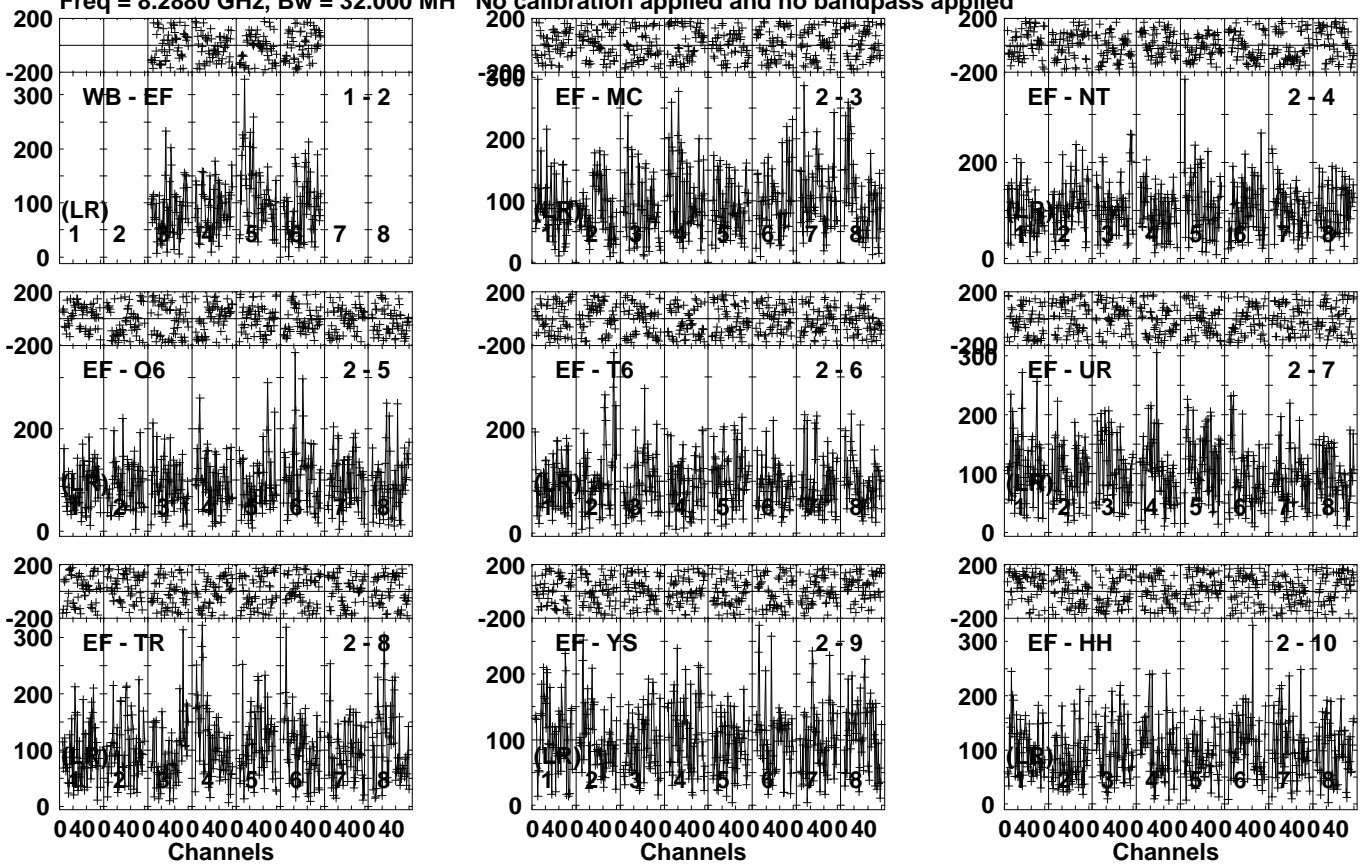
Lower frame: Micro Ampl Jy Top frame: Phas deg
Vector averaged cross-power spectrum Several baselines displayed
Timerange: 00/18:39:36 to 00/18:40:34

Plot file version 124 created 21-MAY-2024 14:59:51

J0835 4A EP129.UVDATA.1

Freq = 8.2880 GHz, Bw = 32.000 MH

No calibration applied and no bandpass applied



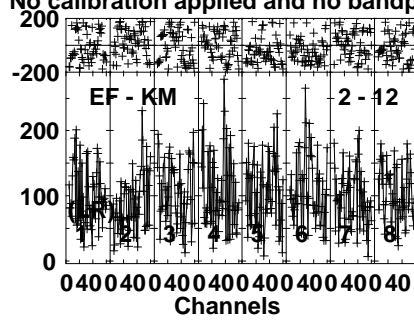
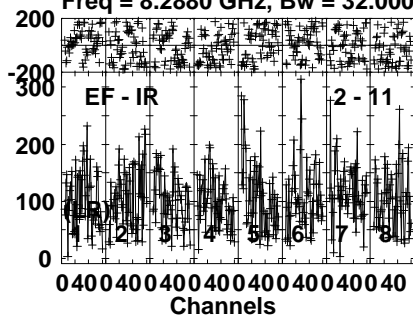
Lower frame: Micro Ampl Jy Top frame: Phas deg
Vector averaged cross-power spectrum Several baselines displayed
Timerange: 00/18:41:06 to 00/18:43:04

Plot file version 125 created 21-MAY-2024 14:59:51

J0835 4A EP129.UVDATA.1

Freq = 8.2880 GHz, Bw = 32.000 MH

No calibration applied and no bandpass applied



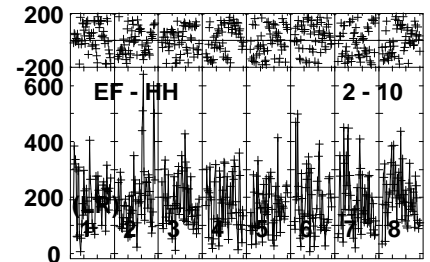
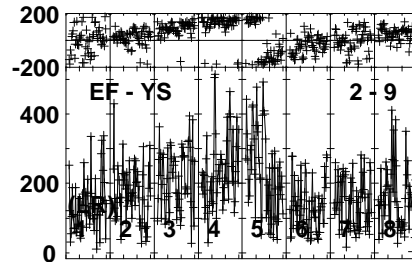
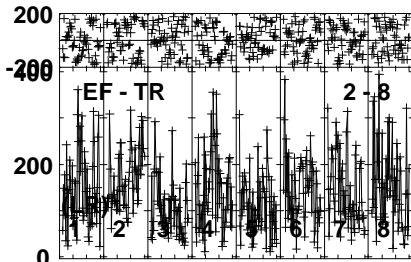
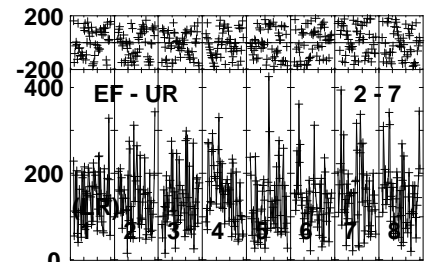
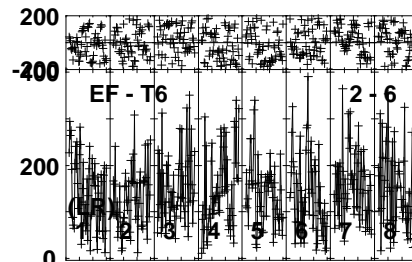
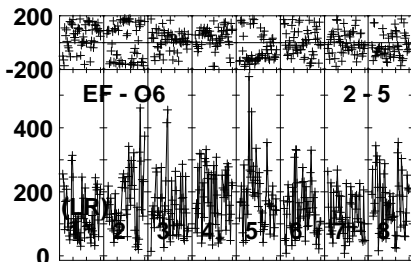
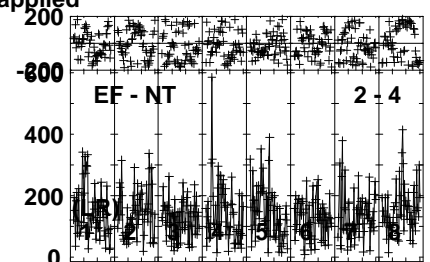
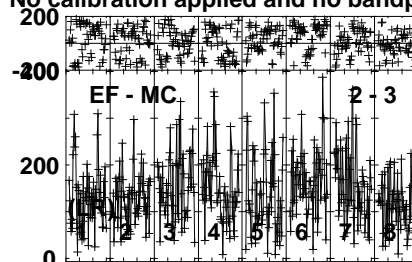
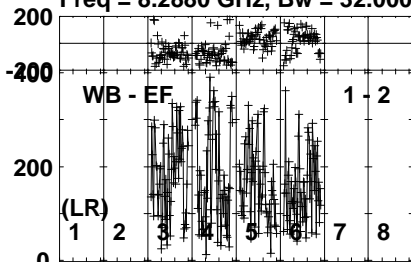
Lower frame: Micro Ampl Jy Top frame: Phas deg
Vector averaged cross-power spectrum Several baselines displayed
Timerange: 00/18:41:06 to 00/18:43:04

Plot file version 126 created 21-MAY-2024 14:59:51

J0832+1832 EP129.UVDATA.1

Freq = 8.2880 GHz, Bw = 32.000 MH

No calibration applied and no bandpass applied



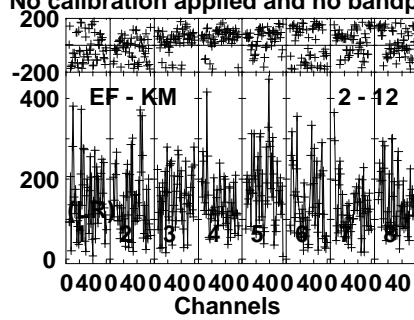
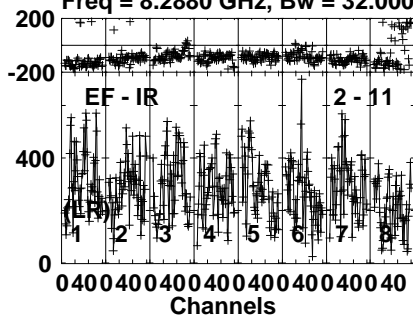
Lower frame: Micro Ampl Jy Top frame: Phas deg
Vector averaged cross-power spectrum Several baselines displayed
Timerange: 00/18:43:56 to 00/18:44:54

Plot file version 127 created 21-MAY-2024 14:59:51

J0832+1832 EP129.UVDATA.1

Freq = 8.2880 GHz, Bw = 32.000 MH

No calibration applied and no bandpass applied

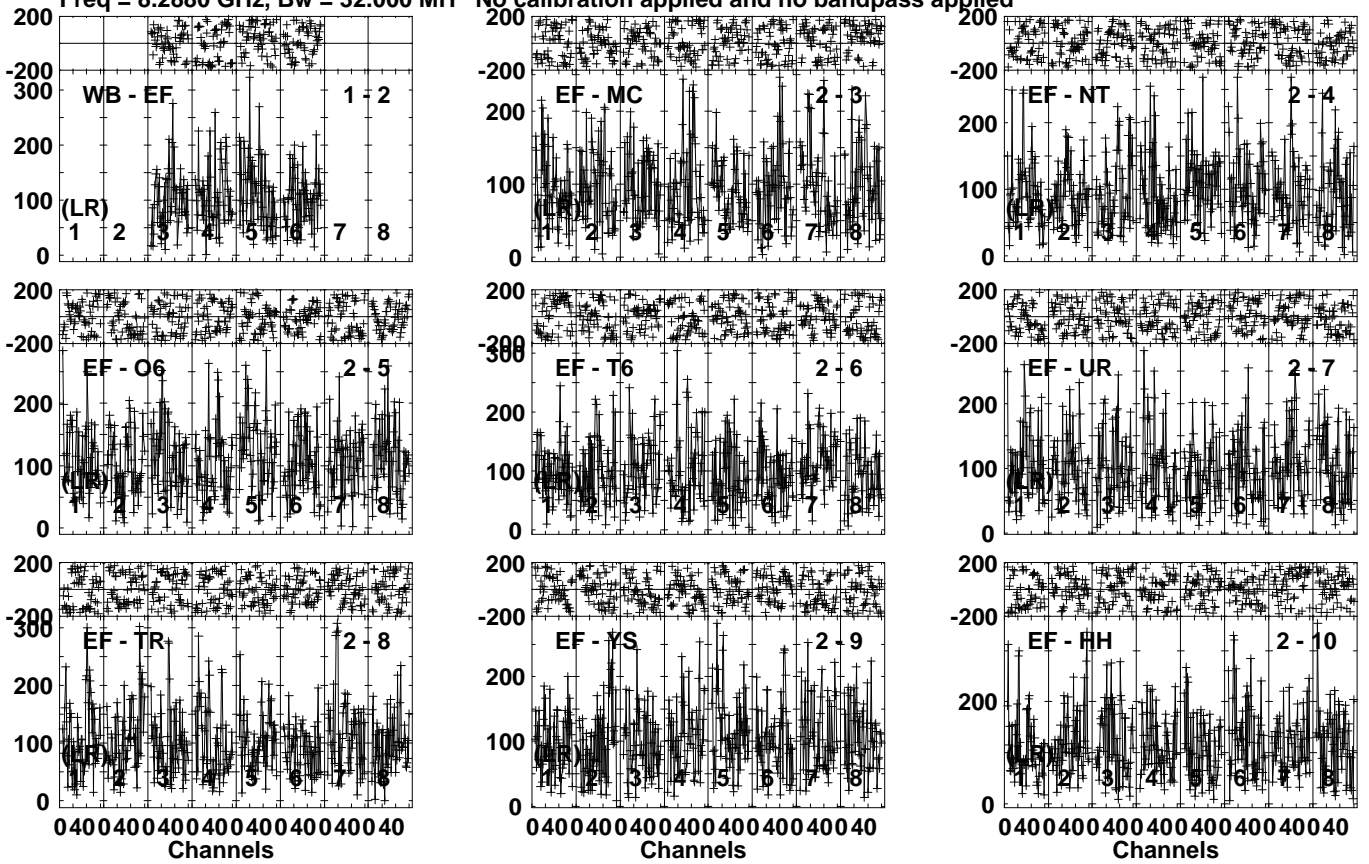


Lower frame: Micro Ampl Jy Top frame: Phas deg
Vector averaged cross-power spectrum Several baselines displayed
Timerange: 00/18:43:56 to 00/18:44:54

Plot file version 128 created 21-MAY-2024 14:59:51

J0835 4A EP129.UVDATA.1

Freq = 8.2880 GHz, Bw = 32.000 MH No calibration applied and no bandpass applied



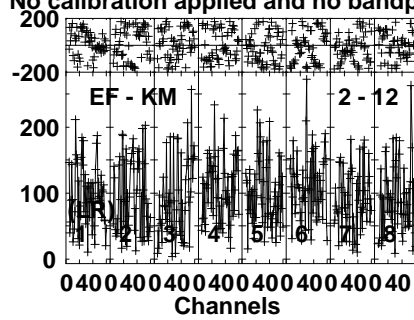
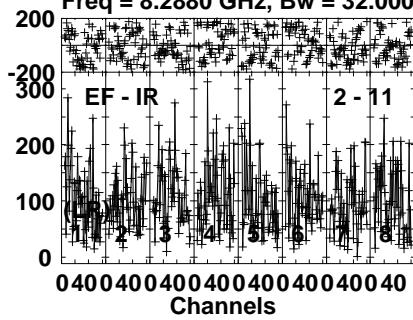
Lower frame: Micro Ampl Jy Top frame: Phas deg
Vector averaged cross-power spectrum Several baselines displayed
Timerange: 00:18:45:26 to 00:18:47:24

Plot file version 129 created 21-MAY-2024 14:59:51

J0835 4A EP129.UVDATA.1

Freq = 8.2880 GHz, Bw = 32.000 MH

No calibration applied and no bandpass applied



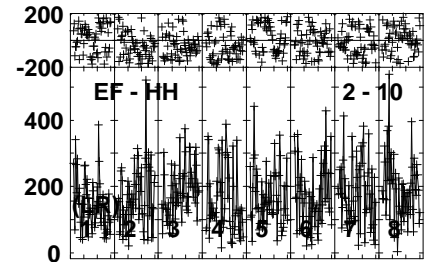
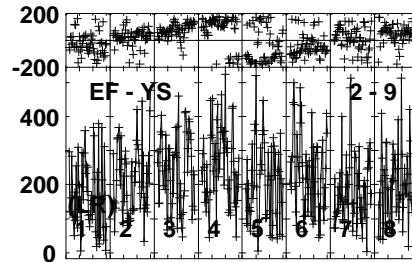
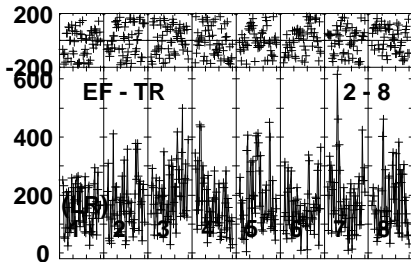
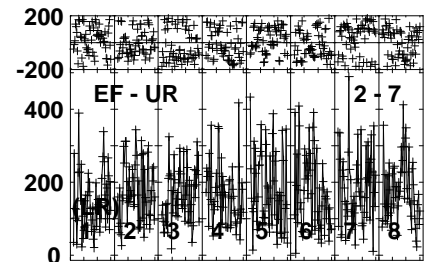
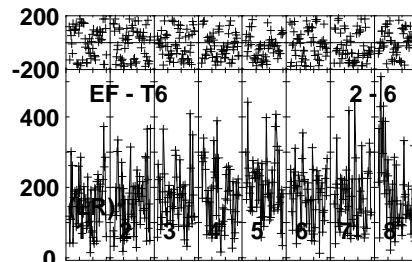
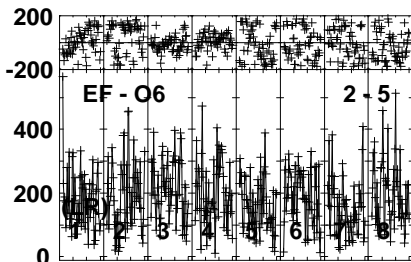
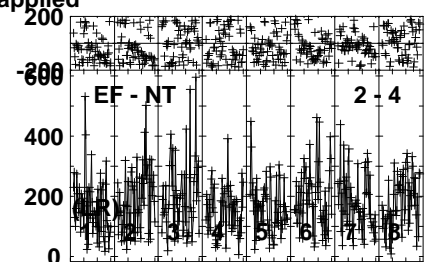
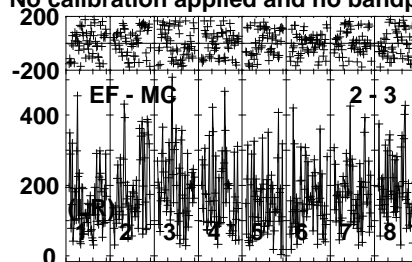
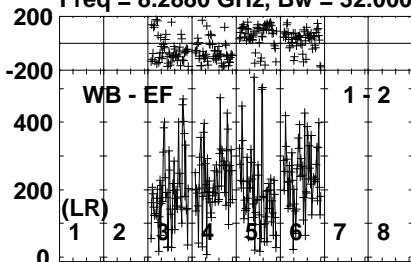
Lower frame: Micro Ampl Jy Top frame: Phas deg
Vector averaged cross-power spectrum Several baselines displayed
Timerange: 00/18:45:26 to 00/18:47:24

Plot file version 130 created 21-MAY-2024 14:59:51

J0832+1832 EP129.UVDATA.1

Freq = 8.2880 GHz, Bw = 32.000 MH

No calibration applied and no bandpass applied

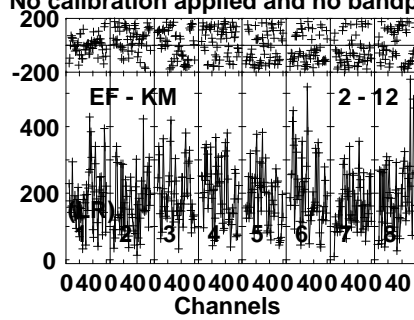
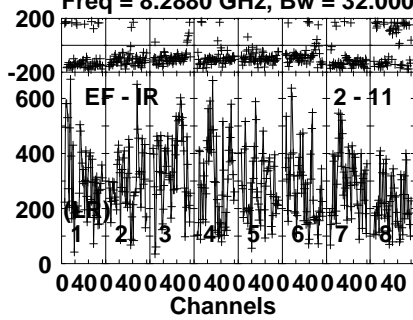


Lower frame: Micro Ampl Jy Top frame: Phas deg
Vector averaged cross-power spectrum Several baselines displayed
Timerange: 00/18:47:56 to 00/18:48:54

Plot file version 131 created 21-MAY-2024 14:59:51

J0832+1832 EP129.UVDATA.1

Freq = 8.2880 GHz, Bw = 32.000 MH No calibration applied and no bandpass applied

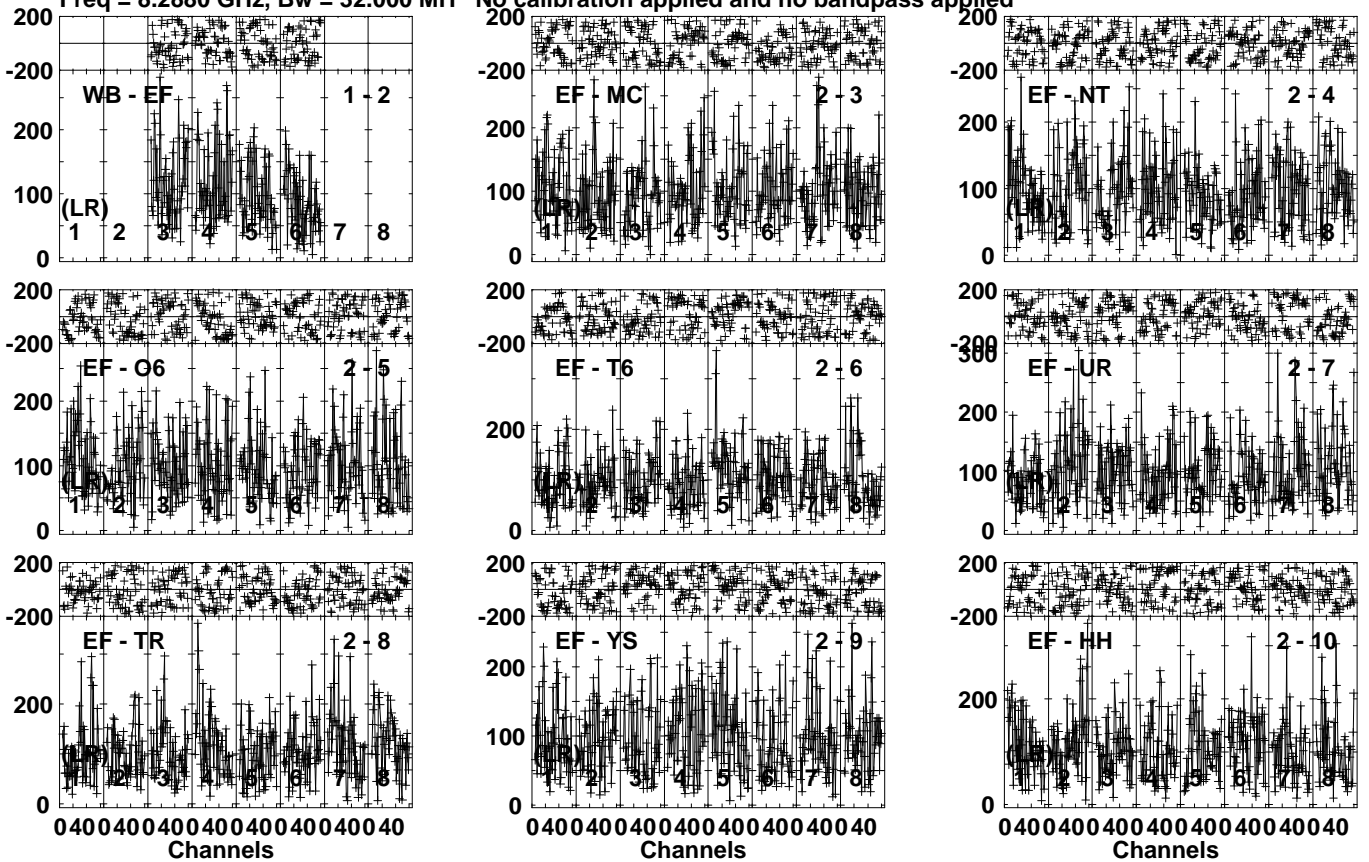


Lower frame: Micro Ampl Jy Top frame: Phas deg
Vector averaged cross-power spectrum Several baselines displayed
Timerange: 00/18:47:56 to 00/18:48:54

Plot file version 132 created 21-MAY-2024 14:59:51

J0835 4A EP129.UVDATA.1

Freq = 8.2880 GHz, Bw = 32.000 MH No calibration applied and no bandpass applied

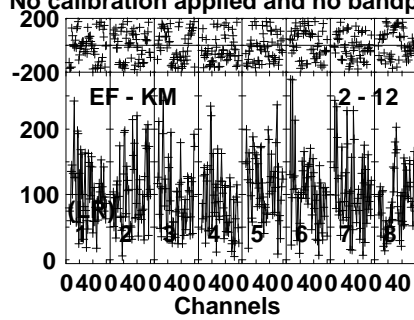
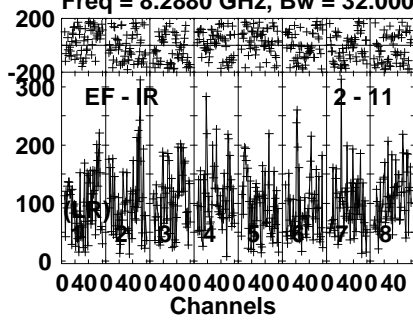


Lower frame: Micro Ampl Jy Top frame: Phas deg
Vector averaged cross-power spectrum Several baselines displayed
Timerange: 00/18:49:26 to 00/18:51:24

Plot file version 133 created 21-MAY-2024 14:59:52

J0835 4A EP129.UVDATA.1

Freq = 8.2880 GHz, Bw = 32.000 MH No calibration applied and no bandpass applied



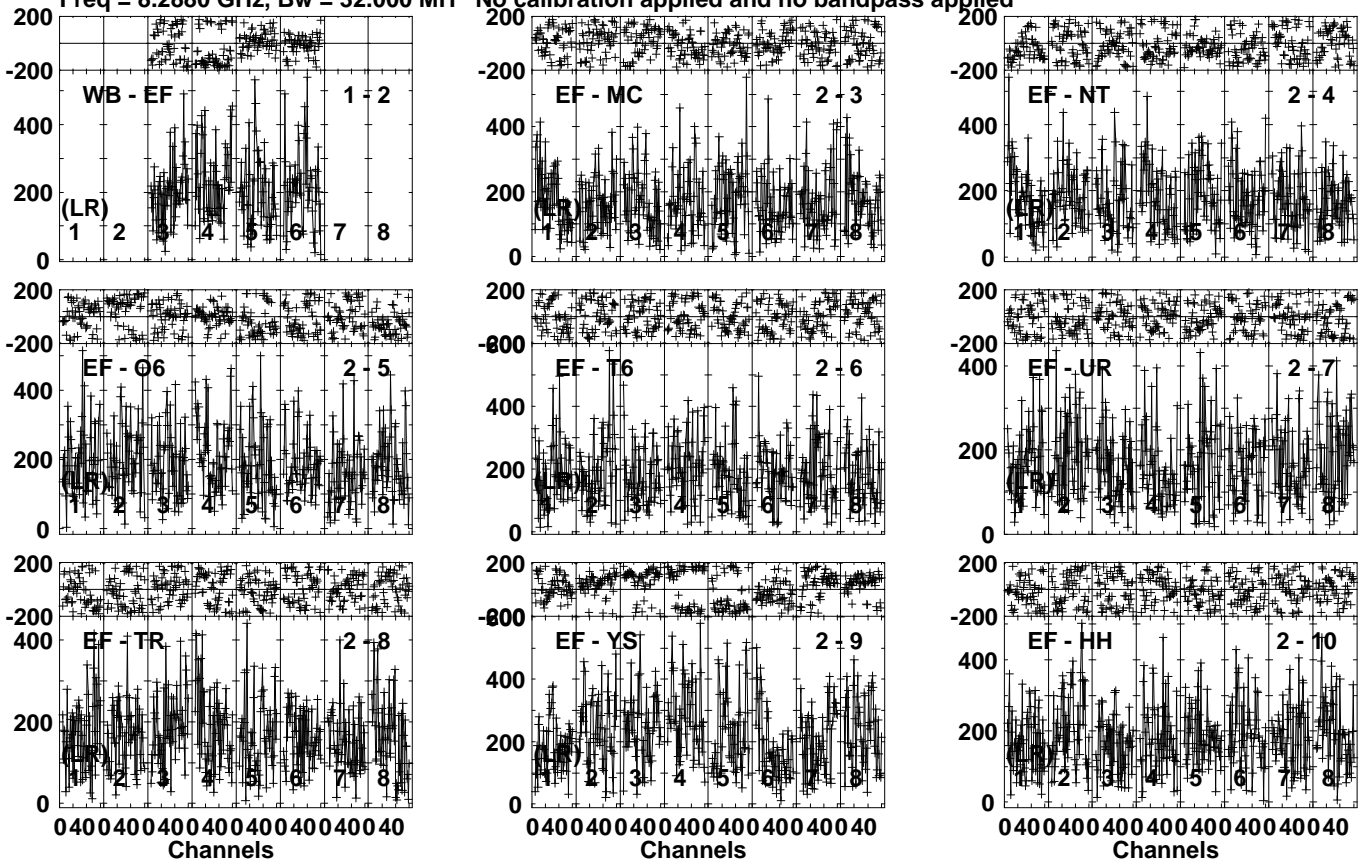
Lower frame: Micro Ampl Jy Top frame: Phas deg
Vector averaged cross-power spectrum Several baselines displayed
Timerange: 00/18:49:26 to 00/18:51:24

Plot file version 134 created 21-MAY-2024 14:59:52

J0832+1832 EP129.UVDATA.1

Freq = 8.2880 GHz, Bw = 32.000 MH

No calibration applied and no bandpass applied

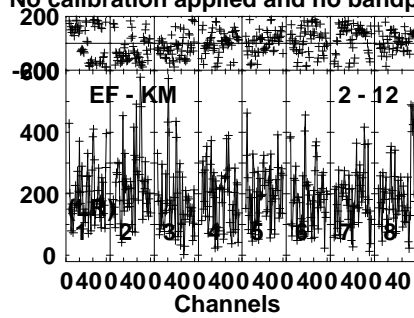
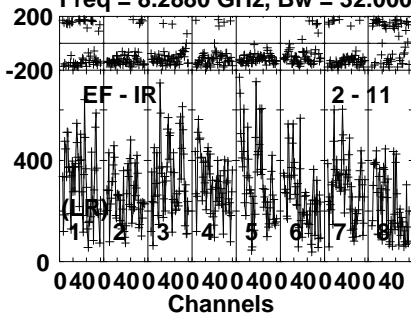


Lower frame: Micro Ampl Jy Top frame: Phas deg
Vector averaged cross-power spectrum Several baselines displayed
Timerange: 00/18:51:56 to 00/18:52:54

Plot file version 135 created 21-MAY-2024 14:59:52

J0832+1832 EP129.UVDATA.1

Freq = 8.2880 GHz, Bw = 32.000 MH No calibration applied and no bandpass applied



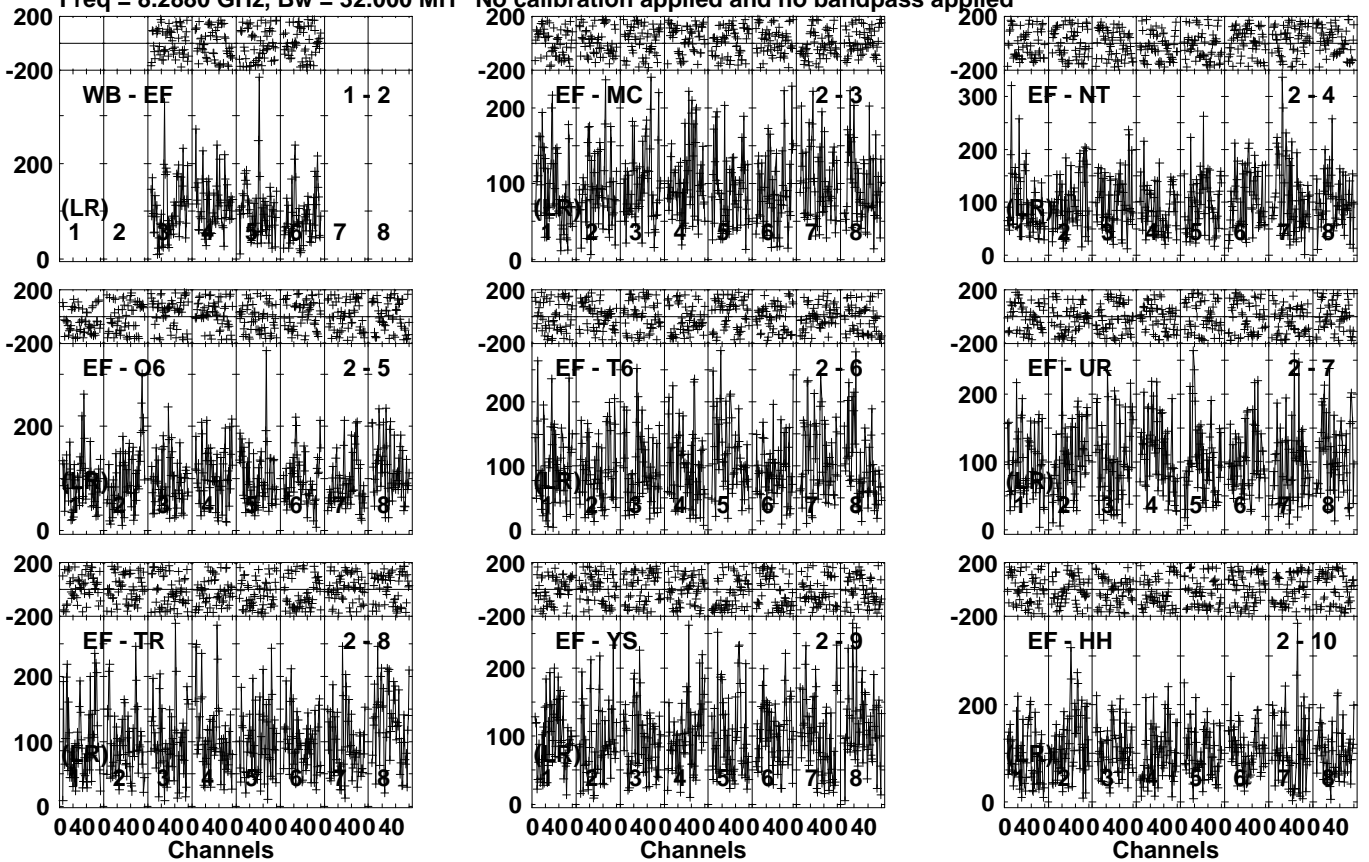
Lower frame: Micro Ampl Jy Top frame: Phas deg
Vector averaged cross-power spectrum Several baselines displayed
Timerange: 00/18:51:56 to 00/18:52:54

Plot file version 136 created 21-MAY-2024 14:59:52

J0835 4A EP129.UVDATA.1

Freq = 8.2880 GHz, Bw = 32.000 MH

No calibration applied and no bandpass applied

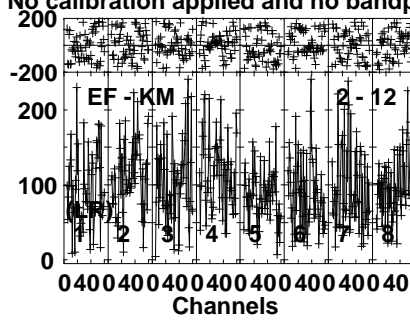
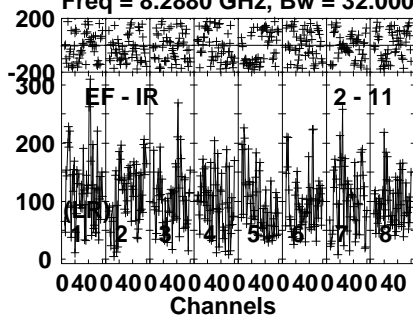


Lower frame: Micro Ampl Jy Top frame: Phas deg
Vector averaged cross-power spectrum Several baselines displayed
Timerange: 00/18:53:26 to 00/18:55:24

Plot file version 137 created 21-MAY-2024 14:59:52

J0835 4A EP129.UVDATA.1

Freq = 8.2880 GHz, Bw = 32.000 MH No calibration applied and no bandpass applied



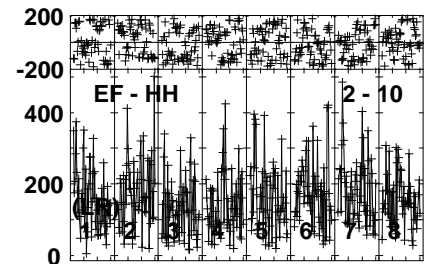
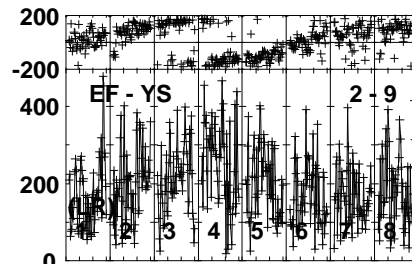
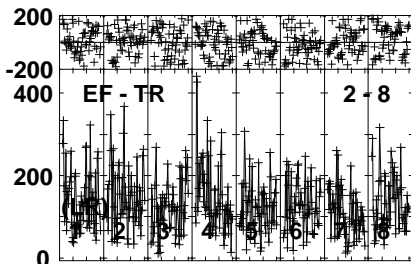
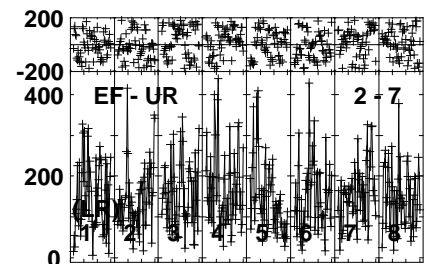
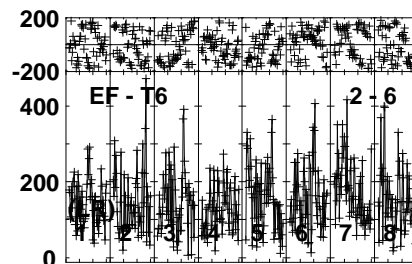
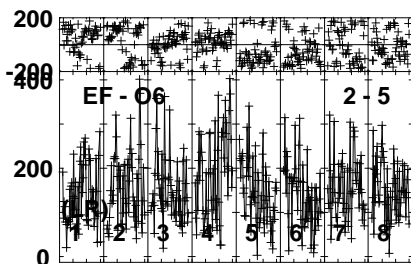
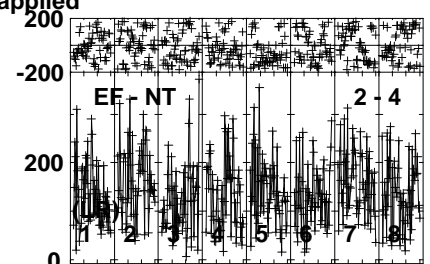
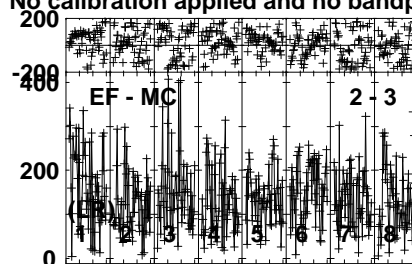
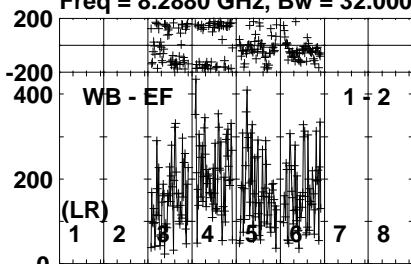
Lower frame: Micro Ampl Jy Top frame: Phas deg
Vector averaged cross-power spectrum Several baselines displayed
Timerange: 00/18:53:26 to 00/18:55:24

Plot file version 138 created 21-MAY-2024 14:59:52

J0832+1832 EP129.UVDATA.1

Freq = 8.2880 GHz, Bw = 32.000 MH

No calibration applied and no bandpass applied

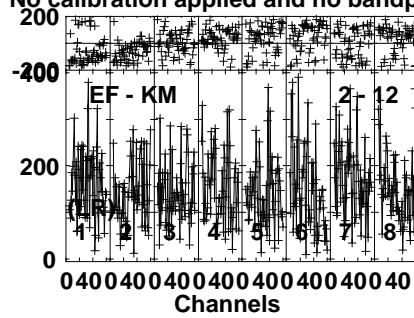
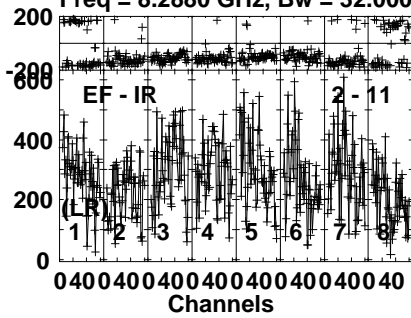


Lower frame: Micro Ampl Jy Top frame: Phas deg
Vector averaged cross-power spectrum Several baselines displayed
Timerange: 00/18:56:16 to 00/18:57:14

Plot file version 139 created 21-MAY-2024 14:59:52

J0832+1832 EP129.UVDATA.1

Freq = 8.2880 GHz, Bw = 32.000 MH No calibration applied and no bandpass applied

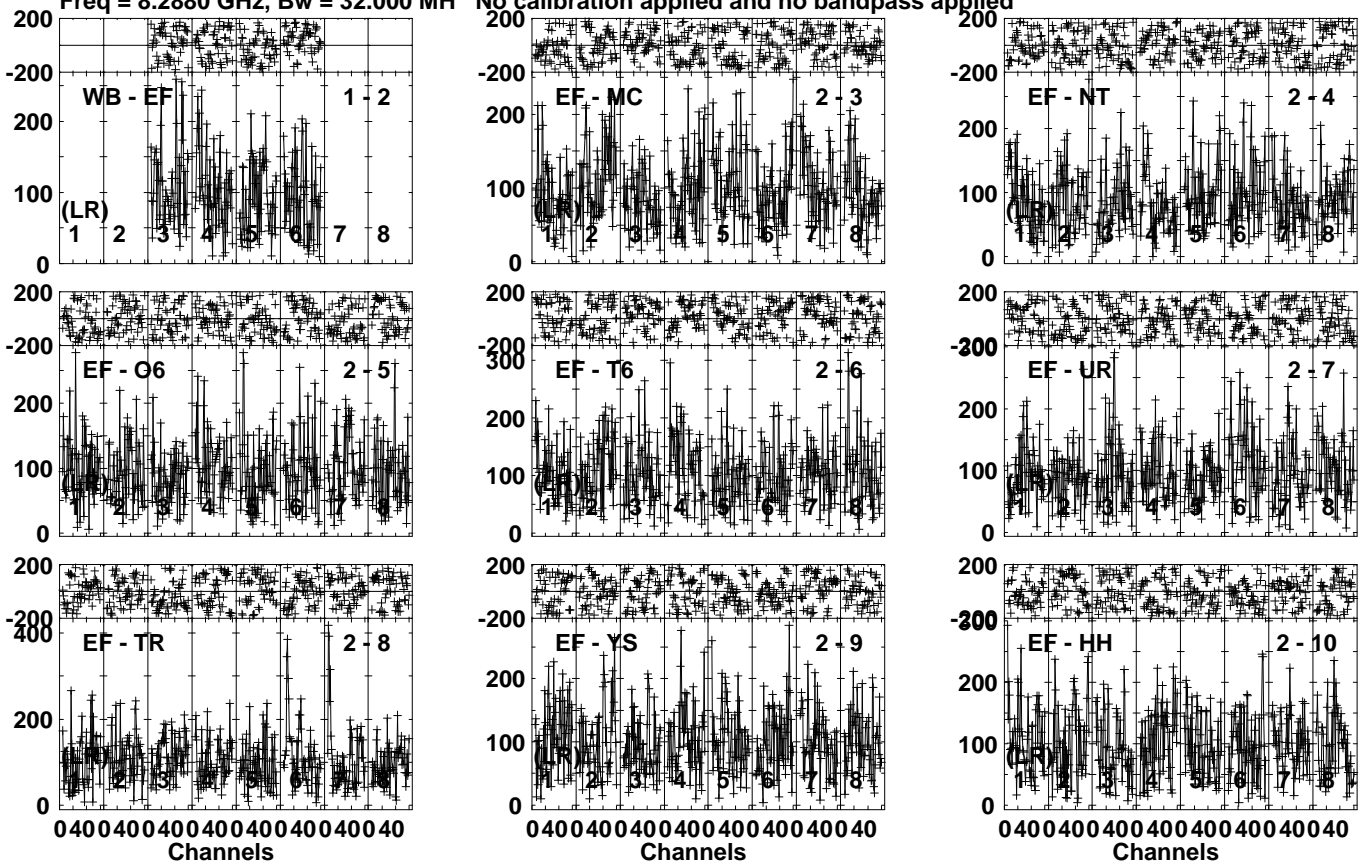


Lower frame: Micro Ampl Jy Top frame: Phas deg
Vector averaged cross-power spectrum Several baselines displayed
Timerange: 00/18:56:16 to 00/18:57:14

Plot file version 140 created 21-MAY-2024 14:59:52

J0835 4A EP129.UVDATA.1

Freq = 8.2880 GHz, Bw = 32.000 MH No calibration applied and no bandpass applied

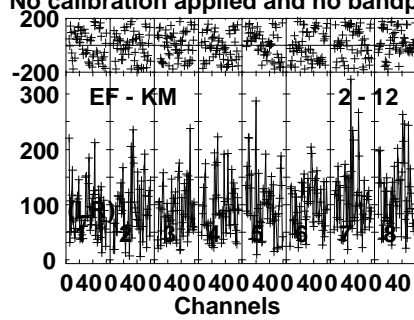
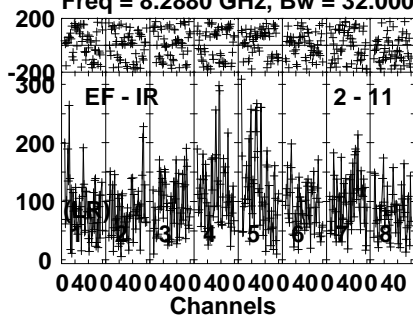


Lower frame: Micro Ampl Jy Top frame: Phas deg
Vector averaged cross-power spectrum Several baselines displayed
Timerange: 00/18:57:46 to 00/18:59:44

Plot file version 141 created 21-MAY-2024 14:59:53

J0835 4A EP129.UVDATA.1

Freq = 8.2880 GHz, Bw = 32.000 MH No calibration applied and no bandpass applied



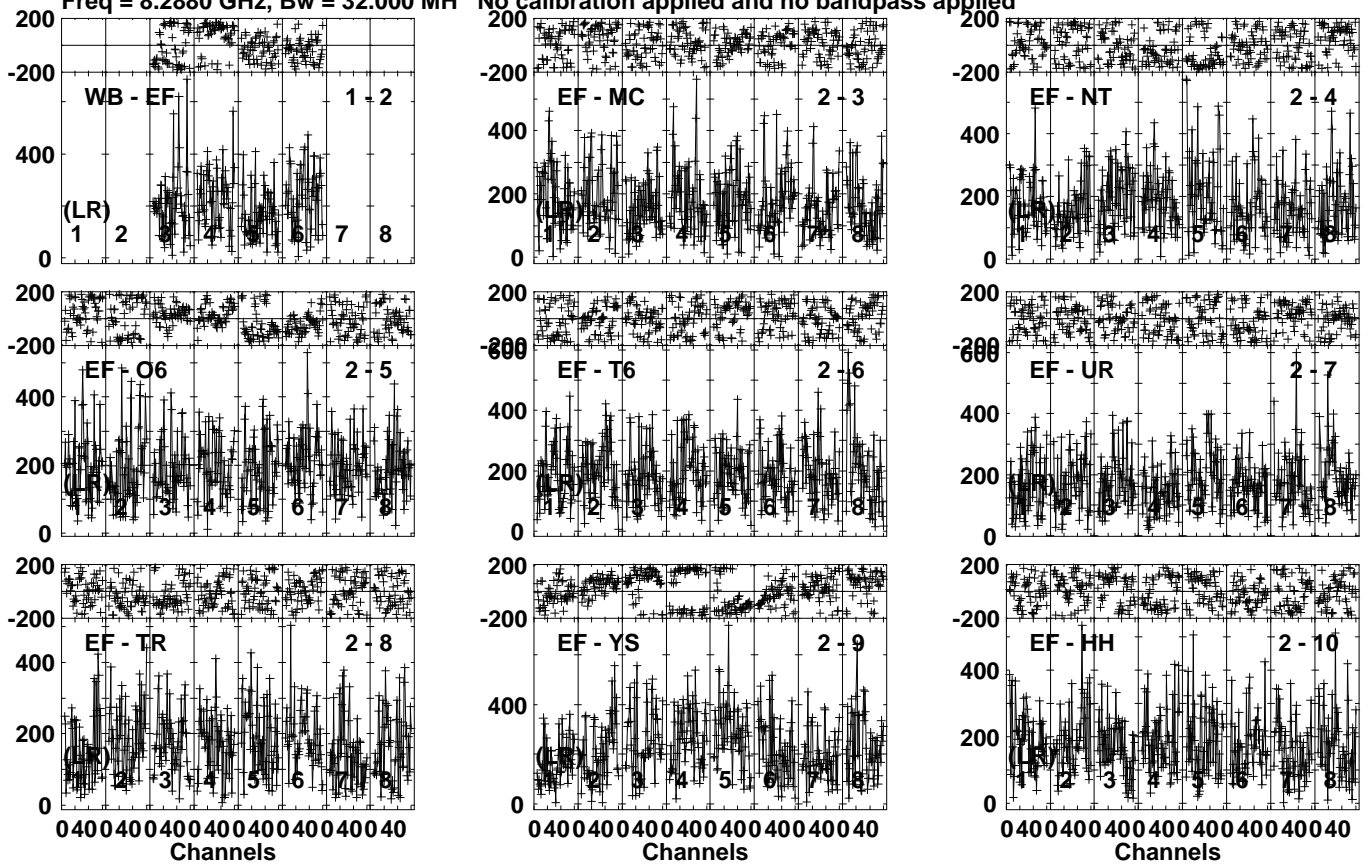
Lower frame: Micro Ampl Jy Top frame: Phas deg
Vector averaged cross-power spectrum Several baselines displayed
Timerange: 00/18:57:46 to 00/18:59:44

Plot file version 142 created 21-MAY-2024 14:59:53

J0832+1832 EP129.UVDATA.1

Freq = 8.2880 GHz, Bw = 32.000 MH

No calibration applied and no bandpass applied



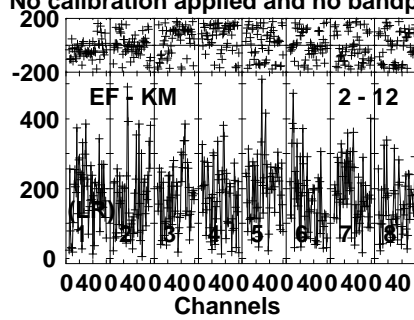
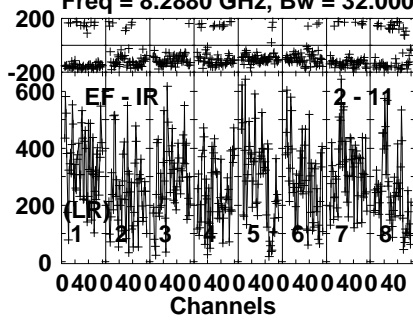
Lower frame: Micro Ampl Jy Top frame: Phas deg
Vector averaged cross-power spectrum Several baselines displayed
Timerange: 00/19:00:16 to 00/19:01:14

Plot file version 143 created 21-MAY-2024 14:59:53

J0832+1832 EP129.UVDATA.1

Freq = 8.2880 GHz, Bw = 32.000 MH

No calibration applied and no bandpass applied

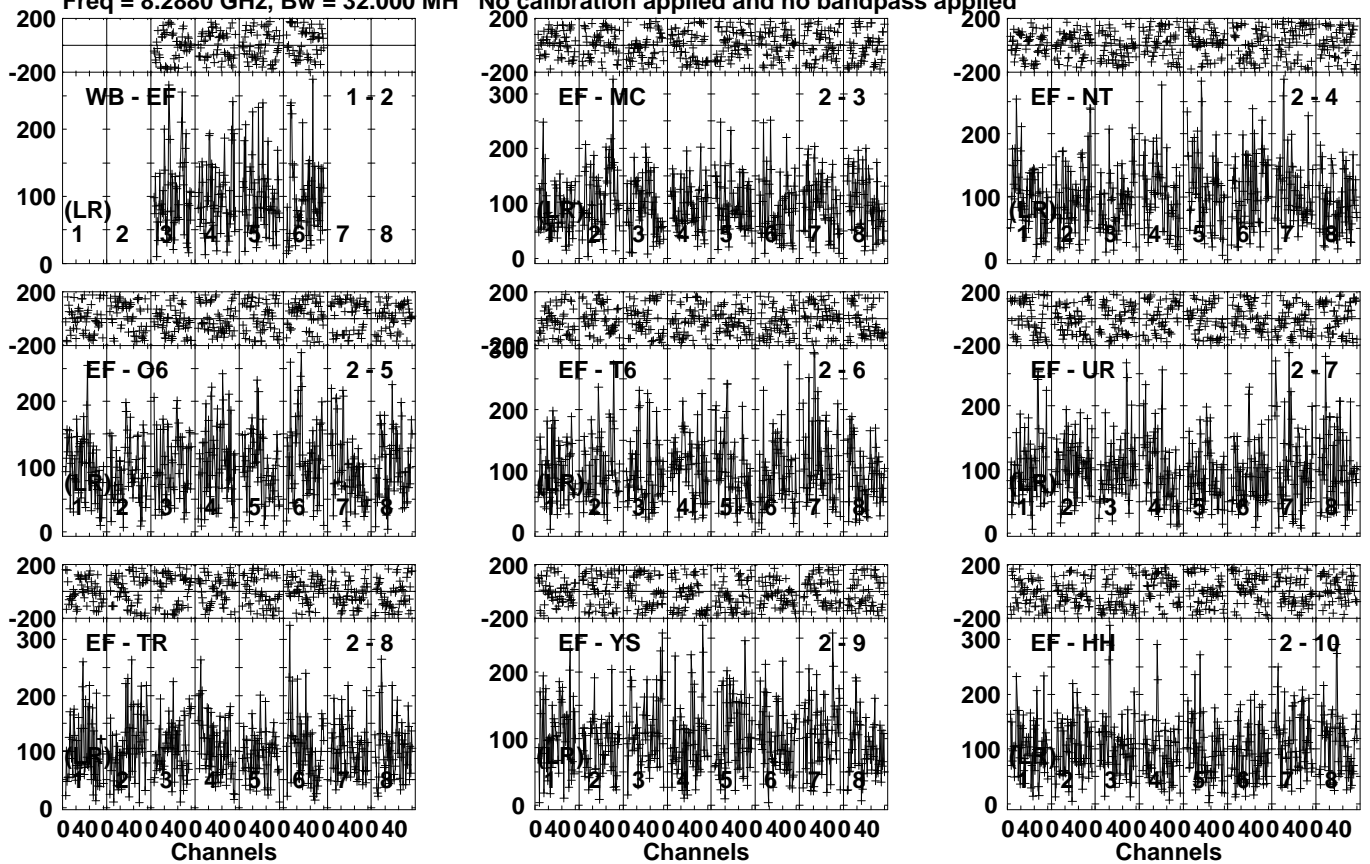


Lower frame: Micro Ampl Jy Top frame: Phas deg
Vector averaged cross-power spectrum Several baselines displayed
Timerange: 00/19:00:16 to 00/19:01:14

Plot file version 144 created 21-MAY-2024 14:59:53

J0835 4A EP129.UVDATA.1

Freq = 8.2880 GHz, Bw = 32.000 MH No calibration applied and no bandpass applied

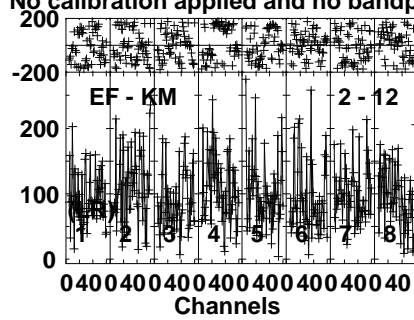
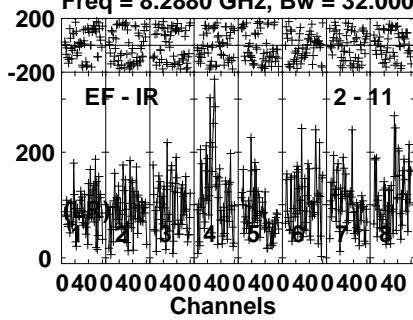


Lower frame: Micro Ampl Jy Top frame: Phas deg
Vector averaged cross-power spectrum Several baselines displayed
Timerange: 00/19:01:46 to 00/19:03:44

Plot file version 145 created 21-MAY-2024 14:59:53

J0835 4A EP129.UVDATA.1

Freq = 8.2880 GHz, Bw = 32.000 MH No calibration applied and no bandpass applied



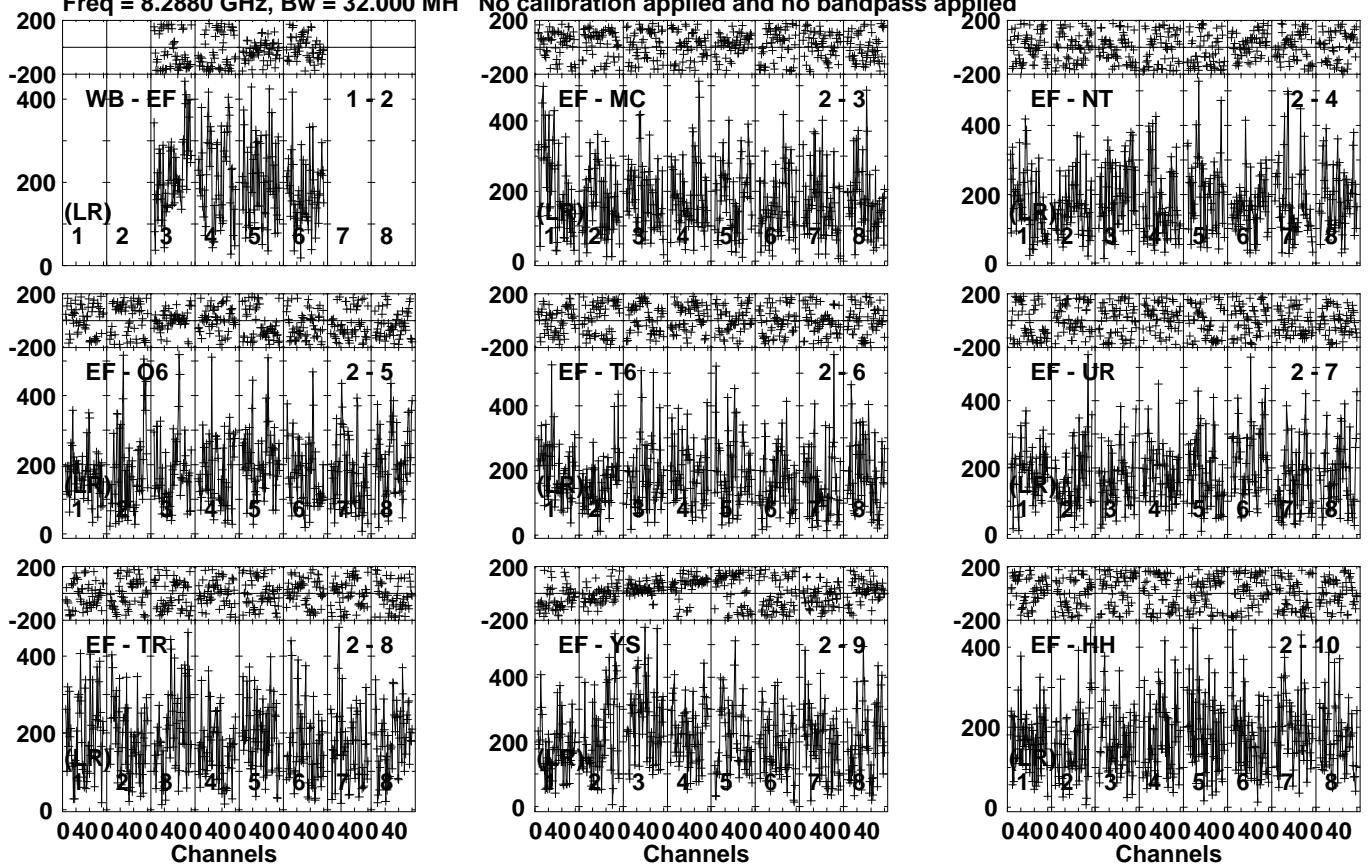
Lower frame: Micro Ampl Jy Top frame: Phas deg
Vector averaged cross-power spectrum Several baselines displayed
Timerange: 00/19:01:46 to 00/19:03:44

Plot file version 146 created 21-MAY-2024 14:59:53

J0832+1832 EP129.UVDATA.1

Freq = 8.2880 GHz, Bw = 32.000 MH

No calibration applied and no bandpass applied

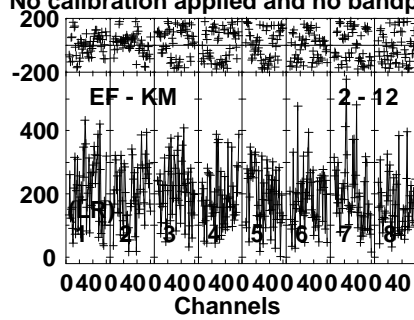
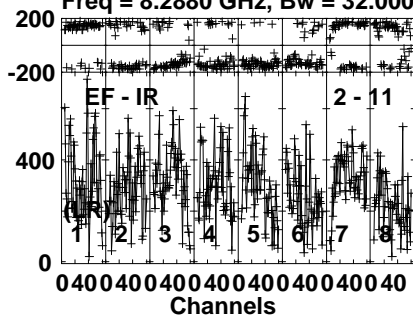


Lower frame: Micro Ampl Jy Top frame: Phas deg
Vector averaged cross-power spectrum Several baselines displayed
Timerange: 00/19:04:16 to 00/19:05:14

Plot file version 147 created 21-MAY-2024 14:59:53

J0832+1832 EP129.UVDATA.1

Freq = 8.2880 GHz, Bw = 32.000 MH No calibration applied and no bandpass applied

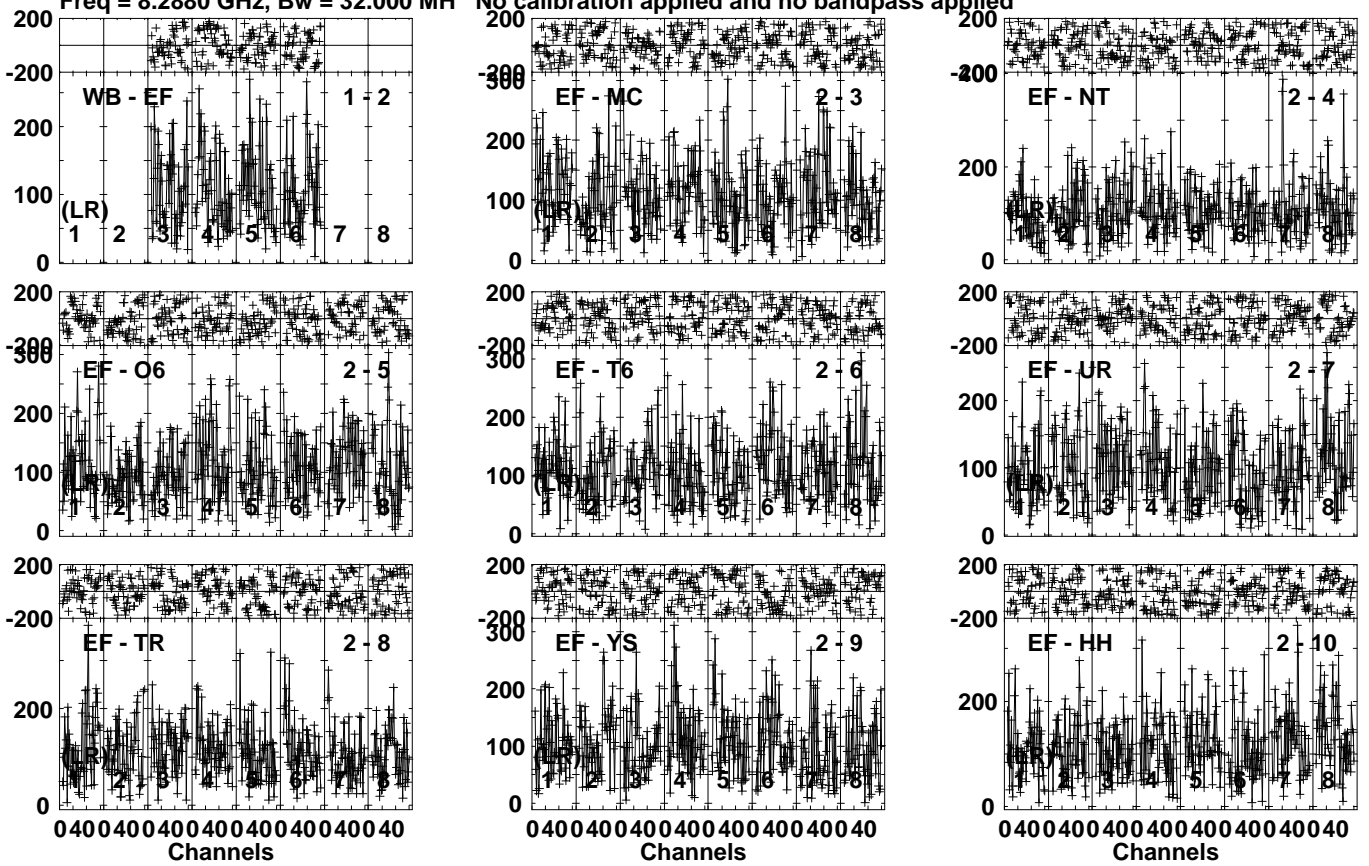


Lower frame: Micro Ampl Jy Top frame: Phas deg
Vector averaged cross-power spectrum Several baselines displayed
Timerange: 00/19:04:16 to 00/19:05:14

Plot file version 148 created 21-MAY-2024 14:59:54

J0835 4B EP129.UVDATA.1

Freq = 8.2880 GHz, Bw = 32.000 MH No calibration applied and no bandpass applied

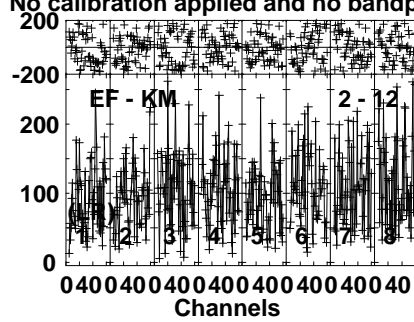
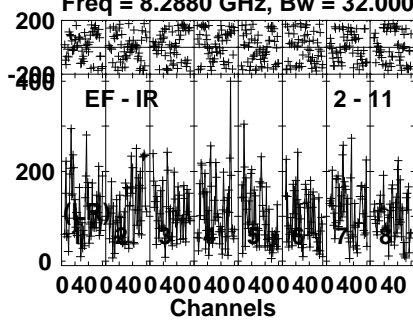


Lower frame: Micro Ampl Jy Top frame: Phas deg
Vector averaged cross-power spectrum Several baselines displayed
Timerange: 00/19:05:46 to 00/19:07:44

Plot file version 149 created 21-MAY-2024 14:59:54

J0835 4B EP129.UVDATA.1

Freq = 8.2880 GHz, Bw = 32.000 MH No calibration applied and no bandpass applied



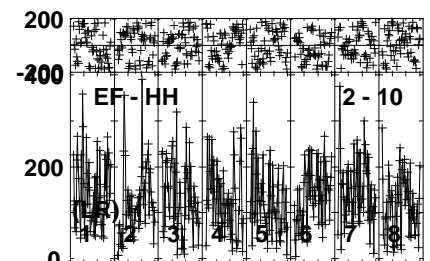
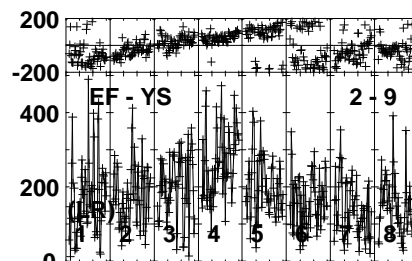
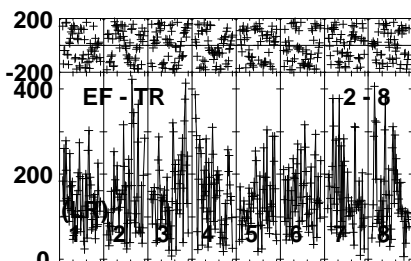
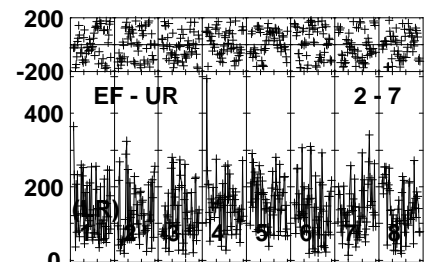
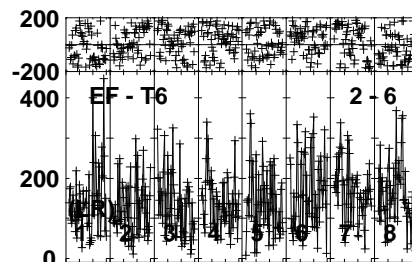
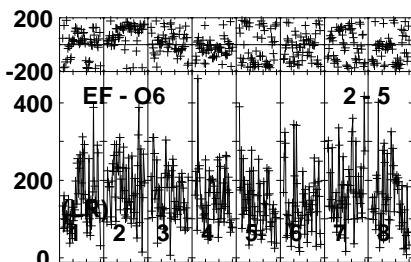
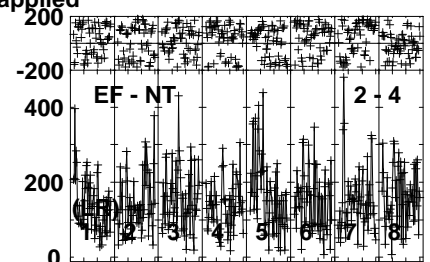
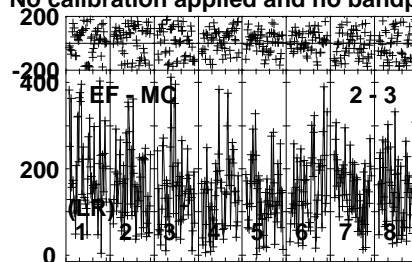
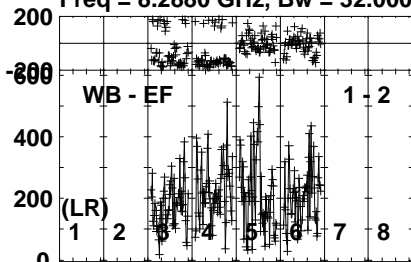
Lower frame: Micro Ampl Jy Top frame: Phas deg
Vector averaged cross-power spectrum Several baselines displayed
Timerange: 00/19:05:46 to 00/19:07:44

Plot file version 150 created 21-MAY-2024 14:59:54

J0832+1832 EP129.UVDATA.1

Freq = 8.2880 GHz, Bw = 32.000 MH

No calibration applied and no bandpass applied

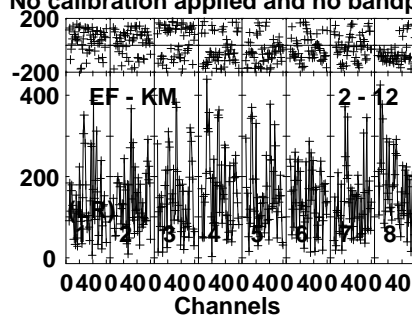
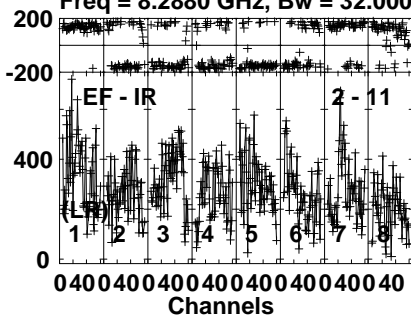


Lower frame: Micro Ampl Jy Top frame: Phas deg
Vector averaged cross-power spectrum Several baselines displayed
Timerange: 00/19:08:36 to 00/19:09:34

Plot file version 151 created 21-MAY-2024 14:59:54

J0832+1832 EP129.UVDATA.1

Freq = 8.2880 GHz, Bw = 32.000 MH No calibration applied and no bandpass applied

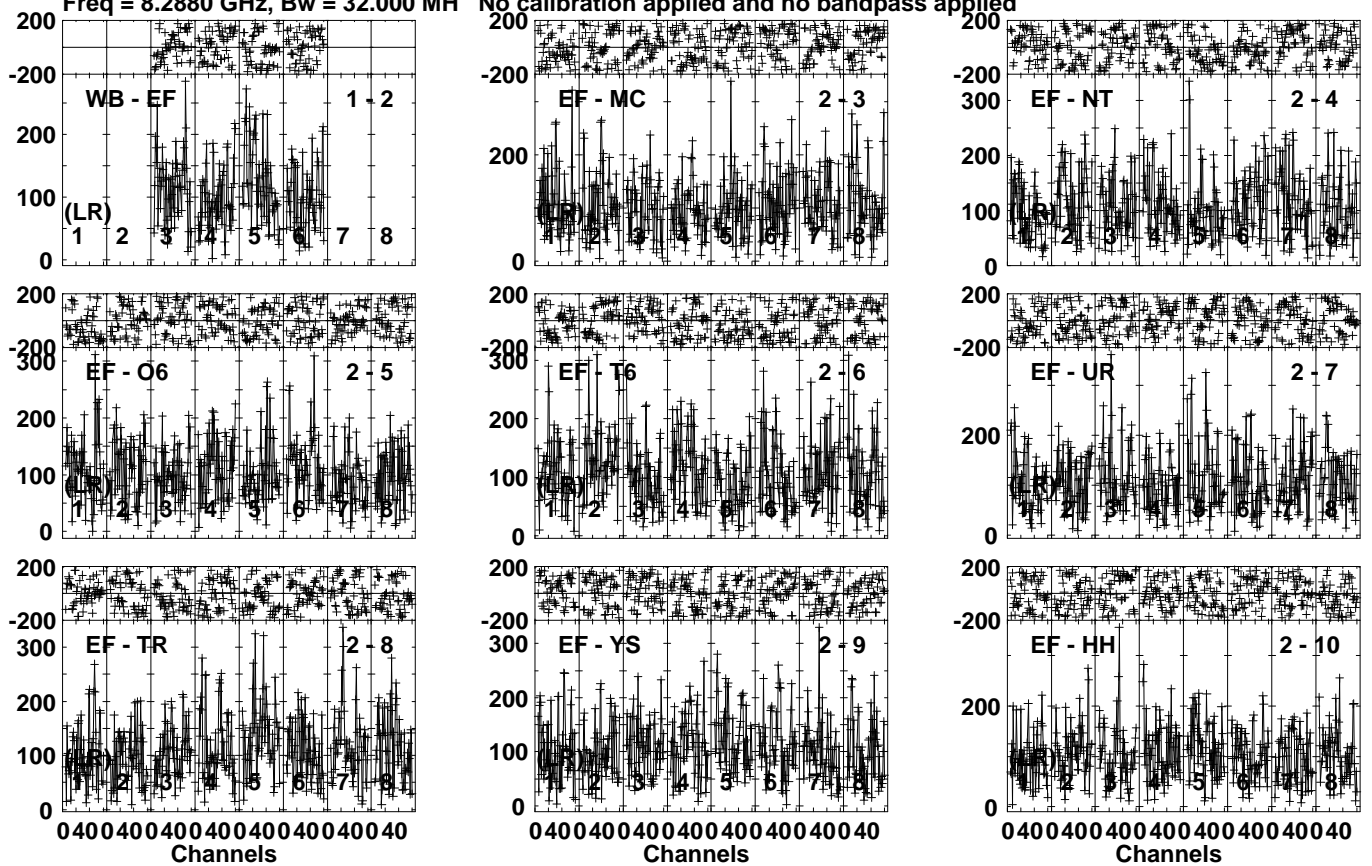


Lower frame: Micro Ampl Jy Top frame: Phas deg
Vector averaged cross-power spectrum Several baselines displayed
Timerange: 00/19:08:36 to 00/19:09:34

Plot file version 152 created 21-MAY-2024 14:59:54

J0835 4B EP129.UVDATA.1

Freq = 8.2880 GHz, Bw = 32.000 MH No calibration applied and no bandpass applied

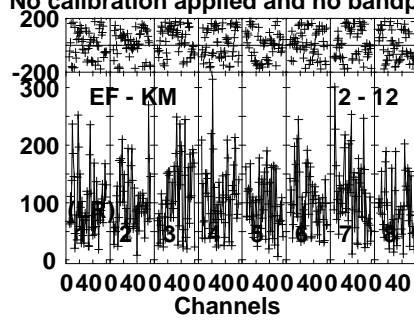
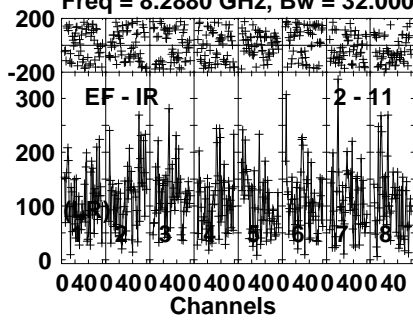


Lower frame: Micro Ampl Jy Top frame: Phas deg
Vector averaged cross-power spectrum Several baselines displayed
Timerange: 00/19:10:06 to 00/19:12:04

Plot file version 153 created 21-MAY-2024 14:59:54

J0835 4B EP129.UVDATA.1

Freq = 8.2880 GHz, Bw = 32.000 MH No calibration applied and no bandpass applied



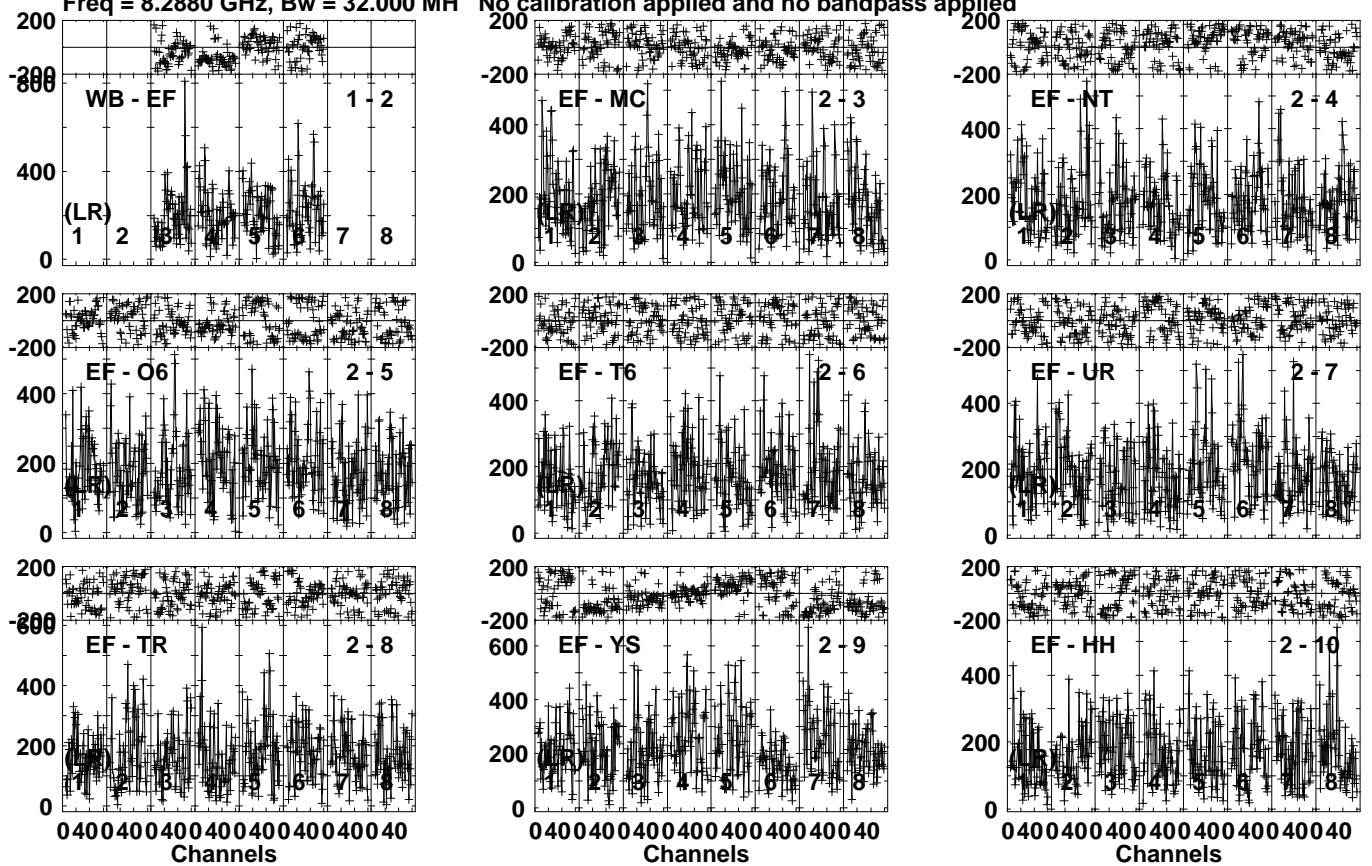
Lower frame: Micro Ampl Jy Top frame: Phas deg
Vector averaged cross-power spectrum Several baselines displayed
Timerange: 00/19:10:06 to 00/19:12:04

Plot file version 154 created 21-MAY-2024 14:59:54

J0832+1832 EP129.UVDATA.1

Freq = 8.2880 GHz, Bw = 32.000 MH

No calibration applied and no bandpass applied



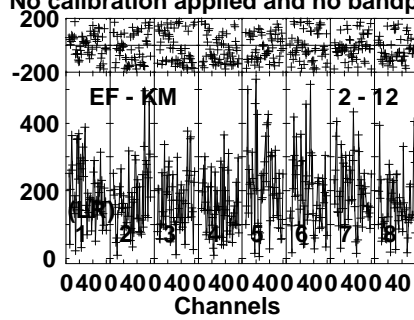
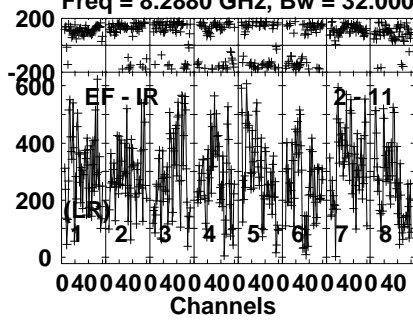
Lower frame: Micro Ampl Jy Top frame: Phas deg
Vector averaged cross-power spectrum Several baselines displayed
Timerange: 00/19:12:36 to 00/19:13:34

Plot file version 155 created 21-MAY-2024 14:59:54

J0832+1832 EP129.UVDATA.1

Freq = 8.2880 GHz, Bw = 32.000 MH

No calibration applied and no bandpass applied

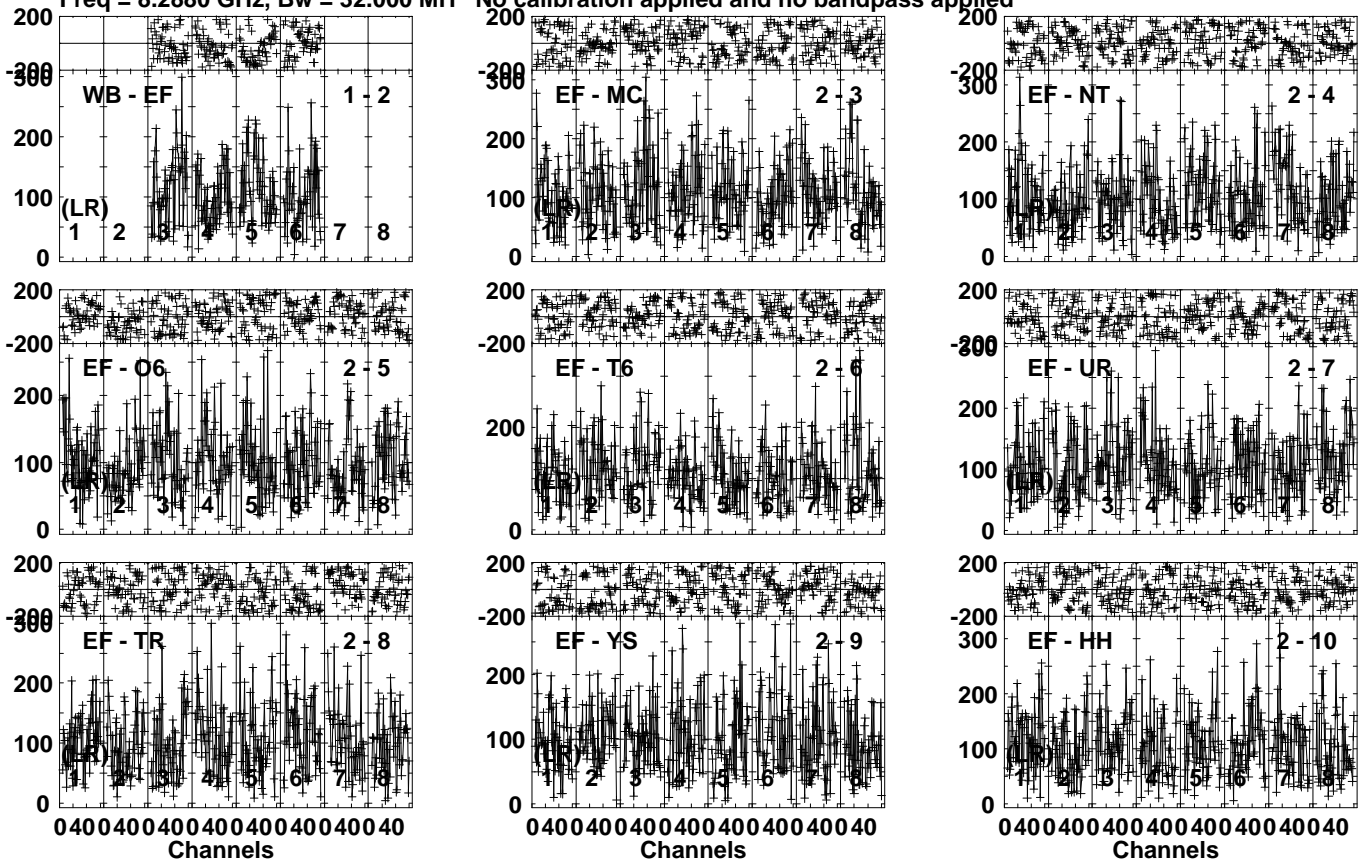


Lower frame: Micro Ampl Jy Top frame: Phas deg
Vector averaged cross-power spectrum Several baselines displayed
Timerange: 00/19:12:36 to 00/19:13:34

Plot file version 156 created 21-MAY-2024 14:59:55

J0835 4B EP129.UVDATA.1

Freq = 8.2880 GHz, Bw = 32.000 MH No calibration applied and no bandpass applied



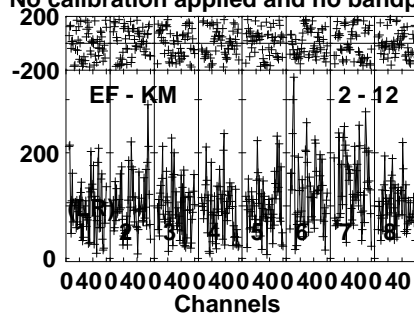
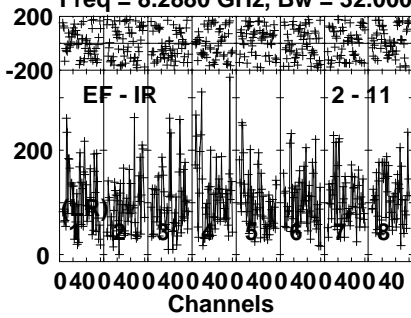
Lower frame: Micro Ampl Jy Top frame: Phas deg
 Vector averaged cross-power spectrum Several baselines displayed
 Timerange: 00/19:14:06 to 00/19:16:04

Plot file version 157 created 21-MAY-2024 14:59:55

J0835 4B EP129.UVDATA.1

Freq = 8.2880 GHz, Bw = 32.000 MH

No calibration applied and no bandpass applied



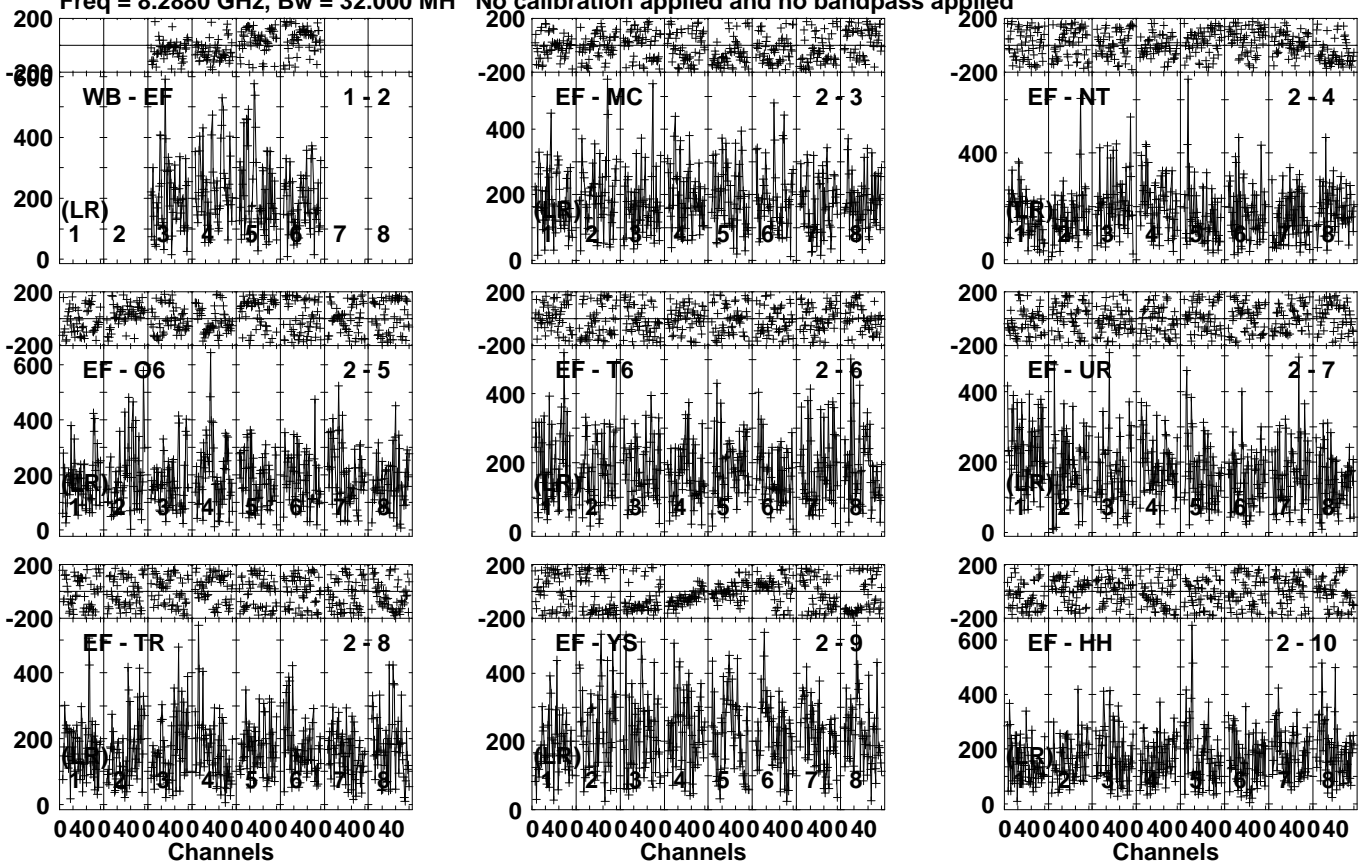
Lower frame: Micro Ampl Jy Top frame: Phas deg
Vector averaged cross-power spectrum Several baselines displayed
Timerange: 00/19:14:06 to 00/19:16:04

Plot file version 158 created 21-MAY-2024 14:59:55

J0832+1832 EP129.UVDATA.1

Freq = 8.2880 GHz, Bw = 32.000 MH

No calibration applied and no bandpass applied



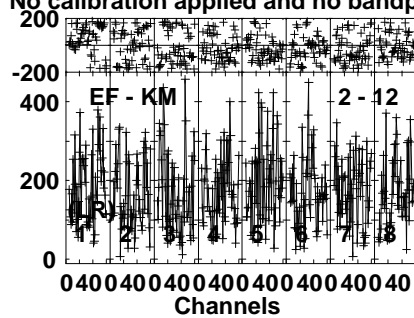
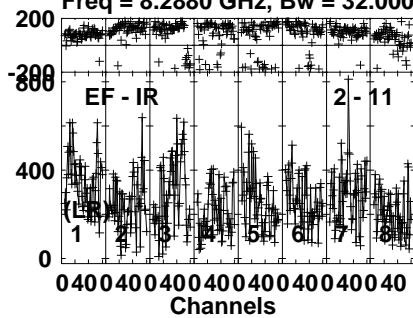
Lower frame: Micro Ampl Jy Top frame: Phas deg
Vector averaged cross-power spectrum Several baselines displayed
Timerange: 00/19:16:36 to 00/19:17:34

Plot file version 159 created 21-MAY-2024 14:59:55

J0832+1832 EP129.UVDATA.1

Freq = 8.2880 GHz, Bw = 32.000 MH

No calibration applied and no bandpass applied

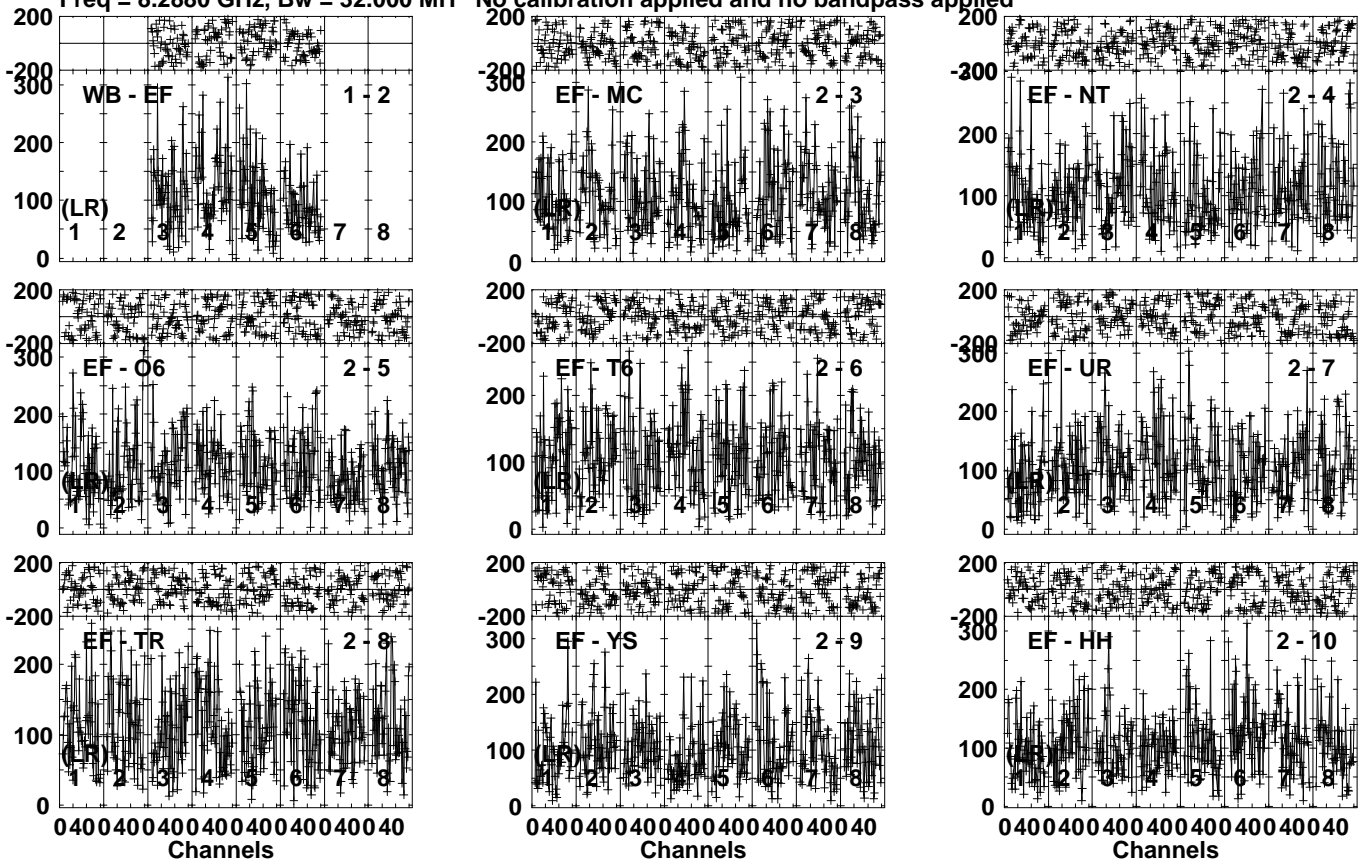


Lower frame: Micro Ampl Jy Top frame: Phas deg
Vector averaged cross-power spectrum Several baselines displayed
Timerange: 00/19:16:36 to 00/19:17:34

Plot file version 160 created 21-MAY-2024 14:59:55

J0835 4B EP129.UVDATA.1

Freq = 8.2880 GHz, Bw = 32.000 MH No calibration applied and no bandpass applied

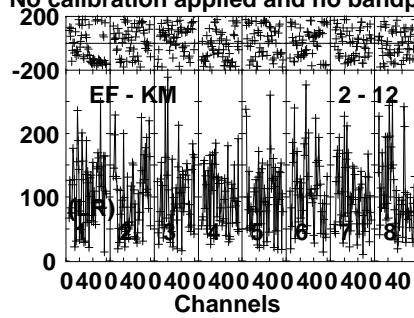
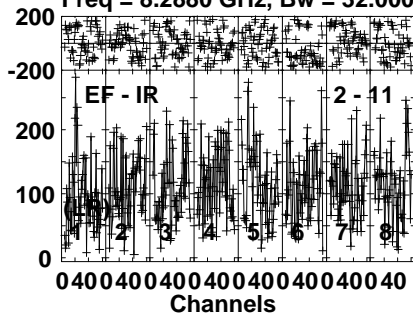


Lower frame: Micro Ampl Jy Top frame: Phas deg
Vector averaged cross-power spectrum Several baselines displayed
Timerange: 00/19:18:06 to 00/19:20:04

Plot file version 161 created 21-MAY-2024 14:59:55

J0835 4B EP129.UVDATA.1

Freq = 8.2880 GHz, Bw = 32.000 MH No calibration applied and no bandpass applied

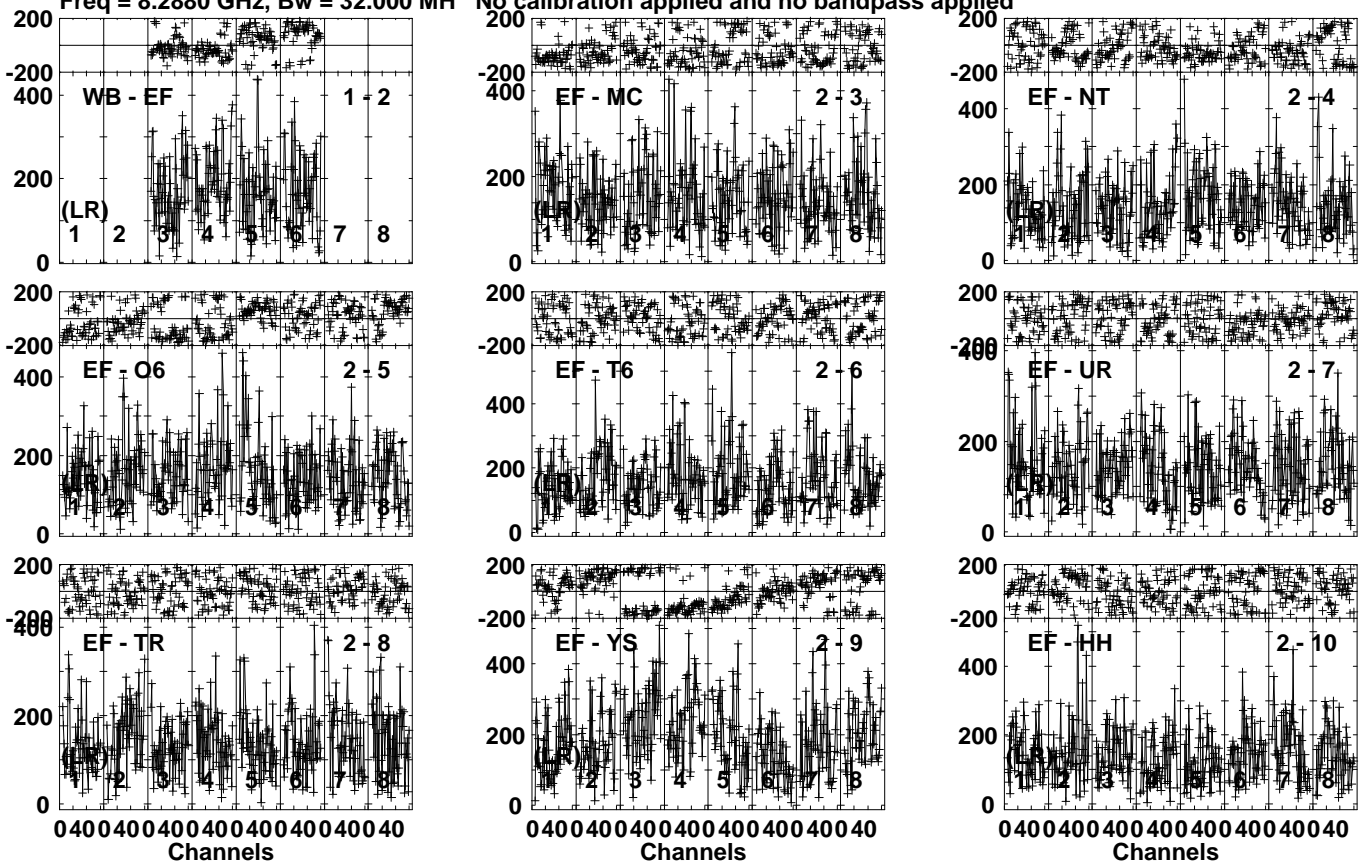


Lower frame: Micro Ampl Jy Top frame: Phas deg
Vector averaged cross-power spectrum Several baselines displayed
Timerange: 00/19:18:06 to 00/19:20:04

Plot file version 162 created 21-MAY-2024 14:59:55

J0832+1832 EP129.UVDATA.1

Freq = 8.2880 GHz, Bw = 32.000 MH No calibration applied and no bandpass applied

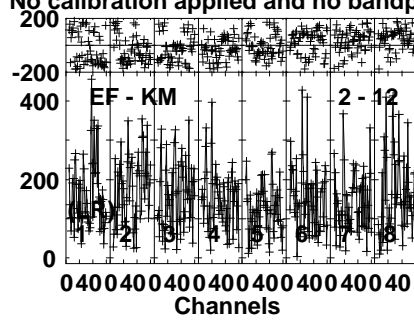
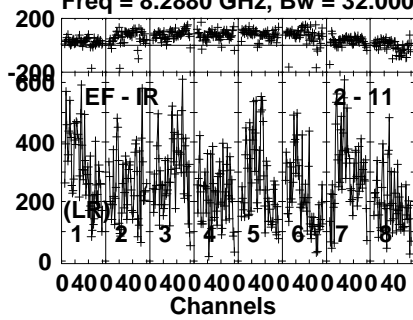


Lower frame: Micro Ampl Jy Top frame: Phas deg
Vector averaged cross-power spectrum Several baselines displayed
Timerange: 00/19:20:56 to 00/19:21:54

Plot file version 163 created 21-MAY-2024 14:59:55

J0832+1832 EP129.UVDATA.1

Freq = 8.2880 GHz, Bw = 32.000 MH No calibration applied and no bandpass applied

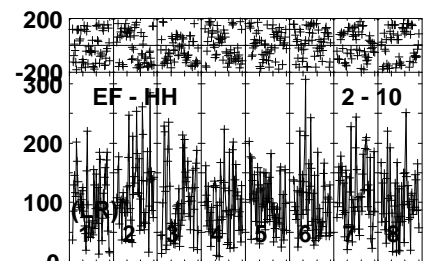
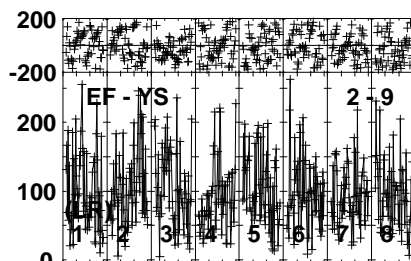
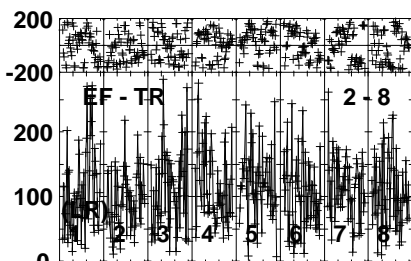
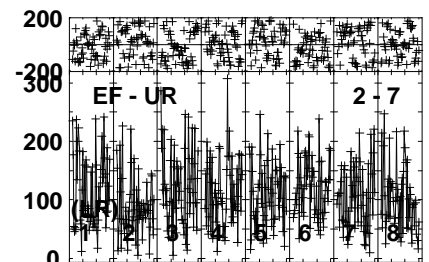
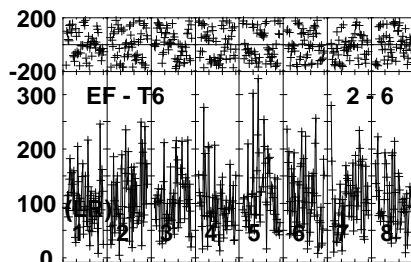
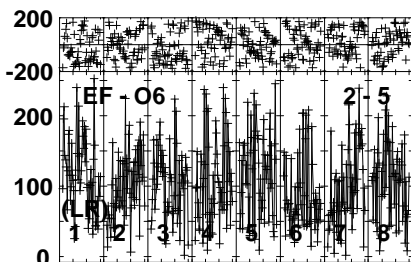
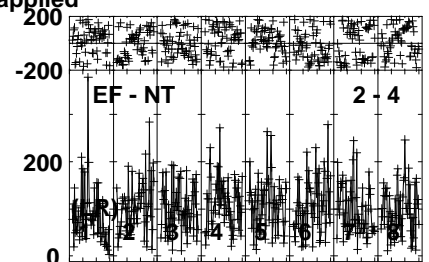
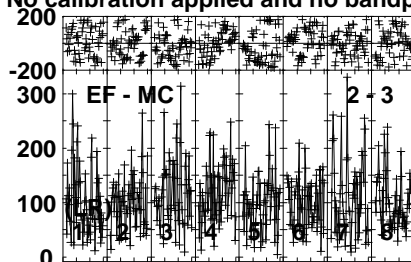
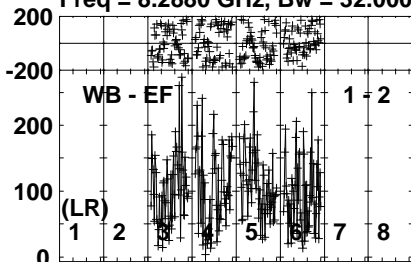


Lower frame: Micro Ampl Jy Top frame: Phas deg
Vector averaged cross-power spectrum Several baselines displayed
Timerange: 00/19:20:56 to 00/19:21:54

Plot file version 164 created 21-MAY-2024 14:59:55

J0835 4B EP129.UVDATA.1

Freq = 8.2880 GHz, Bw = 32.000 MH No calibration applied and no bandpass applied

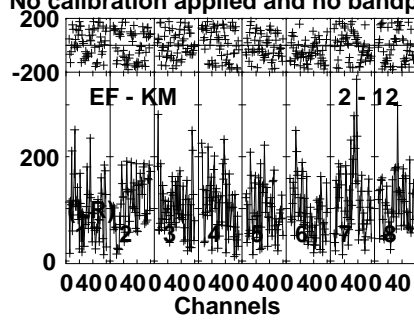
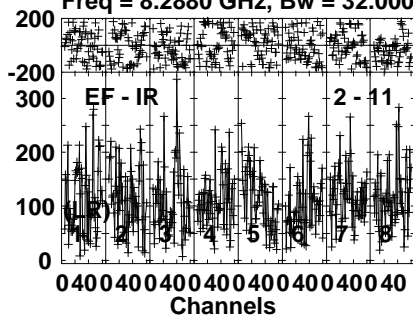


Lower frame: Micro Ampl Jy Top frame: Phas deg
Vector averaged cross-power spectrum Several baselines displayed
Timerange: 00/19:22:26 to 00/19:24:24

Plot file version 165 created 21-MAY-2024 14:59:56

J0835 4B EP129.UVDATA.1

Freq = 8.2880 GHz, Bw = 32.000 MH No calibration applied and no bandpass applied



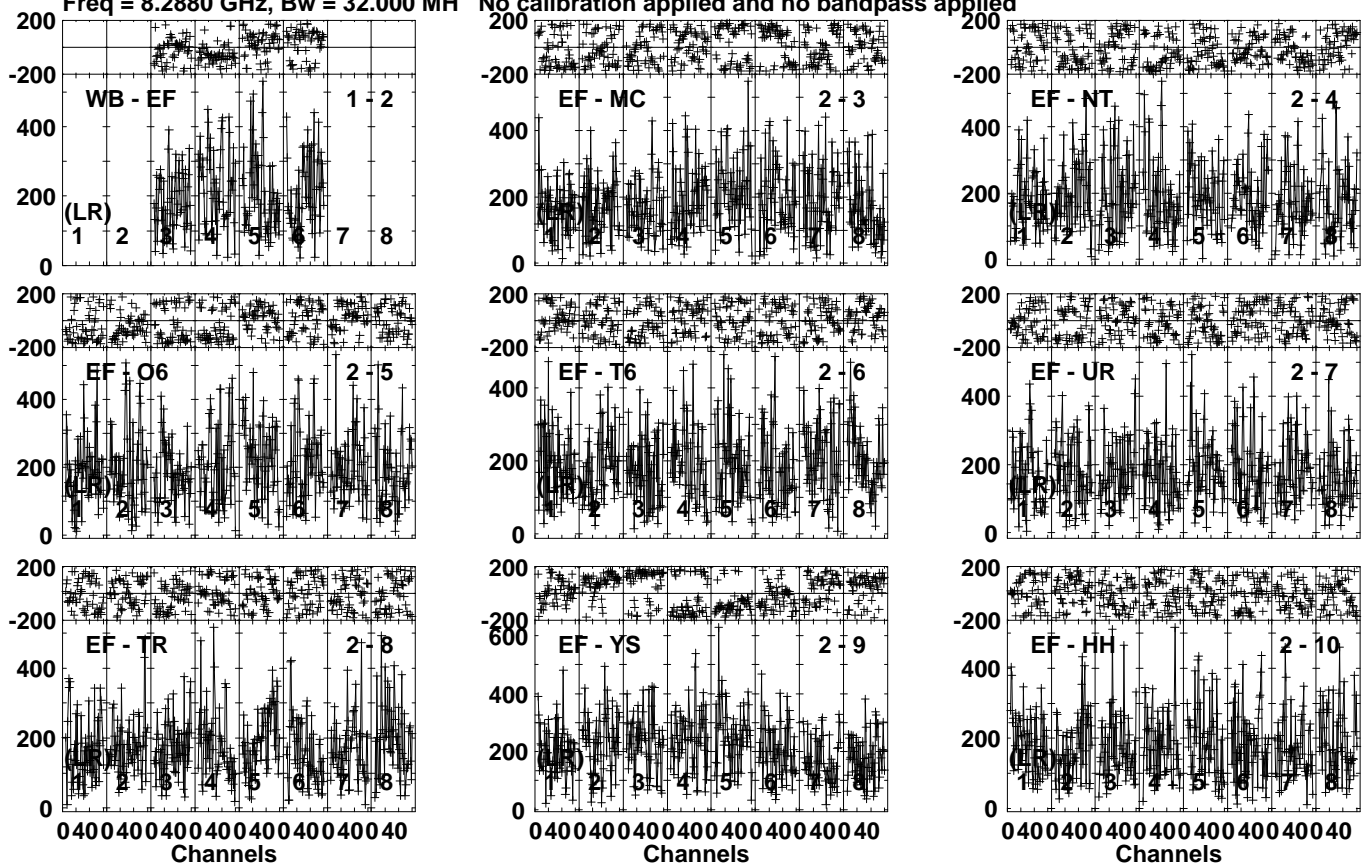
Lower frame: Micro Ampl Jy Top frame: Phas deg
Vector averaged cross-power spectrum Several baselines displayed
Timerange: 00/19:22:26 to 00/19:24:24

Plot file version 166 created 21-MAY-2024 14:59:56

J0832+1832 EP129.UVDATA.1

Freq = 8.2880 GHz, Bw = 32.000 MH

No calibration applied and no bandpass applied

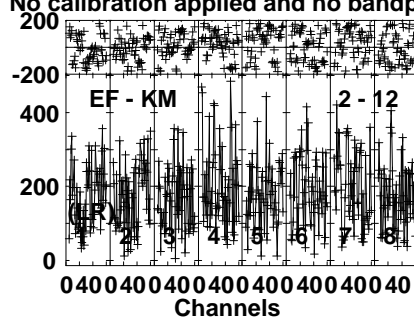
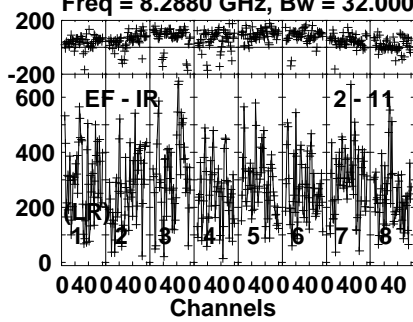


Lower frame: Micro Ampl Jy Top frame: Phas deg
Vector averaged cross-power spectrum Several baselines displayed
Timerange: 00/19:24:56 to 00/19:25:54

Plot file version 167 created 21-MAY-2024 14:59:56

J0832+1832 EP129.UVDATA.1

Freq = 8.2880 GHz, Bw = 32.000 MH No calibration applied and no bandpass applied

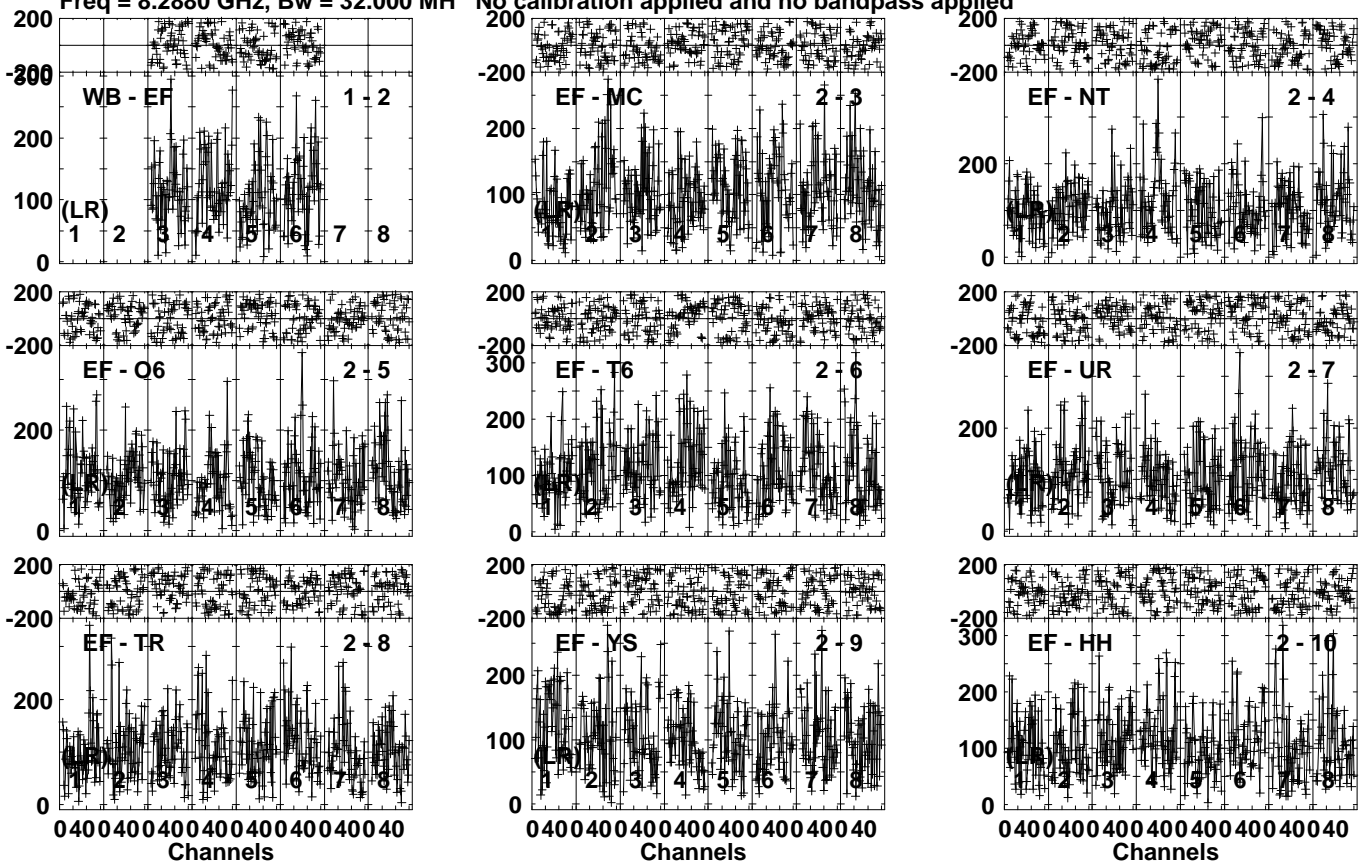


Lower frame: Micro Ampl Jy Top frame: Phas deg
Vector averaged cross-power spectrum Several baselines displayed
Timerange: 00/19:24:56 to 00/19:25:54

Plot file version 168 created 21-MAY-2024 14:59:56

J0835 4B EP129.UVDATA.1

Freq = 8.2880 GHz, Bw = 32.000 MH No calibration applied and no bandpass applied

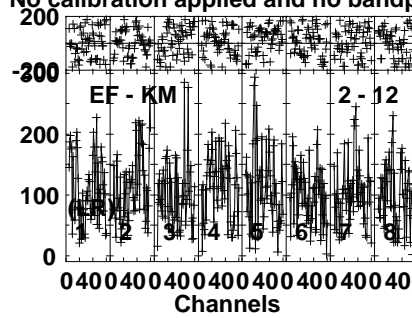
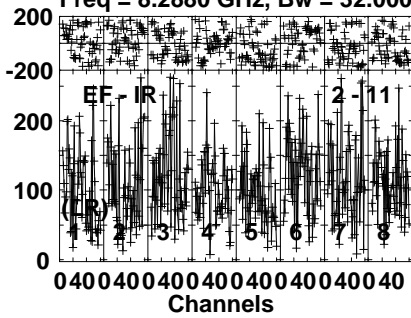


Lower frame: Micro Ampl Jy Top frame: Phas deg
Vector averaged cross-power spectrum Several baselines displayed
Timerange: 00/19:26:26 to 00/19:28:24

Plot file version 169 created 21-MAY-2024 14:59:56

J0835 4B EP129.UVDATA.1

Freq = 8.2880 GHz, Bw = 32.000 MH No calibration applied and no bandpass applied



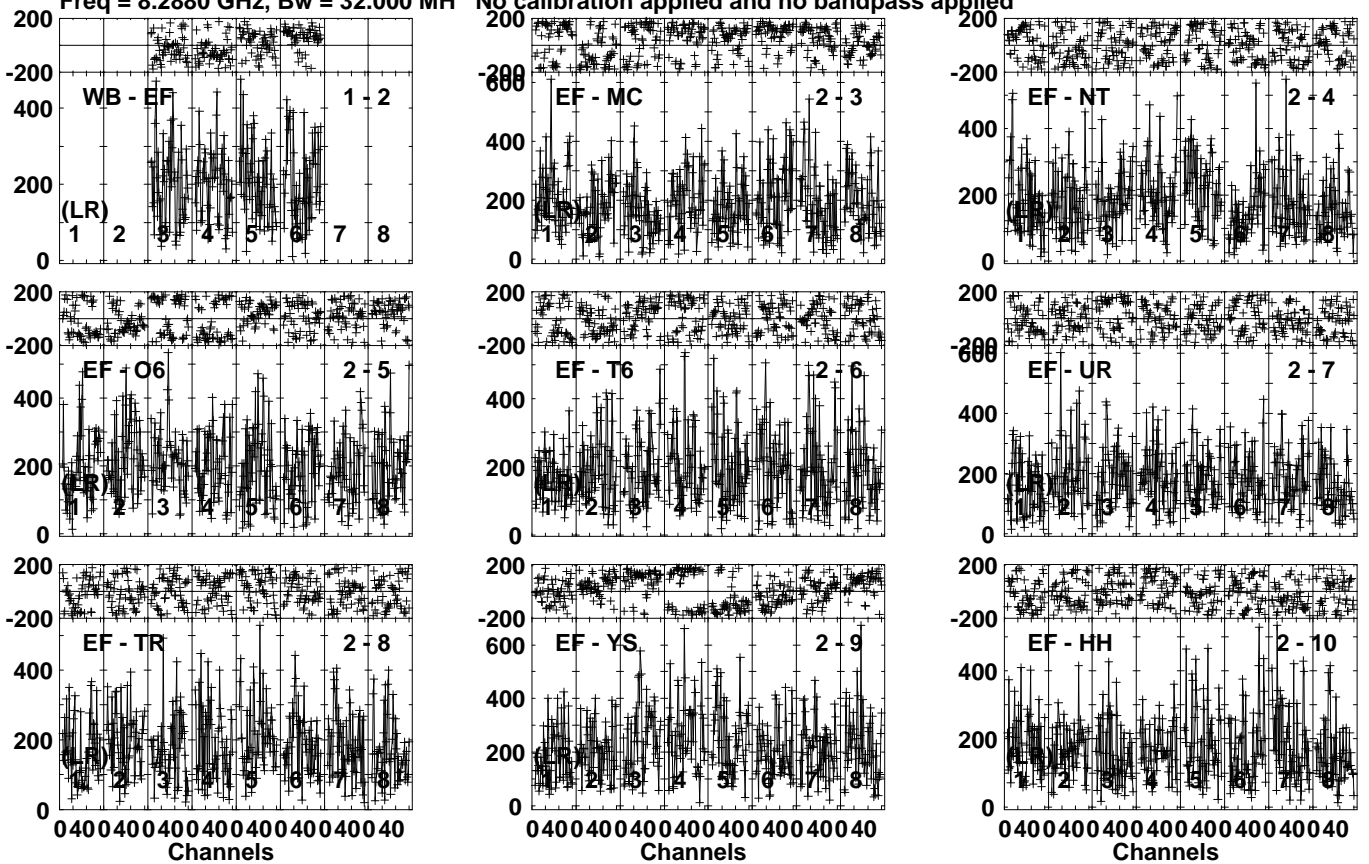
Lower frame: Micro Ampl Jy Top frame: Phas deg
Vector averaged cross-power spectrum Several baselines displayed
Timerange: 00/19:26:26 to 00/19:28:24

Plot file version 170 created 21-MAY-2024 14:59:56

J0832+1832 EP129.UVDATA.1

Freq = 8.2880 GHz, Bw = 32.000 MH

No calibration applied and no bandpass applied

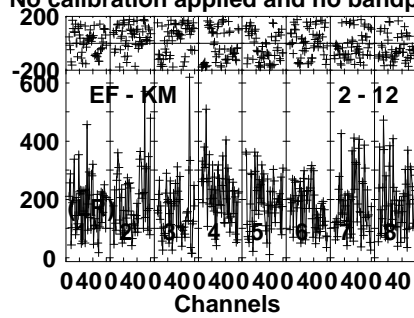
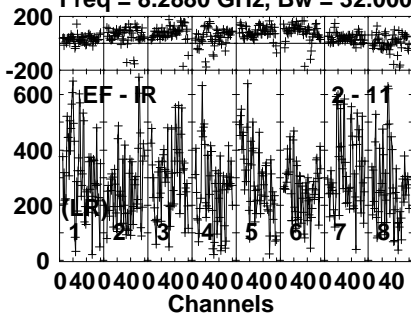


Lower frame: Micro Ampl Jy Top frame: Phas deg
Vector averaged cross-power spectrum Several baselines displayed
Timerange: 00/19:28:56 to 00/19:29:54

Plot file version 171 created 21-MAY-2024 14:59:56

J0832+1832 EP129.UVDATA.1

Freq = 8.2880 GHz, Bw = 32.000 MH No calibration applied and no bandpass applied

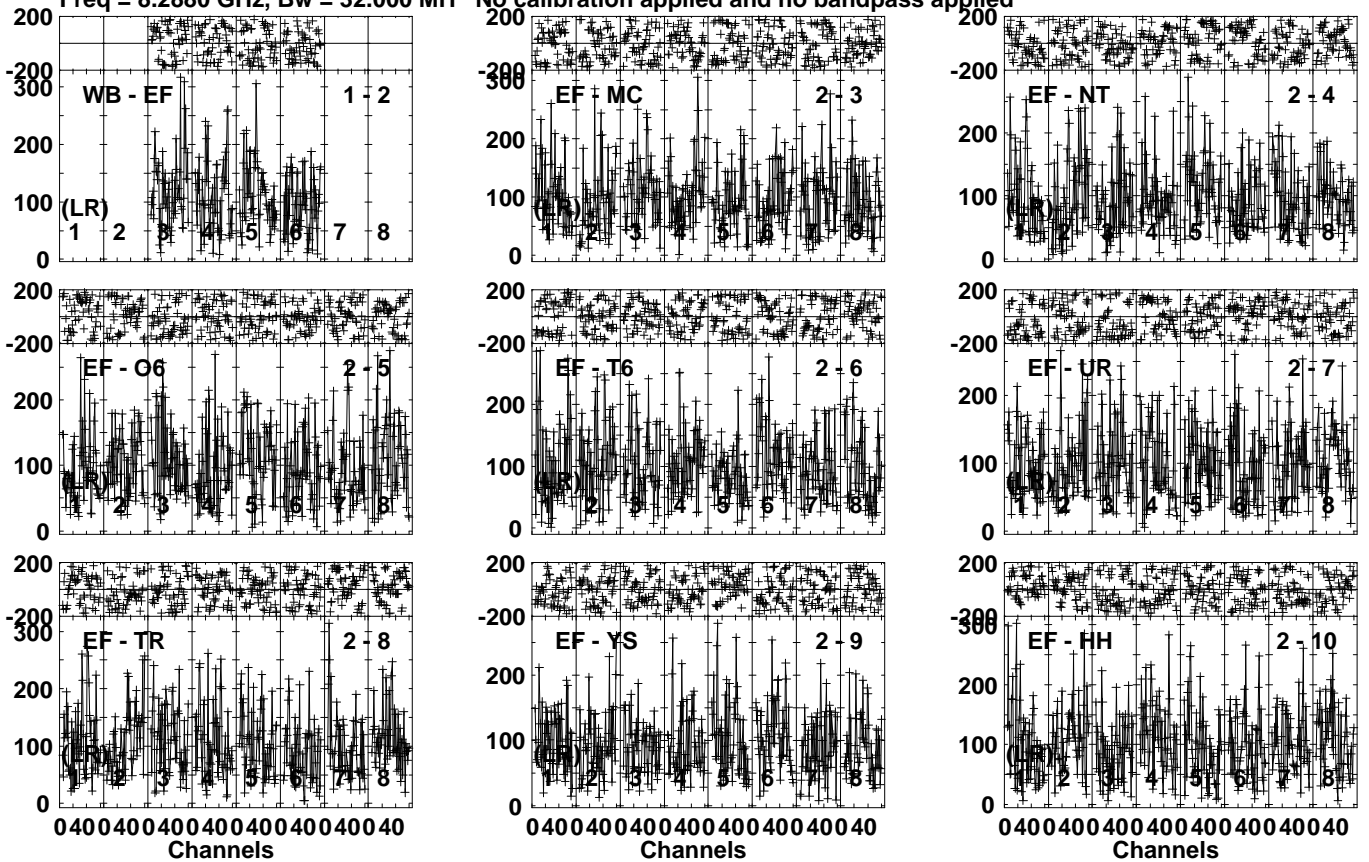


Lower frame: Micro Ampl Jy Top frame: Phas deg
Vector averaged cross-power spectrum Several baselines displayed
Timerange: 00/19:28:56 to 00/19:29:54

Plot file version 172 created 21-MAY-2024 14:59:56

J0835 4B EP129.UVDATA.1

Freq = 8.2880 GHz, Bw = 32.000 MH No calibration applied and no bandpass applied

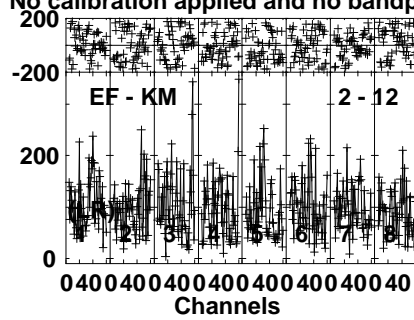
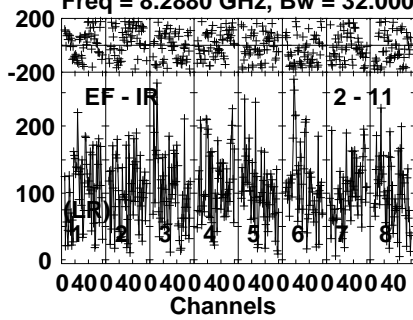


Lower frame: Micro Ampl Jy Top frame: Phas deg
Vector averaged cross-power spectrum Several baselines displayed
Timerange: 00/19:30:26 to 00/19:32:24

Plot file version 173 created 21-MAY-2024 14:59:57

J0835 4B EP129.UVDATA.1

Freq = 8.2880 GHz, Bw = 32.000 MH No calibration applied and no bandpass applied



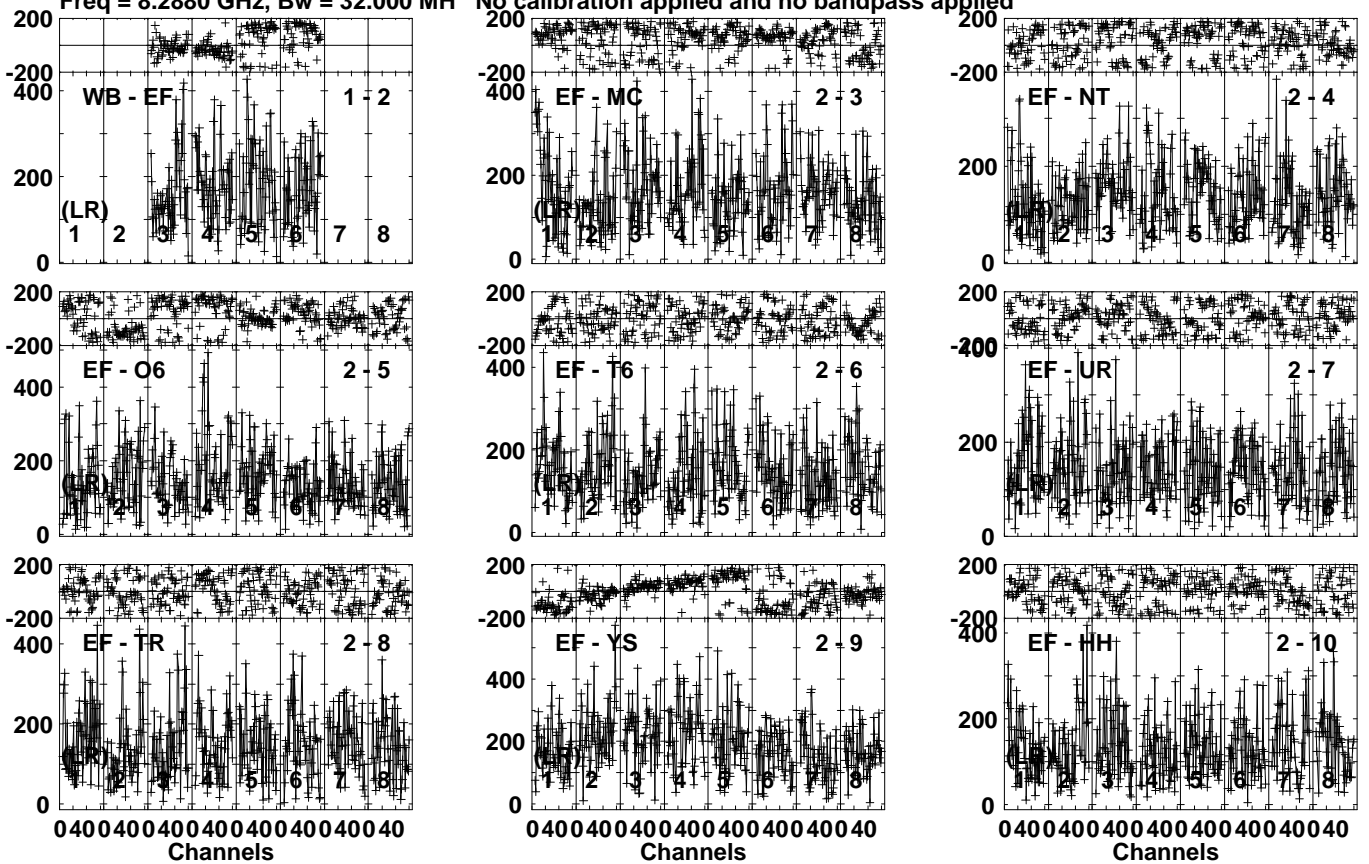
Lower frame: Micro Ampl Jy Top frame: Phas deg
Vector averaged cross-power spectrum Several baselines displayed
Timerange: 00/19:30:26 to 00/19:32:24

Plot file version 174 created 21-MAY-2024 14:59:57

J0832+1832 EP129.UVDATA.1

Freq = 8.2880 GHz, Bw = 32.000 MH

No calibration applied and no bandpass applied



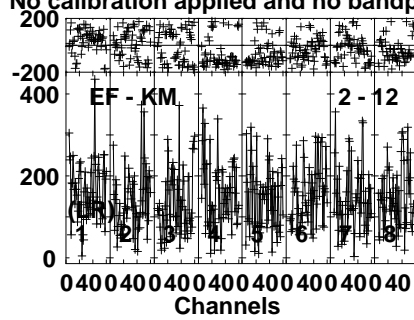
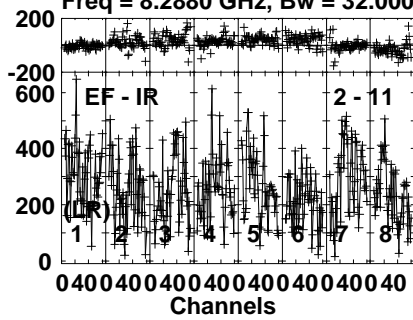
Lower frame: Micro Ampl Jy Top frame: Phas deg
Vector averaged cross-power spectrum Several baselines displayed
Timerange: 00/19:33:16 to 00/19:34:14

Plot file version 175 created 21-MAY-2024 14:59:57

J0832+1832 EP129.UVDATA.1

Freq = 8.2880 GHz, Bw = 32.000 MH

No calibration applied and no bandpass applied



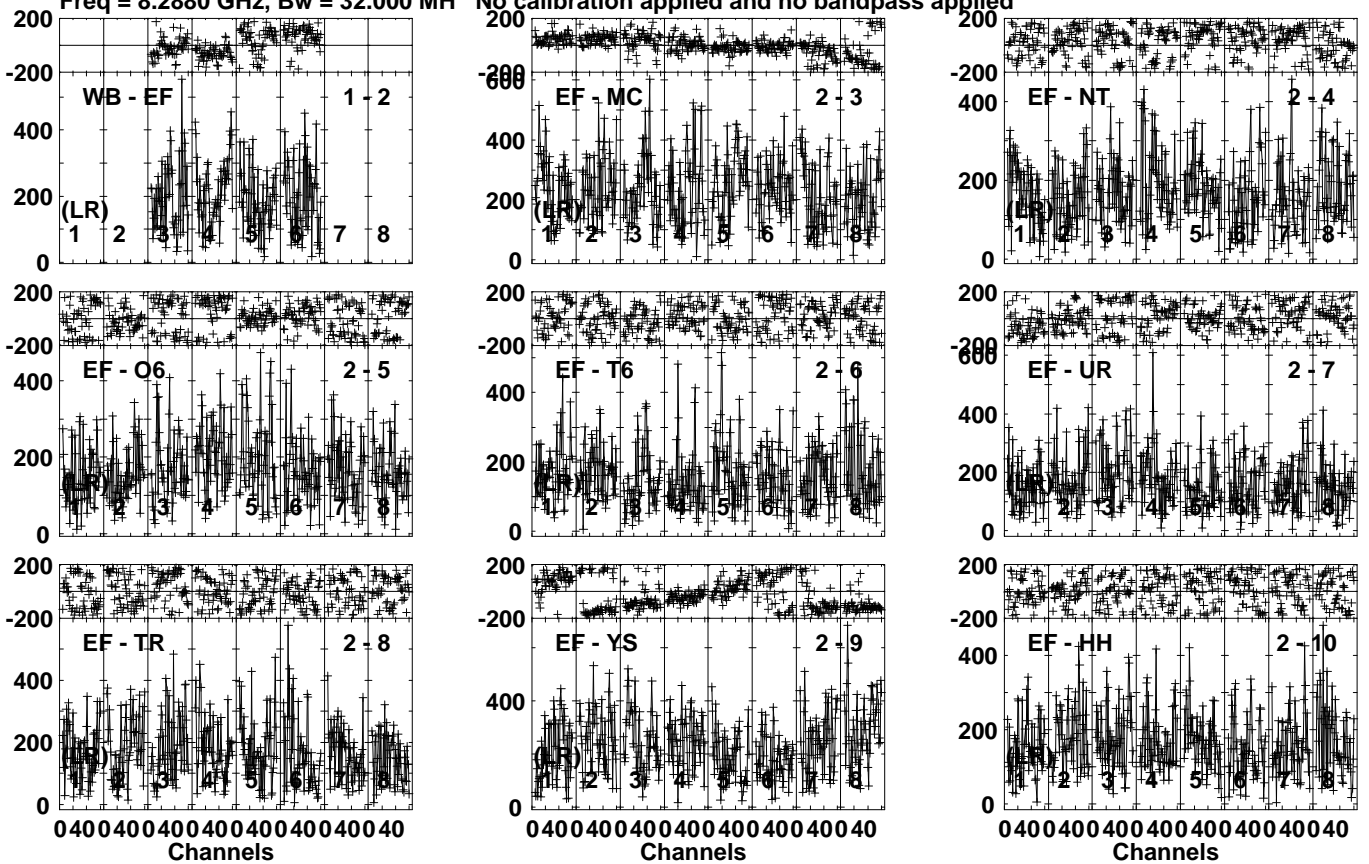
Lower frame: Micro Ampl Jy Top frame: Phas deg
Vector averaged cross-power spectrum Several baselines displayed
Timerange: 00/19:33:16 to 00/19:34:14

Plot file version 176 created 21-MAY-2024 14:59:57

J0839+1802 EP129.UVDATA.1

Freq = 8.2880 GHz, Bw = 32.000 MH

No calibration applied and no bandpass applied



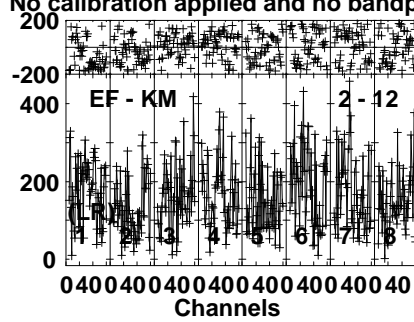
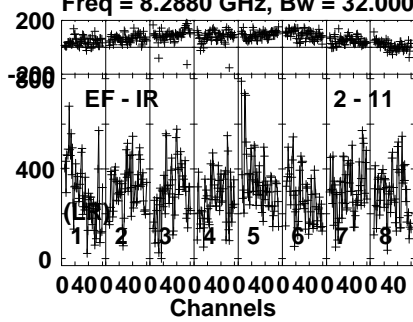
Lower frame: Micro Ampl Jy Top frame: Phas deg
Vector averaged cross-power spectrum Several baselines displayed
Timerange: 00/19:34:46 to 00/19:35:44

Plot file version 177 created 21-MAY-2024 14:59:57

J0839+1802 EP129.UVDATA.1

Freq = 8.2880 GHz, Bw = 32.000 MH

No calibration applied and no bandpass applied

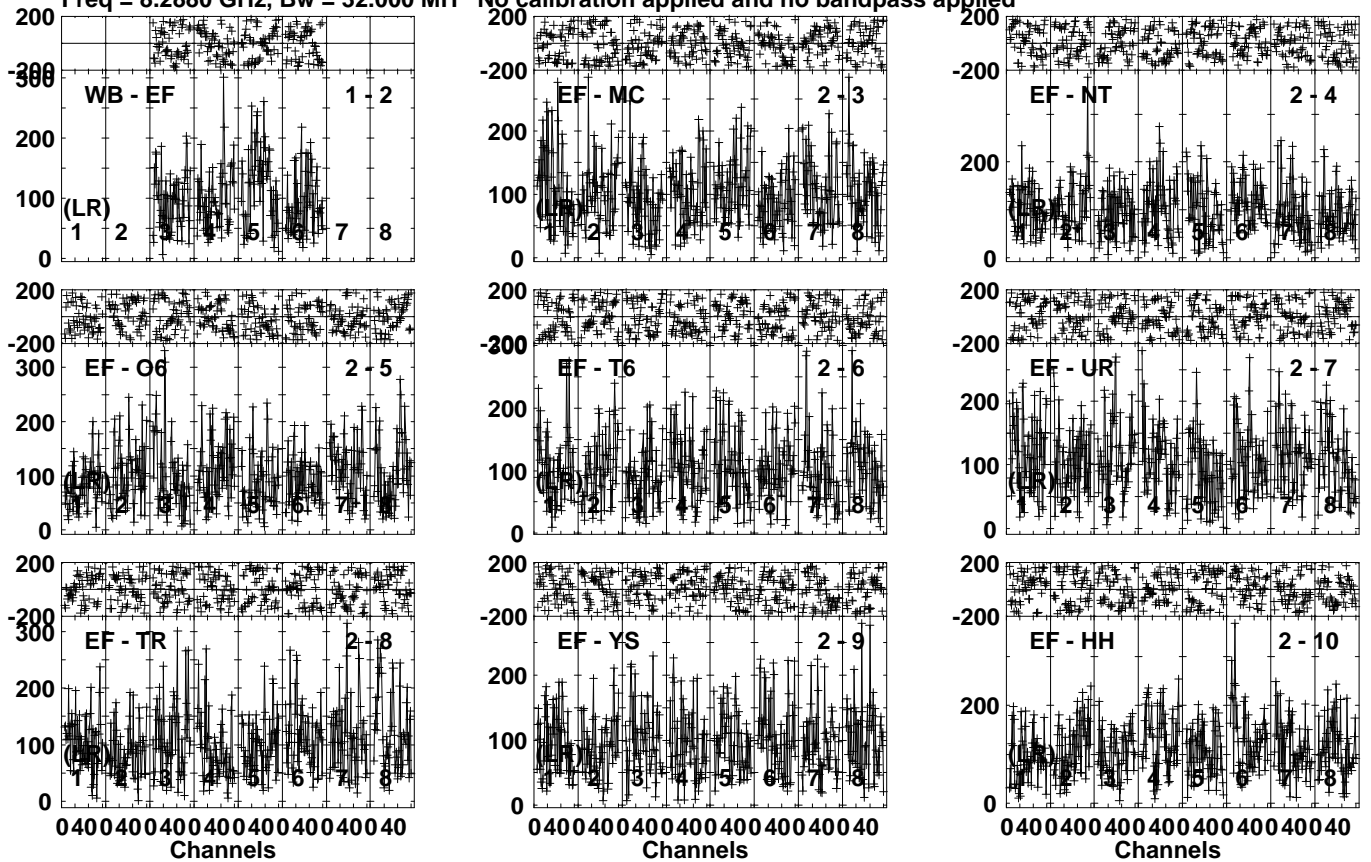


Lower frame: Micro Ampl Jy Top frame: Phas deg
Vector averaged cross-power spectrum Several baselines displayed
Timerange: 00/19:34:46 to 00/19:35:44

Plot file version 178 created 21-MAY-2024 14:59:57

J0835 4A EP129.UVDATA.1

Freq = 8.2880 GHz, Bw = 32.000 MH No calibration applied and no bandpass applied

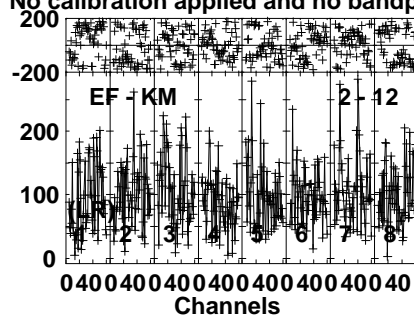
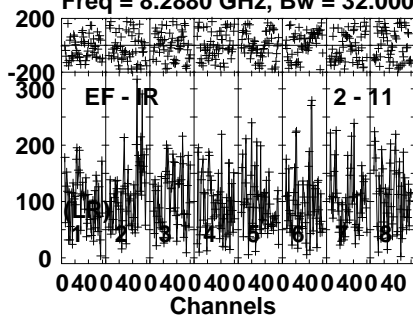


Lower frame: Micro Ampl Jy Top frame: Phas deg
Vector averaged cross-power spectrum Several baselines displayed
Timerange: 00/19:36:16 to 00/19:38:14

Plot file version 179 created 21-MAY-2024 14:59:57

J0835 4A EP129.UVDATA.1

Freq = 8.2880 GHz, Bw = 32.000 MH No calibration applied and no bandpass applied



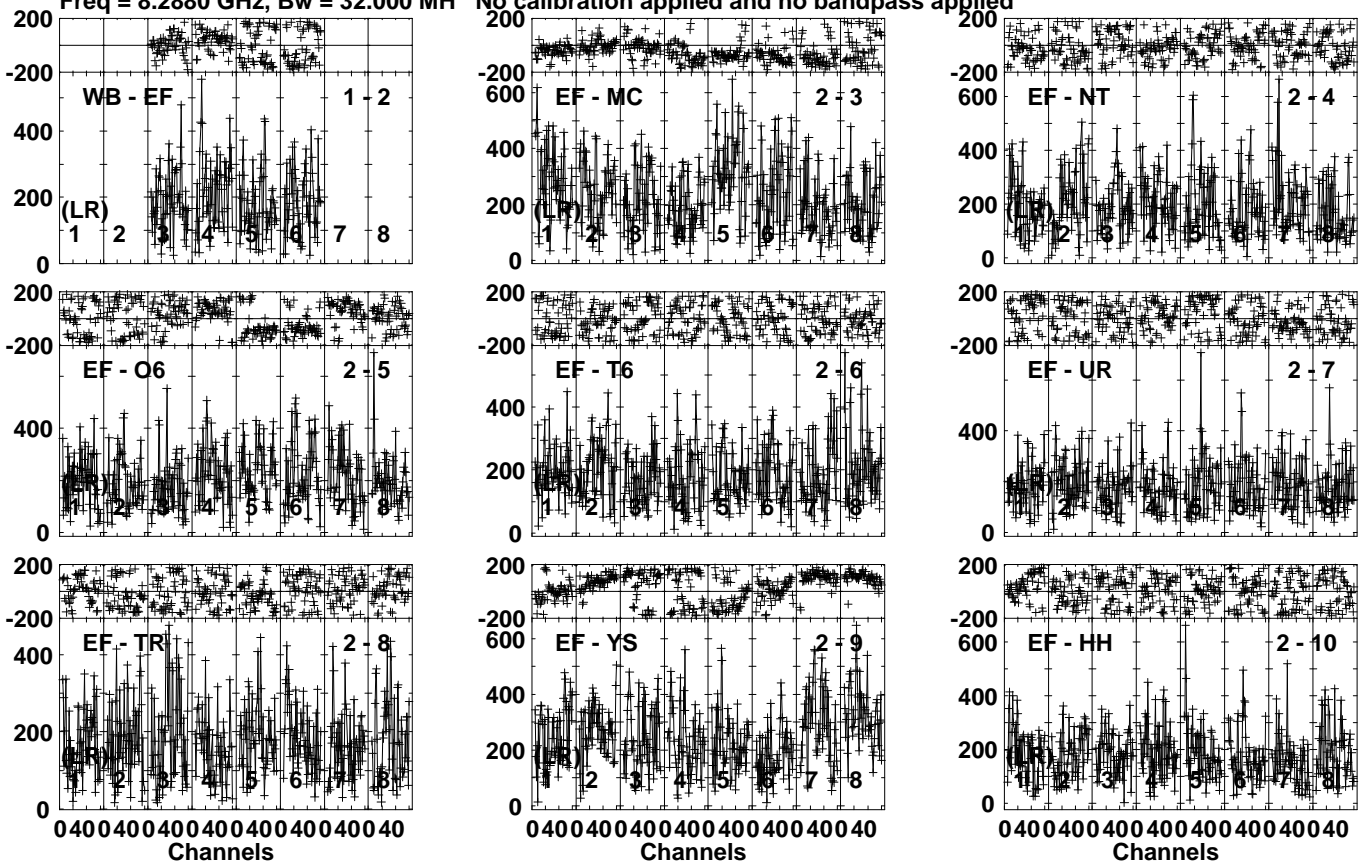
Lower frame: Micro Ampl Jy Top frame: Phas deg
Vector averaged cross-power spectrum Several baselines displayed
Timerange: 00/19:36:16 to 00/19:38:14

Plot file version 180 created 21-MAY-2024 14:59:57

J0839+1802 EP129.UVDATA.1

Freq = 8.2880 GHz, Bw = 32.000 MH

No calibration applied and no bandpass applied

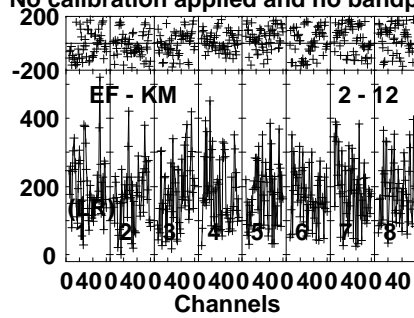
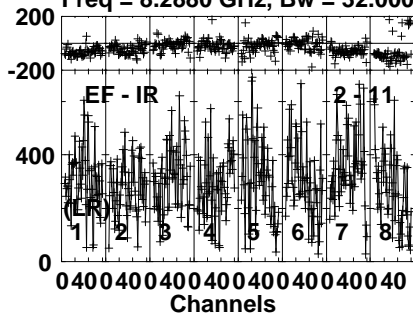


Lower frame: Micro Ampl Jy Top frame: Phas deg
Vector averaged cross-power spectrum Several baselines displayed
Timerange: 00/19:38:46 to 00/19:39:44

Plot file version 181 created 21-MAY-2024 14:59:58

J0839+1802 EP129.UVDATA.1

Freq = 8.2880 GHz, Bw = 32.000 MH No calibration applied and no bandpass applied



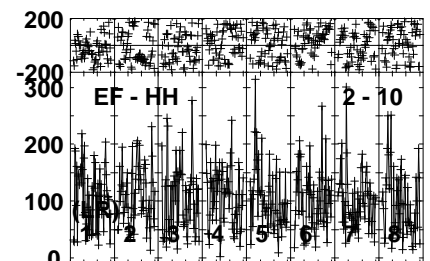
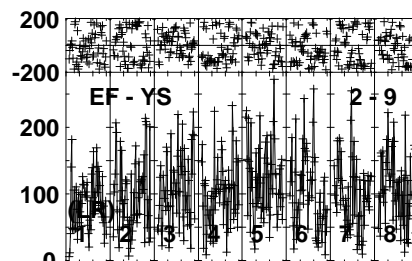
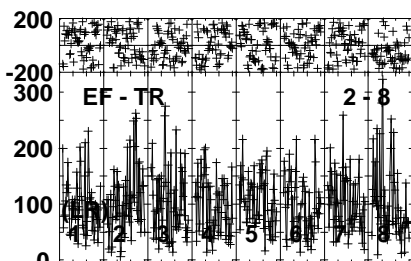
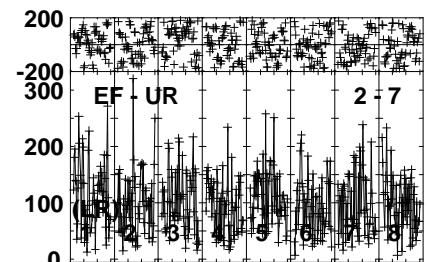
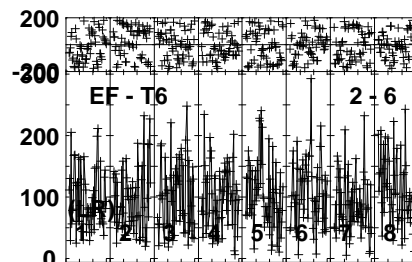
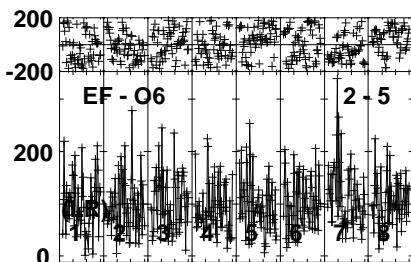
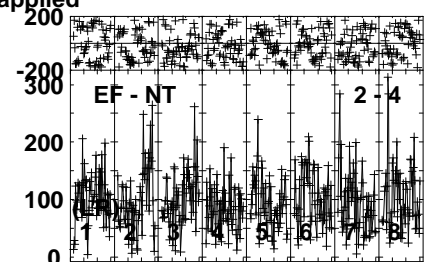
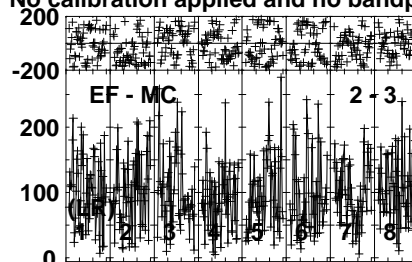
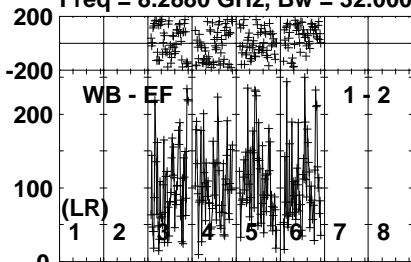
Lower frame: Micro Ampl Jy Top frame: Phas deg
Vector averaged cross-power spectrum Several baselines displayed
Timerange: 00/19:38:46 to 00/19:39:44

Plot file version 182 created 21-MAY-2024 14:59:58

J0835 4A EP129.UVDATA.1

Freq = 8.2880 GHz, Bw = 32.000 MH

No calibration applied and no bandpass applied

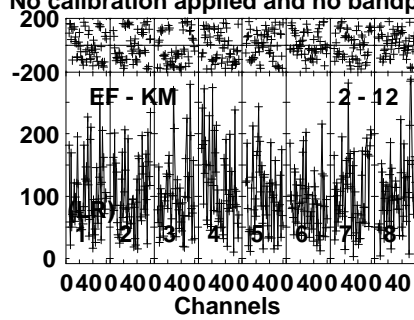
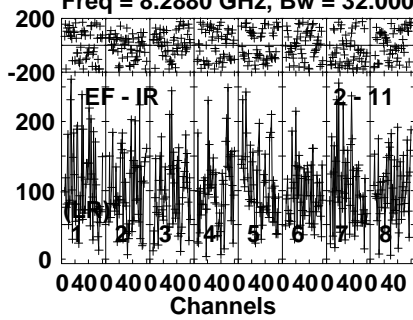


Lower frame: Micro Ampl Jy Top frame: Phas deg
Vector averaged cross-power spectrum Several baselines displayed
Timerange: 00/19:40:16 to 00/19:42:14

Plot file version 183 created 21-MAY-2024 14:59:58

J0835 4A EP129.UVDATA.1

Freq = 8.2880 GHz, Bw = 32.000 MH No calibration applied and no bandpass applied



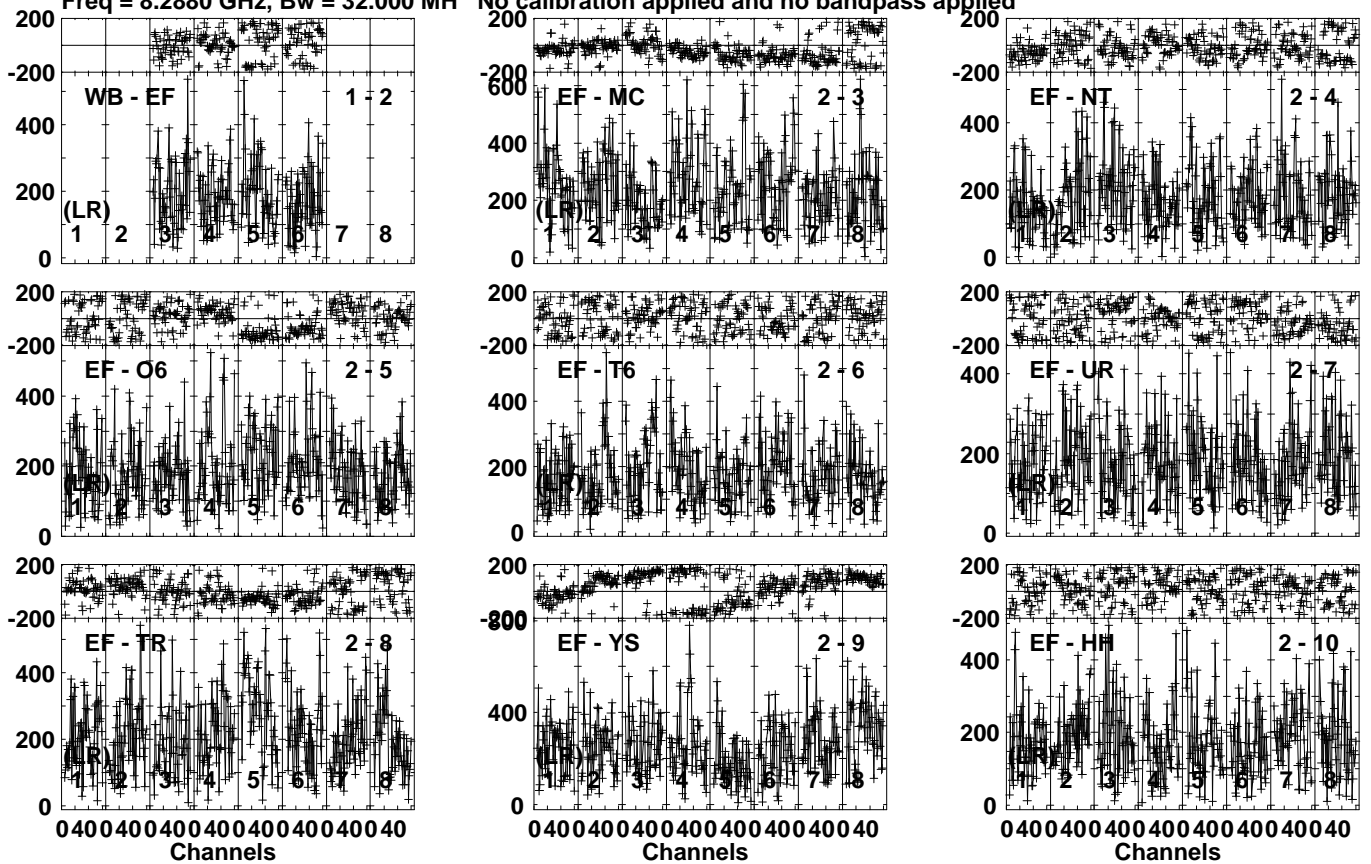
Lower frame: Micro Ampl Jy Top frame: Phas deg
Vector averaged cross-power spectrum Several baselines displayed
Timerange: 00/19:40:16 to 00/19:42:14

Plot file version 184 created 21-MAY-2024 14:59:58

J0839+1802 EP129.UVDATA.1

Freq = 8.2880 GHz, Bw = 32.000 MH

No calibration applied and no bandpass applied



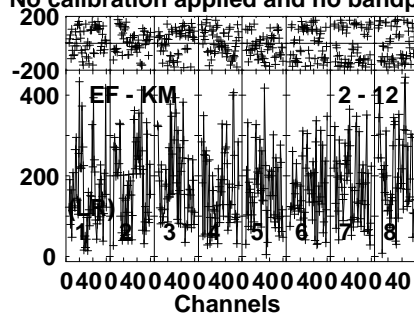
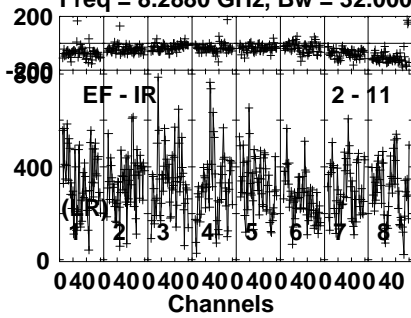
Lower frame: Micro Ampl Jy Top frame: Phas deg
Vector averaged cross-power spectrum Several baselines displayed
Timerange: 00/19:42:46 to 00/19:43:44

Plot file version 185 created 21-MAY-2024 14:59:58

J0839+1802 EP129.UVDATA.1

Freq = 8.2880 GHz, Bw = 32.000 MH

No calibration applied and no bandpass applied



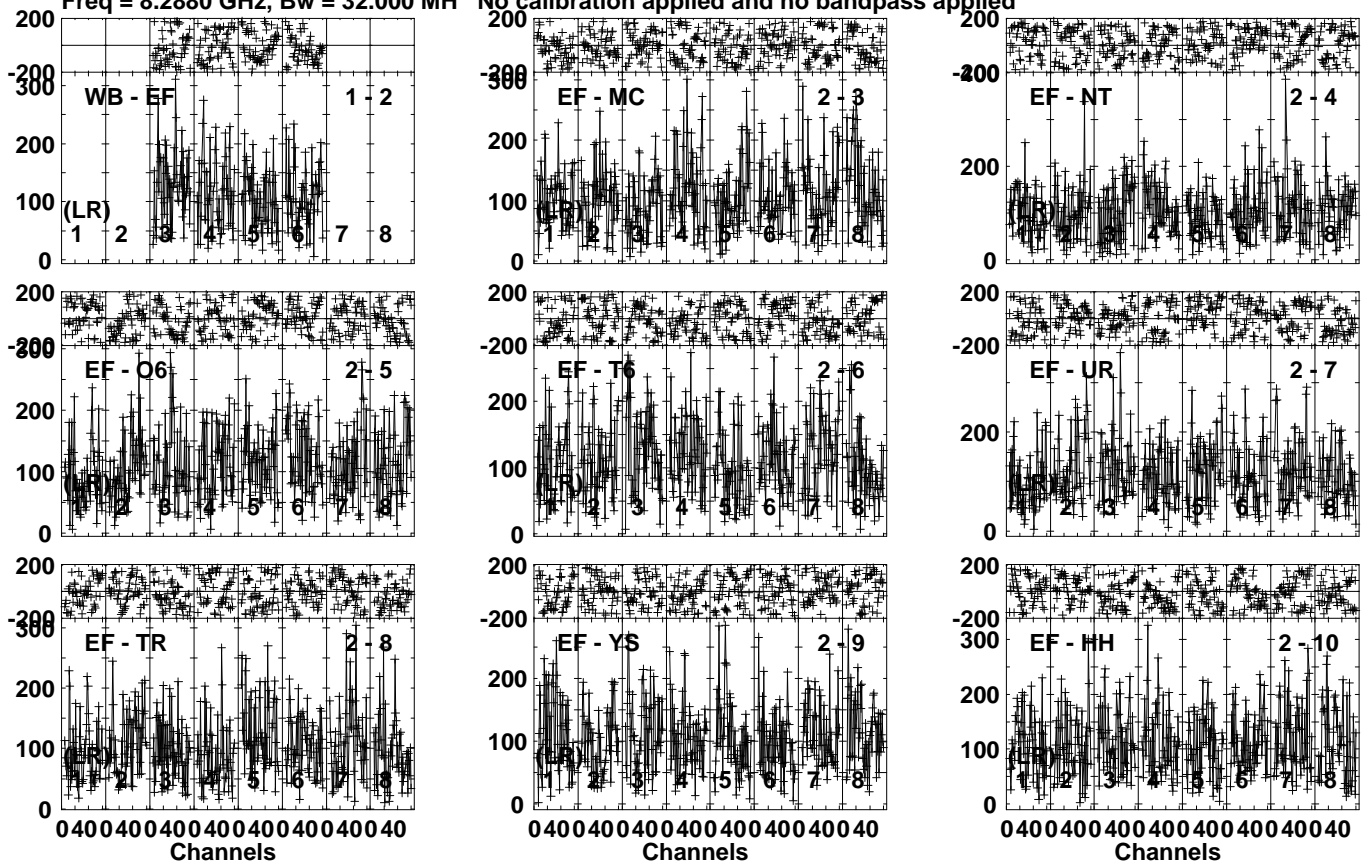
Lower frame: Micro Ampl Jy Top frame: Phas deg
Vector averaged cross-power spectrum Several baselines displayed
Timerange: 00/19:42:46 to 00/19:43:44

Plot file version 186 created 21-MAY-2024 14:59:58

J0835 4A EP129.UVDATA.1

Freq = 8.2880 GHz, Bw = 32.000 MH

No calibration applied and no bandpass applied

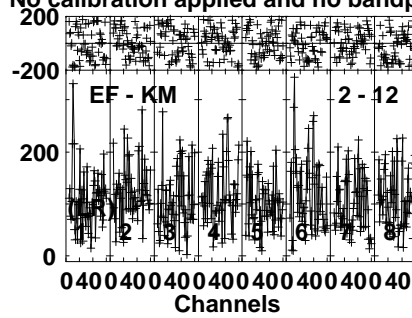
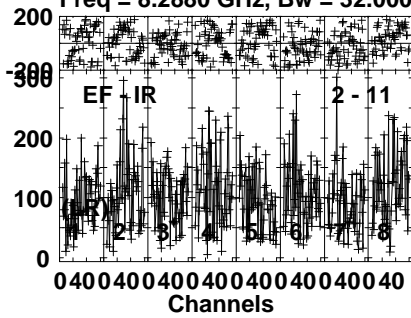


Lower frame: Micro Ampl Jy Top frame: Phas deg
Vector averaged cross-power spectrum Several baselines displayed
Timerange: 00/19:44:16 to 00/19:46:14

Plot file version 187 created 21-MAY-2024 14:59:58

J0835 4A EP129.UVDATA.1

Freq = 8.2880 GHz, Bw = 32.000 MH No calibration applied and no bandpass applied



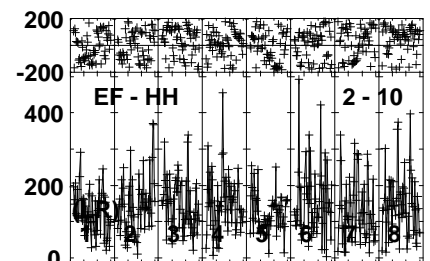
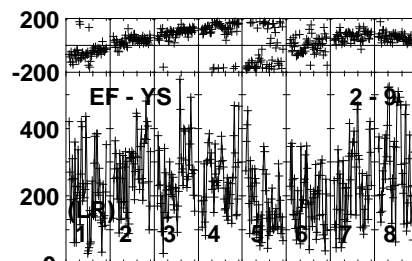
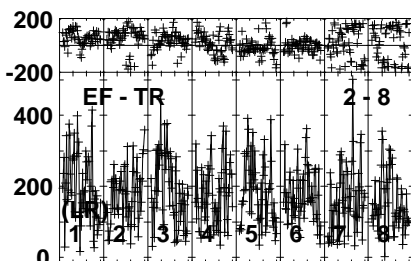
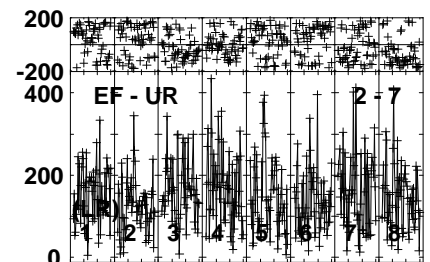
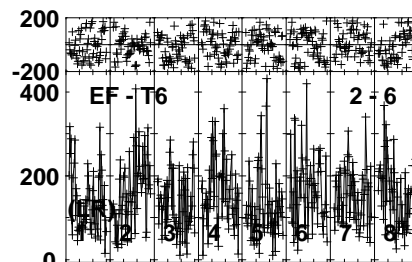
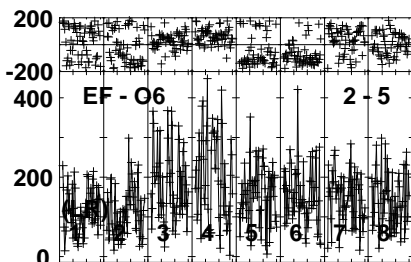
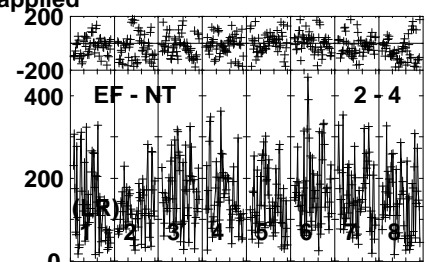
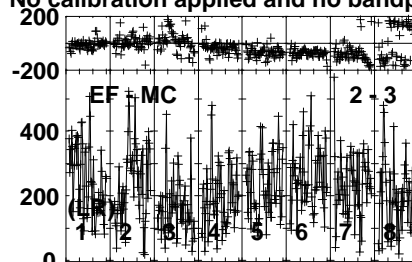
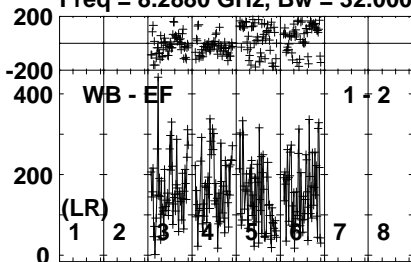
Lower frame: Micro Ampl Jy Top frame: Phas deg
Vector averaged cross-power spectrum Several baselines displayed
Timerange: 00/19:44:16 to 00/19:46:14

Plot file version 188 created 21-MAY-2024 14:59:58

J0839+1802 EP129.UVDATA.1

Freq = 8.2880 GHz, Bw = 32.000 MH

No calibration applied and no bandpass applied



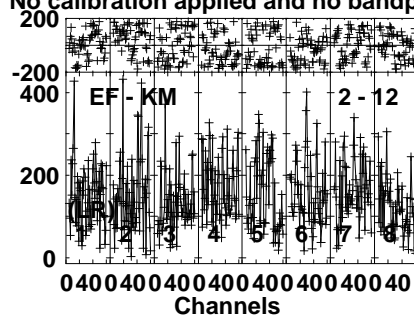
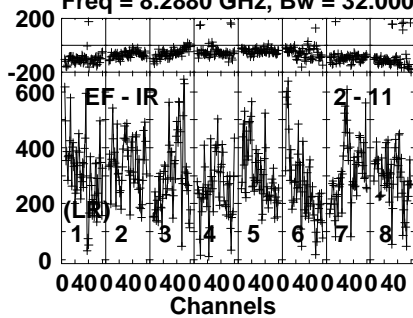
Lower frame: Micro Ampl Jy Top frame: Phas deg
Vector averaged cross-power spectrum Several baselines displayed
Timerange: 00/19:47:06 to 00/19:48:04

Plot file version 189 created 21-MAY-2024 14:59:58

J0839+1802 EP129.UVDATA.1

Freq = 8.2880 GHz, Bw = 32.000 MH

No calibration applied and no bandpass applied

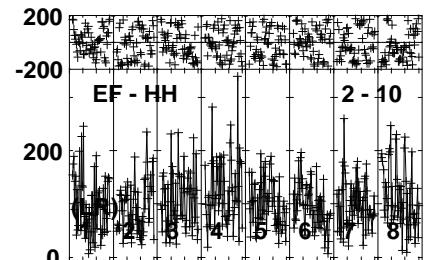
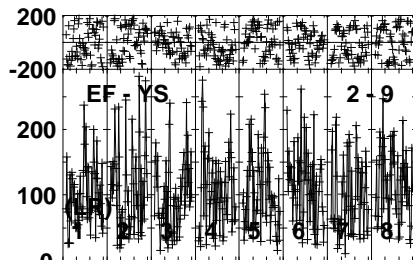
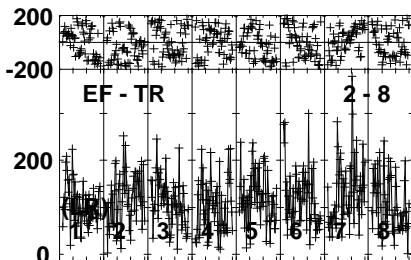
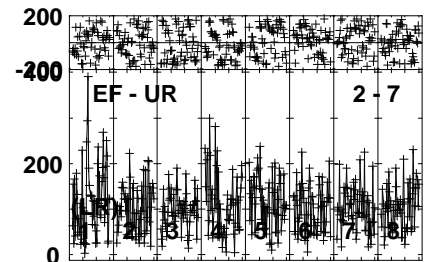
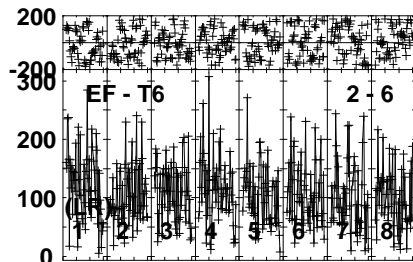
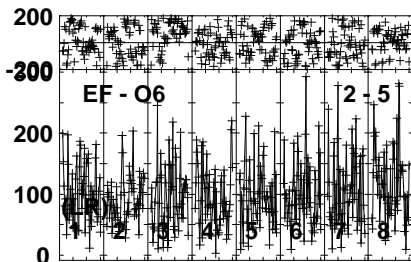
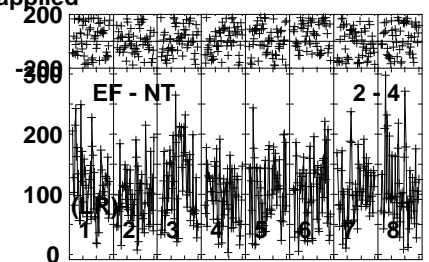
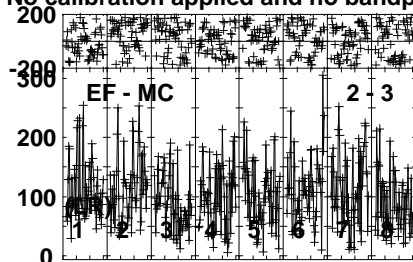
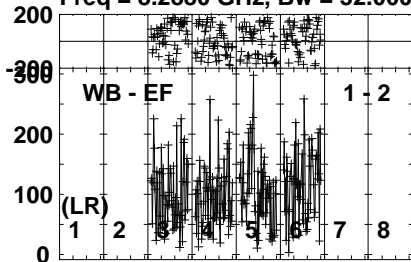


Lower frame: Micro Ampl Jy Top frame: Phas deg
Vector averaged cross-power spectrum Several baselines displayed
Timerange: 00/19:47:06 to 00/19:48:04

Plot file version 190 created 21-MAY-2024 14:59:59

J0835 4A EP129.UVDATA.1

Freq = 8.2880 GHz, Bw = 32.000 MH No calibration applied and no bandpass applied

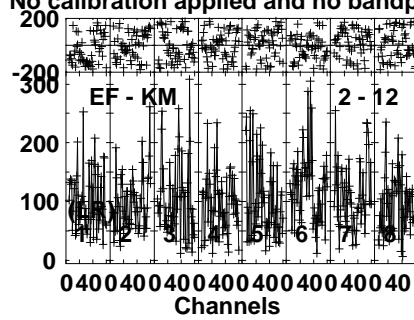
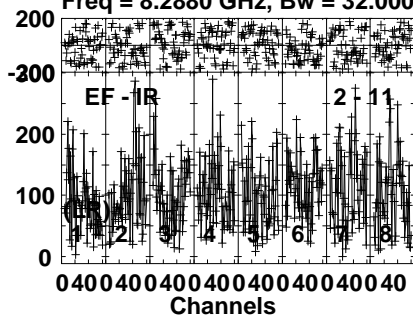


Lower frame: Micro Ampl Jy Top frame: Phas deg
Vector averaged cross-power spectrum Several baselines displayed
Timerange: 00/19:48:36 to 00/19:50:34

Plot file version 191 created 21-MAY-2024 14:59:59

J0835 4A EP129.UVDATA.1

Freq = 8.2880 GHz, Bw = 32.000 MH No calibration applied and no bandpass applied



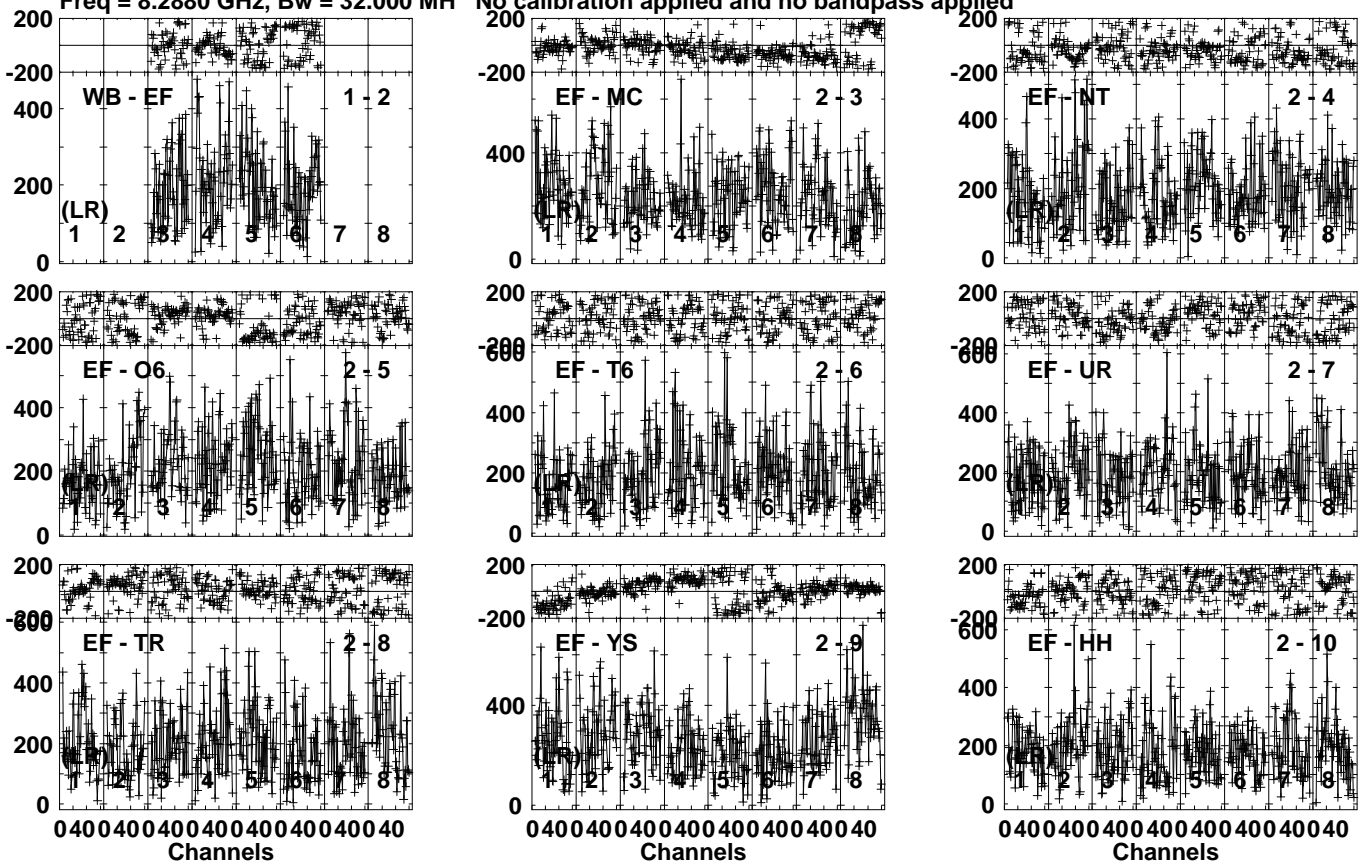
Lower frame: Micro Ampl Jy Top frame: Phas deg
Vector averaged cross-power spectrum Several baselines displayed
Timerange: 00/19:48:36 to 00/19:50:34

Plot file version 192 created 21-MAY-2024 14:59:59

J0839+1802 EP129.UVDATA.1

Freq = 8.2880 GHz, Bw = 32.000 MH

No calibration applied and no bandpass applied



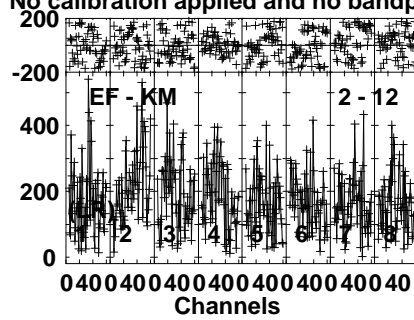
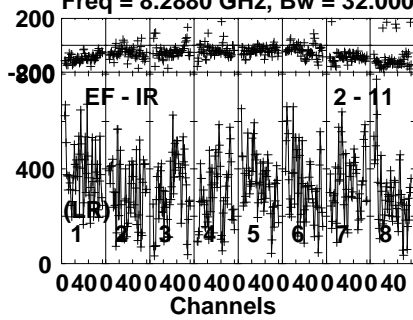
Lower frame: Micro Ampl Jy Top frame: Phas deg
Vector averaged cross-power spectrum Several baselines displayed
Timerange: 00/19:51:06 to 00/19:52:04

Plot file version 193 created 21-MAY-2024 14:59:59

J0839+1802 EP129.UVDATA.1

Freq = 8.2880 GHz, Bw = 32.000 MH

No calibration applied and no bandpass applied



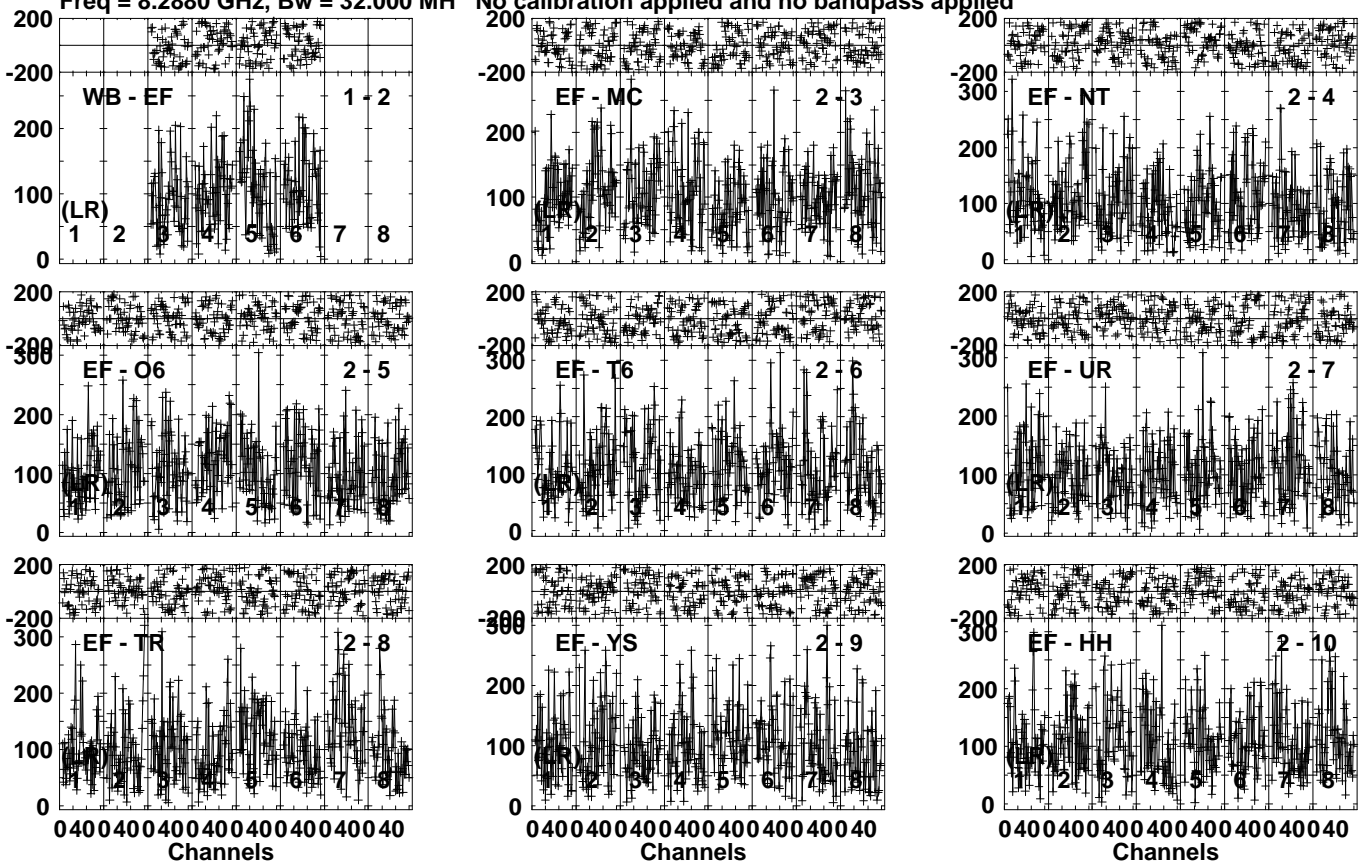
Lower frame: Micro Ampl Jy Top frame: Phas deg
Vector averaged cross-power spectrum Several baselines displayed
Timerange: 00/19:51:06 to 00/19:52:04

Plot file version 194 created 21-MAY-2024 14:59:59

J0835 4A EP129.UVDATA.1

Freq = 8.2880 GHz, Bw = 32.000 MH

No calibration applied and no bandpass applied

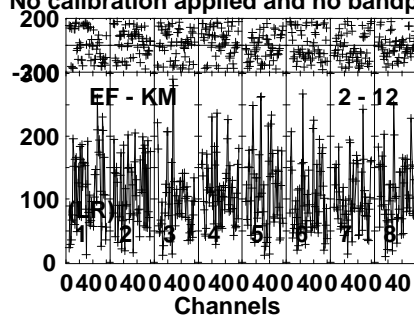
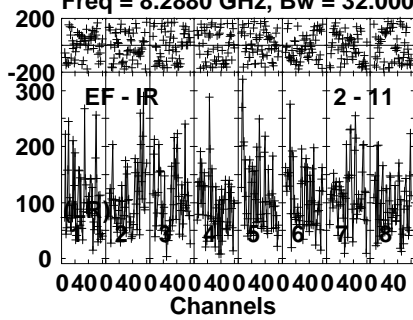


Lower frame: Micro Ampl Jy Top frame: Phas deg
Vector averaged cross-power spectrum Several baselines displayed
Timerange: 00/19:52:36 to 00/19:54:34

Plot file version 195 created 21-MAY-2024 14:59:59

J0835 4A EP129.UVDATA.1

Freq = 8.2880 GHz, Bw = 32.000 MH No calibration applied and no bandpass applied



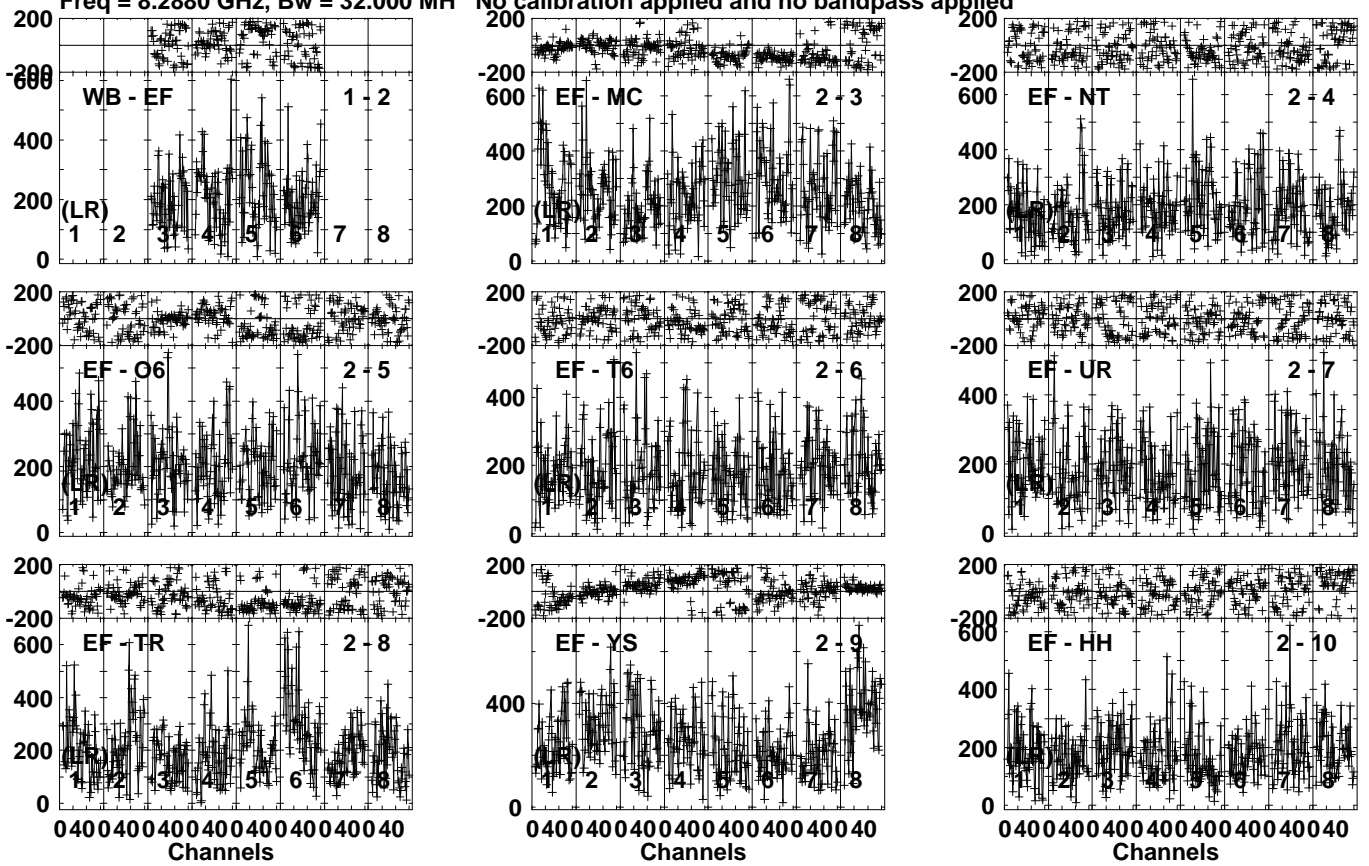
Lower frame: Micro Ampl Jy Top frame: Phas deg
Vector averaged cross-power spectrum Several baselines displayed
Timerange: 00/19:52:36 to 00/19:54:34

Plot file version 196 created 21-MAY-2024 14:59:59

J0839+1802 EP129.UVDATA.1

Freq = 8.2880 GHz, Bw = 32.000 MH

No calibration applied and no bandpass applied



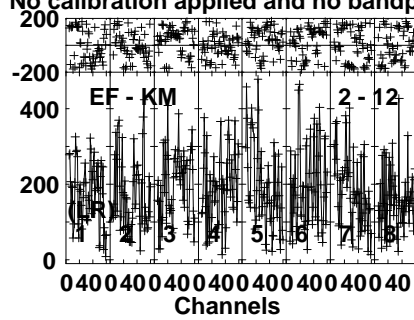
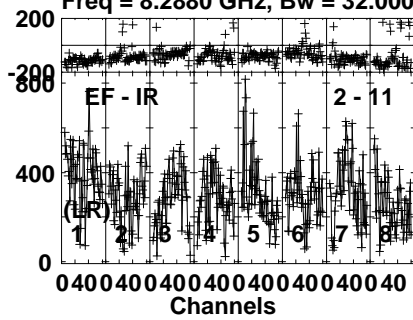
Lower frame: Micro Ampl Jy Top frame: Phas deg
Vector averaged cross-power spectrum Several baselines displayed
Timerange: 00/19:55:06 to 00/19:56:04

Plot file version 197 created 21-MAY-2024 14:59:59

J0839+1802 EP129.UVDATA.1

Freq = 8.2880 GHz, Bw = 32.000 MH

No calibration applied and no bandpass applied



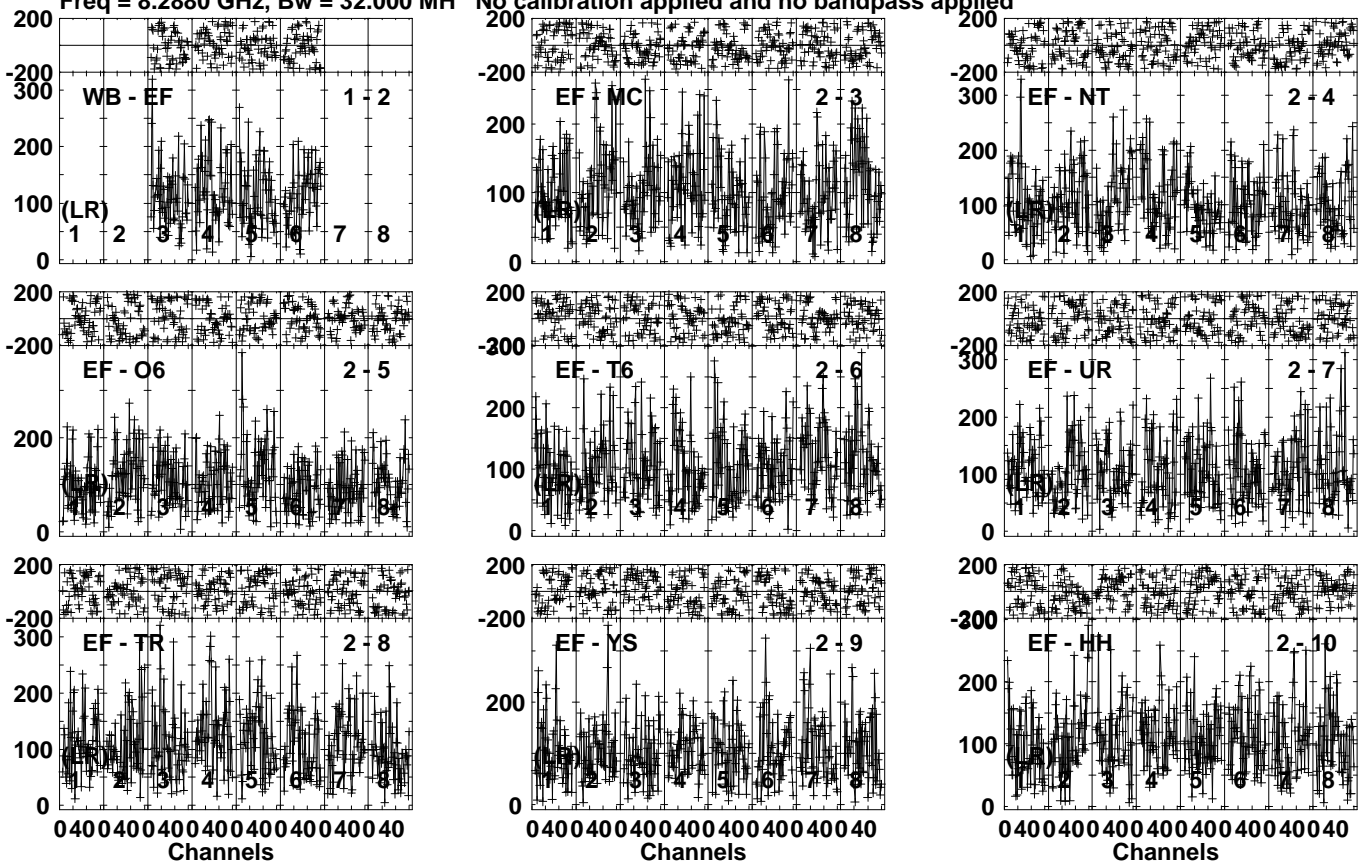
Lower frame: Micro Ampl Jy Top frame: Phas deg
Vector averaged cross-power spectrum Several baselines displayed
Timerange: 00/19:55:06 to 00/19:56:04

Plot file version 198 created 21-MAY-2024 14:59:59

J0835 4A EP129.UVDATA.1

Freq = 8.2880 GHz, Bw = 32.000 MH

No calibration applied and no bandpass applied

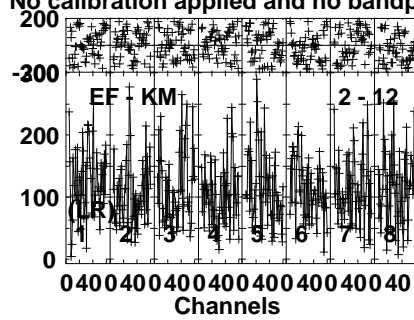
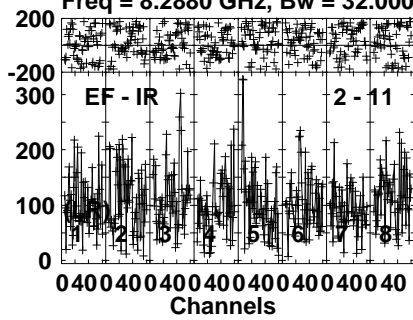


Lower frame: Micro Ampl Jy Top frame: Phas deg
Vector averaged cross-power spectrum Several baselines displayed
Timerange: 00/19:56:36 to 00/19:58:34

Plot file version 199 created 21-MAY-2024 15:00:00

J0835 4A EP129.UVDATA.1

Freq = 8.2880 GHz, Bw = 32.000 MH No calibration applied and no bandpass applied



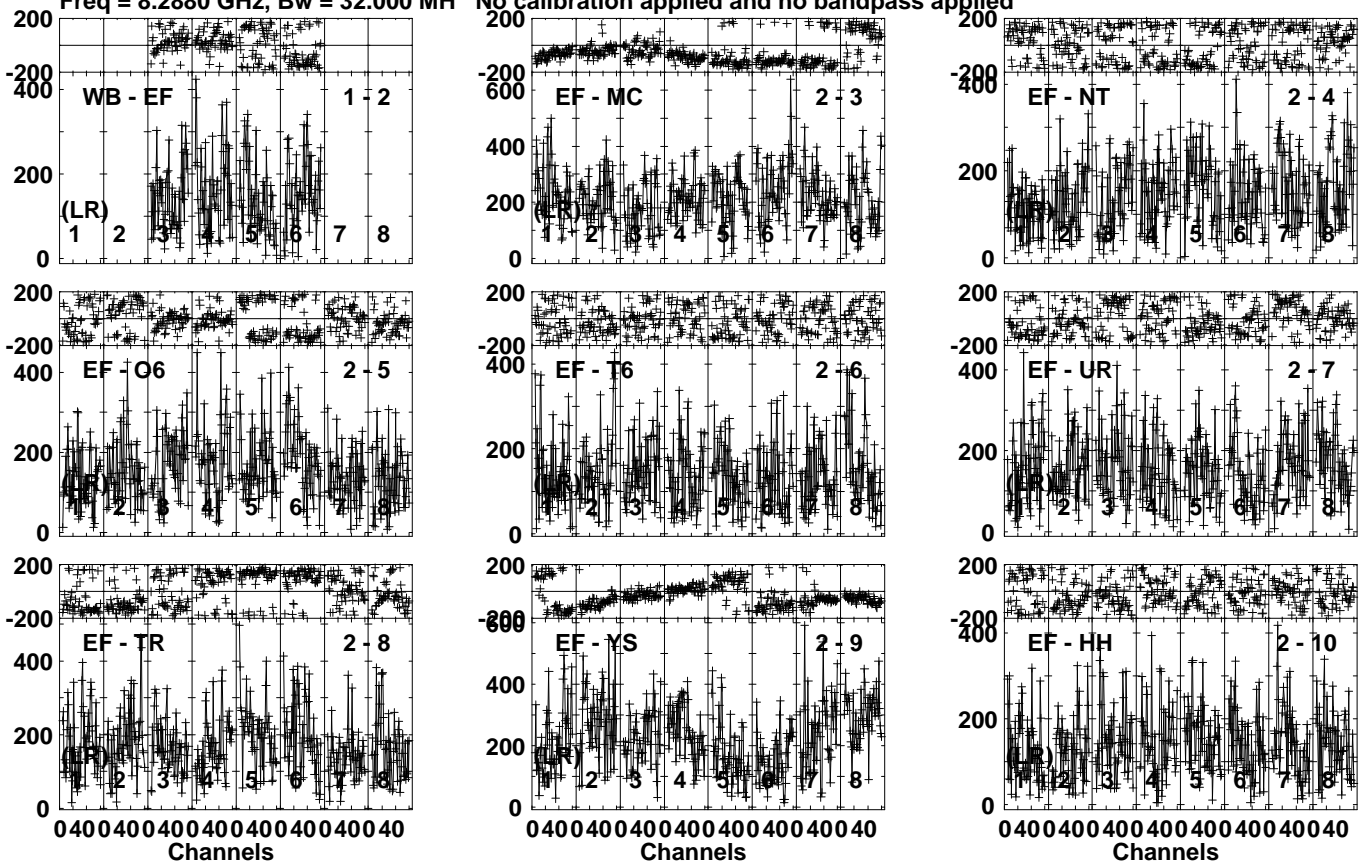
Lower frame: Micro Ampl Jy Top frame: Phas deg
Vector averaged cross-power spectrum Several baselines displayed
Timerange: 00/19:56:36 to 00/19:58:34

Plot file version 200 created 21-MAY-2024 15:00:00

J0839+1802 EP129.UVDATA.1

Freq = 8.2880 GHz, Bw = 32.000 MH

No calibration applied and no bandpass applied

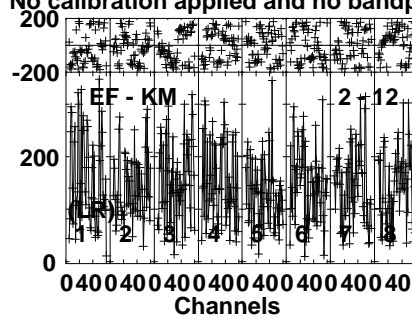
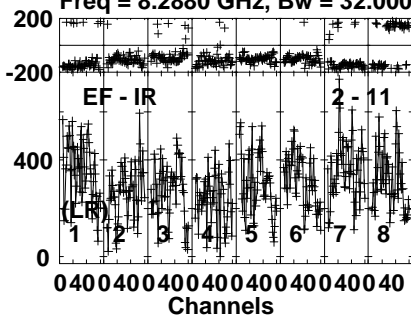


Lower frame: Micro Ampl Jy Top frame: Phas deg
Vector averaged cross-power spectrum Several baselines displayed
Timerange: 00/19:59:26 to 00/20:00:24

Plot file version 201 created 21-MAY-2024 15:00:00

J0839+1802 EP129.UVDATA.1

Freq = 8.2880 GHz, Bw = 32.000 MH No calibration applied and no bandpass applied

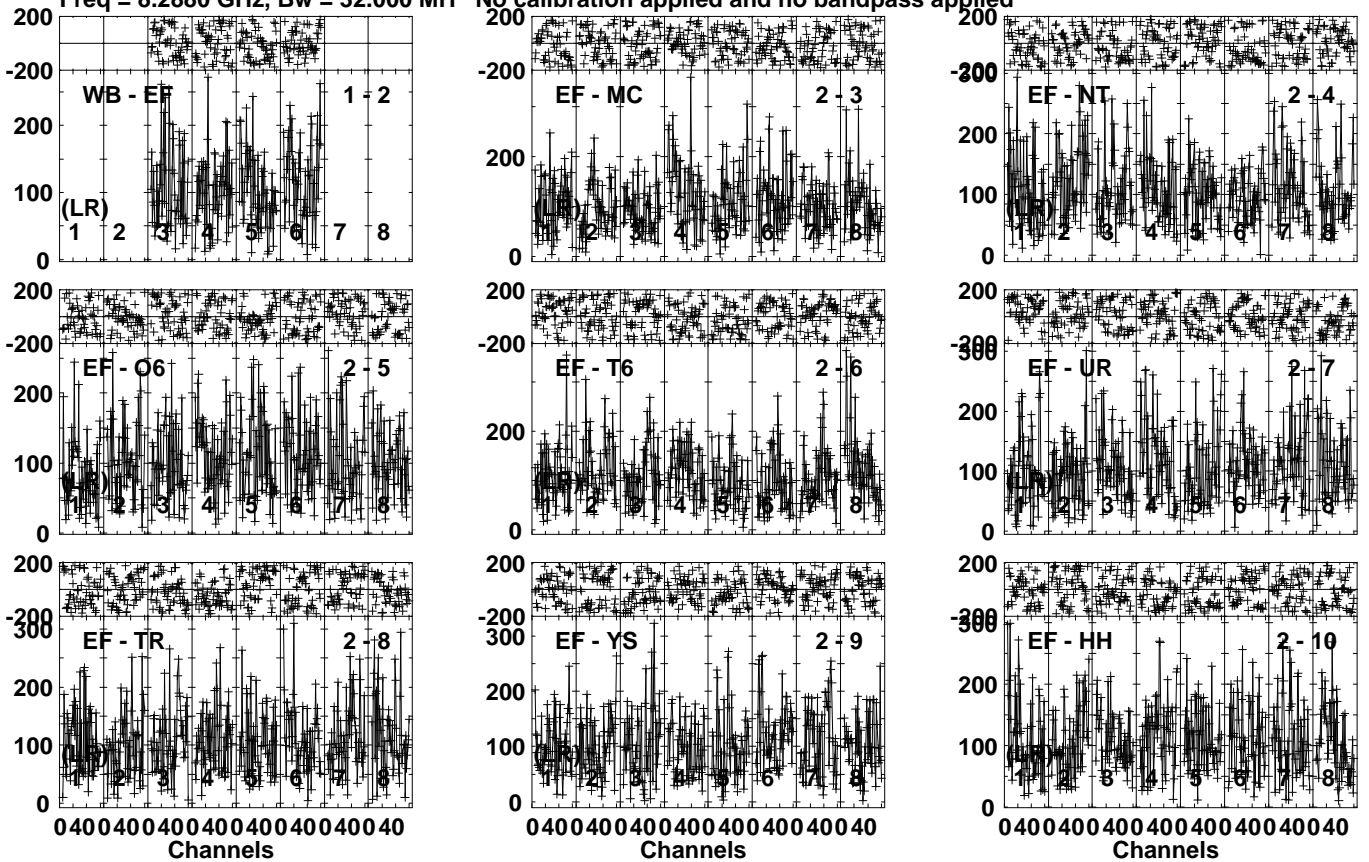


Lower frame: Micro Ampl Jy Top frame: Phas deg
Vector averaged cross-power spectrum Several baselines displayed
Timerange: 00/19:59:26 to 00/20:00:24

Plot file version 202 created 21-MAY-2024 15:00:00

J0835 4A EP129.UVDATA.1

Freq = 8.2880 GHz, Bw = 32.000 MH No calibration applied and no bandpass applied

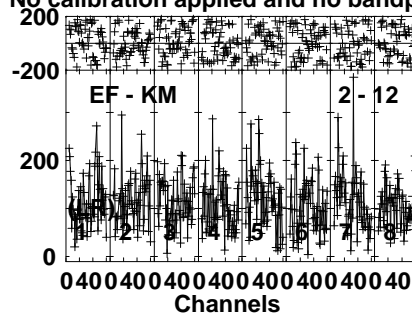
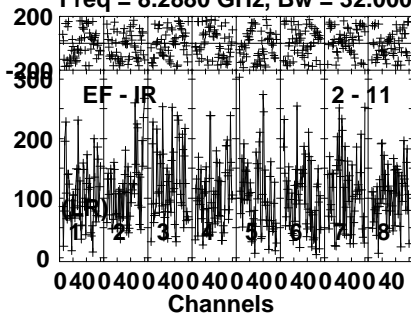


Lower frame: Micro Ampl Jy Top frame: Phas deg
Vector averaged cross-power spectrum Several baselines displayed
Timerange: 00/20:00:56 to 00/20:02:54

Plot file version 203 created 21-MAY-2024 15:00:00

J0835 4A EP129.UVDATA.1

Freq = 8.2880 GHz, Bw = 32.000 MH No calibration applied and no bandpass applied



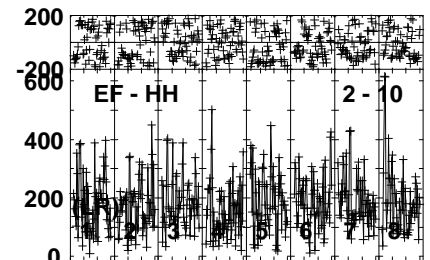
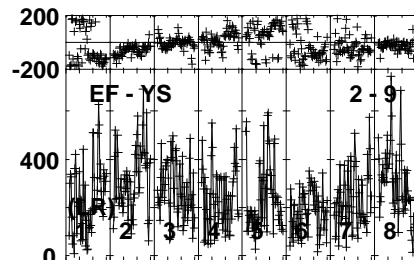
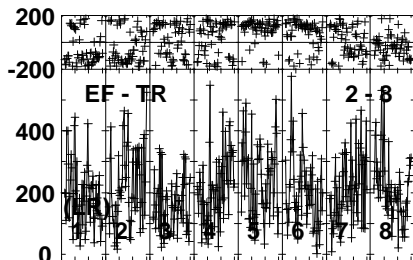
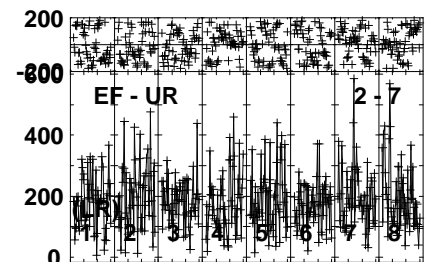
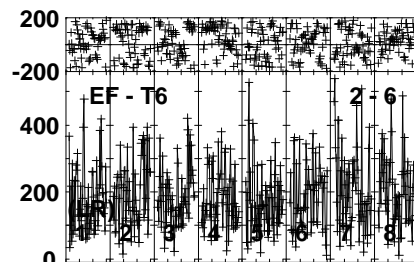
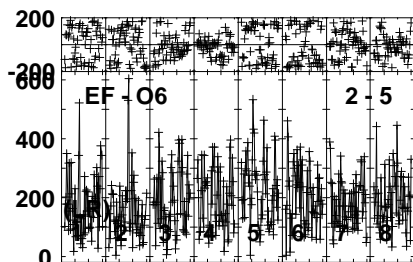
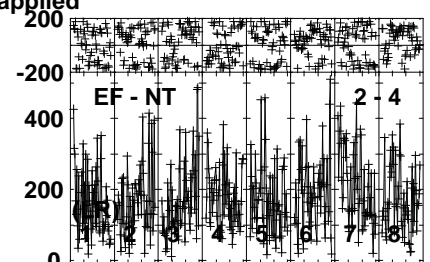
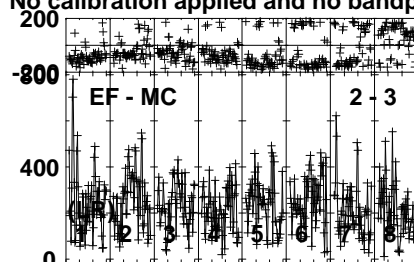
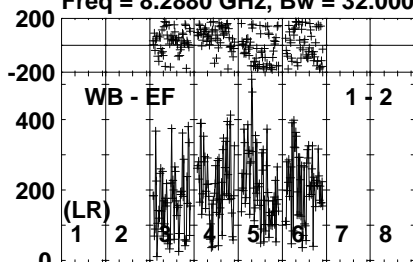
Lower frame: Micro Ampl Jy Top frame: Phas deg
Vector averaged cross-power spectrum Several baselines displayed
Timerange: 00/20:00:56 to 00/20:02:54

Plot file version 204 created 21-MAY-2024 15:00:00

J0839+1802 EP129.UVDATA.1

Freq = 8.2880 GHz, Bw = 32.000 MH

No calibration applied and no bandpass applied

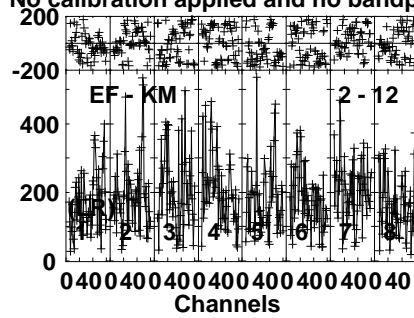
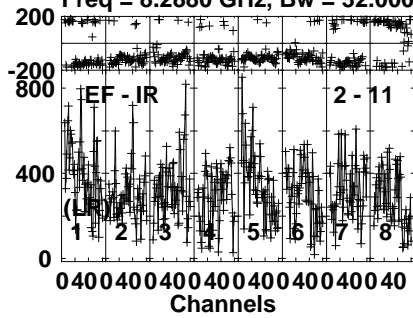


Lower frame: Micro Ampl Jy Top frame: Phas deg
Vector averaged cross-power spectrum Several baselines displayed
Timerange: 00/20:03:26 to 00/20:04:24

Plot file version 205 created 21-MAY-2024 15:00:01

J0839+1802 EP129.UVDATA.1

Freq = 8.2880 GHz, Bw = 32.000 MH No calibration applied and no bandpass applied



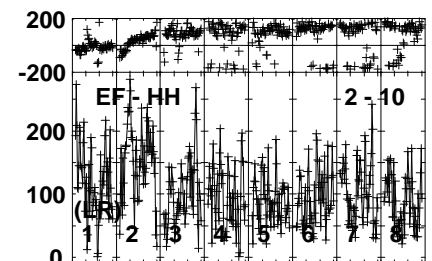
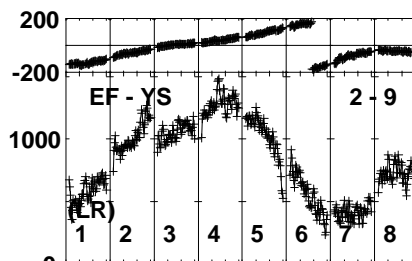
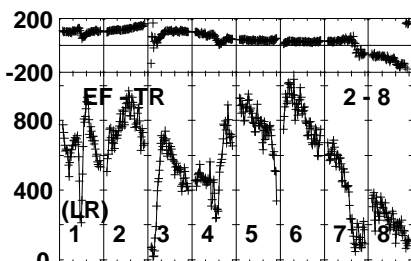
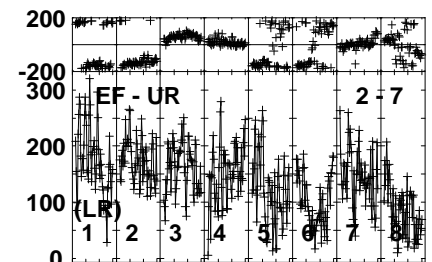
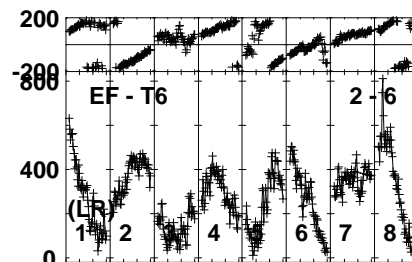
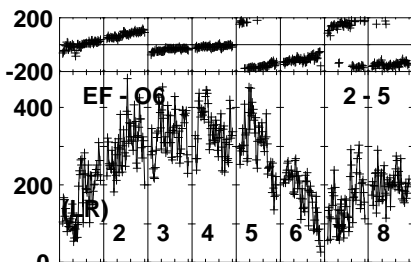
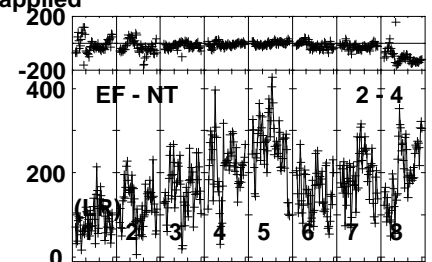
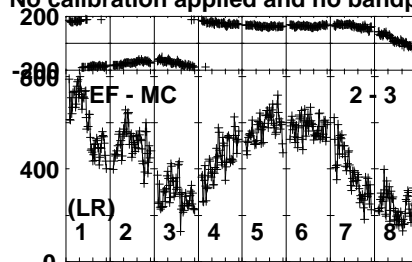
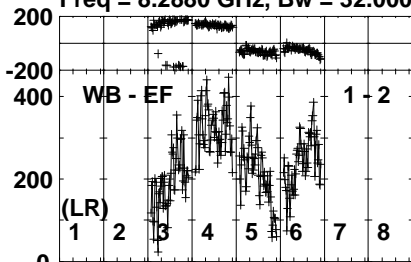
Lower frame: Micro Ampl Jy Top frame: Phas deg
Vector averaged cross-power spectrum Several baselines displayed
Timerange: 00/20:03:26 to 00/20:04:24

Plot file version 206 created 21-MAY-2024 15:00:01

J0830+2410 EP129.UVDATA.1

Freq = 8.2880 GHz, Bw = 32.000 MH

No calibration applied and no bandpass applied



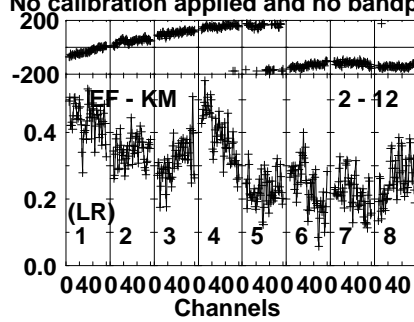
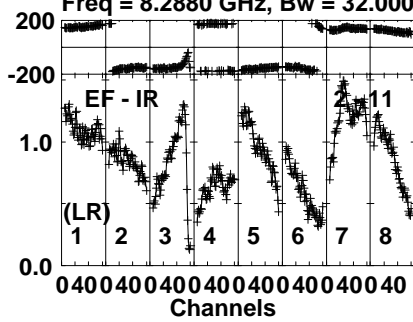
Lower frame: Micro Ampl Jy Top frame: Phas deg
Vector averaged cross-power spectrum Several baselines displayed
Timerange: 00/20:05:21 to 00/20:10:19

Plot file version 207 created 21-MAY-2024 15:00:01

J0830+2410 EP129.UVDATA.1

Freq = 8.2880 GHz, Bw = 32.000 MH

No calibration applied and no bandpass applied



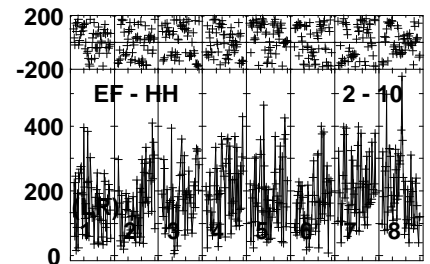
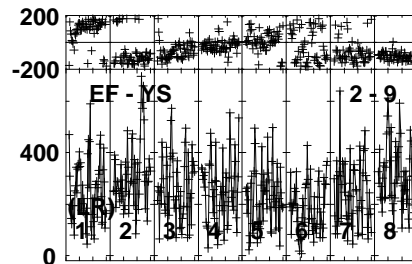
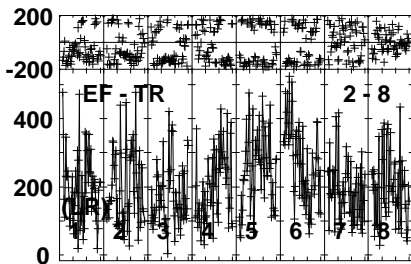
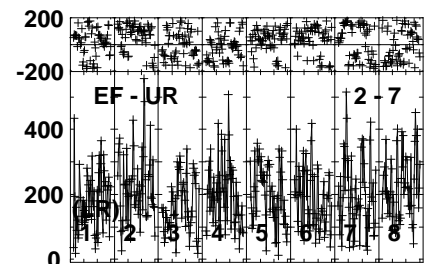
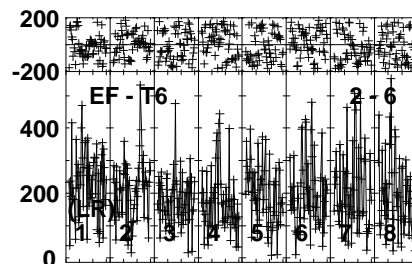
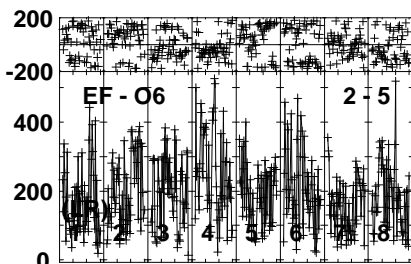
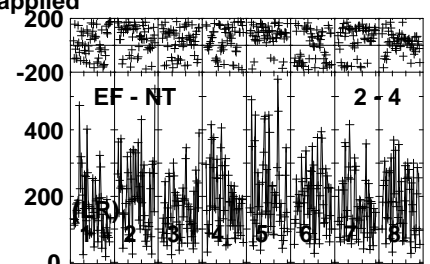
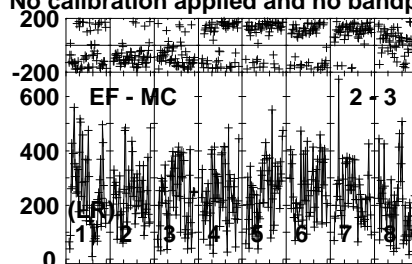
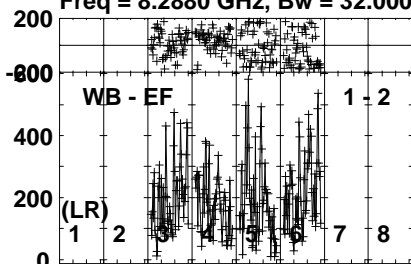
Lower frame: Milli Ampl Jy Top frame: Phas deg
Vector averaged cross-power spectrum Several baselines displayed
Timerange: 00/20:05:21 to 00/20:10:19

Plot file version 208 created 21-MAY-2024 15:00:01

J0839+1802 EP129.UVDATA.1

Freq = 8.2880 GHz, Bw = 32.000 MH

No calibration applied and no bandpass applied



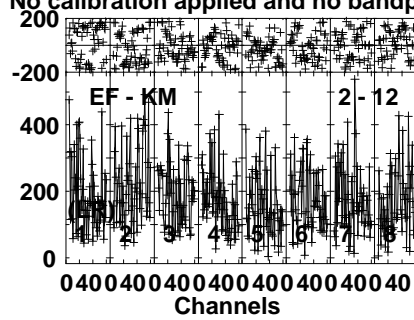
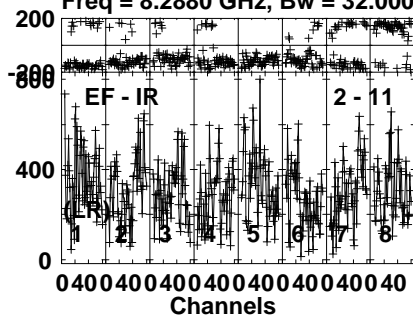
Lower frame: Micro Ampl Jy Top frame: Phas deg
Vector averaged cross-power spectrum Several baselines displayed
Timerange: 00/20:11:16 to 00/20:12:14

Plot file version 209 created 21-MAY-2024 15:00:01

J0839+1802 EP129.UVDATA.1

Freq = 8.2880 GHz, Bw = 32.000 MH

No calibration applied and no bandpass applied



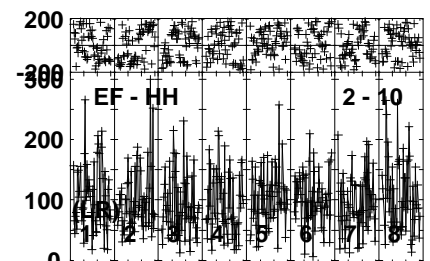
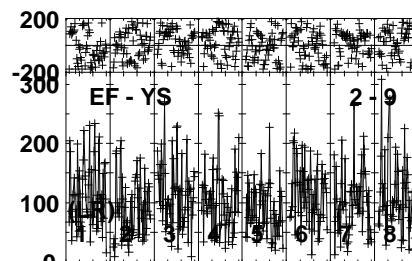
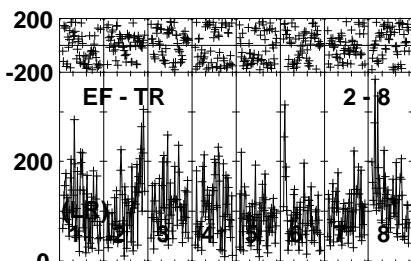
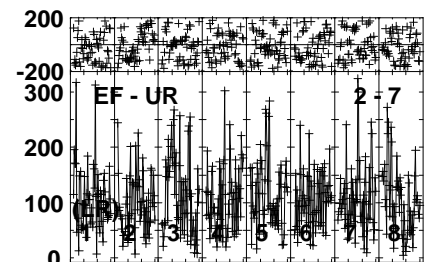
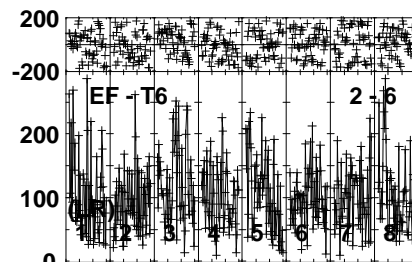
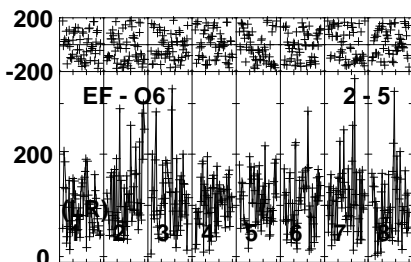
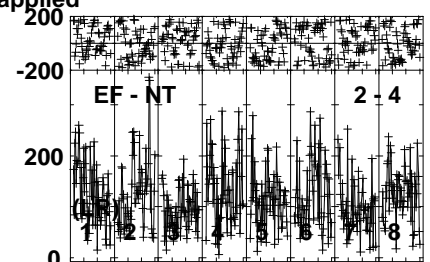
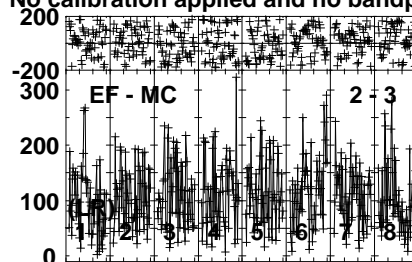
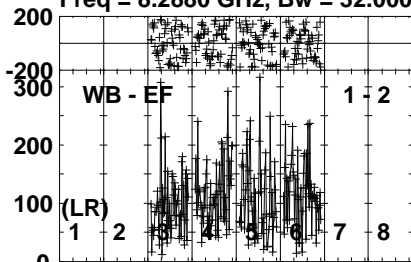
Lower frame: Micro Ampl Jy Top frame: Phas deg
Vector averaged cross-power spectrum Several baselines displayed
Timerange: 00/20:11:16 to 00/20:12:14

Plot file version 210 created 21-MAY-2024 15:00:01

J0835 4B EP129.UVDATA.1

Freq = 8.2880 GHz, Bw = 32.000 MH

No calibration applied and no bandpass applied



040040040040040040040040040040
Channels

040040040040040040040040040040
Channels

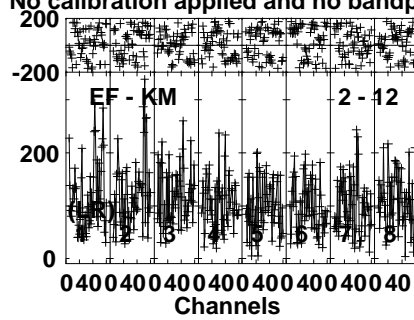
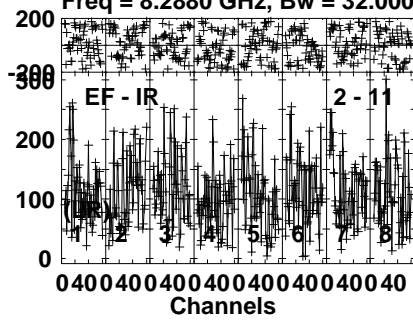
040040040040040040040040040040
Channels

Lower frame: Micro Ampl Jy Top frame: Phas deg
Vector averaged cross-power spectrum Several baselines displayed
Timerange: 00/20:12:46 to 00/20:14:44

Plot file version 211 created 21-MAY-2024 15:00:02

J0835 4B EP129.UVDATA.1

Freq = 8.2880 GHz, Bw = 32.000 MH No calibration applied and no bandpass applied

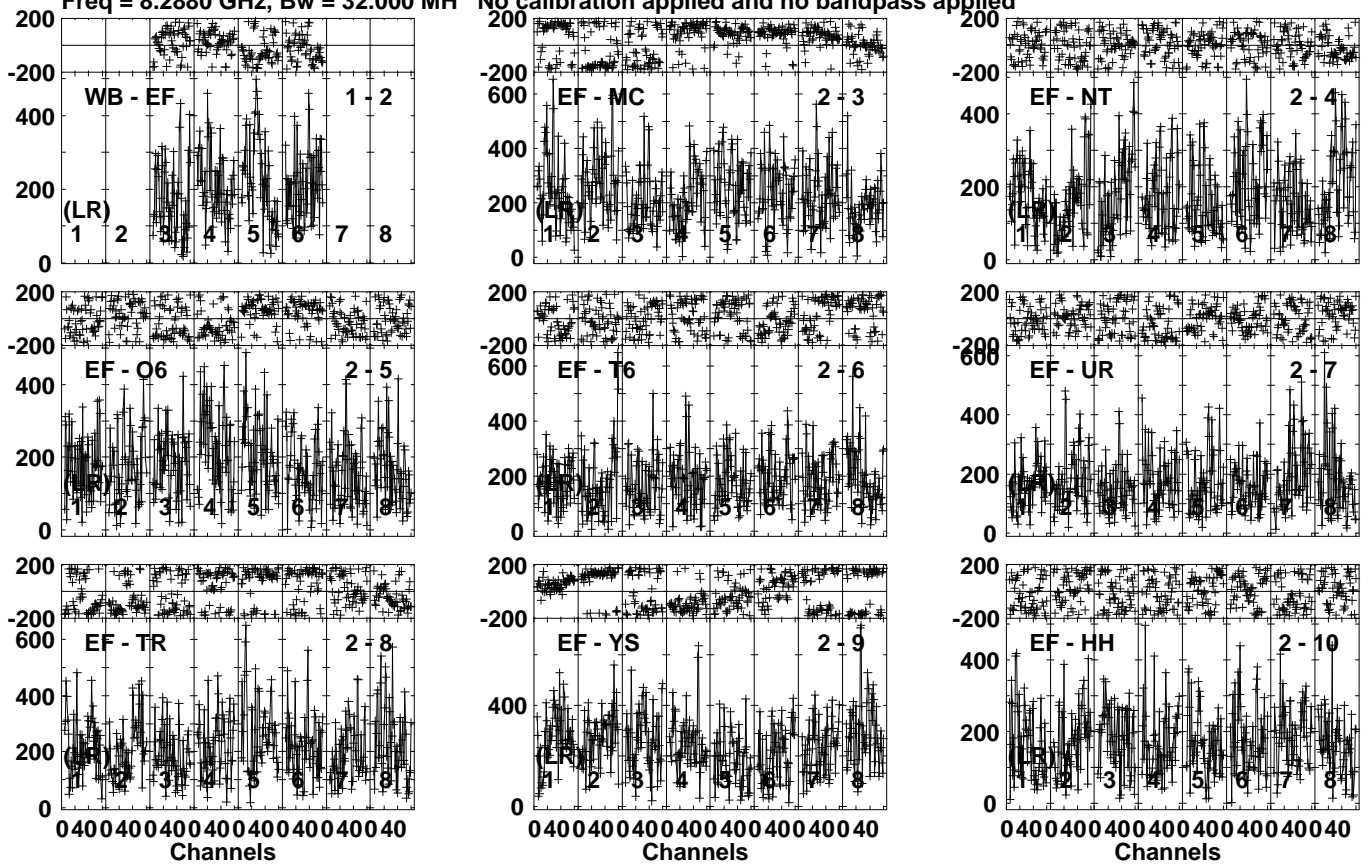


Lower frame: Micro Ampl Jy Top frame: Phas deg
Vector averaged cross-power spectrum Several baselines displayed
Timerange: 00/20:12:46 to 00/20:14:44

Plot file version 212 created 21-MAY-2024 15:00:02

J0839+1802 EP129.UVDATA.1

Freq = 8.2880 GHz, Bw = 32.000 MH No calibration applied and no bandpass applied

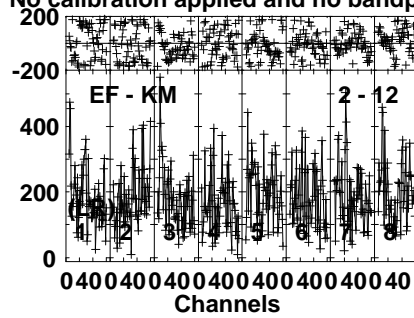
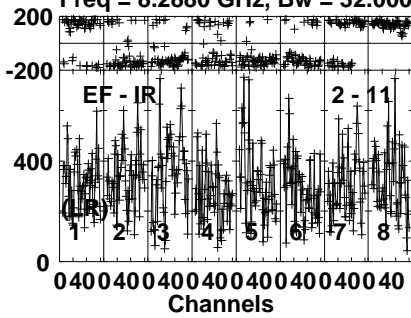


Lower frame: Micro Ampl Jy Top frame: Phas deg
Vector averaged cross-power spectrum Several baselines displayed
Timerange: 00/20:15:16 to 00/20:16:14

Plot file version 213 created 21-MAY-2024 15:00:02

J0839+1802 EP129.UVDATA.1

Freq = 8.2880 GHz, Bw = 32.000 MH No calibration applied and no bandpass applied

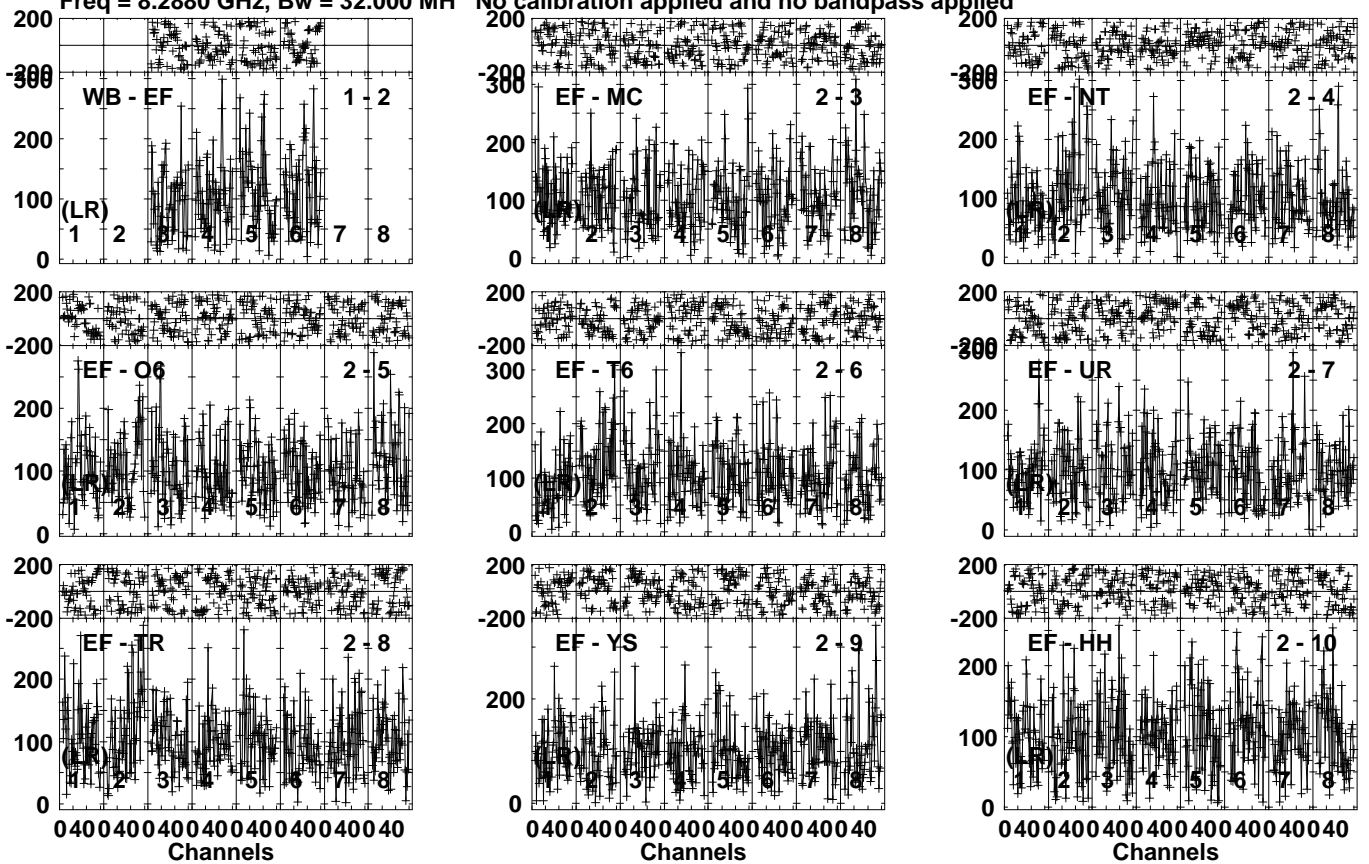


Lower frame: Micro Ampl Jy Top frame: Phas deg
Vector averaged cross-power spectrum Several baselines displayed
Timerange: 00/20:15:16 to 00/20:16:14

Plot file version 214 created 21-MAY-2024 15:00:02

J0835 4B EP129.UVDATA.1

Freq = 8.2880 GHz, Bw = 32.000 MH No calibration applied and no bandpass applied

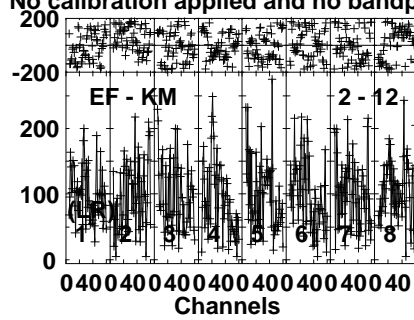
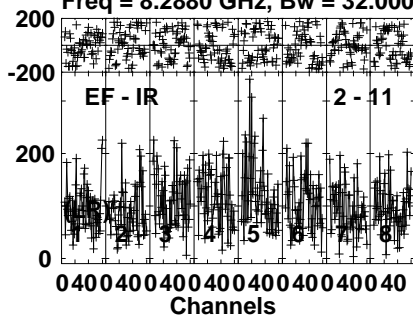


Lower frame: Micro Ampl Jy Top frame: Phas deg
Vector averaged cross-power spectrum Several baselines displayed
Timerange: 00/20:16:46 to 00/20:18:44

Plot file version 215 created 21-MAY-2024 15:00:02

J0835 4B EP129.UVDATA.1

Freq = 8.2880 GHz, Bw = 32.000 MH No calibration applied and no bandpass applied



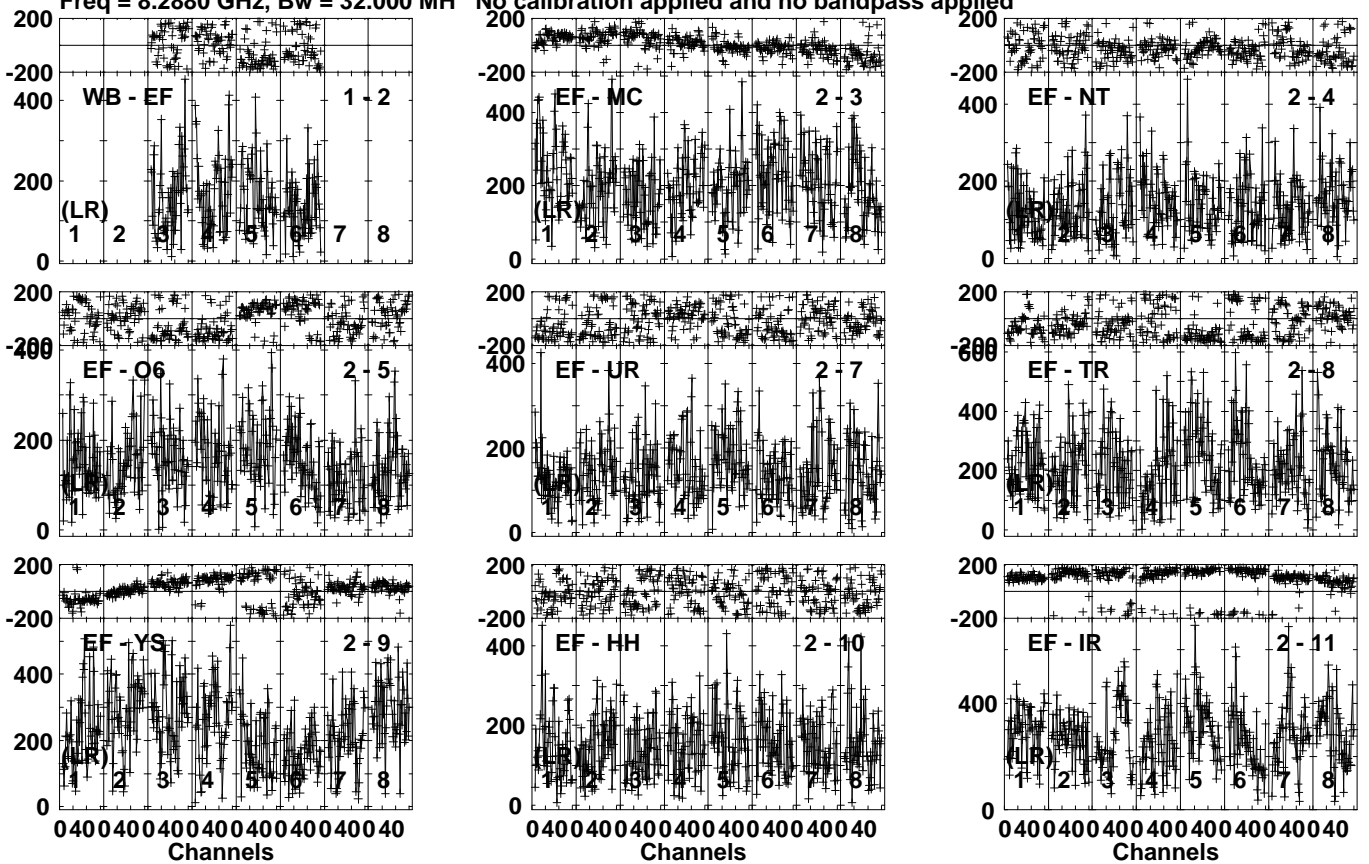
Lower frame: Micro Ampl Jy Top frame: Phas deg
Vector averaged cross-power spectrum Several baselines displayed
Timerange: 00/20:16:46 to 00/20:18:44

Plot file version 216 created 21-MAY-2024 15:00:03

J0839+1802 EP129.UVDATA.1

Freq = 8.2880 GHz, Bw = 32.000 MH

No calibration applied and no bandpass applied

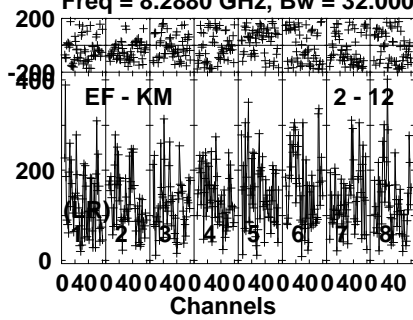


Lower frame: Micro Ampl Jy Top frame: Phas deg
Vector averaged cross-power spectrum Several baselines displayed
Timerange: 00/20:27:36 to 00/20:28:34

Plot file version 217 created 21-MAY-2024 15:00:03

J0839+1802 EP129.UVDATA.1

Freq = 8.2880 GHz, Bw = 32.000 MH No calibration applied and no bandpass applied

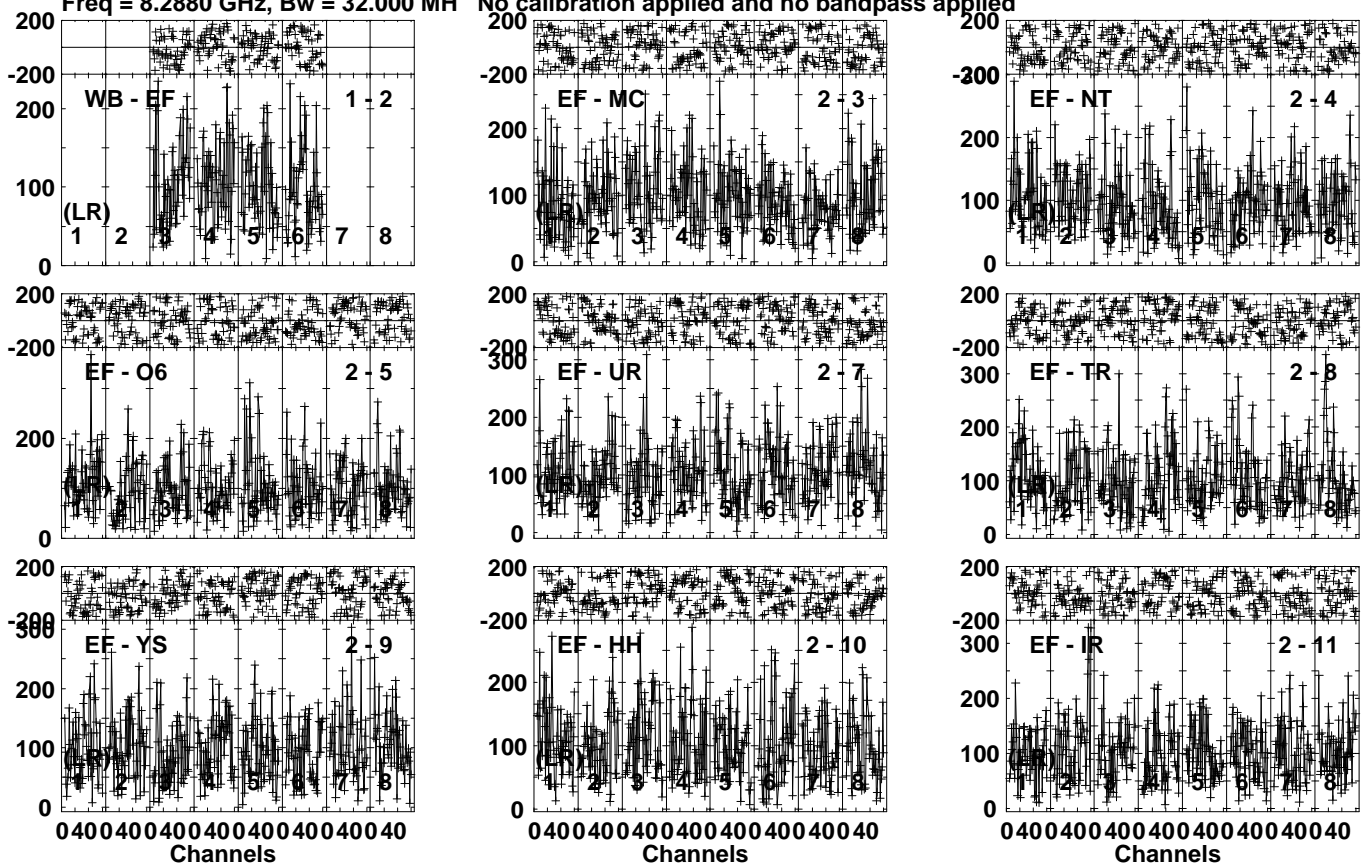


Lower frame: Micro Ampl Jy Top frame: Phas deg
Vector averaged cross-power spectrum Several baselines displayed
Timerange: 00/20:27:36 to 00/20:28:34

Plot file version 218 created 21-MAY-2024 15:00:03

J0835 4B EP129.UVDATA.1

Freq = 8.2880 GHz, Bw = 32.000 MH No calibration applied and no bandpass applied

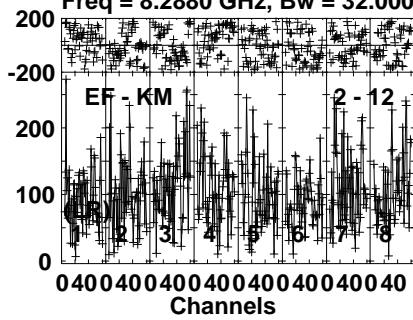


Lower frame: Micro Ampl Jy Top frame: Phas deg
Vector averaged cross-power spectrum Several baselines displayed
Timerange: 00/20:29:06 to 00/20:31:04

Plot file version 219 created 21-MAY-2024 15:00:03

J0835 4B EP129.UVDATA.1

Freq = 8.2880 GHz, Bw = 32.000 MH No calibration applied and no bandpass applied



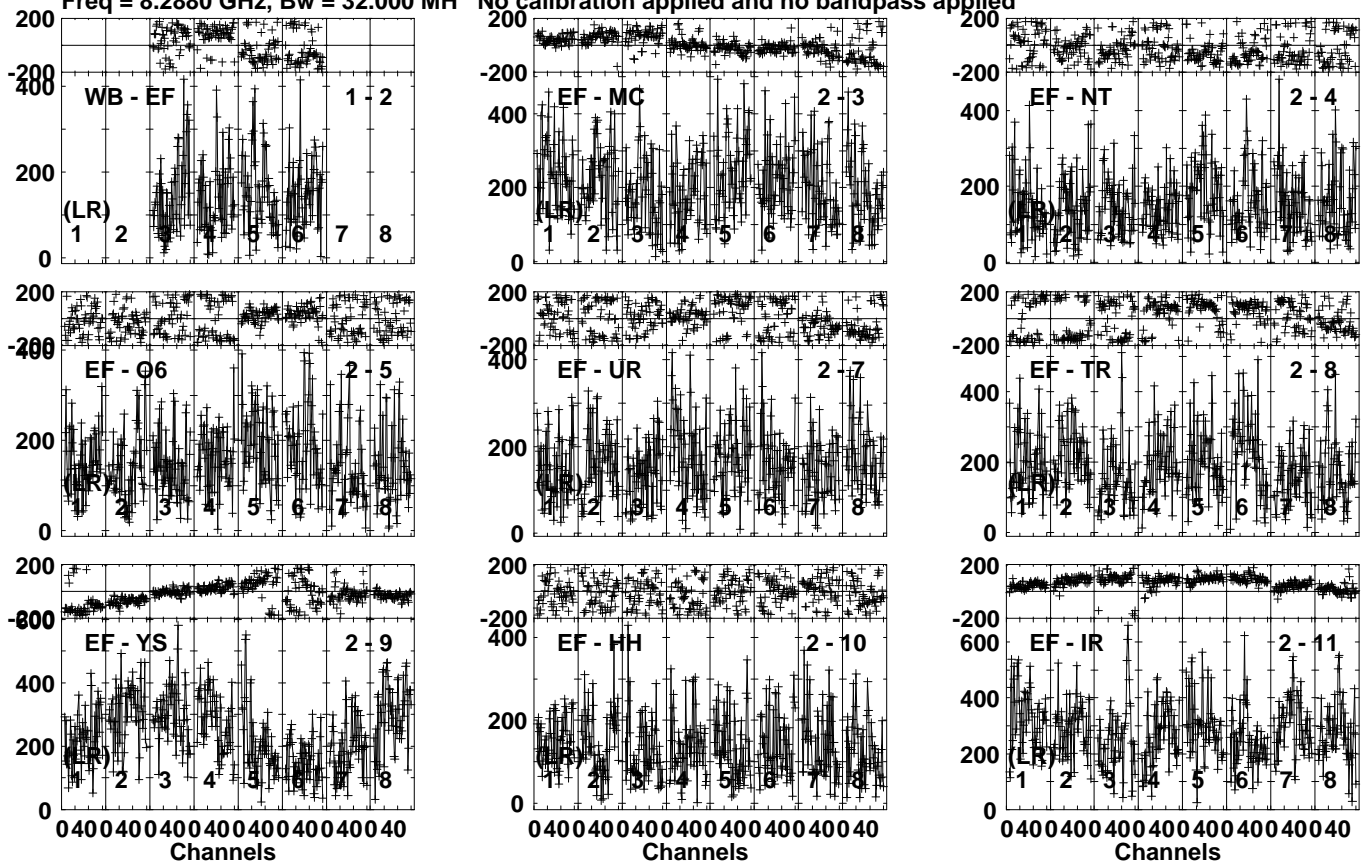
Lower frame: Micro Ampl Jy Top frame: Phas deg
Vector averaged cross-power spectrum Several baselines displayed
Timerange: 00/20:29:06 to 00/20:31:04

Plot file version 220 created 21-MAY-2024 15:00:03

J0839+1802 EP129.UVDATA.1

Freq = 8.2880 GHz, Bw = 32.000 MH

No calibration applied and no bandpass applied

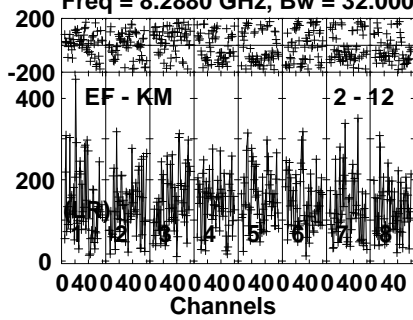


Lower frame: Micro Ampl Jy Top frame: Phas deg
Vector averaged cross-power spectrum Several baselines displayed
Timerange: 00/20:31:56 to 00/20:32:54

Plot file version 221 created 21-MAY-2024 15:00:03

J0839+1802 EP129.UVDATA.1

Freq = 8.2880 GHz, Bw = 32.000 MH No calibration applied and no bandpass applied



Lower frame: Micro Ampl Jy Top frame: Phas deg

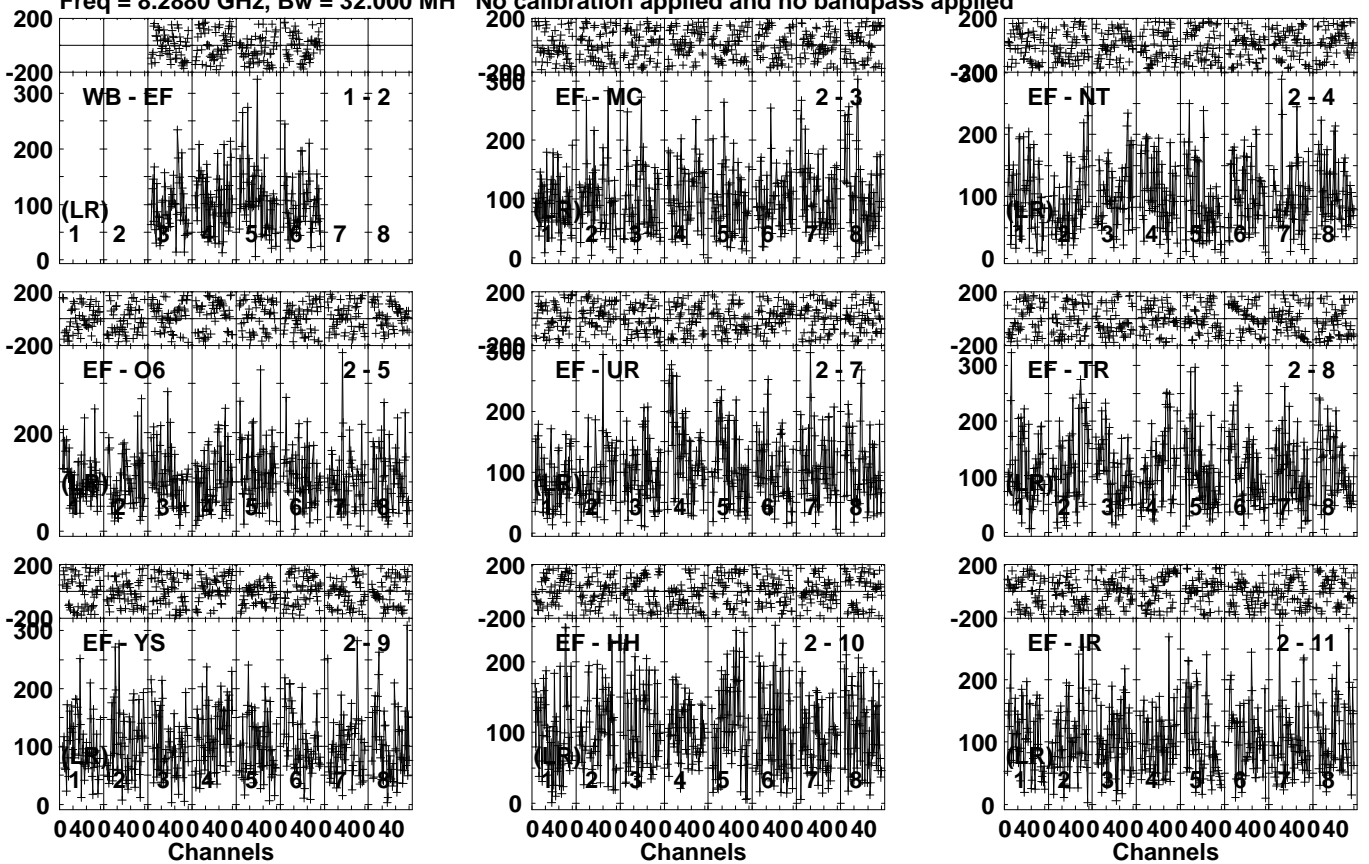
Vector averaged cross-power spectrum Several baselines displayed

Timerange: 00/20:31:56 to 00/20:32:54

Plot file version 222 created 21-MAY-2024 15:00:03

J0835 4B EP129.UVDATA.1

Freq = 8.2880 GHz, Bw = 32.000 MH No calibration applied and no bandpass applied

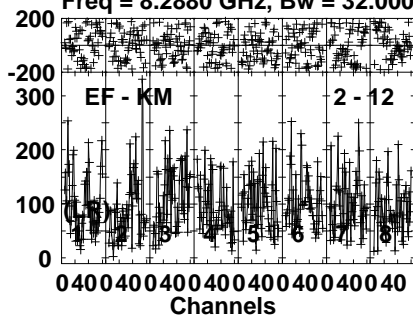


Lower frame: Micro Ampl Jy Top frame: Phas deg
Vector averaged cross-power spectrum Several baselines displayed
Timerange: 00/20:33:26 to 00/20:35:24

Plot file version 223 created 21-MAY-2024 15:00:04

J0835 4B EP129.UVDATA.1

Freq = 8.2880 GHz, Bw = 32.000 MH No calibration applied and no bandpass applied



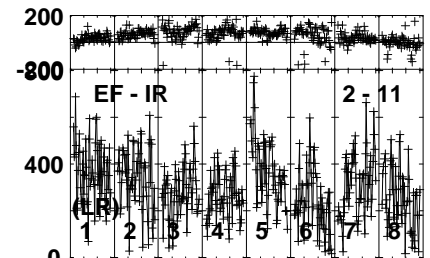
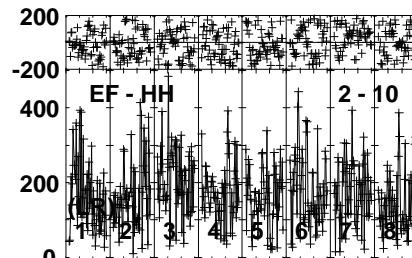
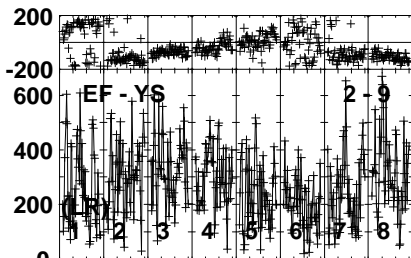
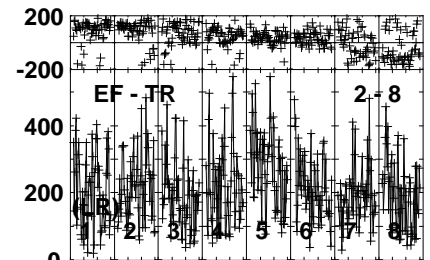
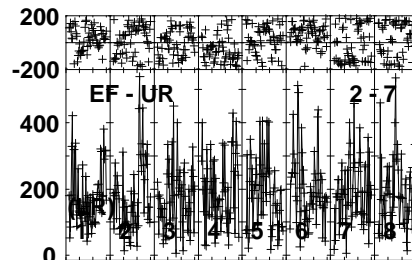
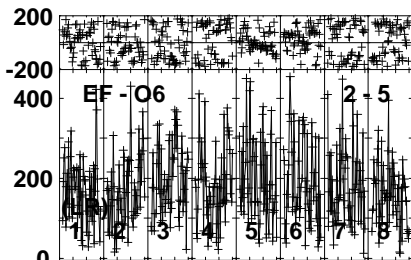
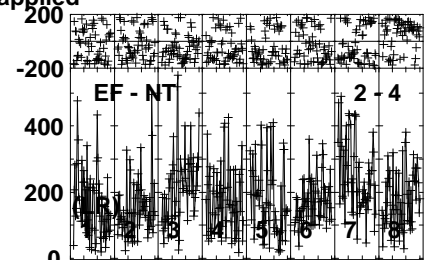
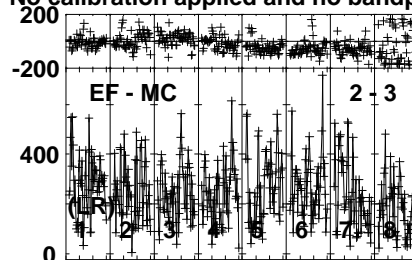
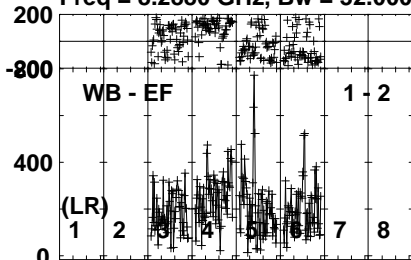
Lower frame: Micro Ampl Jy Top frame: Phas deg
Vector averaged cross-power spectrum Several baselines displayed
Timerange: 00/20:33:26 to 00/20:35:24

Plot file version 224 created 21-MAY-2024 15:00:04

J0839+1802 EP129.UVDATA.1

Freq = 8.2880 GHz, Bw = 32.000 MH

No calibration applied and no bandpass applied

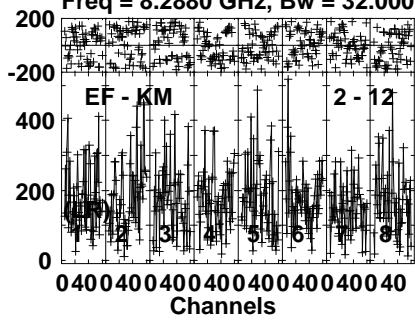


Lower frame: Micro Ampl Jy Top frame: Phas deg
Vector averaged cross-power spectrum Several baselines displayed
Timerange: 00/20:35:56 to 00/20:36:54

Plot file version 225 created 21-MAY-2024 15:00:04

J0839+1802 EP129.UVDATA.1

Freq = 8.2880 GHz, Bw = 32.000 MH No calibration applied and no bandpass applied

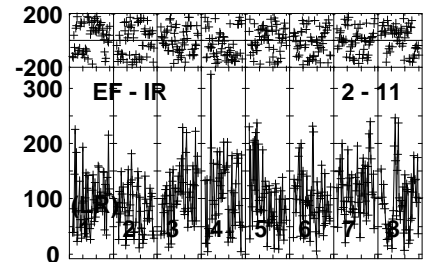
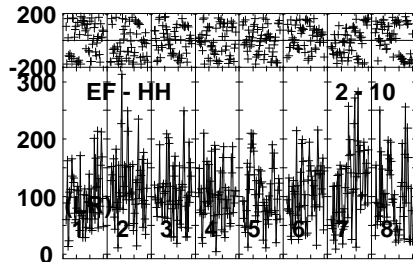
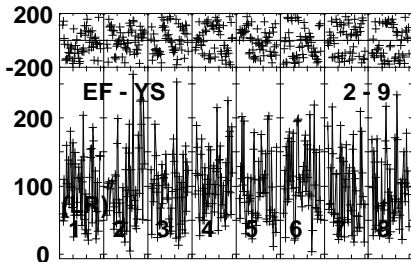
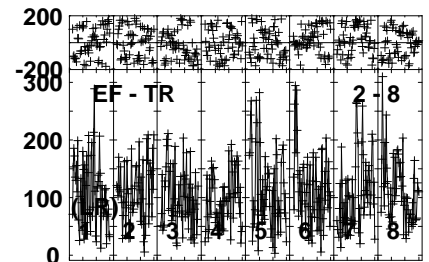
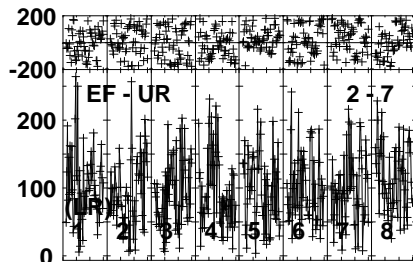
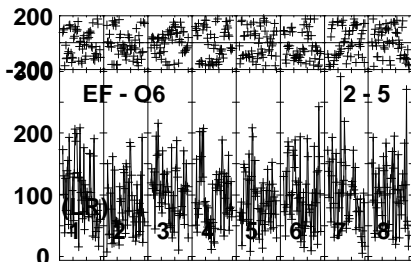
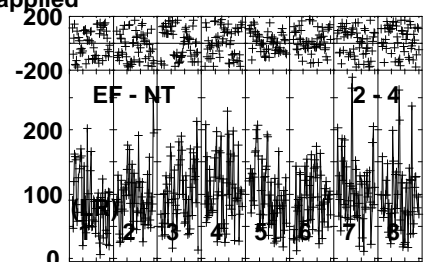
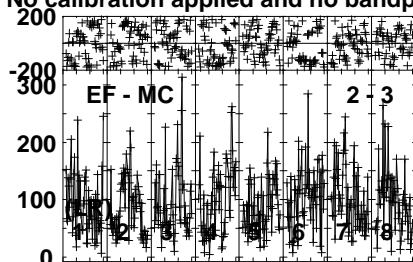
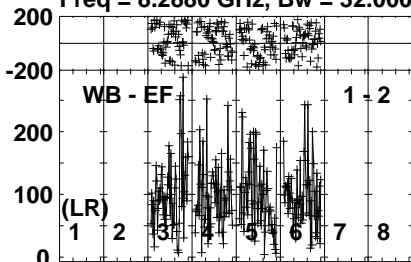


Lower frame: Micro Ampl Jy Top frame: Phas deg
Vector averaged cross-power spectrum Several baselines displayed
Timerange: 00/20:35:56 to 00/20:36:54

Plot file version 226 created 21-MAY-2024 15:00:04

J0835 4B EP129.UVDATA.1

Freq = 8.2880 GHz, Bw = 32.000 MH No calibration applied and no bandpass applied



040040040040040040040040
Channels

040040040040040040040040
Channels

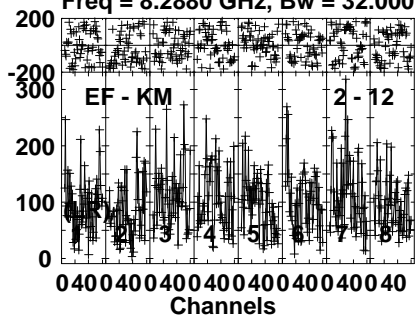
040040040040040040040040
Channels

Lower frame: Micro Ampl Jy Top frame: Phas deg
Vector averaged cross-power spectrum Several baselines displayed
Timerange: 00/20:37:26 to 00/20:39:24

Plot file version 227 created 21-MAY-2024 15:00:04

J0835 4B EP129.UVDATA.1

Freq = 8.2880 GHz, Bw = 32.000 MH No calibration applied and no bandpass applied



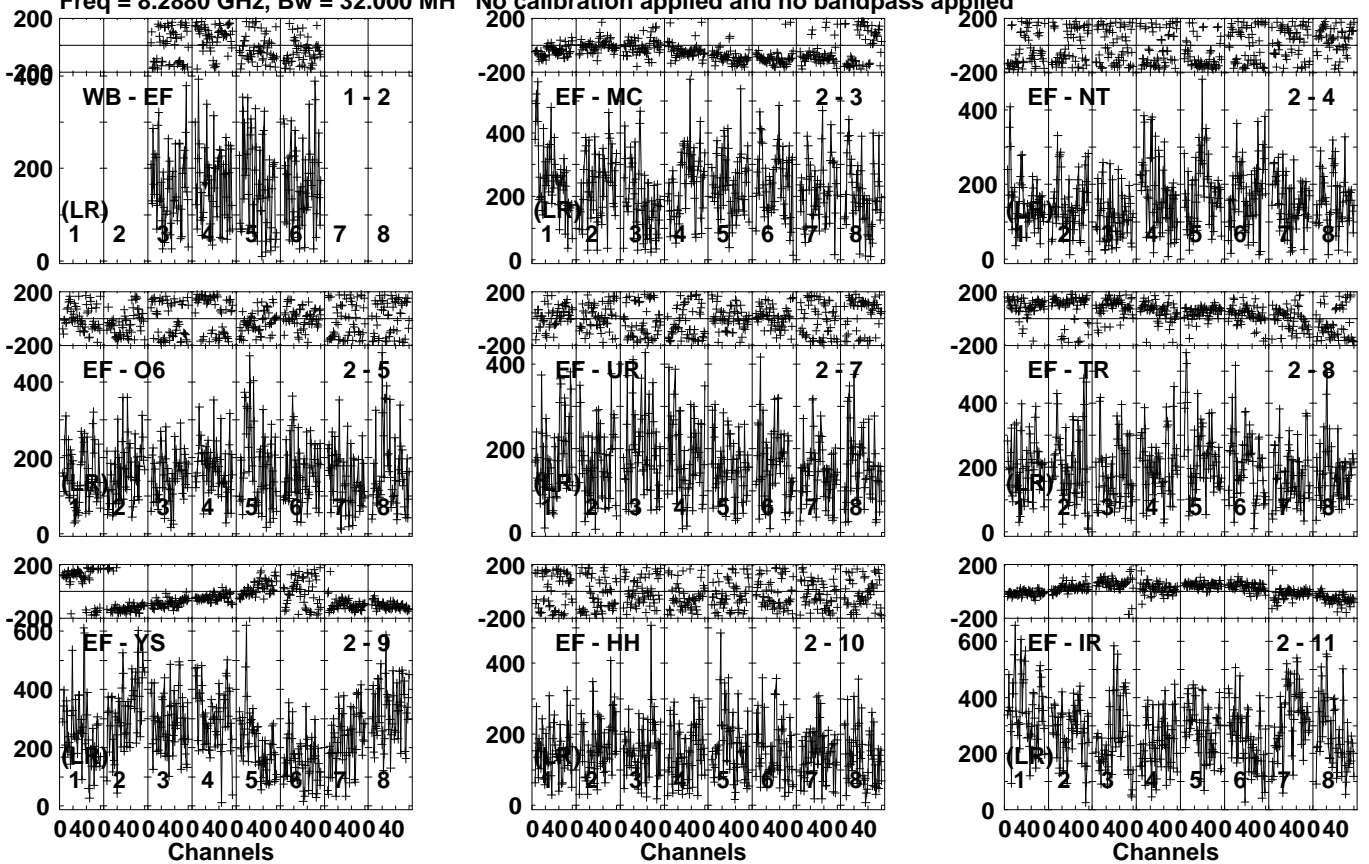
Lower frame: Micro Ampl Jy Top frame: Phas deg
Vector averaged cross-power spectrum Several baselines displayed
Timerange: 00/20:37:26 to 00/20:39:24

Plot file version 228 created 21-MAY-2024 15:00:04

J0839+1802 EP129.UVDATA.1

Freq = 8.2880 GHz, Bw = 32.000 MH

No calibration applied and no bandpass applied

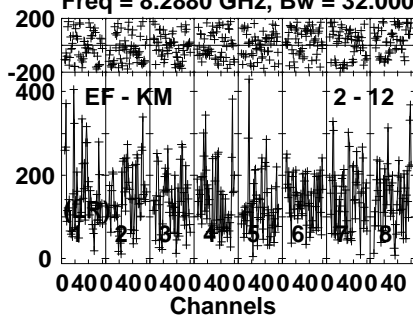


Lower frame: Micro Ampl Jy Top frame: Phas deg
Vector averaged cross-power spectrum Several baselines displayed
Timerange: 00/20:40:11 to 00/20:41:09

Plot file version 229 created 21-MAY-2024 15:00:04

J0839+1802 EP129.UVDATA.1

Freq = 8.2880 GHz, Bw = 32.000 MH No calibration applied and no bandpass applied

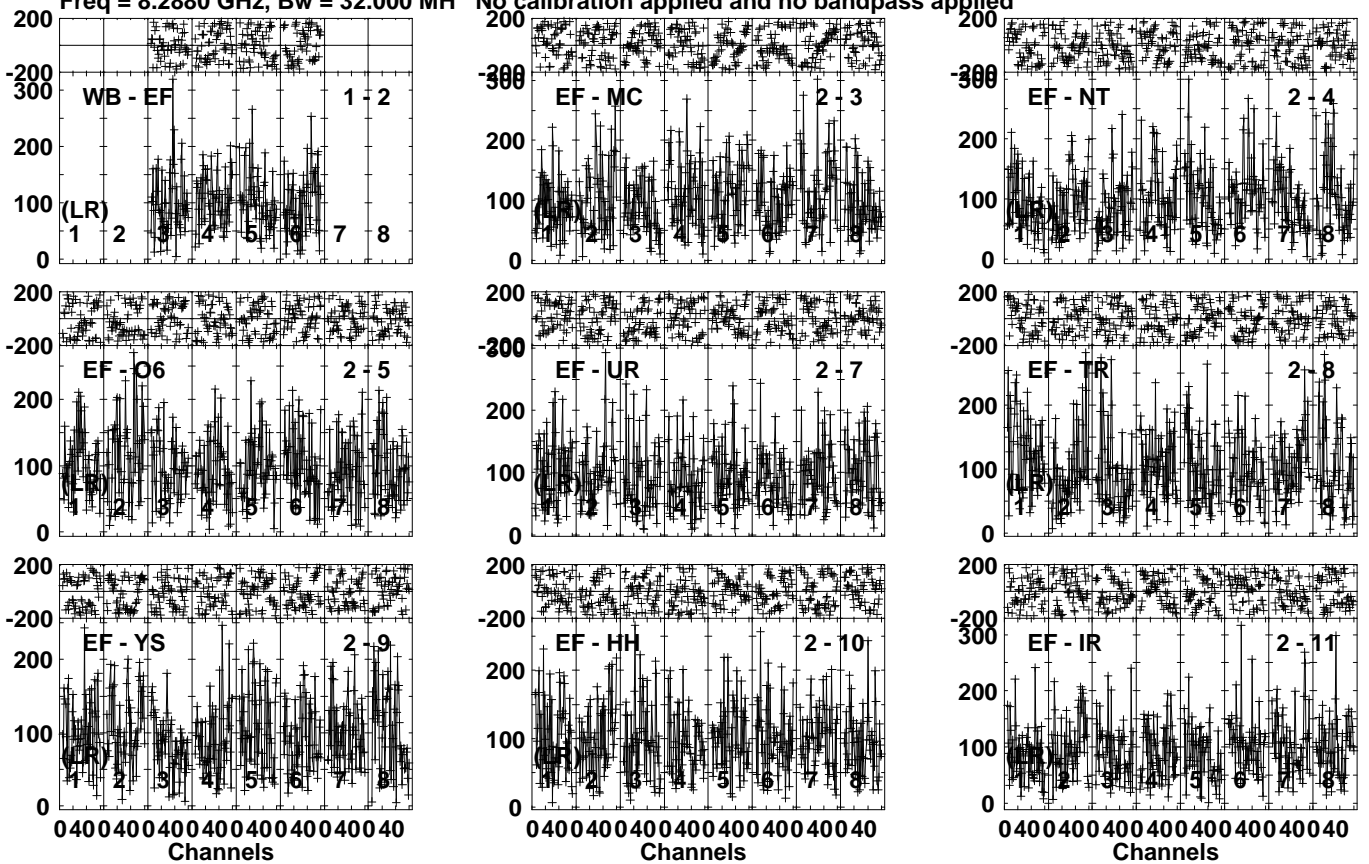


Lower frame: Micro Ampl Jy Top frame: Phas deg
Vector averaged cross-power spectrum Several baselines displayed
Timerange: 00/20:40:11 to 00/20:41:09

Plot file version 230 created 21-MAY-2024 15:00:04

J0841 21 EP129.UVDATA.1

Freq = 8.2880 GHz, Bw = 32.000 MH No calibration applied and no bandpass applied

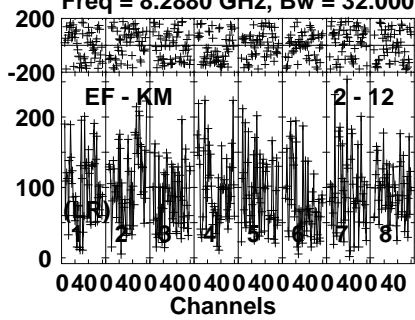


Lower frame: Micro Ampl Jy Top frame: Phas deg
Vector averaged cross-power spectrum Several baselines displayed
Timerange: 00/20:41:41 to 00/20:43:39

Plot file version 231 created 21-MAY-2024 15:00:04

J0841 21 EP129.UVDATA.1

Freq = 8.2880 GHz, Bw = 32.000 MH No calibration applied and no bandpass applied



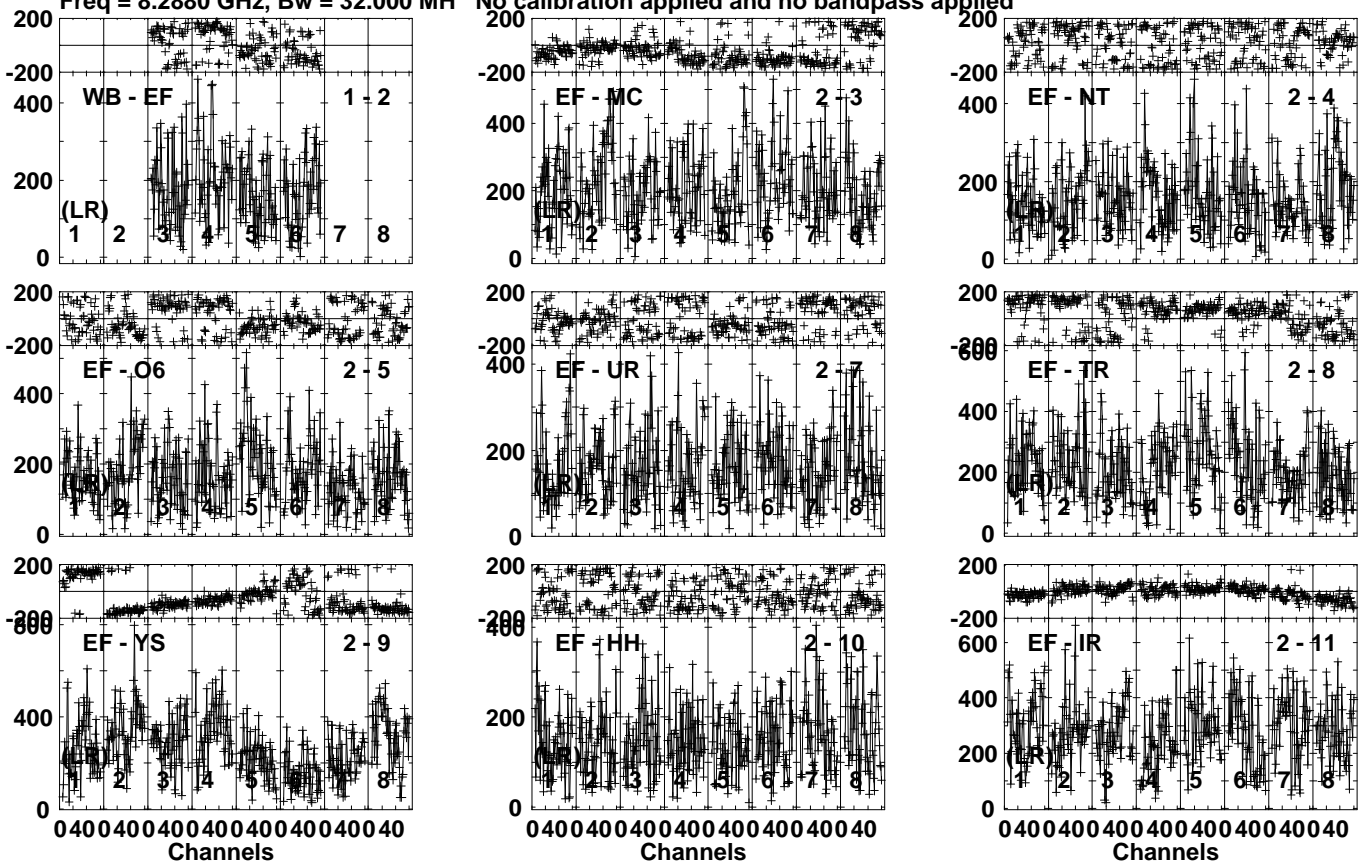
Lower frame: Micro Ampl Jy Top frame: Phas deg
Vector averaged cross-power spectrum Several baselines displayed
Timerange: 00/20:41:41 to 00/20:43:39

Plot file version 232 created 21-MAY-2024 15:00:04

J0839+1802 EP129.UVDATA.1

Freq = 8.2880 GHz, Bw = 32.000 MH

No calibration applied and no bandpass applied

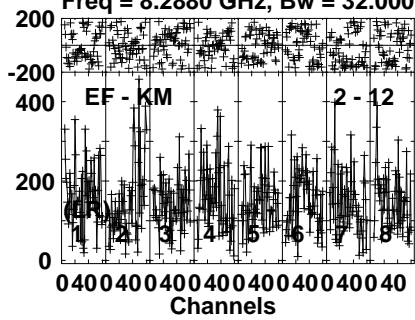


Lower frame: Micro Ampl Jy Top frame: Phas deg
Vector averaged cross-power spectrum Several baselines displayed
Timerange: 00/20:44:11 to 00/20:45:09

Plot file version 233 created 21-MAY-2024 15:00:05

J0839+1802 EP129.UVDATA.1

Freq = 8.2880 GHz, Bw = 32.000 MH No calibration applied and no bandpass applied

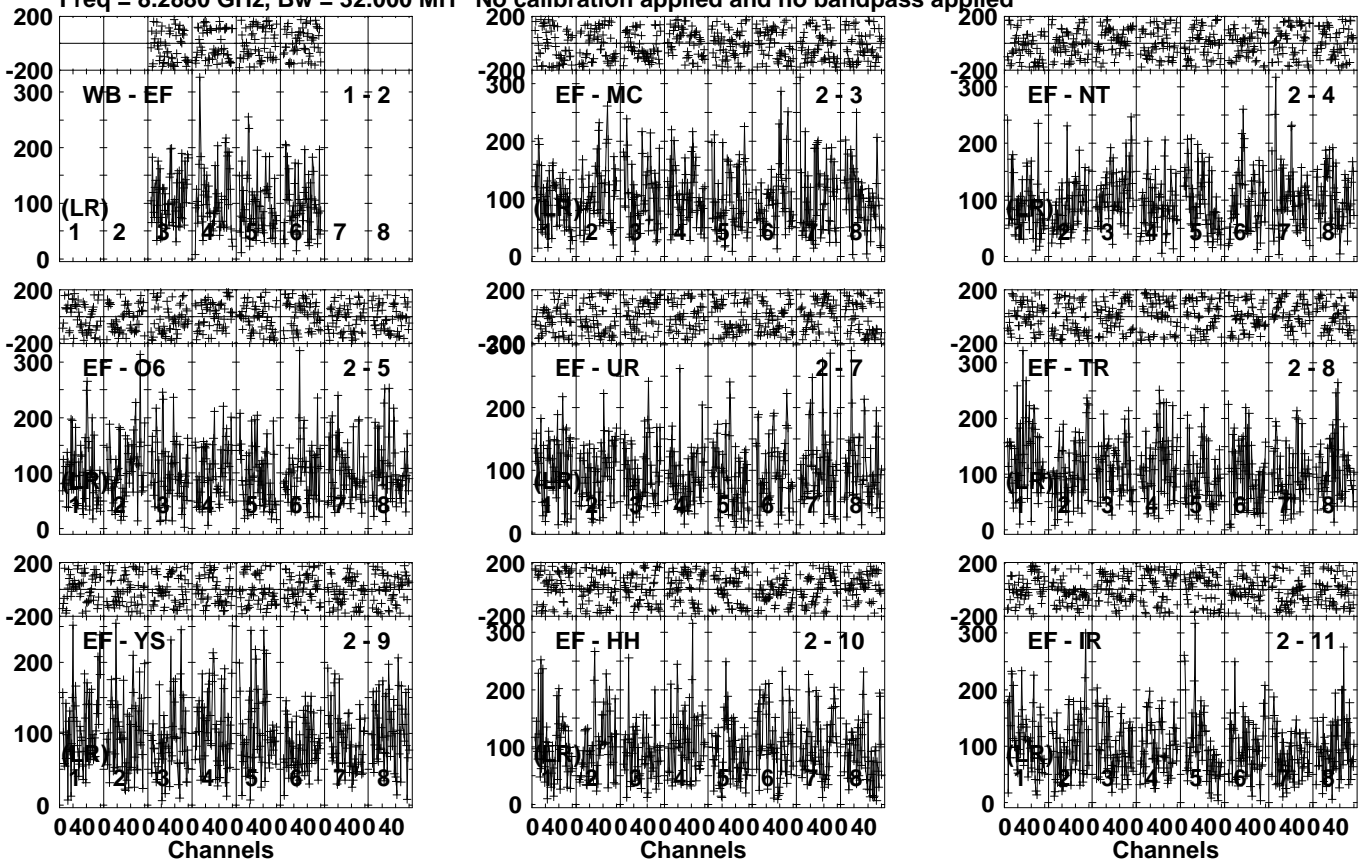


Lower frame: Micro Ampl Jy Top frame: Phas deg
Vector averaged cross-power spectrum Several baselines displayed
Timerange: 00/20:44:11 to 00/20:45:09

Plot file version 234 created 21-MAY-2024 15:00:05

J0841 21 EP129.UVDATA.1

Freq = 8.2880 GHz, Bw = 32.000 MH No calibration applied and no bandpass applied

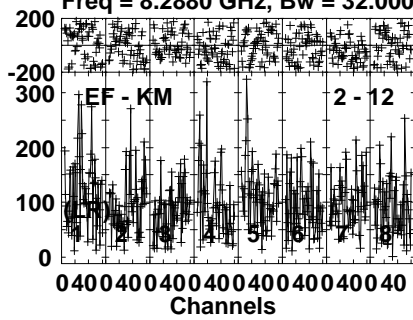


Lower frame: Micro Ampl Jy Top frame: Phas deg
Vector averaged cross-power spectrum Several baselines displayed
Timerange: 00/20:45:41 to 00/20:47:39

Plot file version 235 created 21-MAY-2024 15:00:05

J0841 21 EP129.UVDATA.1

Freq = 8.2880 GHz, Bw = 32.000 MH No calibration applied and no bandpass applied



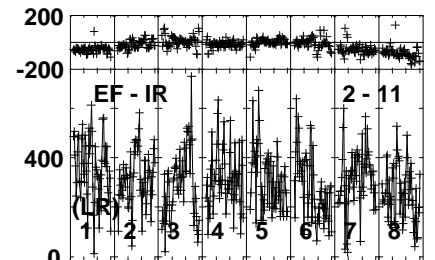
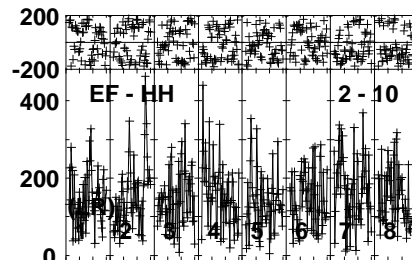
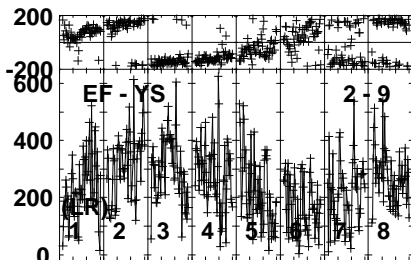
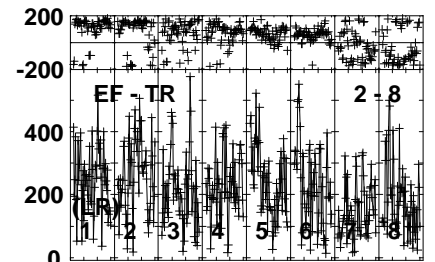
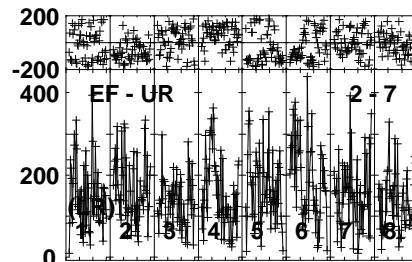
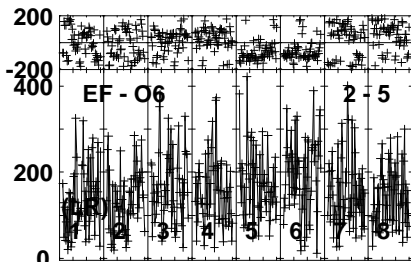
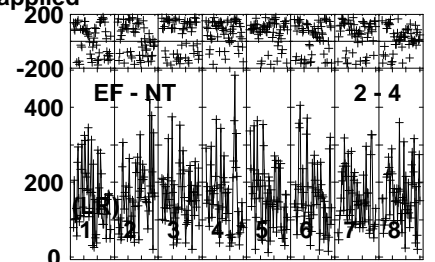
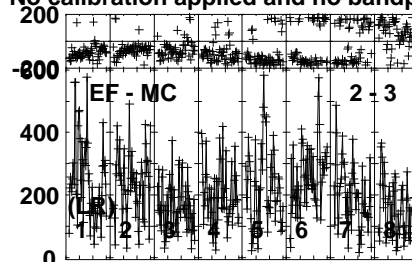
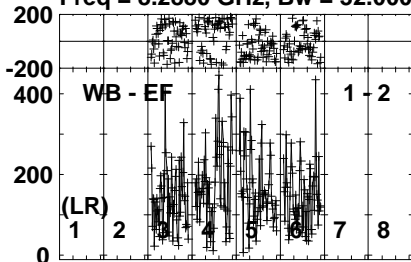
Lower frame: Micro Ampl Jy Top frame: Phas deg
Vector averaged cross-power spectrum Several baselines displayed
Timerange: 00/20:45:41 to 00/20:47:39

Plot file version 236 created 21-MAY-2024 15:00:05

J0839+1802 EP129.UVDATA.1

Freq = 8.2880 GHz, Bw = 32.000 MH

No calibration applied and no bandpass applied

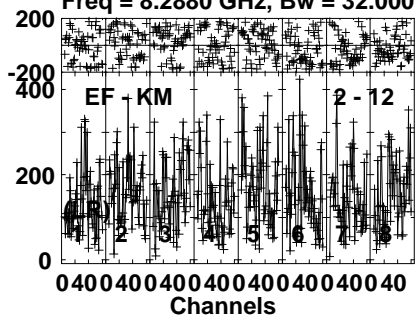


Lower frame: Micro Ampl Jy Top frame: Phas deg
Vector averaged cross-power spectrum Several baselines displayed
Timerange: 00/20:48:11 to 00/20:49:09

Plot file version 237 created 21-MAY-2024 15:00:05

J0839+1802 EP129.UVDATA.1

Freq = 8.2880 GHz, Bw = 32.000 MH No calibration applied and no bandpass applied



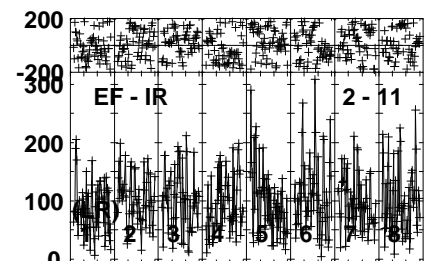
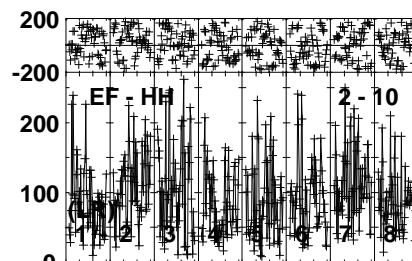
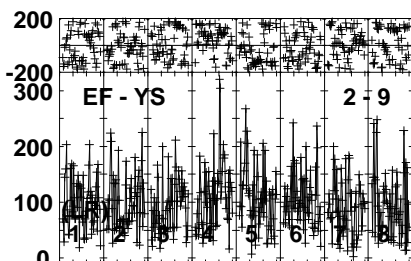
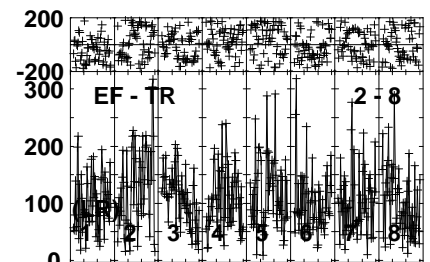
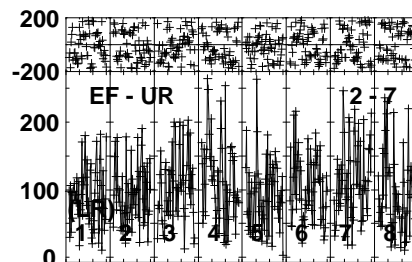
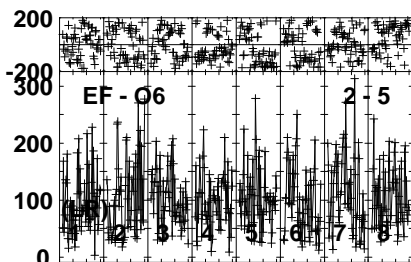
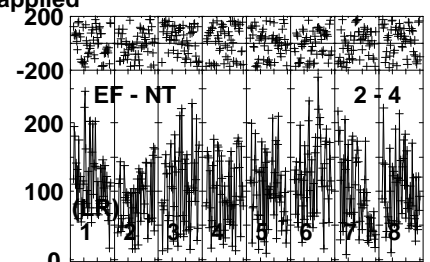
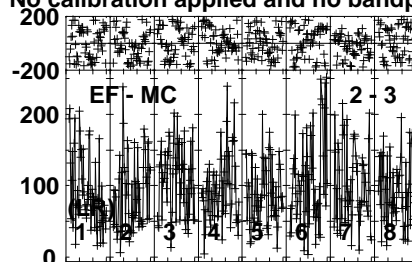
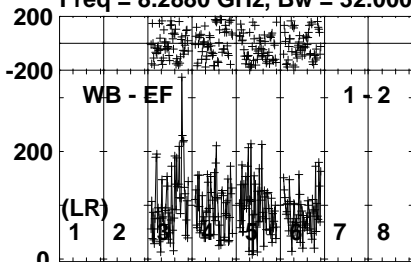
Lower frame: Micro Ampl Jy Top frame: Phas deg
Vector averaged cross-power spectrum Several baselines displayed
Timerange: 00/20:48:11 to 00/20:49:09

Plot file version 238 created 21-MAY-2024 15:00:05

J0841 21 EP129.UVDATA.1

Freq = 8.2880 GHz, Bw = 32.000 MH

No calibration applied and no bandpass applied

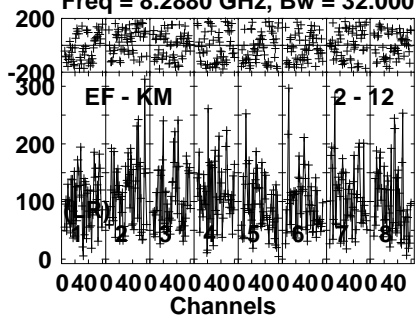


Lower frame: Micro Ampl Jy Top frame: Phas deg
Vector averaged cross-power spectrum Several baselines displayed
Timerange: 00/20:49:41 to 00/20:51:39

Plot file version 239 created 21-MAY-2024 15:00:05

J0841 21 EP129.UVDATA.1

Freq = 8.2880 GHz, Bw = 32.000 MH No calibration applied and no bandpass applied



Lower frame: Micro Ampl Jy Top frame: Phas deg

Vector averaged cross-power spectrum Several baselines displayed

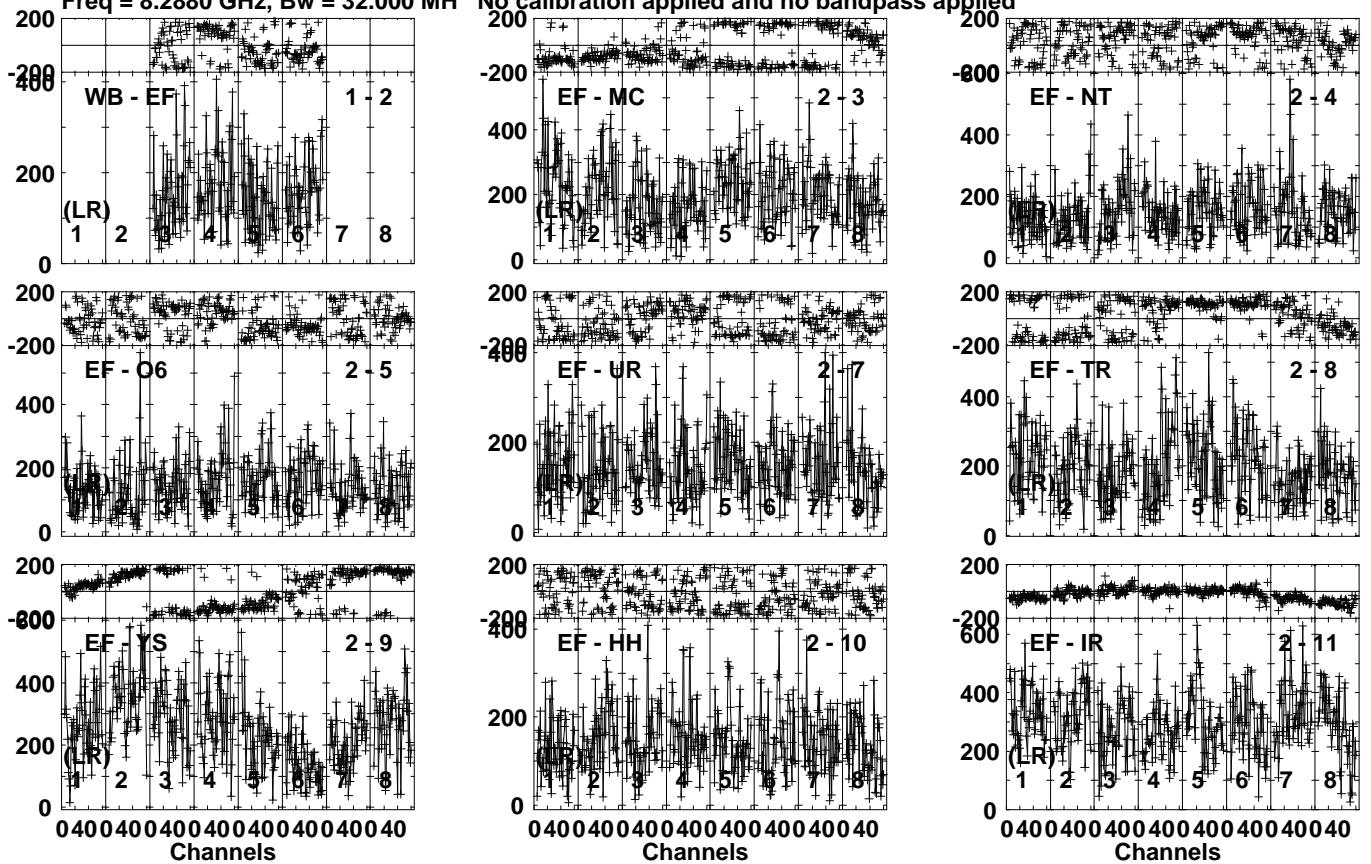
Timerange: 00/20:49:41 to 00/20:51:39

Plot file version 240 created 21-MAY-2024 15:00:05

J0839+1802 EP129.UVDATA.1

Freq = 8.2880 GHz, Bw = 32.000 MH

No calibration applied and no bandpass applied

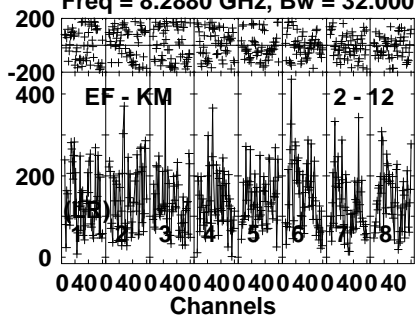


Lower frame: Micro Ampl Jy Top frame: Phas deg
Vector averaged cross-power spectrum Several baselines displayed
Timerange: 00/20:52:26 to 00/20:53:24

Plot file version 241 created 21-MAY-2024 15:00:05

J0839+1802 EP129.UVDATA.1

Freq = 8.2880 GHz, Bw = 32.000 MH No calibration applied and no bandpass applied

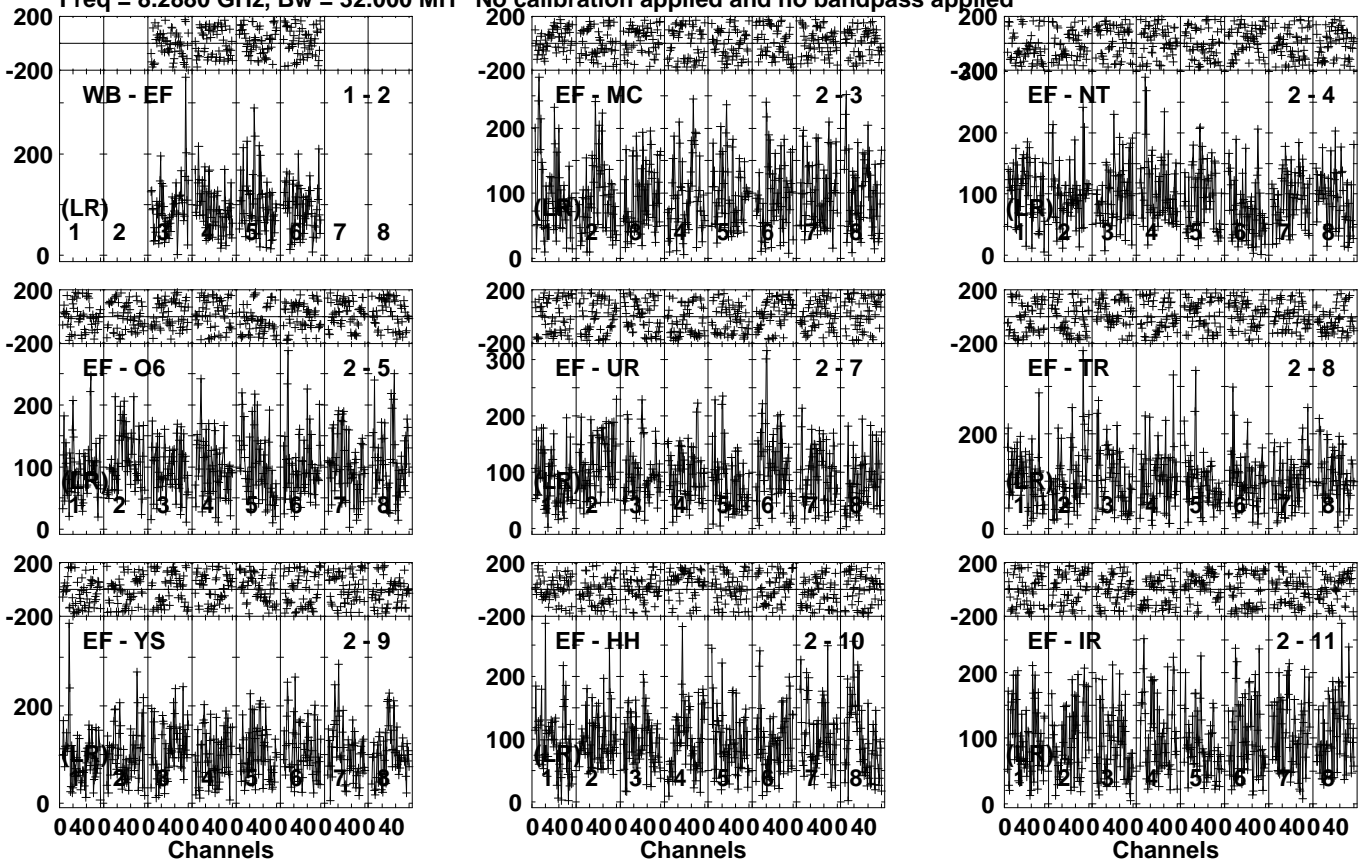


Lower frame: Micro Ampl Jy Top frame: Phas deg
Vector averaged cross-power spectrum Several baselines displayed
Timerange: 00/20:52:26 to 00/20:53:24

Plot file version 242 created 21-MAY-2024 15:00:05

J0841 21 EP129.UVDATA.1

Freq = 8.2880 GHz, Bw = 32.000 MH No calibration applied and no bandpass applied

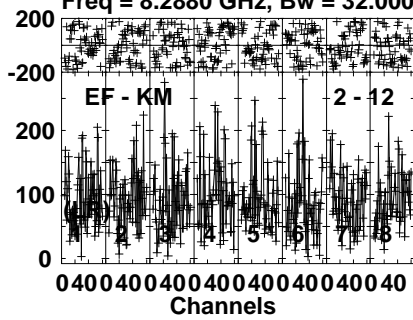


Lower frame: Micro Ampl Jy Top frame: Phas deg
Vector averaged cross-power spectrum Several baselines displayed
Timerange: 00/20:53:56 to 00/20:55:54

Plot file version 243 created 21-MAY-2024 15:00:06

J0841 21 EP129.UVDATA.1

Freq = 8.2880 GHz, Bw = 32.000 MH No calibration applied and no bandpass applied



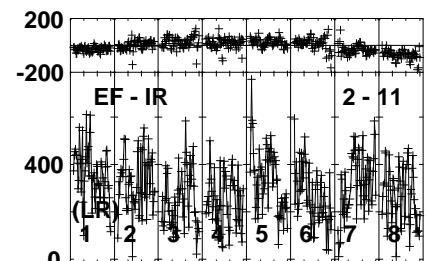
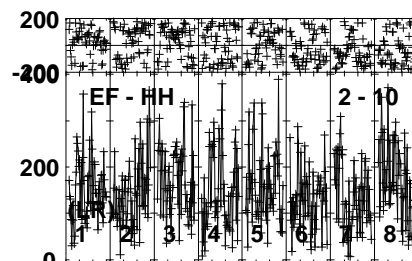
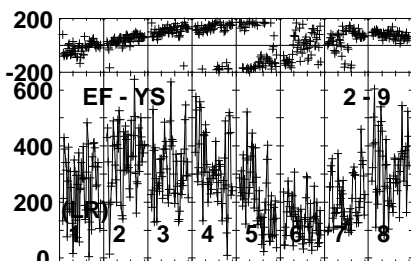
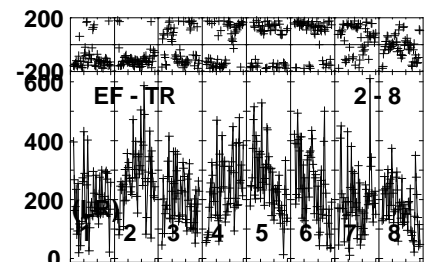
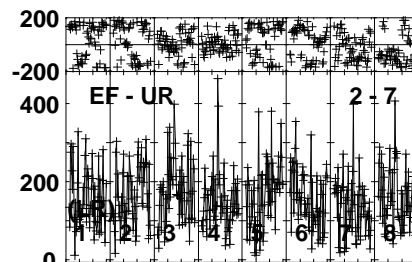
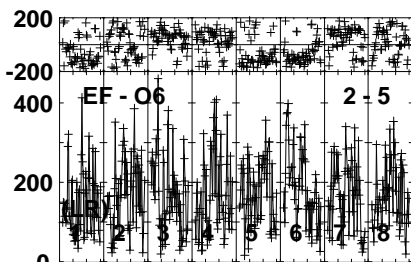
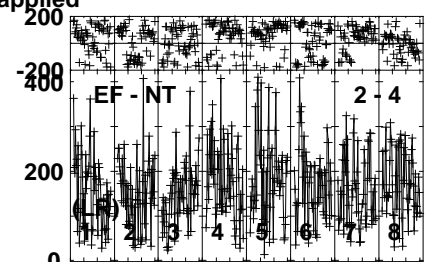
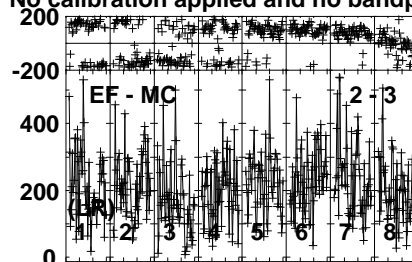
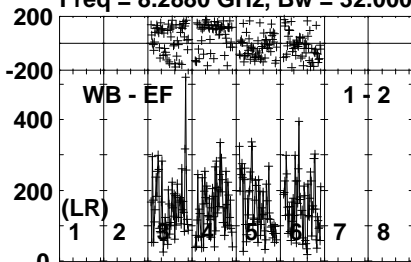
Lower frame: Micro Ampl Jy Top frame: Phas deg
Vector averaged cross-power spectrum Several baselines displayed
Timerange: 00/20:53:56 to 00/20:55:54

Plot file version 244 created 21-MAY-2024 15:00:06

J0839+1802 EP129.UVDATA.1

Freq = 8.2880 GHz, Bw = 32.000 MH

No calibration applied and no bandpass applied

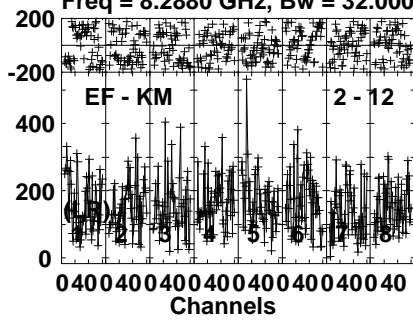


Lower frame: Micro Ampl Jy Top frame: Phas deg
Vector averaged cross-power spectrum Several baselines displayed
Timerange: 00/20:56:26 to 00/20:57:24

Plot file version 245 created 21-MAY-2024 15:00:06

J0839+1802 EP129.UVDATA.1

Freq = 8.2880 GHz, Bw = 32.000 MH No calibration applied and no bandpass applied

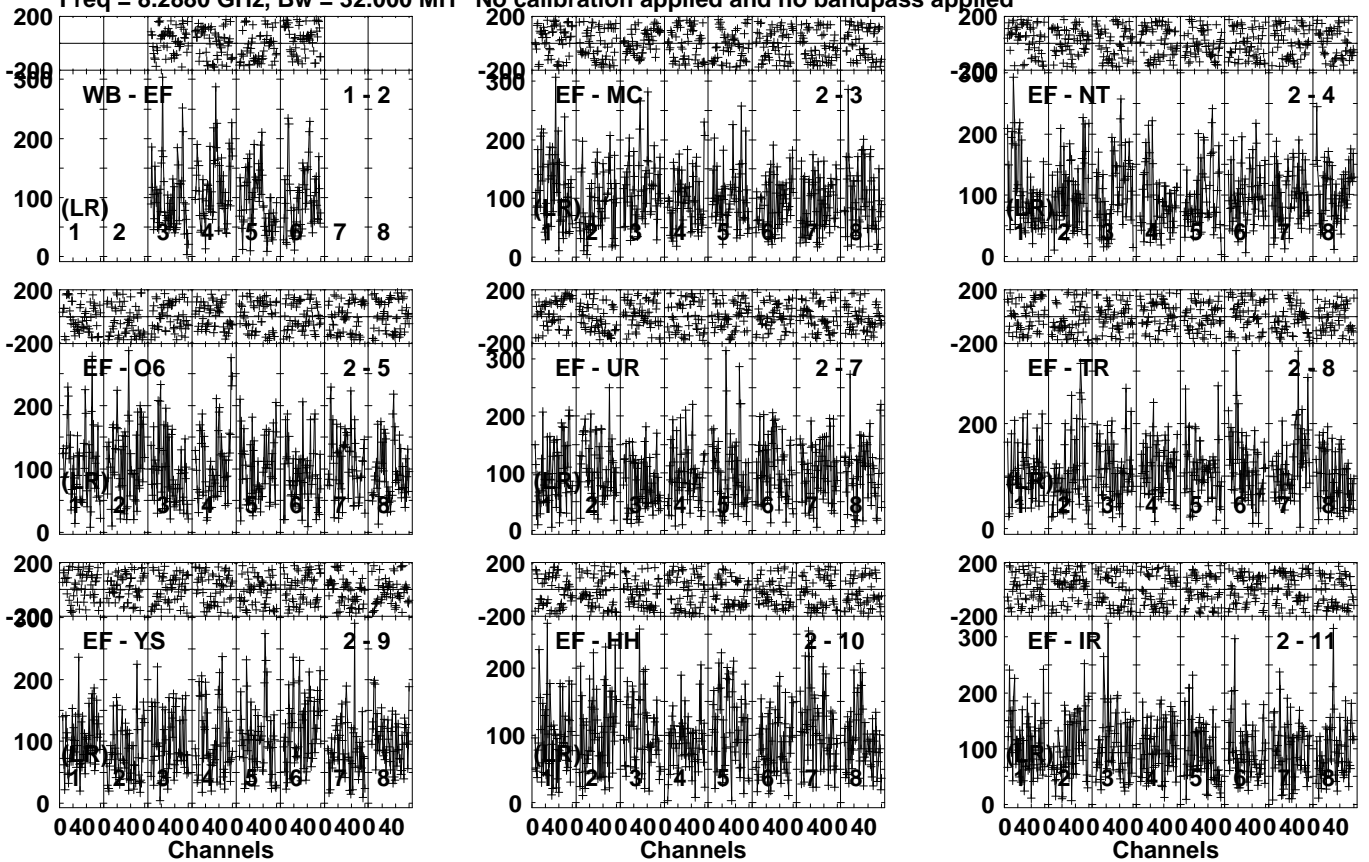


Lower frame: Micro Ampl Jy Top frame: Phas deg
Vector averaged cross-power spectrum Several baselines displayed
Timerange: 00/20:56:26 to 00/20:57:24

Plot file version 246 created 21-MAY-2024 15:00:06

J0841 21 EP129.UVDATA.1

Freq = 8.2880 GHz, Bw = 32.000 MH No calibration applied and no bandpass applied

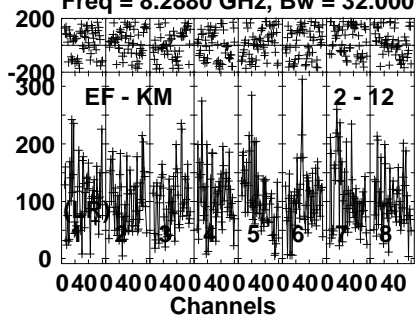


Lower frame: Micro Ampl Jy Top frame: Phas deg
Vector averaged cross-power spectrum Several baselines displayed
Timerange: 00/20:57:56 to 00/20:59:54

Plot file version 247 created 21-MAY-2024 15:00:06

J0841 21 EP129.UVDATA.1

Freq = 8.2880 GHz, Bw = 32.000 MH No calibration applied and no bandpass applied



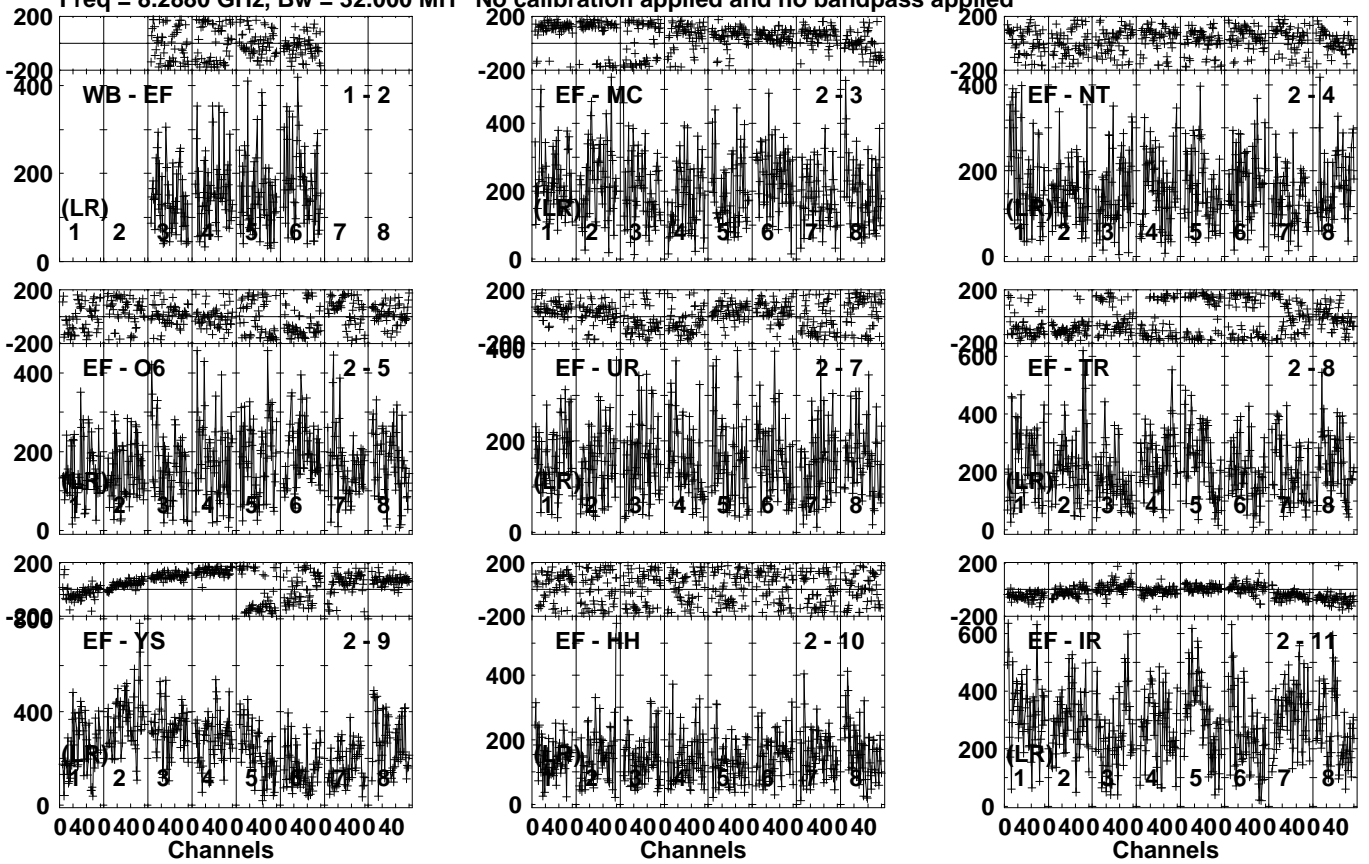
Lower frame: Micro Ampl Jy Top frame: Phas deg
Vector averaged cross-power spectrum Several baselines displayed
Timerange: 00/20:57:56 to 00/20:59:54

Plot file version 248 created 21-MAY-2024 15:00:06

J0839+1802 EP129.UVDATA.1

Freq = 8.2880 GHz, Bw = 32.000 MH

No calibration applied and no bandpass applied

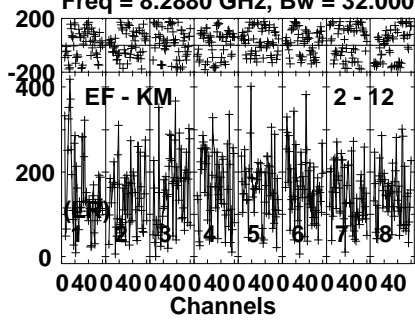


Lower frame: Micro Ampl Jy Top frame: Phas deg
Vector averaged cross-power spectrum Several baselines displayed
Timerange: 00/21:00:26 to 00/21:01:24

Plot file version 249 created 21-MAY-2024 15:00:06

J0839+1802 EP129.UVDATA.1

Freq = 8.2880 GHz, Bw = 32.000 MH No calibration applied and no bandpass applied



Lower frame: Micro Ampl Jy Top frame: Phas deg

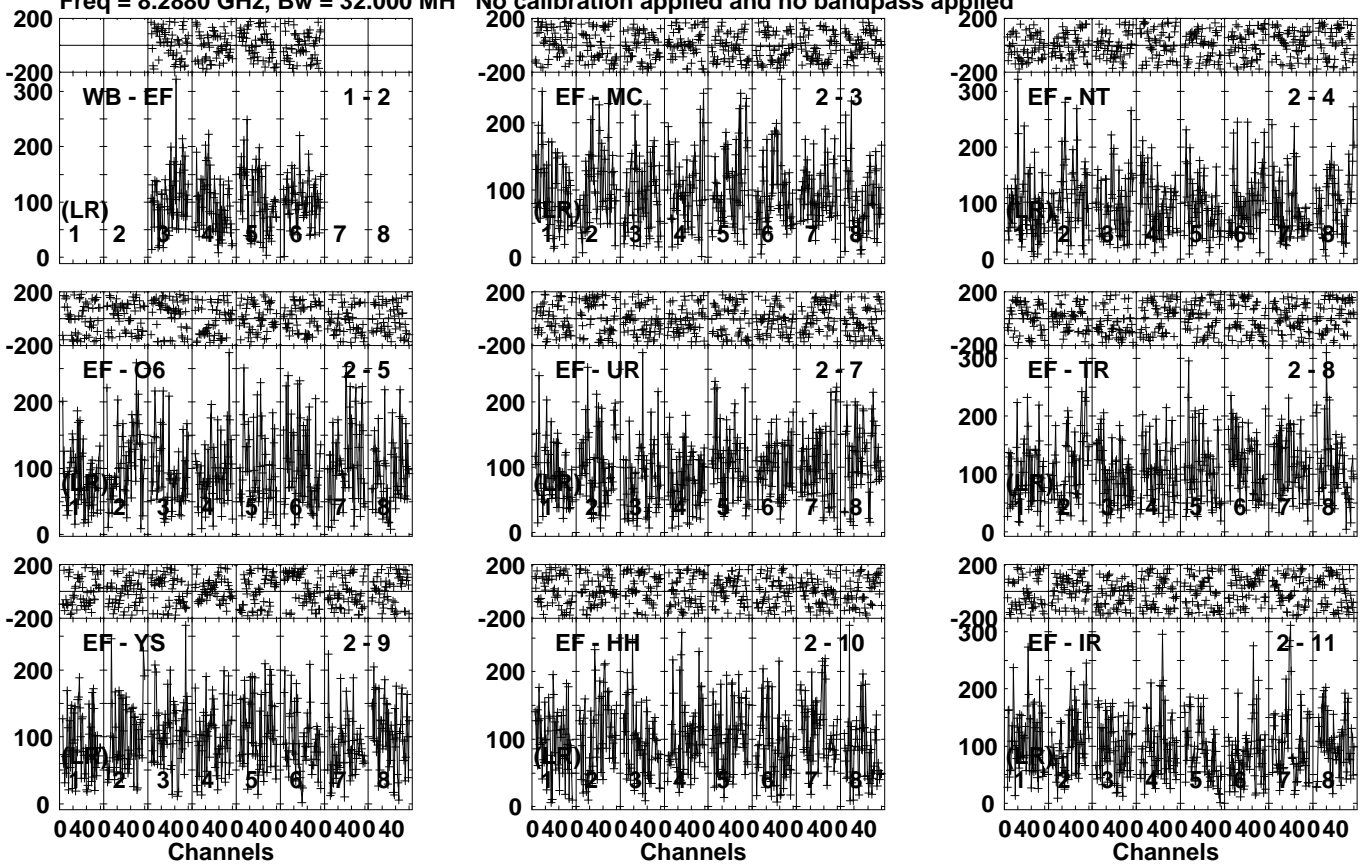
Vector averaged cross-power spectrum Several baselines displayed

Timerange: 00/21:00:26 to 00/21:01:24

Plot file version 250 created 21-MAY-2024 15:00:06

J0841 21 EP129.UVDATA.1

Freq = 8.2880 GHz, Bw = 32.000 MH No calibration applied and no bandpass applied

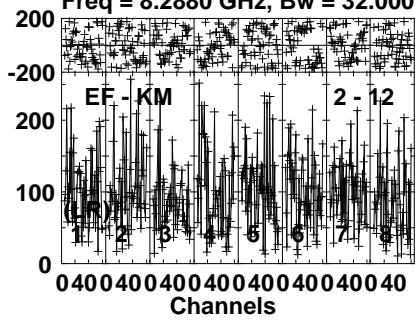


Lower frame: Micro Ampl Jy Top frame: Phas deg
Vector averaged cross-power spectrum Several baselines displayed
Timerange: 00/21:01:56 to 00/21:03:54

Plot file version 251 created 21-MAY-2024 15:00:06

J0841 21 EP129.UVDATA.1

Freq = 8.2880 GHz, Bw = 32.000 MH No calibration applied and no bandpass applied



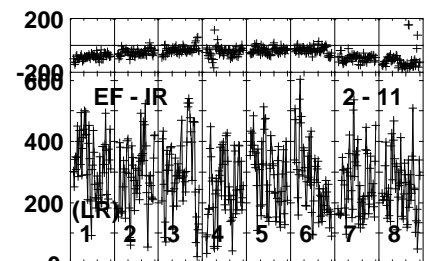
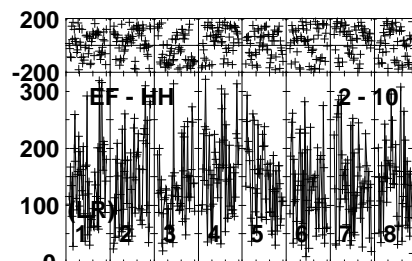
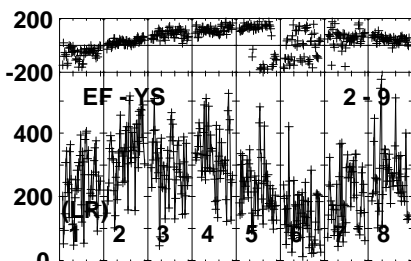
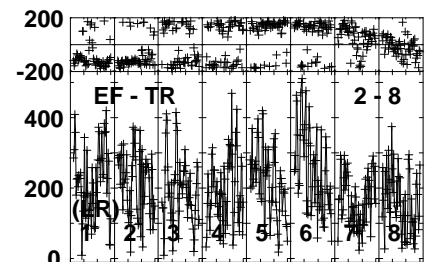
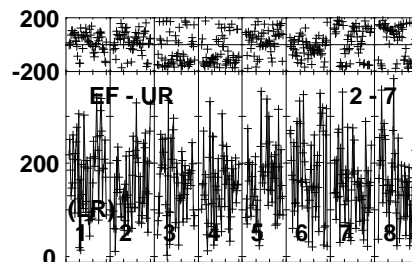
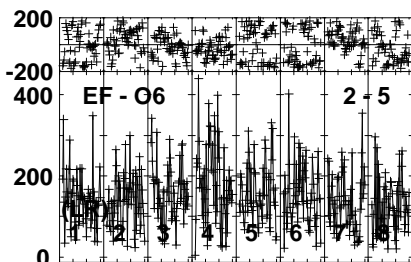
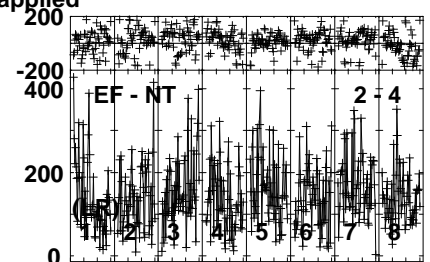
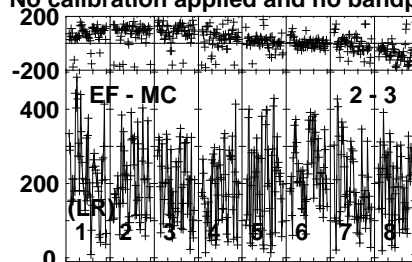
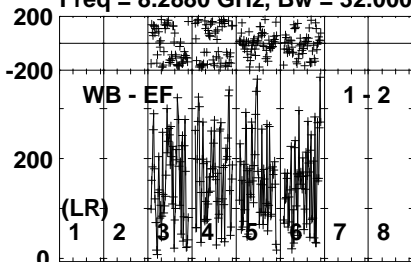
Lower frame: Micro Ampl Jy Top frame: Phas deg
Vector averaged cross-power spectrum Several baselines displayed
Timerange: 00/21:01:56 to 00/21:03:54

Plot file version 252 created 21-MAY-2024 15:00:06

J0839+1802 EP129.UVDATA.1

Freq = 8.2880 GHz, Bw = 32.000 MH

No calibration applied and no bandpass applied

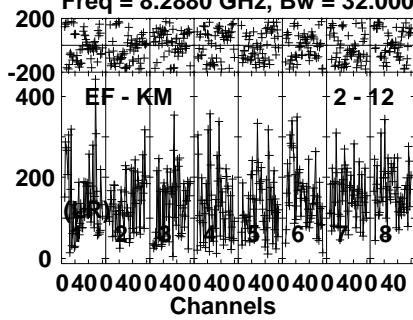


Lower frame: Micro Ampl Jy Top frame: Phas deg
Vector averaged cross-power spectrum Several baselines displayed
Timerange: 00/21:04:41 to 00/21:05:39

Plot file version 253 created 21-MAY-2024 15:00:07

J0839+1802 EP129.UVDATA.1

Freq = 8.2880 GHz, Bw = 32.000 MH No calibration applied and no bandpass applied

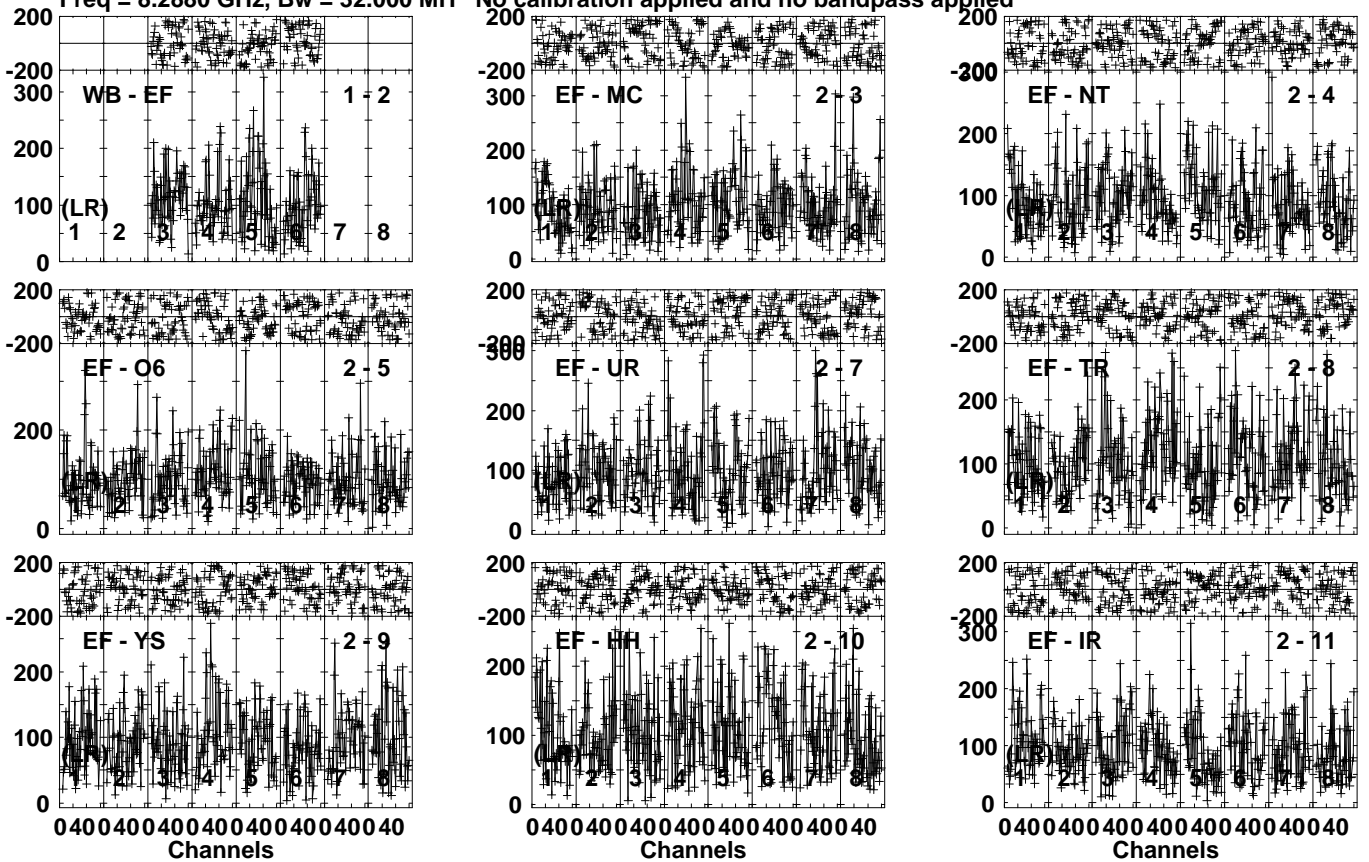


Lower frame: Micro Ampl Jy Top frame: Phas deg
Vector averaged cross-power spectrum Several baselines displayed
Timerange: 00/21:04:41 to 00/21:05:39

Plot file version 254 created 21-MAY-2024 15:00:07

J0841 21 EP129.UVDATA.1

Freq = 8.2880 GHz, Bw = 32.000 MH No calibration applied and no bandpass applied

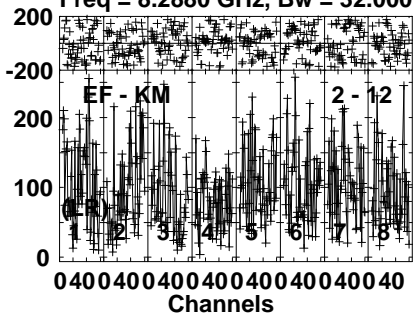


Lower frame: Micro Ampl Jy Top frame: Phas deg
Vector averaged cross-power spectrum Several baselines displayed
Timerange: 00/21:06:11 to 00/21:08:09

Plot file version 255 created 21-MAY-2024 15:00:07

J0841 21 EP129.UVDATA.1

Freq = 8.2880 GHz, Bw = 32.000 MH No calibration applied and no bandpass applied



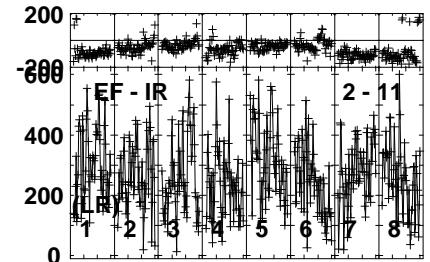
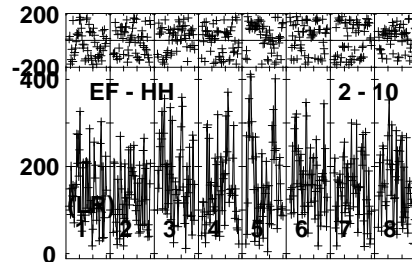
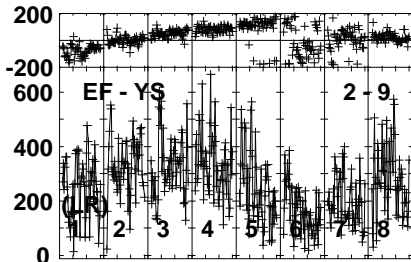
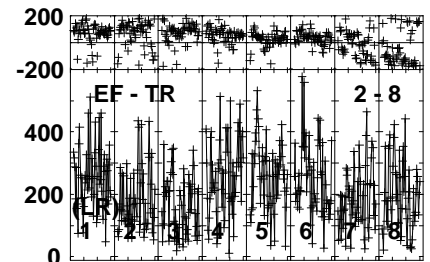
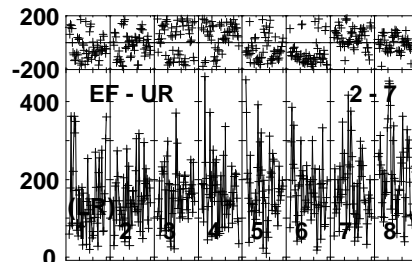
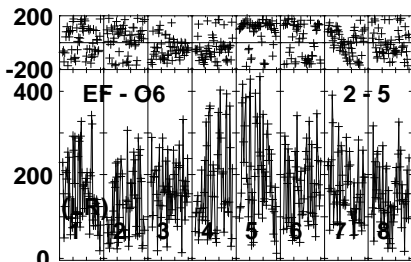
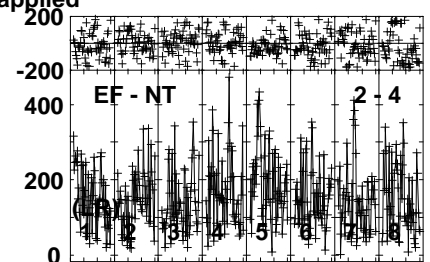
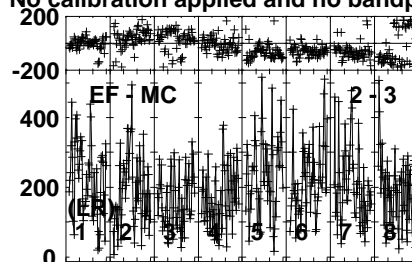
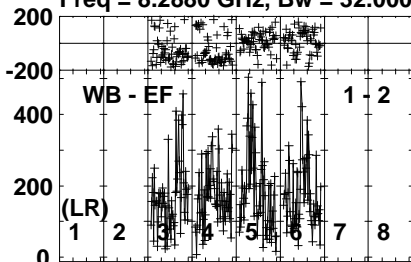
Lower frame: Micro Ampl Jy Top frame: Phas deg
Vector averaged cross-power spectrum Several baselines displayed
Timerange: 00/21:06:11 to 00/21:08:09

Plot file version 256 created 21-MAY-2024 15:00:07

J0839+1802 EP129.UVDATA.1

Freq = 8.2880 GHz, Bw = 32.000 MH

No calibration applied and no bandpass applied

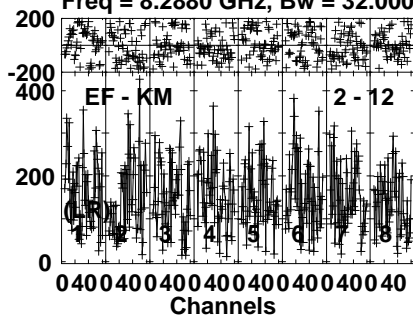


Lower frame: Micro Ampl Jy Top frame: Phas deg
Vector averaged cross-power spectrum Several baselines displayed
Timerange: 00/21:08:41 to 00/21:09:39

Plot file version 257 created 21-MAY-2024 15:00:07

J0839+1802 EP129.UVDATA.1

Freq = 8.2880 GHz, Bw = 32.000 MH No calibration applied and no bandpass applied

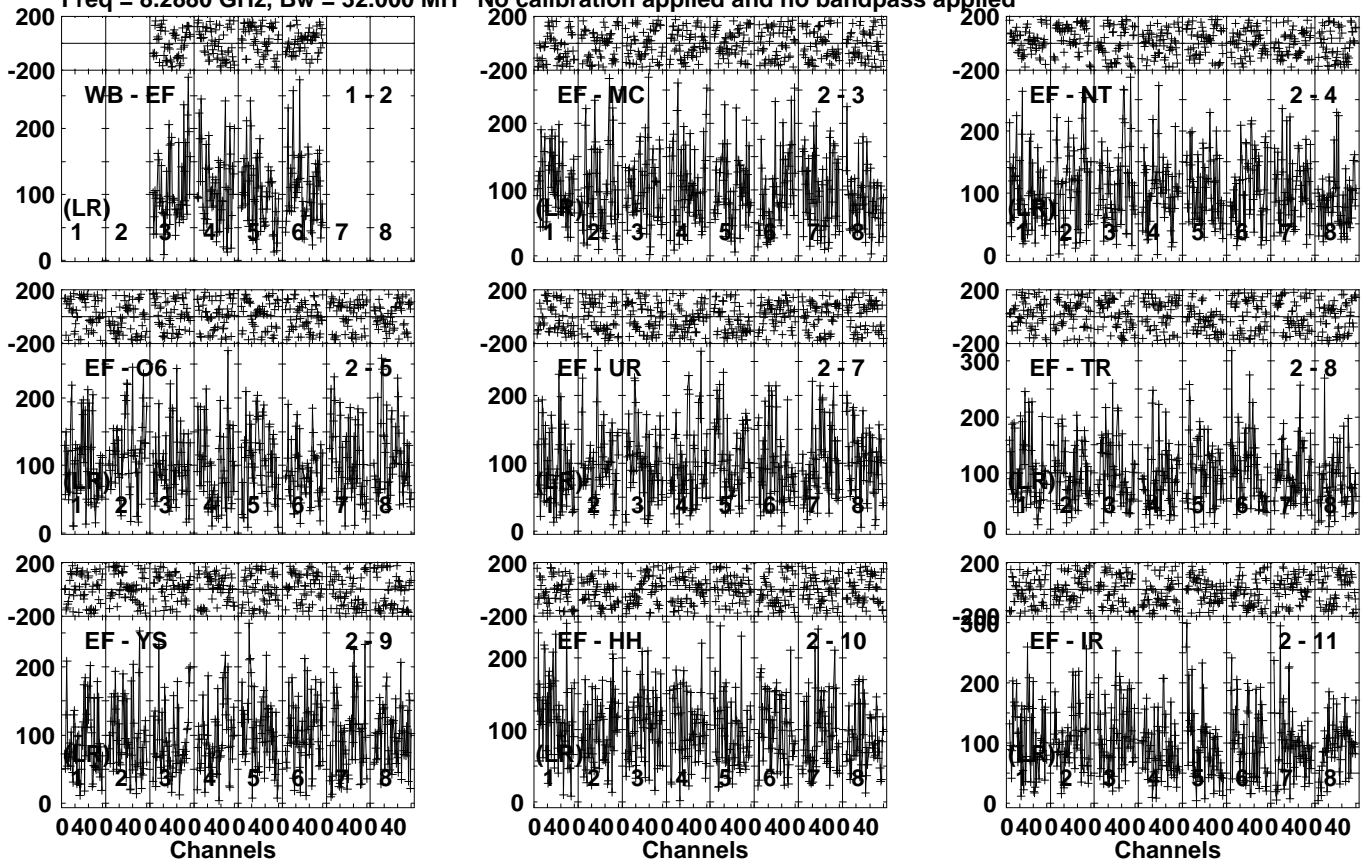


Lower frame: Micro Ampl Jy Top frame: Phas deg
Vector averaged cross-power spectrum Several baselines displayed
Timerange: 00/21:08:41 to 00/21:09:39

Plot file version 258 created 21-MAY-2024 15:00:07

J0841 26 EP129.UVDATA.1

Freq = 8.2880 GHz, Bw = 32.000 MH No calibration applied and no bandpass applied

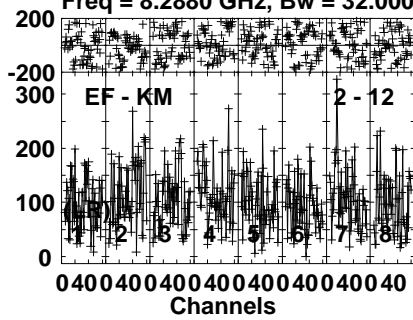


Lower frame: Micro Ampl Jy Top frame: Phas deg
Vector averaged cross-power spectrum Several baselines displayed
Timerange: 00/21:10:11 to 00/21:12:09

Plot file version 259 created 21-MAY-2024 15:00:07

J0841 26 EP129.UVDATA.1

Freq = 8.2880 GHz, Bw = 32.000 MH No calibration applied and no bandpass applied



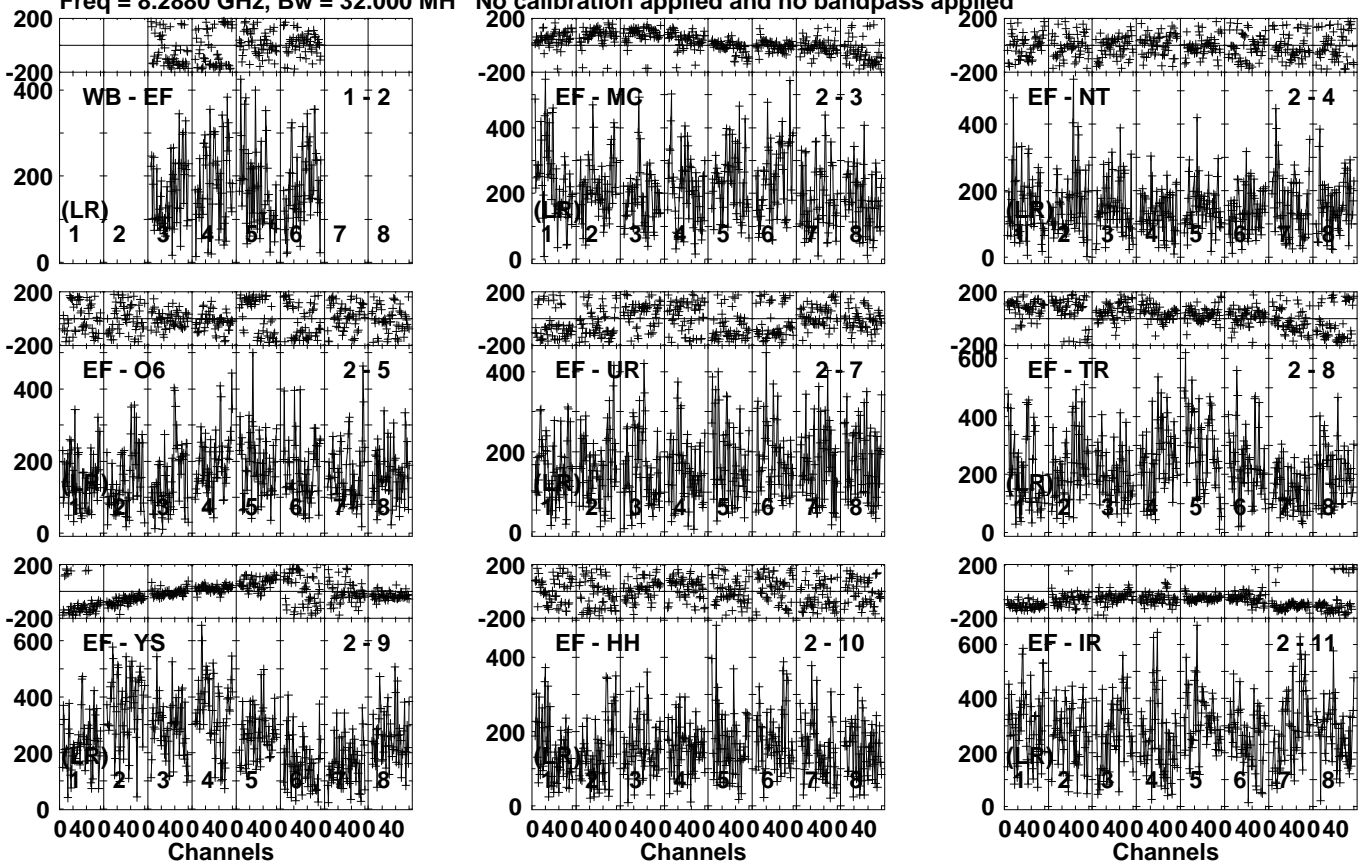
Lower frame: Micro Ampl Jy Top frame: Phas deg
Vector averaged cross-power spectrum Several baselines displayed
Timerange: 00/21:10:11 to 00/21:12:09

Plot file version 260 created 21-MAY-2024 15:00:07

J0839+1802 EP129.UVDATA.1

Freq = 8.2880 GHz, Bw = 32.000 MH

No calibration applied and no bandpass applied

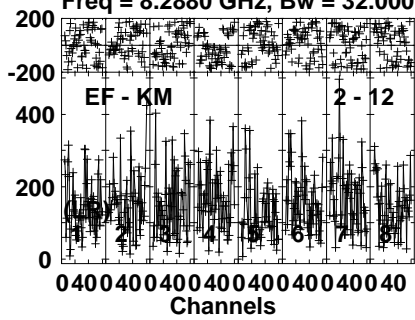


Lower frame: Micro Ampl Jy Top frame: Phas deg
Vector averaged cross-power spectrum Several baselines displayed
Timerange: 00/21:12:41 to 00/21:13:39

Plot file version 261 created 21-MAY-2024 15:00:07

J0839+1802 EP129.UVDATA.1

Freq = 8.2880 GHz, Bw = 32.000 MH No calibration applied and no bandpass applied

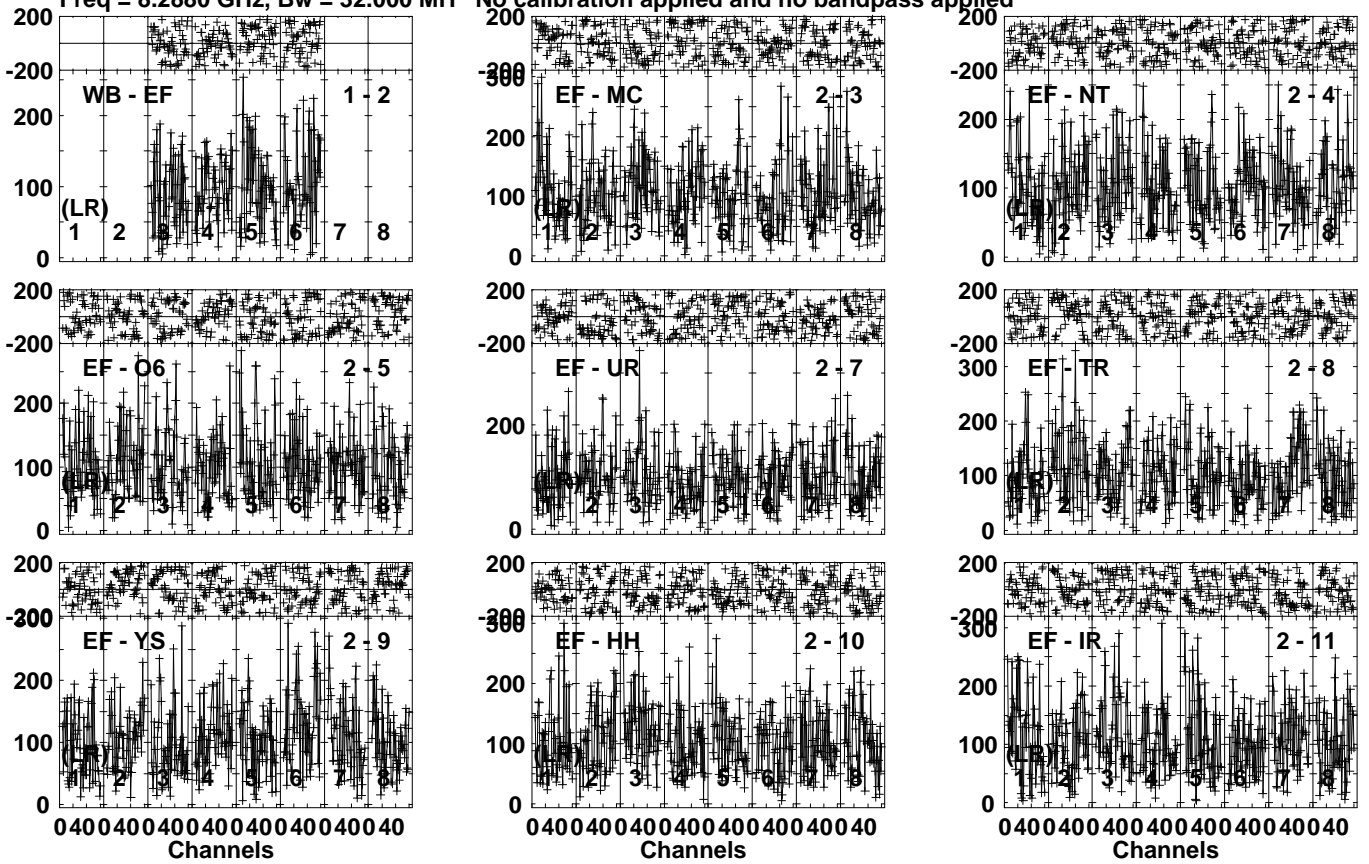


Lower frame: Micro Ampl Jy Top frame: Phas deg
Vector averaged cross-power spectrum Several baselines displayed
Timerange: 00/21:12:41 to 00/21:13:39

Plot file version 262 created 21-MAY-2024 15:00:08

J0841 26 EP129.UVDATA.1

Freq = 8.2880 GHz, Bw = 32.000 MH No calibration applied and no bandpass applied

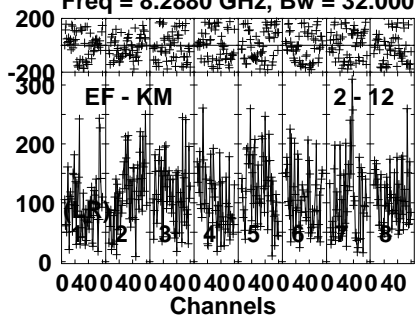


Lower frame: Micro Ampl Jy Top frame: Phas deg
Vector averaged cross-power spectrum Several baselines displayed
Timerange: 00/21:14:11 to 00/21:16:09

Plot file version 263 created 21-MAY-2024 15:00:08

J0841 26 EP129.UVDATA.1

Freq = 8.2880 GHz, Bw = 32.000 MH No calibration applied and no bandpass applied

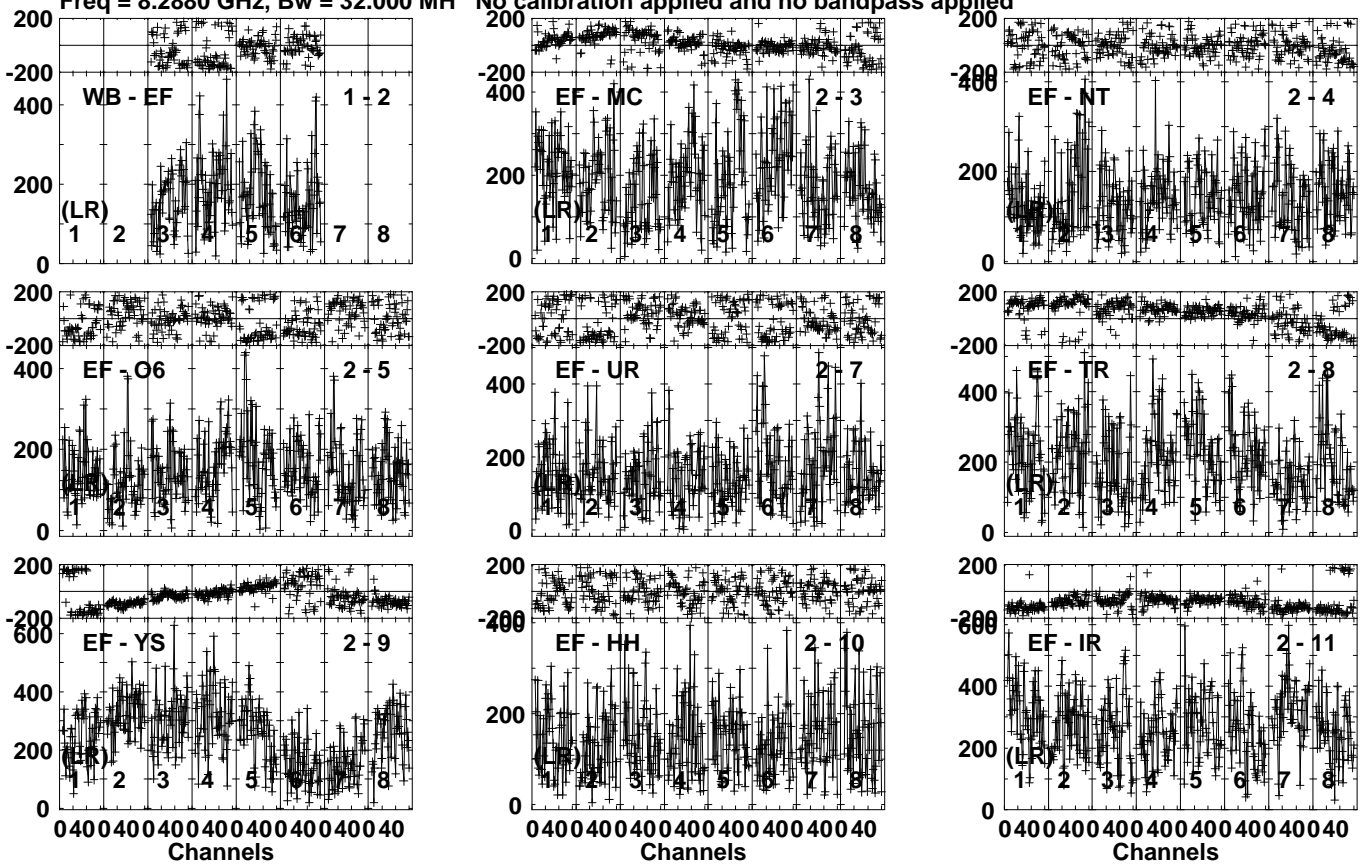


Lower frame: Micro Ampl Jy Top frame: Phas deg
Vector averaged cross-power spectrum Several baselines displayed
Timerange: 00/21:14:11 to 00/21:16:09

Plot file version 264 created 21-MAY-2024 15:00:08

J0839+1802 EP129.UVDATA.1

Freq = 8.2880 GHz, Bw = 32.000 MH No calibration applied and no bandpass applied

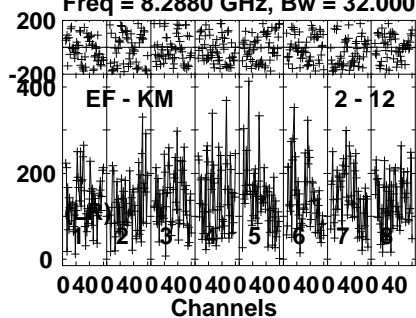


Lower frame: Micro Ampl Jy Top frame: Phas deg
Vector averaged cross-power spectrum Several baselines displayed
Timerange: 00/21:16:56 to 00/21:17:54

Plot file version 265 created 21-MAY-2024 15:00:08

J0839+1802 EP129.UVDATA.1

Freq = 8.2880 GHz, Bw = 32.000 MH No calibration applied and no bandpass applied



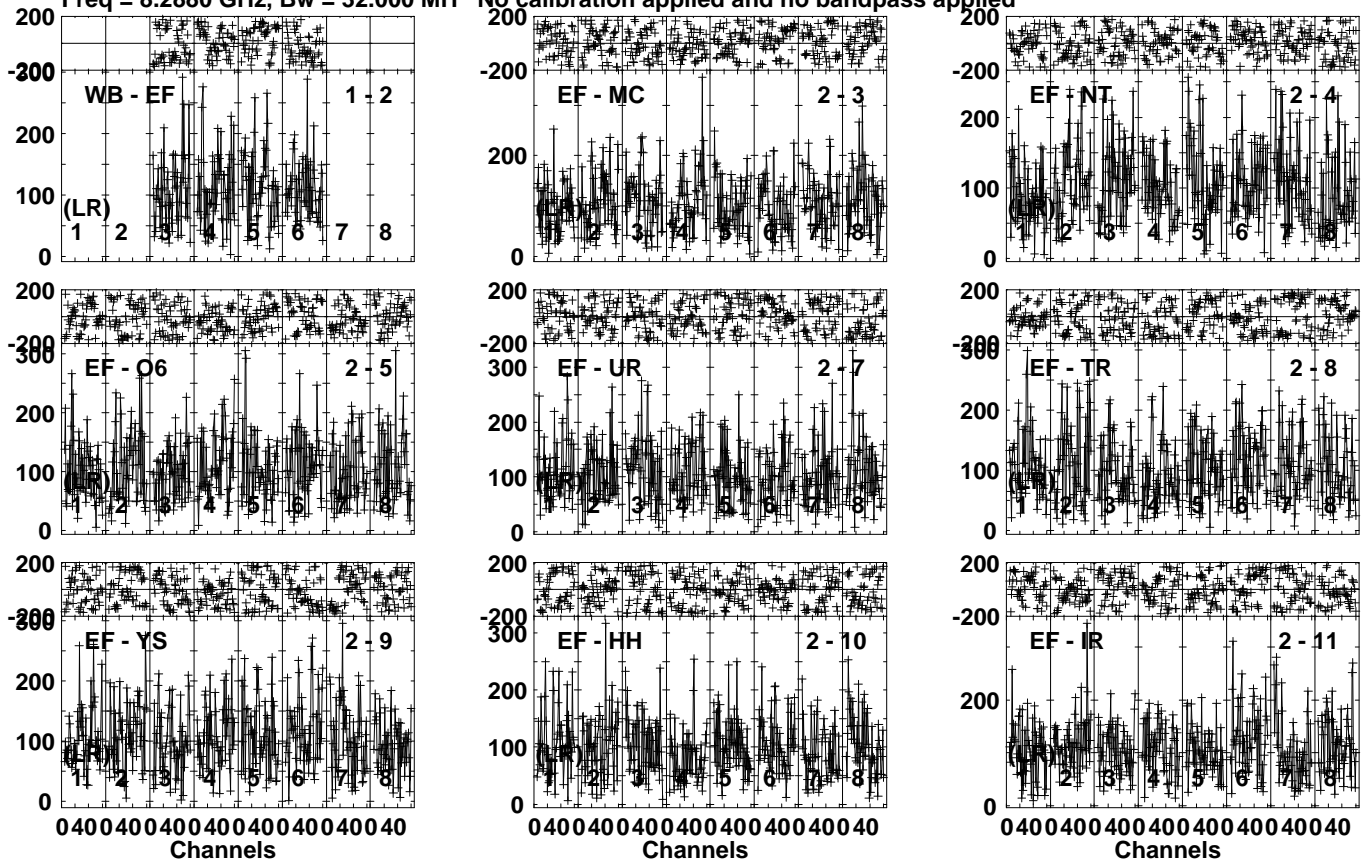
Lower frame: Micro Ampl Jy Top frame: Phas deg
Vector averaged cross-power spectrum Several baselines displayed
Timerange: 00/21:16:56 to 00/21:17:54

Plot file version 266 created 21-MAY-2024 15:00:08

J0841 26 EP129.UVDATA.1

Freq = 8.2880 GHz, Bw = 32.000 MH

No calibration applied and no bandpass applied

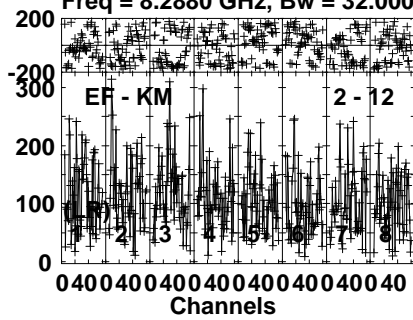


Lower frame: Micro Ampl Jy Top frame: Phas deg
Vector averaged cross-power spectrum Several baselines displayed
Timerange: 00/21:18:26 to 00/21:20:24

Plot file version 267 created 21-MAY-2024 15:00:08

J0841 26 EP129.UVDATA.1

Freq = 8.2880 GHz, Bw = 32.000 MH No calibration applied and no bandpass applied



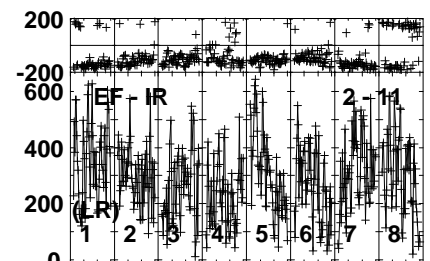
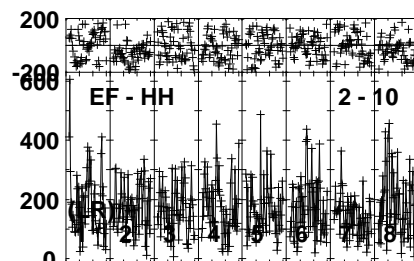
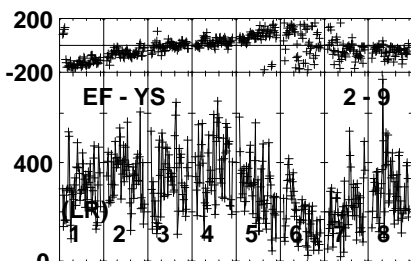
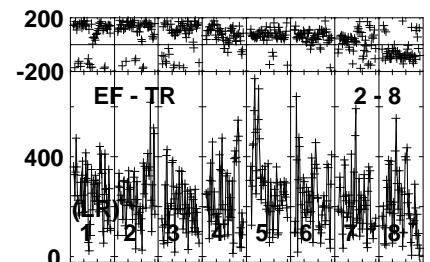
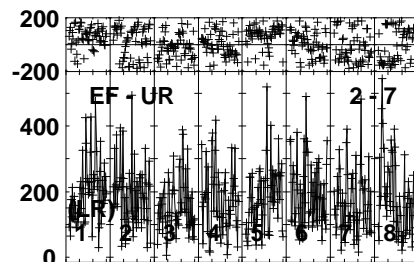
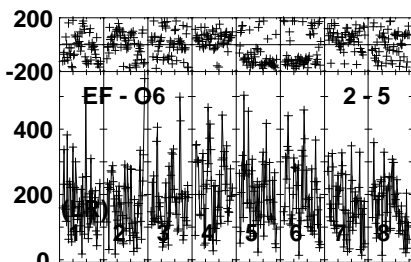
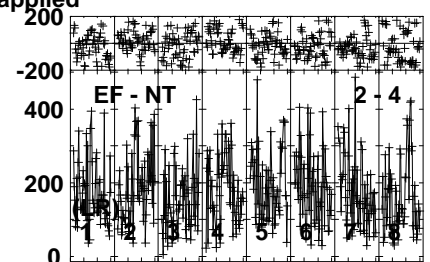
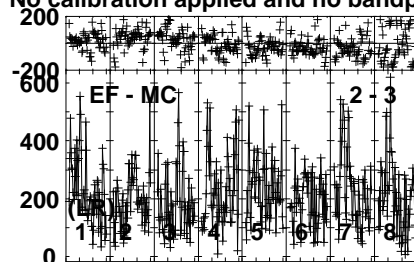
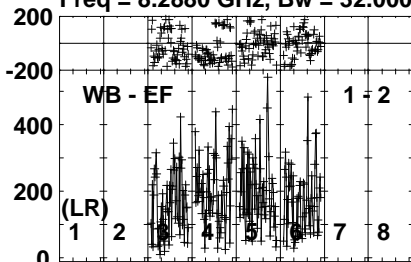
Lower frame: Micro Ampl Jy Top frame: Phas deg
Vector averaged cross-power spectrum Several baselines displayed
Timerange: 00/21:18:26 to 00/21:20:24

Plot file version 268 created 21-MAY-2024 15:00:08

J0839+1802 EP129.UVDATA.1

Freq = 8.2880 GHz, Bw = 32.000 MH

No calibration applied and no bandpass applied

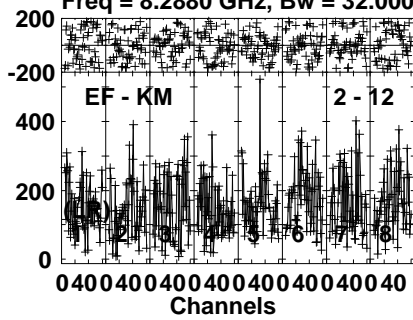


Lower frame: Micro Ampl Jy Top frame: Phas deg
Vector averaged cross-power spectrum Several baselines displayed
Timerange: 00/21:20:56 to 00/21:21:54

Plot file version 269 created 21-MAY-2024 15:00:08

J0839+1802 EP129.UVDATA.1

Freq = 8.2880 GHz, Bw = 32.000 MH No calibration applied and no bandpass applied

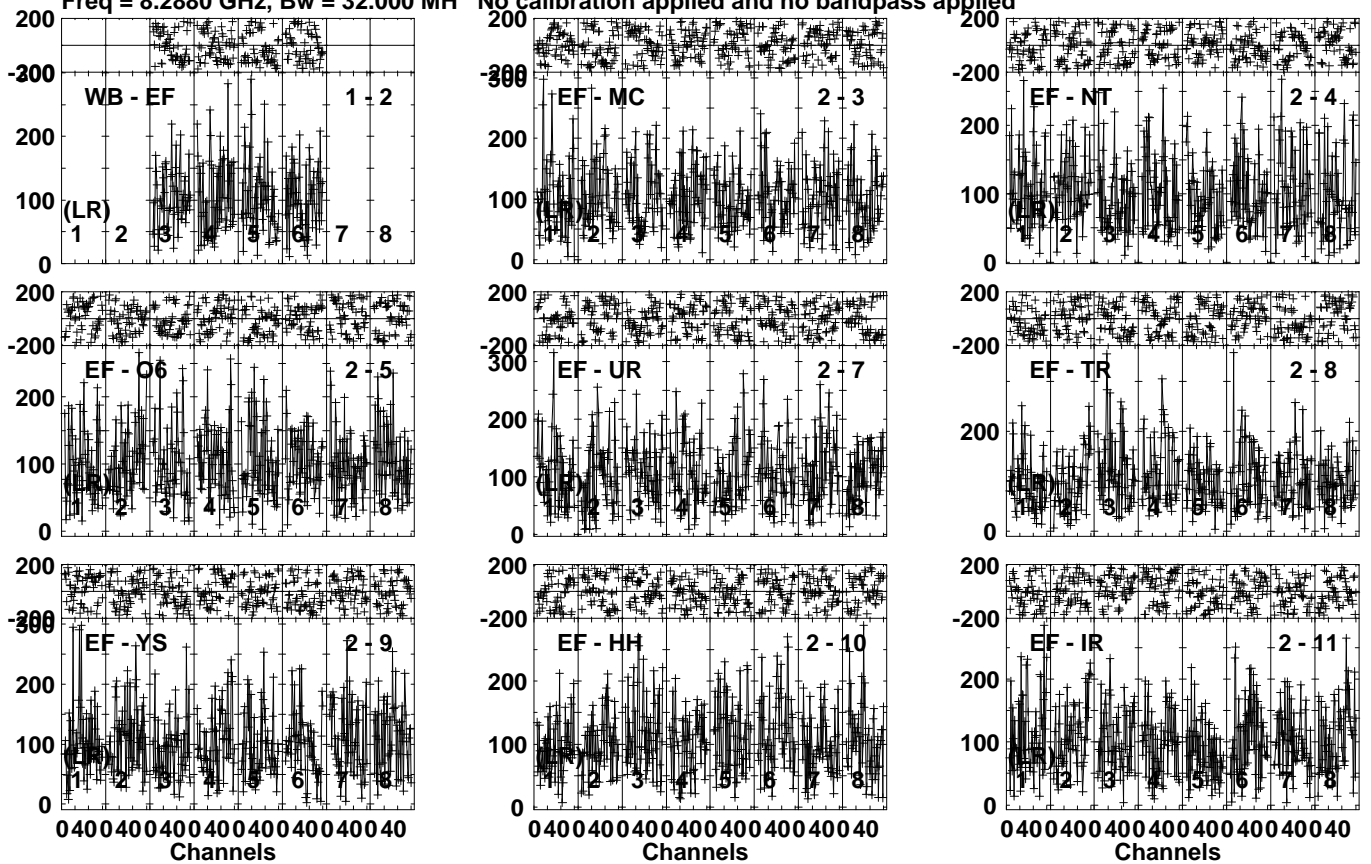


Lower frame: Micro Ampl Jy Top frame: Phas deg
Vector averaged cross-power spectrum Several baselines displayed
Timerange: 00/21:20:56 to 00/21:21:54

Plot file version 270 created 21-MAY-2024 15:00:08

J0841 26 EP129.UVDATA.1

Freq = 8.2880 GHz, Bw = 32.000 MH No calibration applied and no bandpass applied

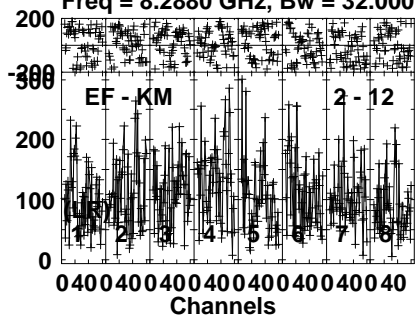


Lower frame: Micro Ampl Jy Top frame: Phas deg
Vector averaged cross-power spectrum Several baselines displayed
Timerange: 00/21:22:26 to 00/21:24:24

Plot file version 271 created 21-MAY-2024 15:00:09

J0841 26 EP129.UVDATA.1

Freq = 8.2880 GHz, Bw = 32.000 MH No calibration applied and no bandpass applied



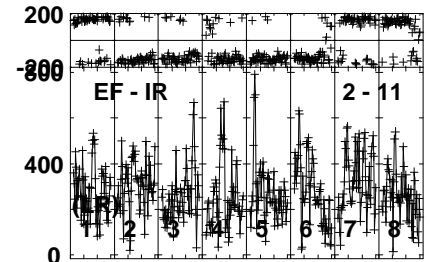
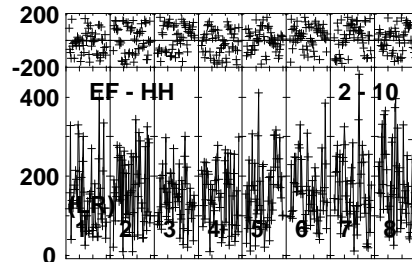
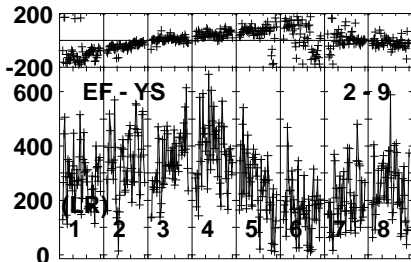
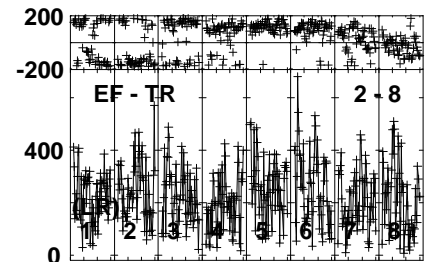
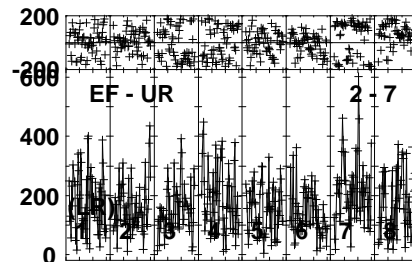
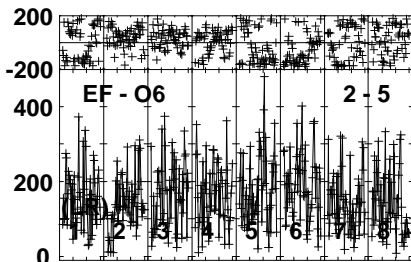
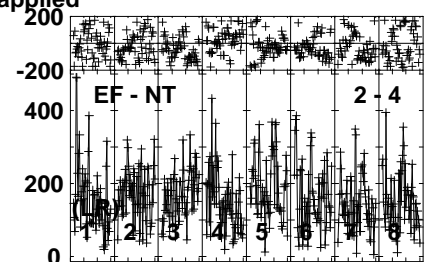
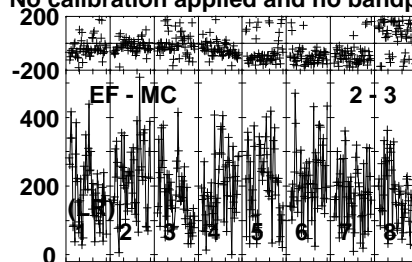
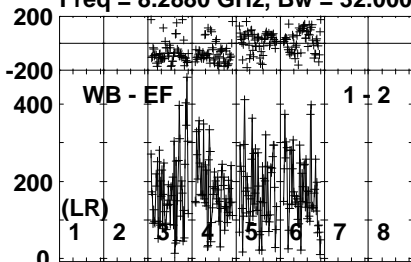
Lower frame: Micro Ampl Jy Top frame: Phas deg
Vector averaged cross-power spectrum Several baselines displayed
Timerange: 00/21:22:26 to 00/21:24:24

Plot file version 272 created 21-MAY-2024 15:00:09

J0839+1802 EP129.UVDATA.1

Freq = 8.2880 GHz, Bw = 32.000 MH

No calibration applied and no bandpass applied

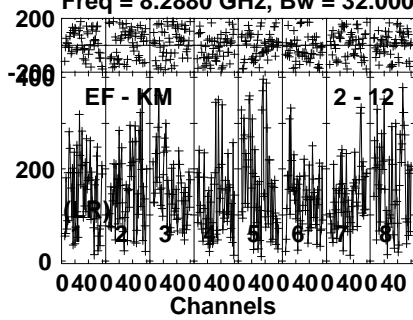


Lower frame: Micro Ampl Jy Top frame: Phas deg
Vector averaged cross-power spectrum Several baselines displayed
Timerange: 00/21:24:56 to 00/21:25:54

Plot file version 273 created 21-MAY-2024 15:00:09

J0839+1802 EP129.UVDATA.1

Freq = 8.2880 GHz, Bw = 32.000 MH No calibration applied and no bandpass applied



Lower frame: Micro Ampl Jy Top frame: Phas deg

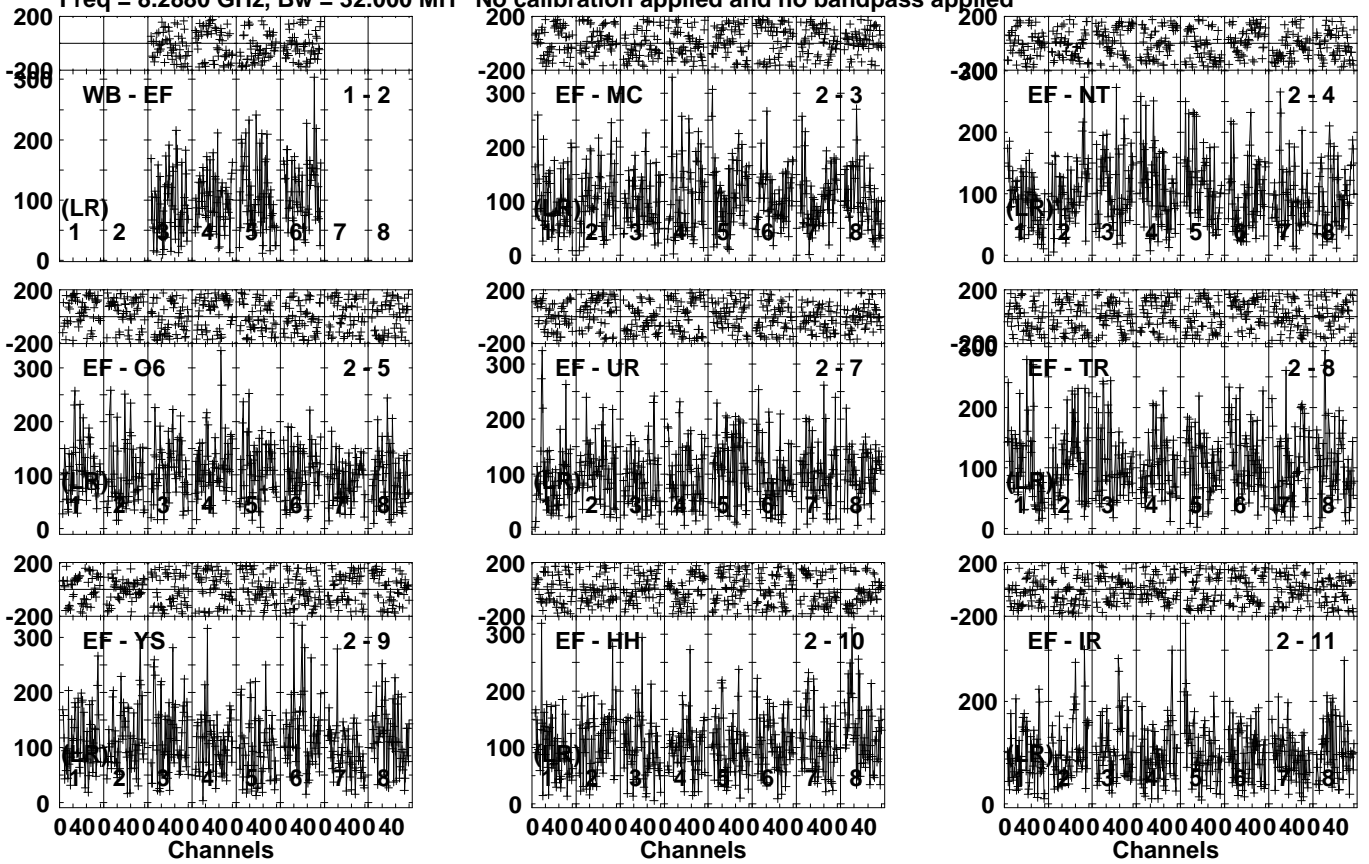
Vector averaged cross-power spectrum Several baselines displayed

Timerange: 00/21:24:56 to 00/21:25:54

Plot file version 274 created 21-MAY-2024 15:00:09

J0841 26 EP129.UVDATA.1

Freq = 8.2880 GHz, Bw = 32.000 MH No calibration applied and no bandpass applied

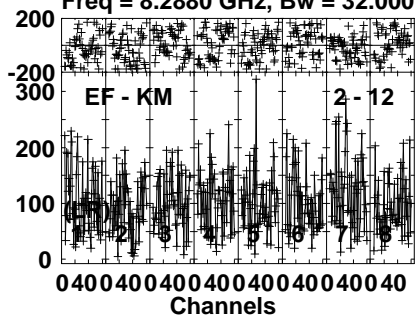


Lower frame: Micro Ampl Jy Top frame: Phas deg
Vector averaged cross-power spectrum Several baselines displayed
Timerange: 00/21:26:26 to 00/21:28:24

Plot file version 275 created 21-MAY-2024 15:00:09

J0841 26 EP129.UVDATA.1

Freq = 8.2880 GHz, Bw = 32.000 MH No calibration applied and no bandpass applied



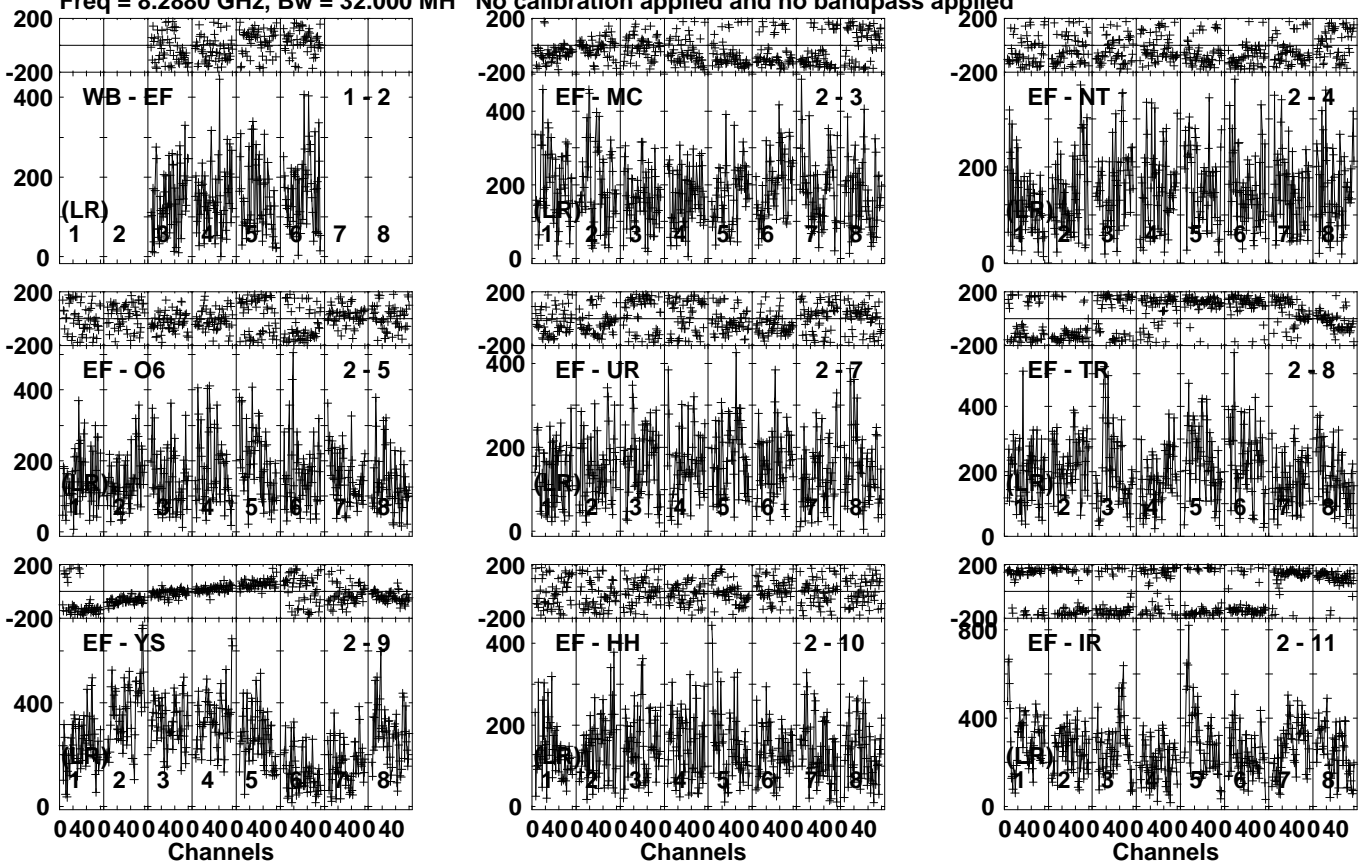
Lower frame: Micro Ampl Jy Top frame: Phas deg
Vector averaged cross-power spectrum Several baselines displayed
Timerange: 00/21:26:26 to 00/21:28:24

Plot file version 276 created 21-MAY-2024 15:00:09

J0839+1802 EP129.UVDATA.1

Freq = 8.2880 GHz, Bw = 32.000 MH

No calibration applied and no bandpass applied

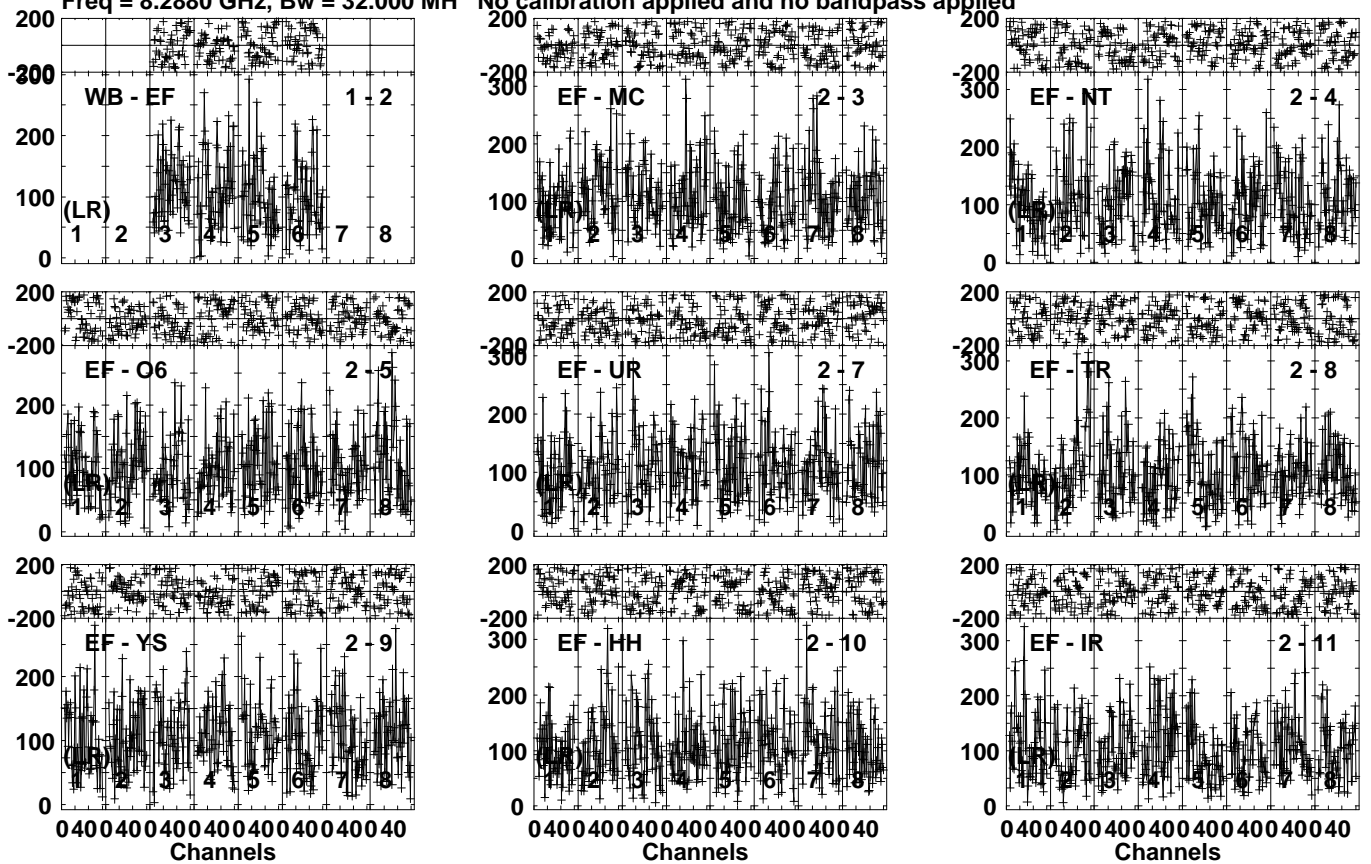


Lower frame: Micro Ampl Jy Top frame: Phas deg
Vector averaged cross-power spectrum Several baselines displayed
Timerange: 00/21:29:11 to 00/21:30:09

Plot file version 277 created 21-MAY-2024 15:00:09

J0841 26 EP129.UVDATA.1

Freq = 8.2880 GHz, Bw = 32.000 MH No calibration applied and no bandpass applied



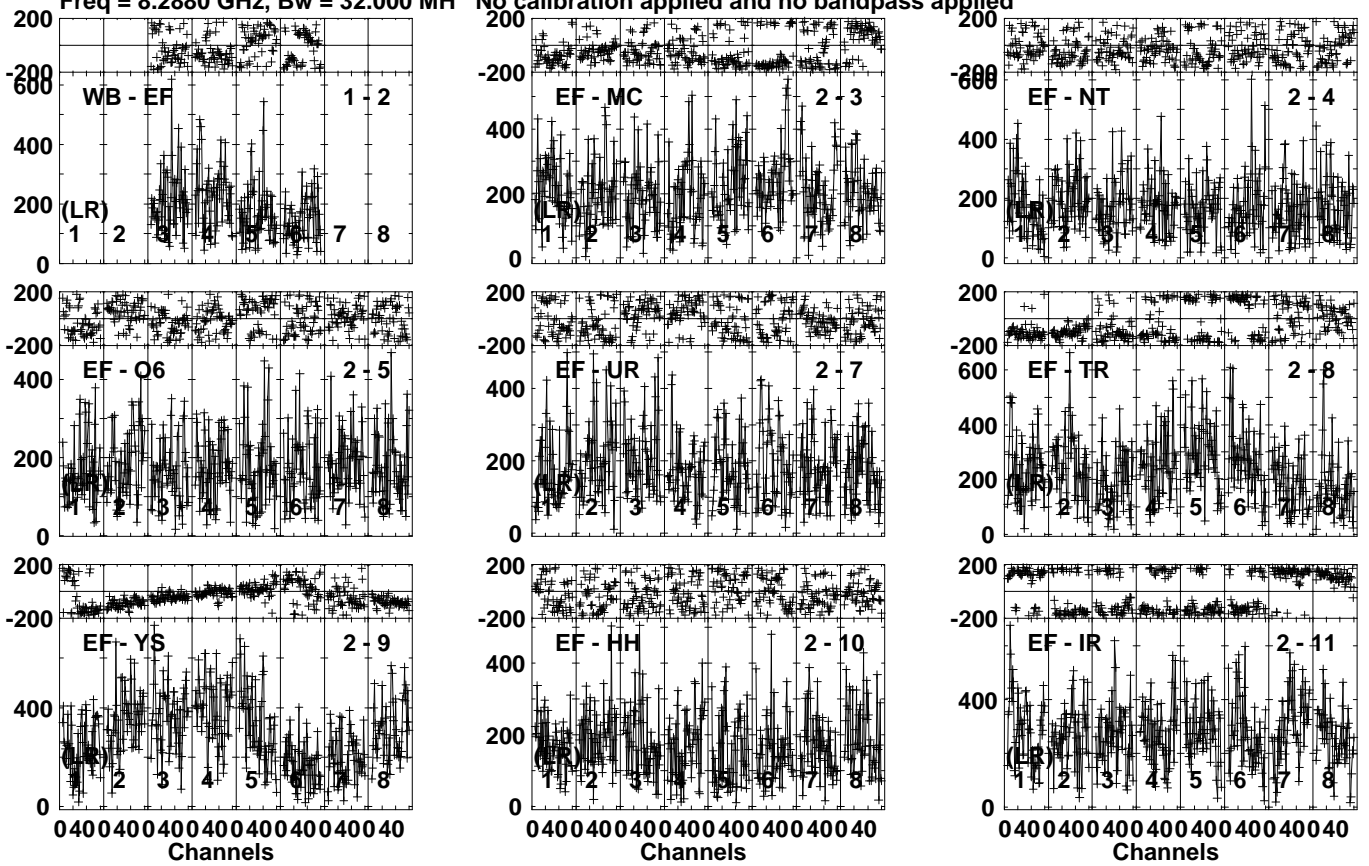
Lower frame: Micro Ampl Jy Top frame: Phas deg
Vector averaged cross-power spectrum Several baselines displayed
Timerange: 00/21:30:41 to 00/21:32:39

Plot file version 278 created 21-MAY-2024 15:00:09

J0839+1802 EP129.UVDATA.1

Freq = 8.2880 GHz, Bw = 32.000 MH

No calibration applied and no bandpass applied



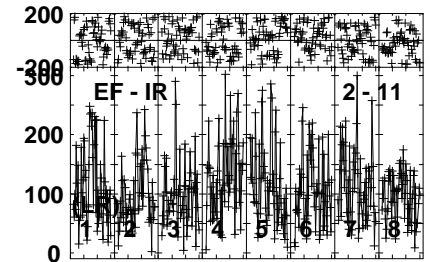
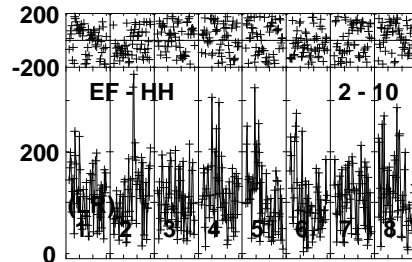
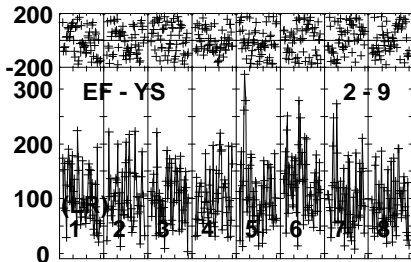
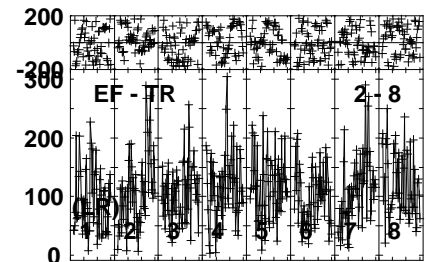
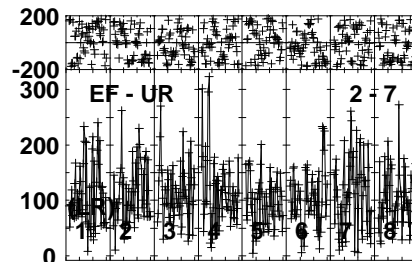
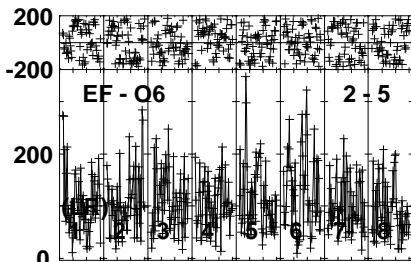
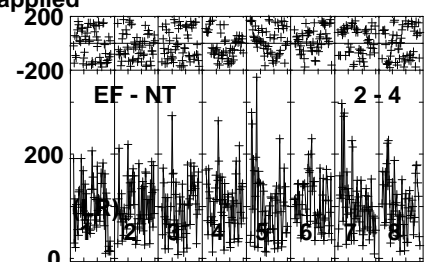
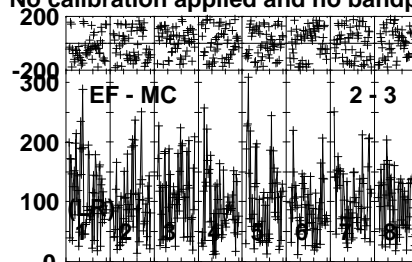
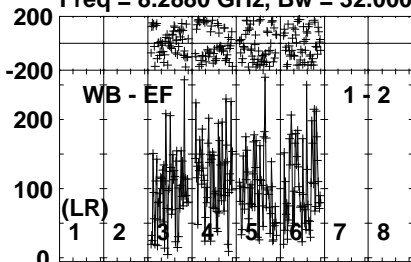
Lower frame: Micro Ampl Jy Top frame: Phas deg
Vector averaged cross-power spectrum Several baselines displayed
Timerange: 00/21:33:11 to 00/21:34:09

Plot file version 279 created 21-MAY-2024 15:00:09

J0841 26 EP129.UVDATA.1

Freq = 8.2880 GHz, Bw = 32.000 MH

No calibration applied and no bandpass applied



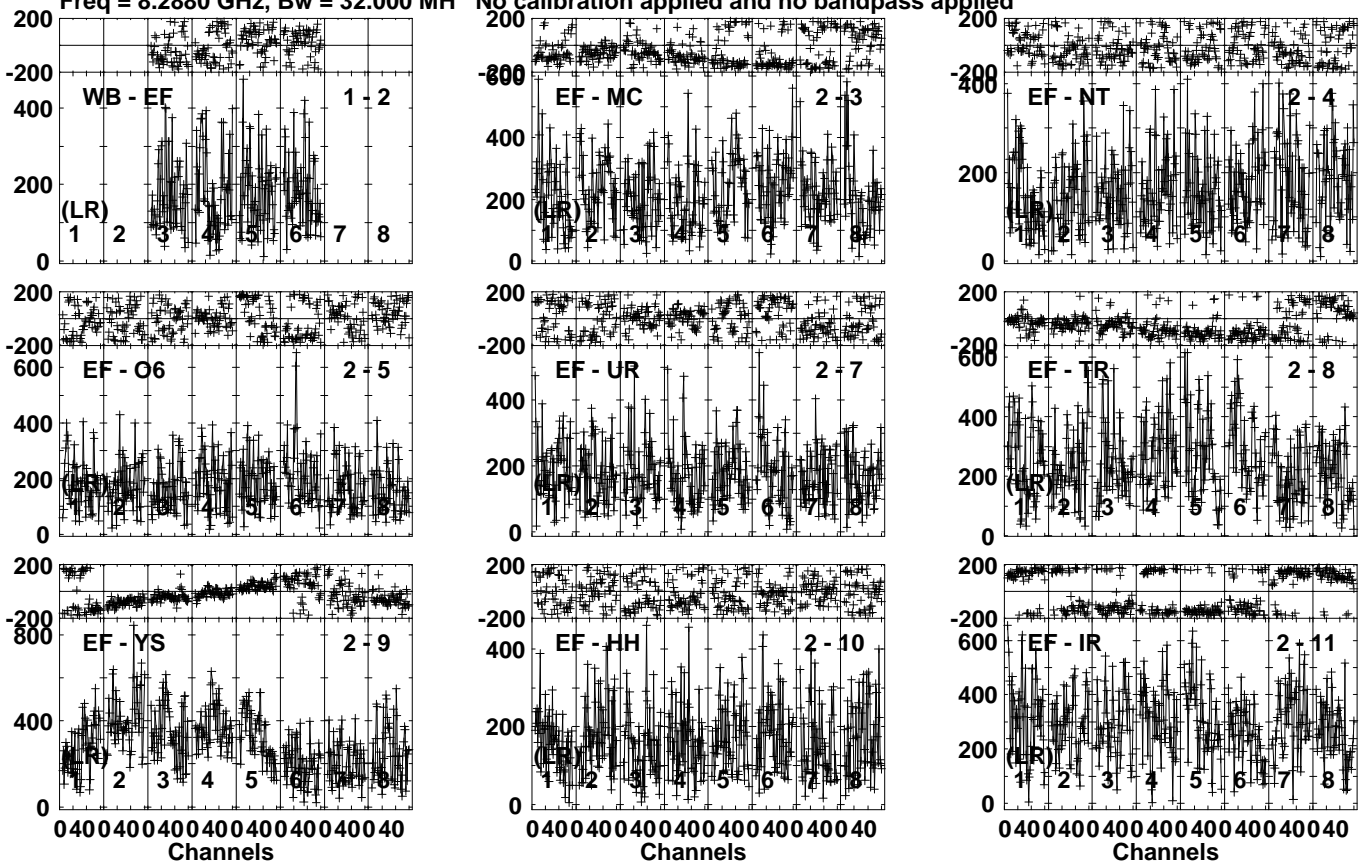
Lower frame: Micro Ampl Jy Top frame: Phas deg
Vector averaged cross-power spectrum Several baselines displayed
Timerange: 00/21:34:41 to 00/21:36:39

Plot file version 280 created 21-MAY-2024 15:00:10

J0839+1802 EP129.UVDATA.1

Freq = 8.2880 GHz, Bw = 32.000 MH

No calibration applied and no bandpass applied

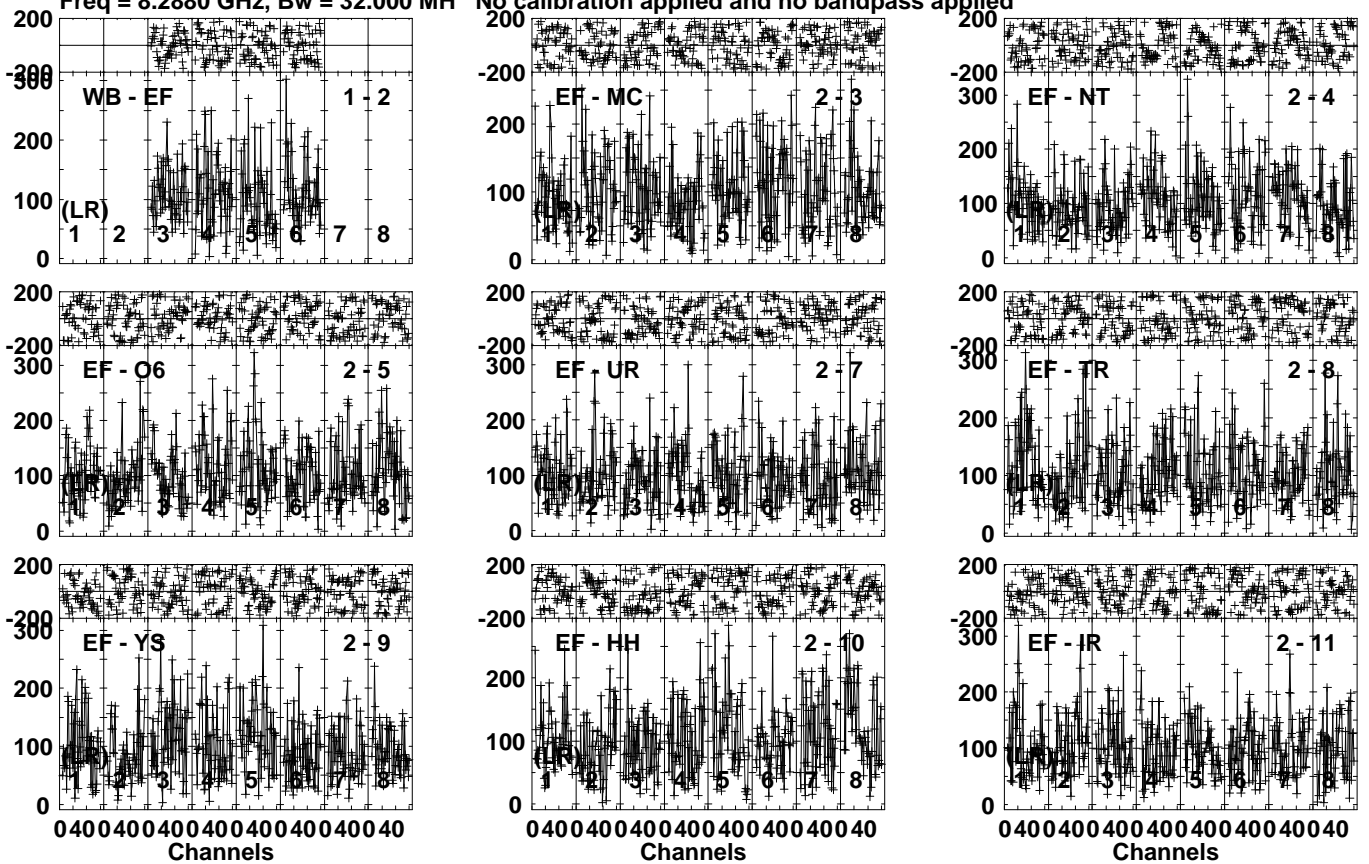


Lower frame: Micro Ampl Jy Top frame: Phas deg
Vector averaged cross-power spectrum Several baselines displayed
Timerange: 00/21:37:11 to 00/21:38:09

Plot file version 281 created 21-MAY-2024 15:00:10

J0843 16 EP129.UVDATA.1

Freq = 8.2880 GHz, Bw = 32.000 MH No calibration applied and no bandpass applied



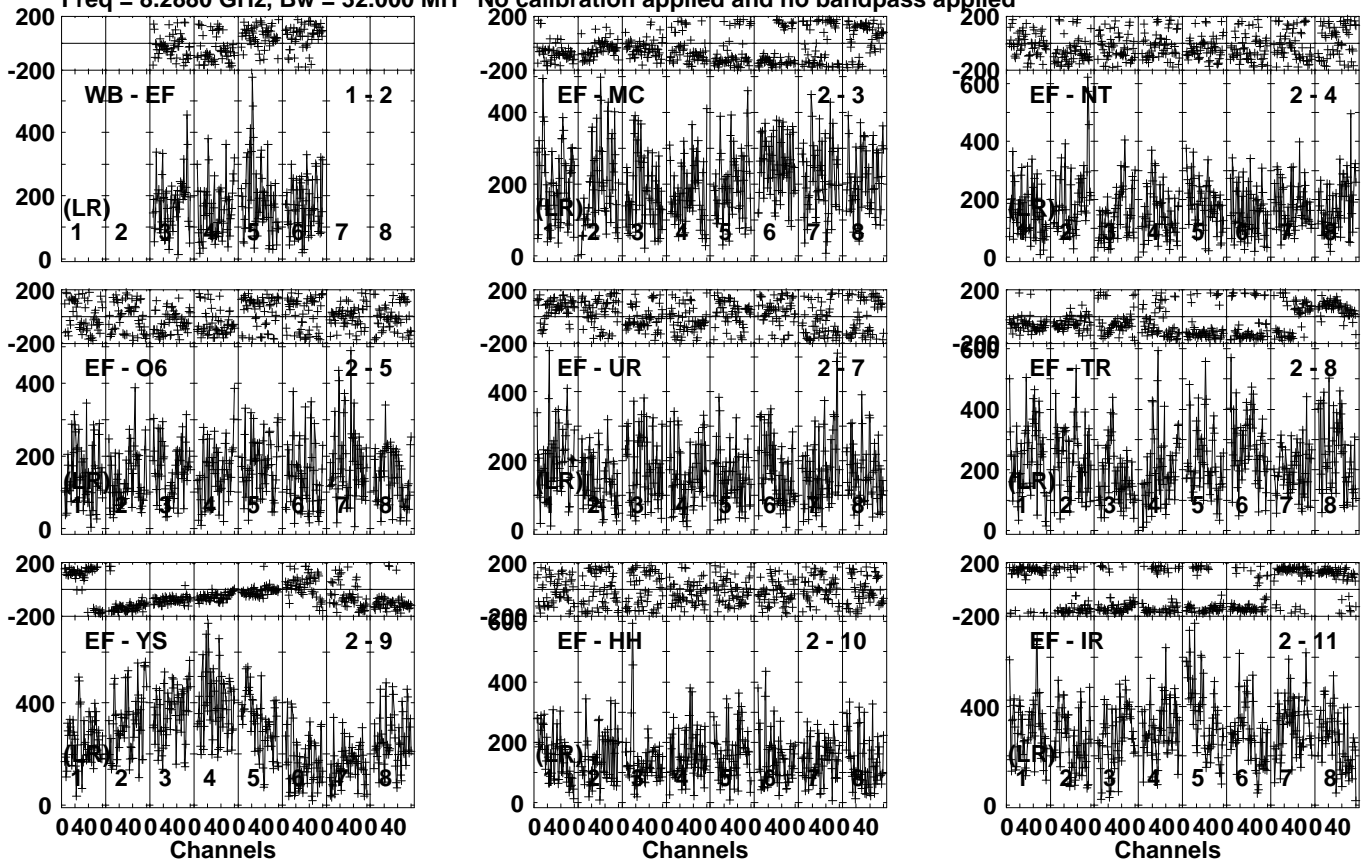
Lower frame: Micro Ampl Jy Top frame: Phas deg
Vector averaged cross-power spectrum Several baselines displayed
Timerange: 00/21:38:41 to 00/21:40:39

Plot file version 282 created 21-MAY-2024 15:00:10

J0839+1802 EP129.UVDATA.1

Freq = 8.2880 GHz, Bw = 32.000 MH

No calibration applied and no bandpass applied

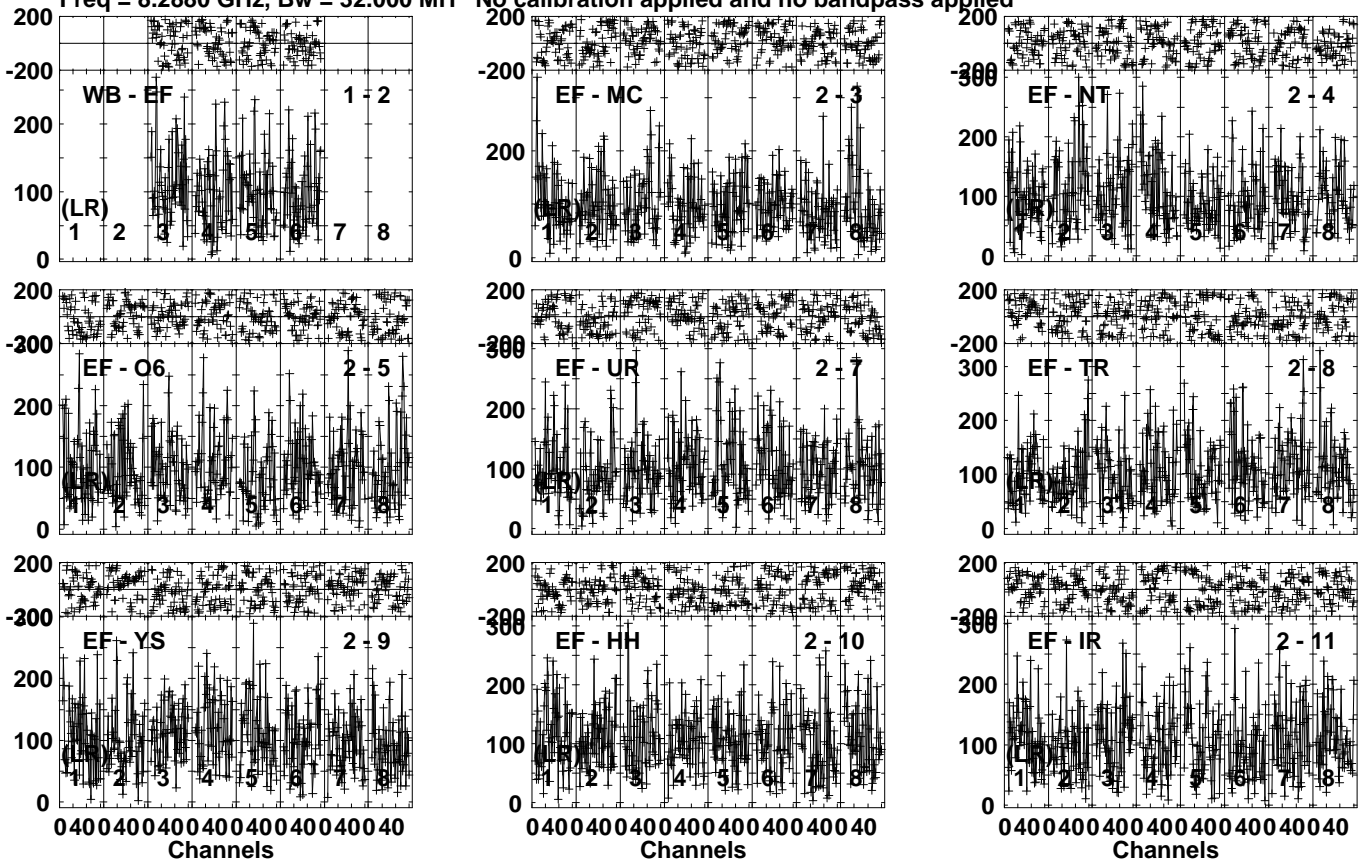


Lower frame: Micro Ampl Jy Top frame: Phas deg
Vector averaged cross-power spectrum Several baselines displayed
Timerange: 00/21:41:11 to 00/21:42:09

Plot file version 283 created 21-MAY-2024 15:00:10

J0843 16 EP129.UVDATA.1

Freq = 8.2880 GHz, Bw = 32.000 MH No calibration applied and no bandpass applied

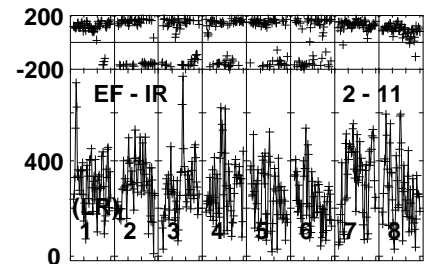
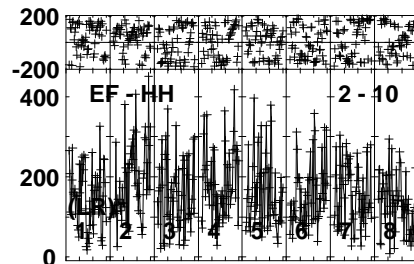
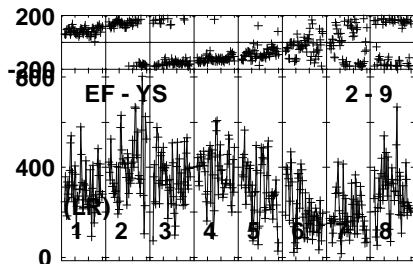
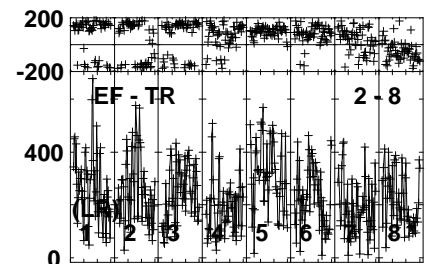
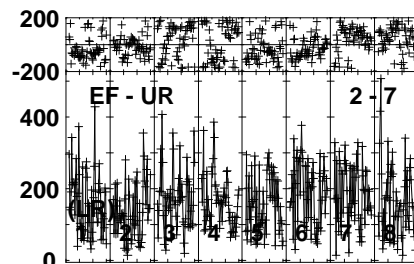
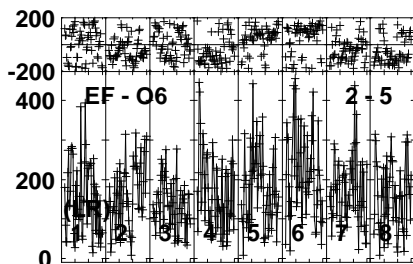
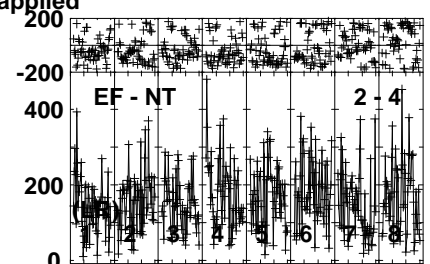
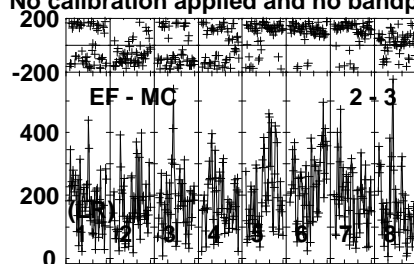
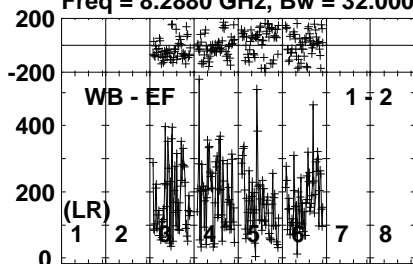


Lower frame: Micro Ampl Jy Top frame: Phas deg
Vector averaged cross-power spectrum Several baselines displayed
Timerange: 00/21:42:41 to 00/21:44:39

Plot file version 284 created 21-MAY-2024 15:00:10

J0839+1802 EP129.UVDATA.1

Freq = 8.2880 GHz, Bw = 32.000 MH No calibration applied and no bandpass applied

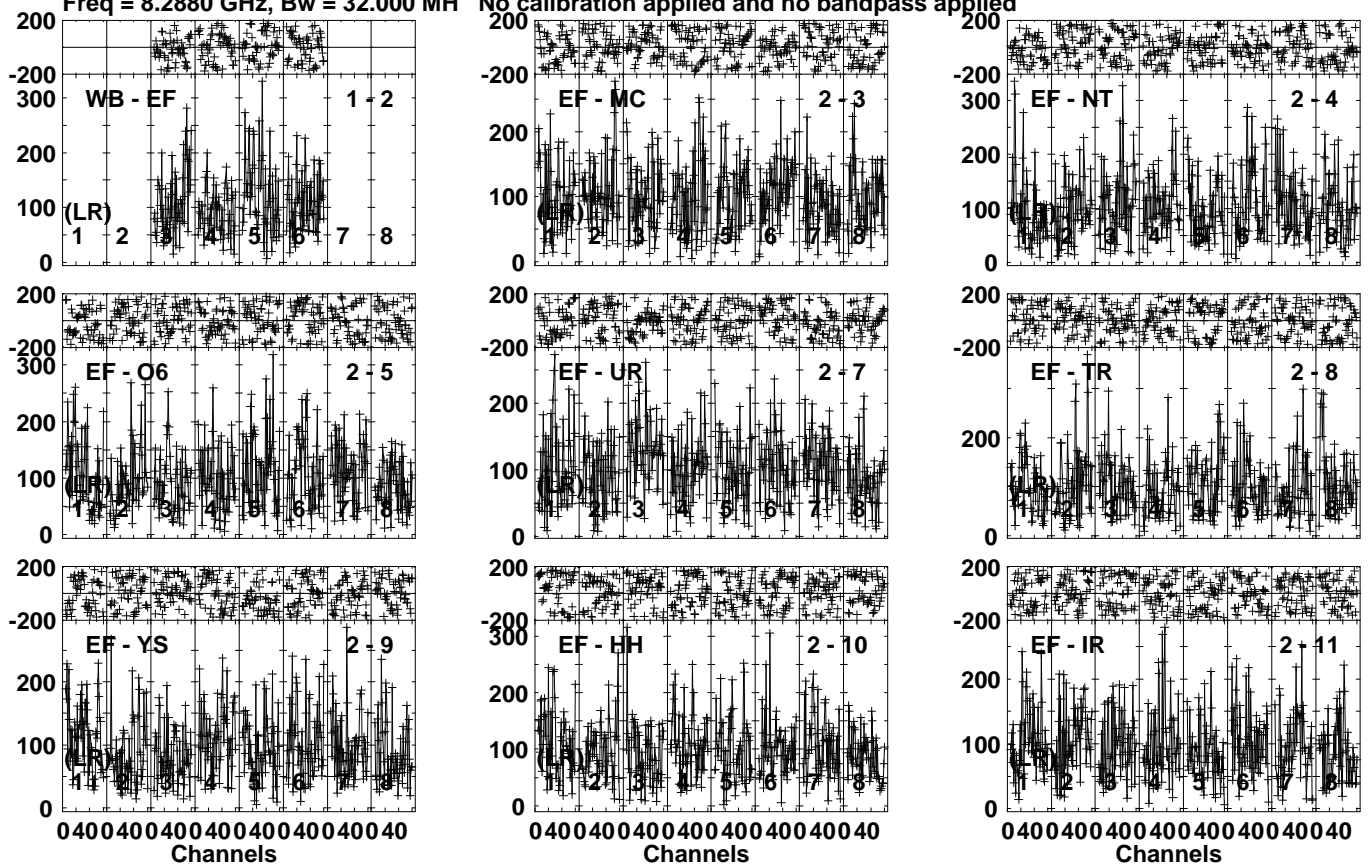


Lower frame: Micro Ampl Jy Top frame: Phas deg
Vector averaged cross-power spectrum Several baselines displayed
Timerange: 00/21:45:11 to 00/21:46:09

Plot file version 285 created 21-MAY-2024 15:00:11

J0843 16 EP129.UVDATA.1

Freq = 8.2880 GHz, Bw = 32.000 MH No calibration applied and no bandpass applied



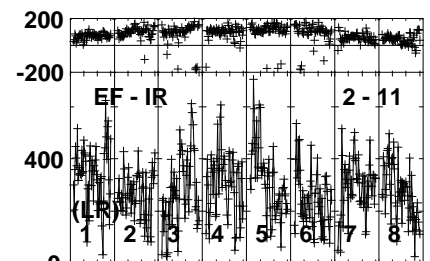
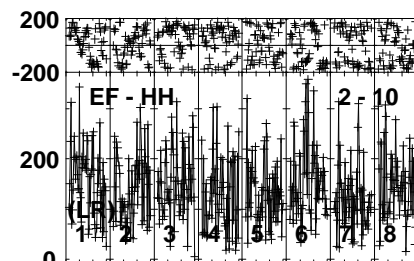
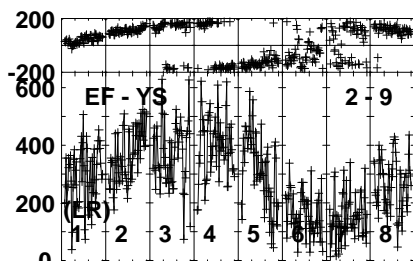
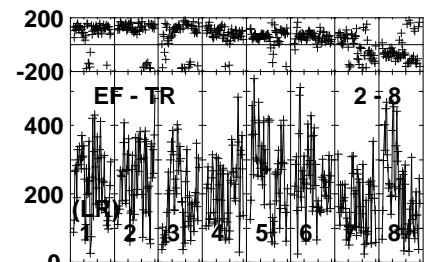
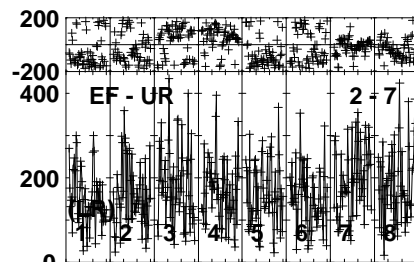
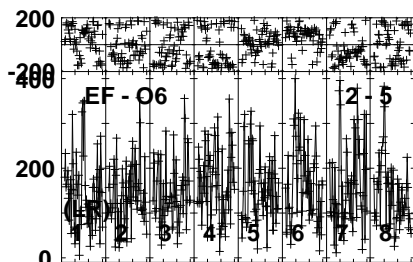
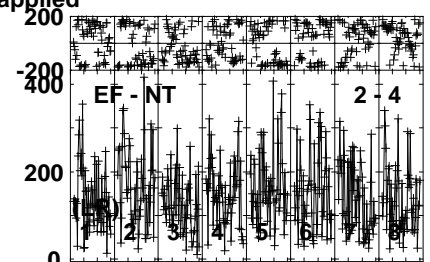
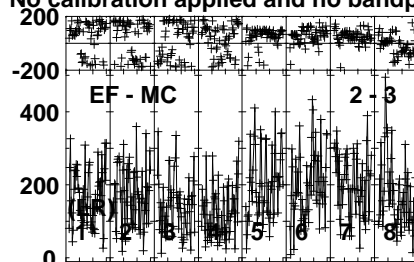
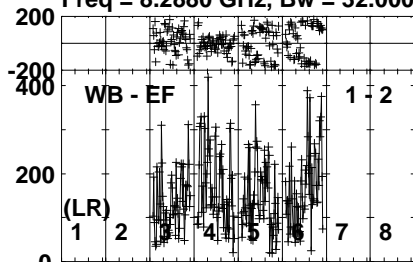
Lower frame: Micro Ampl Jy Top frame: Phas deg
Vector averaged cross-power spectrum Several baselines displayed
Timerange: 00/21:46:41 to 00/21:48:39

Plot file version 286 created 21-MAY-2024 15:00:11

J0839+1802 EP129.UVDATA.1

Freq = 8.2880 GHz, Bw = 32.000 MH

No calibration applied and no bandpass applied

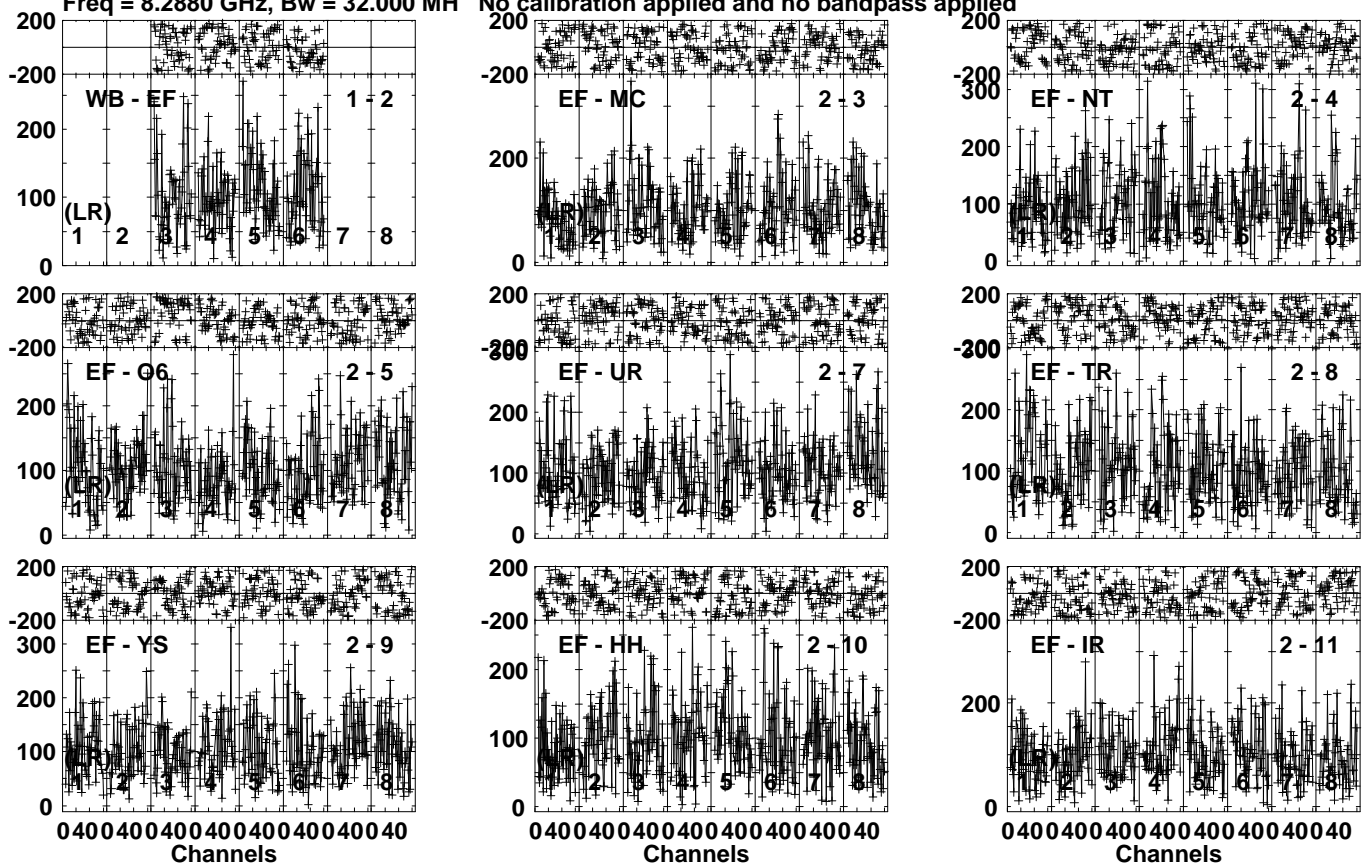


Lower frame: Micro Ampl Jy Top frame: Phas deg
Vector averaged cross-power spectrum Several baselines displayed
Timerange: 00/21:49:26 to 00/21:50:24

Plot file version 287 created 21-MAY-2024 15:00:11

J0843 16 EP129.UVDATA.1

Freq = 8.2880 GHz, Bw = 32.000 MH No calibration applied and no bandpass applied

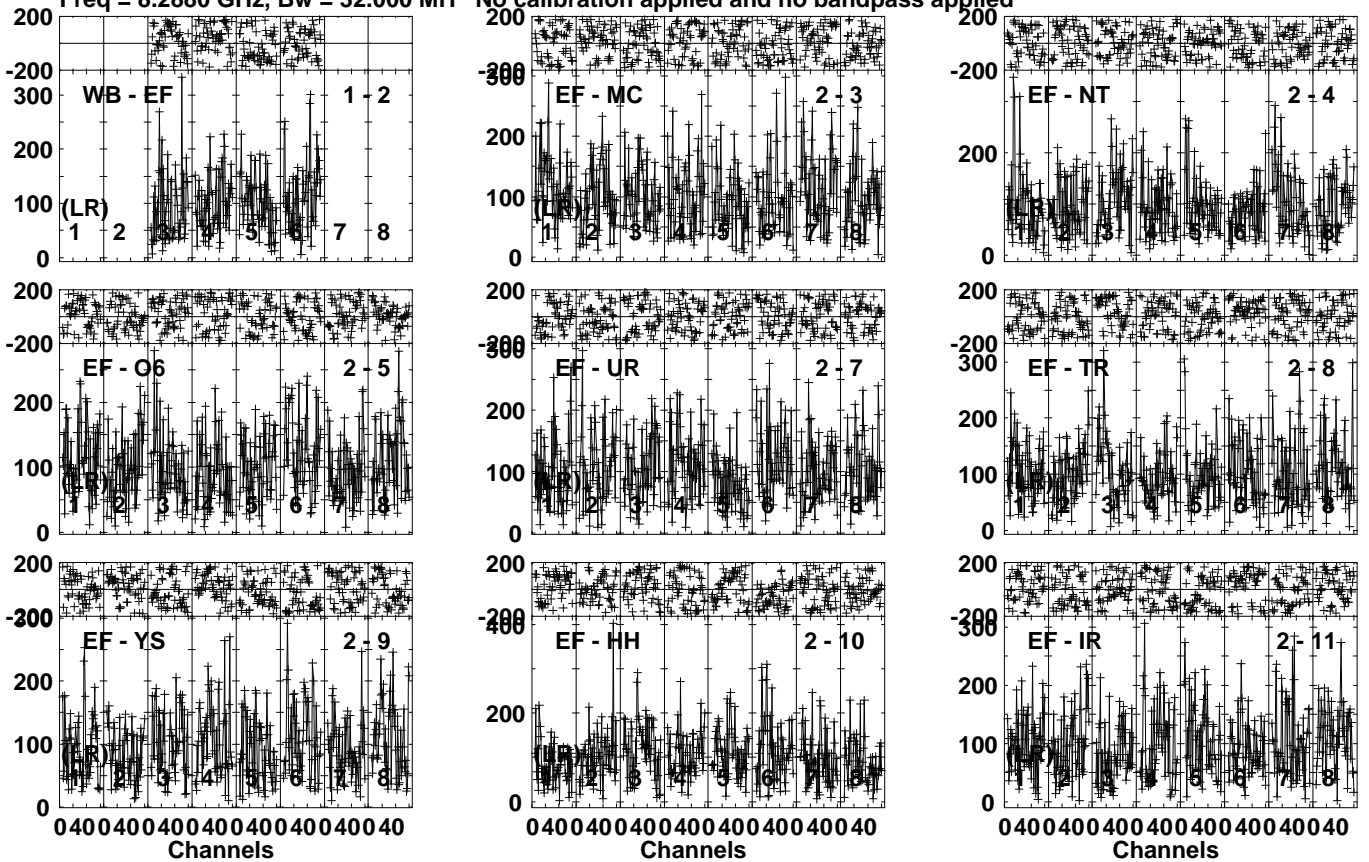


Lower frame: Micro Ampl Jy Top frame: Phas deg
Vector averaged cross-power spectrum Several baselines displayed
Timerange: 00/21:50:56 to 00/21:52:54

Plot file version 289 created 21-MAY-2024 15:00:11

J0843 16 EP129.UVDATA.1

Freq = 8.2880 GHz, Bw = 32.000 MH No calibration applied and no bandpass applied



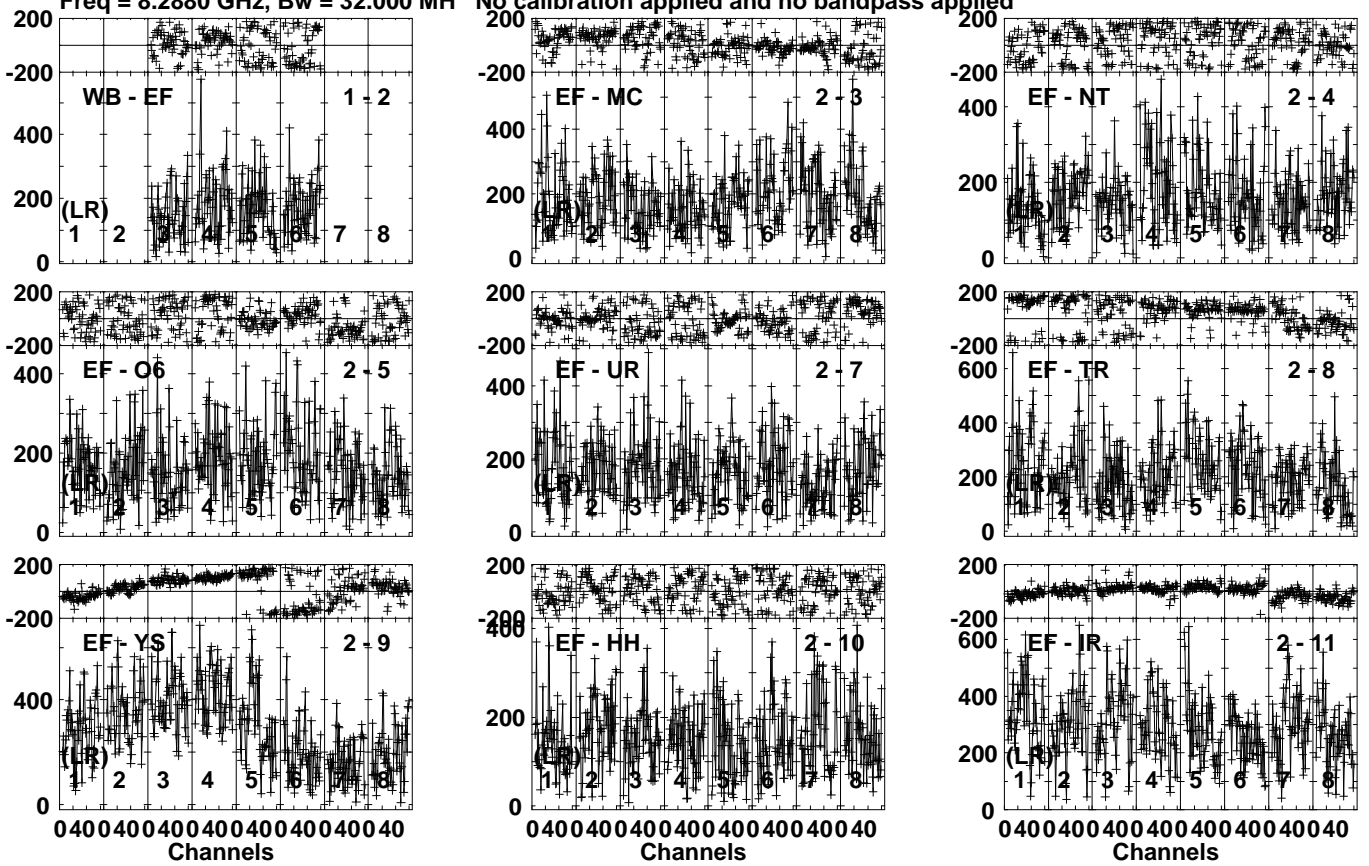
Lower frame: Micro Ampl Jy Top frame: Phas deg
Vector averaged cross-power spectrum Several baselines displayed
Timerange: 00/21:54:56 to 00/21:56:54

Plot file version 290 created 21-MAY-2024 15:00:11

J0839+1802 EP129.UVDATA.1

Freq = 8.2880 GHz, Bw = 32.000 MH

No calibration applied and no bandpass applied

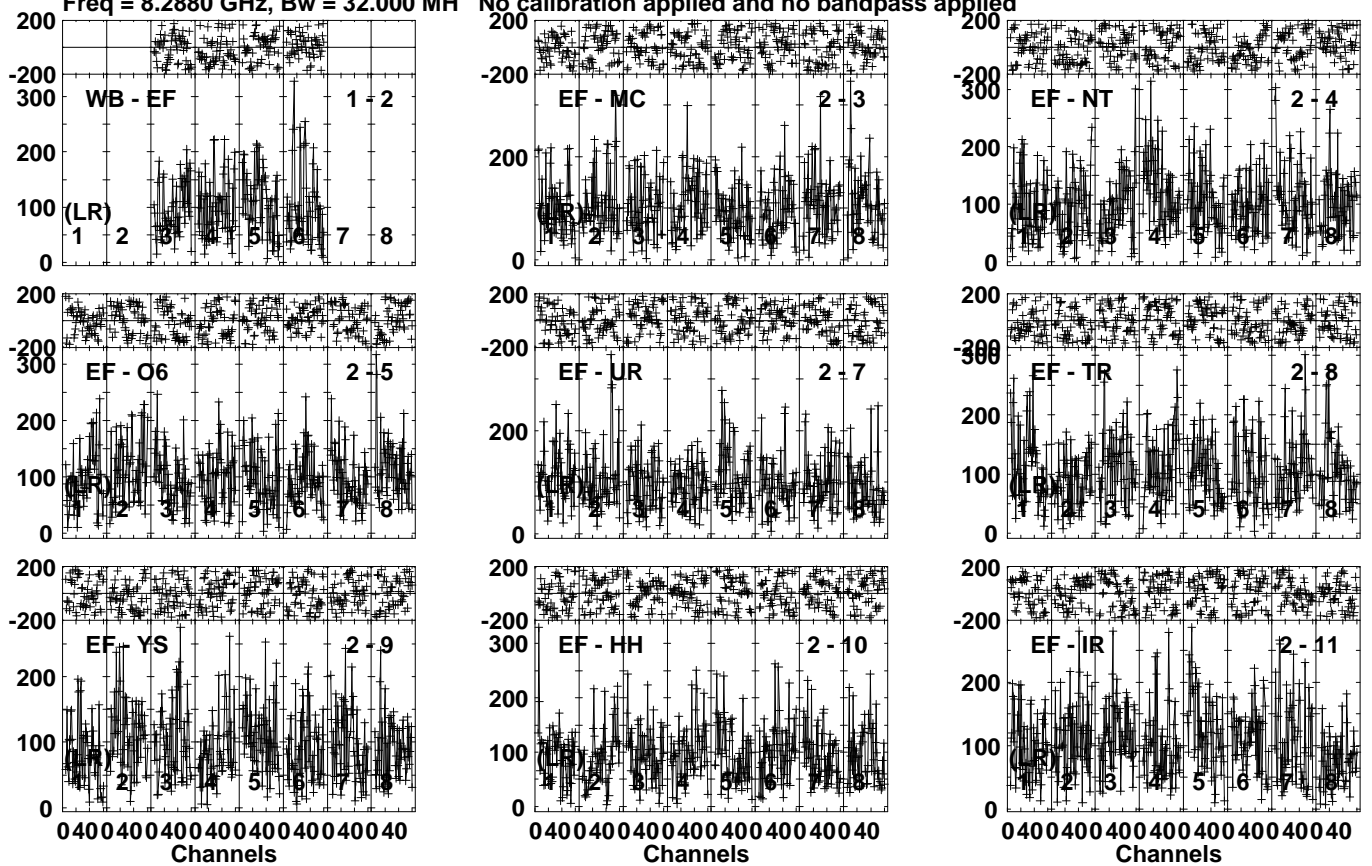


Lower frame: Micro Ampl Jy Top frame: Phas deg
Vector averaged cross-power spectrum Several baselines displayed
Timerange: 00/21:57:26 to 00/21:58:24

Plot file version 291 created 21-MAY-2024 15:00:12

J0843 16 EP129.UVDATA.1

Freq = 8.2880 GHz, Bw = 32.000 MH No calibration applied and no bandpass applied



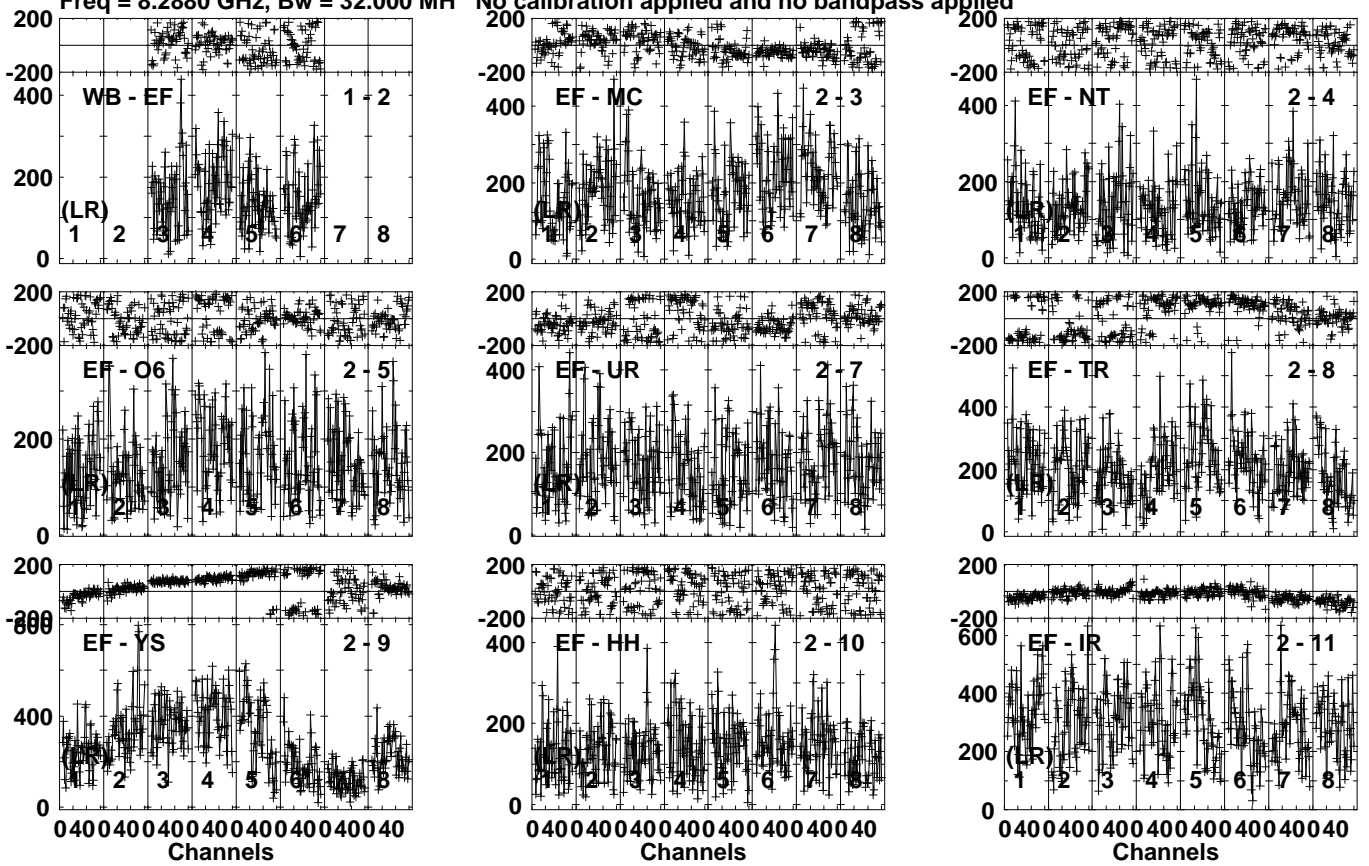
Lower frame: Micro Ampl Jy Top frame: Phas deg
Vector averaged cross-power spectrum Several baselines displayed
Timerange: 00/21:58:56 to 00/22:00:54

Plot file version 292 created 21-MAY-2024 15:00:12

J0839+1802 EP129.UVDATA.1

Freq = 8.2880 GHz, Bw = 32.000 MH

No calibration applied and no bandpass applied



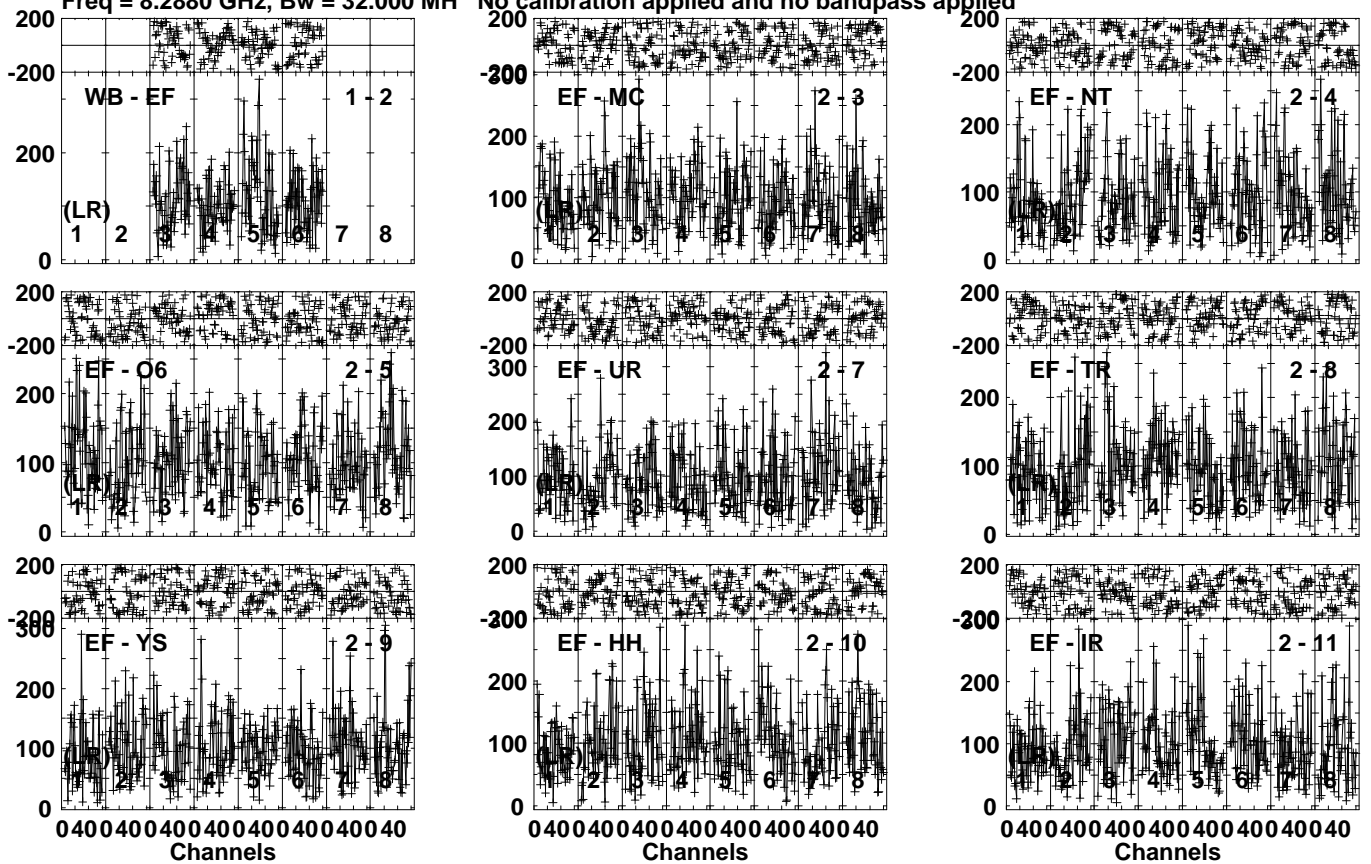
Lower frame: Micro Ampl Jy Top frame: Phas deg
Vector averaged cross-power spectrum Several baselines displayed
Timerange: 00/22:01:41 to 00/22:02:39

Plot file version 293 created 21-MAY-2024 15:00:12

J0843 16 EP129.UVDATA.1

Freq = 8.2880 GHz, Bw = 32.000 MH

No calibration applied and no bandpass applied



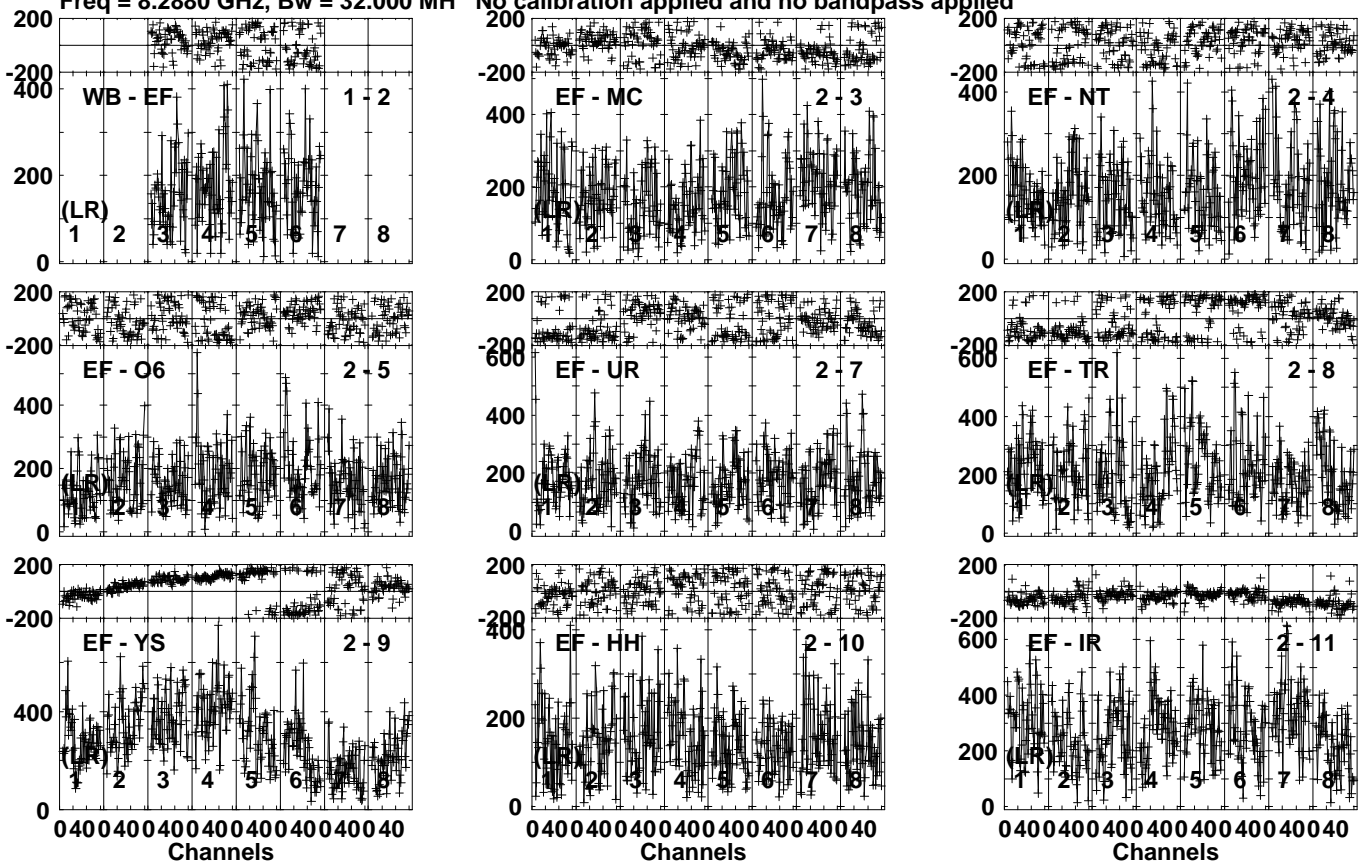
Lower frame: Micro Ampl Jy Top frame: Phas deg
Vector averaged cross-power spectrum Several baselines displayed
Timerange: 00/22:03:11 to 00/22:05:09

Plot file version 294 created 21-MAY-2024 15:00:12

J0839+1802 EP129.UVDATA.1

Freq = 8.2880 GHz, Bw = 32.000 MH

No calibration applied and no bandpass applied

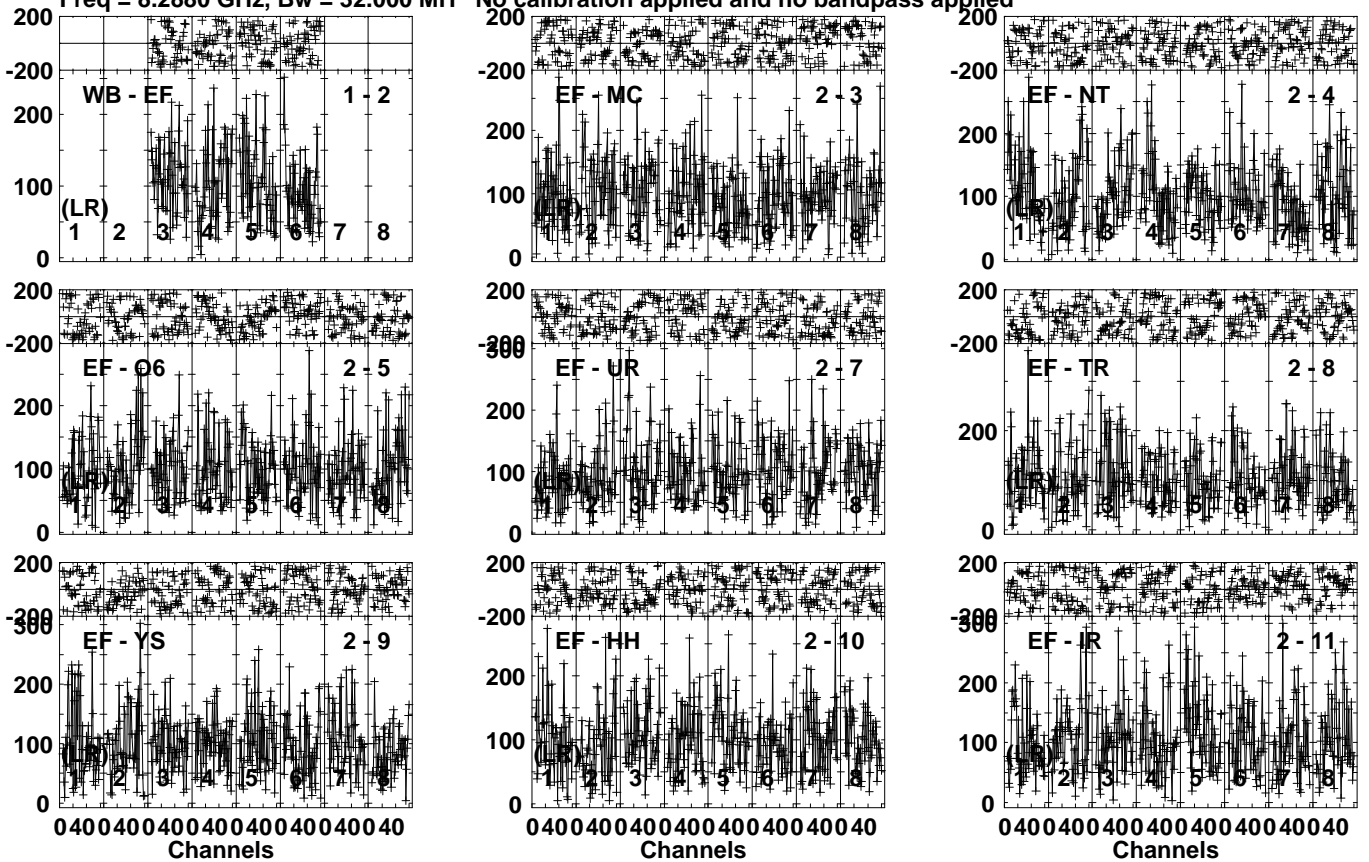


Lower frame: Micro Ampl Jy Top frame: Phas deg
Vector averaged cross-power spectrum Several baselines displayed
Timerange: 00/22:05:41 to 00/22:06:39

Plot file version 295 created 21-MAY-2024 15:00:12

J0843 14 EP129.UVDATA.1

Freq = 8.2880 GHz, Bw = 32.000 MH No calibration applied and no bandpass applied



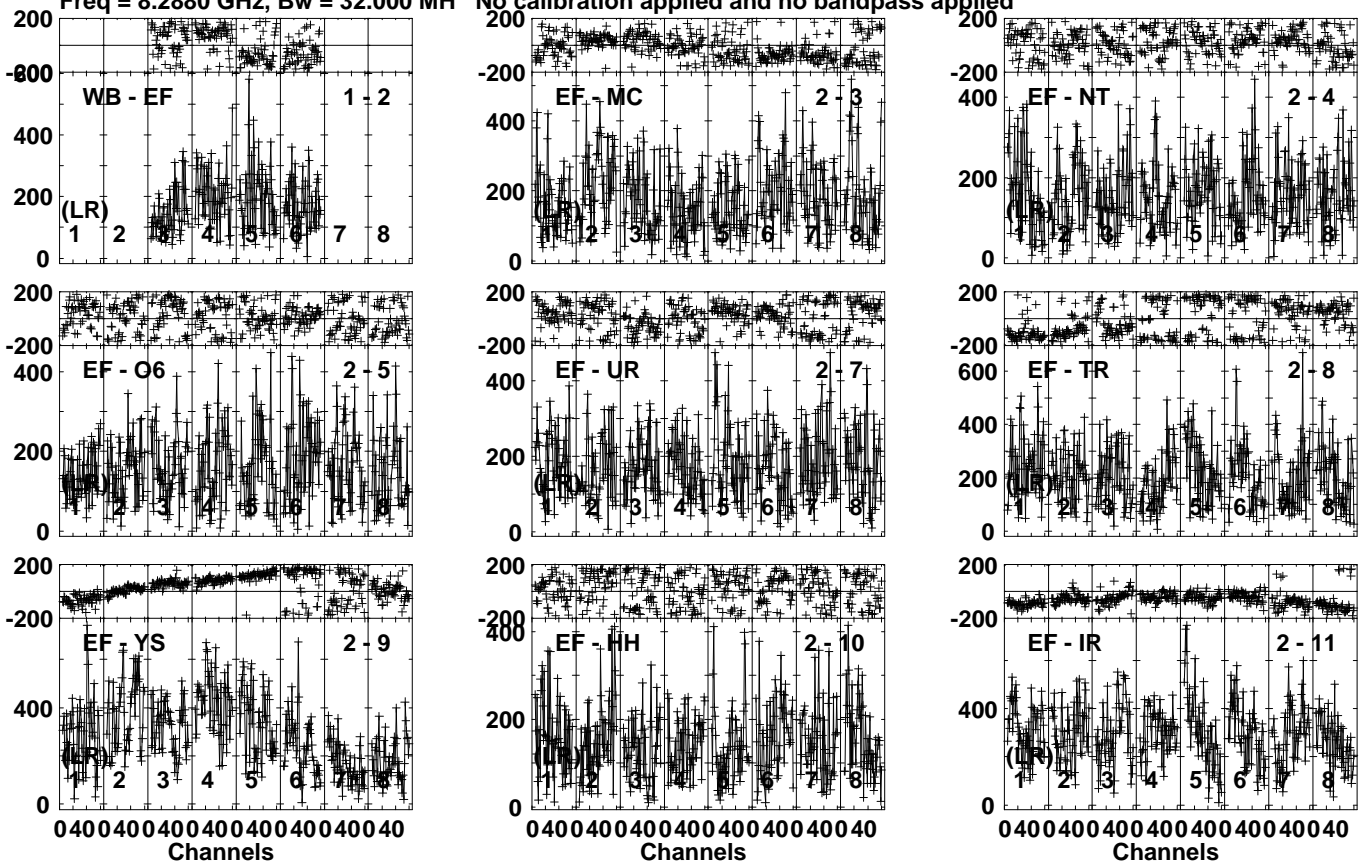
Lower frame: Micro Ampl Jy Top frame: Phas deg
Vector averaged cross-power spectrum Several baselines displayed
Timerange: 00/22:07:11 to 00/22:09:09

Plot file version 296 created 21-MAY-2024 15:00:13

J0839+1802 EP129.UVDATA.1

Freq = 8.2880 GHz, Bw = 32.000 MH

No calibration applied and no bandpass applied

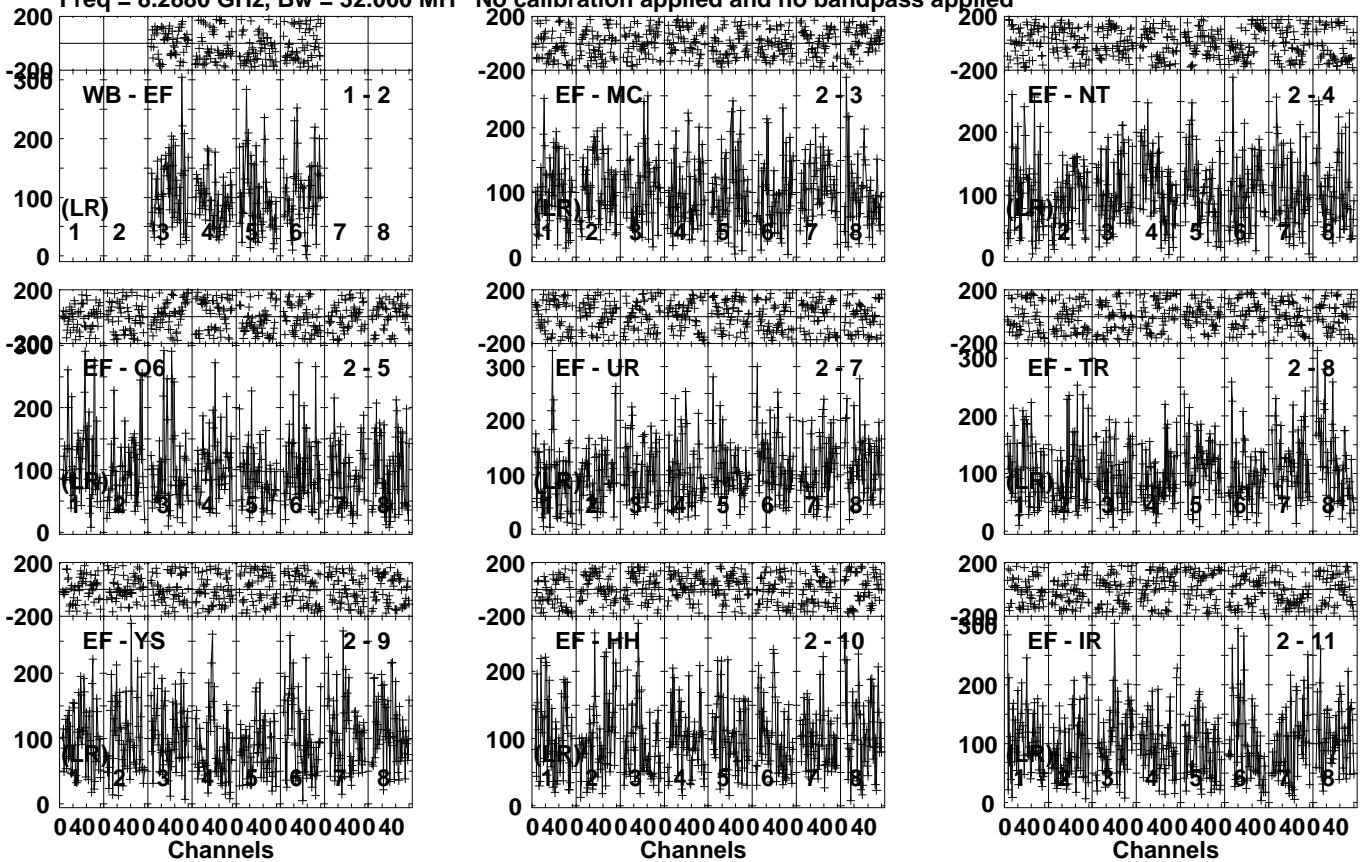


Lower frame: Micro Ampl Jy Top frame: Phas deg
Vector averaged cross-power spectrum Several baselines displayed
Timerange: 00/22:09:41 to 00/22:10:39

Plot file version 297 created 21-MAY-2024 15:00:13

J0843 14 EP129.UVDATA.1

Freq = 8.2880 GHz, Bw = 32.000 MH No calibration applied and no bandpass applied



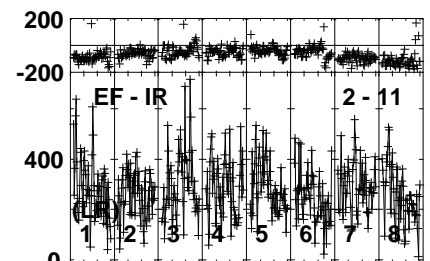
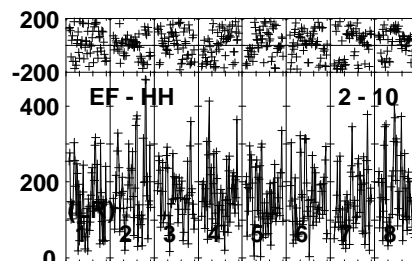
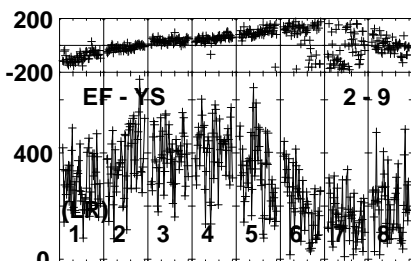
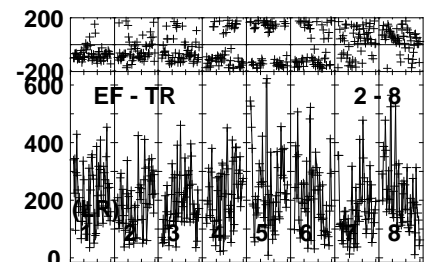
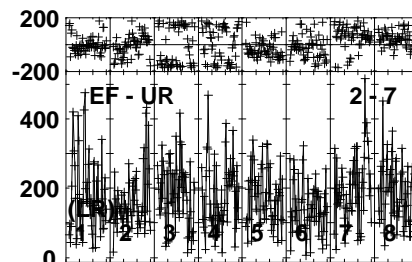
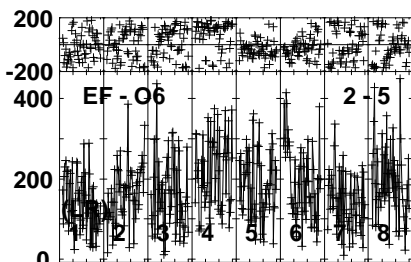
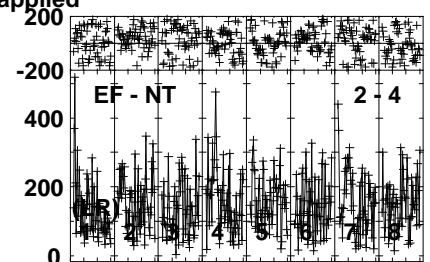
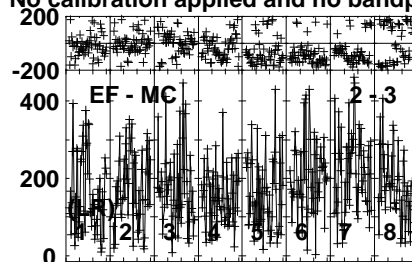
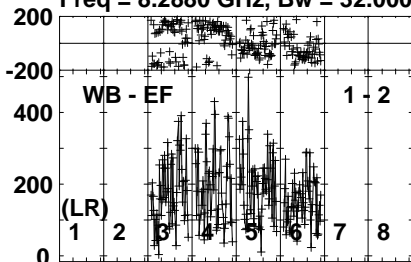
Lower frame: Micro Ampl Jy Top frame: Phas deg
Vector averaged cross-power spectrum Several baselines displayed
Timerange: 00/22:11:11 to 00/22:13:09

Plot file version 298 created 21-MAY-2024 15:00:13

J0839+1802 EP129.UVDATA.1

Freq = 8.2880 GHz, Bw = 32.000 MH

No calibration applied and no bandpass applied

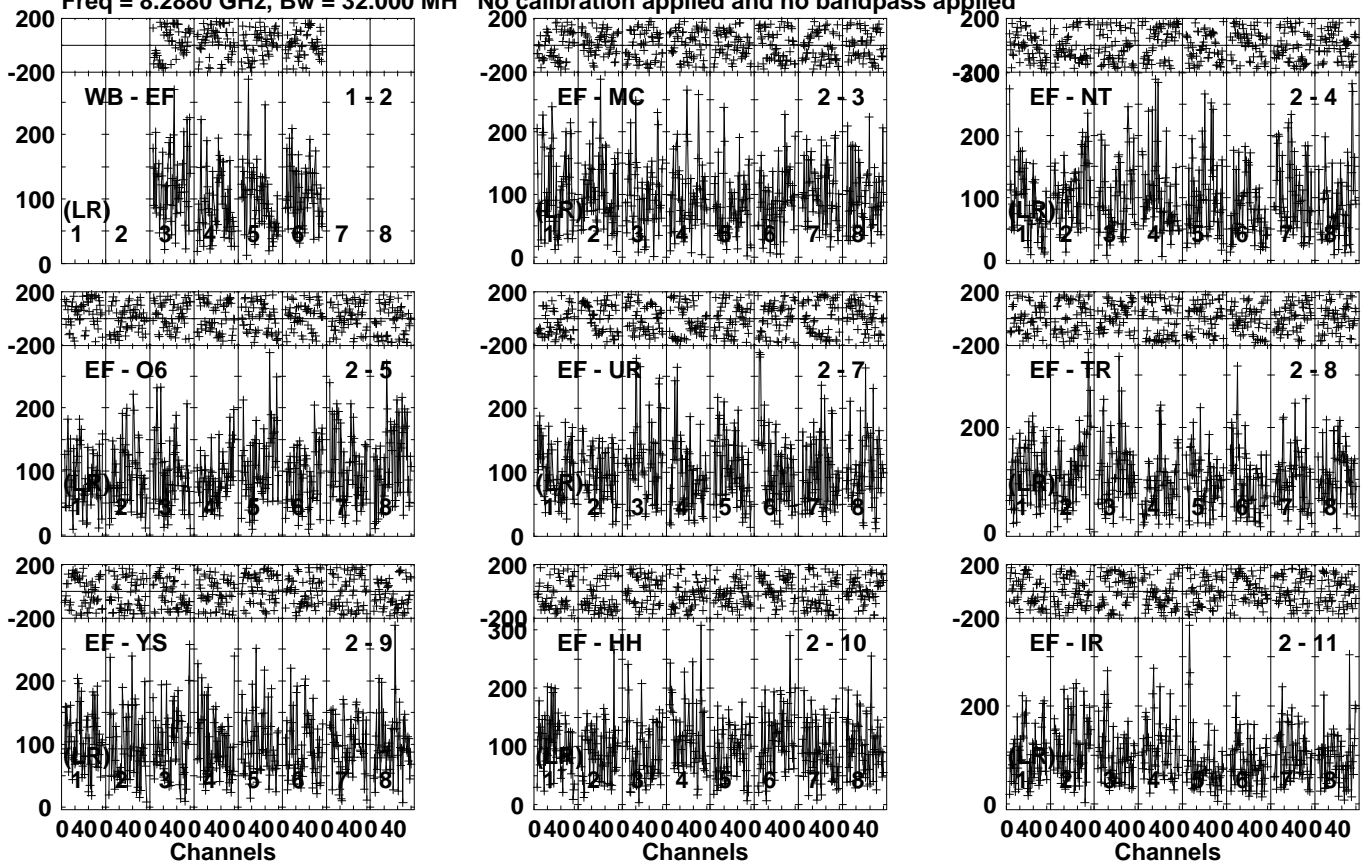


Lower frame: Micro Ampl Jy Top frame: Phas deg
Vector averaged cross-power spectrum Several baselines displayed
Timerange: 00/22:13:41 to 00/22:14:39

Plot file version 299 created 21-MAY-2024 15:00:13

J0843 14 EP129.UVDATA.1

Freq = 8.2880 GHz, Bw = 32.000 MH No calibration applied and no bandpass applied



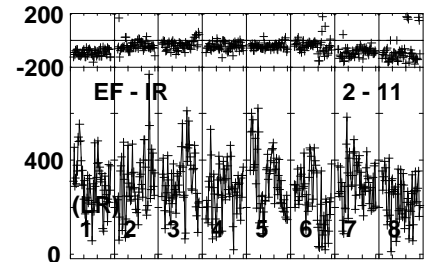
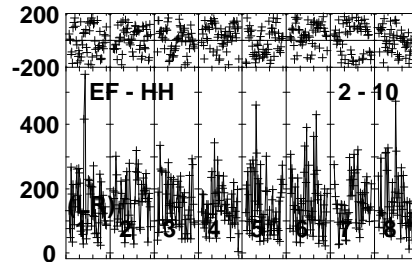
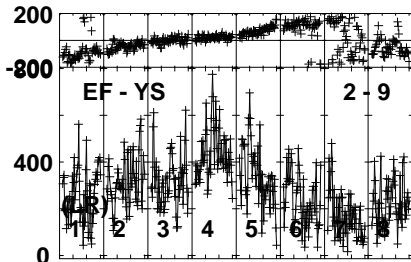
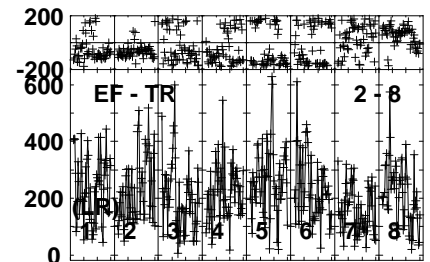
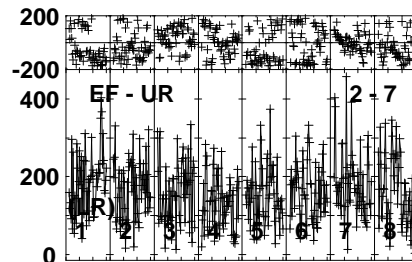
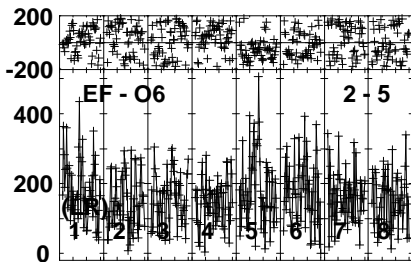
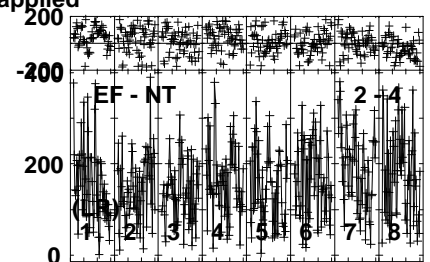
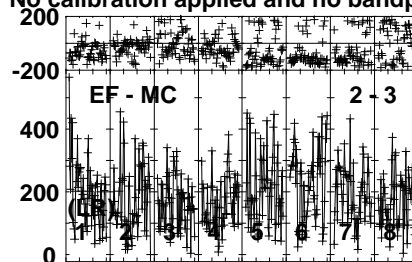
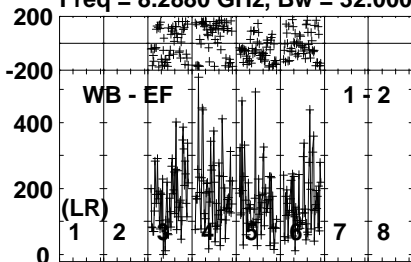
Lower frame: Micro Ampl Jy Top frame: Phas deg
Vector averaged cross-power spectrum Several baselines displayed
Timerange: 00/22:15:11 to 00/22:17:09

Plot file version 300 created 21-MAY-2024 15:00:13

J0839+1802 EP129.UVDATA.1

Freq = 8.2880 GHz, Bw = 32.000 MH

No calibration applied and no bandpass applied



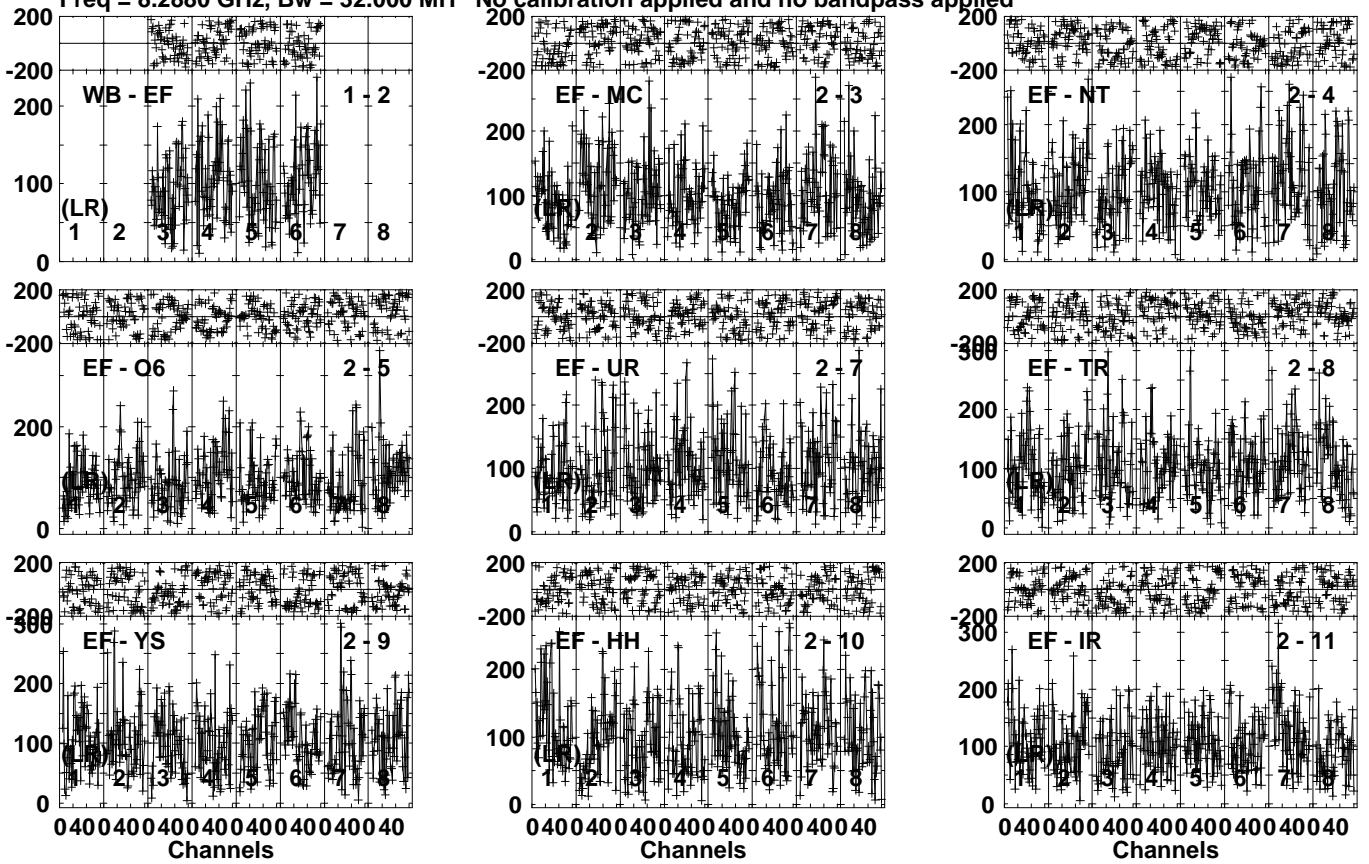
Lower frame: Micro Ampl Jy Top frame: Phas deg
Vector averaged cross-power spectrum Several baselines displayed
Timerange: 00/22:17:41 to 00/22:18:39

Plot file version 301 created 21-MAY-2024 15:00:13

J0843 14 EP129.UVDATA.1

Freq = 8.2880 GHz, Bw = 32.000 MH

No calibration applied and no bandpass applied

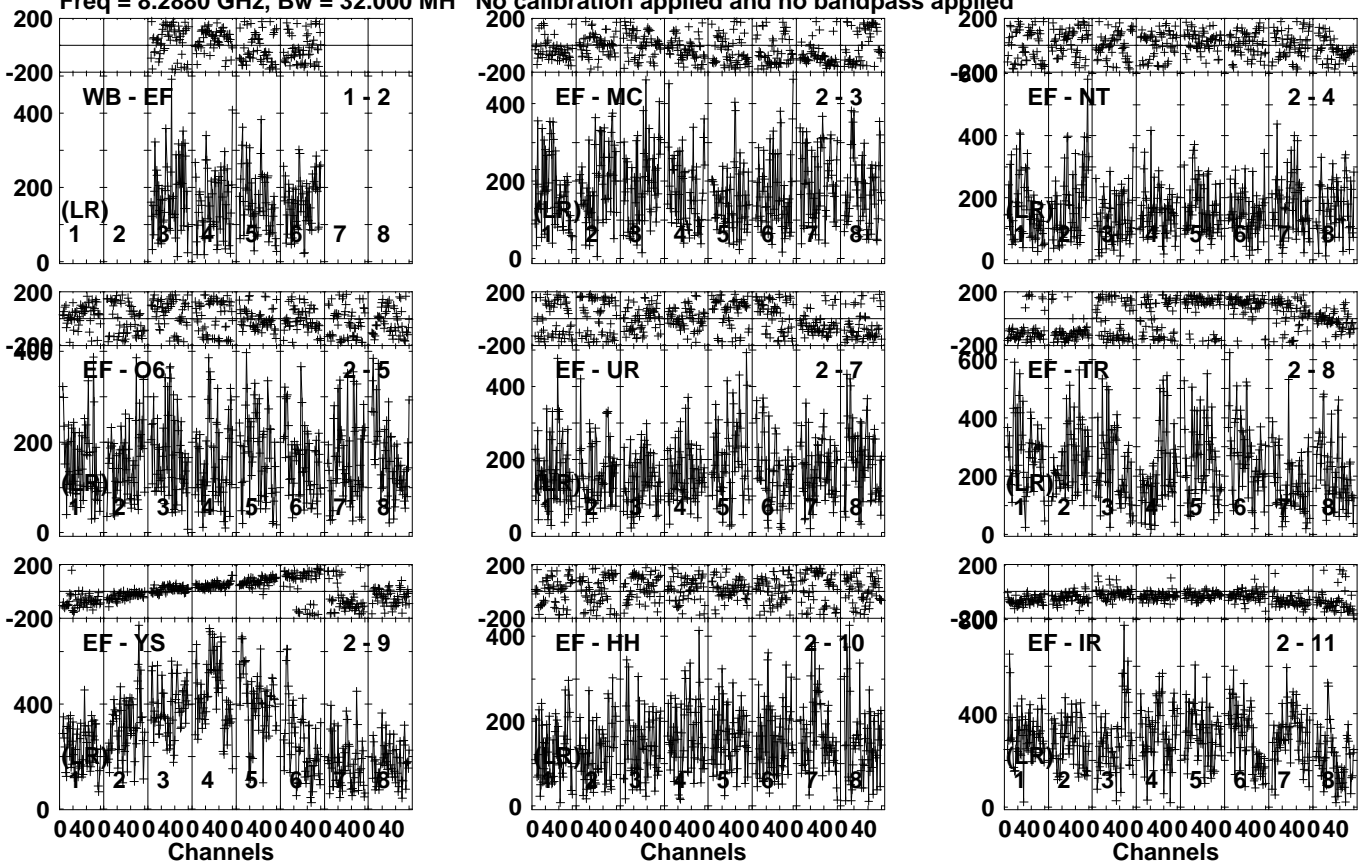


Lower frame: Micro Ampl Jy Top frame: Phas deg
Vector averaged cross-power spectrum Several baselines displayed
Timerange: 00/22:19:11 to 00/22:21:09

Plot file version 302 created 21-MAY-2024 15:00:14

J0839+1802 EP129.UVDATA.1

Freq = 8.2880 GHz, Bw = 32.000 MH No calibration applied and no bandpass applied

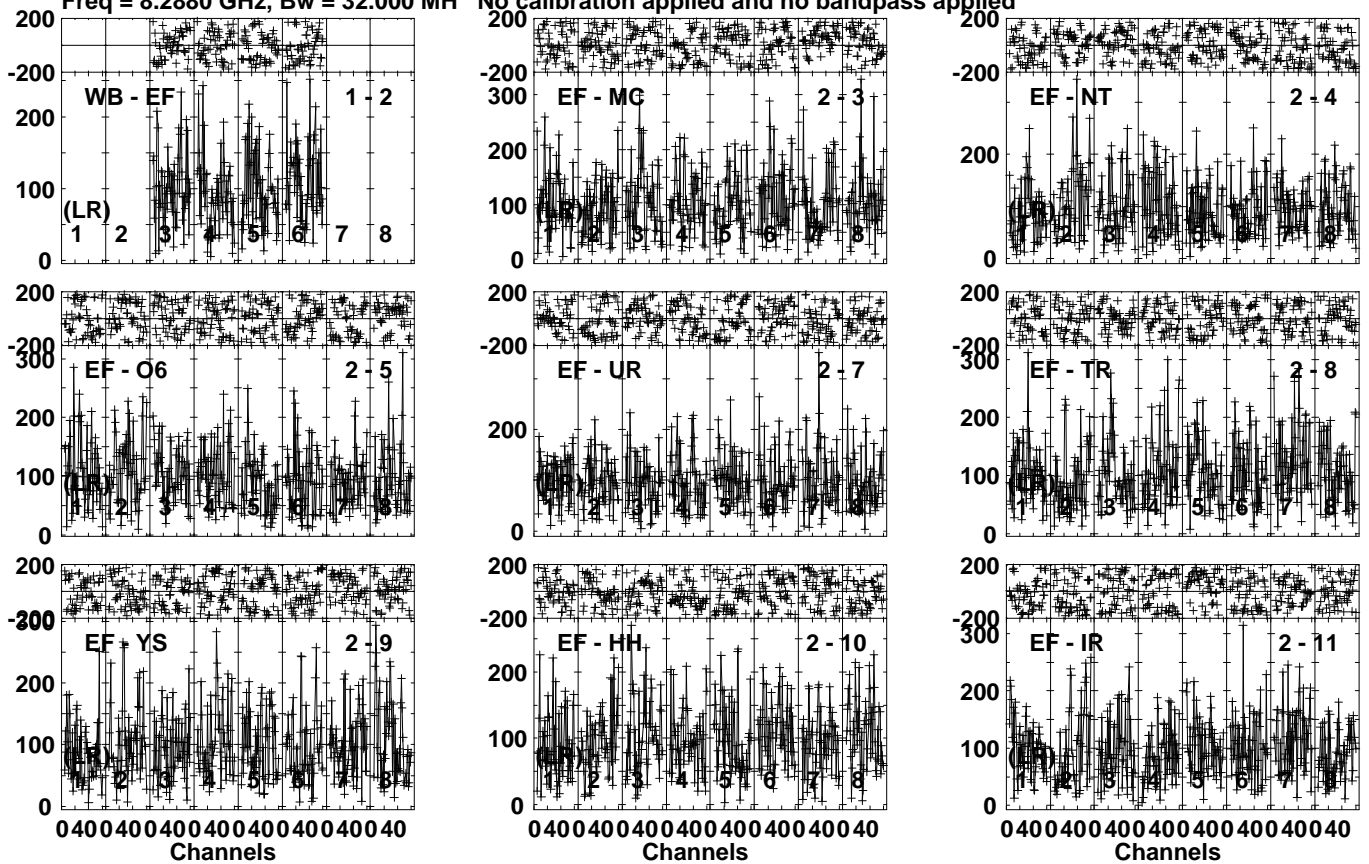


Lower frame: Micro Ampl Jy Top frame: Phas deg
Vector averaged cross-power spectrum Several baselines displayed
Timerange: 00/22:21:41 to 00/22:22:39

Plot file version 303 created 21-MAY-2024 15:00:14

J0843 14 EP129.UVDATA.1

Freq = 8.2880 GHz, Bw = 32.000 MH No calibration applied and no bandpass applied

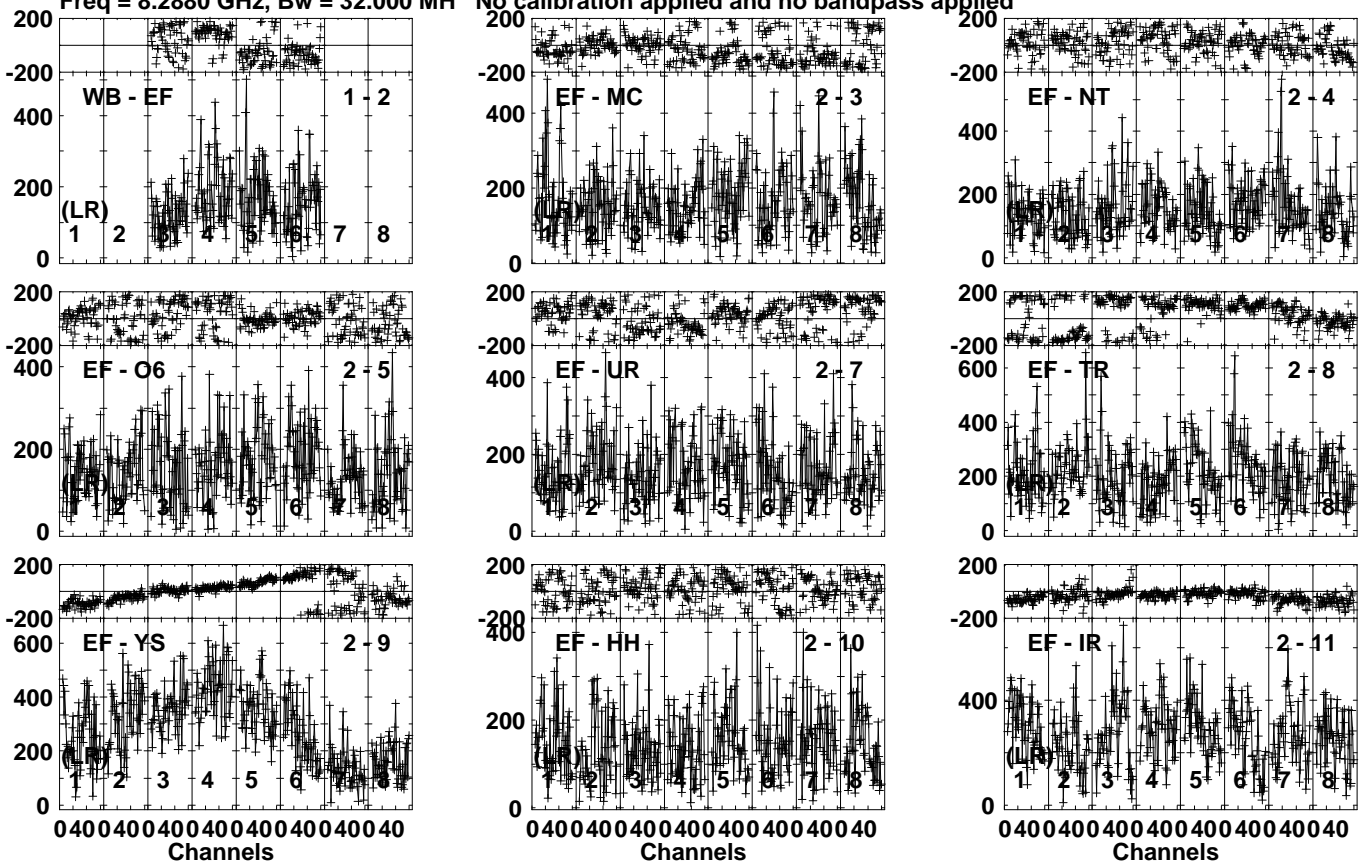


Lower frame: Micro Ampl Jy Top frame: Phas deg
Vector averaged cross-power spectrum Several baselines displayed
Timerange: 00/22:23:11 to 00/22:25:09

Plot file version 304 created 21-MAY-2024 15:00:14

J0839+1802 EP129.UVDATA.1

Freq = 8.2880 GHz, Bw = 32.000 MH No calibration applied and no bandpass applied



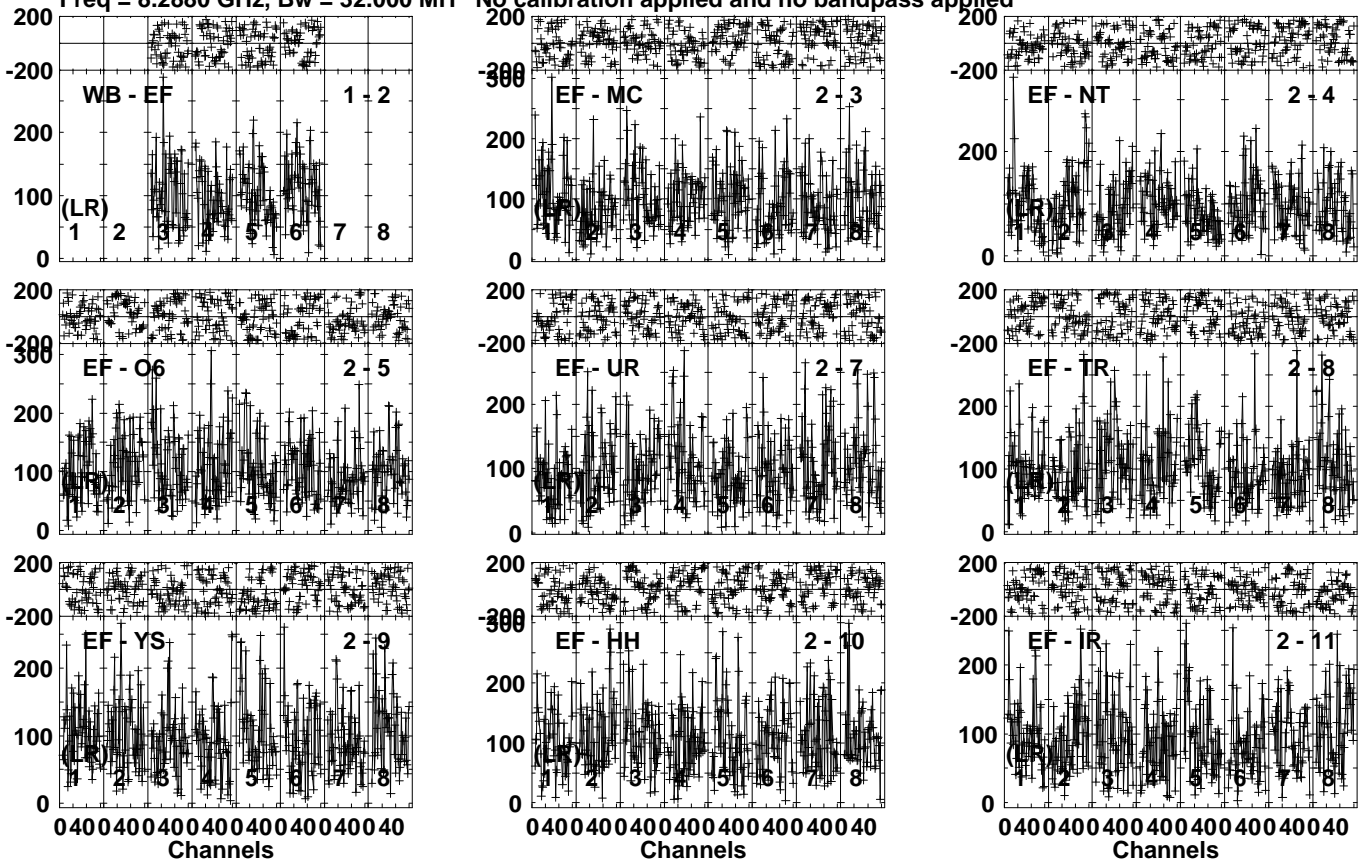
Lower frame: Micro Ampl Jy Top frame: Phas deg
Vector averaged cross-power spectrum Several baselines displayed
Timerange: 00/22:25:56 to 00/22:26:54

Plot file version 305 created 21-MAY-2024 15:00:14

J0843 14 EP129.UVDATA.1

Freq = 8.2880 GHz, Bw = 32.000 MH

No calibration applied and no bandpass applied



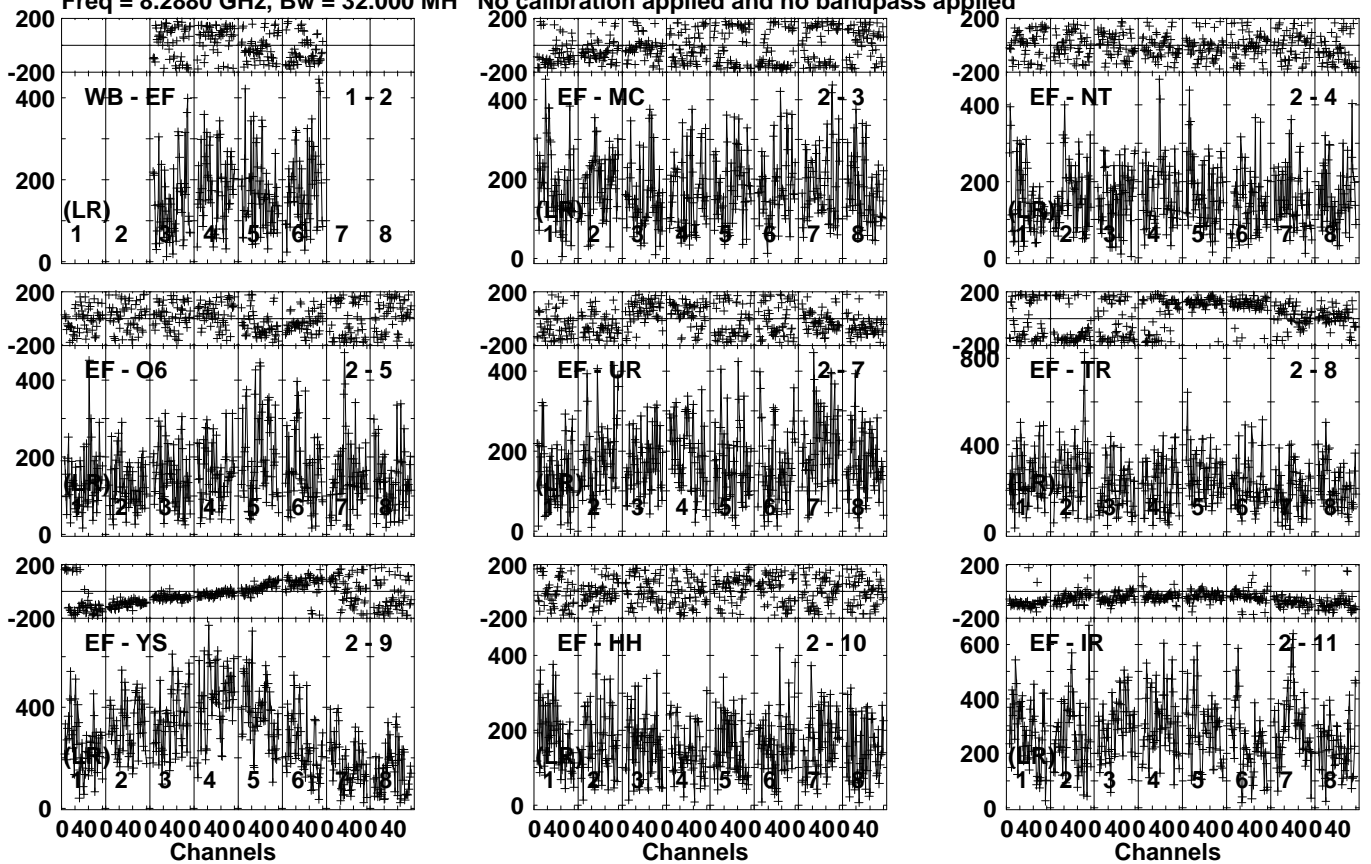
Lower frame: Micro Ampl Jy Top frame: Phas deg
Vector averaged cross-power spectrum Several baselines displayed
Timerange: 00/22:27:26 to 00/22:29:24

Plot file version 306 created 21-MAY-2024 15:00:14

J0839+1802 EP129.UVDATA.1

Freq = 8.2880 GHz, Bw = 32.000 MH

No calibration applied and no bandpass applied

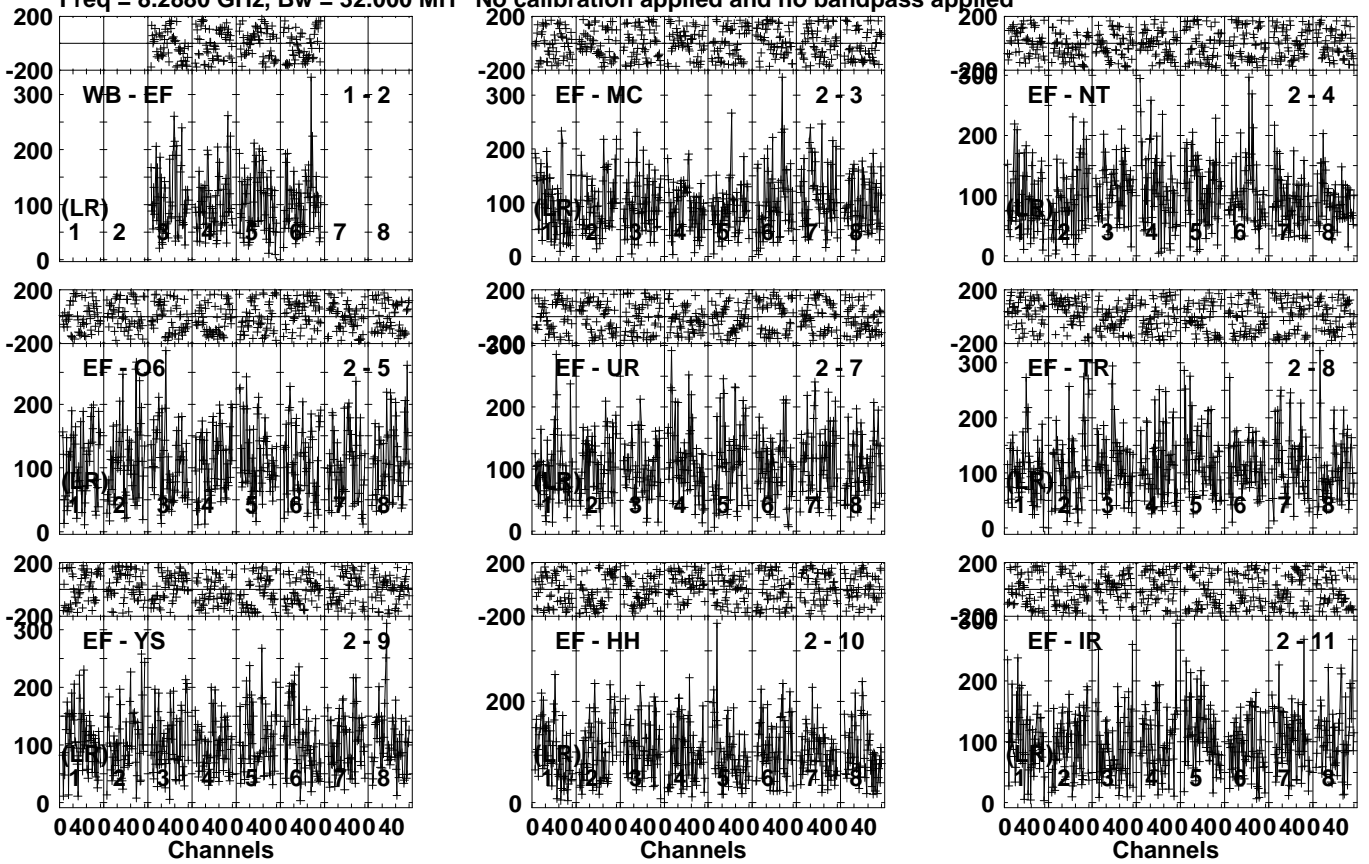


Lower frame: Micro Ampl Jy Top frame: Phas deg
Vector averaged cross-power spectrum Several baselines displayed
Timerange: 00/22:29:56 to 00/22:30:54

Plot file version 307 created 21-MAY-2024 15:00:15

J0843 14 EP129.UVDATA.1

Freq = 8.2880 GHz, Bw = 32.000 MH No calibration applied and no bandpass applied

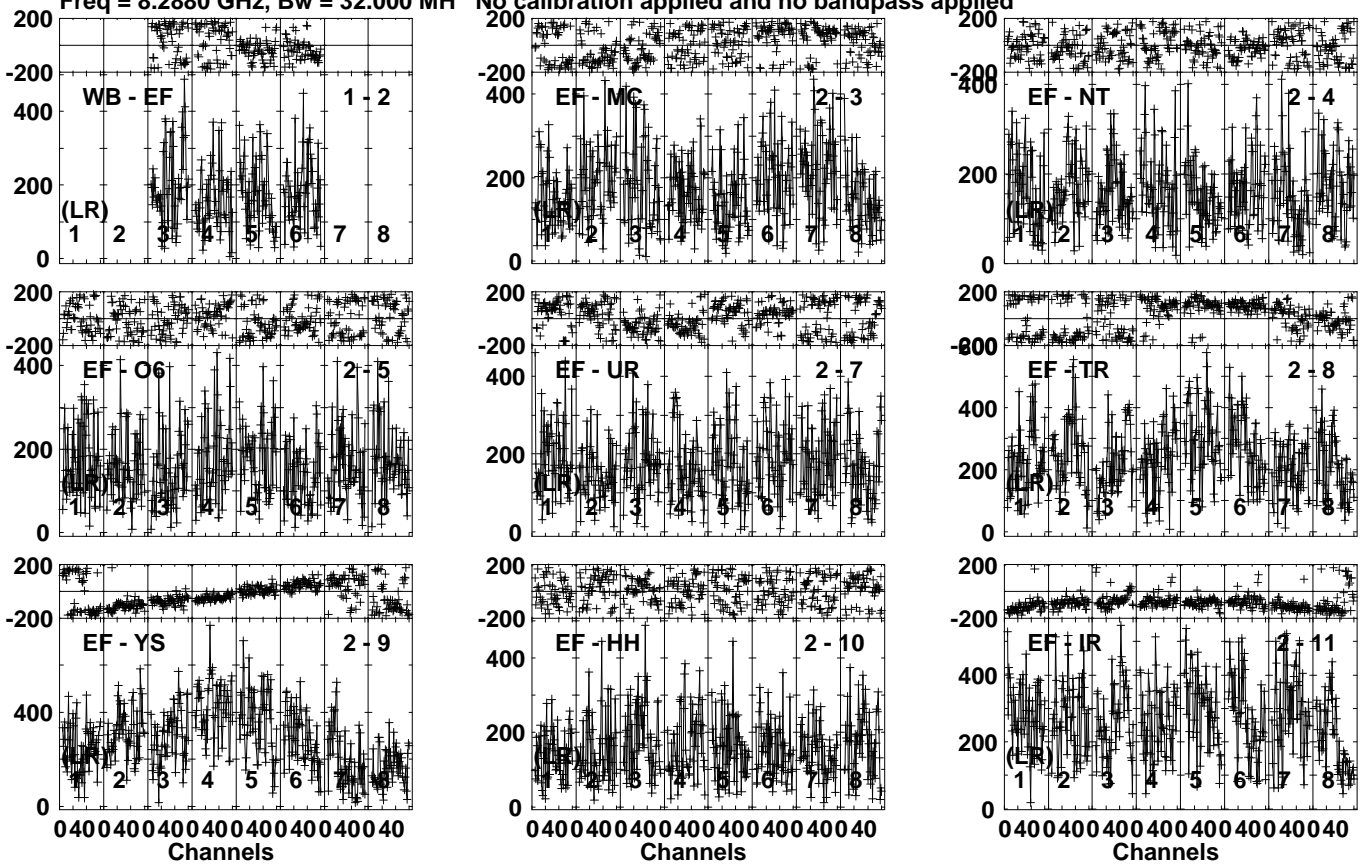


Lower frame: Micro Ampl Jy Top frame: Phas deg
Vector averaged cross-power spectrum Several baselines displayed
Timerange: 00/22:31:26 to 00/22:33:24

Plot file version 308 created 21-MAY-2024 15:00:15

J0839+1802 EP129.UVDATA.1

Freq = 8.2880 GHz, Bw = 32.000 MH No calibration applied and no bandpass applied



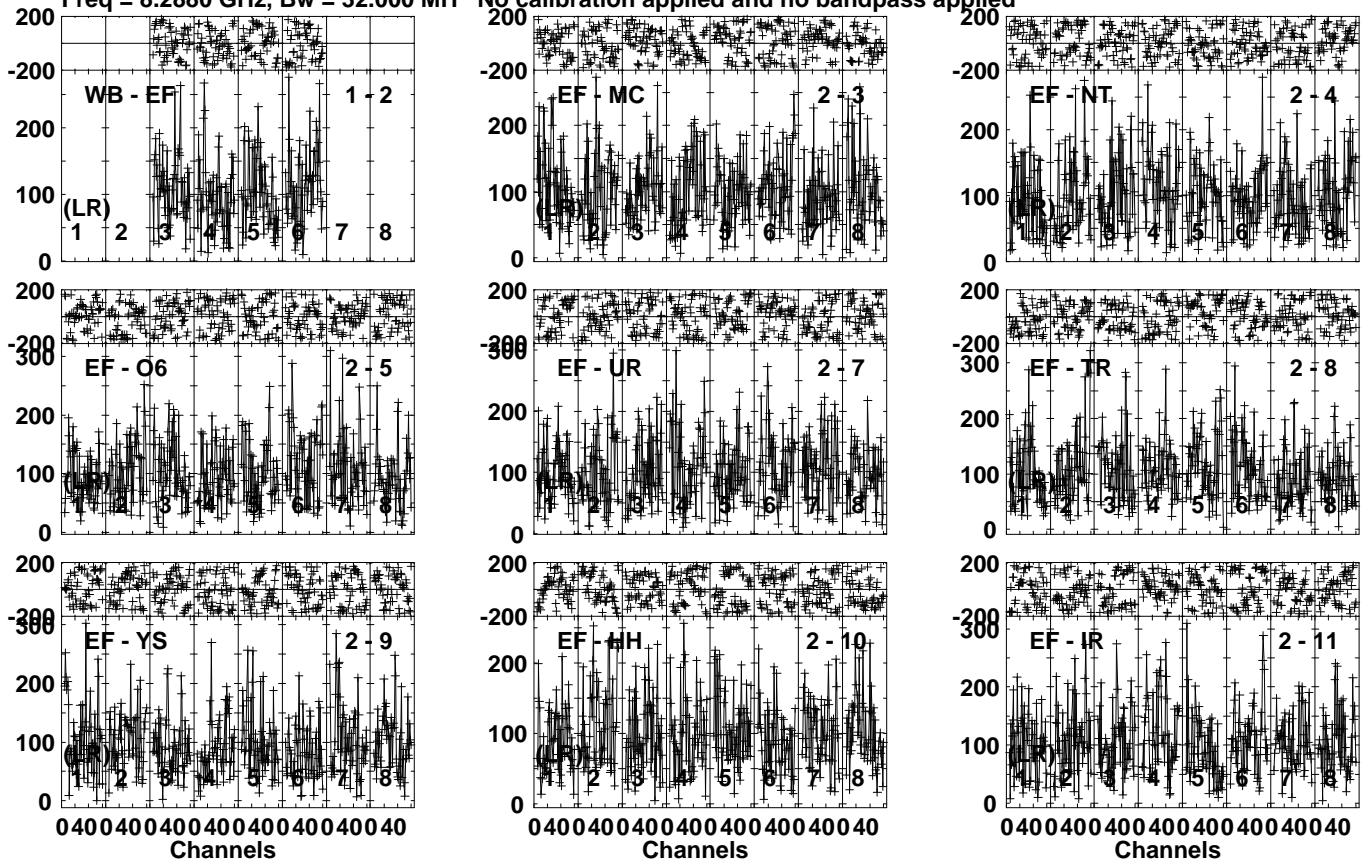
Lower frame: Micro Ampl Jy Top frame: Phas deg
Vector averaged cross-power spectrum Several baselines displayed
Timerange: 00/22:33:56 to 00/22:34:54

Plot file version 309 created 21-MAY-2024 15:00:15

J0843 15 EP129.UVDATA.1

Freq = 8.2880 GHz, Bw = 32.000 MH

No calibration applied and no bandpass applied



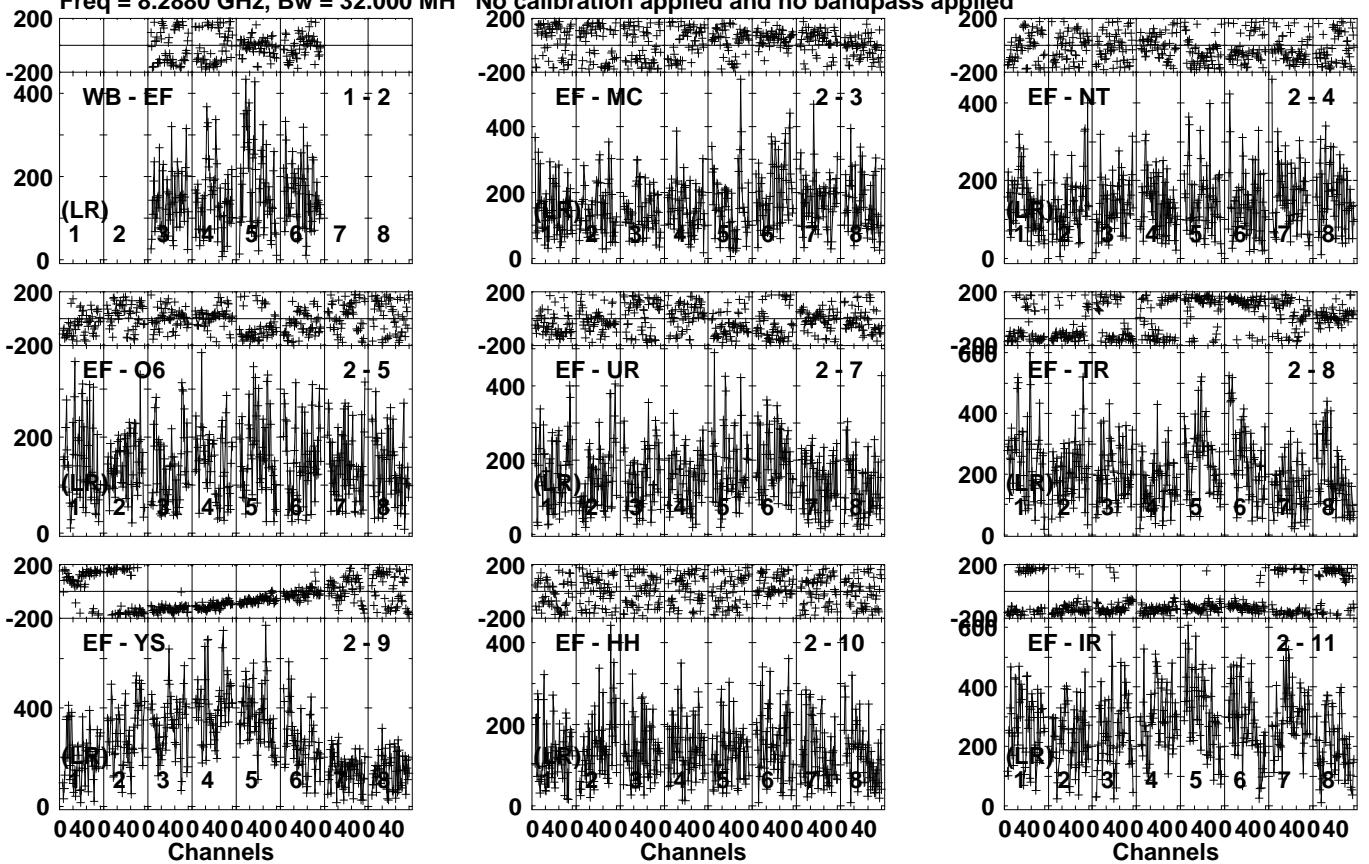
Lower frame: Micro Ampl Jy Top frame: Phas deg
Vector averaged cross-power spectrum Several baselines displayed
Timerange: 00/22:35:26 to 00/22:37:24

Plot file version 310 created 21-MAY-2024 15:00:15

J0839+1802 EP129.UVDATA.1

Freq = 8.2880 GHz, Bw = 32.000 MH

No calibration applied and no bandpass applied

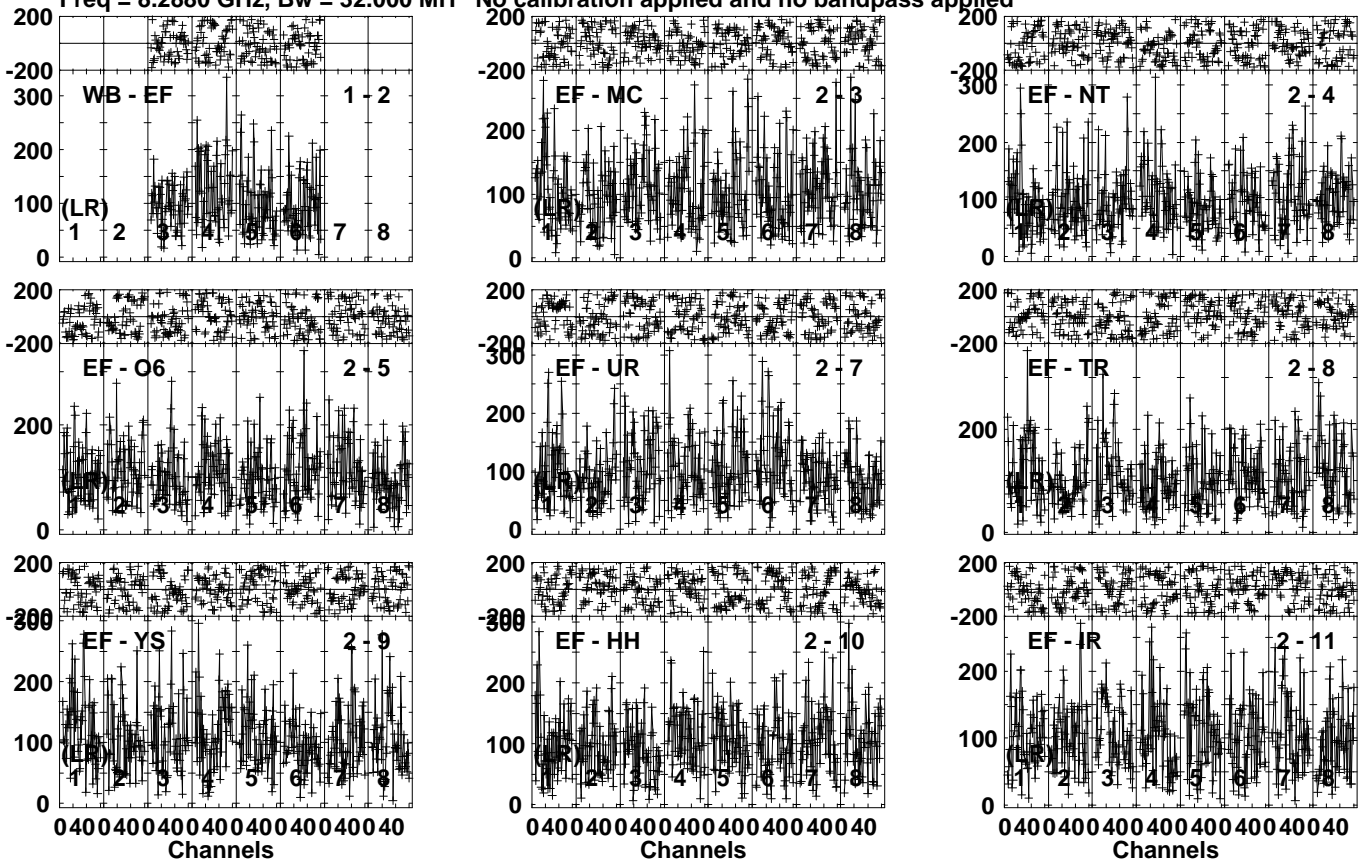


Lower frame: Micro Ampl Jy Top frame: Phas deg
Vector averaged cross-power spectrum Several baselines displayed
Timerange: 00/22:38:11 to 00/22:39:09

Plot file version 311 created 21-MAY-2024 15:00:15

J0843 15 EP129.UVDATA.1

Freq = 8.2880 GHz, Bw = 32.000 MH No calibration applied and no bandpass applied



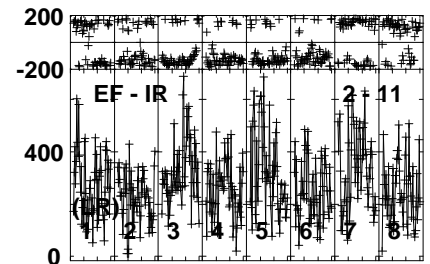
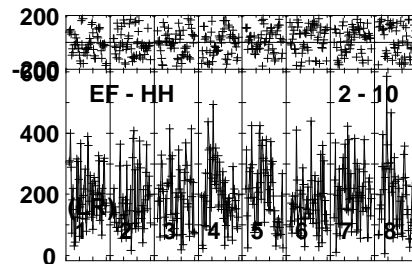
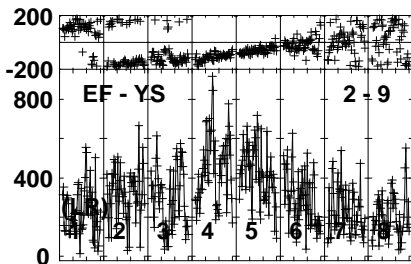
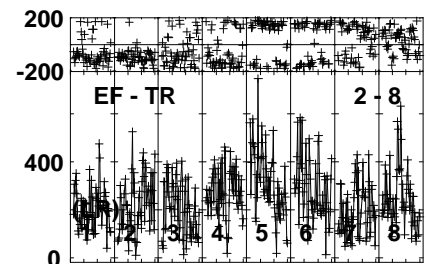
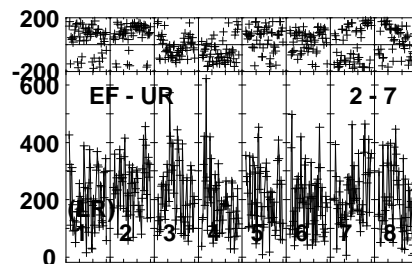
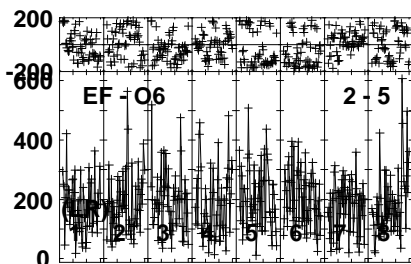
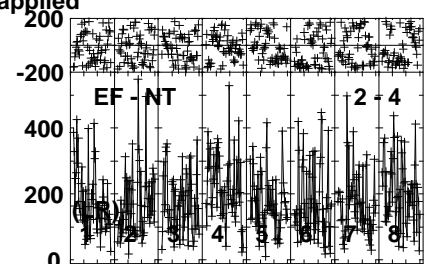
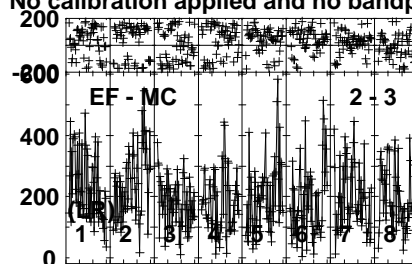
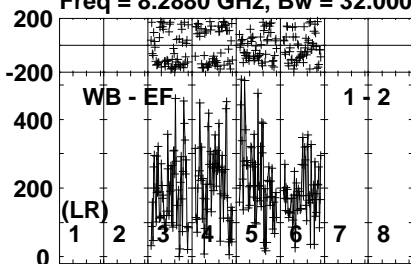
Lower frame: Micro Ampl Jy Top frame: Phas deg
Vector averaged cross-power spectrum Several baselines displayed
Timerange: 00/22:39:41 to 00/22:41:39

Plot file version 312 created 21-MAY-2024 15:00:15

J0839+1802 EP129.UVDATA.1

Freq = 8.2880 GHz, Bw = 32.000 MH

No calibration applied and no bandpass applied



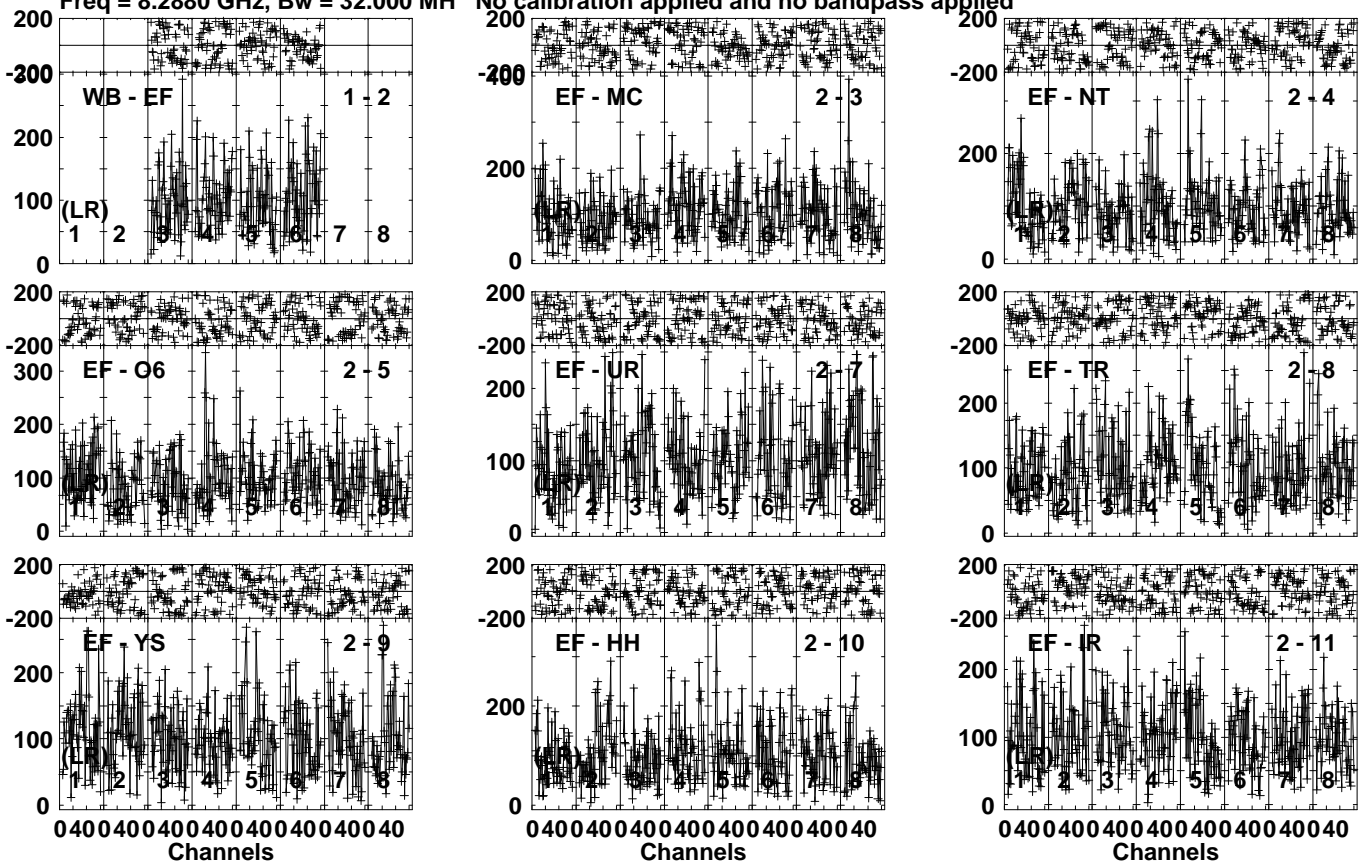
Lower frame: Micro Ampl Jy Top frame: Phas deg
Vector averaged cross-power spectrum Several baselines displayed
Timerange: 00/22:42:11 to 00/22:43:09

Plot file version 313 created 21-MAY-2024 15:00:16

J0843 15 EP129.UVDATA.1

Freq = 8.2880 GHz, Bw = 32.000 MH

No calibration applied and no bandpass applied



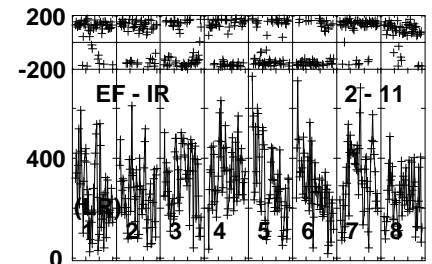
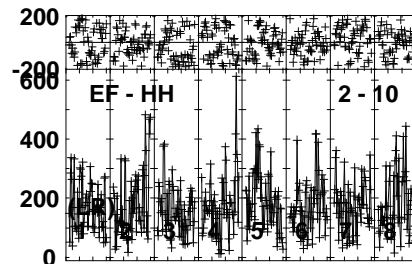
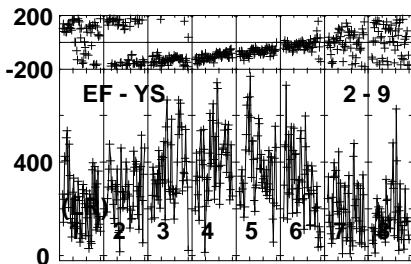
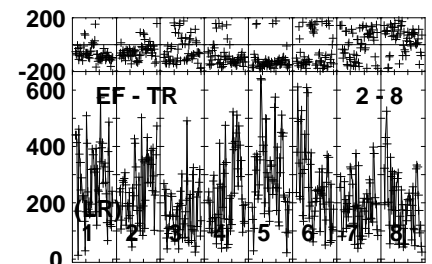
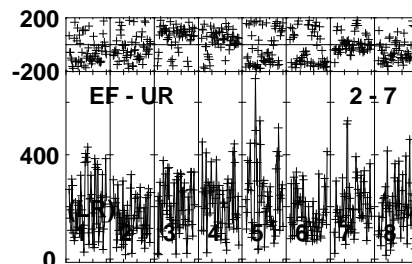
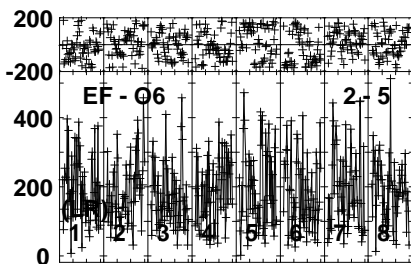
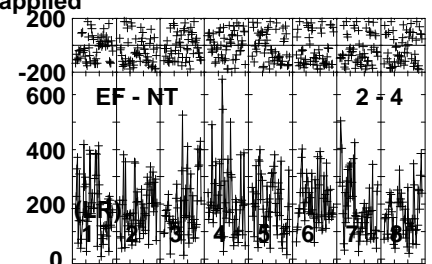
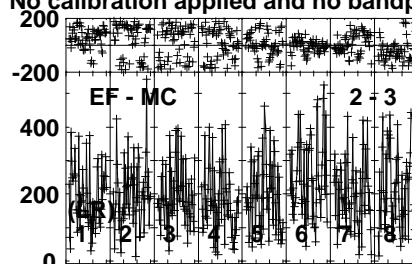
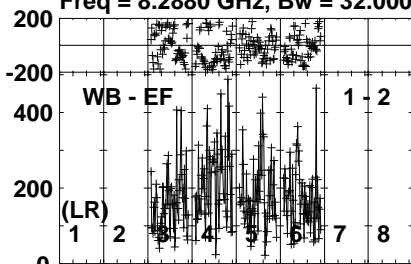
Lower frame: Micro Ampl Jy Top frame: Phas deg
Vector averaged cross-power spectrum Several baselines displayed
Timerange: 00/22:43:41 to 00/22:45:39

Plot file version 314 created 21-MAY-2024 15:00:16

J0839+1802 EP129.UVDATA.1

Freq = 8.2880 GHz, Bw = 32.000 MH

No calibration applied and no bandpass applied

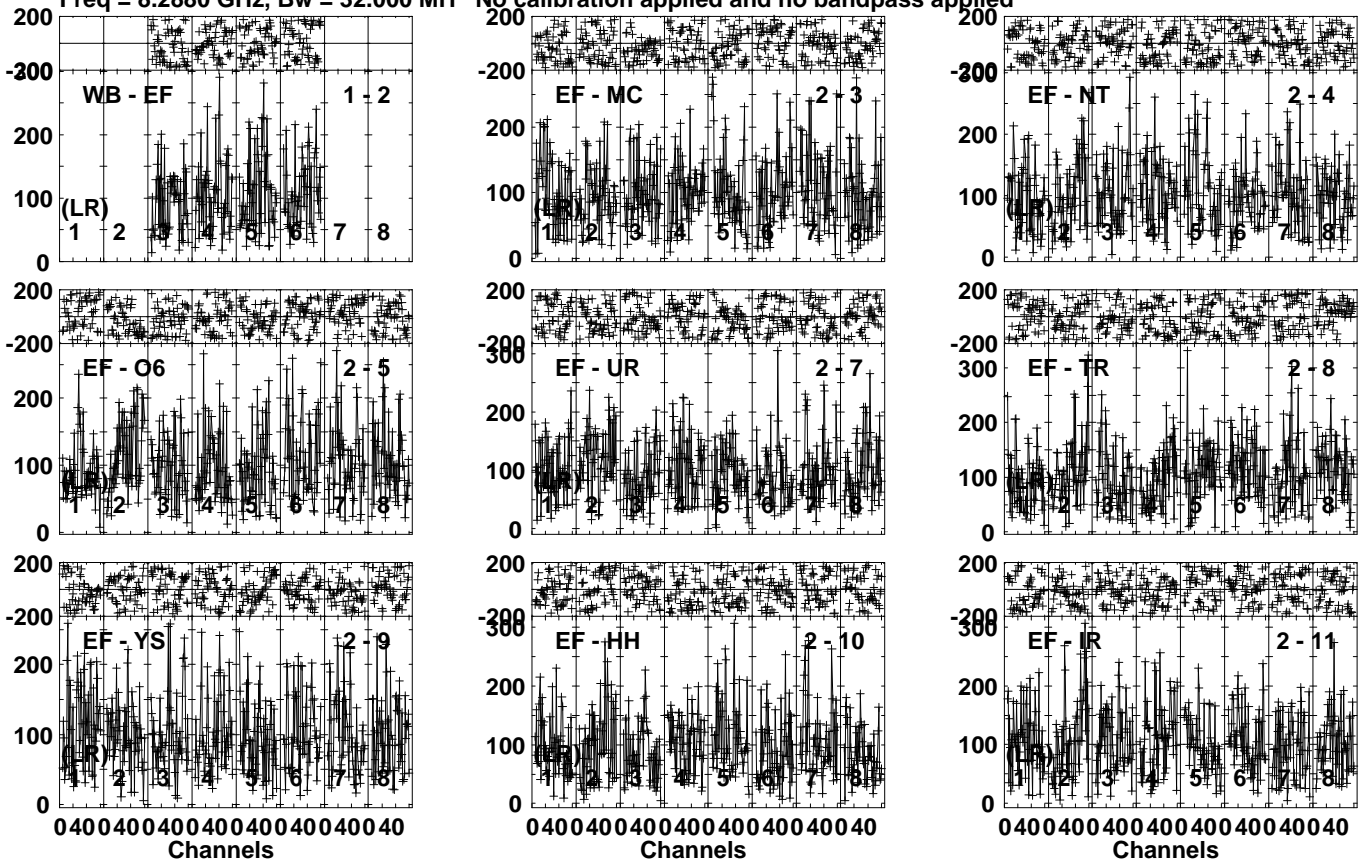


Lower frame: Micro Ampl Jy Top frame: Phas deg
Vector averaged cross-power spectrum Several baselines displayed
Timerange: 00/22:46:11 to 00/22:47:09

Plot file version 315 created 21-MAY-2024 15:00:16

J0843 15 EP129.UVDATA.1

Freq = 8.2880 GHz, Bw = 32.000 MH No calibration applied and no bandpass applied



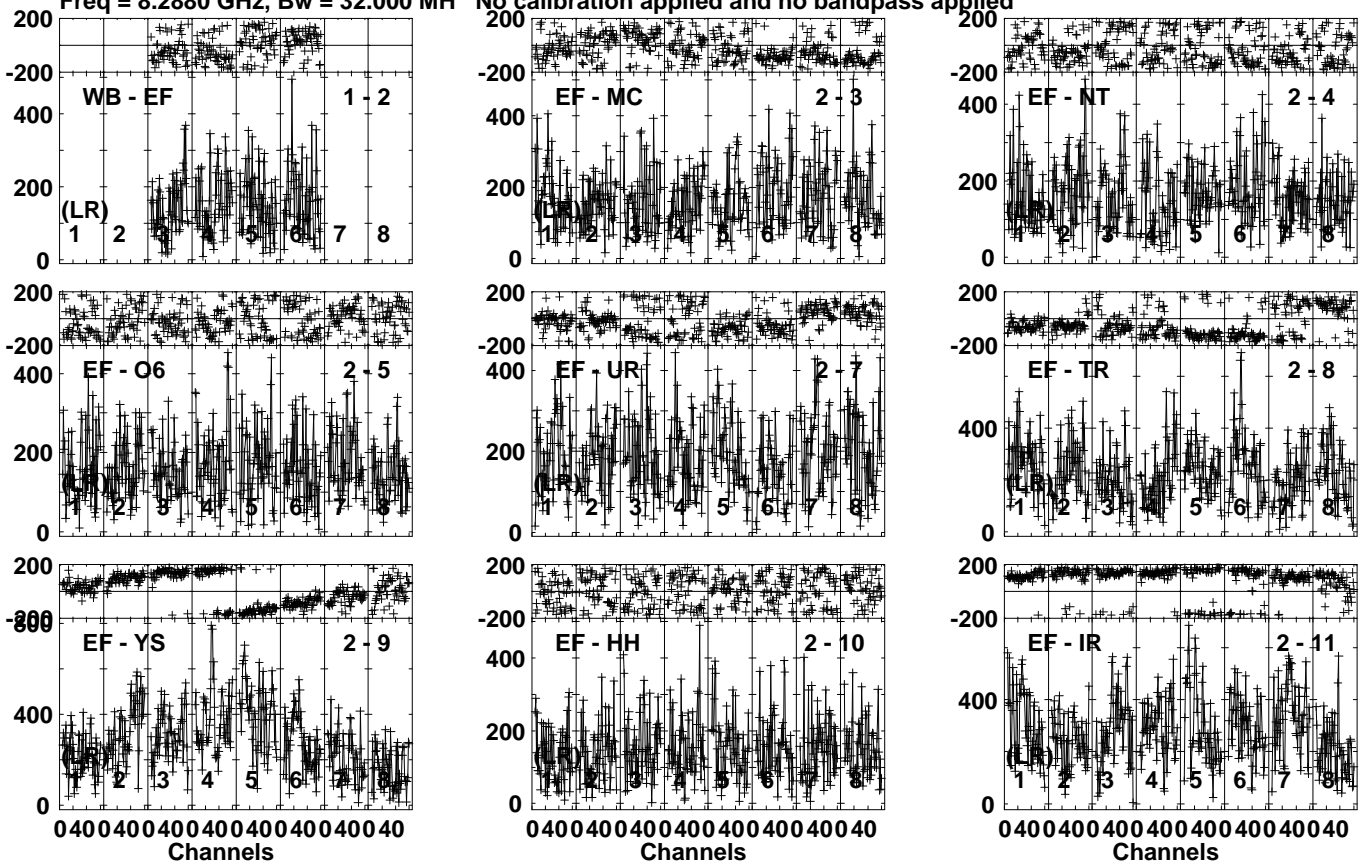
Lower frame: Micro Ampl Jy Top frame: Phas deg
Vector averaged cross-power spectrum Several baselines displayed
Timerange: 00/22:47:41 to 00/22:49:39

Plot file version 316 created 21-MAY-2024 15:00:16

J0839+1802 EP129.UVDATA.1

Freq = 8.2880 GHz, Bw = 32.000 MH

No calibration applied and no bandpass applied

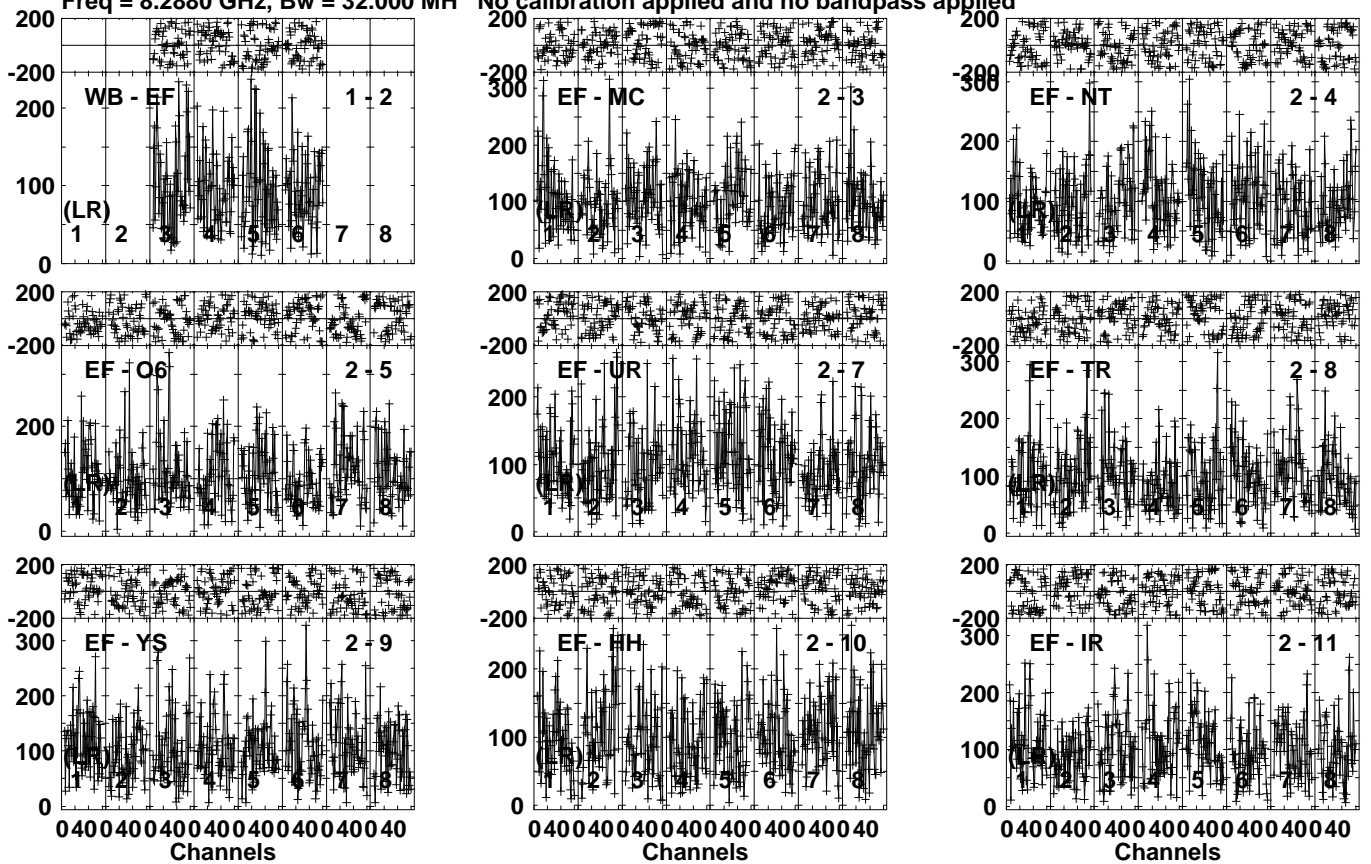


Lower frame: Micro Ampl Jy Top frame: Phas deg
Vector averaged cross-power spectrum Several baselines displayed
Timerange: 00/22:50:26 to 00/22:51:24

Plot file version 317 created 21-MAY-2024 15:00:16

J0843 15 EP129.UVDATA.1

Freq = 8.2880 GHz, Bw = 32.000 MH No calibration applied and no bandpass applied



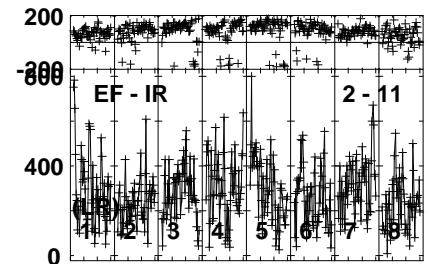
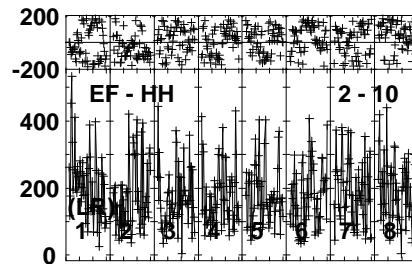
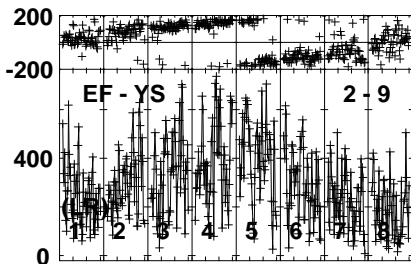
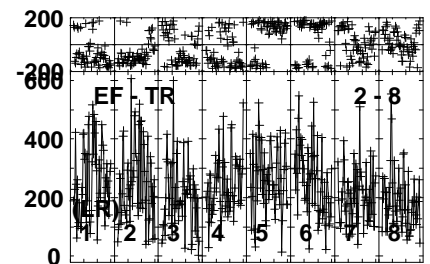
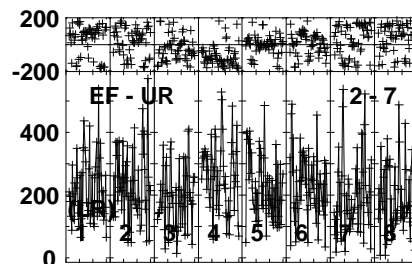
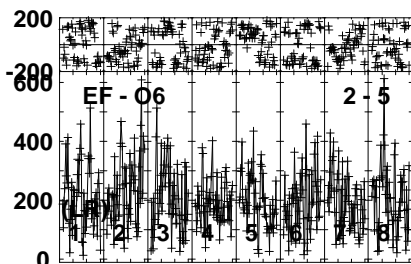
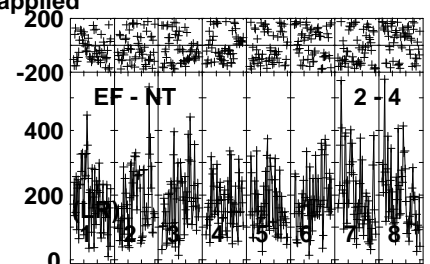
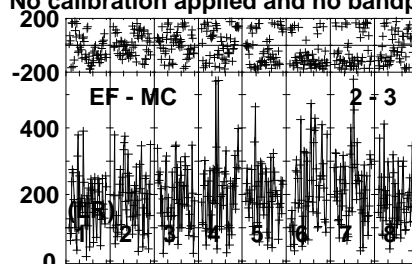
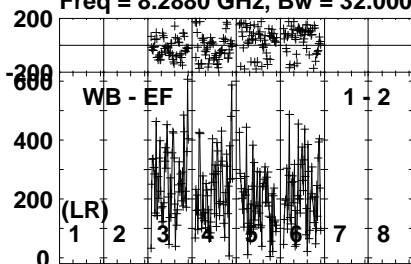
Lower frame: Micro Ampl Jy Top frame: Phas deg
Vector averaged cross-power spectrum Several baselines displayed
Timerange: 00/22:51:56 to 00/22:53:54

Plot file version 318 created 21-MAY-2024 15:00:16

J0839+1802 EP129.UVDATA.1

Freq = 8.2880 GHz, Bw = 32.000 MH

No calibration applied and no bandpass applied

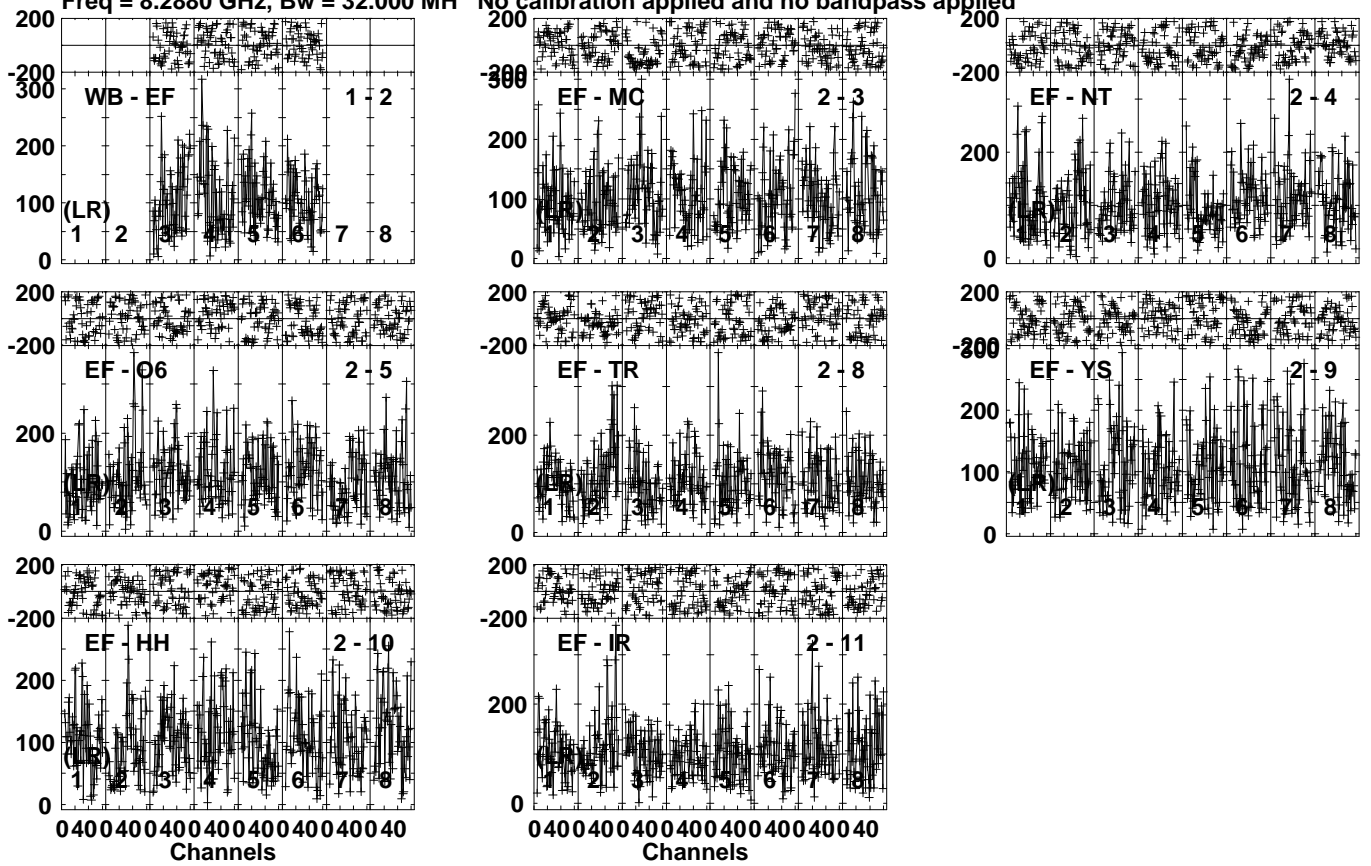


Lower frame: Micro Ampl Jy Top frame: Phas deg
Vector averaged cross-power spectrum Several baselines displayed
Timerange: 00/22:54:26 to 00/22:55:24

Plot file version 319 created 21-MAY-2024 15:00:17

J0843 15 EP129.UVDATA.1

Freq = 8.2880 GHz, Bw = 32.000 MH No calibration applied and no bandpass applied



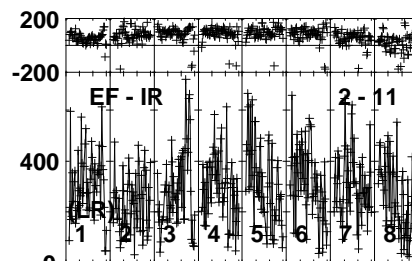
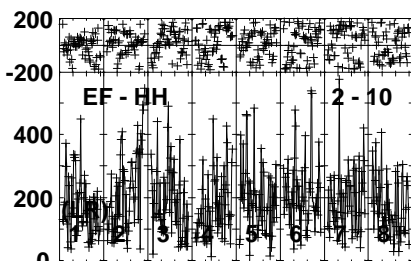
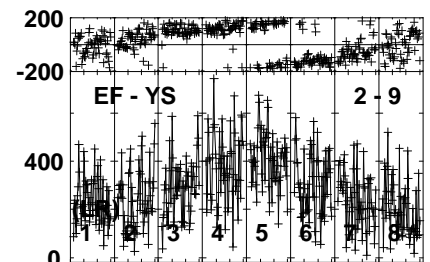
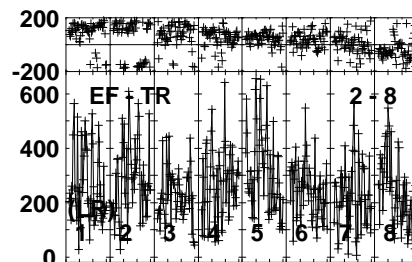
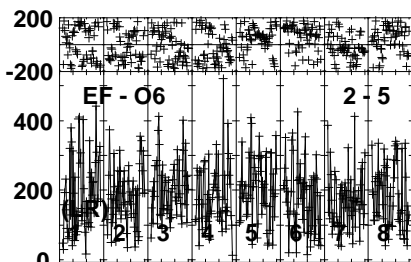
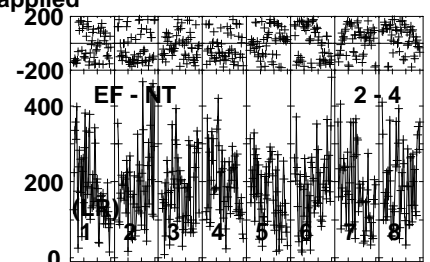
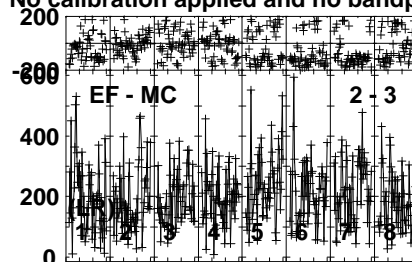
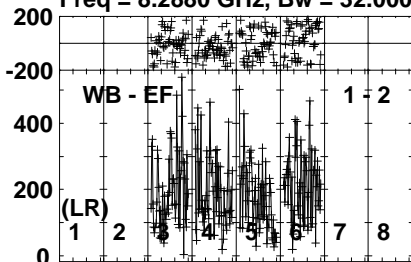
Lower frame: Micro Ampl Jy Top frame: Phas deg
Vector averaged cross-power spectrum Several baselines displayed
Timerange: 00/22:55:56 to 00/22:57:54

Plot file version 320 created 21-MAY-2024 15:00:17

J0839+1802 EP129.UVDATA.1

Freq = 8.2880 GHz, Bw = 32.000 MH

No calibration applied and no bandpass applied



040040040040040040040040
Channels

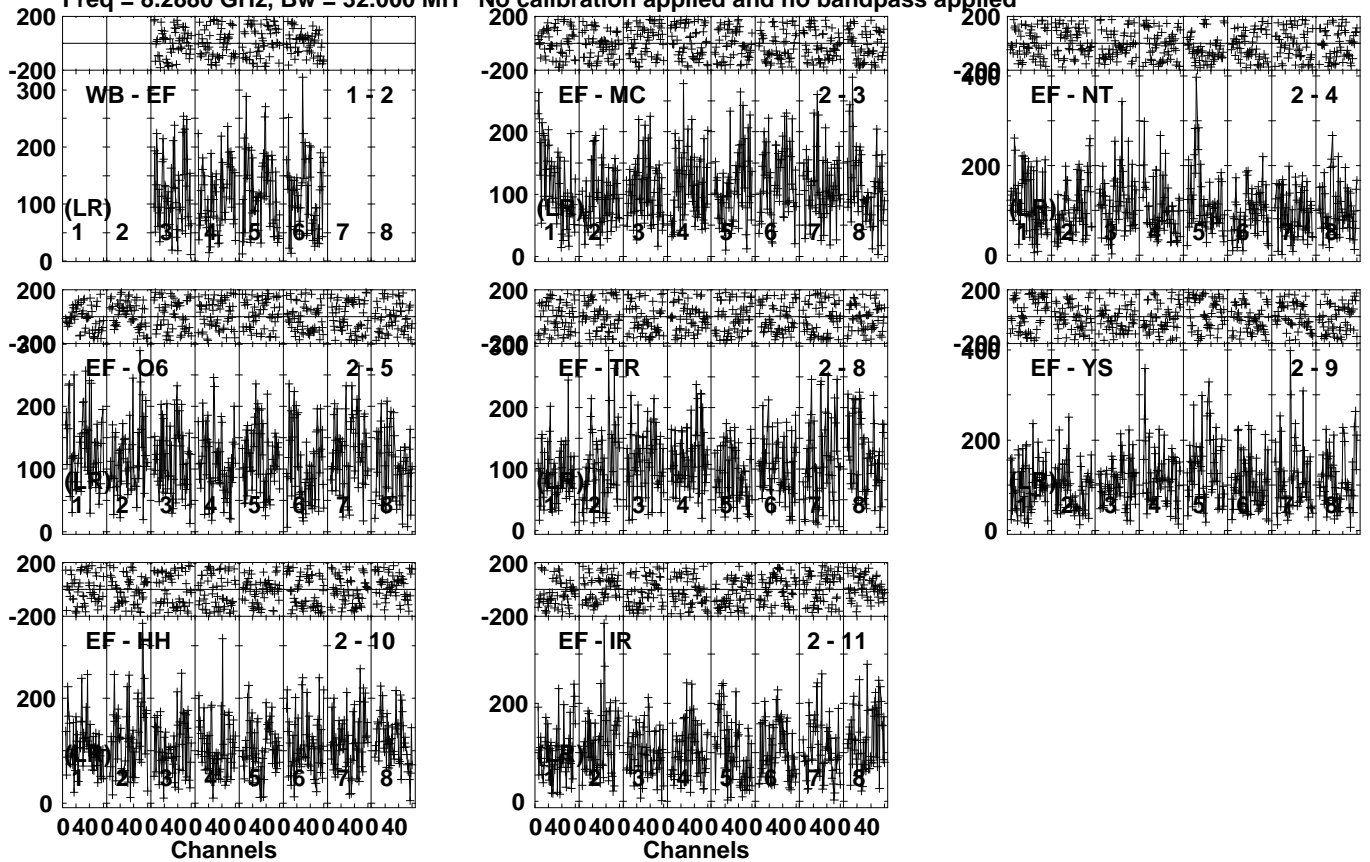
040040040040040040040040
Channels

Lower frame: Micro Ampl Jy Top frame: Phas deg
Vector averaged cross-power spectrum Several baselines displayed
Timerange: 00/22:58:26 to 00/22:59:24

Plot file version 321 created 21-MAY-2024 15:00:17

J0843 15 EP129.UVDATA.1

Freq = 8.2880 GHz, Bw = 32.000 MH No calibration applied and no bandpass applied



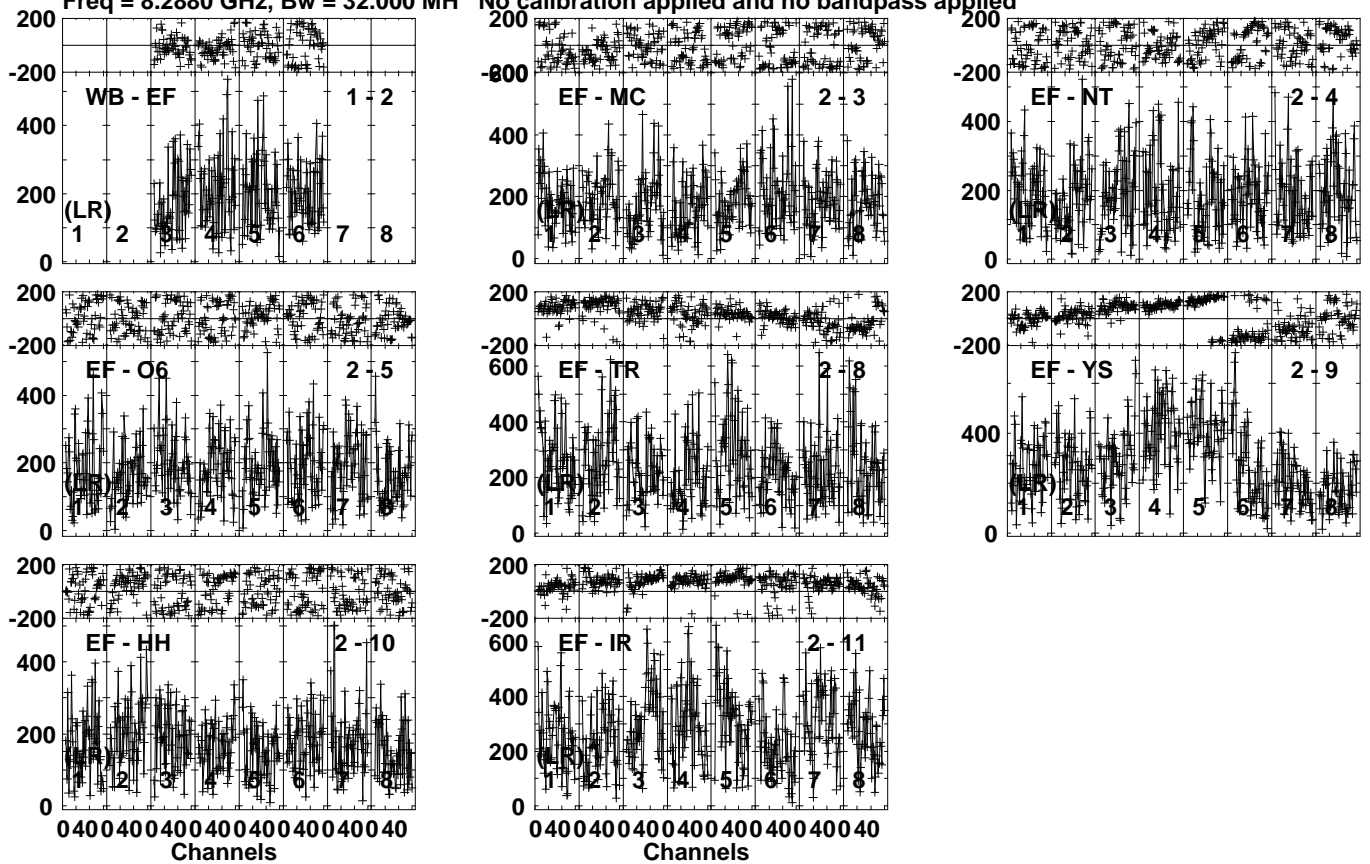
Lower frame: Micro Ampl Jy Top frame: Phas deg
Vector averaged cross-power spectrum Several baselines displayed
Timerange: 00/22:59:56 to 00/23:01:54

Plot file version 322 created 21-MAY-2024 15:00:17

J0839+1802 EP129.UVDATA.1

Freq = 8.2880 GHz, Bw = 32.000 MH

No calibration applied and no bandpass applied



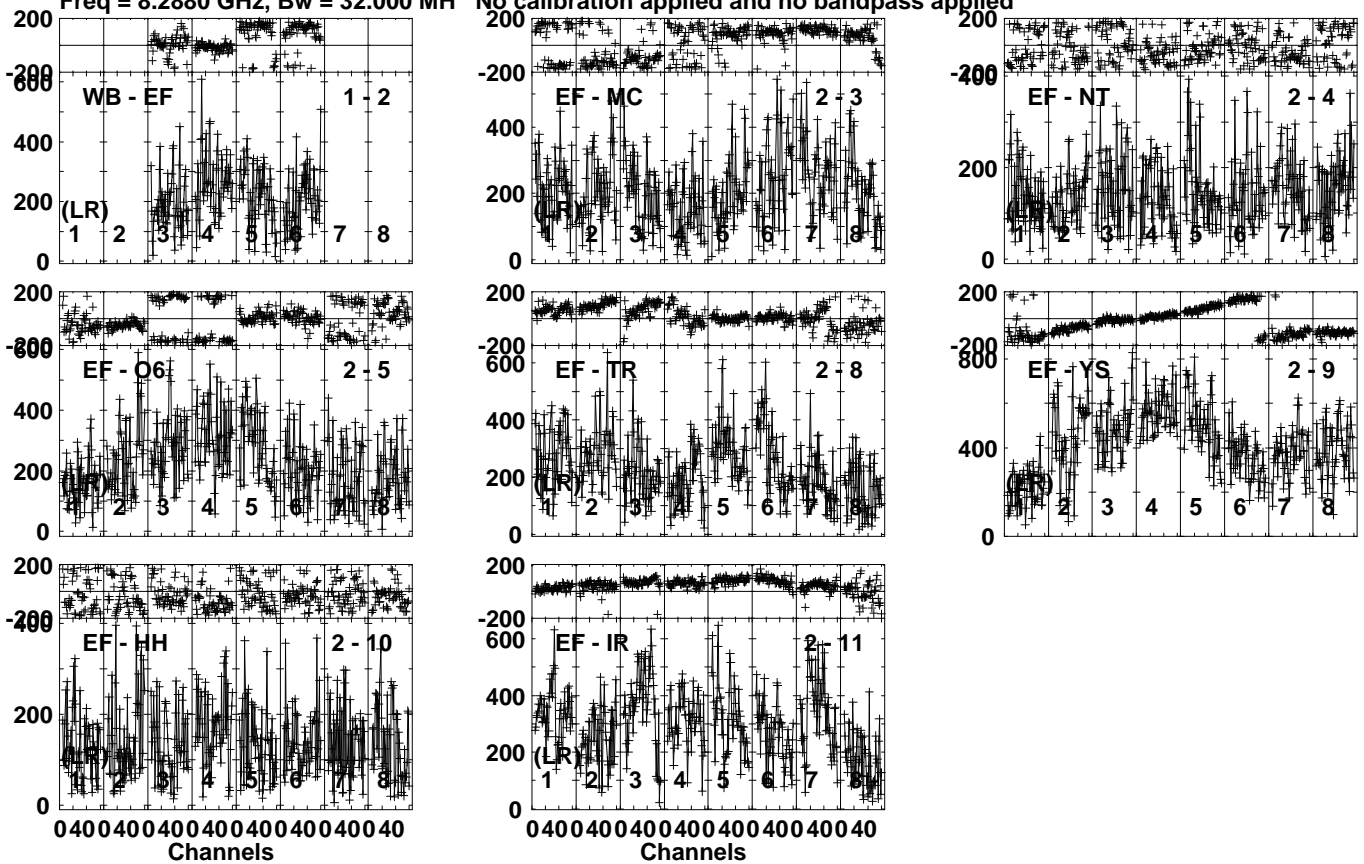
Lower frame: Micro Ampl Jy Top frame: Phas deg
Vector averaged cross-power spectrum Several baselines displayed
Timerange: 00/23:02:26 to 00/23:03:24

Plot file version 323 created 21-MAY-2024 15:00:17

J0842+1835 EP129.UVDATA.1

Freq = 8.2880 GHz, Bw = 32.000 MH

No calibration applied and no bandpass applied

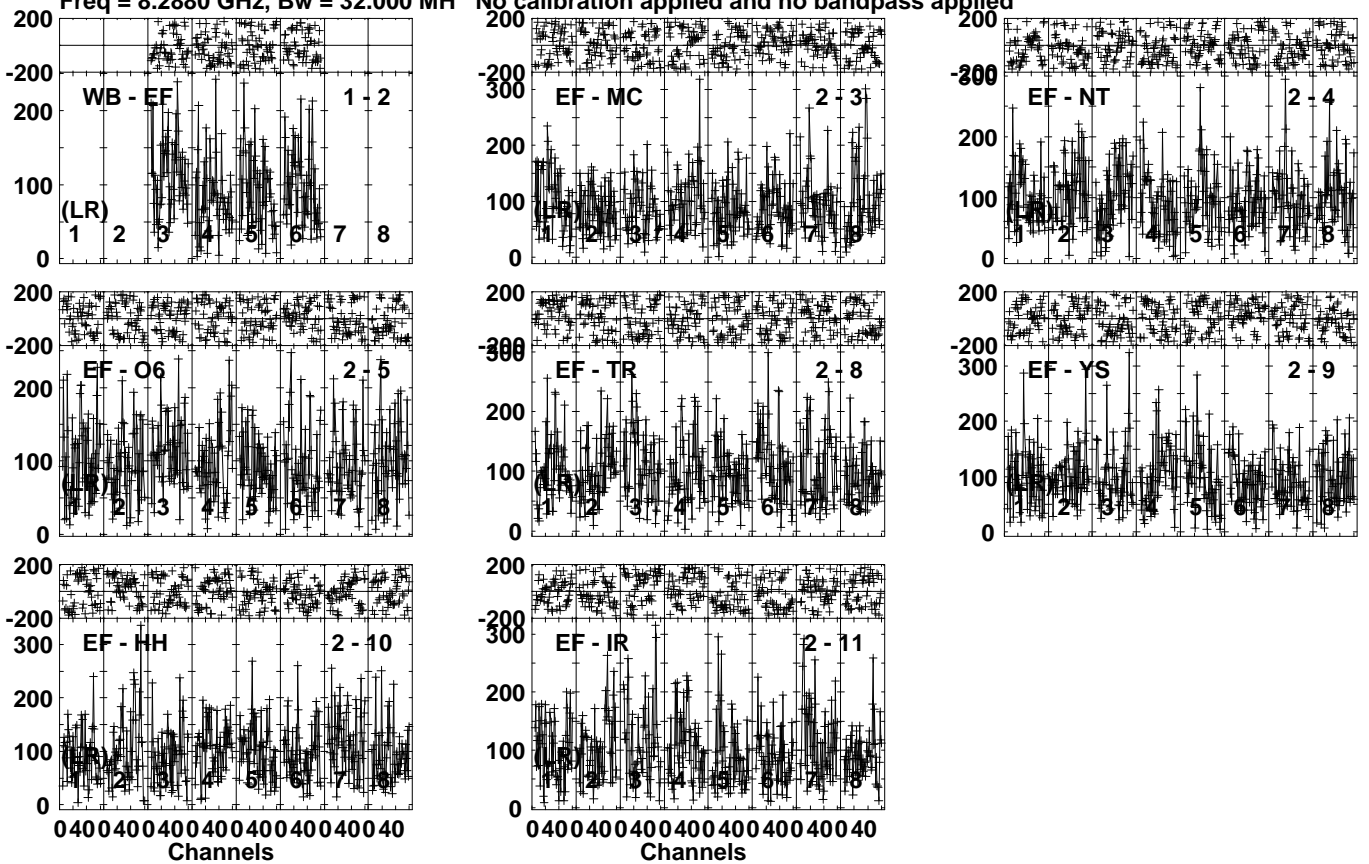


Lower frame: Micro Ampl Jy Top frame: Phas deg
Vector averaged cross-power spectrum Several baselines displayed
Timerange: 00/23:04:21 to 00/23:05:19

Plot file version 324 created 21-MAY-2024 15:00:17

J0841 21 EP129.UVDATA.1

Freq = 8.2880 GHz, Bw = 32.000 MH No calibration applied and no bandpass applied



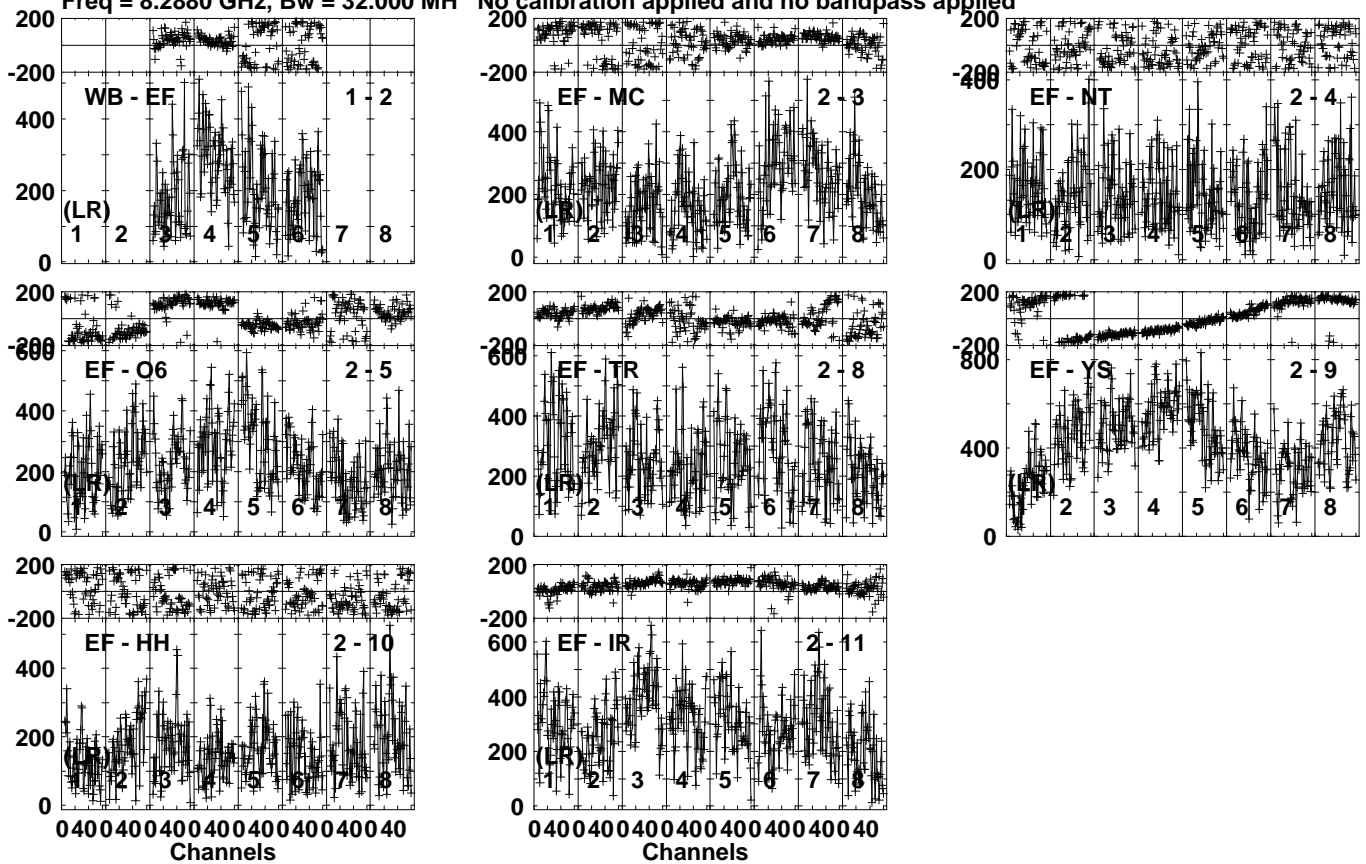
Lower frame: Micro Ampl Jy Top frame: Phas deg
Vector averaged cross-power spectrum Several baselines displayed
Timerange: 00/23:05:51 to 00/23:07:49

Plot file version 325 created 21-MAY-2024 15:00:17

J0842+1835 EP129.UVDATA.1

Freq = 8.2880 GHz, Bw = 32.000 MH

No calibration applied and no bandpass applied



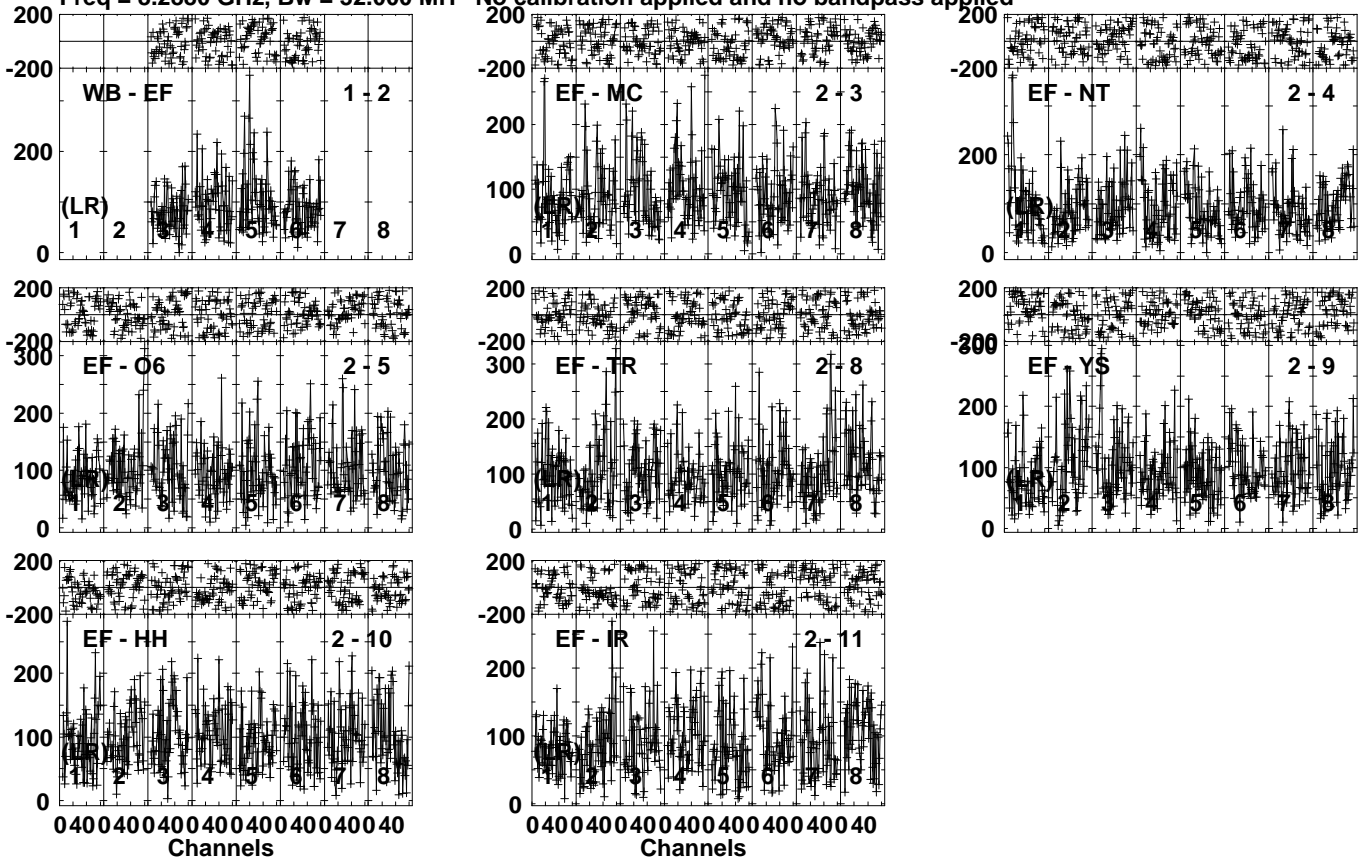
Lower frame: Micro Ampl Jy Top frame: Phas deg
Vector averaged cross-power spectrum Several baselines displayed
Timerange: 00/23:08:21 to 00/23:09:19

Plot file version 326 created 21-MAY-2024 15:00:18

J0841 21 EP129.UVDATA.1

Freq = 8.2880 GHz, Bw = 32.000 MH

No calibration applied and no bandpass applied



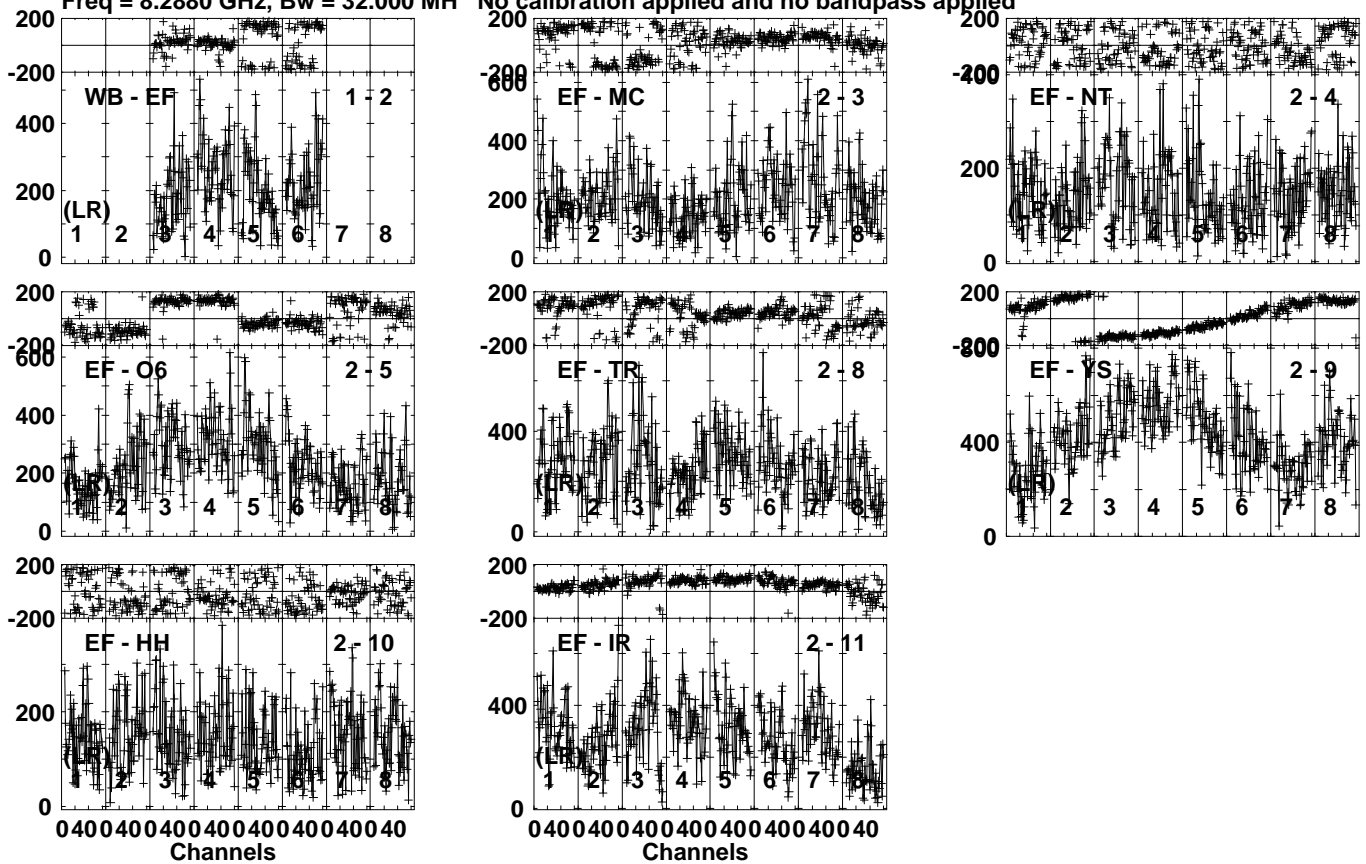
Lower frame: Micro Ampl Jy Top frame: Phas deg
Vector averaged cross-power spectrum Several baselines displayed
Timerange: 00/23:09:51 to 00/23:11:49

Plot file version 327 created 21-MAY-2024 15:00:18

J0842+1835 EP129.UVDATA.1

Freq = 8.2880 GHz, Bw = 32.000 MH

No calibration applied and no bandpass applied

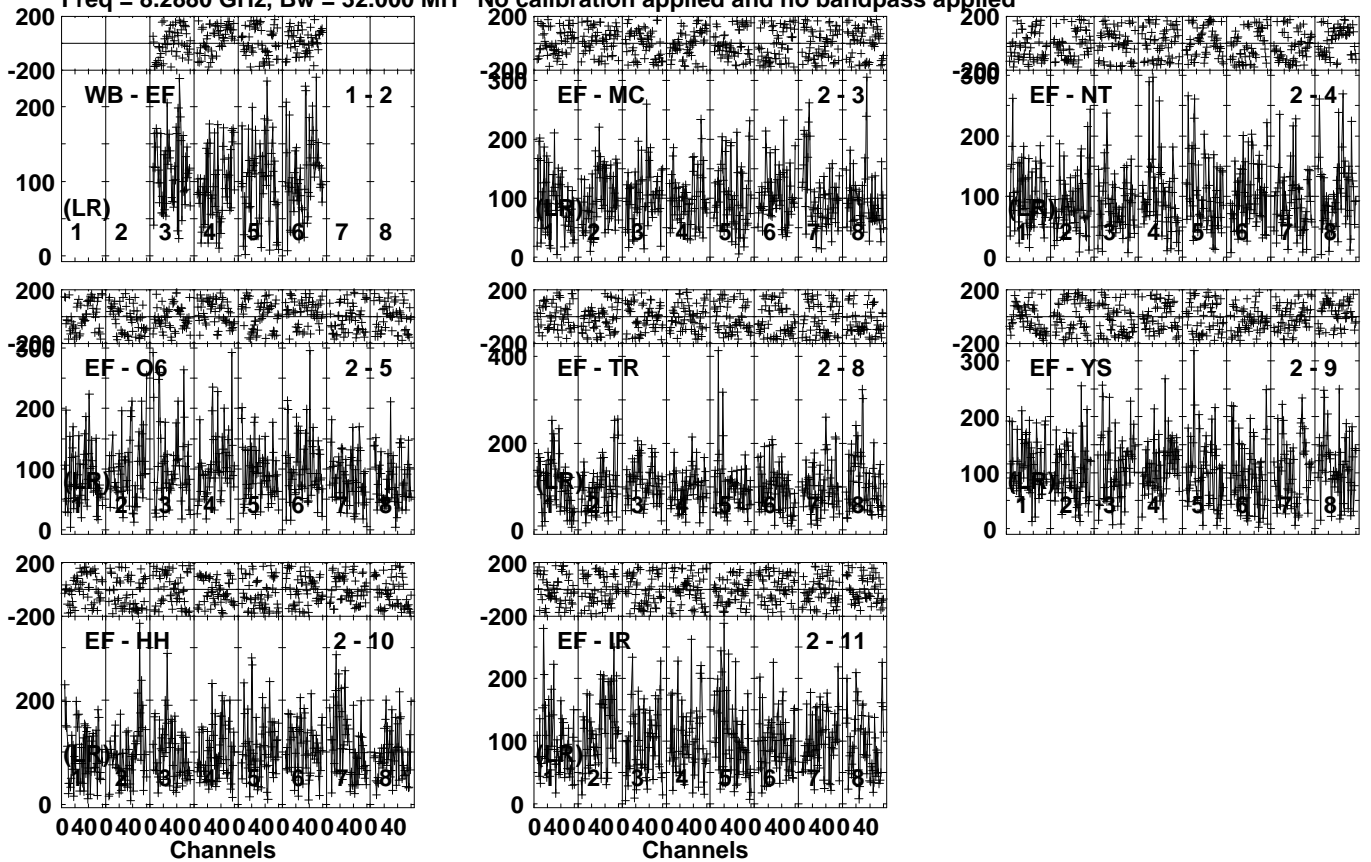


Lower frame: Micro Ampl Jy Top frame: Phas deg
Vector averaged cross-power spectrum Several baselines displayed
Timerange: 00/23:12:21 to 00/23:13:19

Plot file version 328 created 21-MAY-2024 15:00:18

J0841 21 EP129.UVDATA.1

Freq = 8.2880 GHz, Bw = 32.000 MH No calibration applied and no bandpass applied



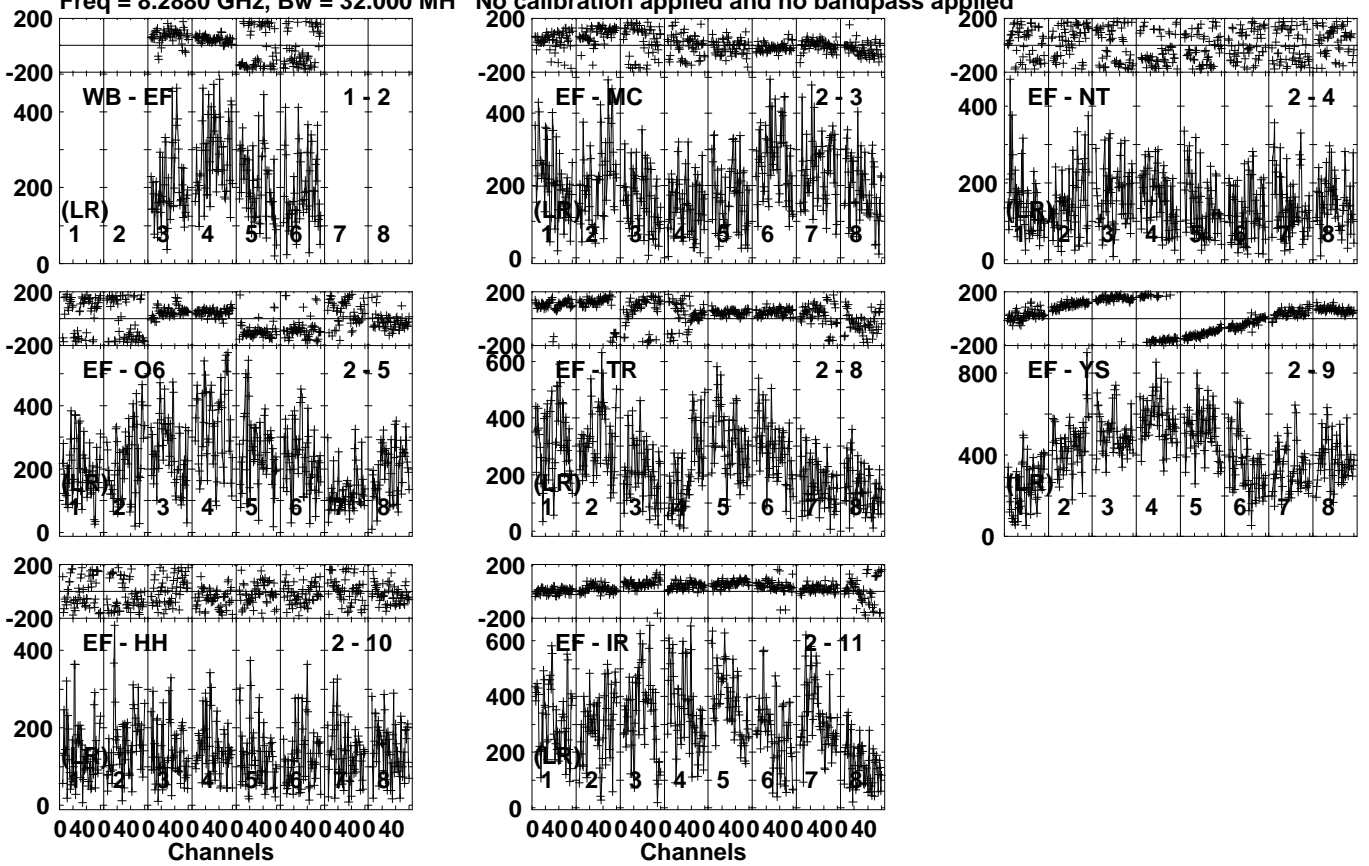
Lower frame: Micro Ampl Jy Top frame: Phas deg
Vector averaged cross-power spectrum Several baselines displayed
Timerange: 00/23:13:51 to 00/23:15:49

Plot file version 329 created 21-MAY-2024 15:00:18

J0842+1835 EP129.UVDATA.1

Freq = 8.2880 GHz, Bw = 32.000 MH

No calibration applied and no bandpass applied



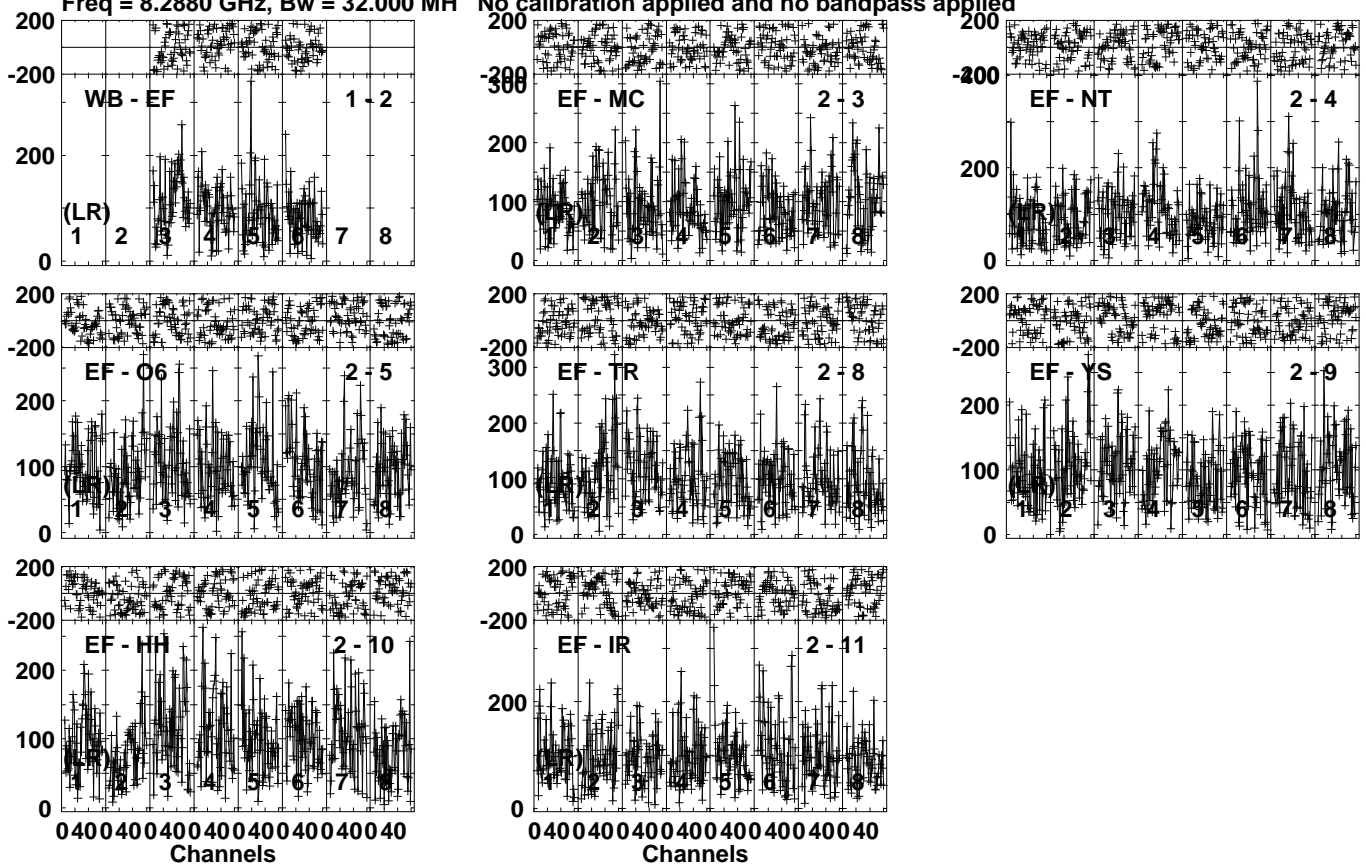
Lower frame: Micro Ampl Jy Top frame: Phas deg
Vector averaged cross-power spectrum Several baselines displayed
Timerange: 00/23:16:36 to 00/23:17:34

Plot file version 330 created 21-MAY-2024 15:00:18

J0841 21 EP129.UVDATA.1

Freq = 8.2880 GHz, Bw = 32.000 MH

No calibration applied and no bandpass applied

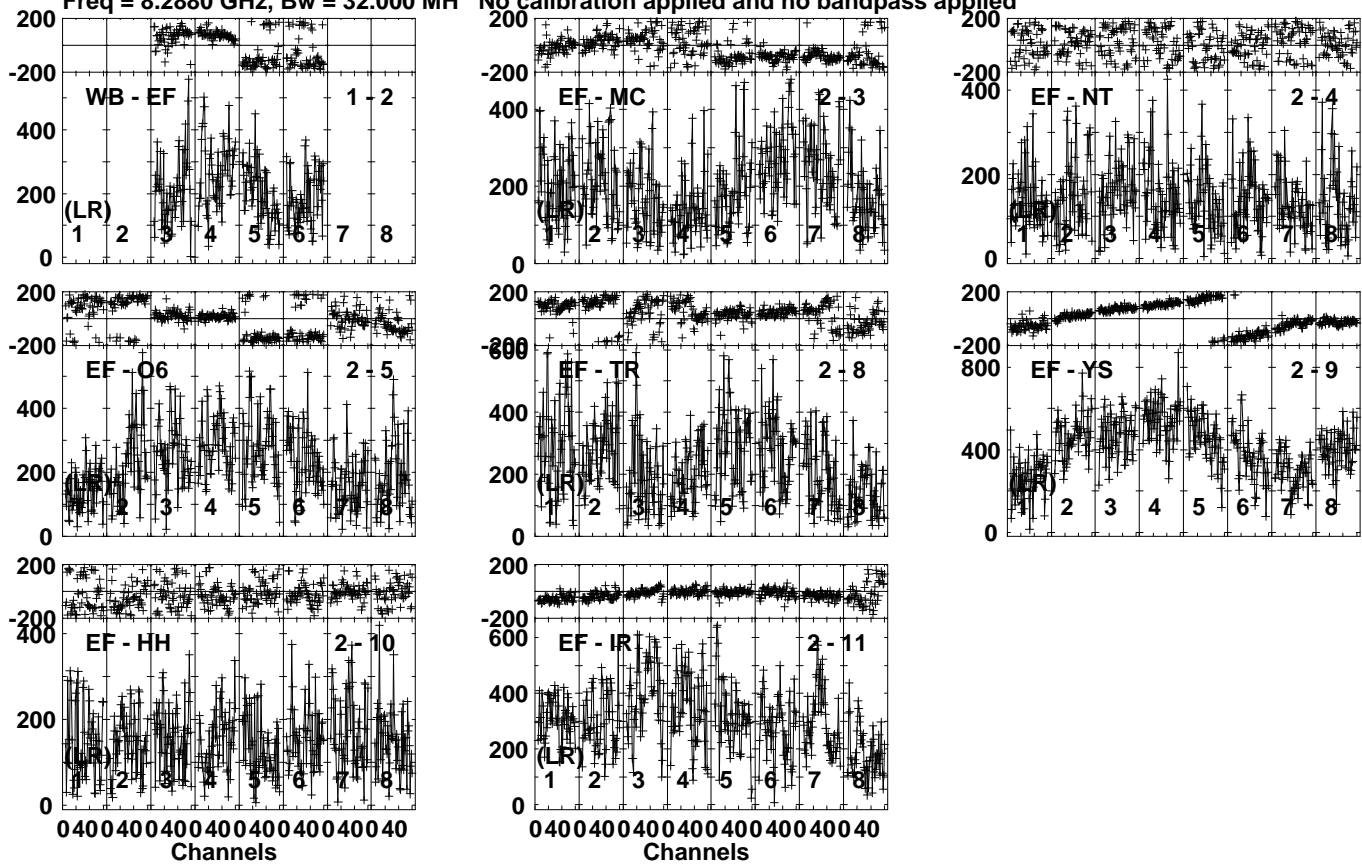


Lower frame: Micro Ampl Jy Top frame: Phas deg
Vector averaged cross-power spectrum Several baselines displayed
Timerange: 00/23:18:06 to 00/23:20:04

Plot file version 331 created 21-MAY-2024 15:00:18

J0842+1835 EP129.UVDATA.1

Freq = 8.2880 GHz, Bw = 32.000 MH No calibration applied and no bandpass applied

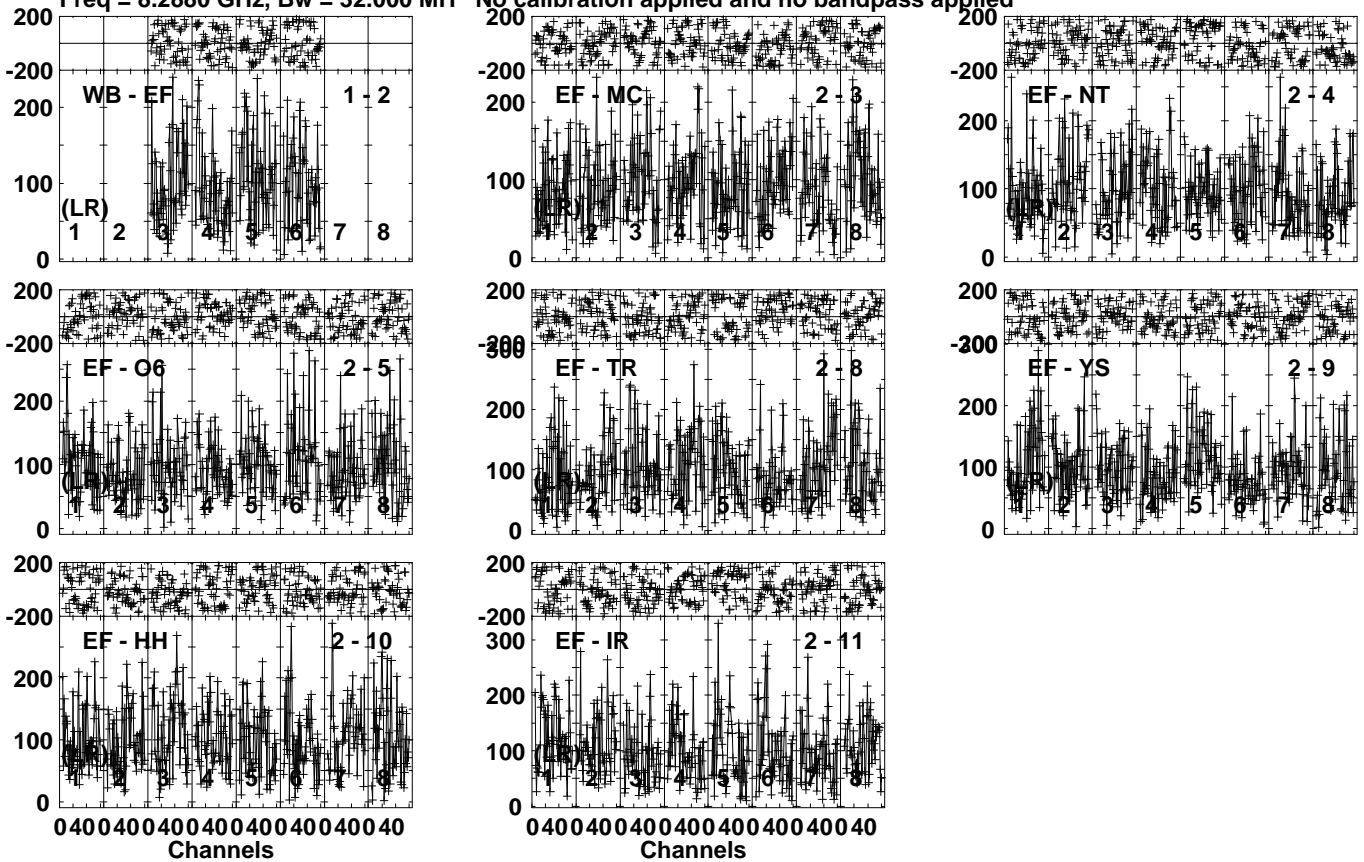


Lower frame: Micro Ampl Jy Top frame: Phas deg
Vector averaged cross-power spectrum Several baselines displayed
Timerange: 00/23:20:36 to 00/23:21:34

Plot file version 332 created 21-MAY-2024 15:00:18

J0841 21 EP129.UVDATA.1

Freq = 8.2880 GHz, Bw = 32.000 MH No calibration applied and no bandpass applied



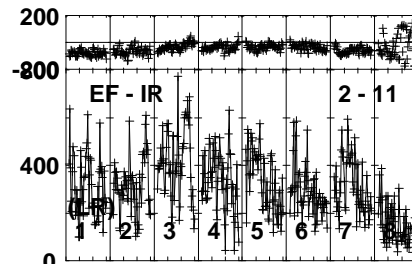
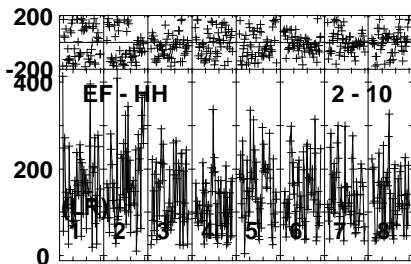
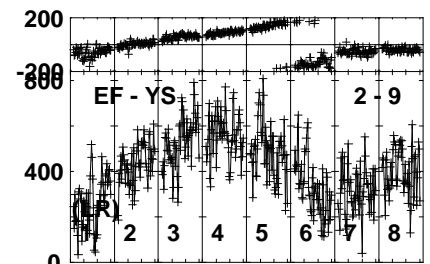
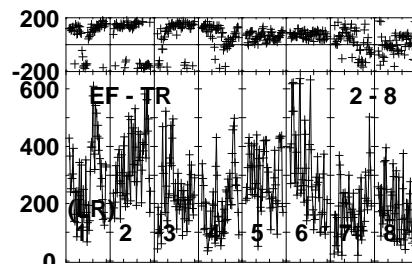
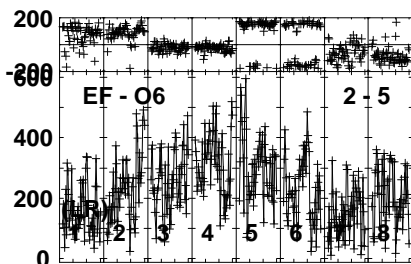
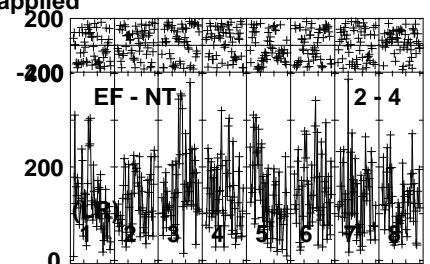
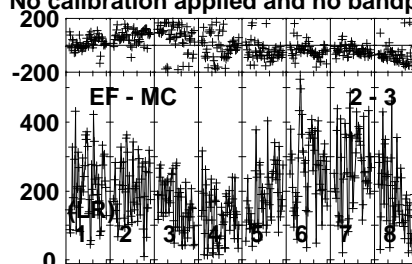
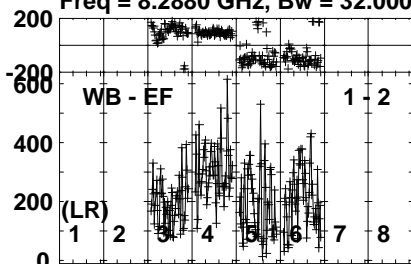
Lower frame: Micro Ampl Jy Top frame: Phas deg
Vector averaged cross-power spectrum Several baselines displayed
Timerange: 00/23:22:06 to 00/23:24:04

Plot file version 333 created 21-MAY-2024 15:00:19

J0842+1835 EP129.UVDATA.1

Freq = 8.2880 GHz, Bw = 32.000 MH

No calibration applied and no bandpass applied

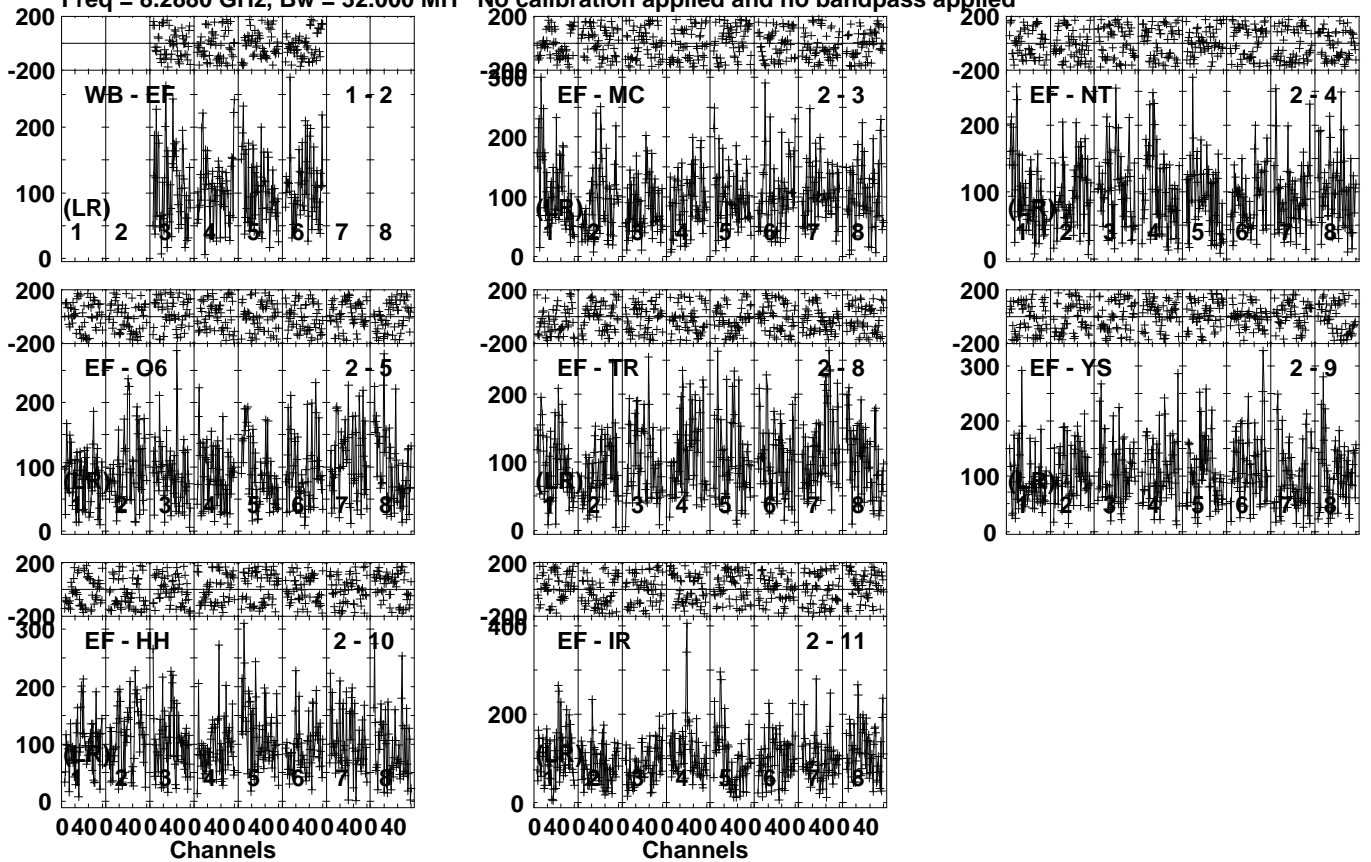


Lower frame: Micro Ampl Jy Top frame: Phas deg
Vector averaged cross-power spectrum Several baselines displayed
Timerange: 00/23:24:36 to 00/23:25:34

Plot file version 334 created 21-MAY-2024 15:00:19

J0841 21 EP129.UVDATA.1

Freq = 8.2880 GHz, Bw = 32.000 MH No calibration applied and no bandpass applied

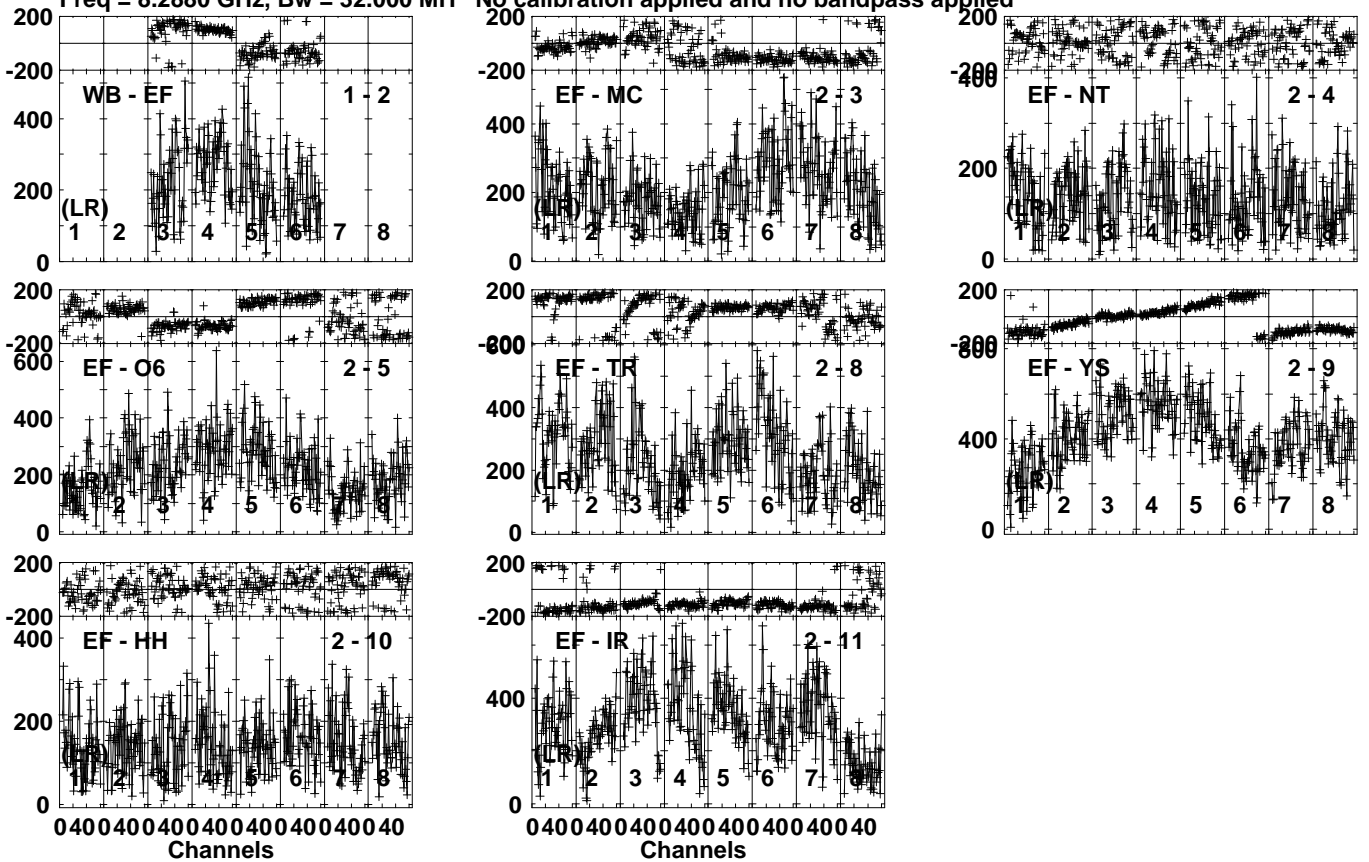


Lower frame: Micro Ampl Jy Top frame: Phas deg
Vector averaged cross-power spectrum Several baselines displayed
Timerange: 00/23:26:06 to 00/23:28:04

Plot file version 335 created 21-MAY-2024 15:00:19

J0842+1835 EP129.UVDATA.1

Freq = 8.2880 GHz, Bw = 32.000 MH No calibration applied and no bandpass applied

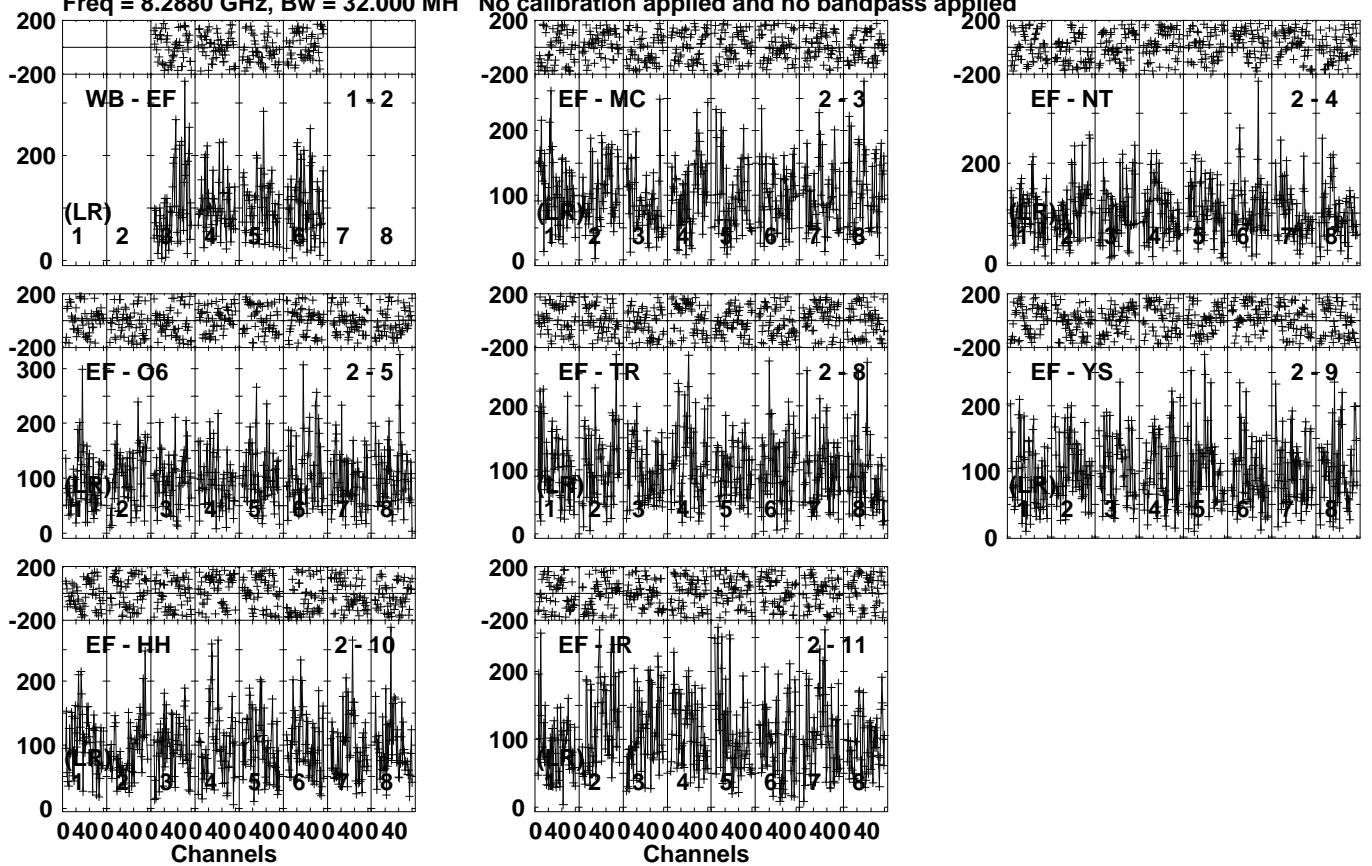


Lower frame: Micro Ampl Jy Top frame: Phas deg
Vector averaged cross-power spectrum Several baselines displayed
Timerange: 00/23:28:51 to 00/23:29:49

Plot file version 336 created 21-MAY-2024 15:00:19

J0841 21 EP129.UVDATA.1

Freq = 8.2880 GHz, Bw = 32.000 MH No calibration applied and no bandpass applied



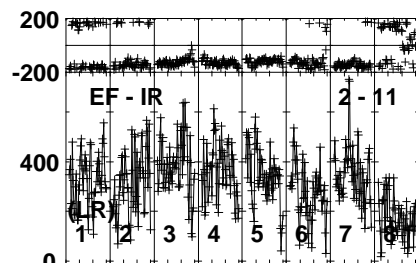
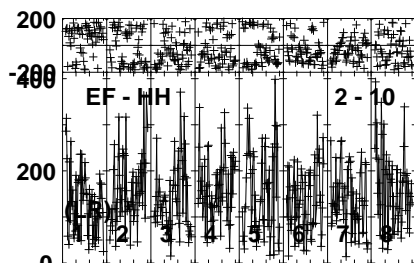
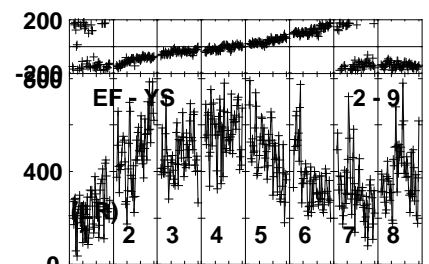
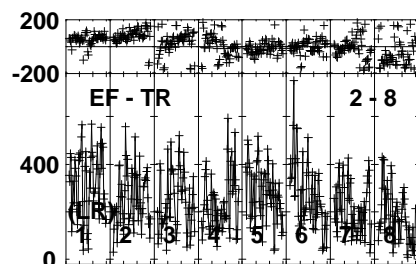
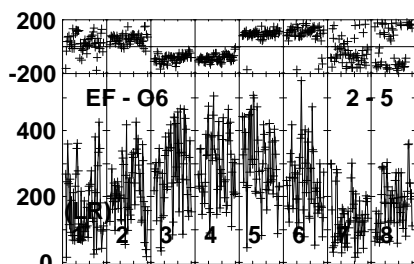
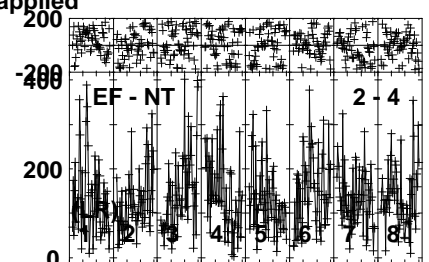
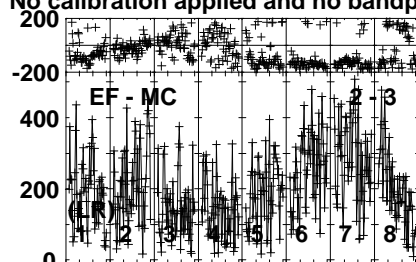
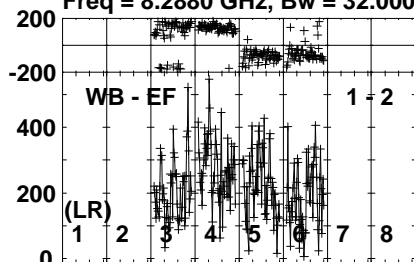
Lower frame: Micro Ampl Jy Top frame: Phas deg
Vector averaged cross-power spectrum Several baselines displayed
Timerange: 00/23:30:21 to 00/23:32:19

Plot file version 337 created 21-MAY-2024 15:00:19

J0842+1835 EP129.UVDATA.1

Freq = 8.2880 GHz, Bw = 32.000 MH

No calibration applied and no bandpass applied



040040040040040040040040040040

Channels

040040040040040040040040040040

Channels

Lower frame: Micro Ampl Jy Top frame: Phas deg

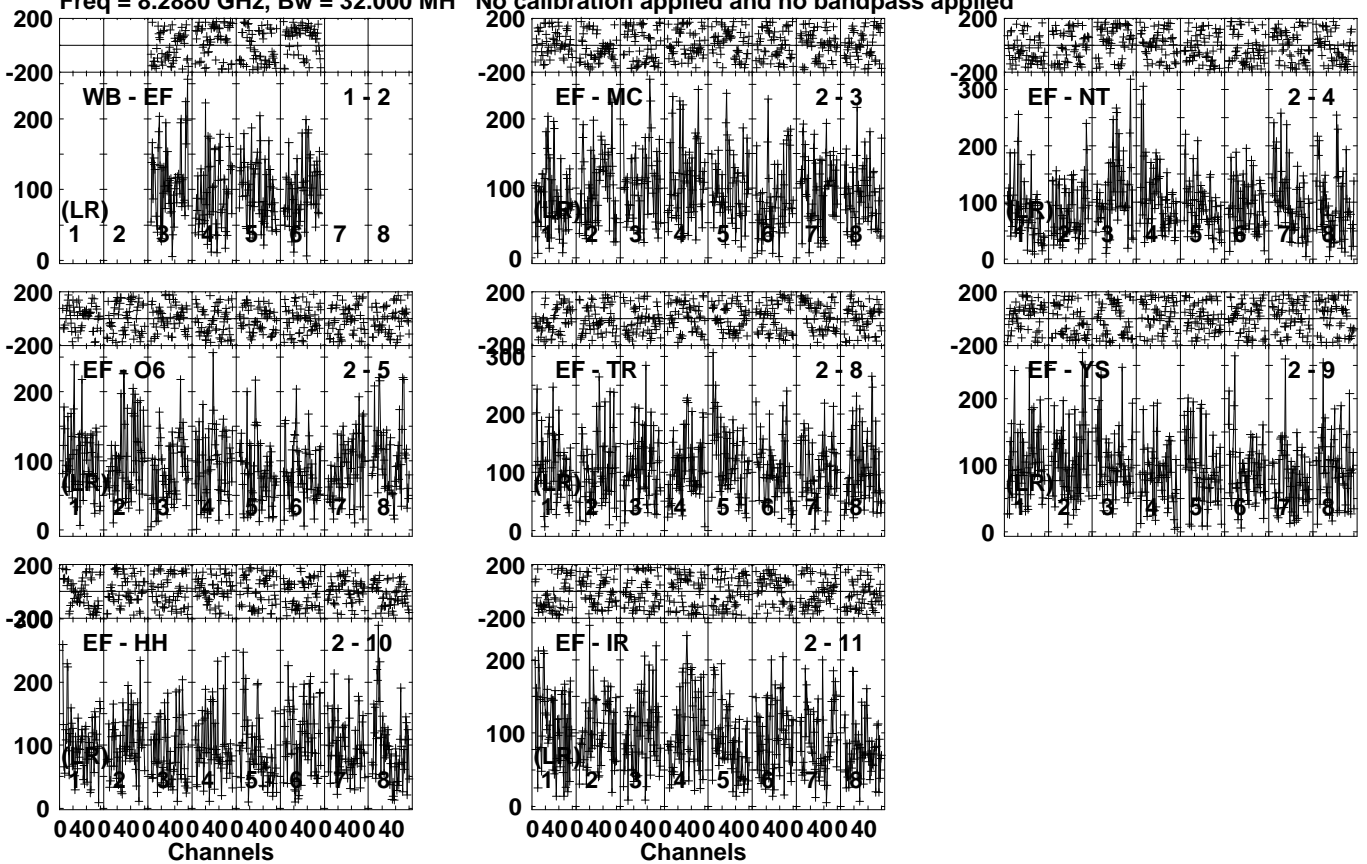
Vector averaged cross-power spectrum Several baselines displayed

Timerange: 00/23:32:51 to 00/23:33:49

Plot file version 338 created 21-MAY-2024 15:00:19

J0841 26 EP129.UVDATA.1

Freq = 8.2880 GHz, Bw = 32.000 MH No calibration applied and no bandpass applied



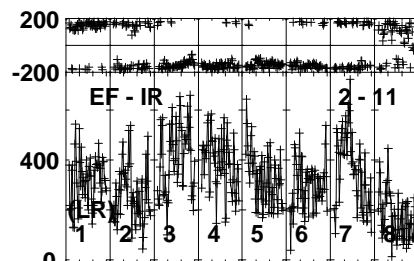
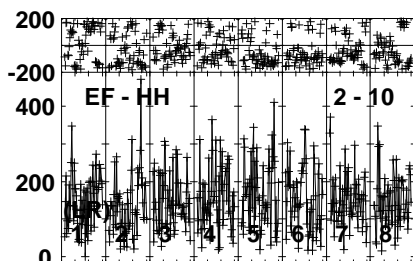
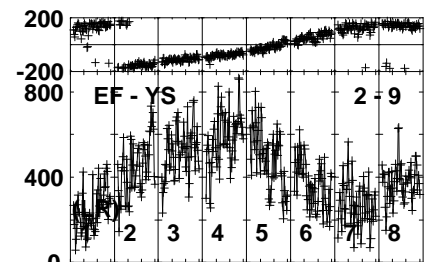
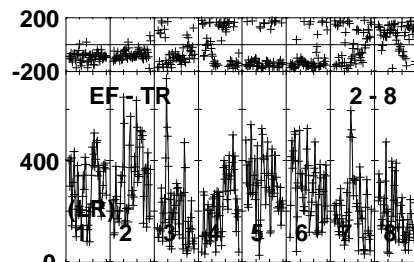
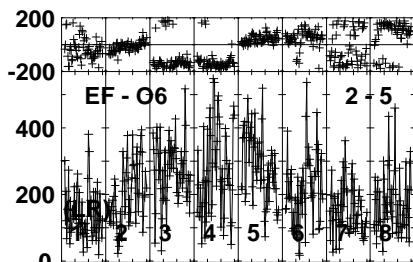
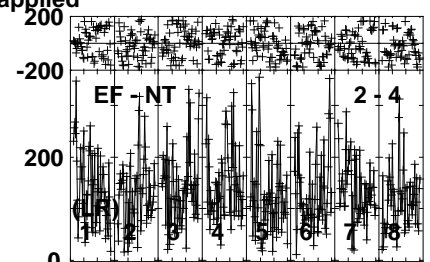
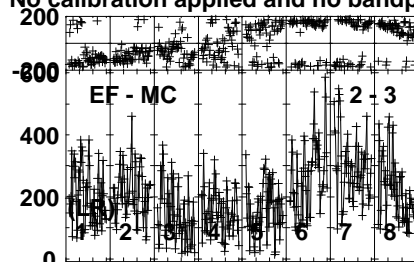
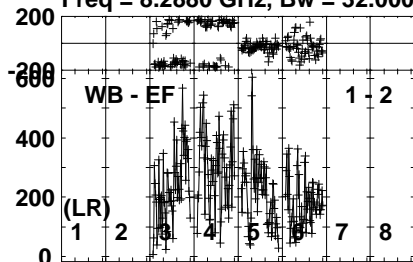
Lower frame: Micro Ampl Jy Top frame: Phas deg
Vector averaged cross-power spectrum Several baselines displayed
Timerange: 00/23:34:21 to 00/23:36:19

Plot file version 339 created 21-MAY-2024 15:00:20

J0842+1835 EP129.UVDATA.1

Freq = 8.2880 GHz, Bw = 32.000 MH

No calibration applied and no bandpass applied



040040040040040040040040

Channels

040040040040040040040040

Channels

Lower frame: Micro Ampl Jy Top frame: Phas deg

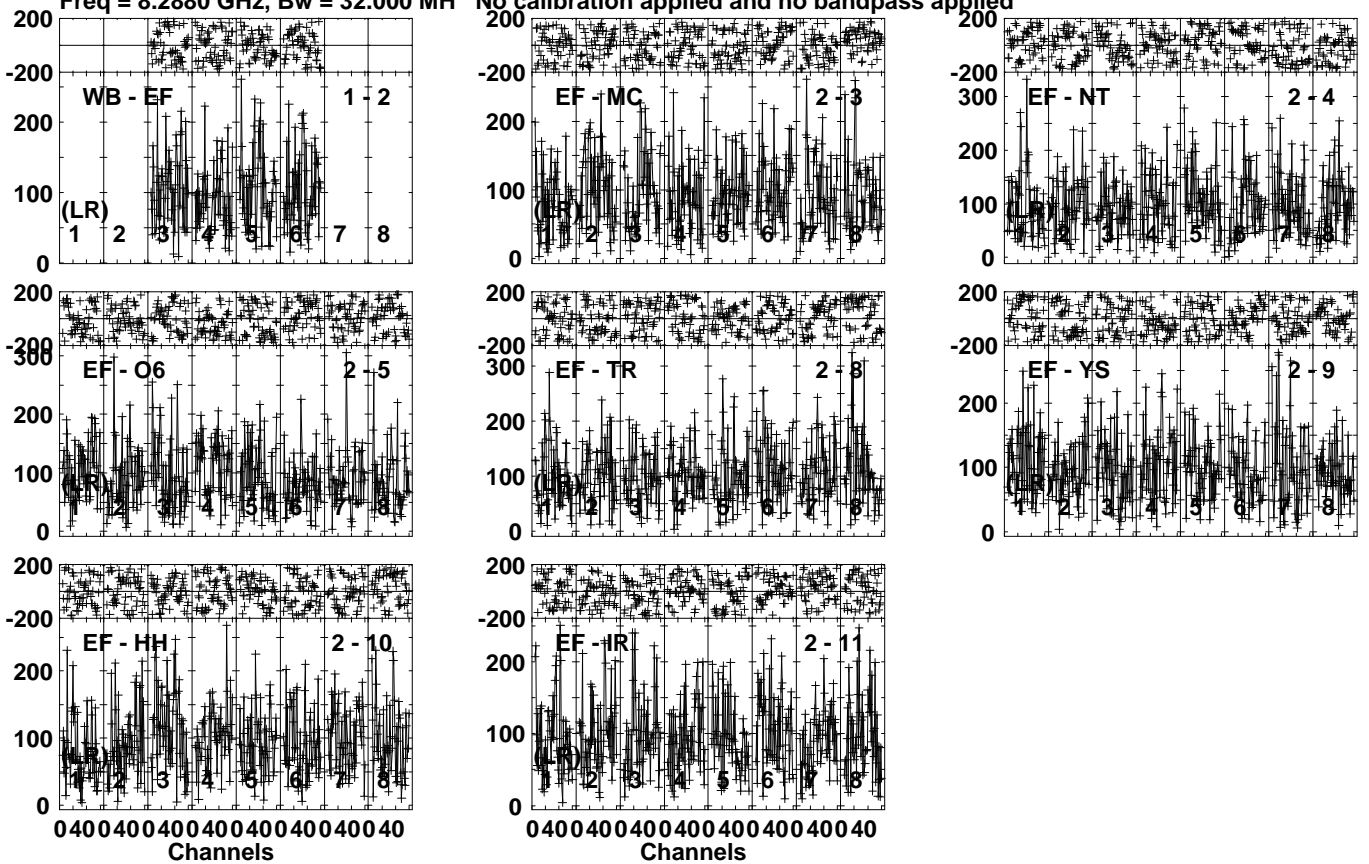
Vector averaged cross-power spectrum Several baselines displayed

Timerange: 00/23:36:51 to 00/23:37:49

Plot file version 340 created 21-MAY-2024 15:00:20

J0841 26 EP129.UVDATA.1

Freq = 8.2880 GHz, Bw = 32.000 MH No calibration applied and no bandpass applied

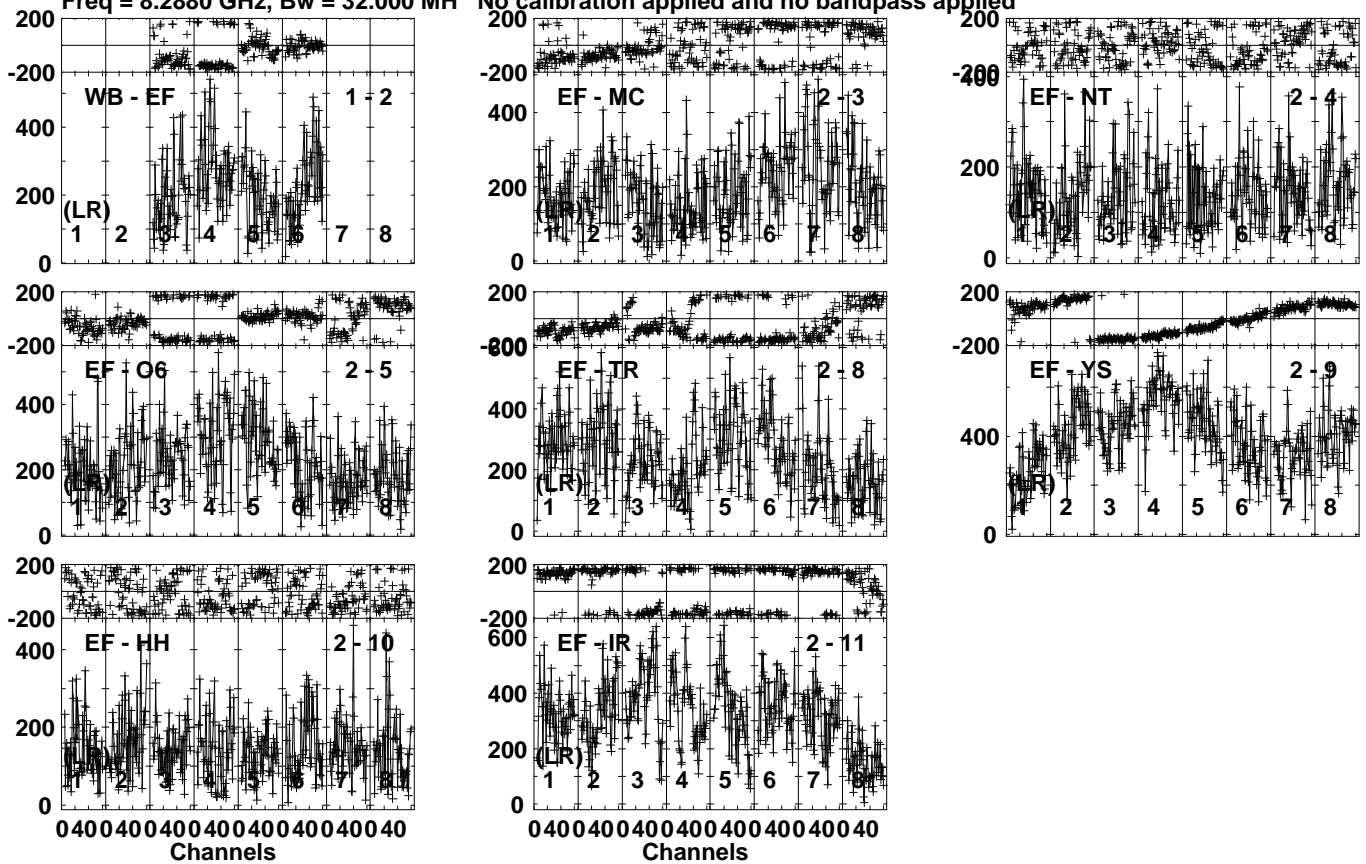


Lower frame: Micro Ampl Jy Top frame: Phas deg
Vector averaged cross-power spectrum Several baselines displayed
Timerange: 00/23:38:21 to 00/23:40:19

Plot file version 341 created 21-MAY-2024 15:00:20

J0842+1835 EP129.UVDATA.1

Freq = 8.2880 GHz, Bw = 32.000 MH No calibration applied and no bandpass applied

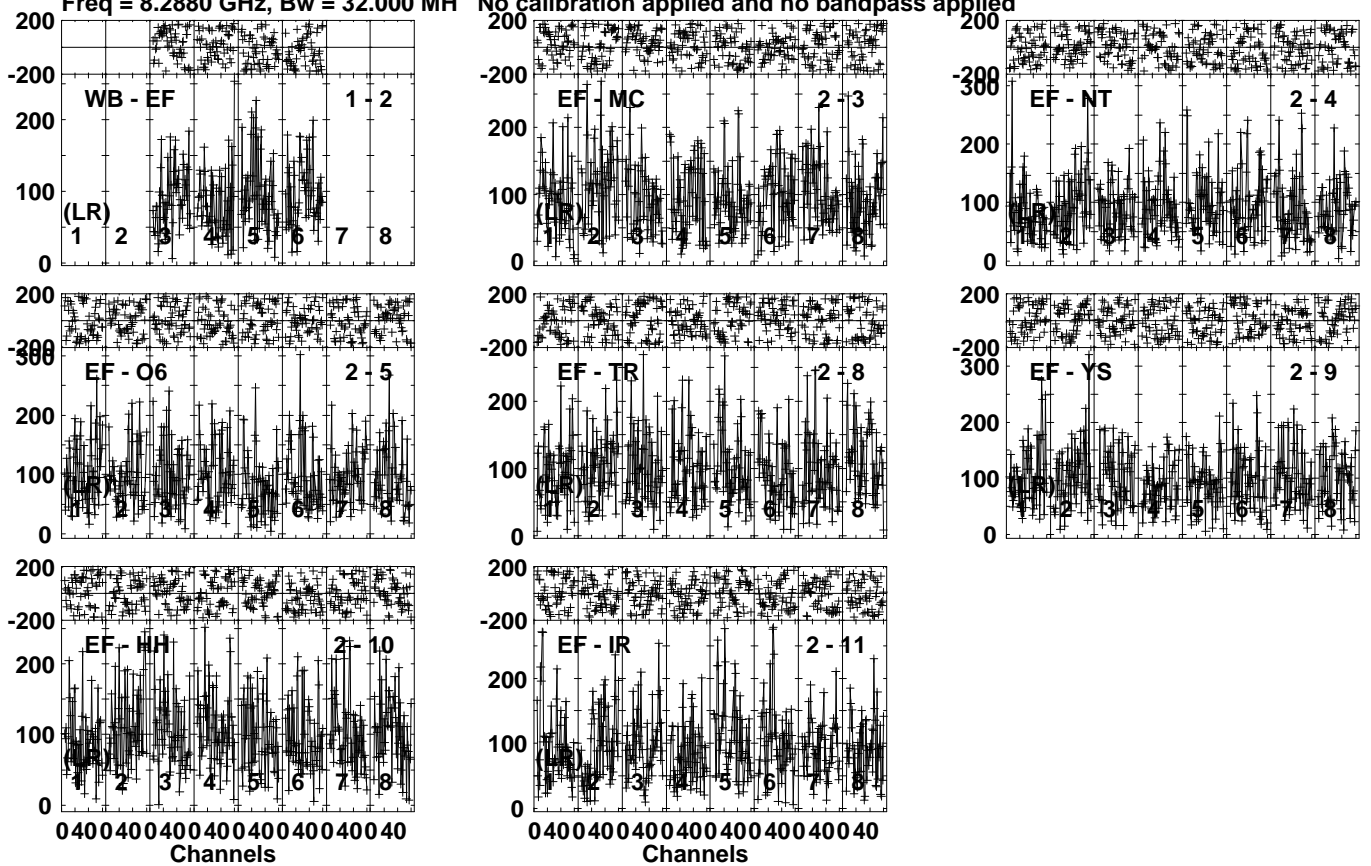


Lower frame: Micro Ampl Jy Top frame: Phas deg
Vector averaged cross-power spectrum Several baselines displayed
Timerange: 00/23:41:06 to 00/23:42:04

Plot file version 342 created 21-MAY-2024 15:00:20

J0841 26 EP129.UVDATA.1

Freq = 8.2880 GHz, Bw = 32.000 MH No calibration applied and no bandpass applied



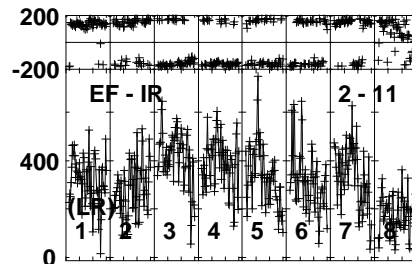
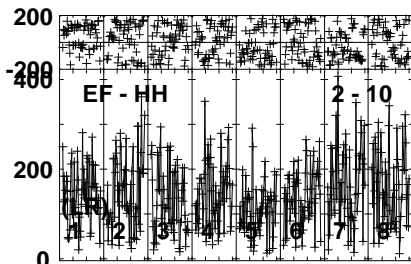
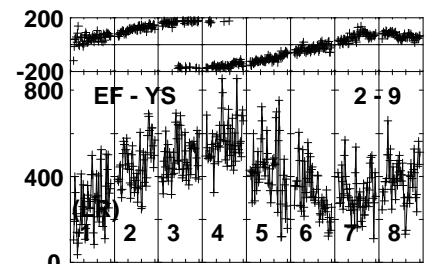
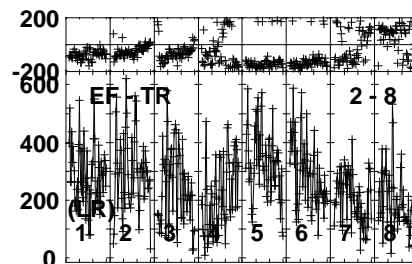
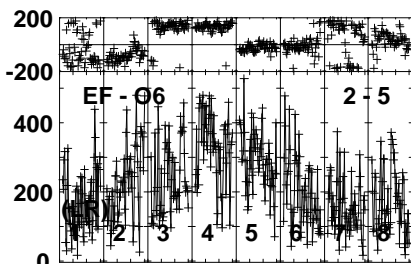
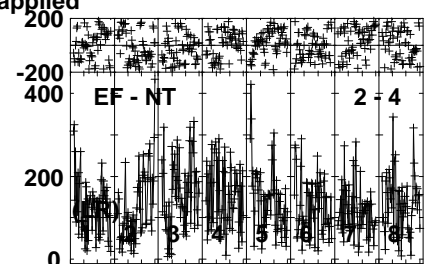
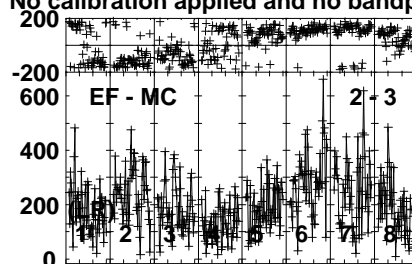
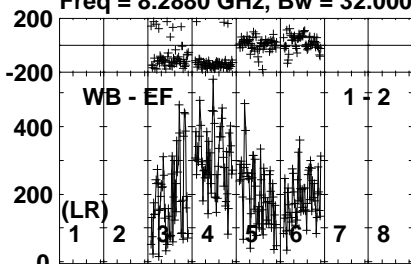
Lower frame: Micro Ampl Jy Top frame: Phas deg
Vector averaged cross-power spectrum Several baselines displayed
Timerange: 00/23:42:36 to 00/23:44:34

Plot file version 343 created 21-MAY-2024 15:00:20

J0842+1835 EP129.UVDATA.1

Freq = 8.2880 GHz, Bw = 32.000 MH

No calibration applied and no bandpass applied

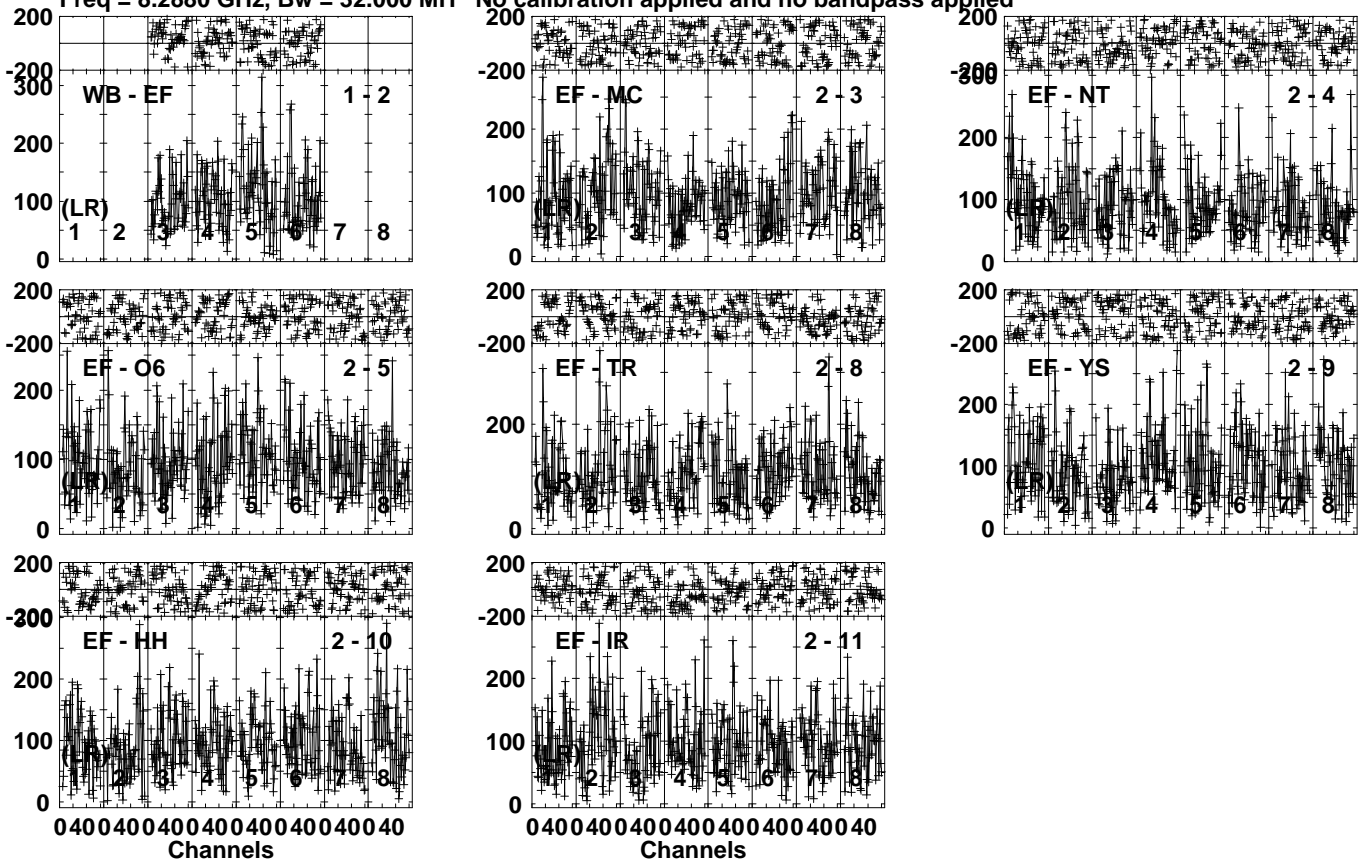


Lower frame: Micro Ampl Jy Top frame: Phas deg
Vector averaged cross-power spectrum Several baselines displayed
Timerange: 00/23:45:06 to 00/23:46:04

Plot file version 344 created 21-MAY-2024 15:00:20

J0841 26 EP129.UVDATA.1

Freq = 8.2880 GHz, Bw = 32.000 MH No calibration applied and no bandpass applied



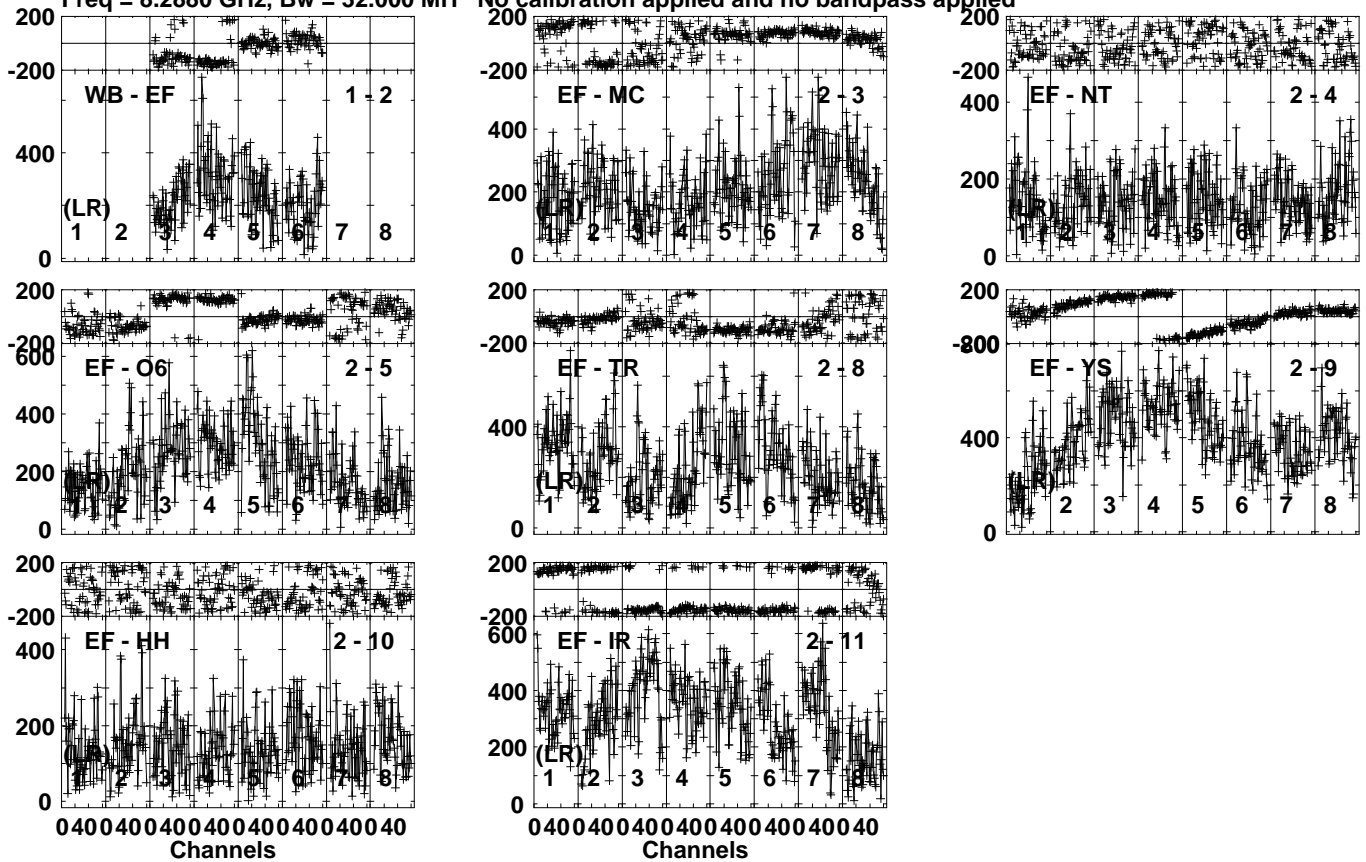
Lower frame: Micro Ampl Jy Top frame: Phas deg
Vector averaged cross-power spectrum Several baselines displayed
Timerange: 00/23:46:36 to 00/23:48:34

Plot file version 345 created 21-MAY-2024 15:00:20

J0842+1835 EP129.UVDATA.1

Freq = 8.2880 GHz, Bw = 32.000 MH

No calibration applied and no bandpass applied

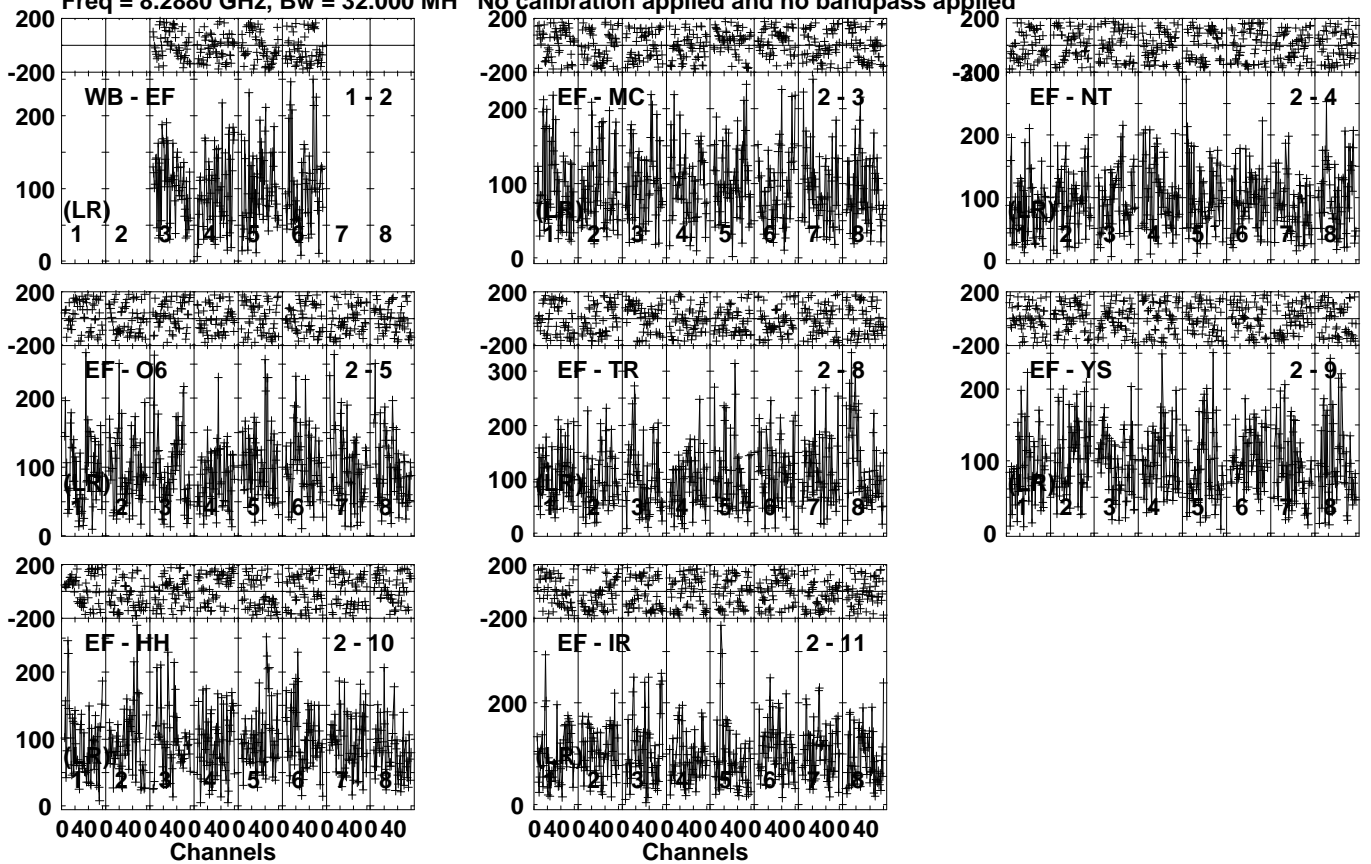


Lower frame: Micro Ampl Jy Top frame: Phas deg
Vector averaged cross-power spectrum Several baselines displayed
Timerange: 00/23:49:06 to 00/23:50:04

Plot file version 346 created 21-MAY-2024 15:00:21

J0841 26 EP129.UVDATA.1

Freq = 8.2880 GHz, Bw = 32.000 MH No calibration applied and no bandpass applied



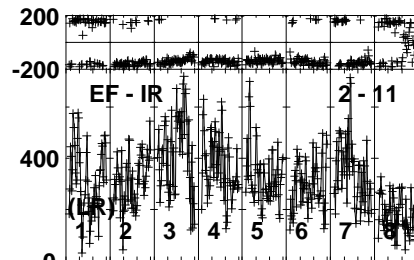
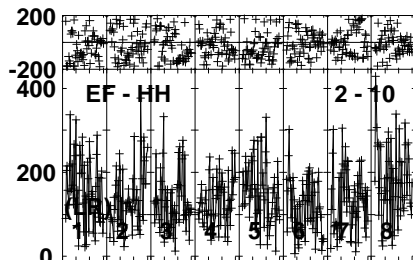
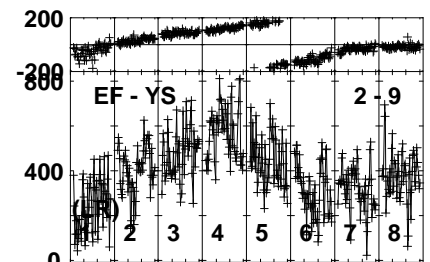
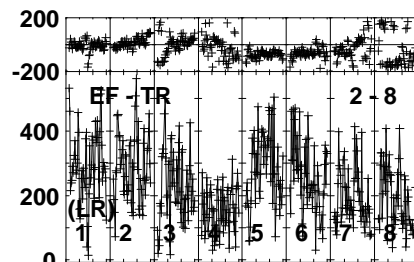
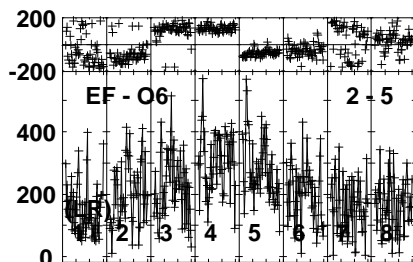
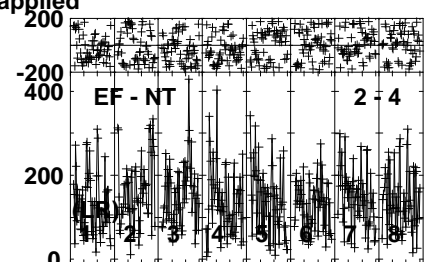
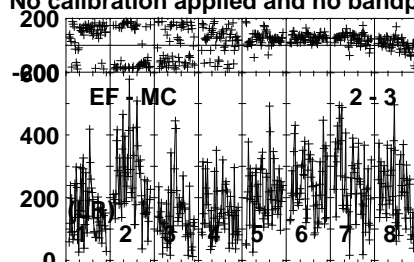
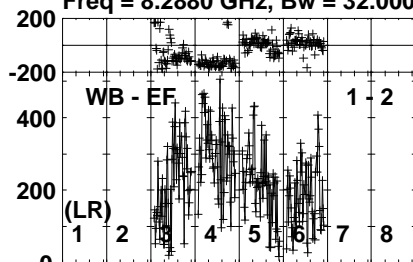
Lower frame: Micro Ampl Jy Top frame: Phas deg
Vector averaged cross-power spectrum Several baselines displayed
Timerange: 00/23:50:36 to 00/23:52:34

Plot file version 347 created 21-MAY-2024 15:00:21

J0842+1835 EP129.UVDATA.1

Freq = 8.2880 GHz, Bw = 32.000 MH

No calibration applied and no bandpass applied



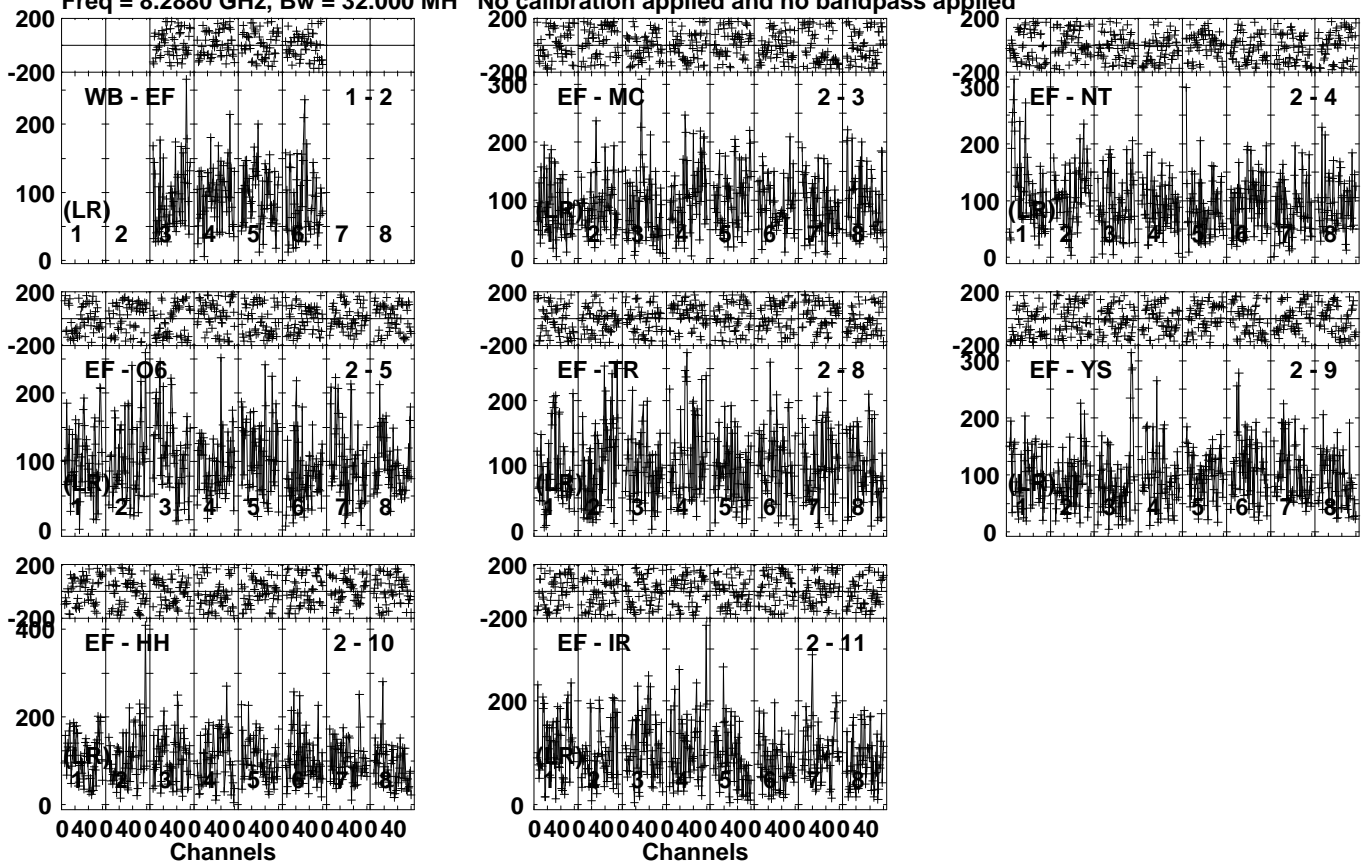
Lower frame: Micro Ampl Jy Top frame: Phas deg
Vector averaged cross-power spectrum Several baselines displayed
Timerange: 00/23:53:21 to 00/23:54:19

Plot file version 348 created 21-MAY-2024 15:00:21

J0841 26 EP129.UVDATA.1

Freq = 8.2880 GHz, Bw = 32.000 MH

No calibration applied and no bandpass applied

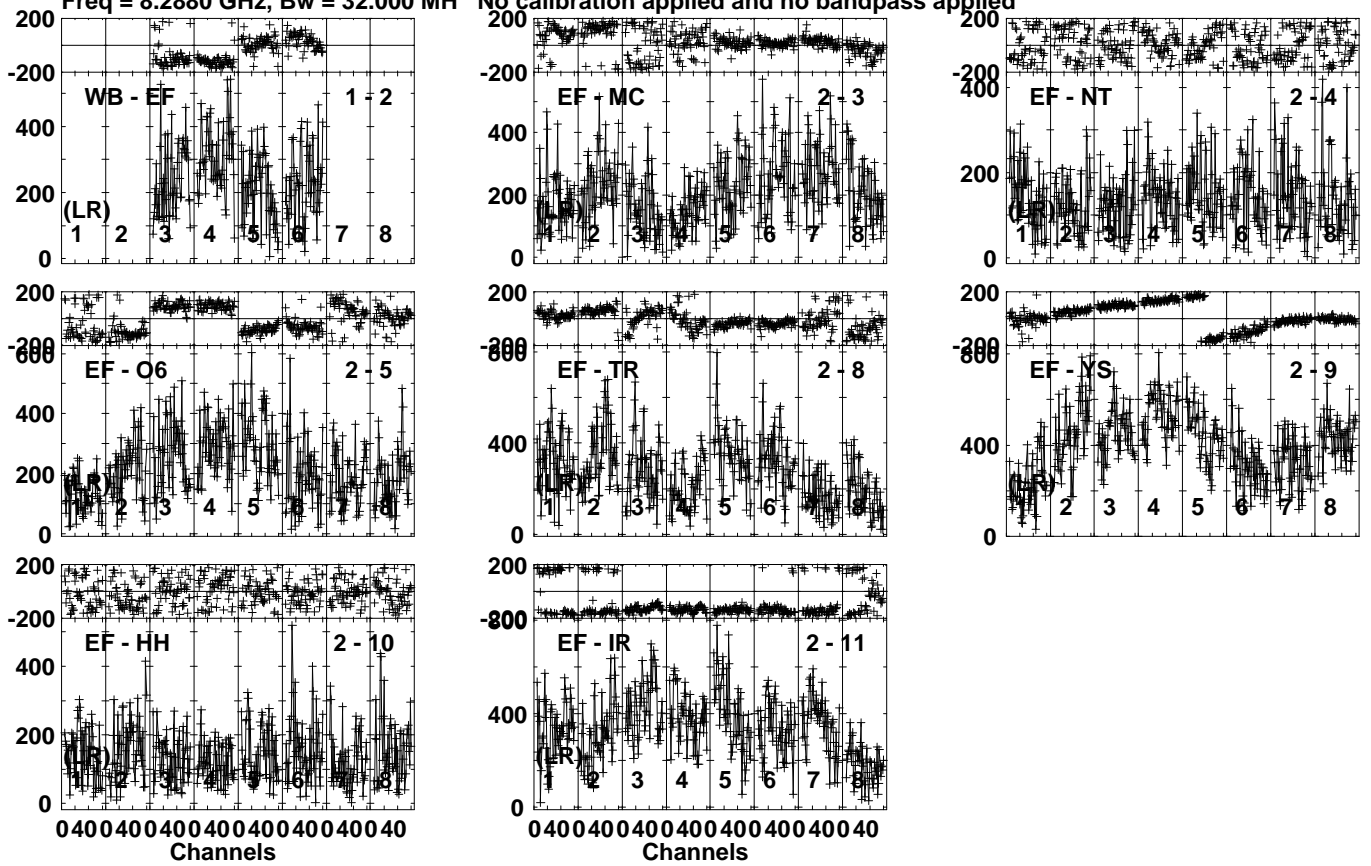


Lower frame: Micro Ampl Jy Top frame: Phas deg
Vector averaged cross-power spectrum Several baselines displayed
Timerange: 00/23:54:51 to 00/23:56:49

Plot file version 349 created 21-MAY-2024 15:00:21

J0842+1835 EP129.UVDATA.1

Freq = 8.2880 GHz, Bw = 32.000 MH No calibration applied and no bandpass applied

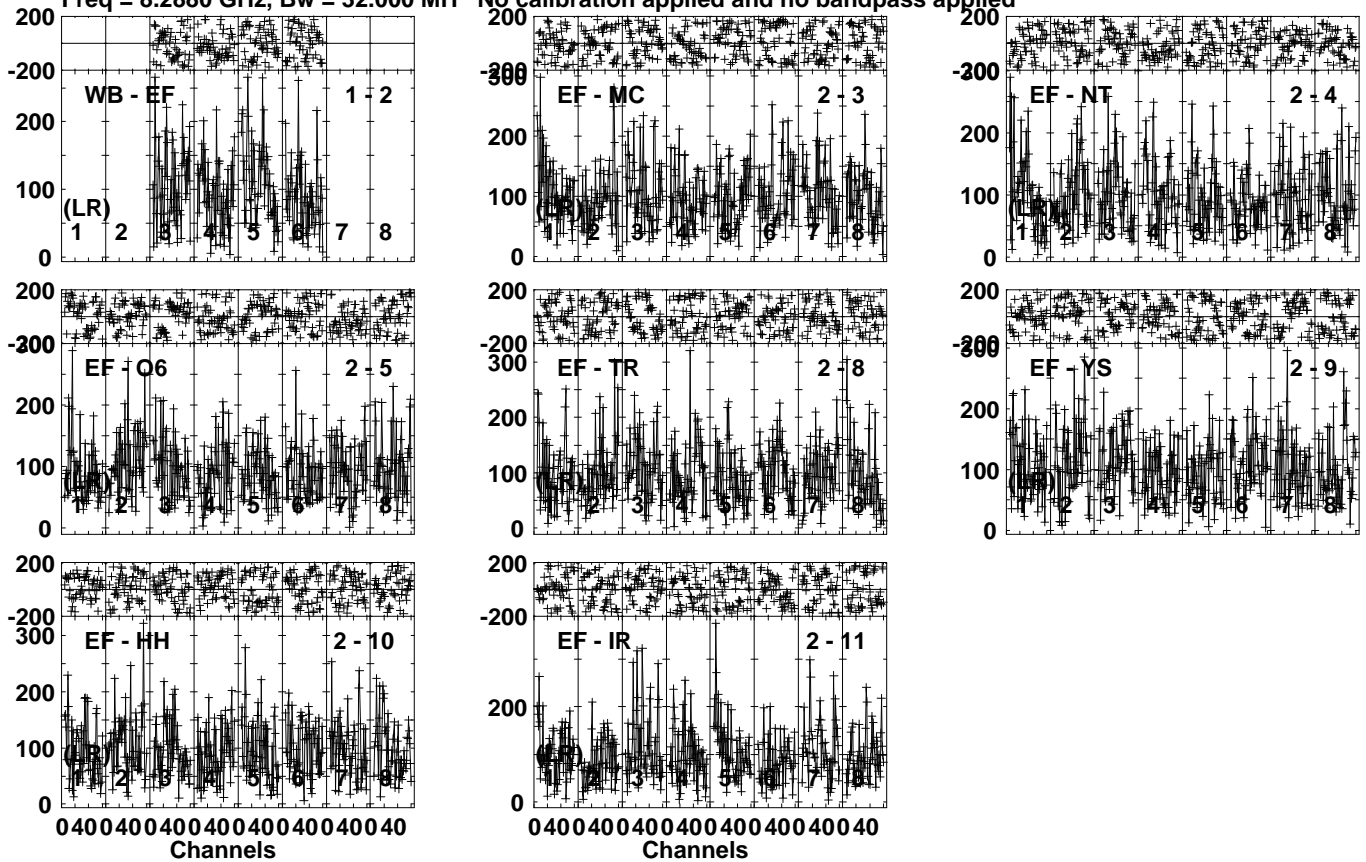


Lower frame: Micro Ampl Jy Top frame: Phas deg
Vector averaged cross-power spectrum Several baselines displayed
Timerange: 00/23:57:21 to 00/23:58:19

Plot file version 350 created 21-MAY-2024 15:00:21

J0841 26 EP129.UVDATA.1

Freq = 8.2880 GHz, Bw = 32.000 MH No calibration applied and no bandpass applied



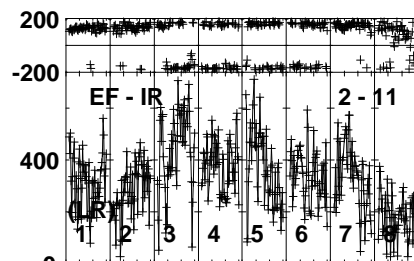
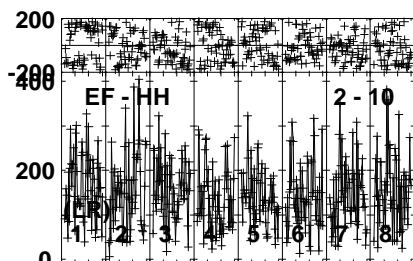
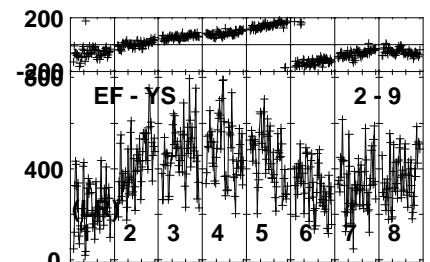
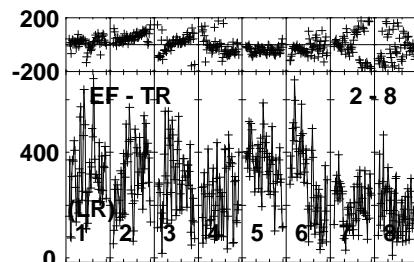
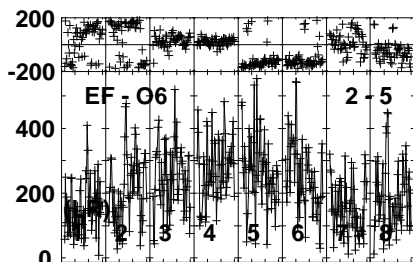
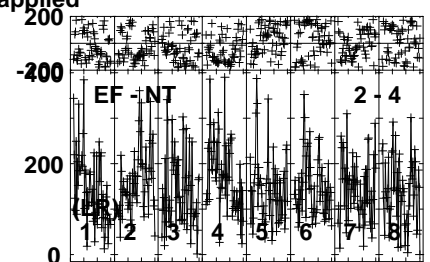
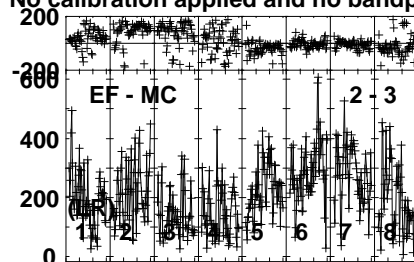
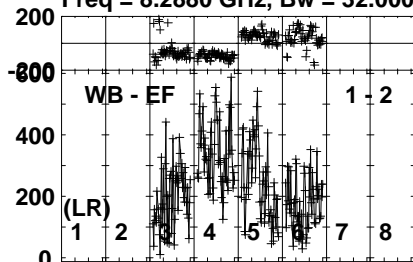
Lower frame: Micro Ampl Jy Top frame: Phas deg
Vector averaged cross-power spectrum Several baselines displayed
Timerange: 00/23:58:51 to 01/00:00:49

Plot file version 351 created 21-MAY-2024 15:00:21

J0842+1835 EP129.UVDATA.1

Freq = 8.2880 GHz, Bw = 32.000 MH

No calibration applied and no bandpass applied



040040040040040040040040040040

Channels

040040040040040040040040040040

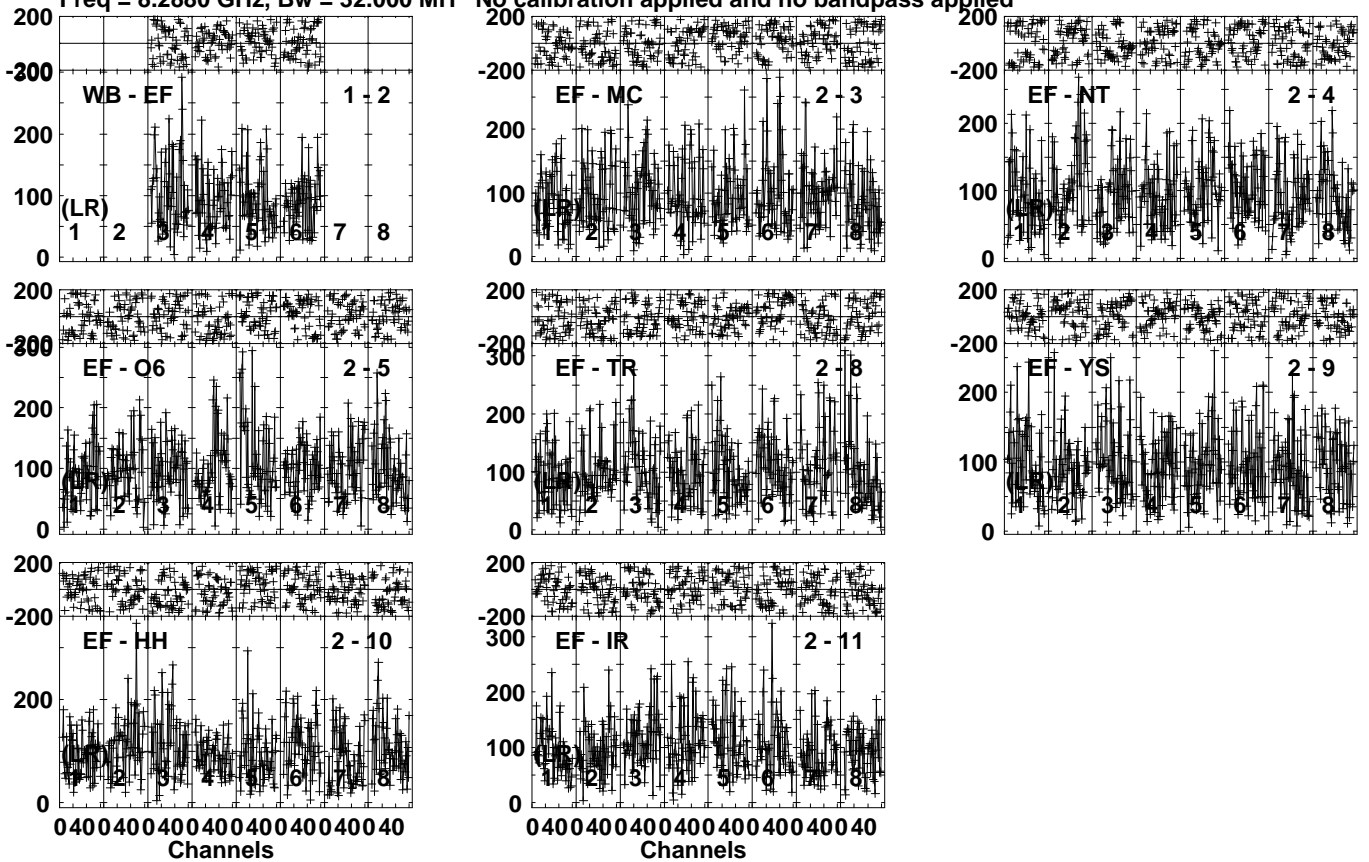
Channels

Lower frame: Micro Ampl Jy Top frame: Phas deg
Vector averaged cross-power spectrum Several baselines displayed
Timerange: 01/00:01:21 to 01/00:02:19

Plot file version 352 created 21-MAY-2024 15:00:21

J0843 16 EP129.UVDATA.1

Freq = 8.2880 GHz, Bw = 32.000 MH No calibration applied and no bandpass applied



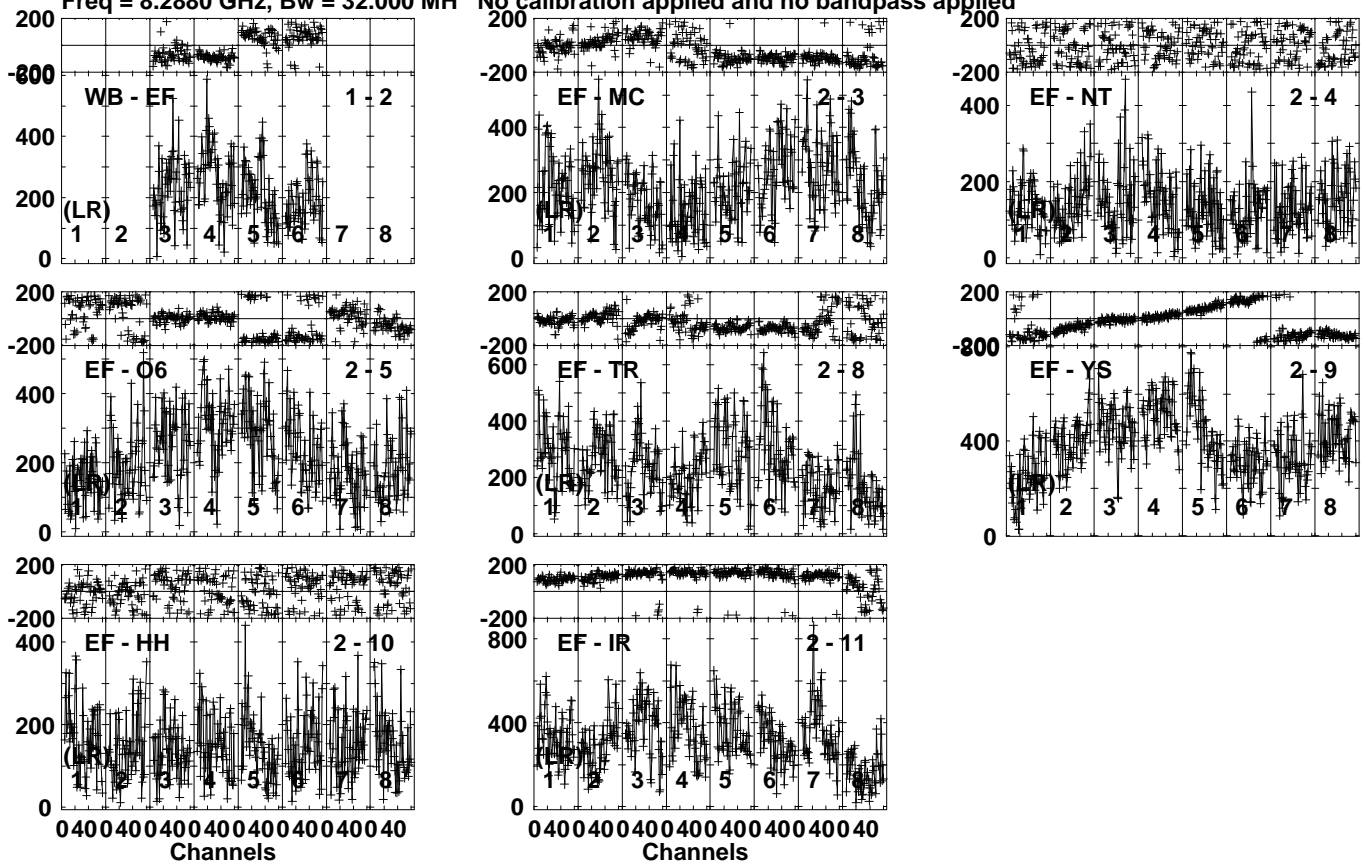
Lower frame: Micro Ampl Jy Top frame: Phas deg
Vector averaged cross-power spectrum Several baselines displayed
Timerange: 01/00:02:51 to 01/00:04:49

Plot file version 353 created 21-MAY-2024 15:00:22

J0842+1835 EP129.UVDATA.1

Freq = 8.2880 GHz, Bw = 32.000 MH

No calibration applied and no bandpass applied

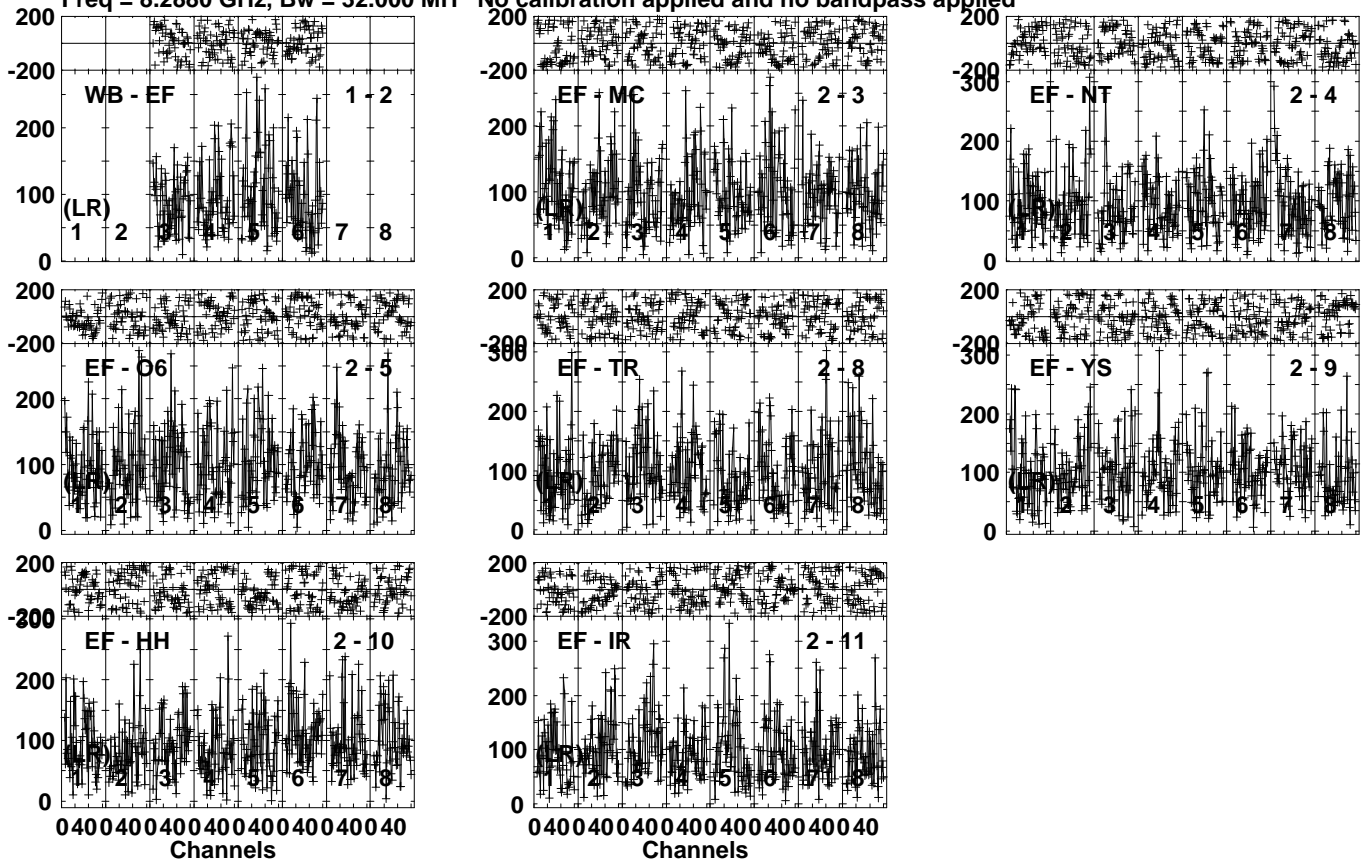


Lower frame: Micro Ampl Jy Top frame: Phas deg
Vector averaged cross-power spectrum Several baselines displayed
Timerange: 01/00:05:36 to 01/00:06:34

Plot file version 354 created 21-MAY-2024 15:00:22

J0843 16 EP129.UVDATA.1

Freq = 8.2880 GHz, Bw = 32.000 MH No calibration applied and no bandpass applied

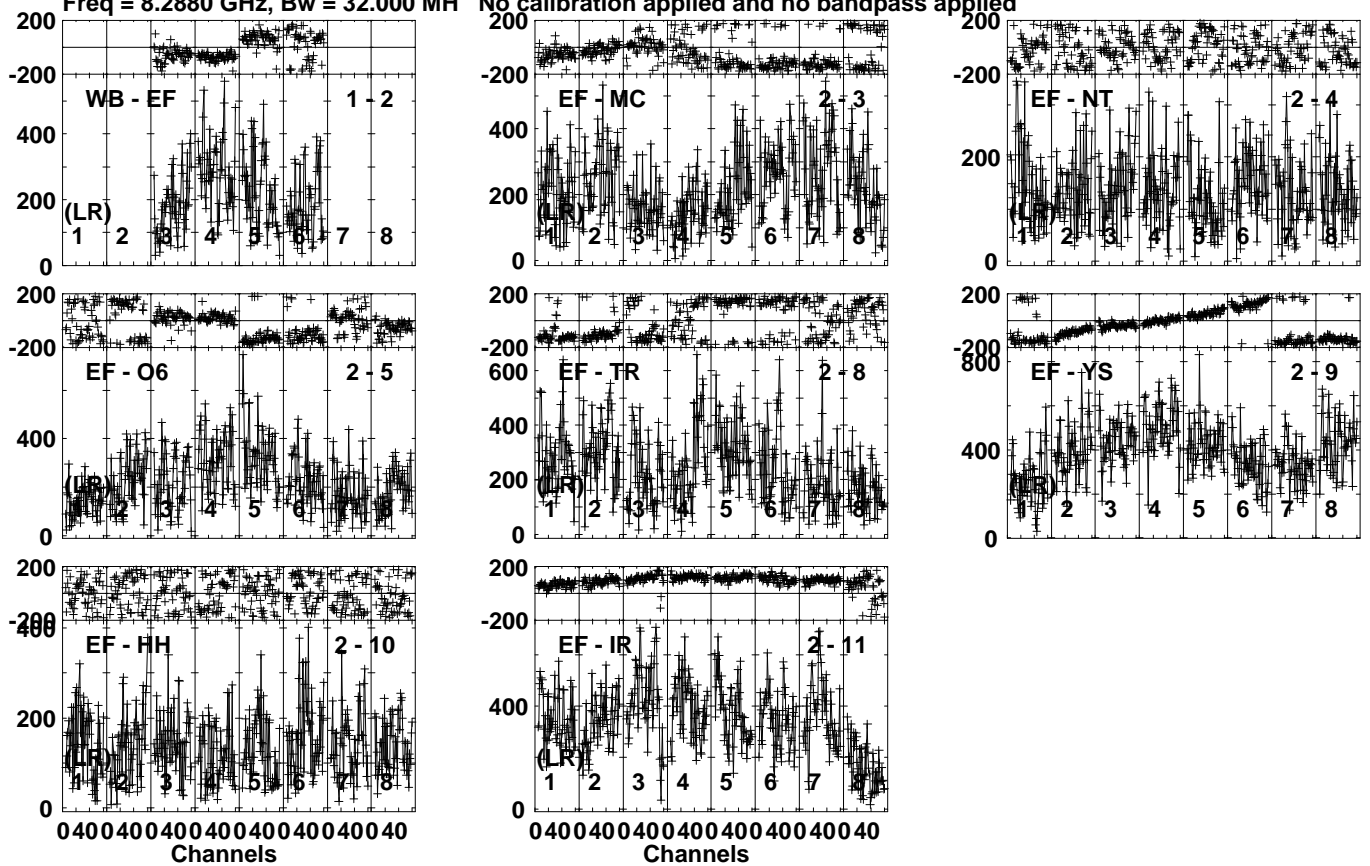


Lower frame: Micro Ampl Jy Top frame: Phas deg
Vector averaged cross-power spectrum Several baselines displayed
Timerange: 01/00:07:06 to 01/00:09:04

Plot file version 355 created 21-MAY-2024 15:00:22

J0842+1835 EP129.UVDATA.1

Freq = 8.2880 GHz, Bw = 32.000 MH No calibration applied and no bandpass applied



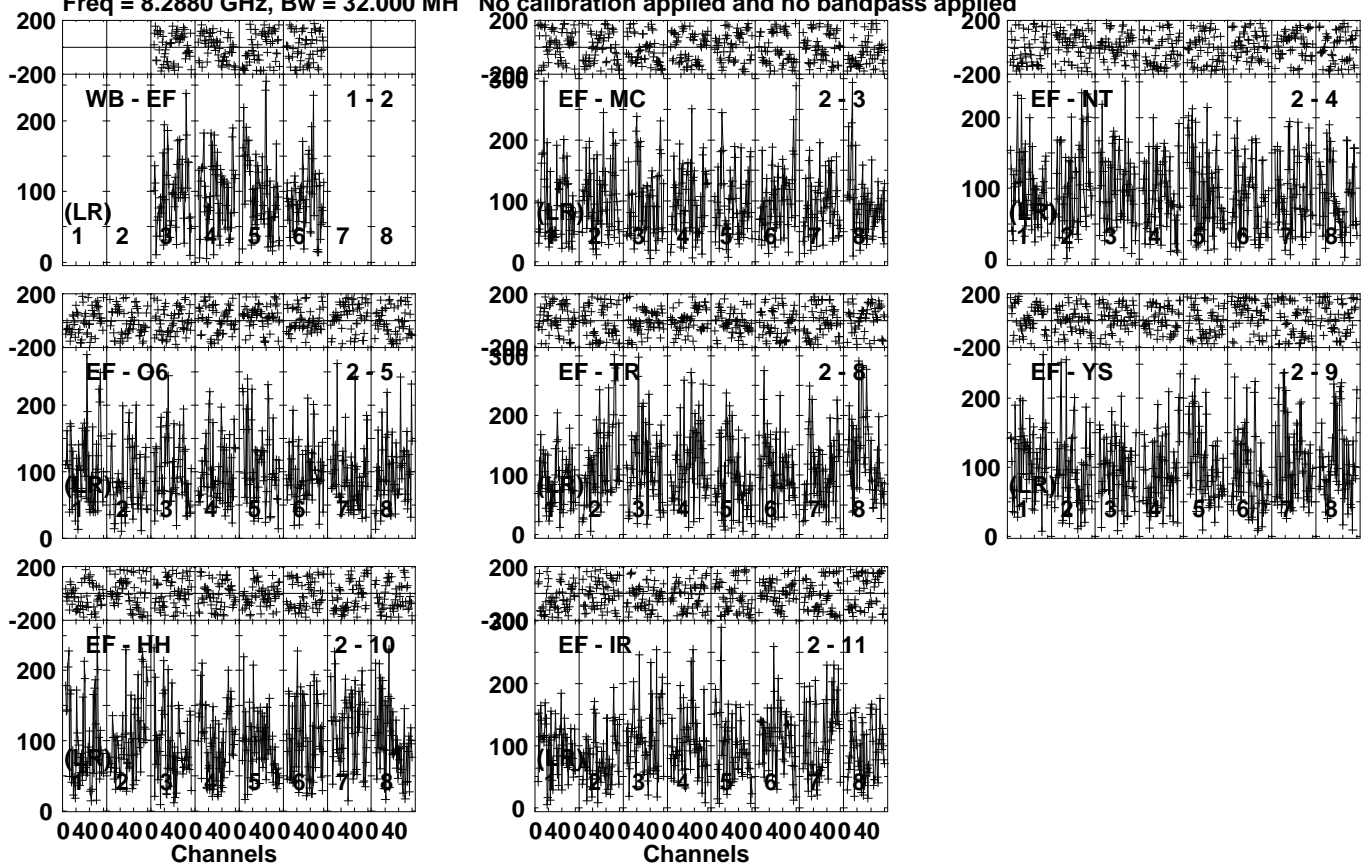
Lower frame: Micro Ampl Jy Top frame: Phas deg
Vector averaged cross-power spectrum Several baselines displayed
Timerange: 01/00:09:36 to 01/00:10:34

Plot file version 356 created 21-MAY-2024 15:00:22

J0843 16 EP129.UVDATA.1

Freq = 8.2880 GHz, Bw = 32.000 MH

No calibration applied and no bandpass applied

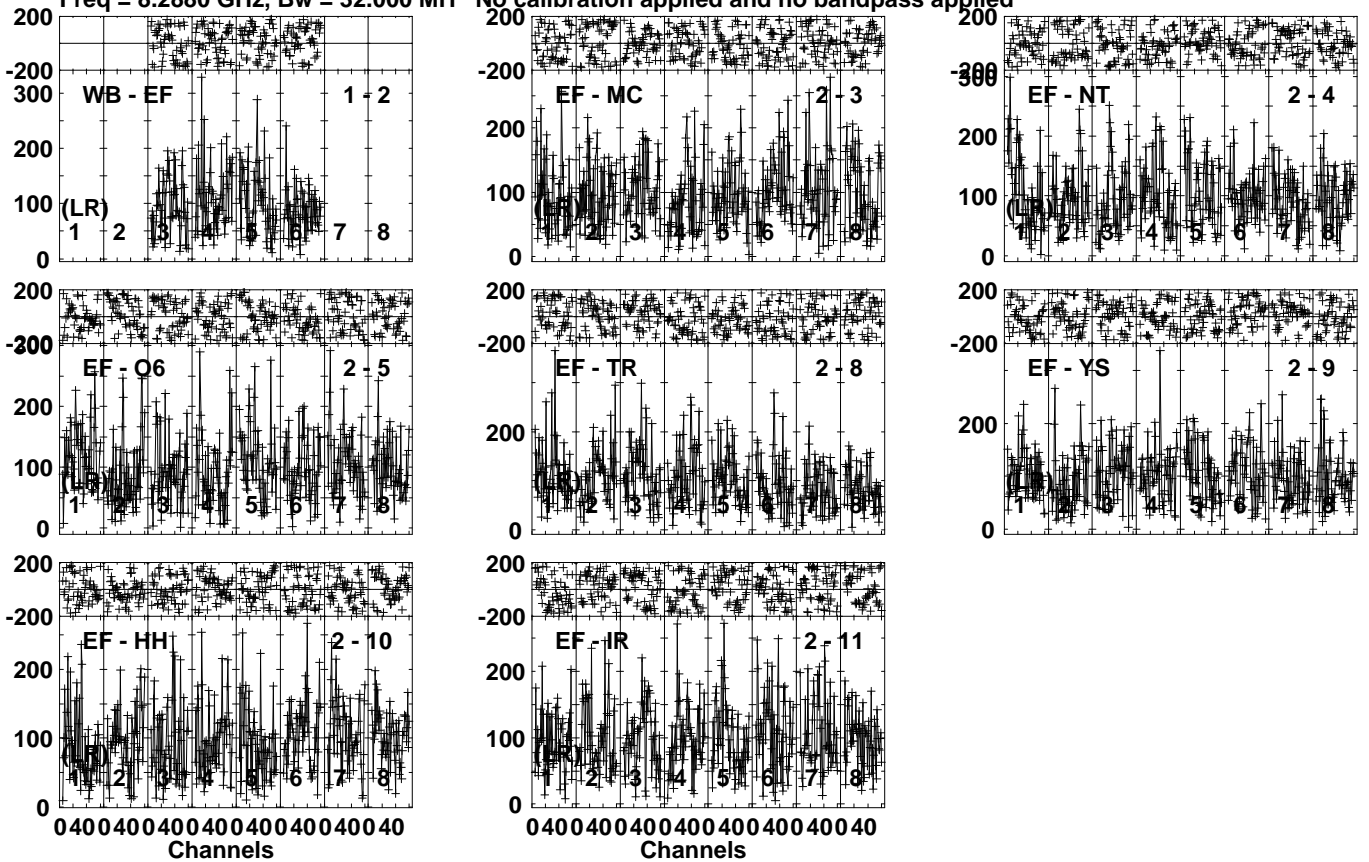


Lower frame: Micro Ampl Jy Top frame: Phas deg
Vector averaged cross-power spectrum Several baselines displayed
Timerange: 01/00:11:06 to 01/00:13:04

Plot file version 358 created 21-MAY-2024 15:00:22

J0843 16 EP129.UVDATA.1

Freq = 8.2880 GHz, Bw = 32.000 MH No calibration applied and no bandpass applied

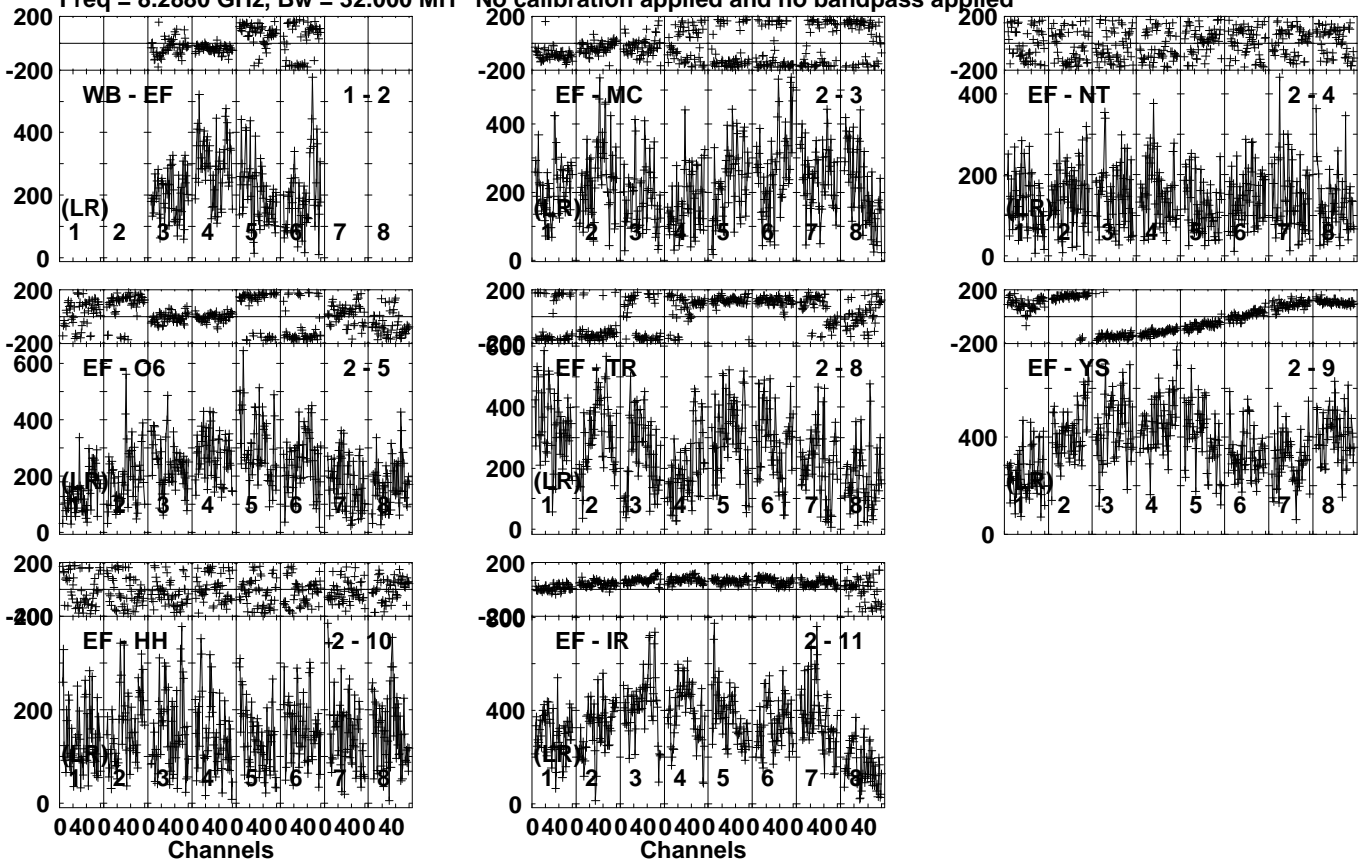


Lower frame: Micro Ampl Jy Top frame: Phas deg
Vector averaged cross-power spectrum Several baselines displayed
Timerange: 01/00:15:06 to 01/00:17:04

Plot file version 359 created 21-MAY-2024 15:00:22

J0842+1835 EP129.UVDATA.1

Freq = 8.2880 GHz, Bw = 32.000 MH No calibration applied and no bandpass applied



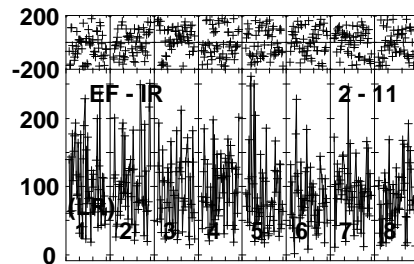
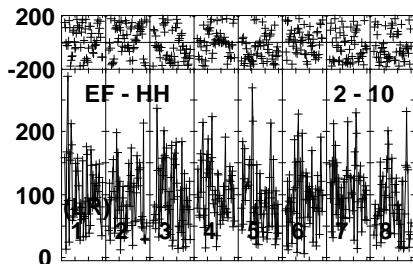
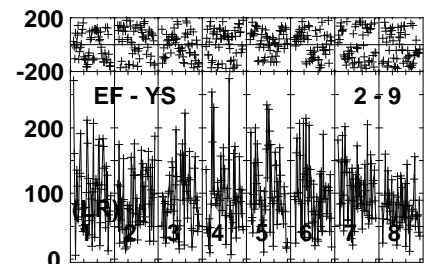
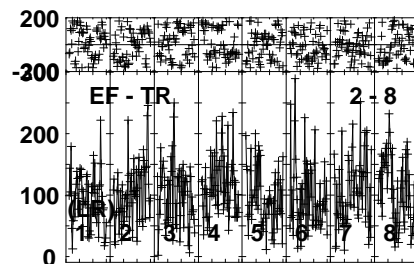
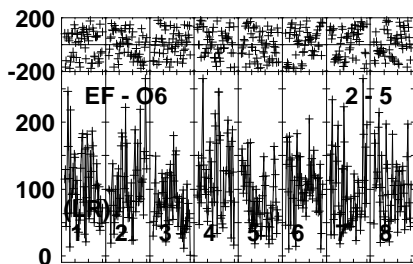
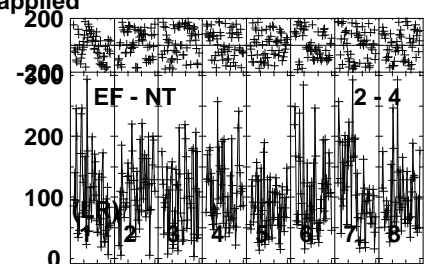
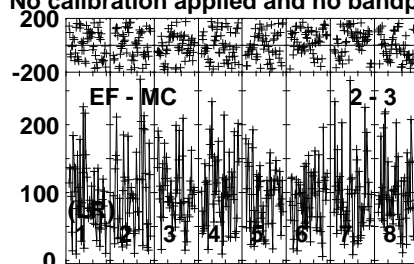
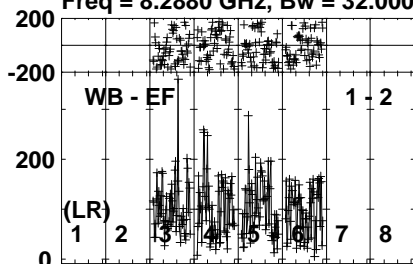
Lower frame: Micro Ampl Jy Top frame: Phas deg
Vector averaged cross-power spectrum Several baselines displayed
Timerange: 01/00:17:51 to 01/00:18:49

Plot file version 360 created 21-MAY-2024 15:00:23

J0843 16 EP129.UVDATA.1

Freq = 8.2880 GHz, Bw = 32.000 MH

No calibration applied and no bandpass applied



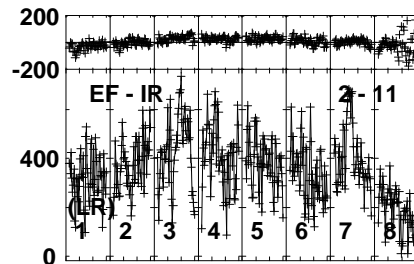
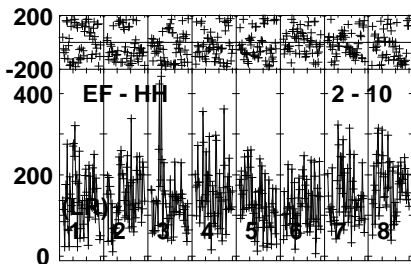
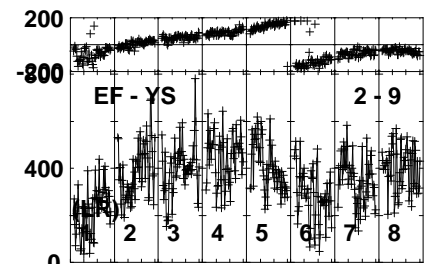
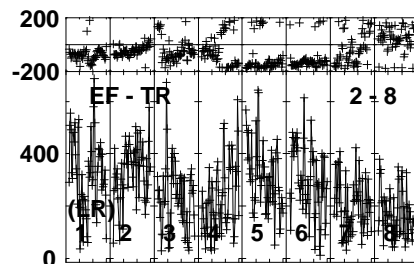
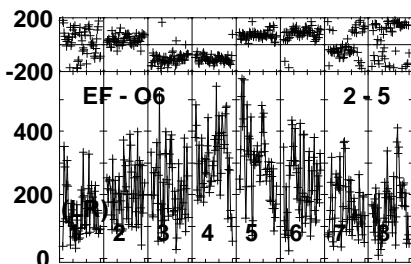
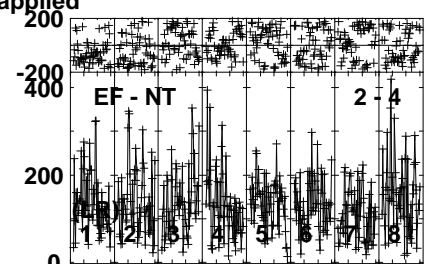
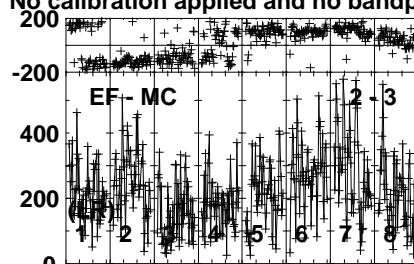
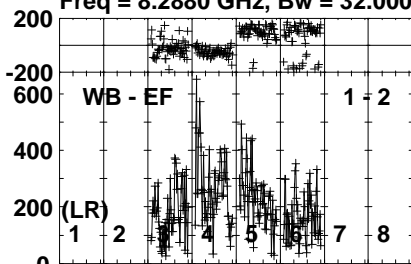
Lower frame: Micro Ampl Jy Top frame: Phas deg
Vector averaged cross-power spectrum Several baselines displayed
Timerange: 01/00:19:21 to 01/00:21:19

Plot file version 361 created 21-MAY-2024 15:00:23

J0842+1835 EP129.UVDATA.1

Freq = 8.2880 GHz, Bw = 32.000 MH

No calibration applied and no bandpass applied

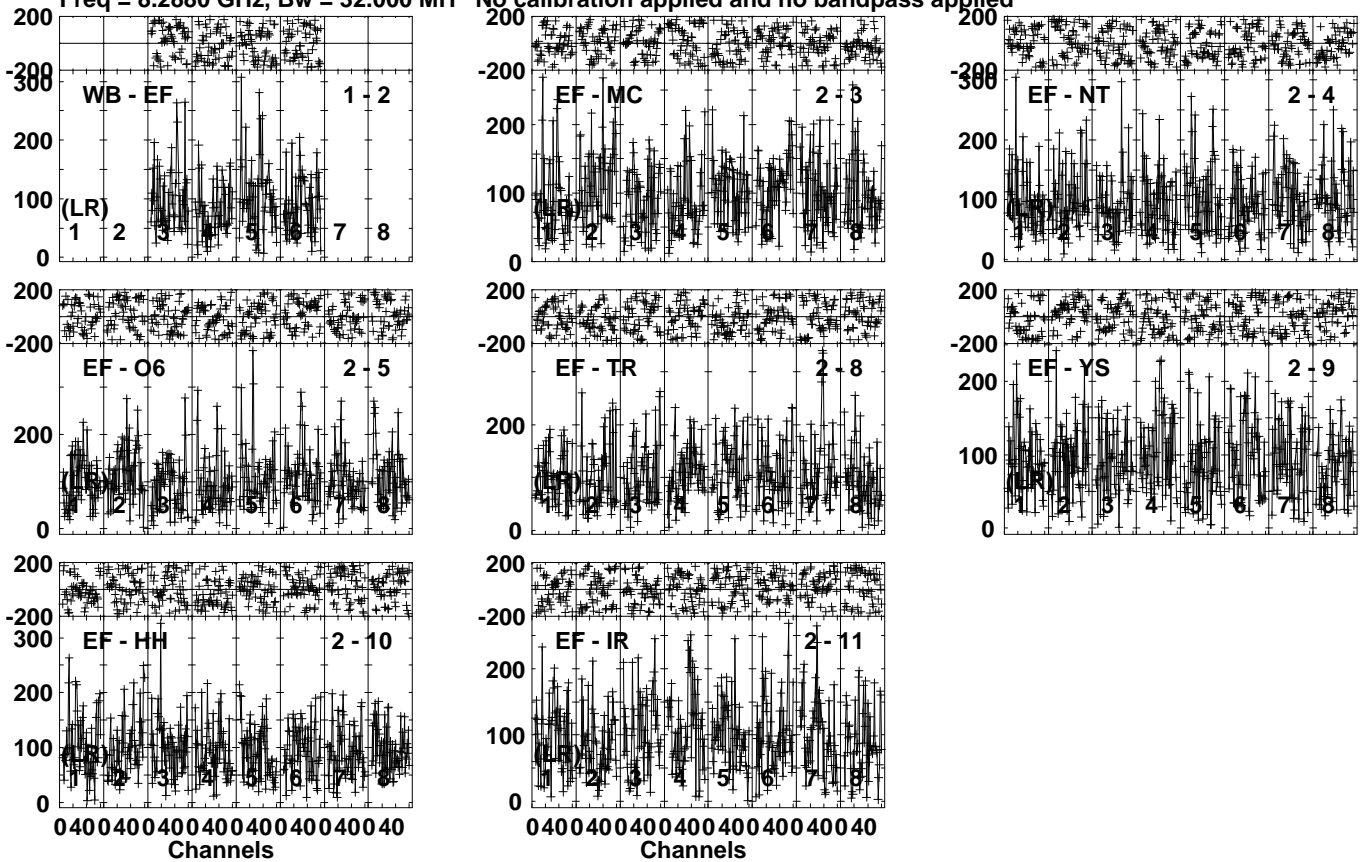


Lower frame: Micro Ampl Jy Top frame: Phas deg
Vector averaged cross-power spectrum Several baselines displayed
Timerange: 01/00:29:51 to 01/00:30:49

Plot file version 362 created 21-MAY-2024 15:00:23

J0843 14 EP129.UVDATA.1

Freq = 8.2880 GHz, Bw = 32.000 MH No calibration applied and no bandpass applied



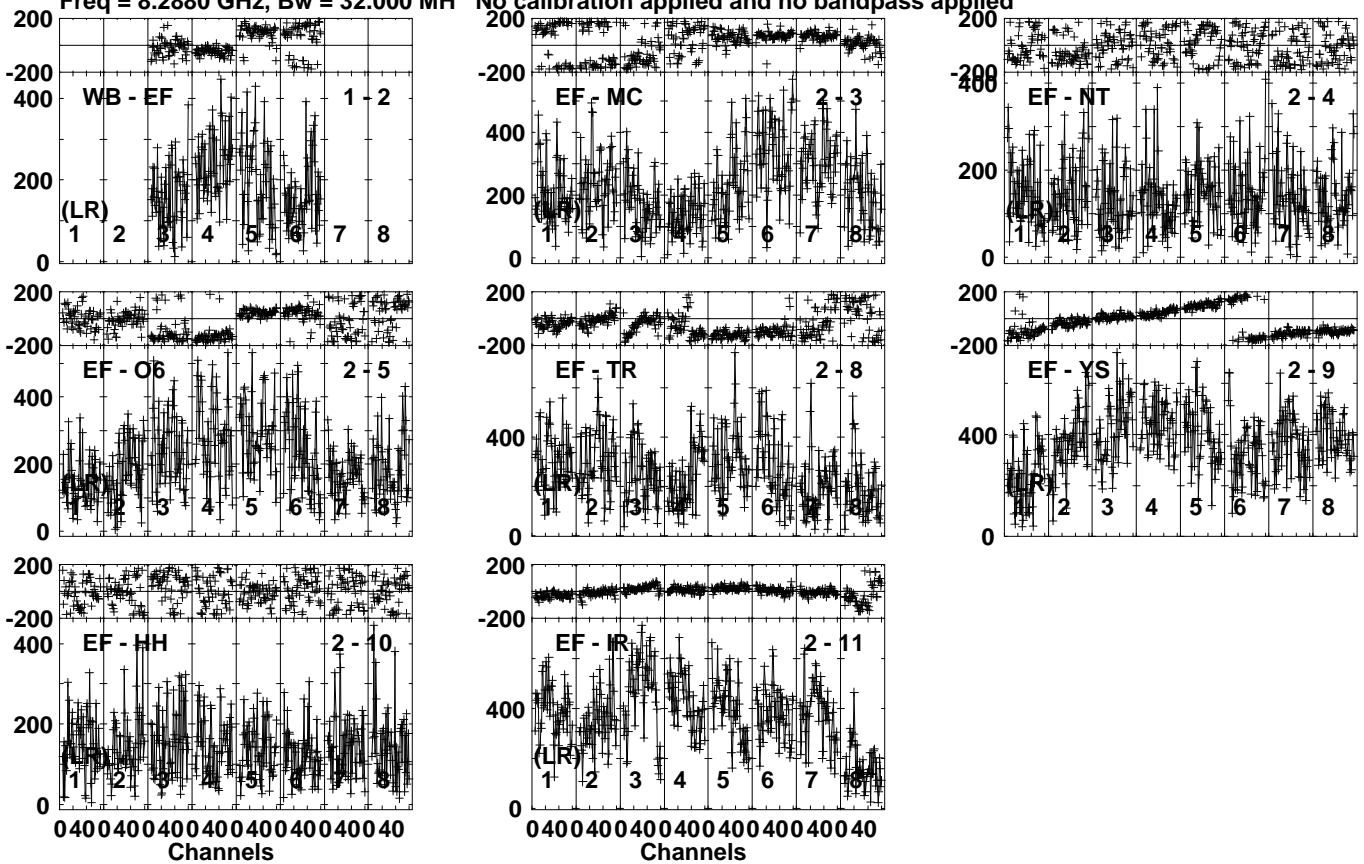
Lower frame: Micro Ampl Jy Top frame: Phas deg
Vector averaged cross-power spectrum Several baselines displayed
Timerange: 01/00:31:21 to 01/00:33:19

Plot file version 363 created 21-MAY-2024 15:00:23

J0842+1835 EP129.UVDATA.1

Freq = 8.2880 GHz, Bw = 32.000 MH

No calibration applied and no bandpass applied



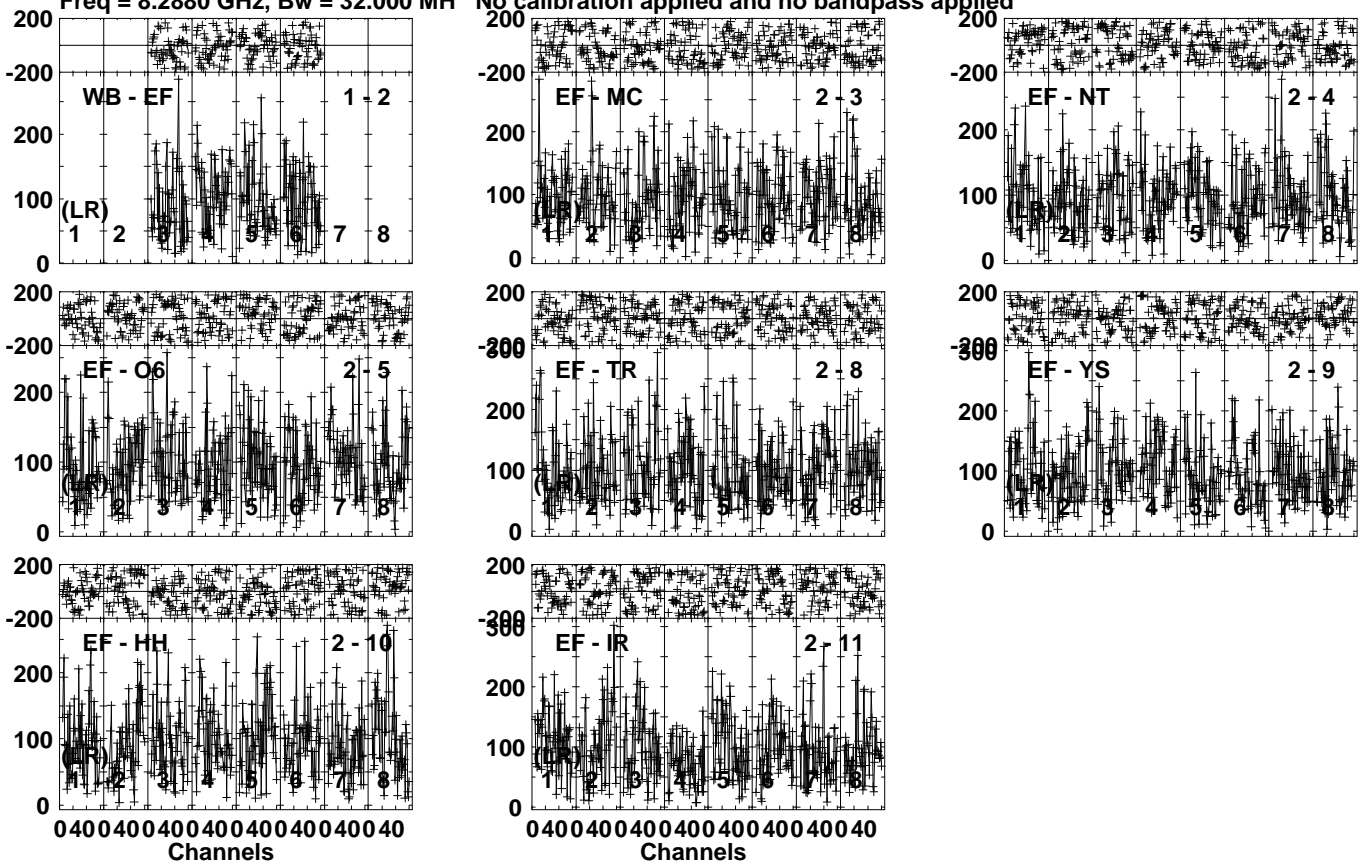
Lower frame: Micro Ampl Jy Top frame: Phas deg
Vector averaged cross-power spectrum Several baselines displayed
Timerange: 01/00:33:51 to 01/00:34:49

Plot file version 364 created 21-MAY-2024 15:00:24

J0843 14 EP129.UVDATA.1

Freq = 8.2880 GHz, Bw = 32.000 MH

No calibration applied and no bandpass applied



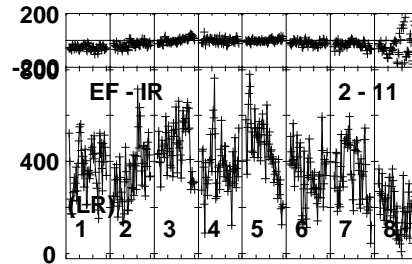
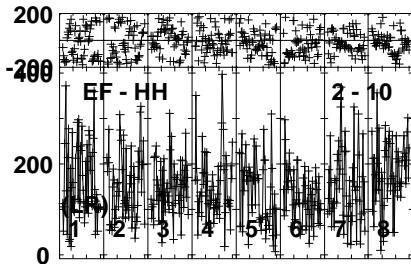
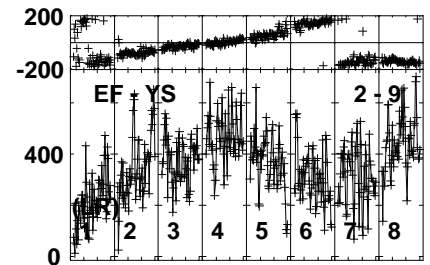
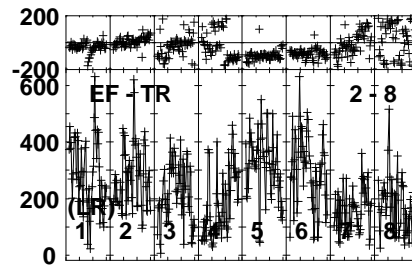
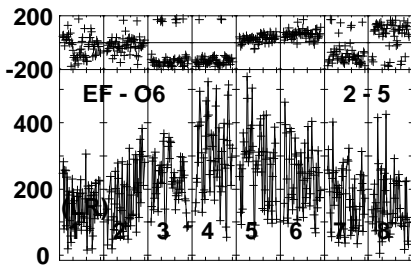
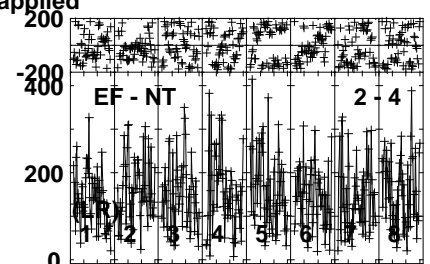
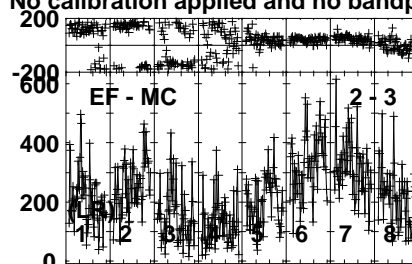
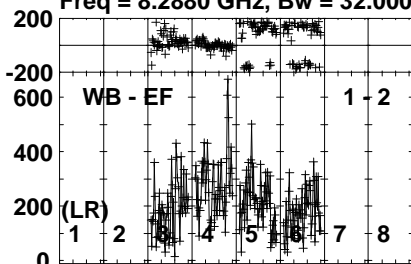
Lower frame: Micro Ampl Jy Top frame: Phas deg
Vector averaged cross-power spectrum Several baselines displayed
Timerange: 01/00:35:21 to 01/00:37:19

Plot file version 365 created 21-MAY-2024 15:00:24

J0842+1835 EP129.UVDATA.1

Freq = 8.2880 GHz, Bw = 32.000 MH

No calibration applied and no bandpass applied

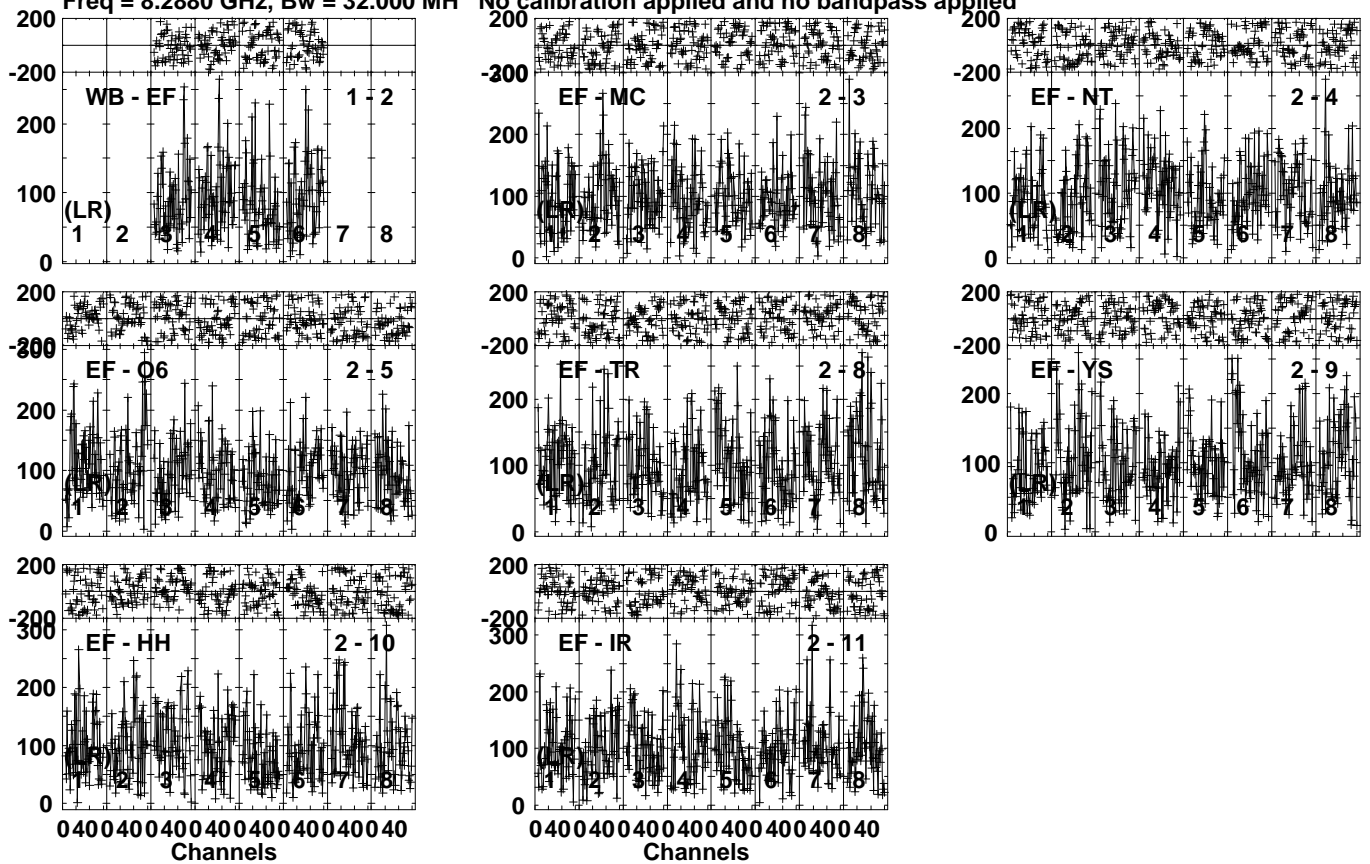


Lower frame: Micro Ampl Jy Top frame: Phas deg
Vector averaged cross-power spectrum Several baselines displayed
Timerange: 01/00:38:06 to 01/00:39:04

Plot file version 366 created 21-MAY-2024 15:00:24

J0843 14 EP129.UVDATA.1

Freq = 8.2880 GHz, Bw = 32.000 MH No calibration applied and no bandpass applied



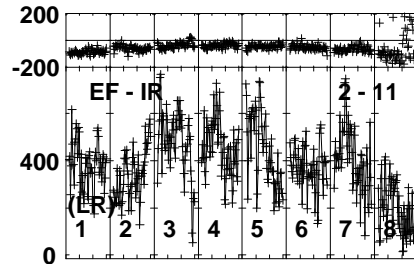
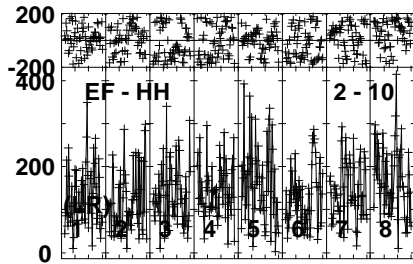
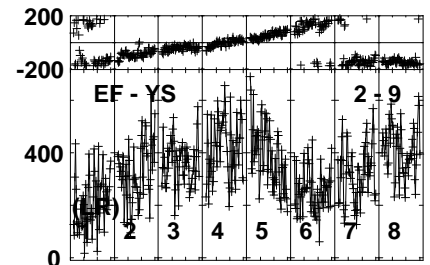
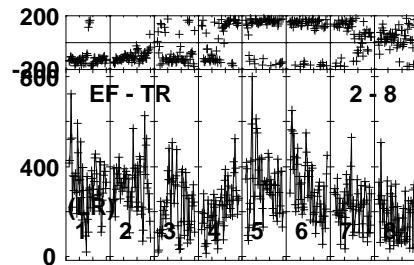
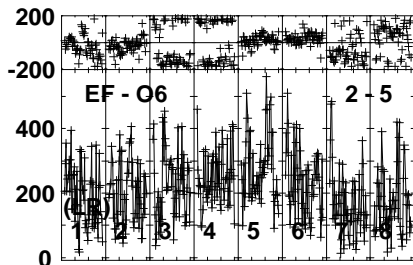
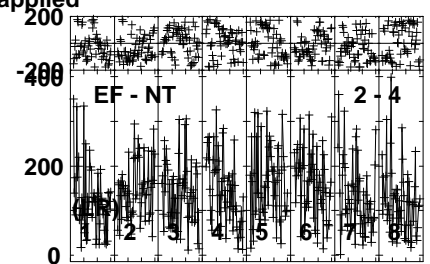
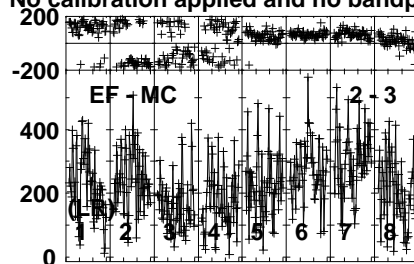
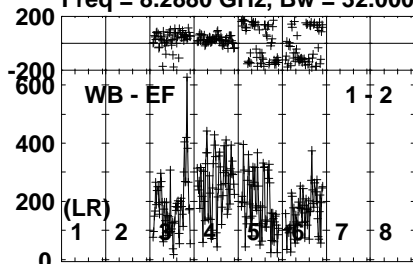
Lower frame: Micro Ampl Jy Top frame: Phas deg
Vector averaged cross-power spectrum Several baselines displayed
Timerange: 01/00:39:36 to 01/00:41:34

Plot file version 367 created 21-MAY-2024 15:00:24

J0842+1835 EP129.UVDATA.1

Freq = 8.2880 GHz, Bw = 32.000 MH

No calibration applied and no bandpass applied

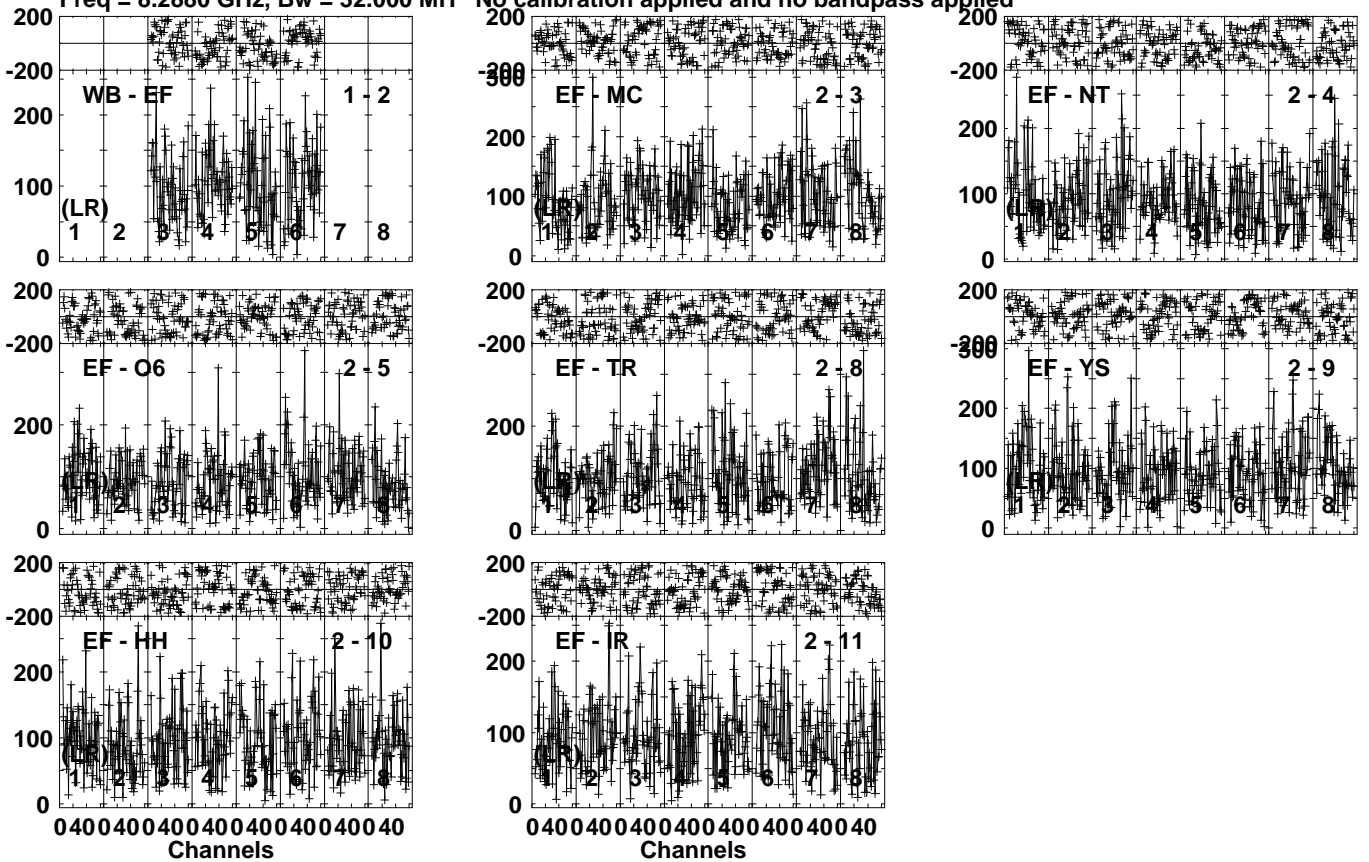


Lower frame: Micro Ampl Jy Top frame: Phas deg
Vector averaged cross-power spectrum Several baselines displayed
Timerange: 01/00:42:06 to 01/00:43:04

Plot file version 368 created 21-MAY-2024 15:00:24

J0843 14 EP129.UVDATA.1

Freq = 8.2880 GHz, Bw = 32.000 MH No calibration applied and no bandpass applied



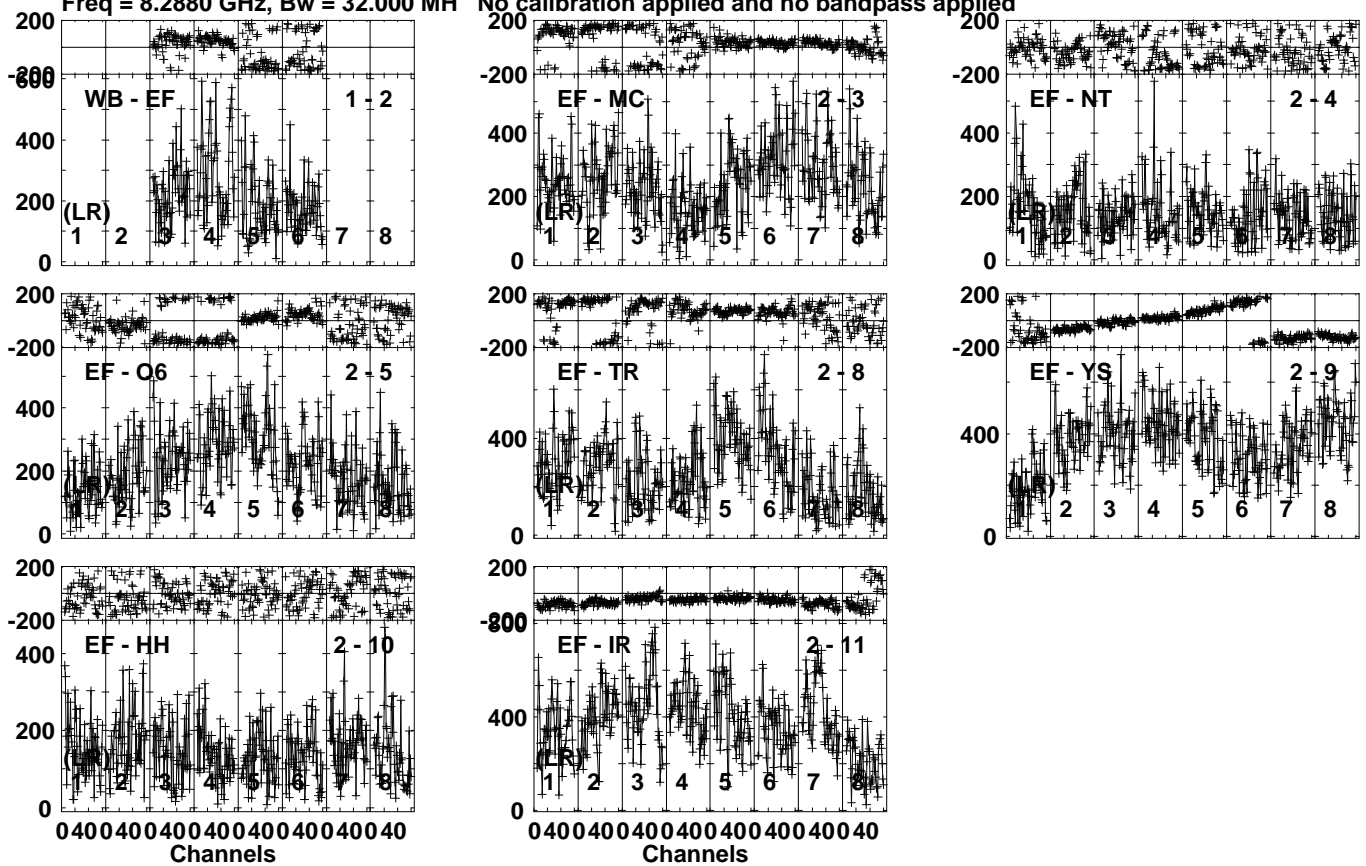
Lower frame: Micro Ampl Jy Top frame: Phas deg
Vector averaged cross-power spectrum Several baselines displayed
Timerange: 01/00:43:36 to 01/00:45:34

Plot file version 369 created 21-MAY-2024 15:00:24

J0842+1835 EP129.UVDATA.1

Freq = 8.2880 GHz, Bw = 32.000 MH

No calibration applied and no bandpass applied

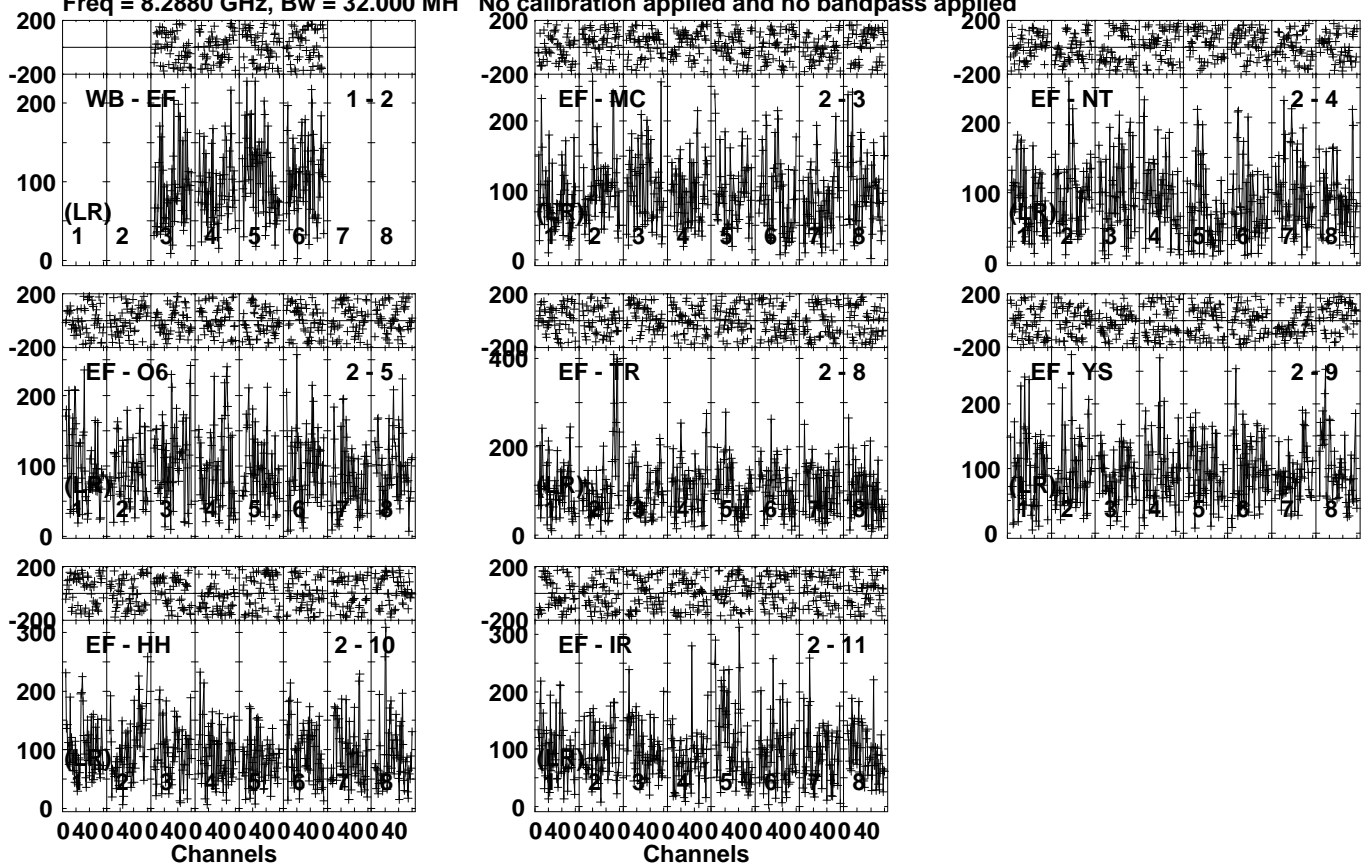


Lower frame: Micro Ampl Jy Top frame: Phas deg
Vector averaged cross-power spectrum Several baselines displayed
Timerange: 01/00:46:06 to 01/00:47:04

Plot file version 370 created 21-MAY-2024 15:00:24

J0843 14 EP129.UVDATA.1

Freq = 8.2880 GHz, Bw = 32.000 MH No calibration applied and no bandpass applied



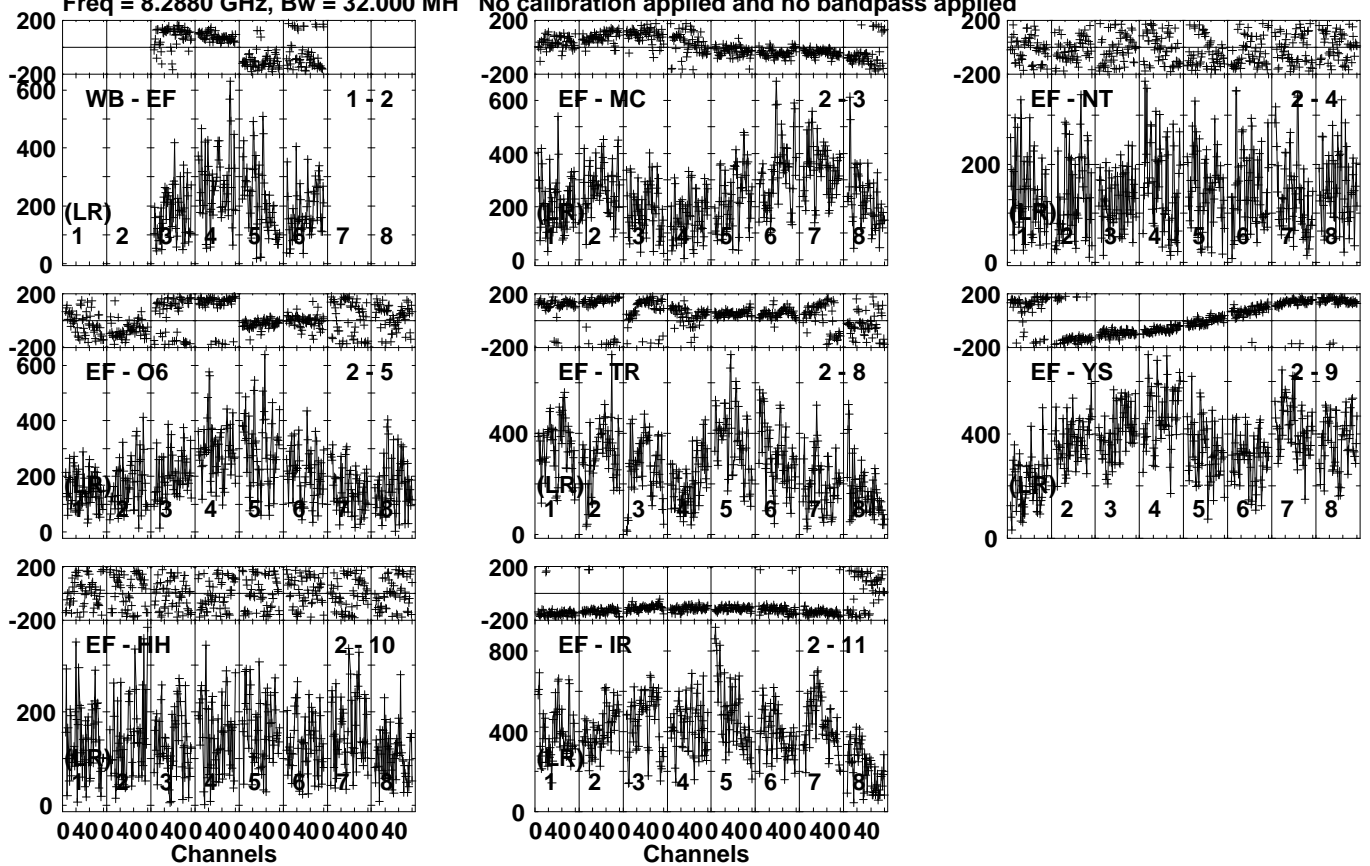
Lower frame: Micro Ampl Jy Top frame: Phas deg
Vector averaged cross-power spectrum Several baselines displayed
Timerange: 01/00:47:36 to 01/00:49:34

Plot file version 371 created 21-MAY-2024 15:00:25

J0842+1835 EP129.UVDATA.1

Freq = 8.2880 GHz, Bw = 32.000 MH

No calibration applied and no bandpass applied

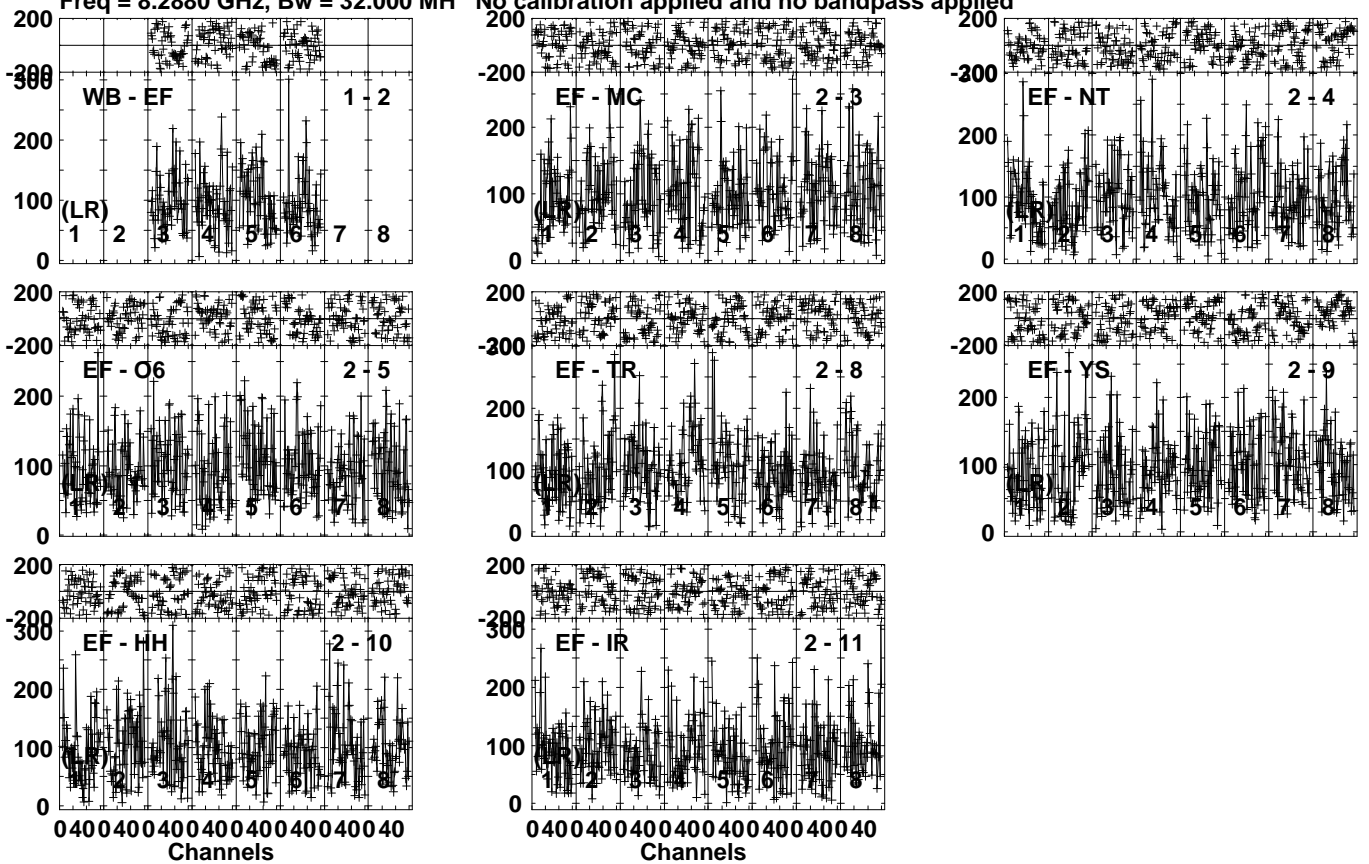


Lower frame: Micro Ampl Jy Top frame: Phas deg
Vector averaged cross-power spectrum Several baselines displayed
Timerange: 01/00:50:21 to 01/00:51:19

Plot file version 372 created 21-MAY-2024 15:00:25

J0843 14 EP129.UVDATA.1

Freq = 8.2880 GHz, Bw = 32.000 MH No calibration applied and no bandpass applied



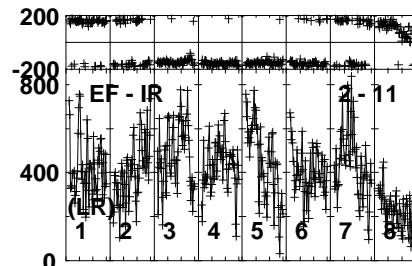
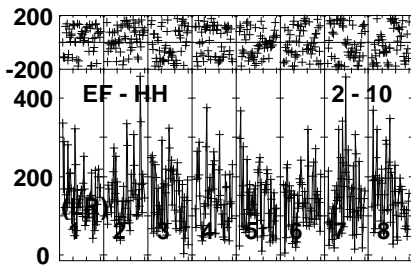
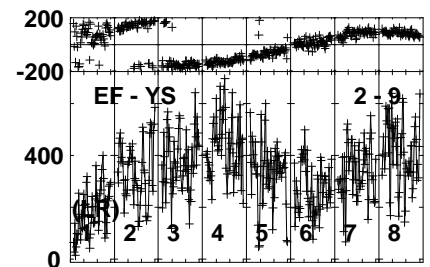
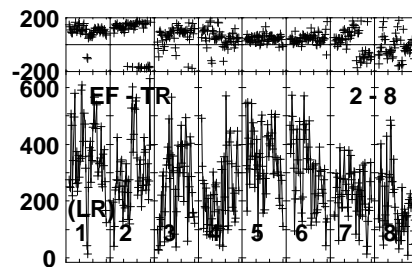
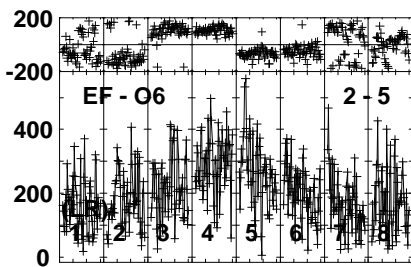
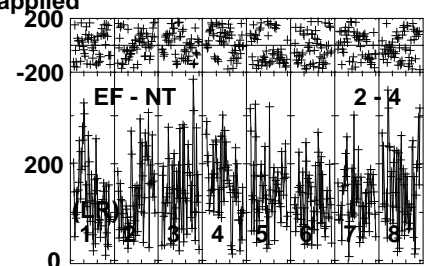
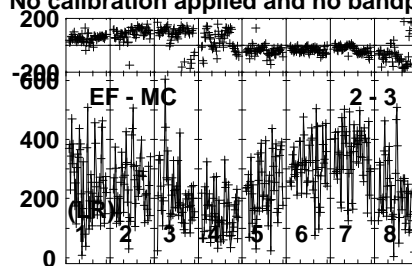
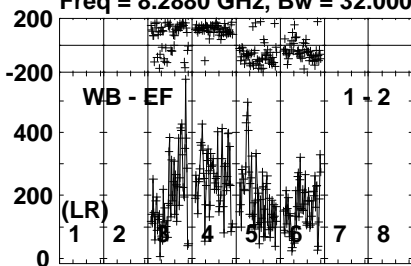
Lower frame: Micro Ampl Jy Top frame: Phas deg
Vector averaged cross-power spectrum Several baselines displayed
Timerange: 01/00:51:51 to 01/00:53:49

Plot file version 373 created 21-MAY-2024 15:00:25

J0842+1835 EP129.UVDATA.1

Freq = 8.2880 GHz, Bw = 32.000 MH

No calibration applied and no bandpass applied



040040040040040040040040

Channels

040040040040040040040040

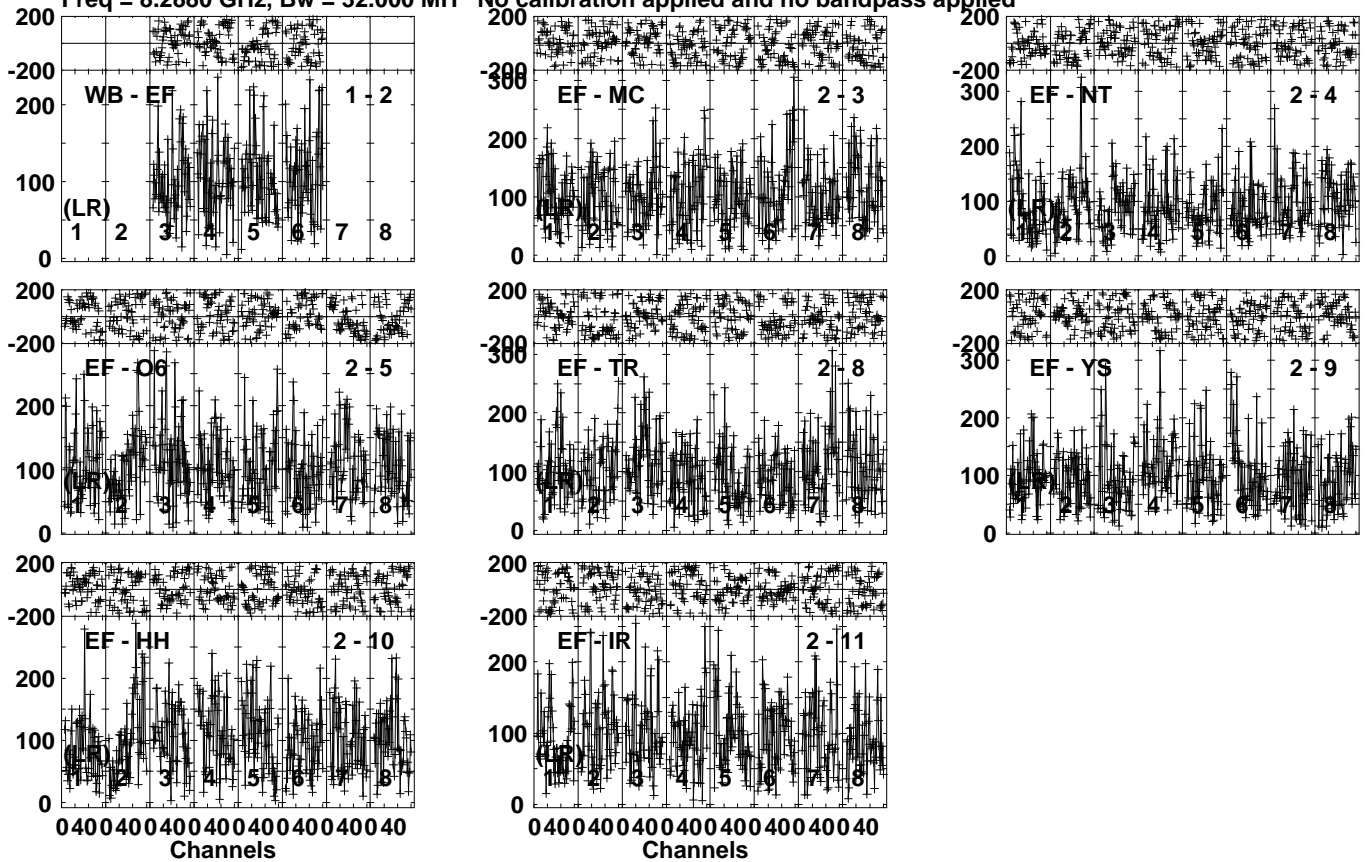
Channels

Lower frame: Micro Ampl Jy Top frame: Phas deg
Vector averaged cross-power spectrum Several baselines displayed
Timerange: 01/00:54:21 to 01/00:55:19

Plot file version 374 created 21-MAY-2024 15:00:25

J0843 14 EP129.UVDATA.1

Freq = 8.2880 GHz, Bw = 32.000 MH No calibration applied and no bandpass applied



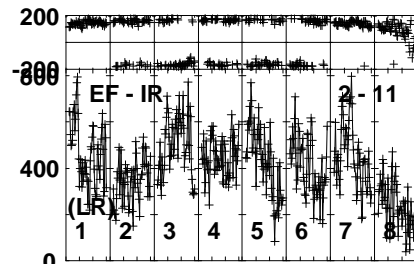
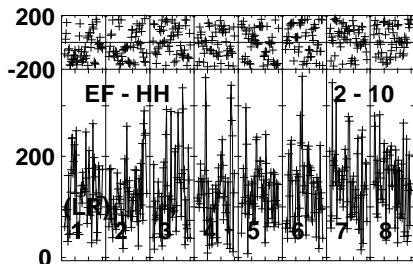
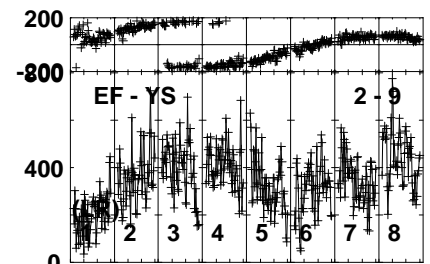
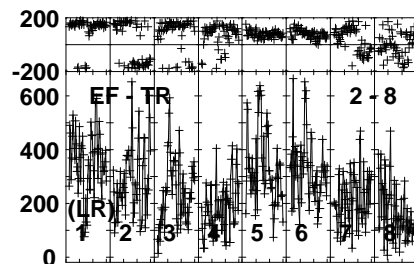
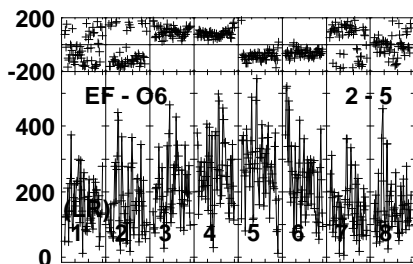
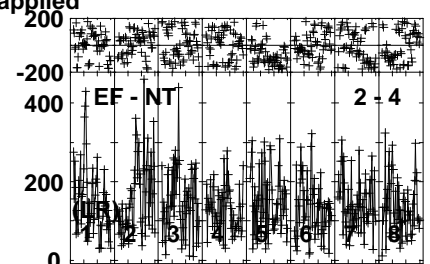
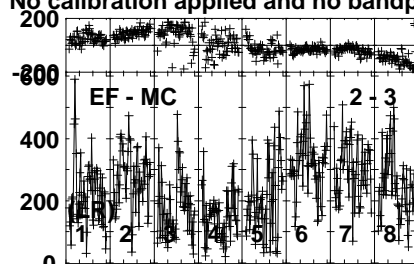
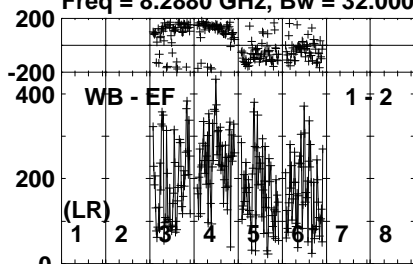
Lower frame: Micro Ampl Jy Top frame: Phas deg
Vector averaged cross-power spectrum Several baselines displayed
Timerange: 01/00:55:51 to 01/00:57:49

Plot file version 375 created 21-MAY-2024 15:00:25

J0842+1835 EP129.UVDATA.1

Freq = 8.2880 GHz, Bw = 32.000 MH

No calibration applied and no bandpass applied

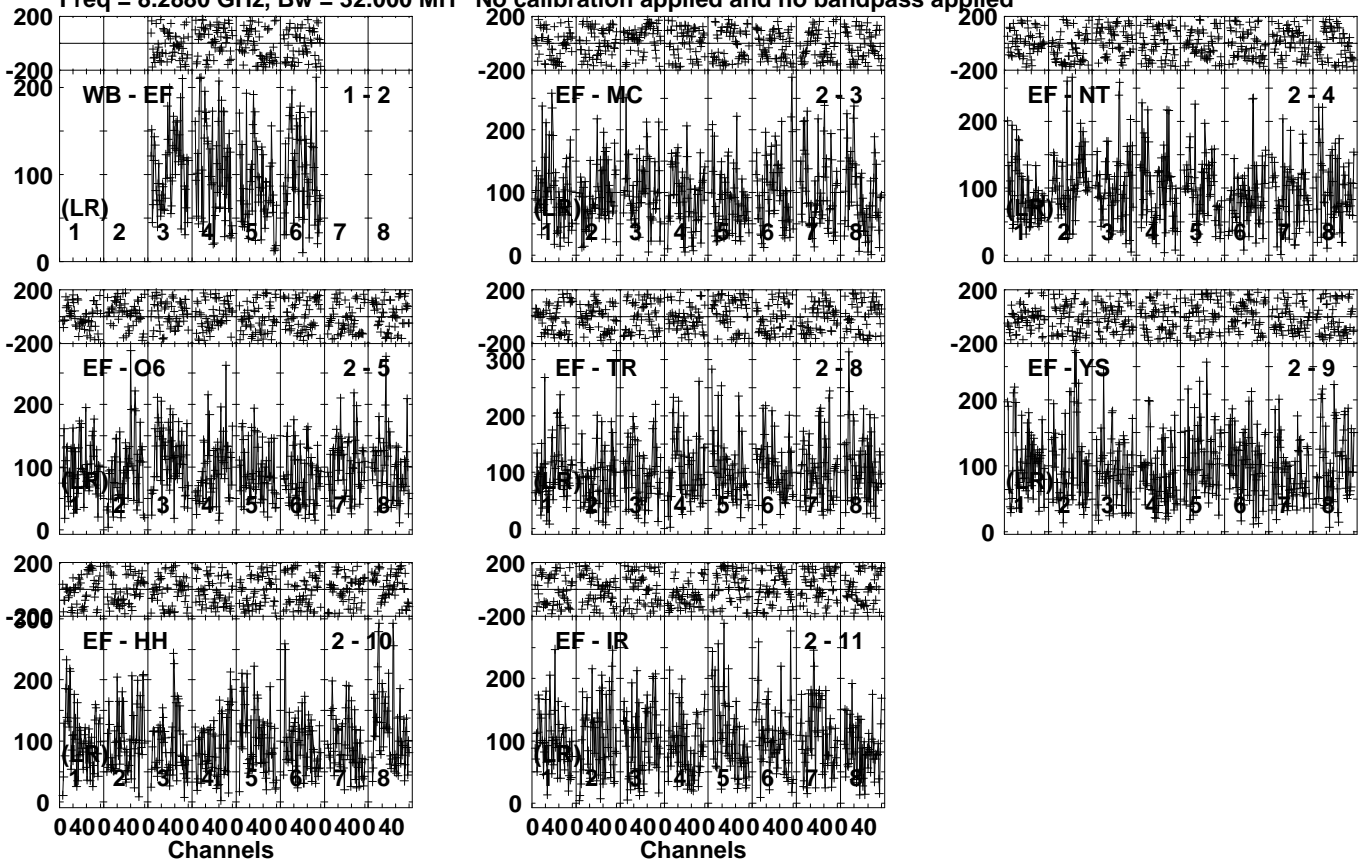


Lower frame: Micro Ampl Jy Top frame: Phas deg
Vector averaged cross-power spectrum Several baselines displayed
Timerange: 01/00:58:21 to 01/00:59:19

Plot file version 376 created 21-MAY-2024 15:00:25

J0843 15 EP129.UVDATA.1

Freq = 8.2880 GHz, Bw = 32.000 MH No calibration applied and no bandpass applied



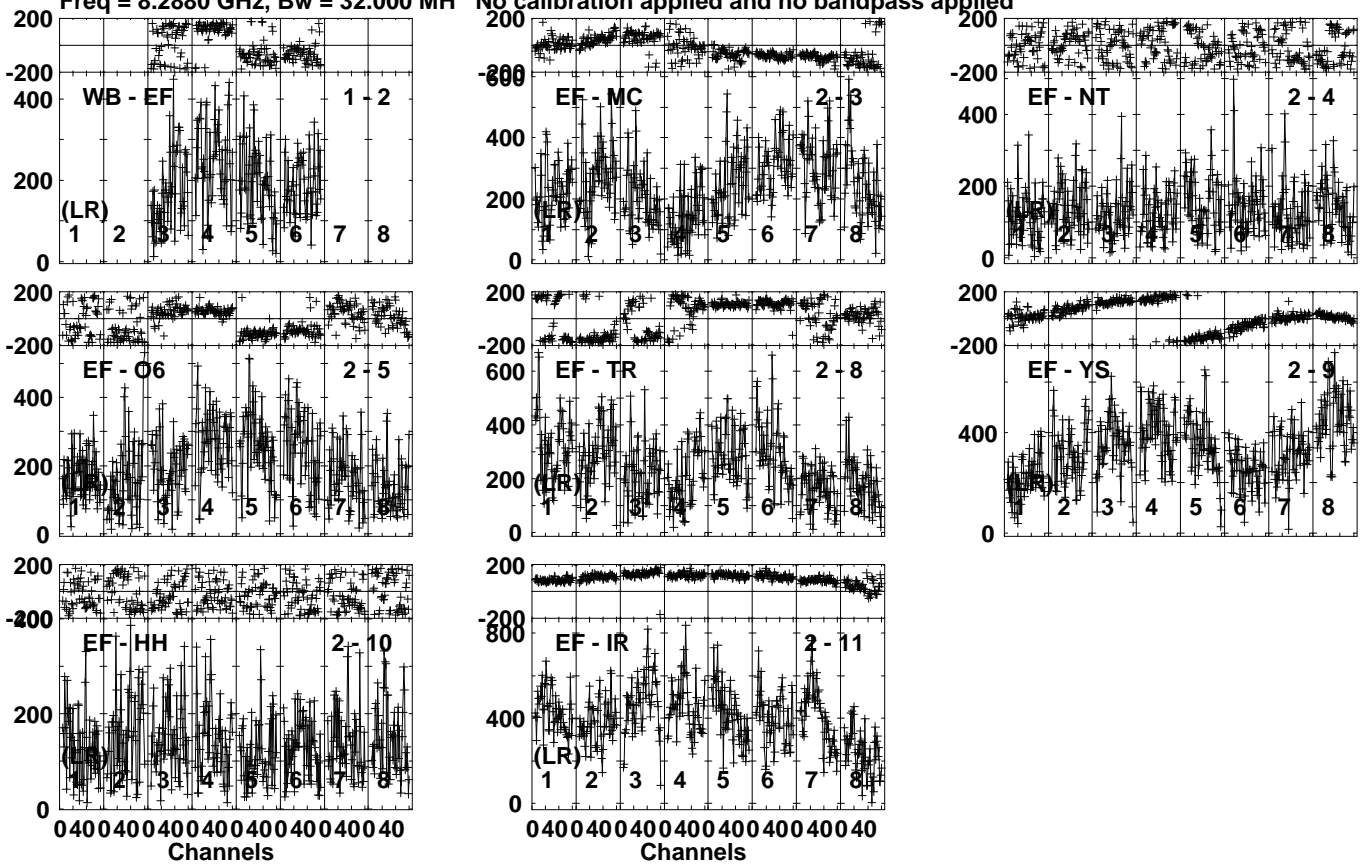
Lower frame: Micro Ampl Jy Top frame: Phas deg
Vector averaged cross-power spectrum Several baselines displayed
Timerange: 01/00:59:51 to 01/01:01:49

Plot file version 377 created 21-MAY-2024 15:00:25

J0842+1835 EP129.UVDATA.1

Freq = 8.2880 GHz, Bw = 32.000 MH

No calibration applied and no bandpass applied

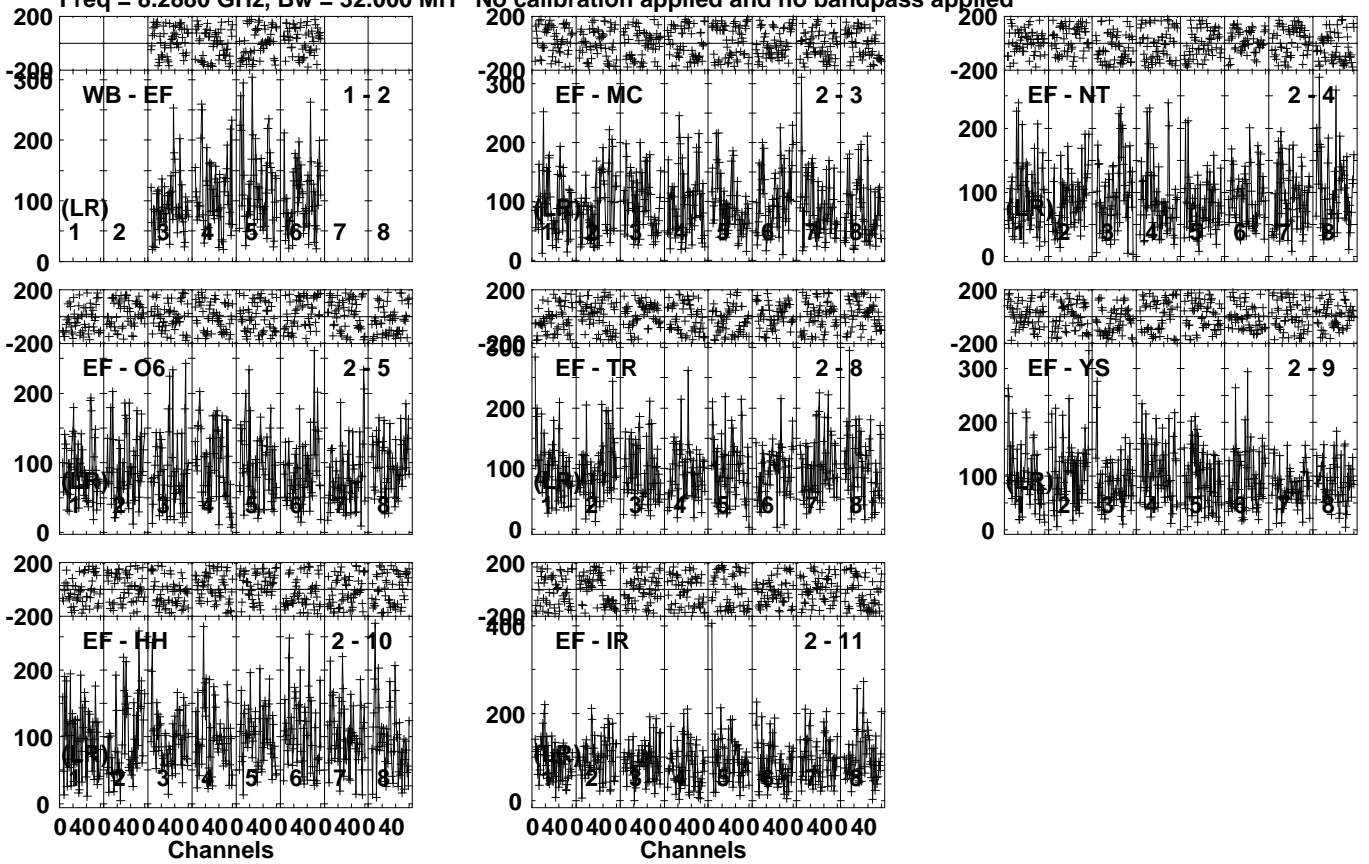


Lower frame: Micro Ampl Jy Top frame: Phas deg
Vector averaged cross-power spectrum Several baselines displayed
Timerange: 01/01:02:36 to 01/01:03:34

Plot file version 378 created 21-MAY-2024 15:00:26

J0843 15 EP129.UVDATA.1

Freq = 8.2880 GHz, Bw = 32.000 MH No calibration applied and no bandpass applied



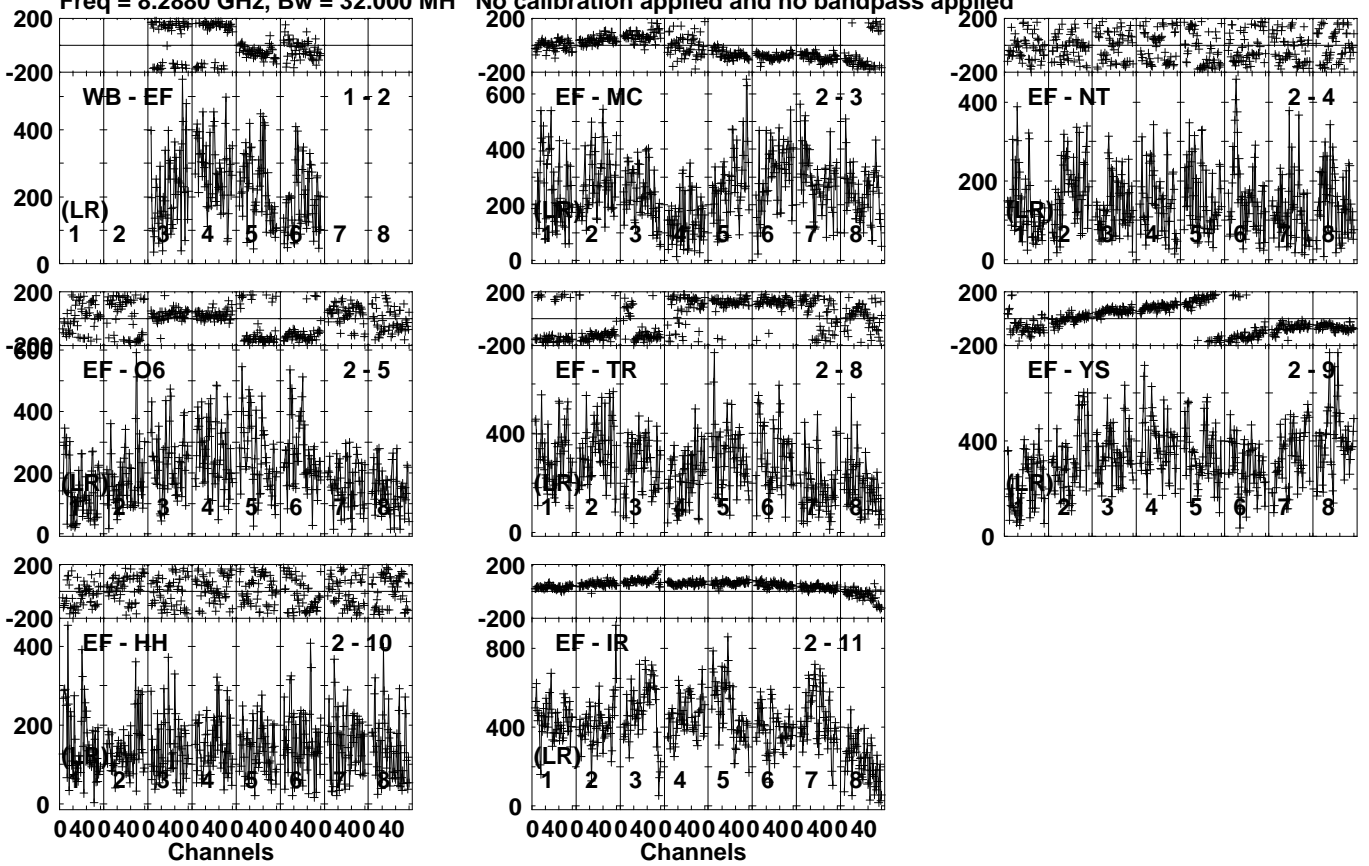
Lower frame: Micro Ampl Jy Top frame: Phas deg
Vector averaged cross-power spectrum Several baselines displayed
Timerange: 01/01:04:06 to 01/01:06:04

Plot file version 379 created 21-MAY-2024 15:00:26

J0842+1835 EP129.UVDATA.1

Freq = 8.2880 GHz, Bw = 32.000 MH

No calibration applied and no bandpass applied

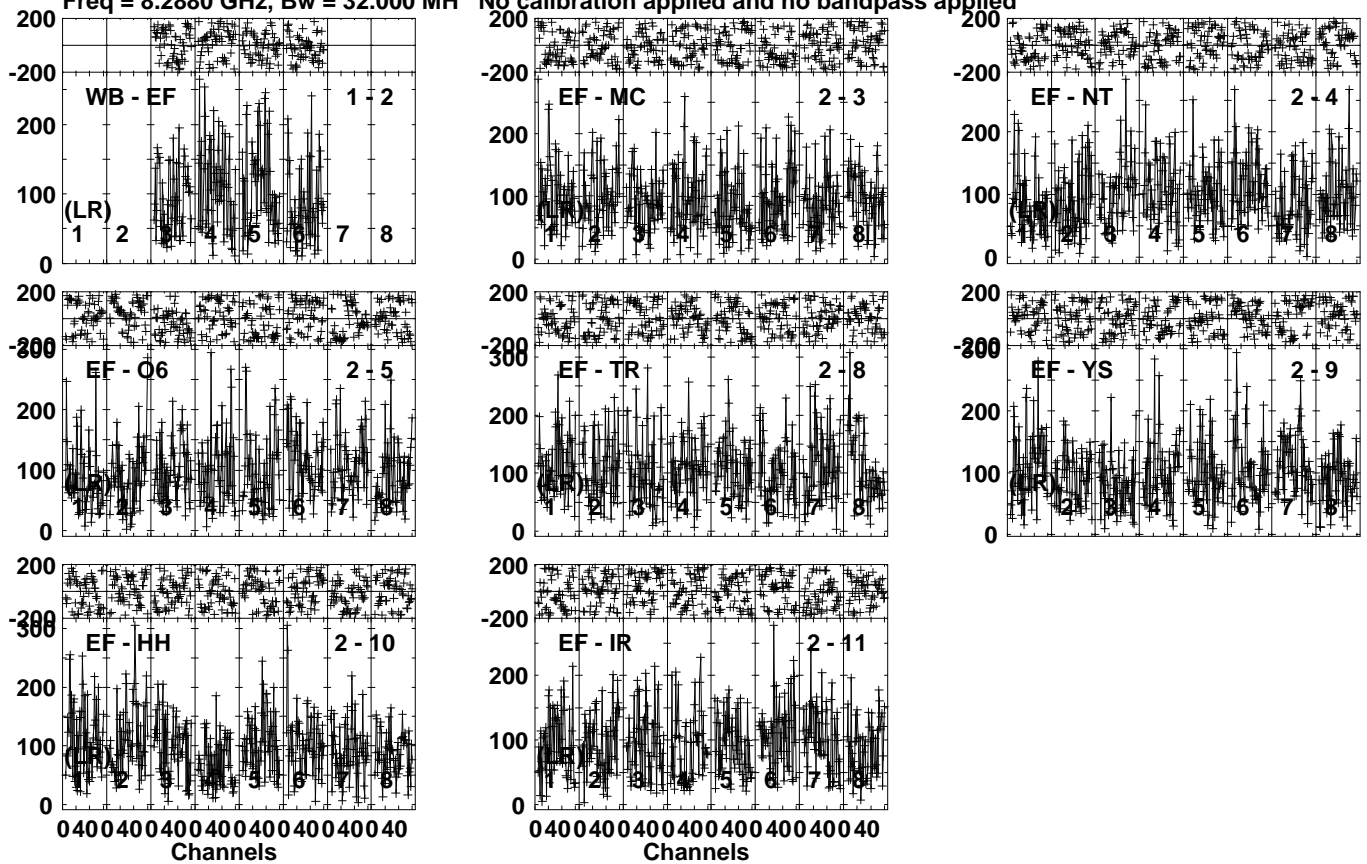


Lower frame: Micro Ampl Jy Top frame: Phas deg
Vector averaged cross-power spectrum Several baselines displayed
Timerange: 01/01:06:36 to 01/01:07:34

Plot file version 380 created 21-MAY-2024 15:00:26

J0843 15 EP129.UVDATA.1

Freq = 8.2880 GHz, Bw = 32.000 MH No calibration applied and no bandpass applied



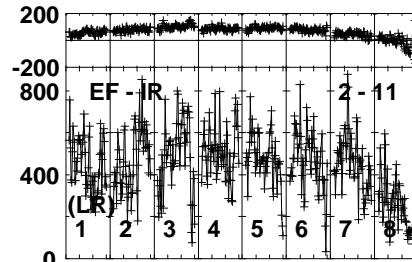
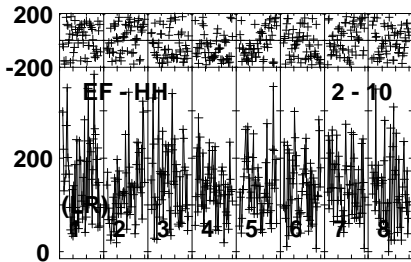
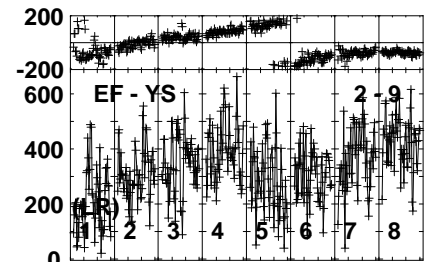
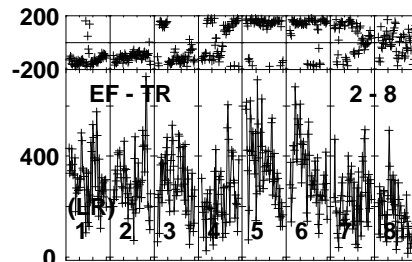
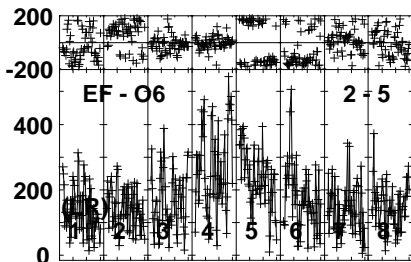
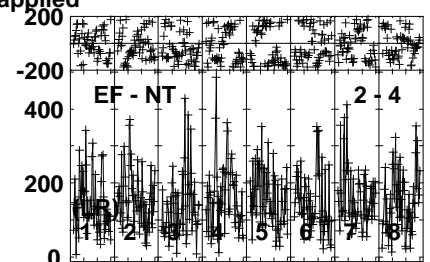
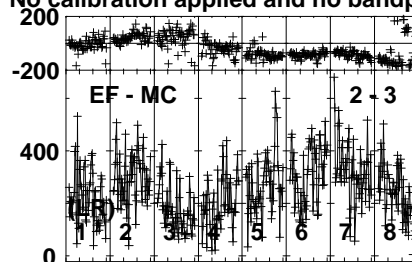
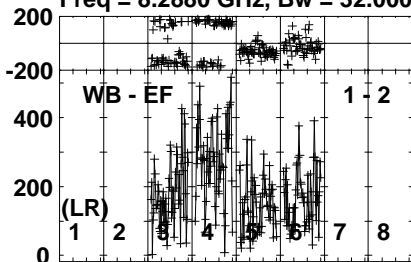
Lower frame: Micro Ampl Jy Top frame: Phas deg
Vector averaged cross-power spectrum Several baselines displayed
Timerange: 01/01:08:06 to 01/01:10:04

Plot file version 381 created 21-MAY-2024 15:00:26

J0842+1835 EP129.UVDATA.1

Freq = 8.2880 GHz, Bw = 32.000 MH

No calibration applied and no bandpass applied

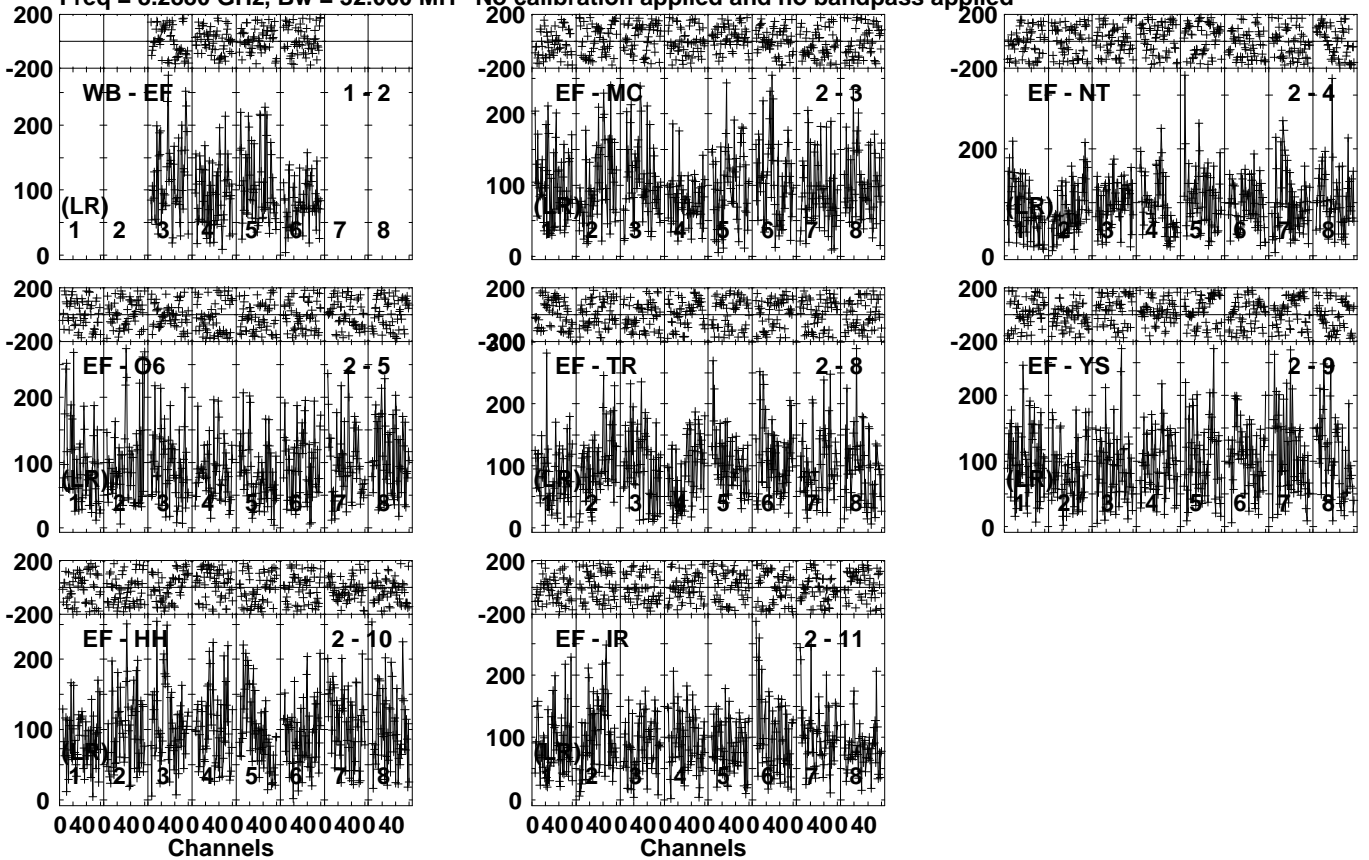


Lower frame: Micro Ampl Jy Top frame: Phas deg
Vector averaged cross-power spectrum Several baselines displayed
Timerange: 01/01:10:36 to 01/01:11:34

Plot file version 382 created 21-MAY-2024 15:00:26

J0843 15 EP129.UVDATA.1

Freq = 8.2880 GHz, Bw = 32.000 MH No calibration applied and no bandpass applied



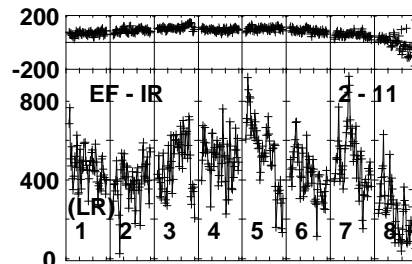
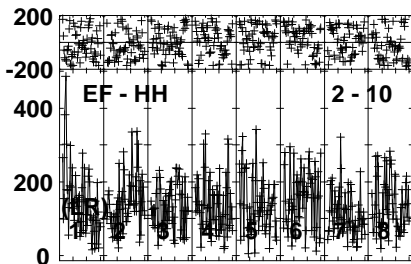
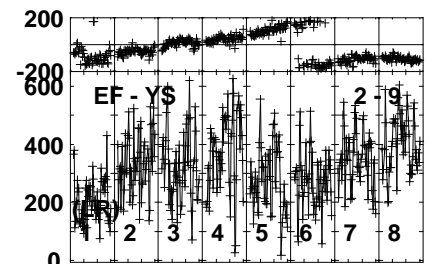
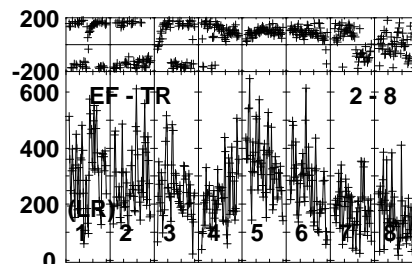
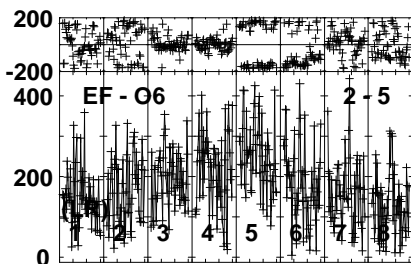
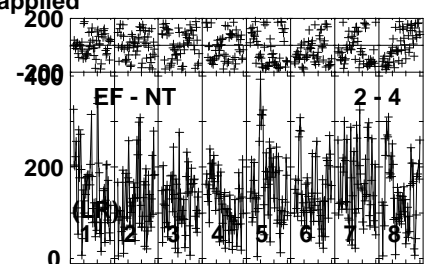
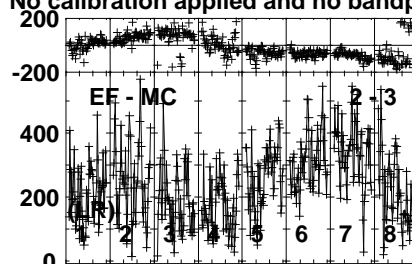
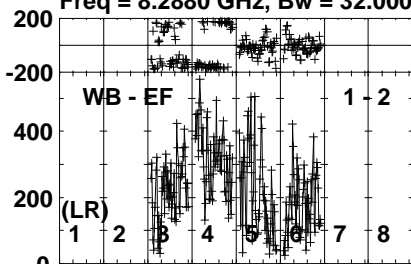
Lower frame: Micro Ampl Jy Top frame: Phas deg
Vector averaged cross-power spectrum Several baselines displayed
Timerange: 01/01:12:06 to 01/01:14:04

Plot file version 383 created 21-MAY-2024 15:00:26

J0842+1835 EP129.UVDATA.1

Freq = 8.2880 GHz, Bw = 32.000 MH

No calibration applied and no bandpass applied

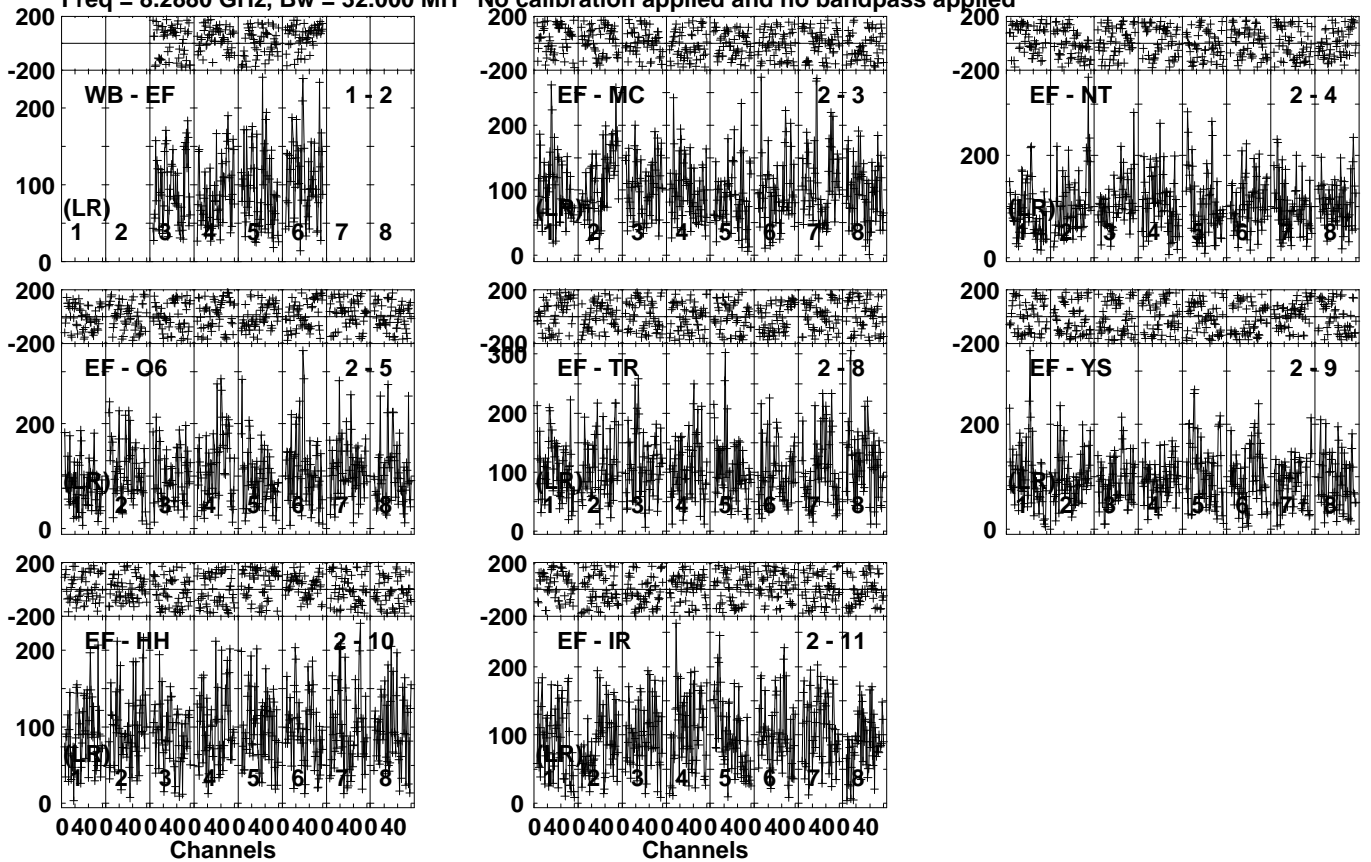


Lower frame: Micro Ampl Jy Top frame: Phas deg
Vector averaged cross-power spectrum Several baselines displayed
Timerange: 01/01:14:51 to 01/01:15:49

Plot file version 384 created 21-MAY-2024 15:00:26

J0843 15 EP129.UVDATA.1

Freq = 8.2880 GHz, Bw = 32.000 MH No calibration applied and no bandpass applied

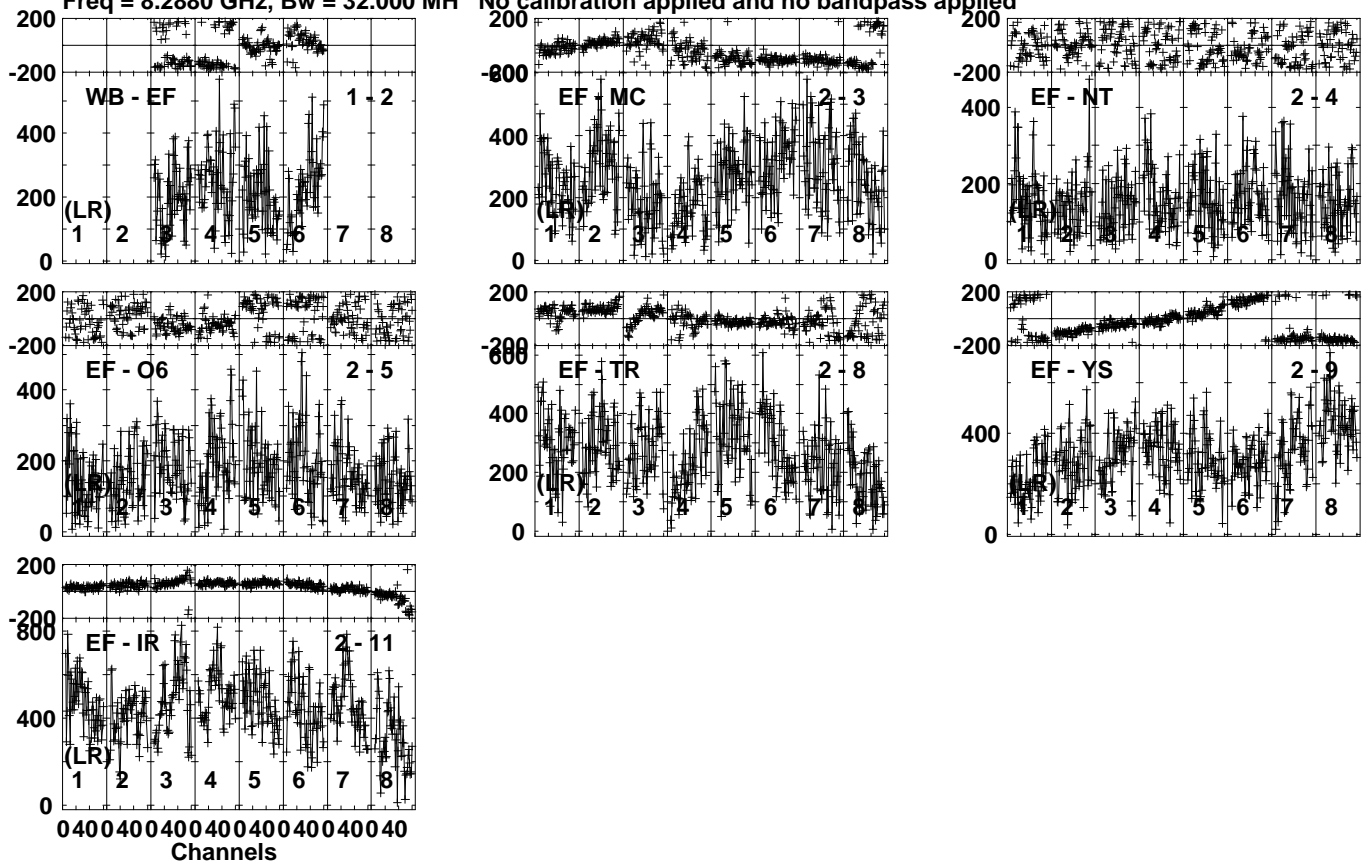


Lower frame: Micro Ampl Jy Top frame: Phas deg
Vector averaged cross-power spectrum Several baselines displayed
Timerange: 01/01:16:21 to 01/01:18:19

Plot file version 385 created 21-MAY-2024 15:00:27

J0842+1835 EP129.UVDATA.1

Freq = 8.2880 GHz, Bw = 32.000 MH No calibration applied and no bandpass applied

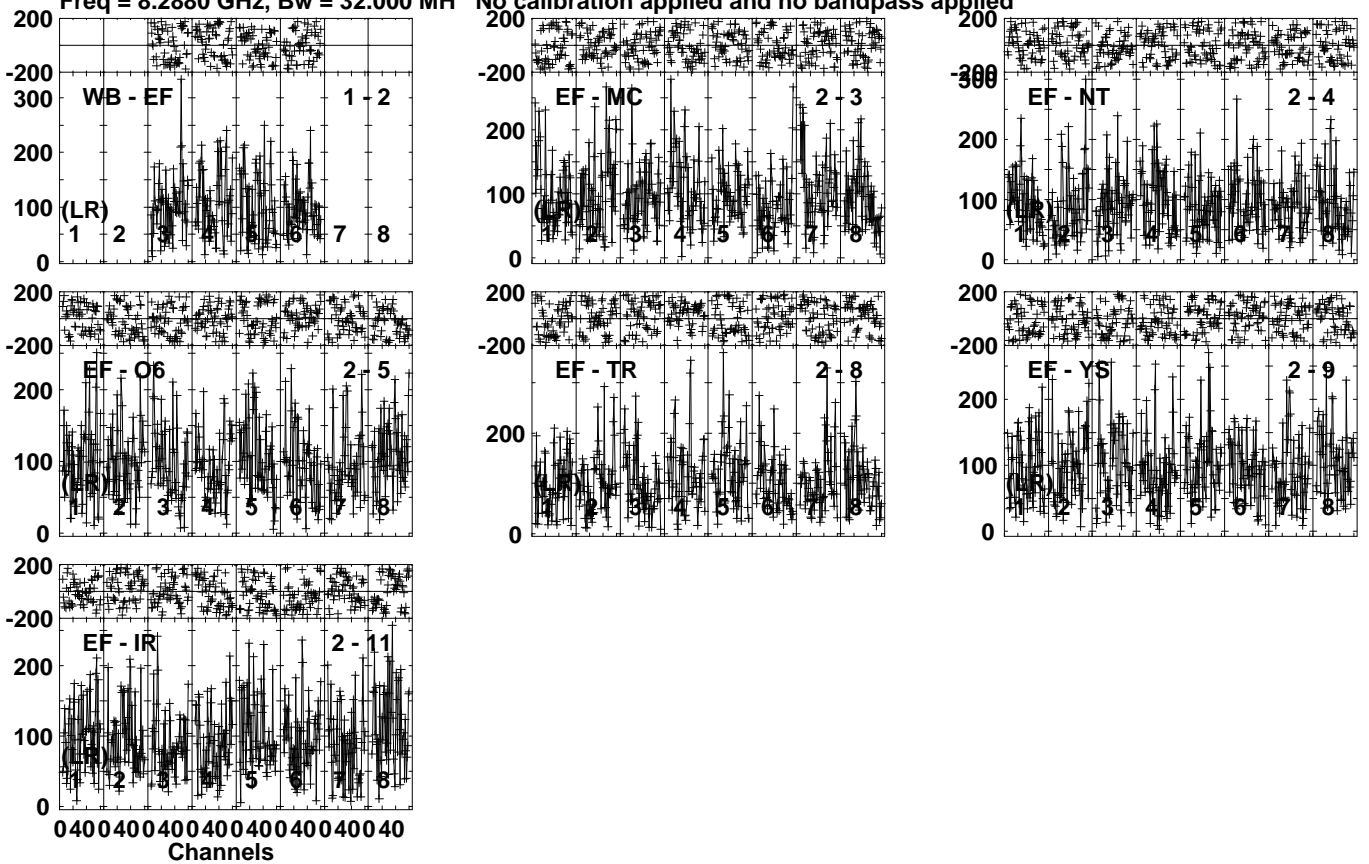


Lower frame: Micro Ampl Jy Top frame: Phas deg
Vector averaged cross-power spectrum Several baselines displayed
Timerange: 01/01:18:51 to 01/01:19:49

Plot file version 386 created 21-MAY-2024 15:00:27

J0843 15 EP129.UVDATA.1

Freq = 8.2880 GHz, Bw = 32.000 MH No calibration applied and no bandpass applied



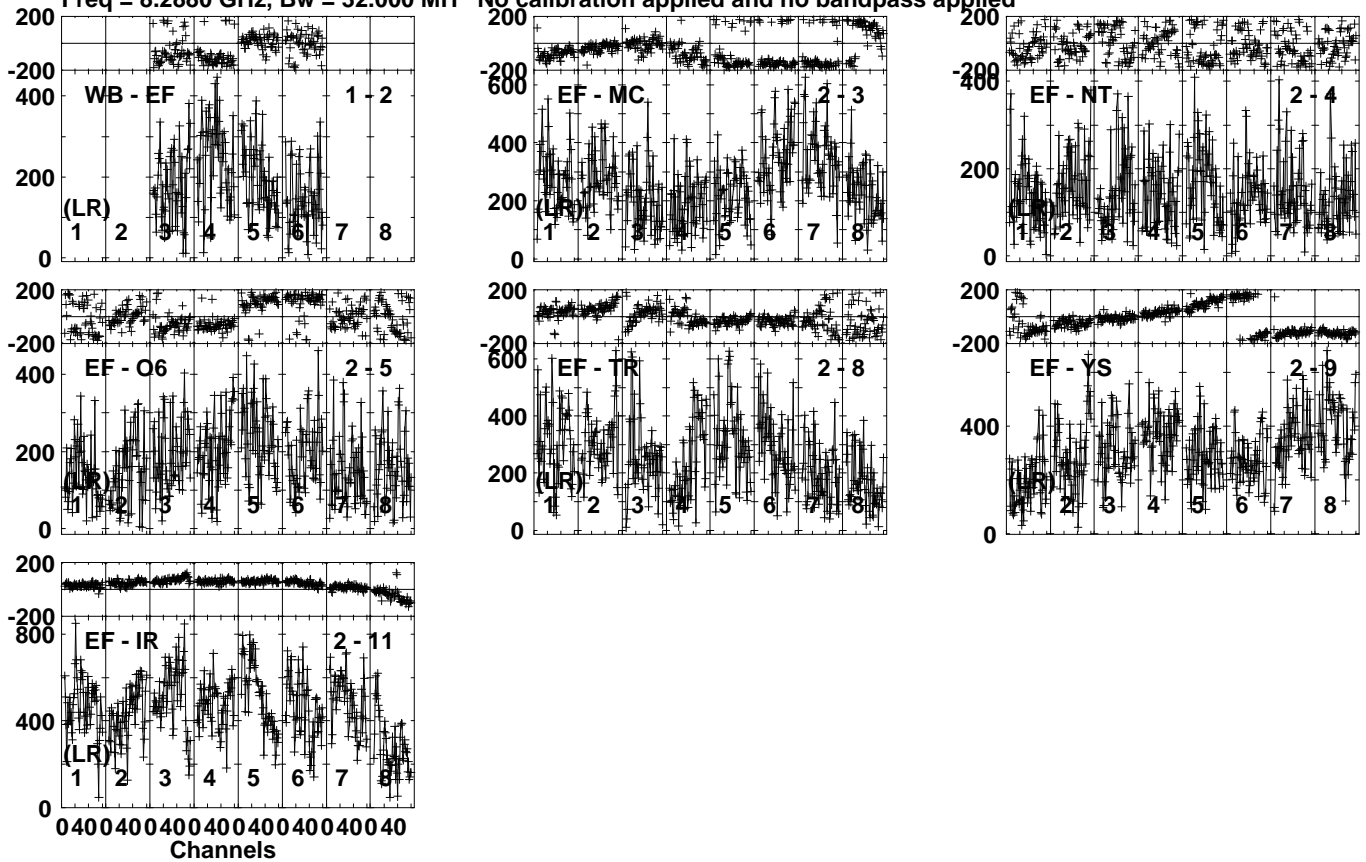
Lower frame: Micro Ampl Jy Top frame: Phas deg
Vector averaged cross-power spectrum Several baselines displayed
Timerange: 01/01:20:21 to 01/01:22:19

Plot file version 387 created 21-MAY-2024 15:00:27

J0842+1835 EP129.UVDATA.1

Freq = 8.2880 GHz, Bw = 32.000 MH

No calibration applied and no bandpass applied

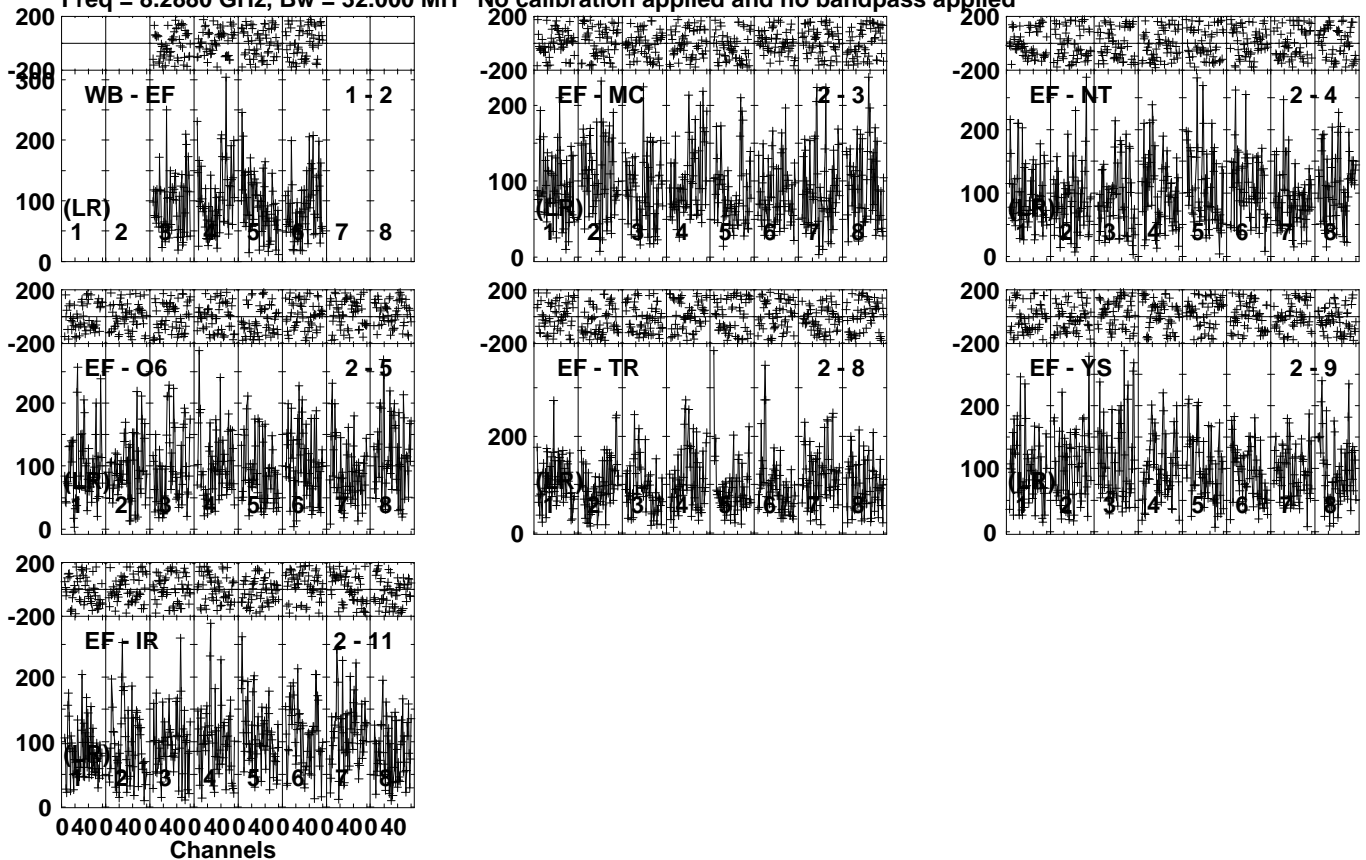


Lower frame: Micro Ampl Jy Top frame: Phas deg
Vector averaged cross-power spectrum Several baselines displayed
Timerange: 01/01:22:51 to 01/01:23:49

Plot file version 388 created 21-MAY-2024 15:00:27

J0843 15 EP129.UVDATA.1

Freq = 8.2880 GHz, Bw = 32.000 MH No calibration applied and no bandpass applied

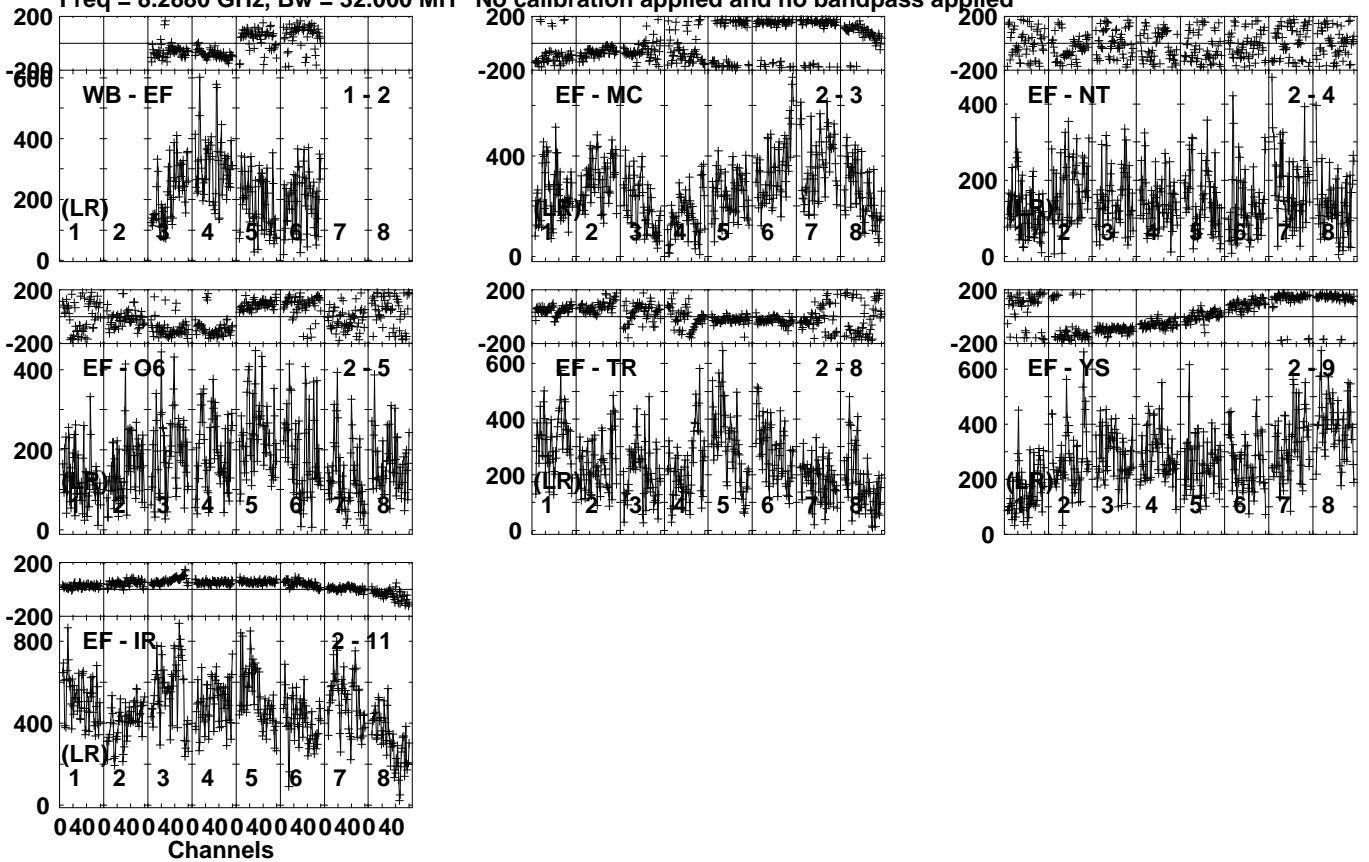


Lower frame: Micro Ampl Jy Top frame: Phas deg
Vector averaged cross-power spectrum Several baselines displayed
Timerange: 01/01:24:21 to 01/01:26:19

Plot file version 389 created 21-MAY-2024 15:00:27

J0842+1835 EP129.UVDATA.1

Freq = 8.2880 GHz, Bw = 32.000 MH No calibration applied and no bandpass applied

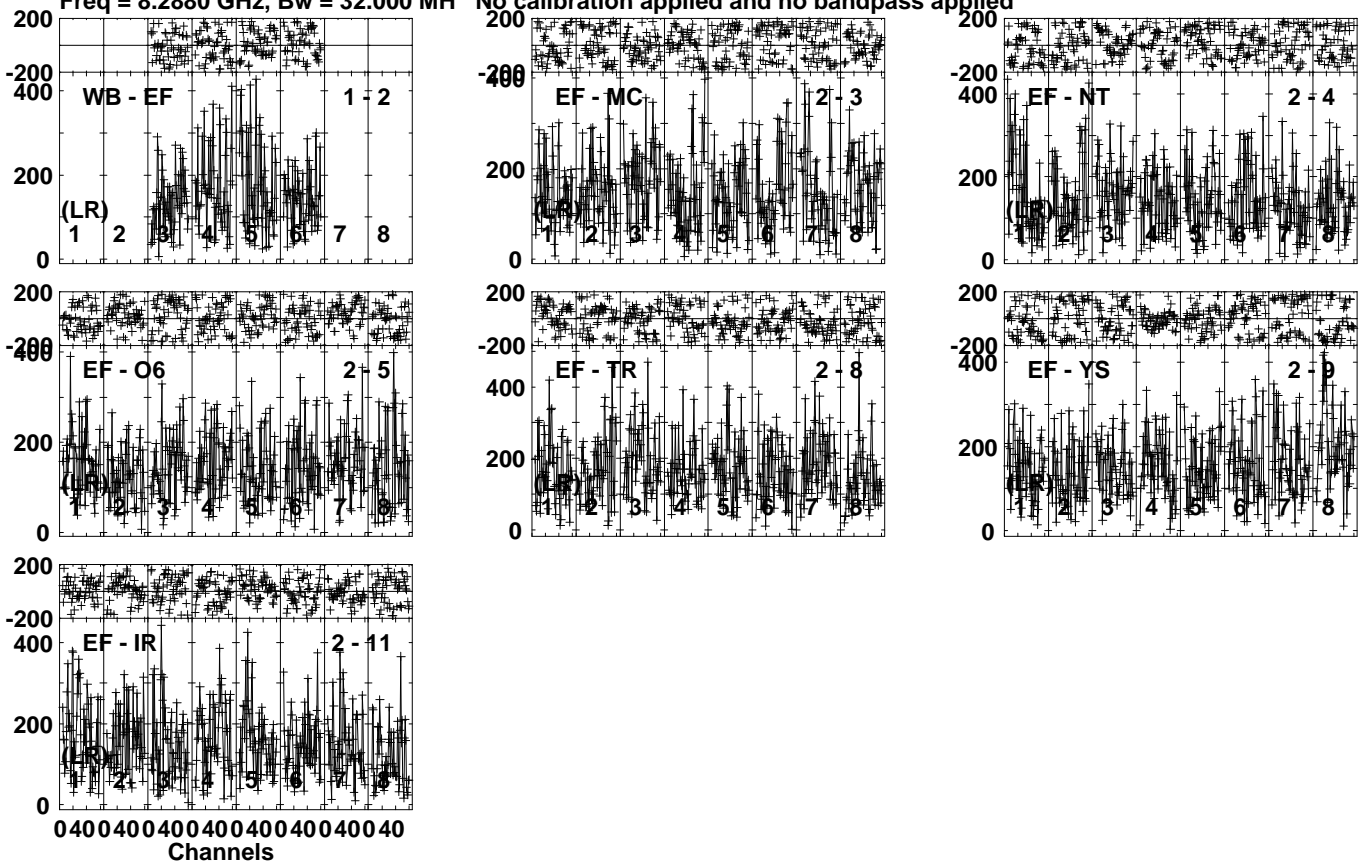


Lower frame: Micro Ampl Jy Top frame: Phas deg
Vector averaged cross-power spectrum Several baselines displayed
Timerange: 01/01:27:06 to 01/01:28:04

Plot file version 390 created 21-MAY-2024 15:00:27

J0839+1921 EP129.UVDATA.1

Freq = 8.2880 GHz, Bw = 32.000 MH No calibration applied and no bandpass applied



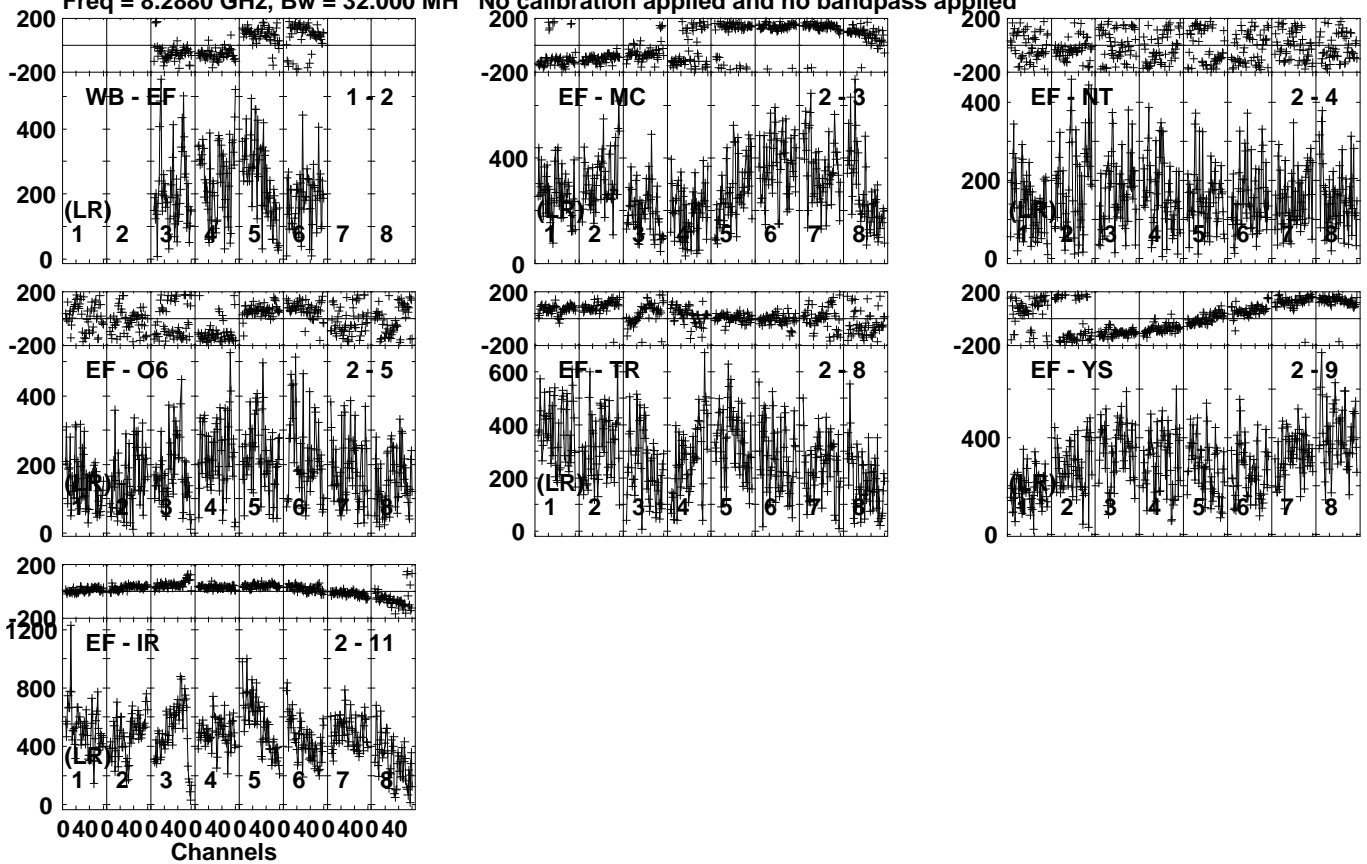
Lower frame: Micro Ampl Jy Top frame: Phas deg
Vector averaged cross-power spectrum Several baselines displayed
Timerange: 01/01:28:36 to 01/01:29:34

Plot file version 391 created 21-MAY-2024 15:00:27

J0842+1835 EP129.UVDATA.1

Freq = 8.2880 GHz, Bw = 32.000 MH

No calibration applied and no bandpass applied

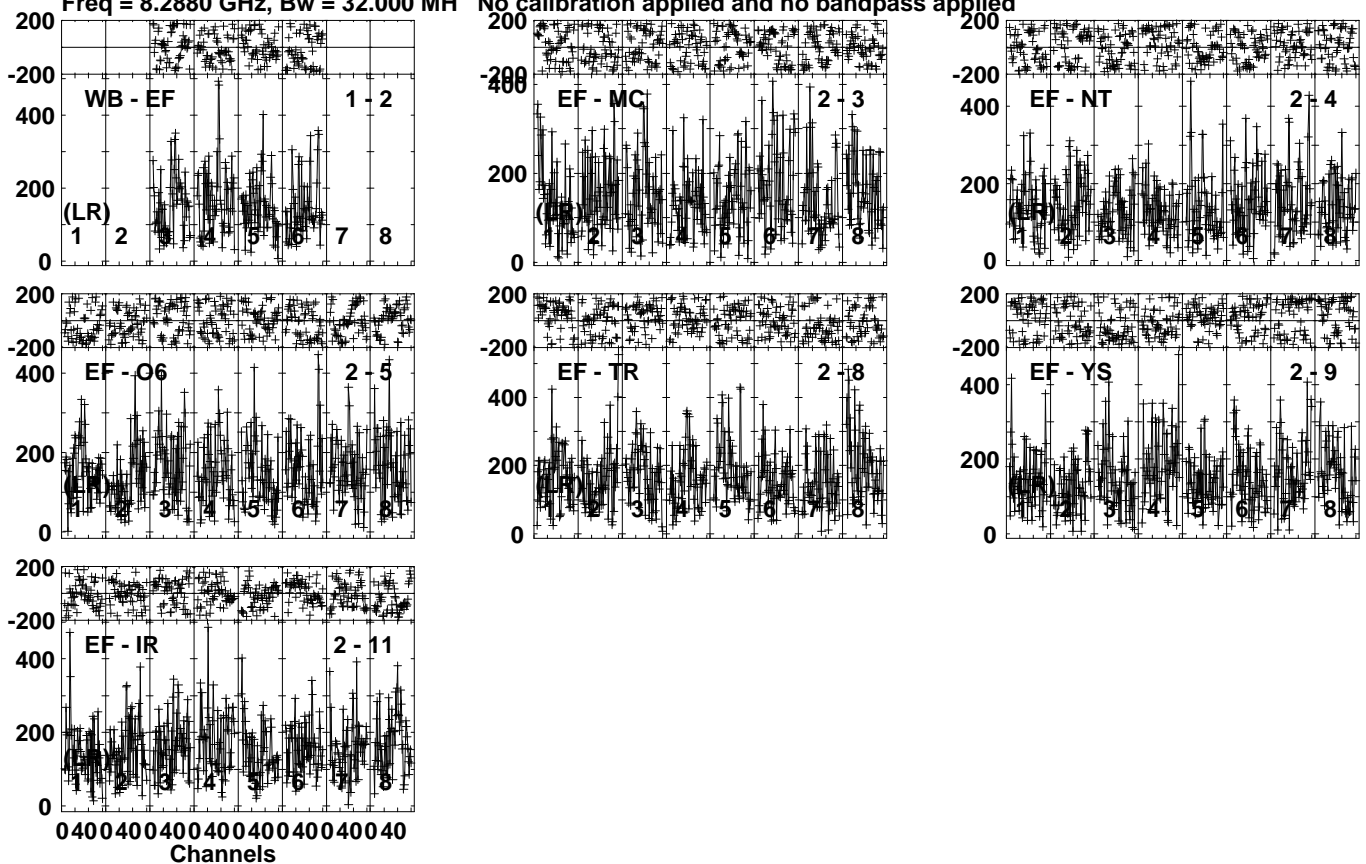


Lower frame: Micro Ampl Jy Top frame: Phas deg
Vector averaged cross-power spectrum Several baselines displayed
Timerange: 01/01:30:06 to 01/01:31:04

Plot file version 392 created 21-MAY-2024 15:00:27

J0839+1921 EP129.UVDATA.1

Freq = 8.2880 GHz, Bw = 32.000 MH No calibration applied and no bandpass applied



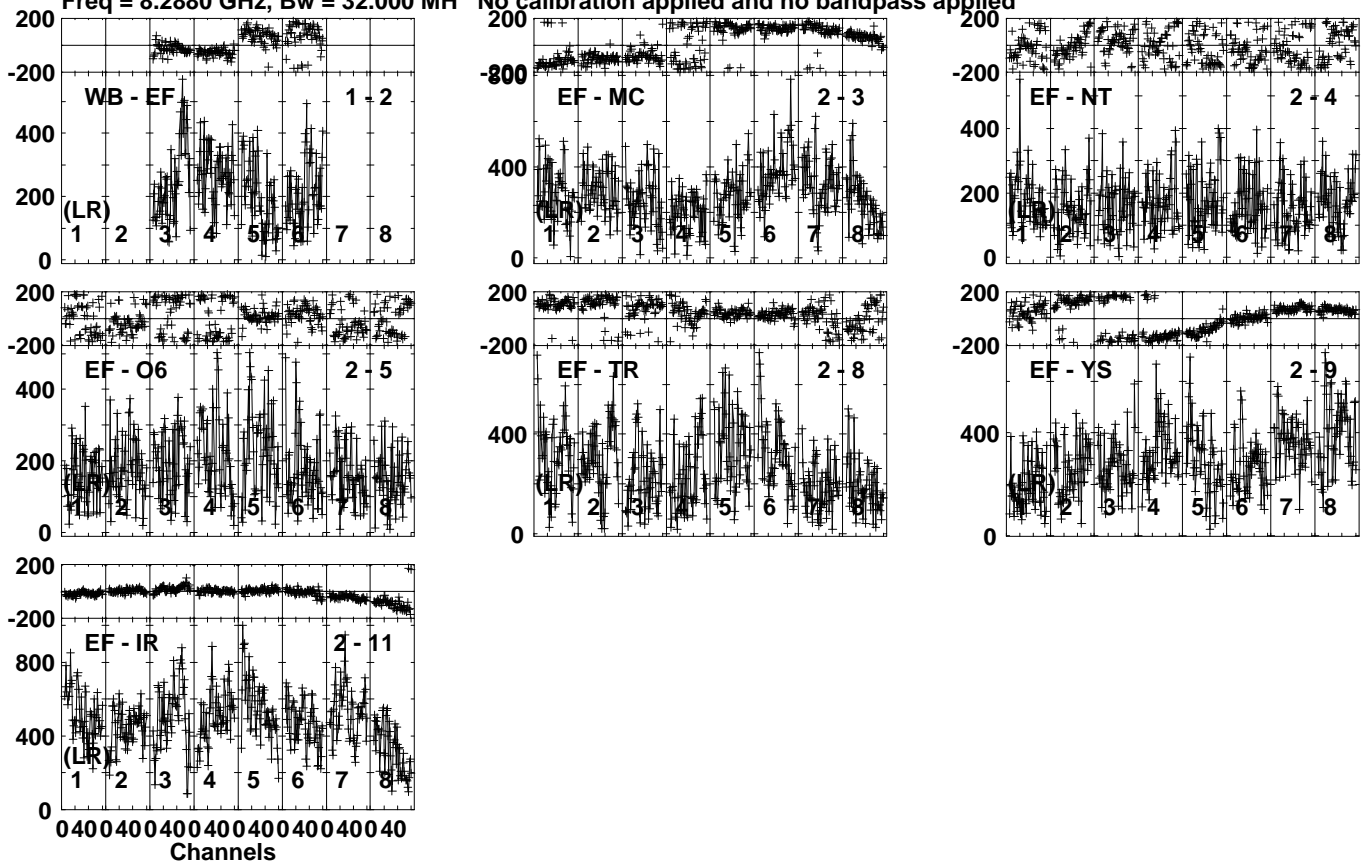
Lower frame: Micro Ampl Jy Top frame: Phas deg
Vector averaged cross-power spectrum Several baselines displayed
Timerange: 01/01:31:36 to 01/01:32:34

Plot file version 393 created 21-MAY-2024 15:00:27

J0842+1835 EP129.UVDATA.1

Freq = 8.2880 GHz, Bw = 32.000 MH

No calibration applied and no bandpass applied



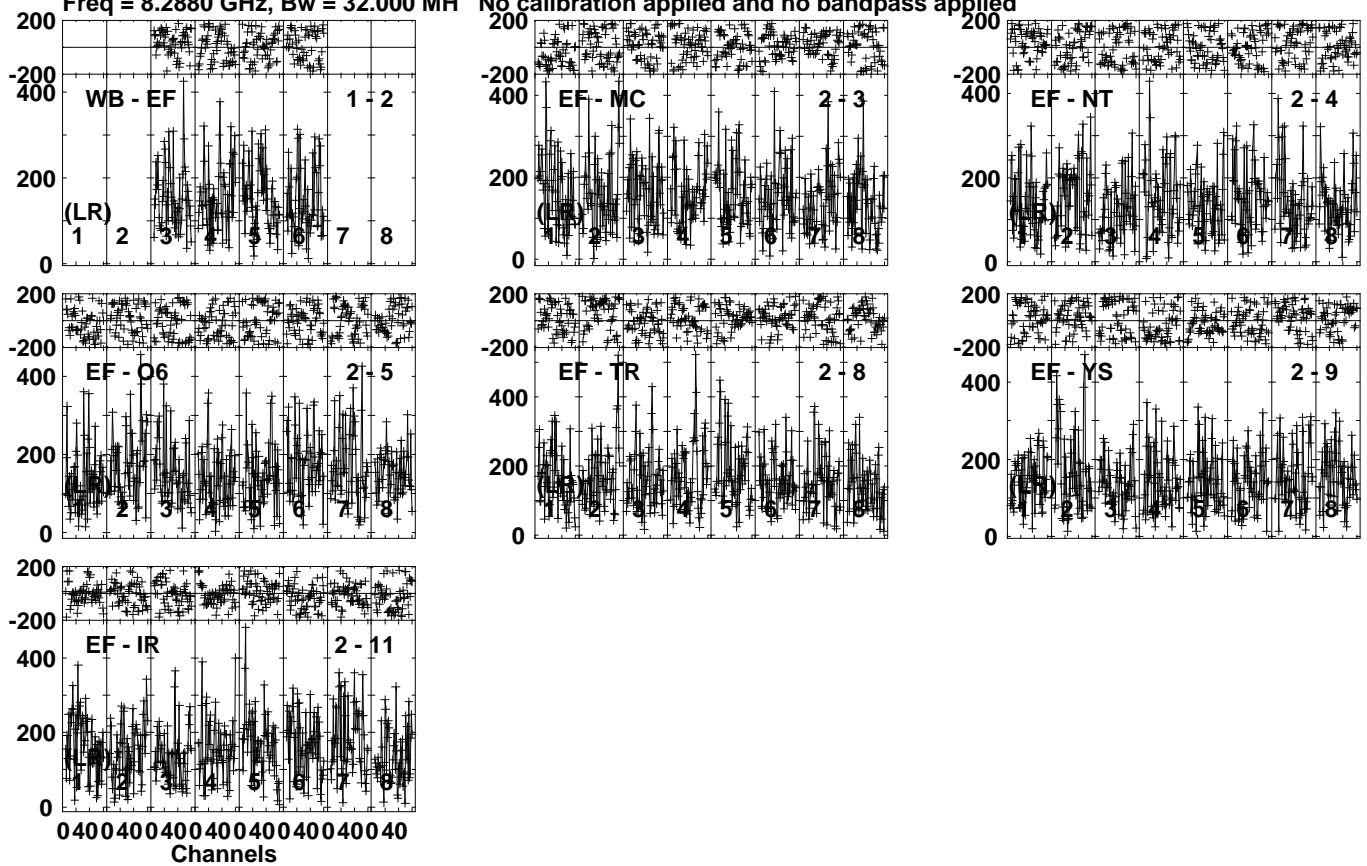
Lower frame: Micro Ampl Jy Top frame: Phas deg
Vector averaged cross-power spectrum Several baselines displayed
Timerange: 01/01:33:06 to 01/01:34:04

Plot file version 394 created 21-MAY-2024 15:00:28

J0839+1921 EP129.UVDATA.1

Freq = 8.2880 GHz, Bw = 32.000 MH

No calibration applied and no bandpass applied



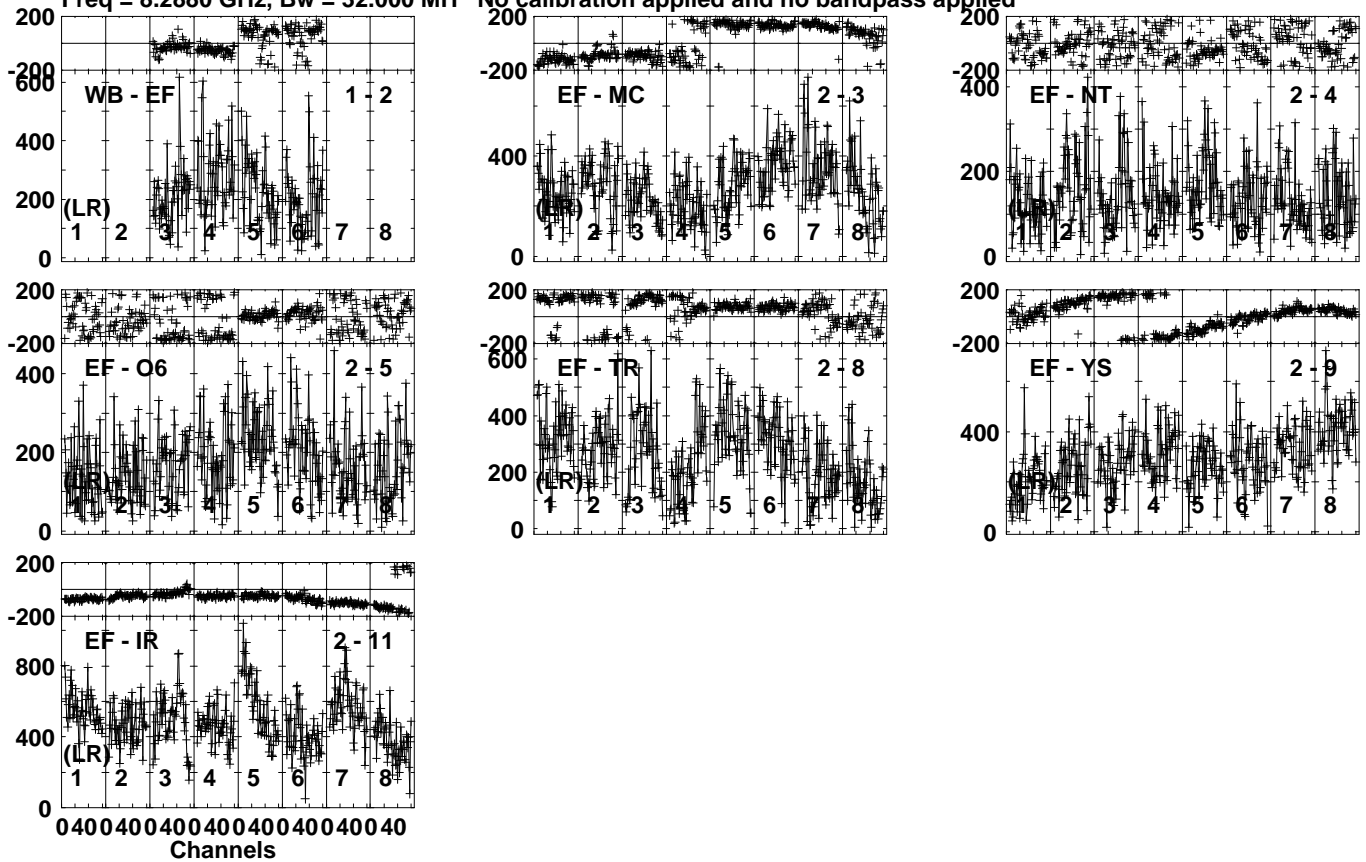
Lower frame: Micro Ampl Jy Top frame: Phas deg
Vector averaged cross-power spectrum Several baselines displayed
Timerange: 01/01:34:36 to 01/01:35:34

Plot file version 395 created 21-MAY-2024 15:00:28

J0842+1835 EP129.UVDATA.1

Freq = 8.2880 GHz, Bw = 32.000 MH

No calibration applied and no bandpass applied

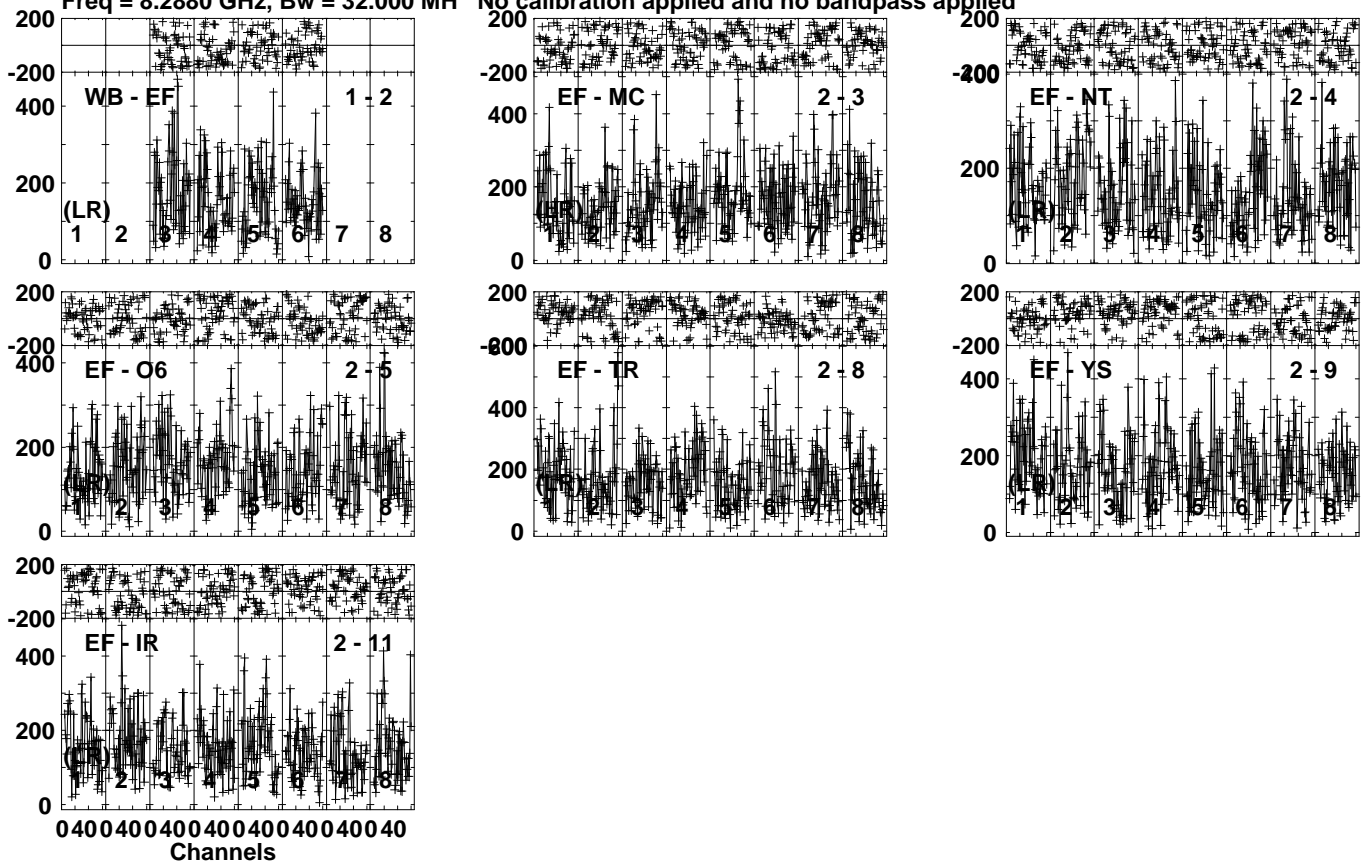


Lower frame: Micro Ampl Jy Top frame: Phas deg
Vector averaged cross-power spectrum Several baselines displayed
Timerange: 01/01:36:21 to 01/01:37:19

Plot file version 396 created 21-MAY-2024 15:00:28

J0846+1735 EP129.UVDATA.1

Freq = 8.2880 GHz, Bw = 32.000 MH No calibration applied and no bandpass applied



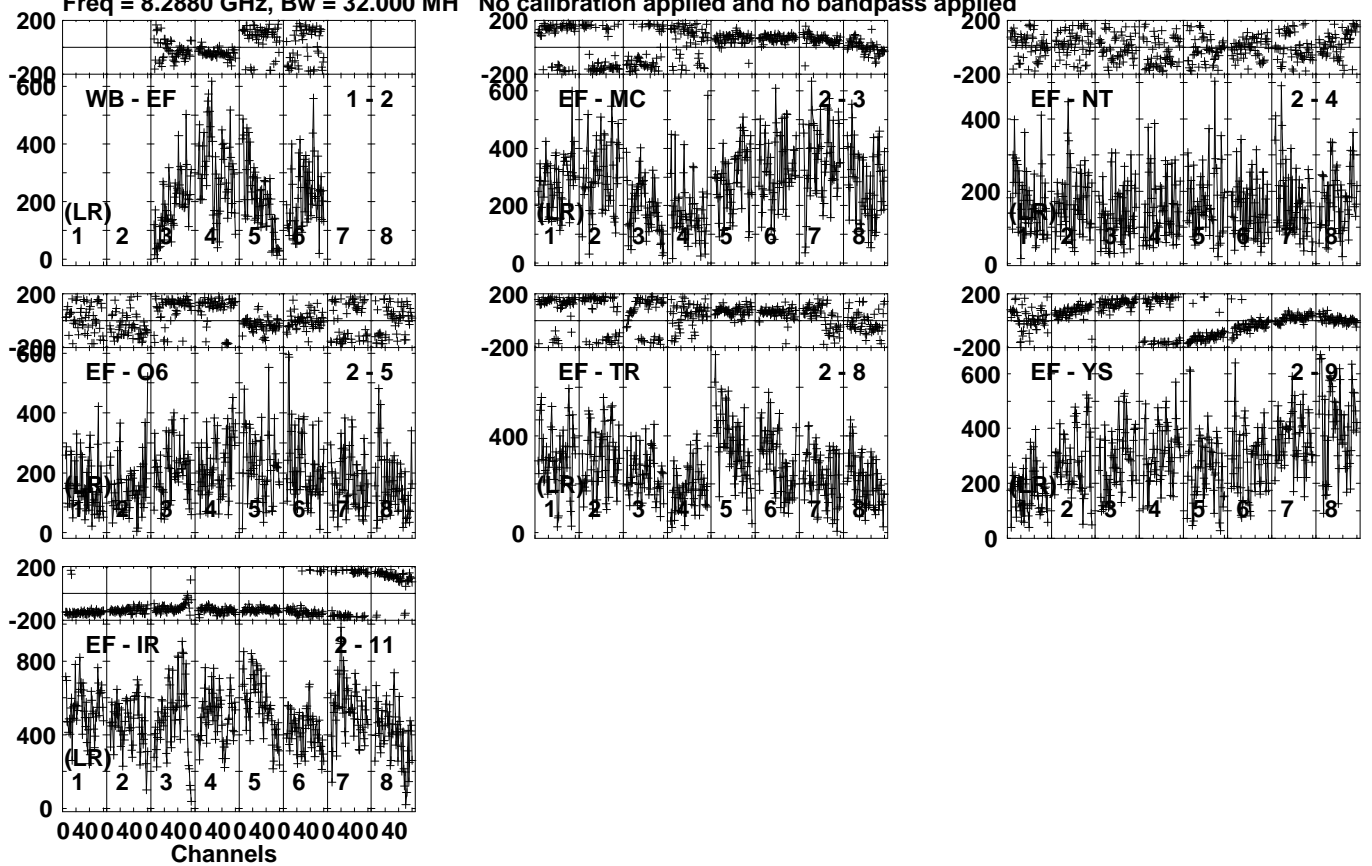
Lower frame: Micro Ampl Jy Top frame: Phas deg
Vector averaged cross-power spectrum Several baselines displayed
Timerange: 01/01:37:51 to 01/01:38:49

Plot file version 397 created 21-MAY-2024 15:00:28

J0842+1835 EP129.UVDATA.1

Freq = 8.2880 GHz, Bw = 32.000 MH

No calibration applied and no bandpass applied



Lower frame: Micro Ampl Jy Top frame: Phas deg

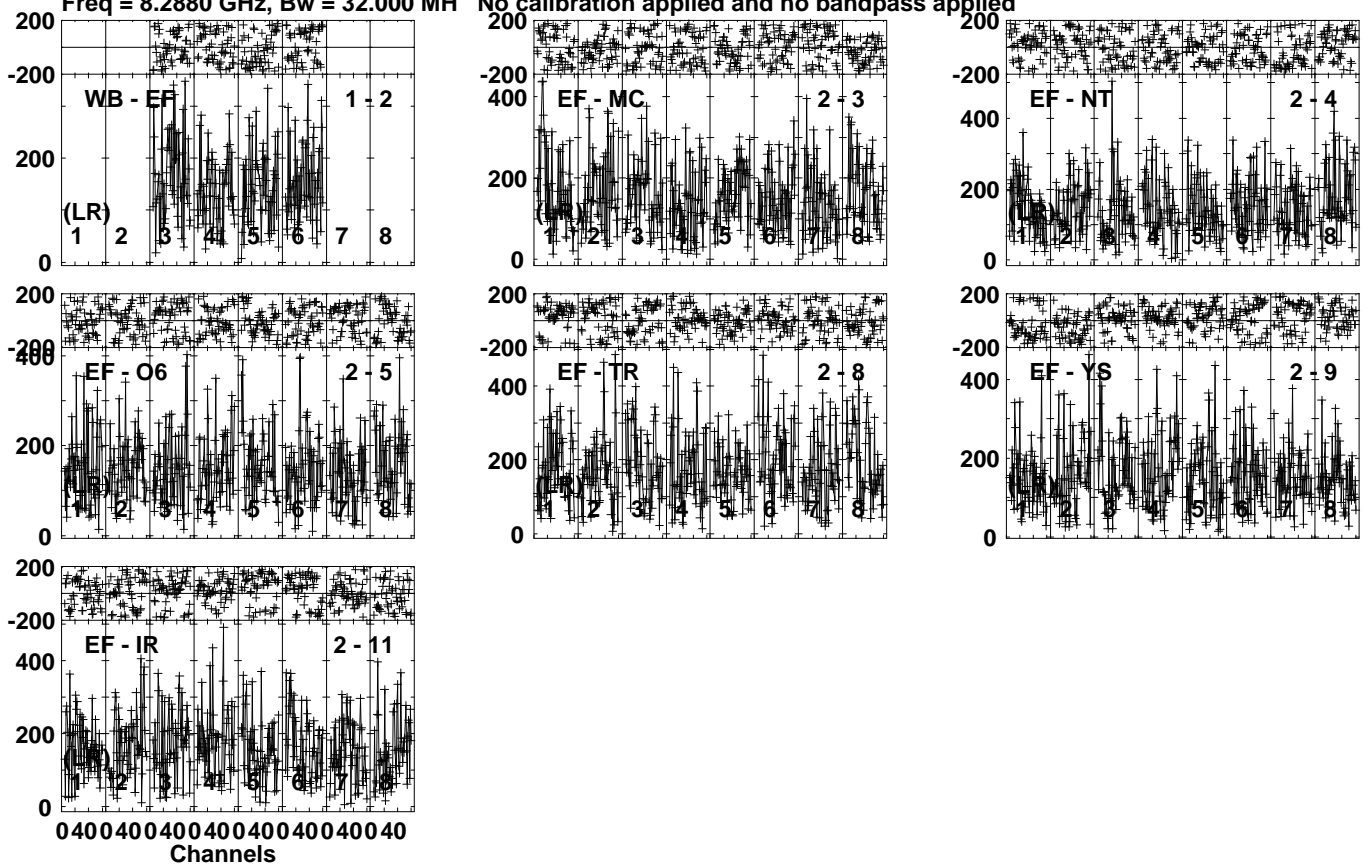
Vector averaged cross-power spectrum Several baselines displayed

Timerange: 01/01:39:21 to 01/01:40:19

Plot file version 398 created 21-MAY-2024 15:00:28

J0846+1735 EP129.UVDATA.1

Freq = 8.2880 GHz, Bw = 32.000 MH No calibration applied and no bandpass applied

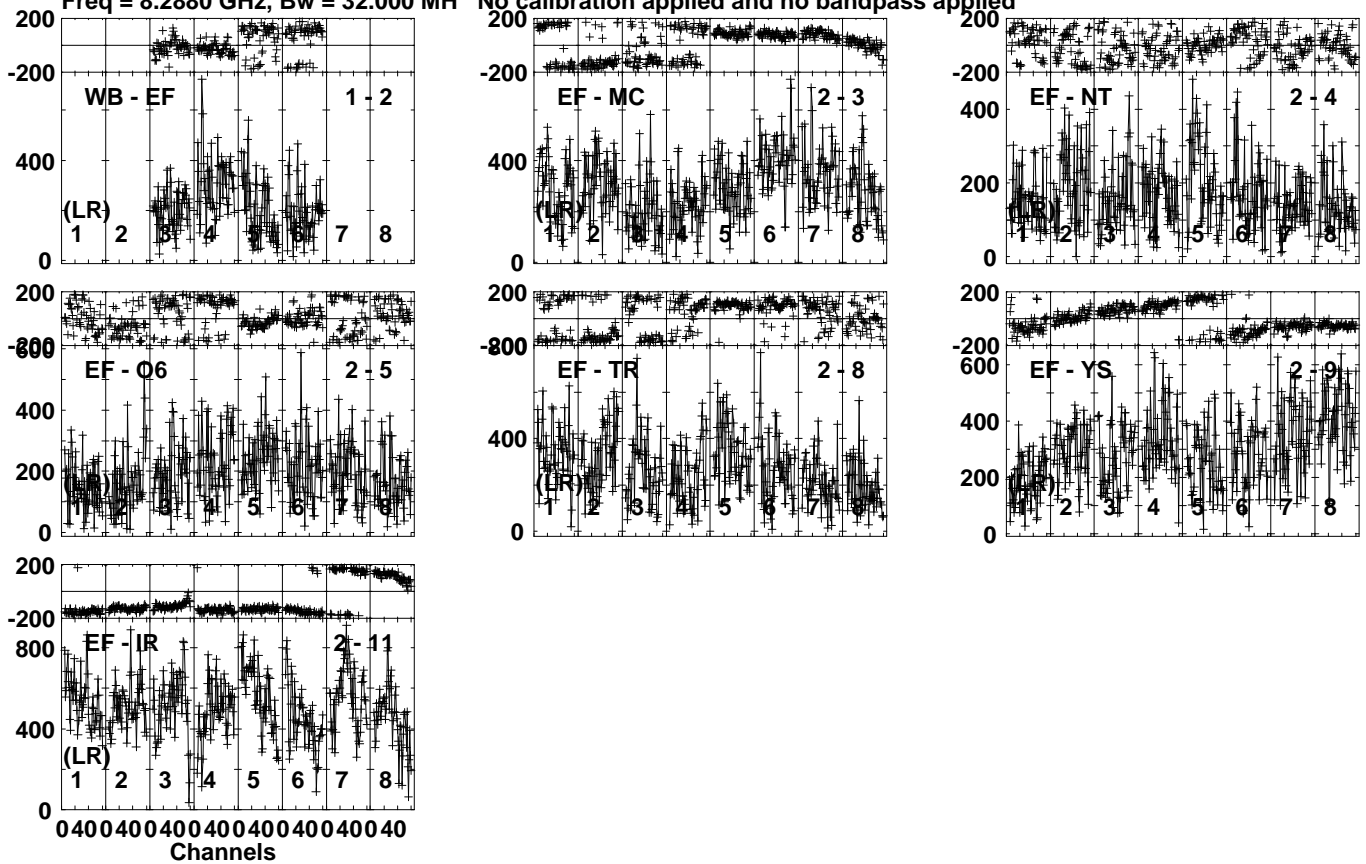


Lower frame: Micro Ampl Jy Top frame: Phas deg
Vector averaged cross-power spectrum Several baselines displayed
Timerange: 01/01:40:51 to 01/01:41:49

Plot file version 399 created 21-MAY-2024 15:00:28

J0842+1835 EP129.UVDATA.1

Freq = 8.2880 GHz, Bw = 32.000 MH No calibration applied and no bandpass applied

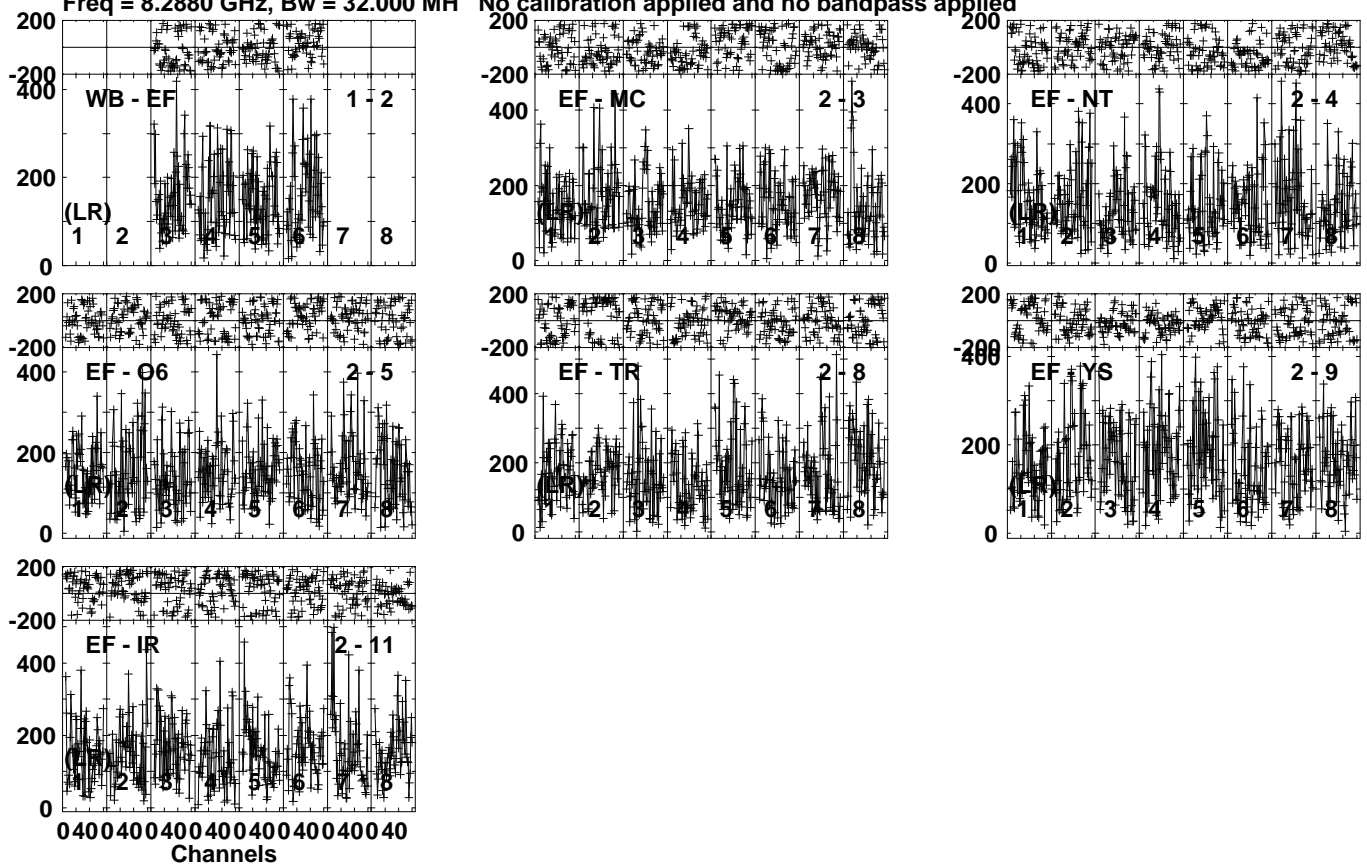


040040040040040040040040
Channels
Lower frame: Micro Ampl Jy Top frame: Phas deg
Vector averaged cross-power spectrum Several baselines displayed
Timerange: 01/01:42:21 to 01/01:43:19

Plot file version 400 created 21-MAY-2024 15:00:28

J0846+1735 EP129.UVDATA.1

Freq = 8.2880 GHz, Bw = 32.000 MH No calibration applied and no bandpass applied



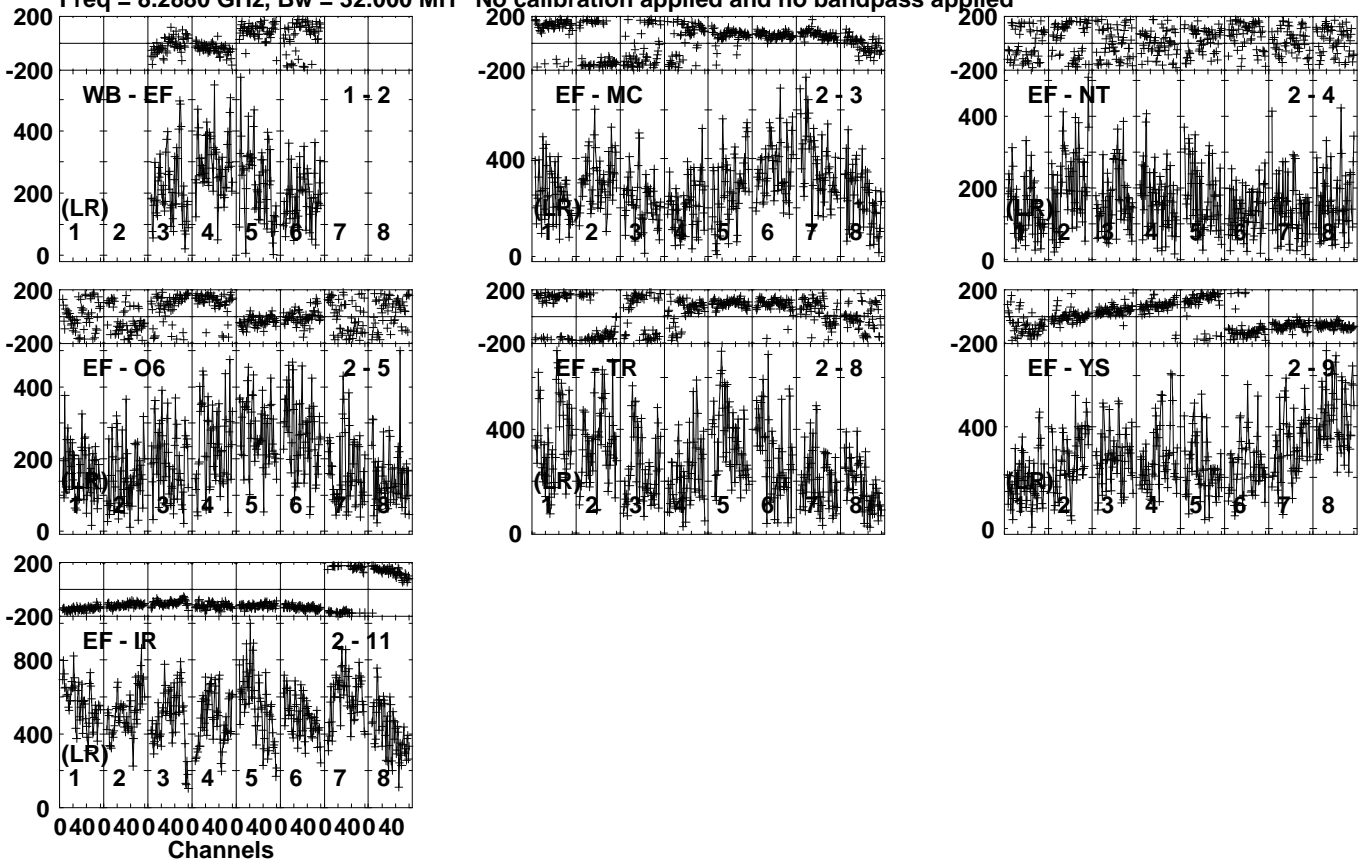
Lower frame: Micro Ampl Jy Top frame: Phas deg
Vector averaged cross-power spectrum Several baselines displayed
Timerange: 01/01:43:51 to 01/01:44:49

Plot file version 401 created 21-MAY-2024 15:00:28

J0842+1835 EP129.UVDATA.1

Freq = 8.2880 GHz, Bw = 32.000 MH

No calibration applied and no bandpass applied



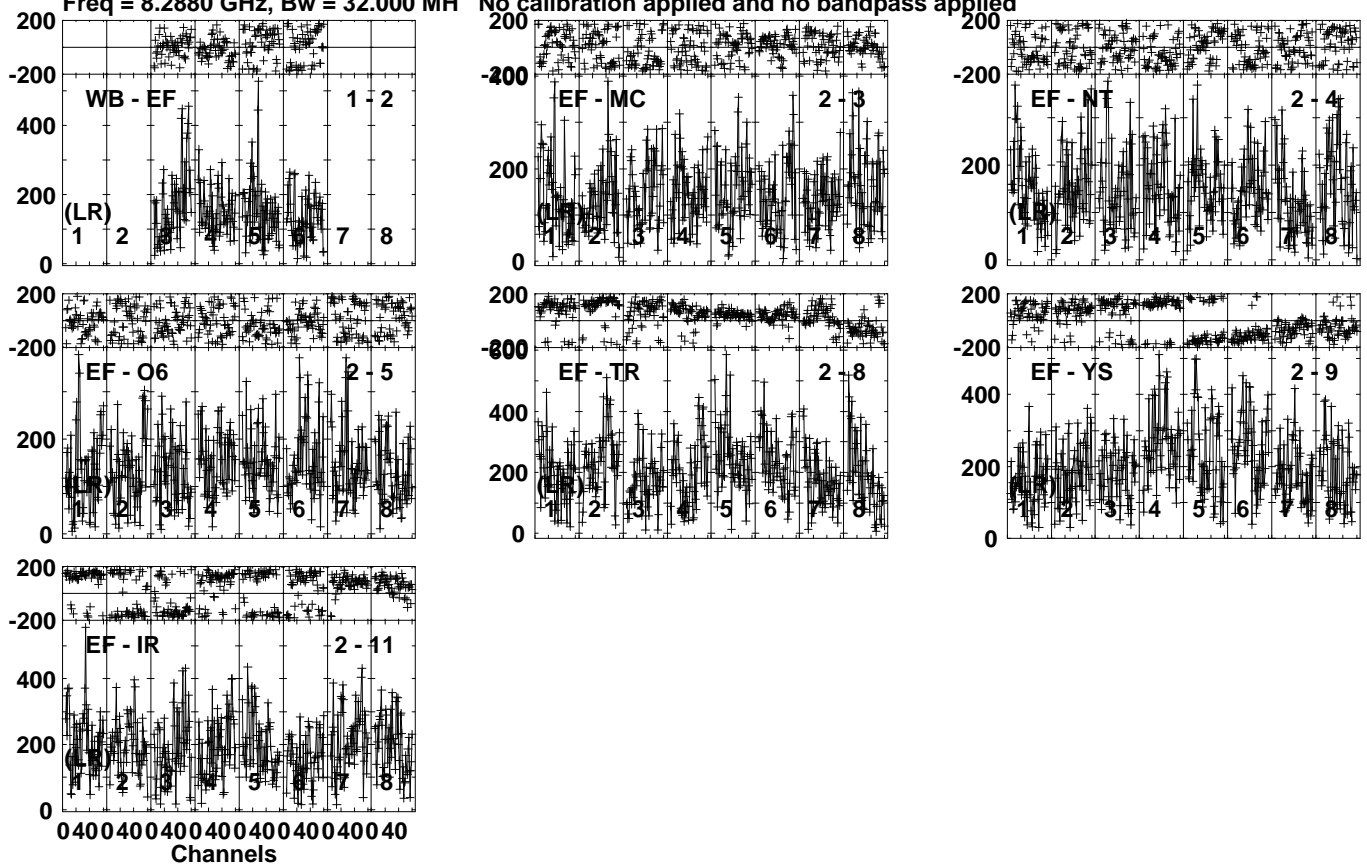
Lower frame: Micro Ampl Jy Top frame: Phas deg
Vector averaged cross-power spectrum Several baselines displayed
Timerange: 01/01:45:21 to 01/01:46:19

Plot file version 402 created 21-MAY-2024 15:00:28

J0839+1802 EP129.UVDATA.1

Freq = 8.2880 GHz, Bw = 32.000 MH

No calibration applied and no bandpass applied

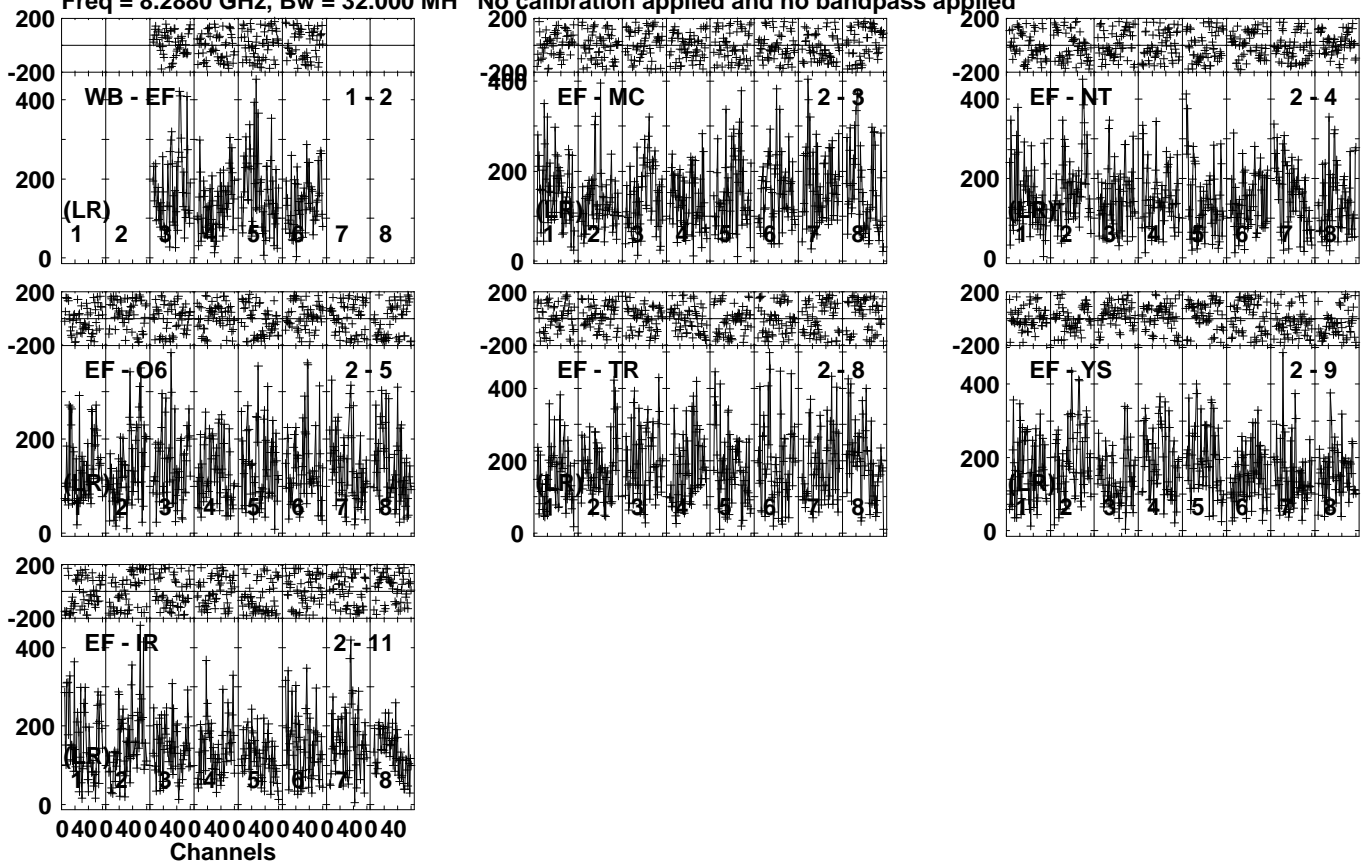


Lower frame: Micro Ampl Jy Top frame: Phas deg
Vector averaged cross-power spectrum Several baselines displayed
Timerange: 01/01:47:16 to 01/01:48:14

Plot file version 403 created 21-MAY-2024 15:00:28

J0839+1921 EP129.UVDATA.1

Freq = 8.2880 GHz, Bw = 32.000 MH No calibration applied and no bandpass applied



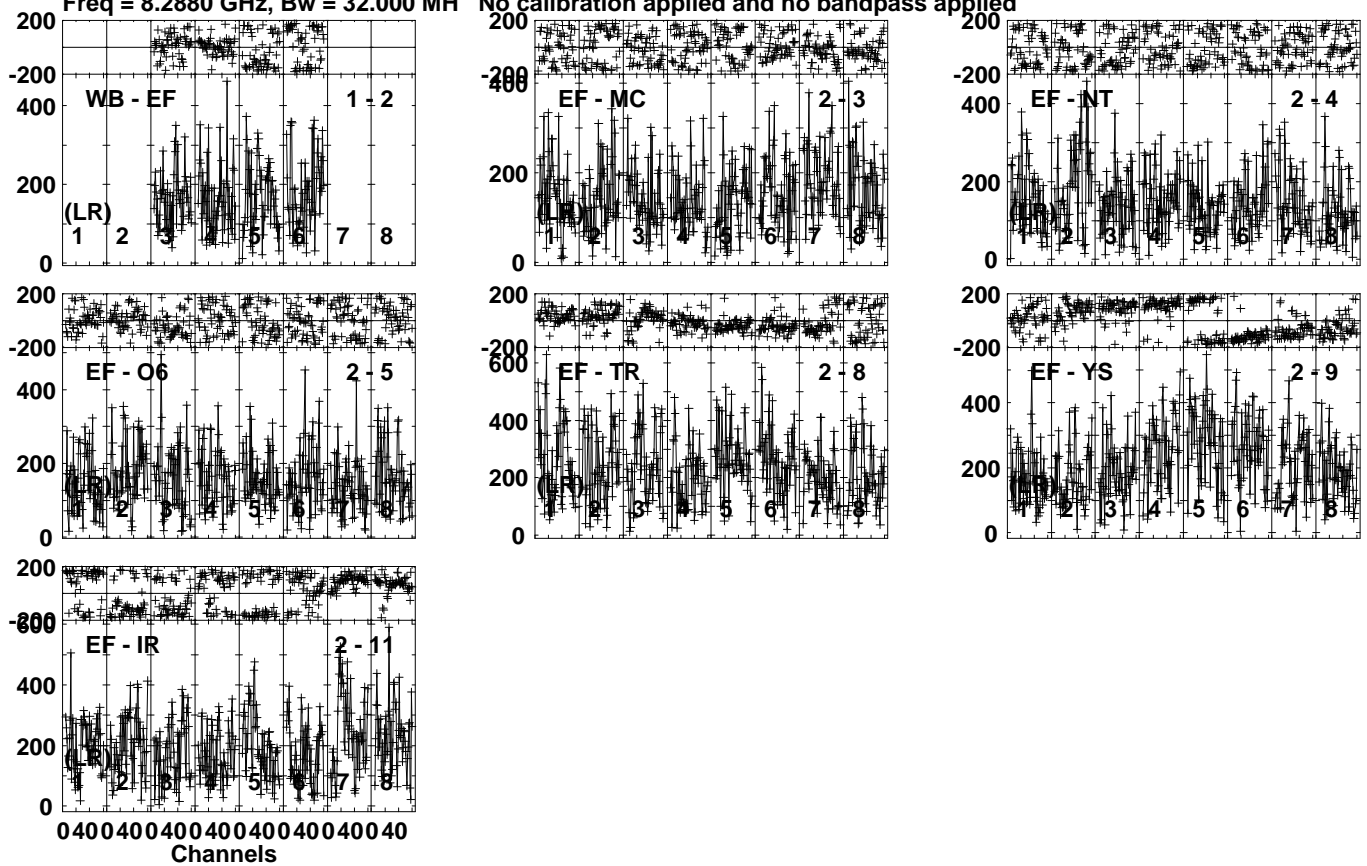
Lower frame: Micro Ampl Jy Top frame: Phas deg
Vector averaged cross-power spectrum Several baselines displayed
Timerange: 01/01:48:46 to 01/01:49:44

Plot file version 404 created 21-MAY-2024 15:00:28

J0839+1802 EP129.UVDATA.1

Freq = 8.2880 GHz, Bw = 32.000 MH

No calibration applied and no bandpass applied

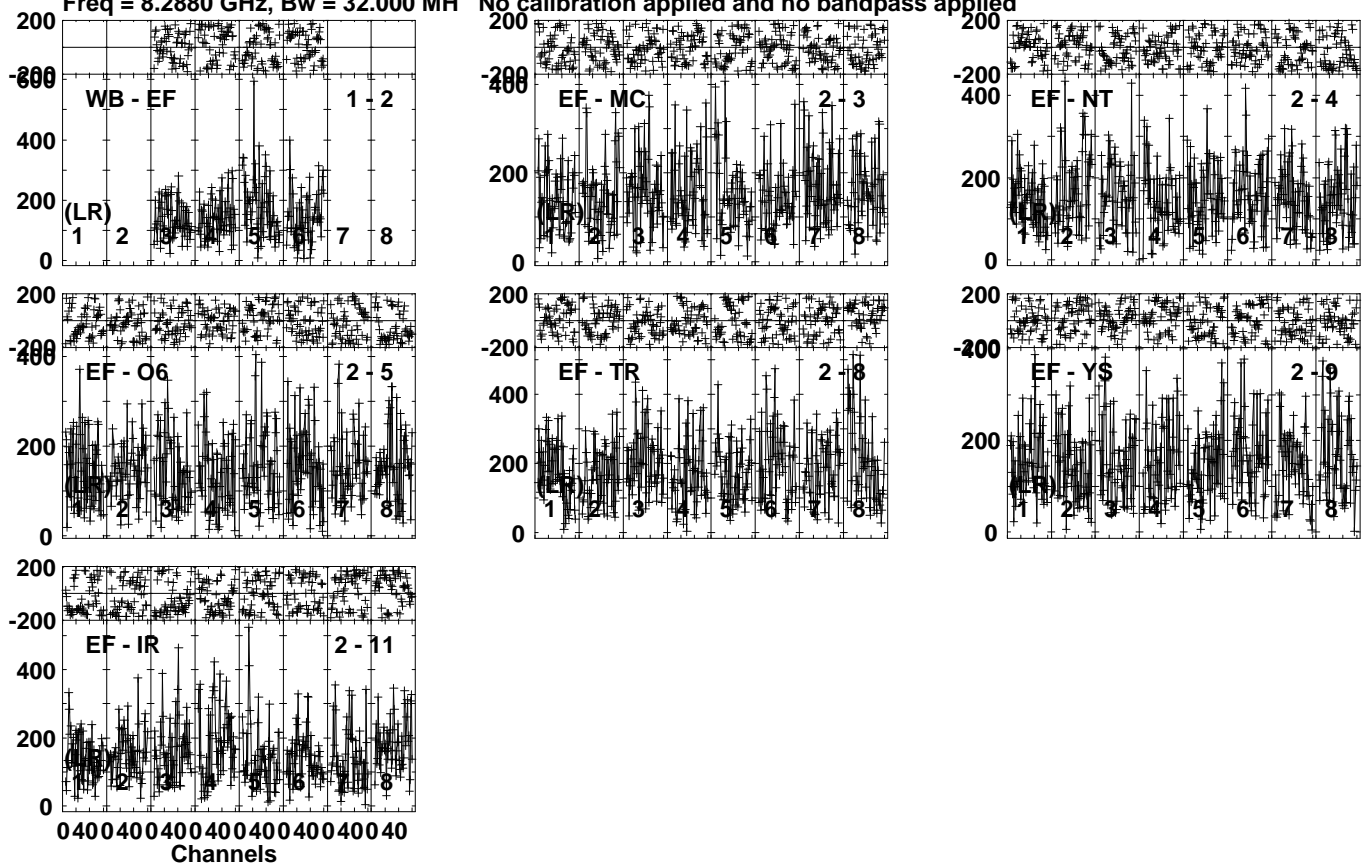


Lower frame: Micro Ampl Jy Top frame: Phas deg
Vector averaged cross-power spectrum Several baselines displayed
Timerange: 01/01:50:16 to 01/01:51:14

Plot file version 405 created 21-MAY-2024 15:00:29

J0839+1921 EP129.UVDATA.1

Freq = 8.2880 GHz, Bw = 32.000 MH No calibration applied and no bandpass applied

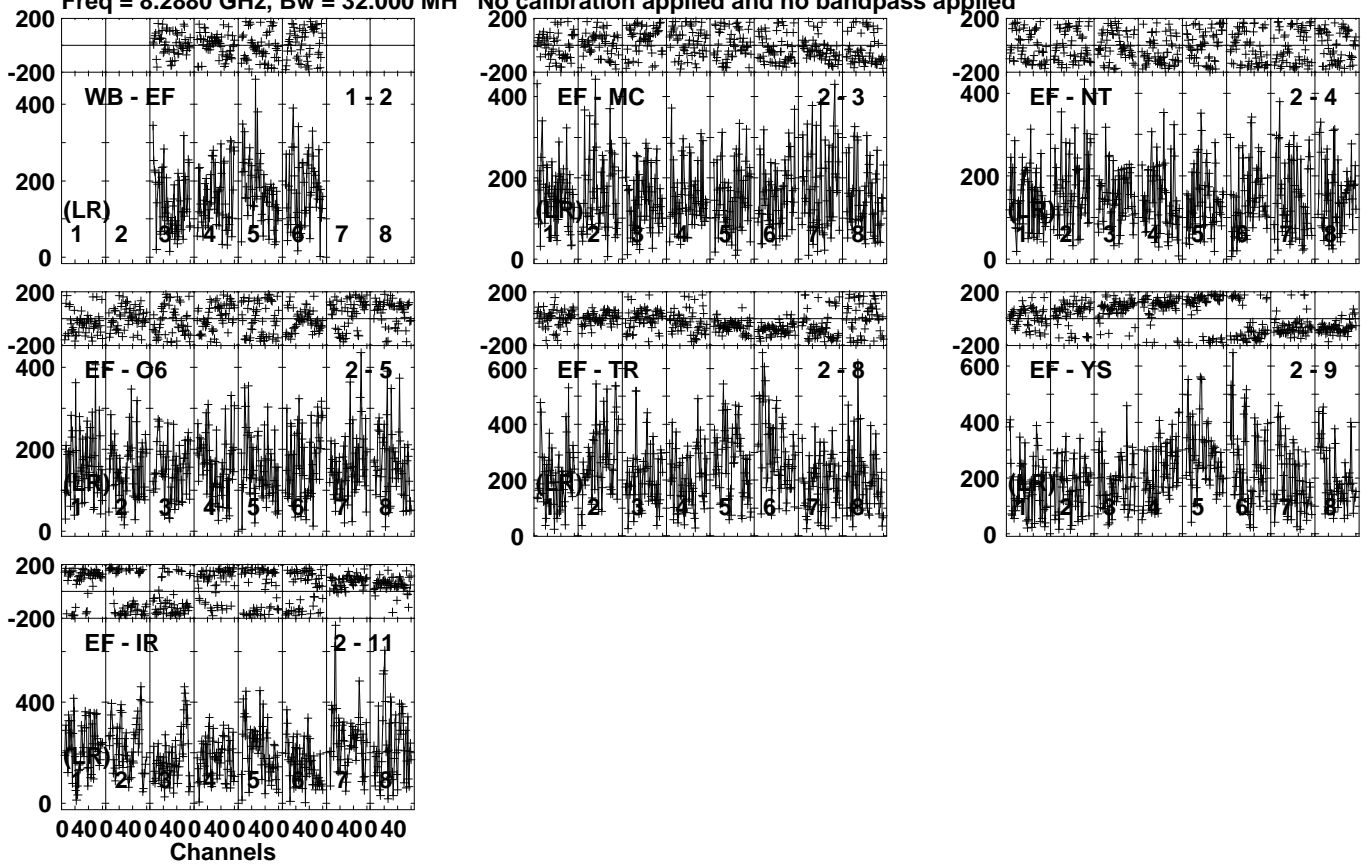


Lower frame: Micro Ampl Jy Top frame: Phas deg
Vector averaged cross-power spectrum Several baselines displayed
Timerange: 01/01:51:46 to 01/01:52:44

Plot file version 406 created 21-MAY-2024 15:00:29

J0839+1802 EP129.UVDATA.1

Freq = 8.2880 GHz, Bw = 32.000 MH No calibration applied and no bandpass applied

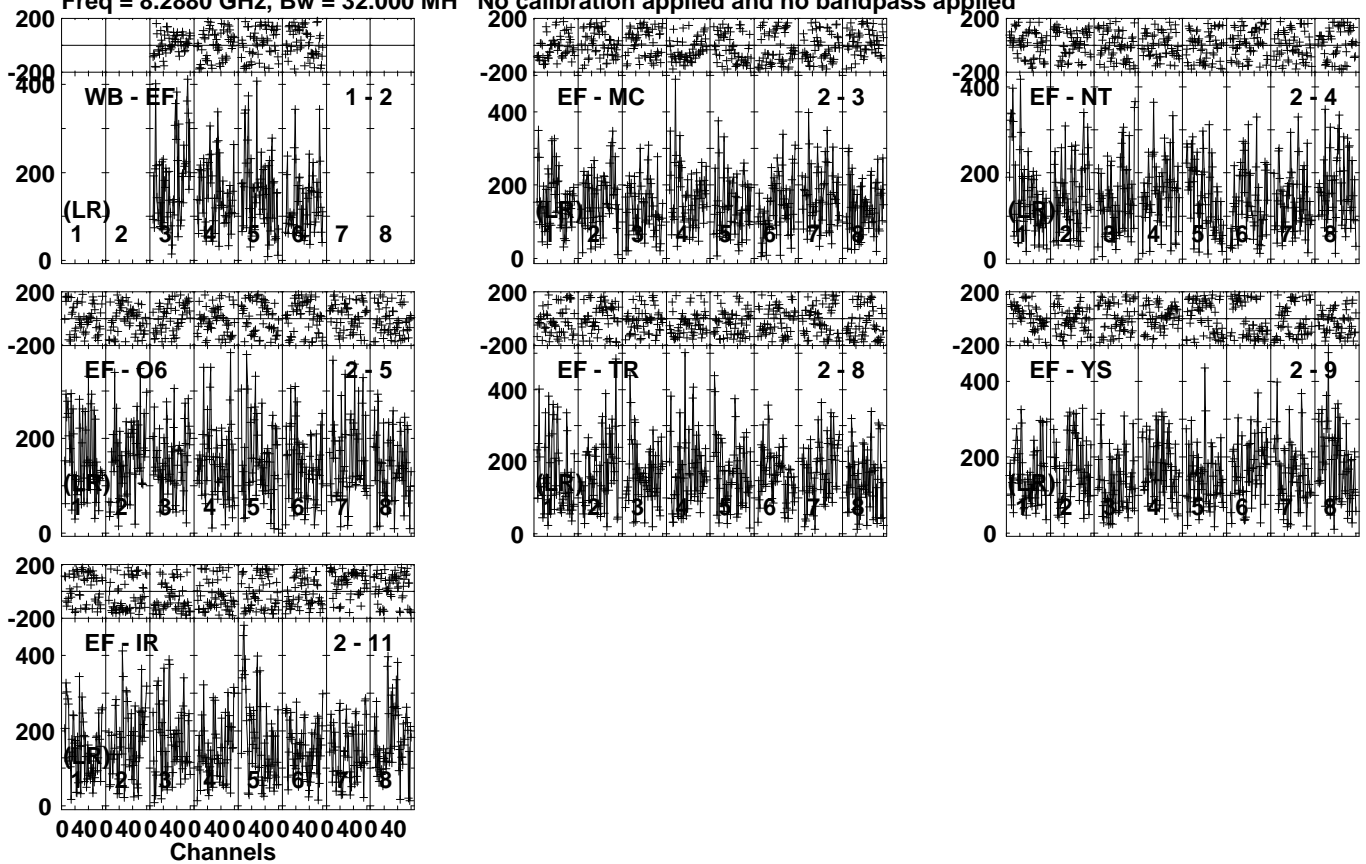


Lower frame: Micro Ampl Jy Top frame: Phas deg
Vector averaged cross-power spectrum Several baselines displayed
Timerange: 01/01:53:16 to 01/01:54:14

Plot file version 407 created 21-MAY-2024 15:00:29

J0839+1921 EP129.UVDATA.1

Freq = 8.2880 GHz, Bw = 32.000 MH No calibration applied and no bandpass applied



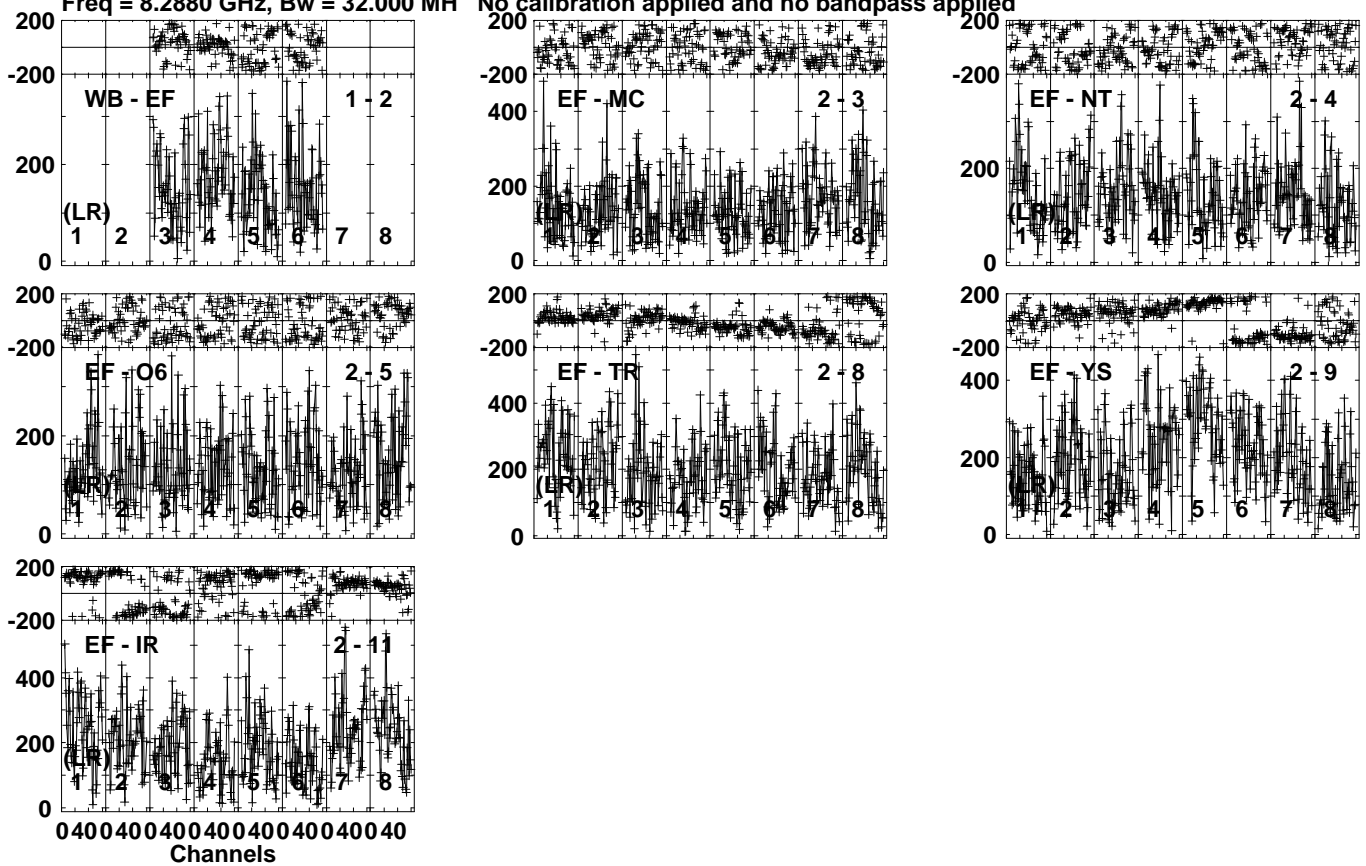
Lower frame: Micro Ampl Jy Top frame: Phas deg
Vector averaged cross-power spectrum Several baselines displayed
Timerange: 01/01:54:46 to 01/01:55:44

Plot file version 408 created 21-MAY-2024 15:00:29

J0839+1802 EP129.UVDATA.1

Freq = 8.2880 GHz, Bw = 32.000 MH

No calibration applied and no bandpass applied



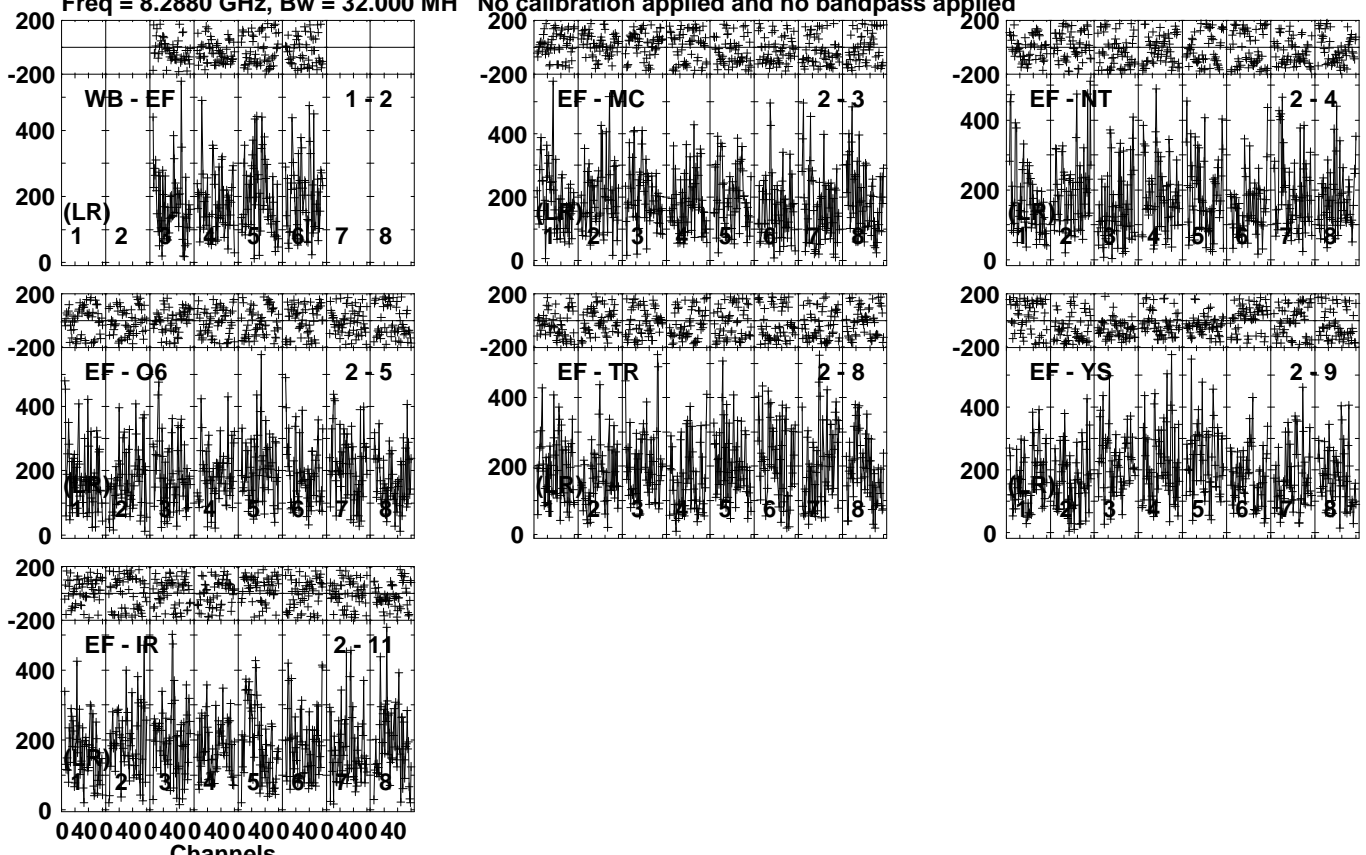
Lower frame: Micro Ampl Jy Top frame: Phas deg
Vector averaged cross-power spectrum Several baselines displayed
Timerange: 01/01:56:36 to 01/01:57:34

Plot file version 409 created 21-MAY-2024 15:00:29

J0846+1735 EP129.UVDATA.1

Freq = 8.2880 GHz, Bw = 32.000 MH

No calibration applied and no bandpass applied



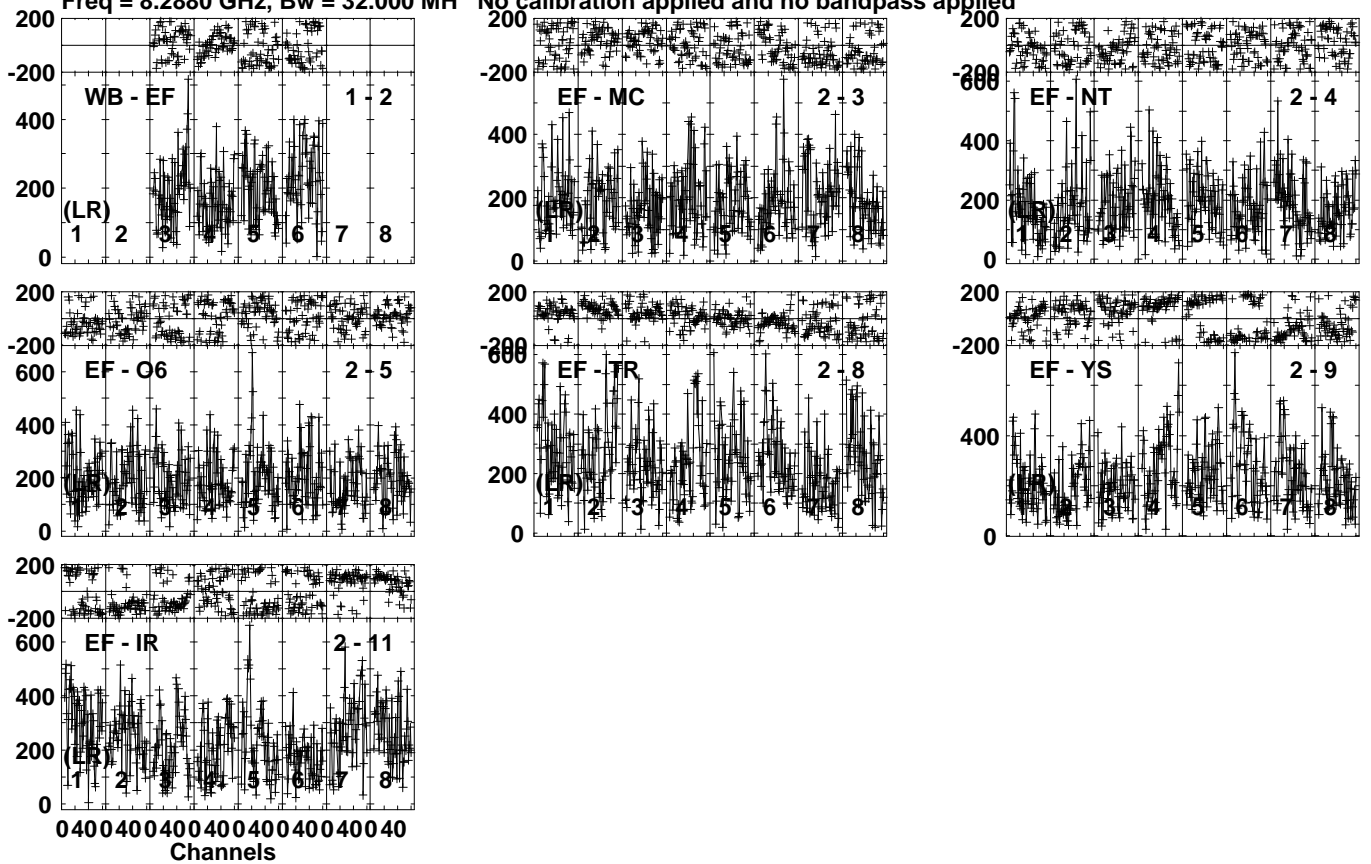
Lower frame: Micro Ampl Jy Top frame: Phas deg
Vector averaged cross-power spectrum Several baselines displayed
Timerange: 01/01:58:06 to 01/01:59:04

Plot file version 410 created 21-MAY-2024 15:00:29

J0839+1802 EP129.UVDATA.1

Freq = 8.2880 GHz, Bw = 32.000 MH

No calibration applied and no bandpass applied



Lower frame: Micro Ampl Jy Top frame: Phas deg

Vector averaged cross-power spectrum Several baselines displayed

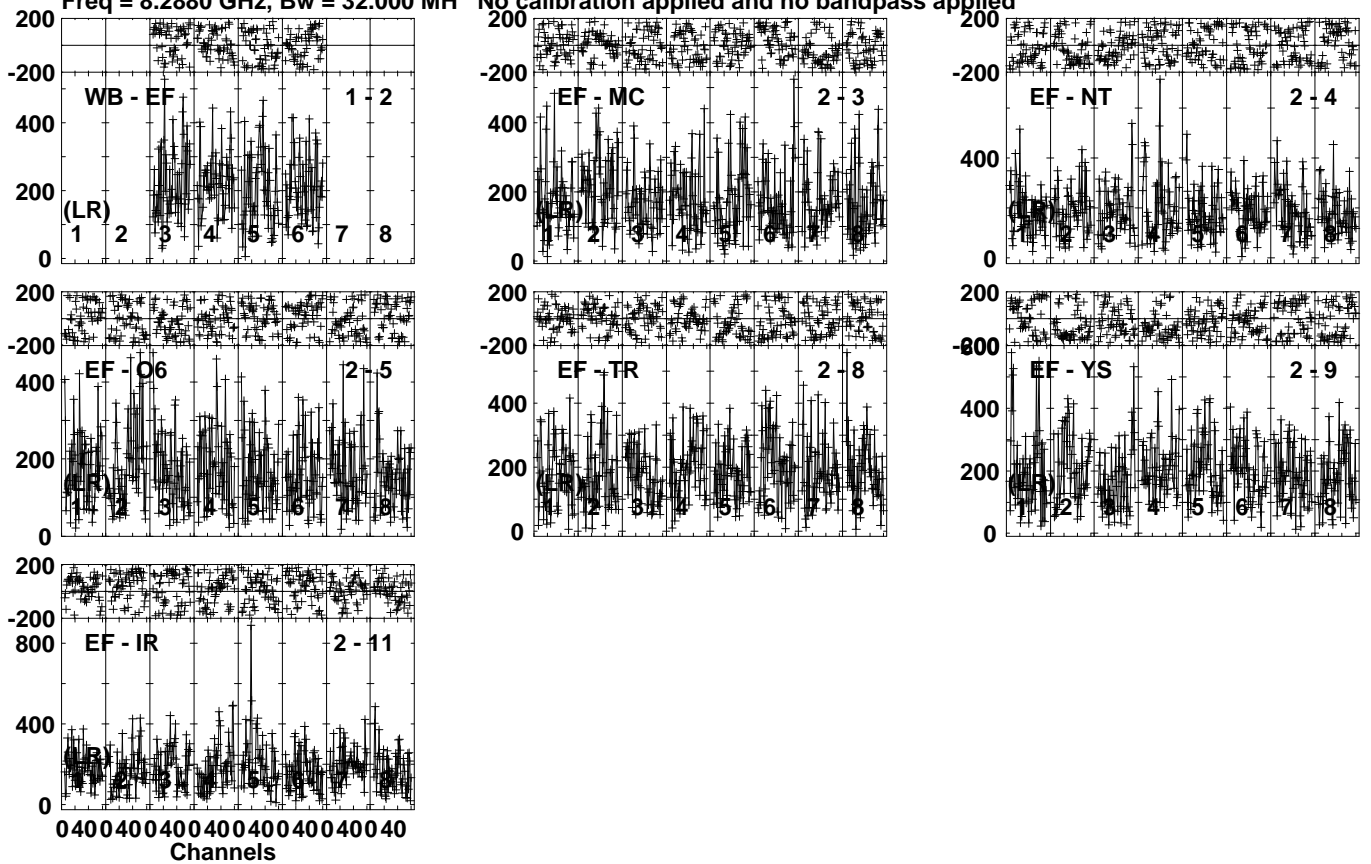
Timerange: 01/01:59:36 to 01/02:00:34

Plot file version 411 created 21-MAY-2024 15:00:29

J0846+1735 EP129.UVDATA.1

Freq = 8.2880 GHz, Bw = 32.000 MH

No calibration applied and no bandpass applied



Lower frame: Micro Ampl Jy Top frame: Phas deg

Vector averaged cross-power spectrum Several baselines displayed

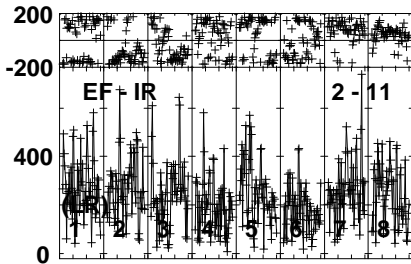
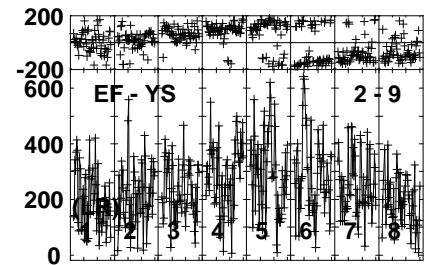
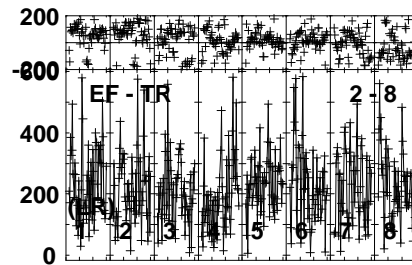
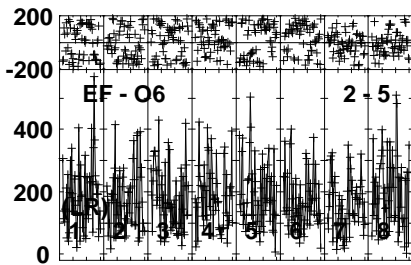
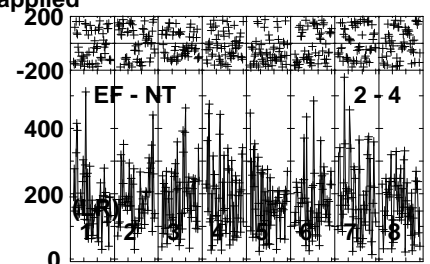
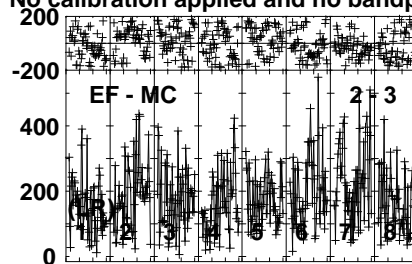
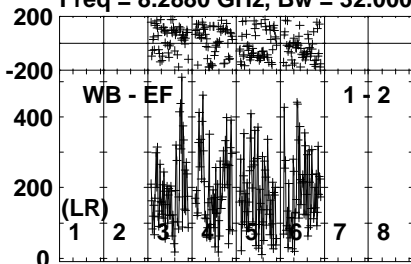
Timerange: 01/02:01:06 to 01/02:02:04

Plot file version 412 created 21-MAY-2024 15:00:29

J0839+1802 EP129.UVDATA.1

Freq = 8.2880 GHz, Bw = 32.000 MH

No calibration applied and no bandpass applied



040040040040040040040040040040

Channels

Lower frame: Micro Ampl Jy Top frame: Phas deg

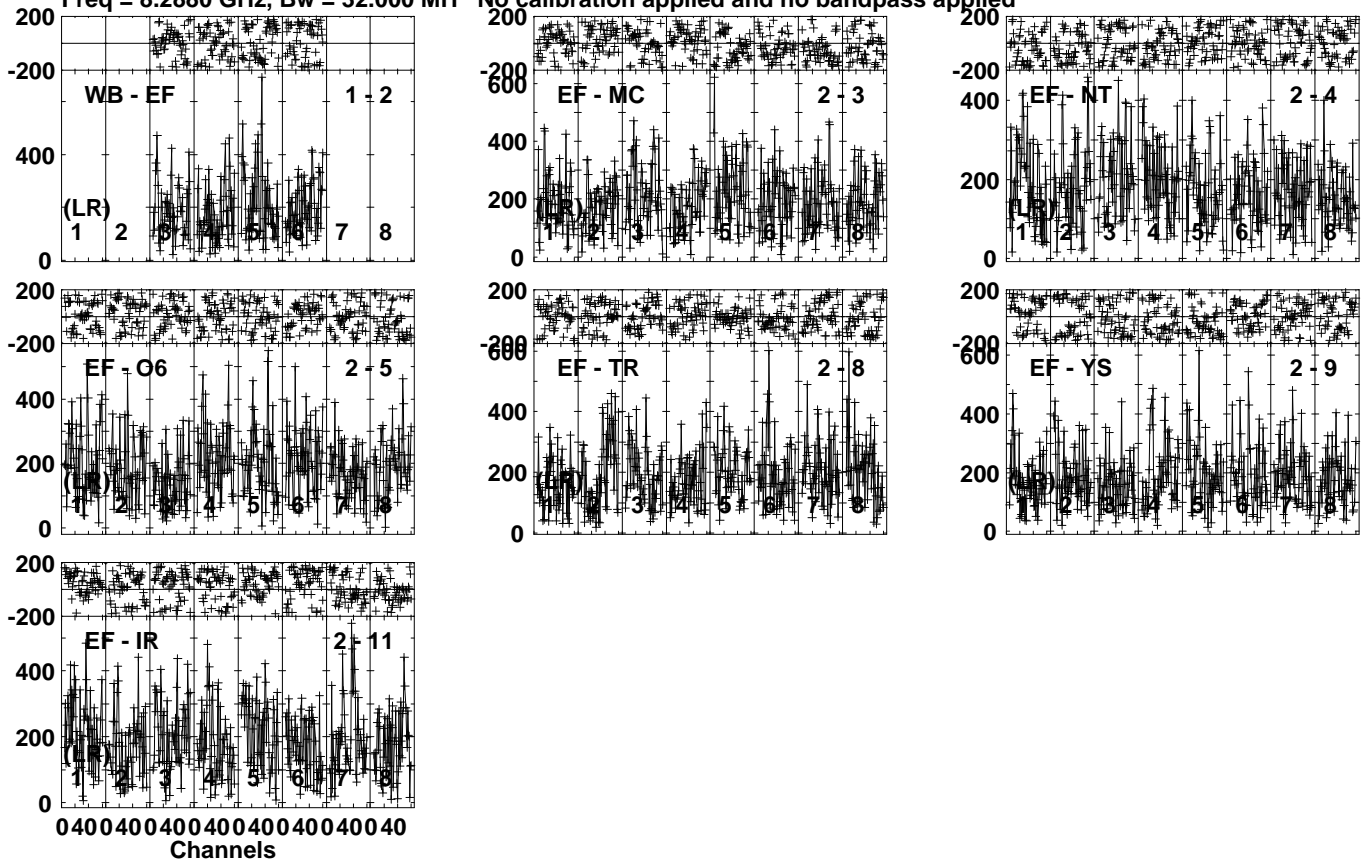
Vector averaged cross-power spectrum Several baselines displayed

Timerange: 01/02:02:36 to 01/02:03:34

Plot file version 413 created 21-MAY-2024 15:00:29

J0846+1735 EP129.UVDATA.1

Freq = 8.2880 GHz, Bw = 32.000 MH No calibration applied and no bandpass applied



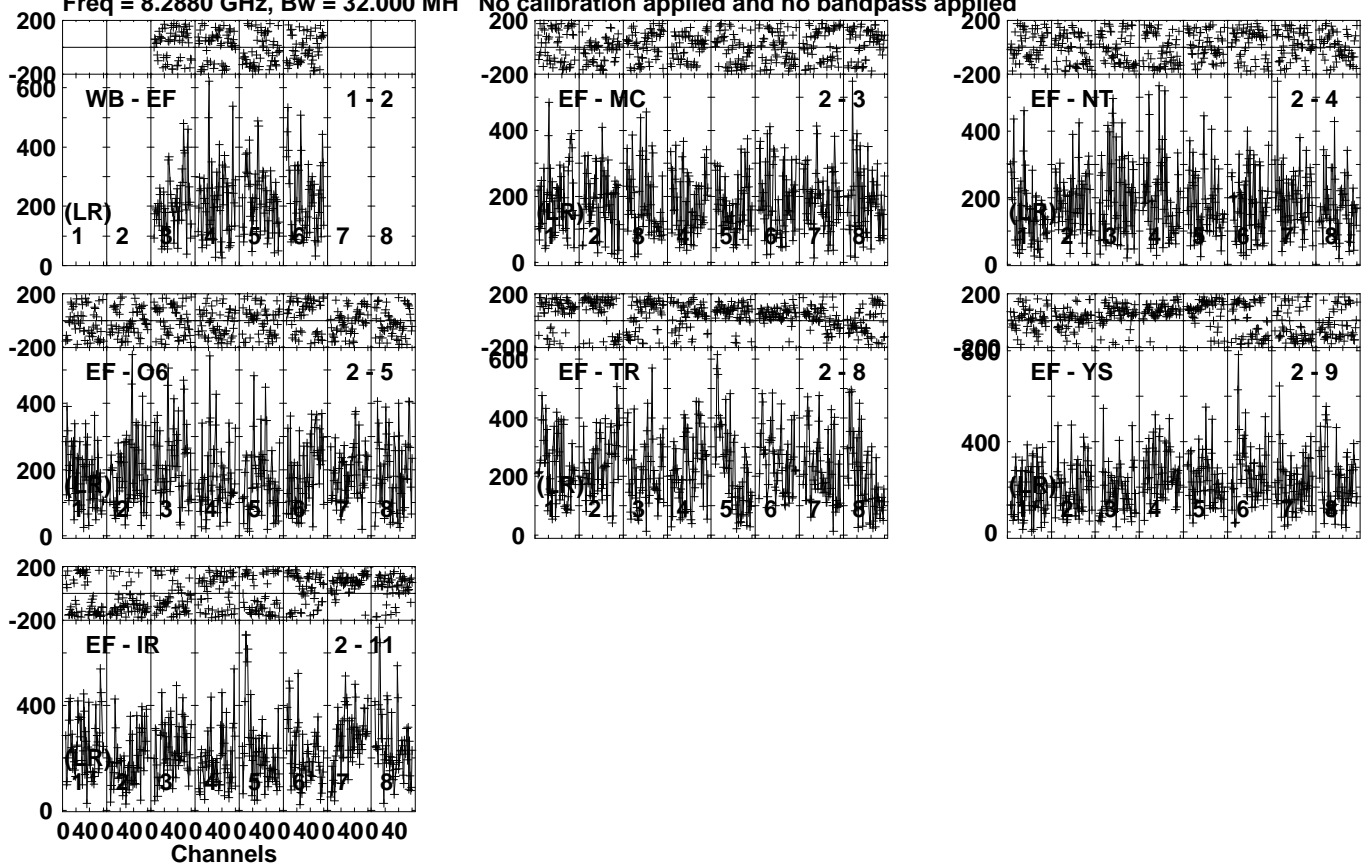
Lower frame: Micro Ampl Jy Top frame: Phas deg
Vector averaged cross-power spectrum Several baselines displayed
Timerange: 01/02:04:06 to 01/02:05:04

Plot file version 414 created 21-MAY-2024 15:00:29

J0839+1802 EP129.UVDATA.1

Freq = 8.2880 GHz, Bw = 32.000 MH

No calibration applied and no bandpass applied

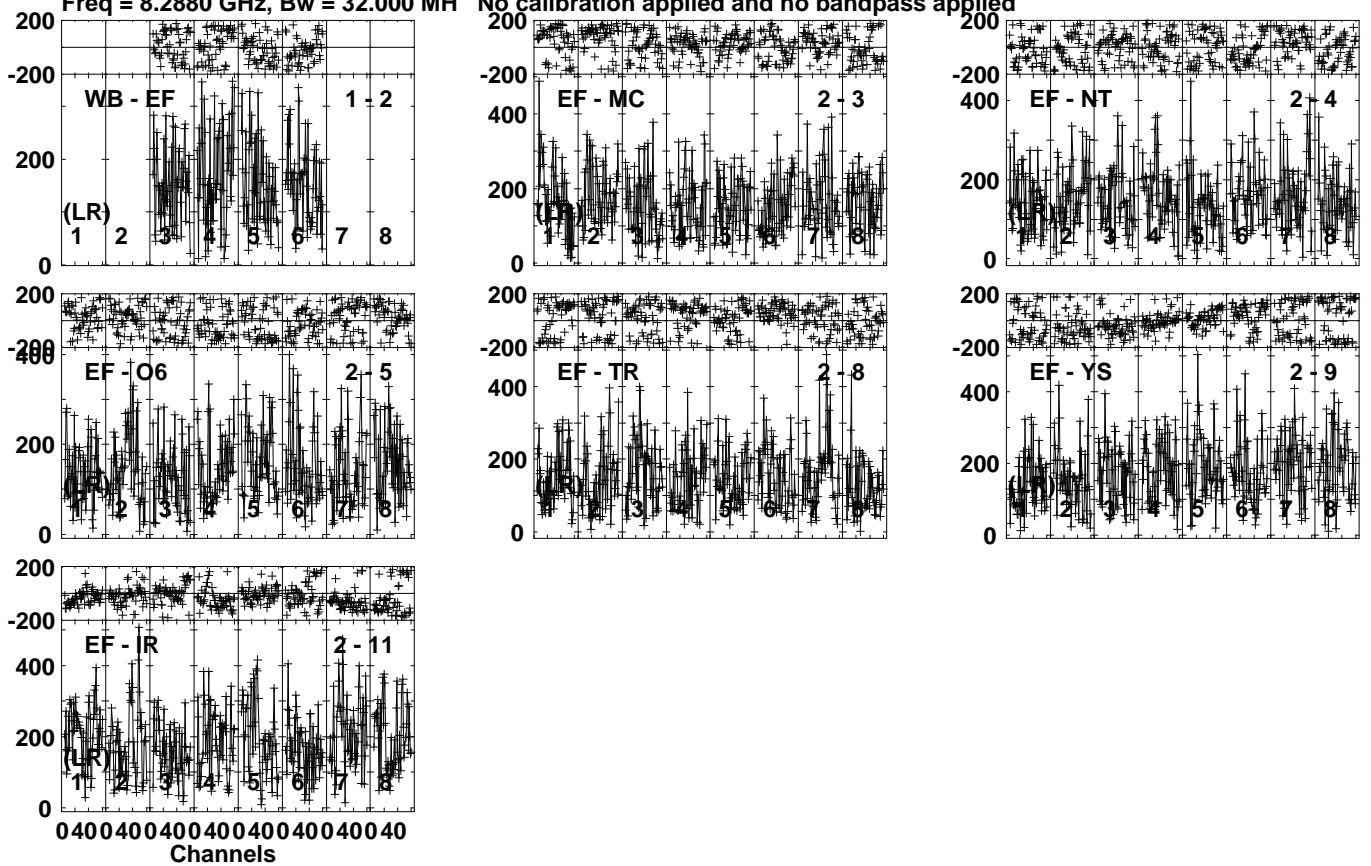


Lower frame: Micro Ampl Jy Top frame: Phas deg
Vector averaged cross-power spectrum Several baselines displayed
Timerange: 01/02:05:36 to 01/02:06:34

Plot file version 415 created 21-MAY-2024 15:00:29

J0836+2139 EP129.UVDATA.1

Freq = 8.2880 GHz, Bw = 32.000 MH No calibration applied and no bandpass applied



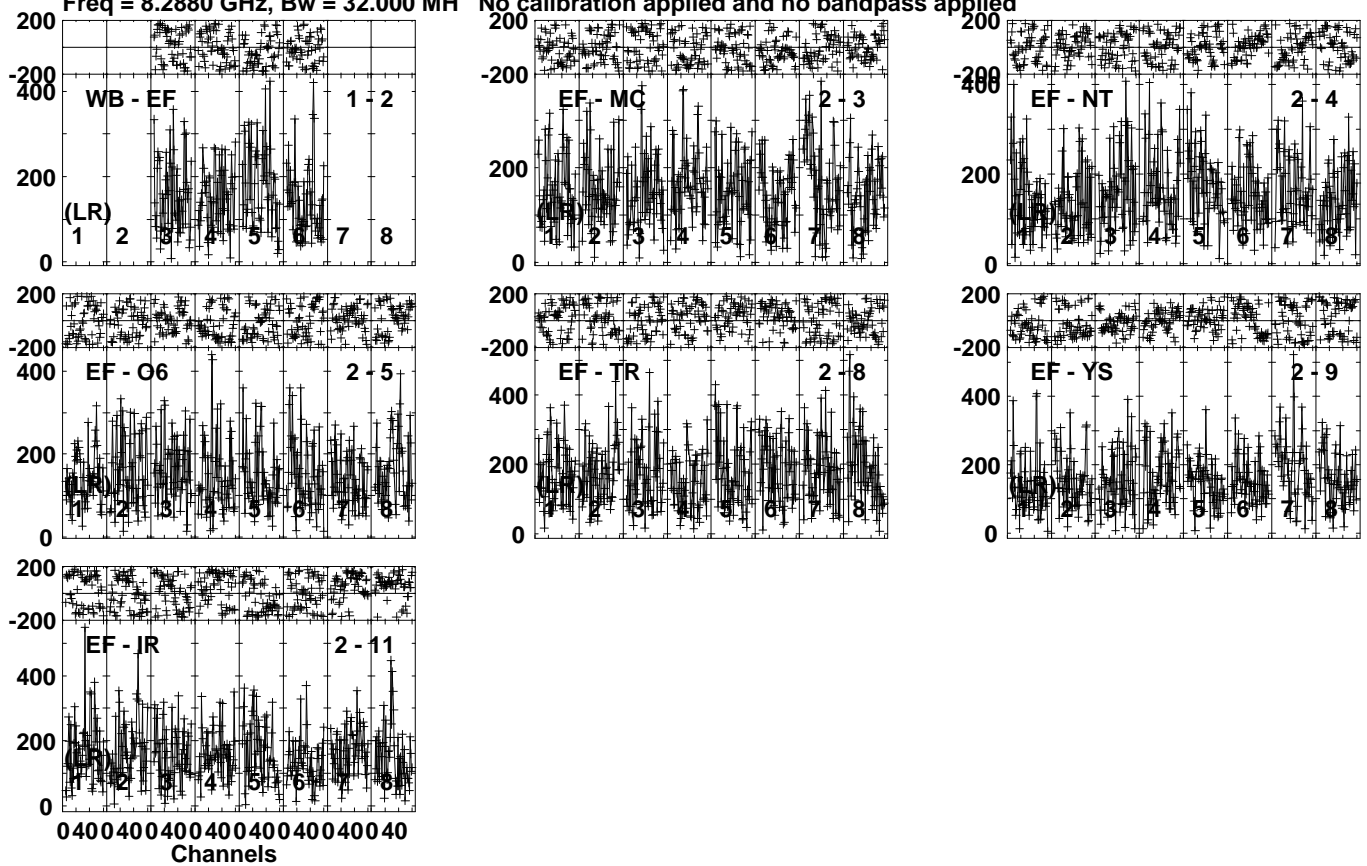
Lower frame: Micro Ampl Jy Top frame: Phas deg
Vector averaged cross-power spectrum Several baselines displayed
Timerange: 01/02:07:36 to 01/02:08:34

Plot file version 416 created 21-MAY-2024 15:00:29

J0832+1953 EP129.UVDATA.1

Freq = 8.2880 GHz, Bw = 32.000 MH

No calibration applied and no bandpass applied



Lower frame: Micro Ampl Jy Top frame: Phas deg

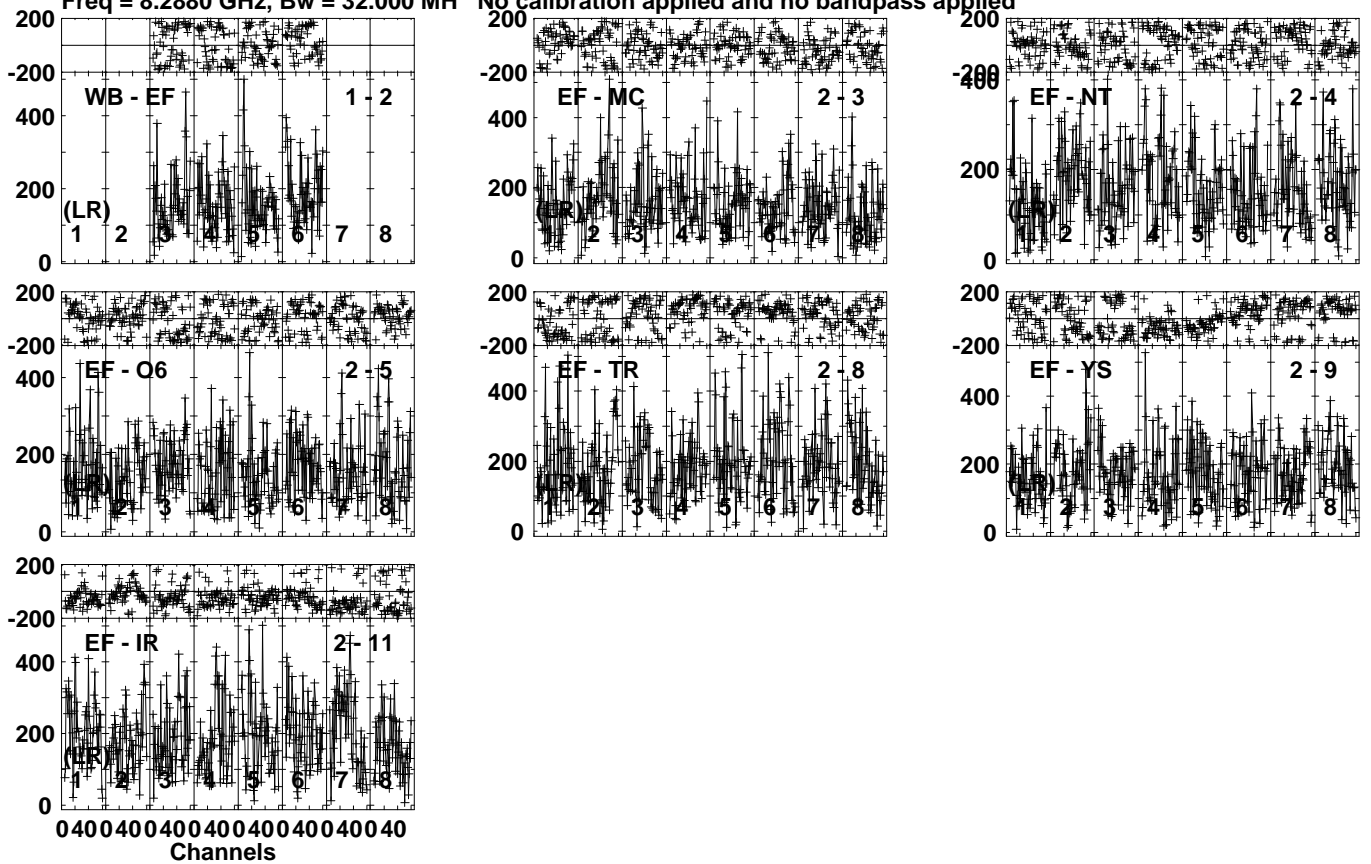
Vector averaged cross-power spectrum Several baselines displayed

Timerange: 01/02:09:11 to 01/02:10:09

Plot file version 417 created 21-MAY-2024 15:00:30

J0836+2139 EP129.UVDATA.1

Freq = 8.2880 GHz, Bw = 32.000 MH No calibration applied and no bandpass applied

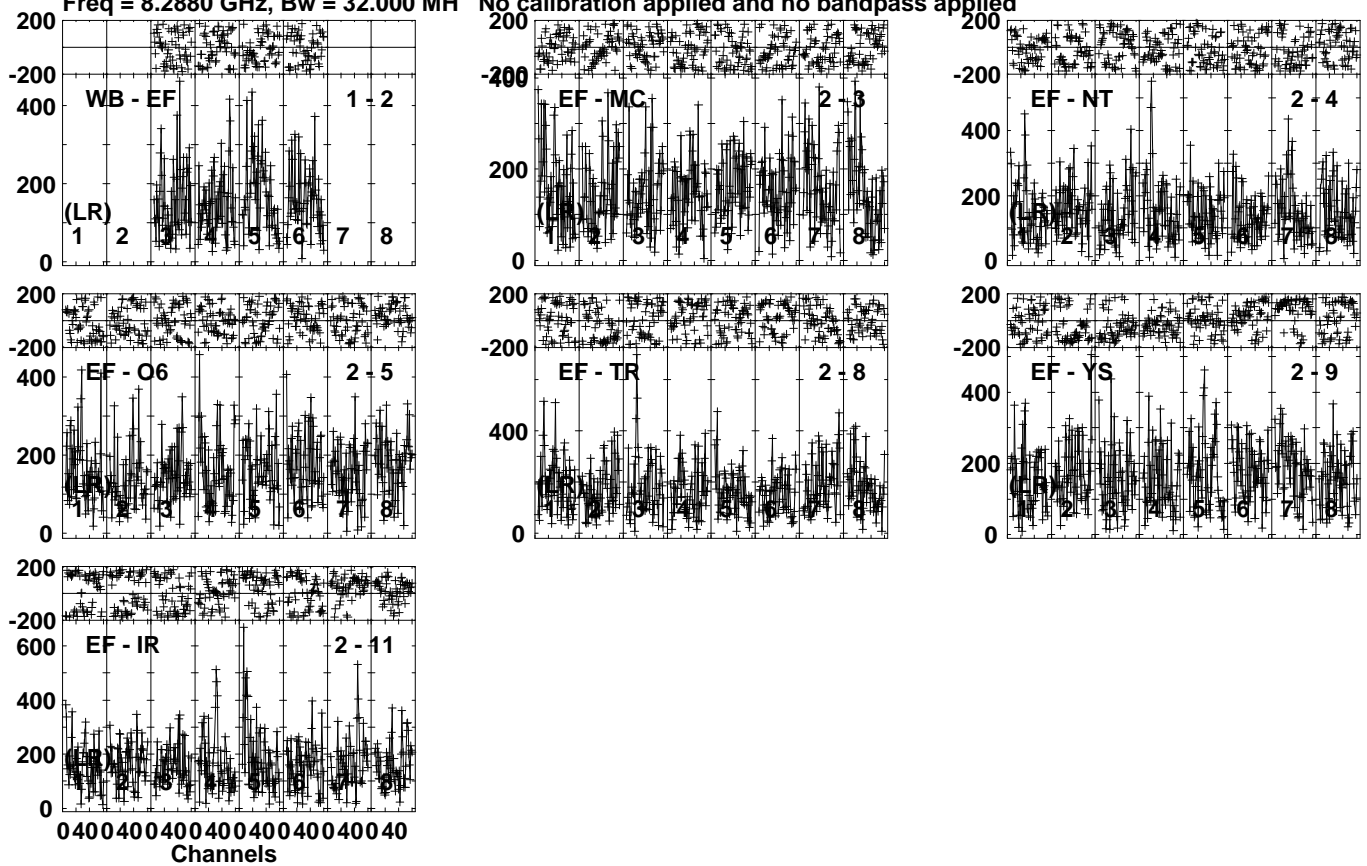


Lower frame: Micro Ampl Jy Top frame: Phas deg
Vector averaged cross-power spectrum Several baselines displayed
Timerange: 01/02:10:46 to 01/02:11:44

Plot file version 418 created 21-MAY-2024 15:00:30

J0832+1953 EP129.UVDATA.1

Freq = 8.2880 GHz, Bw = 32.000 MH No calibration applied and no bandpass applied



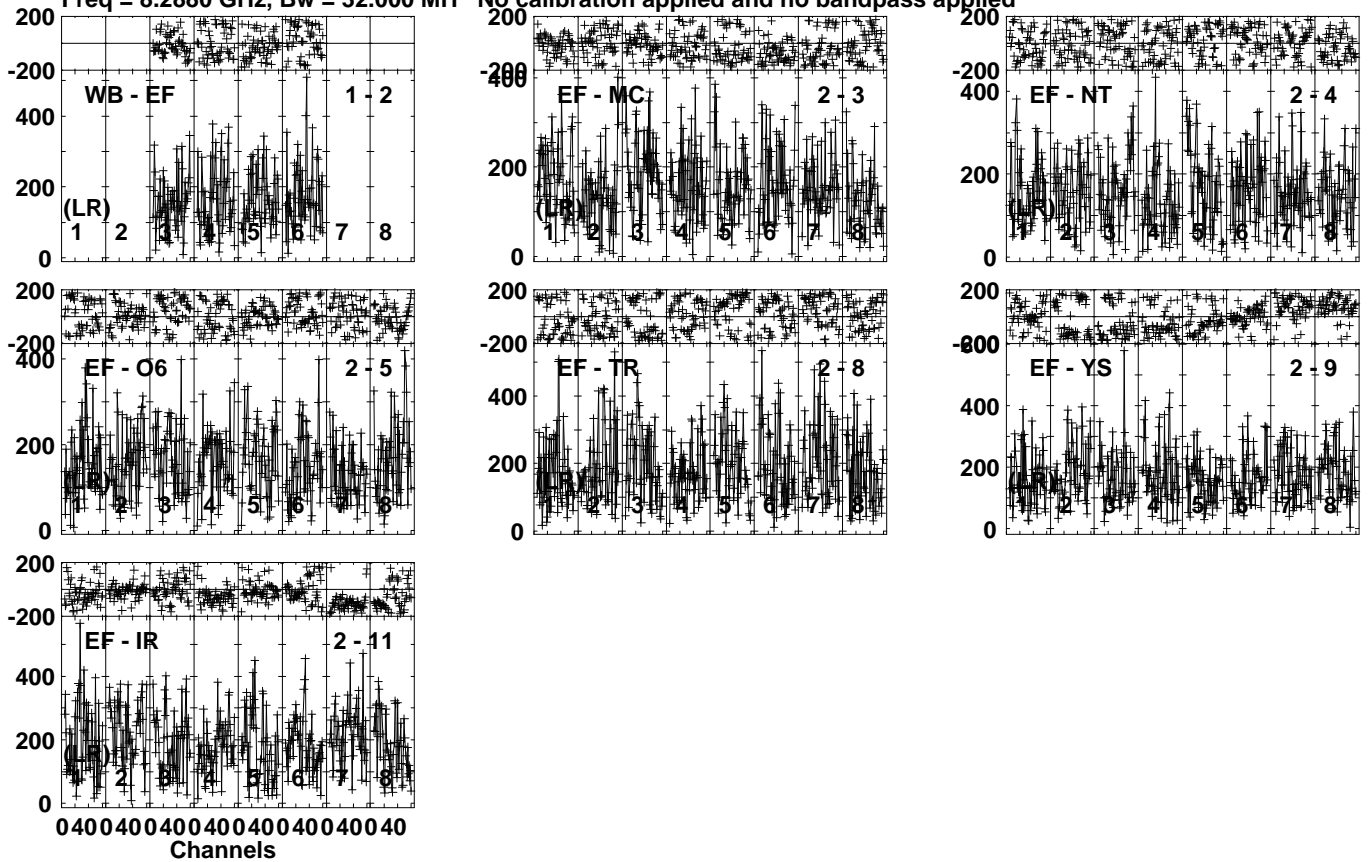
Lower frame: Micro Ampl Jy Top frame: Phas deg
Vector averaged cross-power spectrum Several baselines displayed
Timerange: 01/02:12:21 to 01/02:13:19

Plot file version 419 created 21-MAY-2024 15:00:30

J0836+2139 EP129.UVDATA.1

Freq = 8.2880 GHz, Bw = 32.000 MH

No calibration applied and no bandpass applied



Lower frame: Micro Ampl Jy Top frame: Phas deg

Vector averaged cross-power spectrum Several baselines displayed

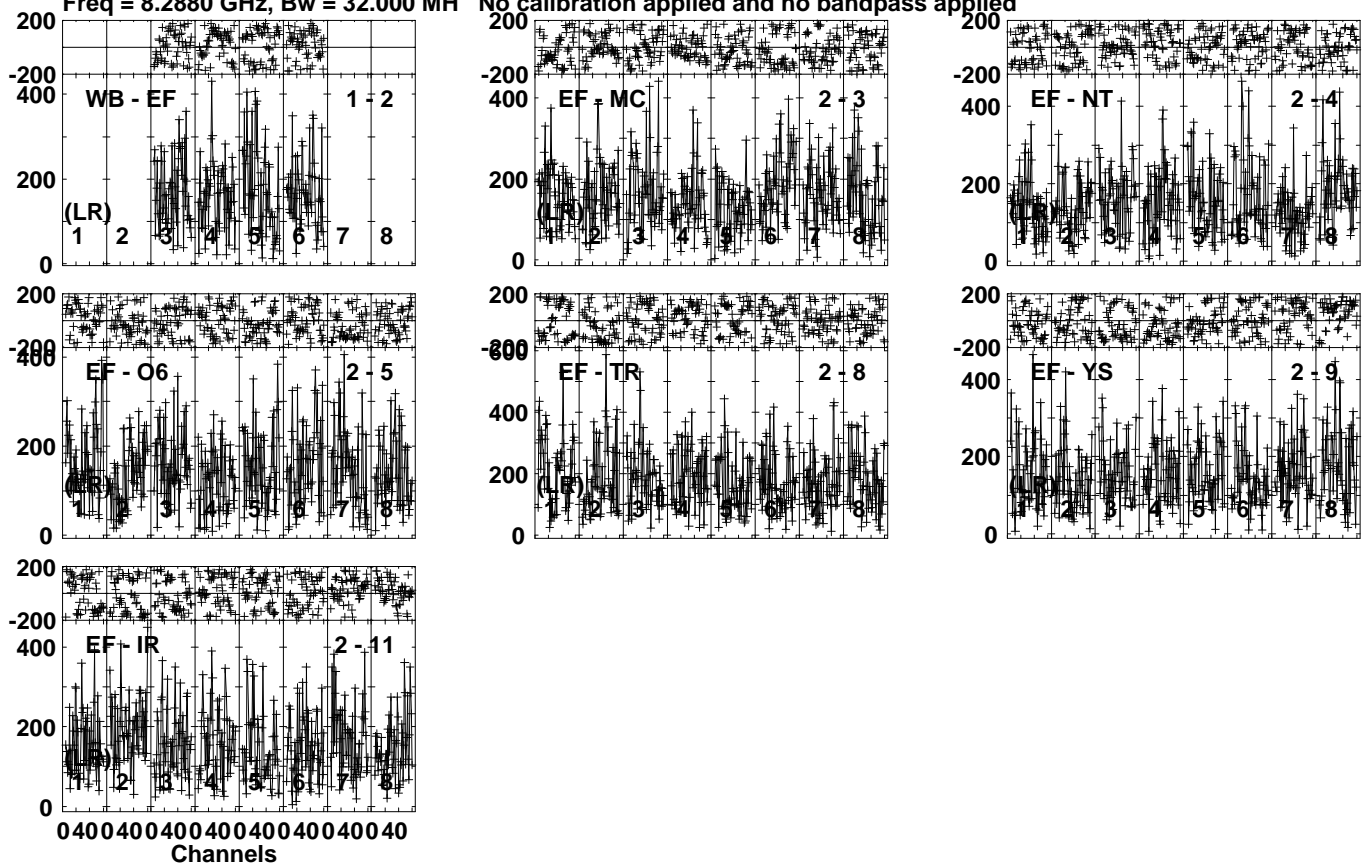
Timerange: 01/02:13:56 to 01/02:14:54

Plot file version 420 created 21-MAY-2024 15:00:30

J0832+1953 EP129.UVDATA.1

Freq = 8.2880 GHz, Bw = 32.000 MH

No calibration applied and no bandpass applied



Lower frame: Micro Ampl Jy Top frame: Phas deg

Vector averaged cross-power spectrum Several baselines displayed

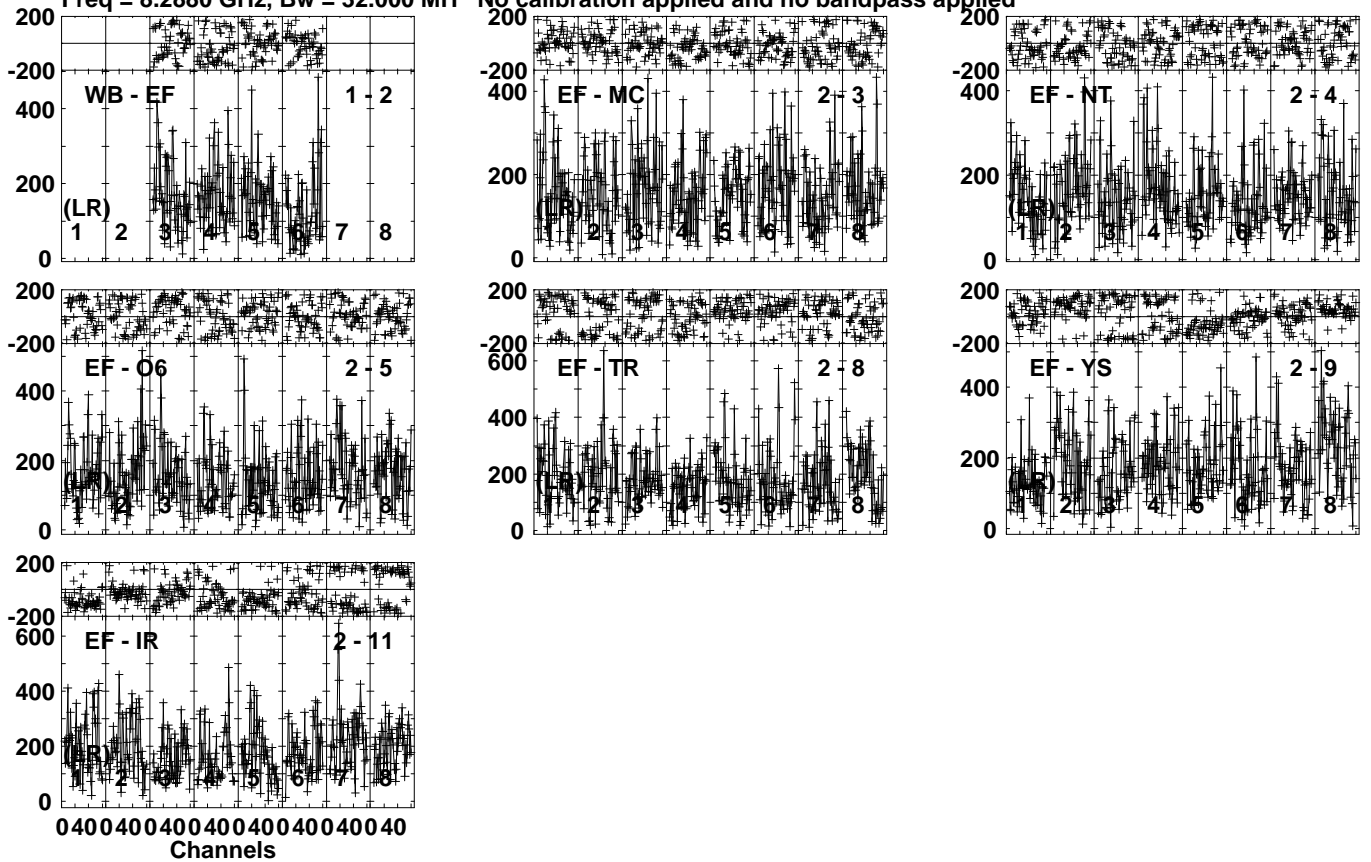
Timerange: 01/02:15:31 to 01/02:16:29

Plot file version 421 created 21-MAY-2024 15:00:30

J0836+2139 EP129.UVDATA.1

Freq = 8.2880 GHz, Bw = 32.000 MH

No calibration applied and no bandpass applied

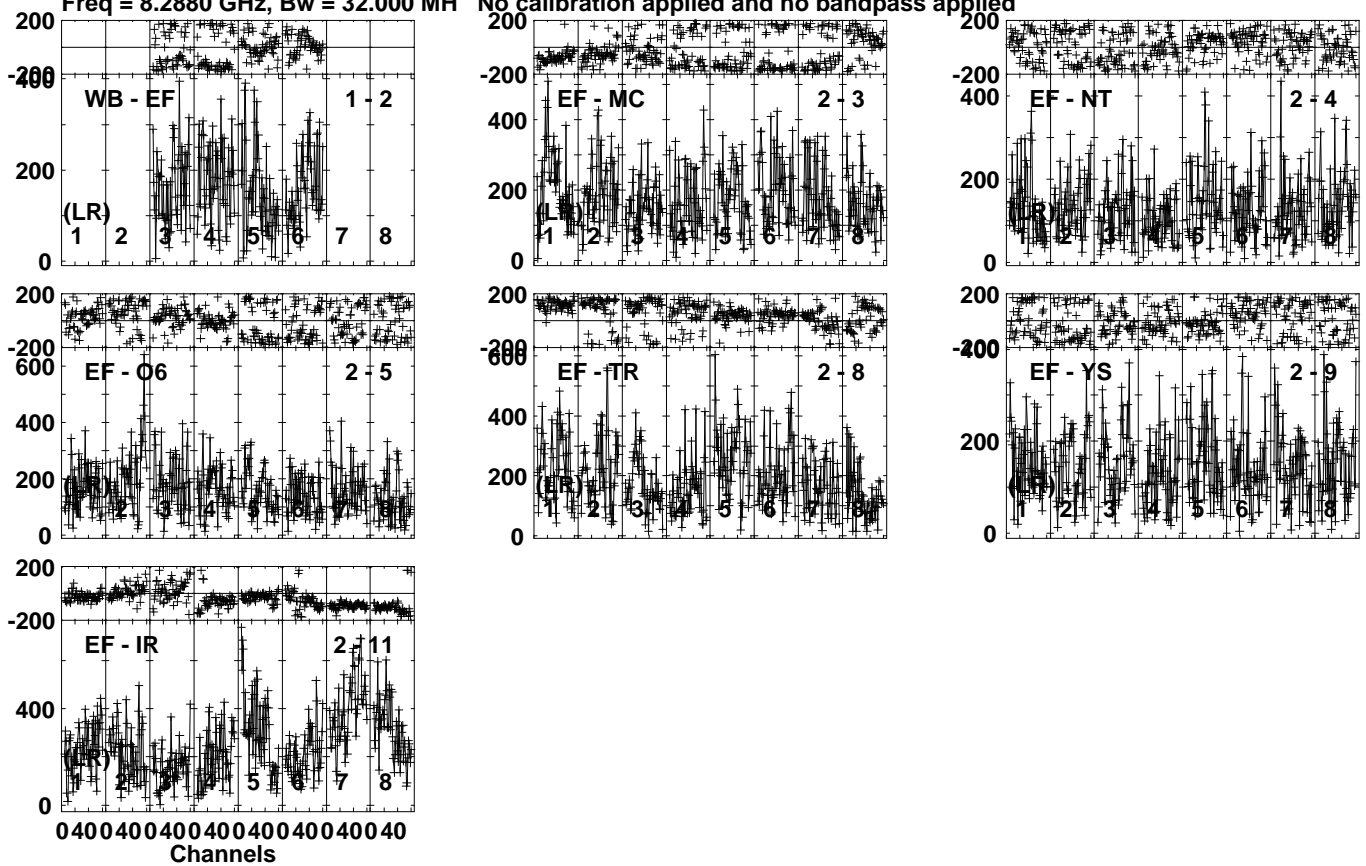


Lower frame: Micro Ampl Jy Top frame: Phas deg
Vector averaged cross-power spectrum Several baselines displayed
Timerange: 01/02:17:06 to 01/02:18:04

Plot file version 422 created 21-MAY-2024 15:00:30

J0832+1832 EP129.UVDATA.1

Freq = 8.2880 GHz, Bw = 32.000 MH No calibration applied and no bandpass applied



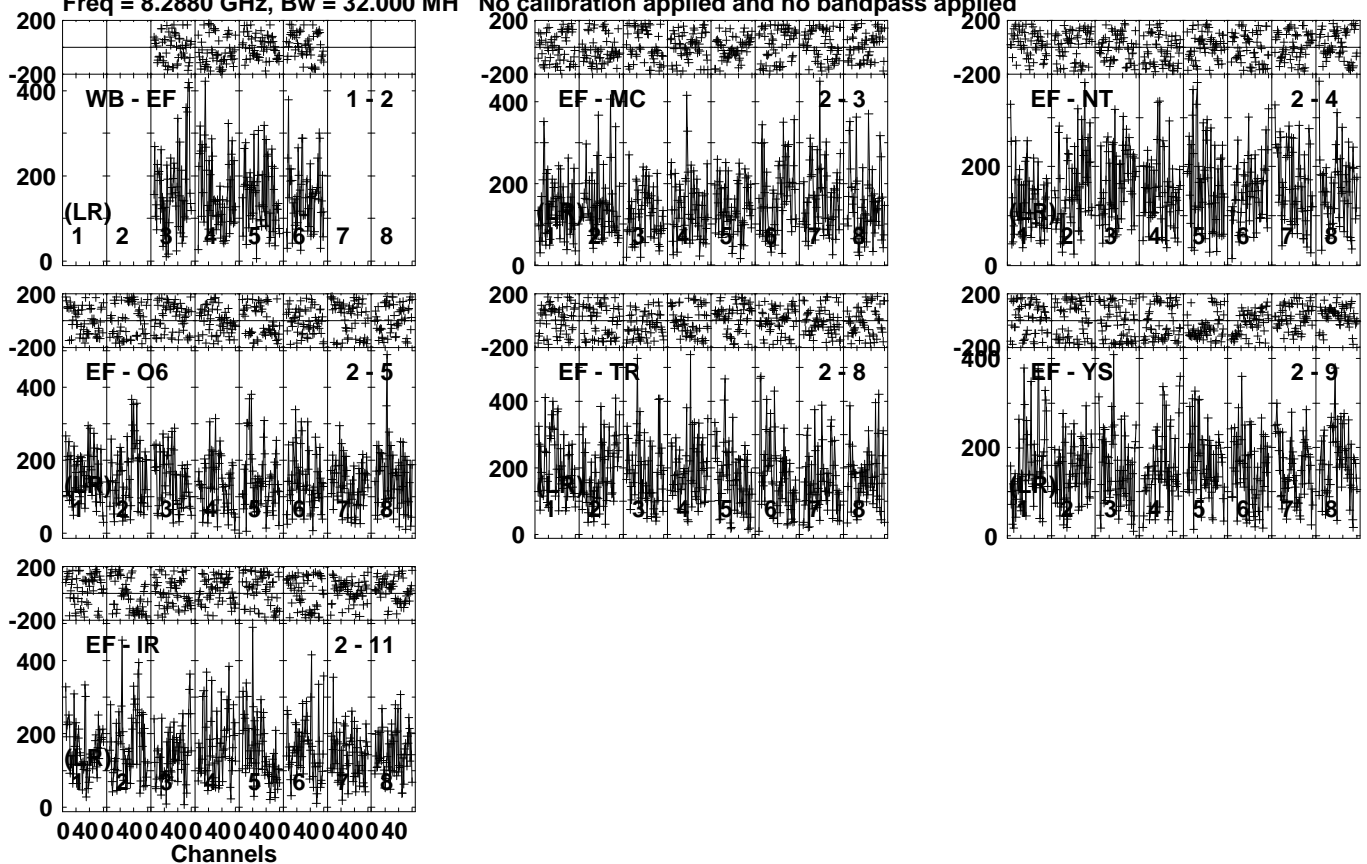
Lower frame: Micro Ampl Jy Top frame: Phas deg
Vector averaged cross-power spectrum Several baselines displayed
Timerange: 01/02:19:01 to 01/02:19:59

Plot file version 423 created 21-MAY-2024 15:00:30

J0832+1953 EP129.UVDATA.1

Freq = 8.2880 GHz, Bw = 32.000 MH

No calibration applied and no bandpass applied



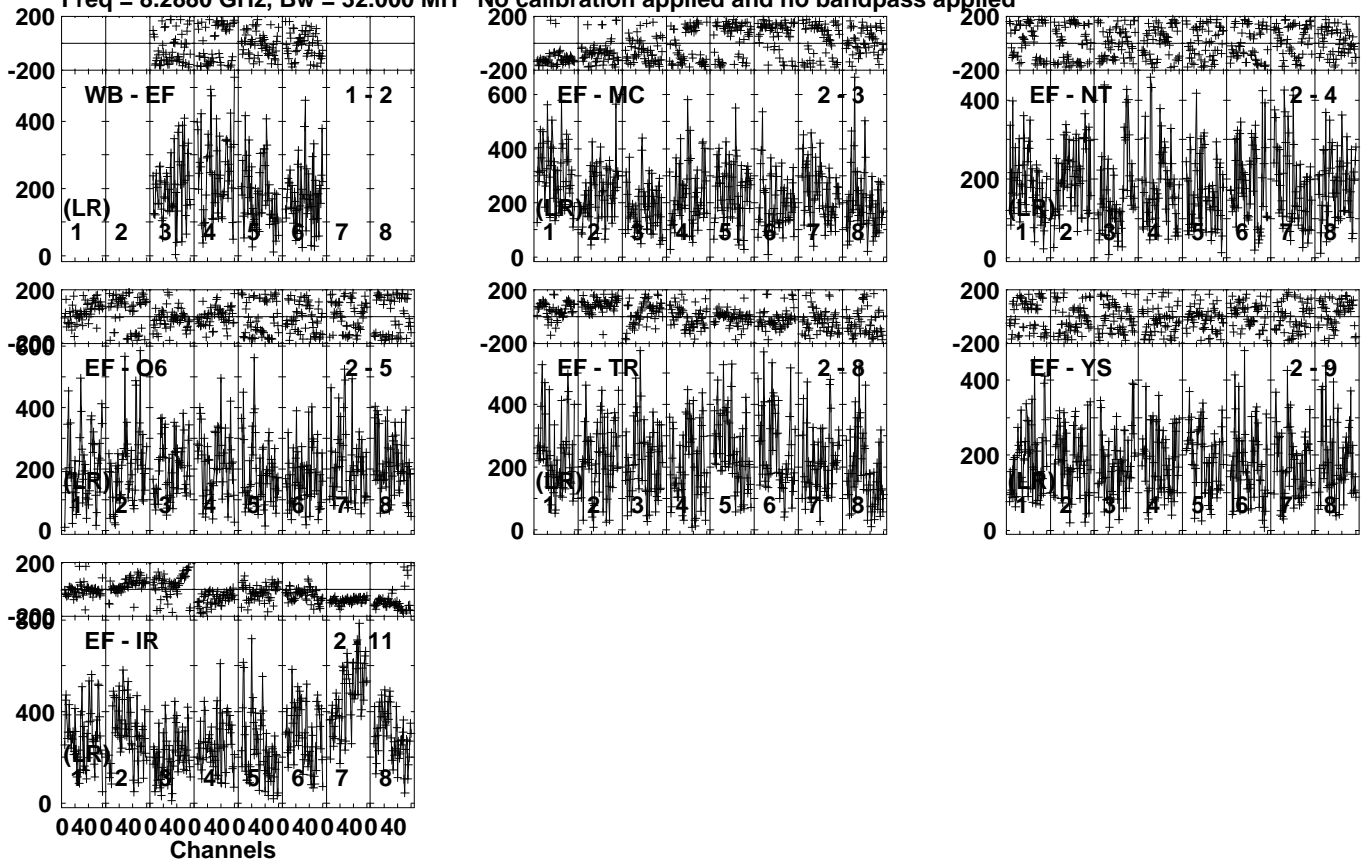
Lower frame: Micro Ampl Jy Top frame: Phas deg
Vector averaged cross-power spectrum Several baselines displayed
Timerange: 01/02:20:31 to 01/02:21:29

Plot file version 424 created 21-MAY-2024 15:00:30

J0832+1832 EP129.UVDATA.1

Freq = 8.2880 GHz, Bw = 32.000 MH

No calibration applied and no bandpass applied

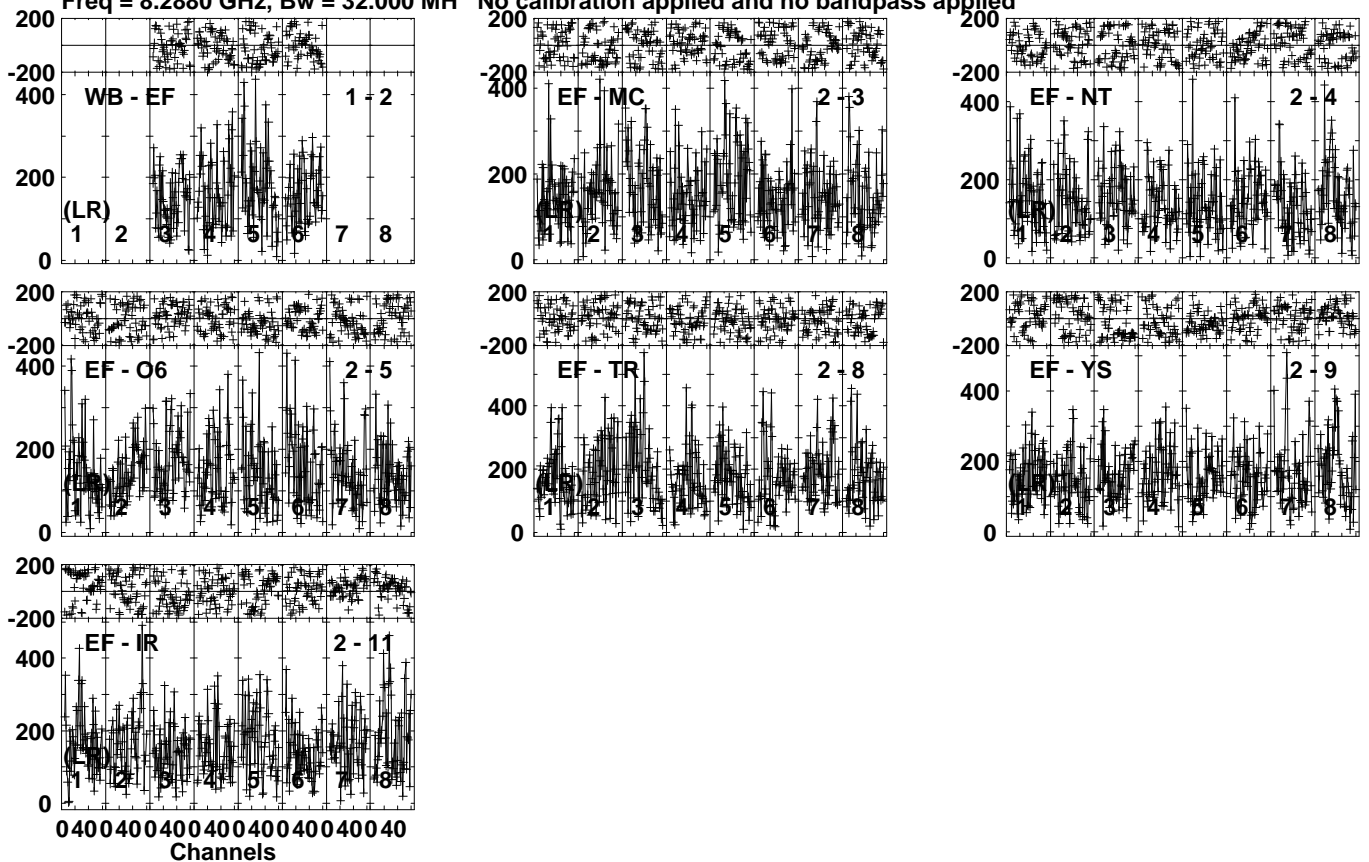


Lower frame: Micro Ampl Jy Top frame: Phas deg
Vector averaged cross-power spectrum Several baselines displayed
Timerange: 01/02:22:01 to 01/02:22:59

Plot file version 425 created 21-MAY-2024 15:00:30

J0832+1953 EP129.UVDATA.1

Freq = 8.2880 GHz, Bw = 32.000 MH No calibration applied and no bandpass applied



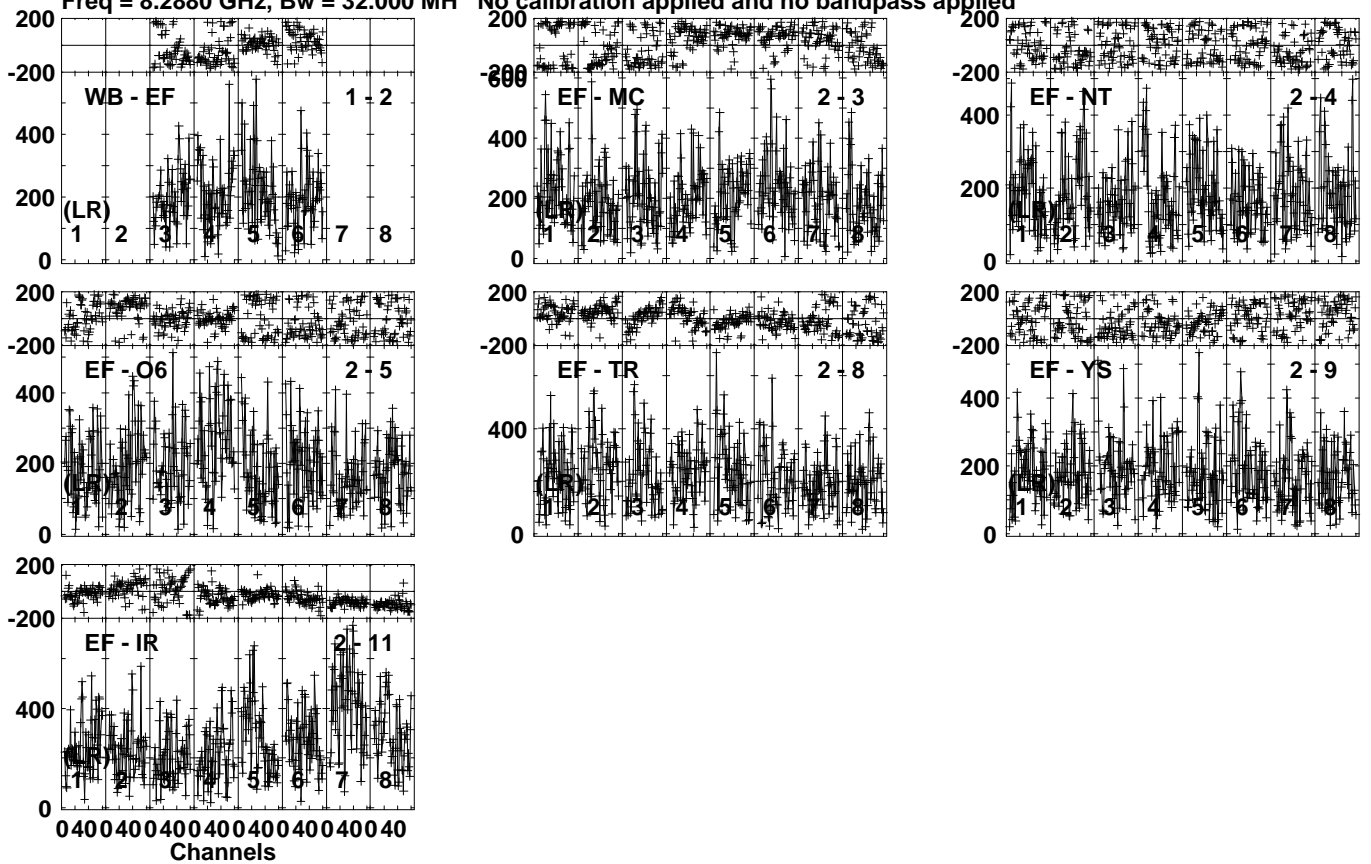
040040040040040040040040040040
Channels
Lower frame: Micro Ampl Jy Top frame: Phas deg
Vector averaged cross-power spectrum Several baselines displayed
Timerange: 01/02:23:31 to 01/02:24:29

Plot file version 426 created 21-MAY-2024 15:00:30

J0832+1832 EP129.UVDATA.1

Freq = 8.2880 GHz, Bw = 32.000 MH

No calibration applied and no bandpass applied

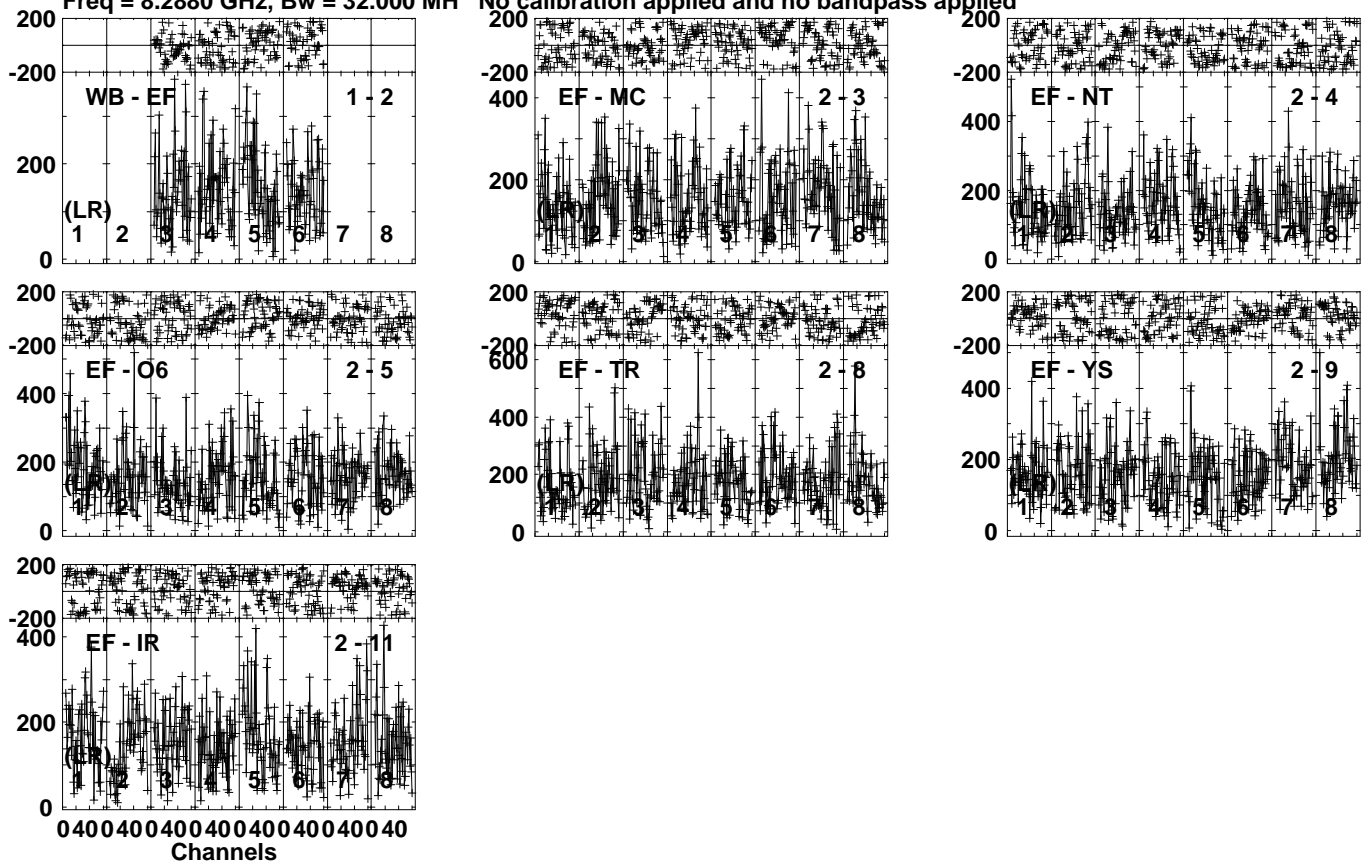


Lower frame: Micro Ampl Jy Top frame: Phas deg
Vector averaged cross-power spectrum Several baselines displayed
Timerange: 01/02:25:01 to 01/02:25:59

Plot file version 427 created 21-MAY-2024 15:00:30

J0832+1953 EP129.UVDATA.1

Freq = 8.2880 GHz, Bw = 32.000 MH No calibration applied and no bandpass applied

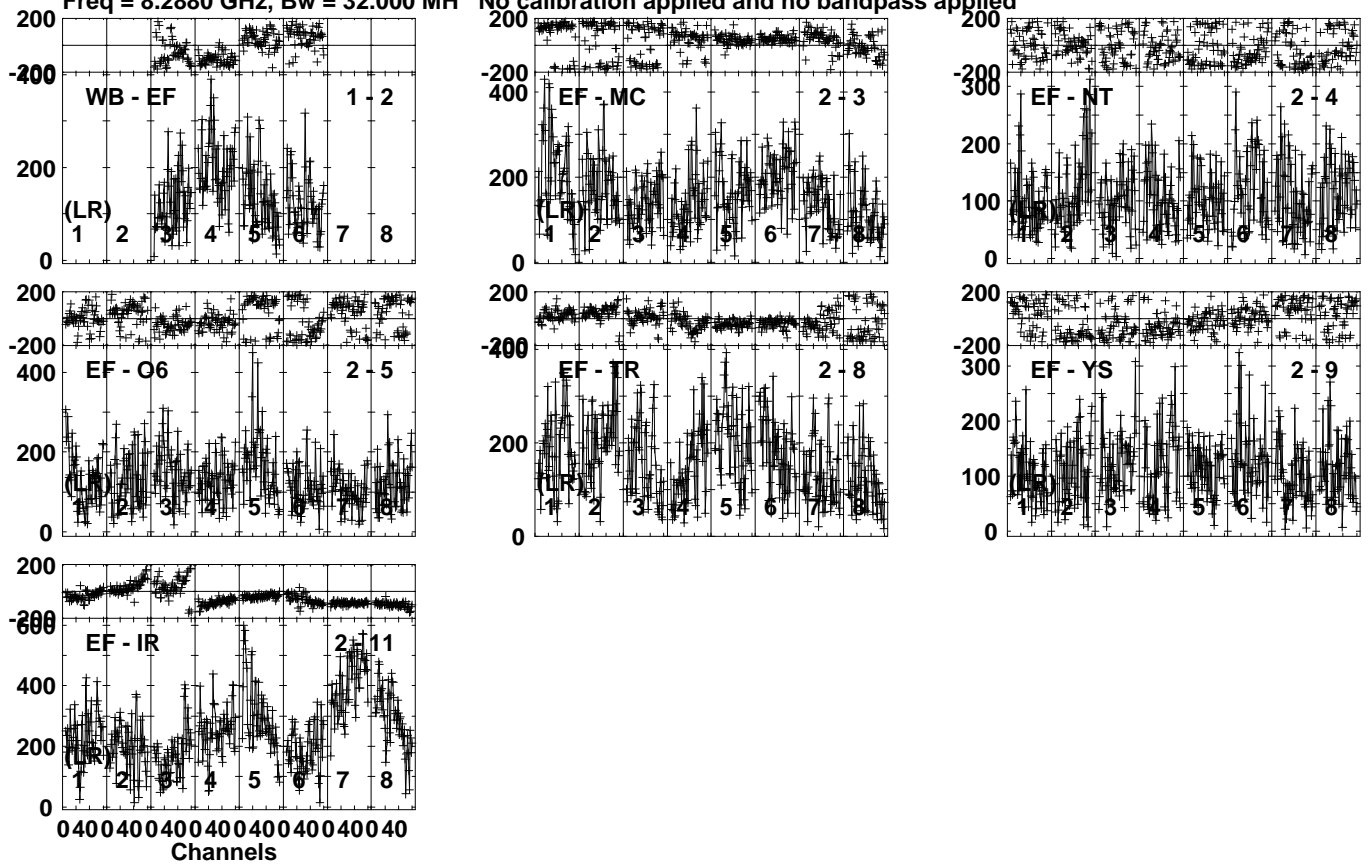


Lower frame: Micro Ampl Jy Top frame: Phas deg
Vector averaged cross-power spectrum Several baselines displayed
Timerange: 01/02:26:31 to 01/02:27:29

Plot file version 428 created 21-MAY-2024 15:00:31

J0832+1832 EP129.UVDATA.1

Freq = 8.2880 GHz, Bw = 32.000 MH No calibration applied and no bandpass applied



Lower frame: Micro Ampl Jy Top frame: Phas deg
Vector averaged cross-power spectrum Several baselines displayed
Timerange: 01/02:28:01 to 01/02:29:59