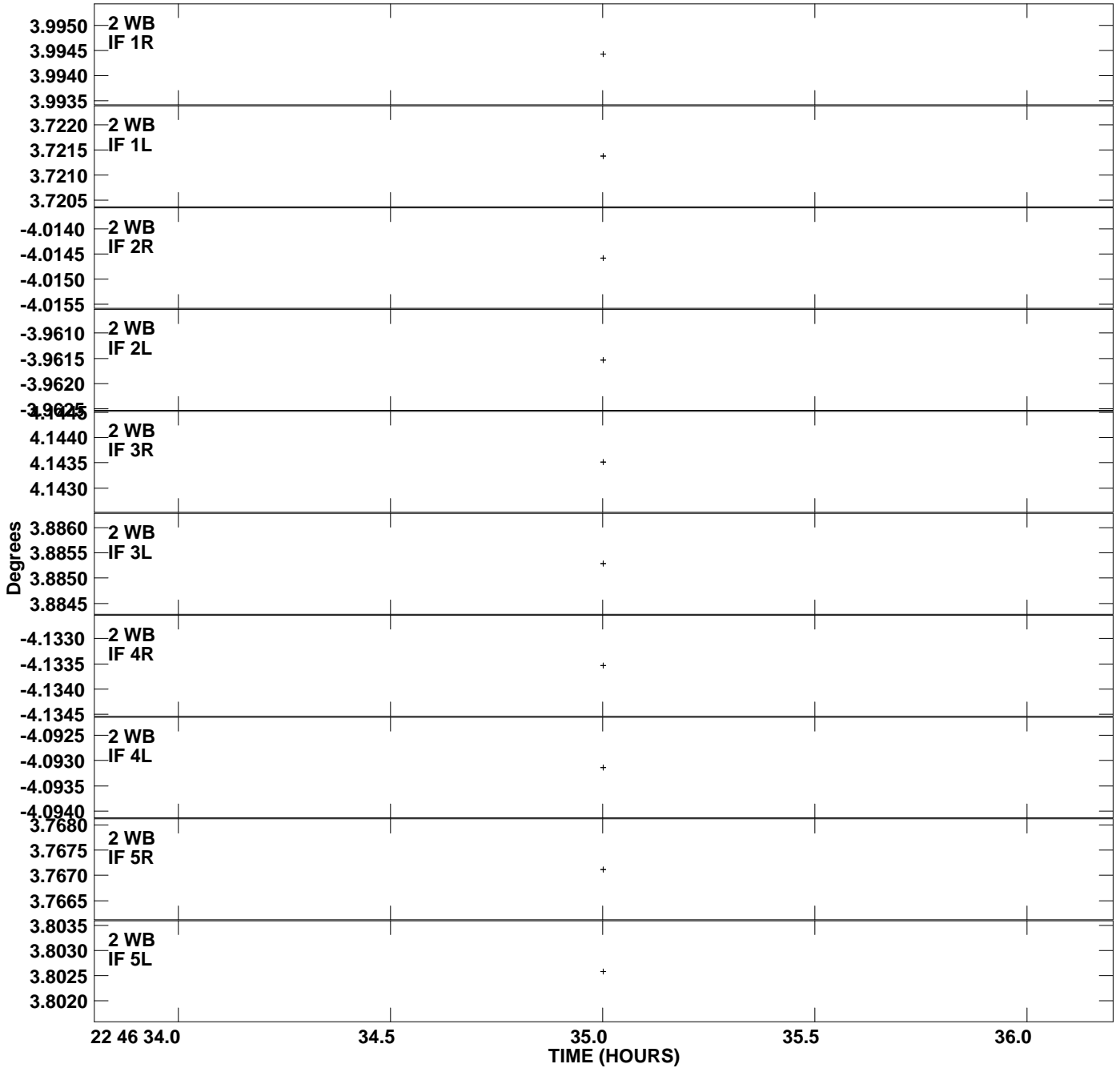
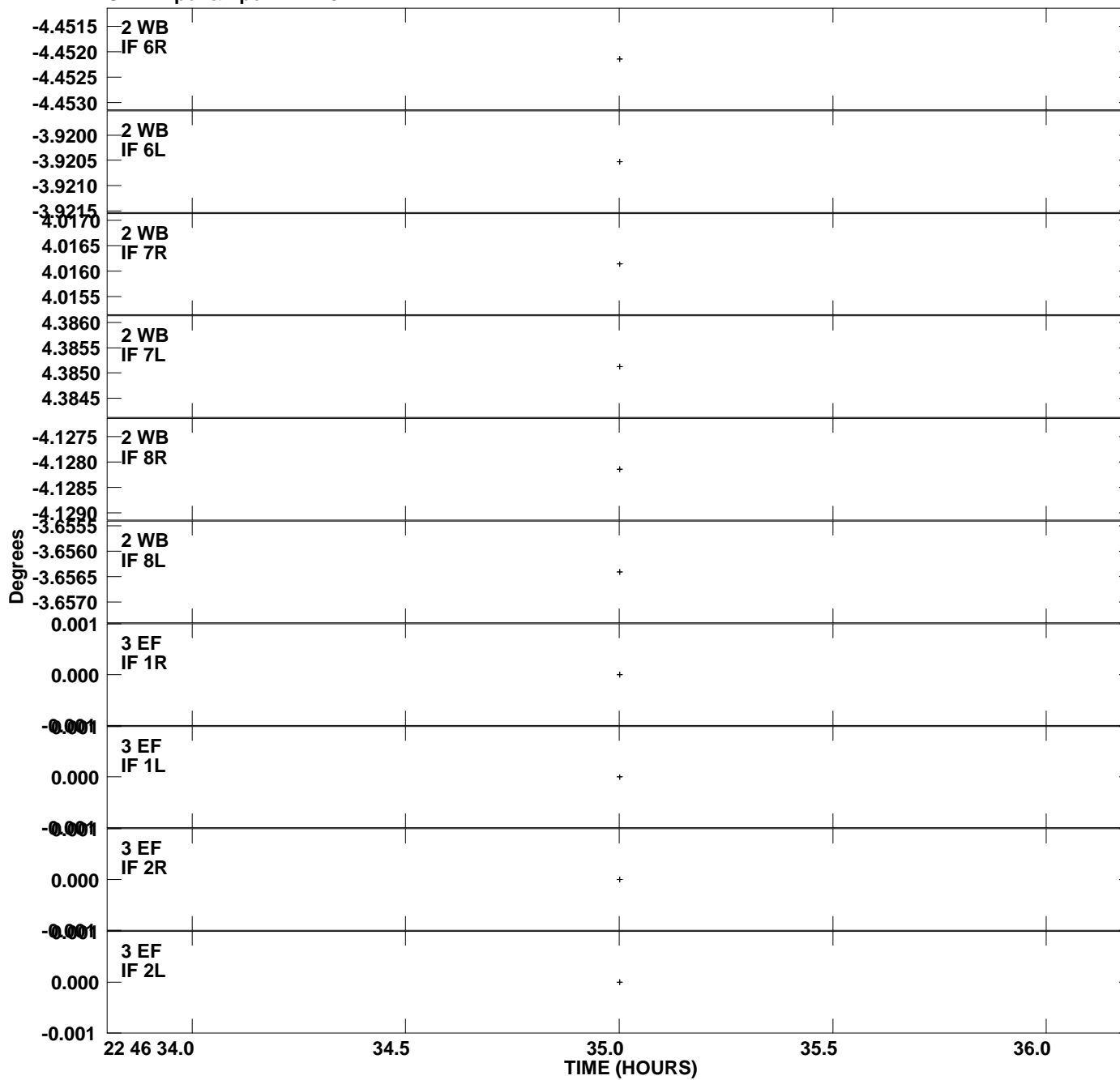



Plot file version 1 created 10-APR-2012 16:45:43
 Gain phs vs UTC time for 2148+065.MULTI.1
 SN 1 Rpol & Lpol IF 1 - 8




Plot file version 2 created 10-APR-2012 16:45:43
Gain phs vs UTC time for 2148+065.MULTI.1
SN 1 Rpol & Lpol IF 1 - 8



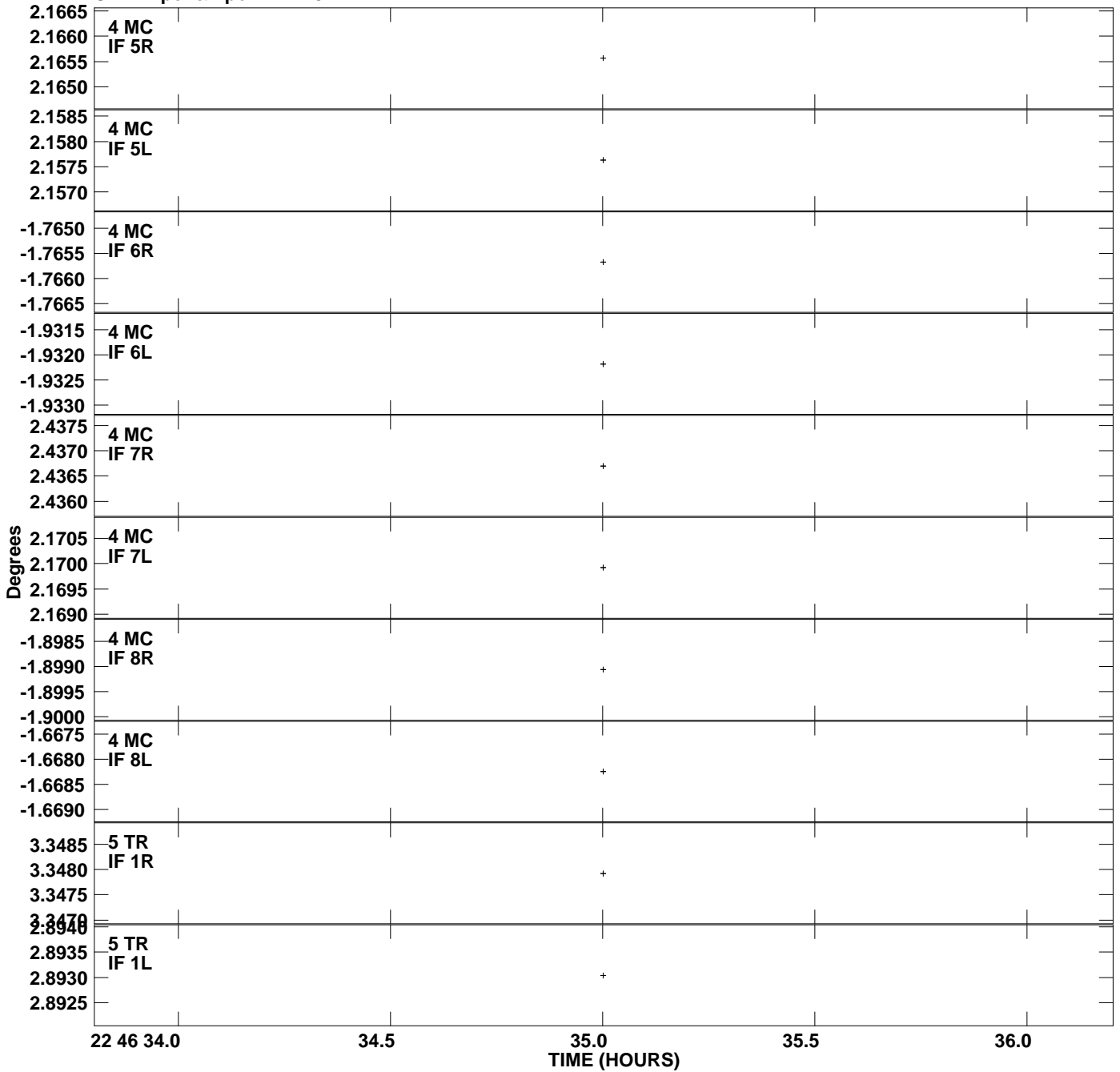
Plot file version 3 created 10-APR-2012 16:45:43
Gain phs vs UTC time for 2148+065.MULTI.1
SN 1 Rpol & Lpol IF 1 - 8




Plot file version 4 created 10-APR-2012 16:45:43
Gain phs vs UTC time for 2148+065.MULTI.1
SN 1 Rpol & Lpol IF 1 - 8




Plot file version 5 created 10-APR-2012 16:45:43
 Gain phs vs UTC time for 2148+065.MULTI.1
 SN 1 Rpol & Lpol IF 1 - 8



Plot file version 6 created 10-APR-2012 16:45:43
Gain phs vs UTC time for 2148+065.MULTI.1
SN 1 Rpol & Lpol IF 1 - 8



Plot file version 7 created 10-APR-2012 16:45:43
Gain phs vs UTC time for 2148+065.MULTI.1
SN 1 Rpol & Lpol IF 1 - 8



Plot file version 8 created 10-APR-2012 16:45:43
 Gain phs vs UTC time for 2148+065.MULTI.1
 SN 1 Rpol & Lpol IF 1 - 8

