Plot file version 1 created 14-MAY-2012 16:46:30
Gain amp vs UTC time for 1746+622.MULTI.1
SN 2 Rpol & Lpol IF 1 - 8




Plot file version 2 created 14-MAY-2012 16:46:30
Gain amp vs UTC time for 1746+622.MULTI.1
SN 2 Rpol & Lpol IF 1 - 8
3 EF
IF 6R
3 EF
IF 6L
3 EF
IF 7R
3 EF
IF 7L
3 EF
IF 8R
3 EF
IF 8L
4 MC
IF 1R
4 MC
IF 1L
4 MC
IF 2R
4 MC
IF 2L
MilliGain
22 40 35.0
35.5
36.0
36.5
37.0
TIME (HOURS)


Plot file version 3 created 14-MAY-2012 16:46:30
Gain amp vs UTC time for 1746+622.MULTI.1
SN 2 Rpol & Lpol IF 1 - 8
4 MC
IF 3R
4 MC
IF 3L
4 MC
IF 4R
4 MC
IF 4L
4 MC
IF 5R
4 MC
IF 5L
4 MC
IF 6R
4 MC
IF 6L
4 MC
IF 7R
4 MC
IF 7L
MilliGain
22 40 35.0
35.5
36.0
36.5
37.0
TIME (HOURS)


Plot file version 4 created 14-MAY-2012 16:46:30
Gain amp vs UTC time for 1746+622.MULTI.1
SN 2 Rpol & Lpol IF 1 - 8
4 MC
IF 8R
994.0
993.5
993.0
992.5
4 MC
IF 8L
1028.5
1028.0
1027.5
1027.0
5 TR
IF 1R
857.5
857.0
856.5
856.0
5 TR
IF 1L
893.0
892.5
892.0
891.5
5 TR
IF 2R
945.5
945.0
944.5
944.0
5 TR
IF 2L
942.0
941.5
941.0
940.5
5 TR
IF 3R
940.0
939.5
939.0
938.5
5 TR
IF 3L
949.0
948.5
948.0
947.5
5 TR
IF 4R
964.0
963.5
963.0
962.5
5 TR
IF 4L
1001.5
1001.0
1000.5
1000.0
MilliGain
22 40 35.0
35.5
36.0
36.5
37.0
TIME (HOURS)


Plot file version 5 created 14-MAY-2012 16:46:30
Gain amp vs UTC time for 1746+622.MULTI.1
SN 2 Rpol & Lpol IF 1 - 8
5 TR
IF 5R
997.0
996.5
996.0
995.5
5 TR
IF 6R
1031.0
1030.5
1030.0
1029.5
5 TR
IF 7R
1077.5
1077.0
1076.5
1076.0
5 TR
IF 7L
1071.5
1071.0
1070.5
1070.0
5 TR
IF 8R
1029.0
1028.5
1028.0
1027.5
5 TR
IF 8L
1016.0
1015.5
1015.0
1014.5
6 ON
IF 1R
778.0
777.5
777.0
776.5
6 ON
IF 1L
733.0
732.5
732.0
731.5
6 ON
IF 2R
721.5
721.0
720.5
720.0
6 ON
IF 2L
713.0
712.5
712.0
711.5
MilliGain
22 40 35.0
35.5
36.0
36.5
37.0
TIME (HOURS)

Plot file version 6 created 14-MAY-2012 16:46:30
Gain amp vs UTC time for 1746+622.MULTI.1
SN 2 Rpol & Lpol IF 1 - 8

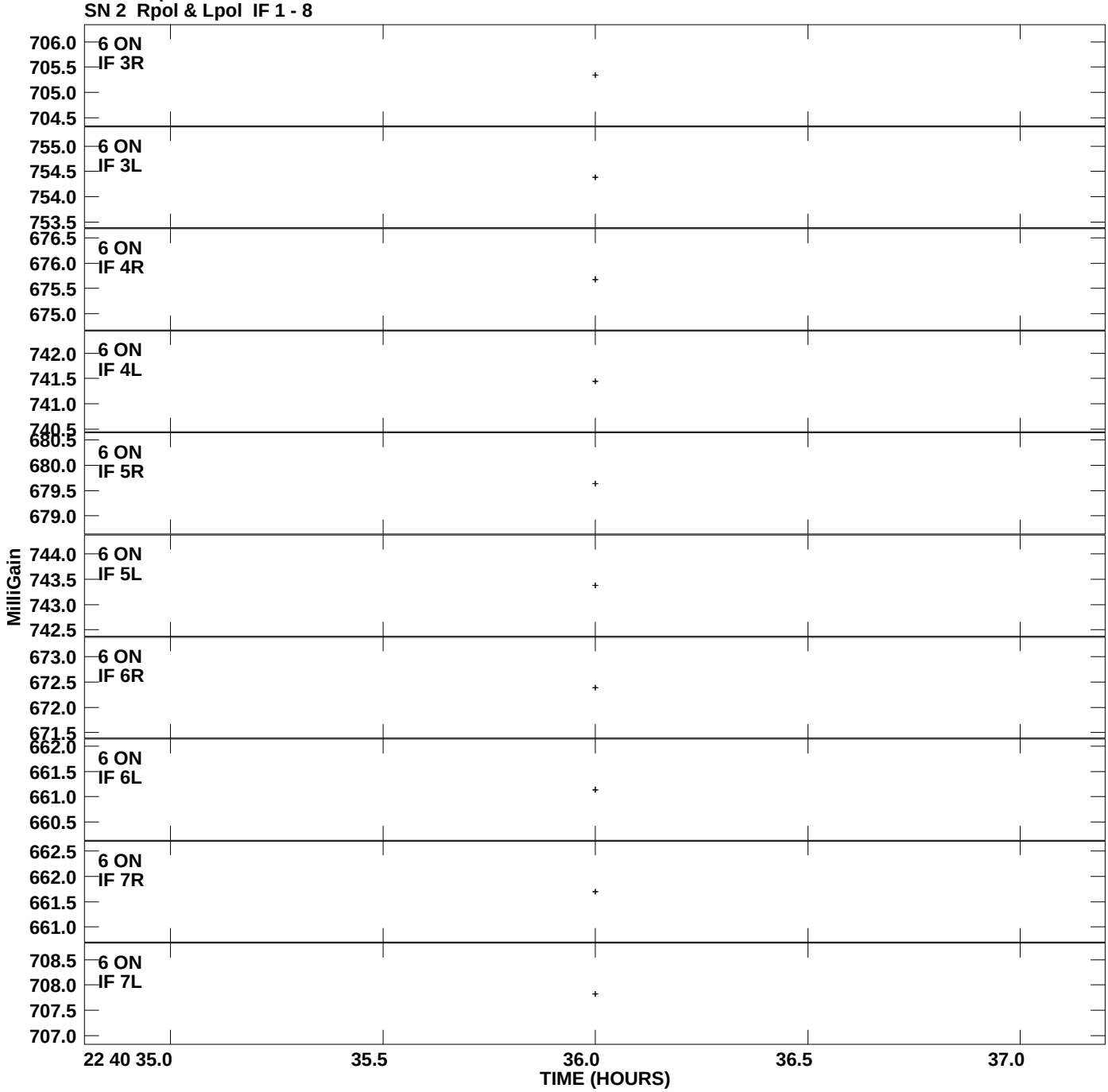

Plot file version 7 created 14-MAY-2012 16:46:30
Gain amp vs UTC time for 1746+622.MULTI.1
SN 2 Rpol & Lpol IF 1 - 8

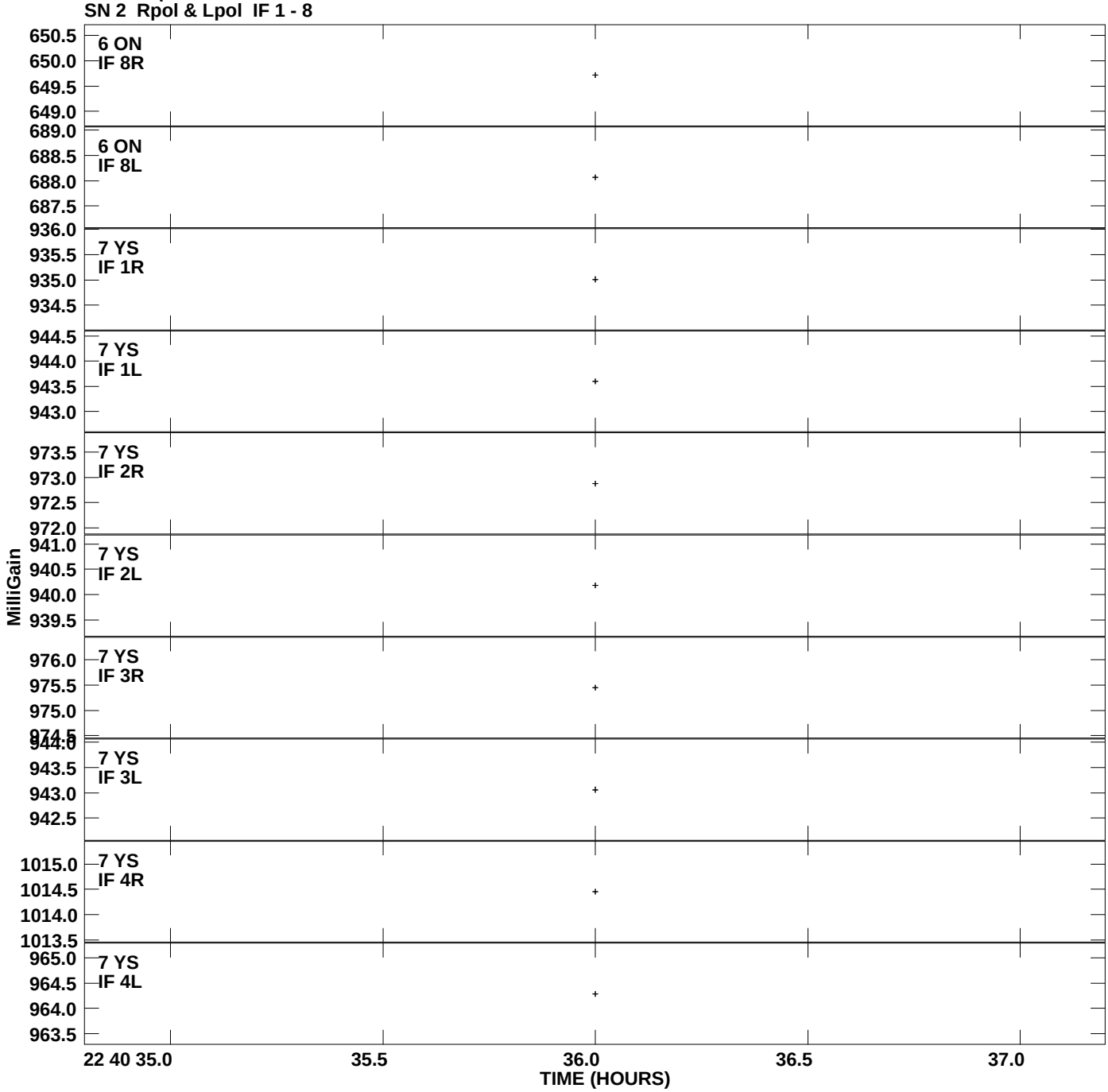


Plot file version 8 created 14-MAY-2012 16:46:30
Gain amp vs UTC time for 1746+622.MULTI.1
SN 2 Rpol & Lpol IF 1 - 8
7 YS
IF 5R
985.5
985.0
984.5
984.0
7 YS
IF 5L
933.5
933.0
932.5
932.0
7 YS
IF 6R
988.5
988.0
987.5
987.0
7 YS
IF 6L
951.0
950.5
950.0
949.5
7 YS
IF 7R
978.5
978.0
977.5
977.0
7 YS
IF 7L
932.5
932.0
931.5
931.0
7 YS
IF 8R
997.5
997.0
996.5
996.0
7 YS
IF 8L
952.5
952.0
951.5
951.0
8 SH
IF 1R
996.5
996.0
995.5
995.0
8 SH
IF 1L
1040.0
1039.5
1039.0
1038.5
MilliGain
22 40 35.0
35.5
36.0
36.5
37.0
TIME (HOURS)

Plot file version 9 created 14-MAY-2012 16:46:30
Gain amp vs UTC time for 1746+622.MULTI.1
SN 2 Rpol & Lpol IF 1 - 8

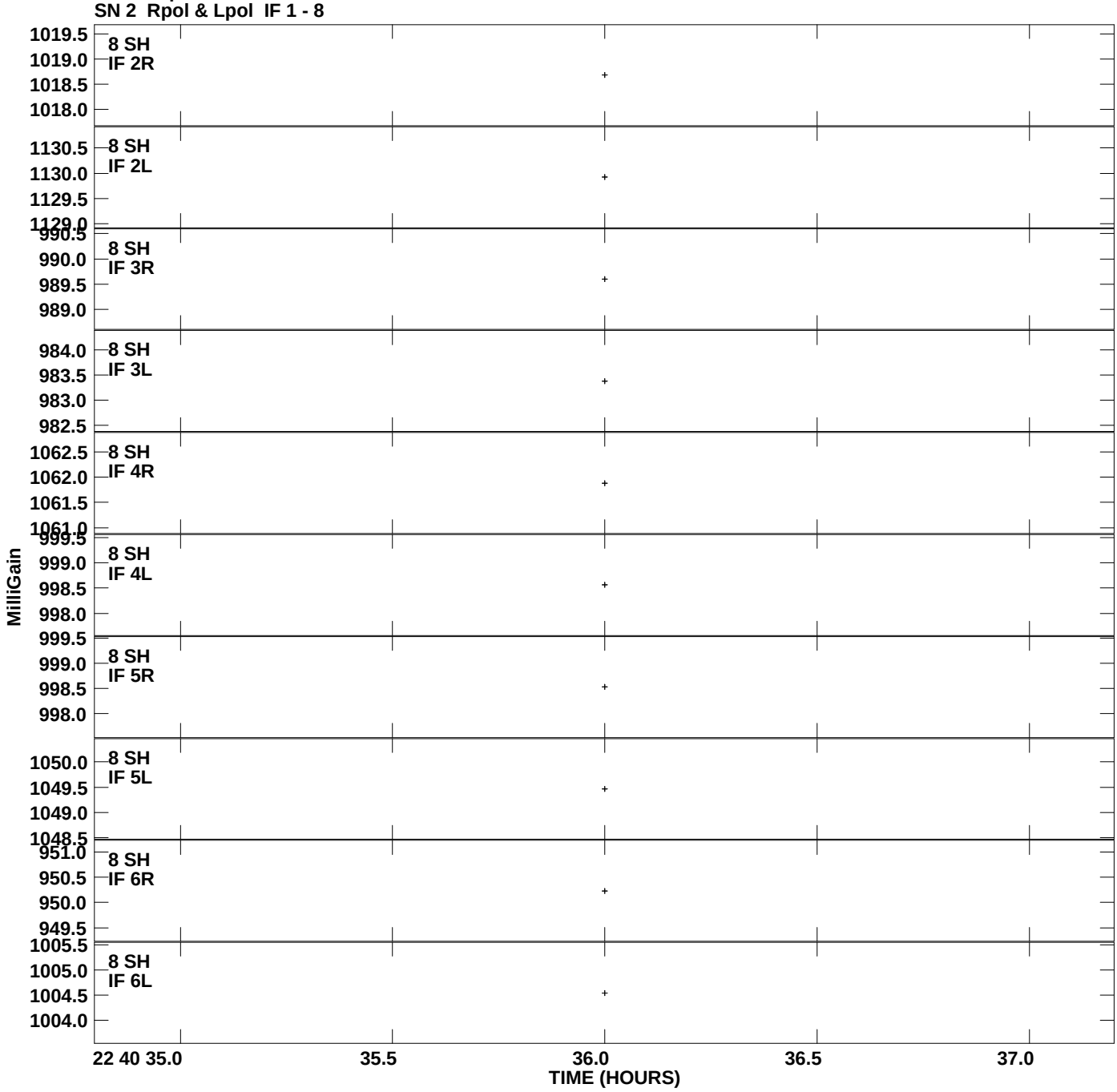

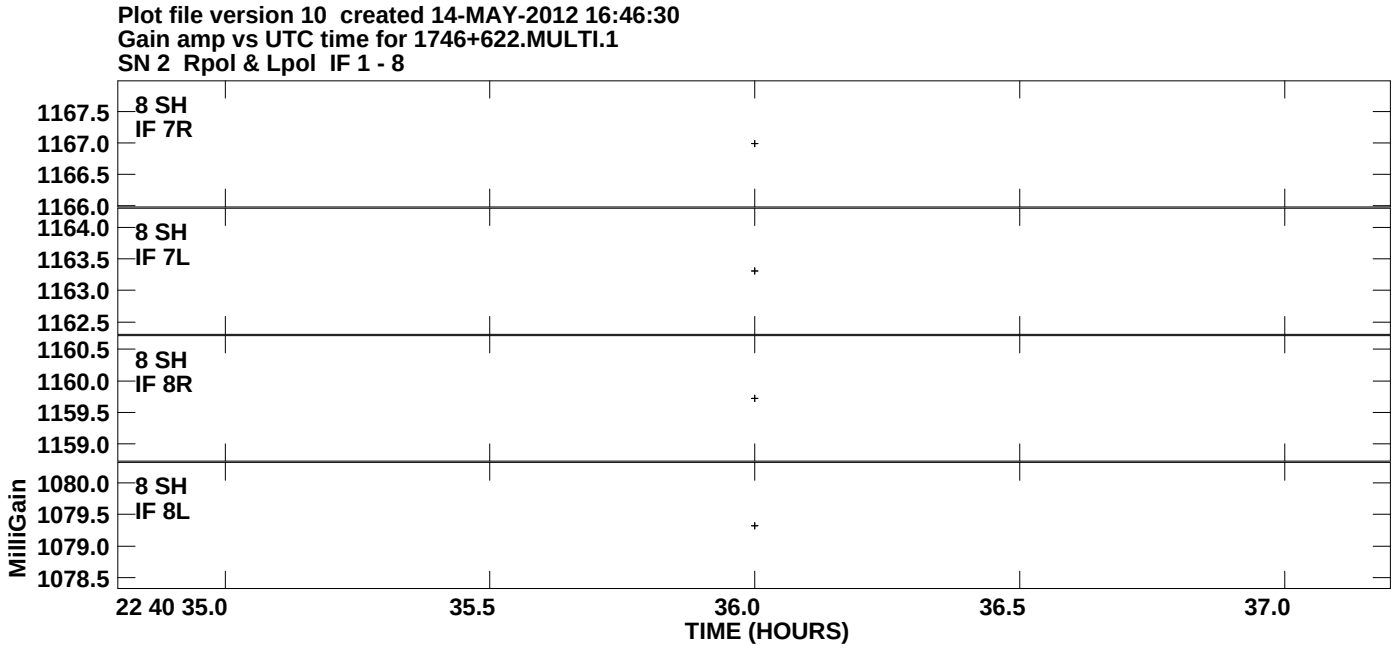
Plot file version 10 created 14-MAY-2012 16:46:30
Gain amp vs UTC time for 1746+622.MULTI.1
SN 2 Rpol & Lpol IF 1 - 8
8 SH
IF 7R
8 SH
IF 7L
8 SH
IF 8R
8 SH
IF 8L
1167.5
1167.0
1166.5
1166.0
1164.0
1163.5
1163.0
1162.5
1160.5
1160.0
1159.5
1159.0
1080.0
1079.5
1079.0
1078.5
MilliGain
22 40 35.0
35.5
36.0
36.5
37.0
TIME (HOURS)