Plot file version 1 created 04-DEC-2015 15:27:24
J1102+2757 ER043A.UVDATA.1
Freq = 8.3837 GHz, Bw = 8.000 MH No calibration applied and no bandpass applied

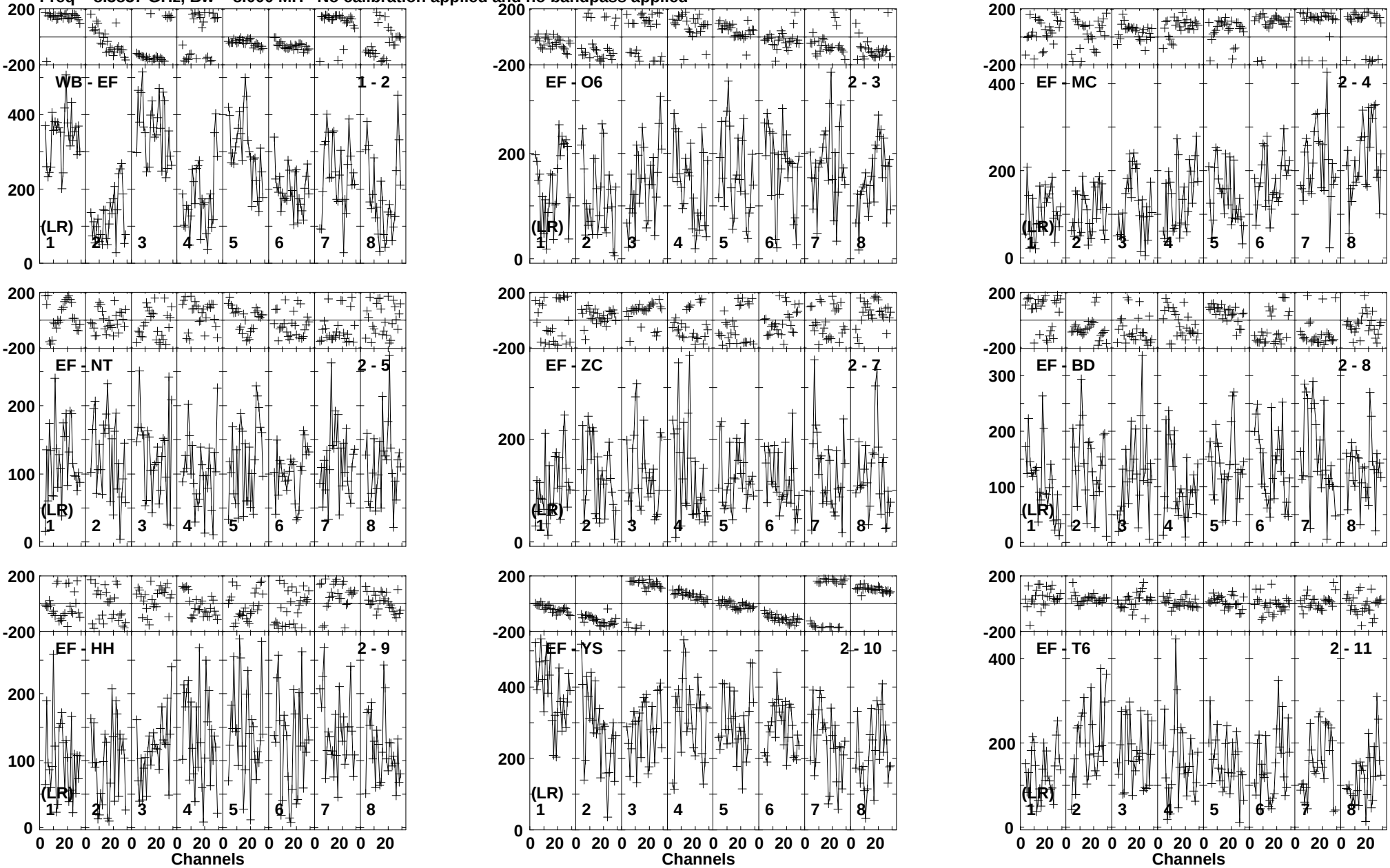

Lower frame: Micro Ampl Jy Top frame: Phas deg
Vector averaged cross-power spectrum Baseline: WB (01) - EF (02)
Timerange: 00/13:30:03 to 00/13:32:59

Plot file version 2 created 04-DEC-2015 15:27:24
J1102+2757 ER043A.UVDATA.1
Freq = 8.3837 GHz, Bw = 8.000 MH No calibration applied and no bandpass applied

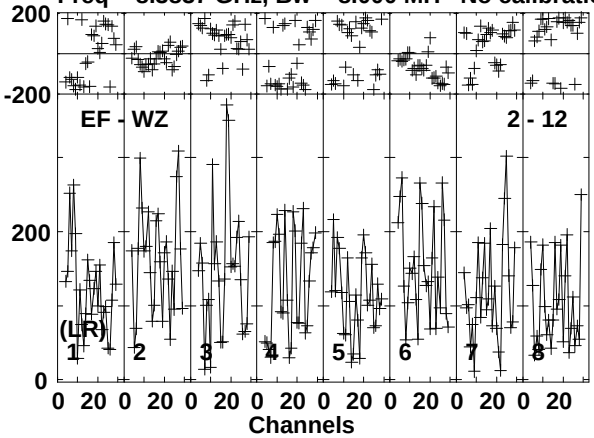

Lower frame: Micro Ampl Jy Top frame: Phas deg
Vector averaged cross-power spectrum Baseline: EF (02) - WZ (12)
Timerange: 00/13:30:03 to 00/13:32:59

Plot file version 3 created 04-DEC-2015 15:27:24
IRAS10565 ER043A.UVDATA.1
Freq = 8.3837 GHz, Bw = 8.000 MH No calibration applied and no bandpass applied

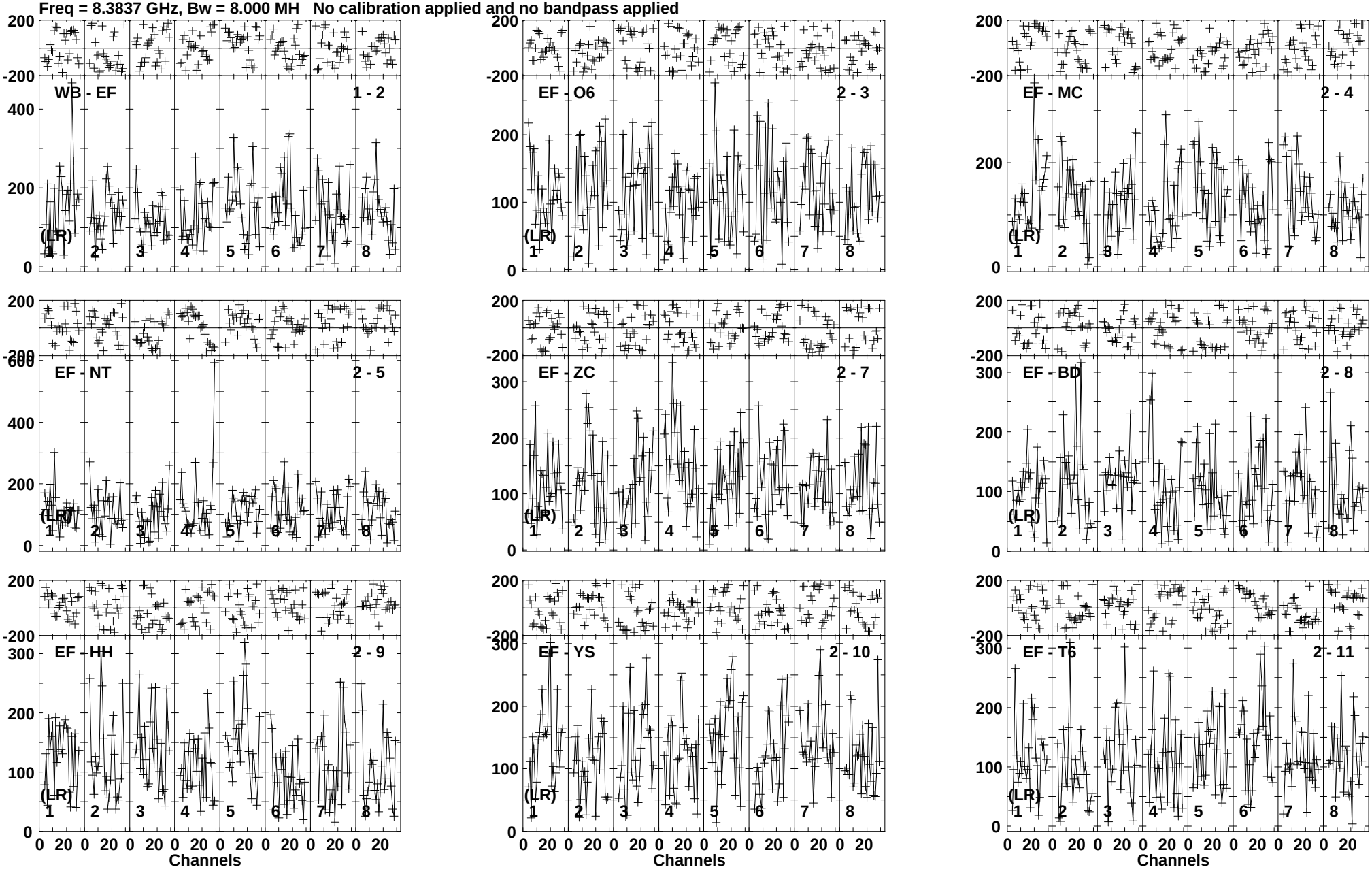

Lower frame: Micro Ampl Jy Top frame: Phas deg
Vector averaged cross-power spectrum Baseline: WB (01) - EF (02)
Timerange: 00/13:33:04 to 00/13:35:58

Plot file version 4 created 04-DEC-2015 15:27:25
IRAS10565 ER043A.UVDATA.1
Freq = 8.3837 GHz, Bw = 8.000 MH No calibration applied and no bandpass applied

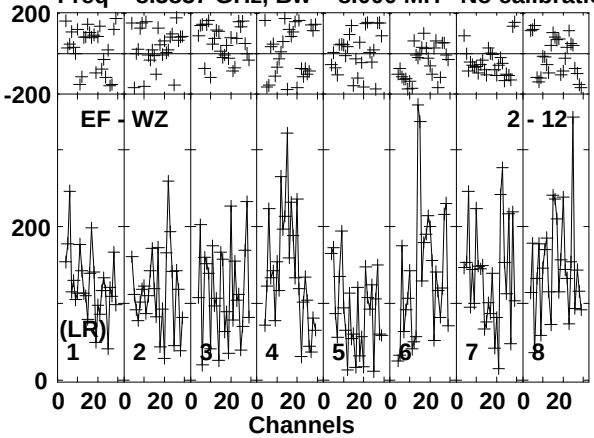

Lower frame: Micro Ampl Jy Top frame: Phas deg
Vector averaged cross-power spectrum Baseline: EF (02) - WZ (12)
Timerange: 00/13:33:04 to 00/13:35:58

Plot file version 5 created 04-DEC-2015 15:27:25
J1102+2757 ER043A.UVDATA.1
Freq = 8.3837 GHz, Bw = 8.000 MH No calibration applied and no bandpass applied

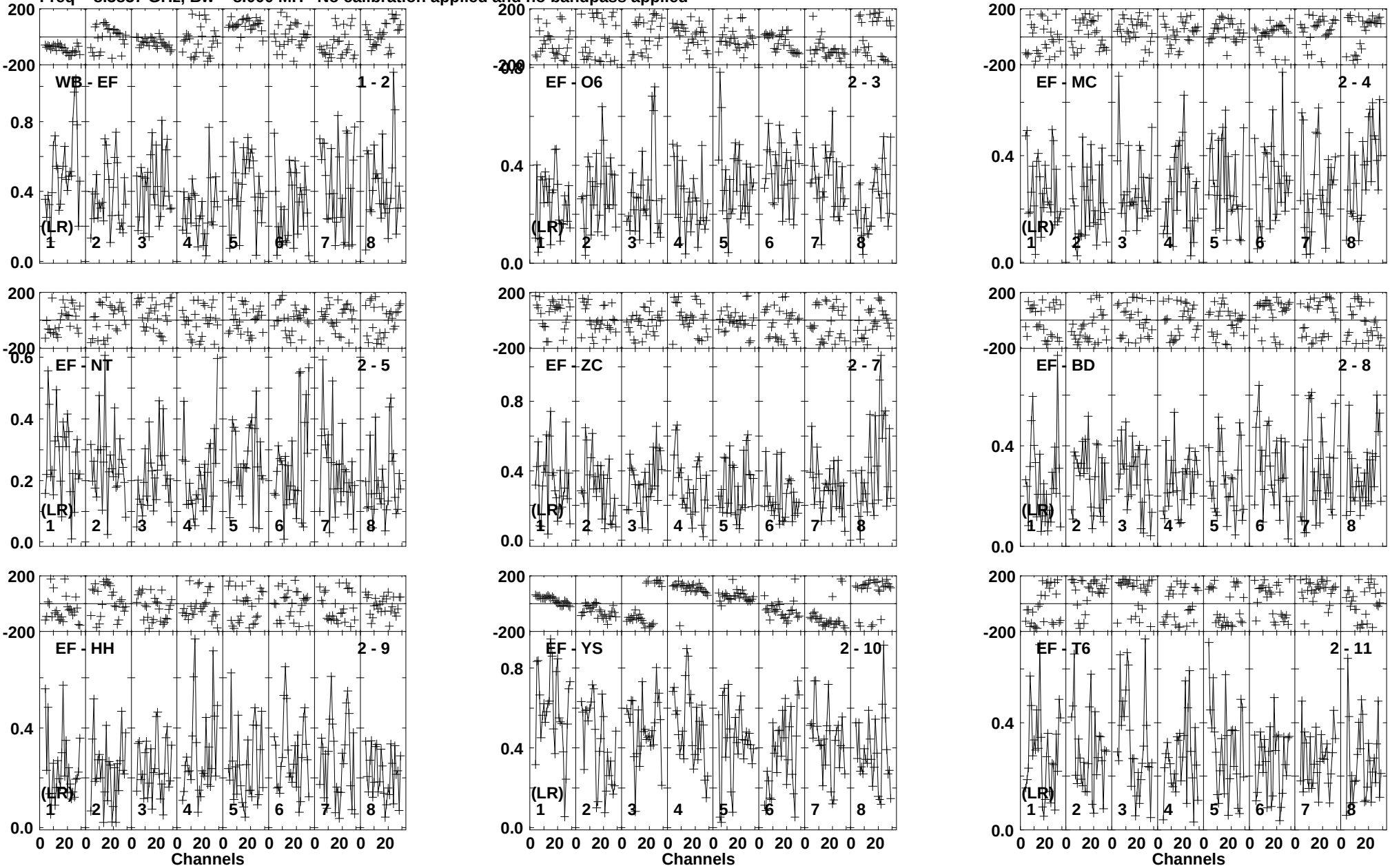

Lower frame: Milli Ampl Jy Top frame: Phas deg
Vector averaged cross-power spectrum Baseline: WB (01) - EF (02)
Timerange: 00/13:36:04 to 00/13:37:08

Plot file version 6 created 04-DEC-2015 15:27:25
J1102+2757 ER043A.UVDATA.1
Freq = 8.3837 GHz, Bw = 8.000 MH No calibration applied and no bandpass applied

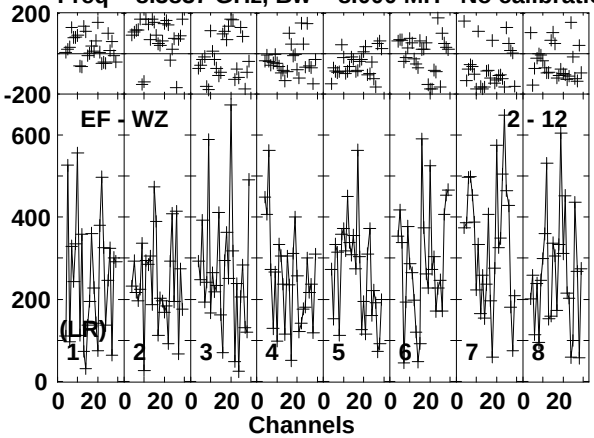

Lower frame: Micro Ampl Jy Top frame: Phas deg
Vector averaged cross-power spectrum Baseline: EF (02) - WZ (12)
Timerange: 00/13:36:04 to 00/13:37:08

Plot file version 7 created 04-DEC-2015 15:27:25
IRAS10565 ER043A.UVDATA.1
Freq = 8.3837 GHz, Bw = 8.000 MH No calibration applied and no bandpass applied

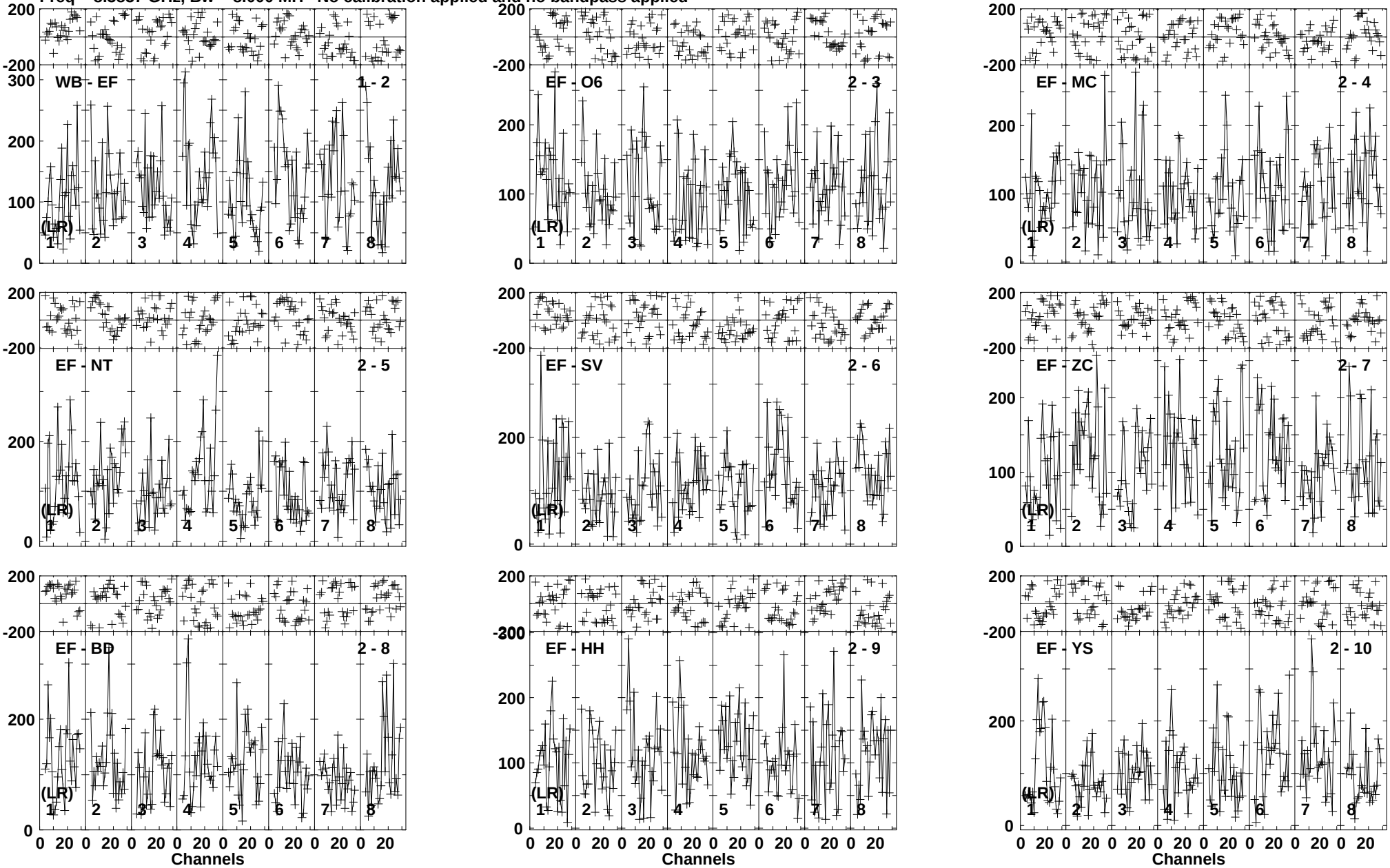

Lower frame: Micro Ampl Jy Top frame: Phas deg
Vector averaged cross-power spectrum Baseline: WB (01) - EF (02)
Timerange: 00/13:37:53 to 00/13:40:43

Plot file version 8 created 04-DEC-2015 15:27:25
IRAS10565 ER043A.UVDATA.1
Freq = 8.3837 GHz, Bw = 8.000 MH No calibration applied and no bandpass applied

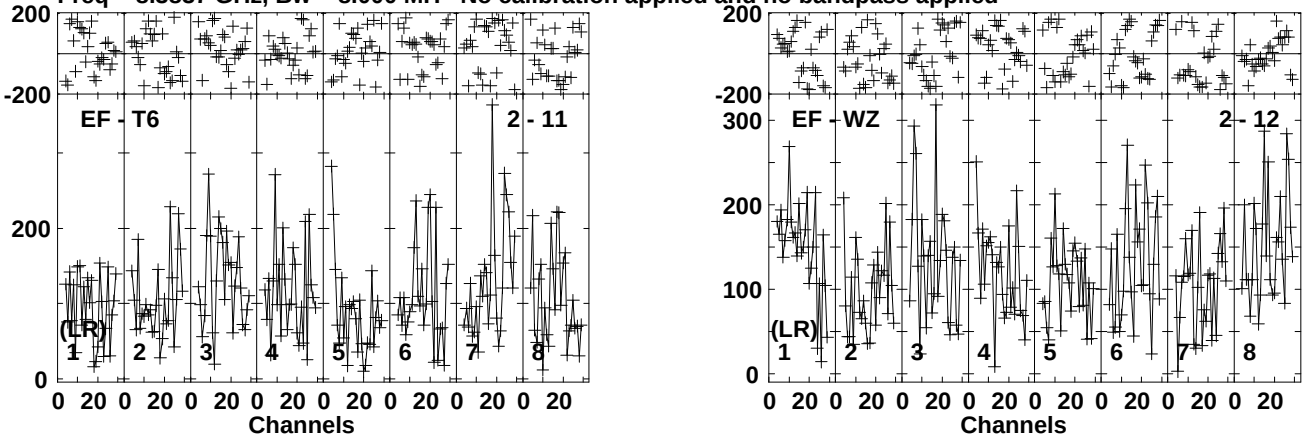

Lower frame: Micro Ampl Jy Top frame: Phas deg
Vector averaged cross-power spectrum Baseline: EF (02) - T6 (11)
Timerange: 00/13:37:53 to 00/13:40:43

Plot file version 9 created 04-DEC-2015 15:27:25
J1102+2757 ER043A.UVDATA.1
Freq = 8.3837 GHz, Bw = 8.000 MH No calibration applied and no bandpass applied

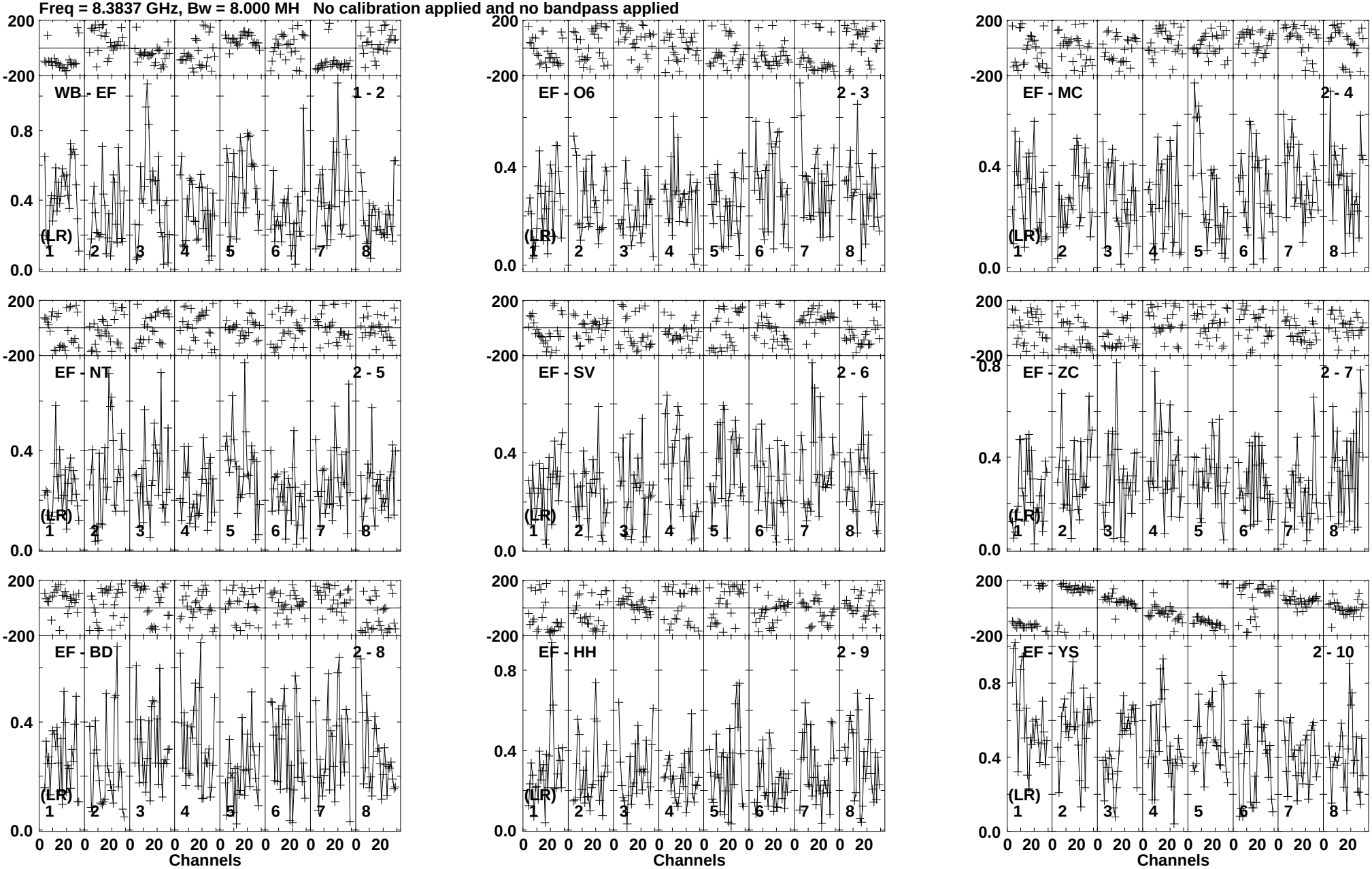

Lower frame: Milli Ampl Jy Top frame: Phas deg
Vector averaged cross-power spectrum Baseline: WB (01) - EF (02)
Timerange: 00/13:40:48 to 00/13:41:52

Plot file version 10 created 04-DEC-2015 15:27:25
J1102+2757 ER043A.UVDATA.1
Freq = 8.3837 GHz, Bw = 8.000 MH No calibration applied and no bandpass applied

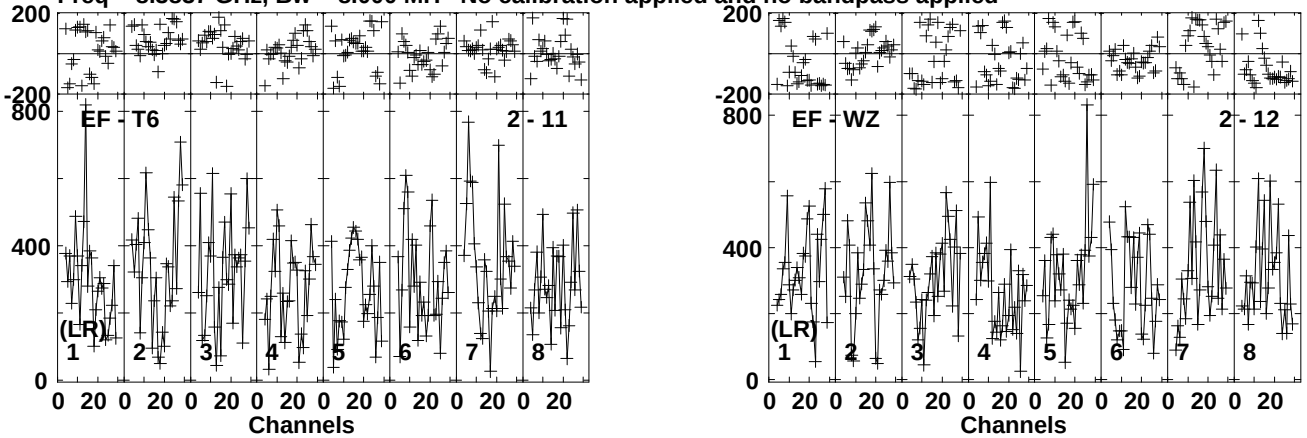

Lower frame: Micro Ampl Jy Top frame: Phas deg
Vector averaged cross-power spectrum Baseline: EF (02) - T6 (11)
Timerange: 00/13:40:48 to 00/13:41:52

Plot file version 11 created 04-DEC-2015 15:27:25
IRAS10565 ER043A.UVDATA.1
Freq = 8.3837 GHz, Bw = 8.000 MH No calibration applied and no bandpass applied

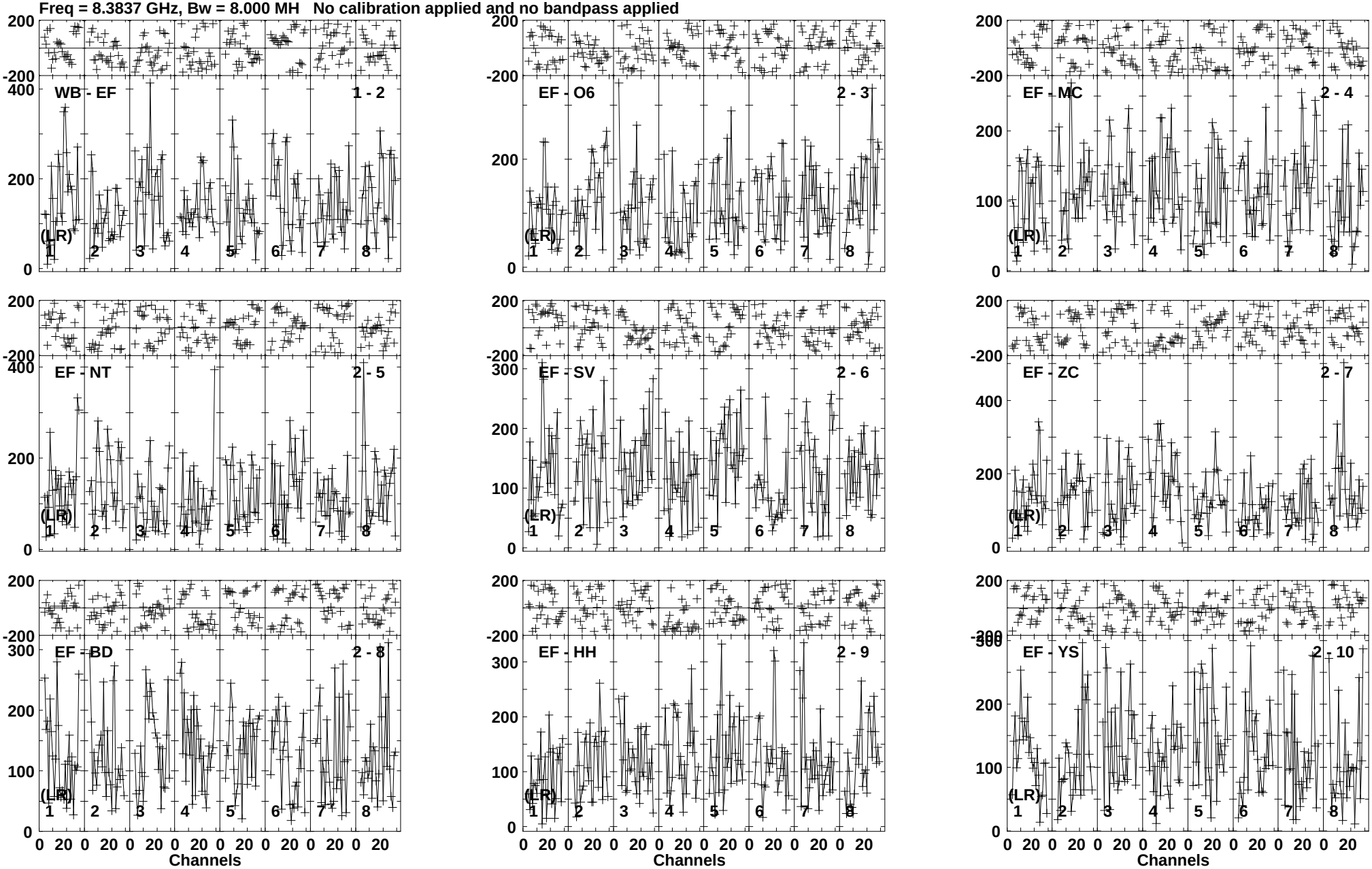

Lower frame: Micro Ampl Jy Top frame: Phas deg
Vector averaged cross-power spectrum Baseline: WB (01) - EF (02)
Timerange: 00/13:41:58 to 00/13:44:46

Plot file version 12 created 04-DEC-2015 15:27:25
IRAS10565 ER043A.UVDATA.1
Freq = 8.3837 GHz, Bw = 8.000 MH No calibration applied and no bandpass applied

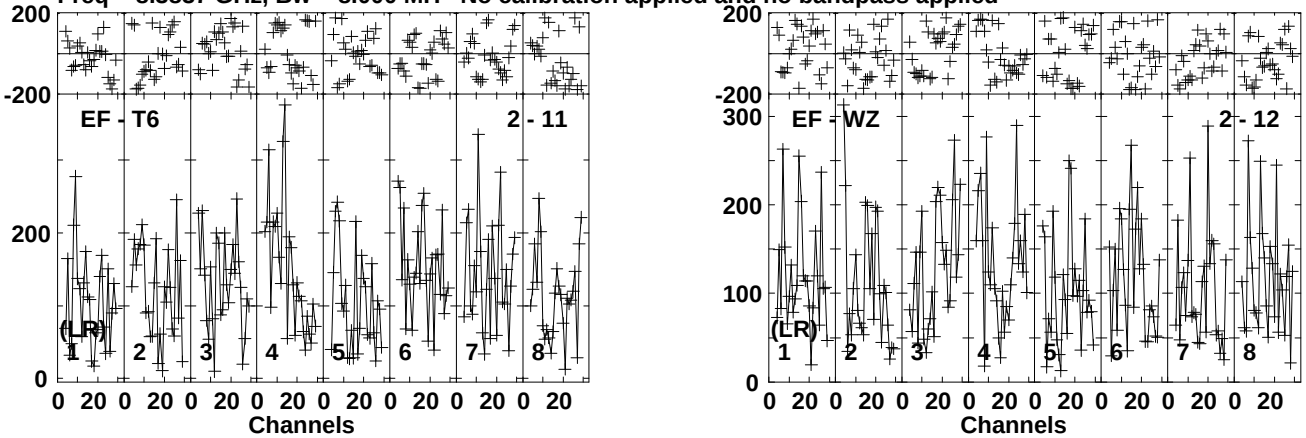

Lower frame: Micro Ampl Jy Top frame: Phas deg
Vector averaged cross-power spectrum Baseline: EF (02) - T6 (11)
Timerange: 00/13:41:58 to 00/13:44:46

Plot file version 13 created 04-DEC-2015 15:27:25
J1102+2757 ER043A.UVDATA.1
Freq = 8.3837 GHz, Bw = 8.000 MH No calibration applied and no bandpass applied

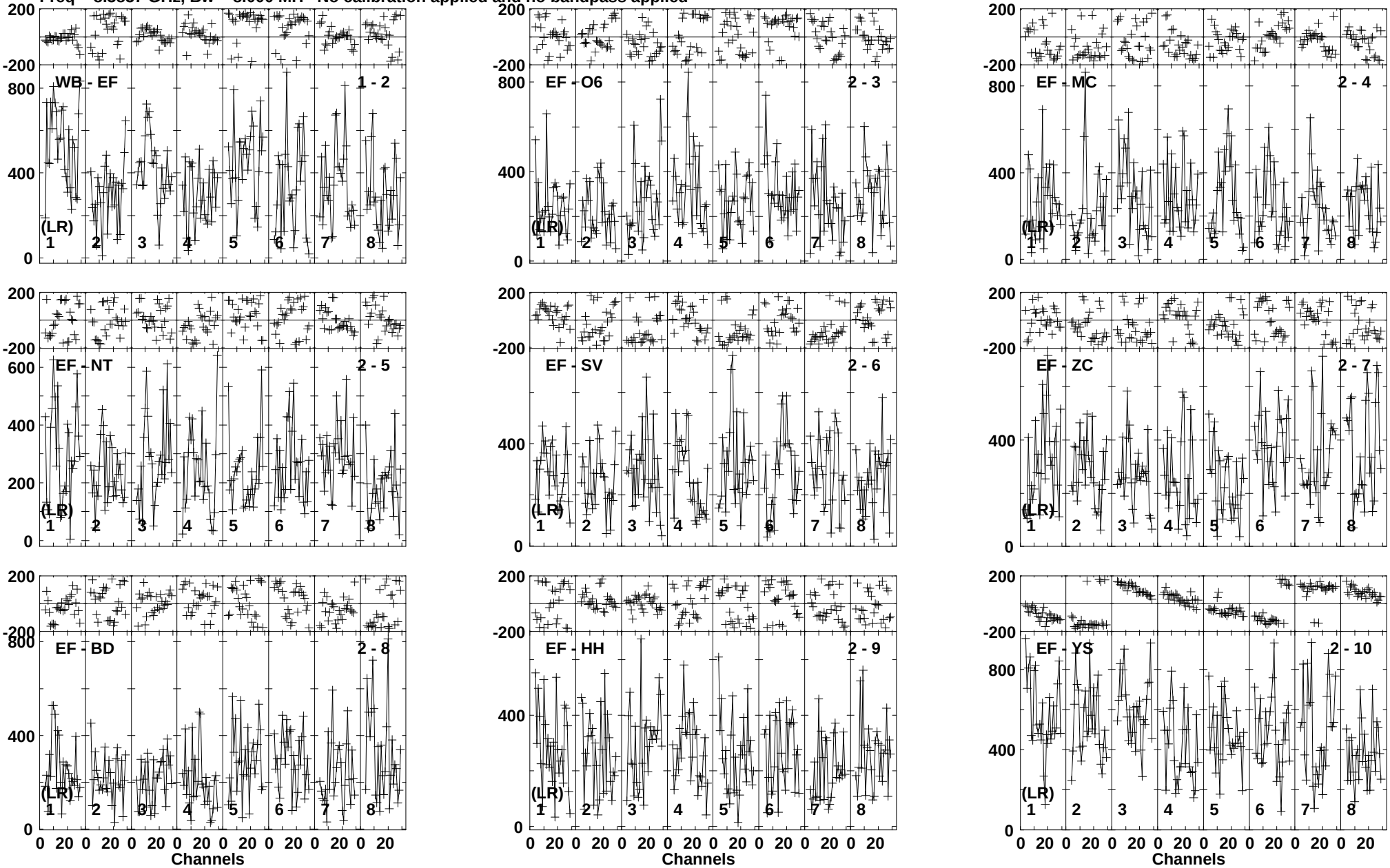

Lower frame: Micro Ampl Jy Top frame: Phas deg
Vector averaged cross-power spectrum Baseline: WB (01) - EF (02)
Timerange: 00/13:44:52 to 00/13:45:56

Plot file version 14 created 04-DEC-2015 15:27:25
J1102+2757 ER043A.UVDATA.1
Freq = 8.3837 GHz, Bw = 8.000 MH No calibration applied and no bandpass applied

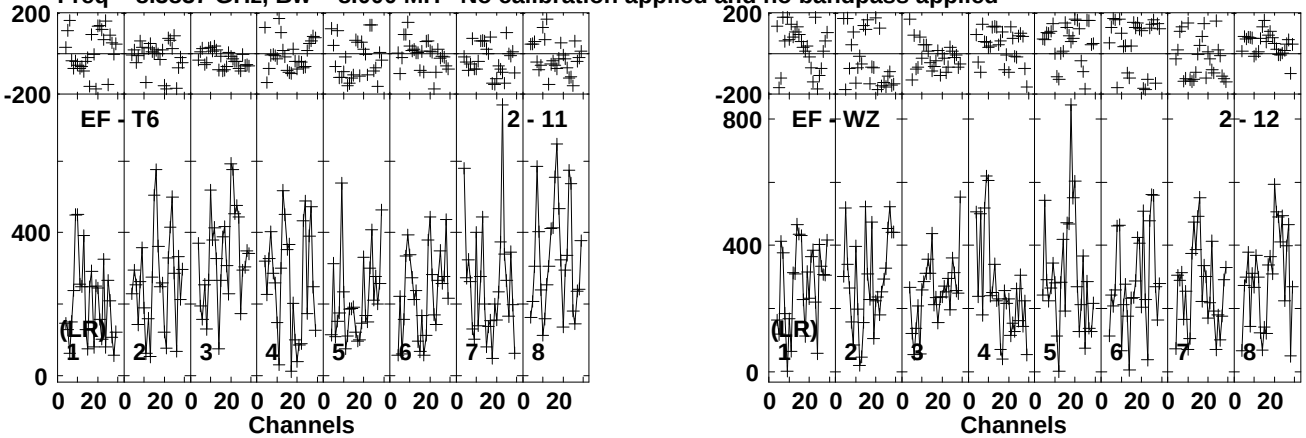

Lower frame: Micro Ampl Jy Top frame: Phas deg
Vector averaged cross-power spectrum Baseline: EF (02) - T6 (11)
Timerange: 00/13:44:52 to 00/13:45:56

Plot file version 15 created 04-DEC-2015 15:27:25
IRAS10565 ER043A.UVDATA.1
Freq = 8.3837 GHz, Bw = 8.000 MH No calibration applied and no bandpass applied



Lower frame: Micro Ampl Jy Top frame: Phas deg
Vector averaged cross-power spectrum Baseline: WB (01) - EF (02)
Timerange: 00/13:46:41 to 00/13:49:31

Plot file version 16 created 04-DEC-2015 15:27:26
IRAS10565 ER043A.UVDATA.1
Freq = 8.3837 GHz, Bw = 8.000 MH No calibration applied and no bandpass applied

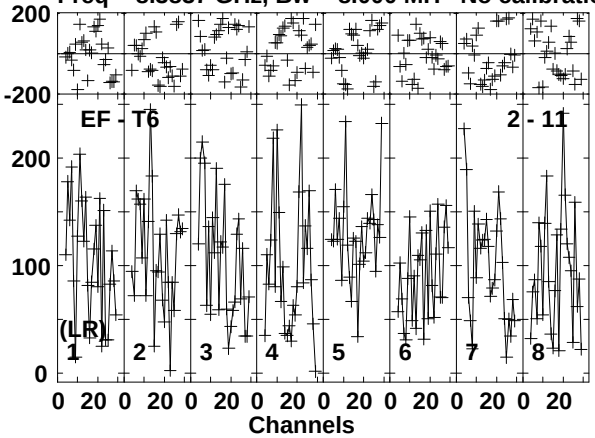

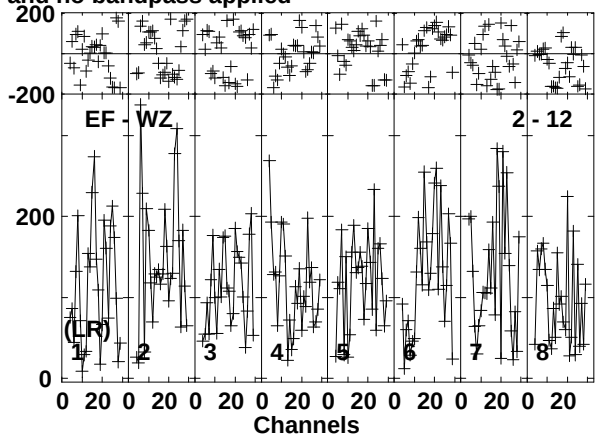

Lower frame: Micro Ampl Jy Top frame: Phas deg
Vector averaged cross-power spectrum Baseline: EF (02) - T6 (11)
Timerange: 00/13:46:41 to 00/13:49:31

Plot file version 17 created 04-DEC-2015 15:27:26
J1102+2757 ER043A.UVDATA.1
Freq = 8.3837 GHz, Bw = 8.000 MH No calibration applied and no bandpass applied

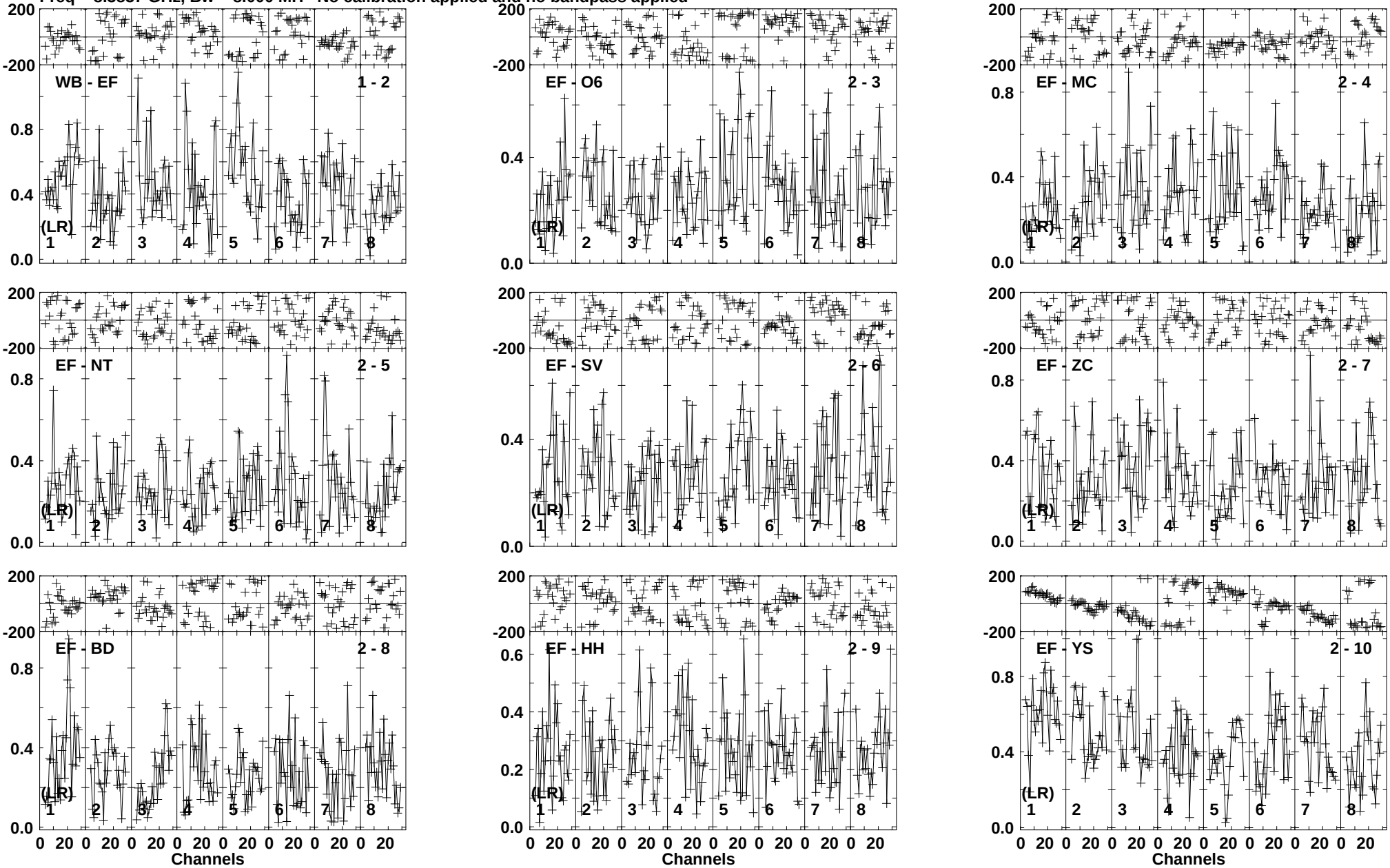

Lower frame: Milli Ampl Jy Top frame: Phas deg
Vector averaged cross-power spectrum Baseline: WB (01) - EF (02)
Timerange: 00/13:49:36 to 00/13:50:40

Plot file version 18 created 04-DEC-2015 15:27:26
J1102+2757 ER043A.UVDATA.1
Freq = 8.3837 GHz, Bw = 8.000 MH No calibration applied and no bandpass applied

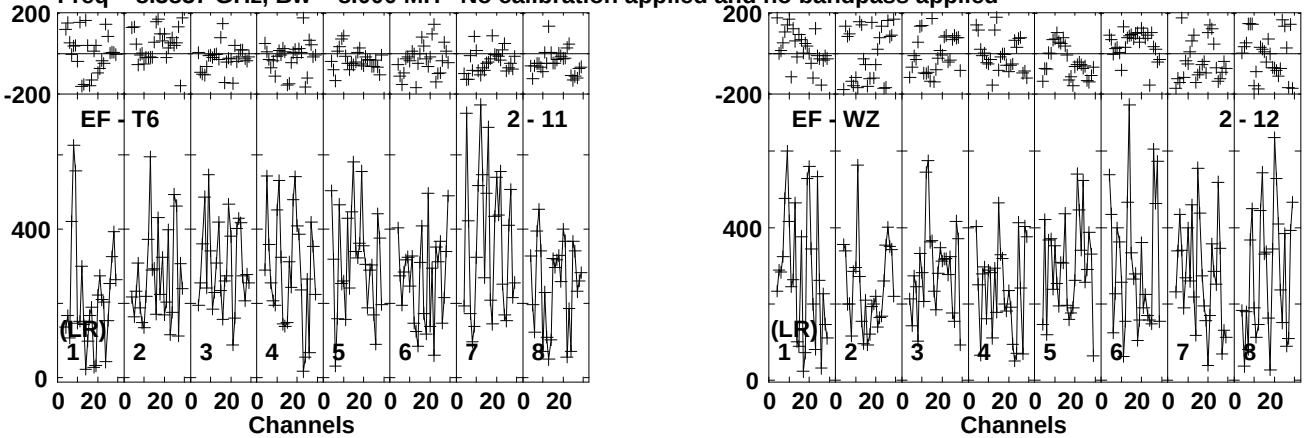

Lower frame: Micro Ampl Jy Top frame: Phas deg
Vector averaged cross-power spectrum Baseline: EF (02) - T6 (11)
Timerange: 00/13:49:36 to 00/13:50:40

Plot file version 19 created 04-DEC-2015 15:27:26
IRAS10565 ER043A.UVDATA.1
Freq = 8.3837 GHz, Bw = 8.000 MH No calibration applied and no bandpass applied

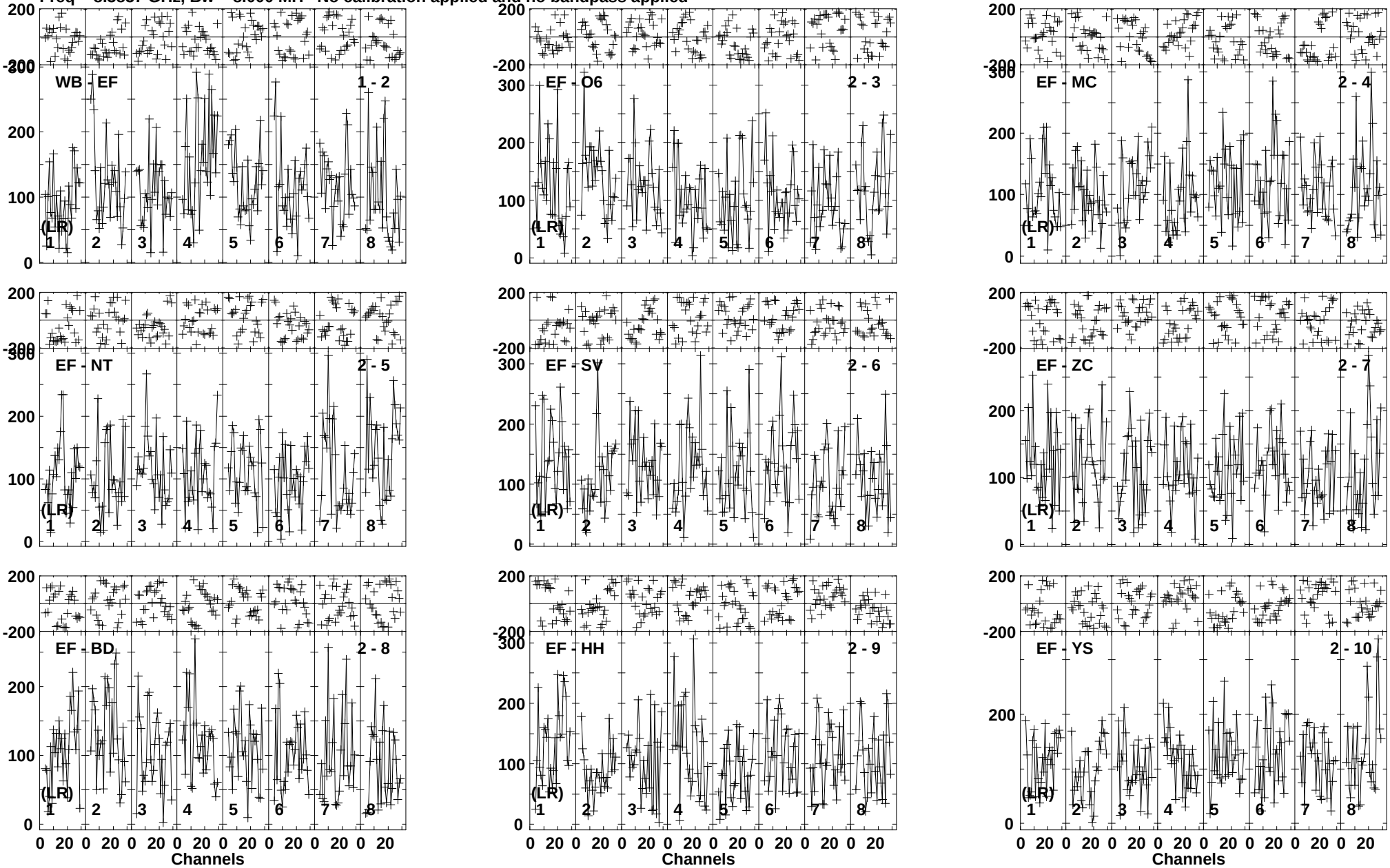

Lower frame: Micro Ampl Jy Top frame: Phas deg
Vector averaged cross-power spectrum Baseline: WB (01) - EF (02)
Timerange: 00/13:51:25 to 00/13:54:15

Plot file version 20 created 04-DEC-2015 15:27:26
IRAS10565 ER043A.UVDATA.1
Freq = 8.3837 GHz, Bw = 8.000 MH No calibration applied and no bandpass applied

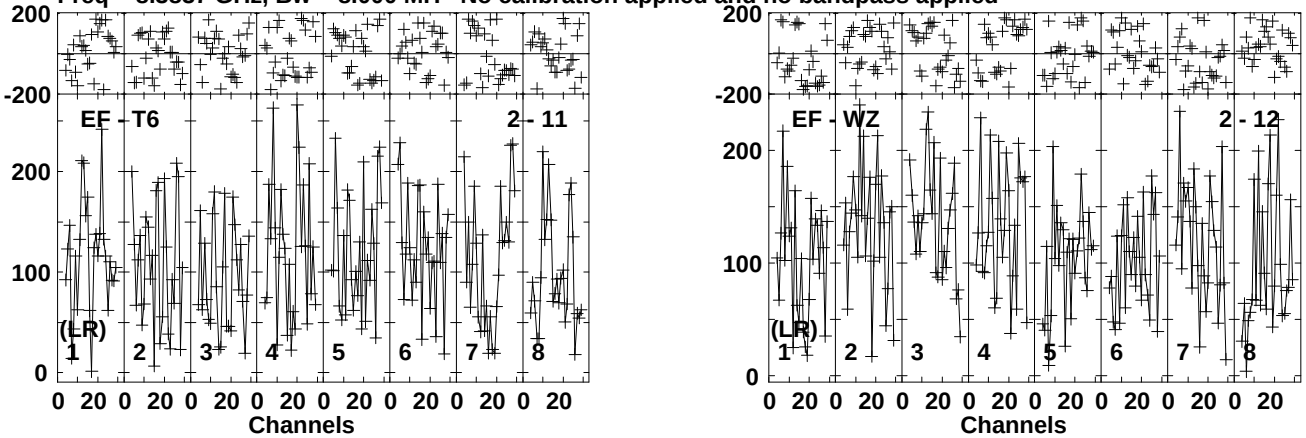

Lower frame: Micro Ampl Jy Top frame: Phas deg
Vector averaged cross-power spectrum Baseline: EF (02) - T6 (11)
Timerange: 00/13:51:25 to 00/13:54:15

Plot file version 21 created 04-DEC-2015 15:27:26
J1102+2757 ER043A.UVDATA.1
Freq = 8.3837 GHz, Bw = 8.000 MH No calibration applied and no bandpass applied

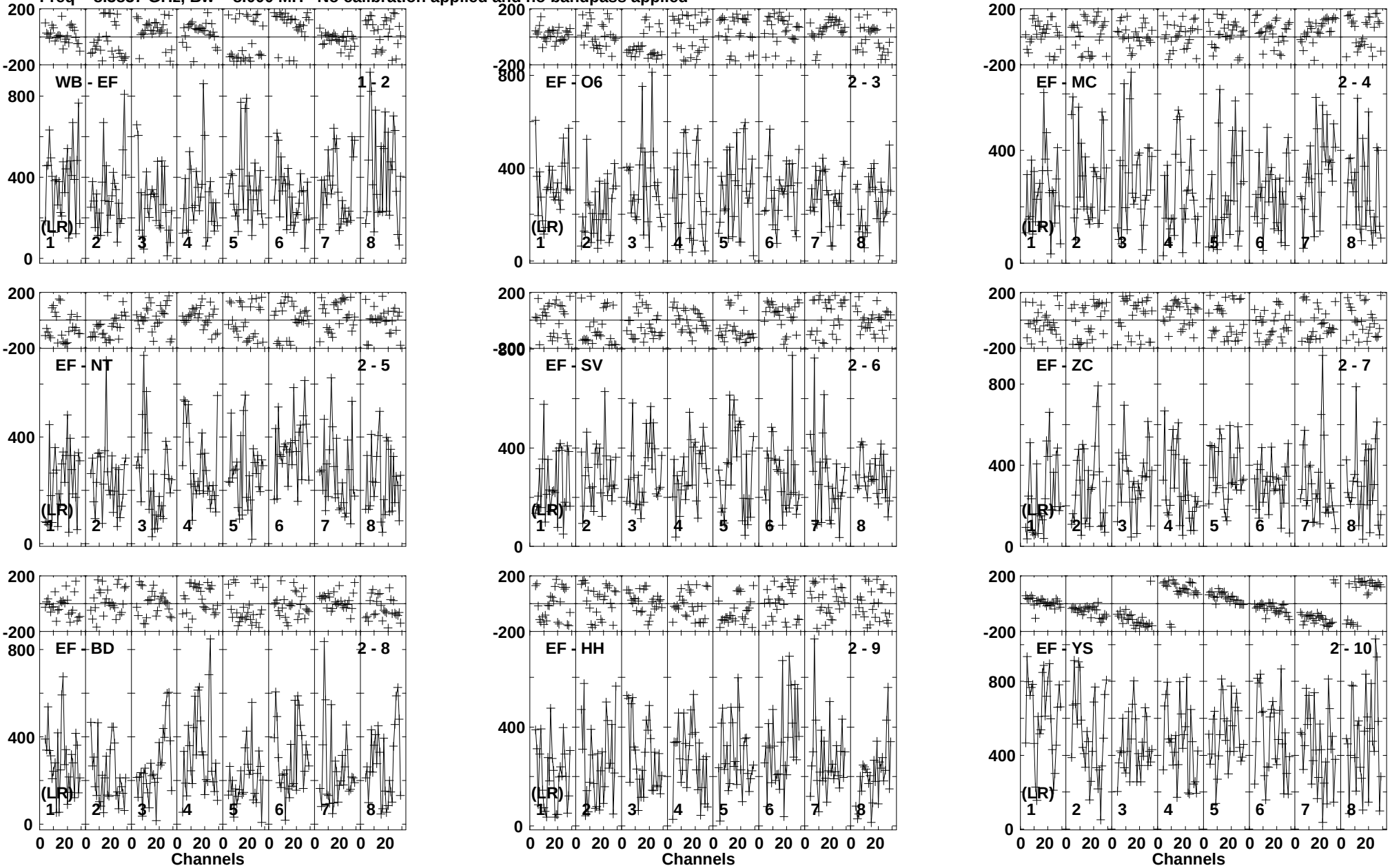

Lower frame: Micro Ampl Jy Top frame: Phas deg
Vector averaged cross-power spectrum Baseline: WB (01) - EF (02)
Timerange: 00/13:54:20 to 00/13:55:24

Plot file version 22 created 04-DEC-2015 15:27:26
J1102+2757 ER043A.UVDATA.1
Freq = 8.3837 GHz, Bw = 8.000 MH No calibration applied and no bandpass applied

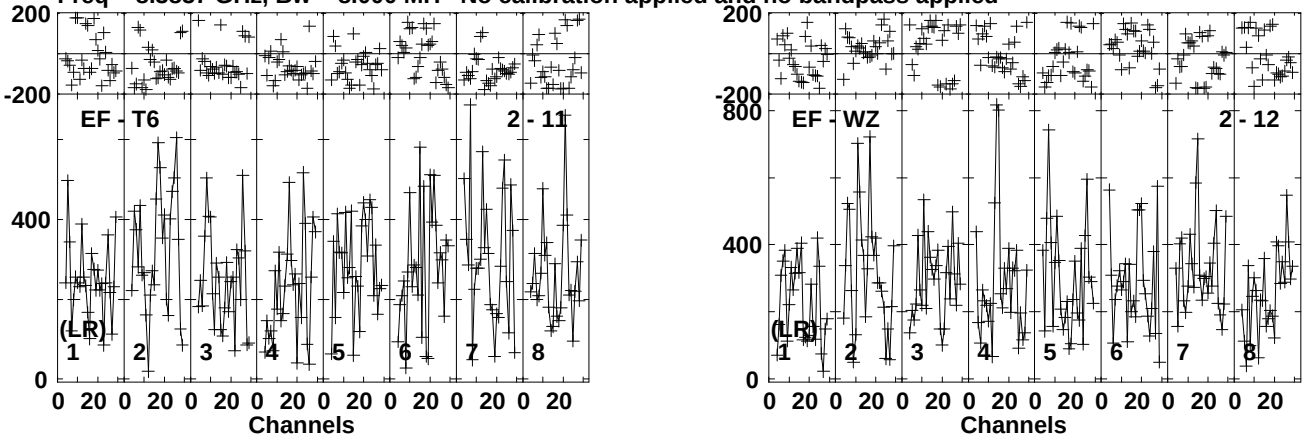

Lower frame: Micro Ampl Jy Top frame: Phas deg
Vector averaged cross-power spectrum Baseline: EF (02) - T6 (11)
Timerange: 00/13:54:20 to 00/13:55:24

Plot file version 23 created 04-DEC-2015 15:27:26
IRAS10565 ER043A.UVDATA.1
Freq = 8.3837 GHz, Bw = 8.000 MH No calibration applied and no bandpass applied

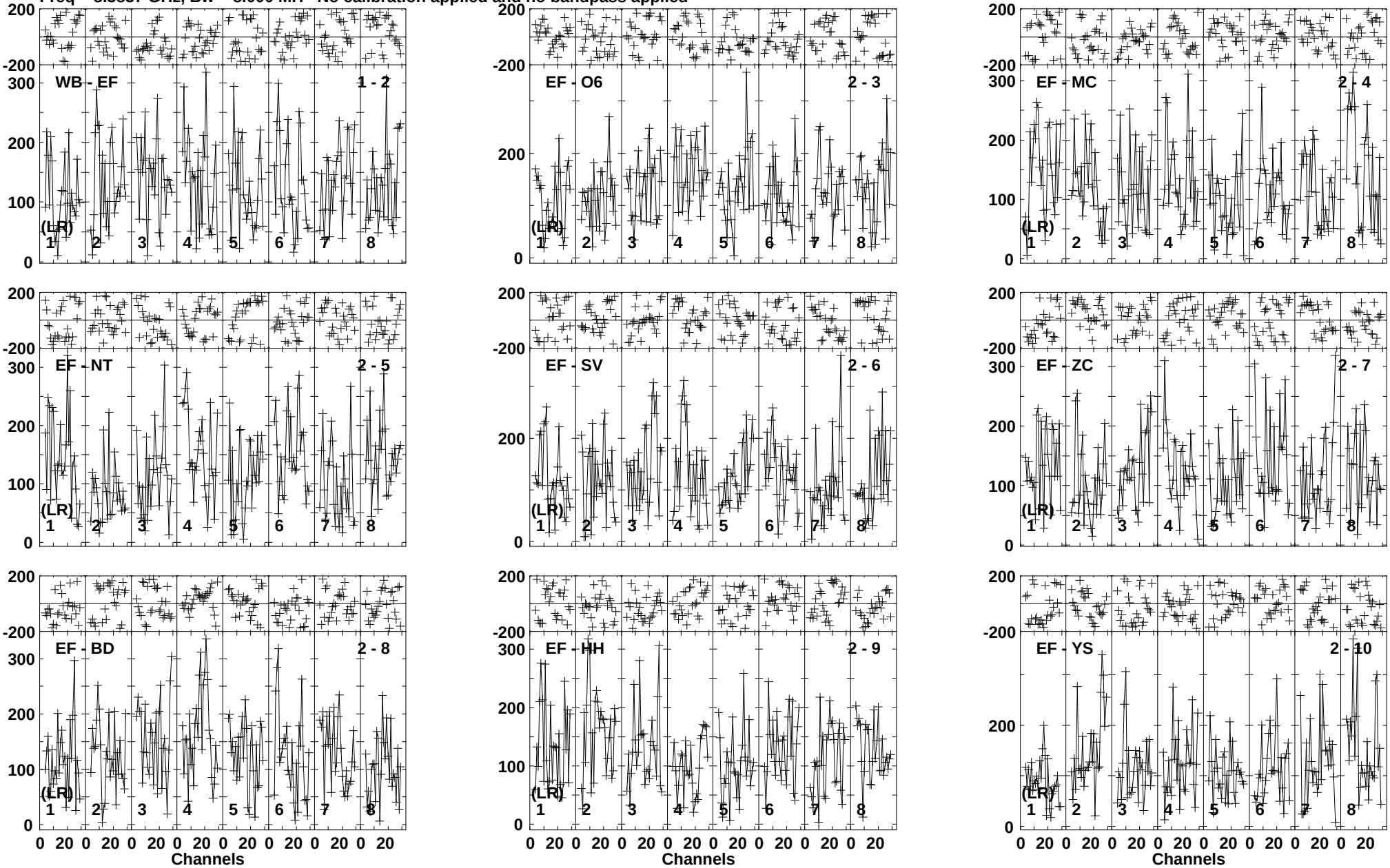

Lower frame: Micro Ampl Jy Top frame: Phas deg
Vector averaged cross-power spectrum Baseline: WB (01) - EF (02)
Timerange: 00/13:55:30 to 00/13:58:18

Plot file version 24 created 04-DEC-2015 15:27:26
IRAS10565 ER043A.UVDATA.1
Freq = 8.3837 GHz, Bw = 8.000 MH No calibration applied and no bandpass applied

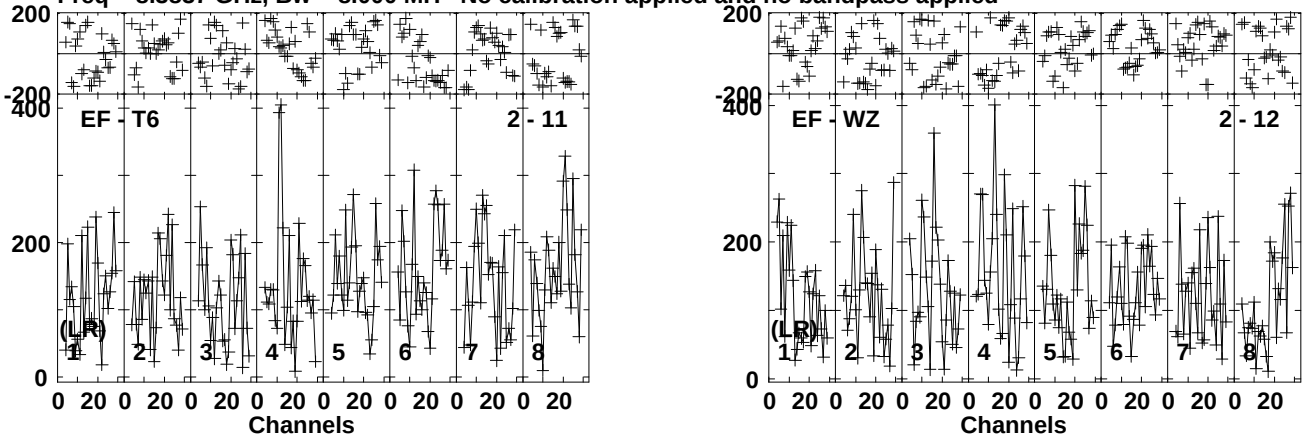

Lower frame: Micro Ampl Jy Top frame: Phas deg
Vector averaged cross-power spectrum Baseline: EF (02) - T6 (11)
Timerange: 00/13:55:30 to 00/13:58:18

Plot file version 25 created 04-DEC-2015 15:27:26
J1102+2757 ER043A.UVDATA.1
Freq = 8.3837 GHz, Bw = 8.000 MH No calibration applied and no bandpass applied

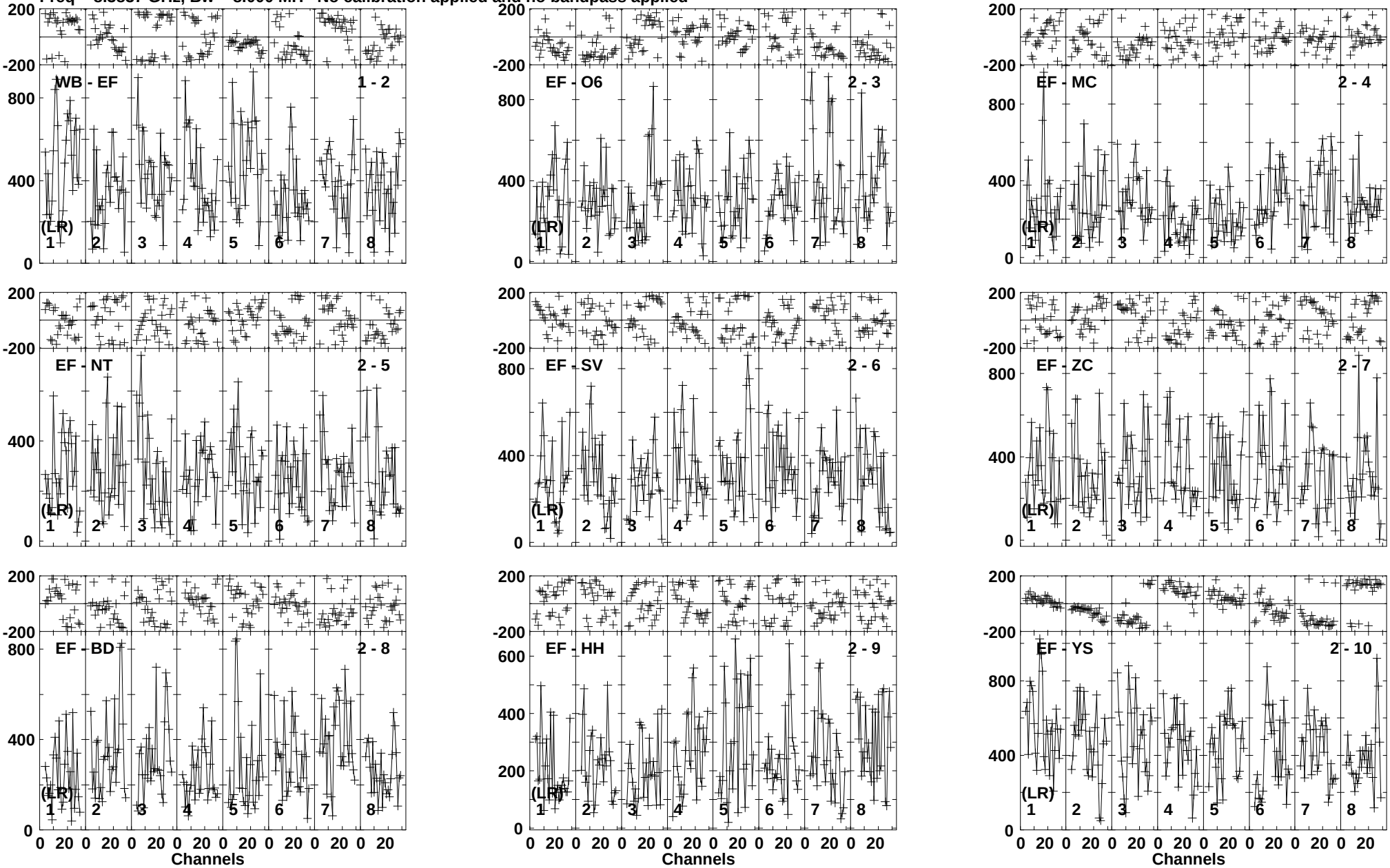

Lower frame: Micro Ampl Jy Top frame: Phas deg
Vector averaged cross-power spectrum Baseline: WB (01) - EF (02)
Timerange: 00/13:58:24 to 00/13:59:28

Plot file version 26 created 04-DEC-2015 15:27:27
J1102+2757 ER043A.UVDATA.1
Freq = 8.3837 GHz, Bw = 8.000 MH No calibration applied and no bandpass applied

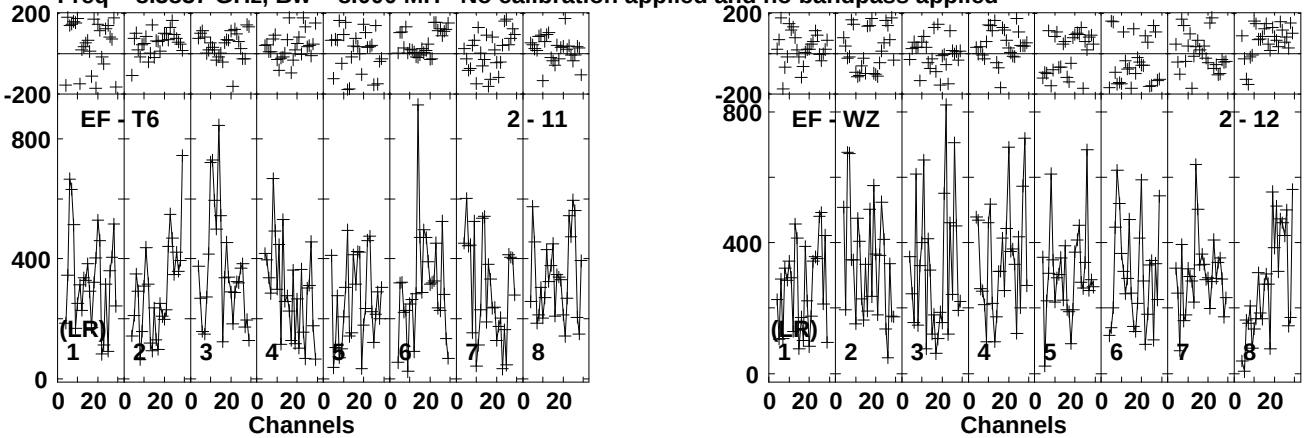

Lower frame: Micro Ampl Jy Top frame: Phas deg
Vector averaged cross-power spectrum Baseline: EF (02) - T6 (11)
Timerange: 00/13:58:24 to 00/13:59:28

Plot file version 27 created 04-DEC-2015 15:27:27
IRAS10565 ER043A.UVDATA.1
Freq = 8.3837 GHz, Bw = 8.000 MH No calibration applied and no bandpass applied

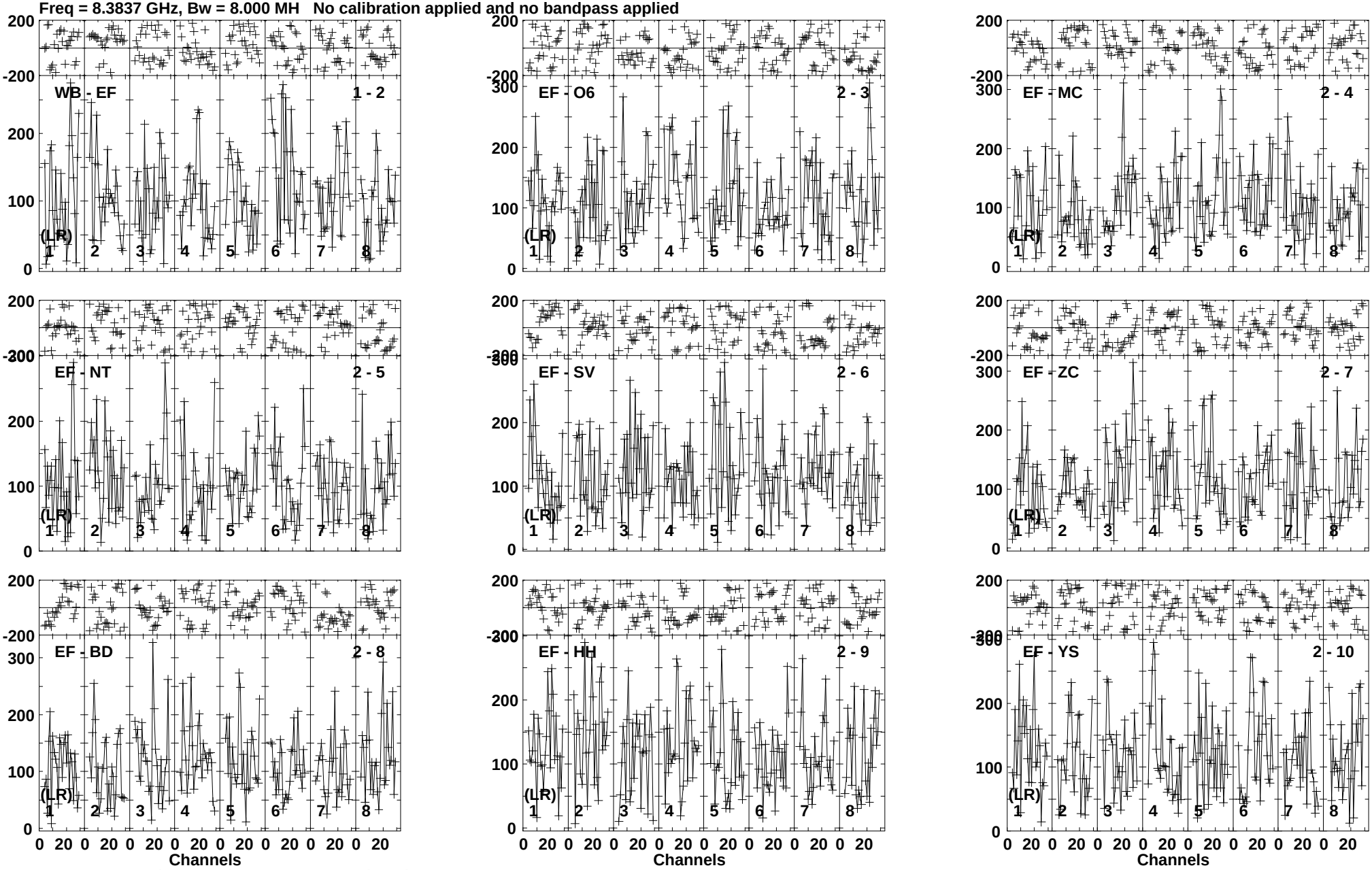

Lower frame: Micro Ampl Jy Top frame: Phas deg
Vector averaged cross-power spectrum Baseline: WB (01) - EF (02)
Timerange: 00/14:00:13 to 00/14:03:03

Plot file version 28 created 04-DEC-2015 15:27:27
IRAS10565 ER043A.UVDATA.1
Freq = 8.3837 GHz, Bw = 8.000 MH No calibration applied and no bandpass applied

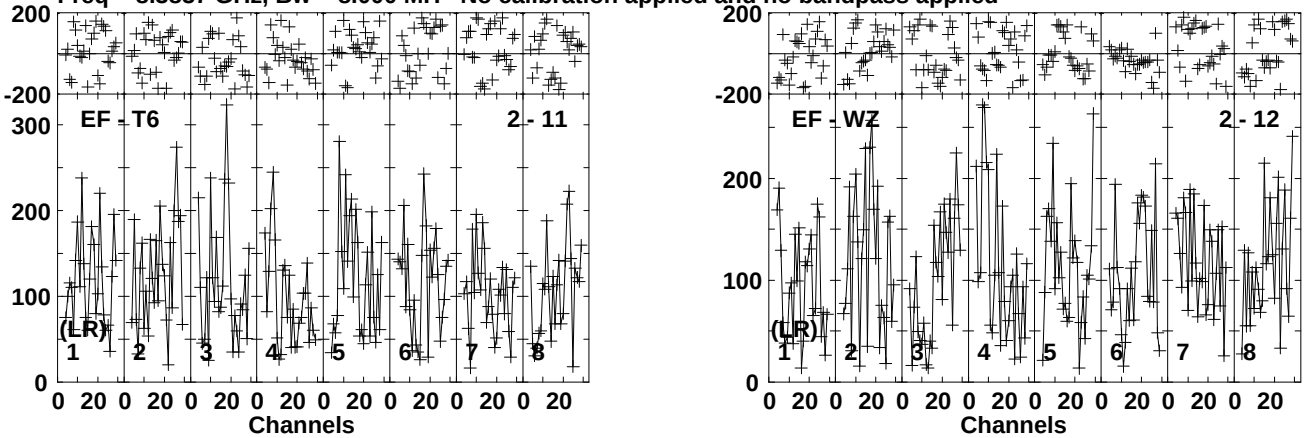

Lower frame: Micro Ampl Jy Top frame: Phas deg
Vector averaged cross-power spectrum Baseline: EF (02) - T6 (11)
Timerange: 00/14:00:13 to 00/14:03:03

Plot file version 29 created 04-DEC-2015 15:27:27
J1102+2757 ER043A.UVDATA.1
Freq = 8.3837 GHz, Bw = 8.000 MH No calibration applied and no bandpass applied

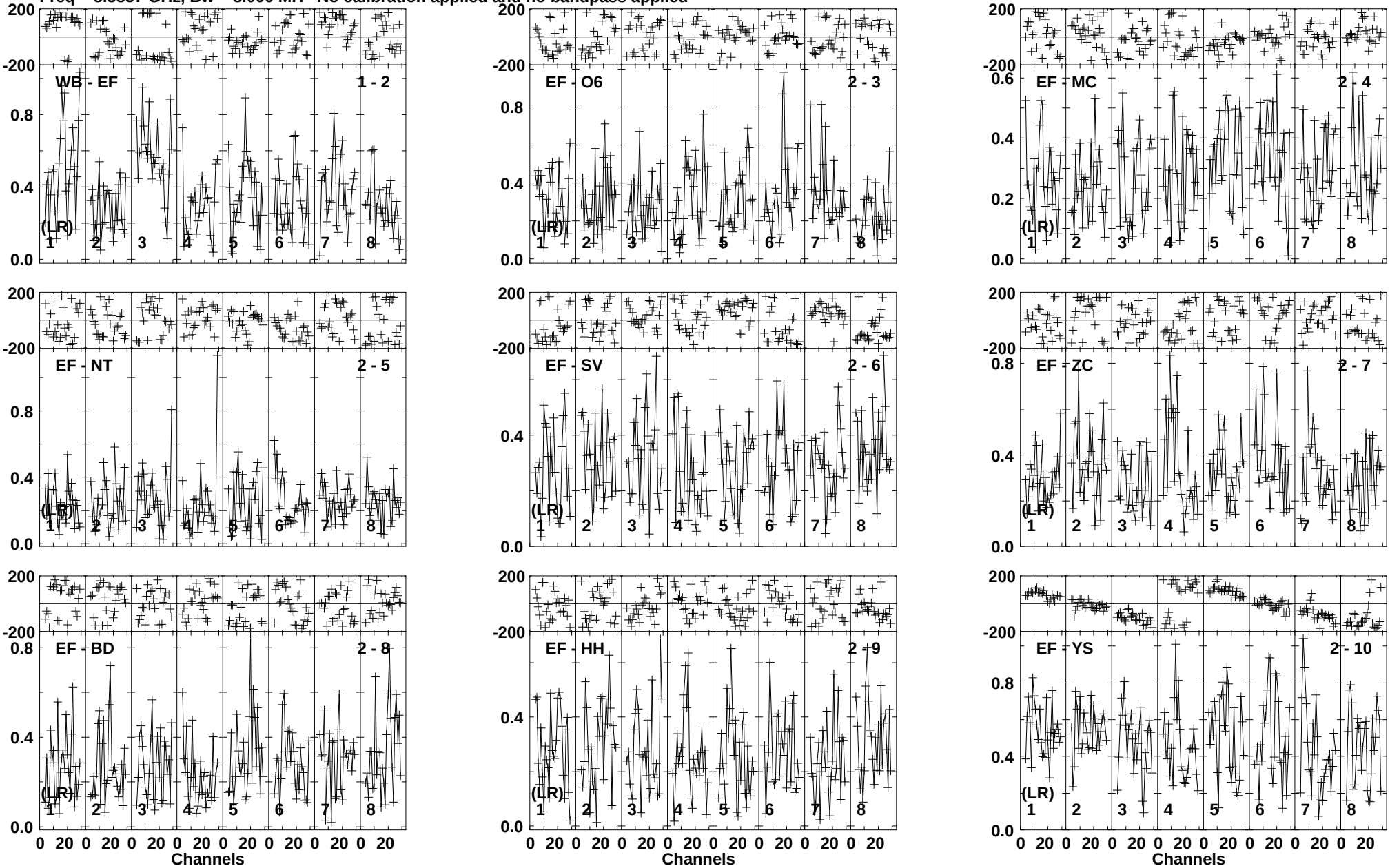

Lower frame: Milli Ampl Jy Top frame: Phas deg
Vector averaged cross-power spectrum Baseline: WB (01) - EF (02)
Timerange: 00/14:03:08 to 00/14:04:12

Plot file version 30 created 04-DEC-2015 15:27:27
J1102+2757 ER043A.UVDATA.1
Freq = 8.3837 GHz, Bw = 8.000 MH No calibration applied and no bandpass applied

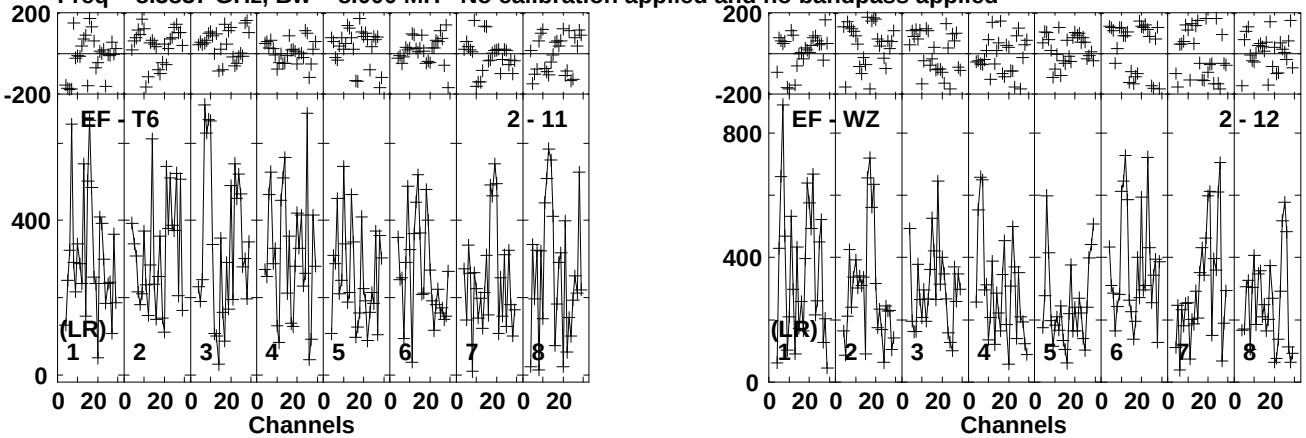

Lower frame: Micro Ampl Jy Top frame: Phas deg
Vector averaged cross-power spectrum Baseline: EF (02) - T6 (11)
Timerange: 00/14:03:08 to 00/14:04:12

Plot file version 31 created 04-DEC-2015 15:27:27
IRAS10565 ER043A.UVDATA.1
Freq = 8.3837 GHz, Bw = 8.000 MH No calibration applied and no bandpass applied

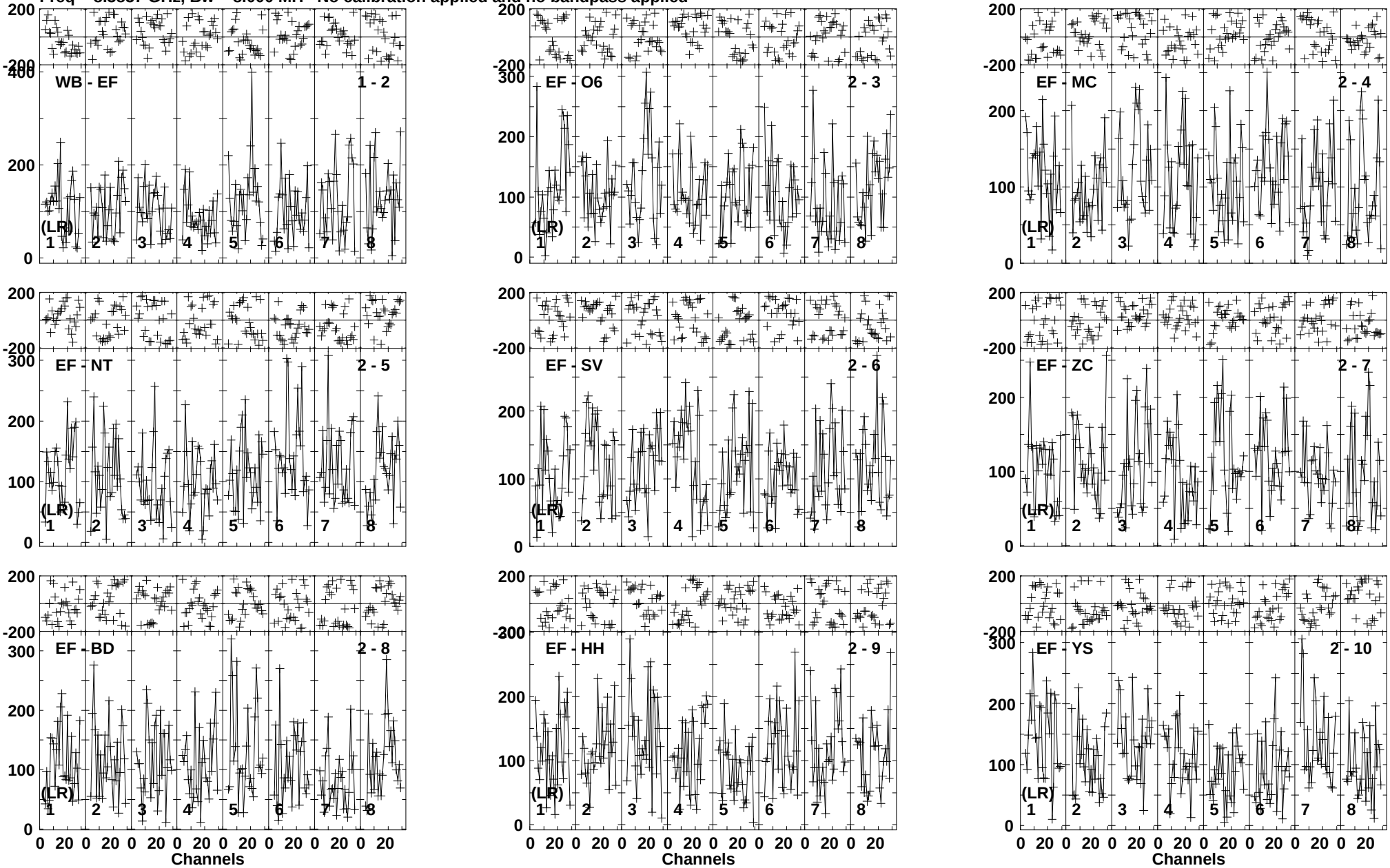

Lower frame: Micro Ampl Jy Top frame: Phas deg
Vector averaged cross-power spectrum Baseline: WB (01) - EF (02)
Timerange: 00/14:04:57 to 00/14:07:47

Plot file version 32 created 04-DEC-2015 15:27:27
IRAS10565 ER043A.UVDATA.1
Freq = 8.3837 GHz, Bw = 8.000 MH No calibration applied and no bandpass applied

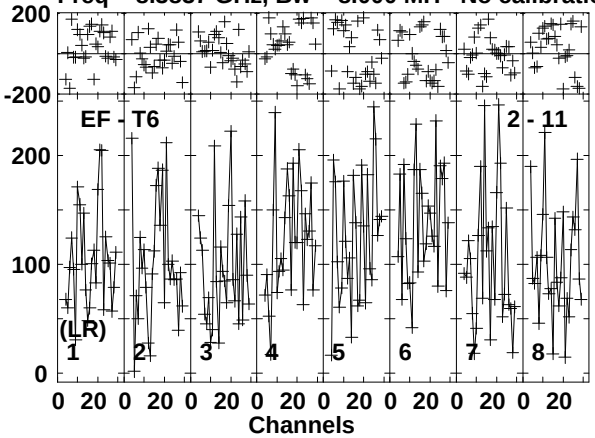

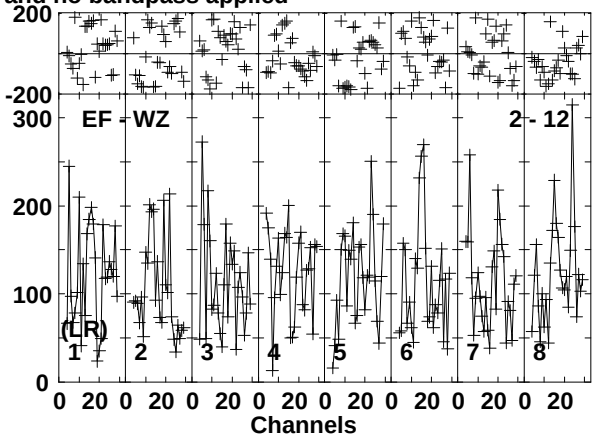

Lower frame: Micro Ampl Jy Top frame: Phas deg
Vector averaged cross-power spectrum Baseline: EF (02) - T6 (11)
Timerange: 00/14:04:57 to 00/14:07:47

Plot file version 33 created 04-DEC-2015 15:27:27
J1102+2757 ER043A.UVDATA.1
Freq = 8.3837 GHz, Bw = 8.000 MH No calibration applied and no bandpass applied

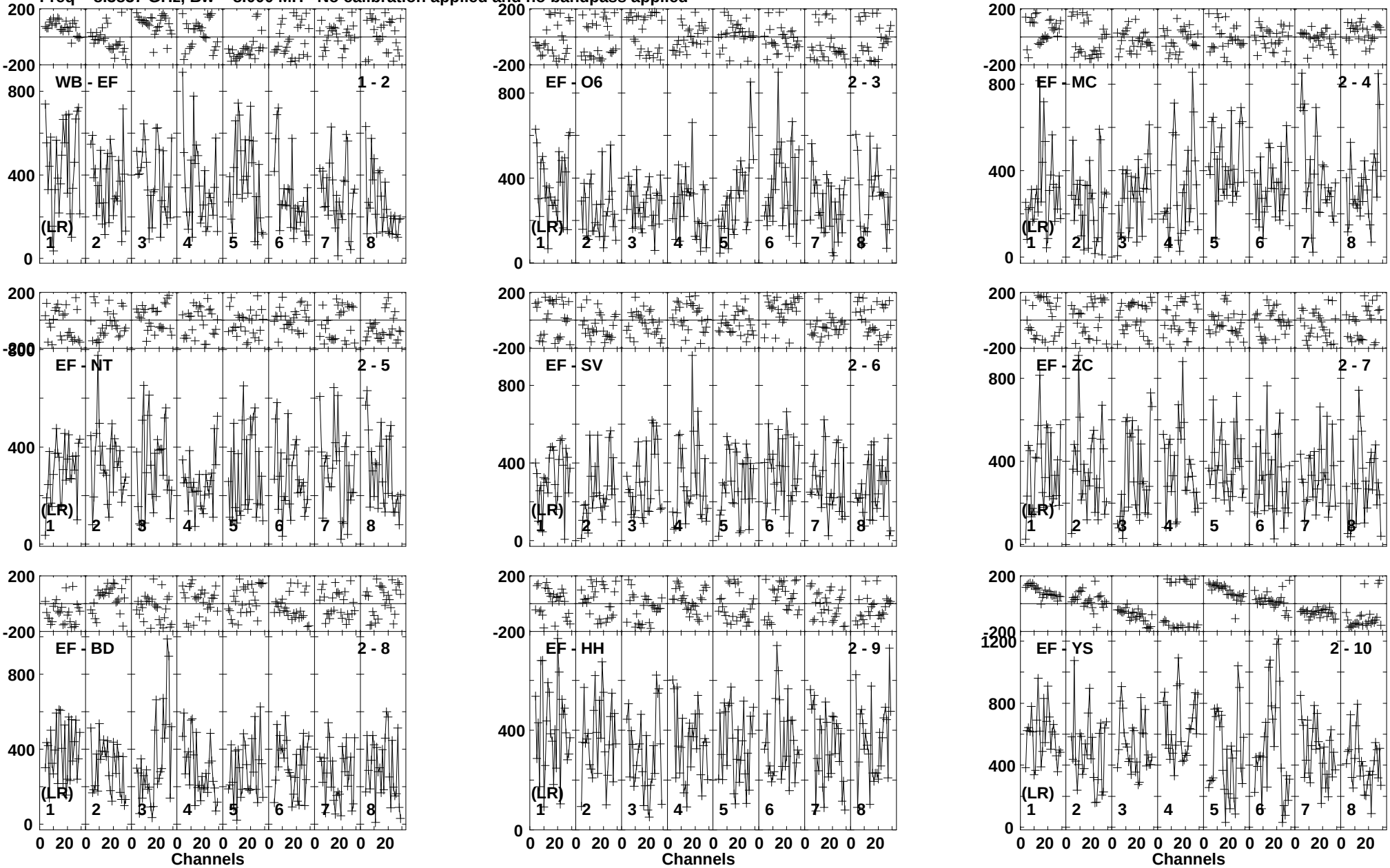

Lower frame: Micro Ampl Jy Top frame: Phas deg
Vector averaged cross-power spectrum Baseline: WB (01) - EF (02)
Timerange: 00/14:07:52 to 00/14:08:56

Plot file version 34 created 04-DEC-2015 15:27:27
J1102+2757 ER043A.UVDATA.1
Freq = 8.3837 GHz, Bw = 8.000 MH No calibration applied and no bandpass applied

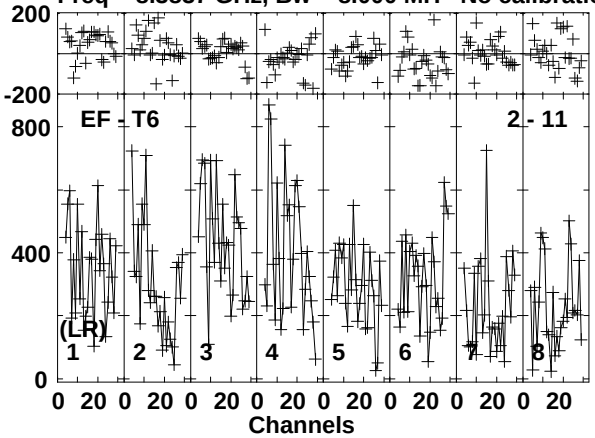

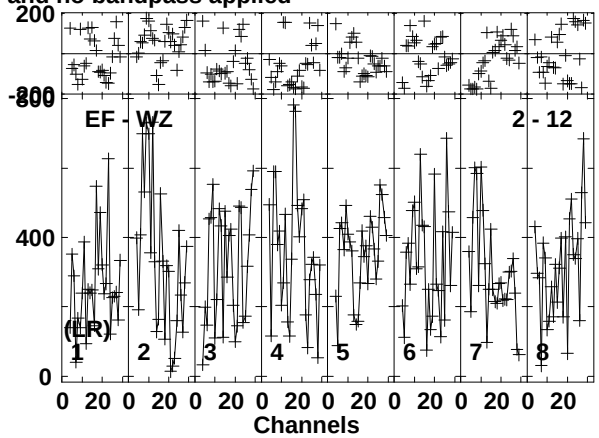

Lower frame: Micro Ampl Jy Top frame: Phas deg
Vector averaged cross-power spectrum Baseline: EF (02) - T6 (11)
Timerange: 00/14:07:52 to 00/14:08:56

Plot file version 35 created 04-DEC-2015 15:27:27
IRAS10565 ER043A.UVDATA.1
Freq = 8.3837 GHz, Bw = 8.000 MH No calibration applied and no bandpass applied

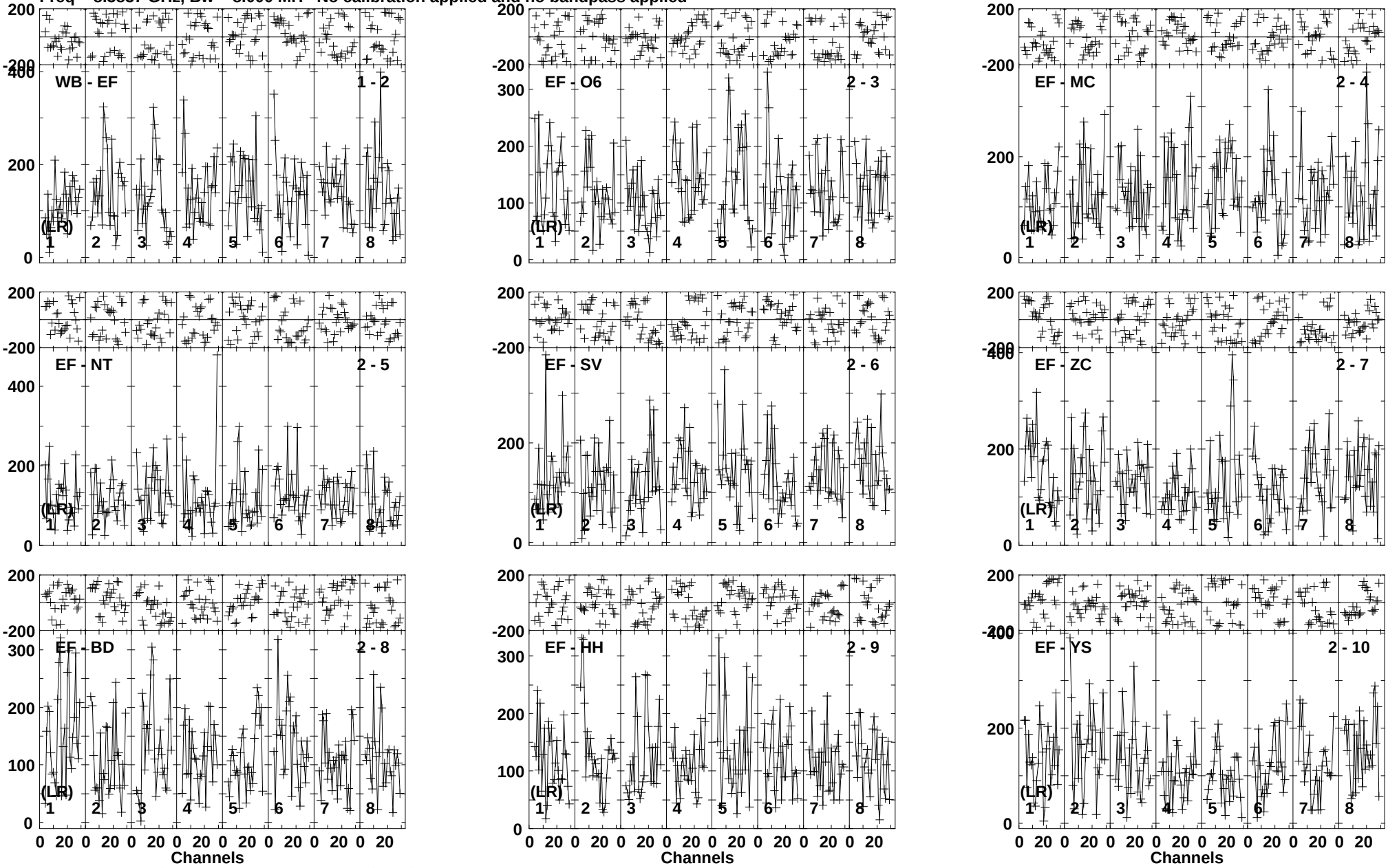

Lower frame: Micro Ampl Jy Top frame: Phas deg
Vector averaged cross-power spectrum Baseline: WB (01) - EF (02)
Timerange: 00/14:09:02 to 00/14:11:50

Plot file version 36 created 04-DEC-2015 15:27:28
IRAS10565 ER043A.UVDATA.1
Freq = 8.3837 GHz, Bw = 8.000 MH No calibration applied and no bandpass applied

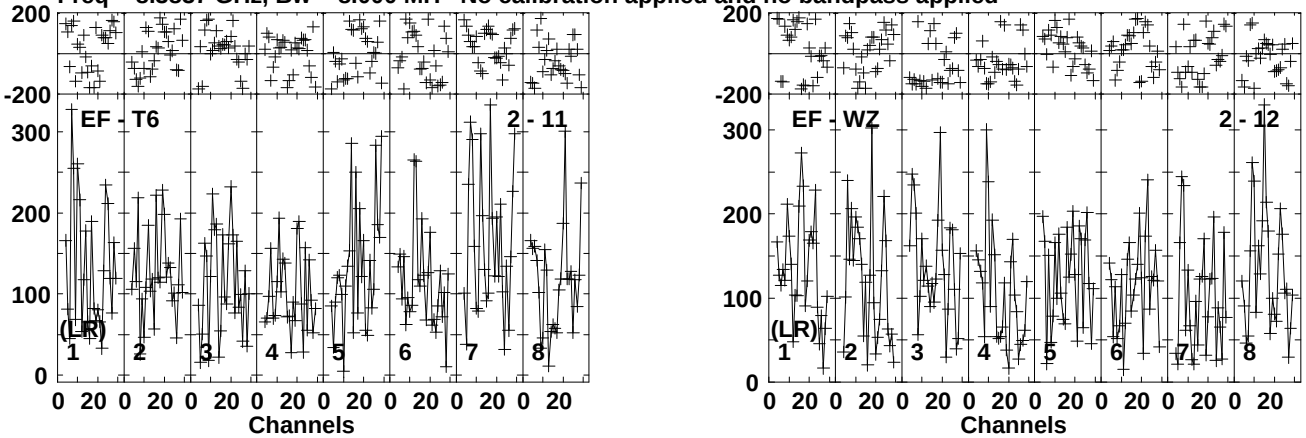

Lower frame: Micro Ampl Jy Top frame: Phas deg
Vector averaged cross-power spectrum Baseline: EF (02) - T6 (11)
Timerange: 00/14:09:02 to 00/14:11:50

Plot file version 37 created 04-DEC-2015 15:27:28
J1102+2757 ER043A.UVDATA.1
Freq = 8.3837 GHz, Bw = 8.000 MH No calibration applied and no bandpass applied

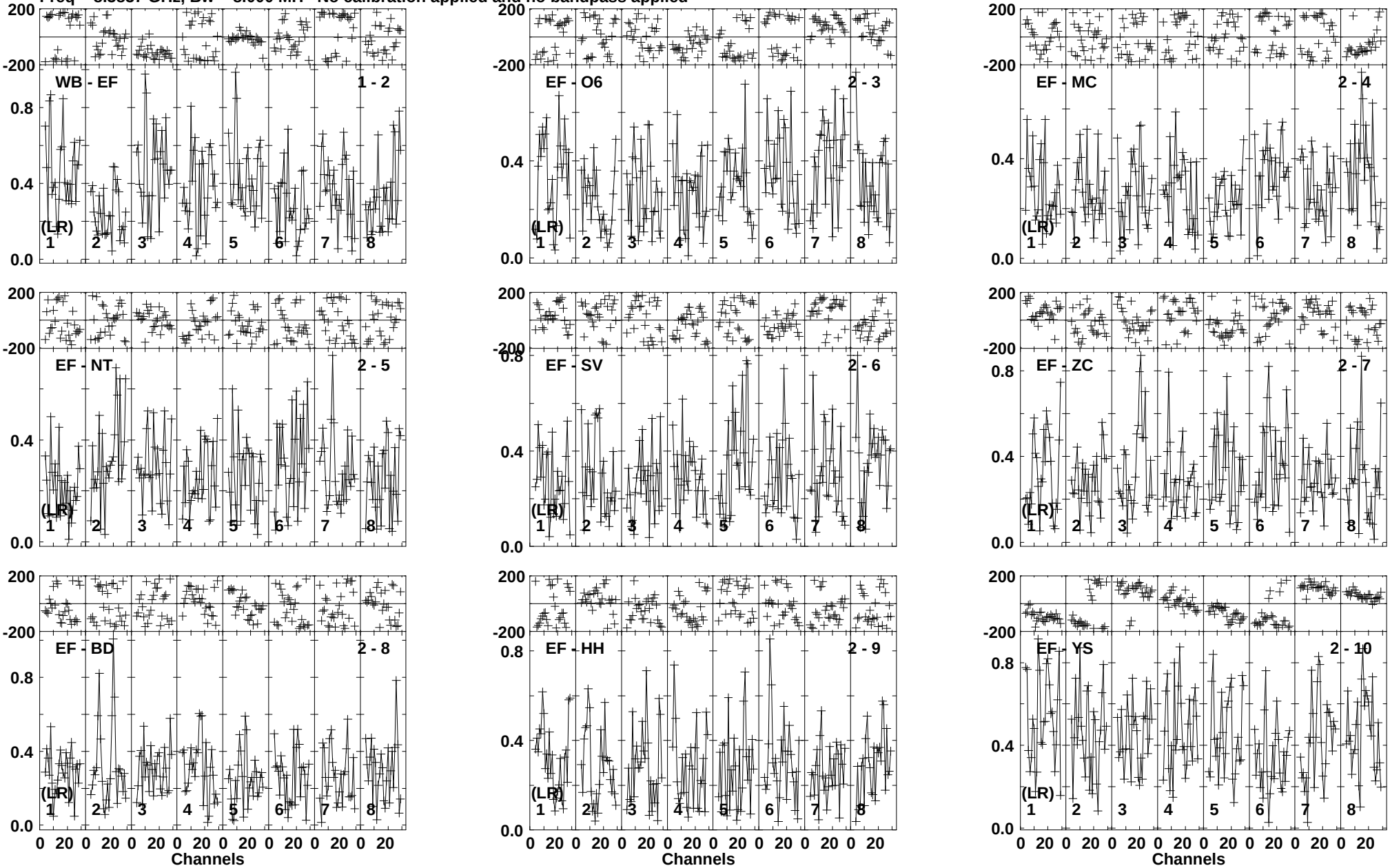

Lower frame: Milli Ampl Jy Top frame: Phas deg
Vector averaged cross-power spectrum Baseline: WB (01) - EF (02)
Timerange: 00/14:11:56 to 00/14:13:00

Plot file version 38 created 04-DEC-2015 15:27:28
J1102+2757 ER043A.UVDATA.1
Freq = 8.3837 GHz, Bw = 8.000 MH No calibration applied and no bandpass applied

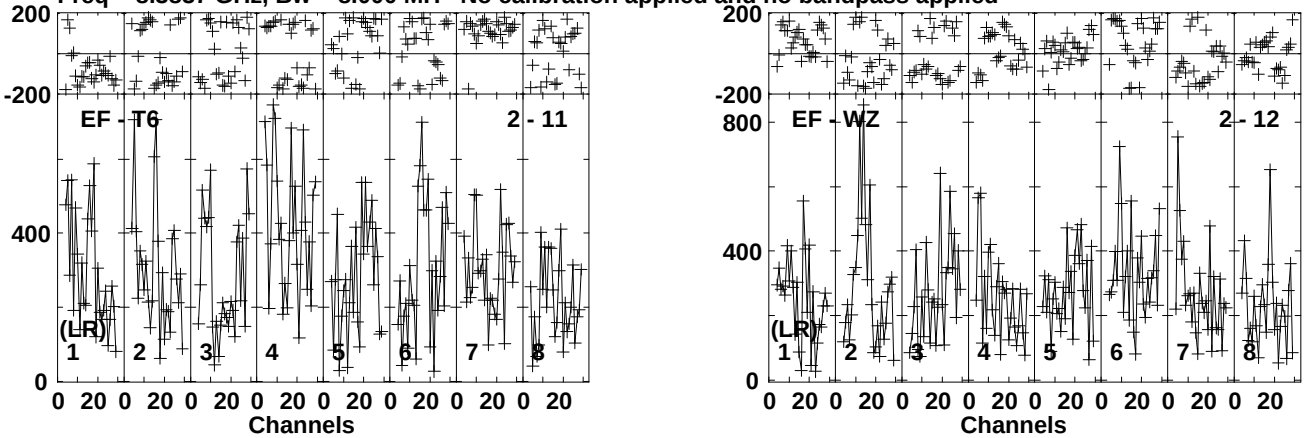

Lower frame: Micro Ampl Jy Top frame: Phas deg
Vector averaged cross-power spectrum Baseline: EF (02) - T6 (11)
Timerange: 00/14:11:56 to 00/14:13:00

Plot file version 39 created 04-DEC-2015 15:27:28
IRAS10565 ER043A.UVDATA.1
Freq = 8.3837 GHz, Bw = 8.000 MH No calibration applied and no bandpass applied



Lower frame: Micro Ampl Jy Top frame: Phas deg
Vector averaged cross-power spectrum Baseline: WB (01) - EF (02)
Timerange: 00/14:13:45 to 00/14:16:35

Plot file version 40 created 04-DEC-2015 15:27:28
IRAS10565 ER043A.UVDATA.1
Freq = 8.3837 GHz, Bw = 8.000 MH No calibration applied and no bandpass applied

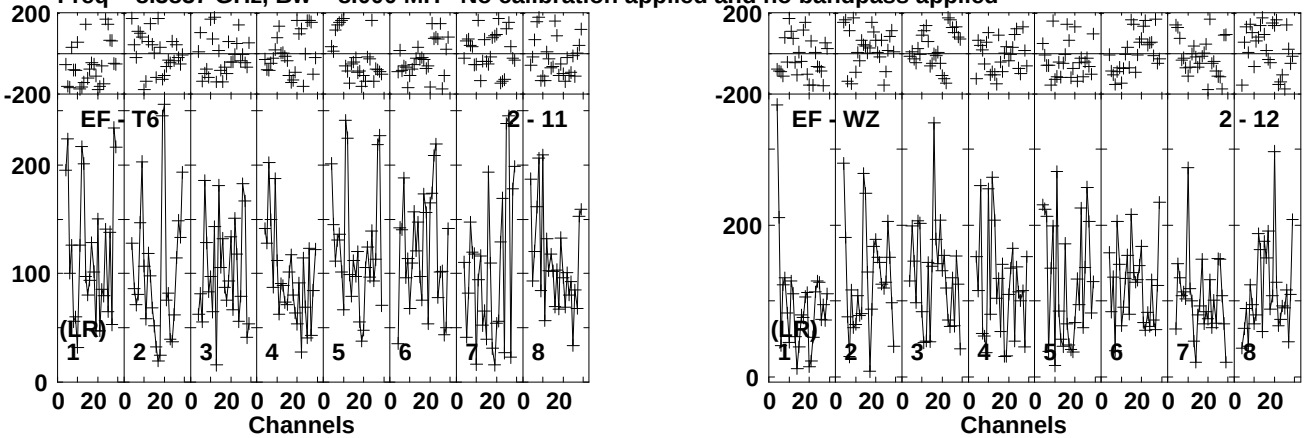

Lower frame: Micro Ampl Jy Top frame: Phas deg
Vector averaged cross-power spectrum Baseline: EF (02) - T6 (11)
Timerange: 00/14:13:45 to 00/14:16:35

Plot file version 41 created 04-DEC-2015 15:27:28
J1102+2757 ER043A.UVDATA.1
Freq = 8.3837 GHz, Bw = 8.000 MH No calibration applied and no bandpass applied

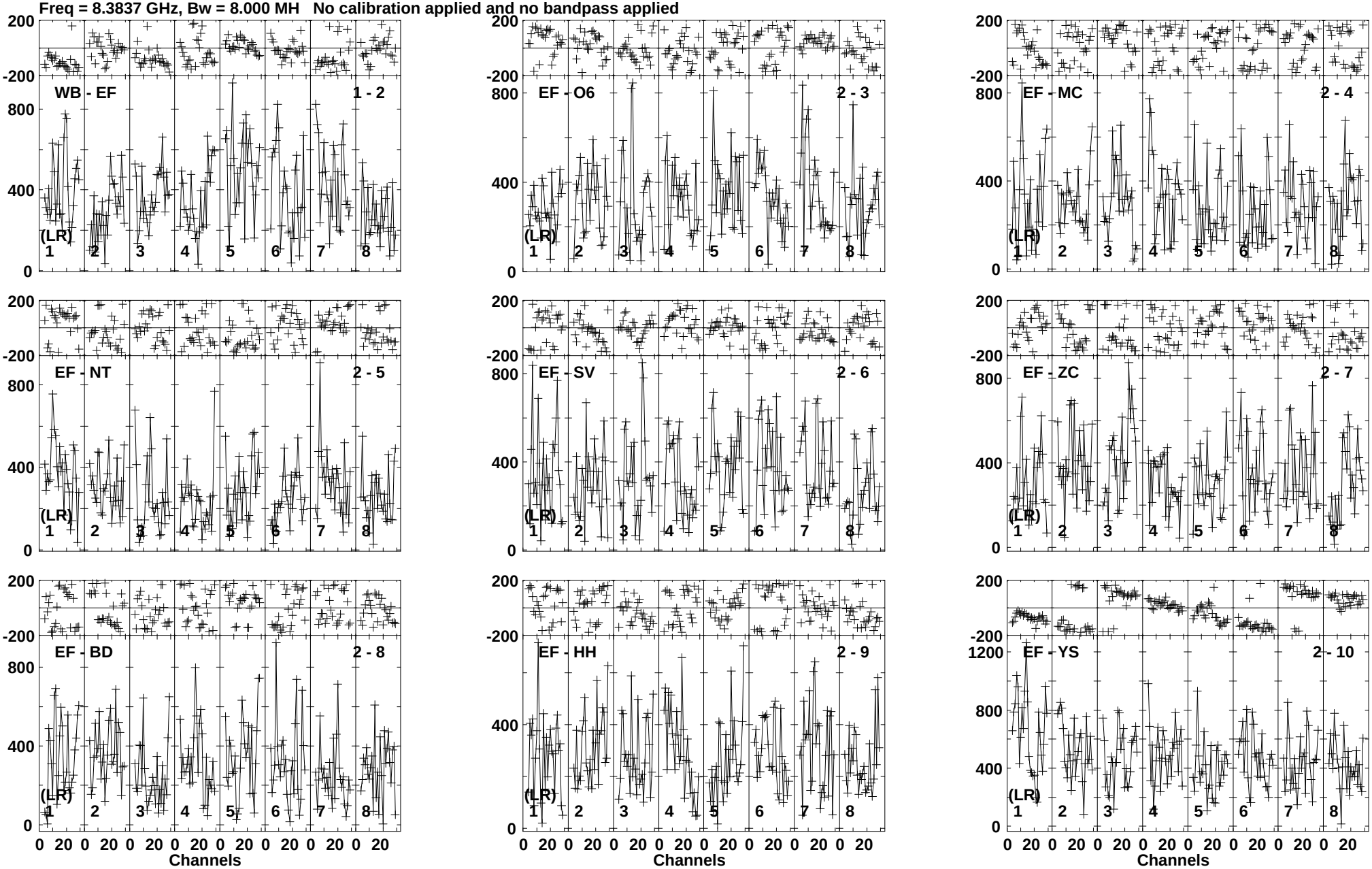

Lower frame: Micro Ampl Jy Top frame: Phas deg
Vector averaged cross-power spectrum Baseline: WB (01) - EF (02)
Timerange: 00/14:16:40 to 00/14:17:44

Plot file version 42 created 04-DEC-2015 15:27:28
J1102+2757 ER043A.UVDATA.1
Freq = 8.3837 GHz, Bw = 8.000 MH No calibration applied and no bandpass applied

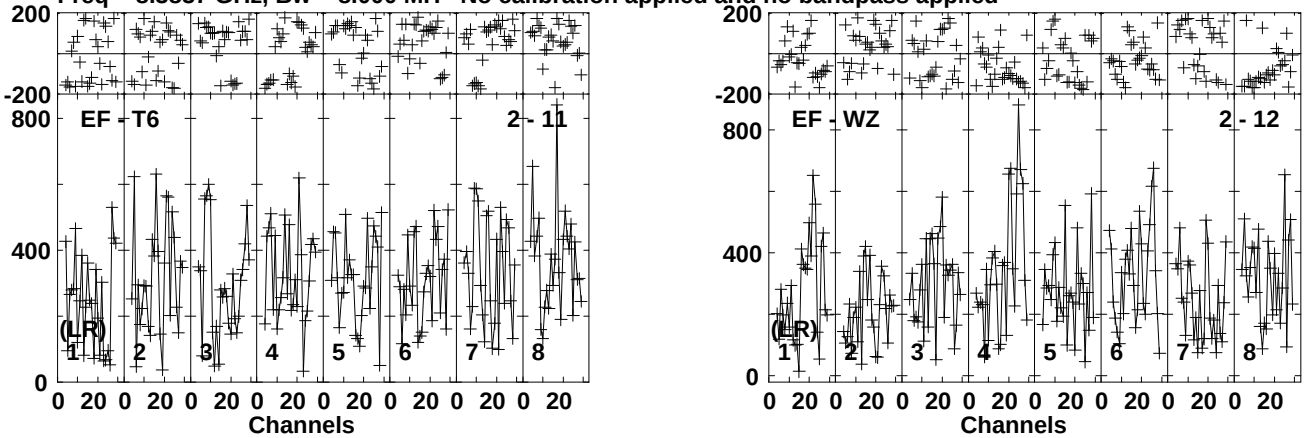

Lower frame: Micro Ampl Jy Top frame: Phas deg
Vector averaged cross-power spectrum Baseline: EF (02) - T6 (11)
Timerange: 00/14:16:40 to 00/14:17:44

Plot file version 43 created 04-DEC-2015 15:27:28
IRAS10565 ER043A.UVDATA.1
Freq = 8.3837 GHz, Bw = 8.000 MH No calibration applied and no bandpass applied



Lower frame: Micro Ampl Jy Top frame: Phas deg
Vector averaged cross-power spectrum Baseline: WB (01) - EF (02)
Timerange: 00/14:18:29 to 00/14:21:19

Plot file version 44 created 04-DEC-2015 15:27:28
IRAS10565 ER043A.UVDATA.1
Freq = 8.3837 GHz, Bw = 8.000 MH No calibration applied and no bandpass applied

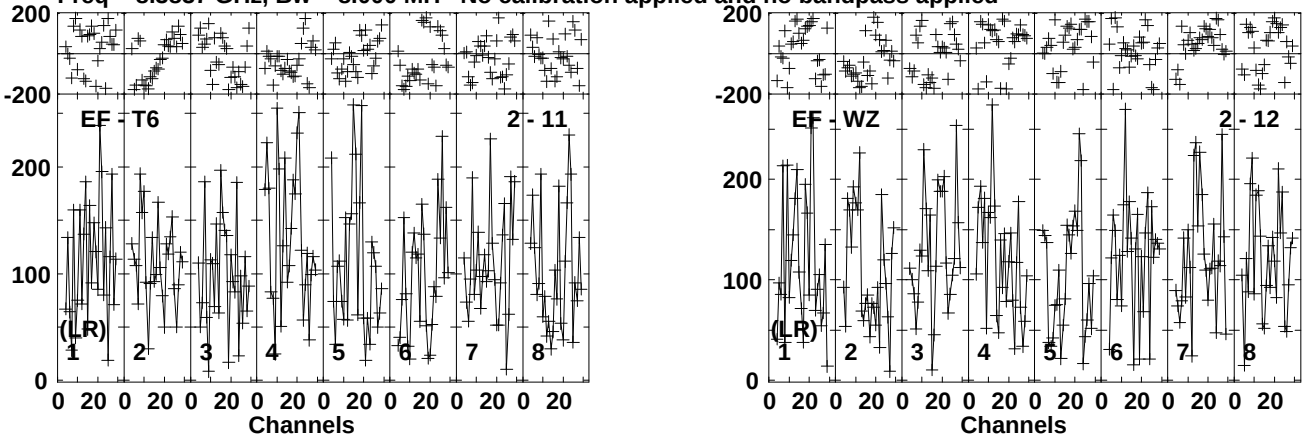

Lower frame: Micro Ampl Jy Top frame: Phas deg
Vector averaged cross-power spectrum Baseline: EF (02) - T6 (11)
Timerange: 00/14:18:29 to 00/14:21:19

Plot file version 45 created 04-DEC-2015 15:27:28
J1102+2757 ER043A.UVDATA.1
Freq = 8.3837 GHz, Bw = 8.000 MH No calibration applied and no bandpass applied

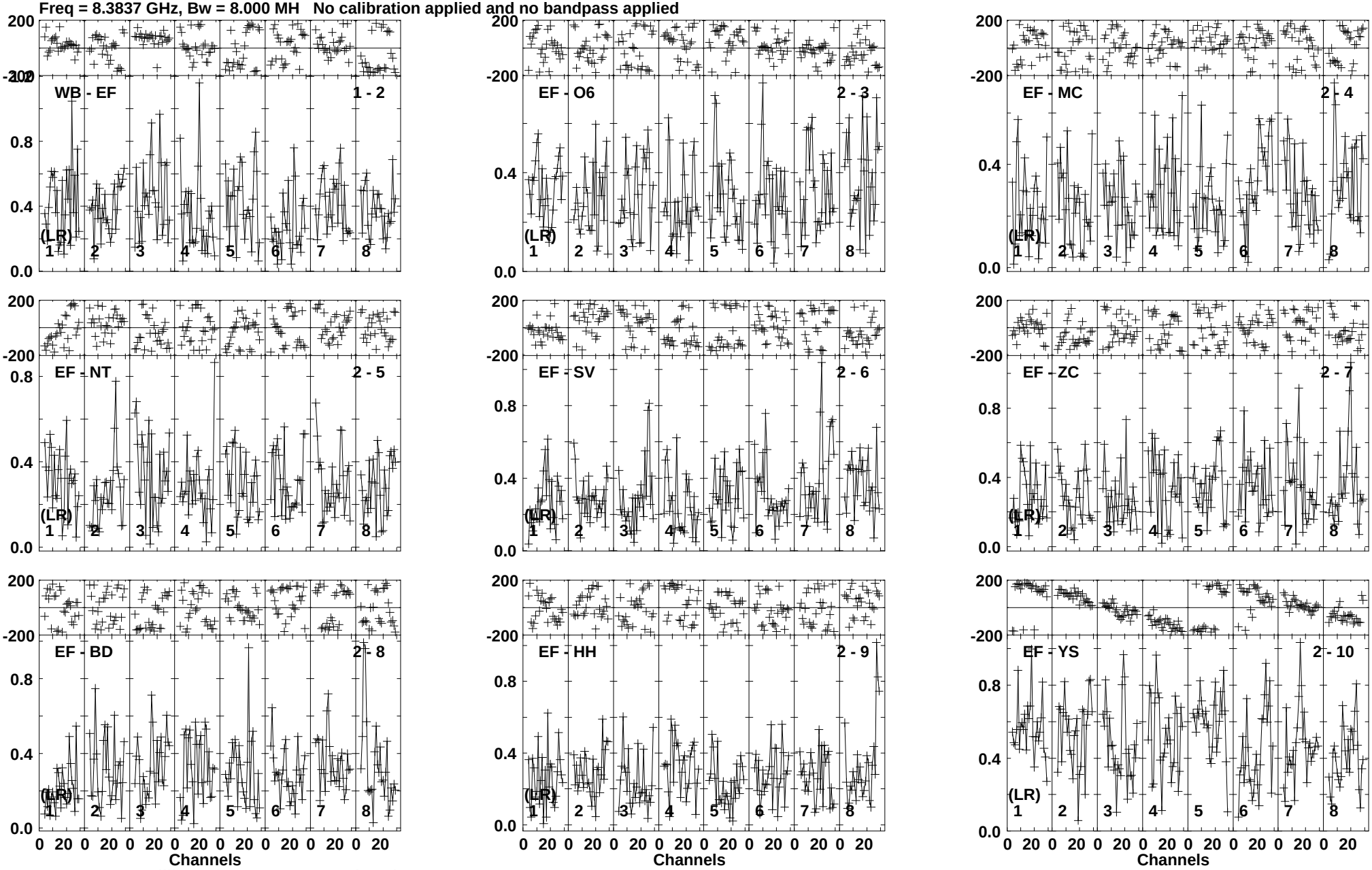

Lower frame: Milli Ampl Jy Top frame: Phas deg
Vector averaged cross-power spectrum Baseline: WB (01) - EF (02)
Timerange: 00/14:21:24 to 00/14:22:28

Plot file version 46 created 04-DEC-2015 15:27:28
J1102+2757 ER043A.UVDATA.1
Freq = 8.3837 GHz, Bw = 8.000 MH No calibration applied and no bandpass applied

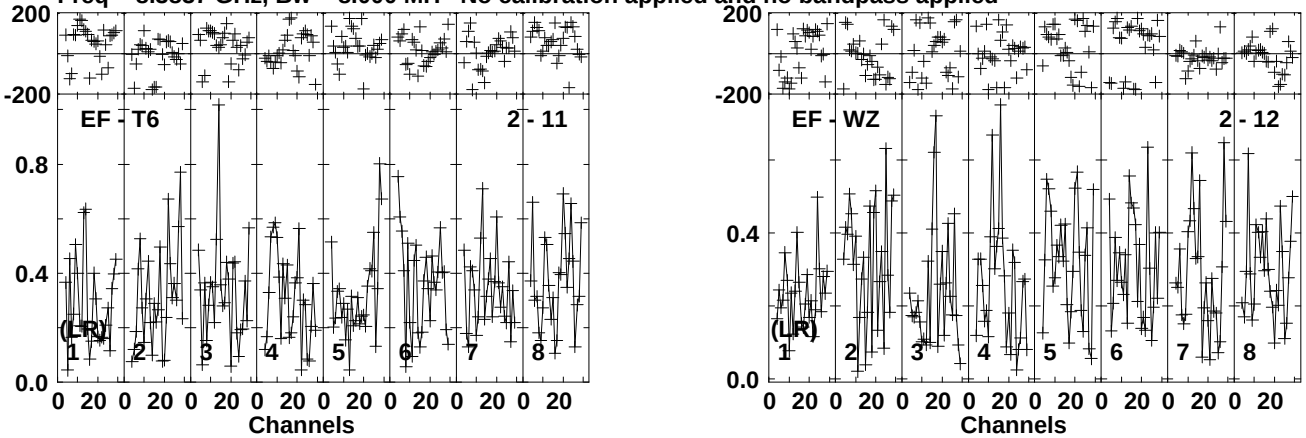

Lower frame: Milli Ampl Jy Top frame: Phas deg
Vector averaged cross-power spectrum Baseline: EF (02) - T6 (11)
Timerange: 00/14:21:24 to 00/14:22:28

Plot file version 47 created 04-DEC-2015 15:27:28
IRAS10565 ER043A.UVDATA.1
Freq = 8.3837 GHz, Bw = 8.000 MH No calibration applied and no bandpass applied



Lower frame: Micro Ampl Jy Top frame: Phas deg
Vector averaged cross-power spectrum Baseline: WB (01) - EF (02)
Timerange: 00/14:22:34 to 00/14:25:22

Plot file version 48 created 04-DEC-2015 15:27:29
IRAS10565 ER043A.UVDATA.1
Freq = 8.3837 GHz, Bw = 8.000 MH No calibration applied and no bandpass applied

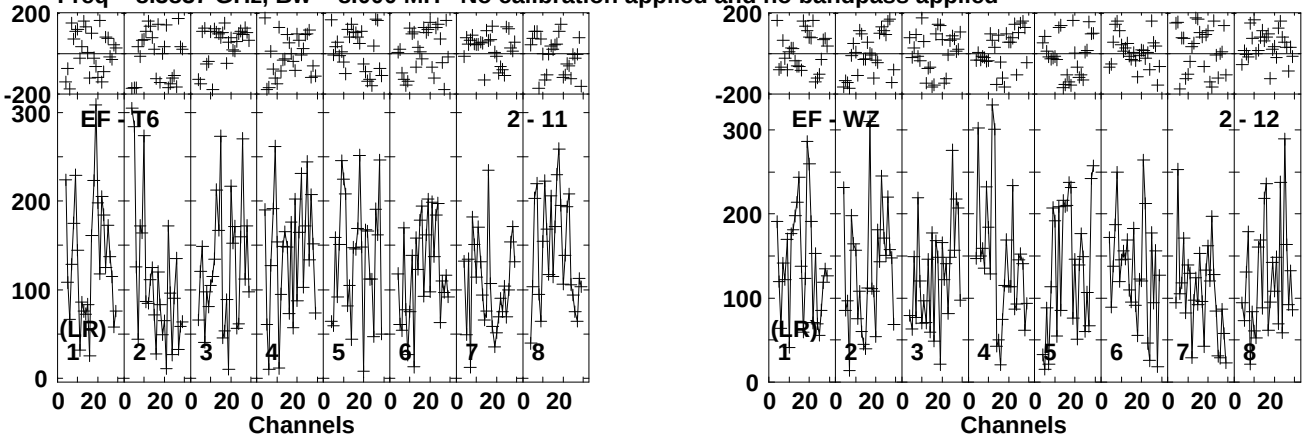

Lower frame: Micro Ampl Jy Top frame: Phas deg
Vector averaged cross-power spectrum Baseline: EF (02) - T6 (11)
Timerange: 00/14:22:34 to 00/14:25:22

Plot file version 49 created 04-DEC-2015 15:27:29
J1102+2757 ER043A.UVDATA.1
Freq = 8.3837 GHz, Bw = 8.000 MH No calibration applied and no bandpass applied

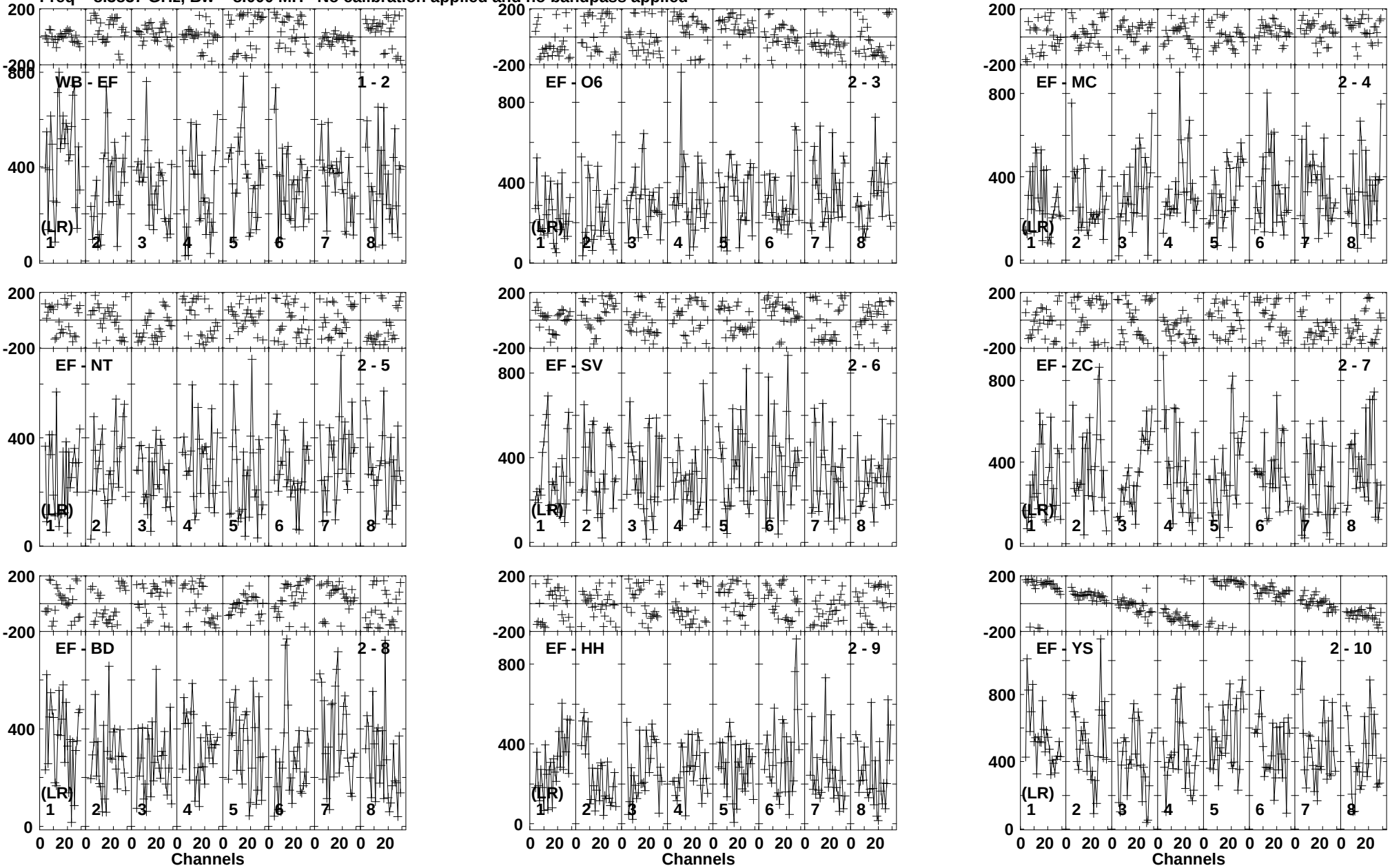

Lower frame: Micro Ampl Jy Top frame: Phas deg
Vector averaged cross-power spectrum Baseline: WB (01) - EF (02)
Timerange: 00/14:25:28 to 00/14:26:32

Plot file version 50 created 04-DEC-2015 15:27:29
J1102+2757 ER043A.UVDATA.1
Freq = 8.3837 GHz, Bw = 8.000 MH No calibration applied and no bandpass applied

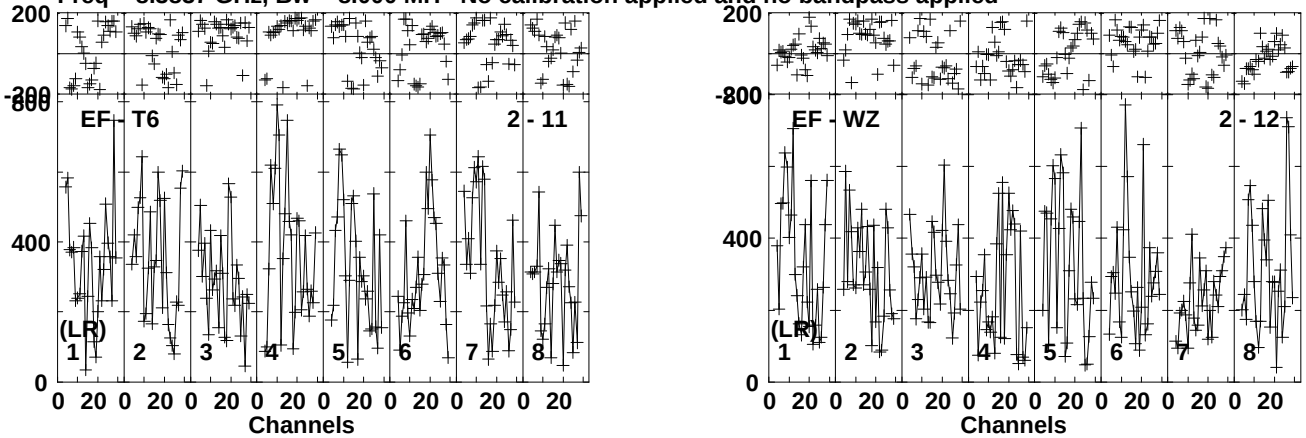

Lower frame: Micro Ampl Jy Top frame: Phas deg
Vector averaged cross-power spectrum Baseline: EF (02) - T6 (11)
Timerange: 00/14:25:28 to 00/14:26:32

Plot file version 51 created 04-DEC-2015 15:27:29
IRAS10565 ER043A.UVDATA.1
Freq = 8.3837 GHz, Bw = 8.000 MH No calibration applied and no bandpass applied

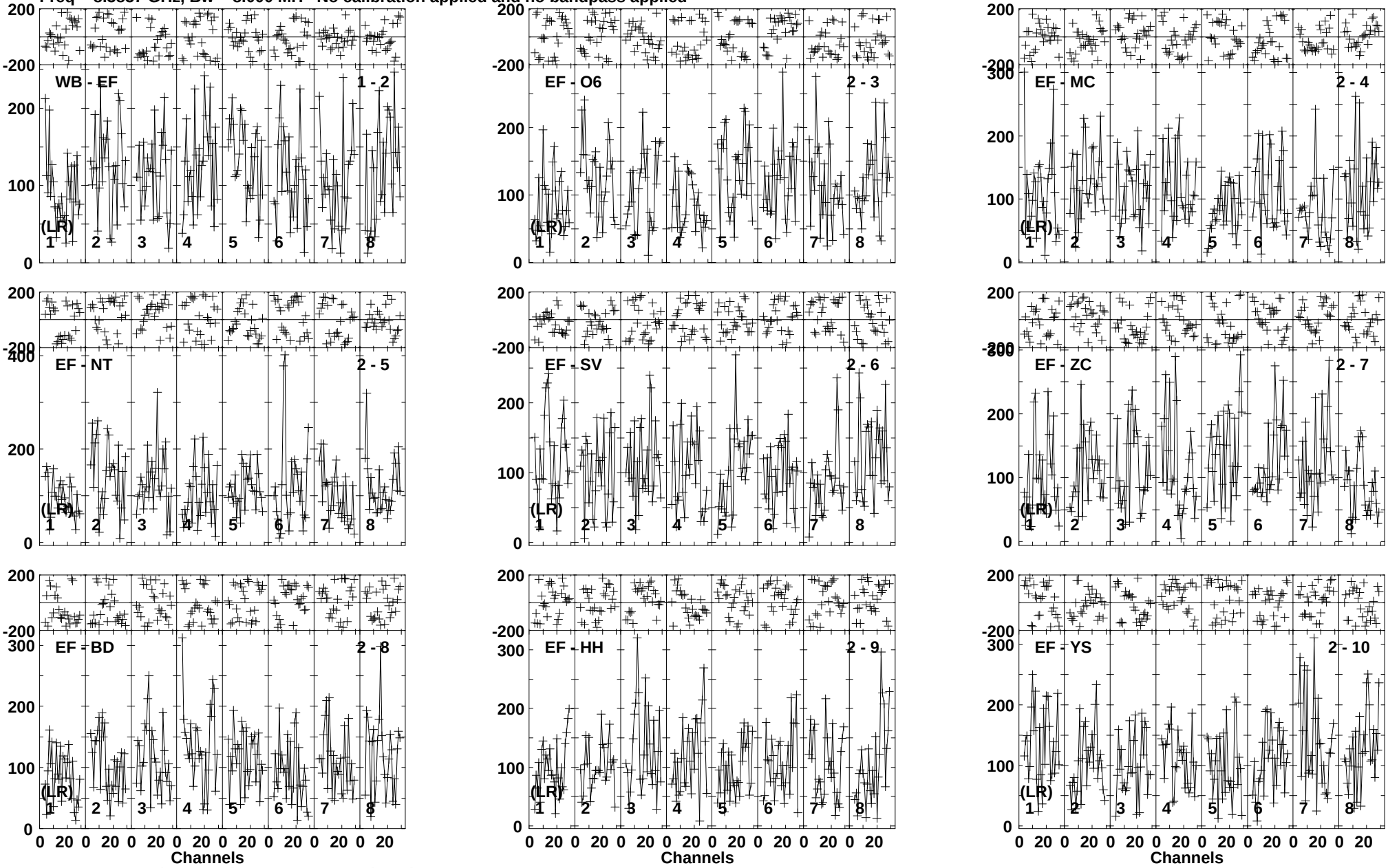

Lower frame: Micro Ampl Jy Top frame: Phas deg
Vector averaged cross-power spectrum Baseline: WB (01) - EF (02)
Timerange: 00/14:27:17 to 00/14:30:07

Plot file version 52 created 04-DEC-2015 15:27:29
IRAS10565 ER043A.UVDATA.1
Freq = 8.3837 GHz, Bw = 8.000 MH No calibration applied and no bandpass applied

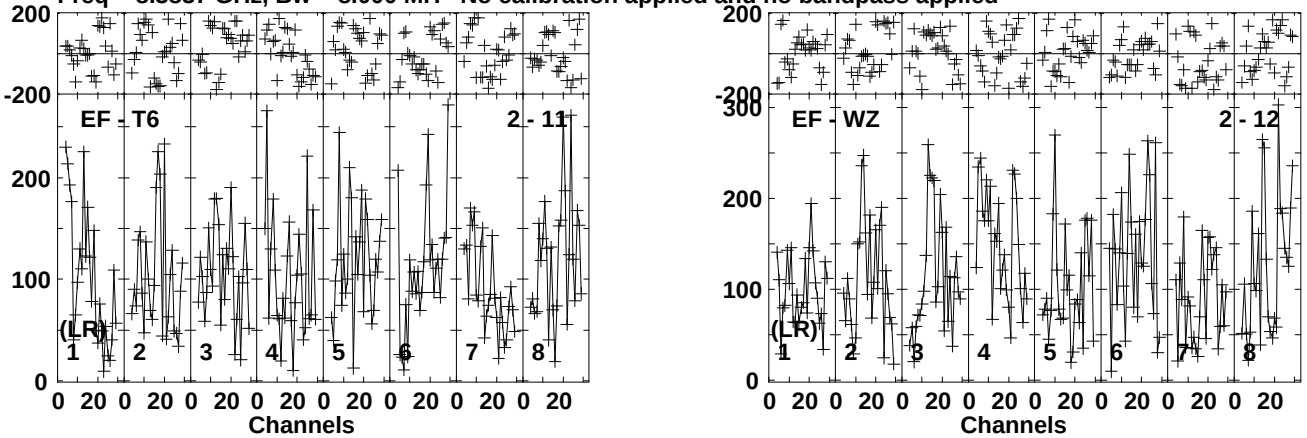

Lower frame: Micro Ampl Jy Top frame: Phas deg
Vector averaged cross-power spectrum Baseline: EF (02) - T6 (11)
Timerange: 00/14:27:17 to 00/14:30:07

Plot file version 53 created 04-DEC-2015 15:27:29
J1102+2757 ER043A.UVDATA.1
Freq = 8.3837 GHz, Bw = 8.000 MH No calibration applied and no bandpass applied

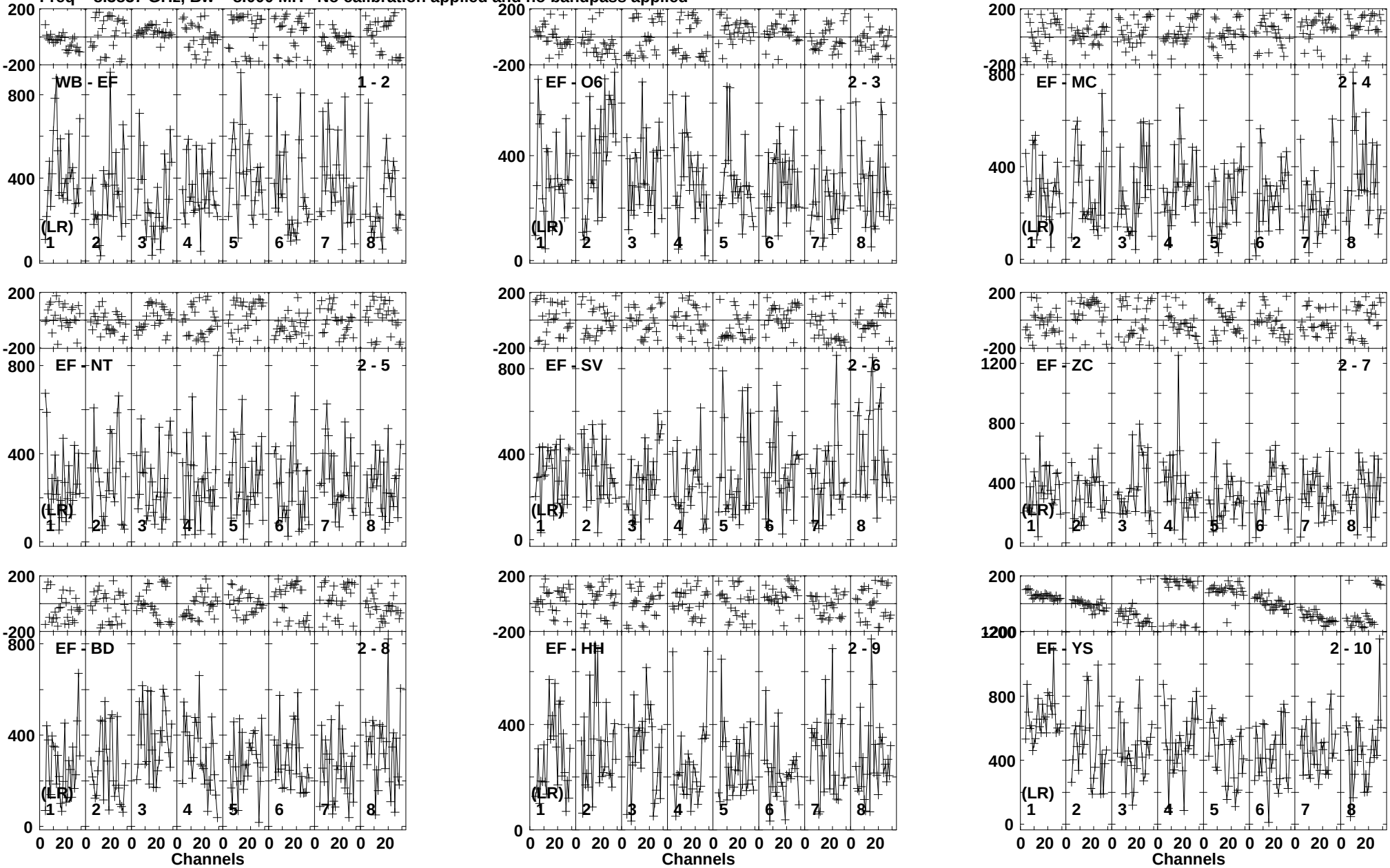

Lower frame: Micro Ampl Jy Top frame: Phas deg
Vector averaged cross-power spectrum Baseline: WB (01) - EF (02)
Timerange: 00/14:30:12 to 00/14:31:16

Plot file version 54 created 04-DEC-2015 15:27:29
J1102+2757 ER043A.UVDATA.1
Freq = 8.3837 GHz, Bw = 8.000 MH No calibration applied and no bandpass applied

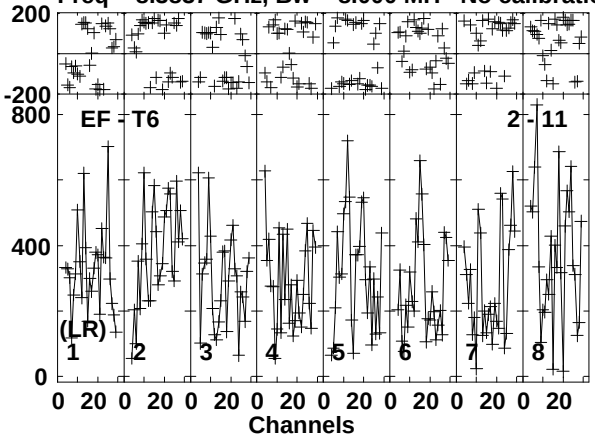

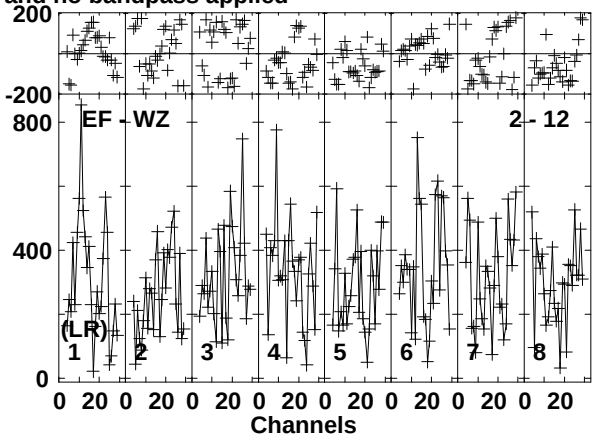

Lower frame: Micro Ampl Jy Top frame: Phas deg
Vector averaged cross-power spectrum Baseline: EF (02) - T6 (11)
Timerange: 00/14:30:12 to 00/14:31:16

Plot file version 55 created 04-DEC-2015 15:27:29
IRAS10565 ER043A.UVDATA.1
Freq = 8.3837 GHz, Bw = 8.000 MH No calibration applied and no bandpass applied

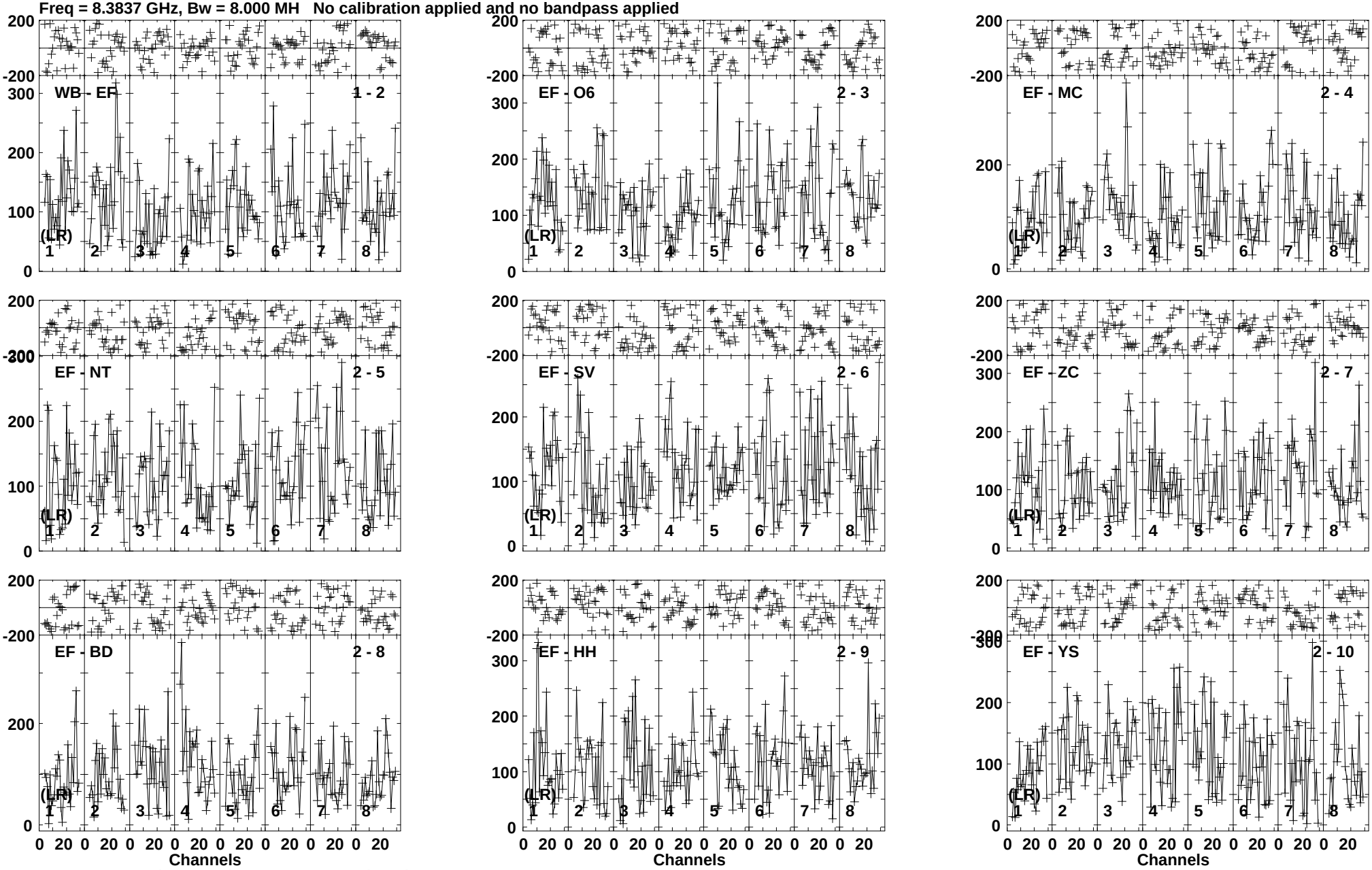

Lower frame: Micro Ampl Jy Top frame: Phas deg
Vector averaged cross-power spectrum Baseline: WB (01) - EF (02)
Timerange: 00/14:32:01 to 00/14:34:51

Plot file version 56 created 04-DEC-2015 15:27:29
IRAS10565 ER043A.UVDATA.1
Freq = 8.3837 GHz, Bw = 8.000 MH No calibration applied and no bandpass applied

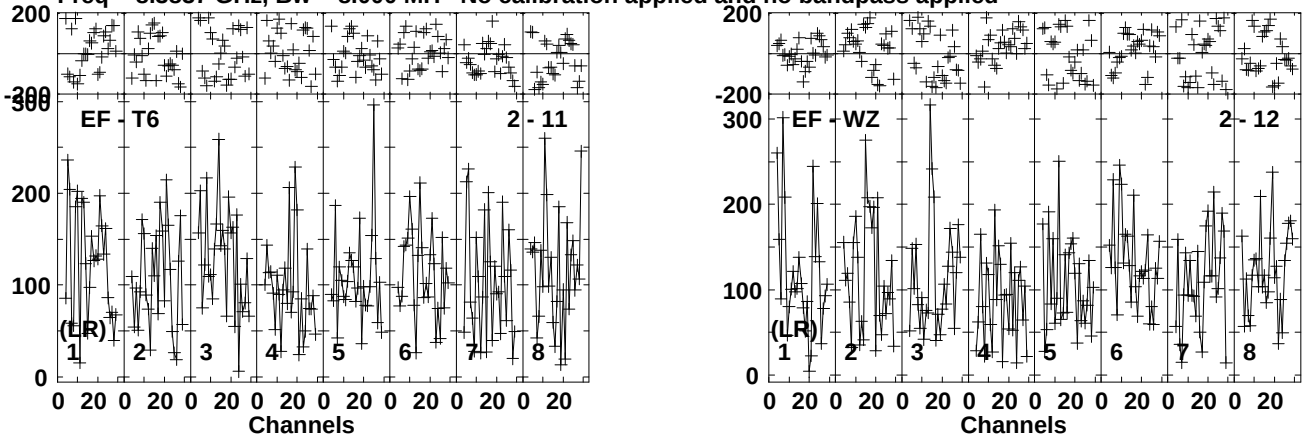

Lower frame: Micro Ampl Jy Top frame: Phas deg
Vector averaged cross-power spectrum Baseline: EF (02) - T6 (11)
Timerange: 00/14:32:01 to 00/14:34:51

Plot file version 57 created 04-DEC-2015 15:27:29
J1102+2757 ER043A.UVDATA.1
Freq = 8.3837 GHz, Bw = 8.000 MH No calibration applied and no bandpass applied

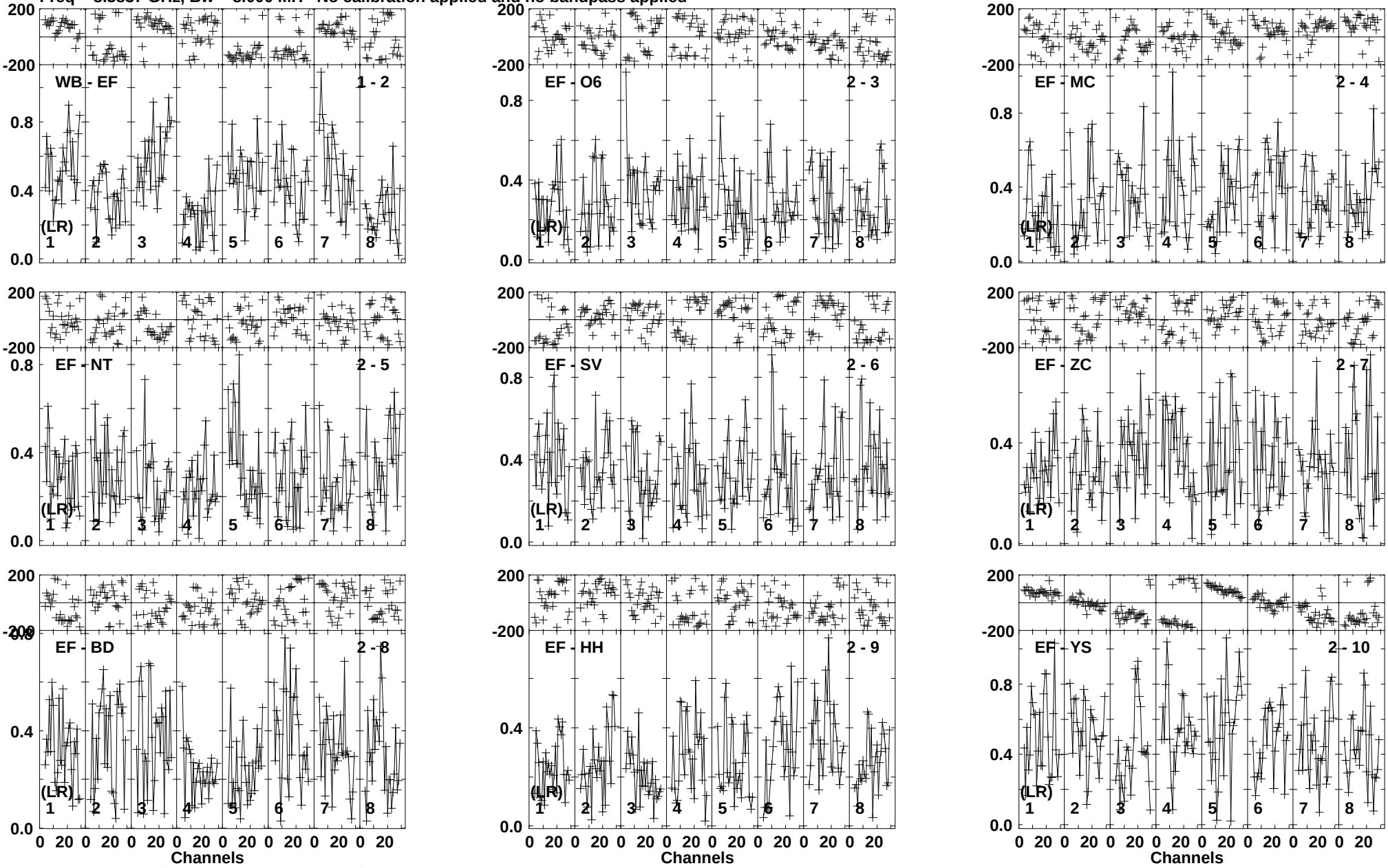

Lower frame: Milli Ampl Jy Top frame: Phas deg
Vector averaged cross-power spectrum Baseline: WB (01) - EF (02)
Timerange: 00/14:34:56 to 00/14:36:00

Plot file version 58 created 04-DEC-2015 15:27:29
J1102+2757 ER043A.UVDATA.1
Freq = 8.3837 GHz, Bw = 8.000 MH No calibration applied and no bandpass applied

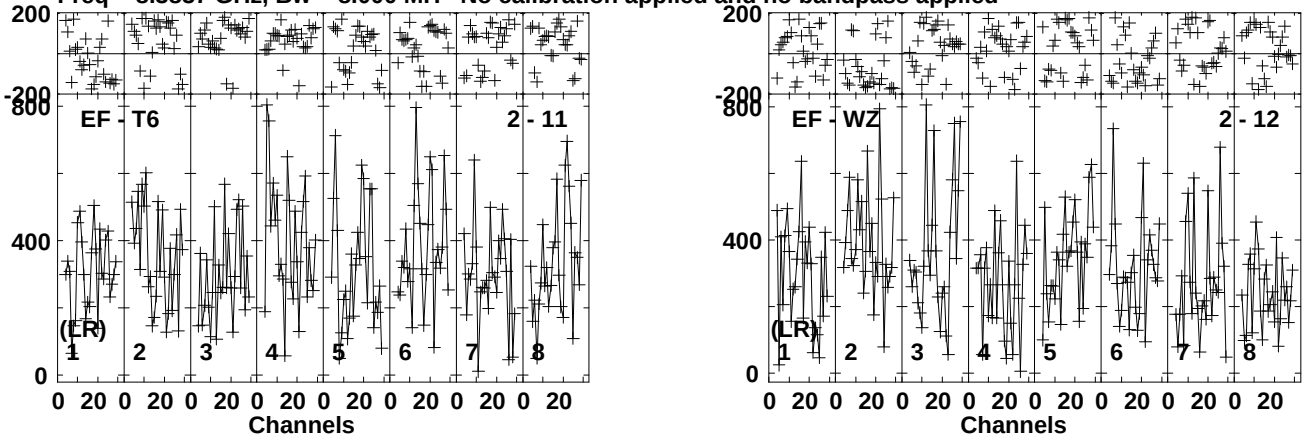

Lower frame: Micro Ampl Jy Top frame: Phas deg
Vector averaged cross-power spectrum Baseline: EF (02) - T6 (11)
Timerange: 00/14:34:56 to 00/14:36:00

Plot file version 59 created 04-DEC-2015 15:27:30
IRAS10565 ER043A.UVDATA.1
Freq = 8.3837 GHz, Bw = 8.000 MH No calibration applied and no bandpass applied

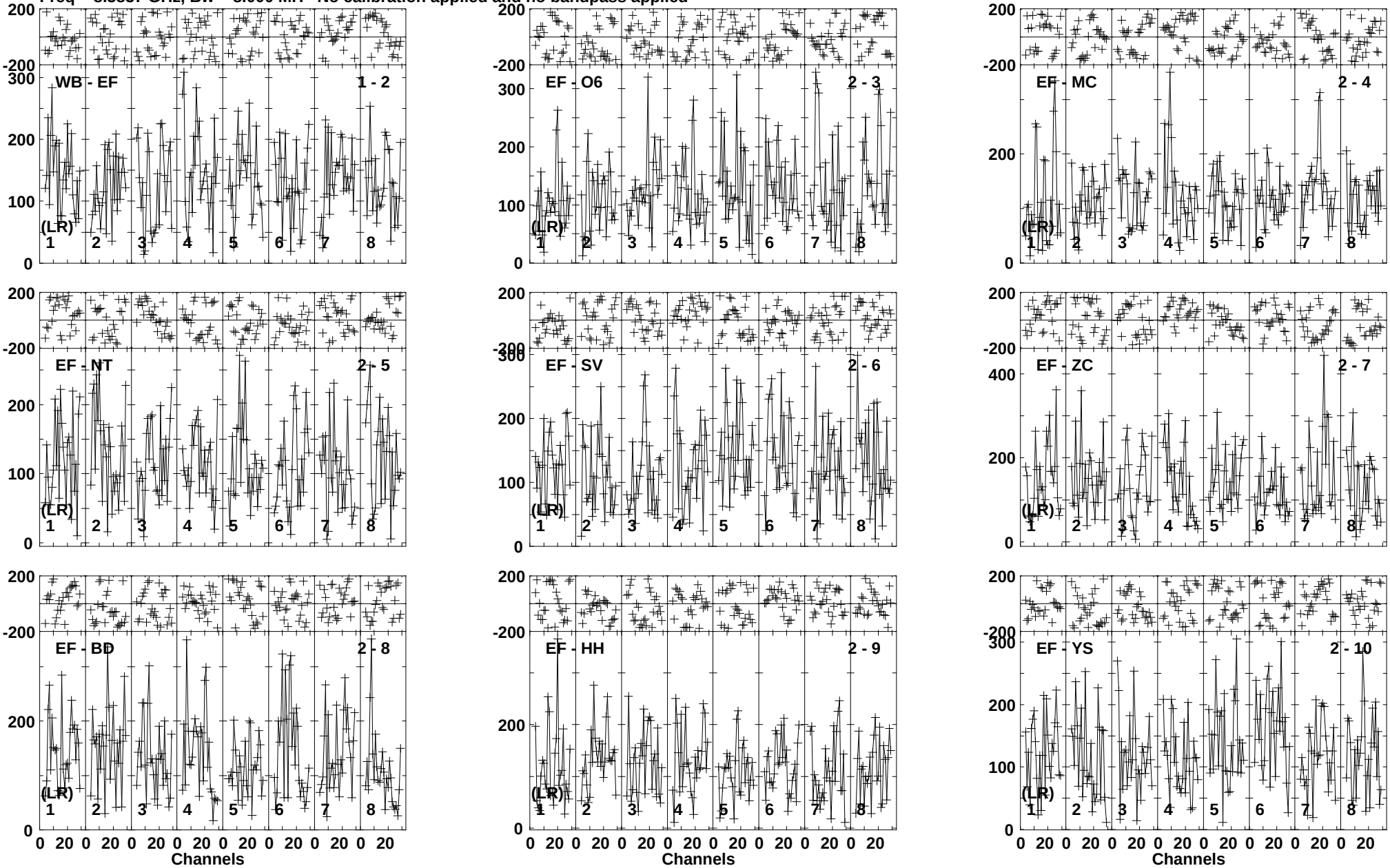

Lower frame: Micro Ampl Jy Top frame: Phas deg
Vector averaged cross-power spectrum Baseline: WB (01) - EF (02)
Timerange: 00/14:36:06 to 00/14:38:54

Plot file version 60 created 04-DEC-2015 15:27:30
IRAS10565 ER043A.UVDATA.1
Freq = 8.3837 GHz, Bw = 8.000 MH No calibration applied and no bandpass applied

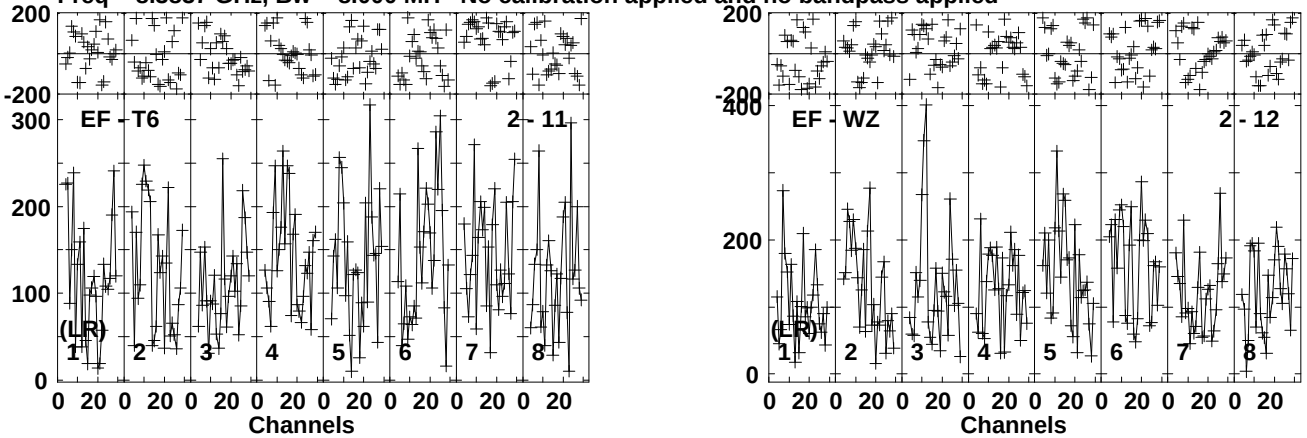

Lower frame: Micro Ampl Jy Top frame: Phas deg
Vector averaged cross-power spectrum Baseline: EF (02) - T6 (11)
Timerange: 00/14:36:06 to 00/14:38:54

Plot file version 61 created 04-DEC-2015 15:27:30
J1102+2757 ER043A.UVDATA.1
Freq = 8.3837 GHz, Bw = 8.000 MH No calibration applied and no bandpass applied

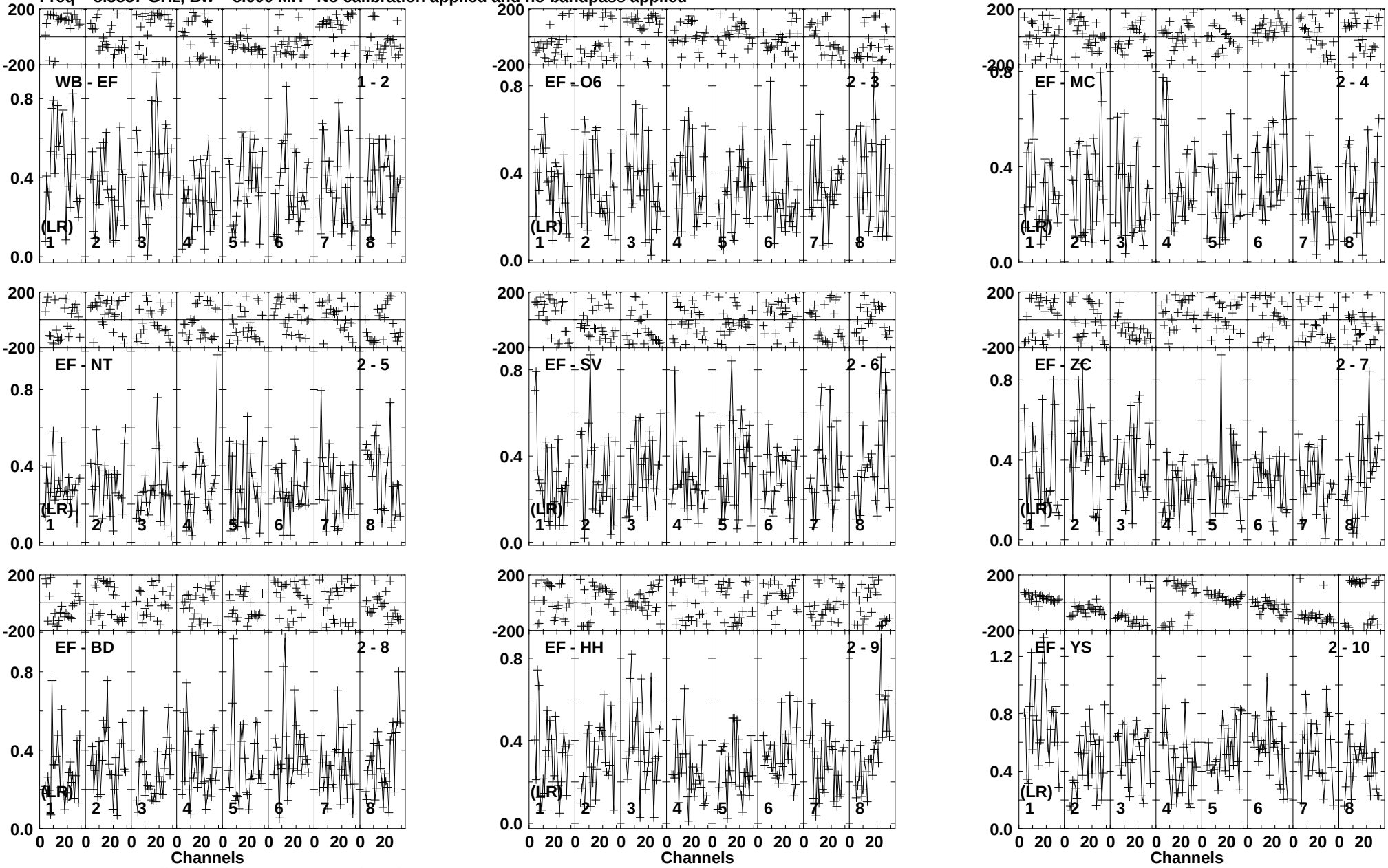

Lower frame: Milli Ampl Jy Top frame: Phas deg
Vector averaged cross-power spectrum Baseline: WB (01) - EF (02)
Timerange: 00/14:39:00 to 00/14:40:04

Plot file version 62 created 04-DEC-2015 15:27:30
J1102+2757 ER043A.UVDATA.1
Freq = 8.3837 GHz, Bw = 8.000 MH No calibration applied and no bandpass applied

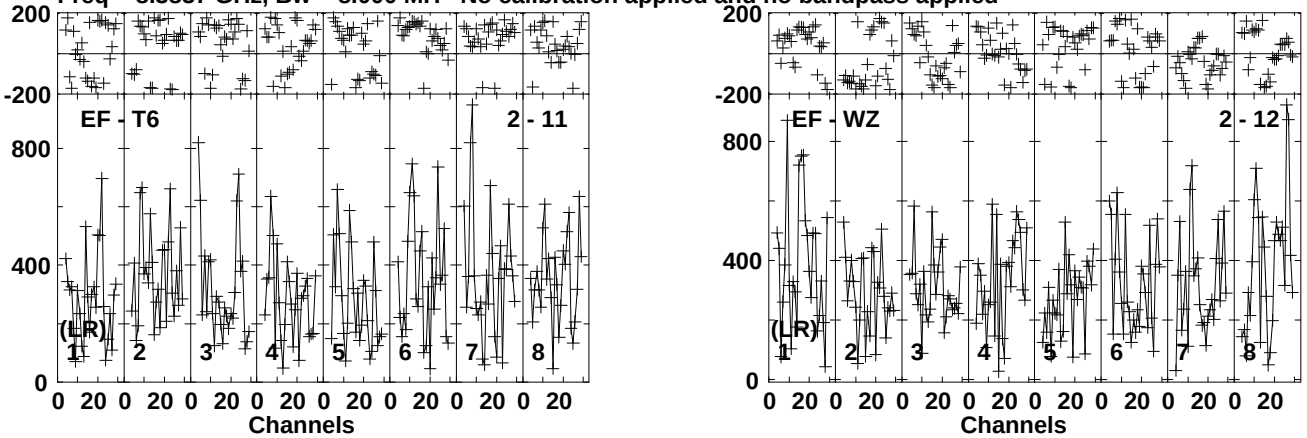

Lower frame: Micro Ampl Jy Top frame: Phas deg
Vector averaged cross-power spectrum Baseline: EF (02) - T6 (11)
Timerange: 00/14:39:00 to 00/14:40:04

Plot file version 63 created 04-DEC-2015 15:27:30
IRAS10565 ER043A.UVDATA.1
Freq = 8.3837 GHz, Bw = 8.000 MH No calibration applied and no bandpass applied

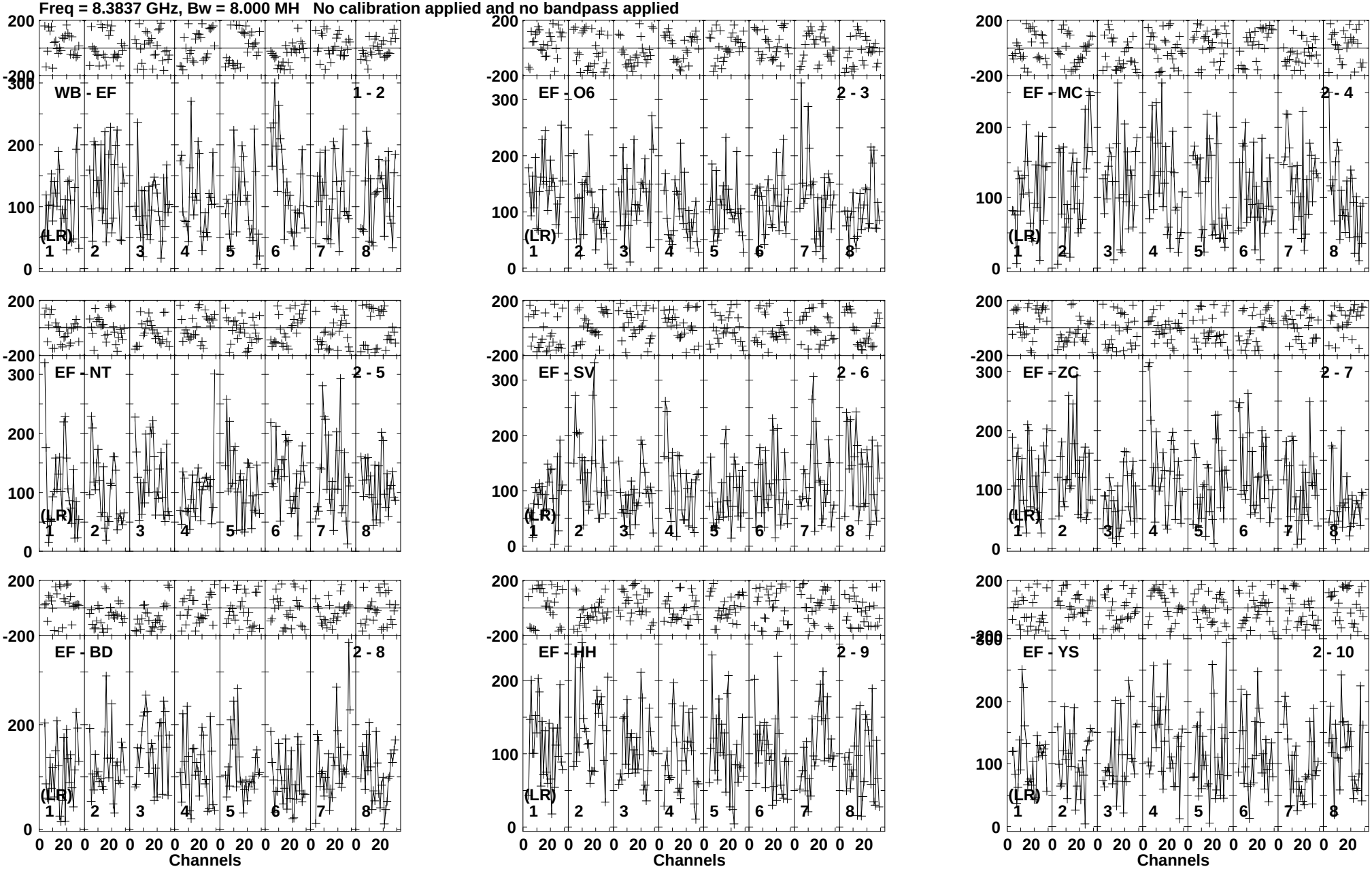

Lower frame: Micro Ampl Jy Top frame: Phas deg
Vector averaged cross-power spectrum Baseline: WB (01) - EF (02)
Timerange: 00/14:40:49 to 00/14:43:39

Plot file version 64 created 04-DEC-2015 15:27:30
IRAS10565 ER043A.UVDATA.1
Freq = 8.3837 GHz, Bw = 8.000 MH No calibration applied and no bandpass applied

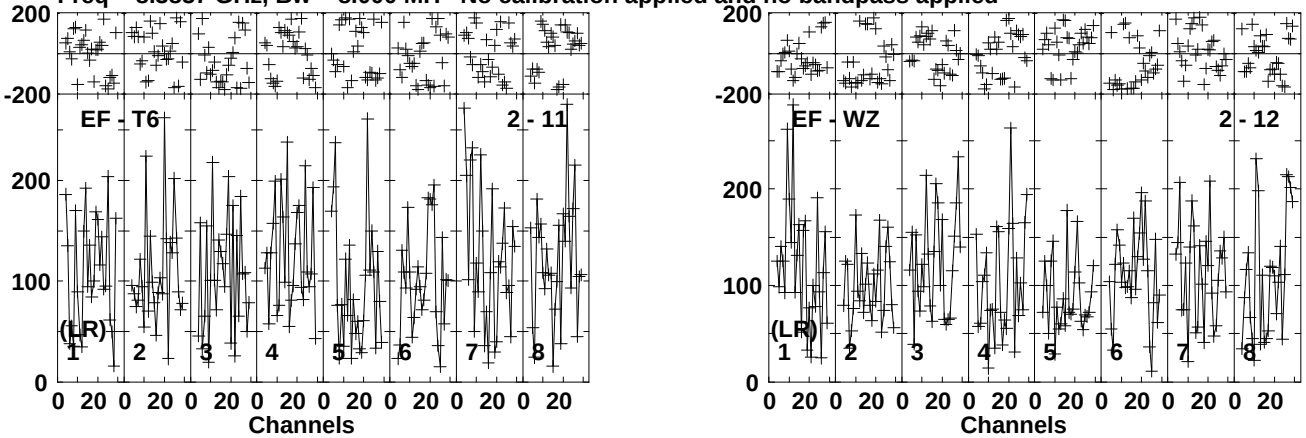

Lower frame: Micro Ampl Jy Top frame: Phas deg
Vector averaged cross-power spectrum Baseline: EF (02) - T6 (11)
Timerange: 00/14:40:49 to 00/14:43:39

Plot file version 65 created 04-DEC-2015 15:27:30
J1102+2757 ER043A.UVDATA.1
Freq = 8.3837 GHz, Bw = 8.000 MH No calibration applied and no bandpass applied

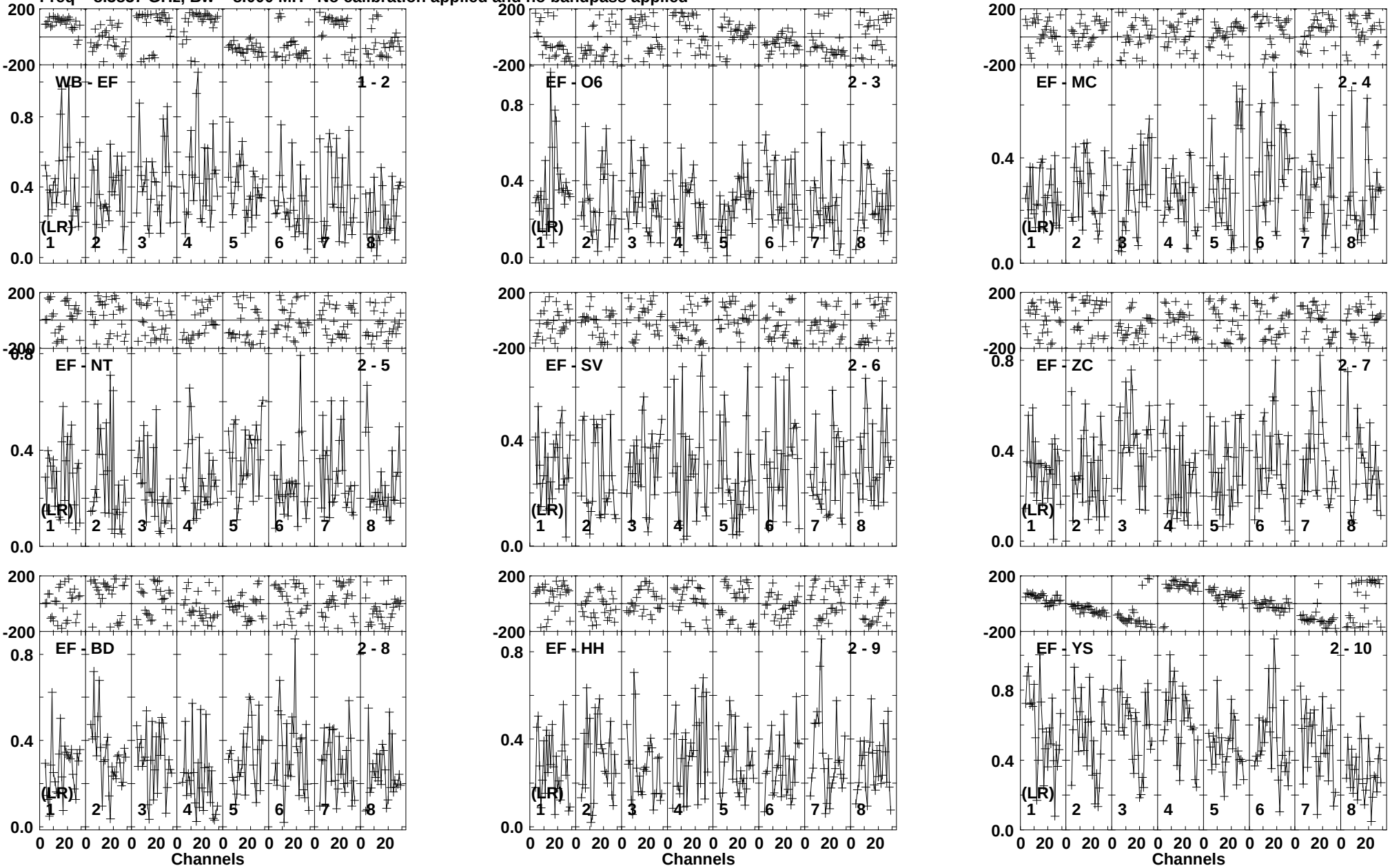

Lower frame: Milli Ampl Jy Top frame: Phas deg
Vector averaged cross-power spectrum Baseline: WB (01) - EF (02)
Timerange: 00/14:43:44 to 00/14:44:48

Plot file version 66 created 04-DEC-2015 15:27:30
J1102+2757 ER043A.UVDATA.1
Freq = 8.3837 GHz, Bw = 8.000 MH No calibration applied and no bandpass applied

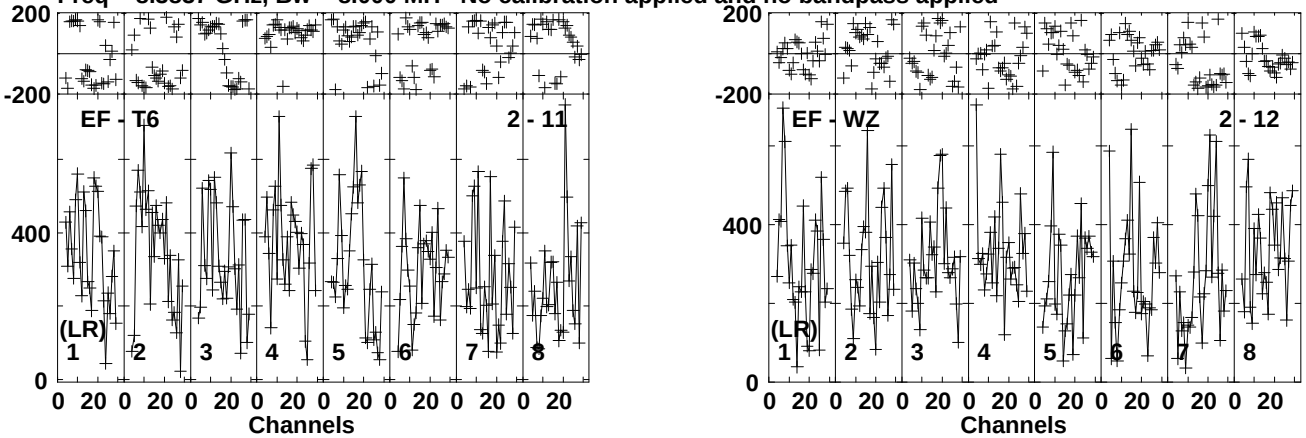

Lower frame: Micro Ampl Jy Top frame: Phas deg
Vector averaged cross-power spectrum Baseline: EF (02) - T6 (11)
Timerange: 00/14:43:44 to 00/14:44:48

Plot file version 67 created 04-DEC-2015 15:27:30
IRAS10565 ER043A.UVDATA.1
Freq = 8.3837 GHz, Bw = 8.000 MH No calibration applied and no bandpass applied

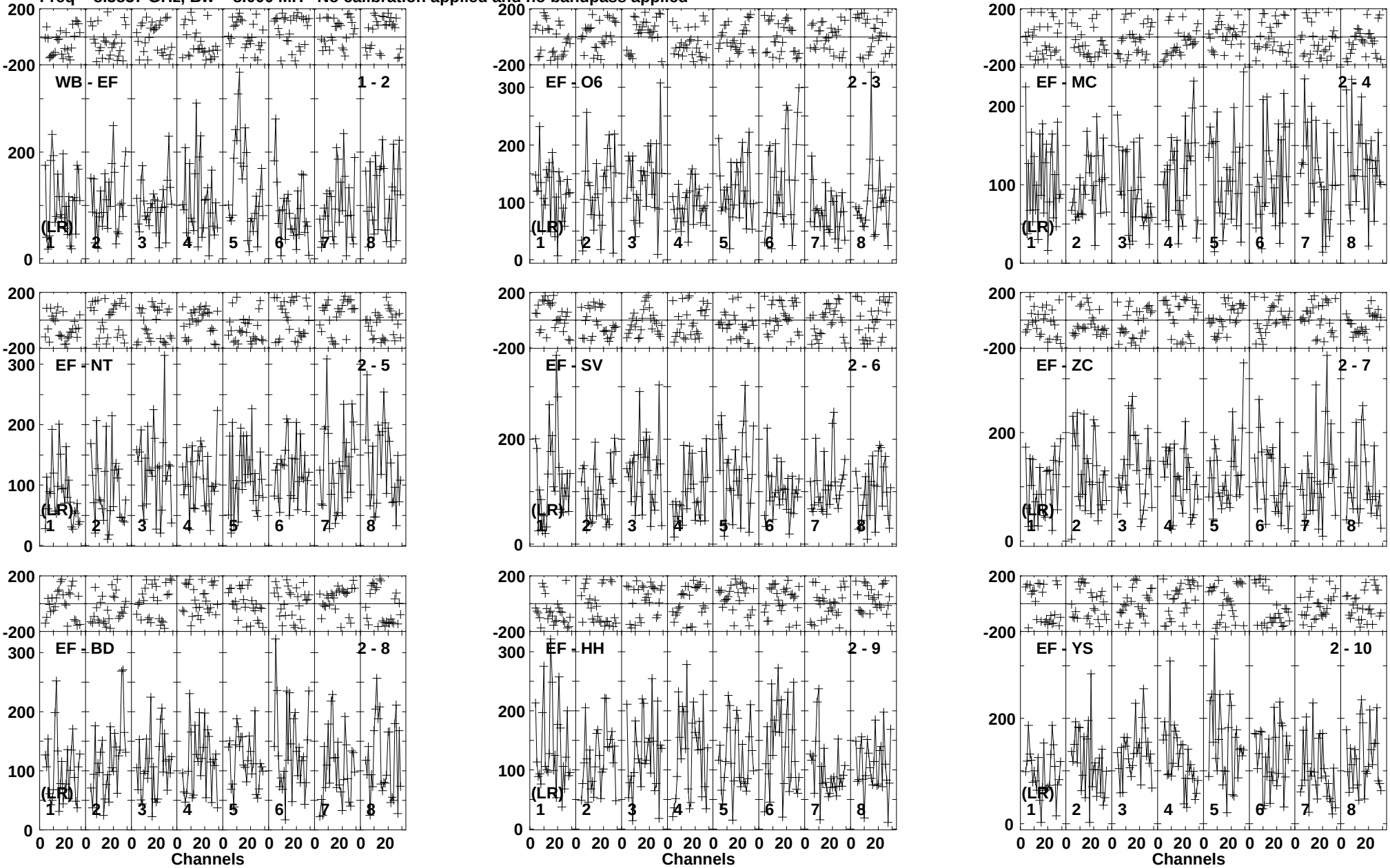

Lower frame: Micro Ampl Jy Top frame: Phas deg
Vector averaged cross-power spectrum Baseline: WB (01) - EF (02)
Timerange: 00/14:45:33 to 00/14:48:23

Plot file version 68 created 04-DEC-2015 15:27:30
IRAS10565 ER043A.UVDATA.1
Freq = 8.3837 GHz, Bw = 8.000 MH No calibration applied and no bandpass applied

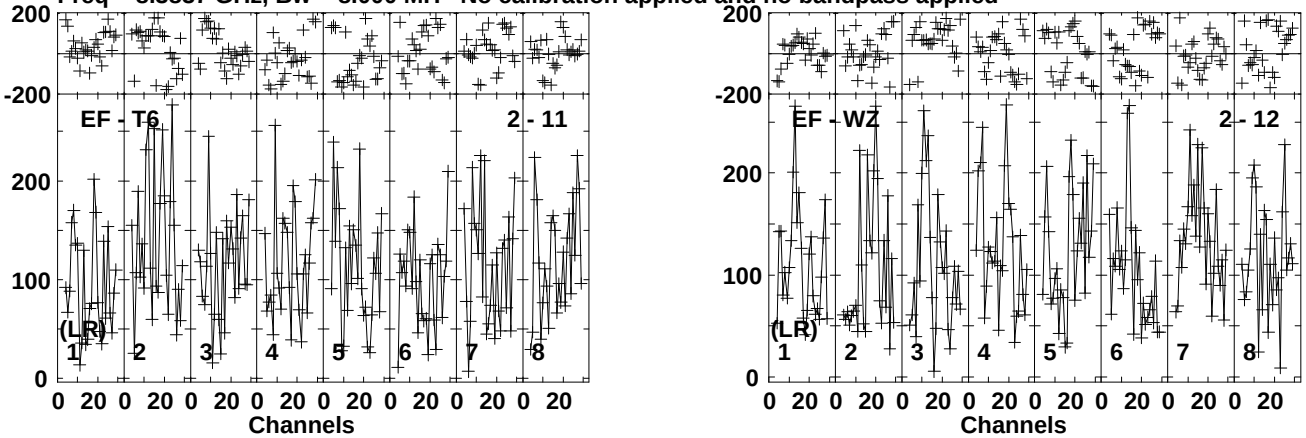

Lower frame: Micro Ampl Jy Top frame: Phas deg
Vector averaged cross-power spectrum Baseline: EF (02) - T6 (11)
Timerange: 00/14:45:33 to 00/14:48:23

Plot file version 69 created 04-DEC-2015 15:27:30
J1102+2757 ER043A.UVDATA.1
Freq = 8.3837 GHz, Bw = 8.000 MH No calibration applied and no bandpass applied

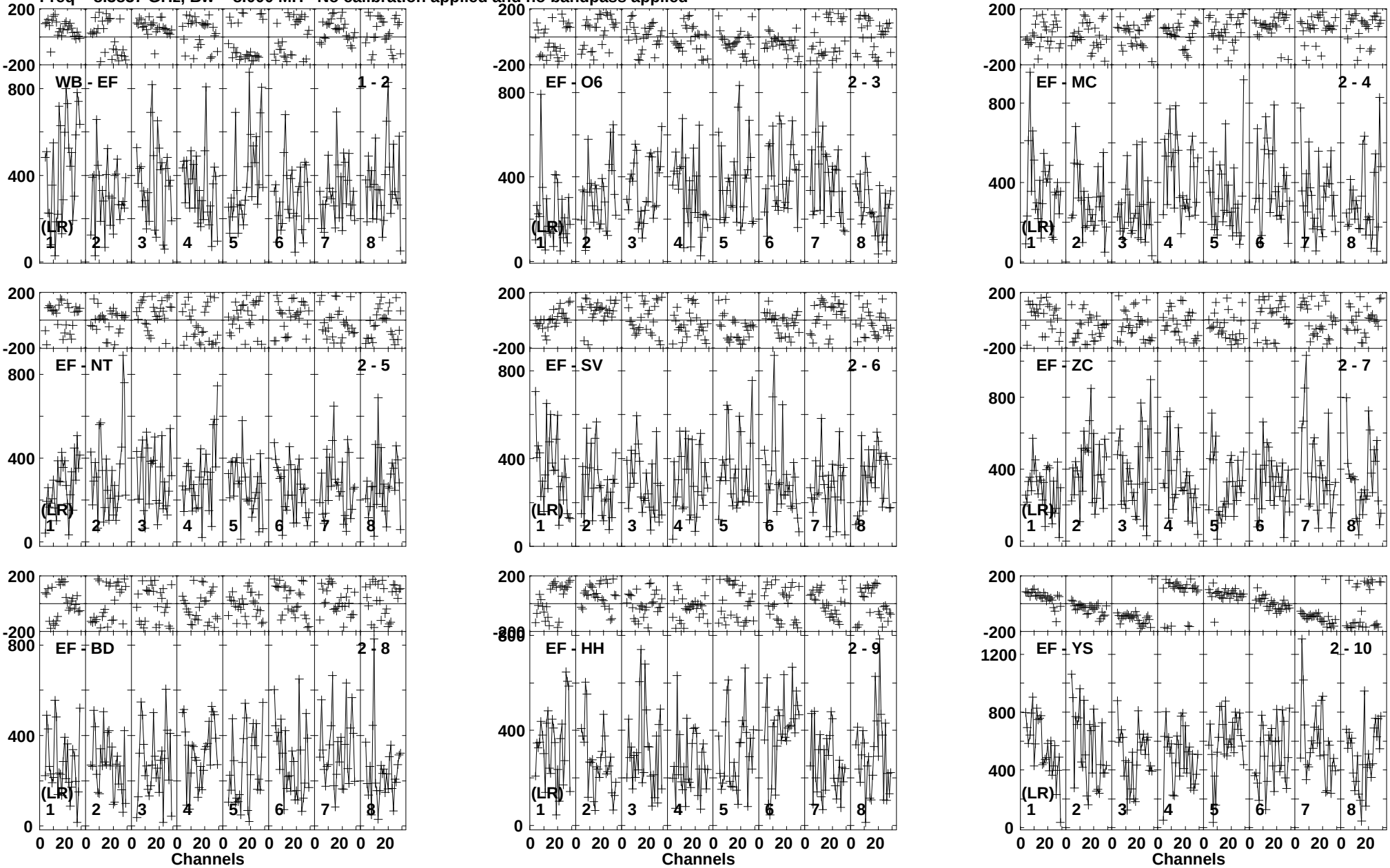

Lower frame: Micro Ampl Jy Top frame: Phas deg
Vector averaged cross-power spectrum Baseline: WB (01) - EF (02)
Timerange: 00/14:48:28 to 00/14:49:32

Plot file version 70 created 04-DEC-2015 15:27:31
J1102+2757 ER043A.UVDATA.1
Freq = 8.3837 GHz, Bw = 8.000 MH No calibration applied and no bandpass applied

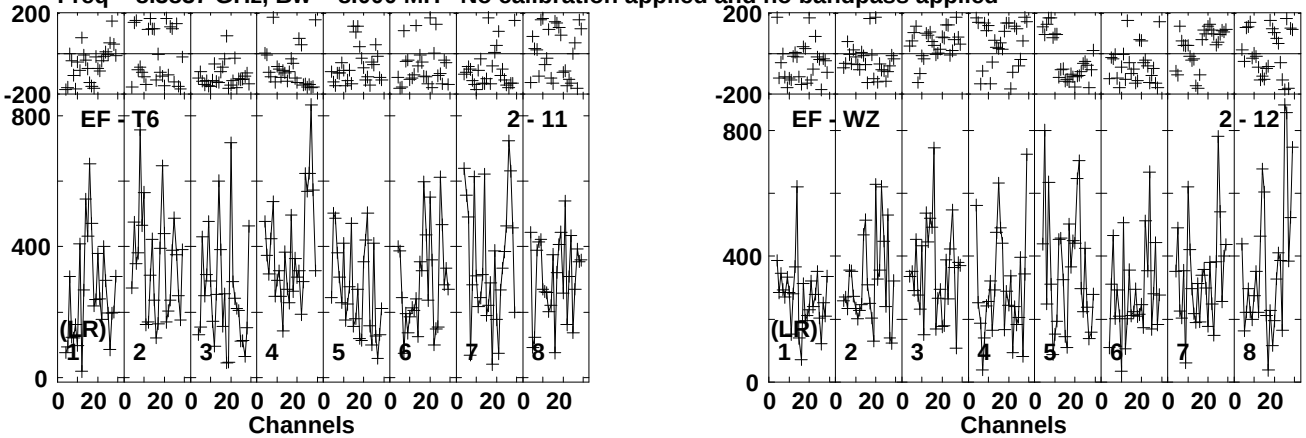

Lower frame: Micro Ampl Jy Top frame: Phas deg
Vector averaged cross-power spectrum Baseline: EF (02) - T6 (11)
Timerange: 00/14:48:28 to 00/14:49:32

Plot file version 71 created 04-DEC-2015 15:27:31
IRAS10565 ER043A.UVDATA.1
Freq = 8.3837 GHz, Bw = 8.000 MH No calibration applied and no bandpass applied

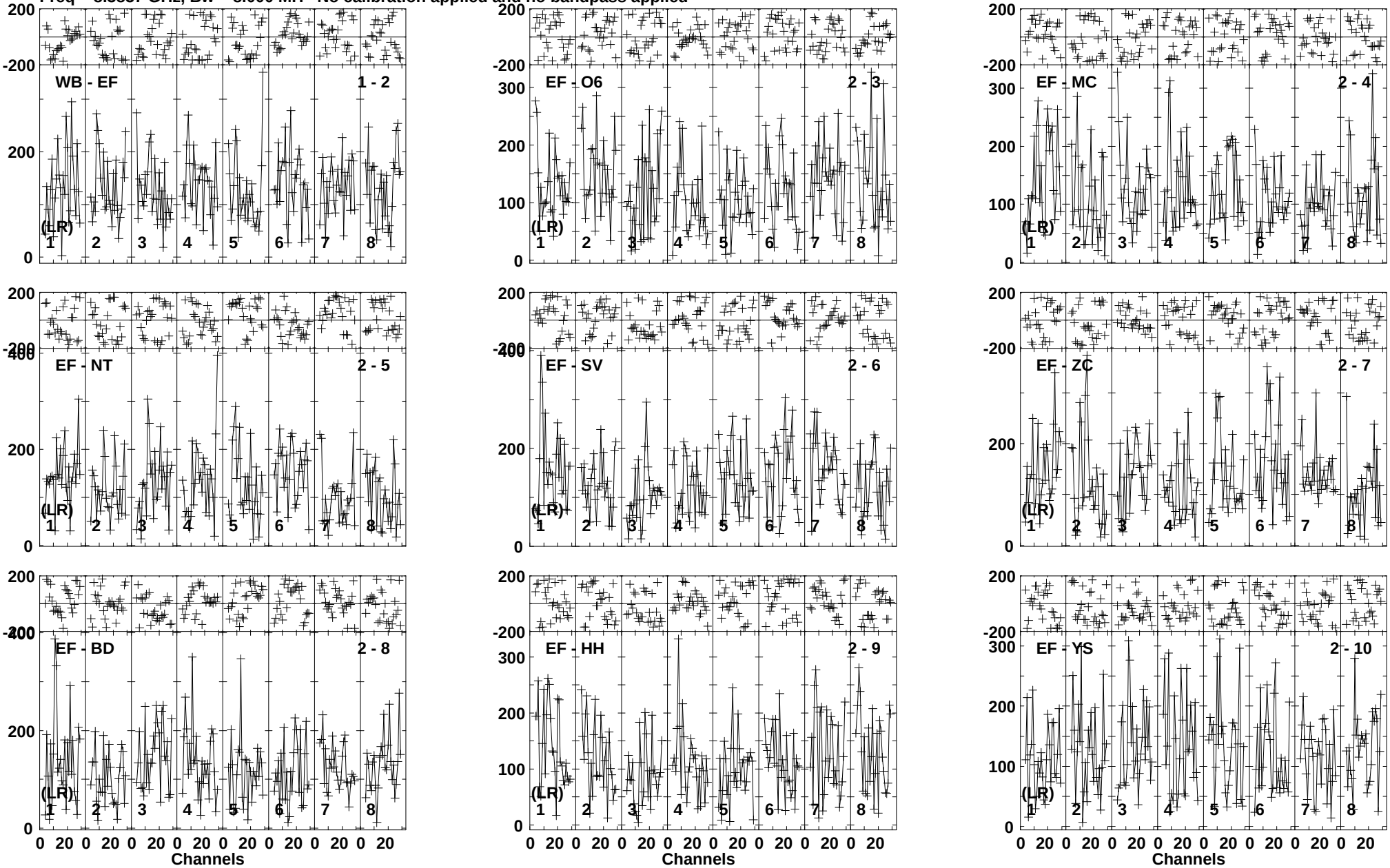

Lower frame: Micro Ampl Jy Top frame: Phas deg
Vector averaged cross-power spectrum Baseline: WB (01) - EF (02)
Timerange: 00/14:49:38 to 00/14:52:26

Plot file version 72 created 04-DEC-2015 15:27:31
IRAS10565 ER043A.UVDATA.1
Freq = 8.3837 GHz, Bw = 8.000 MH No calibration applied and no bandpass applied

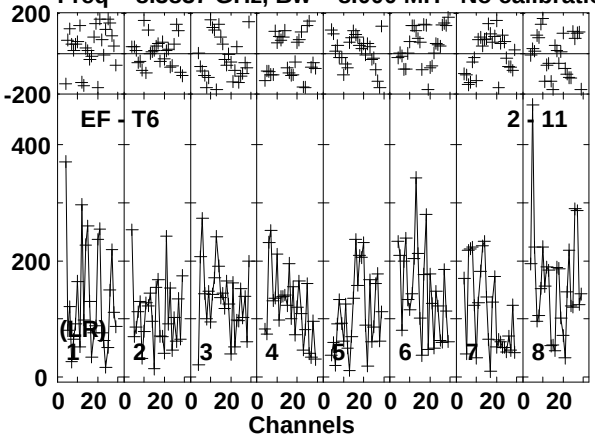

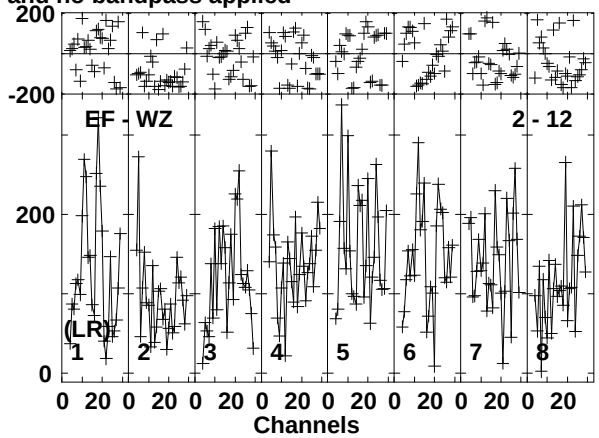

Lower frame: Micro Ampl Jy Top frame: Phas deg
Vector averaged cross-power spectrum Baseline: EF (02) - T6 (11)
Timerange: 00/14:49:38 to 00/14:52:26

Plot file version 73 created 04-DEC-2015 15:27:31
J1102+2757 ER043A.UVDATA.1
Freq = 8.3837 GHz, Bw = 8.000 MH No calibration applied and no bandpass applied

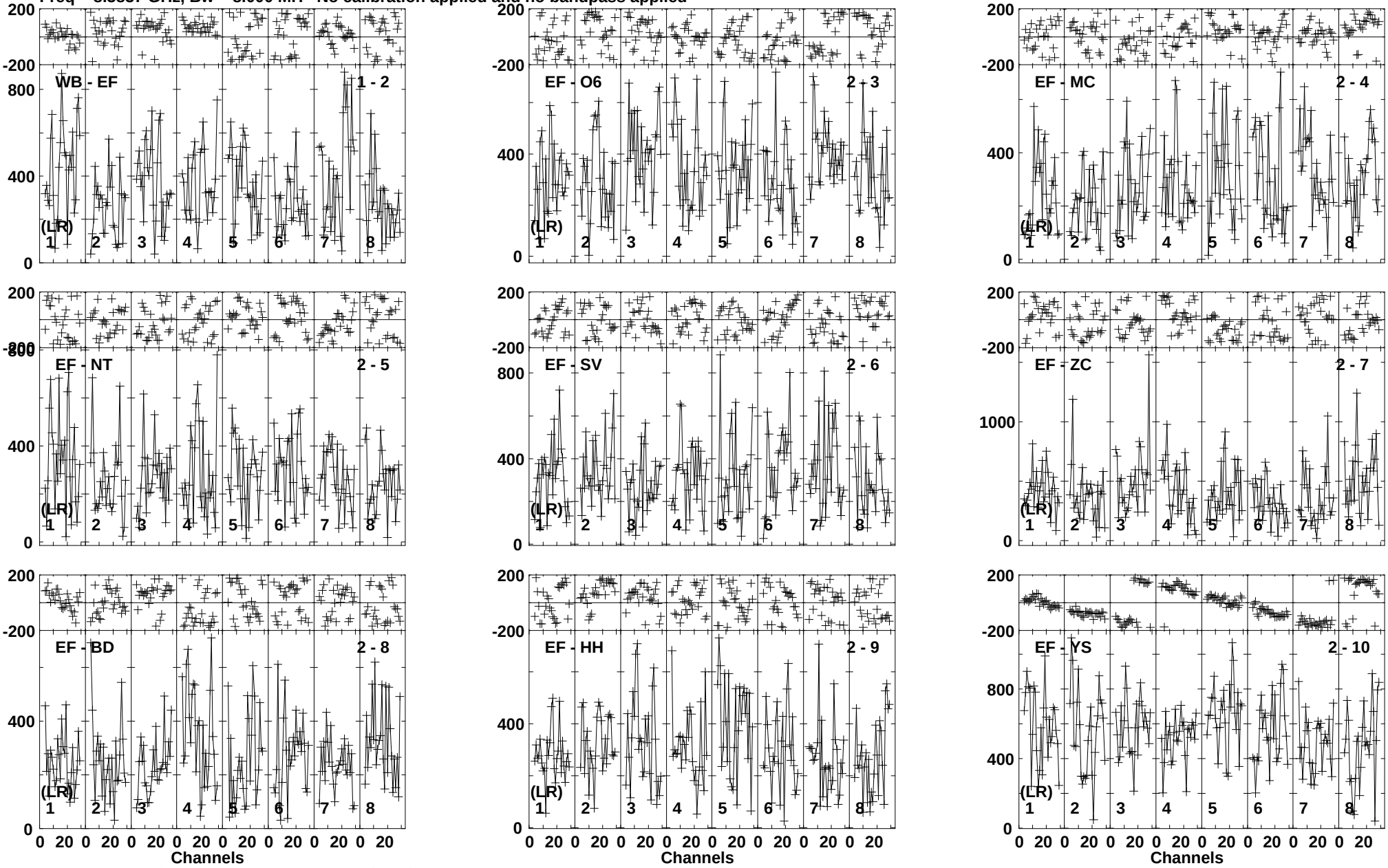

Lower frame: Micro Ampl Jy Top frame: Phas deg
Vector averaged cross-power spectrum Baseline: WB (01) - EF (02)
Timerange: 00/14:52:32 to 00/14:53:36

Plot file version 74 created 04-DEC-2015 15:27:31
J1102+2757 ER043A.UVDATA.1
Freq = 8.3837 GHz, Bw = 8.000 MH No calibration applied and no bandpass applied

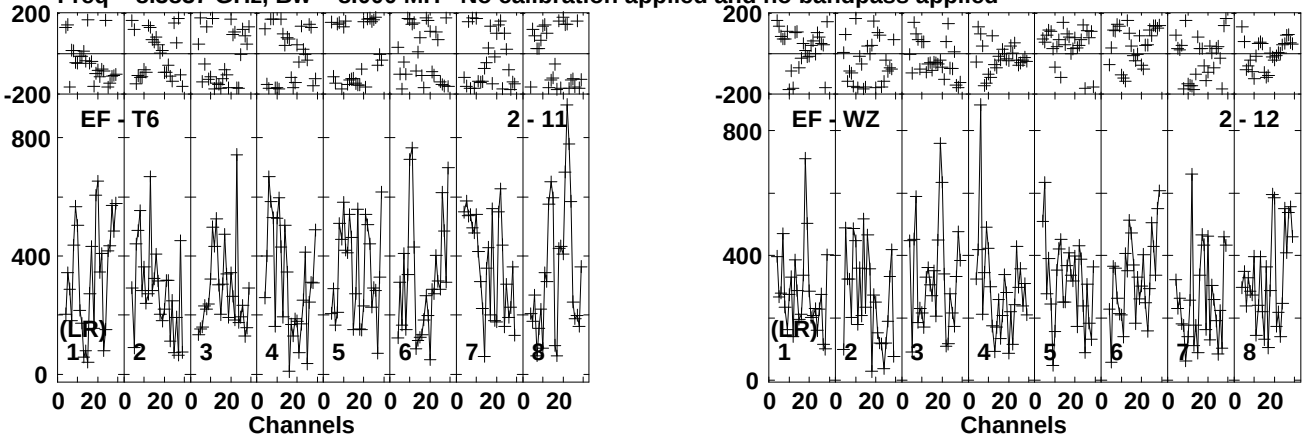

Lower frame: Micro Ampl Jy Top frame: Phas deg
Vector averaged cross-power spectrum Baseline: EF (02) - T6 (11)
Timerange: 00/14:52:32 to 00/14:53:36

Plot file version 75 created 04-DEC-2015 15:27:31
IRAS10565 ER043A.UVDATA.1
Freq = 8.3837 GHz, Bw = 8.000 MH No calibration applied and no bandpass applied

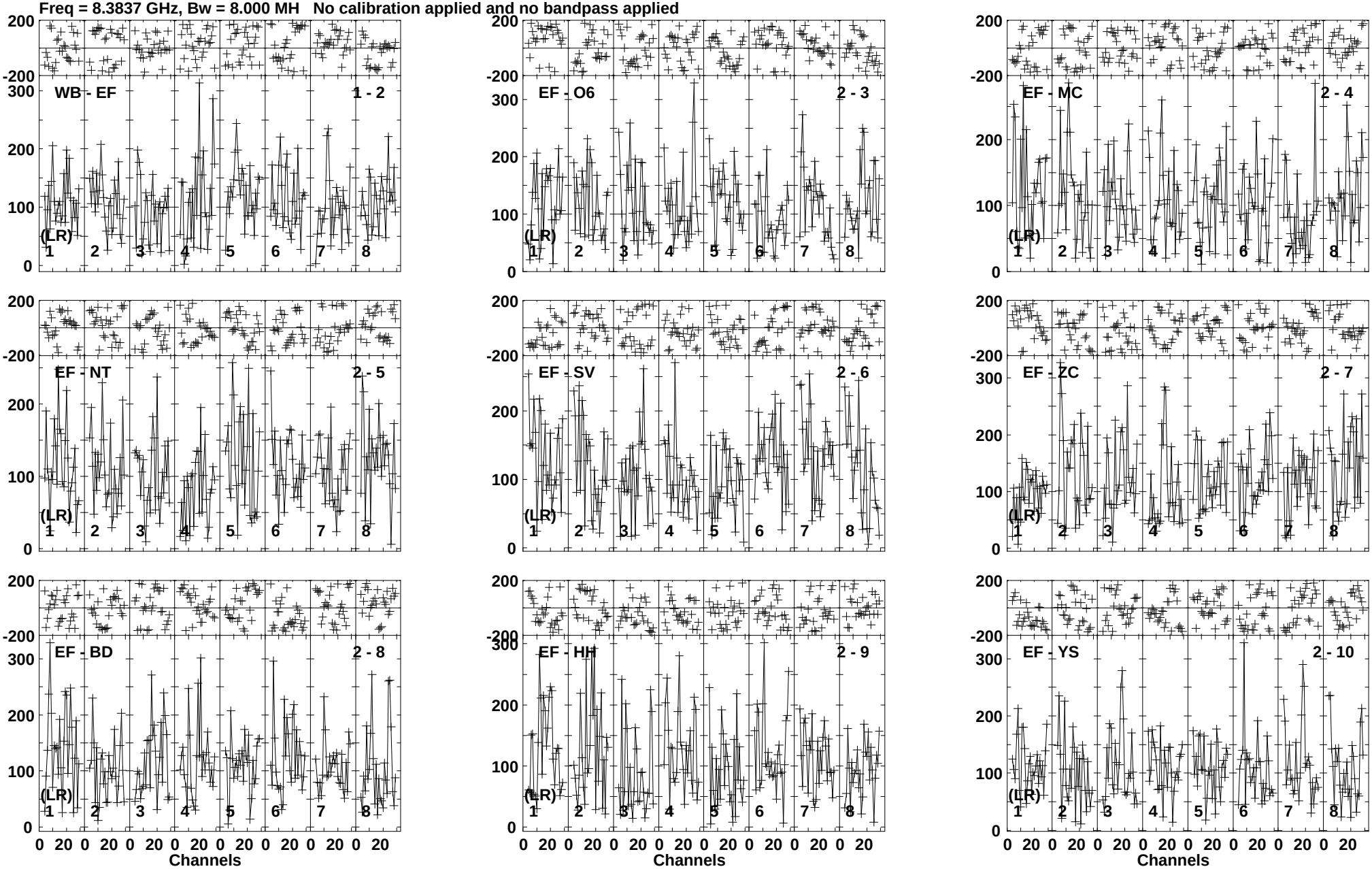

Lower frame: Micro Ampl Jy Top frame: Phas deg
Vector averaged cross-power spectrum Baseline: WB (01) - EF (02)
Timerange: 00/14:54:19 to 00/14:57:11

Plot file version 76 created 04-DEC-2015 15:27:31
IRAS10565 ER043A.UVDATA.1
Freq = 8.3837 GHz, Bw = 8.000 MH No calibration applied and no bandpass applied

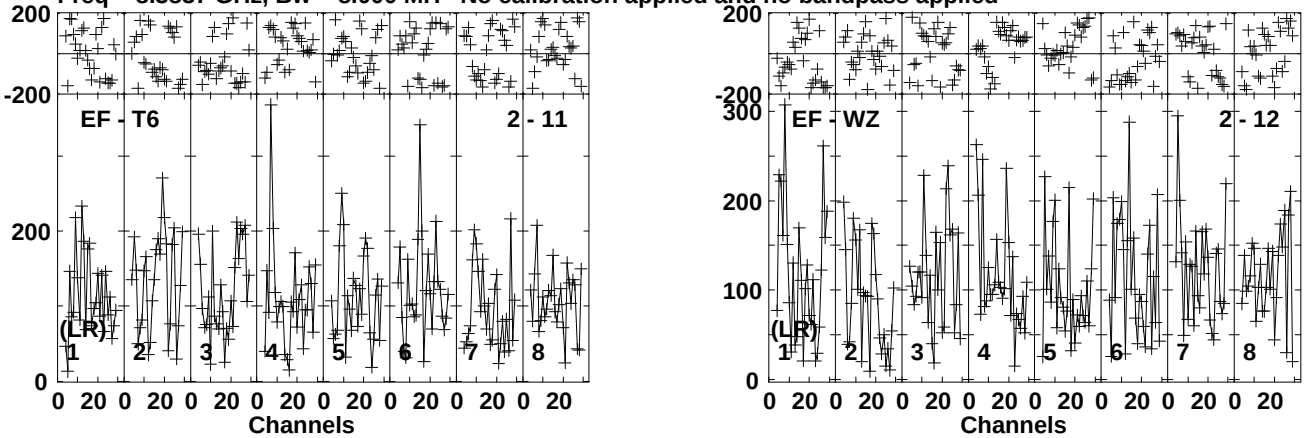

Lower frame: Micro Ampl Jy Top frame: Phas deg
Vector averaged cross-power spectrum Baseline: EF (02) - T6 (11)
Timerange: 00/14:54:19 to 00/14:57:11

Plot file version 77 created 04-DEC-2015 15:27:31
J1102+2757 ER043A.UVDATA.1
Freq = 8.3837 GHz, Bw = 8.000 MH No calibration applied and no bandpass applied

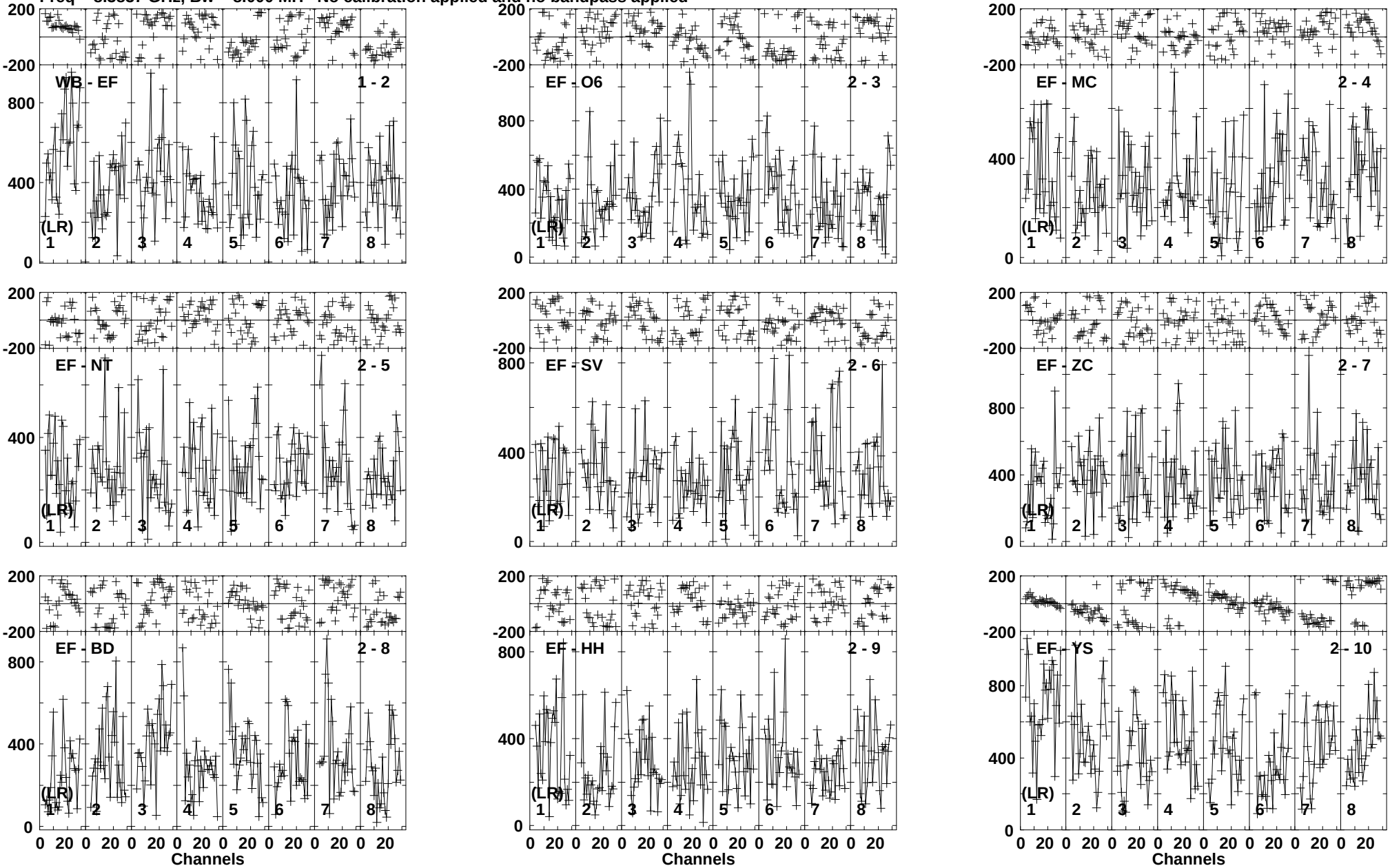

Lower frame: Micro Ampl Jy Top frame: Phas deg
Vector averaged cross-power spectrum Baseline: WB (01) - EF (02)
Timerange: 00/14:57:16 to 00/14:58:20

Plot file version 78 created 04-DEC-2015 15:27:31
J1102+2757 ER043A.UVDATA.1
Freq = 8.3837 GHz, Bw = 8.000 MH No calibration applied and no bandpass applied

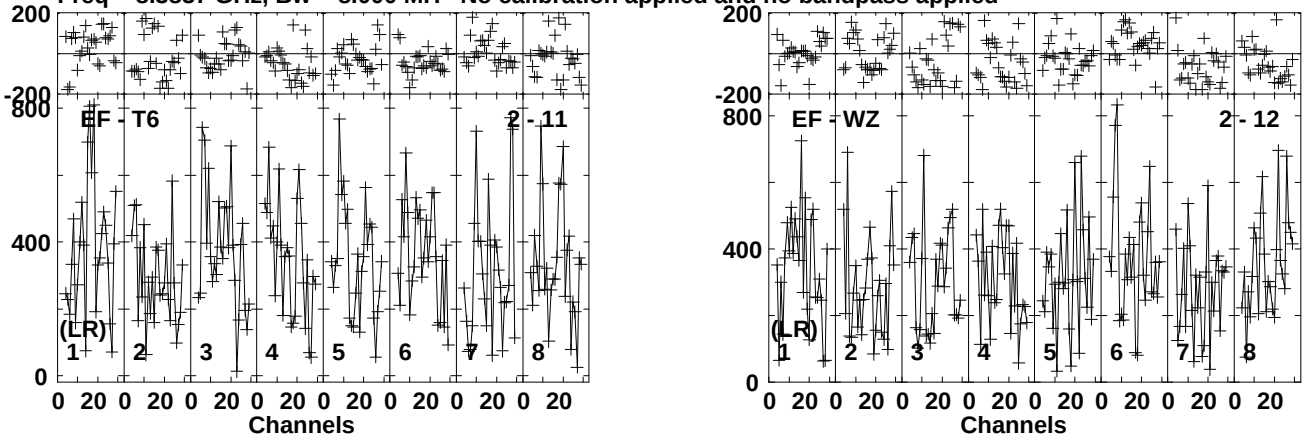

Lower frame: Micro Ampl Jy Top frame: Phas deg
Vector averaged cross-power spectrum Baseline: EF (02) - T6 (11)
Timerange: 00/14:57:16 to 00/14:58:20

Plot file version 79 created 04-DEC-2015 15:27:31
IRAS10565 ER043A.UVDATA.1
Freq = 8.3837 GHz, Bw = 8.000 MH No calibration applied and no bandpass applied

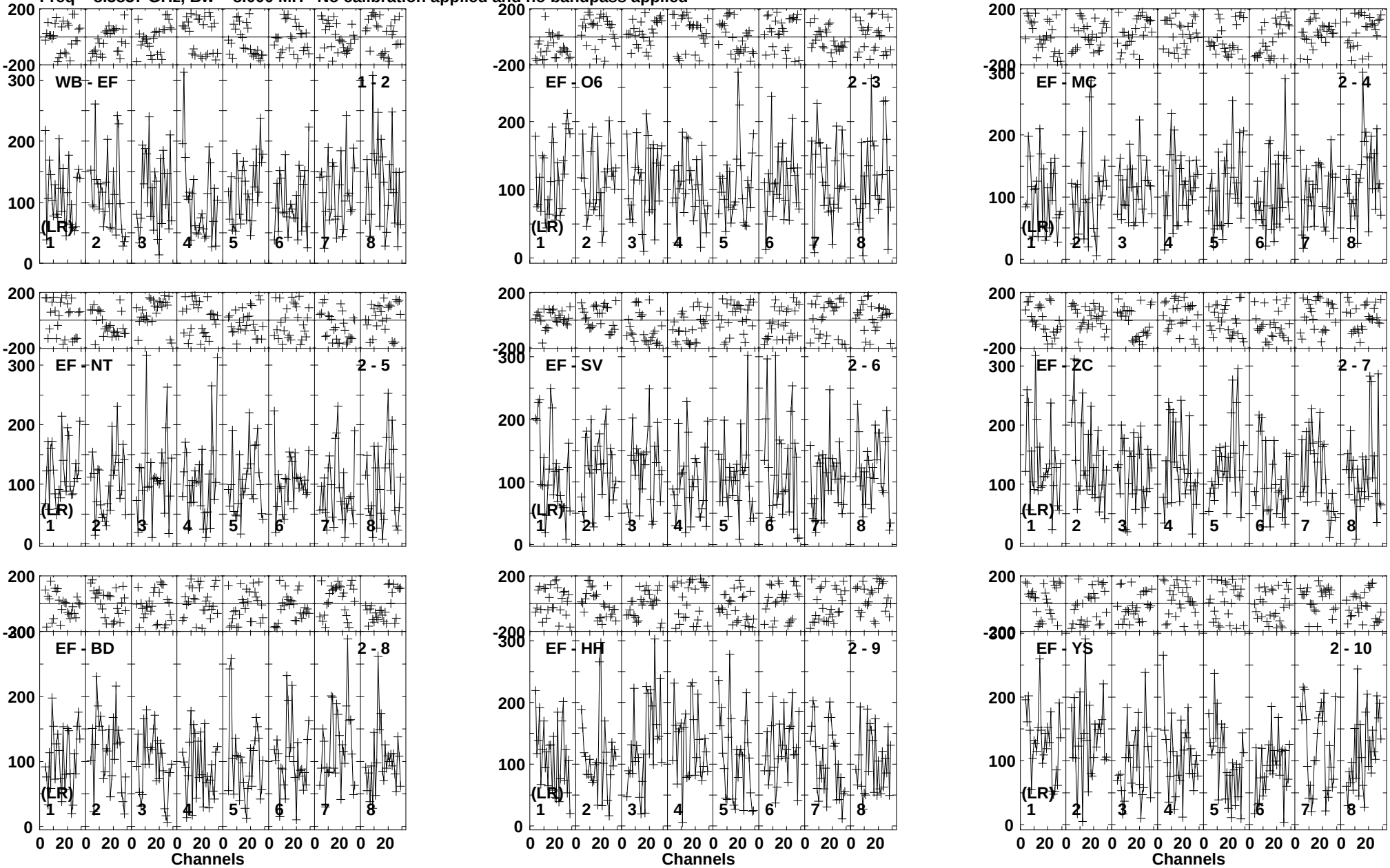

Lower frame: Micro Ampl Jy Top frame: Phas deg
Vector averaged cross-power spectrum Baseline: WB (01) - EF (02)
Timerange: 00/14:59:05 to 00/15:01:55

Plot file version 80 created 04-DEC-2015 15:27:32
IRAS10565 ER043A.UVDATA.1
Freq = 8.3837 GHz, Bw = 8.000 MH No calibration applied and no bandpass applied

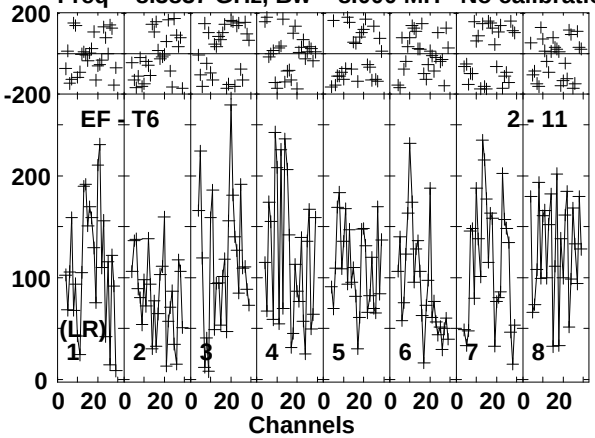

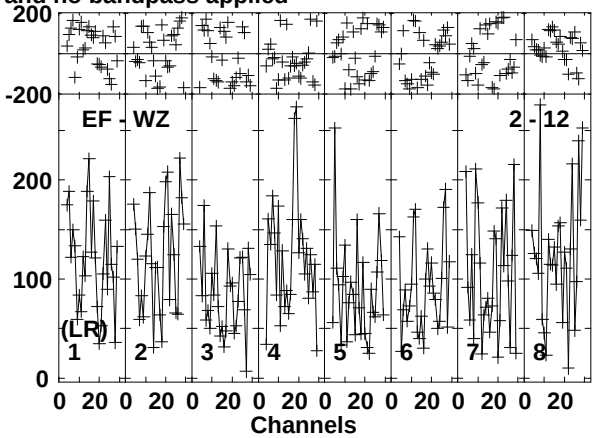

Lower frame: Micro Ampl Jy Top frame: Phas deg
Vector averaged cross-power spectrum Baseline: EF (02) - T6 (11)
Timerange: 00/14:59:05 to 00/15:01:55

Plot file version 81 created 04-DEC-2015 15:27:32
J1102+2757 ER043A.UVDATA.1
Freq = 8.3837 GHz, Bw = 8.000 MH No calibration applied and no bandpass applied

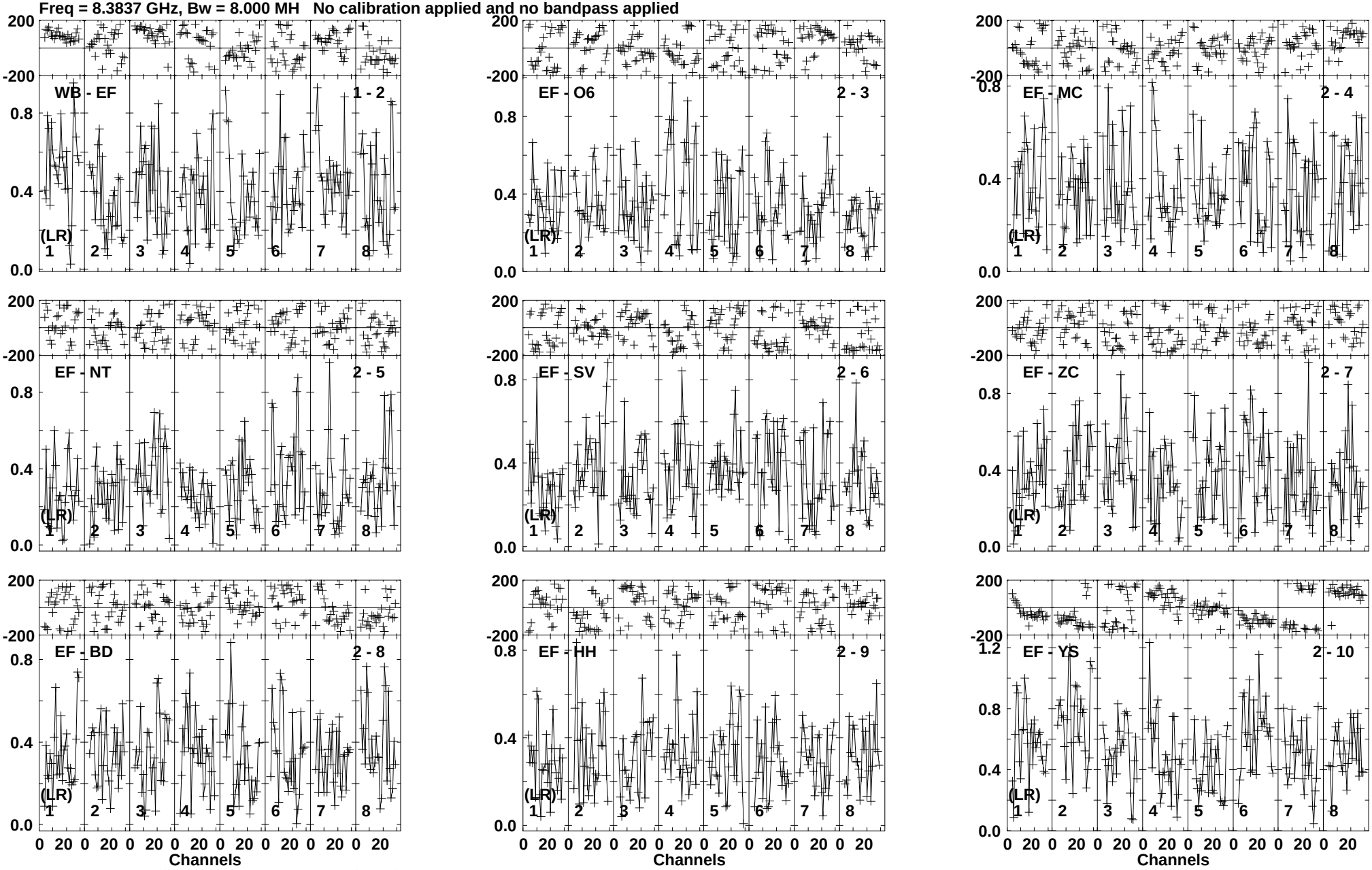

Lower frame: Milli Ampl Jy Top frame: Phas deg
Vector averaged cross-power spectrum Baseline: WB (01) - EF (02)
Timerange: 00/15:02:01 to 00/15:03:05

Plot file version 82 created 04-DEC-2015 15:27:32
J1102+2757 ER043A.UVDATA.1
Freq = 8.3837 GHz, Bw = 8.000 MH No calibration applied and no bandpass applied

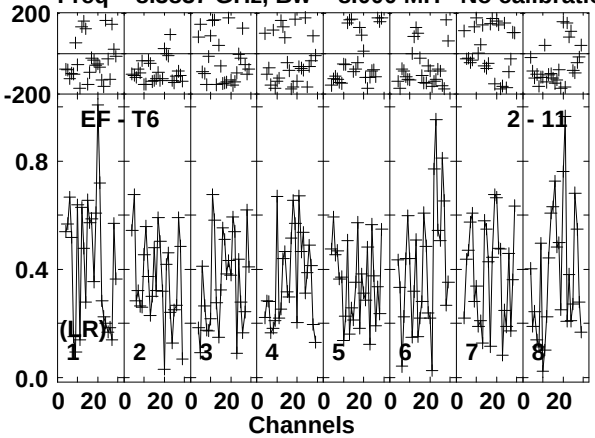

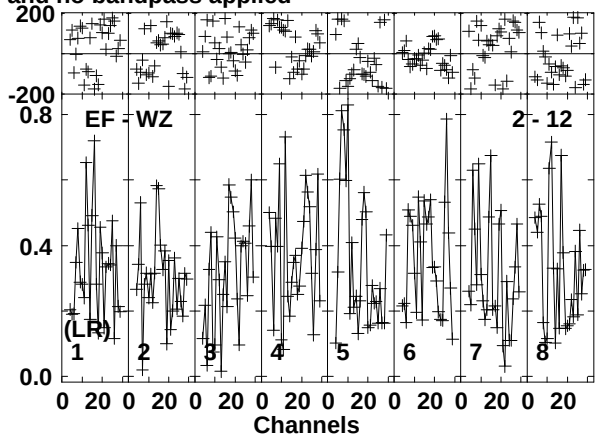

Lower frame: Milli Ampl Jy Top frame: Phas deg
Vector averaged cross-power spectrum Baseline: EF (02) - T6 (11)
Timerange: 00/15:02:01 to 00/15:03:05

Plot file version 83 created 04-DEC-2015 15:27:32
IRAS10565 ER043A.UVDATA.1
Freq = 8.3837 GHz, Bw = 8.000 MH No calibration applied and no bandpass applied

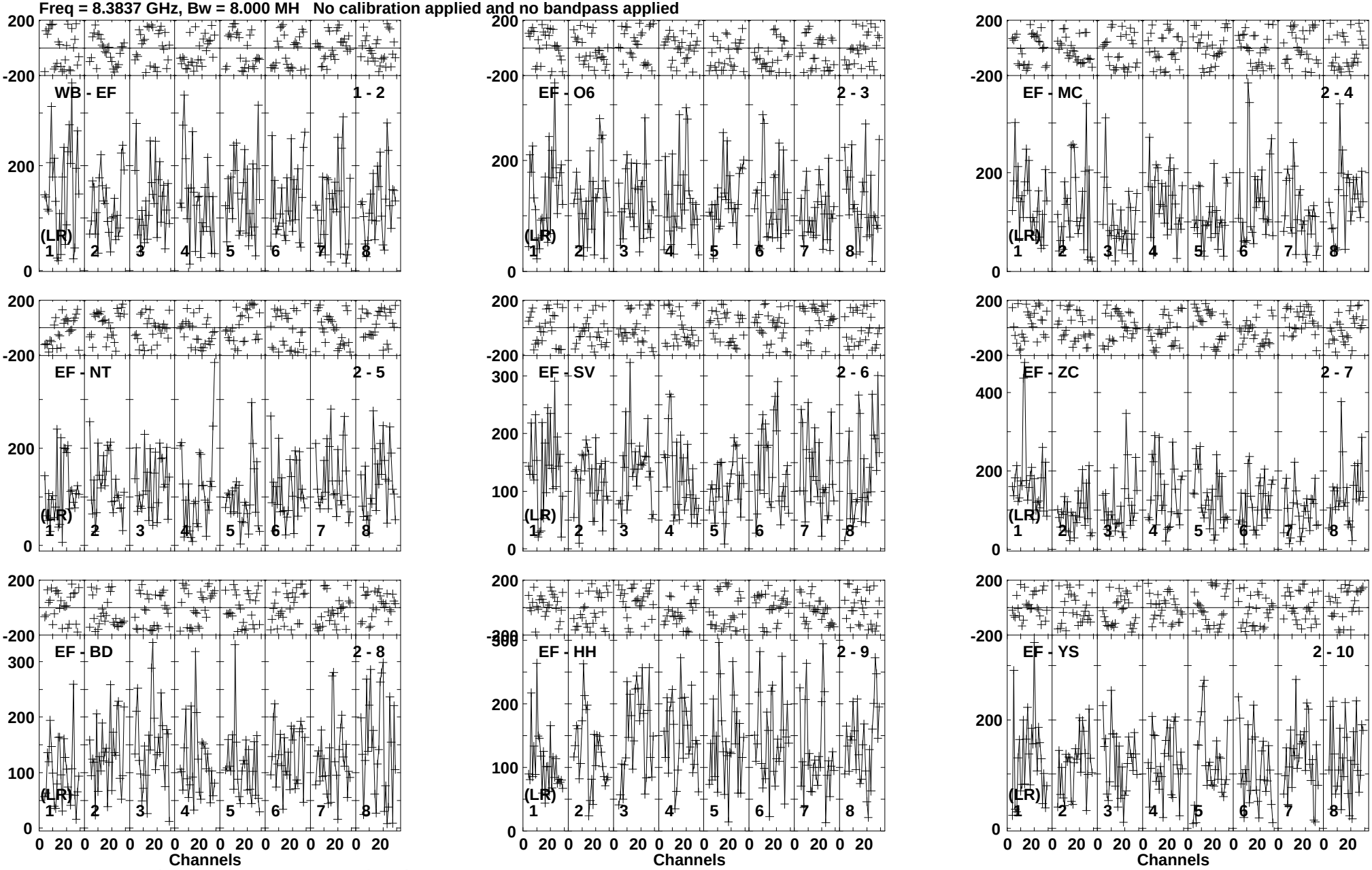

Lower frame: Micro Ampl Jy Top frame: Phas deg
Vector averaged cross-power spectrum Baseline: WB (01) - EF (02)
Timerange: 00/15:03:11 to 00/15:05:59

Plot file version 84 created 04-DEC-2015 15:27:32
IRAS10565 ER043A.UVDATA.1
Freq = 8.3837 GHz, Bw = 8.000 MH No calibration applied and no bandpass applied

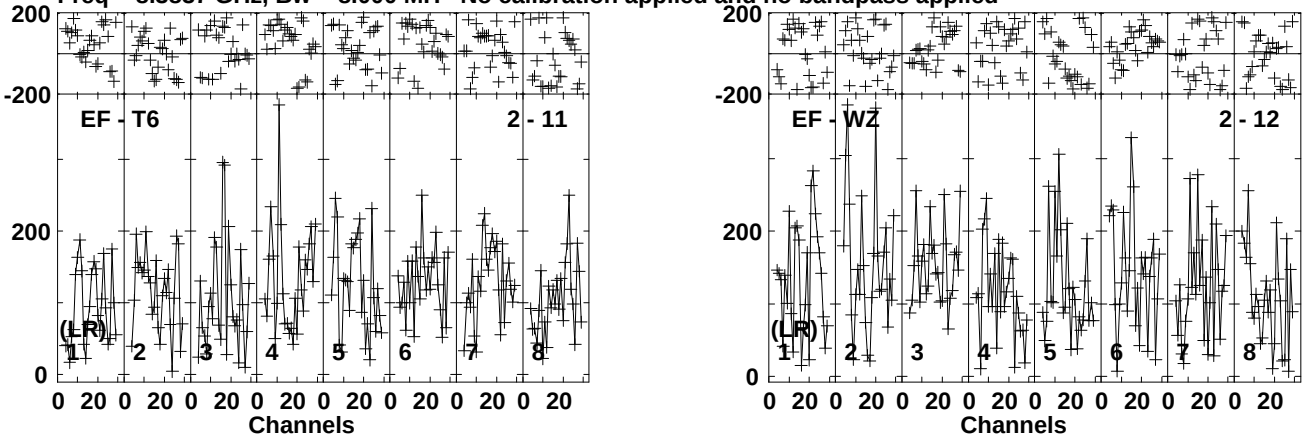

Lower frame: Micro Ampl Jy Top frame: Phas deg
Vector averaged cross-power spectrum Baseline: EF (02) - T6 (11)
Timerange: 00/15:03:11 to 00/15:05:59

Plot file version 85 created 04-DEC-2015 15:27:32
J1102+2757 ER043A.UVDATA.1
Freq = 8.3837 GHz, Bw = 8.000 MH No calibration applied and no bandpass applied

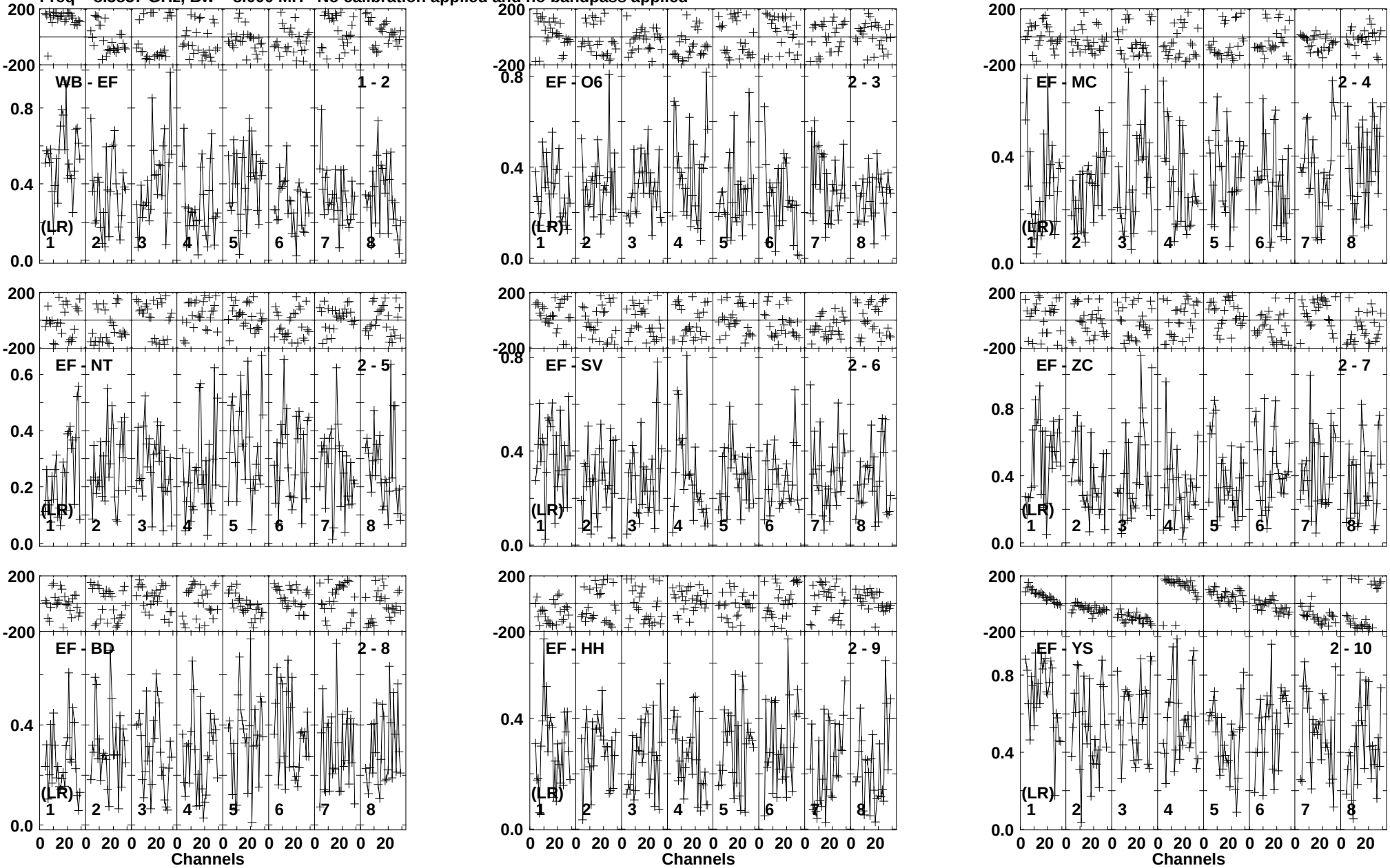

Lower frame: Milli Ampl Jy Top frame: Phas deg
Vector averaged cross-power spectrum Baseline: WB (01) - EF (02)
Timerange: 00/15:06:05 to 00/15:07:09

Plot file version 86 created 04-DEC-2015 15:27:32
J1102+2757 ER043A.UVDATA.1
Freq = 8.3837 GHz, Bw = 8.000 MH No calibration applied and no bandpass applied

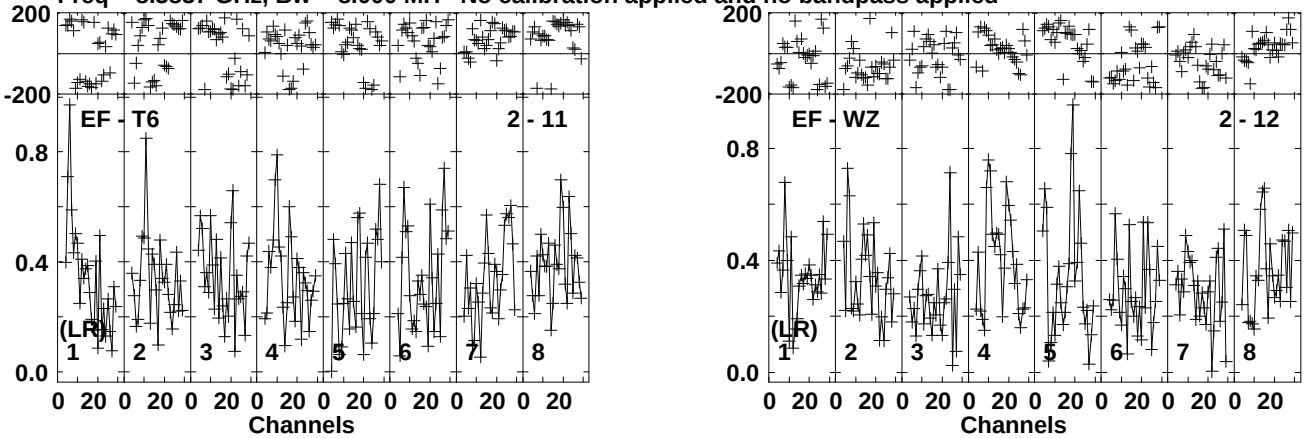

Lower frame: Milli Ampl Jy Top frame: Phas deg
Vector averaged cross-power spectrum Baseline: EF (02) - T6 (11)
Timerange: 00/15:06:05 to 00/15:07:09

Plot file version 87 created 04-DEC-2015 15:27:32
IRAS10565 ER043A.UVDATA.1
Freq = 8.3837 GHz, Bw = 8.000 MH No calibration applied and no bandpass applied

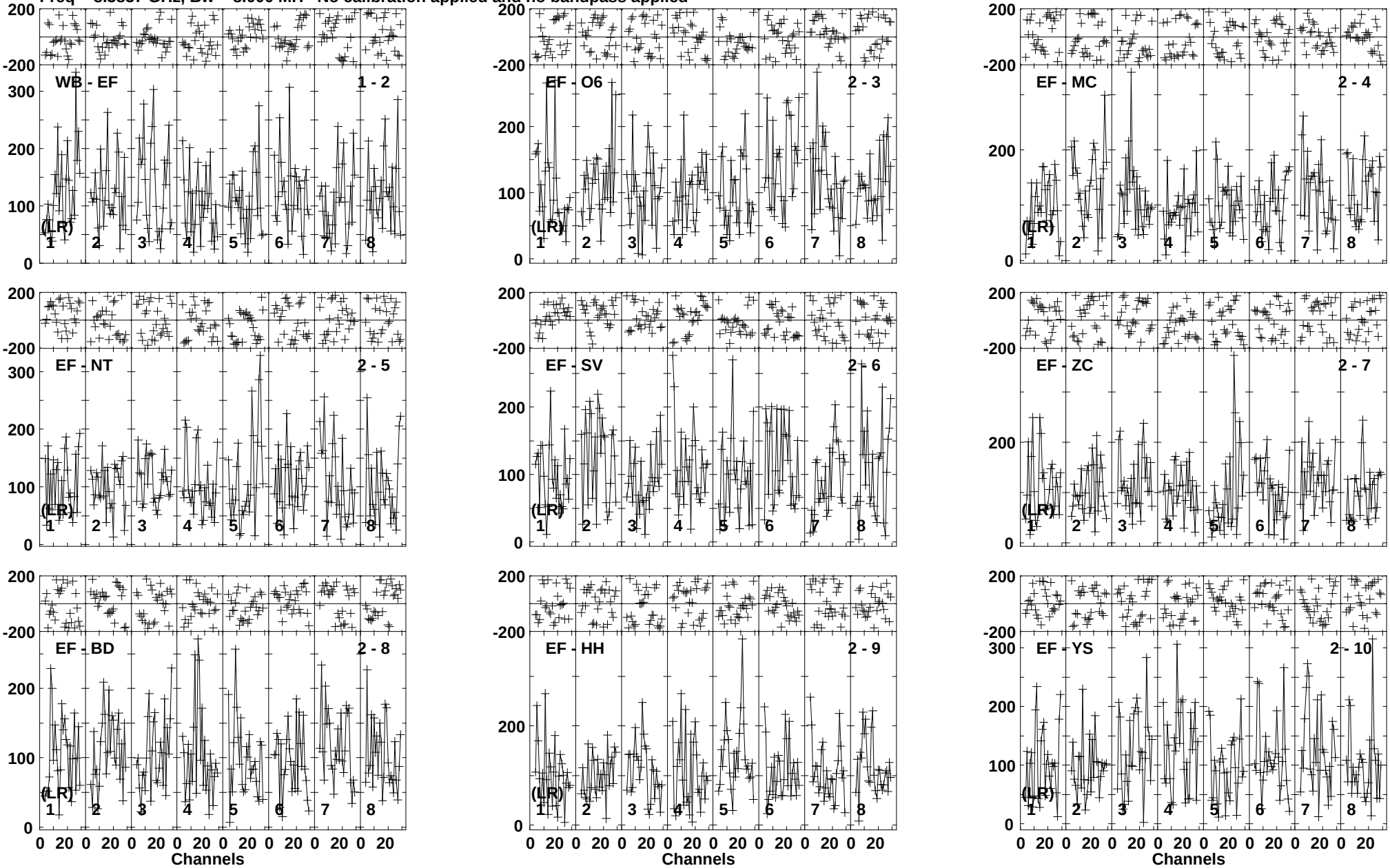

Lower frame: Micro Ampl Jy Top frame: Phas deg
Vector averaged cross-power spectrum Baseline: WB (01) - EF (02)
Timerange: 00/15:07:53 to 00/15:10:43

Plot file version 88 created 04-DEC-2015 15:27:32
IRAS10565 ER043A.UVDATA.1
Freq = 8.3837 GHz, Bw = 8.000 MH No calibration applied and no bandpass applied

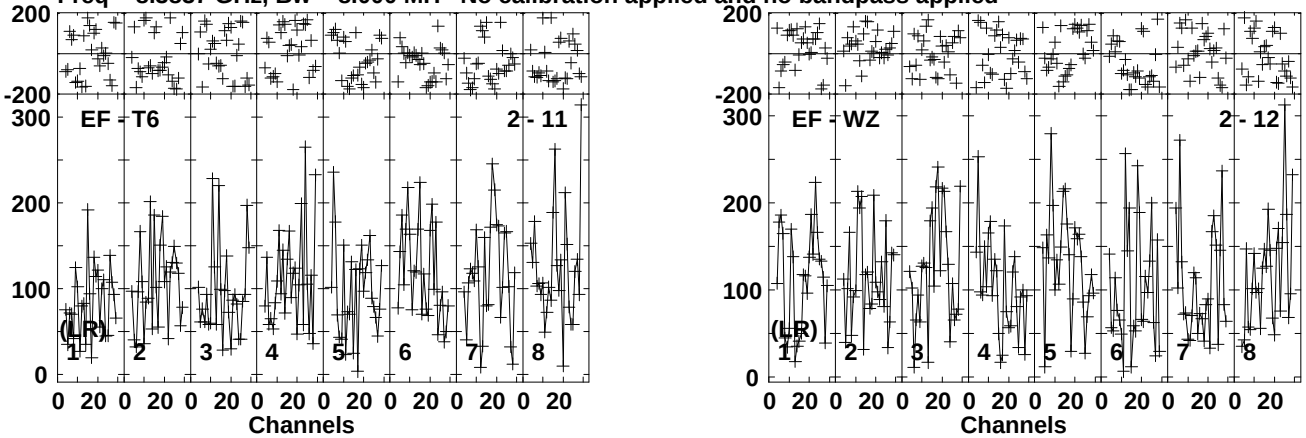

Lower frame: Micro Ampl Jy Top frame: Phas deg
Vector averaged cross-power spectrum Baseline: EF (02) - T6 (11)
Timerange: 00/15:07:53 to 00/15:10:43

Plot file version 89 created 04-DEC-2015 15:27:32
J1102+2757 ER043A.UVDATA.1
Freq = 8.3837 GHz, Bw = 8.000 MH No calibration applied and no bandpass applied

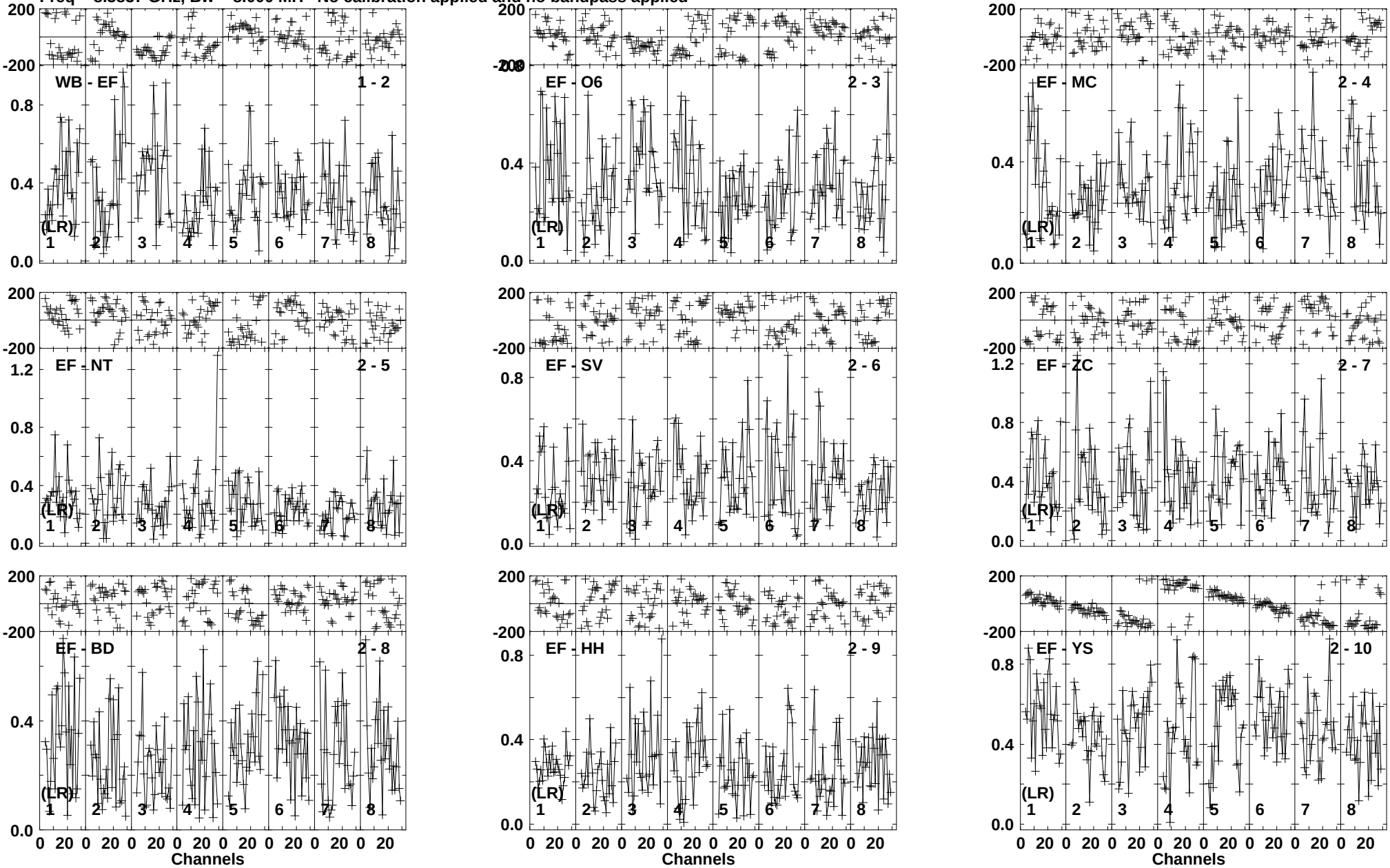

Lower frame: Milli Ampl Jy Top frame: Phas deg
Vector averaged cross-power spectrum Baseline: WB (01) - EF (02)
Timerange: 00/15:10:49 to 00/15:11:53

Plot file version 90 created 04-DEC-2015 15:27:32
J1102+2757 ER043A.UVDATA.1
Freq = 8.3837 GHz, Bw = 8.000 MH No calibration applied and no bandpass applied

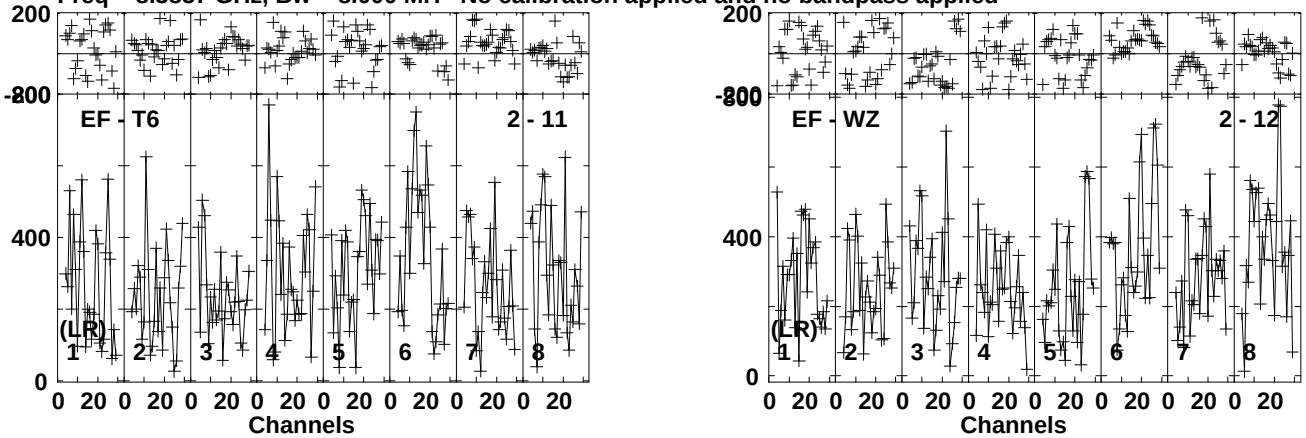

Lower frame: Micro Ampl Jy Top frame: Phas deg
Vector averaged cross-power spectrum Baseline: EF (02) - T6 (11)
Timerange: 00/15:10:49 to 00/15:11:53

Plot file version 91 created 04-DEC-2015 15:27:32
IRAS10565 ER043A.UVDATA.1
Freq = 8.3837 GHz, Bw = 8.000 MH No calibration applied and no bandpass applied

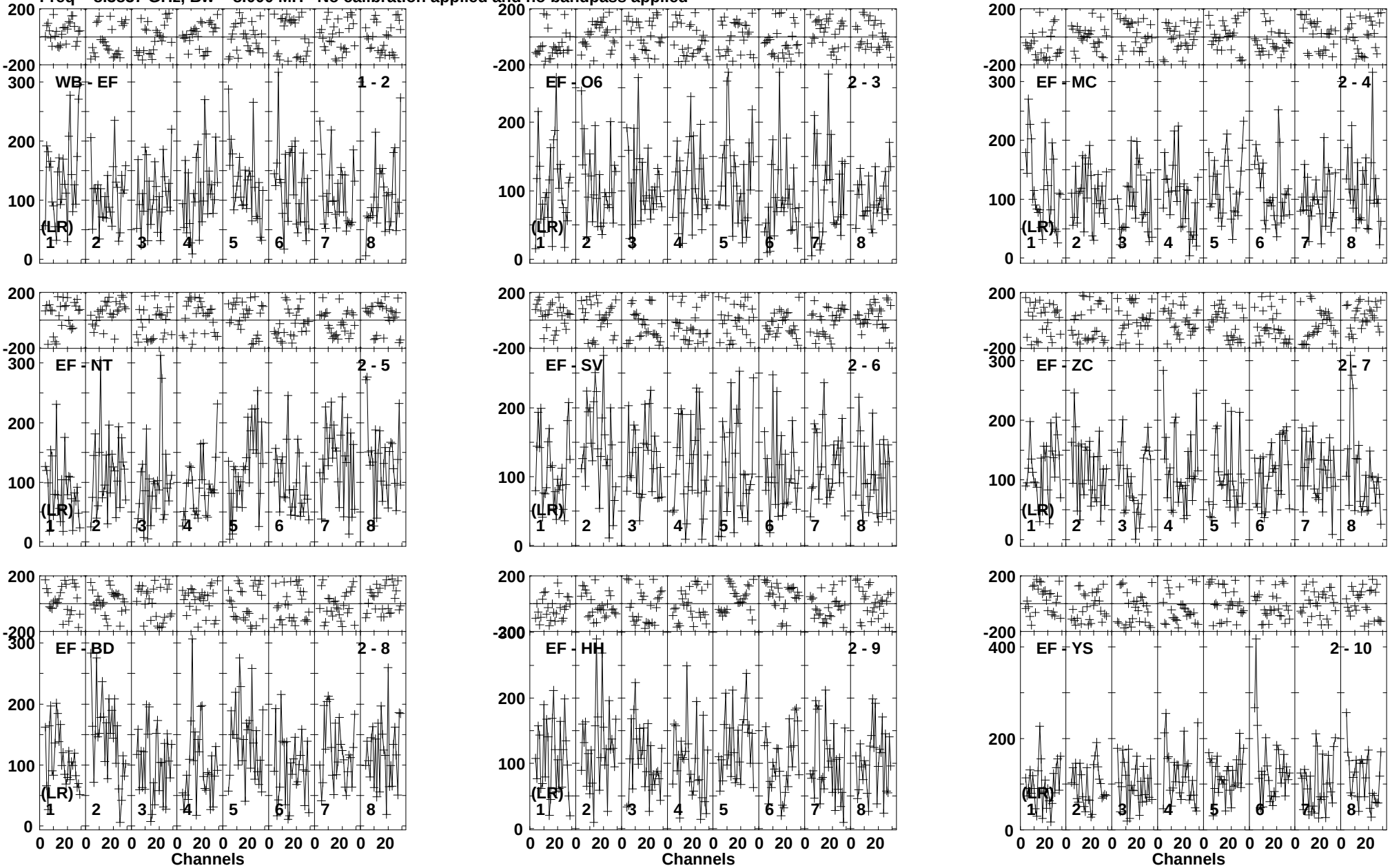

Lower frame: Micro Ampl Jy Top frame: Phas deg
Vector averaged cross-power spectrum Baseline: WB (01) - EF (02)
Timerange: 00/15:12:37 to 00/15:15:27

Plot file version 92 created 04-DEC-2015 15:27:33
IRAS10565 ER043A.UVDATA.1
Freq = 8.3837 GHz, Bw = 8.000 MH No calibration applied and no bandpass applied

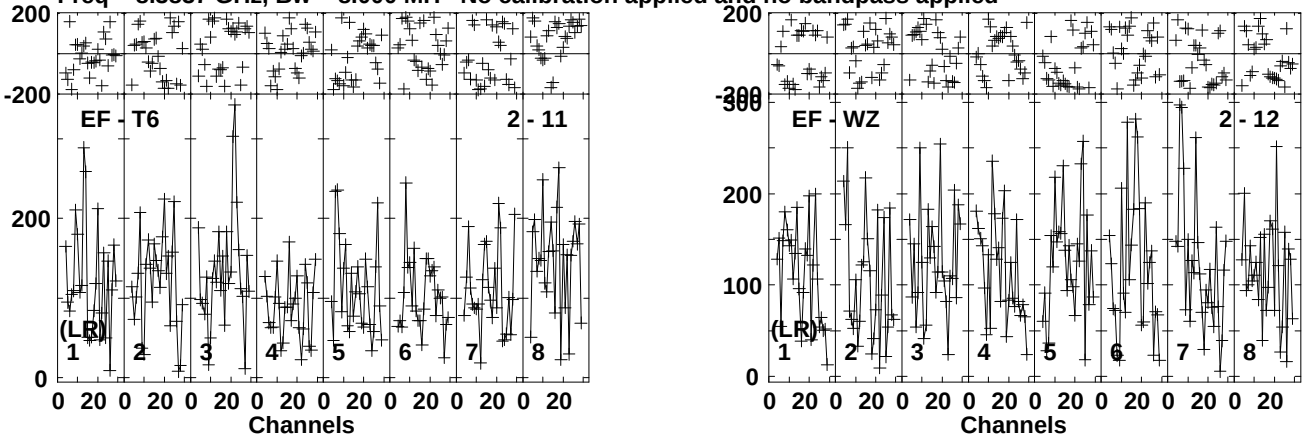

Lower frame: Micro Ampl Jy Top frame: Phas deg
Vector averaged cross-power spectrum Baseline: EF (02) - T6 (11)
Timerange: 00/15:12:37 to 00/15:15:27

Plot file version 93 created 04-DEC-2015 15:27:33
J1102+2757 ER043A.UVDATA.1
Freq = 8.3837 GHz, Bw = 8.000 MH No calibration applied and no bandpass applied

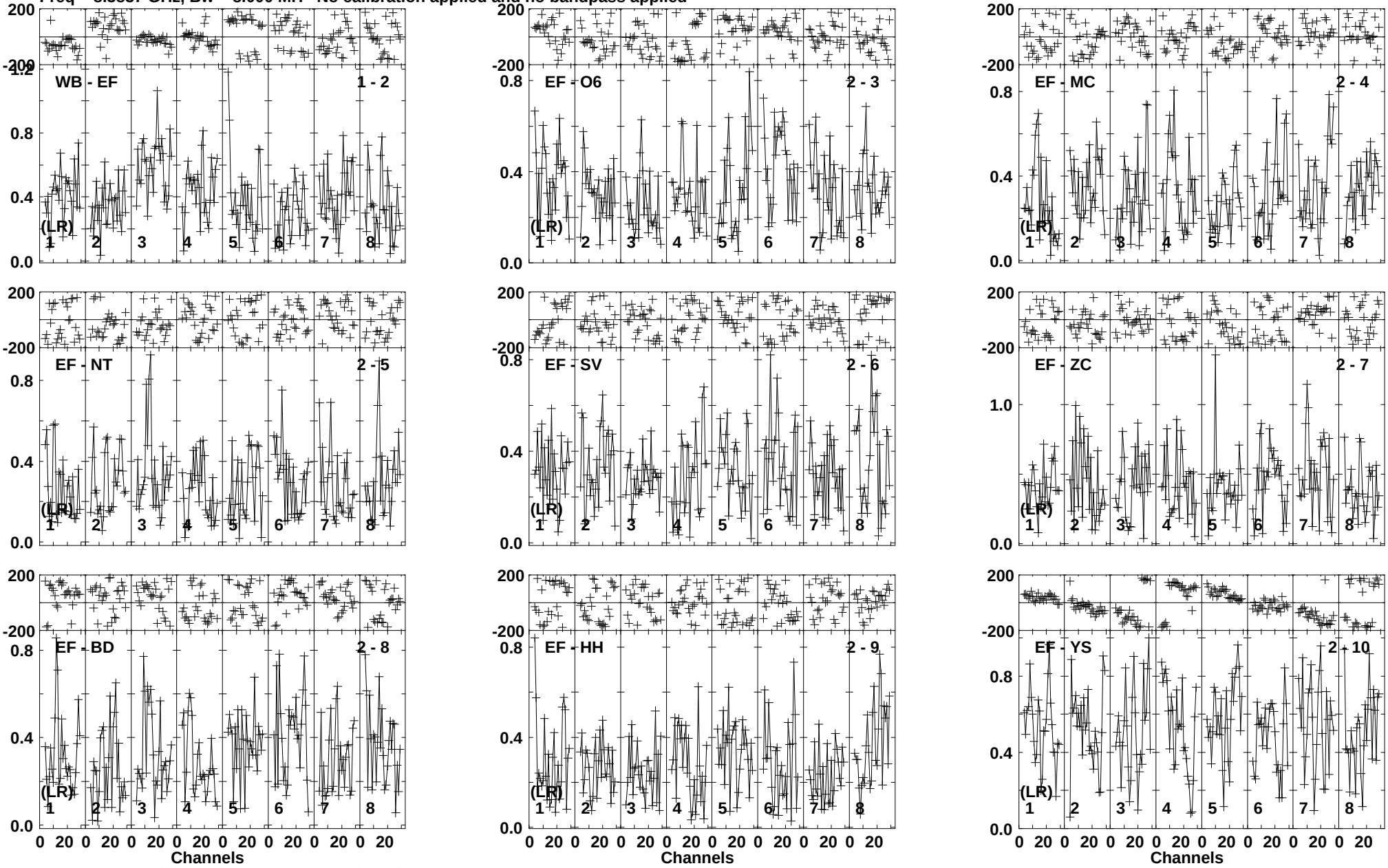

Lower frame: Milli Ampl Jy Top frame: Phas deg
Vector averaged cross-power spectrum Baseline: WB (01) - EF (02)
Timerange: 00/15:15:33 to 00/15:16:37

Plot file version 94 created 04-DEC-2015 15:27:33
J1102+2757 ER043A.UVDATA.1
Freq = 8.3837 GHz, Bw = 8.000 MH No calibration applied and no bandpass applied

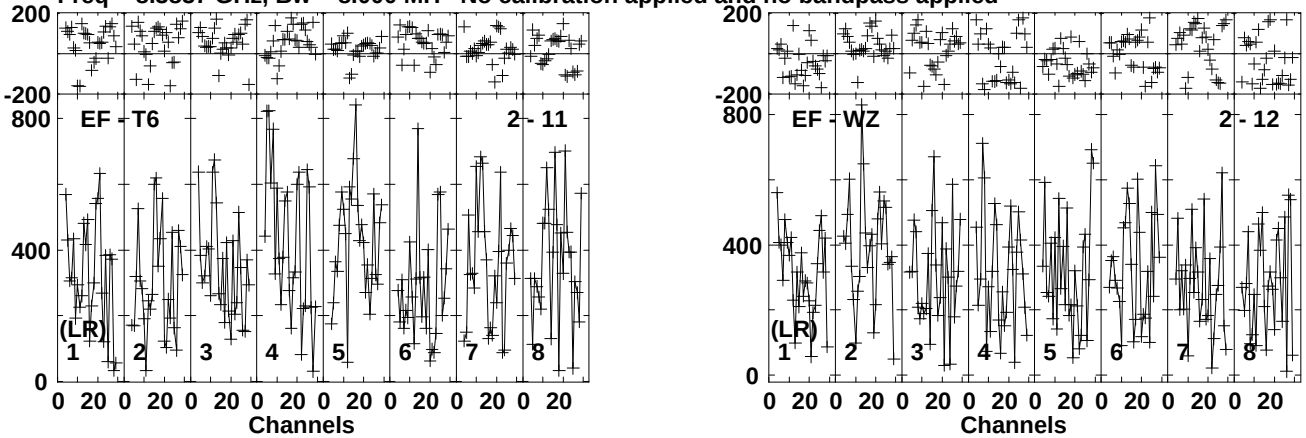

Lower frame: Micro Ampl Jy Top frame: Phas deg
Vector averaged cross-power spectrum Baseline: EF (02) - T6 (11)
Timerange: 00/15:15:33 to 00/15:16:37

Plot file version 95 created 04-DEC-2015 15:27:33
IRAS10565 ER043A.UVDATA.1
Freq = 8.3837 GHz, Bw = 8.000 MH No calibration applied and no bandpass applied

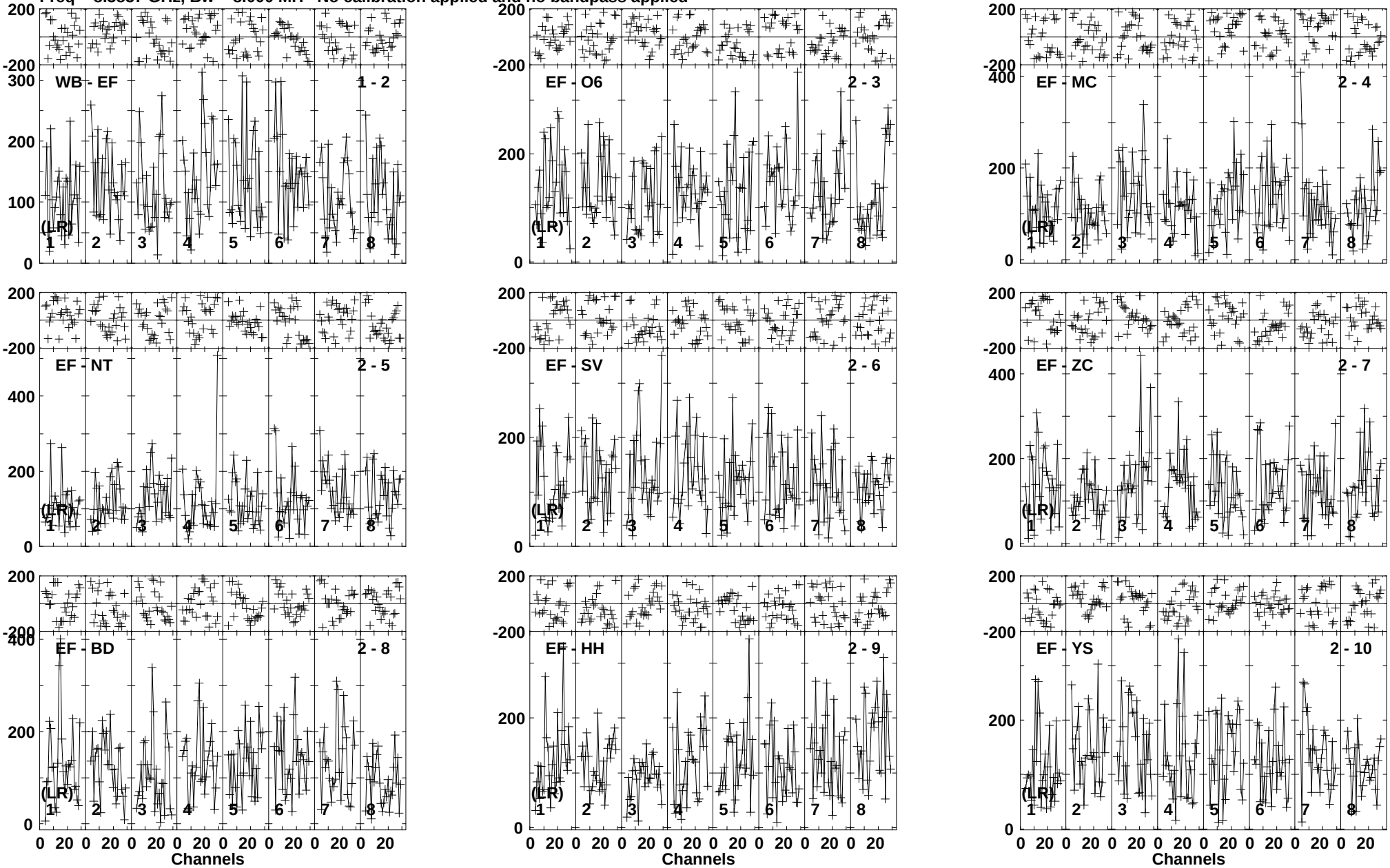

Lower frame: Micro Ampl Jy Top frame: Phas deg
Vector averaged cross-power spectrum Baseline: WB (01) - EF (02)
Timerange: 00/15:16:43 to 00/15:19:31

Plot file version 96 created 04-DEC-2015 15:27:33
IRAS10565 ER043A.UVDATA.1
Freq = 8.3837 GHz, Bw = 8.000 MH No calibration applied and no bandpass applied

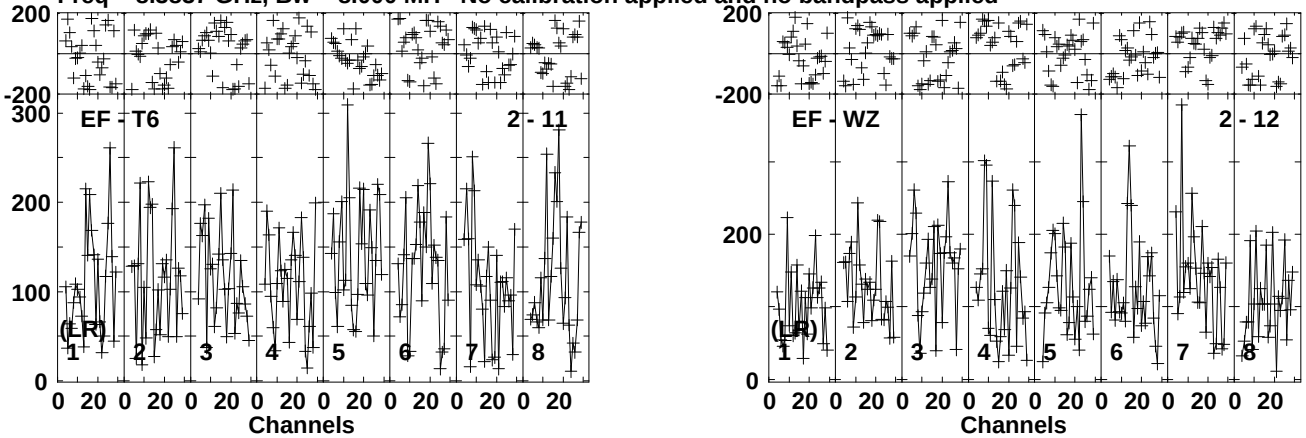

Lower frame: Micro Ampl Jy Top frame: Phas deg
Vector averaged cross-power spectrum Baseline: EF (02) - T6 (11)
Timerange: 00/15:16:43 to 00/15:19:31

Plot file version 97 created 04-DEC-2015 15:27:33
J1102+2757 ER043A.UVDATA.1
Freq = 8.3837 GHz, Bw = 8.000 MH No calibration applied and no bandpass applied

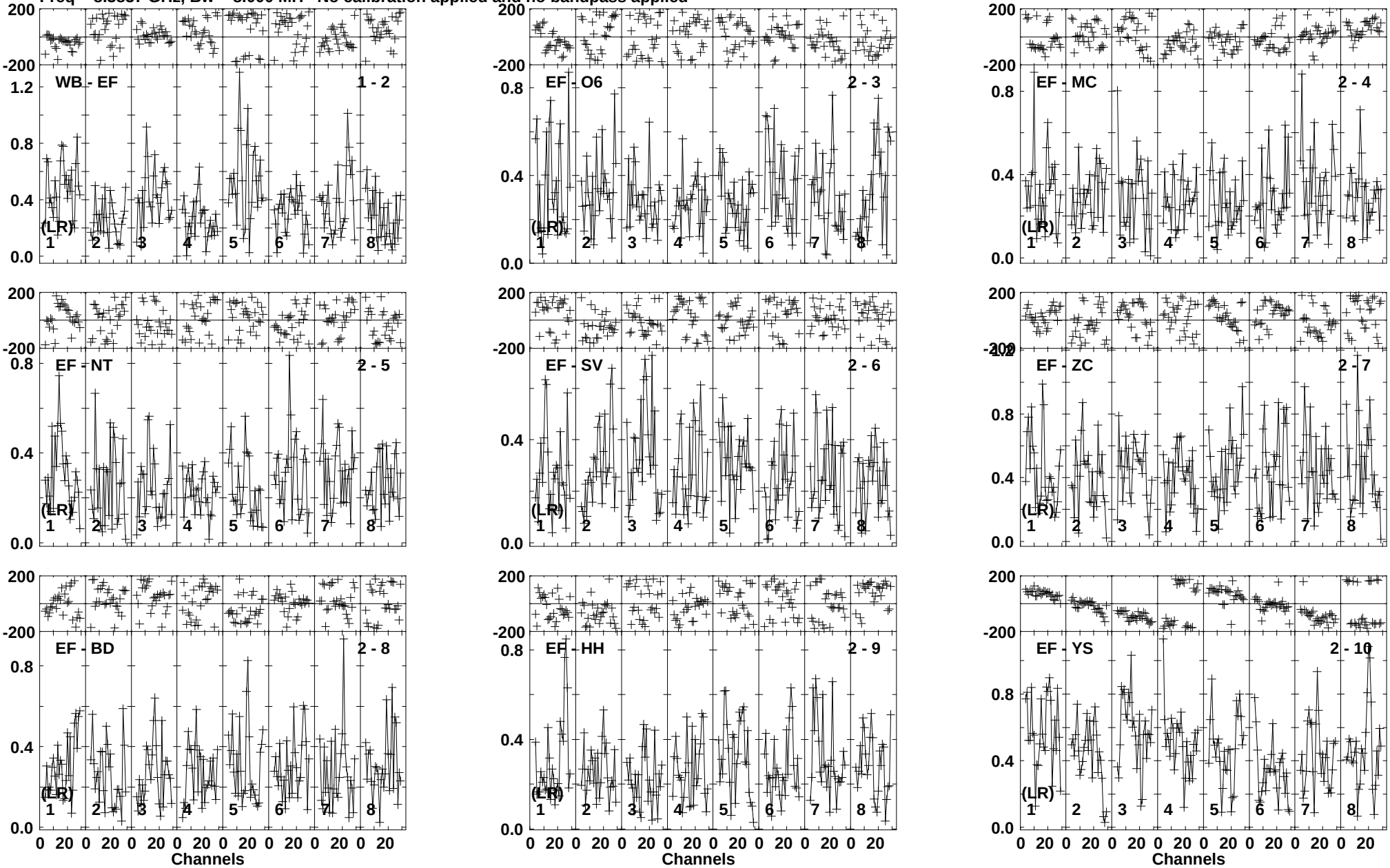

Lower frame: Milli Ampl Jy Top frame: Phas deg
Vector averaged cross-power spectrum Baseline: WB (01) - EF (02)
Timerange: 00/15:19:37 to 00/15:20:41

Plot file version 98 created 04-DEC-2015 15:27:33
J1102+2757 ER043A.UVDATA.1
Freq = 8.3837 GHz, Bw = 8.000 MH No calibration applied and no bandpass applied

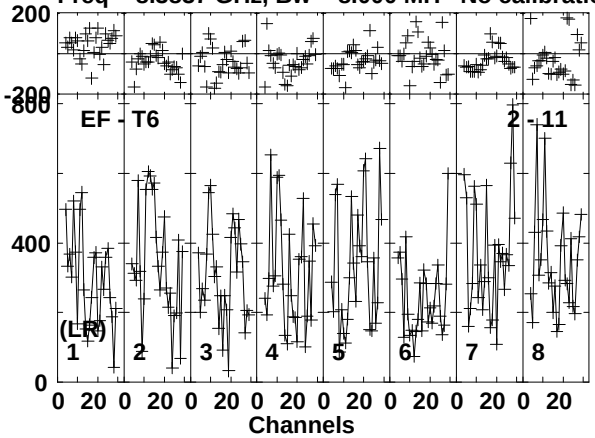

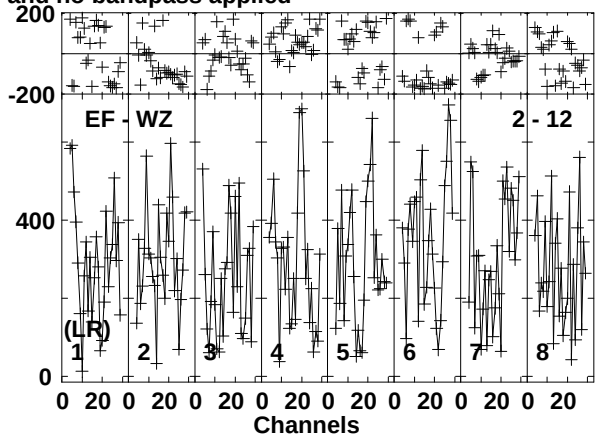

Lower frame: Micro Ampl Jy Top frame: Phas deg
Vector averaged cross-power spectrum Baseline: EF (02) - T6 (11)
Timerange: 00/15:19:37 to 00/15:20:41

Plot file version 99 created 04-DEC-2015 15:27:33
IRAS10565 ER043A.UVDATA.1
Freq = 8.3837 GHz, Bw = 8.000 MH No calibration applied and no bandpass applied



Lower frame: Micro Ampl Jy Top frame: Phas deg
Vector averaged cross-power spectrum Baseline: WB (01) - EF (02)
Timerange: 00/15:21:25 to 00/15:24:15

Plot file version 100 created 04-DEC-2015 15:27:33
IRAS10565 ER043A.UVDATA.1
Freq = 8.3837 GHz, Bw = 8.000 MH No calibration applied and no bandpass applied

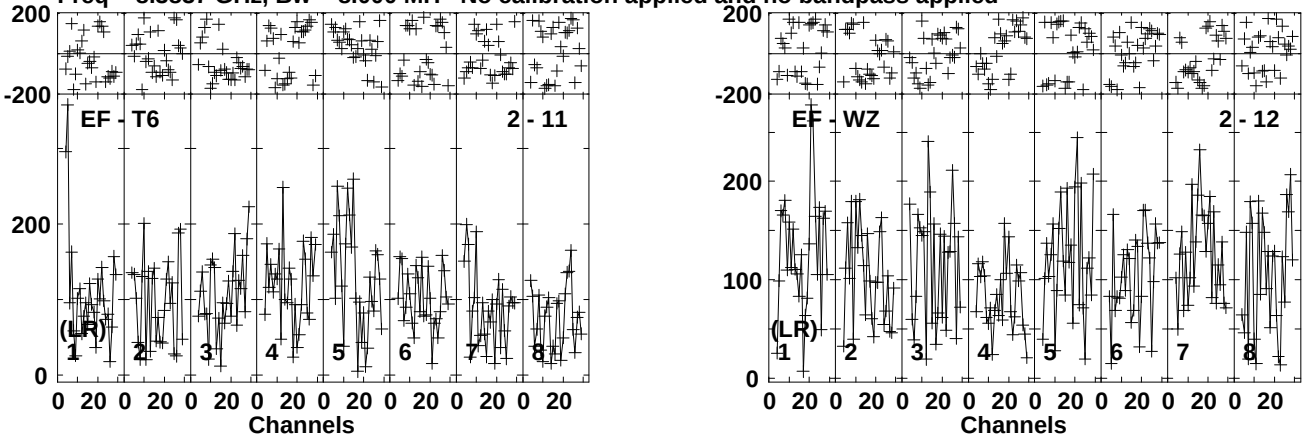

Lower frame: Micro Ampl Jy Top frame: Phas deg
Vector averaged cross-power spectrum Baseline: EF (02) - T6 (11)
Timerange: 00/15:21:25 to 00/15:24:15

Plot file version 101 created 04-DEC-2015 15:27:33
J1102+2757 ER043A.UVDATA.1
Freq = 8.3837 GHz, Bw = 8.000 MH No calibration applied and no bandpass applied

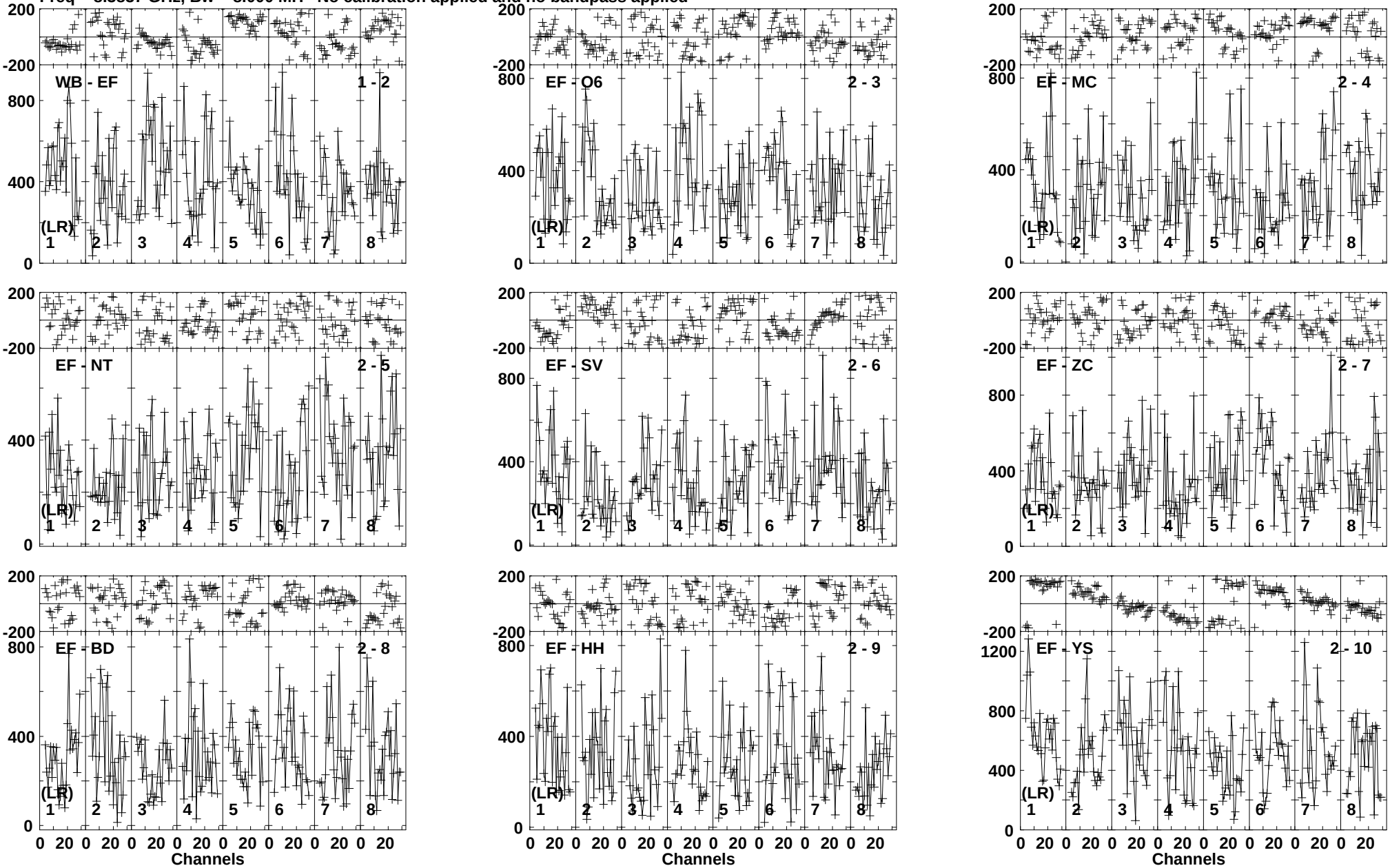

Lower frame: Micro Ampl Jy Top frame: Phas deg
Vector averaged cross-power spectrum Baseline: WB (01) - EF (02)
Timerange: 00/15:24:21 to 00/15:25:25

Plot file version 102 created 04-DEC-2015 15:27:34
J1102+2757 ER043A.UVDATA.1
Freq = 8.3837 GHz, Bw = 8.000 MH No calibration applied and no bandpass applied

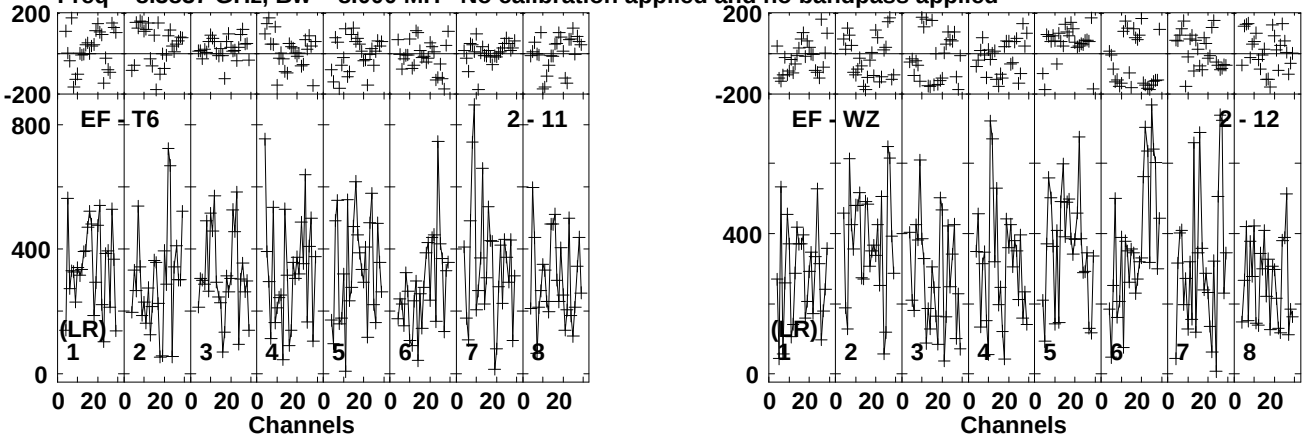

Lower frame: Micro Ampl Jy Top frame: Phas deg
Vector averaged cross-power spectrum Baseline: EF (02) - T6 (11)
Timerange: 00/15:24:21 to 00/15:25:25

Plot file version 103 created 04-DEC-2015 15:27:34
4C39.25 ER043A.UVDATA.1
Freq = 8.3837 GHz, Bw = 8.000 MH No calibration applied and no bandpass applied

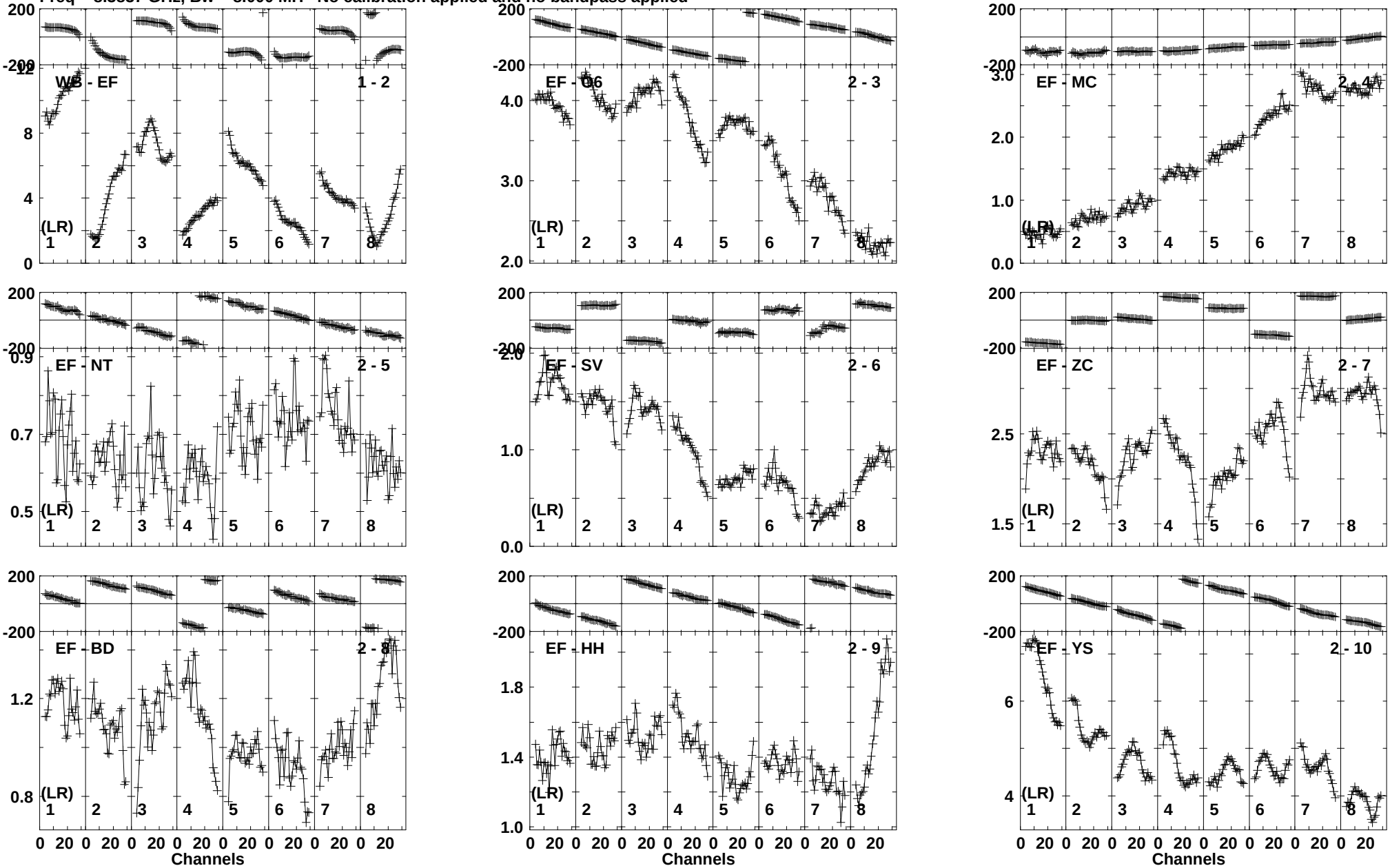

Lower frame: Milli Ampl Jy Top frame: Phas deg
Vector averaged cross-power spectrum Baseline: WB (01) - EF (02)
Timerange: 00/15:25:43 to 00/15:32:29

Plot file version 104 created 04-DEC-2015 15:27:34
4C39.25 ER043A.UVDATA.1
Freq = 8.3837 GHz, Bw = 8.000 MH No calibration applied and no bandpass applied

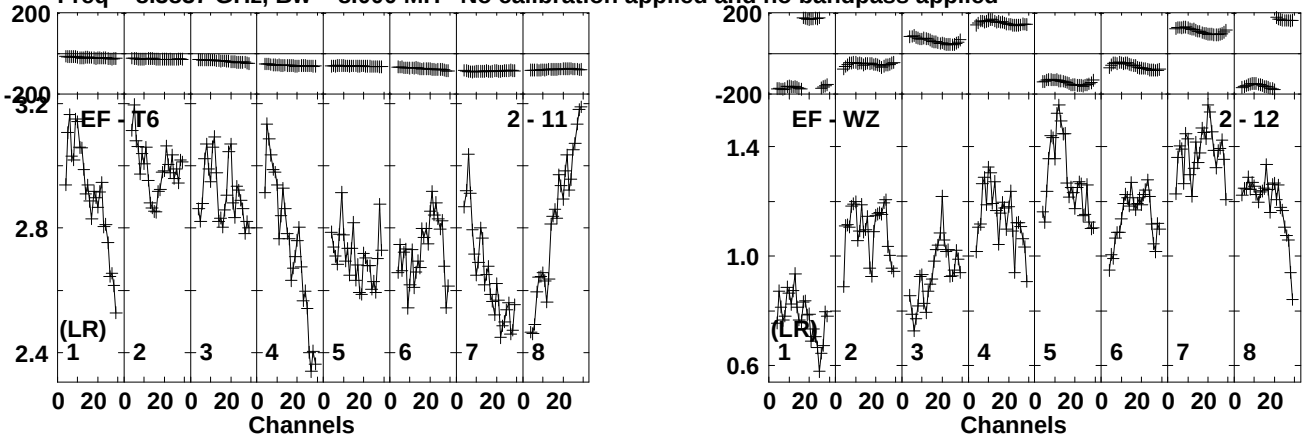

Lower frame: Milli Ampl Jy Top frame: Phas deg
Vector averaged cross-power spectrum Baseline: EF (02) - T6 (11)
Timerange: 00/15:25:43 to 00/15:32:29

Plot file version 105 created 04-DEC-2015 15:27:34
J1102+2757 ER043A.UVDATA.1
Freq = 8.3837 GHz, Bw = 8.000 MH No calibration applied and no bandpass applied

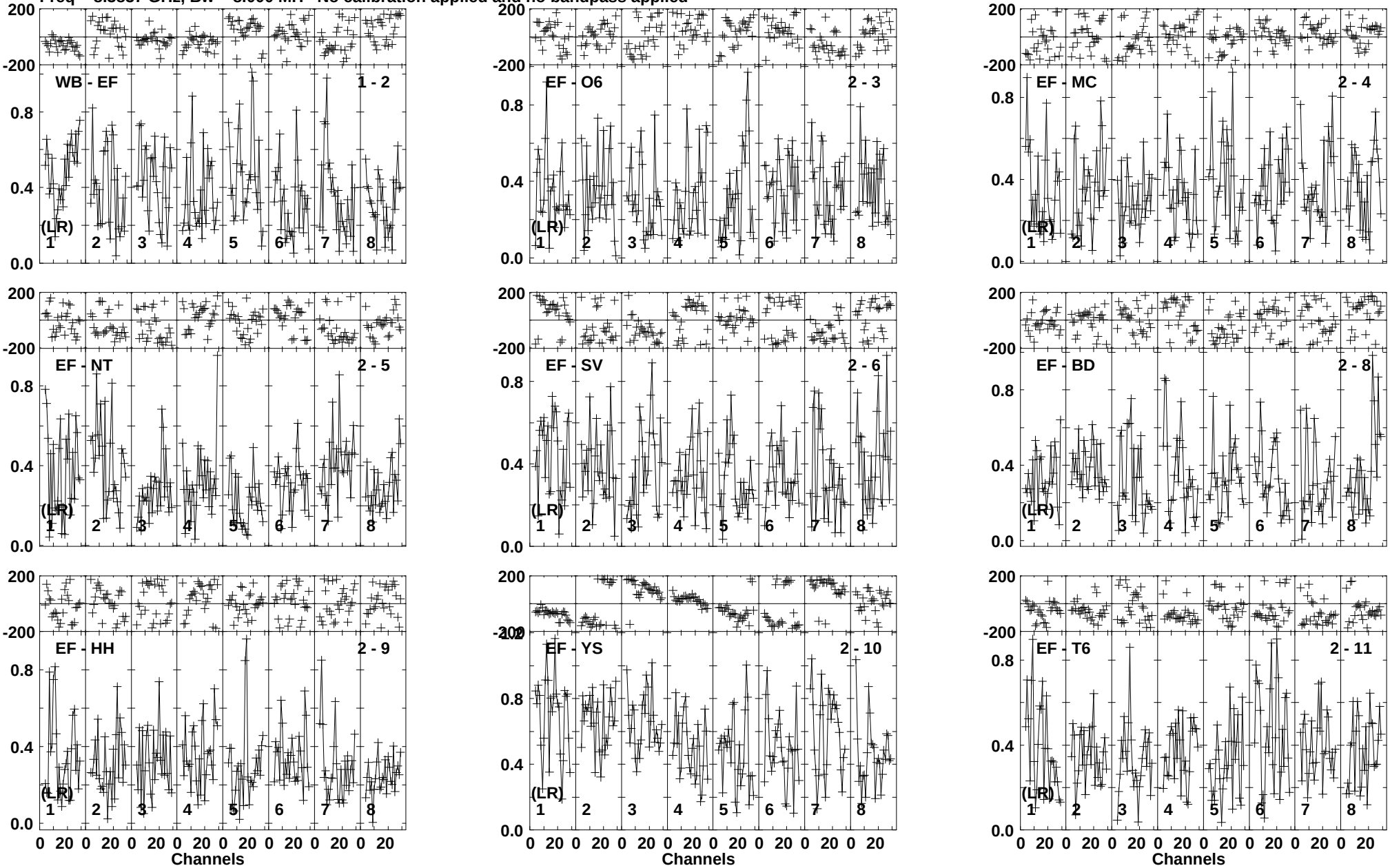

Lower frame: Milli Ampl Jy Top frame: Phas deg
Vector averaged cross-power spectrum Baseline: WB (01) - EF (02)
Timerange: 00/15:32:47 to 00/15:34:59

Plot file version 106 created 04-DEC-2015 15:27:34
J1102+2757 ER043A.UVDATA.1
Freq = 8.3837 GHz, Bw = 8.000 MH No calibration applied and no bandpass applied

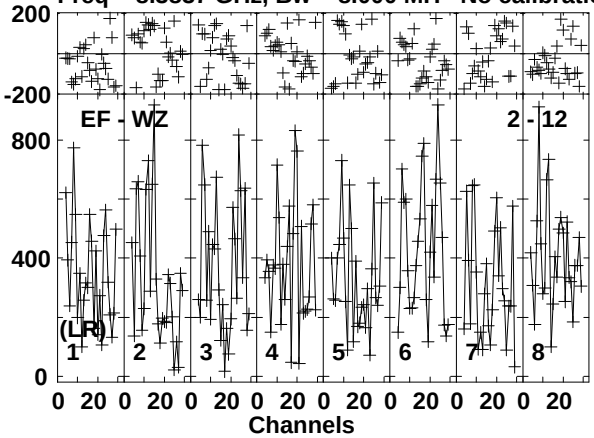

Lower frame: Micro Ampl Jy Top frame: Phas deg
Vector averaged cross-power spectrum Baseline: EF (02) - WZ (12)
Timerange: 00/15:32:47 to 00/15:34:59

Plot file version 107 created 04-DEC-2015 15:27:34
IRAS10565 ER043A.UVDATA.1
Freq = 8.3837 GHz, Bw = 8.000 MH No calibration applied and no bandpass applied

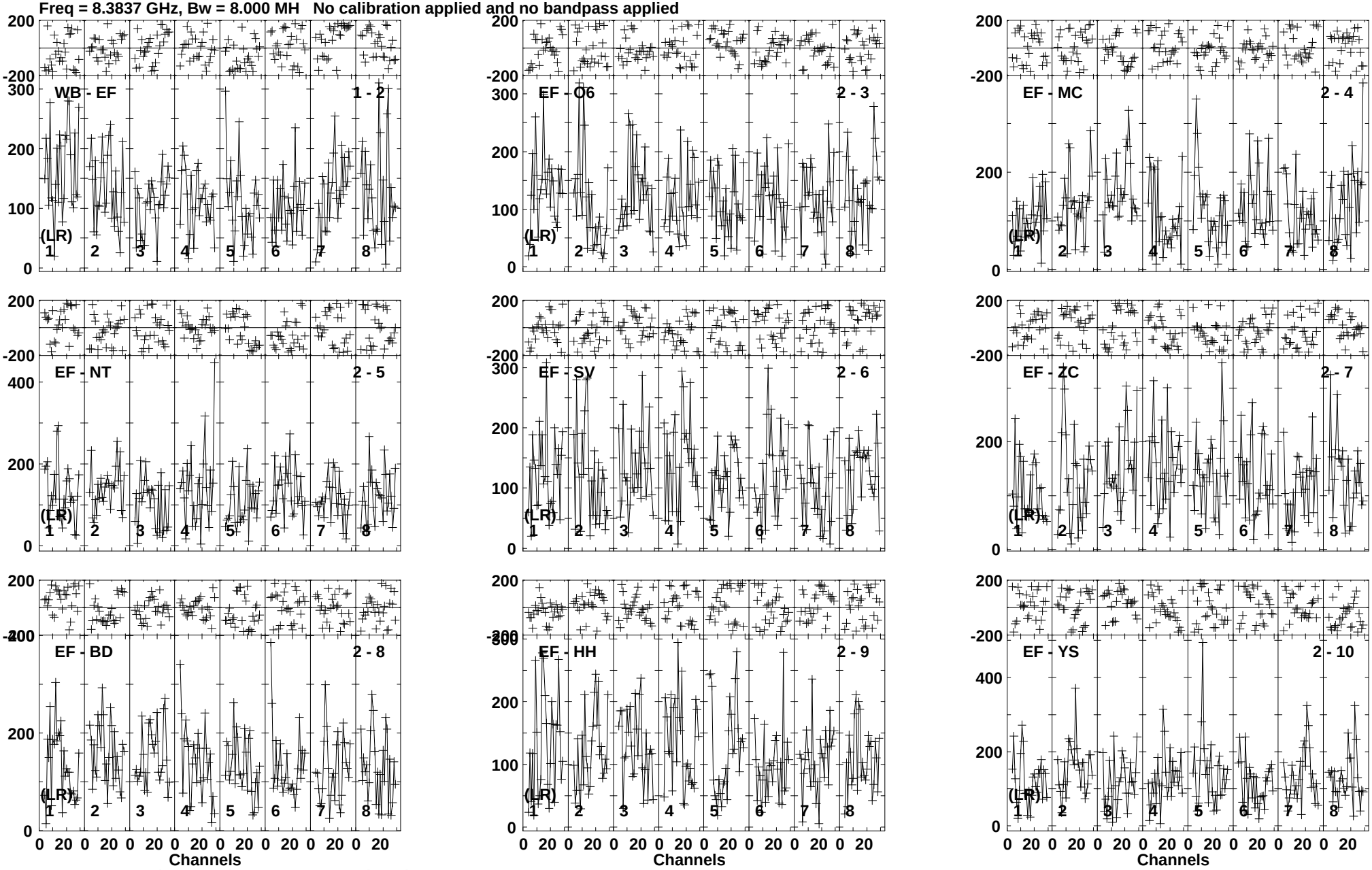

Lower frame: Micro Ampl Jy Top frame: Phas deg
Vector averaged cross-power spectrum Baseline: WB (01) - EF (02)
Timerange: 00/15:35:41 to 00/15:37:59

Plot file version 108 created 04-DEC-2015 15:27:34
IRAS10565 ER043A.UVDATA.1
Freq = 8.3837 GHz, Bw = 8.000 MH No calibration applied and no bandpass applied

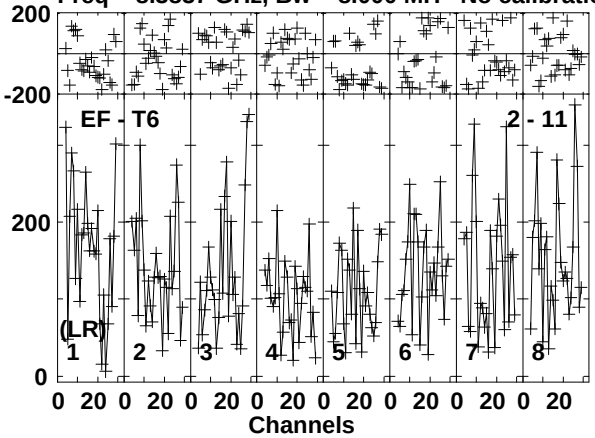

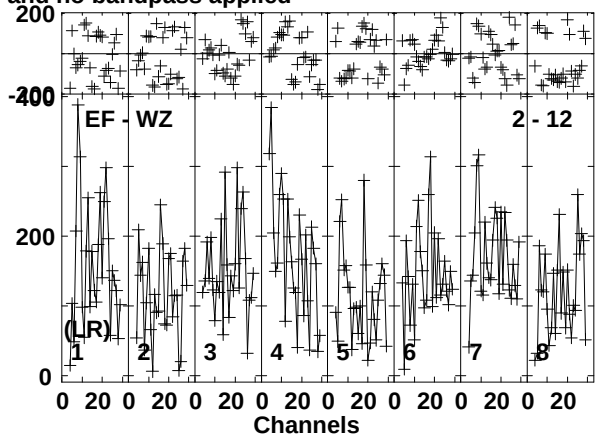

Lower frame: Micro Ampl Jy Top frame: Phas deg
Vector averaged cross-power spectrum Baseline: EF (02) - T6 (11)
Timerange: 00/15:35:41 to 00/15:37:59

Plot file version 109 created 04-DEC-2015 15:27:34
J1102+2757 ER043A.UVDATA.1
Freq = 8.3837 GHz, Bw = 8.000 MH No calibration applied and no bandpass applied

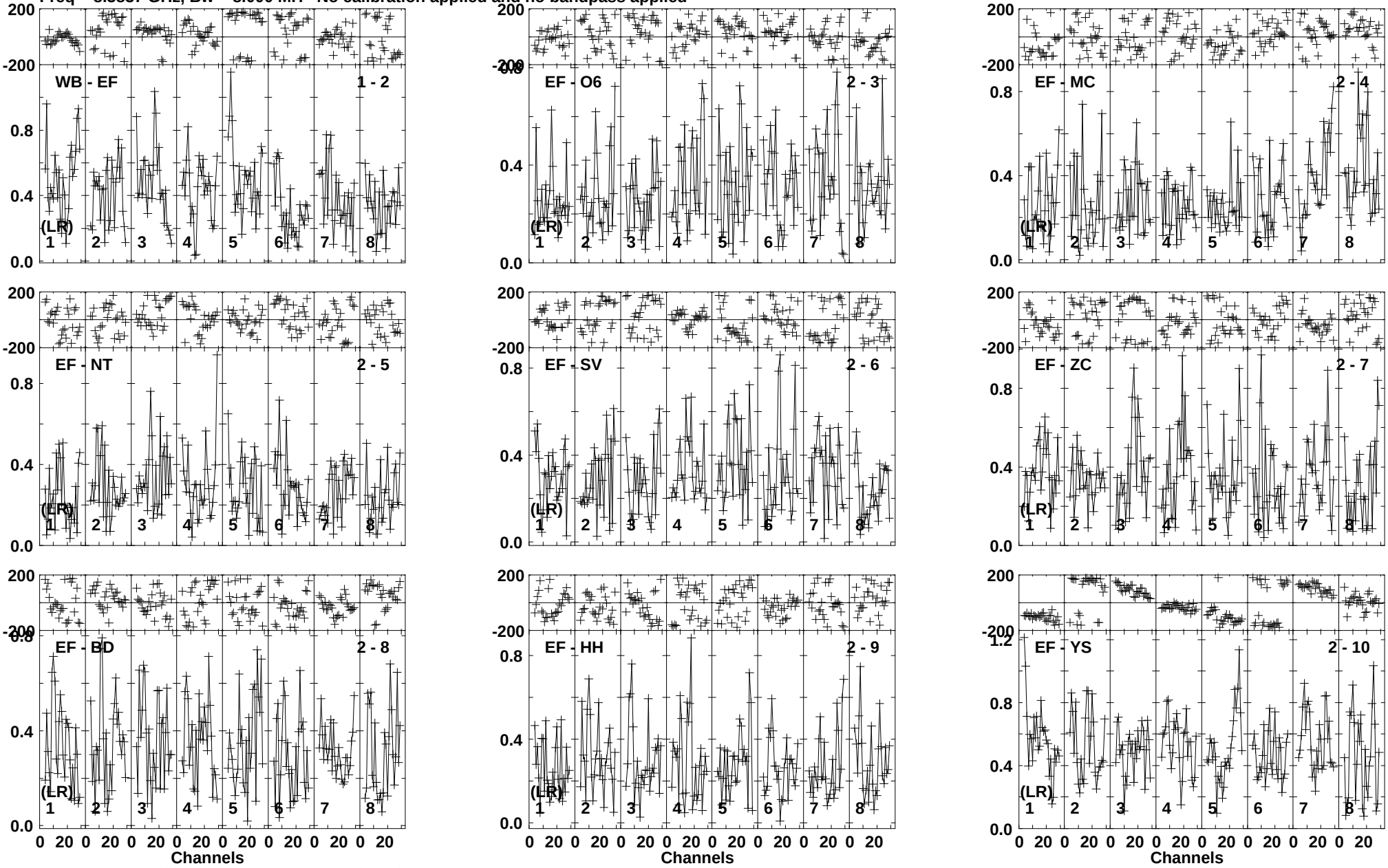

Lower frame: Milli Ampl Jy Top frame: Phas deg
Vector averaged cross-power spectrum Baseline: WB (01) - EF (02)
Timerange: 00/15:38:05 to 00/15:39:09

Plot file version 110 created 04-DEC-2015 15:27:34
J1102+2757 ER043A.UVDATA.1
Freq = 8.3837 GHz, Bw = 8.000 MH No calibration applied and no bandpass applied

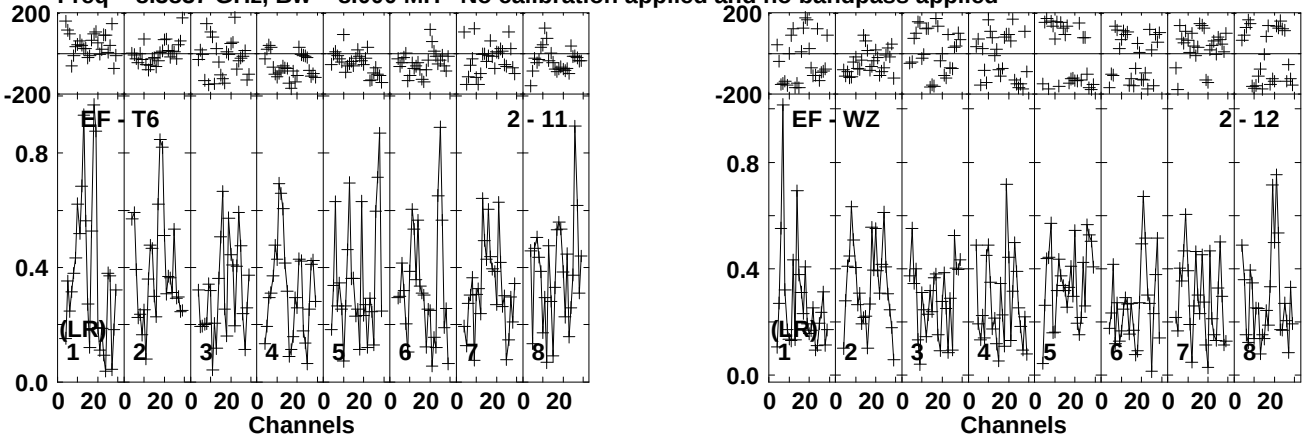

Lower frame: Milli Ampl Jy Top frame: Phas deg
Vector averaged cross-power spectrum Baseline: EF (02) - T6 (11)
Timerange: 00/15:38:05 to 00/15:39:09

Plot file version 111 created 04-DEC-2015 15:27:35
IRAS10565 ER043A.UVDATA.1
Freq = 8.3837 GHz, Bw = 8.000 MH No calibration applied and no bandpass applied



Lower frame: Micro Ampl Jy Top frame: Phas deg
Vector averaged cross-power spectrum Baseline: WB (01) - EF (02)
Timerange: 00/15:39:53 to 00/15:42:49

Plot file version 112 created 04-DEC-2015 15:27:35
IRAS10565 ER043A.UVDATA.1
Freq = 8.3837 GHz, Bw = 8.000 MH No calibration applied and no bandpass applied

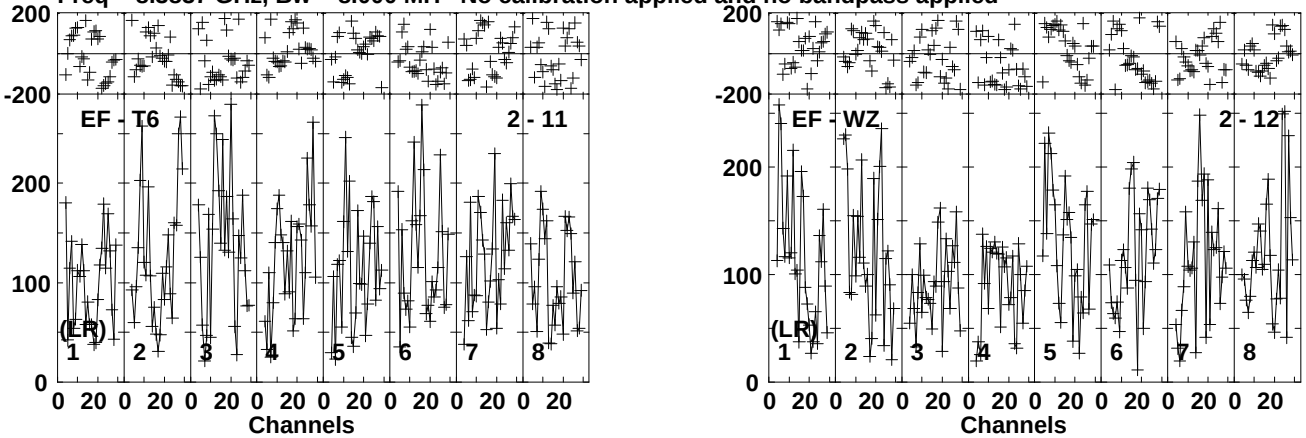

Lower frame: Micro Ampl Jy Top frame: Phas deg
Vector averaged cross-power spectrum Baseline: EF (02) - T6 (11)
Timerange: 00/15:39:53 to 00/15:42:49

Plot file version 113 created 04-DEC-2015 15:27:35
J1102+2757 ER043A.UVDATA.1
Freq = 8.3837 GHz, Bw = 8.000 MH No calibration applied and no bandpass applied

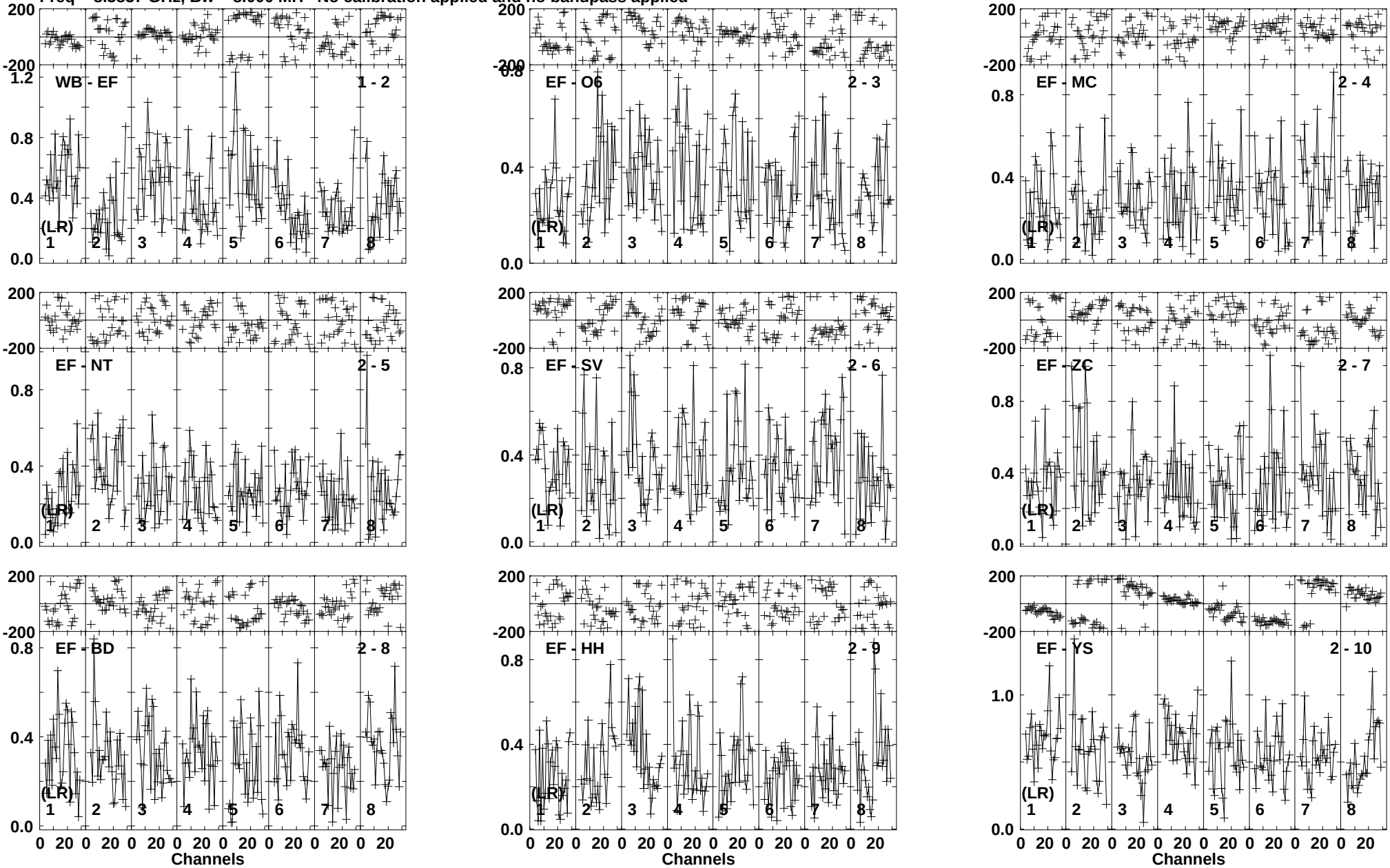

Lower frame: Milli Ampl Jy Top frame: Phas deg
Vector averaged cross-power spectrum Baseline: WB (01) - EF (02)
Timerange: 00/15:42:55 to 00/15:43:59

Plot file version 114 created 04-DEC-2015 15:27:35
J1102+2757 ER043A.UVDATA.1
Freq = 8.3837 GHz, Bw = 8.000 MH No calibration applied and no bandpass applied

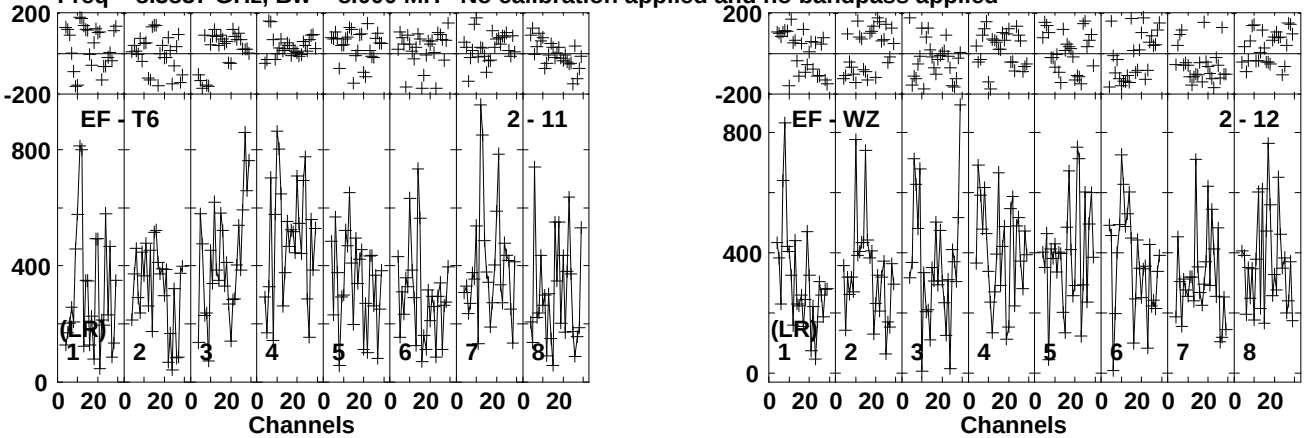

Lower frame: Micro Ampl Jy Top frame: Phas deg
Vector averaged cross-power spectrum Baseline: EF (02) - T6 (11)
Timerange: 00/15:42:55 to 00/15:43:59

Plot file version 115 created 04-DEC-2015 15:27:35
IRAS10565 ER043A.UVDATA.1
Freq = 8.3837 GHz, Bw = 8.000 MH No calibration applied and no bandpass applied

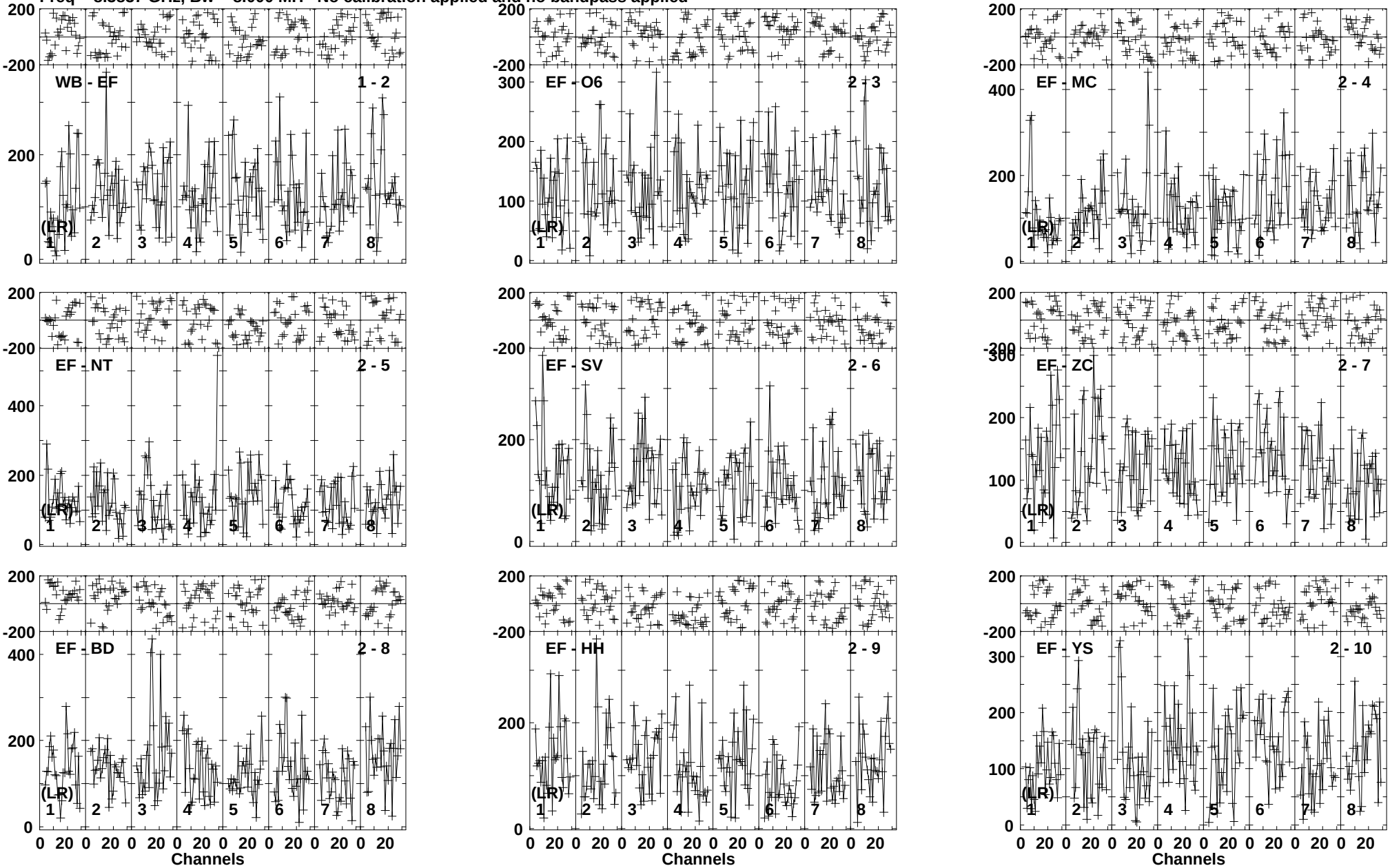

Lower frame: Micro Ampl Jy Top frame: Phas deg
Vector averaged cross-power spectrum Baseline: WB (01) - EF (02)
Timerange: 00/15:44:05 to 00/15:46:59

Plot file version 116 created 04-DEC-2015 15:27:35
IRAS10565 ER043A.UVDATA.1
Freq = 8.3837 GHz, Bw = 8.000 MH No calibration applied and no bandpass applied

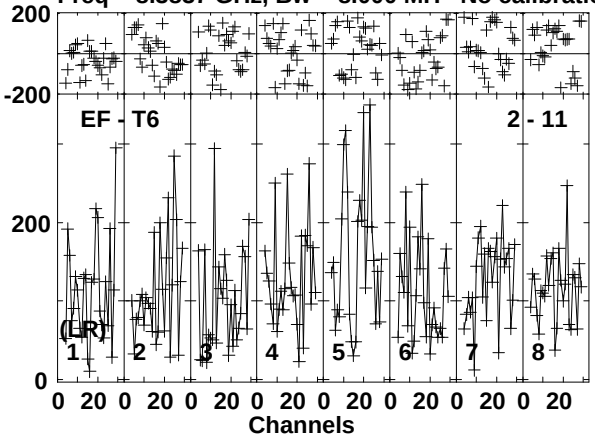

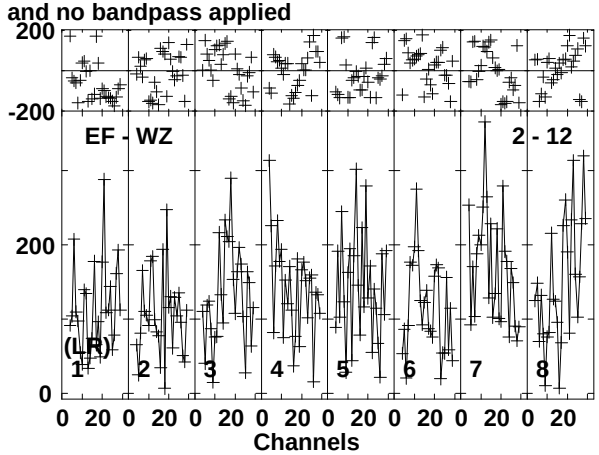

Lower frame: Micro Ampl Jy Top frame: Phas deg
Vector averaged cross-power spectrum Baseline: EF (02) - T6 (11)
Timerange: 00/15:44:05 to 00/15:46:59

Plot file version 117 created 04-DEC-2015 15:27:35
J1102+2757 ER043A.UVDATA.1
Freq = 8.3837 GHz, Bw = 8.000 MH No calibration applied and no bandpass applied

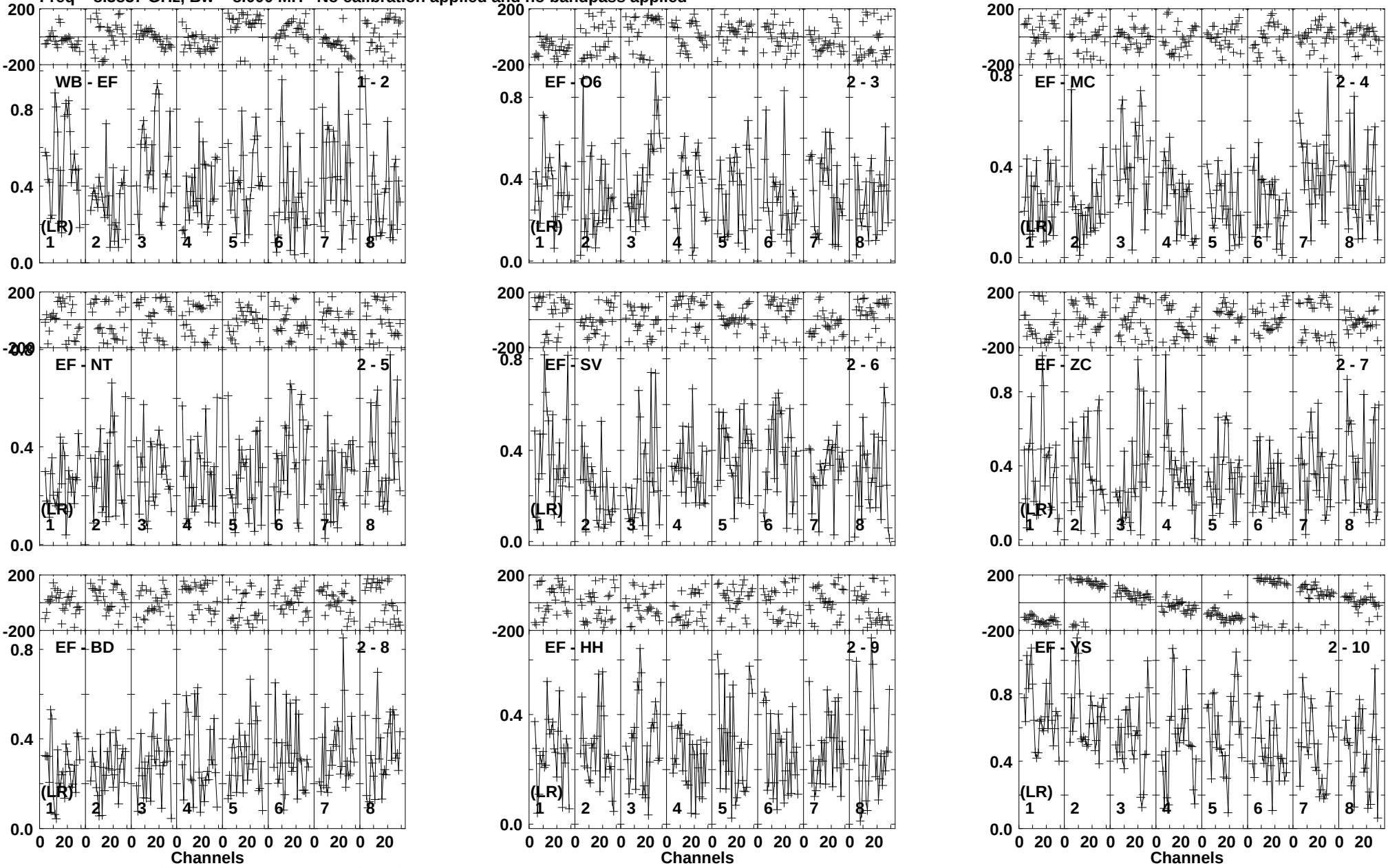

Lower frame: Milli Ampl Jy Top frame: Phas deg
Vector averaged cross-power spectrum Baseline: WB (01) - EF (02)
Timerange: 00/15:47:05 to 00/15:48:09

Plot file version 118 created 04-DEC-2015 15:27:35
J1102+2757 ER043A.UVDATA.1
Freq = 8.3837 GHz, Bw = 8.000 MH No calibration applied and no bandpass applied

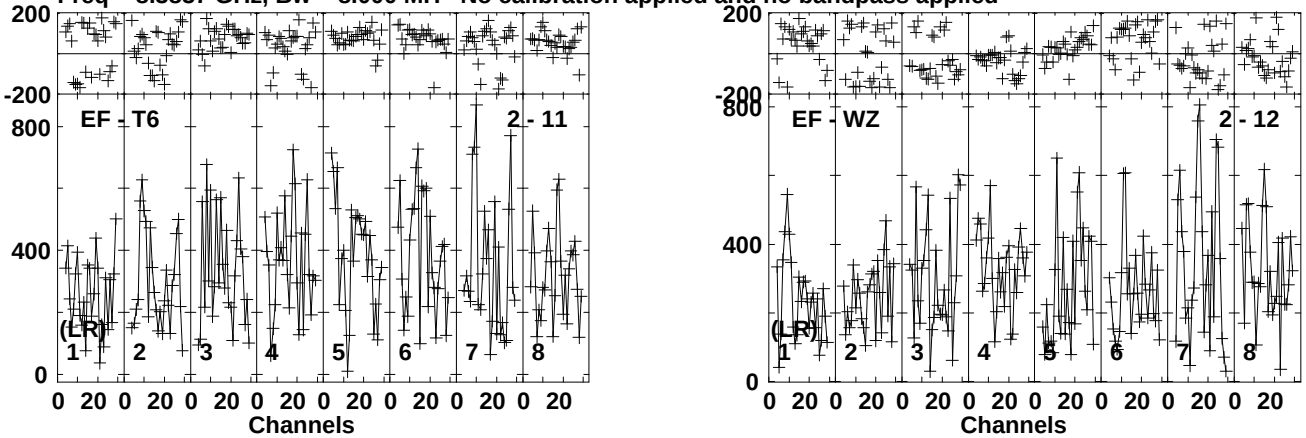

Lower frame: Micro Ampl Jy Top frame: Phas deg
Vector averaged cross-power spectrum Baseline: EF (02) - T6 (11)
Timerange: 00/15:47:05 to 00/15:48:09

Plot file version 119 created 04-DEC-2015 15:27:35
IRAS10565 ER043A.UVDATA.1
Freq = 8.3837 GHz, Bw = 8.000 MH No calibration applied and no bandpass applied

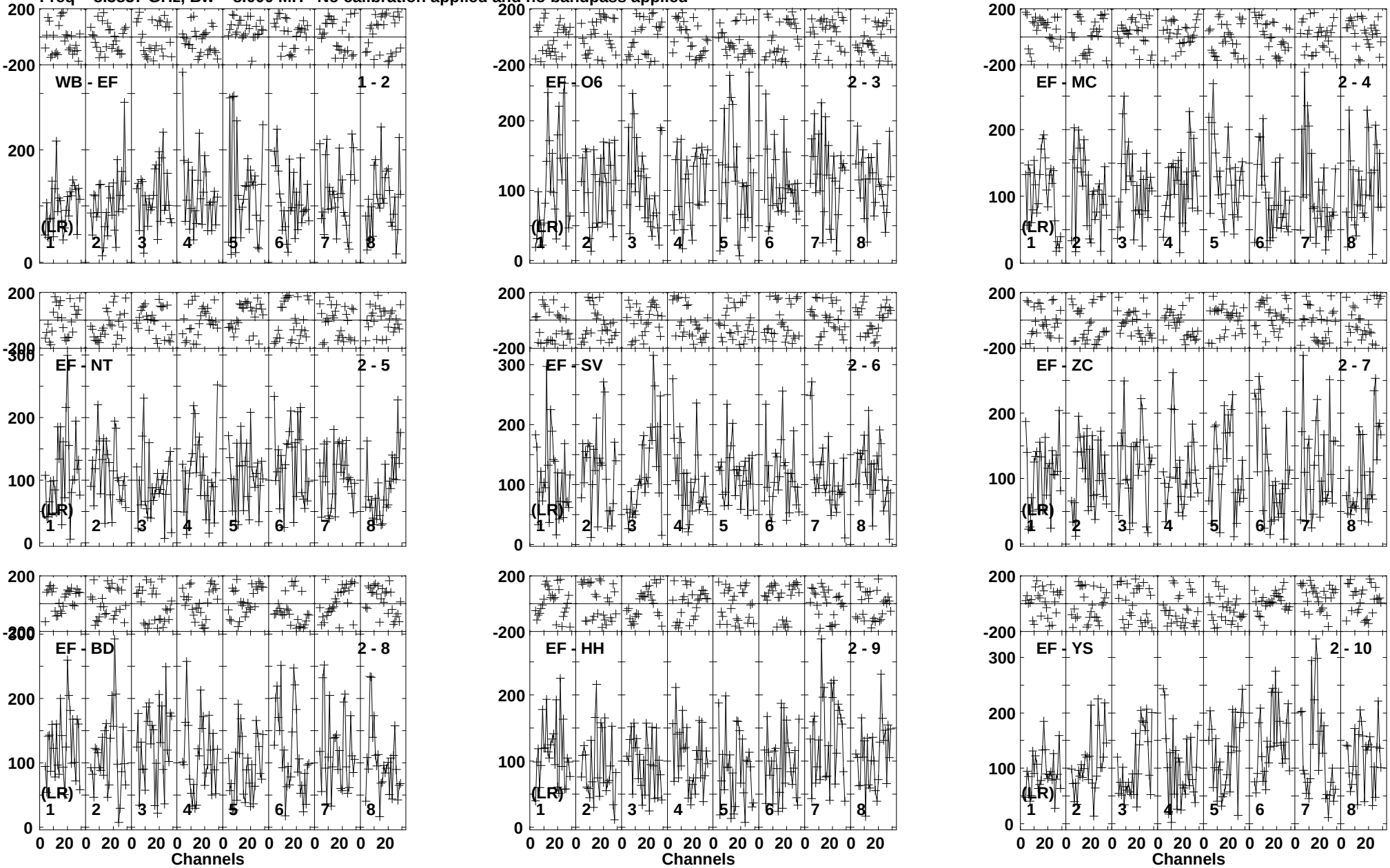

Lower frame: Micro Ampl Jy Top frame: Phas deg
Vector averaged cross-power spectrum Baseline: WB (01) - EF (02)
Timerange: 00/15:48:53 to 00/15:51:49

Plot file version 120 created 04-DEC-2015 15:27:35
IRAS10565 ER043A.UVDATA.1
Freq = 8.3837 GHz, Bw = 8.000 MH No calibration applied and no bandpass applied

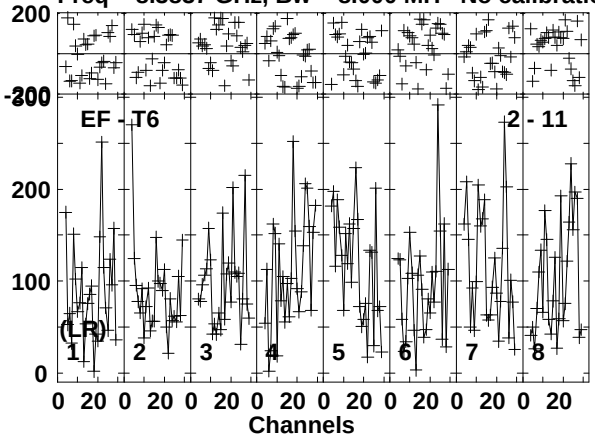

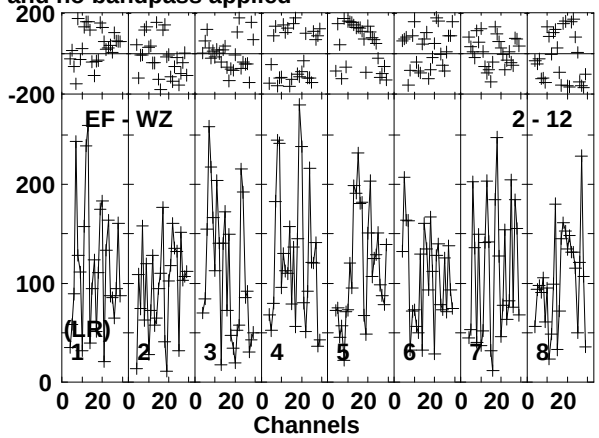

Lower frame: Micro Ampl Jy Top frame: Phas deg
Vector averaged cross-power spectrum Baseline: EF (02) - T6 (11)
Timerange: 00/15:48:53 to 00/15:51:49

Plot file version 121 created 04-DEC-2015 15:27:35
J1102+2757 ER043A.UVDATA.1
Freq = 8.3837 GHz, Bw = 8.000 MH No calibration applied and no bandpass applied

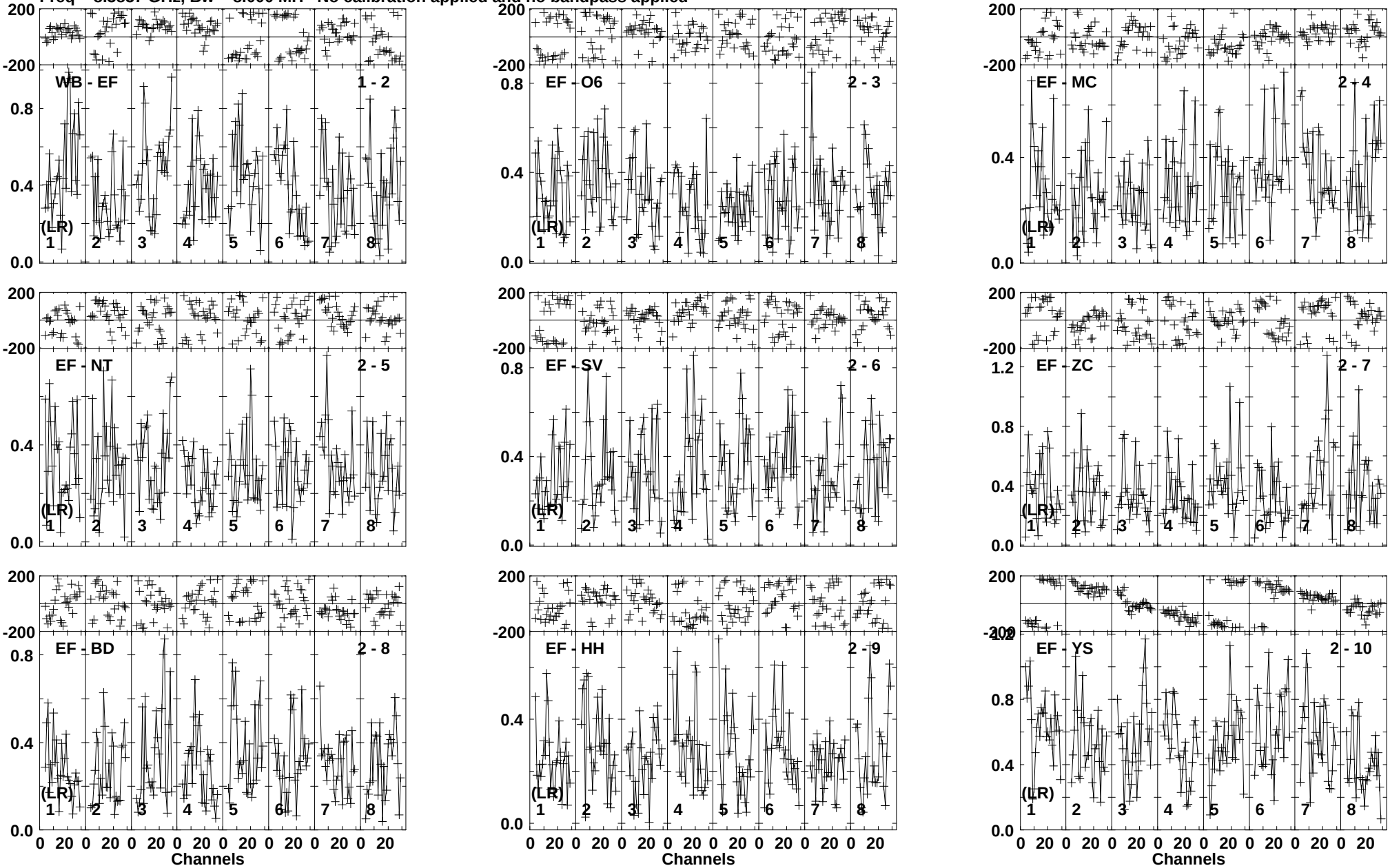

Lower frame: Milli Ampl Jy Top frame: Phas deg
Vector averaged cross-power spectrum Baseline: WB (01) - EF (02)
Timerange: 00/15:51:55 to 00/15:52:59

Plot file version 122 created 04-DEC-2015 15:27:36
J1102+2757 ER043A.UVDATA.1
Freq = 8.3837 GHz, Bw = 8.000 MH No calibration applied and no bandpass applied

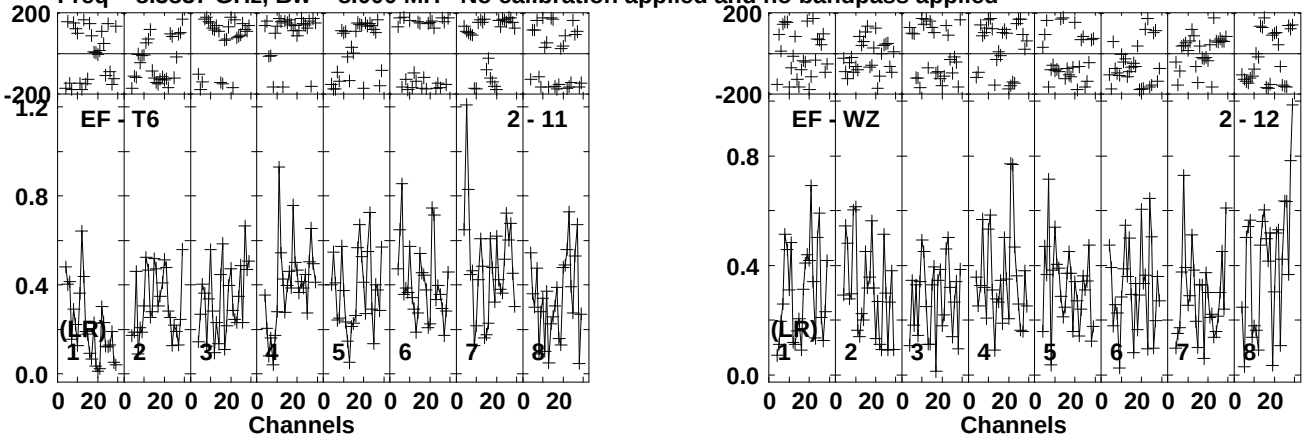

Lower frame: Milli Ampl Jy Top frame: Phas deg
Vector averaged cross-power spectrum Baseline: EF (02) - T6 (11)
Timerange: 00/15:51:55 to 00/15:52:59

Plot file version 123 created 04-DEC-2015 15:27:36
IRAS10565 ER043A.UVDATA.1
Freq = 8.3837 GHz, Bw = 8.000 MH No calibration applied and no bandpass applied

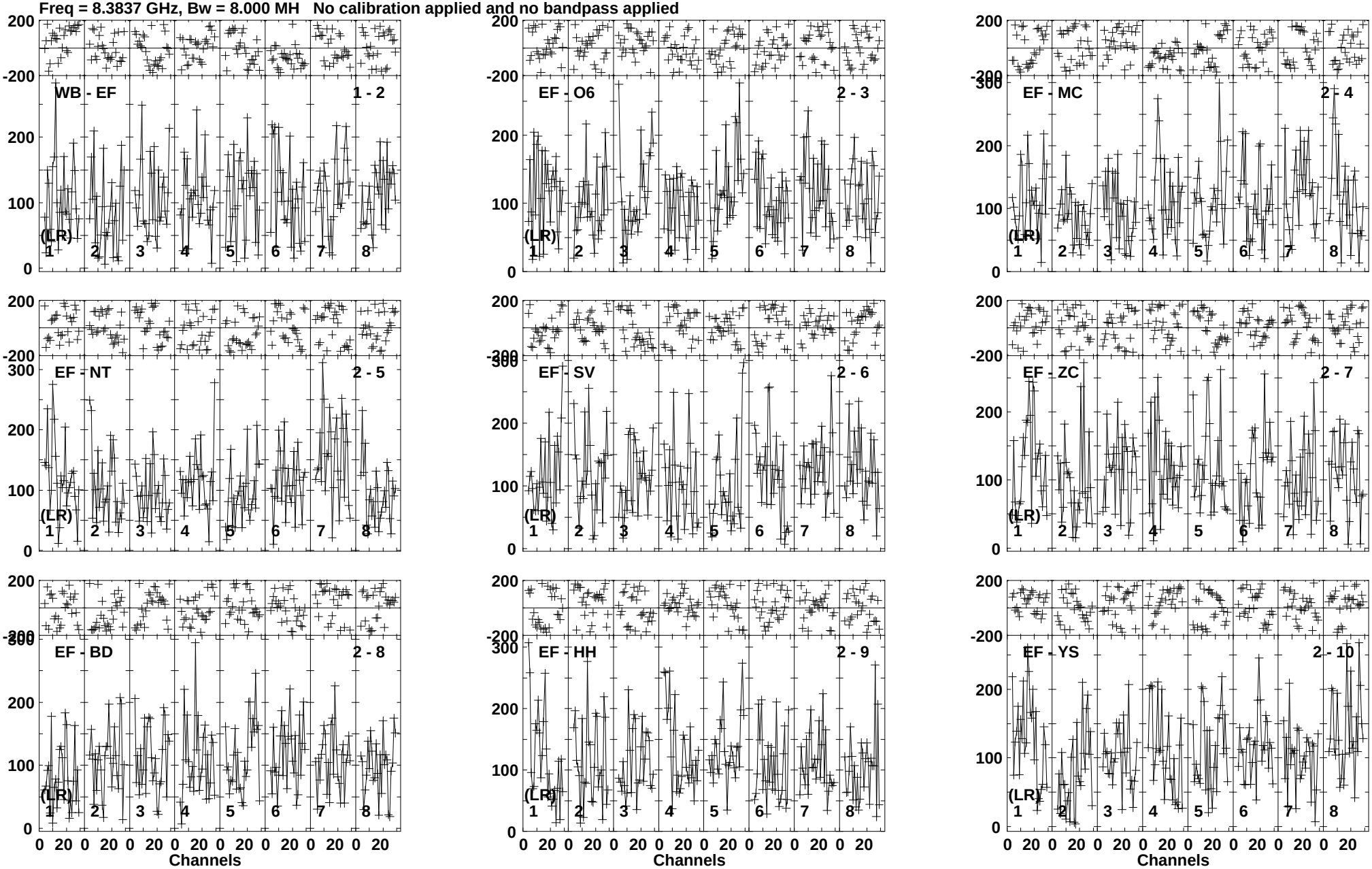

Lower frame: Micro Ampl Jy Top frame: Phas deg
Vector averaged cross-power spectrum Baseline: WB (01) - EF (02)
Timerange: 00/15:53:43 to 00/15:56:39

Plot file version 124 created 04-DEC-2015 15:27:36
IRAS10565 ER043A.UVDATA.1
Freq = 8.3837 GHz, Bw = 8.000 MH No calibration applied and no bandpass applied

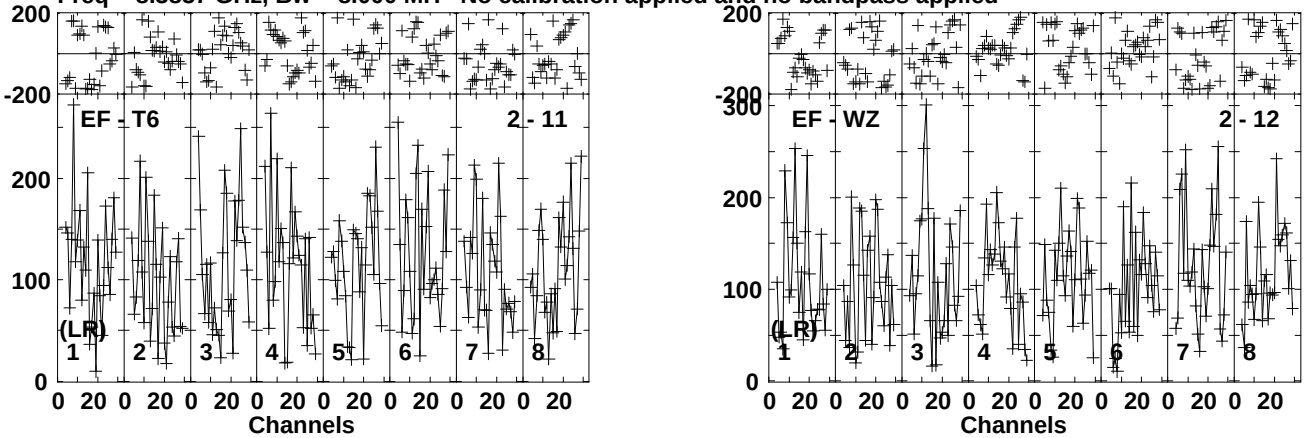

Lower frame: Micro Ampl Jy Top frame: Phas deg
Vector averaged cross-power spectrum Baseline: EF (02) - T6 (11)
Timerange: 00/15:53:43 to 00/15:56:39

Plot file version 125 created 04-DEC-2015 15:27:36
J1102+2757 ER043A.UVDATA.1
Freq = 8.3837 GHz, Bw = 8.000 MH No calibration applied and no bandpass applied

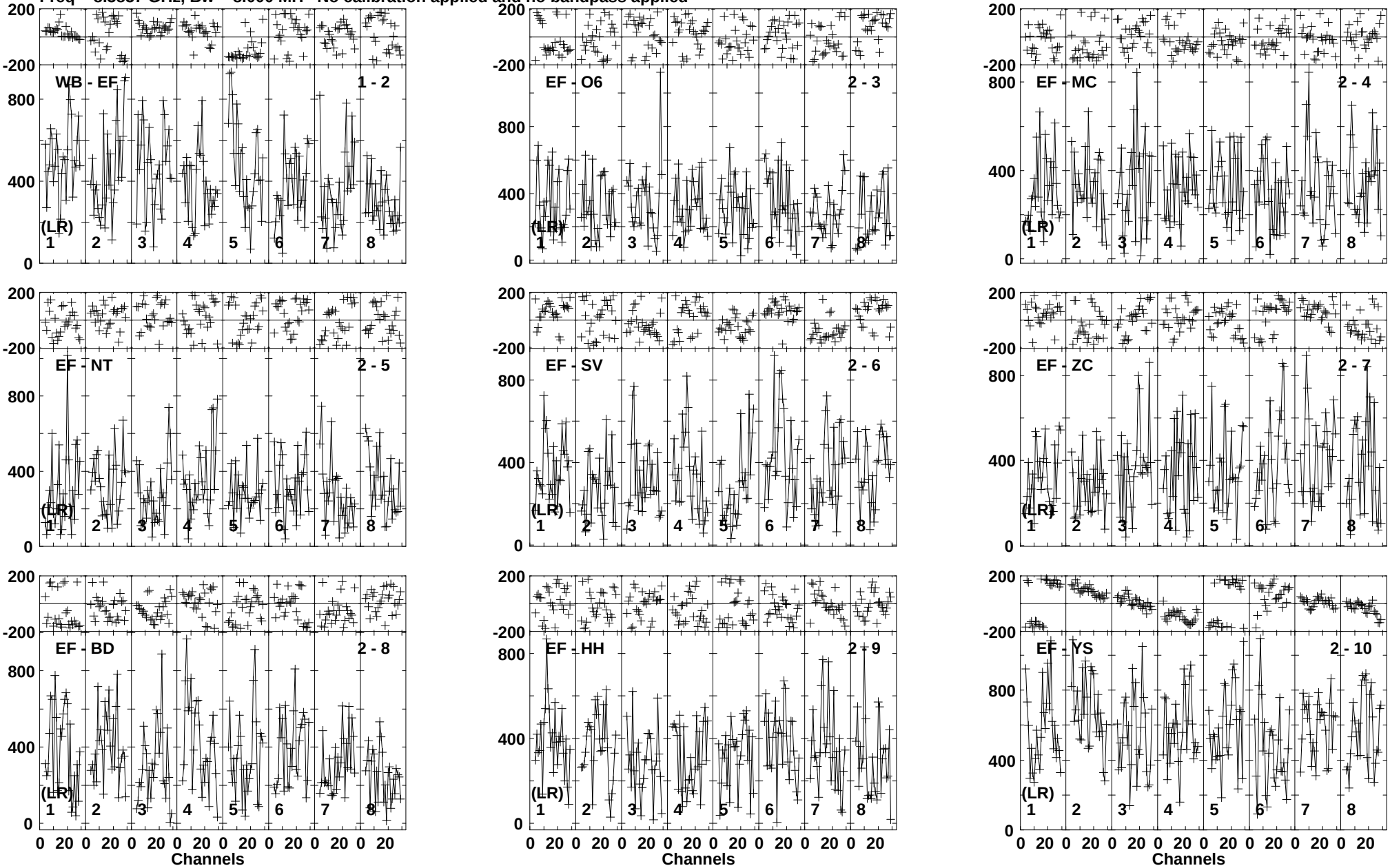

Lower frame: Micro Ampl Jy Top frame: Phas deg
Vector averaged cross-power spectrum Baseline: WB (01) - EF (02)
Timerange: 00/15:56:45 to 00/15:57:49

Plot file version 126 created 04-DEC-2015 15:27:36
J1102+2757 ER043A.UVDATA.1
Freq = 8.3837 GHz, Bw = 8.000 MH No calibration applied and no bandpass applied

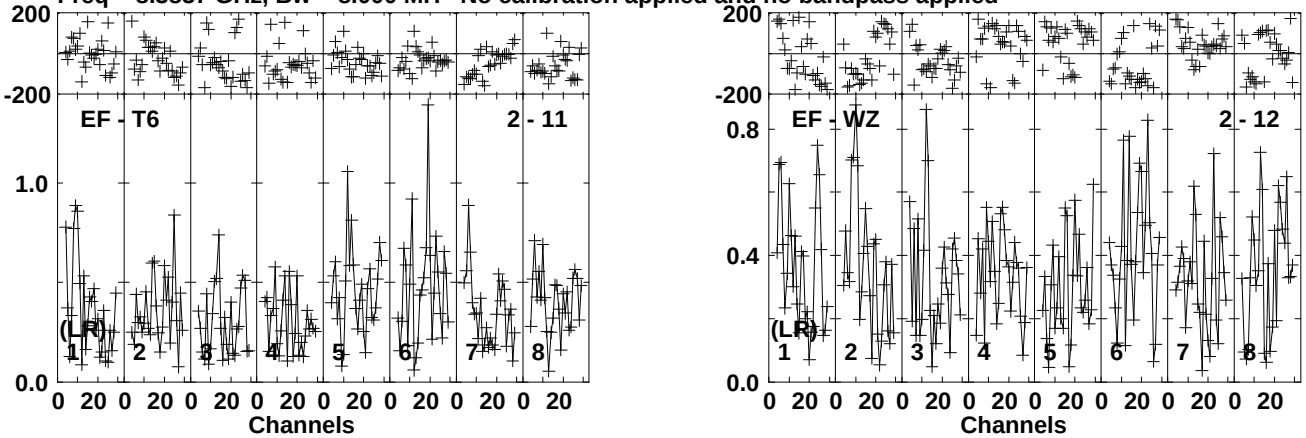

Lower frame: Milli Ampl Jy Top frame: Phas deg
Vector averaged cross-power spectrum Baseline: EF (02) - T6 (11)
Timerange: 00/15:56:45 to 00/15:57:49

Plot file version 127 created 04-DEC-2015 15:27:36
IRAS10565 ER043A.UVDATA.1
Freq = 8.3837 GHz, Bw = 8.000 MH No calibration applied and no bandpass applied

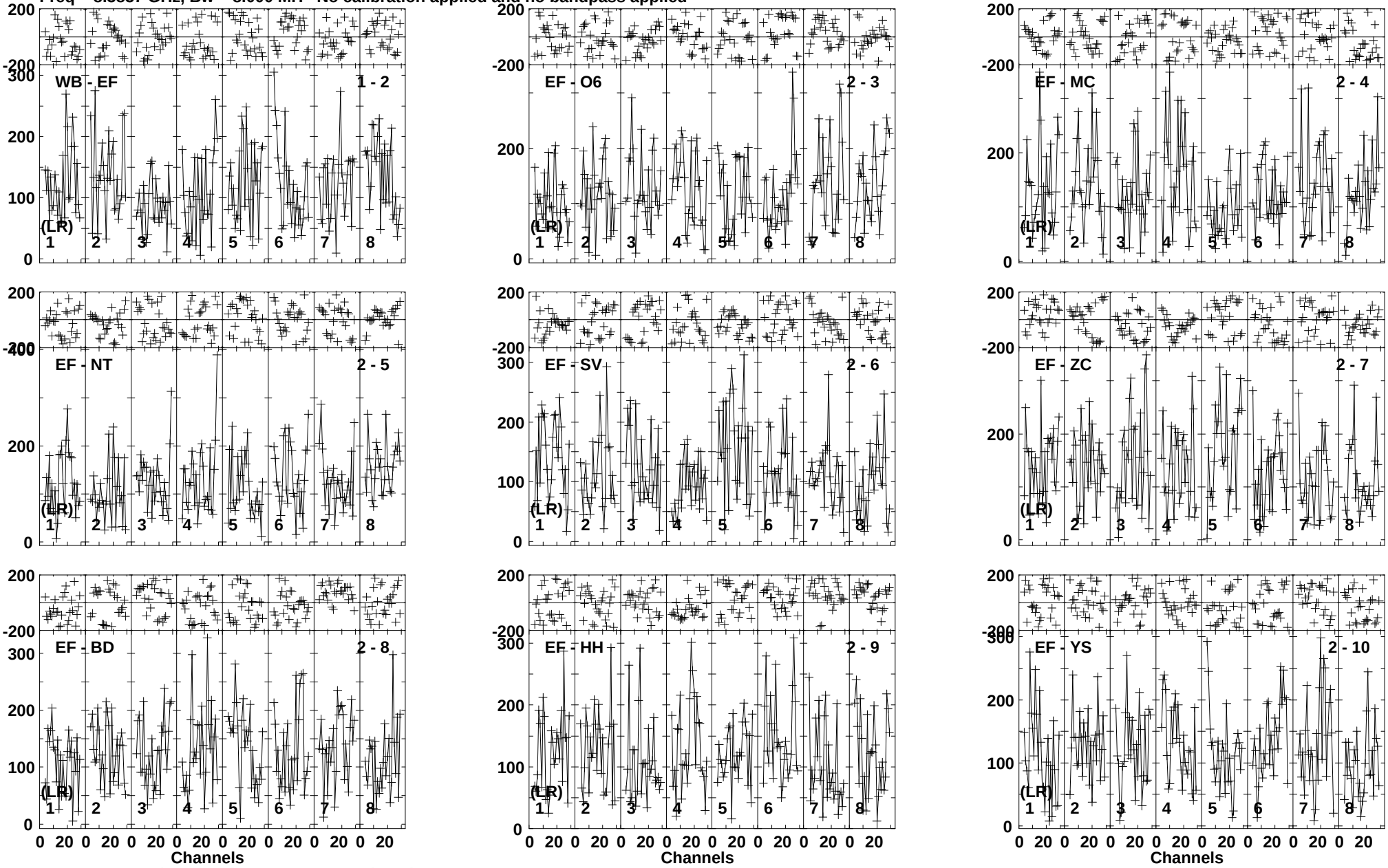

Lower frame: Micro Ampl Jy Top frame: Phas deg
Vector averaged cross-power spectrum Baseline: WB (01) - EF (02)
Timerange: 00/15:57:55 to 00/16:00:49

Plot file version 128 created 04-DEC-2015 15:27:36
IRAS10565 ER043A.UVDATA.1
Freq = 8.3837 GHz, Bw = 8.000 MH No calibration applied and no bandpass applied

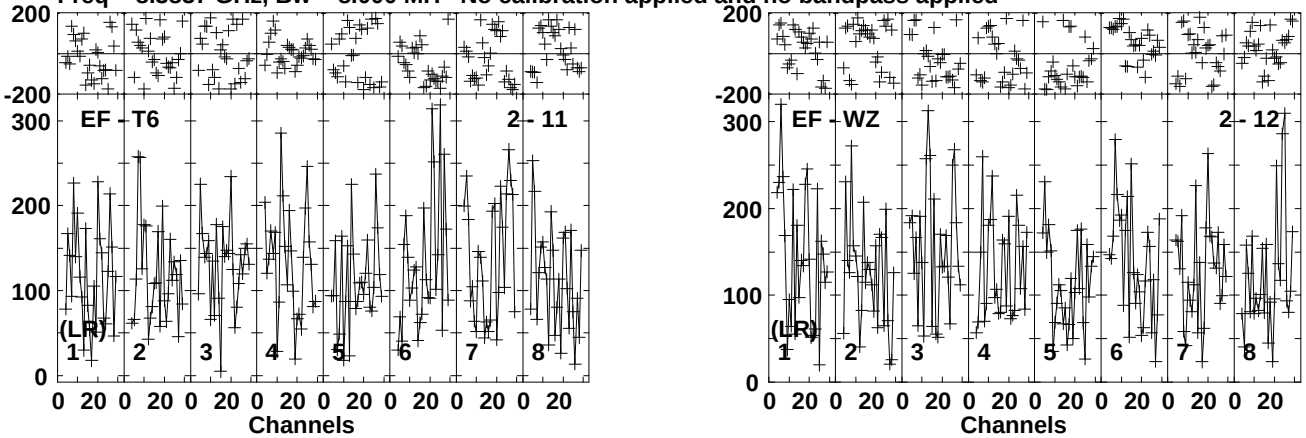

Lower frame: Micro Ampl Jy Top frame: Phas deg
Vector averaged cross-power spectrum Baseline: EF (02) - T6 (11)
Timerange: 00/15:57:55 to 00/16:00:49

Plot file version 129 created 04-DEC-2015 15:27:36
J1102+2757 ER043A.UVDATA.1
Freq = 8.3837 GHz, Bw = 8.000 MH No calibration applied and no bandpass applied

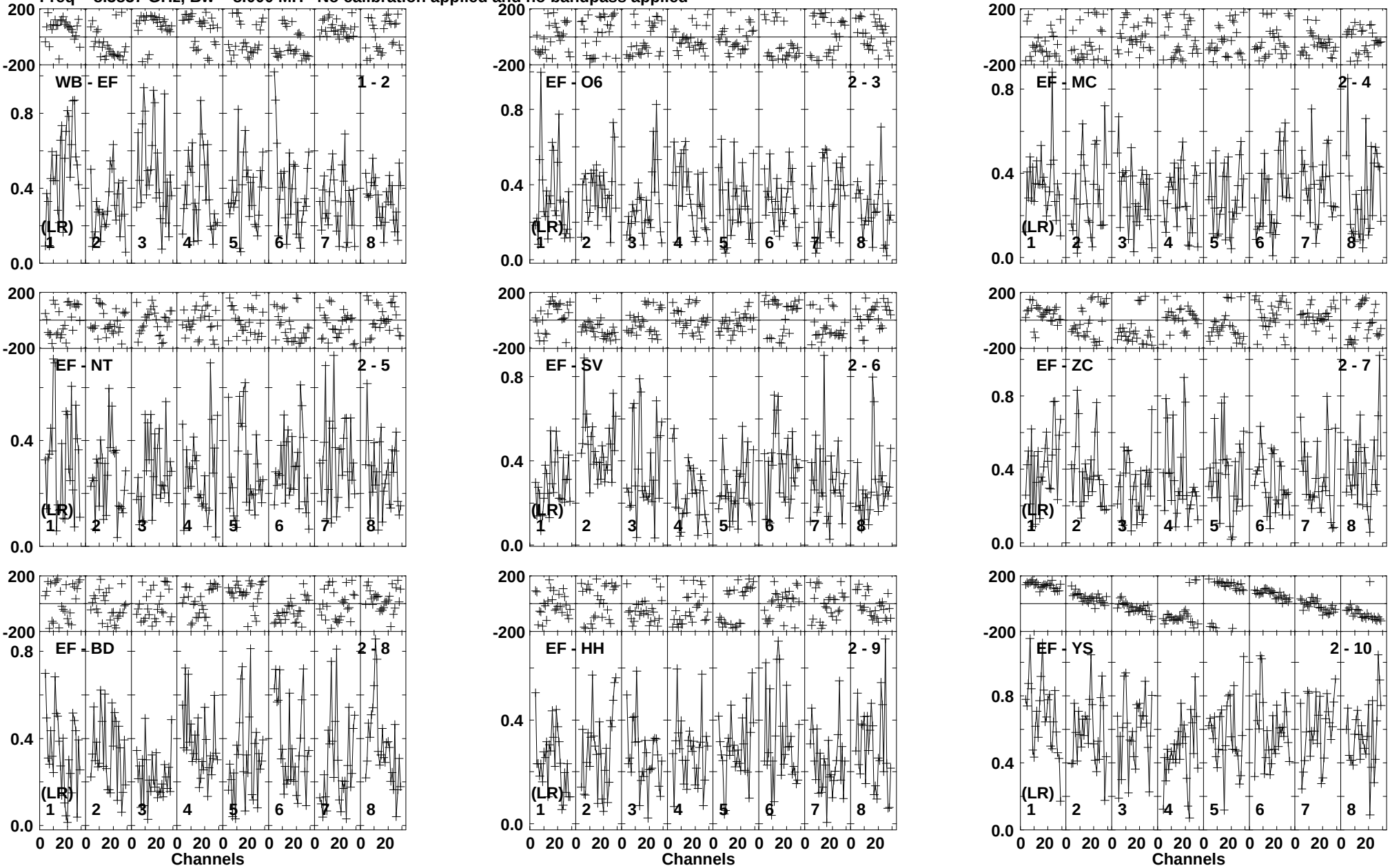

Lower frame: Milli Ampl Jy Top frame: Phas deg
Vector averaged cross-power spectrum Baseline: WB (01) - EF (02)
Timerange: 00/16:00:55 to 00/16:01:59

Plot file version 130 created 04-DEC-2015 15:27:36
J1102+2757 ER043A.UVDATA.1
Freq = 8.3837 GHz, Bw = 8.000 MH No calibration applied and no bandpass applied

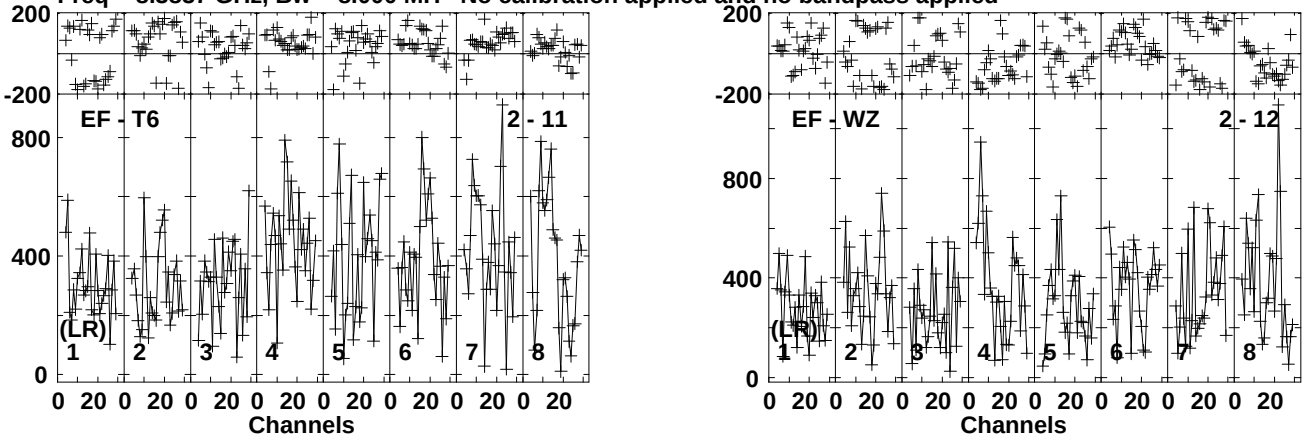

Lower frame: Micro Ampl Jy Top frame: Phas deg
Vector averaged cross-power spectrum Baseline: EF (02) - T6 (11)
Timerange: 00/16:00:55 to 00/16:01:59

Plot file version 131 created 04-DEC-2015 15:27:37
IRAS10565 ER043A.UVDATA.1
Freq = 8.3837 GHz, Bw = 8.000 MH No calibration applied and no bandpass applied

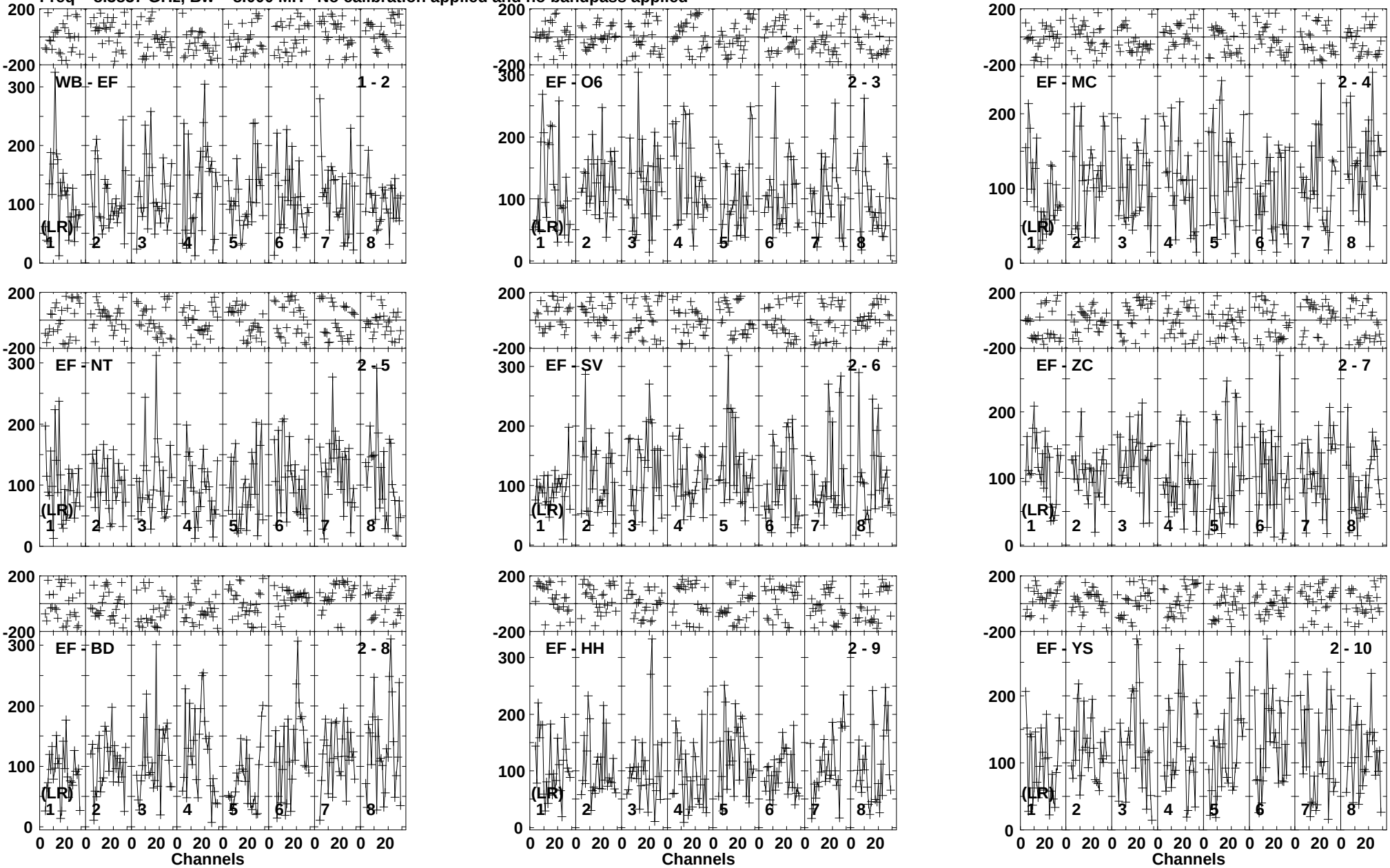

Lower frame: Micro Ampl Jy Top frame: Phas deg
Vector averaged cross-power spectrum Baseline: WB (01) - EF (02)
Timerange: 00/16:02:41 to 00/16:05:39

Plot file version 132 created 04-DEC-2015 15:27:37
IRAS10565 ER043A.UVDATA.1
Freq = 8.3837 GHz, Bw = 8.000 MH No calibration applied and no bandpass applied

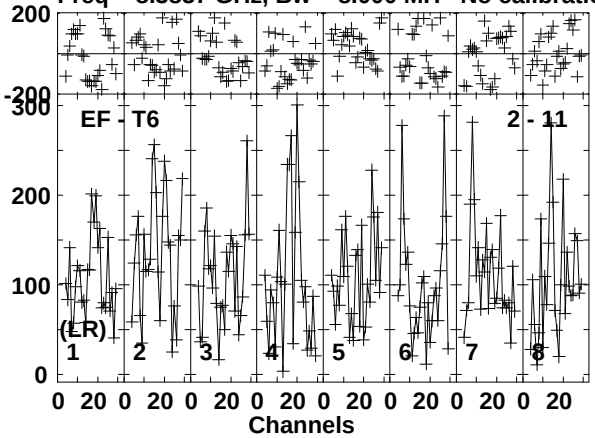

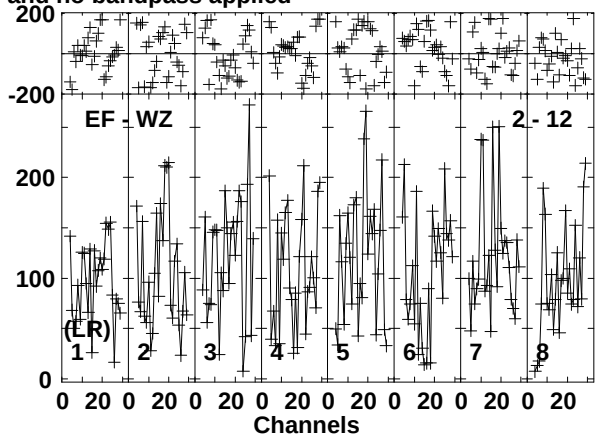

Lower frame: Micro Ampl Jy Top frame: Phas deg
Vector averaged cross-power spectrum Baseline: EF (02) - T6 (11)
Timerange: 00/16:02:41 to 00/16:05:39

Plot file version 133 created 04-DEC-2015 15:27:37
J1102+2757 ER043A.UVDATA.1
Freq = 8.3837 GHz, Bw = 8.000 MH No calibration applied and no bandpass applied

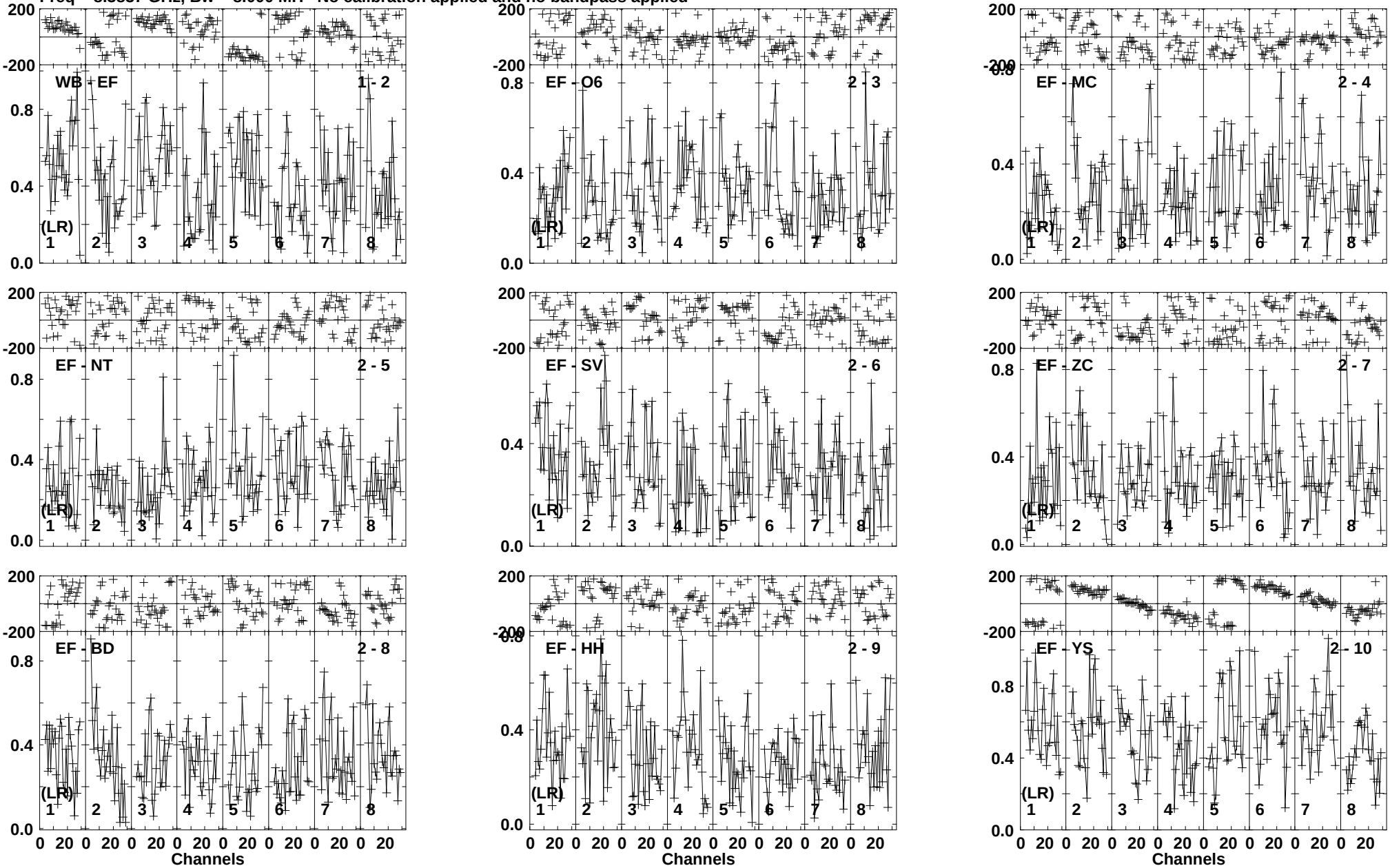

Lower frame: Milli Ampl Jy Top frame: Phas deg
Vector averaged cross-power spectrum Baseline: WB (01) - EF (02)
Timerange: 00/16:05:45 to 00/16:06:49

Plot file version 134 created 04-DEC-2015 15:27:37
J1102+2757 ER043A.UVDATA.1
Freq = 8.3837 GHz, Bw = 8.000 MH No calibration applied and no bandpass applied

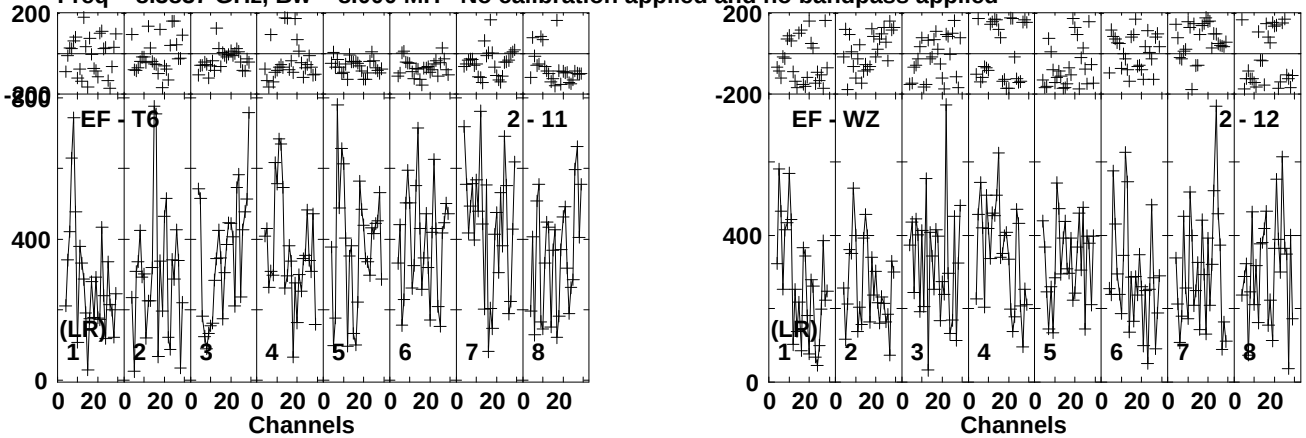

Lower frame: Micro Ampl Jy Top frame: Phas deg
Vector averaged cross-power spectrum Baseline: EF (02) - T6 (11)
Timerange: 00/16:05:45 to 00/16:06:49

Plot file version 135 created 04-DEC-2015 15:27:37
IRAS10565 ER043A.UVDATA.1
Freq = 8.3837 GHz, Bw = 8.000 MH No calibration applied and no bandpass applied

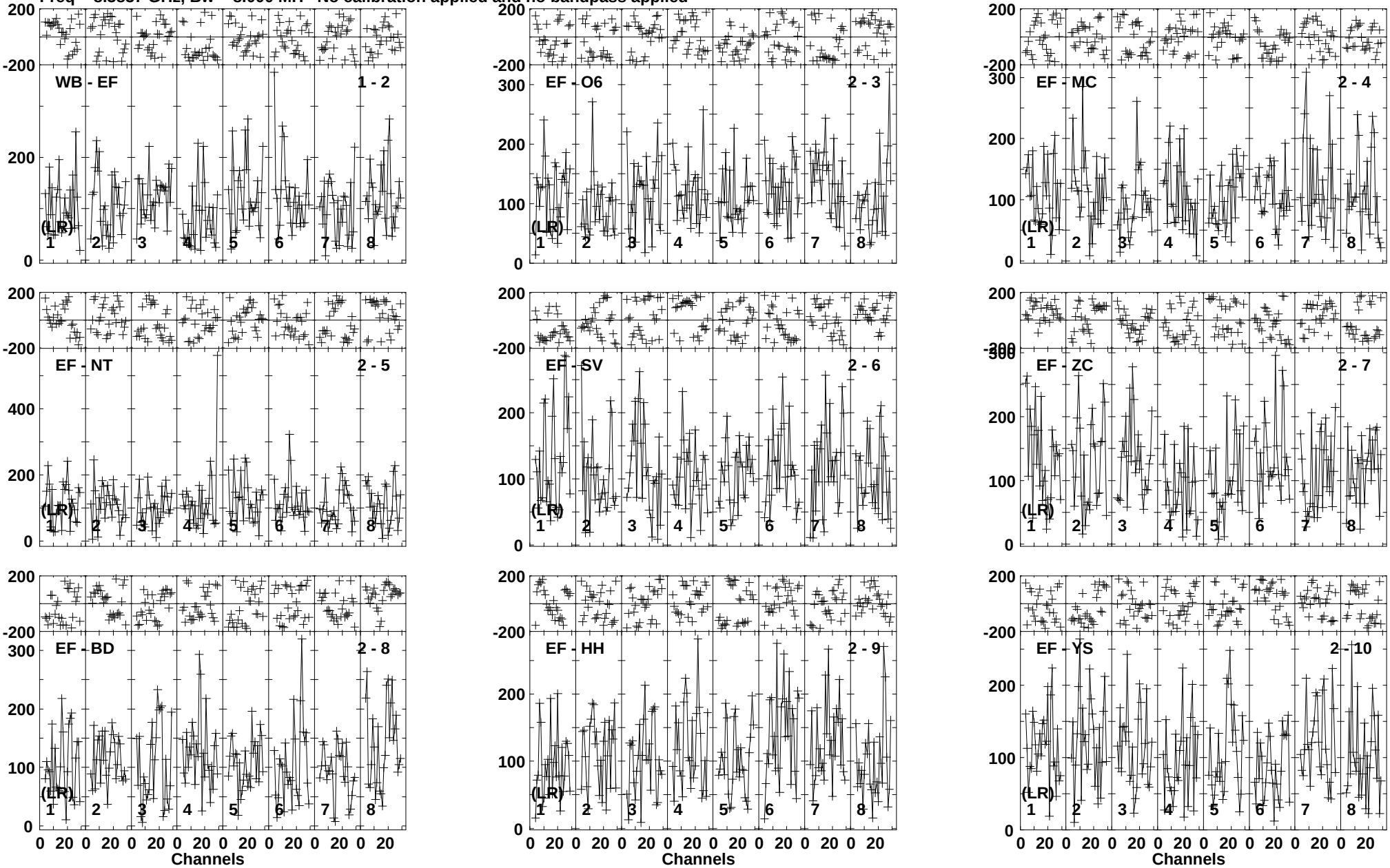

Lower frame: Micro Ampl Jy Top frame: Phas deg
Vector averaged cross-power spectrum Baseline: WB (01) - EF (02)
Timerange: 00/16:07:33 to 00/16:10:29

Plot file version 136 created 04-DEC-2015 15:27:37
IRAS10565 ER043A.UVDATA.1
Freq = 8.3837 GHz, Bw = 8.000 MH No calibration applied and no bandpass applied

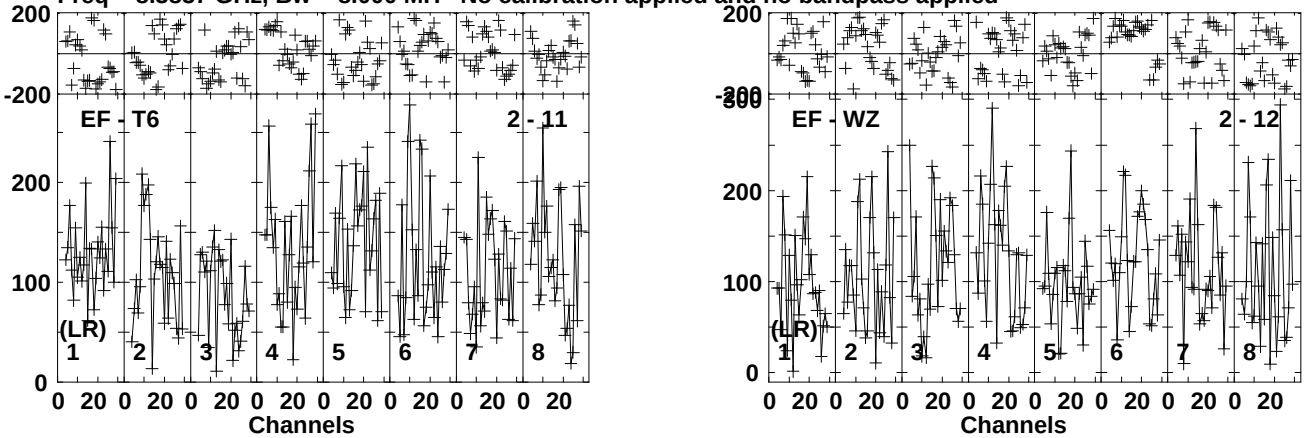

Lower frame: Micro Ampl Jy Top frame: Phas deg
Vector averaged cross-power spectrum Baseline: EF (02) - T6 (11)
Timerange: 00/16:07:33 to 00/16:10:29

Plot file version 137 created 04-DEC-2015 15:27:37
J1102+2757 ER043A.UVDATA.1
Freq = 8.3837 GHz, Bw = 8.000 MH No calibration applied and no bandpass applied

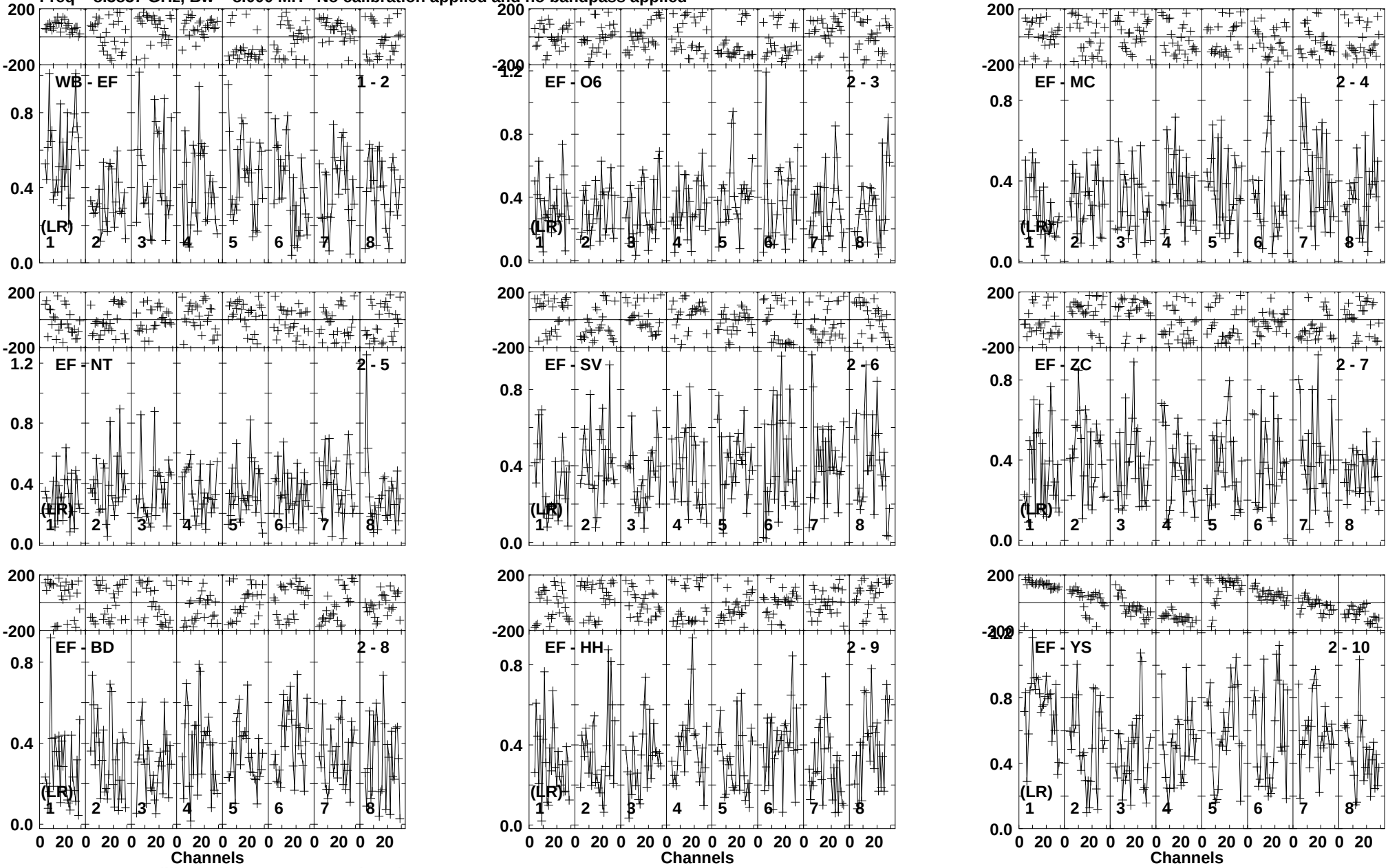

Lower frame: Milli Ampl Jy Top frame: Phas deg
Vector averaged cross-power spectrum Baseline: WB (01) - EF (02)
Timerange: 00/16:10:35 to 00/16:11:39

Plot file version 138 created 04-DEC-2015 15:27:37
J1102+2757 ER043A.UVDATA.1
Freq = 8.3837 GHz, Bw = 8.000 MH No calibration applied and no bandpass applied

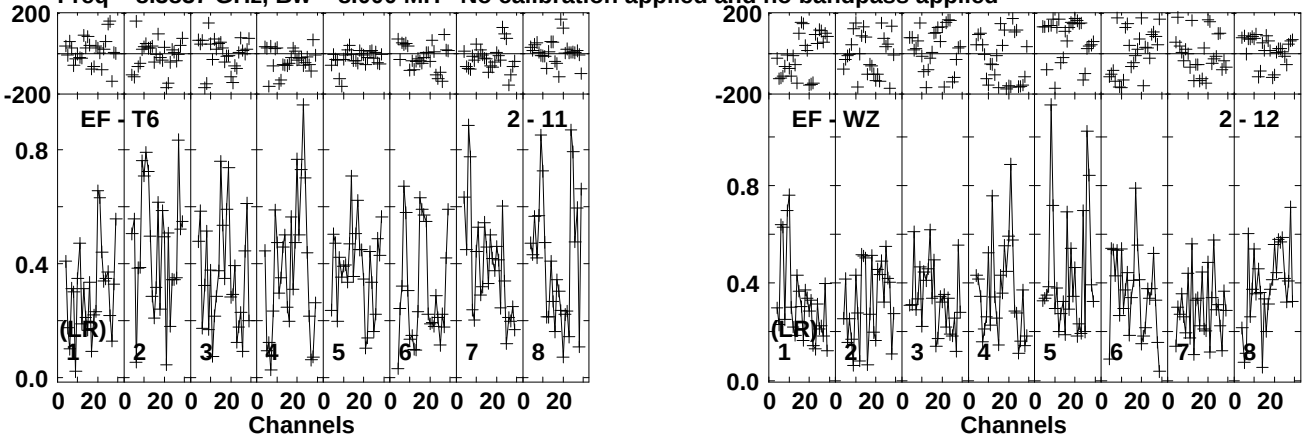

Lower frame: Milli Ampl Jy Top frame: Phas deg
Vector averaged cross-power spectrum Baseline: EF (02) - T6 (11)
Timerange: 00/16:10:35 to 00/16:11:39

Plot file version 139 created 04-DEC-2015 15:27:37
IRAS10565 ER043A.UVDATA.1
Freq = 8.3837 GHz, Bw = 8.000 MH No calibration applied and no bandpass applied



Lower frame: Micro Ampl Jy Top frame: Phas deg
Vector averaged cross-power spectrum Baseline: WB (01) - EF (02)
Timerange: 00/16:11:45 to 00/16:14:39

Plot file version 140 created 04-DEC-2015 15:27:38
IRAS10565 ER043A.UVDATA.1
Freq = 8.3837 GHz, Bw = 8.000 MH No calibration applied and no bandpass applied

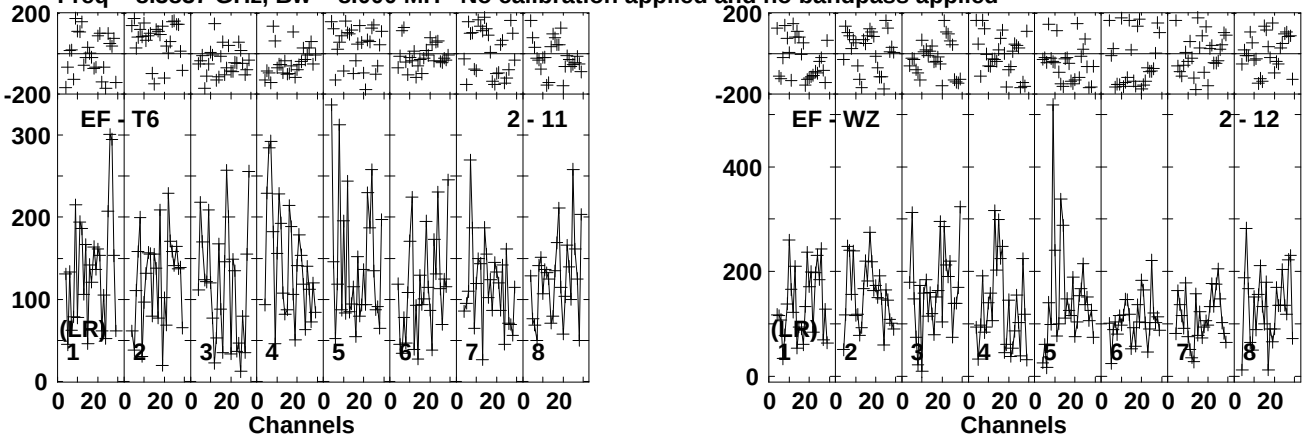

Lower frame: Micro Ampl Jy Top frame: Phas deg
Vector averaged cross-power spectrum Baseline: EF (02) - T6 (11)
Timerange: 00/16:11:45 to 00/16:14:39

Plot file version 141 created 04-DEC-2015 15:27:38
J1102+2757 ER043A.UVDATA.1
Freq = 8.3837 GHz, Bw = 8.000 MH No calibration applied and no bandpass applied

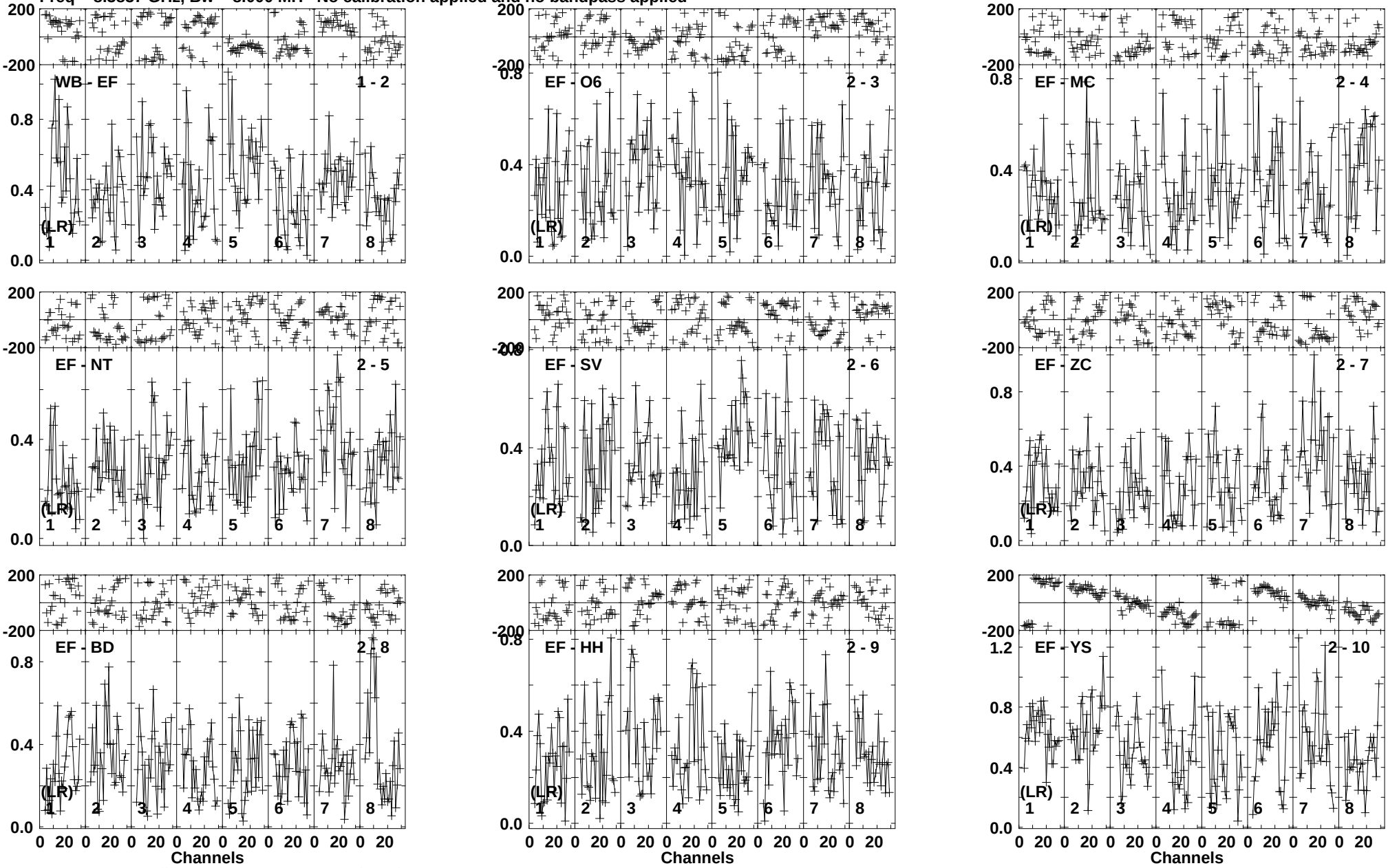

Lower frame: Milli Ampl Jy Top frame: Phas deg
Vector averaged cross-power spectrum Baseline: WB (01) - EF (02)
Timerange: 00/16:14:45 to 00/16:15:49

Plot file version 142 created 04-DEC-2015 15:27:38
J1102+2757 ER043A.UVDATA.1
Freq = 8.3837 GHz, Bw = 8.000 MH No calibration applied and no bandpass applied

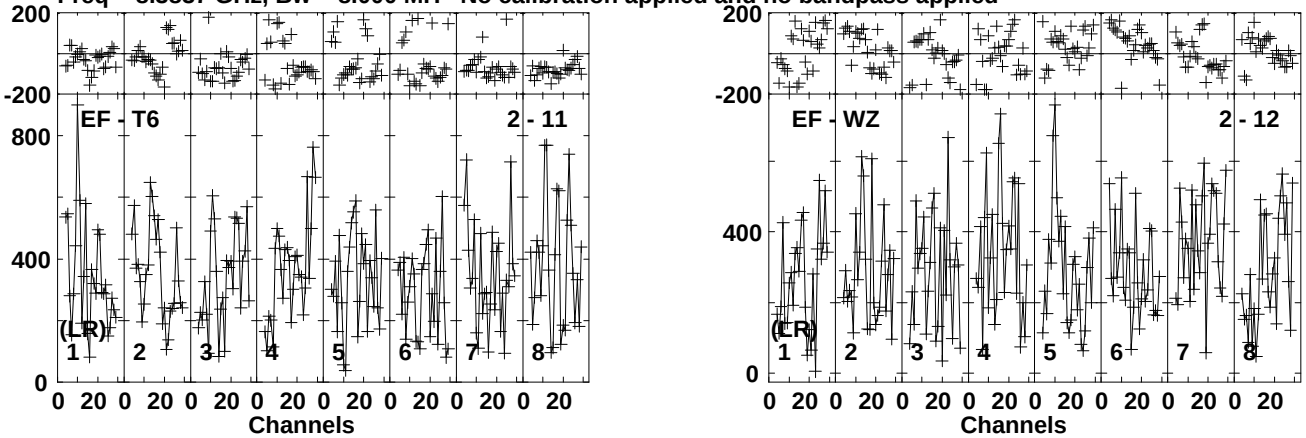

Lower frame: Micro Ampl Jy Top frame: Phas deg
Vector averaged cross-power spectrum Baseline: EF (02) - T6 (11)
Timerange: 00/16:14:45 to 00/16:15:49

Plot file version 143 created 04-DEC-2015 15:27:38
IRAS10565 ER043A.UVDATA.1
Freq = 8.3837 GHz, Bw = 8.000 MH No calibration applied and no bandpass applied

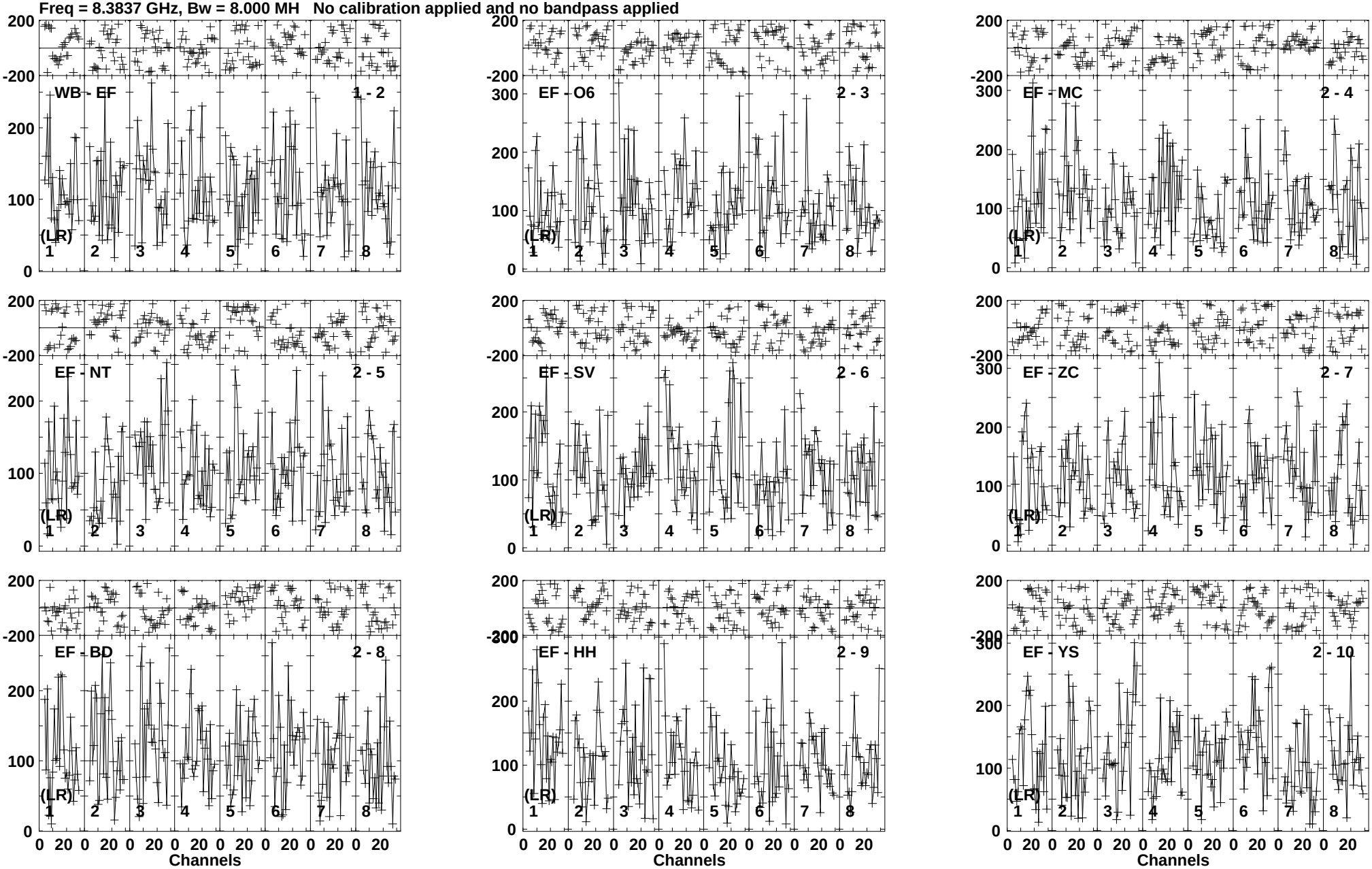

Lower frame: Micro Ampl Jy Top frame: Phas deg
Vector averaged cross-power spectrum Baseline: WB (01) - EF (02)
Timerange: 00/16:16:33 to 00/16:19:29

Plot file version 144 created 04-DEC-2015 15:27:38
IRAS10565 ER043A.UVDATA.1
Freq = 8.3837 GHz, Bw = 8.000 MH No calibration applied and no bandpass applied

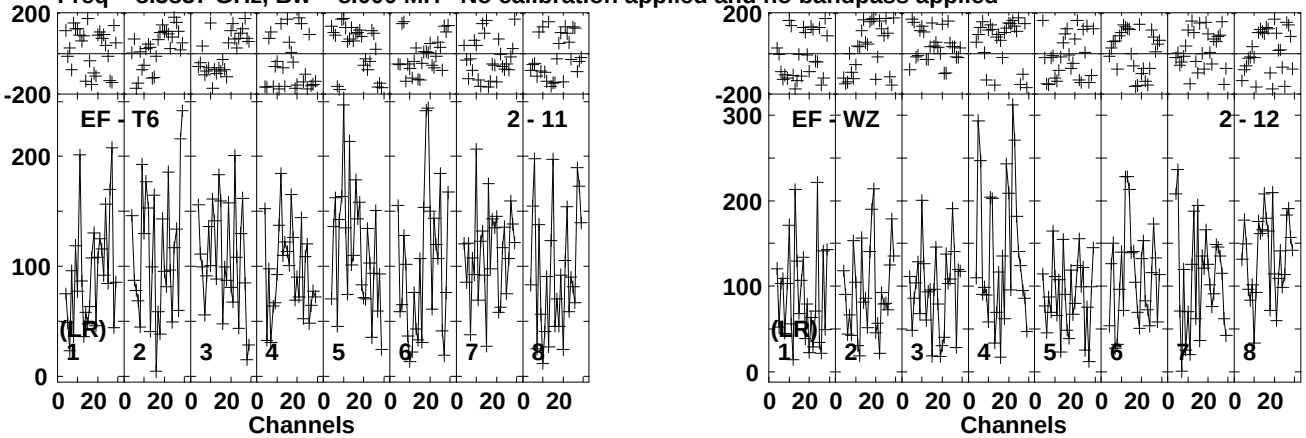

Lower frame: Micro Ampl Jy Top frame: Phas deg
Vector averaged cross-power spectrum Baseline: EF (02) - T6 (11)
Timerange: 00/16:16:33 to 00/16:19:29

Plot file version 145 created 04-DEC-2015 15:27:38
J1102+2757 ER043A.UVDATA.1
Freq = 8.3837 GHz, Bw = 8.000 MH No calibration applied and no bandpass applied

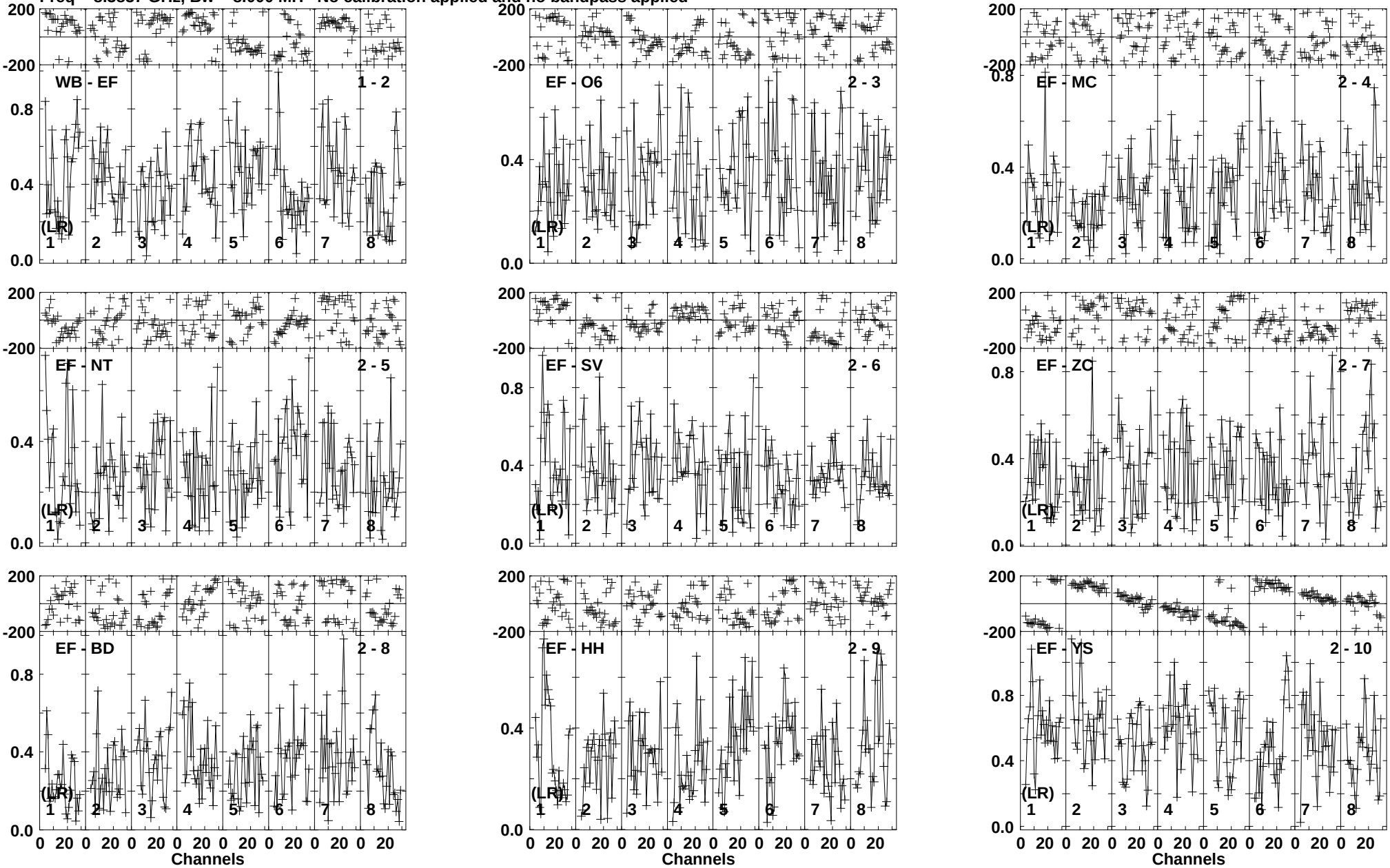

Lower frame: Milli Ampl Jy Top frame: Phas deg
Vector averaged cross-power spectrum Baseline: WB (01) - EF (02)
Timerange: 00/16:19:35 to 00/16:20:39

Plot file version 146 created 04-DEC-2015 15:27:38
J1102+2757 ER043A.UVDATA.1
Freq = 8.3837 GHz, Bw = 8.000 MH No calibration applied and no bandpass applied

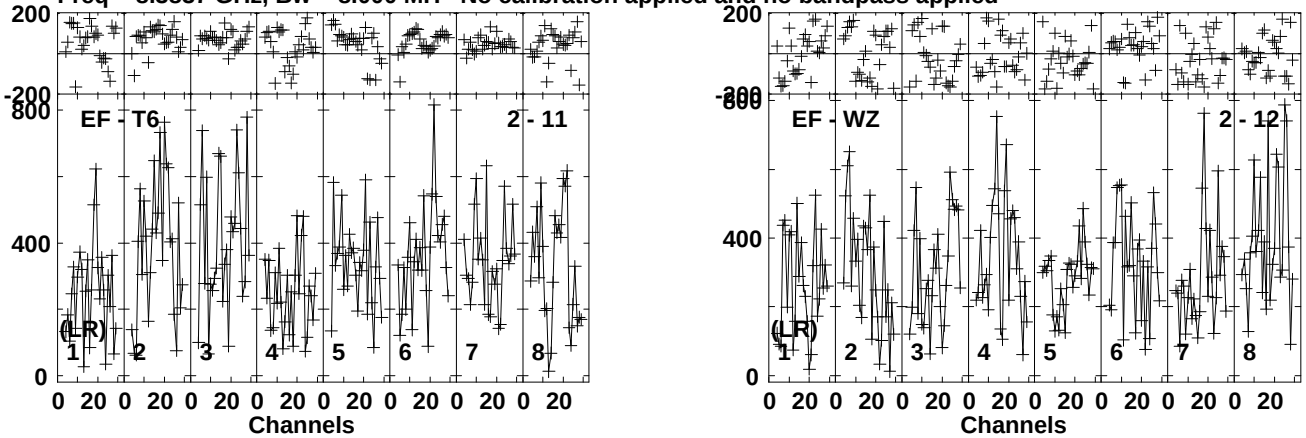

Lower frame: Micro Ampl Jy Top frame: Phas deg
Vector averaged cross-power spectrum Baseline: EF (02) - T6 (11)
Timerange: 00/16:19:35 to 00/16:20:39

Plot file version 147 created 04-DEC-2015 15:27:38
IRAS10565 ER043A.UVDATA.1
Freq = 8.3837 GHz, Bw = 8.000 MH No calibration applied and no bandpass applied

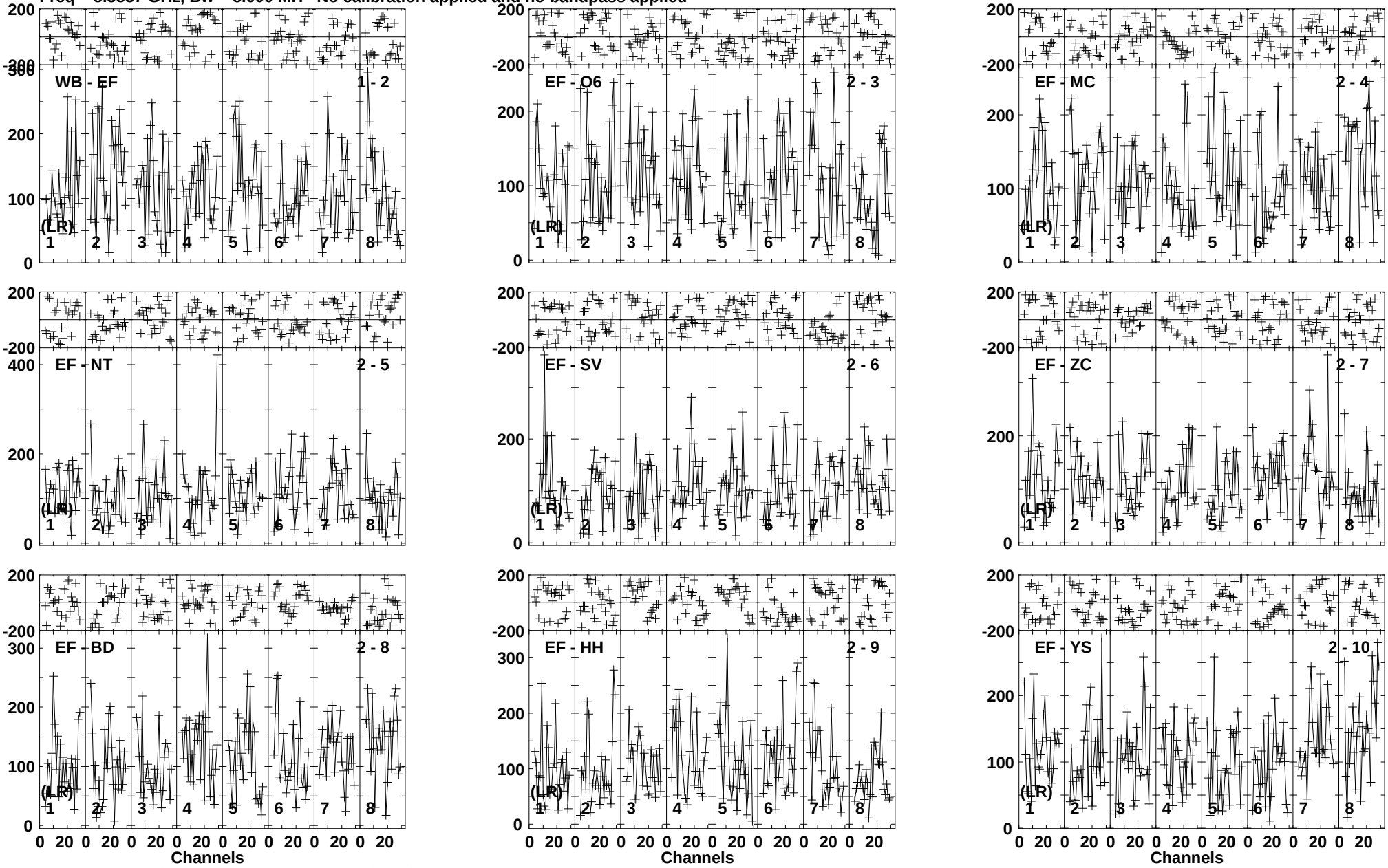

Lower frame: Micro Ampl Jy Top frame: Phas deg
Vector averaged cross-power spectrum Baseline: WB (01) - EF (02)
Timerange: 00/16:21:23 to 00/16:24:19

Plot file version 148 created 04-DEC-2015 15:27:38
IRAS10565 ER043A.UVDATA.1
Freq = 8.3837 GHz, Bw = 8.000 MH No calibration applied and no bandpass applied

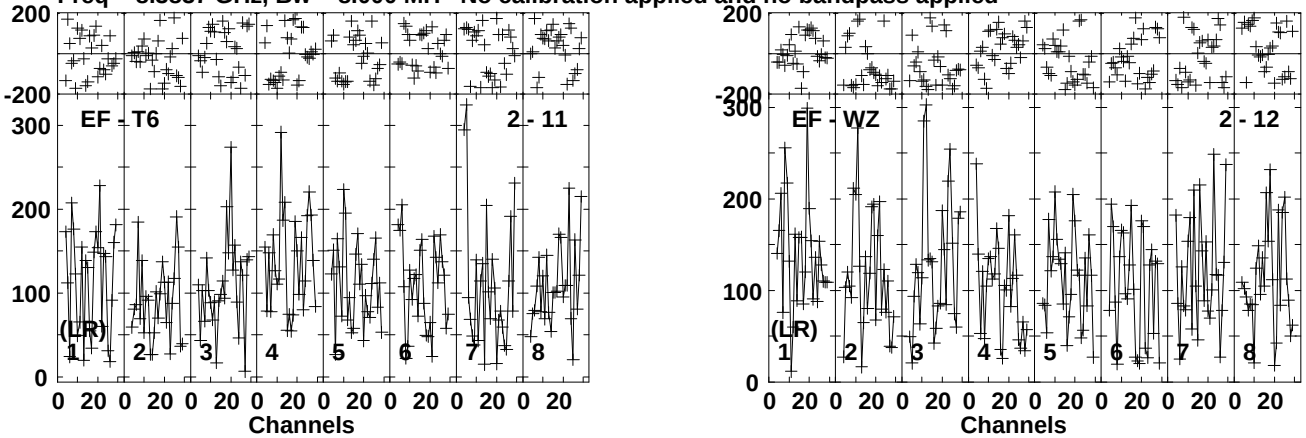

Lower frame: Micro Ampl Jy Top frame: Phas deg
Vector averaged cross-power spectrum Baseline: EF (02) - T6 (11)
Timerange: 00/16:21:23 to 00/16:24:19

Plot file version 149 created 04-DEC-2015 15:27:39
J1102+2757 ER043A.UVDATA.1
Freq = 8.3837 GHz, Bw = 8.000 MH No calibration applied and no bandpass applied

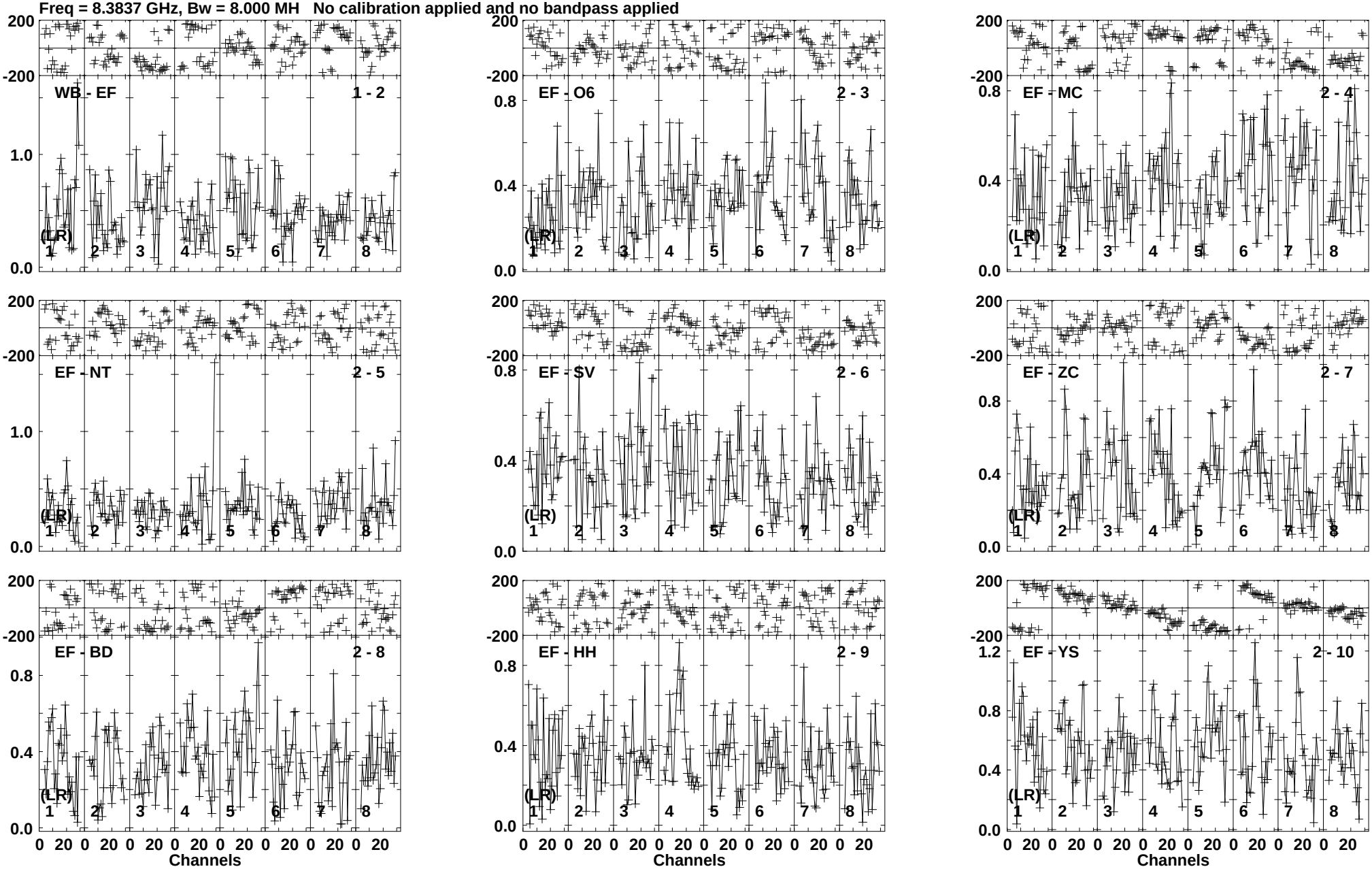

Lower frame: Milli Ampl Jy Top frame: Phas deg
Vector averaged cross-power spectrum Baseline: WB (01) - EF (02)
Timerange: 00/16:24:25 to 00/16:25:29

Plot file version 150 created 04-DEC-2015 15:27:39
J1102+2757 ER043A.UVDATA.1
Freq = 8.3837 GHz, Bw = 8.000 MH No calibration applied and no bandpass applied

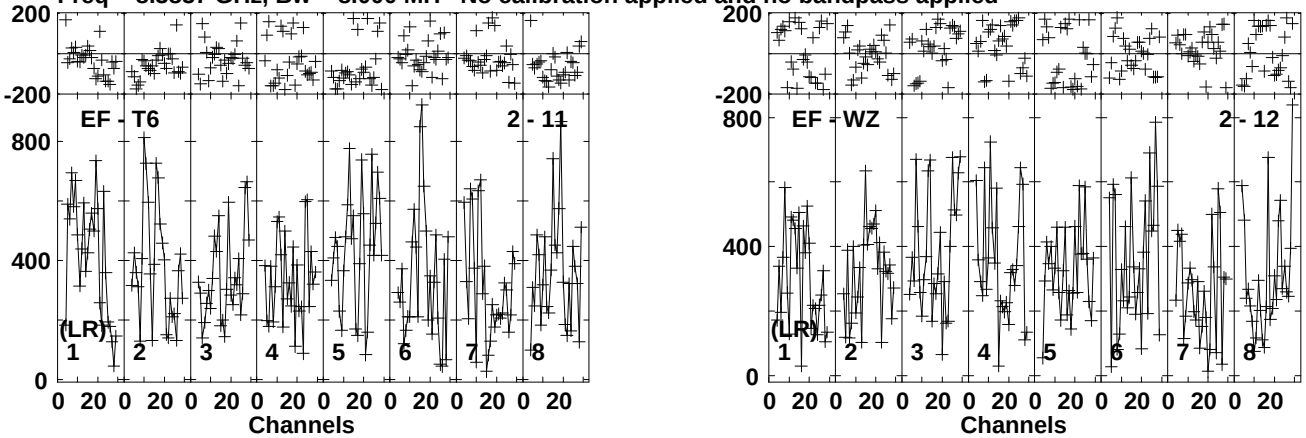

Lower frame: Micro Ampl Jy Top frame: Phas deg
Vector averaged cross-power spectrum Baseline: EF (02) - T6 (11)
Timerange: 00/16:24:25 to 00/16:25:29

Plot file version 151 created 04-DEC-2015 15:27:39
IRAS10565 ER043A.UVDATA.1
Freq = 8.3837 GHz, Bw = 8.000 MH No calibration applied and no bandpass applied

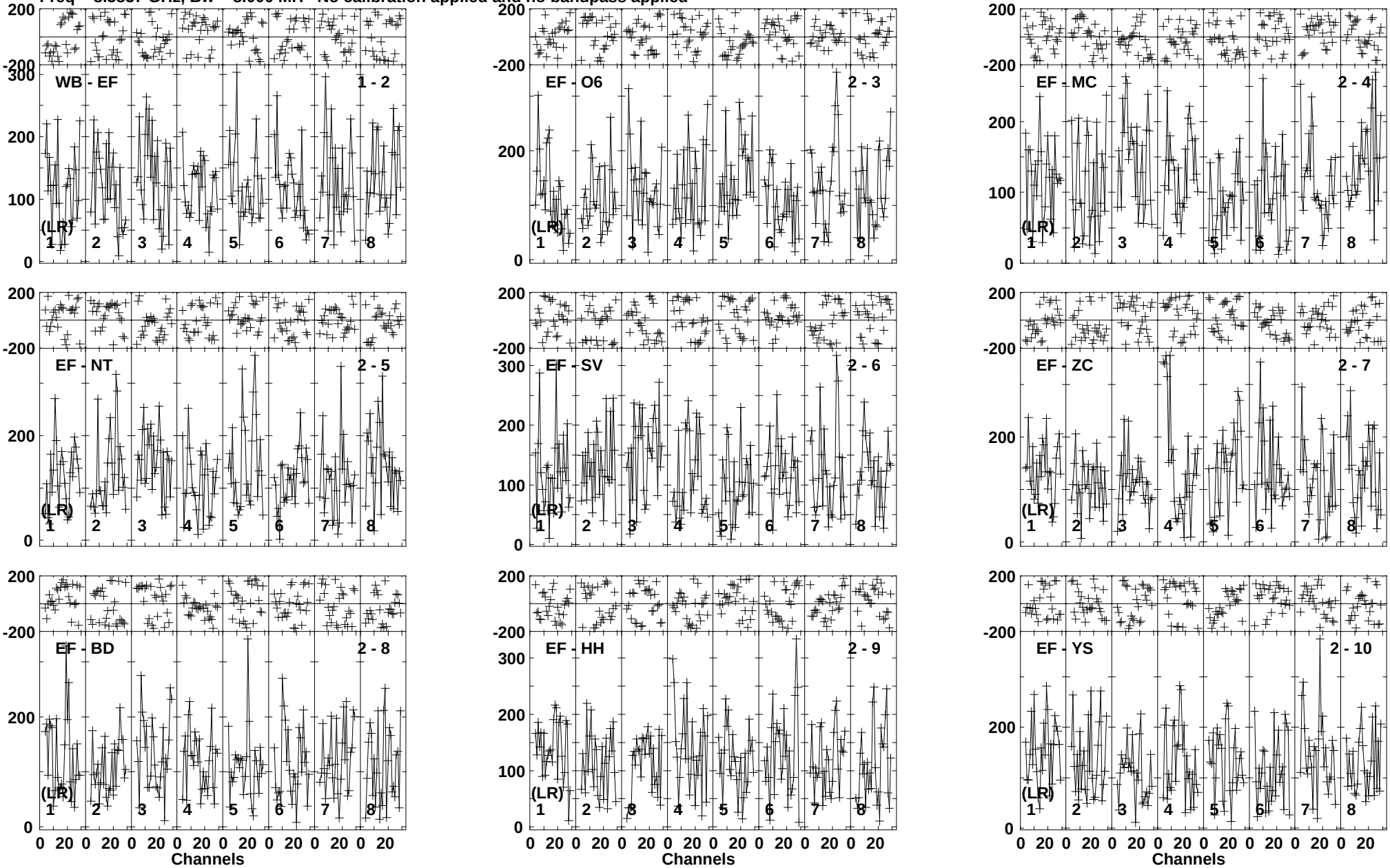

Lower frame: Micro Ampl Jy Top frame: Phas deg
Vector averaged cross-power spectrum Baseline: WB (01) - EF (02)
Timerange: 00/16:25:35 to 00/16:28:29

Plot file version 152 created 04-DEC-2015 15:27:39
IRAS10565 ER043A.UVDATA.1
Freq = 8.3837 GHz, Bw = 8.000 MH No calibration applied and no bandpass applied

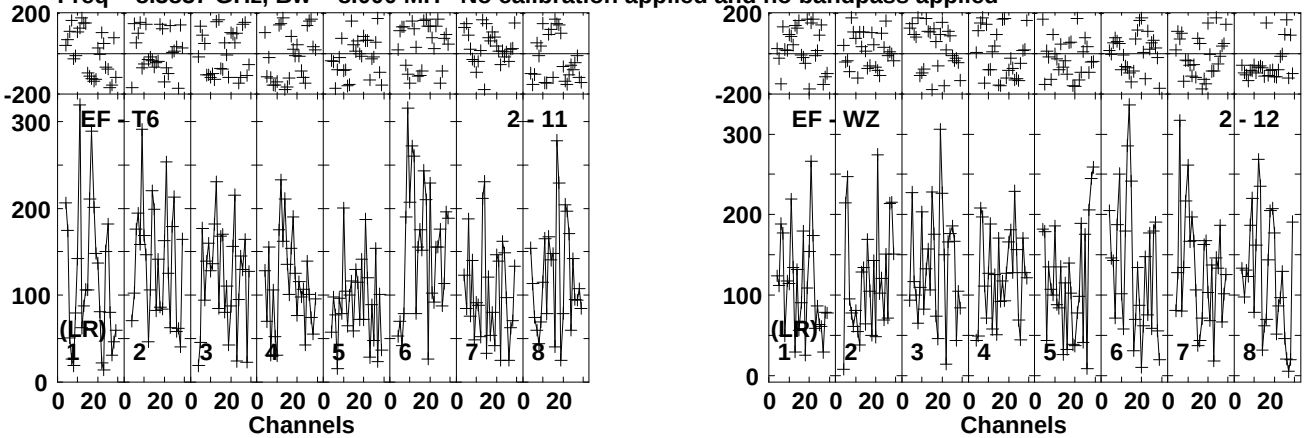

Lower frame: Micro Ampl Jy Top frame: Phas deg
Vector averaged cross-power spectrum Baseline: EF (02) - T6 (11)
Timerange: 00/16:25:35 to 00/16:28:29

Plot file version 153 created 04-DEC-2015 15:27:39
J1102+2757 ER043A.UVDATA.1
Freq = 8.3837 GHz, Bw = 8.000 MH No calibration applied and no bandpass applied

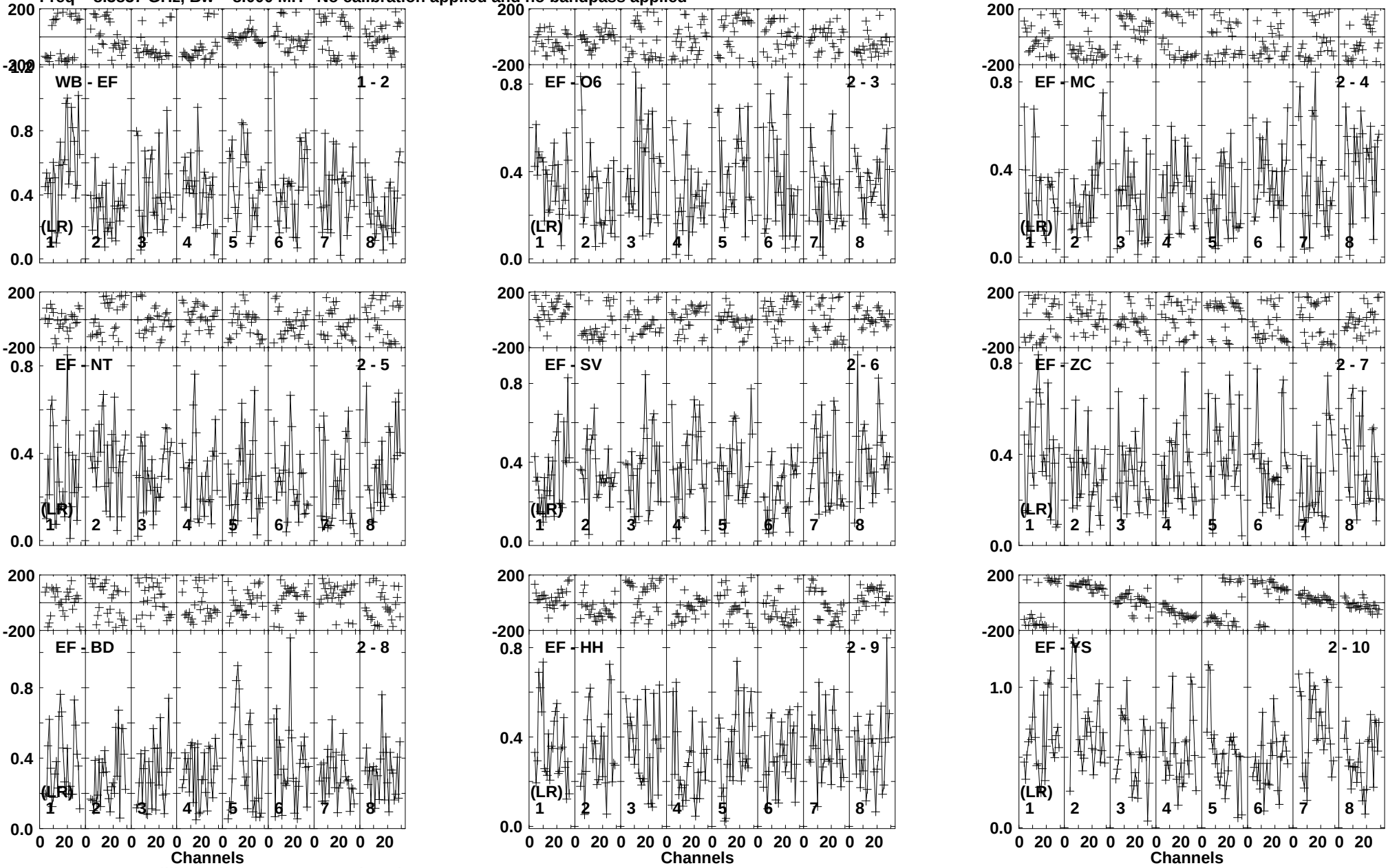

Lower frame: Milli Ampl Jy Top frame: Phas deg
Vector averaged cross-power spectrum Baseline: WB (01) - EF (02)
Timerange: 00/16:28:35 to 00/16:29:39

Plot file version 154 created 04-DEC-2015 15:27:39
J1102+2757 ER043A.UVDATA.1
Freq = 8.3837 GHz, Bw = 8.000 MH No calibration applied and no bandpass applied

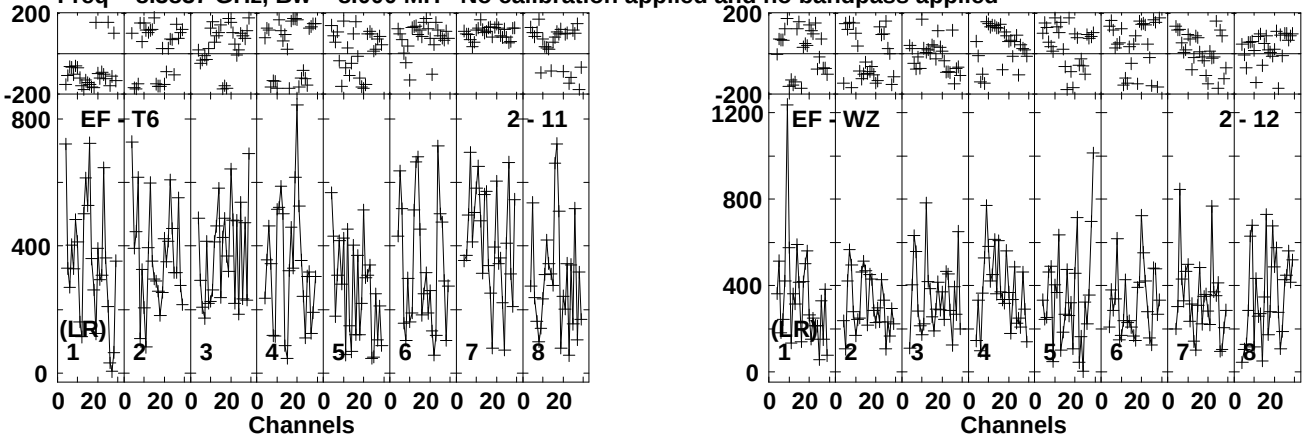

Lower frame: Micro Ampl Jy Top frame: Phas deg
Vector averaged cross-power spectrum Baseline: EF (02) - T6 (11)
Timerange: 00/16:28:35 to 00/16:29:39

Plot file version 155 created 04-DEC-2015 15:27:39
IRAS10565 ER043A.UVDATA.1
Freq = 8.3837 GHz, Bw = 8.000 MH No calibration applied and no bandpass applied

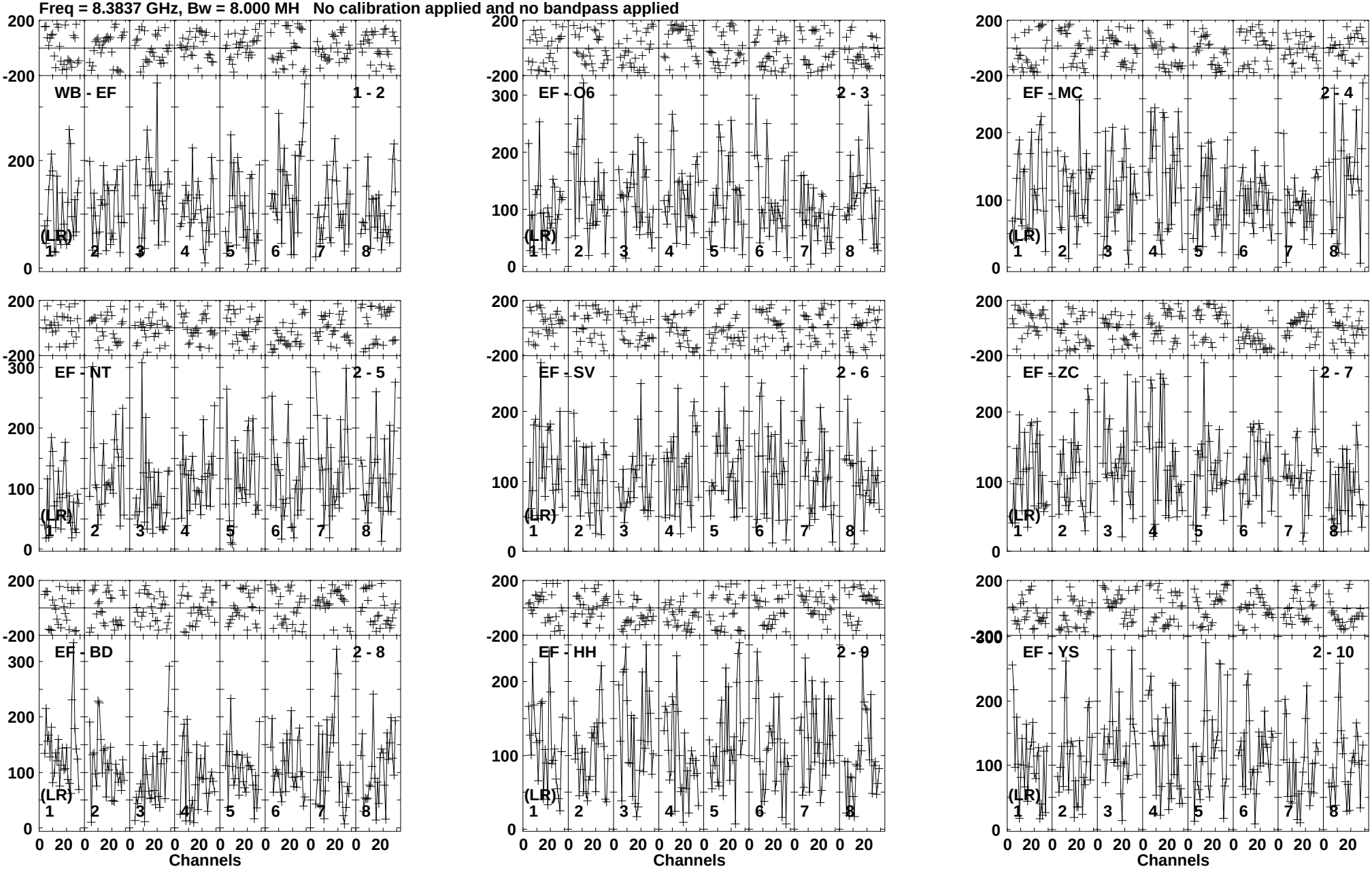

Lower frame: Micro Ampl Jy Top frame: Phas deg
Vector averaged cross-power spectrum Baseline: WB (01) - EF (02)
Timerange: 00/16:30:23 to 00/16:33:19

Plot file version 156 created 04-DEC-2015 15:27:39
IRAS10565 ER043A.UVDATA.1
Freq = 8.3837 GHz, Bw = 8.000 MH No calibration applied and no bandpass applied

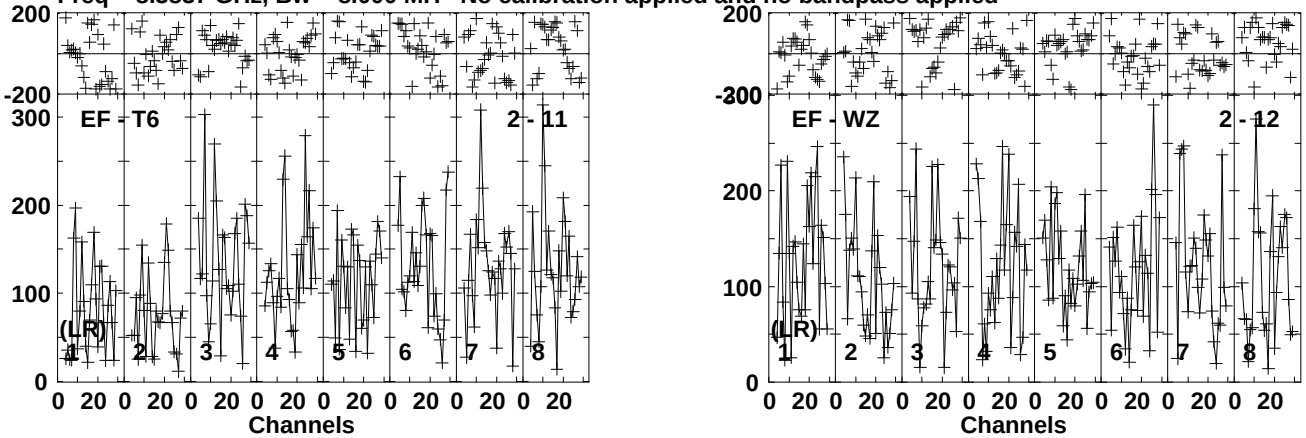

Lower frame: Micro Ampl Jy Top frame: Phas deg
Vector averaged cross-power spectrum Baseline: EF (02) - T6 (11)
Timerange: 00/16:30:23 to 00/16:33:19

Plot file version 157 created 04-DEC-2015 15:27:39
J1102+2757 ER043A.UVDATA.1
Freq = 8.3837 GHz, Bw = 8.000 MH No calibration applied and no bandpass applied

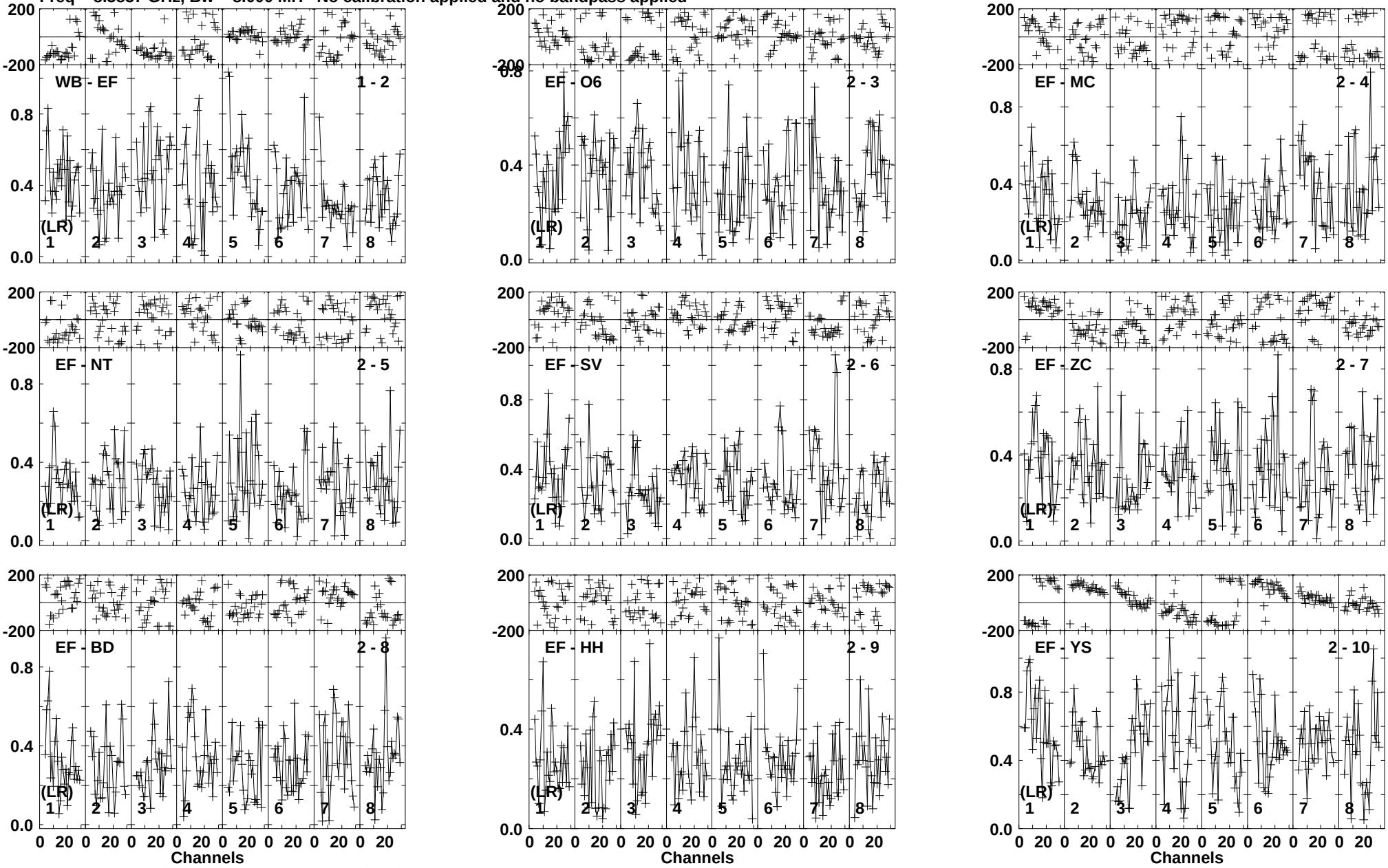

Lower frame: Milli Ampl Jy Top frame: Phas deg
Vector averaged cross-power spectrum Baseline: WB (01) - EF (02)
Timerange: 00/16:33:25 to 00/16:34:29

Plot file version 158 created 04-DEC-2015 15:27:39
J1102+2757 ER043A.UVDATA.1
Freq = 8.3837 GHz, Bw = 8.000 MH No calibration applied and no bandpass applied

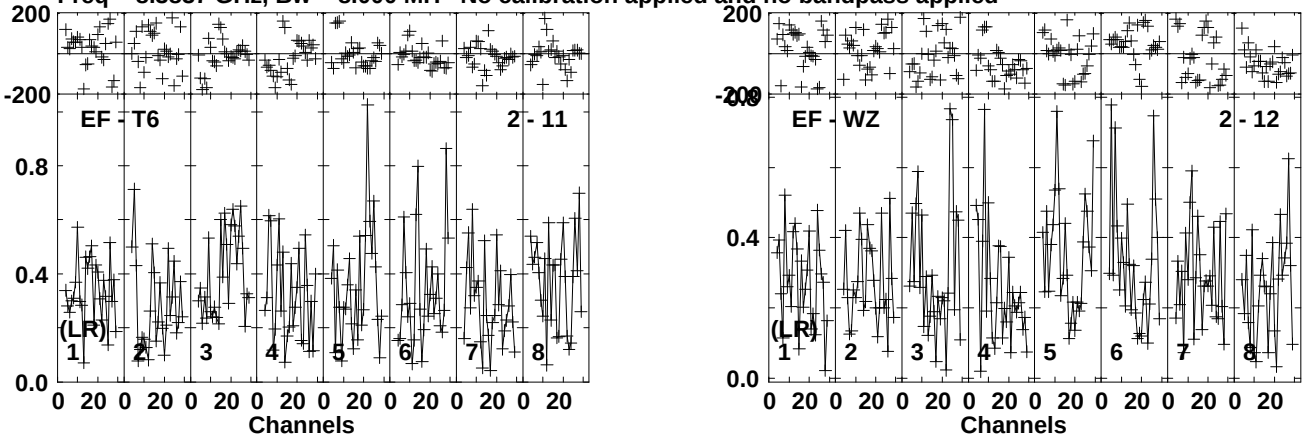

Lower frame: Milli Ampl Jy Top frame: Phas deg
Vector averaged cross-power spectrum Baseline: EF (02) - T6 (11)
Timerange: 00/16:33:25 to 00/16:34:29

Plot file version 159 created 04-DEC-2015 15:27:39
IRAS10565 ER043A.UVDATA.1
Freq = 8.3837 GHz, Bw = 8.000 MH No calibration applied and no bandpass applied



Lower frame: Micro Ampl Jy Top frame: Phas deg
Vector averaged cross-power spectrum Baseline: WB (01) - EF (02)
Timerange: 00/16:35:13 to 00/16:38:09

Plot file version 160 created 04-DEC-2015 15:27:40
IRAS10565 ER043A.UVDATA.1
Freq = 8.3837 GHz, Bw = 8.000 MH No calibration applied and no bandpass applied

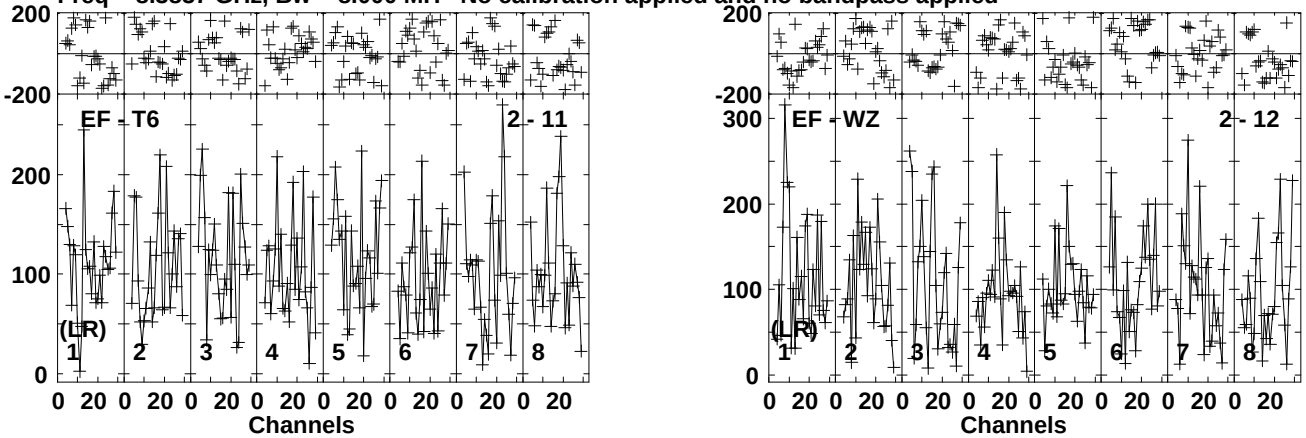

Lower frame: Micro Ampl Jy Top frame: Phas deg
Vector averaged cross-power spectrum Baseline: EF (02) - T6 (11)
Timerange: 00/16:35:13 to 00/16:38:09

Plot file version 161 created 04-DEC-2015 15:27:40
J1102+2757 ER043A.UVDATA.1
Freq = 8.3837 GHz, Bw = 8.000 MH No calibration applied and no bandpass applied



Lower frame: Milli Ampl Jy Top frame: Phas deg
Vector averaged cross-power spectrum Baseline: WB (01) - EF (02)
Timerange: 00/16:38:15 to 00/16:39:19

Plot file version 162 created 04-DEC-2015 15:27:40
J1102+2757 ER043A.UVDATA.1
Freq = 8.3837 GHz, Bw = 8.000 MH No calibration applied and no bandpass applied

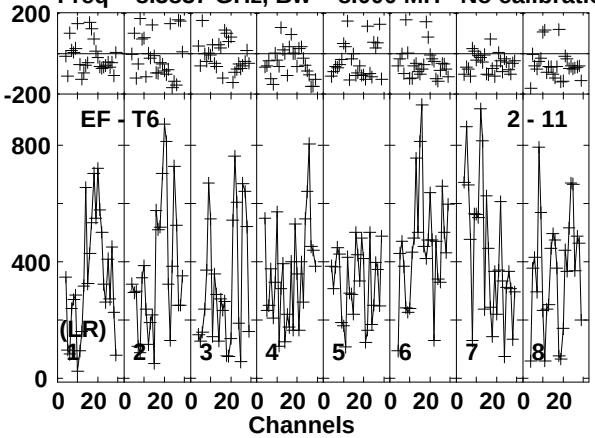

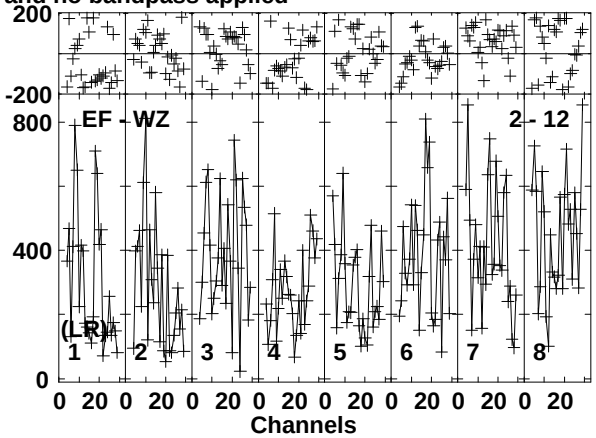

Lower frame: Micro Ampl Jy Top frame: Phas deg
Vector averaged cross-power spectrum Baseline: EF (02) - T6 (11)
Timerange: 00/16:38:15 to 00/16:39:19

Plot file version 163 created 04-DEC-2015 15:27:40
IRAS10565 ER043A.UVDATA.1
Freq = 8.3837 GHz, Bw = 8.000 MH No calibration applied and no bandpass applied

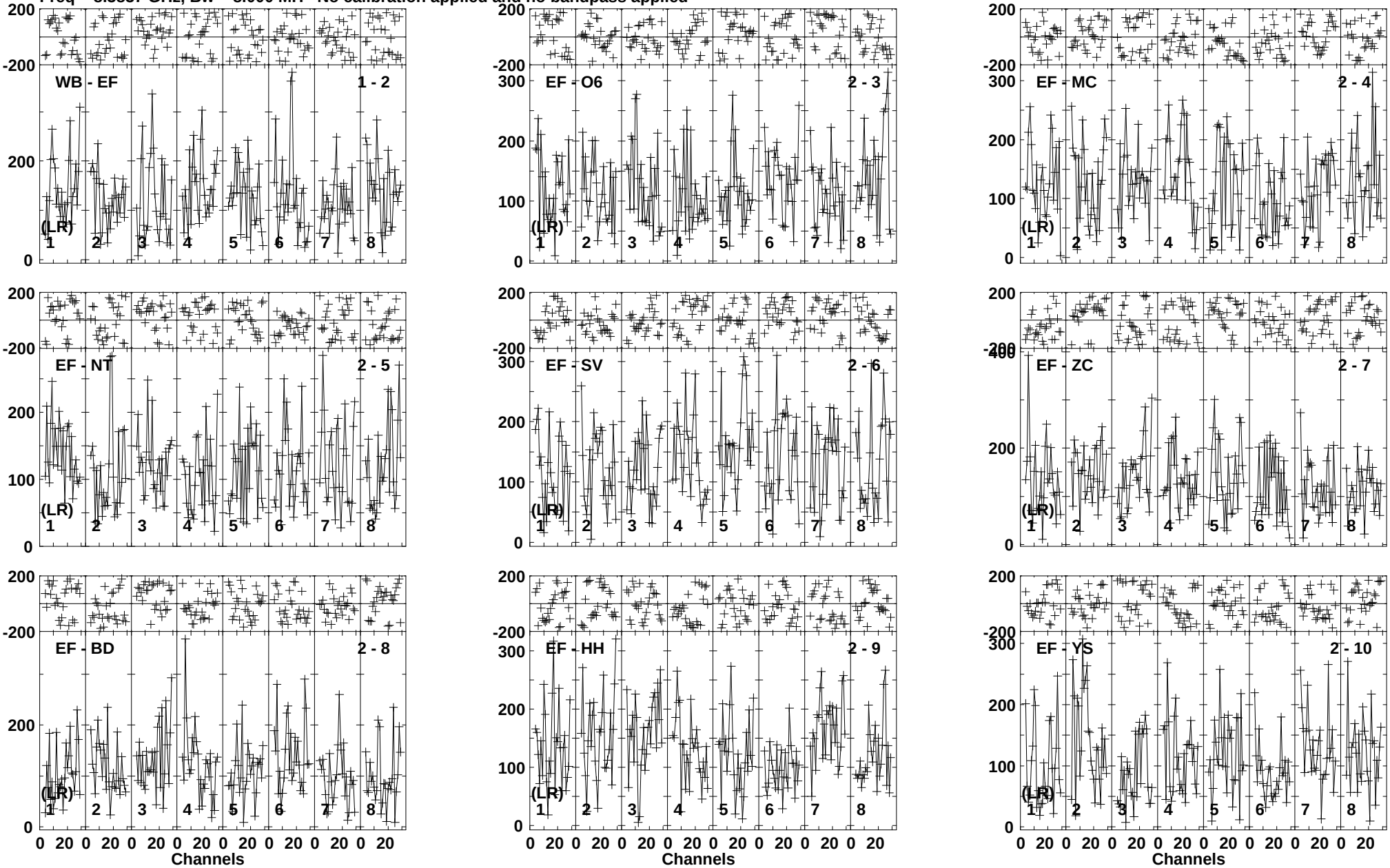

Lower frame: Micro Ampl Jy Top frame: Phas deg
Vector averaged cross-power spectrum Baseline: WB (01) - EF (02)
Timerange: 00/16:39:25 to 00/16:42:19

Plot file version 164 created 04-DEC-2015 15:27:40
IRAS10565 ER043A.UVDATA.1
Freq = 8.3837 GHz, Bw = 8.000 MH No calibration applied and no bandpass applied

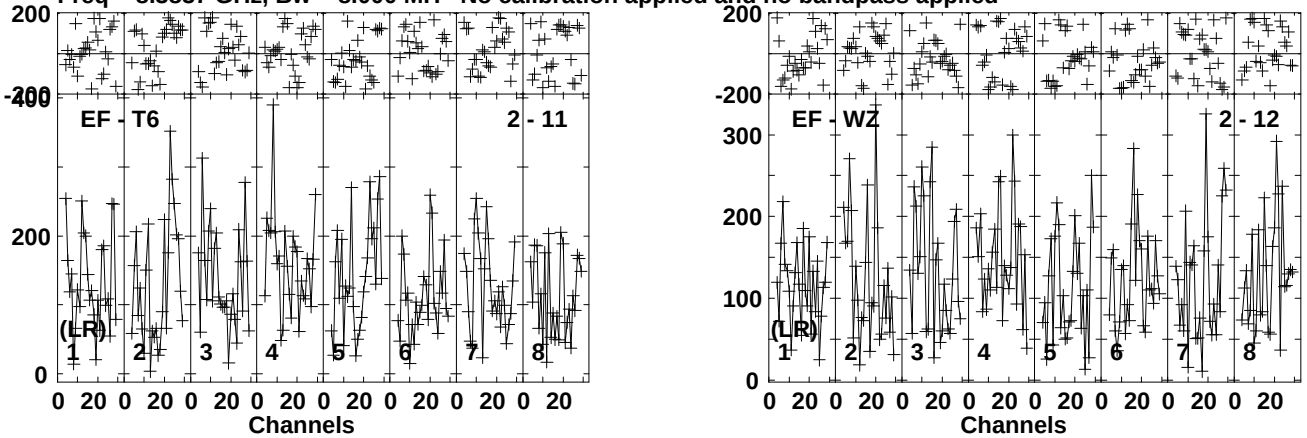

Lower frame: Micro Ampl Jy Top frame: Phas deg
Vector averaged cross-power spectrum Baseline: EF (02) - T6 (11)
Timerange: 00/16:39:25 to 00/16:42:19

Plot file version 165 created 04-DEC-2015 15:27:40
J1102+2757 ER043A.UVDATA.1
Freq = 8.3837 GHz, Bw = 8.000 MH No calibration applied and no bandpass applied

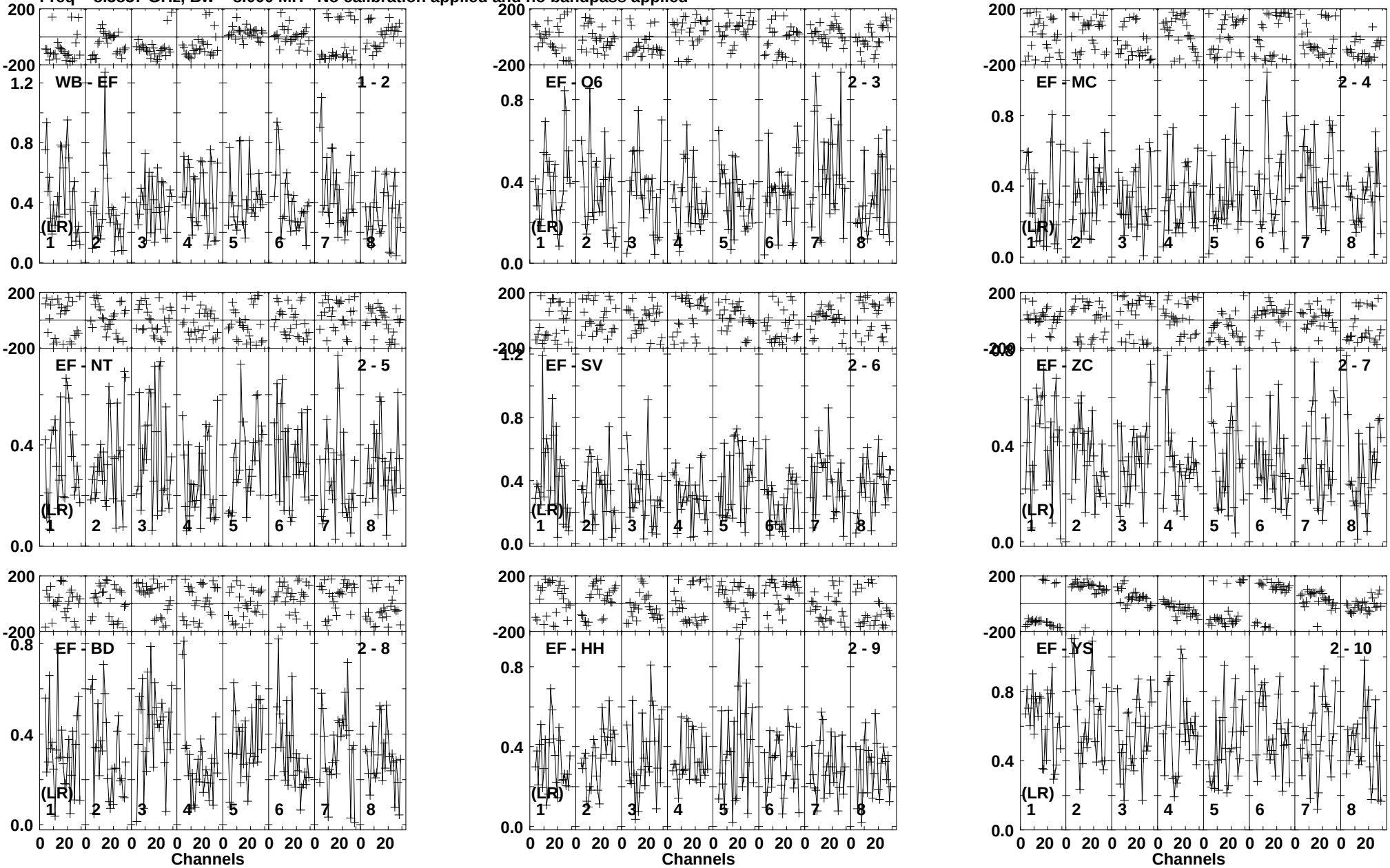

Lower frame: Milli Ampl Jy Top frame: Phas deg
Vector averaged cross-power spectrum Baseline: WB (01) - EF (02)
Timerange: 00/16:42:25 to 00/16:43:29

Plot file version 166 created 04-DEC-2015 15:27:40
J1102+2757 ER043A.UVDATA.1
Freq = 8.3837 GHz, Bw = 8.000 MH No calibration applied and no bandpass applied

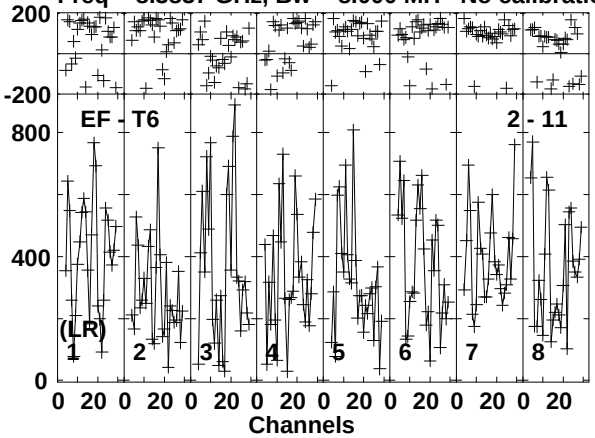

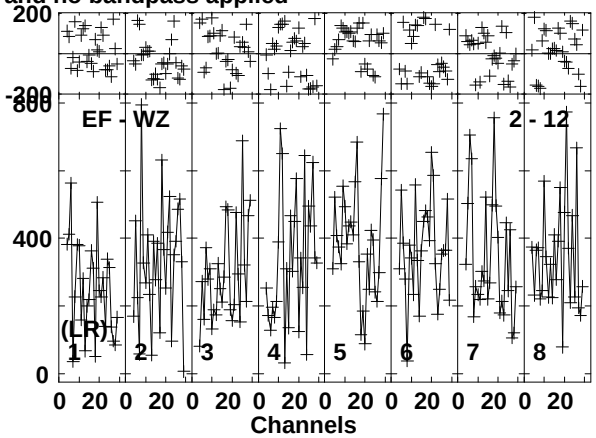

Lower frame: Micro Ampl Jy Top frame: Phas deg
Vector averaged cross-power spectrum Baseline: EF (02) - T6 (11)
Timerange: 00/16:42:25 to 00/16:43:29

Plot file version 167 created 04-DEC-2015 15:27:40
IRAS10565 ER043A.UVDATA.1
Freq = 8.3837 GHz, Bw = 8.000 MH No calibration applied and no bandpass applied

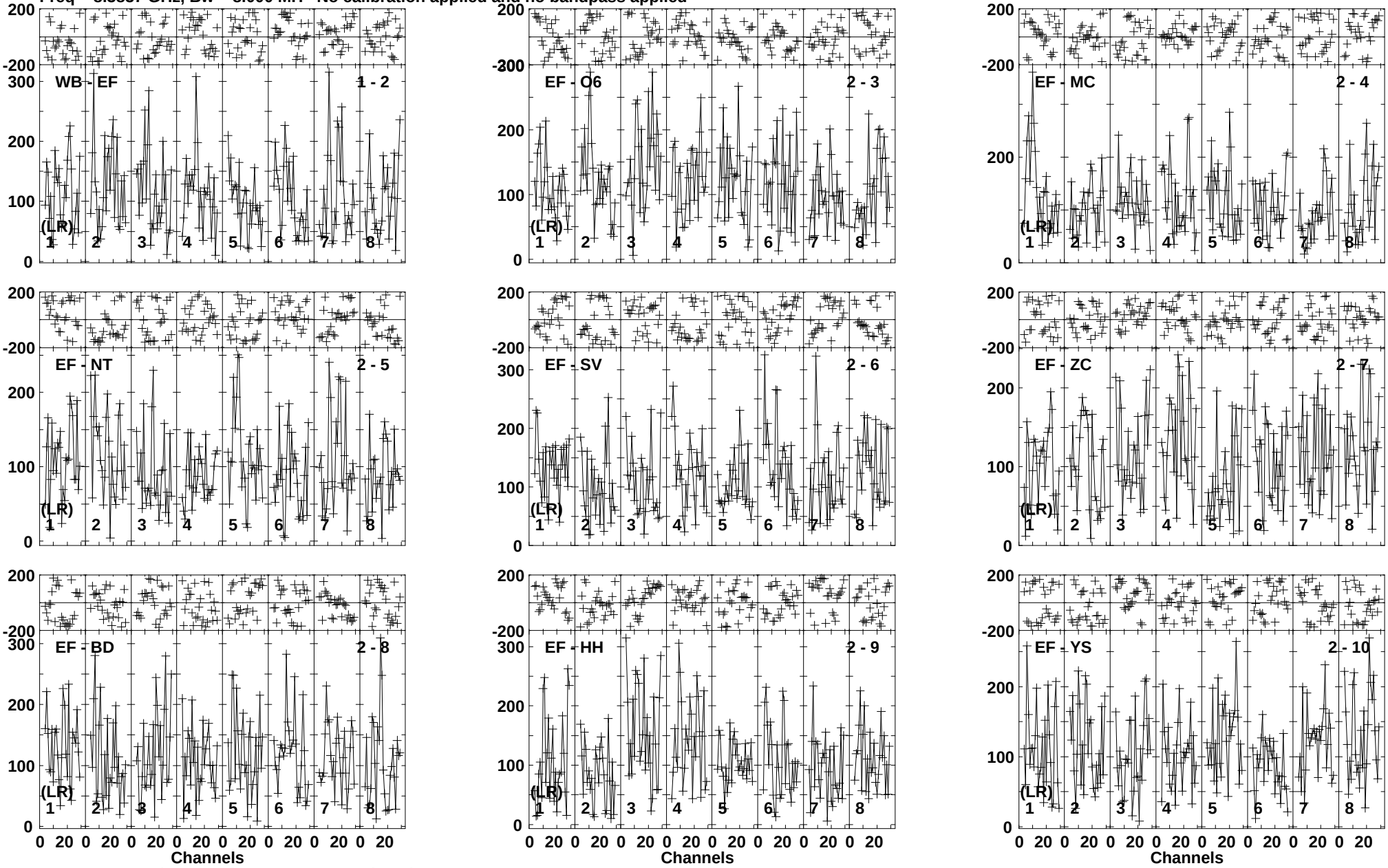

Lower frame: Micro Ampl Jy Top frame: Phas deg
Vector averaged cross-power spectrum Baseline: WB (01) - EF (02)
Timerange: 00/16:44:11 to 00/16:47:09

Plot file version 168 created 04-DEC-2015 15:27:40
IRAS10565 ER043A.UVDATA.1
Freq = 8.3837 GHz, Bw = 8.000 MH No calibration applied and no bandpass applied

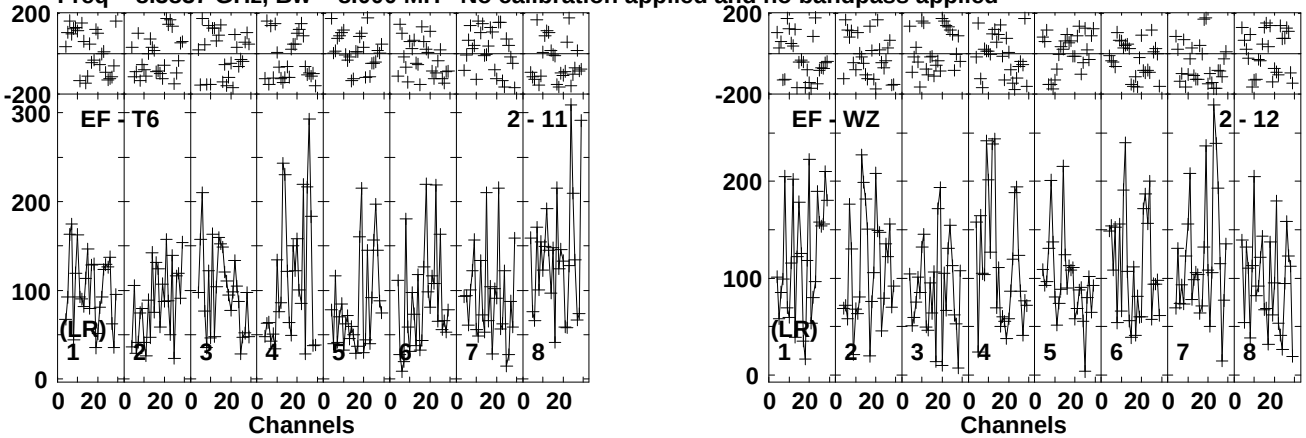

Lower frame: Micro Ampl Jy Top frame: Phas deg
Vector averaged cross-power spectrum Baseline: EF (02) - T6 (11)
Timerange: 00/16:44:11 to 00/16:47:09

Plot file version 169 created 04-DEC-2015 15:27:40
J1102+2757 ER043A.UVDATA.1
Freq = 8.3837 GHz, Bw = 8.000 MH No calibration applied and no bandpass applied

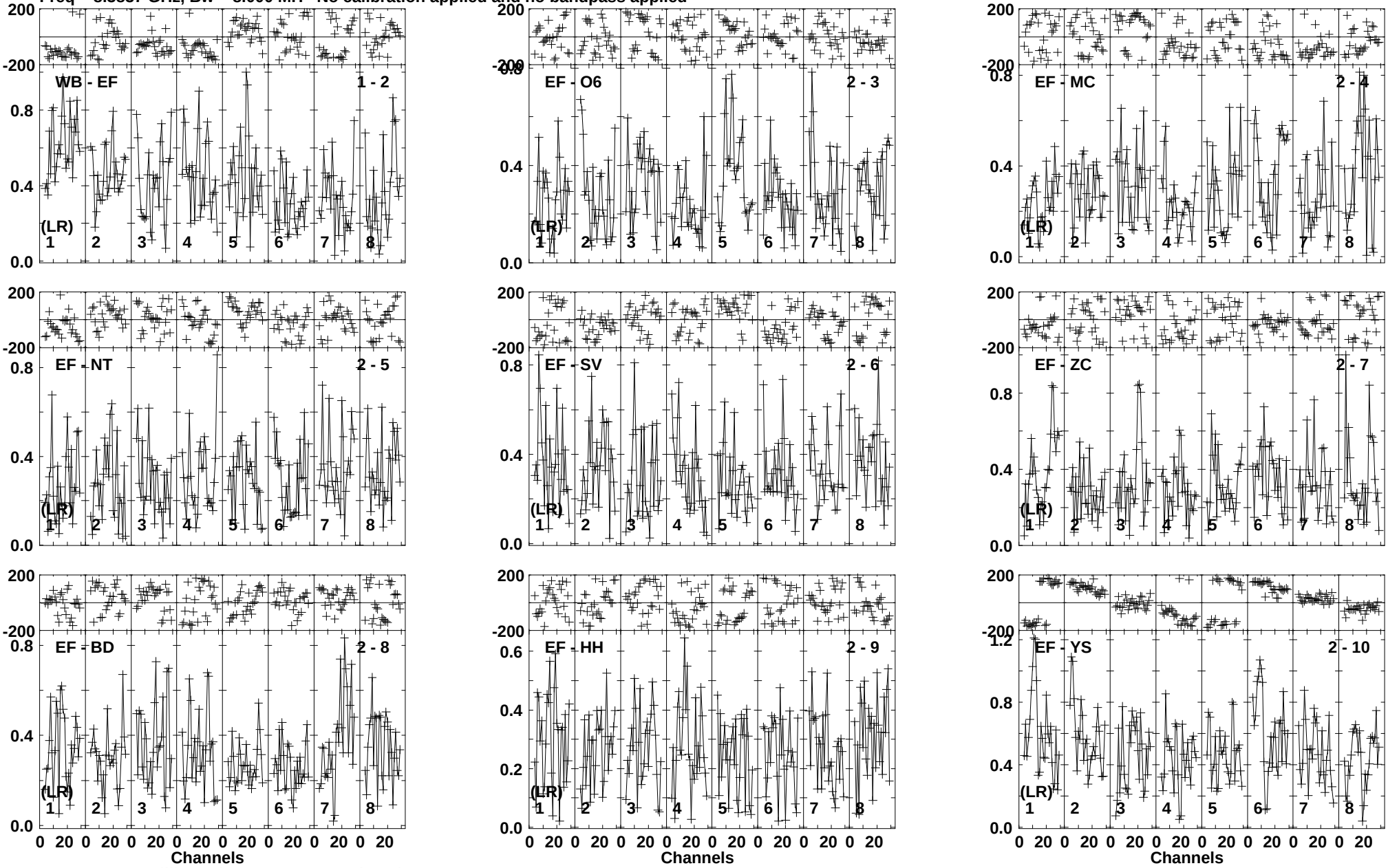

Lower frame: Milli Ampl Jy Top frame: Phas deg
Vector averaged cross-power spectrum Baseline: WB (01) - EF (02)
Timerange: 00/16:47:15 to 00/16:48:19

Plot file version 170 created 04-DEC-2015 15:27:41
J1102+2757 ER043A.UVDATA.1
Freq = 8.3837 GHz, Bw = 8.000 MH No calibration applied and no bandpass applied

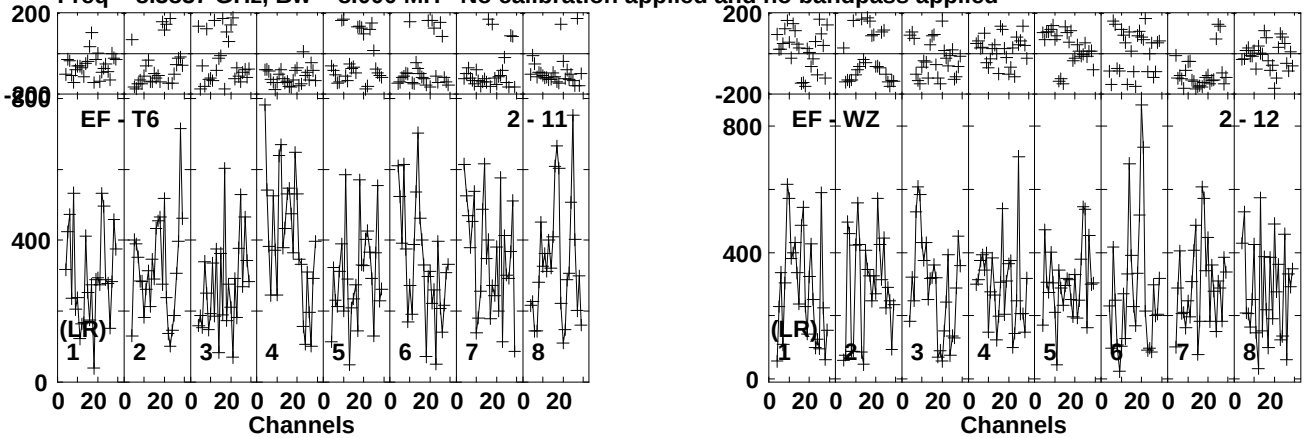

Lower frame: Micro Ampl Jy Top frame: Phas deg
Vector averaged cross-power spectrum Baseline: EF (02) - T6 (11)
Timerange: 00/16:47:15 to 00/16:48:19

Plot file version 171 created 04-DEC-2015 15:27:41
IRAS10565 ER043A.UVDATA.1
Freq = 8.3837 GHz, Bw = 8.000 MH No calibration applied and no bandpass applied



Lower frame: Micro Ampl Jy Top frame: Phas deg
Vector averaged cross-power spectrum Baseline: WB (01) - EF (02)
Timerange: 00/16:49:01 to 00/16:51:59

Plot file version 172 created 04-DEC-2015 15:27:41
IRAS10565 ER043A.UVDATA.1
Freq = 8.3837 GHz, Bw = 8.000 MH No calibration applied and no bandpass applied

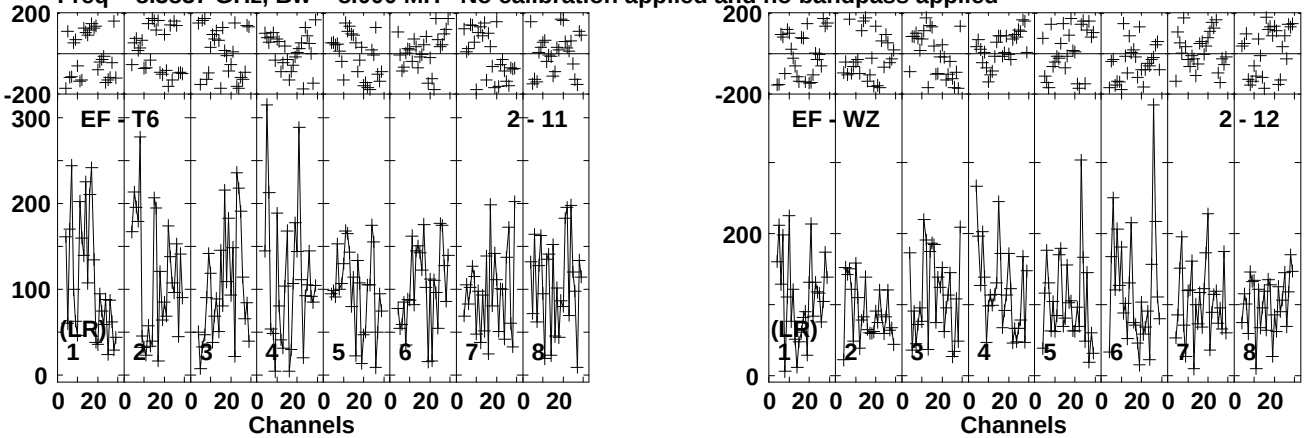

Lower frame: Micro Ampl Jy Top frame: Phas deg
Vector averaged cross-power spectrum Baseline: EF (02) - T6 (11)
Timerange: 00/16:49:01 to 00/16:51:59

Plot file version 173 created 04-DEC-2015 15:27:41
J1102+2757 ER043A.UVDATA.1
Freq = 8.3837 GHz, Bw = 8.000 MH No calibration applied and no bandpass applied

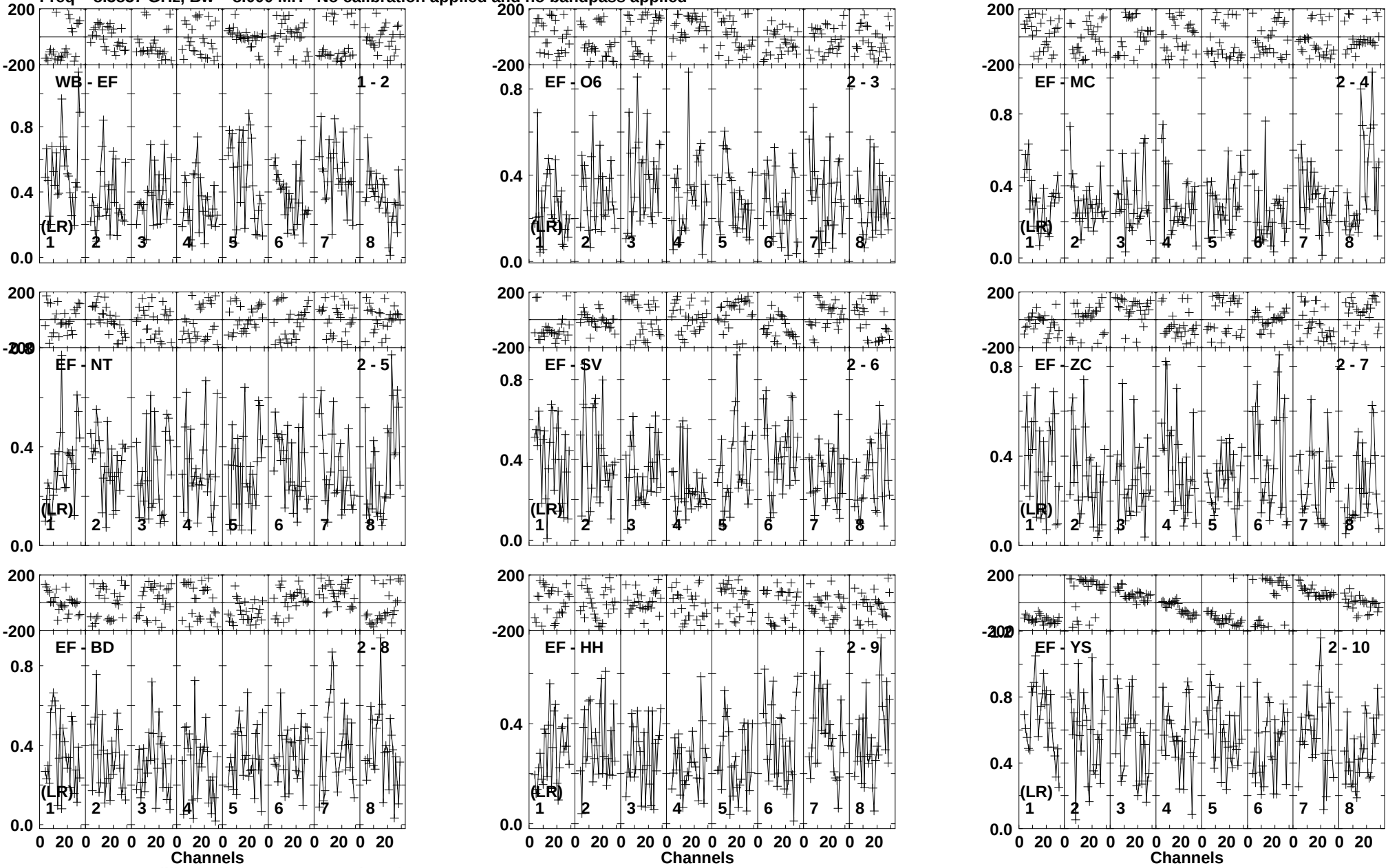

Lower frame: Milli Ampl Jy Top frame: Phas deg
Vector averaged cross-power spectrum Baseline: WB (01) - EF (02)
Timerange: 00/16:52:05 to 00/16:53:09

Plot file version 174 created 04-DEC-2015 15:27:41
J1102+2757 ER043A.UVDATA.1
Freq = 8.3837 GHz, Bw = 8.000 MH No calibration applied and no bandpass applied

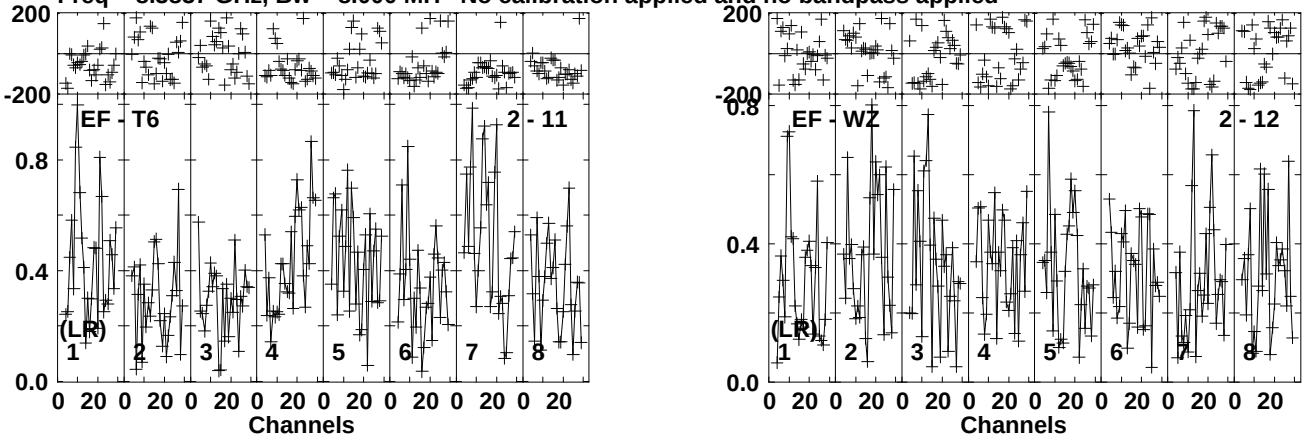

Lower frame: Milli Ampl Jy Top frame: Phas deg
Vector averaged cross-power spectrum Baseline: EF (02) - T6 (11)
Timerange: 00/16:52:05 to 00/16:53:09

Plot file version 175 created 04-DEC-2015 15:27:41
IRAS10565 ER043A.UVDATA.1
Freq = 8.3837 GHz, Bw = 8.000 MH No calibration applied and no bandpass applied

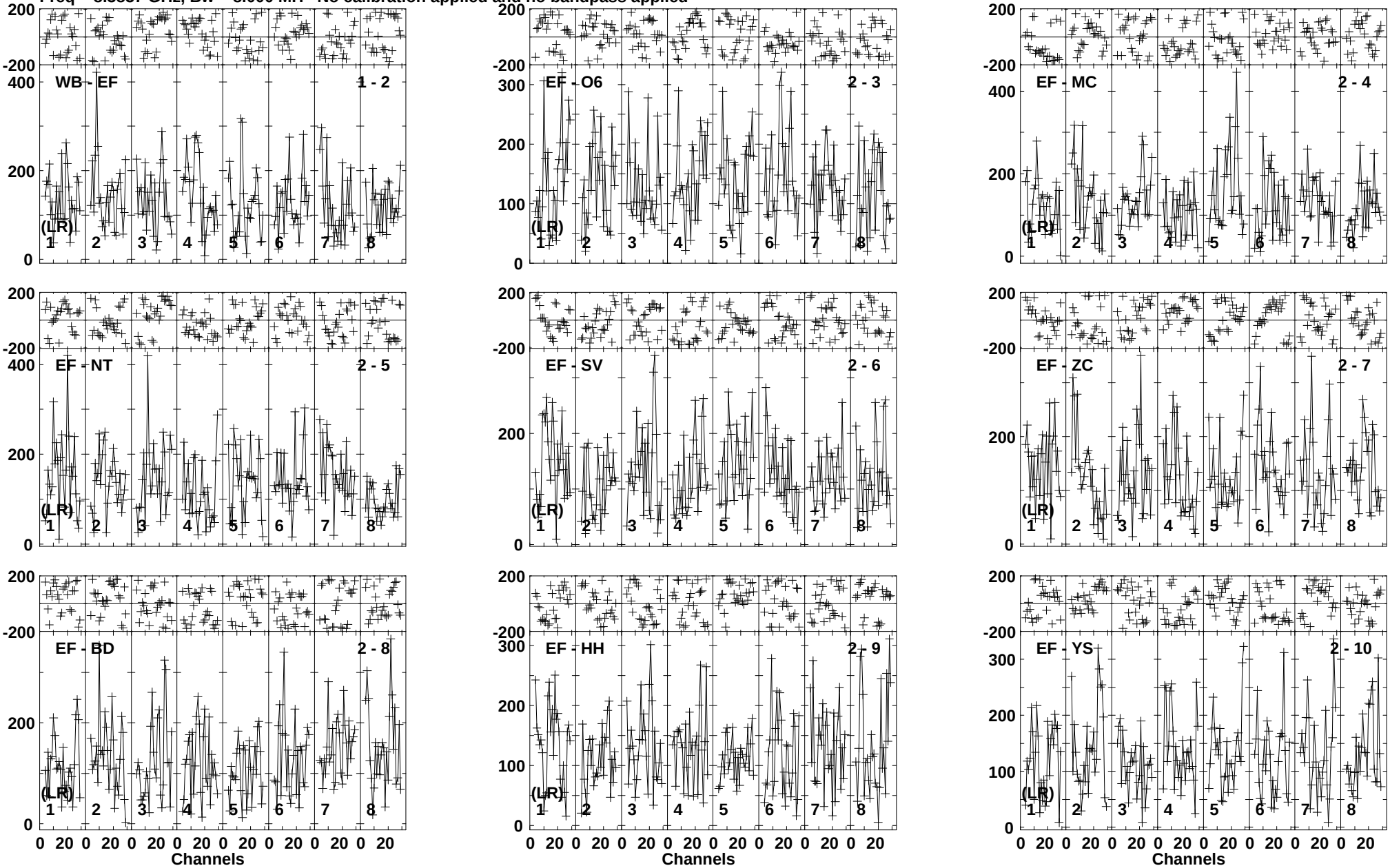

Lower frame: Micro Ampl Jy Top frame: Phas deg
Vector averaged cross-power spectrum Baseline: WB (01) - EF (02)
Timerange: 00/16:53:15 to 00/16:56:09

Plot file version 176 created 04-DEC-2015 15:27:41
IRAS10565 ER043A.UVDATA.1
Freq = 8.3837 GHz, Bw = 8.000 MH No calibration applied and no bandpass applied

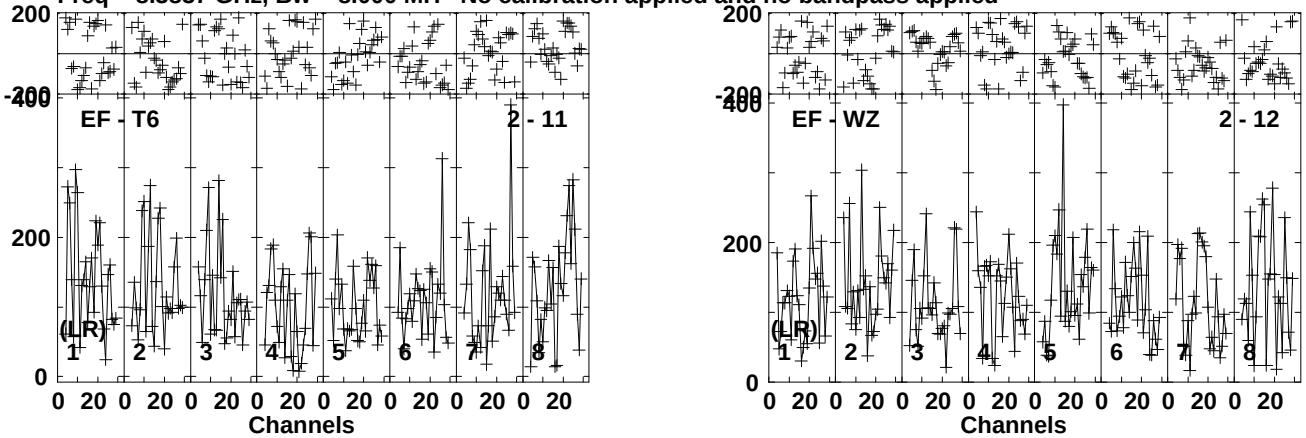

Lower frame: Micro Ampl Jy Top frame: Phas deg
Vector averaged cross-power spectrum Baseline: EF (02) - T6 (11)
Timerange: 00/16:53:15 to 00/16:56:09

Plot file version 177 created 04-DEC-2015 15:27:41
J1102+2757 ER043A.UVDATA.1
Freq = 8.3837 GHz, Bw = 8.000 MH No calibration applied and no bandpass applied

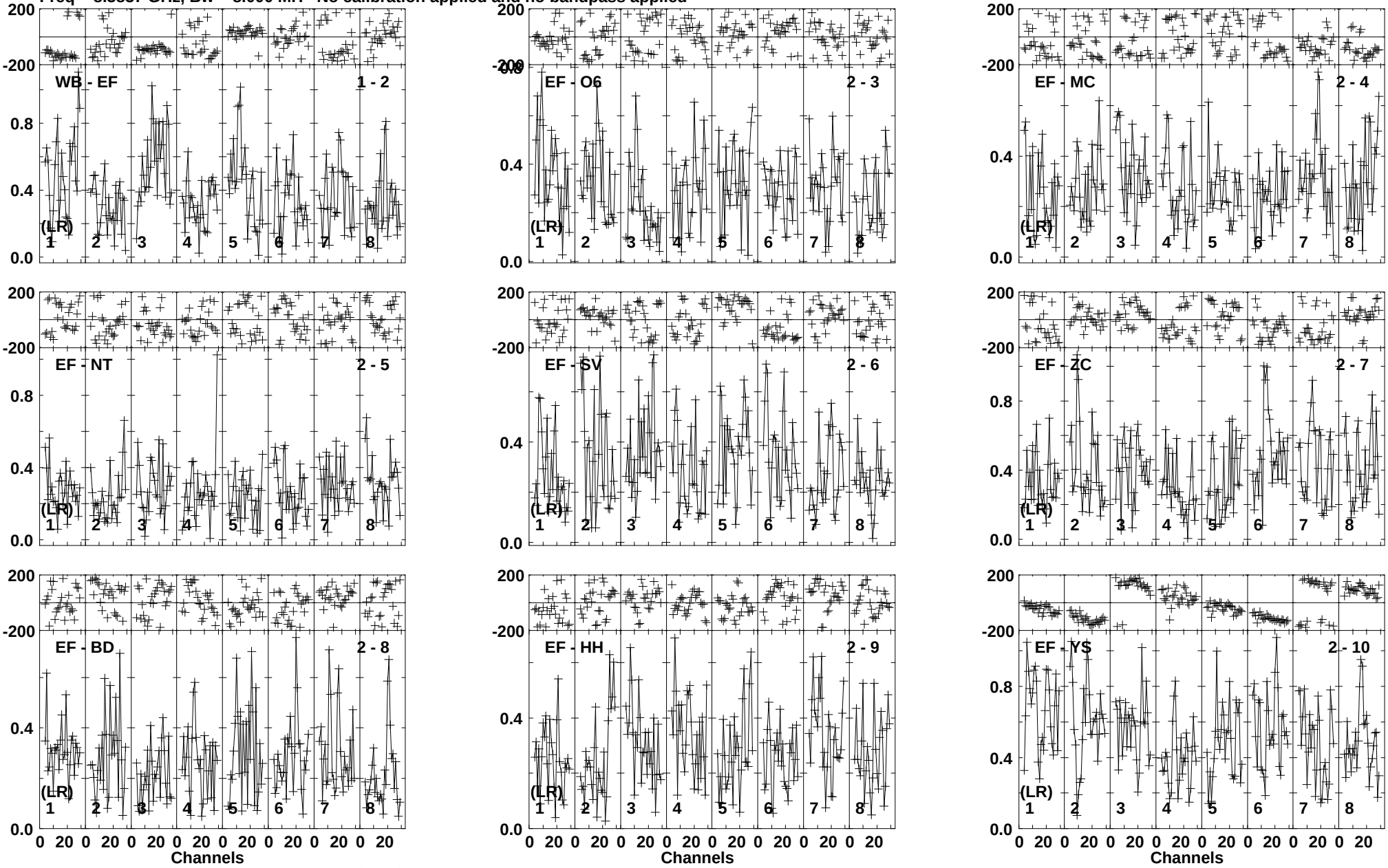

Lower frame: Milli Ampl Jy Top frame: Phas deg
Vector averaged cross-power spectrum Baseline: WB (01) - EF (02)
Timerange: 00/16:56:15 to 00/16:57:19

Plot file version 178 created 04-DEC-2015 15:27:41
J1102+2757 ER043A.UVDATA.1
Freq = 8.3837 GHz, Bw = 8.000 MH No calibration applied and no bandpass applied

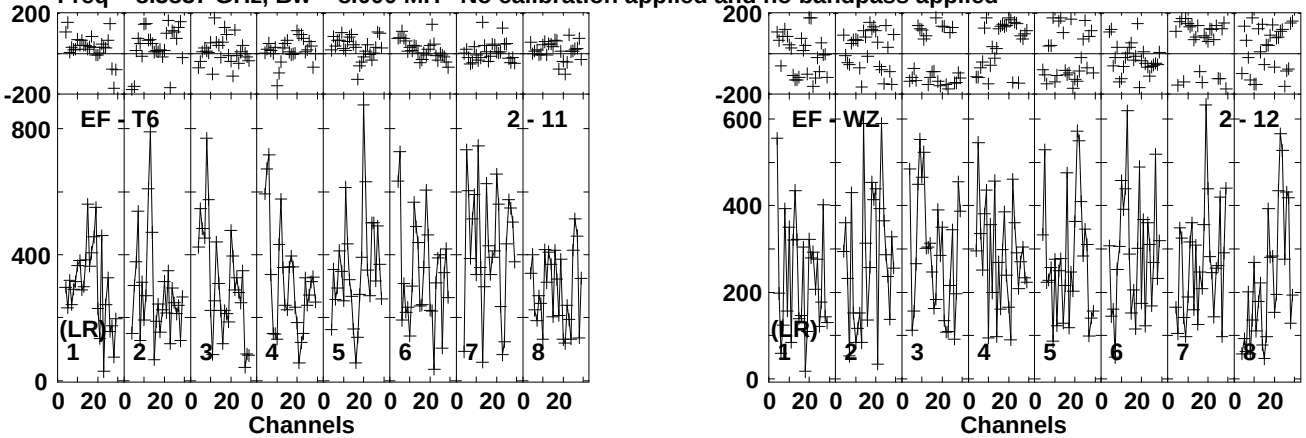

Lower frame: Micro Ampl Jy Top frame: Phas deg
Vector averaged cross-power spectrum Baseline: EF (02) - T6 (11)
Timerange: 00/16:56:15 to 00/16:57:19

Plot file version 179 created 04-DEC-2015 15:27:41
IRAS10565 ER043A.UVDATA.1
Freq = 8.3837 GHz, Bw = 8.000 MH No calibration applied and no bandpass applied

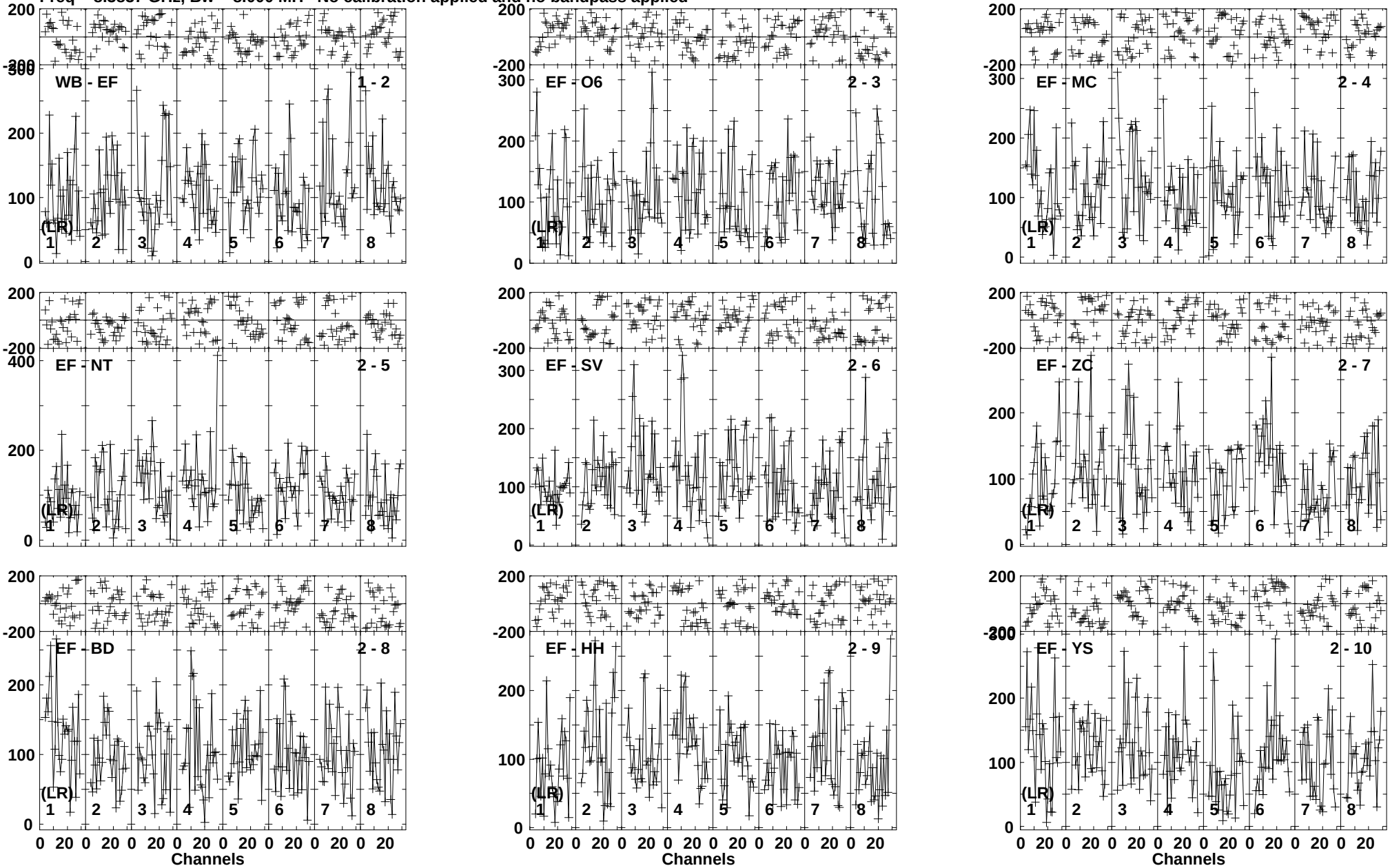

Lower frame: Micro Ampl Jy Top frame: Phas deg
Vector averaged cross-power spectrum Baseline: WB (01) - EF (02)
Timerange: 00/16:58:03 to 00/17:00:59

Plot file version 180 created 04-DEC-2015 15:27:42
IRAS10565 ER043A.UVDATA.1
Freq = 8.3837 GHz, Bw = 8.000 MH No calibration applied and no bandpass applied

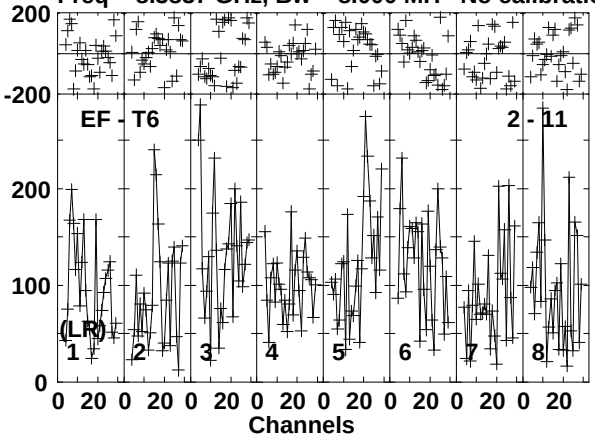

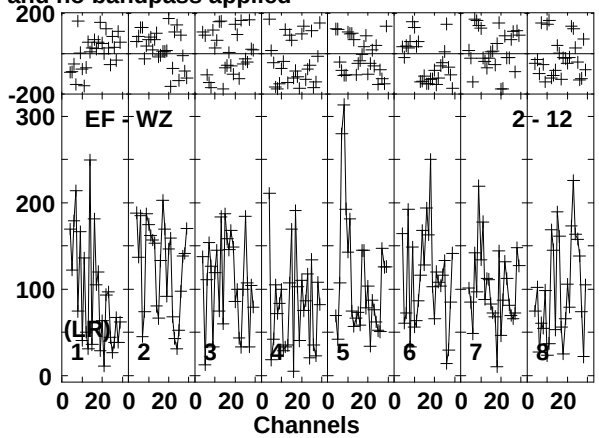

Lower frame: Micro Ampl Jy Top frame: Phas deg
Vector averaged cross-power spectrum Baseline: EF (02) - T6 (11)
Timerange: 00/16:58:03 to 00/17:00:59

Plot file version 181 created 04-DEC-2015 15:27:42
J1102+2757 ER043A.UVDATA.1
Freq = 8.3837 GHz, Bw = 8.000 MH No calibration applied and no bandpass applied

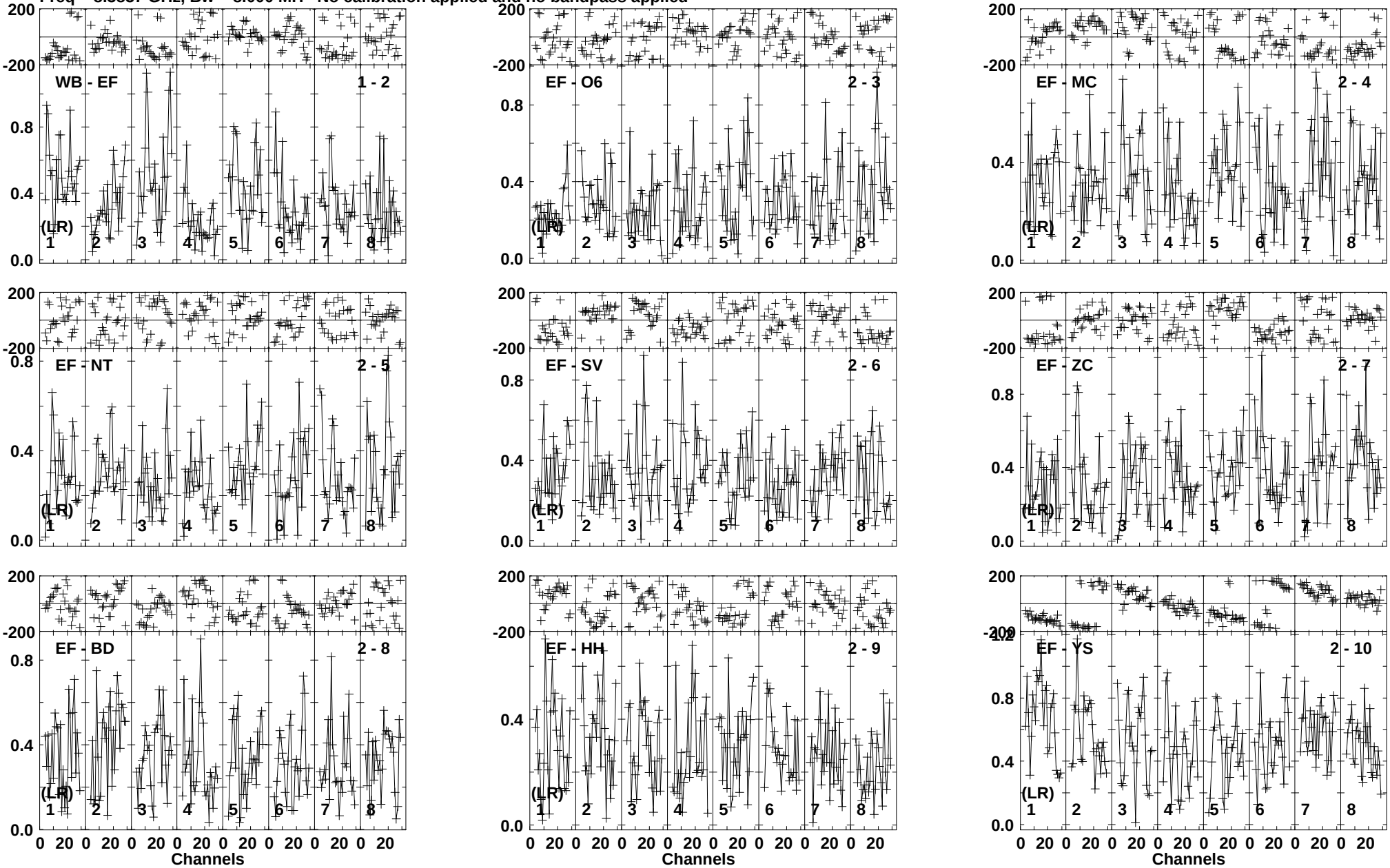

Lower frame: Milli Ampl Jy Top frame: Phas deg
Vector averaged cross-power spectrum Baseline: WB (01) - EF (02)
Timerange: 00/17:01:05 to 00/17:02:09

Plot file version 182 created 04-DEC-2015 15:27:42
J1102+2757 ER043A.UVDATA.1
Freq = 8.3837 GHz, Bw = 8.000 MH No calibration applied and no bandpass applied

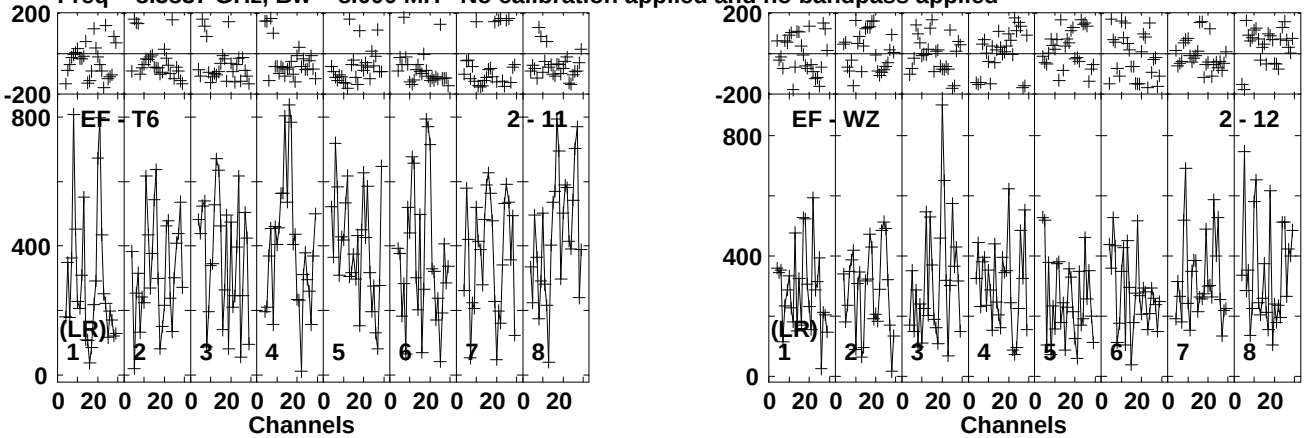

Lower frame: Micro Ampl Jy Top frame: Phas deg
Vector averaged cross-power spectrum Baseline: EF (02) - T6 (11)
Timerange: 00/17:01:05 to 00/17:02:09

Plot file version 183 created 04-DEC-2015 15:27:42
IRAS10565 ER043A.UVDATA.1
Freq = 8.3837 GHz, Bw = 8.000 MH No calibration applied and no bandpass applied



Lower frame: Micro Ampl Jy Top frame: Phas deg
Vector averaged cross-power spectrum Baseline: WB (01) - EF (02)
Timerange: 00/17:02:53 to 00/17:05:49

Plot file version 184 created 04-DEC-2015 15:27:42
IRAS10565 ER043A.UVDATA.1
Freq = 8.3837 GHz, Bw = 8.000 MH No calibration applied and no bandpass applied

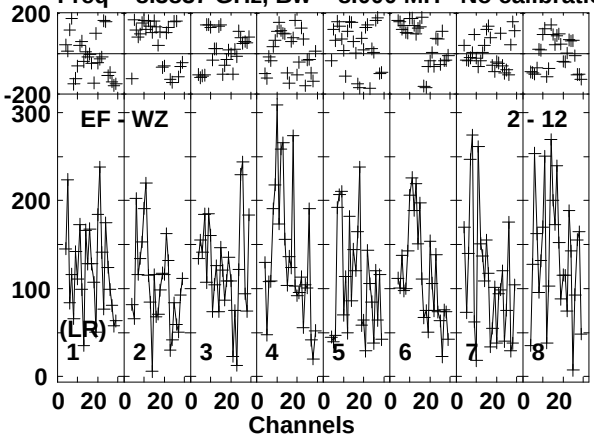

Lower frame: Micro Ampl Jy Top frame: Phas deg
Vector averaged cross-power spectrum Baseline: EF (02) - WZ (12)
Timerange: 00/17:02:53 to 00/17:05:49

Plot file version 185 created 04-DEC-2015 15:27:42
J1102+2757 ER043A.UVDATA.1
Freq = 8.3837 GHz, Bw = 8.000 MH No calibration applied and no bandpass applied

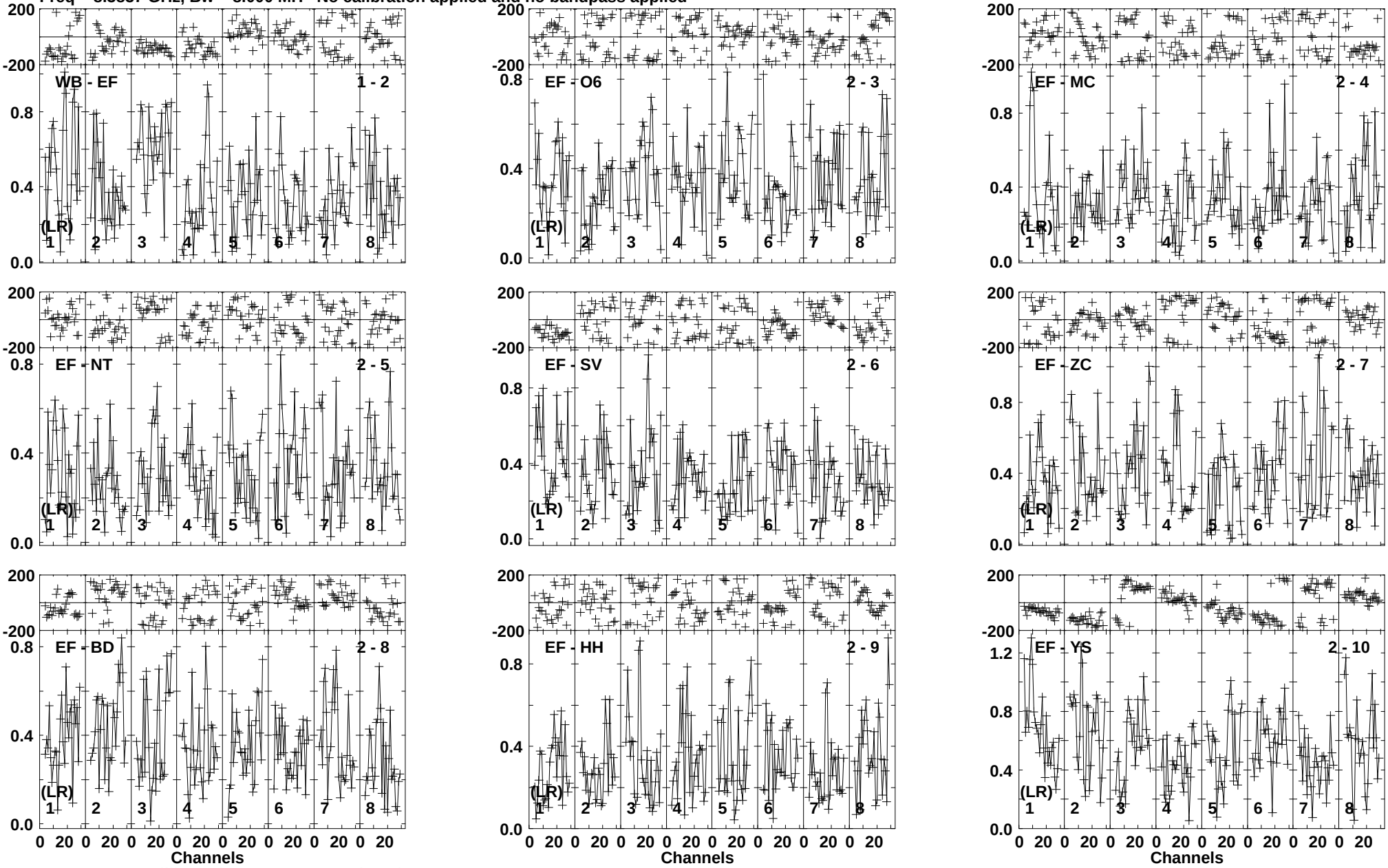

Lower frame: Milli Ampl Jy Top frame: Phas deg
Vector averaged cross-power spectrum Baseline: WB (01) - EF (02)
Timerange: 00/17:05:51 to 00/17:06:59

Plot file version 186 created 04-DEC-2015 15:27:42
J1102+2757 ER043A.UVDATA.1
Freq = 8.3837 GHz, Bw = 8.000 MH No calibration applied and no bandpass applied

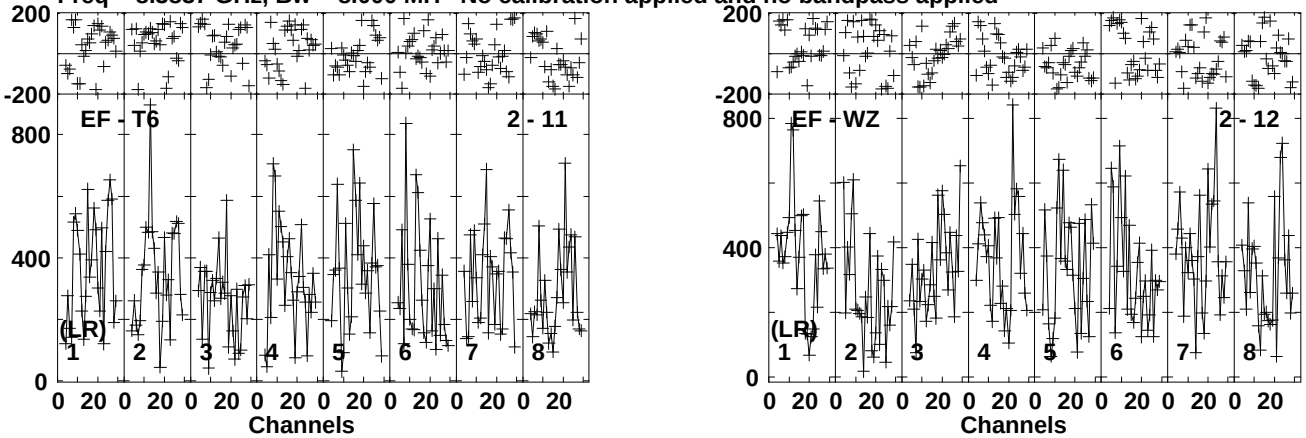

Lower frame: Micro Ampl Jy Top frame: Phas deg
Vector averaged cross-power spectrum Baseline: EF (02) - T6 (11)
Timerange: 00/17:05:51 to 00/17:06:59

Plot file version 187 created 04-DEC-2015 15:27:42
IRAS10565 ER043A.UVDATA.1
Freq = 8.3837 GHz, Bw = 8.000 MH No calibration applied and no bandpass applied

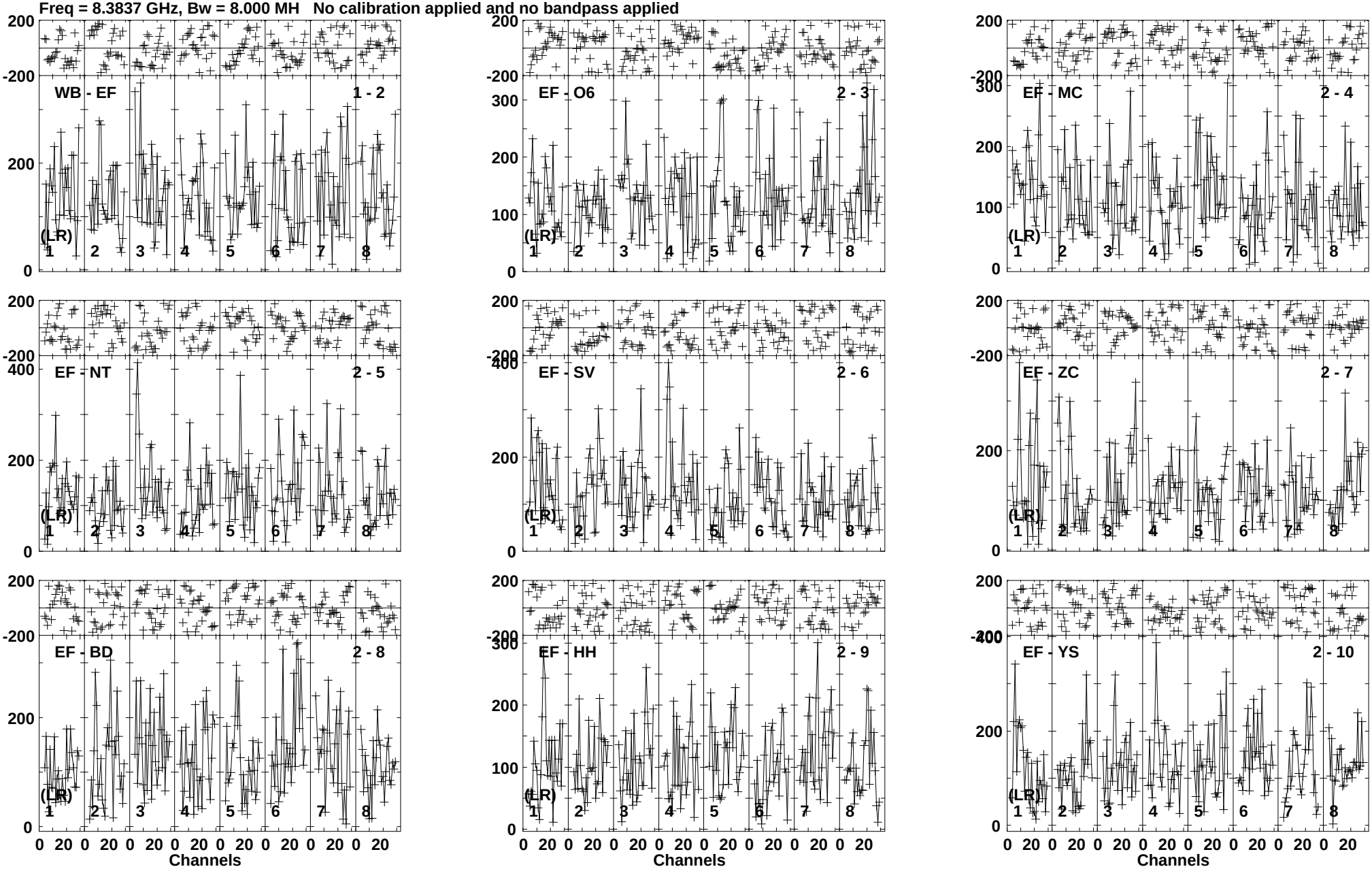

Lower frame: Micro Ampl Jy Top frame: Phas deg
Vector averaged cross-power spectrum Baseline: WB (01) - EF (02)
Timerange: 00/17:07:05 to 00/17:09:59

Plot file version 188 created 04-DEC-2015 15:27:42
IRAS10565 ER043A.UVDATA.1
Freq = 8.3837 GHz, Bw = 8.000 MH No calibration applied and no bandpass applied

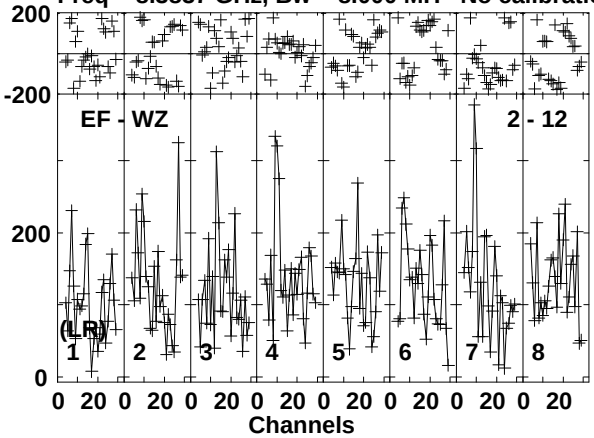

Lower frame: Micro Ampl Jy Top frame: Phas deg
Vector averaged cross-power spectrum Baseline: EF (02) - WZ (12)
Timerange: 00/17:07:05 to 00/17:09:59

Plot file version 189 created 04-DEC-2015 15:27:42
J1102+2757 ER043A.UVDATA.1
Freq = 8.3837 GHz, Bw = 8.000 MH No calibration applied and no bandpass applied

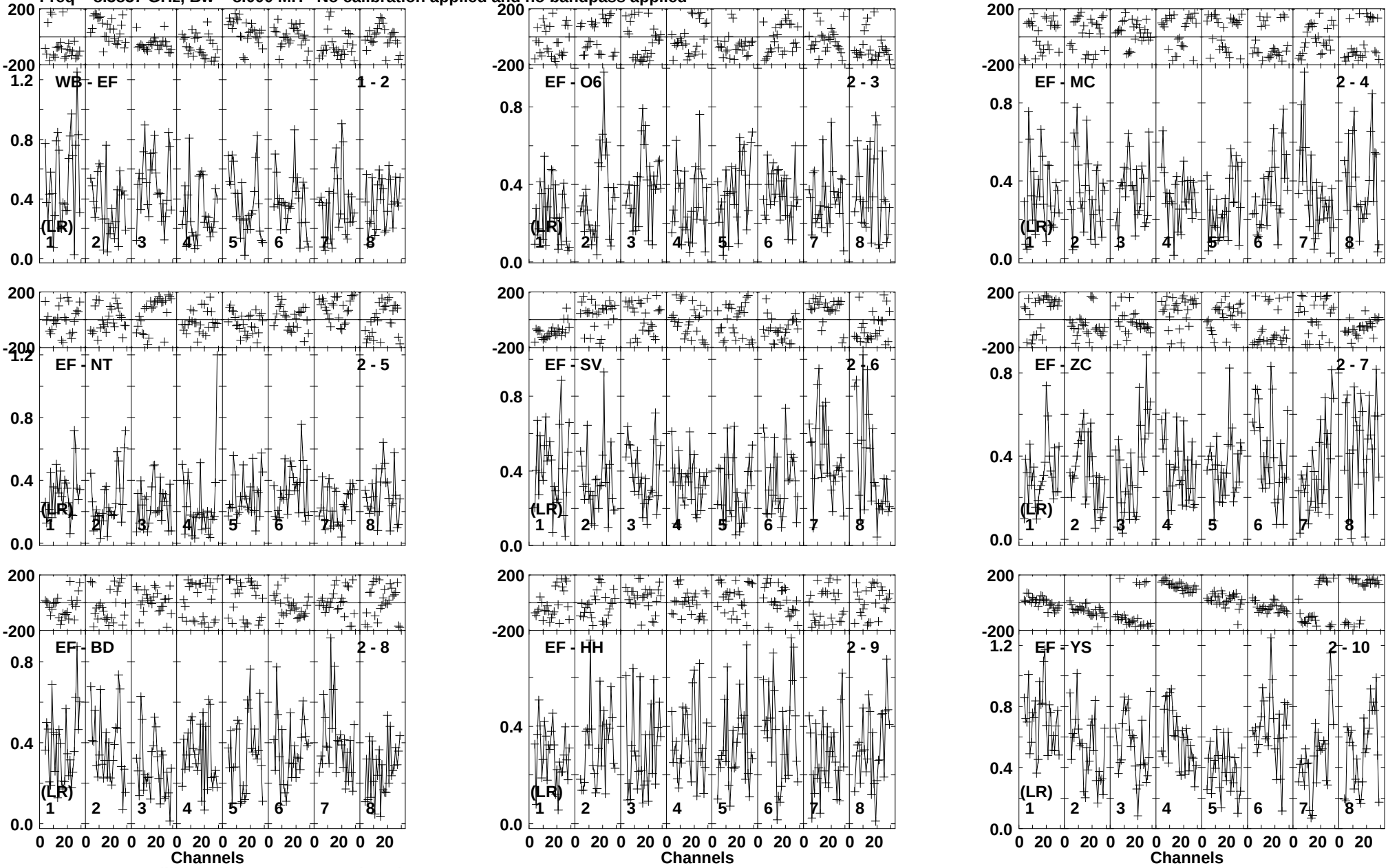

Lower frame: Milli Ampl Jy Top frame: Phas deg
Vector averaged cross-power spectrum Baseline: WB (01) - EF (02)
Timerange: 00/17:10:01 to 00/17:11:09

Plot file version 190 created 04-DEC-2015 15:27:42
J1102+2757 ER043A.UVDATA.1
Freq = 8.3837 GHz, Bw = 8.000 MH No calibration applied and no bandpass applied

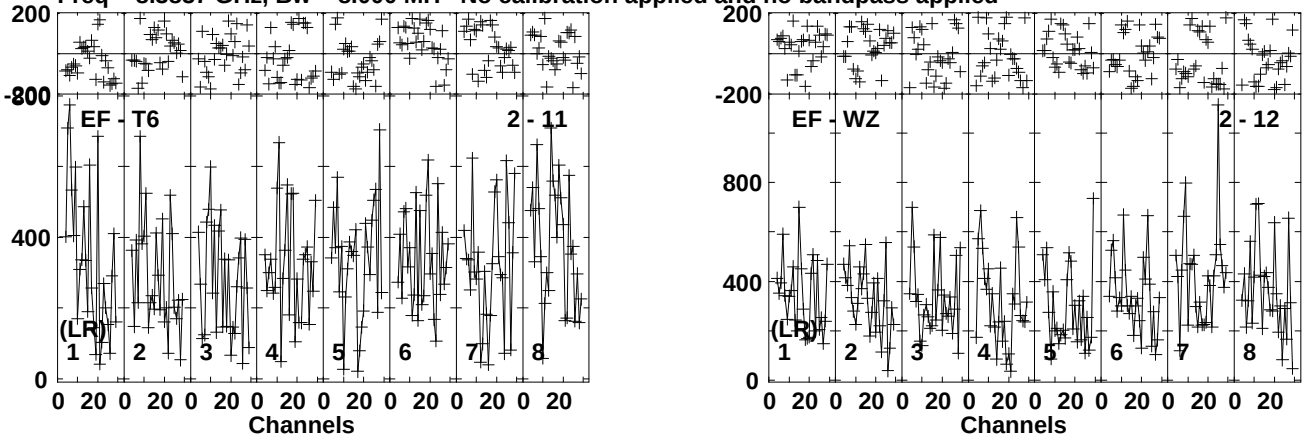

Lower frame: Micro Ampl Jy Top frame: Phas deg
Vector averaged cross-power spectrum Baseline: EF (02) - T6 (11)
Timerange: 00/17:10:01 to 00/17:11:09

Plot file version 191 created 04-DEC-2015 15:27:42
IRAS10565 ER043A.UVDATA.1
Freq = 8.3837 GHz, Bw = 8.000 MH No calibration applied and no bandpass applied

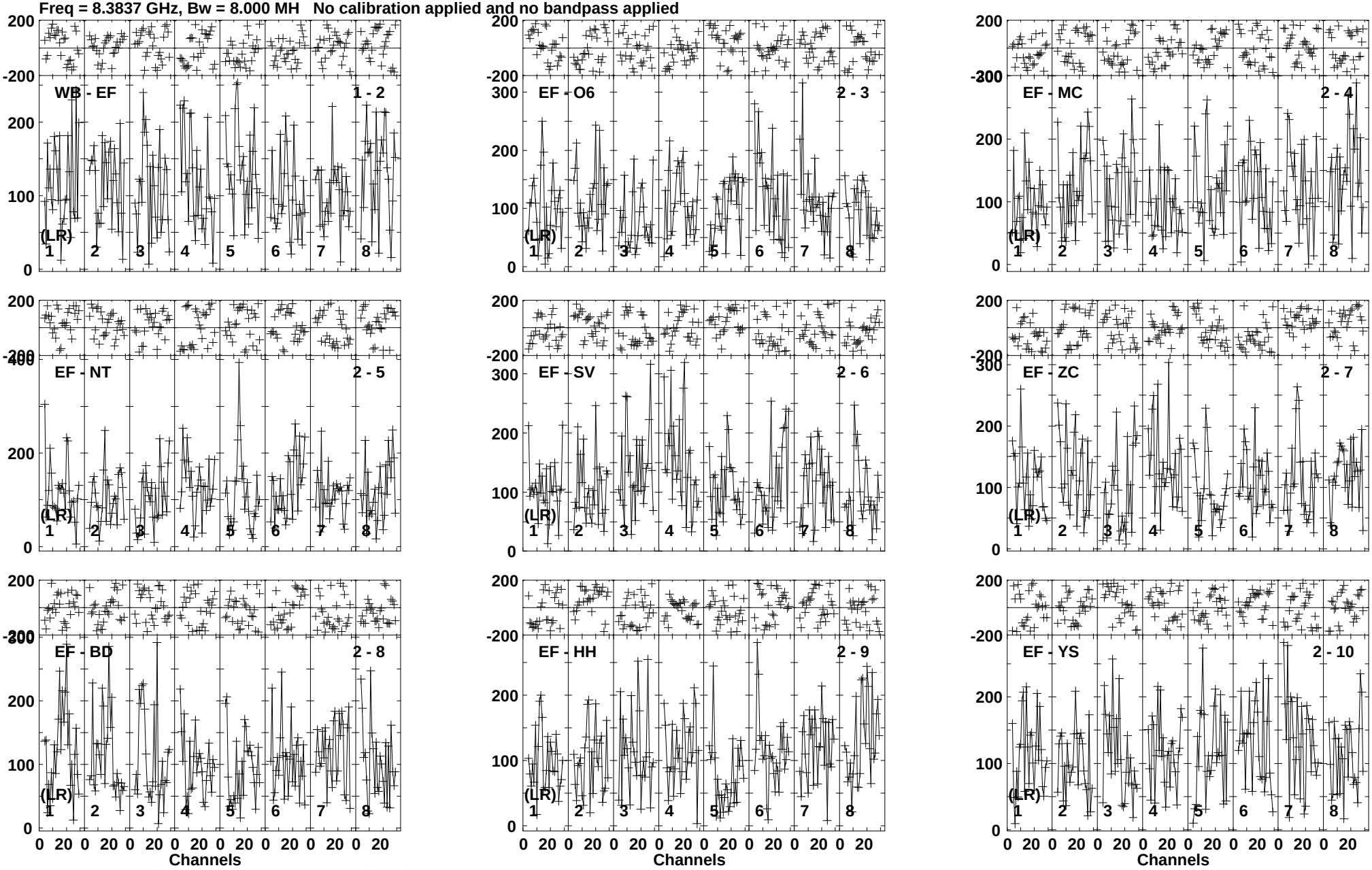

Lower frame: Micro Ampl Jy Top frame: Phas deg
Vector averaged cross-power spectrum Baseline: WB (01) - EF (02)
Timerange: 00/17:11:53 to 00/17:14:49

Plot file version 192 created 04-DEC-2015 15:27:43
IRAS10565 ER043A.UVDATA.1
Freq = 8.3837 GHz, Bw = 8.000 MH No calibration applied and no bandpass applied

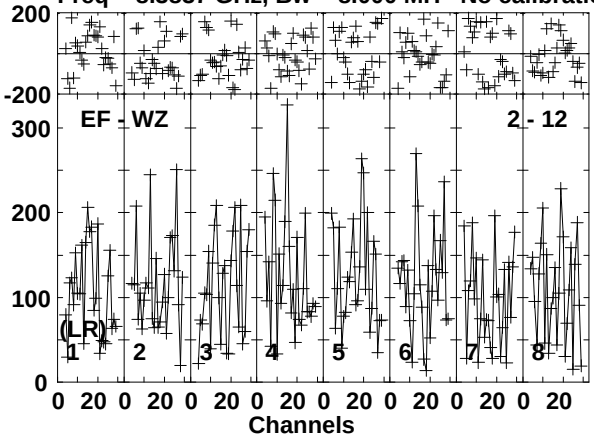

Lower frame: Micro Ampl Jy Top frame: Phas deg
Vector averaged cross-power spectrum Baseline: EF (02) - WZ (12)
Timerange: 00/17:11:53 to 00/17:14:49

Plot file version 193 created 04-DEC-2015 15:27:43
J1102+2757 ER043A.UVDATA.1
Freq = 8.3837 GHz, Bw = 8.000 MH No calibration applied and no bandpass applied

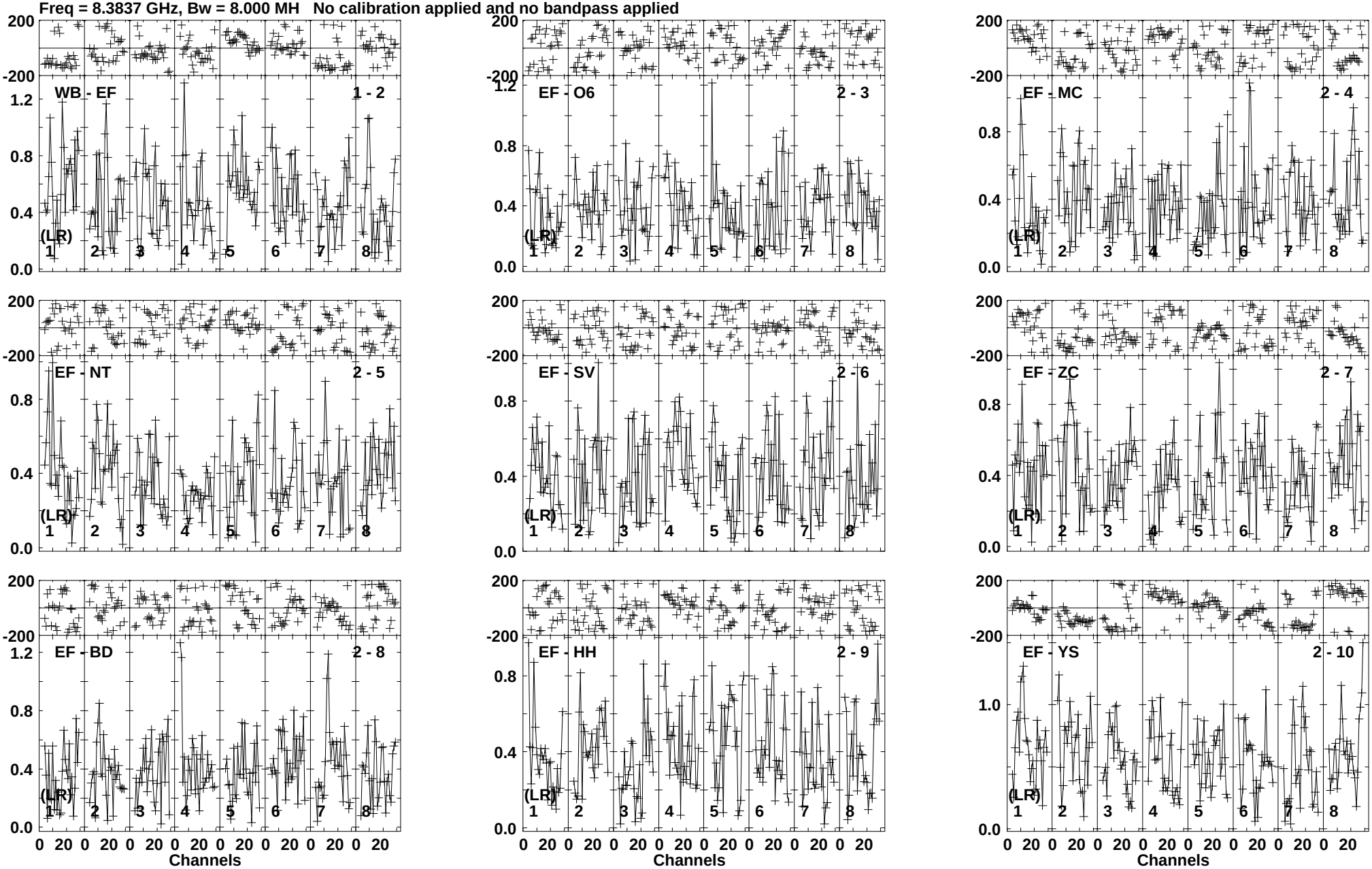

Lower frame: Milli Ampl Jy Top frame: Phas deg
Vector averaged cross-power spectrum Baseline: WB (01) - EF (02)
Timerange: 00/17:14:55 to 00/17:15:59

Plot file version 194 created 04-DEC-2015 15:27:43
J1102+2757 ER043A.UVDATA.1
Freq = 8.3837 GHz, Bw = 8.000 MH No calibration applied and no bandpass applied

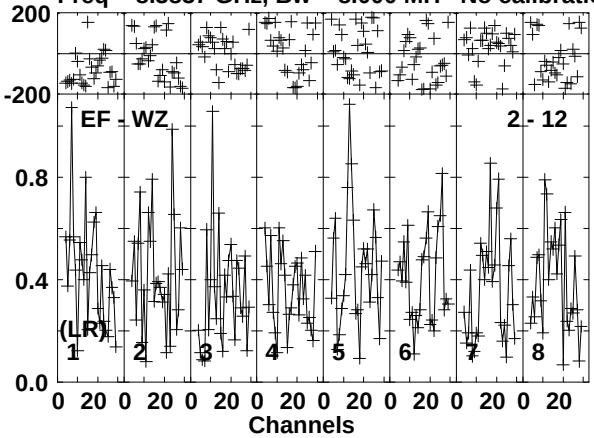

Lower frame: Milli Ampl Jy Top frame: Phas deg
Vector averaged cross-power spectrum Baseline: EF (02) - WZ (12)
Timerange: 00/17:14:55 to 00/17:15:59

Plot file version 195 created 04-DEC-2015 15:27:43
J1522+3144 ER043A.UVDATA.1
Freq = 8.3837 GHz, Bw = 8.000 MH No calibration applied and no bandpass applied

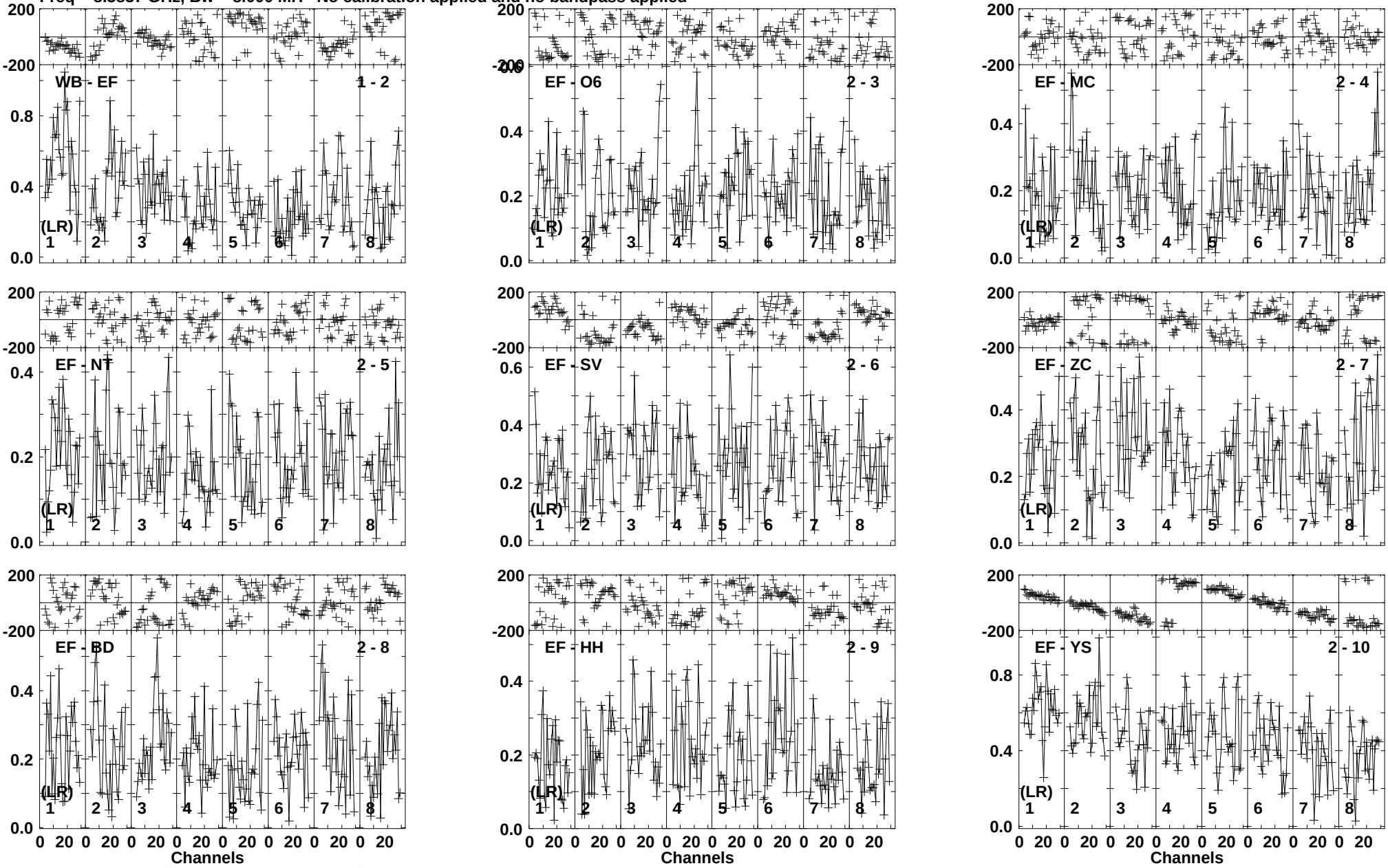

Lower frame: Milli Ampl Jy Top frame: Phas deg
Vector averaged cross-power spectrum Baseline: WB (01) - EF (02)
Timerange: 00/17:16:01 to 00/17:20:29

Plot file version 196 created 04-DEC-2015 15:27:43
J1522+3144 ER043A.UVDATA.1
Freq = 8.3837 GHz, Bw = 8.000 MH No calibration applied and no bandpass applied

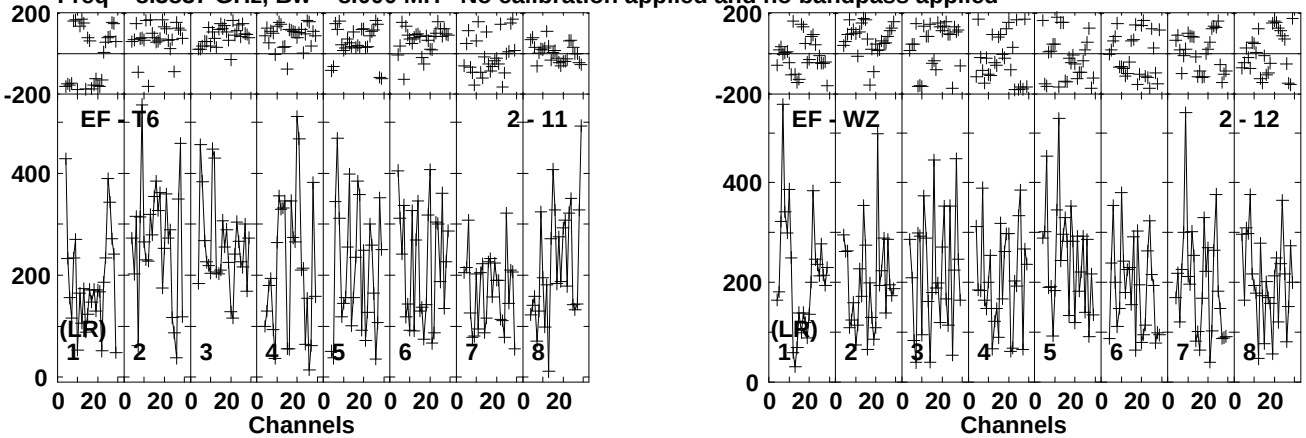

Lower frame: Micro Ampl Jy Top frame: Phas deg
Vector averaged cross-power spectrum Baseline: EF (02) - T6 (11)
Timerange: 00/17:16:01 to 00/17:20:29

Plot file version 197 created 04-DEC-2015 15:27:43
J1522+3144 ER043A.UVDATA.1
Freq = 8.3837 GHz, Bw = 8.000 MH No calibration applied and no bandpass applied

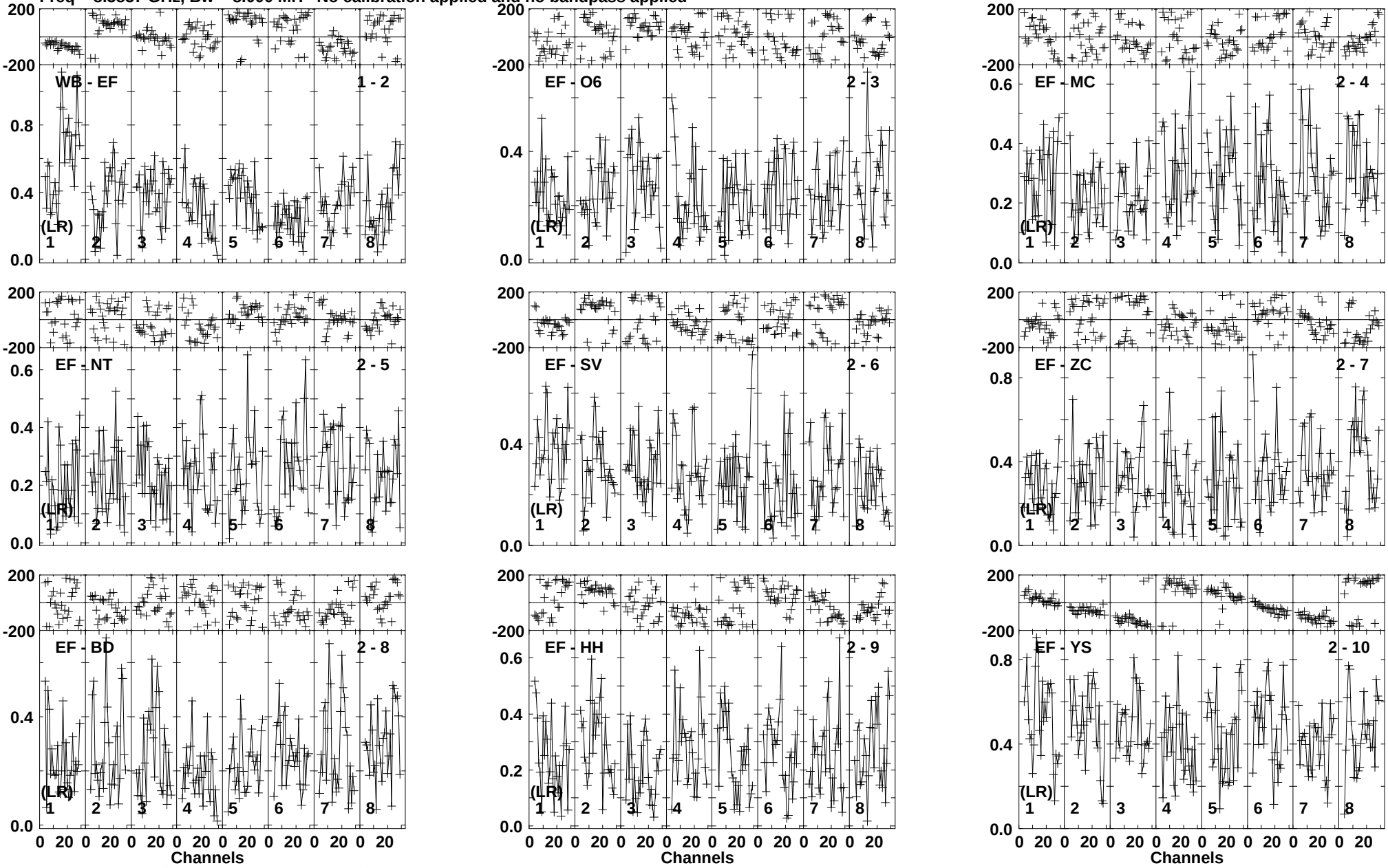

Lower frame: Milli Ampl Jy Top frame: Phas deg
Vector averaged cross-power spectrum Baseline: WB (01) - EF (02)
Timerange: 00/17:23:26 to 00/17:24:40

Plot file version 198 created 04-DEC-2015 15:27:43
J1522+3144 ER043A.UVDATA.1
Freq = 8.3837 GHz, Bw = 8.000 MH No calibration applied and no bandpass applied

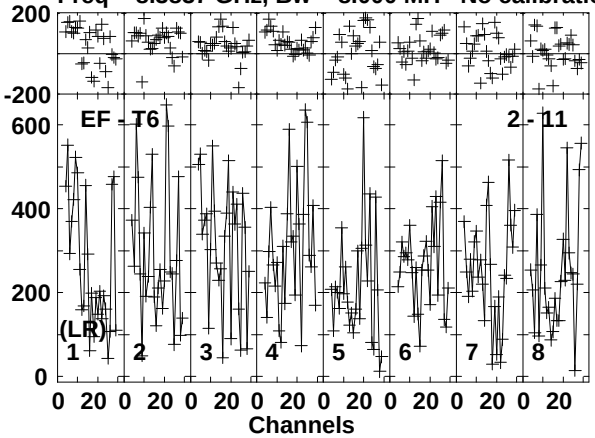

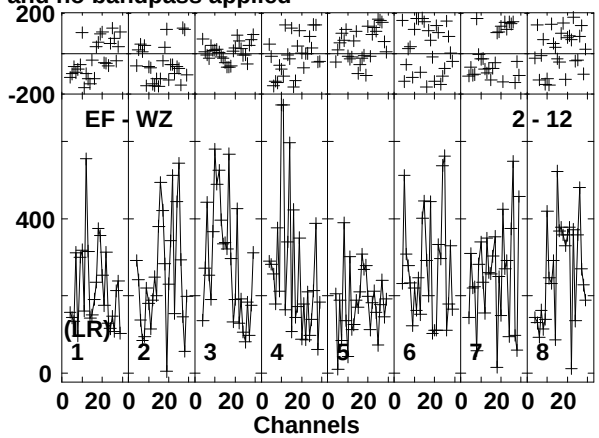

Lower frame: Micro Ampl Jy Top frame: Phas deg
Vector averaged cross-power spectrum Baseline: EF (02) - T6 (11)
Timerange: 00/17:23:26 to 00/17:24:40

Plot file version 199 created 04-DEC-2015 15:27:43
IRAS15250 ER043A.UVDATA.1
Freq = 8.3837 GHz, Bw = 8.000 MH No calibration applied and no bandpass applied

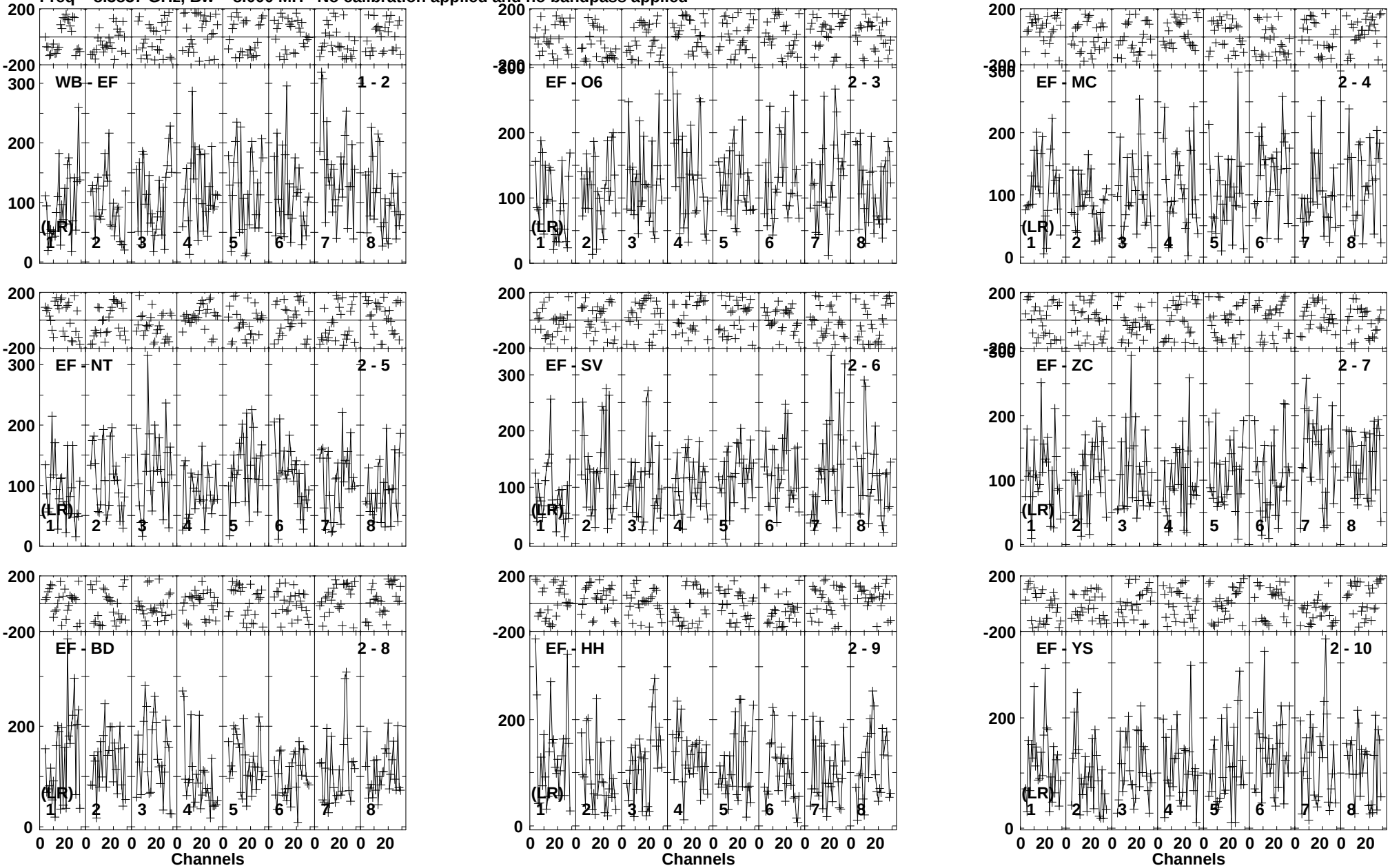

Lower frame: Micro Ampl Jy Top frame: Phas deg
Vector averaged cross-power spectrum Baseline: WB (01) - EF (02)
Timerange: 00/17:25:24 to 00/17:28:16

Plot file version 200 created 04-DEC-2015 15:27:43
IRAS15250 ER043A.UVDATA.1
Freq = 8.3837 GHz, Bw = 8.000 MH No calibration applied and no bandpass applied

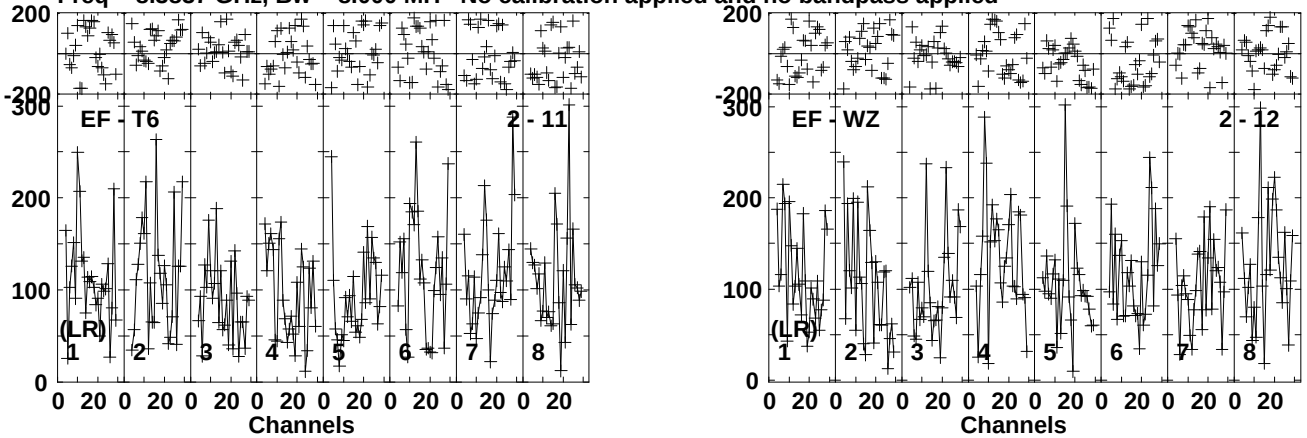

Lower frame: Micro Ampl Jy Top frame: Phas deg
Vector averaged cross-power spectrum Baseline: EF (02) - T6 (11)
Timerange: 00/17:25:24 to 00/17:28:16

Plot file version 201 created 04-DEC-2015 15:27:43
J1522+3144 ER043A.UVDATA.1
Freq = 8.3837 GHz, Bw = 8.000 MH No calibration applied and no bandpass applied

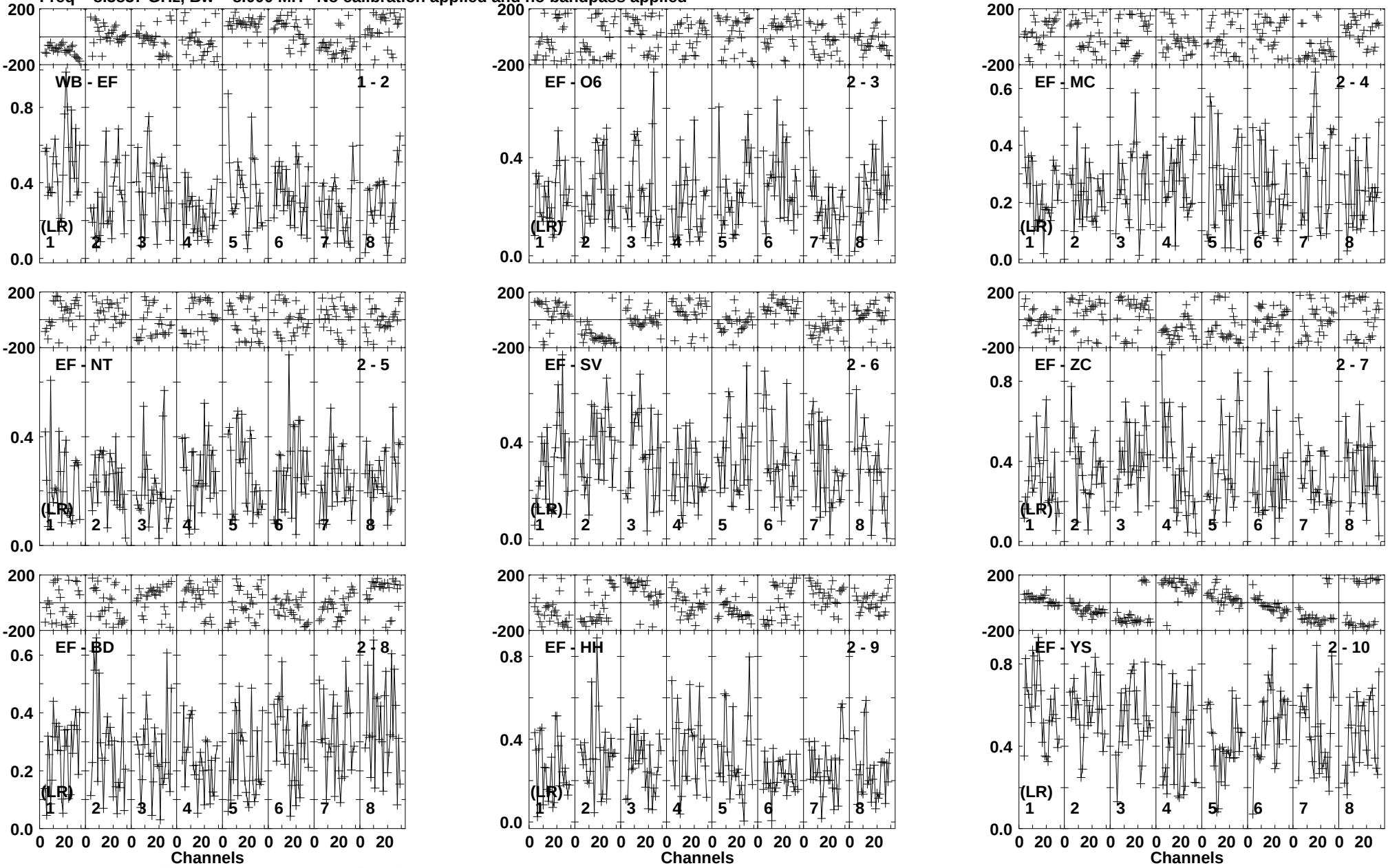

Lower frame: Milli Ampl Jy Top frame: Phas deg
Vector averaged cross-power spectrum Baseline: WB (01) - EF (02)
Timerange: 00/17:28:23 to 00/17:29:37

Plot file version 202 created 04-DEC-2015 15:27:44
J1522+3144 ER043A.UVDATA.1
Freq = 8.3837 GHz, Bw = 8.000 MH No calibration applied and no bandpass applied

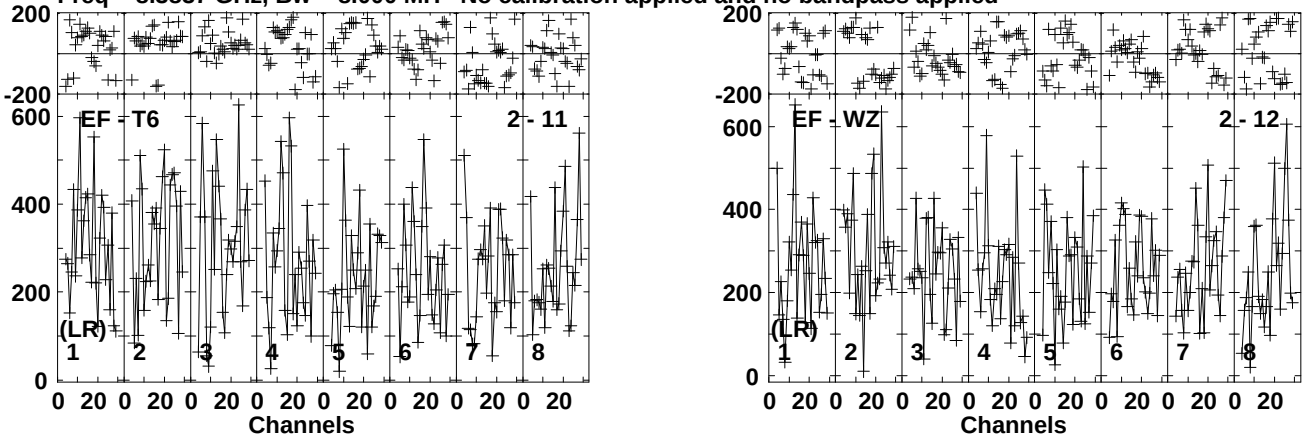

Lower frame: Micro Ampl Jy Top frame: Phas deg
Vector averaged cross-power spectrum Baseline: EF (02) - T6 (11)
Timerange: 00/17:28:23 to 00/17:29:37

Plot file version 203 created 04-DEC-2015 15:27:44
IRAS15250 ER043A.UVDATA.1
Freq = 8.3837 GHz, Bw = 8.000 MH No calibration applied and no bandpass applied



Lower frame: Micro Ampl Jy Top frame: Phas deg
Vector averaged cross-power spectrum Baseline: WB (01) - EF (02)
Timerange: 00/17:29:43 to 00/17:32:33

Plot file version 204 created 04-DEC-2015 15:27:44
IRAS15250 ER043A.UVDATA.1
Freq = 8.3837 GHz, Bw = 8.000 MH No calibration applied and no bandpass applied

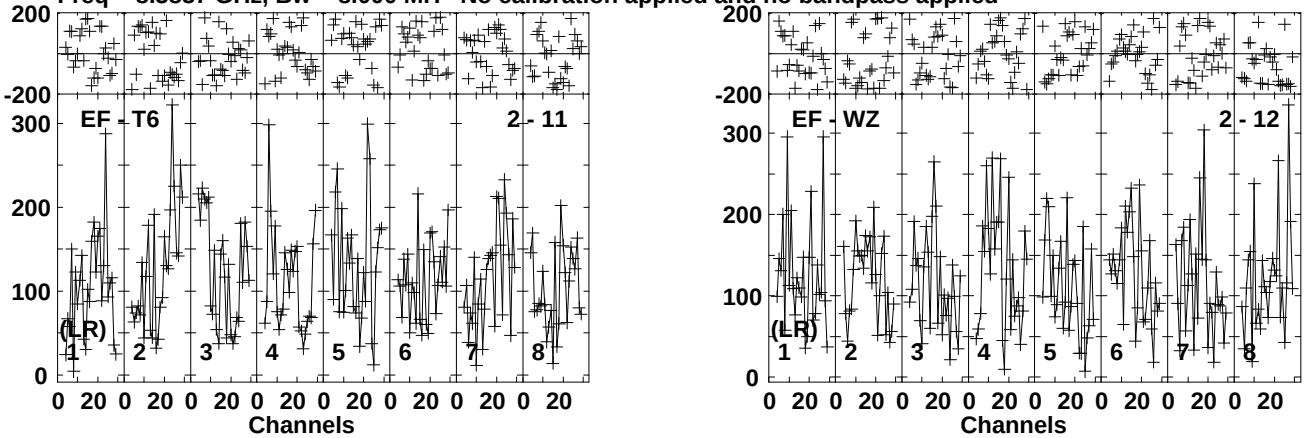

Lower frame: Micro Ampl Jy Top frame: Phas deg
Vector averaged cross-power spectrum Baseline: EF (02) - T6 (11)
Timerange: 00/17:29:43 to 00/17:32:33

Plot file version 205 created 04-DEC-2015 15:27:44
J1522+3144 ER043A.UVDATA.1
Freq = 8.3837 GHz, Bw = 8.000 MH No calibration applied and no bandpass applied

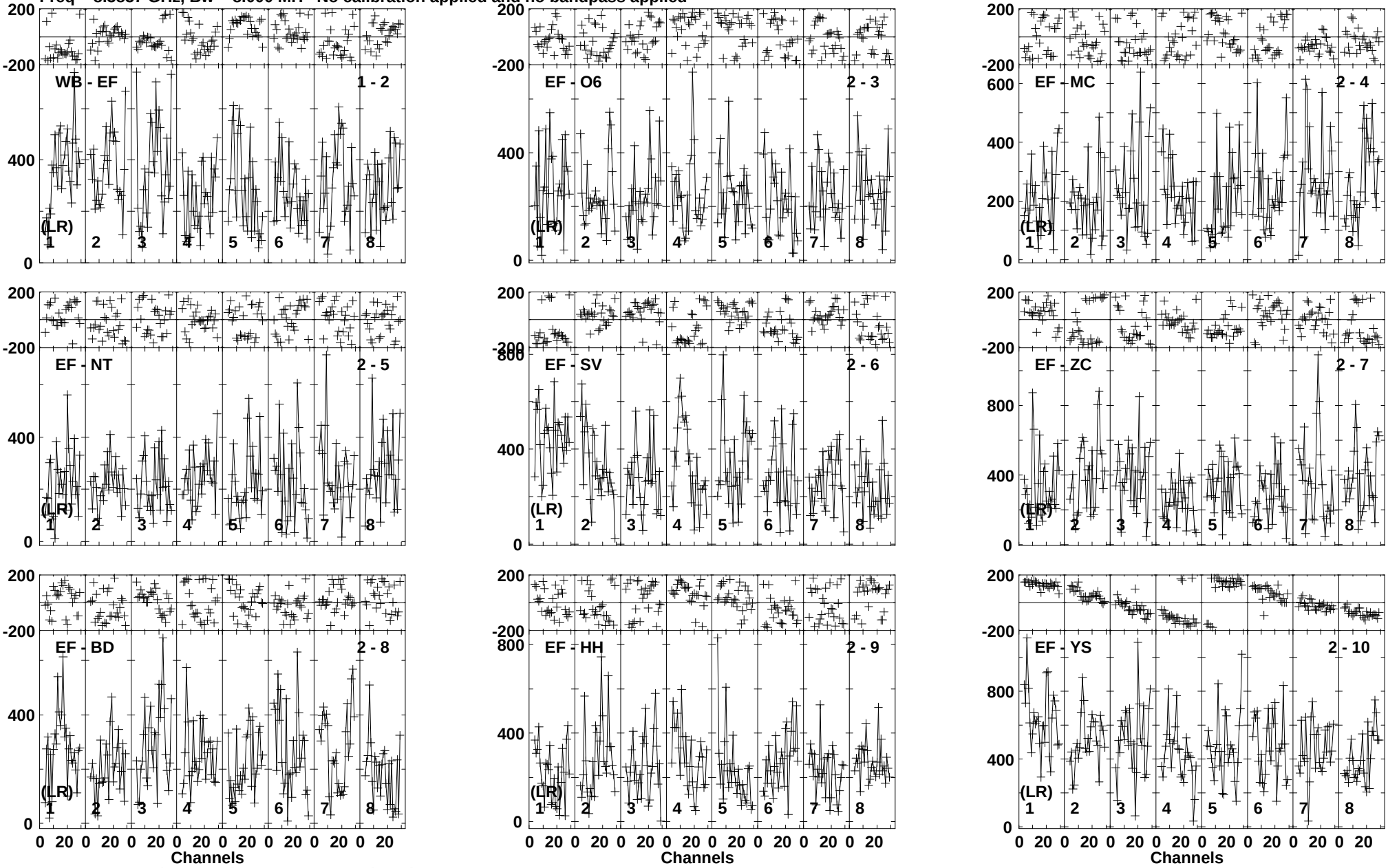

Lower frame: Micro Ampl Jy Top frame: Phas deg
Vector averaged cross-power spectrum Baseline: WB (01) - EF (02)
Timerange: 00/17:32:40 to 00/17:33:54

Plot file version 206 created 04-DEC-2015 15:27:44
J1522+3144 ER043A.UVDATA.1
Freq = 8.3837 GHz, Bw = 8.000 MH No calibration applied and no bandpass applied

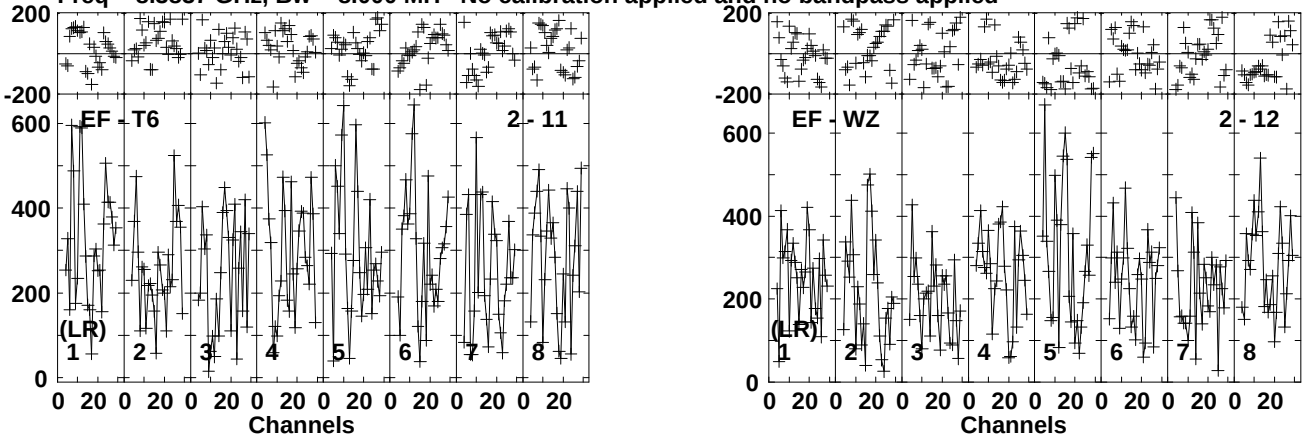

Lower frame: Micro Ampl Jy Top frame: Phas deg
Vector averaged cross-power spectrum Baseline: EF (02) - T6 (11)
Timerange: 00/17:32:40 to 00/17:33:54

Plot file version 207 created 04-DEC-2015 15:27:44
IRAS15250 ER043A.UVDATA.1
Freq = 8.3837 GHz, Bw = 8.000 MH No calibration applied and no bandpass applied

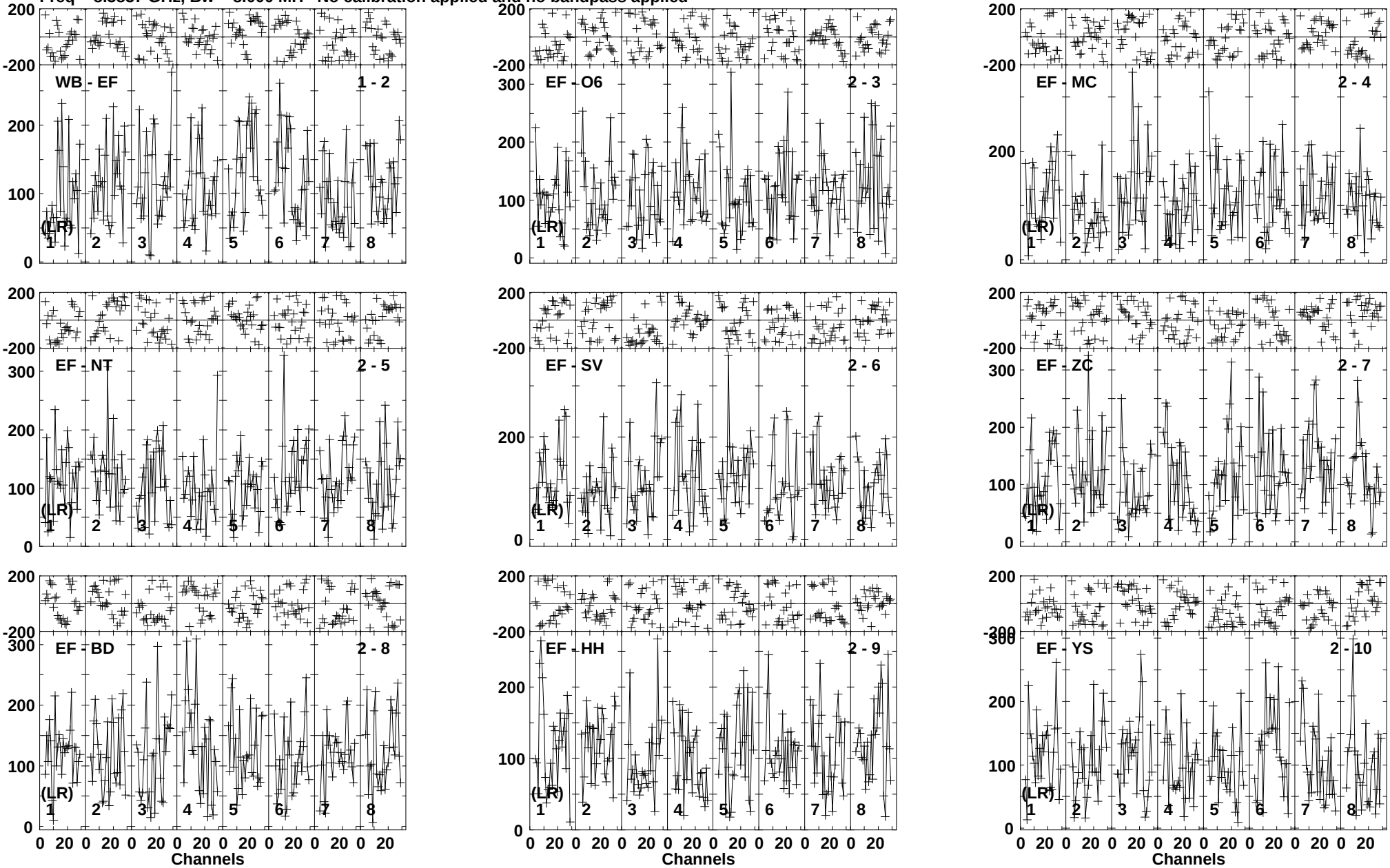

Lower frame: Micro Ampl Jy Top frame: Phas deg
Vector averaged cross-power spectrum Baseline: WB (01) - EF (02)
Timerange: 00/17:34:36 to 00/17:37:30

Plot file version 208 created 04-DEC-2015 15:27:44
IRAS15250 ER043A.UVDATA.1
Freq = 8.3837 GHz, Bw = 8.000 MH No calibration applied and no bandpass applied

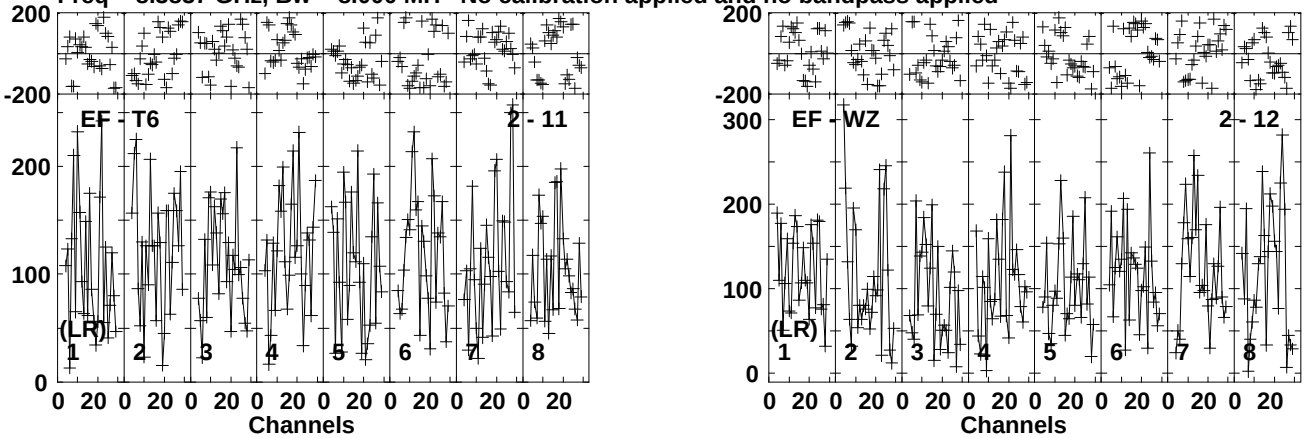

Lower frame: Micro Ampl Jy Top frame: Phas deg
Vector averaged cross-power spectrum Baseline: EF (02) - T6 (11)
Timerange: 00/17:34:36 to 00/17:37:30

Plot file version 209 created 04-DEC-2015 15:27:44
J1522+3144 ER043A.UVDATA.1
Freq = 8.3837 GHz, Bw = 8.000 MH No calibration applied and no bandpass applied

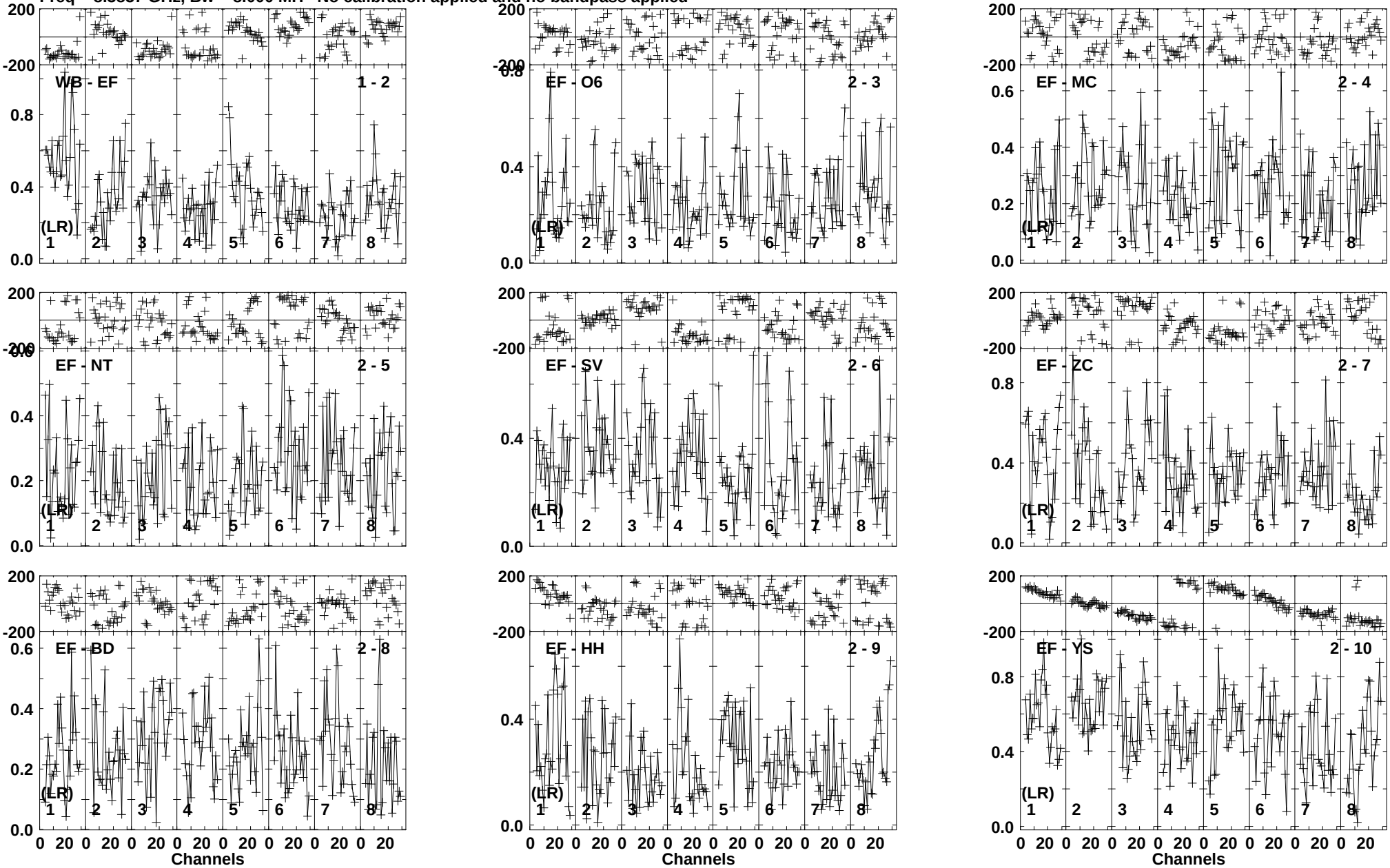

Lower frame: Milli Ampl Jy Top frame: Phas deg
Vector averaged cross-power spectrum Baseline: WB (01) - EF (02)
Timerange: 00/17:37:37 to 00/17:38:51

Plot file version 210 created 04-DEC-2015 15:27:44
J1522+3144 ER043A.UVDATA.1
Freq = 8.3837 GHz, Bw = 8.000 MH No calibration applied and no bandpass applied

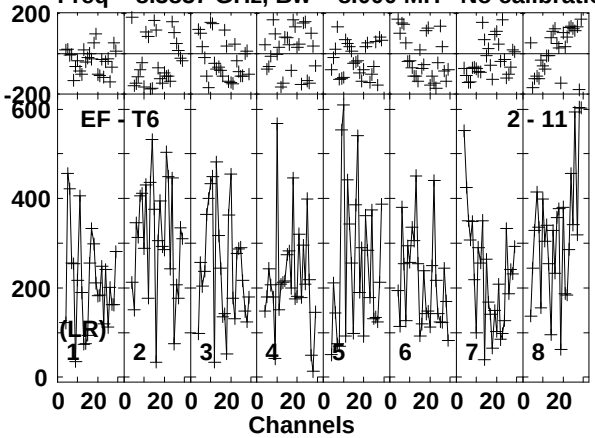

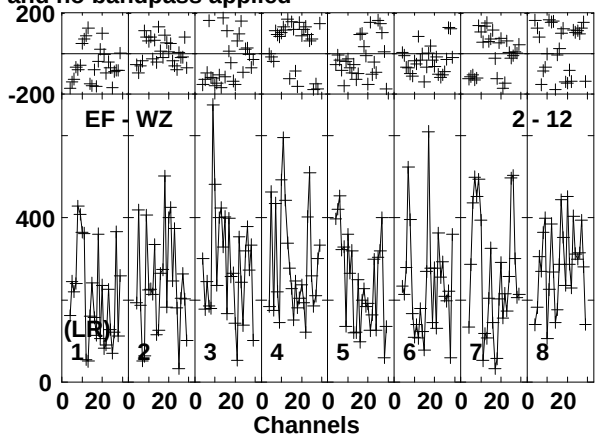

Lower frame: Micro Ampl Jy Top frame: Phas deg
Vector averaged cross-power spectrum Baseline: EF (02) - T6 (11)
Timerange: 00/17:37:37 to 00/17:38:51

Plot file version 211 created 04-DEC-2015 15:27:44
IRAS15250 ER043A.UVDATA.1
Freq = 8.3837 GHz, Bw = 8.000 MH No calibration applied and no bandpass applied

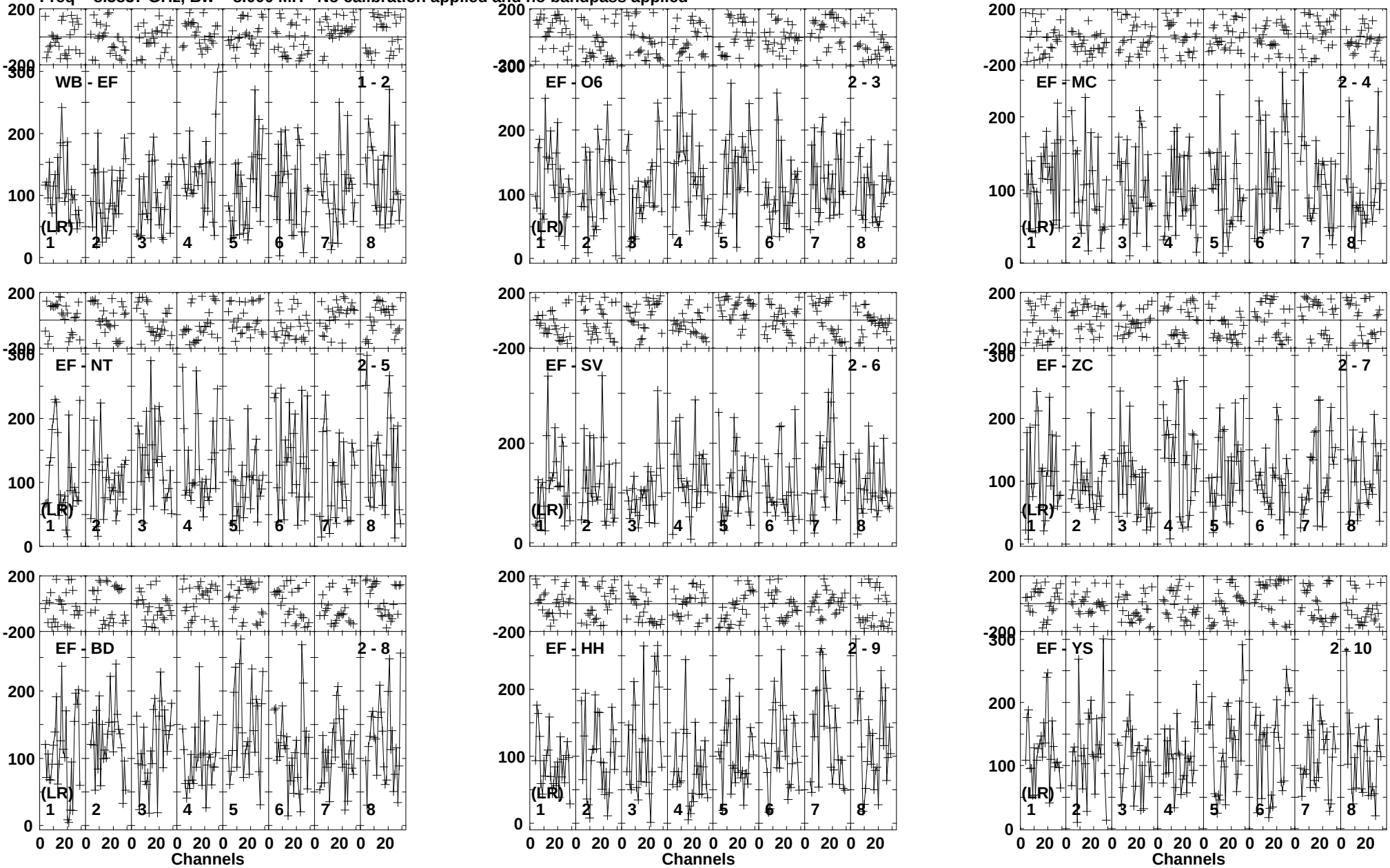

Lower frame: Micro Ampl Jy Top frame: Phas deg
Vector averaged cross-power spectrum Baseline: WB (01) - EF (02)
Timerange: 00/17:39:33 to 00/17:42:27

Plot file version 212 created 04-DEC-2015 15:27:45
IRAS15250 ER043A.UVDATA.1
Freq = 8.3837 GHz, Bw = 8.000 MH No calibration applied and no bandpass applied

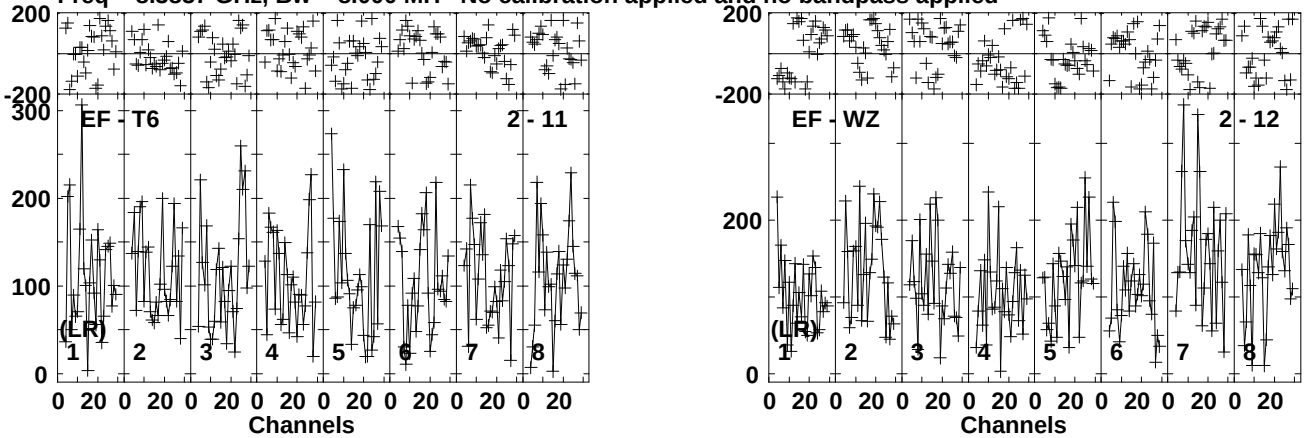

Lower frame: Micro Ampl Jy Top frame: Phas deg
Vector averaged cross-power spectrum Baseline: EF (02) - T6 (11)
Timerange: 00/17:39:33 to 00/17:42:27

Plot file version 213 created 04-DEC-2015 15:27:45
J1522+3144 ER043A.UVDATA.1
Freq = 8.3837 GHz, Bw = 8.000 MH No calibration applied and no bandpass applied

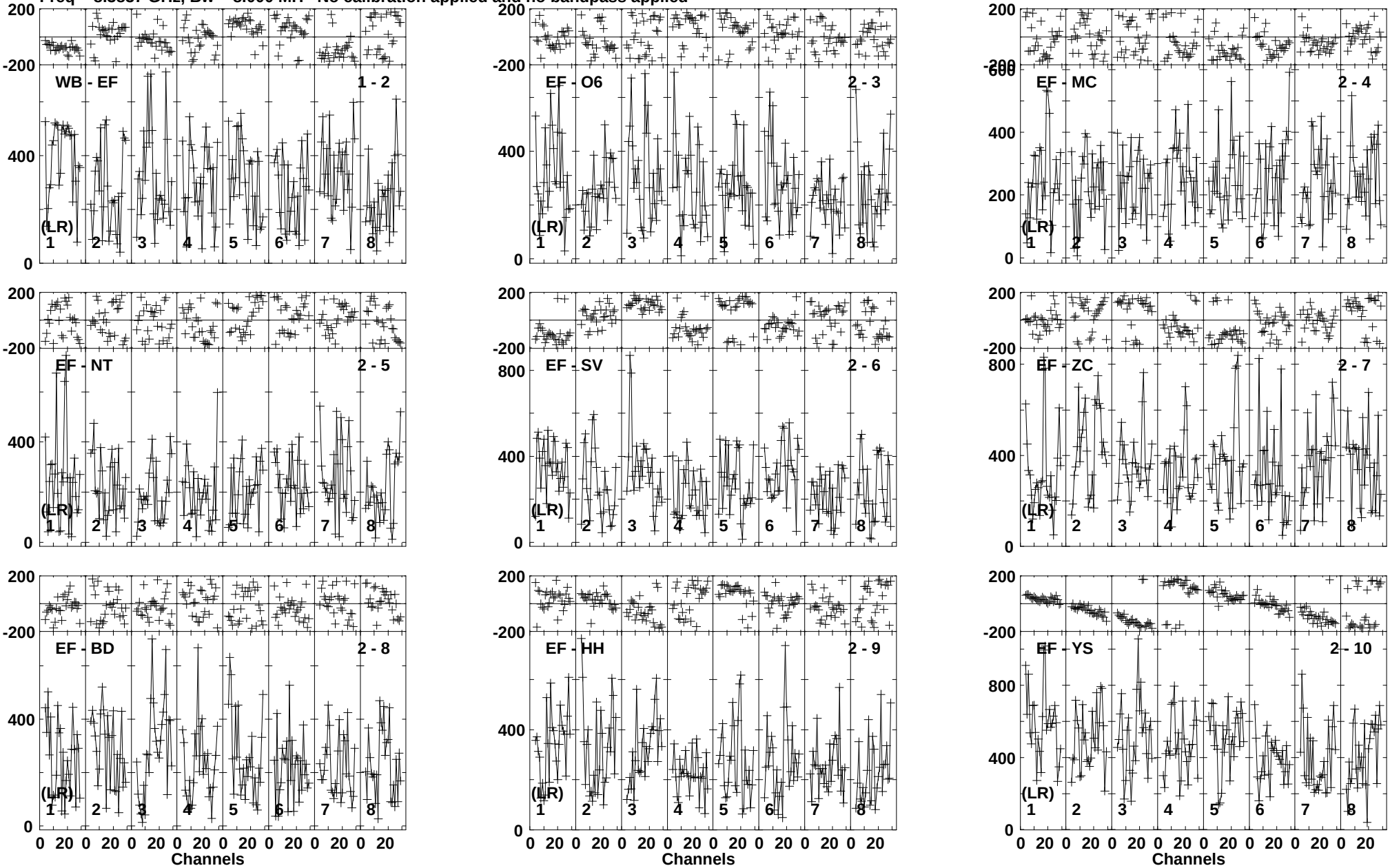

Lower frame: Micro Ampl Jy Top frame: Phas deg
Vector averaged cross-power spectrum Baseline: WB (01) - EF (02)
Timerange: 00/17:42:34 to 00/17:43:48

Plot file version 214 created 04-DEC-2015 15:27:45
J1522+3144 ER043A.UVDATA.1
Freq = 8.3837 GHz, Bw = 8.000 MH No calibration applied and no bandpass applied

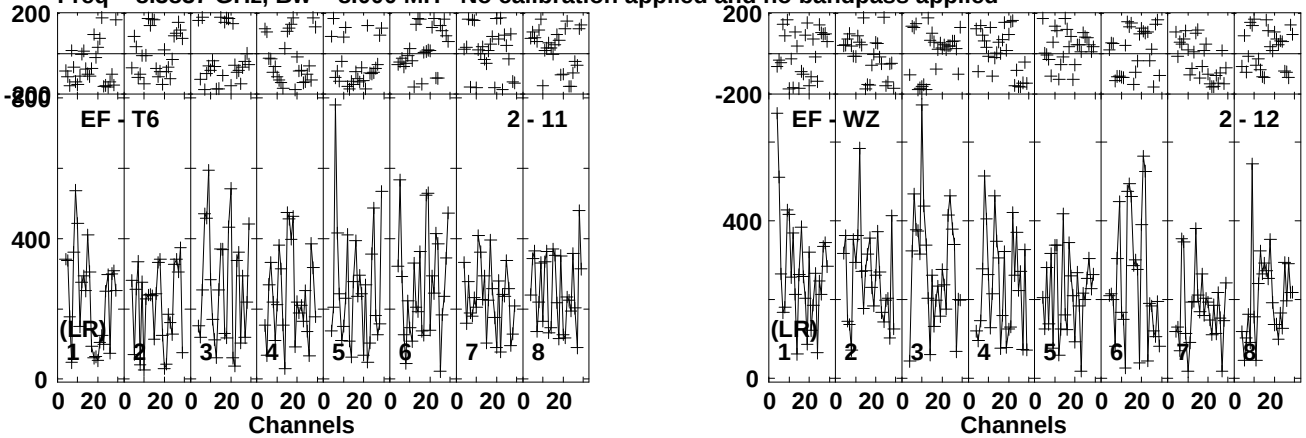

Lower frame: Micro Ampl Jy Top frame: Phas deg
Vector averaged cross-power spectrum Baseline: EF (02) - T6 (11)
Timerange: 00/17:42:34 to 00/17:43:48

Plot file version 215 created 04-DEC-2015 15:27:45
IRAS15250 ER043A.UVDATA.1
Freq = 8.3837 GHz, Bw = 8.000 MH No calibration applied and no bandpass applied

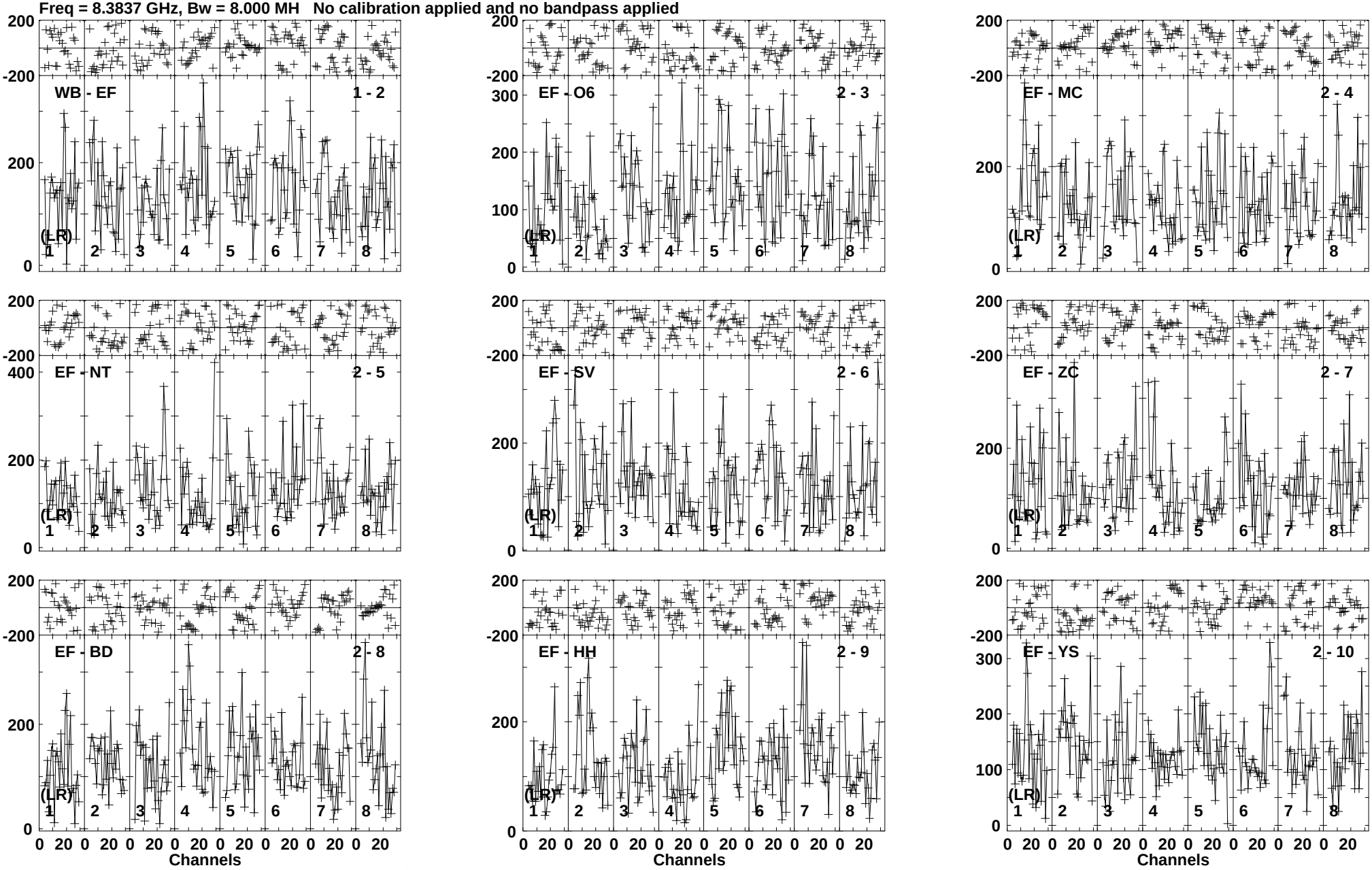

Lower frame: Micro Ampl Jy Top frame: Phas deg
Vector averaged cross-power spectrum Baseline: WB (01) - EF (02)
Timerange: 00/17:43:54 to 00/17:46:44

Plot file version 216 created 04-DEC-2015 15:27:45
IRAS15250 ER043A.UVDATA.1
Freq = 8.3837 GHz, Bw = 8.000 MH No calibration applied and no bandpass applied

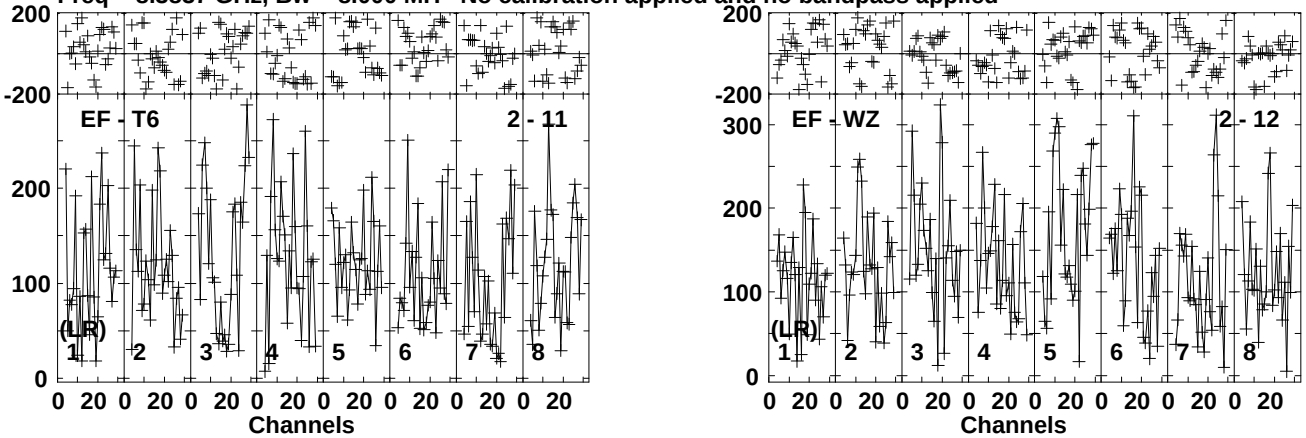

Lower frame: Micro Ampl Jy Top frame: Phas deg
Vector averaged cross-power spectrum Baseline: EF (02) - T6 (11)
Timerange: 00/17:43:54 to 00/17:46:44

Plot file version 217 created 04-DEC-2015 15:27:45
J1522+3144 ER043A.UVDATA.1
Freq = 8.3837 GHz, Bw = 8.000 MH No calibration applied and no bandpass applied

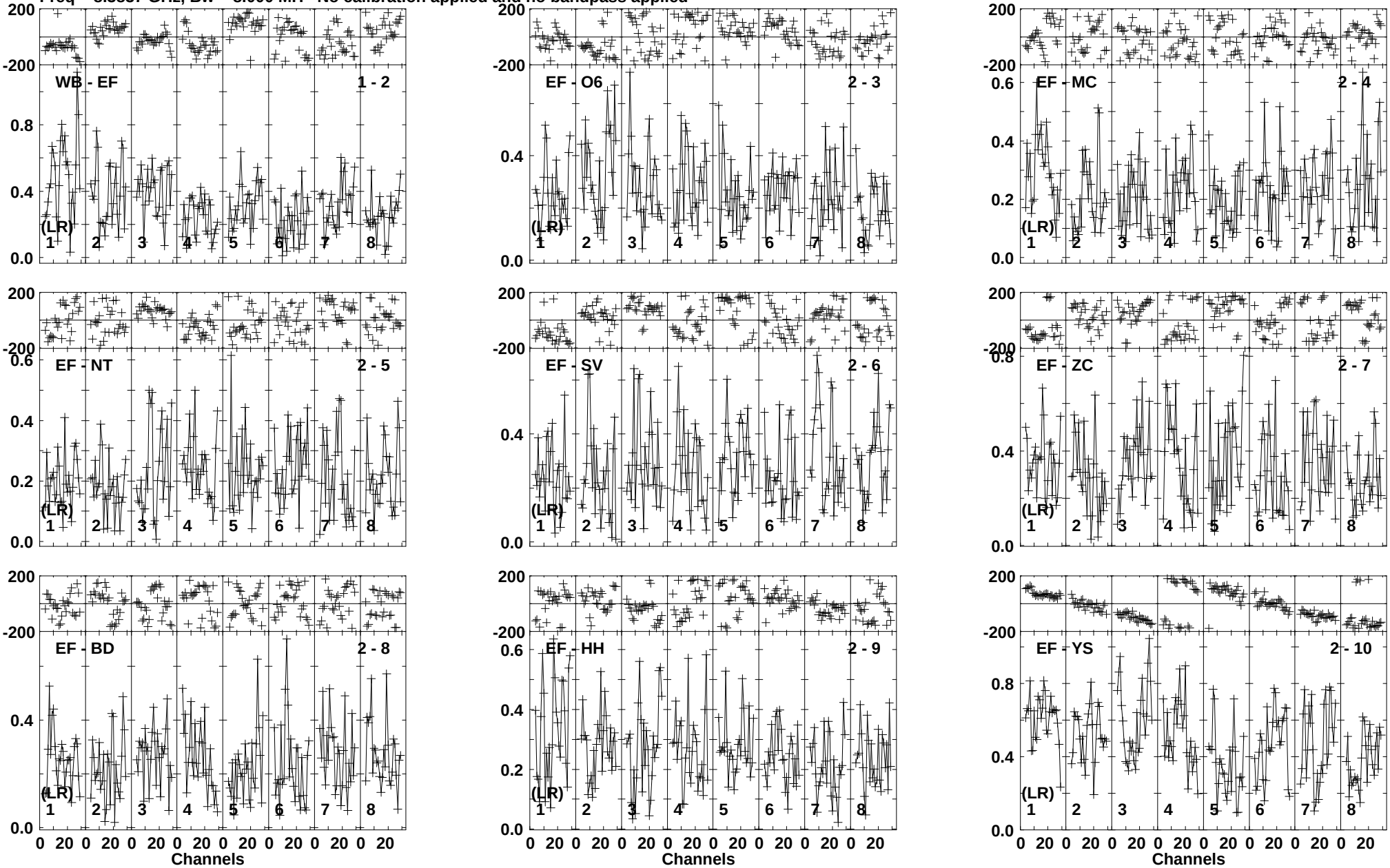

Lower frame: Milli Ampl Jy Top frame: Phas deg
Vector averaged cross-power spectrum Baseline: WB (01) - EF (02)
Timerange: 00/17:46:51 to 00/17:48:05

Plot file version 218 created 04-DEC-2015 15:27:45
J1522+3144 ER043A.UVDATA.1
Freq = 8.3837 GHz, Bw = 8.000 MH No calibration applied and no bandpass applied

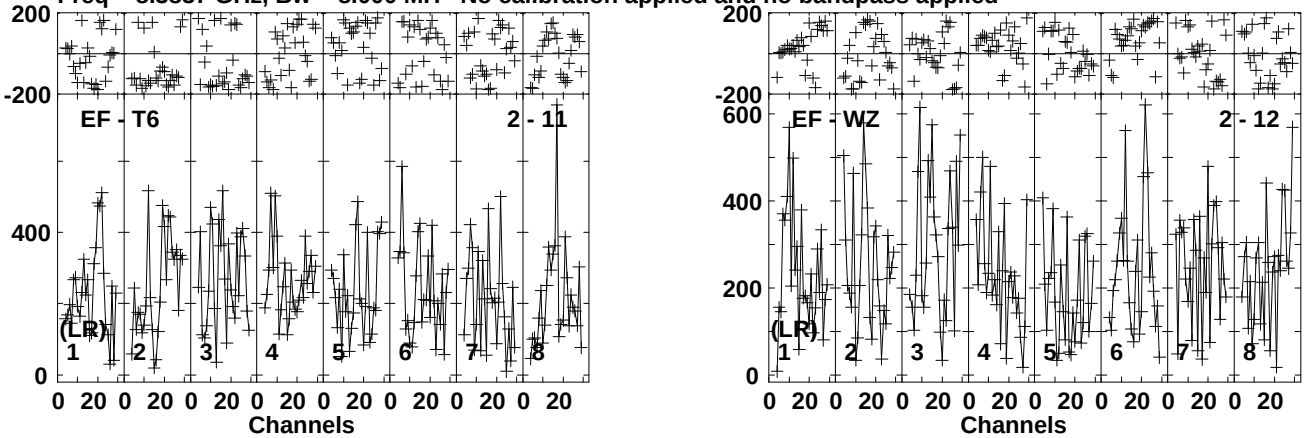

Lower frame: Micro Ampl Jy Top frame: Phas deg
Vector averaged cross-power spectrum Baseline: EF (02) - T6 (11)
Timerange: 00/17:46:51 to 00/17:48:05

Plot file version 219 created 04-DEC-2015 15:27:45
IRAS15250 ER043A.UVDATA.1
Freq = 8.3837 GHz, Bw = 8.000 MH No calibration applied and no bandpass applied

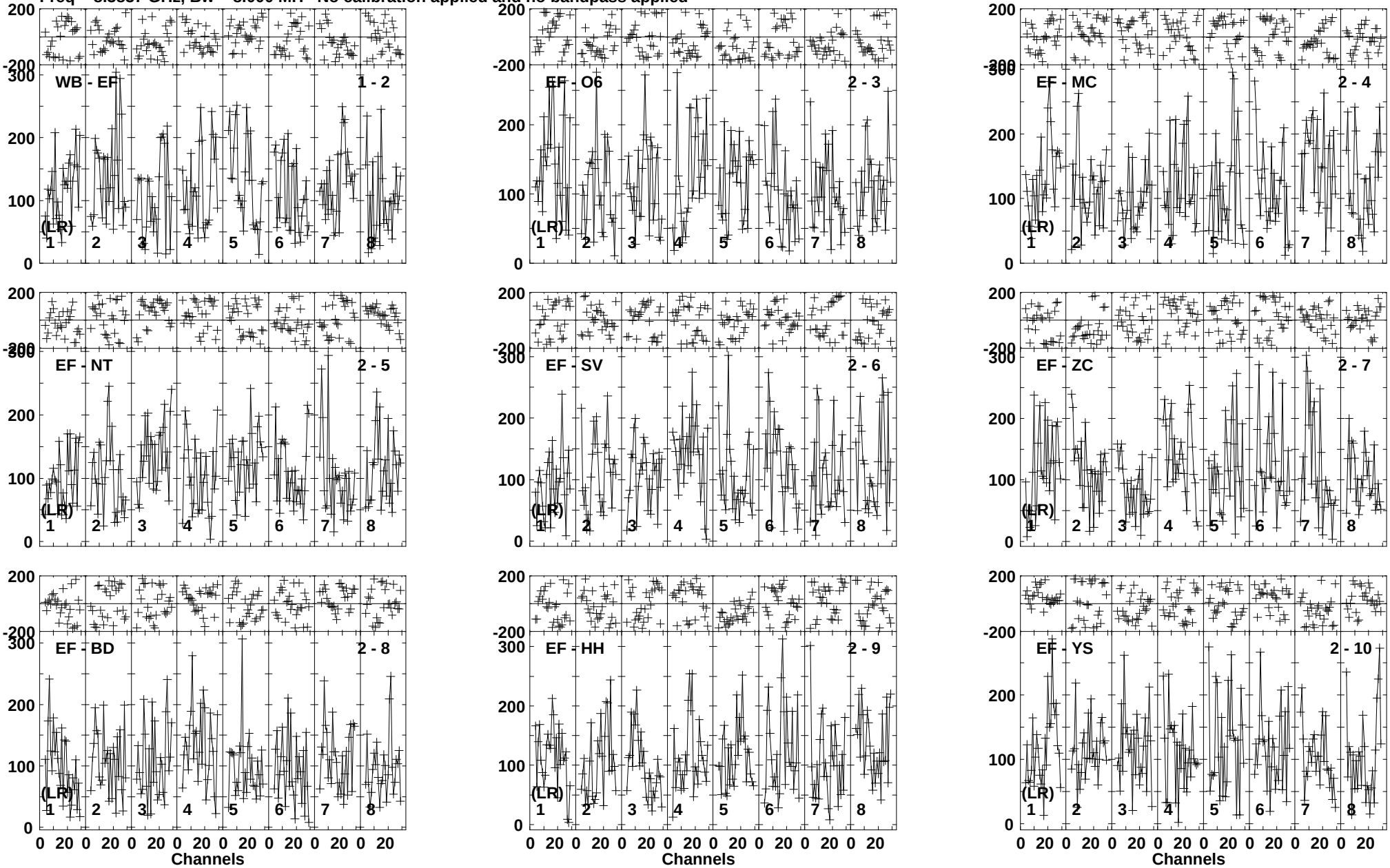

Lower frame: Micro Ampl Jy Top frame: Phas deg
Vector averaged cross-power spectrum Baseline: WB (01) - EF (02)
Timerange: 00/17:48:49 to 00/17:51:41

Plot file version 220 created 04-DEC-2015 15:27:45
IRAS15250 ER043A.UVDATA.1
Freq = 8.3837 GHz, Bw = 8.000 MH No calibration applied and no bandpass applied

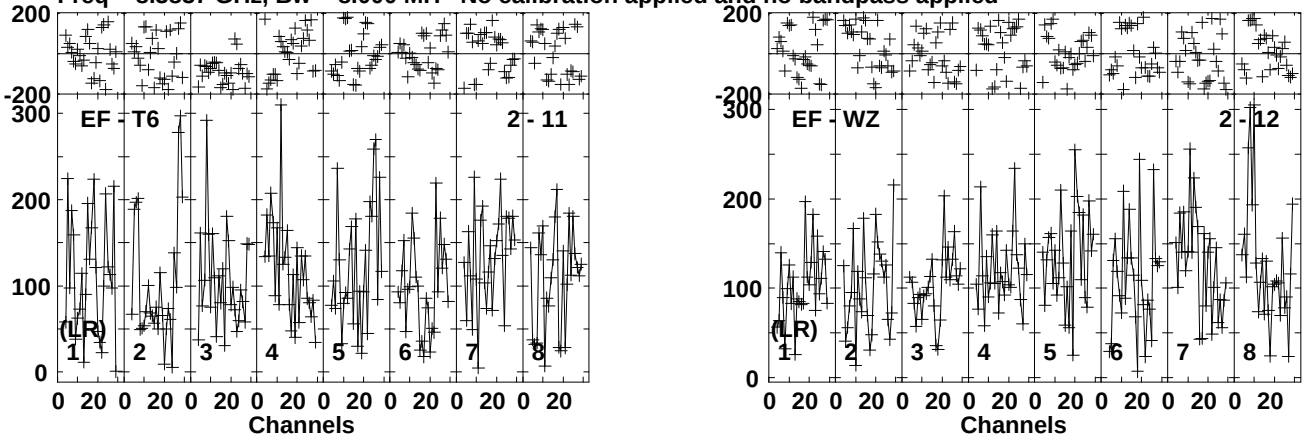

Lower frame: Micro Ampl Jy Top frame: Phas deg
Vector averaged cross-power spectrum Baseline: EF (02) - T6 (11)
Timerange: 00/17:48:49 to 00/17:51:41

Plot file version 221 created 04-DEC-2015 15:27:45
J1522+3144 ER043A.UVDATA.1
Freq = 8.3837 GHz, Bw = 8.000 MH No calibration applied and no bandpass applied

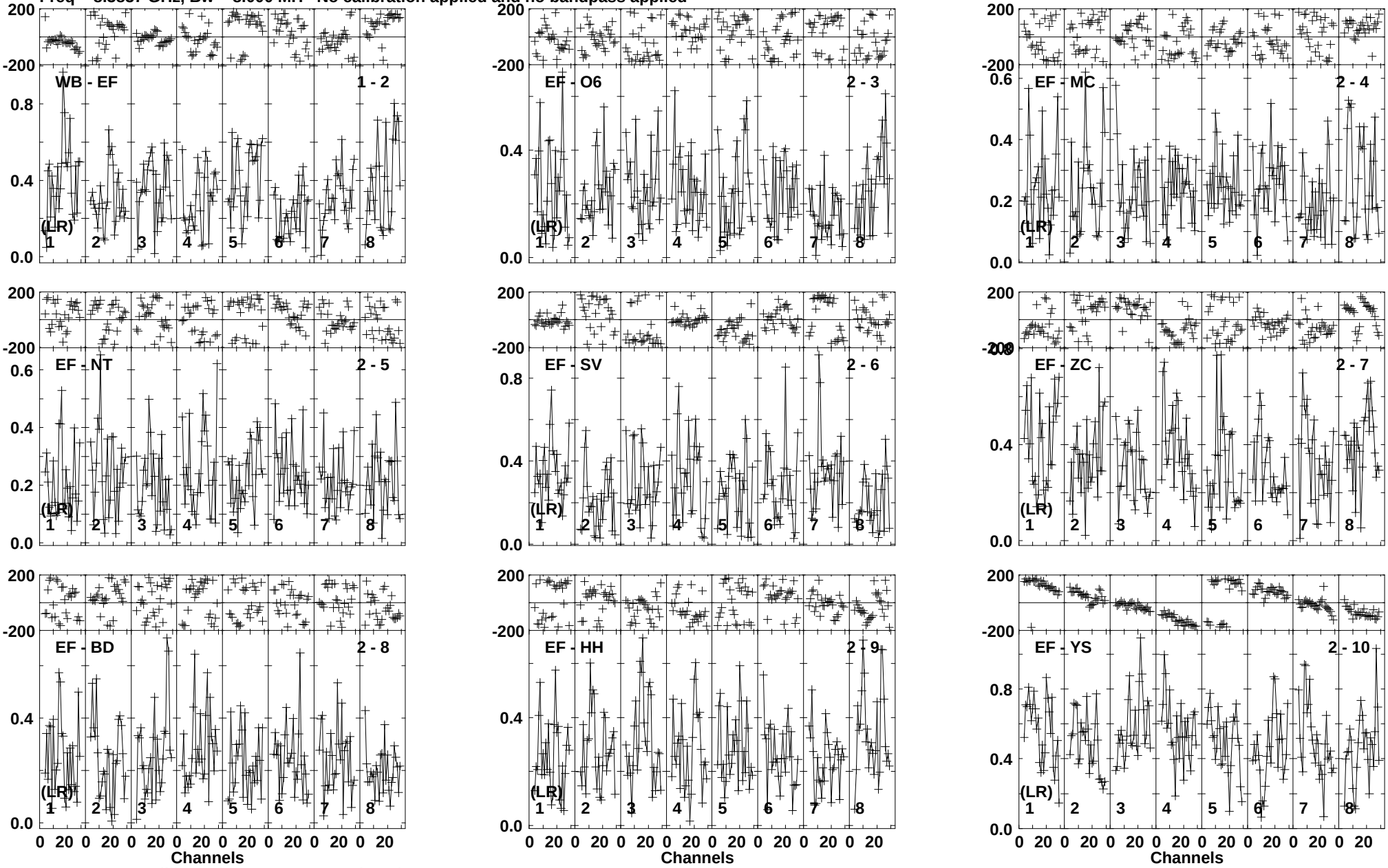

Lower frame: Milli Ampl Jy Top frame: Phas deg
Vector averaged cross-power spectrum Baseline: WB (01) - EF (02)
Timerange: 00/17:51:48 to 00/17:53:02

Plot file version 222 created 04-DEC-2015 15:27:45
J1522+3144 ER043A.UVDATA.1
Freq = 8.3837 GHz, Bw = 8.000 MH No calibration applied and no bandpass applied

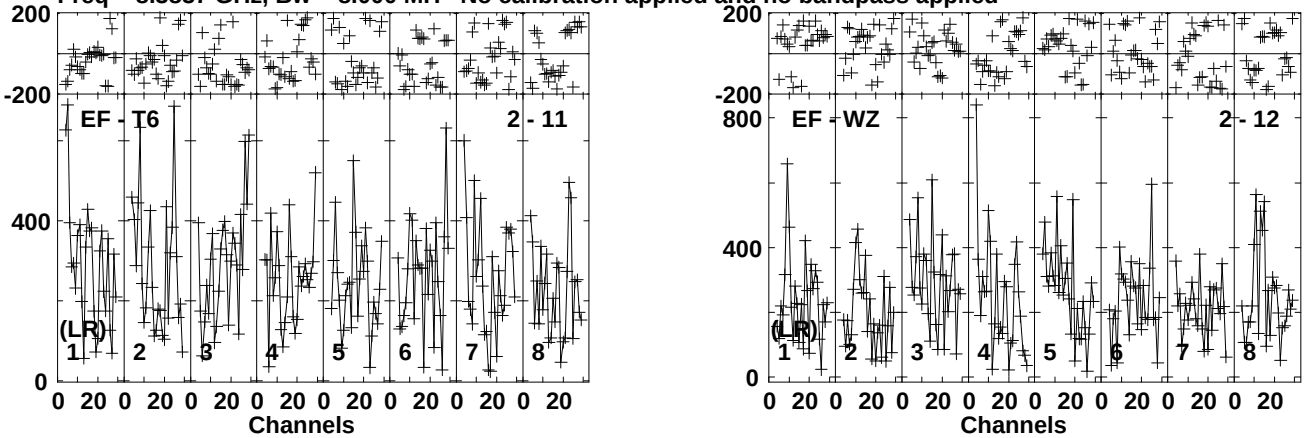

Lower frame: Micro Ampl Jy Top frame: Phas deg
Vector averaged cross-power spectrum Baseline: EF (02) - T6 (11)
Timerange: 00/17:51:48 to 00/17:53:02

Plot file version 223 created 04-DEC-2015 15:27:45
IRAS15250 ER043A.UVDATA.1
Freq = 8.3837 GHz, Bw = 8.000 MH No calibration applied and no bandpass applied

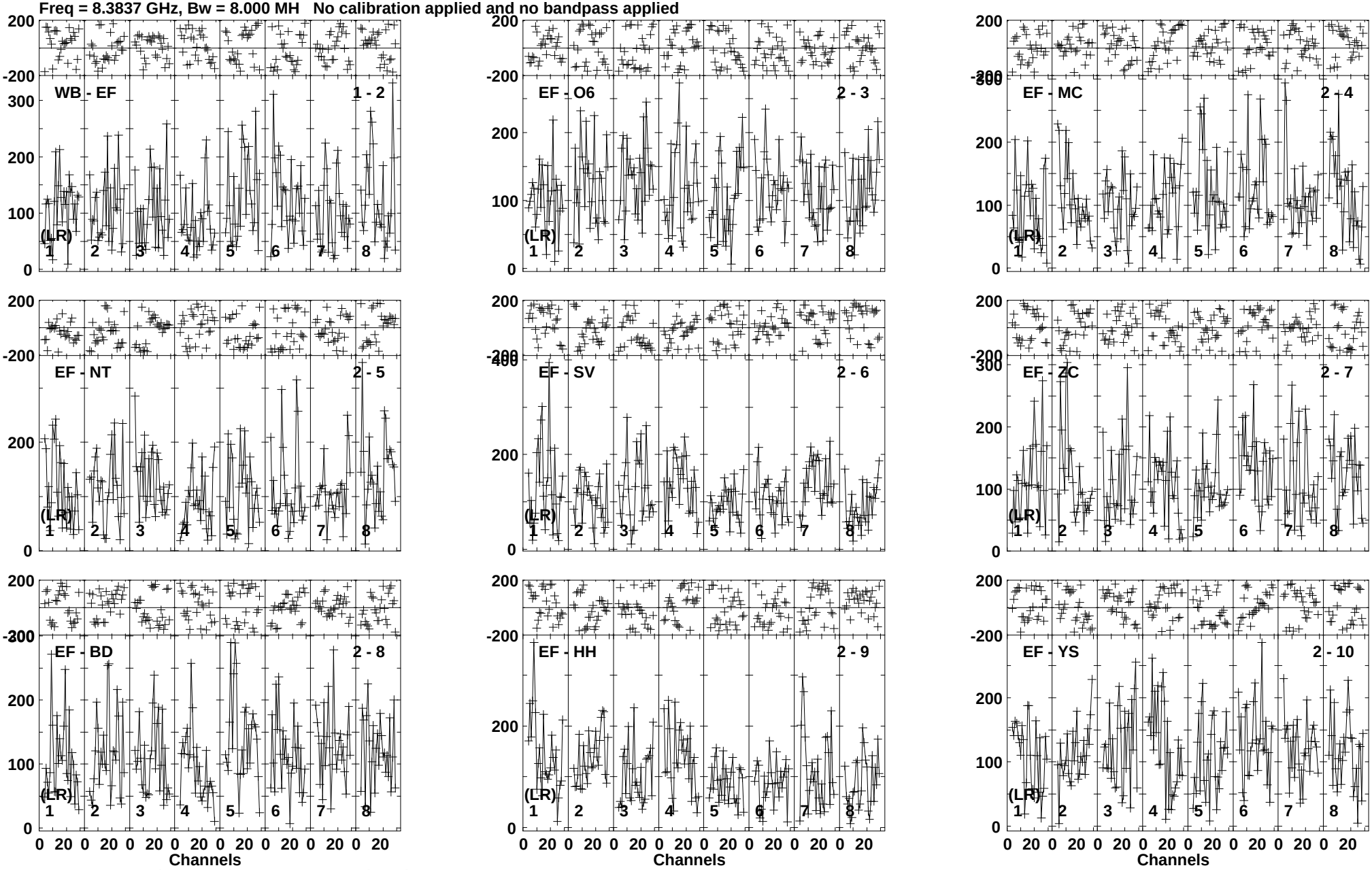

Lower frame: Micro Ampl Jy Top frame: Phas deg
Vector averaged cross-power spectrum Baseline: WB (01) - EF (02)
Timerange: 00/17:53:46 to 00/17:56:38

Plot file version 224 created 04-DEC-2015 15:27:46
IRAS15250 ER043A.UVDATA.1
Freq = 8.3837 GHz, Bw = 8.000 MH No calibration applied and no bandpass applied

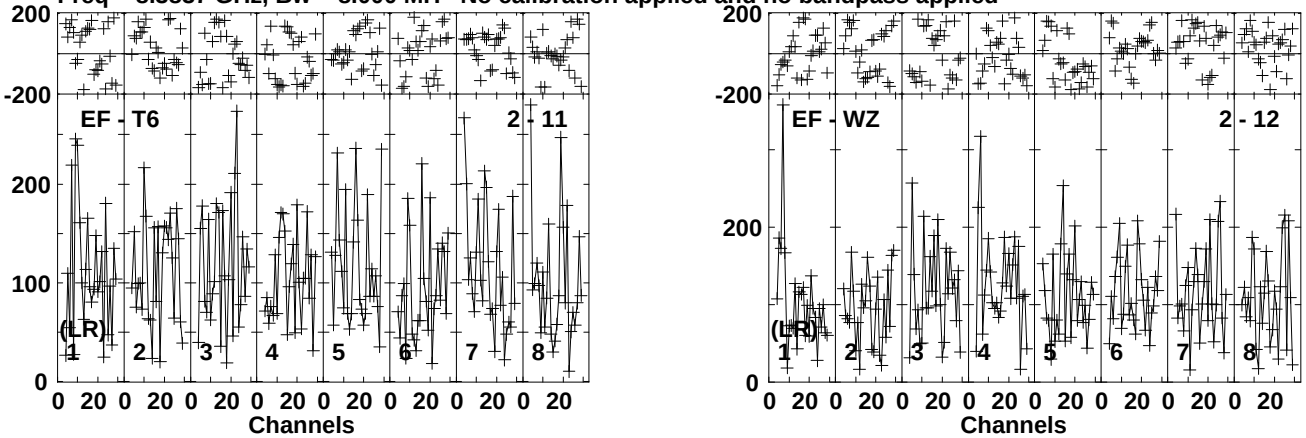

Lower frame: Micro Ampl Jy Top frame: Phas deg
Vector averaged cross-power spectrum Baseline: EF (02) - T6 (11)
Timerange: 00/17:53:46 to 00/17:56:38

Plot file version 225 created 04-DEC-2015 15:27:46
J1522+3144 ER043A.UVDATA.1
Freq = 8.3837 GHz, Bw = 8.000 MH No calibration applied and no bandpass applied

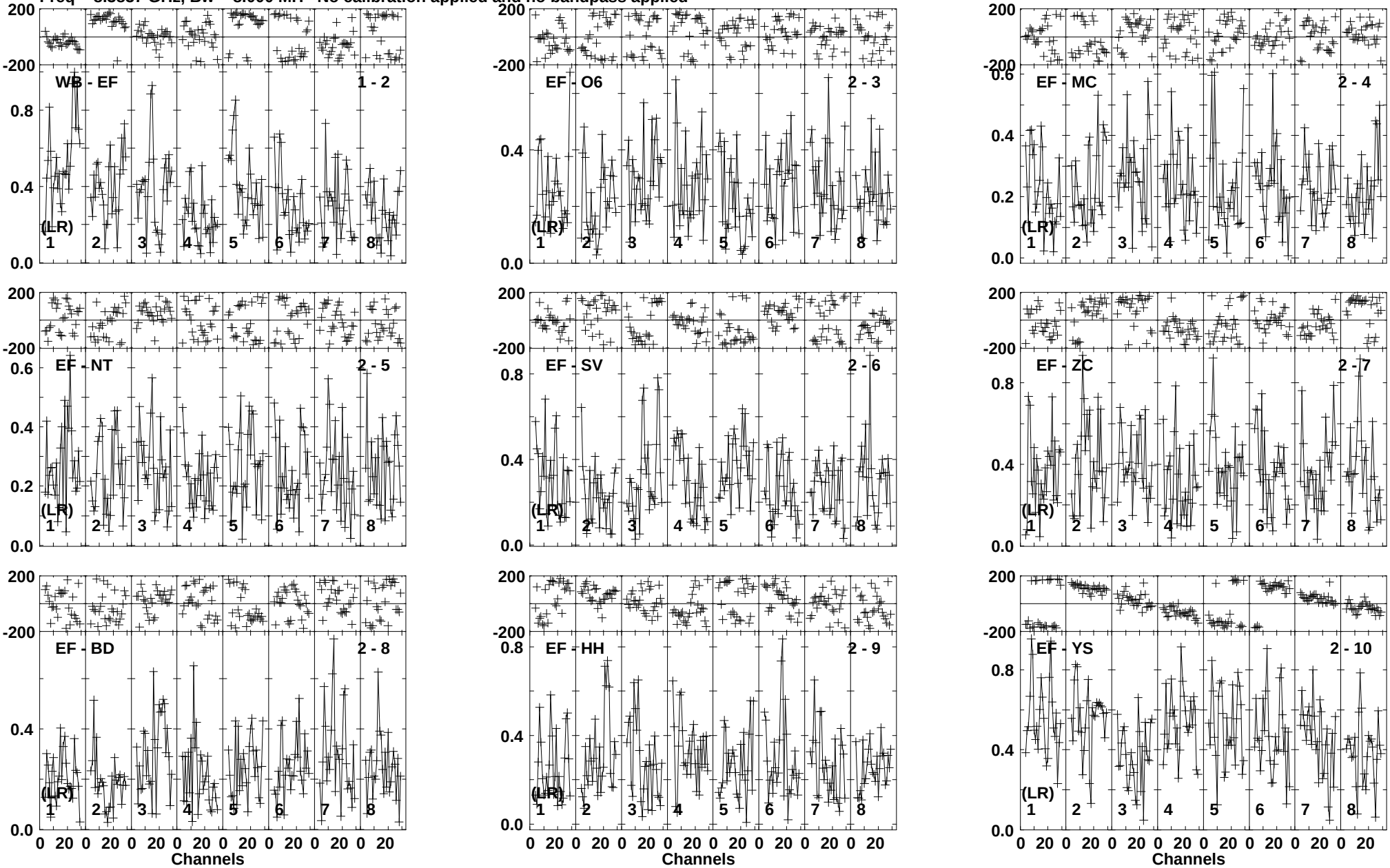

Lower frame: Milli Ampl Jy Top frame: Phas deg
Vector averaged cross-power spectrum Baseline: WB (01) - EF (02)
Timerange: 00/17:56:45 to 00/17:57:59

Plot file version 226 created 04-DEC-2015 15:27:46
J1522+3144 ER043A.UVDATA.1
Freq = 8.3837 GHz, Bw = 8.000 MH No calibration applied and no bandpass applied

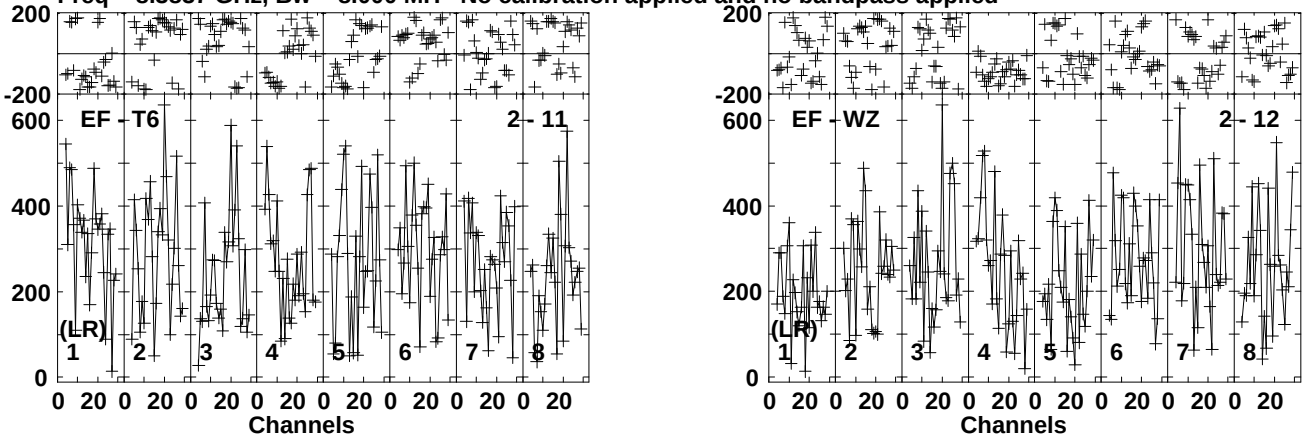

Lower frame: Micro Ampl Jy Top frame: Phas deg
Vector averaged cross-power spectrum Baseline: EF (02) - T6 (11)
Timerange: 00/17:56:45 to 00/17:57:59

Plot file version 227 created 04-DEC-2015 15:27:46
IRAS15250 ER043A.UVDATA.1
Freq = 8.3837 GHz, Bw = 8.000 MH No calibration applied and no bandpass applied

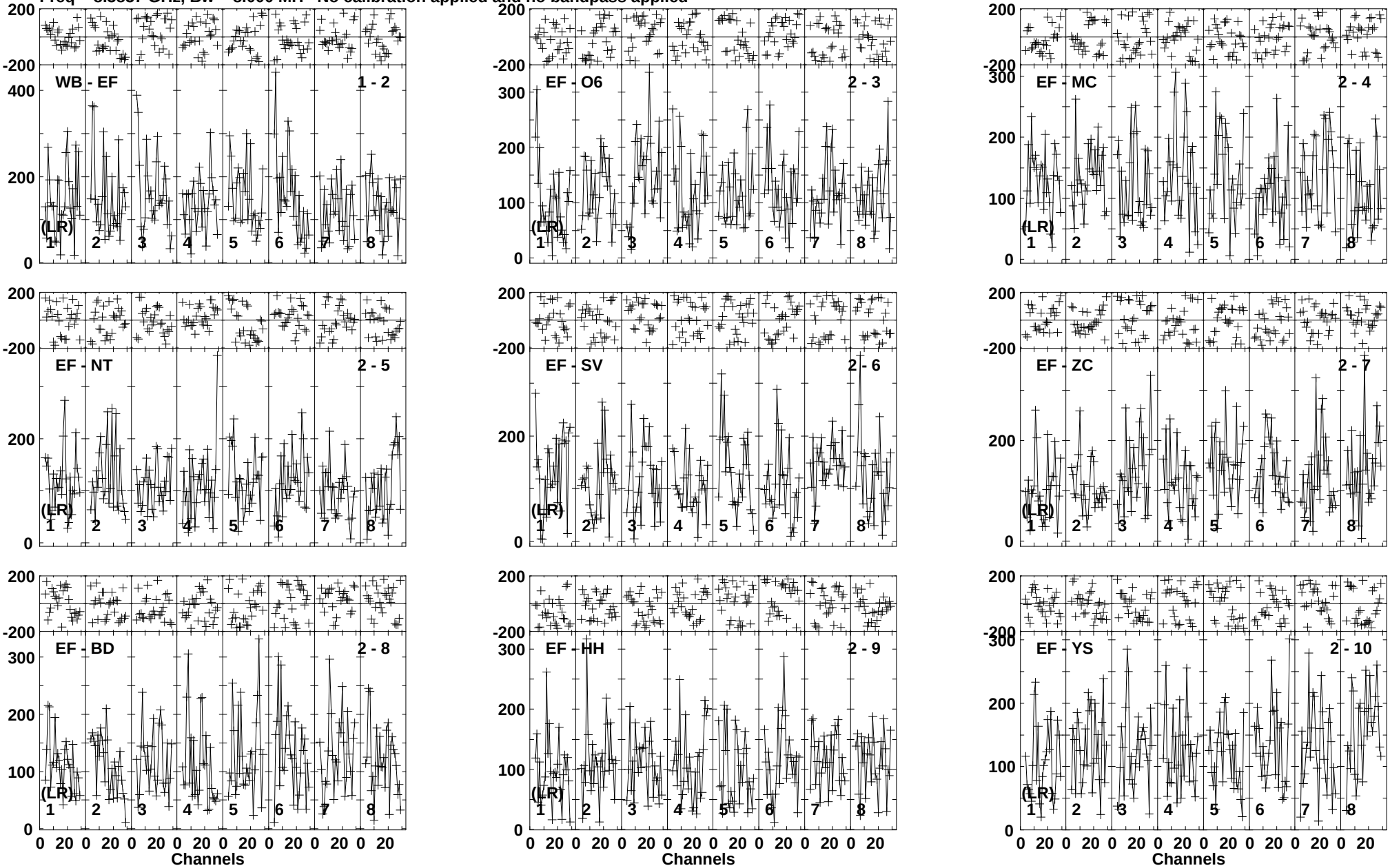

Lower frame: Micro Ampl Jy Top frame: Phas deg
Vector averaged cross-power spectrum Baseline: WB (01) - EF (02)
Timerange: 00/17:58:05 to 00/18:00:55

Plot file version 228 created 04-DEC-2015 15:27:46
IRAS15250 ER043A.UVDATA.1
Freq = 8.3837 GHz, Bw = 8.000 MH No calibration applied and no bandpass applied

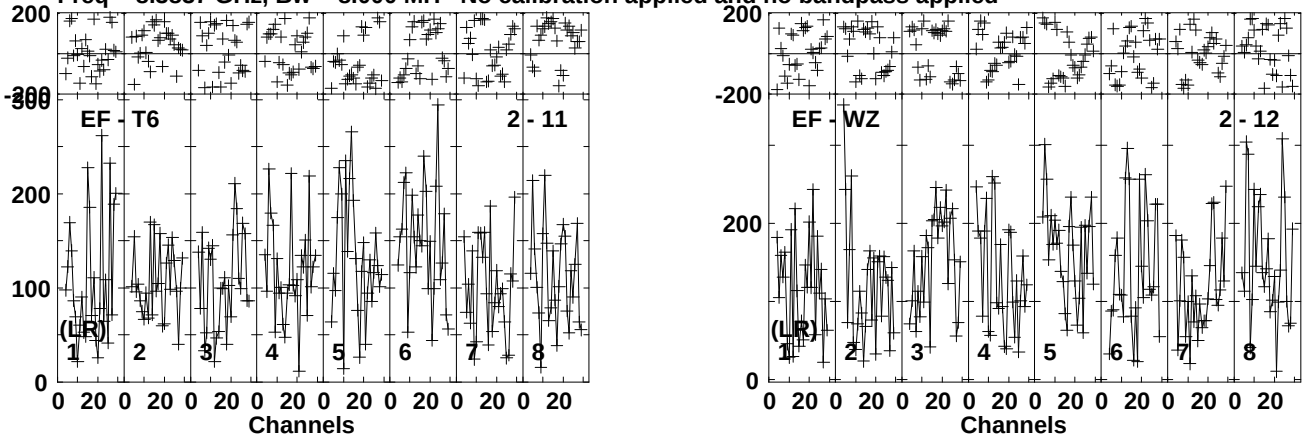

Lower frame: Micro Ampl Jy Top frame: Phas deg
Vector averaged cross-power spectrum Baseline: EF (02) - T6 (11)
Timerange: 00/17:58:05 to 00/18:00:55

Plot file version 229 created 04-DEC-2015 15:27:46
J1522+3144 ER043A.UVDATA.1
Freq = 8.3837 GHz, Bw = 8.000 MH No calibration applied and no bandpass applied

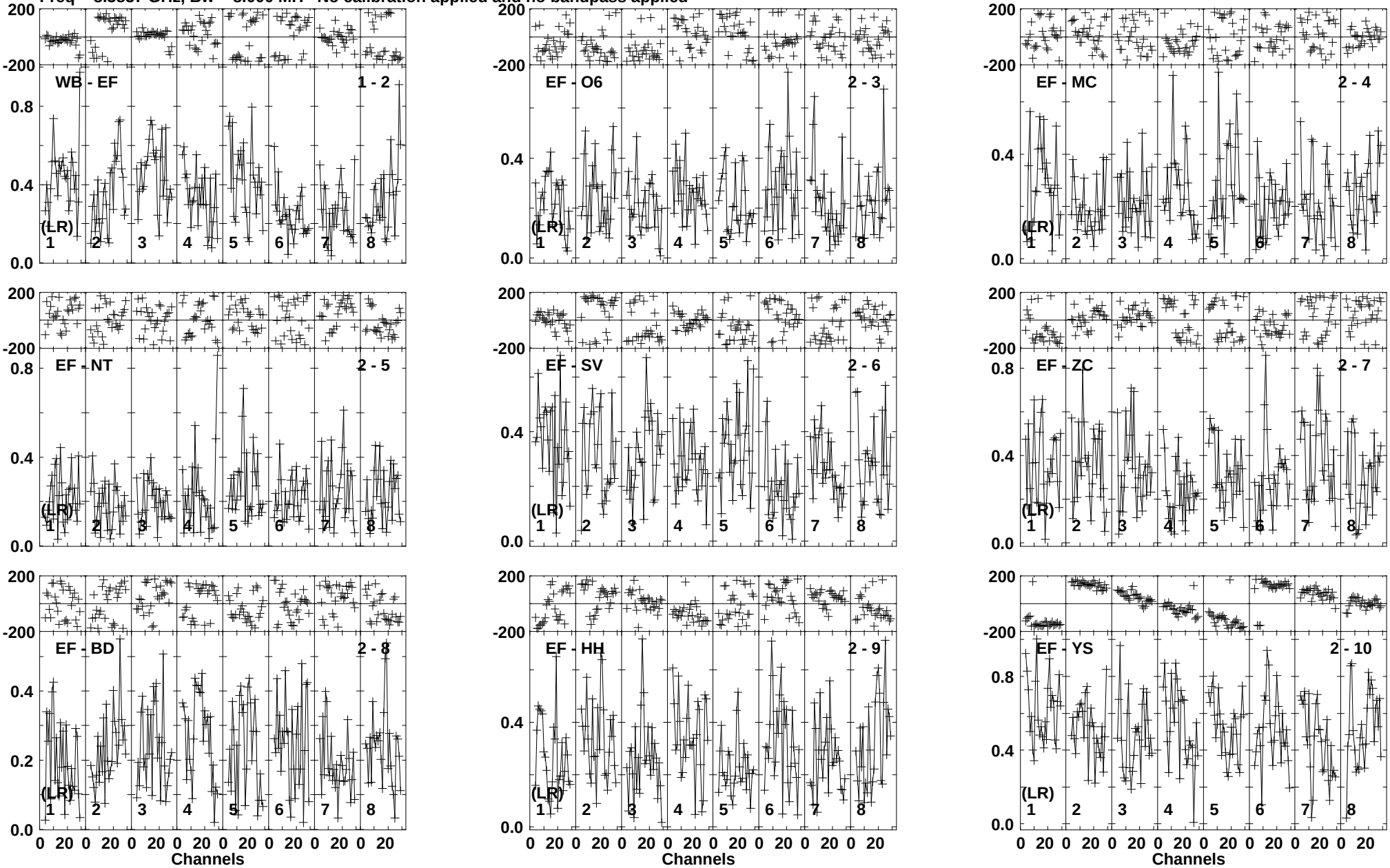

Lower frame: Milli Ampl Jy Top frame: Phas deg
Vector averaged cross-power spectrum Baseline: WB (01) - EF (02)
Timerange: 00/18:01:02 to 00/18:02:16

Plot file version 230 created 04-DEC-2015 15:27:46
J1522+3144 ER043A.UVDATA.1
Freq = 8.3837 GHz, Bw = 8.000 MH No calibration applied and no bandpass applied

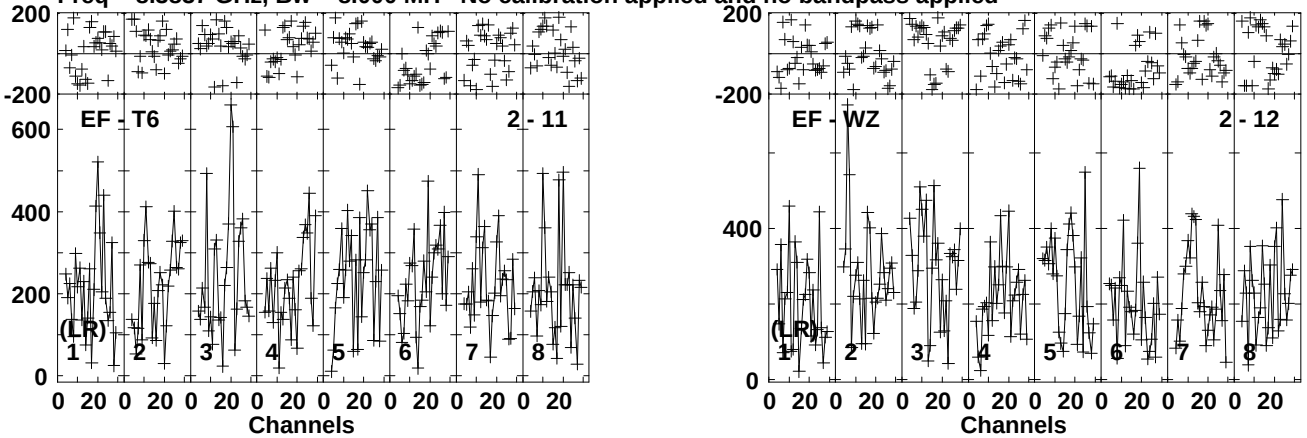

Lower frame: Micro Ampl Jy Top frame: Phas deg
Vector averaged cross-power spectrum Baseline: EF (02) - T6 (11)
Timerange: 00/18:01:02 to 00/18:02:16

Plot file version 231 created 04-DEC-2015 15:27:46
IRAS15250 ER043A.UVDATA.1
Freq = 8.3837 GHz, Bw = 8.000 MH No calibration applied and no bandpass applied

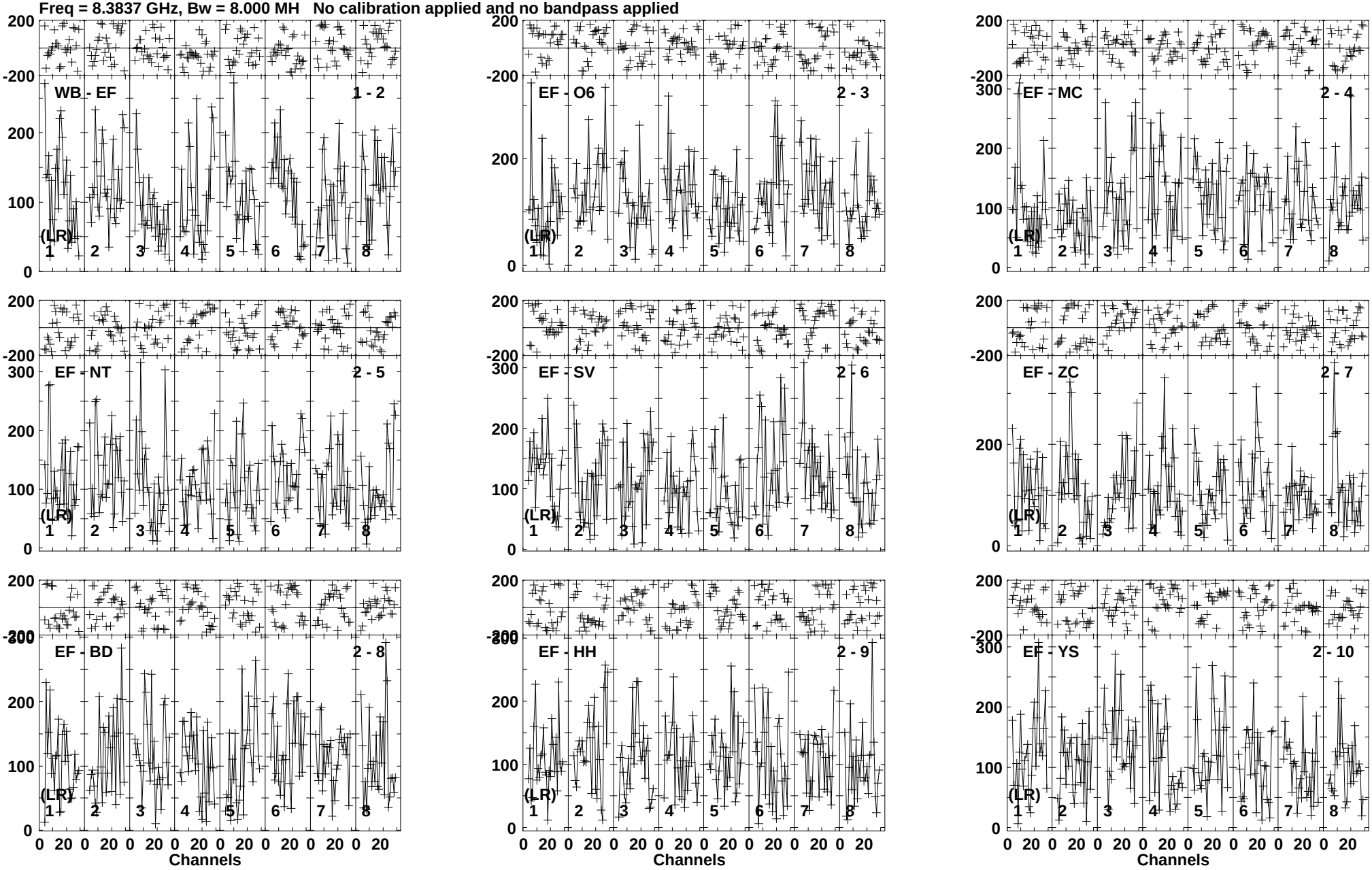

Lower frame: Micro Ampl Jy Top frame: Phas deg
Vector averaged cross-power spectrum Baseline: WB (01) - EF (02)
Timerange: 00/18:03:00 to 00/18:05:52

Plot file version 232 created 04-DEC-2015 15:27:46
IRAS15250 ER043A.UVDATA.1
Freq = 8.3837 GHz, Bw = 8.000 MH No calibration applied and no bandpass applied

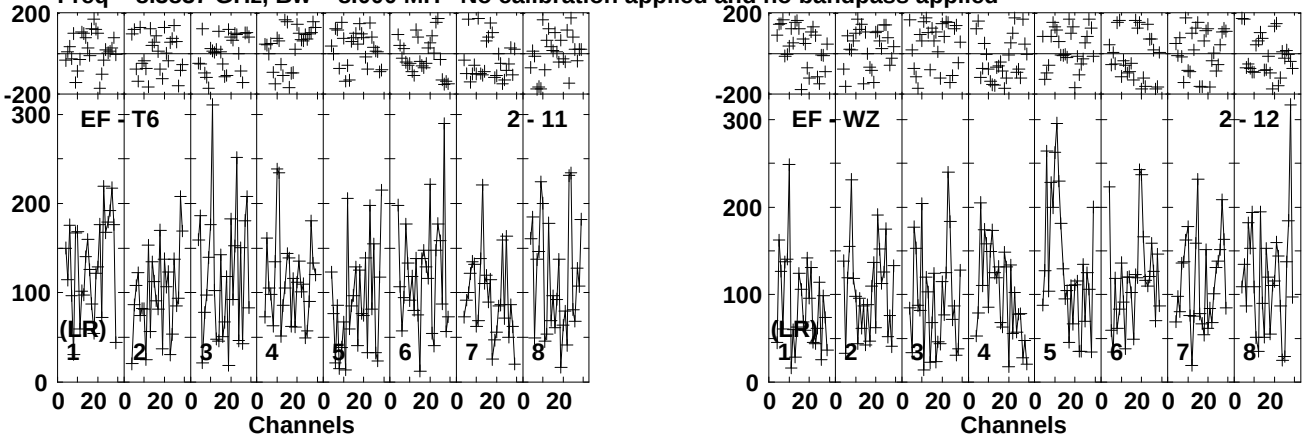

Lower frame: Micro Ampl Jy Top frame: Phas deg
Vector averaged cross-power spectrum Baseline: EF (02) - T6 (11)
Timerange: 00/18:03:00 to 00/18:05:52

Plot file version 233 created 04-DEC-2015 15:27:46
J1522+3144 ER043A.UVDATA.1
Freq = 8.3837 GHz, Bw = 8.000 MH No calibration applied and no bandpass applied

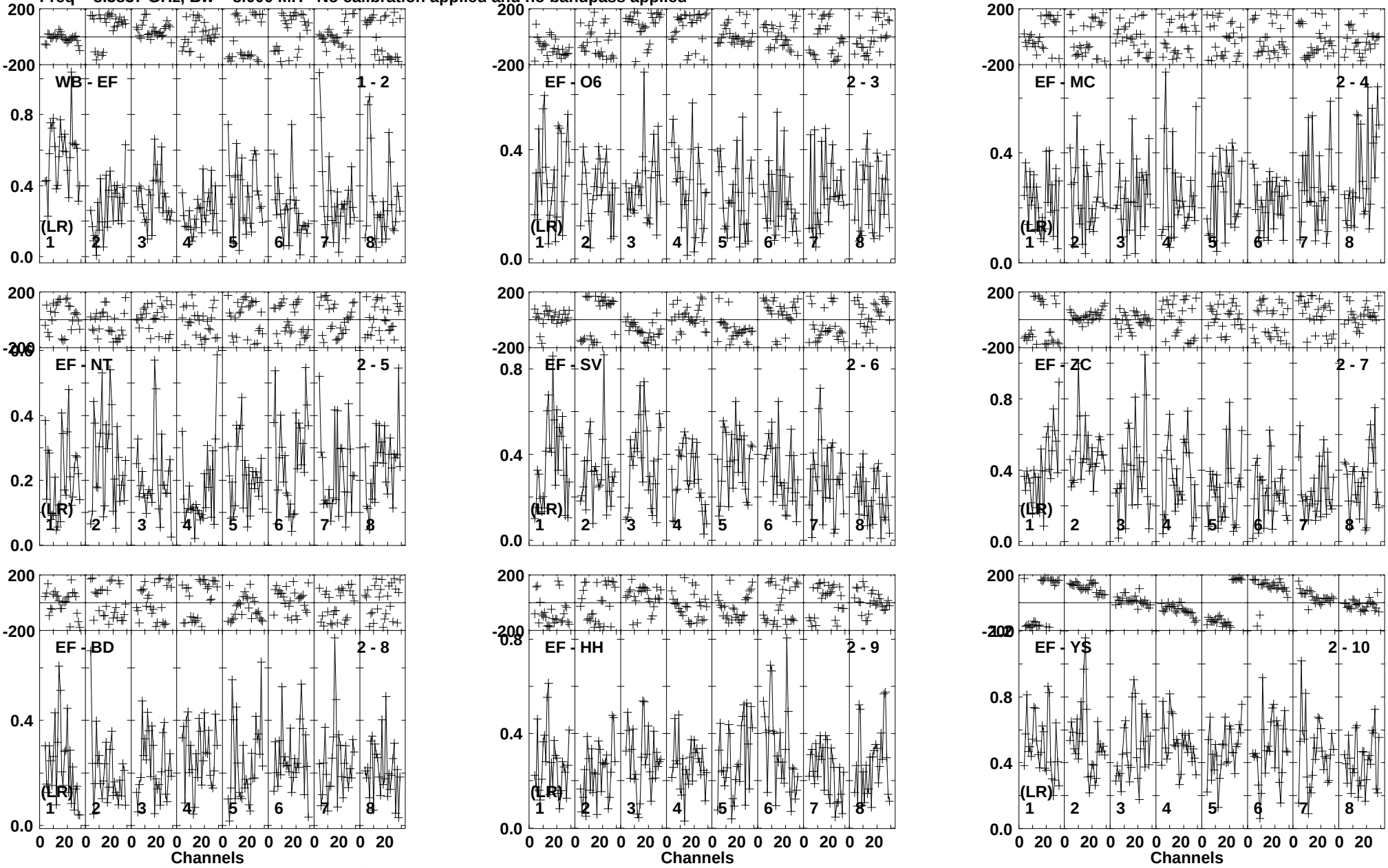

Lower frame: Milli Ampl Jy Top frame: Phas deg
Vector averaged cross-power spectrum Baseline: WB (01) - EF (02)
Timerange: 00/18:05:59 to 00/18:07:13

Plot file version 234 created 04-DEC-2015 15:27:47
J1522+3144 ER043A.UVDATA.1
Freq = 8.3837 GHz, Bw = 8.000 MH No calibration applied and no bandpass applied

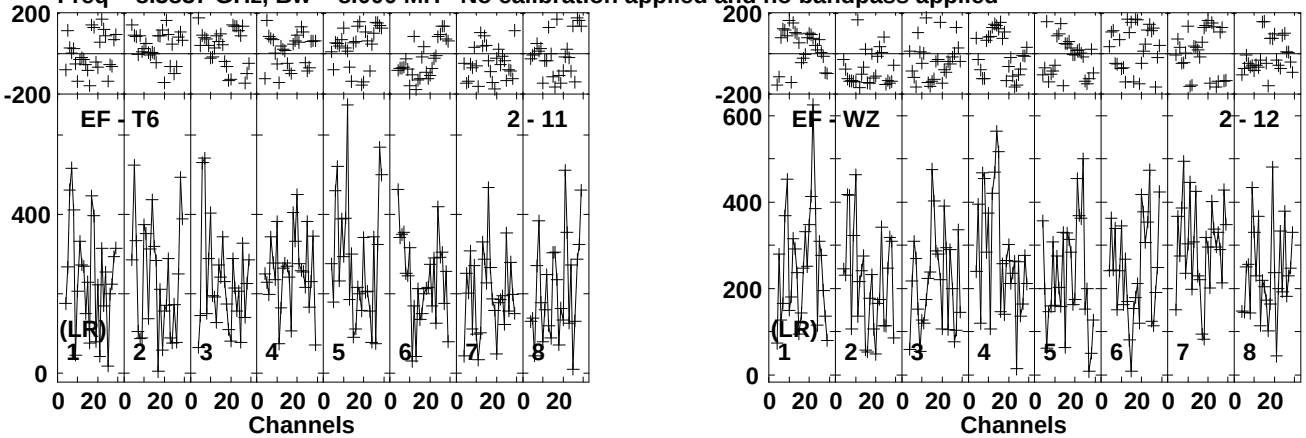

Lower frame: Micro Ampl Jy Top frame: Phas deg
Vector averaged cross-power spectrum Baseline: EF (02) - T6 (11)
Timerange: 00/18:05:59 to 00/18:07:13

Plot file version 235 created 04-DEC-2015 15:27:47
IRAS15250 ER043A.UVDATA.1
Freq = 8.3837 GHz, Bw = 8.000 MH No calibration applied and no bandpass applied

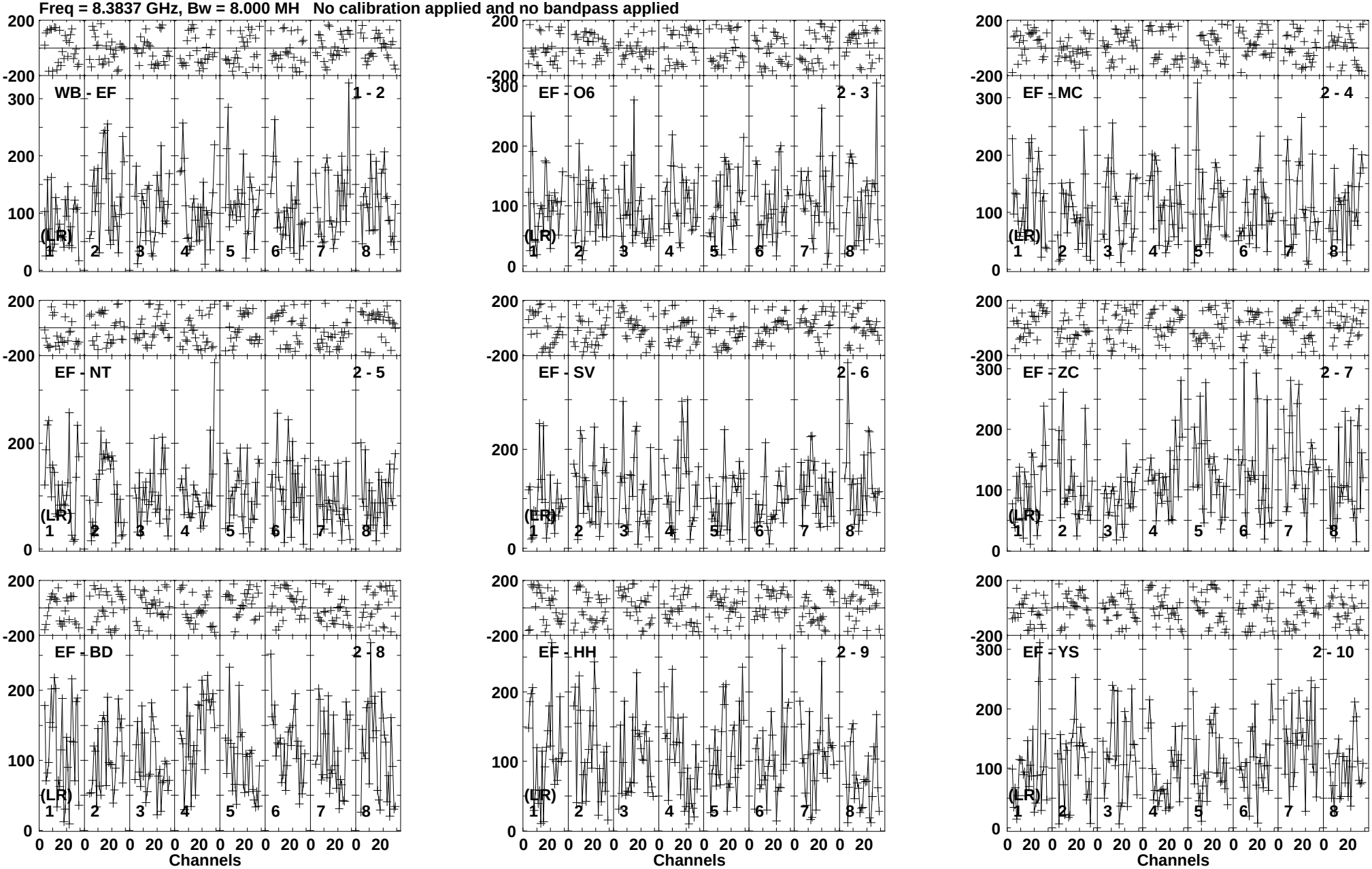

Lower frame: Micro Ampl Jy Top frame: Phas deg
Vector averaged cross-power spectrum Baseline: WB (01) - EF (02)
Timerange: 00/18:07:57 to 00/18:10:49

Plot file version 236 created 04-DEC-2015 15:27:47
IRAS15250 ER043A.UVDATA.1
Freq = 8.3837 GHz, Bw = 8.000 MH No calibration applied and no bandpass applied

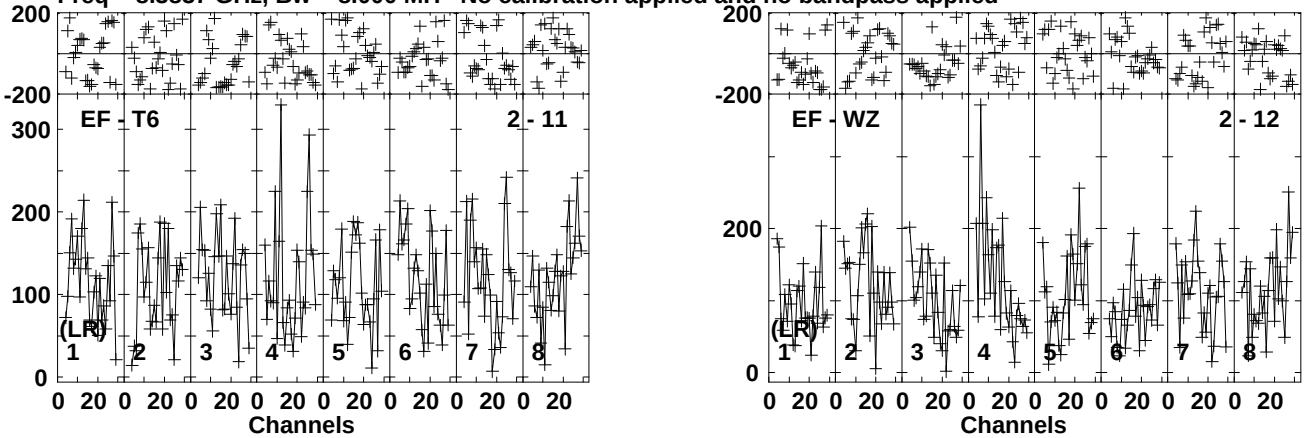

Lower frame: Micro Ampl Jy Top frame: Phas deg
Vector averaged cross-power spectrum Baseline: EF (02) - T6 (11)
Timerange: 00/18:07:57 to 00/18:10:49

Plot file version 237 created 04-DEC-2015 15:27:47
J1522+3144 ER043A.UVDATA.1
Freq = 8.3837 GHz, Bw = 8.000 MH No calibration applied and no bandpass applied

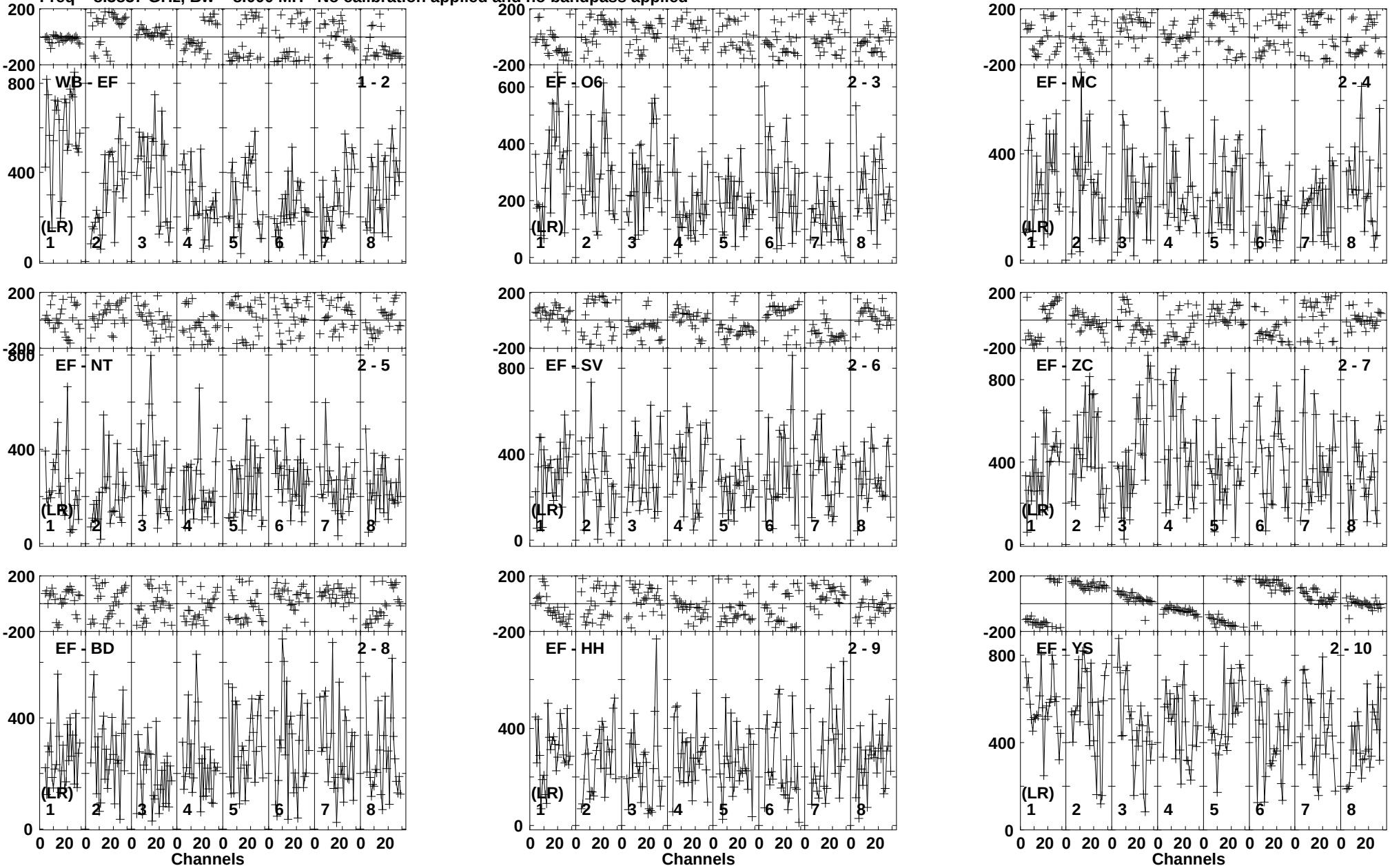

Lower frame: Micro Ampl Jy Top frame: Phas deg
Vector averaged cross-power spectrum Baseline: WB (01) - EF (02)
Timerange: 00/18:10:56 to 00/18:12:10

Plot file version 238 created 04-DEC-2015 15:27:47
J1522+3144 ER043A.UVDATA.1
Freq = 8.3837 GHz, Bw = 8.000 MH No calibration applied and no bandpass applied

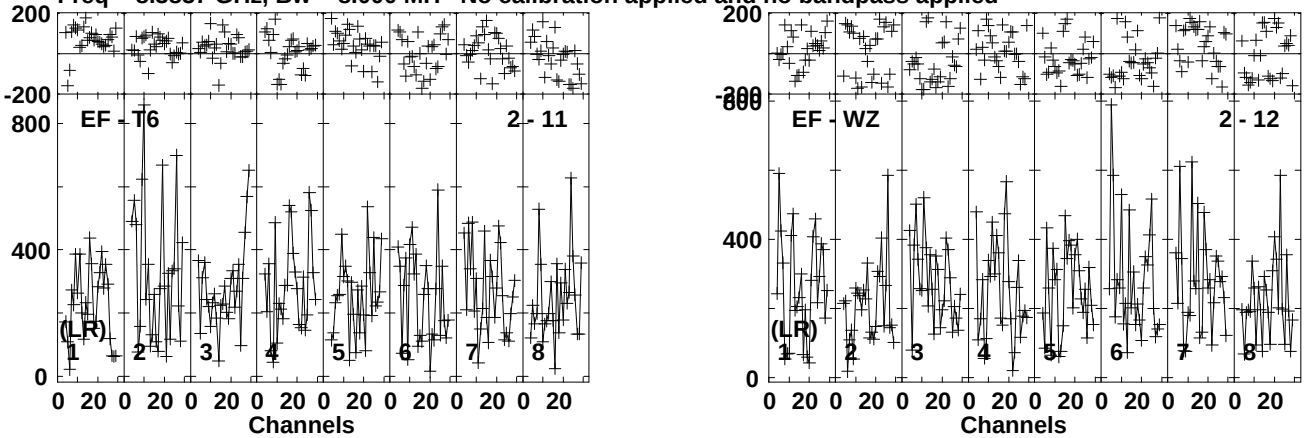

Lower frame: Micro Ampl Jy Top frame: Phas deg
Vector averaged cross-power spectrum Baseline: EF (02) - T6 (11)
Timerange: 00/18:10:56 to 00/18:12:10

Plot file version 239 created 04-DEC-2015 15:27:47
IRAS15250 ER043A.UVDATA.1
Freq = 8.3837 GHz, Bw = 8.000 MH No calibration applied and no bandpass applied

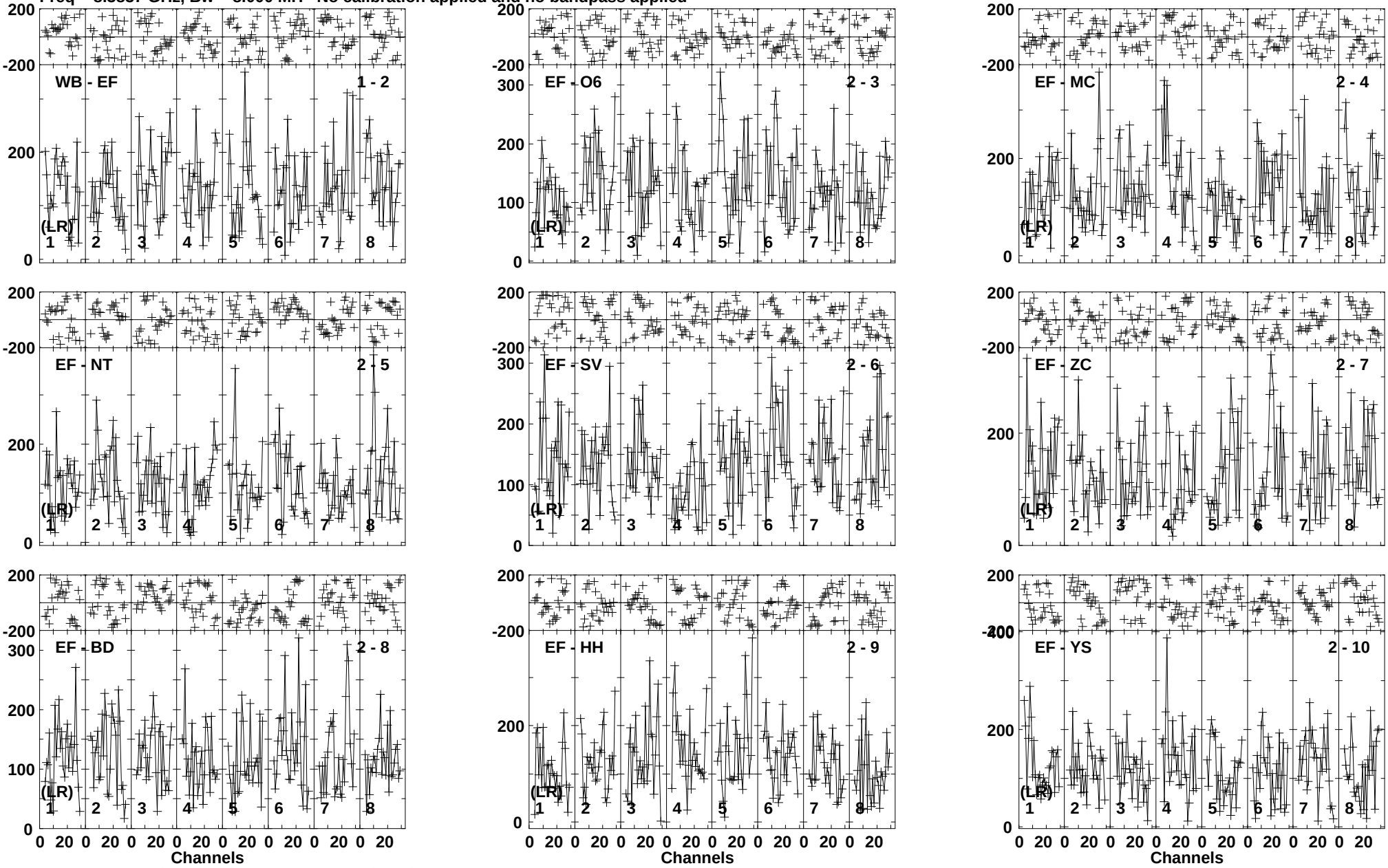

Lower frame: Micro Ampl Jy Top frame: Phas deg
Vector averaged cross-power spectrum Baseline: WB (01) - EF (02)
Timerange: 00/18:12:16 to 00/18:15:06

Plot file version 240 created 04-DEC-2015 15:27:47
IRAS15250 ER043A.UVDATA.1
Freq = 8.3837 GHz, Bw = 8.000 MH No calibration applied and no bandpass applied

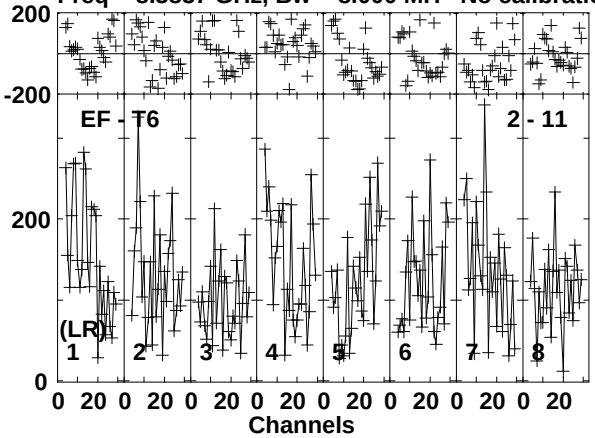

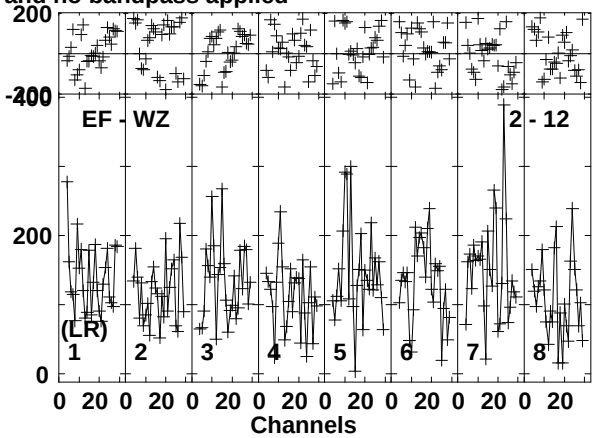

Lower frame: Micro Ampl Jy Top frame: Phas deg
Vector averaged cross-power spectrum Baseline: EF (02) - T6 (11)
Timerange: 00/18:12:16 to 00/18:15:06

Plot file version 241 created 04-DEC-2015 15:27:47
J1522+3144 ER043A.UVDATA.1
Freq = 8.3837 GHz, Bw = 8.000 MH No calibration applied and no bandpass applied

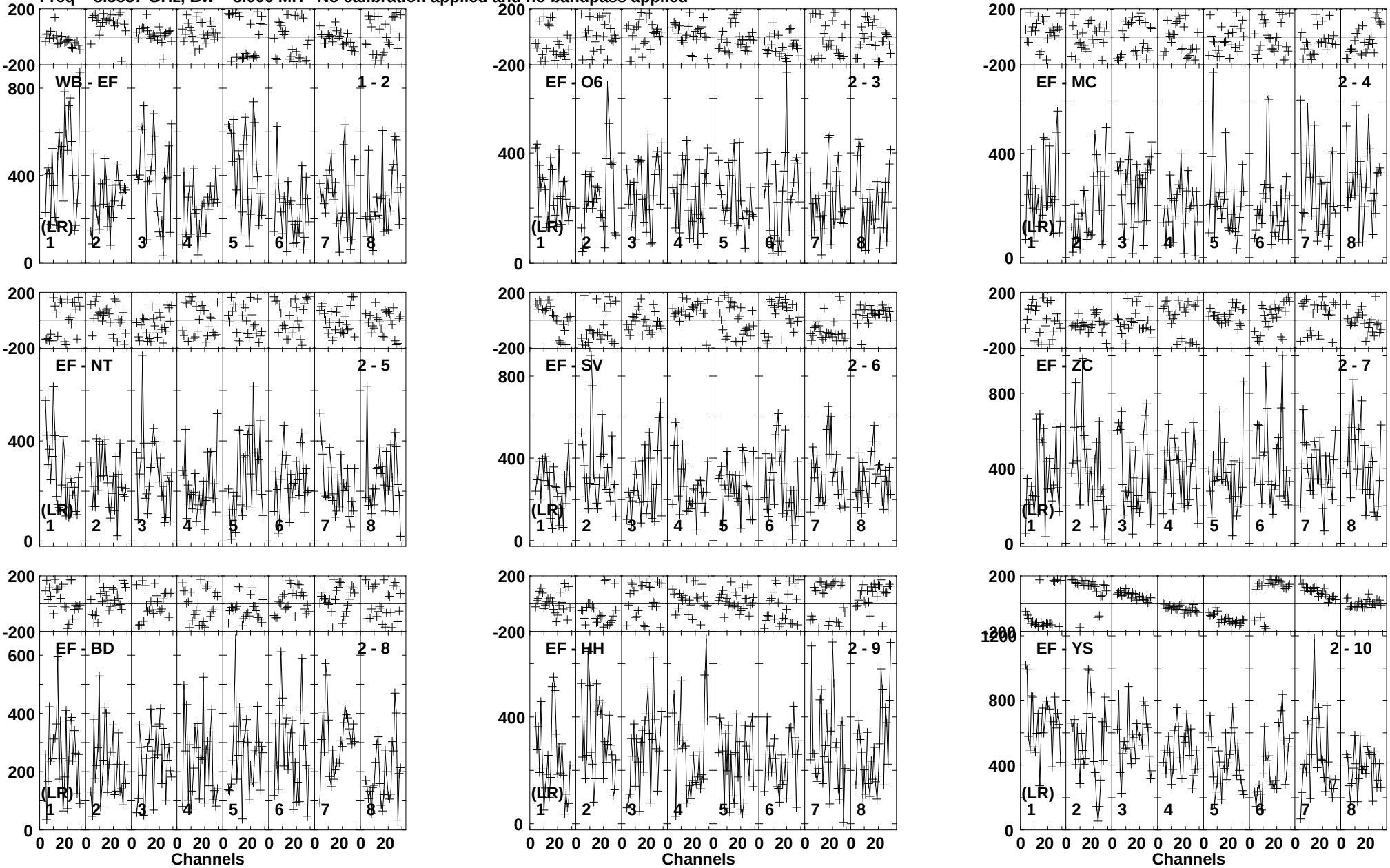

Lower frame: Micro Ampl Jy Top frame: Phas deg
Vector averaged cross-power spectrum Baseline: WB (01) - EF (02)
Timerange: 00/18:15:13 to 00/18:16:27

Plot file version 242 created 04-DEC-2015 15:27:47
J1522+3144 ER043A.UVDATA.1
Freq = 8.3837 GHz, Bw = 8.000 MH No calibration applied and no bandpass applied

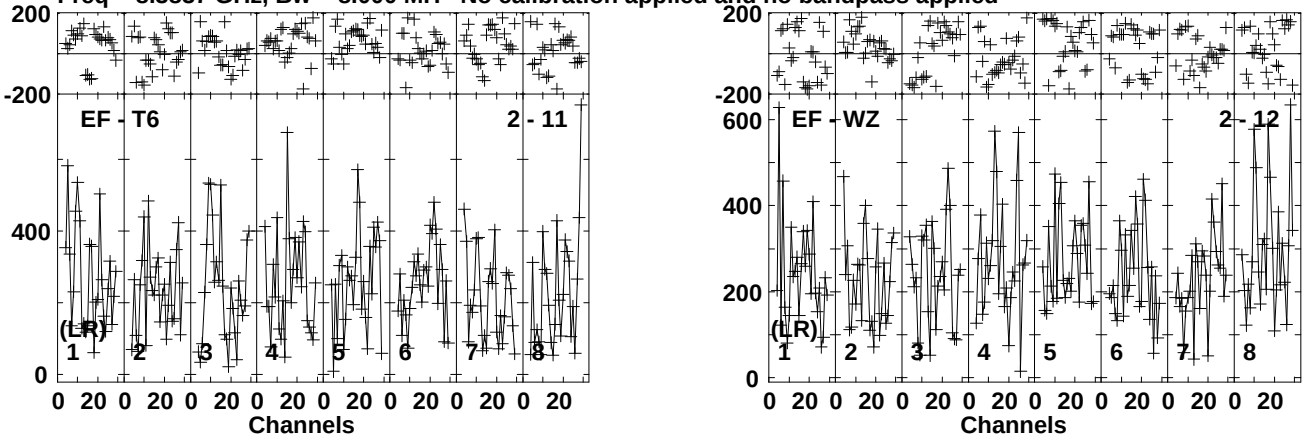

Lower frame: Micro Ampl Jy Top frame: Phas deg
Vector averaged cross-power spectrum Baseline: EF (02) - T6 (11)
Timerange: 00/18:15:13 to 00/18:16:27

Plot file version 243 created 04-DEC-2015 15:27:47
IRAS15250 ER043A.UVDATA.1
Freq = 8.3837 GHz, Bw = 8.000 MH No calibration applied and no bandpass applied

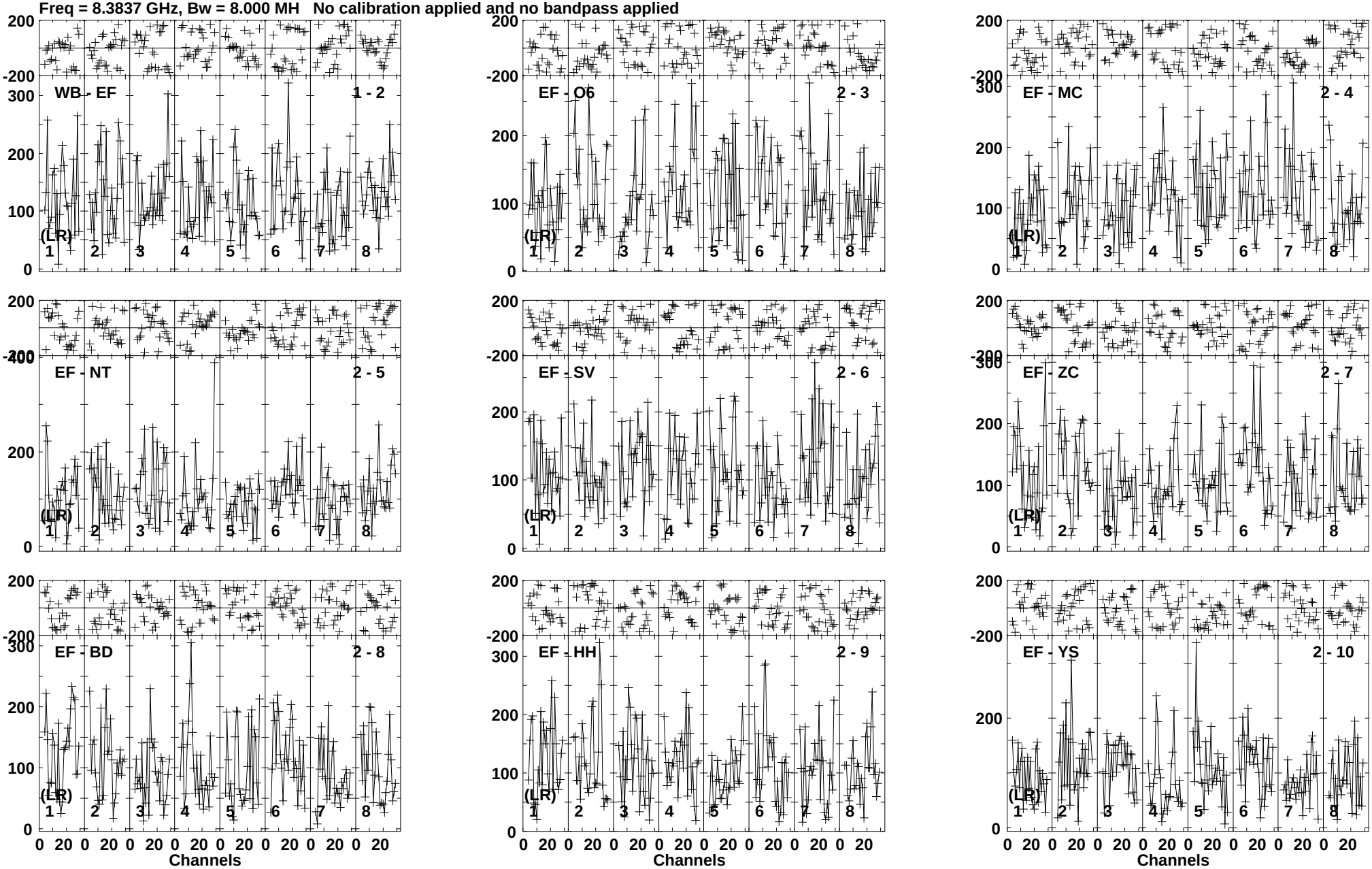

Lower frame: Micro Ampl Jy Top frame: Phas deg
Vector averaged cross-power spectrum Baseline: WB (01) - EF (02)
Timerange: 00/18:17:11 to 00/18:20:03

Plot file version 244 created 04-DEC-2015 15:27:48
IRAS15250 ER043A.UVDATA.1
Freq = 8.3837 GHz, Bw = 8.000 MH No calibration applied and no bandpass applied

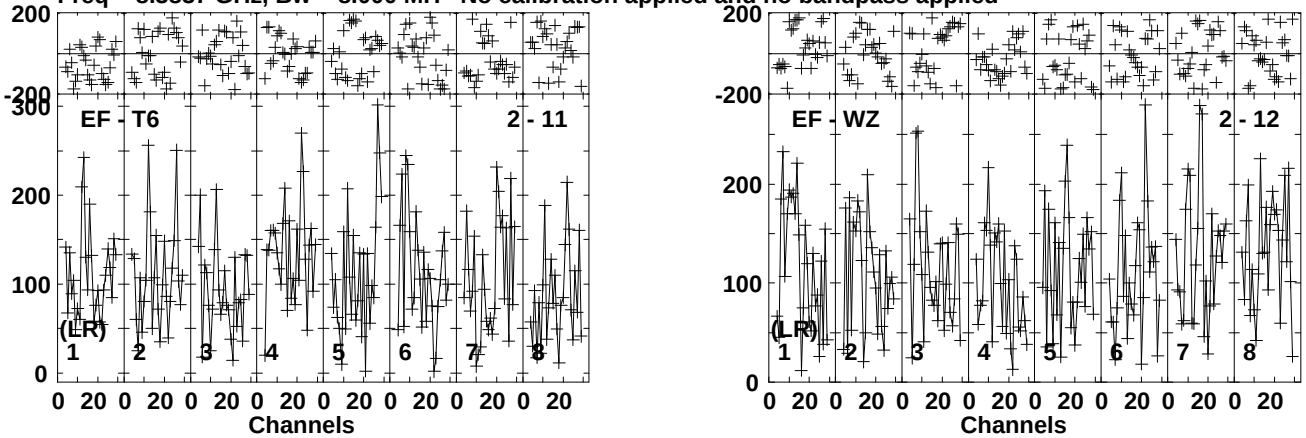

Lower frame: Micro Ampl Jy Top frame: Phas deg
Vector averaged cross-power spectrum Baseline: EF (02) - T6 (11)
Timerange: 00/18:17:11 to 00/18:20:03

Plot file version 245 created 04-DEC-2015 15:27:48
J1522+3144 ER043A.UVDATA.1
Freq = 8.3837 GHz, Bw = 8.000 MH No calibration applied and no bandpass applied

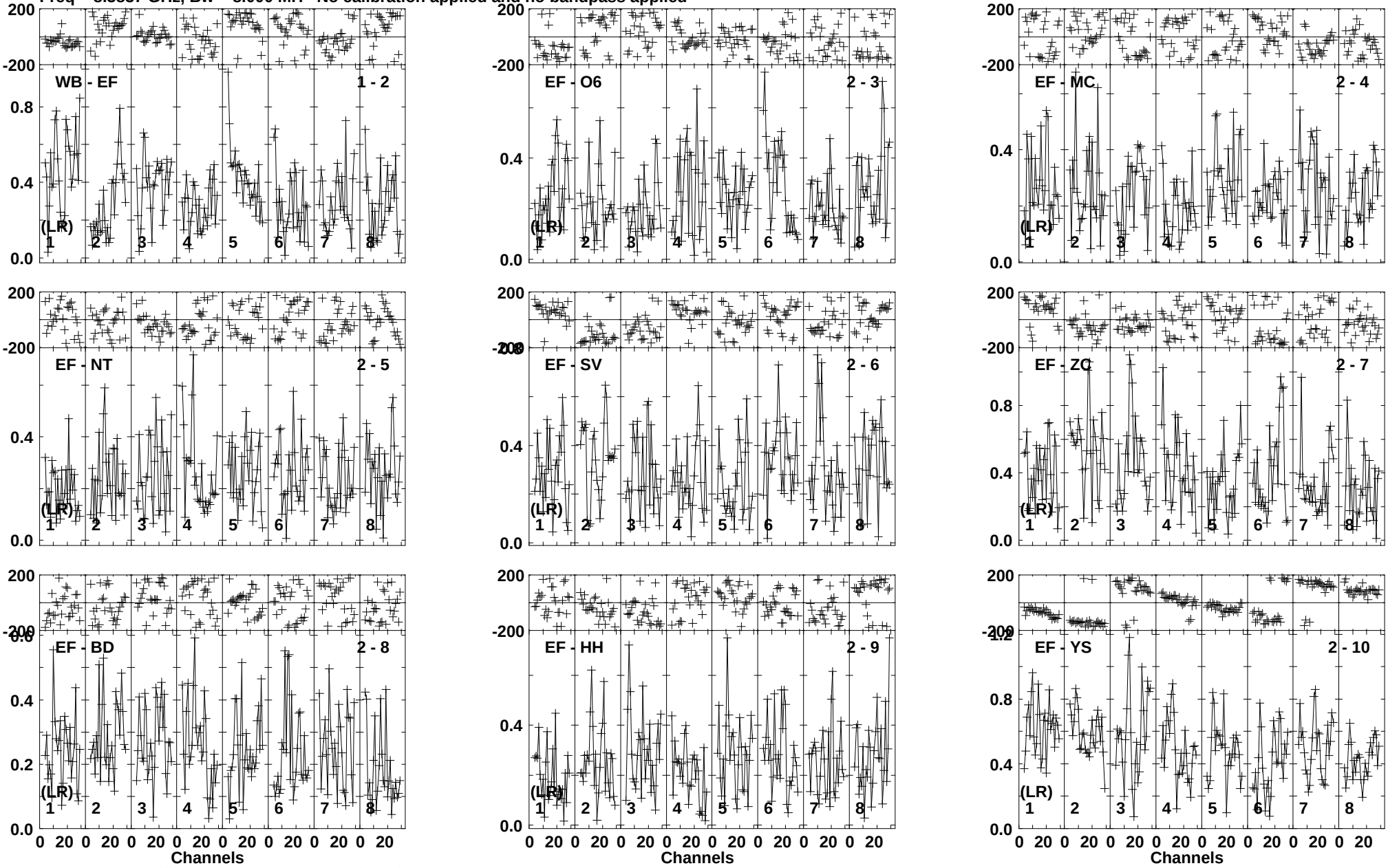

Lower frame: Milli Ampl Jy Top frame: Phas deg
Vector averaged cross-power spectrum Baseline: WB (01) - EF (02)
Timerange: 00/18:20:10 to 00/18:21:24

Plot file version 246 created 04-DEC-2015 15:27:48
J1522+3144 ER043A.UVDATA.1
Freq = 8.3837 GHz, Bw = 8.000 MH No calibration applied and no bandpass applied

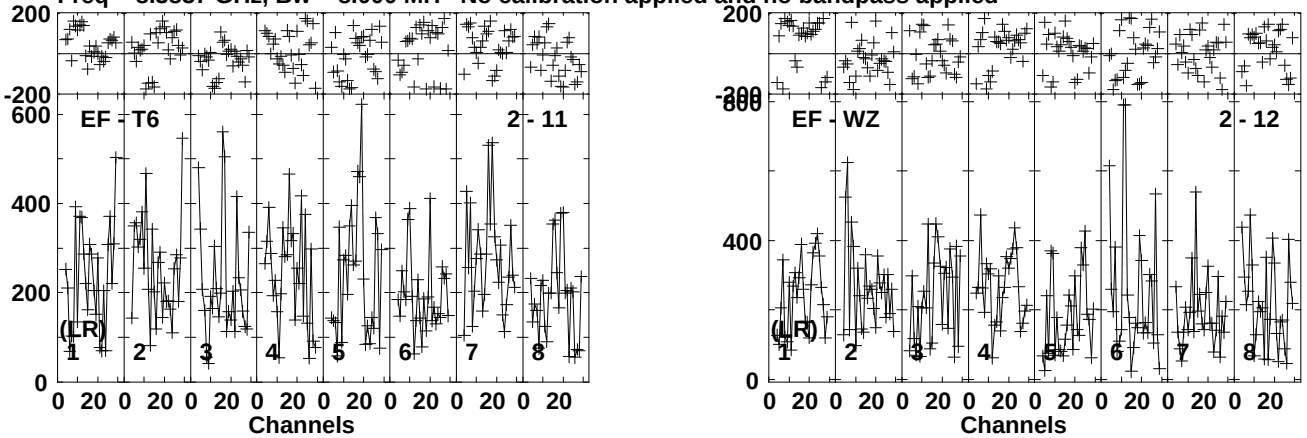

Lower frame: Micro Ampl Jy Top frame: Phas deg
Vector averaged cross-power spectrum Baseline: EF (02) - T6 (11)
Timerange: 00/18:20:10 to 00/18:21:24

Plot file version 247 created 04-DEC-2015 15:27:48
IRAS15250 ER043A.UVDATA.1
Freq = 8.3837 GHz, Bw = 8.000 MH No calibration applied and no bandpass applied



Lower frame: Micro Ampl Jy Top frame: Phas deg
Vector averaged cross-power spectrum Baseline: WB (01) - EF (02)
Timerange: 00/18:22:08 to 00/18:25:00

Plot file version 248 created 04-DEC-2015 15:27:48
IRAS15250 ER043A.UVDATA.1
Freq = 8.3837 GHz, Bw = 8.000 MH No calibration applied and no bandpass applied

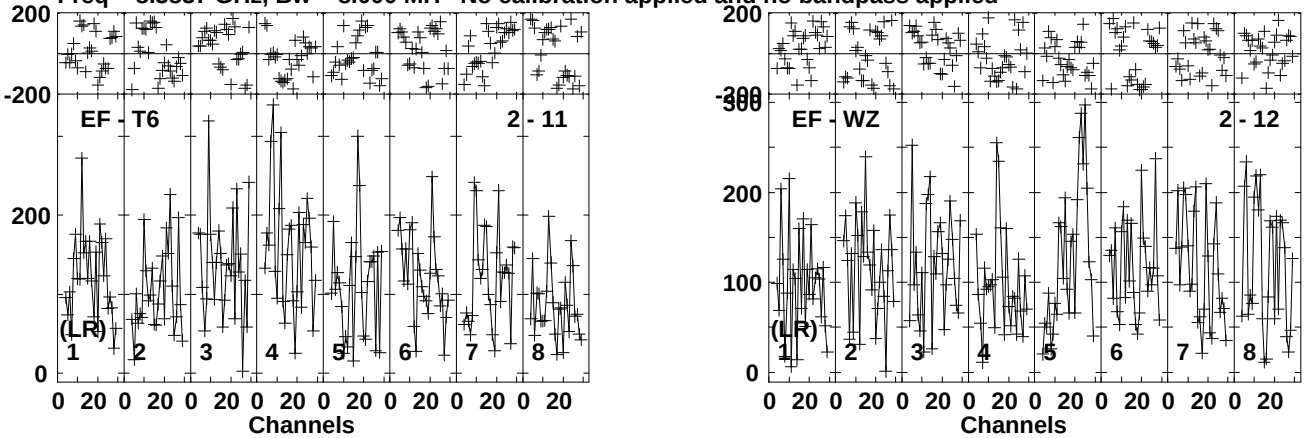

Lower frame: Micro Ampl Jy Top frame: Phas deg
Vector averaged cross-power spectrum Baseline: EF (02) - T6 (11)
Timerange: 00/18:22:08 to 00/18:25:00

Plot file version 249 created 04-DEC-2015 15:27:48
J1522+3144 ER043A.UVDATA.1
Freq = 8.3837 GHz, Bw = 8.000 MH No calibration applied and no bandpass applied

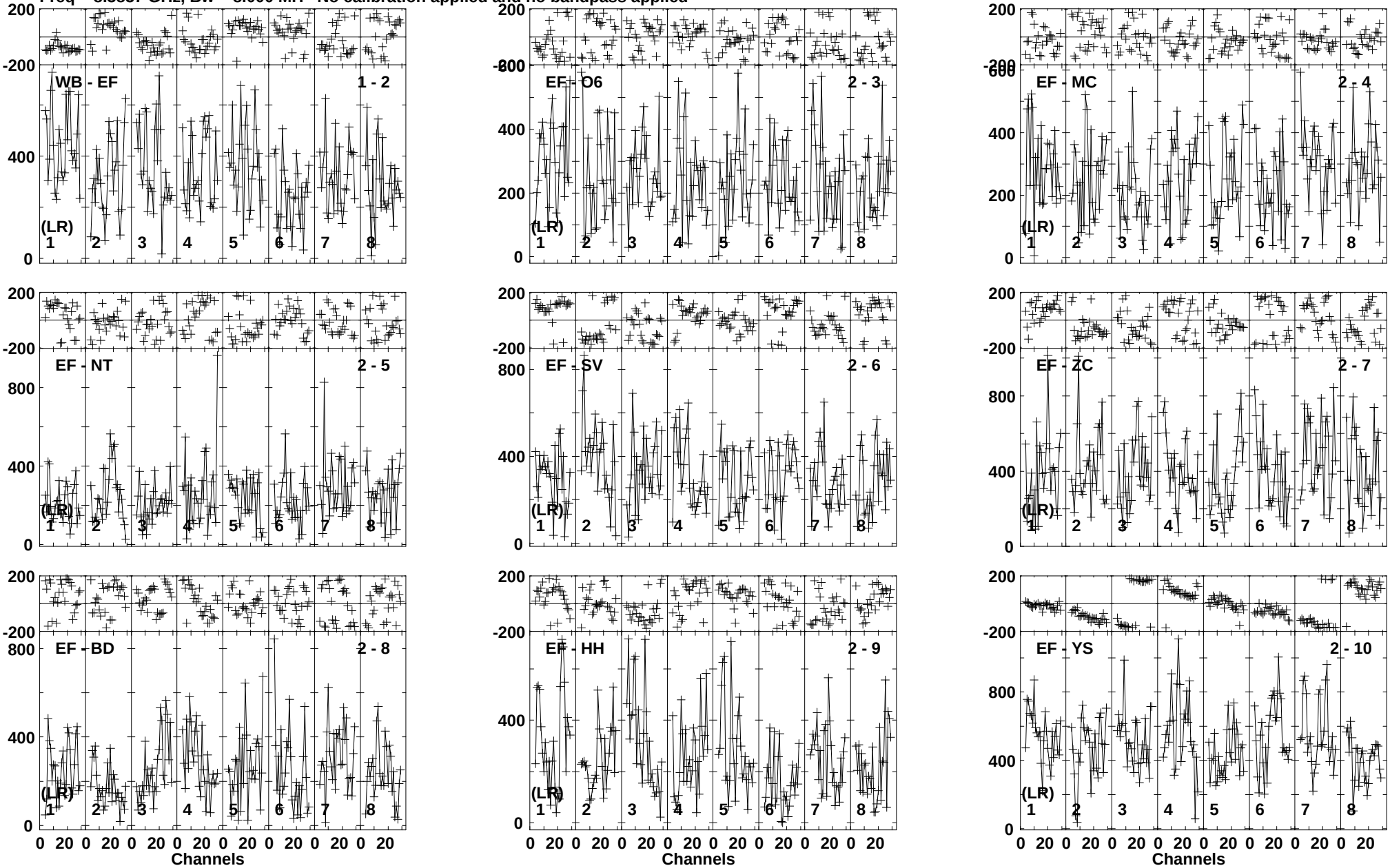

Lower frame: Micro Ampl Jy Top frame: Phas deg
Vector averaged cross-power spectrum Baseline: WB (01) - EF (02)
Timerange: 00/18:25:07 to 00/18:26:21

Plot file version 250 created 04-DEC-2015 15:27:48
J1522+3144 ER043A.UVDATA.1
Freq = 8.3837 GHz, Bw = 8.000 MH No calibration applied and no bandpass applied

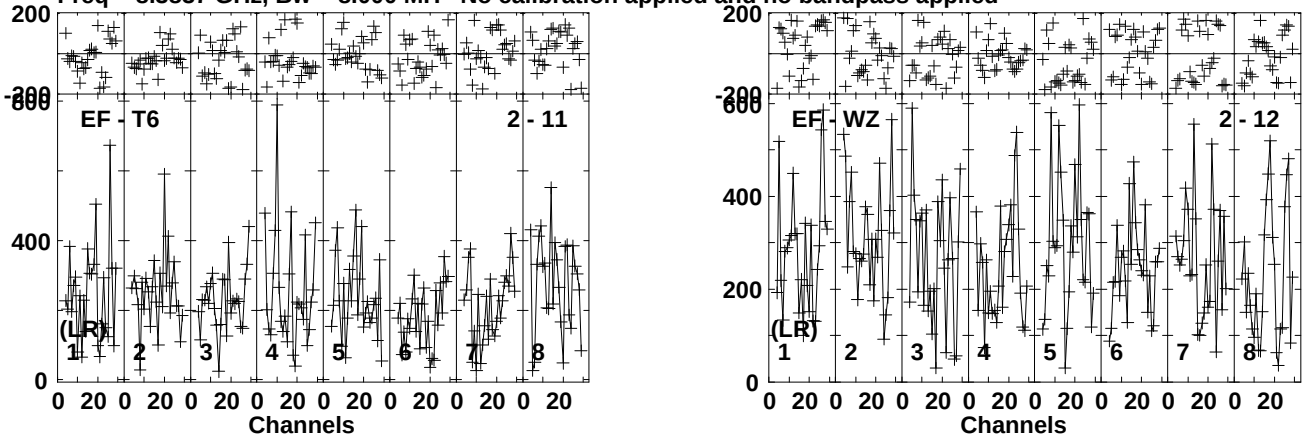

Lower frame: Micro Ampl Jy Top frame: Phas deg
Vector averaged cross-power spectrum Baseline: EF (02) - T6 (11)
Timerange: 00/18:25:07 to 00/18:26:21

Plot file version 251 created 04-DEC-2015 15:27:48
IRAS15250 ER043A.UVDATA.1
Freq = 8.3837 GHz, Bw = 8.000 MH No calibration applied and no bandpass applied

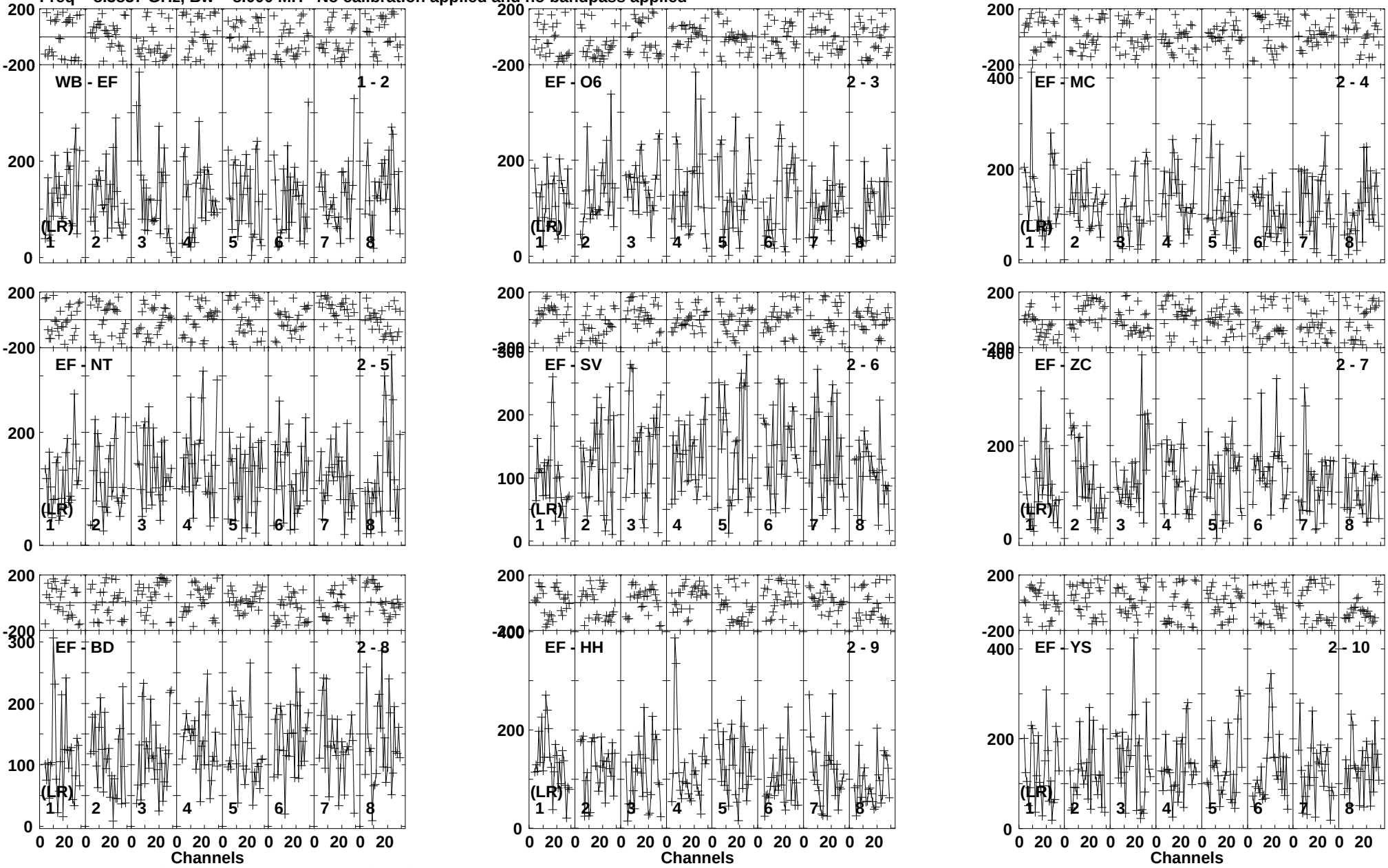

Lower frame: Micro Ampl Jy Top frame: Phas deg
Vector averaged cross-power spectrum Baseline: WB (01) - EF (02)
Timerange: 00/18:26:27 to 00/18:29:17

Plot file version 252 created 04-DEC-2015 15:27:48
IRAS15250 ER043A.UVDATA.1
Freq = 8.3837 GHz, Bw = 8.000 MH No calibration applied and no bandpass applied

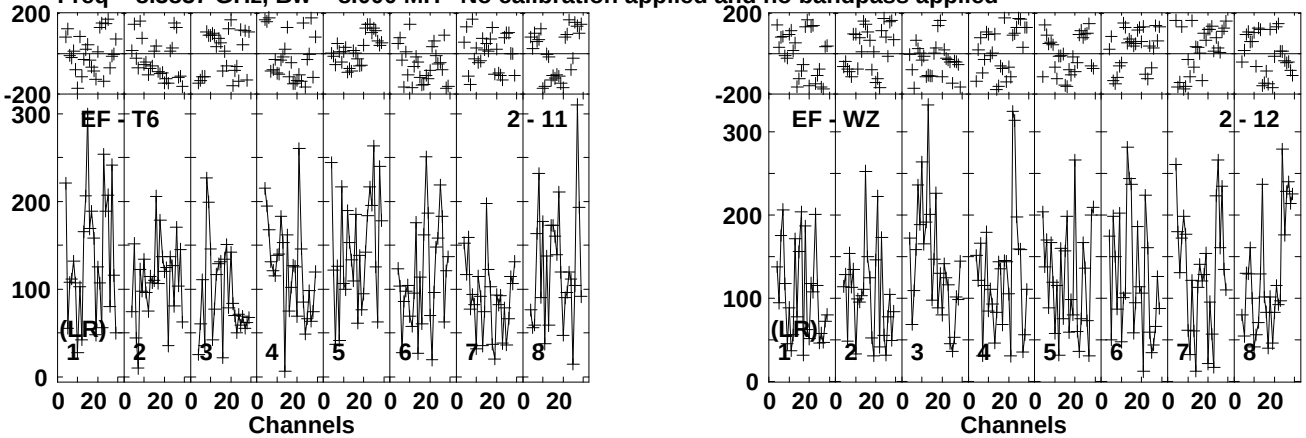

Lower frame: Micro Ampl Jy Top frame: Phas deg
Vector averaged cross-power spectrum Baseline: EF (02) - T6 (11)
Timerange: 00/18:26:27 to 00/18:29:17

Plot file version 253 created 04-DEC-2015 15:27:48
J1522+3144 ER043A.UVDATA.1
Freq = 8.3837 GHz, Bw = 8.000 MH No calibration applied and no bandpass applied

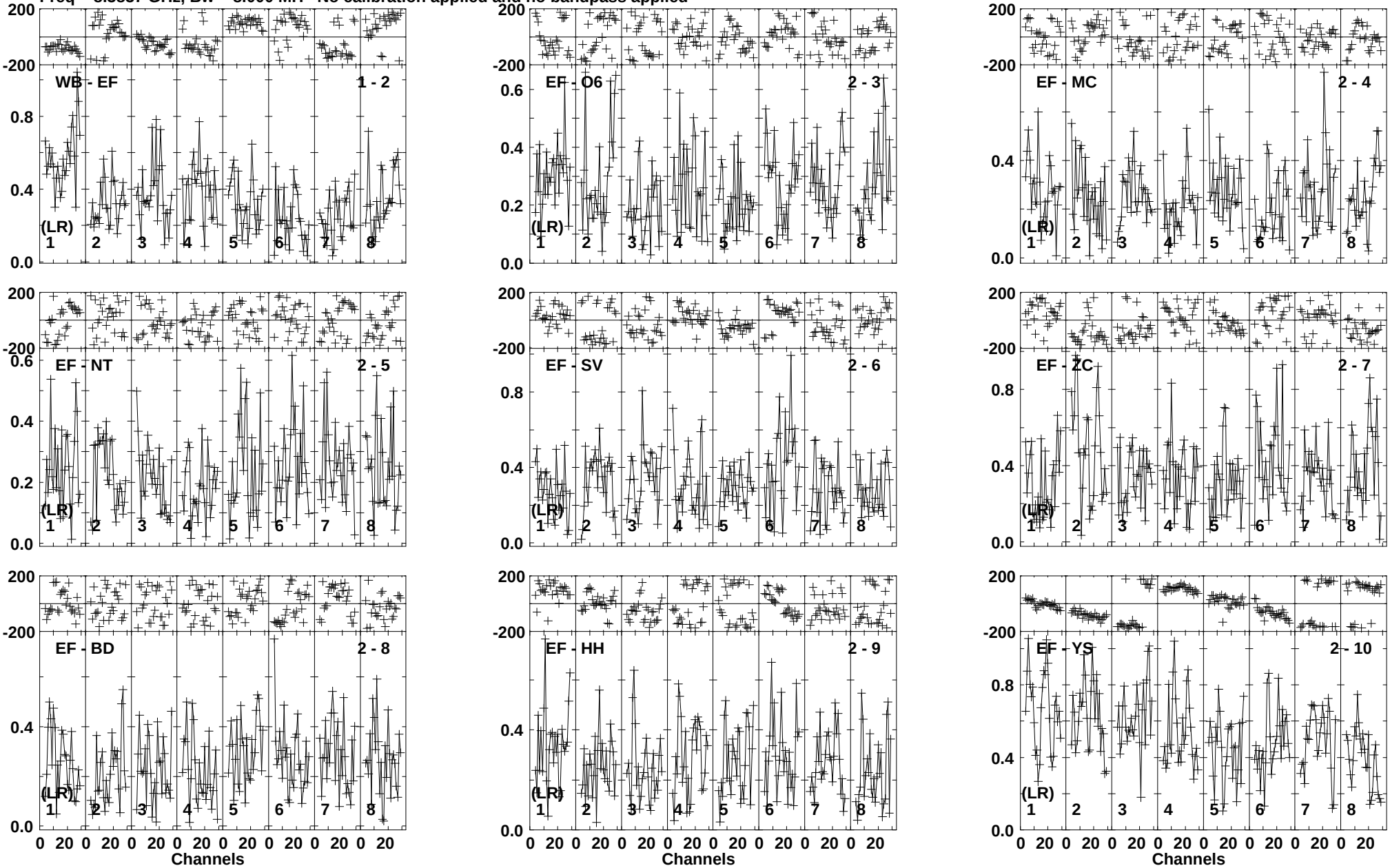

Lower frame: Milli Ampl Jy Top frame: Phas deg
Vector averaged cross-power spectrum Baseline: WB (01) - EF (02)
Timerange: 00/18:29:24 to 00/18:30:38

Plot file version 254 created 04-DEC-2015 15:27:48
J1522+3144 ER043A.UVDATA.1
Freq = 8.3837 GHz, Bw = 8.000 MH No calibration applied and no bandpass applied

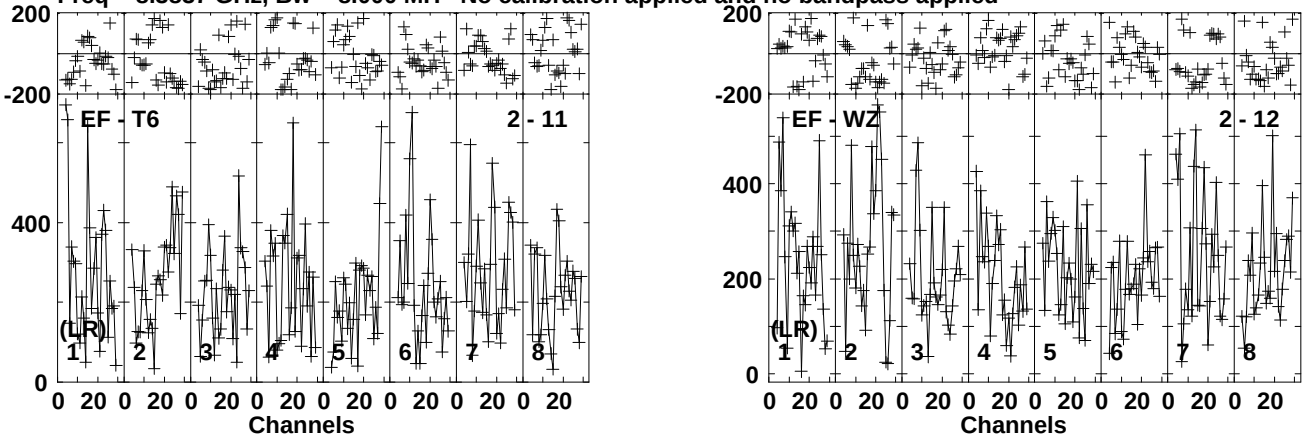

Lower frame: Micro Ampl Jy Top frame: Phas deg
Vector averaged cross-power spectrum Baseline: EF (02) - T6 (11)
Timerange: 00/18:29:24 to 00/18:30:38

Plot file version 255 created 04-DEC-2015 15:27:49
IRAS15250 ER043A.UVDATA.1
Freq = 8.3837 GHz, Bw = 8.000 MH No calibration applied and no bandpass applied



Lower frame: Micro Ampl Jy Top frame: Phas deg
Vector averaged cross-power spectrum Baseline: WB (01) - EF (02)
Timerange: 00/18:31:22 to 00/18:34:14

Plot file version 256 created 04-DEC-2015 15:27:49
IRAS15250 ER043A.UVDATA.1
Freq = 8.3837 GHz, Bw = 8.000 MH No calibration applied and no bandpass applied

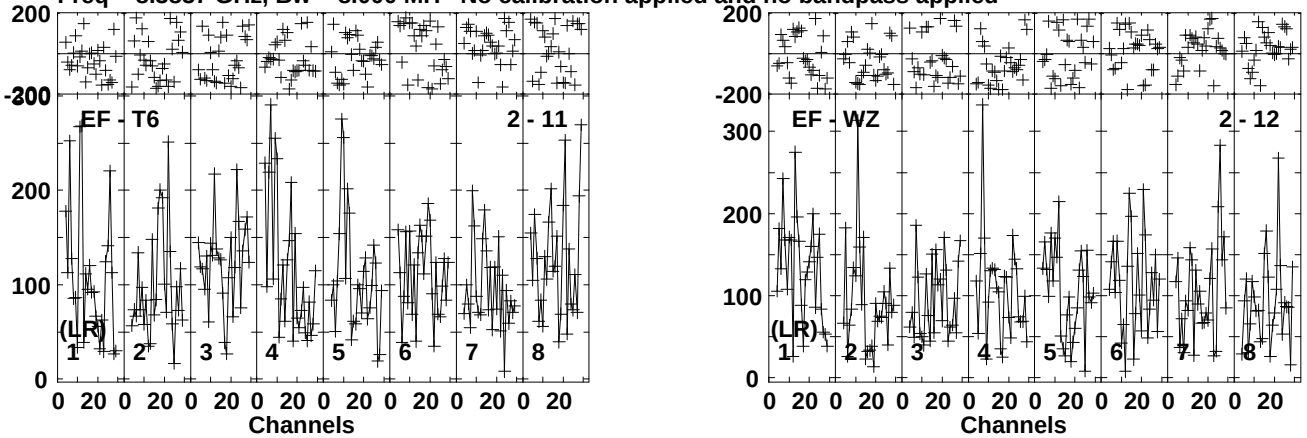

Lower frame: Micro Ampl Jy Top frame: Phas deg
Vector averaged cross-power spectrum Baseline: EF (02) - T6 (11)
Timerange: 00/18:31:22 to 00/18:34:14

Plot file version 257 created 04-DEC-2015 15:27:49
J1522+3144 ER043A.UVDATA.1
Freq = 8.3837 GHz, Bw = 8.000 MH No calibration applied and no bandpass applied

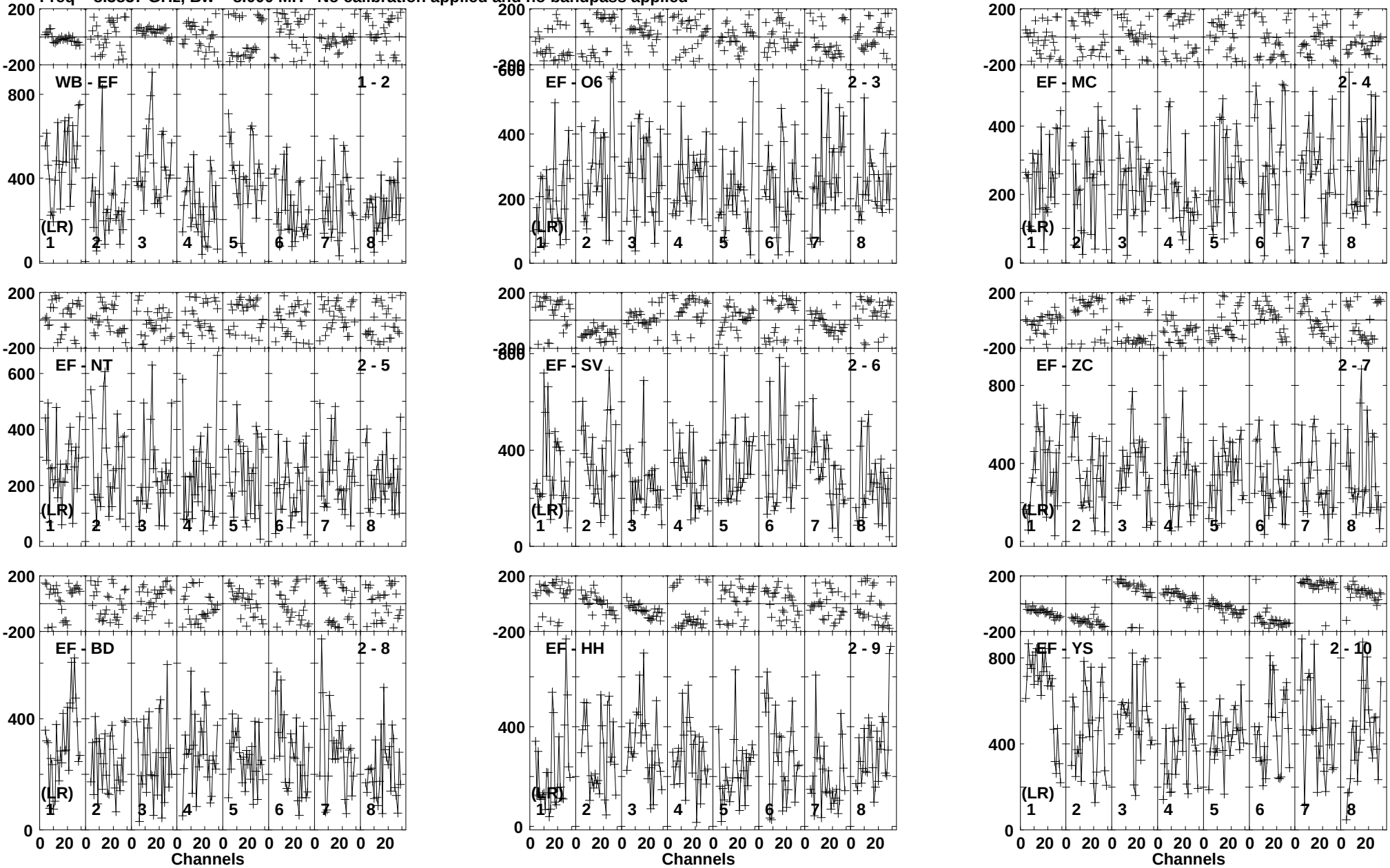

Lower frame: Micro Ampl Jy Top frame: Phas deg
Vector averaged cross-power spectrum Baseline: WB (01) - EF (02)
Timerange: 00/18:34:21 to 00/18:35:35

Plot file version 258 created 04-DEC-2015 15:27:49
J1522+3144 ER043A.UVDATA.1
Freq = 8.3837 GHz, Bw = 8.000 MH No calibration applied and no bandpass applied

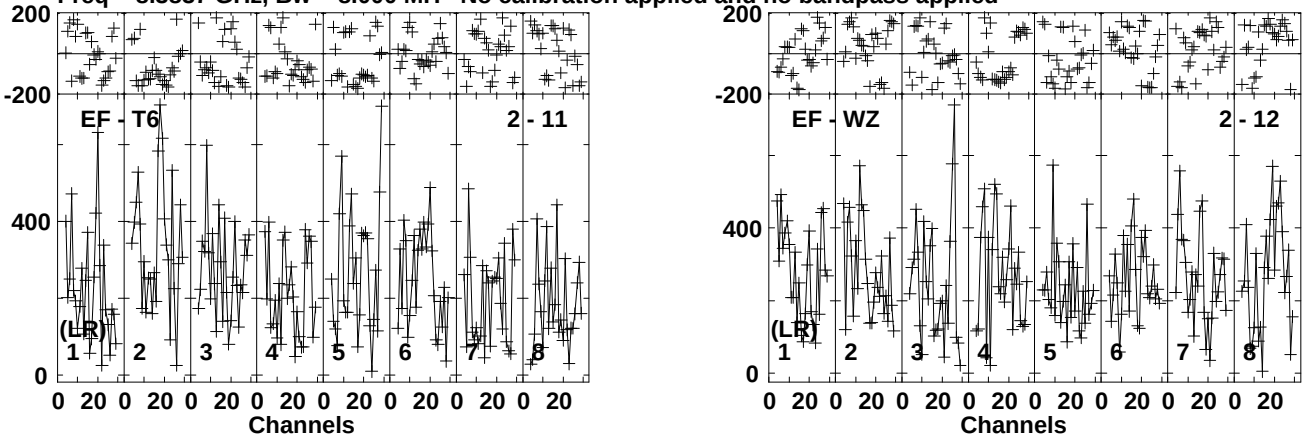

Lower frame: Micro Ampl Jy Top frame: Phas deg
Vector averaged cross-power spectrum Baseline: EF (02) - T6 (11)
Timerange: 00/18:34:21 to 00/18:35:35

Plot file version 259 created 04-DEC-2015 15:27:49
IRAS15250 ER043A.UVDATA.1
Freq = 8.3837 GHz, Bw = 8.000 MH No calibration applied and no bandpass applied

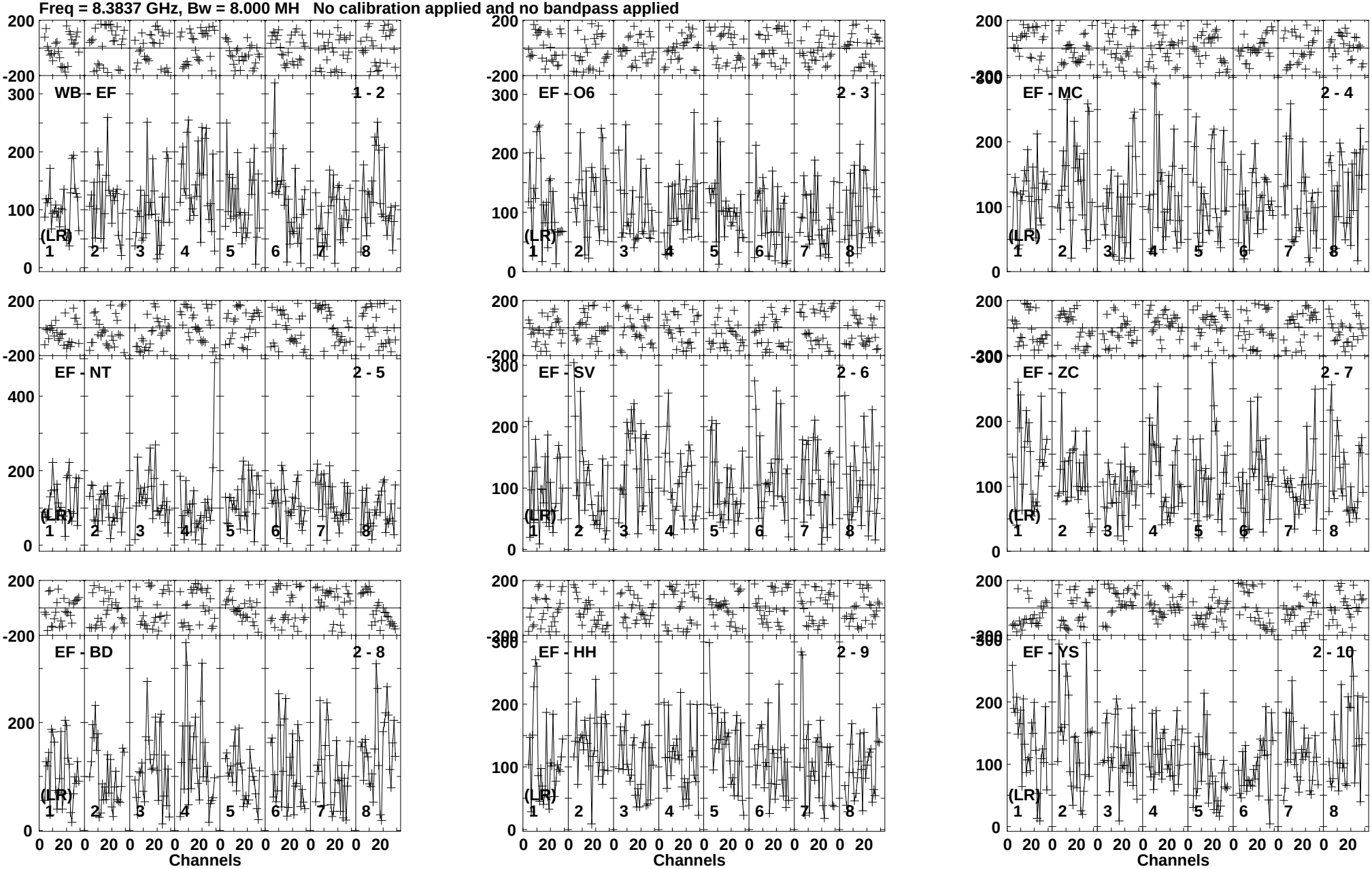

Lower frame: Micro Ampl Jy Top frame: Phas deg
Vector averaged cross-power spectrum Baseline: WB (01) - EF (02)
Timerange: 00/18:36:19 to 00/18:39:11

Plot file version 260 created 04-DEC-2015 15:27:49
IRAS15250 ER043A.UVDATA.1
Freq = 8.3837 GHz, Bw = 8.000 MH No calibration applied and no bandpass applied

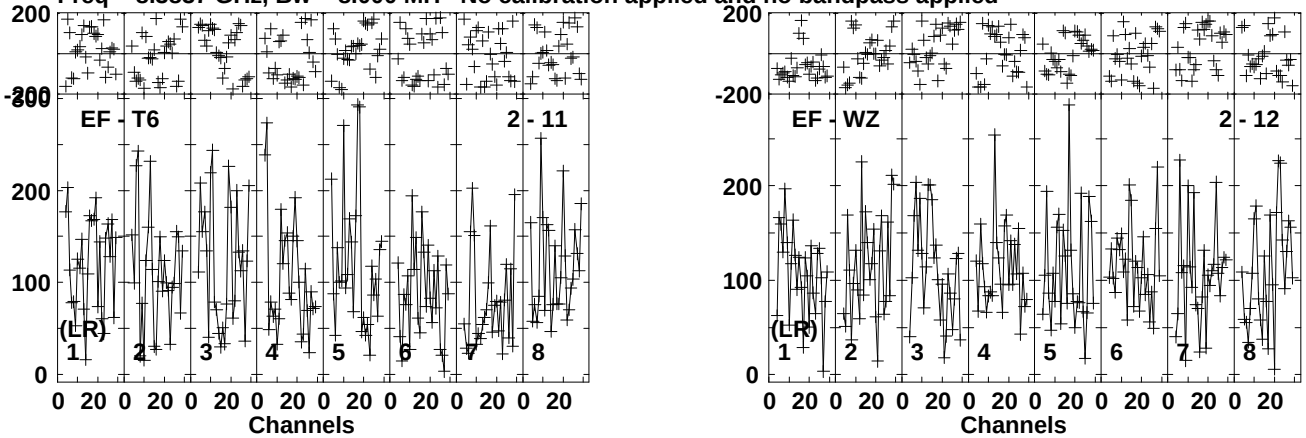

Lower frame: Micro Ampl Jy Top frame: Phas deg
Vector averaged cross-power spectrum Baseline: EF (02) - T6 (11)
Timerange: 00/18:36:19 to 00/18:39:11

Plot file version 261 created 04-DEC-2015 15:27:49
J1522+3144 ER043A.UVDATA.1
Freq = 8.3837 GHz, Bw = 8.000 MH No calibration applied and no bandpass applied

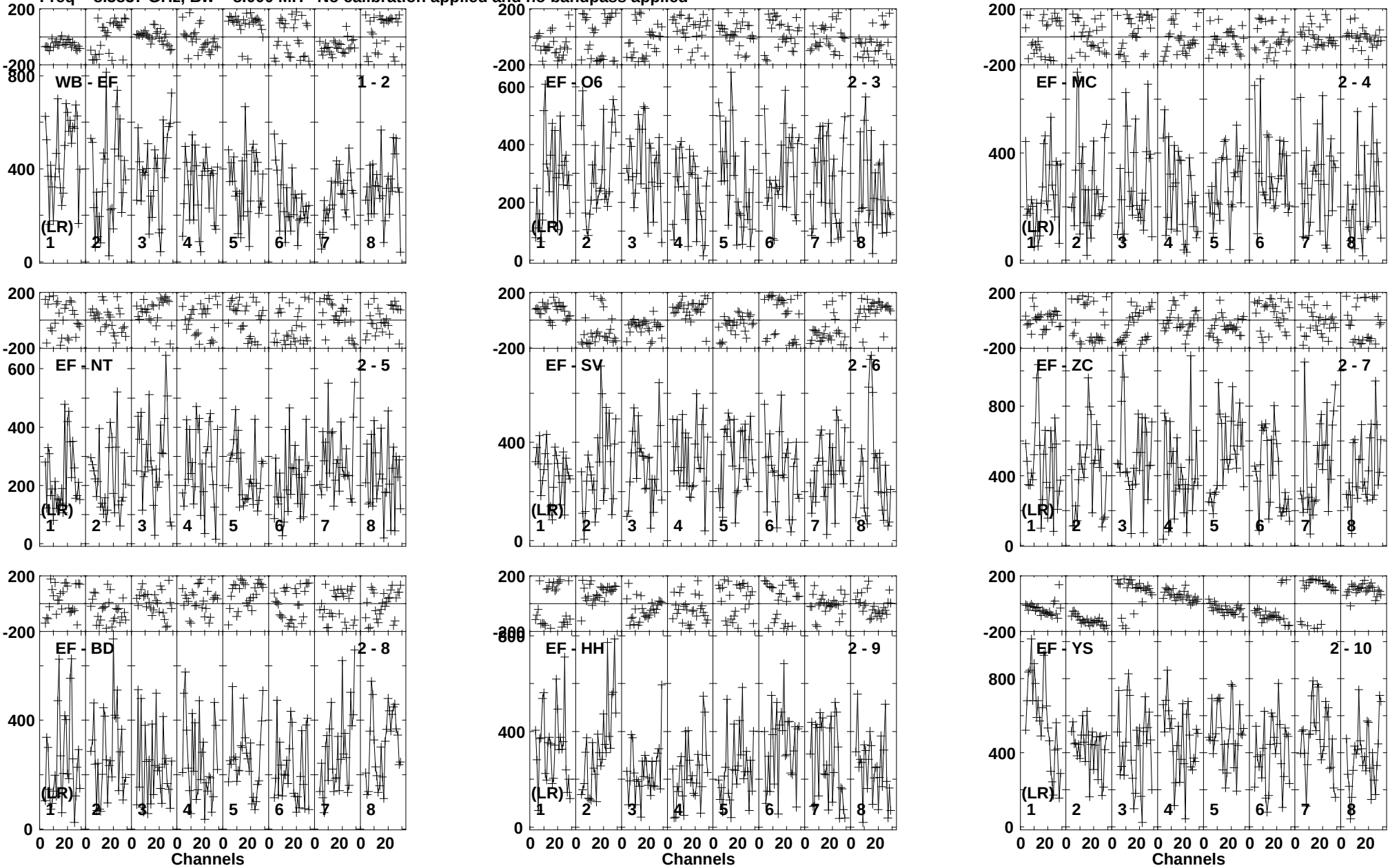

Lower frame: Micro Ampl Jy Top frame: Phas deg
Vector averaged cross-power spectrum Baseline: WB (01) - EF (02)
Timerange: 00/18:39:18 to 00/18:40:32

Plot file version 262 created 04-DEC-2015 15:27:49
J1522+3144 ER043A.UVDATA.1
Freq = 8.3837 GHz, Bw = 8.000 MH No calibration applied and no bandpass applied

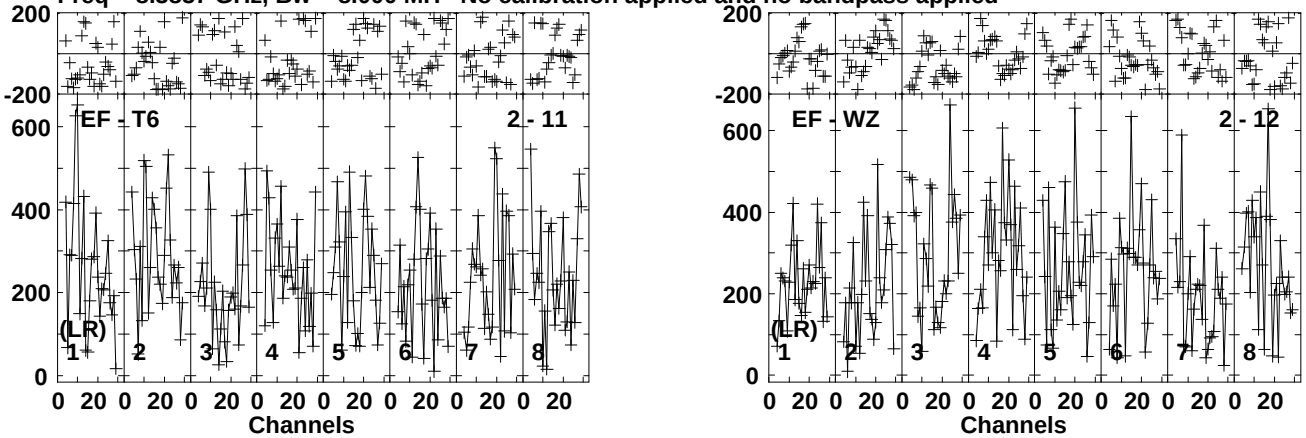

Lower frame: Micro Ampl Jy Top frame: Phas deg
Vector averaged cross-power spectrum Baseline: EF (02) - T6 (11)
Timerange: 00/18:39:18 to 00/18:40:32

Plot file version 263 created 04-DEC-2015 15:27:49
IRAS15250 ER043A.UVDATA.1
Freq = 8.3837 GHz, Bw = 8.000 MH No calibration applied and no bandpass applied



Lower frame: Micro Ampl Jy Top frame: Phas deg
Vector averaged cross-power spectrum Baseline: WB (01) - EF (02)
Timerange: 00/18:40:38 to 00/18:43:28

Plot file version 264 created 04-DEC-2015 15:27:49
IRAS15250 ER043A.UVDATA.1
Freq = 8.3837 GHz, Bw = 8.000 MH No calibration applied and no bandpass applied

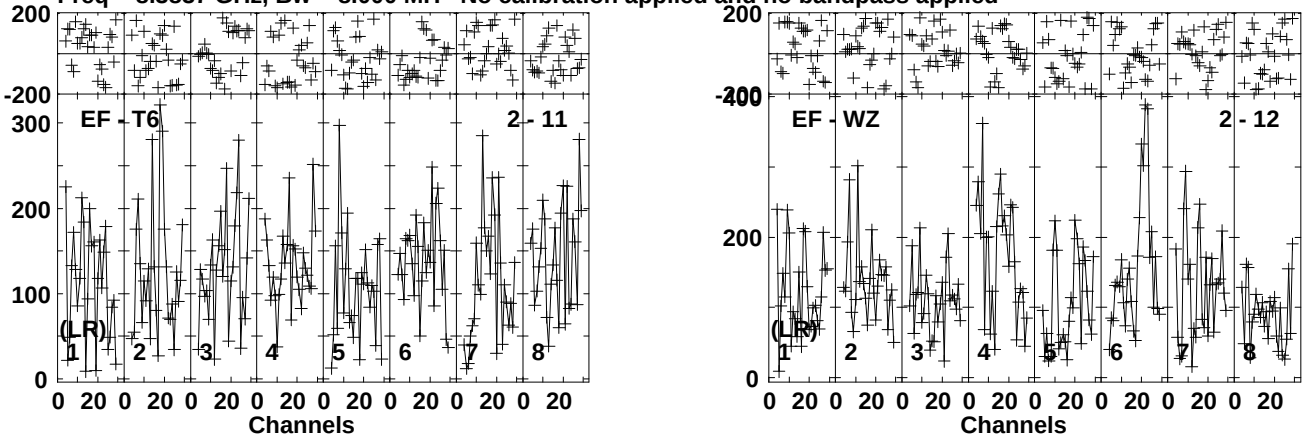

Lower frame: Micro Ampl Jy Top frame: Phas deg
Vector averaged cross-power spectrum Baseline: EF (02) - T6 (11)
Timerange: 00/18:40:38 to 00/18:43:28

Plot file version 265 created 04-DEC-2015 15:27:49
J1522+3144 ER043A.UVDATA.1
Freq = 8.3837 GHz, Bw = 8.000 MH No calibration applied and no bandpass applied



Lower frame: Milli Ampl Jy Top frame: Phas deg
Vector averaged cross-power spectrum Baseline: WB (01) - EF (02)
Timerange: 00/18:43:35 to 00/18:44:49

Plot file version 266 created 04-DEC-2015 15:27:50
J1522+3144 ER043A.UVDATA.1
Freq = 8.3837 GHz, Bw = 8.000 MH No calibration applied and no bandpass applied

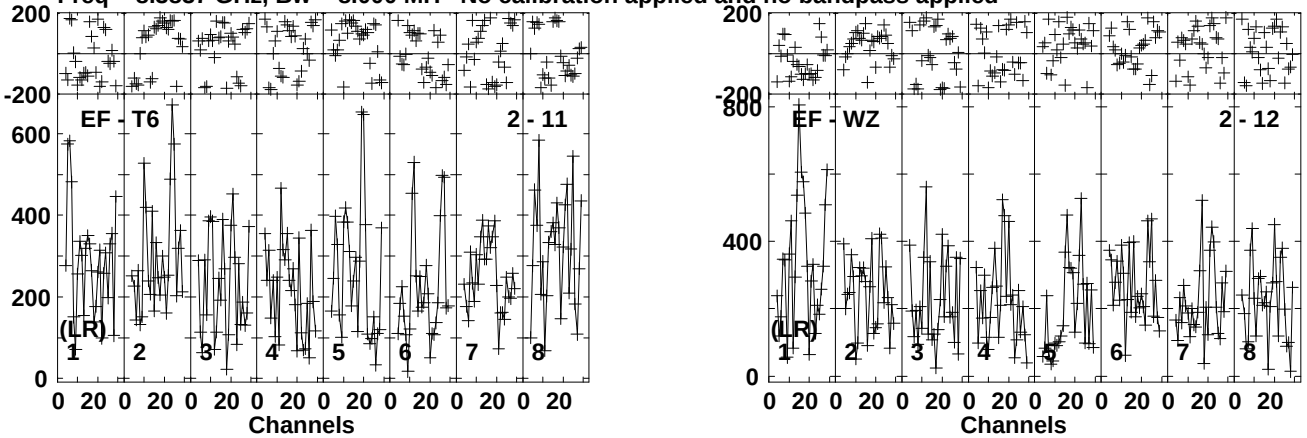

Lower frame: Micro Ampl Jy Top frame: Phas deg
Vector averaged cross-power spectrum Baseline: EF (02) - T6 (11)
Timerange: 00/18:43:35 to 00/18:44:49

Plot file version 267 created 04-DEC-2015 15:27:50
IRAS15250 ER043A.UVDATA.1
Freq = 8.3837 GHz, Bw = 8.000 MH No calibration applied and no bandpass applied

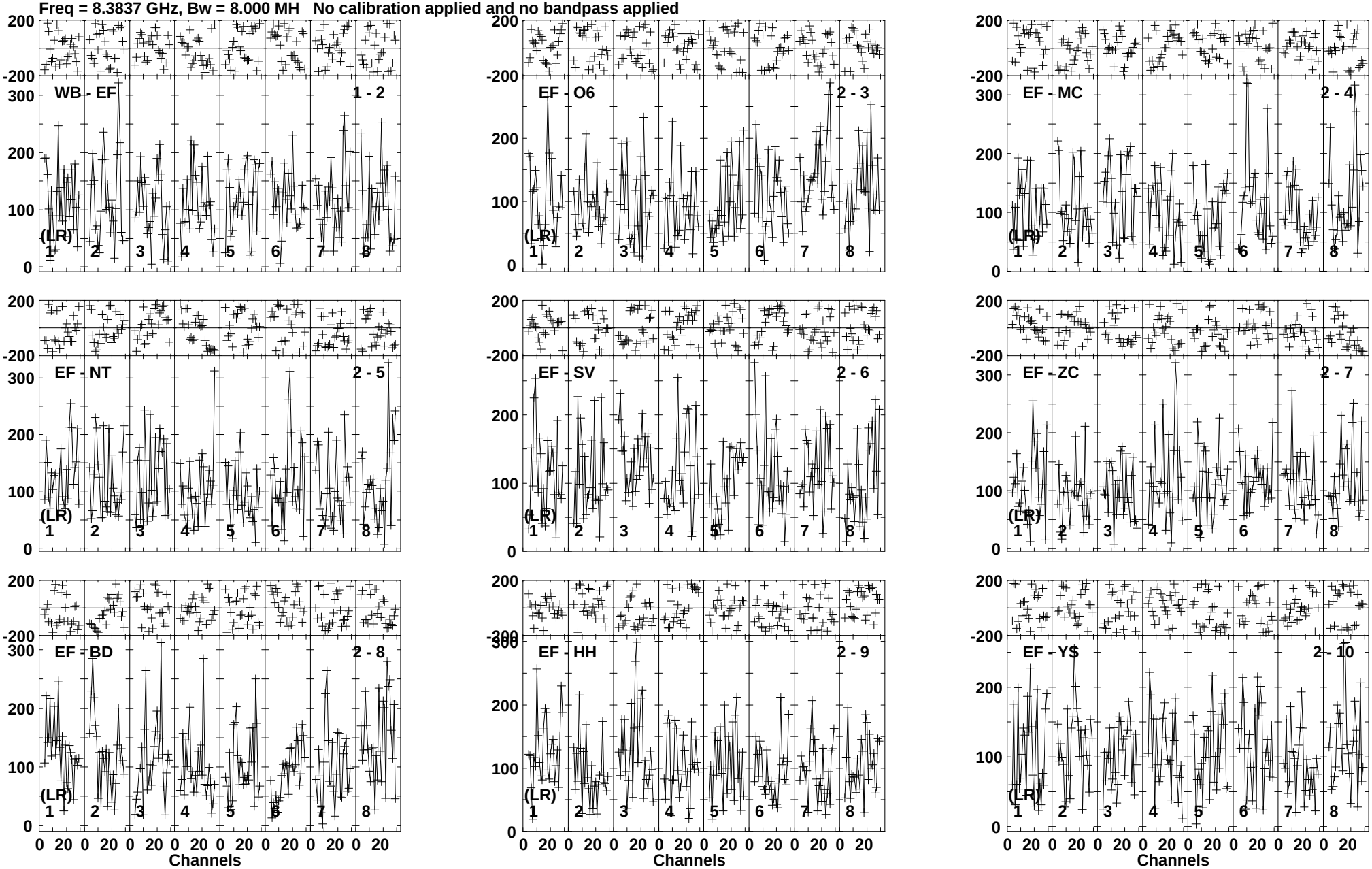

Lower frame: Micro Ampl Jy Top frame: Phas deg
Vector averaged cross-power spectrum Baseline: WB (01) - EF (02)
Timerange: 00/18:45:33 to 00/18:48:25

Plot file version 268 created 04-DEC-2015 15:27:50
IRAS15250 ER043A.UVDATA.1
Freq = 8.3837 GHz, Bw = 8.000 MH No calibration applied and no bandpass applied

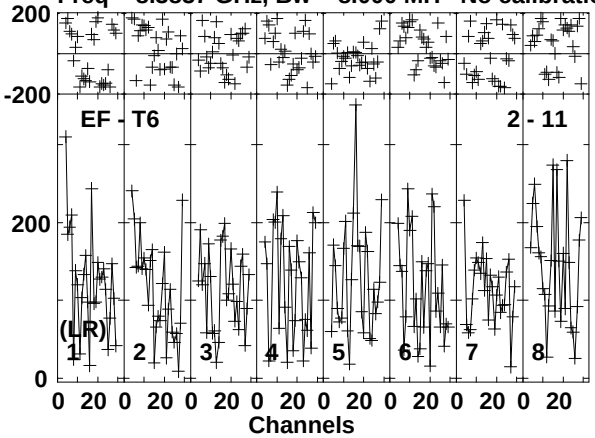

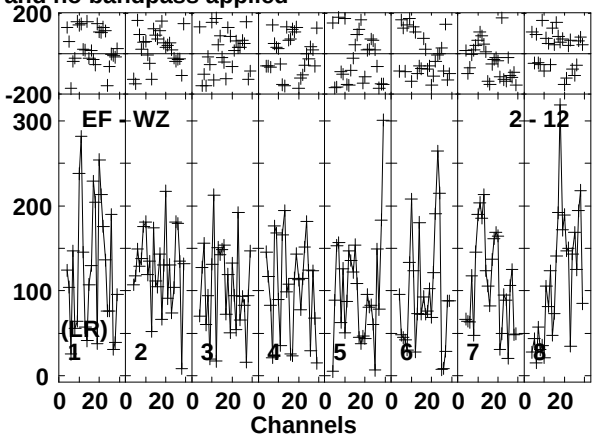

Lower frame: Micro Ampl Jy Top frame: Phas deg
Vector averaged cross-power spectrum Baseline: EF (02) - T6 (11)
Timerange: 00/18:45:33 to 00/18:48:25

Plot file version 269 created 04-DEC-2015 15:27:50
J1522+3144 ER043A.UVDATA.1
Freq = 8.3837 GHz, Bw = 8.000 MH No calibration applied and no bandpass applied

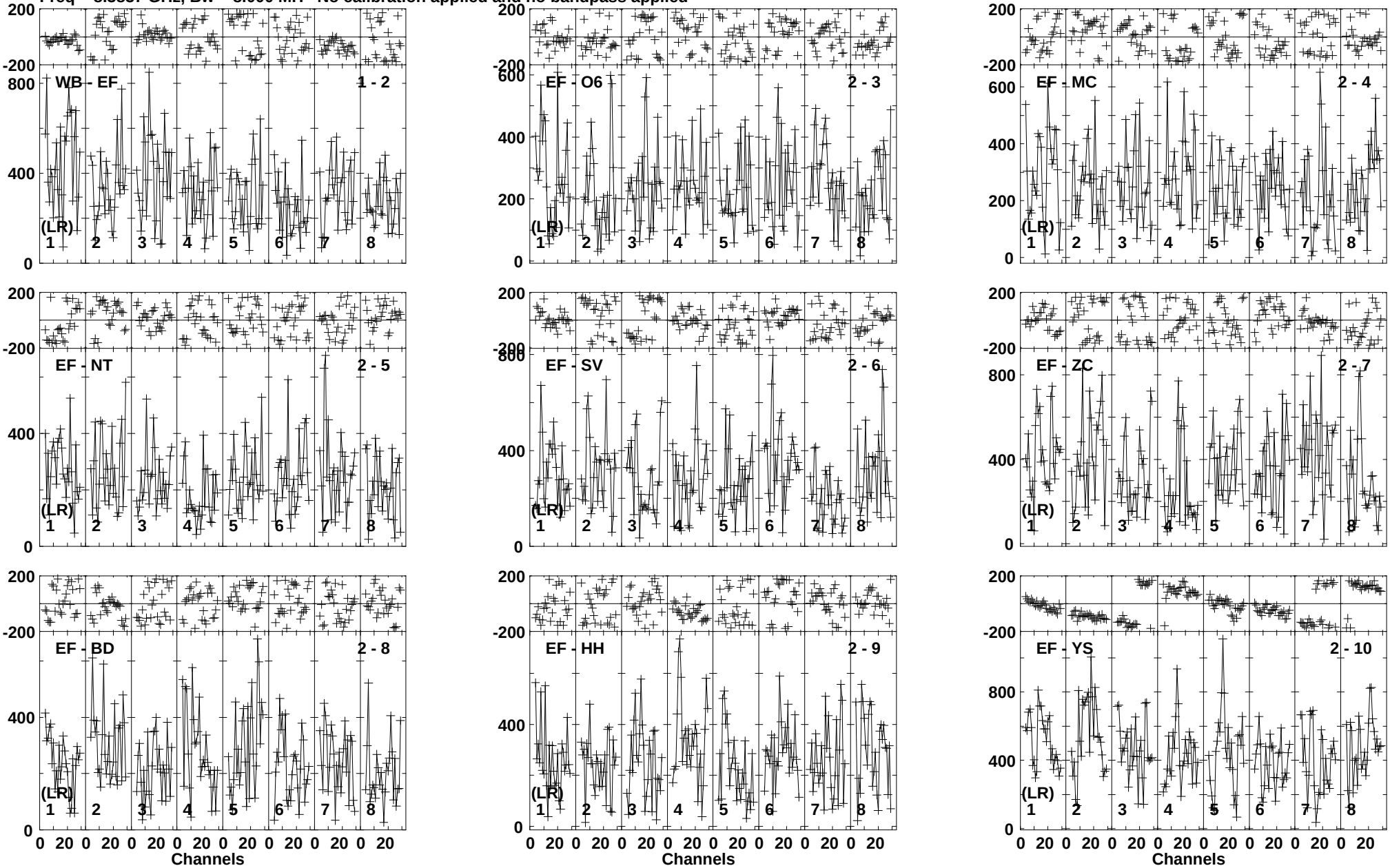

Lower frame: Micro Ampl Jy Top frame: Phas deg
Vector averaged cross-power spectrum Baseline: WB (01) - EF (02)
Timerange: 00/18:48:32 to 00/18:49:46

Plot file version 270 created 04-DEC-2015 15:27:50
J1522+3144 ER043A.UVDATA.1
Freq = 8.3837 GHz, Bw = 8.000 MH No calibration applied and no bandpass applied

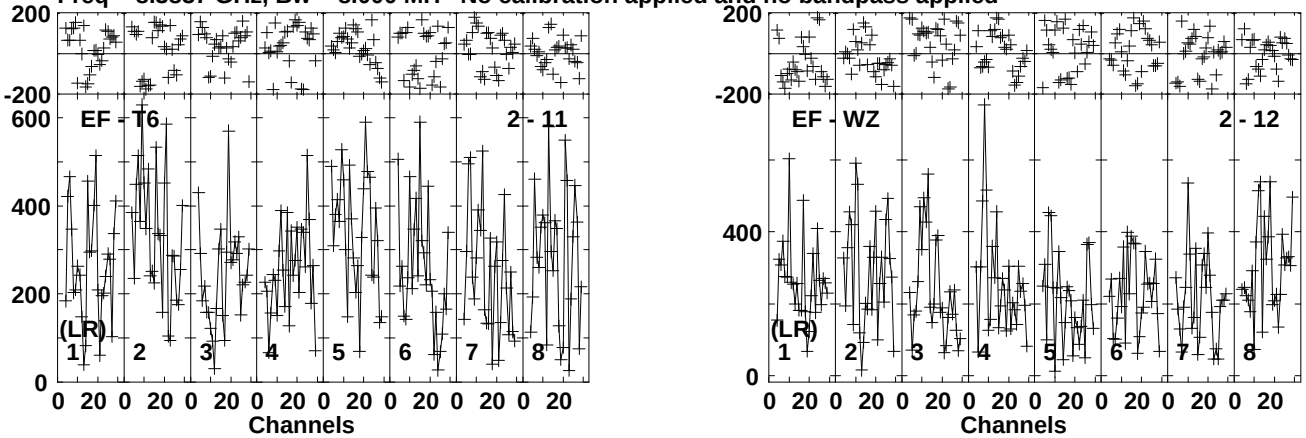

Lower frame: Micro Ampl Jy Top frame: Phas deg
Vector averaged cross-power spectrum Baseline: EF (02) - T6 (11)
Timerange: 00/18:48:32 to 00/18:49:46

Plot file version 271 created 04-DEC-2015 15:27:50
IRAS15250 ER043A.UVDATA.1
Freq = 8.3837 GHz, Bw = 8.000 MH No calibration applied and no bandpass applied

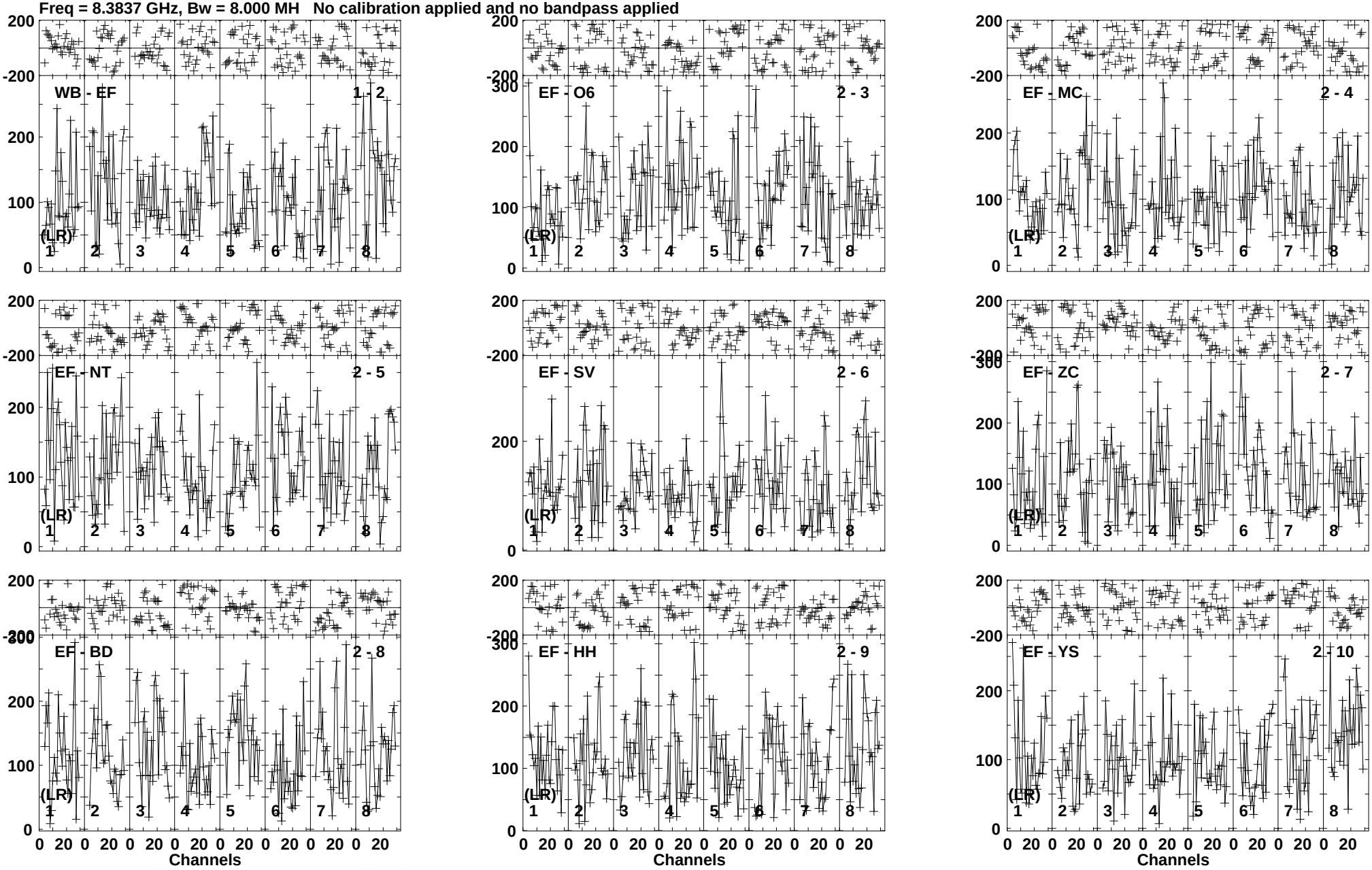

Lower frame: Micro Ampl Jy Top frame: Phas deg
Vector averaged cross-power spectrum Baseline: WB (01) - EF (02)
Timerange: 00/18:50:28 to 00/18:53:22

Plot file version 272 created 04-DEC-2015 15:27:50
IRAS15250 ER043A.UVDATA.1
Freq = 8.3837 GHz, Bw = 8.000 MH No calibration applied and no bandpass applied

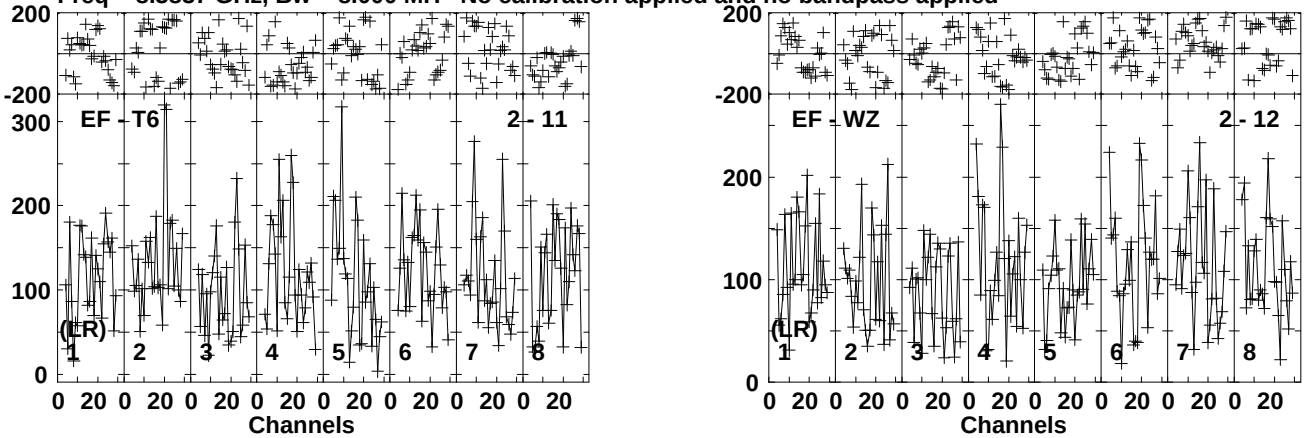

Lower frame: Micro Ampl Jy Top frame: Phas deg
Vector averaged cross-power spectrum Baseline: EF (02) - T6 (11)
Timerange: 00/18:50:28 to 00/18:53:22

Plot file version 273 created 04-DEC-2015 15:27:50
J1522+3144 ER043A.UVDATA.1
Freq = 8.3837 GHz, Bw = 8.000 MH No calibration applied and no bandpass applied

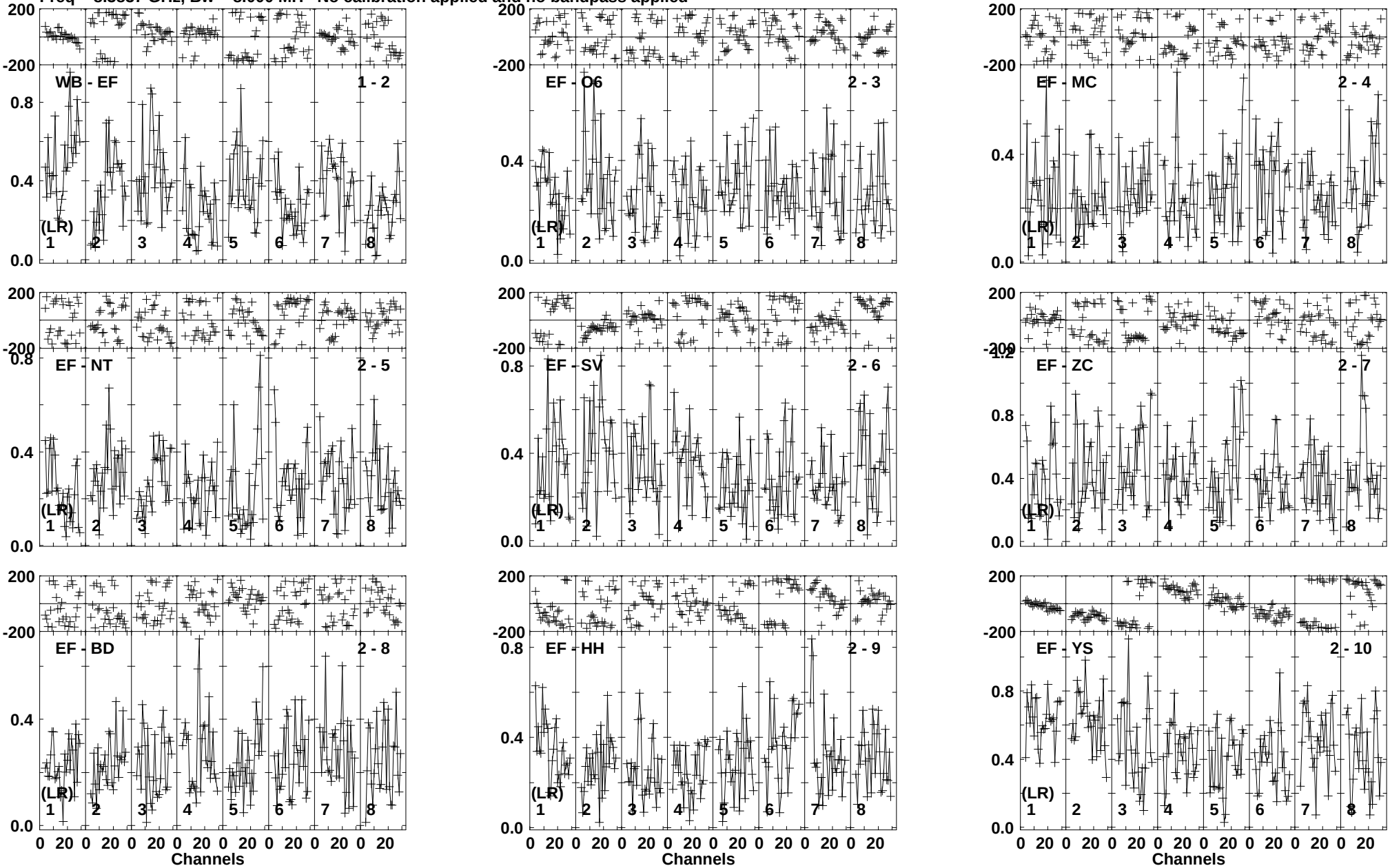

Lower frame: Milli Ampl Jy Top frame: Phas deg
Vector averaged cross-power spectrum Baseline: WB (01) - EF (02)
Timerange: 00/18:53:29 to 00/18:54:43

Plot file version 274 created 04-DEC-2015 15:27:50
J1522+3144 ER043A.UVDATA.1
Freq = 8.3837 GHz, Bw = 8.000 MH No calibration applied and no bandpass applied

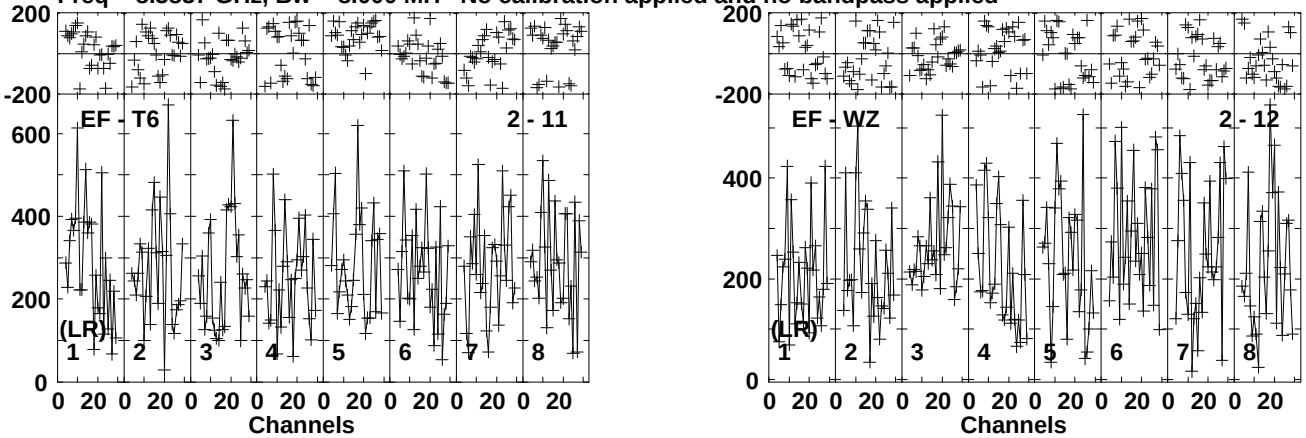

Lower frame: Micro Ampl Jy Top frame: Phas deg
Vector averaged cross-power spectrum Baseline: EF (02) - T6 (11)
Timerange: 00/18:53:29 to 00/18:54:43

Plot file version 275 created 04-DEC-2015 15:27:50
IRAS15250 ER043A.UVDATA.1
Freq = 8.3837 GHz, Bw = 8.000 MH No calibration applied and no bandpass applied

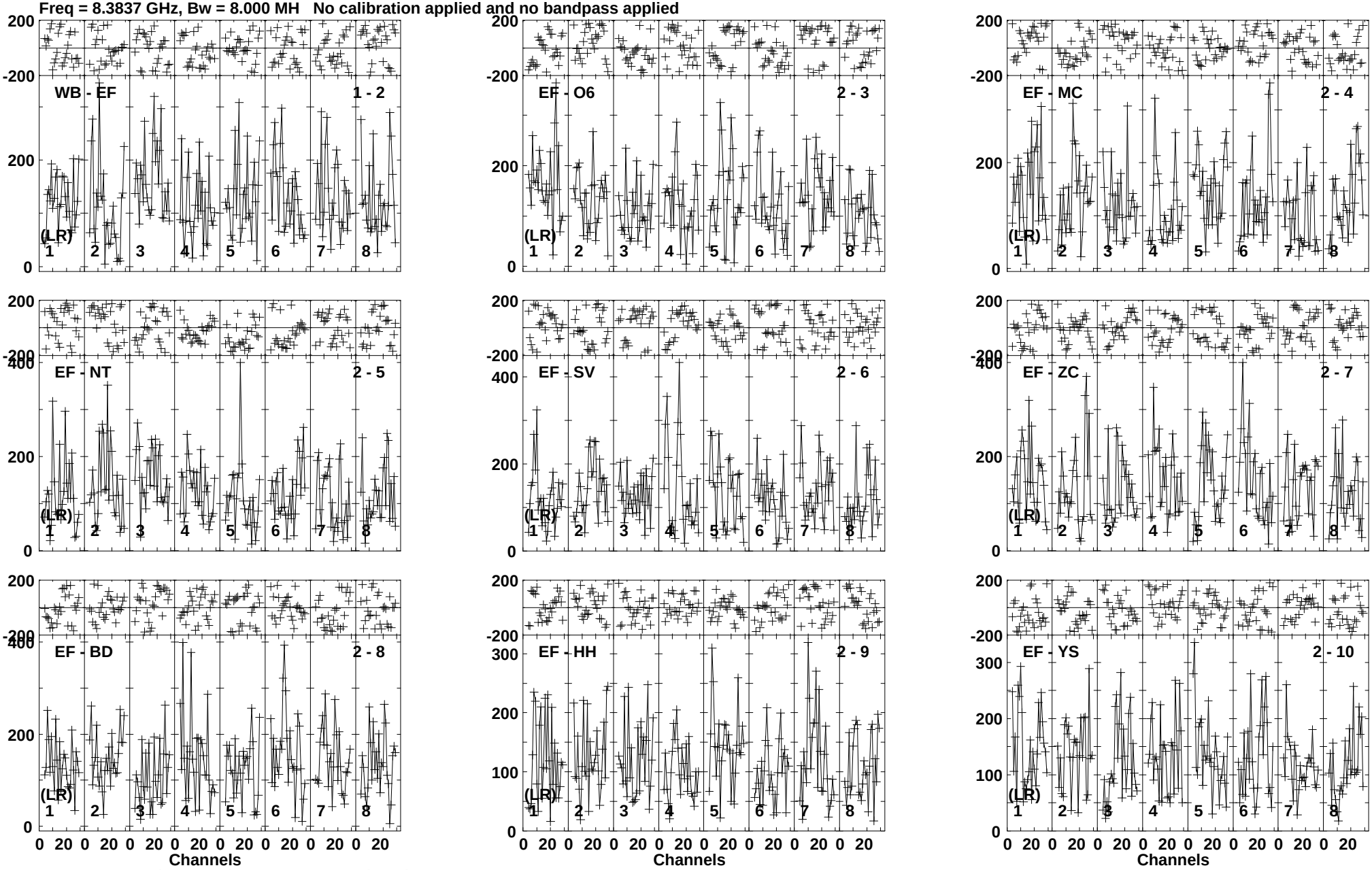

Lower frame: Micro Ampl Jy Top frame: Phas deg
Vector averaged cross-power spectrum Baseline: WB (01) - EF (02)
Timerange: 00/18:54:49 to 00/18:57:39

Plot file version 276 created 04-DEC-2015 15:27:51
IRAS15250 ER043A.UVDATA.1
Freq = 8.3837 GHz, Bw = 8.000 MH No calibration applied and no bandpass applied

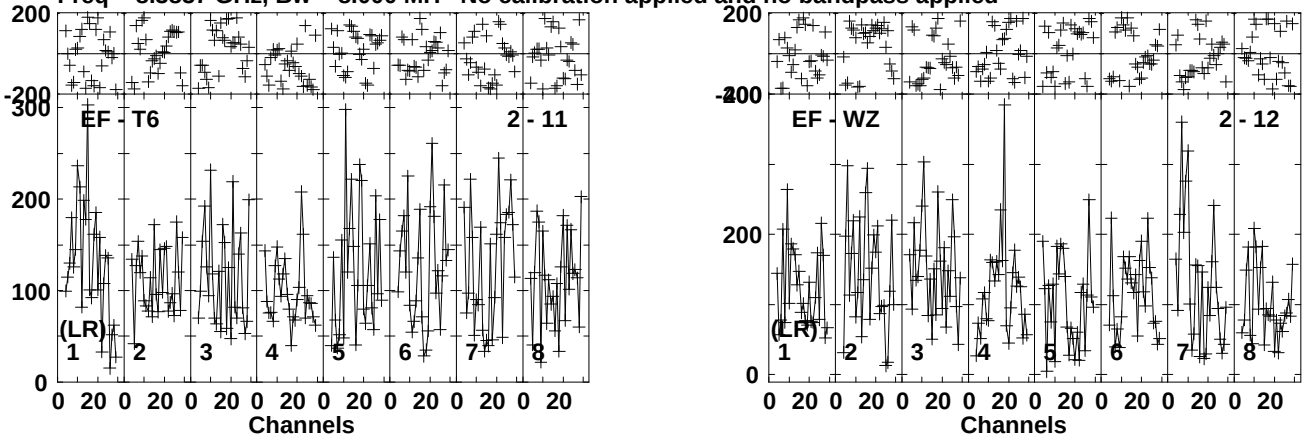

Lower frame: Micro Ampl Jy Top frame: Phas deg
Vector averaged cross-power spectrum Baseline: EF (02) - T6 (11)
Timerange: 00/18:54:49 to 00/18:57:39

Plot file version 277 created 04-DEC-2015 15:27:51
J1522+3144 ER043A.UVDATA.1
Freq = 8.3837 GHz, Bw = 8.000 MH No calibration applied and no bandpass applied

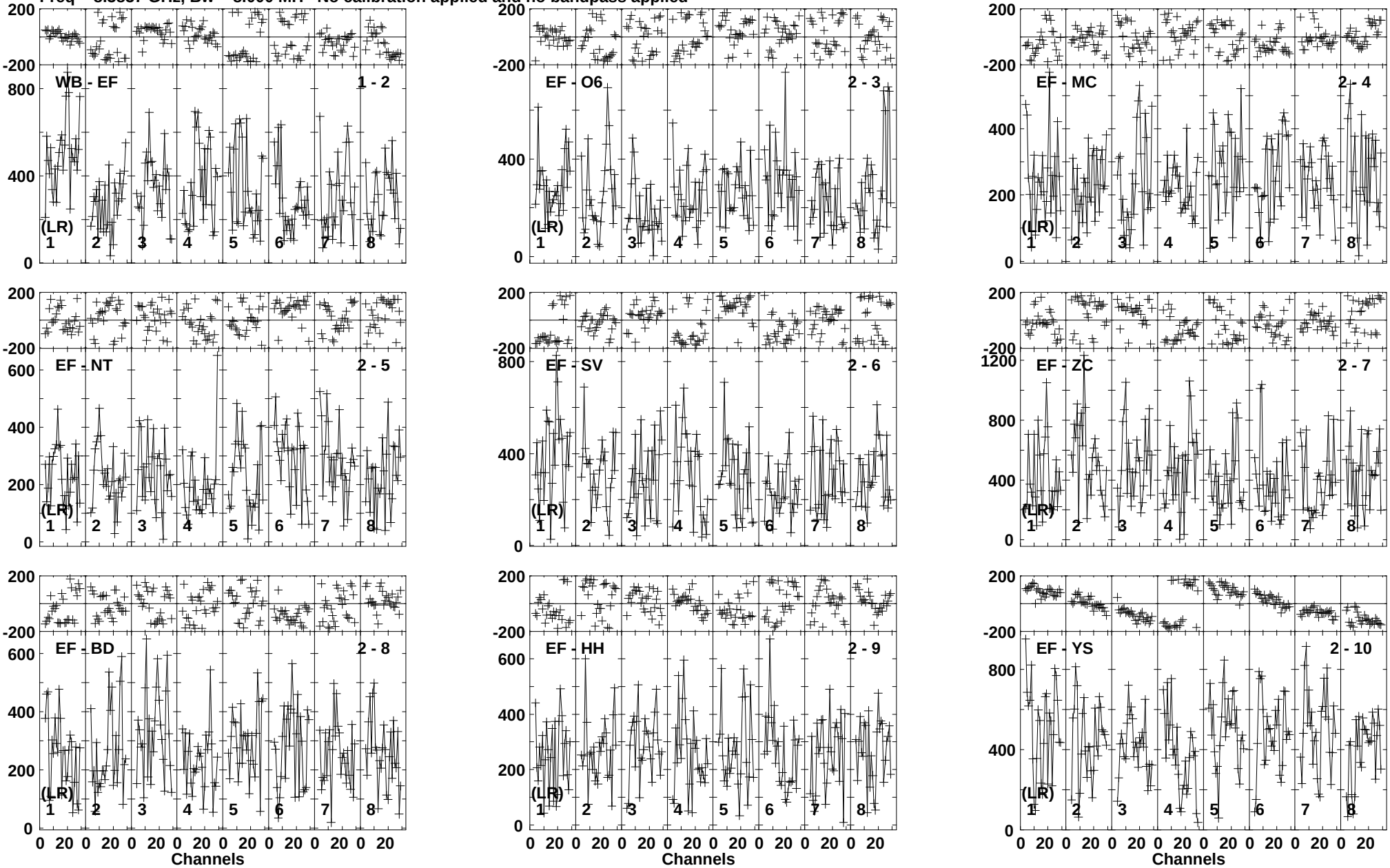

Lower frame: Micro Ampl Jy Top frame: Phas deg
Vector averaged cross-power spectrum Baseline: WB (01) - EF (02)
Timerange: 00/18:57:46 to 00/18:59:00

Plot file version 278 created 04-DEC-2015 15:27:51
J1522+3144 ER043A.UVDATA.1
Freq = 8.3837 GHz, Bw = 8.000 MH No calibration applied and no bandpass applied

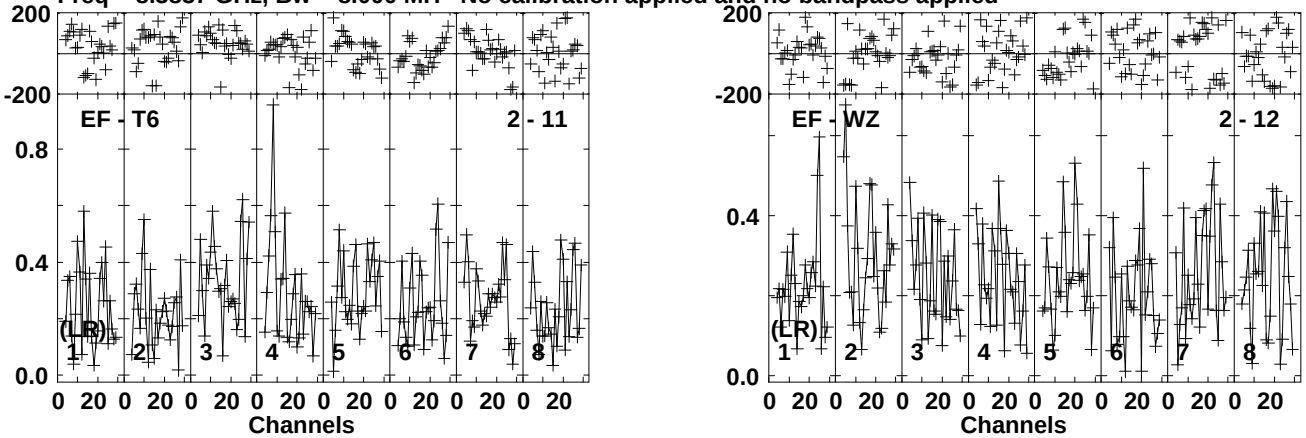

Lower frame: Milli Ampl Jy Top frame: Phas deg
Vector averaged cross-power spectrum Baseline: EF (02) - T6 (11)
Timerange: 00/18:57:46 to 00/18:59:00

Plot file version 279 created 04-DEC-2015 15:27:51
IRAS15250 ER043A.UVDATA.1
Freq = 8.3837 GHz, Bw = 8.000 MH No calibration applied and no bandpass applied

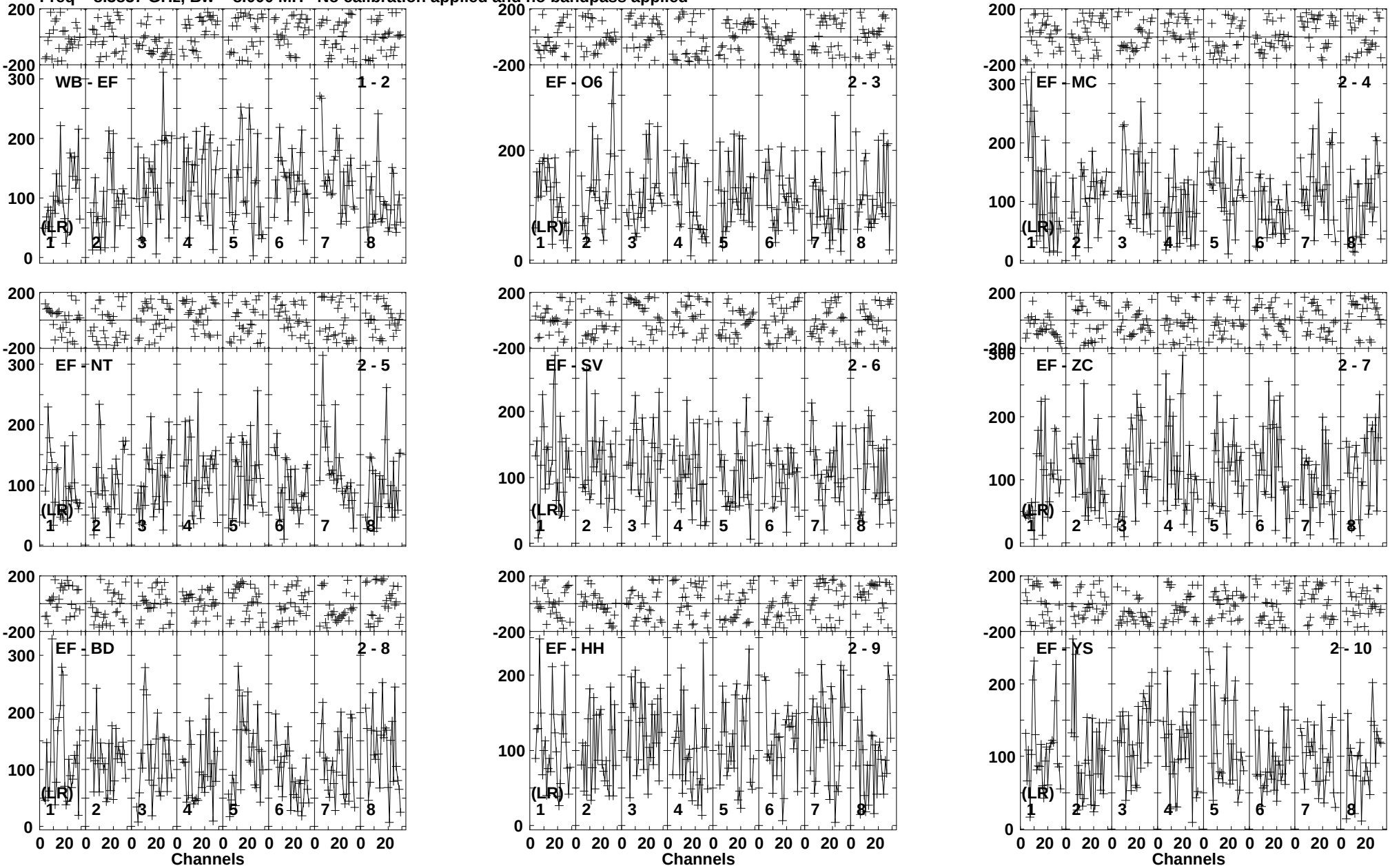

Lower frame: Micro Ampl Jy Top frame: Phas deg
Vector averaged cross-power spectrum Baseline: WB (01) - EF (02)
Timerange: 00/18:59:44 to 00/19:02:36

Plot file version 280 created 04-DEC-2015 15:27:51
IRAS15250 ER043A.UVDATA.1
Freq = 8.3837 GHz, Bw = 8.000 MH No calibration applied and no bandpass applied

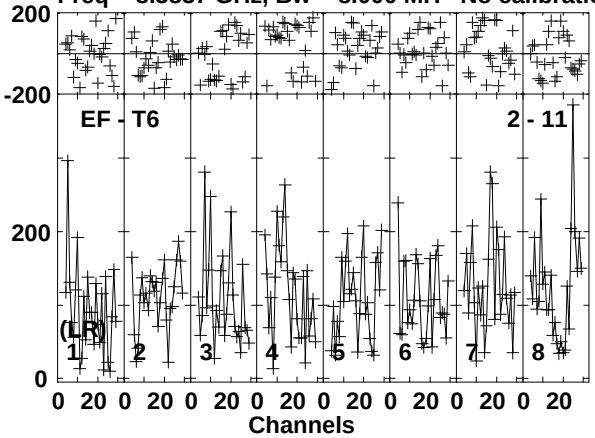

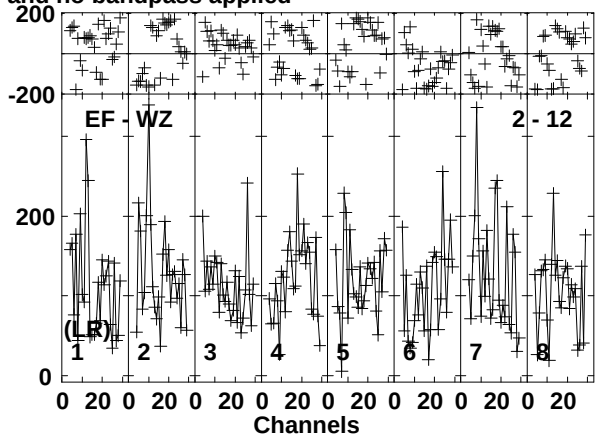

Lower frame: Micro Ampl Jy Top frame: Phas deg
Vector averaged cross-power spectrum Baseline: EF (02) - T6 (11)
Timerange: 00/18:59:44 to 00/19:02:36

Plot file version 281 created 04-DEC-2015 15:27:51
J1522+3144 ER043A.UVDATA.1
Freq = 8.3837 GHz, Bw = 8.000 MH No calibration applied and no bandpass applied

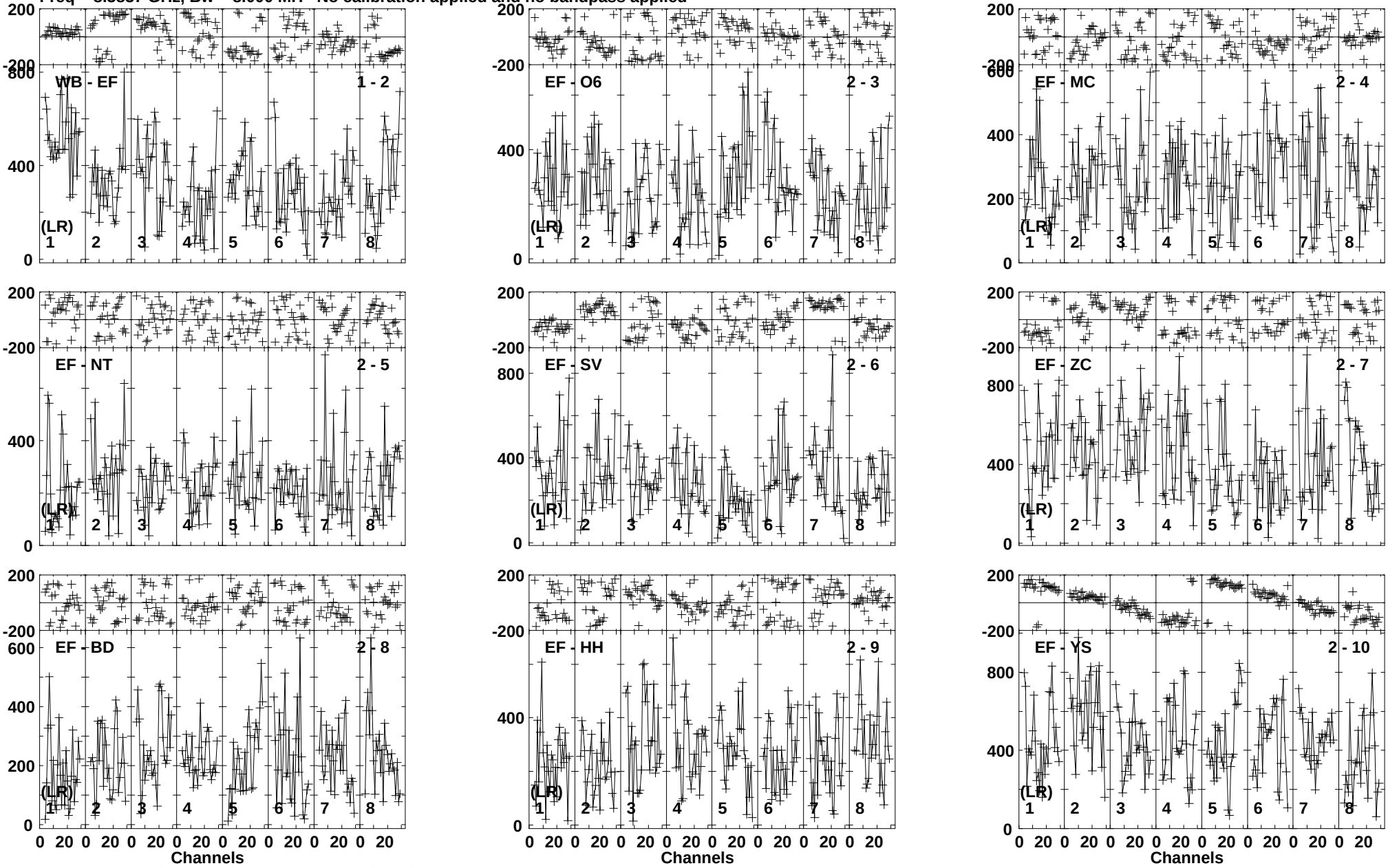

Lower frame: Micro Ampl Jy Top frame: Phas deg
Vector averaged cross-power spectrum Baseline: WB (01) - EF (02)
Timerange: 00/19:02:43 to 00/19:03:57

Plot file version 282 created 04-DEC-2015 15:27:51
J1522+3144 ER043A.UVDATA.1
Freq = 8.3837 GHz, Bw = 8.000 MH No calibration applied and no bandpass applied

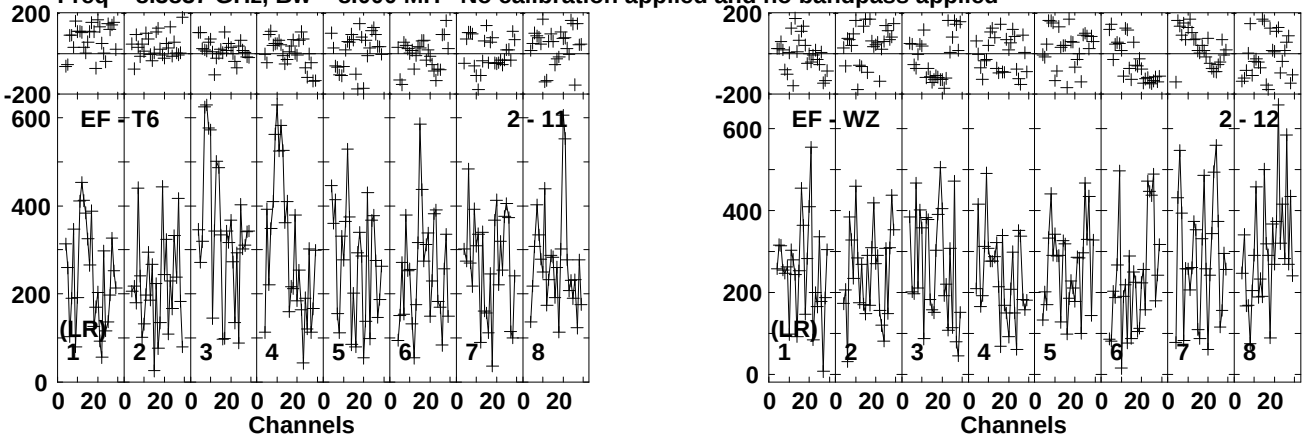

Lower frame: Micro Ampl Jy Top frame: Phas deg
Vector averaged cross-power spectrum Baseline: EF (02) - T6 (11)
Timerange: 00/19:02:43 to 00/19:03:57

Plot file version 283 created 04-DEC-2015 15:27:51
IRAS15250 ER043A.UVDATA.1
Freq = 8.3837 GHz, Bw = 8.000 MH No calibration applied and no bandpass applied

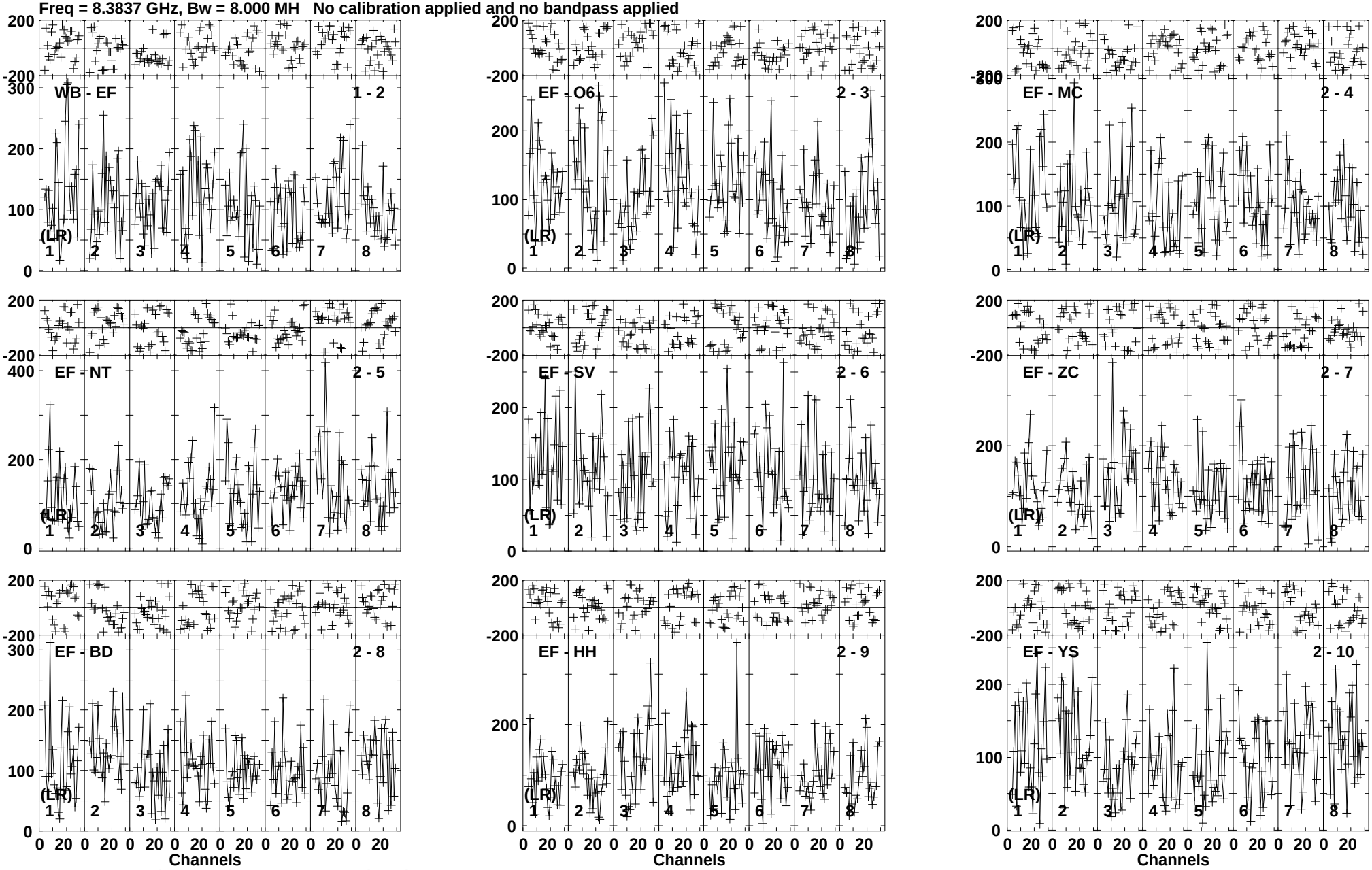

Lower frame: Micro Ampl Jy Top frame: Phas deg
Vector averaged cross-power spectrum Baseline: WB (01) - EF (02)
Timerange: 00/19:04:41 to 00/19:07:33

Plot file version 284 created 04-DEC-2015 15:27:51
IRAS15250 ER043A.UVDATA.1
Freq = 8.3837 GHz, Bw = 8.000 MH No calibration applied and no bandpass applied

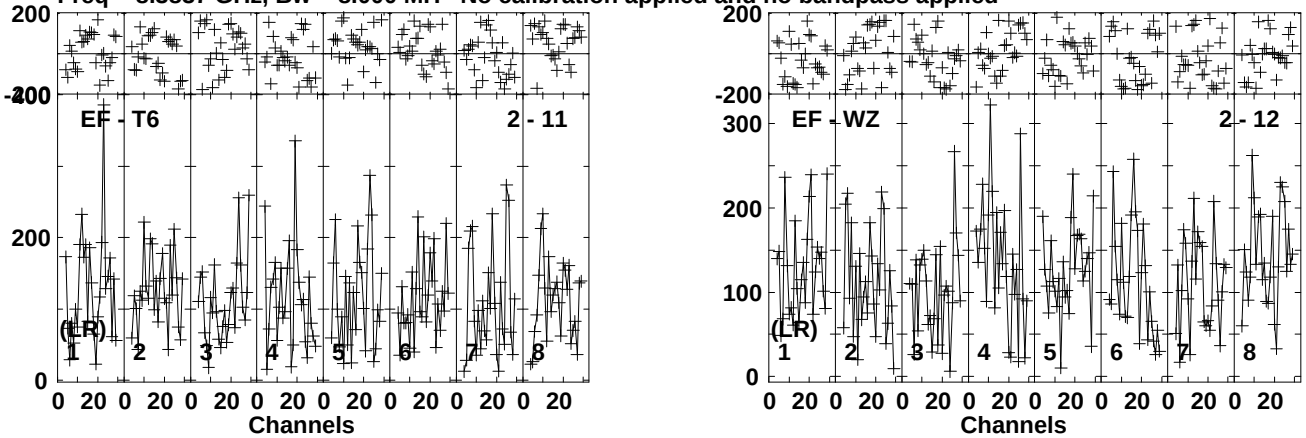

Lower frame: Micro Ampl Jy Top frame: Phas deg
Vector averaged cross-power spectrum Baseline: EF (02) - T6 (11)
Timerange: 00/19:04:41 to 00/19:07:33

Plot file version 285 created 04-DEC-2015 15:27:51
J1522+3144 ER043A.UVDATA.1
Freq = 8.3837 GHz, Bw = 8.000 MH No calibration applied and no bandpass applied

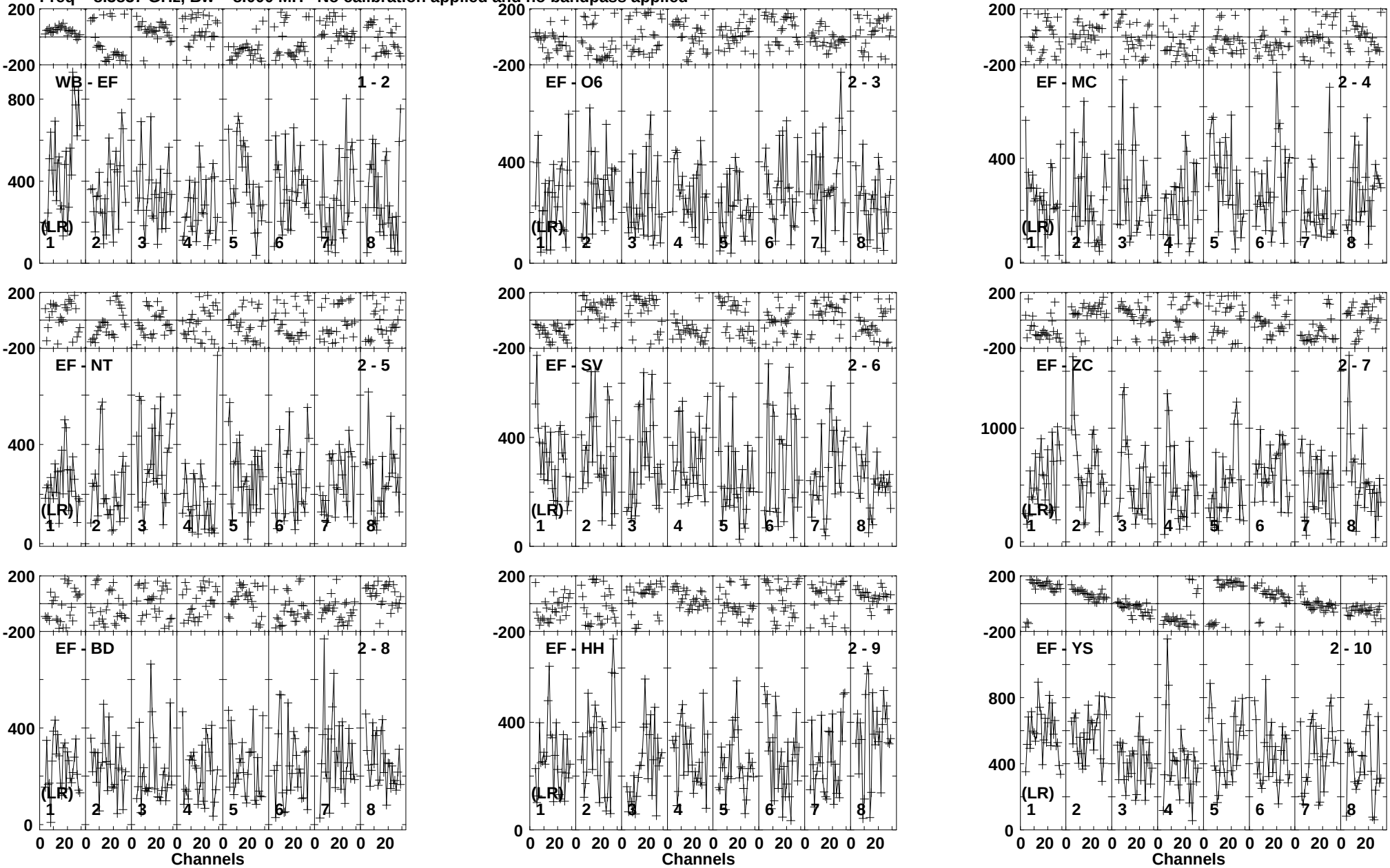

Lower frame: Micro Ampl Jy Top frame: Phas deg
Vector averaged cross-power spectrum Baseline: WB (01) - EF (02)
Timerange: 00/19:07:40 to 00/19:08:54

Plot file version 286 created 04-DEC-2015 15:27:51
J1522+3144 ER043A.UVDATA.1
Freq = 8.3837 GHz, Bw = 8.000 MH No calibration applied and no bandpass applied

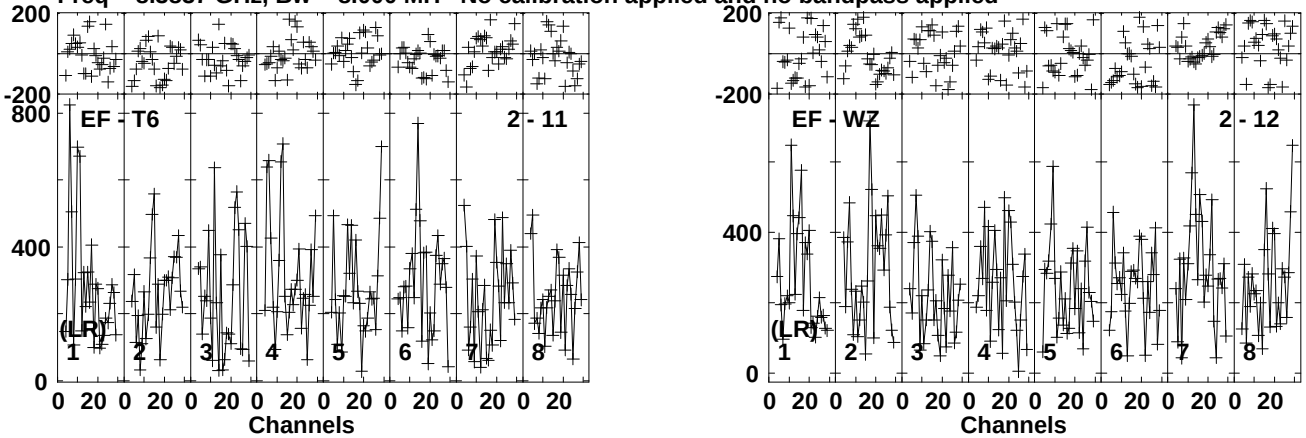

Lower frame: Micro Ampl Jy Top frame: Phas deg
Vector averaged cross-power spectrum Baseline: EF (02) - T6 (11)
Timerange: 00/19:07:40 to 00/19:08:54

Plot file version 287 created 04-DEC-2015 15:27:52
IRAS15250 ER043A.UVDATA.1
Freq = 8.3837 GHz, Bw = 8.000 MH No calibration applied and no bandpass applied



Lower frame: Micro Ampl Jy Top frame: Phas deg
Vector averaged cross-power spectrum Baseline: WB (01) - EF (02)
Timerange: 00/19:09:00 to 00/19:11:50

Plot file version 288 created 04-DEC-2015 15:27:52
IRAS15250 ER043A.UVDATA.1
Freq = 8.3837 GHz, Bw = 8.000 MH No calibration applied and no bandpass applied

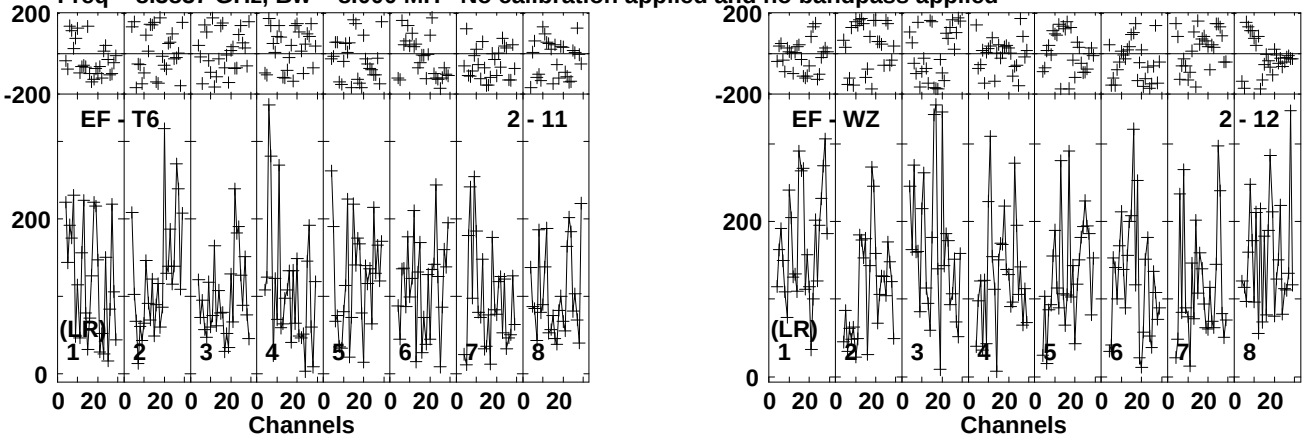

Lower frame: Micro Ampl Jy Top frame: Phas deg
Vector averaged cross-power spectrum Baseline: EF (02) - T6 (11)
Timerange: 00/19:09:00 to 00/19:11:50

Plot file version 289 created 04-DEC-2015 15:27:52
J1522+3144 ER043A.UVDATA.1
Freq = 8.3837 GHz, Bw = 8.000 MH No calibration applied and no bandpass applied

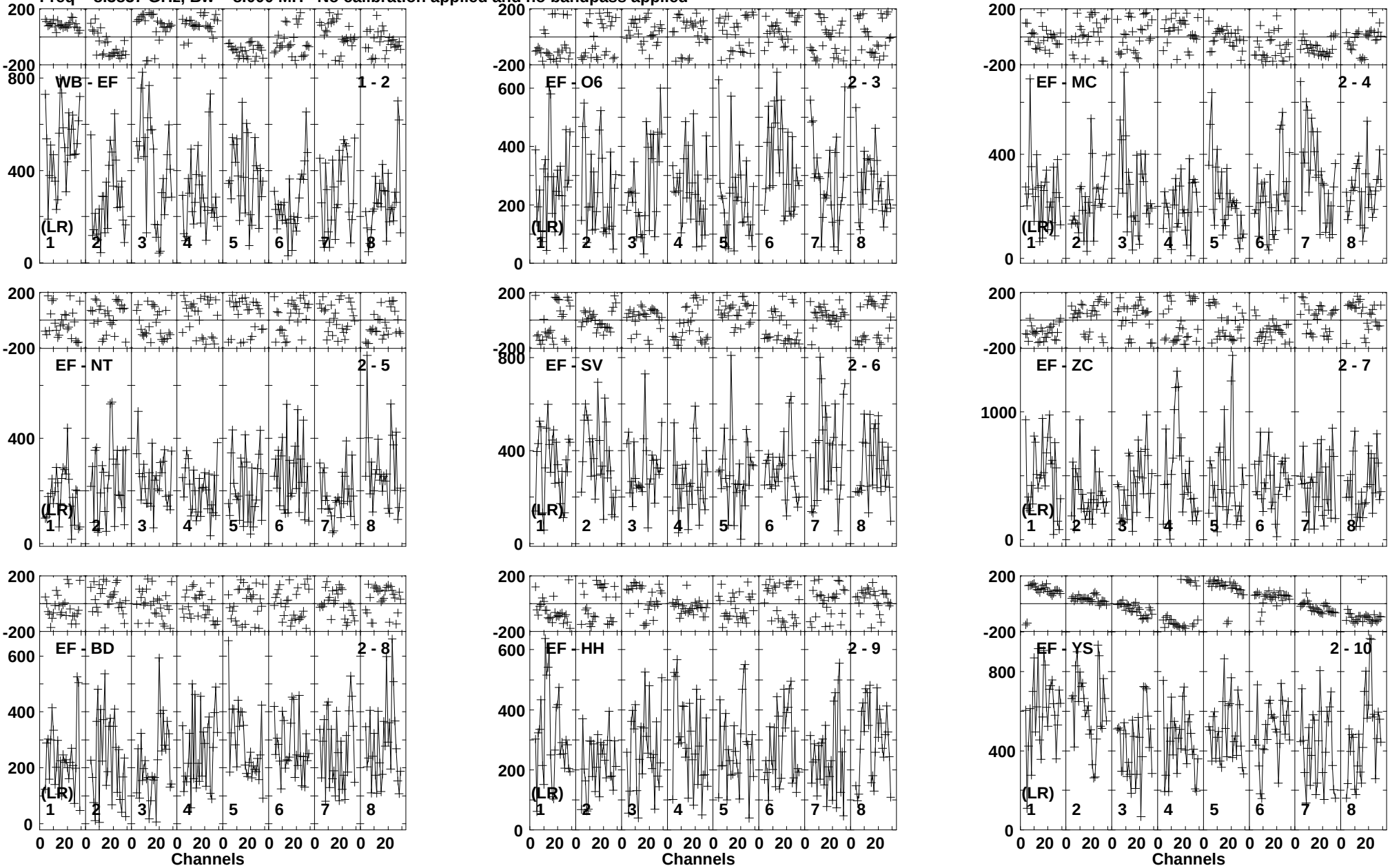

Lower frame: Micro Ampl Jy Top frame: Phas deg
Vector averaged cross-power spectrum Baseline: WB (01) - EF (02)
Timerange: 00/19:11:57 to 00/19:13:11

Plot file version 290 created 04-DEC-2015 15:27:52
J1522+3144 ER043A.UVDATA.1
Freq = 8.3837 GHz, Bw = 8.000 MH No calibration applied and no bandpass applied

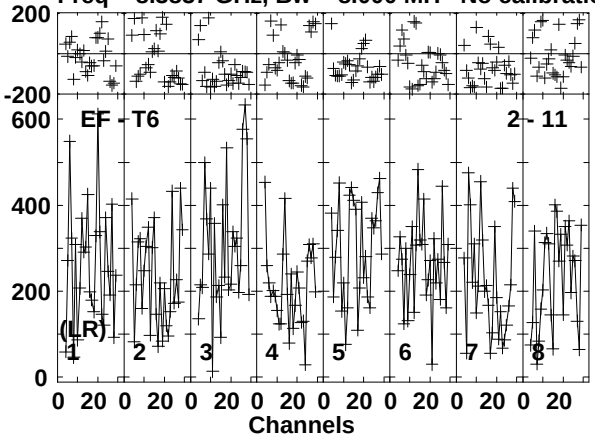

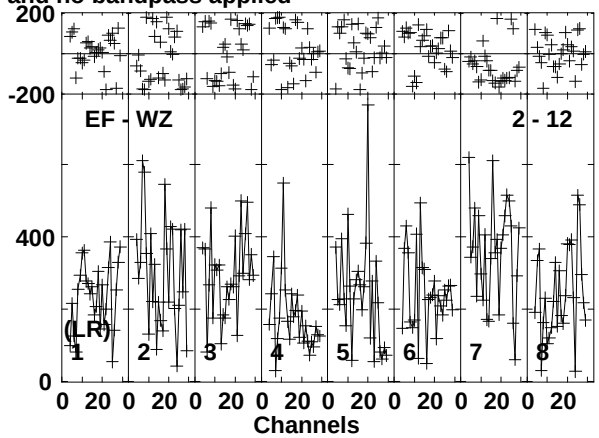

Lower frame: Micro Ampl Jy Top frame: Phas deg
Vector averaged cross-power spectrum Baseline: EF (02) - T6 (11)
Timerange: 00/19:11:57 to 00/19:13:11

Plot file version 291 created 04-DEC-2015 15:27:52
IRAS15250 ER043A.UVDATA.1
Freq = 8.3837 GHz, Bw = 8.000 MH No calibration applied and no bandpass applied

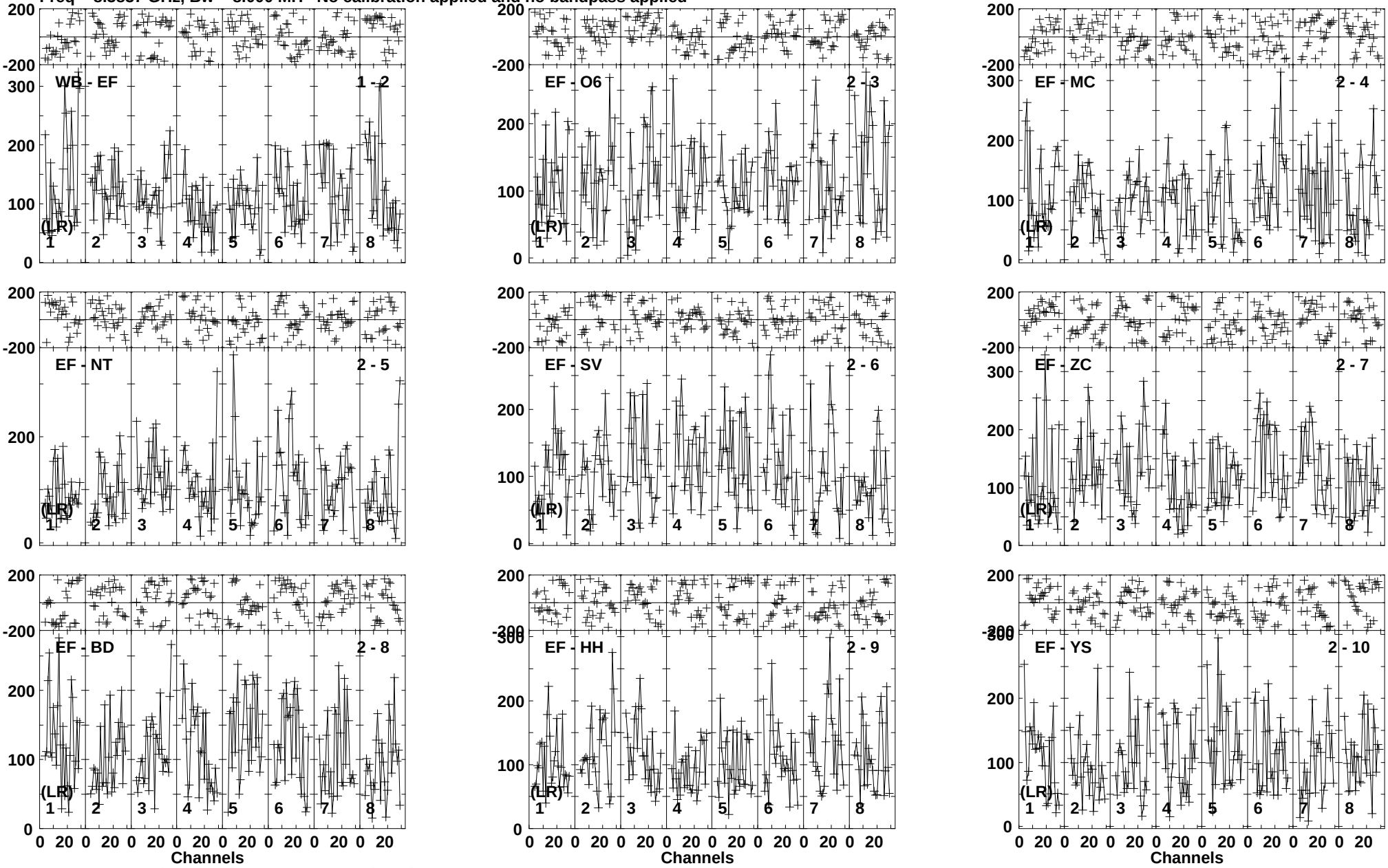

Lower frame: Micro Ampl Jy Top frame: Phas deg
Vector averaged cross-power spectrum Baseline: WB (01) - EF (02)
Timerange: 00/19:13:55 to 00/19:16:47

Plot file version 292 created 04-DEC-2015 15:27:52
IRAS15250 ER043A.UVDATA.1
Freq = 8.3837 GHz, Bw = 8.000 MH No calibration applied and no bandpass applied

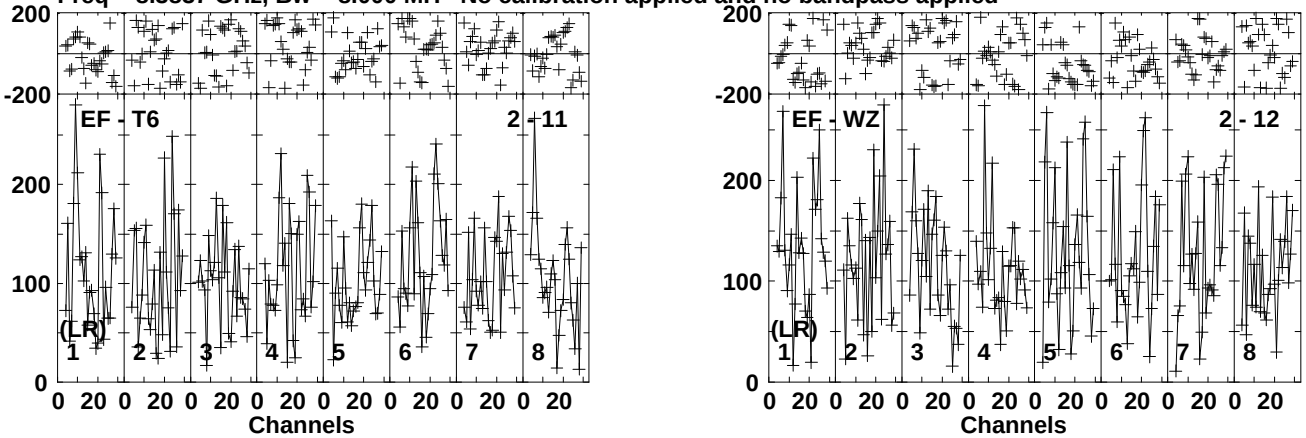

Lower frame: Micro Ampl Jy Top frame: Phas deg
Vector averaged cross-power spectrum Baseline: EF (02) - T6 (11)
Timerange: 00/19:13:55 to 00/19:16:47

Plot file version 293 created 04-DEC-2015 15:27:52
J1522+3144 ER043A.UVDATA.1
Freq = 8.3837 GHz, Bw = 8.000 MH No calibration applied and no bandpass applied

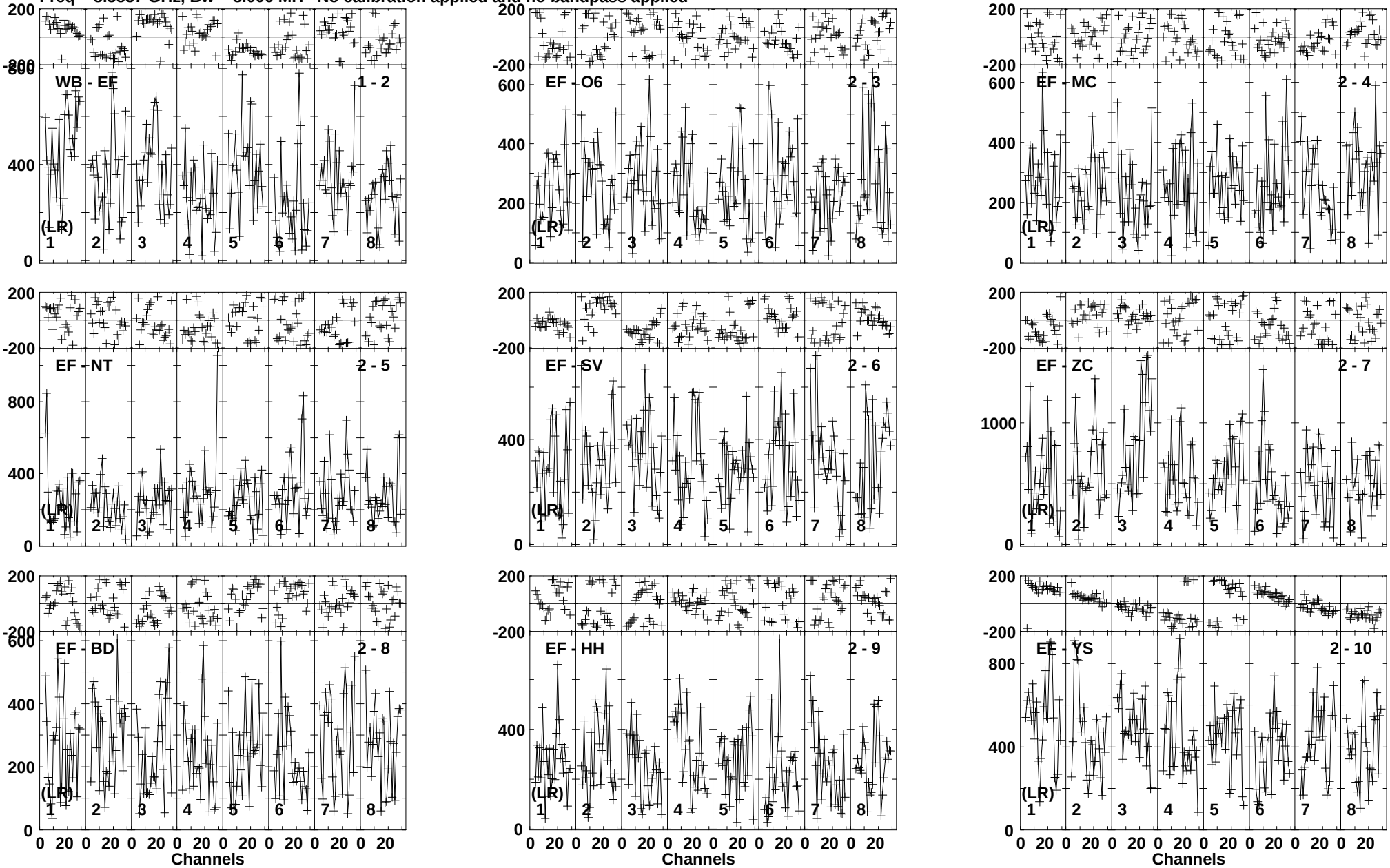

Lower frame: Micro Ampl Jy Top frame: Phas deg
Vector averaged cross-power spectrum Baseline: WB (01) - EF (02)
Timerange: 00/19:16:54 to 00/19:18:08

Plot file version 294 created 04-DEC-2015 15:27:52
J1522+3144 ER043A.UVDATA.1
Freq = 8.3837 GHz, Bw = 8.000 MH No calibration applied and no bandpass applied

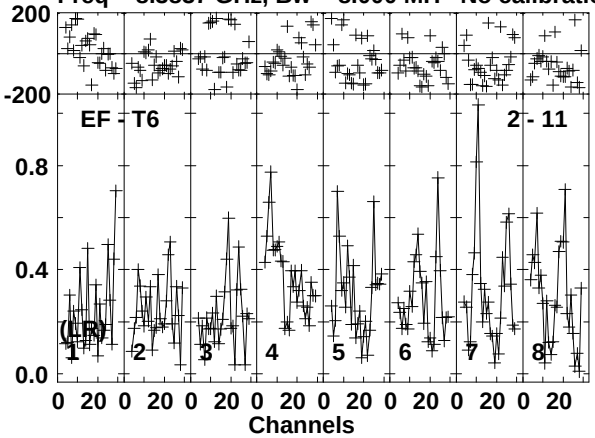

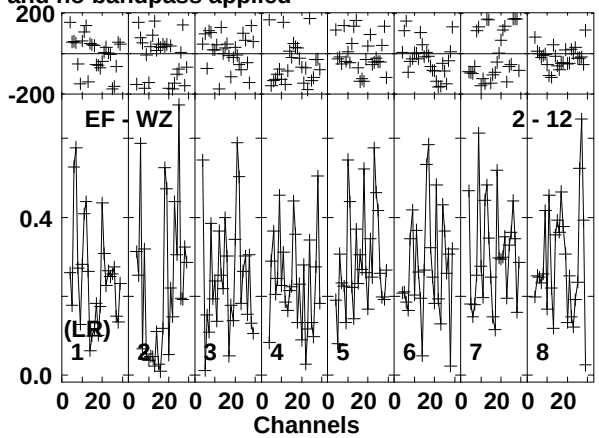

Lower frame: Milli Ampl Jy Top frame: Phas deg
Vector averaged cross-power spectrum Baseline: EF (02) - T6 (11)
Timerange: 00/19:16:54 to 00/19:18:08

Plot file version 295 created 04-DEC-2015 15:27:52
IRAS15250 ER043A.UVDATA.1
Freq = 8.3837 GHz, Bw = 8.000 MH No calibration applied and no bandpass applied

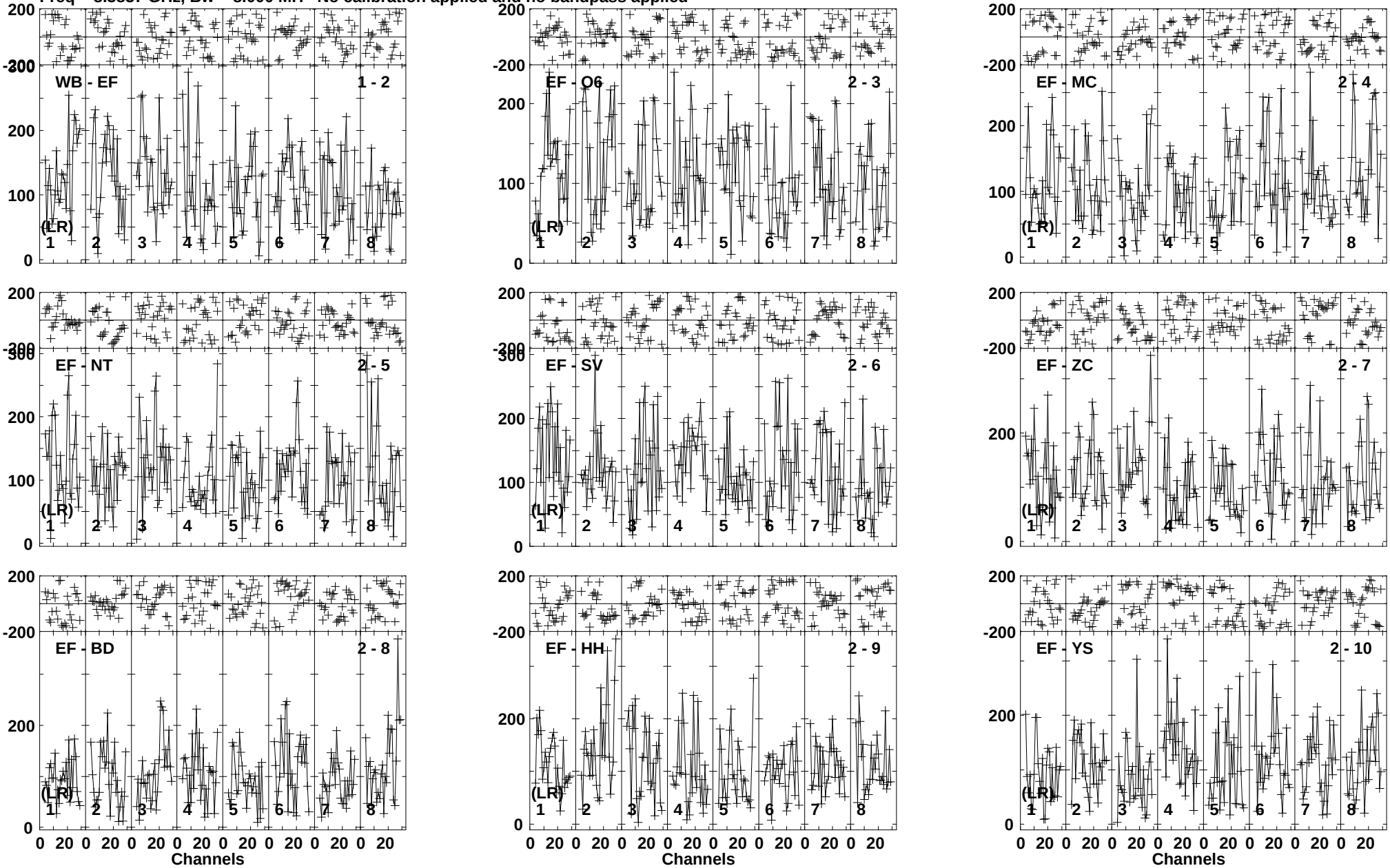

Lower frame: Micro Ampl Jy Top frame: Phas deg
Vector averaged cross-power spectrum Baseline: WB (01) - EF (02)
Timerange: 00/19:18:52 to 00/19:21:44

Plot file version 296 created 04-DEC-2015 15:27:53
IRAS15250 ER043A.UVDATA.1
Freq = 8.3837 GHz, Bw = 8.000 MH No calibration applied and no bandpass applied

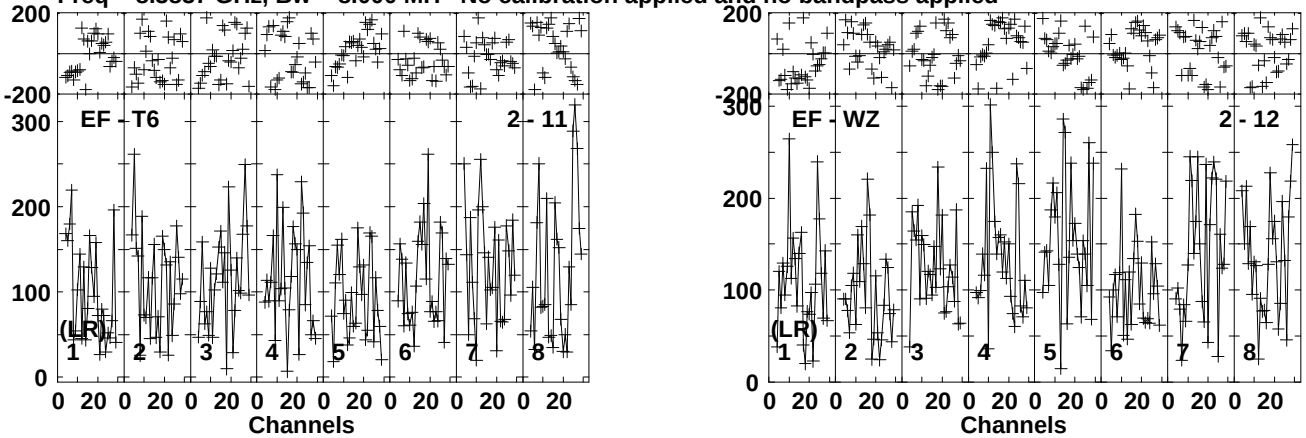

Lower frame: Micro Ampl Jy Top frame: Phas deg
Vector averaged cross-power spectrum Baseline: EF (02) - T6 (11)
Timerange: 00/19:18:52 to 00/19:21:44

Plot file version 297 created 04-DEC-2015 15:27:53
J1522+3144 ER043A.UVDATA.1
Freq = 8.3837 GHz, Bw = 8.000 MH No calibration applied and no bandpass applied

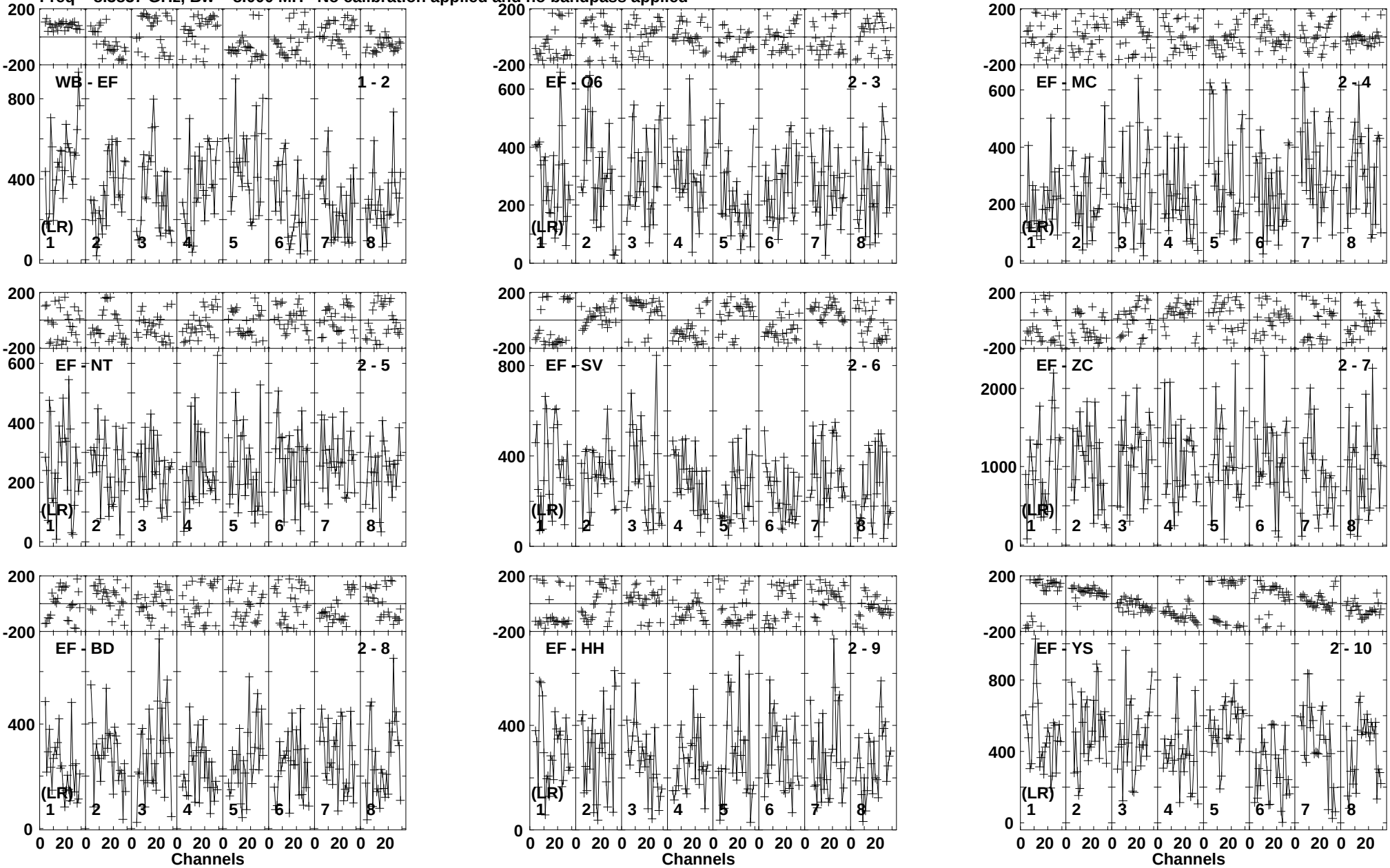

Lower frame: Micro Ampl Jy Top frame: Phas deg
Vector averaged cross-power spectrum Baseline: WB (01) - EF (02)
Timerange: 00/19:21:51 to 00/19:23:05

Plot file version 298 created 04-DEC-2015 15:27:53
J1522+3144 ER043A.UVDATA.1
Freq = 8.3837 GHz, Bw = 8.000 MH No calibration applied and no bandpass applied

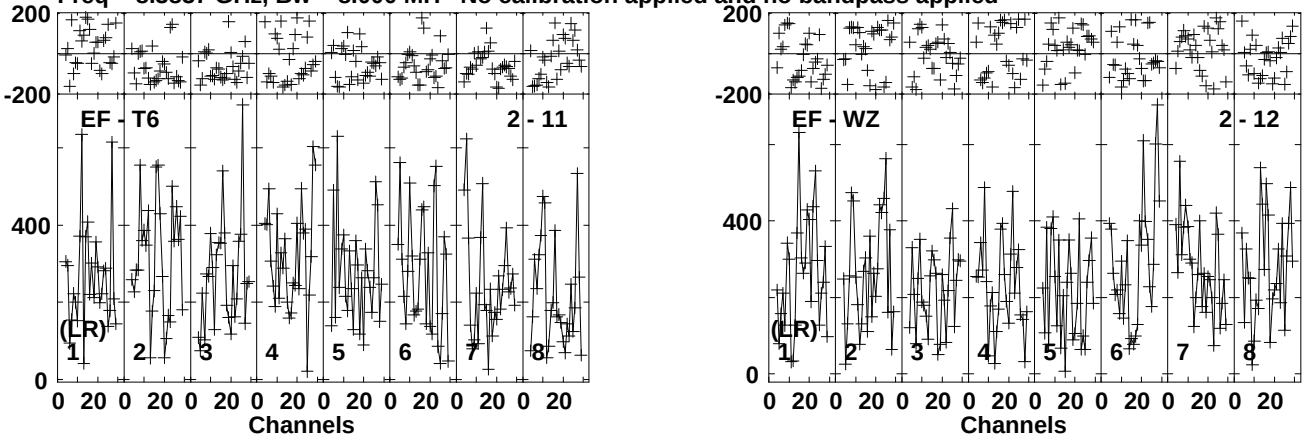

Lower frame: Micro Ampl Jy Top frame: Phas deg
Vector averaged cross-power spectrum Baseline: EF (02) - T6 (11)
Timerange: 00/19:21:51 to 00/19:23:05

Plot file version 299 created 04-DEC-2015 15:27:53
IRAS15250 ER043A.UVDATA.1
Freq = 8.3837 GHz, Bw = 8.000 MH No calibration applied and no bandpass applied



Lower frame: Micro Ampl Jy Top frame: Phas deg
Vector averaged cross-power spectrum Baseline: WB (01) - EF (02)
Timerange: 00/19:23:11 to 00/19:26:01

Plot file version 300 created 04-DEC-2015 15:27:53
IRAS15250 ER043A.UVDATA.1
Freq = 8.3837 GHz, Bw = 8.000 MH No calibration applied and no bandpass applied

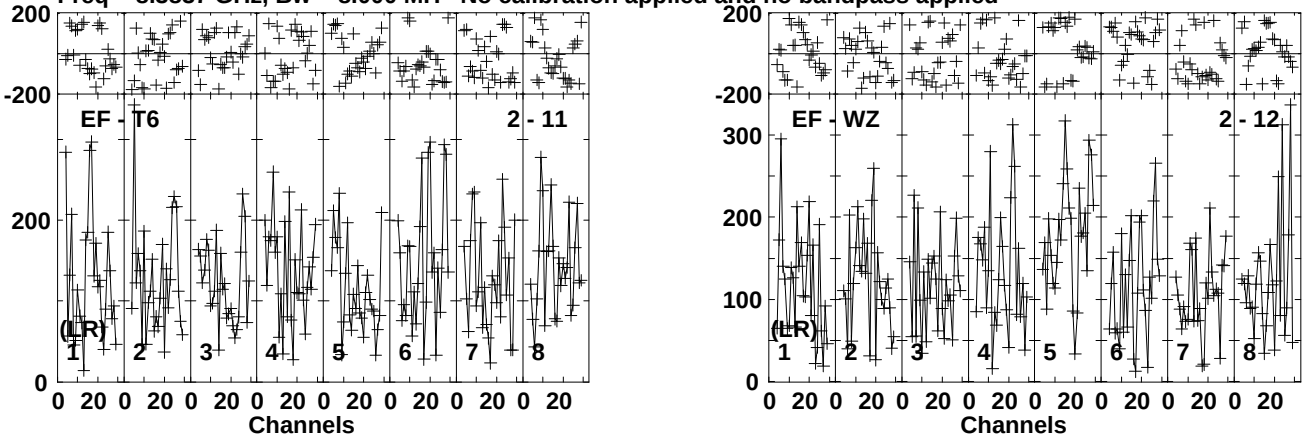

Lower frame: Micro Ampl Jy Top frame: Phas deg
Vector averaged cross-power spectrum Baseline: EF (02) - T6 (11)
Timerange: 00/19:23:11 to 00/19:26:01

Plot file version 301 created 04-DEC-2015 15:27:53
J1522+3144 ER043A.UVDATA.1
Freq = 8.3837 GHz, Bw = 8.000 MH No calibration applied and no bandpass applied

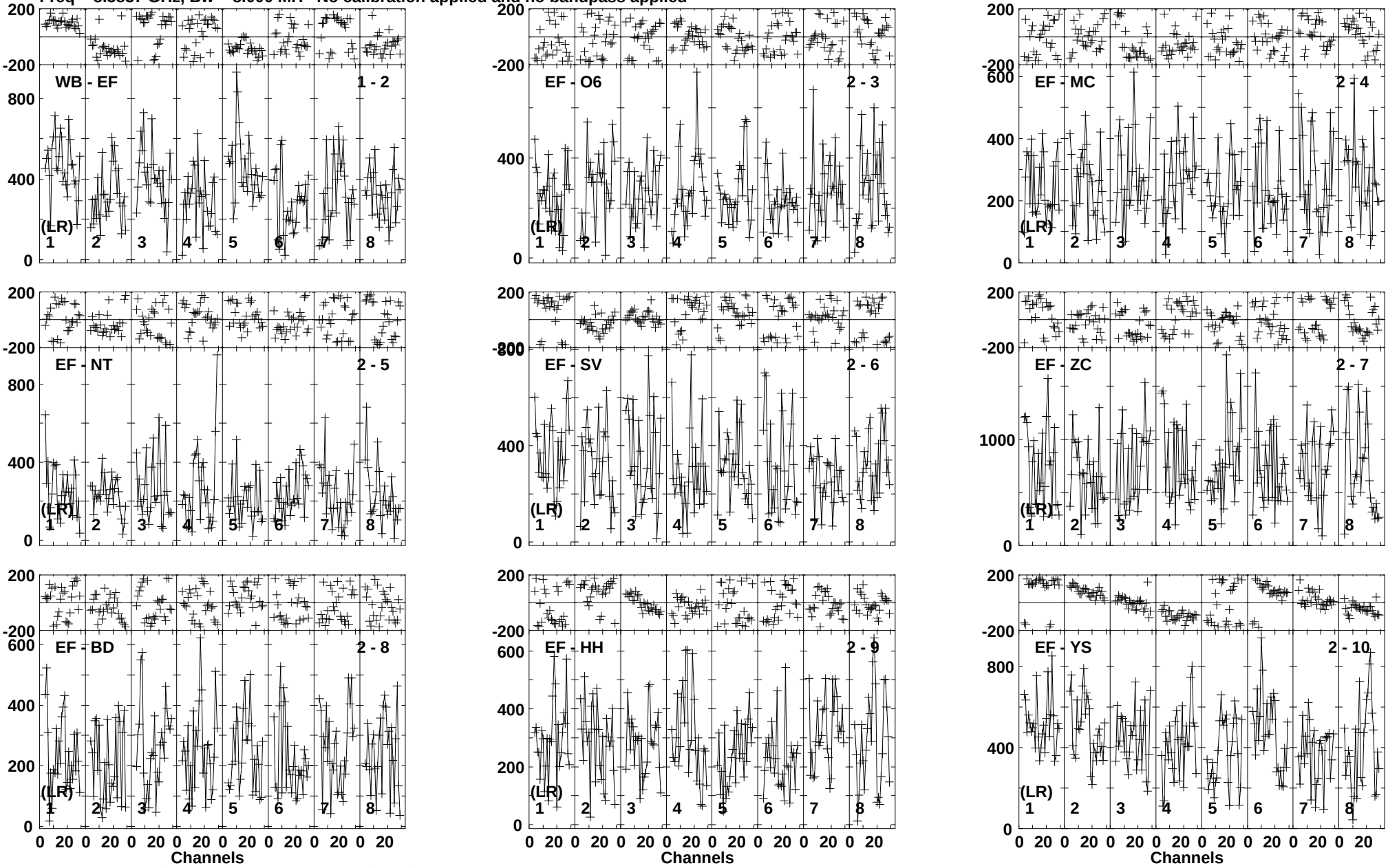

Lower frame: Micro Ampl Jy Top frame: Phas deg
Vector averaged cross-power spectrum Baseline: WB (01) - EF (02)
Timerange: 00/19:26:08 to 00/19:27:22

Plot file version 302 created 04-DEC-2015 15:27:53
J1522+3144 ER043A.UVDATA.1
Freq = 8.3837 GHz, Bw = 8.000 MH No calibration applied and no bandpass applied

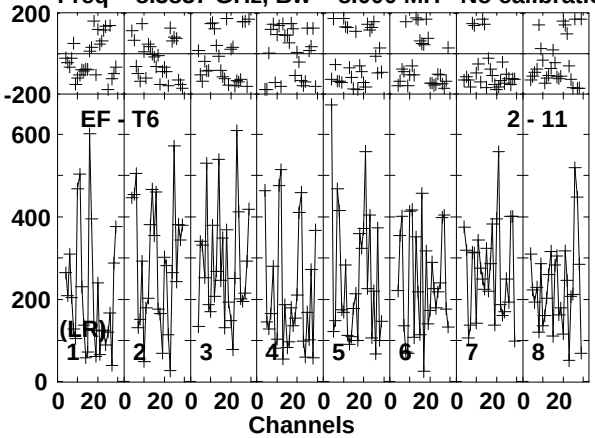

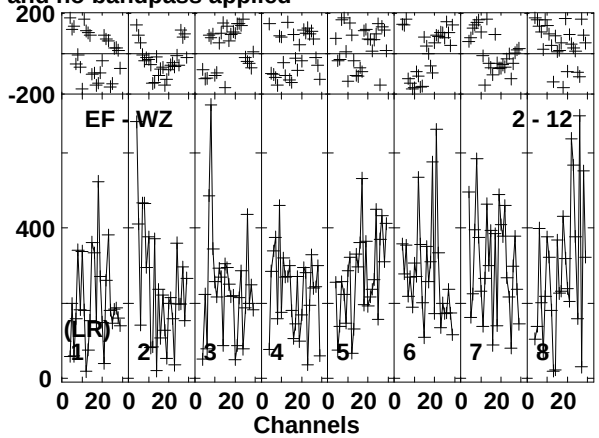

Lower frame: Micro Ampl Jy Top frame: Phas deg
Vector averaged cross-power spectrum Baseline: EF (02) - T6 (11)
Timerange: 00/19:26:08 to 00/19:27:22

Plot file version 303 created 04-DEC-2015 15:27:53
IRAS15250 ER043A.UVDATA.1
Freq = 8.3837 GHz, Bw = 8.000 MH No calibration applied and no bandpass applied

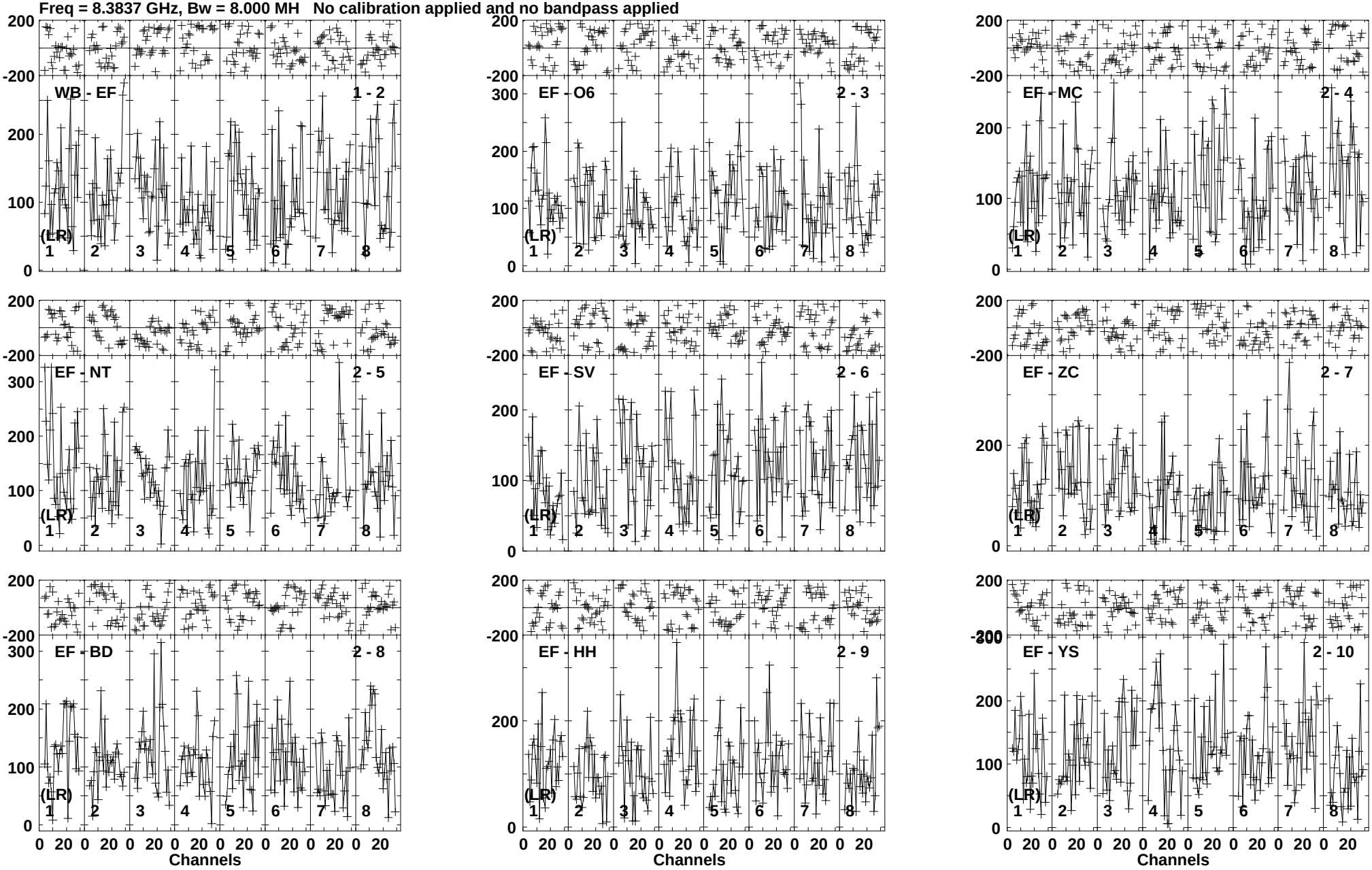

Lower frame: Micro Ampl Jy Top frame: Phas deg
Vector averaged cross-power spectrum Baseline: WB (01) - EF (02)
Timerange: 00/19:28:06 to 00/19:30:58

Plot file version 304 created 04-DEC-2015 15:27:53
IRAS15250 ER043A.UVDATA.1
Freq = 8.3837 GHz, Bw = 8.000 MH No calibration applied and no bandpass applied

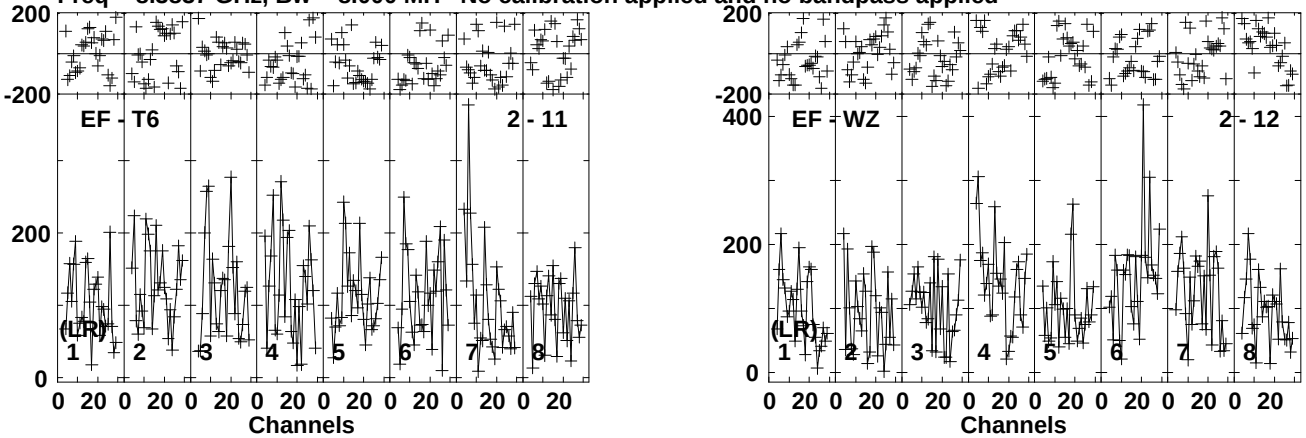

Lower frame: Micro Ampl Jy Top frame: Phas deg
Vector averaged cross-power spectrum Baseline: EF (02) - T6 (11)
Timerange: 00/19:28:06 to 00/19:30:58

Plot file version 305 created 04-DEC-2015 15:27:53
J1522+3144 ER043A.UVDATA.1
Freq = 8.3837 GHz, Bw = 8.000 MH No calibration applied and no bandpass applied

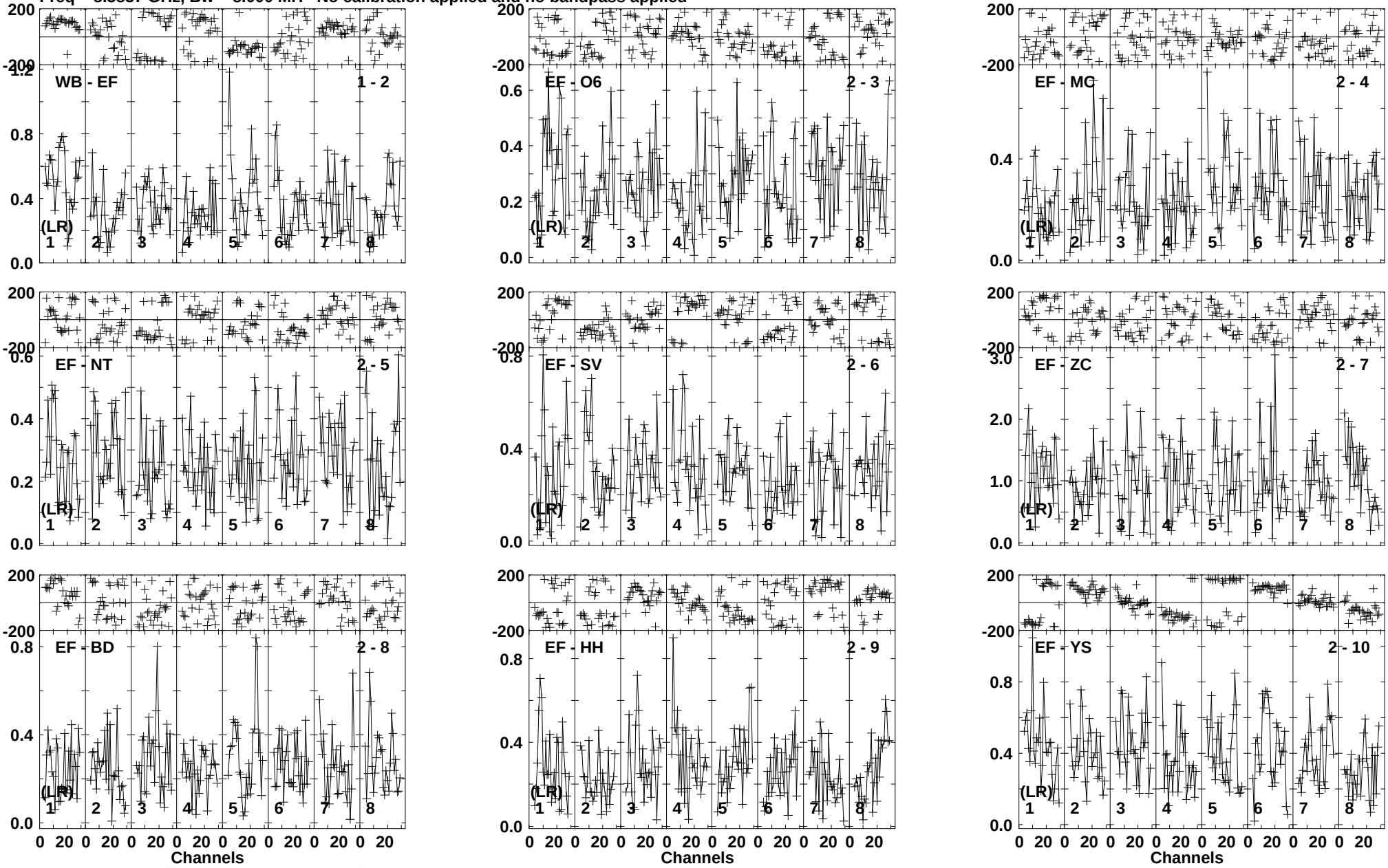

Lower frame: Milli Ampl Jy Top frame: Phas deg
Vector averaged cross-power spectrum Baseline: WB (01) - EF (02)
Timerange: 00/19:31:05 to 00/19:32:19

Plot file version 306 created 04-DEC-2015 15:27:53
J1522+3144 ER043A.UVDATA.1
Freq = 8.3837 GHz, Bw = 8.000 MH No calibration applied and no bandpass applied

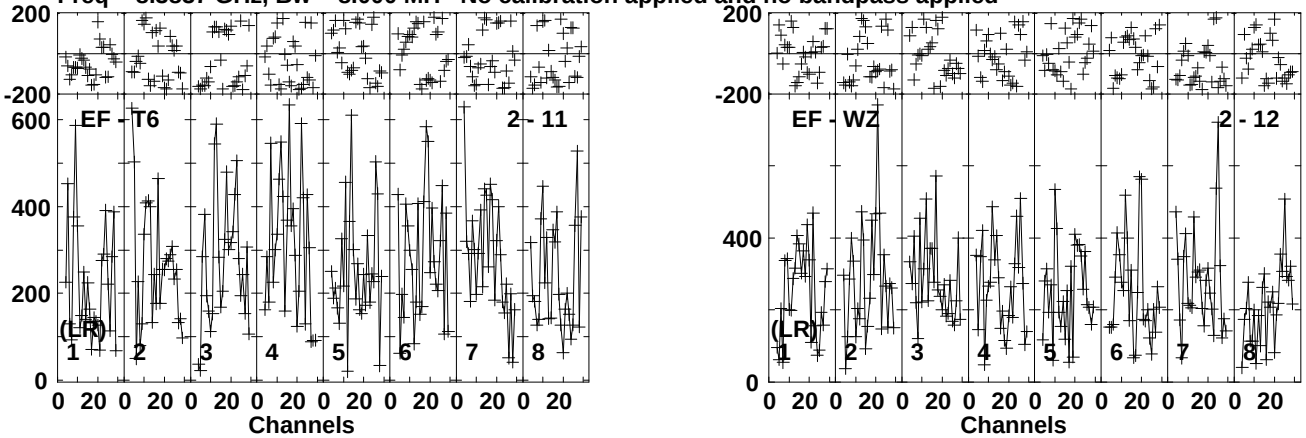

Lower frame: Micro Ampl Jy Top frame: Phas deg
Vector averaged cross-power spectrum Baseline: EF (02) - T6 (11)
Timerange: 00/19:31:05 to 00/19:32:19

Plot file version 307 created 04-DEC-2015 15:27:54
IRAS15250 ER043A.UVDATA.1
Freq = 8.3837 GHz, Bw = 8.000 MH No calibration applied and no bandpass applied

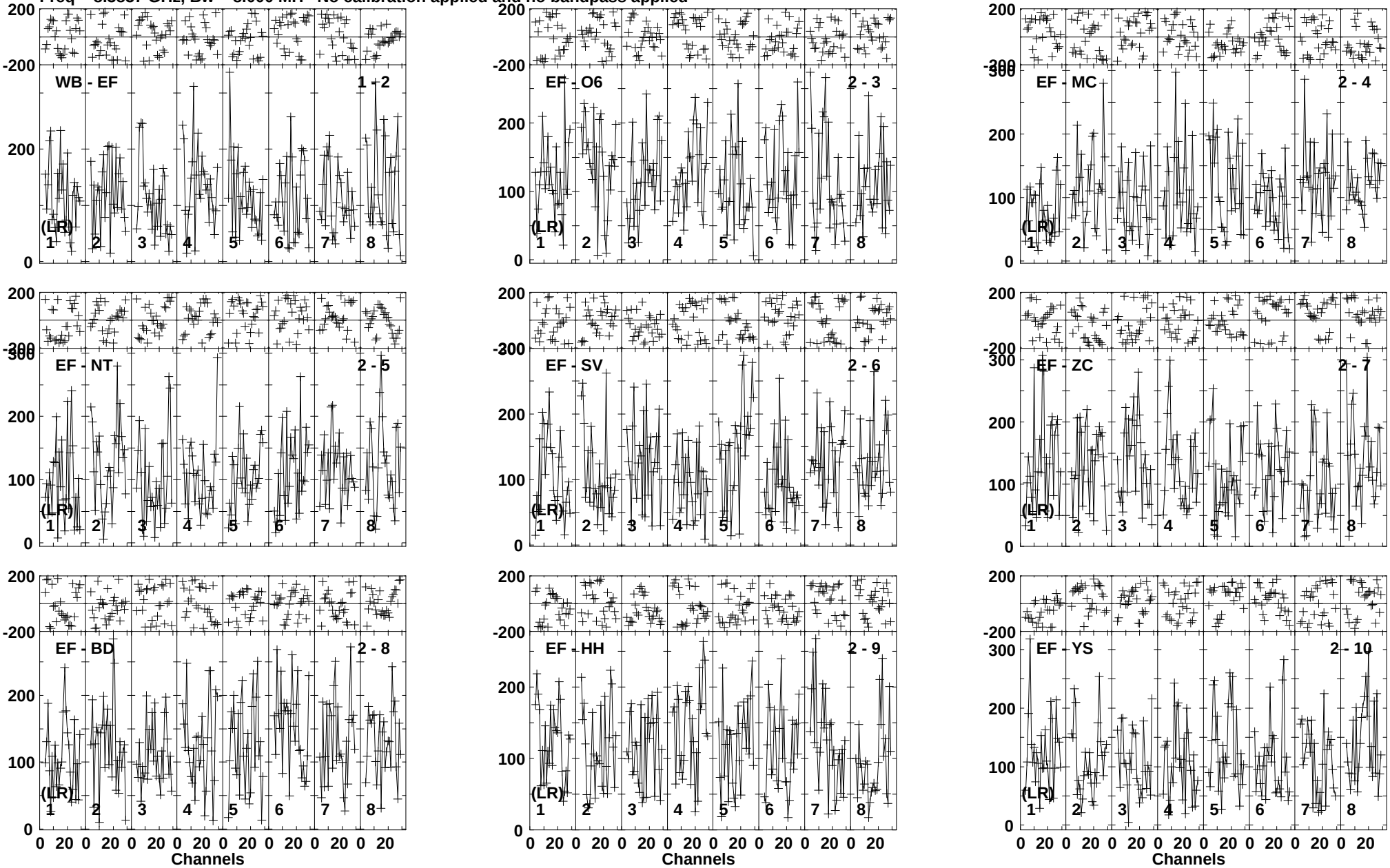

Lower frame: Micro Ampl Jy Top frame: Phas deg
Vector averaged cross-power spectrum Baseline: WB (01) - EF (02)
Timerange: 00/19:33:01 to 00/19:35:55

Plot file version 308 created 04-DEC-2015 15:27:54
IRAS15250 ER043A.UVDATA.1
Freq = 8.3837 GHz, Bw = 8.000 MH No calibration applied and no bandpass applied

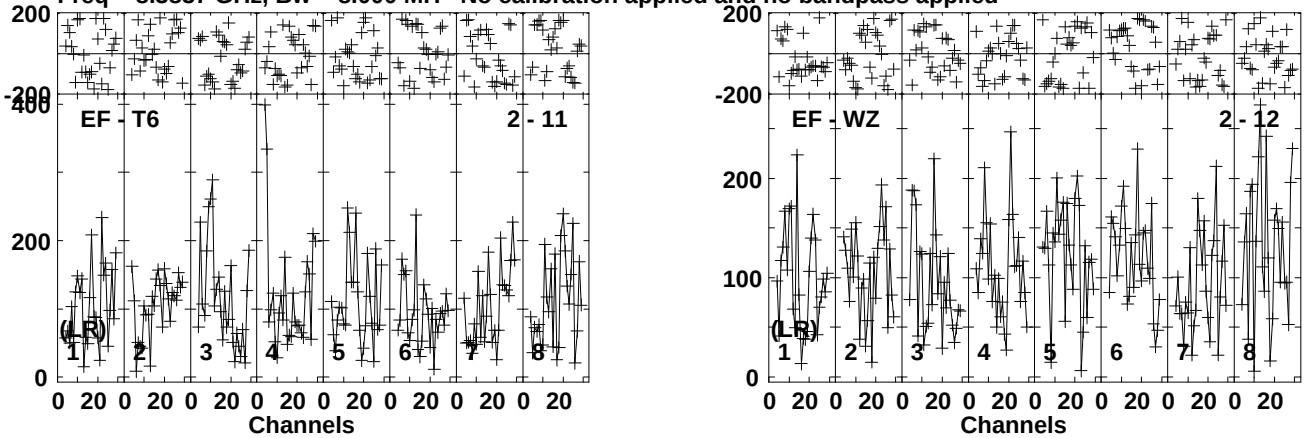

Lower frame: Micro Ampl Jy Top frame: Phas deg
Vector averaged cross-power spectrum Baseline: EF (02) - T6 (11)
Timerange: 00/19:33:01 to 00/19:35:55

Plot file version 309 created 04-DEC-2015 15:27:54
J1522+3144 ER043A.UVDATA.1
Freq = 8.3837 GHz, Bw = 8.000 MH No calibration applied and no bandpass applied

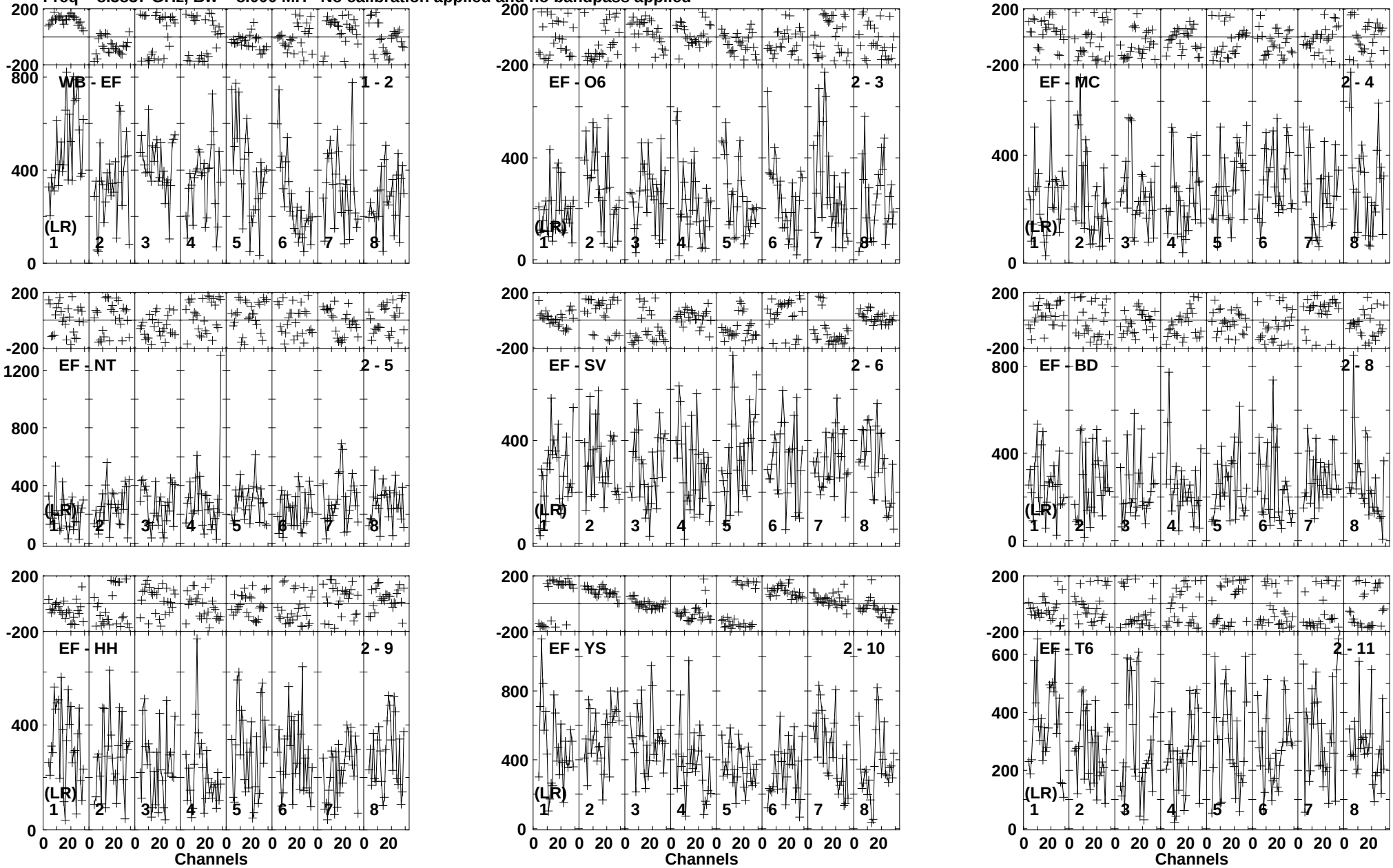

Lower frame: Micro Ampl Jy Top frame: Phas deg
Vector averaged cross-power spectrum Baseline: WB (01) - EF (02)
Timerange: 00/19:36:03 to 00/19:37:15

Plot file version 310 created 04-DEC-2015 15:27:54
J1522+3144 ER043A.UVDATA.1
Freq = 8.3837 GHz, Bw = 8.000 MH No calibration applied and no bandpass applied

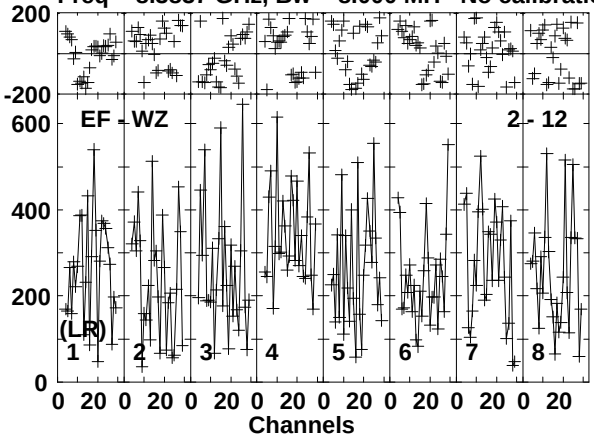

Lower frame: Micro Ampl Jy Top frame: Phas deg
Vector averaged cross-power spectrum Baseline: EF (02) - WZ (12)
Timerange: 00/19:36:03 to 00/19:37:15

Plot file version 311 created 04-DEC-2015 15:27:54
IRAS15250 ER043A.UVDATA.1
Freq = 8.3837 GHz, Bw = 8.000 MH No calibration applied and no bandpass applied

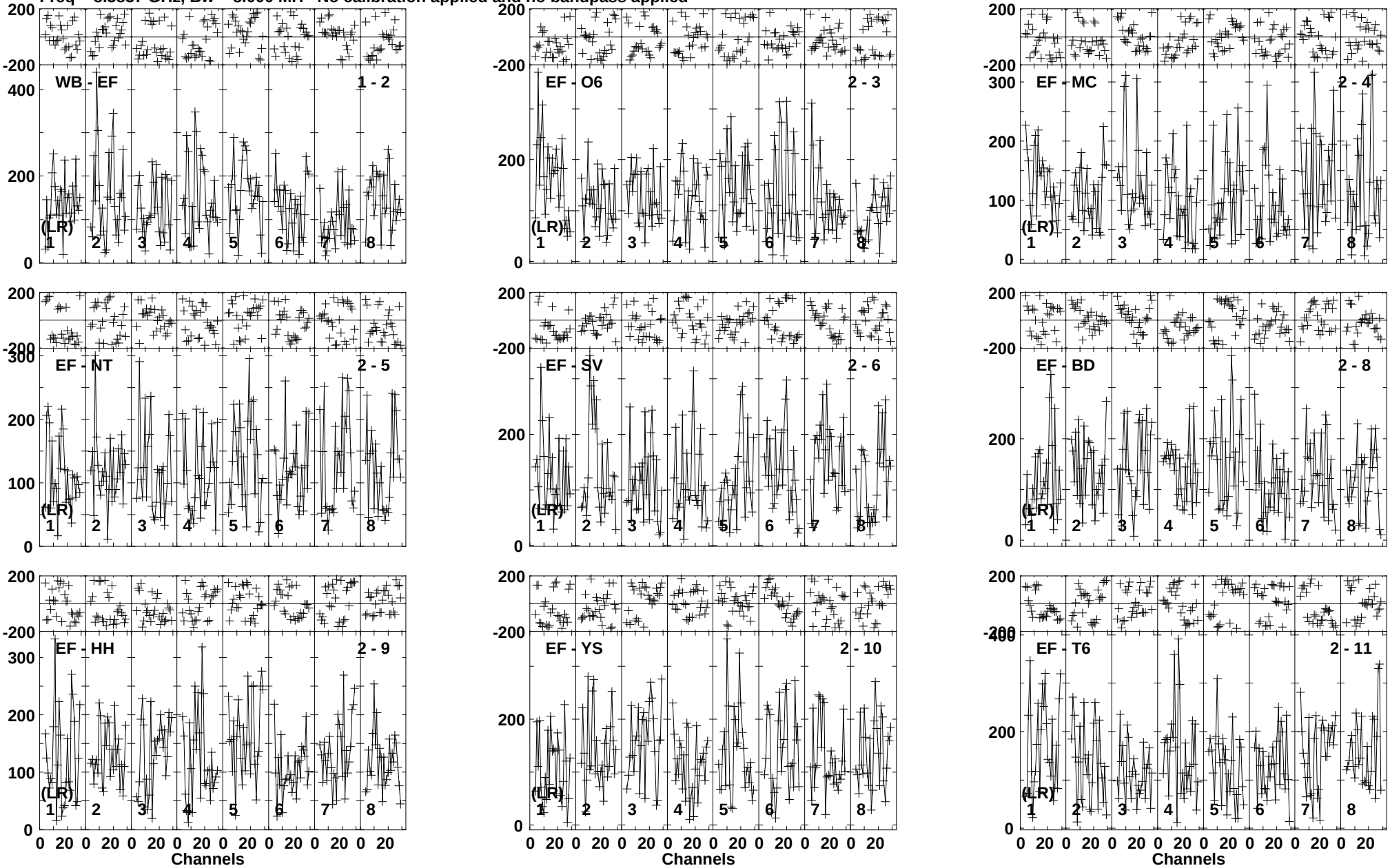

Lower frame: Micro Ampl Jy Top frame: Phas deg
Vector averaged cross-power spectrum Baseline: WB (01) - EF (02)
Timerange: 00/19:37:23 to 00/19:40:13

Plot file version 312 created 04-DEC-2015 15:27:54
IRAS15250 ER043A.UVDATA.1
Freq = 8.3837 GHz, Bw = 8.000 MH No calibration applied and no bandpass applied

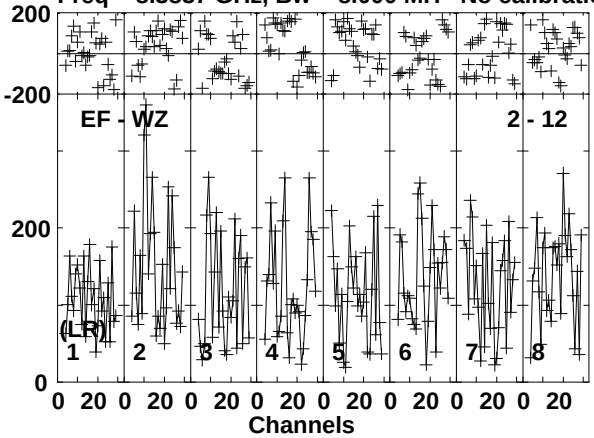

Lower frame: Micro Ampl Jy Top frame: Phas deg
Vector averaged cross-power spectrum Baseline: EF (02) - WZ (12)
Timerange: 00/19:37:23 to 00/19:40:13

Plot file version 313 created 04-DEC-2015 15:27:54
J1522+3144 ER043A.UVDATA.1
Freq = 8.3837 GHz, Bw = 8.000 MH No calibration applied and no bandpass applied

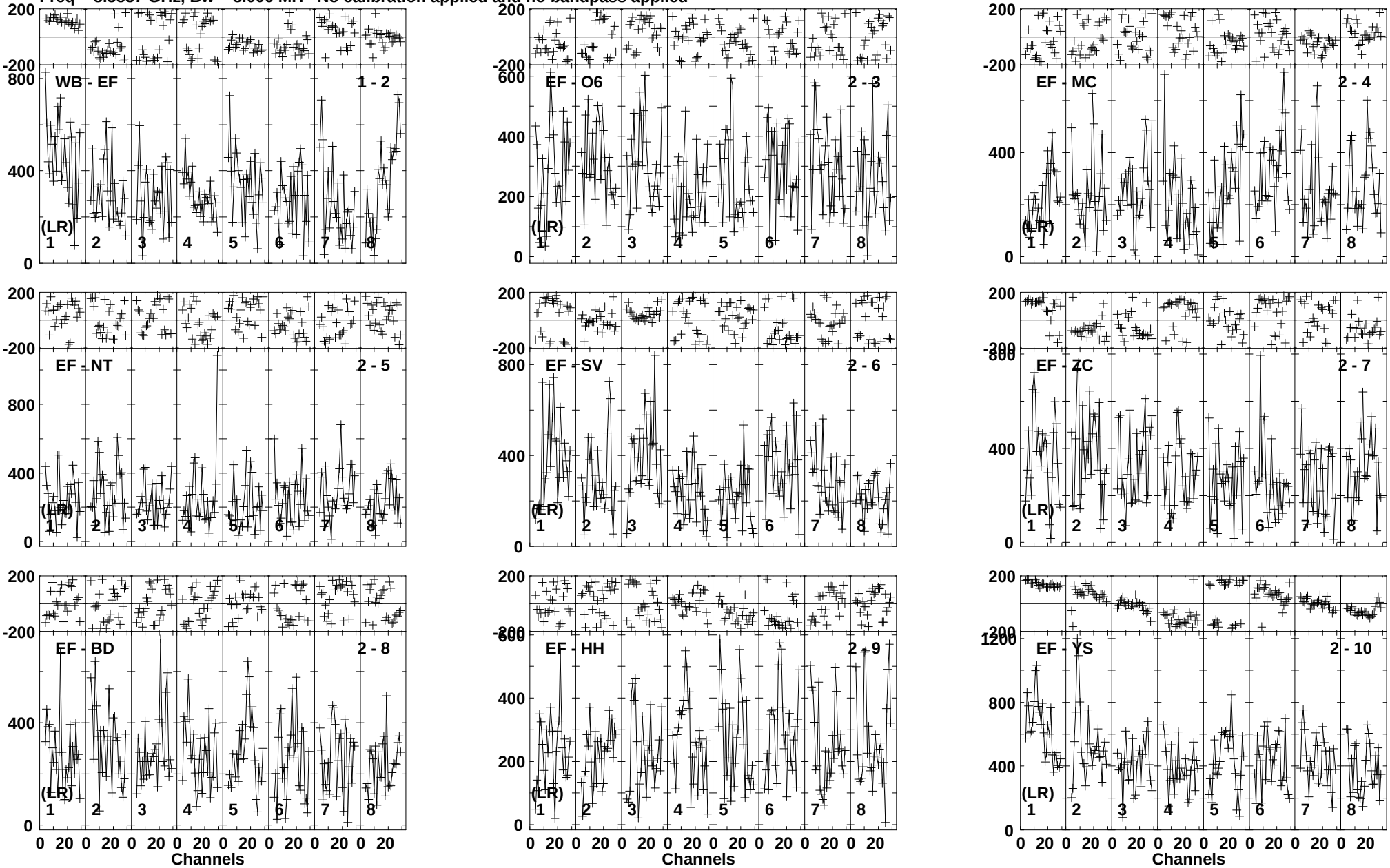

Lower frame: Micro Ampl Jy Top frame: Phas deg
Vector averaged cross-power spectrum Baseline: WB (01) - EF (02)
Timerange: 00/19:40:15 to 00/19:41:33

Plot file version 314 created 04-DEC-2015 15:27:54
J1522+3144 ER043A.UVDATA.1
Freq = 8.3837 GHz, Bw = 8.000 MH No calibration applied and no bandpass applied

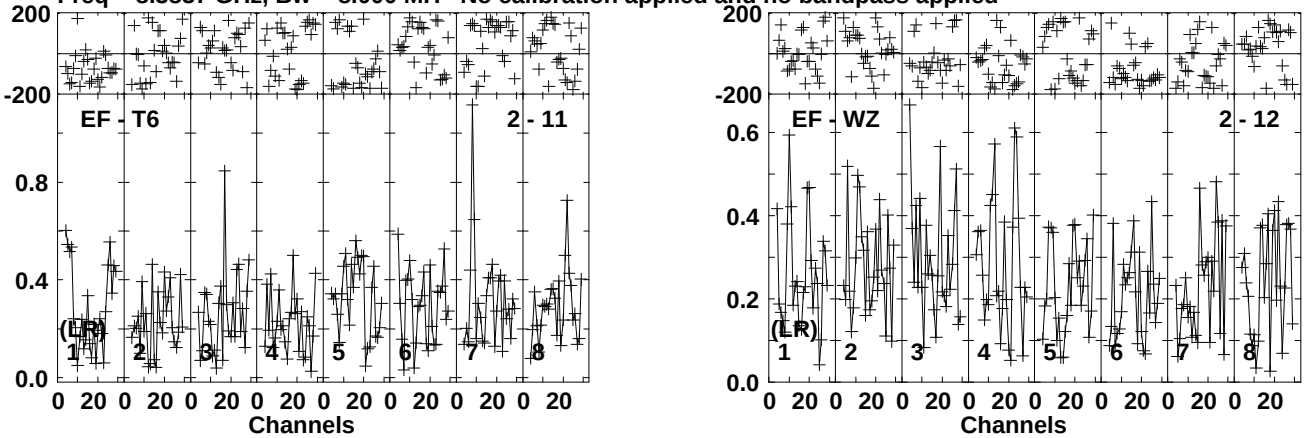

Lower frame: Milli Ampl Jy Top frame: Phas deg
Vector averaged cross-power spectrum Baseline: EF (02) - T6 (11)
Timerange: 00/19:40:15 to 00/19:41:33

Plot file version 315 created 04-DEC-2015 15:27:54
IRAS15250 ER043A.UVDATA.1
Freq = 8.3837 GHz, Bw = 8.000 MH No calibration applied and no bandpass applied

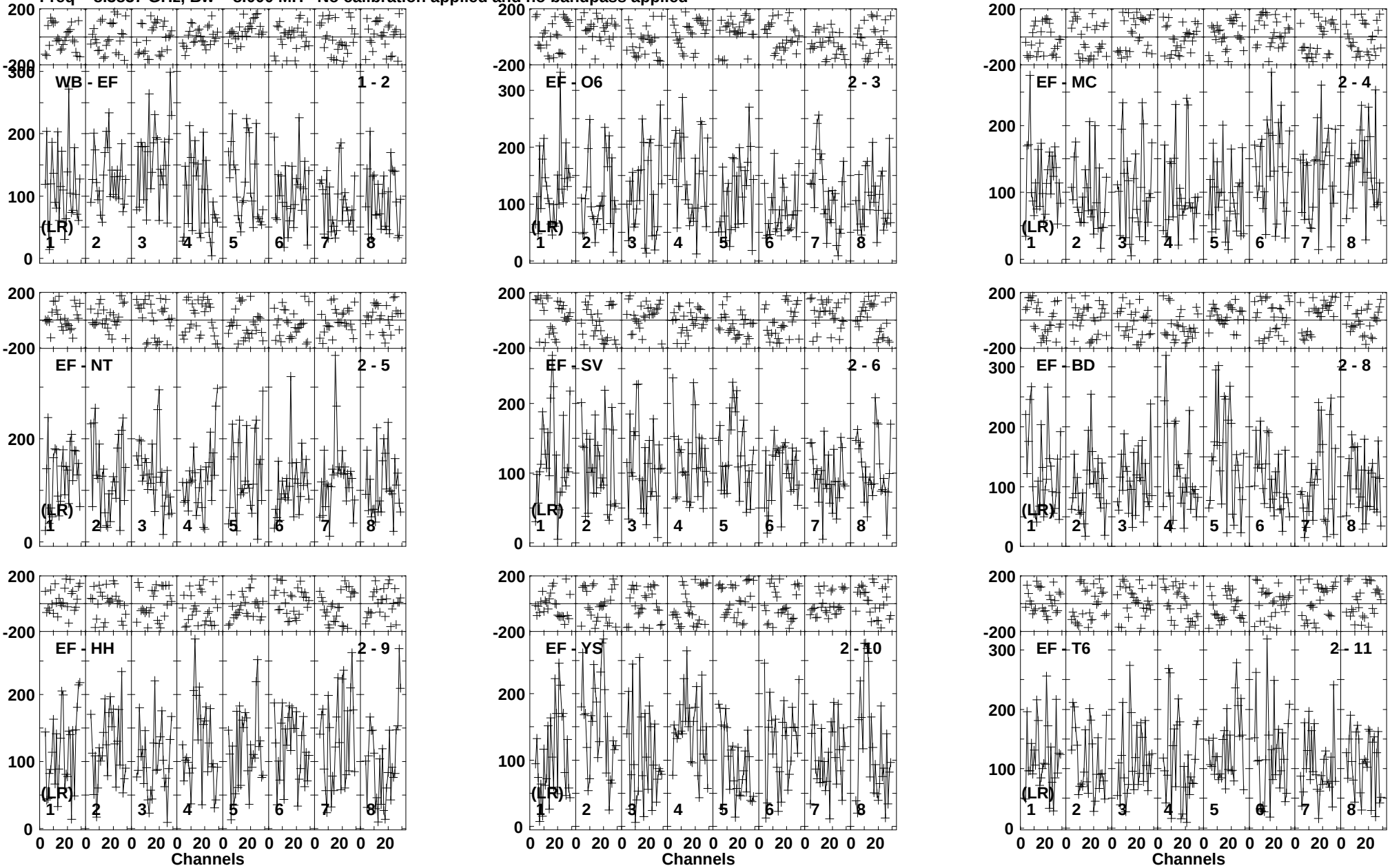

Lower frame: Micro Ampl Jy Top frame: Phas deg
Vector averaged cross-power spectrum Baseline: WB (01) - EF (02)
Timerange: 00/19:42:17 to 00/19:45:09

Plot file version 316 created 04-DEC-2015 15:27:54
IRAS15250 ER043A.UVDATA.1
Freq = 8.3837 GHz, Bw = 8.000 MH No calibration applied and no bandpass applied

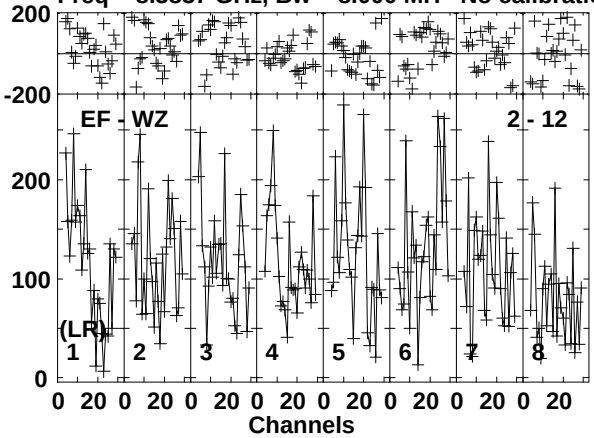

Lower frame: Micro Ampl Jy Top frame: Phas deg
Vector averaged cross-power spectrum Baseline: EF (02) - WZ (12)
Timerange: 00/19:42:17 to 00/19:45:09

Plot file version 317 created 04-DEC-2015 15:27:54
J1522+3144 ER043A.UVDATA.1
Freq = 8.3837 GHz, Bw = 8.000 MH No calibration applied and no bandpass applied

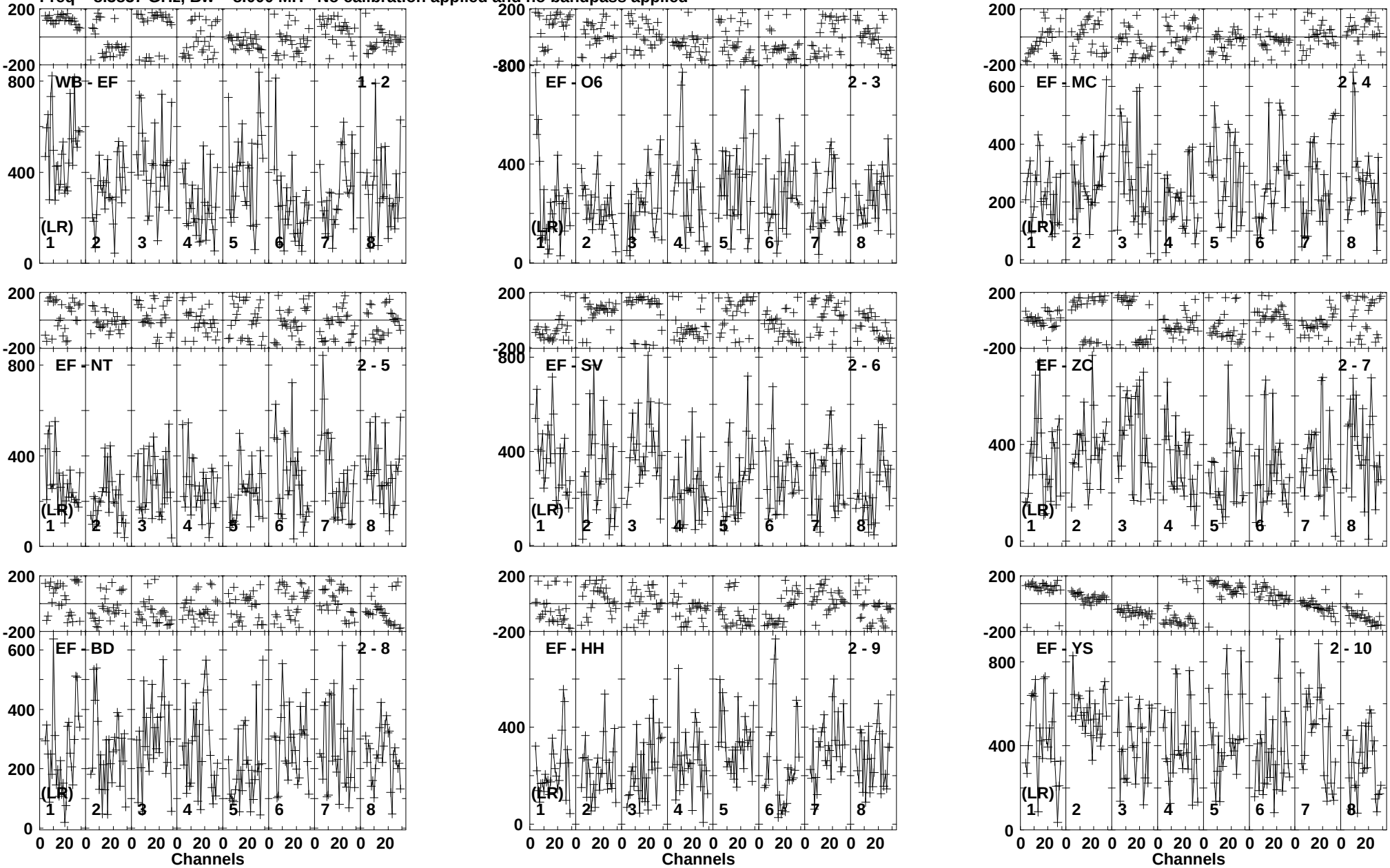

Lower frame: Micro Ampl Jy Top frame: Phas deg
Vector averaged cross-power spectrum Baseline: WB (01) - EF (02)
Timerange: 00/19:45:14 to 00/19:46:30

Plot file version 318 created 04-DEC-2015 15:27:54
J1522+3144 ER043A.UVDATA.1
Freq = 8.3837 GHz, Bw = 8.000 MH No calibration applied and no bandpass applied

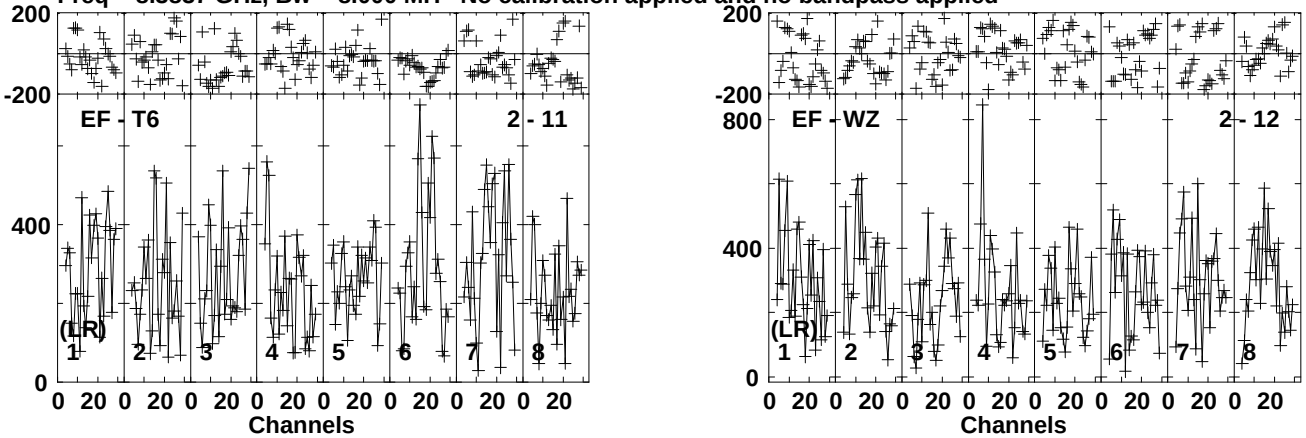

Lower frame: Micro Ampl Jy Top frame: Phas deg
Vector averaged cross-power spectrum Baseline: EF (02) - T6 (11)
Timerange: 00/19:45:14 to 00/19:46:30

Plot file version 319 created 04-DEC-2015 15:27:55
IRAS15250 ER043A.UVDATA.1
Freq = 8.3837 GHz, Bw = 8.000 MH No calibration applied and no bandpass applied

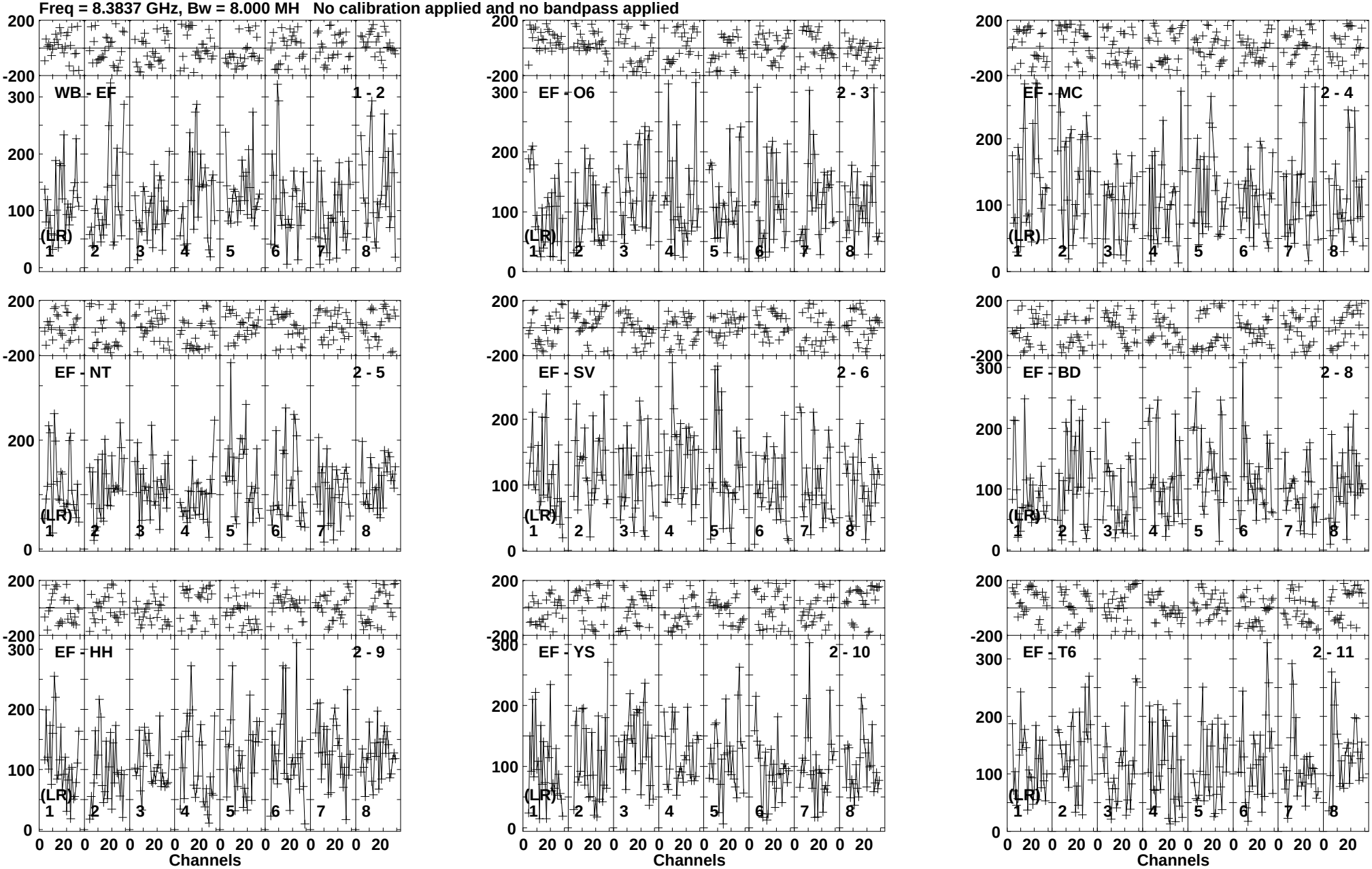

Lower frame: Micro Ampl Jy Top frame: Phas deg
Vector averaged cross-power spectrum Baseline: WB (01) - EF (02)
Timerange: 00/19:47:14 to 00/19:50:06

Plot file version 320 created 04-DEC-2015 15:27:55
IRAS15250 ER043A.UVDATA.1
Freq = 8.3837 GHz, Bw = 8.000 MH No calibration applied and no bandpass applied

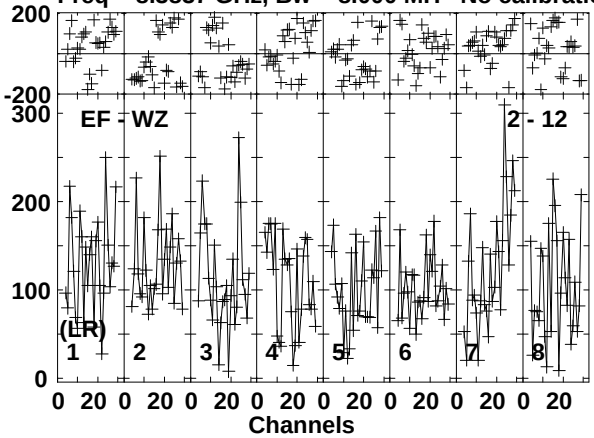

Lower frame: Micro Ampl Jy Top frame: Phas deg
Vector averaged cross-power spectrum Baseline: EF (02) - WZ (12)
Timerange: 00/19:47:14 to 00/19:50:06

Plot file version 321 created 04-DEC-2015 15:27:55
J1522+3144 ER043A.UVDATA.1
Freq = 8.3837 GHz, Bw = 8.000 MH No calibration applied and no bandpass applied

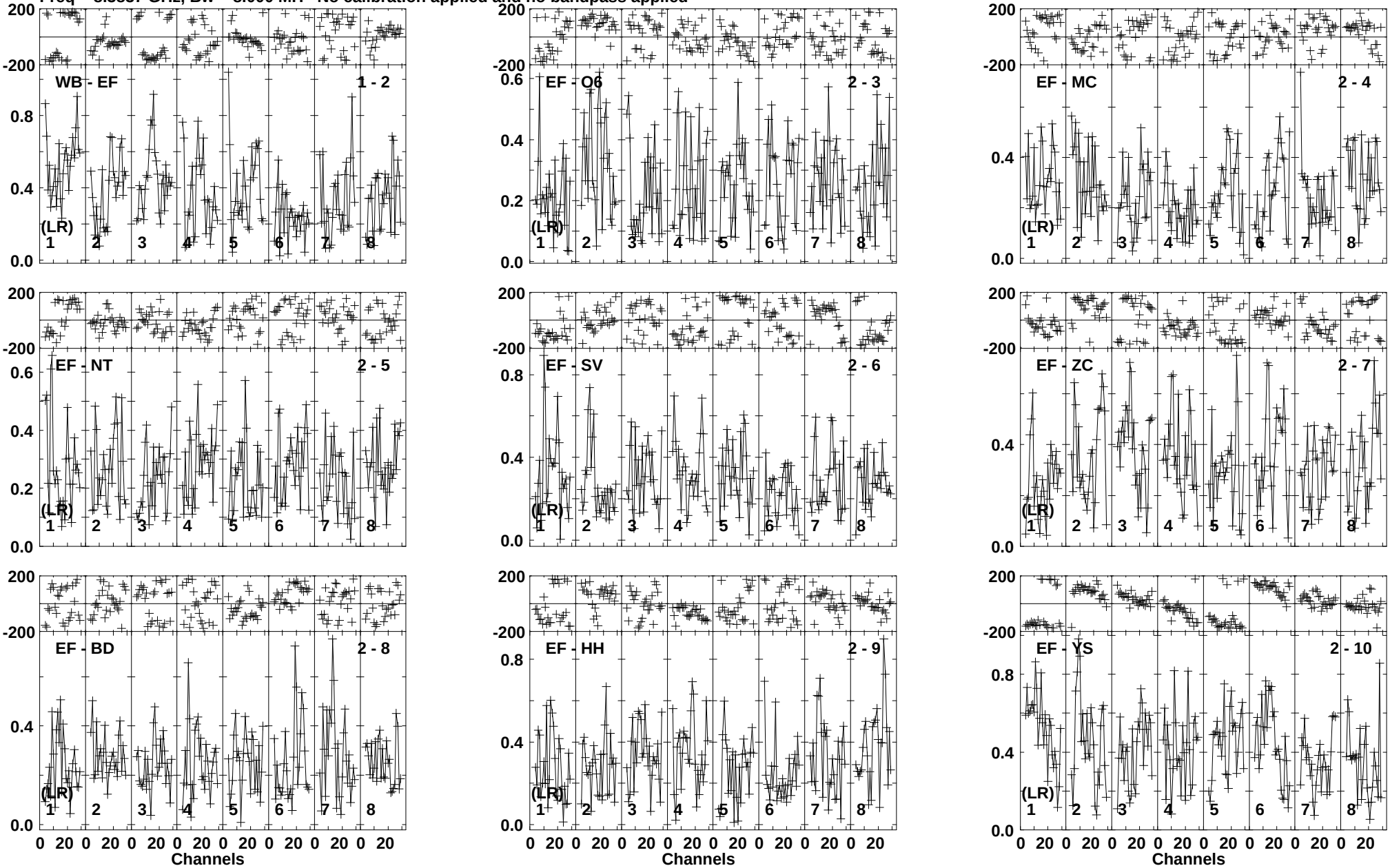

Lower frame: Milli Ampl Jy Top frame: Phas deg
Vector averaged cross-power spectrum Baseline: WB (01) - EF (02)
Timerange: 00/19:50:10 to 00/19:51:26

Plot file version 322 created 04-DEC-2015 15:27:55
J1522+3144 ER043A.UVDATA.1
Freq = 8.3837 GHz, Bw = 8.000 MH No calibration applied and no bandpass applied

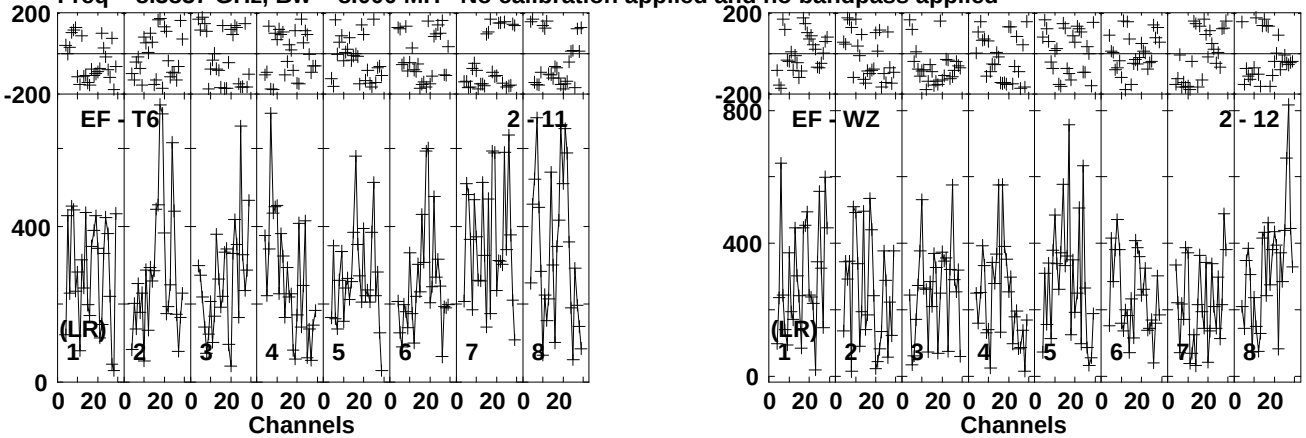

Lower frame: Micro Ampl Jy Top frame: Phas deg
Vector averaged cross-power spectrum Baseline: EF (02) - T6 (11)
Timerange: 00/19:50:10 to 00/19:51:26

Plot file version 323 created 04-DEC-2015 15:27:55
IRAS15250 ER043A.UVDATA.1
Freq = 8.3837 GHz, Bw = 8.000 MH No calibration applied and no bandpass applied

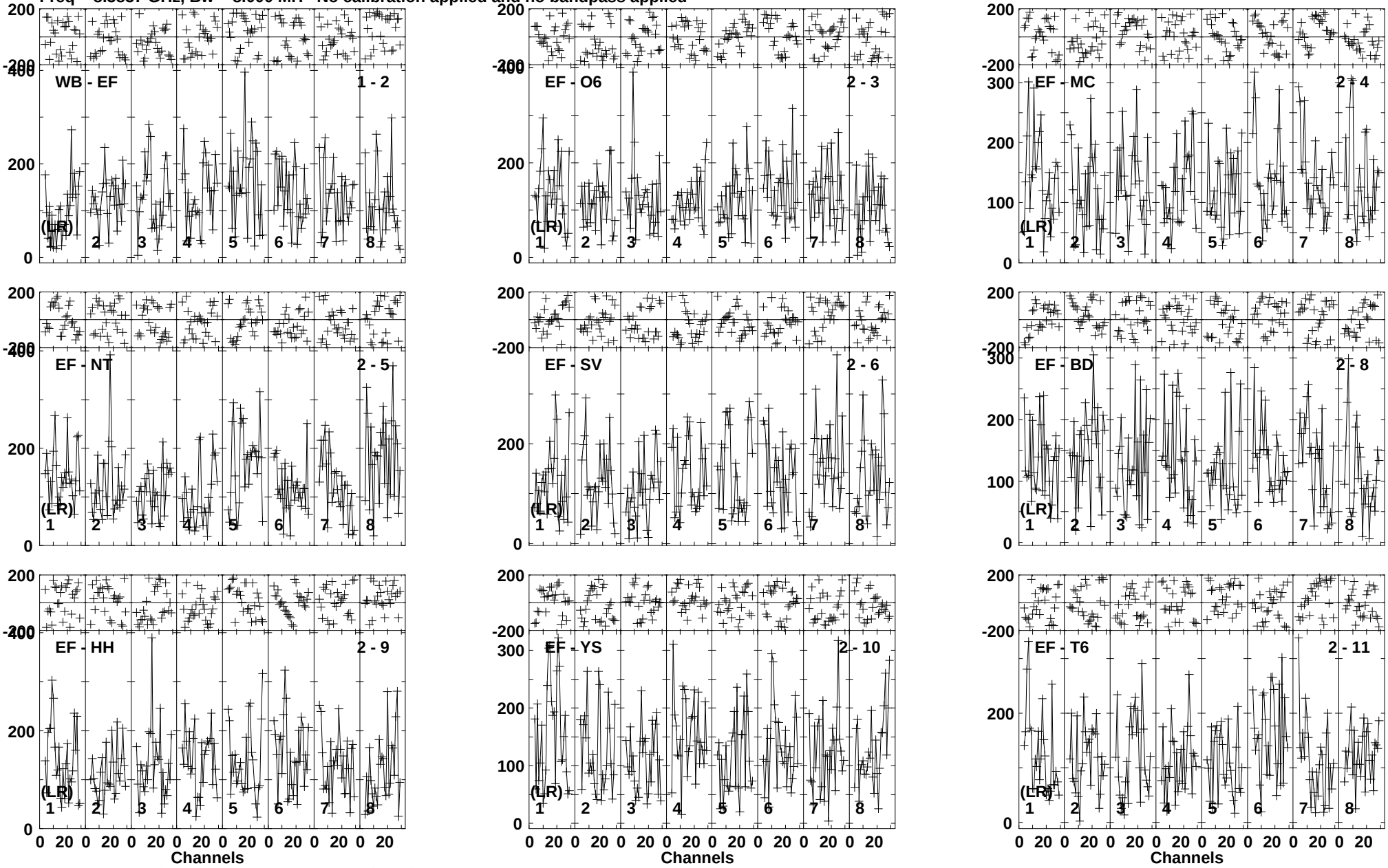

Lower frame: Micro Ampl Jy Top frame: Phas deg
Vector averaged cross-power spectrum Baseline: WB (01) - EF (02)
Timerange: 00/19:51:34 to 00/19:54:24

Plot file version 324 created 04-DEC-2015 15:27:55
IRAS15250 ER043A.UVDATA.1
Freq = 8.3837 GHz, Bw = 8.000 MH No calibration applied and no bandpass applied

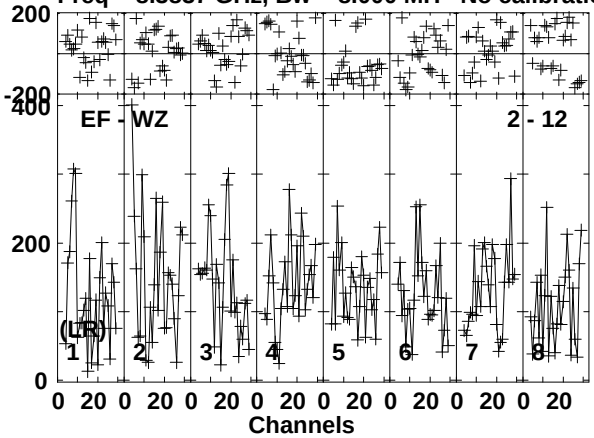

Lower frame: Micro Ampl Jy Top frame: Phas deg
Vector averaged cross-power spectrum Baseline: EF (02) - WZ (12)
Timerange: 00/19:51:34 to 00/19:54:24

Plot file version 325 created 04-DEC-2015 15:27:55
J1522+3144 ER043A.UVDATA.1
Freq = 8.3837 GHz, Bw = 8.000 MH No calibration applied and no bandpass applied

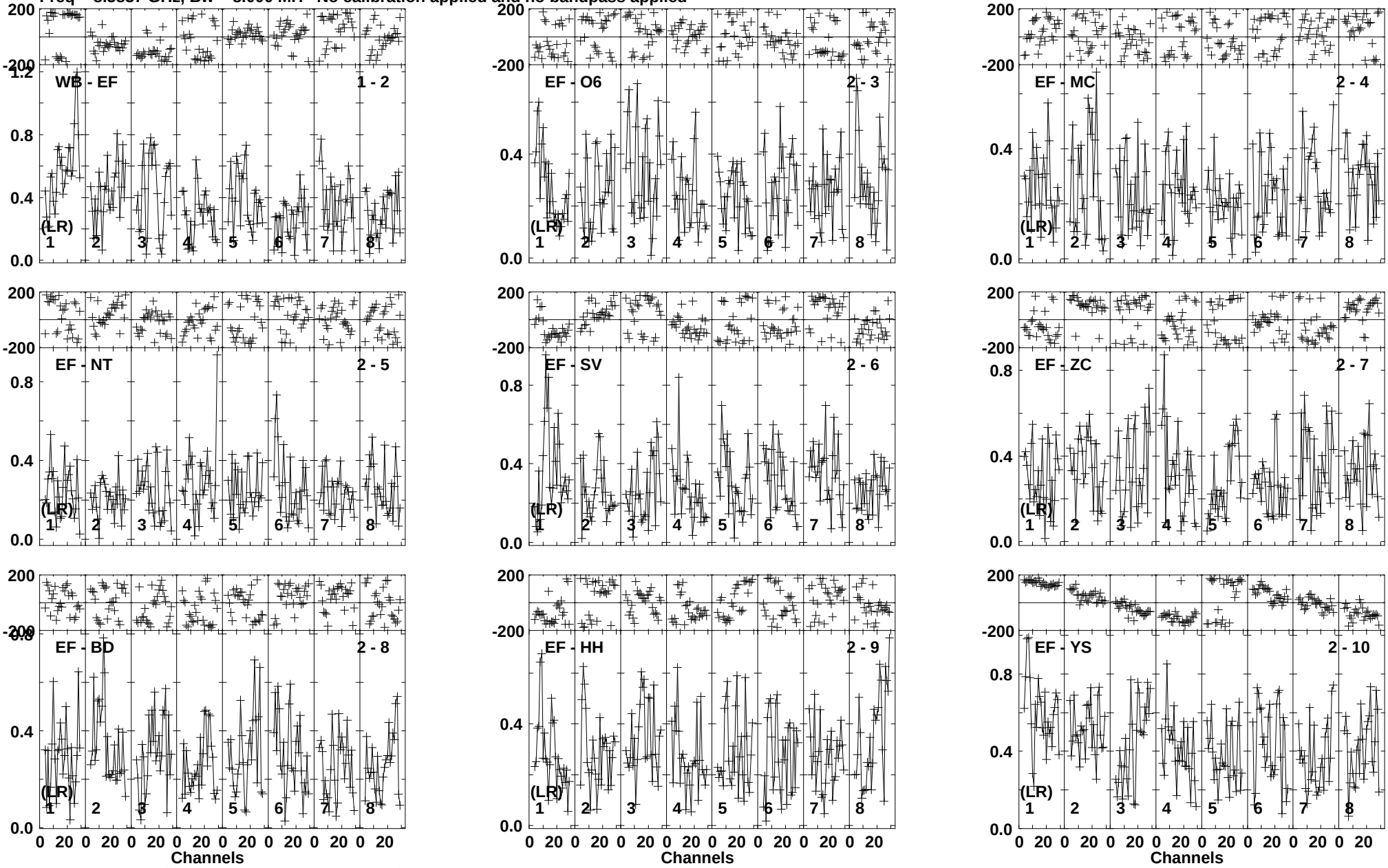

Lower frame: Milli Ampl Jy Top frame: Phas deg
Vector averaged cross-power spectrum Baseline: WB (01) - EF (02)
Timerange: 00/19:54:26 to 00/19:55:44

Plot file version 326 created 04-DEC-2015 15:27:55
J1522+3144 ER043A.UVDATA.1
Freq = 8.3837 GHz, Bw = 8.000 MH No calibration applied and no bandpass applied

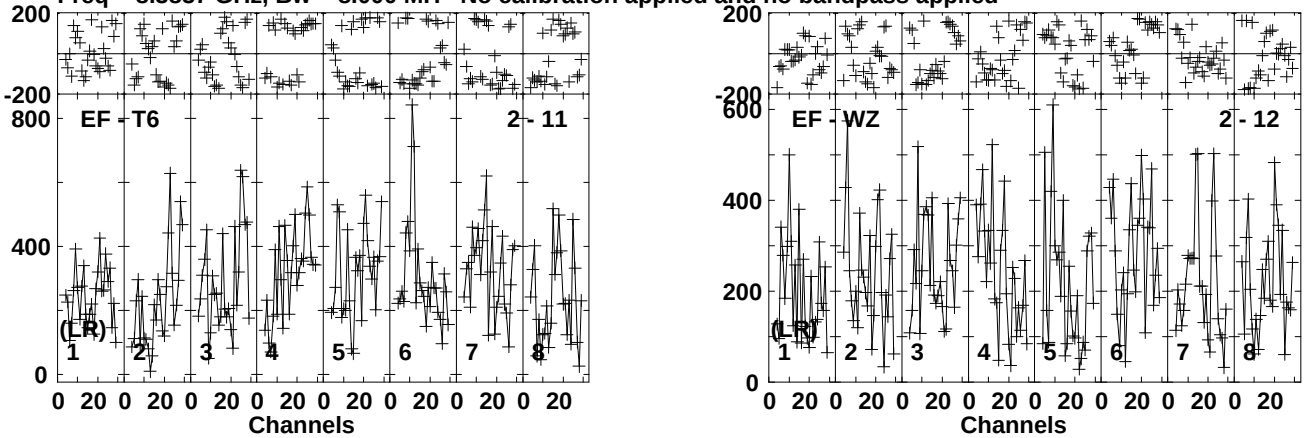

Lower frame: Micro Ampl Jy Top frame: Phas deg
Vector averaged cross-power spectrum Baseline: EF (02) - T6 (11)
Timerange: 00/19:54:26 to 00/19:55:44

Plot file version 327 created 04-DEC-2015 15:27:55
IRAS15250 ER043A.UVDATA.1
Freq = 8.3837 GHz, Bw = 8.000 MH No calibration applied and no bandpass applied

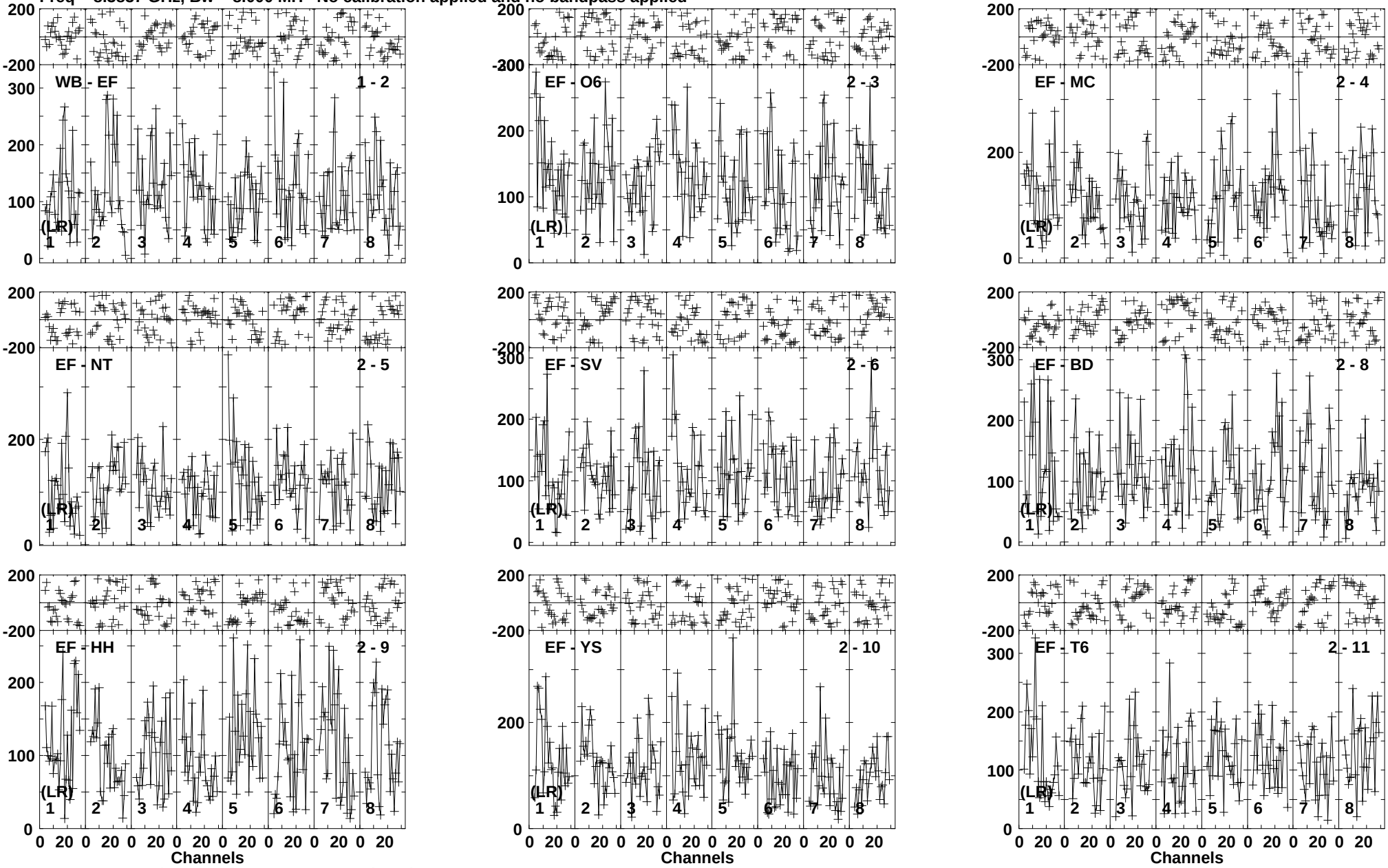

Lower frame: Micro Ampl Jy Top frame: Phas deg
Vector averaged cross-power spectrum Baseline: WB (01) - EF (02)
Timerange: 00/19:56:28 to 00/19:59:20

Plot file version 328 created 04-DEC-2015 15:27:55
IRAS15250 ER043A.UVDATA.1
Freq = 8.3837 GHz, Bw = 8.000 MH No calibration applied and no bandpass applied

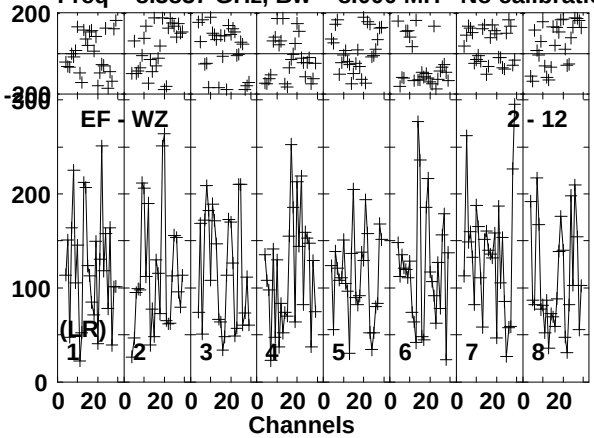

Lower frame: Micro Ampl Jy Top frame: Phas deg
Vector averaged cross-power spectrum Baseline: EF (02) - WZ (12)
Timerange: 00/19:56:28 to 00/19:59:20

Plot file version 329 created 04-DEC-2015 15:27:55
J1522+3144 ER043A.UVDATA.1
Freq = 8.3837 GHz, Bw = 8.000 MH No calibration applied and no bandpass applied

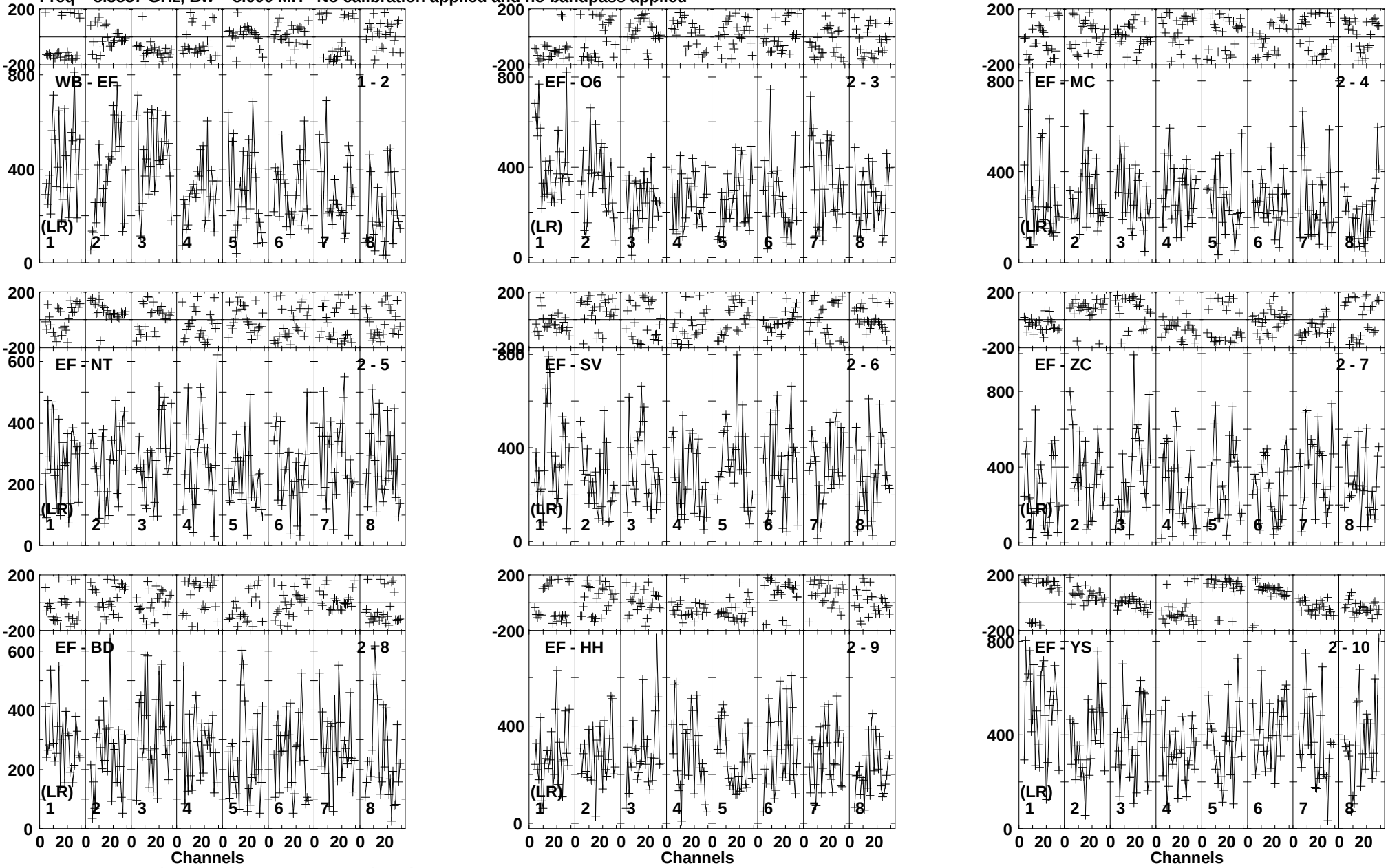

Lower frame: Micro Ampl Jy Top frame: Phas deg
Vector averaged cross-power spectrum Baseline: WB (01) - EF (02)
Timerange: 00/19:59:25 to 00/20:00:41

Plot file version 330 created 04-DEC-2015 15:27:55
J1522+3144 ER043A.UVDATA.1
Freq = 8.3837 GHz, Bw = 8.000 MH No calibration applied and no bandpass applied

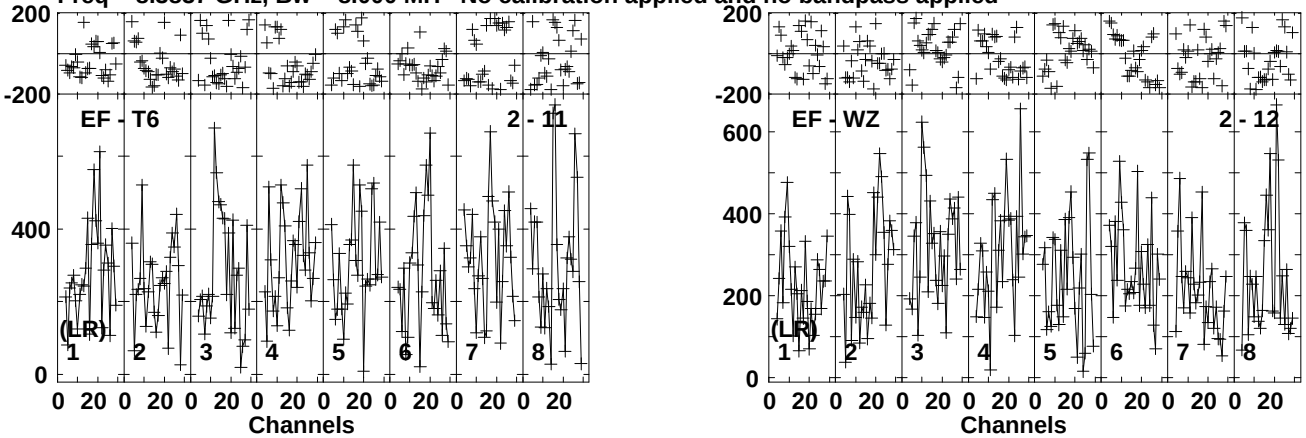

Lower frame: Micro Ampl Jy Top frame: Phas deg
Vector averaged cross-power spectrum Baseline: EF (02) - T6 (11)
Timerange: 00/19:59:25 to 00/20:00:41

Plot file version 331 created 04-DEC-2015 15:27:56
IRAS15250 ER043A.UVDATA.1
Freq = 8.3837 GHz, Bw = 8.000 MH No calibration applied and no bandpass applied

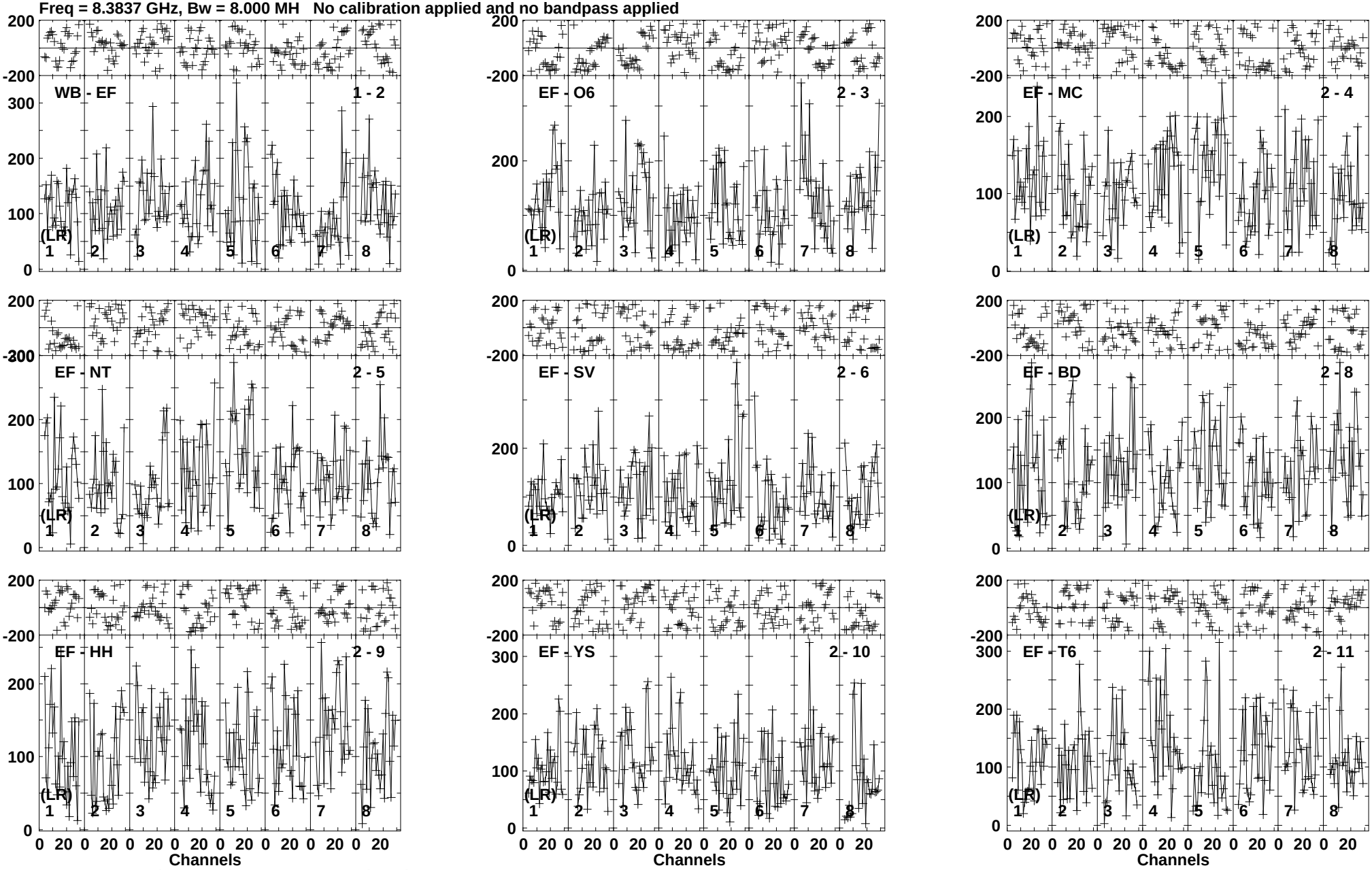

Lower frame: Micro Ampl Jy Top frame: Phas deg
Vector averaged cross-power spectrum Baseline: WB (01) - EF (02)
Timerange: 00/20:01:23 to 00/20:04:17

Plot file version 332 created 04-DEC-2015 15:27:56
IRAS15250 ER043A.UVDATA.1
Freq = 8.3837 GHz, Bw = 8.000 MH No calibration applied and no bandpass applied

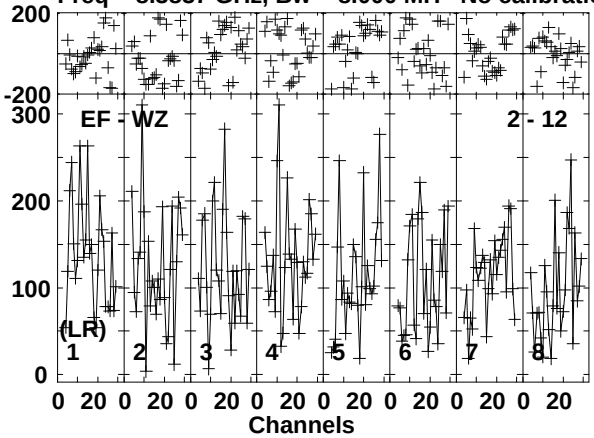

Lower frame: Micro Ampl Jy Top frame: Phas deg
Vector averaged cross-power spectrum Baseline: EF (02) - WZ (12)
Timerange: 00/20:01:23 to 00/20:04:17

Plot file version 333 created 04-DEC-2015 15:27:56
J1522+3144 ER043A.UVDATA.1
Freq = 8.3837 GHz, Bw = 8.000 MH No calibration applied and no bandpass applied

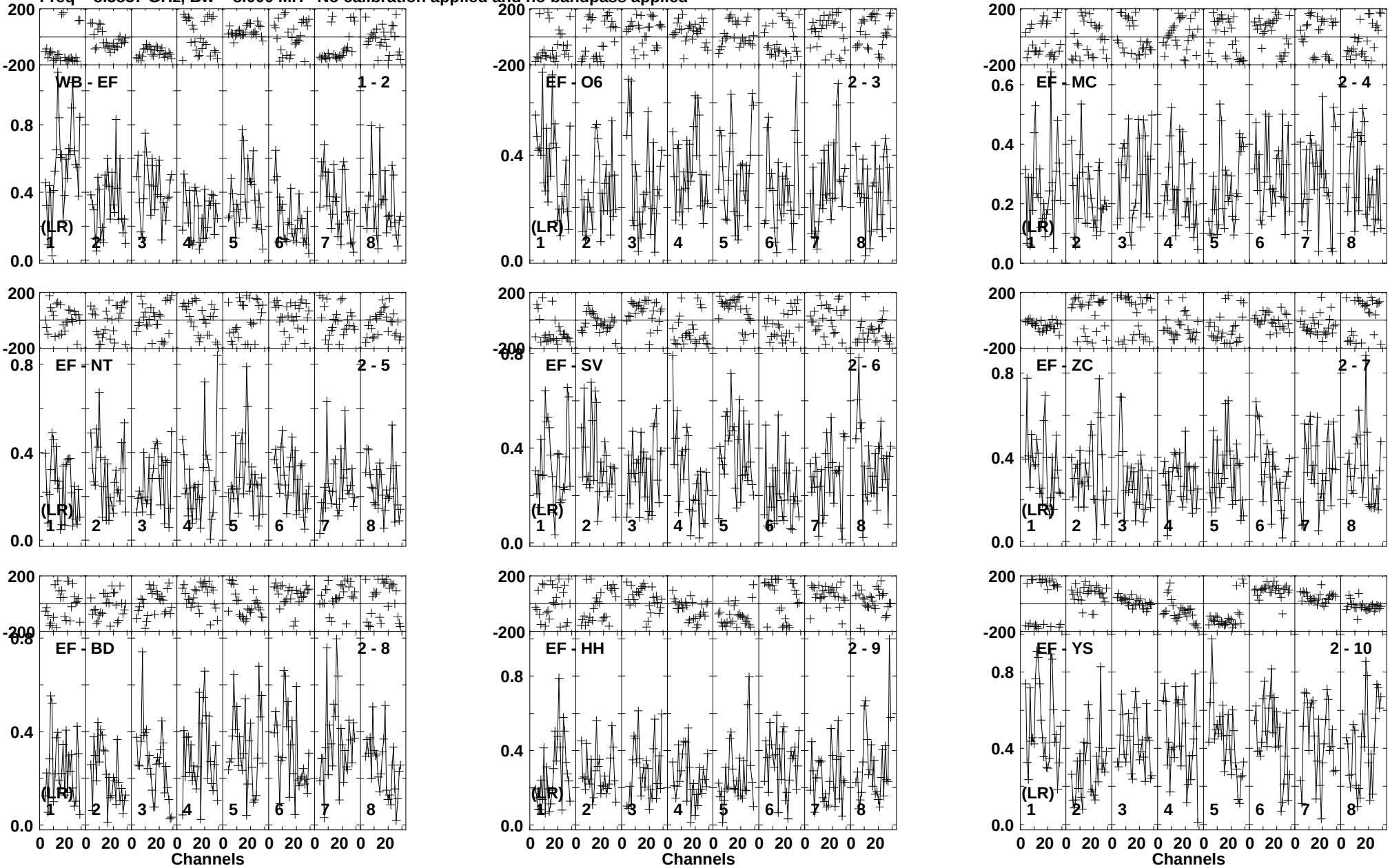

Lower frame: Milli Ampl Jy Top frame: Phas deg
Vector averaged cross-power spectrum Baseline: WB (01) - EF (02)
Timerange: 00/20:04:22 to 00/20:05:38

Plot file version 334 created 04-DEC-2015 15:27:56
J1522+3144 ER043A.UVDATA.1
Freq = 8.3837 GHz, Bw = 8.000 MH No calibration applied and no bandpass applied

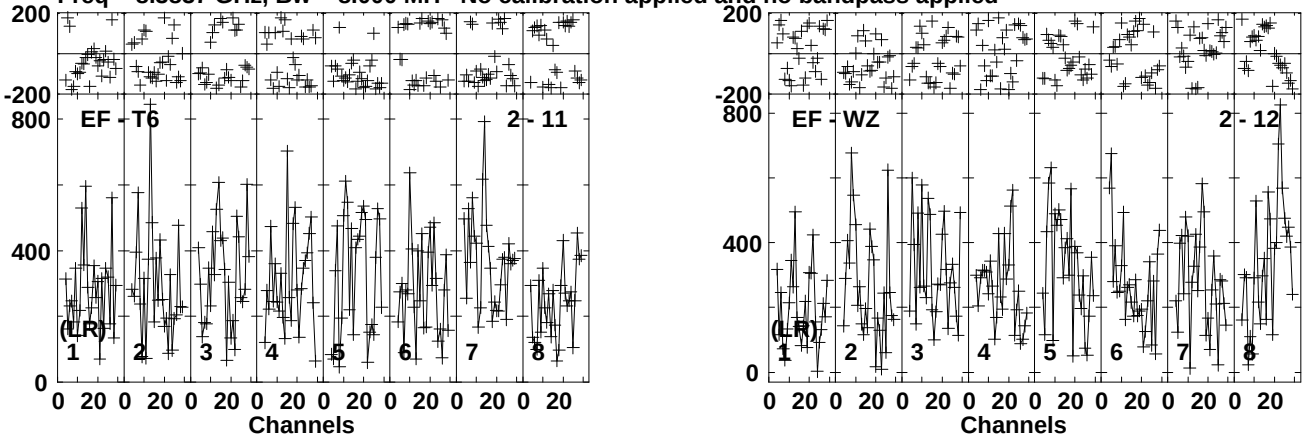

Lower frame: Micro Ampl Jy Top frame: Phas deg
Vector averaged cross-power spectrum Baseline: EF (02) - T6 (11)
Timerange: 00/20:04:22 to 00/20:05:38

Plot file version 335 created 04-DEC-2015 15:27:56
IRAS15250 ER043A.UVDATA.1
Freq = 8.3837 GHz, Bw = 8.000 MH No calibration applied and no bandpass applied

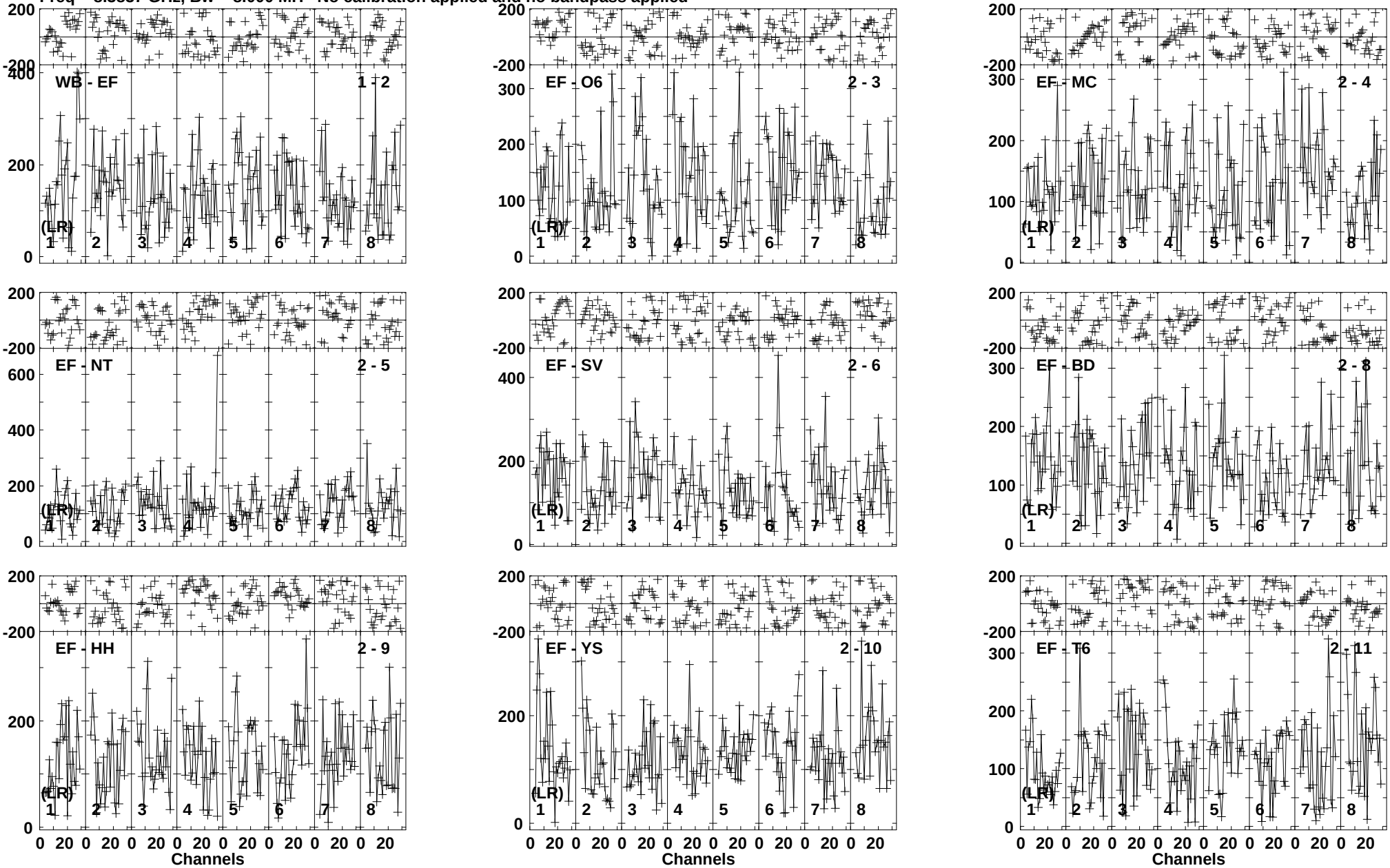

Lower frame: Micro Ampl Jy Top frame: Phas deg
Vector averaged cross-power spectrum Baseline: WB (01) - EF (02)
Timerange: 00/20:05:45 to 00/20:08:35

Plot file version 336 created 04-DEC-2015 15:27:56
IRAS15250 ER043A.UVDATA.1
Freq = 8.3837 GHz, Bw = 8.000 MH No calibration applied and no bandpass applied

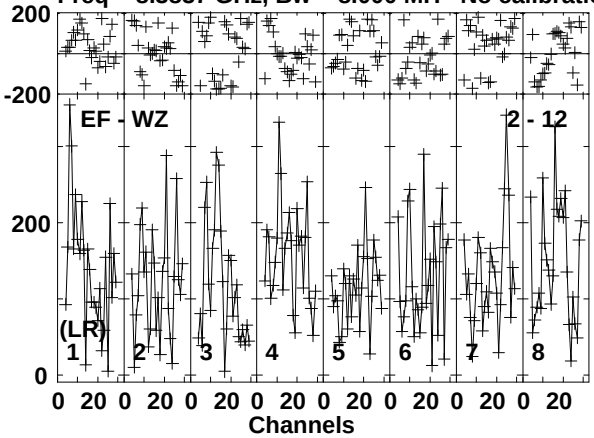

Lower frame: Micro Ampl Jy Top frame: Phas deg
Vector averaged cross-power spectrum Baseline: EF (02) - WZ (12)
Timerange: 00/20:05:45 to 00/20:08:35

Plot file version 337 created 04-DEC-2015 15:27:56
J1522+3144 ER043A.UVDATA.1
Freq = 8.3837 GHz, Bw = 8.000 MH No calibration applied and no bandpass applied

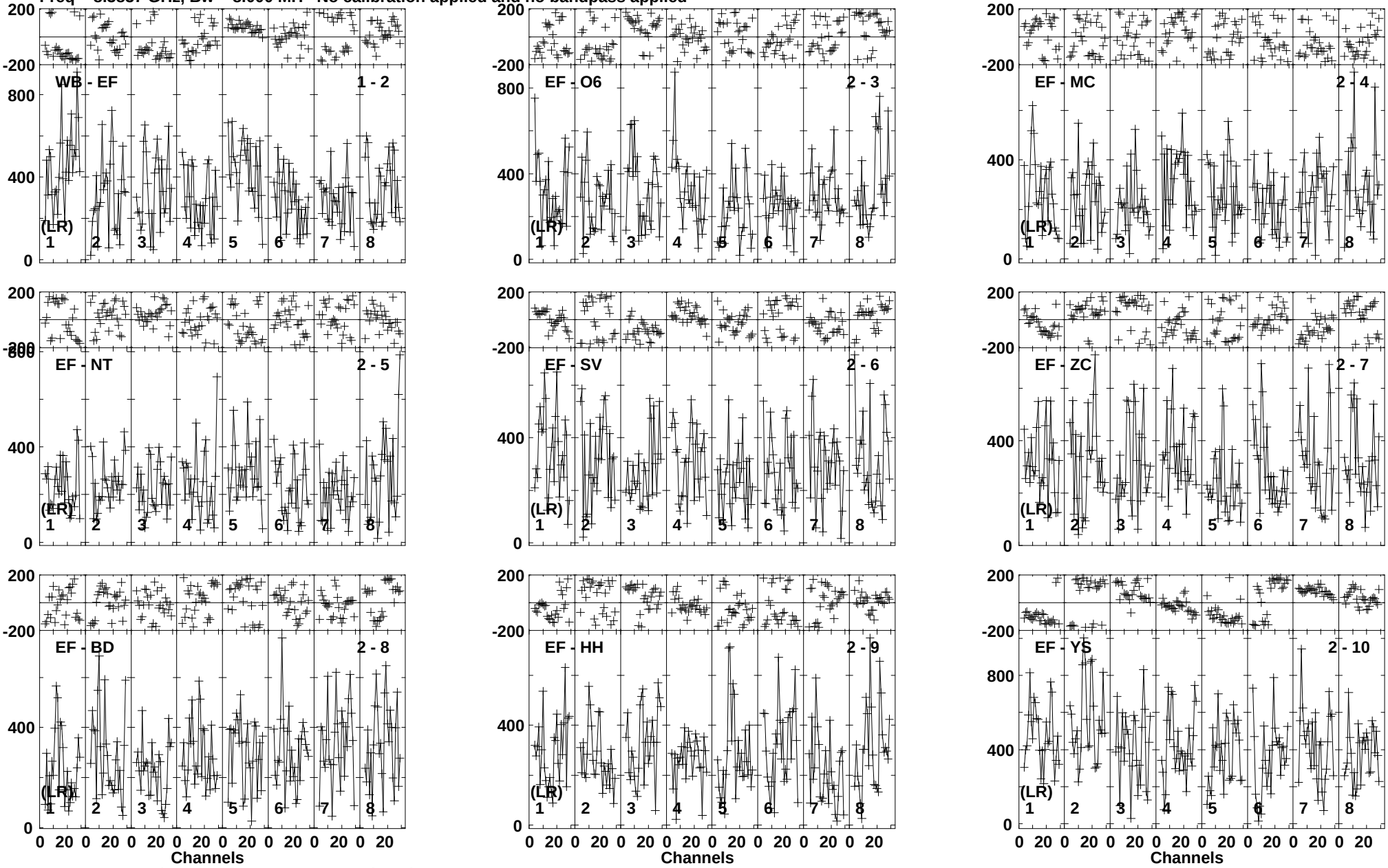

Lower frame: Micro Ampl Jy Top frame: Phas deg
Vector averaged cross-power spectrum Baseline: WB (01) - EF (02)
Timerange: 00/20:08:37 to 00/20:09:55

Plot file version 338 created 04-DEC-2015 15:27:56
J1522+3144 ER043A.UVDATA.1
Freq = 8.3837 GHz, Bw = 8.000 MH No calibration applied and no bandpass applied

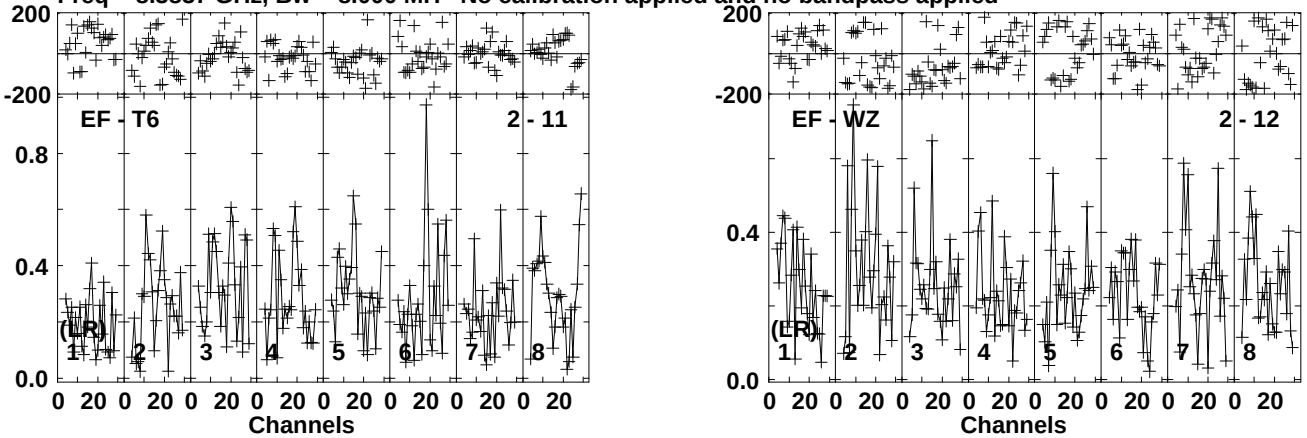

Lower frame: Milli Ampl Jy Top frame: Phas deg
Vector averaged cross-power spectrum Baseline: EF (02) - T6 (11)
Timerange: 00/20:08:37 to 00/20:09:55

Plot file version 339 created 04-DEC-2015 15:27:56
IRAS15250 ER043A.UVDATA.1
Freq = 8.3837 GHz, Bw = 8.000 MH No calibration applied and no bandpass applied

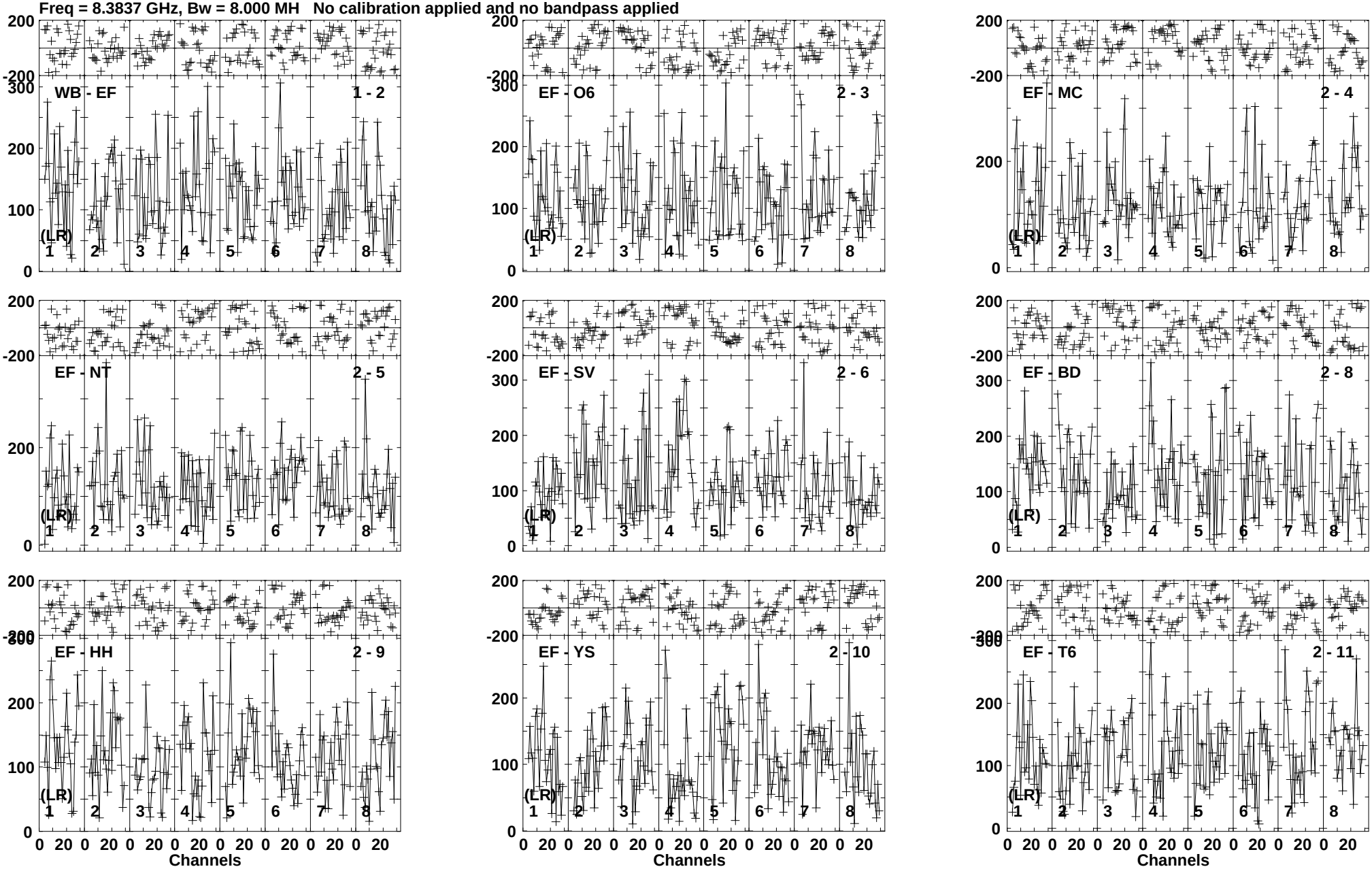

Lower frame: Micro Ampl Jy Top frame: Phas deg
Vector averaged cross-power spectrum Baseline: WB (01) - EF (02)
Timerange: 00/20:10:37 to 00/20:13:31

Plot file version 340 created 04-DEC-2015 15:27:56
IRAS15250 ER043A.UVDATA.1
Freq = 8.3837 GHz, Bw = 8.000 MH No calibration applied and no bandpass applied

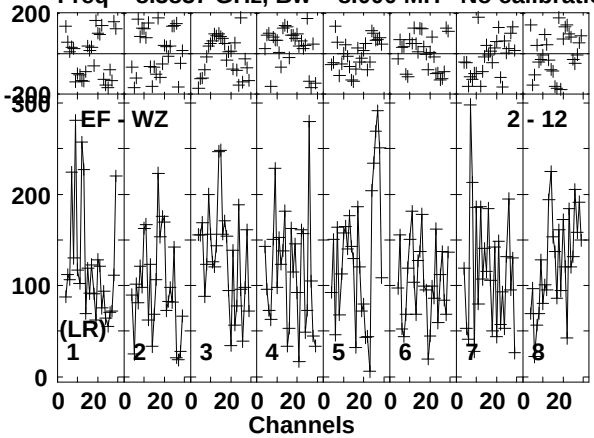

Lower frame: Micro Ampl Jy Top frame: Phas deg
Vector averaged cross-power spectrum Baseline: EF (02) - WZ (12)
Timerange: 00/20:10:37 to 00/20:13:31

Plot file version 341 created 04-DEC-2015 15:27:56
J1522+3144 ER043A.UVDATA.1
Freq = 8.3837 GHz, Bw = 8.000 MH No calibration applied and no bandpass applied

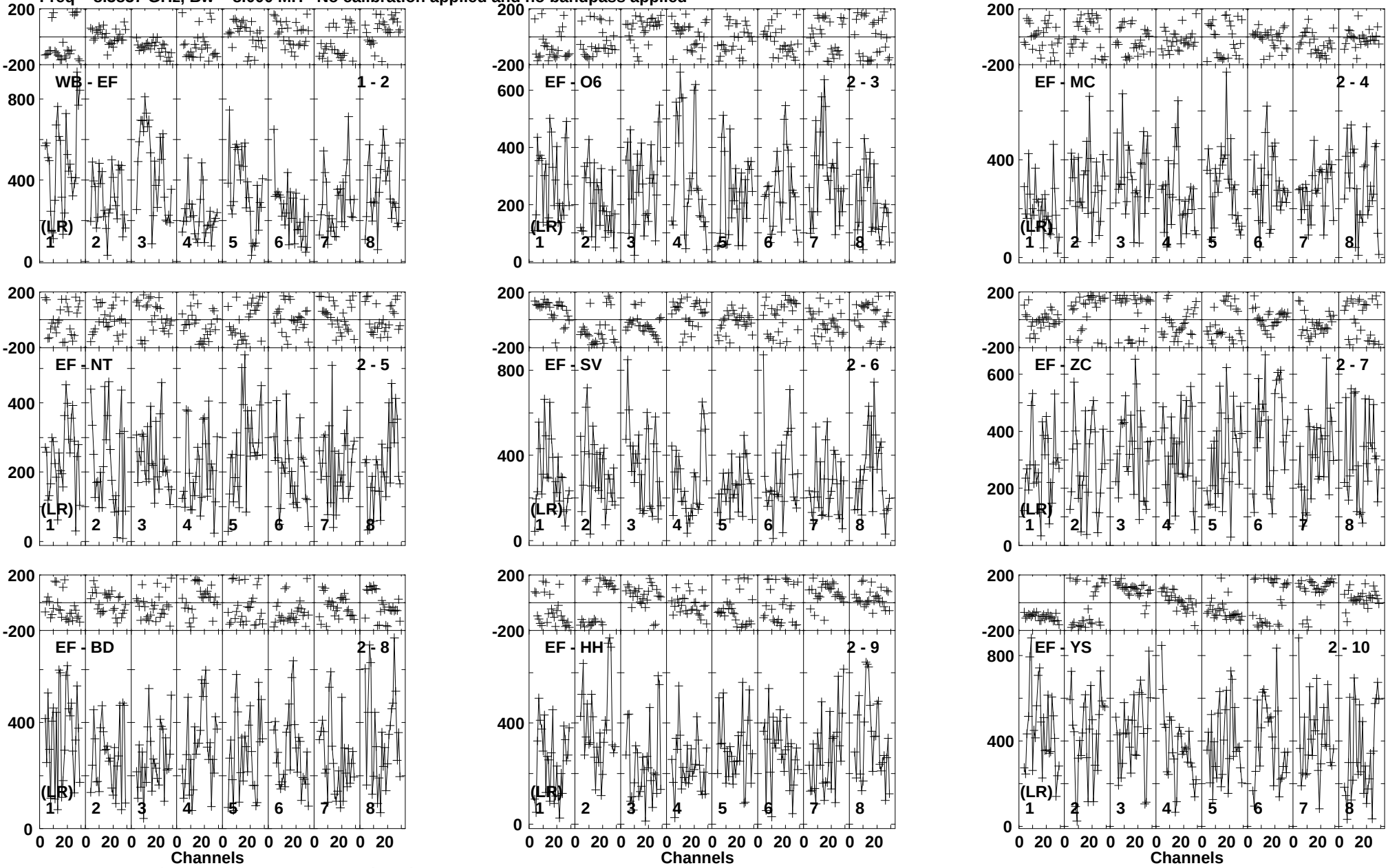

Lower frame: Micro Ampl Jy Top frame: Phas deg
Vector averaged cross-power spectrum Baseline: WB (01) - EF (02)
Timerange: 00/20:13:36 to 00/20:14:52

Plot file version 342 created 04-DEC-2015 15:27:57
J1522+3144 ER043A.UVDATA.1
Freq = 8.3837 GHz, Bw = 8.000 MH No calibration applied and no bandpass applied

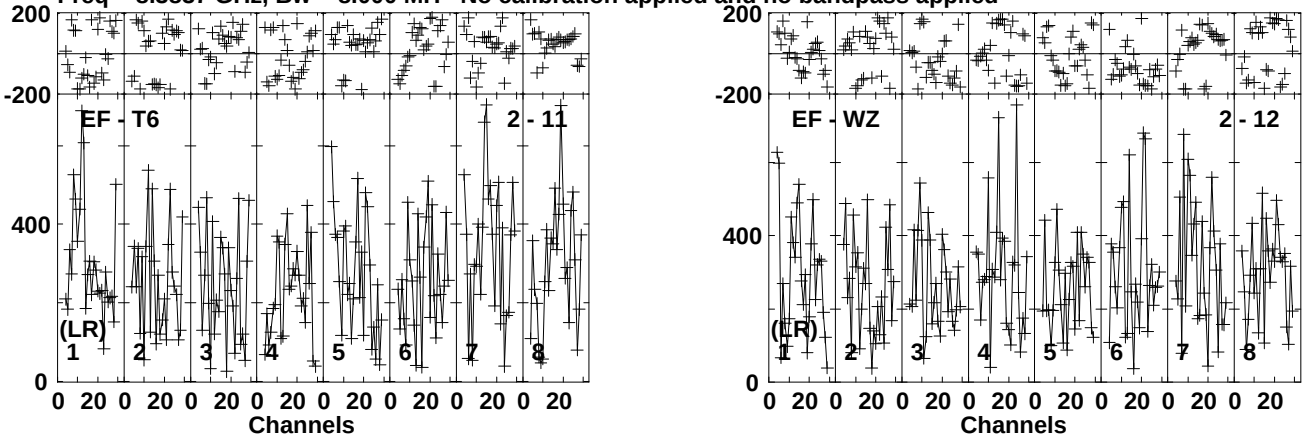

Lower frame: Micro Ampl Jy Top frame: Phas deg
Vector averaged cross-power spectrum Baseline: EF (02) - T6 (11)
Timerange: 00/20:13:36 to 00/20:14:52

Plot file version 343 created 04-DEC-2015 15:27:57
IRAS15250 ER043A.UVDATA.1
Freq = 8.3837 GHz, Bw = 8.000 MH No calibration applied and no bandpass applied

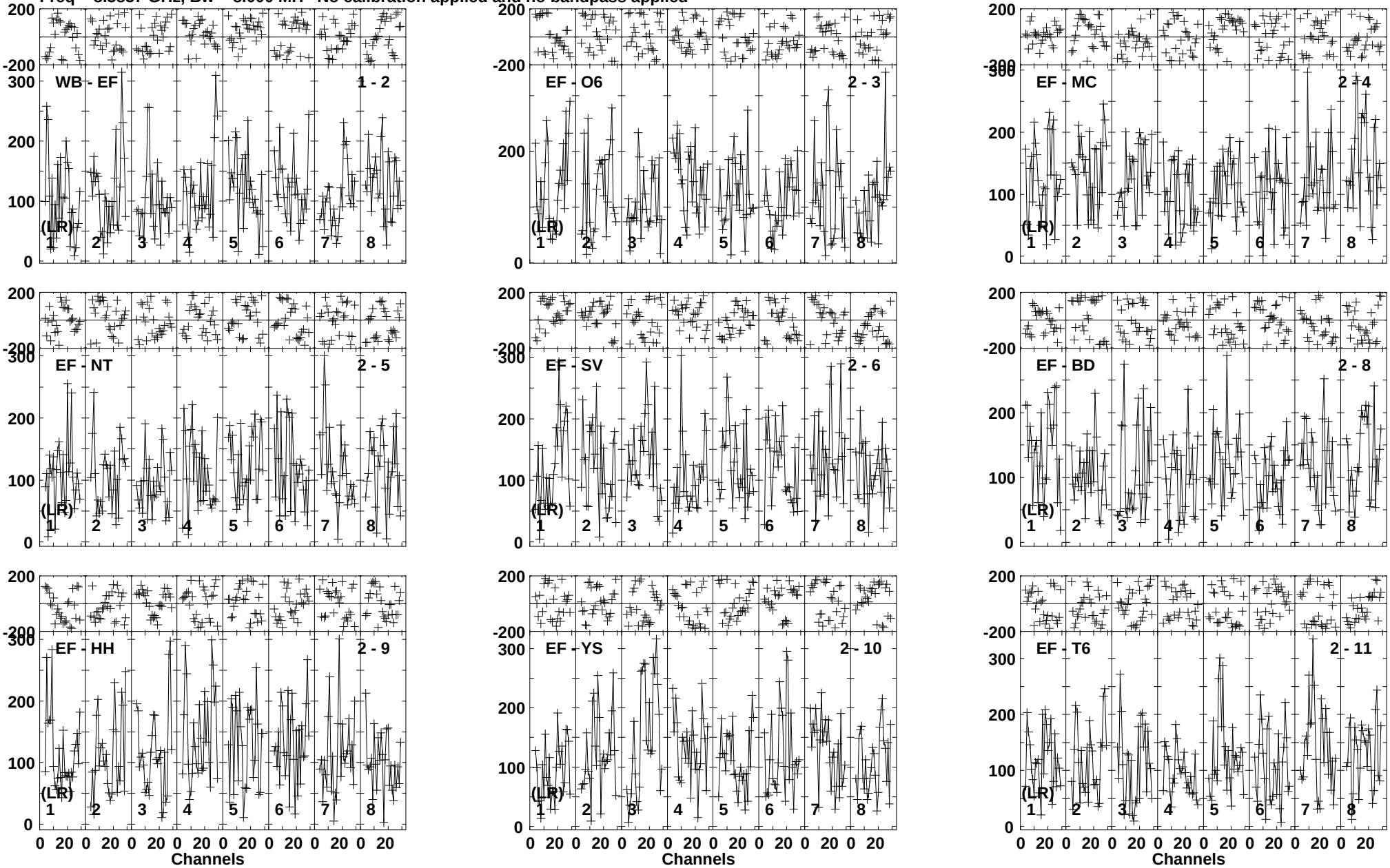

Lower frame: Micro Ampl Jy Top frame: Phas deg
Vector averaged cross-power spectrum Baseline: WB (01) - EF (02)
Timerange: 00/20:15:36 to 00/20:18:28

Plot file version 344 created 04-DEC-2015 15:27:57
IRAS15250 ER043A.UVDATA.1
Freq = 8.3837 GHz, Bw = 8.000 MH No calibration applied and no bandpass applied

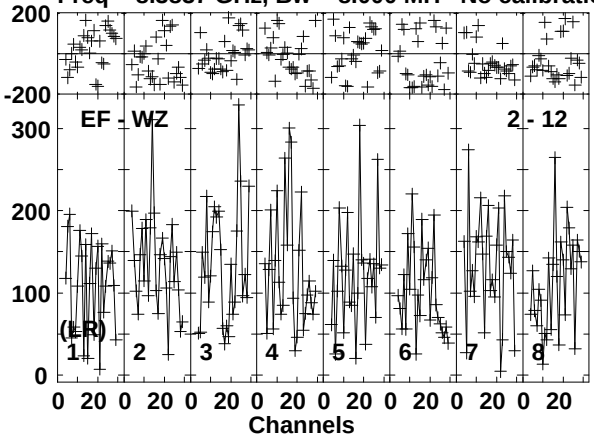

Lower frame: Micro Ampl Jy Top frame: Phas deg
Vector averaged cross-power spectrum Baseline: EF (02) - WZ (12)
Timerange: 00/20:15:36 to 00/20:18:28

Plot file version 345 created 04-DEC-2015 15:27:57
J1522+3144 ER043A.UVDATA.1
Freq = 8.3837 GHz, Bw = 8.000 MH No calibration applied and no bandpass applied

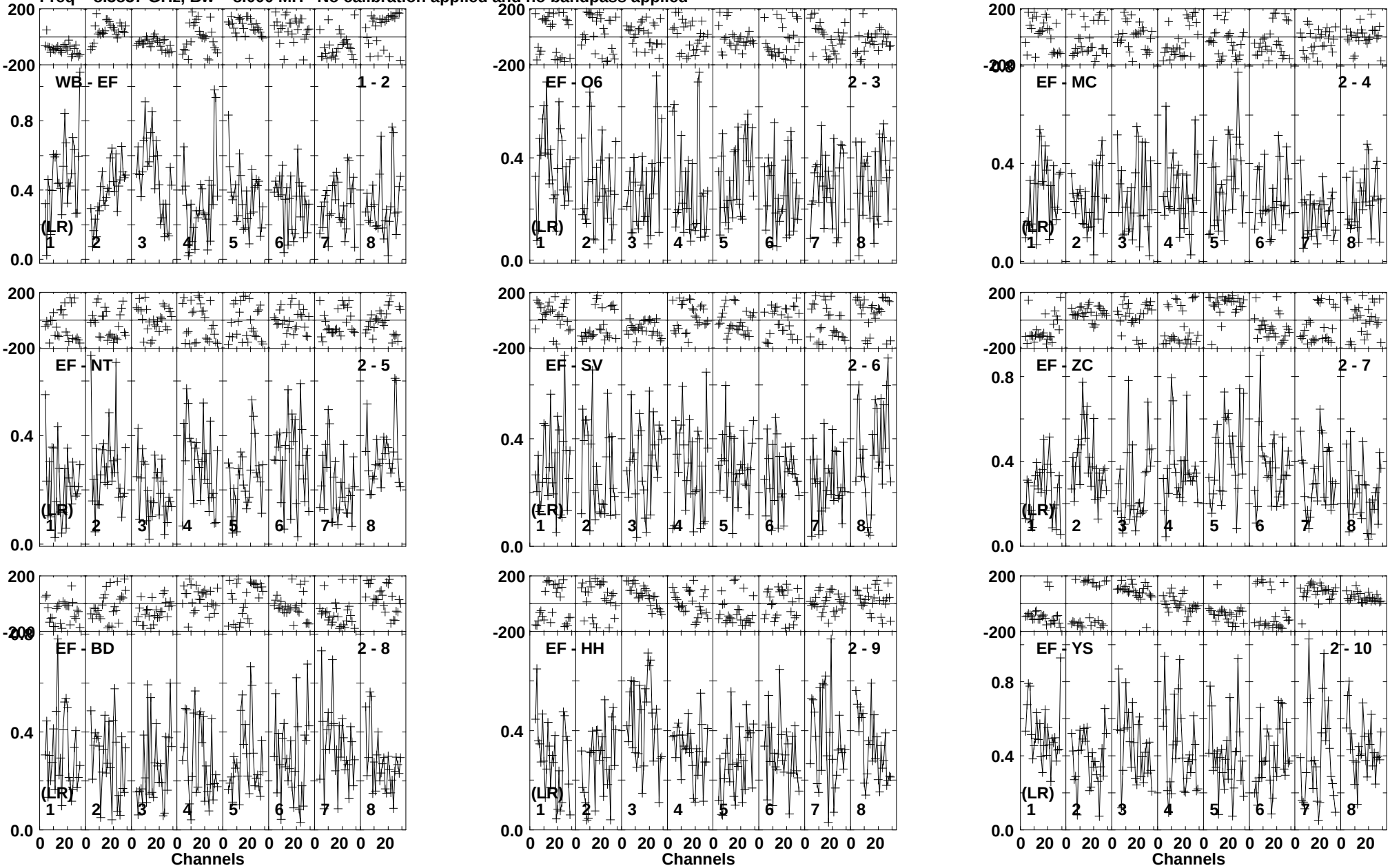

Lower frame: Milli Ampl Jy Top frame: Phas deg
Vector averaged cross-power spectrum Baseline: WB (01) - EF (02)
Timerange: 00/20:18:32 to 00/20:19:48

Plot file version 346 created 04-DEC-2015 15:27:57
J1522+3144 ER043A.UVDATA.1
Freq = 8.3837 GHz, Bw = 8.000 MH No calibration applied and no bandpass applied

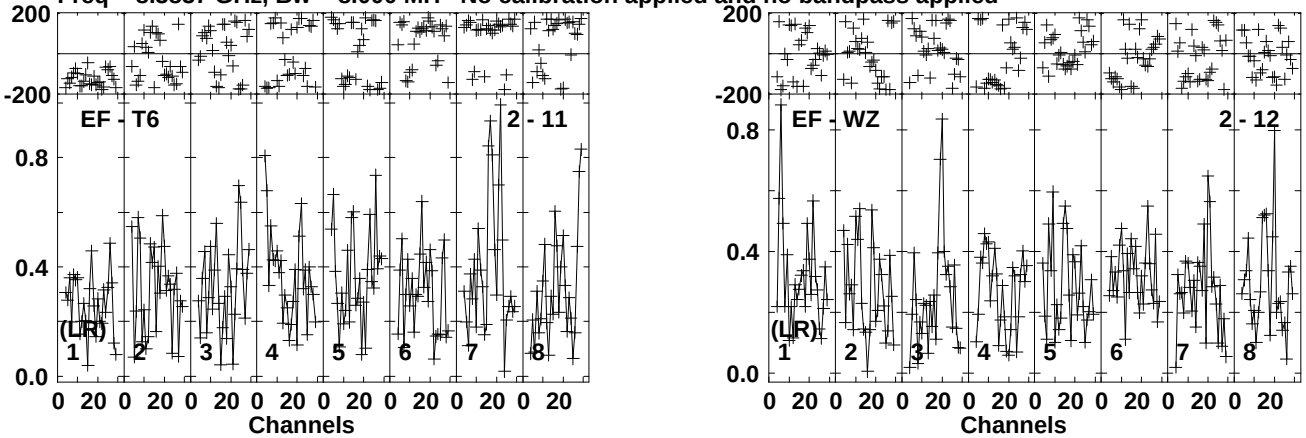

Lower frame: Milli Ampl Jy Top frame: Phas deg
Vector averaged cross-power spectrum Baseline: EF (02) - T6 (11)
Timerange: 00/20:18:32 to 00/20:19:48

Plot file version 347 created 04-DEC-2015 15:27:57
IRAS15250 ER043A.UVDATA.1
Freq = 8.3837 GHz, Bw = 8.000 MH No calibration applied and no bandpass applied



Lower frame: Micro Ampl Jy Top frame: Phas deg
Vector averaged cross-power spectrum Baseline: WB (01) - EF (02)
Timerange: 00/20:19:56 to 00/20:22:46

Plot file version 348 created 04-DEC-2015 15:27:57
IRAS15250 ER043A.UVDATA.1
Freq = 8.3837 GHz, Bw = 8.000 MH No calibration applied and no bandpass applied

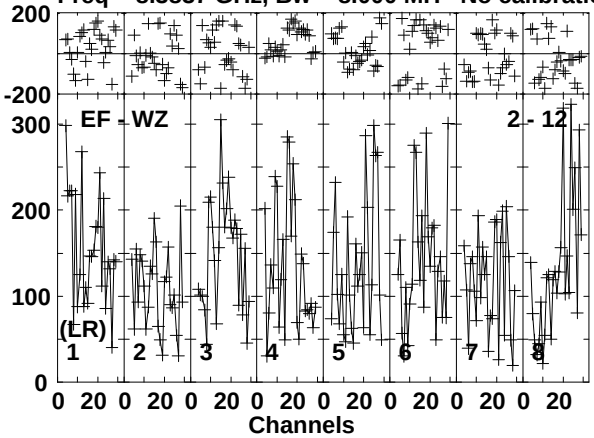

Lower frame: Micro Ampl Jy Top frame: Phas deg
Vector averaged cross-power spectrum Baseline: EF (02) - WZ (12)
Timerange: 00/20:19:56 to 00/20:22:46

Plot file version 349 created 04-DEC-2015 15:27:57
J1522+3144 ER043A.UVDATA.1
Freq = 8.3837 GHz, Bw = 8.000 MH No calibration applied and no bandpass applied

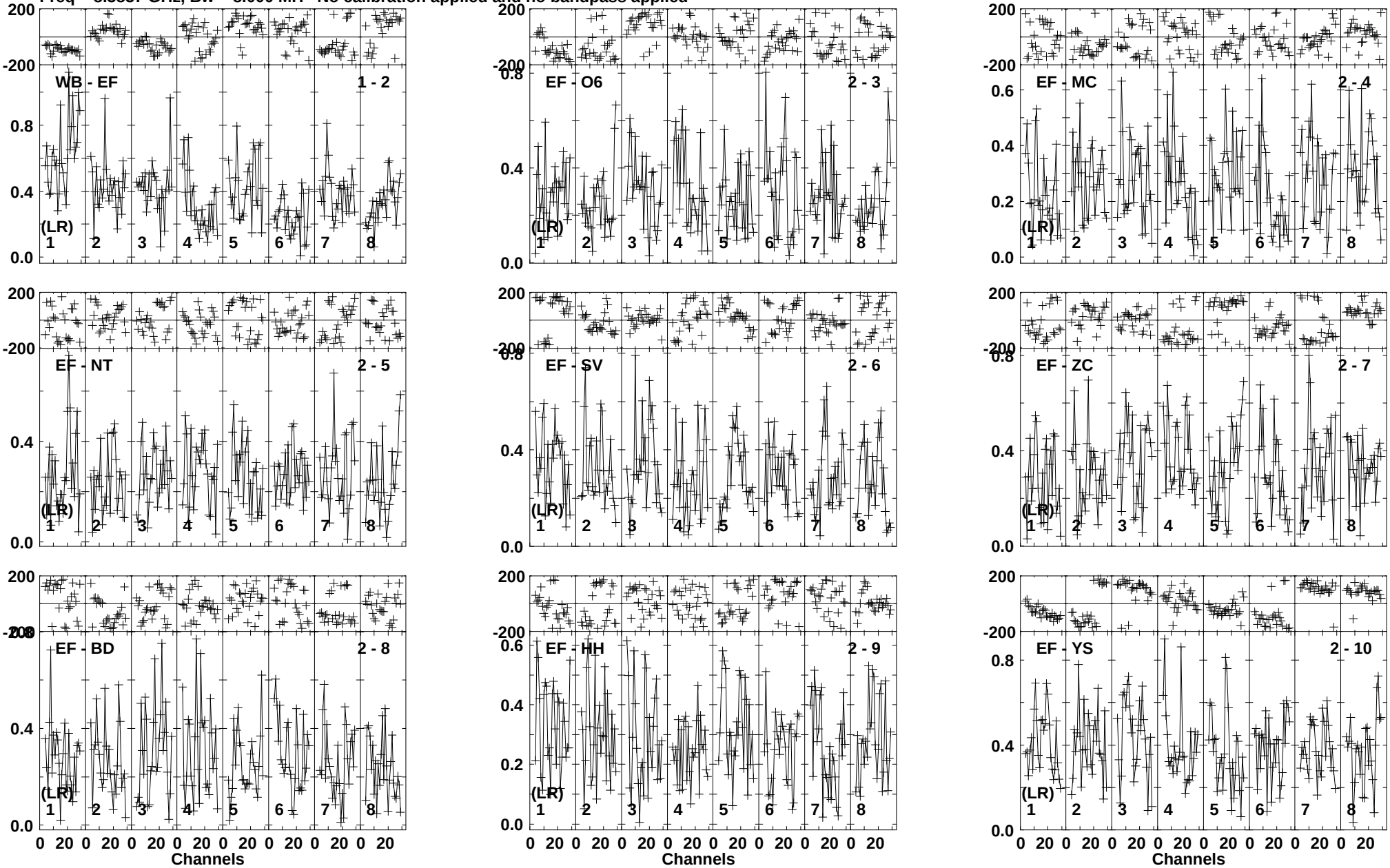

Lower frame: Milli Ampl Jy Top frame: Phas deg
Vector averaged cross-power spectrum Baseline: WB (01) - EF (02)
Timerange: 00/20:22:48 to 00/20:24:06

Plot file version 350 created 04-DEC-2015 15:27:57
J1522+3144 ER043A.UVDATA.1
Freq = 8.3837 GHz, Bw = 8.000 MH No calibration applied and no bandpass applied

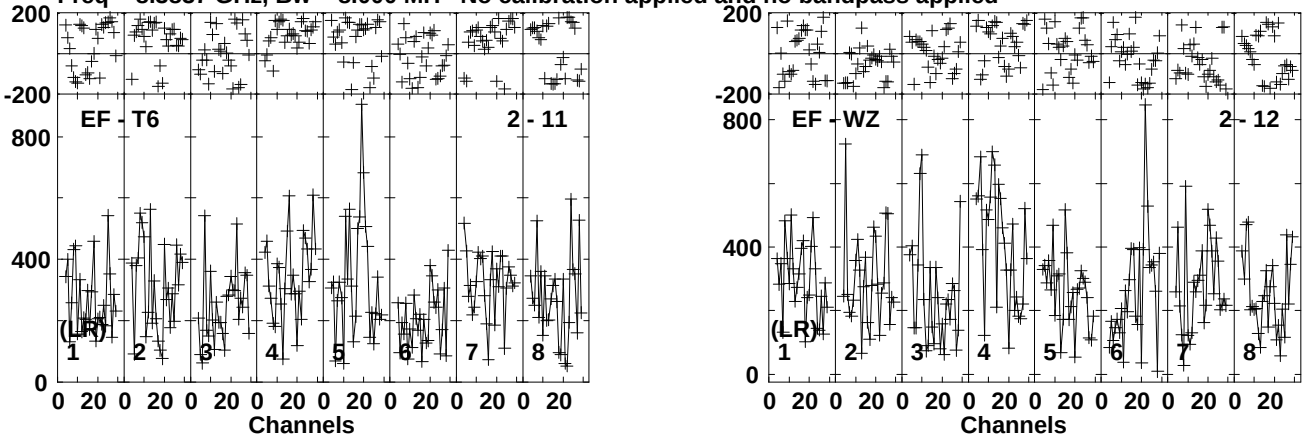

Lower frame: Micro Ampl Jy Top frame: Phas deg
Vector averaged cross-power spectrum Baseline: EF (02) - T6 (11)
Timerange: 00/20:22:48 to 00/20:24:06

Plot file version 351 created 04-DEC-2015 15:27:57
IRAS15250 ER043A.UVDATA.1
Freq = 8.3837 GHz, Bw = 8.000 MH No calibration applied and no bandpass applied

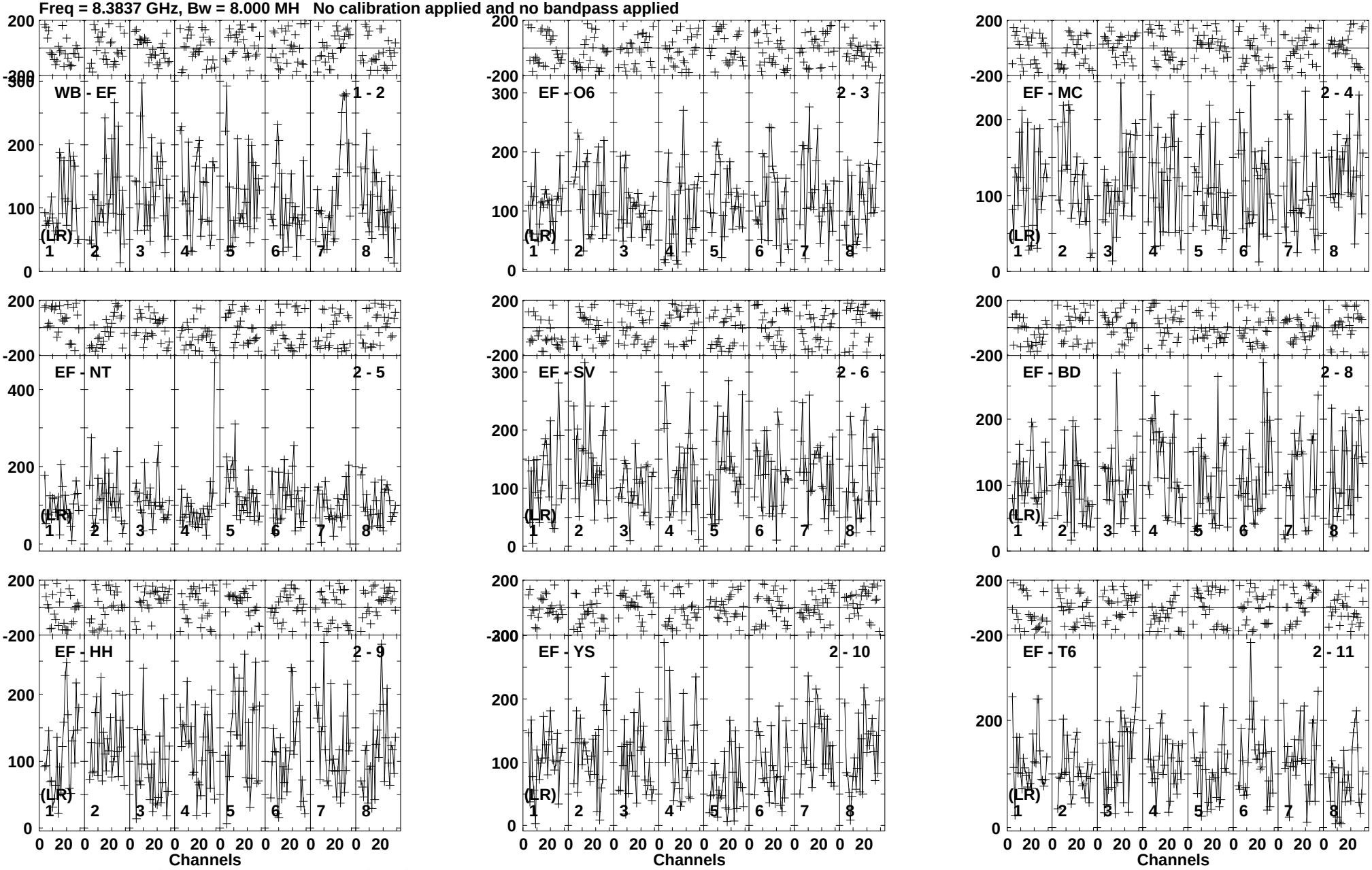

Lower frame: Micro Ampl Jy Top frame: Phas deg
Vector averaged cross-power spectrum Baseline: WB (01) - EF (02)
Timerange: 00/20:24:50 to 00/20:27:42

Plot file version 352 created 04-DEC-2015 15:27:57
IRAS15250 ER043A.UVDATA.1
Freq = 8.3837 GHz, Bw = 8.000 MH No calibration applied and no bandpass applied

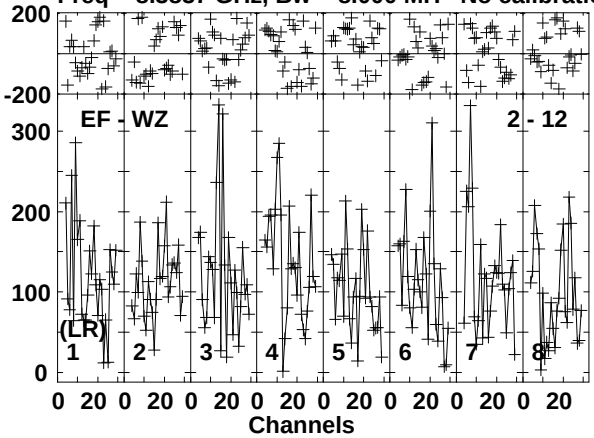

Lower frame: Micro Ampl Jy Top frame: Phas deg
Vector averaged cross-power spectrum Baseline: EF (02) - WZ (12)
Timerange: 00/20:24:50 to 00/20:27:42

Plot file version 353 created 04-DEC-2015 15:27:57
J1522+3144 ER043A.UVDATA.1
Freq = 8.3837 GHz, Bw = 8.000 MH No calibration applied and no bandpass applied



Lower frame: Micro Ampl Jy Top frame: Phas deg
Vector averaged cross-power spectrum Baseline: WB (01) - EF (02)
Timerange: 00/20:27:47 to 00/20:29:03

Plot file version 354 created 04-DEC-2015 15:27:58
J1522+3144 ER043A.UVDATA.1
Freq = 8.3837 GHz, Bw = 8.000 MH No calibration applied and no bandpass applied

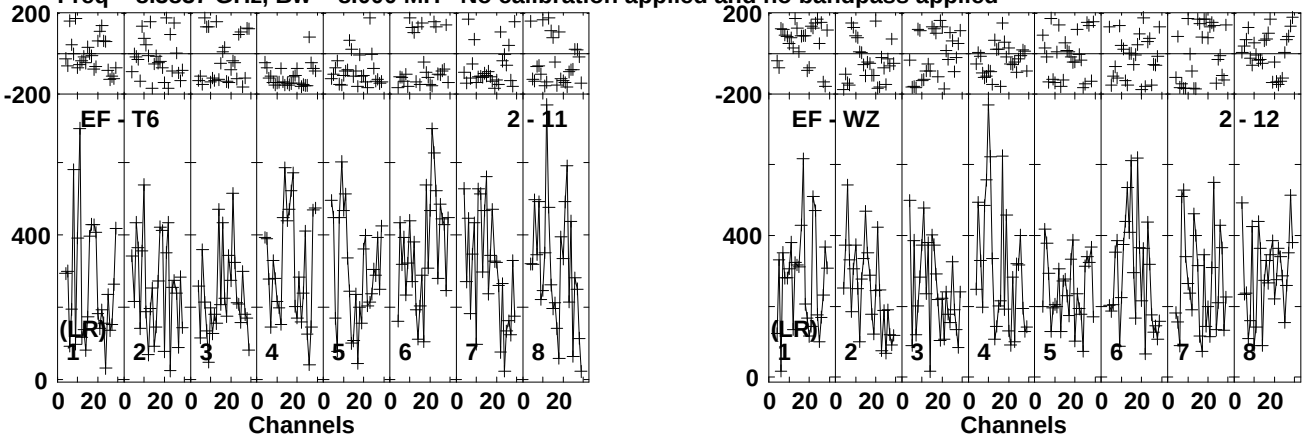

Lower frame: Micro Ampl Jy Top frame: Phas deg
Vector averaged cross-power spectrum Baseline: EF (02) - T6 (11)
Timerange: 00/20:27:47 to 00/20:29:03

Plot file version 355 created 04-DEC-2015 15:27:58
IRAS15250 ER043A.UVDATA.1
Freq = 8.3837 GHz, Bw = 8.000 MH No calibration applied and no bandpass applied



Lower frame: Micro Ampl Jy Top frame: Phas deg
Vector averaged cross-power spectrum Baseline: WB (01) - EF (02)
Timerange: 00/20:29:47 to 00/20:32:39

Plot file version 356 created 04-DEC-2015 15:27:58
IRAS15250 ER043A.UVDATA.1
Freq = 8.3837 GHz, Bw = 8.000 MH No calibration applied and no bandpass applied

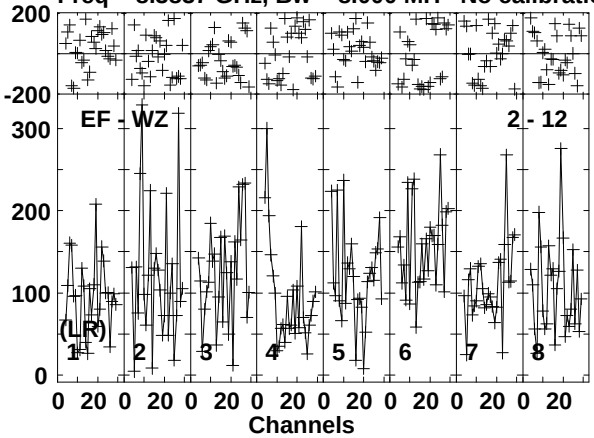

Lower frame: Micro Ampl Jy Top frame: Phas deg
Vector averaged cross-power spectrum Baseline: EF (02) - WZ (12)
Timerange: 00/20:29:47 to 00/20:32:39

Plot file version 357 created 04-DEC-2015 15:27:58
J1522+3144 ER043A.UVDATA.1
Freq = 8.3837 GHz, Bw = 8.000 MH No calibration applied and no bandpass applied

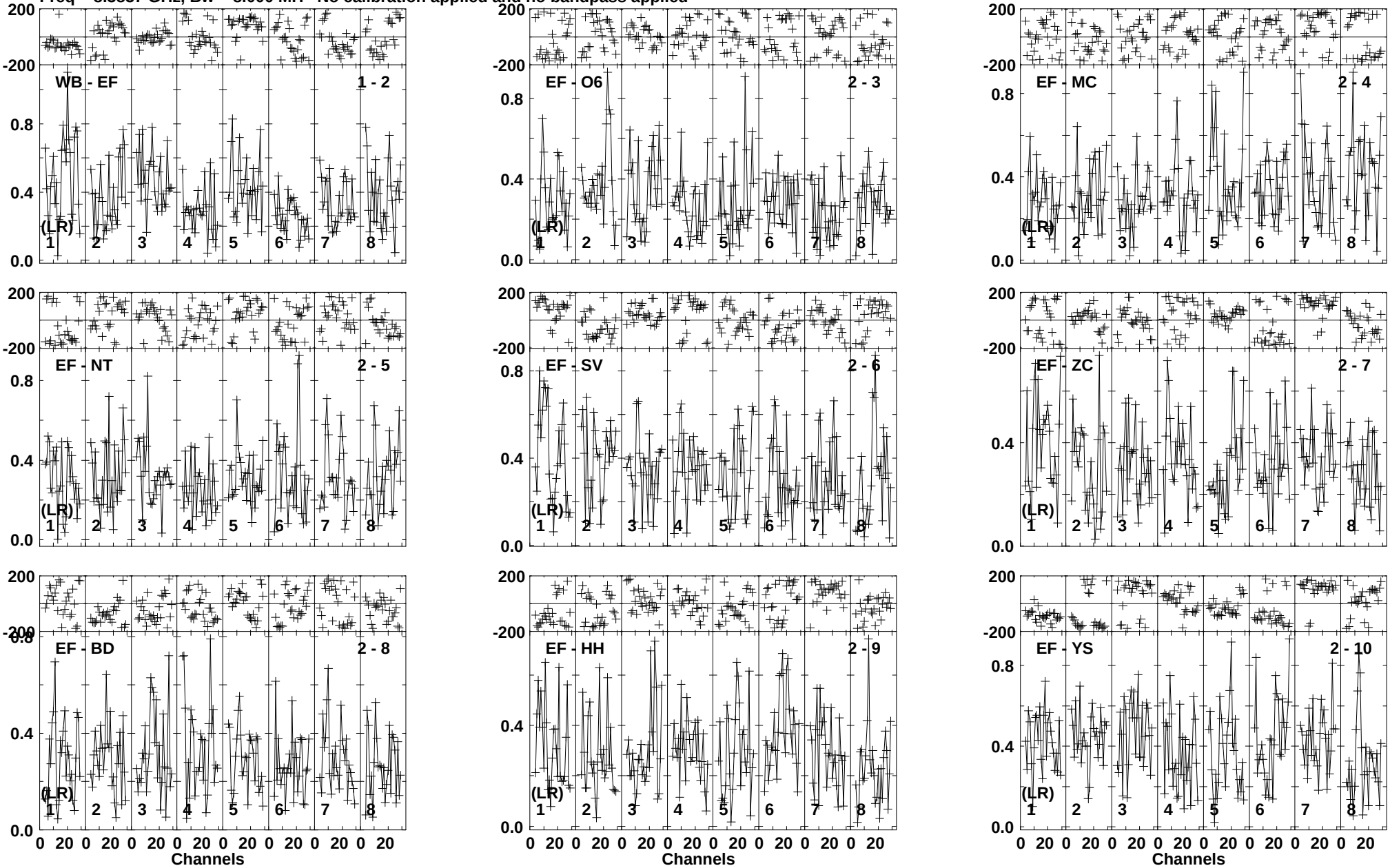

Lower frame: Milli Ampl Jy Top frame: Phas deg
Vector averaged cross-power spectrum Baseline: WB (01) - EF (02)
Timerange: 00/20:32:44 to 00/20:34:00

Plot file version 358 created 04-DEC-2015 15:27:58
J1522+3144 ER043A.UVDATA.1
Freq = 8.3837 GHz, Bw = 8.000 MH No calibration applied and no bandpass applied

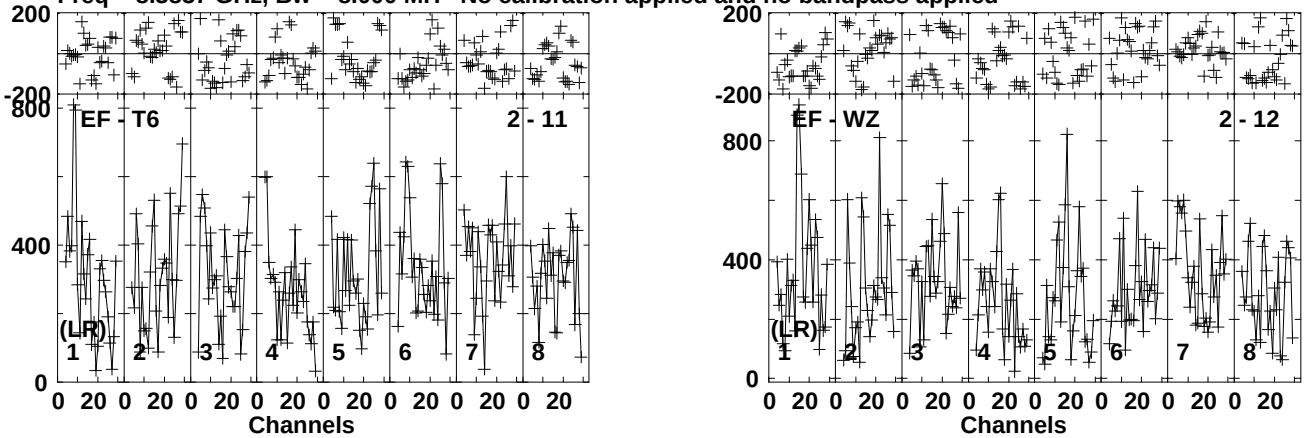

Lower frame: Micro Ampl Jy Top frame: Phas deg
Vector averaged cross-power spectrum Baseline: EF (02) - T6 (11)
Timerange: 00/20:32:44 to 00/20:34:00

Plot file version 359 created 04-DEC-2015 15:27:58
IRAS15250 ER043A.UVDATA.1
Freq = 8.3837 GHz, Bw = 8.000 MH No calibration applied and no bandpass applied

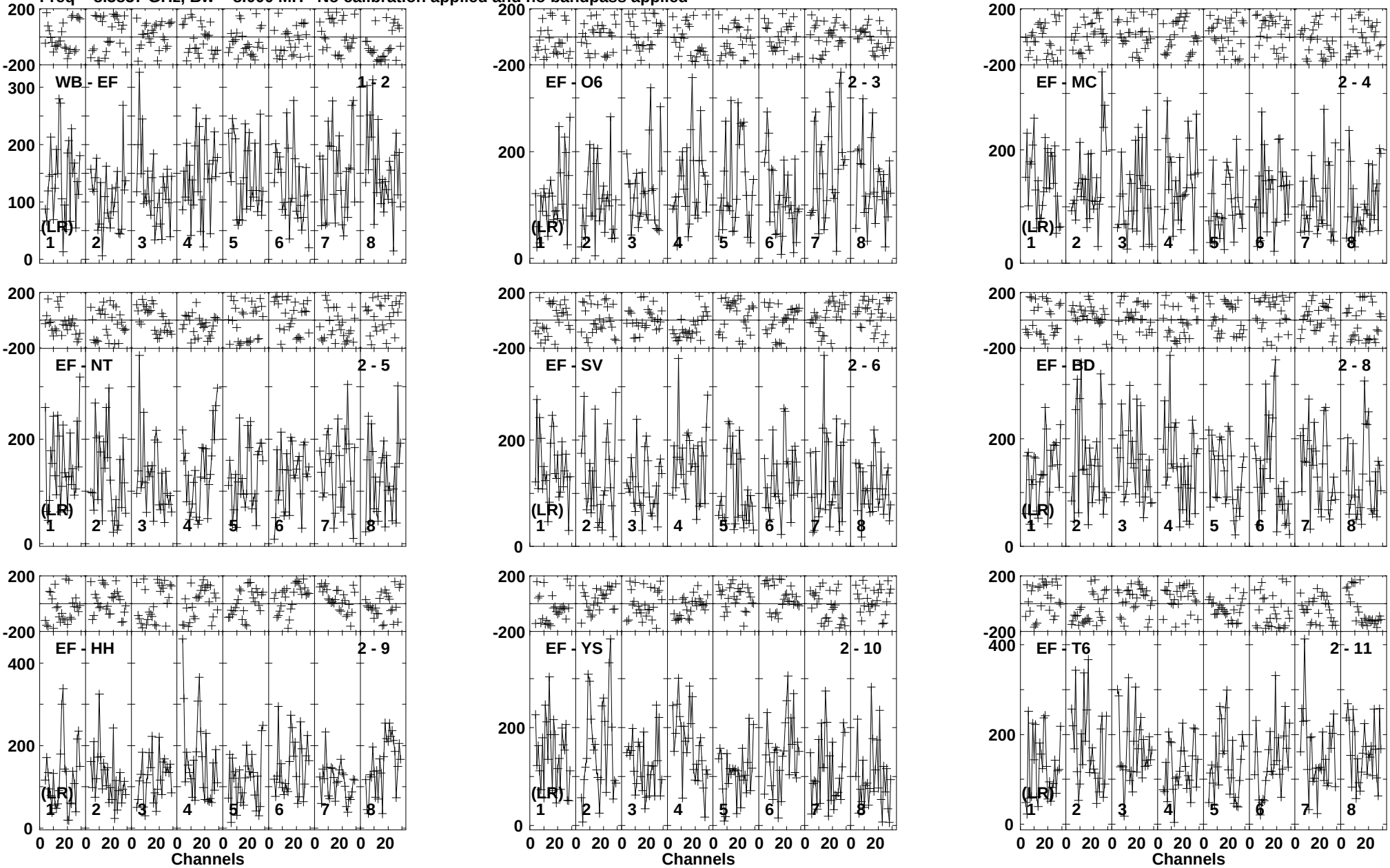

Lower frame: Micro Ampl Jy Top frame: Phas deg
Vector averaged cross-power spectrum Baseline: WB (01) - EF (02)
Timerange: 00/20:34:07 to 00/20:36:57

Plot file version 360 created 04-DEC-2015 15:27:58
IRAS15250 ER043A.UVDATA.1
Freq = 8.3837 GHz, Bw = 8.000 MH No calibration applied and no bandpass applied

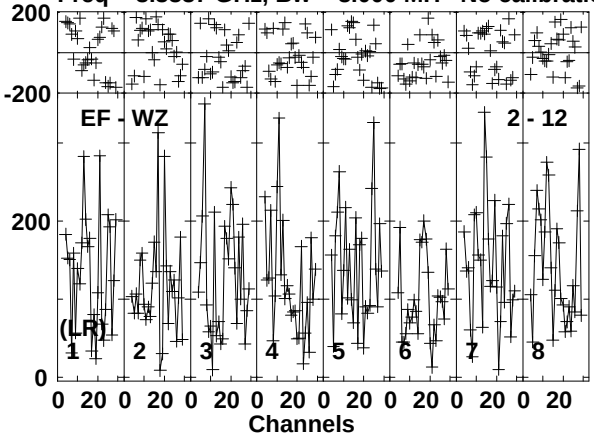

Lower frame: Micro Ampl Jy Top frame: Phas deg
Vector averaged cross-power spectrum Baseline: EF (02) - WZ (12)
Timerange: 00/20:34:07 to 00/20:36:57

Plot file version 361 created 04-DEC-2015 15:27:58
J1522+3144 ER043A.UVDATA.1
Freq = 8.3837 GHz, Bw = 8.000 MH No calibration applied and no bandpass applied

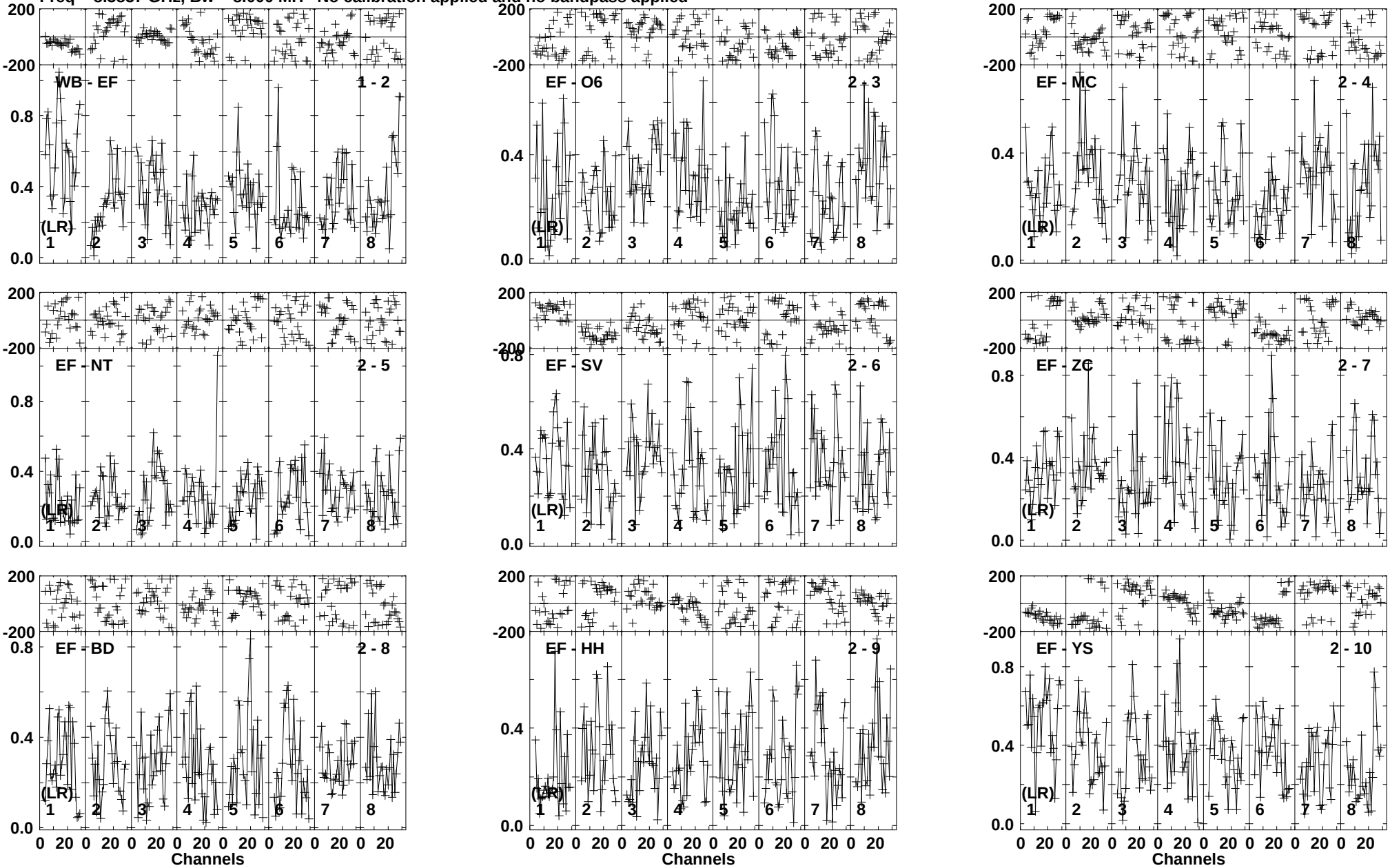

Lower frame: Milli Ampl Jy Top frame: Phas deg
Vector averaged cross-power spectrum Baseline: WB (01) - EF (02)
Timerange: 00/20:36:59 to 00/20:38:17

Plot file version 362 created 04-DEC-2015 15:27:58
J1522+3144 ER043A.UVDATA.1
Freq = 8.3837 GHz, Bw = 8.000 MH No calibration applied and no bandpass applied

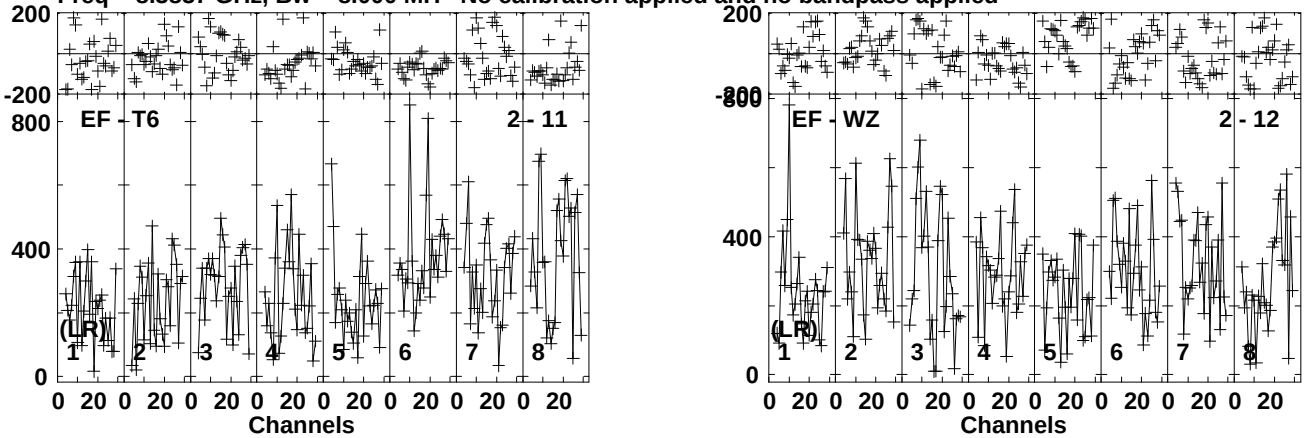

Lower frame: Micro Ampl Jy Top frame: Phas deg
Vector averaged cross-power spectrum Baseline: EF (02) - T6 (11)
Timerange: 00/20:36:59 to 00/20:38:17

Plot file version 363 created 04-DEC-2015 15:27:58
IRAS15250 ER043A.UVDATA.1
Freq = 8.3837 GHz, Bw = 8.000 MH No calibration applied and no bandpass applied

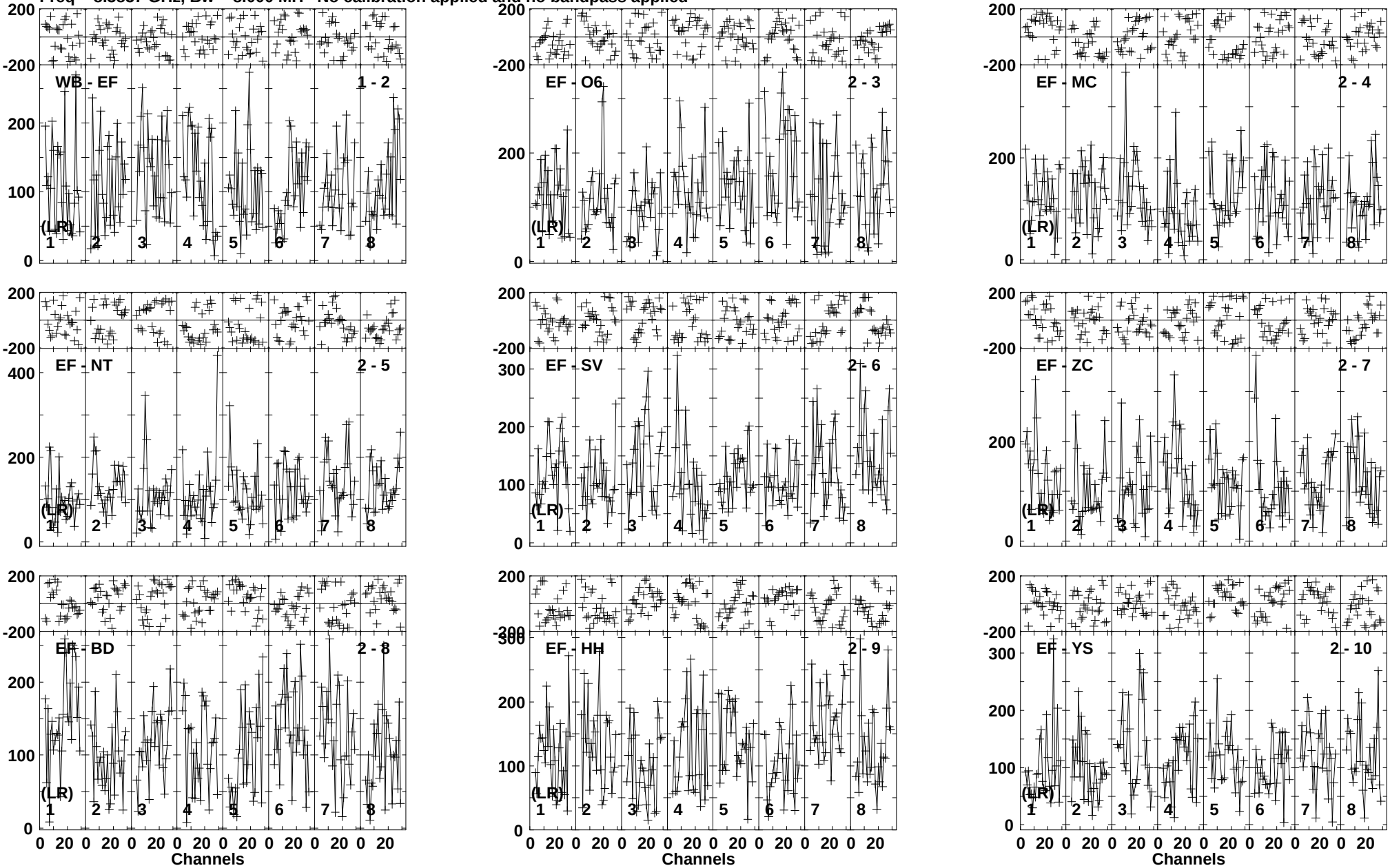

Lower frame: Micro Ampl Jy Top frame: Phas deg
Vector averaged cross-power spectrum Baseline: WB (01) - EF (02)
Timerange: 00/20:38:59 to 00/20:41:53

Plot file version 364 created 04-DEC-2015 15:27:58
IRAS15250 ER043A.UVDATA.1
Freq = 8.3837 GHz, Bw = 8.000 MH No calibration applied and no bandpass applied

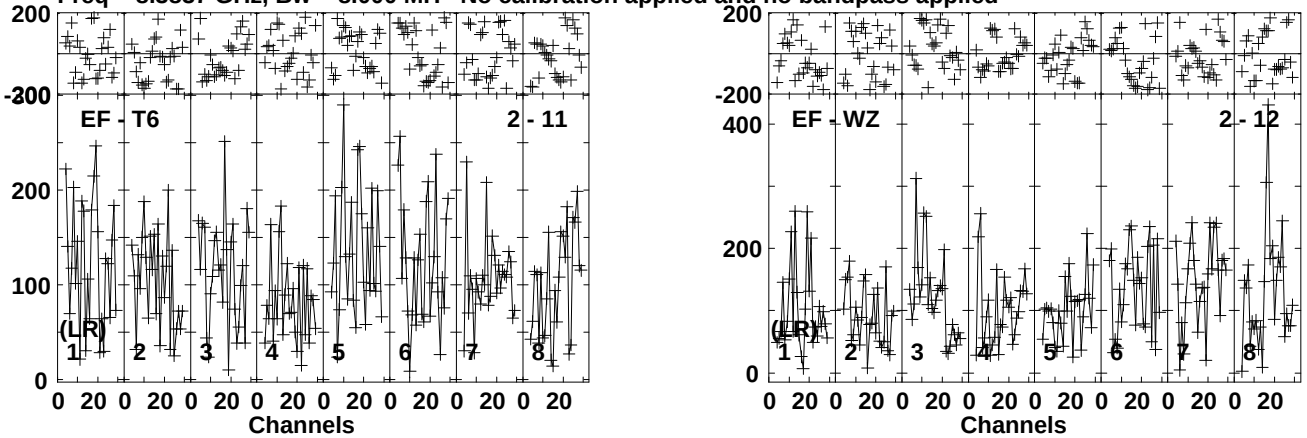

Lower frame: Micro Ampl Jy Top frame: Phas deg
Vector averaged cross-power spectrum Baseline: EF (02) - T6 (11)
Timerange: 00/20:38:59 to 00/20:41:53

Plot file version 365 created 04-DEC-2015 15:27:58
J1522+3144 ER043A.UVDATA.1
Freq = 8.3837 GHz, Bw = 8.000 MH No calibration applied and no bandpass applied

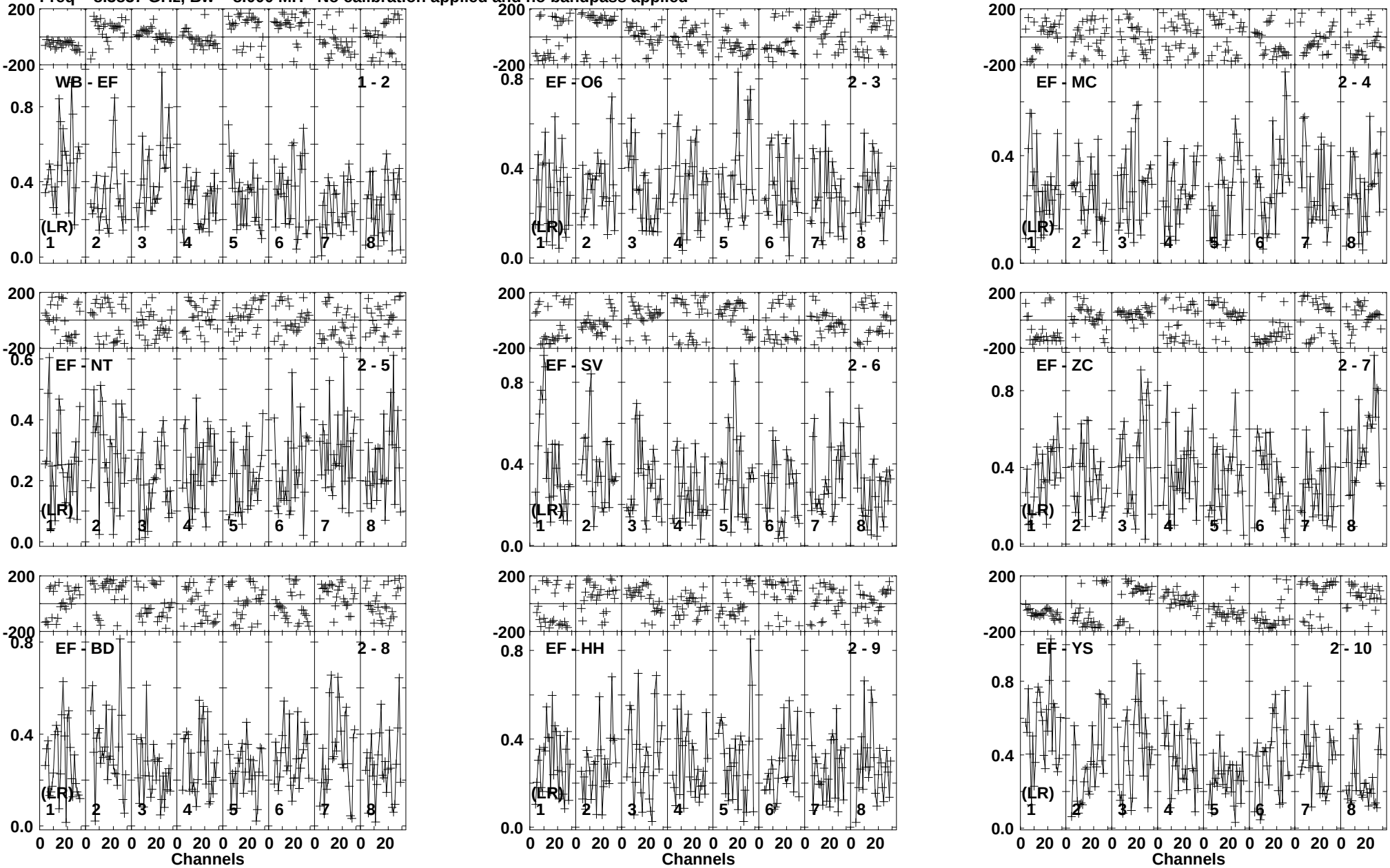

Lower frame: Milli Ampl Jy Top frame: Phas deg
Vector averaged cross-power spectrum Baseline: WB (01) - EF (02)
Timerange: 00/20:42:01 to 00/20:43:13

Plot file version 366 created 04-DEC-2015 15:27:59
J1522+3144 ER043A.UVDATA.1
Freq = 8.3837 GHz, Bw = 8.000 MH No calibration applied and no bandpass applied

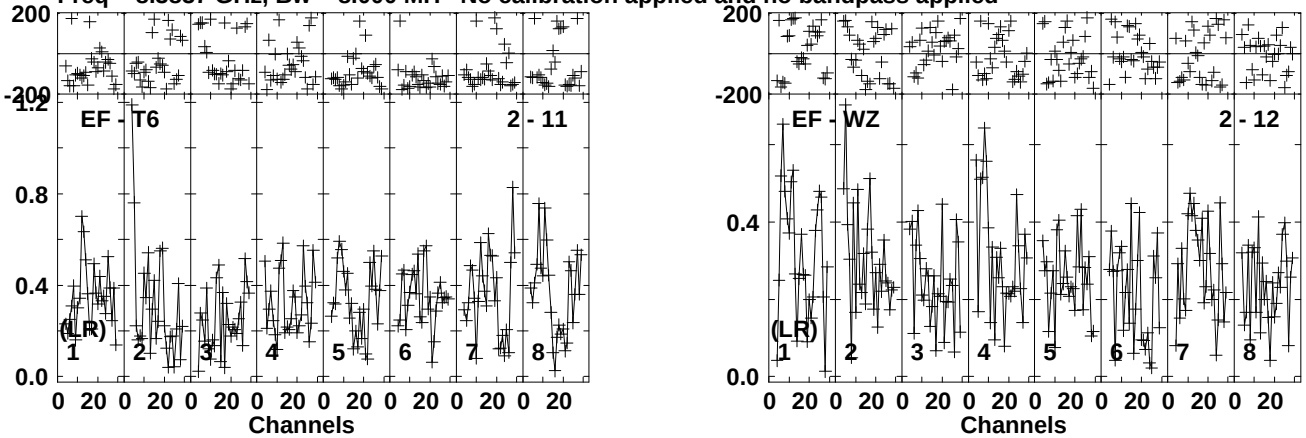

Lower frame: Milli Ampl Jy Top frame: Phas deg
Vector averaged cross-power spectrum Baseline: EF (02) - T6 (11)
Timerange: 00/20:42:01 to 00/20:43:13

Plot file version 367 created 04-DEC-2015 15:27:59
IRAS15250 ER043A.UVDATA.1
Freq = 8.3837 GHz, Bw = 8.000 MH No calibration applied and no bandpass applied

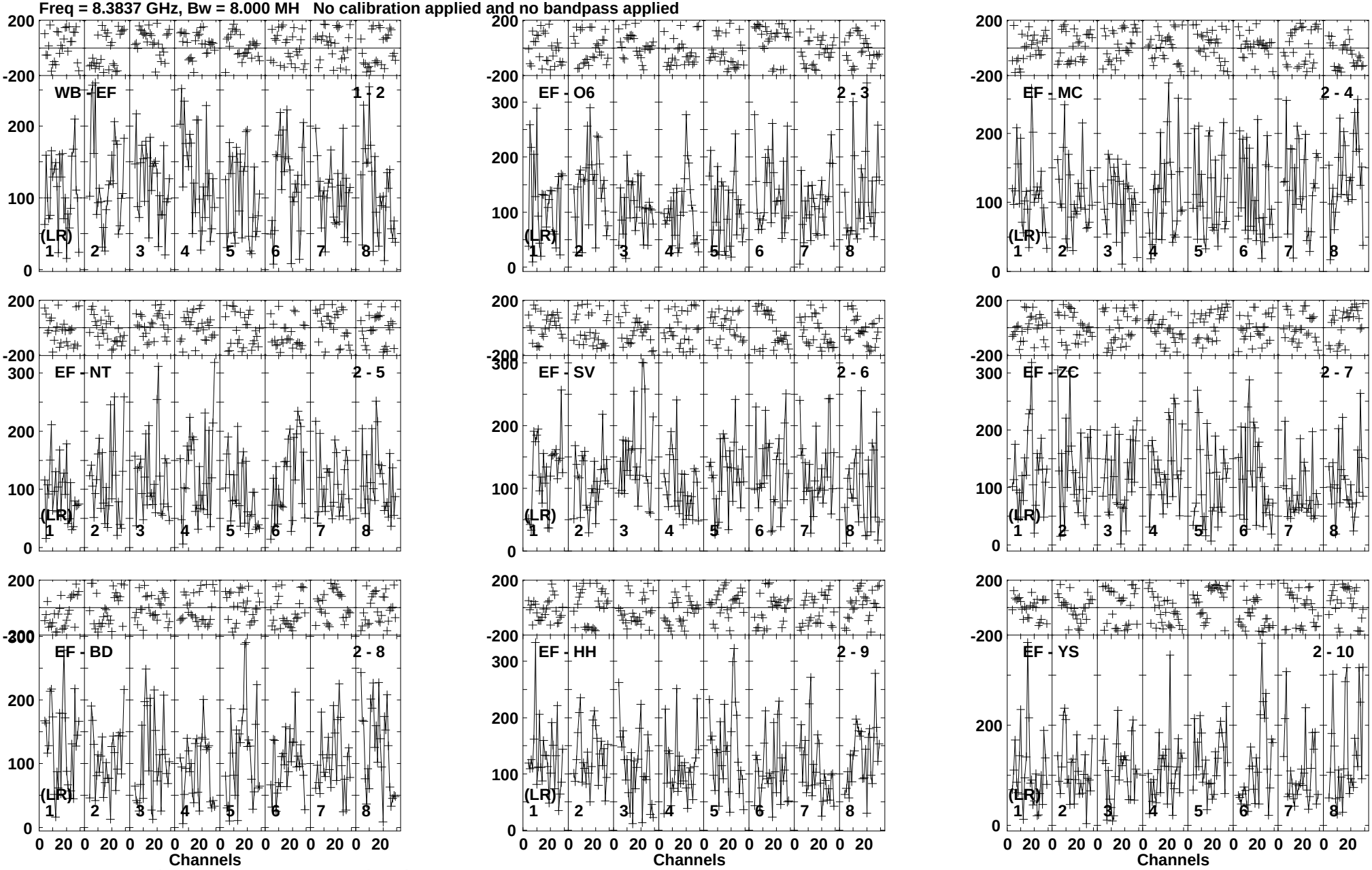

Lower frame: Micro Ampl Jy Top frame: Phas deg
Vector averaged cross-power spectrum Baseline: WB (01) - EF (02)
Timerange: 00/20:43:58 to 00/20:46:50

Plot file version 368 created 04-DEC-2015 15:27:59
IRAS15250 ER043A.UVDATA.1
Freq = 8.3837 GHz, Bw = 8.000 MH No calibration applied and no bandpass applied

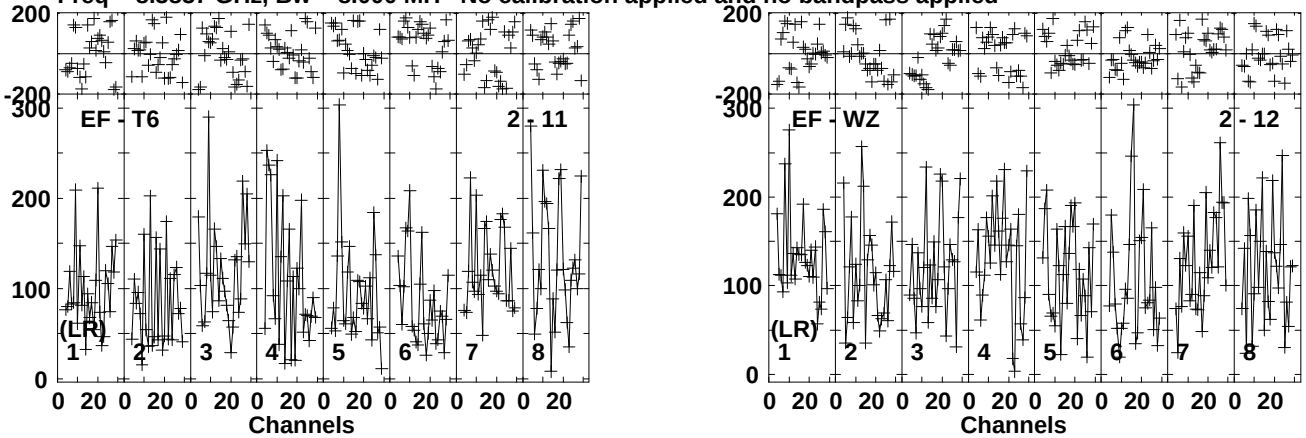

Lower frame: Micro Ampl Jy Top frame: Phas deg
Vector averaged cross-power spectrum Baseline: EF (02) - T6 (11)
Timerange: 00/20:43:58 to 00/20:46:50

Plot file version 369 created 04-DEC-2015 15:27:59
J1522+3144 ER043A.UVDATA.1
Freq = 8.3837 GHz, Bw = 8.000 MH No calibration applied and no bandpass applied

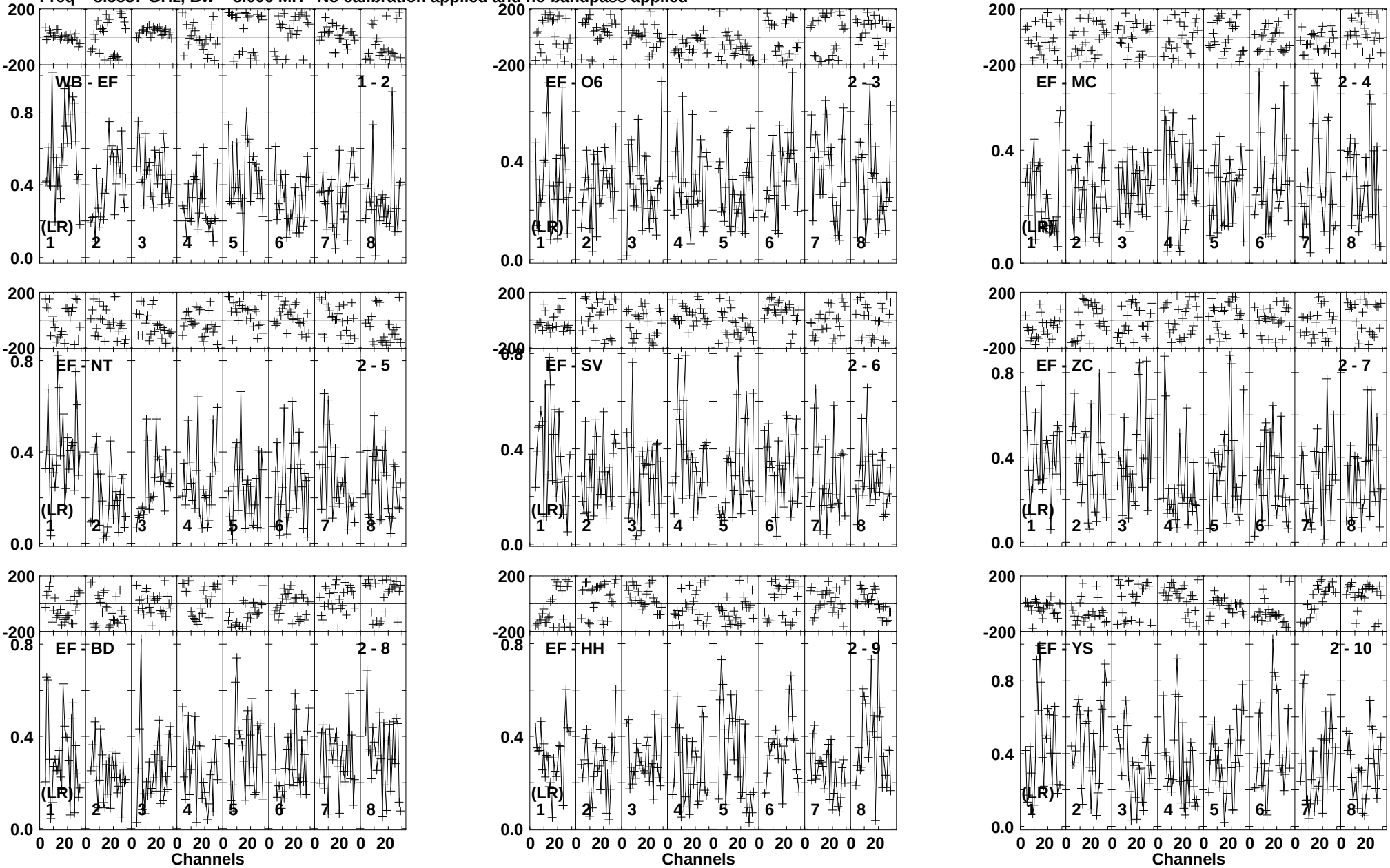

Lower frame: Milli Ampl Jy Top frame: Phas deg
Vector averaged cross-power spectrum Baseline: WB (01) - EF (02)
Timerange: 00/20:46:58 to 00/20:48:10

Plot file version 370 created 04-DEC-2015 15:27:59
J1522+3144 ER043A.UVDATA.1
Freq = 8.3837 GHz, Bw = 8.000 MH No calibration applied and no bandpass applied

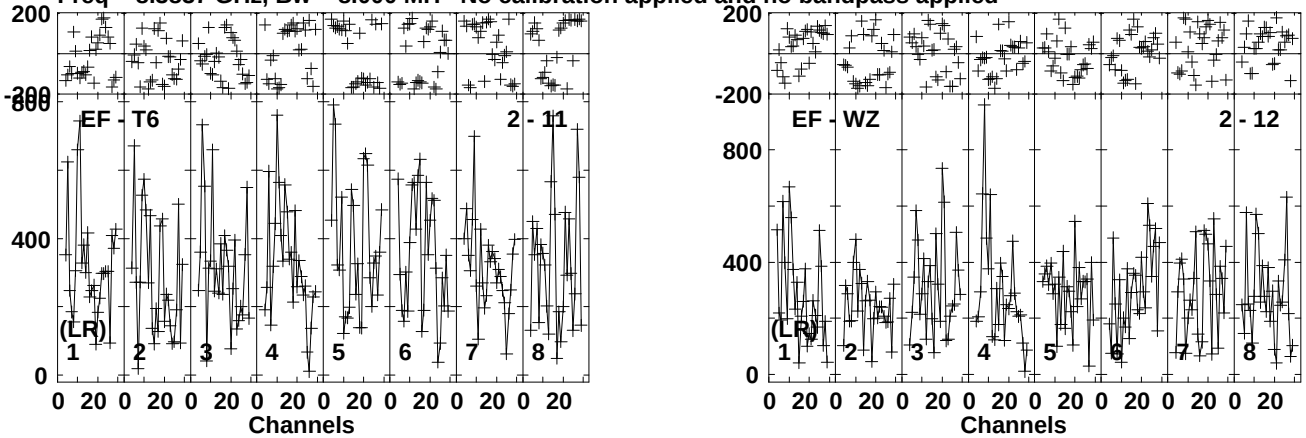

Lower frame: Micro Ampl Jy Top frame: Phas deg
Vector averaged cross-power spectrum Baseline: EF (02) - T6 (11)
Timerange: 00/20:46:58 to 00/20:48:10

Plot file version 371 created 04-DEC-2015 15:27:59
IRAS15250 ER043A.UVDATA.1
Freq = 8.3837 GHz, Bw = 8.000 MH No calibration applied and no bandpass applied

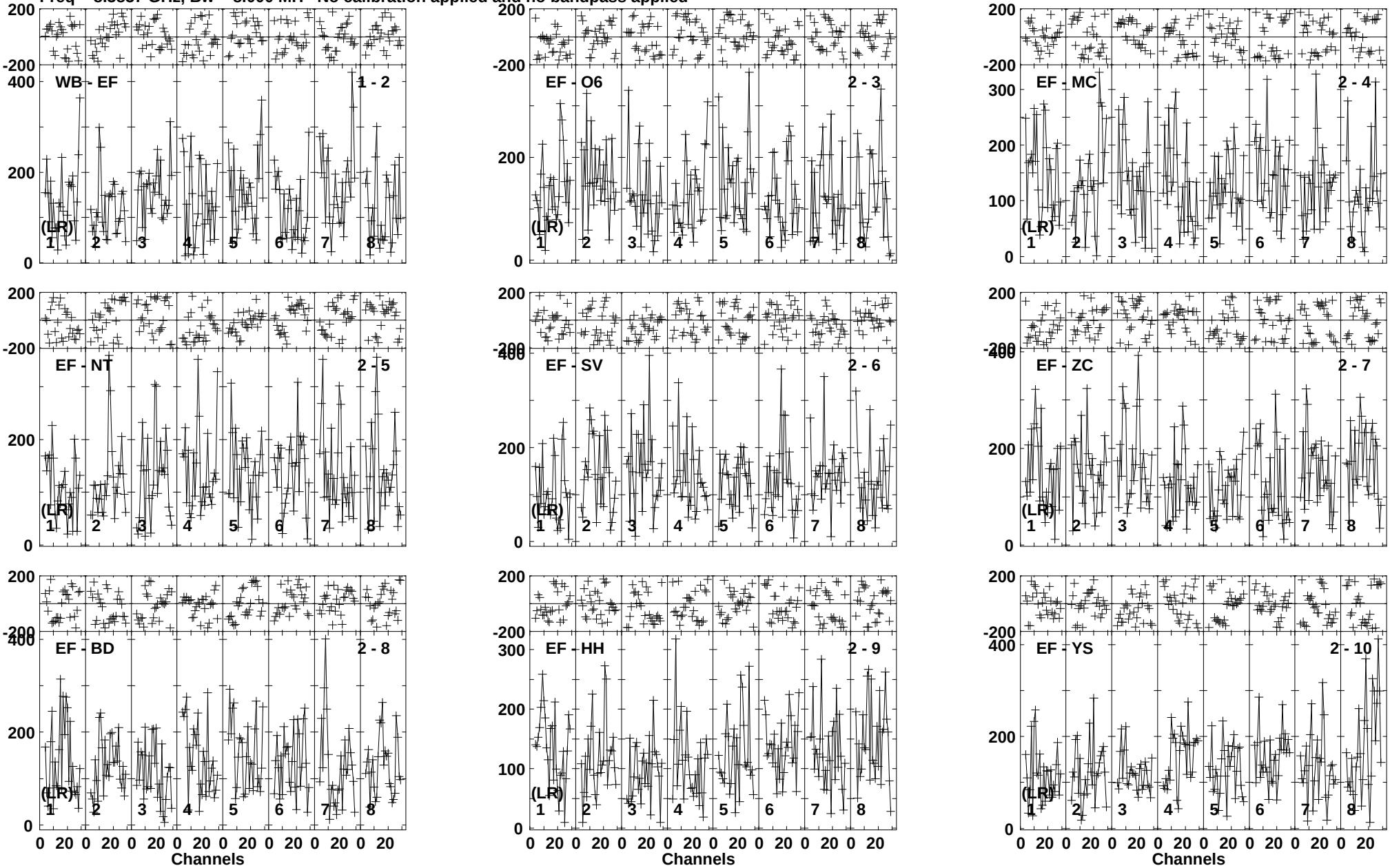

Lower frame: Micro Ampl Jy Top frame: Phas deg
Vector averaged cross-power spectrum Baseline: WB (01) - EF (02)
Timerange: 00/20:48:18 to 00/20:51:08

Plot file version 372 created 04-DEC-2015 15:27:59
IRAS15250 ER043A.UVDATA.1
Freq = 8.3837 GHz, Bw = 8.000 MH No calibration applied and no bandpass applied

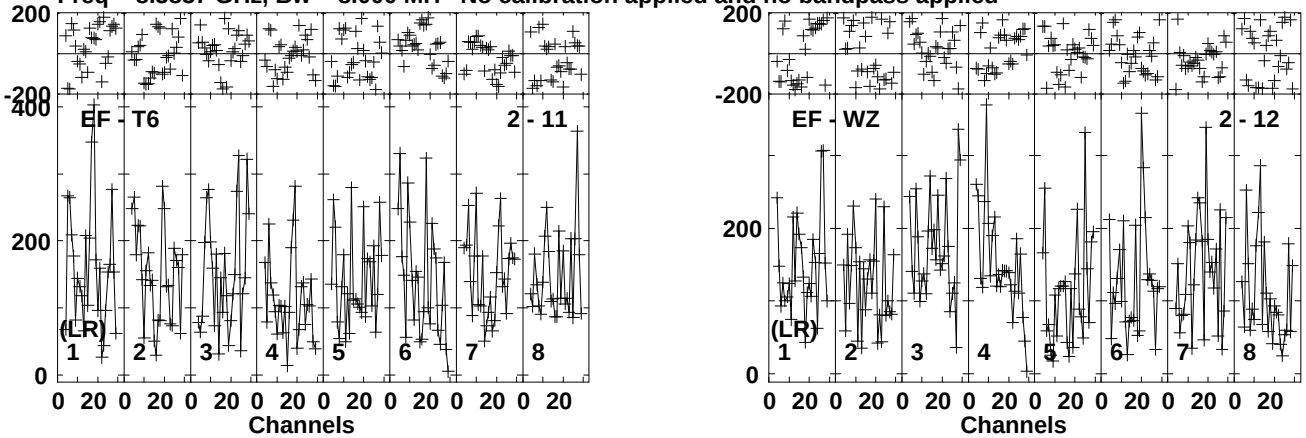

Lower frame: Micro Ampl Jy Top frame: Phas deg
Vector averaged cross-power spectrum Baseline: EF (02) - T6 (11)
Timerange: 00/20:48:18 to 00/20:51:08

Plot file version 373 created 04-DEC-2015 15:27:59
J1522+3144 ER043A.UVDATA.1
Freq = 8.3837 GHz, Bw = 8.000 MH No calibration applied and no bandpass applied

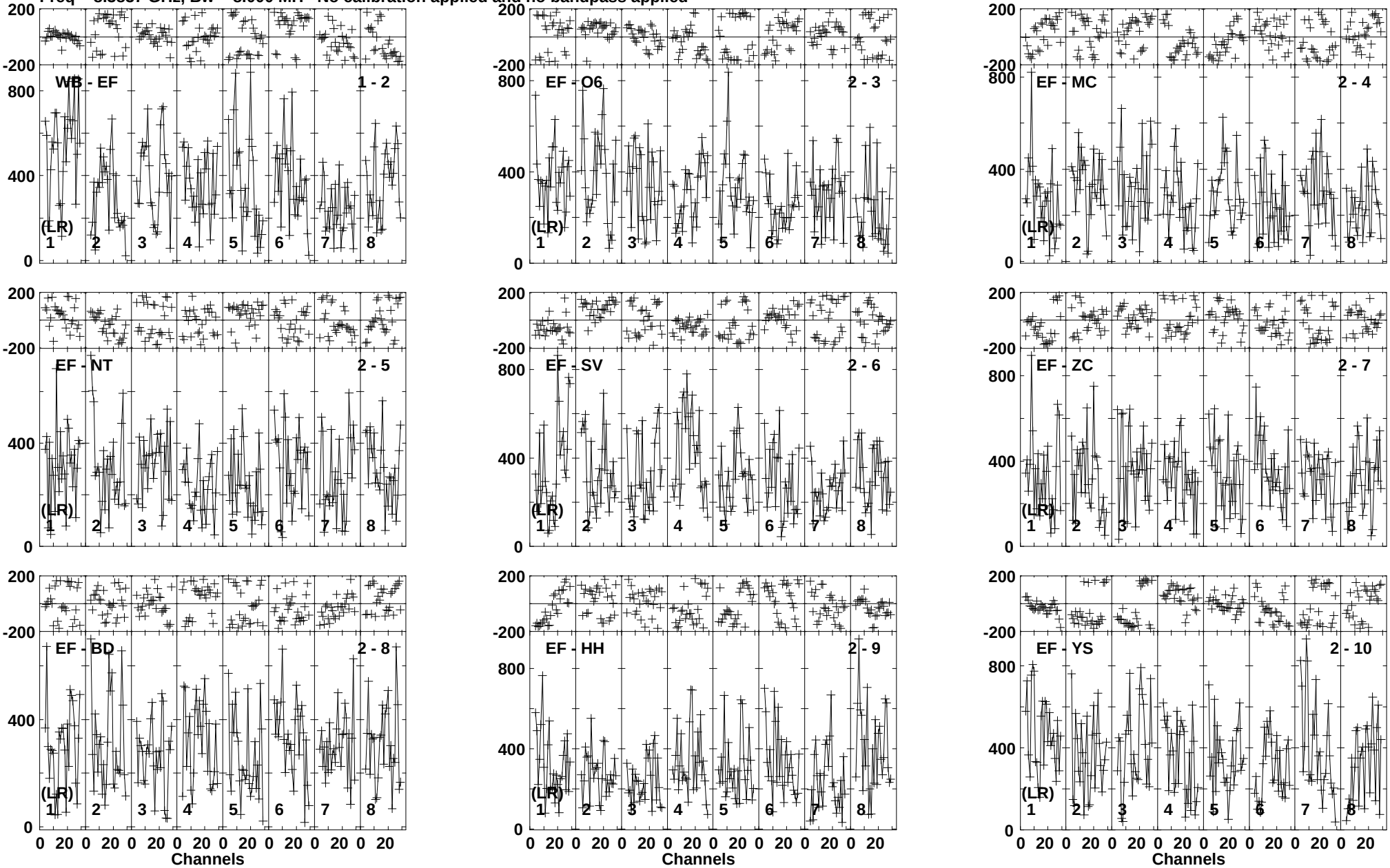

Lower frame: Micro Ampl Jy Top frame: Phas deg
Vector averaged cross-power spectrum Baseline: WB (01) - EF (02)
Timerange: 00/20:51:15 to 00/20:52:27

Plot file version 374 created 04-DEC-2015 15:27:59
J1522+3144 ER043A.UVDATA.1
Freq = 8.3837 GHz, Bw = 8.000 MH No calibration applied and no bandpass applied

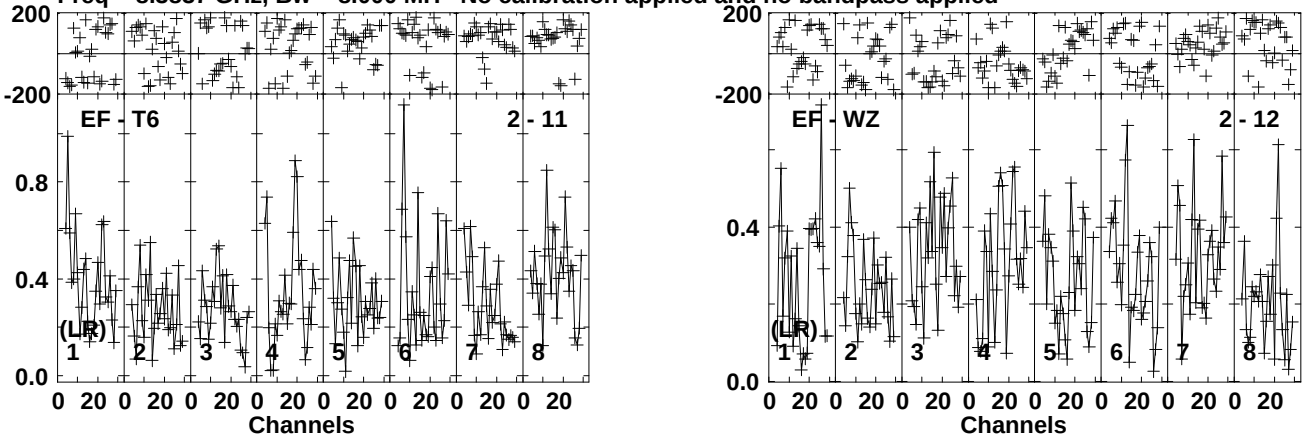

Lower frame: Milli Ampl Jy Top frame: Phas deg
Vector averaged cross-power spectrum Baseline: EF (02) - T6 (11)
Timerange: 00/20:51:15 to 00/20:52:27

Plot file version 375 created 04-DEC-2015 15:27:59
IRAS15250 ER043A.UVDATA.1
Freq = 8.3837 GHz, Bw = 8.000 MH No calibration applied and no bandpass applied

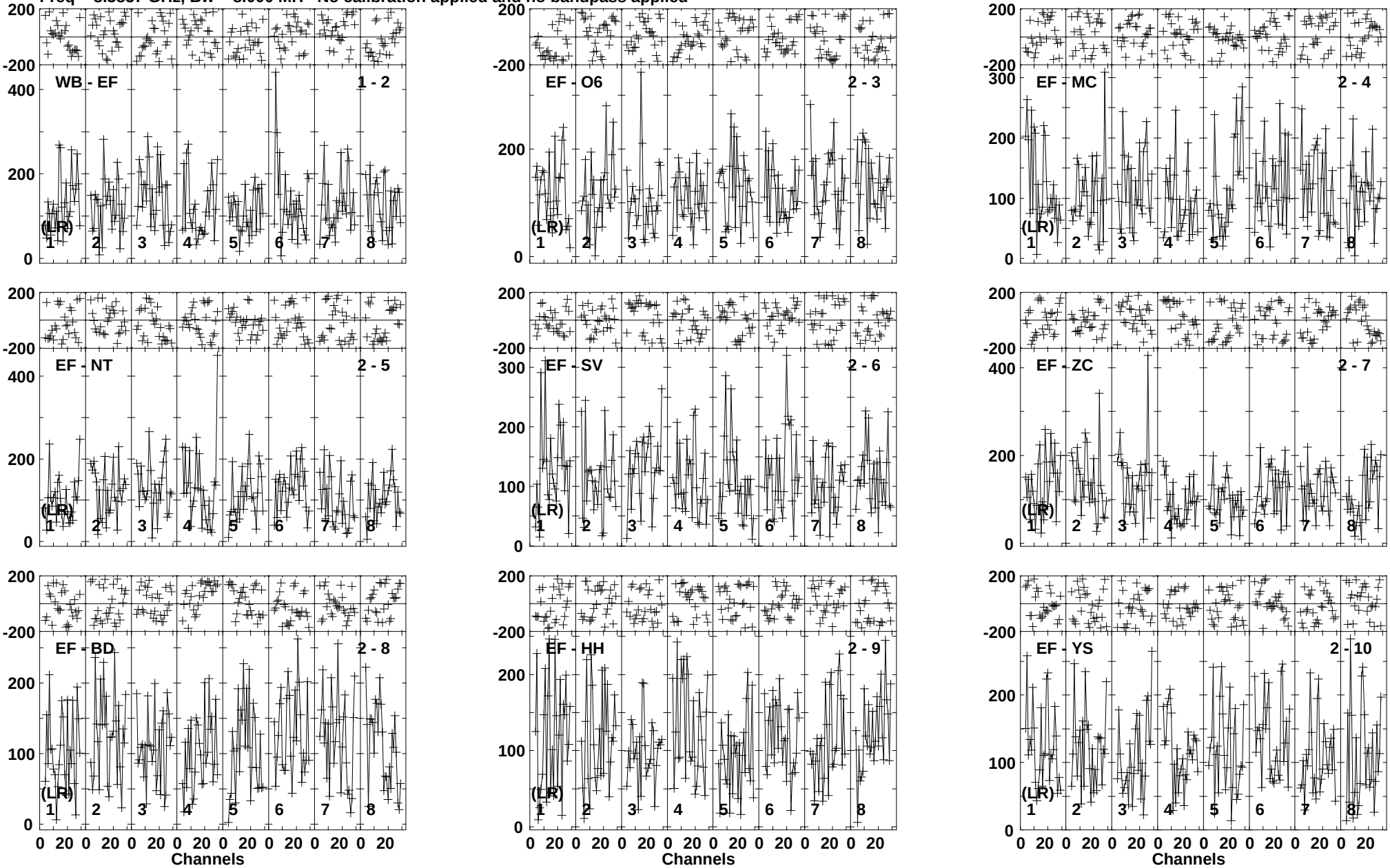

Lower frame: Micro Ampl Jy Top frame: Phas deg
Vector averaged cross-power spectrum Baseline: WB (01) - EF (02)
Timerange: 00/20:53:12 to 00/20:56:04

Plot file version 376 created 04-DEC-2015 15:28:00
IRAS15250 ER043A.UVDATA.1
Freq = 8.3837 GHz, Bw = 8.000 MH No calibration applied and no bandpass applied

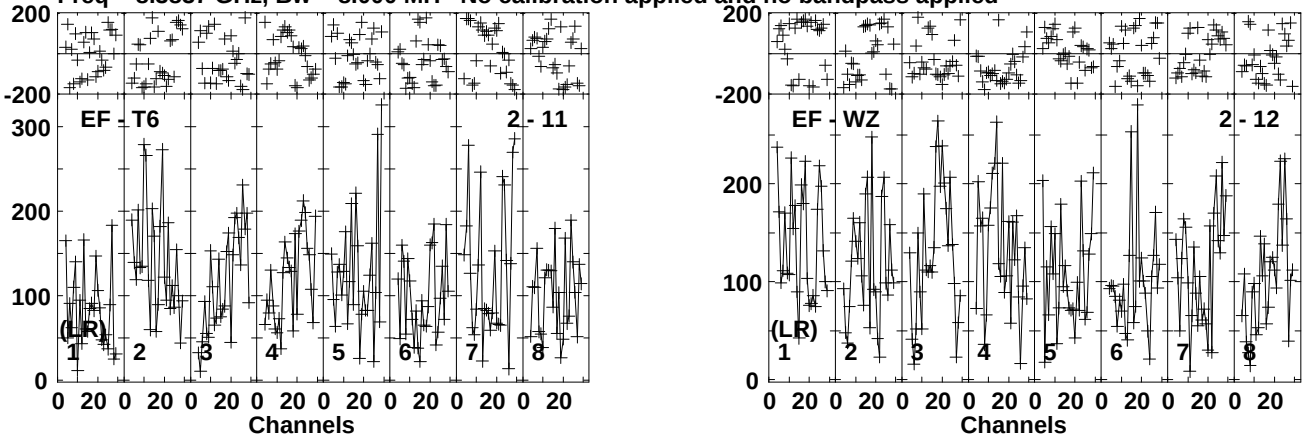

Lower frame: Micro Ampl Jy Top frame: Phas deg
Vector averaged cross-power spectrum Baseline: EF (02) - T6 (11)
Timerange: 00/20:53:12 to 00/20:56:04

Plot file version 377 created 04-DEC-2015 15:28:00
J1522+3144 ER043A.UVDATA.1
Freq = 8.3837 GHz, Bw = 8.000 MH No calibration applied and no bandpass applied

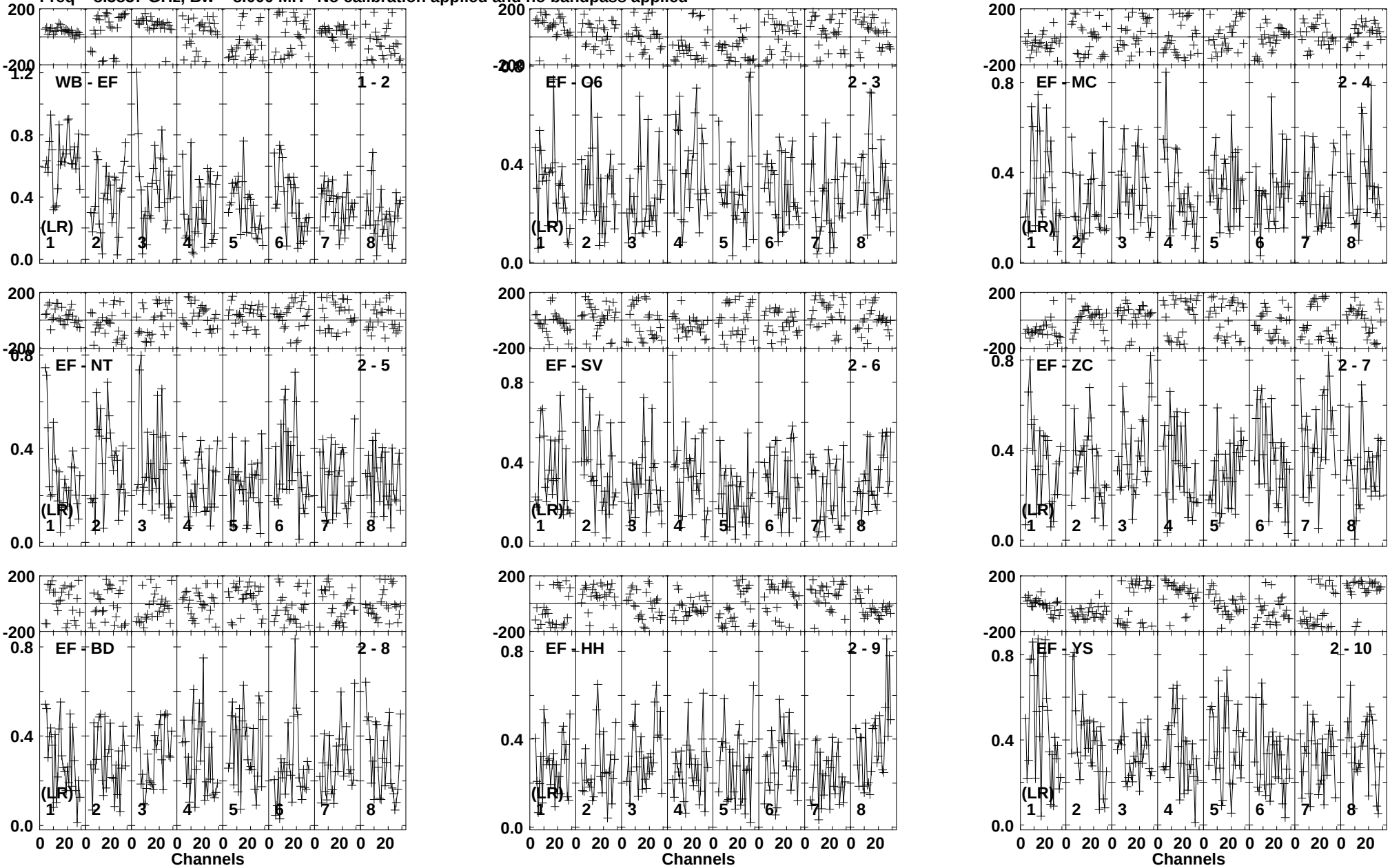

Lower frame: Milli Ampl Jy Top frame: Phas deg
Vector averaged cross-power spectrum Baseline: WB (01) - EF (02)
Timerange: 00/20:56:12 to 00/20:57:24

Plot file version 378 created 04-DEC-2015 15:28:00
J1522+3144 ER043A.UVDATA.1
Freq = 8.3837 GHz, Bw = 8.000 MH No calibration applied and no bandpass applied

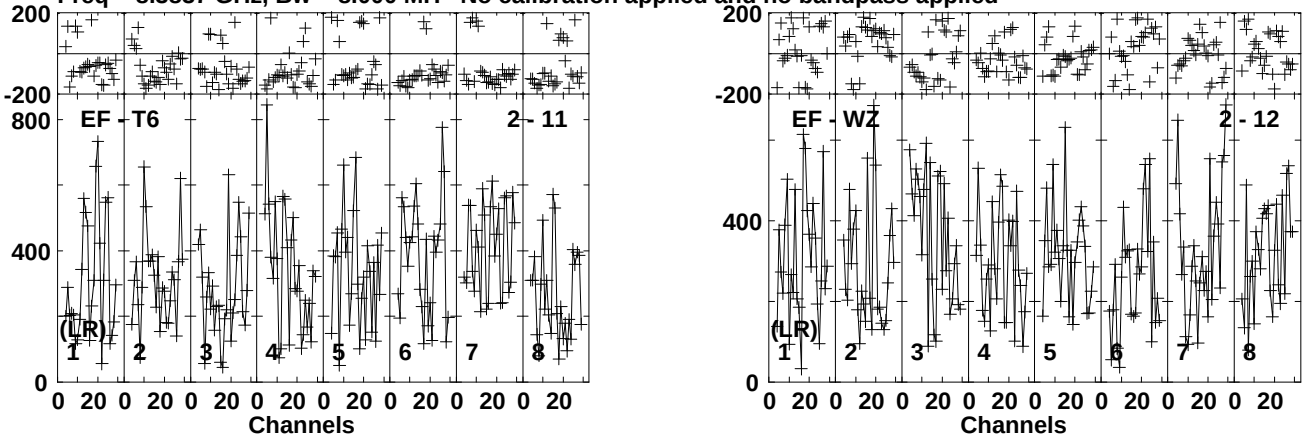

Lower frame: Micro Ampl Jy Top frame: Phas deg
Vector averaged cross-power spectrum Baseline: EF (02) - T6 (11)
Timerange: 00/20:56:12 to 00/20:57:24

Plot file version 379 created 04-DEC-2015 15:28:00
IRAS15250 ER043A.UVDATA.1
Freq = 8.3837 GHz, Bw = 8.000 MH No calibration applied and no bandpass applied

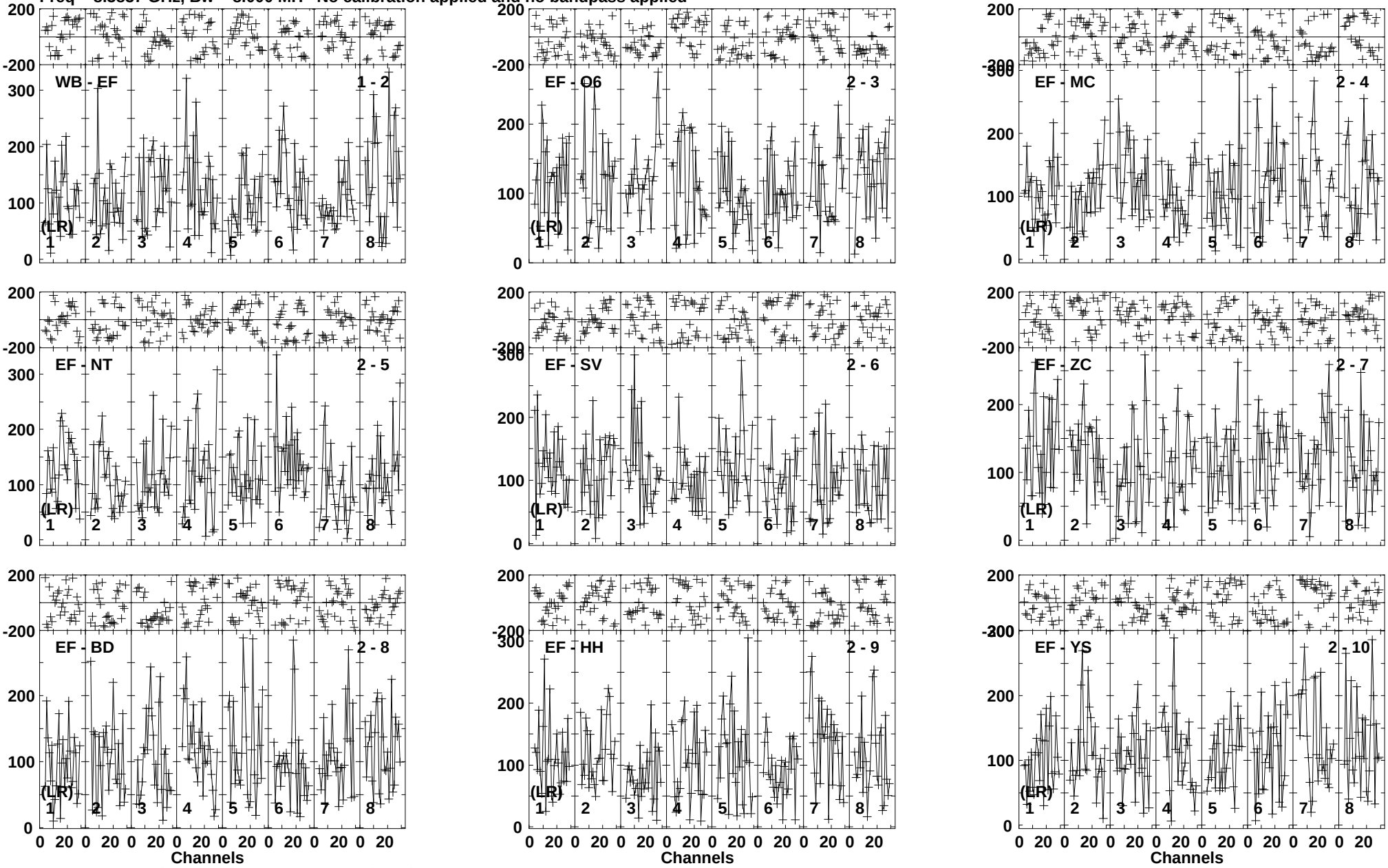

Lower frame: Micro Ampl Jy Top frame: Phas deg
Vector averaged cross-power spectrum Baseline: WB (01) - EF (02)
Timerange: 00/20:58:07 to 00/21:01:01

Plot file version 380 created 04-DEC-2015 15:28:00
IRAS15250 ER043A.UVDATA.1
Freq = 8.3837 GHz, Bw = 8.000 MH No calibration applied and no bandpass applied

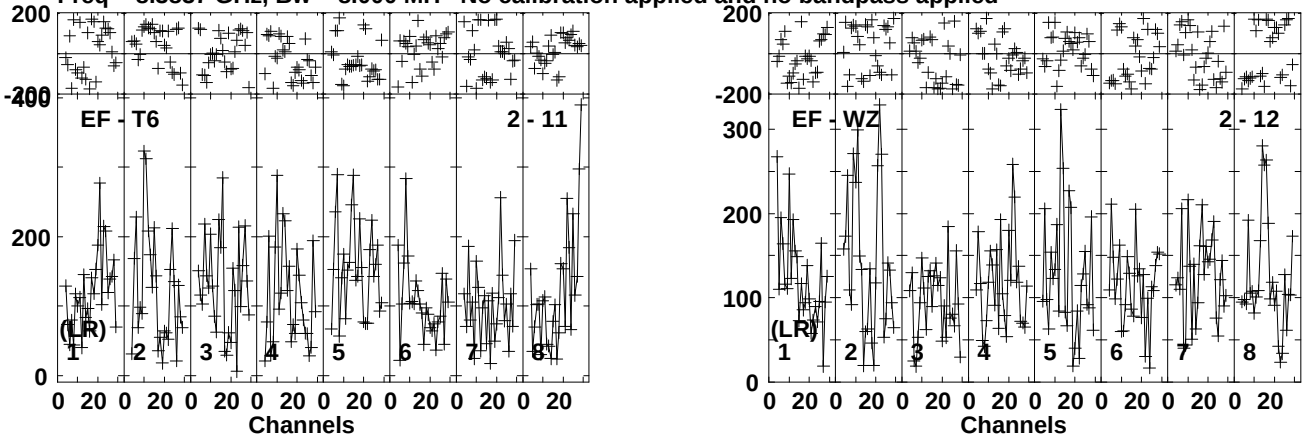

Lower frame: Micro Ampl Jy Top frame: Phas deg
Vector averaged cross-power spectrum Baseline: EF (02) - T6 (11)
Timerange: 00/20:58:07 to 00/21:01:01

Plot file version 381 created 04-DEC-2015 15:28:00
J1522+3144 ER043A.UVDATA.1
Freq = 8.3837 GHz, Bw = 8.000 MH No calibration applied and no bandpass applied

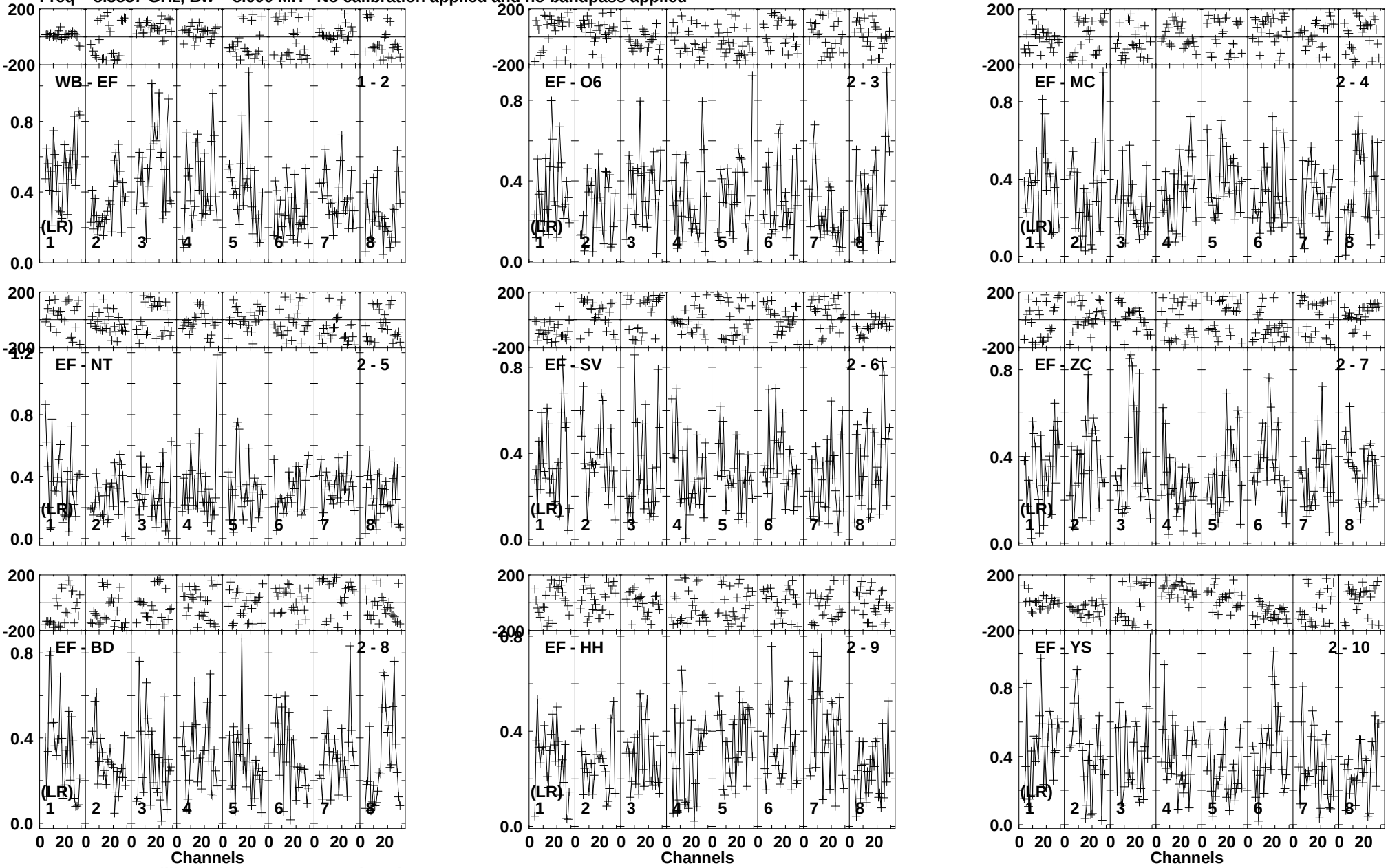

Lower frame: Milli Ampl Jy Top frame: Phas deg
Vector averaged cross-power spectrum Baseline: WB (01) - EF (02)
Timerange: 00/21:01:09 to 00/21:02:21

Plot file version 382 created 04-DEC-2015 15:28:00
J1522+3144 ER043A.UVDATA.1
Freq = 8.3837 GHz, Bw = 8.000 MH No calibration applied and no bandpass applied

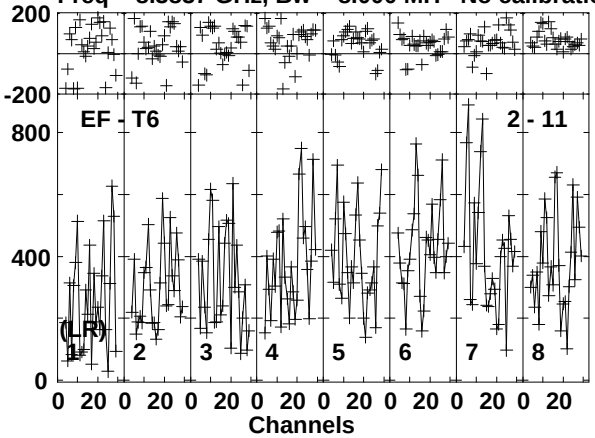

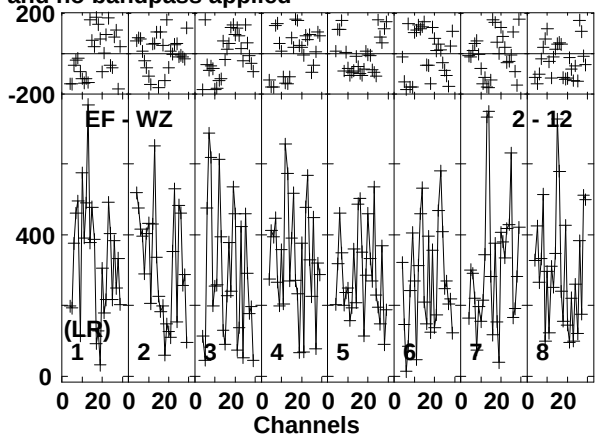

Lower frame: Micro Ampl Jy Top frame: Phas deg
Vector averaged cross-power spectrum Baseline: EF (02) - T6 (11)
Timerange: 00/21:01:09 to 00/21:02:21

Plot file version 383 created 04-DEC-2015 15:28:00
IRAS15250 ER043A.UVDATA.1
Freq = 8.3837 GHz, Bw = 8.000 MH No calibration applied and no bandpass applied

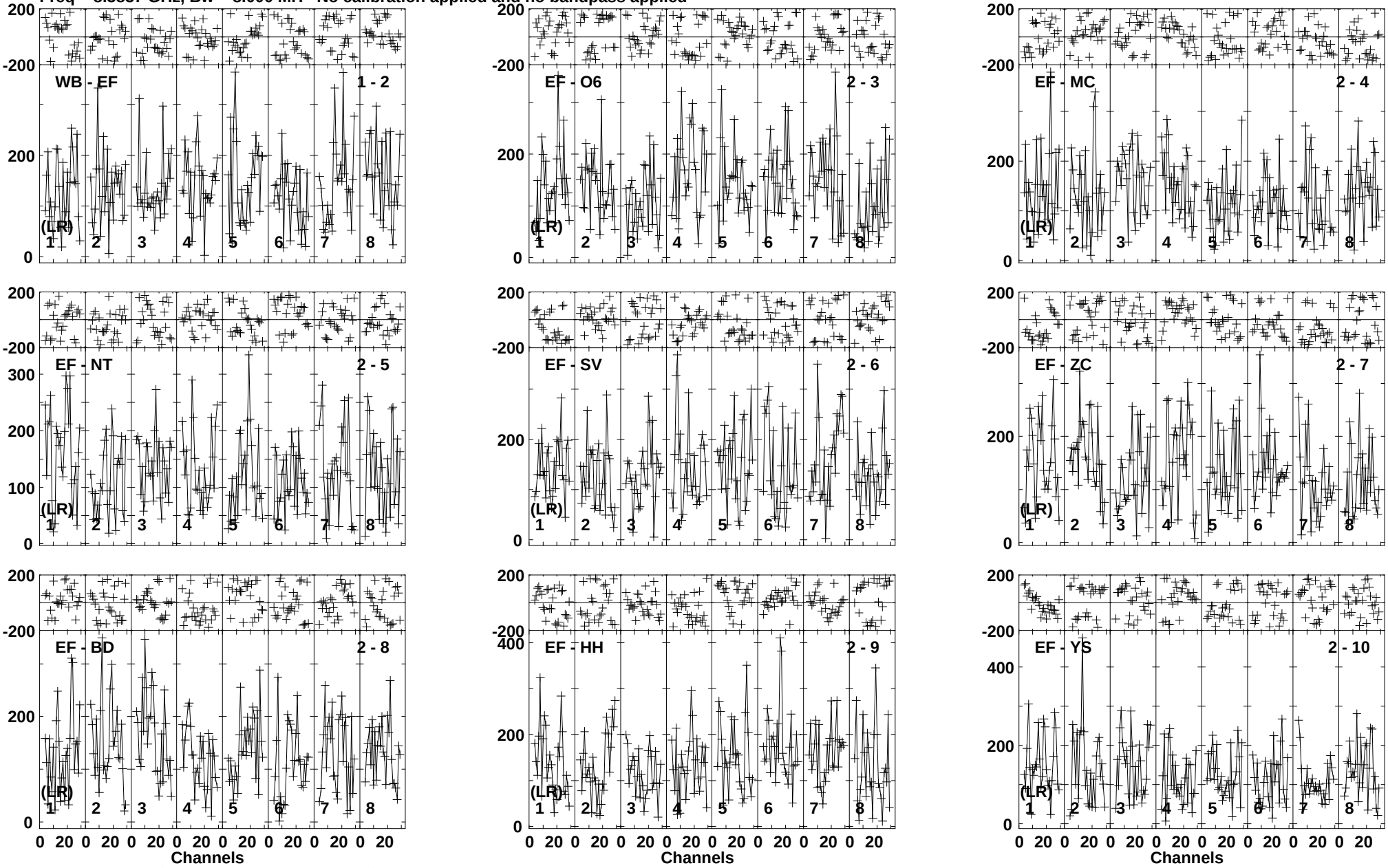

Lower frame: Micro Ampl Jy Top frame: Phas deg
Vector averaged cross-power spectrum Baseline: WB (01) - EF (02)
Timerange: 00/21:02:29 to 00/21:05:19

Plot file version 384 created 04-DEC-2015 15:28:00
IRAS15250 ER043A.UVDATA.1
Freq = 8.3837 GHz, Bw = 8.000 MH No calibration applied and no bandpass applied

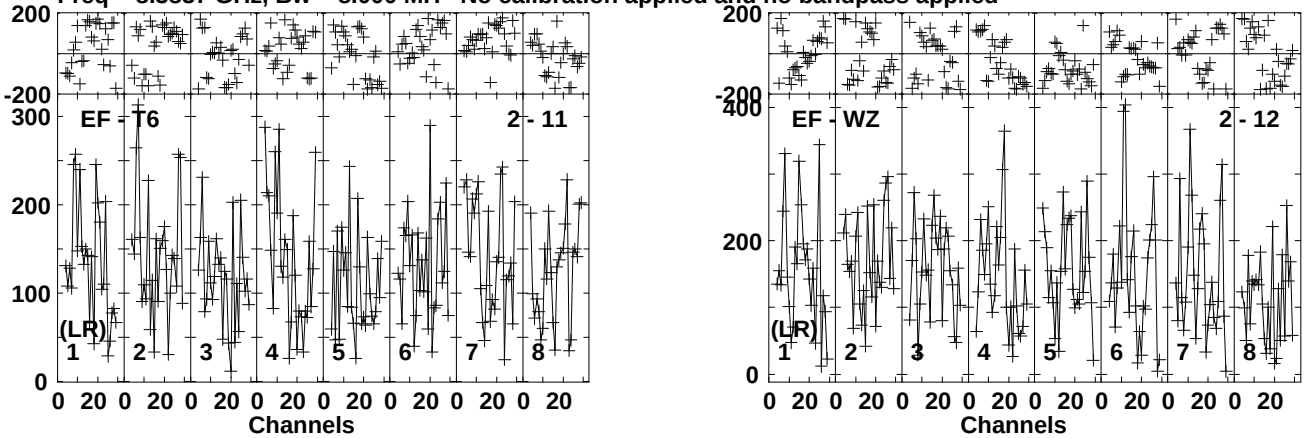

Lower frame: Micro Ampl Jy Top frame: Phas deg
Vector averaged cross-power spectrum Baseline: EF (02) - T6 (11)
Timerange: 00/21:02:29 to 00/21:05:19

Plot file version 385 created 04-DEC-2015 15:28:00
J1522+3144 ER043A.UVDATA.1
Freq = 8.3837 GHz, Bw = 8.000 MH No calibration applied and no bandpass applied

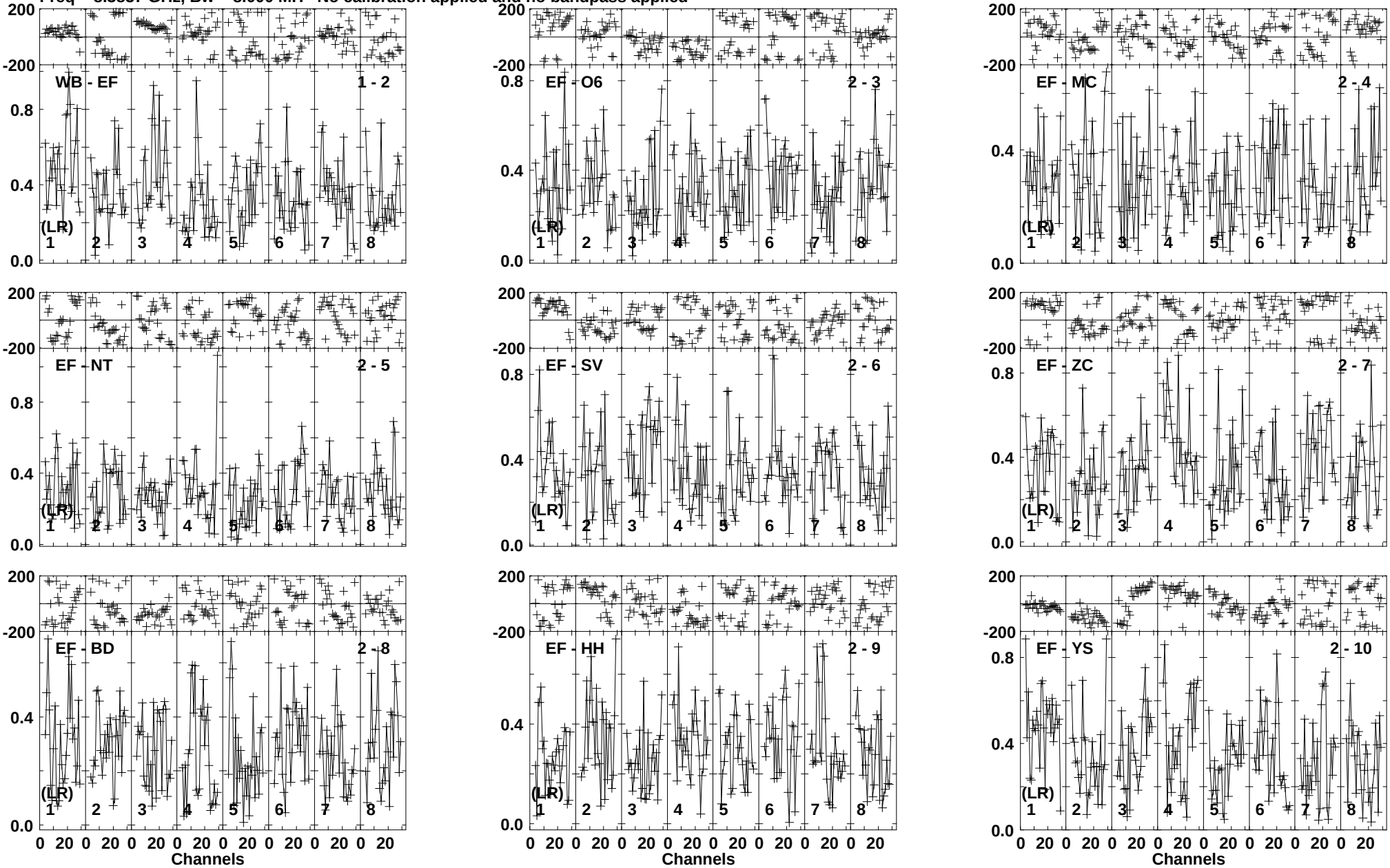

Lower frame: Milli Ampl Jy Top frame: Phas deg
Vector averaged cross-power spectrum Baseline: WB (01) - EF (02)
Timerange: 00/21:05:26 to 00/21:06:38

Plot file version 386 created 04-DEC-2015 15:28:00
J1522+3144 ER043A.UVDATA.1
Freq = 8.3837 GHz, Bw = 8.000 MH No calibration applied and no bandpass applied

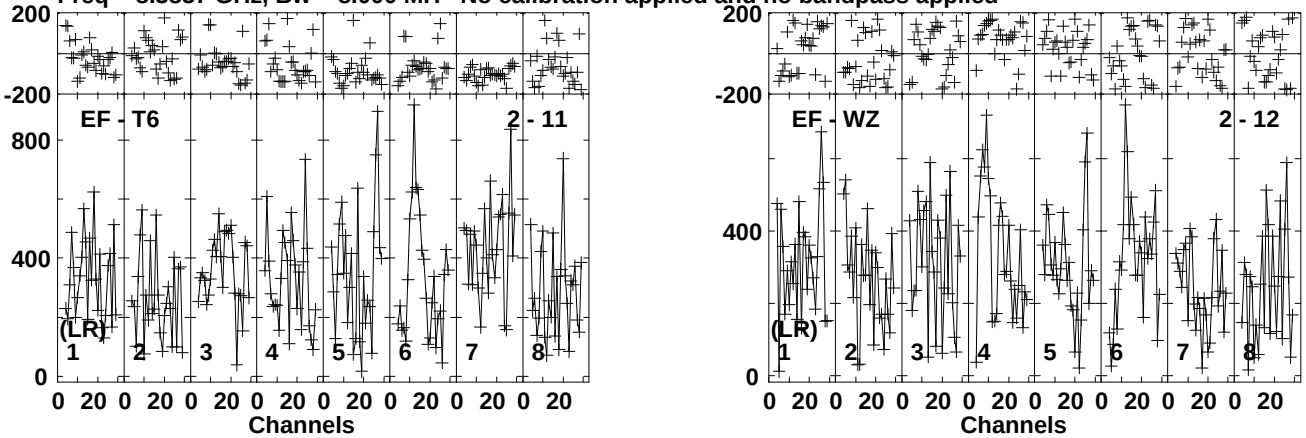

Lower frame: Micro Ampl Jy Top frame: Phas deg
Vector averaged cross-power spectrum Baseline: EF (02) - T6 (11)
Timerange: 00/21:05:26 to 00/21:06:38

Plot file version 387 created 04-DEC-2015 15:28:00
IRAS15250 ER043A.UVDATA.1
Freq = 8.3837 GHz, Bw = 8.000 MH No calibration applied and no bandpass applied

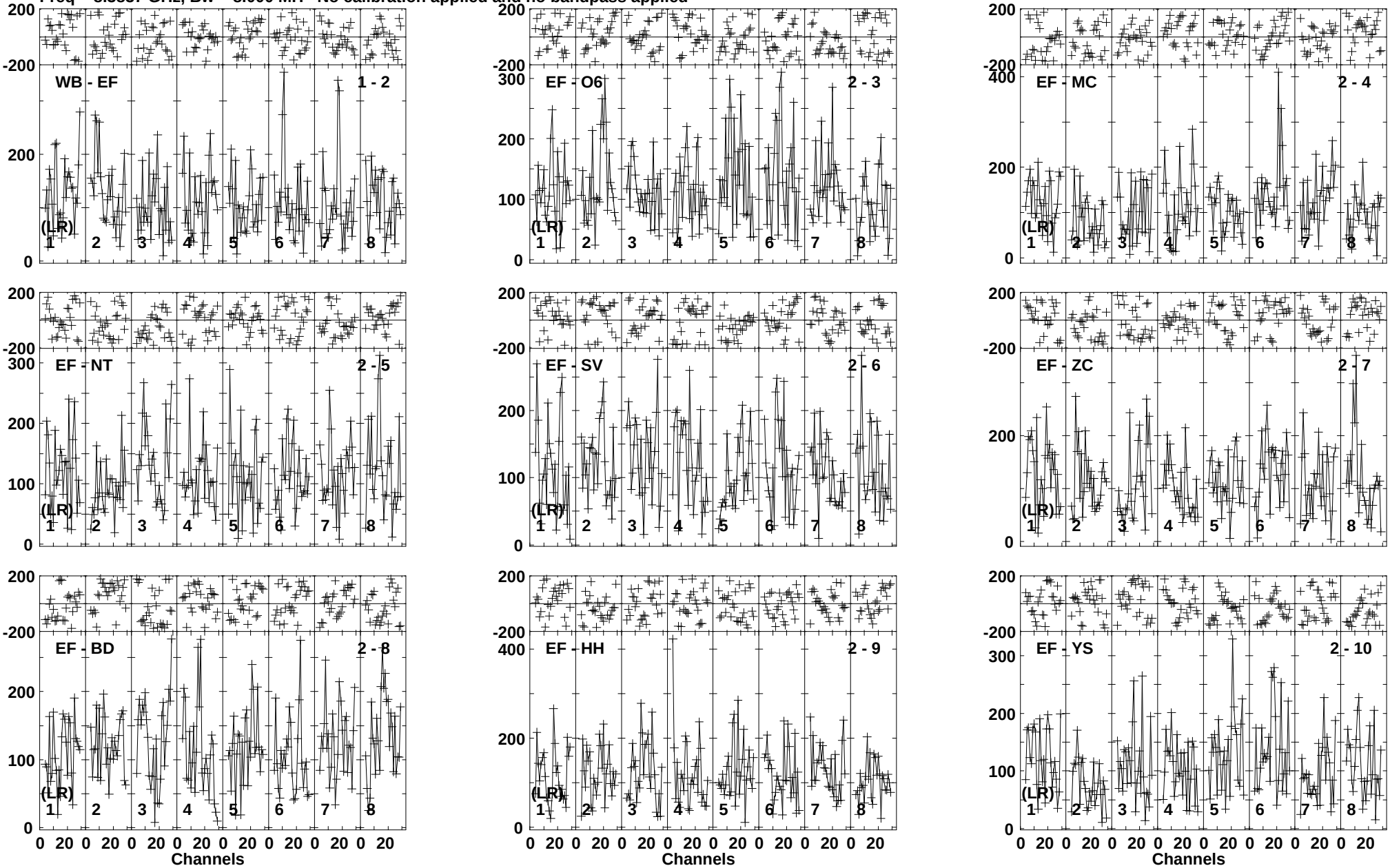

Lower frame: Micro Ampl Jy Top frame: Phas deg
Vector averaged cross-power spectrum Baseline: WB (01) - EF (02)
Timerange: 00/21:07:23 to 00/21:10:15

Plot file version 388 created 04-DEC-2015 15:28:01
IRAS15250 ER043A.UVDATA.1
Freq = 8.3837 GHz, Bw = 8.000 MH No calibration applied and no bandpass applied

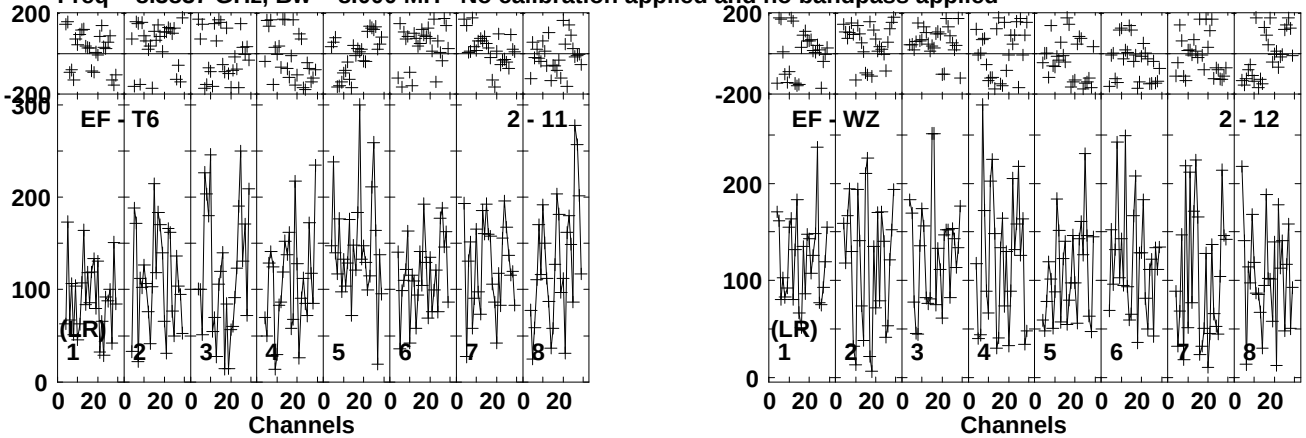

Lower frame: Micro Ampl Jy Top frame: Phas deg
Vector averaged cross-power spectrum Baseline: EF (02) - T6 (11)
Timerange: 00/21:07:23 to 00/21:10:15

Plot file version 389 created 04-DEC-2015 15:28:01
J1522+3144 ER043A.UVDATA.1
Freq = 8.3837 GHz, Bw = 8.000 MH No calibration applied and no bandpass applied

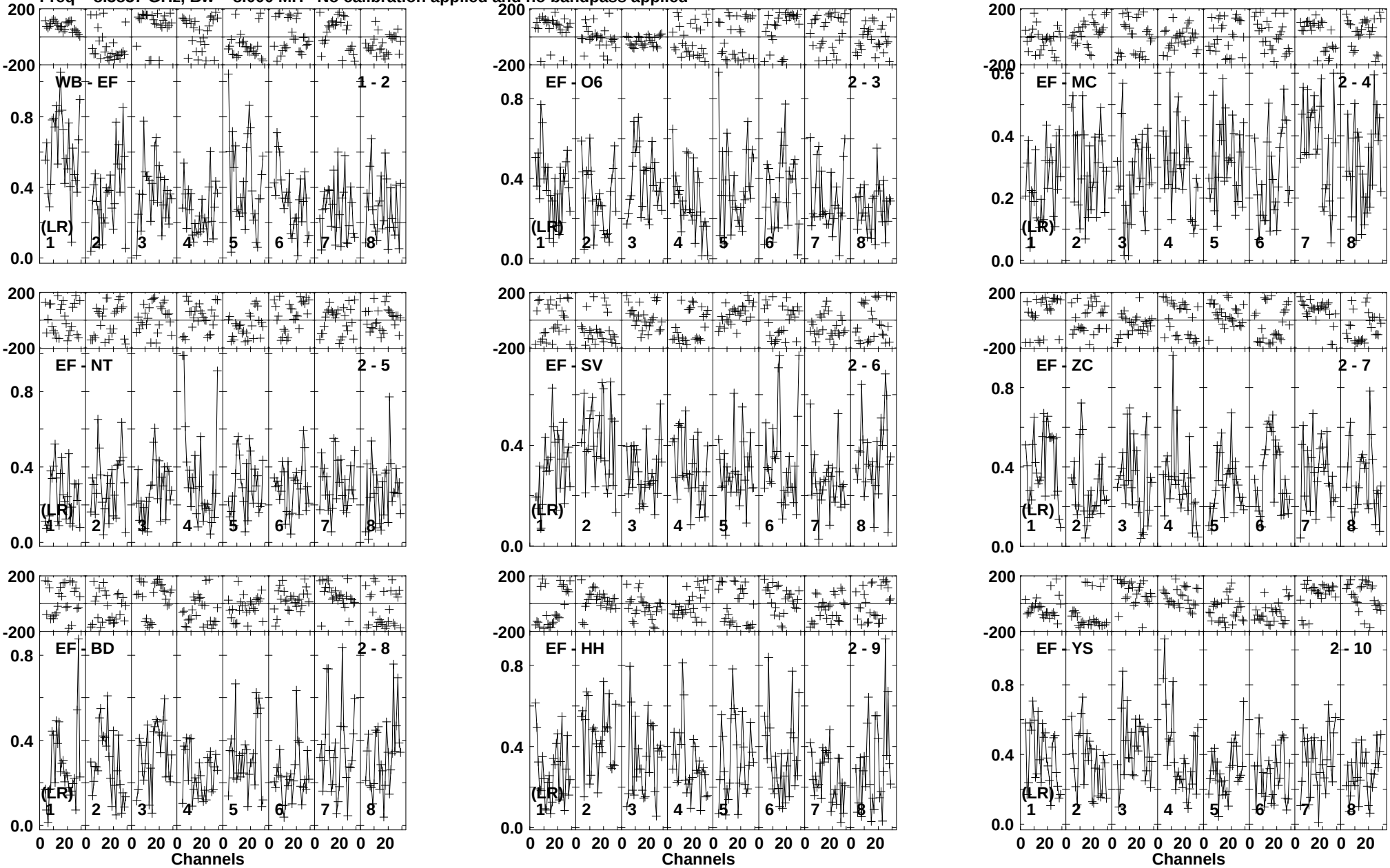

Lower frame: Milli Ampl Jy Top frame: Phas deg
Vector averaged cross-power spectrum Baseline: WB (01) - EF (02)
Timerange: 00/21:10:23 to 00/21:11:35

Plot file version 390 created 04-DEC-2015 15:28:01
J1522+3144 ER043A.UVDATA.1
Freq = 8.3837 GHz, Bw = 8.000 MH No calibration applied and no bandpass applied

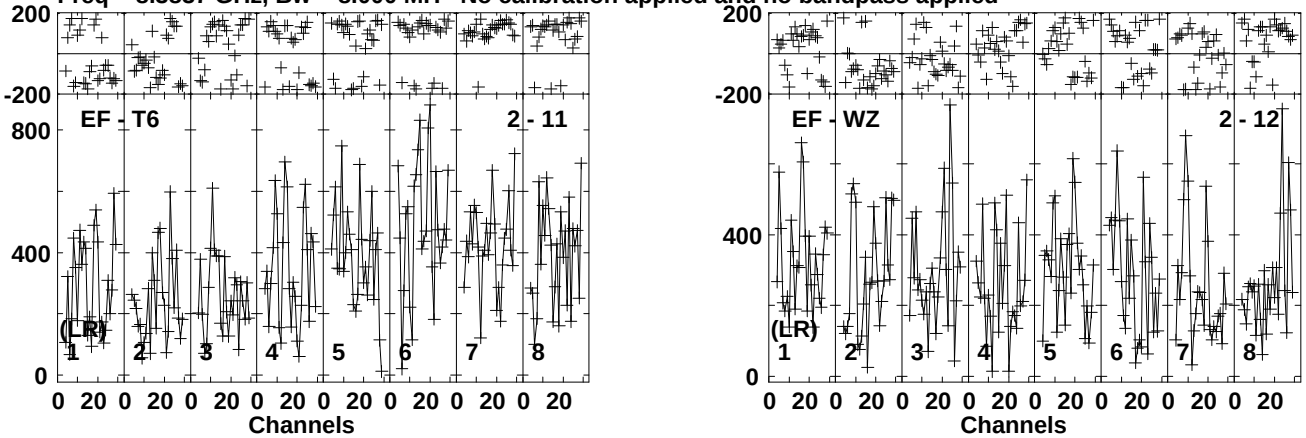

Lower frame: Micro Ampl Jy Top frame: Phas deg
Vector averaged cross-power spectrum Baseline: EF (02) - T6 (11)
Timerange: 00/21:10:23 to 00/21:11:35

Plot file version 391 created 04-DEC-2015 15:28:01
IRAS15250 ER043A.UVDATA.1
Freq = 8.3837 GHz, Bw = 8.000 MH No calibration applied and no bandpass applied



Lower frame: Micro Ampl Jy Top frame: Phas deg
Vector averaged cross-power spectrum Baseline: WB (01) - EF (02)
Timerange: 00/21:12:20 to 00/21:15:12

Plot file version 392 created 04-DEC-2015 15:28:01
IRAS15250 ER043A.UVDATA.1
Freq = 8.3837 GHz, Bw = 8.000 MH No calibration applied and no bandpass applied

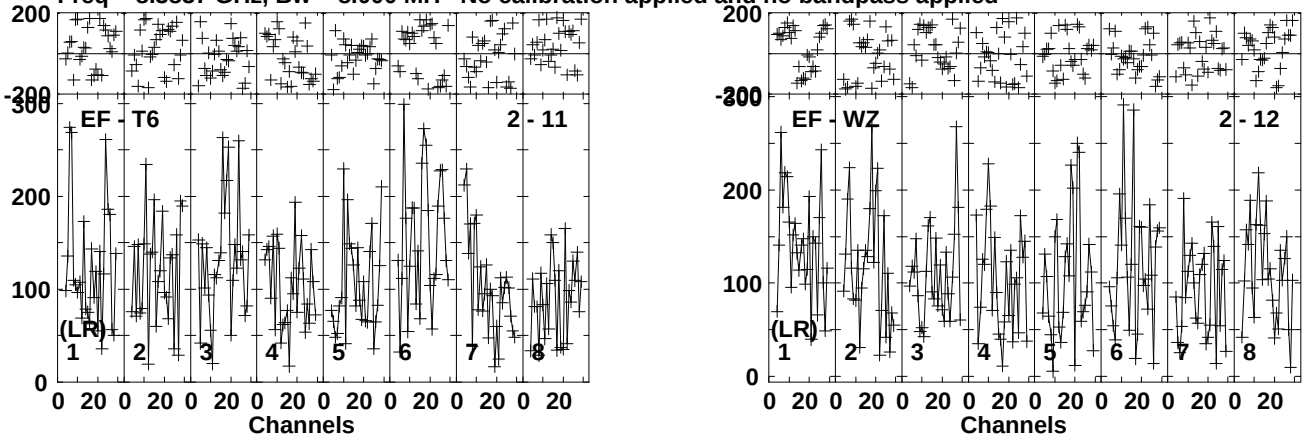

Lower frame: Micro Ampl Jy Top frame: Phas deg
Vector averaged cross-power spectrum Baseline: EF (02) - T6 (11)
Timerange: 00/21:12:20 to 00/21:15:12

Plot file version 393 created 04-DEC-2015 15:28:01
J1522+3144 ER043A.UVDATA.1
Freq = 8.3837 GHz, Bw = 8.000 MH No calibration applied and no bandpass applied

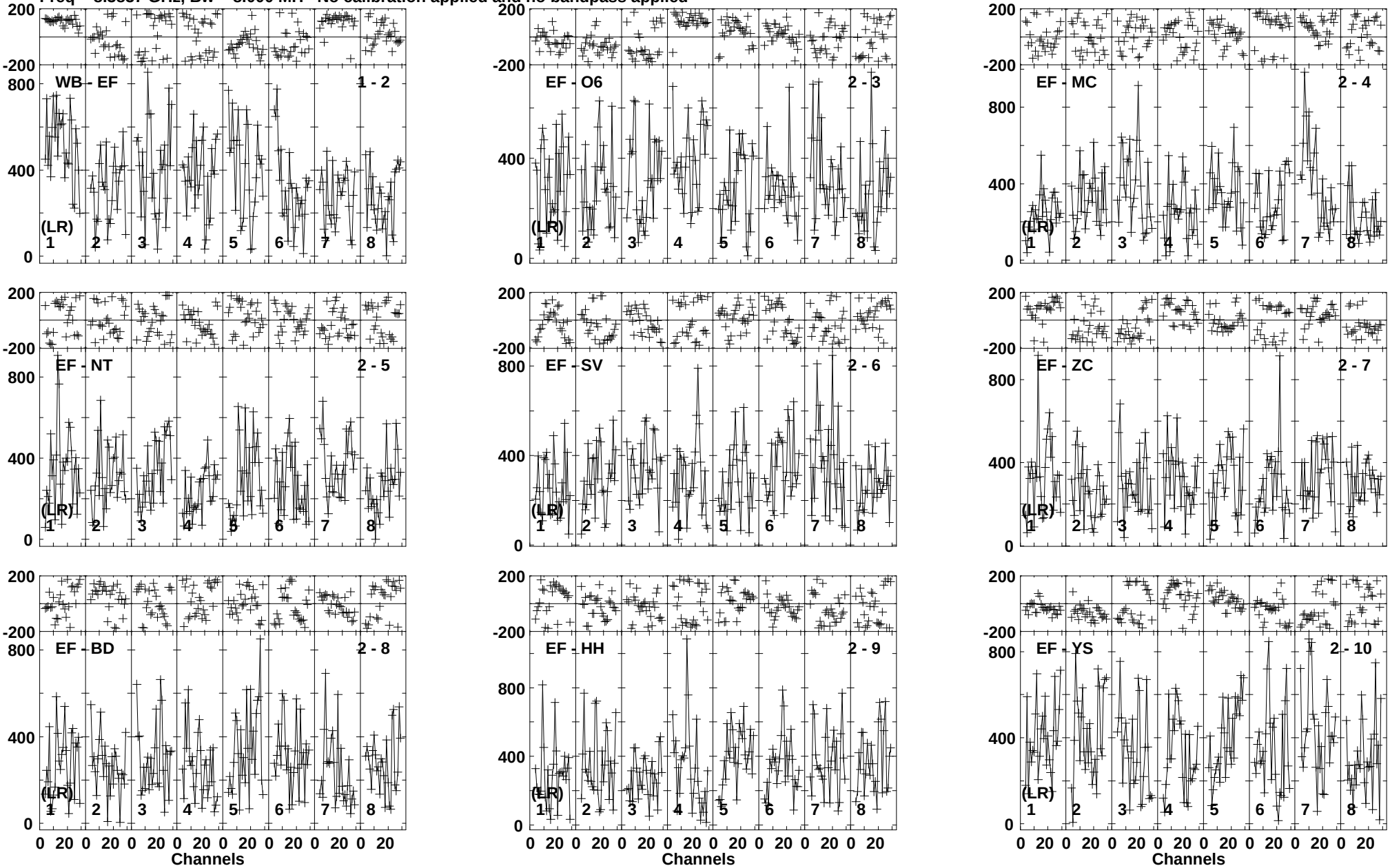

Lower frame: Micro Ampl Jy Top frame: Phas deg
Vector averaged cross-power spectrum Baseline: WB (01) - EF (02)
Timerange: 00/21:15:20 to 00/21:16:32

Plot file version 394 created 04-DEC-2015 15:28:01
J1522+3144 ER043A.UVDATA.1
Freq = 8.3837 GHz, Bw = 8.000 MH No calibration applied and no bandpass applied

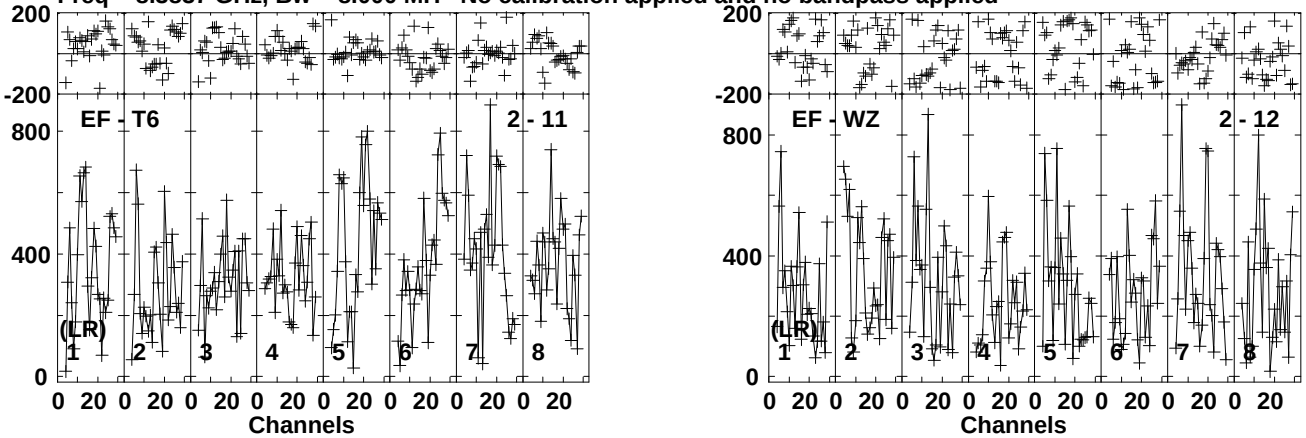

Lower frame: Micro Ampl Jy Top frame: Phas deg
Vector averaged cross-power spectrum Baseline: EF (02) - T6 (11)
Timerange: 00/21:15:20 to 00/21:16:32

Plot file version 395 created 04-DEC-2015 15:28:01
IRAS15250 ER043A.UVDATA.1
Freq = 8.3837 GHz, Bw = 8.000 MH No calibration applied and no bandpass applied

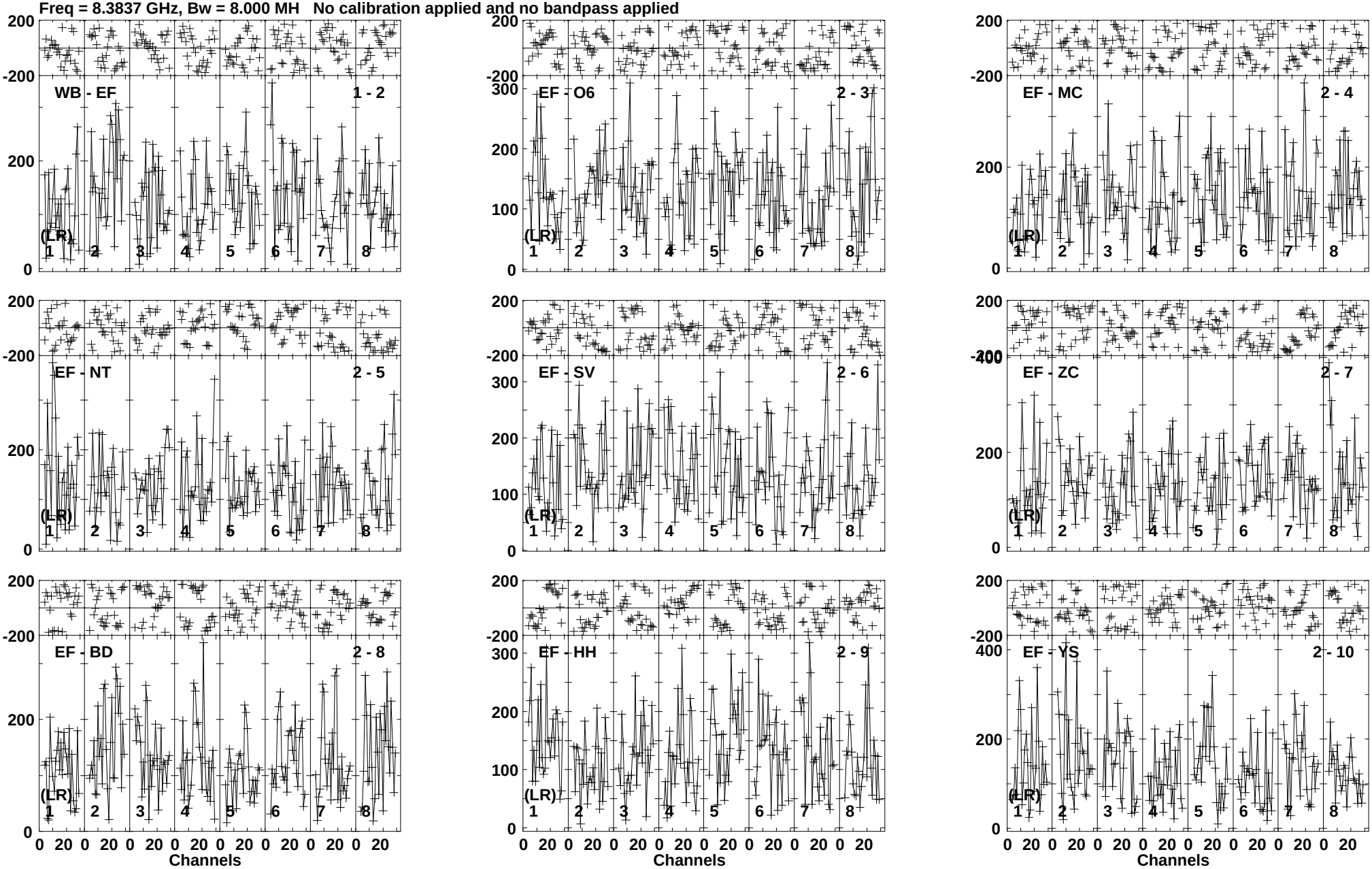

Lower frame: Micro Ampl Jy Top frame: Phas deg
Vector averaged cross-power spectrum Baseline: WB (01) - EF (02)
Timerange: 00/21:16:40 to 00/21:19:30

Plot file version 396 created 04-DEC-2015 15:28:01
IRAS15250 ER043A.UVDATA.1
Freq = 8.3837 GHz, Bw = 8.000 MH No calibration applied and no bandpass applied

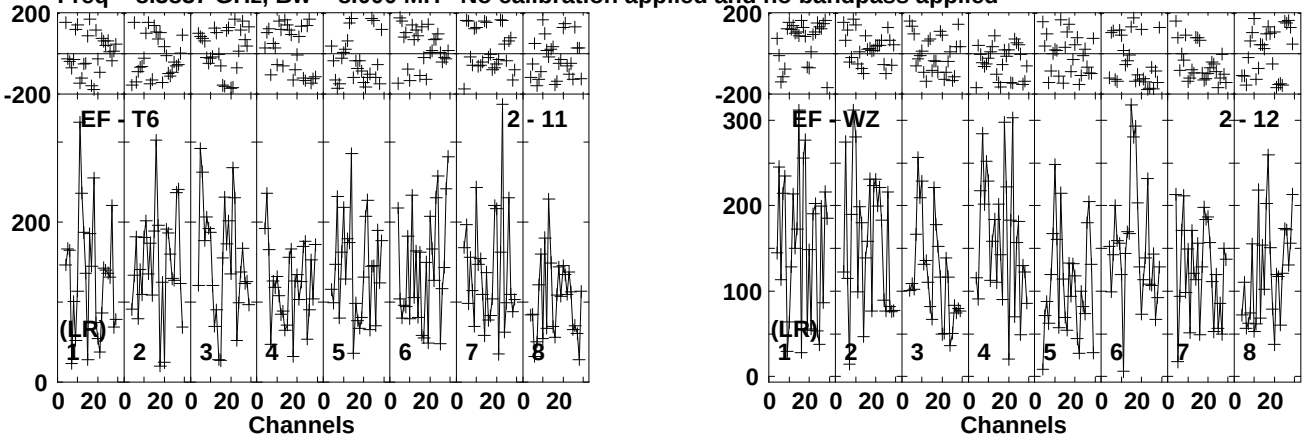

Lower frame: Micro Ampl Jy Top frame: Phas deg
Vector averaged cross-power spectrum Baseline: EF (02) - T6 (11)
Timerange: 00/21:16:40 to 00/21:19:30

Plot file version 397 created 04-DEC-2015 15:28:01
J1522+3144 ER043A.UVDATA.1
Freq = 8.3837 GHz, Bw = 8.000 MH No calibration applied and no bandpass applied

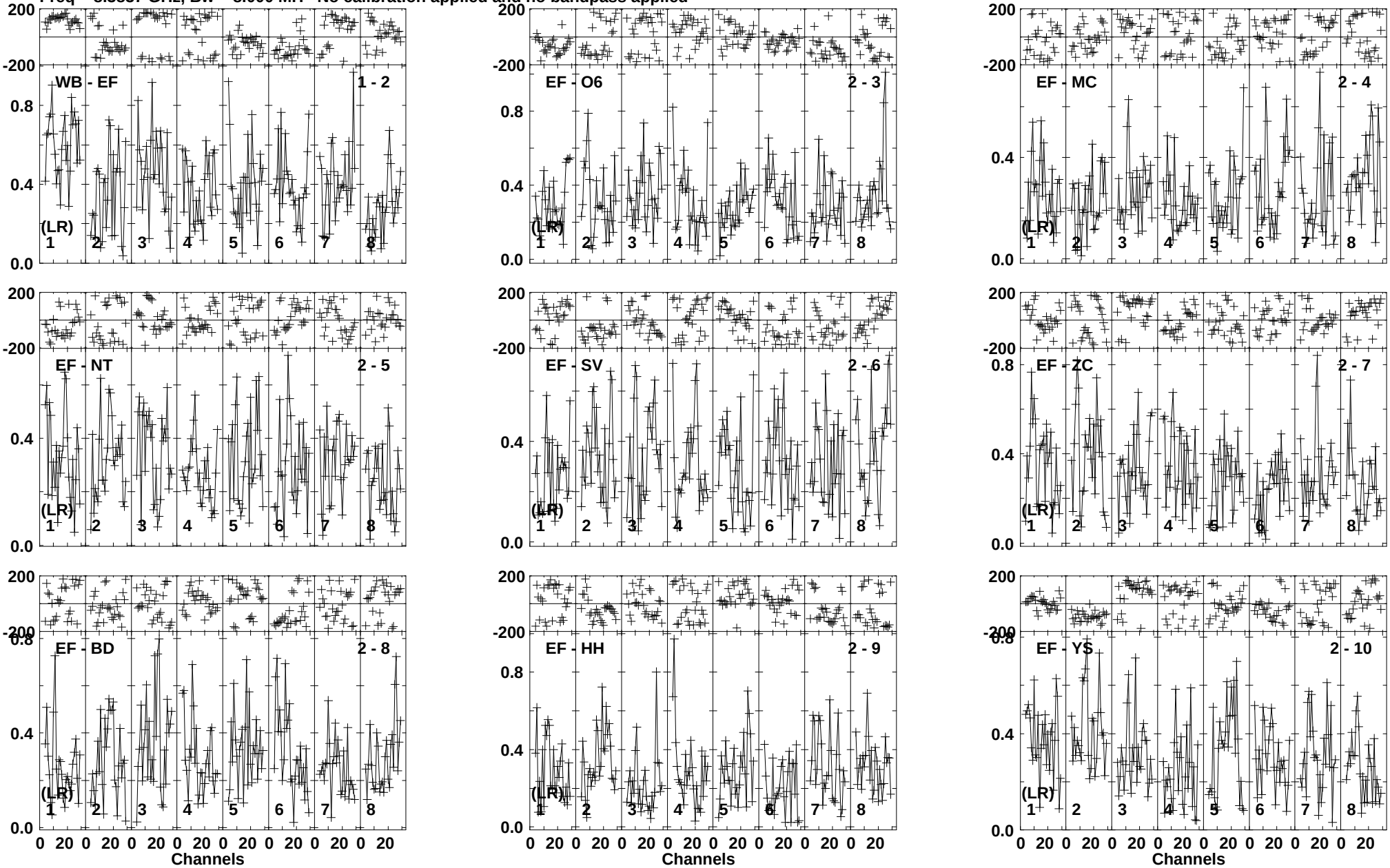

Lower frame: Milli Ampl Jy Top frame: Phas deg
Vector averaged cross-power spectrum Baseline: WB (01) - EF (02)
Timerange: 00/21:19:37 to 00/21:20:49

Plot file version 398 created 04-DEC-2015 15:28:01
J1522+3144 ER043A.UVDATA.1
Freq = 8.3837 GHz, Bw = 8.000 MH No calibration applied and no bandpass applied

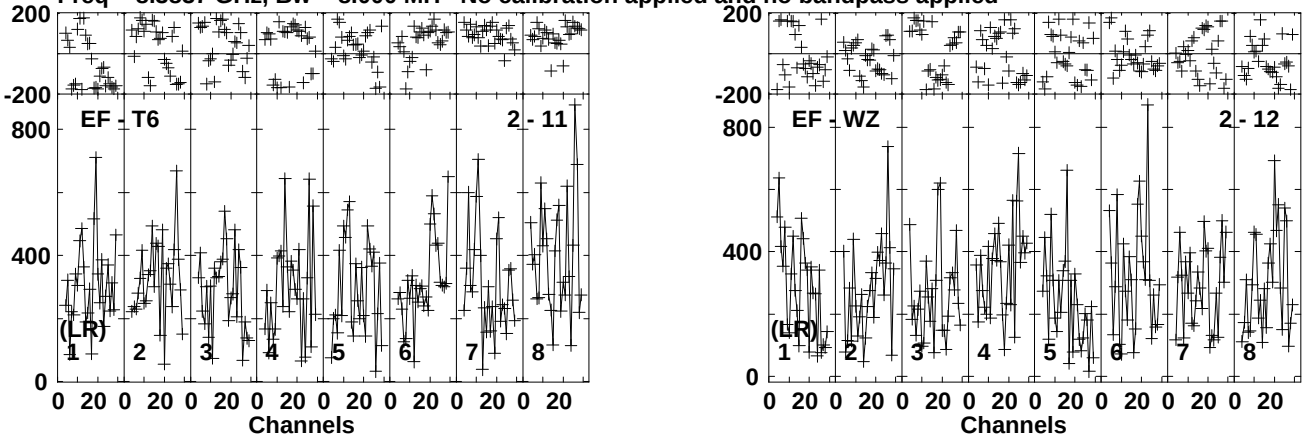

Lower frame: Micro Ampl Jy Top frame: Phas deg
Vector averaged cross-power spectrum Baseline: EF (02) - T6 (11)
Timerange: 00/21:19:37 to 00/21:20:49

Plot file version 399 created 04-DEC-2015 15:28:01
IRAS15250 ER043A.UVDATA.1
Freq = 8.3837 GHz, Bw = 8.000 MH No calibration applied and no bandpass applied

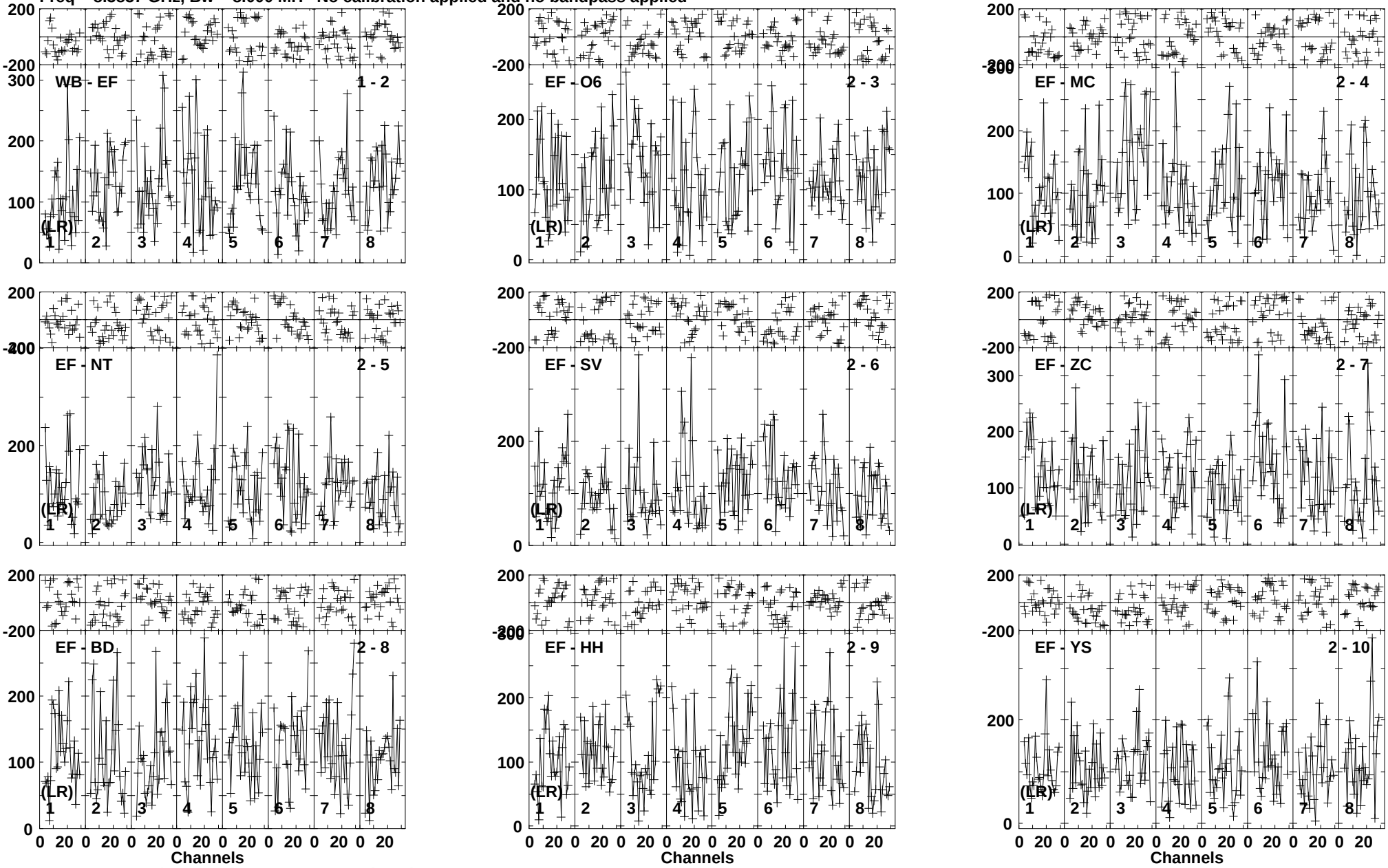

Lower frame: Micro Ampl Jy Top frame: Phas deg
Vector averaged cross-power spectrum Baseline: WB (01) - EF (02)
Timerange: 00/21:21:34 to 00/21:24:26

Plot file version 400 created 04-DEC-2015 15:28:02
IRAS15250 ER043A.UVDATA.1
Freq = 8.3837 GHz, Bw = 8.000 MH No calibration applied and no bandpass applied

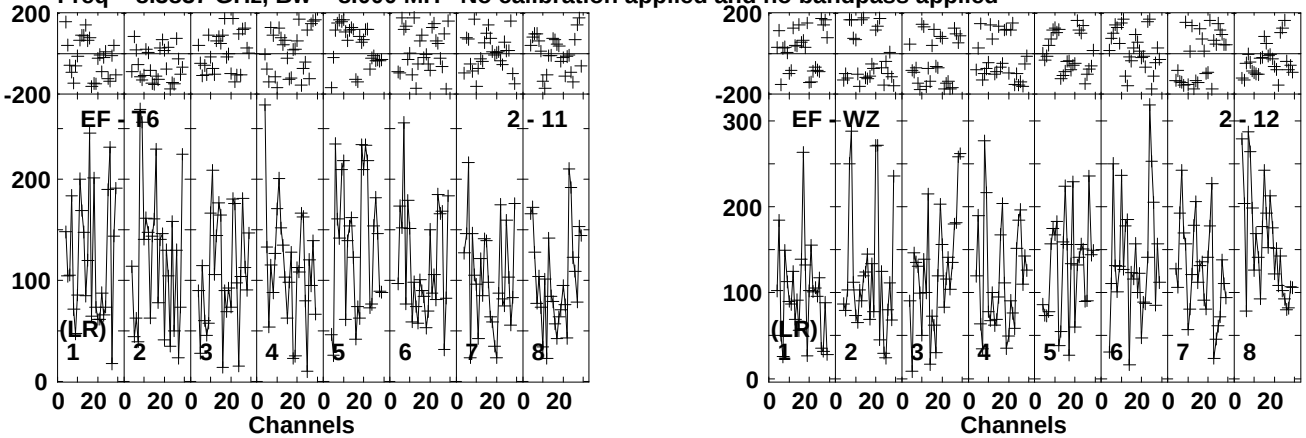

Lower frame: Micro Ampl Jy Top frame: Phas deg
Vector averaged cross-power spectrum Baseline: EF (02) - T6 (11)
Timerange: 00/21:21:34 to 00/21:24:26

Plot file version 401 created 04-DEC-2015 15:28:02
J1522+3144 ER043A.UVDATA.1
Freq = 8.3837 GHz, Bw = 8.000 MH No calibration applied and no bandpass applied

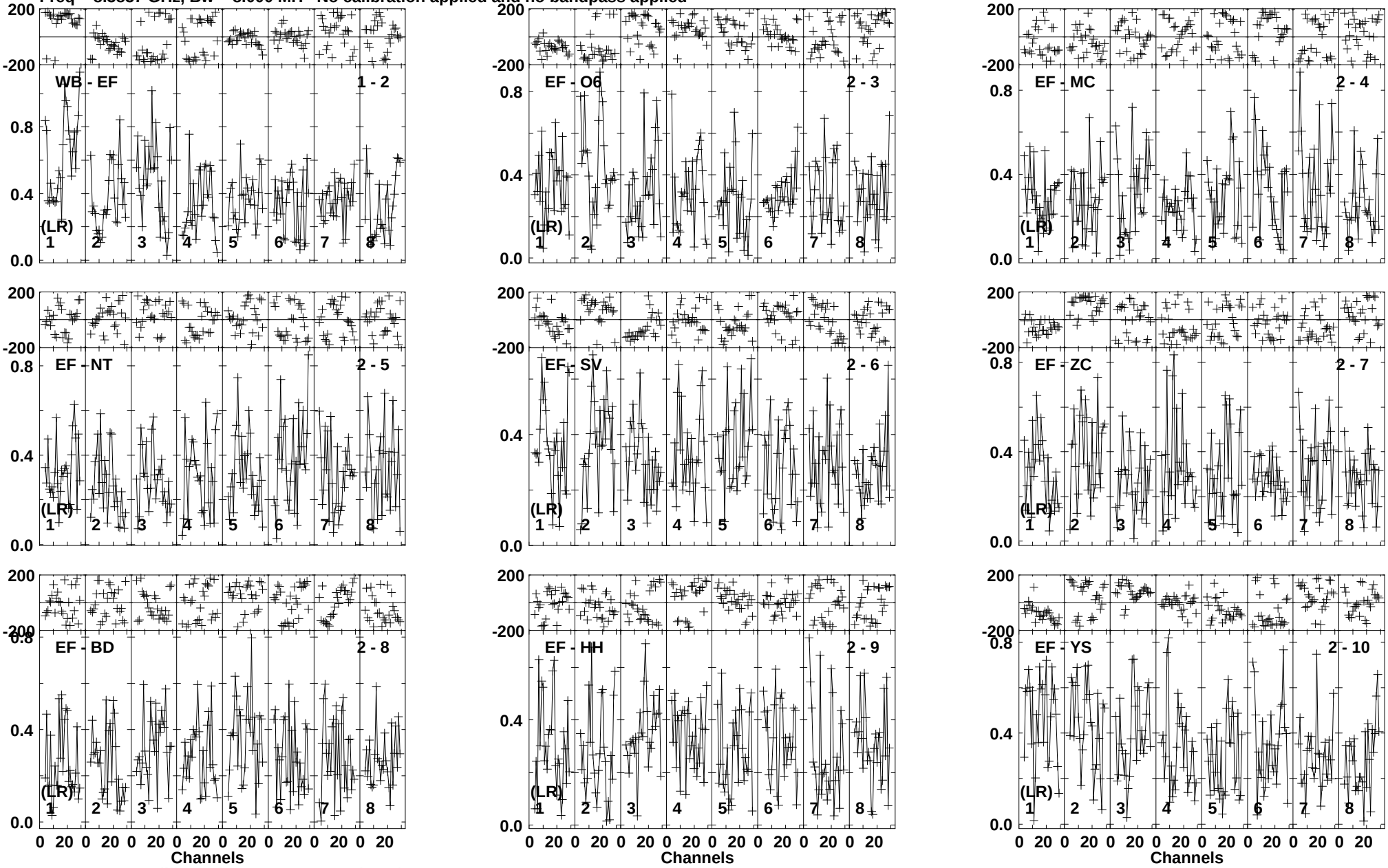

Lower frame: Milli Ampl Jy Top frame: Phas deg
Vector averaged cross-power spectrum Baseline: WB (01) - EF (02)
Timerange: 00/21:24:34 to 00/21:25:46

Plot file version 402 created 04-DEC-2015 15:28:02
J1522+3144 ER043A.UVDATA.1
Freq = 8.3837 GHz, Bw = 8.000 MH No calibration applied and no bandpass applied

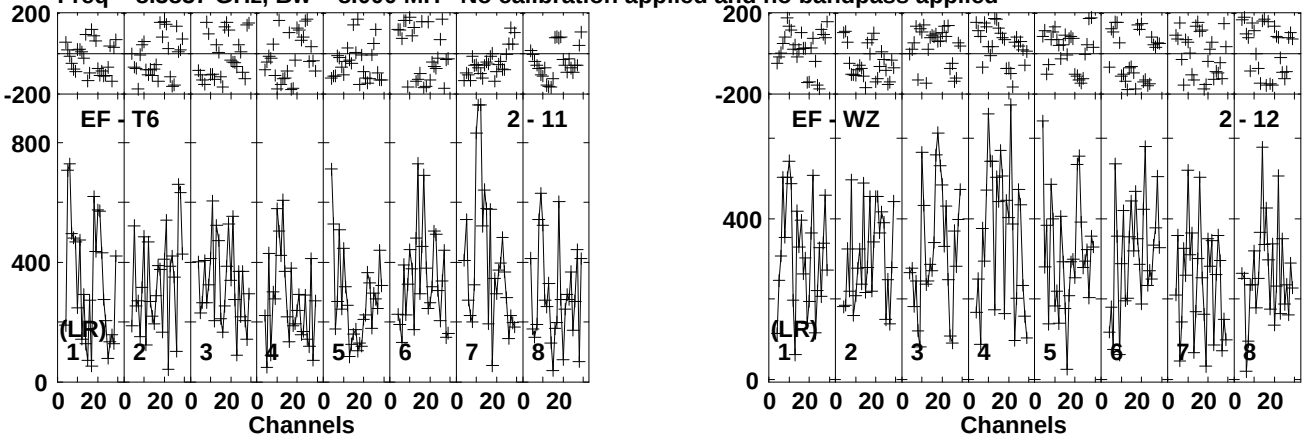

Lower frame: Micro Ampl Jy Top frame: Phas deg
Vector averaged cross-power spectrum Baseline: EF (02) - T6 (11)
Timerange: 00/21:24:34 to 00/21:25:46

Plot file version 403 created 04-DEC-2015 15:28:02
IRAS15250 ER043A.UVDATA.1
Freq = 8.3837 GHz, Bw = 8.000 MH No calibration applied and no bandpass applied

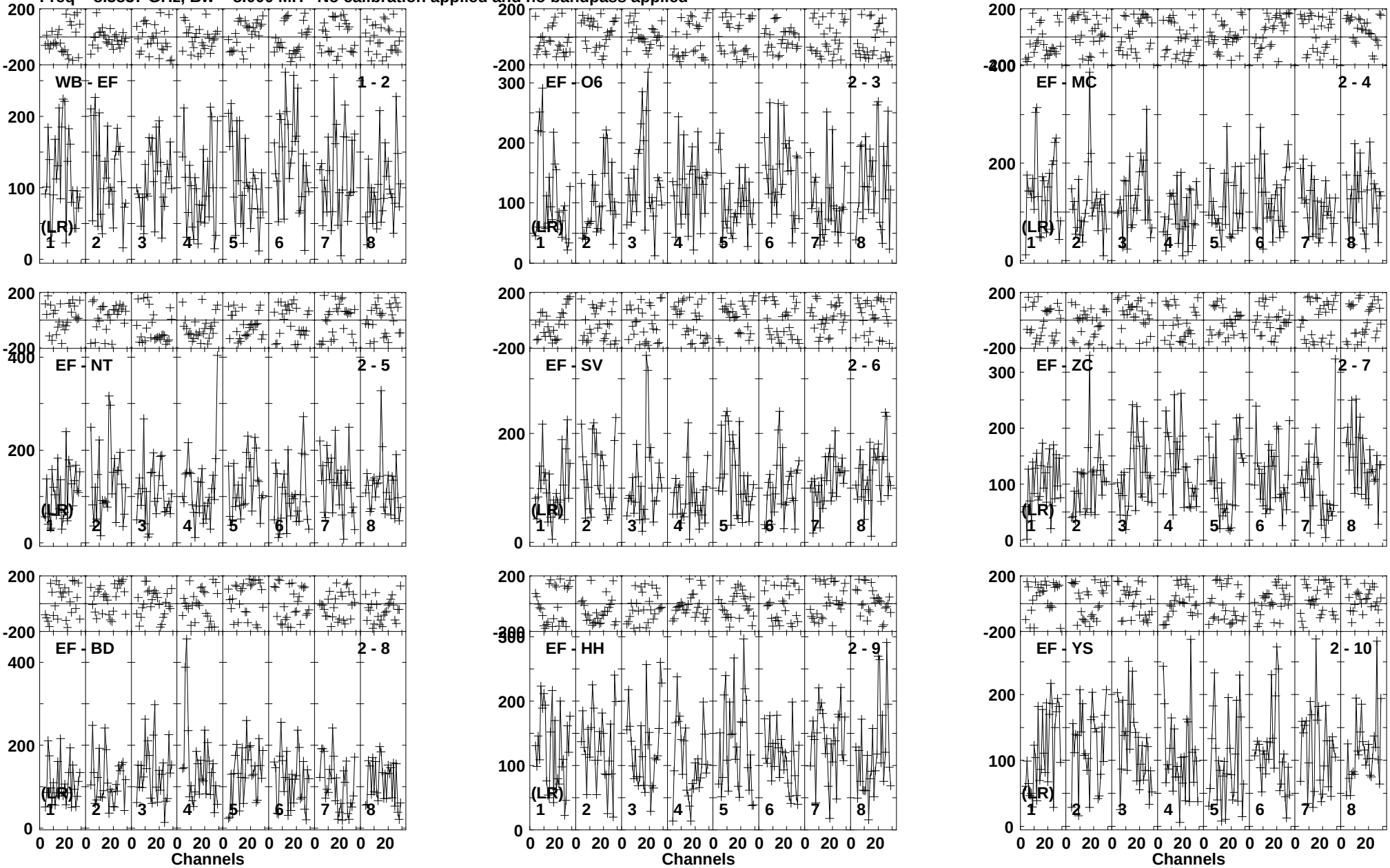

Lower frame: Micro Ampl Jy Top frame: Phas deg
Vector averaged cross-power spectrum Baseline: WB (01) - EF (02)
Timerange: 00/21:26:31 to 00/21:29:23

Plot file version 404 created 04-DEC-2015 15:28:02
IRAS15250 ER043A.UVDATA.1
Freq = 8.3837 GHz, Bw = 8.000 MH No calibration applied and no bandpass applied

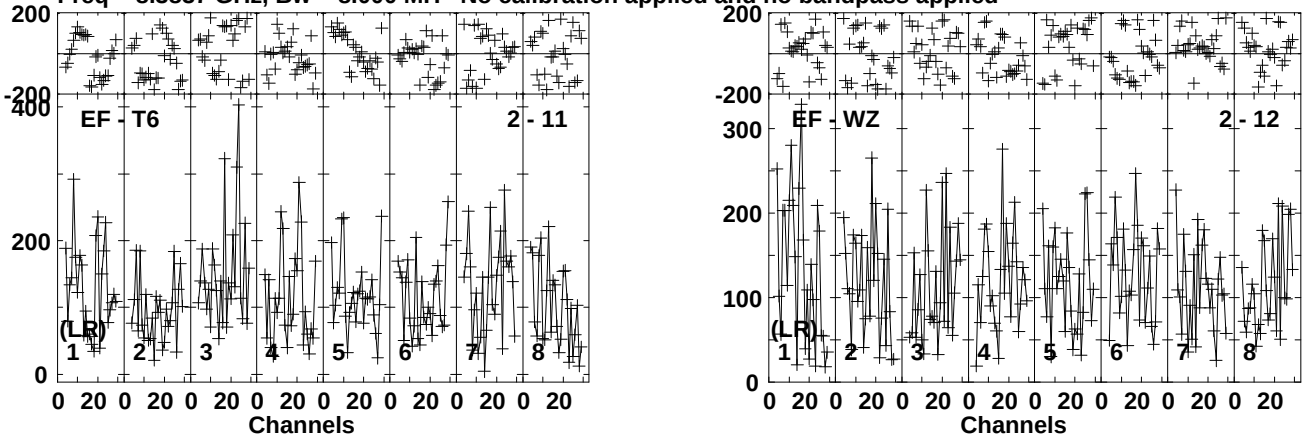

Lower frame: Micro Ampl Jy Top frame: Phas deg
Vector averaged cross-power spectrum Baseline: EF (02) - T6 (11)
Timerange: 00/21:26:31 to 00/21:29:23

Plot file version 405 created 04-DEC-2015 15:28:02
J1522+3144 ER043A.UVDATA.1
Freq = 8.3837 GHz, Bw = 8.000 MH No calibration applied and no bandpass applied

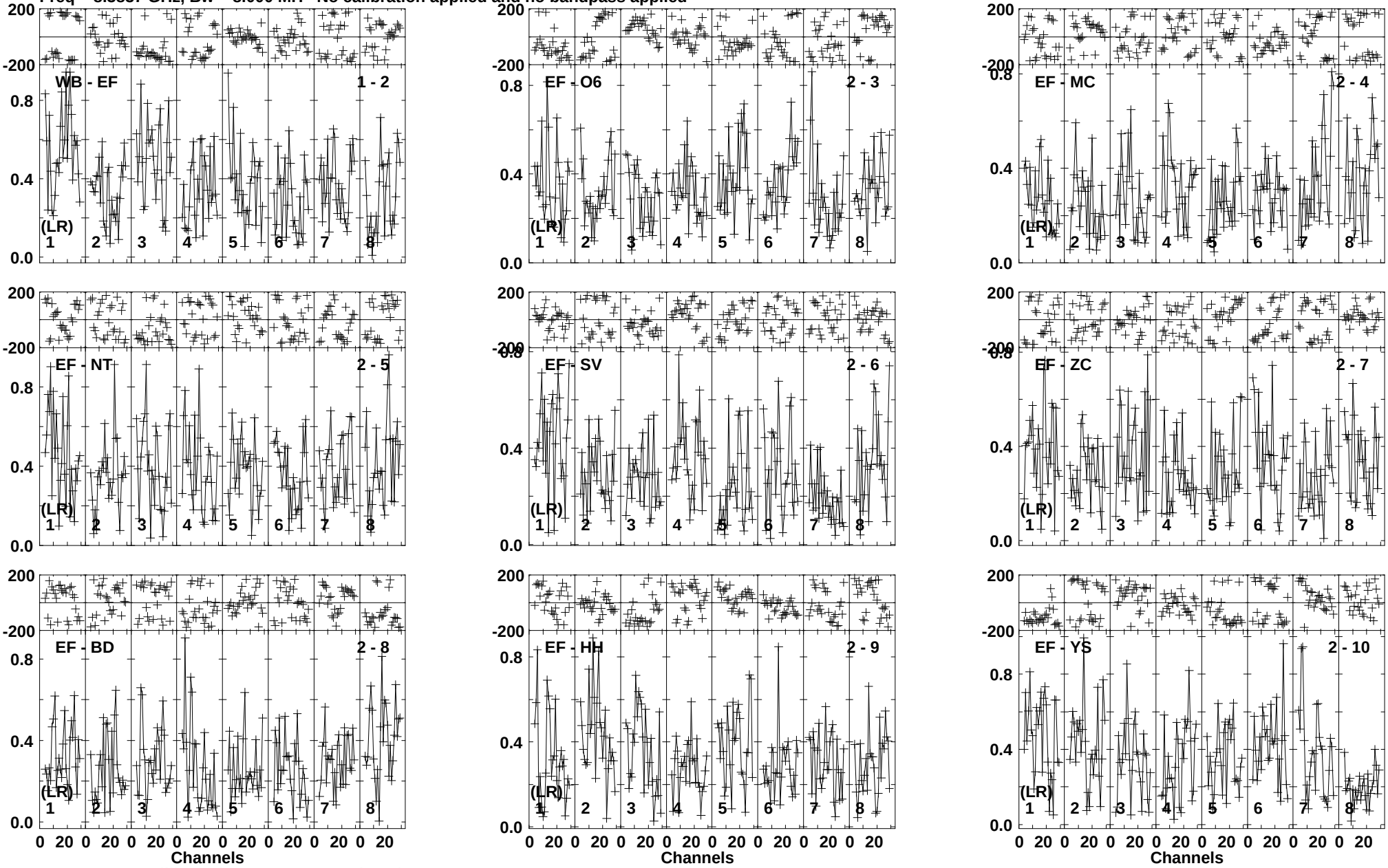

Lower frame: Milli Ampl Jy Top frame: Phas deg
Vector averaged cross-power spectrum Baseline: WB (01) - EF (02)
Timerange: 00/21:29:31 to 00/21:30:43

Plot file version 406 created 04-DEC-2015 15:28:02
J1522+3144 ER043A.UVDATA.1
Freq = 8.3837 GHz, Bw = 8.000 MH No calibration applied and no bandpass applied

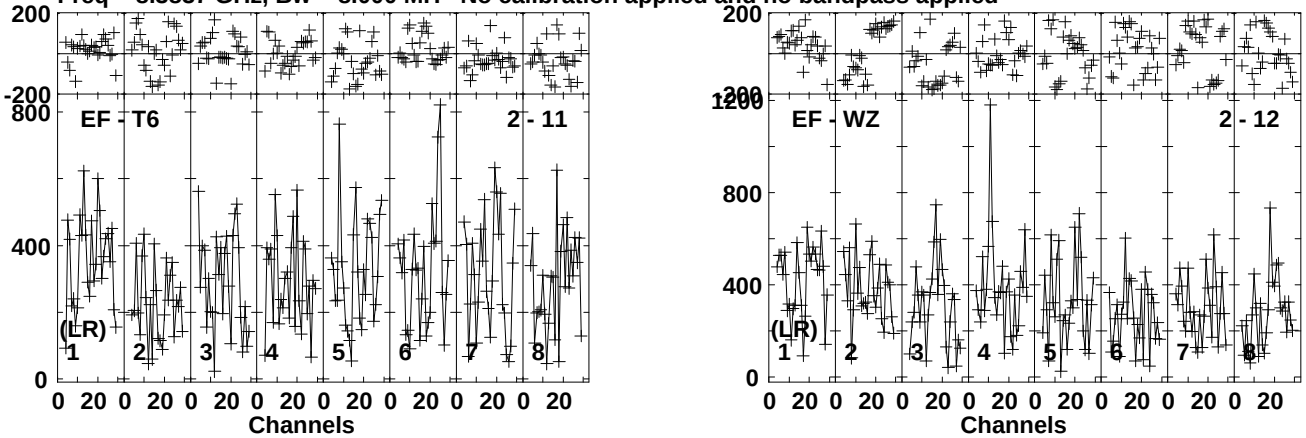

Lower frame: Micro Ampl Jy Top frame: Phas deg
Vector averaged cross-power spectrum Baseline: EF (02) - T6 (11)
Timerange: 00/21:29:31 to 00/21:30:43

Plot file version 407 created 04-DEC-2015 15:28:02
IRAS15250 ER043A.UVDATA.1
Freq = 8.3837 GHz, Bw = 8.000 MH No calibration applied and no bandpass applied

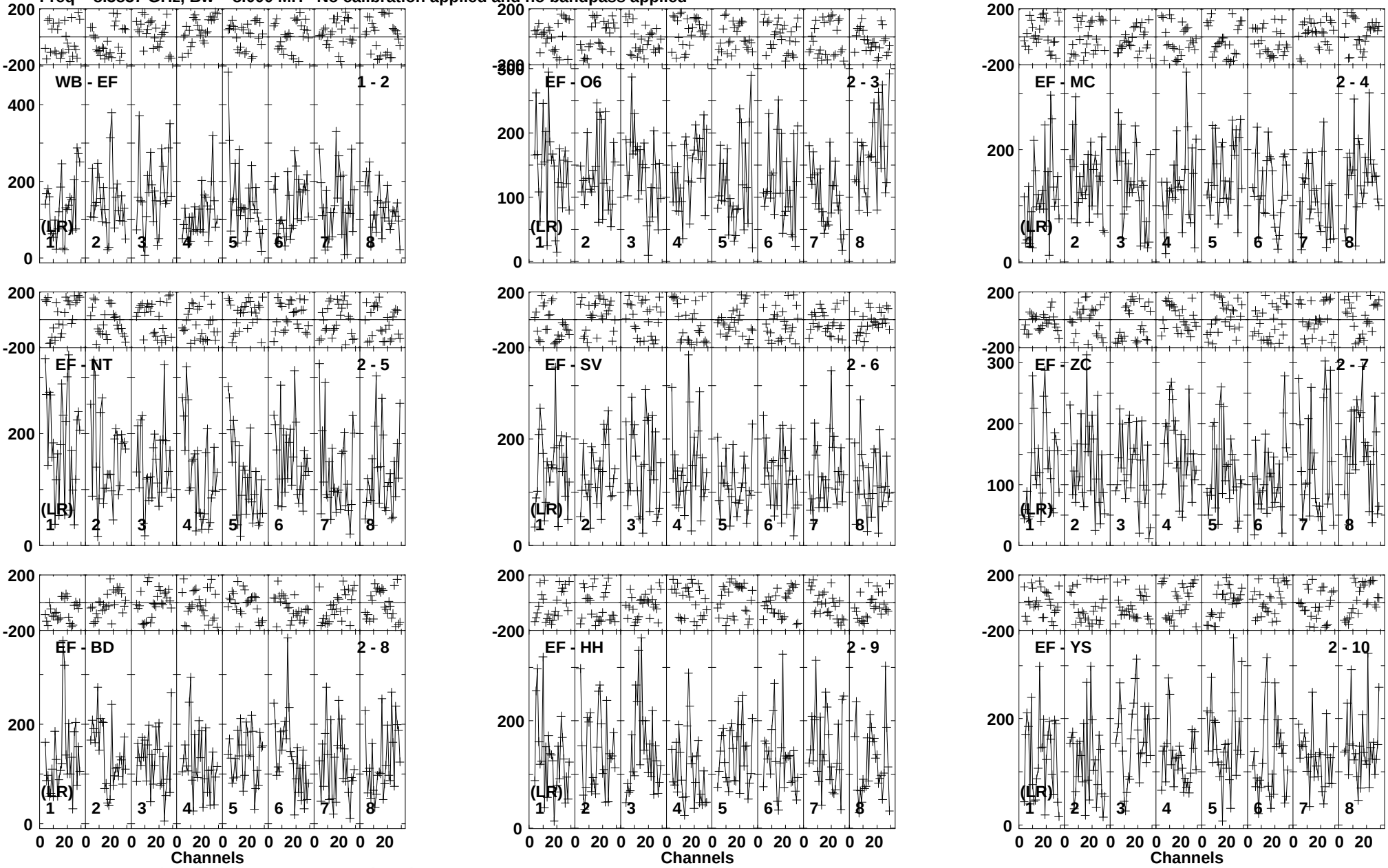

Lower frame: Micro Ampl Jy Top frame: Phas deg
Vector averaged cross-power spectrum Baseline: WB (01) - EF (02)
Timerange: 00/21:30:51 to 00/21:33:41

Plot file version 408 created 04-DEC-2015 15:28:02
IRAS15250 ER043A.UVDATA.1
Freq = 8.3837 GHz, Bw = 8.000 MH No calibration applied and no bandpass applied

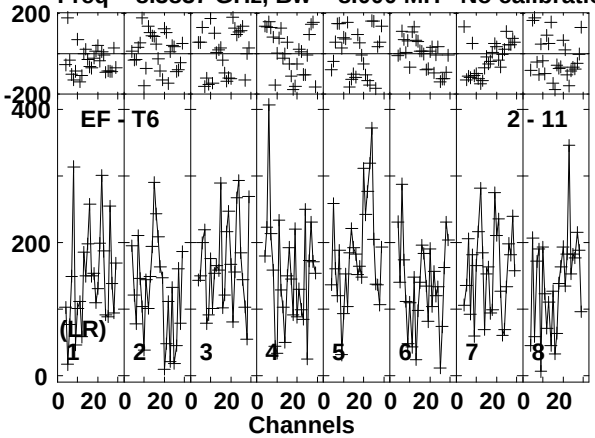

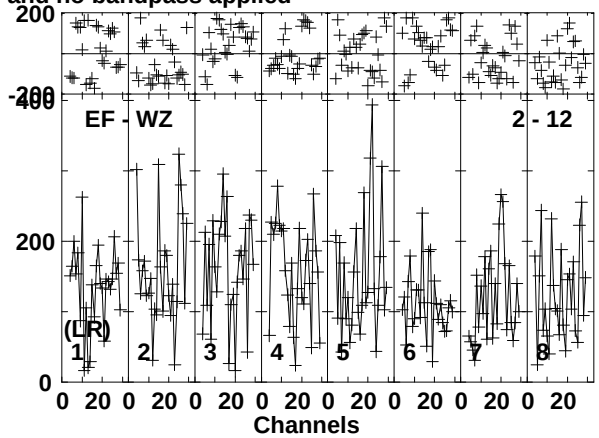

Lower frame: Micro Ampl Jy Top frame: Phas deg
Vector averaged cross-power spectrum Baseline: EF (02) - T6 (11)
Timerange: 00/21:30:51 to 00/21:33:41

Plot file version 409 created 04-DEC-2015 15:28:02
J1522+3144 ER043A.UVDATA.1
Freq = 8.3837 GHz, Bw = 8.000 MH No calibration applied and no bandpass applied

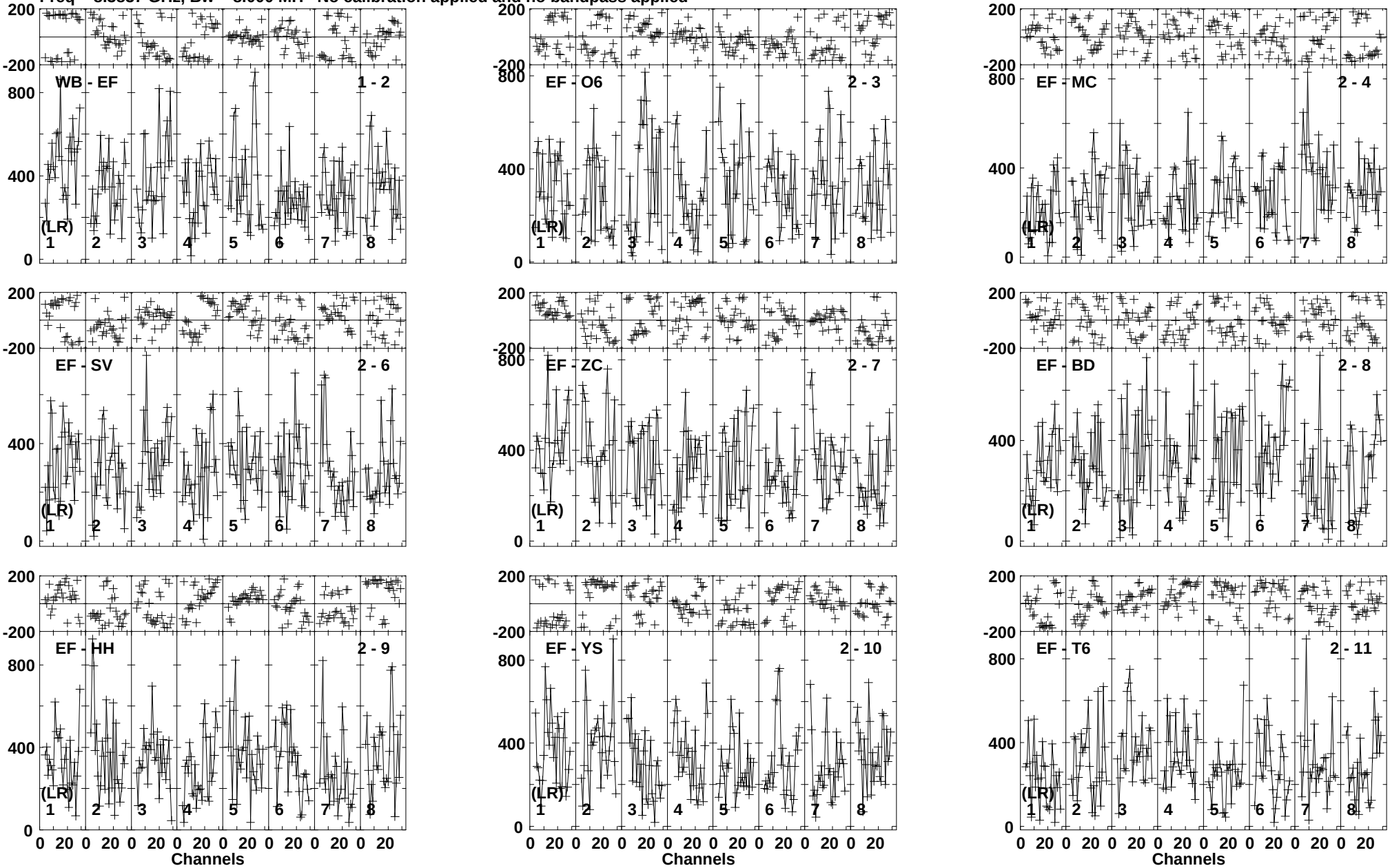

Lower frame: Micro Ampl Jy Top frame: Phas deg
Vector averaged cross-power spectrum Baseline: WB (01) - EF (02)
Timerange: 00/21:33:48 to 00/21:35:00

Plot file version 410 created 04-DEC-2015 15:28:03
J1522+3144 ER043A.UVDATA.1
Freq = 8.3837 GHz, Bw = 8.000 MH No calibration applied and no bandpass applied

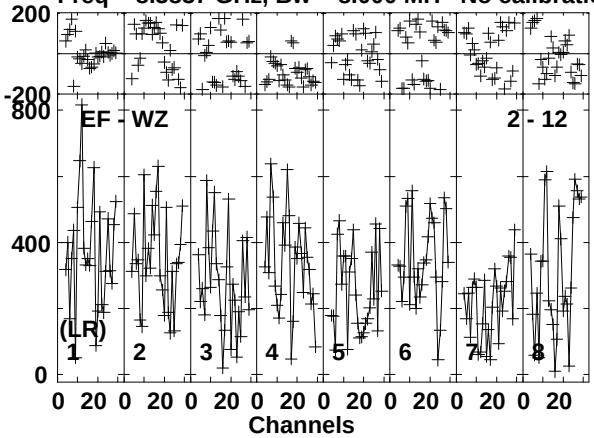

Lower frame: Micro Ampl Jy Top frame: Phas deg
Vector averaged cross-power spectrum Baseline: EF (02) - WZ (12)
Timerange: 00/21:33:48 to 00/21:35:00

Plot file version 411 created 04-DEC-2015 15:28:03
IRAS15250 ER043A.UVDATA.1
Freq = 8.3837 GHz, Bw = 8.000 MH No calibration applied and no bandpass applied



Lower frame: Micro Ampl Jy Top frame: Phas deg
Vector averaged cross-power spectrum Baseline: WB (01) - EF (02)
Timerange: 00/21:35:43 to 00/21:38:37

Plot file version 412 created 04-DEC-2015 15:28:03
J1522+3144 ER043A.UVDATA.1
Freq = 8.3837 GHz, Bw = 8.000 MH No calibration applied and no bandpass applied

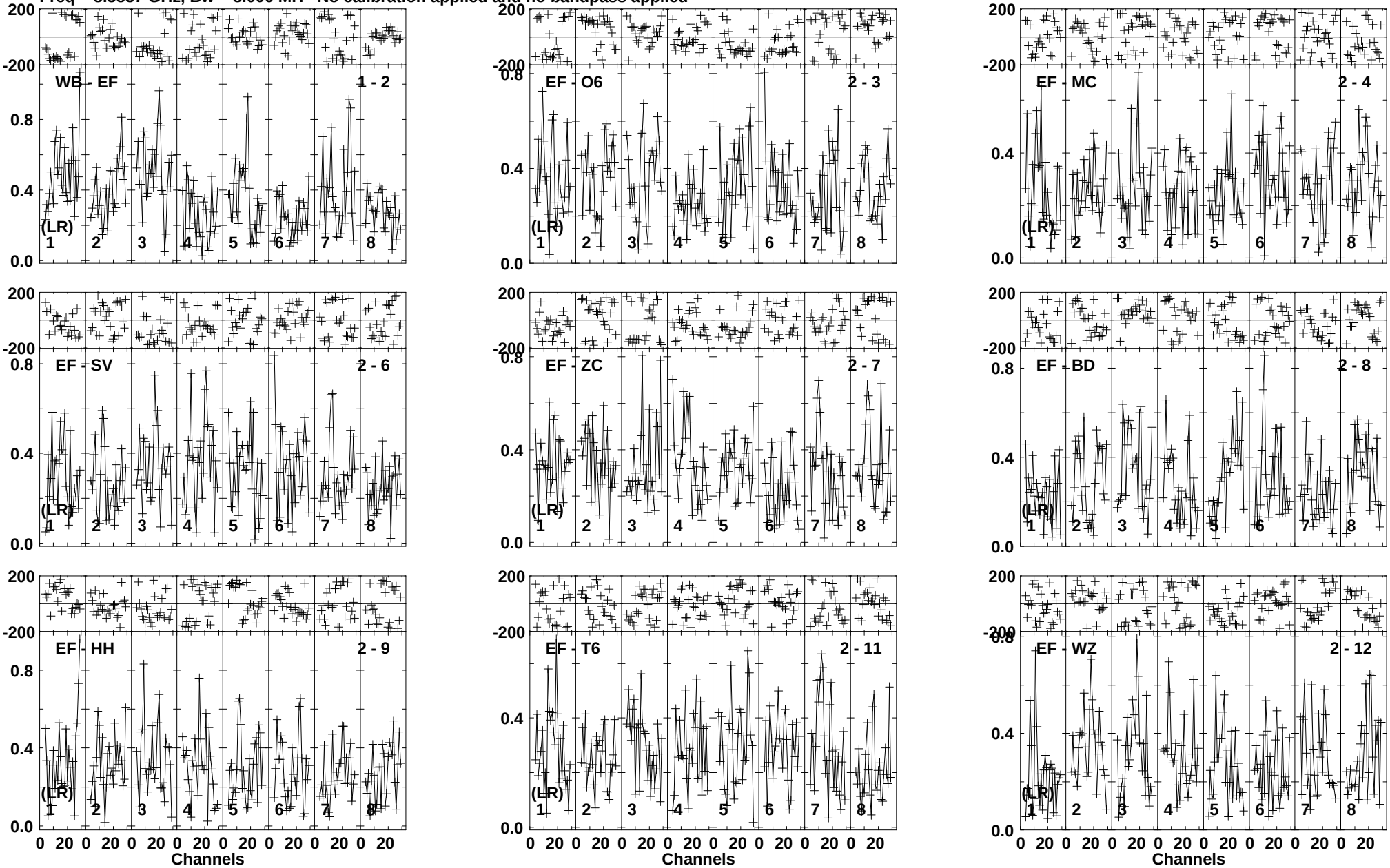

Lower frame: Milli Ampl Jy Top frame: Phas deg
Vector averaged cross-power spectrum Baseline: WB (01) - EF (02)
Timerange: 00/21:38:43 to 00/21:39:59

Plot file version 413 created 04-DEC-2015 15:28:03
J1102+2757 ER043A.UVDATA.1
Freq = 8.3837 GHz, Bw = 8.000 MH No calibration applied and no bandpass applied



Lower frame: Micro Ampl Jy Top frame: Phas deg
Vector averaged cross-power spectrum Baseline: WB (01) - EF (02)
Timerange: 00/21:40:37 to 00/21:45:42

Plot file version 414 created 04-DEC-2015 15:28:03
IRAS10565 ER043A.UVDATA.1
Freq = 8.3837 GHz, Bw = 8.000 MH No calibration applied and no bandpass applied

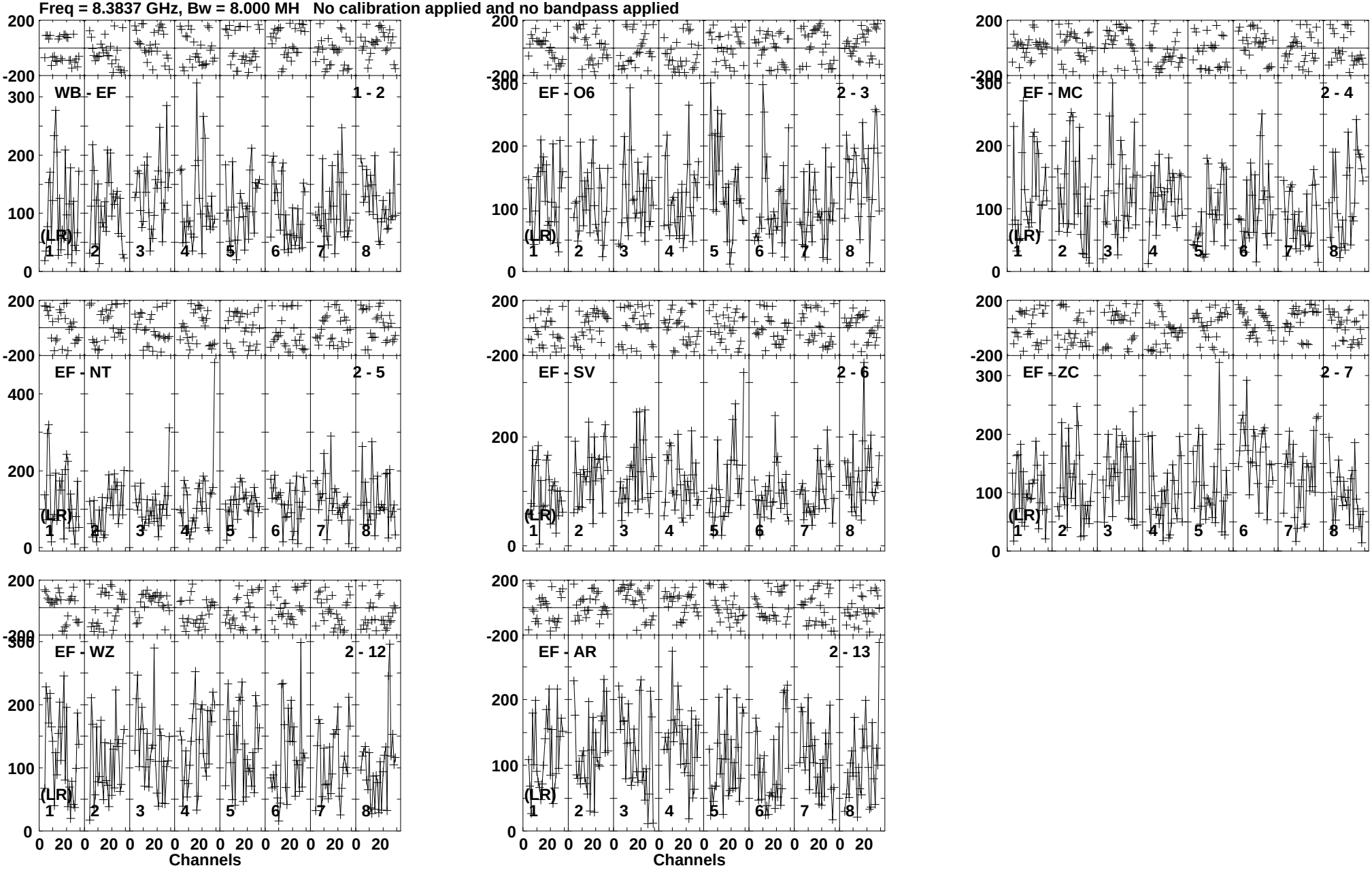

Lower frame: Micro Ampl Jy Top frame: Phas deg
Vector averaged cross-power spectrum Baseline: WB (01) - EF (02)
Timerange: 00/21:46:27 to 00/21:49:21

Plot file version 415 created 04-DEC-2015 15:28:03
J1102+2757 ER043A.UVDATA.1
Freq = 8.3837 GHz, Bw = 8.000 MH No calibration applied and no bandpass applied

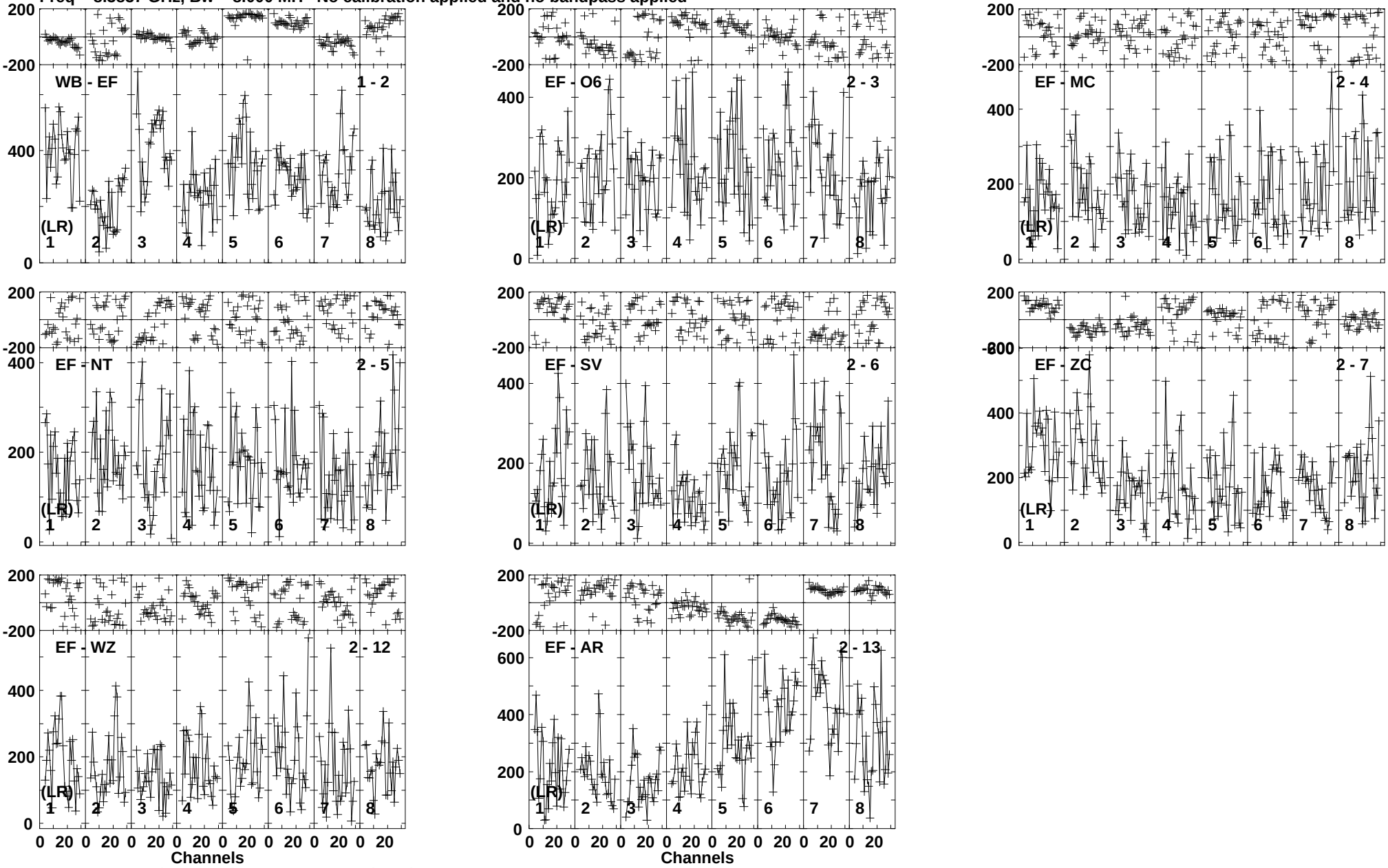

Lower frame: Micro Ampl Jy Top frame: Phas deg
Vector averaged cross-power spectrum Baseline: WB (01) - EF (02)
Timerange: 00/21:49:28 to 00/21:51:32

Plot file version 416 created 04-DEC-2015 15:28:03
IRAS10565 ER043A.UVDATA.1
Freq = 8.3837 GHz, Bw = 8.000 MH No calibration applied and no bandpass applied

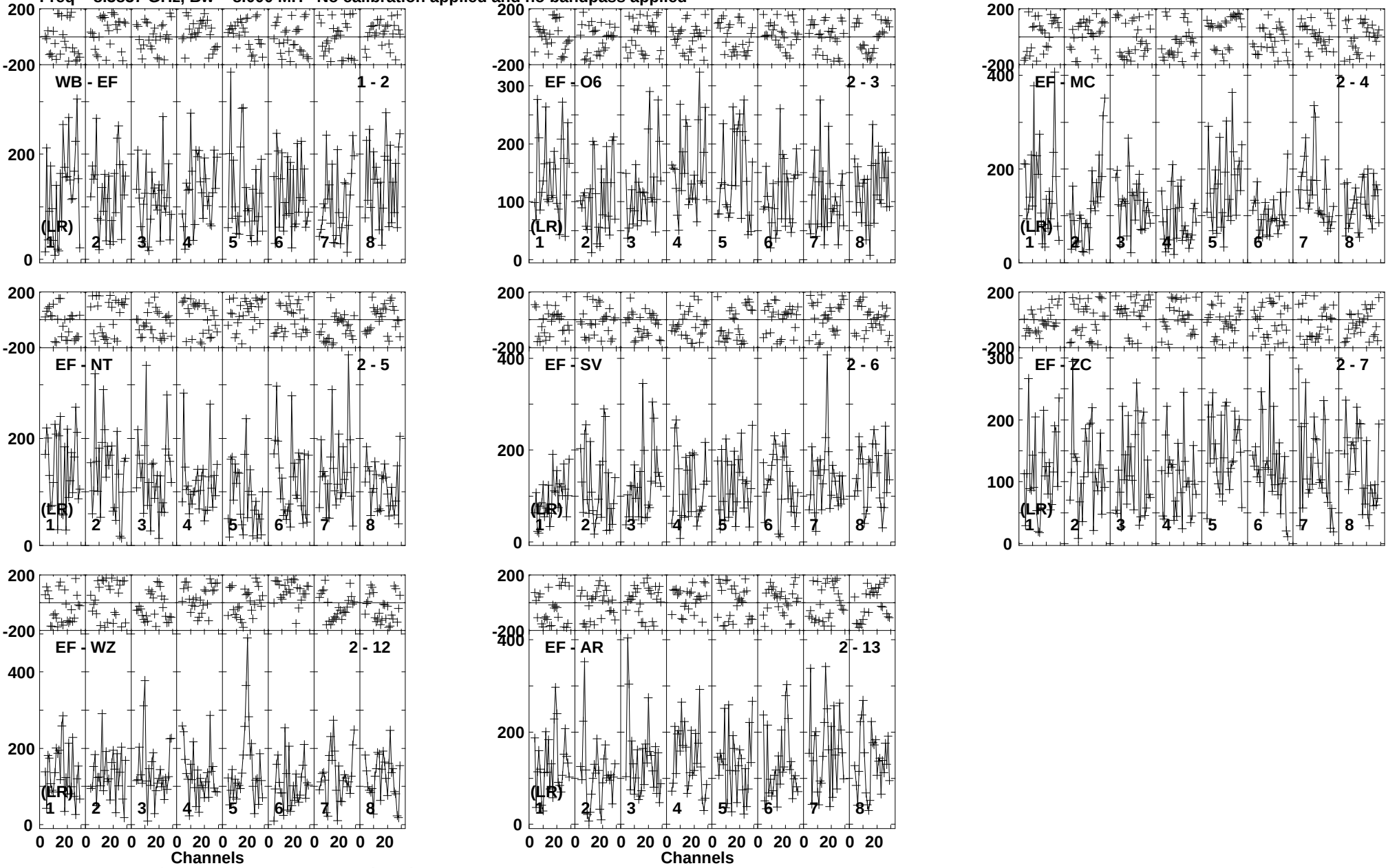

Lower frame: Micro Ampl Jy Top frame: Phas deg
Vector averaged cross-power spectrum Baseline: WB (01) - EF (02)
Timerange: 00/21:51:38 to 00/21:54:30

Plot file version 417 created 04-DEC-2015 15:28:03
J1102+2757 ER043A.UVDATA.1
Freq = 8.3837 GHz, Bw = 8.000 MH No calibration applied and no bandpass applied



Lower frame: Micro Ampl Jy Top frame: Phas deg
Vector averaged cross-power spectrum Baseline: WB (01) - EF (02)
Timerange: 00/21:54:37 to 00/21:56:41

Plot file version 418 created 04-DEC-2015 15:28:04
IRAS10565 ER043A.UVDATA.1
Freq = 8.3837 GHz, Bw = 8.000 MH No calibration applied and no bandpass applied



Lower frame: Micro Ampl Jy Top frame: Phas deg
Vector averaged cross-power spectrum Baseline: WB (01) - EF (02)
Timerange: 00/21:57:25 to 00/22:00:19

Plot file version 419 created 04-DEC-2015 15:28:04
J1102+2757 ER043A.UVDATA.1
Freq = 8.3837 GHz, Bw = 8.000 MH No calibration applied and no bandpass applied

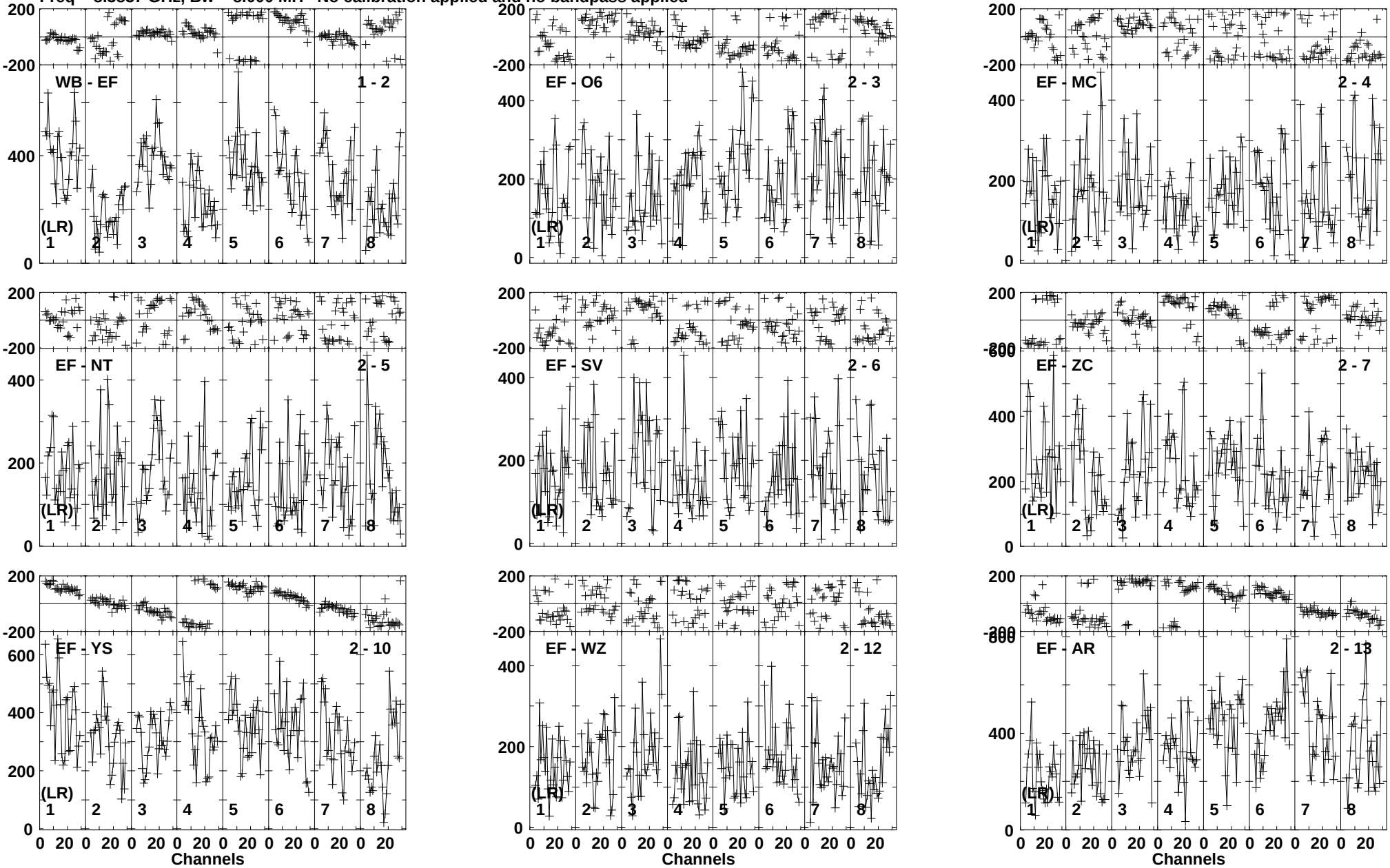

Lower frame: Micro Ampl Jy Top frame: Phas deg
Vector averaged cross-power spectrum Baseline: WB (01) - EF (02)
Timerange: 00/22:00:26 to 00/22:02:30

Plot file version 420 created 04-DEC-2015 15:28:04
IRAS10565 ER043A.UVDATA.1
Freq = 8.3837 GHz, Bw = 8.000 MH No calibration applied and no bandpass applied

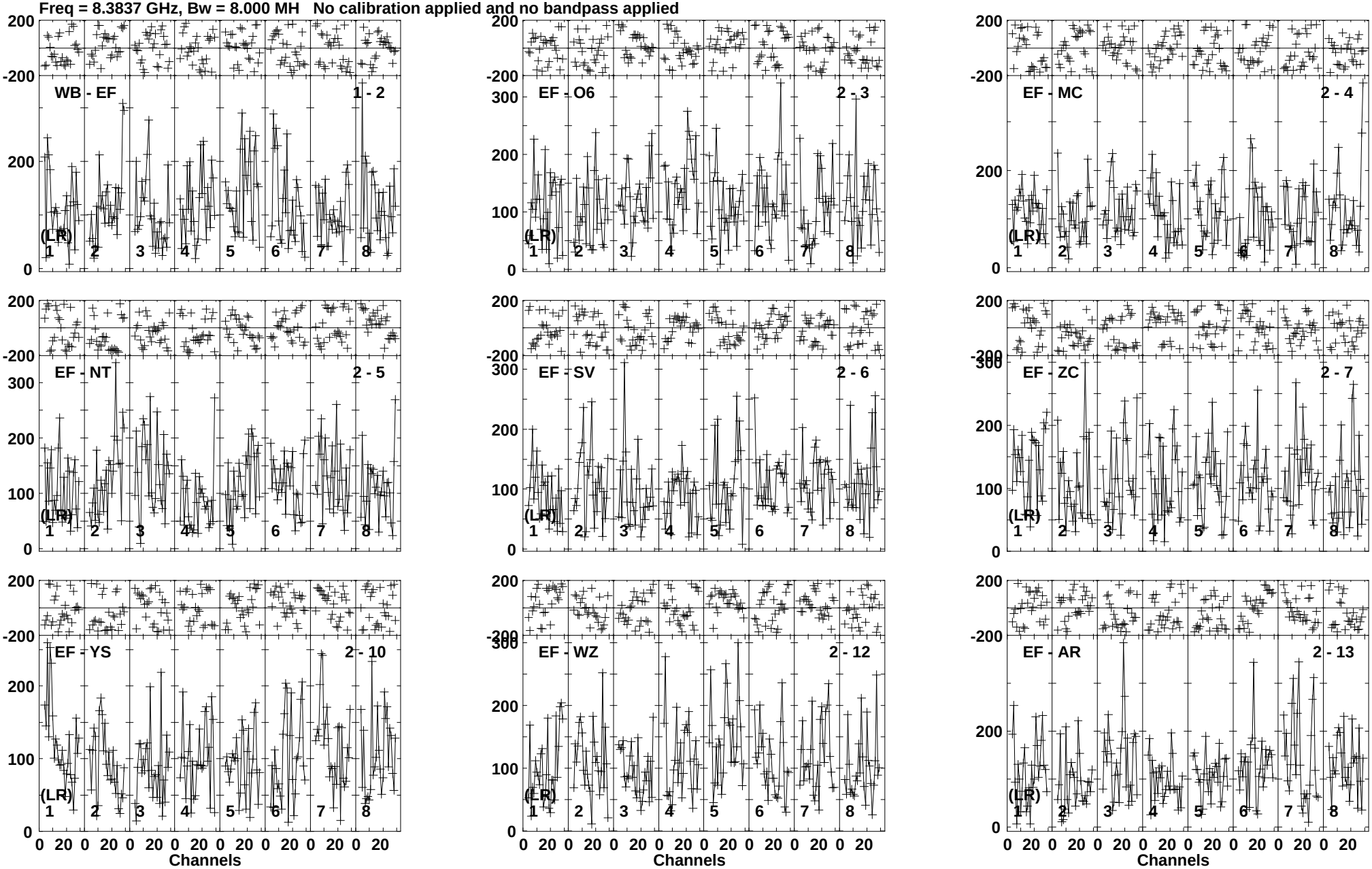

Lower frame: Micro Ampl Jy Top frame: Phas deg
Vector averaged cross-power spectrum Baseline: WB (01) - EF (02)
Timerange: 00/22:03:14 to 00/22:06:08

Plot file version 421 created 04-DEC-2015 15:28:04
J1102+2757 ER043A.UVDATA.1
Freq = 8.3837 GHz, Bw = 8.000 MH No calibration applied and no bandpass applied

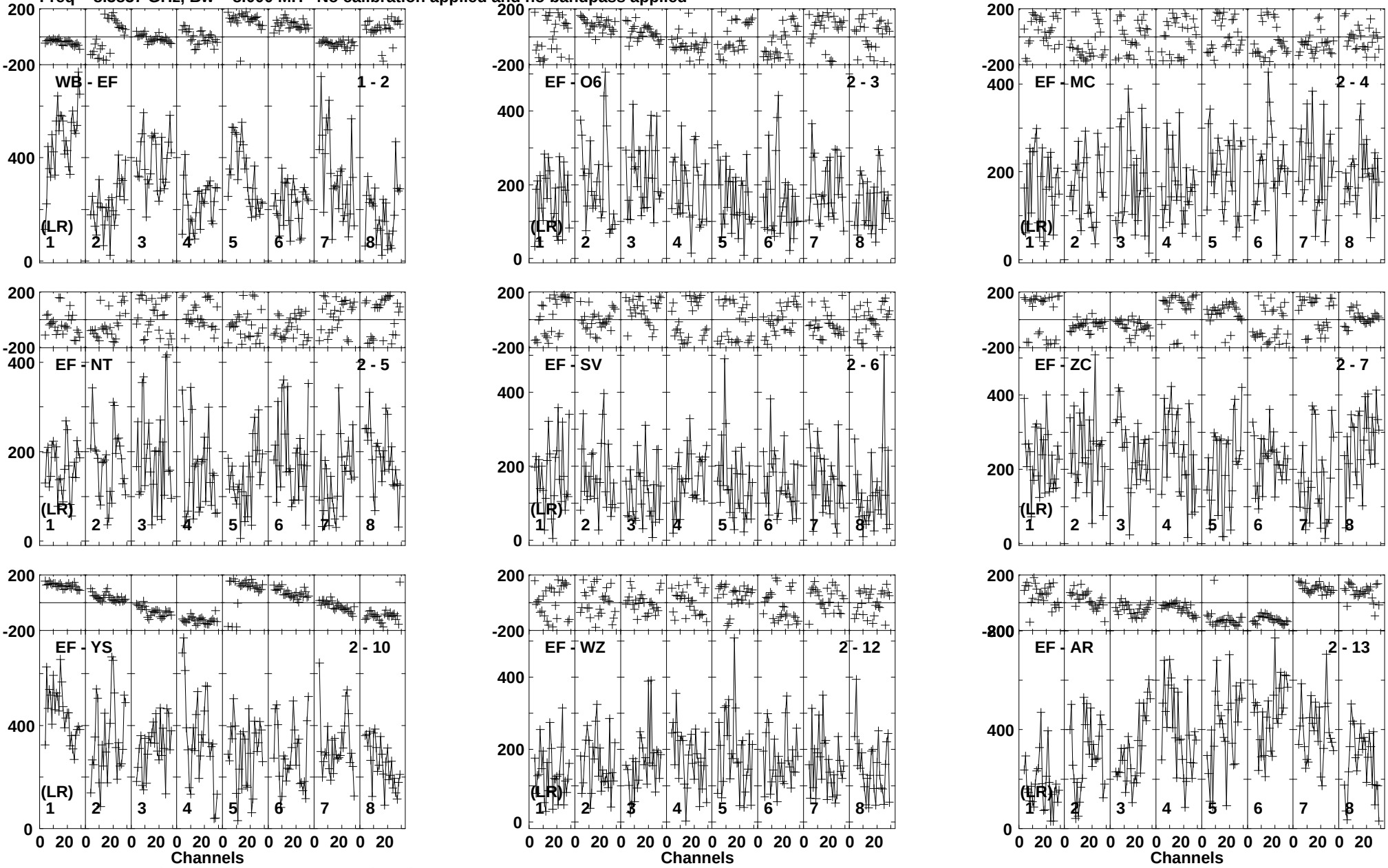

Lower frame: Micro Ampl Jy Top frame: Phas deg
Vector averaged cross-power spectrum Baseline: WB (01) - EF (02)
Timerange: 00/22:06:15 to 00/22:08:19

Plot file version 422 created 04-DEC-2015 15:28:04
IRAS10565 ER043A.UVDATA.1
Freq = 8.3837 GHz, Bw = 8.000 MH No calibration applied and no bandpass applied

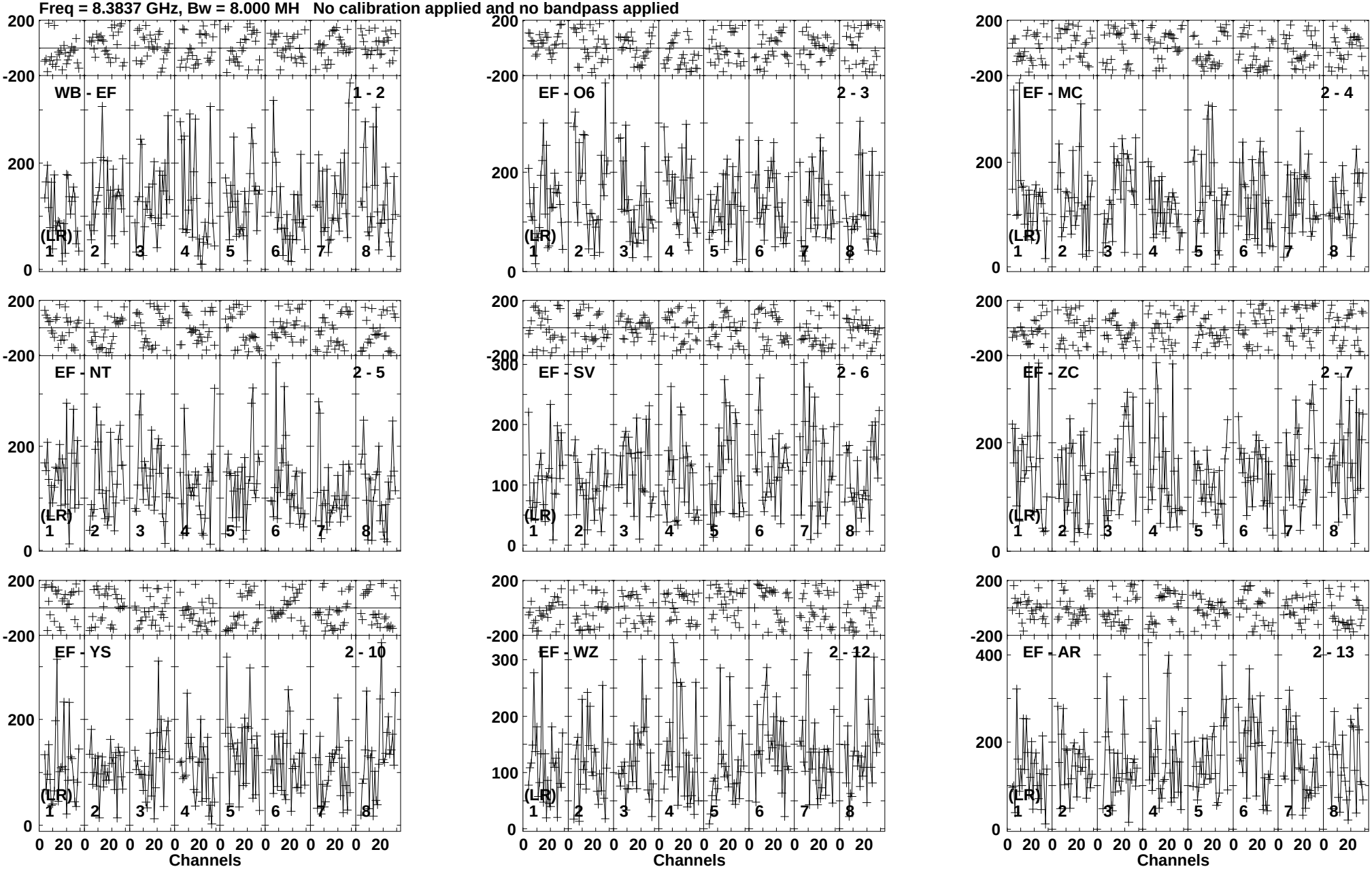

Lower frame: Micro Ampl Jy Top frame: Phas deg
Vector averaged cross-power spectrum Baseline: WB (01) - EF (02)
Timerange: 00/22:08:25 to 00/22:11:17

Plot file version 423 created 04-DEC-2015 15:28:04
J1102+2757 ER043A.UVDATA.1
Freq = 8.3837 GHz, Bw = 8.000 MH No calibration applied and no bandpass applied

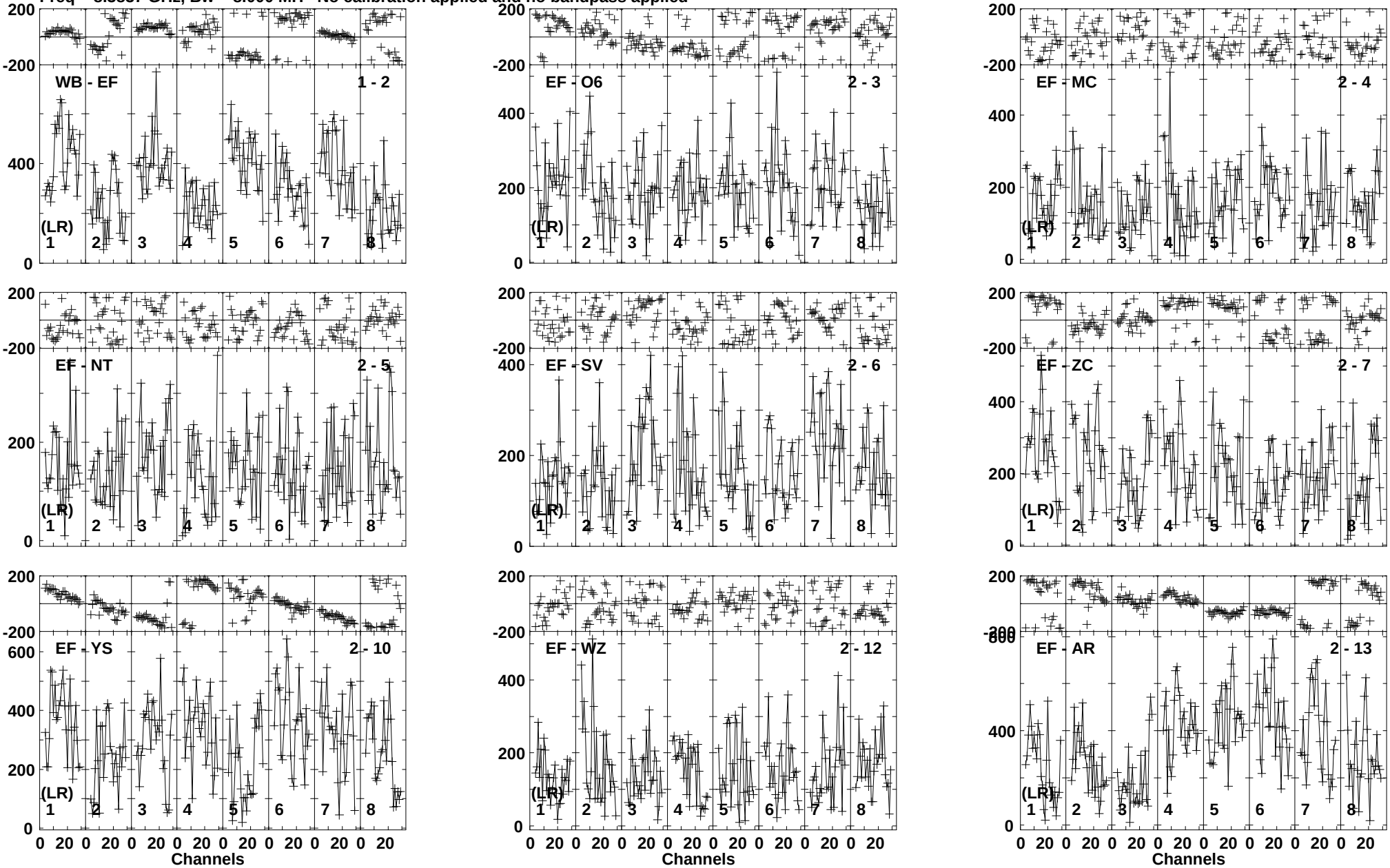

Lower frame: Micro Ampl Jy Top frame: Phas deg
Vector averaged cross-power spectrum Baseline: WB (01) - EF (02)
Timerange: 00/22:11:24 to 00/22:13:28

Plot file version 424 created 04-DEC-2015 15:28:05
IRAS10565 ER043A.UVDATA.1
Freq = 8.3837 GHz, Bw = 8.000 MH No calibration applied and no bandpass applied

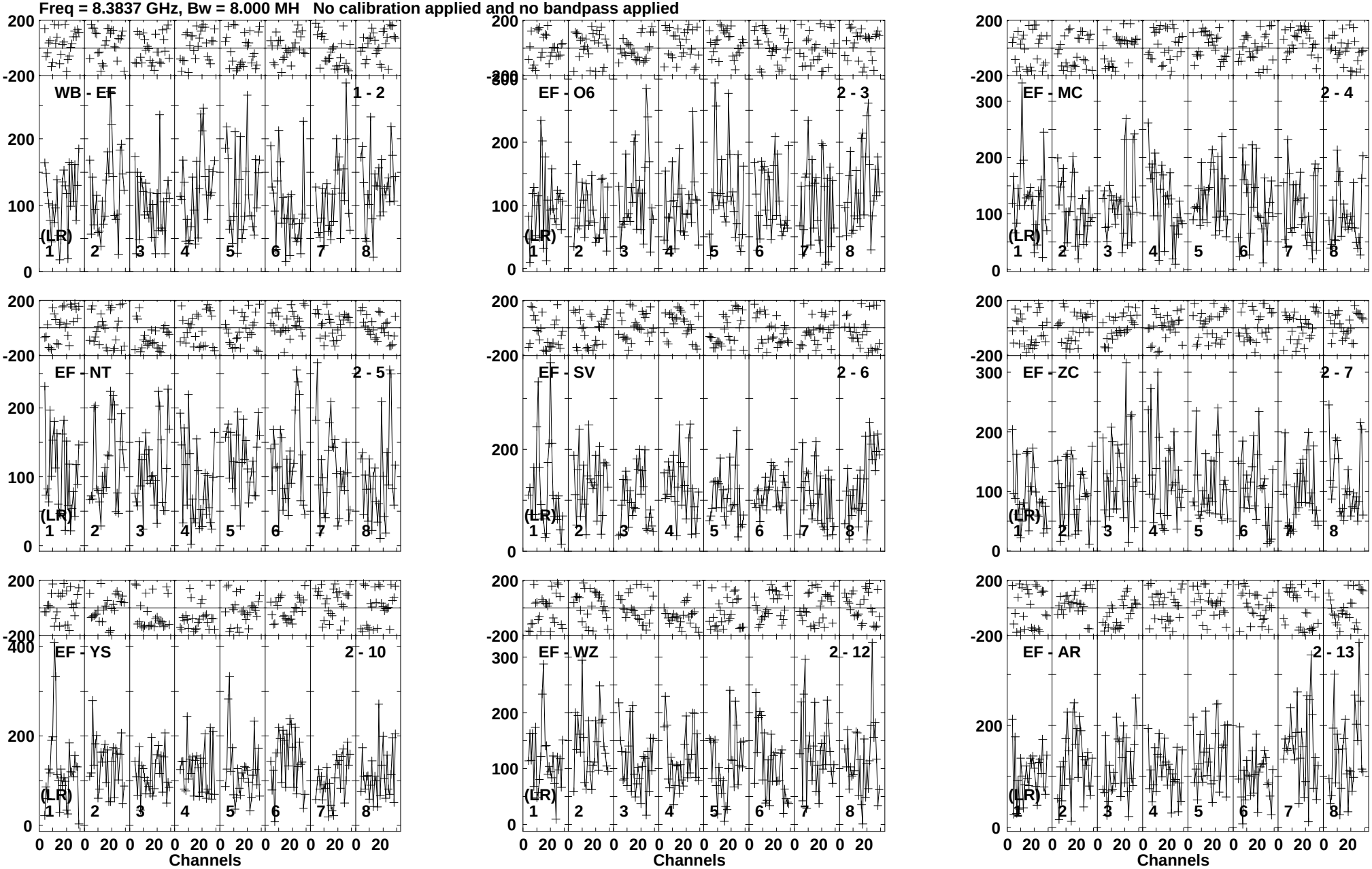

Lower frame: Micro Ampl Jy Top frame: Phas deg
Vector averaged cross-power spectrum Baseline: WB (01) - EF (02)
Timerange: 00/22:14:10 to 00/22:17:06

Plot file version 425 created 04-DEC-2015 15:28:05
J1102+2757 ER043A.UVDATA.1
Freq = 8.3837 GHz, Bw = 8.000 MH No calibration applied and no bandpass applied

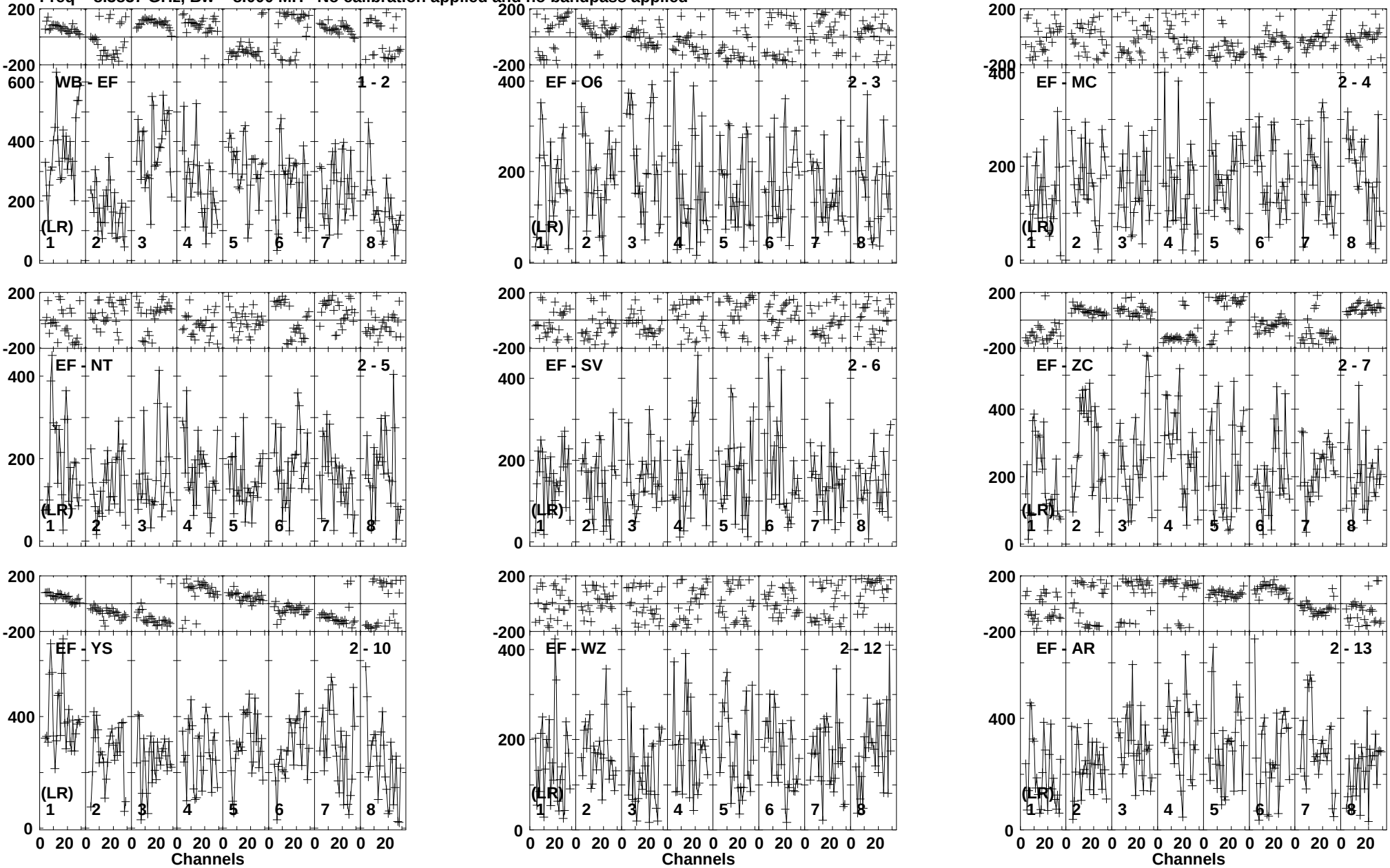

Lower frame: Micro Ampl Jy Top frame: Phas deg
Vector averaged cross-power spectrum Baseline: WB (01) - EF (02)
Timerange: 00/22:17:13 to 00/22:19:17

Plot file version 426 created 04-DEC-2015 15:28:05
IRAS10565 ER043A.UVDATA.1
Freq = 8.3837 GHz, Bw = 8.000 MH No calibration applied and no bandpass applied

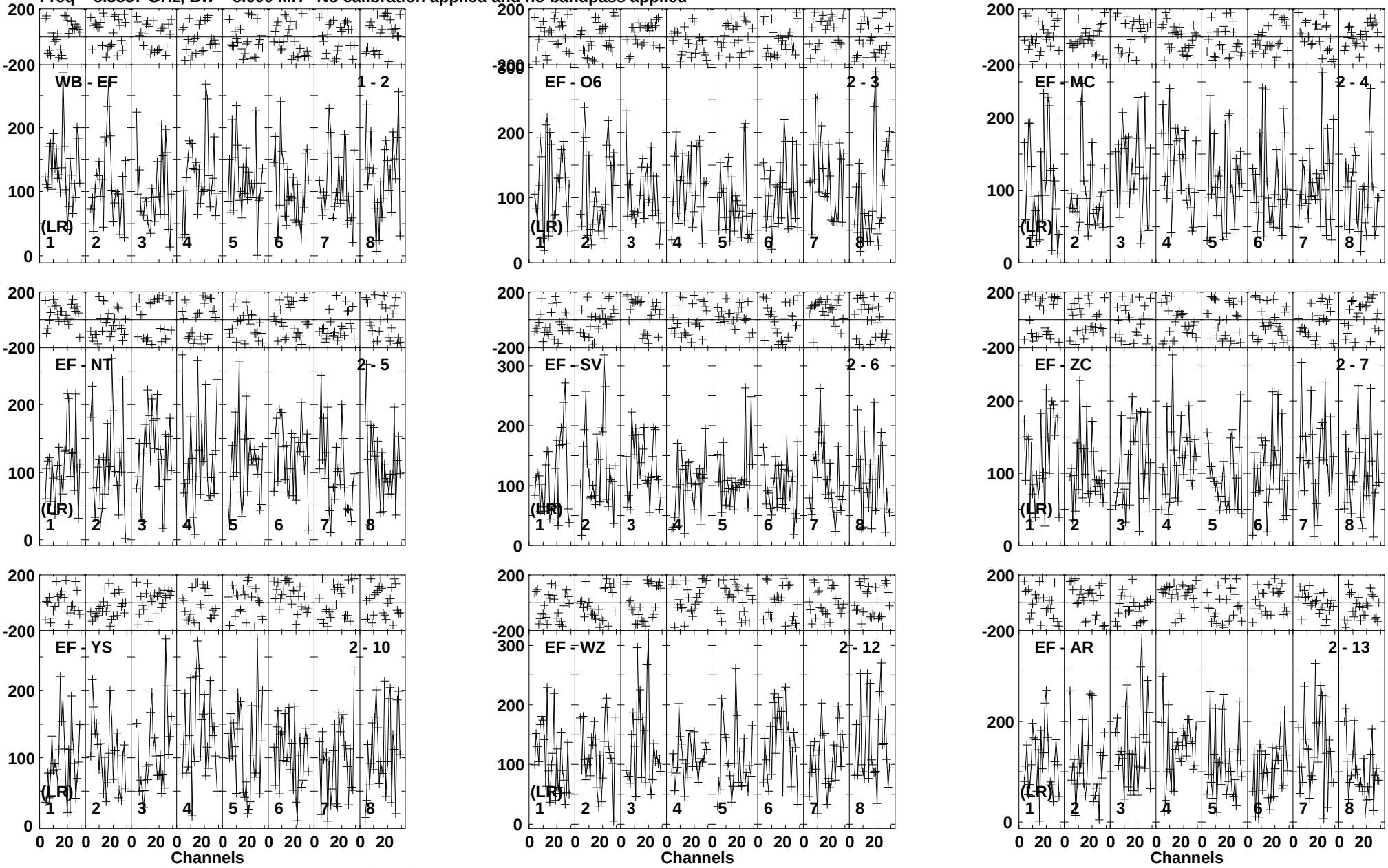

Lower frame: Micro Ampl Jy Top frame: Phas deg
Vector averaged cross-power spectrum Baseline: WB (01) - EF (02)
Timerange: 00/22:20:01 to 00/22:22:55

Plot file version 427 created 04-DEC-2015 15:28:05
J1102+2757 ER043A.UVDATA.1
Freq = 8.3837 GHz, Bw = 8.000 MH No calibration applied and no bandpass applied

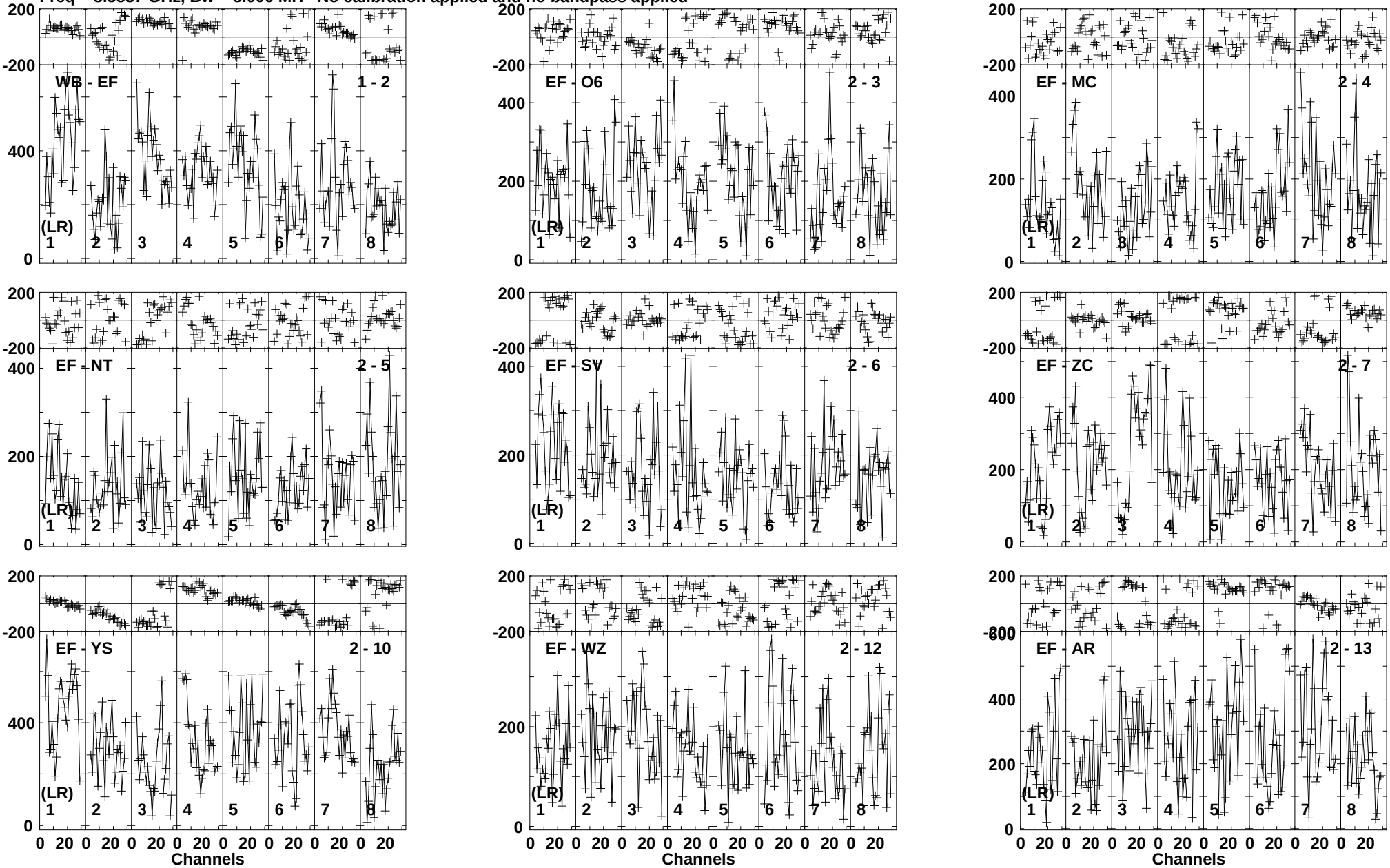

Lower frame: Micro Ampl Jy Top frame: Phas deg
Vector averaged cross-power spectrum Baseline: WB (01) - EF (02)
Timerange: 00/22:23:02 to 00/22:25:06

Plot file version 428 created 04-DEC-2015 15:28:05
IRAS10565 ER043A.UVDATA.1
Freq = 8.3837 GHz, Bw = 8.000 MH No calibration applied and no bandpass applied



Lower frame: Micro Ampl Jy Top frame: Phas deg
Vector averaged cross-power spectrum Baseline: WB (01) - EF (02)
Timerange: 00/22:25:12 to 00/22:28:04

Plot file version 429 created 04-DEC-2015 15:28:05
J1102+2757 ER043A.UVDATA.1
Freq = 8.3837 GHz, Bw = 8.000 MH No calibration applied and no bandpass applied

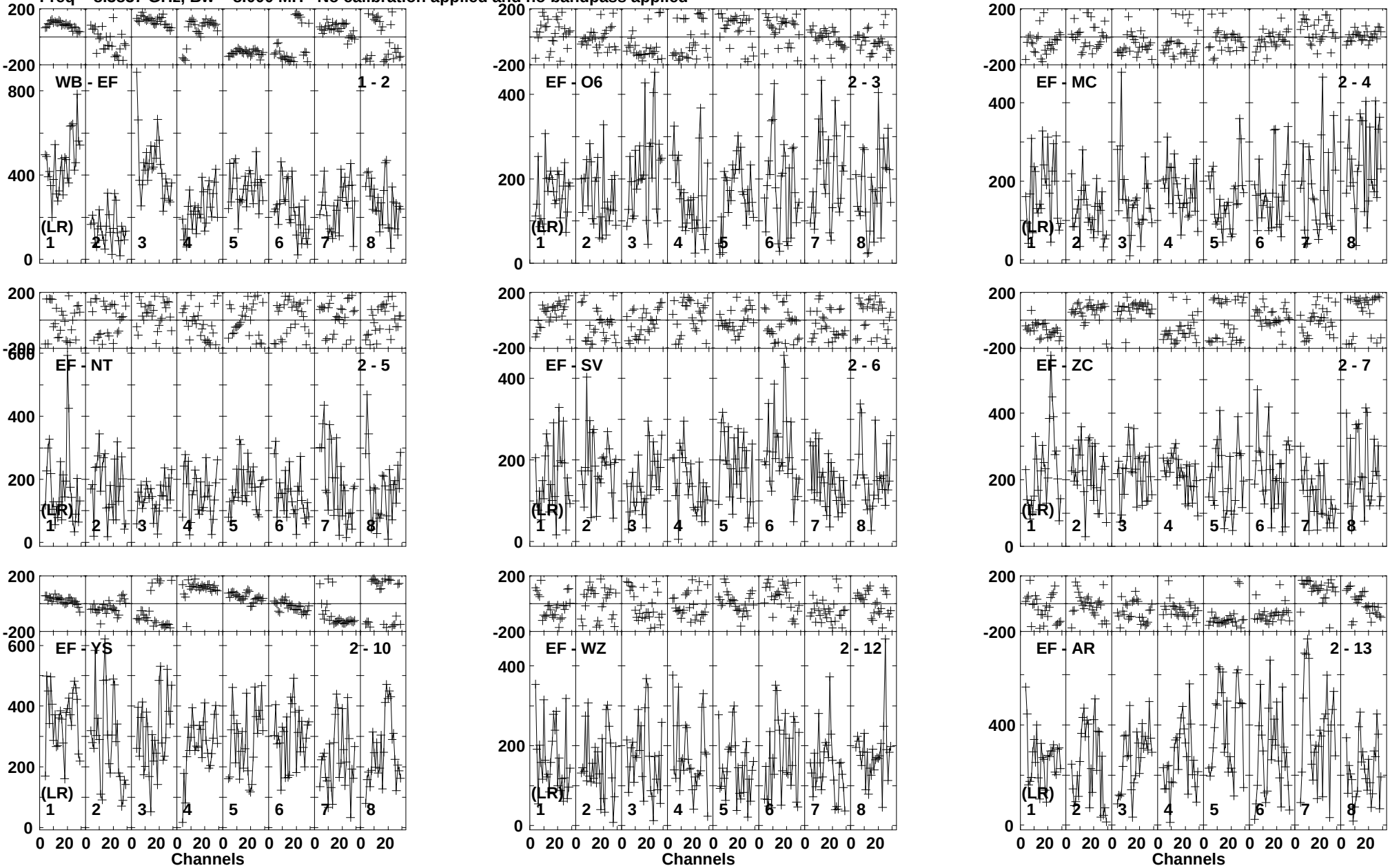

Lower frame: Micro Ampl Jy Top frame: Phas deg
Vector averaged cross-power spectrum Baseline: WB (01) - EF (02)
Timerange: 00/22:28:07 to 00/22:30:15

Plot file version 430 created 04-DEC-2015 15:28:06
IRAS10565 ER043A.UVDATA.1
Freq = 8.3837 GHz, Bw = 8.000 MH No calibration applied and no bandpass applied

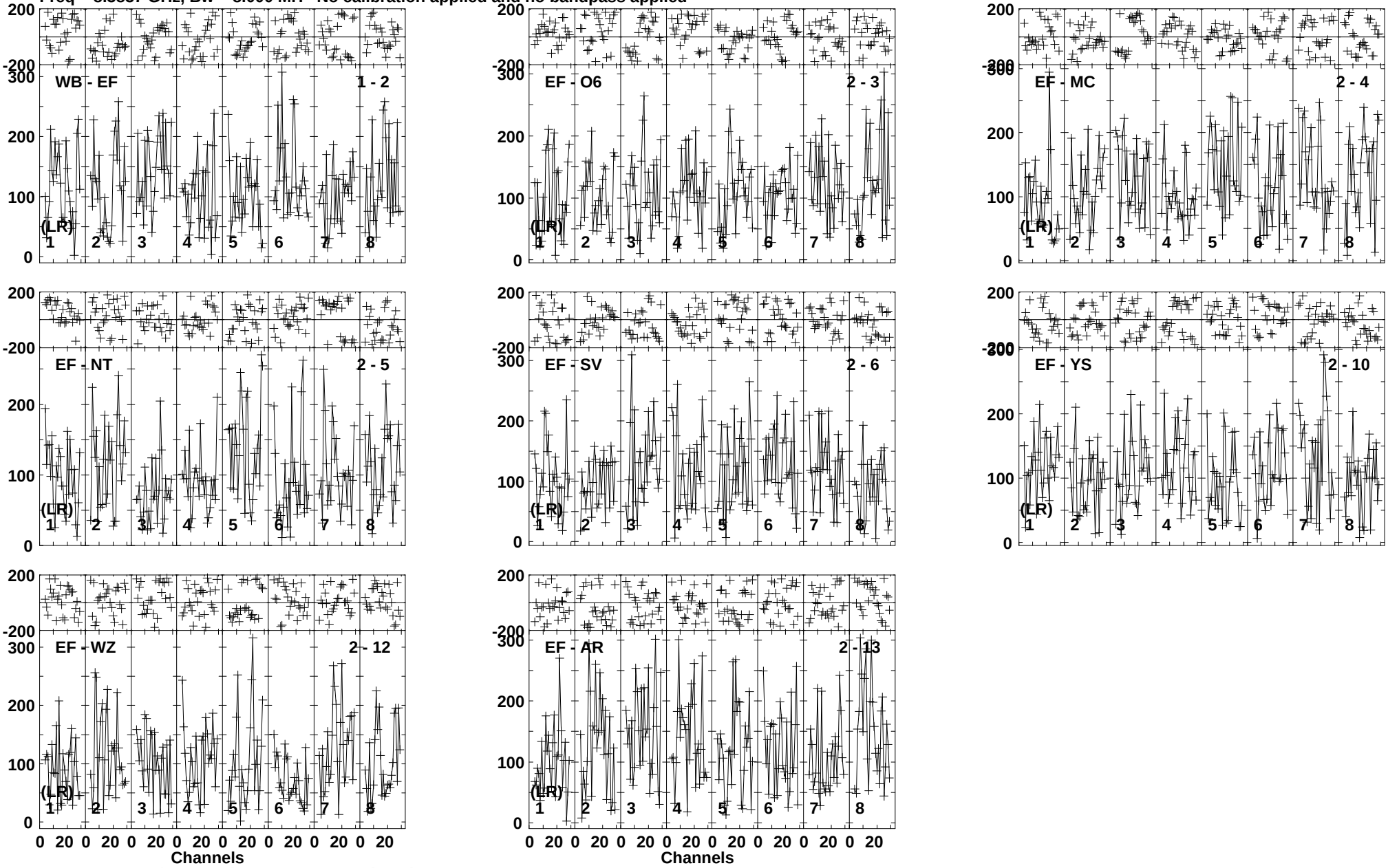

Lower frame: Micro Ampl Jy Top frame: Phas deg
Vector averaged cross-power spectrum Baseline: WB (01) - EF (02)
Timerange: 00/22:30:57 to 00/22:33:53

Plot file version 431 created 04-DEC-2015 15:28:06
J1102+2757 ER043A.UVDATA.1
Freq = 8.3837 GHz, Bw = 8.000 MH No calibration applied and no bandpass applied

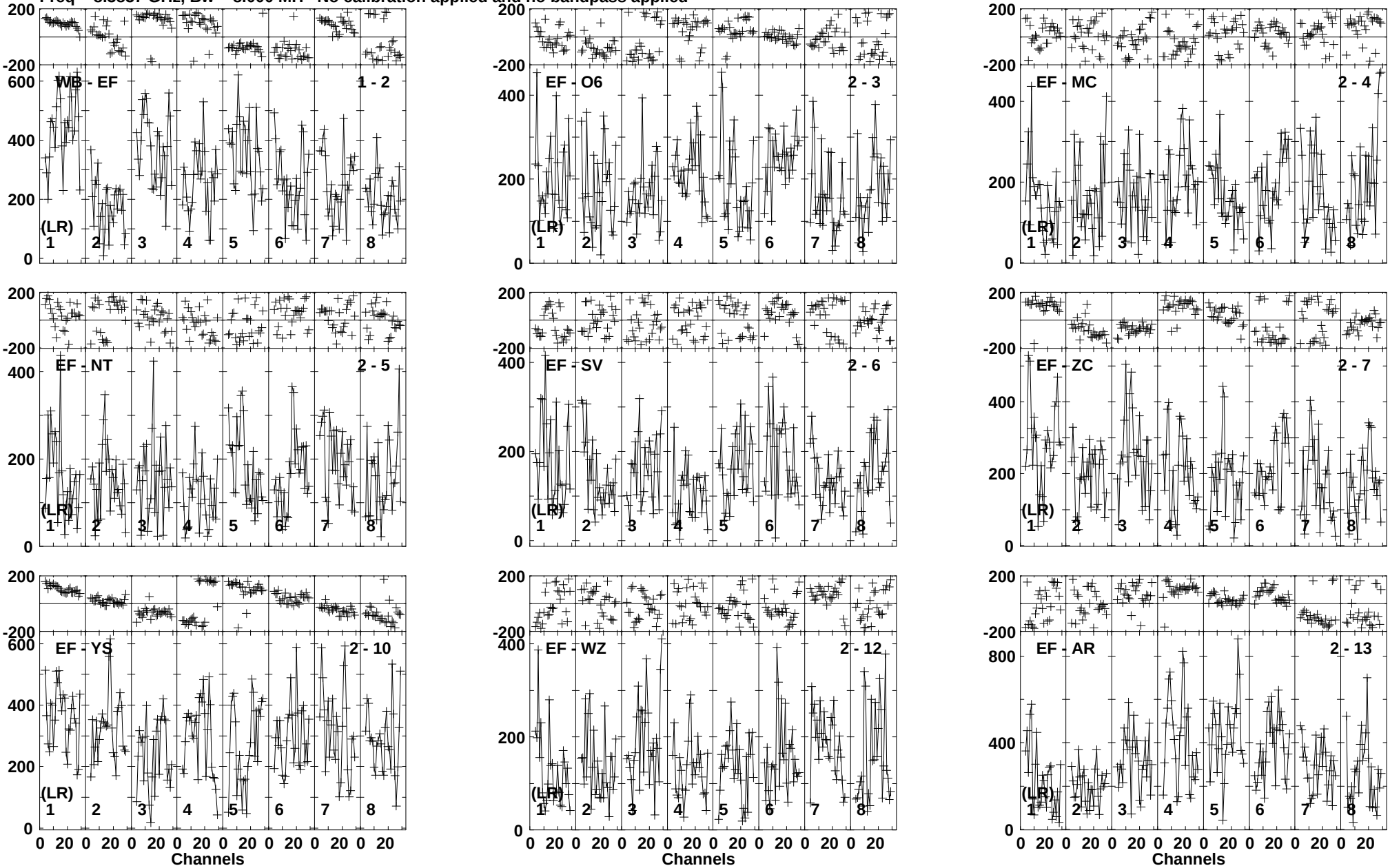

Lower frame: Micro Ampl Jy Top frame: Phas deg
Vector averaged cross-power spectrum Baseline: WB (01) - EF (02)
Timerange: 00/22:33:56 to 00/22:36:04

Plot file version 432 created 04-DEC-2015 15:28:06
IRAS10565 ER043A.UVDATA.1
Freq = 8.3837 GHz, Bw = 8.000 MH No calibration applied and no bandpass applied



Lower frame: Micro Ampl Jy Top frame: Phas deg
Vector averaged cross-power spectrum Baseline: WB (01) - EF (02)
Timerange: 00/22:36:48 to 00/22:39:42

Plot file version 433 created 04-DEC-2015 15:28:06
J1102+2757 ER043A.UVDATA.1
Freq = 8.3837 GHz, Bw = 8.000 MH No calibration applied and no bandpass applied



Lower frame: Micro Ampl Jy Top frame: Phas deg
Vector averaged cross-power spectrum Baseline: WB (01) - EF (02)
Timerange: 00/22:39:49 to 00/22:41:53

Plot file version 434 created 04-DEC-2015 15:28:06
IRAS10565 ER043A.UVDATA.1
Freq = 8.3837 GHz, Bw = 8.000 MH No calibration applied and no bandpass applied



Lower frame: Micro Ampl Jy Top frame: Phas deg
Vector averaged cross-power spectrum Baseline: WB (01) - EF (02)
Timerange: 00/22:41:59 to 00/22:44:51

Plot file version 435 created 04-DEC-2015 15:28:06
J1102+2757 ER043A.UVDATA.1
Freq = 8.3837 GHz, Bw = 8.000 MH No calibration applied and no bandpass applied



Lower frame: Micro Ampl Jy Top frame: Phas deg
Vector averaged cross-power spectrum Baseline: WB (01) - EF (02)
Timerange: 00/22:44:58 to 00/22:47:02

Plot file version 436 created 04-DEC-2015 15:28:06
IRAS10565 ER043A.UVDATA.1
Freq = 8.3837 GHz, Bw = 8.000 MH No calibration applied and no bandpass applied



Lower frame: Micro Ampl Jy Top frame: Phas deg
Vector averaged cross-power spectrum Baseline: WB (01) - EF (02)
Timerange: 00/22:47:46 to 00/22:50:40

Plot file version 437 created 04-DEC-2015 15:28:07
J1102+2757 ER043A.UVDATA.1
Freq = 8.3837 GHz, Bw = 8.000 MH No calibration applied and no bandpass applied

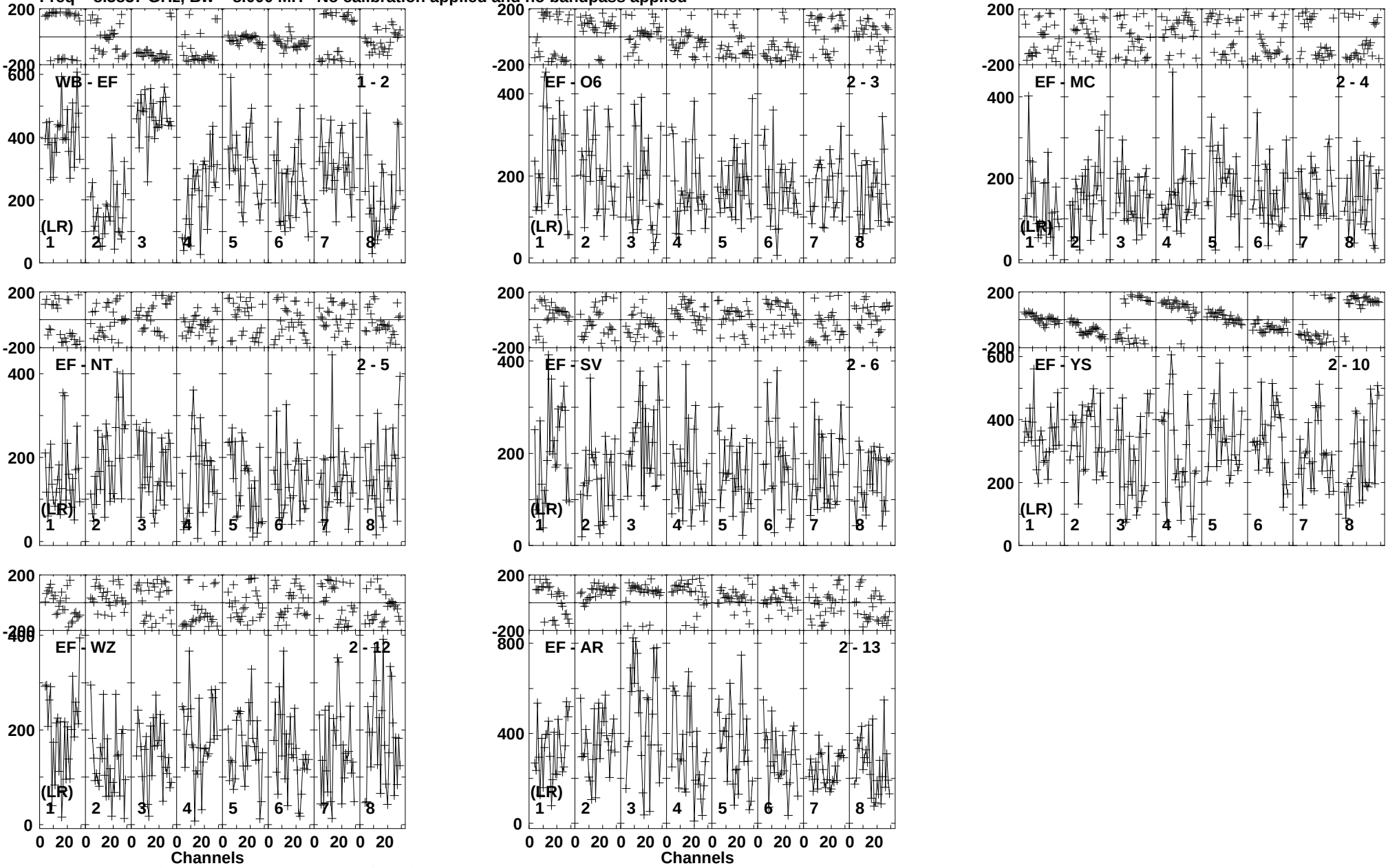

Lower frame: Micro Ampl Jy Top frame: Phas deg
Vector averaged cross-power spectrum Baseline: WB (01) - EF (02)
Timerange: 00/22:50:47 to 00/22:52:51

Plot file version 438 created 04-DEC-2015 15:28:07
IRAS10565 ER043A.UVDATA.1
Freq = 8.3837 GHz, Bw = 8.000 MH No calibration applied and no bandpass applied



Lower frame: Micro Ampl Jy Top frame: Phas deg
Vector averaged cross-power spectrum Baseline: WB (01) - EF (02)
Timerange: 00/22:53:35 to 00/22:56:29

Plot file version 439 created 04-DEC-2015 15:28:07
J1102+2757 ER043A.UVDATA.1
Freq = 8.3837 GHz, Bw = 8.000 MH No calibration applied and no bandpass applied



Lower frame: Micro Ampl Jy Top frame: Phas deg
Vector averaged cross-power spectrum Baseline: WB (01) - EF (02)
Timerange: 00/22:56:36 to 00/22:58:40

Plot file version 440 created 04-DEC-2015 15:28:07
IRAS10565 ER043A.UVDATA.1
Freq = 8.3837 GHz, Bw = 8.000 MH No calibration applied and no bandpass applied

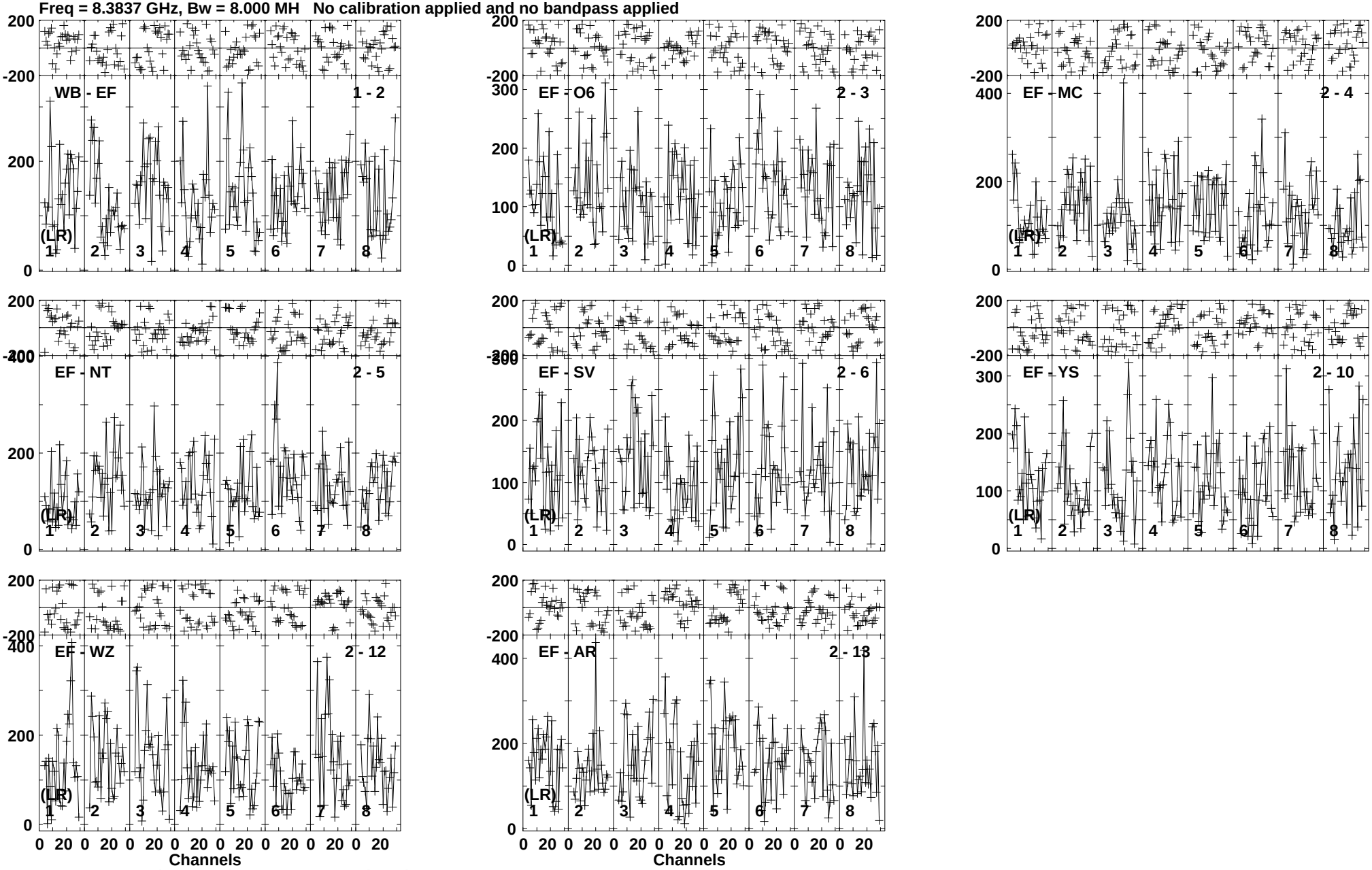

Lower frame: Micro Ampl Jy Top frame: Phas deg
Vector averaged cross-power spectrum Baseline: WB (01) - EF (02)
Timerange: 00/22:58:46 to 00/23:01:38

Plot file version 441 created 04-DEC-2015 15:28:07
J1102+2757 ER043A.UVDATA.1
Freq = 8.3837 GHz, Bw = 8.000 MH No calibration applied and no bandpass applied



Lower frame: Micro Ampl Jy Top frame: Phas deg
Vector averaged cross-power spectrum Baseline: WB (01) - EF (02)
Timerange: 00/23:01:45 to 00/23:03:49

Plot file version 442 created 04-DEC-2015 15:28:07
IRAS10565 ER043A.UVDATA.1
Freq = 8.3837 GHz, Bw = 8.000 MH No calibration applied and no bandpass applied



Lower frame: Micro Ampl Jy Top frame: Phas deg
Vector averaged cross-power spectrum Baseline: WB (01) - EF (02)
Timerange: 00/23:04:31 to 00/23:07:27

Plot file version 443 created 04-DEC-2015 15:28:07
J1102+2757 ER043A.UVDATA.1
Freq = 8.3837 GHz, Bw = 8.000 MH No calibration applied and no bandpass applied

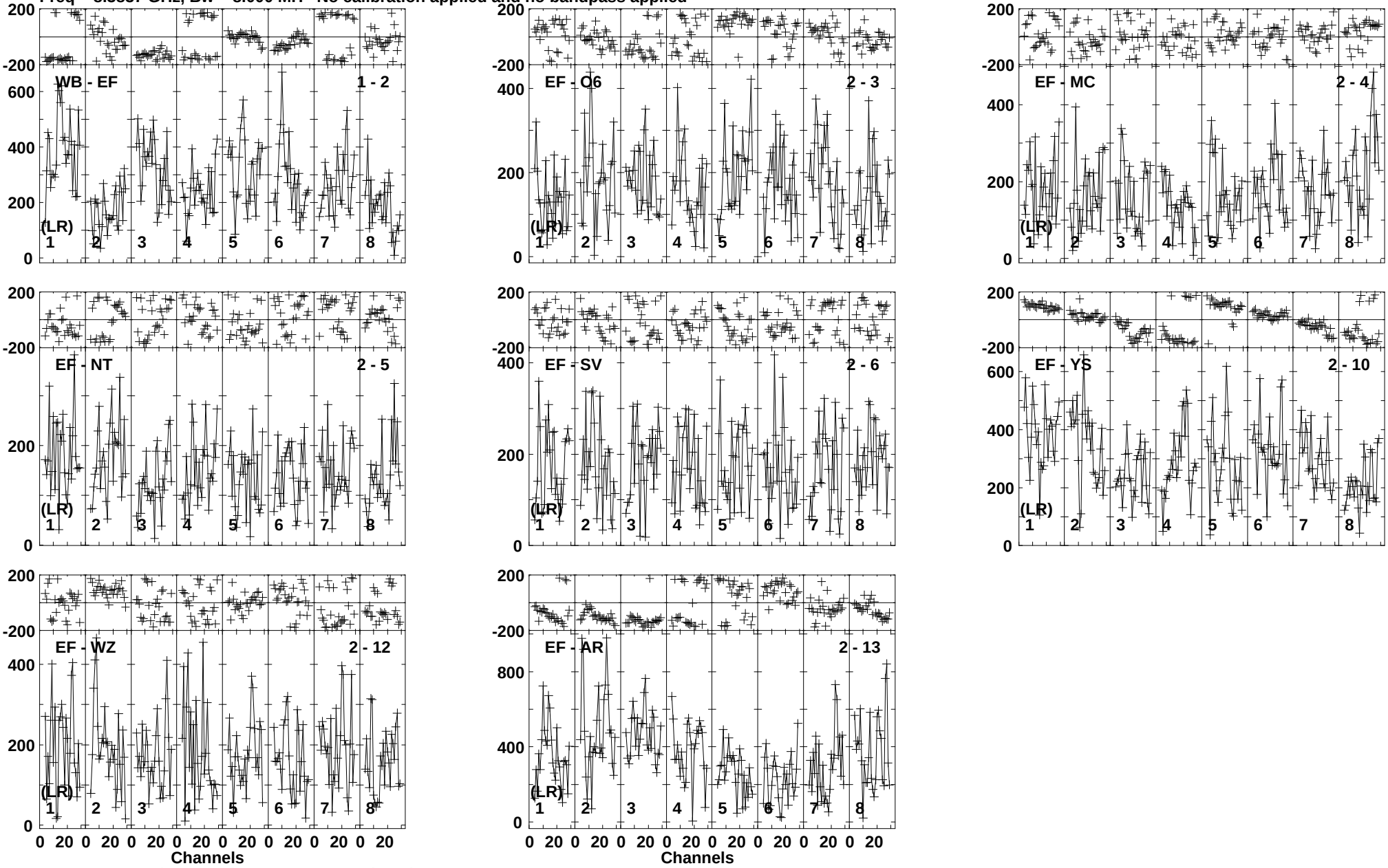

Lower frame: Micro Ampl Jy Top frame: Phas deg
Vector averaged cross-power spectrum Baseline: WB (01) - EF (02)
Timerange: 00/23:07:34 to 00/23:09:38

Plot file version 444 created 04-DEC-2015 15:28:08
IRAS10565 ER043A.UVDATA.1
Freq = 8.3837 GHz, Bw = 8.000 MH No calibration applied and no bandpass applied



Lower frame: Micro Ampl Jy Top frame: Phas deg
Vector averaged cross-power spectrum Baseline: WB (01) - EF (02)
Timerange: 00/23:10:22 to 00/23:13:16

Plot file version 445 created 04-DEC-2015 15:28:08
J1102+2757 ER043A.UVDATA.1
Freq = 8.3837 GHz, Bw = 8.000 MH No calibration applied and no bandpass applied



Lower frame: Micro Ampl Jy Top frame: Phas deg
Vector averaged cross-power spectrum Baseline: WB (01) - EF (02)
Timerange: 00/23:13:23 to 00/23:15:27

Plot file version 446 created 04-DEC-2015 15:28:08
IRAS10565 ER043A.UVDATA.1
Freq = 8.3837 GHz, Bw = 8.000 MH No calibration applied and no bandpass applied



Lower frame: Micro Ampl Jy Top frame: Phas deg
Vector averaged cross-power spectrum Baseline: WB (01) - EF (02)
Timerange: 00/23:15:33 to 00/23:18:25

Plot file version 447 created 04-DEC-2015 15:28:08
J1102+2757 ER043A.UVDATA.1
Freq = 8.3837 GHz, Bw = 8.000 MH No calibration applied and no bandpass applied



Lower frame: Micro Ampl Jy Top frame: Phas deg
Vector averaged cross-power spectrum Baseline: WB (01) - EF (02)
Timerange: 00/23:18:32 to 00/23:20:36

Plot file version 448 created 04-DEC-2015 15:28:08
IRAS10565 ER043A.UVDATA.1
Freq = 8.3837 GHz, Bw = 8.000 MH No calibration applied and no bandpass applied



Lower frame: Micro Ampl Jy Top frame: Phas deg
Vector averaged cross-power spectrum Baseline: WB (01) - EF (02)
Timerange: 00/23:21:19 to 00/23:24:15

Plot file version 449 created 04-DEC-2015 15:28:08
J1102+2757 ER043A.UVDATA.1
Freq = 8.3837 GHz, Bw = 8.000 MH No calibration applied and no bandpass applied

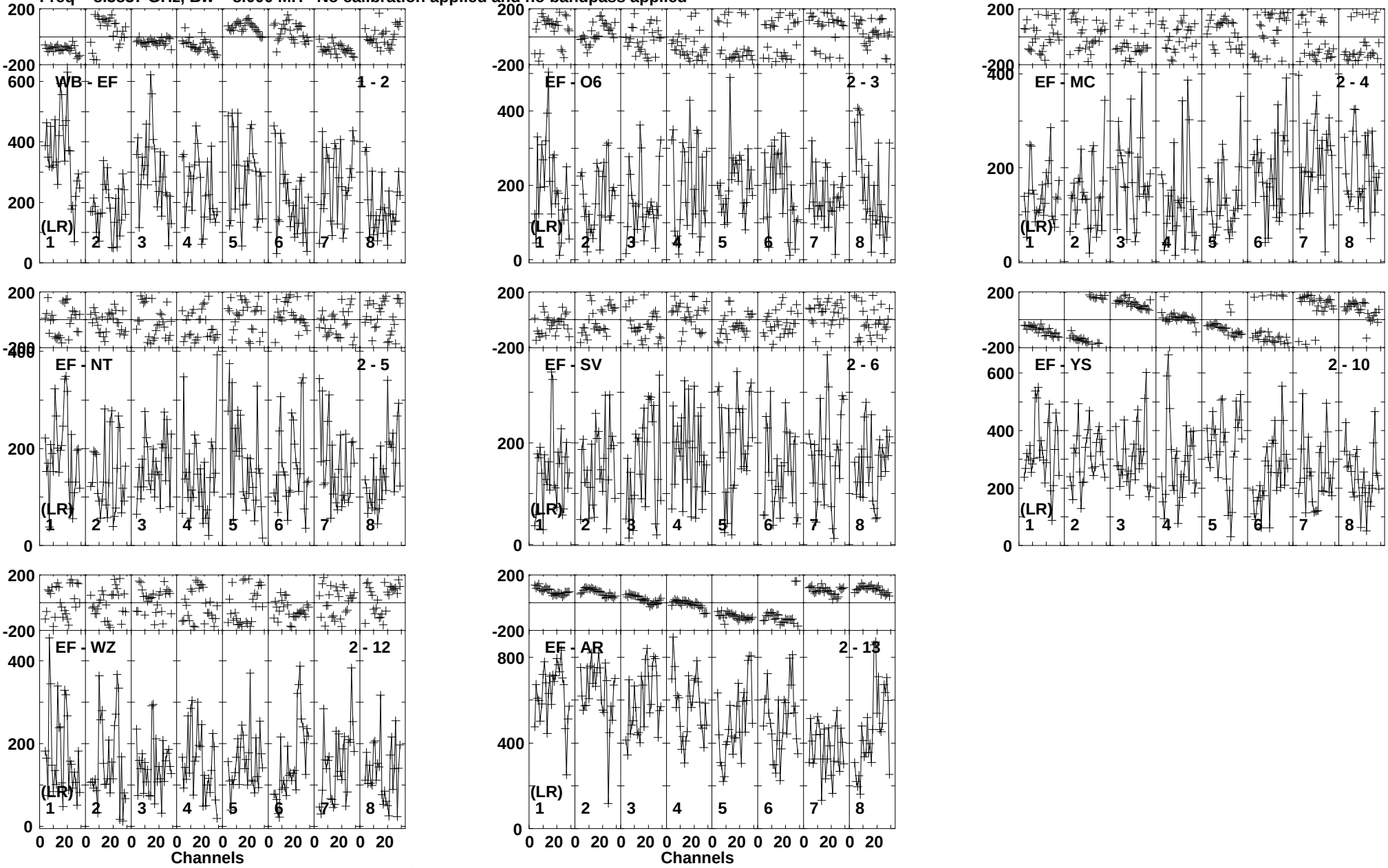

Lower frame: Micro Ampl Jy Top frame: Phas deg
Vector averaged cross-power spectrum Baseline: WB (01) - EF (02)
Timerange: 00/23:24:21 to 00/23:26:25

Plot file version 450 created 04-DEC-2015 15:28:08
IRAS10565 ER043A.UVDATA.1
Freq = 8.3837 GHz, Bw = 8.000 MH No calibration applied and no bandpass applied



Lower frame: Micro Ampl Jy Top frame: Phas deg
Vector averaged cross-power spectrum Baseline: WB (01) - EF (02)
Timerange: 00/23:27:09 to 00/23:30:03

Plot file version 451 created 04-DEC-2015 15:28:09
J1102+2757 ER043A.UVDATA.1
Freq = 8.3837 GHz, Bw = 8.000 MH No calibration applied and no bandpass applied



Lower frame: Micro Ampl Jy Top frame: Phas deg
Vector averaged cross-power spectrum Baseline: WB (01) - EF (02)
Timerange: 00/23:30:10 to 00/23:32:14

Plot file version 452 created 04-DEC-2015 15:28:09
IRAS10565 ER043A.UVDATA.1
Freq = 8.3837 GHz, Bw = 8.000 MH No calibration applied and no bandpass applied

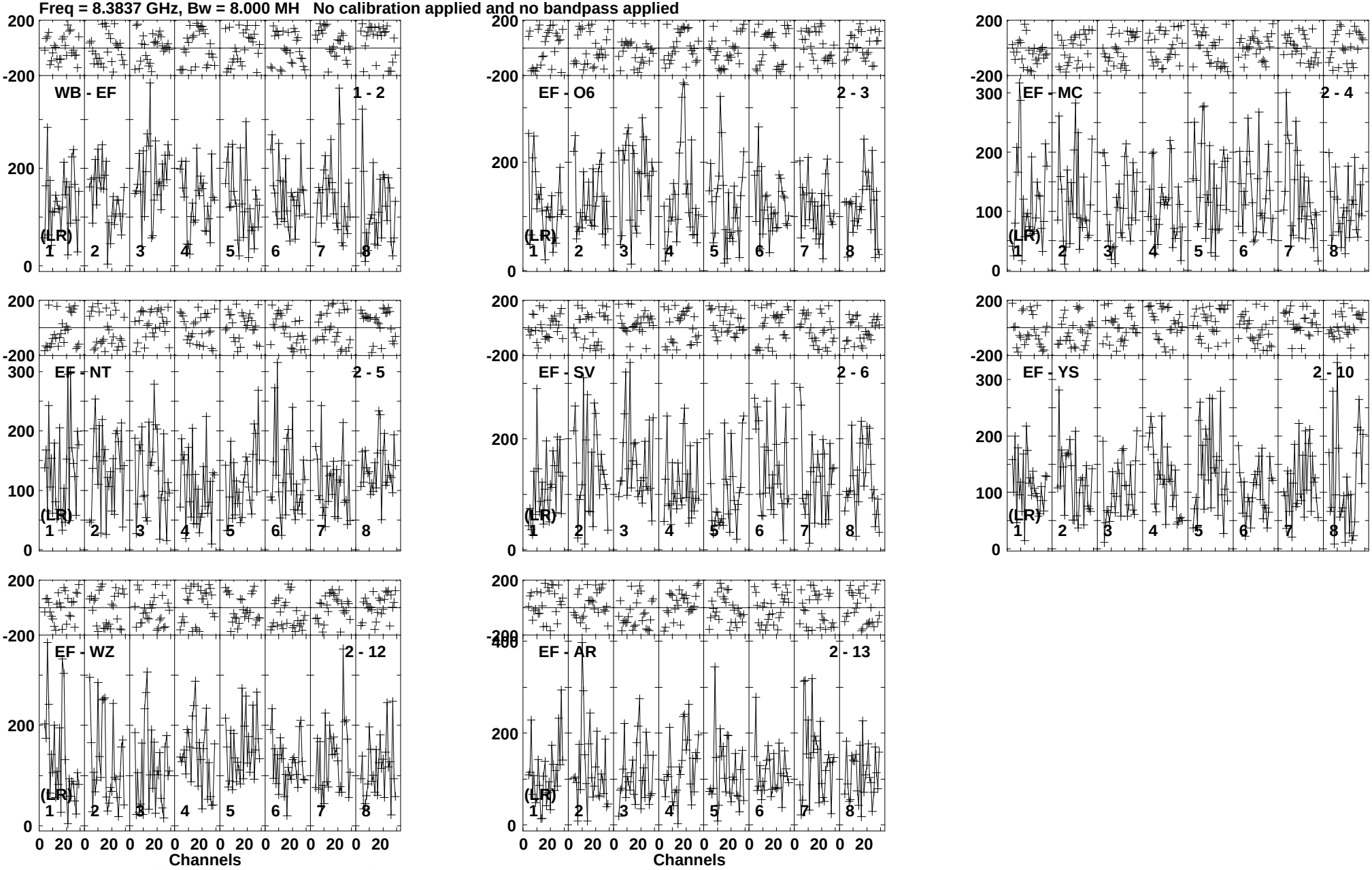

Lower frame: Micro Ampl Jy Top frame: Phas deg
Vector averaged cross-power spectrum Baseline: WB (01) - EF (02)
Timerange: 00/23:32:20 to 00/23:35:12

Plot file version 453 created 04-DEC-2015 15:28:09
J1102+2757 ER043A.UVDATA.1
Freq = 8.3837 GHz, Bw = 8.000 MH No calibration applied and no bandpass applied

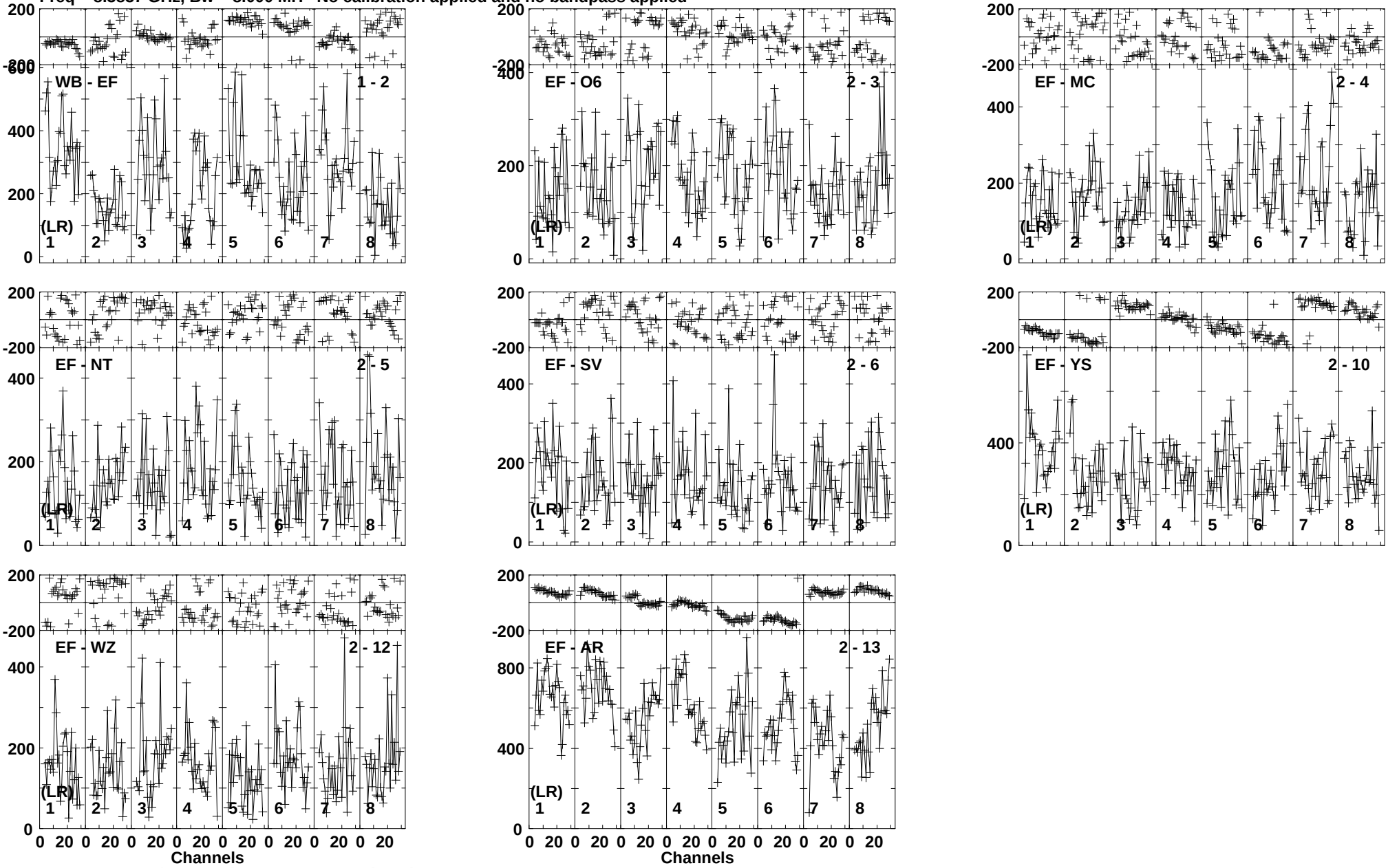

Lower frame: Micro Ampl Jy Top frame: Phas deg
Vector averaged cross-power spectrum Baseline: WB (01) - EF (02)
Timerange: 00/23:35:19 to 00/23:37:23

Plot file version 454 created 04-DEC-2015 15:28:09
IRAS10565 ER043A.UVDATA.1
Freq = 8.3837 GHz, Bw = 8.000 MH No calibration applied and no bandpass applied



Lower frame: Micro Ampl Jy Top frame: Phas deg
Vector averaged cross-power spectrum Baseline: WB (01) - EF (02)
Timerange: 00/23:38:07 to 00/23:41:01

Plot file version 455 created 04-DEC-2015 15:28:09
J1102+2757 ER043A.UVDATA.1
Freq = 8.3837 GHz, Bw = 8.000 MH No calibration applied and no bandpass applied



Lower frame: Micro Ampl Jy Top frame: Phas deg
Vector averaged cross-power spectrum Baseline: WB (01) - EF (02)
Timerange: 00/23:41:08 to 00/23:43:12

Plot file version 456 created 04-DEC-2015 15:28:09
IRAS10565 ER043A.UVDATA.1
Freq = 8.3837 GHz, Bw = 8.000 MH No calibration applied and no bandpass applied



Lower frame: Micro Ampl Jy Top frame: Phas deg
Vector averaged cross-power spectrum Baseline: WB (01) - EF (02)
Timerange: 00/23:43:54 to 00/23:46:50

Plot file version 457 created 04-DEC-2015 15:28:09
J1102+2757 ER043A.UVDATA.1
Freq = 8.3837 GHz, Bw = 8.000 MH No calibration applied and no bandpass applied

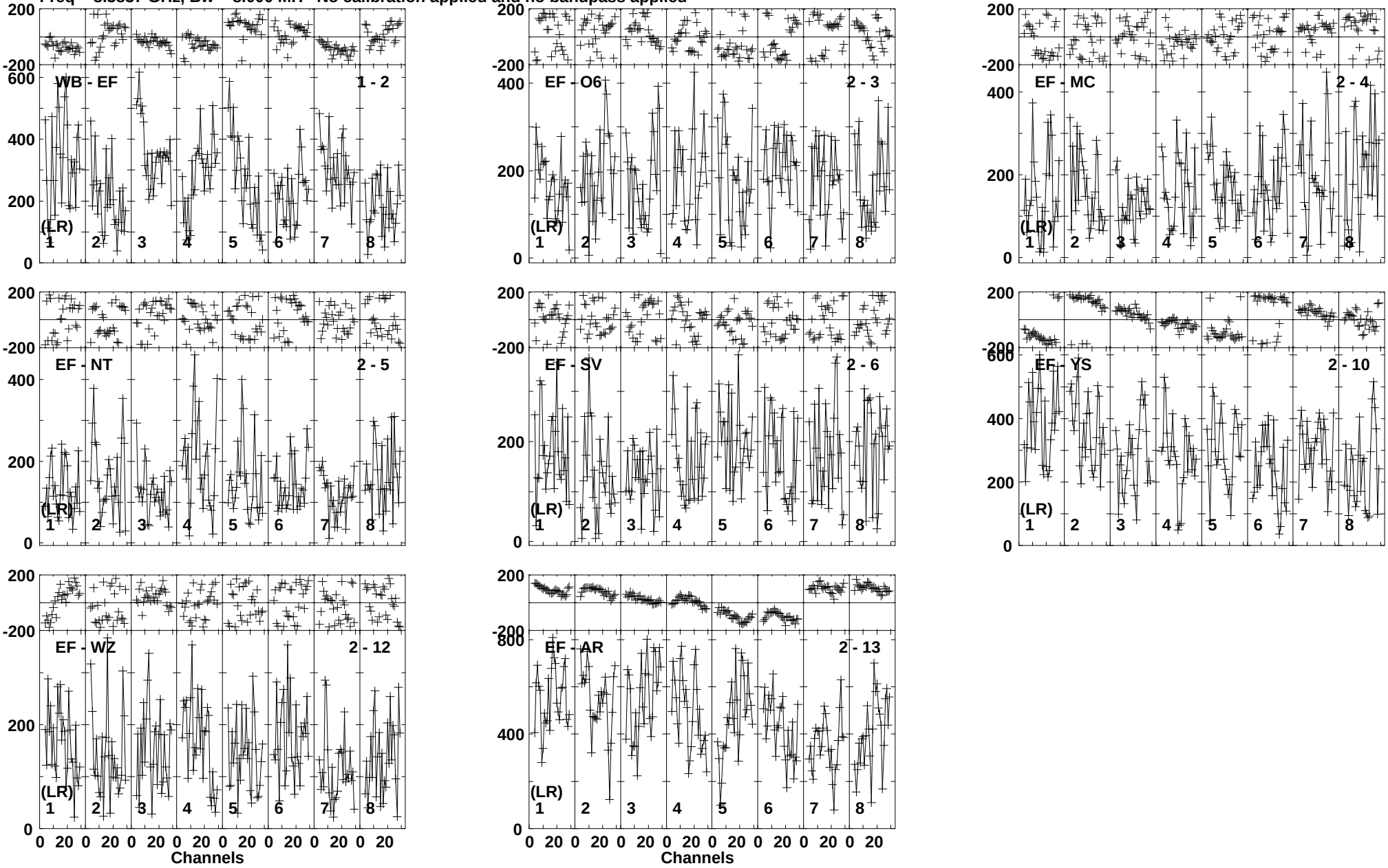

Lower frame: Micro Ampl Jy Top frame: Phas deg
Vector averaged cross-power spectrum Baseline: WB (01) - EF (02)
Timerange: 00/23:46:57 to 00/23:49:01

Plot file version 458 created 04-DEC-2015 15:28:10
IRAS10565 ER043A.UVDATA.1
Freq = 8.3837 GHz, Bw = 8.000 MH No calibration applied and no bandpass applied



Lower frame: Micro Ampl Jy Top frame: Phas deg
Vector averaged cross-power spectrum Baseline: WB (01) - EF (02)
Timerange: 00/23:49:07 to 00/23:51:59

Plot file version 459 created 04-DEC-2015 15:28:10
J1102+2757 ER043A.UVDATA.1
Freq = 8.3837 GHz, Bw = 8.000 MH No calibration applied and no bandpass applied



Lower frame: Micro Ampl Jy Top frame: Phas deg
Vector averaged cross-power spectrum Baseline: WB (01) - EF (02)
Timerange: 00/23:52:06 to 00/23:54:10

Plot file version 460 created 04-DEC-2015 15:28:10
IRAS10565 ER043A.UVDATA.1
Freq = 8.3837 GHz, Bw = 8.000 MH No calibration applied and no bandpass applied

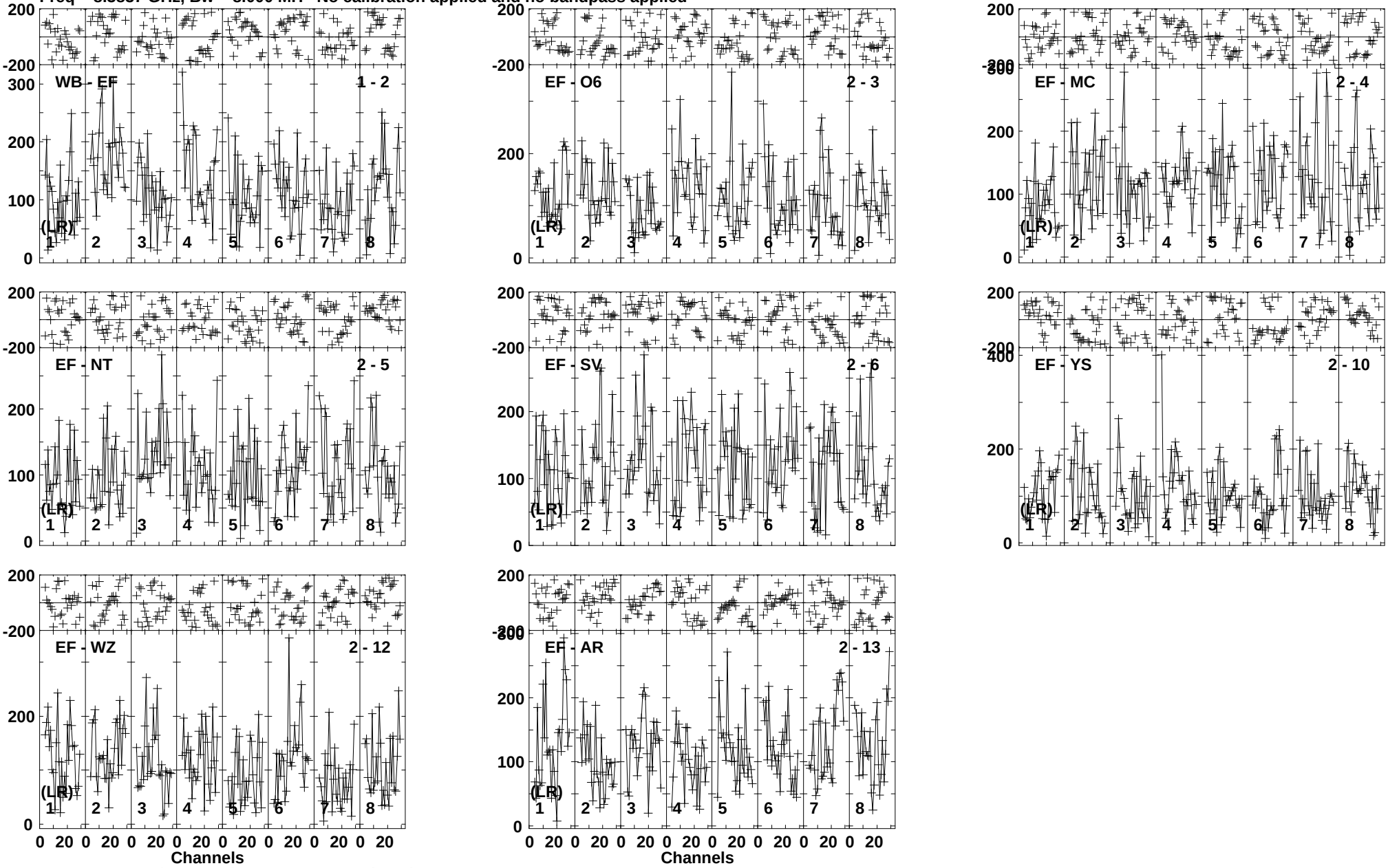

Lower frame: Micro Ampl Jy Top frame: Phas deg
Vector averaged cross-power spectrum Baseline: WB (01) - EF (02)
Timerange: 00/23:54:54 to 00/23:57:48

Plot file version 461 created 04-DEC-2015 15:28:10
J1102+2757 ER043A.UVDATA.1
Freq = 8.3837 GHz, Bw = 8.000 MH No calibration applied and no bandpass applied



Lower frame: Micro Ampl Jy Top frame: Phas deg
Vector averaged cross-power spectrum Baseline: WB (01) - EF (02)
Timerange: 00/23:57:55 to 00/23:59:57

Plot file version 462 created 04-DEC-2015 15:28:10
J1522+3144 ER043A.UVDATA.1
Freq = 8.3837 GHz, Bw = 8.000 MH No calibration applied and no bandpass applied

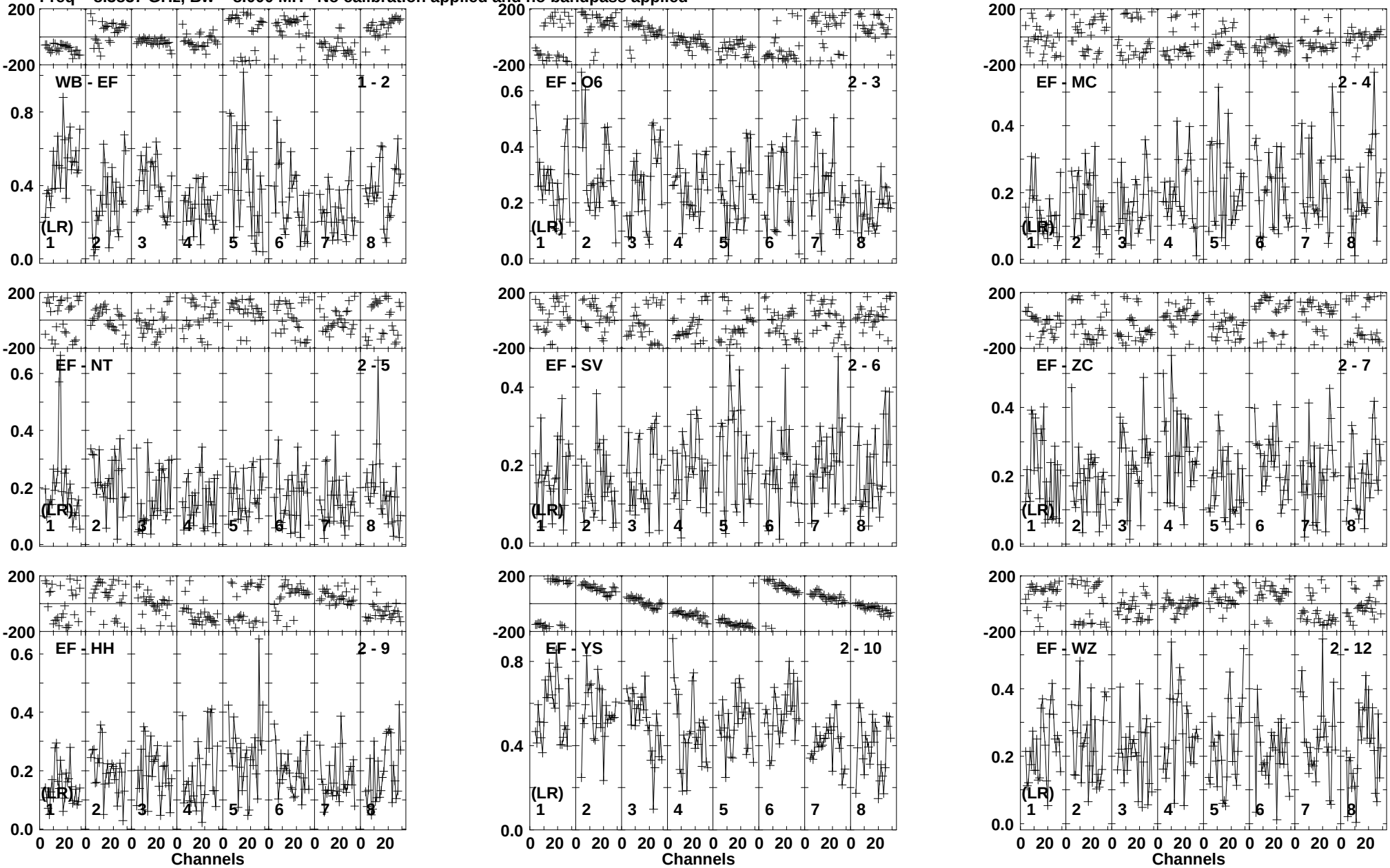

Lower frame: Milli Ampl Jy Top frame: Phas deg
Vector averaged cross-power spectrum Baseline: WB (01) - EF (02)
Timerange: 01/00:00:01 to 01/00:04:29

Plot file version 463 created 04-DEC-2015 15:28:10
IRAS15250 ER043A.UVDATA.1
Freq = 8.3837 GHz, Bw = 8.000 MH No calibration applied and no bandpass applied

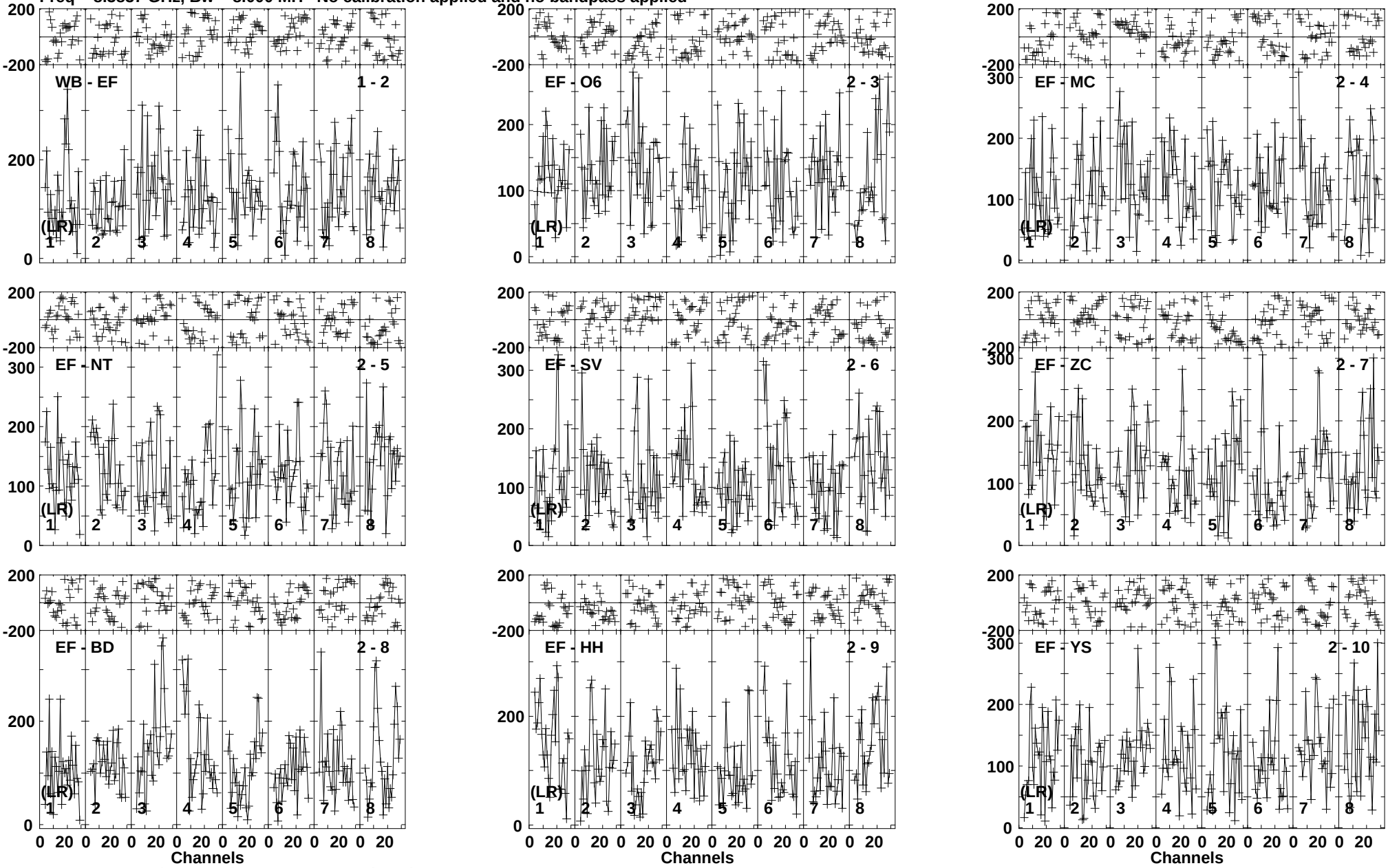

Lower frame: Micro Ampl Jy Top frame: Phas deg
Vector averaged cross-power spectrum Baseline: WB (01) - EF (02)
Timerange: 01/00:05:13 to 01/00:08:03

Plot file version 464 created 04-DEC-2015 15:28:11
IRAS15250 ER043A.UVDATA.1
Freq = 8.3837 GHz, Bw = 8.000 MH No calibration applied and no bandpass applied

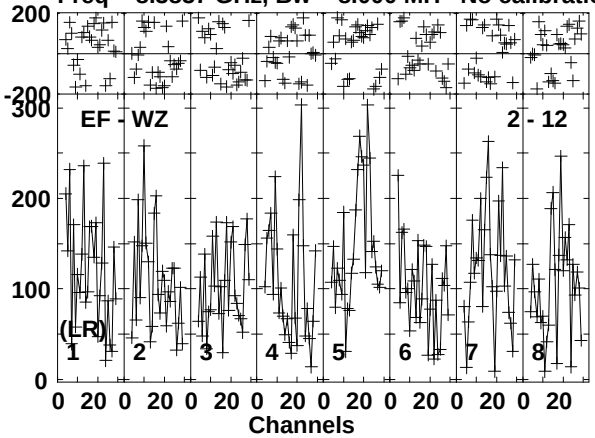

Lower frame: Micro Ampl Jy Top frame: Phas deg
Vector averaged cross-power spectrum Baseline: EF (02) - WZ (12)
Timerange: 01/00:05:13 to 01/00:08:03

Plot file version 465 created 04-DEC-2015 15:28:11
J1522+3144 ER043A.UVDATA.1
Freq = 8.3837 GHz, Bw = 8.000 MH No calibration applied and no bandpass applied

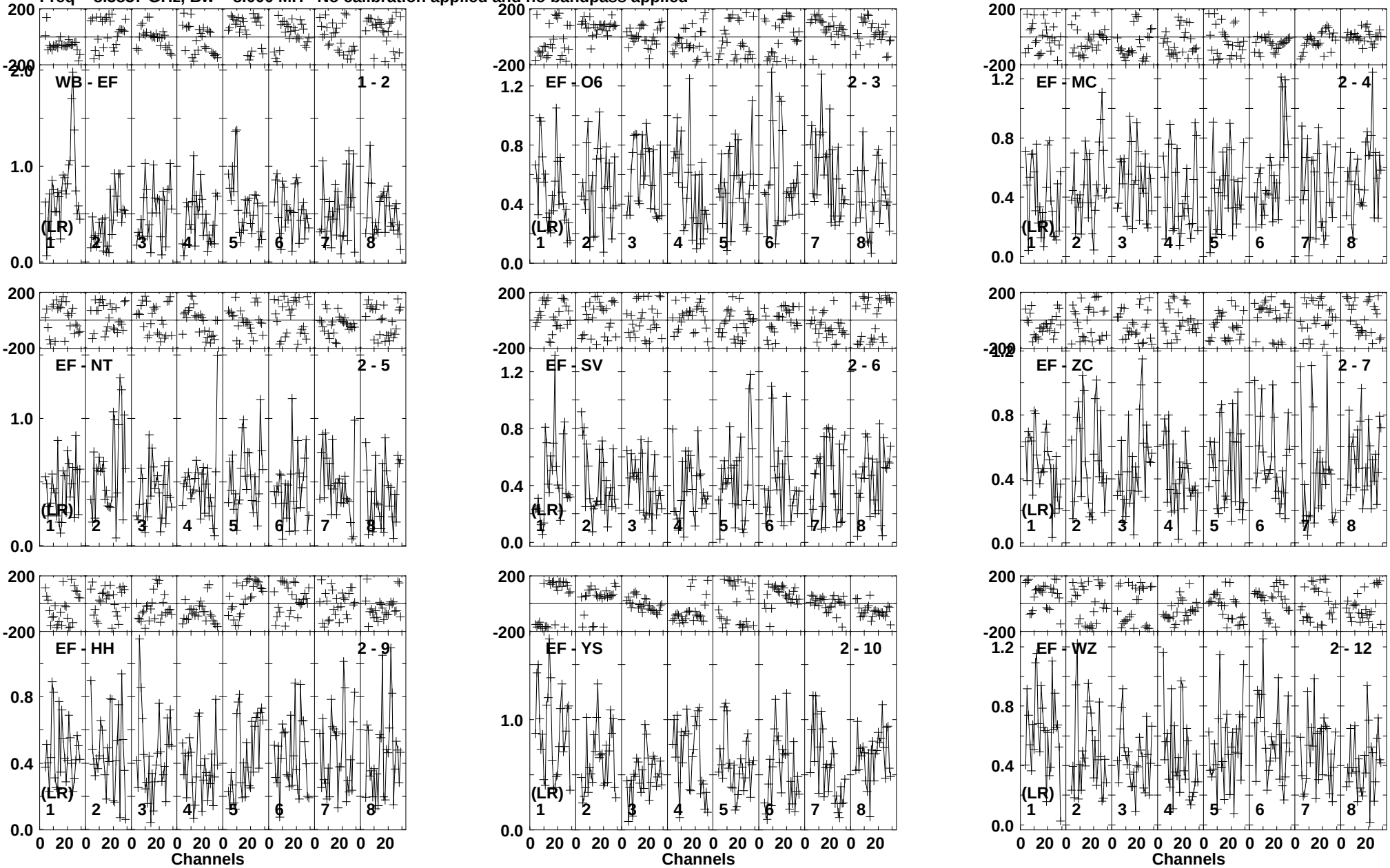

Lower frame: Milli Ampl Jy Top frame: Phas deg
Vector averaged cross-power spectrum Baseline: WB (01) - EF (02)
Timerange: 01/00:08:09 to 01/00:09:13

Plot file version 466 created 04-DEC-2015 15:28:11
IRAS15250 ER043A.UVDATA.1
Freq = 8.3837 GHz, Bw = 8.000 MH No calibration applied and no bandpass applied

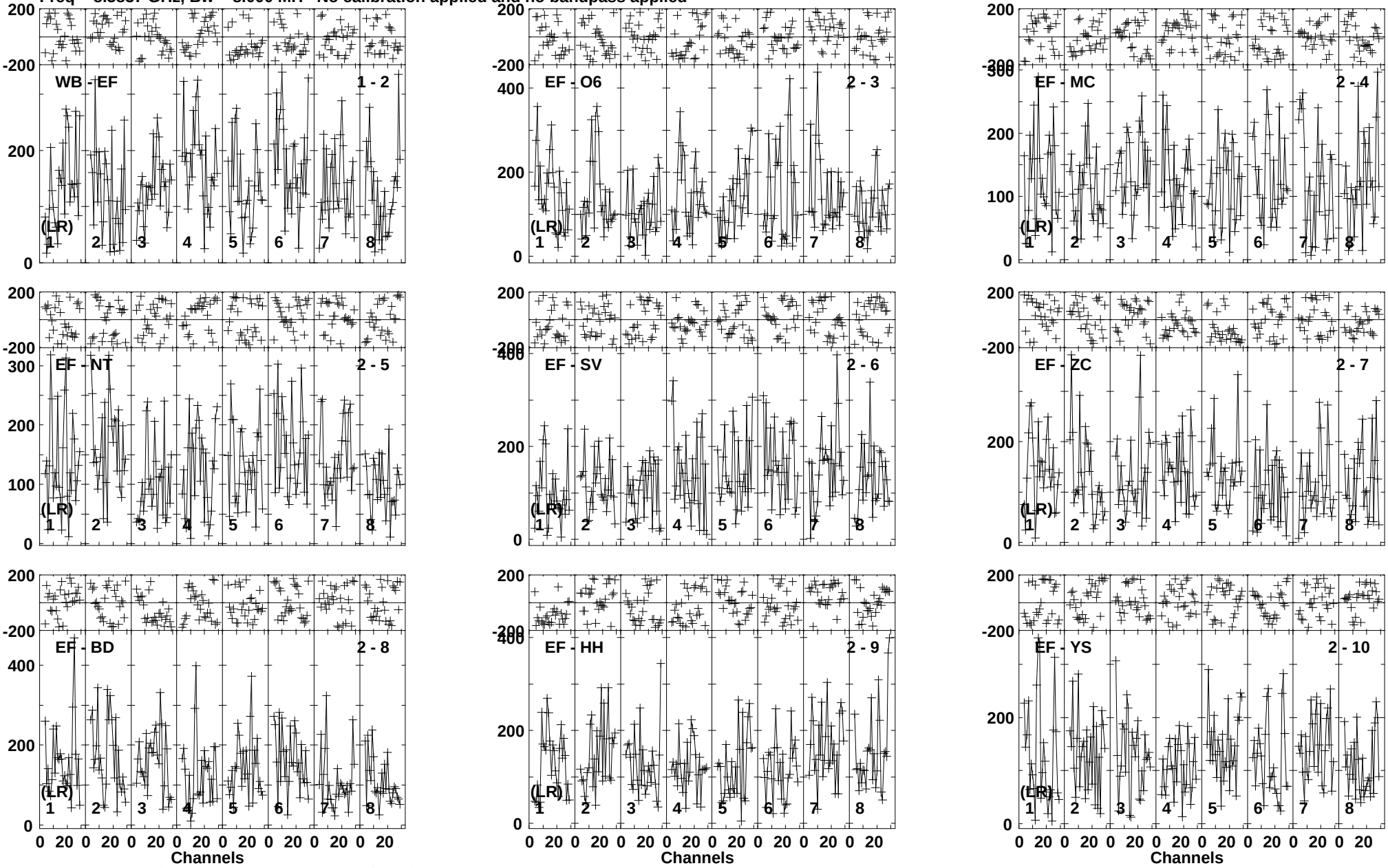

Lower frame: Micro Ampl Jy Top frame: Phas deg
Vector averaged cross-power spectrum Baseline: WB (01) - EF (02)
Timerange: 01/00:09:17 to 01/00:12:07

Plot file version 467 created 04-DEC-2015 15:28:11
IRAS15250 ER043A.UVDATA.1
Freq = 8.3837 GHz, Bw = 8.000 MH No calibration applied and no bandpass applied

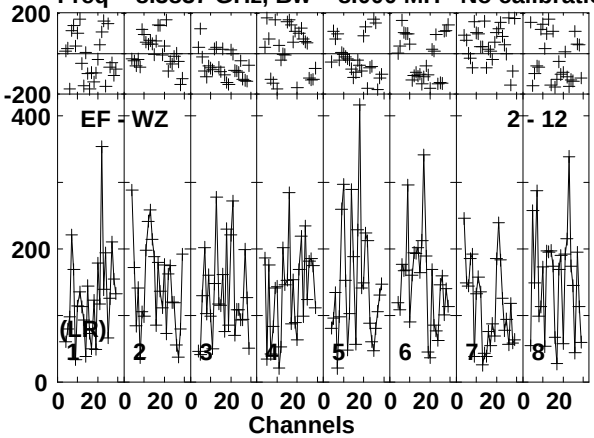

Lower frame: Micro Ampl Jy Top frame: Phas deg
Vector averaged cross-power spectrum Baseline: EF (02) - WZ (12)
Timerange: 01/00:09:17 to 01/00:12:07

Plot file version 468 created 04-DEC-2015 15:28:11
J1522+3144 ER043A.UVDATA.1
Freq = 8.3837 GHz, Bw = 8.000 MH No calibration applied and no bandpass applied

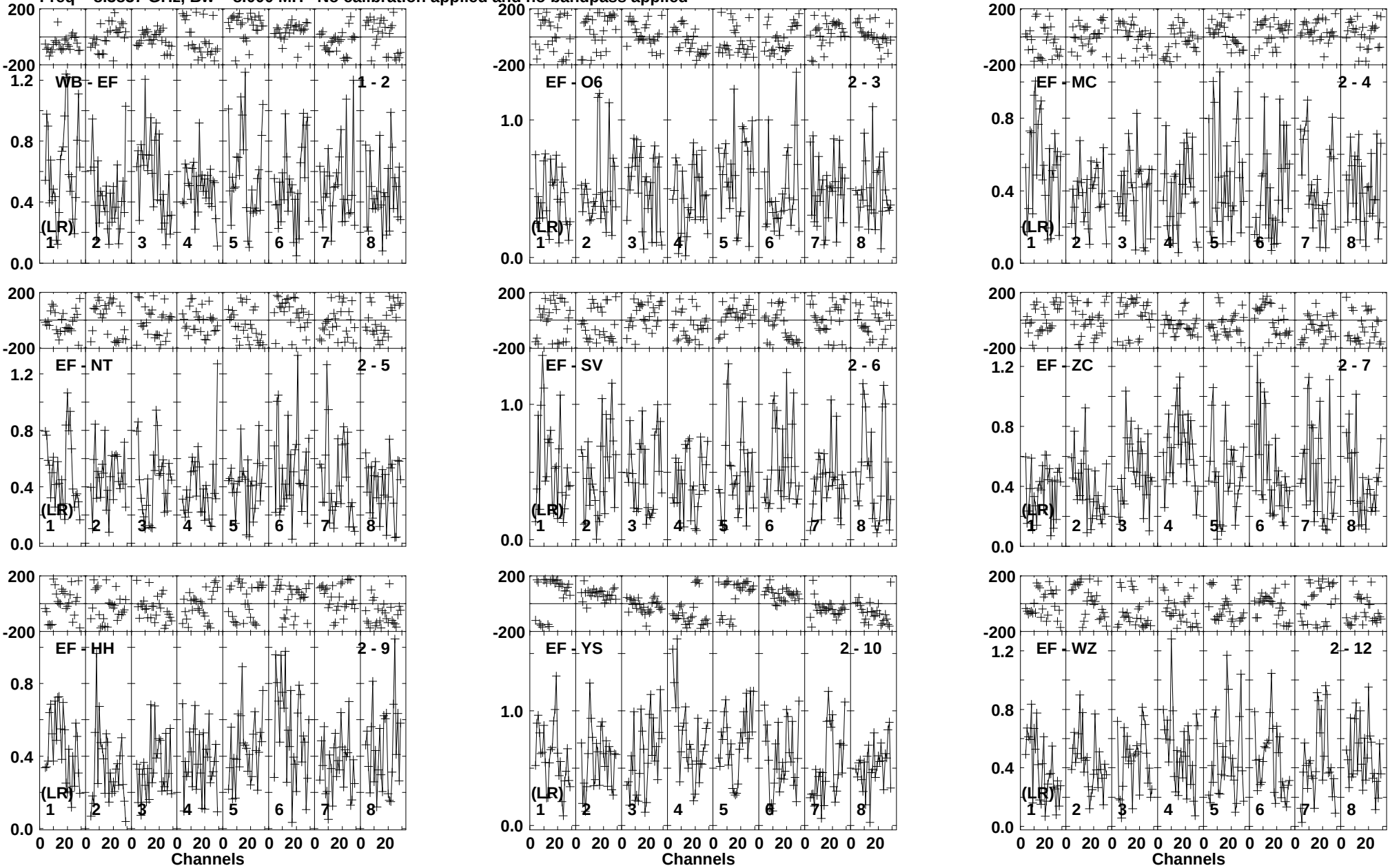

Lower frame: Milli Ampl Jy Top frame: Phas deg
Vector averaged cross-power spectrum Baseline: WB (01) - EF (02)
Timerange: 01/00:12:13 to 01/00:13:17

Plot file version 469 created 04-DEC-2015 15:28:11
IRAS15250 ER043A.UVDATA.1
Freq = 8.3837 GHz, Bw = 8.000 MH No calibration applied and no bandpass applied

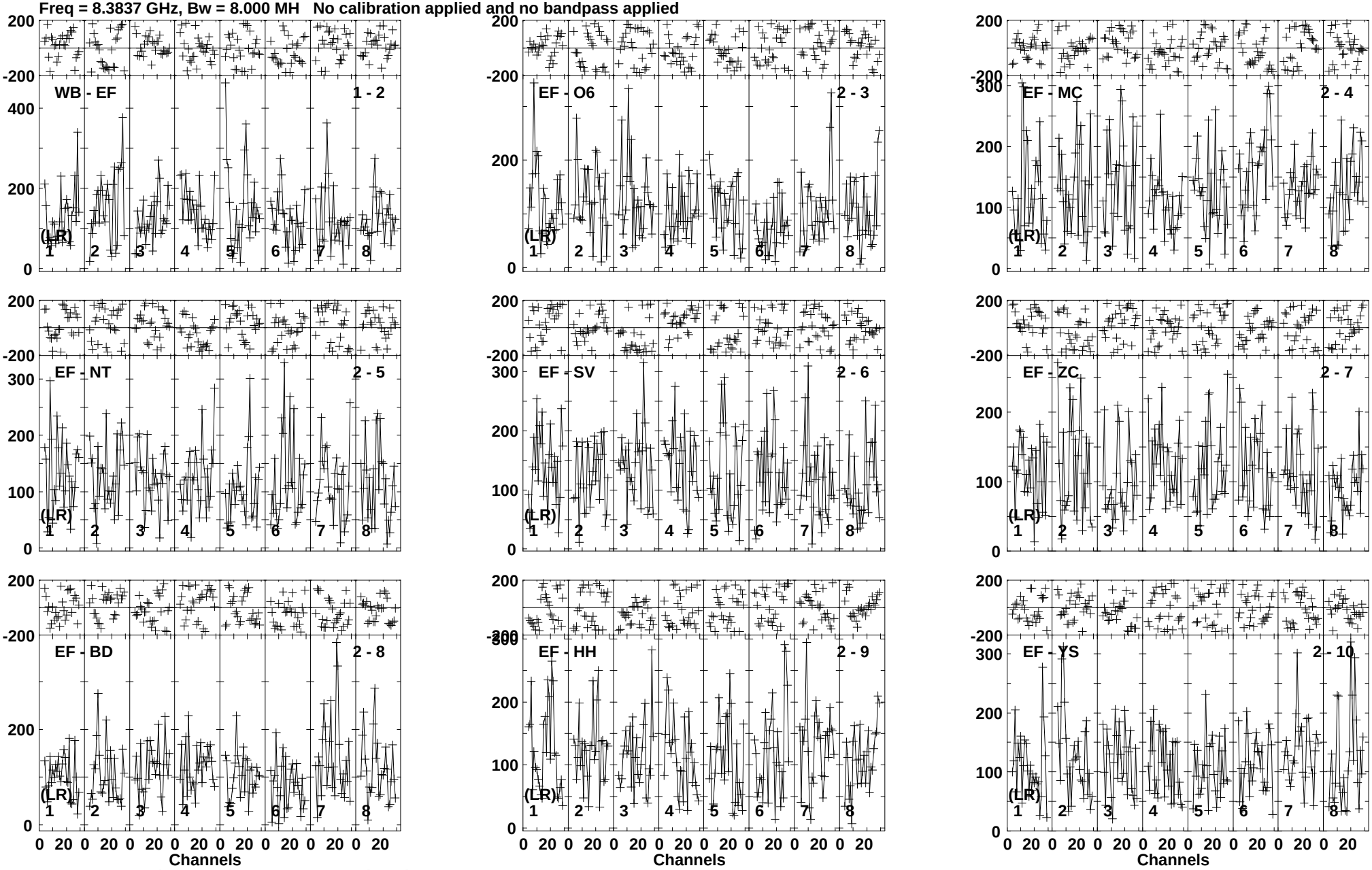

Lower frame: Micro Ampl Jy Top frame: Phas deg
Vector averaged cross-power spectrum Baseline: WB (01) - EF (02)
Timerange: 01/00:13:59 to 01/00:16:51

Plot file version 470 created 04-DEC-2015 15:28:11
IRAS15250 ER043A.UVDATA.1
Freq = 8.3837 GHz, Bw = 8.000 MH No calibration applied and no bandpass applied

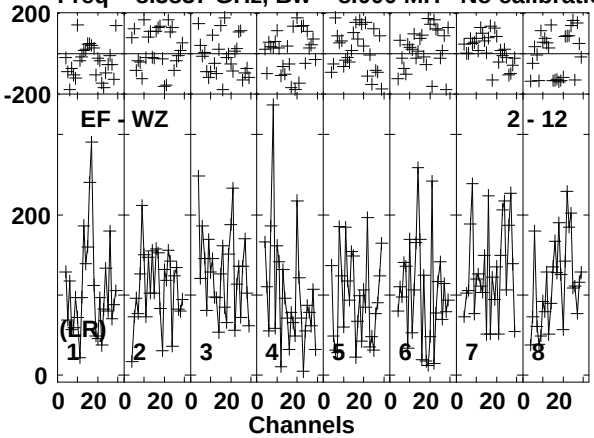

Lower frame: Micro Ampl Jy Top frame: Phas deg
Vector averaged cross-power spectrum Baseline: EF (02) - WZ (12)
Timerange: 01/00:13:59 to 01/00:16:51

Plot file version 471 created 04-DEC-2015 15:28:11
J1522+3144 ER043A.UVDATA.1
Freq = 8.3837 GHz, Bw = 8.000 MH No calibration applied and no bandpass applied

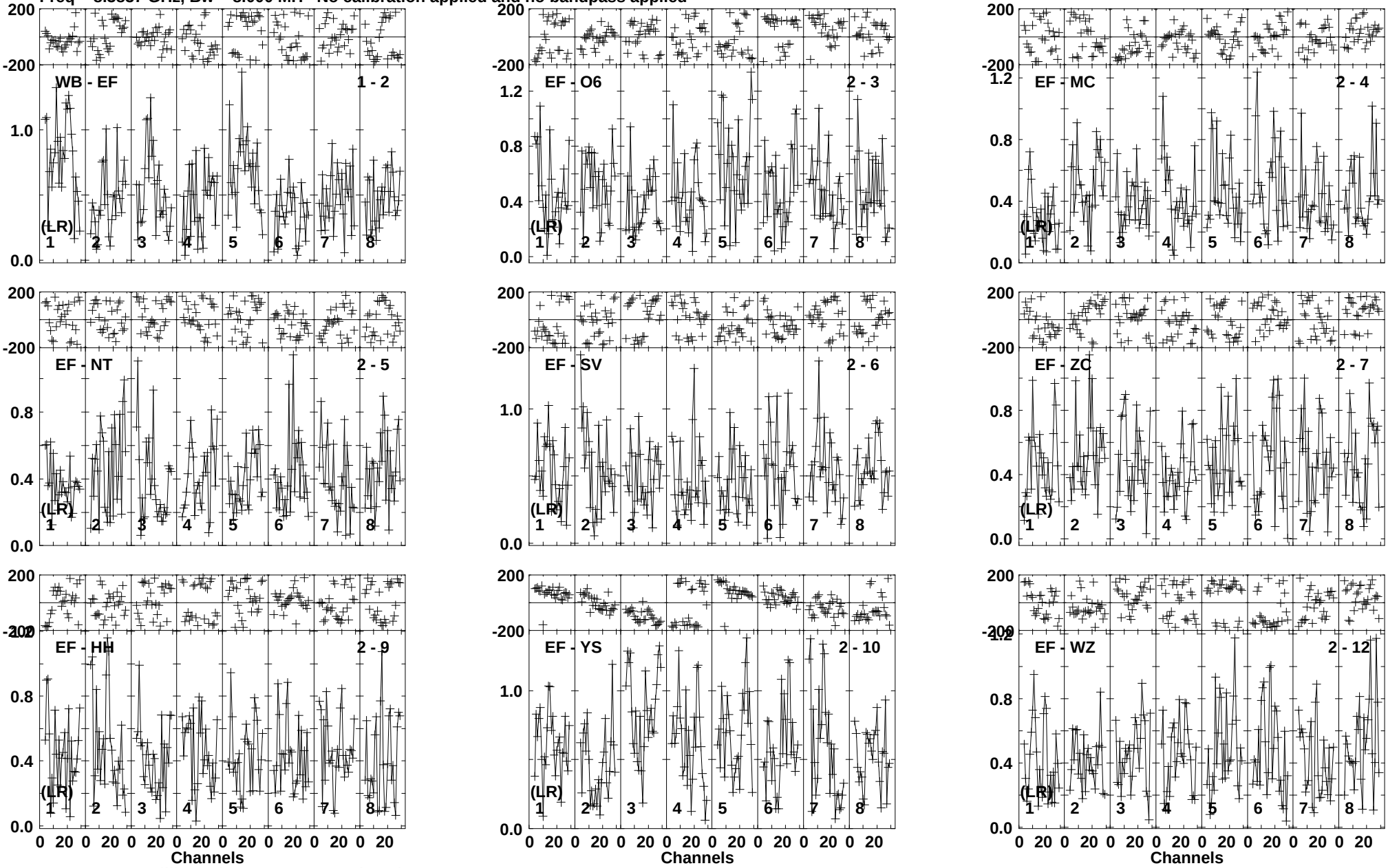

Lower frame: Milli Ampl Jy Top frame: Phas deg
Vector averaged cross-power spectrum Baseline: WB (01) - EF (02)
Timerange: 01/00:16:57 to 01/00:18:01

Plot file version 472 created 04-DEC-2015 15:28:11
IRAS15250 ER043A.UVDATA.1
Freq = 8.3837 GHz, Bw = 8.000 MH No calibration applied and no bandpass applied

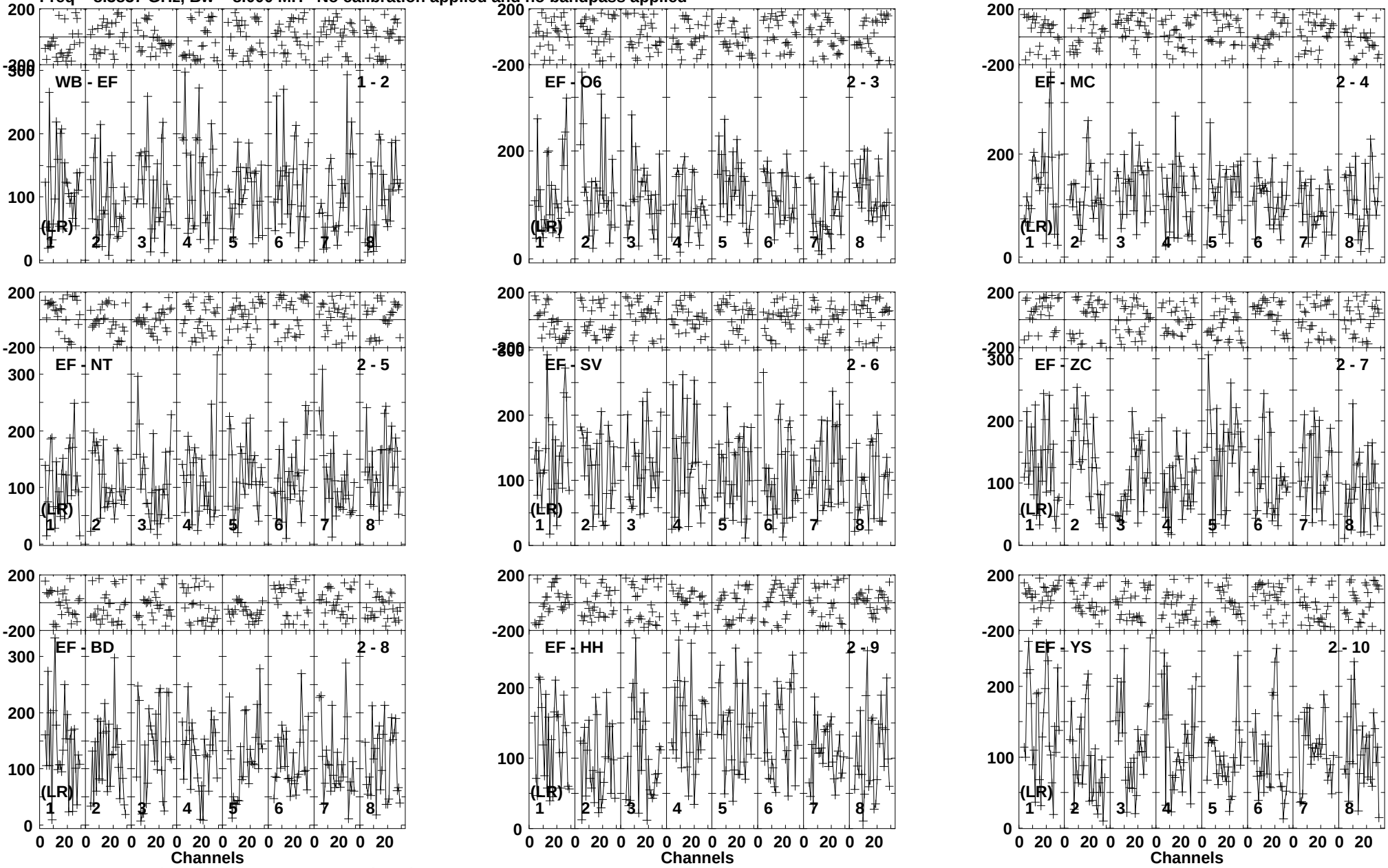

Lower frame: Micro Ampl Jy Top frame: Phas deg
Vector averaged cross-power spectrum Baseline: WB (01) - EF (02)
Timerange: 01/00:18:45 to 01/00:21:35

Plot file version 473 created 04-DEC-2015 15:28:12
IRAS15250 ER043A.UVDATA.1
Freq = 8.3837 GHz, Bw = 8.000 MH No calibration applied and no bandpass applied

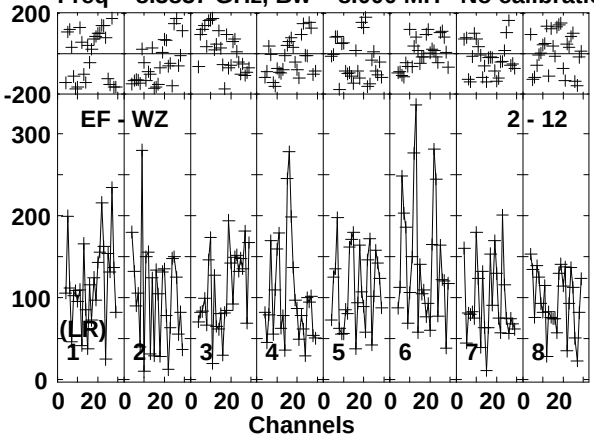

Lower frame: Micro Ampl Jy Top frame: Phas deg
Vector averaged cross-power spectrum Baseline: EF (02) - WZ (12)
Timerange: 01/00:18:45 to 01/00:21:35

Plot file version 474 created 04-DEC-2015 15:28:12
J1522+3144 ER043A.UVDATA.1
Freq = 8.3837 GHz, Bw = 8.000 MH No calibration applied and no bandpass applied

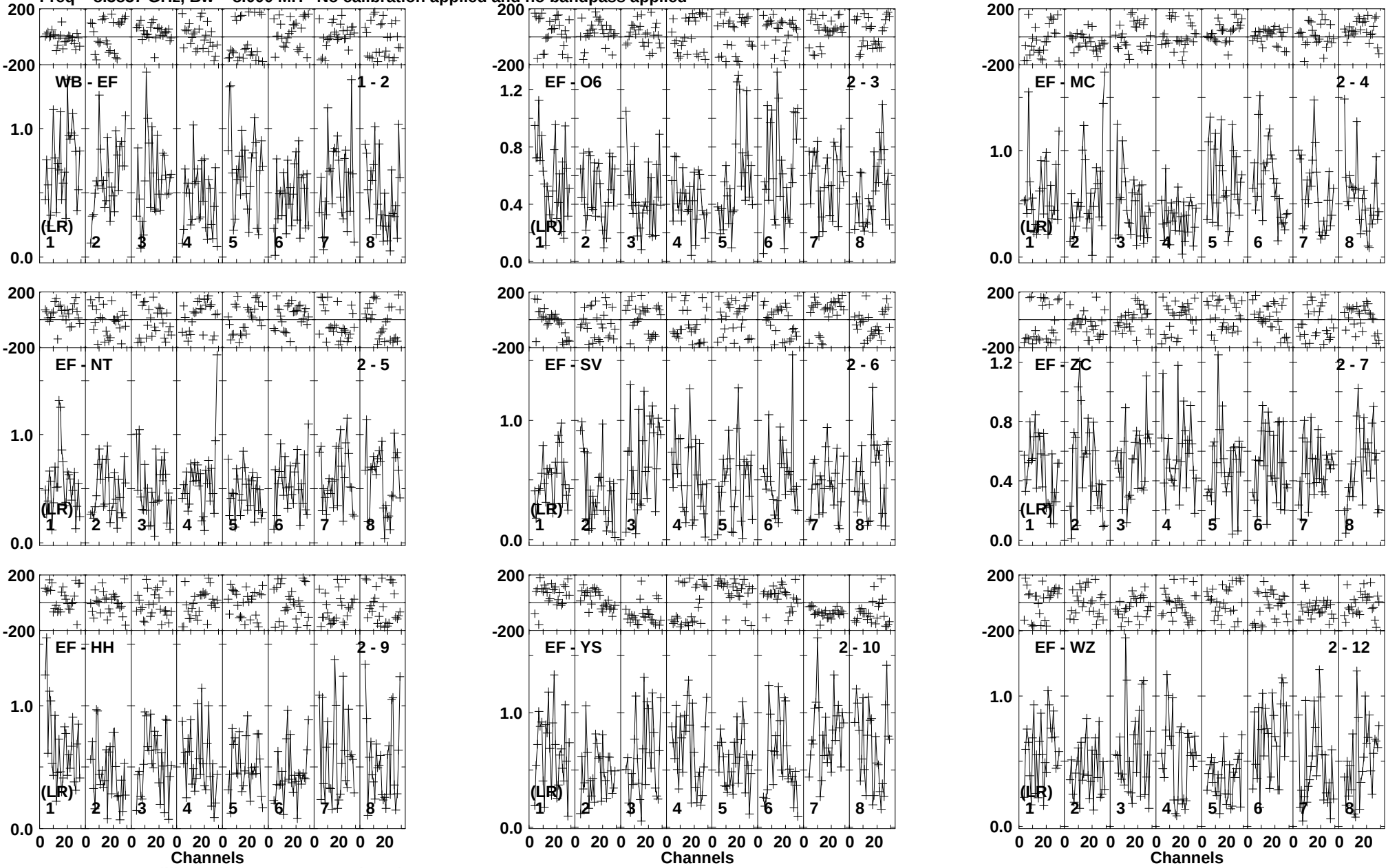

Lower frame: Milli Ampl Jy Top frame: Phas deg
Vector averaged cross-power spectrum Baseline: WB (01) - EF (02)
Timerange: 01/00:21:41 to 01/00:22:45

Plot file version 475 created 04-DEC-2015 15:28:12
IRAS15250 ER043A.UVDATA.1
Freq = 8.3837 GHz, Bw = 8.000 MH No calibration applied and no bandpass applied

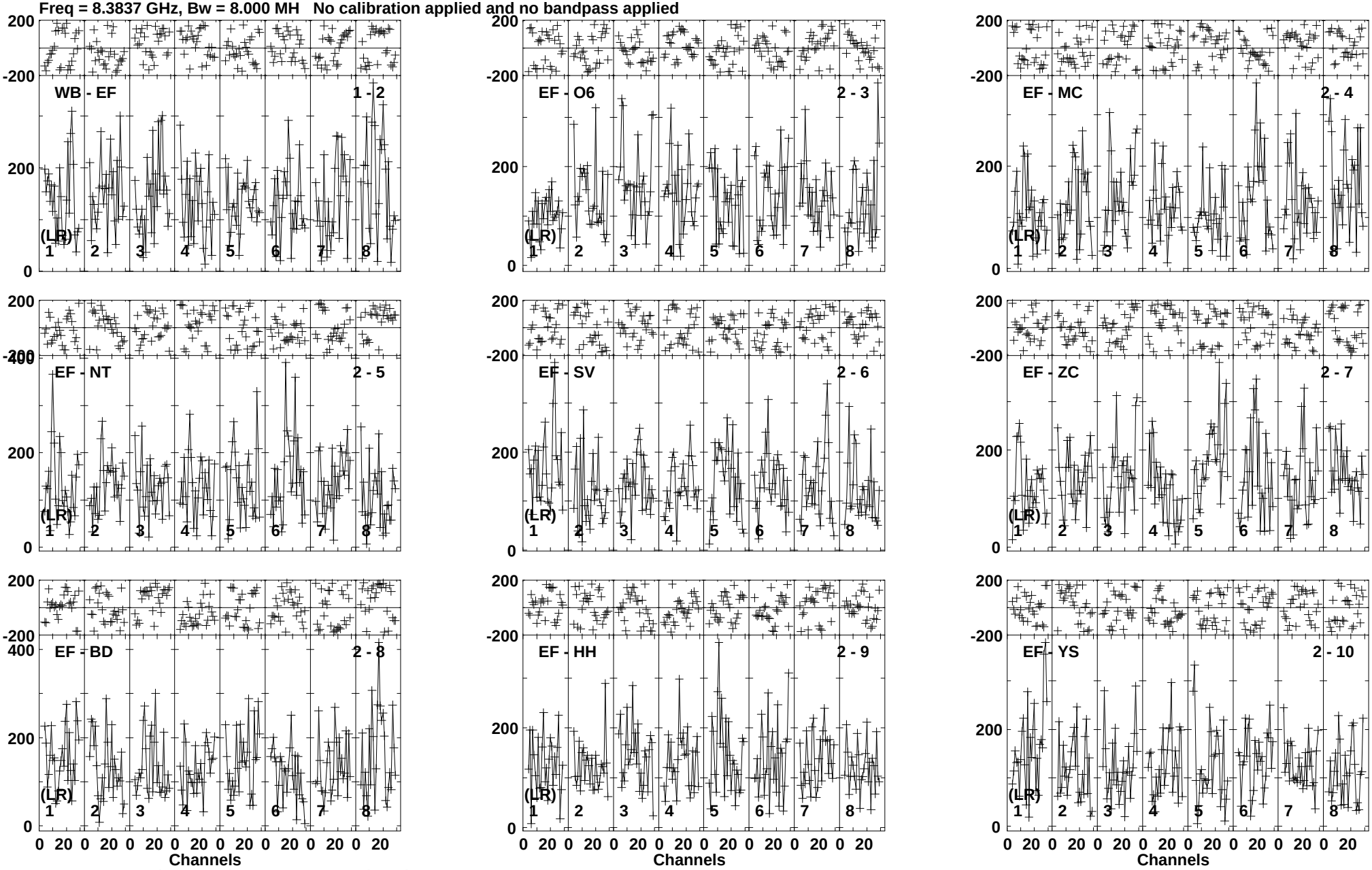

Lower frame: Micro Ampl Jy Top frame: Phas deg
Vector averaged cross-power spectrum Baseline: WB (01) - EF (02)
Timerange: 01/00:22:49 to 01/00:25:39

Plot file version 476 created 04-DEC-2015 15:28:12
IRAS15250 ER043A.UVDATA.1
Freq = 8.3837 GHz, Bw = 8.000 MH No calibration applied and no bandpass applied

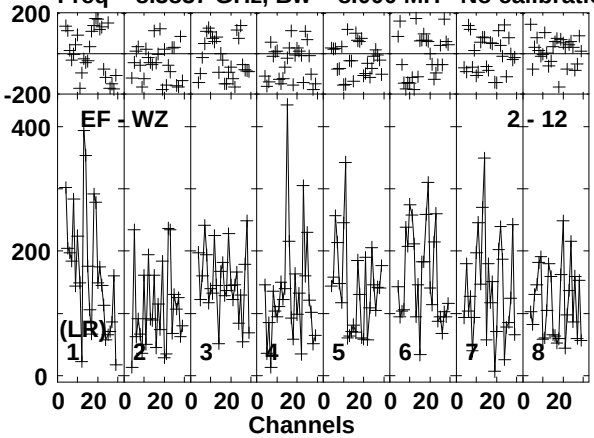

Lower frame: Micro Ampl Jy Top frame: Phas deg
Vector averaged cross-power spectrum Baseline: EF (02) - WZ (12)
Timerange: 01/00:22:49 to 01/00:25:39

Plot file version 477 created 04-DEC-2015 15:28:12
J1522+3144 ER043A.UVDATA.1
Freq = 8.3837 GHz, Bw = 8.000 MH No calibration applied and no bandpass applied

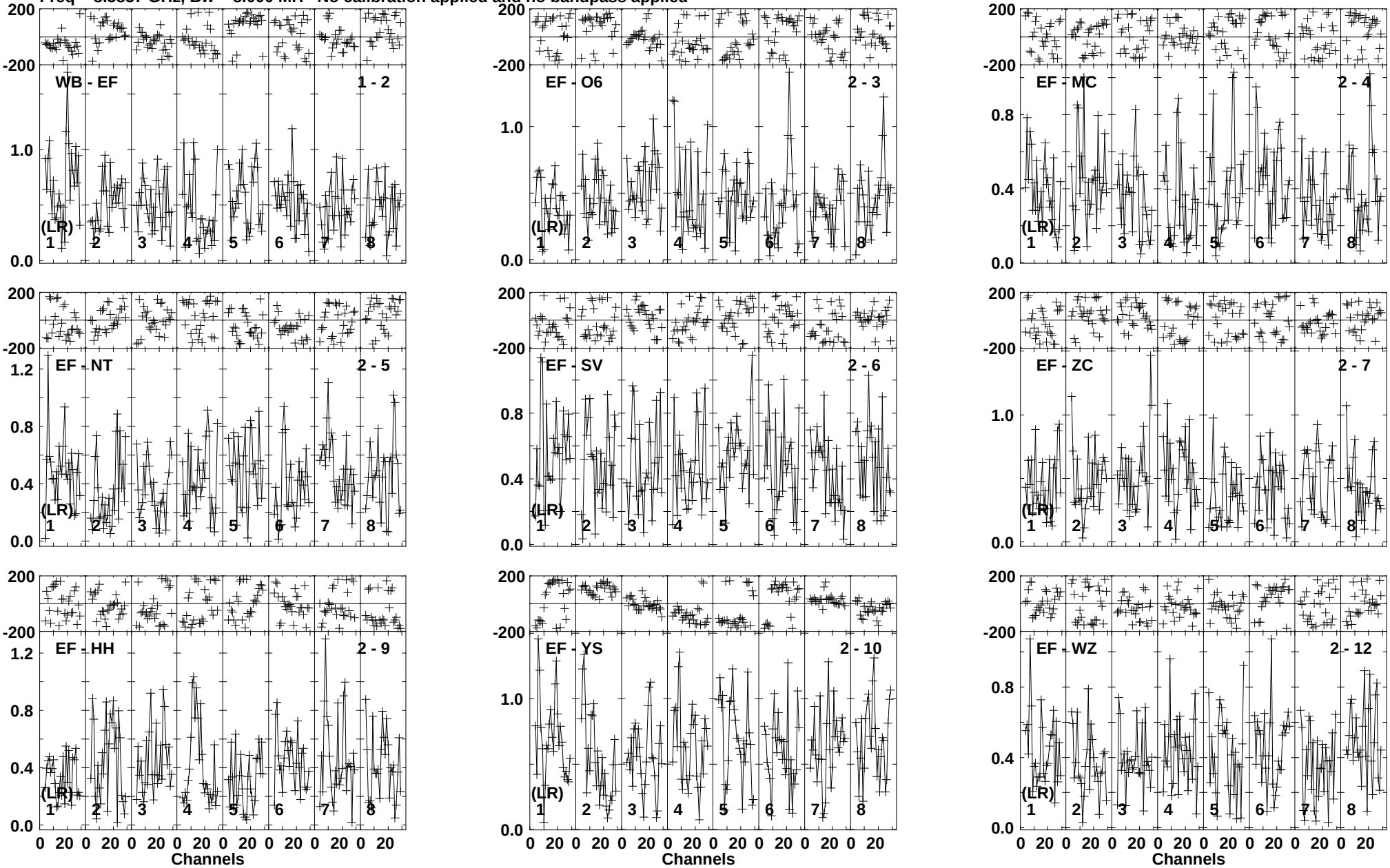

Lower frame: Milli Ampl Jy Top frame: Phas deg
Vector averaged cross-power spectrum Baseline: WB (01) - EF (02)
Timerange: 01/00:25:45 to 01/00:26:49

Plot file version 478 created 04-DEC-2015 15:28:12
IRAS15250 ER043A.UVDATA.1
Freq = 8.3837 GHz, Bw = 8.000 MH No calibration applied and no bandpass applied

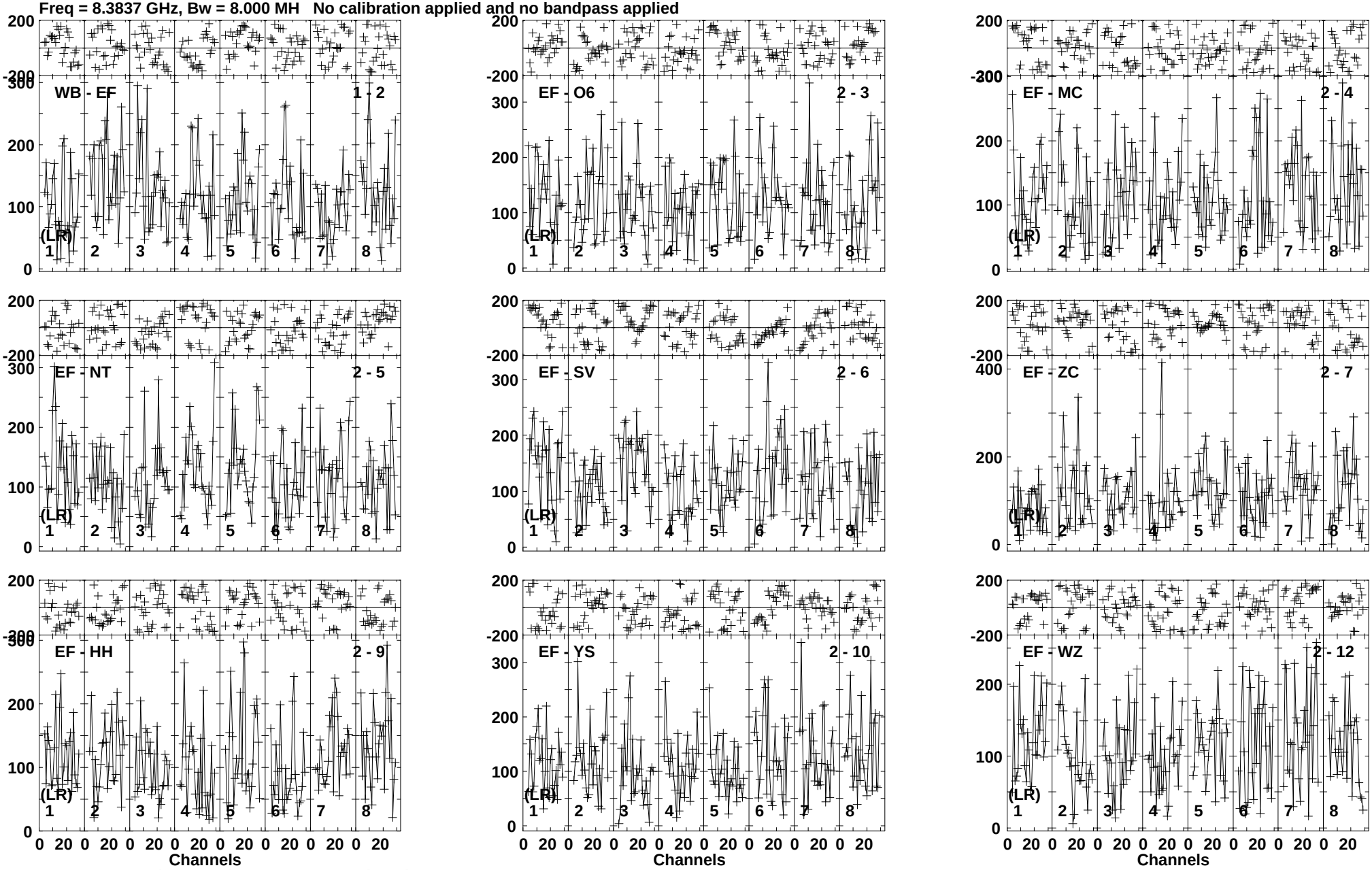

Lower frame: Micro Ampl Jy Top frame: Phas deg
Vector averaged cross-power spectrum Baseline: WB (01) - EF (02)
Timerange: 01/00:27:31 to 01/00:30:23

Plot file version 479 created 04-DEC-2015 15:28:12
J1522+3144 ER043A.UVDATA.1
Freq = 8.3837 GHz, Bw = 8.000 MH No calibration applied and no bandpass applied

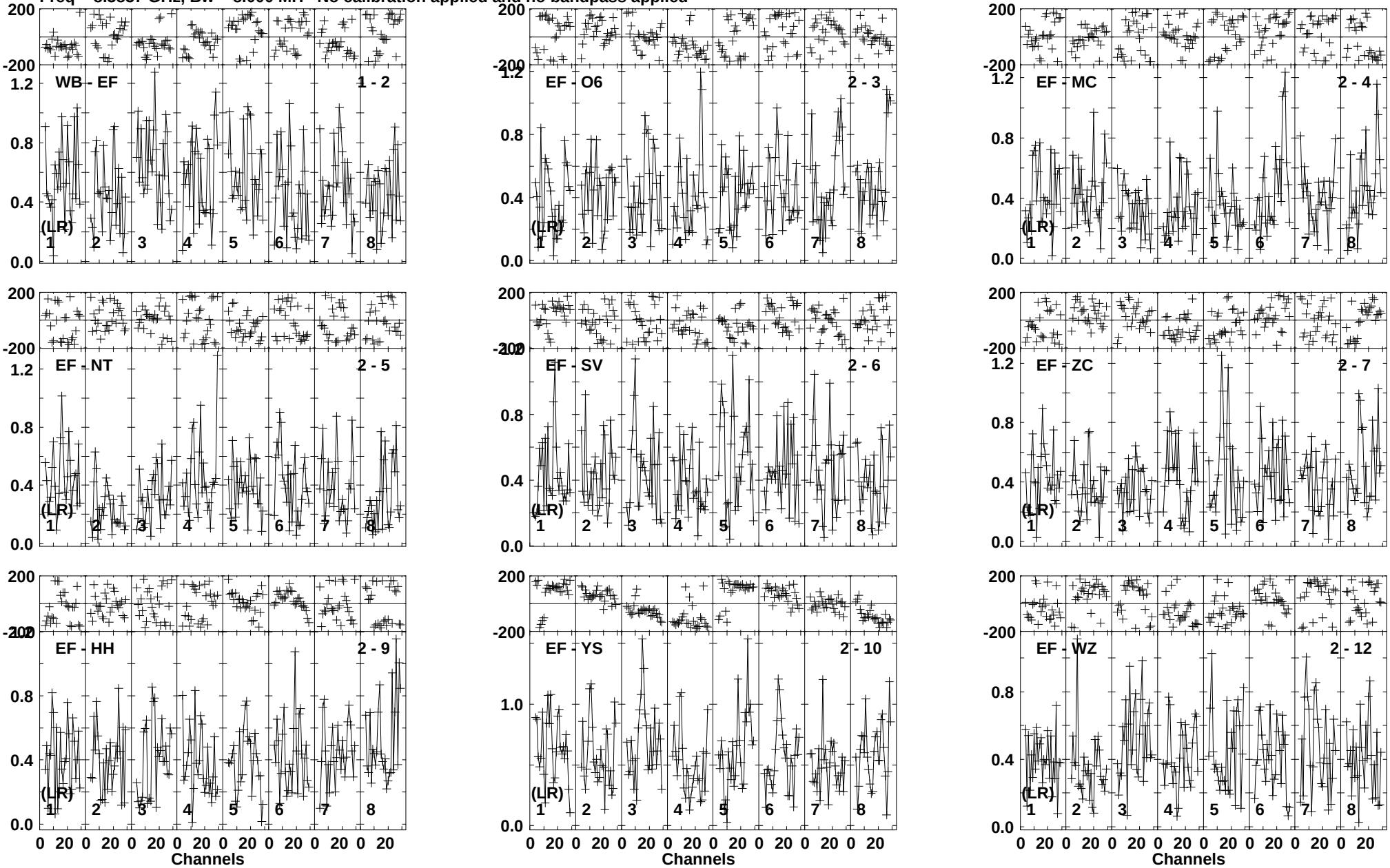

Lower frame: Milli Ampl Jy Top frame: Phas deg
Vector averaged cross-power spectrum Baseline: WB (01) - EF (02)
Timerange: 01/00:30:29 to 01/00:31:33

Plot file version 480 created 04-DEC-2015 15:28:12
IRAS15250 ER043A.UVDATA.1
Freq = 8.3837 GHz, Bw = 8.000 MH No calibration applied and no bandpass applied



Lower frame: Micro Ampl Jy Top frame: Phas deg
Vector averaged cross-power spectrum Baseline: WB (01) - EF (02)
Timerange: 01/00:32:17 to 01/00:35:07

Plot file version 481 created 04-DEC-2015 15:28:12
J1522+3144 ER043A.UVDATA.1
Freq = 8.3837 GHz, Bw = 8.000 MH No calibration applied and no bandpass applied

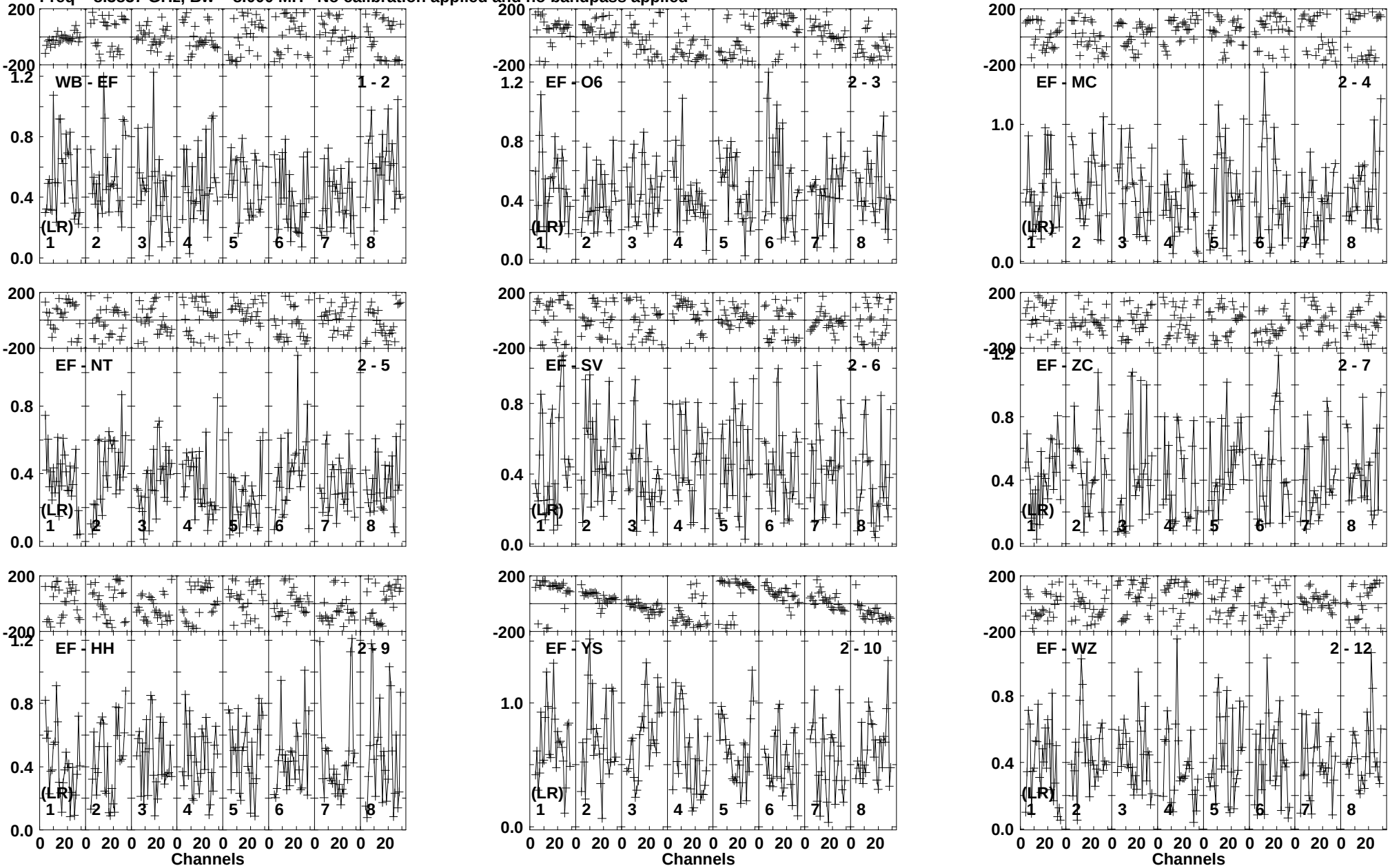

Lower frame: Milli Ampl Jy Top frame: Phas deg
Vector averaged cross-power spectrum Baseline: WB (01) - EF (02)
Timerange: 01/00:35:13 to 01/00:36:17

Plot file version 482 created 04-DEC-2015 15:28:13
IRAS15250 ER043A.UVDATA.1
Freq = 8.3837 GHz, Bw = 8.000 MH No calibration applied and no bandpass applied

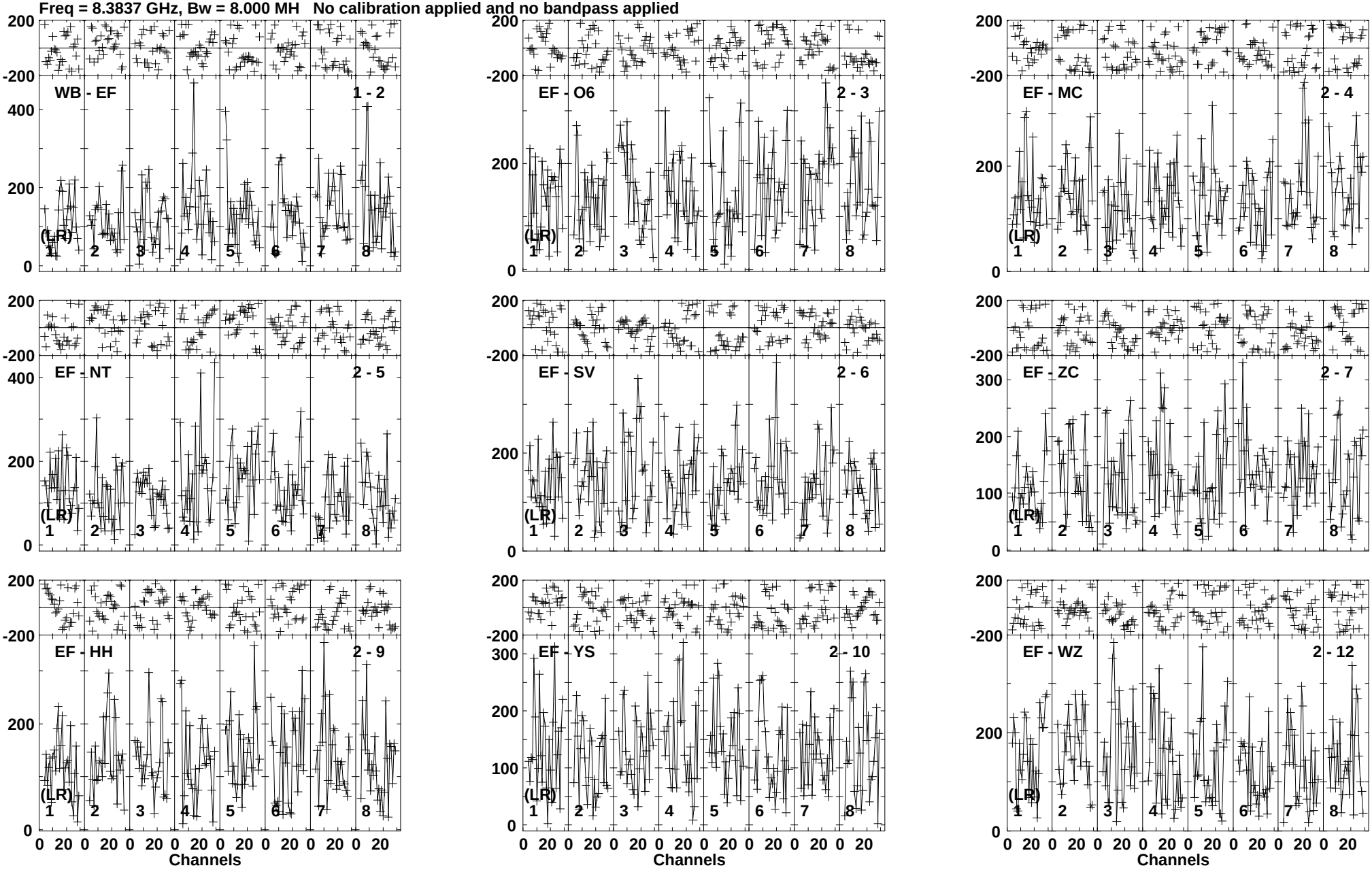

Lower frame: Micro Ampl Jy Top frame: Phas deg
Vector averaged cross-power spectrum Baseline: WB (01) - EF (02)
Timerange: 01/00:36:23 to 01/00:39:11

Plot file version 483 created 04-DEC-2015 15:28:13
J1522+3144 ER043A.UVDATA.1
Freq = 8.3837 GHz, Bw = 8.000 MH No calibration applied and no bandpass applied

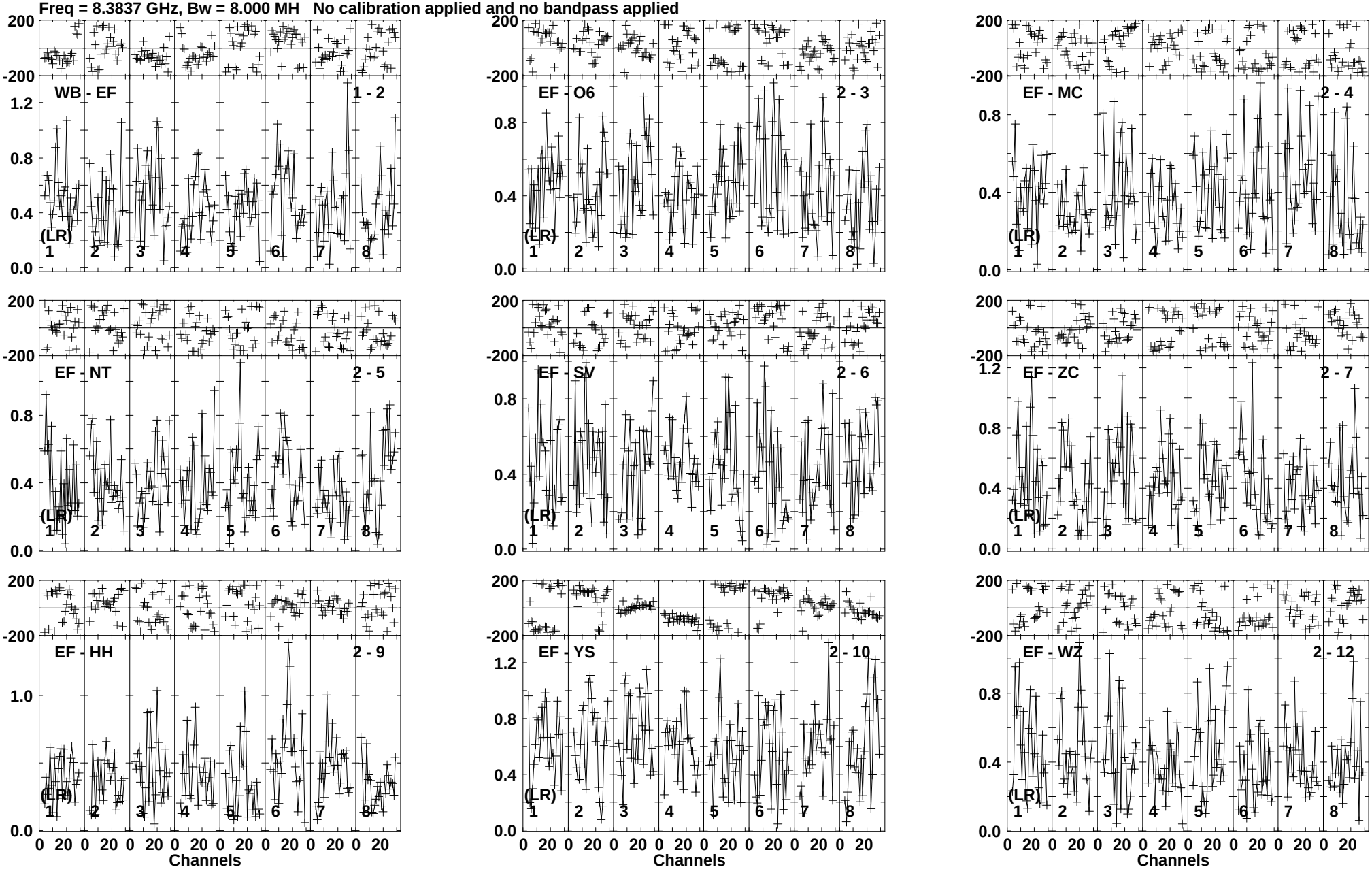

Lower frame: Milli Ampl Jy Top frame: Phas deg
Vector averaged cross-power spectrum Baseline: WB (01) - EF (02)
Timerange: 01/00:39:17 to 01/00:40:21

Plot file version 484 created 04-DEC-2015 15:28:13
IRAS15250 ER043A.UVDATA.1
Freq = 8.3837 GHz, Bw = 8.000 MH No calibration applied and no bandpass applied

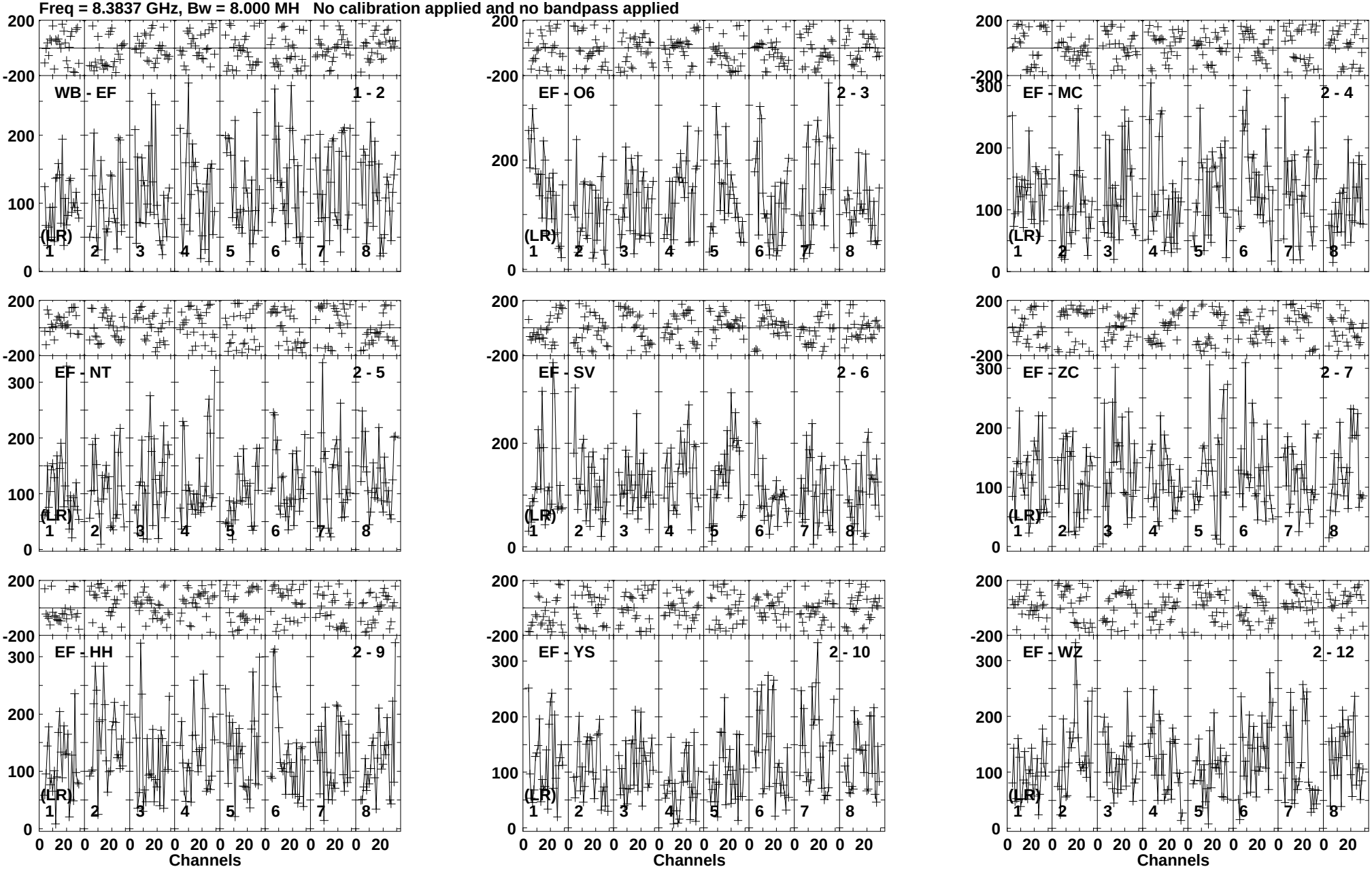

Lower frame: Micro Ampl Jy Top frame: Phas deg
Vector averaged cross-power spectrum Baseline: WB (01) - EF (02)
Timerange: 01/00:41:05 to 01/00:43:55

Plot file version 485 created 04-DEC-2015 15:28:13
J1522+3144 ER043A.UVDATA.1
Freq = 8.3837 GHz, Bw = 8.000 MH No calibration applied and no bandpass applied

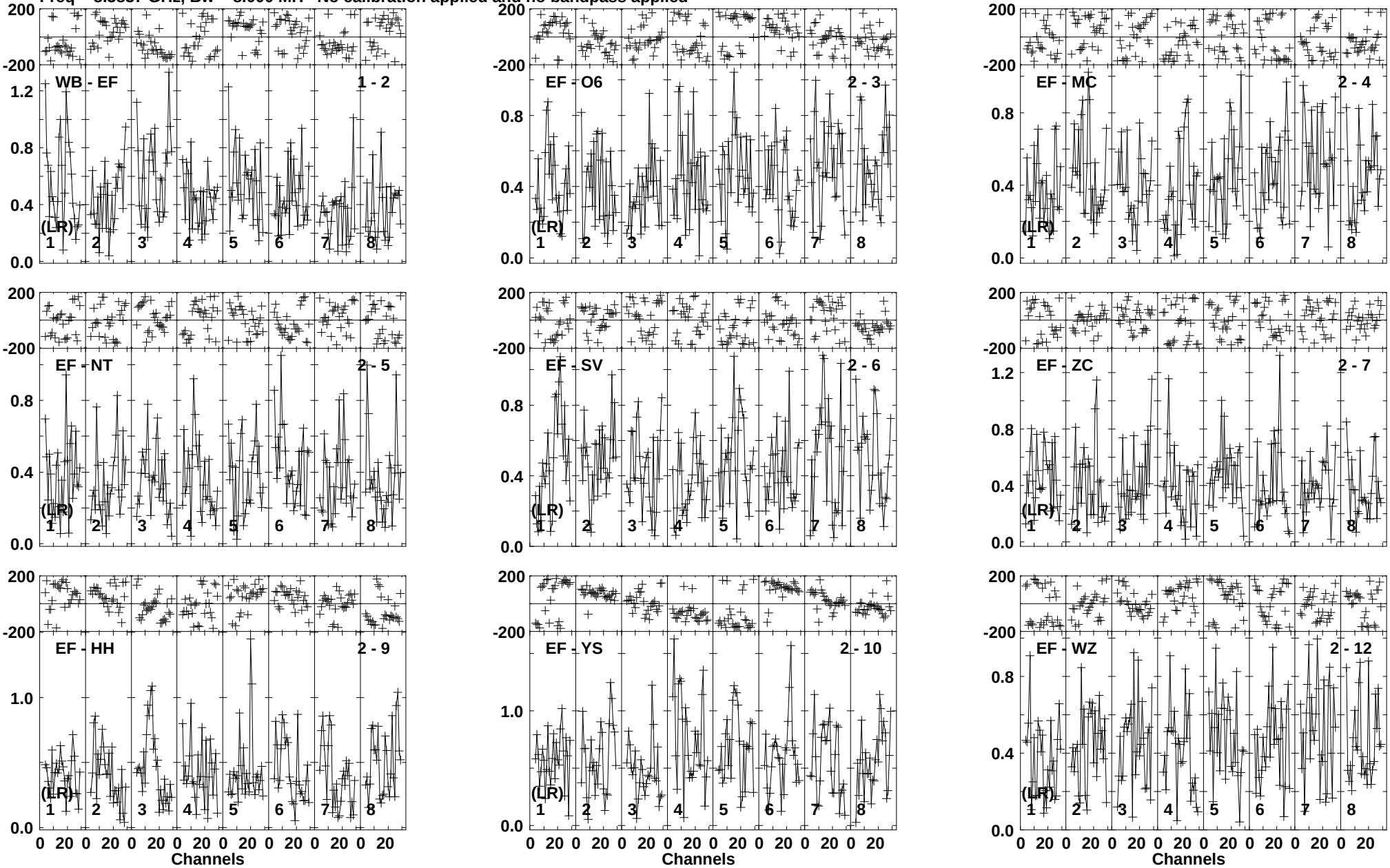

Lower frame: Milli Ampl Jy Top frame: Phas deg
Vector averaged cross-power spectrum Baseline: WB (01) - EF (02)
Timerange: 01/00:44:01 to 01/00:45:05

Plot file version 486 created 04-DEC-2015 15:28:13
IRAS15250 ER043A.UVDATA.1
Freq = 8.3837 GHz, Bw = 8.000 MH No calibration applied and no bandpass applied



Lower frame: Micro Ampl Jy Top frame: Phas deg
Vector averaged cross-power spectrum Baseline: WB (01) - EF (02)
Timerange: 01/00:45:47 to 01/00:48:39

Plot file version 487 created 04-DEC-2015 15:28:13
J1522+3144 ER043A.UVDATA.1
Freq = 8.3837 GHz, Bw = 8.000 MH No calibration applied and no bandpass applied

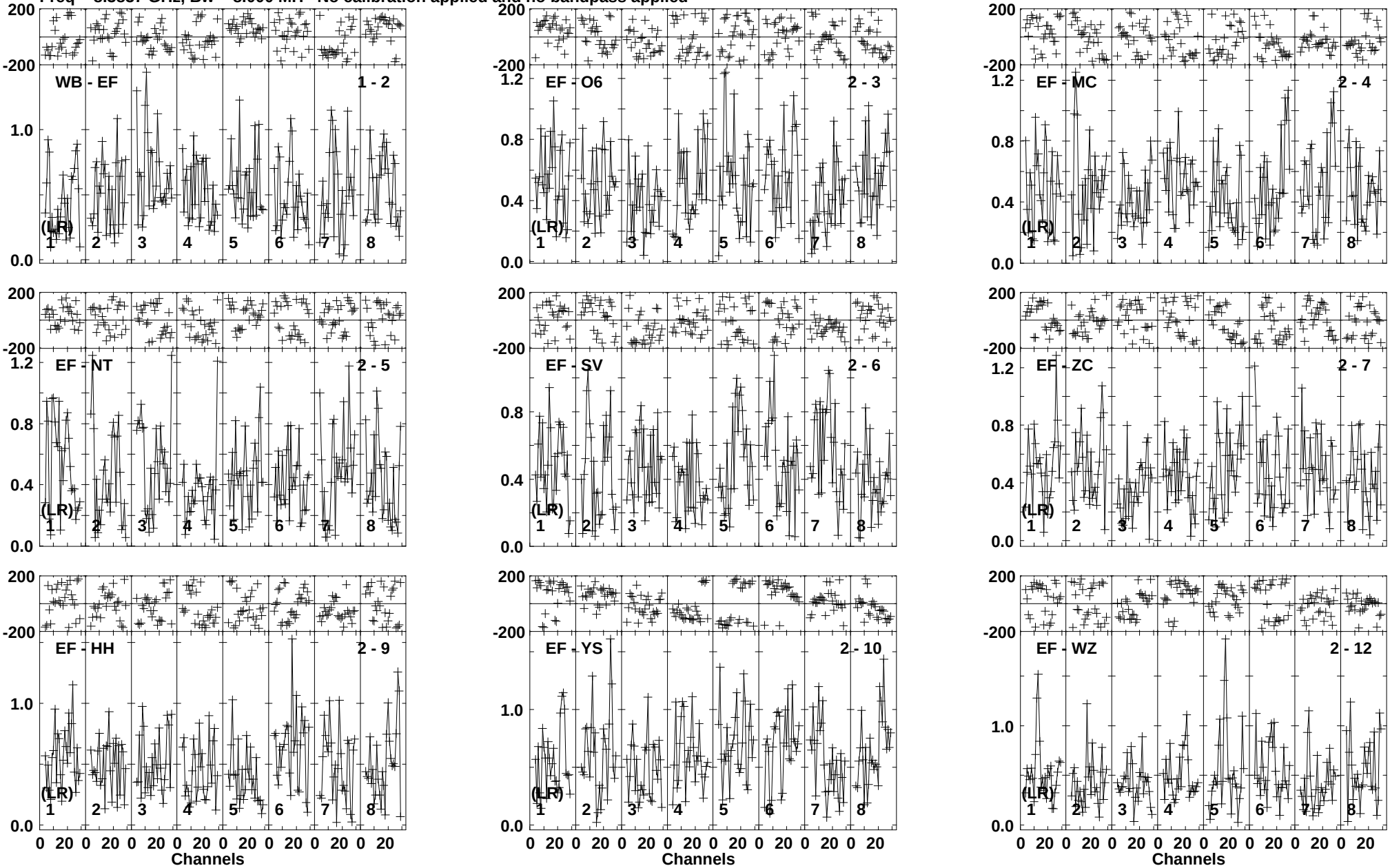

Lower frame: Milli Ampl Jy Top frame: Phas deg
Vector averaged cross-power spectrum Baseline: WB (01) - EF (02)
Timerange: 01/00:48:45 to 01/00:49:49

Plot file version 488 created 04-DEC-2015 15:28:13
IRAS15250 ER043A.UVDATA.1
Freq = 8.3837 GHz, Bw = 8.000 MH No calibration applied and no bandpass applied

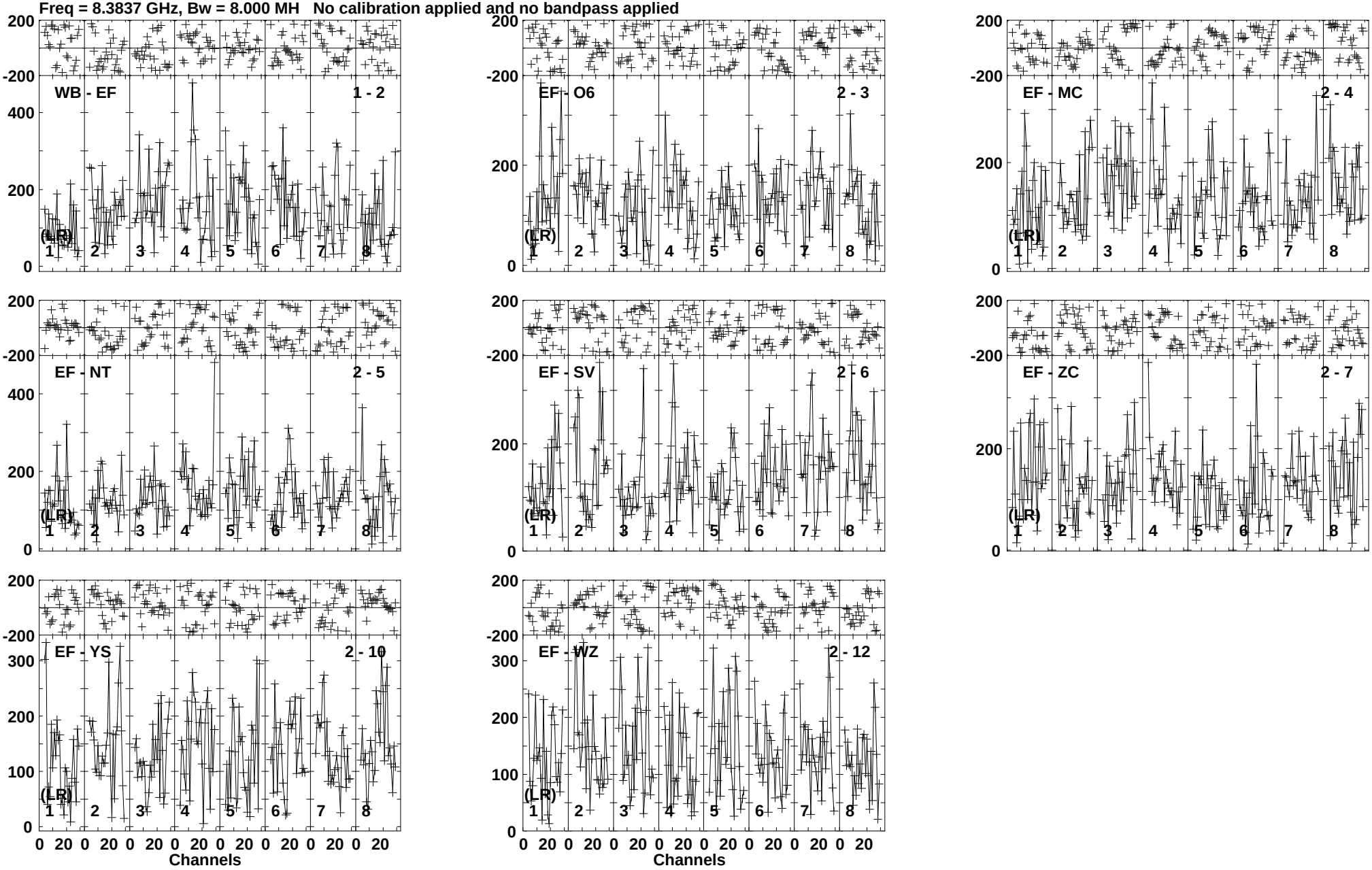

Lower frame: Micro Ampl Jy Top frame: Phas deg
Vector averaged cross-power spectrum Baseline: WB (01) - EF (02)
Timerange: 01/00:49:55 to 01/00:52:43

Plot file version 489 created 04-DEC-2015 15:28:14
J1522+3144 ER043A.UVDATA.1
Freq = 8.3837 GHz, Bw = 8.000 MH No calibration applied and no bandpass applied

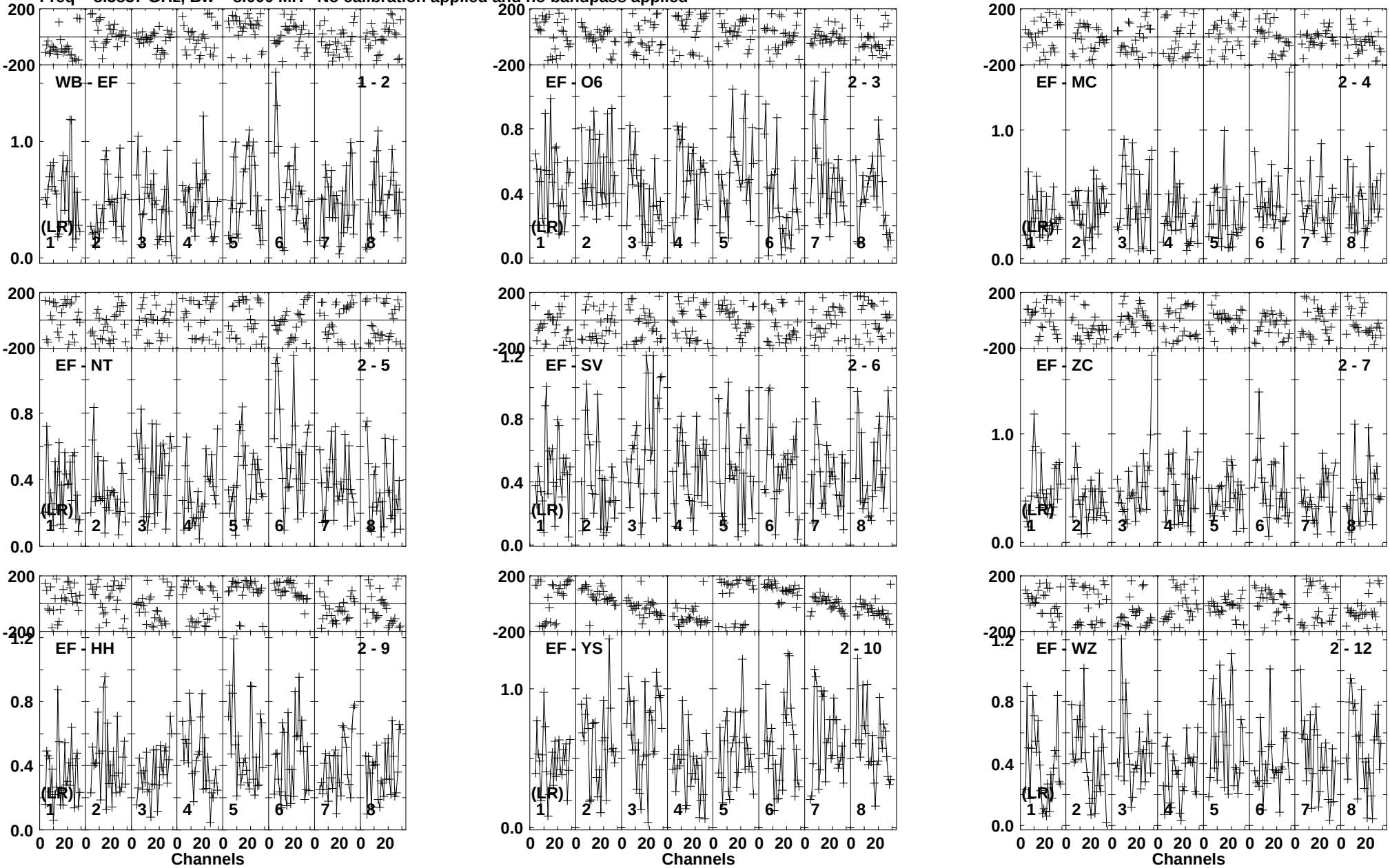

Lower frame: Milli Ampl Jy Top frame: Phas deg
Vector averaged cross-power spectrum Baseline: WB (01) - EF (02)
Timerange: 01/00:52:49 to 01/00:53:53

Plot file version 490 created 04-DEC-2015 15:28:14
IRAS15250 ER043A.UVDATA.1
Freq = 8.3837 GHz, Bw = 8.000 MH No calibration applied and no bandpass applied



Lower frame: Micro Ampl Jy Top frame: Phas deg
Vector averaged cross-power spectrum Baseline: WB (01) - EF (02)
Timerange: 01/00:54:37 to 01/00:57:27

Plot file version 491 created 04-DEC-2015 15:28:14
J1522+3144 ER043A.UVDATA.1
Freq = 8.3837 GHz, Bw = 8.000 MH No calibration applied and no bandpass applied

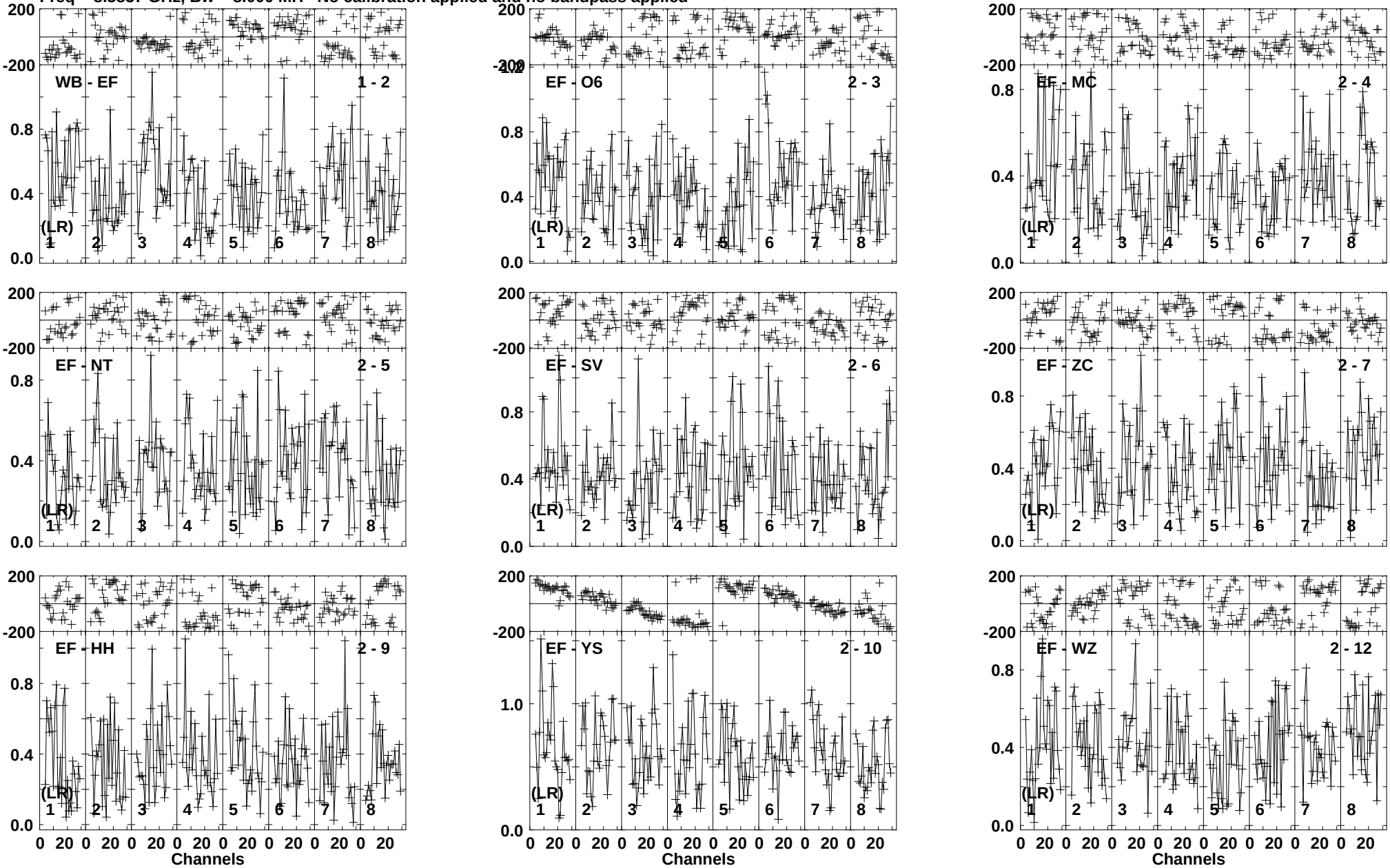

Lower frame: Milli Ampl Jy Top frame: Phas deg
Vector averaged cross-power spectrum Baseline: WB (01) - EF (02)
Timerange: 01/00:57:31 to 01/00:58:37

Plot file version 492 created 04-DEC-2015 15:28:14
IRAS15250 ER043A.UVDATA.1
Freq = 8.3837 GHz, Bw = 8.000 MH No calibration applied and no bandpass applied

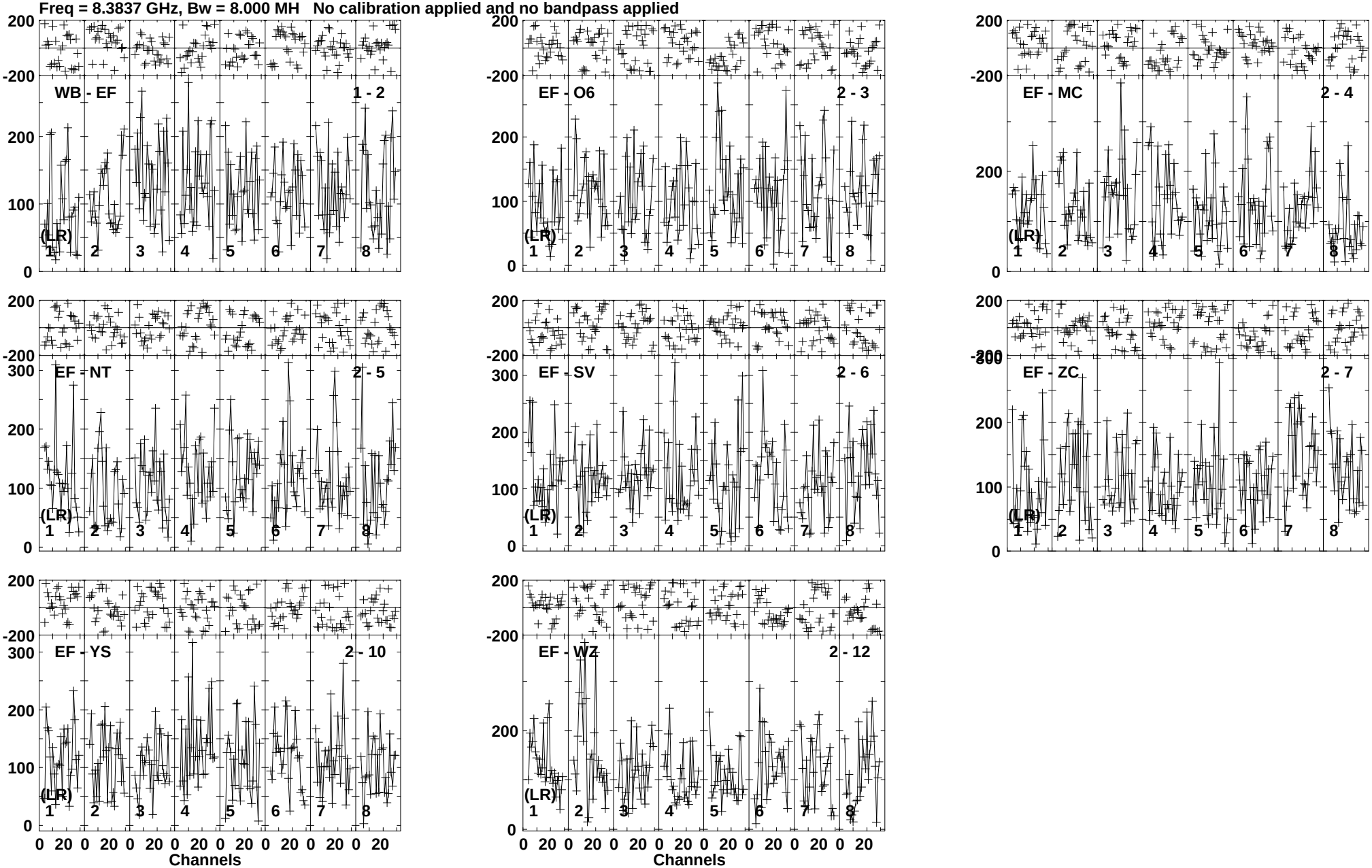

Lower frame: Micro Ampl Jy Top frame: Phas deg
Vector averaged cross-power spectrum Baseline: WB (01) - EF (02)
Timerange: 01/00:59:21 to 01/01:02:11

Plot file version 493 created 04-DEC-2015 15:28:14
J1522+3144 ER043A.UVDATA.1
Freq = 8.3837 GHz, Bw = 8.000 MH No calibration applied and no bandpass applied

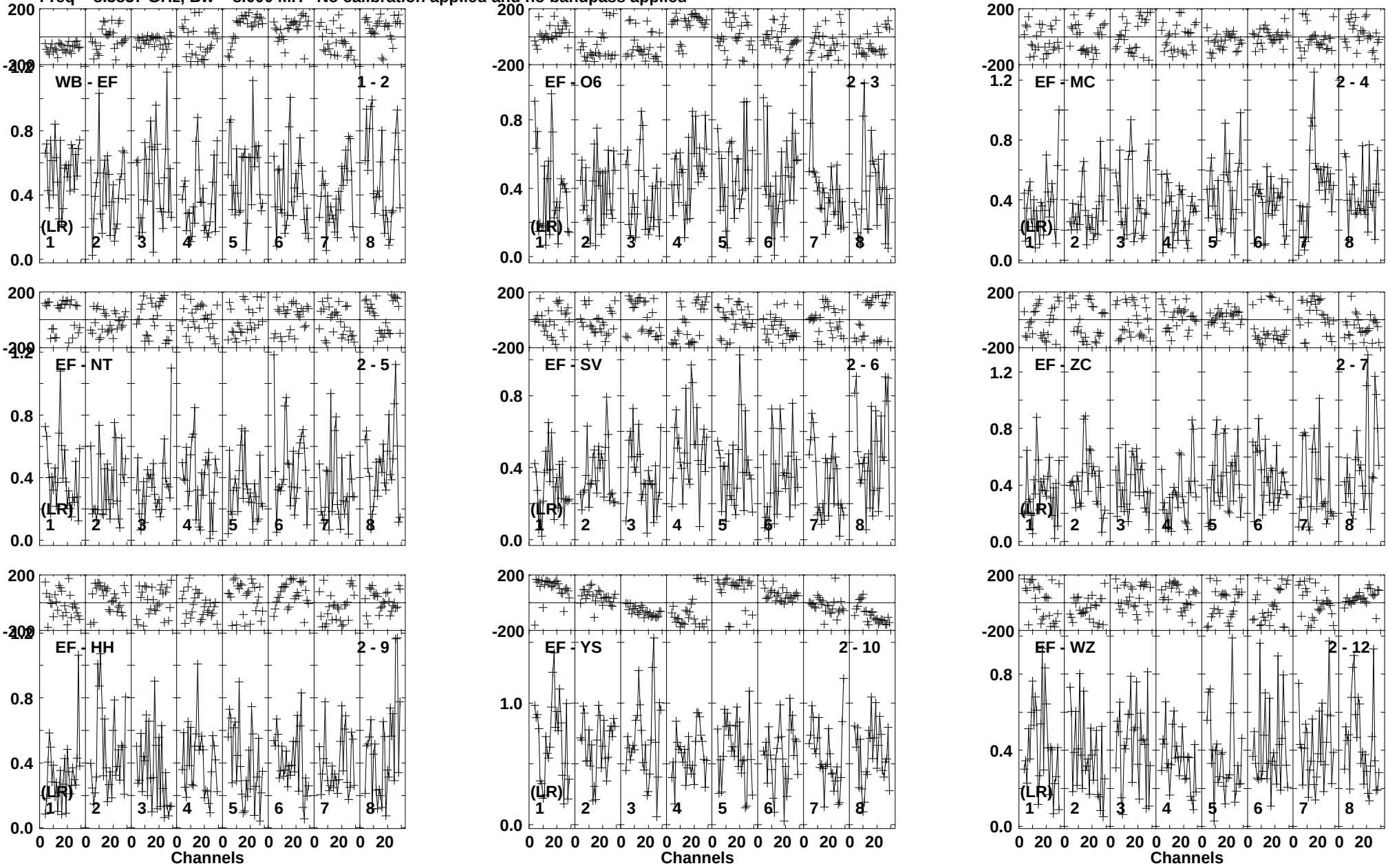

Lower frame: Milli Ampl Jy Top frame: Phas deg
Vector averaged cross-power spectrum Baseline: WB (01) - EF (02)
Timerange: 01/01:02:14 to 01/01:03:20

Plot file version 494 created 04-DEC-2015 15:28:14
IRAS15250 ER043A.UVDATA.1
Freq = 8.3837 GHz, Bw = 8.000 MH No calibration applied and no bandpass applied



Lower frame: Micro Ampl Jy Top frame: Phas deg
Vector averaged cross-power spectrum Baseline: WB (01) - EF (02)
Timerange: 01/01:03:27 to 01/01:06:15

Plot file version 495 created 04-DEC-2015 15:28:14
J1522+3144 ER043A.UVDATA.1
Freq = 8.3837 GHz, Bw = 8.000 MH No calibration applied and no bandpass applied



Lower frame: Milli Ampl Jy Top frame: Phas deg
Vector averaged cross-power spectrum Baseline: WB (01) - EF (02)
Timerange: 01/01:06:21 to 01/01:07:25

Plot file version 496 created 04-DEC-2015 15:28:14
IRAS15250 ER043A.UVDATA.1
Freq = 8.3837 GHz, Bw = 8.000 MH No calibration applied and no bandpass applied



Lower frame: Micro Ampl Jy Top frame: Phas deg
Vector averaged cross-power spectrum Baseline: WB (01) - EF (02)
Timerange: 01/01:08:07 to 01/01:10:59

Plot file version 497 created 04-DEC-2015 15:28:14
J1522+3144 ER043A.UVDATA.1
Freq = 8.3837 GHz, Bw = 8.000 MH No calibration applied and no bandpass applied



Lower frame: Milli Ampl Jy Top frame: Phas deg
Vector averaged cross-power spectrum Baseline: WB (01) - EF (02)
Timerange: 01/01:11:05 to 01/01:12:09

Plot file version 498 created 04-DEC-2015 15:28:15
IRAS15250 ER043A.UVDATA.1
Freq = 8.3837 GHz, Bw = 8.000 MH No calibration applied and no bandpass applied

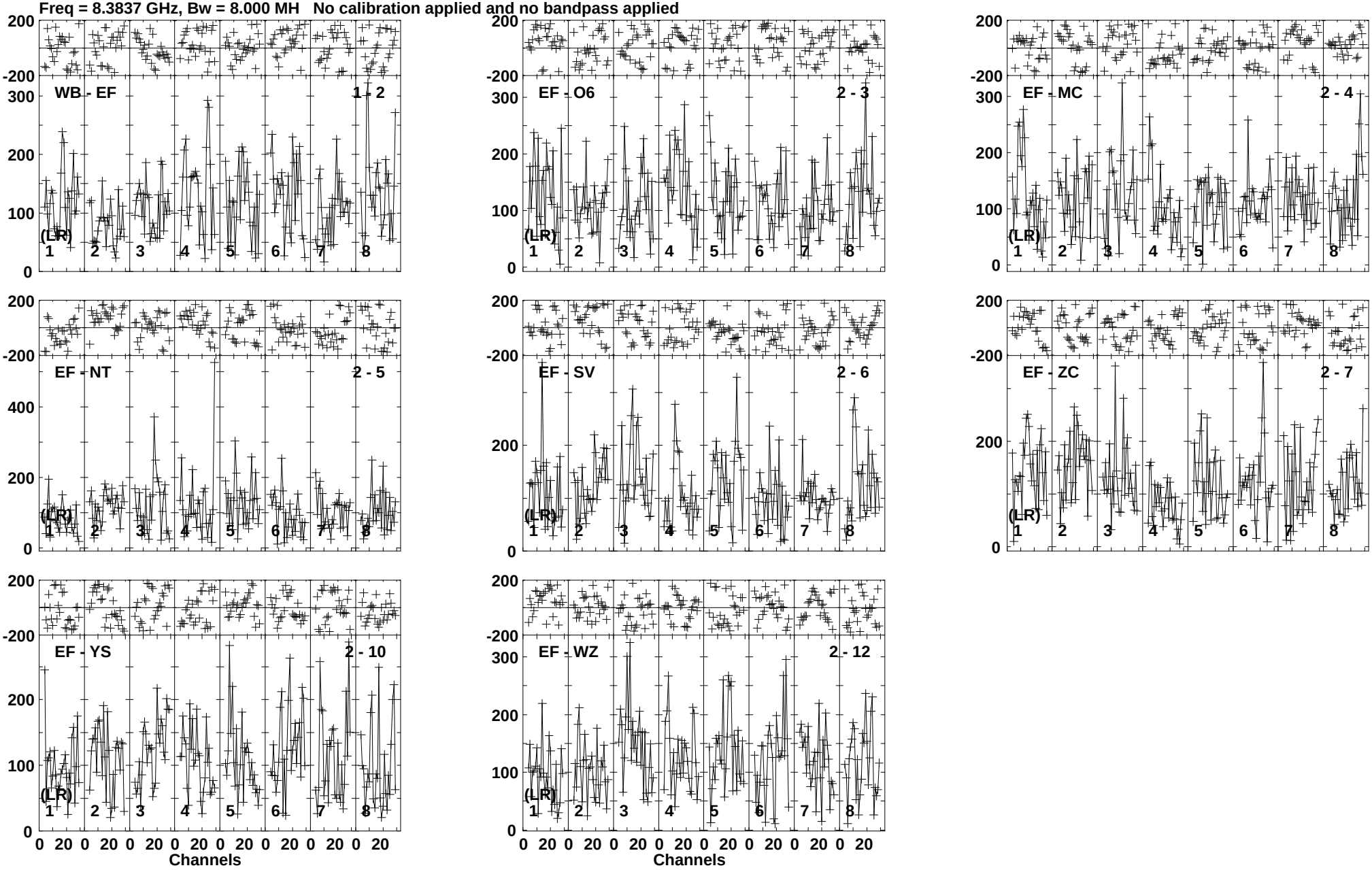

Lower frame: Micro Ampl Jy Top frame: Phas deg
Vector averaged cross-power spectrum Baseline: WB (01) - EF (02)
Timerange: 01/01:12:53 to 01/01:15:43

Plot file version 499 created 04-DEC-2015 15:28:15
J1522+3144 ER043A.UVDATA.1
Freq = 8.3837 GHz, Bw = 8.000 MH No calibration applied and no bandpass applied

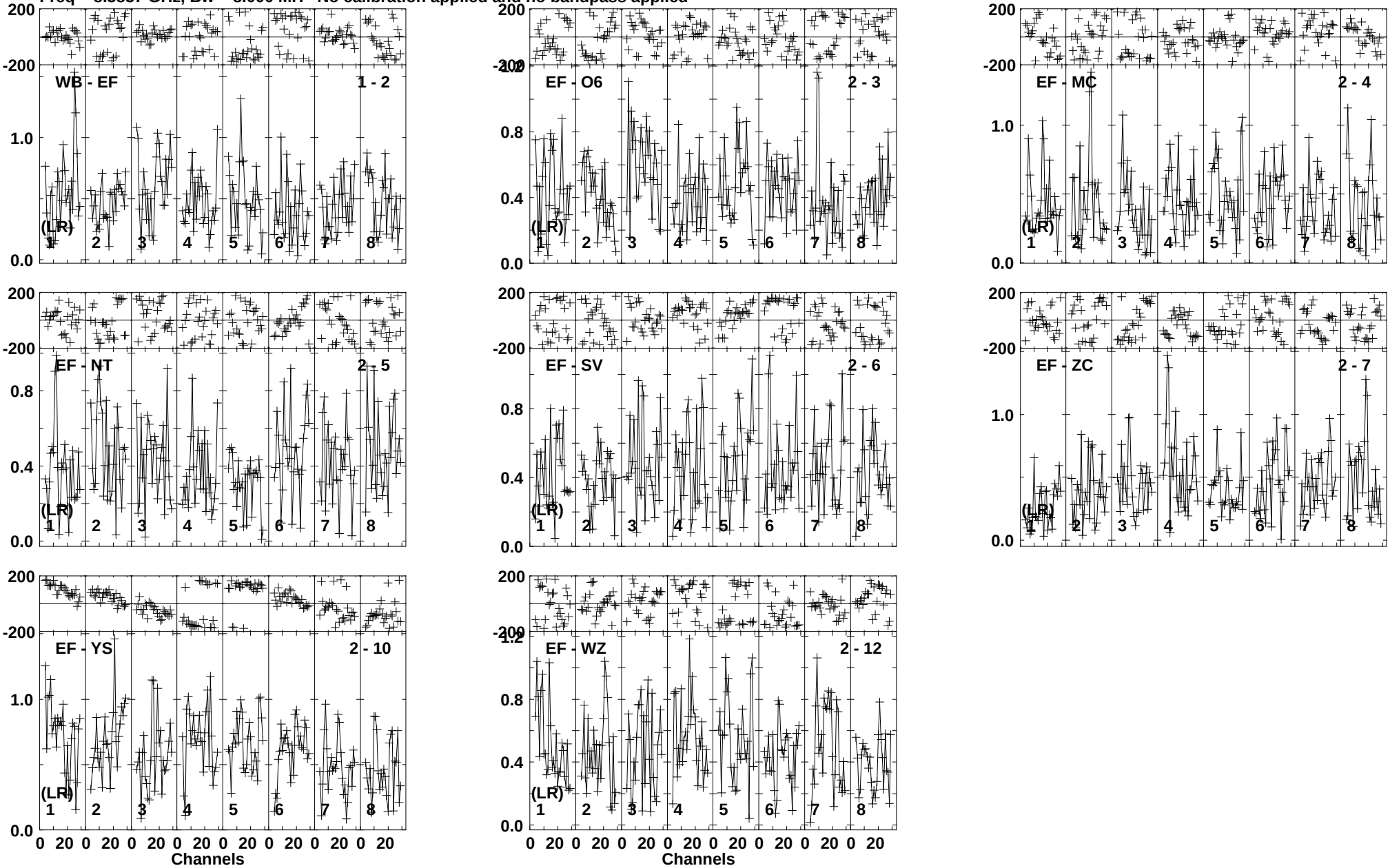

Lower frame: Milli Ampl Jy Top frame: Phas deg
Vector averaged cross-power spectrum Baseline: WB (01) - EF (02)
Timerange: 01/01:15:49 to 01/01:16:53

Plot file version 500 created 04-DEC-2015 15:28:15
IRAS15250 ER043A.UVDATA.1
Freq = 8.3837 GHz, Bw = 8.000 MH No calibration applied and no bandpass applied



Lower frame: Micro Ampl Jy Top frame: Phas deg
Vector averaged cross-power spectrum Baseline: WB (01) - EF (02)
Timerange: 01/01:16:59 to 01/01:19:47

Plot file version 501 created 04-DEC-2015 15:28:15
J1522+3144 ER043A.UVDATA.1
Freq = 8.3837 GHz, Bw = 8.000 MH No calibration applied and no bandpass applied

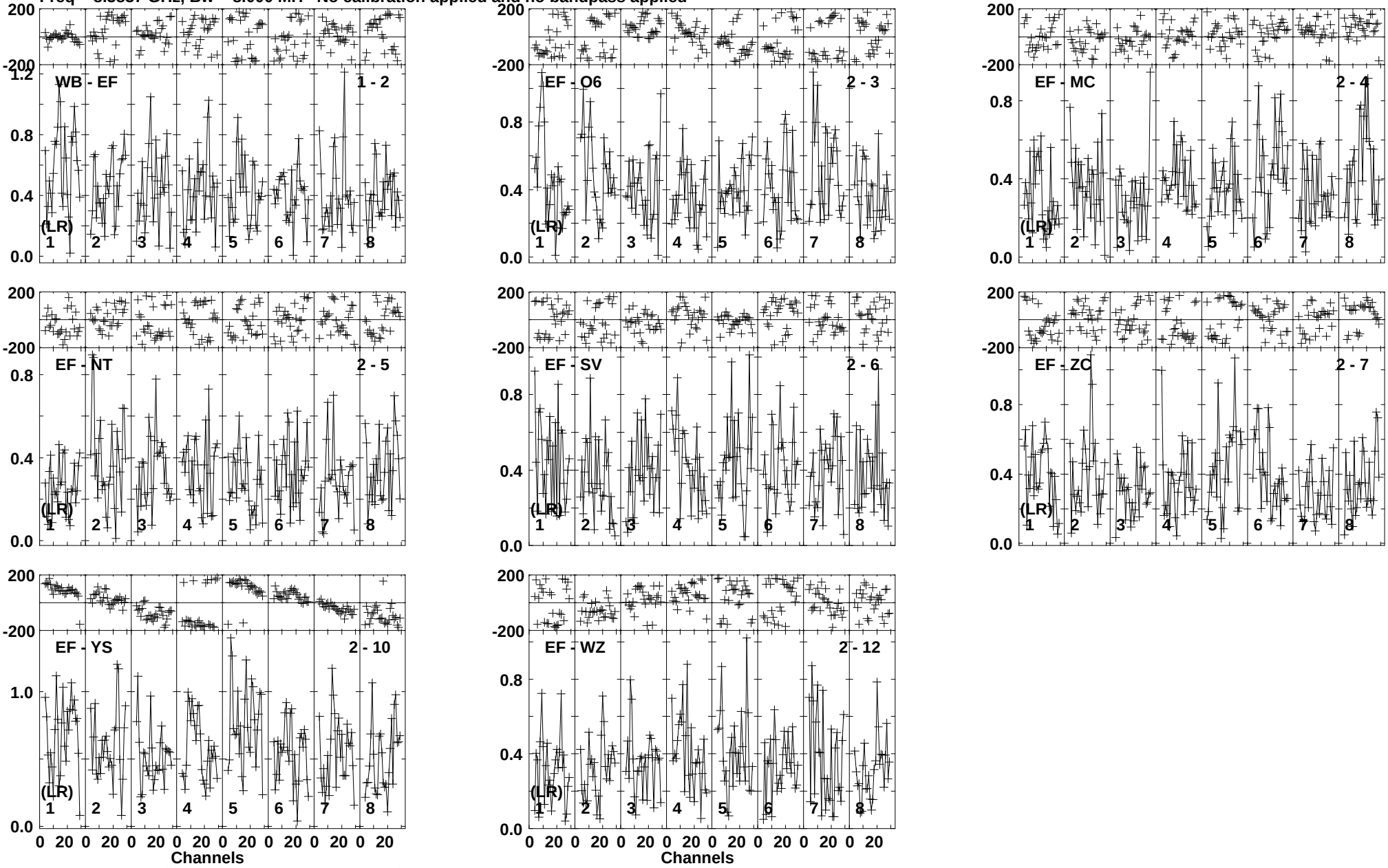

Lower frame: Milli Ampl Jy Top frame: Phas deg
Vector averaged cross-power spectrum Baseline: WB (01) - EF (02)
Timerange: 01/01:19:53 to 01/01:20:57

Plot file version 502 created 04-DEC-2015 15:28:15
IRAS15250 ER043A.UVDATA.1
Freq = 8.3837 GHz, Bw = 8.000 MH No calibration applied and no bandpass applied



Lower frame: Micro Ampl Jy Top frame: Phas deg
Vector averaged cross-power spectrum Baseline: WB (01) - EF (02)
Timerange: 01/01:21:41 to 01/01:24:31

Plot file version 503 created 04-DEC-2015 15:28:15
J1522+3144 ER043A.UVDATA.1
Freq = 8.3837 GHz, Bw = 8.000 MH No calibration applied and no bandpass applied

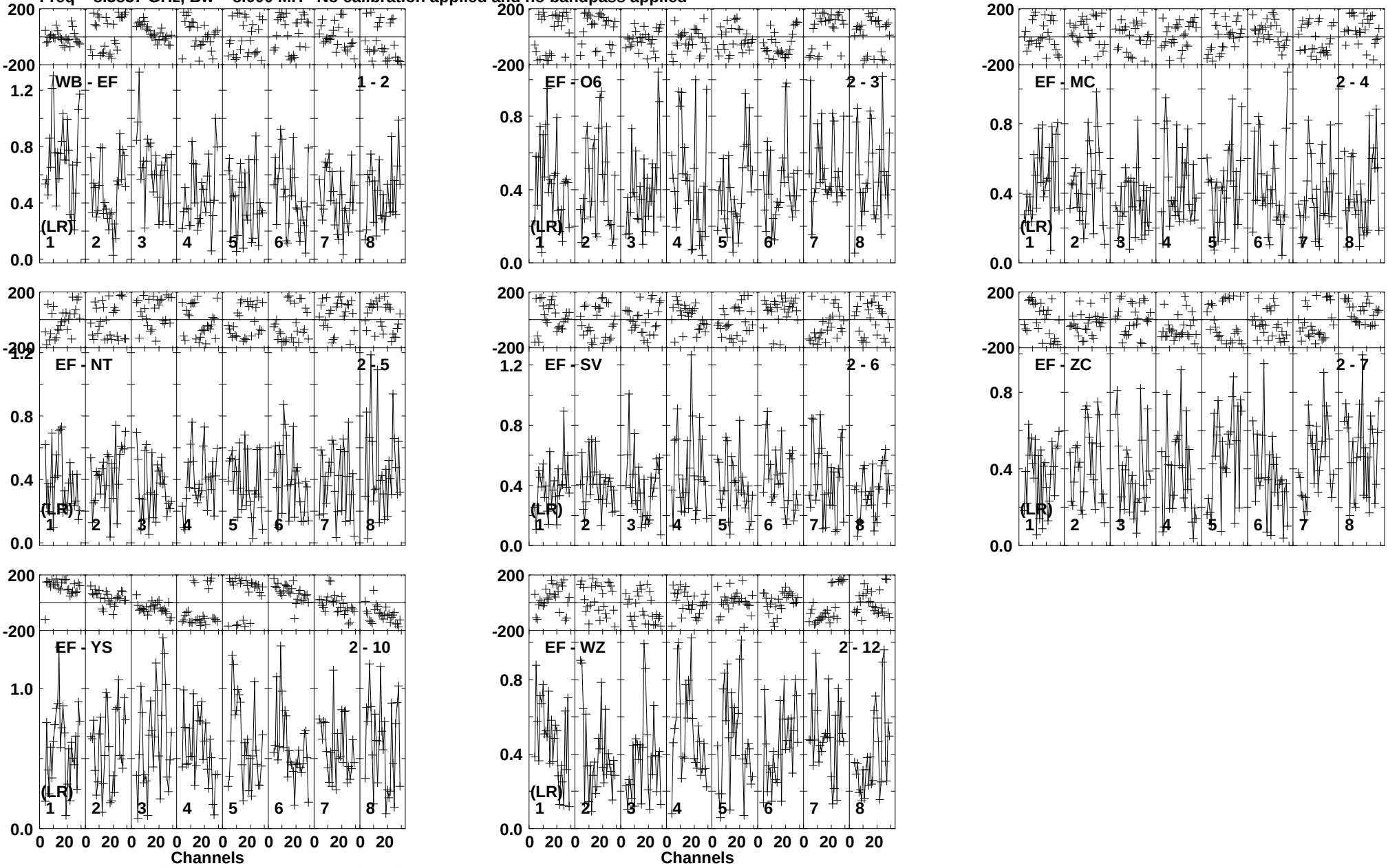

Lower frame: Milli Ampl Jy Top frame: Phas deg
Vector averaged cross-power spectrum Baseline: WB (01) - EF (02)
Timerange: 01/01:24:37 to 01/01:25:41

Plot file version 504 created 04-DEC-2015 15:28:15
IRAS15250 ER043A.UVDATA.1
Freq = 8.3837 GHz, Bw = 8.000 MH No calibration applied and no bandpass applied



Lower frame: Micro Ampl Jy Top frame: Phas deg
Vector averaged cross-power spectrum Baseline: WB (01) - EF (02)
Timerange: 01/01:25:47 to 01/01:28:49

Plot file version 505 created 04-DEC-2015 15:28:15
J1522+3144 ER043A.UVDATA.1
Freq = 8.3837 GHz, Bw = 8.000 MH No calibration applied and no bandpass applied



Lower frame: Milli Ampl Jy Top frame: Phas deg
Vector averaged cross-power spectrum Baseline: WB (01) - EF (02)
Timerange: 01/01:28:55 to 01/01:29:59