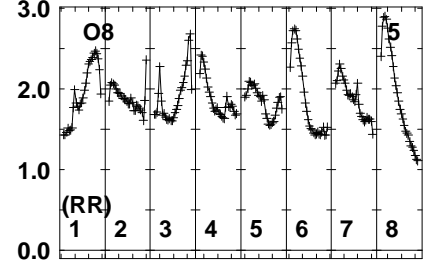
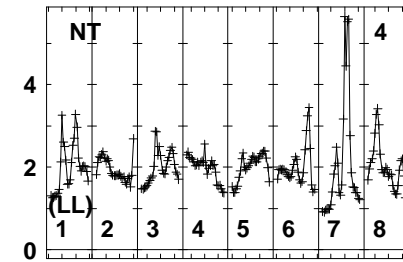
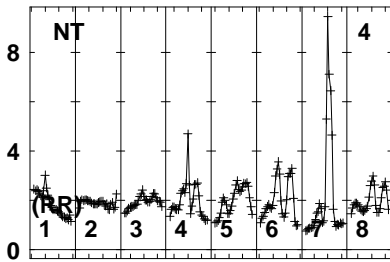
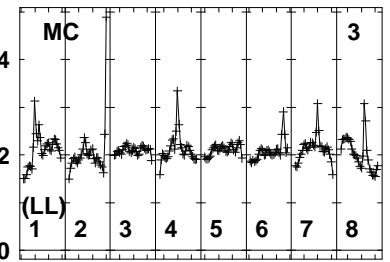
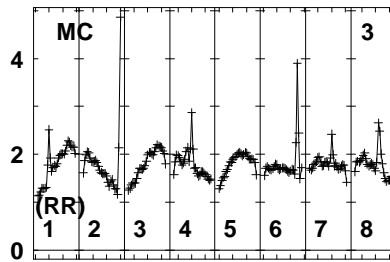
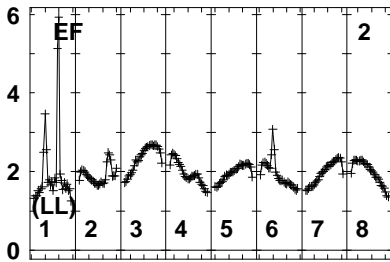
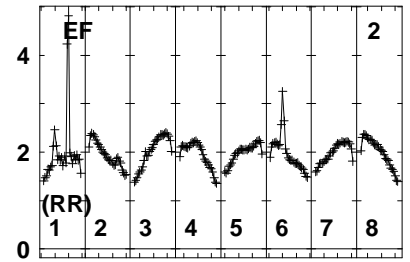
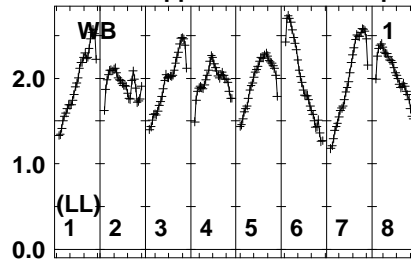
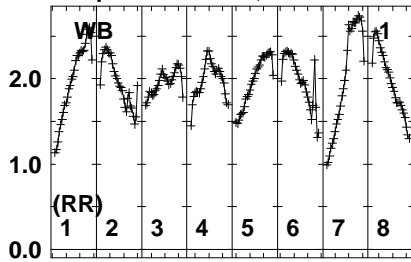


Plot file version 1 created 21-NOV-2022 15:04:51

3C345 ER052A.UVDATA.1

Freq = 1.5950 GHz, Bw = 16.000 MH No calibration applied and no bandpass applied



1595 610 1630 645 660 675 1695 710  
FREQ MHz

1595 610 1630 645 660 675 1695 710  
FREQ MHz

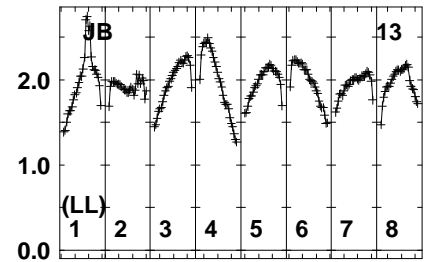
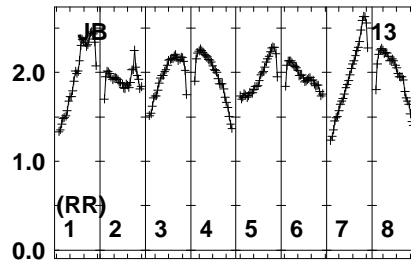
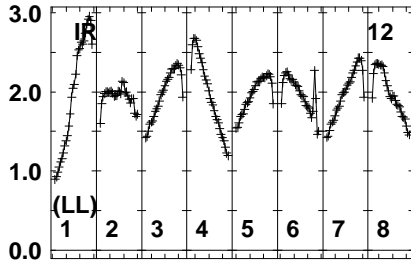
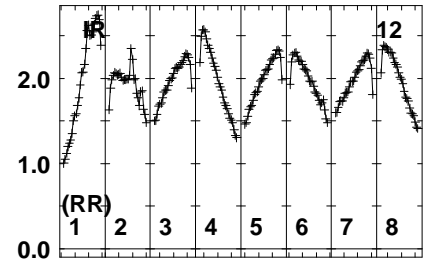
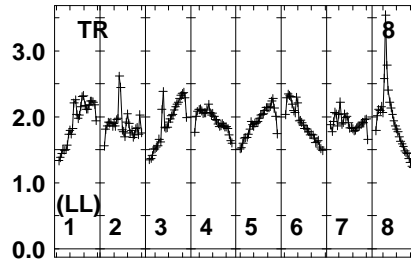
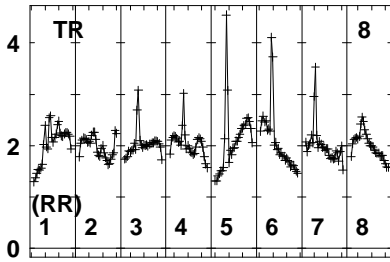
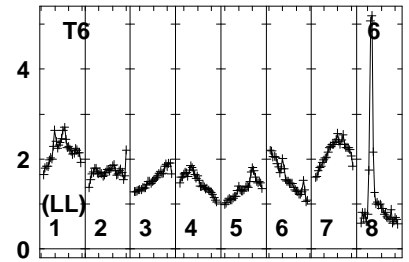
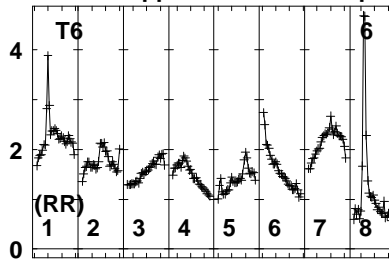
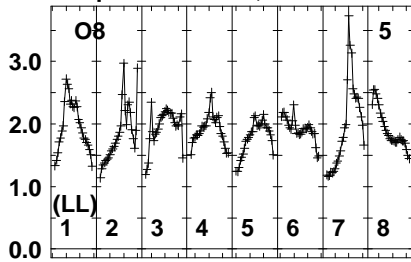
1595 610 1630 645 660 675 1695 710  
FREQ MHz

Lower frame: Tera Real Jy  
Auto-corr total-power spectrum Antenna: \*  
Timerange: 00/03:30:01 to 00/03:36:29

Plot file version 2 created 21-NOV-2022 15:04:52

3C345 ER052A.UVDATA.1

Freq = 1.5950 GHz, Bw = 16.000 MH No calibration applied and no bandpass applied



1595 610 1630 645 660 675 1695 710  
FREQ MHz

1595 610 1630 645 660 675 1695 710  
FREQ MHz

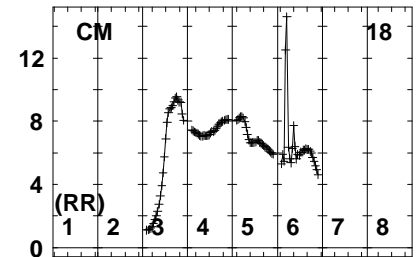
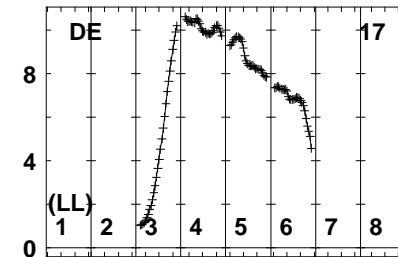
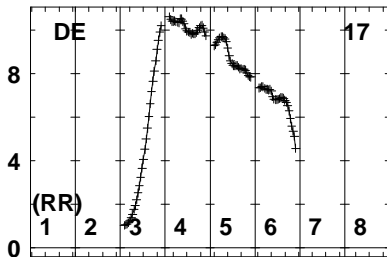
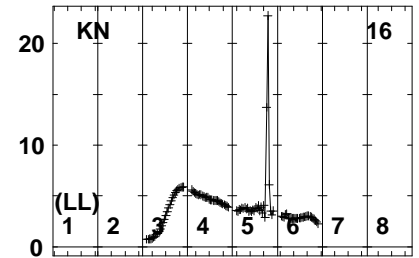
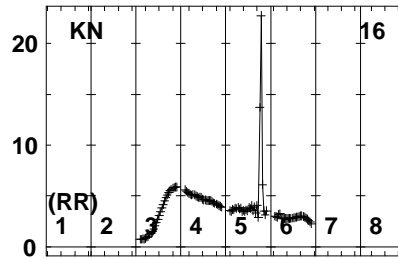
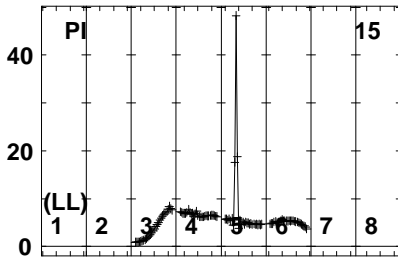
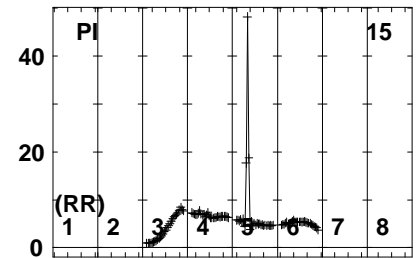
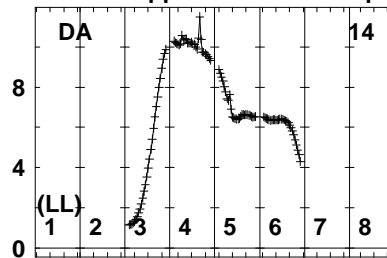
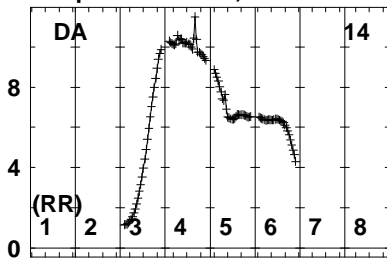
1595 610 1630 645 660 675 1695 710  
FREQ MHz

Lower frame: Tera Real Jy  
Auto-corr total-power spectrum Antenna: \*  
Timerange: 00/03:30:01 to 00/03:36:29

Plot file version 3 created 21-NOV-2022 15:04:52

3C345 ER052A.UVDATA.1

Freq = 1.5950 GHz, Bw = 16.000 MH No calibration applied and no bandpass applied



1595 610 1630 645 660 675 1695 710  
FREQ MHz

1595 610 1630 645 660 675 1695 710  
FREQ MHz

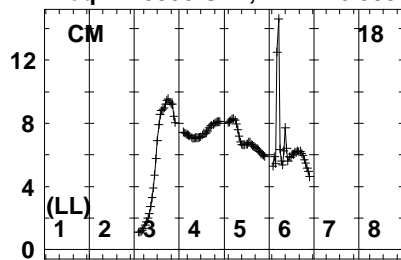
1595 610 1630 645 660 675 1695 710  
FREQ MHz

Lower frame: Tera Real Jy  
Auto-corr total-power spectrum Antenna: \*  
Timerange: 00/03:30:01 to 00/03:36:29

Plot file version 4 created 21-NOV-2022 15:04:52

3C345 ER052A.UVDATA.1

Freq = 1.5950 GHz, Bw = 16.000 MH No calibration applied and no bandpass applied



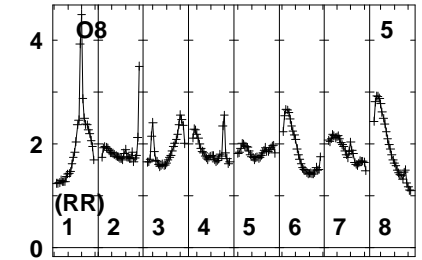
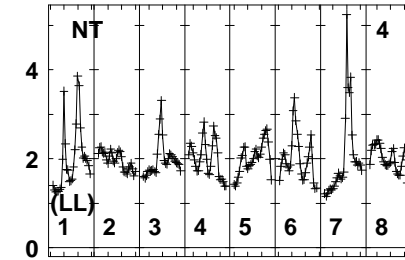
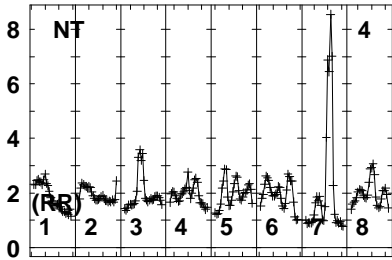
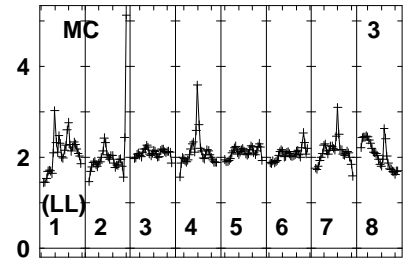
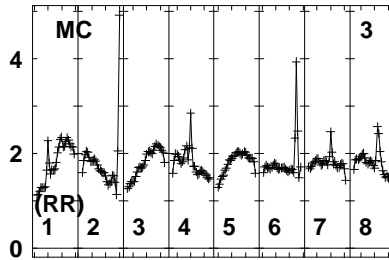
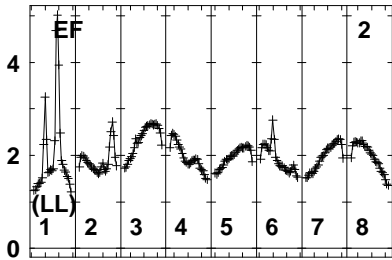
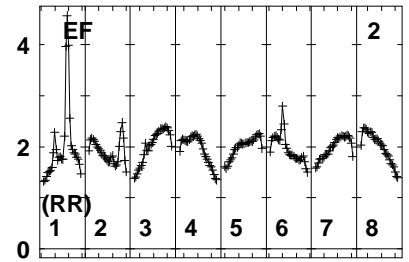
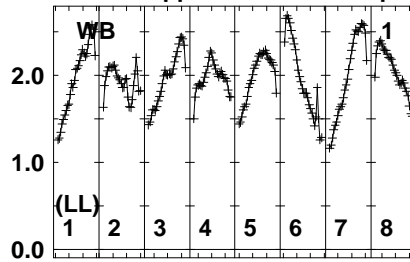
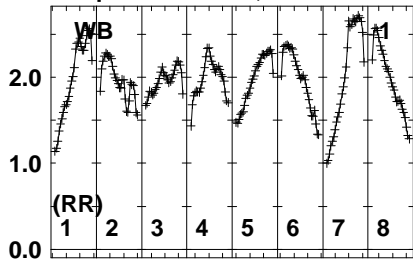
Lower frame: Tera Real Jy  
Auto-corr total-power spectrum Antenna: \*  
Timerange: 00/03:30:01 to 00/03:36:29



Plot file version 5 created 21-NOV-2022 15:04:52

J1048+7143 ER052A.UVDATA.1

Freq = 1.5950 GHz, Bw = 16.000 MH No calibration applied and no bandpass applied



1595 610 1630 645 660 675 1695 710  
FREQ MHz

1595 610 1630 645 660 675 1695 710  
FREQ MHz

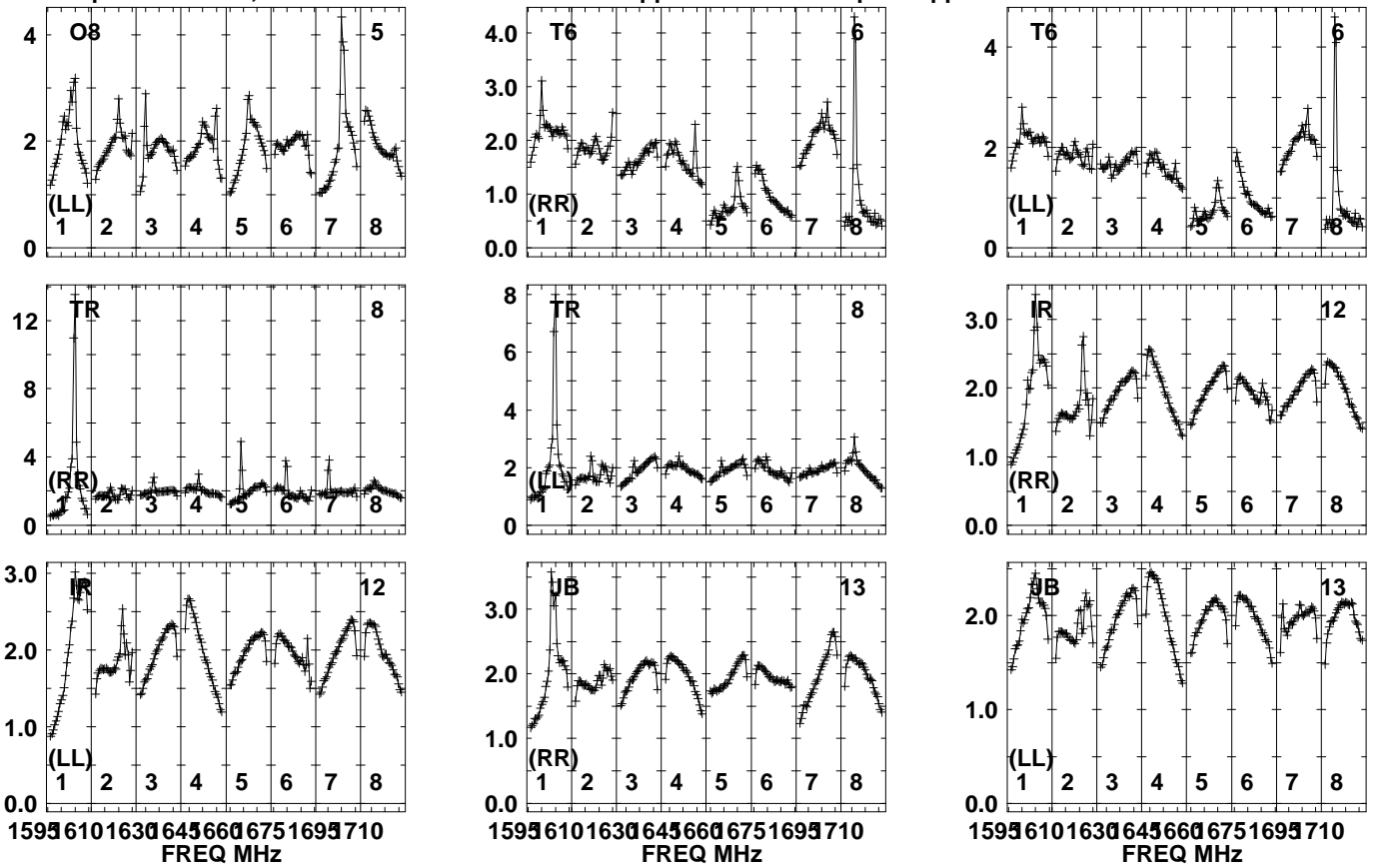
1595 610 1630 645 660 675 1695 710  
FREQ MHz

Lower frame: Tera Real Jy  
Auto-corr total-power spectrum Antenna: \*  
Timerange: 00/03:45:31 to 00/03:50:49

Plot file version 6 created 21-NOV-2022 15:04:52

J1048+7143 ER052A.UVDATA.1

Freq = 1.5950 GHz, Bw = 16.000 MH No calibration applied and no bandpass applied

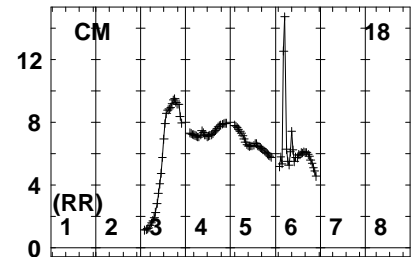
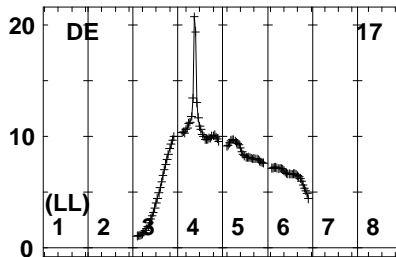
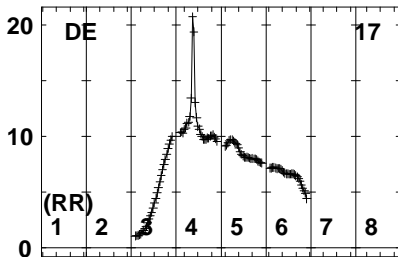
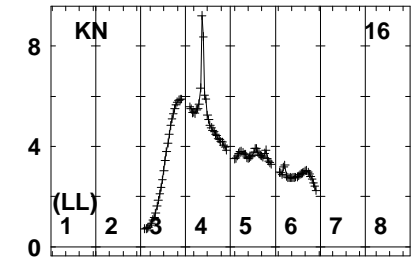
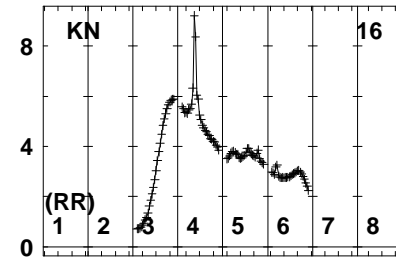
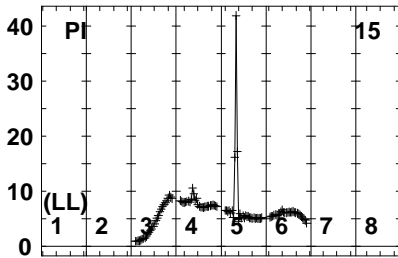
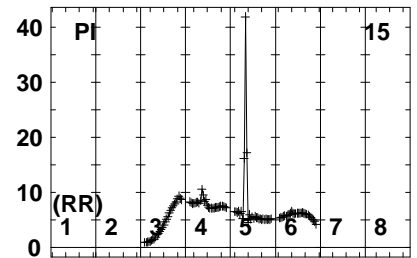
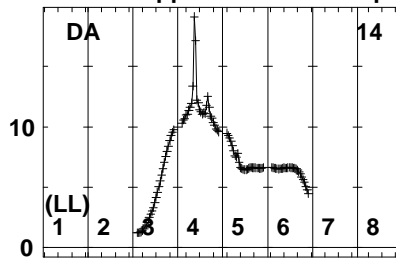
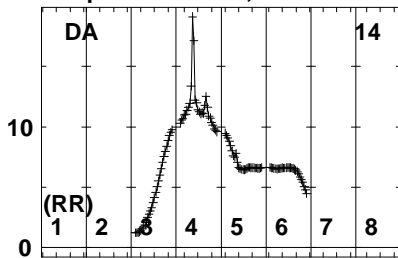


Lower frame: Tera Real Jy  
Auto-corr total-power spectrum Antenna: \*  
Timerange: 00/03:45:31 to 00/03:50:49

Plot file version 7 created 21-NOV-2022 15:04:53

J1048+7143 ER052A.UVDATA.1

Freq = 1.5950 GHz, Bw = 16.000 MH No calibration applied and no bandpass applied



1595 610 1630 645 660 675 1695 710  
FREQ MHz

1595 610 1630 645 660 675 1695 710  
FREQ MHz

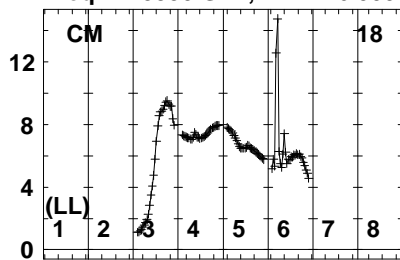
1595 610 1630 645 660 675 1695 710  
FREQ MHz

Lower frame: Tera Real Jy  
Auto-corr total-power spectrum Antenna: \*  
Timerange: 00/03:45:31 to 00/03:50:49

Plot file version 8 created 21-NOV-2022 15:04:53

J1048+7143 ER052A.UVDATA.1

Freq = 1.5950 GHz, Bw = 16.000 MH No calibration applied and no bandpass applied

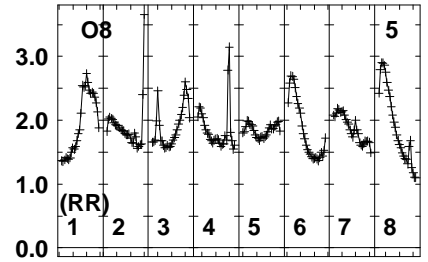
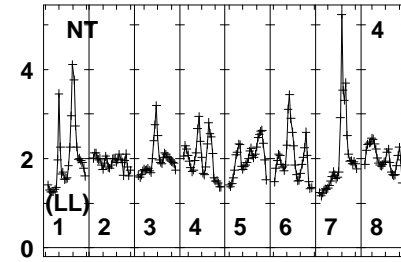
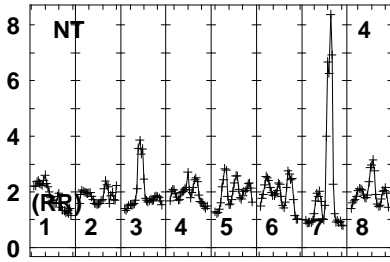
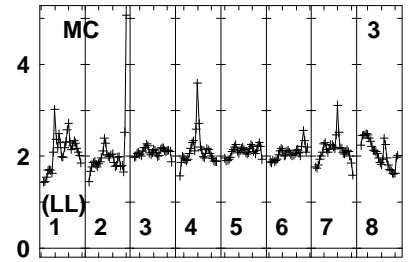
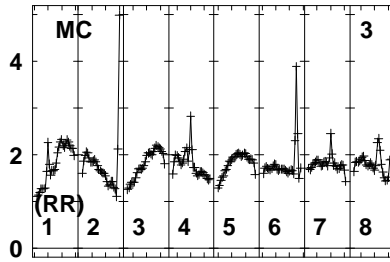
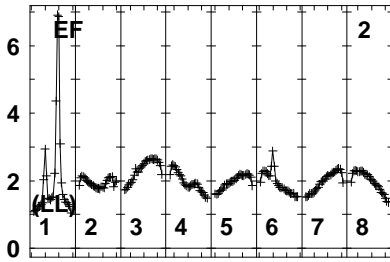
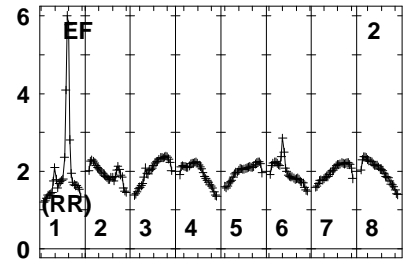
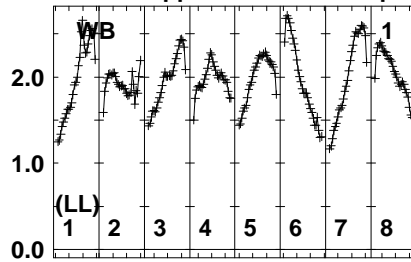
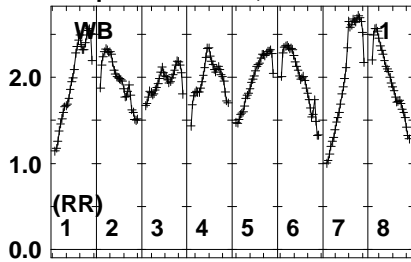


Lower frame: Tera Real Jy  
Auto-corr total-power spectrum Antenna: \*  
Timerange: 00/03:45:31 to 00/03:50:49

Plot file version 9 created 21-NOV-2022 15:04:53

P-8-8 ER052A.UVDATA.1

Freq = 1.5950 GHz, Bw = 16.000 MH No calibration applied and no bandpass applied



1595 610 1630 645 660 675 1695 710  
FREQ MHz

1595 610 1630 645 660 675 1695 710  
FREQ MHz

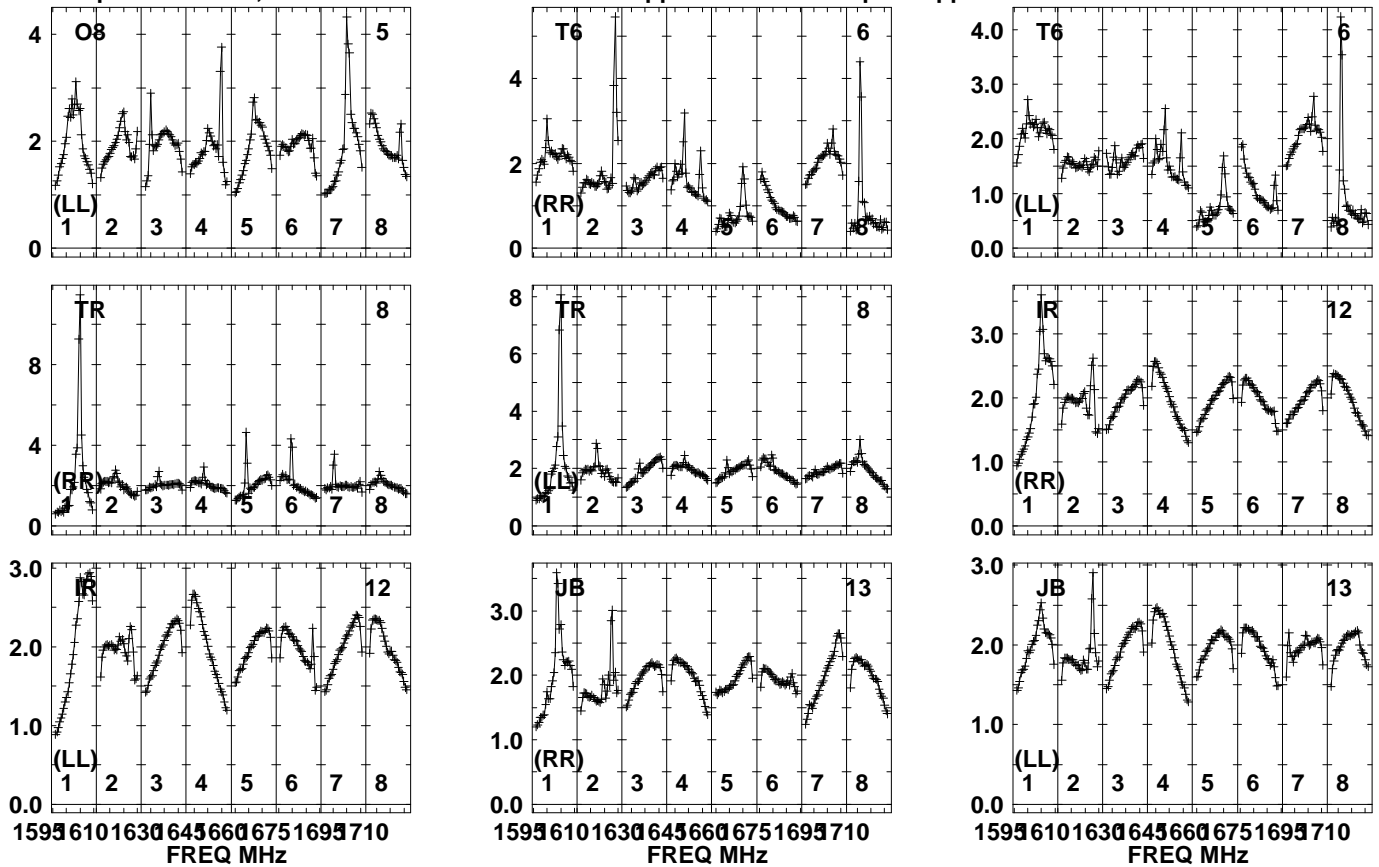
1595 610 1630 645 660 675 1695 710  
FREQ MHz

Lower frame: Tera Real Jy  
Auto-corr total-power spectrum Antenna: \*  
Timerange: 00/03:50:51 to 00/03:53:13

Plot file version 10 created 21-NOV-2022 15:04:53

P-8-8 ER052A.UVDATA.1

Freq = 1.5950 GHz, Bw = 16.000 MH No calibration applied and no bandpass applied

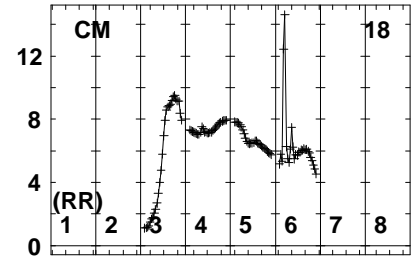
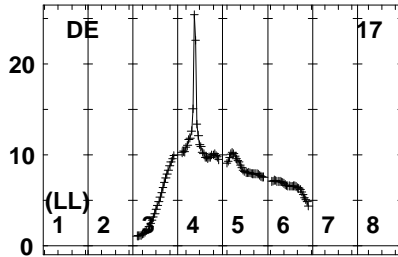
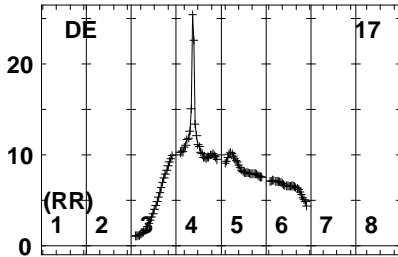
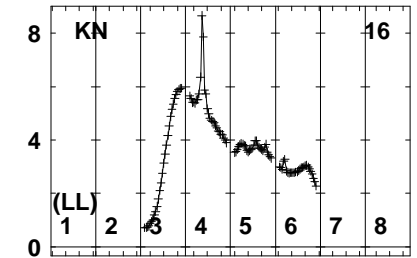
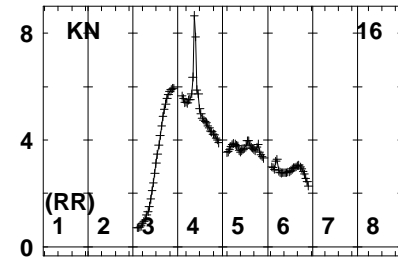
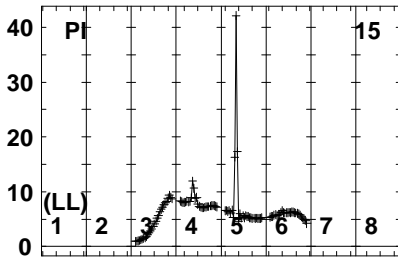
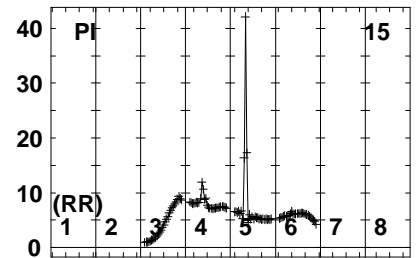
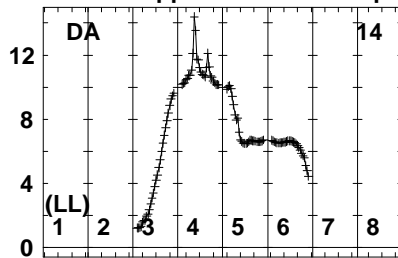
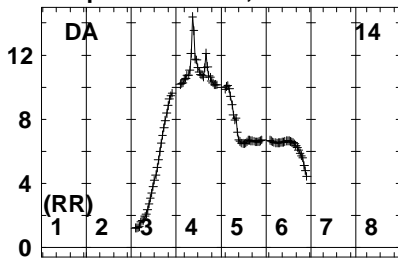


Lower frame: Tera Real Jy  
Auto-corr total-power spectrum Antenna: \*  
Timerange: 00/03:50:51 to 00/03:53:13

Plot file version 11 created 21-NOV-2022 15:04:53

P-8-8 ER052A.UVDATA.1

Freq = 1.5950 GHz, Bw = 16.000 MH No calibration applied and no bandpass applied



1595 610 1630 645 660 675 1695 710  
FREQ MHz

1595 610 1630 645 660 675 1695 710  
FREQ MHz

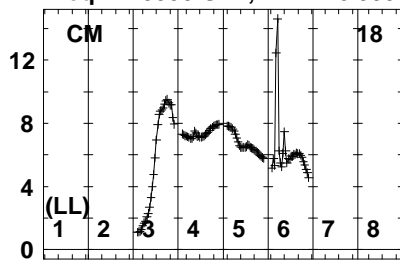
1595 610 1630 645 660 675 1695 710  
FREQ MHz

Lower frame: Tera Real Jy  
Auto-corr total-power spectrum Antenna: \*  
Timerange: 00/03:50:51 to 00/03:53:13

Plot file version 12 created 21-NOV-2022 15:04:53

P-8-8 ER052A.UVDATA.1

Freq = 1.5950 GHz, Bw = 16.000 MH No calibration applied and no bandpass applied



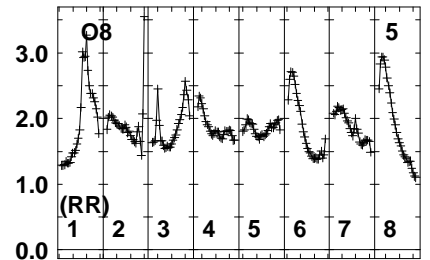
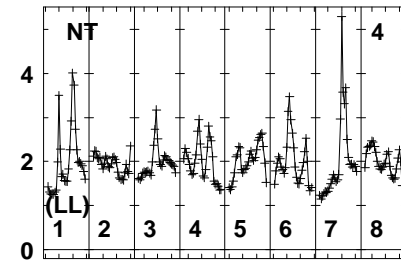
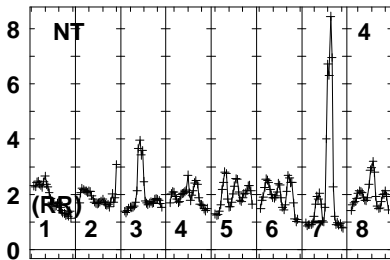
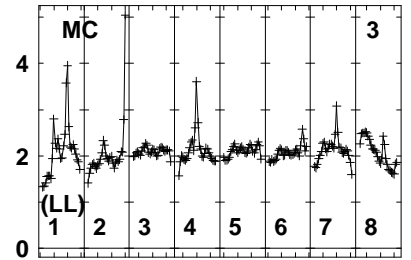
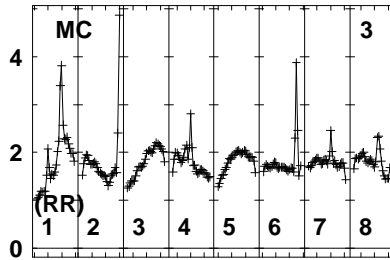
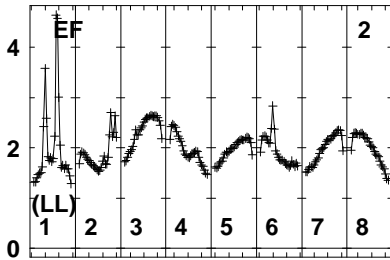
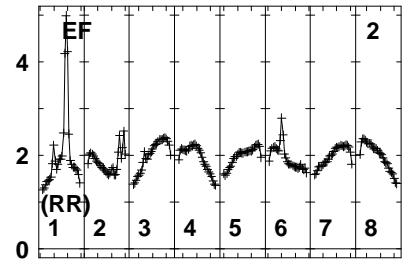
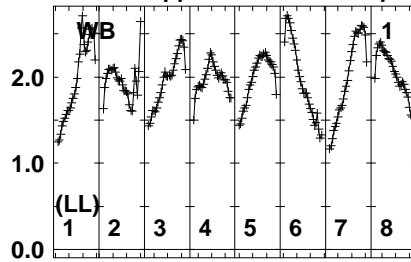
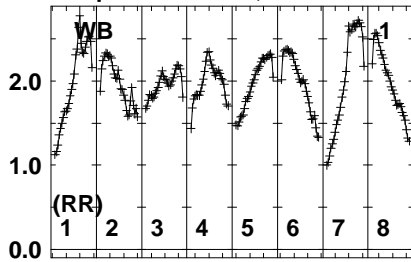
Lower frame: Tera Real Jy  
Auto-corr total-power spectrum Antenna: \*  
Timerange: 00/03:50:51 to 00/03:53:13



Plot file version 13 created 21-NOV-2022 15:04:53

P-6-8 ER052A.UVDATA.1

Freq = 1.5950 GHz, Bw = 16.000 MH No calibration applied and no bandpass applied



1595 610 1630 645 660 675 1695 710  
FREQ MHz

1595 610 1630 645 660 675 1695 710  
FREQ MHz

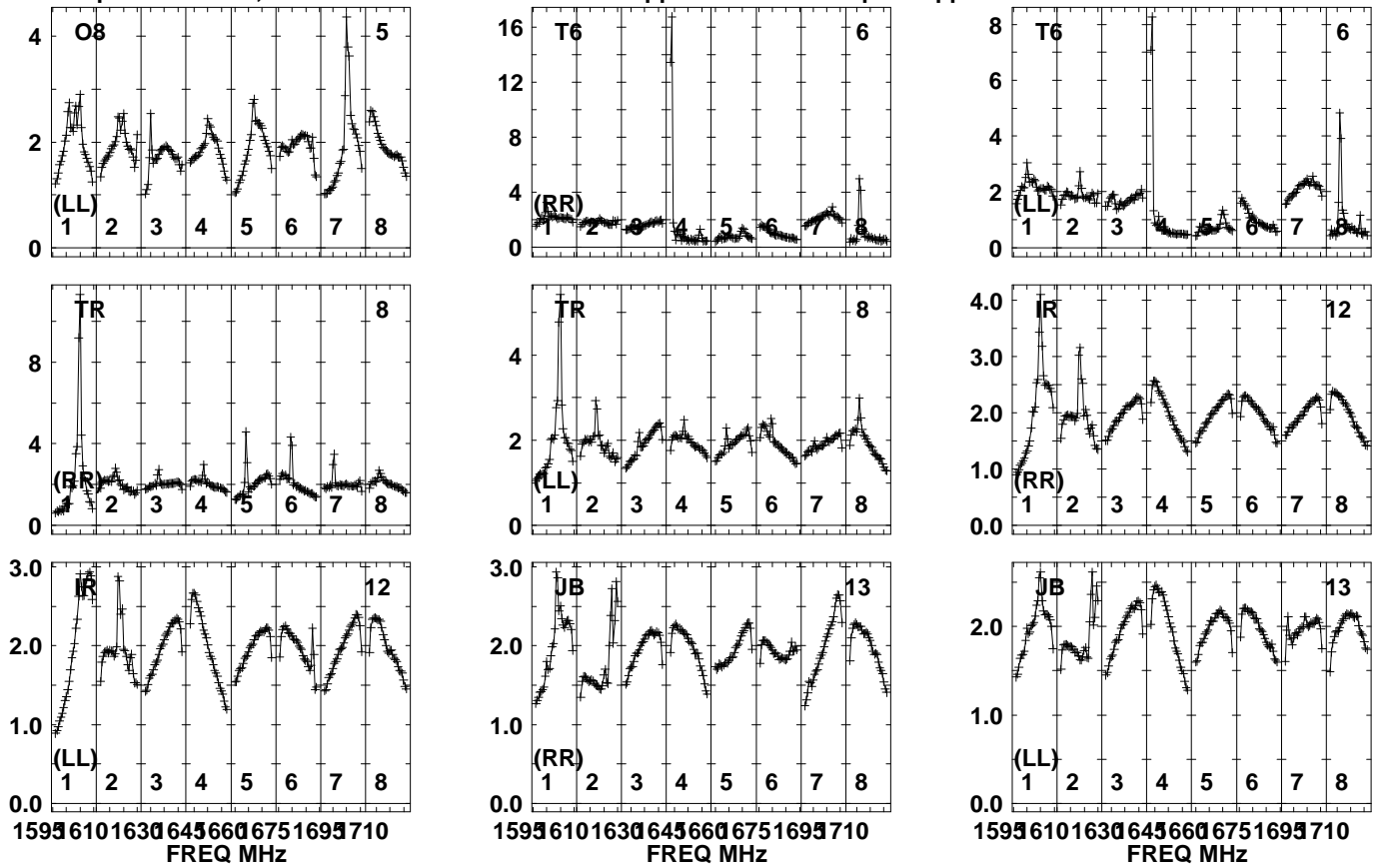
1595 610 1630 645 660 675 1695 710  
FREQ MHz

Lower frame: Tera Real Jy  
Auto-corr total-power spectrum Antenna: \*  
Timerange: 00/03:53:16 to 00/03:55:38

Plot file version 14 created 21-NOV-2022 15:04:53

P-6-8 ER052A.UVDATA.1

Freq = 1.5950 GHz, Bw = 16.000 MH No calibration applied and no bandpass applied

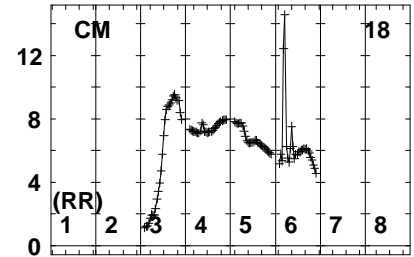
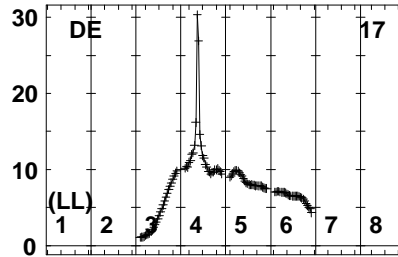
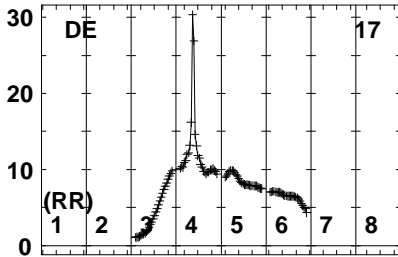
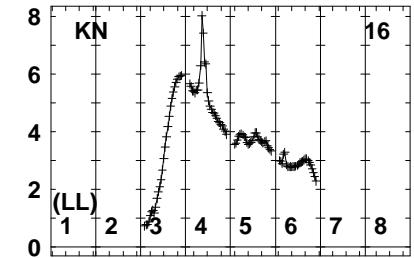
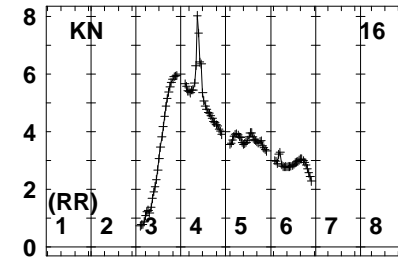
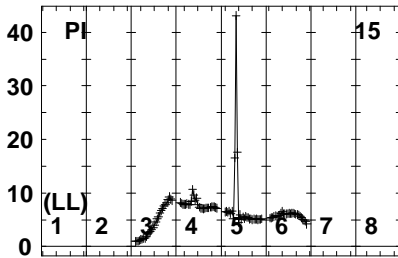
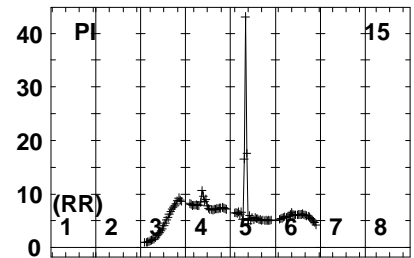
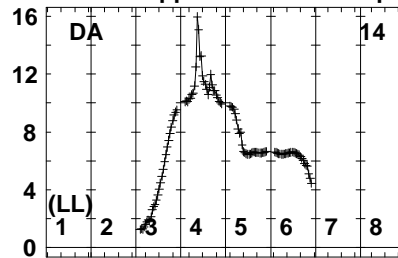
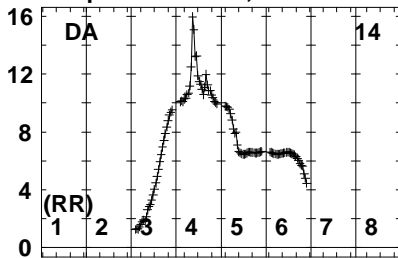


Lower frame: Tera Real Jy  
Auto-corr total-power spectrum Antenna: \*  
Timerange: 00/03:53:16 to 00/03:55:38

Plot file version 15 created 21-NOV-2022 15:04:54

P-6-8 ER052A.UVDATA.1

Freq = 1.5950 GHz, Bw = 16.000 MH No calibration applied and no bandpass applied



1595 610 1630 645 660 675 1695 710  
FREQ MHz

1595 610 1630 645 660 675 1695 710  
FREQ MHz

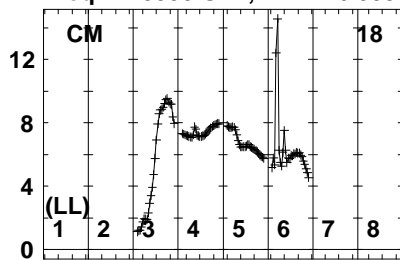
1595 610 1630 645 660 675 1695 710  
FREQ MHz

Lower frame: Tera Real Jy  
Auto-corr total-power spectrum Antenna: \*  
Timerange: 00/03:53:16 to 00/03:55:38

Plot file version 16 created 21-NOV-2022 15:04:54

P-6-8 ER052A.UVDATA.1

Freq = 1.5950 GHz, Bw = 16.000 MH No calibration applied and no bandpass applied

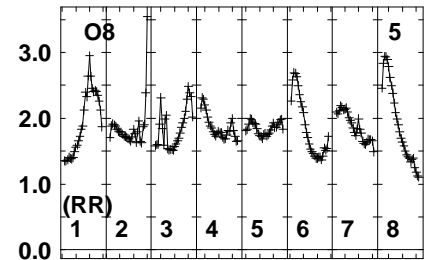
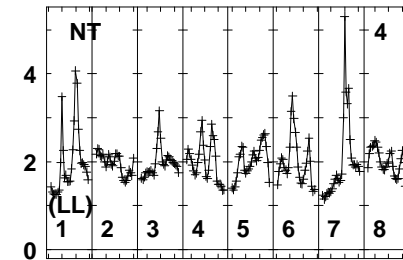
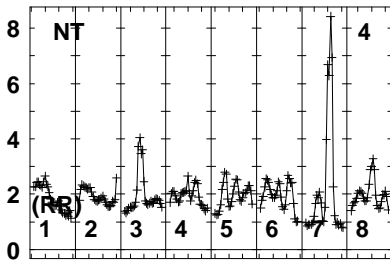
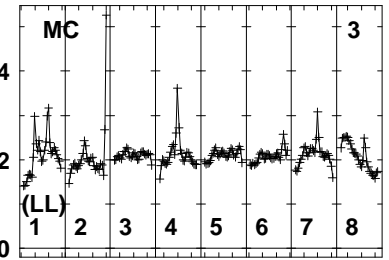
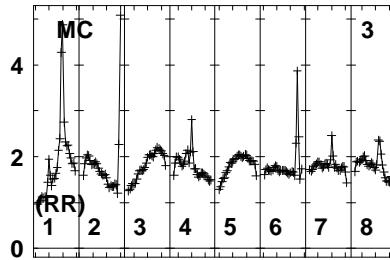
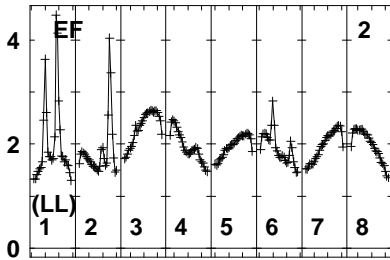
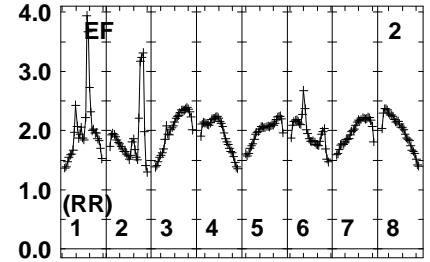
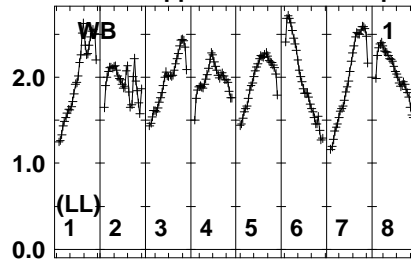
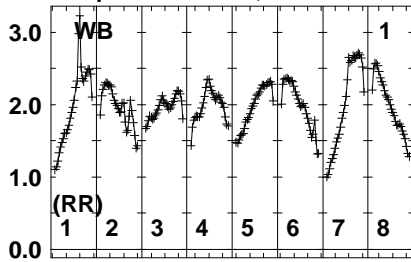


Lower frame: Tera Real Jy  
Auto-corr total-power spectrum Antenna: \*  
Timerange: 00/03:53:16 to 00/03:55:38

Plot file version 17 created 21-NOV-2022 15:04:54

P-4-8 ER052A.UVDATA.1

Freq = 1.5950 GHz, Bw = 16.000 MH No calibration applied and no bandpass applied



1595 610 1630 645 660 675 1695 710  
FREQ MHz

1595 610 1630 645 660 675 1695 710  
FREQ MHz

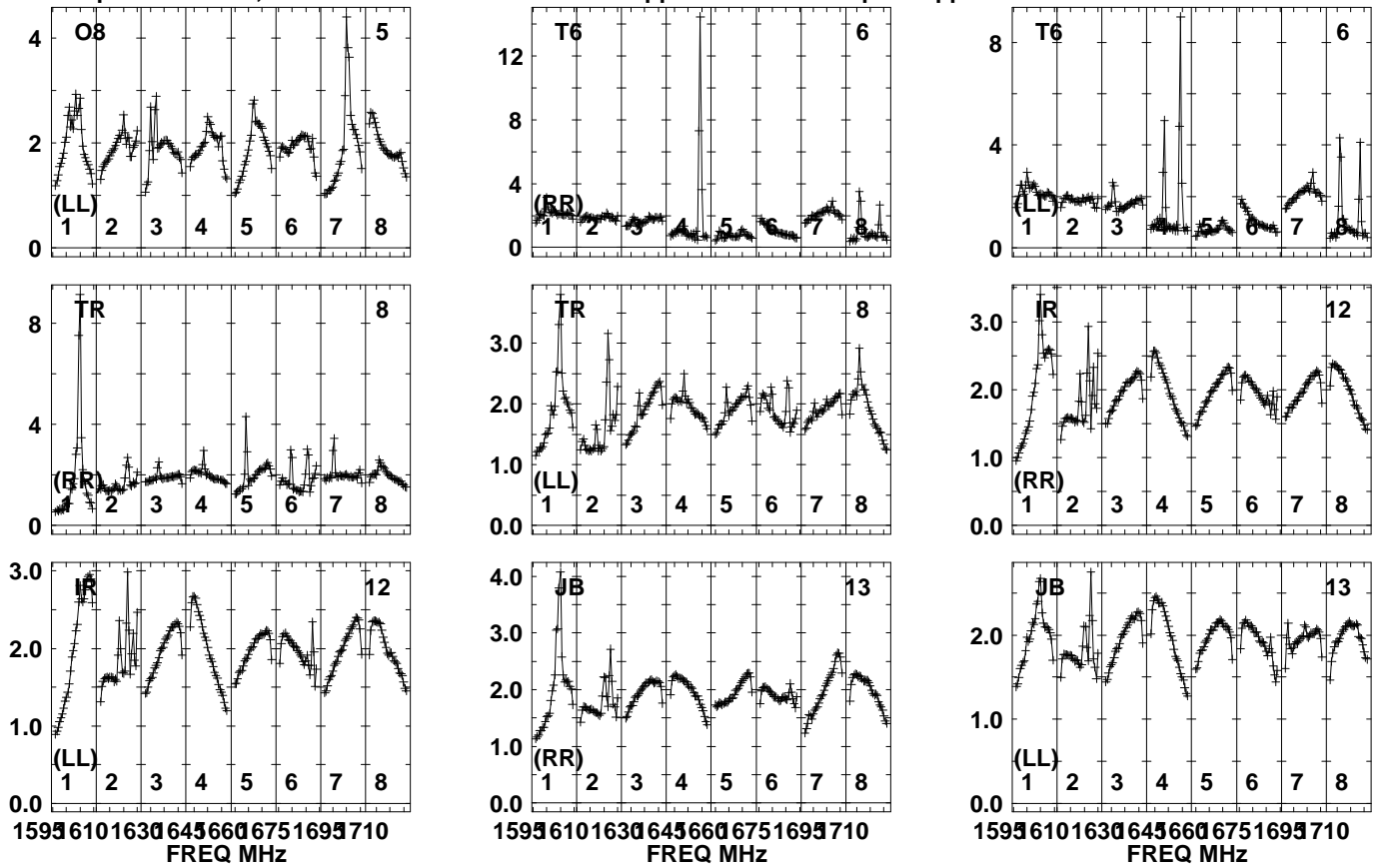
1595 610 1630 645 660 675 1695 710  
FREQ MHz

Lower frame: Tera Real Jy  
Auto-corr total-power spectrum Antenna: \*  
Timerange: 00/03:55:41 to 00/03:58:03

Plot file version 18 created 21-NOV-2022 15:04:54

P-4-8 ER052A.UVDATA.1

Freq = 1.5950 GHz, Bw = 16.000 MH No calibration applied and no bandpass applied

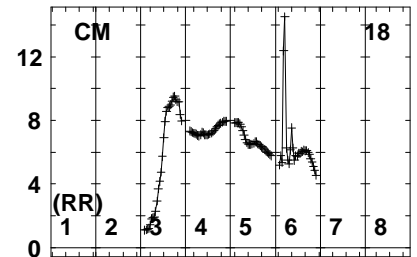
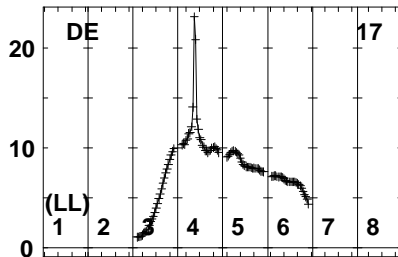
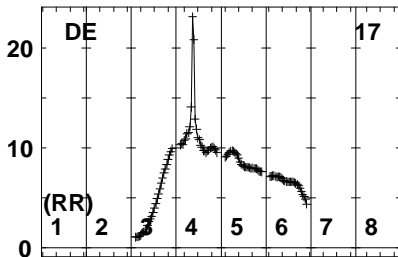
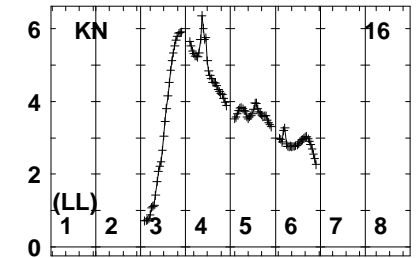
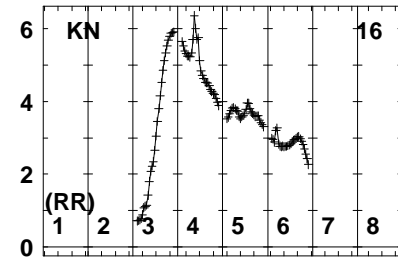
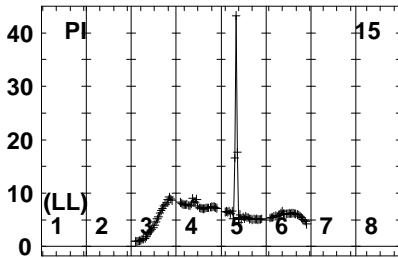
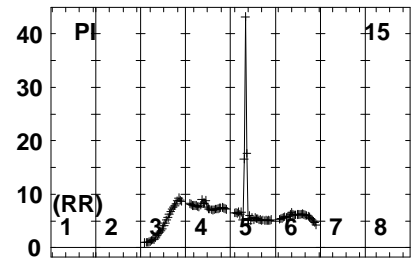
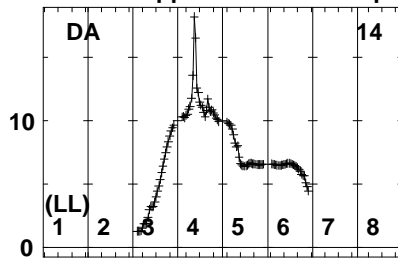
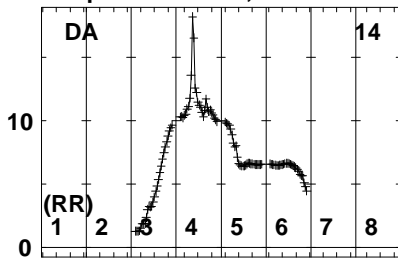


Lower frame: Tera Real Jy  
Auto-corr total-power spectrum Antenna: \*  
Timerange: 00/03:55:41 to 00/03:58:03

Plot file version 19 created 21-NOV-2022 15:04:54

P-4-8 ER052A.UVDATA.1

Freq = 1.5950 GHz, Bw = 16.000 MH No calibration applied and no bandpass applied



1595 610 1630 645 660 675 1695 710  
FREQ MHz

1595 610 1630 645 660 675 1695 710  
FREQ MHz

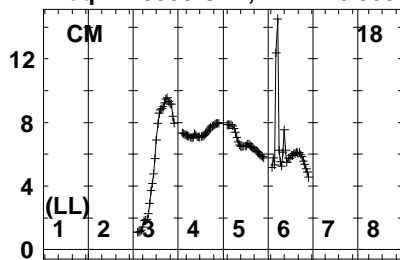
1595 610 1630 645 660 675 1695 710  
FREQ MHz

Lower frame: Tera Real Jy  
Auto-corr total-power spectrum Antenna: \*  
Timerange: 00/03:55:41 to 00/03:58:03

Plot file version 20 created 21-NOV-2022 15:04:54

P-4-8 ER052A.UVDATA.1

Freq = 1.5950 GHz, Bw = 16.000 MH No calibration applied and no bandpass applied



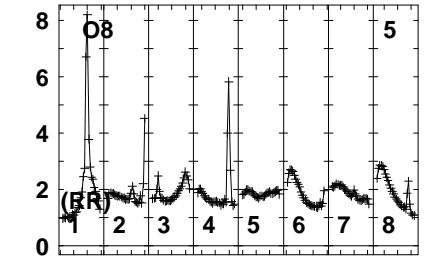
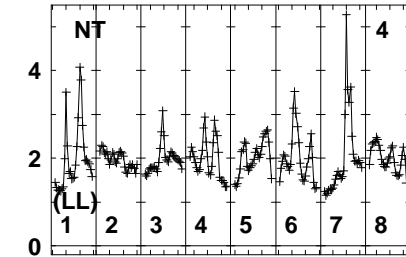
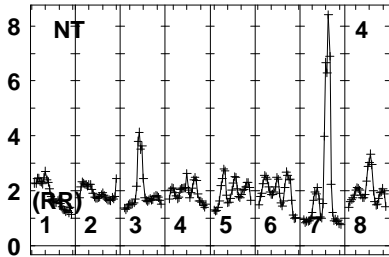
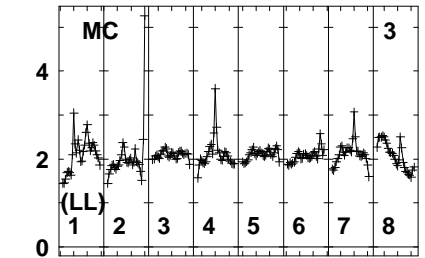
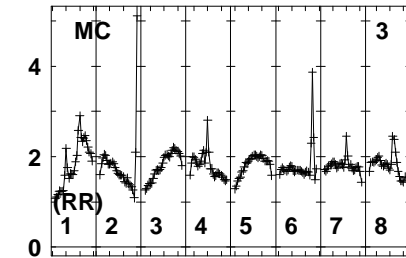
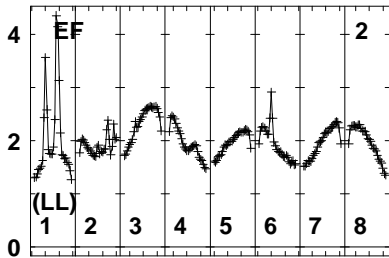
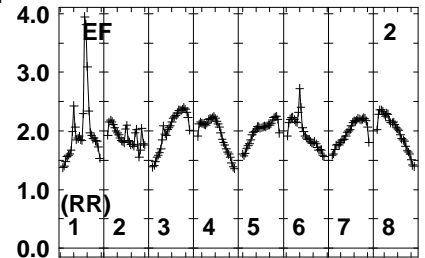
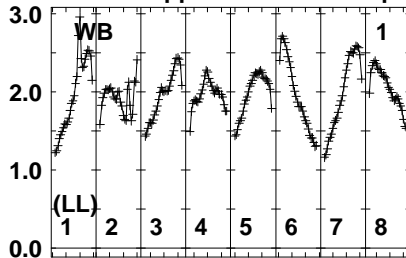
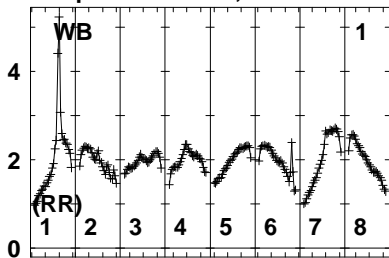
Lower frame: Tera Real Jy  
Auto-corr total-power spectrum Antenna: \*  
Timerange: 00/03:55:41 to 00/03:58:03



Plot file version 21 created 21-NOV-2022 15:04:54

P-2-8 ER052A.UVDATA.1

Freq = 1.5950 GHz, Bw = 16.000 MH No calibration applied and no bandpass applied



1595 610 1630 1645 660 1675 1695 710  
FREQ MHz

1595 610 1630 1645 660 1675 1695 710  
FREQ MHz

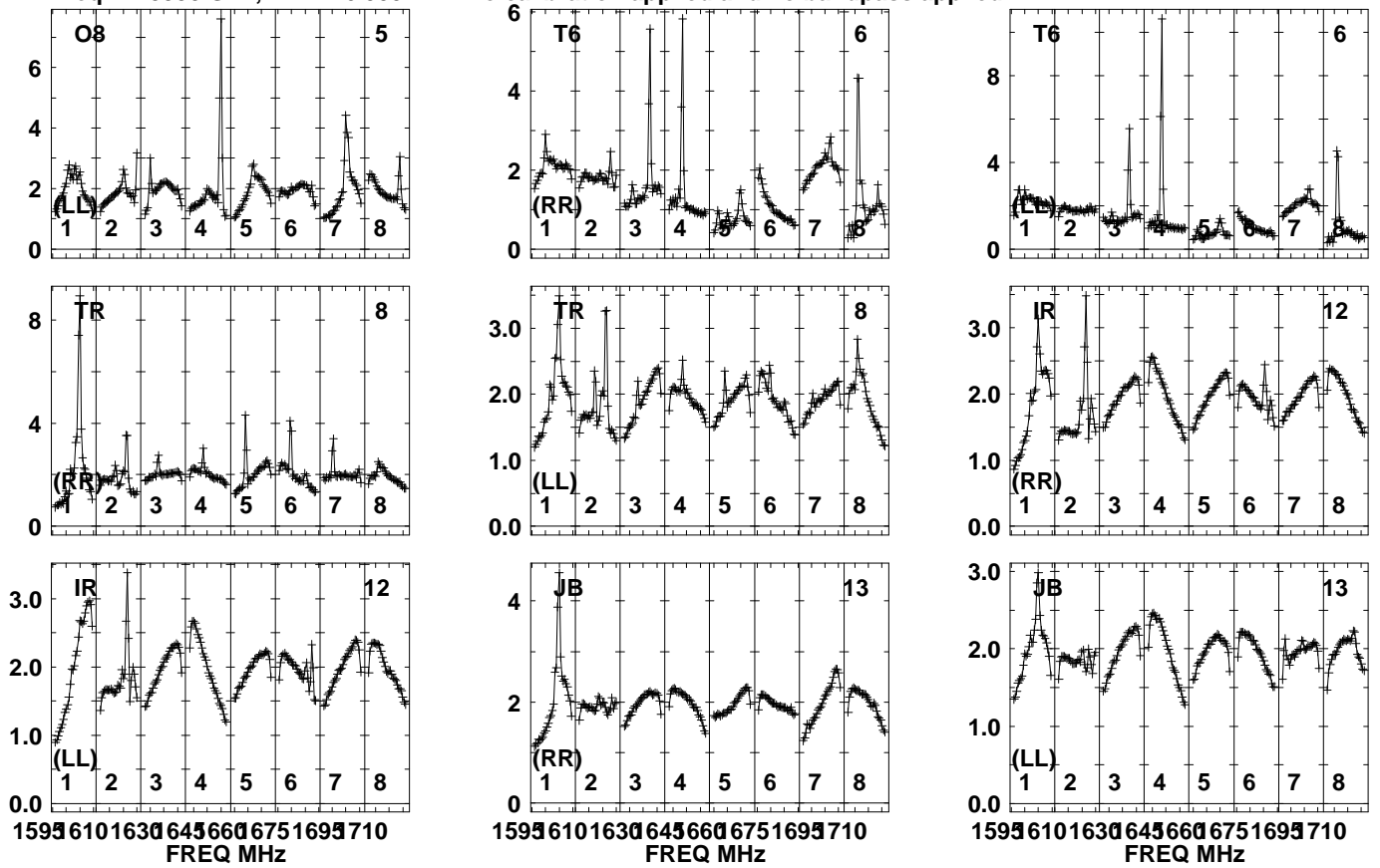
1595 610 1630 1645 660 1675 1695 710  
FREQ MHz

Lower frame: Tera Real Jy  
Auto-corr total-power spectrum Antenna: \*  
Timerange: 00/03:58:06 to 00/04:00:28

Plot file version 22 created 21-NOV-2022 15:04:54

P-2-8 ER052A.UVDATA.1

Freq = 1.5950 GHz, Bw = 16.000 MH No calibration applied and no bandpass applied

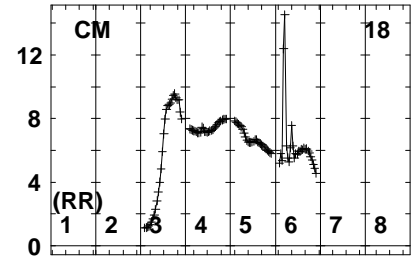
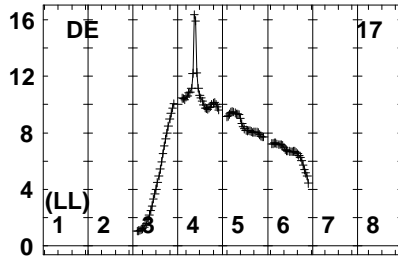
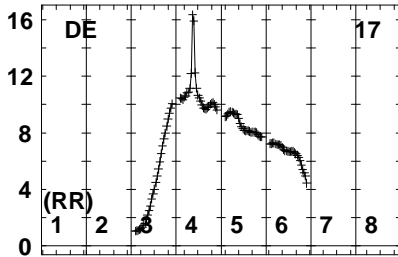
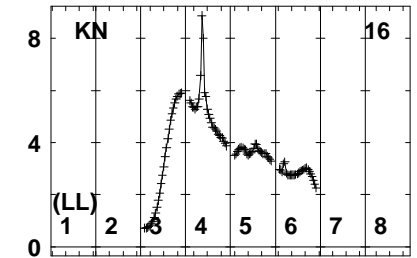
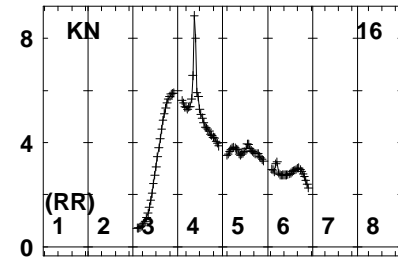
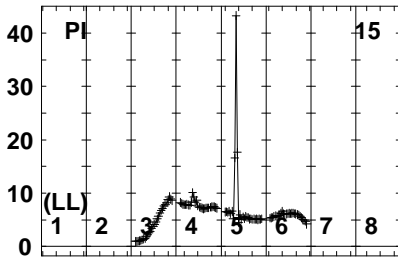
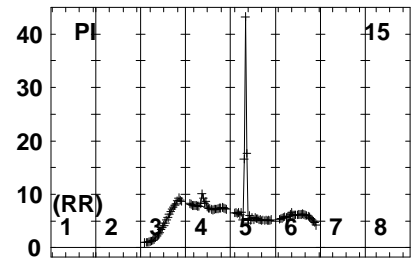
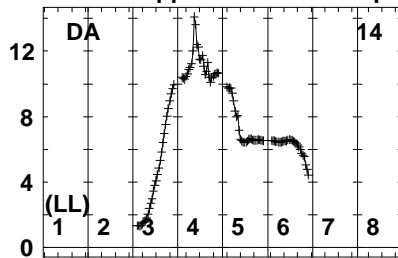
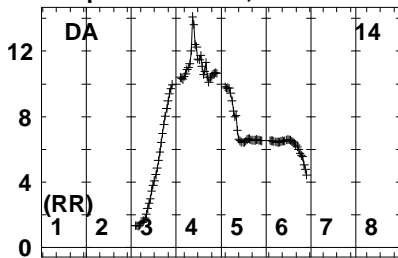


Lower frame: Tera Real Jy  
Auto-corr total-power spectrum Antenna: \*  
Timerange: 00/03:58:06 to 00/04:00:28

Plot file version 23 created 21-NOV-2022 15:04:54

P-2-8 ER052A.UVDATA.1

Freq = 1.5950 GHz, Bw = 16.000 MH No calibration applied and no bandpass applied



1595 610 1630 1645 660 1675 1695 710  
FREQ MHz

1595 610 1630 1645 660 1675 1695 710  
FREQ MHz

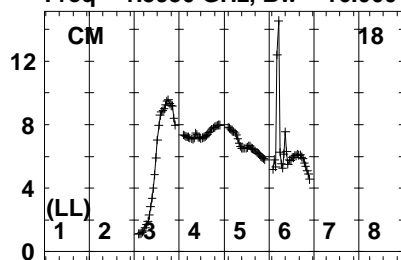
1595 610 1630 1645 660 1675 1695 710  
FREQ MHz

Lower frame: Tera Real Jy  
Auto-corr total-power spectrum Antenna: \*  
Timerange: 00/03:58:06 to 00/04:00:28

Plot file version 24 created 21-NOV-2022 15:04:55

P-2-8 ER052A.UVDATA.1

Freq = 1.5950 GHz, Bw = 16.000 MH No calibration applied and no bandpass applied



Lower frame: Tera Real Jy

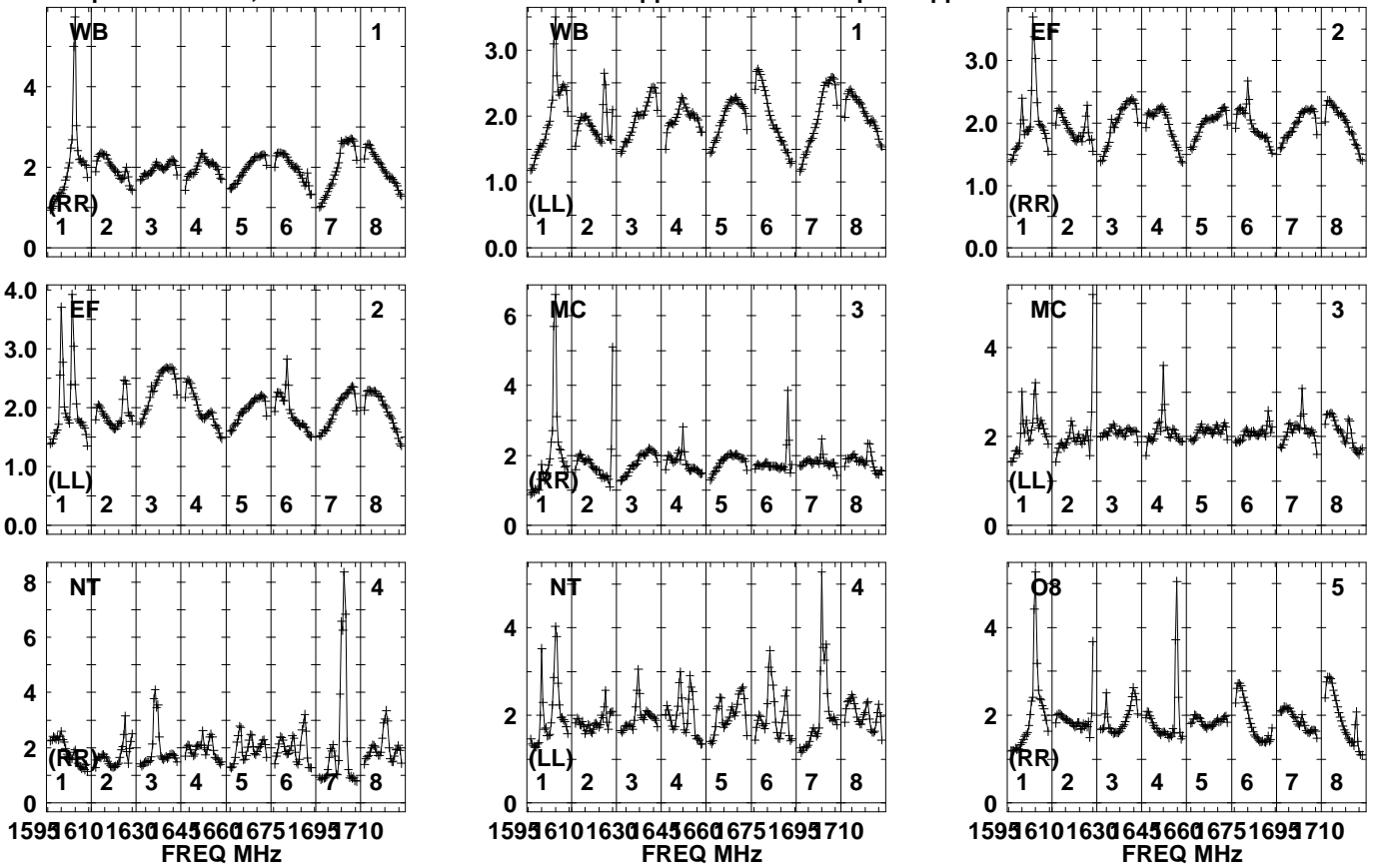
Auto-corr total-power spectrum Antenna: \*

Timerange: 00/03:58:06 to 00/04:00:28

Plot file version 25 created 21-NOV-2022 15:04:55

J1048+7143 ER052A.UVDATA.1

Freq = 1.5950 GHz, Bw = 16.000 MH No calibration applied and no bandpass applied

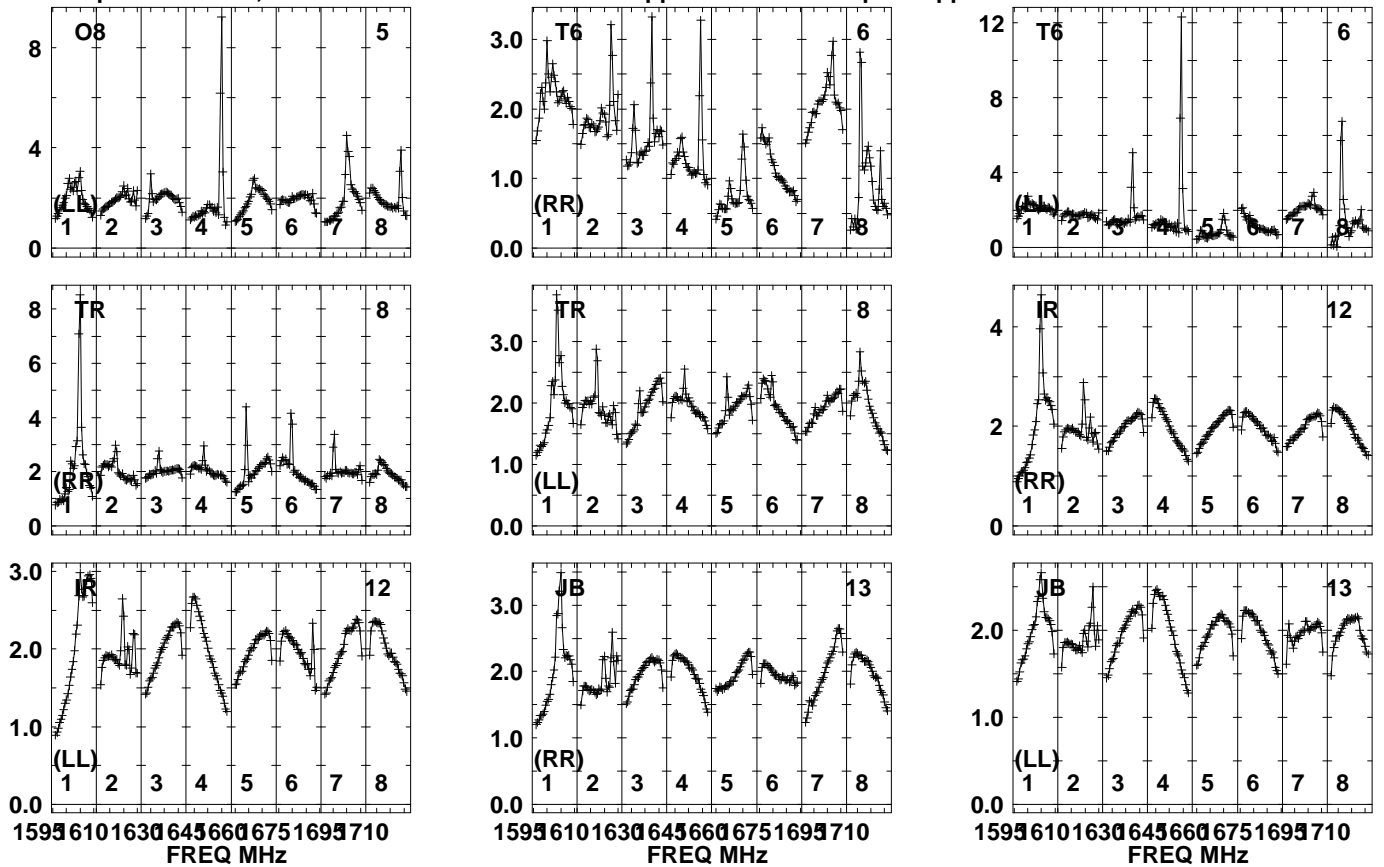


Lower frame: Tera Real Jy  
Auto-corr total-power spectrum Antenna: \*  
Timerange: 00/04:00:33 to 00/04:02:53

Plot file version 26 created 21-NOV-2022 15:04:55

J1048+7143 ER052A.UVDATA.1

Freq = 1.5950 GHz, Bw = 16.000 MH No calibration applied and no bandpass applied

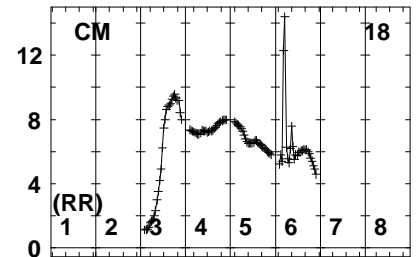
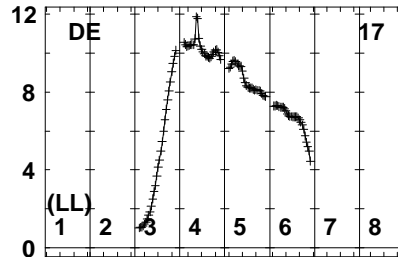
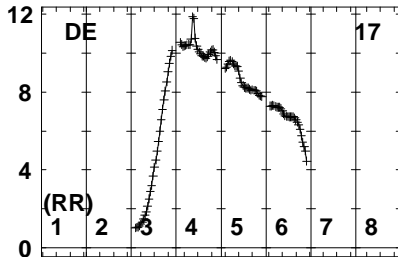
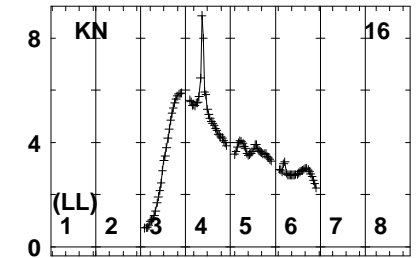
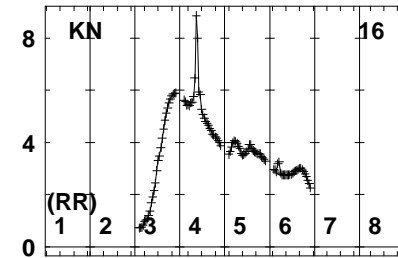
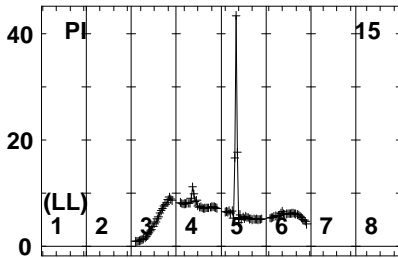
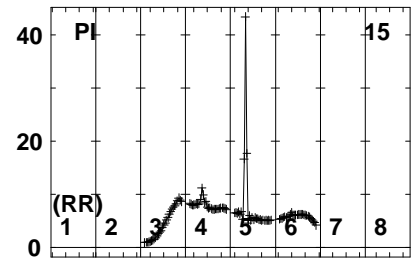
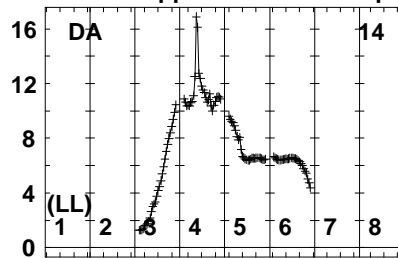
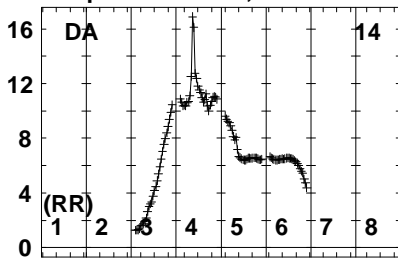


Lower frame: Tera Real Jy  
Auto-corr total-power spectrum Antenna: \*  
Timerange: 00/04:00:33 to 00/04:02:53

Plot file version 27 created 21-NOV-2022 15:04:55

J1048+7143 ER052A.UVDATA.1

Freq = 1.5950 GHz, Bw = 16.000 MH No calibration applied and no bandpass applied



1595 610 1630 645 660 675 1695 710  
FREQ MHz

1595 610 1630 645 660 675 1695 710  
FREQ MHz

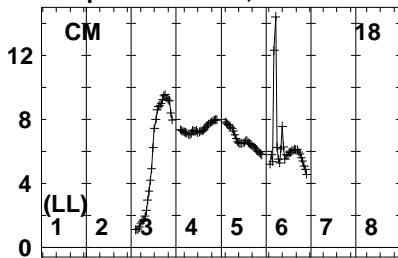
1595 610 1630 645 660 675 1695 710  
FREQ MHz

Lower frame: Tera Real Jy  
Auto-corr total-power spectrum Antenna: \*  
Timerange: 00/04:00:33 to 00/04:02:53

Plot file version 28 created 21-NOV-2022 15:04:55

J1048+7143 ER052A.UVDATA.1

Freq = 1.5950 GHz, Bw = 16.000 MH No calibration applied and no bandpass applied



Lower frame: Tera Real Jy

Auto-corr total-power spectrum Antenna: \*

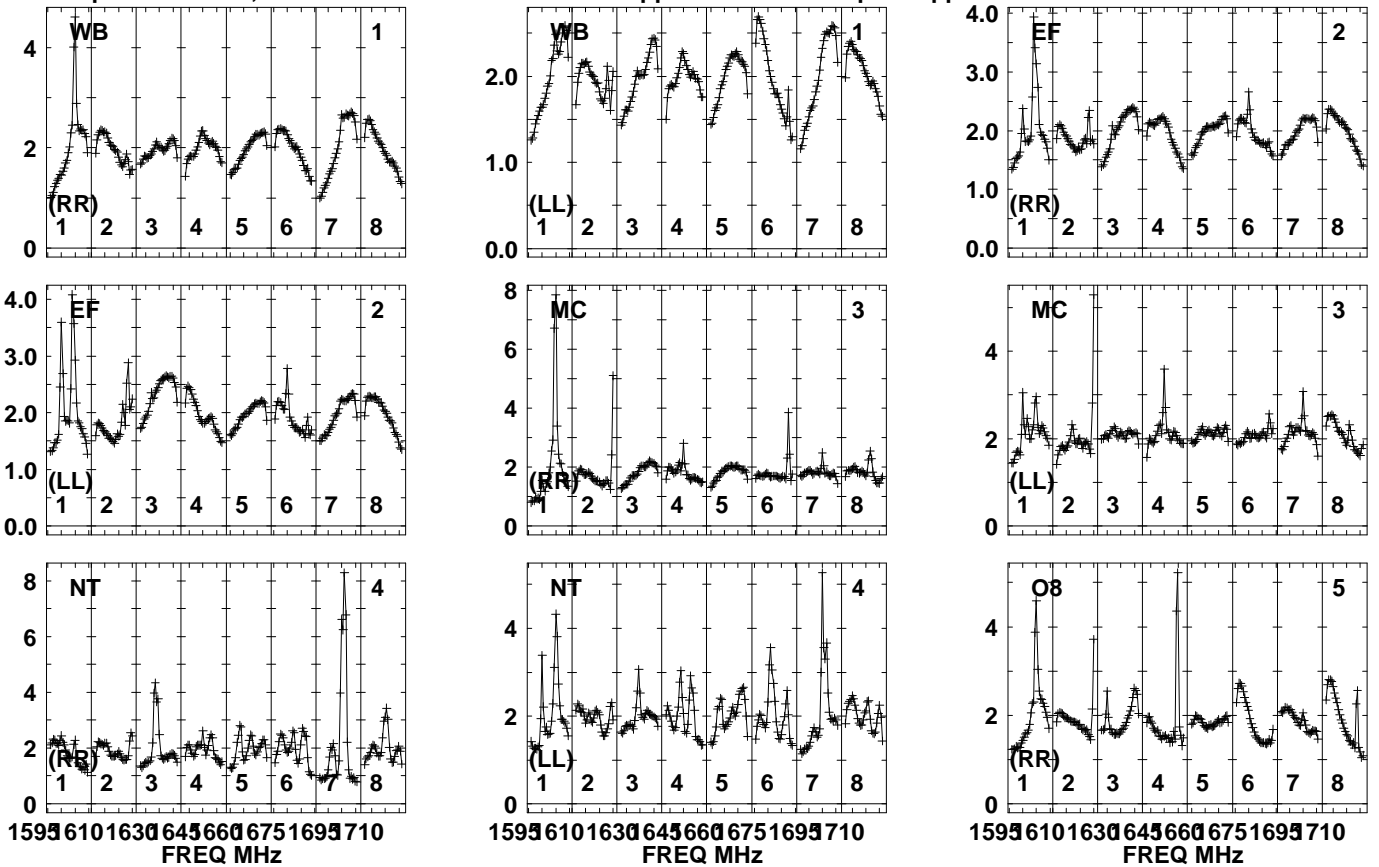
Timerange: 00/04:00:33 to 00/04:02:53



Plot file version 29 created 21-NOV-2022 15:04:55

P+0-8 ER052A.UVDATA.1

Freq = 1.5950 GHz, Bw = 16.000 MH No calibration applied and no bandpass applied



Lower frame: Tera Real Jy

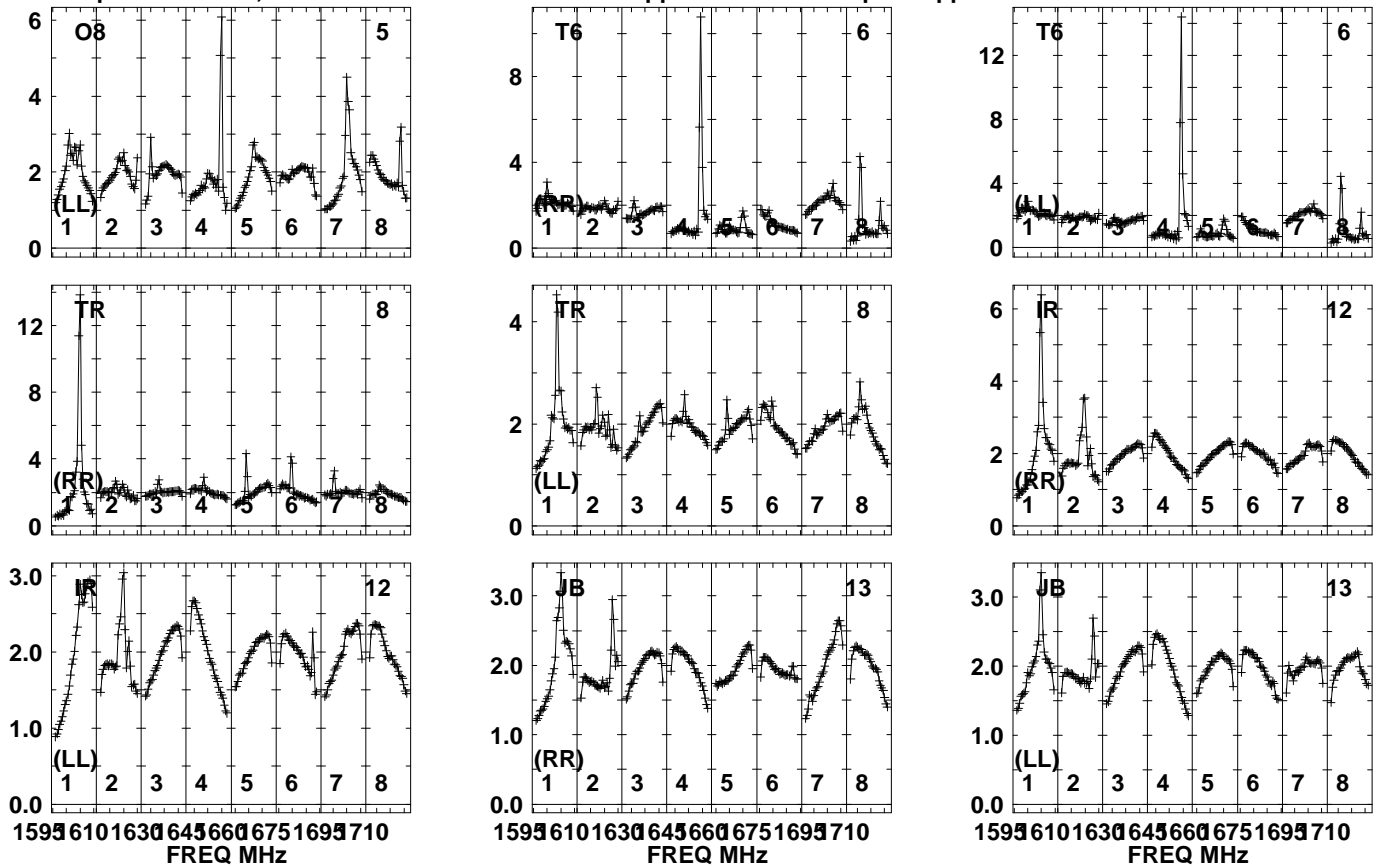
Auto-corr total-power spectrum Antenna: \*

Timerange: 00/04:02:56 to 00/04:05:18

Plot file version 30 created 21-NOV-2022 15:04:55

P+0-8 ER052A.UVDATA.1

Freq = 1.5950 GHz, Bw = 16.000 MH No calibration applied and no bandpass applied

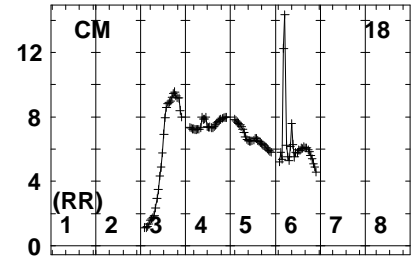
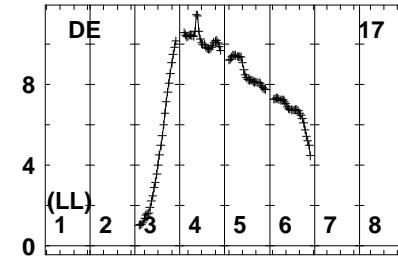
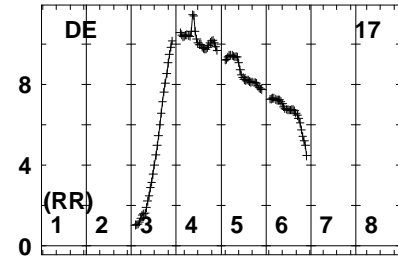
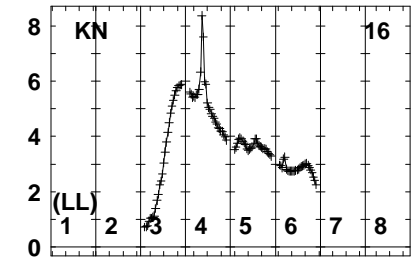
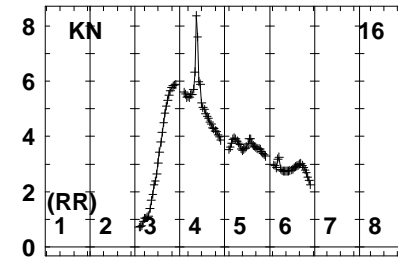
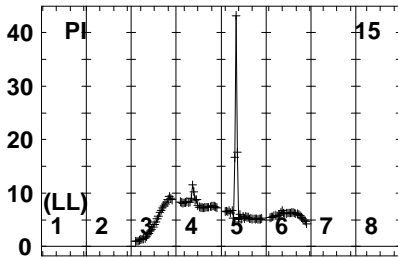
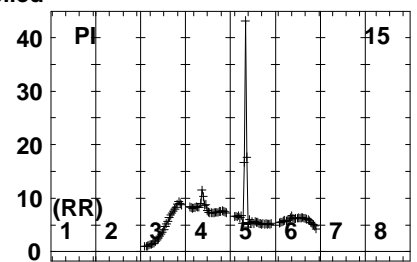
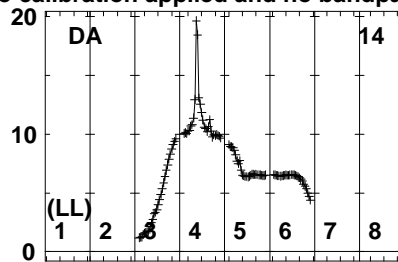
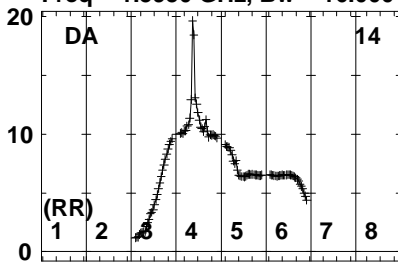


Lower frame: Tera Real Jy  
Auto-corr total-power spectrum Antenna: \*  
Timerange: 00/04:02:56 to 00/04:05:18

Plot file version 31 created 21-NOV-2022 15:04:55

P+0-8 ER052A.UVDATA.1

Freq = 1.5950 GHz, Bw = 16.000 MH No calibration applied and no bandpass applied



1595 610 1630 645 660 675 1695 710  
FREQ MHz

1595 610 1630 645 660 675 1695 710  
FREQ MHz

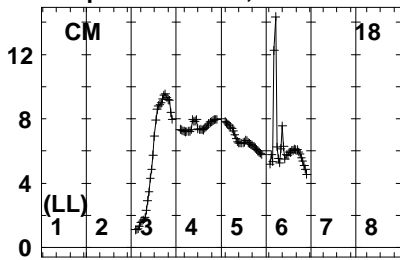
1595 610 1630 645 660 675 1695 710  
FREQ MHz

Lower frame: Tera Real Jy  
Auto-corr total-power spectrum Antenna: \*  
Timerange: 00/04:02:56 to 00/04:05:18

Plot file version 32 created 21-NOV-2022 15:04:56

P+0-8 ER052A.UVDATA.1

Freq = 1.5950 GHz, Bw = 16.000 MH No calibration applied and no bandpass applied

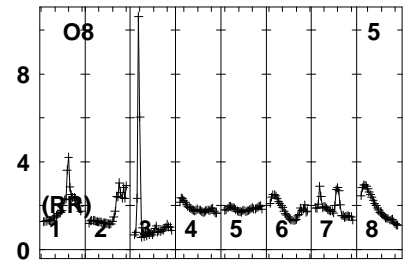
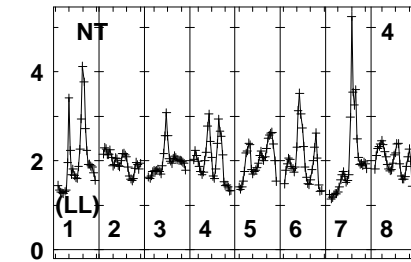
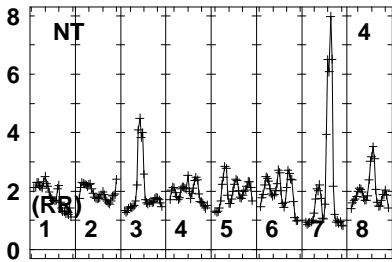
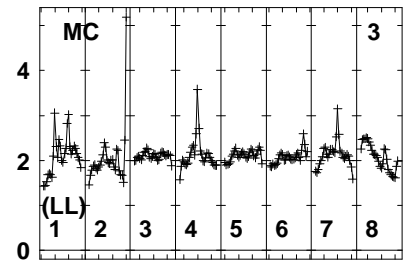
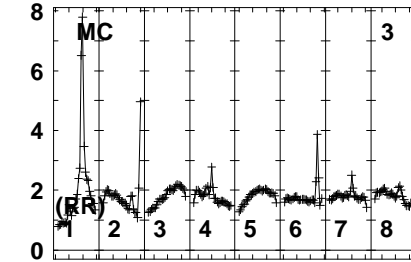
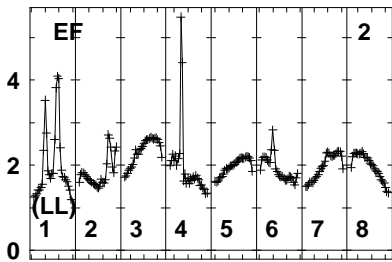
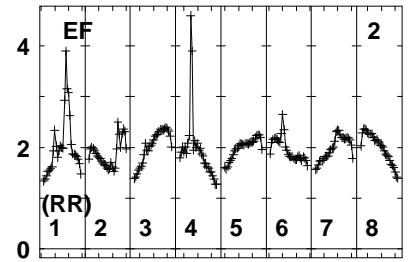
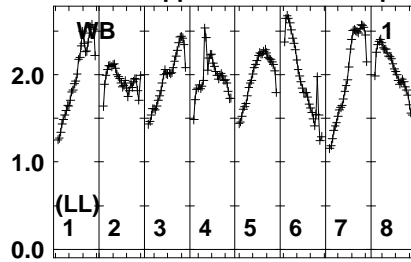
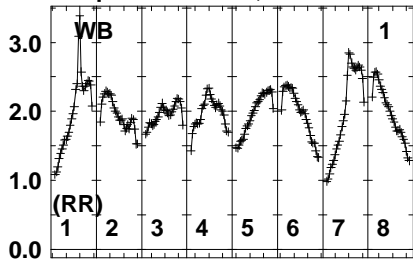


Lower frame: Tera Real Jy  
Auto-corr total-power spectrum Antenna: \*  
Timerange: 00/04:02:56 to 00/04:05:18

Plot file version 33 created 21-NOV-2022 15:04:56

P+2-8 ER052A.UVDATA.1

Freq = 1.5950 GHz, Bw = 16.000 MH No calibration applied and no bandpass applied



1595 610 1630 645 660 675 1695 710  
FREQ MHz

1595 610 1630 645 660 675 1695 710  
FREQ MHz

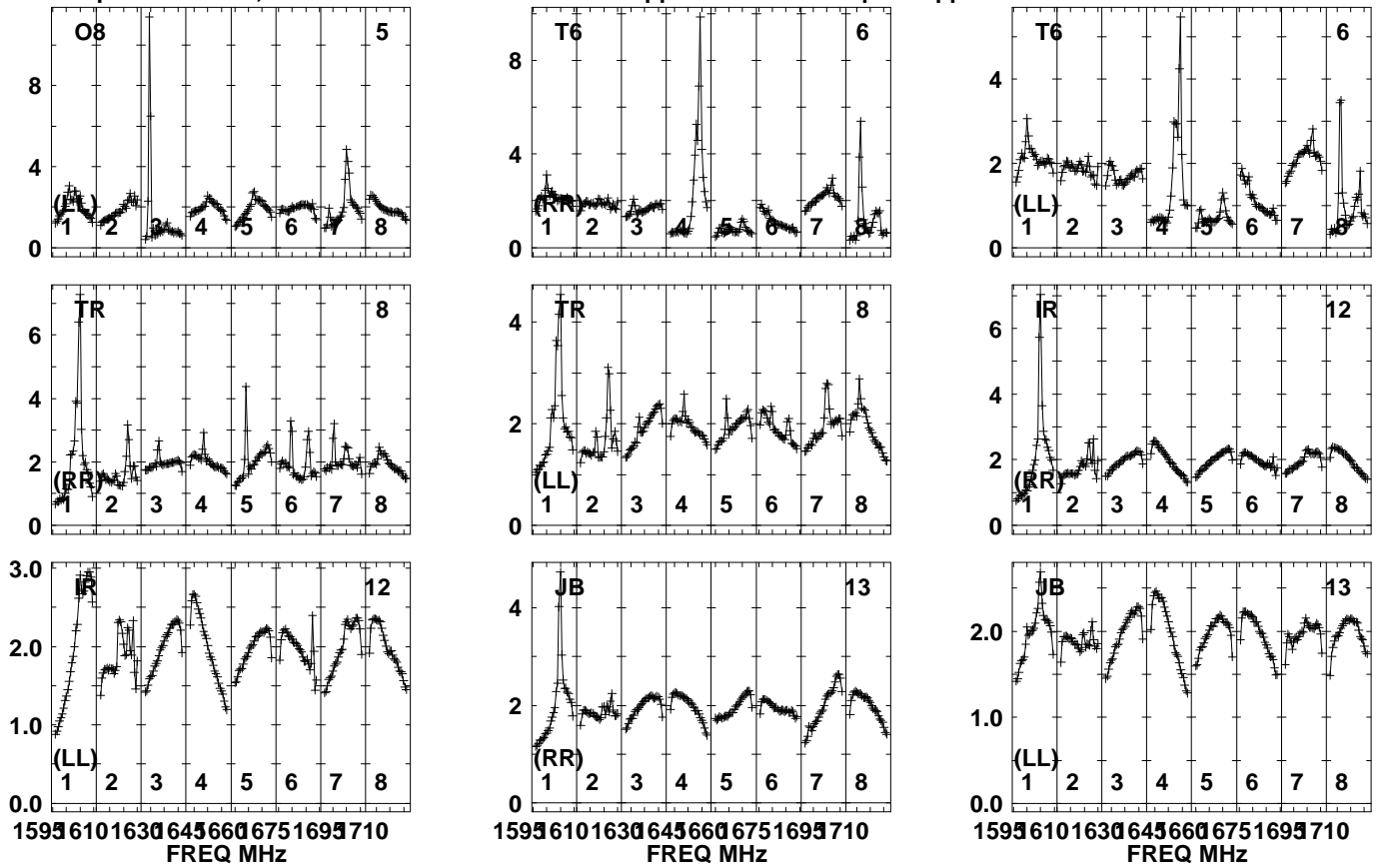
1595 610 1630 645 660 675 1695 710  
FREQ MHz

Lower frame: Tera Real Jy  
Auto-corr total-power spectrum Antenna: \*  
Timerange: 00/04:05:21 to 00/04:07:43

Plot file version 34 created 21-NOV-2022 15:04:56

P+2-8 ER052A.UVDATA.1

Freq = 1.5950 GHz, Bw = 16.000 MH No calibration applied and no bandpass applied

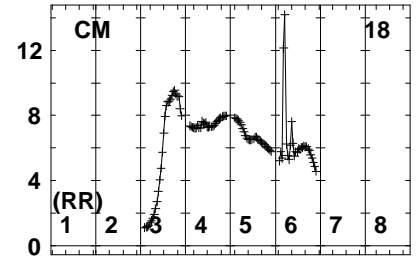
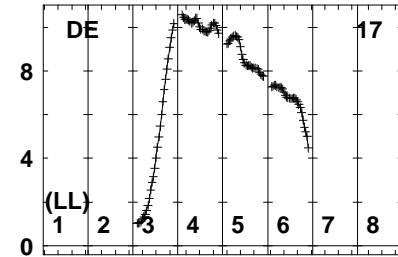
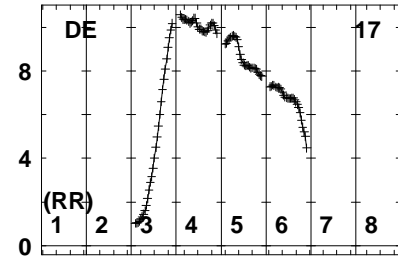
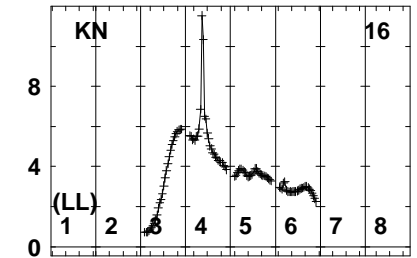
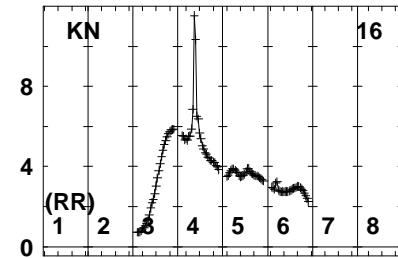
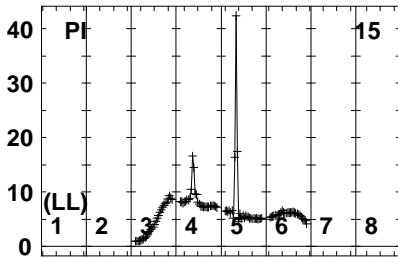
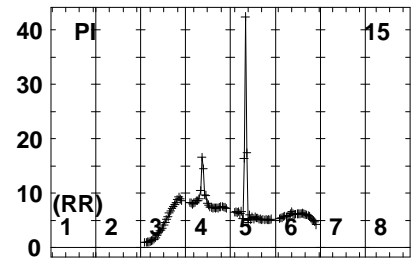
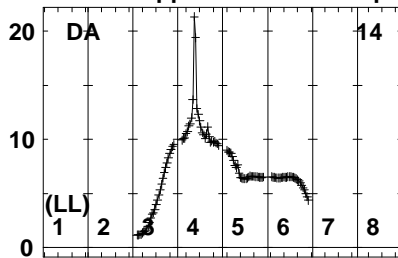
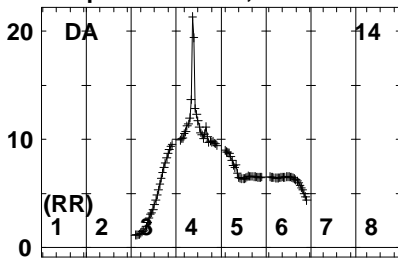


Lower frame: Tera Real Jy  
Auto-corr total-power spectrum Antenna: \*  
Timerange: 00/04:05:21 to 00/04:07:43

Plot file version 35 created 21-NOV-2022 15:04:56

P+2-8 ER052A.UVDATA.1

Freq = 1.5950 GHz, Bw = 16.000 MH No calibration applied and no bandpass applied



1595 610 1630 645 660 675 1695 710  
FREQ MHz

1595 610 1630 645 660 675 1695 710  
FREQ MHz

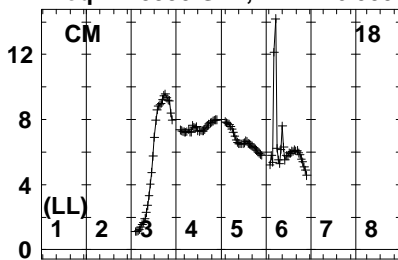
1595 610 1630 645 660 675 1695 710  
FREQ MHz

Lower frame: Tera Real Jy  
Auto-corr total-power spectrum Antenna: \*  
Timerange: 00/04:05:21 to 00/04:07:43

Plot file version 36 created 21-NOV-2022 15:04:56

P+2-8 ER052A.UVDATA.1

Freq = 1.5950 GHz, Bw = 16.000 MH No calibration applied and no bandpass applied



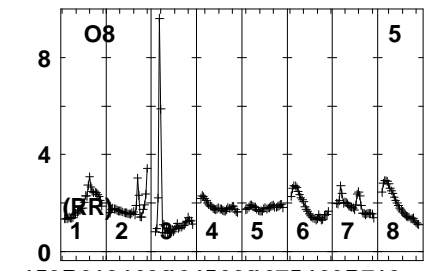
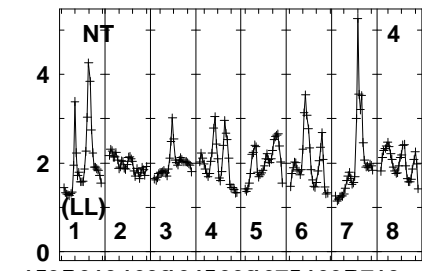
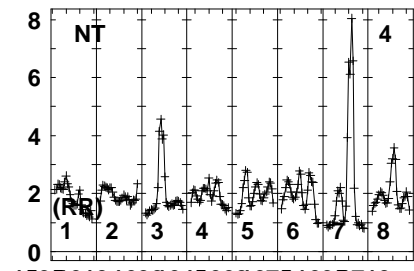
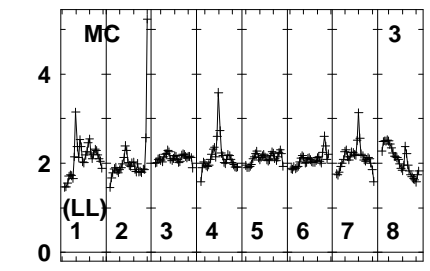
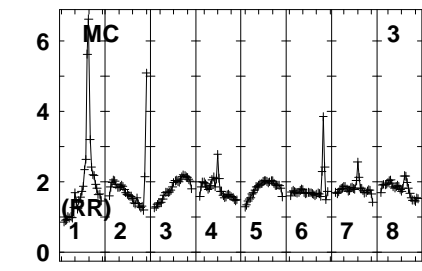
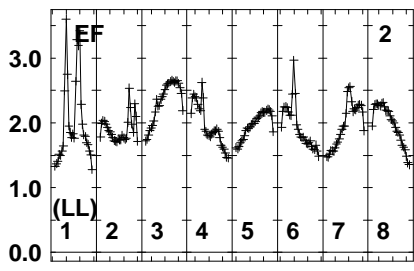
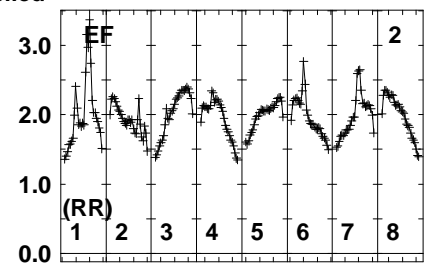
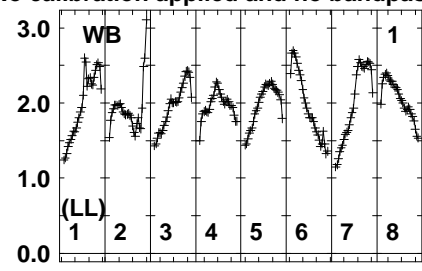
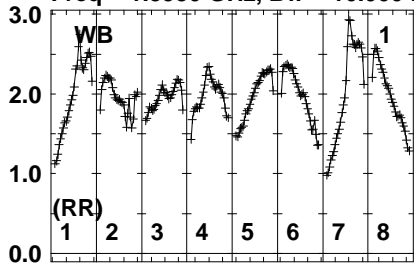
Lower frame: Tera Real Jy  
Auto-corr total-power spectrum Antenna: \*  
Timerange: 00/04:05:21 to 00/04:07:43



Plot file version 37 created 21-NOV-2022 15:04:56

P+4-8 ER052A.UVDATA.1

Freq = 1.5950 GHz, Bw = 16.000 MH No calibration applied and no bandpass applied



1595 610 1630 645 660 675 1695 710  
FREQ MHz

1595 610 1630 645 660 675 1695 710  
FREQ MHz

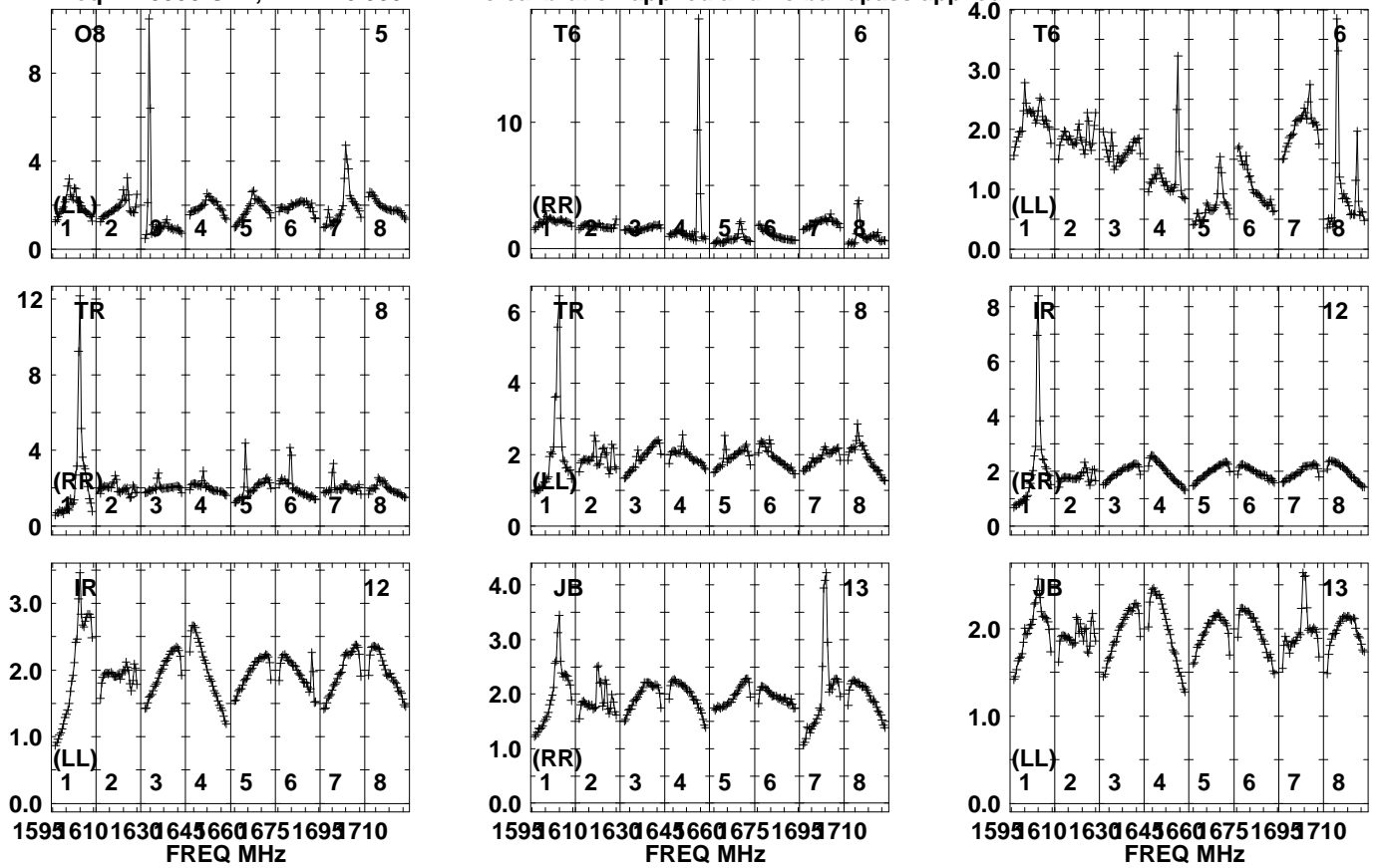
1595 610 1630 645 660 675 1695 710  
FREQ MHz

Lower frame: Tera Real Jy  
Auto-corr total-power spectrum Antenna: \*  
Timerange: 00/04:07:46 to 00/04:10:08

Plot file version 38 created 21-NOV-2022 15:04:56

P+4-8 ER052A.UVDATA.1

Freq = 1.5950 GHz, Bw = 16.000 MH No calibration applied and no bandpass applied

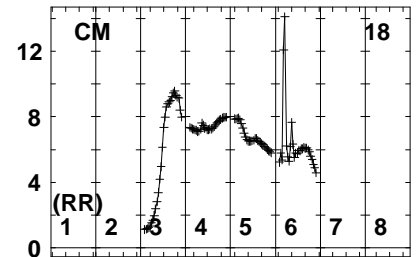
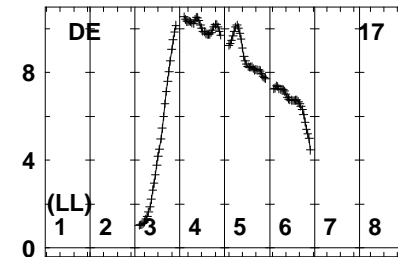
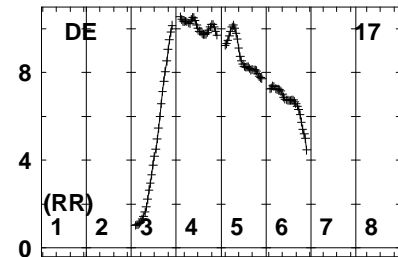
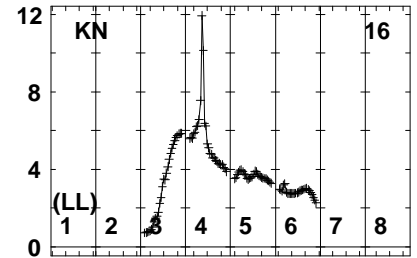
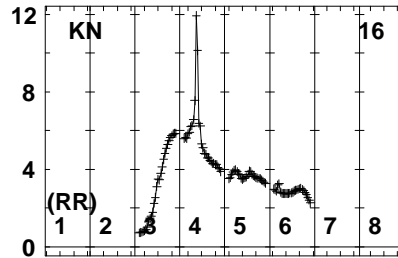
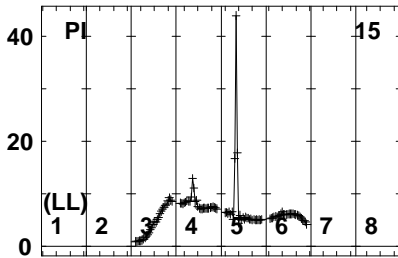
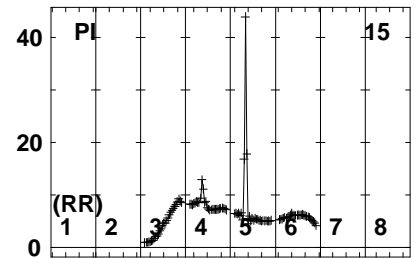
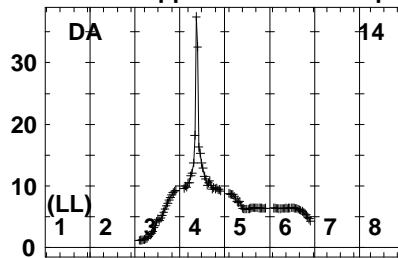
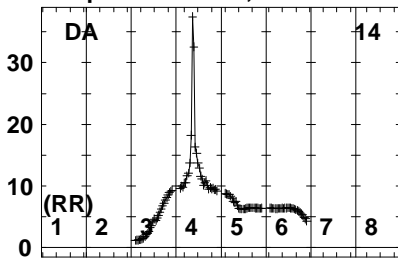


Lower frame: Tera Real Jy  
Auto-corr total-power spectrum Antenna: \*  
Timerange: 00/04:07:46 to 00/04:10:08

Plot file version 39 created 21-NOV-2022 15:04:56

P+4-8 ER052A.UVDATA.1

Freq = 1.5950 GHz, Bw = 16.000 MH No calibration applied and no bandpass applied



1595 610 1630 645 660 675 1695 710  
FREQ MHz

1595 610 1630 645 660 675 1695 710  
FREQ MHz

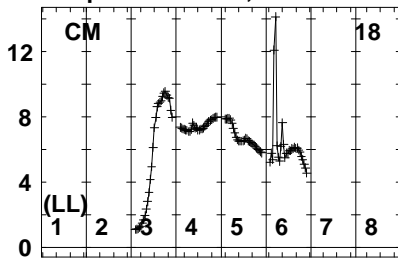
1595 610 1630 645 660 675 1695 710  
FREQ MHz

Lower frame: Tera Real Jy  
Auto-corr total-power spectrum Antenna: \*  
Timerange: 00/04:07:46 to 00/04:10:08

Plot file version 40 created 21-NOV-2022 15:04:57

P+4-8 ER052A.UVDATA.1

Freq = 1.5950 GHz, Bw = 16.000 MH No calibration applied and no bandpass applied

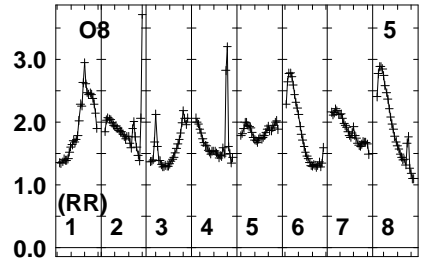
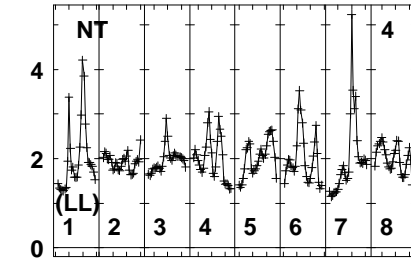
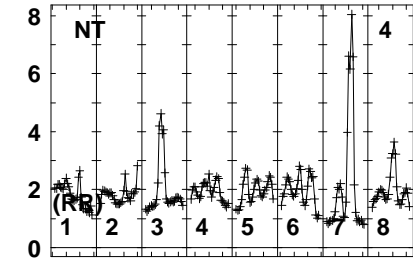
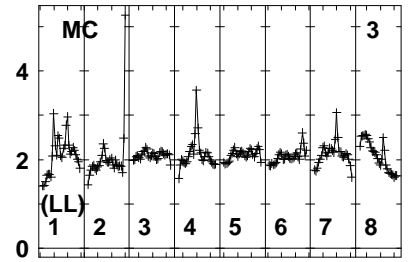
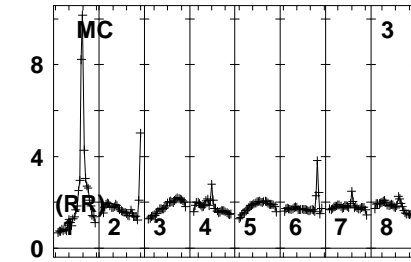
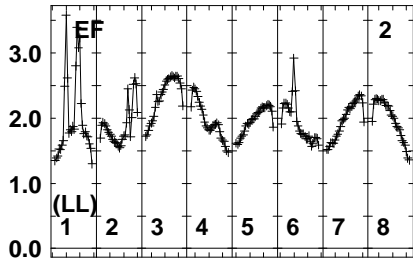
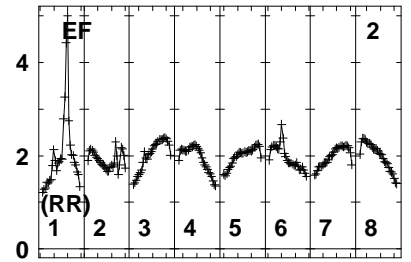
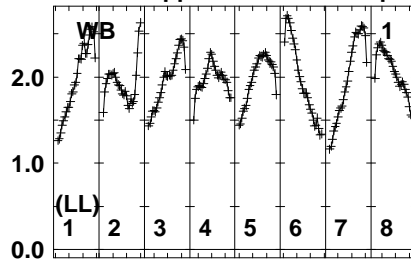
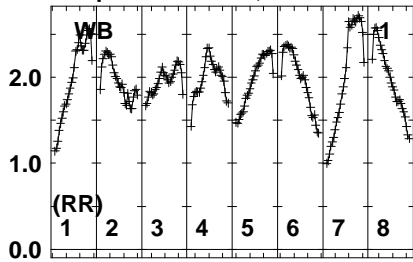


Lower frame: Tera Real Jy  
Auto-corr total-power spectrum Antenna: \*  
Timerange: 00/04:07:46 to 00/04:10:08

Plot file version 41 created 21-NOV-2022 15:04:57

P+6-8 ER052A.UVDATA.1

Freq = 1.5950 GHz, Bw = 16.000 MH No calibration applied and no bandpass applied



1595 610 1630 645 660 675 1695 710  
FREQ MHz

1595 610 1630 645 660 675 1695 710  
FREQ MHz

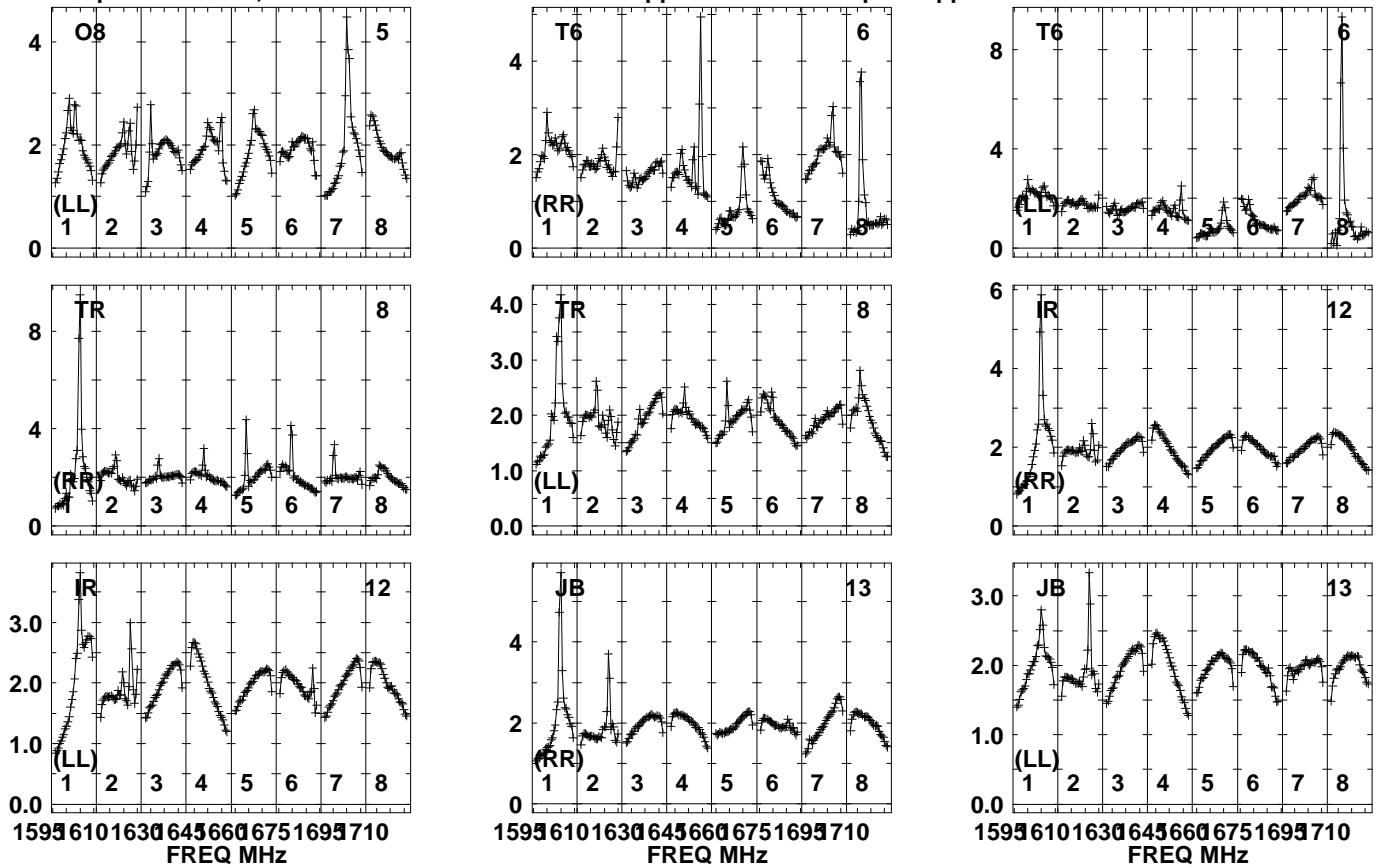
1595 610 1630 645 660 675 1695 710  
FREQ MHz

Lower frame: Tera Real Jy  
Auto-corr total-power spectrum Antenna: \*  
Timerange: 00/04:10:11 to 00/04:12:33

Plot file version 42 created 21-NOV-2022 15:04:57

P+6-8 ER052A.UVDATA.1

Freq = 1.5950 GHz, Bw = 16.000 MH No calibration applied and no bandpass applied

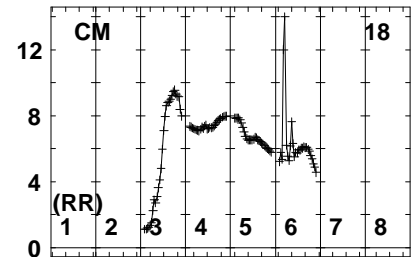
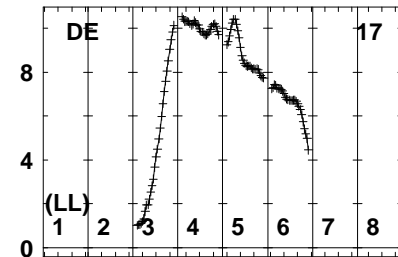
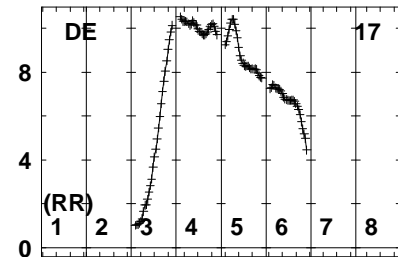
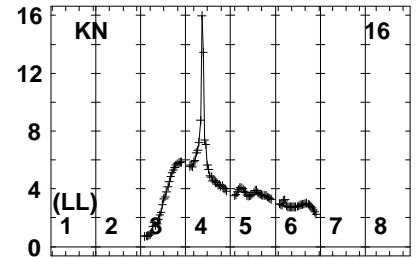
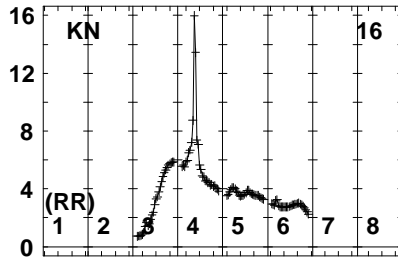
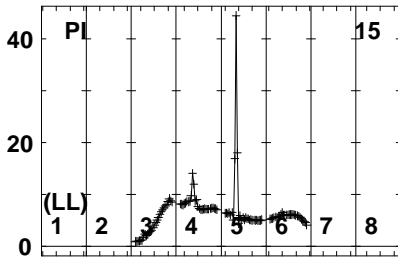
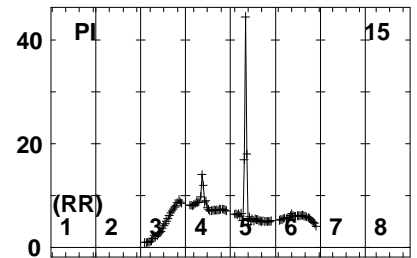
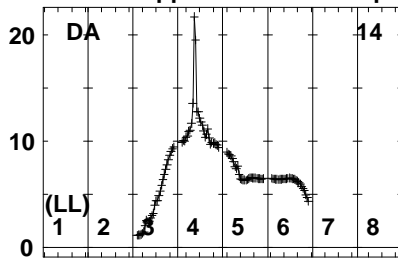
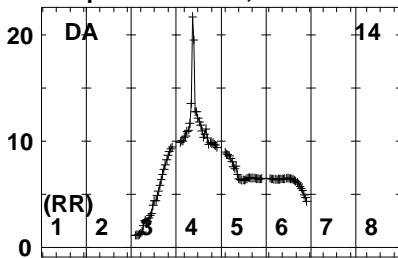


Lower frame: Tera Real Jy  
Auto-corr total-power spectrum Antenna: \*  
Timerange: 00/04:10:11 to 00/04:12:33

Plot file version 43 created 21-NOV-2022 15:04:57

P+6-8 ER052A.UVDATA.1

Freq = 1.5950 GHz, Bw = 16.000 MH No calibration applied and no bandpass applied



1595 610 1630 645 660 675 1695 710  
FREQ MHz

1595 610 1630 645 660 675 1695 710  
FREQ MHz

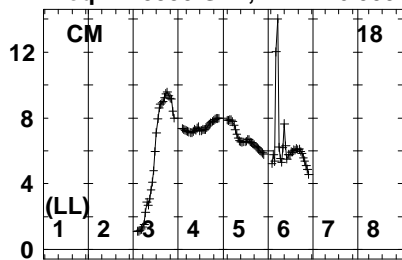
1595 610 1630 645 660 675 1695 710  
FREQ MHz

Lower frame: Tera Real Jy  
Auto-corr total-power spectrum Antenna: \*  
Timerange: 00/04:10:11 to 00/04:12:33

Plot file version 44 created 21-NOV-2022 15:04:57

P+6-8 ER052A.UVDATA.1

Freq = 1.5950 GHz, Bw = 16.000 MH No calibration applied and no bandpass applied



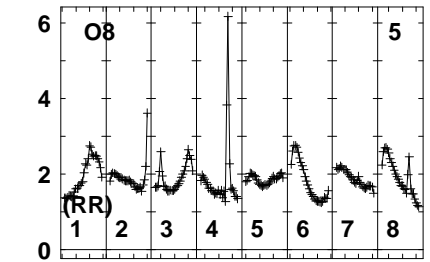
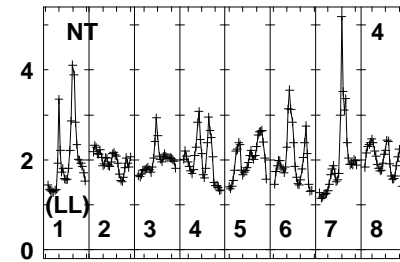
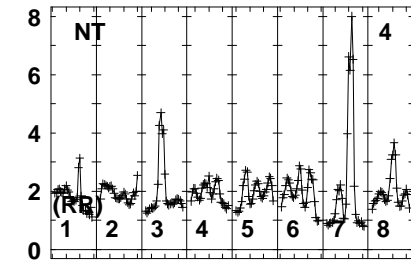
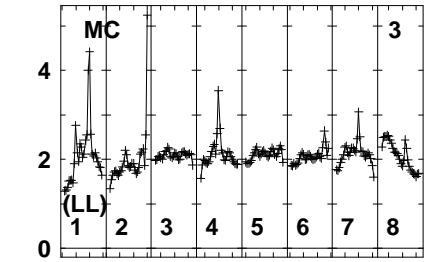
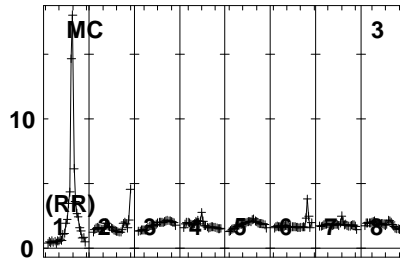
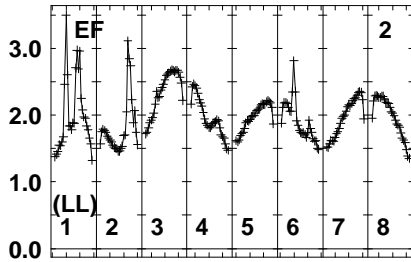
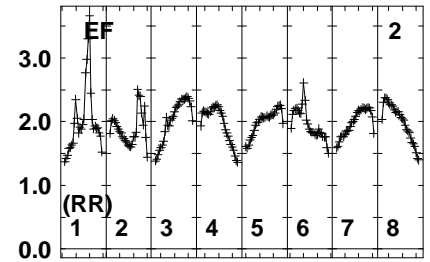
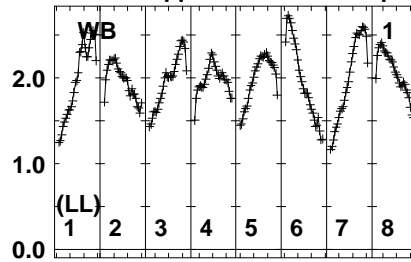
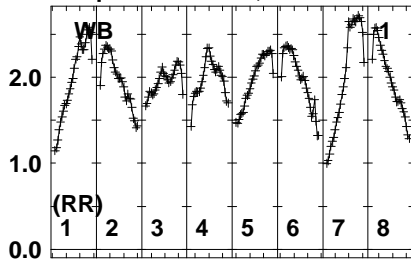
Lower frame: Tera Real Jy  
Auto-corr total-power spectrum Antenna: \*  
Timerange: 00/04:10:11 to 00/04:12:33



Plot file version 45 created 21-NOV-2022 15:04:57

J1048+7143 ER052A.UVDATA.1

Freq = 1.5950 GHz, Bw = 16.000 MH No calibration applied and no bandpass applied



1595 610 1630 645 660 675 1695 710  
FREQ MHz

1595 610 1630 645 660 675 1695 710  
FREQ MHz

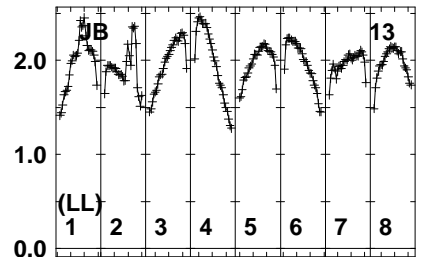
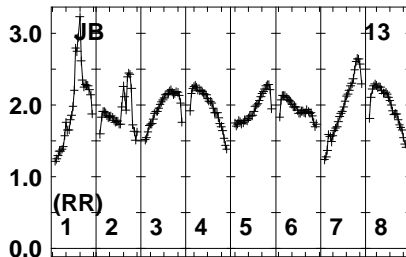
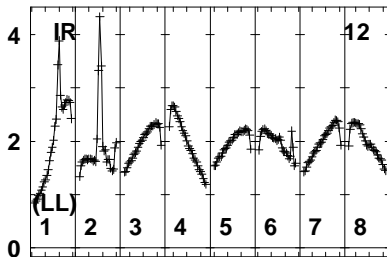
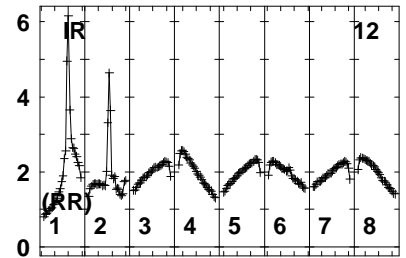
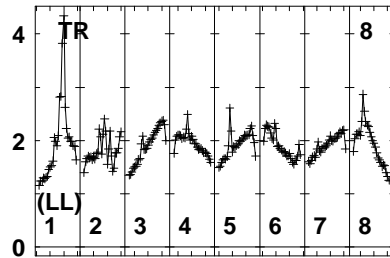
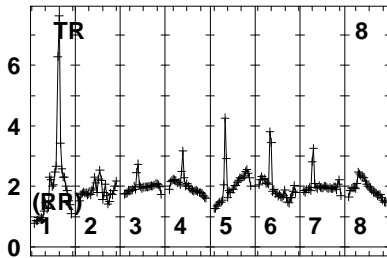
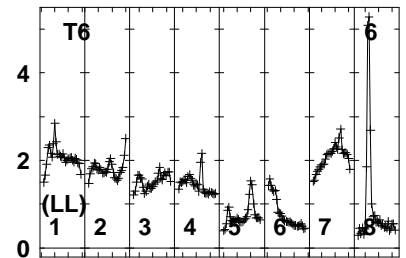
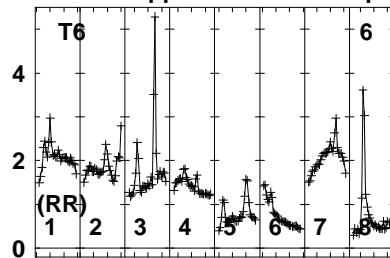
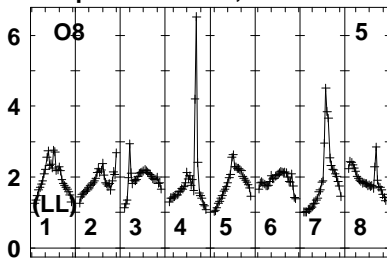
1595 610 1630 645 660 675 1695 710  
FREQ MHz

Lower frame: Tera Real Jy  
Auto-corr total-power spectrum Antenna: \*  
Timerange: 00/04:12:36 to 00/04:14:58

Plot file version 46 created 21-NOV-2022 15:04:57

J1048+7143 ER052A.UVDATA.1

Freq = 1.5950 GHz, Bw = 16.000 MH No calibration applied and no bandpass applied



159561016306456606751695710  
FREQ MHz

159561016306456606751695710  
FREQ MHz

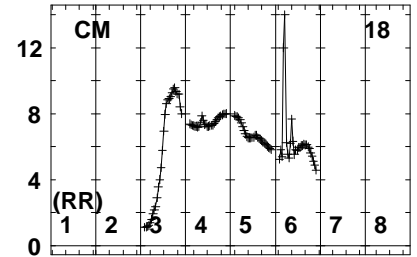
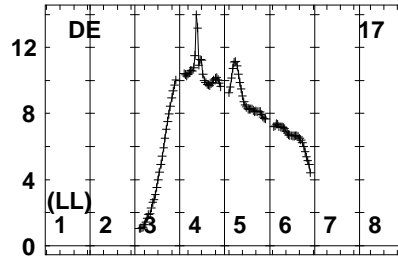
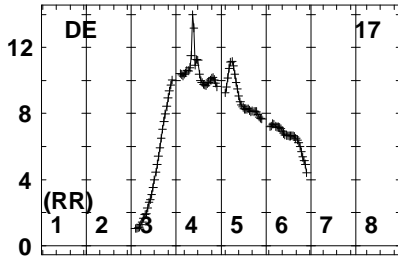
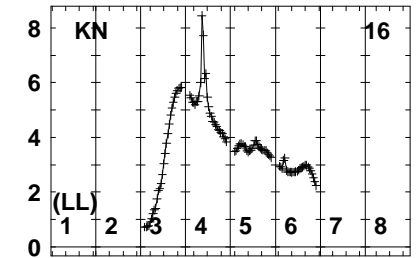
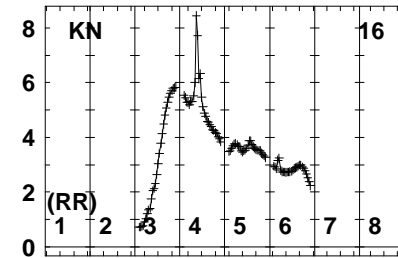
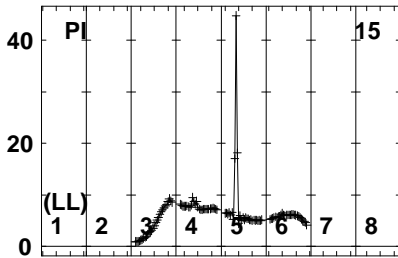
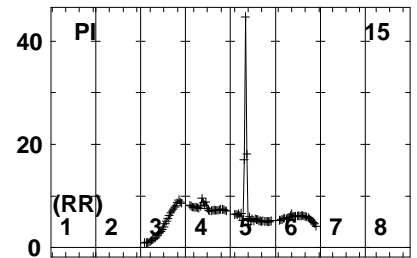
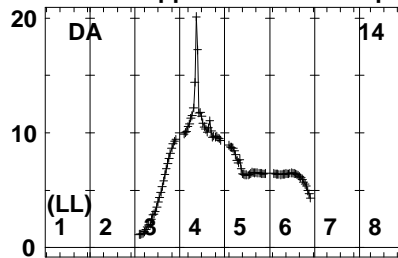
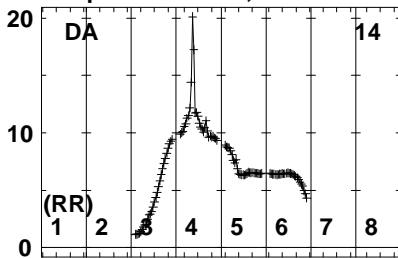
159561016306456606751695710  
FREQ MHz

Lower frame: Tera Real Jy  
Auto-corr total-power spectrum Antenna: \*  
Timerange: 00/04:12:36 to 00/04:14:58

Plot file version 47 created 21-NOV-2022 15:04:57

J1048+7143 ER052A.UVDATA.1

Freq = 1.5950 GHz, Bw = 16.000 MH No calibration applied and no bandpass applied



1595 610 1630 645 660 675 1695 710  
FREQ MHz

1595 610 1630 645 660 675 1695 710  
FREQ MHz

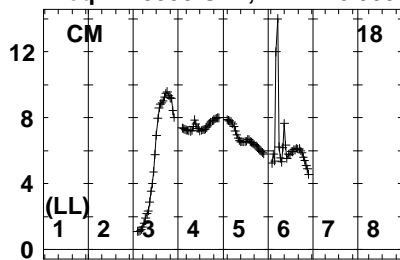
1595 610 1630 645 660 675 1695 710  
FREQ MHz

Lower frame: Tera Real Jy  
Auto-corr total-power spectrum Antenna: \*  
Timerange: 00/04:12:36 to 00/04:14:58

Plot file version 48 created 21-NOV-2022 15:04:58

J1048+7143 ER052A.UVDATA.1

Freq = 1.5950 GHz, Bw = 16.000 MH No calibration applied and no bandpass applied

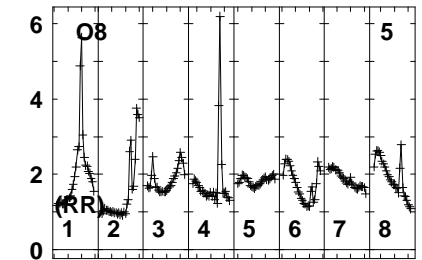
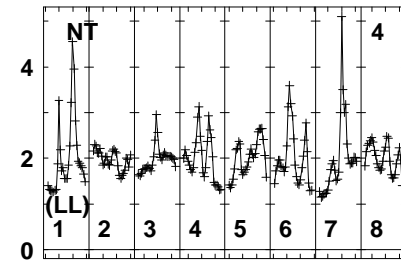
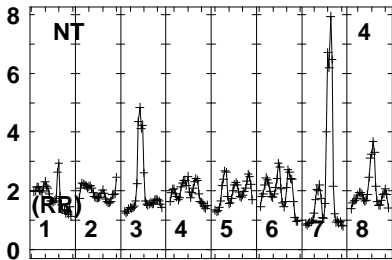
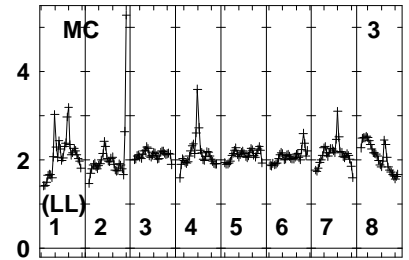
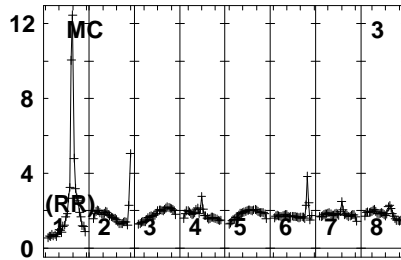
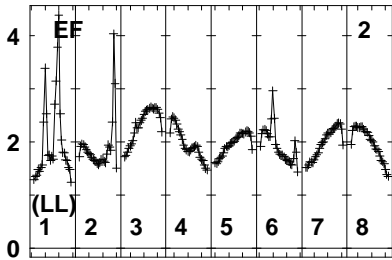
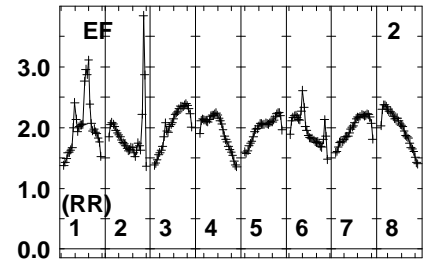
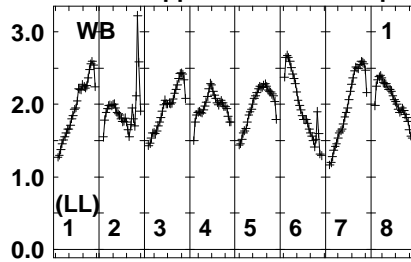
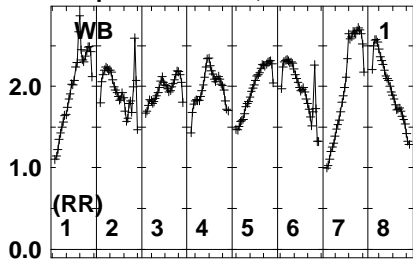


Lower frame: Tera Real Jy  
Auto-corr total-power spectrum Antenna: \*  
Timerange: 00/04:12:36 to 00/04:14:58

Plot file version 49 created 21-NOV-2022 15:04:58

P+8-8 ER052A.UVDATA.1

Freq = 1.5950 GHz, Bw = 16.000 MH No calibration applied and no bandpass applied



1595 610 1630 645 660 675 1695 710  
FREQ MHz

1595 610 1630 645 660 675 1695 710  
FREQ MHz

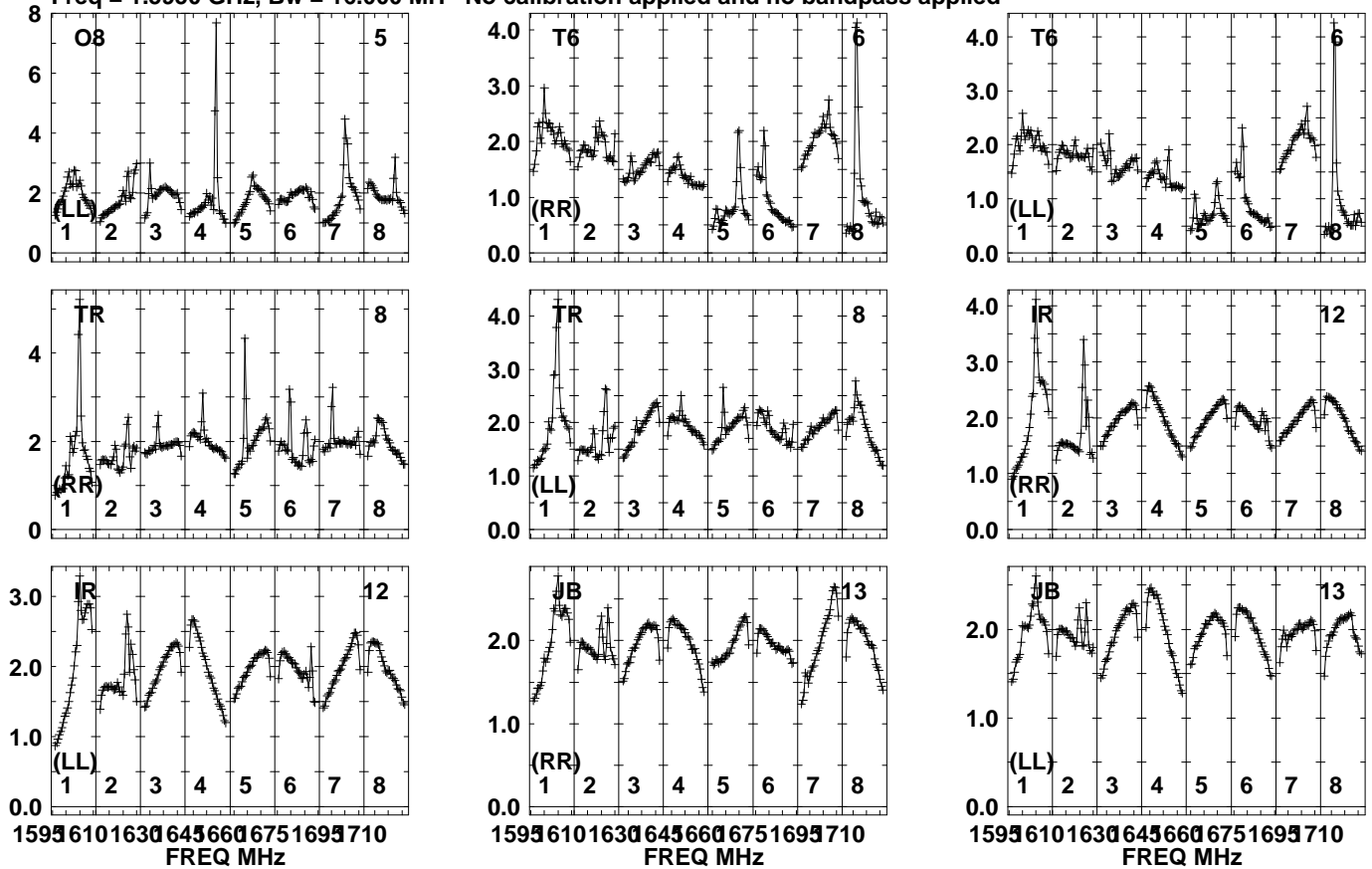
1595 610 1630 645 660 675 1695 710  
FREQ MHz

Lower frame: Tera Real Jy  
Auto-corr total-power spectrum Antenna: \*  
Timerange: 00/04:15:01 to 00/04:17:23

Plot file version 50 created 21-NOV-2022 15:04:58

P+8-8 ER052A.UVDATA.1

Freq = 1.5950 GHz, Bw = 16.000 MH No calibration applied and no bandpass applied

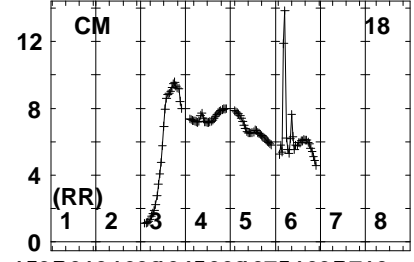
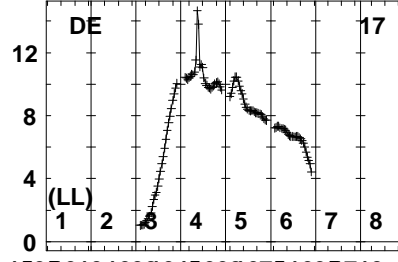
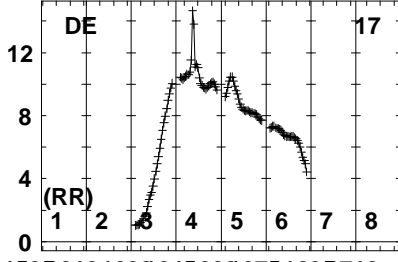
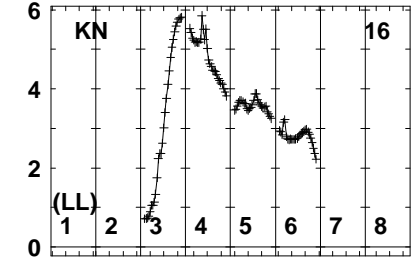
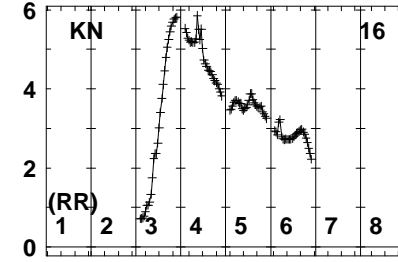
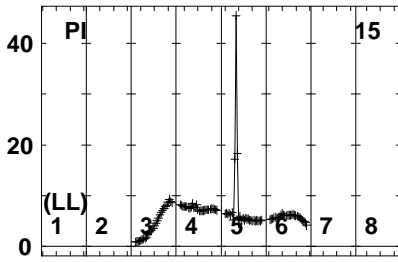
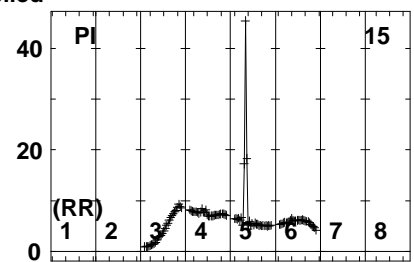
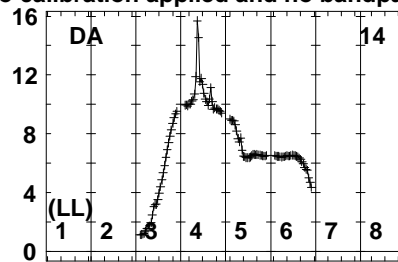
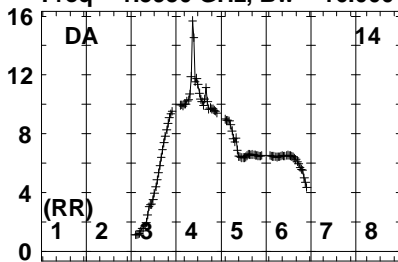


Lower frame: Tera Real Jy  
Auto-corr total-power spectrum Antenna: \*  
Timerange: 00/04:15:01 to 00/04:17:23

Plot file version 51 created 21-NOV-2022 15:04:58

P+8-8 ER052A.UVDATA.1

Freq = 1.5950 GHz, Bw = 16.000 MH No calibration applied and no bandpass applied



1595 610 1630 645 660 675 1695 710  
FREQ MHz

1595 610 1630 645 660 675 1695 710  
FREQ MHz

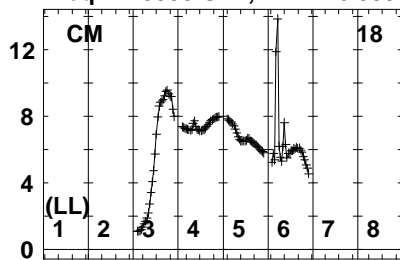
1595 610 1630 645 660 675 1695 710  
FREQ MHz

Lower frame: Tera Real Jy  
Auto-corr total-power spectrum Antenna: \*  
Timerange: 00/04:15:01 to 00/04:17:23

Plot file version 52 created 21-NOV-2022 15:04:58

P+8-8 ER052A.UVDATA.1

Freq = 1.5950 GHz, Bw = 16.000 MH No calibration applied and no bandpass applied



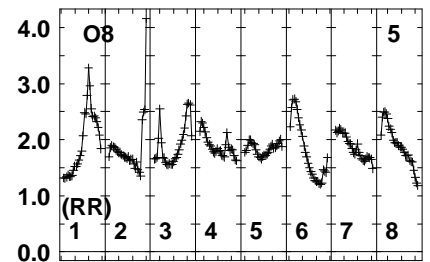
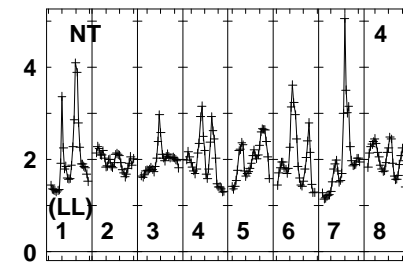
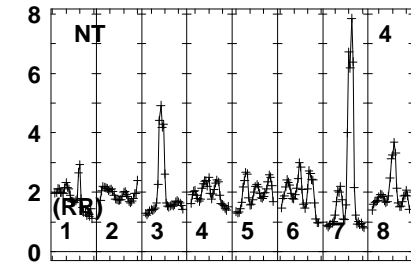
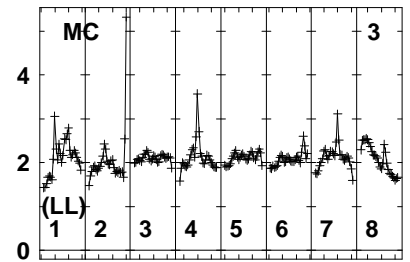
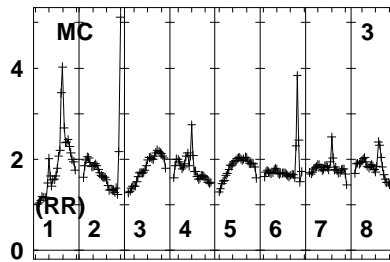
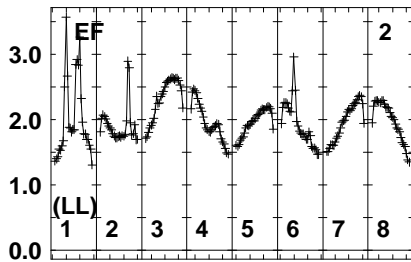
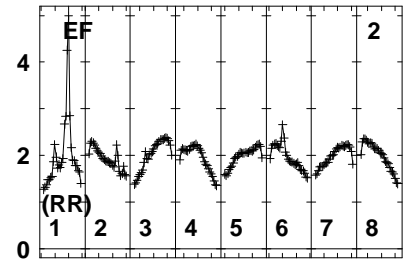
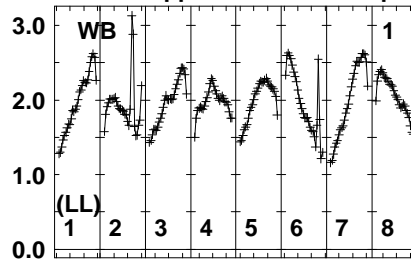
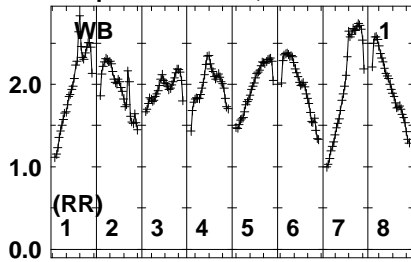
Lower frame: Tera Real Jy  
Auto-corr total-power spectrum Antenna: \*  
Timerange: 00/04:15:01 to 00/04:17:23



Plot file version 53 created 21-NOV-2022 15:04:58

P-8-6 ER052A.UVDATA.1

Freq = 1.5950 GHz, Bw = 16.000 MH No calibration applied and no bandpass applied



1595 610 1630 645 660 675 1695 710  
FREQ MHz

1595 610 1630 645 660 675 1695 710  
FREQ MHz

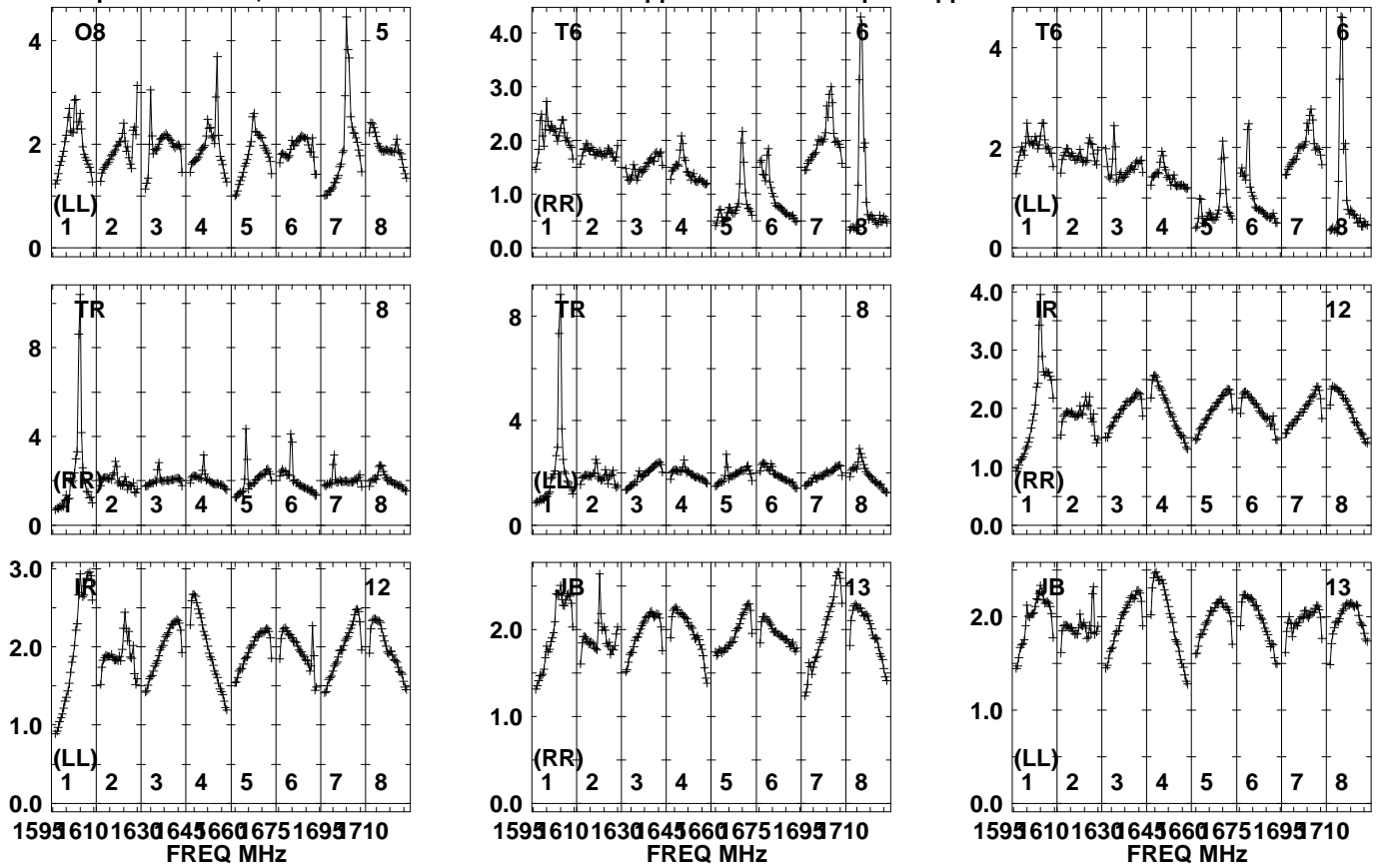
1595 610 1630 645 660 675 1695 710  
FREQ MHz

Lower frame: Tera Real Jy  
Auto-corr total-power spectrum Antenna: \*  
Timerange: 00/04:17:26 to 00/04:19:48

Plot file version 54 created 21-NOV-2022 15:04:58

P-8-6 ER052A.UVDATA.1

Freq = 1.5950 GHz, Bw = 16.000 MH No calibration applied and no bandpass applied

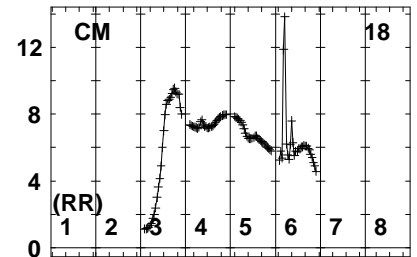
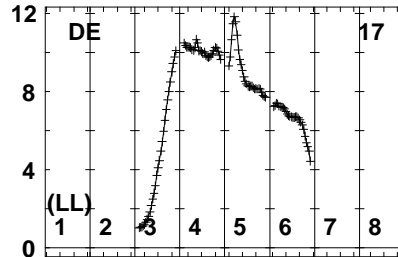
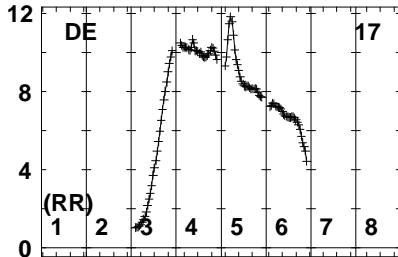
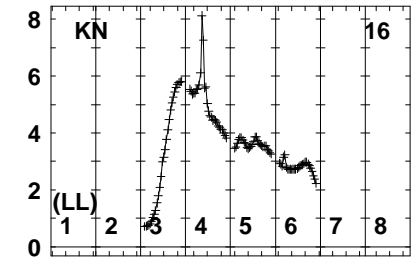
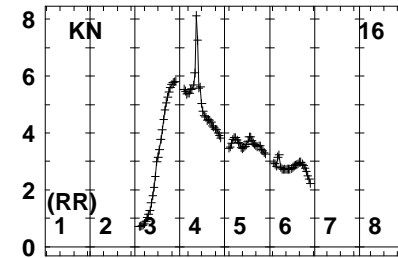
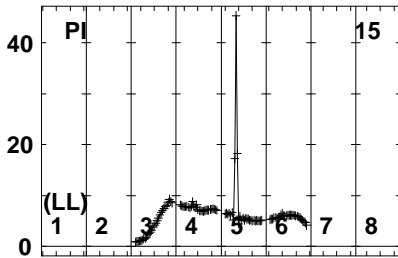
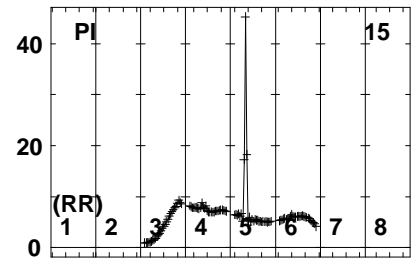
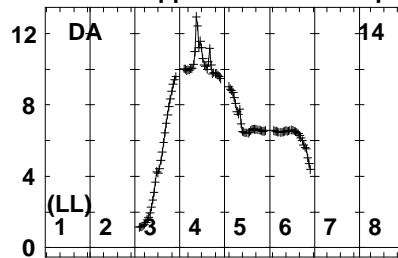
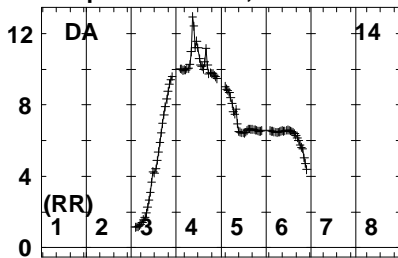


Lower frame: Tera Real Jy  
Auto-corr total-power spectrum Antenna: \*  
Timerange: 00/04:17:26 to 00/04:19:48

Plot file version 55 created 21-NOV-2022 15:04:58

P-8-6 ER052A.UVDATA.1

Freq = 1.5950 GHz, Bw = 16.000 MH No calibration applied and no bandpass applied



1595 610 1630 645 660 675 1695 710  
FREQ MHz

1595 610 1630 645 660 675 1695 710  
FREQ MHz

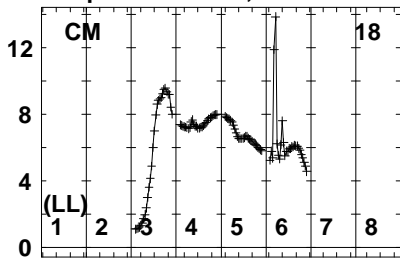
1595 610 1630 645 660 675 1695 710  
FREQ MHz

Lower frame: Tera Real Jy  
Auto-corr total-power spectrum Antenna: \*  
Timerange: 00/04:17:26 to 00/04:19:48

Plot file version 56 created 21-NOV-2022 15:04:58

P-8-6 ER052A.UVDATA.1

Freq = 1.5950 GHz, Bw = 16.000 MH No calibration applied and no bandpass applied

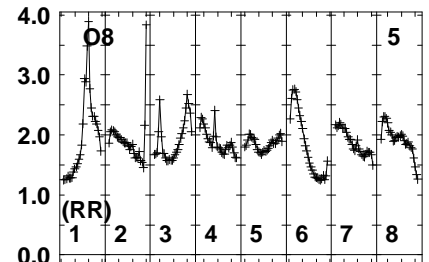
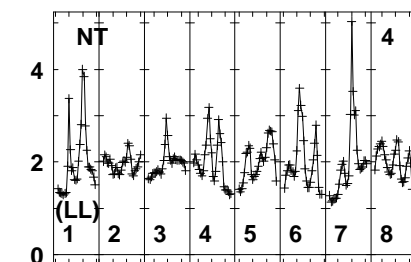
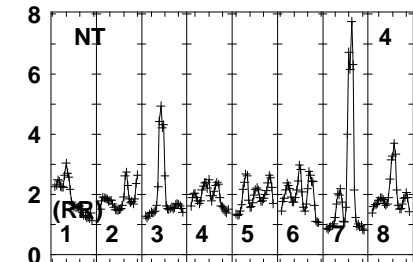
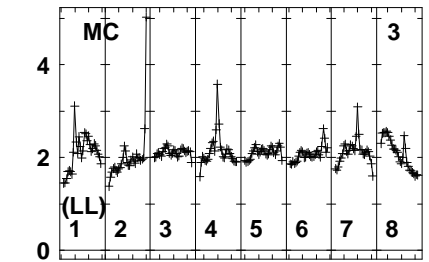
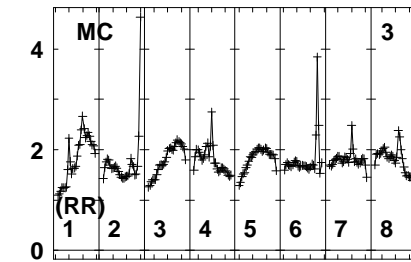
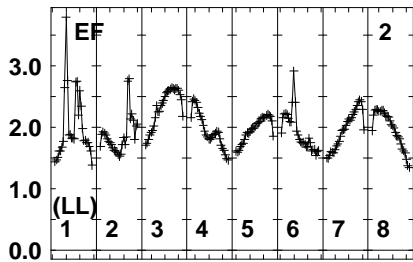
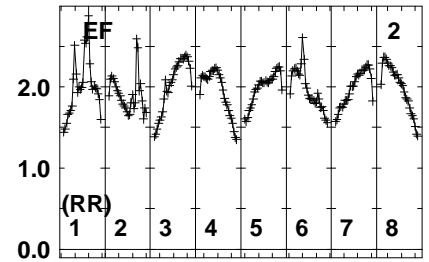
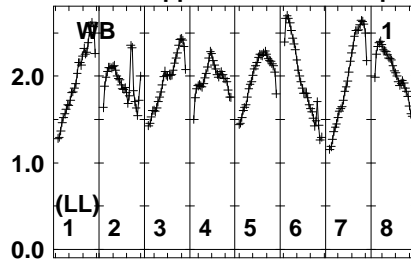
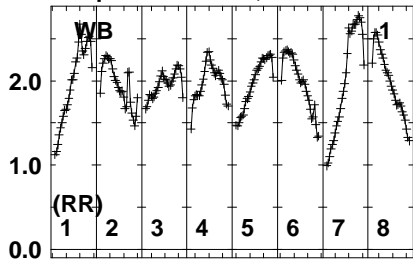


Lower frame: Tera Real Jy  
Auto-corr total-power spectrum Antenna: \*  
Timerange: 00/04:17:26 to 00/04:19:48

Plot file version 57 created 21-NOV-2022 15:04:58

P-6-6 ER052A.UVDATA.1

Freq = 1.5950 GHz, Bw = 16.000 MH No calibration applied and no bandpass applied



1595 610 1630 645 660 675 1695 710  
FREQ MHz

1595 610 1630 645 660 675 1695 710  
FREQ MHz

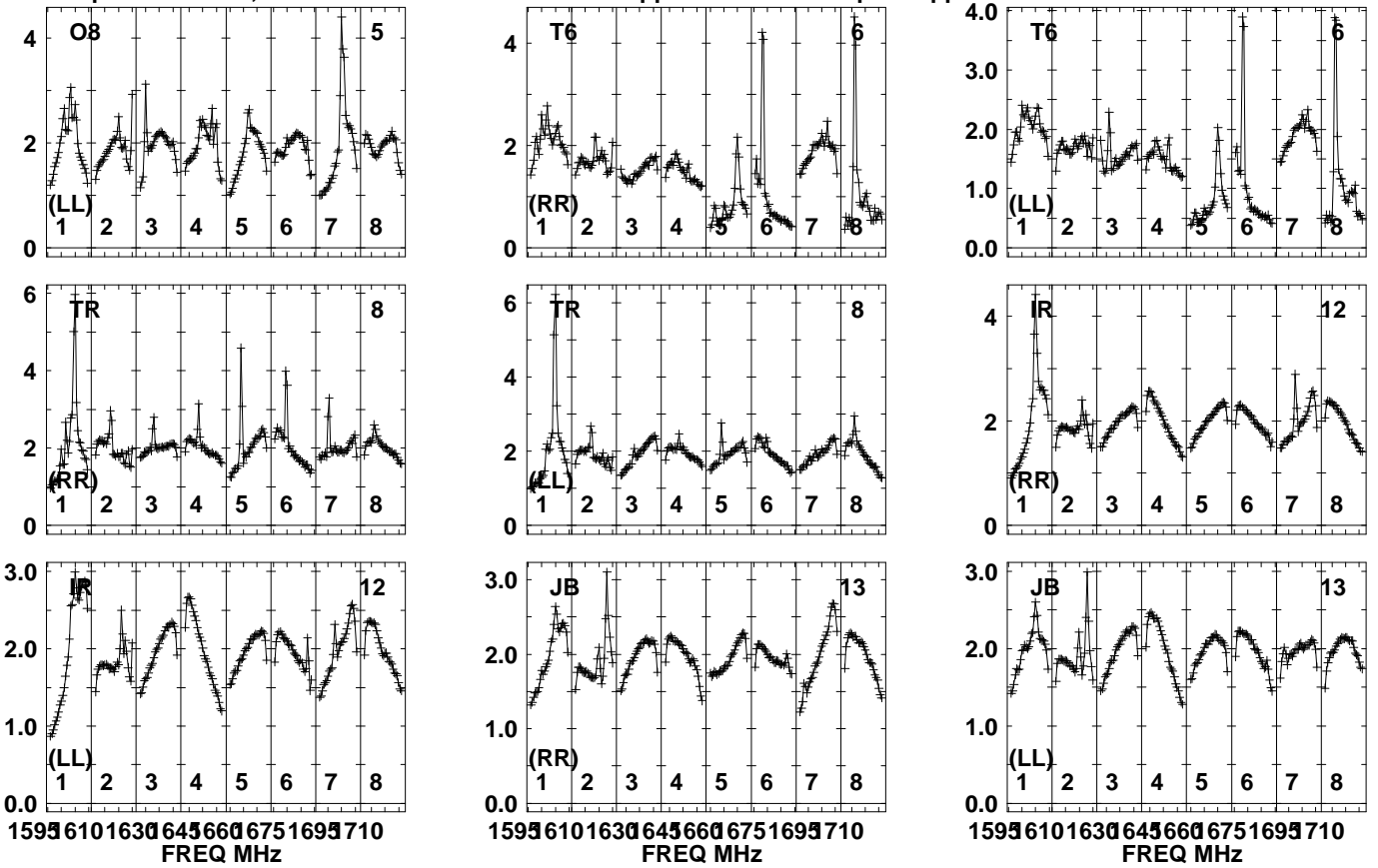
1595 610 1630 645 660 675 1695 710  
FREQ MHz

Lower frame: Tera Real Jy  
Auto-corr total-power spectrum Antenna: \*  
Timerange: 00/04:19:51 to 00/04:22:13

Plot file version 58 created 21-NOV-2022 15:04:59

P-6-6 ER052A.UVDATA.1

Freq = 1.5950 GHz, Bw = 16.000 MH No calibration applied and no bandpass applied

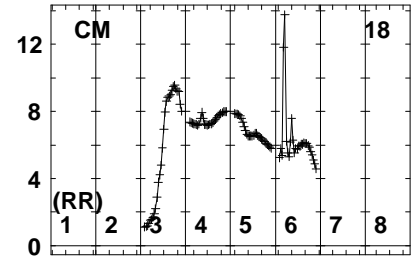
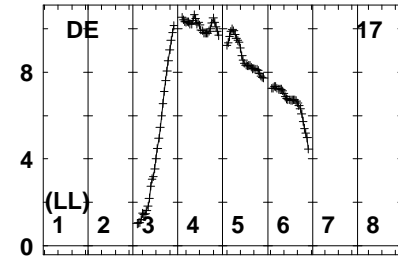
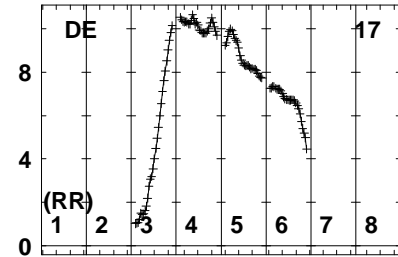
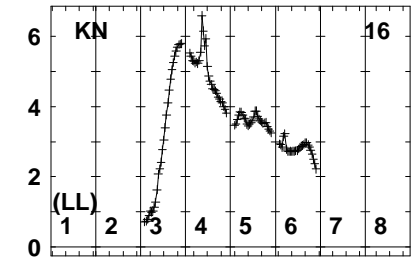
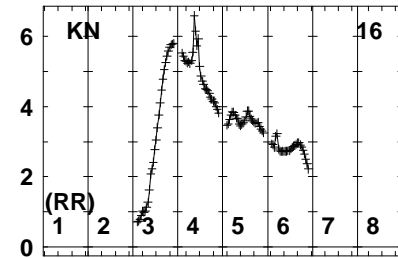
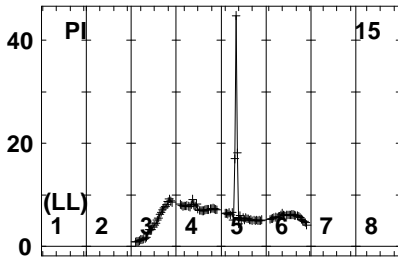
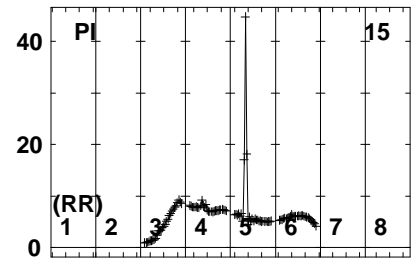
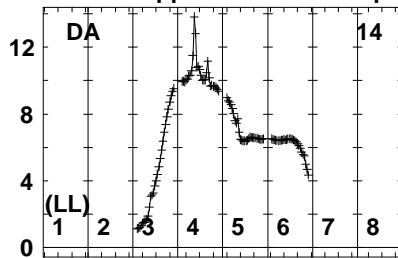
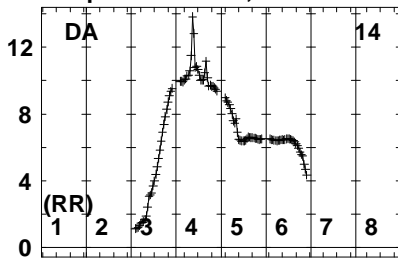


Lower frame: Tera Real Jy  
Auto-corr total-power spectrum Antenna: \*  
Timerange: 00/04:19:51 to 00/04:22:13

Plot file version 59 created 21-NOV-2022 15:04:59

P-6-6 ER052A.UVDATA.1

Freq = 1.5950 GHz, Bw = 16.000 MH No calibration applied and no bandpass applied



1595 610 1630 645 660 675 1695 710  
FREQ MHz

1595 610 1630 645 660 675 1695 710  
FREQ MHz

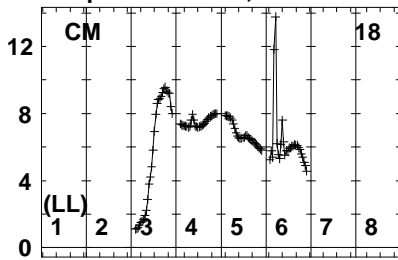
1595 610 1630 645 660 675 1695 710  
FREQ MHz

Lower frame: Tera Real Jy  
Auto-corr total-power spectrum Antenna: \*  
Timerange: 00/04:19:51 to 00/04:22:13

Plot file version 60 created 21-NOV-2022 15:04:59

P-6-6 ER052A.UVDATA.1

Freq = 1.5950 GHz, Bw = 16.000 MH No calibration applied and no bandpass applied



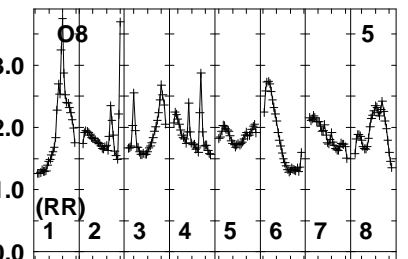
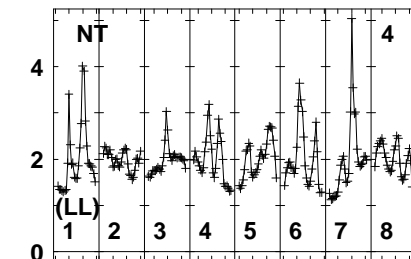
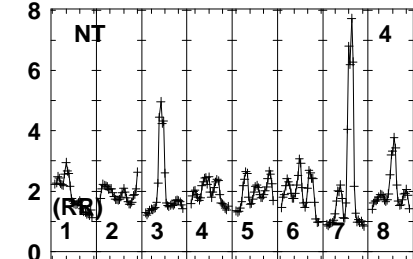
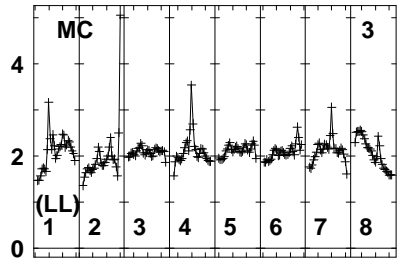
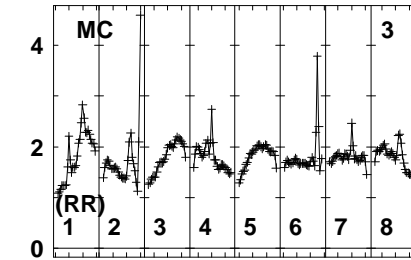
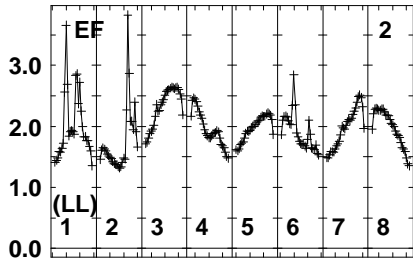
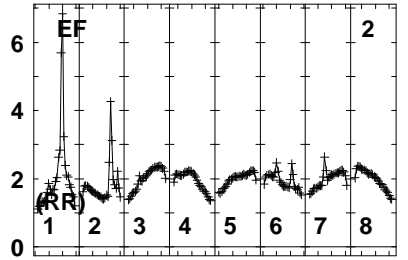
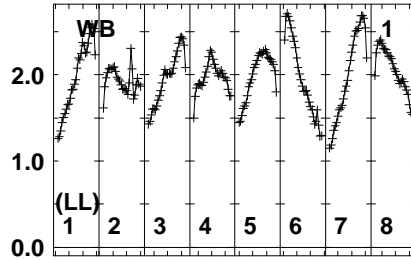
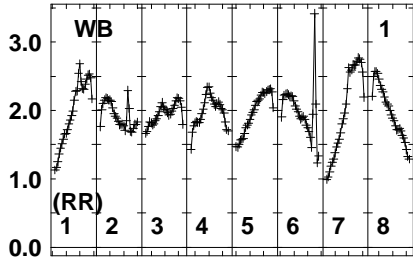
Lower frame: Tera Real Jy  
Auto-corr total-power spectrum Antenna: \*  
Timerange: 00/04:19:51 to 00/04:22:13



Plot file version 61 created 21-NOV-2022 15:04:59

P-4-6 ER052A.UVDATA.1

Freq = 1.5950 GHz, Bw = 16.000 MH No calibration applied and no bandpass applied



1595 610 1630 645 660 675 1695 710  
FREQ MHz

1595 610 1630 645 660 675 1695 710  
FREQ MHz

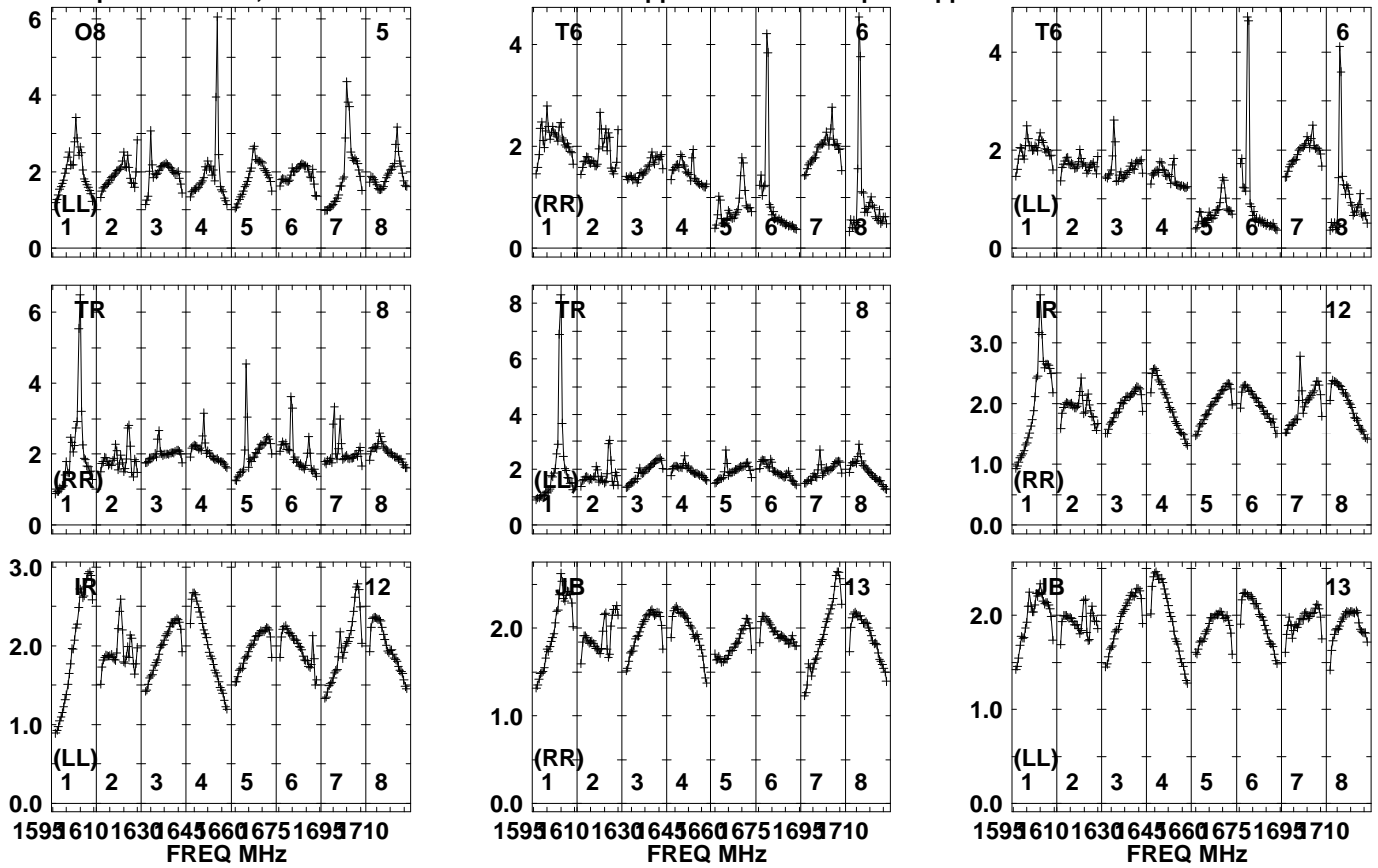
1595 610 1630 645 660 675 1695 710  
FREQ MHz

Lower frame: Tera Real Jy  
Auto-corr total-power spectrum Antenna: \*  
Timerange: 00/04:22:16 to 00/04:24:38

Plot file version 62 created 21-NOV-2022 15:04:59

P-4-6 ER052A.UVDATA.1

Freq = 1.5950 GHz, Bw = 16.000 MH No calibration applied and no bandpass applied

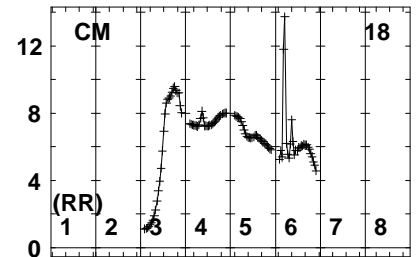
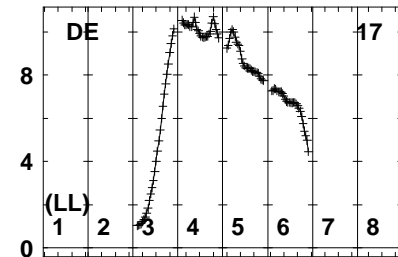
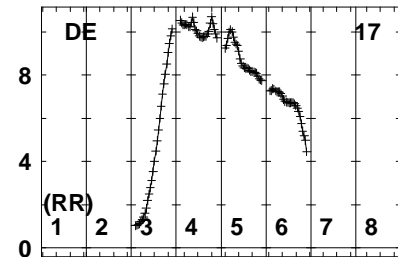
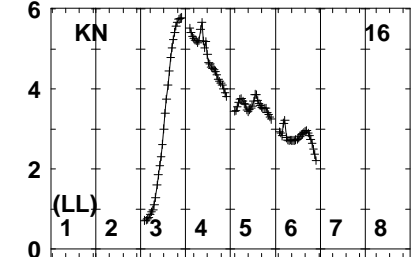
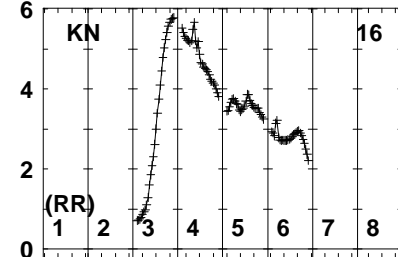
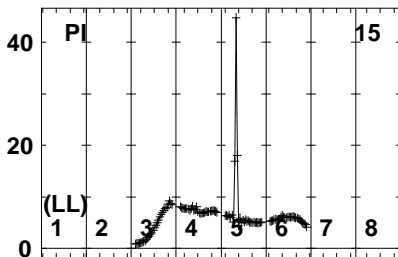
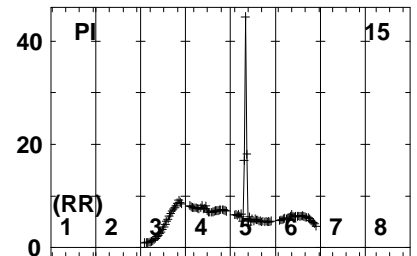
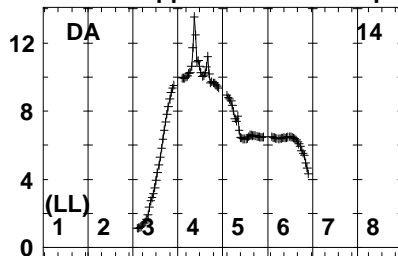
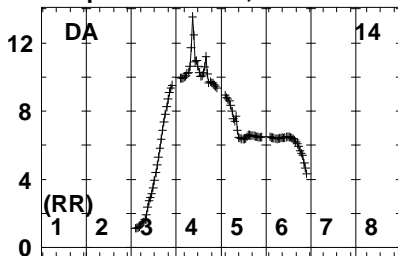


Lower frame: Tera Real Jy  
Auto-corr total-power spectrum Antenna: \*  
Timerange: 00/04:22:16 to 00/04:24:38

Plot file version 63 created 21-NOV-2022 15:04:59

P-4-6 ER052A.UVDATA.1

Freq = 1.5950 GHz, Bw = 16.000 MH No calibration applied and no bandpass applied



1595 610 1630 645 660 675 1695 710  
FREQ MHz

1595 610 1630 645 660 675 1695 710  
FREQ MHz

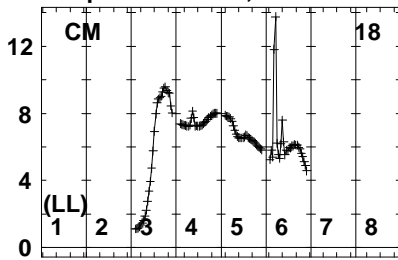
1595 610 1630 645 660 675 1695 710  
FREQ MHz

Lower frame: Tera Real Jy  
Auto-corr total-power spectrum Antenna: \*  
Timerange: 00/04:22:16 to 00/04:24:38

Plot file version 64 created 21-NOV-2022 15:04:59

P-4-6 ER052A.UVDATA.1

Freq = 1.5950 GHz, Bw = 16.000 MH No calibration applied and no bandpass applied

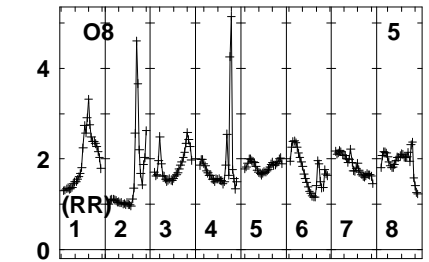
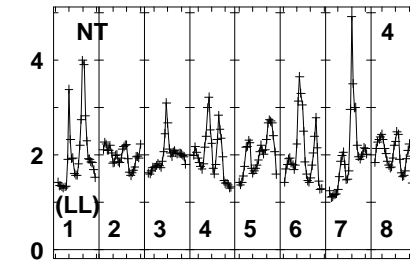
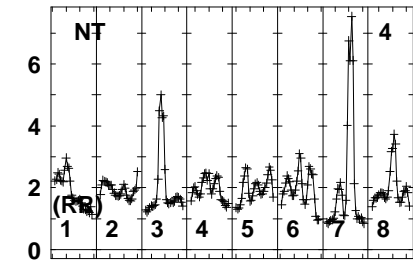
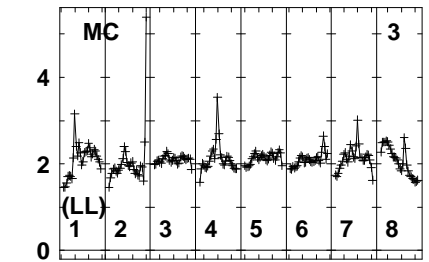
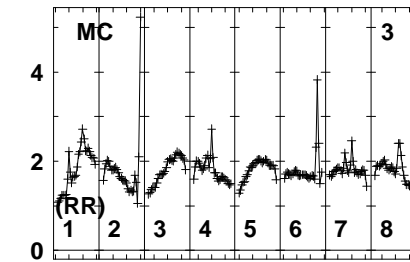
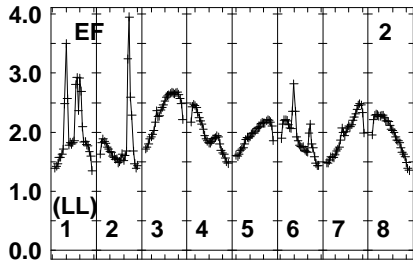
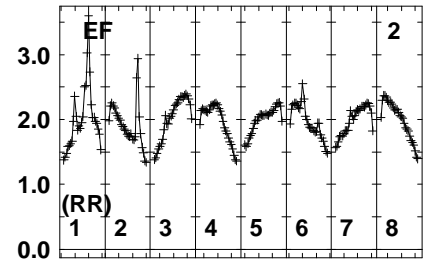
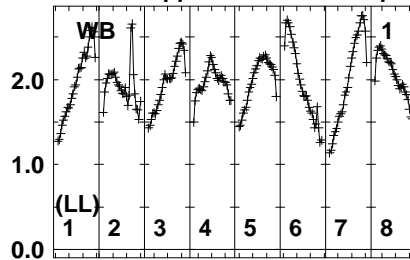
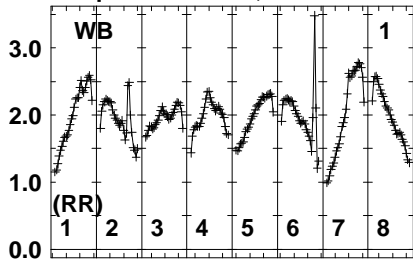


Lower frame: Tera Real Jy  
Auto-corr total-power spectrum Antenna: \*  
Timerange: 00/04:22:16 to 00/04:24:38

Plot file version 65 created 21-NOV-2022 15:04:59

J1048+7143 ER052A.UVDATA.1

Freq = 1.5950 GHz, Bw = 16.000 MH No calibration applied and no bandpass applied



1595 610 1630 645 660 675 1695 710  
FREQ MHz

1595 610 1630 645 660 675 1695 710  
FREQ MHz

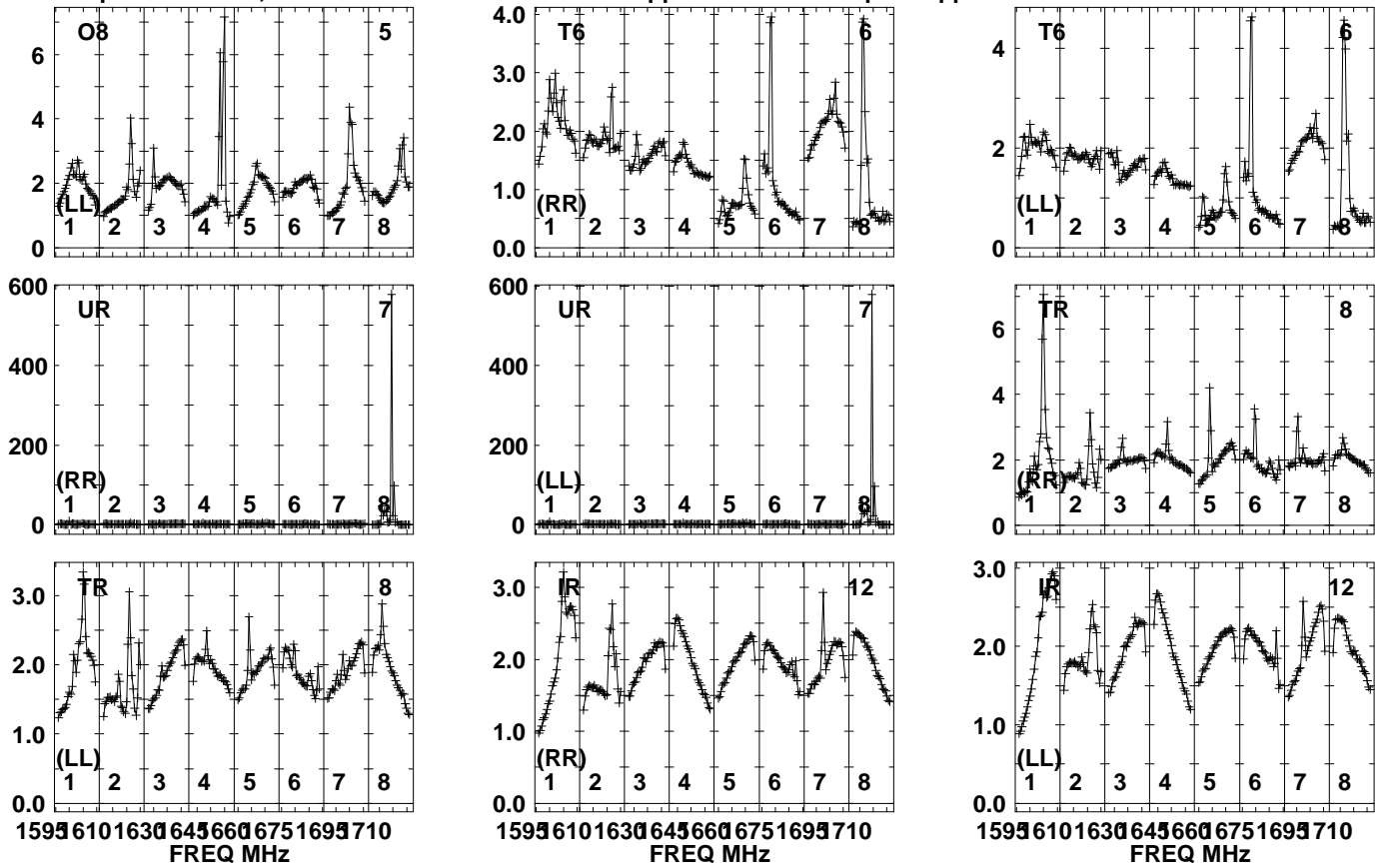
1595 610 1630 645 660 675 1695 710  
FREQ MHz

Lower frame: Tera Real Jy  
Auto-corr total-power spectrum Antenna: \*  
Timerange: 00/04:24:41 to 00/04:27:03

Plot file version 66 created 21-NOV-2022 15:04:59

J1048+7143 ER052A.UVDATA.1

Freq = 1.5950 GHz, Bw = 16.000 MH No calibration applied and no bandpass applied

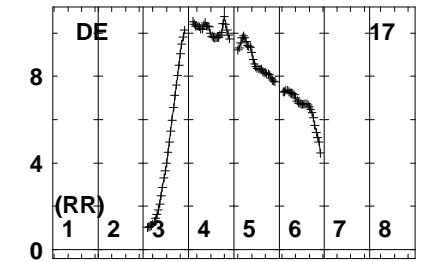
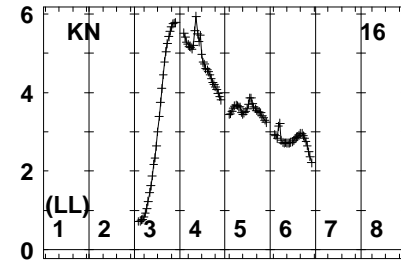
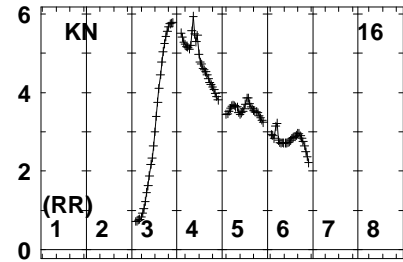
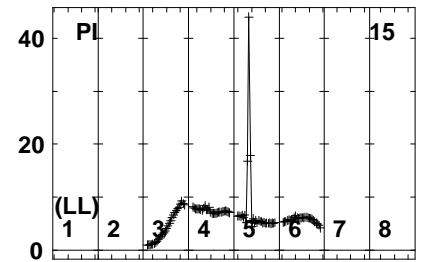
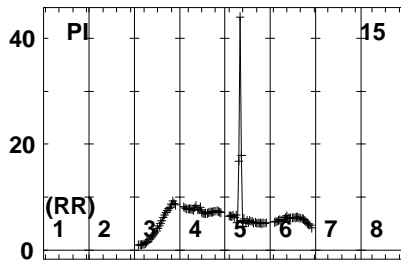
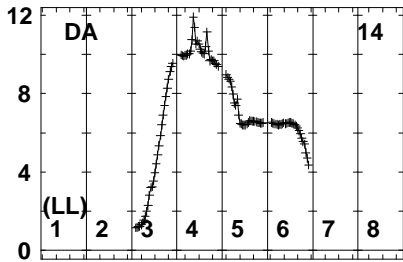
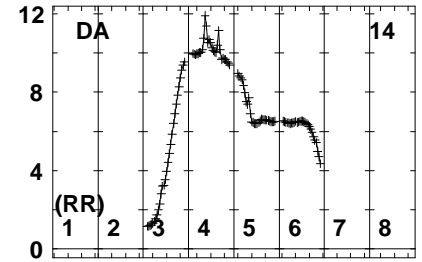
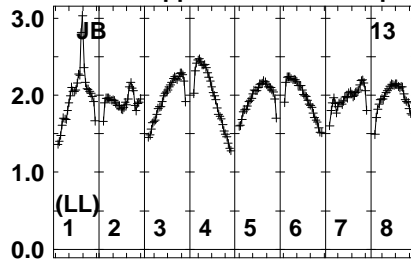
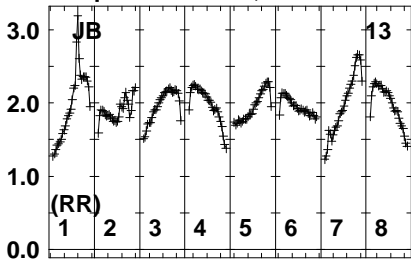


Lower frame: Tera Real Jy  
Auto-corr total-power spectrum Antenna: \*  
Timerange: 00/04:24:41 to 00/04:27:03

Plot file version 67 created 21-NOV-2022 15:05:00

J1048+7143 ER052A.UVDATA.1

Freq = 1.5950 GHz, Bw = 16.000 MH No calibration applied and no bandpass applied



1595 610 1630 645 660 675 1695 710  
FREQ MHz

1595 610 1630 645 660 675 1695 710  
FREQ MHz

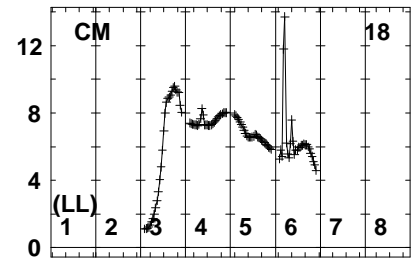
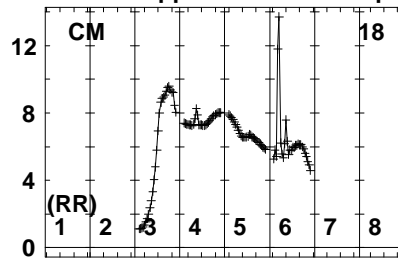
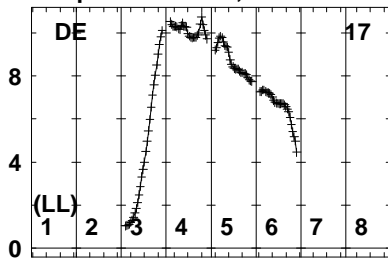
1595 610 1630 645 660 675 1695 710  
FREQ MHz

Lower frame: Tera Real Jy  
Auto-corr total-power spectrum Antenna: \*  
Timerange: 00/04:24:41 to 00/04:27:03

Plot file version 68 created 21-NOV-2022 15:05:00

J1048+7143 ER052A.UVDATA.1

Freq = 1.5950 GHz, Bw = 16.000 MH No calibration applied and no bandpass applied



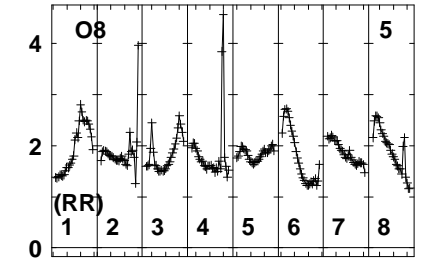
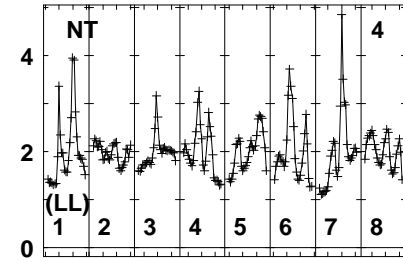
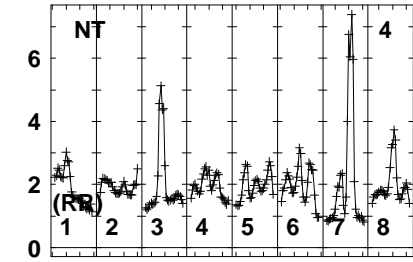
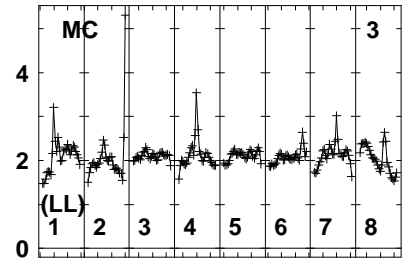
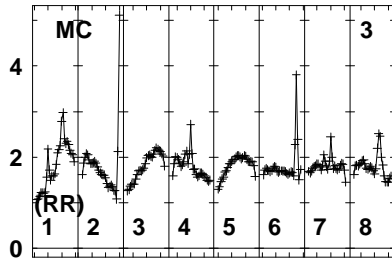
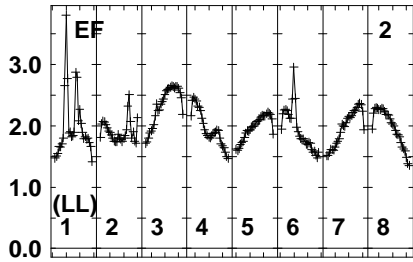
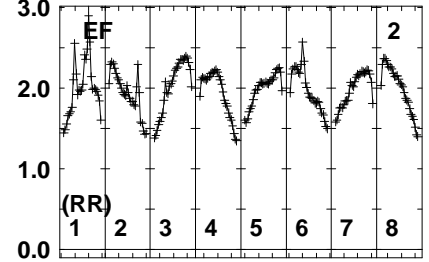
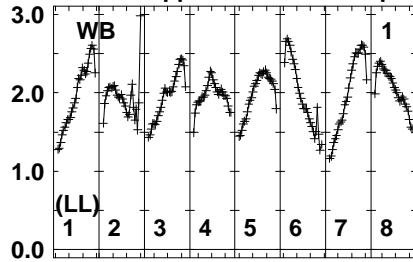
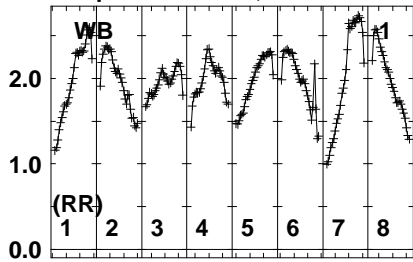
Lower frame: Tera Real Jy  
Auto-corr total-power spectrum Antenna: \*  
Timerange: 00/04:24:41 to 00/04:27:03



Plot file version 69 created 21-NOV-2022 15:05:00

P-2-6 ER052A.UVDATA.1

Freq = 1.5950 GHz, Bw = 16.000 MH No calibration applied and no bandpass applied



1595 610 1630 645 660 675 1695 710  
FREQ MHz

1595 610 1630 645 660 675 1695 710  
FREQ MHz

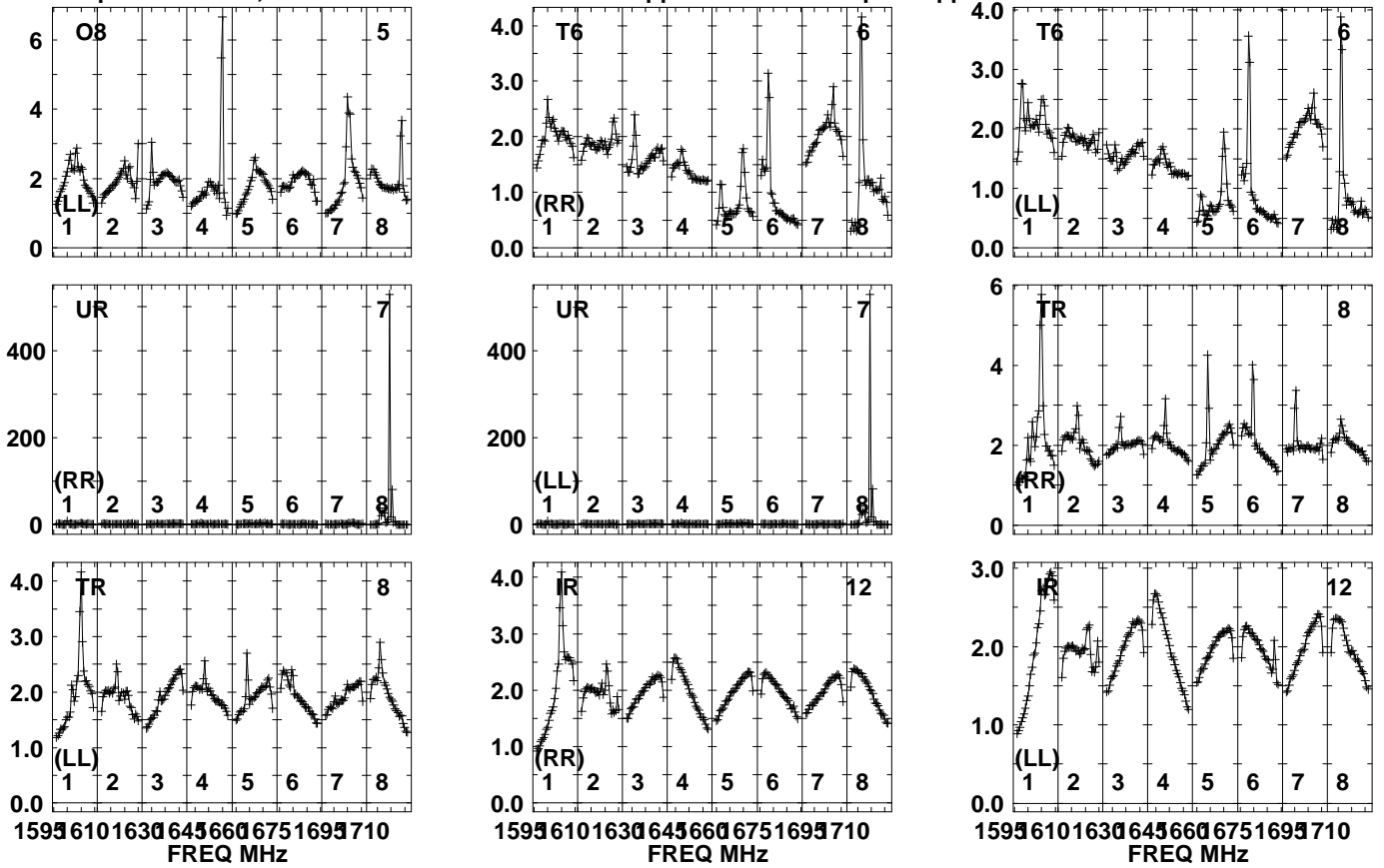
1595 610 1630 645 660 675 1695 710  
FREQ MHz

Lower frame: Tera Real Jy  
Auto-corr total-power spectrum Antenna: \*  
Timerange: 00/04:27:06 to 00/04:29:28

Plot file version 70 created 21-NOV-2022 15:05:00

P-2-6 ER052A.UVDATA.1

Freq = 1.5950 GHz, Bw = 16.000 MH No calibration applied and no bandpass applied

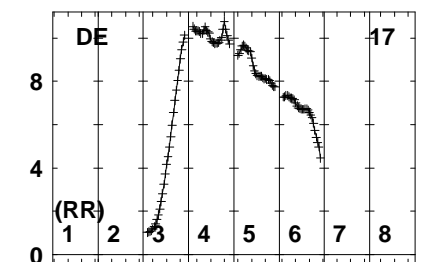
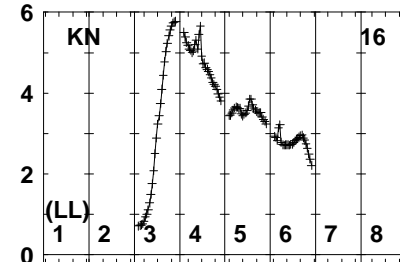
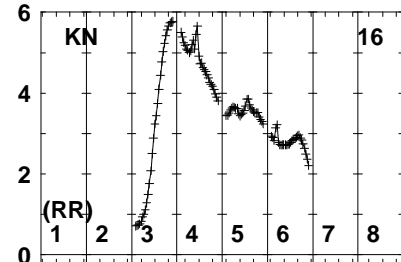
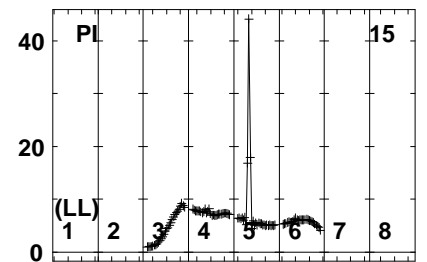
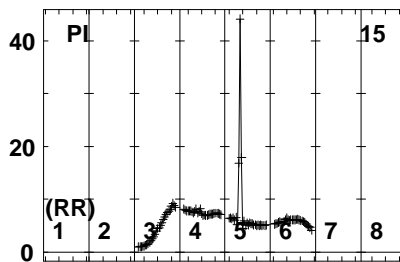
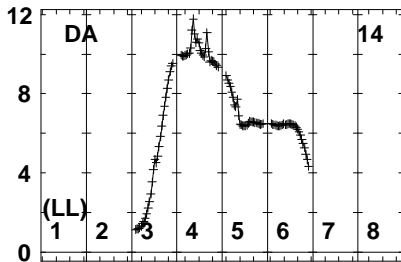
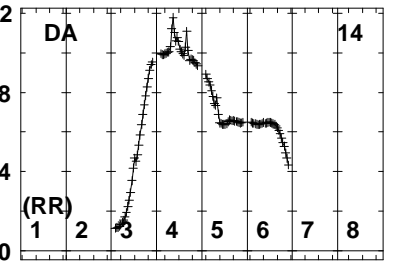
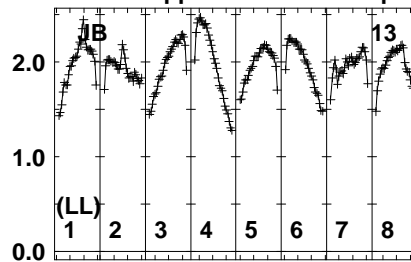
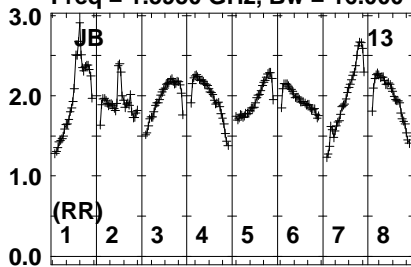


Lower frame: Tera Real Jy  
Auto-corr total-power spectrum Antenna: \*  
Timerange: 00/04:27:06 to 00/04:29:28

Plot file version 71 created 21-NOV-2022 15:05:00

P-2-6 ER052A.UVDATA.1

Freq = 1.5950 GHz, Bw = 16.000 MH No calibration applied and no bandpass applied



1595 610 1630 645 660 675 1695 710  
FREQ MHz

1595 610 1630 645 660 675 1695 710  
FREQ MHz

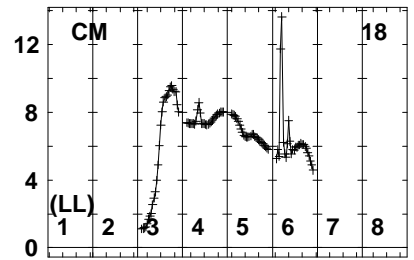
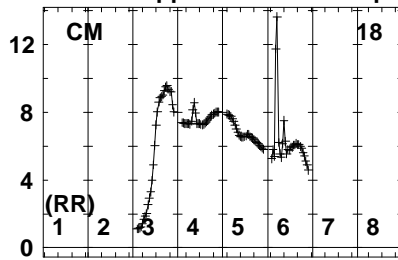
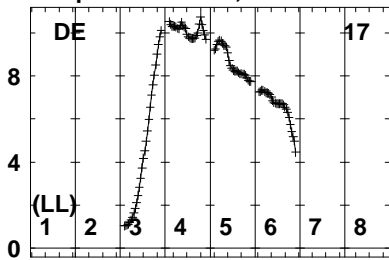
1595 610 1630 645 660 675 1695 710  
FREQ MHz

Lower frame: Tera Real Jy  
Auto-corr total-power spectrum Antenna: \*  
Timerange: 00/04:27:06 to 00/04:29:28

Plot file version 72 created 21-NOV-2022 15:05:00

P-2-6 ER052A.UVDATA.1

Freq = 1.5950 GHz, Bw = 16.000 MH No calibration applied and no bandpass applied

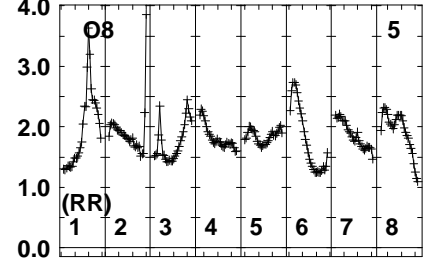
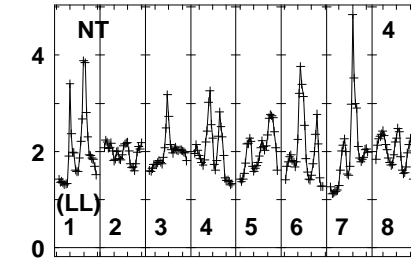
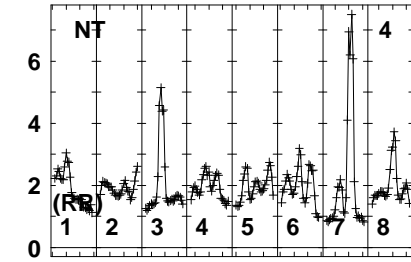
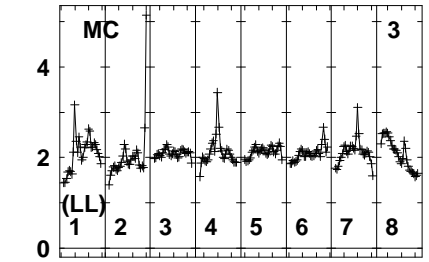
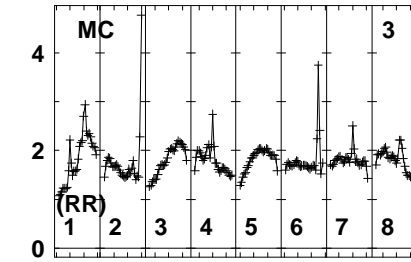
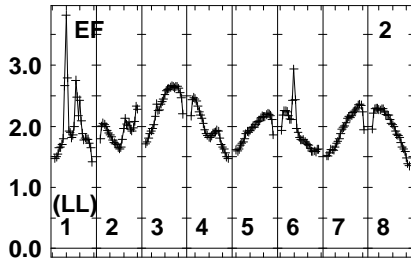
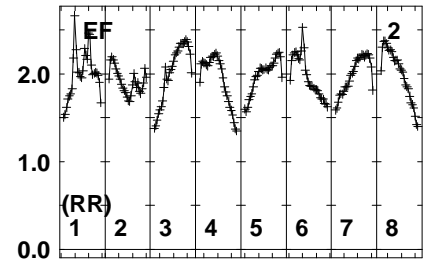
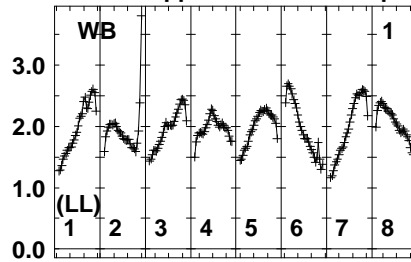
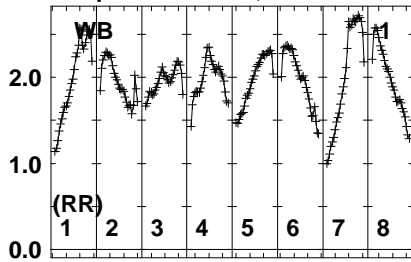


Lower frame: Tera Real Jy  
Auto-corr total-power spectrum Antenna: \*  
Timerange: 00/04:27:06 to 00/04:29:28

Plot file version 73 created 21-NOV-2022 15:05:00

P+0-6 ER052A.UVDATA.1

Freq = 1.5950 GHz, Bw = 16.000 MH No calibration applied and no bandpass applied



1595 610 1630 645 660 675 1695 710  
FREQ MHz

1595 610 1630 645 660 675 1695 710  
FREQ MHz

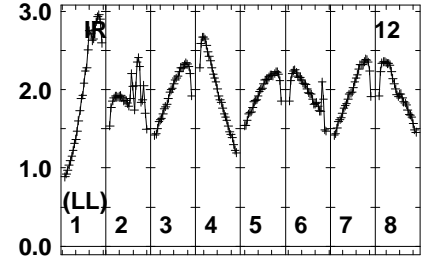
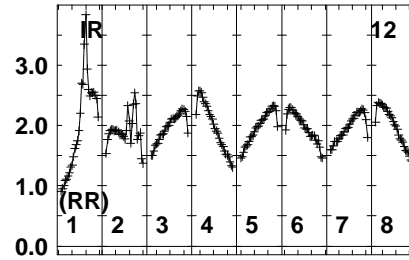
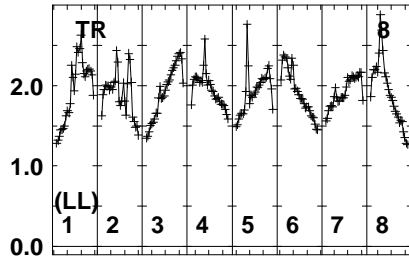
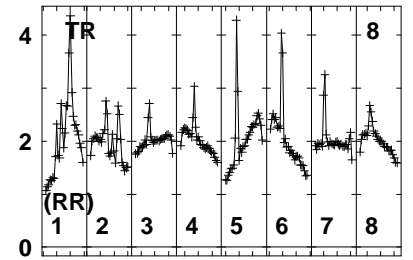
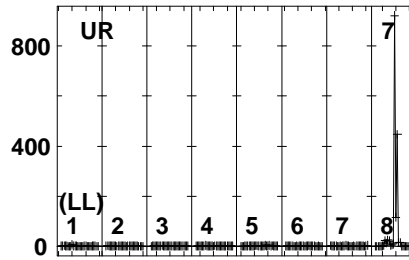
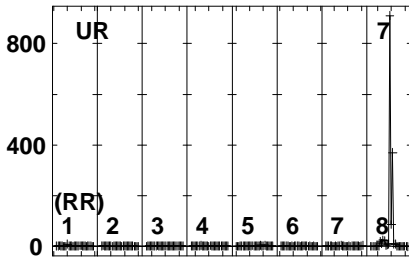
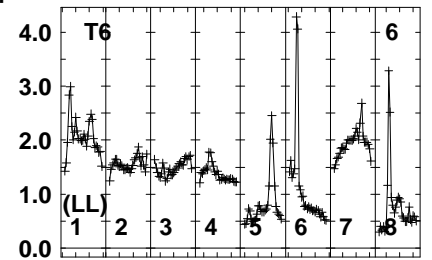
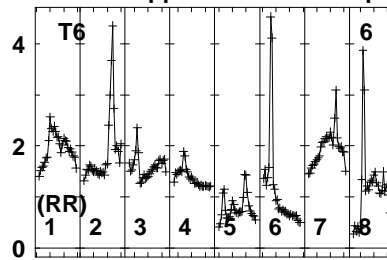
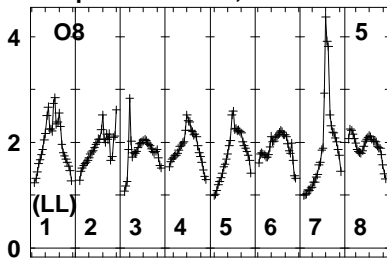
1595 610 1630 645 660 675 1695 710  
FREQ MHz

Lower frame: Tera Real Jy  
Auto-corr total-power spectrum Antenna: \*  
Timerange: 00/04:29:31 to 00/04:31:53

Plot file version 74 created 21-NOV-2022 15:05:00

P+0-6 ER052A.UVDATA.1

Freq = 1.5950 GHz, Bw = 16.000 MH No calibration applied and no bandpass applied



159561016306456606751695710  
FREQ MHz

159561016306456606751695710  
FREQ MHz

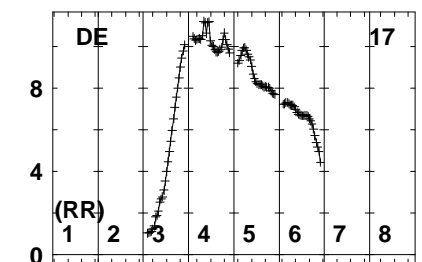
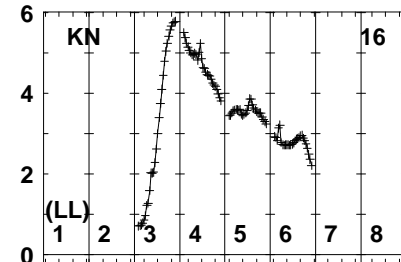
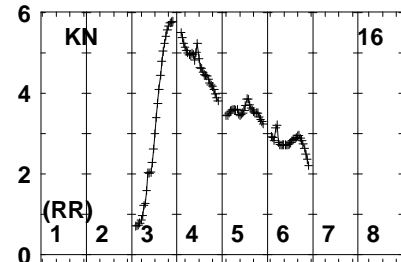
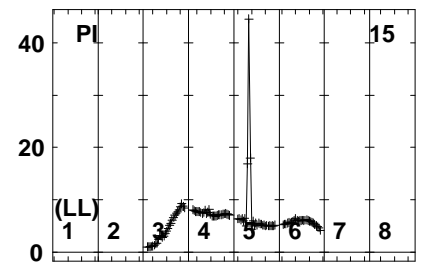
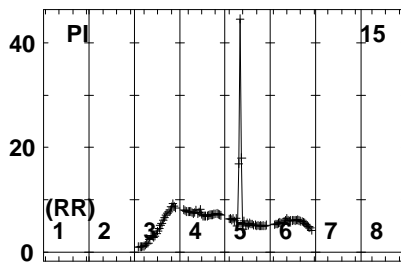
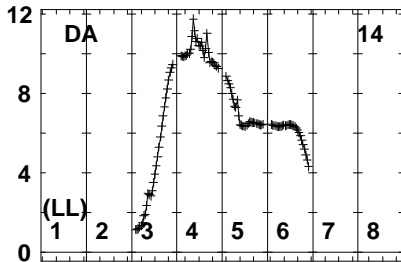
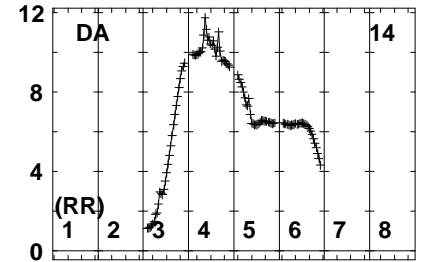
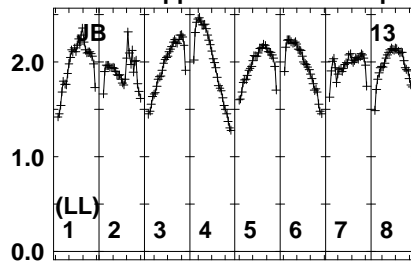
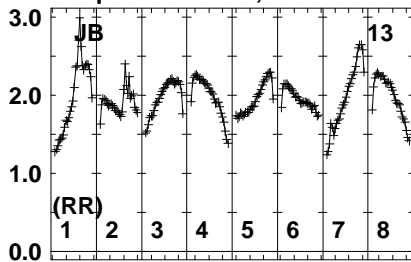
159561016306456606751695710  
FREQ MHz

Lower frame: Tera Real Jy  
Auto-corr total-power spectrum Antenna: \*  
Timerange: 00/04:29:31 to 00/04:31:53

Plot file version 75 created 21-NOV-2022 15:05:00

P+0-6 ER052A.UVDATA.1

Freq = 1.5950 GHz, Bw = 16.000 MH No calibration applied and no bandpass applied



1595 610 1630 645 660 675 1695 710  
FREQ MHz

1595 610 1630 645 660 675 1695 710  
FREQ MHz

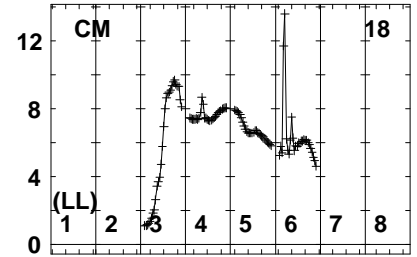
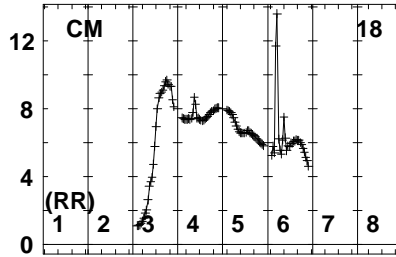
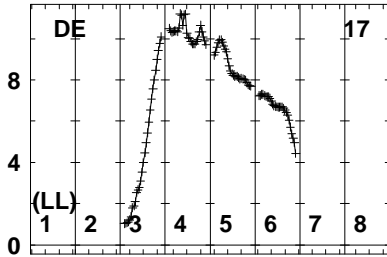
1595 610 1630 645 660 675 1695 710  
FREQ MHz

Lower frame: Tera Real Jy  
Auto-corr total-power spectrum Antenna: \*  
Timerange: 00/04:29:31 to 00/04:31:53

Plot file version 76 created 21-NOV-2022 15:05:01

P+0-6 ER052A.UVDATA.1

Freq = 1.5950 GHz, Bw = 16.000 MH No calibration applied and no bandpass applied



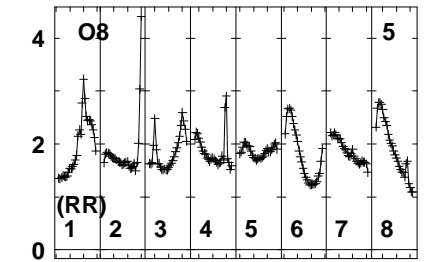
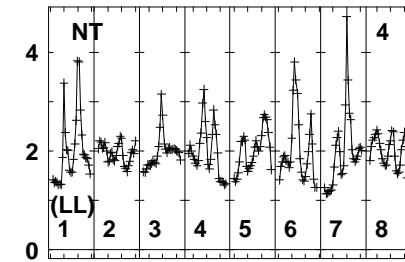
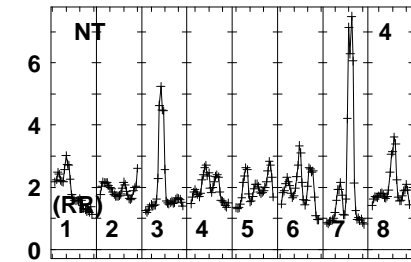
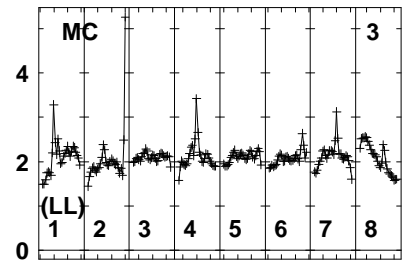
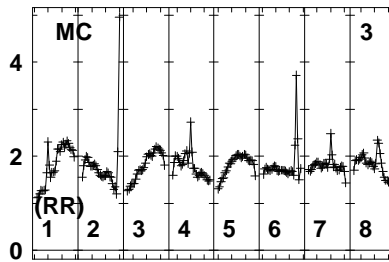
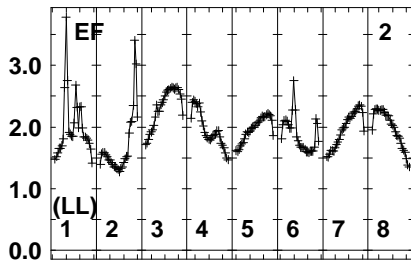
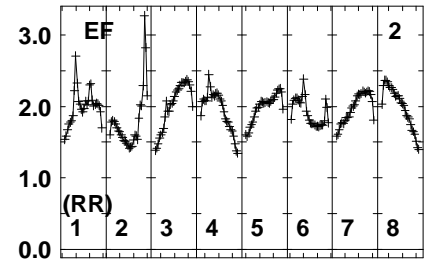
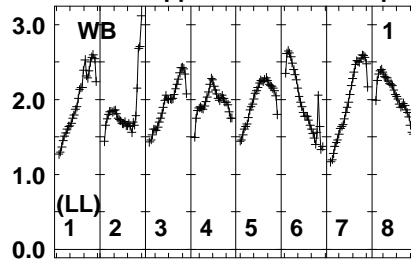
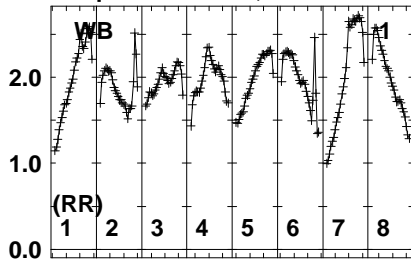
Lower frame: Tera Real Jy  
Auto-corr total-power spectrum Antenna: \*  
Timerange: 00/04:29:31 to 00/04:31:53



Plot file version 77 created 21-NOV-2022 15:05:01

P+2-6 ER052A.UVDATA.1

Freq = 1.5950 GHz, Bw = 16.000 MH No calibration applied and no bandpass applied



1595 610 1630 645 660 675 1695 710  
FREQ MHz

1595 610 1630 645 660 675 1695 710  
FREQ MHz

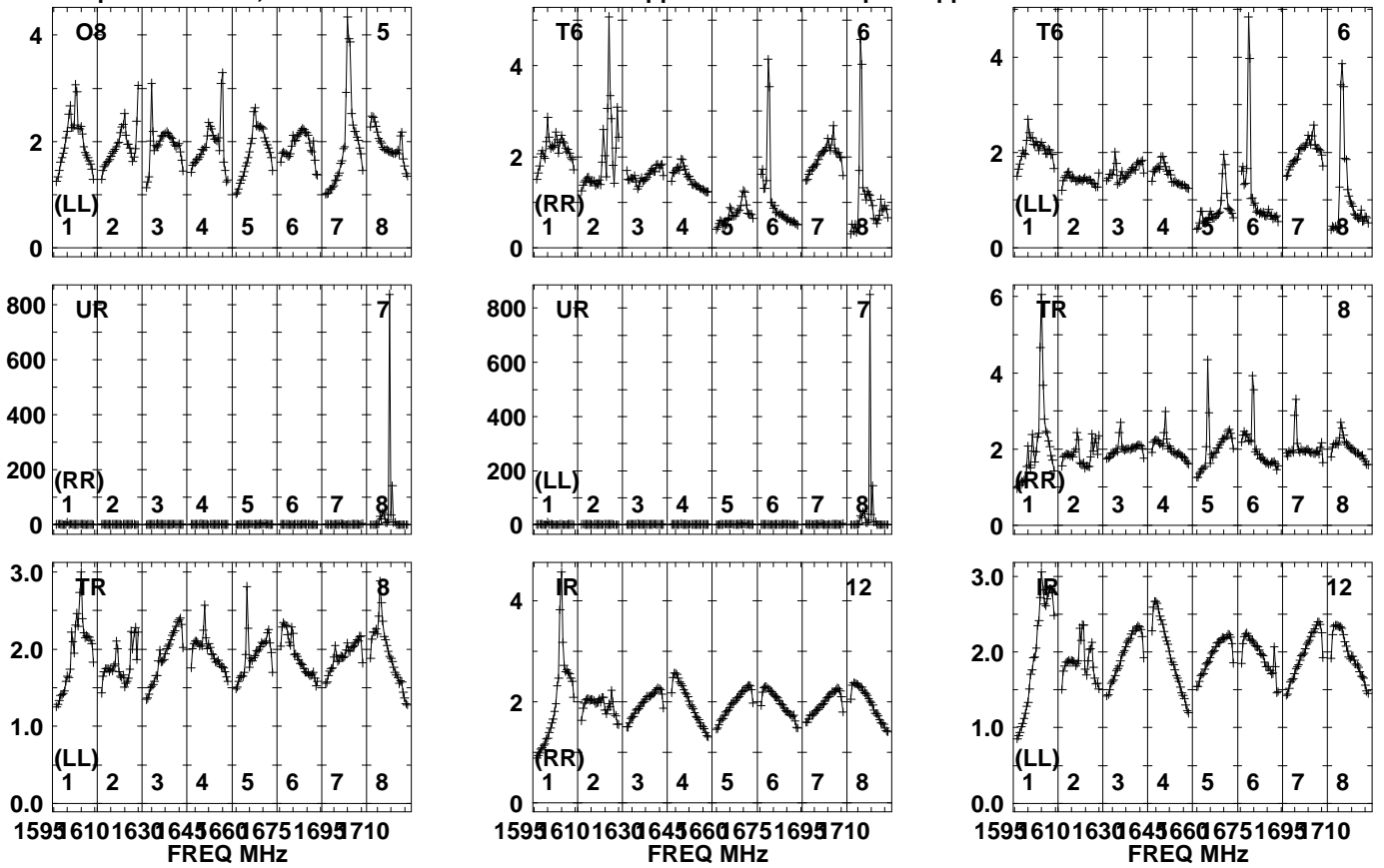
1595 610 1630 645 660 675 1695 710  
FREQ MHz

Lower frame: Tera Real Jy  
Auto-corr total-power spectrum Antenna: \*  
Timerange: 00/04:31:56 to 00/04:34:18

Plot file version 78 created 21-NOV-2022 15:05:01

P+2-6 ER052A.UVDATA.1

Freq = 1.5950 GHz, Bw = 16.000 MH No calibration applied and no bandpass applied

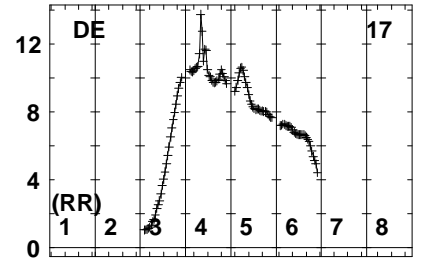
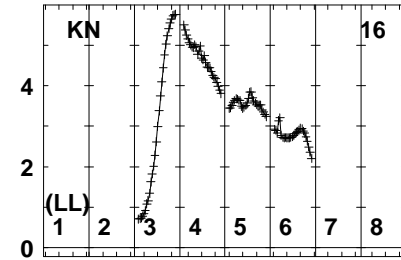
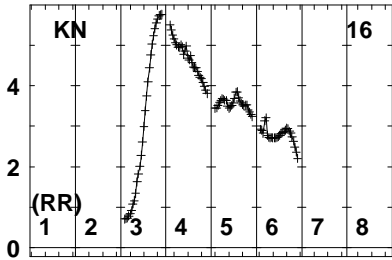
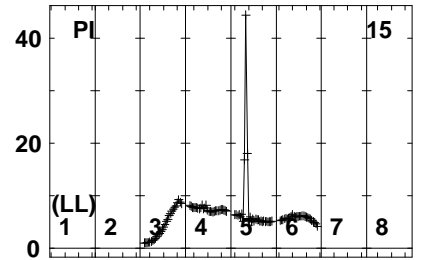
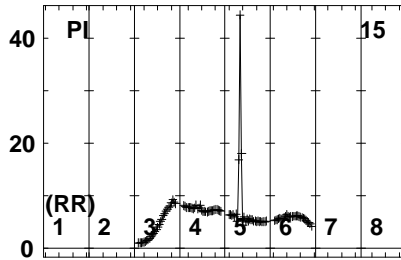
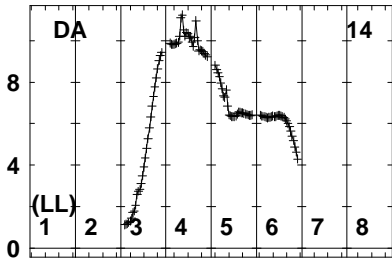
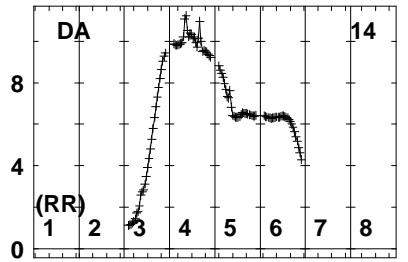
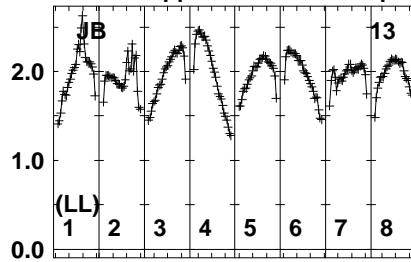
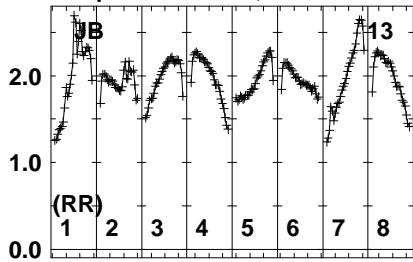


Lower frame: Tera Real Jy  
Auto-corr total-power spectrum Antenna: \*  
Timerange: 00/04:31:56 to 00/04:34:18

Plot file version 79 created 21-NOV-2022 15:05:01

P+2-6 ER052A.UVDATA.1

Freq = 1.5950 GHz, Bw = 16.000 MH No calibration applied and no bandpass applied



1595 610 1630 645 660 675 1695 710  
FREQ MHz

1595 610 1630 645 660 675 1695 710  
FREQ MHz

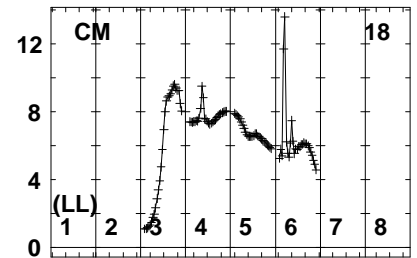
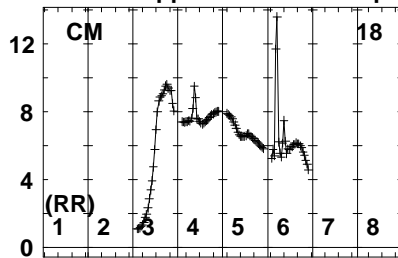
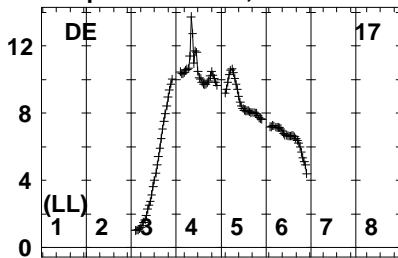
1595 610 1630 645 660 675 1695 710  
FREQ MHz

Lower frame: Tera Real Jy  
Auto-corr total-power spectrum Antenna: \*  
Timerange: 00/04:31:56 to 00/04:34:18

Plot file version 80 created 21-NOV-2022 15:05:01

P+2-6 ER052A.UVDATA.1

Freq = 1.5950 GHz, Bw = 16.000 MH No calibration applied and no bandpass applied

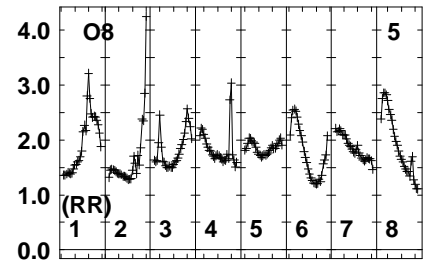
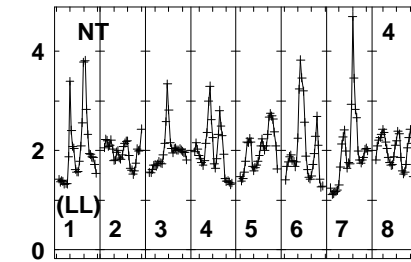
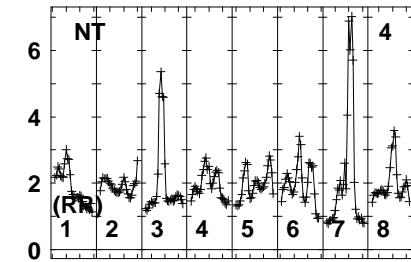
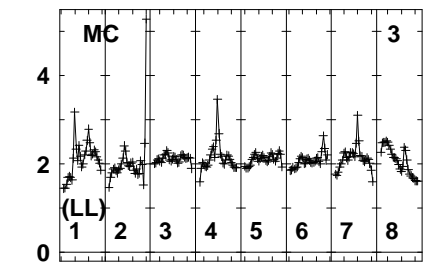
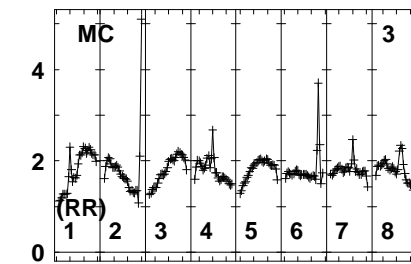
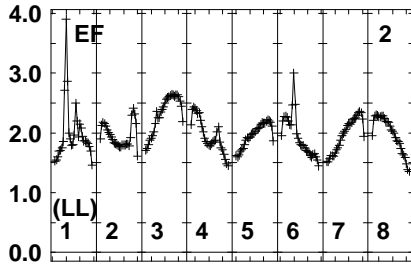
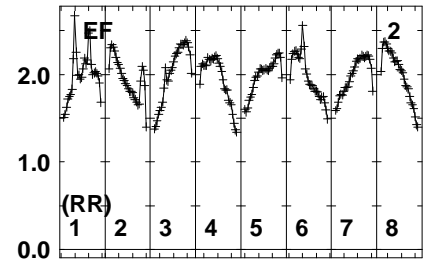
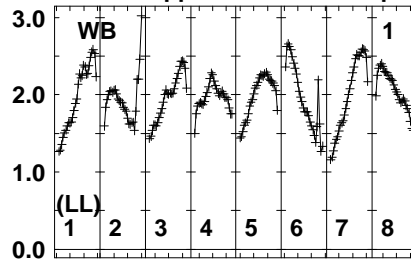
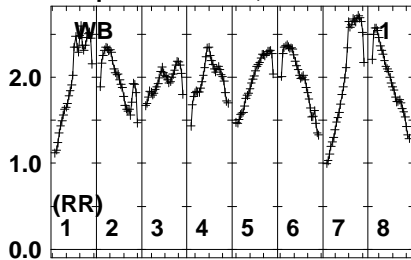


Lower frame: Tera Real Jy  
Auto-corr total-power spectrum Antenna: \*  
Timerange: 00/04:31:56 to 00/04:34:18

Plot file version 81 created 21-NOV-2022 15:05:01

P+4-6 ER052A.UVDATA.1

Freq = 1.5950 GHz, Bw = 16.000 MH No calibration applied and no bandpass applied



1595 610 1630 645 660 675 1695 710  
FREQ MHz

1595 610 1630 645 660 675 1695 710  
FREQ MHz

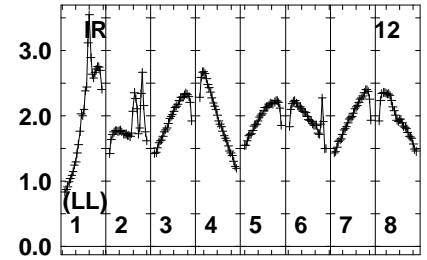
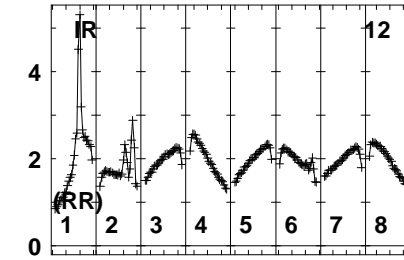
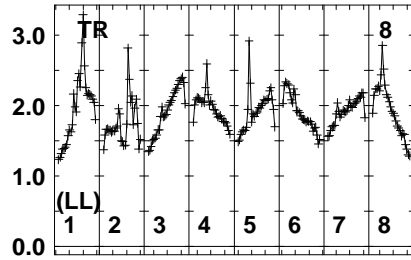
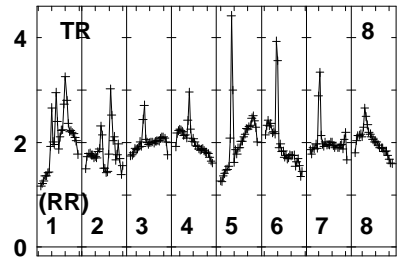
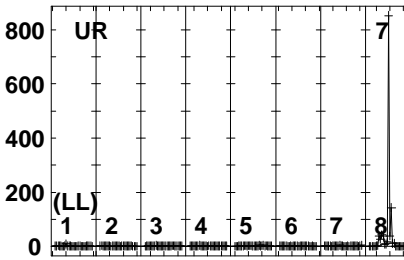
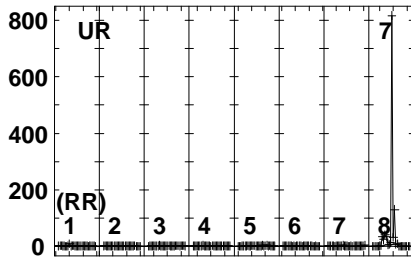
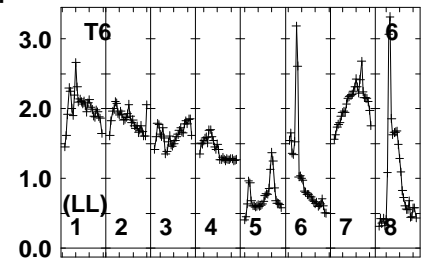
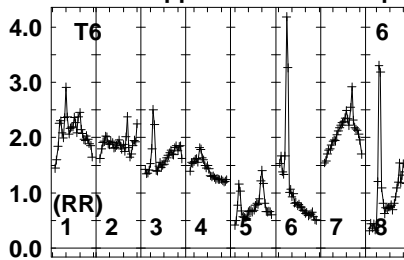
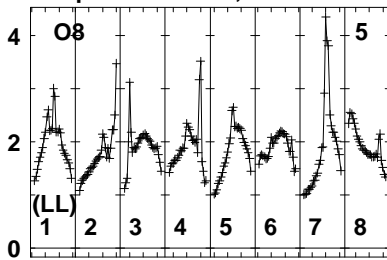
1595 610 1630 645 660 675 1695 710  
FREQ MHz

Lower frame: Tera Real Jy  
Auto-corr total-power spectrum Antenna: \*  
Timerange: 00/04:34:21 to 00/04:36:43

Plot file version 82 created 21-NOV-2022 15:05:01

P+4-6 ER052A.UVDATA.1

Freq = 1.5950 GHz, Bw = 16.000 MH No calibration applied and no bandpass applied



159561016306456606751695710  
FREQ MHz

159561016306456606751695710  
FREQ MHz

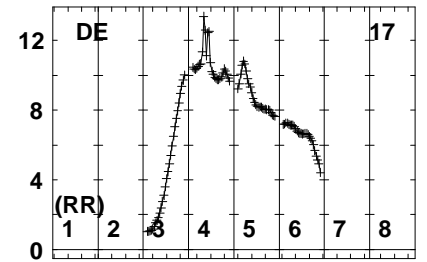
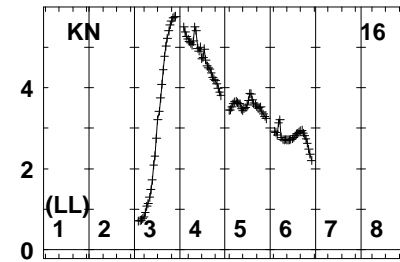
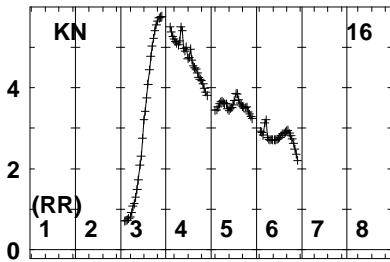
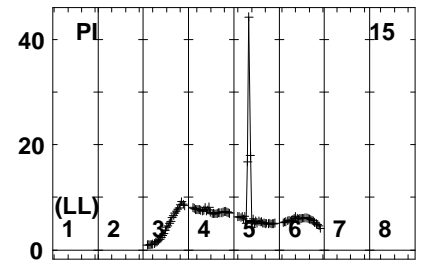
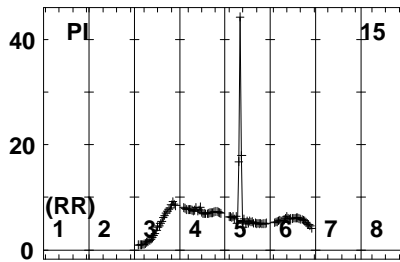
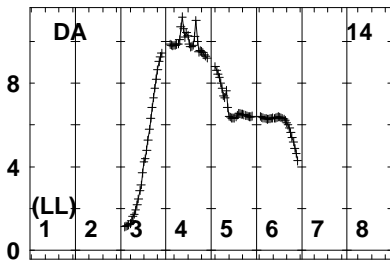
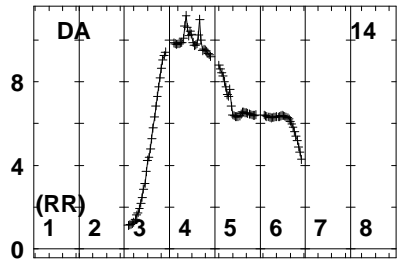
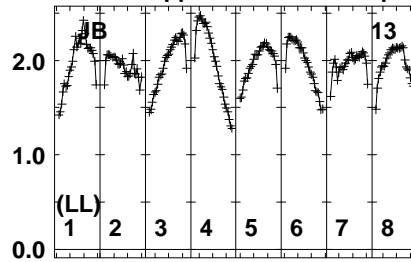
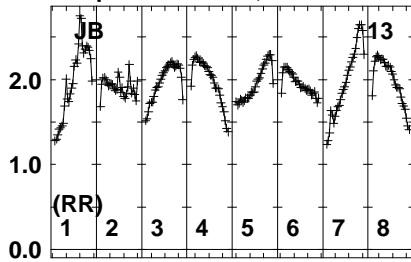
159561016306456606751695710  
FREQ MHz

Lower frame: Tera Real Jy  
Auto-corr total-power spectrum Antenna: \*  
Timerange: 00/04:34:21 to 00/04:36:43

Plot file version 83 created 21-NOV-2022 15:05:01

P+4-6 ER052A.UVDATA.1

Freq = 1.5950 GHz, Bw = 16.000 MH No calibration applied and no bandpass applied



1595 610 1630 645 660 675 1695 710  
FREQ MHz

1595 610 1630 645 660 675 1695 710  
FREQ MHz

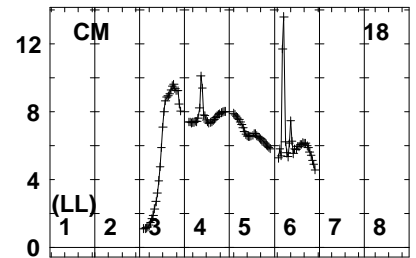
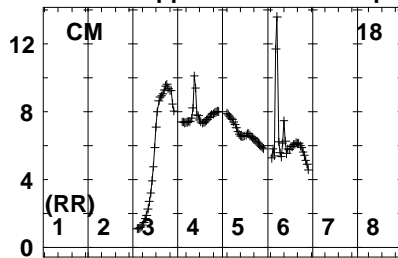
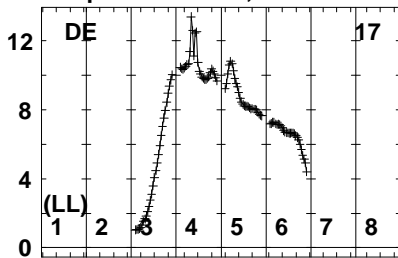
1595 610 1630 645 660 675 1695 710  
FREQ MHz

Lower frame: Tera Real Jy  
Auto-corr total-power spectrum Antenna: \*  
Timerange: 00/04:34:21 to 00/04:36:43

Plot file version 84 created 21-NOV-2022 15:05:02

P+4-6 ER052A.UVDATA.1

Freq = 1.5950 GHz, Bw = 16.000 MH No calibration applied and no bandpass applied



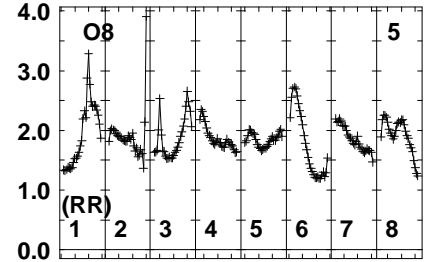
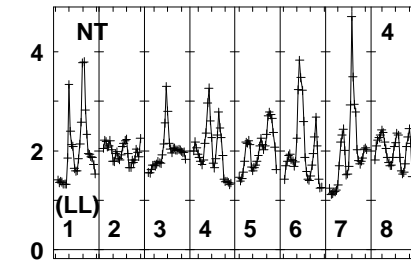
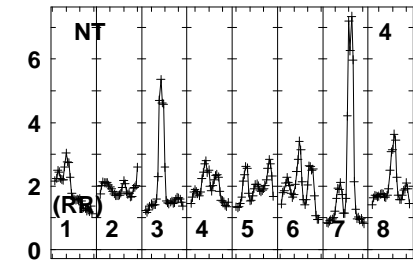
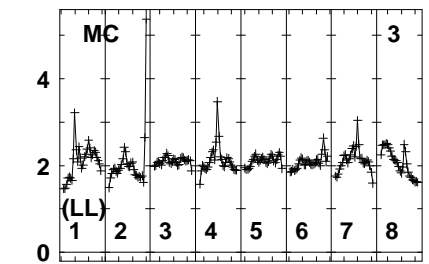
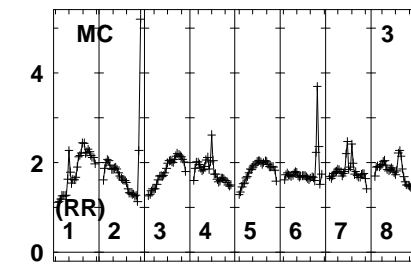
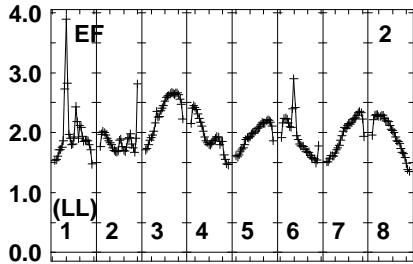
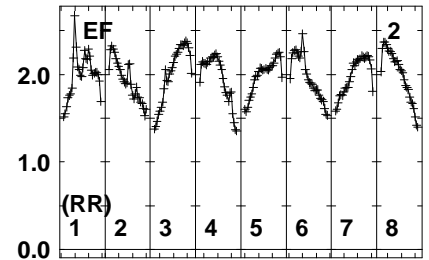
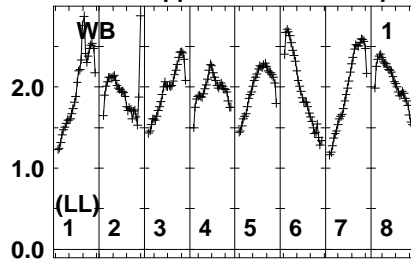
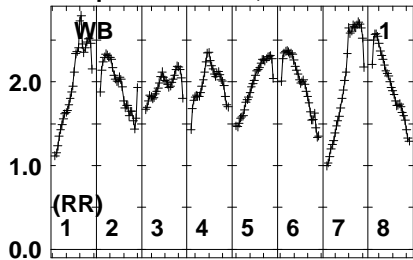
Lower frame: Tera Real Jy  
Auto-corr total-power spectrum Antenna: \*  
Timerange: 00/04:34:21 to 00/04:36:43



Plot file version 85 created 21-NOV-2022 15:05:02

J1048+7143 ER052A.UVDATA.1

Freq = 1.5950 GHz, Bw = 16.000 MH No calibration applied and no bandpass applied



1595 610 1630 645 660 675 1695 710  
FREQ MHz

1595 610 1630 645 660 675 1695 710  
FREQ MHz

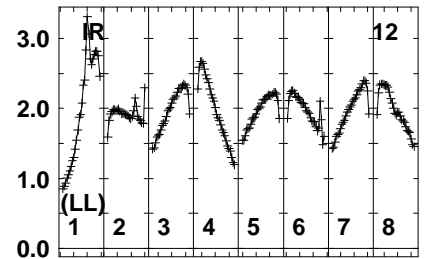
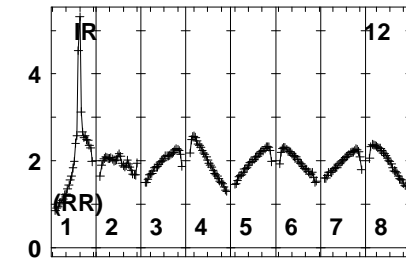
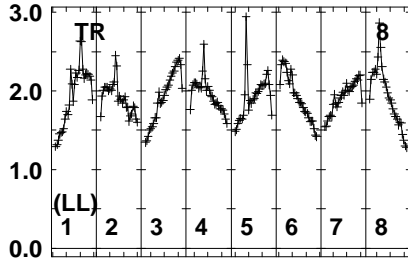
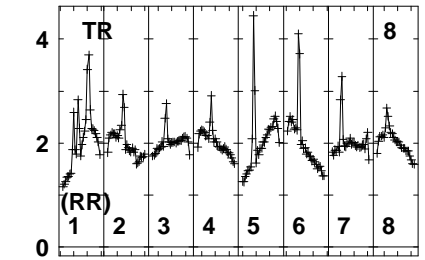
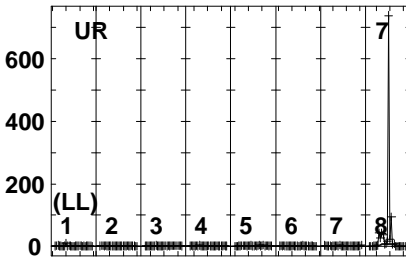
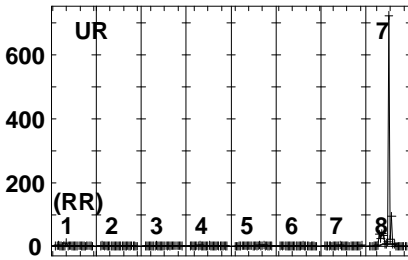
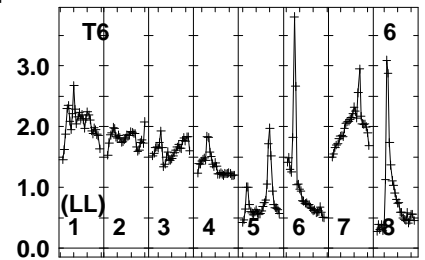
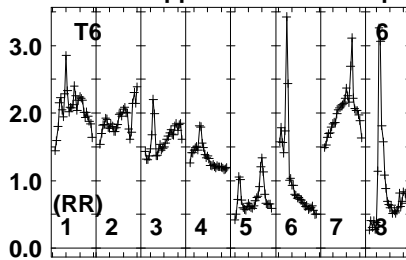
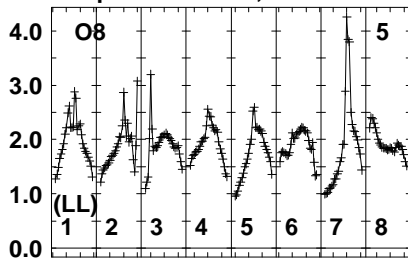
1595 610 1630 645 660 675 1695 710  
FREQ MHz

Lower frame: Tera Real Jy  
Auto-corr total-power spectrum Antenna: \*  
Timerange: 00/04:36:46 to 00/04:39:08

Plot file version 86 created 21-NOV-2022 15:05:02

J1048+7143 ER052A.UVDATA.1

Freq = 1.5950 GHz, Bw = 16.000 MH No calibration applied and no bandpass applied



159561016306456606751695710  
FREQ MHz

159561016306456606751695710  
FREQ MHz

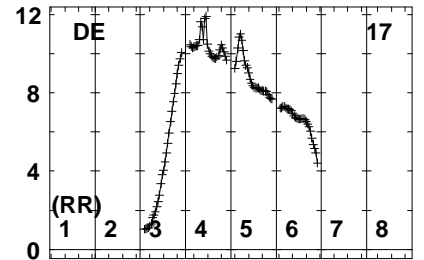
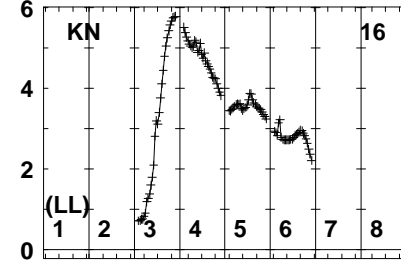
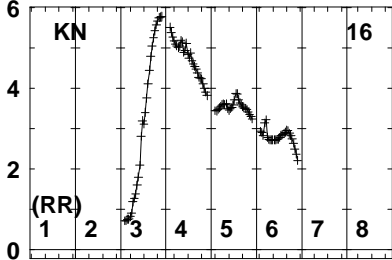
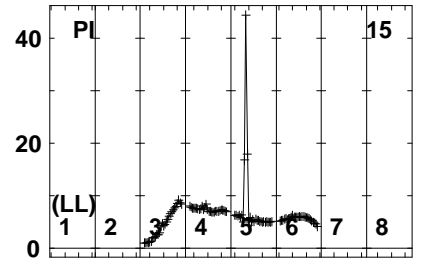
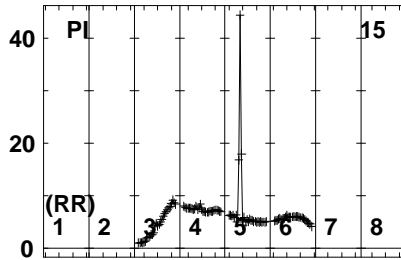
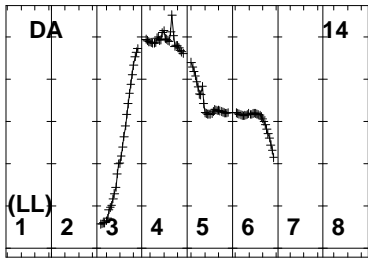
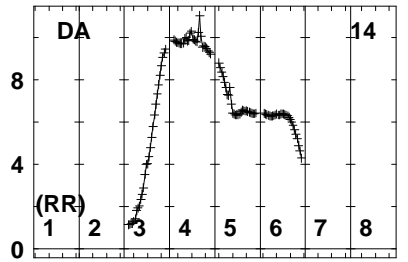
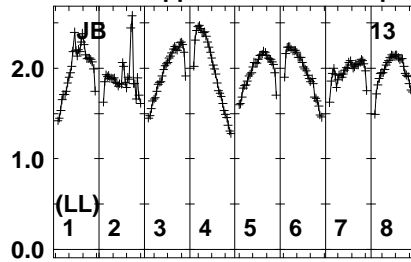
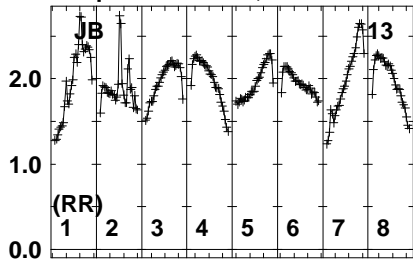
159561016306456606751695710  
FREQ MHz

Lower frame: Tera Real Jy  
Auto-corr total-power spectrum Antenna: \*  
Timerange: 00/04:36:46 to 00/04:39:08

Plot file version 87 created 21-NOV-2022 15:05:02

J1048+7143 ER052A.UVDATA.1

Freq = 1.5950 GHz, Bw = 16.000 MH No calibration applied and no bandpass applied



1595 610 1630 645 660 675 1695 710  
FREQ MHz

1595 610 1630 645 660 675 1695 710  
FREQ MHz

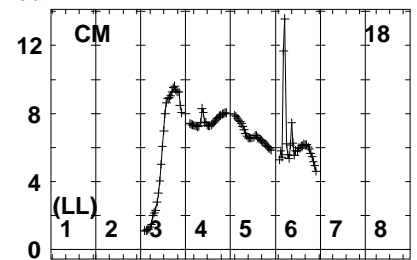
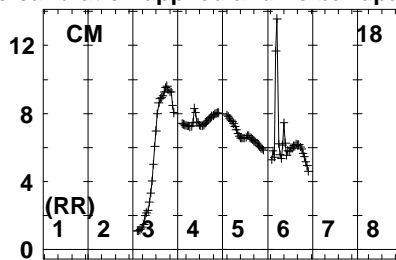
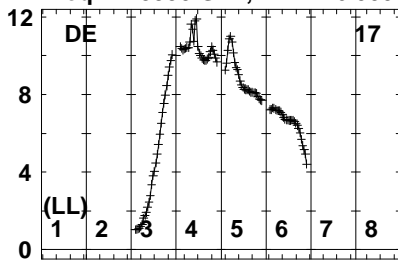
1595 610 1630 645 660 675 1695 710  
FREQ MHz

Lower frame: Tera Real Jy  
Auto-corr total-power spectrum Antenna: \*  
Timerange: 00/04:36:46 to 00/04:39:08

Plot file version 88 created 21-NOV-2022 15:05:02

J1048+7143 ER052A.UVDATA.1

Freq = 1.5950 GHz, Bw = 16.000 MH No calibration applied and no bandpass applied

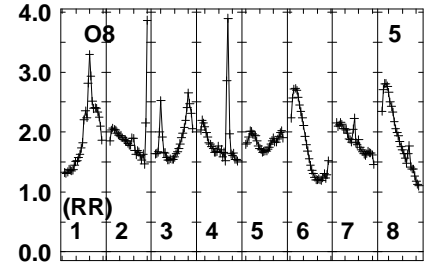
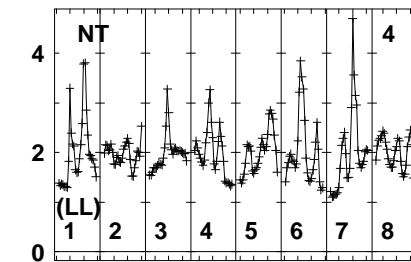
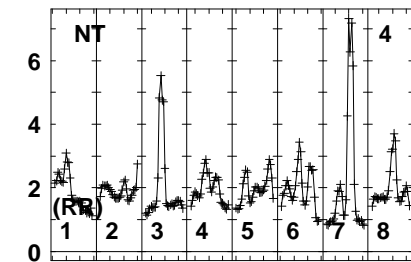
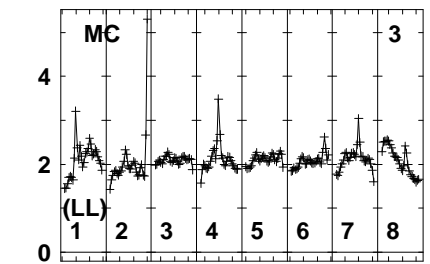
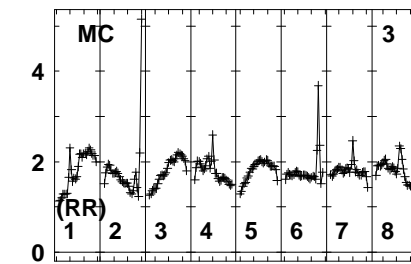
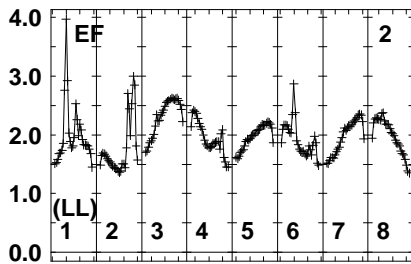
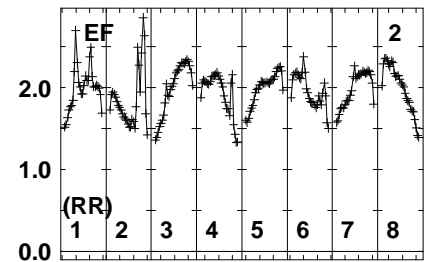
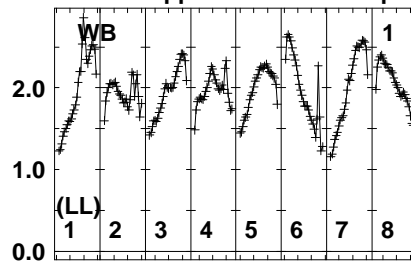
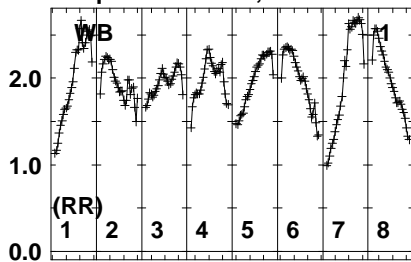


Lower frame: Tera Real Jy  
Auto-corr total-power spectrum Antenna: \*  
Timerange: 00/04:36:46 to 00/04:39:08

Plot file version 89 created 21-NOV-2022 15:05:02

P+6-6 ER052A.UVDATA.1

Freq = 1.5950 GHz, Bw = 16.000 MH No calibration applied and no bandpass applied



1595 610 1630 645 660 675 1695 710  
FREQ MHz

1595 610 1630 645 660 675 1695 710  
FREQ MHz

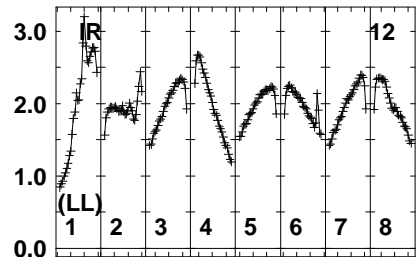
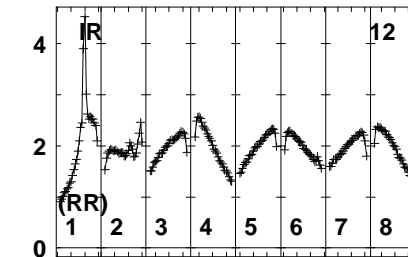
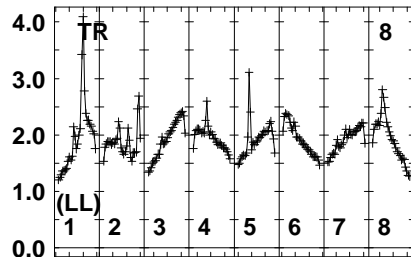
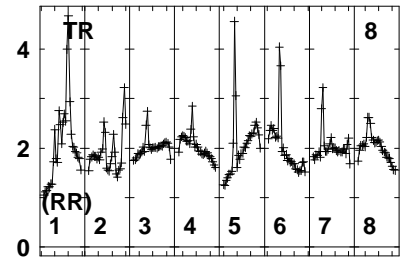
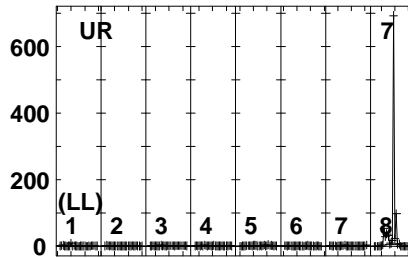
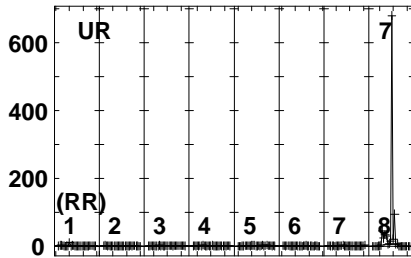
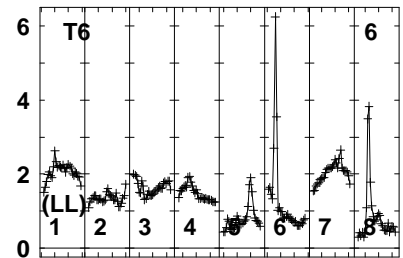
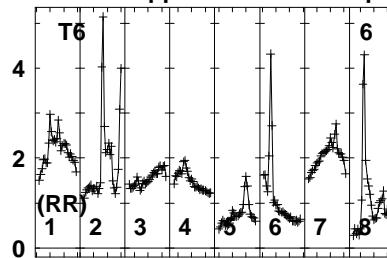
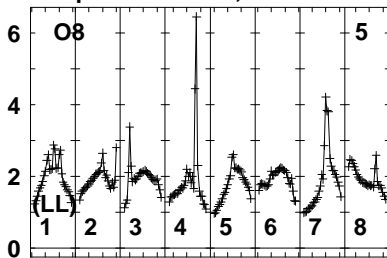
1595 610 1630 645 660 675 1695 710  
FREQ MHz

Lower frame: Tera Real Jy  
Auto-corr total-power spectrum Antenna: \*  
Timerange: 00/04:39:11 to 00/04:41:33

Plot file version 90 created 21-NOV-2022 15:05:02

P+6-6 ER052A.UVDATA.1

Freq = 1.5950 GHz, Bw = 16.000 MH No calibration applied and no bandpass applied



159561016306456606751695710  
FREQ MHz

159561016306456606751695710  
FREQ MHz

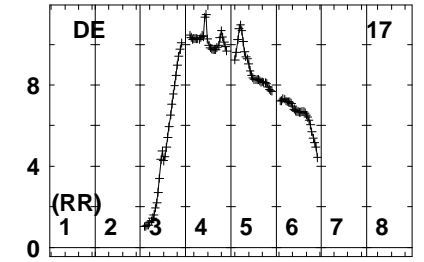
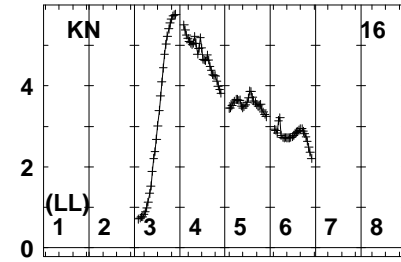
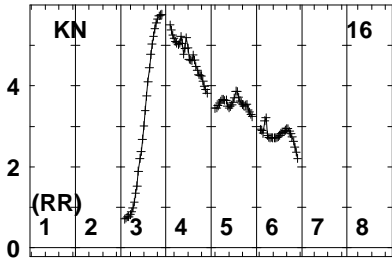
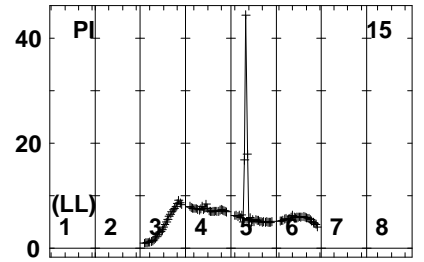
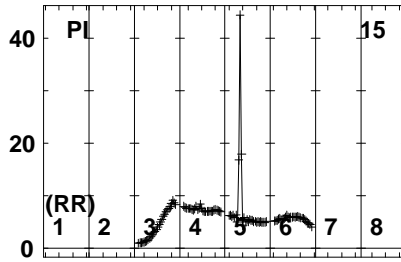
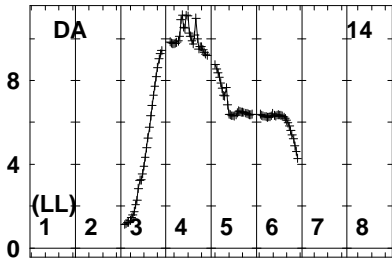
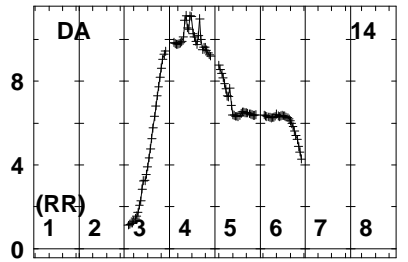
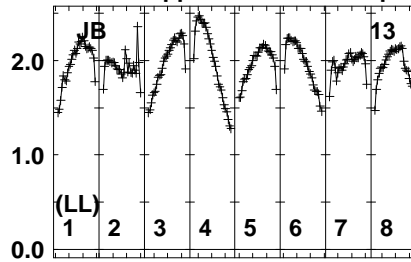
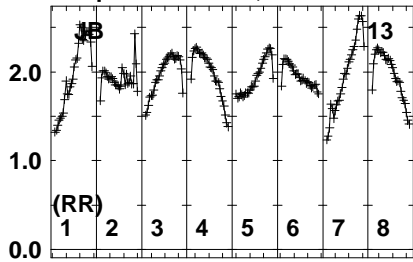
159561016306456606751695710  
FREQ MHz

Lower frame: Tera Real Jy  
Auto-corr total-power spectrum Antenna: \*  
Timerange: 00/04:39:11 to 00/04:41:33

Plot file version 91 created 21-NOV-2022 15:05:02

P+6-6 ER052A.UVDATA.1

Freq = 1.5950 GHz, Bw = 16.000 MH No calibration applied and no bandpass applied



1595 610 1630 645 660 675 1695 710  
FREQ MHz

1595 610 1630 645 660 675 1695 710  
FREQ MHz

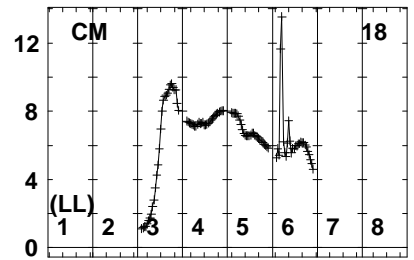
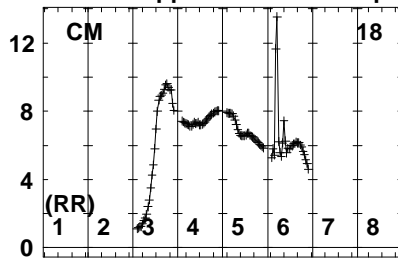
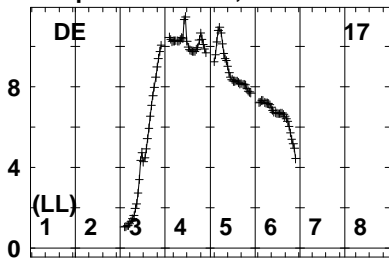
1595 610 1630 645 660 675 1695 710  
FREQ MHz

Lower frame: Tera Real Jy  
Auto-corr total-power spectrum Antenna: \*  
Timerange: 00/04:39:11 to 00/04:41:33

Plot file version 92 created 21-NOV-2022 15:05:02

P+6-6 ER052A.UVDATA.1

Freq = 1.5950 GHz, Bw = 16.000 MH No calibration applied and no bandpass applied



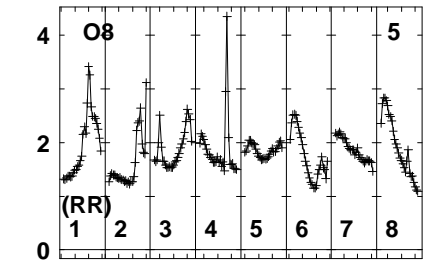
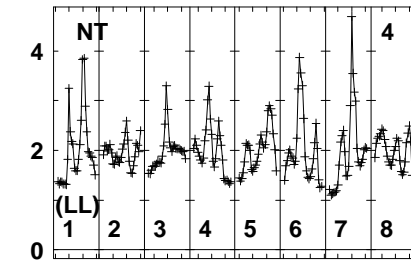
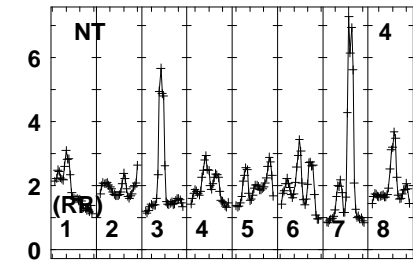
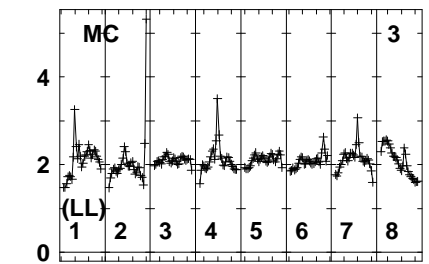
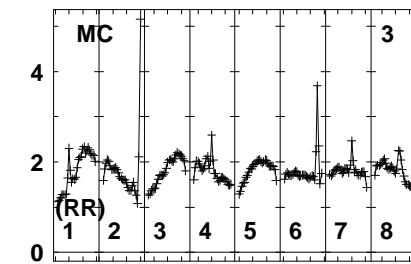
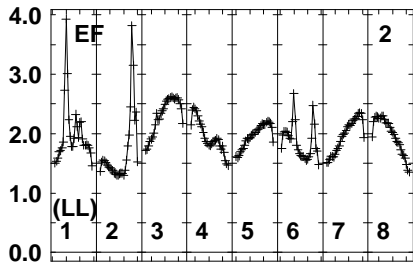
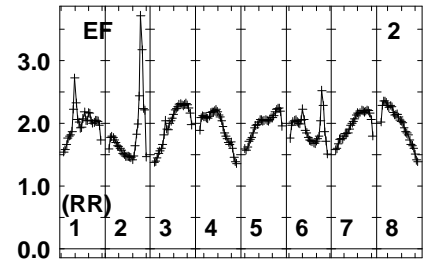
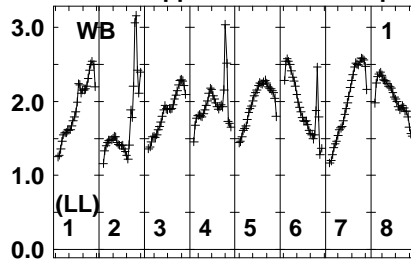
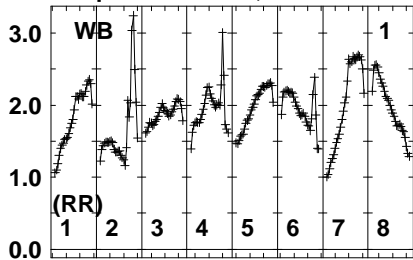
Lower frame: Tera Real Jy  
Auto-corr total-power spectrum Antenna: \*  
Timerange: 00/04:39:11 to 00/04:41:33



Plot file version 93 created 21-NOV-2022 15:05:02

P+8-6 ER052A.UVDATA.1

Freq = 1.5950 GHz, Bw = 16.000 MH No calibration applied and no bandpass applied



1595 610 1630 645 660 675 1695 710  
FREQ MHz

1595 610 1630 645 660 675 1695 710  
FREQ MHz

1595 610 1630 645 660 675 1695 710  
FREQ MHz

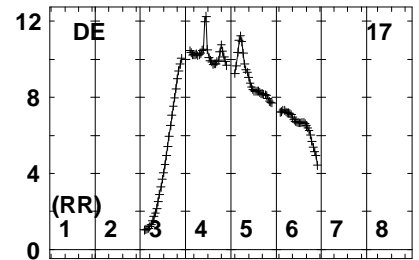
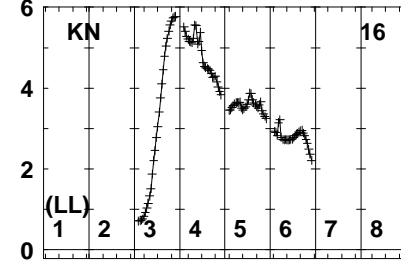
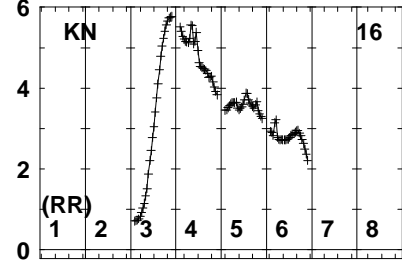
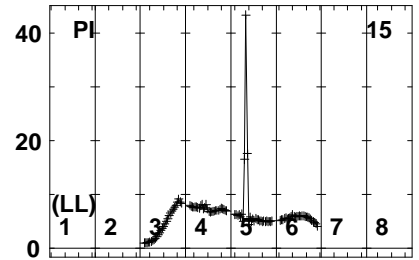
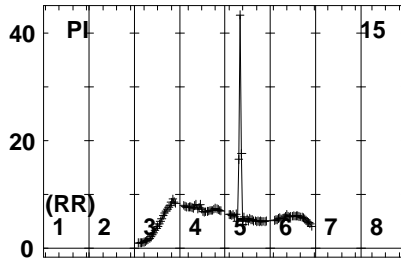
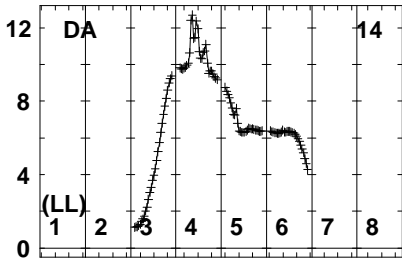
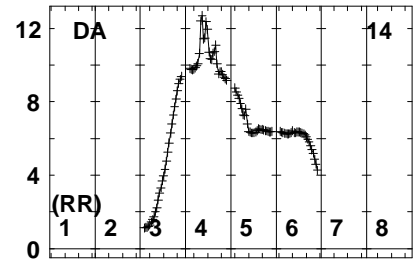
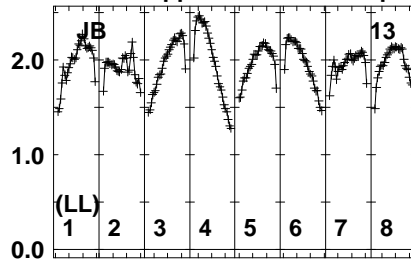
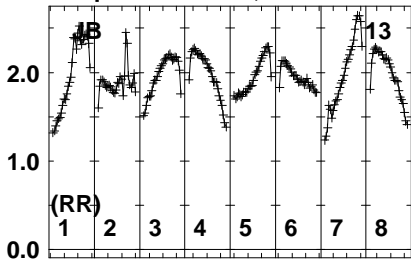
Lower frame: Tera Real Jy  
Auto-corr total-power spectrum Antenna: \*  
Timerange: 00/04:41:36 to 00/04:43:58



Plot file version 95 created 21-NOV-2022 15:05:03

P+8-6 ER052A.UVDATA.1

Freq = 1.5950 GHz, Bw = 16.000 MH No calibration applied and no bandpass applied



1595 610 1630 645 660 675 1695 710  
FREQ MHz

1595 610 1630 645 660 675 1695 710  
FREQ MHz

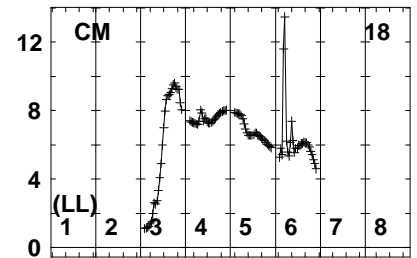
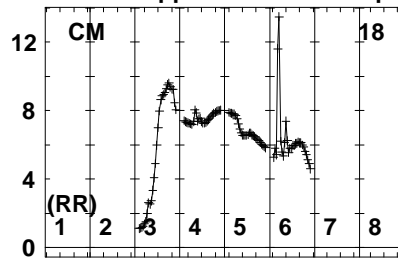
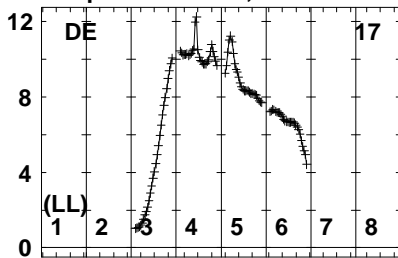
1595 610 1630 645 660 675 1695 710  
FREQ MHz

Lower frame: Tera Real Jy  
Auto-corr total-power spectrum Antenna: \*  
Timerange: 00/04:41:36 to 00/04:43:58

Plot file version 96 created 21-NOV-2022 15:05:03

P+8-6 ER052A.UVDATA.1

Freq = 1.5950 GHz, Bw = 16.000 MH No calibration applied and no bandpass applied

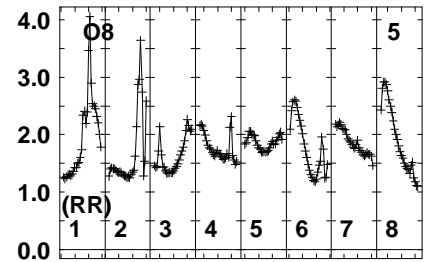
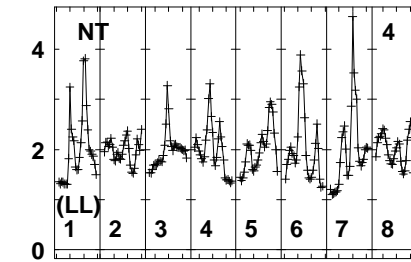
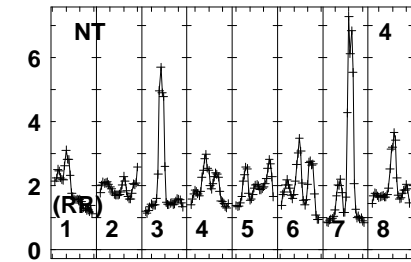
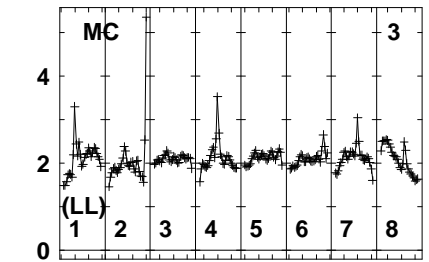
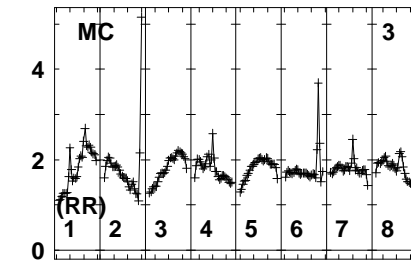
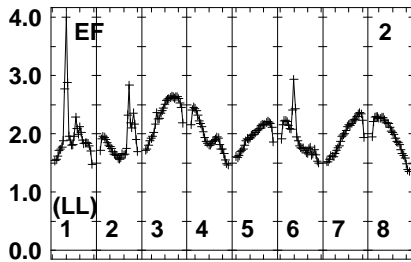
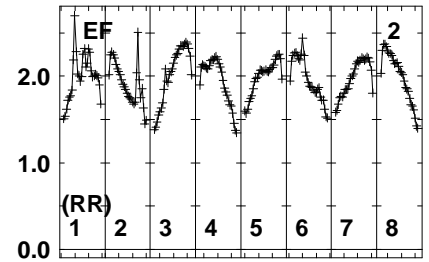
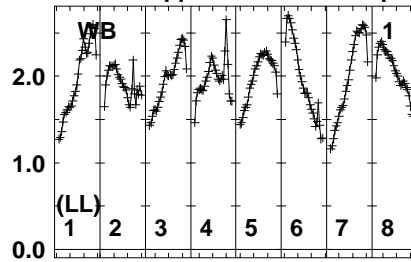
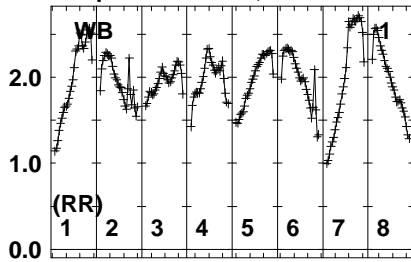


Lower frame: Tera Real Jy  
Auto-corr total-power spectrum Antenna: \*  
Timerange: 00/04:41:36 to 00/04:43:58

Plot file version 97 created 21-NOV-2022 15:05:03

P-8-4 ER052A.UVDATA.1

Freq = 1.5950 GHz, Bw = 16.000 MH No calibration applied and no bandpass applied



1595 610 1630 645 660 675 1695 710  
FREQ MHz

1595 610 1630 645 660 675 1695 710  
FREQ MHz

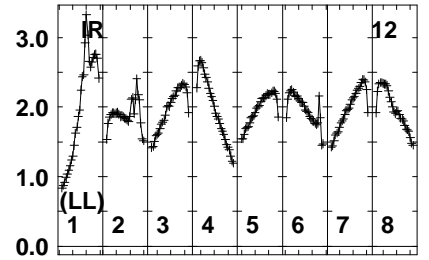
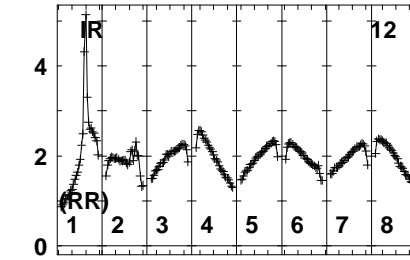
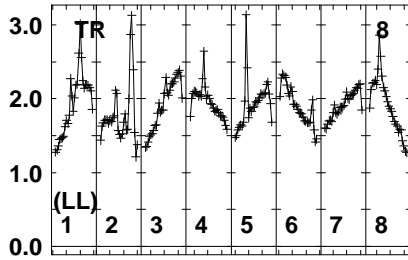
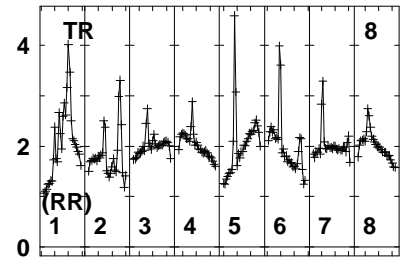
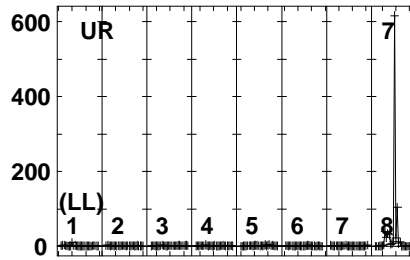
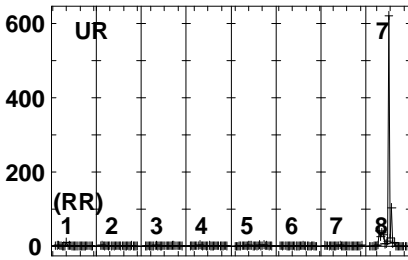
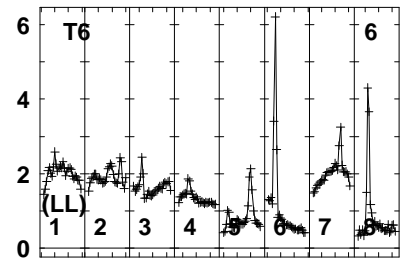
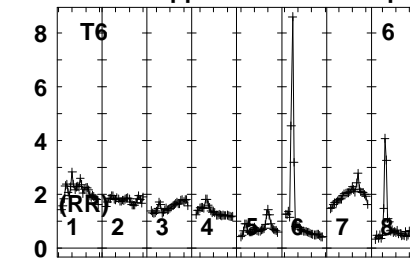
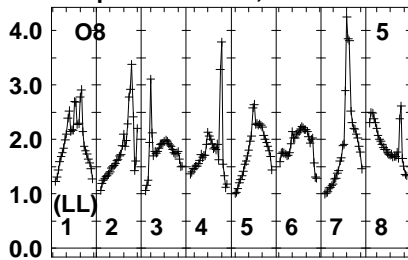
1595 610 1630 645 660 675 1695 710  
FREQ MHz

Lower frame: Tera Real Jy  
Auto-corr total-power spectrum Antenna: \*  
Timerange: 00/04:44:01 to 00/04:46:23

Plot file version 98 created 21-NOV-2022 15:05:03

P-8-4 ER052A.UVDATA.1

Freq = 1.5950 GHz, Bw = 16.000 MH No calibration applied and no bandpass applied



159561016306456606751695710  
FREQ MHz

159561016306456606751695710  
FREQ MHz

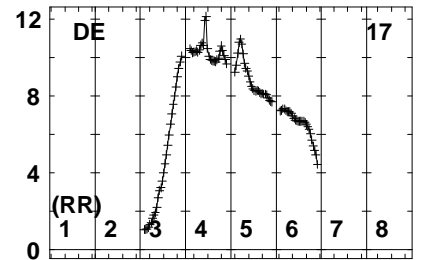
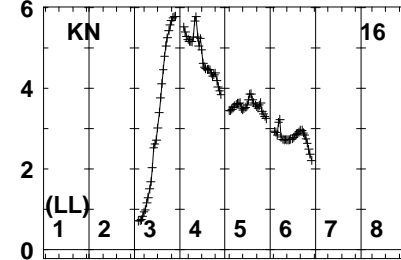
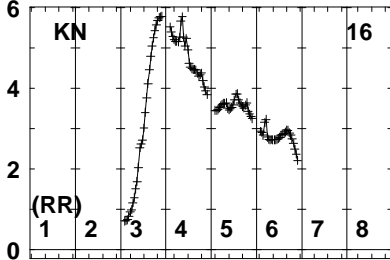
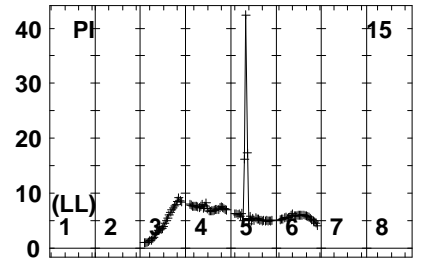
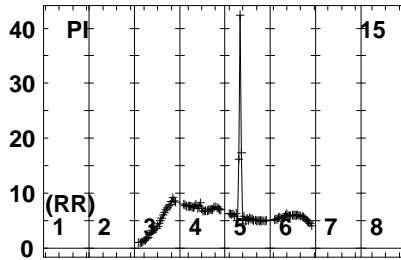
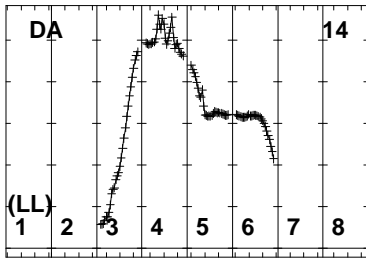
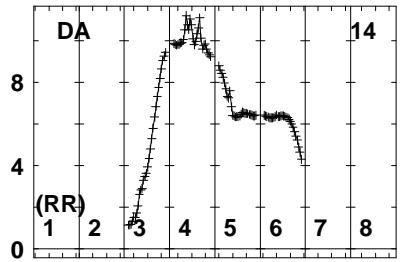
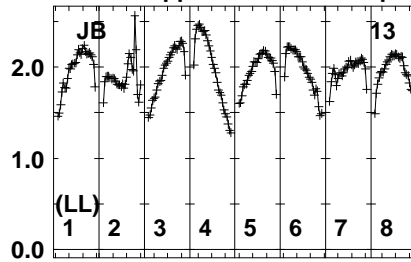
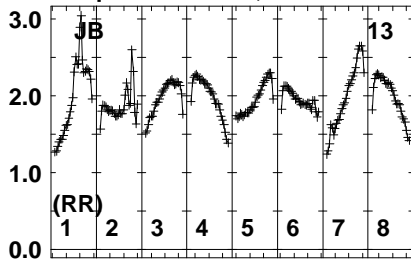
159561016306456606751695710  
FREQ MHz

Lower frame: Tera Real Jy  
Auto-corr total-power spectrum Antenna: \*  
Timerange: 00/04:44:01 to 00/04:46:23

Plot file version 99 created 21-NOV-2022 15:05:03

P-8-4 ER052A.UVDATA.1

Freq = 1.5950 GHz, Bw = 16.000 MH No calibration applied and no bandpass applied



1595 610 1630 645 660 675 1695 710  
FREQ MHz

1595 610 1630 645 660 675 1695 710  
FREQ MHz

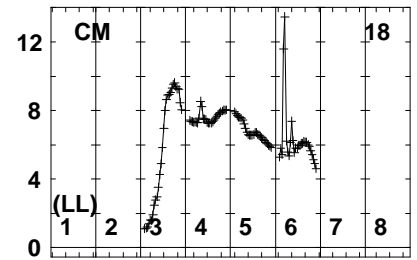
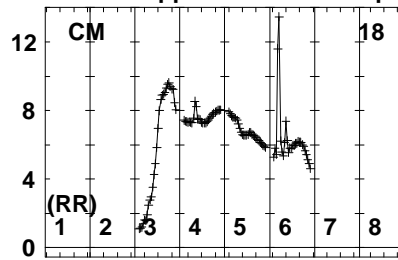
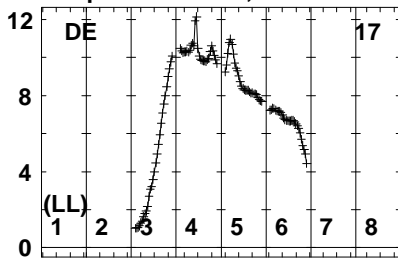
1595 610 1630 645 660 675 1695 710  
FREQ MHz

Lower frame: Tera Real Jy  
Auto-corr total-power spectrum Antenna: \*  
Timerange: 00/04:44:01 to 00/04:46:23

Plot file version 100 created 21-NOV-2022 15:05:03

P-8-4 ER052A.UVDATA.1

Freq = 1.5950 GHz, Bw = 16.000 MH No calibration applied and no bandpass applied



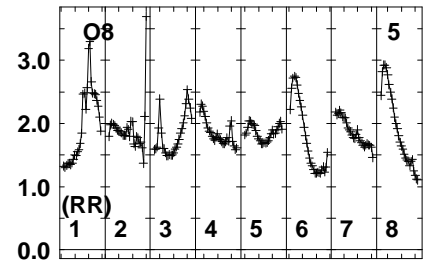
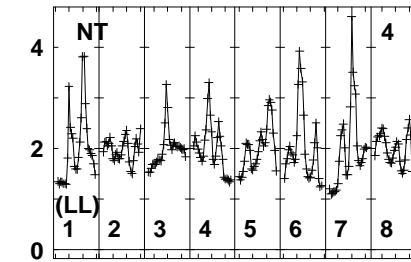
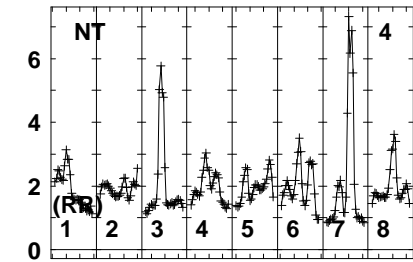
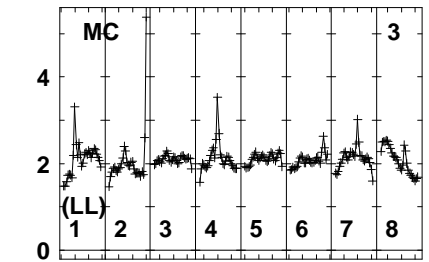
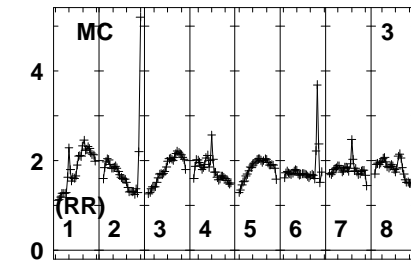
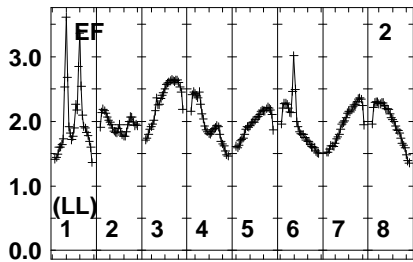
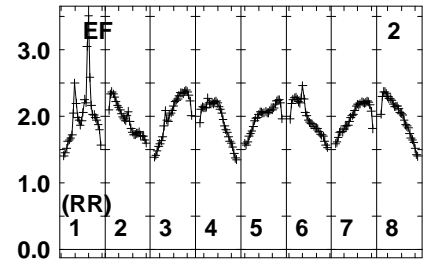
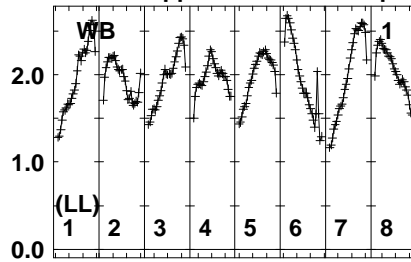
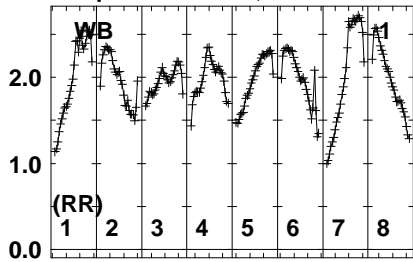
Lower frame: Tera Real Jy  
Auto-corr total-power spectrum Antenna: \*  
Timerange: 00/04:44:01 to 00/04:46:23



Plot file version 101 created 21-NOV-2022 15:05:03

P-6-4 ER052A.UVDATA.1

Freq = 1.5950 GHz, Bw = 16.000 MH No calibration applied and no bandpass applied



1595 610 1630 645 660 675 1695 710  
FREQ MHz

1595 610 1630 645 660 675 1695 710  
FREQ MHz

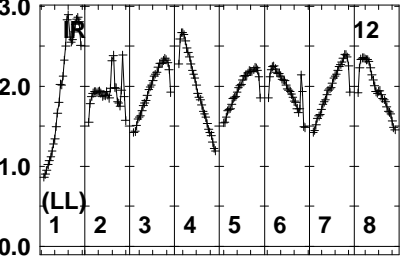
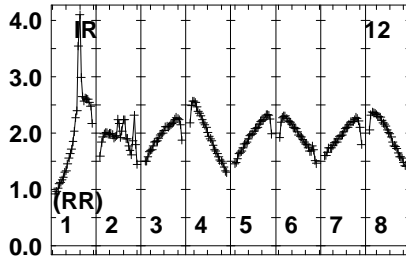
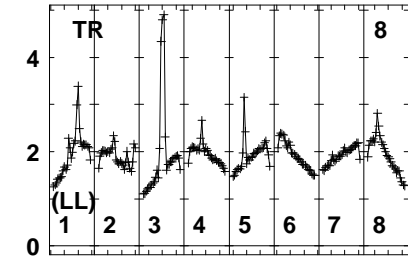
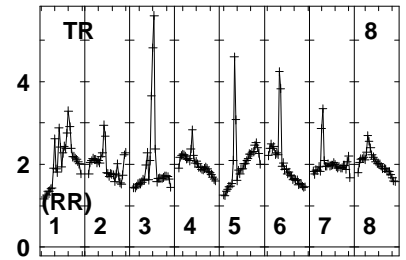
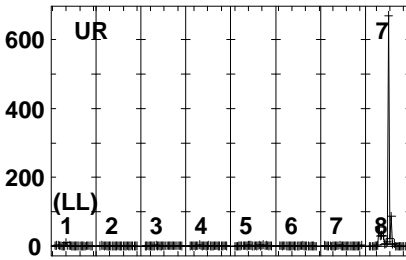
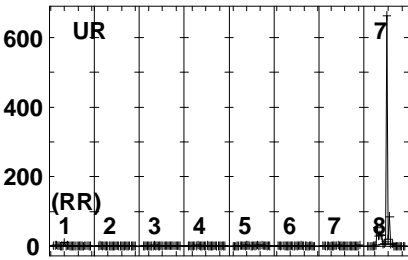
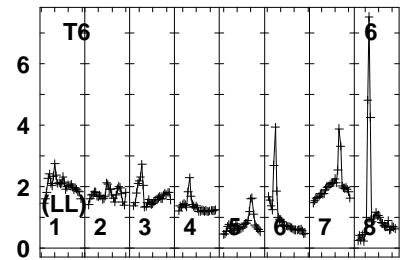
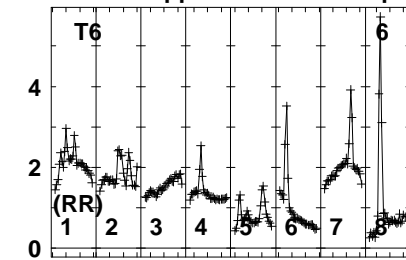
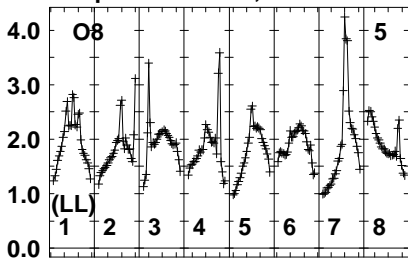
1595 610 1630 645 660 675 1695 710  
FREQ MHz

Lower frame: Tera Real Jy  
Auto-corr total-power spectrum Antenna: \*  
Timerange: 00/04:46:26 to 00/04:48:48

Plot file version 102 created 21-NOV-2022 15:05:03

P-6-4 ER052A.UVDATA.1

Freq = 1.5950 GHz, Bw = 16.000 MH No calibration applied and no bandpass applied



159561016306456606751695710  
FREQ MHz

159561016306456606751695710  
FREQ MHz

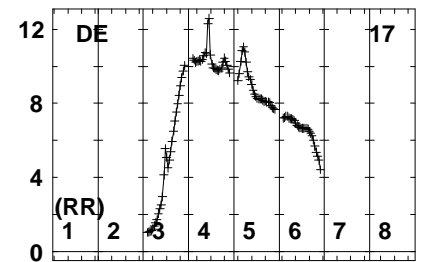
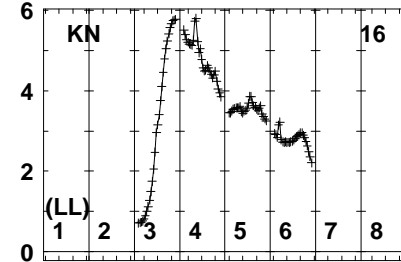
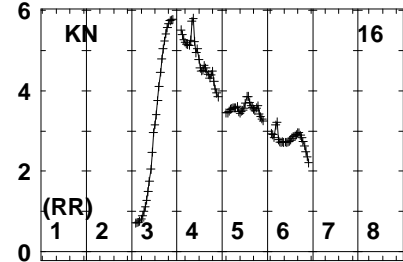
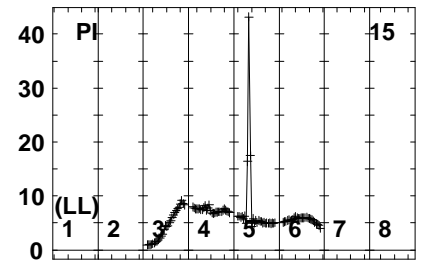
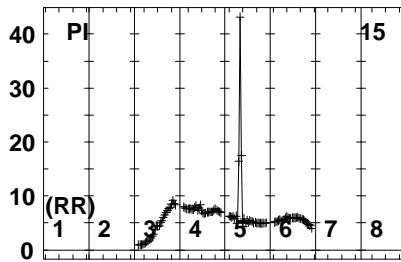
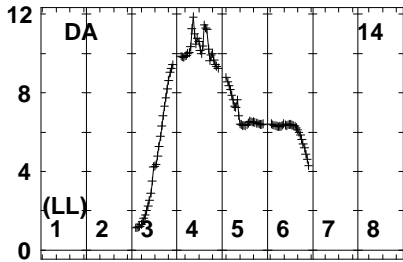
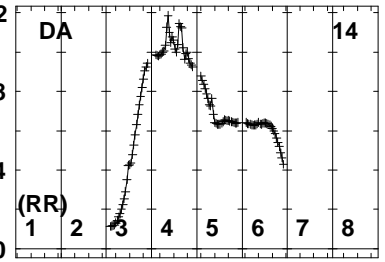
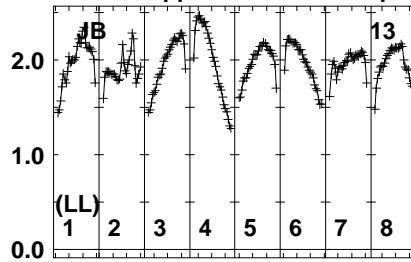
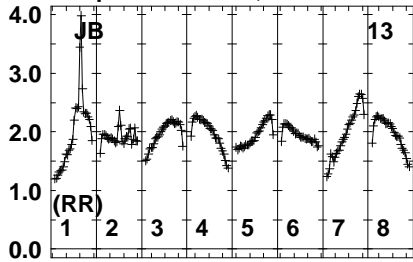
159561016306456606751695710  
FREQ MHz

Lower frame: Tera Real Jy  
Auto-corr total-power spectrum Antenna: \*  
Timerange: 00/04:46:26 to 00/04:48:48

Plot file version 103 created 21-NOV-2022 15:05:04

P-6-4 ER052A.UVDATA.1

Freq = 1.5950 GHz, Bw = 16.000 MH No calibration applied and no bandpass applied



1595 610 1630 645 660 675 1695 710  
FREQ MHz

1595 610 1630 645 660 675 1695 710  
FREQ MHz

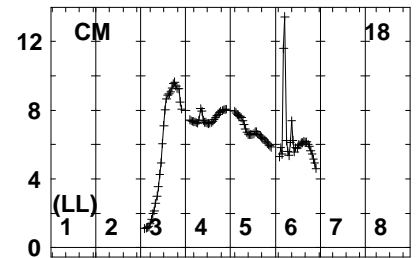
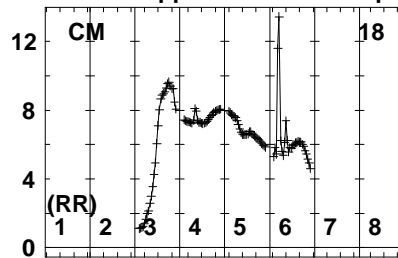
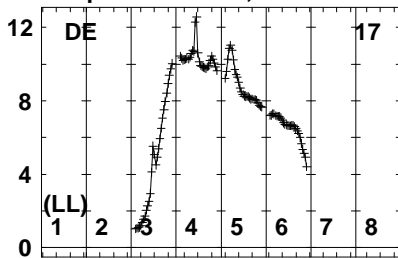
1595 610 1630 645 660 675 1695 710  
FREQ MHz

Lower frame: Tera Real Jy  
Auto-corr total-power spectrum Antenna: \*  
Timerange: 00/04:46:26 to 00/04:48:48

Plot file version 104 created 21-NOV-2022 15:05:04

P-6-4 ER052A.UVDATA.1

Freq = 1.5950 GHz, Bw = 16.000 MH No calibration applied and no bandpass applied

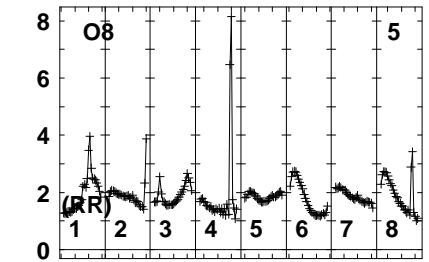
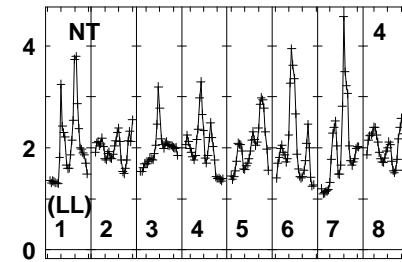
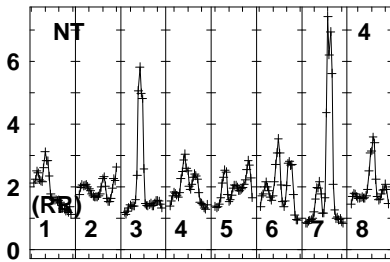
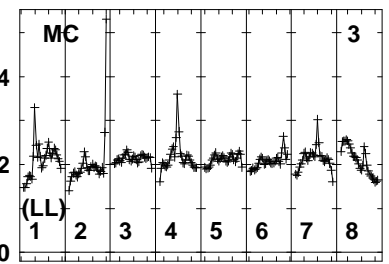
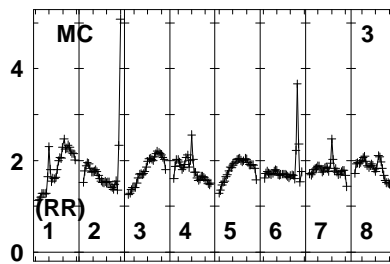
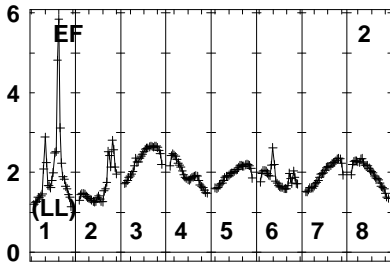
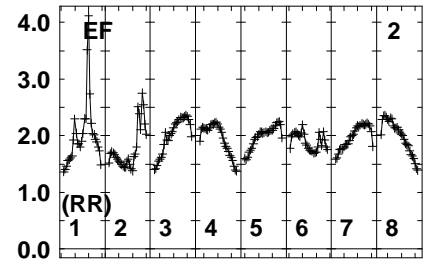
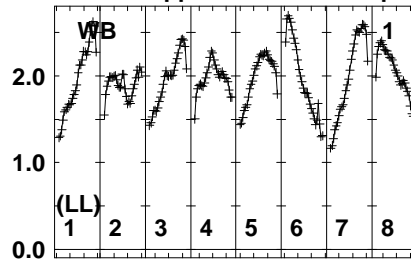
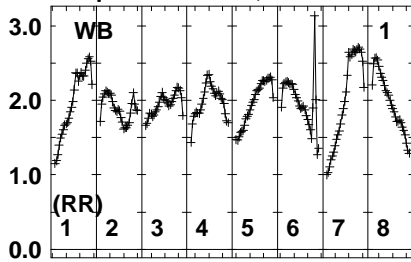


Lower frame: Tera Real Jy  
Auto-corr total-power spectrum Antenna: \*  
Timerange: 00/04:46:26 to 00/04:48:48

Plot file version 105 created 21-NOV-2022 15:05:04

J1048+7143 ER052A.UVDATA.1

Freq = 1.5950 GHz, Bw = 16.000 MH No calibration applied and no bandpass applied



1595 610 1630 645 660 675 1695 710  
FREQ MHz

1595 610 1630 645 660 675 1695 710  
FREQ MHz

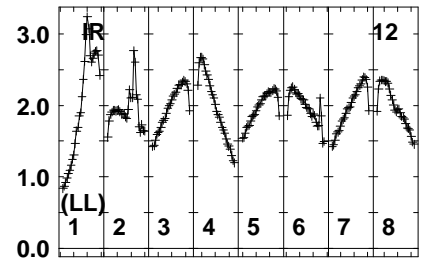
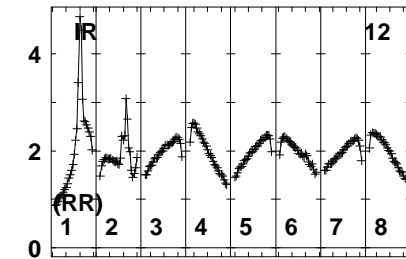
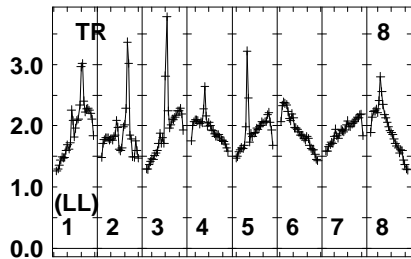
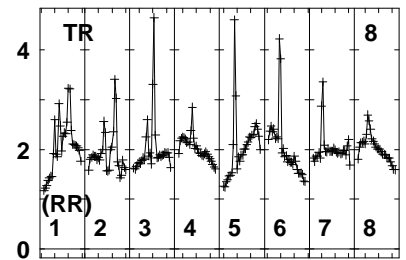
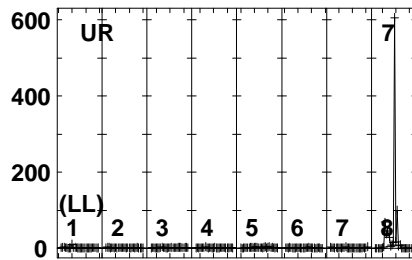
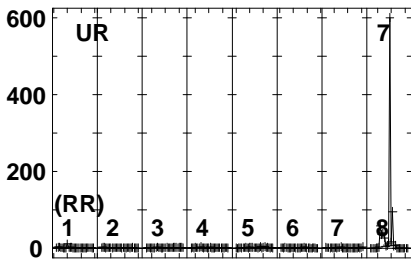
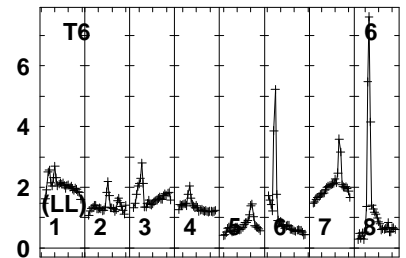
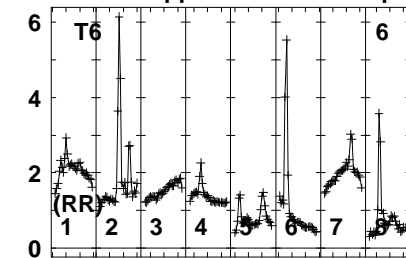
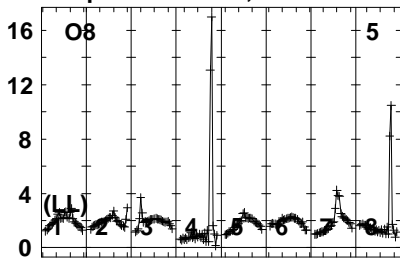
1595 610 1630 645 660 675 1695 710  
FREQ MHz

Lower frame: Tera Real Jy  
Auto-corr total-power spectrum Antenna: \*  
Timerange: 00/04:48:51 to 00/04:51:13

Plot file version 106 created 21-NOV-2022 15:05:04

J1048+7143 ER052A.UVDATA.1

Freq = 1.5950 GHz, Bw = 16.000 MH No calibration applied and no bandpass applied



159561016306456606751695710  
FREQ MHz

159561016306456606751695710  
FREQ MHz

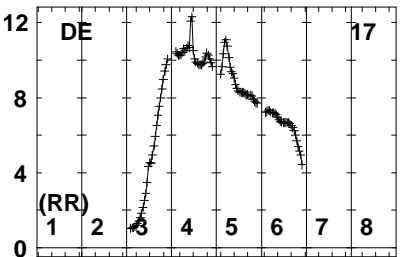
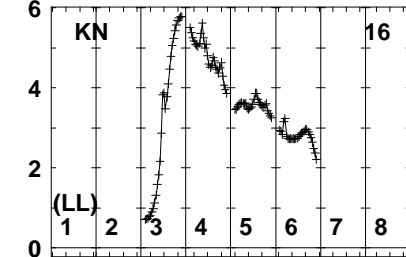
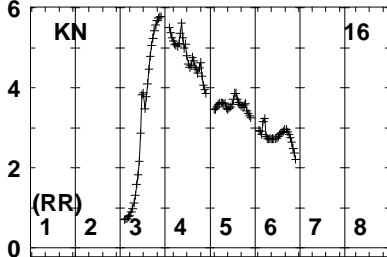
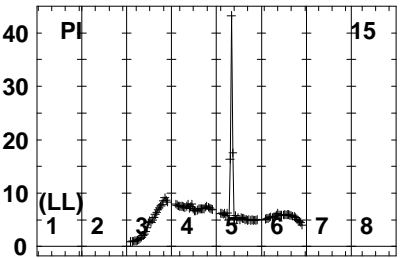
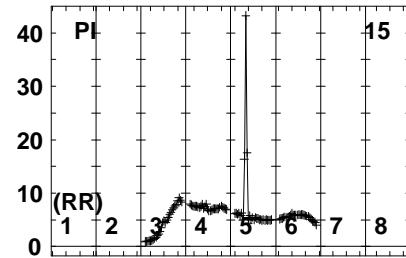
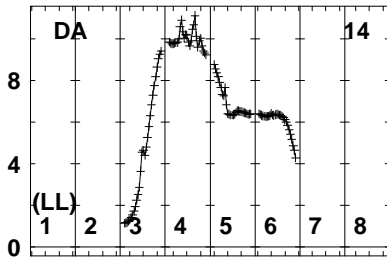
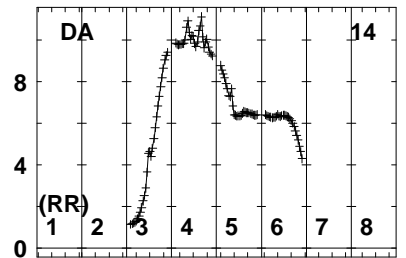
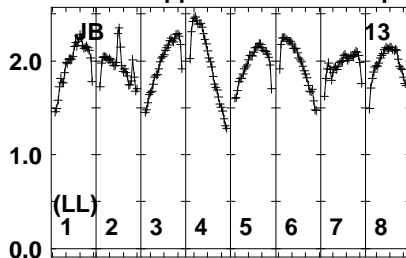
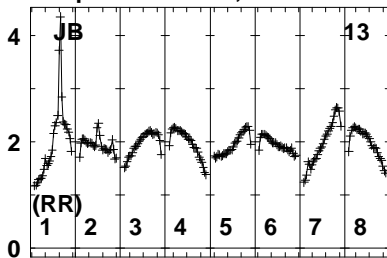
159561016306456606751695710  
FREQ MHz

Lower frame: Tera Real Jy  
Auto-corr total-power spectrum Antenna: \*  
Timerange: 00/04:48:51 to 00/04:51:13

Plot file version 107 created 21-NOV-2022 15:05:04

J1048+7143 ER052A.UVDATA.1

Freq = 1.5950 GHz, Bw = 16.000 MH No calibration applied and no bandpass applied



1595 610 1630 645 660 675 1695 710  
FREQ MHz

1595 610 1630 645 660 675 1695 710  
FREQ MHz

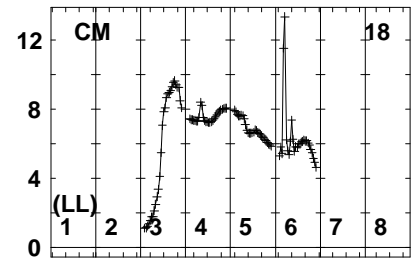
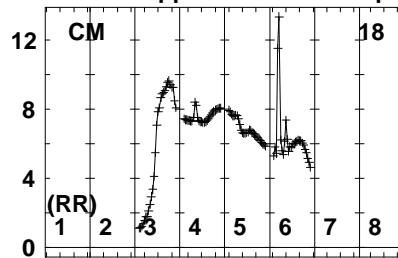
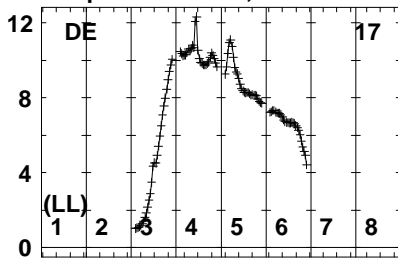
1595 610 1630 645 660 675 1695 710  
FREQ MHz

Lower frame: Tera Real Jy  
Auto-corr total-power spectrum Antenna: \*  
Timerange: 00/04:48:51 to 00/04:51:13

Plot file version 108 created 21-NOV-2022 15:05:04

J1048+7143 ER052A.UVDATA.1

Freq = 1.5950 GHz, Bw = 16.000 MH No calibration applied and no bandpass applied



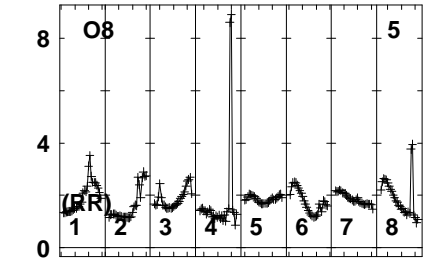
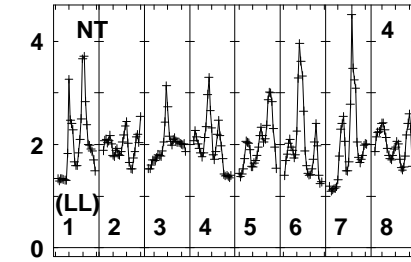
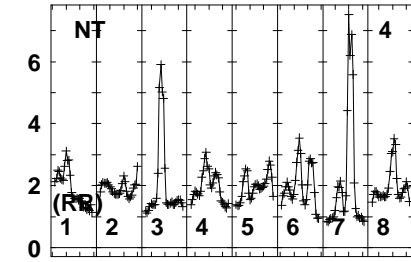
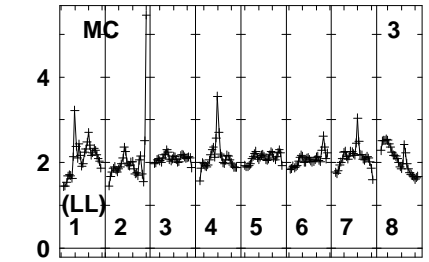
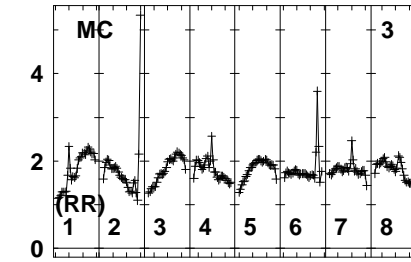
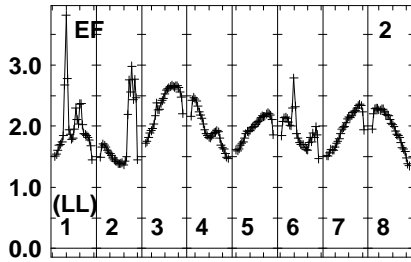
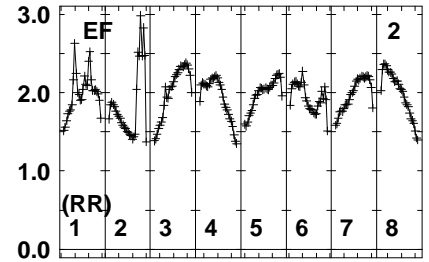
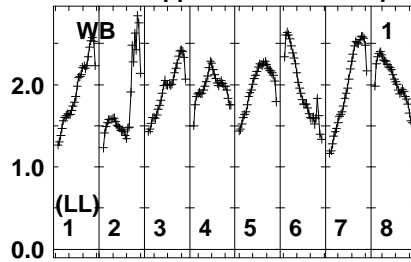
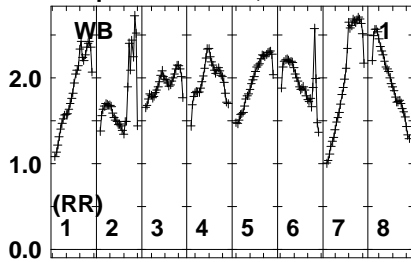
Lower frame: Tera Real Jy  
Auto-corr total-power spectrum Antenna: \*  
Timerange: 00/04:48:51 to 00/04:51:13



Plot file version 109 created 21-NOV-2022 15:05:04

P-4-4 ER052A.UVDATA.1

Freq = 1.5950 GHz, Bw = 16.000 MH No calibration applied and no bandpass applied



1595 610 1630 645 660 675 1695 710  
FREQ MHz

1595 610 1630 645 660 675 1695 710  
FREQ MHz

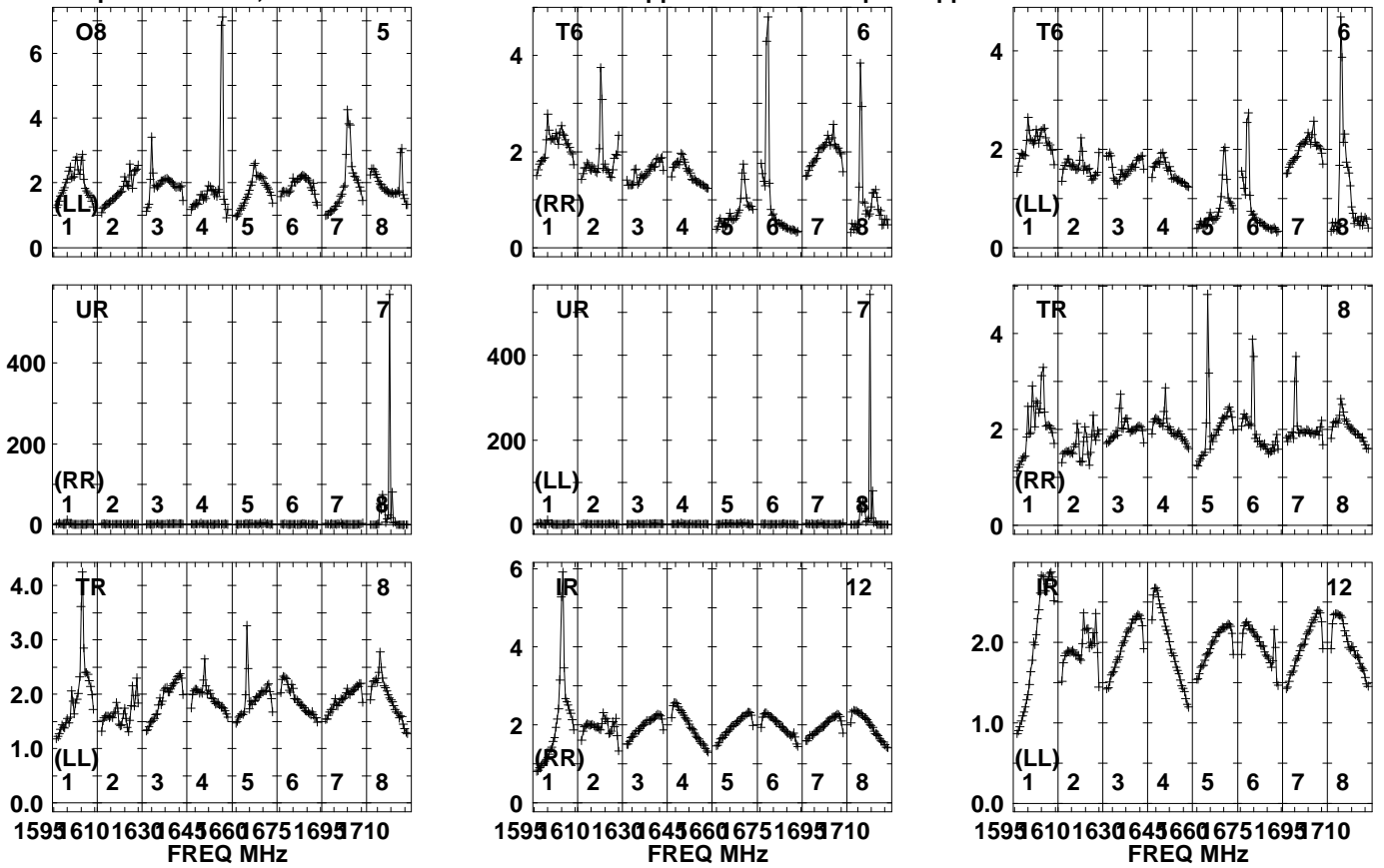
1595 610 1630 645 660 675 1695 710  
FREQ MHz

Lower frame: Tera Real Jy  
Auto-corr total-power spectrum Antenna: \*  
Timerange: 00/04:51:16 to 00/04:53:38

Plot file version 110 created 21-NOV-2022 15:05:04

P-4-4 ER052A.UVDATA.1

Freq = 1.5950 GHz, Bw = 16.000 MH No calibration applied and no bandpass applied

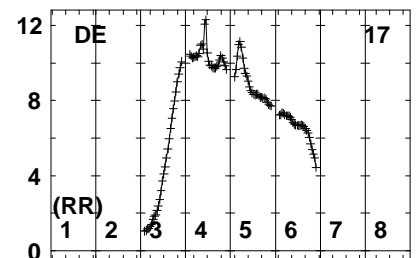
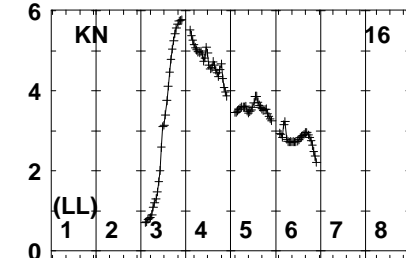
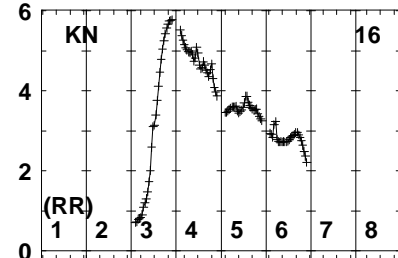
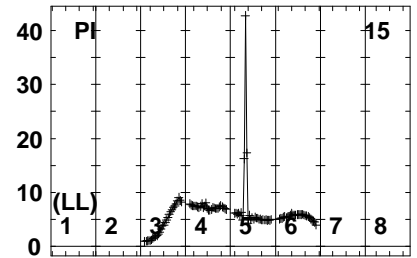
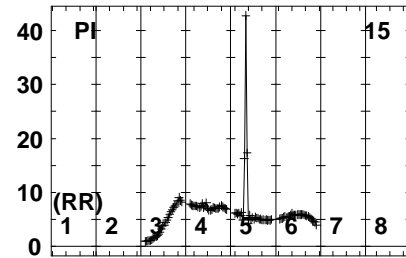
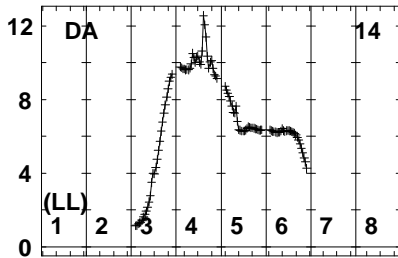
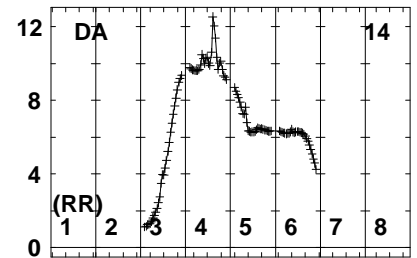
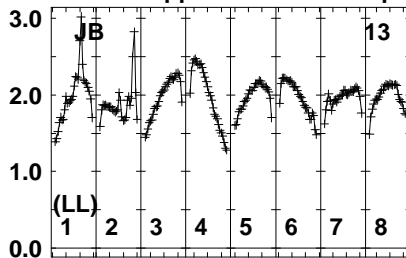
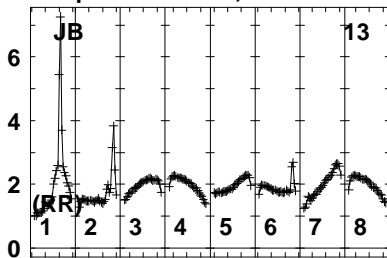


Lower frame: Tera Real Jy  
Auto-corr total-power spectrum Antenna: \*  
Timerange: 00/04:51:16 to 00/04:53:38

Plot file version 111 created 21-NOV-2022 15:05:05

P-4-4 ER052A.UVDATA.1

Freq = 1.5950 GHz, Bw = 16.000 MH No calibration applied and no bandpass applied



159561016306456606751695710  
FREQ MHz

159561016306456606751695710  
FREQ MHz

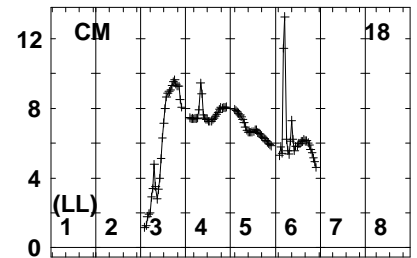
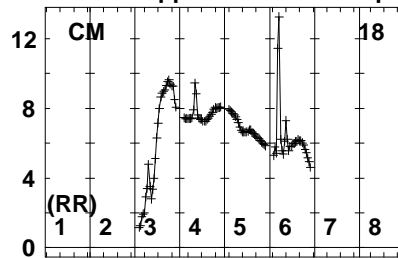
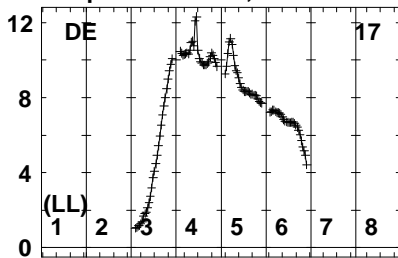
159561016306456606751695710  
FREQ MHz

Lower frame: Tera Real Jy  
Auto-corr total-power spectrum Antenna: \*  
Timerange: 00/04:51:16 to 00/04:53:38

Plot file version 112 created 21-NOV-2022 15:05:05

P-4-4 ER052A.UVDATA.1

Freq = 1.5950 GHz, Bw = 16.000 MH No calibration applied and no bandpass applied

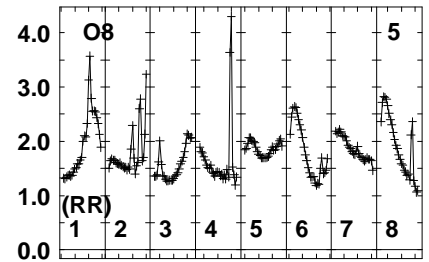
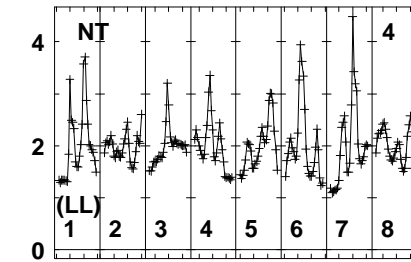
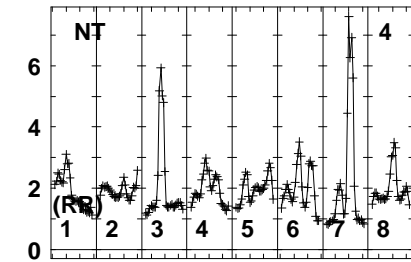
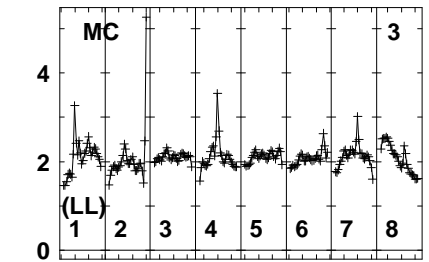
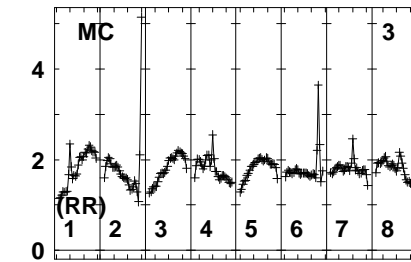
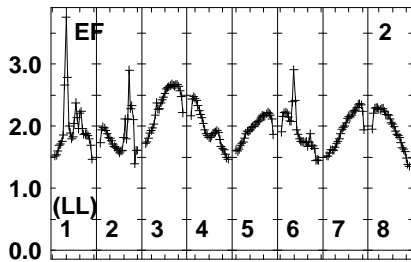
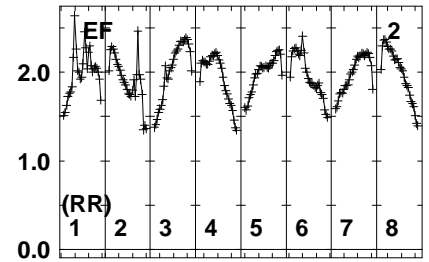
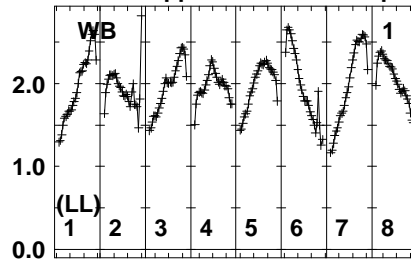
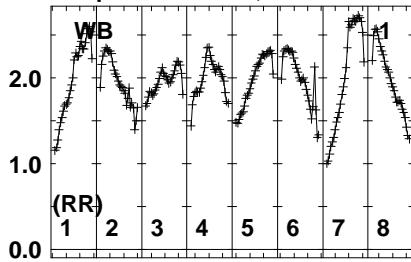


Lower frame: Tera Real Jy  
Auto-corr total-power spectrum Antenna: \*  
Timerange: 00/04:51:16 to 00/04:53:38

Plot file version 113 created 21-NOV-2022 15:05:05

P-2-4 ER052A.UVDATA.1

Freq = 1.5950 GHz, Bw = 16.000 MH No calibration applied and no bandpass applied



159561016306456606751695710  
FREQ MHz

159561016306456606751695710  
FREQ MHz

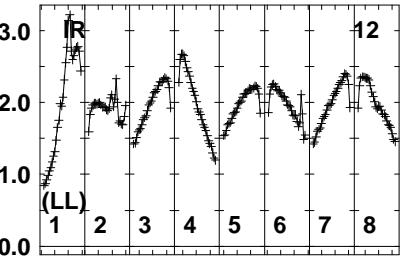
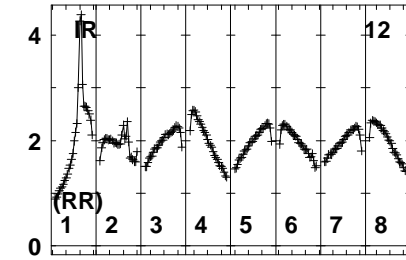
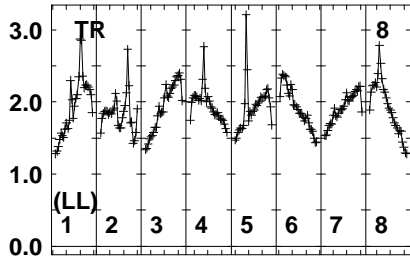
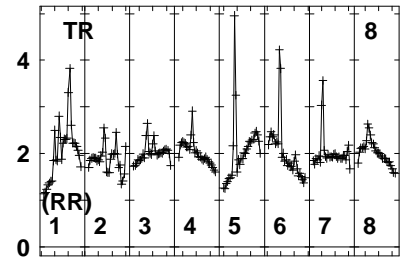
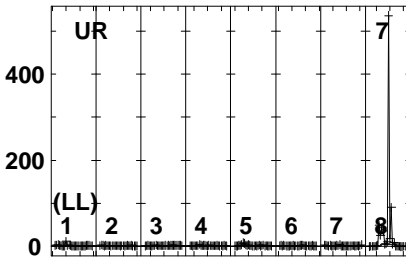
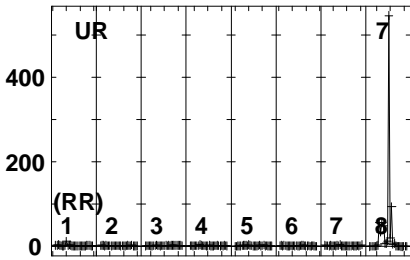
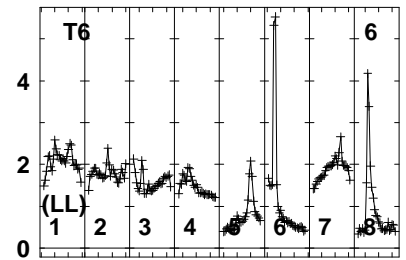
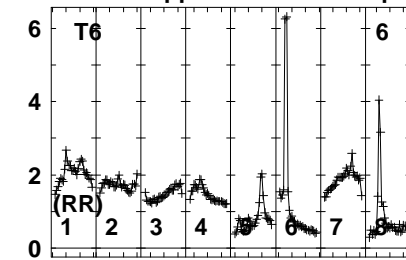
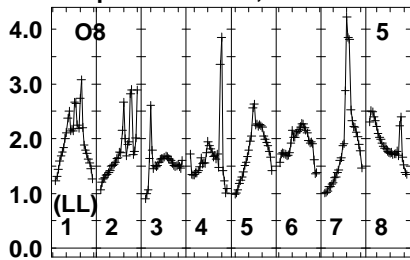
159561016306456606751695710  
FREQ MHz

Lower frame: Tera Real Jy  
Auto-corr total-power spectrum Antenna: \*  
Timerange: 00/04:53:41 to 00/04:56:03

Plot file version 114 created 21-NOV-2022 15:05:05

P-2-4 ER052A.UVDATA.1

Freq = 1.5950 GHz, Bw = 16.000 MH No calibration applied and no bandpass applied



159561016306456606751695710  
FREQ MHz

159561016306456606751695710  
FREQ MHz

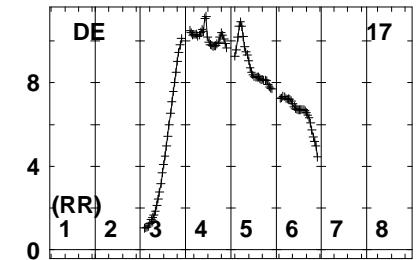
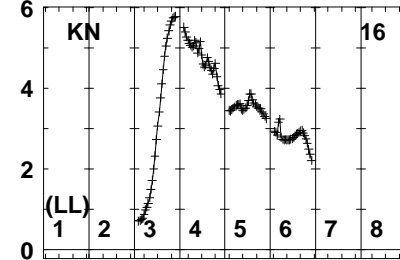
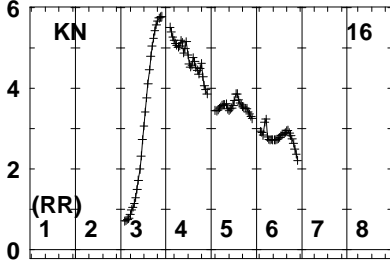
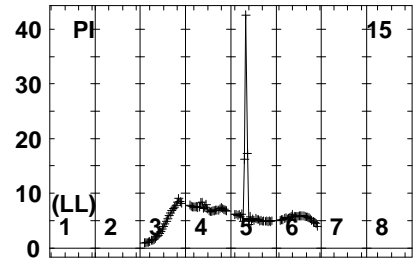
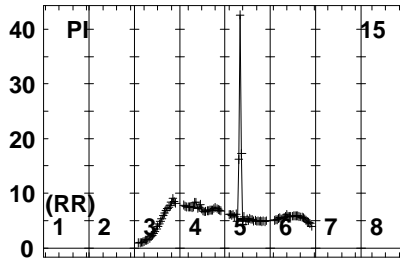
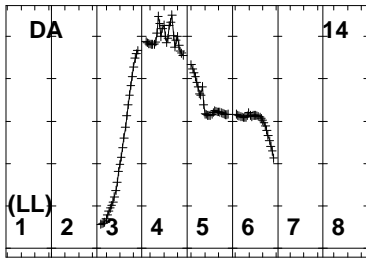
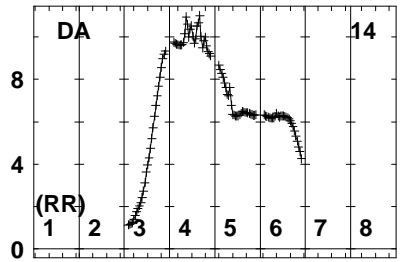
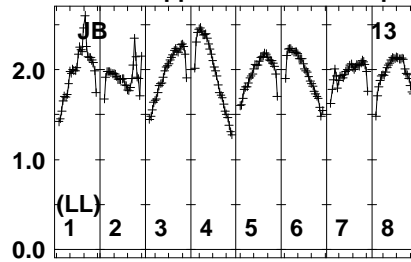
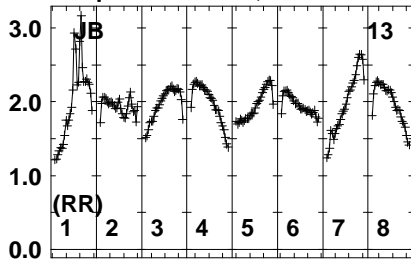
159561016306456606751695710  
FREQ MHz

Lower frame: Tera Real Jy  
Auto-corr total-power spectrum Antenna: \*  
Timerange: 00/04:53:41 to 00/04:56:03

Plot file version 115 created 21-NOV-2022 15:05:05

P-2-4 ER052A.UVDATA.1

Freq = 1.5950 GHz, Bw = 16.000 MH No calibration applied and no bandpass applied



1595 610 1630 645 660 675 1695 710  
FREQ MHz

1595 610 1630 645 660 675 1695 710  
FREQ MHz

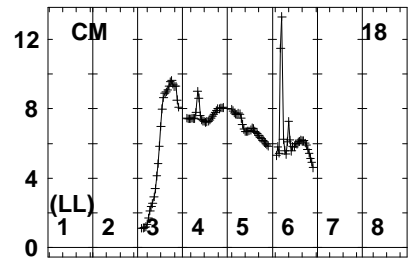
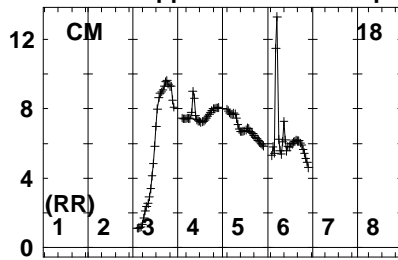
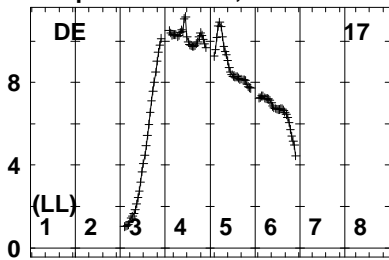
1595 610 1630 645 660 675 1695 710  
FREQ MHz

Lower frame: Tera Real Jy  
Auto-corr total-power spectrum Antenna: \*  
Timerange: 00/04:53:41 to 00/04:56:03

Plot file version 116 created 21-NOV-2022 15:05:05

P-2-4 ER052A.UVDATA.1

Freq = 1.5950 GHz, Bw = 16.000 MH No calibration applied and no bandpass applied



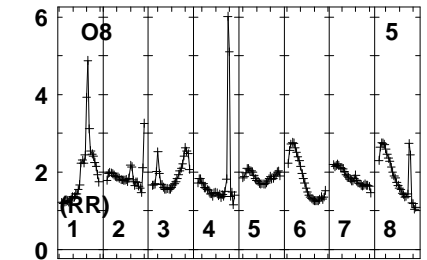
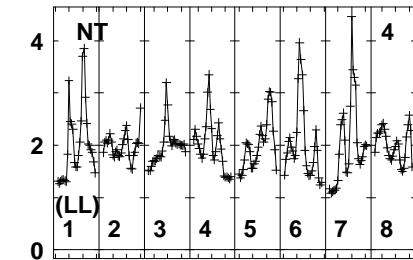
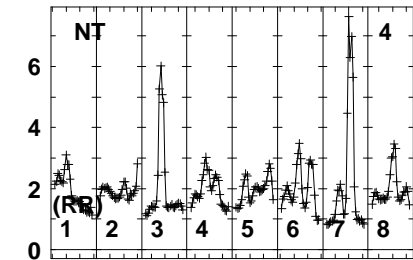
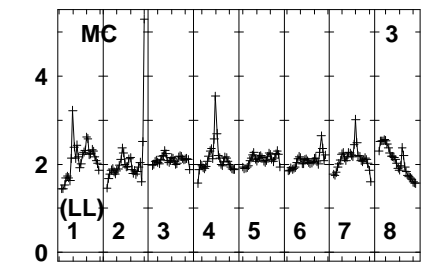
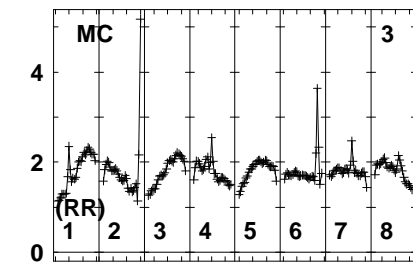
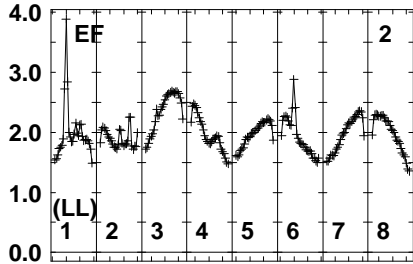
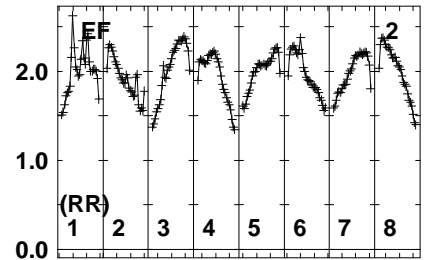
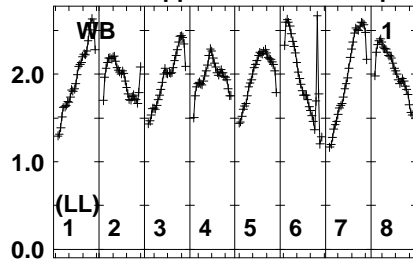
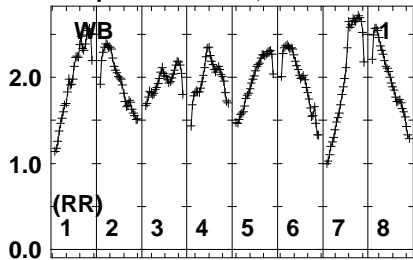
Lower frame: Tera Real Jy  
Auto-corr total-power spectrum Antenna: \*  
Timerange: 00/04:53:41 to 00/04:56:03



Plot file version 117 created 21-NOV-2022 15:05:05

P+0-4 ER052A.UVDATA.1

Freq = 1.5950 GHz, Bw = 16.000 MH No calibration applied and no bandpass applied



1595 610 1630 645 660 675 1695 710  
FREQ MHz

1595 610 1630 645 660 675 1695 710  
FREQ MHz

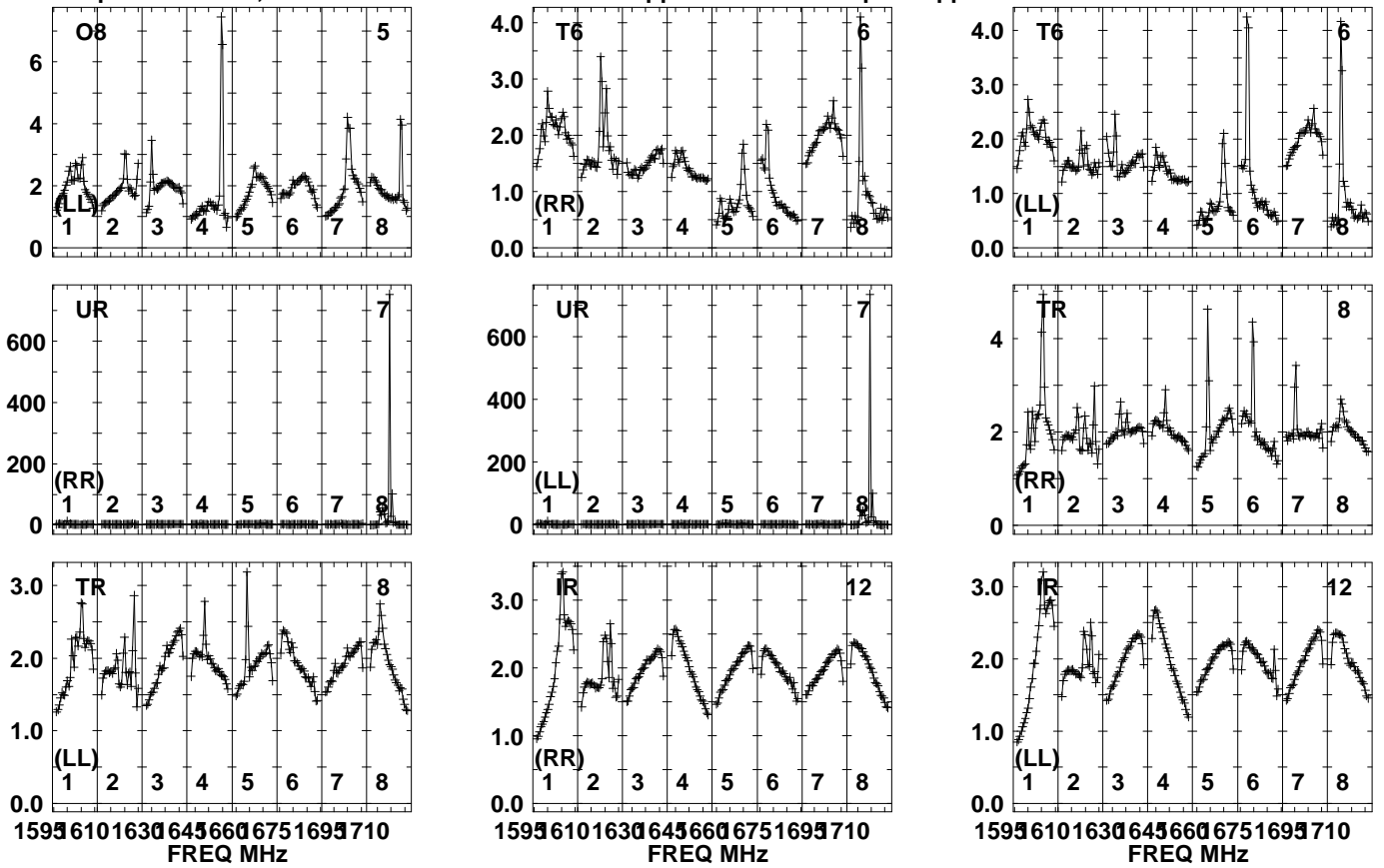
1595 610 1630 645 660 675 1695 710  
FREQ MHz

Lower frame: Tera Real Jy  
Auto-corr total-power spectrum Antenna: \*  
Timerange: 00/04:56:06 to 00/04:58:28

Plot file version 118 created 21-NOV-2022 15:05:05

P+0-4 ER052A.UVDATA.1

Freq = 1.5950 GHz, Bw = 16.000 MH No calibration applied and no bandpass applied

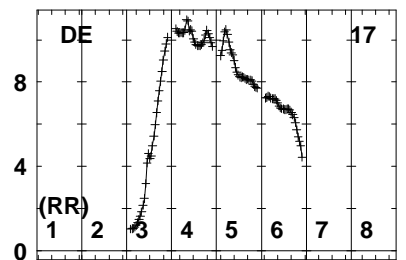
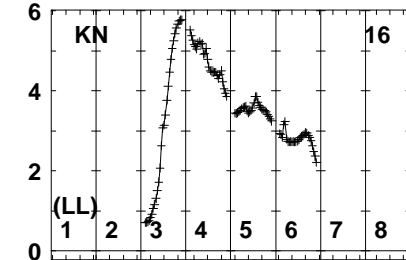
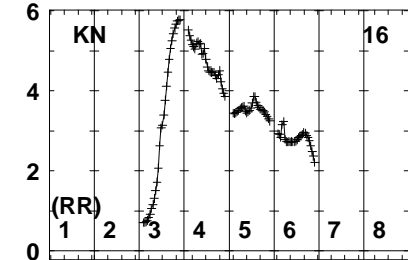
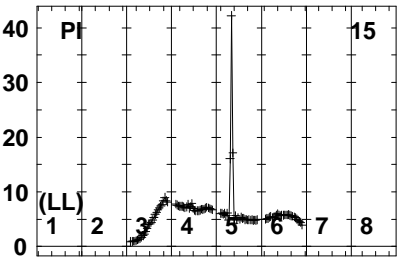
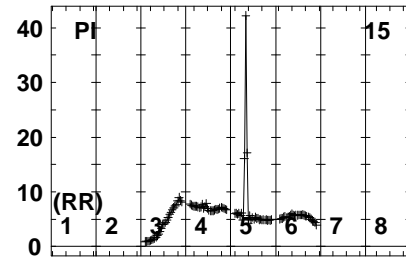
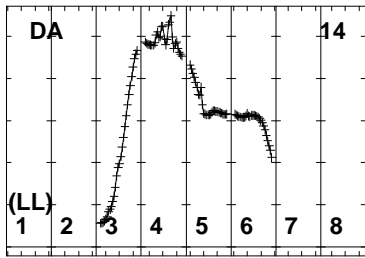
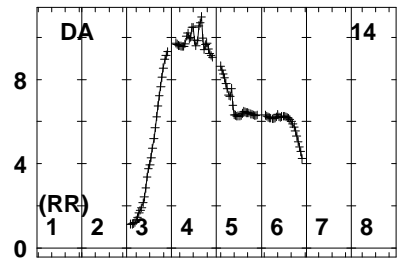
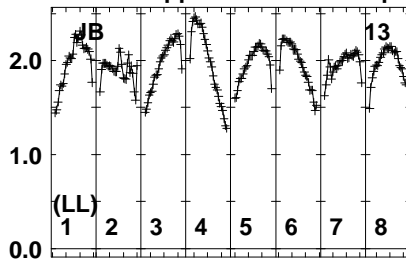
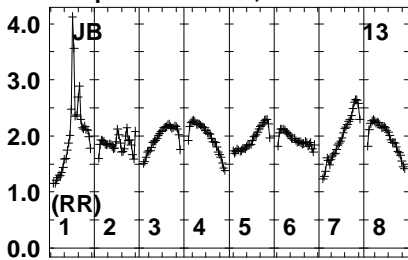


Lower frame: Tera Real Jy  
Auto-corr total-power spectrum Antenna: \*  
Timerange: 00/04:56:06 to 00/04:58:28

Plot file version 119 created 21-NOV-2022 15:05:05

P+0-4 ER052A.UVDATA.1

Freq = 1.5950 GHz, Bw = 16.000 MH No calibration applied and no bandpass applied



159561016306456606751695710  
FREQ MHz

159561016306456606751695710  
FREQ MHz

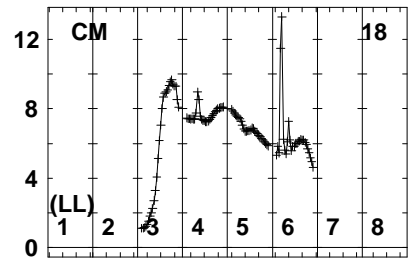
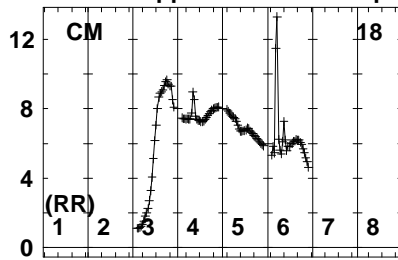
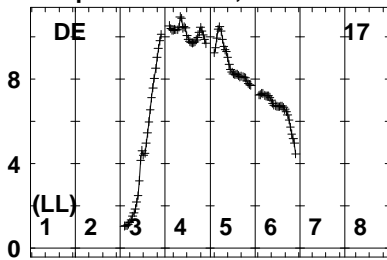
159561016306456606751695710  
FREQ MHz

Lower frame: Tera Real Jy  
Auto-corr total-power spectrum Antenna: \*  
Timerange: 00/04:56:06 to 00/04:58:28

Plot file version 120 created 21-NOV-2022 15:05:06

P+0-4 ER052A.UVDATA.1

Freq = 1.5950 GHz, Bw = 16.000 MH No calibration applied and no bandpass applied

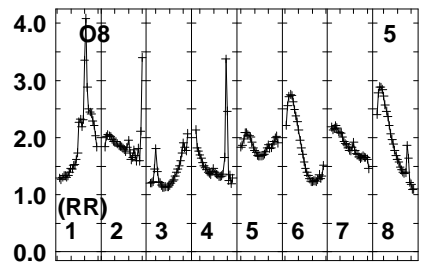
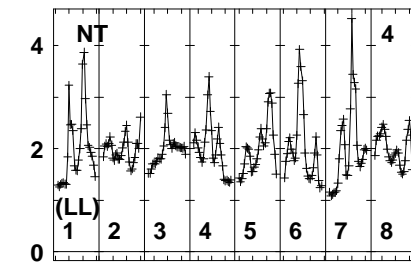
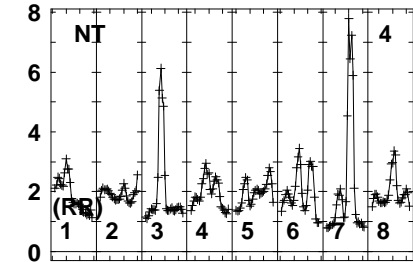
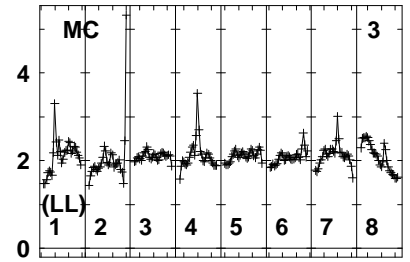
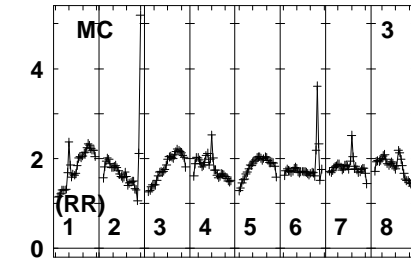
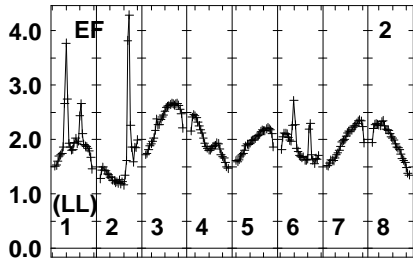
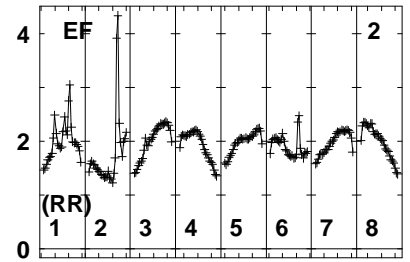
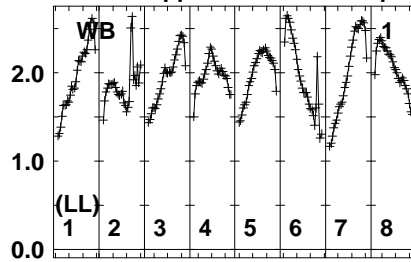
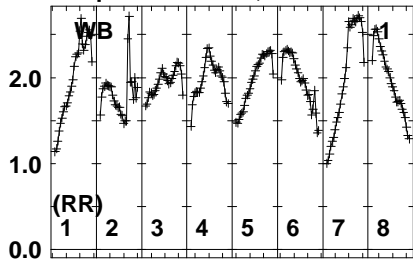


Lower frame: Tera Real Jy  
Auto-corr total-power spectrum Antenna: \*  
Timerange: 00/04:56:06 to 00/04:58:28

Plot file version 121 created 21-NOV-2022 15:05:06

P+2-4 ER052A.UVDATA.1

Freq = 1.5950 GHz, Bw = 16.000 MH No calibration applied and no bandpass applied



1595 610 1630 645 660 675 1695 710  
FREQ MHz

1595 610 1630 645 660 675 1695 710  
FREQ MHz

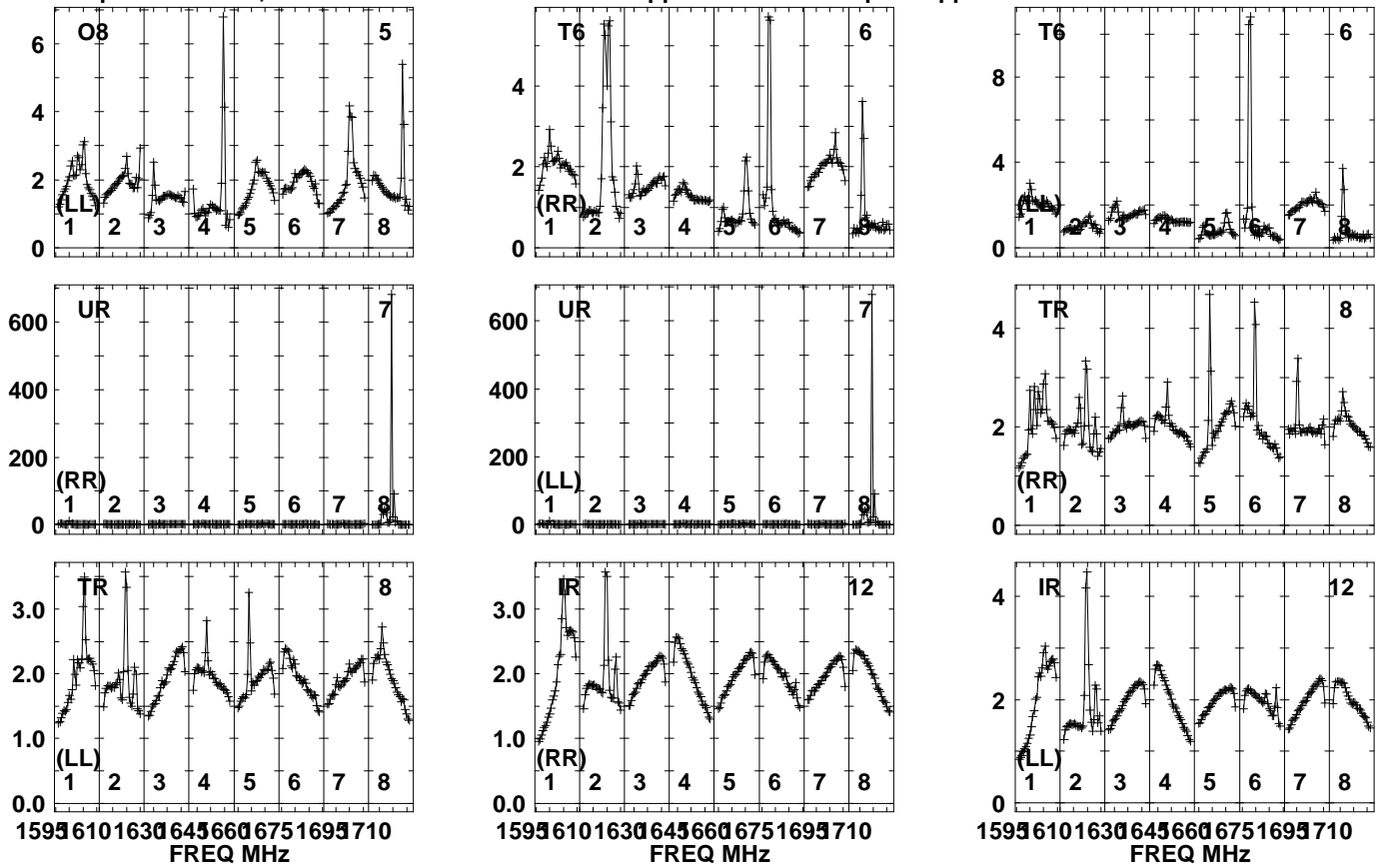
1595 610 1630 645 660 675 1695 710  
FREQ MHz

Lower frame: Tera Real Jy  
Auto-corr total-power spectrum Antenna: \*  
Timerange: 00/04:58:33 to 00/05:00:53

Plot file version 122 created 21-NOV-2022 15:05:06

P+2-4 ER052A.UVDATA.1

Freq = 1.5950 GHz, Bw = 16.000 MH No calibration applied and no bandpass applied

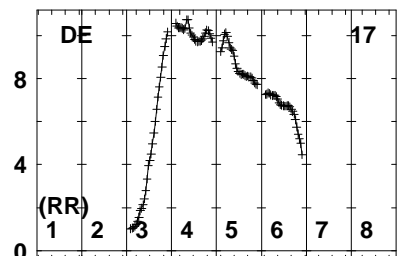
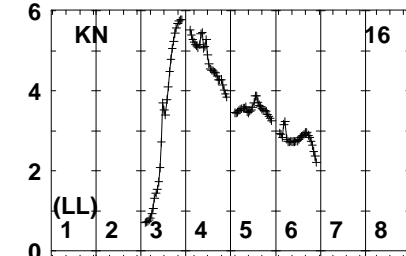
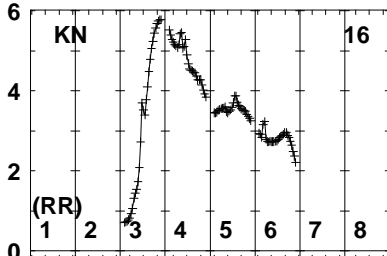
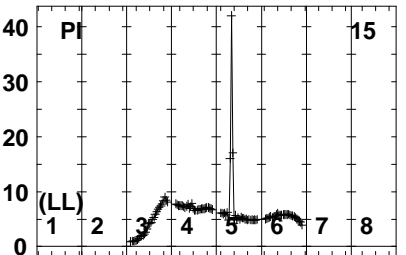
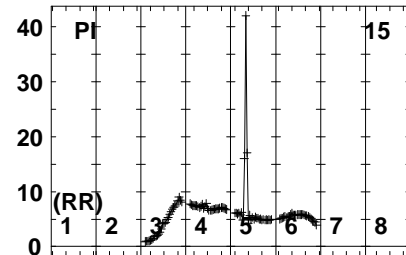
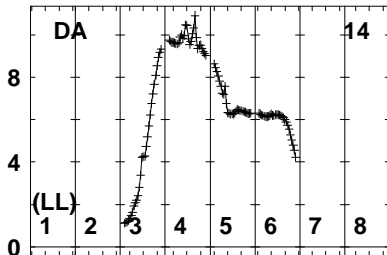
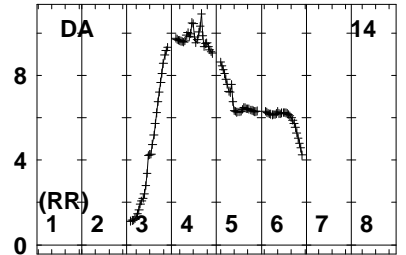
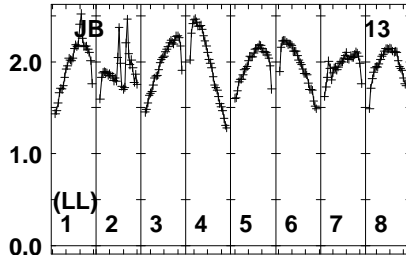
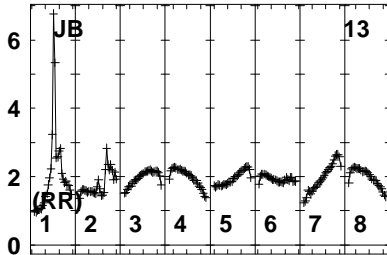


Lower frame: Tera Real Jy  
Auto-corr total-power spectrum Antenna: \*  
Timerange: 00/04:58:33 to 00/05:00:53

Plot file version 123 created 21-NOV-2022 15:05:06

P+2-4 ER052A.UVDATA.1

Freq = 1.5950 GHz, Bw = 16.000 MH No calibration applied and no bandpass applied



159561016306456606751695710  
FREQ MHz

159561016306456606751695710  
FREQ MHz

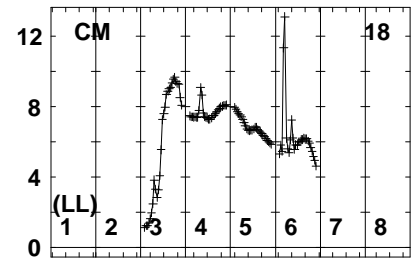
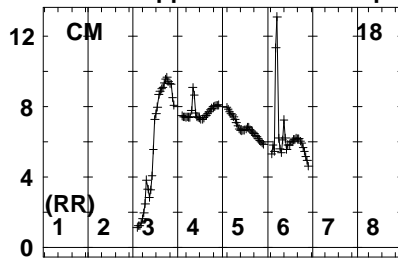
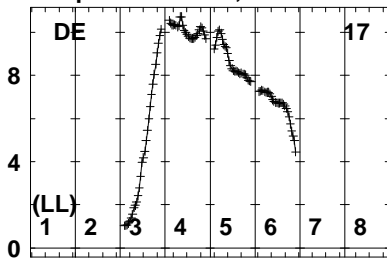
159561016306456606751695710  
FREQ MHz

Lower frame: Tera Real Jy  
Auto-corr total-power spectrum Antenna: \*  
Timerange: 00/04:58:33 to 00/05:00:53

Plot file version 124 created 21-NOV-2022 15:05:06

P+2-4 ER052A.UVDATA.1

Freq = 1.5950 GHz, Bw = 16.000 MH No calibration applied and no bandpass applied



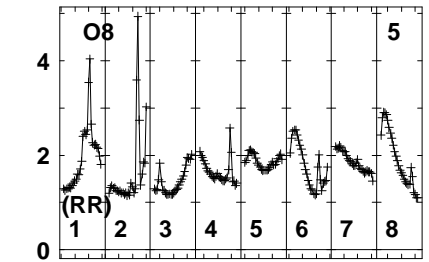
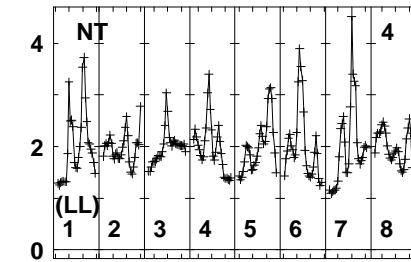
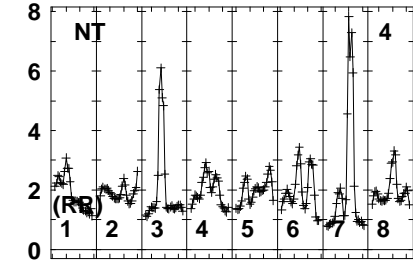
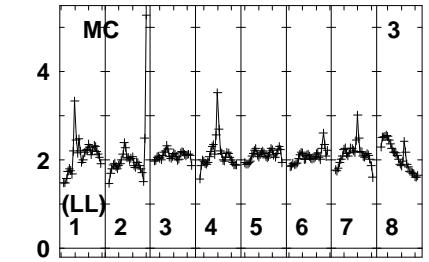
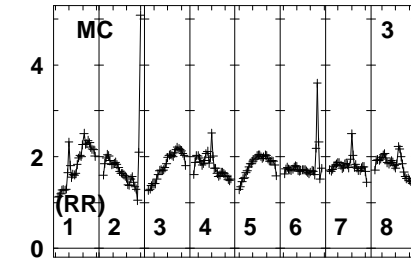
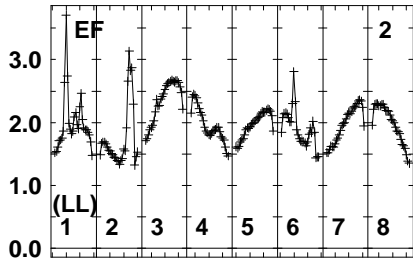
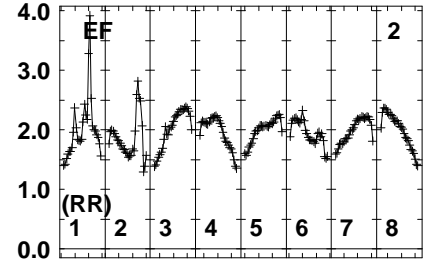
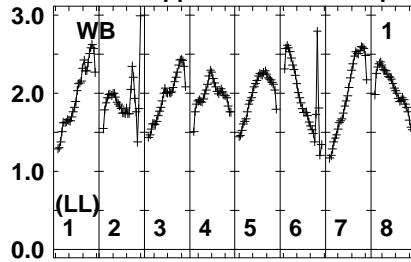
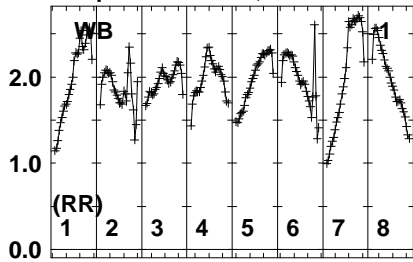
Lower frame: Tera Real Jy  
Auto-corr total-power spectrum Antenna: \*  
Timerange: 00/04:58:33 to 00/05:00:53



Plot file version 125 created 21-NOV-2022 15:05:06

J1048+7143 ER052A.UVDATA.1

Freq = 1.5950 GHz, Bw = 16.000 MH No calibration applied and no bandpass applied



1595 610 1630 645 660 675 1695 710  
FREQ MHz

1595 610 1630 645 660 675 1695 710  
FREQ MHz

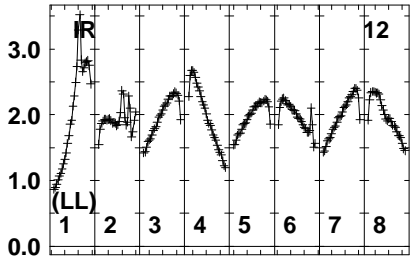
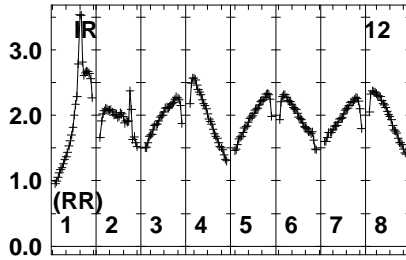
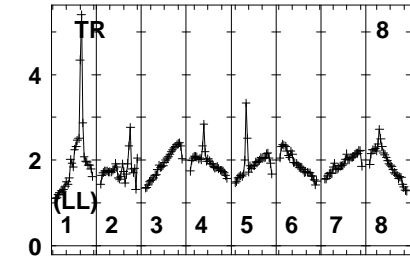
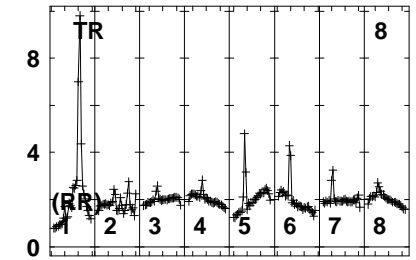
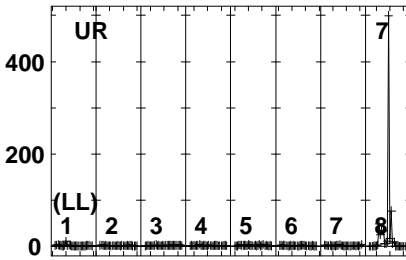
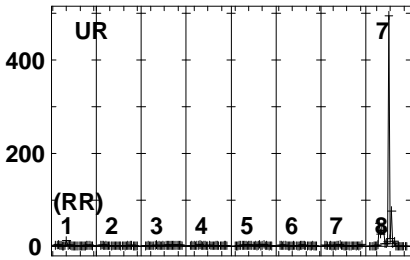
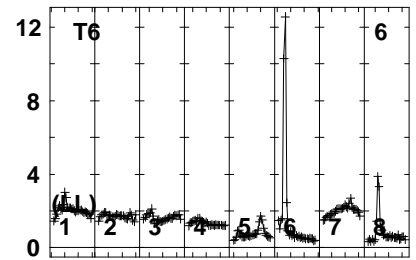
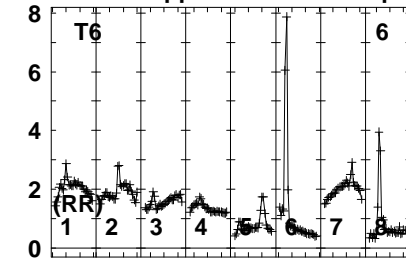
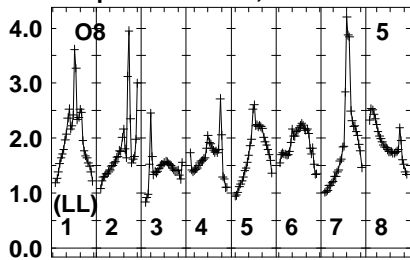
1595 610 1630 645 660 675 1695 710  
FREQ MHz

Lower frame: Tera Real Jy  
Auto-corr total-power spectrum Antenna: \*  
Timerange: 00/05:00:56 to 00/05:03:18

Plot file version 126 created 21-NOV-2022 15:05:06

J1048+7143 ER052A.UVDATA.1

Freq = 1.5950 GHz, Bw = 16.000 MH No calibration applied and no bandpass applied



159561016306456606751695710  
FREQ MHz

159561016306456606751695710  
FREQ MHz

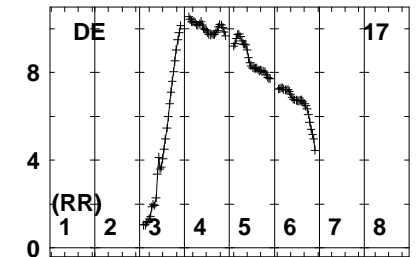
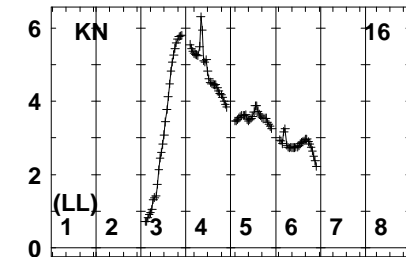
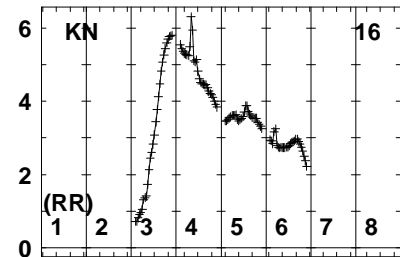
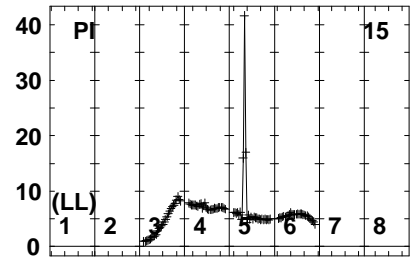
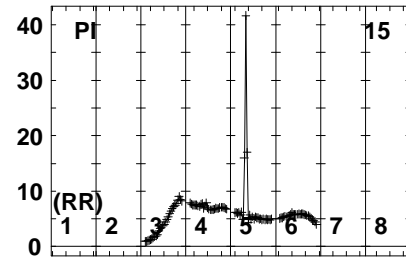
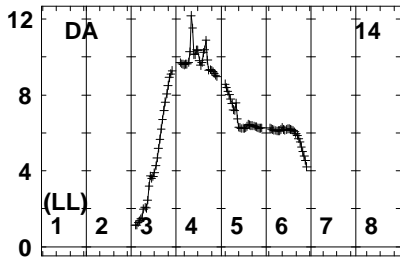
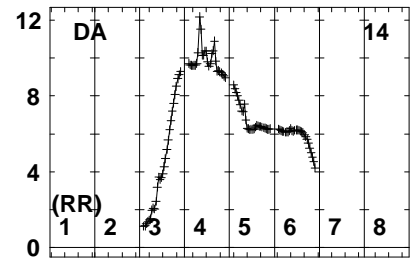
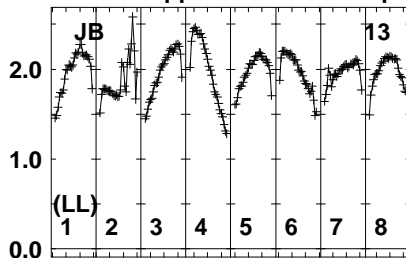
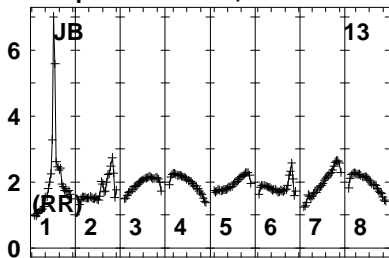
159561016306456606751695710  
FREQ MHz

Lower frame: Tera Real Jy  
Auto-corr total-power spectrum Antenna: \*  
Timerange: 00/05:00:56 to 00/05:03:18

Plot file version 127 created 21-NOV-2022 15:05:06

J1048+7143 ER052A.UVDATA.1

Freq = 1.5950 GHz, Bw = 16.000 MH No calibration applied and no bandpass applied



1595 610 1630 645 660 675 1695 710  
FREQ MHz

1595 610 1630 645 660 675 1695 710  
FREQ MHz

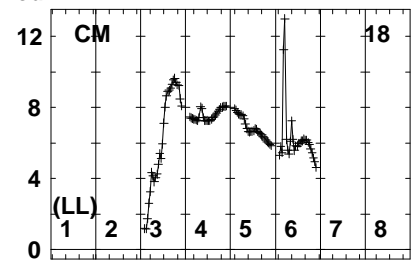
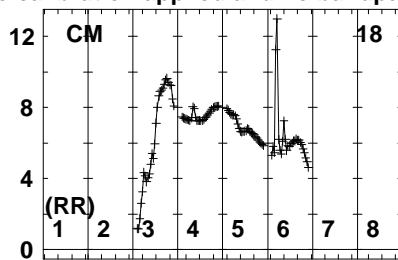
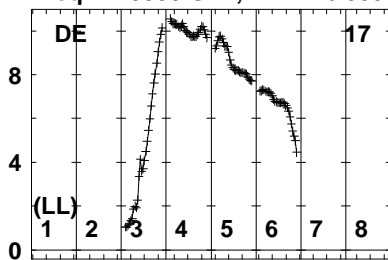
1595 610 1630 645 660 675 1695 710  
FREQ MHz

Lower frame: Tera Real Jy  
Auto-corr total-power spectrum Antenna: \*  
Timerange: 00/05:00:56 to 00/05:03:18

Plot file version 128 created 21-NOV-2022 15:05:06

J1048+7143 ER052A.UVDATA.1

Freq = 1.5950 GHz, Bw = 16.000 MH No calibration applied and no bandpass applied

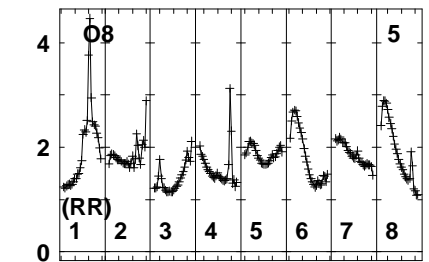
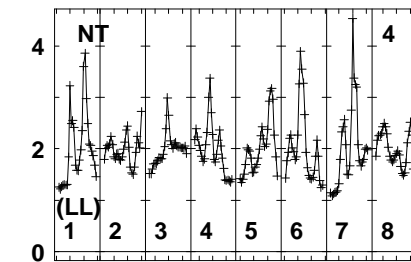
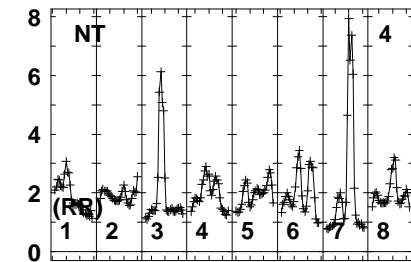
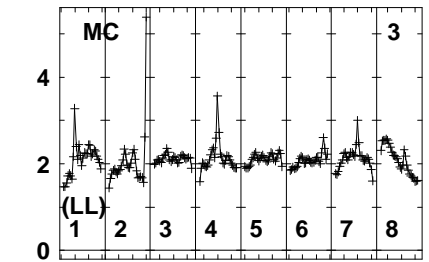
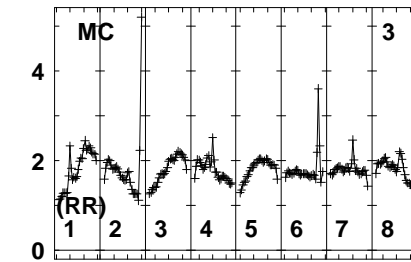
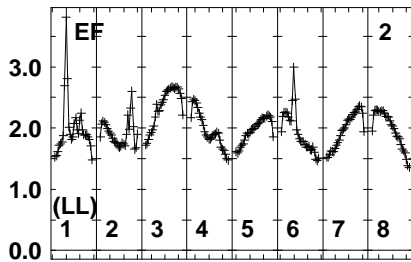
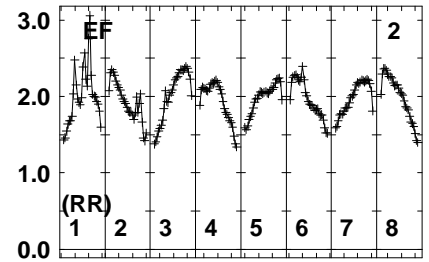
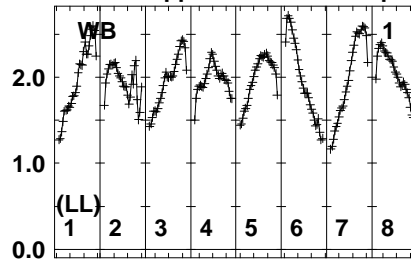
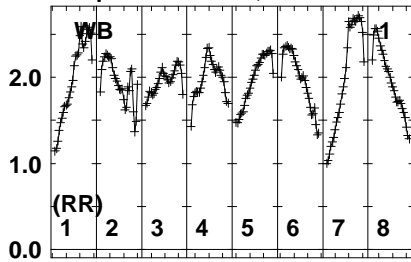


Lower frame: Tera Real Jy  
Auto-corr total-power spectrum Antenna: \*  
Timerange: 00/05:00:56 to 00/05:03:18

Plot file version 129 created 21-NOV-2022 15:05:07

P+4-4 ER052A.UVDATA.1

Freq = 1.5950 GHz, Bw = 16.000 MH No calibration applied and no bandpass applied



1595 610 1630 645 660 675 1695 710  
FREQ MHz

1595 610 1630 645 660 675 1695 710  
FREQ MHz

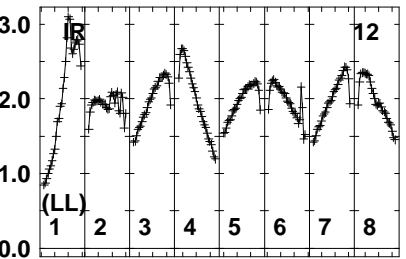
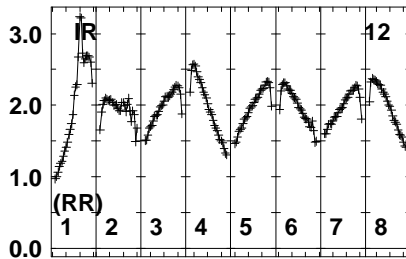
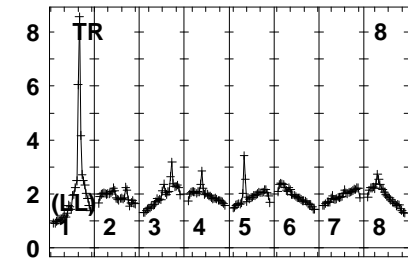
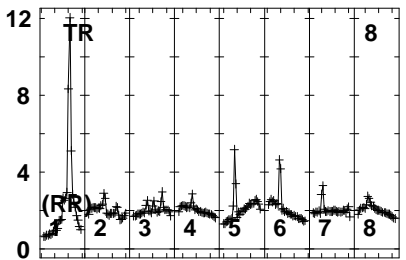
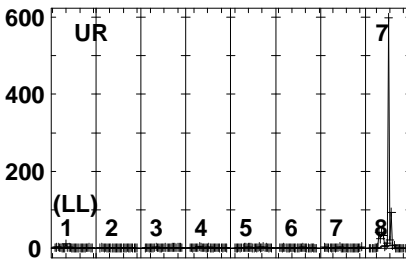
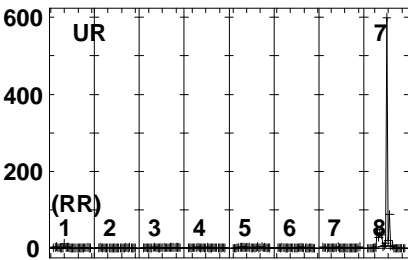
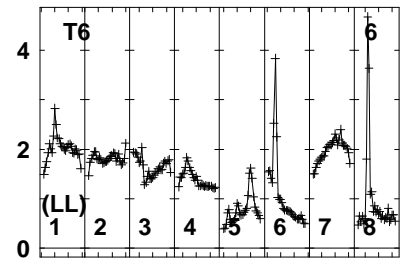
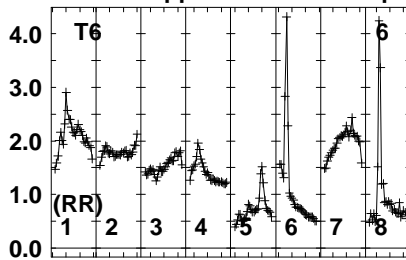
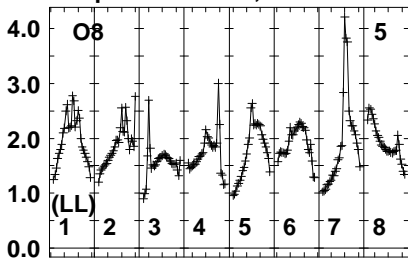
1595 610 1630 645 660 675 1695 710  
FREQ MHz

Lower frame: Tera Real Jy  
Auto-corr total-power spectrum Antenna: \*  
Timerange: 00/05:03:21 to 00/05:05:43

Plot file version 130 created 21-NOV-2022 15:05:07

P+4-4 ER052A.UVDATA.1

Freq = 1.5950 GHz, Bw = 16.000 MH No calibration applied and no bandpass applied



159561016306456606751695710  
FREQ MHz

159561016306456606751695710  
FREQ MHz

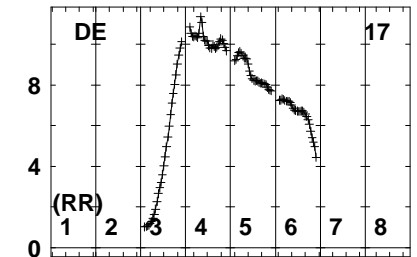
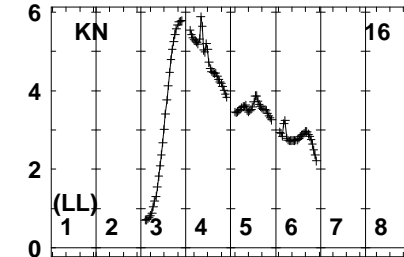
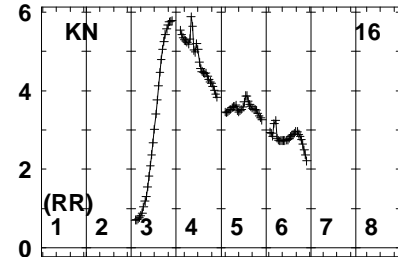
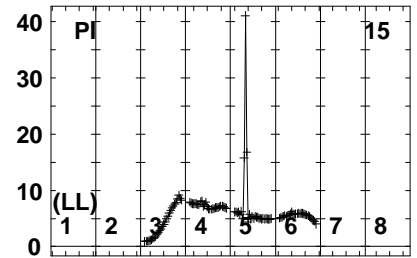
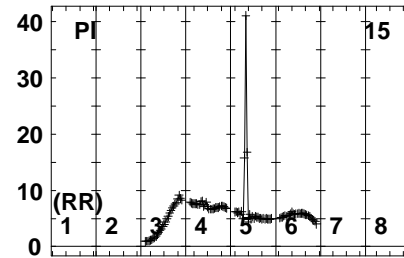
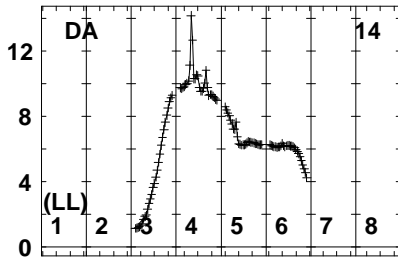
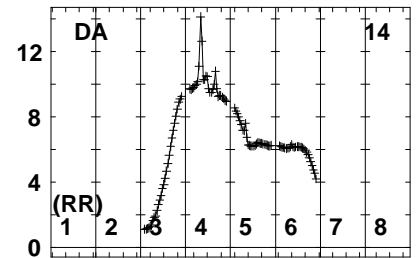
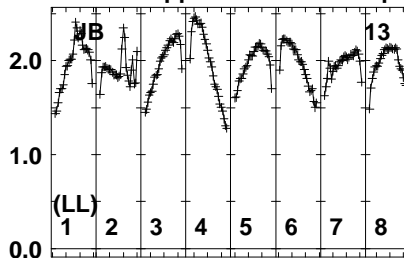
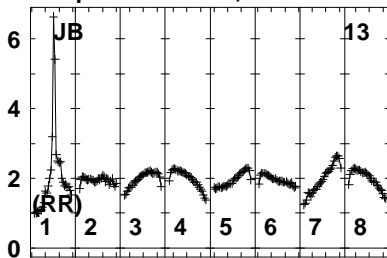
159561016306456606751695710  
FREQ MHz

Lower frame: Tera Real Jy  
Auto-corr total-power spectrum Antenna: \*  
Timerange: 00/05:03:21 to 00/05:05:43

Plot file version 131 created 21-NOV-2022 15:05:07

P+4-4 ER052A.UVDATA.1

Freq = 1.5950 GHz, Bw = 16.000 MH No calibration applied and no bandpass applied



1595 610 1630 645 660 675 1695 710  
FREQ MHz

1595 610 1630 645 660 675 1695 710  
FREQ MHz

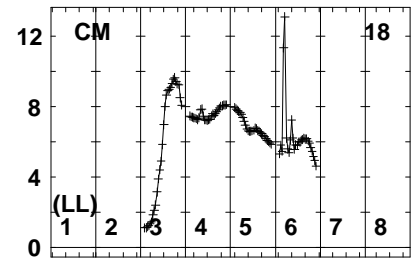
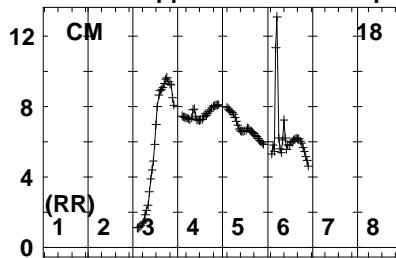
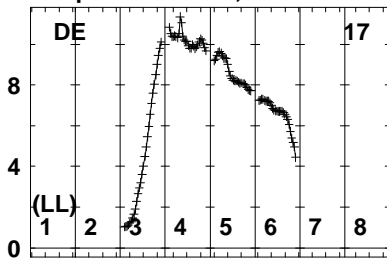
1595 610 1630 645 660 675 1695 710  
FREQ MHz

Lower frame: Tera Real Jy  
Auto-corr total-power spectrum Antenna: \*  
Timerange: 00/05:03:21 to 00/05:05:43

Plot file version 132 created 21-NOV-2022 15:05:07

P+4-4 ER052A.UVDATA.1

Freq = 1.5950 GHz, Bw = 16.000 MH No calibration applied and no bandpass applied



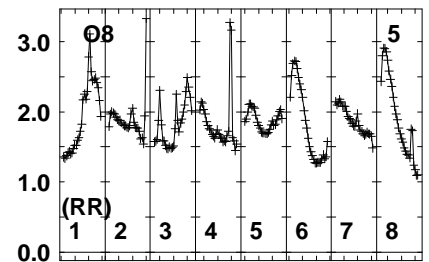
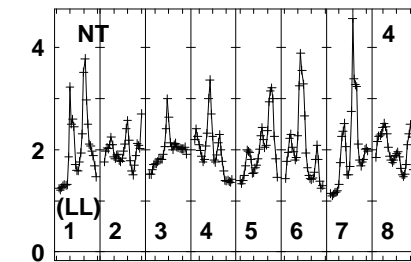
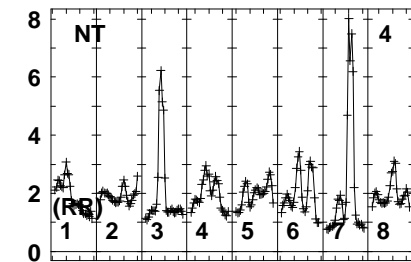
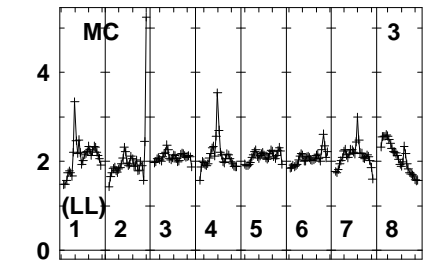
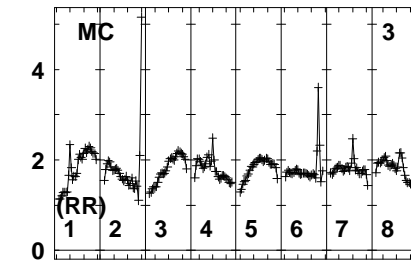
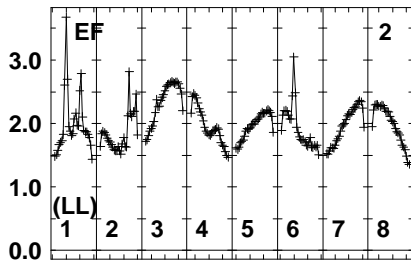
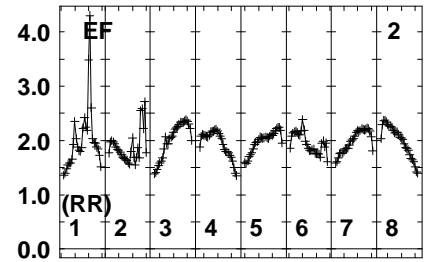
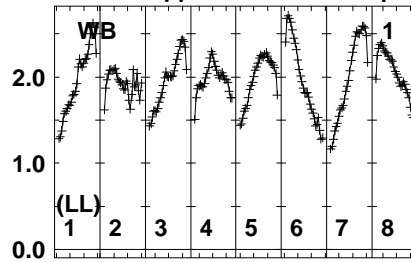
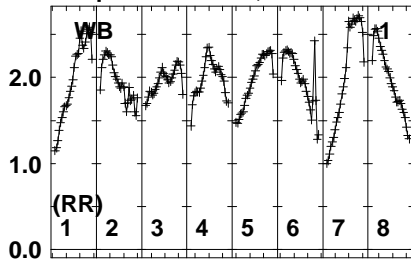
Lower frame: Tera Real Jy  
Auto-corr total-power spectrum Antenna: \*  
Timerange: 00/05:03:21 to 00/05:05:43



Plot file version 133 created 21-NOV-2022 15:05:07

P+6-4 ER052A.UVDATA.1

Freq = 1.5950 GHz, Bw = 16.000 MH No calibration applied and no bandpass applied



159561016306456606751695710  
FREQ MHz

159561016306456606751695710  
FREQ MHz

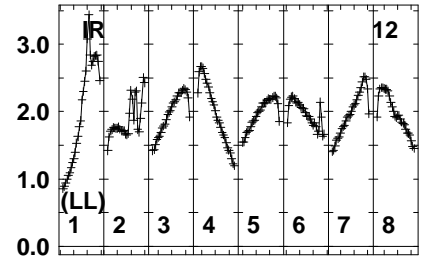
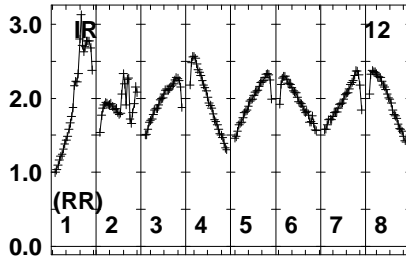
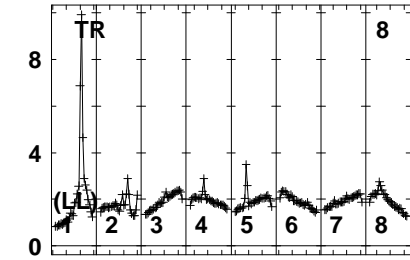
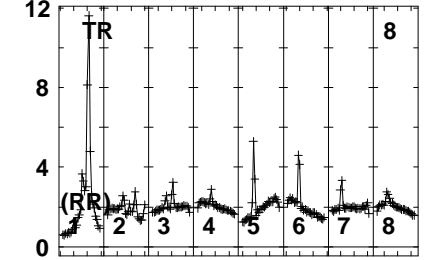
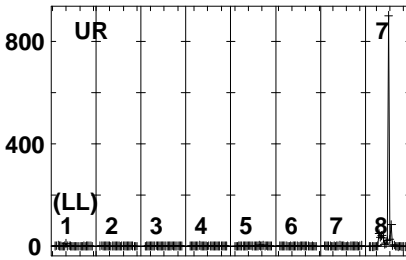
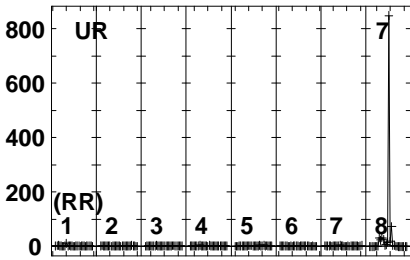
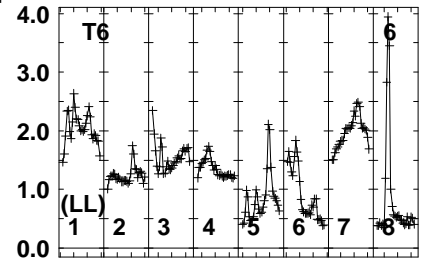
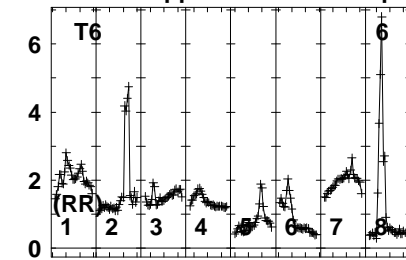
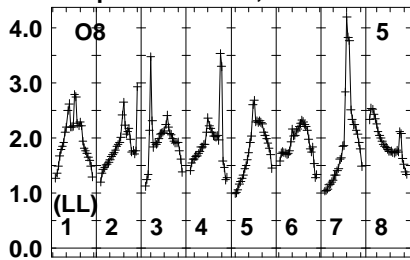
159561016306456606751695710  
FREQ MHz

Lower frame: Tera Real Jy  
Auto-corr total-power spectrum Antenna: \*  
Timerange: 00/05:05:46 to 00/05:08:08

Plot file version 134 created 21-NOV-2022 15:05:07

P+6-4 ER052A.UVDATA.1

Freq = 1.5950 GHz, Bw = 16.000 MH No calibration applied and no bandpass applied



1595 610 1630 645 660 675 1695 710  
FREQ MHz

1595 610 1630 645 660 675 1695 710  
FREQ MHz

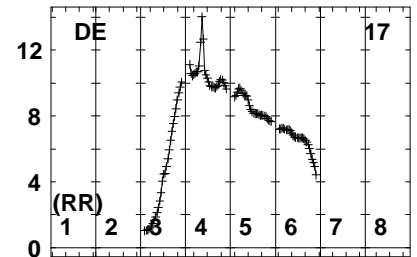
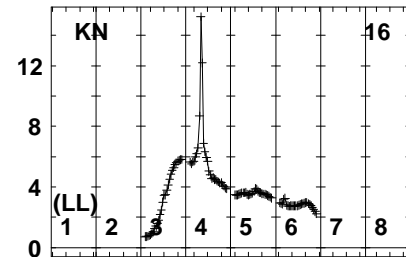
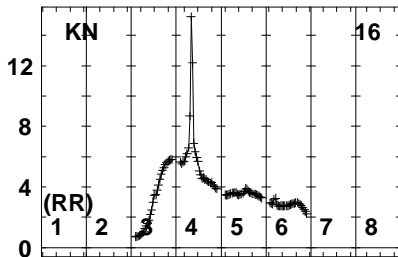
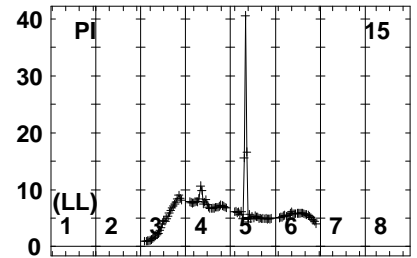
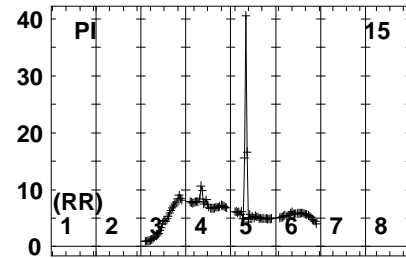
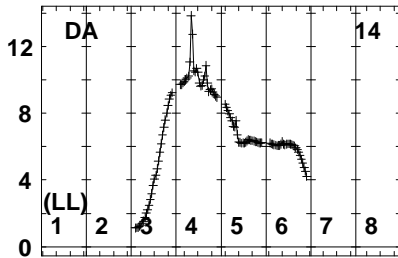
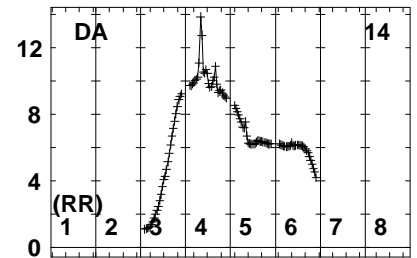
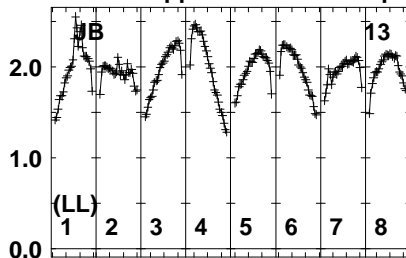
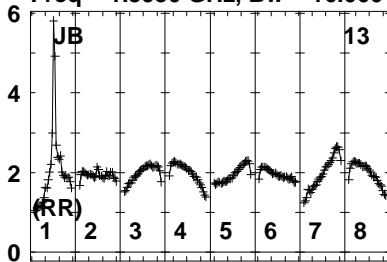
1595 610 1630 645 660 675 1695 710  
FREQ MHz

Lower frame: Tera Real Jy  
Auto-corr total-power spectrum Antenna: \*  
Timerange: 00/05:05:46 to 00/05:08:08

Plot file version 135 created 21-NOV-2022 15:05:07

P+6-4 ER052A.UVDATA.1

Freq = 1.5950 GHz, Bw = 16.000 MH No calibration applied and no bandpass applied



159561016306456606751695710  
FREQ MHz

159561016306456606751695710  
FREQ MHz

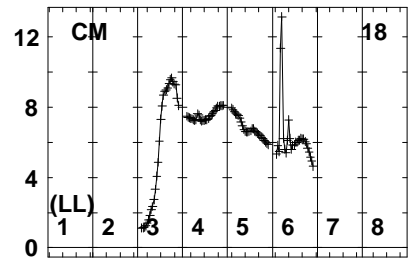
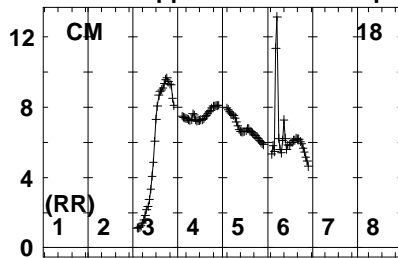
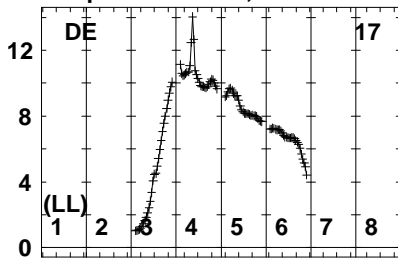
159561016306456606751695710  
FREQ MHz

Lower frame: Tera Real Jy  
Auto-corr total-power spectrum Antenna: \*  
Timerange: 00/05:05:46 to 00/05:08:08

Plot file version 136 created 21-NOV-2022 15:05:08

P+6-4 ER052A.UVDATA.1

Freq = 1.5950 GHz, Bw = 16.000 MH No calibration applied and no bandpass applied

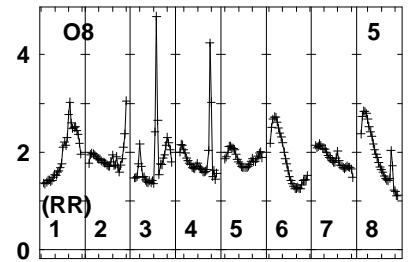
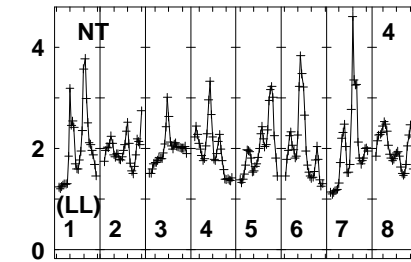
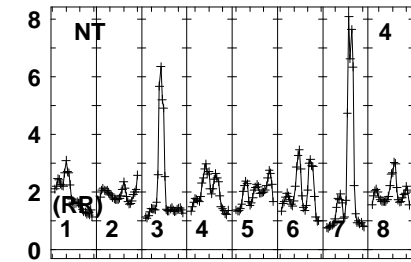
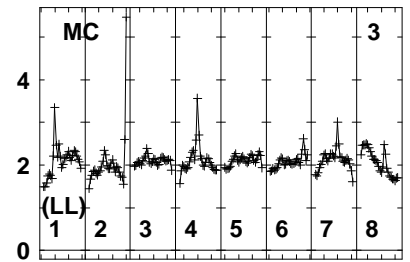
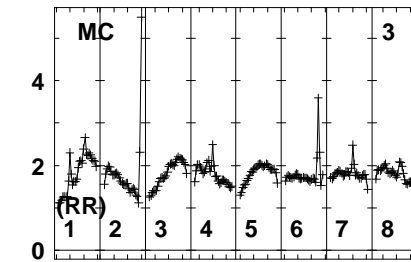
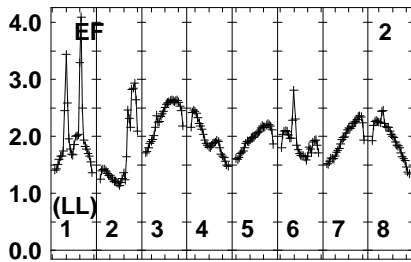
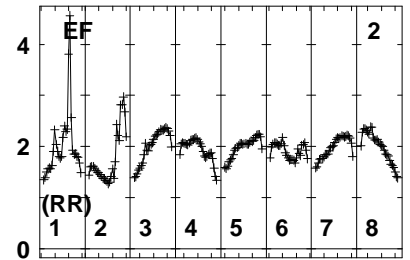
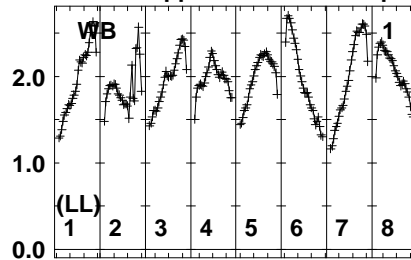
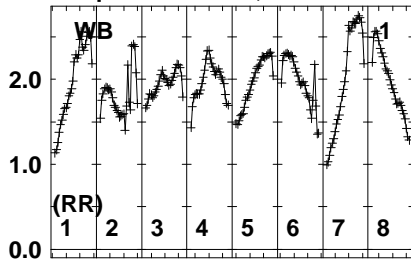


Lower frame: Tera Real Jy  
Auto-corr total-power spectrum Antenna: \*  
Timerange: 00/05:05:46 to 00/05:08:08

Plot file version 137 created 21-NOV-2022 15:05:08

P+8-4 ER052A.UVDATA.1

Freq = 1.5950 GHz, Bw = 16.000 MH No calibration applied and no bandpass applied



1595 610 1630 645 660 675 1695 710  
FREQ MHz

1595 610 1630 645 660 675 1695 710  
FREQ MHz

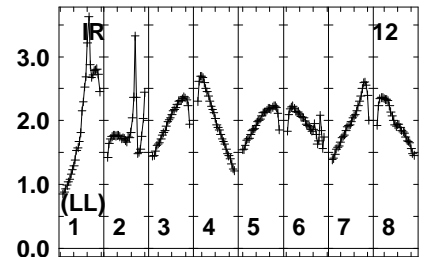
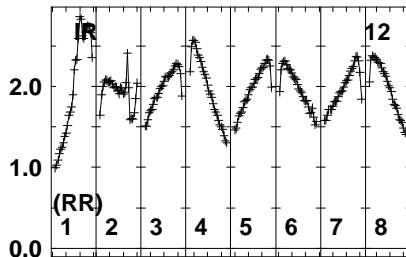
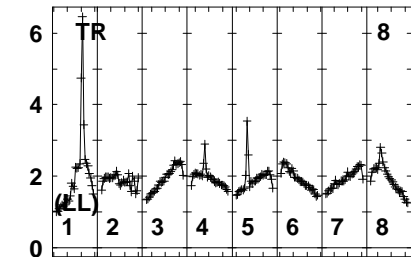
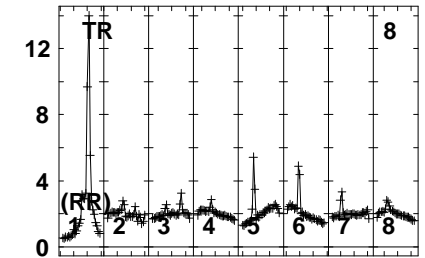
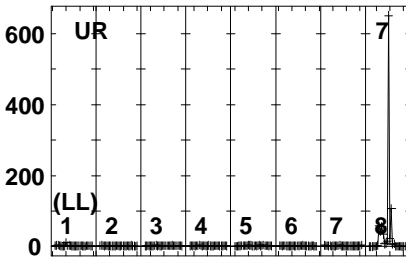
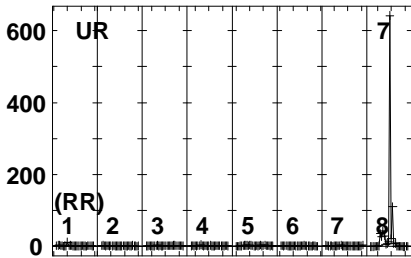
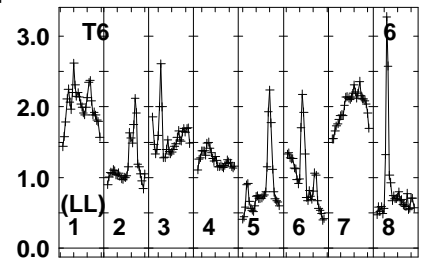
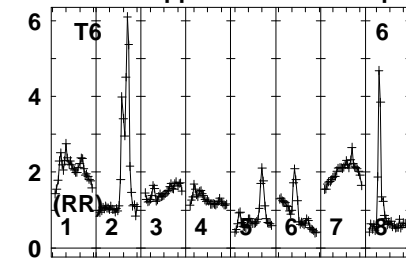
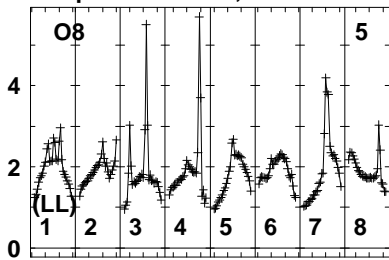
1595 610 1630 645 660 675 1695 710  
FREQ MHz

Lower frame: Tera Real Jy  
Auto-corr total-power spectrum Antenna: \*  
Timerange: 00/05:08:11 to 00/05:10:33

Plot file version 138 created 21-NOV-2022 15:05:08

P+8-4 ER052A.UVDATA.1

Freq = 1.5950 GHz, Bw = 16.000 MH No calibration applied and no bandpass applied



159561016306456606751695710  
FREQ MHz

159561016306456606751695710  
FREQ MHz

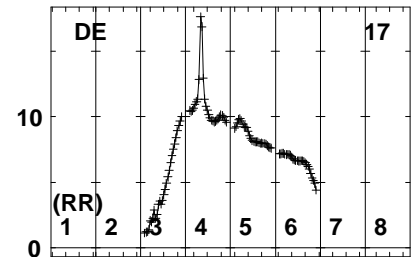
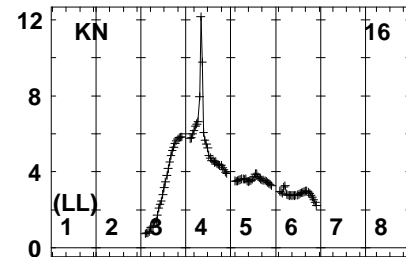
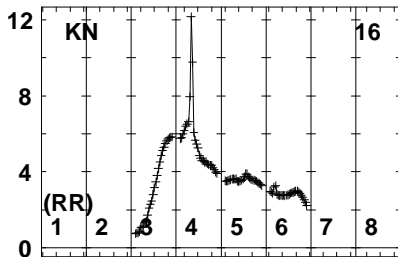
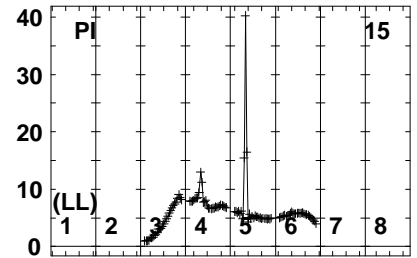
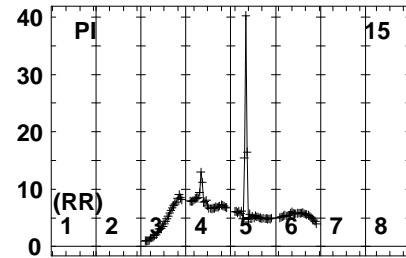
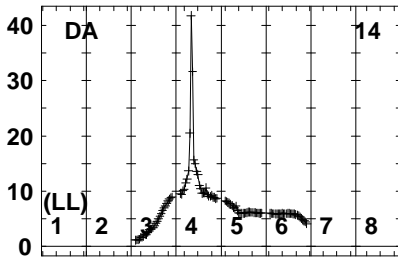
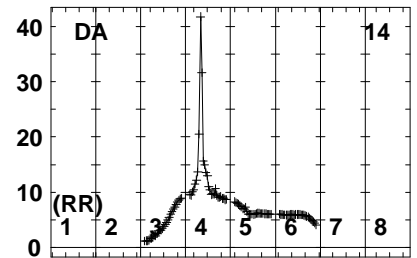
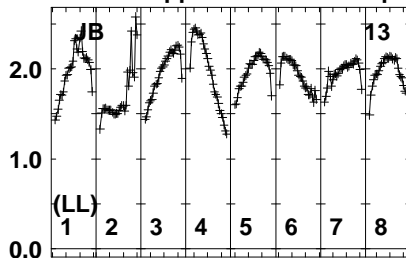
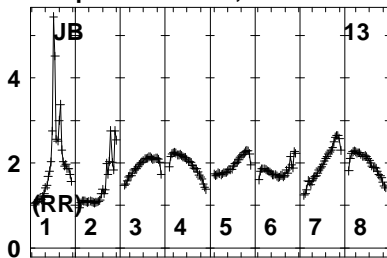
159561016306456606751695710  
FREQ MHz

Lower frame: Tera Real Jy  
Auto-corr total-power spectrum Antenna: \*  
Timerange: 00/05:08:11 to 00/05:10:33

Plot file version 139 created 21-NOV-2022 15:05:08

P+8-4 ER052A.UVDATA.1

Freq = 1.5950 GHz, Bw = 16.000 MH No calibration applied and no bandpass applied



159561016306456606751695710  
FREQ MHz

159561016306456606751695710  
FREQ MHz

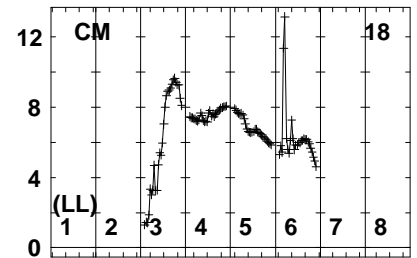
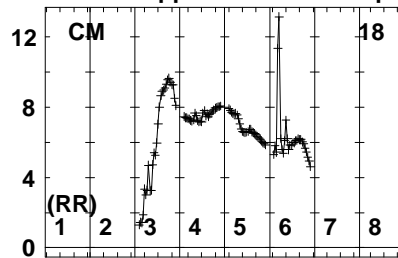
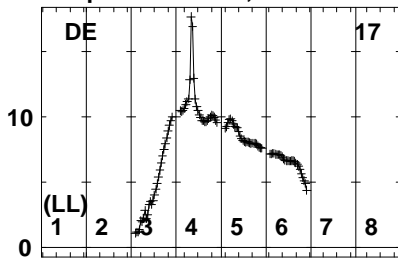
159561016306456606751695710  
FREQ MHz

Lower frame: Tera Real Jy  
Auto-corr total-power spectrum Antenna: \*  
Timerange: 00/05:08:11 to 00/05:10:33

Plot file version 140 created 21-NOV-2022 15:05:08

P+8-4 ER052A.UVDATA.1

Freq = 1.5950 GHz, Bw = 16.000 MH No calibration applied and no bandpass applied



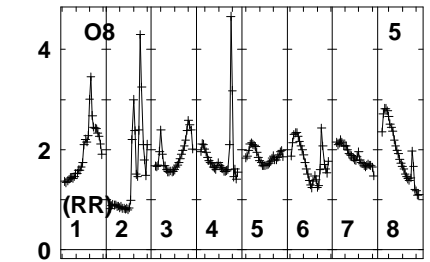
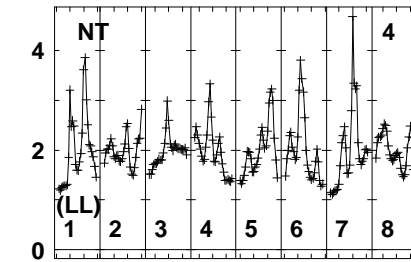
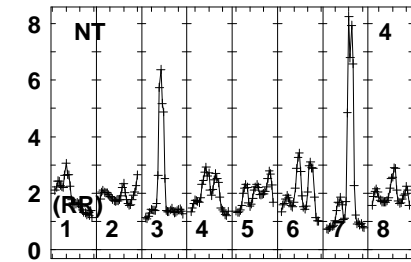
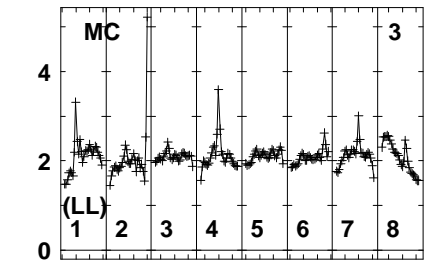
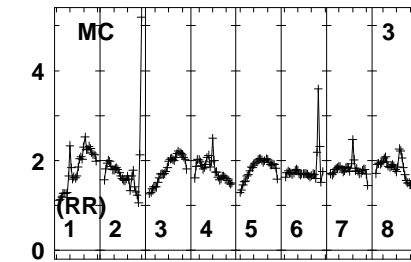
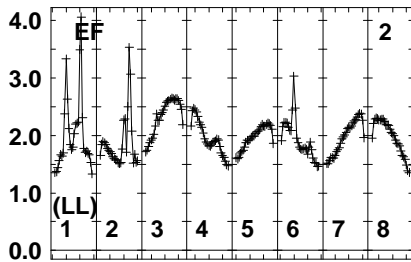
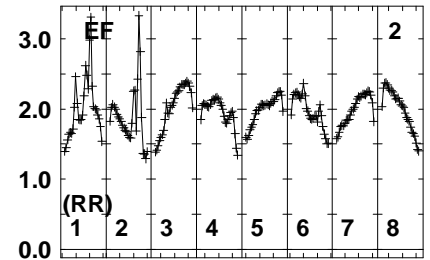
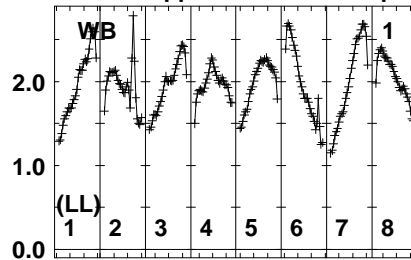
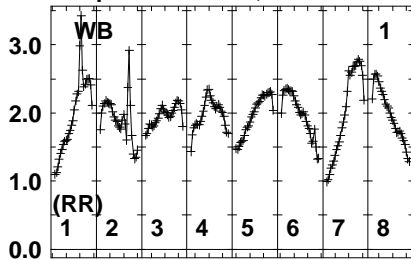
Lower frame: Tera Real Jy  
Auto-corr total-power spectrum Antenna: \*  
Timerange: 00/05:08:11 to 00/05:10:33



Plot file version 141 created 21-NOV-2022 15:05:08

P-8-2 ER052A.UVDATA.1

Freq = 1.5950 GHz, Bw = 16.000 MH No calibration applied and no bandpass applied



1595 610 1630 645 660 675 1695 710  
FREQ MHz

1595 610 1630 645 660 675 1695 710  
FREQ MHz

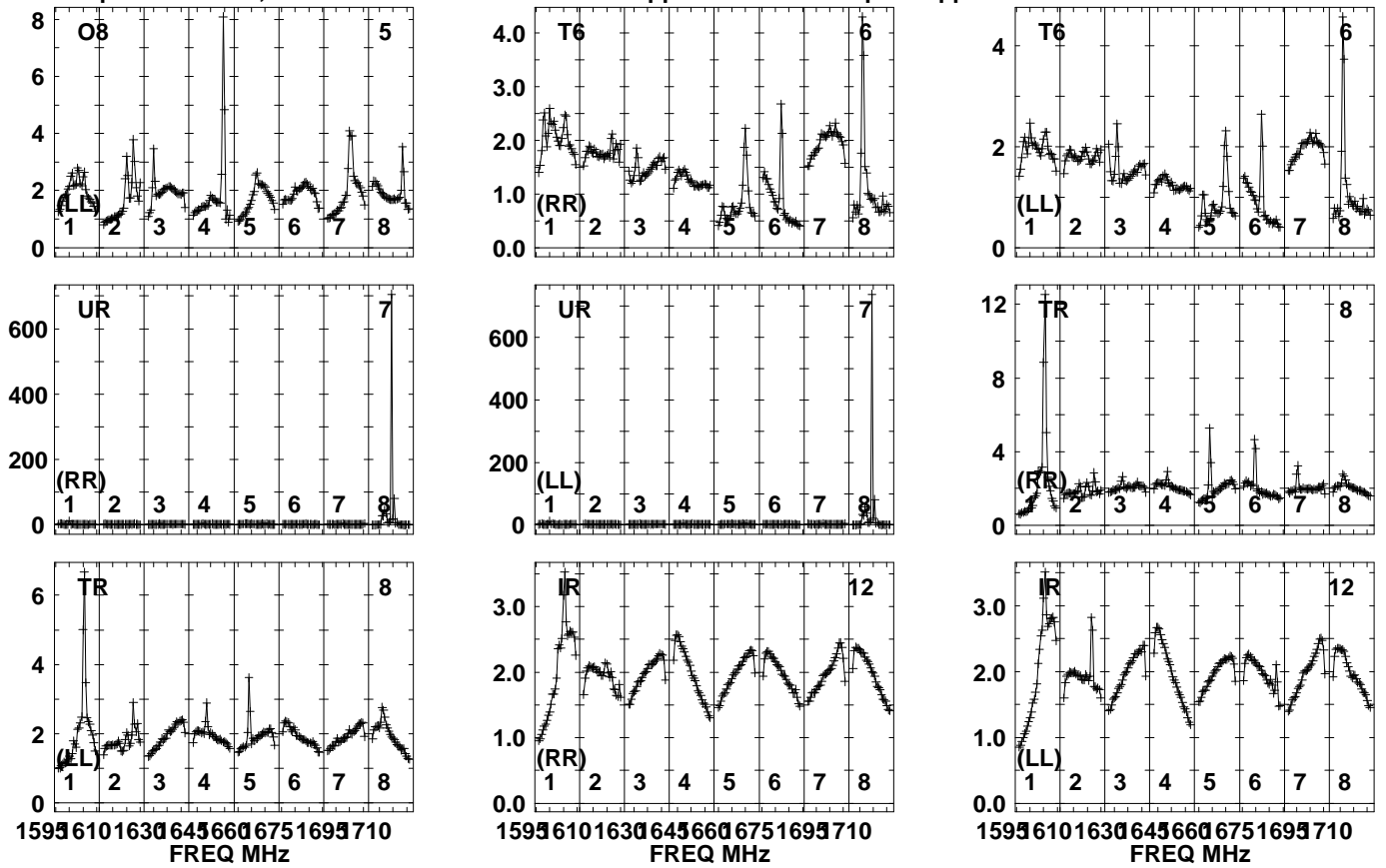
1595 610 1630 645 660 675 1695 710  
FREQ MHz

Lower frame: Tera Real Jy  
Auto-corr total-power spectrum Antenna: \*  
Timerange: 00/05:10:36 to 00/05:12:58

Plot file version 142 created 21-NOV-2022 15:05:08

P-8-2 ER052A.UVDATA.1

Freq = 1.5950 GHz, Bw = 16.000 MH No calibration applied and no bandpass applied

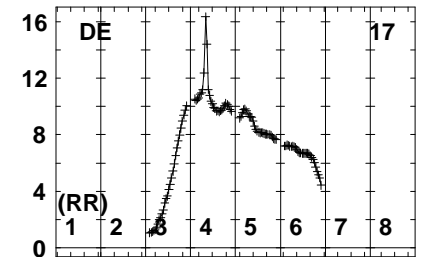
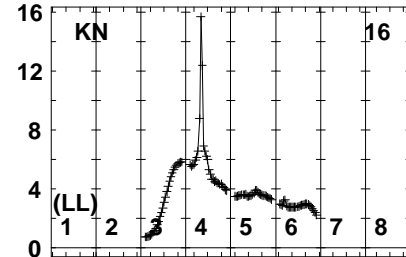
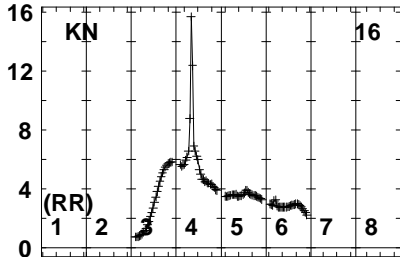
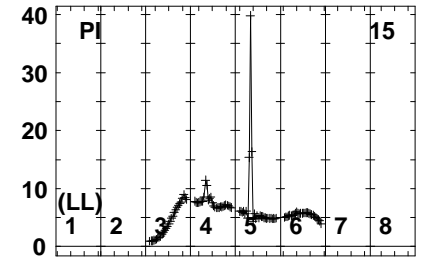
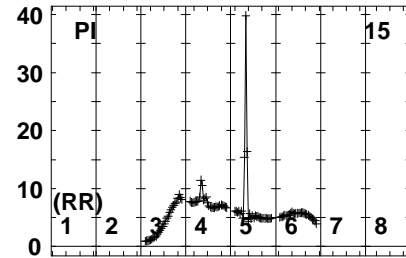
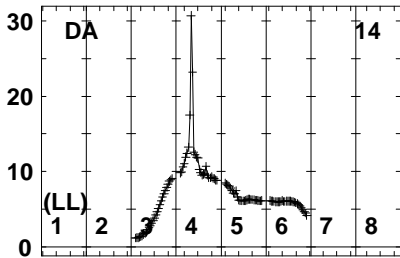
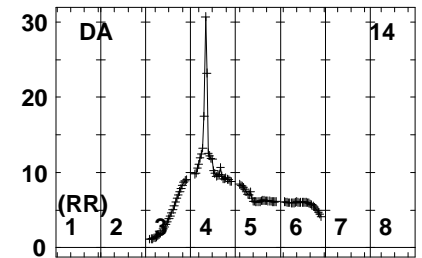
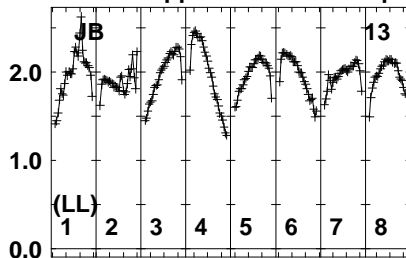
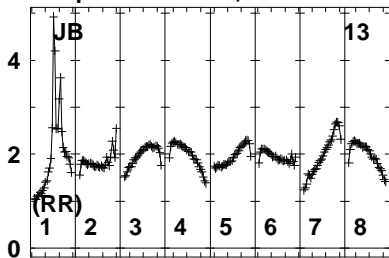


Lower frame: Tera Real Jy  
Auto-corr total-power spectrum Antenna: \*  
Timerange: 00/05:10:36 to 00/05:12:58

Plot file version 143 created 21-NOV-2022 15:05:08

P-8-2 ER052A.UVDATA.1

Freq = 1.5950 GHz, Bw = 16.000 MH No calibration applied and no bandpass applied



1595 610 1630 645 660 675 1695 710  
FREQ MHz

1595 610 1630 645 660 675 1695 710  
FREQ MHz

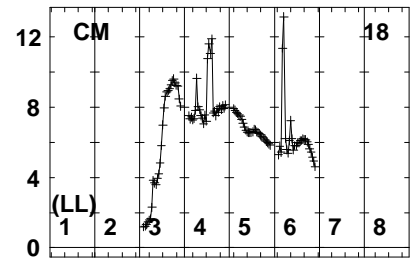
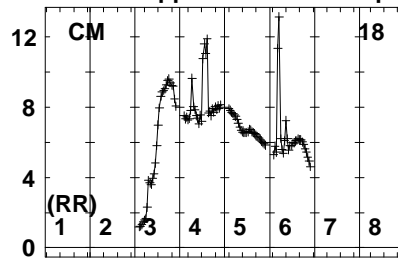
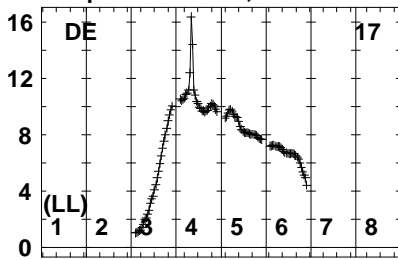
1595 610 1630 645 660 675 1695 710  
FREQ MHz

Lower frame: Tera Real Jy  
Auto-corr total-power spectrum Antenna: \*  
Timerange: 00/05:10:36 to 00/05:12:58

Plot file version 144 created 21-NOV-2022 15:05:09

P-8-2 ER052A.UVDATA.1

Freq = 1.5950 GHz, Bw = 16.000 MH No calibration applied and no bandpass applied

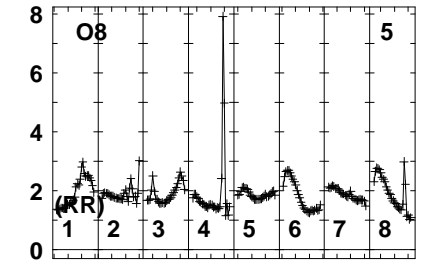
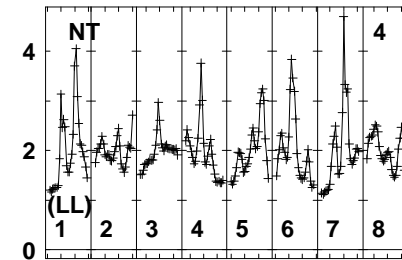
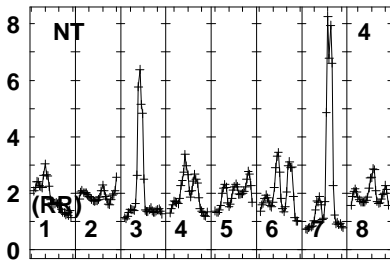
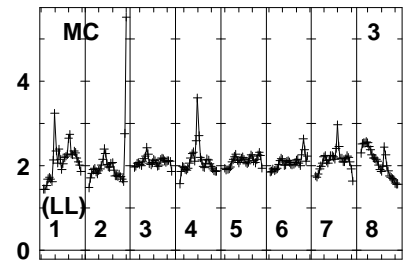
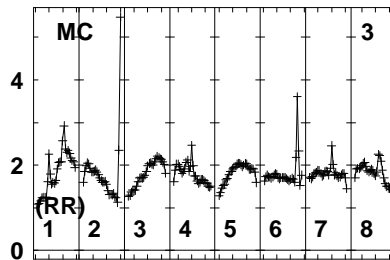
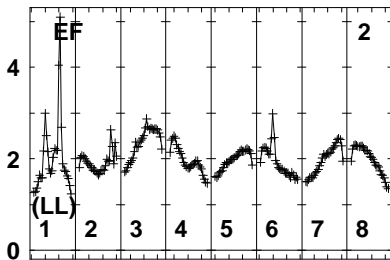
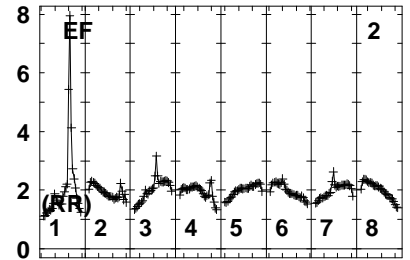
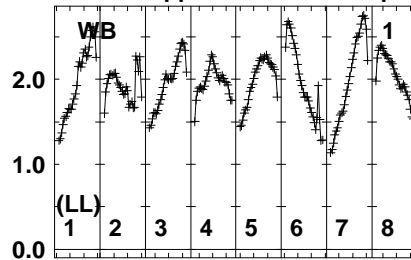
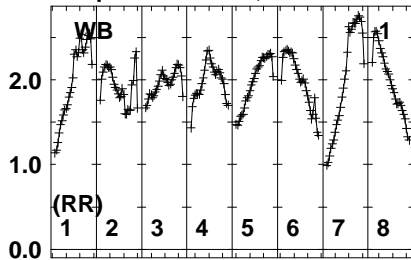


Lower frame: Tera Real Jy  
Auto-corr total-power spectrum Antenna: \*  
Timerange: 00/05:10:36 to 00/05:12:58

Plot file version 145 created 21-NOV-2022 15:05:09

J1048+7143 ER052A.UVDATA.1

Freq = 1.5950 GHz, Bw = 16.000 MH No calibration applied and no bandpass applied



1595 610 1630 645 660 675 1695 710  
FREQ MHz

1595 610 1630 645 660 675 1695 710  
FREQ MHz

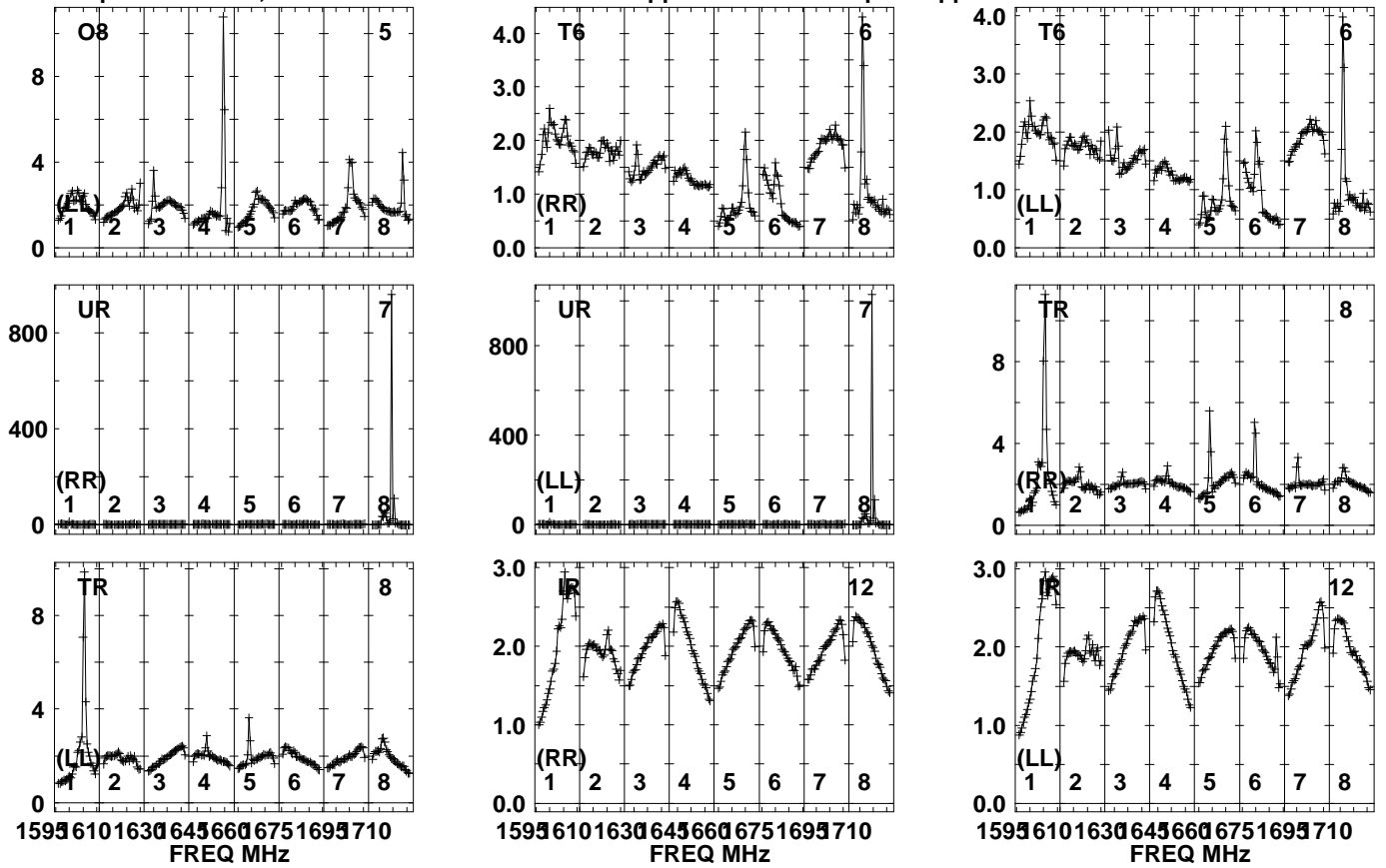
1595 610 1630 645 660 675 1695 710  
FREQ MHz

Lower frame: Tera Real Jy  
Auto-corr total-power spectrum Antenna: \*  
Timerange: 00/05:13:01 to 00/05:15:23

Plot file version 146 created 21-NOV-2022 15:05:09

J1048+7143 ER052A.UVDATA.1

Freq = 1.5950 GHz, Bw = 16.000 MH No calibration applied and no bandpass applied

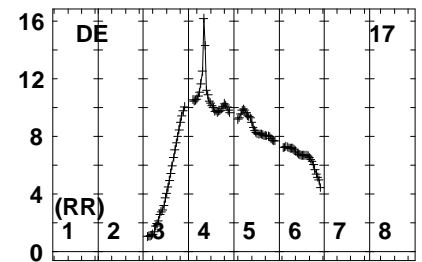
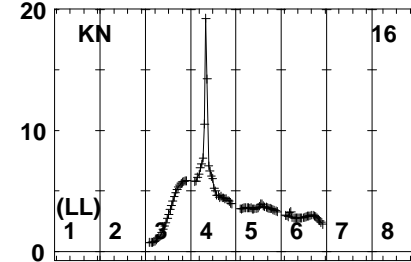
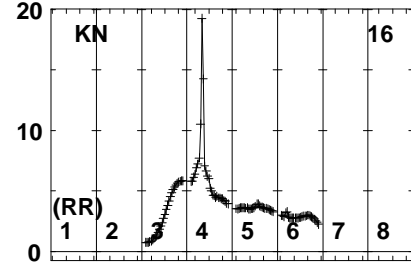
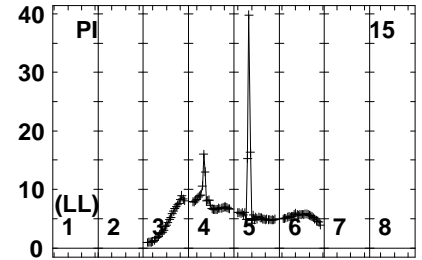
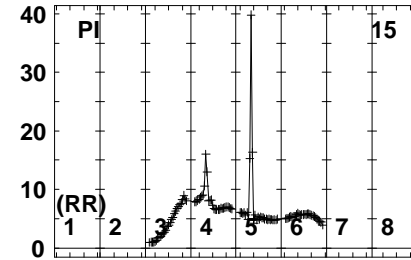
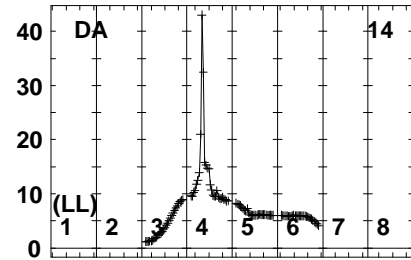
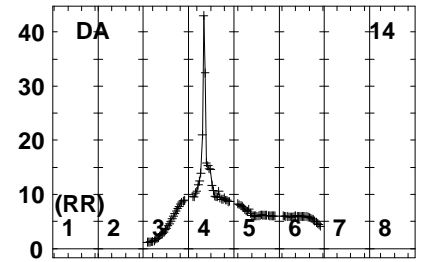
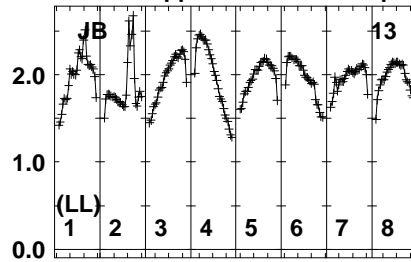
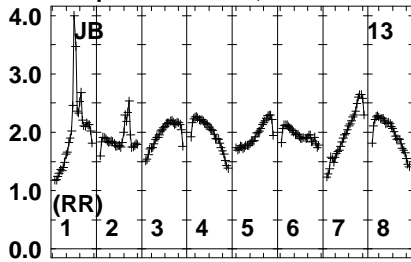


Lower frame: Tera Real Jy  
Auto-corr total-power spectrum Antenna: \*  
Timerange: 00/05:13:01 to 00/05:15:23

Plot file version 147 created 21-NOV-2022 15:05:09

J1048+7143 ER052A.UVDATA.1

Freq = 1.5950 GHz, Bw = 16.000 MH No calibration applied and no bandpass applied



1595 610 1630 645 660 675 1695 710  
FREQ MHz

1595 610 1630 645 660 675 1695 710  
FREQ MHz

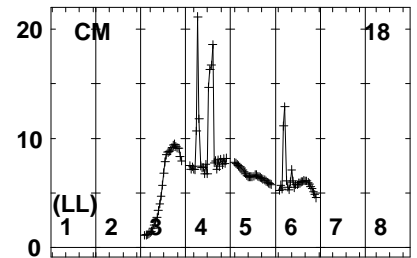
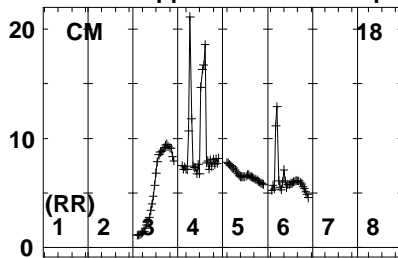
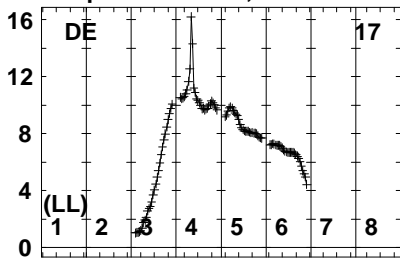
1595 610 1630 645 660 675 1695 710  
FREQ MHz

Lower frame: Tera Real Jy  
Auto-corr total-power spectrum Antenna: \*  
Timerange: 00/05:13:01 to 00/05:15:23

Plot file version 148 created 21-NOV-2022 15:05:09

J1048+7143 ER052A.UVDATA.1

Freq = 1.5950 GHz, Bw = 16.000 MH No calibration applied and no bandpass applied



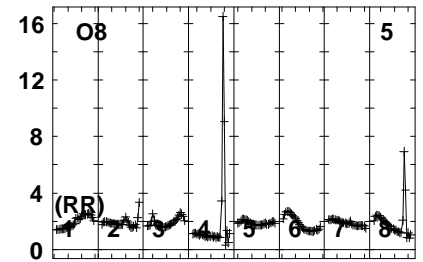
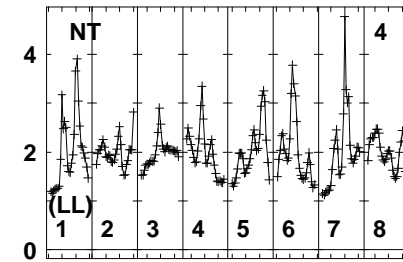
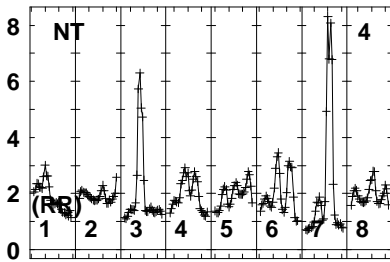
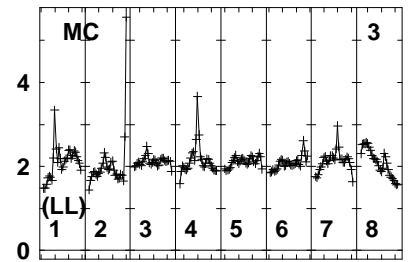
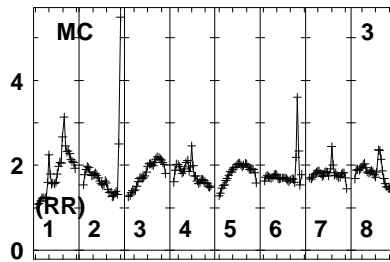
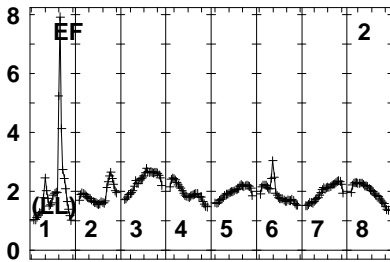
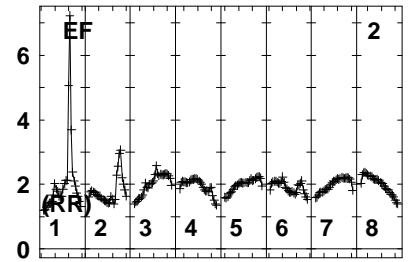
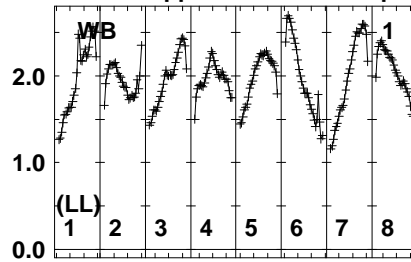
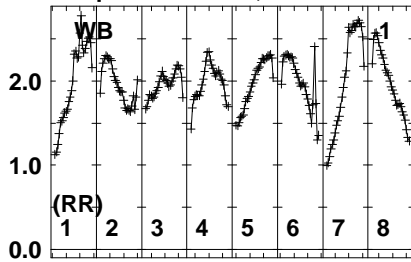
Lower frame: Tera Real Jy  
Auto-corr total-power spectrum Antenna: \*  
Timerange: 00/05:13:01 to 00/05:15:23



Plot file version 149 created 21-NOV-2022 15:05:09

P-6-2 ER052A.UVDATA.1

Freq = 1.5950 GHz, Bw = 16.000 MH No calibration applied and no bandpass applied



1595 610 1630 645 660 675 1695 710  
FREQ MHz

1595 610 1630 645 660 675 1695 710  
FREQ MHz

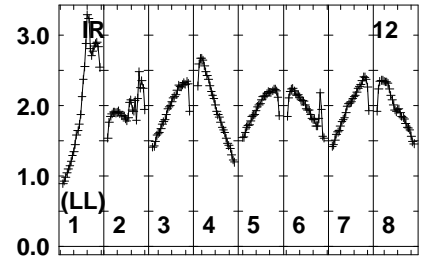
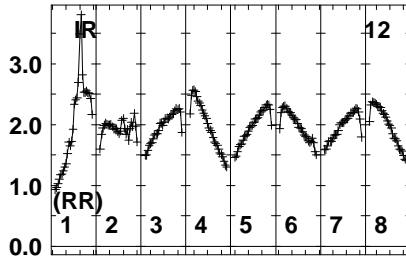
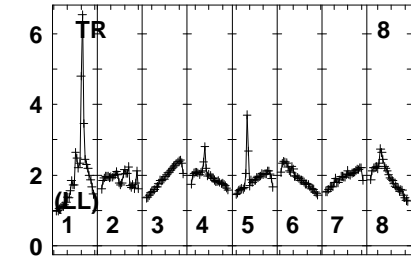
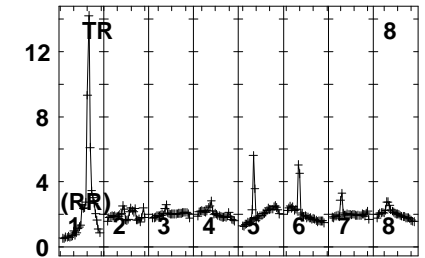
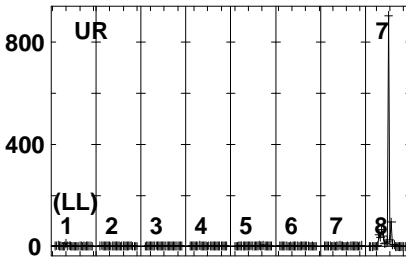
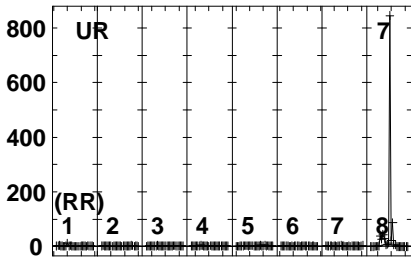
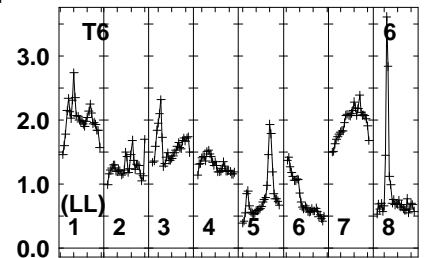
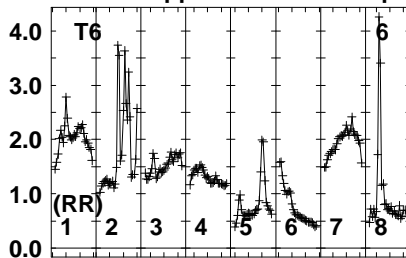
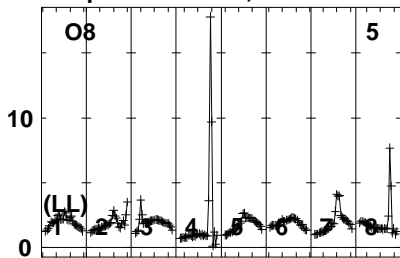
1595 610 1630 645 660 675 1695 710  
FREQ MHz

Lower frame: Tera Real Jy  
Auto-corr total-power spectrum Antenna: \*  
Timerange: 00/05:15:26 to 00/05:17:48

Plot file version 150 created 21-NOV-2022 15:05:09

P-6-2 ER052A.UVDATA.1

Freq = 1.5950 GHz, Bw = 16.000 MH No calibration applied and no bandpass applied



1595 610 1630 645 660 675 1695 710  
FREQ MHz

1595 610 1630 645 660 675 1695 710  
FREQ MHz

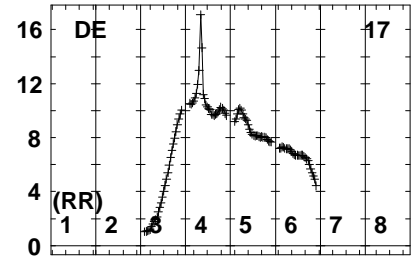
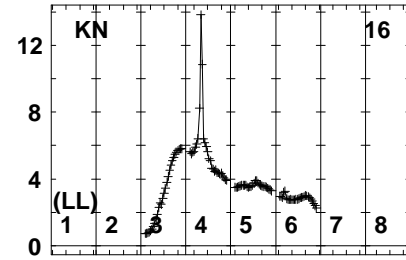
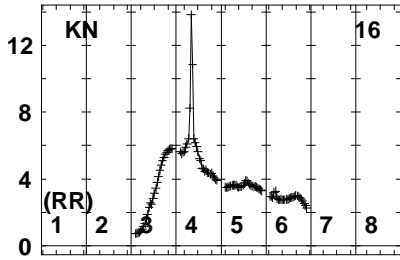
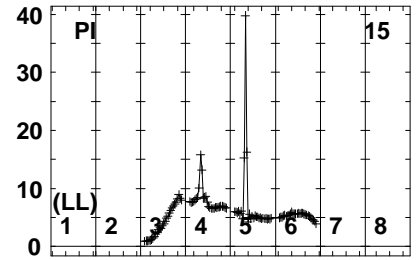
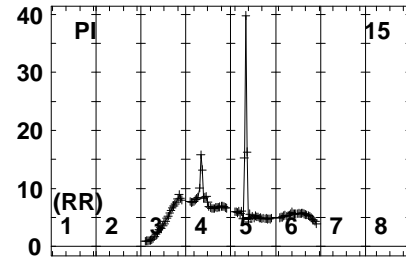
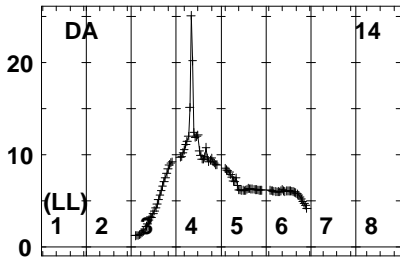
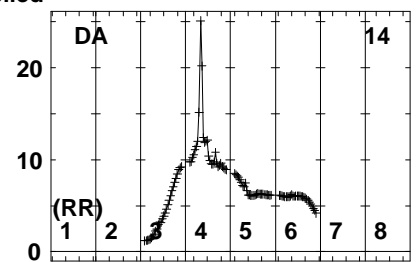
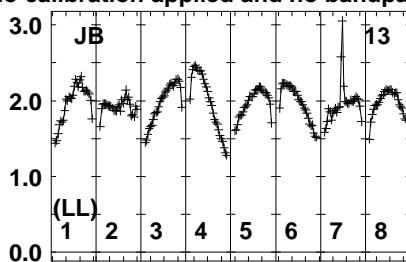
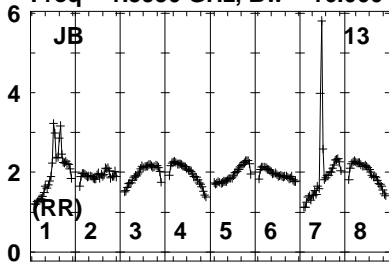
1595 610 1630 645 660 675 1695 710  
FREQ MHz

Lower frame: Tera Real Jy  
Auto-corr total-power spectrum Antenna: \*  
Timerange: 00/05:15:26 to 00/05:17:48

Plot file version 151 created 21-NOV-2022 15:05:09

P-6-2 ER052A.UVDATA.1

Freq = 1.5950 GHz, Bw = 16.000 MH No calibration applied and no bandpass applied



1595 610 1630 645 660 675 1695 710  
FREQ MHz

1595 610 1630 645 660 675 1695 710  
FREQ MHz

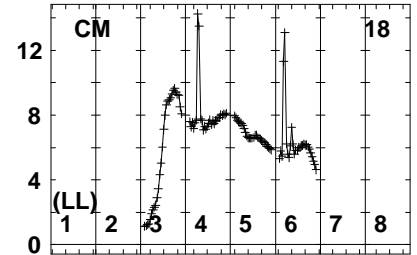
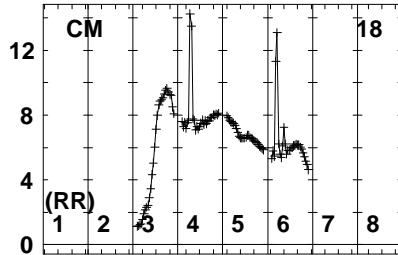
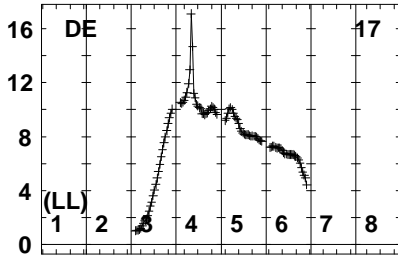
1595 610 1630 645 660 675 1695 710  
FREQ MHz

Lower frame: Tera Real Jy  
Auto-corr total-power spectrum Antenna: \*  
Timerange: 00/05:15:26 to 00/05:17:48

Plot file version 152 created 21-NOV-2022 15:05:09

P-6-2 ER052A.UVDATA.1

Freq = 1.5950 GHz, Bw = 16.000 MH No calibration applied and no bandpass applied

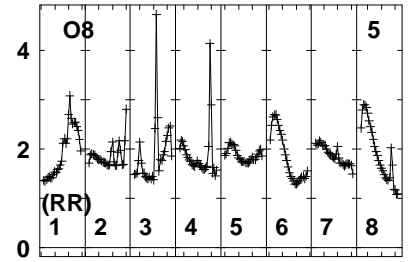
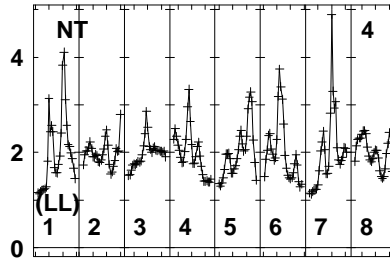
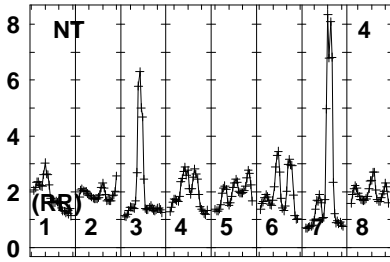
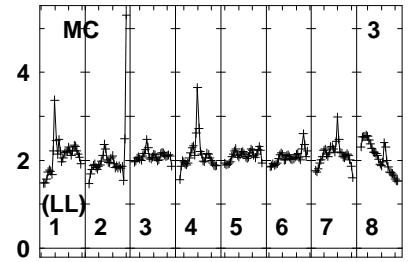
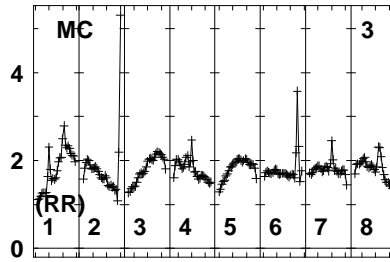
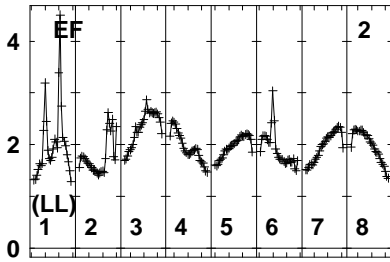
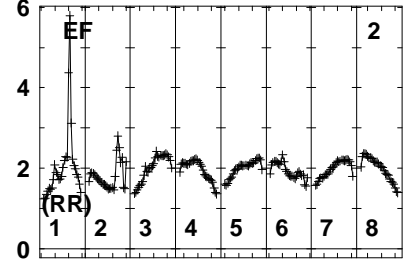
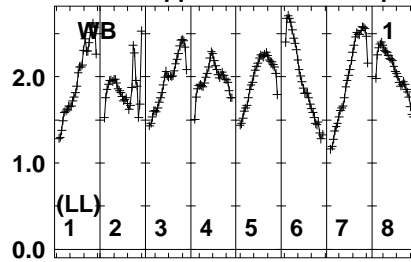
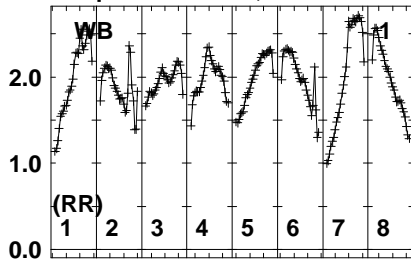


Lower frame: Tera Real Jy  
Auto-corr total-power spectrum Antenna: \*  
Timerange: 00/05:15:26 to 00/05:17:48

Plot file version 153 created 21-NOV-2022 15:05:10

P-4-2 ER052A.UVDATA.1

Freq = 1.5950 GHz, Bw = 16.000 MH No calibration applied and no bandpass applied



1595 610 1630 645 660 675 1695 710  
FREQ MHz

1595 610 1630 645 660 675 1695 710  
FREQ MHz

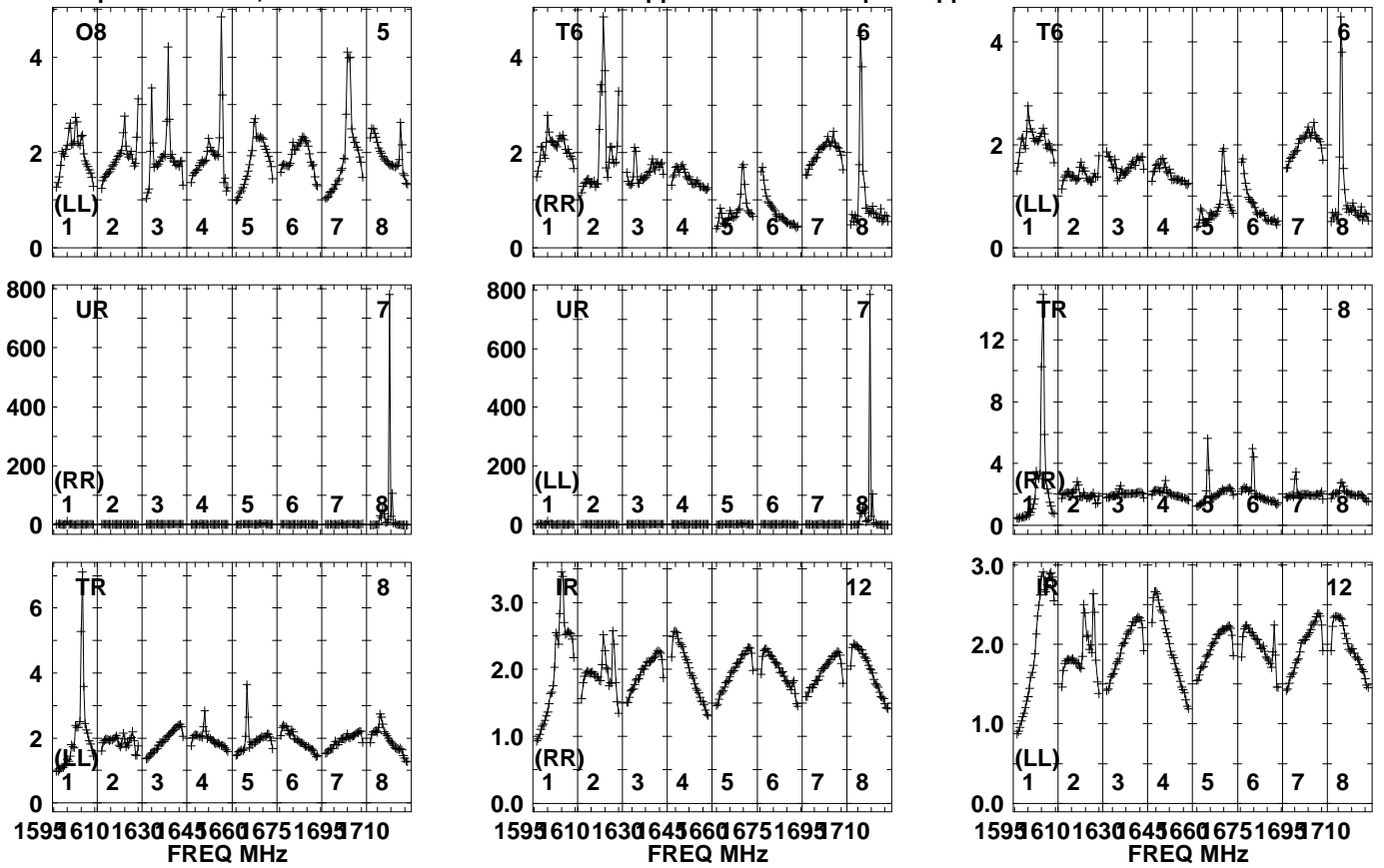
1595 610 1630 645 660 675 1695 710  
FREQ MHz

Lower frame: Tera Real Jy  
Auto-corr total-power spectrum Antenna: \*  
Timerange: 00/05:17:51 to 00/05:20:13

Plot file version 154 created 21-NOV-2022 15:05:10

P-4-2 ER052A.UVDATA.1

Freq = 1.5950 GHz, Bw = 16.000 MH No calibration applied and no bandpass applied

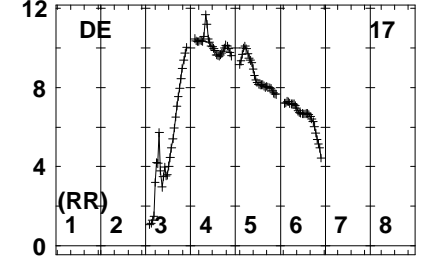
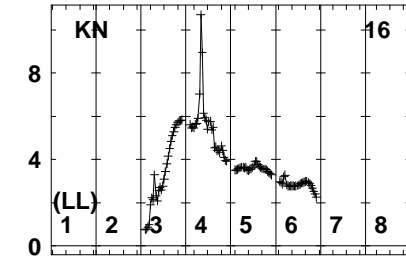
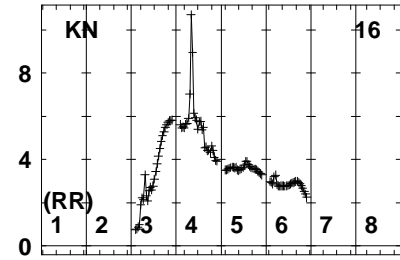
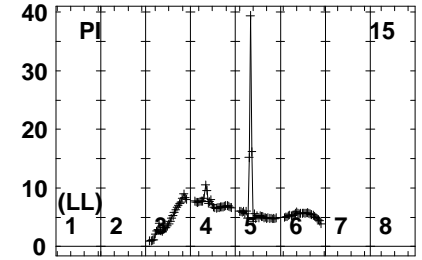
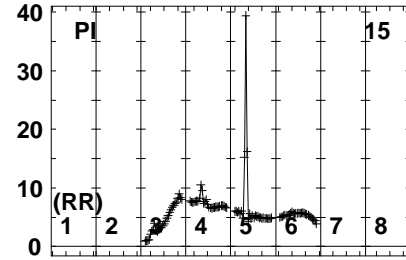
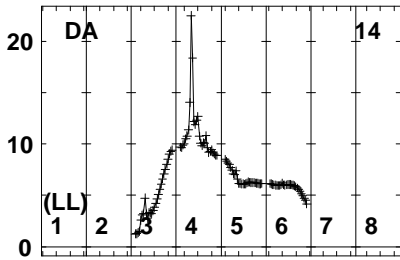
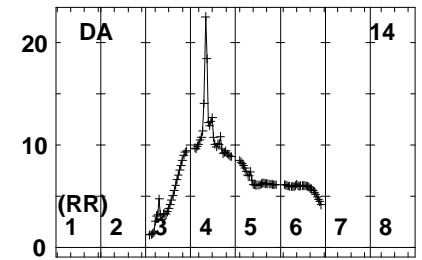
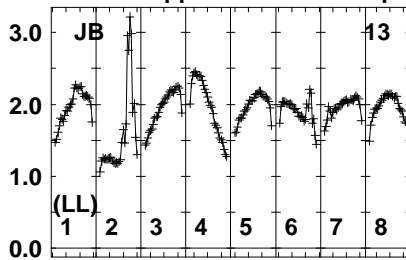
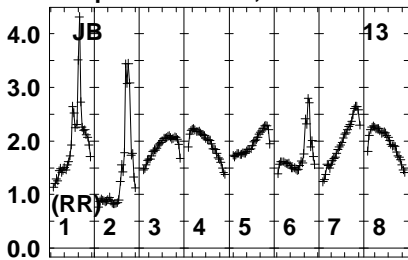


Lower frame: Tera Real Jy  
Auto-corr total-power spectrum Antenna: \*  
Timerange: 00/05:17:51 to 00/05:20:13

Plot file version 155 created 21-NOV-2022 15:05:10

P-4-2 ER052A.UVDATA.1

Freq = 1.5950 GHz, Bw = 16.000 MH No calibration applied and no bandpass applied



1595 610 1630 645 660 675 1695 710  
FREQ MHz

1595 610 1630 645 660 675 1695 710  
FREQ MHz

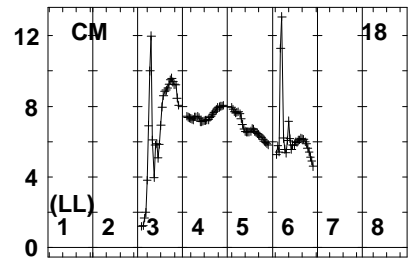
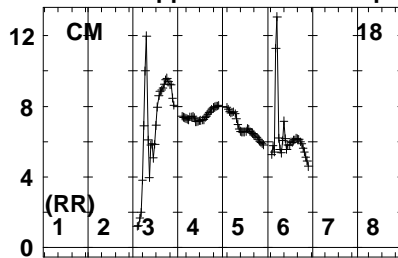
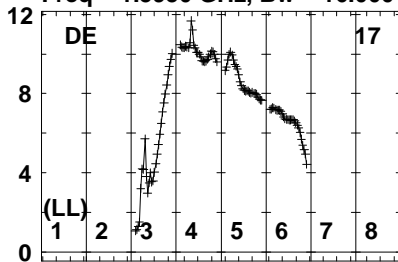
1595 610 1630 645 660 675 1695 710  
FREQ MHz

Lower frame: Tera Real Jy  
Auto-corr total-power spectrum Antenna: \*  
Timerange: 00/05:17:51 to 00/05:20:13

Plot file version 156 created 21-NOV-2022 15:05:10

P-4-2 ER052A.UVDATA.1

Freq = 1.5950 GHz, Bw = 16.000 MH No calibration applied and no bandpass applied



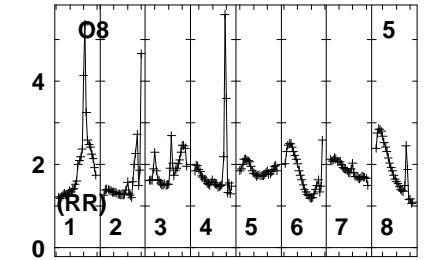
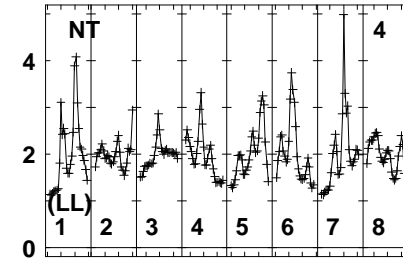
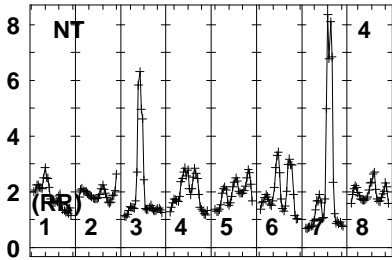
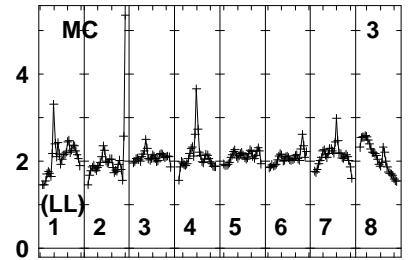
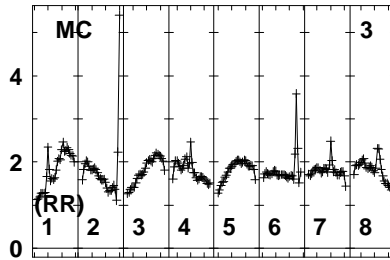
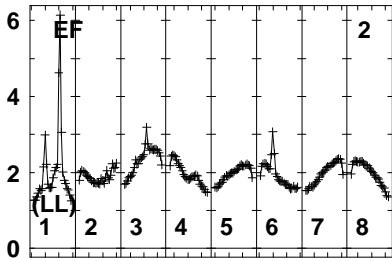
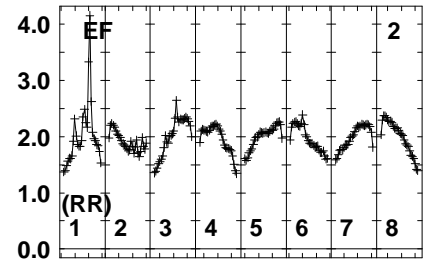
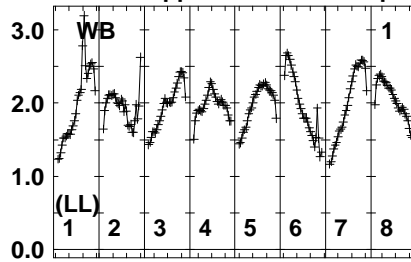
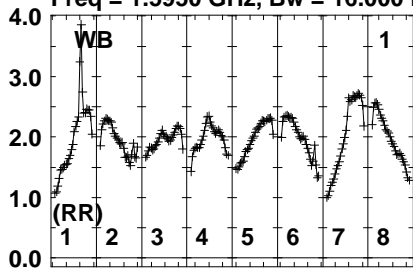
Lower frame: Tera Real Jy  
Auto-corr total-power spectrum Antenna: \*  
Timerange: 00/05:17:51 to 00/05:20:13



Plot file version 157 created 21-NOV-2022 15:05:10

P-2-2 ER052A.UVDATA.1

Freq = 1.5950 GHz, Bw = 16.000 MH No calibration applied and no bandpass applied



1595 610 1630 645 660 675 1695 710  
FREQ MHz

1595 610 1630 645 660 675 1695 710  
FREQ MHz

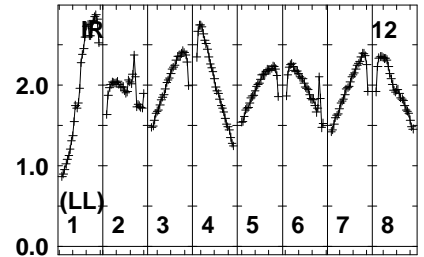
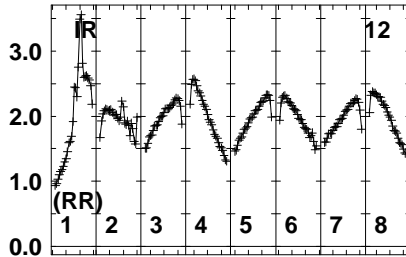
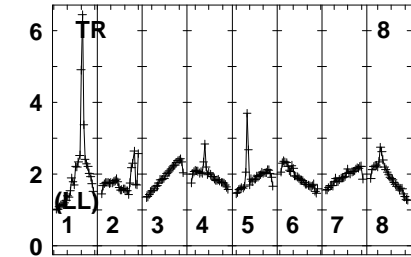
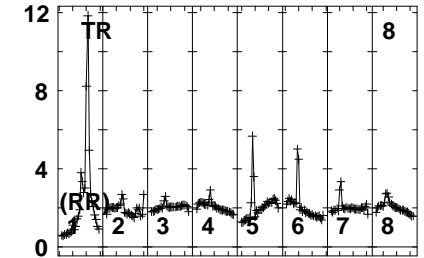
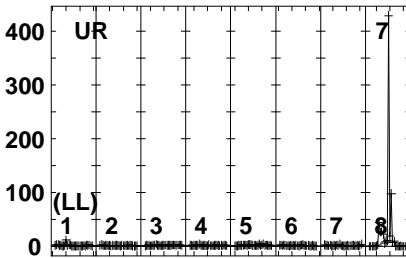
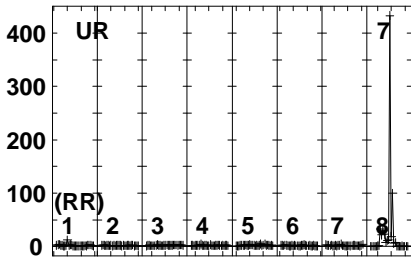
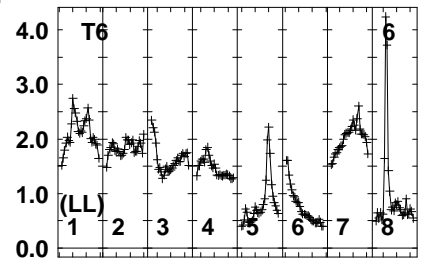
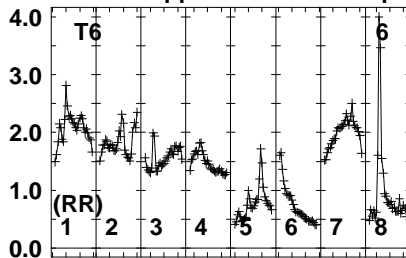
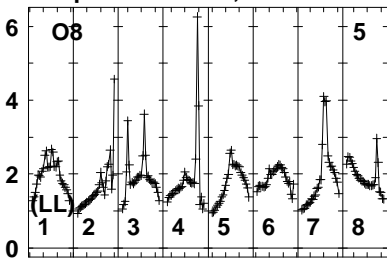
1595 610 1630 645 660 675 1695 710  
FREQ MHz

Lower frame: Tera Real Jy  
Auto-corr total-power spectrum Antenna: \*  
Timerange: 00/05:20:16 to 00/05:22:38

Plot file version 158 created 21-NOV-2022 15:05:10

P-2-2 ER052A.UVDATA.1

Freq = 1.5950 GHz, Bw = 16.000 MH No calibration applied and no bandpass applied



159561016306456606751695710  
FREQ MHz

159561016306456606751695710  
FREQ MHz

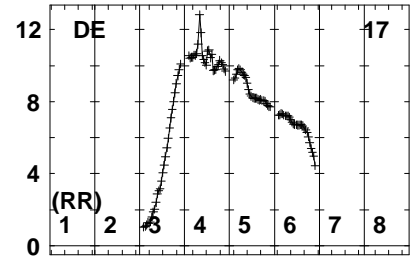
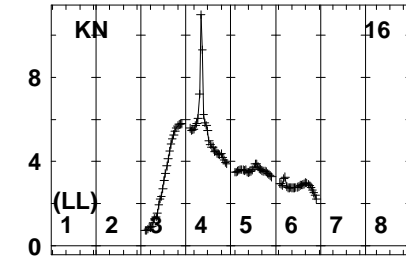
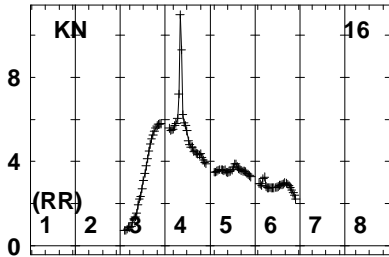
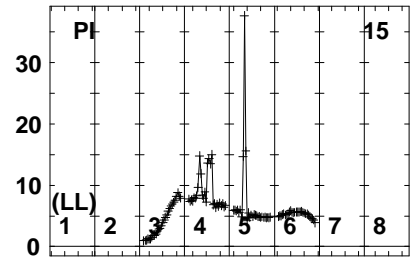
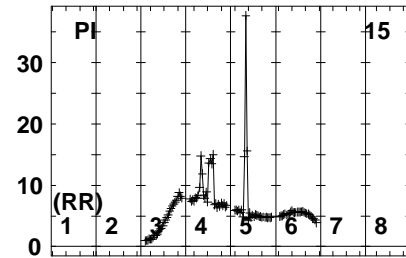
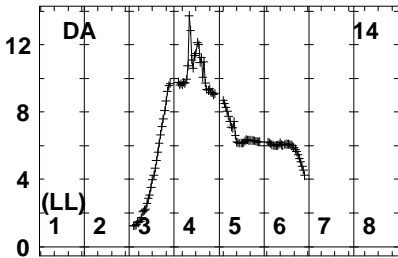
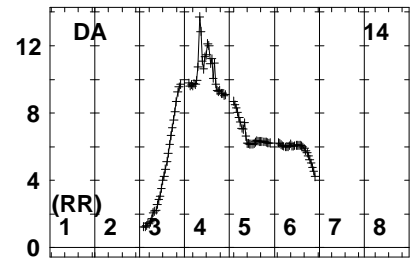
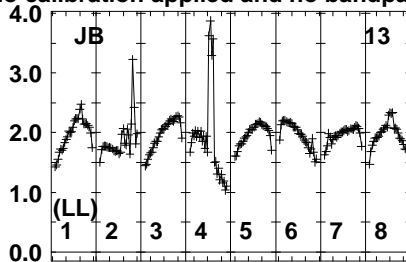
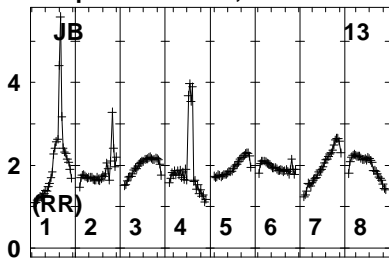
159561016306456606751695710  
FREQ MHz

Lower frame: Tera Real Jy  
Auto-corr total-power spectrum Antenna: \*  
Timerange: 00/05:20:16 to 00/05:22:38

Plot file version 159 created 21-NOV-2022 15:05:10

P-2-2 ER052A.UVDATA.1

Freq = 1.5950 GHz, Bw = 16.000 MH No calibration applied and no bandpass applied



159561016306456606751695710  
FREQ MHz

159561016306456606751695710  
FREQ MHz

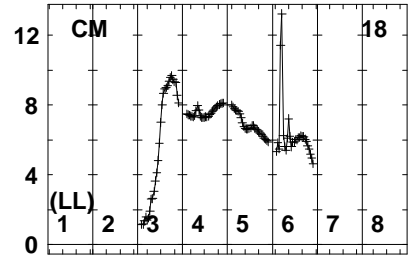
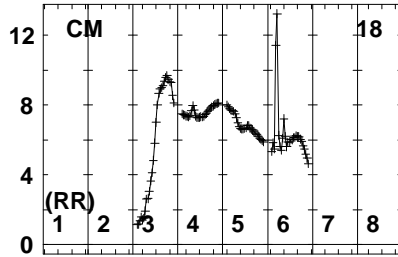
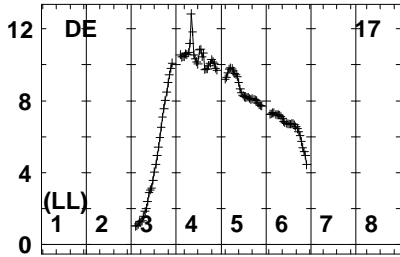
159561016306456606751695710  
FREQ MHz

Lower frame: Tera Real Jy  
Auto-corr total-power spectrum Antenna: \*  
Timerange: 00/05:20:16 to 00/05:22:38

Plot file version 160 created 21-NOV-2022 15:05:10

P-2-2 ER052A.UVDATA.1

Freq = 1.5950 GHz, Bw = 16.000 MH No calibration applied and no bandpass applied

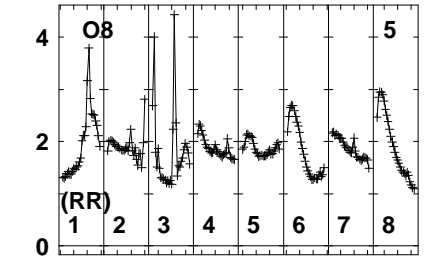
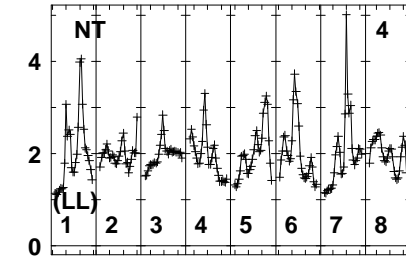
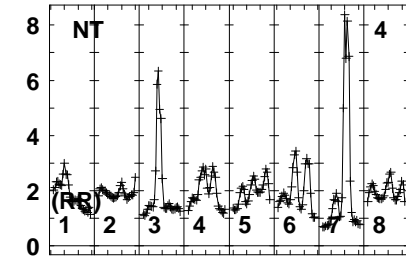
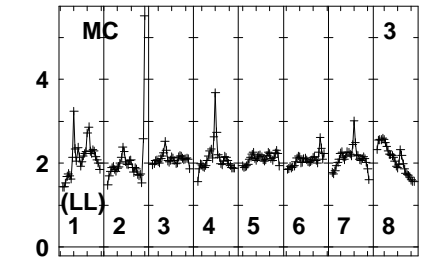
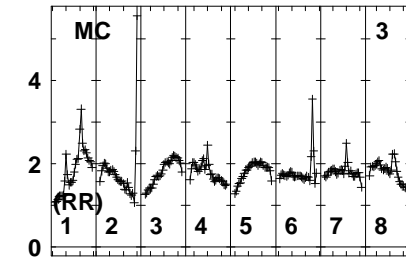
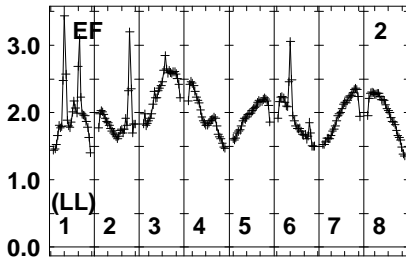
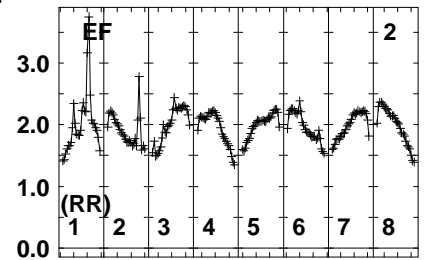
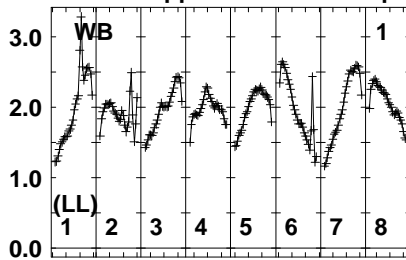
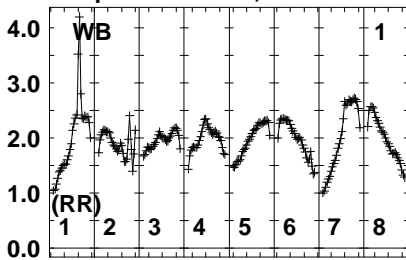


Lower frame: Tera Real Jy  
Auto-corr total-power spectrum Antenna: \*  
Timerange: 00/05:20:16 to 00/05:22:38

Plot file version 161 created 21-NOV-2022 15:05:11

P+0-2 ER052A.UVDATA.1

Freq = 1.5950 GHz, Bw = 16.000 MH No calibration applied and no bandpass applied



1595 610 1630 1645 660 1675 1695 710  
FREQ MHz

1595 610 1630 1645 660 1675 1695 710  
FREQ MHz

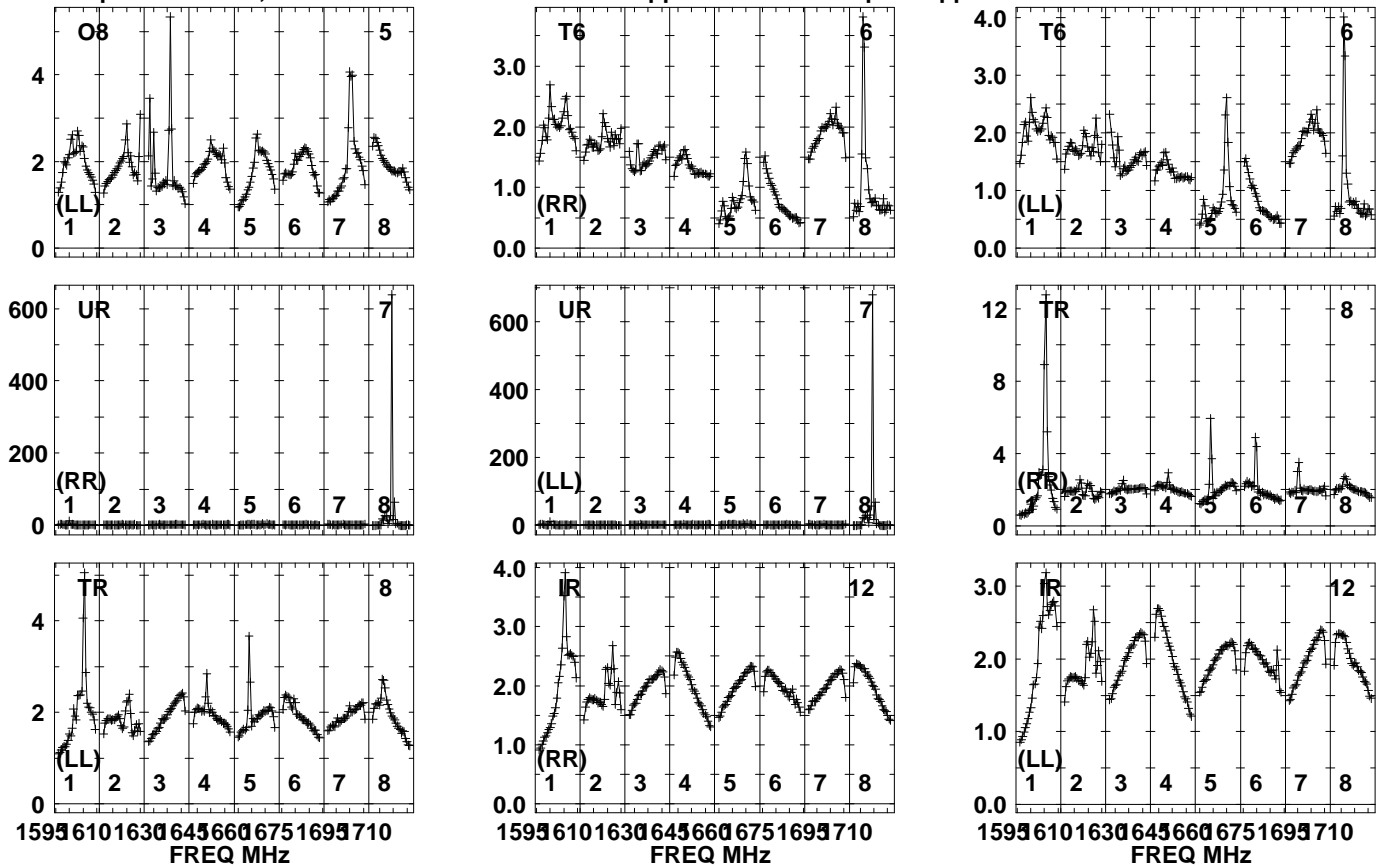
1595 610 1630 1645 660 1675 1695 710  
FREQ MHz

Lower frame: Tera Real Jy  
Auto-corr total-power spectrum Antenna: \*  
Timerange: 00/05:22:41 to 00/05:25:03

Plot file version 162 created 21-NOV-2022 15:05:11

P+0-2 ER052A.UVDATA.1

Freq = 1.5950 GHz, Bw = 16.000 MH No calibration applied and no bandpass applied

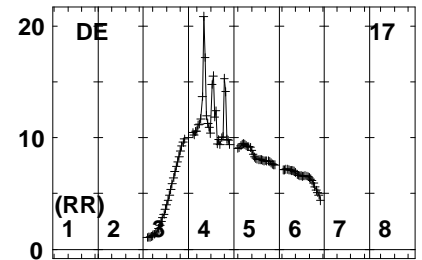
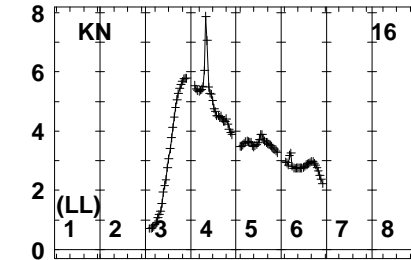
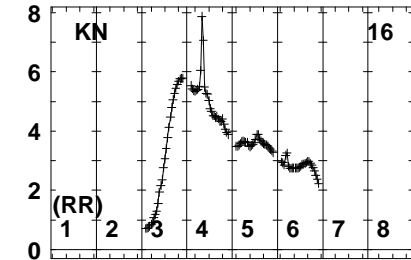
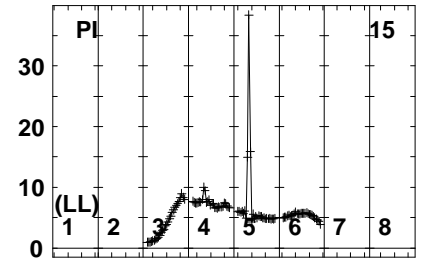
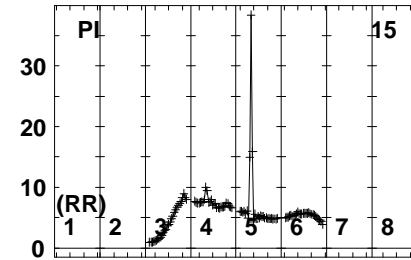
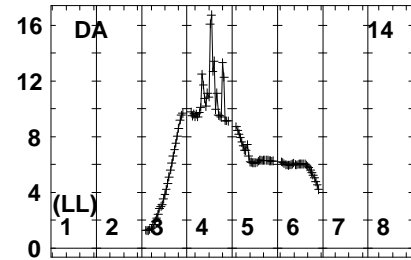
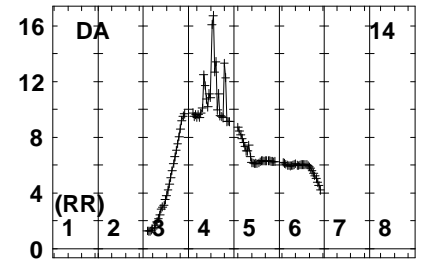
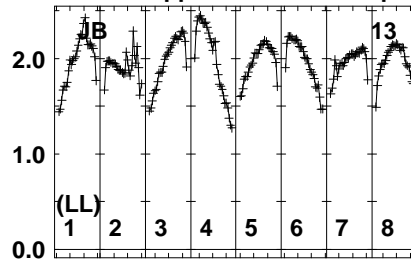
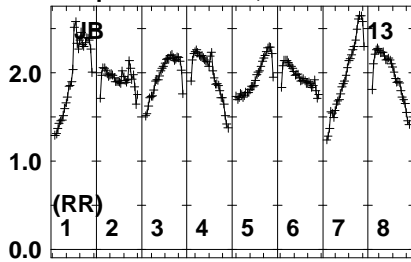


Lower frame: Tera Real Jy  
Auto-corr total-power spectrum Antenna: \*  
Timerange: 00/05:22:41 to 00/05:25:03

Plot file version 163 created 21-NOV-2022 15:05:11

P+0-2 ER052A.UVDATA.1

Freq = 1.5950 GHz, Bw = 16.000 MH No calibration applied and no bandpass applied



1595 610 1630 645 660 675 1695 710  
FREQ MHz

1595 610 1630 645 660 675 1695 710  
FREQ MHz

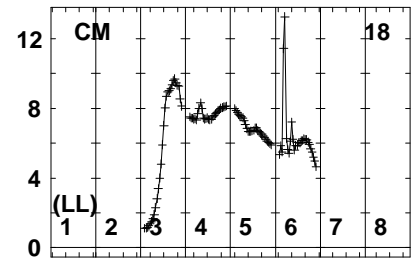
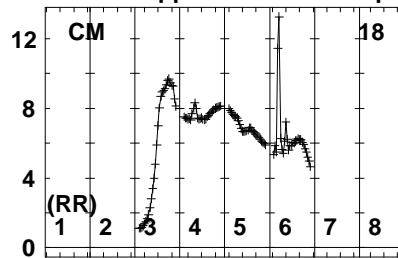
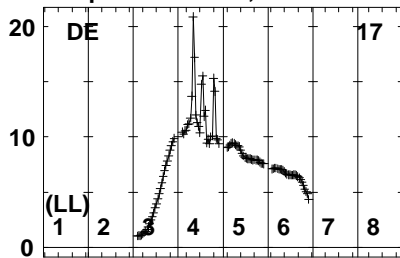
1595 610 1630 645 660 675 1695 710  
FREQ MHz

Lower frame: Tera Real Jy  
Auto-corr total-power spectrum Antenna: \*  
Timerange: 00/05:22:41 to 00/05:25:03

Plot file version 164 created 21-NOV-2022 15:05:11

P+0-2 ER052A.UVDATA.1

Freq = 1.5950 GHz, Bw = 16.000 MH No calibration applied and no bandpass applied



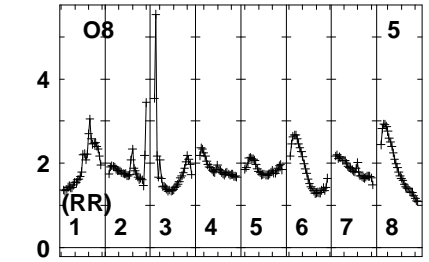
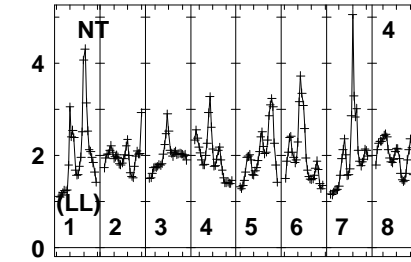
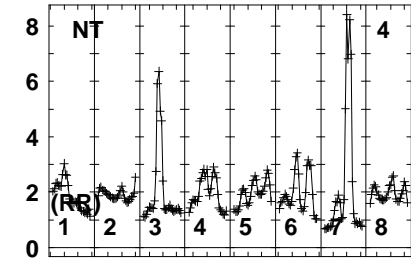
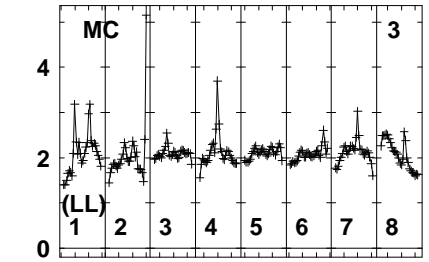
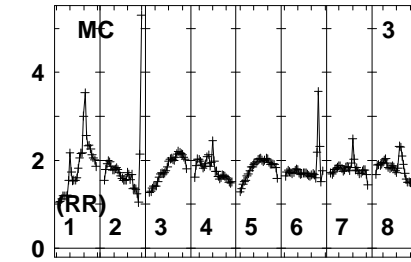
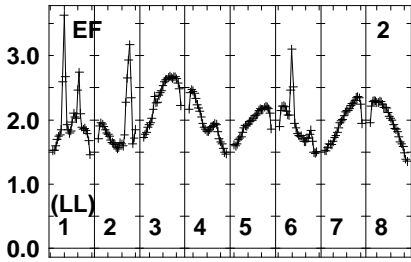
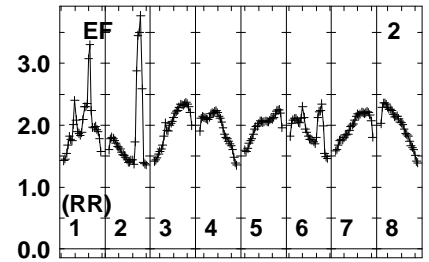
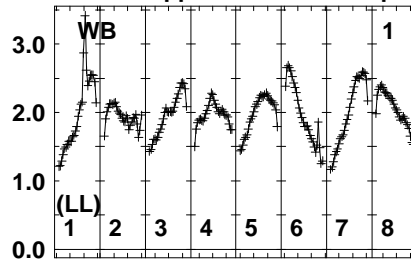
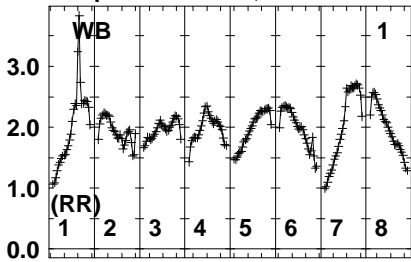
Lower frame: Tera Real Jy  
Auto-corr total-power spectrum Antenna: \*  
Timerange: 00/05:22:41 to 00/05:25:03



Plot file version 165 created 21-NOV-2022 15:05:11

J1048+7143 ER052A.UVDATA.1

Freq = 1.5950 GHz, Bw = 16.000 MH No calibration applied and no bandpass applied



1595 610 1630 645 660 675 1695 710  
FREQ MHz

1595 610 1630 645 660 675 1695 710  
FREQ MHz

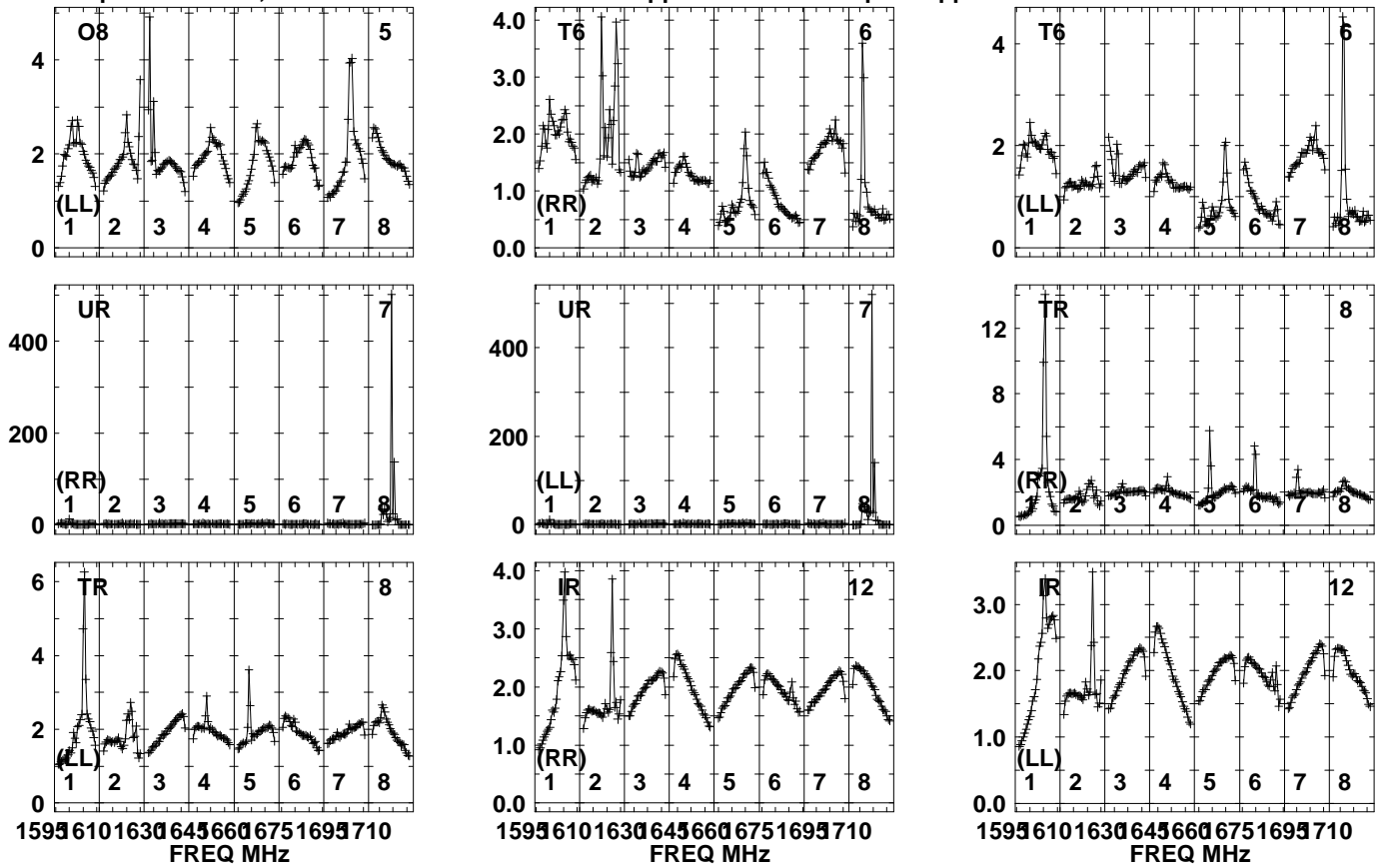
1595 610 1630 645 660 675 1695 710  
FREQ MHz

Lower frame: Tera Real Jy  
Auto-corr total-power spectrum Antenna: \*  
Timerange: 00/05:25:06 to 00/05:27:28

Plot file version 166 created 21-NOV-2022 15:05:11

J1048+7143 ER052A.UVDATA.1

Freq = 1.5950 GHz, Bw = 16.000 MH No calibration applied and no bandpass applied

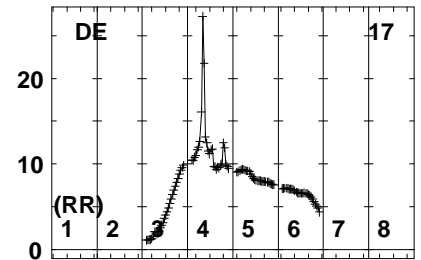
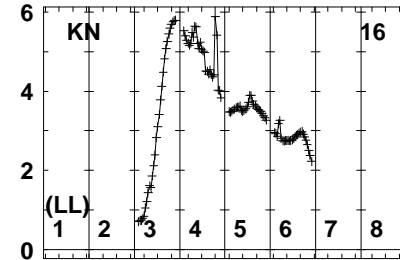
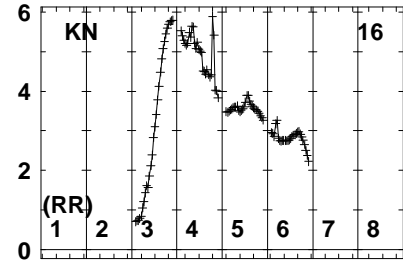
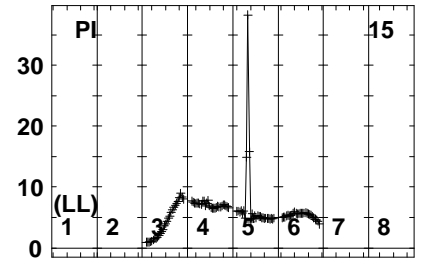
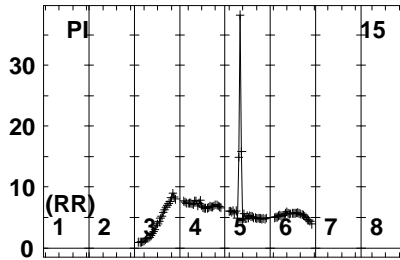
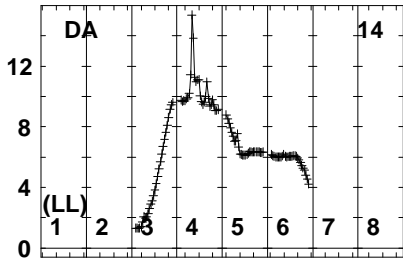
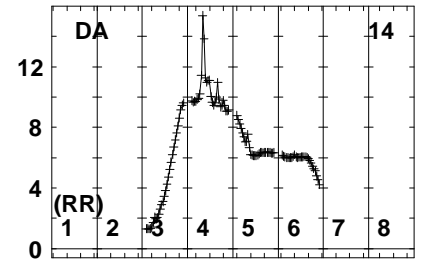
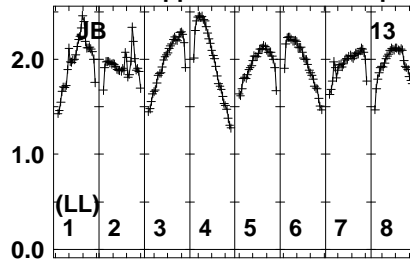
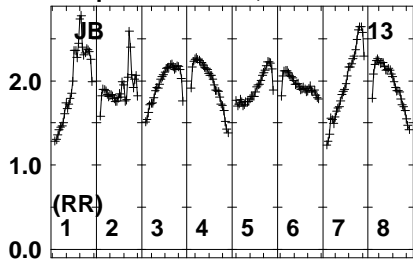


Lower frame: Tera Real Jy  
Auto-corr total-power spectrum Antenna: \*  
Timerange: 00/05:25:06 to 00/05:27:28

Plot file version 167 created 21-NOV-2022 15:05:11

J1048+7143 ER052A.UVDATA.1

Freq = 1.5950 GHz, Bw = 16.000 MH No calibration applied and no bandpass applied



1595 610 1630 645 660 675 1695 710  
FREQ MHz

1595 610 1630 645 660 675 1695 710  
FREQ MHz

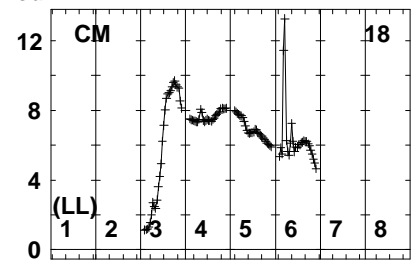
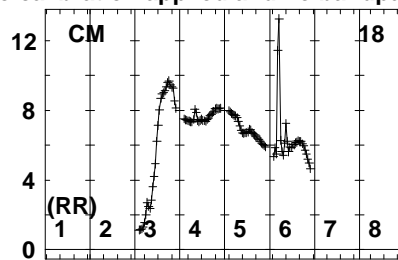
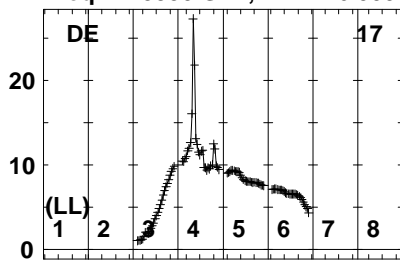
1595 610 1630 645 660 675 1695 710  
FREQ MHz

Lower frame: Tera Real Jy  
Auto-corr total-power spectrum Antenna: \*  
Timerange: 00/05:25:06 to 00/05:27:28

Plot file version 168 created 21-NOV-2022 15:05:11

J1048+7143 ER052A.UVDATA.1

Freq = 1.5950 GHz, Bw = 16.000 MH No calibration applied and no bandpass applied

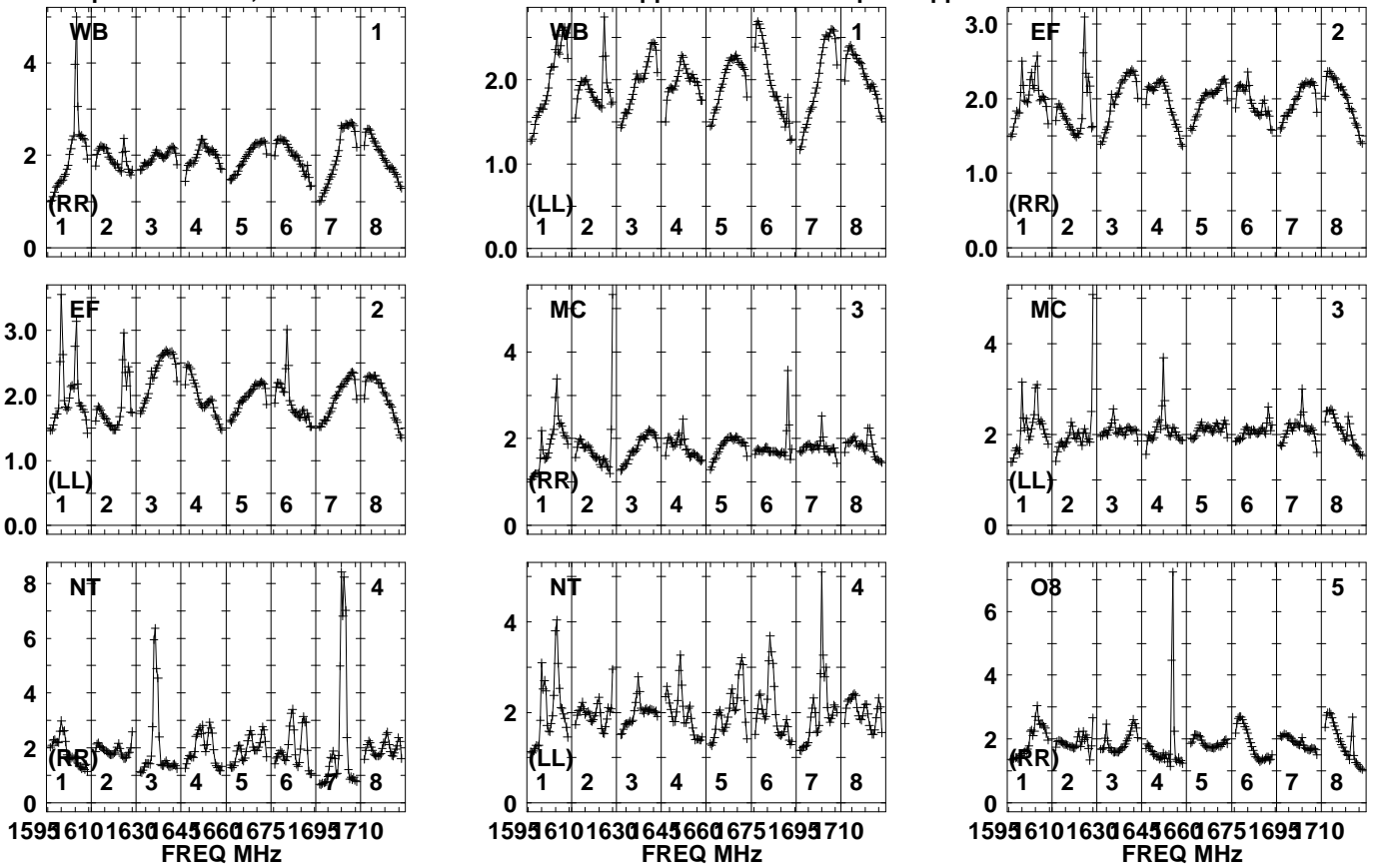


Lower frame: Tera Real Jy  
Auto-corr total-power spectrum Antenna: \*  
Timerange: 00/05:25:06 to 00/05:27:28

Plot file version 169 created 21-NOV-2022 15:05:11

P+2-2 ER052A.UVDATA.1

Freq = 1.5950 GHz, Bw = 16.000 MH No calibration applied and no bandpass applied

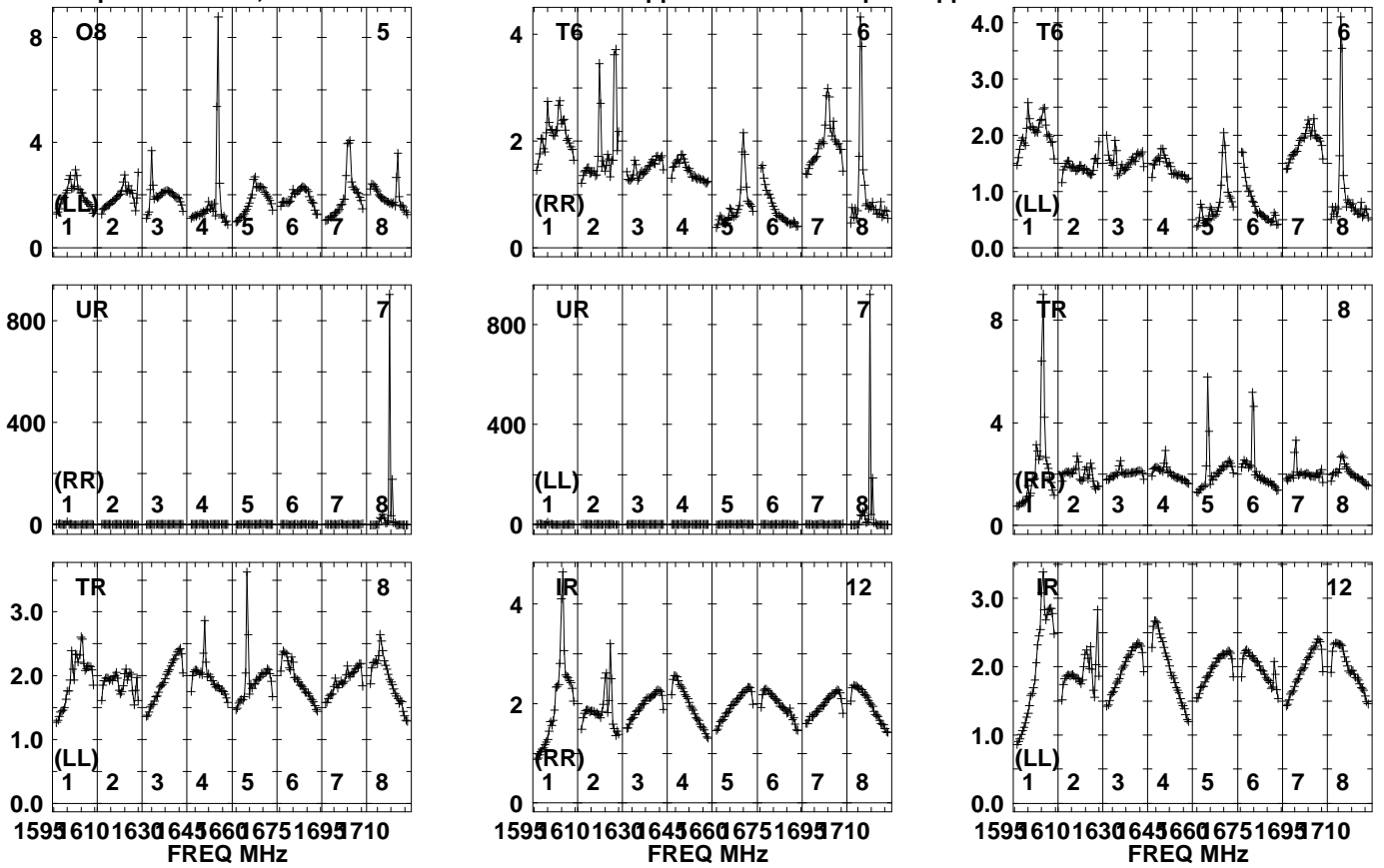


Lower frame: Tera Real Jy  
Auto-corr total-power spectrum Antenna: \*  
Timerange: 00/05:27:31 to 00/05:29:53

Plot file version 170 created 21-NOV-2022 15:05:12

P+2-2 ER052A.UVDATA.1

Freq = 1.5950 GHz, Bw = 16.000 MH No calibration applied and no bandpass applied

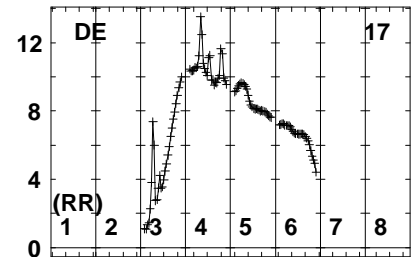
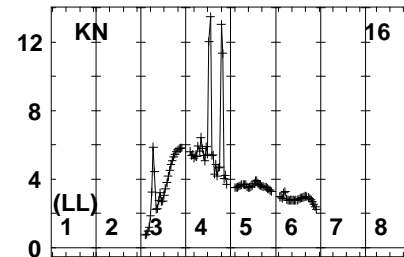
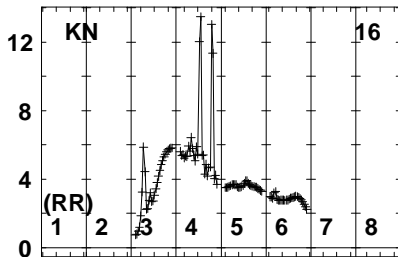
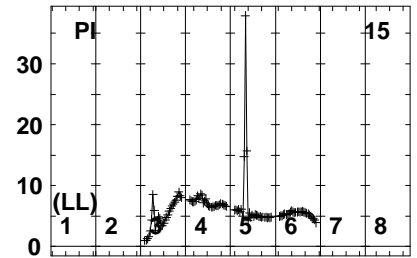
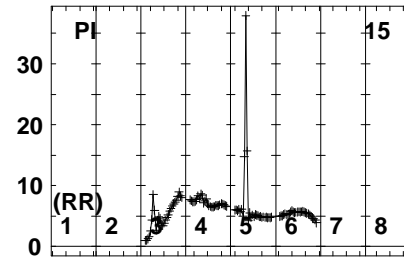
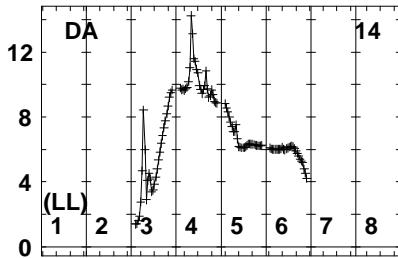
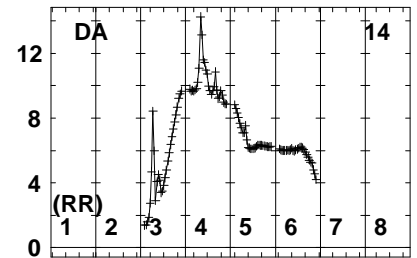
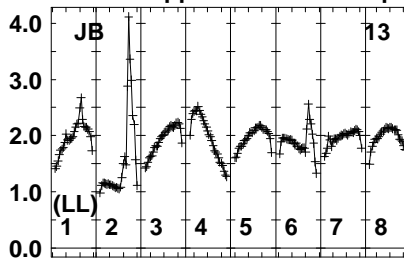
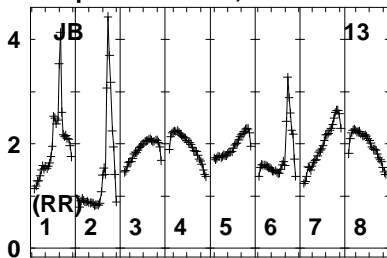


Lower frame: Tera Real Jy  
Auto-corr total-power spectrum Antenna: \*  
Timerange: 00/05:27:31 to 00/05:29:53

Plot file version 171 created 21-NOV-2022 15:05:12

P+2-2 ER052A.UVDATA.1

Freq = 1.5950 GHz, Bw = 16.000 MH No calibration applied and no bandpass applied



1595 610 1630 645 660 675 1695 710  
FREQ MHz

1595 610 1630 645 660 675 1695 710  
FREQ MHz

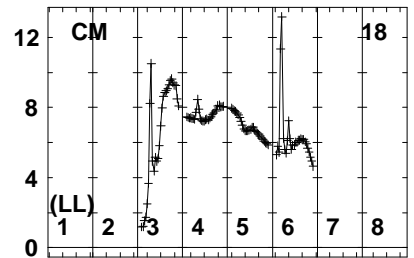
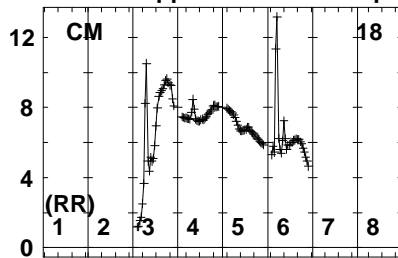
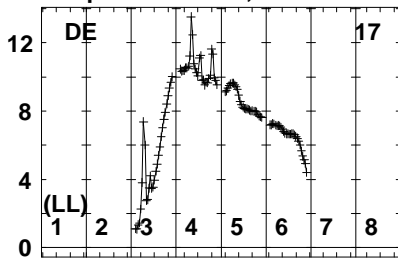
1595 610 1630 645 660 675 1695 710  
FREQ MHz

Lower frame: Tera Real Jy  
Auto-corr total-power spectrum Antenna: \*  
Timerange: 00/05:27:31 to 00/05:29:53

Plot file version 172 created 21-NOV-2022 15:05:12

P+2-2 ER052A.UVDATA.1

Freq = 1.5950 GHz, Bw = 16.000 MH No calibration applied and no bandpass applied



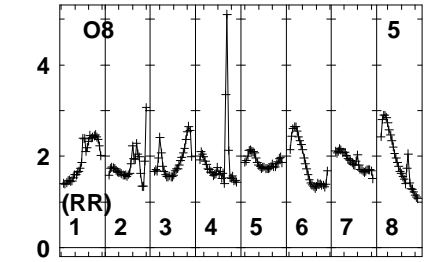
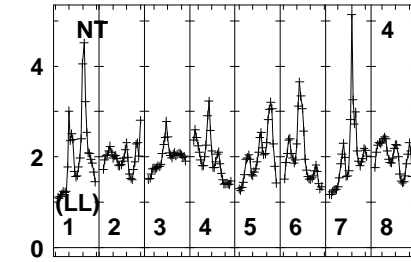
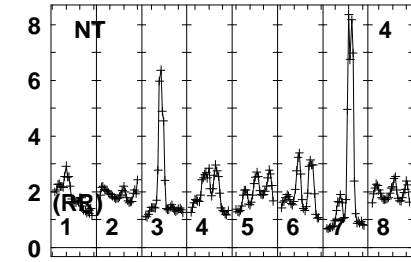
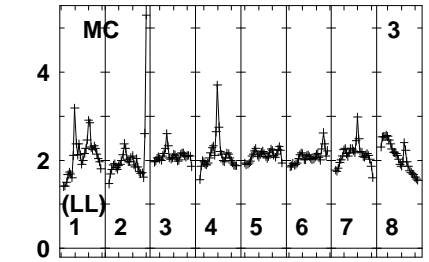
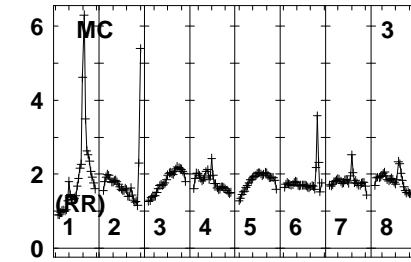
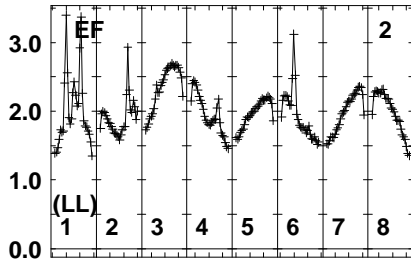
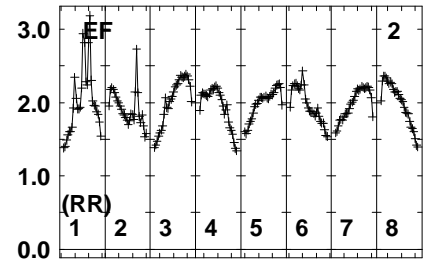
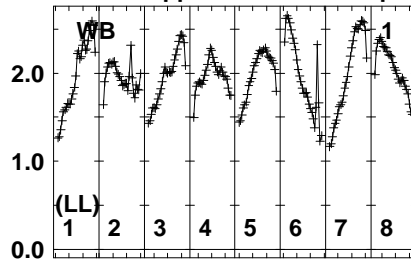
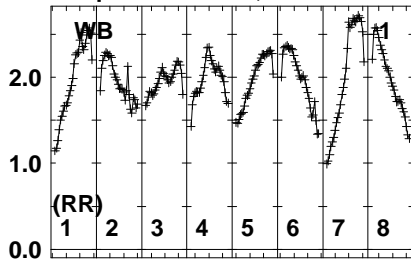
Lower frame: Tera Real Jy  
Auto-corr total-power spectrum Antenna: \*  
Timerange: 00/05:27:31 to 00/05:29:53



Plot file version 173 created 21-NOV-2022 15:05:12

P+4-2 ER052A.UVDATA.1

Freq = 1.5950 GHz, Bw = 16.000 MH No calibration applied and no bandpass applied



1595 610 1630 645 660 675 1695 710  
FREQ MHz

1595 610 1630 645 660 675 1695 710  
FREQ MHz

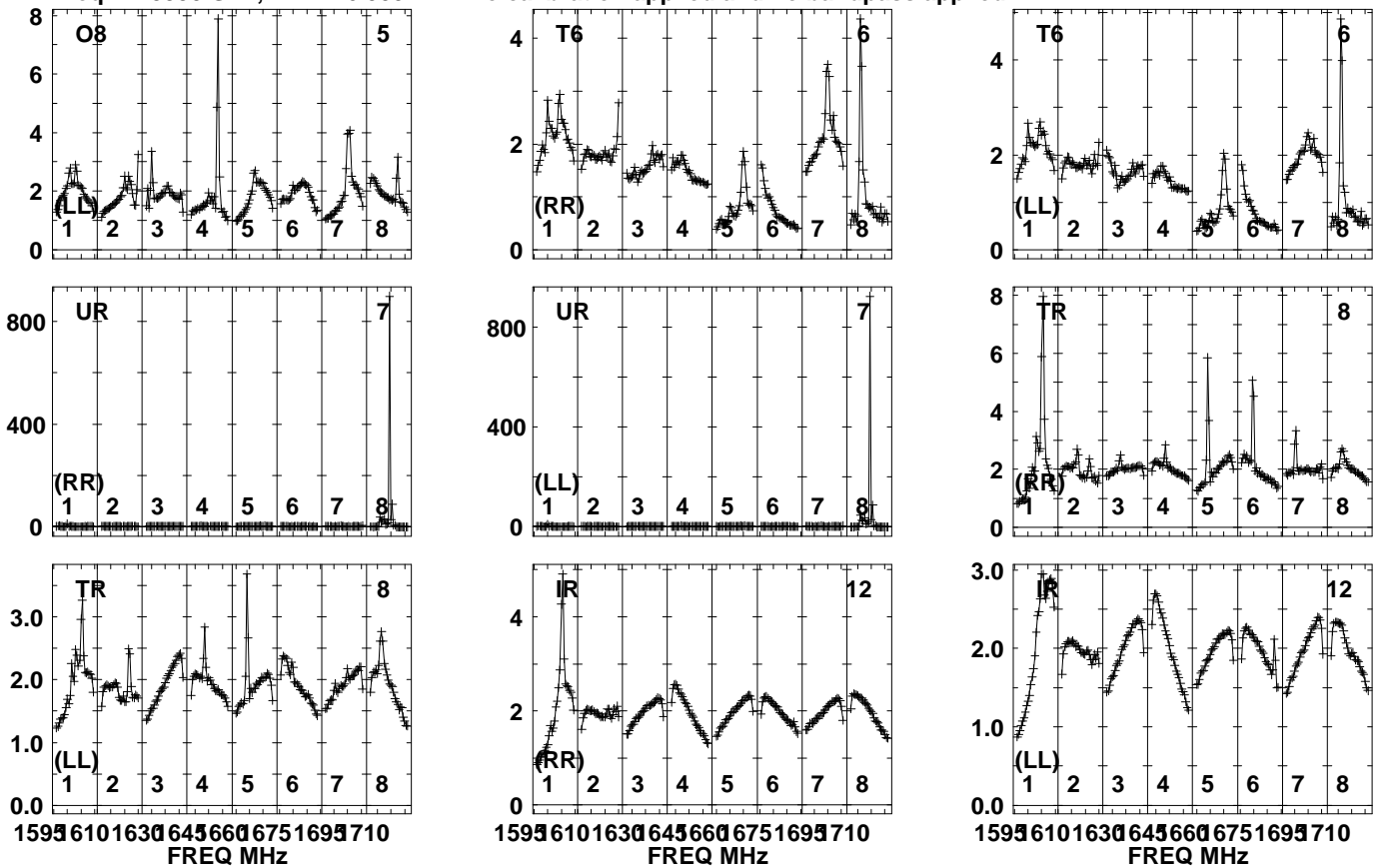
1595 610 1630 645 660 675 1695 710  
FREQ MHz

Lower frame: Tera Real Jy  
Auto-corr total-power spectrum Antenna: \*  
Timerange: 00/05:29:56 to 00/05:32:18

Plot file version 174 created 21-NOV-2022 15:05:12

P+4-2 ER052A.UVDATA.1

Freq = 1.5950 GHz, Bw = 16.000 MH No calibration applied and no bandpass applied

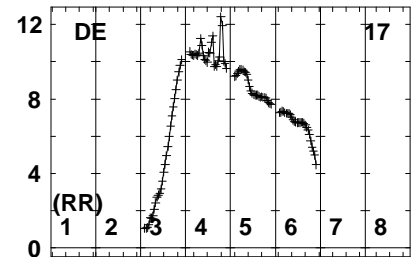
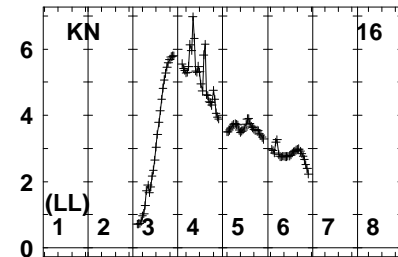
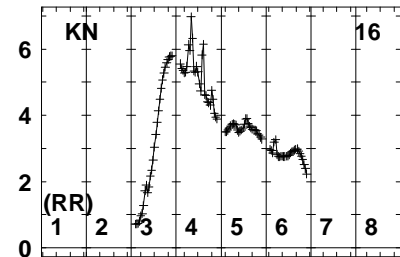
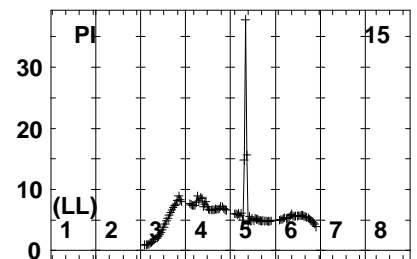
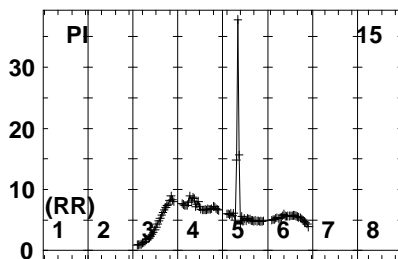
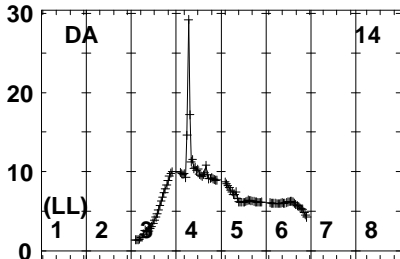
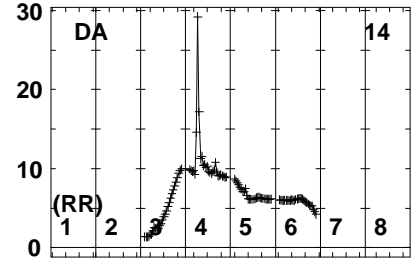
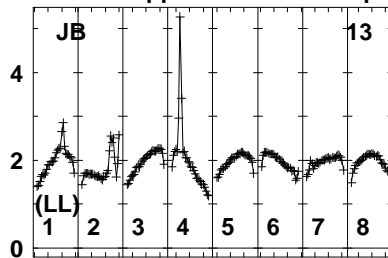
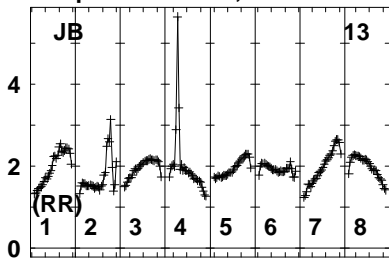


Lower frame: Tera Real Jy  
Auto-corr total-power spectrum Antenna: \*  
Timerange: 00/05:29:56 to 00/05:32:18

Plot file version 175 created 21-NOV-2022 15:05:12

P+4-2 ER052A.UVDATA.1

Freq = 1.5950 GHz, Bw = 16.000 MH No calibration applied and no bandpass applied



1595 610 1630 645 660 675 1695 710  
FREQ MHz

1595 610 1630 645 660 675 1695 710  
FREQ MHz

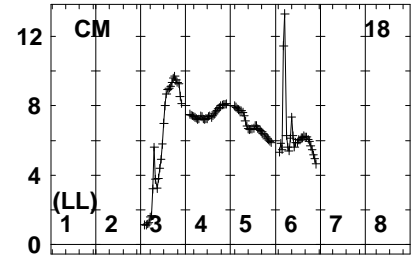
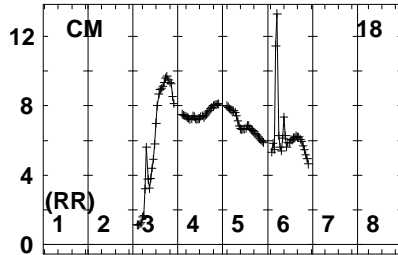
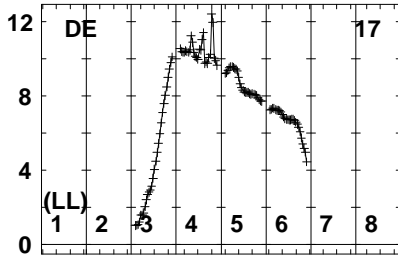
1595 610 1630 645 660 675 1695 710  
FREQ MHz

Lower frame: Tera Real Jy  
Auto-corr total-power spectrum Antenna: \*  
Timerange: 00/05:29:56 to 00/05:32:18

Plot file version 176 created 21-NOV-2022 15:05:12

P+4-2 ER052A.UVDATA.1

Freq = 1.5950 GHz, Bw = 16.000 MH No calibration applied and no bandpass applied

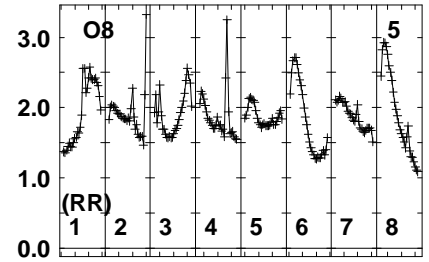
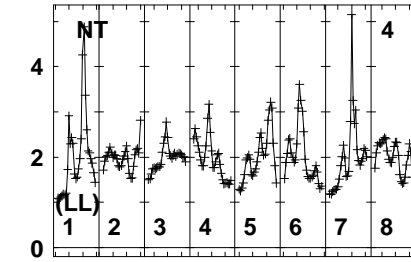
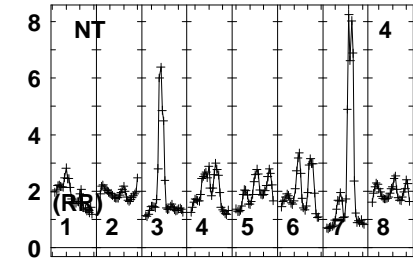
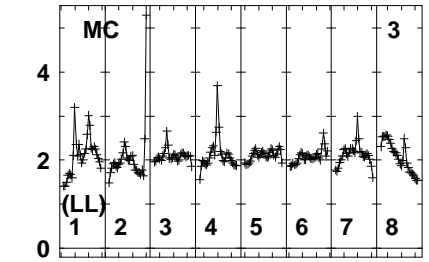
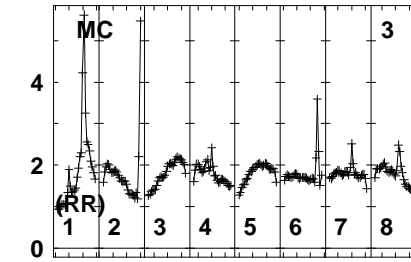
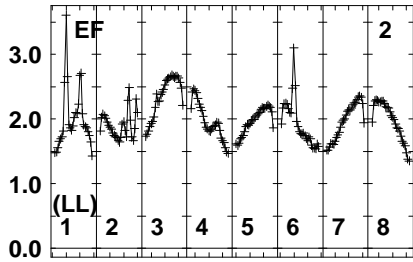
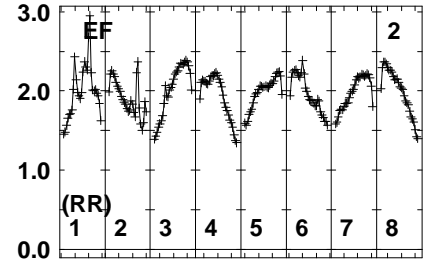
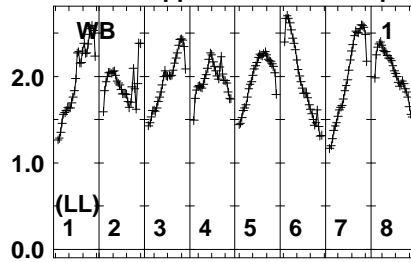
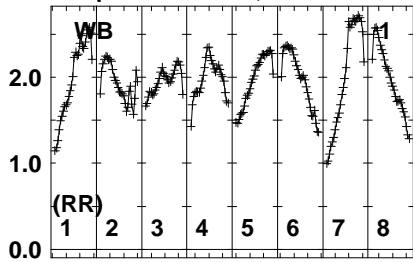


Lower frame: Tera Real Jy  
Auto-corr total-power spectrum Antenna: \*  
Timerange: 00/05:29:56 to 00/05:32:18

Plot file version 177 created 21-NOV-2022 15:05:12

P+6-2 ER052A.UVDATA.1

Freq = 1.5950 GHz, Bw = 16.000 MH No calibration applied and no bandpass applied



1595 610 1630 645 660 675 1695 710  
FREQ MHz

1595 610 1630 645 660 675 1695 710  
FREQ MHz

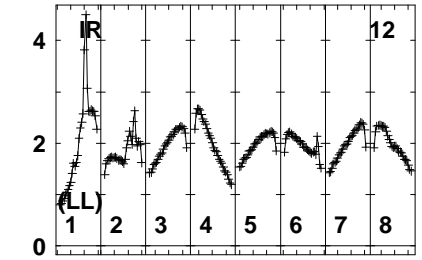
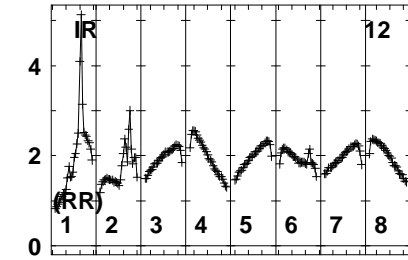
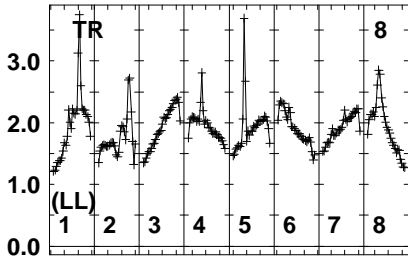
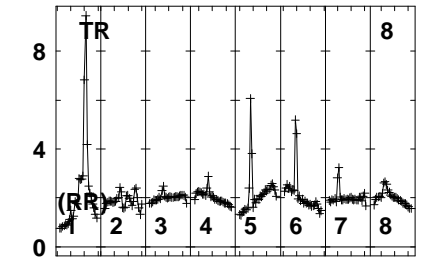
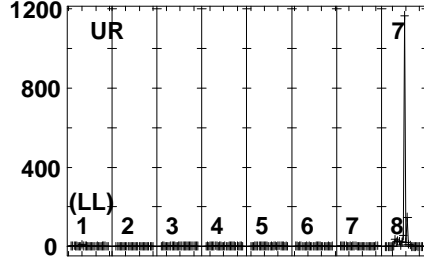
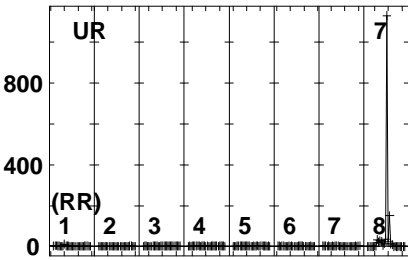
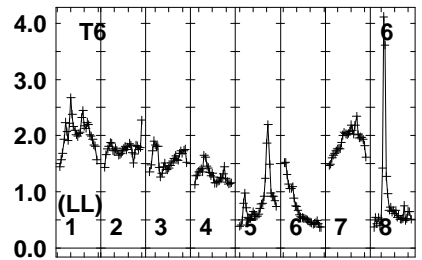
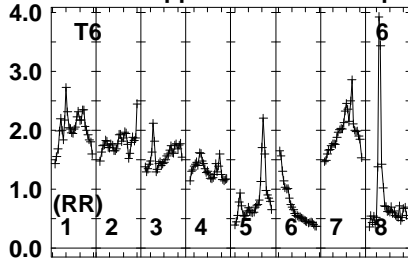
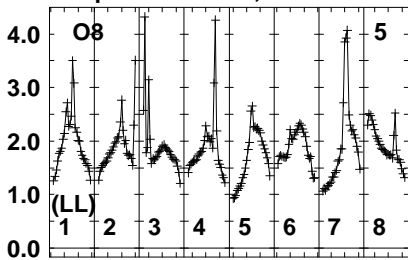
1595 610 1630 645 660 675 1695 710  
FREQ MHz

Lower frame: Tera Real Jy  
Auto-corr total-power spectrum Antenna: \*  
Timerange: 00/05:32:21 to 00/05:34:43

Plot file version 178 created 21-NOV-2022 15:05:12

P+6-2 ER052A.UVDATA.1

Freq = 1.5950 GHz, Bw = 16.000 MH No calibration applied and no bandpass applied



159561016306456606751695710  
FREQ MHz

159561016306456606751695710  
FREQ MHz

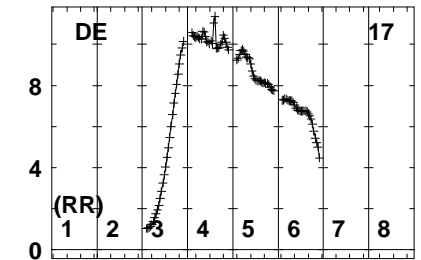
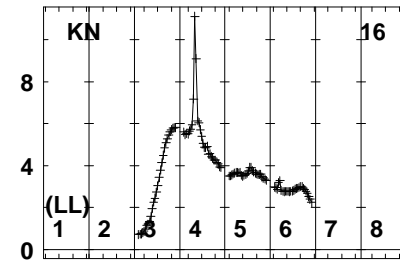
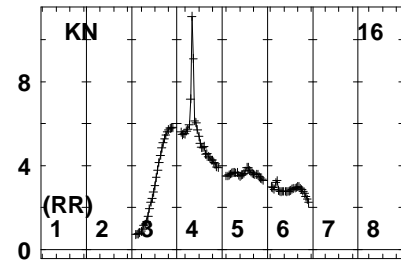
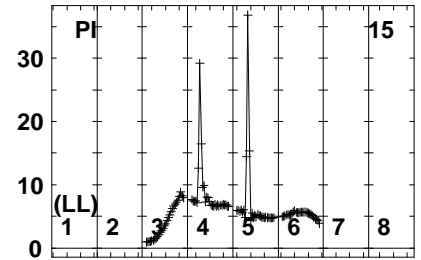
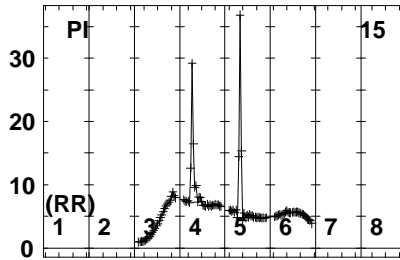
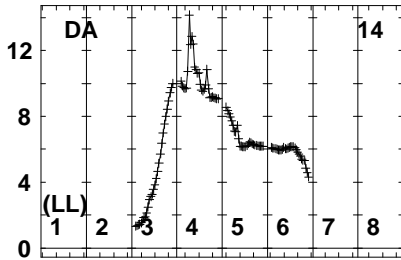
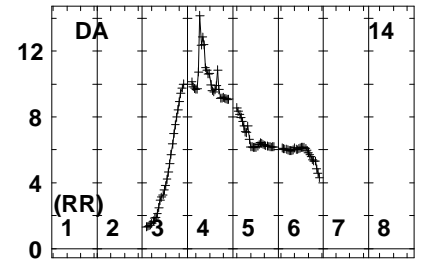
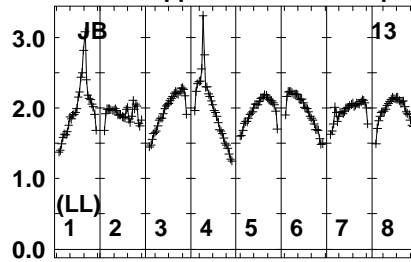
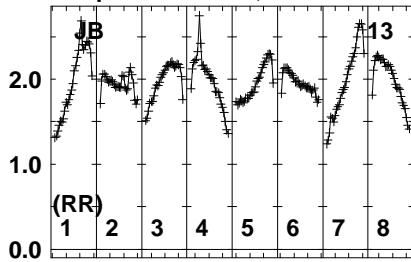
159561016306456606751695710  
FREQ MHz

Lower frame: Tera Real Jy  
Auto-corr total-power spectrum Antenna: \*  
Timerange: 00/05:32:21 to 00/05:34:43

Plot file version 179 created 21-NOV-2022 15:05:13

P+6-2 ER052A.UVDATA.1

Freq = 1.5950 GHz, Bw = 16.000 MH No calibration applied and no bandpass applied



1595 610 1630 645 660 675 1695 710  
FREQ MHz

1595 610 1630 645 660 675 1695 710  
FREQ MHz

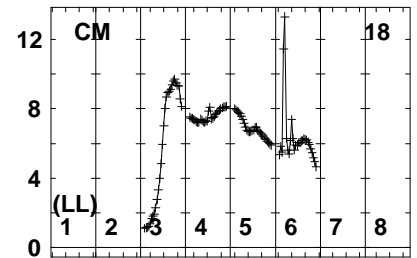
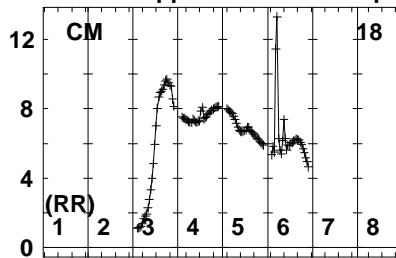
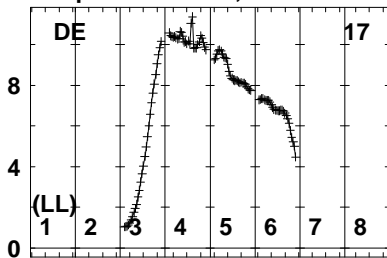
1595 610 1630 645 660 675 1695 710  
FREQ MHz

Lower frame: Tera Real Jy  
Auto-corr total-power spectrum Antenna: \*  
Timerange: 00/05:32:21 to 00/05:34:43

Plot file version 180 created 21-NOV-2022 15:05:13

P+6-2 ER052A.UVDATA.1

Freq = 1.5950 GHz, Bw = 16.000 MH No calibration applied and no bandpass applied



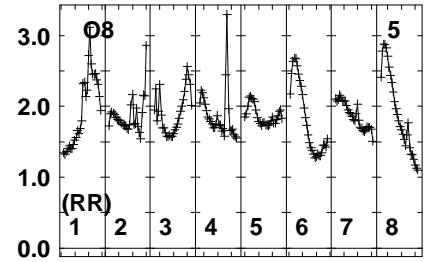
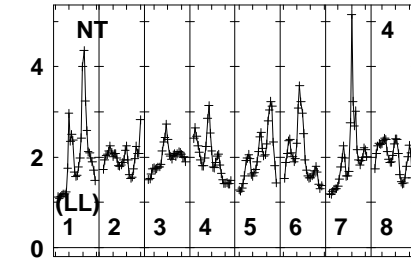
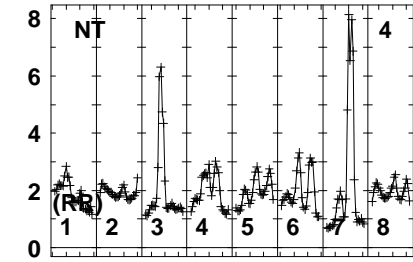
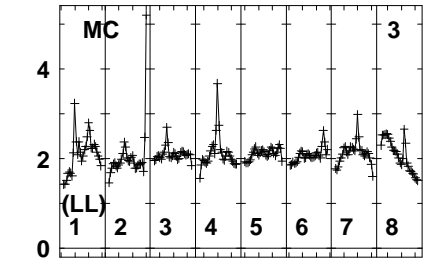
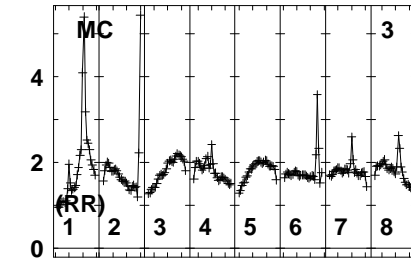
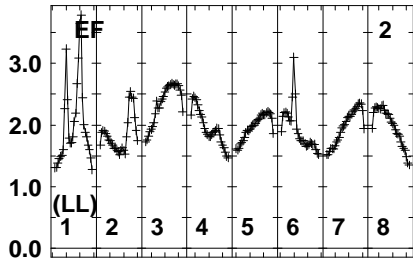
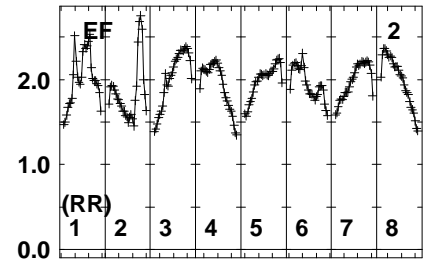
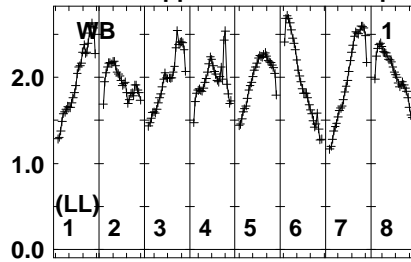
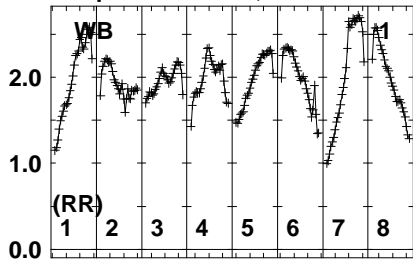
Lower frame: Tera Real Jy  
Auto-corr total-power spectrum Antenna: \*  
Timerange: 00/05:32:21 to 00/05:34:43



Plot file version 181 created 21-NOV-2022 15:05:13

P+8-2 ER052A.UVDATA.1

Freq = 1.5950 GHz, Bw = 16.000 MH No calibration applied and no bandpass applied



1595 610 1630 645 660 675 1695 710  
FREQ MHz

1595 610 1630 645 660 675 1695 710  
FREQ MHz

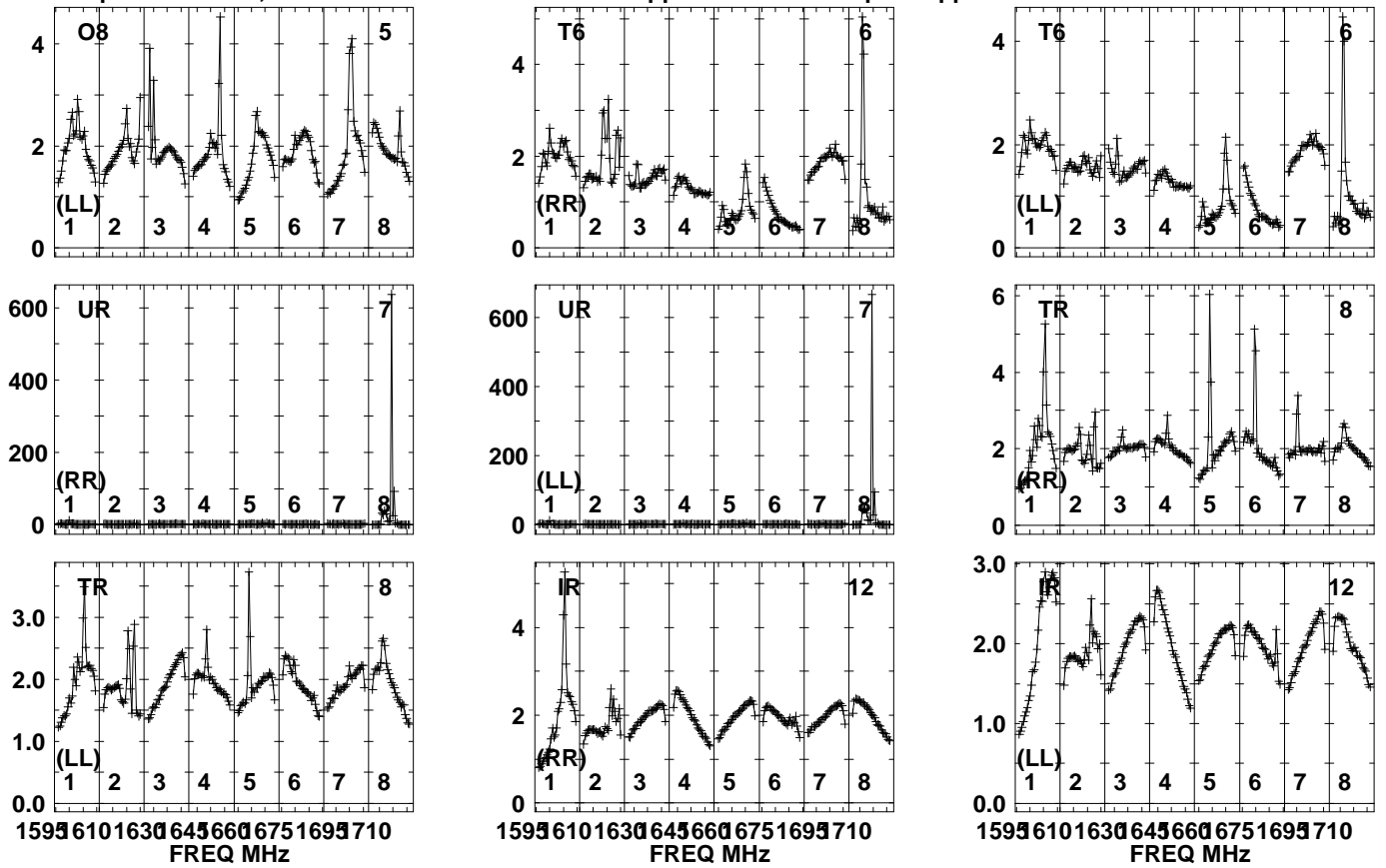
1595 610 1630 645 660 675 1695 710  
FREQ MHz

Lower frame: Tera Real Jy  
Auto-corr total-power spectrum Antenna: \*  
Timerange: 00/05:34:46 to 00/05:37:08

Plot file version 182 created 21-NOV-2022 15:05:13

P+8-2 ER052A.UVDATA.1

Freq = 1.5950 GHz, Bw = 16.000 MH No calibration applied and no bandpass applied

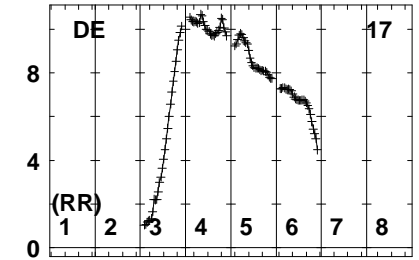
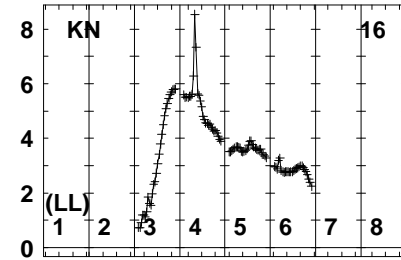
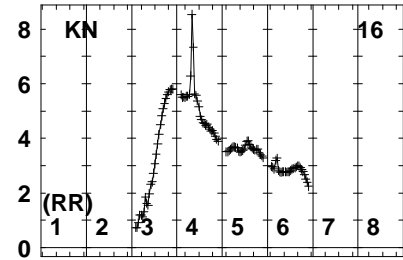
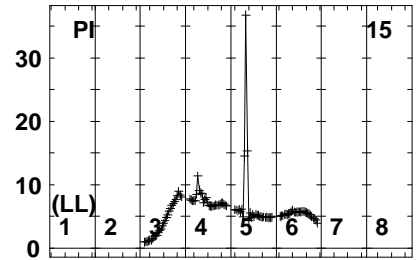
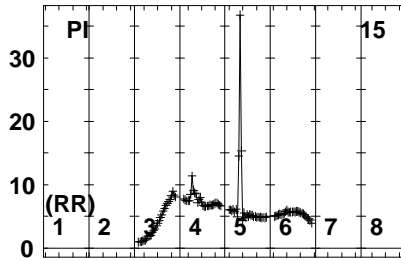
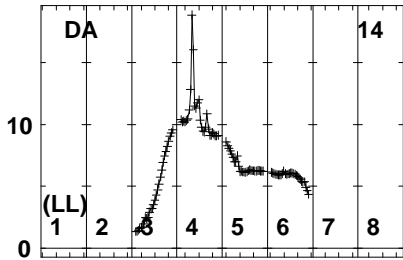
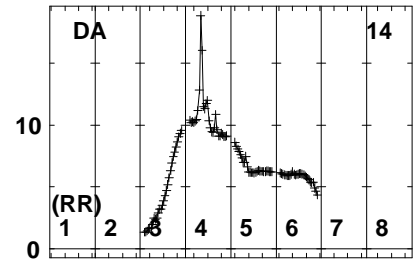
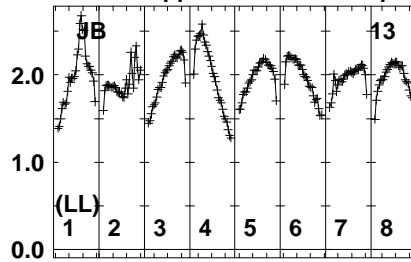
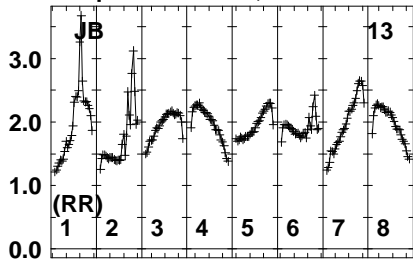


Lower frame: Tera Real Jy  
Auto-corr total-power spectrum Antenna: \*  
Timerange: 00/05:34:46 to 00/05:37:08

Plot file version 183 created 21-NOV-2022 15:05:13

P+8-2 ER052A.UVDATA.1

Freq = 1.5950 GHz, Bw = 16.000 MH No calibration applied and no bandpass applied



1595 610 1630 645 660 675 1695 710  
FREQ MHz

1595 610 1630 645 660 675 1695 710  
FREQ MHz

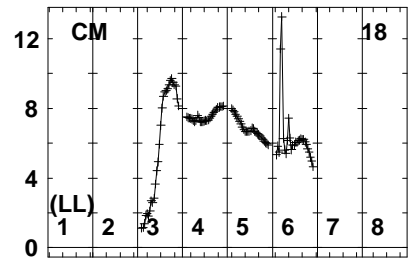
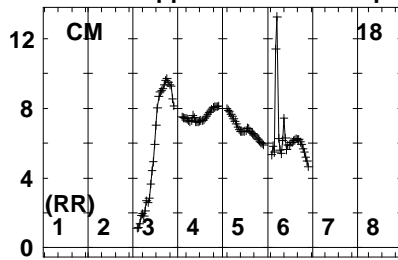
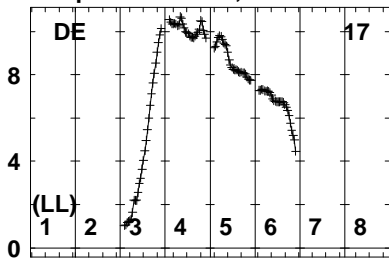
1595 610 1630 645 660 675 1695 710  
FREQ MHz

Lower frame: Tera Real Jy  
Auto-corr total-power spectrum Antenna: \*  
Timerange: 00/05:34:46 to 00/05:37:08

Plot file version 184 created 21-NOV-2022 15:05:13

P+8-2 ER052A.UVDATA.1

Freq = 1.5950 GHz, Bw = 16.000 MH No calibration applied and no bandpass applied

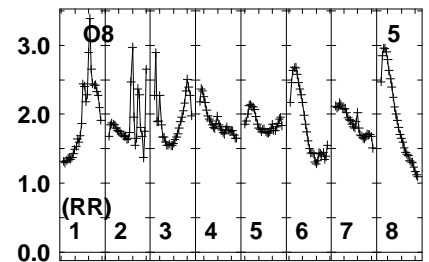
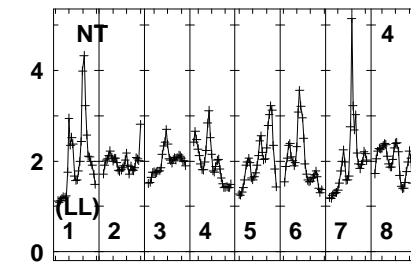
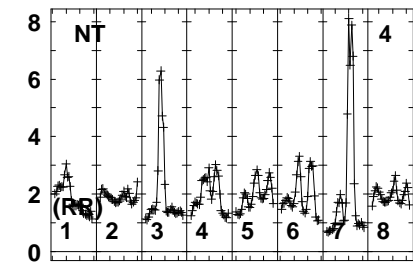
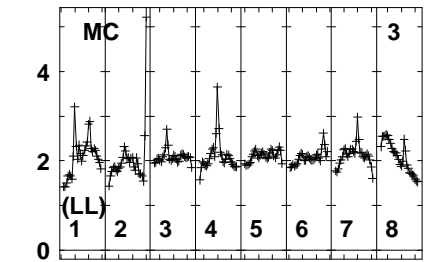
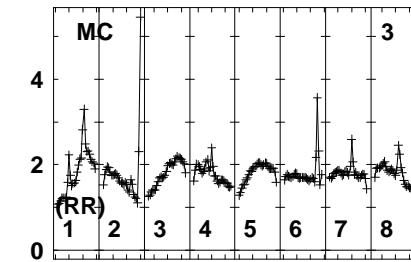
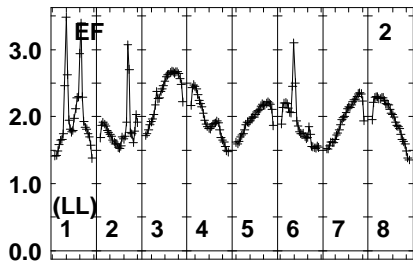
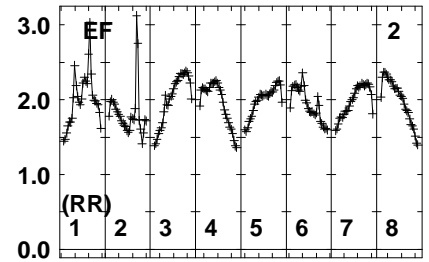
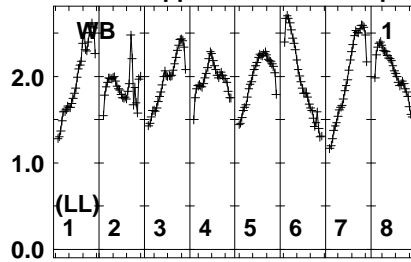
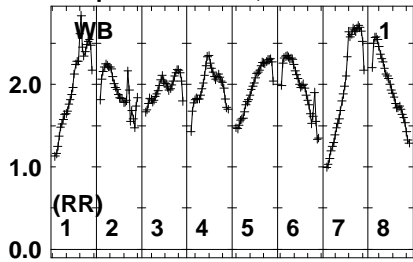


Lower frame: Tera Real Jy  
Auto-corr total-power spectrum Antenna: \*  
Timerange: 00/05:34:46 to 00/05:37:08

Plot file version 185 created 21-NOV-2022 15:05:13

J1048+7143 ER052A.UVDATA.1

Freq = 1.5950 GHz, Bw = 16.000 MH No calibration applied and no bandpass applied



1595 610 1630 645 660 675 1695 710  
FREQ MHz

1595 610 1630 645 660 675 1695 710  
FREQ MHz

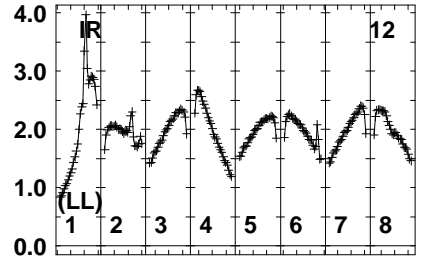
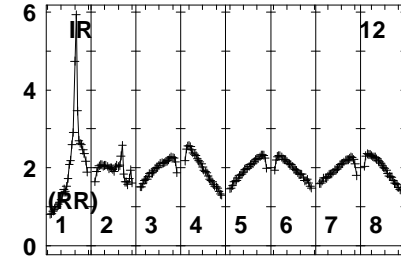
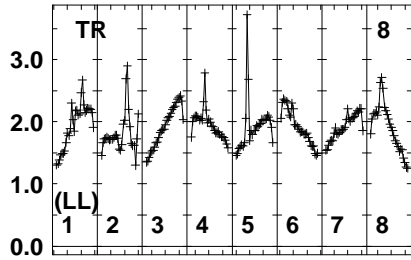
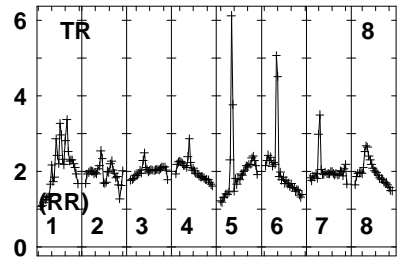
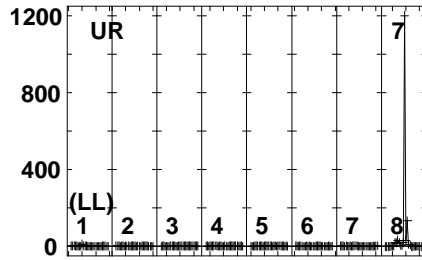
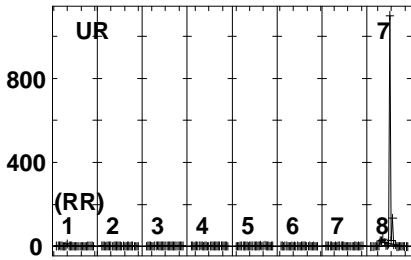
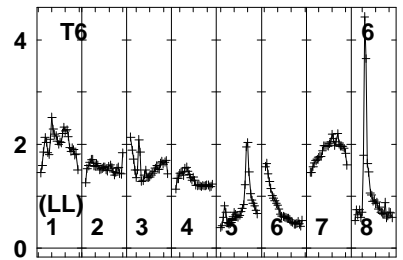
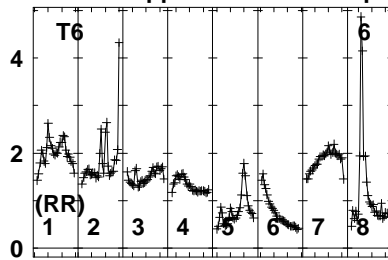
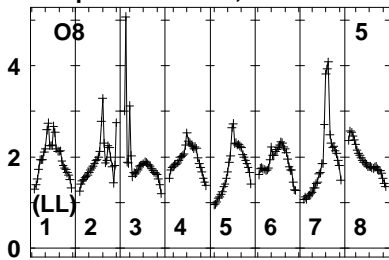
1595 610 1630 645 660 675 1695 710  
FREQ MHz

Lower frame: Tera Real Jy  
Auto-corr total-power spectrum Antenna: \*  
Timerange: 00/05:37:11 to 00/05:39:33

Plot file version 186 created 21-NOV-2022 15:05:13

J1048+7143 ER052A.UVDATA.1

Freq = 1.5950 GHz, Bw = 16.000 MH No calibration applied and no bandpass applied



1595 610 1630 645 660 675 1695 710  
FREQ MHz

1595 610 1630 645 660 675 1695 710  
FREQ MHz

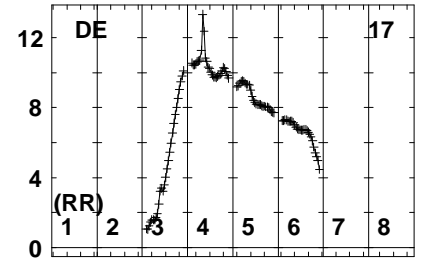
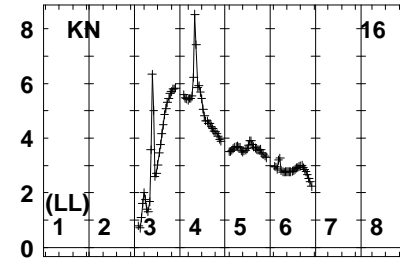
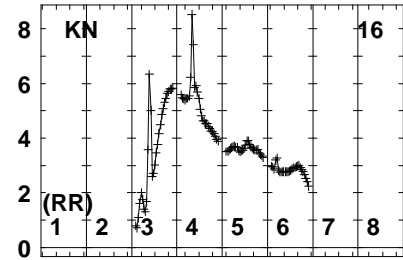
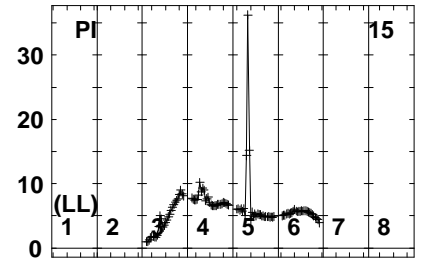
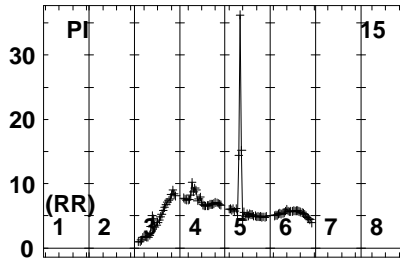
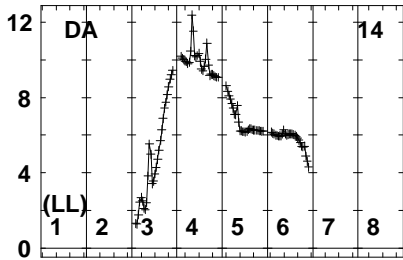
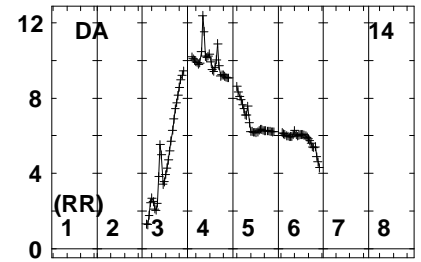
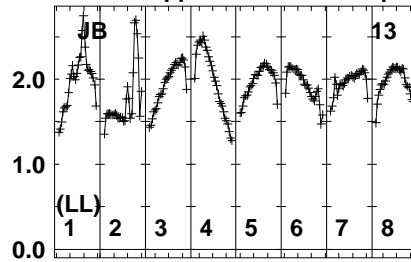
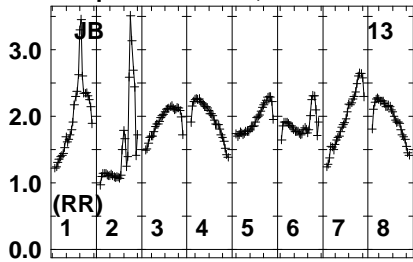
1595 610 1630 645 660 675 1695 710  
FREQ MHz

Lower frame: Tera Real Jy  
Auto-corr total-power spectrum Antenna: \*  
Timerange: 00/05:37:11 to 00/05:39:33

Plot file version 187 created 21-NOV-2022 15:05:14

J1048+7143 ER052A.UVDATA.1

Freq = 1.5950 GHz, Bw = 16.000 MH No calibration applied and no bandpass applied



1595 610 1630 645 660 675 1695 710  
FREQ MHz

1595 610 1630 645 660 675 1695 710  
FREQ MHz

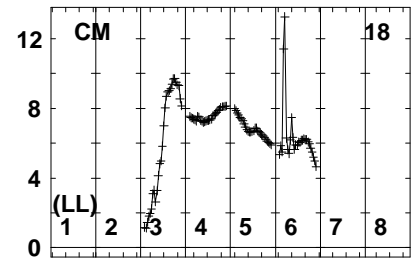
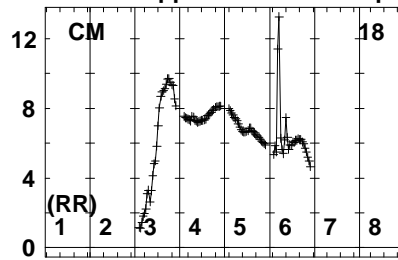
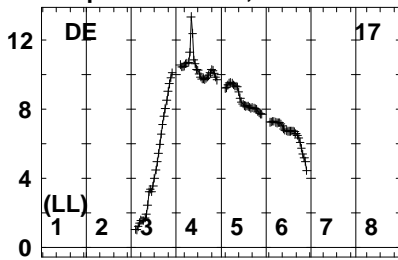
1595 610 1630 645 660 675 1695 710  
FREQ MHz

Lower frame: Tera Real Jy  
Auto-corr total-power spectrum Antenna: \*  
Timerange: 00/05:37:11 to 00/05:39:33

Plot file version 188 created 21-NOV-2022 15:05:14

J1048+7143 ER052A.UVDATA.1

Freq = 1.5950 GHz, Bw = 16.000 MH No calibration applied and no bandpass applied



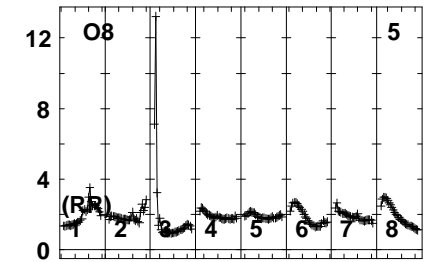
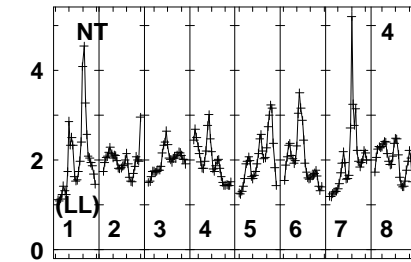
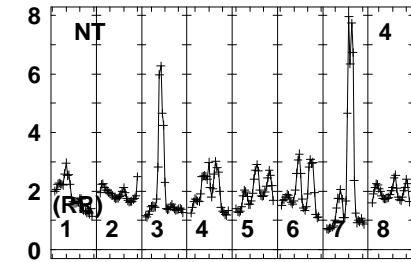
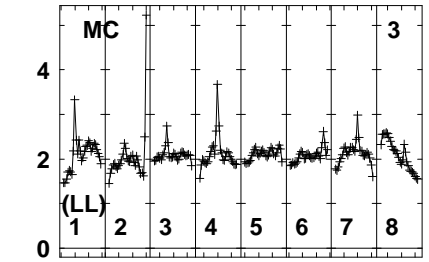
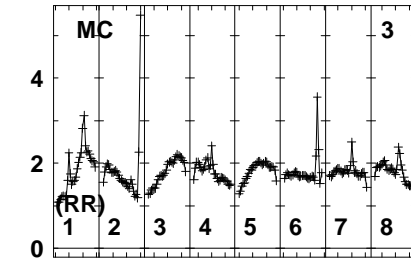
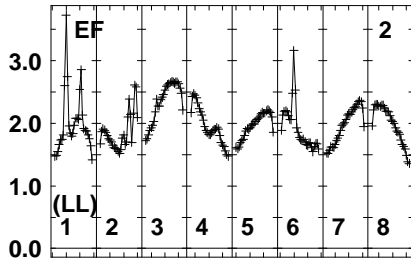
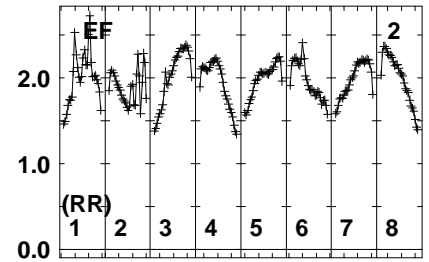
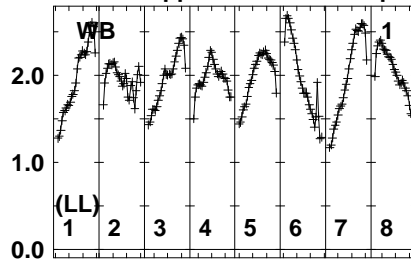
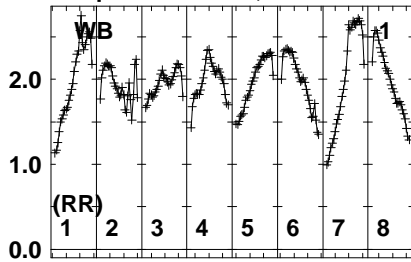
Lower frame: Tera Real Jy  
Auto-corr total-power spectrum Antenna: \*  
Timerange: 00/05:37:11 to 00/05:39:33



Plot file version 189 created 21-NOV-2022 15:05:14

P-8+0 ER052A.UVDATA.1

Freq = 1.5950 GHz, Bw = 16.000 MH No calibration applied and no bandpass applied



1595 610 1630 645 660 675 1695 710  
FREQ MHz

1595 610 1630 645 660 675 1695 710  
FREQ MHz

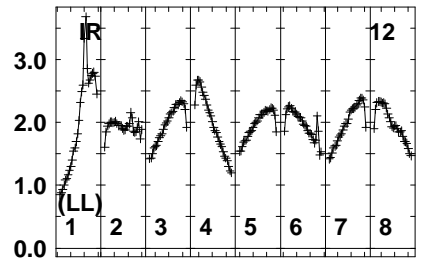
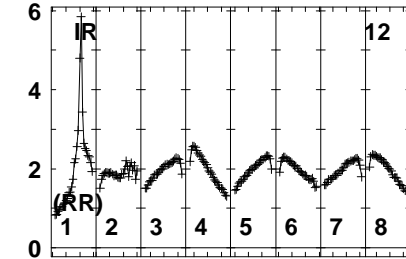
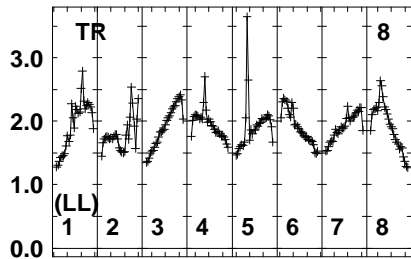
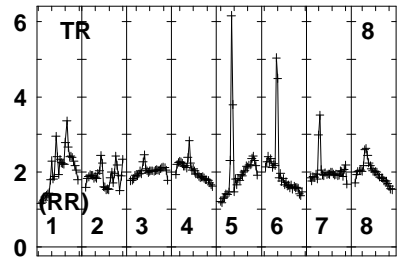
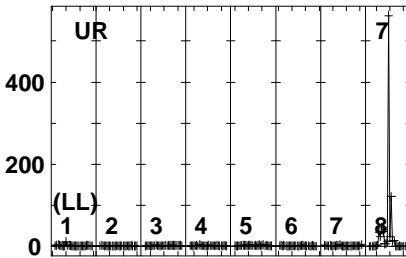
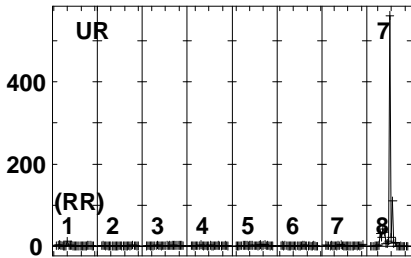
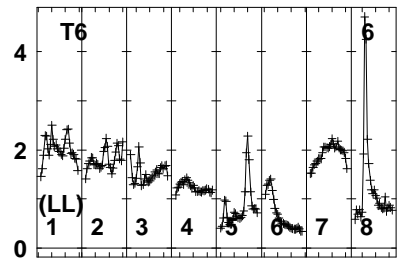
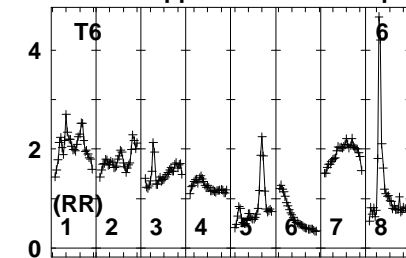
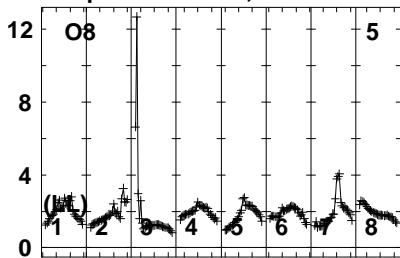
1595 610 1630 645 660 675 1695 710  
FREQ MHz

Lower frame: Tera Real Jy  
Auto-corr total-power spectrum Antenna: \*  
Timerange: 00/05:39:36 to 00/05:41:58

Plot file version 190 created 21-NOV-2022 15:05:14

P-8+0 ER052A.UVDATA.1

Freq = 1.5950 GHz, Bw = 16.000 MH No calibration applied and no bandpass applied



159561016306456606751695710  
FREQ MHz

159561016306456606751695710  
FREQ MHz

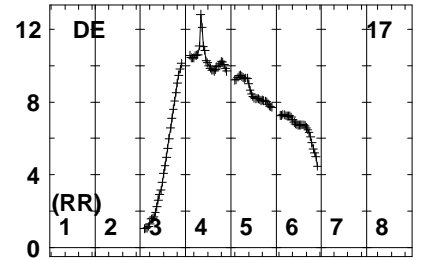
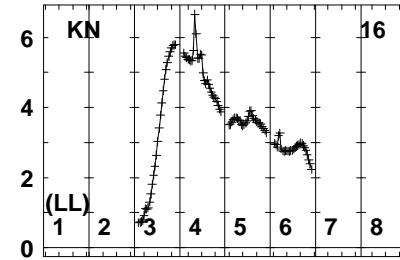
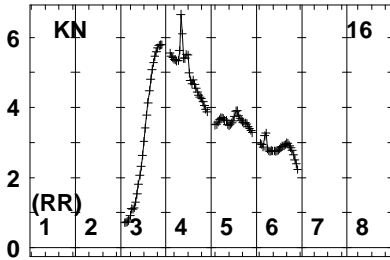
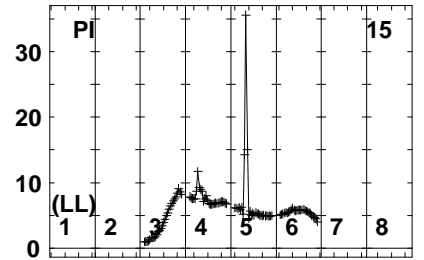
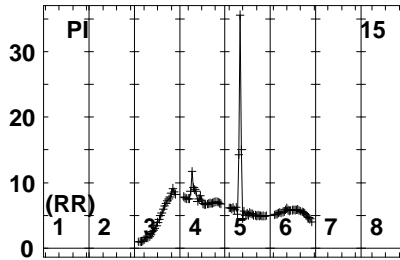
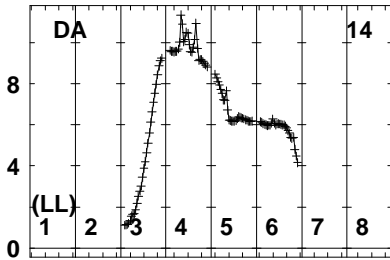
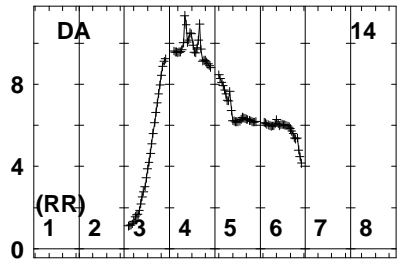
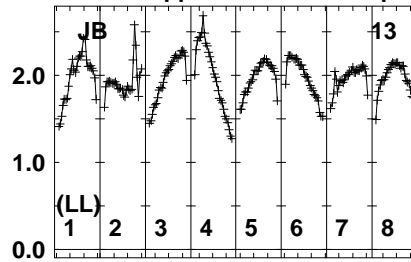
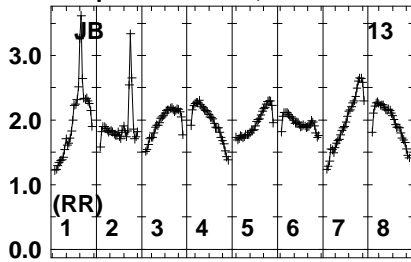
159561016306456606751695710  
FREQ MHz

Lower frame: Tera Real Jy  
Auto-corr total-power spectrum Antenna: \*  
Timerange: 00/05:39:36 to 00/05:41:58

Plot file version 191 created 21-NOV-2022 15:05:14

P-8+0 ER052A.UVDATA.1

Freq = 1.5950 GHz, Bw = 16.000 MH No calibration applied and no bandpass applied



1595 610 1630 645 660 675 1695 710  
FREQ MHz

1595 610 1630 645 660 675 1695 710  
FREQ MHz

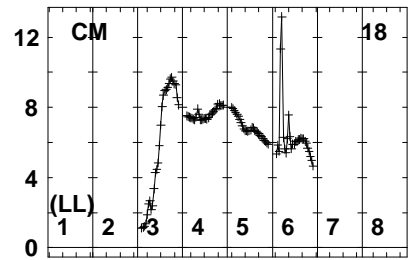
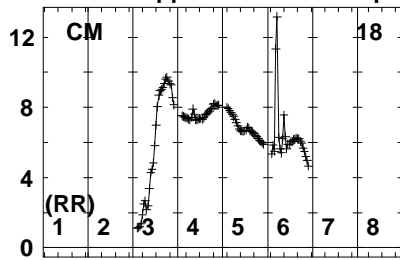
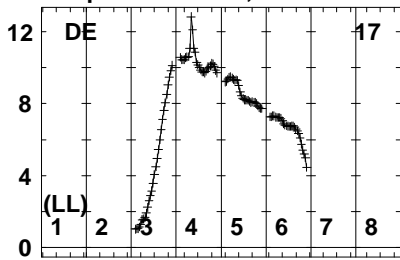
1595 610 1630 645 660 675 1695 710  
FREQ MHz

Lower frame: Tera Real Jy  
Auto-corr total-power spectrum Antenna: \*  
Timerange: 00/05:39:36 to 00/05:41:58

Plot file version 192 created 21-NOV-2022 15:05:14

P-8+0 ER052A.UVDATA.1

Freq = 1.5950 GHz, Bw = 16.000 MH No calibration applied and no bandpass applied

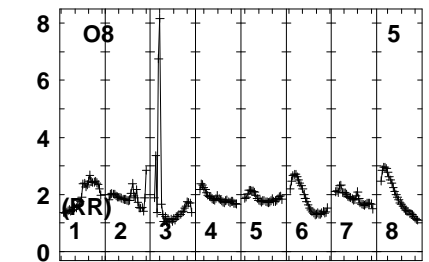
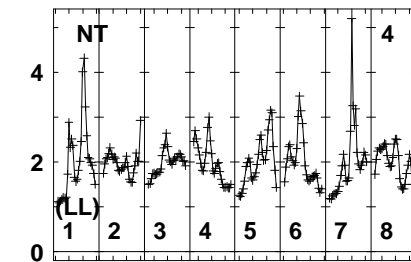
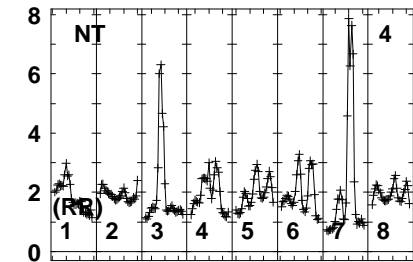
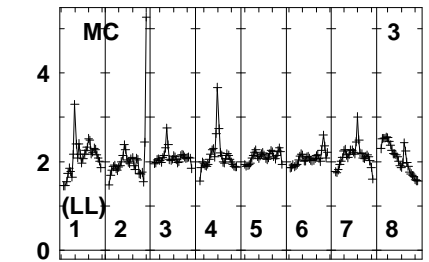
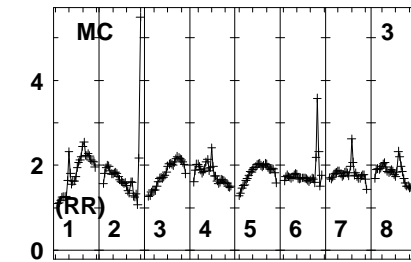
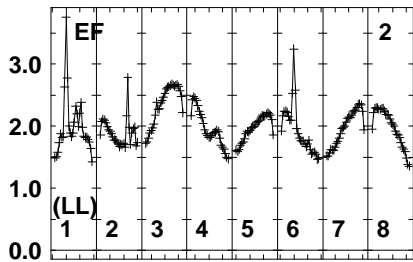
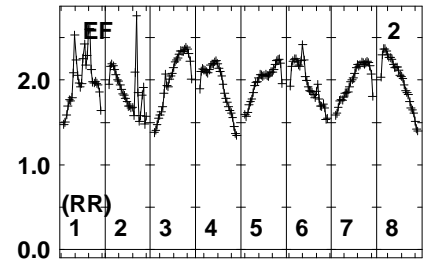
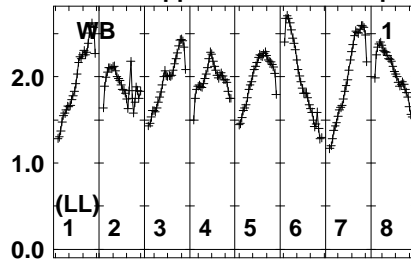
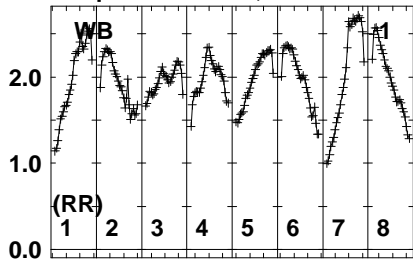


Lower frame: Tera Real Jy  
Auto-corr total-power spectrum Antenna: \*  
Timerange: 00/05:39:36 to 00/05:41:58

Plot file version 193 created 21-NOV-2022 15:05:14

P-6+0 ER052A.UVDATA.1

Freq = 1.5950 GHz, Bw = 16.000 MH No calibration applied and no bandpass applied



1595 610 1630 645 660 675 1695 710  
FREQ MHz

1595 610 1630 645 660 675 1695 710  
FREQ MHz

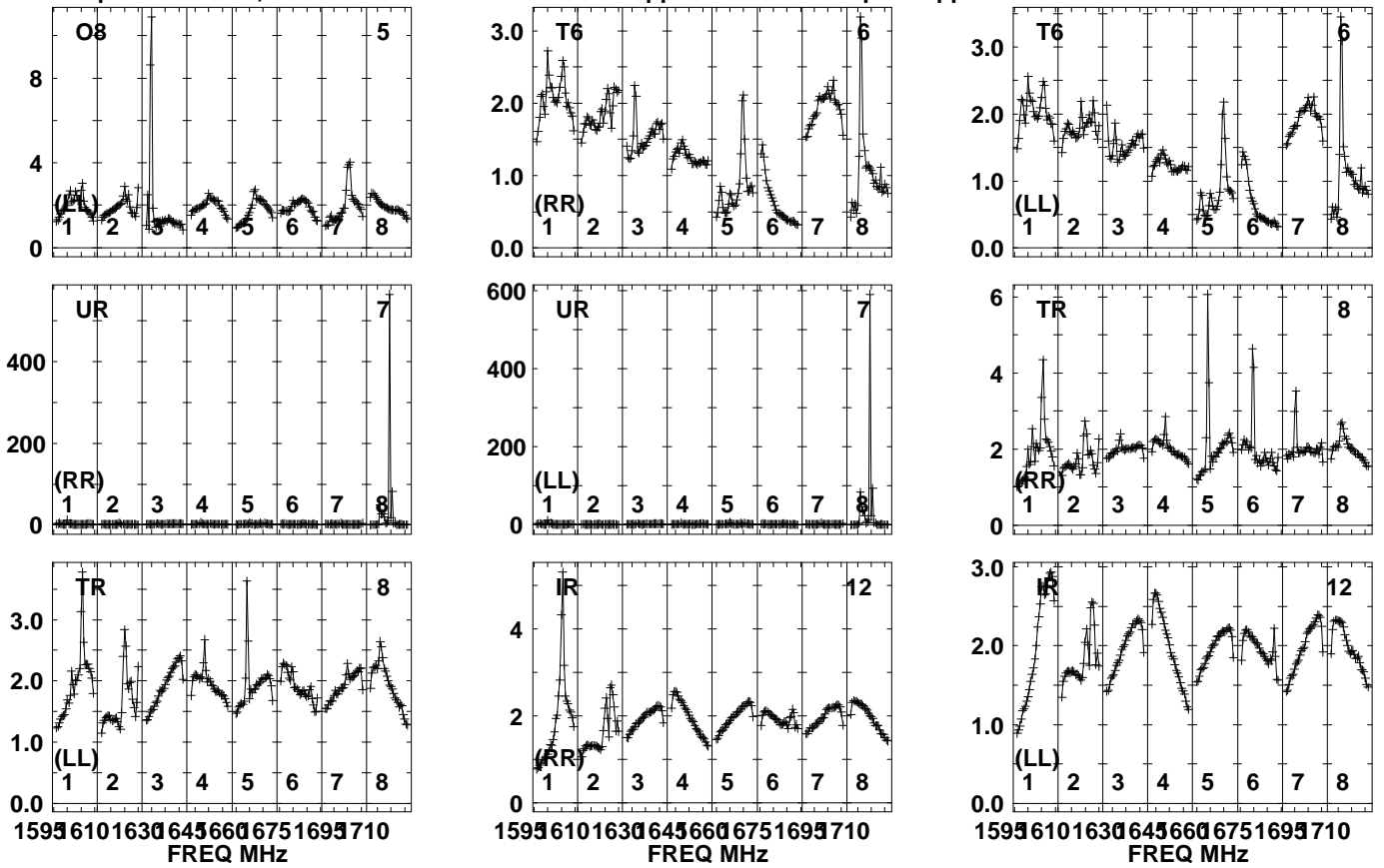
1595 610 1630 645 660 675 1695 710  
FREQ MHz

Lower frame: Tera Real Jy  
Auto-corr total-power spectrum Antenna: \*  
Timerange: 00/05:42:01 to 00/05:44:23

Plot file version 194 created 21-NOV-2022 15:05:14

P-6+0 ER052A.UVDATA.1

Freq = 1.5950 GHz, Bw = 16.000 MH No calibration applied and no bandpass applied

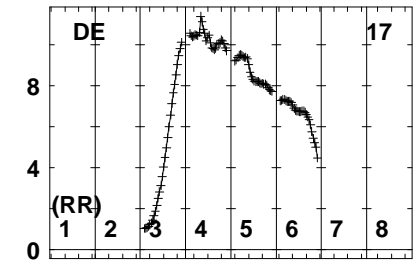
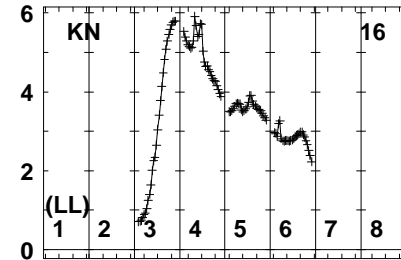
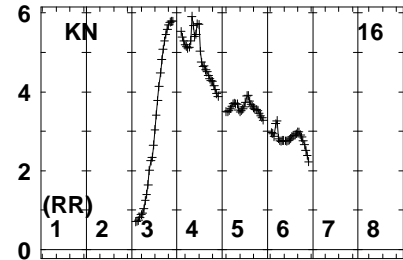
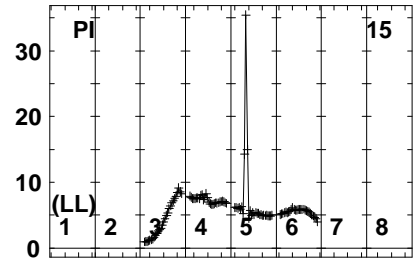
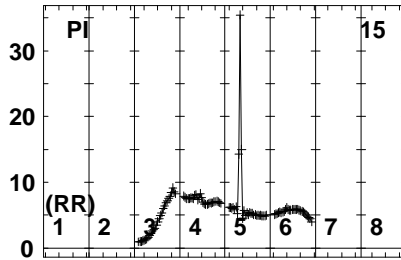
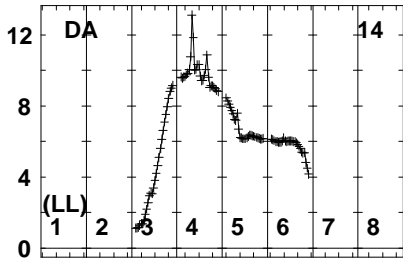
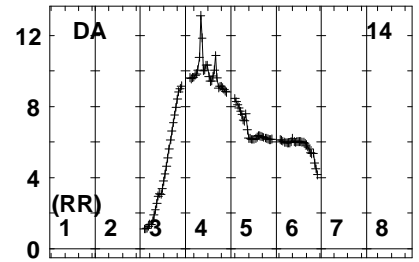
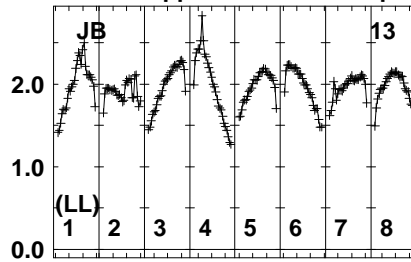
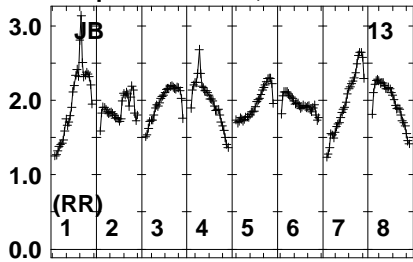


Lower frame: Tera Real Jy  
Auto-corr total-power spectrum Antenna: \*  
Timerange: 00/05:42:01 to 00/05:44:23

Plot file version 195 created 21-NOV-2022 15:05:15

P-6+0 ER052A.UVDATA.1

Freq = 1.5950 GHz, Bw = 16.000 MH No calibration applied and no bandpass applied



1595 610 1630 645 660 675 1695 710  
FREQ MHz

1595 610 1630 645 660 675 1695 710  
FREQ MHz

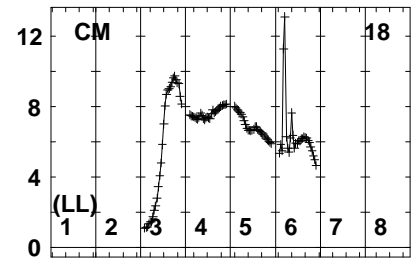
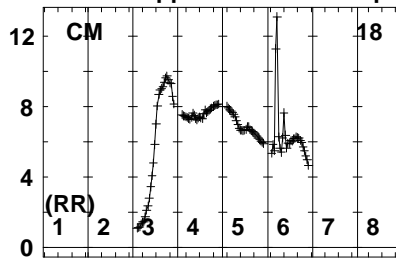
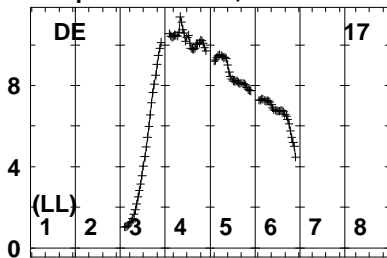
1595 610 1630 645 660 675 1695 710  
FREQ MHz

Lower frame: Tera Real Jy  
Auto-corr total-power spectrum Antenna: \*  
Timerange: 00/05:42:01 to 00/05:44:23

Plot file version 196 created 21-NOV-2022 15:05:15

P-6+0 ER052A.UVDATA.1

Freq = 1.5950 GHz, Bw = 16.000 MH No calibration applied and no bandpass applied



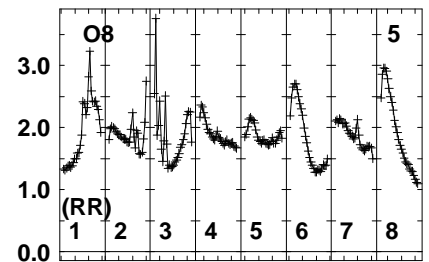
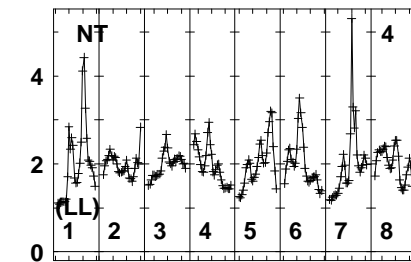
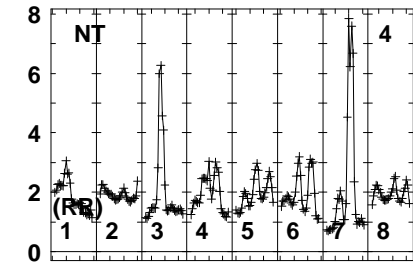
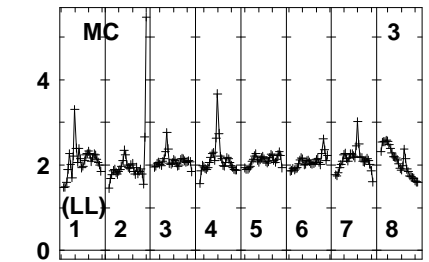
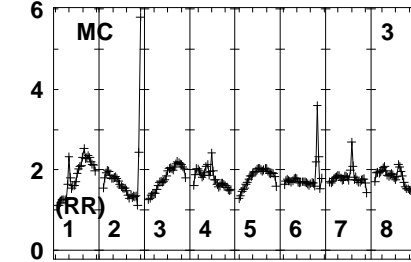
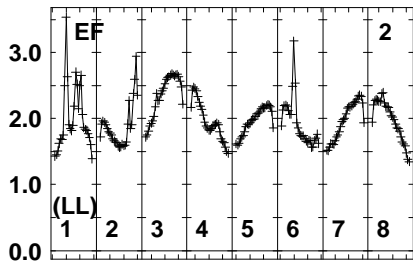
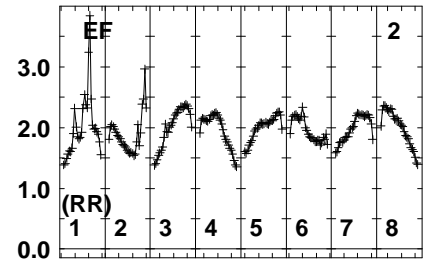
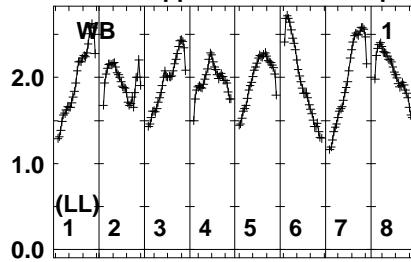
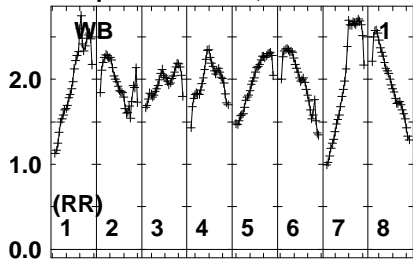
Lower frame: Tera Real Jy  
Auto-corr total-power spectrum Antenna: \*  
Timerange: 00/05:42:01 to 00/05:44:23



Plot file version 197 created 21-NOV-2022 15:05:15

P-4+0 ER052A.UVDATA.1

Freq = 1.5950 GHz, Bw = 16.000 MH No calibration applied and no bandpass applied



1595 610 1630 645 660 675 1695 710  
FREQ MHz

1595 610 1630 645 660 675 1695 710  
FREQ MHz

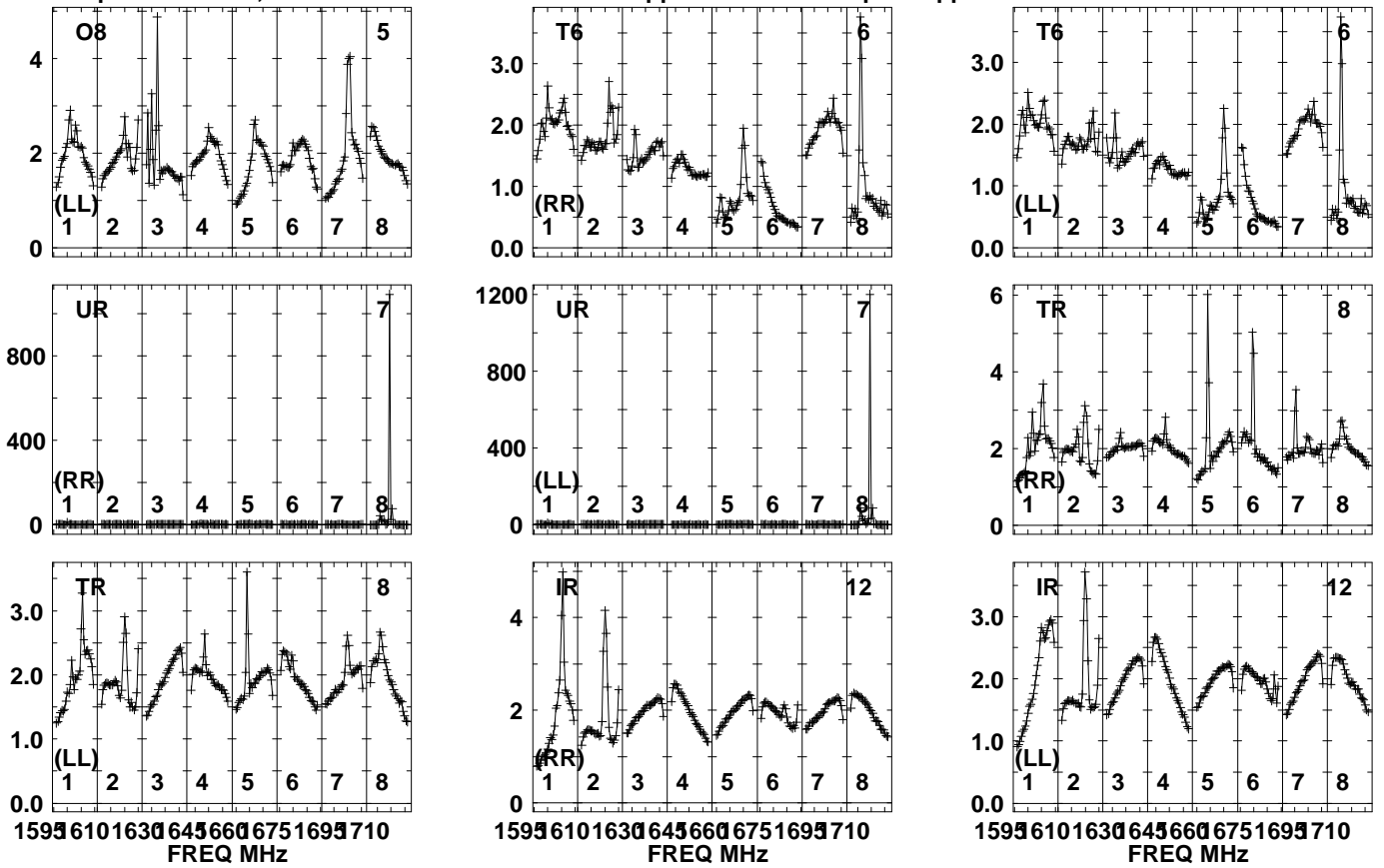
1595 610 1630 645 660 675 1695 710  
FREQ MHz

Lower frame: Tera Real Jy  
Auto-corr total-power spectrum Antenna: \*  
Timerange: 00/05:44:26 to 00/05:46:48

Plot file version 198 created 21-NOV-2022 15:05:15

P-4+0 ER052A.UVDATA.1

Freq = 1.5950 GHz, Bw = 16.000 MH No calibration applied and no bandpass applied

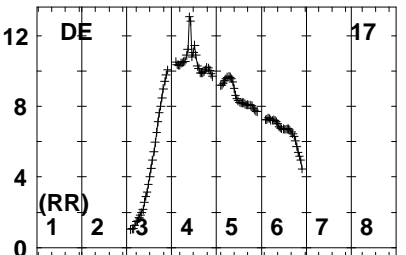
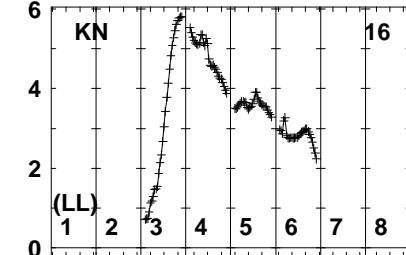
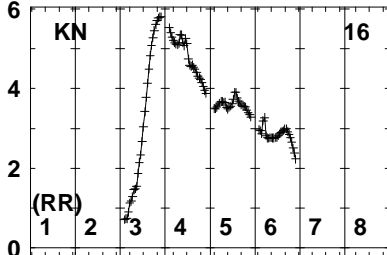
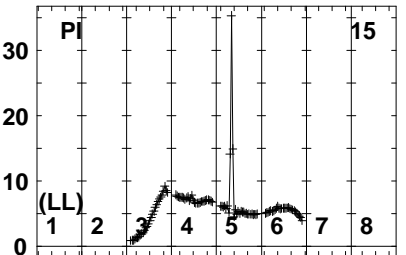
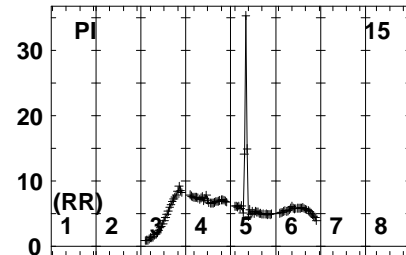
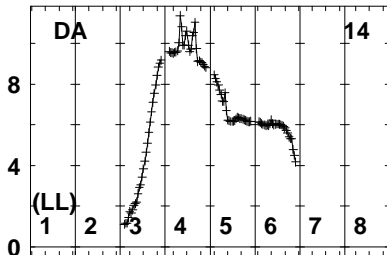
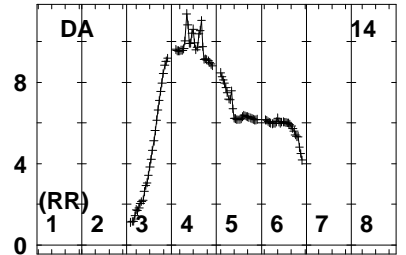
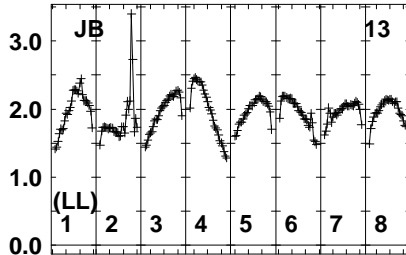
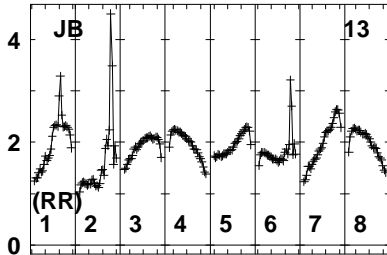


Lower frame: Tera Real Jy  
Auto-corr total-power spectrum Antenna: \*  
Timerange: 00/05:44:26 to 00/05:46:48

Plot file version 199 created 21-NOV-2022 15:05:15

P-4+0 ER052A.UVDATA.1

Freq = 1.5950 GHz, Bw = 16.000 MH No calibration applied and no bandpass applied



1595 610 1630 645 660 675 1695 710  
FREQ MHz

1595 610 1630 645 660 675 1695 710  
FREQ MHz

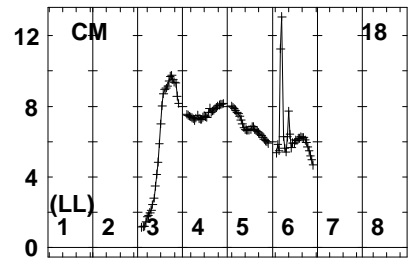
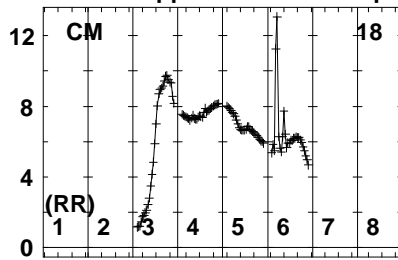
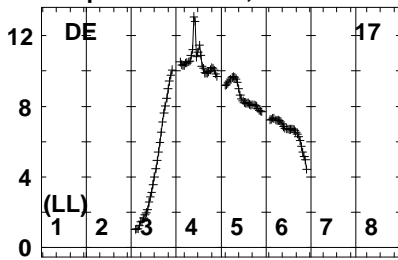
1595 610 1630 645 660 675 1695 710  
FREQ MHz

Lower frame: Tera Real Jy  
Auto-corr total-power spectrum Antenna: \*  
Timerange: 00/05:44:26 to 00/05:46:48

Plot file version 200 created 21-NOV-2022 15:05:15

P-4+0 ER052A.UVDATA.1

Freq = 1.5950 GHz, Bw = 16.000 MH No calibration applied and no bandpass applied

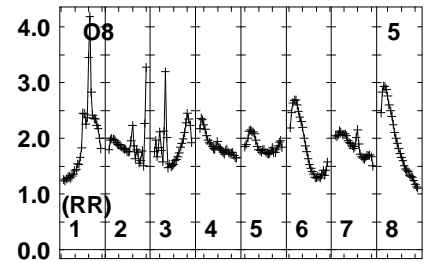
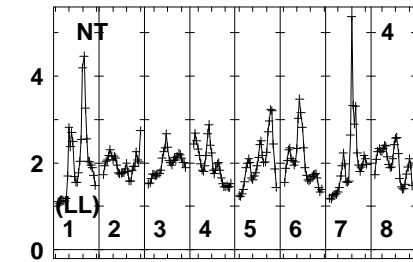
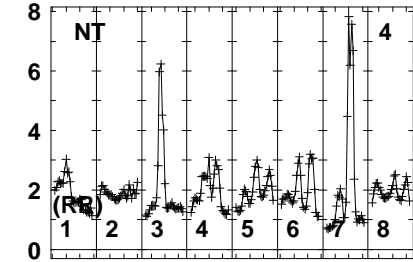
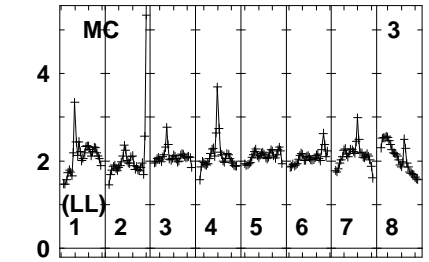
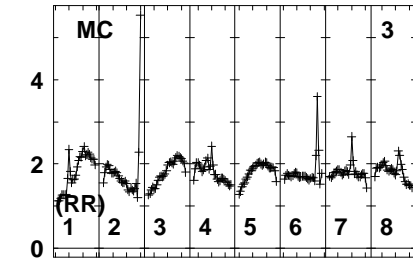
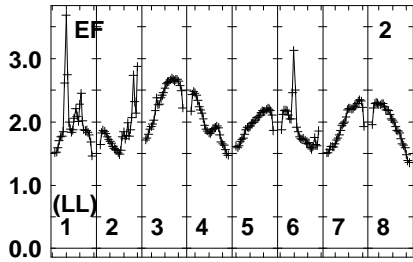
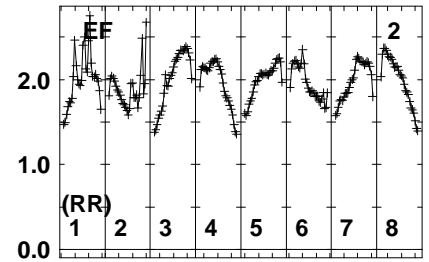
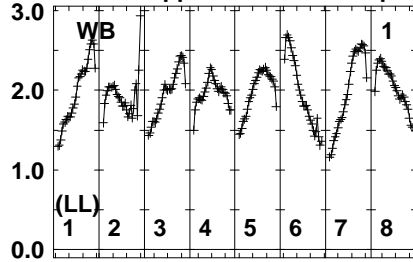
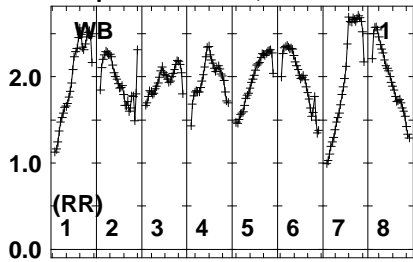


Lower frame: Tera Real Jy  
Auto-corr total-power spectrum Antenna: \*  
Timerange: 00/05:44:26 to 00/05:46:48

Plot file version 201 created 21-NOV-2022 15:05:15

P-2+0 ER052A.UVDATA.1

Freq = 1.5950 GHz, Bw = 16.000 MH No calibration applied and no bandpass applied



1595 610 1630 645 660 675 1695 710  
FREQ MHz

1595 610 1630 645 660 675 1695 710  
FREQ MHz

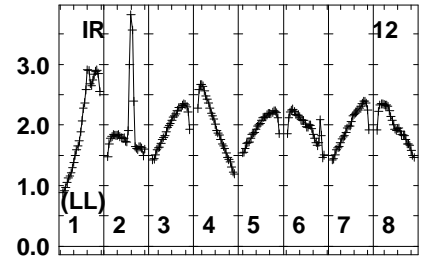
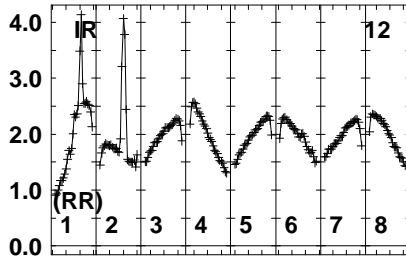
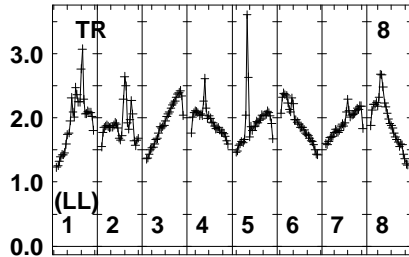
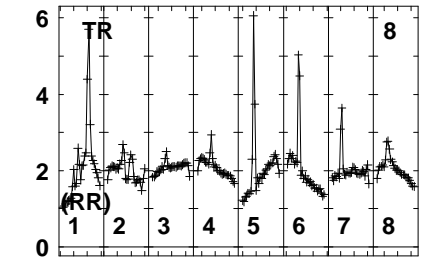
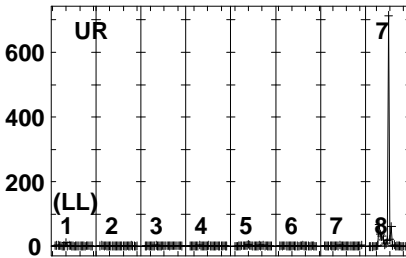
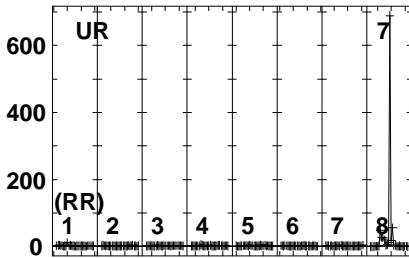
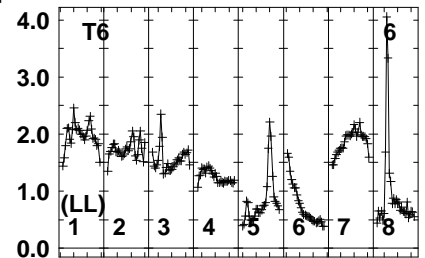
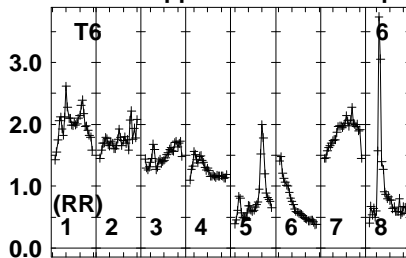
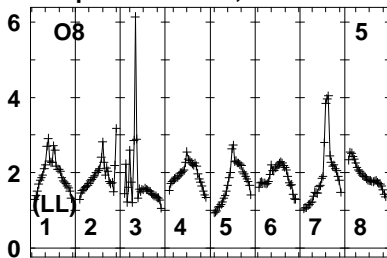
1595 610 1630 645 660 675 1695 710  
FREQ MHz

Lower frame: Tera Real Jy  
Auto-corr total-power spectrum Antenna: \*  
Timerange: 00/05:46:51 to 00/05:49:13

Plot file version 202 created 21-NOV-2022 15:05:15

P-2+0 ER052A.UVDATA.1

Freq = 1.5950 GHz, Bw = 16.000 MH No calibration applied and no bandpass applied



159561016306456606751695710  
FREQ MHz

159561016306456606751695710  
FREQ MHz

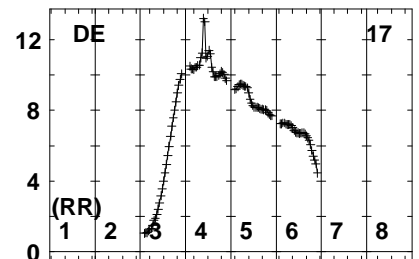
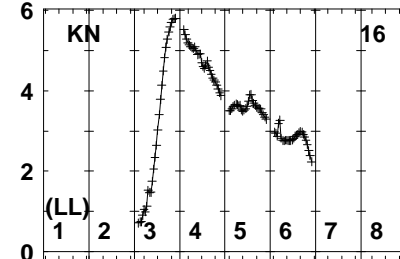
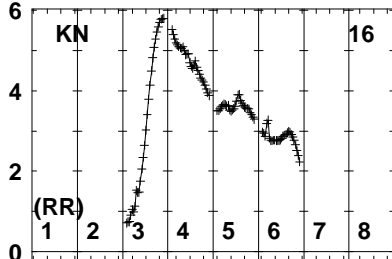
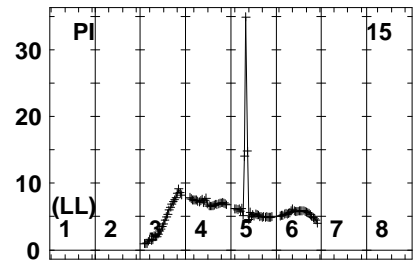
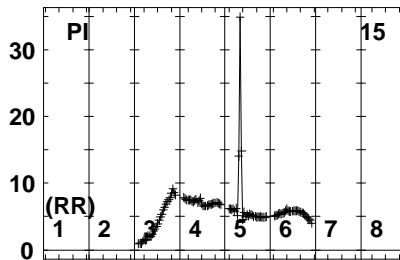
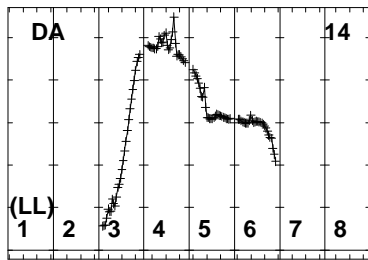
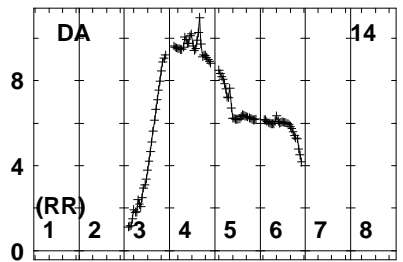
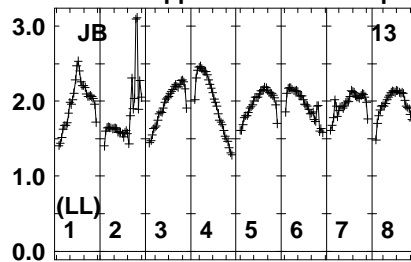
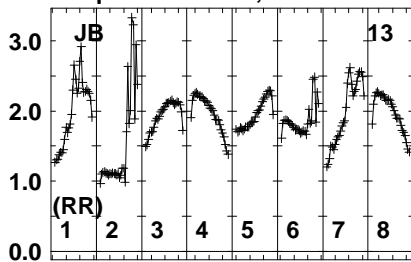
159561016306456606751695710  
FREQ MHz

Lower frame: Tera Real Jy  
Auto-corr total-power spectrum Antenna: \*  
Timerange: 00/05:46:51 to 00/05:49:13

Plot file version 203 created 21-NOV-2022 15:05:15

P-2+0 ER052A.UVDATA.1

Freq = 1.5950 GHz, Bw = 16.000 MH No calibration applied and no bandpass applied



1595 610 1630 645 660 675 1695 710  
FREQ MHz

1595 610 1630 645 660 675 1695 710  
FREQ MHz

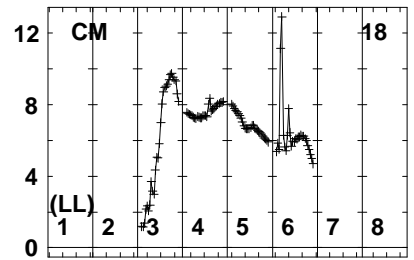
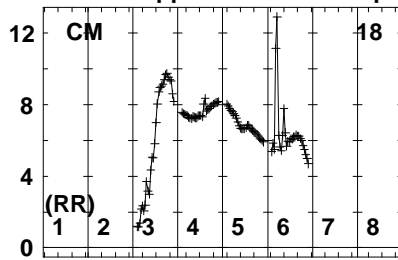
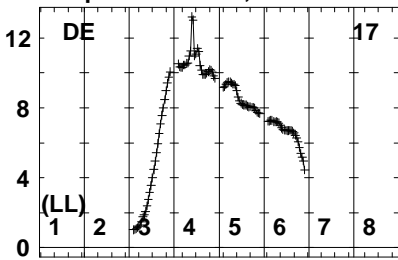
1595 610 1630 645 660 675 1695 710  
FREQ MHz

Lower frame: Tera Real Jy  
Auto-corr total-power spectrum Antenna: \*  
Timerange: 00/05:46:51 to 00/05:49:13

Plot file version 204 created 21-NOV-2022 15:05:16

P-2+0 ER052A.UVDATA.1

Freq = 1.5950 GHz, Bw = 16.000 MH No calibration applied and no bandpass applied



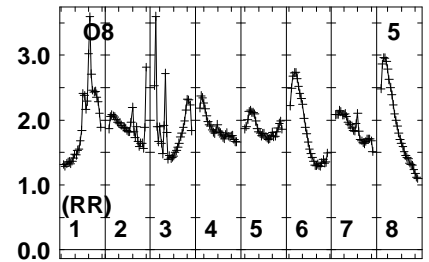
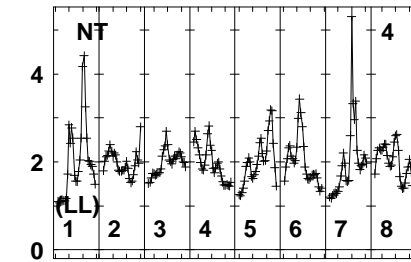
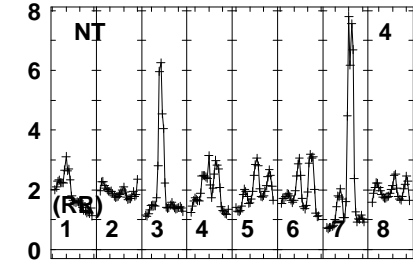
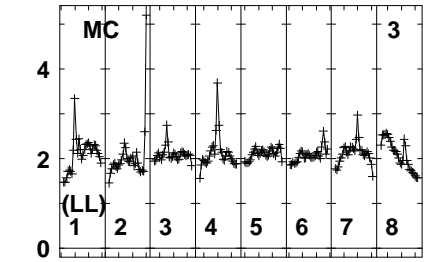
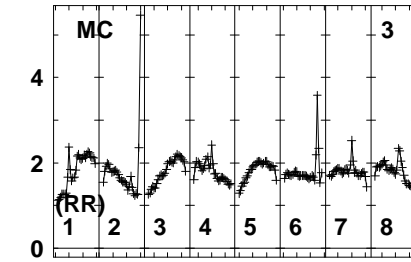
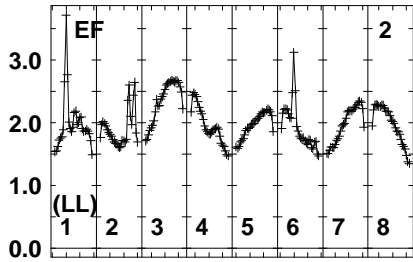
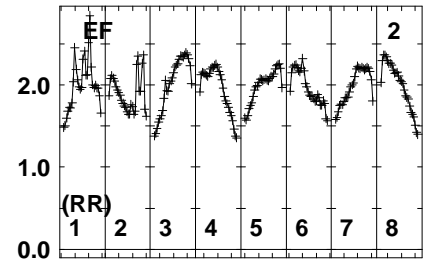
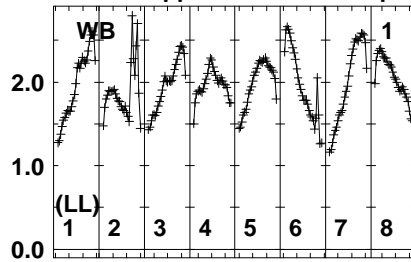
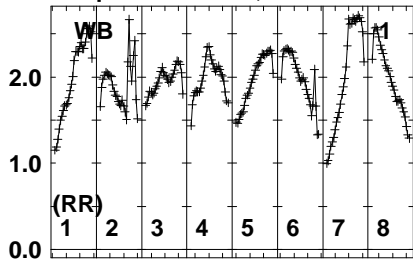
Lower frame: Tera Real Jy  
Auto-corr total-power spectrum Antenna: \*  
Timerange: 00/05:46:51 to 00/05:49:13



Plot file version 205 created 21-NOV-2022 15:05:16

J1048+7143 ER052A.UVDATA.1

Freq = 1.5950 GHz, Bw = 16.000 MH No calibration applied and no bandpass applied



1595 610 1630 645 660 675 1695 710  
FREQ MHz

1595 610 1630 645 660 675 1695 710  
FREQ MHz

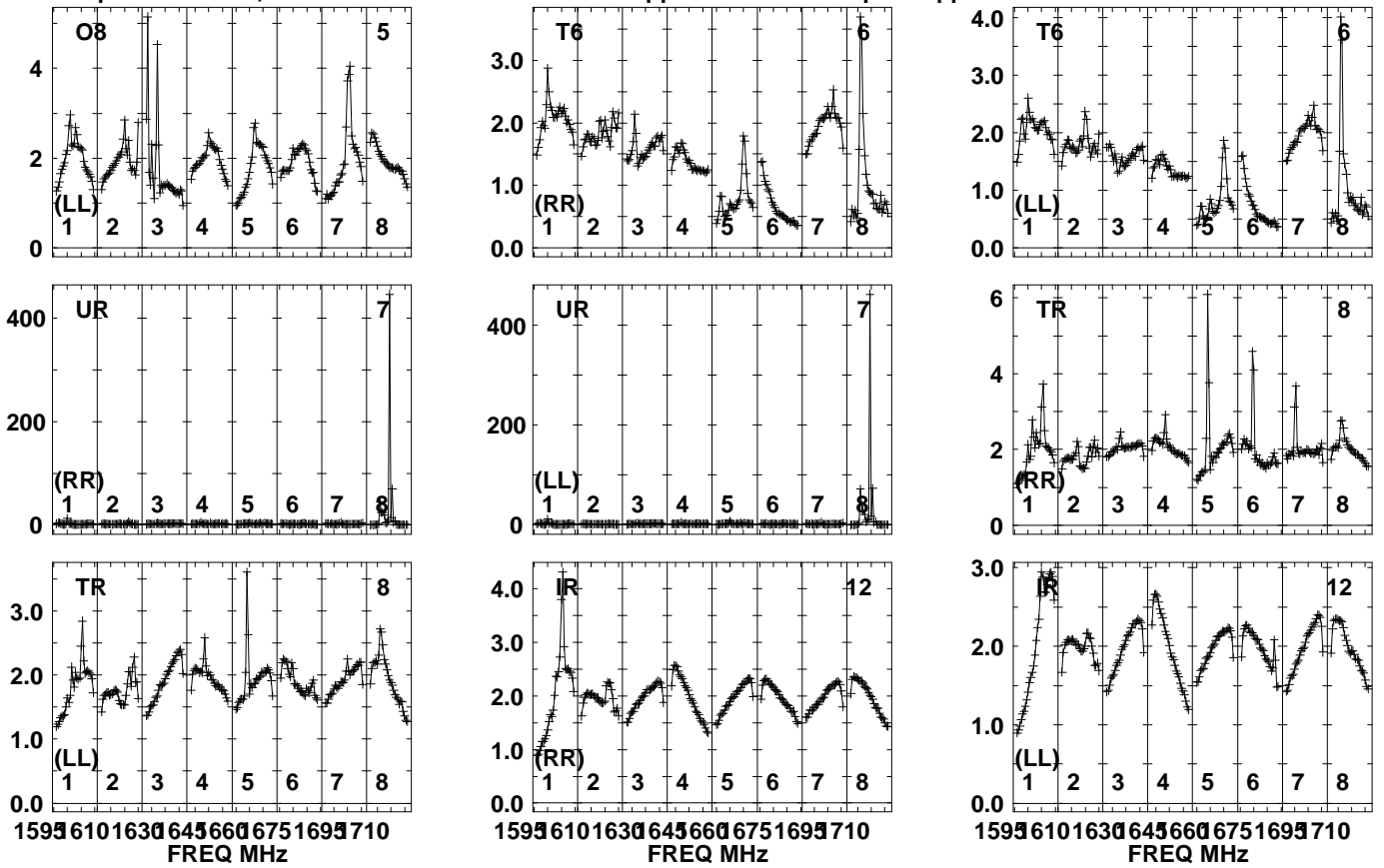
1595 610 1630 645 660 675 1695 710  
FREQ MHz

Lower frame: Tera Real Jy  
Auto-corr total-power spectrum Antenna: \*  
Timerange: 00/05:49:16 to 00/05:51:38

Plot file version 206 created 21-NOV-2022 15:05:16

J1048+7143 ER052A.UVDATA.1

Freq = 1.5950 GHz, Bw = 16.000 MH No calibration applied and no bandpass applied

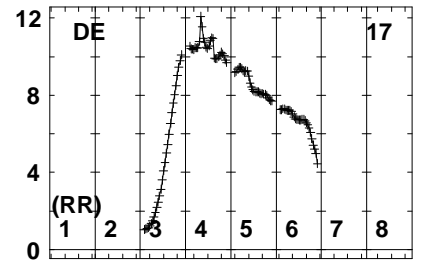
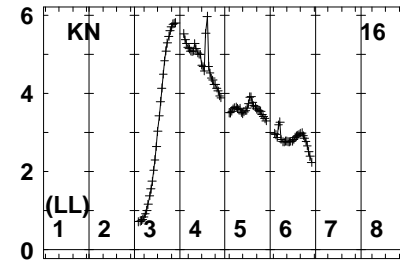
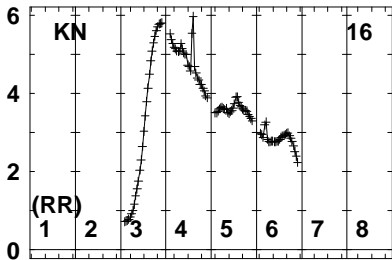
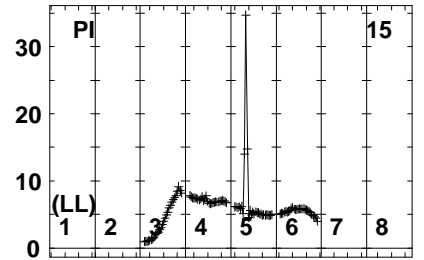
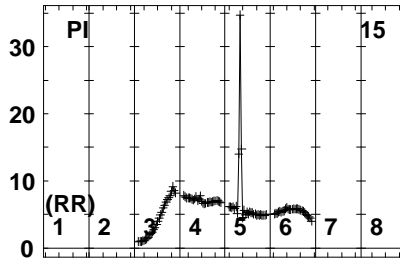
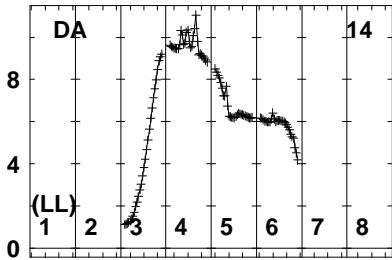
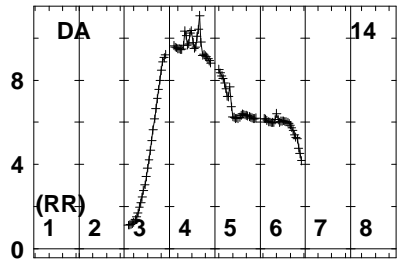
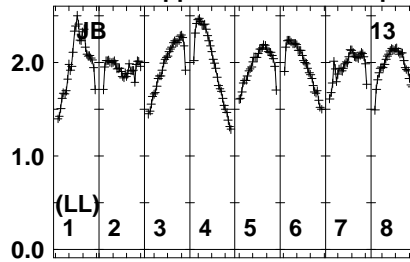
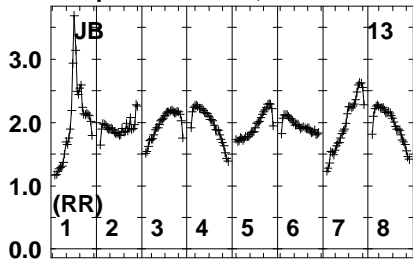


Lower frame: Tera Real Jy  
Auto-corr total-power spectrum Antenna: \*  
Timerange: 00/05:49:16 to 00/05:51:38

Plot file version 207 created 21-NOV-2022 15:05:16

J1048+7143 ER052A.UVDATA.1

Freq = 1.5950 GHz, Bw = 16.000 MH No calibration applied and no bandpass applied



1595 610 1630 645 660 675 1695 710  
FREQ MHz

1595 610 1630 645 660 675 1695 710  
FREQ MHz

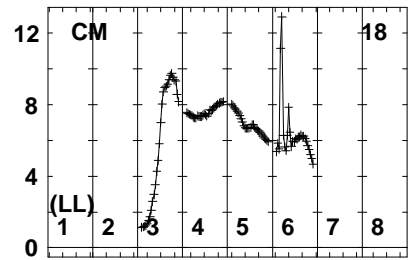
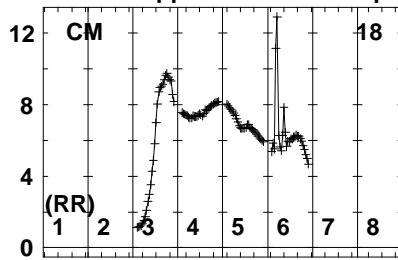
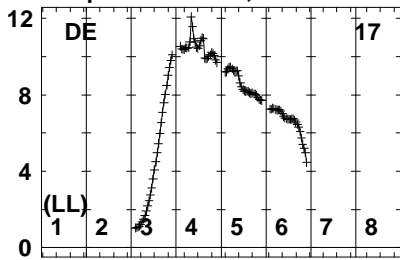
1595 610 1630 645 660 675 1695 710  
FREQ MHz

Lower frame: Tera Real Jy  
Auto-corr total-power spectrum Antenna: \*  
Timerange: 00/05:49:16 to 00/05:51:38

Plot file version 208 created 21-NOV-2022 15:05:16

J1048+7143 ER052A.UVDATA.1

Freq = 1.5950 GHz, Bw = 16.000 MH No calibration applied and no bandpass applied

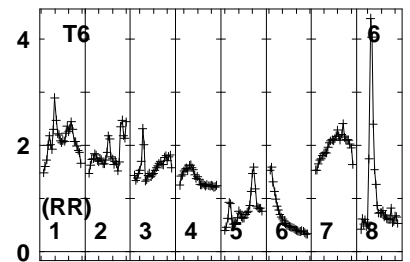
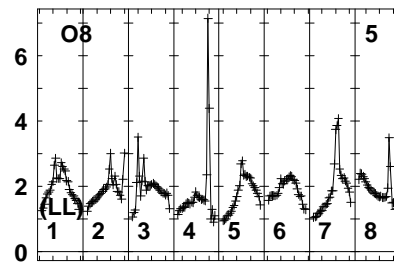
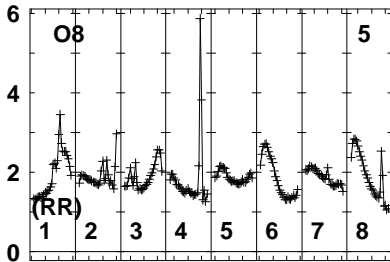
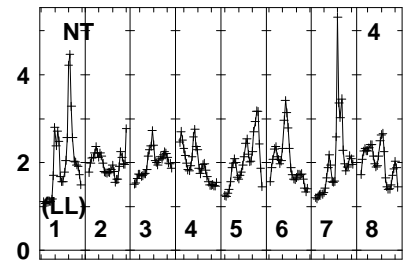
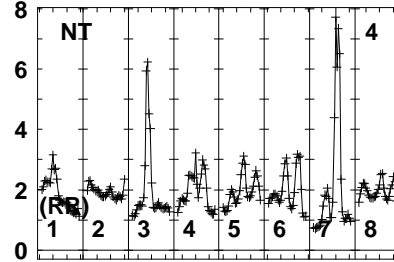
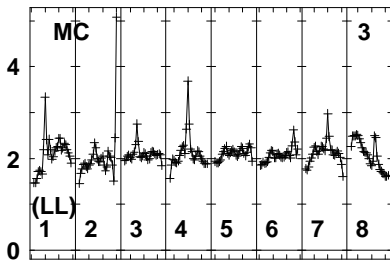
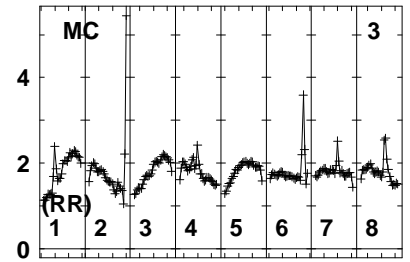
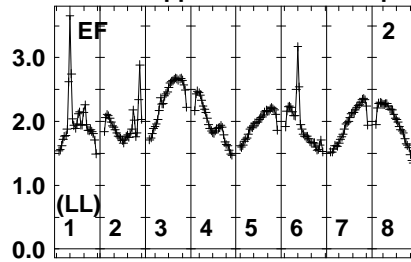
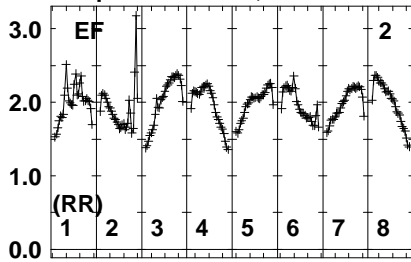


Lower frame: Tera Real Jy  
Auto-corr total-power spectrum Antenna: \*  
Timerange: 00/05:49:16 to 00/05:51:38

Plot file version 209 created 21-NOV-2022 15:05:16

P+0+0 ER052A.UVDATA.1

Freq = 1.5950 GHz, Bw = 16.000 MH No calibration applied and no bandpass applied



1595 610 1630 645 660 675 1695 710  
FREQ MHz

1595 610 1630 645 660 675 1695 710  
FREQ MHz

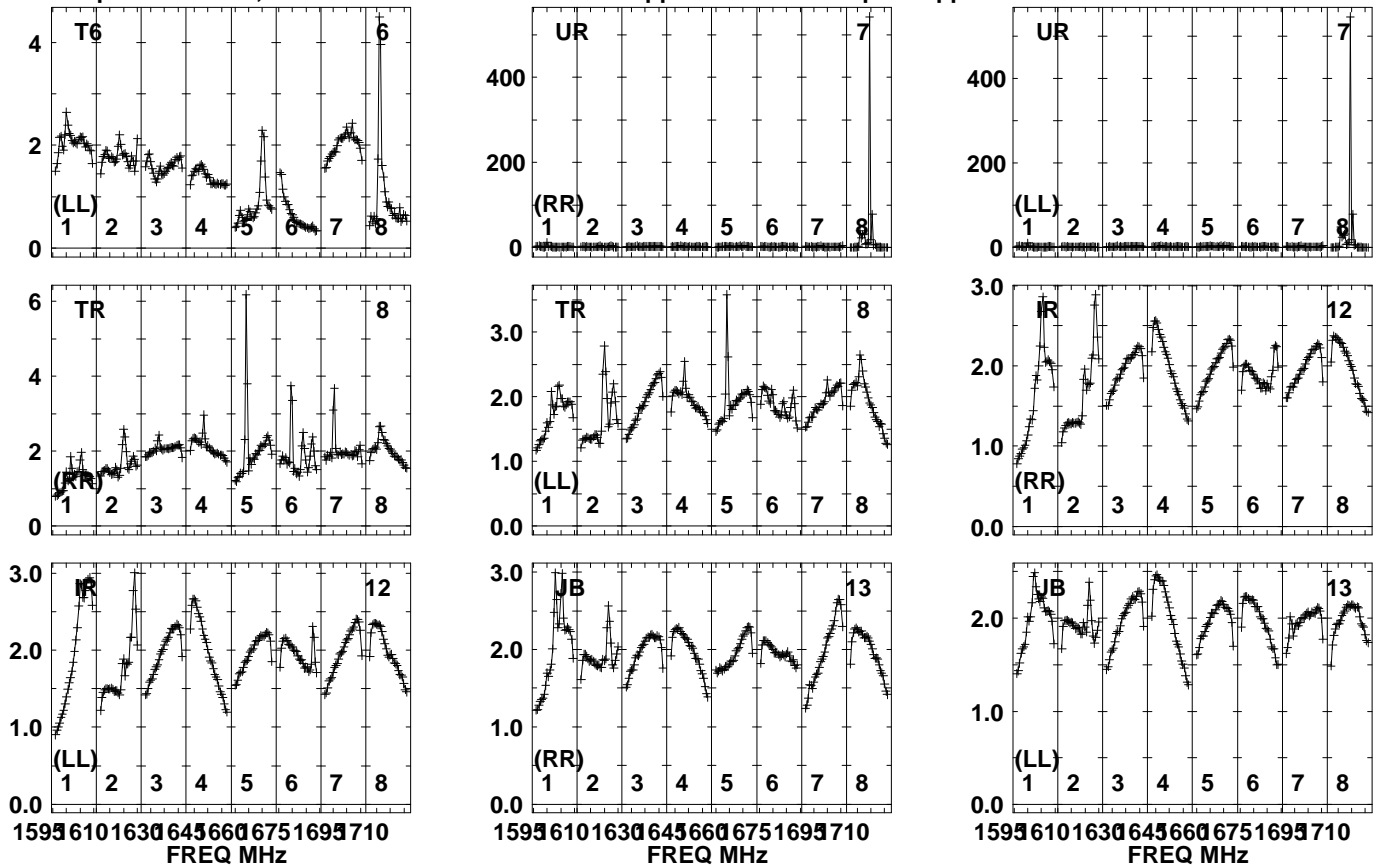
1595 610 1630 645 660 675 1695 710  
FREQ MHz

Lower frame: Tera Real Jy  
Auto-corr total-power spectrum Antenna: \*  
Timerange: 00/05:51:41 to 00/05:54:03

Plot file version 210 created 21-NOV-2022 15:05:16

P+0+0 ER052A.UVDATA.1

Freq = 1.5950 GHz, Bw = 16.000 MH No calibration applied and no bandpass applied

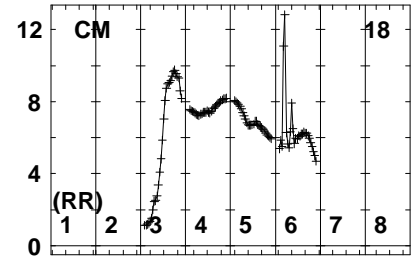
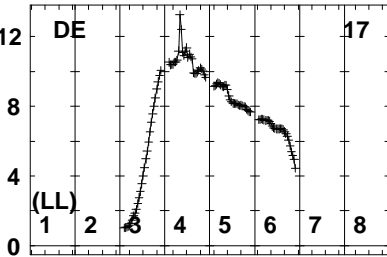
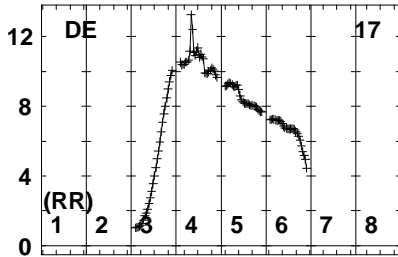
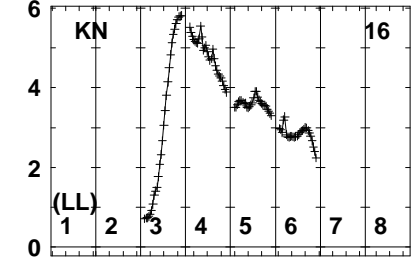
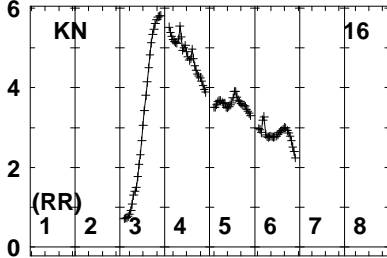
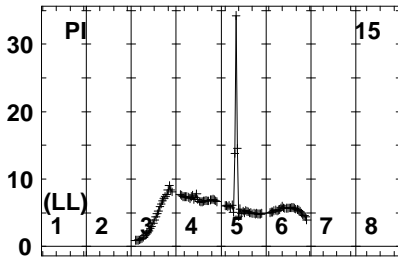
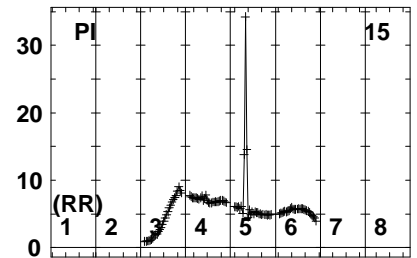
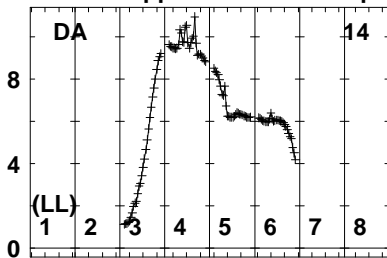
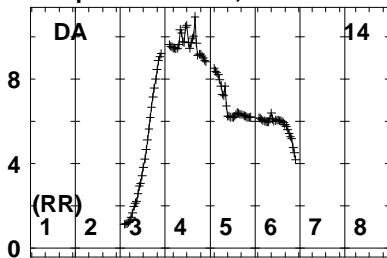


Lower frame: Tera Real Jy  
Auto-corr total-power spectrum Antenna: \*  
Timerange: 00/05:51:41 to 00/05:54:03

Plot file version 211 created 21-NOV-2022 15:05:16

P+0+0 ER052A.UVDATA.1

Freq = 1.5950 GHz, Bw = 16.000 MH No calibration applied and no bandpass applied



1595 610 1630 645 660 675 1695 710  
FREQ MHz

1595 610 1630 645 660 675 1695 710  
FREQ MHz

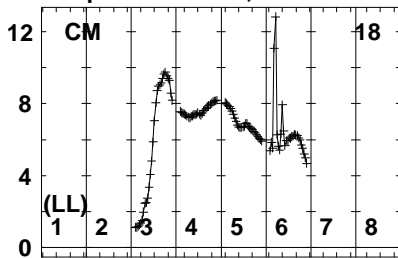
1595 610 1630 645 660 675 1695 710  
FREQ MHz

Lower frame: Tera Real Jy  
Auto-corr total-power spectrum Antenna: \*  
Timerange: 00/05:51:41 to 00/05:54:03

Plot file version 212 created 21-NOV-2022 15:05:16

P+0+0 ER052A.UVDATA.1

Freq = 1.5950 GHz, Bw = 16.000 MH No calibration applied and no bandpass applied



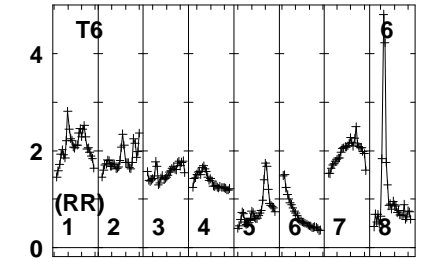
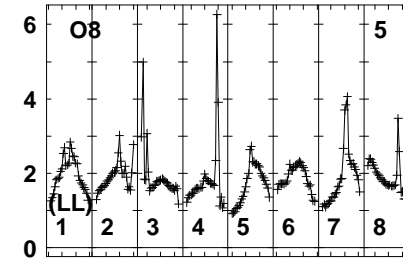
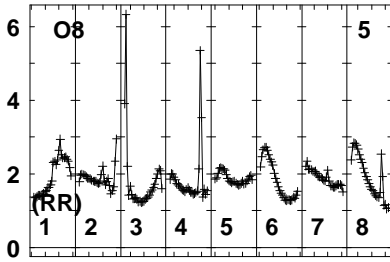
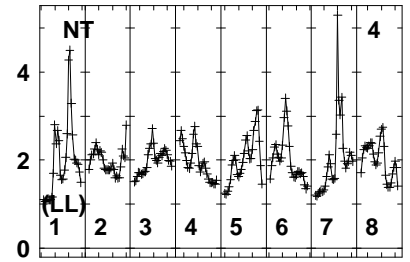
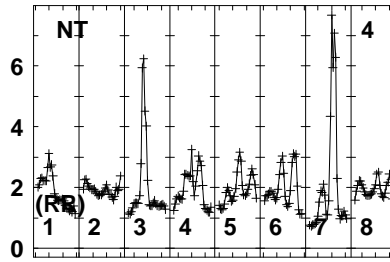
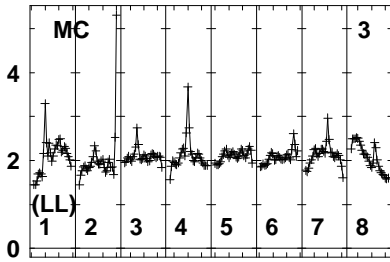
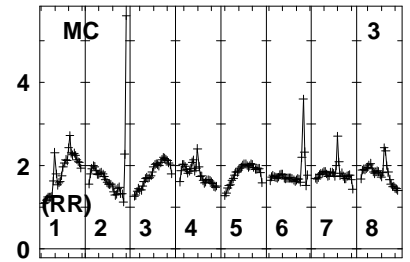
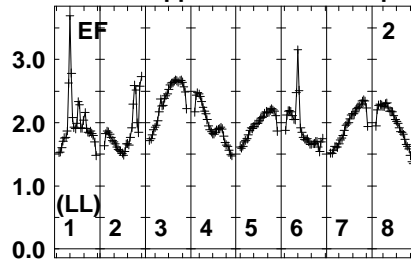
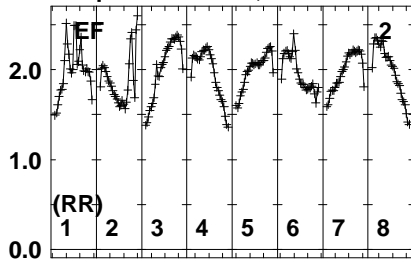
Lower frame: Tera Real Jy  
Auto-corr total-power spectrum Antenna: \*  
Timerange: 00/05:51:41 to 00/05:54:03



Plot file version 213 created 21-NOV-2022 15:05:17

P+2+0 ER052A.UVDATA.1

Freq = 1.5950 GHz, Bw = 16.000 MH No calibration applied and no bandpass applied



159561016306456606751695710  
FREQ MHz

159561016306456606751695710  
FREQ MHz

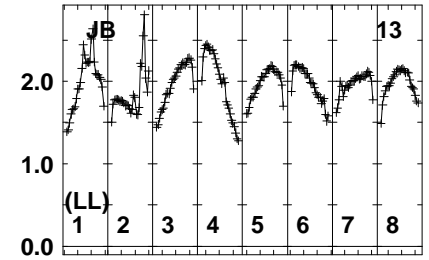
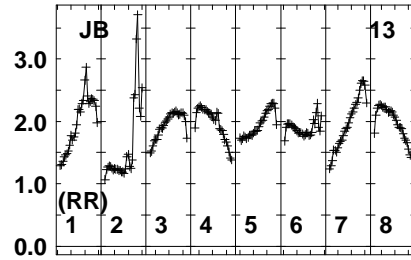
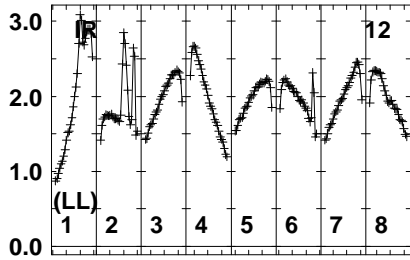
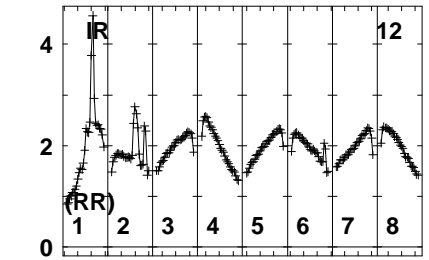
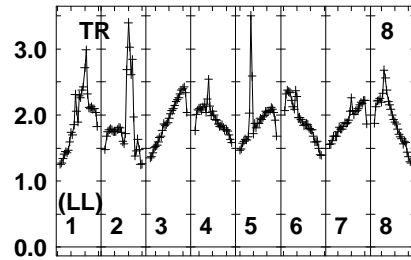
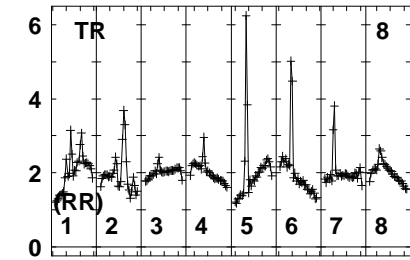
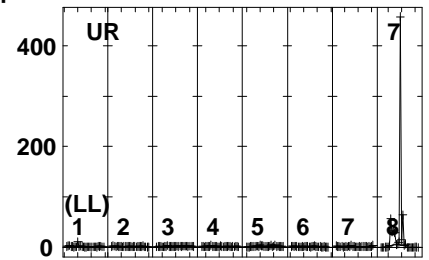
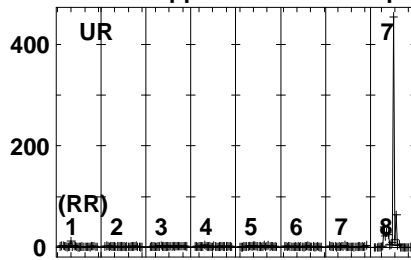
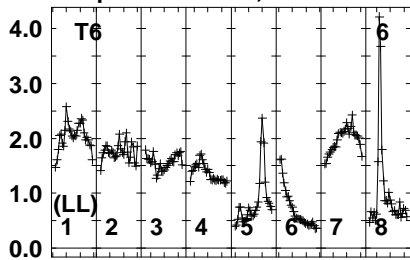
159561016306456606751695710  
FREQ MHz

Lower frame: Tera Real Jy  
Auto-corr total-power spectrum Antenna: \*  
Timerange: 00/05:54:06 to 00/05:56:28

Plot file version 214 created 21-NOV-2022 15:05:17

P+2+0 ER052A.UVDATA.1

Freq = 1.5950 GHz, Bw = 16.000 MH No calibration applied and no bandpass applied



159561016306456606751695710  
FREQ MHz

159561016306456606751695710  
FREQ MHz

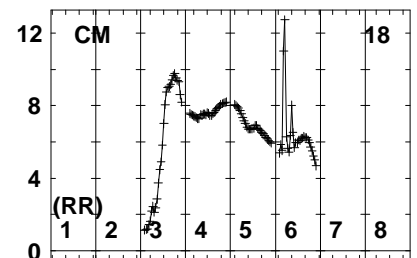
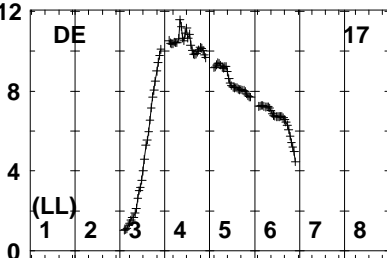
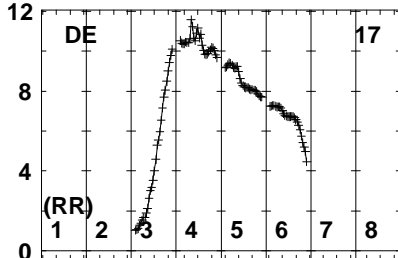
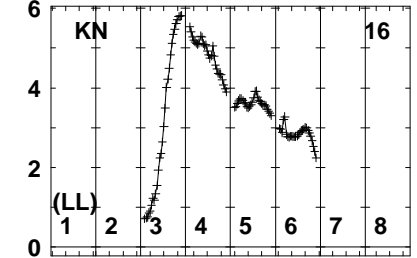
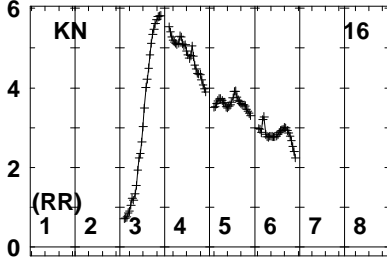
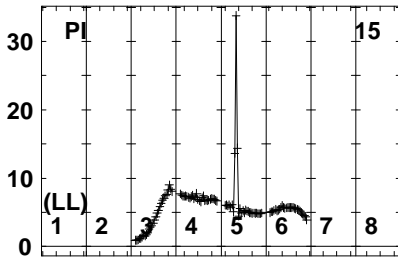
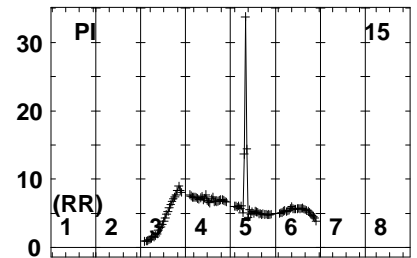
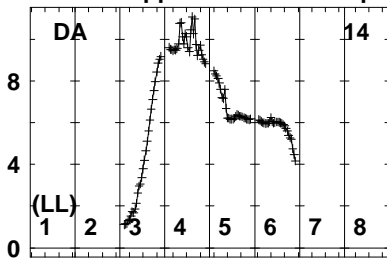
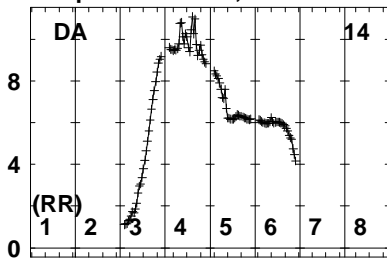
159561016306456606751695710  
FREQ MHz

Lower frame: Tera Real Jy  
Auto-corr total-power spectrum Antenna: \*  
Timerange: 00/05:54:06 to 00/05:56:28

Plot file version 215 created 21-NOV-2022 15:05:17

P+2+0 ER052A.UVDATA.1

Freq = 1.5950 GHz, Bw = 16.000 MH No calibration applied and no bandpass applied



1595 610 1630 645 660 675 1695 710  
FREQ MHz

1595 610 1630 645 660 675 1695 710  
FREQ MHz

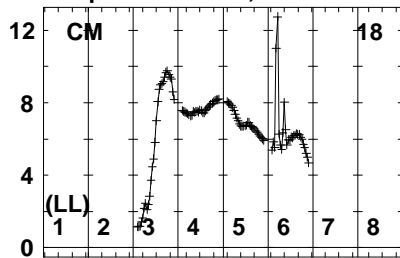
1595 610 1630 645 660 675 1695 710  
FREQ MHz

Lower frame: Tera Real Jy  
Auto-corr total-power spectrum Antenna: \*  
Timerange: 00/05:54:06 to 00/05:56:28

Plot file version 216 created 21-NOV-2022 15:05:17

P+2+0 ER052A.UVDATA.1

Freq = 1.5950 GHz, Bw = 16.000 MH No calibration applied and no bandpass applied

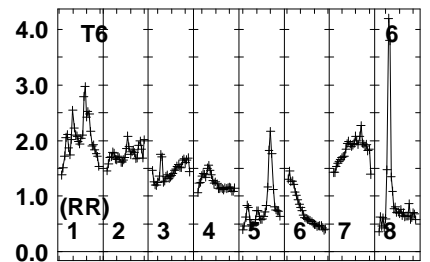
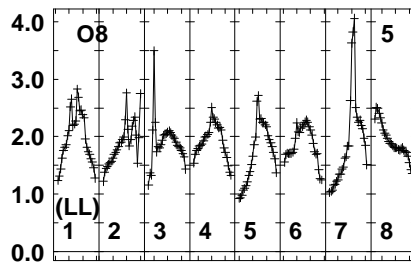
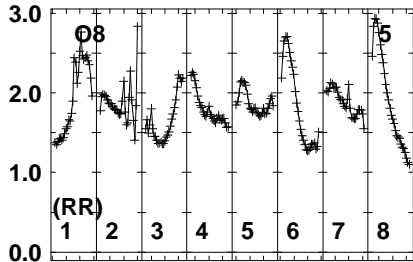
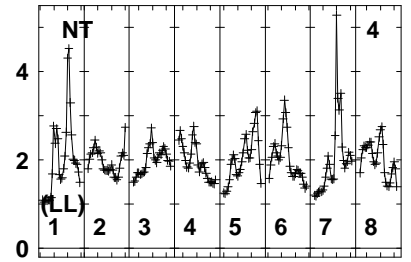
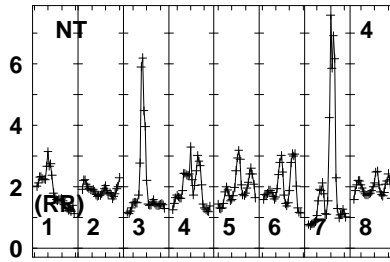
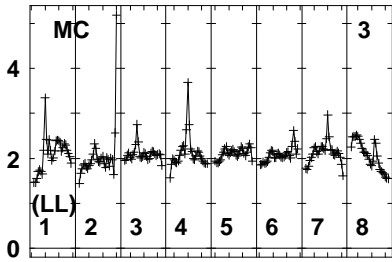
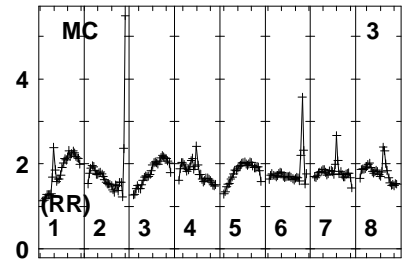
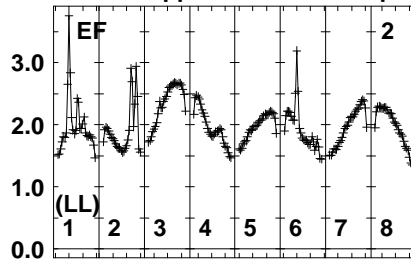
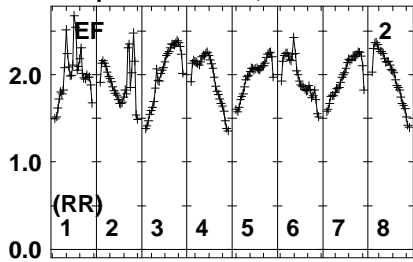


Lower frame: Tera Real Jy  
Auto-corr total-power spectrum Antenna: \*  
Timerange: 00/05:54:06 to 00/05:56:28

Plot file version 217 created 21-NOV-2022 15:05:17

P+4+0 ER052A.UVDATA.1

Freq = 1.5950 GHz, Bw = 16.000 MH No calibration applied and no bandpass applied



1595 610 1630 645 660 675 1695 710  
FREQ MHz

1595 610 1630 645 660 675 1695 710  
FREQ MHz

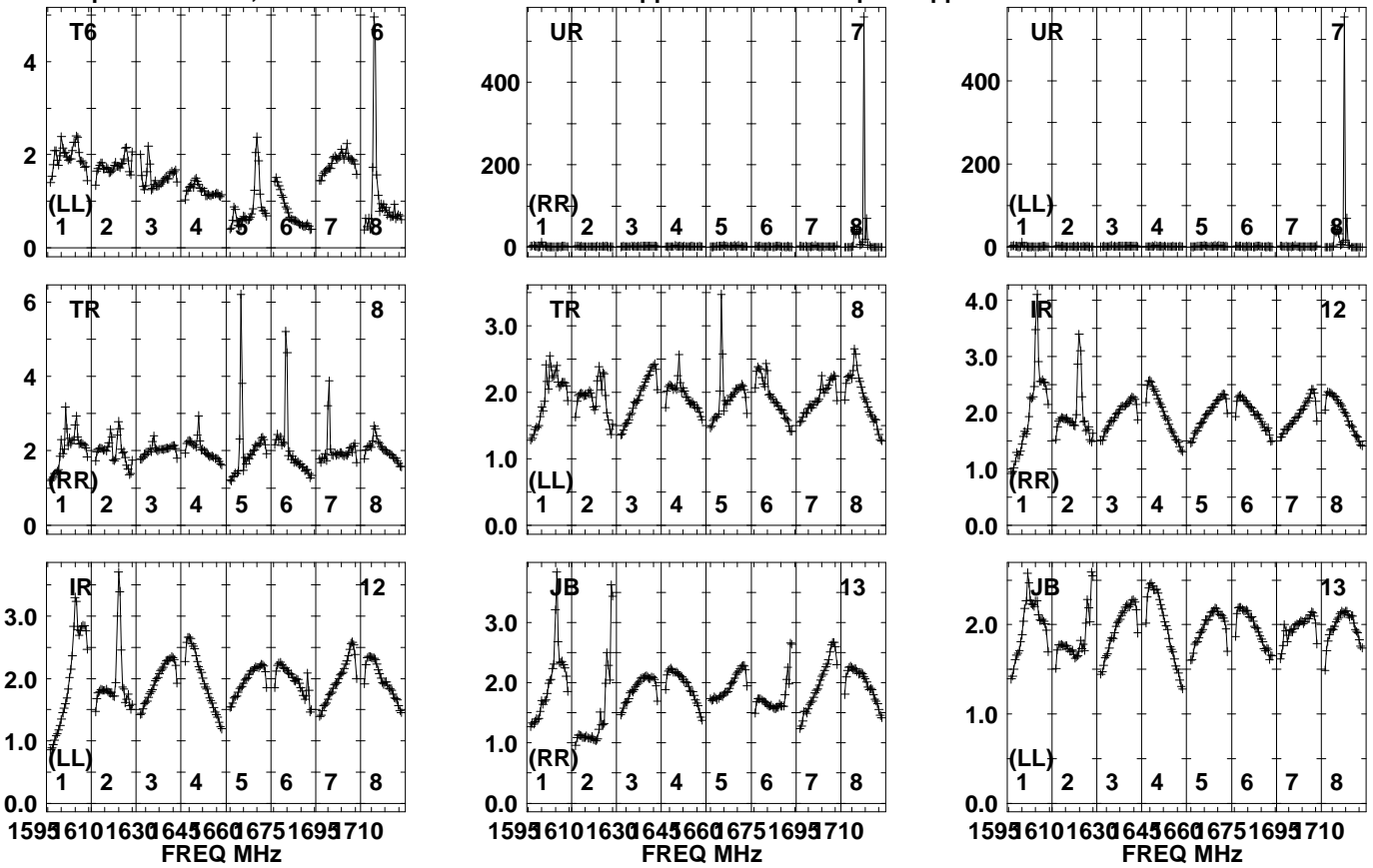
1595 610 1630 645 660 675 1695 710  
FREQ MHz

Lower frame: Tera Real Jy  
Auto-corr total-power spectrum Antenna: \*  
Timerange: 00/05:56:31 to 00/05:58:53

Plot file version 218 created 21-NOV-2022 15:05:17

P+4+0 ER052A.UVDATA.1

Freq = 1.5950 GHz, Bw = 16.000 MH No calibration applied and no bandpass applied

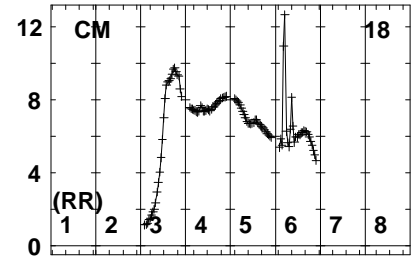
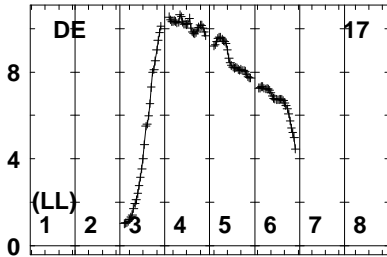
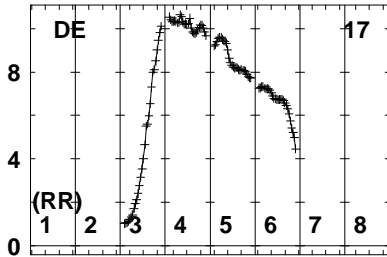
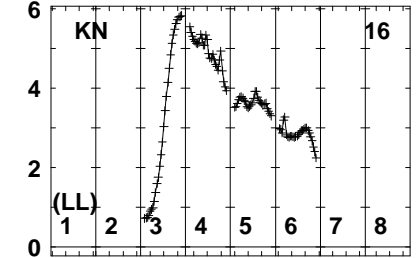
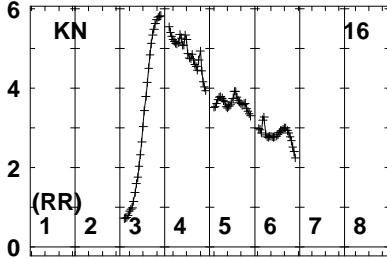
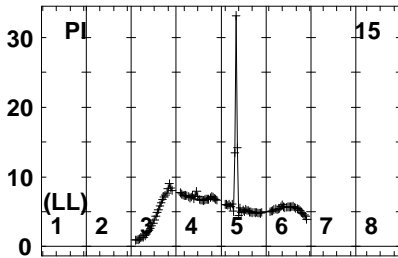
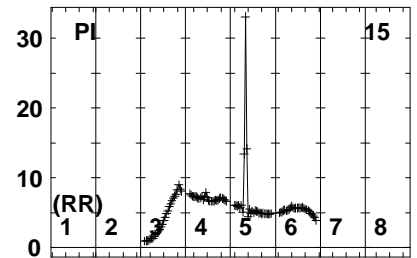
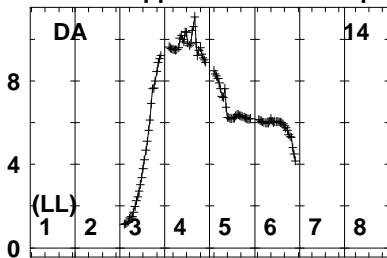
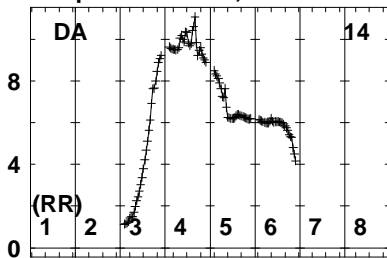


Lower frame: Tera Real Jy  
Auto-corr total-power spectrum Antenna: \*  
Timerange: 00/05:56:31 to 00/05:58:53

Plot file version 219 created 21-NOV-2022 15:05:17

P+4+0 ER052A.UVDATA.1

Freq = 1.5950 GHz, Bw = 16.000 MH No calibration applied and no bandpass applied



1595 610 1630 645 660 675 1695 710  
FREQ MHz

1595 610 1630 645 660 675 1695 710  
FREQ MHz

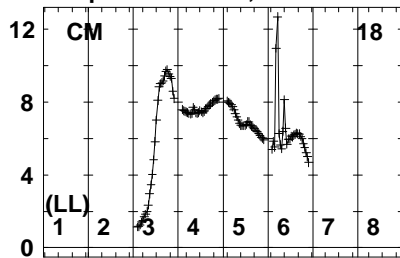
1595 610 1630 645 660 675 1695 710  
FREQ MHz

Lower frame: Tera Real Jy  
Auto-corr total-power spectrum Antenna: \*  
Timerange: 00/05:56:31 to 00/05:58:53

Plot file version 220 created 21-NOV-2022 15:05:17

P+4+0 ER052A.UVDATA.1

Freq = 1.5950 GHz, Bw = 16.000 MH No calibration applied and no bandpass applied



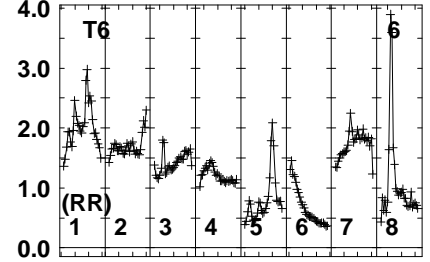
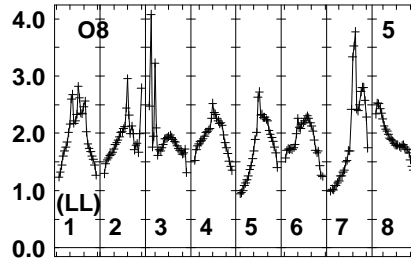
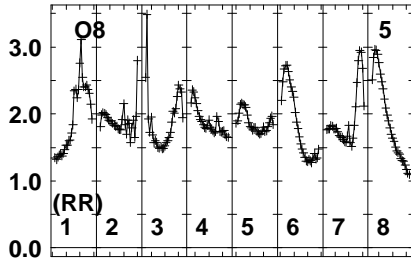
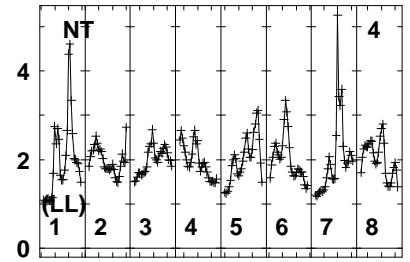
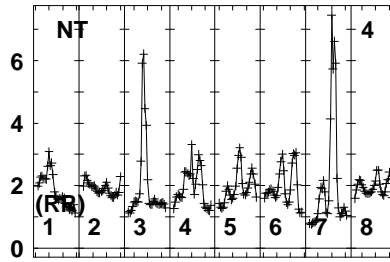
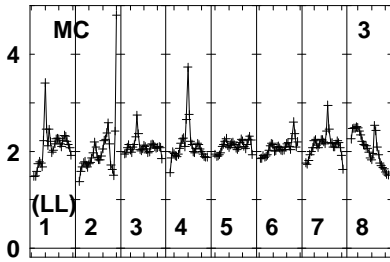
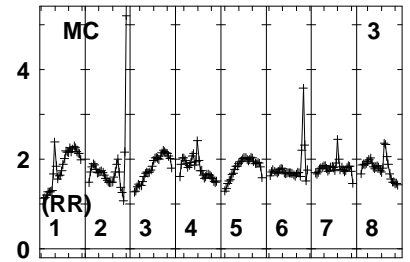
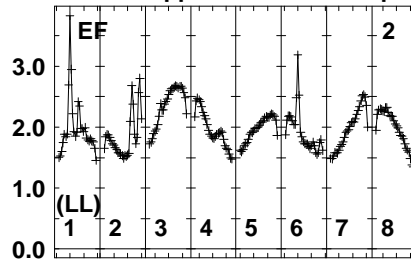
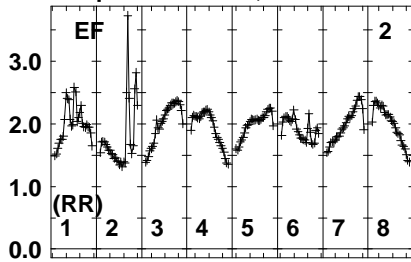
Lower frame: Tera Real Jy  
Auto-corr total-power spectrum Antenna: \*  
Timerange: 00/05:56:31 to 00/05:58:53



Plot file version 221 created 21-NOV-2022 15:05:17

P+6+0 ER052A.UVDATA.1

Freq = 1.5950 GHz, Bw = 16.000 MH No calibration applied and no bandpass applied



159561016306456606751695710  
FREQ MHz

159561016306456606751695710  
FREQ MHz

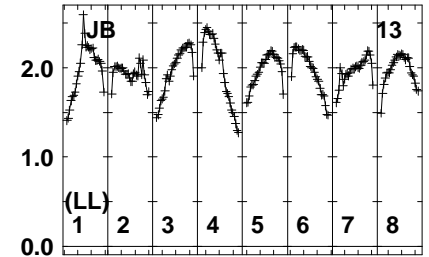
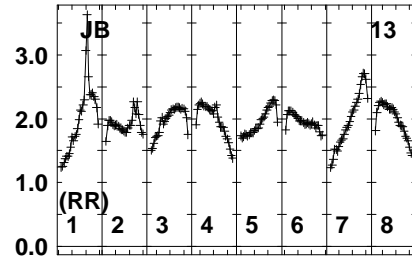
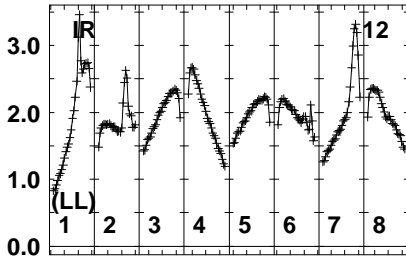
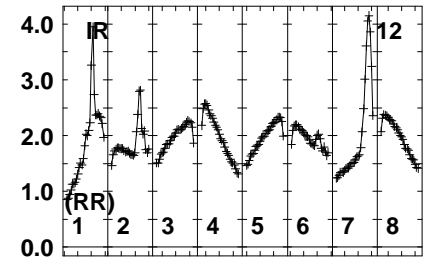
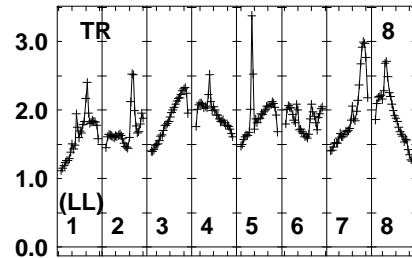
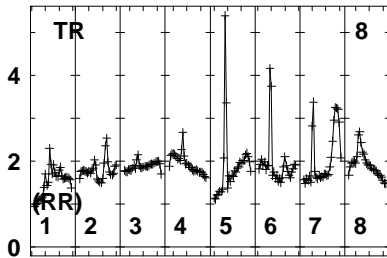
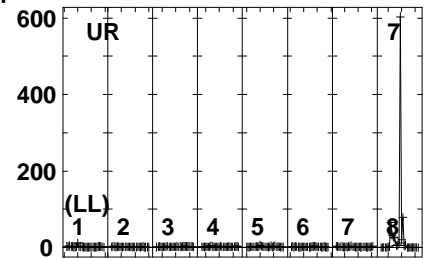

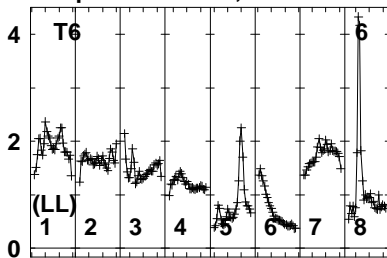
159561016306456606751695710  
FREQ MHz

Lower frame: Tera Real Jy  
Auto-corr total-power spectrum Antenna: \*  
Timerange: 00/05:58:56 to 00/06:01:18

Plot file version 222 created 21-NOV-2022 15:05:17

P+6+0 ER052A.UVDATA.1

Freq = 1.5950 GHz, Bw = 16.000 MH No calibration applied and no bandpass applied



159561016306456606751695710  
FREQ MHz

159561016306456606751695710  
FREQ MHz

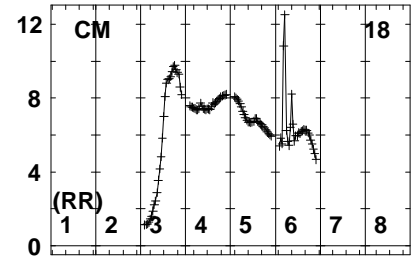
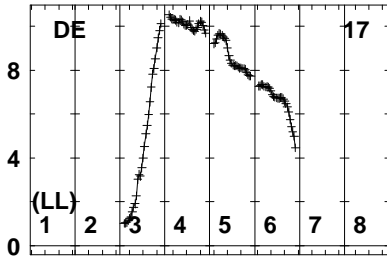
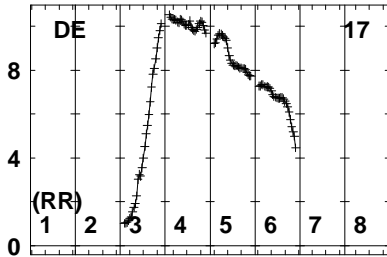
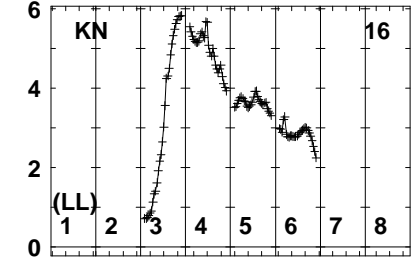
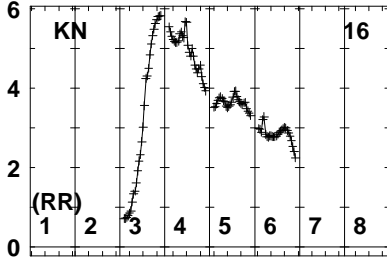
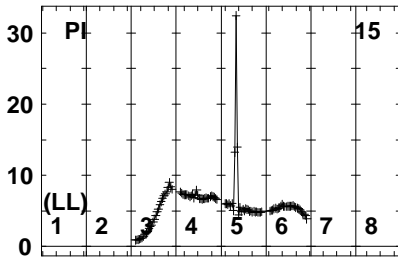
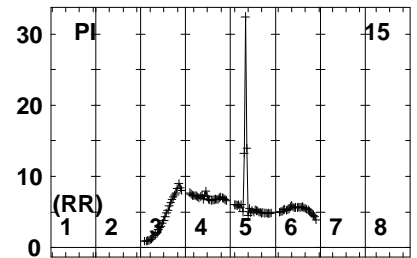
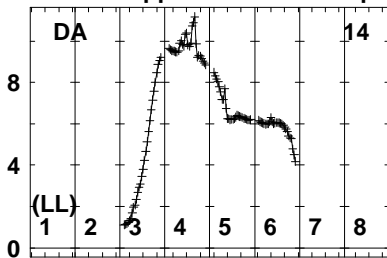
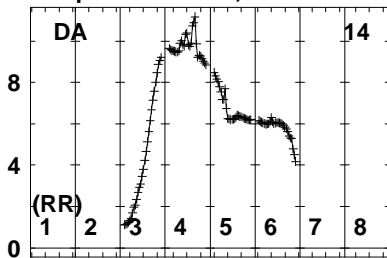
159561016306456606751695710  
FREQ MHz

Lower frame: Tera Real Jy  
Auto-corr total-power spectrum Antenna: \*  
Timerange: 00/05:58:56 to 00/06:01:18

Plot file version 223 created 21-NOV-2022 15:05:18

P+6+0 ER052A.UVDATA.1

Freq = 1.5950 GHz, Bw = 16.000 MH No calibration applied and no bandpass applied



1595 610 1630 1645 660 1675 1695 710  
FREQ MHz

1595 610 1630 1645 660 1675 1695 710  
FREQ MHz

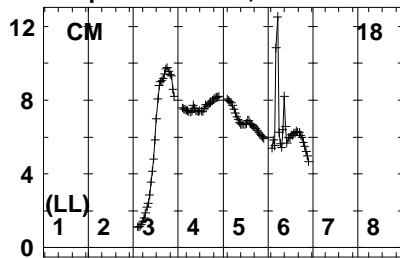
1595 610 1630 1645 660 1675 1695 710  
FREQ MHz

Lower frame: Tera Real Jy  
Auto-corr total-power spectrum Antenna: \*  
Timerange: 00/05:58:56 to 00/06:01:18

Plot file version 224 created 21-NOV-2022 15:05:18

P+6+0 ER052A.UVDATA.1

Freq = 1.5950 GHz, Bw = 16.000 MH No calibration applied and no bandpass applied

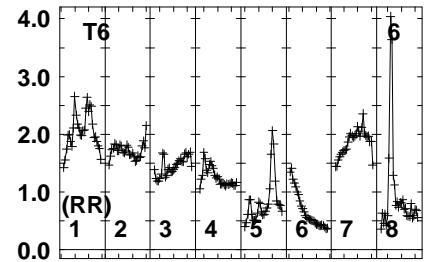
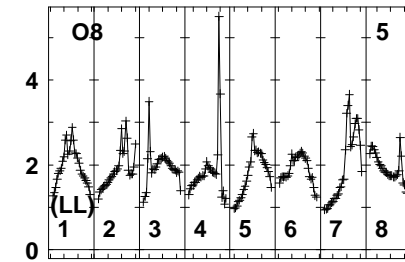
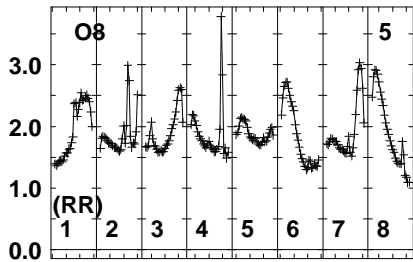
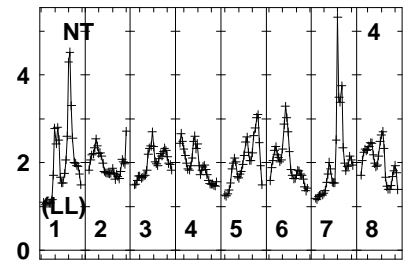
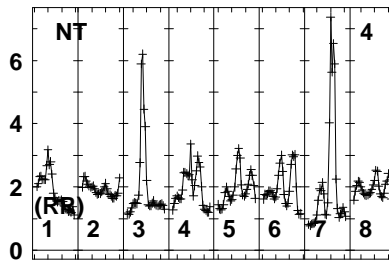
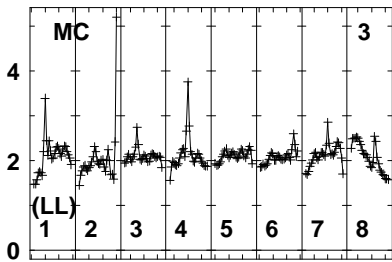
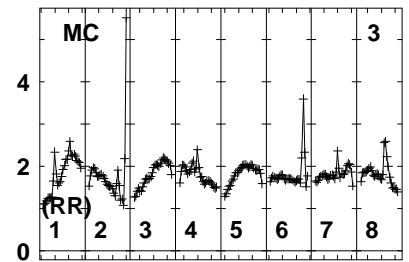
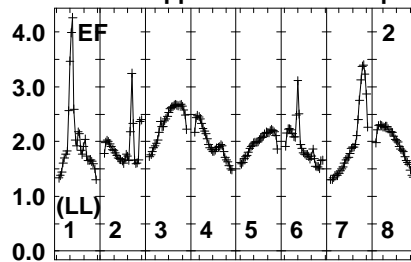
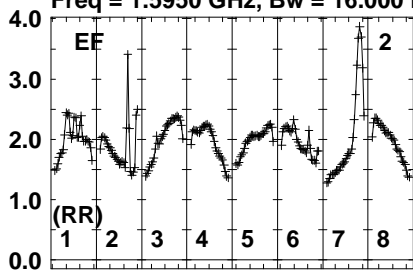


Lower frame: Tera Real Jy  
Auto-corr total-power spectrum Antenna: \*  
Timerange: 00/05:58:56 to 00/06:01:18

Plot file version 225 created 21-NOV-2022 15:05:18

J1048+7143 ER052A.UVDATA.1

Freq = 1.5950 GHz, Bw = 16.000 MH No calibration applied and no bandpass applied



1595 610 1630 645 660 675 1695 710  
FREQ MHz

1595 610 1630 645 660 675 1695 710  
FREQ MHz

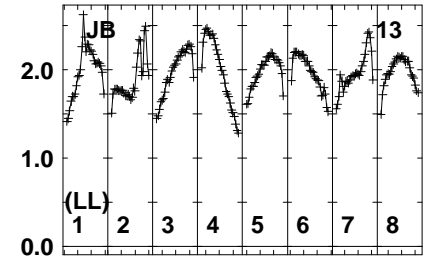
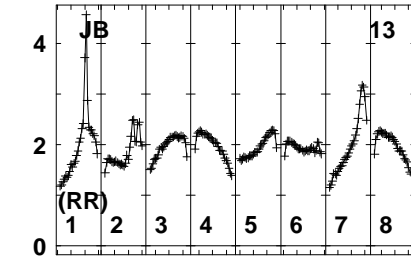
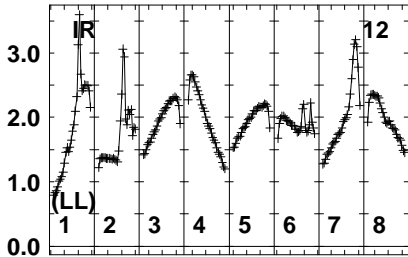
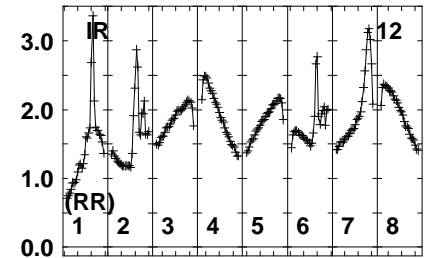
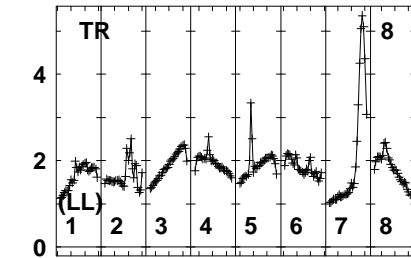
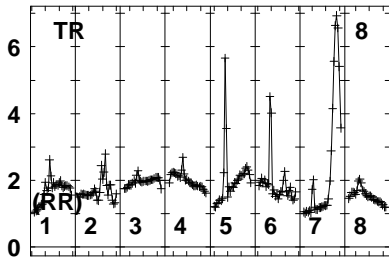
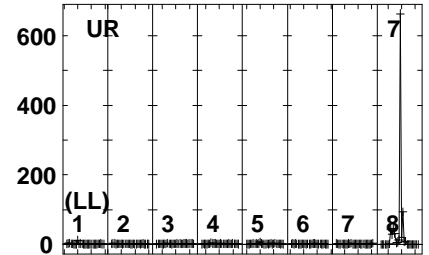
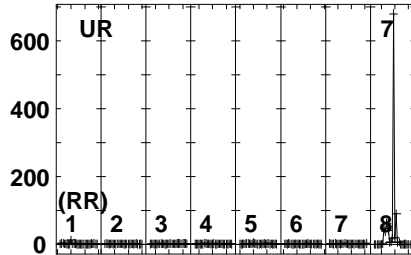
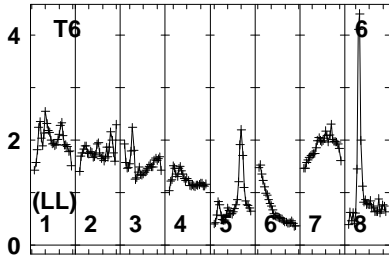
1595 610 1630 645 660 675 1695 710  
FREQ MHz

Lower frame: Tera Real Jy  
Auto-corr total-power spectrum Antenna: \*  
Timerange: 00/06:01:21 to 00/06:03:43

Plot file version 226 created 21-NOV-2022 15:05:18

J1048+7143 ER052A.UVDATA.1

Freq = 1.5950 GHz, Bw = 16.000 MH No calibration applied and no bandpass applied



159561016306456606751695710  
FREQ MHz

159561016306456606751695710  
FREQ MHz

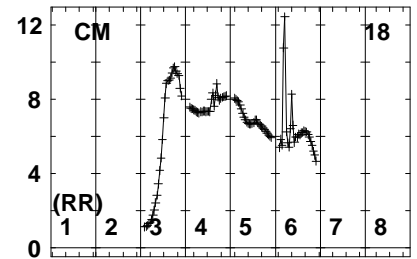
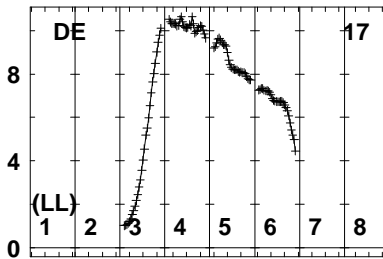
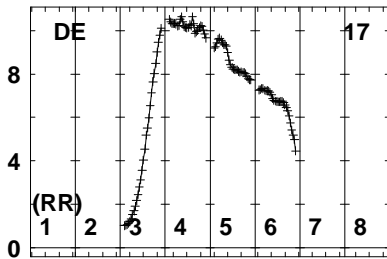
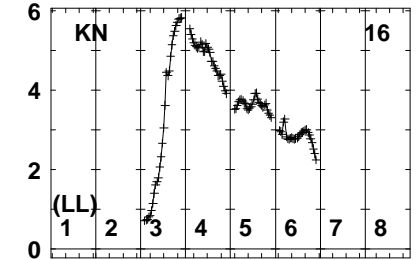
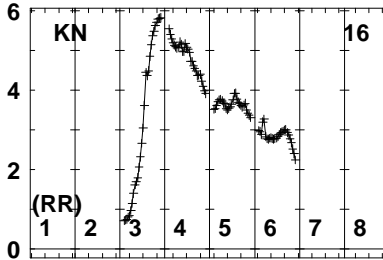
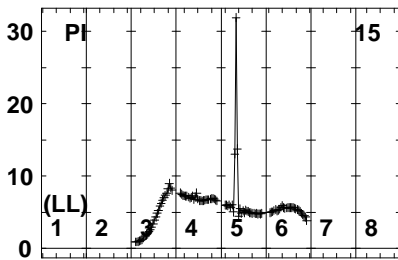
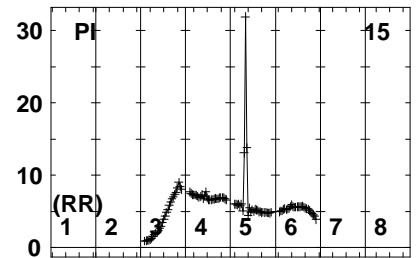
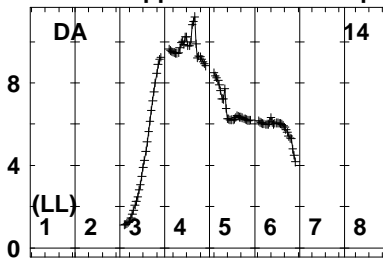
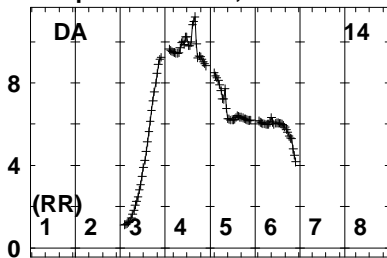
159561016306456606751695710  
FREQ MHz

Lower frame: Tera Real Jy  
Auto-corr total-power spectrum Antenna: \*  
Timerange: 00/06:01:21 to 00/06:03:43

Plot file version 227 created 21-NOV-2022 15:05:18

J1048+7143 ER052A.UVDATA.1

Freq = 1.5950 GHz, Bw = 16.000 MH No calibration applied and no bandpass applied



1595 610 1630 645 660 675 1695 710  
FREQ MHz

1595 610 1630 645 660 675 1695 710  
FREQ MHz

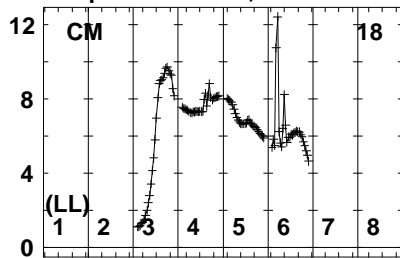
1595 610 1630 645 660 675 1695 710  
FREQ MHz

Lower frame: Tera Real Jy  
Auto-corr total-power spectrum Antenna: \*  
Timerange: 00/06:01:21 to 00/06:03:43

Plot file version 228 created 21-NOV-2022 15:05:18

J1048+7143 ER052A.UVDATA.1

Freq = 1.5950 GHz, Bw = 16.000 MH No calibration applied and no bandpass applied



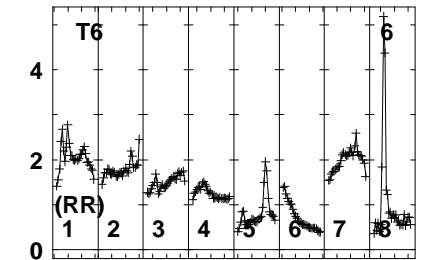
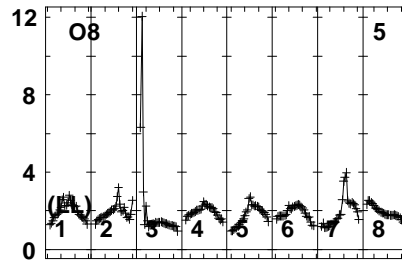
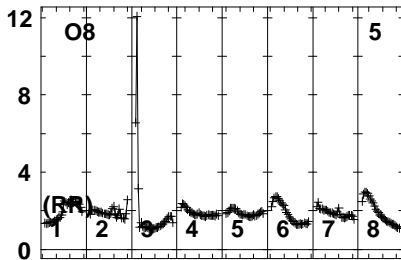
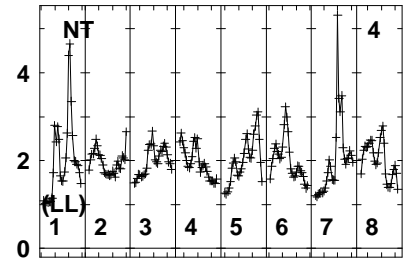
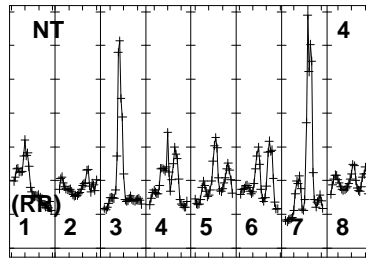
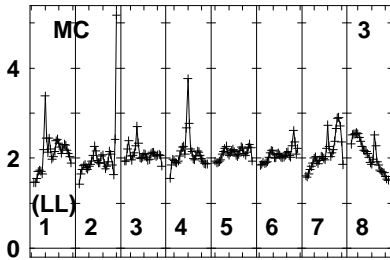
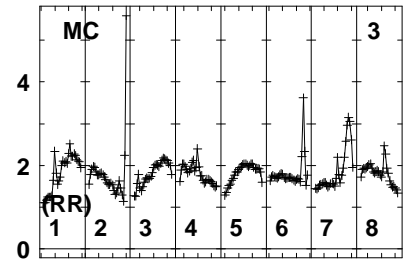
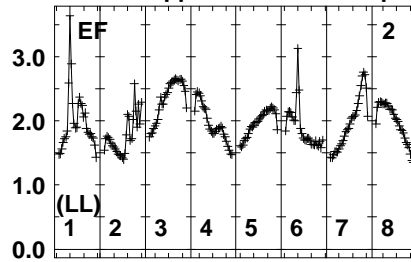
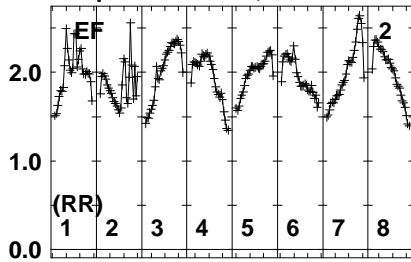
Lower frame: Tera Real Jy  
Auto-corr total-power spectrum Antenna: \*  
Timerange: 00/06:01:21 to 00/06:03:43



Plot file version 229 created 21-NOV-2022 15:05:18

P+8+0 ER052A.UVDATA.1

Freq = 1.5950 GHz, Bw = 16.000 MH No calibration applied and no bandpass applied



1595 610 1630 645 660 675 1695 710  
FREQ MHz

1595 610 1630 645 660 675 1695 710  
FREQ MHz

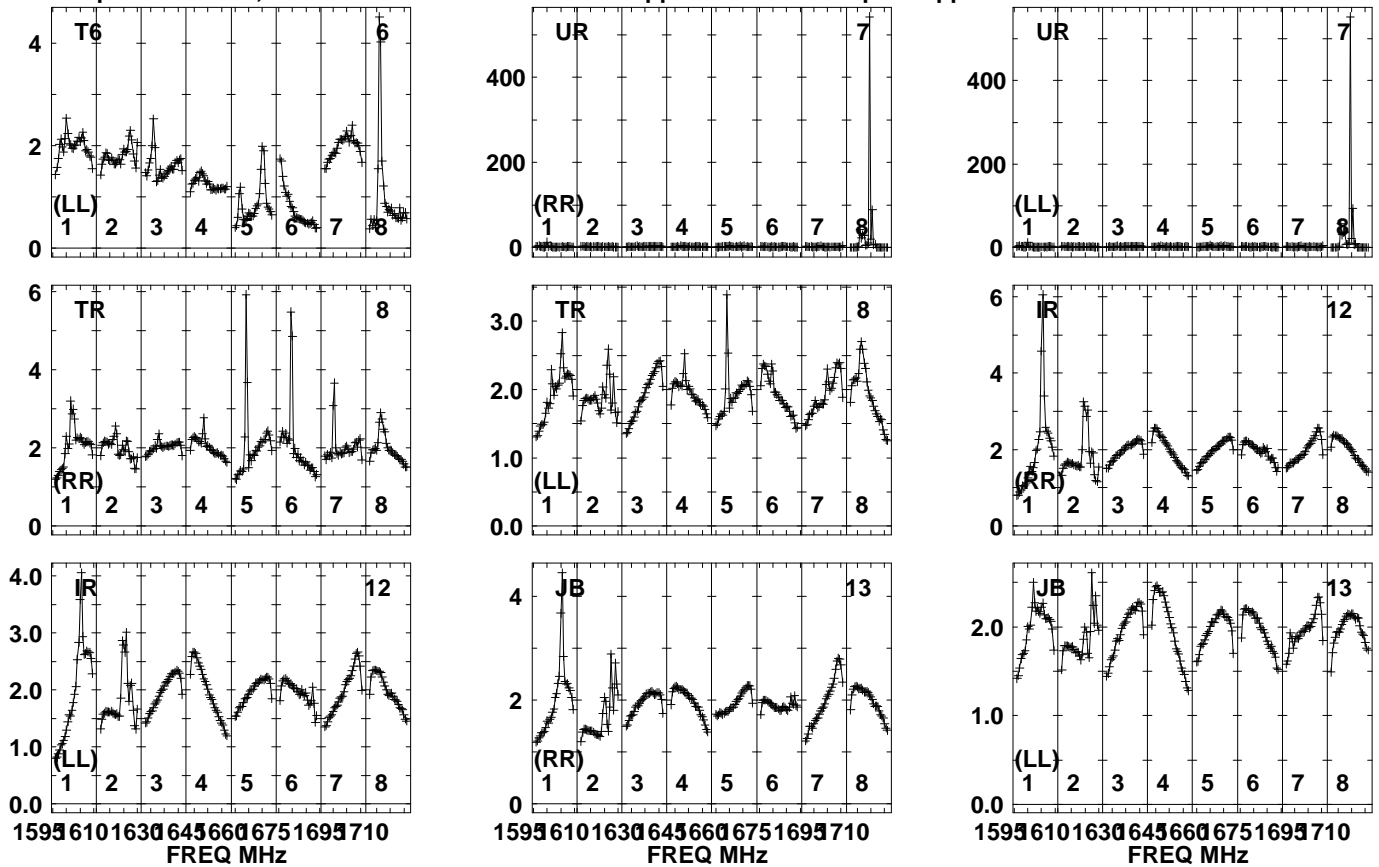
1595 610 1630 645 660 675 1695 710  
FREQ MHz

Lower frame: Tera Real Jy  
Auto-corr total-power spectrum Antenna: \*  
Timerange: 00/06:03:46 to 00/06:06:08

Plot file version 230 created 21-NOV-2022 15:05:18

P+8+0 ER052A.UVDATA.1

Freq = 1.5950 GHz, Bw = 16.000 MH No calibration applied and no bandpass applied

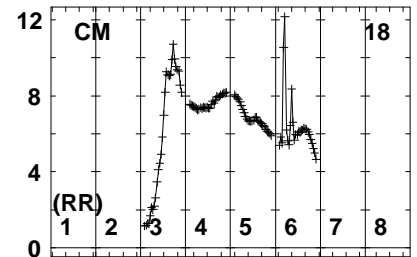
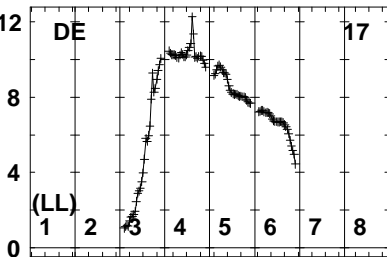
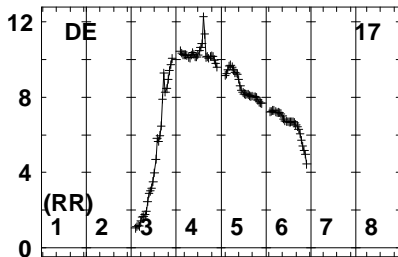
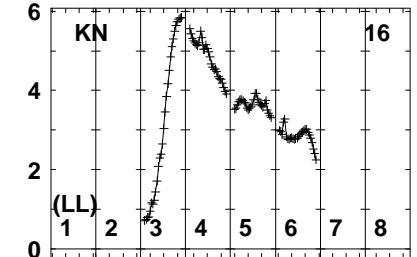
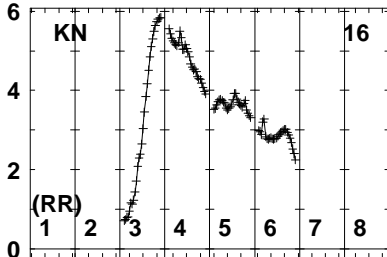
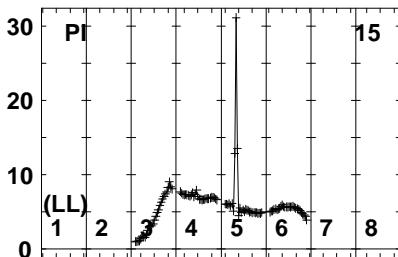
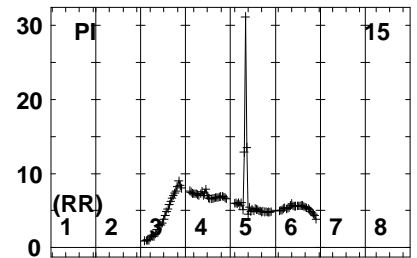
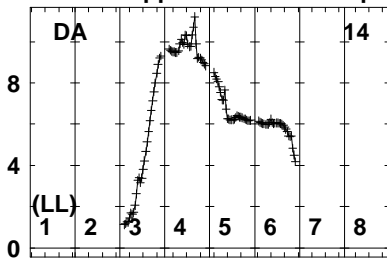
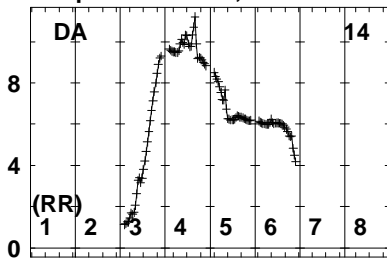


Lower frame: Tera Real Jy  
Auto-corr total-power spectrum Antenna: \*  
Timerange: 00/06:03:46 to 00/06:06:08

Plot file version 231 created 21-NOV-2022 15:05:18

P+8+0 ER052A.UVDATA.1

Freq = 1.5950 GHz, Bw = 16.000 MH No calibration applied and no bandpass applied



1595 610 1630 645 660 675 1695 710  
FREQ MHz

1595 610 1630 645 660 675 1695 710  
FREQ MHz

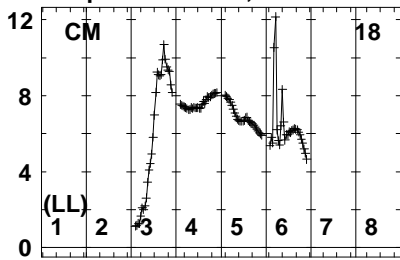
1595 610 1630 645 660 675 1695 710  
FREQ MHz

Lower frame: Tera Real Jy  
Auto-corr total-power spectrum Antenna: \*  
Timerange: 00/06:03:46 to 00/06:06:08

Plot file version 232 created 21-NOV-2022 15:05:19

P+8+0 ER052A.UVDATA.1

Freq = 1.5950 GHz, Bw = 16.000 MH No calibration applied and no bandpass applied

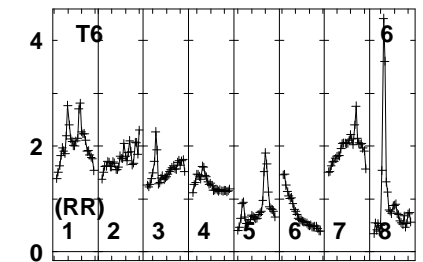
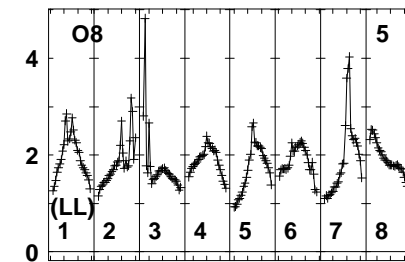
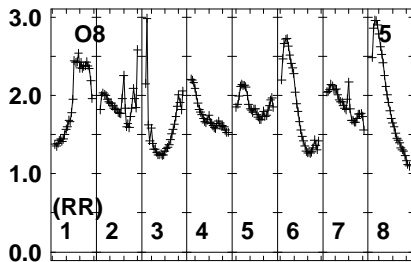
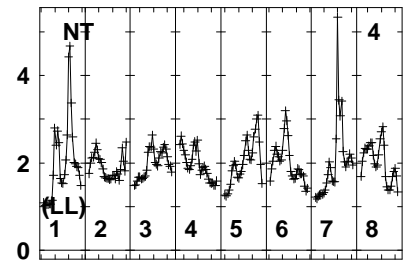
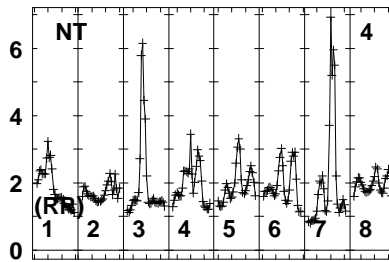
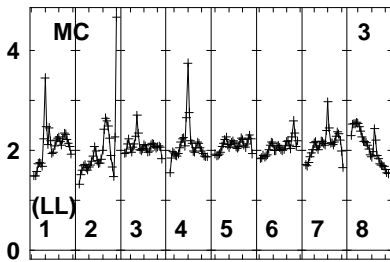
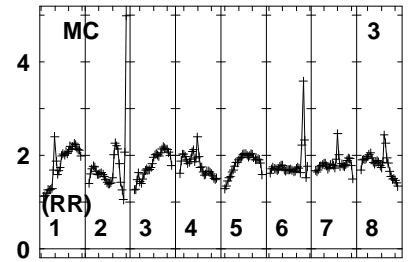
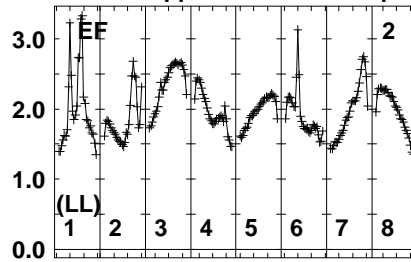
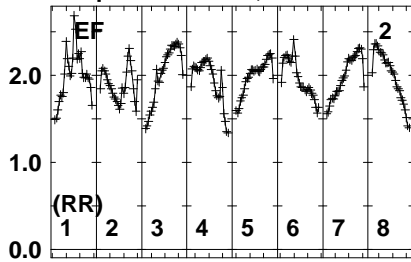


Lower frame: Tera Real Jy  
Auto-corr total-power spectrum Antenna: \*  
Timerange: 00/06:03:46 to 00/06:06:08

Plot file version 233 created 21-NOV-2022 15:05:19

P-8+2 ER052A.UVDATA.1

Freq = 1.5950 GHz, Bw = 16.000 MH No calibration applied and no bandpass applied



1595 610 1630 645 660 675 1695 710  
FREQ MHz

1595 610 1630 645 660 675 1695 710  
FREQ MHz

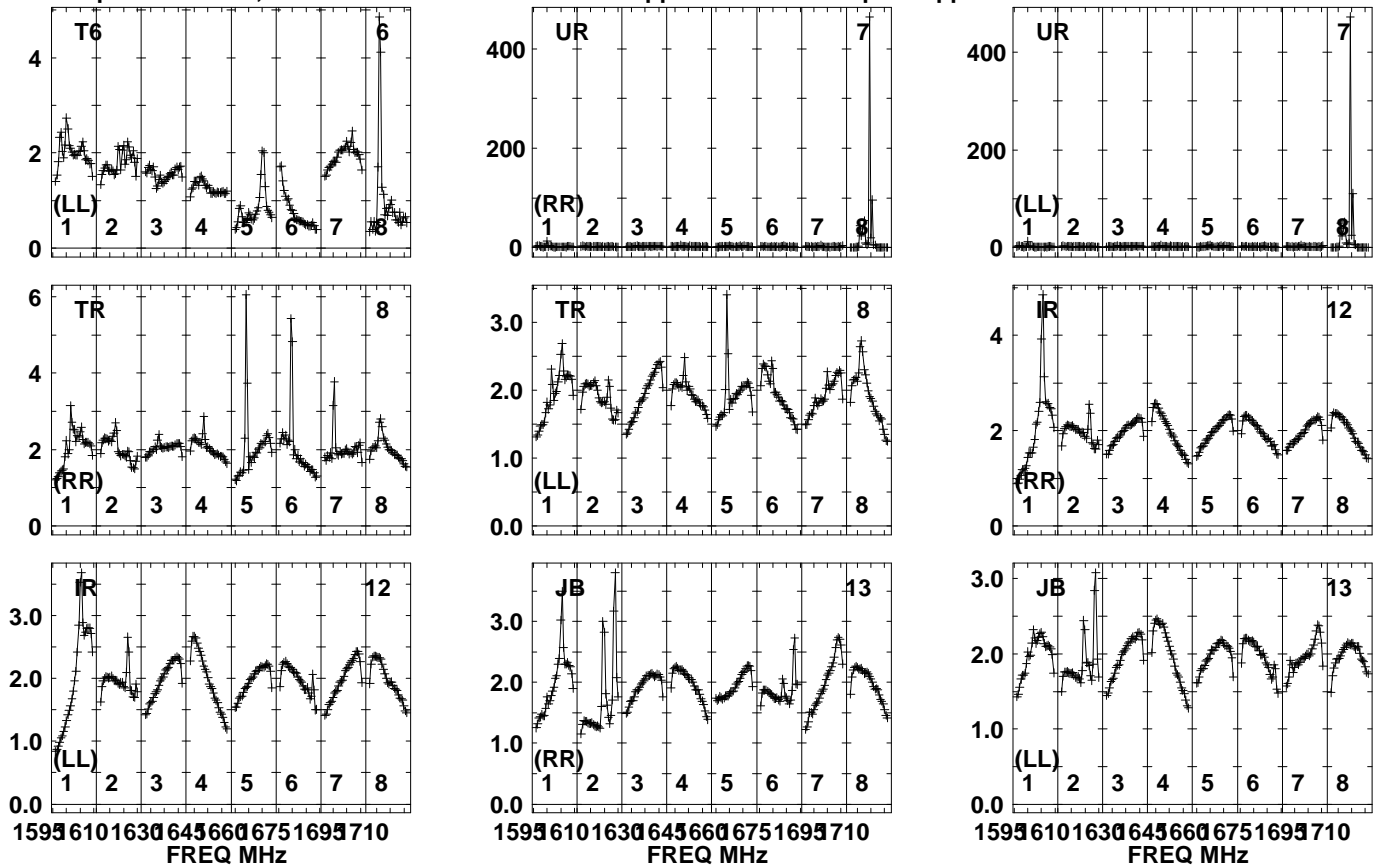
1595 610 1630 645 660 675 1695 710  
FREQ MHz

Lower frame: Tera Real Jy  
Auto-corr total-power spectrum Antenna: \*  
Timerange: 00/06:06:11 to 00/06:08:33

Plot file version 234 created 21-NOV-2022 15:05:19

P-8+2 ER052A.UVDATA.1

Freq = 1.5950 GHz, Bw = 16.000 MH No calibration applied and no bandpass applied

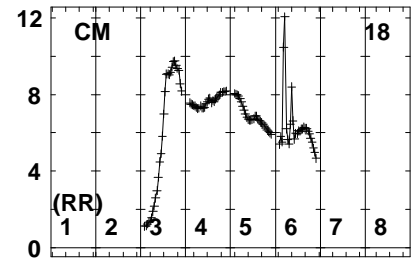
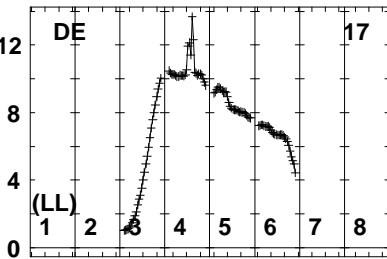
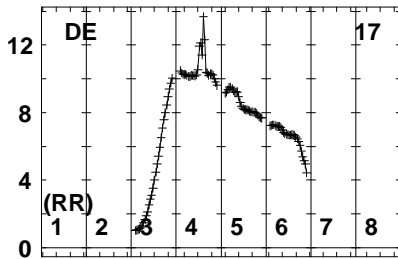
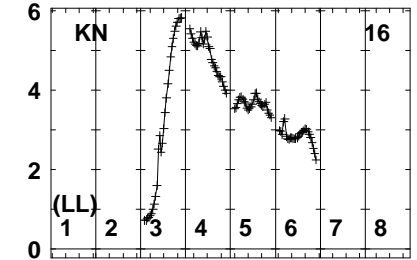
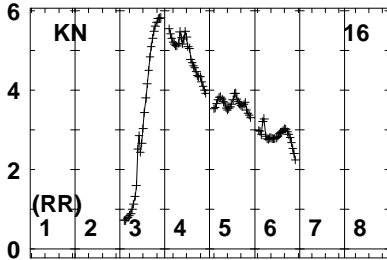
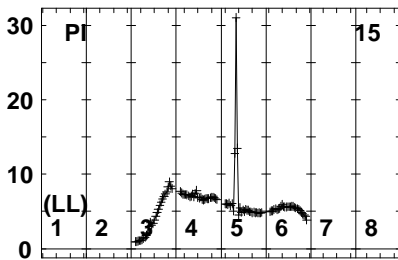
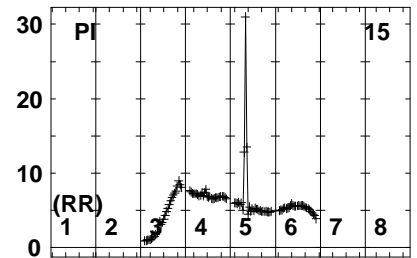
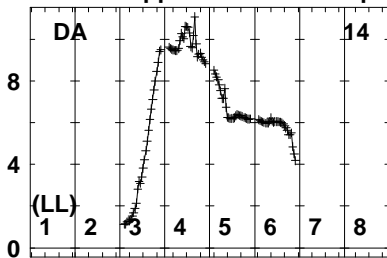
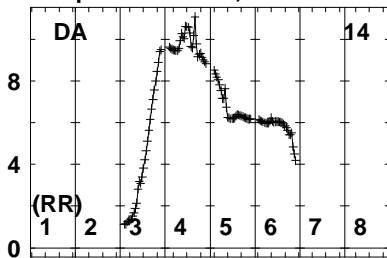


Lower frame: Tera Real Jy  
Auto-corr total-power spectrum Antenna: \*  
Timerange: 00/06:06:11 to 00/06:08:33

Plot file version 235 created 21-NOV-2022 15:05:19

P-8+2 ER052A.UVDATA.1

Freq = 1.5950 GHz, Bw = 16.000 MH No calibration applied and no bandpass applied



1595 610 1630 645 660 675 1695 710  
FREQ MHz

1595 610 1630 645 660 675 1695 710  
FREQ MHz

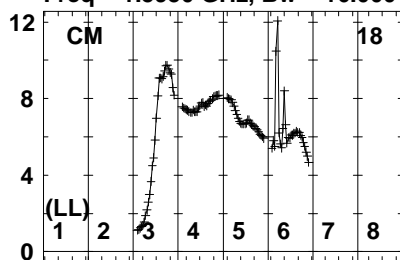
1595 610 1630 645 660 675 1695 710  
FREQ MHz

Lower frame: Tera Real Jy  
Auto-corr total-power spectrum Antenna: \*  
Timerange: 00/06:06:11 to 00/06:08:33

Plot file version 236 created 21-NOV-2022 15:05:19

P-8+2 ER052A.UVDATA.1

Freq = 1.5950 GHz, Bw = 16.000 MH No calibration applied and no bandpass applied



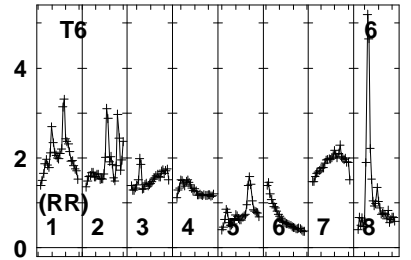
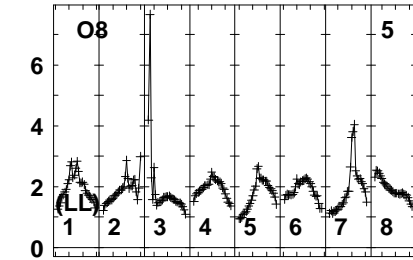
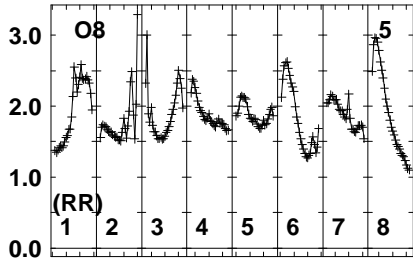
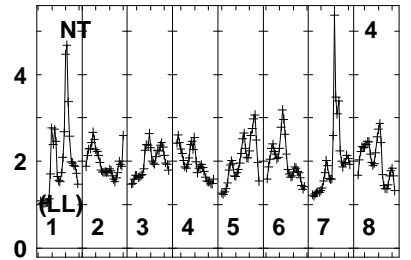
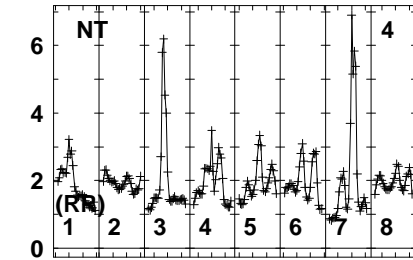
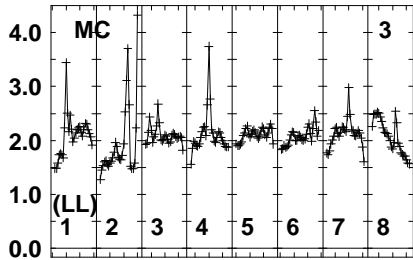
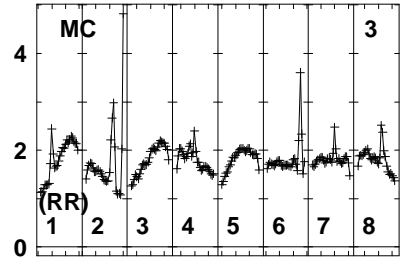
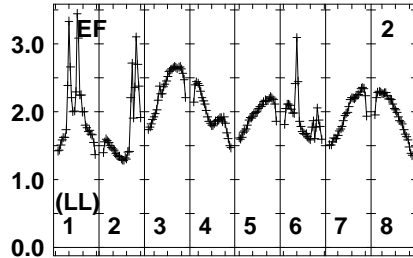
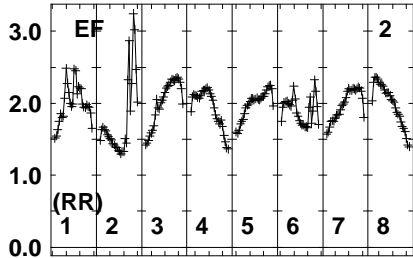
Lower frame: Tera Real Jy  
Auto-corr total-power spectrum Antenna: \*  
Timerange: 00/06:06:11 to 00/06:08:33



Plot file version 237 created 21-NOV-2022 15:05:19

P-6+2 ER052A.UVDATA.1

Freq = 1.5950 GHz, Bw = 16.000 MH No calibration applied and no bandpass applied



159561016306456606751695710  
FREQ MHz

159561016306456606751695710  
FREQ MHz

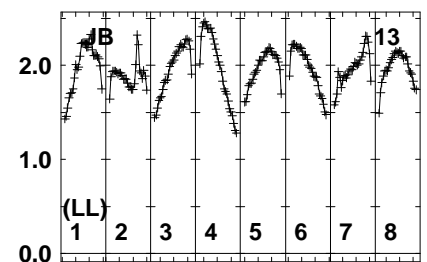
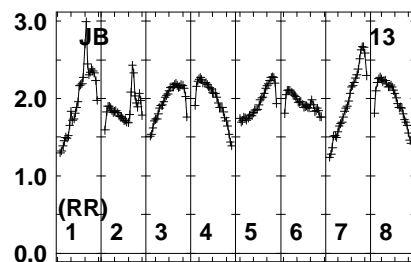
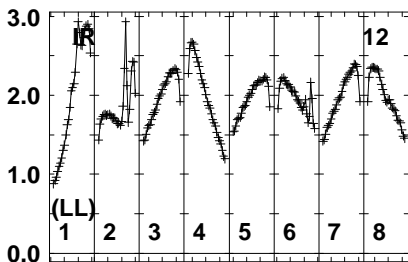
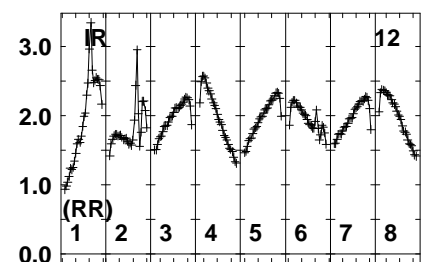
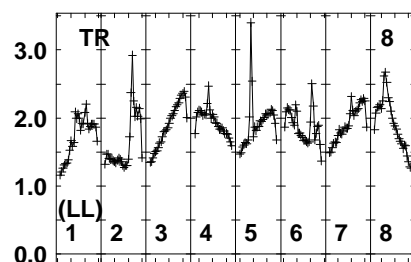
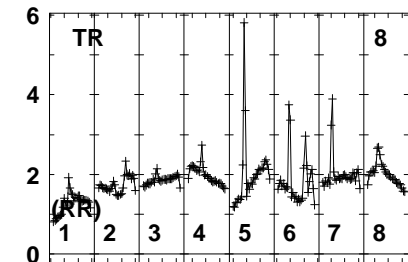
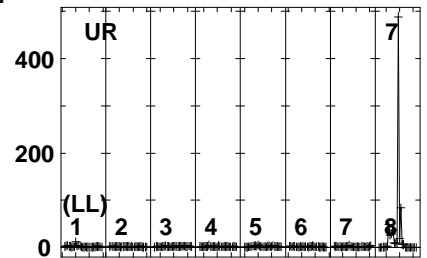

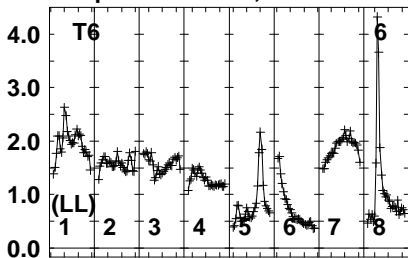
159561016306456606751695710  
FREQ MHz

Lower frame: Tera Real Jy  
Auto-corr total-power spectrum Antenna: \*  
Timerange: 00/06:08:36 to 00/06:10:58

Plot file version 238 created 21-NOV-2022 15:05:19

P-6+2 ER052A.UVDATA.1

Freq = 1.5950 GHz, Bw = 16.000 MH No calibration applied and no bandpass applied



159561016306456606751695710  
FREQ MHz

159561016306456606751695710  
FREQ MHz

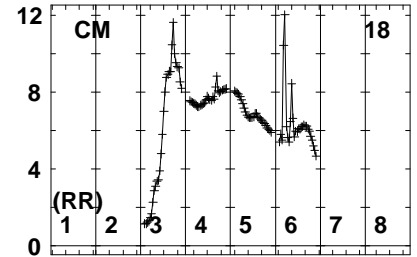
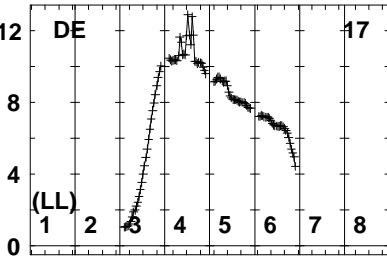
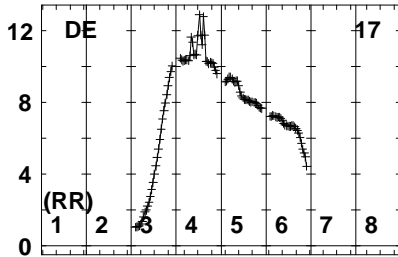
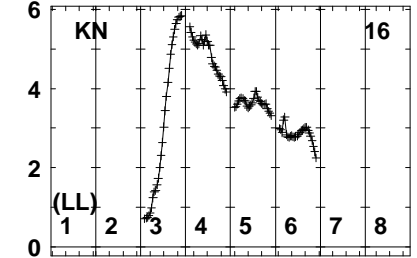
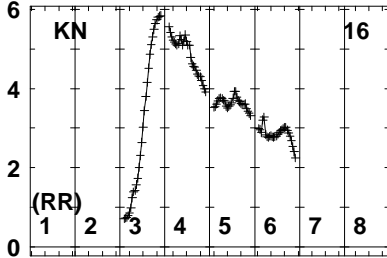
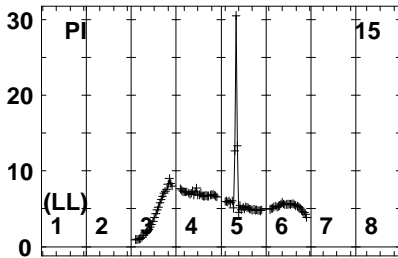
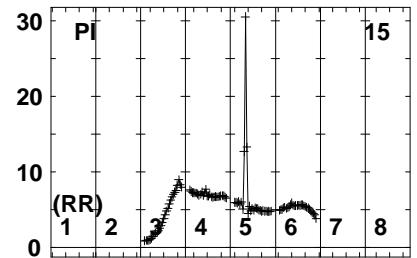
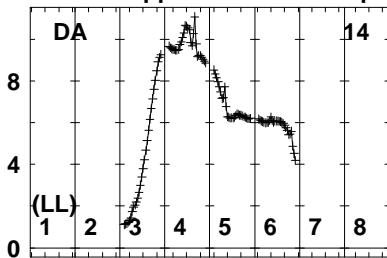
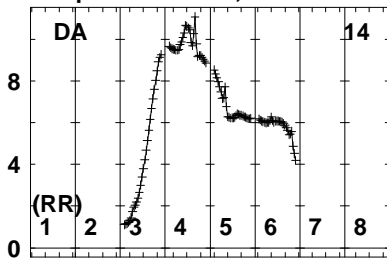
159561016306456606751695710  
FREQ MHz

Lower frame: Tera Real Jy  
Auto-corr total-power spectrum Antenna: \*  
Timerange: 00/06:08:36 to 00/06:10:58

Plot file version 239 created 21-NOV-2022 15:05:19

P-6+2 ER052A.UVDATA.1

Freq = 1.5950 GHz, Bw = 16.000 MH No calibration applied and no bandpass applied



1595 610 1630 645 660 675 1695 710  
FREQ MHz

1595 610 1630 645 660 675 1695 710  
FREQ MHz

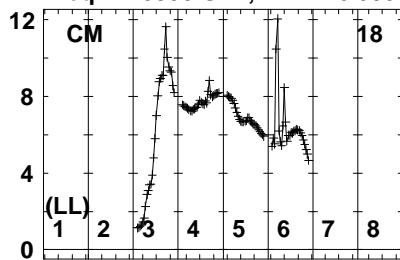
1595 610 1630 645 660 675 1695 710  
FREQ MHz

Lower frame: Tera Real Jy  
Auto-corr total-power spectrum Antenna: \*  
Timerange: 00/06:08:36 to 00/06:10:58

Plot file version 240 created 21-NOV-2022 15:05:19

P-6+2 ER052A.UVDATA.1

Freq = 1.5950 GHz, Bw = 16.000 MH No calibration applied and no bandpass applied

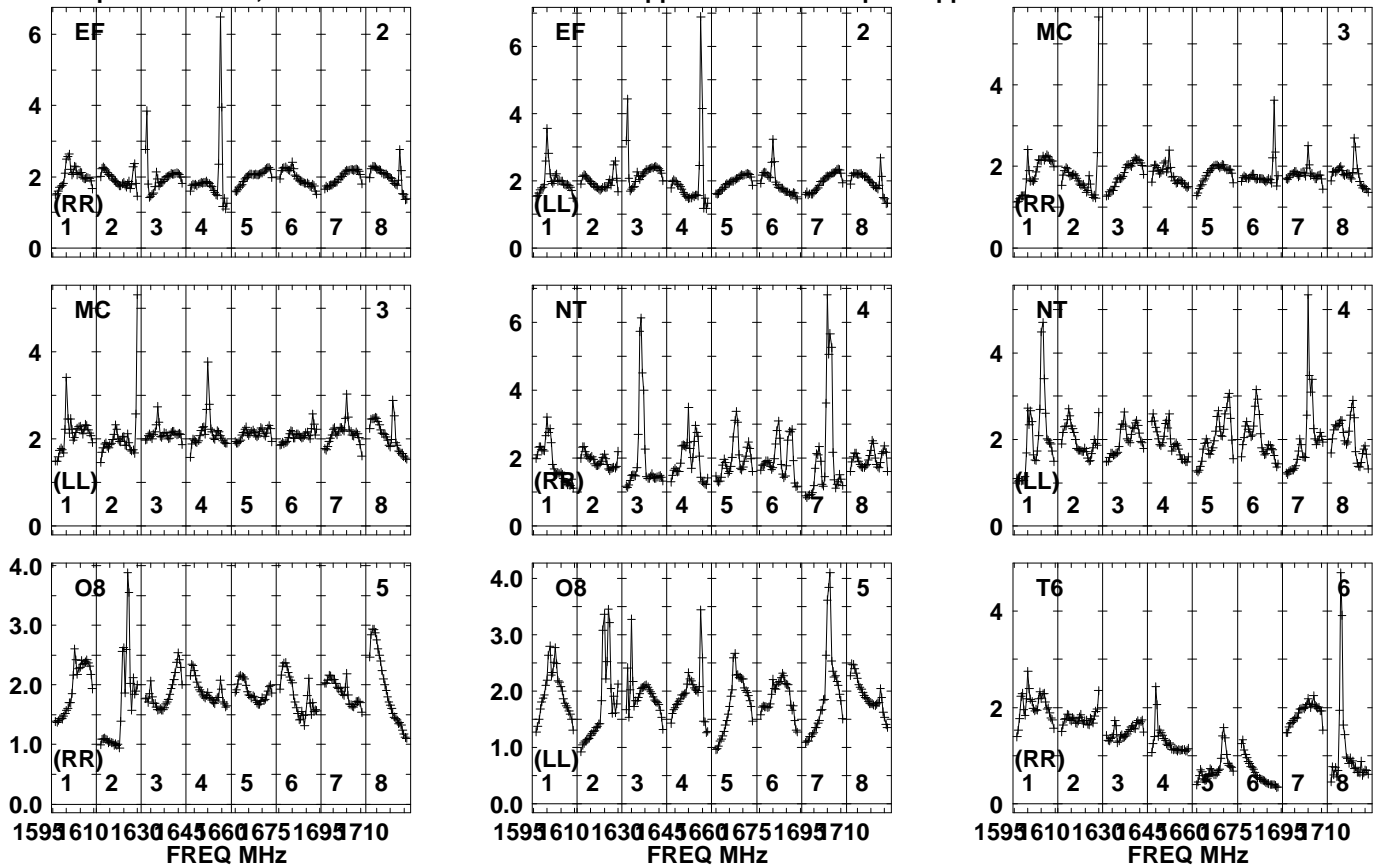


Lower frame: Tera Real Jy  
Auto-corr total-power spectrum Antenna: \*  
Timerange: 00/06:08:36 to 00/06:10:58

Plot file version 241 created 21-NOV-2022 15:05:19

P-4+2 ER052A.UVDATA.1

Freq = 1.5950 GHz, Bw = 16.000 MH No calibration applied and no bandpass applied

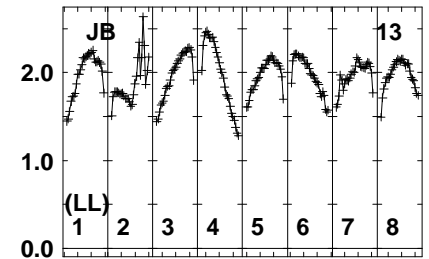
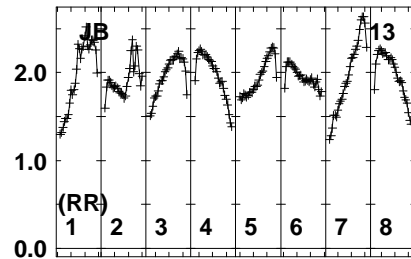
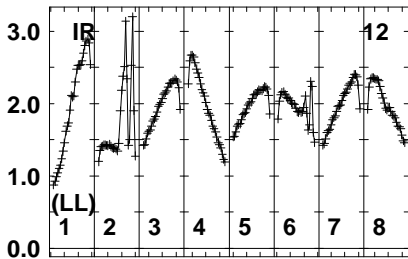
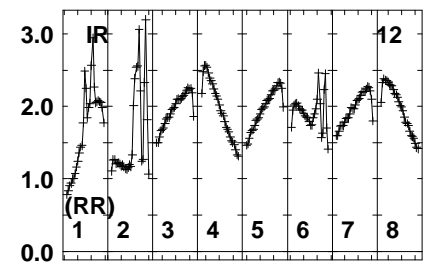
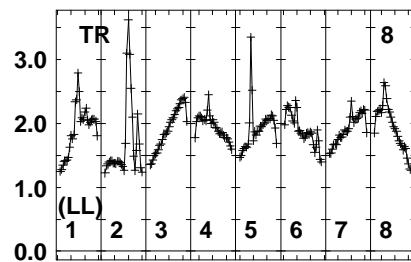
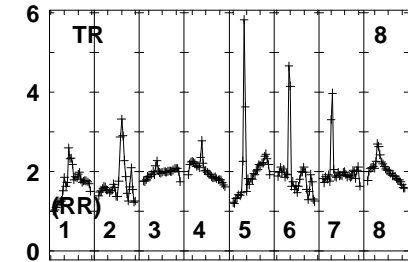
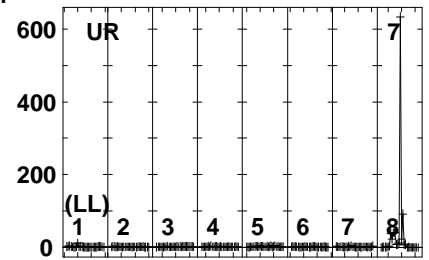

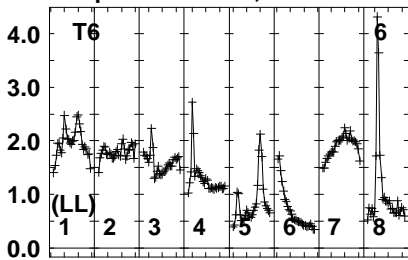


Lower frame: Tera Real Jy  
Auto-corr total-power spectrum Antenna: \*  
Timerange: 00/06:11:01 to 00/06:13:23

Plot file version 242 created 21-NOV-2022 15:05:20

P-4+2 ER052A.UVDATA.1

Freq = 1.5950 GHz, Bw = 16.000 MH No calibration applied and no bandpass applied



159561016306456606751695710  
FREQ MHz

159561016306456606751695710  
FREQ MHz

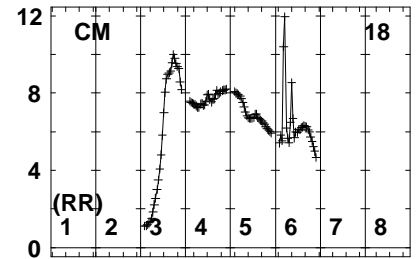
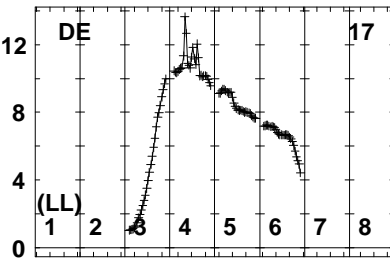
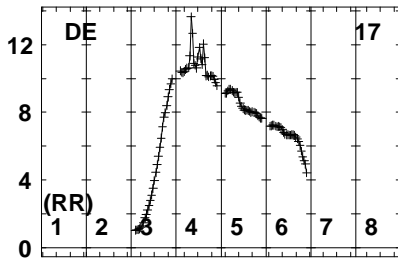
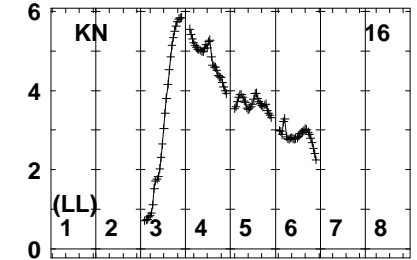
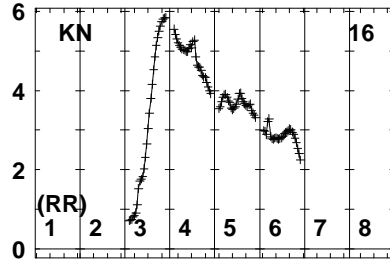
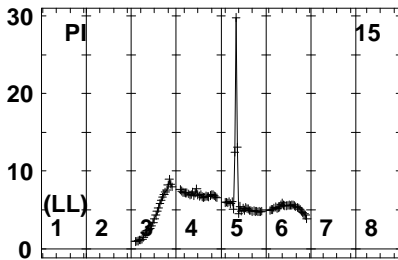
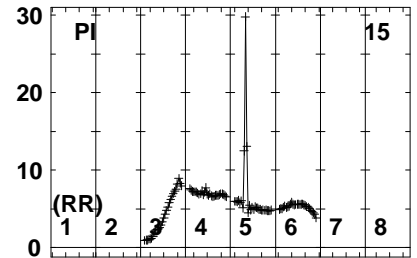
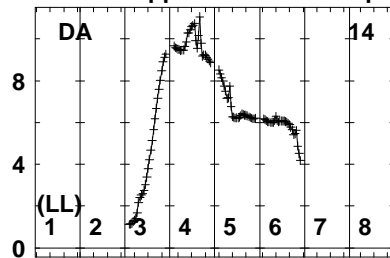
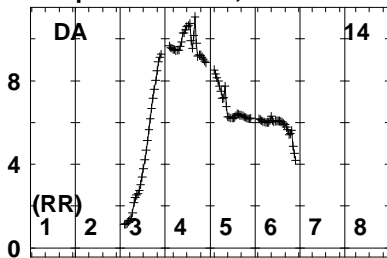
159561016306456606751695710  
FREQ MHz

Lower frame: Tera Real Jy  
Auto-corr total-power spectrum Antenna: \*  
Timerange: 00/06:11:01 to 00/06:13:23

Plot file version 243 created 21-NOV-2022 15:05:20

P-4+2 ER052A.UVDATA.1

Freq = 1.5950 GHz, Bw = 16.000 MH No calibration applied and no bandpass applied



1595 610 1630 645 660 675 1695 710  
FREQ MHz

1595 610 1630 645 660 675 1695 710  
FREQ MHz

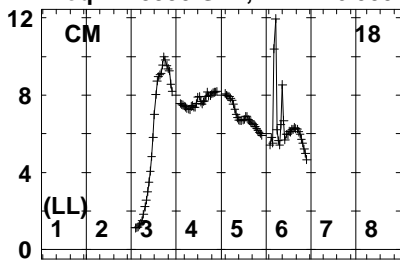
1595 610 1630 645 660 675 1695 710  
FREQ MHz

Lower frame: Tera Real Jy  
Auto-corr total-power spectrum Antenna: \*  
Timerange: 00/06:11:01 to 00/06:13:23

Plot file version 244 created 21-NOV-2022 15:05:20

P-4+2 ER052A.UVDATA.1

Freq = 1.5950 GHz, Bw = 16.000 MH No calibration applied and no bandpass applied



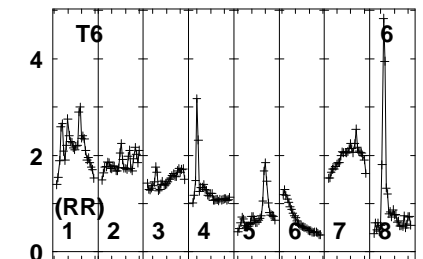
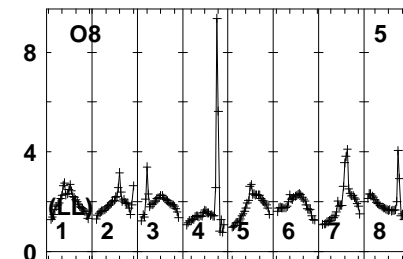
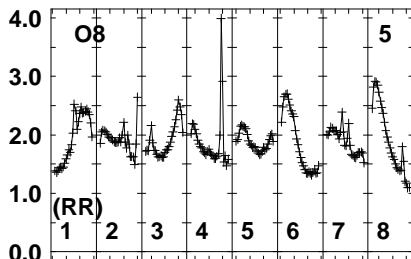
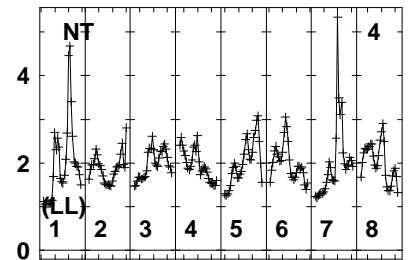
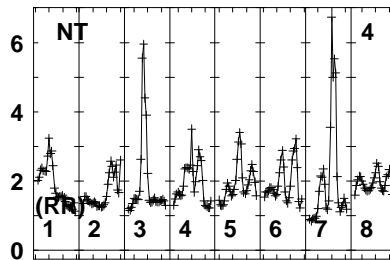
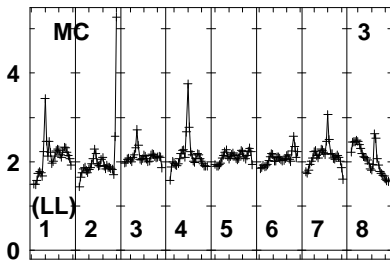
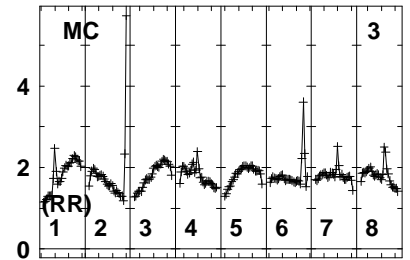
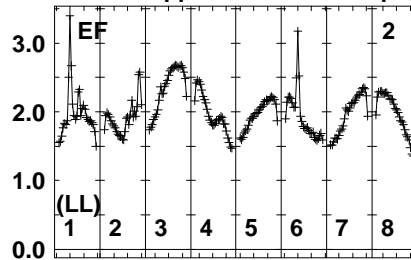
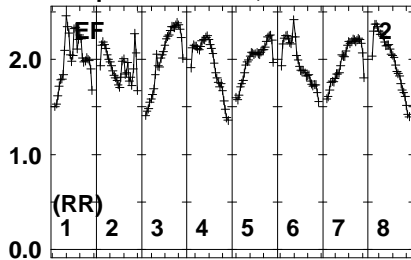
Lower frame: Tera Real Jy  
Auto-corr total-power spectrum Antenna: \*  
Timerange: 00/06:11:01 to 00/06:13:23



Plot file version 245 created 21-NOV-2022 15:05:20

J1048+7143 ER052A.UVDATA.1

Freq = 1.5950 GHz, Bw = 16.000 MH No calibration applied and no bandpass applied



159561016306456606751695710  
FREQ MHz

159561016306456606751695710  
FREQ MHz

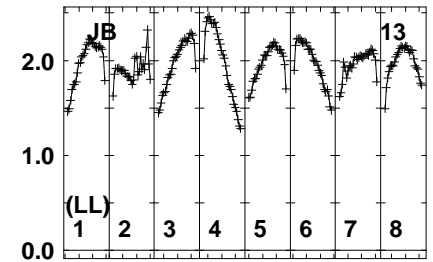
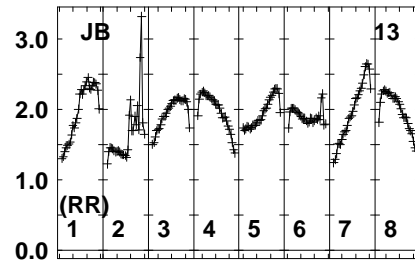
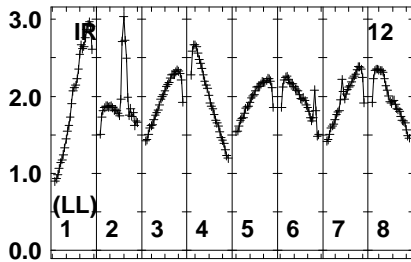
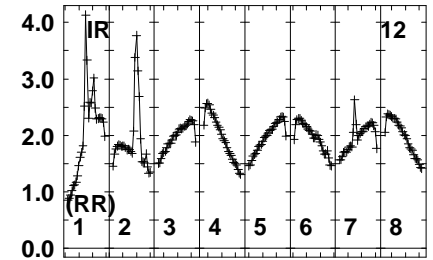
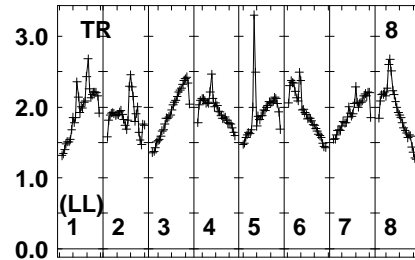
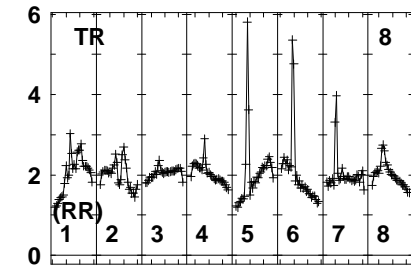
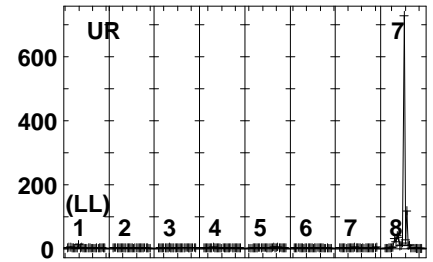
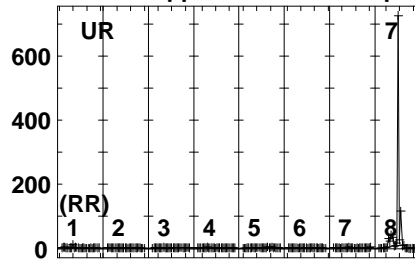
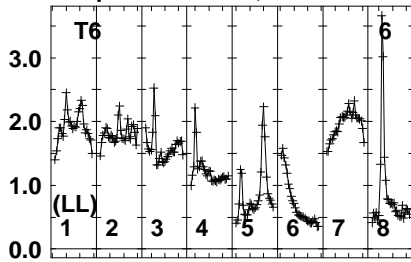
159561016306456606751695710  
FREQ MHz

Lower frame: Tera Real Jy  
Auto-corr total-power spectrum Antenna: \*  
Timerange: 00/06:13:26 to 00/06:15:48

Plot file version 246 created 21-NOV-2022 15:05:20

J1048+7143 ER052A.UVDATA.1

Freq = 1.5950 GHz, Bw = 16.000 MH No calibration applied and no bandpass applied



159561016306456606751695710  
FREQ MHz

159561016306456606751695710  
FREQ MHz

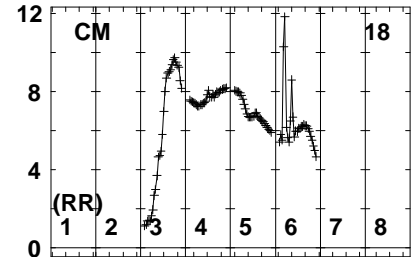
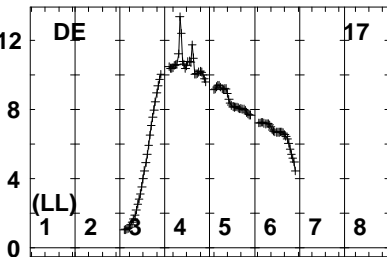
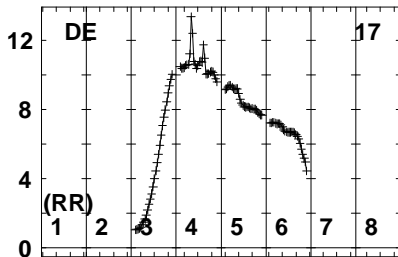
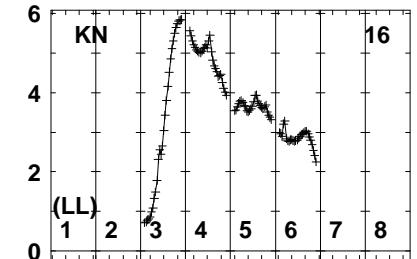
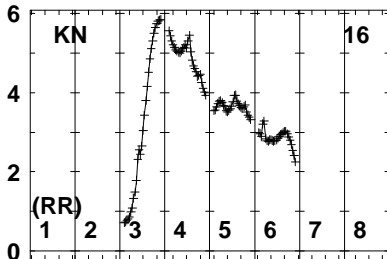
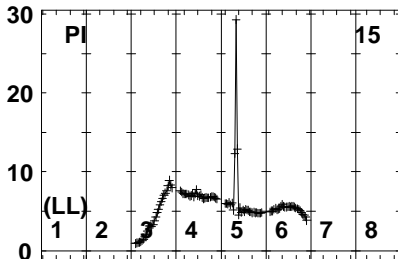
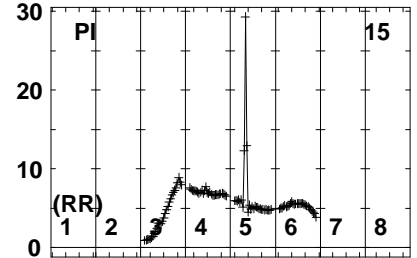
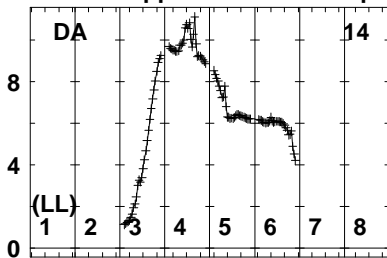
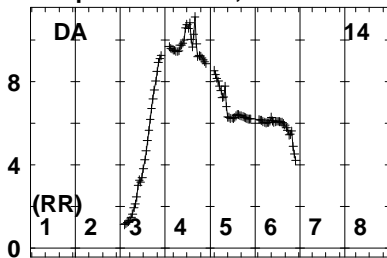
159561016306456606751695710  
FREQ MHz

Lower frame: Tera Real Jy  
Auto-corr total-power spectrum Antenna: \*  
Timerange: 00/06:13:26 to 00/06:15:48

Plot file version 247 created 21-NOV-2022 15:05:20

J1048+7143 ER052A.UVDATA.1

Freq = 1.5950 GHz, Bw = 16.000 MH No calibration applied and no bandpass applied



1595 610 1630 645 660 675 1695 710  
FREQ MHz

1595 610 1630 645 660 675 1695 710  
FREQ MHz

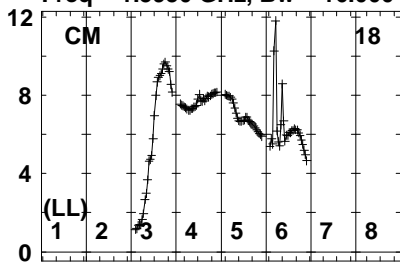
1595 610 1630 645 660 675 1695 710  
FREQ MHz

Lower frame: Tera Real Jy  
Auto-corr total-power spectrum Antenna: \*  
Timerange: 00/06:13:26 to 00/06:15:48

Plot file version 248 created 21-NOV-2022 15:05:20

J1048+7143 ER052A.UVDATA.1

Freq = 1.5950 GHz, Bw = 16.000 MH No calibration applied and no bandpass applied

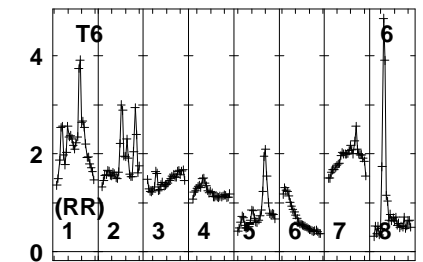
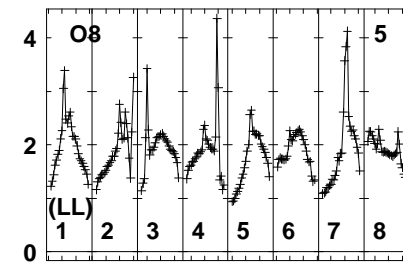
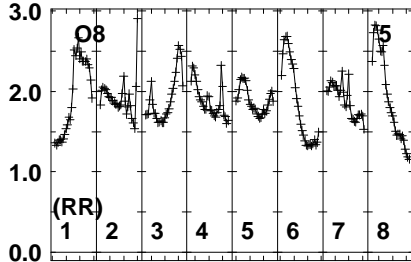
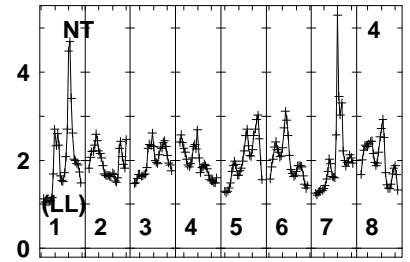
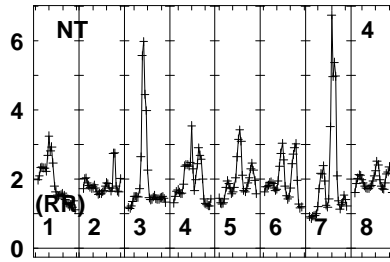
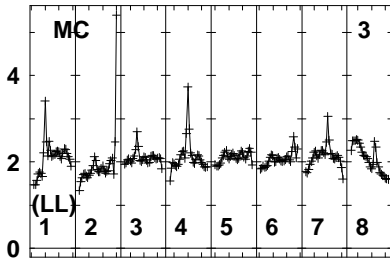
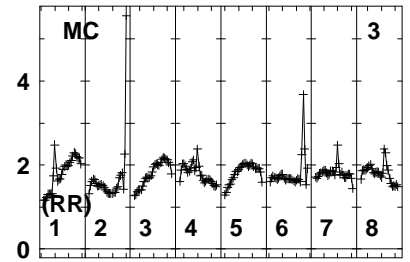
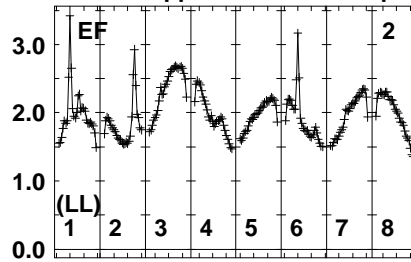
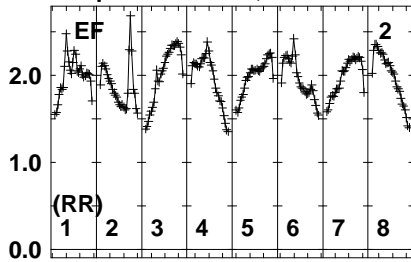


Lower frame: Tera Real Jy  
Auto-corr total-power spectrum Antenna: \*  
Timerange: 00/06:13:26 to 00/06:15:48

Plot file version 249 created 21-NOV-2022 15:05:20

P-2+2 ER052A.UVDATA.1

Freq = 1.5950 GHz, Bw = 16.000 MH No calibration applied and no bandpass applied



1595 610 1630 645 660 675 1695 710  
FREQ MHz

1595 610 1630 645 660 675 1695 710  
FREQ MHz

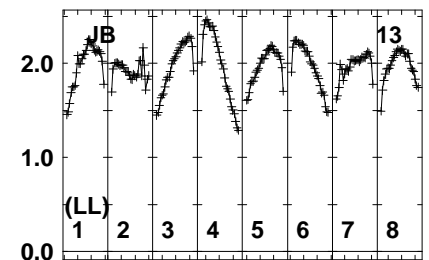
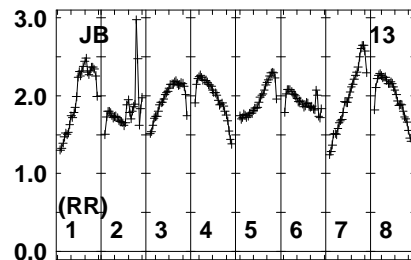
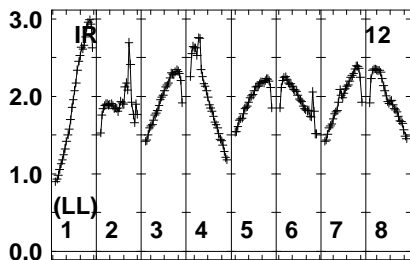
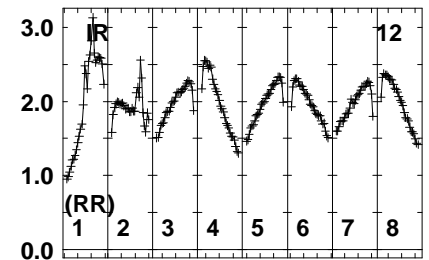
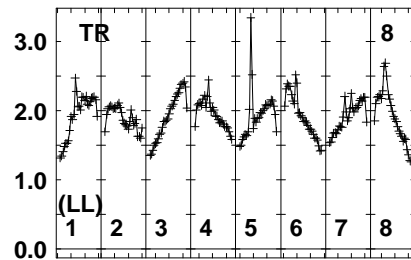
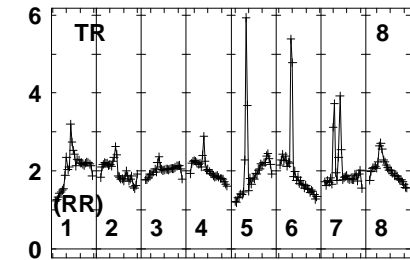
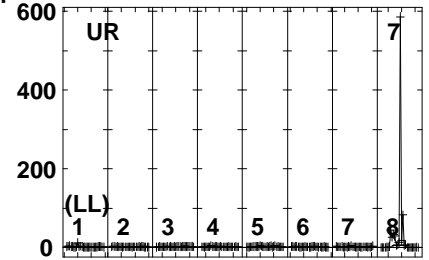
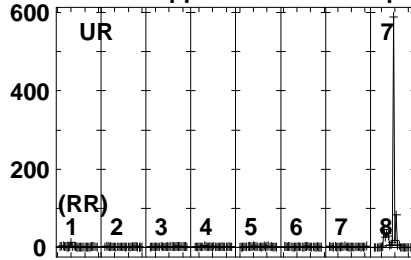
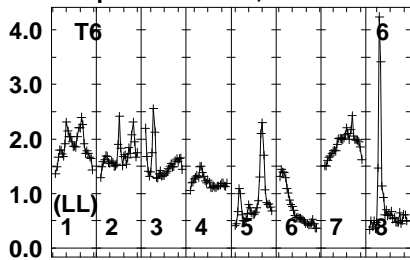
1595 610 1630 645 660 675 1695 710  
FREQ MHz

Lower frame: Tera Real Jy  
Auto-corr total-power spectrum Antenna: \*  
Timerange: 00/06:15:51 to 00/06:18:13

Plot file version 250 created 21-NOV-2022 15:05:20

P-2+2 ER052A.UVDATA.1

Freq = 1.5950 GHz, Bw = 16.000 MH No calibration applied and no bandpass applied



159561016306456606751695710  
FREQ MHz

159561016306456606751695710  
FREQ MHz

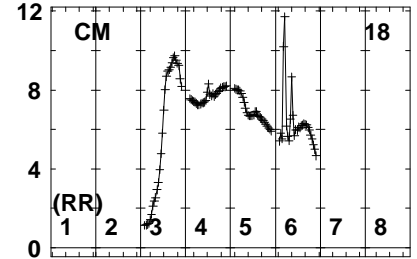
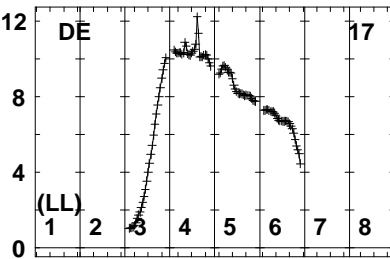
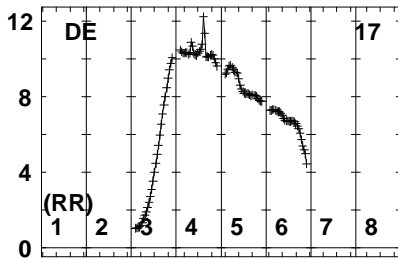
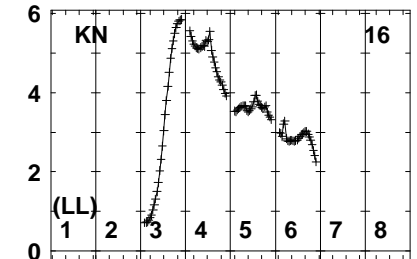
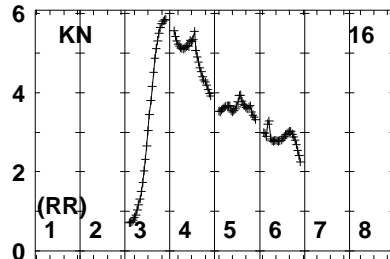
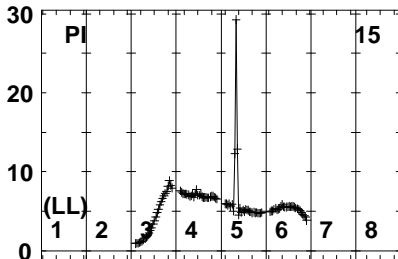
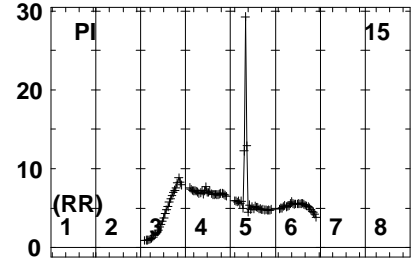
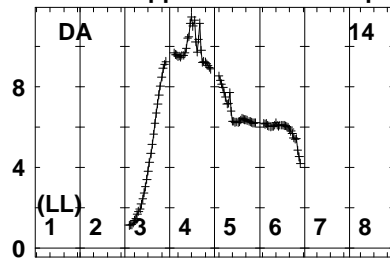
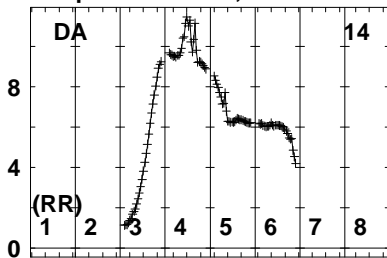
159561016306456606751695710  
FREQ MHz

Lower frame: Tera Real Jy  
Auto-corr total-power spectrum Antenna: \*  
Timerange: 00/06:15:51 to 00/06:18:13

Plot file version 251 created 21-NOV-2022 15:05:21

P-2+2 ER052A.UVDATA.1

Freq = 1.5950 GHz, Bw = 16.000 MH No calibration applied and no bandpass applied



1595 610 1630 645 660 675 1695 710  
FREQ MHz

1595 610 1630 645 660 675 1695 710  
FREQ MHz

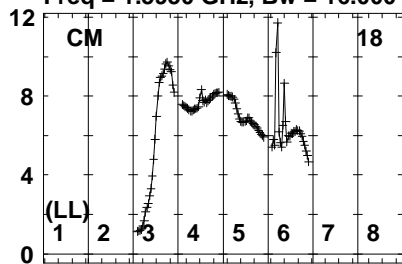
1595 610 1630 645 660 675 1695 710  
FREQ MHz

Lower frame: Tera Real Jy  
Auto-corr total-power spectrum Antenna: \*  
Timerange: 00/06:15:51 to 00/06:18:13

Plot file version 252 created 21-NOV-2022 15:05:21

P-2+2 ER052A.UVDATA.1

Freq = 1.5950 GHz, Bw = 16.000 MH No calibration applied and no bandpass applied



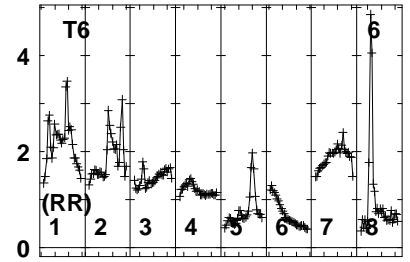
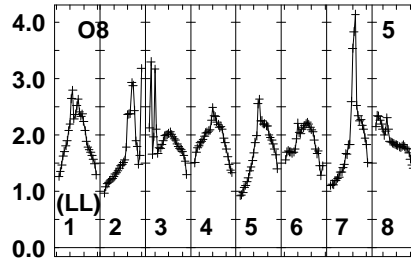
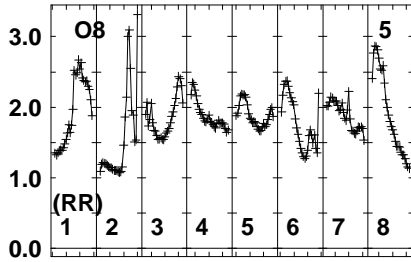
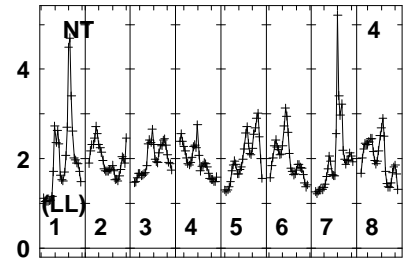
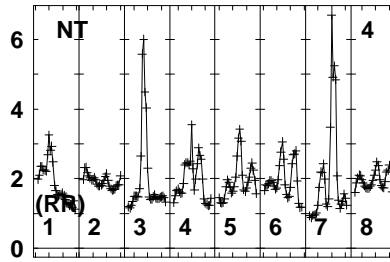
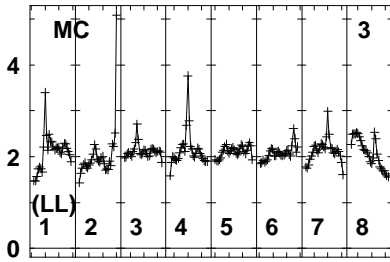
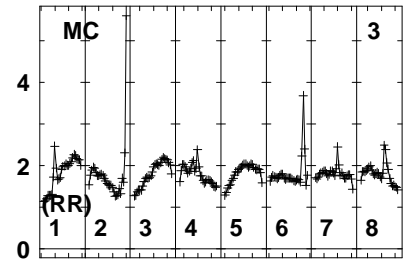
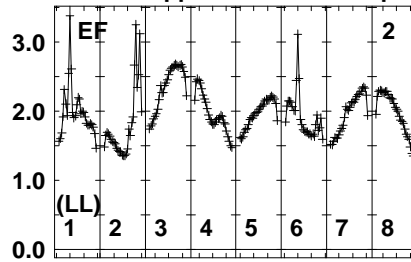
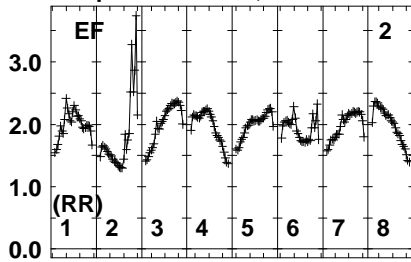
Lower frame: Tera Real Jy  
Auto-corr total-power spectrum Antenna: \*  
Timerange: 00/06:15:51 to 00/06:18:13



Plot file version 253 created 21-NOV-2022 15:05:21

P+0+2 ER052A.UVDATA.1

Freq = 1.5950 GHz, Bw = 16.000 MH No calibration applied and no bandpass applied



1595 610 1630 645 660 675 1695 710  
FREQ MHz

1595 610 1630 645 660 675 1695 710  
FREQ MHz

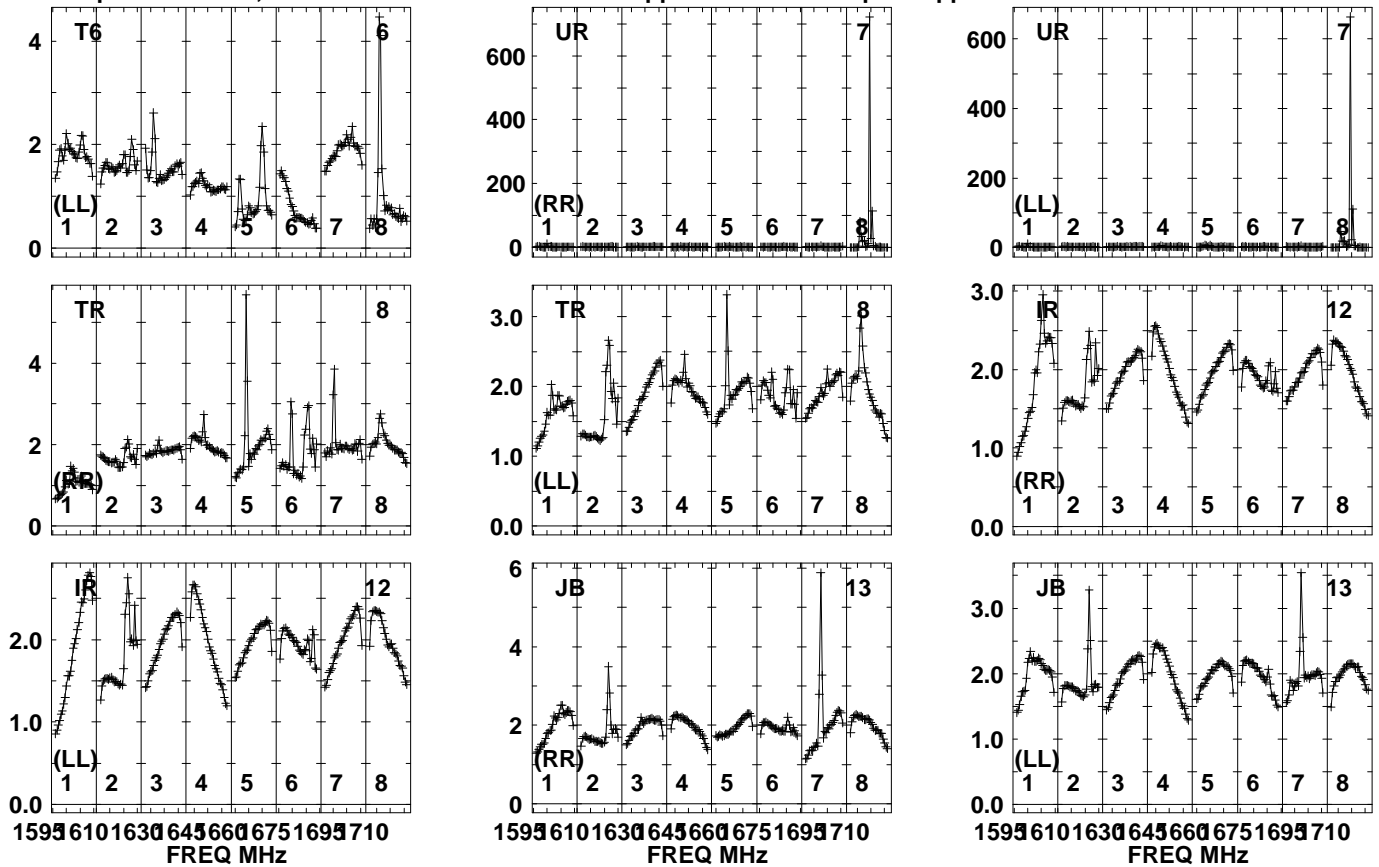
1595 610 1630 645 660 675 1695 710  
FREQ MHz

Lower frame: Tera Real Jy  
Auto-corr total-power spectrum Antenna: \*  
Timerange: 00/06:18:18 to 00/06:20:38

Plot file version 254 created 21-NOV-2022 15:05:21

P+0+2 ER052A.UVDATA.1

Freq = 1.5950 GHz, Bw = 16.000 MH No calibration applied and no bandpass applied

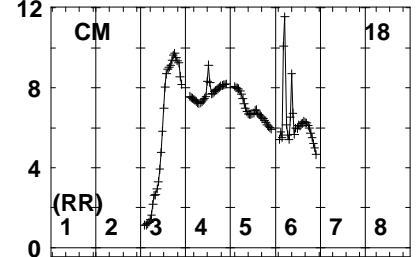
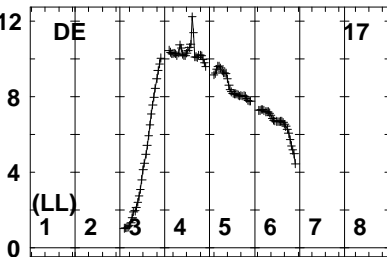
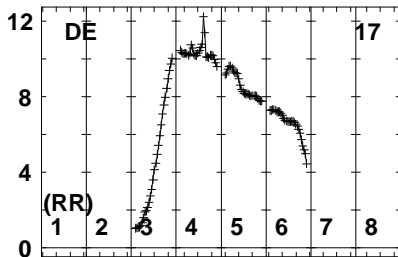
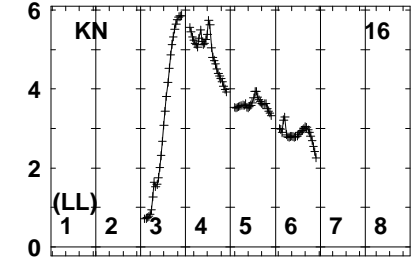
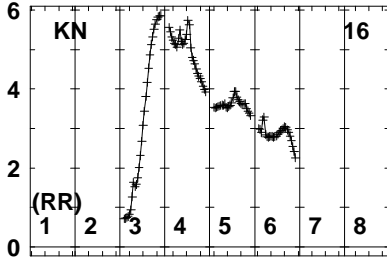
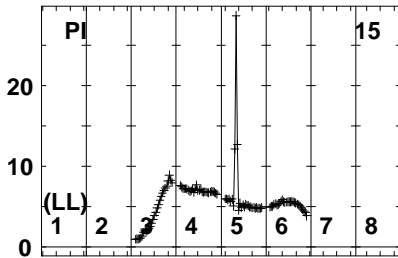
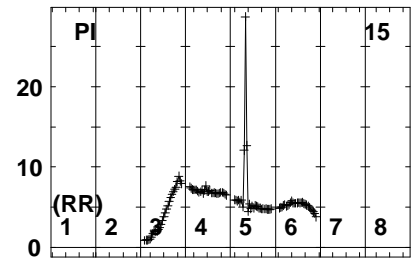
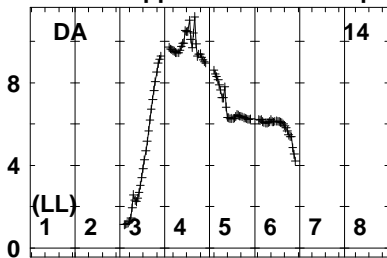
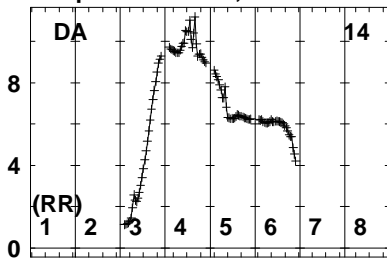


Lower frame: Tera Real Jy  
Auto-corr total-power spectrum Antenna: \*  
Timerange: 00/06:18:18 to 00/06:20:38

Plot file version 255 created 21-NOV-2022 15:05:21

P+0+2 ER052A.UVDATA.1

Freq = 1.5950 GHz, Bw = 16.000 MH No calibration applied and no bandpass applied



1595 610 1630 645 660 675 1695 710  
FREQ MHz

1595 610 1630 645 660 675 1695 710  
FREQ MHz

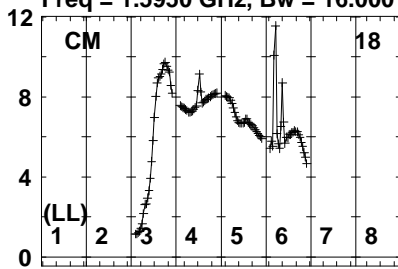
1595 610 1630 645 660 675 1695 710  
FREQ MHz

Lower frame: Tera Real Jy  
Auto-corr total-power spectrum Antenna: \*  
Timerange: 00/06:18:18 to 00/06:20:38

Plot file version 256 created 21-NOV-2022 15:05:21

P+0+2 ER052A.UVDATA.1

Freq = 1.5950 GHz, Bw = 16.000 MH No calibration applied and no bandpass applied

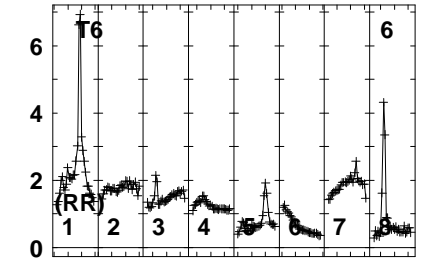
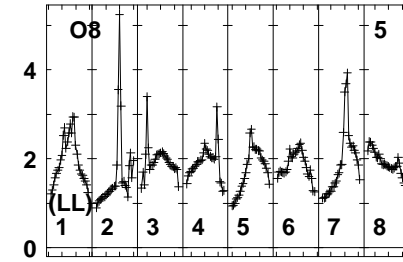
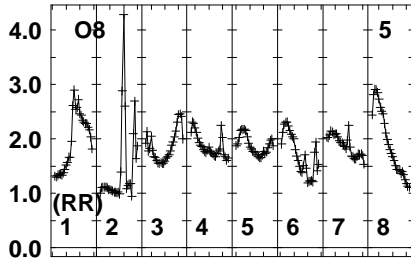
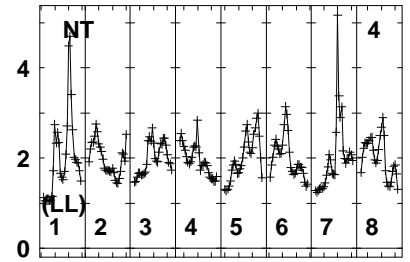
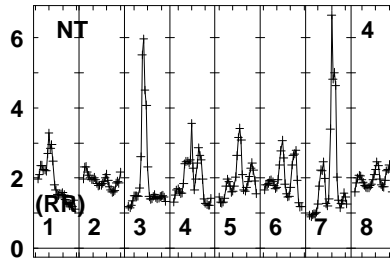
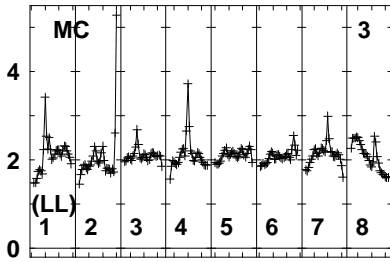
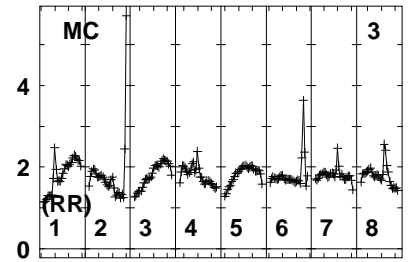
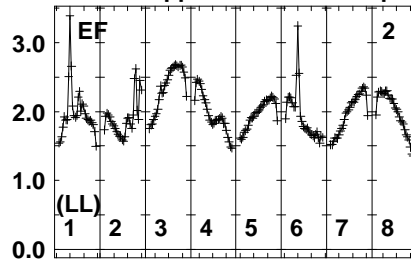
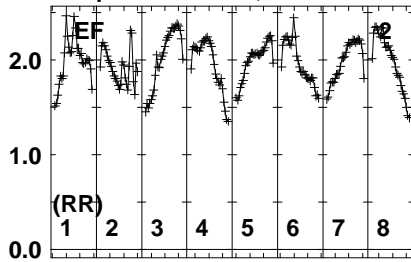


Lower frame: Tera Real Jy  
Auto-corr total-power spectrum Antenna: \*  
Timerange: 00/06:18:18 to 00/06:20:38

Plot file version 257 created 21-NOV-2022 15:05:21

P+2+2 ER052A.UVDATA.1

Freq = 1.5950 GHz, Bw = 16.000 MH No calibration applied and no bandpass applied



1595 610 1630 645 660 675 1695 710  
FREQ MHz

1595 610 1630 645 660 675 1695 710  
FREQ MHz

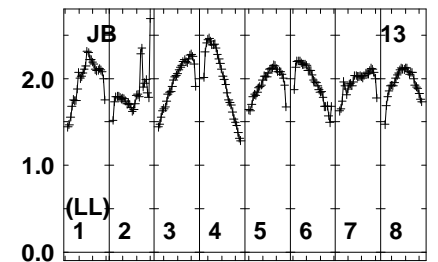
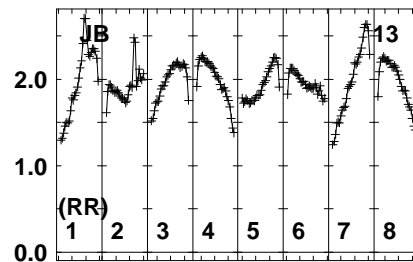
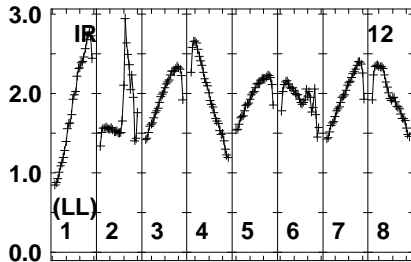
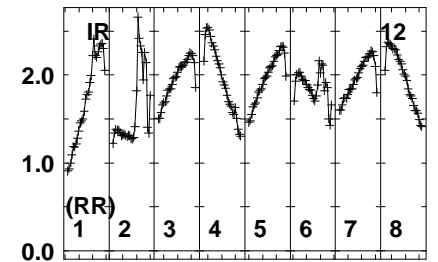
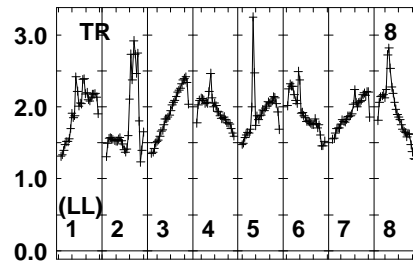
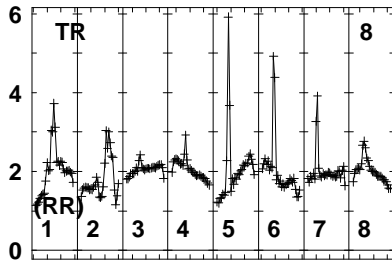
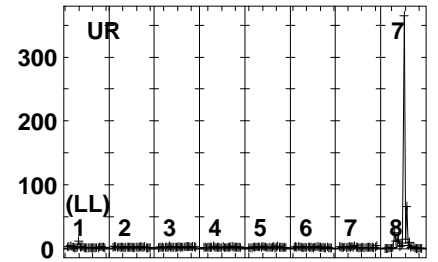
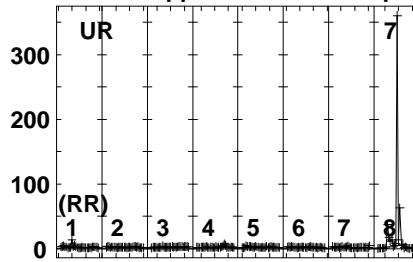
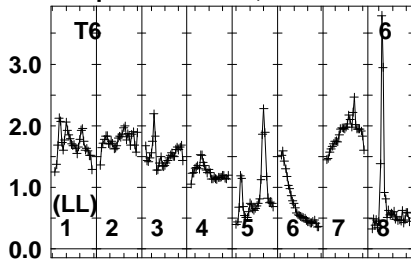
1595 610 1630 645 660 675 1695 710  
FREQ MHz

Lower frame: Tera Real Jy  
Auto-corr total-power spectrum Antenna: \*  
Timerange: 00/06:20:41 to 00/06:23:03

Plot file version 258 created 21-NOV-2022 15:05:21

P+2+2 ER052A.UVDATA.1

Freq = 1.5950 GHz, Bw = 16.000 MH No calibration applied and no bandpass applied



1595 610 1630 645 660 675 1695 710  
FREQ MHz

1595 610 1630 645 660 675 1695 710  
FREQ MHz

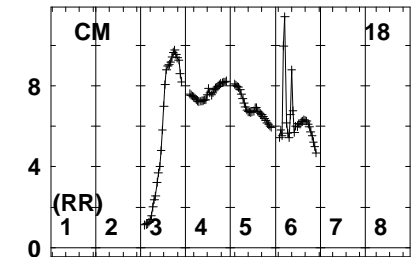
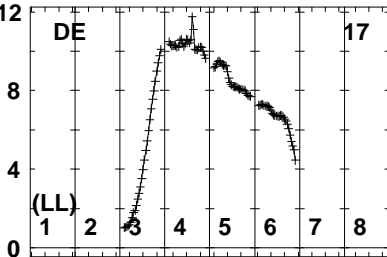
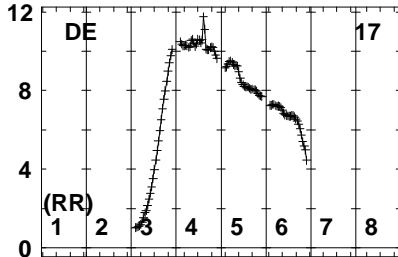
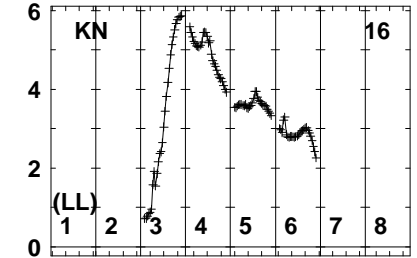
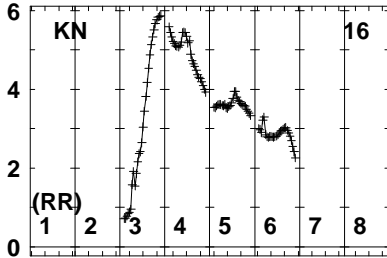
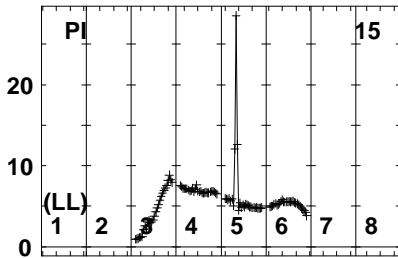
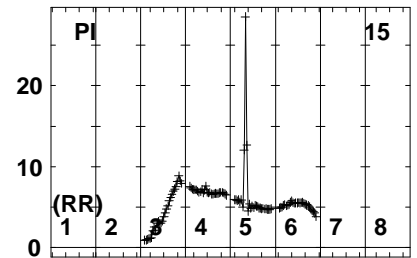
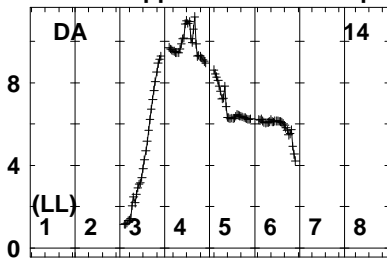
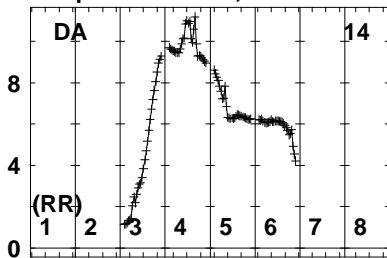
1595 610 1630 645 660 675 1695 710  
FREQ MHz

Lower frame: Tera Real Jy  
Auto-corr total-power spectrum Antenna: \*  
Timerange: 00/06:20:41 to 00/06:23:03

Plot file version 259 created 21-NOV-2022 15:05:21

P+2+2 ER052A.UVDATA.1

Freq = 1.5950 GHz, Bw = 16.000 MH No calibration applied and no bandpass applied



159561016306456606751695710  
FREQ MHz

159561016306456606751695710  
FREQ MHz

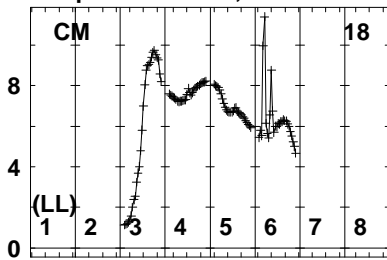
159561016306456606751695710  
FREQ MHz

Lower frame: Tera Real Jy  
Auto-corr total-power spectrum Antenna: \*  
Timerange: 00/06:20:41 to 00/06:23:03

Plot file version 260 created 21-NOV-2022 15:05:22

P+2+2 ER052A.UVDATA.1

Freq = 1.5950 GHz, Bw = 16.000 MH No calibration applied and no bandpass applied



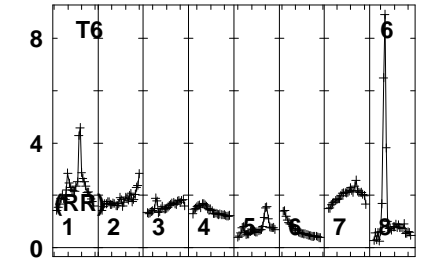
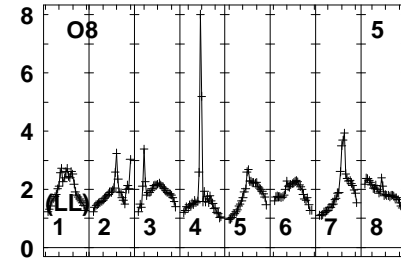
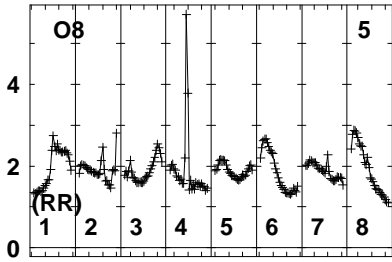
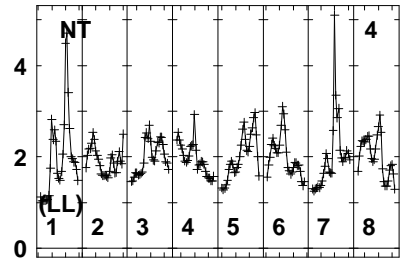
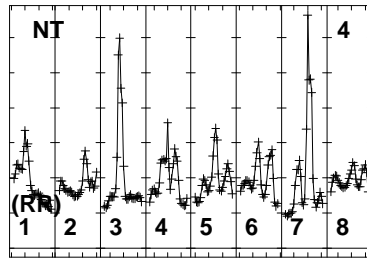
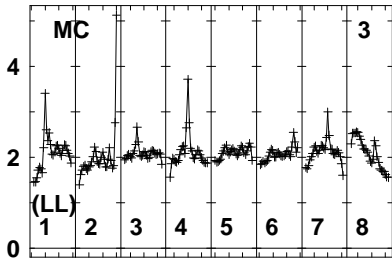
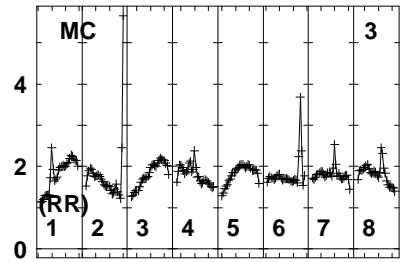
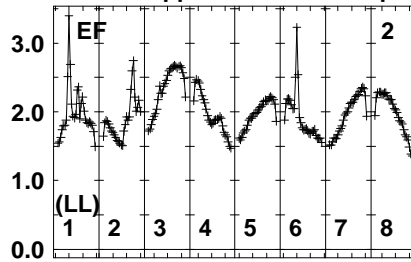
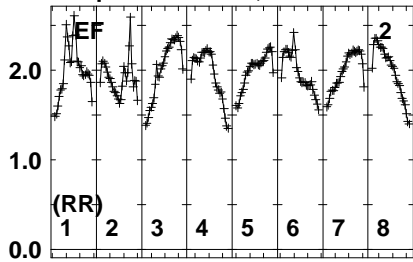
Lower frame: Tera Real Jy  
Auto-corr total-power spectrum Antenna: \*  
Timerange: 00/06:20:41 to 00/06:23:03



Plot file version 261 created 21-NOV-2022 15:05:22

P+4+2 ER052A.UVDATA.1

Freq = 1.5950 GHz, Bw = 16.000 MH No calibration applied and no bandpass applied



1595 610 1630 645 660 675 1695 710  
FREQ MHz

1595 610 1630 645 660 675 1695 710  
FREQ MHz

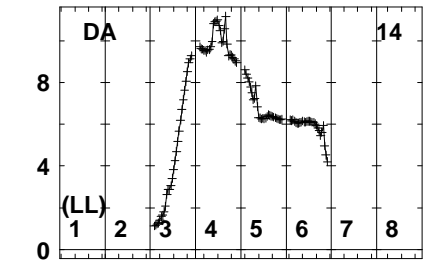
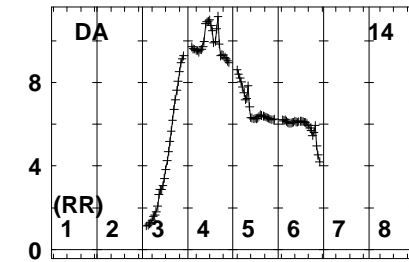
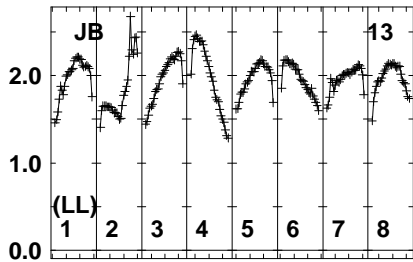
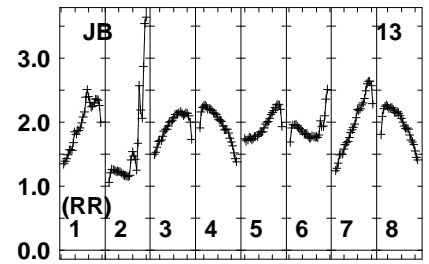
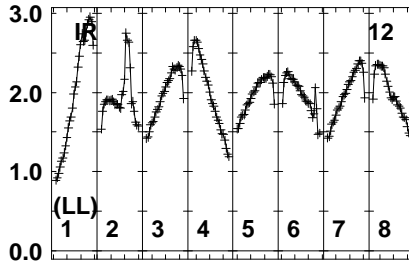
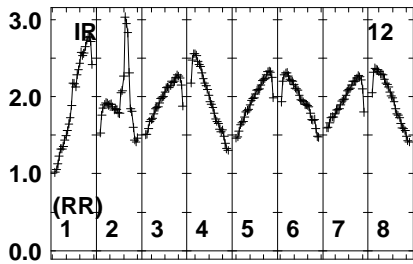
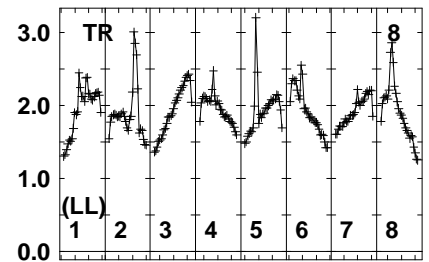
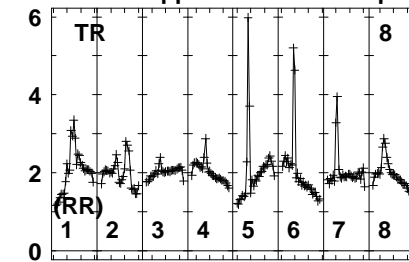
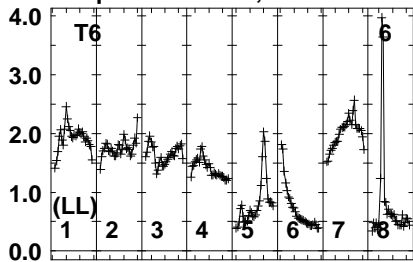
1595 610 1630 645 660 675 1695 710  
FREQ MHz

Lower frame: Tera Real Jy  
Auto-corr total-power spectrum Antenna: \*  
Timerange: 00/06:23:06 to 00/06:25:28

Plot file version 262 created 21-NOV-2022 15:05:22

P+4+2 ER052A.UVDATA.1

Freq = 1.5950 GHz, Bw = 16.000 MH No calibration applied and no bandpass applied



1595 610 1630 645 660 675 1695 710  
FREQ MHz

1595 610 1630 645 660 675 1695 710  
FREQ MHz

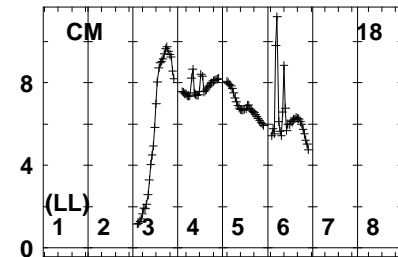
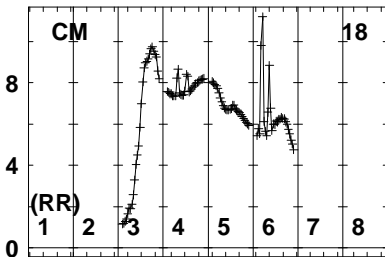
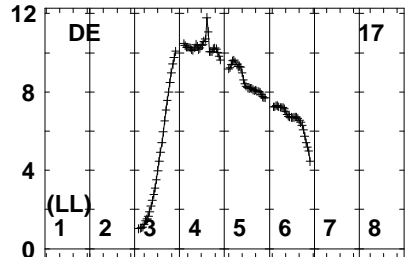
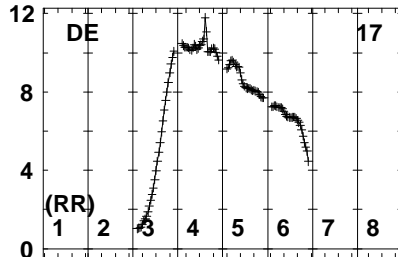
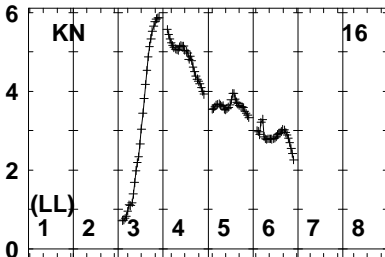
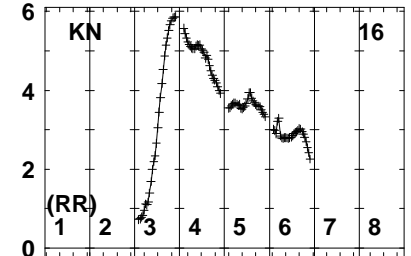
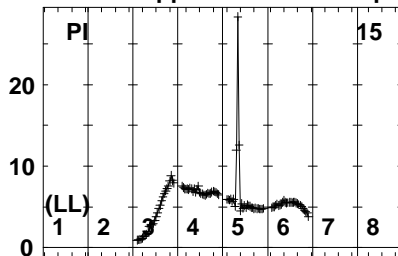
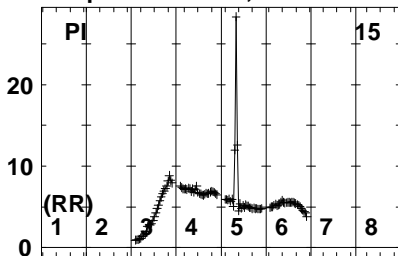
1595 610 1630 645 660 675 1695 710  
FREQ MHz

Lower frame: Tera Real Jy  
Auto-corr total-power spectrum Antenna: \*  
Timerange: 00/06:23:06 to 00/06:25:28

Plot file version 263 created 21-NOV-2022 15:05:22

P+4+2 ER052A.UVDATA.1

Freq = 1.5950 GHz, Bw = 16.000 MH No calibration applied and no bandpass applied



1595 610 1630 645 660 675 1695 710  
FREQ MHz

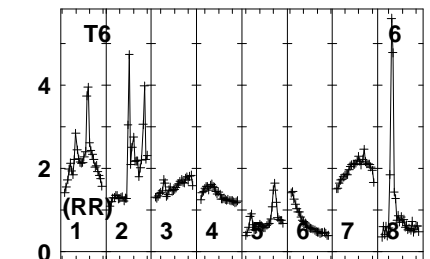
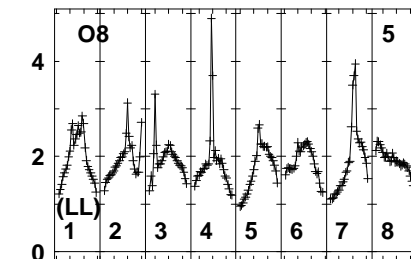
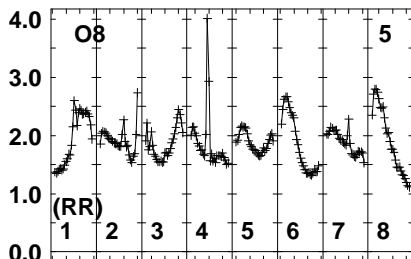
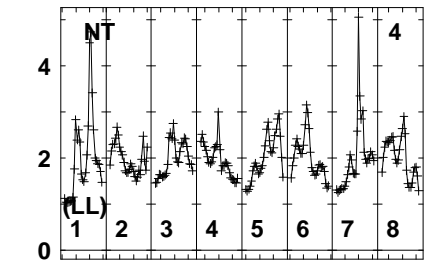
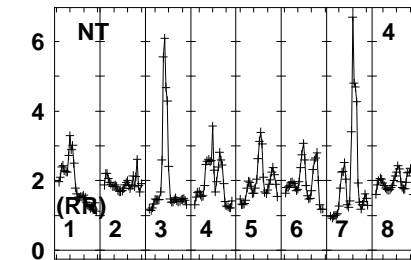
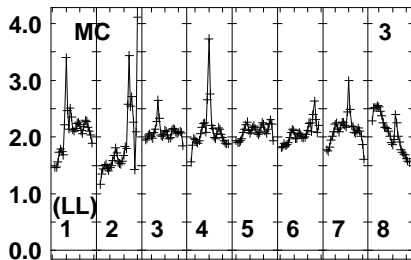
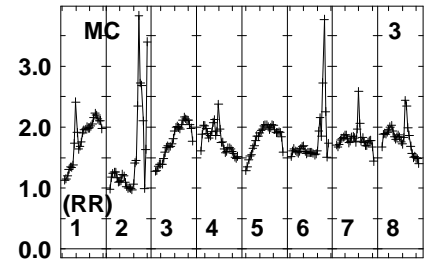
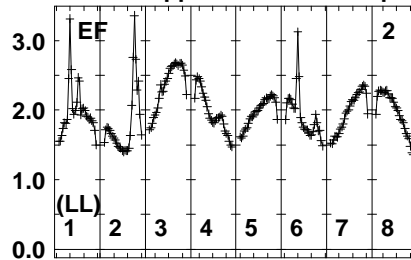
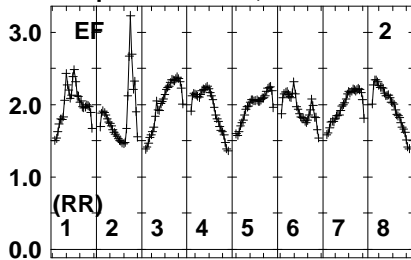
1595 610 1630 645 660 675 1695 710  
FREQ MHz

Lower frame: Tera Real Jy  
Auto-corr total-power spectrum Antenna: \*  
Timerange: 00/06:23:06 to 00/06:25:28

Plot file version 264 created 21-NOV-2022 15:05:22

J1048+7143 ER052A.UVDATA.1

Freq = 1.5950 GHz, Bw = 16.000 MH No calibration applied and no bandpass applied



1595 610 1630 645 660 675 1695 710  
FREQ MHz

1595 610 1630 645 660 675 1695 710  
FREQ MHz

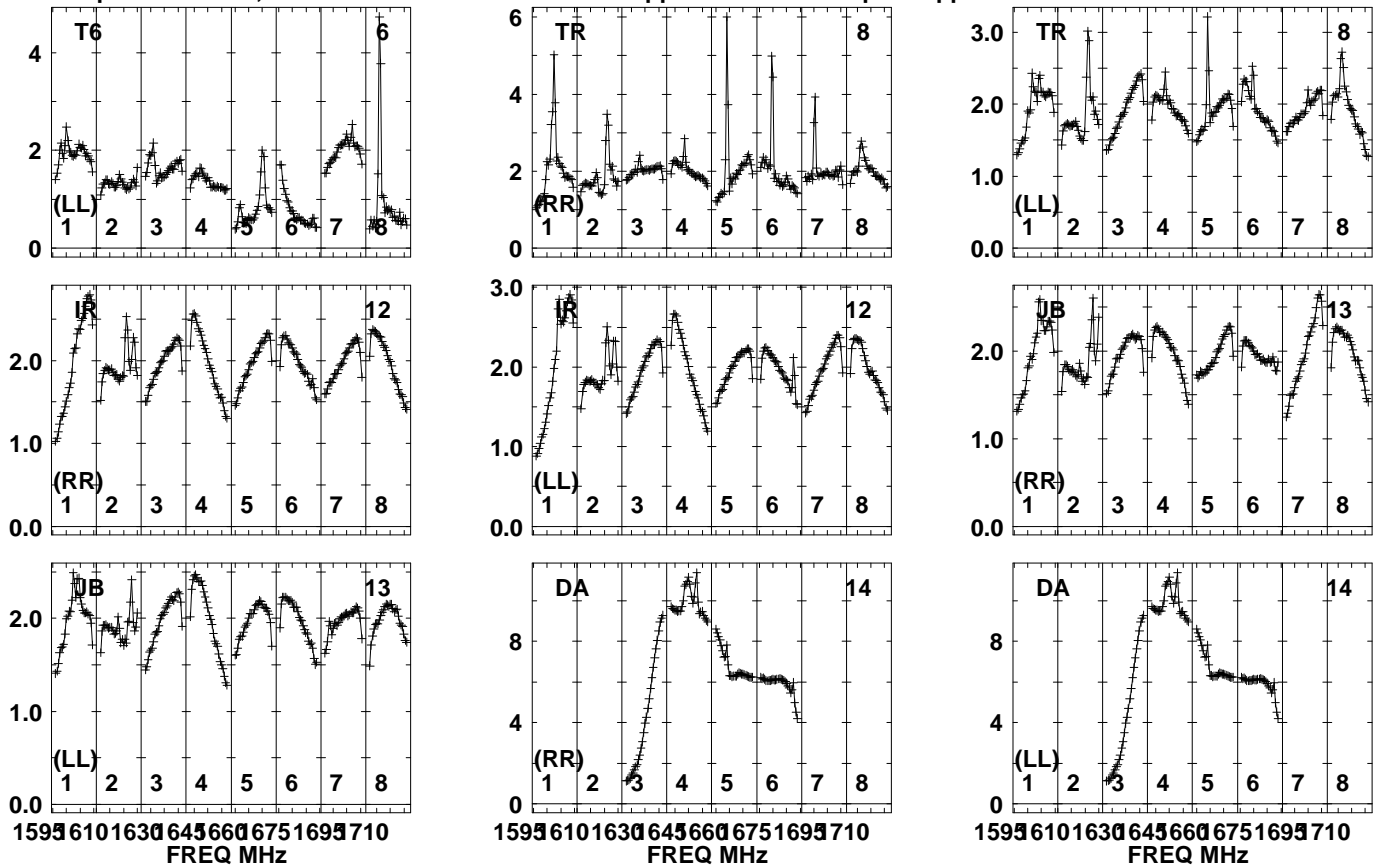
1595 610 1630 645 660 675 1695 710  
FREQ MHz

Lower frame: Tera Real Jy  
Auto-corr total-power spectrum Antenna: \*  
Timerange: 00/06:25:31 to 00/06:27:53

Plot file version 265 created 21-NOV-2022 15:05:22

J1048+7143 ER052A.UVDATA.1

Freq = 1.5950 GHz, Bw = 16.000 MH No calibration applied and no bandpass applied

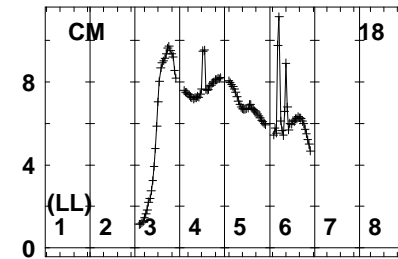
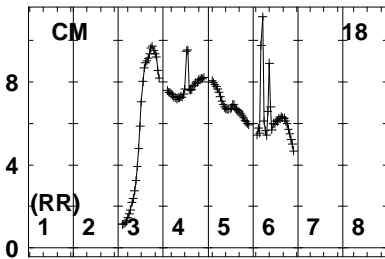
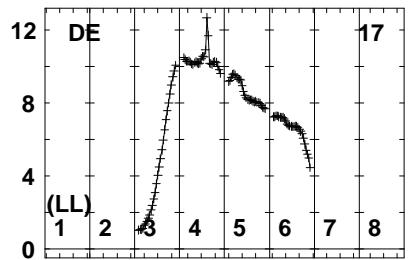
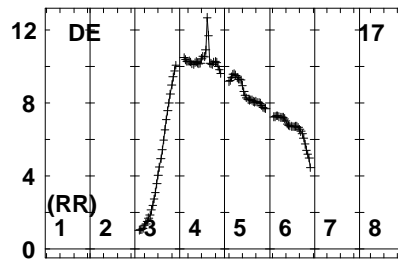
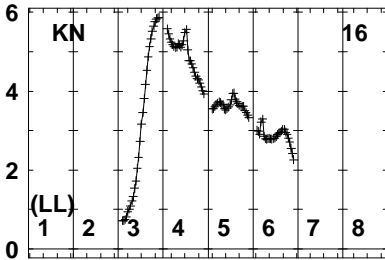
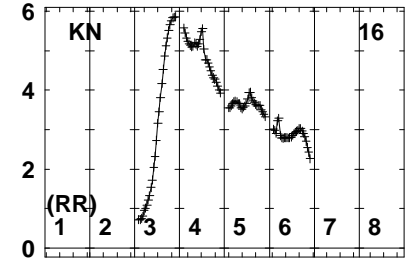
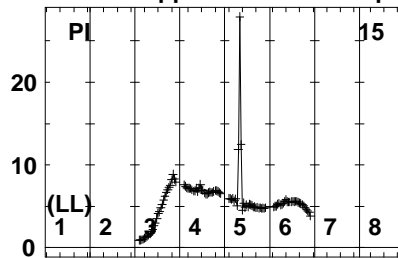
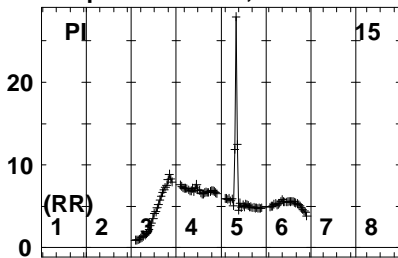


Lower frame: Tera Real Jy  
Auto-corr total-power spectrum Antenna: \*  
Timerange: 00/06:25:31 to 00/06:27:53

Plot file version 266 created 21-NOV-2022 15:05:22

J1048+7143 ER052A.UVDATA.1

Freq = 1.5950 GHz, Bw = 16.000 MH No calibration applied and no bandpass applied



1595 610 1630 645 660 675 1695 710  
FREQ MHz

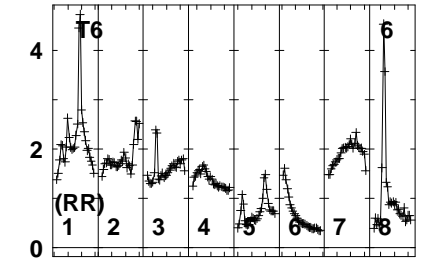
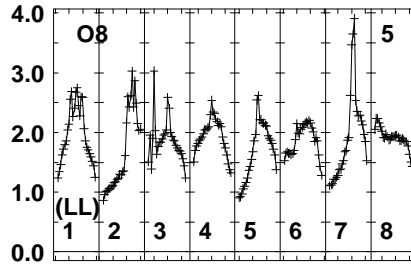
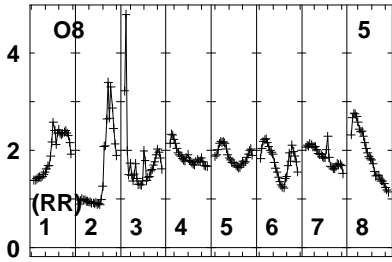
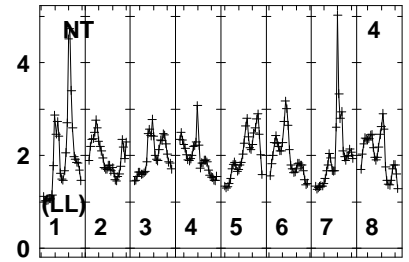
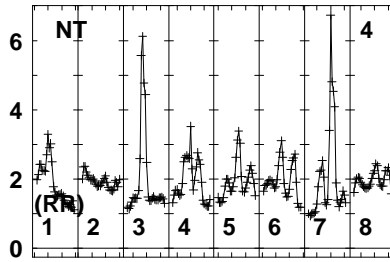
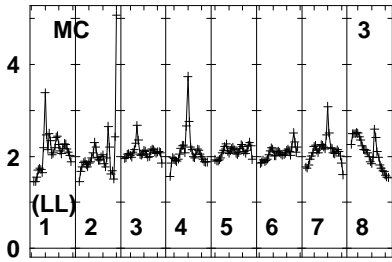
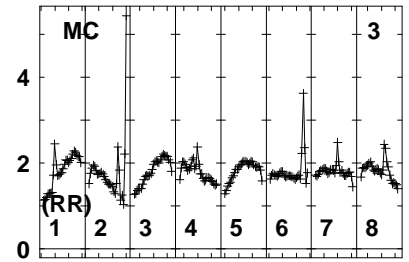
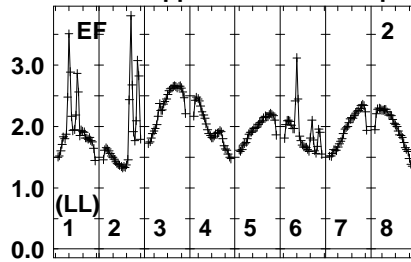
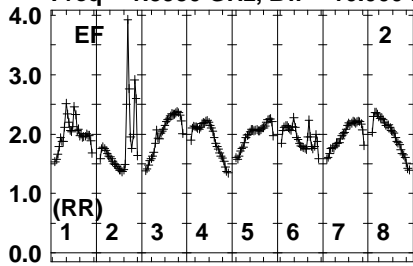
1595 610 1630 645 660 675 1695 710  
FREQ MHz

Lower frame: Tera Real Jy  
Auto-corr total-power spectrum Antenna: \*  
Timerange: 00/06:25:31 to 00/06:27:53

Plot file version 267 created 21-NOV-2022 15:05:22

P+6+2 ER052A.UVDATA.1

Freq = 1.5950 GHz, Bw = 16.000 MH No calibration applied and no bandpass applied



1595 610 1630 645 660 675 1695 710  
FREQ MHz

1595 610 1630 645 660 675 1695 710  
FREQ MHz

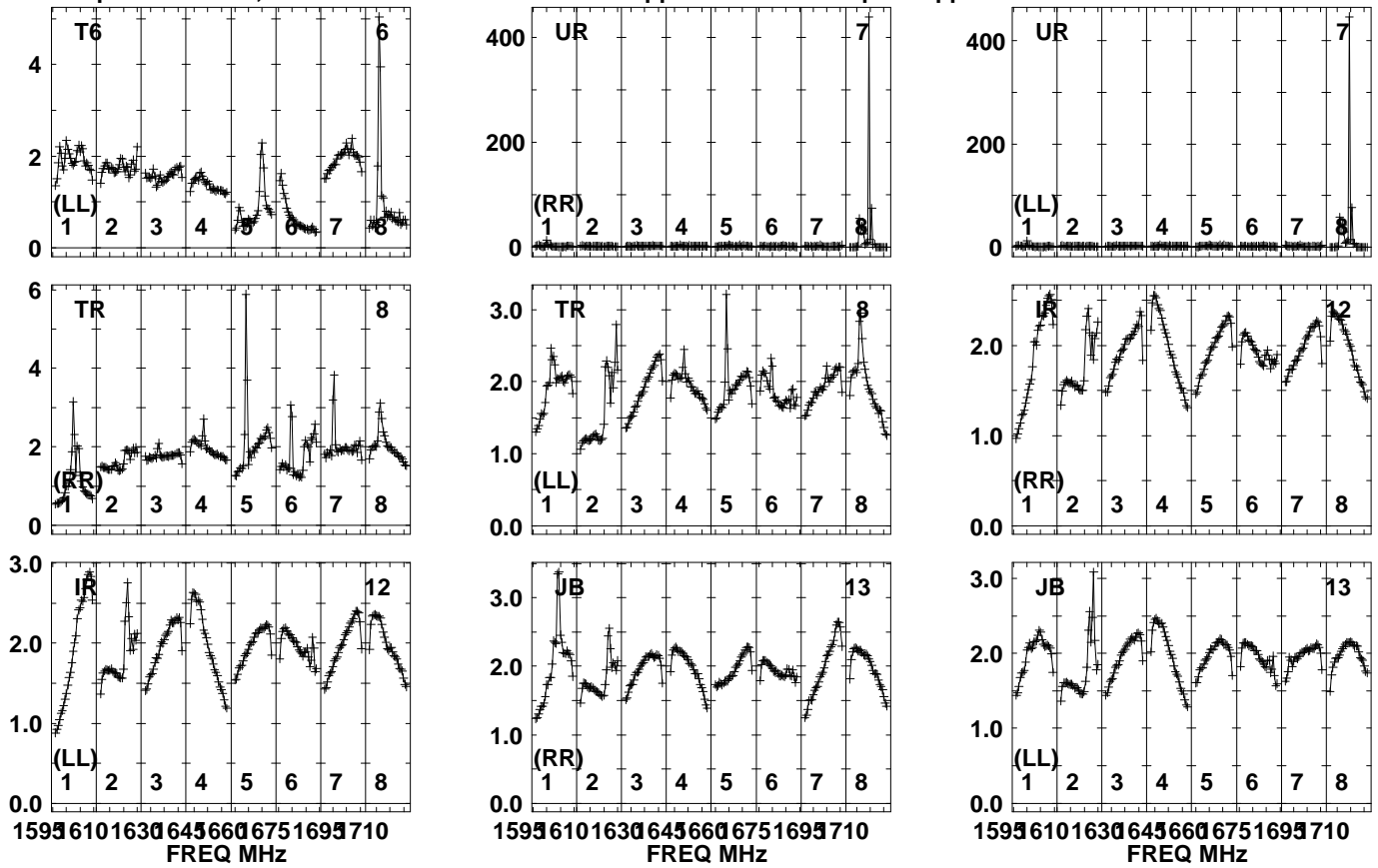
1595 610 1630 645 660 675 1695 710  
FREQ MHz

Lower frame: Tera Real Jy  
Auto-corr total-power spectrum Antenna: \*  
Timerange: 00/06:27:56 to 00/06:30:18

Plot file version 268 created 21-NOV-2022 15:05:23

P+6+2 ER052A.UVDATA.1

Freq = 1.5950 GHz, Bw = 16.000 MH No calibration applied and no bandpass applied



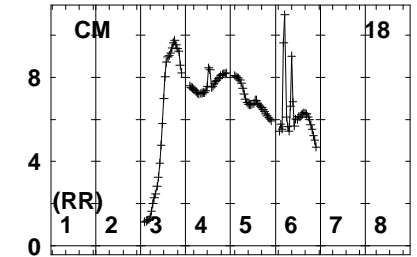
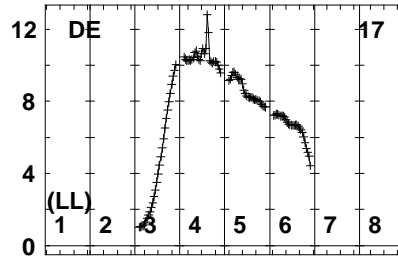
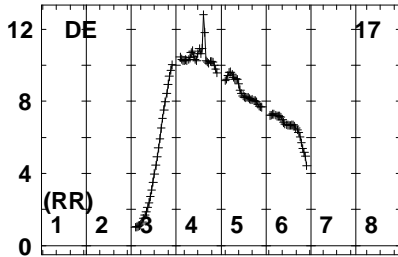
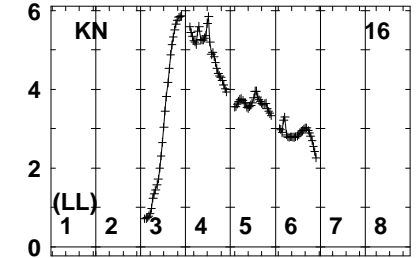
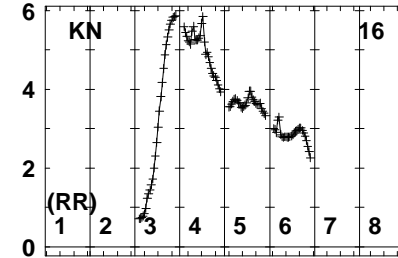
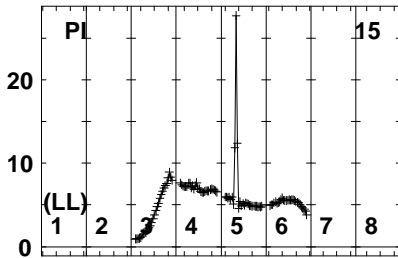
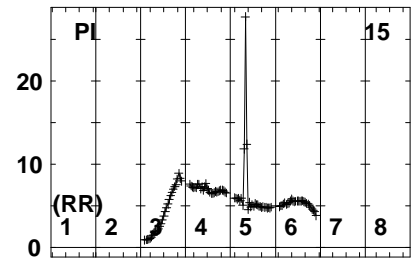
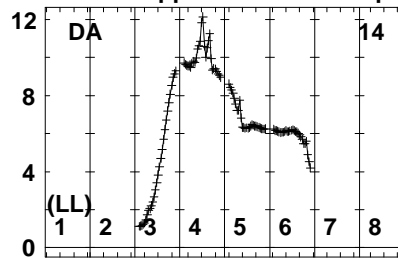
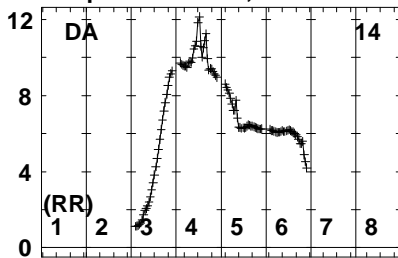
Lower frame: Tera Real Jy  
Auto-corr total-power spectrum Antenna: \*  
Timerange: 00/06:27:56 to 00/06:30:18



Plot file version 269 created 21-NOV-2022 15:05:23

P+6+2 ER052A.UVDATA.1

Freq = 1.5950 GHz, Bw = 16.000 MH No calibration applied and no bandpass applied



159561016306456606751695710  
FREQ MHz

159561016306456606751695710  
FREQ MHz

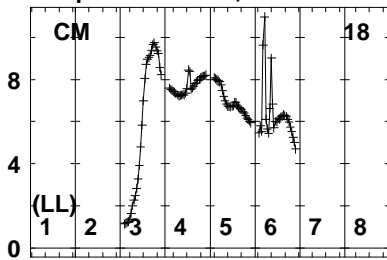
159561016306456606751695710  
FREQ MHz

Lower frame: Tera Real Jy  
Auto-corr total-power spectrum Antenna: \*  
Timerange: 00/06:27:56 to 00/06:30:18

Plot file version 270 created 21-NOV-2022 15:05:23

P+6+2 ER052A.UVDATA.1

Freq = 1.5950 GHz, Bw = 16.000 MH No calibration applied and no bandpass applied

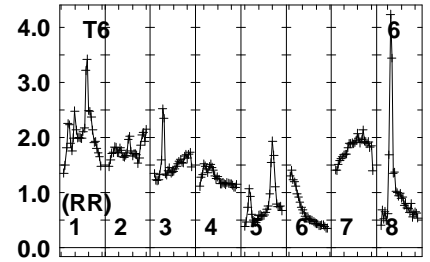
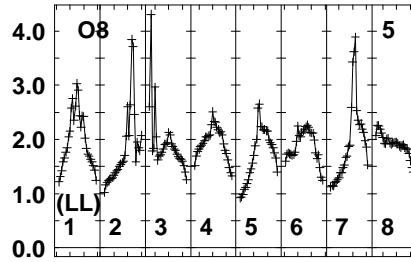
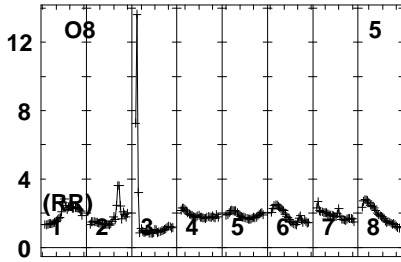
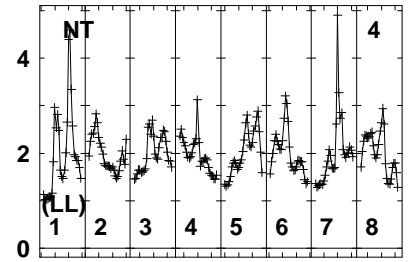
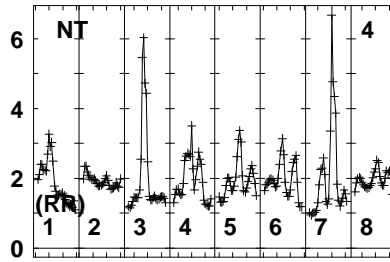
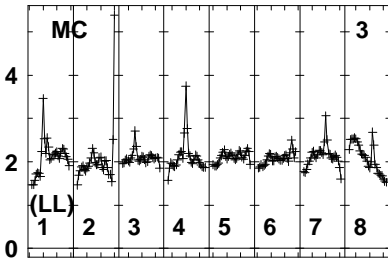
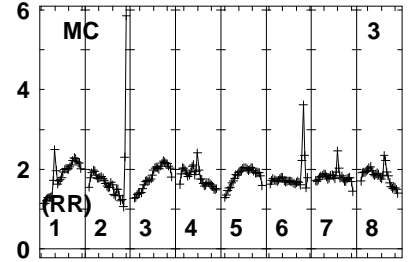
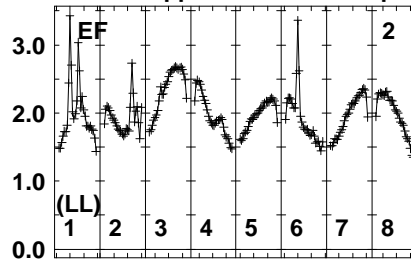
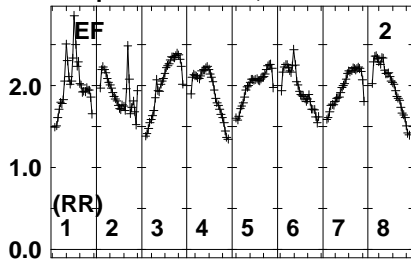


Lower frame: Tera Real Jy  
Auto-corr total-power spectrum Antenna: \*  
Timerange: 00/06:27:56 to 00/06:30:18

Plot file version 271 created 21-NOV-2022 15:05:23

P+8+2 ER052A.UVDATA.1

Freq = 1.5950 GHz, Bw = 16.000 MH No calibration applied and no bandpass applied



159561016306456606751695710  
FREQ MHz

159561016306456606751695710  
FREQ MHz

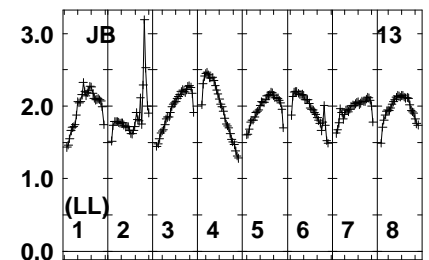
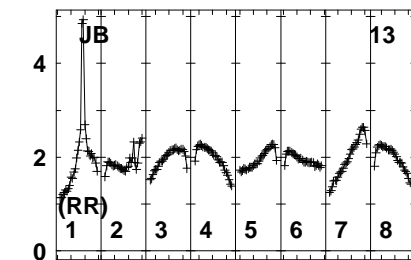
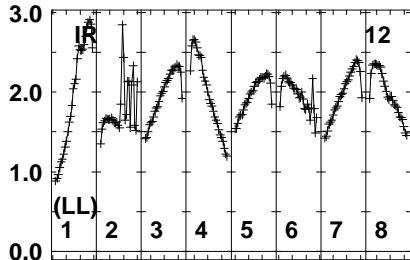
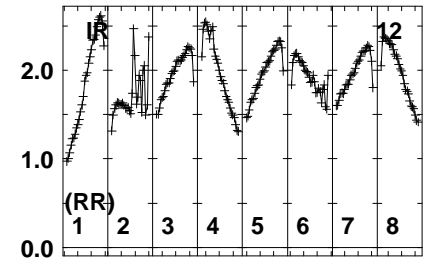
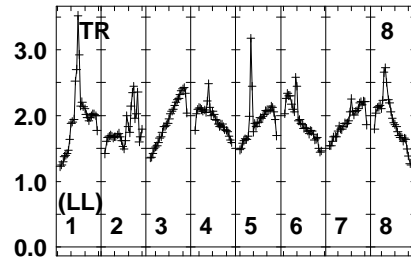
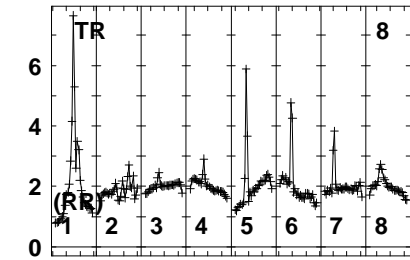
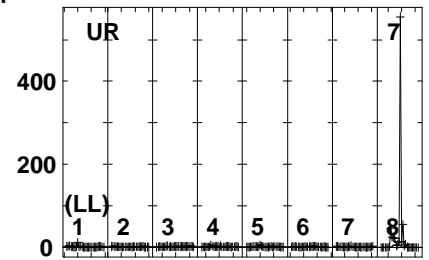
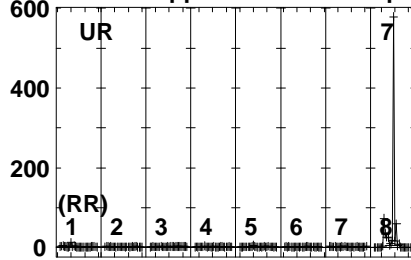
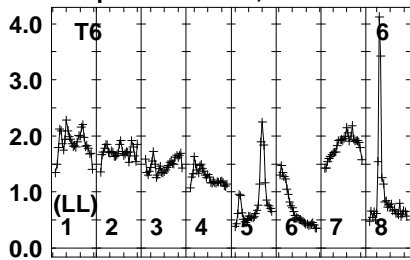
159561016306456606751695710  
FREQ MHz

Lower frame: Tera Real Jy  
Auto-corr total-power spectrum Antenna: \*  
Timerange: 00/06:30:23 to 00/06:32:43

Plot file version 272 created 21-NOV-2022 15:05:23

P+8+2 ER052A.UVDATA.1

Freq = 1.5950 GHz, Bw = 16.000 MH No calibration applied and no bandpass applied



159561016306456606751695710  
FREQ MHz

159561016306456606751695710  
FREQ MHz

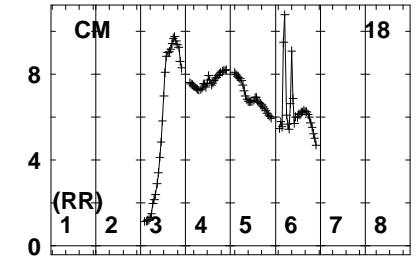
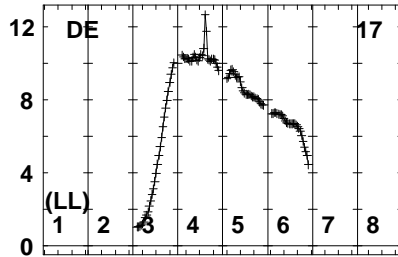
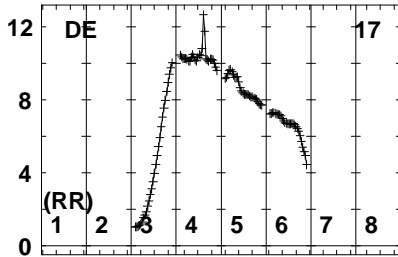
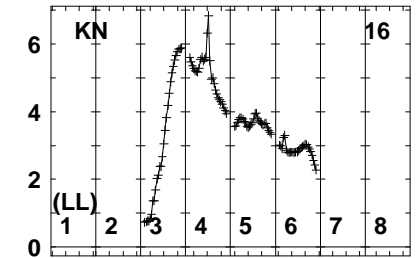
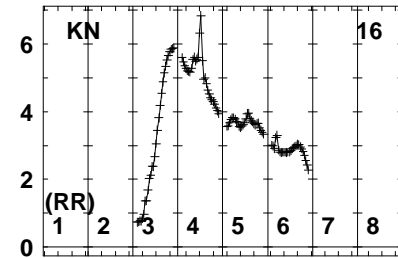
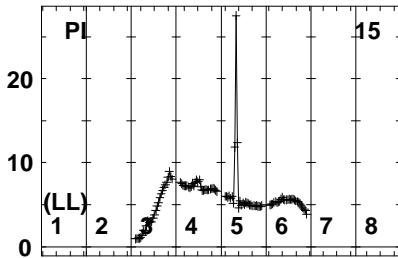
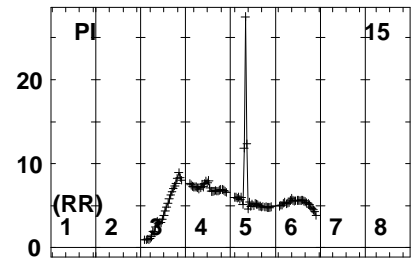
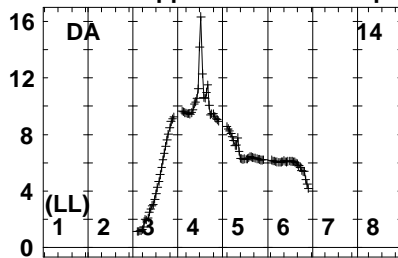
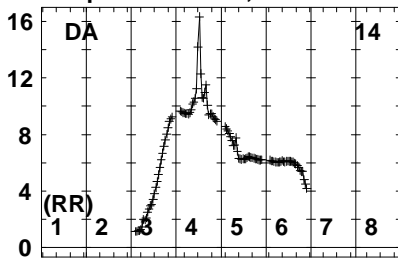
159561016306456606751695710  
FREQ MHz

Lower frame: Tera Real Jy  
Auto-corr total-power spectrum Antenna: \*  
Timerange: 00/06:30:23 to 00/06:32:43

Plot file version 273 created 21-NOV-2022 15:05:23

P+8+2 ER052A.UVDATA.1

Freq = 1.5950 GHz, Bw = 16.000 MH No calibration applied and no bandpass applied



1595 610 1630 645 660 675 1695 710  
FREQ MHz

1595 610 1630 645 660 675 1695 710  
FREQ MHz

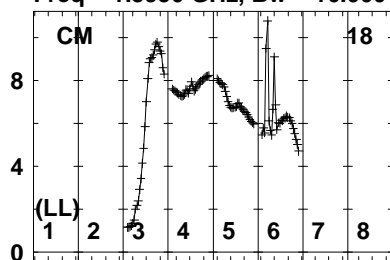
1595 610 1630 645 660 675 1695 710  
FREQ MHz

Lower frame: Tera Real Jy  
Auto-corr total-power spectrum Antenna: \*  
Timerange: 00/06:30:23 to 00/06:32:43

Plot file version 274 created 21-NOV-2022 15:05:23

P+8+2 ER052A.UVDATA.1

Freq = 1.5950 GHz, Bw = 16.000 MH No calibration applied and no bandpass applied



Lower frame: Tera Real Jy

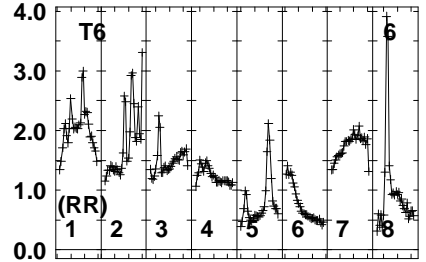
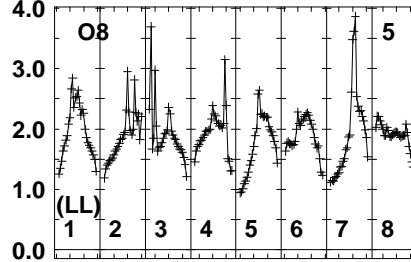
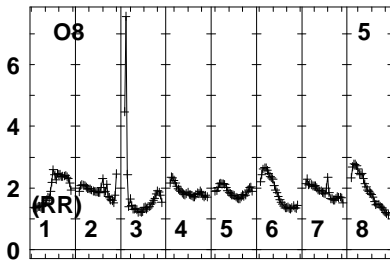
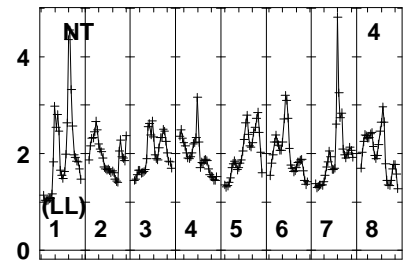
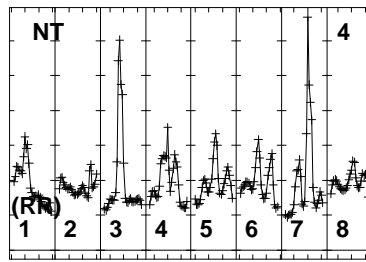
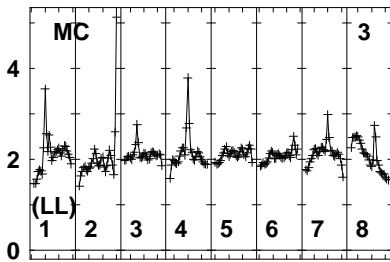
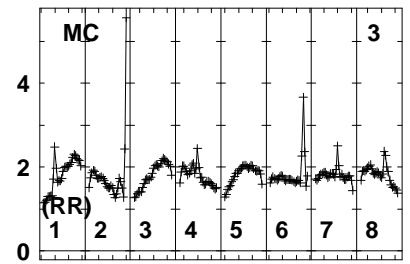
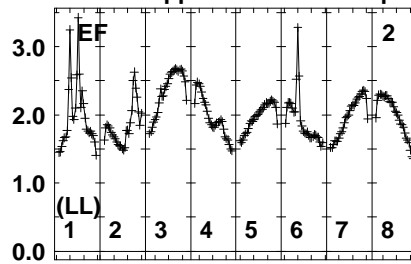
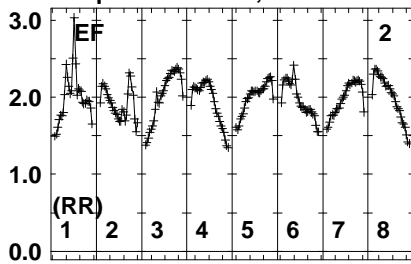
Auto-corr total-power spectrum Antenna: \*

Timerange: 00/06:30:23 to 00/06:32:43

Plot file version 275 created 21-NOV-2022 15:05:23

P-8+4 ER052A.UVDATA.1

Freq = 1.5950 GHz, Bw = 16.000 MH No calibration applied and no bandpass applied



1595 610 1630 645 660 675 1695 710  
FREQ MHz

1595 610 1630 645 660 675 1695 710  
FREQ MHz

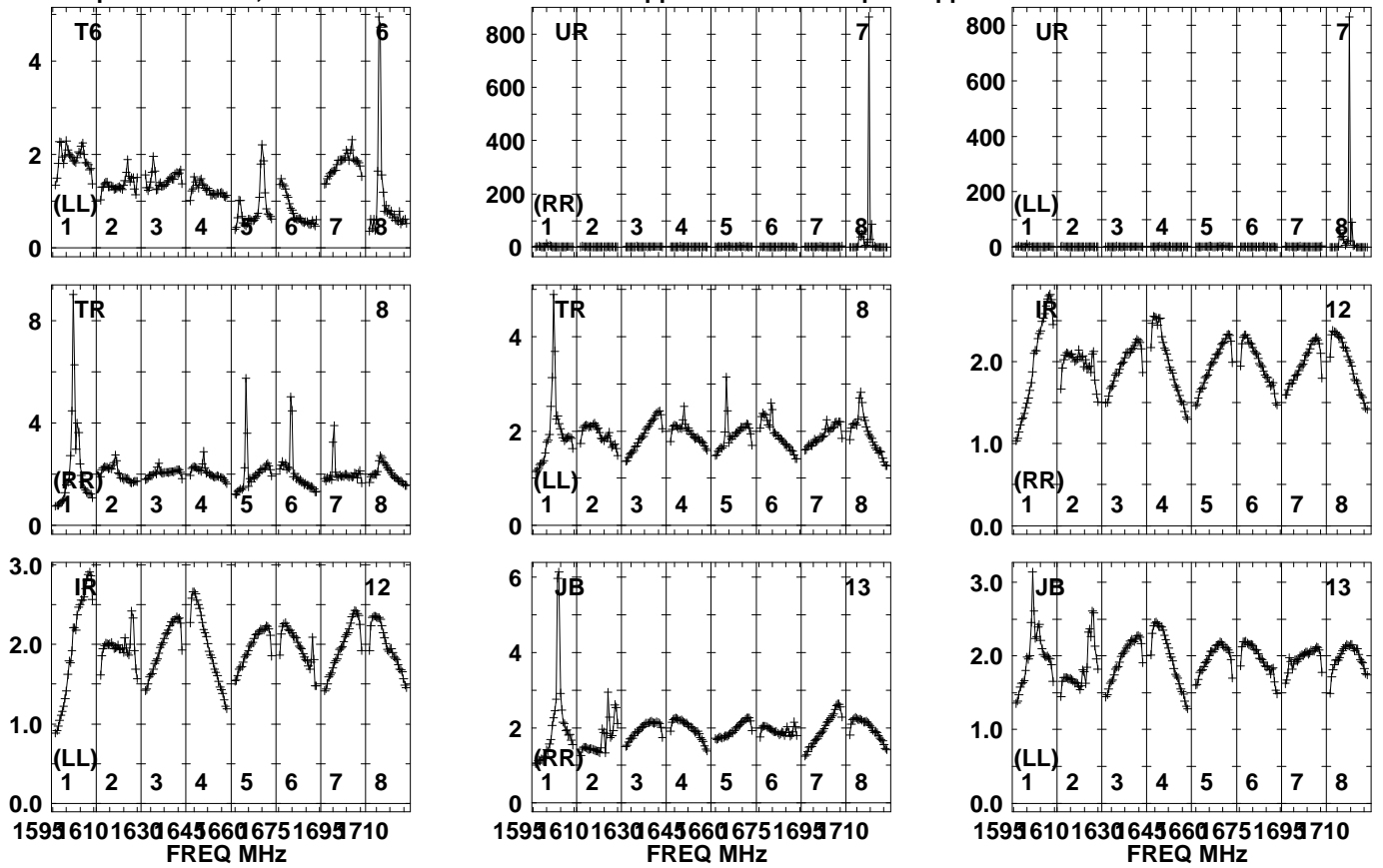
1595 610 1630 645 660 675 1695 710  
FREQ MHz

Lower frame: Tera Real Jy  
Auto-corr total-power spectrum Antenna: \*  
Timerange: 00/06:32:46 to 00/06:35:08

Plot file version 276 created 21-NOV-2022 15:05:23

P-8+4 ER052A.UVDATA.1

Freq = 1.5950 GHz, Bw = 16.000 MH No calibration applied and no bandpass applied



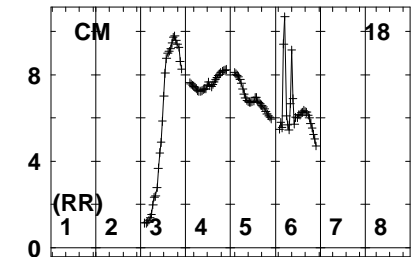
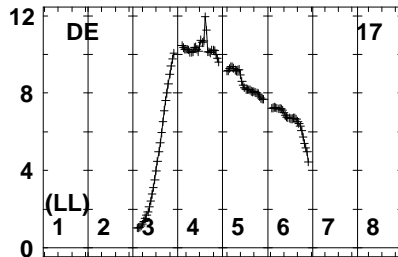
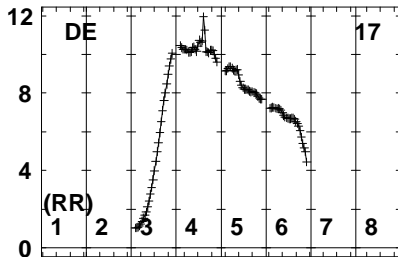
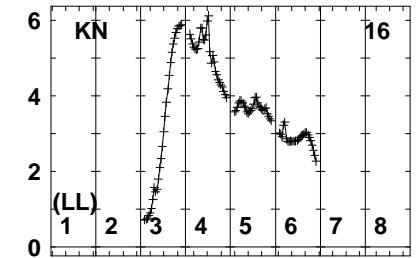
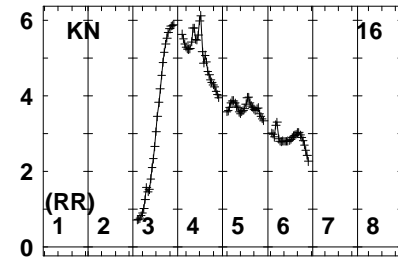
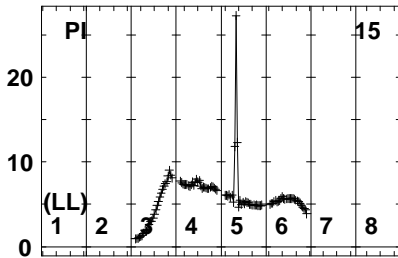
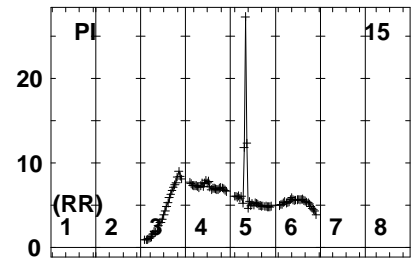
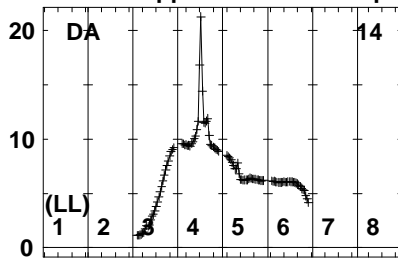
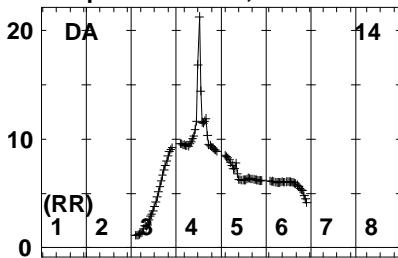
Lower frame: Tera Real Jy  
Auto-corr total-power spectrum Antenna: \*  
Timerange: 00/06:32:46 to 00/06:35:08



Plot file version 277 created 21-NOV-2022 15:05:24

P-8+4 ER052A.UVDATA.1

Freq = 1.5950 GHz, Bw = 16.000 MH No calibration applied and no bandpass applied



1595 610 1630 645 660 675 1695 710  
FREQ MHz

1595 610 1630 645 660 675 1695 710  
FREQ MHz

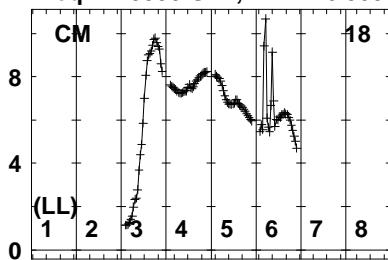
1595 610 1630 645 660 675 1695 710  
FREQ MHz

Lower frame: Tera Real Jy  
Auto-corr total-power spectrum Antenna: \*  
Timerange: 00/06:32:46 to 00/06:35:08

Plot file version 278 created 21-NOV-2022 15:05:24

P-8+4 ER052A.UVDATA.1

Freq = 1.5950 GHz, Bw = 16.000 MH No calibration applied and no bandpass applied



Lower frame: Tera Real Jy

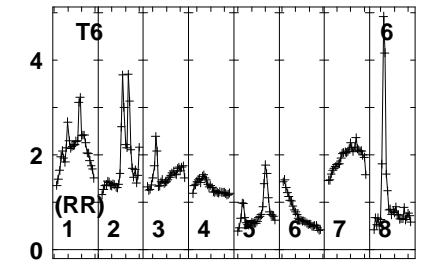
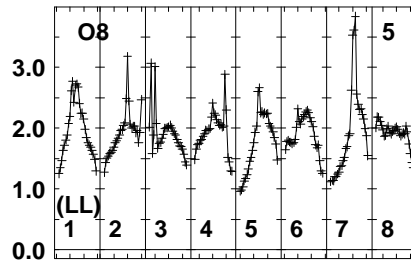
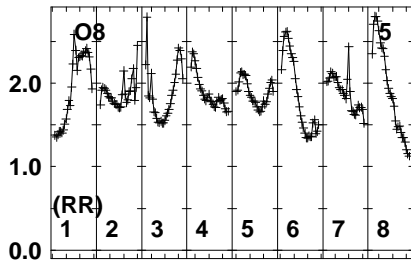
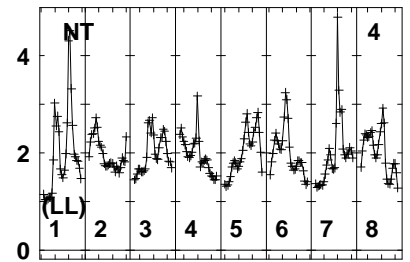
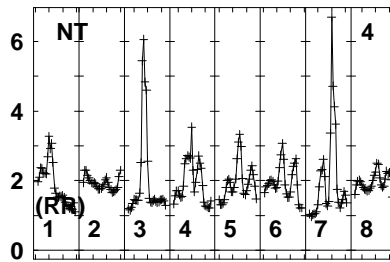
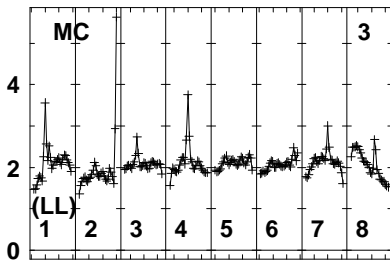
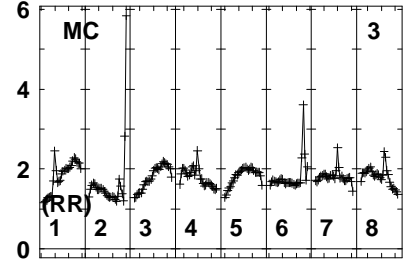
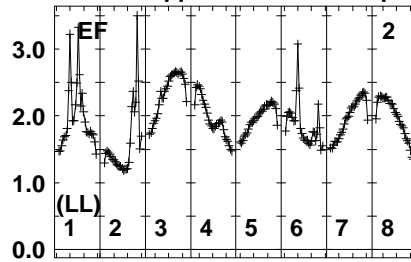
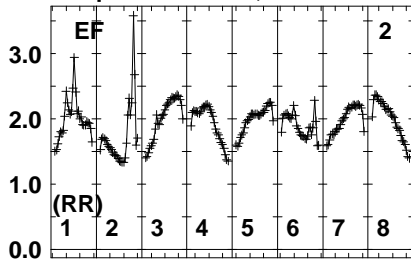
Auto-corr total-power spectrum Antenna: \*

Timerange: 00/06:32:46 to 00/06:35:08

Plot file version 279 created 21-NOV-2022 15:05:24

P-6+4 ER052A.UVDATA.1

Freq = 1.5950 GHz, Bw = 16.000 MH No calibration applied and no bandpass applied



1595 610 1630 645 660 675 1695 710  
FREQ MHz

1595 610 1630 645 660 675 1695 710  
FREQ MHz

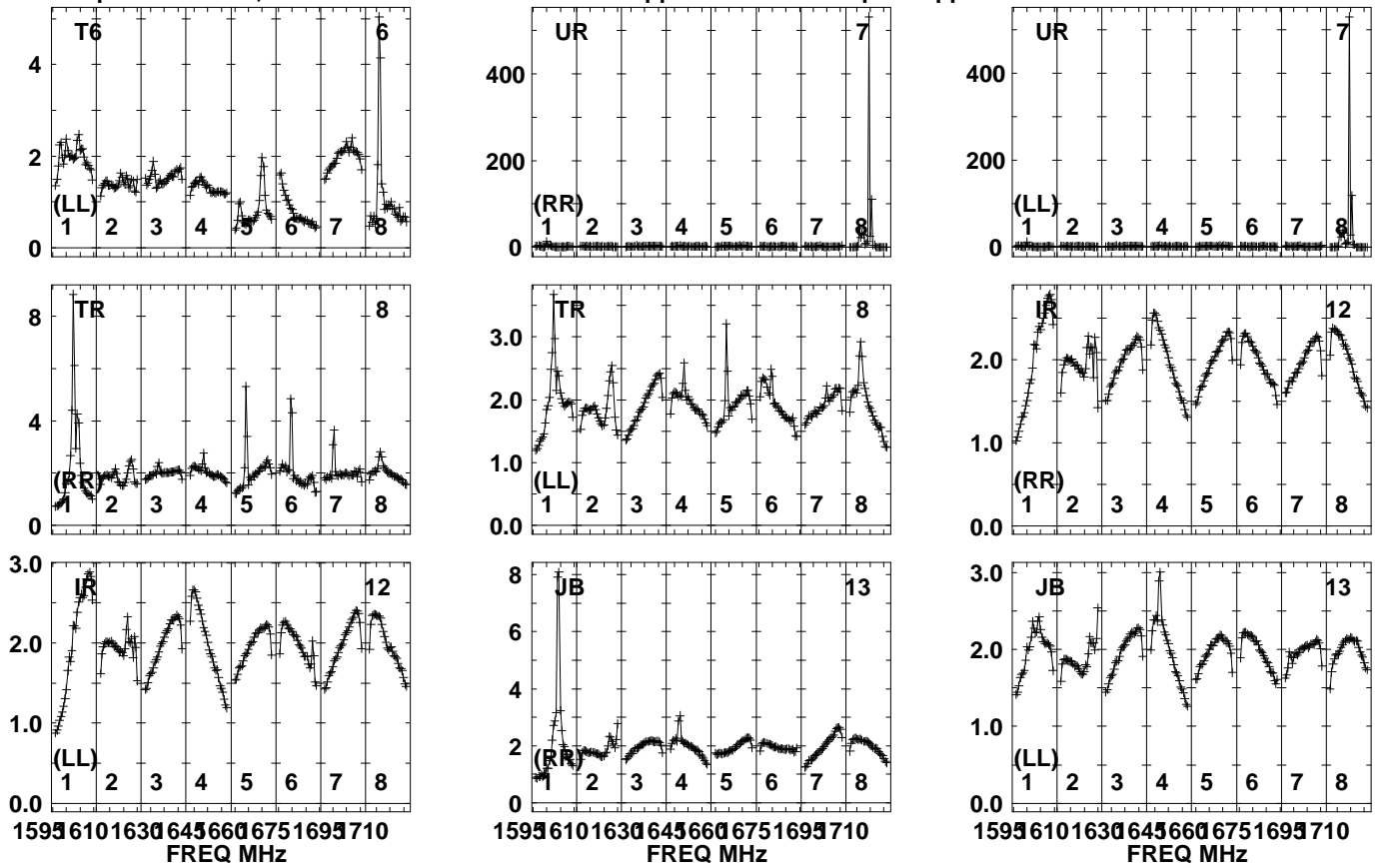
1595 610 1630 645 660 675 1695 710  
FREQ MHz

Lower frame: Tera Real Jy  
Auto-corr total-power spectrum Antenna: \*  
Timerange: 00/06:35:11 to 00/06:37:33

Plot file version 280 created 21-NOV-2022 15:05:24

P-6+4 ER052A.UVDATA.1

Freq = 1.5950 GHz, Bw = 16.000 MH No calibration applied and no bandpass applied

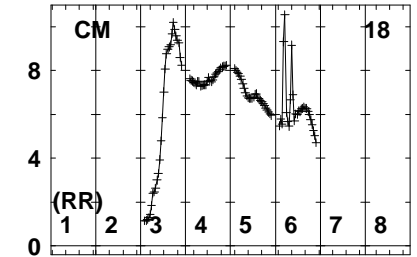
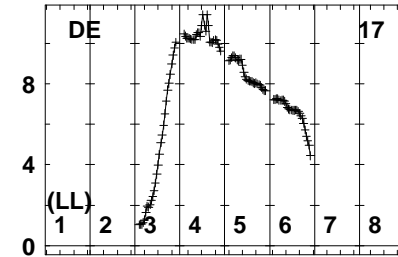
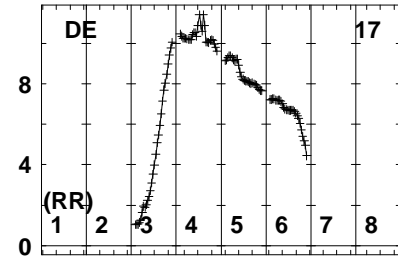
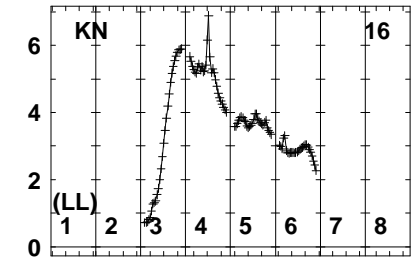
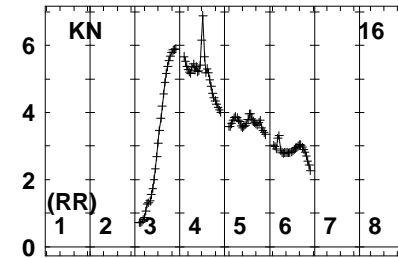
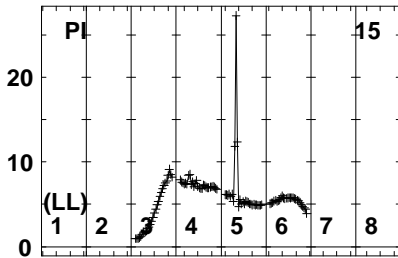
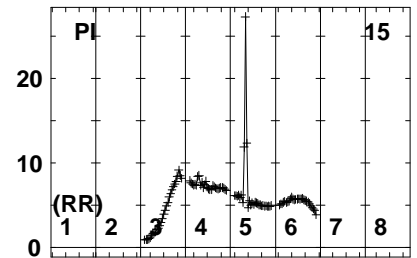
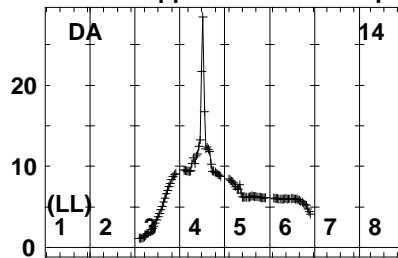
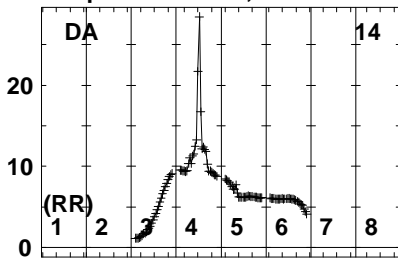


Lower frame: Tera Real Jy  
Auto-corr total-power spectrum Antenna: \*  
Timerange: 00/06:35:11 to 00/06:37:33

Plot file version 281 created 21-NOV-2022 15:05:24

P-6+4 ER052A.UVDATA.1

Freq = 1.5950 GHz, Bw = 16.000 MH No calibration applied and no bandpass applied



1595 610 1630 645 660 675 1695 710  
FREQ MHz

1595 610 1630 645 660 675 1695 710  
FREQ MHz

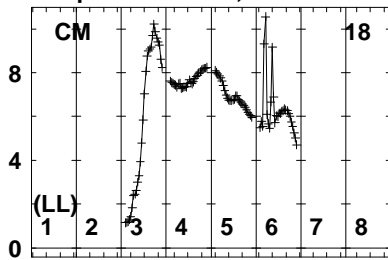
1595 610 1630 645 660 675 1695 710  
FREQ MHz

Lower frame: Tera Real Jy  
Auto-corr total-power spectrum Antenna: \*  
Timerange: 00/06:35:11 to 00/06:37:33

Plot file version 282 created 21-NOV-2022 15:05:24

P-6+4 ER052A.UVDATA.1

Freq = 1.5950 GHz, Bw = 16.000 MH No calibration applied and no bandpass applied



Lower frame: Tera Real Jy

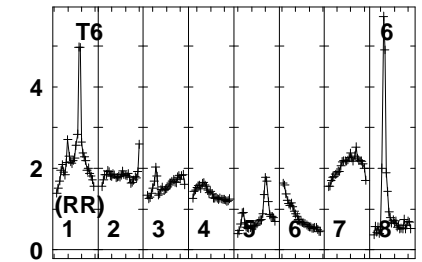
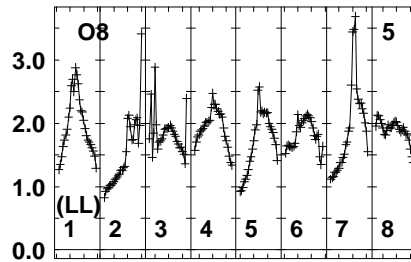
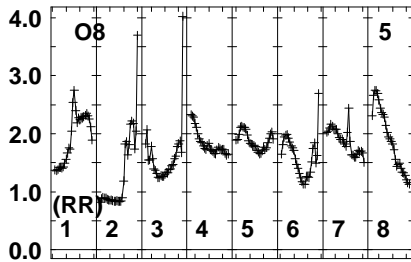
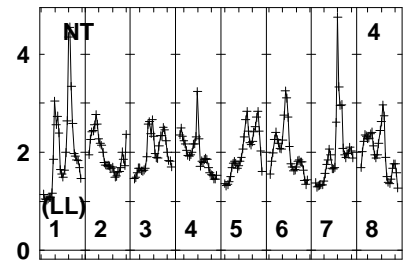
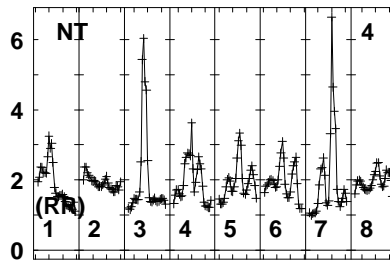
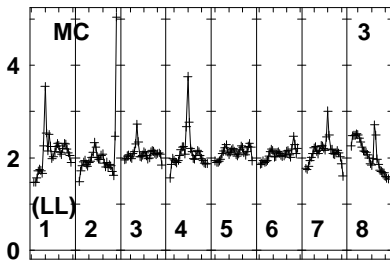
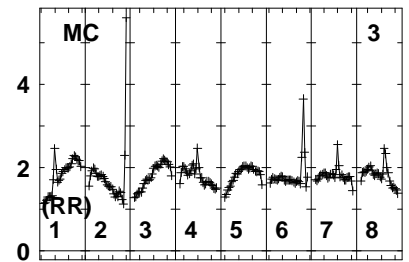
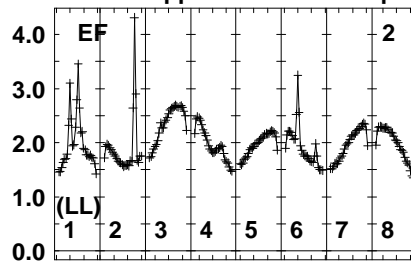
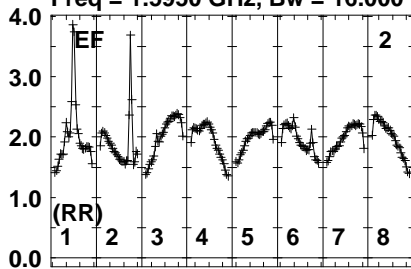
Auto-corr total-power spectrum Antenna: \*

Timerange: 00/06:35:11 to 00/06:37:33

Plot file version 283 created 21-NOV-2022 15:05:24

J1048+7143 ER052A.UVDATA.1

Freq = 1.5950 GHz, Bw = 16.000 MH No calibration applied and no bandpass applied



1595 610 1630 645 660 675 1695 710  
FREQ MHz

1595 610 1630 645 660 675 1695 710  
FREQ MHz

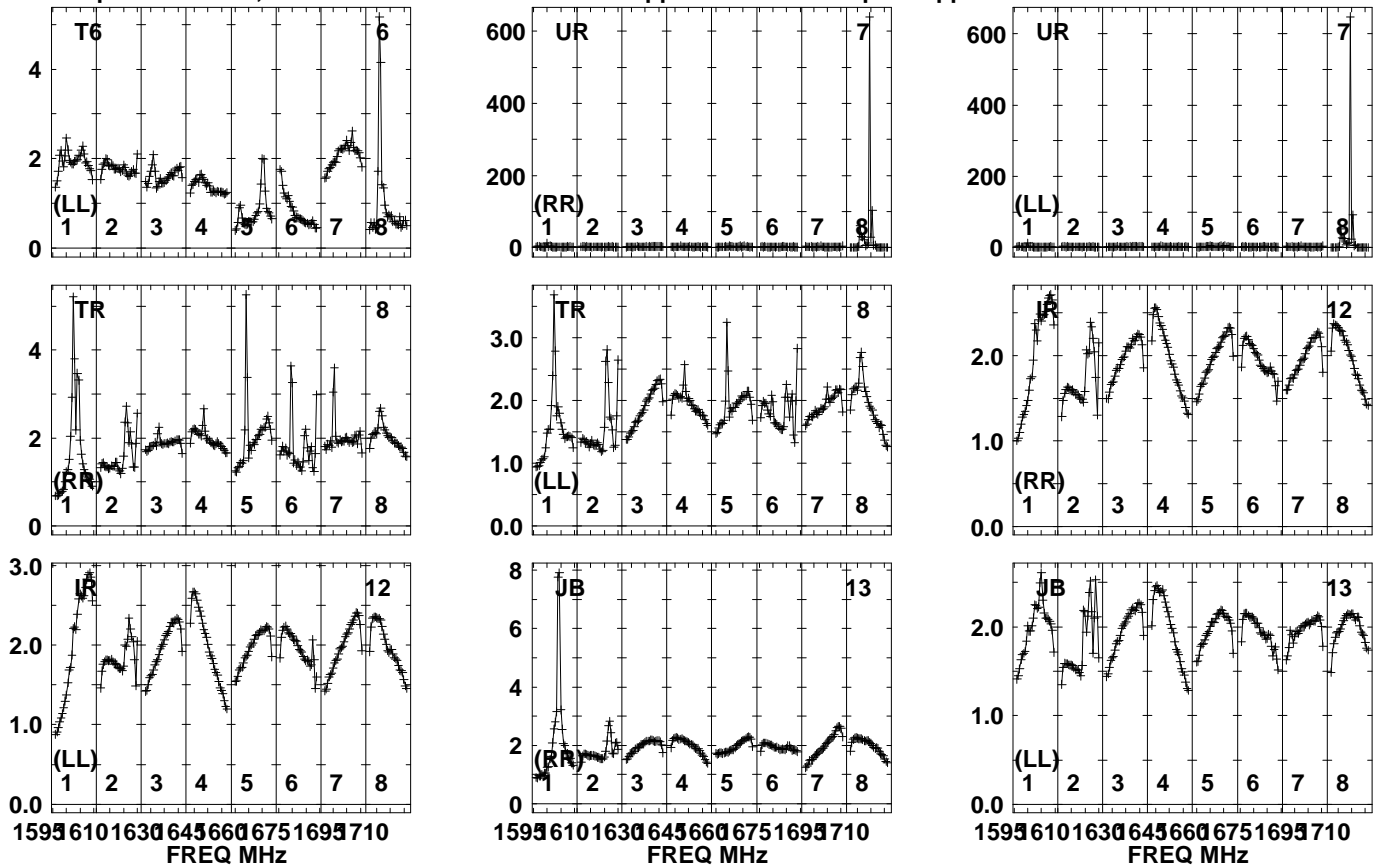
1595 610 1630 645 660 675 1695 710  
FREQ MHz

Lower frame: Tera Real Jy  
Auto-corr total-power spectrum Antenna: \*  
Timerange: 00/06:37:36 to 00/06:39:58

Plot file version 284 created 21-NOV-2022 15:05:24

J1048+7143 ER052A.UVDATA.1

Freq = 1.5950 GHz, Bw = 16.000 MH No calibration applied and no bandpass applied



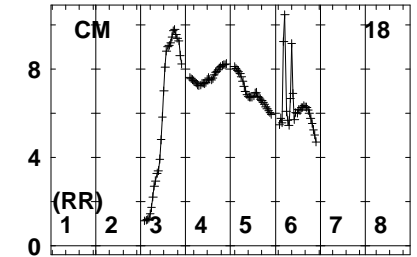
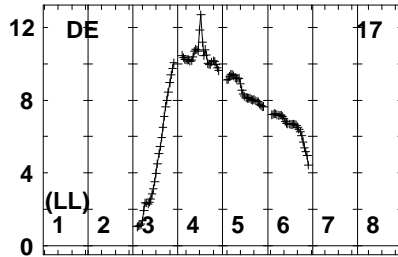
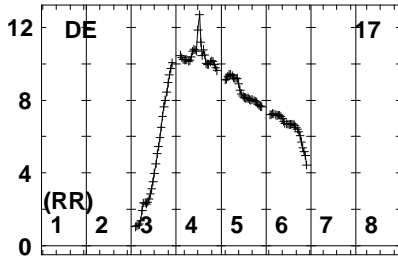
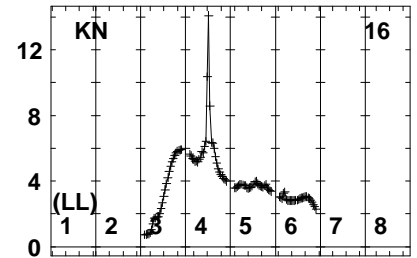
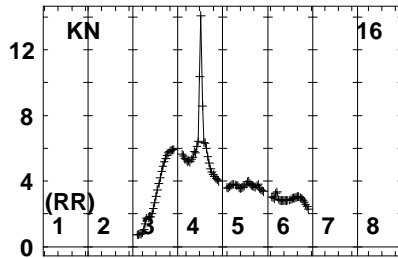
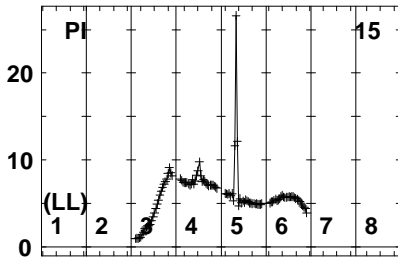
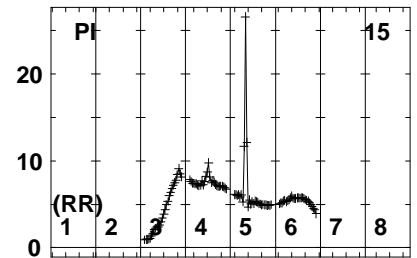
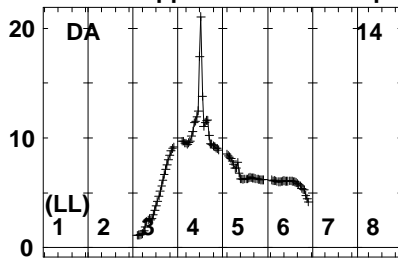
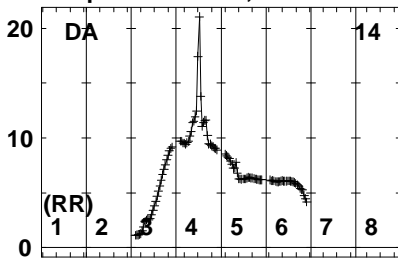
Lower frame: Tera Real Jy  
Auto-corr total-power spectrum Antenna: \*  
Timerange: 00/06:37:36 to 00/06:39:58



Plot file version 285 created 21-NOV-2022 15:05:24

J1048+7143 ER052A.UVDATA.1

Freq = 1.5950 GHz, Bw = 16.000 MH No calibration applied and no bandpass applied



1595 610 1630 645 660 675 1695 710  
FREQ MHz

1595 610 1630 645 660 675 1695 710  
FREQ MHz

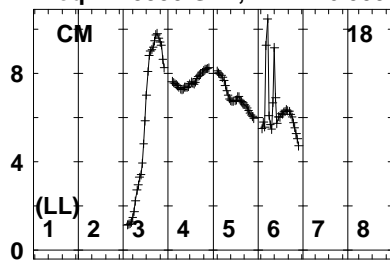
1595 610 1630 645 660 675 1695 710  
FREQ MHz

Lower frame: Tera Real Jy  
Auto-corr total-power spectrum Antenna: \*  
Timerange: 00/06:37:36 to 00/06:39:58

Plot file version 286 created 21-NOV-2022 15:05:24

J1048+7143 ER052A.UVDATA.1

Freq = 1.5950 GHz, Bw = 16.000 MH No calibration applied and no bandpass applied

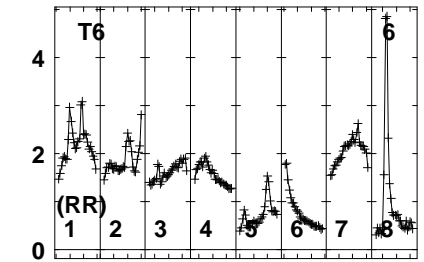
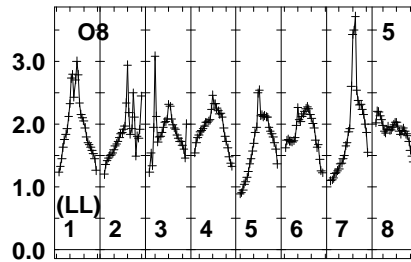
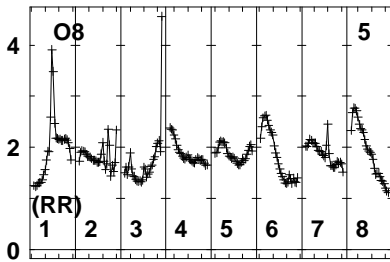
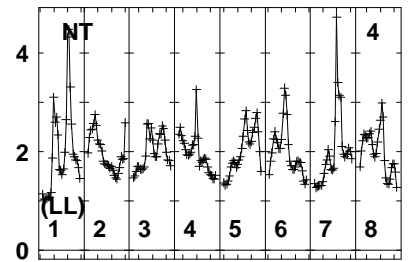
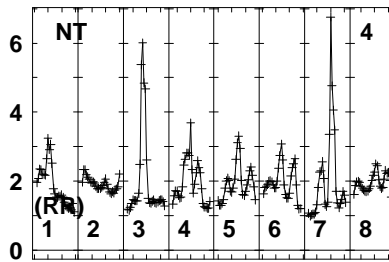
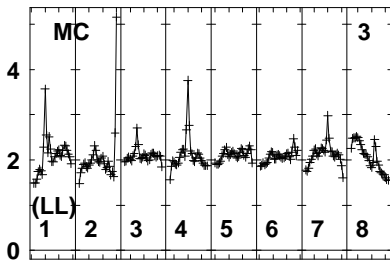
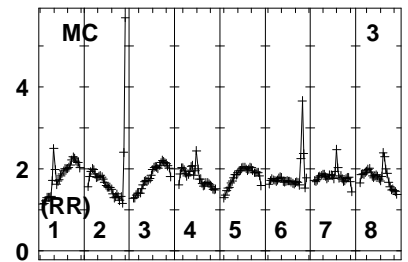
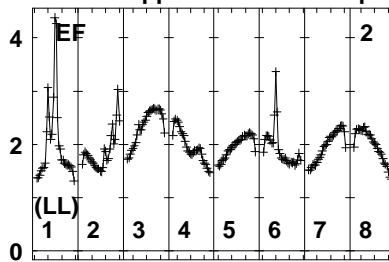
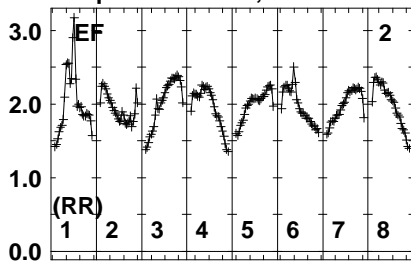


Lower frame: Tera Real Jy  
Auto-corr total-power spectrum Antenna: \*  
Timerange: 00/06:37:36 to 00/06:39:58

Plot file version 287 created 21-NOV-2022 15:05:24

P-4+4 ER052A.UVDATA.1

Freq = 1.5950 GHz, Bw = 16.000 MH No calibration applied and no bandpass applied



1595 610 1630 645 660 675 1695 710  
FREQ MHz

1595 610 1630 645 660 675 1695 710  
FREQ MHz

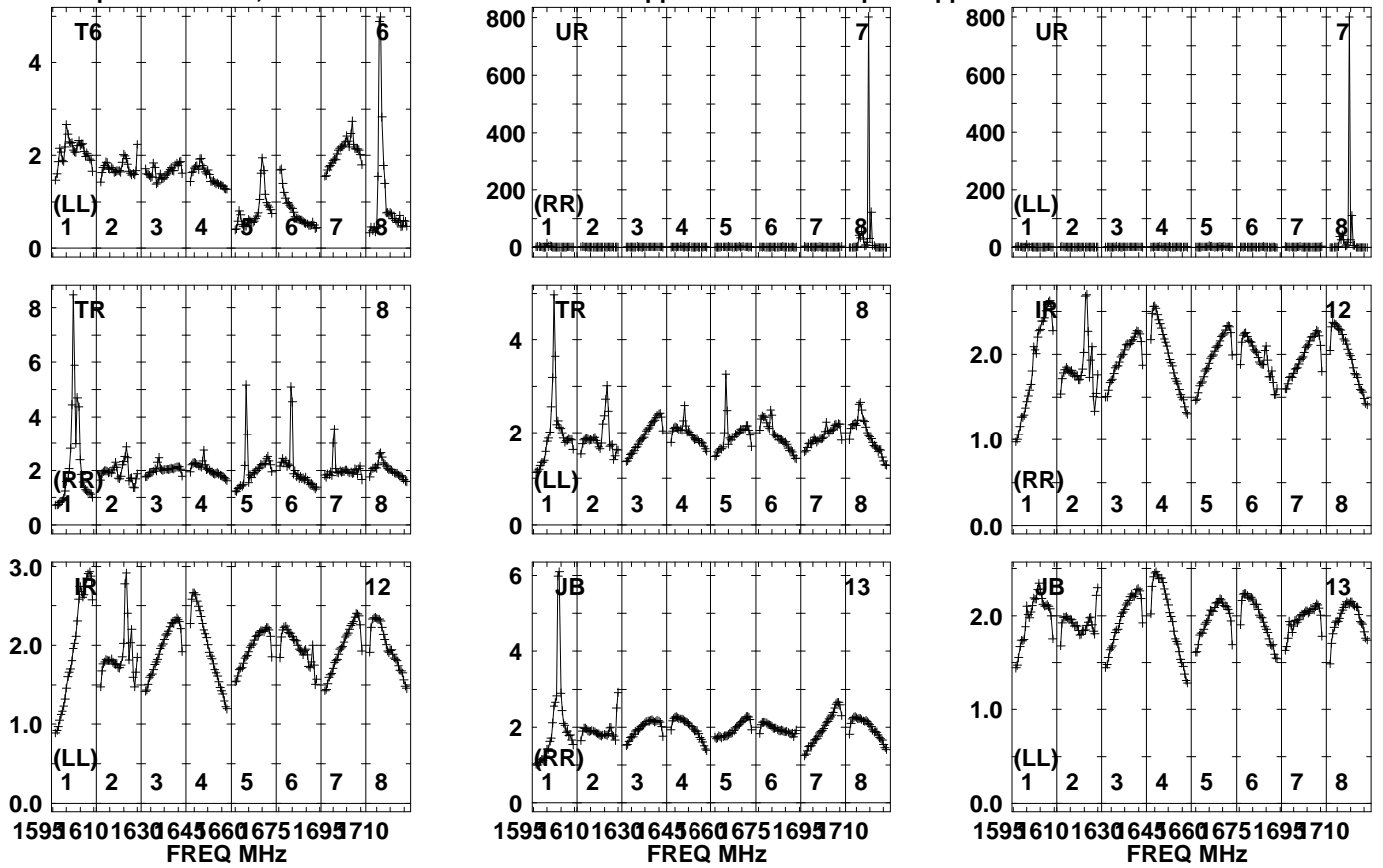
1595 610 1630 645 660 675 1695 710  
FREQ MHz

Lower frame: Tera Real Jy  
Auto-corr total-power spectrum Antenna: \*  
Timerange: 00/06:40:01 to 00/06:42:23

Plot file version 288 created 21-NOV-2022 15:05:25

P-4+4 ER052A.UVDATA.1

Freq = 1.5950 GHz, Bw = 16.000 MH No calibration applied and no bandpass applied

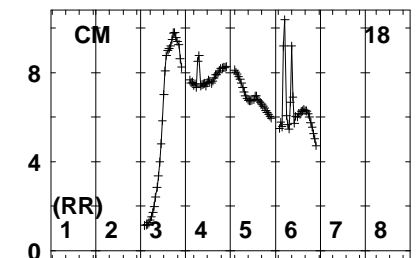
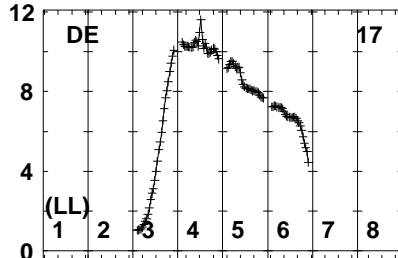
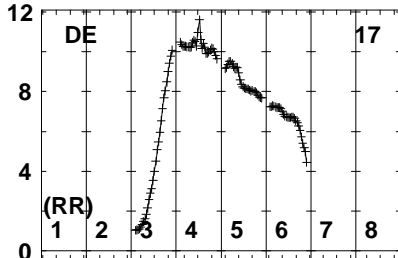
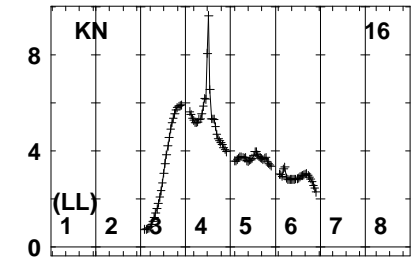
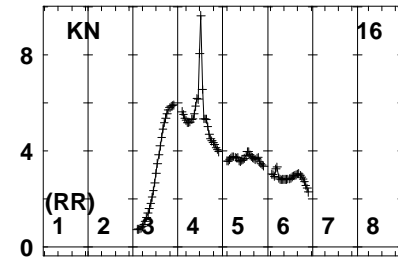
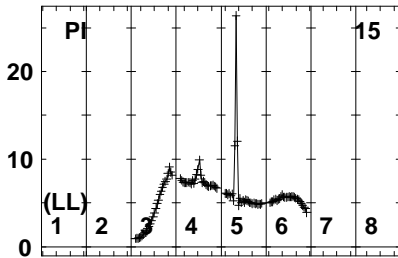
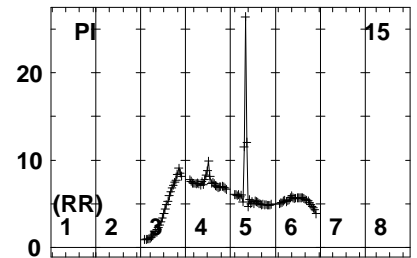
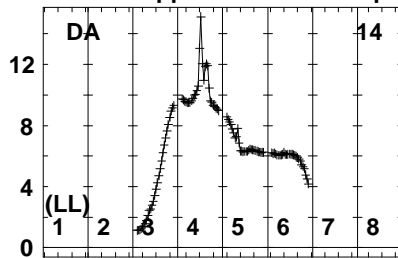
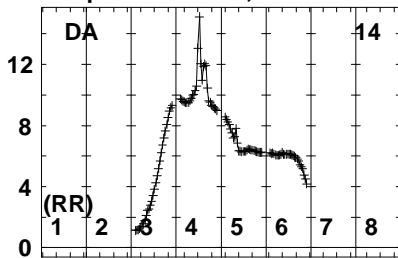


Lower frame: Tera Real Jy  
Auto-corr total-power spectrum Antenna: \*  
Timerange: 00/06:40:01 to 00/06:42:23

Plot file version 289 created 21-NOV-2022 15:05:25

P-4+4 ER052A.UVDATA.1

Freq = 1.5950 GHz, Bw = 16.000 MH No calibration applied and no bandpass applied



1595 610 1630 645 660 675 1695 710  
FREQ MHz

1595 610 1630 645 660 675 1695 710  
FREQ MHz

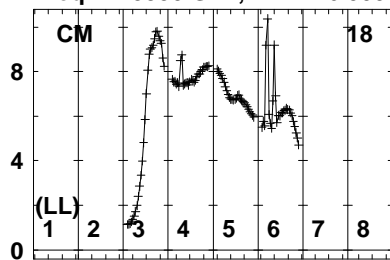
1595 610 1630 645 660 675 1695 710  
FREQ MHz

Lower frame: Tera Real Jy  
Auto-corr total-power spectrum Antenna: \*  
Timerange: 00/06:40:01 to 00/06:42:23

Plot file version 290 created 21-NOV-2022 15:05:25

P-4+4 ER052A.UVDATA.1

Freq = 1.5950 GHz, Bw = 16.000 MH No calibration applied and no bandpass applied



Lower frame: Tera Real Jy

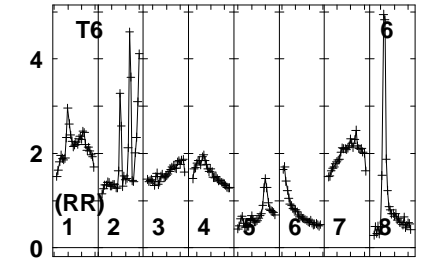
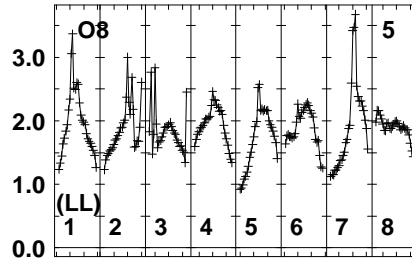
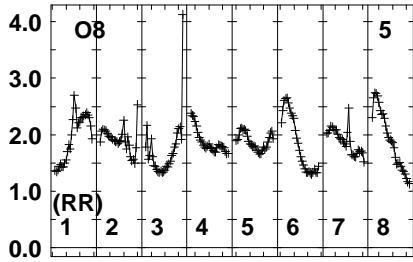
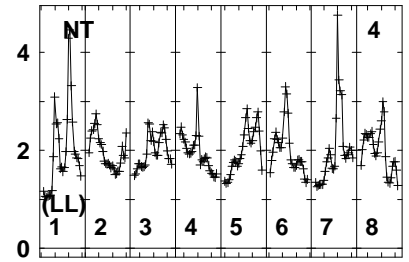
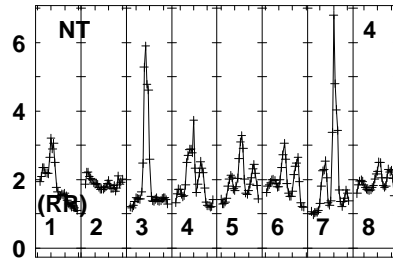
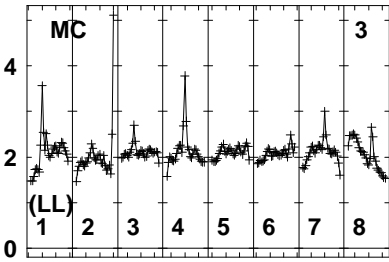
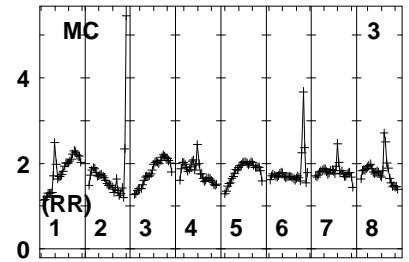
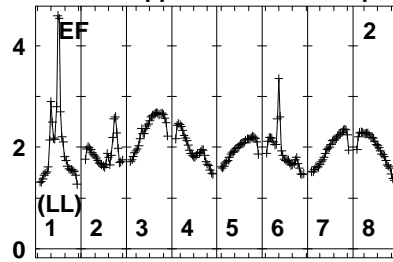
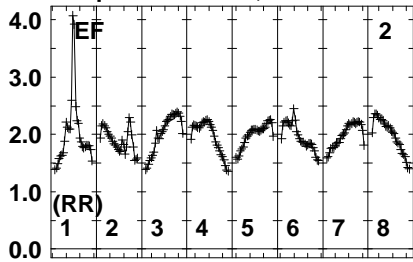
Auto-corr total-power spectrum Antenna: \*

Timerange: 00/06:40:01 to 00/06:42:23

Plot file version 291 created 21-NOV-2022 15:05:25

P-2+4 ER052A.UVDATA.1

Freq = 1.5950 GHz, Bw = 16.000 MH No calibration applied and no bandpass applied



1595 610 1630 645 660 675 1695 710  
FREQ MHz

1595 610 1630 645 660 675 1695 710  
FREQ MHz

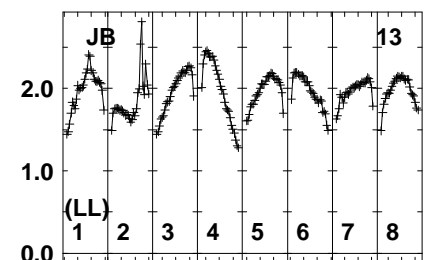
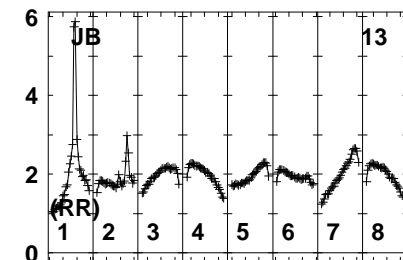
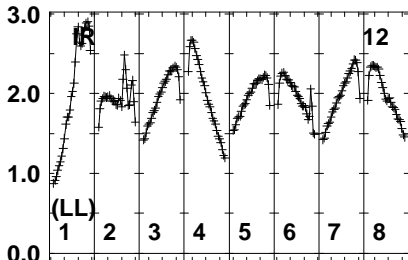
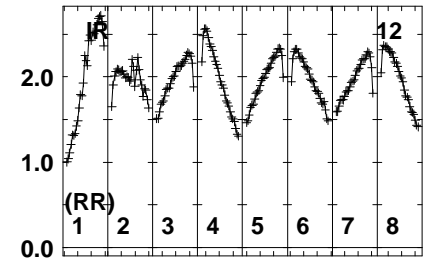
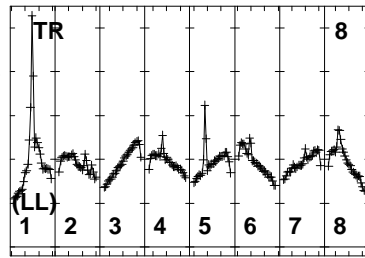
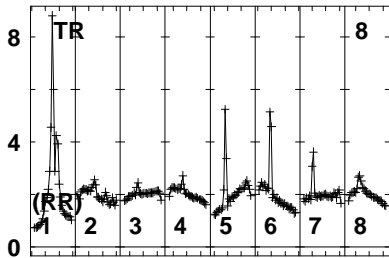
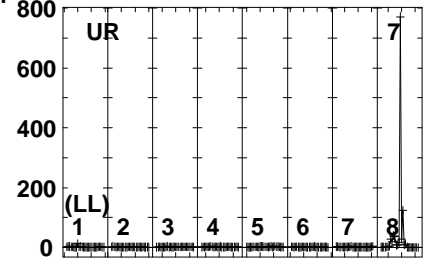
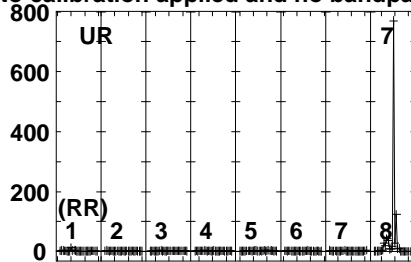
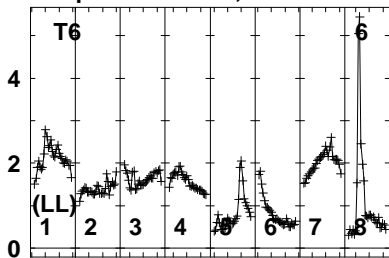
1595 610 1630 645 660 675 1695 710  
FREQ MHz

Lower frame: Tera Real Jy  
Auto-corr total-power spectrum Antenna: \*  
Timerange: 00/06:42:28 to 00/06:44:48

Plot file version 292 created 21-NOV-2022 15:05:25

P-2+4 ER052A.UVDATA.1

Freq = 1.5950 GHz, Bw = 16.000 MH No calibration applied and no bandpass applied



1595 610 1630 645 660 675 1695 710  
FREQ MHz

1595 610 1630 645 660 675 1695 710  
FREQ MHz

1595 610 1630 645 660 675 1695 710  
FREQ MHz

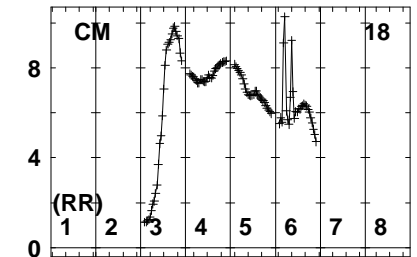
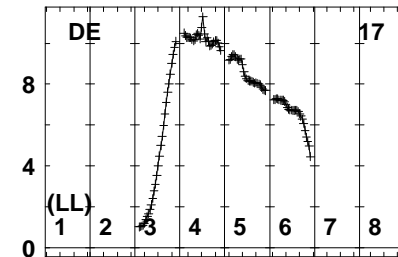
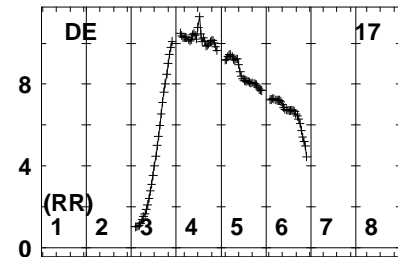
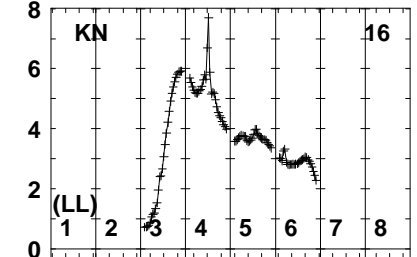
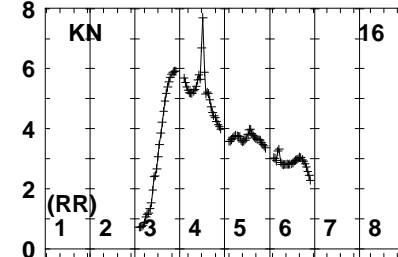
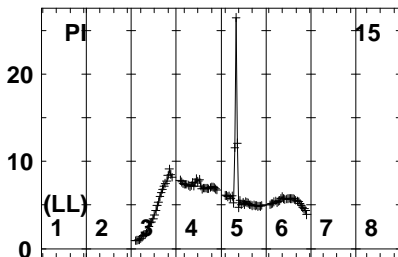
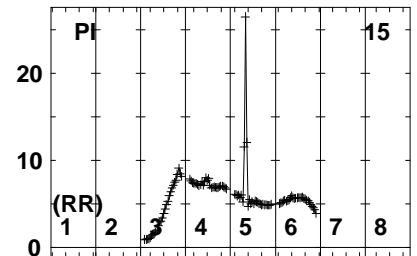
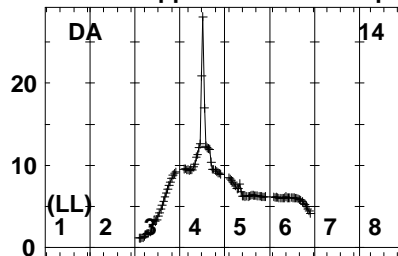
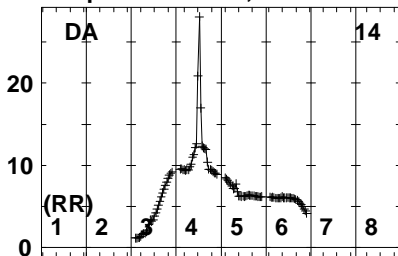
Lower frame: Tera Real Jy  
Auto-corr total-power spectrum Antenna: \*  
Timerange: 00/06:42:28 to 00/06:44:48



Plot file version 293 created 21-NOV-2022 15:05:25

P-2+4 ER052A.UVDATA.1

Freq = 1.5950 GHz, Bw = 16.000 MH No calibration applied and no bandpass applied



1595 610 1630 645 660 675 1695 1710  
FREQ MHz

1595 610 1630 645 660 675 1695 1710  
FREQ MHz

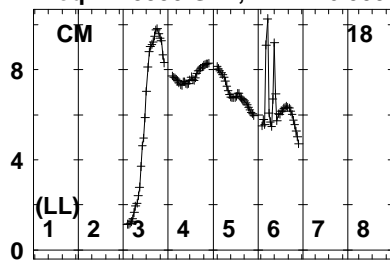
1595 610 1630 645 660 675 1695 1710  
FREQ MHz

Lower frame: Tera Real Jy  
Auto-corr total-power spectrum Antenna: \*  
Timerange: 00/06:42:28 to 00/06:44:48

Plot file version 294 created 21-NOV-2022 15:05:25

P-2+4 ER052A.UVDATA.1

Freq = 1.5950 GHz, Bw = 16.000 MH No calibration applied and no bandpass applied



Lower frame: Tera Real Jy

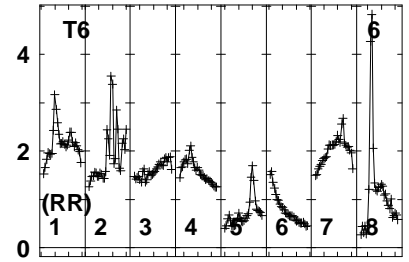
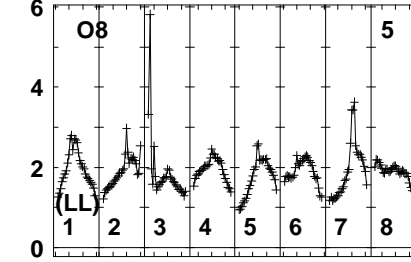
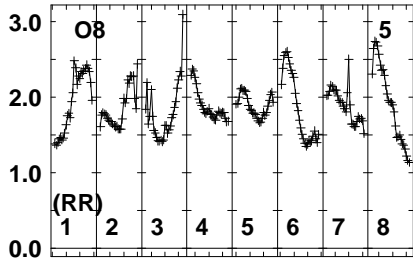
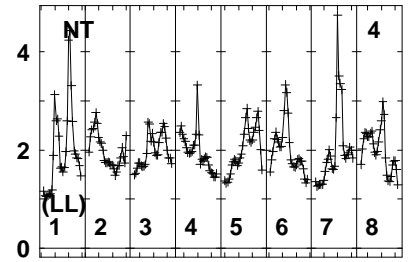
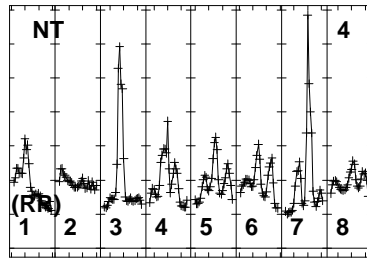
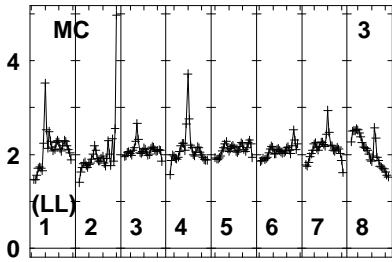
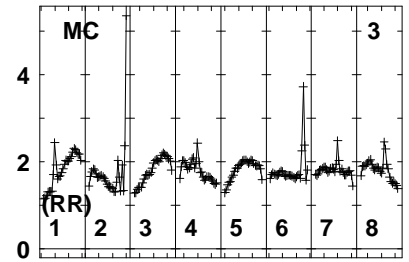
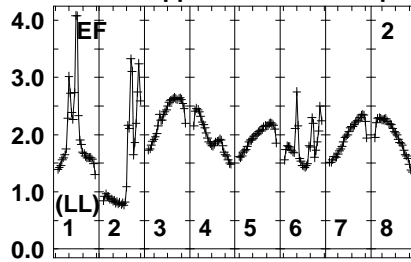
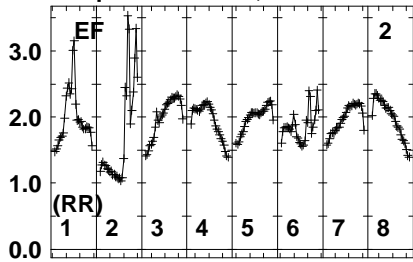
Auto-corr total-power spectrum Antenna: \*

Timerange: 00/06:42:28 to 00/06:44:48

Plot file version 295 created 21-NOV-2022 15:05:25

P+0+4 ER052A.UVDATA.1

Freq = 1.5950 GHz, Bw = 16.000 MH No calibration applied and no bandpass applied



1595 610 1630 645 660 675 1695 710  
FREQ MHz

1595 610 1630 645 660 675 1695 710  
FREQ MHz

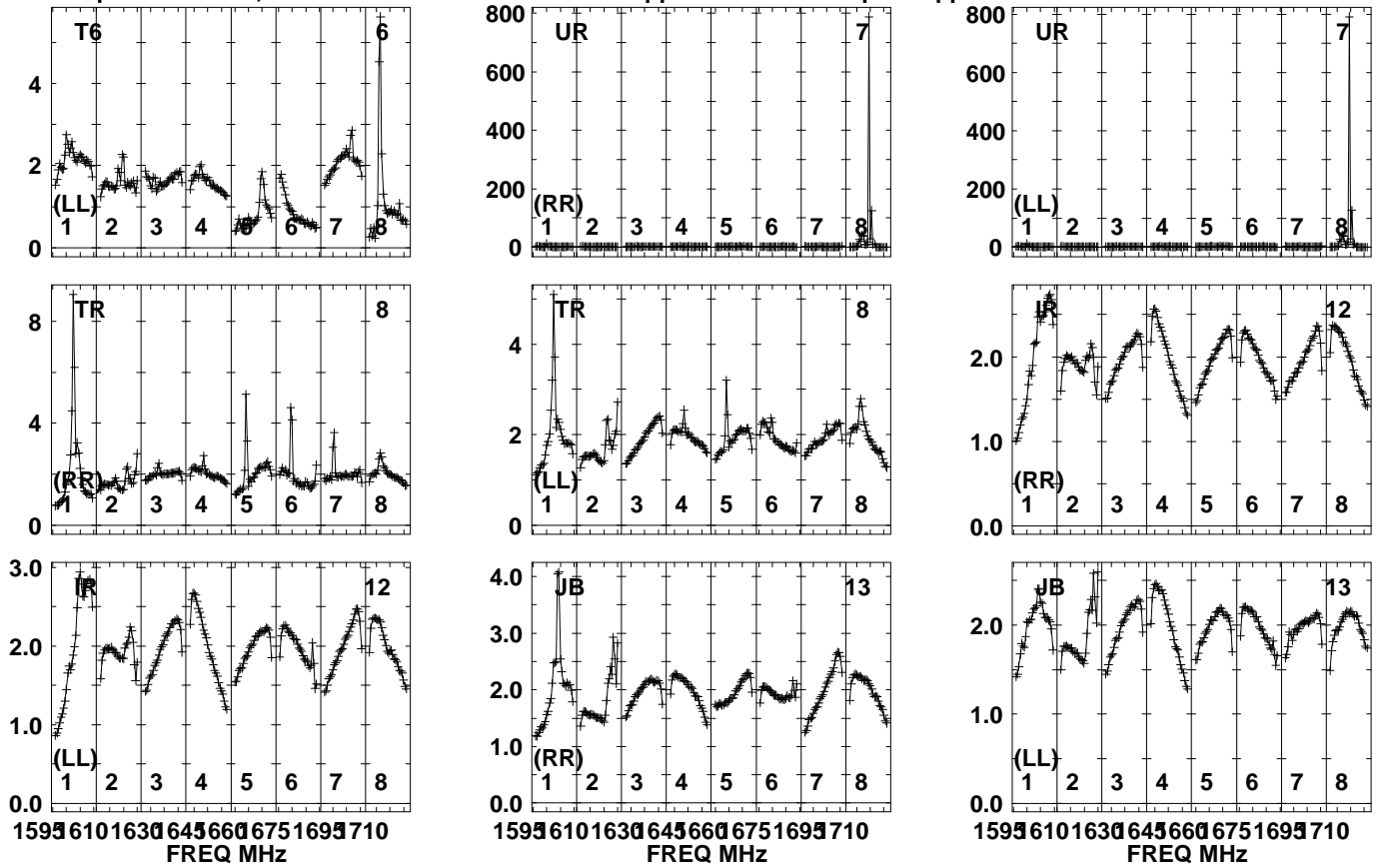
1595 610 1630 645 660 675 1695 710  
FREQ MHz

Lower frame: Tera Real Jy  
Auto-corr total-power spectrum Antenna: \*  
Timerange: 00/06:44:51 to 00/06:47:13

Plot file version 296 created 21-NOV-2022 15:05:25

P+0+4 ER052A.UVDATA.1

Freq = 1.5950 GHz, Bw = 16.000 MH No calibration applied and no bandpass applied

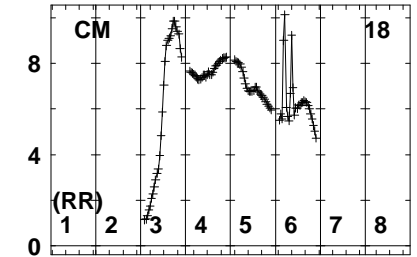
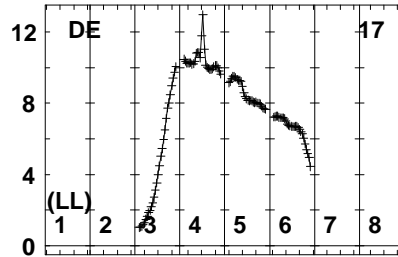
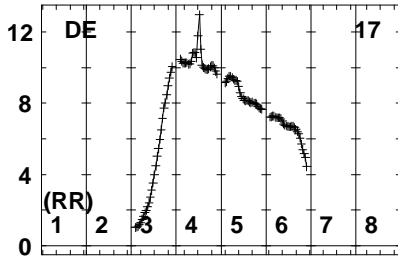
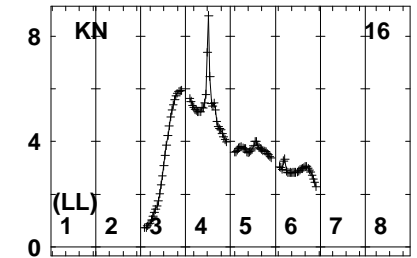
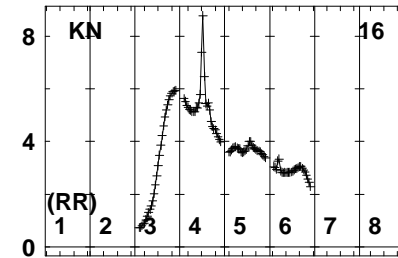
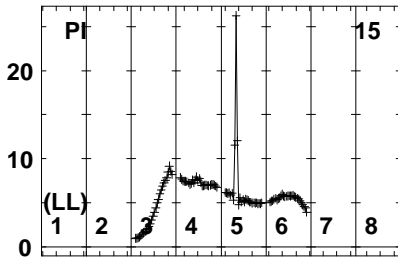
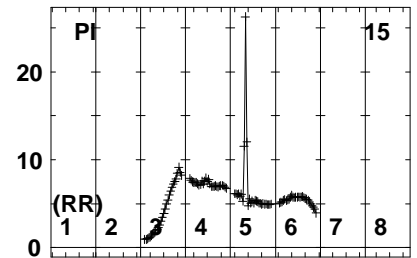
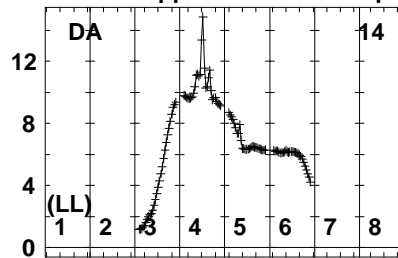
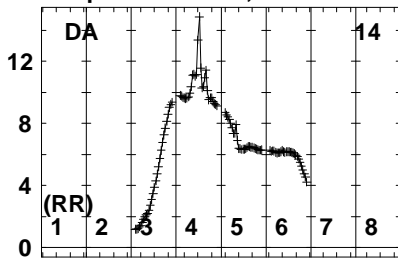


Lower frame: Tera Real Jy  
Auto-corr total-power spectrum Antenna: \*  
Timerange: 00/06:44:51 to 00/06:47:13

Plot file version 297 created 21-NOV-2022 15:05:26

P+0+4 ER052A.UVDATA.1

Freq = 1.5950 GHz, Bw = 16.000 MH No calibration applied and no bandpass applied



1595 610 1630 645 660 675 1695 710  
FREQ MHz

1595 610 1630 645 660 675 1695 710  
FREQ MHz

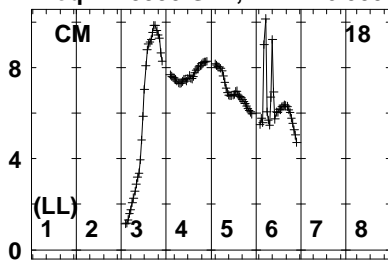
1595 610 1630 645 660 675 1695 710  
FREQ MHz

Lower frame: Tera Real Jy  
Auto-corr total-power spectrum Antenna: \*  
Timerange: 00/06:44:51 to 00/06:47:13

Plot file version 298 created 21-NOV-2022 15:05:26

P+0+4 ER052A.UVDATA.1

Freq = 1.5950 GHz, Bw = 16.000 MH No calibration applied and no bandpass applied

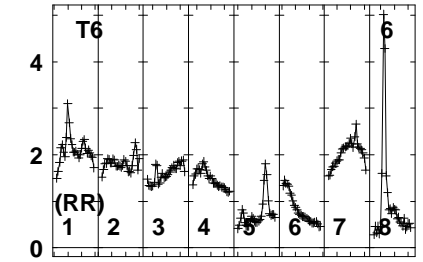
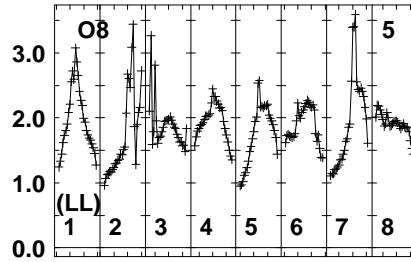
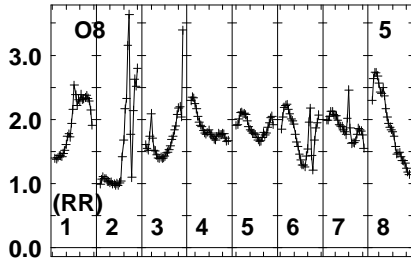
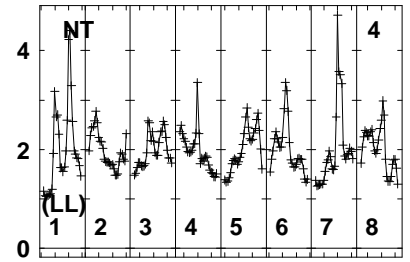
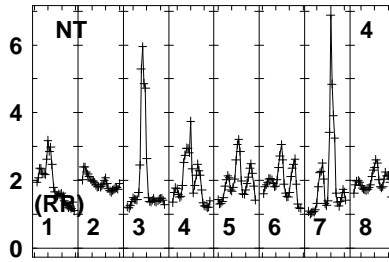
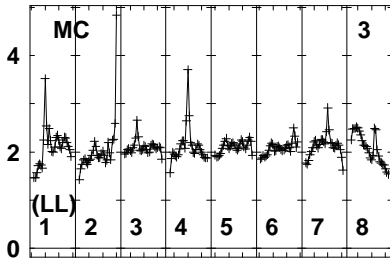
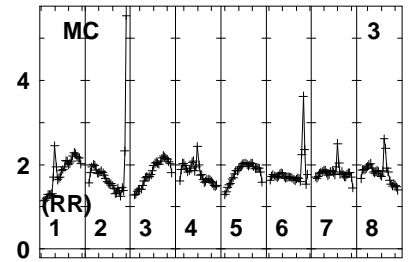
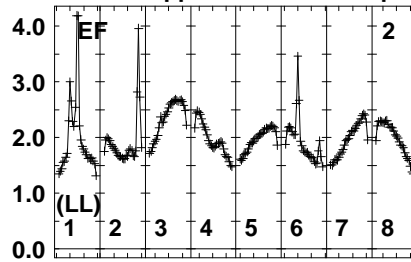
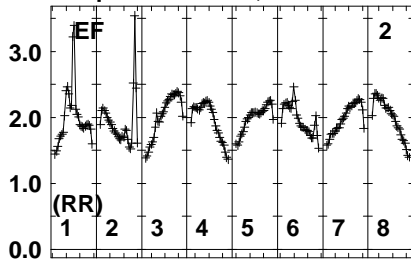


Lower frame: Tera Real Jy  
Auto-corr total-power spectrum Antenna: \*  
Timerange: 00/06:44:51 to 00/06:47:13

Plot file version 299 created 21-NOV-2022 15:05:26

P+2+4 ER052A.UVDATA.1

Freq = 1.5950 GHz, Bw = 16.000 MH No calibration applied and no bandpass applied



1595 610 1630 645 660 675 1695 710  
FREQ MHz

1595 610 1630 645 660 675 1695 710  
FREQ MHz

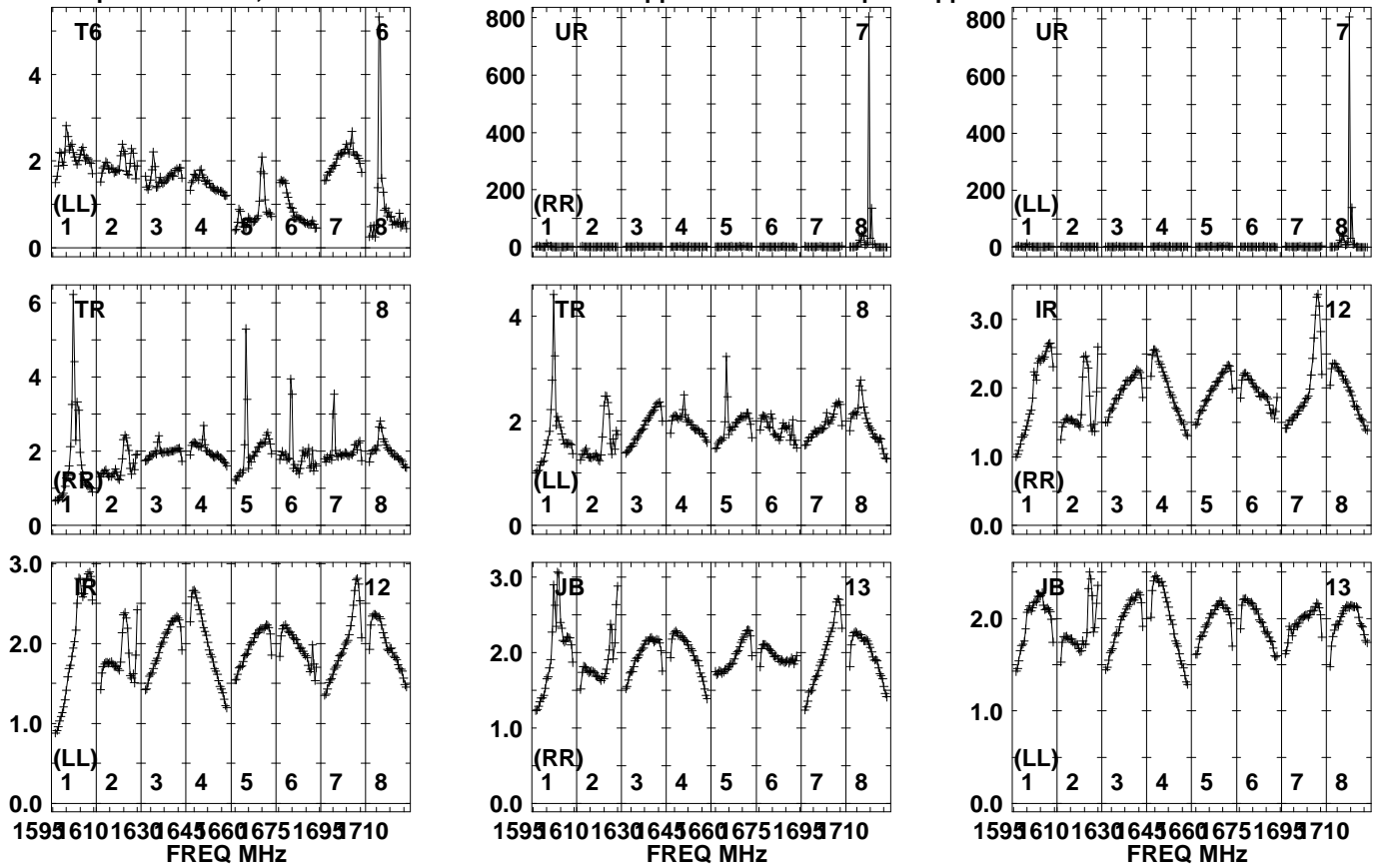
1595 610 1630 645 660 675 1695 710  
FREQ MHz

Lower frame: Tera Real Jy  
Auto-corr total-power spectrum Antenna: \*  
Timerange: 00/06:47:16 to 00/06:49:38

Plot file version 300 created 21-NOV-2022 15:05:26

P+2+4 ER052A.UVDATA.1

Freq = 1.5950 GHz, Bw = 16.000 MH No calibration applied and no bandpass applied



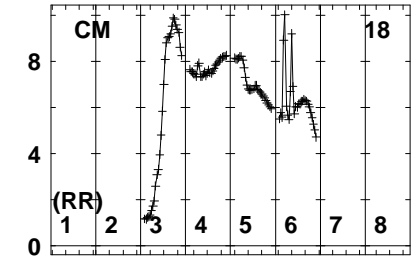
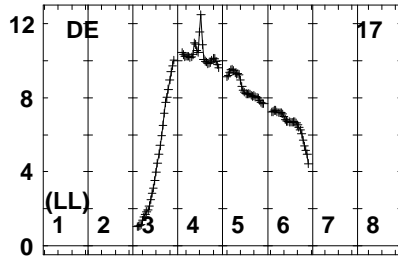
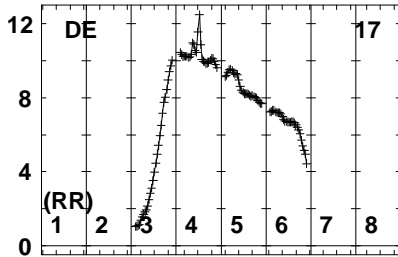
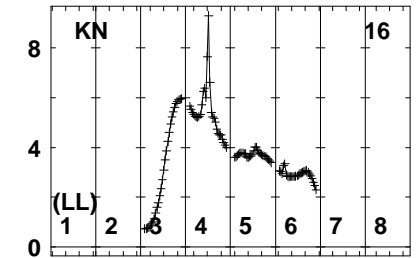
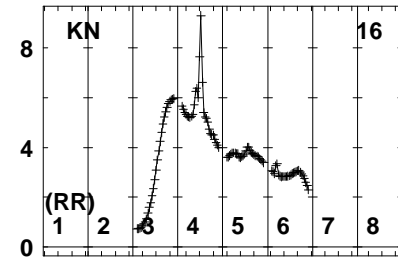
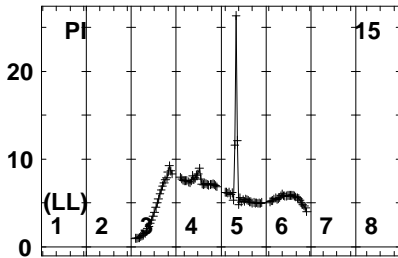
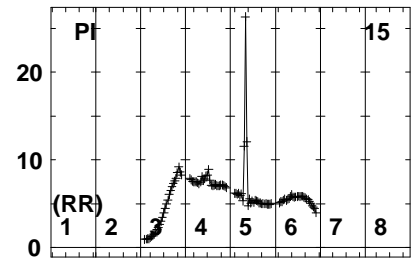
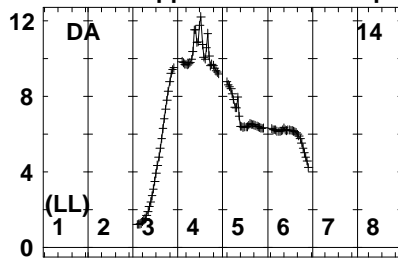
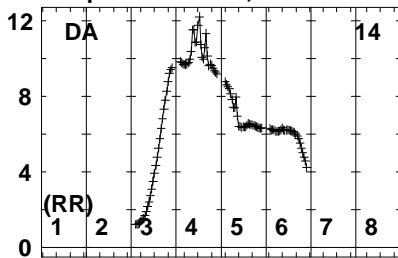
Lower frame: Tera Real Jy  
Auto-corr total-power spectrum Antenna: \*  
Timerange: 00/06:47:16 to 00/06:49:38



Plot file version 301 created 21-NOV-2022 15:05:26

P+2+4 ER052A.UVDATA.1

Freq = 1.5950 GHz, Bw = 16.000 MH No calibration applied and no bandpass applied



1595 610 1630 645 660 675 1695 710  
FREQ MHz

1595 610 1630 645 660 675 1695 710  
FREQ MHz

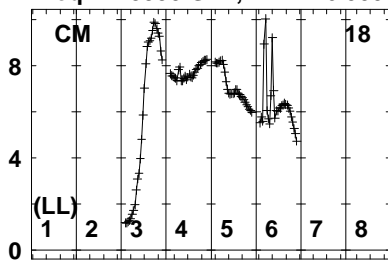
1595 610 1630 645 660 675 1695 710  
FREQ MHz

Lower frame: Tera Real Jy  
Auto-corr total-power spectrum Antenna: \*  
Timerange: 00/06:47:16 to 00/06:49:38

Plot file version 302 created 21-NOV-2022 15:05:26

P+2+4 ER052A.UVDATA.1

Freq = 1.5950 GHz, Bw = 16.000 MH No calibration applied and no bandpass applied

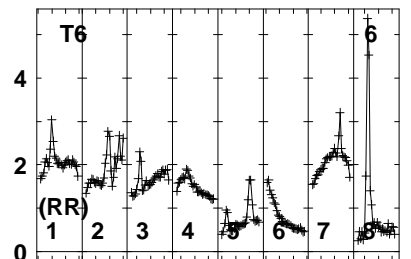
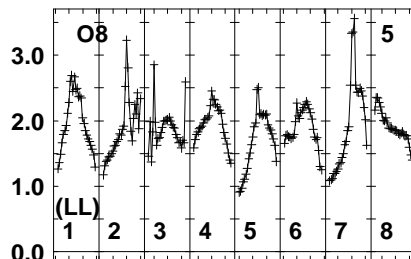
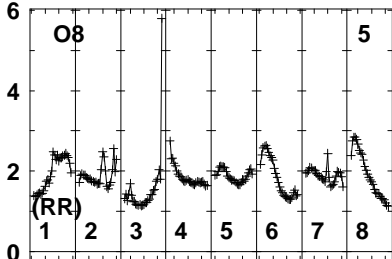
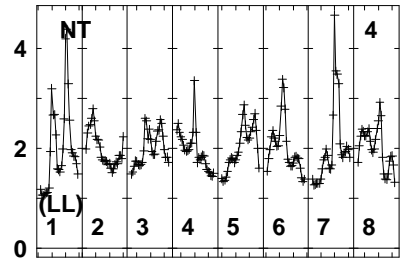
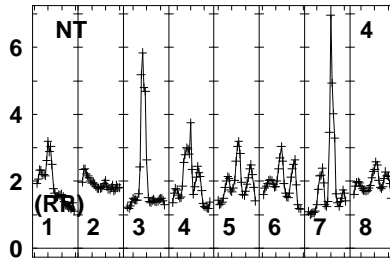
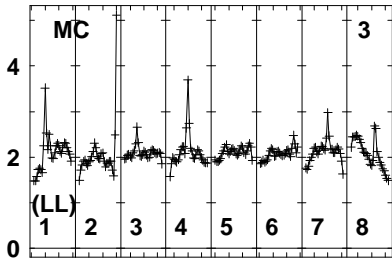
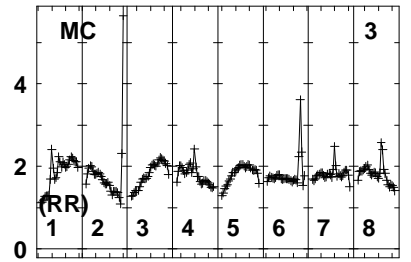
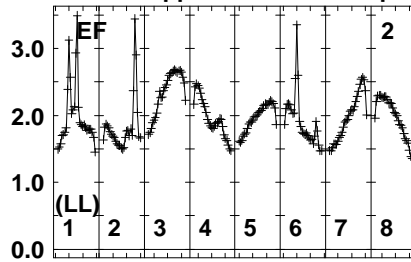
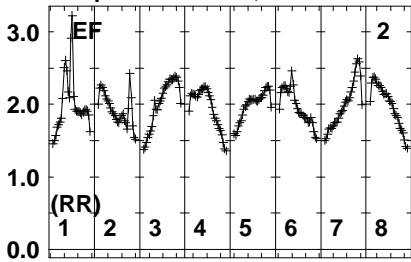


Lower frame: Tera Real Jy  
Auto-corr total-power spectrum Antenna: \*  
Timerange: 00/06:47:16 to 00/06:49:38

Plot file version 303 created 21-NOV-2022 15:05:26

J1048+7143 ER052A.UVDATA.1

Freq = 1.5950 GHz, Bw = 16.000 MH No calibration applied and no bandpass applied



1595 610 1630 645 660 675 1695 710  
FREQ MHz

1595 610 1630 645 660 675 1695 710  
FREQ MHz

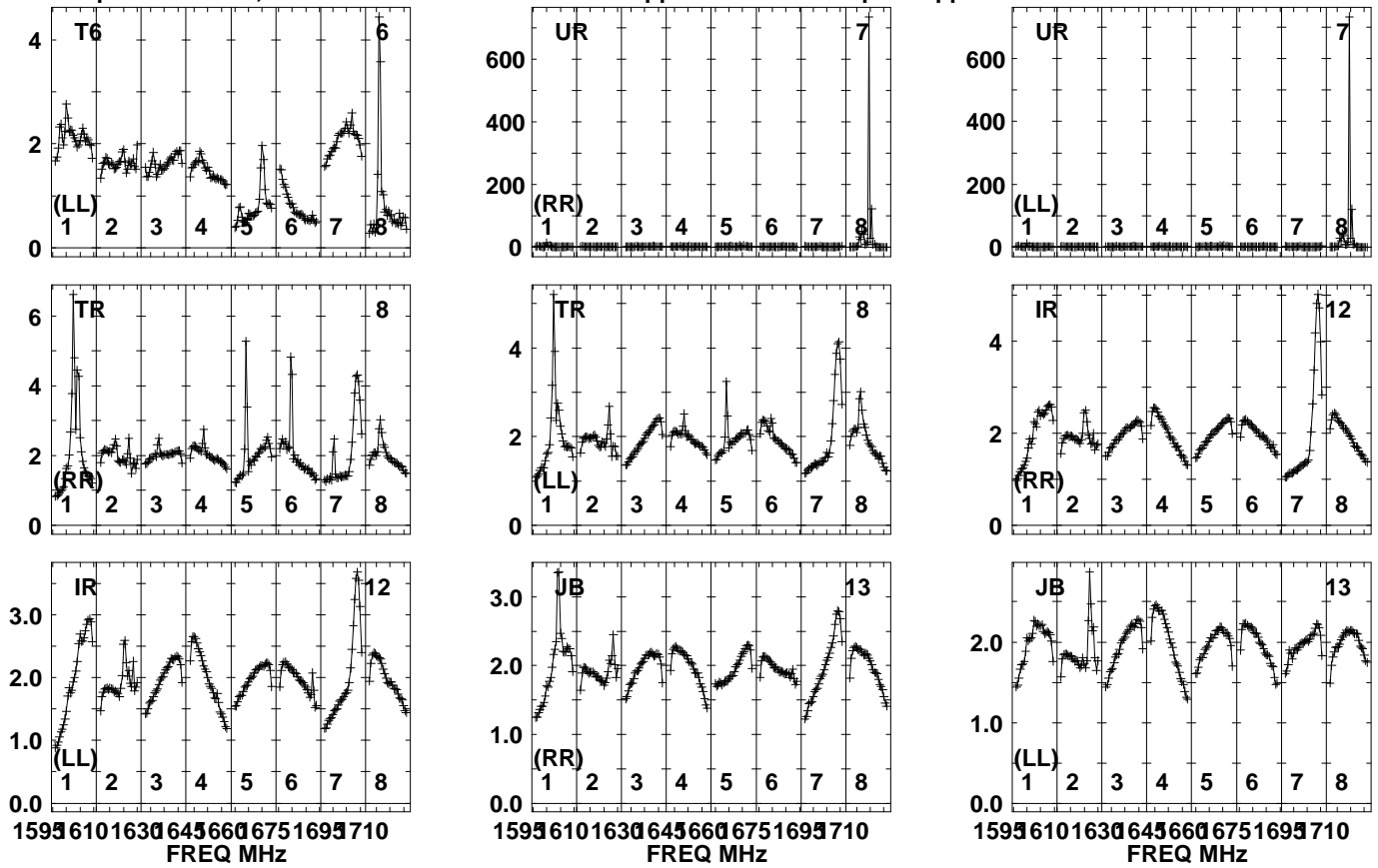
1595 610 1630 645 660 675 1695 710  
FREQ MHz

Lower frame: Tera Real Jy  
Auto-corr total-power spectrum Antenna: \*  
Timerange: 00/06:49:41 to 00/06:52:03

Plot file version 304 created 21-NOV-2022 15:05:26

J1048+7143 ER052A.UVDATA.1

Freq = 1.5950 GHz, Bw = 16.000 MH No calibration applied and no bandpass applied

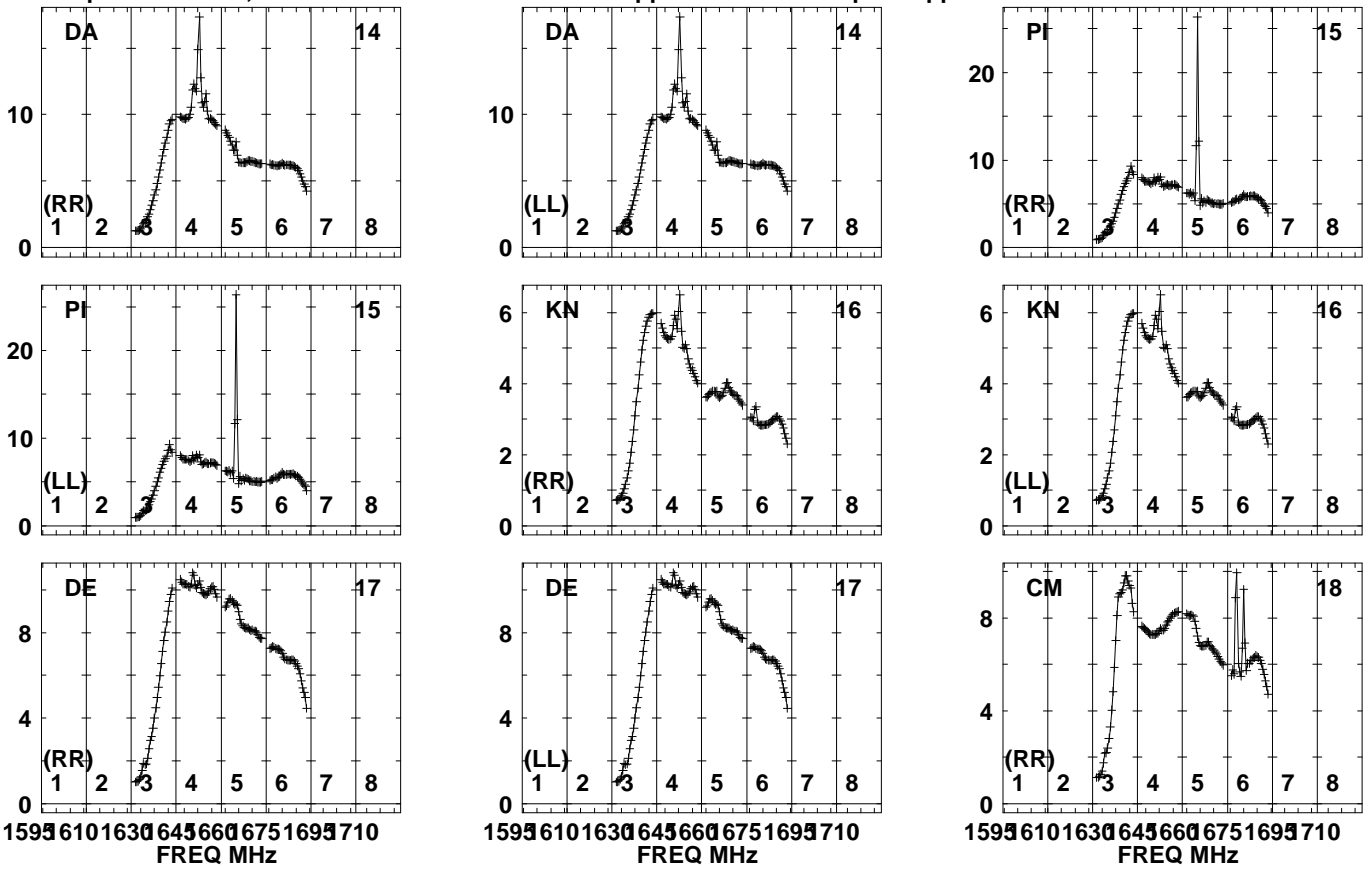


Lower frame: Tera Real Jy  
Auto-corr total-power spectrum Antenna: \*  
Timerange: 00/06:49:41 to 00/06:52:03

Plot file version 305 created 21-NOV-2022 15:05:26

J1048+7143 ER052A.UVDATA.1

Freq = 1.5950 GHz, Bw = 16.000 MH No calibration applied and no bandpass applied

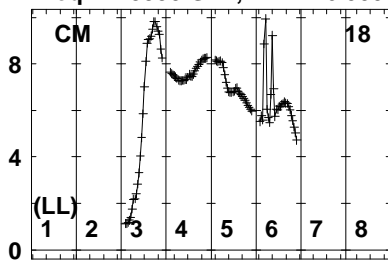


Lower frame: Tera Real Jy  
Auto-corr total-power spectrum Antenna: \*  
Timerange: 00/06:49:41 to 00/06:52:03

Plot file version 306 created 21-NOV-2022 15:05:27

J1048+7143 ER052A.UVDATA.1

Freq = 1.5950 GHz, Bw = 16.000 MH No calibration applied and no bandpass applied

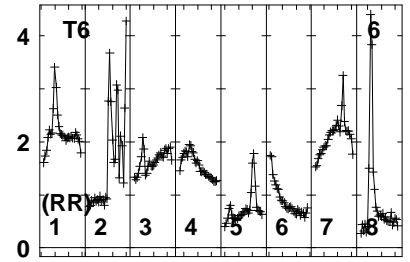
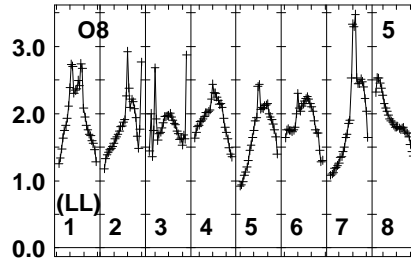
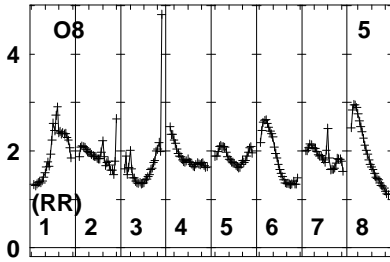
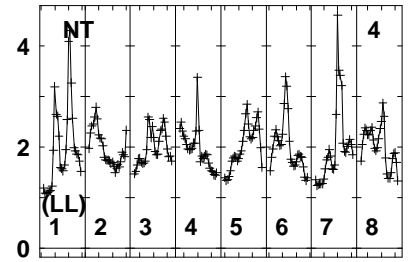
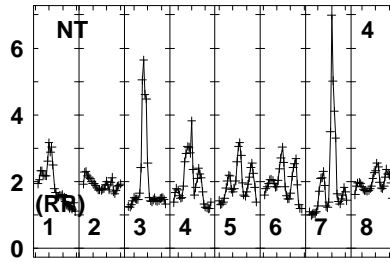
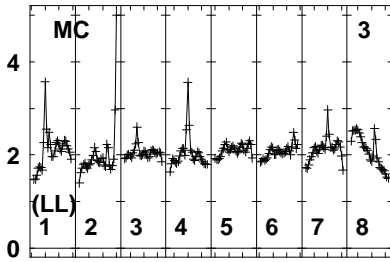
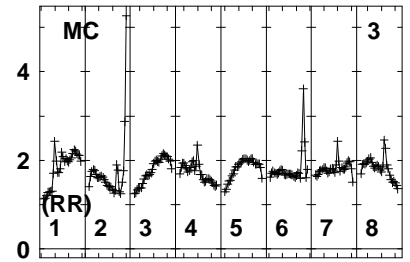
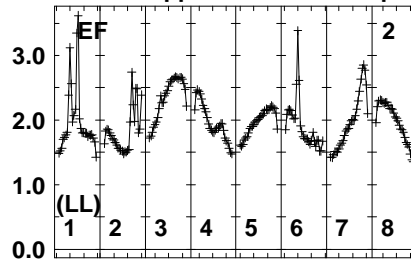
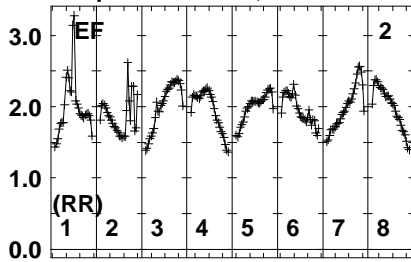


Lower frame: Tera Real Jy  
Auto-corr total-power spectrum Antenna: \*  
Timerange: 00/06:49:41 to 00/06:52:03

Plot file version 307 created 21-NOV-2022 15:05:27

P+4+4 ER052A.UVDATA.1

Freq = 1.5950 GHz, Bw = 16.000 MH No calibration applied and no bandpass applied



159561016306456606751695710  
FREQ MHz

159561016306456606751695710  
FREQ MHz

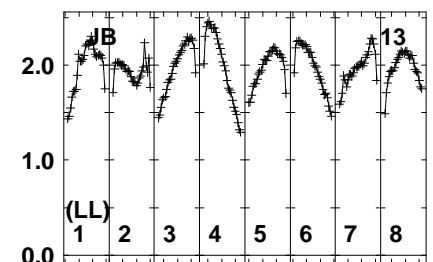
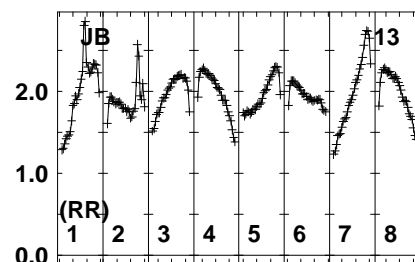
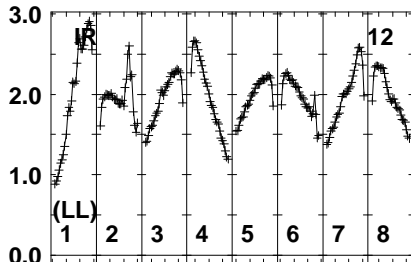
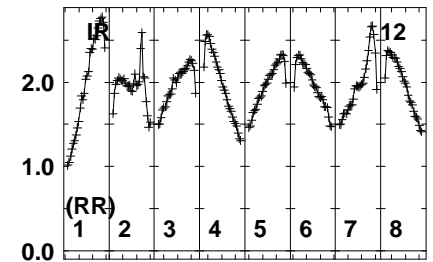
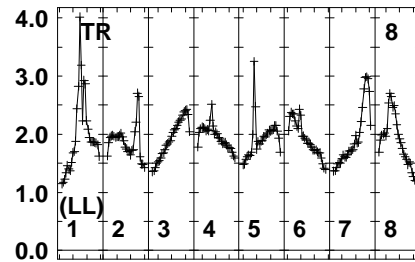
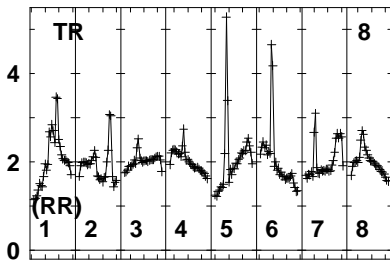
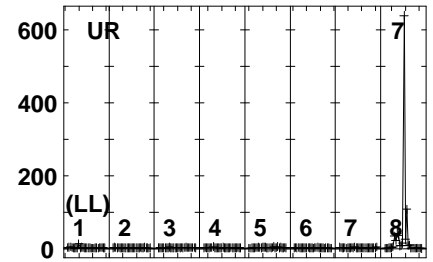
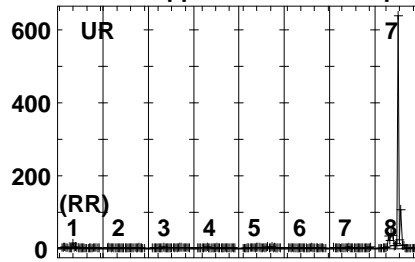
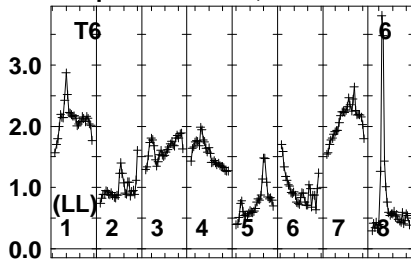
159561016306456606751695710  
FREQ MHz

Lower frame: Tera Real Jy  
Auto-corr total-power spectrum Antenna: \*  
Timerange: 00/06:52:06 to 00/06:54:28

Plot file version 308 created 21-NOV-2022 15:05:27

P+4+4 ER052A.UVDATA.1

Freq = 1.5950 GHz, Bw = 16.000 MH No calibration applied and no bandpass applied



1595 610 1630 645 660 675 1695 710  
FREQ MHz

1595 610 1630 645 660 675 1695 710  
FREQ MHz

1595 610 1630 645 660 675 1695 710  
FREQ MHz

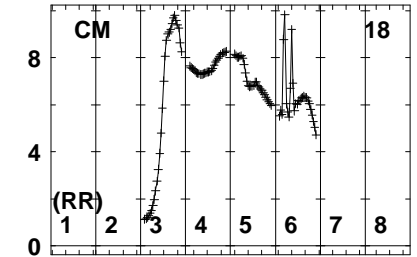
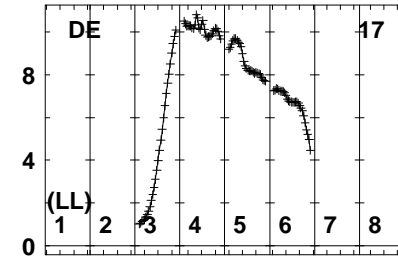
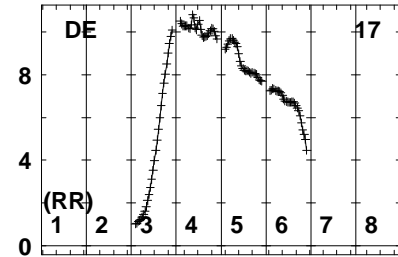
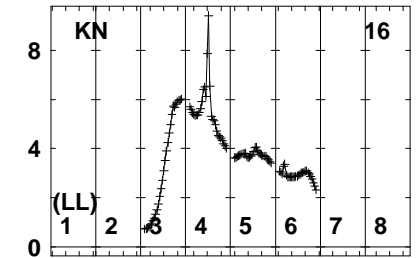
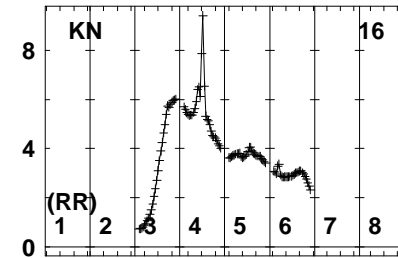
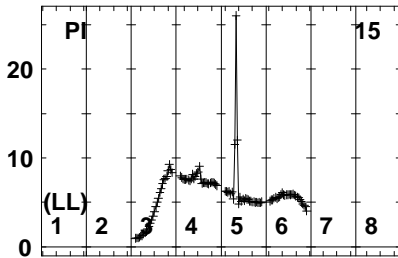
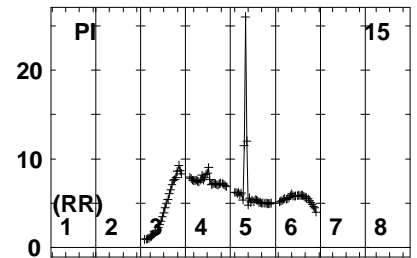
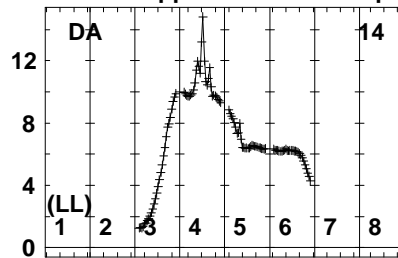
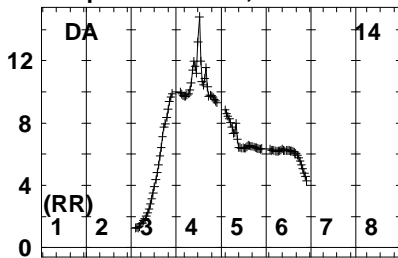
Lower frame: Tera Real Jy  
Auto-corr total-power spectrum Antenna: \*  
Timerange: 00/06:52:06 to 00/06:54:28



Plot file version 309 created 21-NOV-2022 15:05:27

P+4+4 ER052A.UVDATA.1

Freq = 1.5950 GHz, Bw = 16.000 MH No calibration applied and no bandpass applied



1595 610 1630 645 660 675 1695 710  
FREQ MHz

1595 610 1630 645 660 675 1695 710  
FREQ MHz

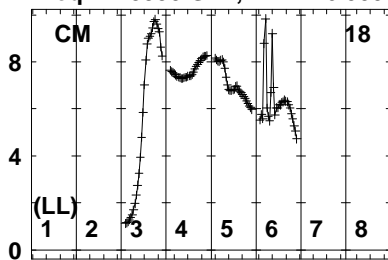
1595 610 1630 645 660 675 1695 710  
FREQ MHz

Lower frame: Tera Real Jy  
Auto-corr total-power spectrum Antenna: \*  
Timerange: 00/06:52:06 to 00/06:54:28

Plot file version 310 created 21-NOV-2022 15:05:27

P+4+4 ER052A.UVDATA.1

Freq = 1.5950 GHz, Bw = 16.000 MH No calibration applied and no bandpass applied

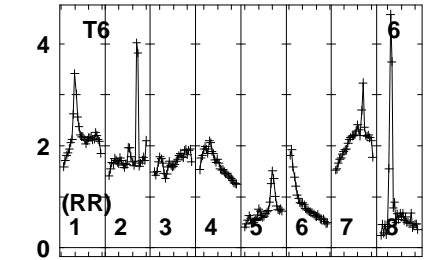
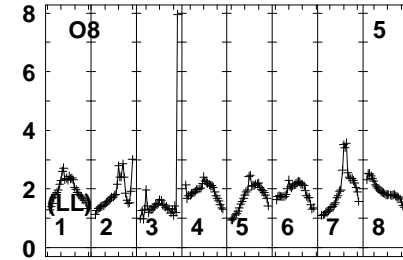
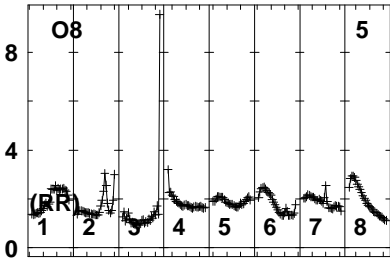
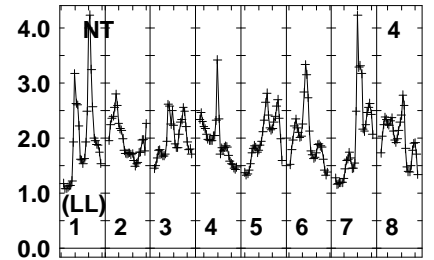
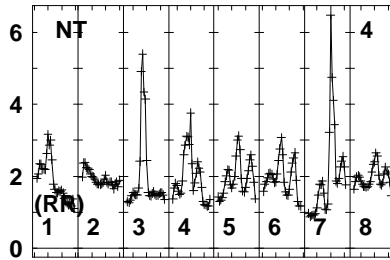
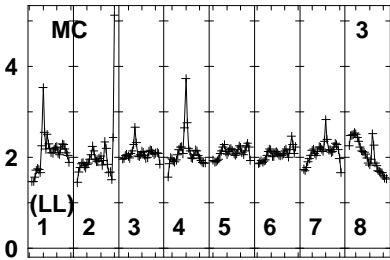
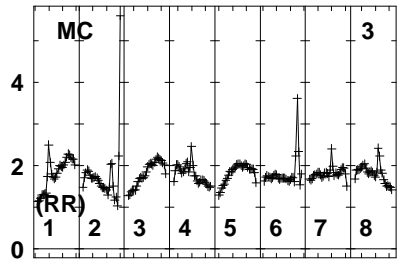
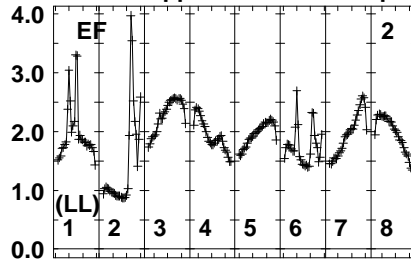
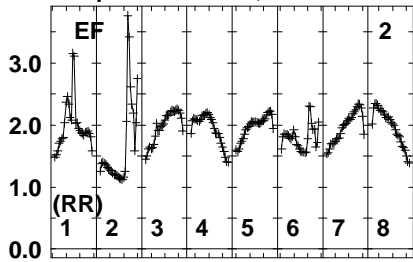


Lower frame: Tera Real Jy  
Auto-corr total-power spectrum Antenna: \*  
Timerange: 00/06:52:06 to 00/06:54:28

Plot file version 311 created 21-NOV-2022 15:05:27

P+6+4 ER052A.UVDATA.1

Freq = 1.5950 GHz, Bw = 16.000 MH No calibration applied and no bandpass applied



1595 610 1630 645 660 675 1695 710  
FREQ MHz

1595 610 1630 645 660 675 1695 710  
FREQ MHz

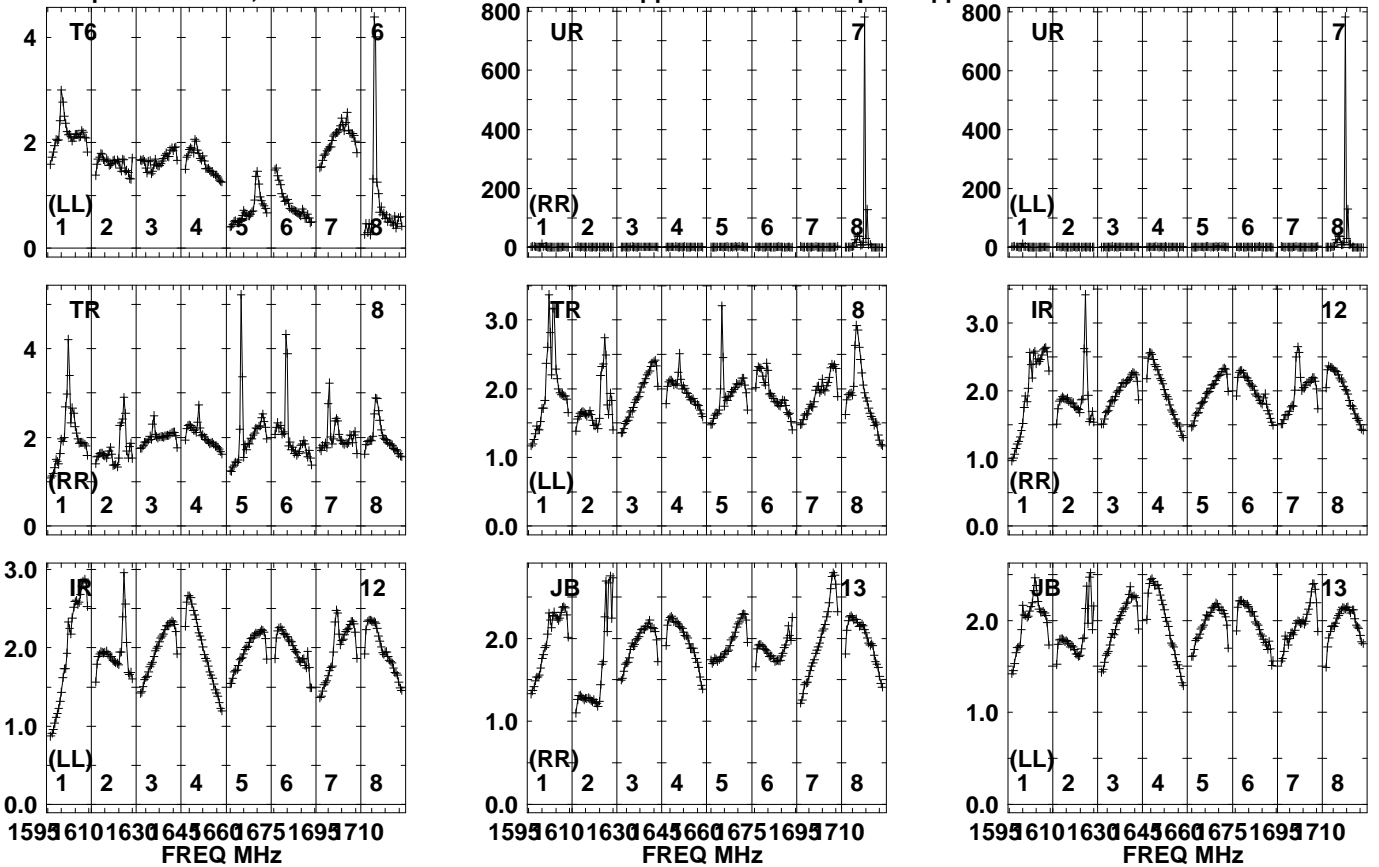
1595 610 1630 645 660 675 1695 710  
FREQ MHz

Lower frame: Tera Real Jy  
Auto-corr total-power spectrum Antenna: \*  
Timerange: 00/06:54:31 to 00/06:56:53

Plot file version 312 created 21-NOV-2022 15:05:27

P+6+4 ER052A.UVDATA.1

Freq = 1.5950 GHz, Bw = 16.000 MH No calibration applied and no bandpass applied

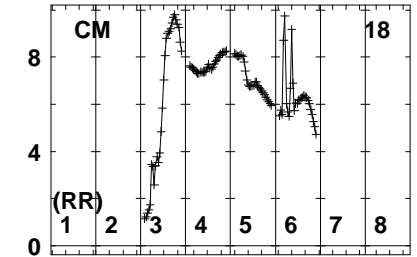
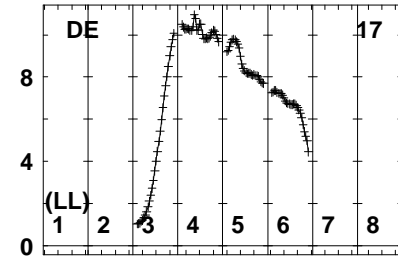
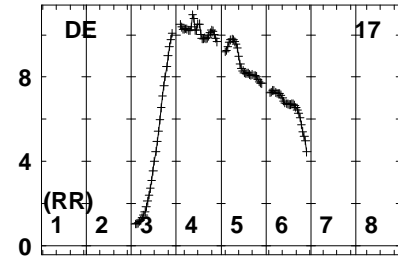
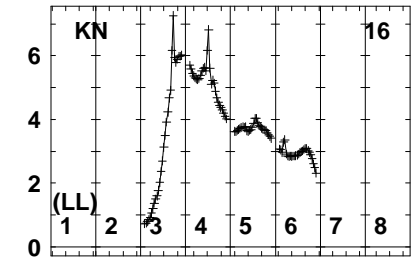
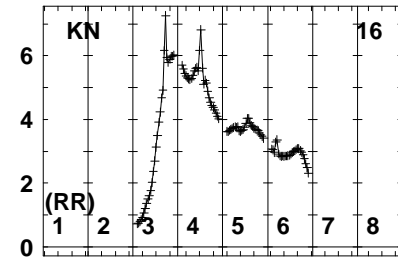
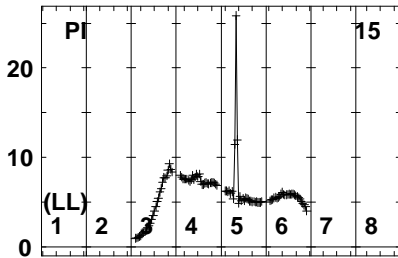
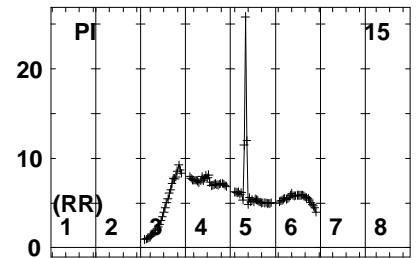
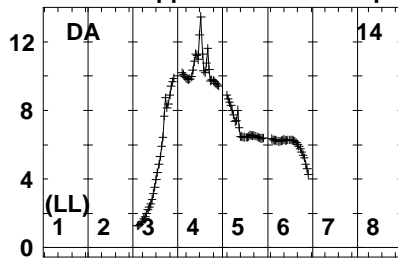
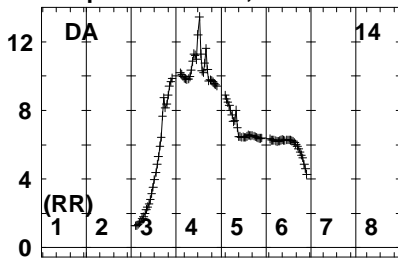


Lower frame: Tera Real Jy  
 Auto-corr total-power spectrum Antenna: \*  
 Timerange: 00/06:54:31 to 00/06:56:53

Plot file version 313 created 21-NOV-2022 15:05:27

P+6+4 ER052A.UVDATA.1

Freq = 1.5950 GHz, Bw = 16.000 MH No calibration applied and no bandpass applied



1595 610 1630 645 660 675 1695 710  
FREQ MHz

1595 610 1630 645 660 675 1695 710  
FREQ MHz

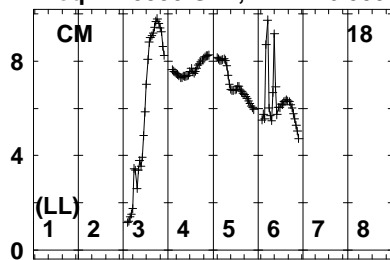
1595 610 1630 645 660 675 1695 710  
FREQ MHz

Lower frame: Tera Real Jy  
Auto-corr total-power spectrum Antenna: \*  
Timerange: 00/06:54:31 to 00/06:56:53

Plot file version 314 created 21-NOV-2022 15:05:27

P+6+4 ER052A.UVDATA.1

Freq = 1.5950 GHz, Bw = 16.000 MH No calibration applied and no bandpass applied

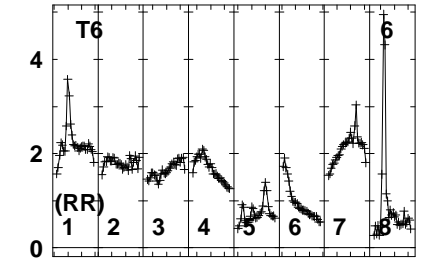
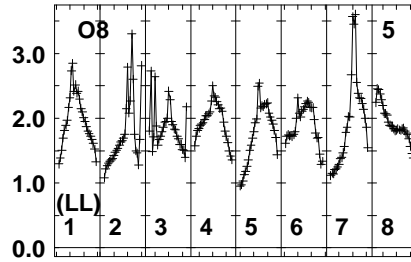
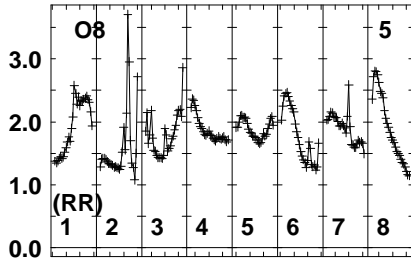
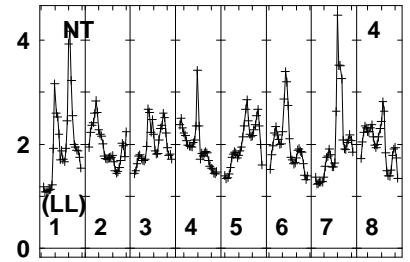
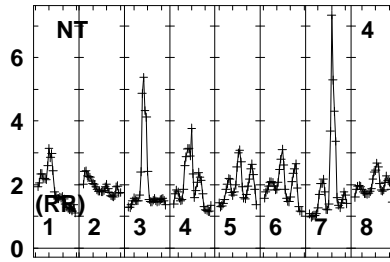
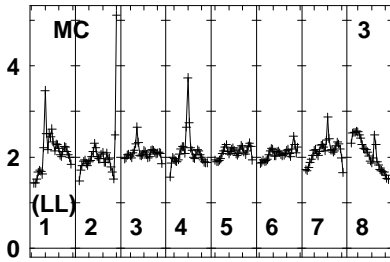
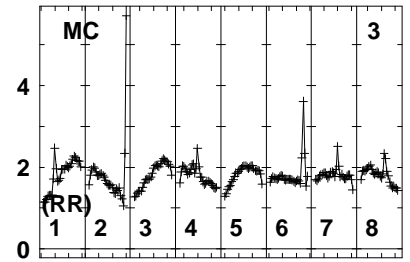
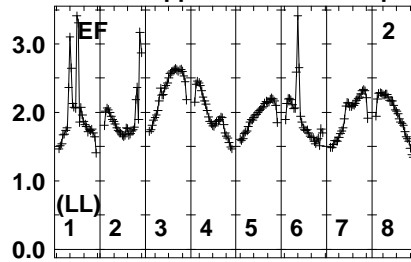
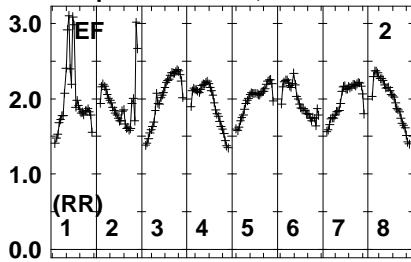


Lower frame: Tera Real Jy  
Auto-corr total-power spectrum Antenna: \*  
Timerange: 00/06:54:31 to 00/06:56:53

Plot file version 315 created 21-NOV-2022 15:05:27

P+8+4 ER052A.UVDATA.1

Freq = 1.5950 GHz, Bw = 16.000 MH No calibration applied and no bandpass applied



1595 610 1630 645 660 675 1695 710

FREQ MHz

1595 610 1630 645 660 675 1695 710

FREQ MHz

1595 610 1630 645 660 675 1695 710

FREQ MHz

Lower frame: Tera Real Jy

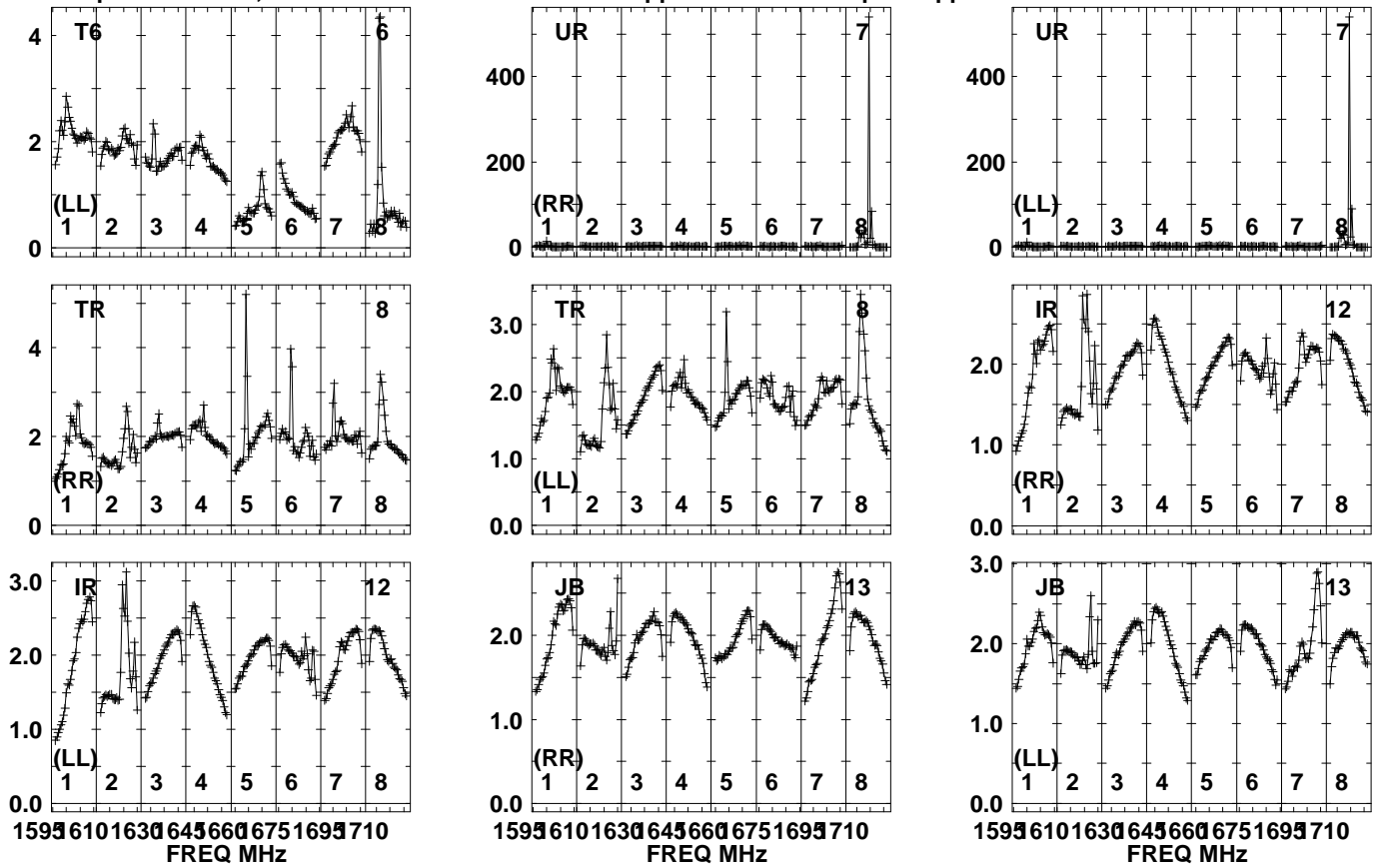
Auto-corr total-power spectrum Antenna: \*

Timerange: 00/06:56:56 to 00/06:59:18

Plot file version 316 created 21-NOV-2022 15:05:28

P+8+4 ER052A.UVDATA.1

Freq = 1.5950 GHz, Bw = 16.000 MH No calibration applied and no bandpass applied



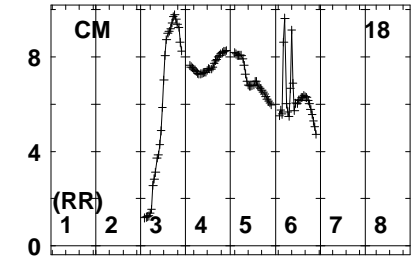
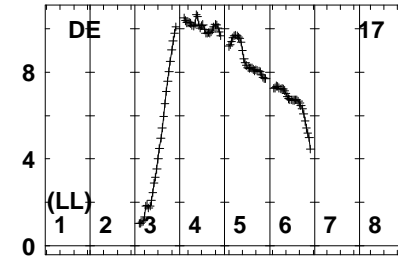
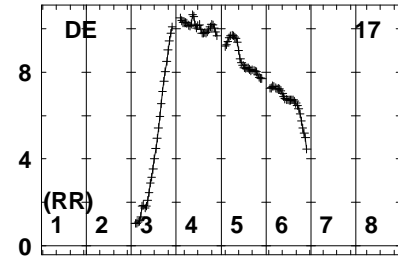
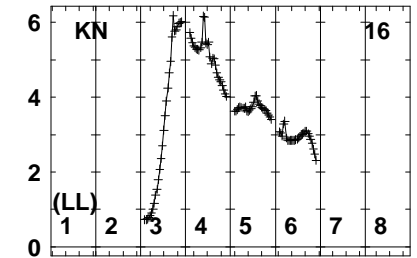
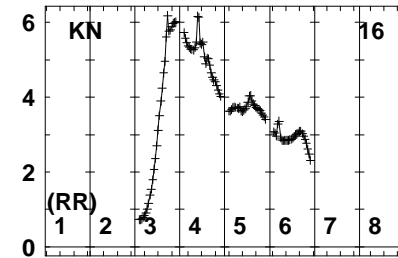
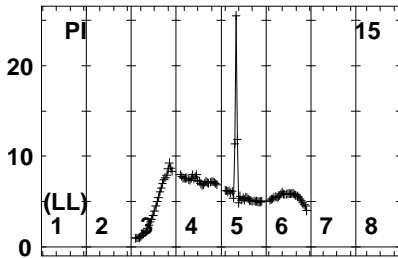
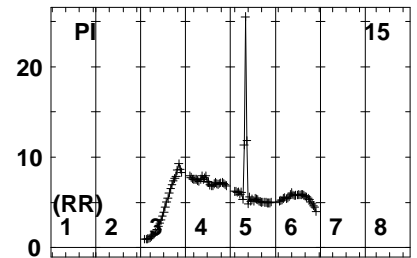
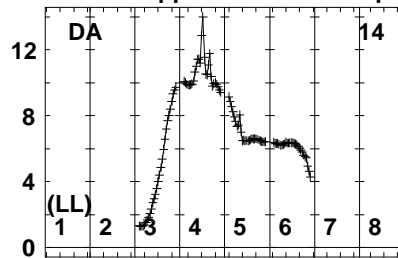
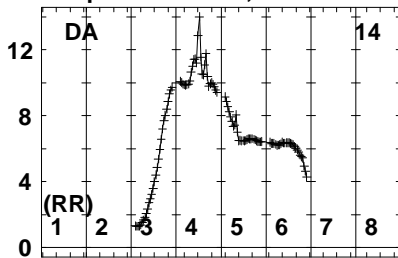
Lower frame: Tera Real Jy  
Auto-corr total-power spectrum Antenna: \*  
Timerange: 00/06:56:56 to 00/06:59:18



Plot file version 317 created 21-NOV-2022 15:05:28

P+8+4 ER052A.UVDATA.1

Freq = 1.5950 GHz, Bw = 16.000 MH No calibration applied and no bandpass applied



1595 610 1630 645 660 675 1695 710  
FREQ MHz

1595 610 1630 645 660 675 1695 710  
FREQ MHz

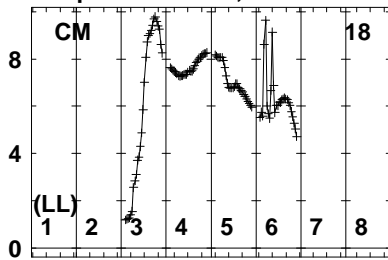
1595 610 1630 645 660 675 1695 710  
FREQ MHz

Lower frame: Tera Real Jy  
Auto-corr total-power spectrum Antenna: \*  
Timerange: 00/06:56:56 to 00/06:59:18

Plot file version 318 created 21-NOV-2022 15:05:28

P+8+4 ER052A.UVDATA.1

Freq = 1.5950 GHz, Bw = 16.000 MH No calibration applied and no bandpass applied



Lower frame: Tera Real Jy

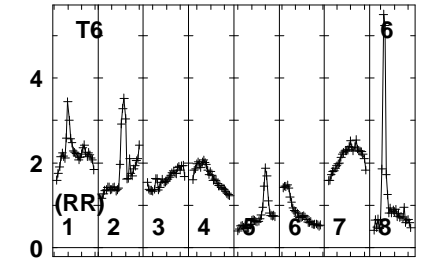
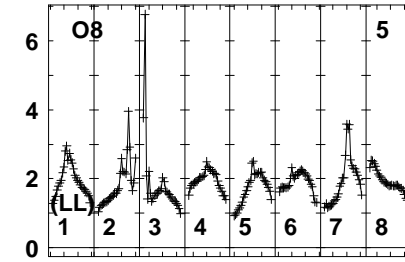
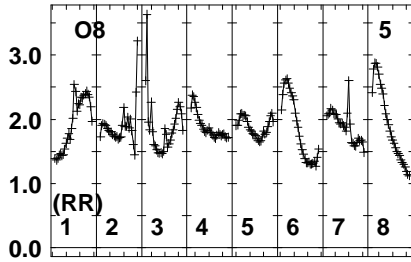
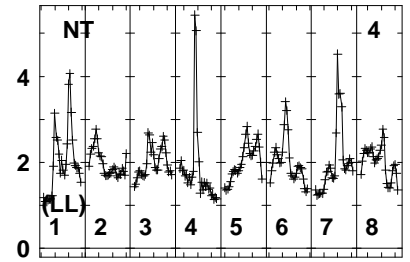
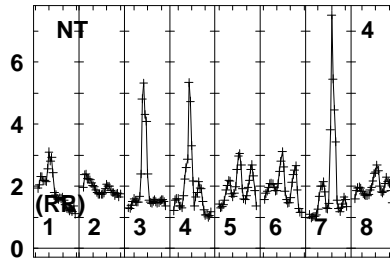
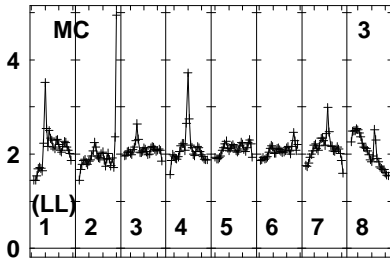
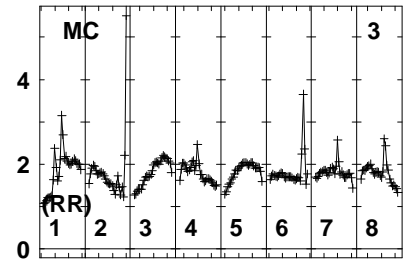
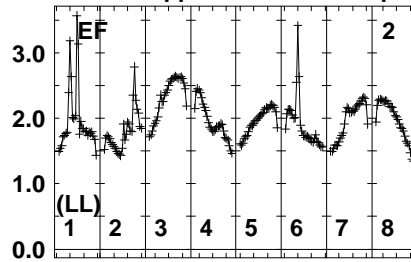
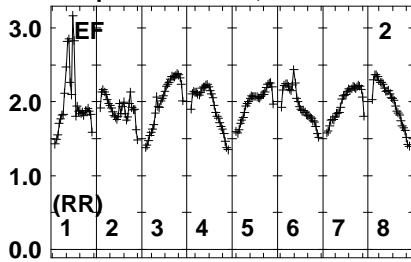
Auto-corr total-power spectrum Antenna: \*

Timerange: 00/06:56:56 to 00/06:59:18

Plot file version 319 created 21-NOV-2022 15:05:28

P-8+6 ER052A.UVDATA.1

Freq = 1.5950 GHz, Bw = 16.000 MH No calibration applied and no bandpass applied



1595 610 1630 645 660 675 1695 710  
FREQ MHz

1595 610 1630 645 660 675 1695 710  
FREQ MHz

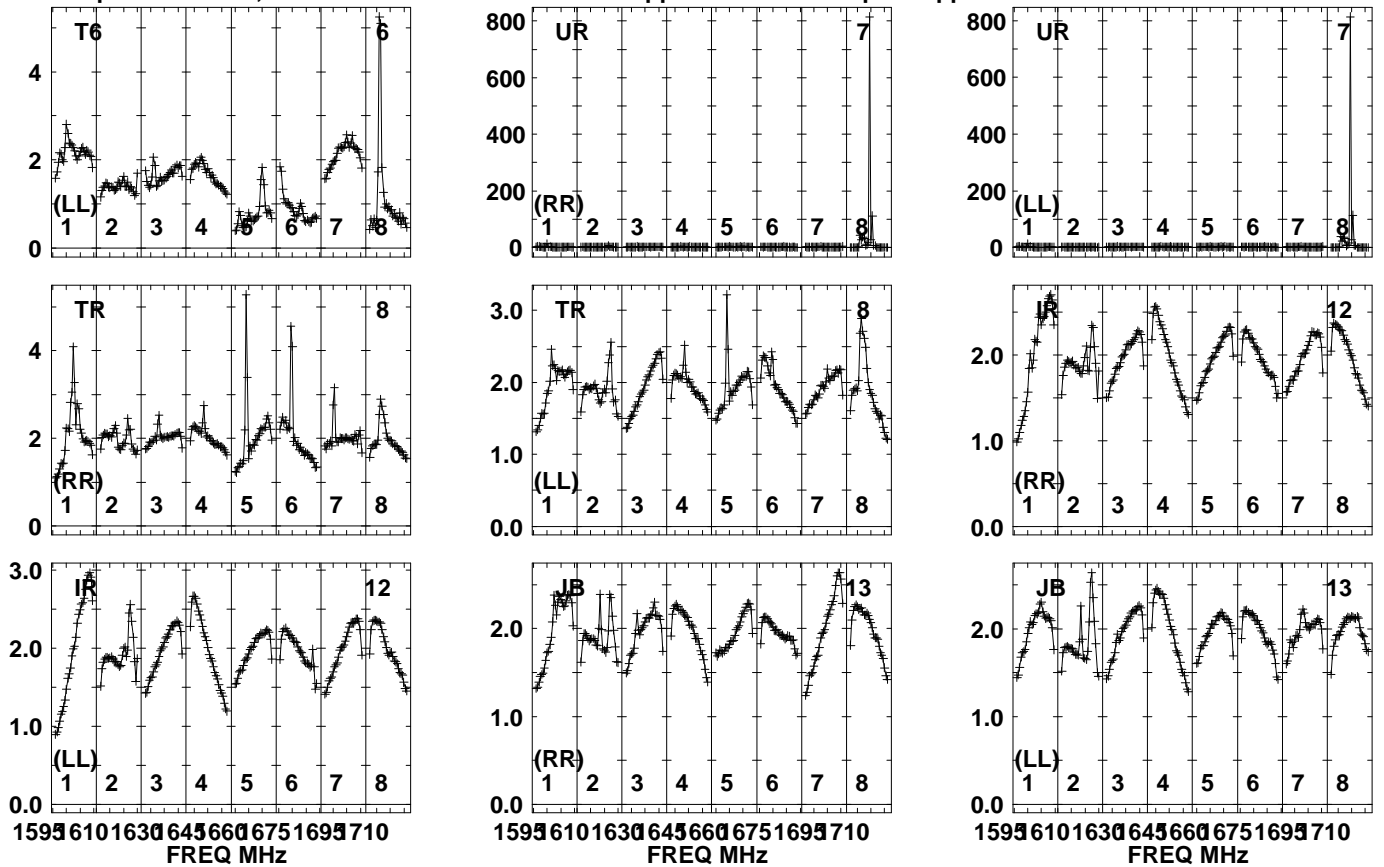
1595 610 1630 645 660 675 1695 710  
FREQ MHz

Lower frame: Tera Real Jy  
Auto-corr total-power spectrum Antenna: \*  
Timerange: 00/06:59:21 to 00/07:01:43

Plot file version 320 created 21-NOV-2022 15:05:28

P-8+6 ER052A.UVDATA.1

Freq = 1.5950 GHz, Bw = 16.000 MH No calibration applied and no bandpass applied

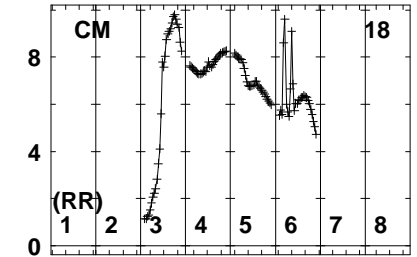
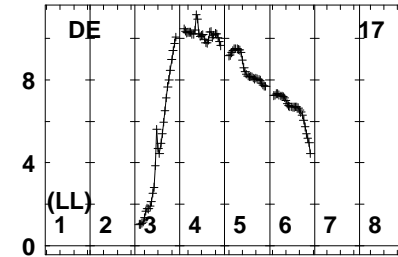
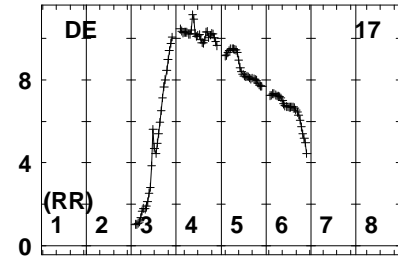
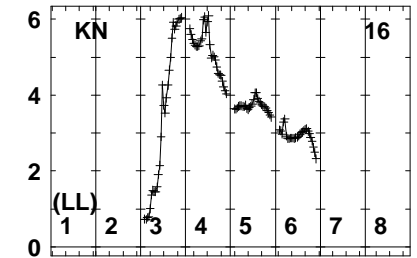
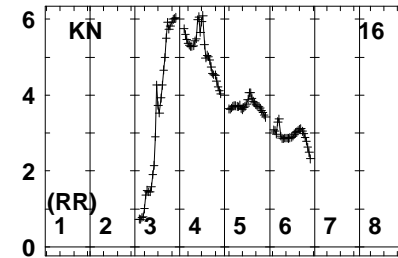
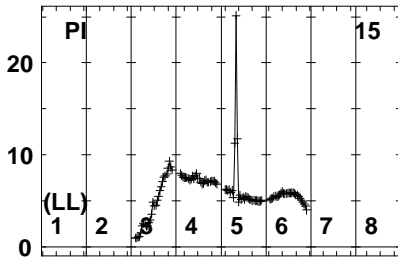
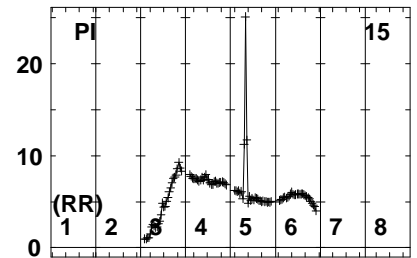
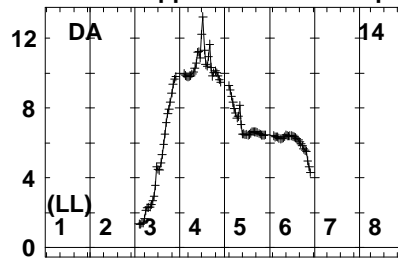
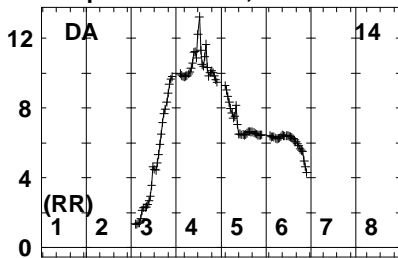


Lower frame: Tera Real Jy  
Auto-corr total-power spectrum Antenna: \*  
Timerange: 00/06:59:21 to 00/07:01:43

Plot file version 321 created 21-NOV-2022 15:05:28

P-8+6 ER052A.UVDATA.1

Freq = 1.5950 GHz, Bw = 16.000 MH No calibration applied and no bandpass applied



1595 610 1630 645 660 675 1695 710  
FREQ MHz

1595 610 1630 645 660 675 1695 710  
FREQ MHz

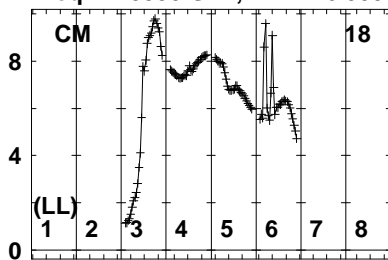
1595 610 1630 645 660 675 1695 710  
FREQ MHz

Lower frame: Tera Real Jy  
Auto-corr total-power spectrum Antenna: \*  
Timerange: 00/06:59:21 to 00/07:01:43

Plot file version 322 created 21-NOV-2022 15:05:28

P-8+6 ER052A.UVDATA.1

Freq = 1.5950 GHz, Bw = 16.000 MH No calibration applied and no bandpass applied

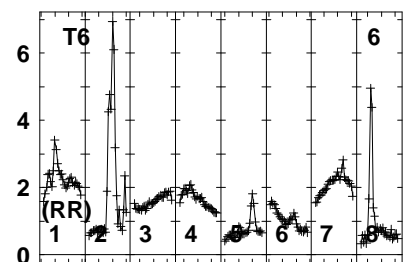
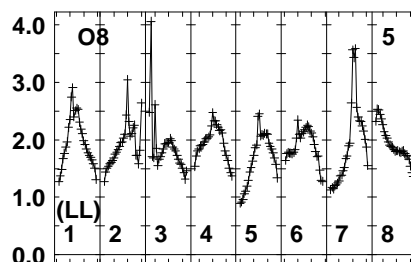
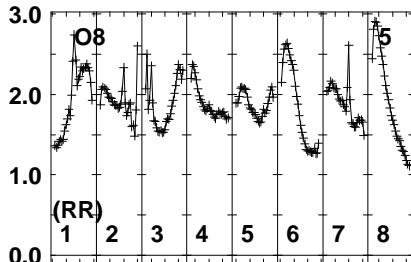
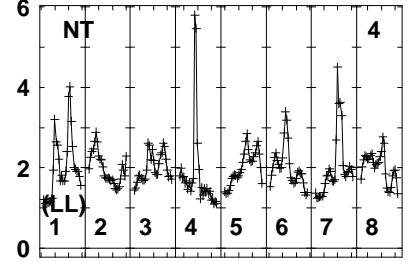
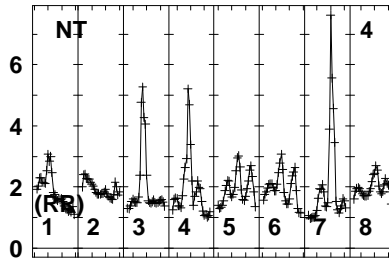
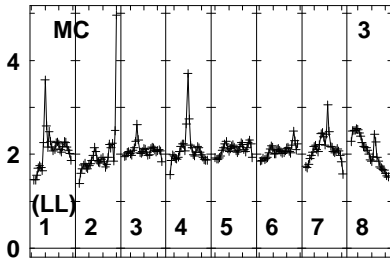
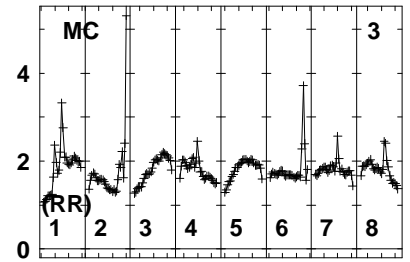
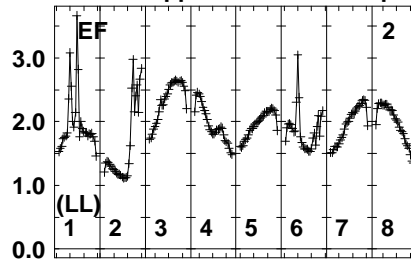
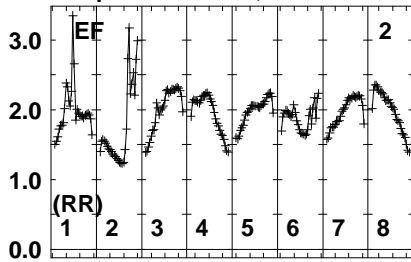


Lower frame: Tera Real Jy  
Auto-corr total-power spectrum Antenna: \*  
Timerange: 00/06:59:21 to 00/07:01:43

Plot file version 323 created 21-NOV-2022 15:05:28

J1048+7143 ER052A.UVDATA.1

Freq = 1.5950 GHz, Bw = 16.000 MH No calibration applied and no bandpass applied



1595 610 1630 645 660 675 1695 710  
FREQ MHz

1595 610 1630 645 660 675 1695 710  
FREQ MHz

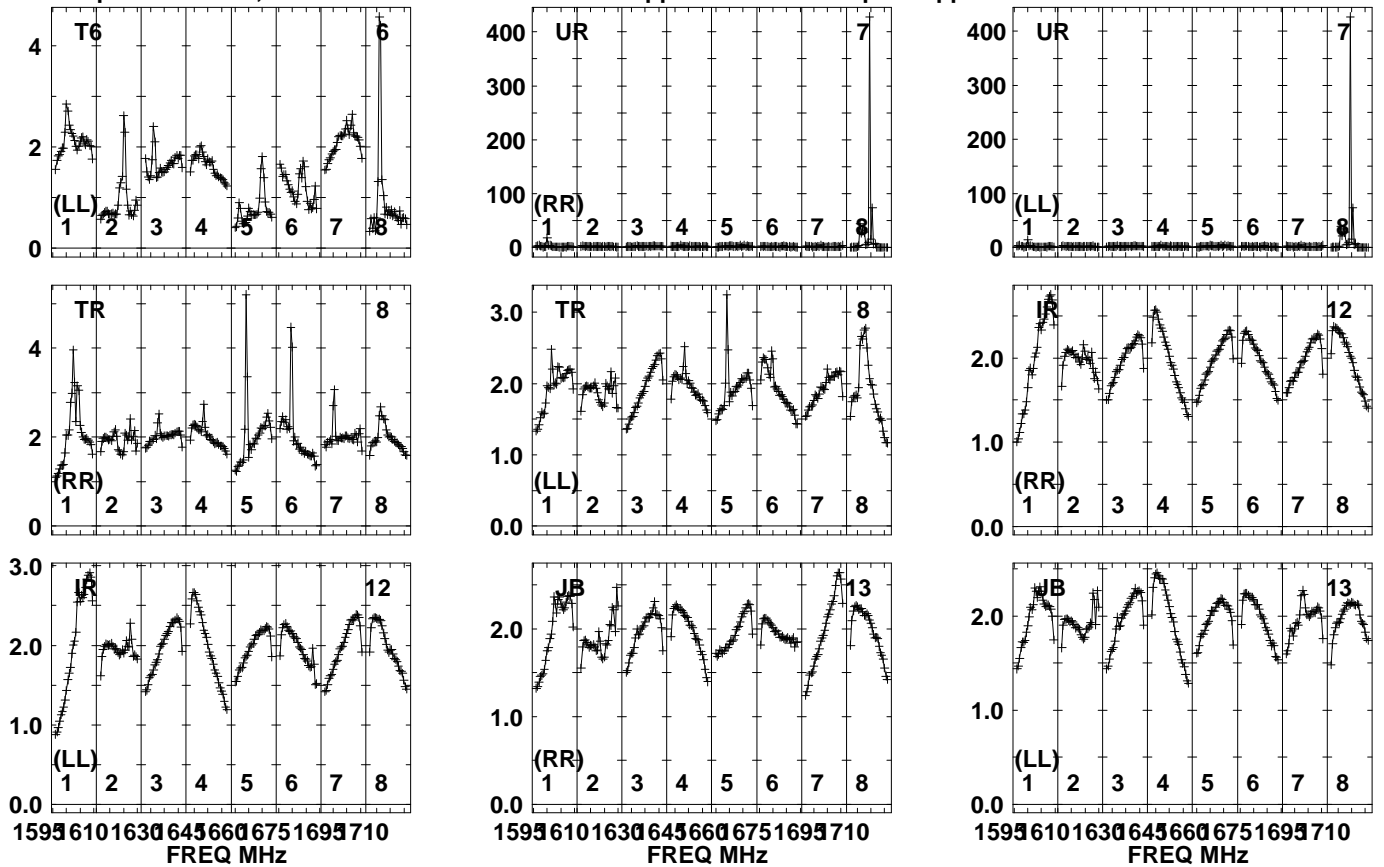
1595 610 1630 645 660 675 1695 710  
FREQ MHz

Lower frame: Tera Real Jy  
Auto-corr total-power spectrum Antenna: \*  
Timerange: 00/07:01:46 to 00/07:04:08

Plot file version 324 created 21-NOV-2022 15:05:28

J1048+7143 ER052A.UVDATA.1

Freq = 1.5950 GHz, Bw = 16.000 MH No calibration applied and no bandpass applied



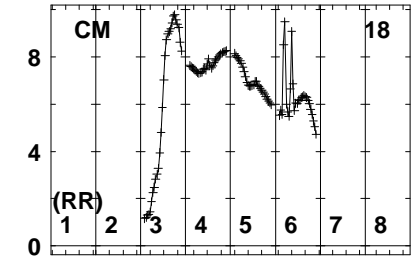
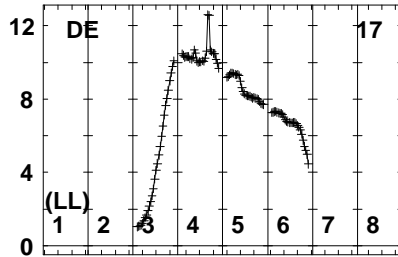
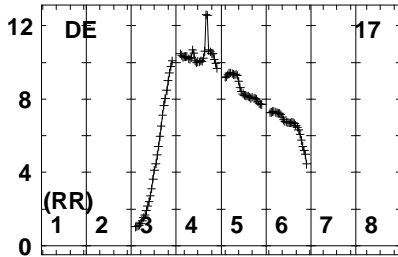
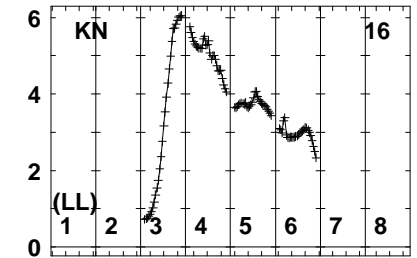
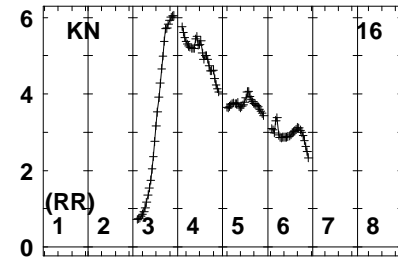
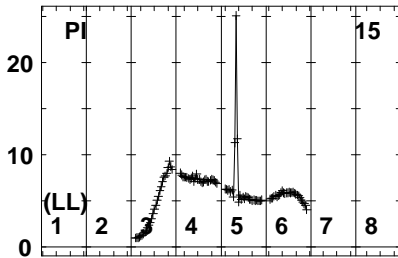
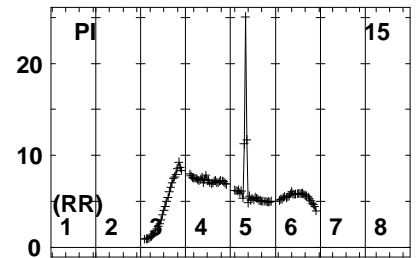
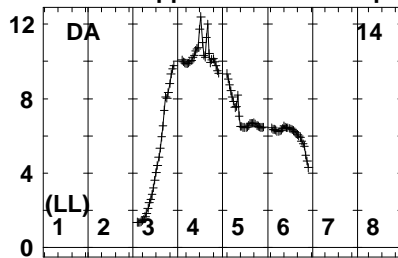
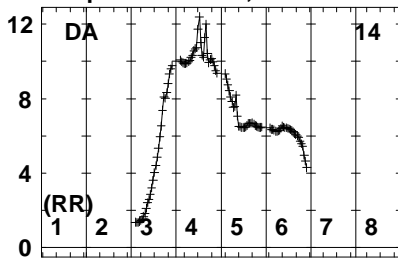
Lower frame: Tera Real Jy  
Auto-corr total-power spectrum Antenna: \*  
Timerange: 00/07:01:46 to 00/07:04:08



Plot file version 325 created 21-NOV-2022 15:05:29

J1048+7143 ER052A.UVDATA.1

Freq = 1.5950 GHz, Bw = 16.000 MH No calibration applied and no bandpass applied



1595 610 1630 645 660 675 1695 710  
FREQ MHz

1595 610 1630 645 660 675 1695 710  
FREQ MHz

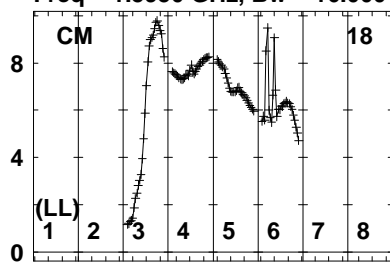
1595 610 1630 645 660 675 1695 710  
FREQ MHz

Lower frame: Tera Real Jy  
Auto-corr total-power spectrum Antenna: \*  
Timerange: 00/07:01:46 to 00/07:04:08

Plot file version 326 created 21-NOV-2022 15:05:29

J1048+7143 ER052A.UVDATA.1

Freq = 1.5950 GHz, Bw = 16.000 MH No calibration applied and no bandpass applied

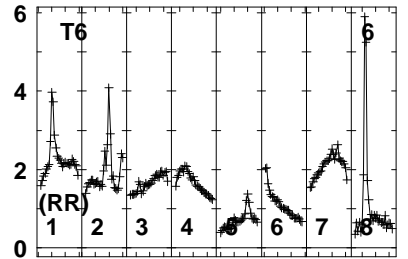
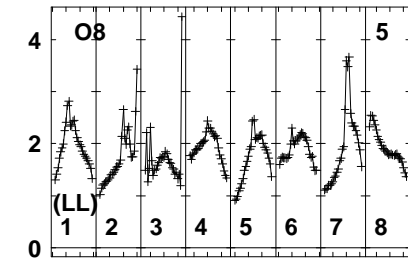
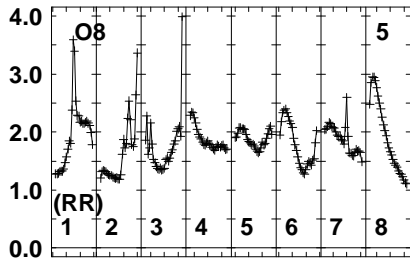
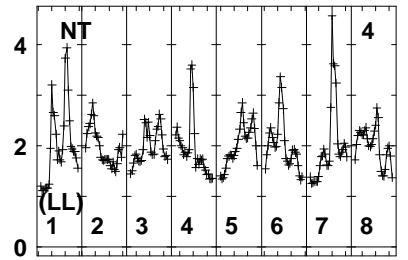
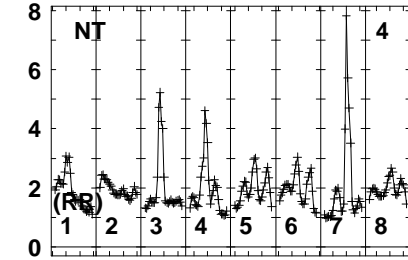
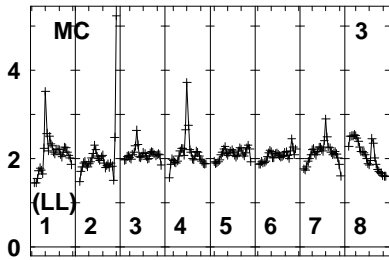
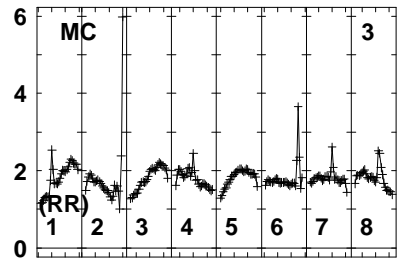
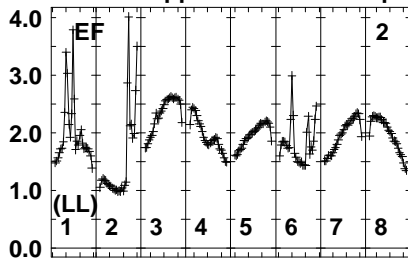
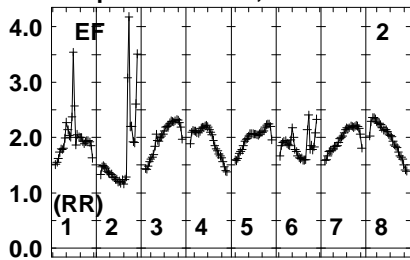


Lower frame: Tera Real Jy  
Auto-corr total-power spectrum Antenna: \*  
Timerange: 00/07:01:46 to 00/07:04:08

Plot file version 327 created 21-NOV-2022 15:05:29

P-6+6 ER052A.UVDATA.1

Freq = 1.5950 GHz, Bw = 16.000 MH No calibration applied and no bandpass applied



1595 610 1630 645 660 675 1695 710  
FREQ MHz

1595 610 1630 645 660 675 1695 710  
FREQ MHz

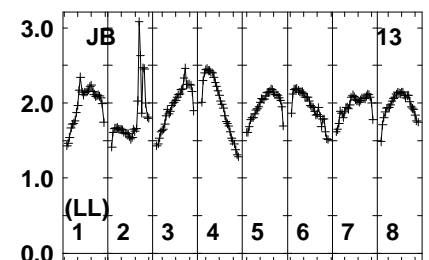
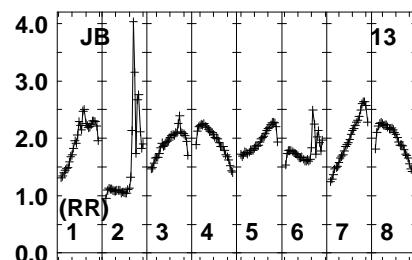
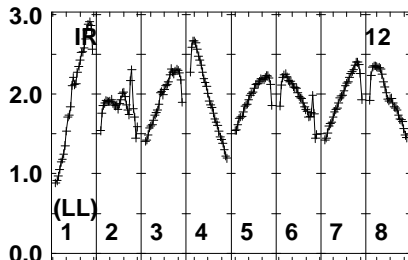
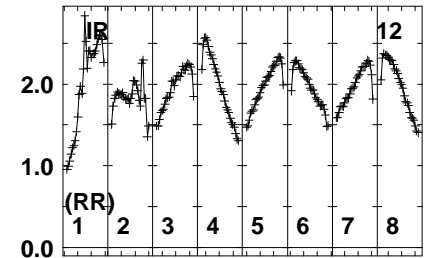
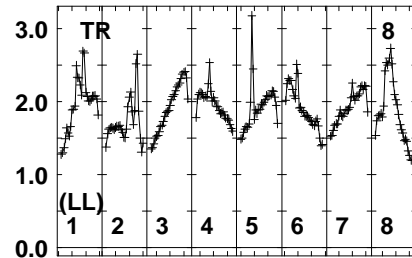
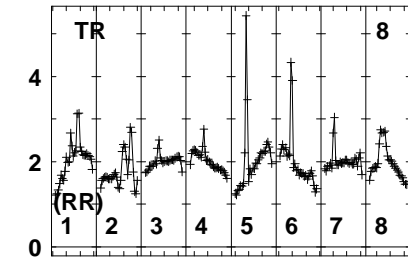
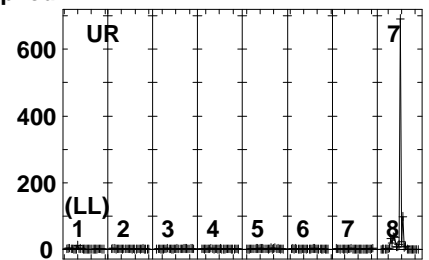
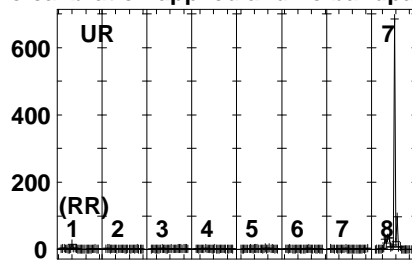
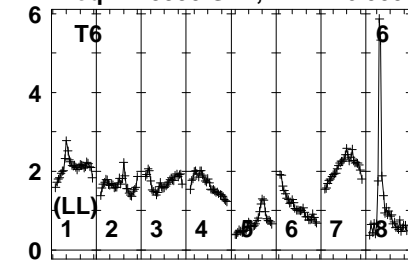
1595 610 1630 645 660 675 1695 710  
FREQ MHz

Lower frame: Tera Real Jy  
Auto-corr total-power spectrum Antenna: \*  
Timerange: 00/07:04:11 to 00/07:06:33

Plot file version 328 created 21-NOV-2022 15:05:29

P-6+6 ER052A.UVDATA.1

Freq = 1.5950 GHz, Bw = 16.000 MH No calibration applied and no bandpass applied



159561016306456606751695710  
FREQ MHz

159561016306456606751695710  
FREQ MHz

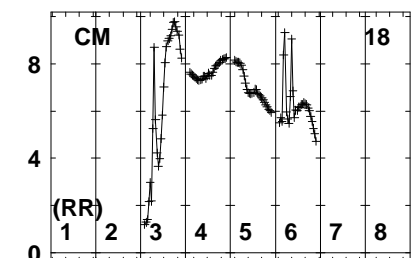
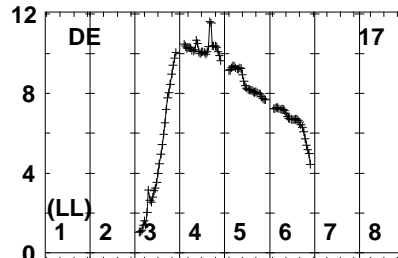
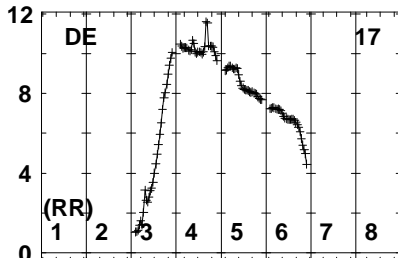
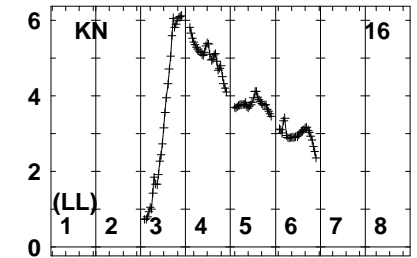
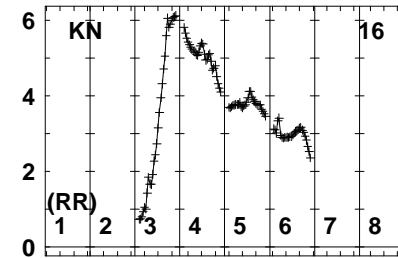
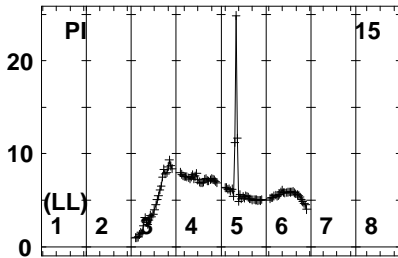
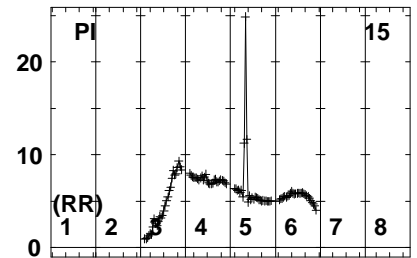
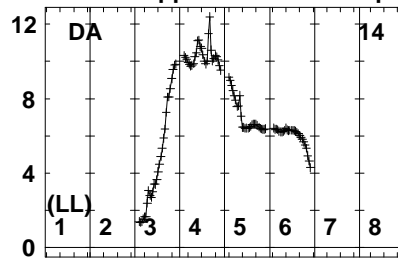
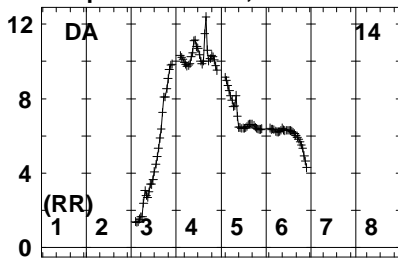
159561016306456606751695710  
FREQ MHz

Lower frame: Tera Real Jy  
Auto-corr total-power spectrum Antenna: \*  
Timerange: 00/07:04:11 to 00/07:06:33

Plot file version 329 created 21-NOV-2022 15:05:29

P-6+6 ER052A.UVDATA.1

Freq = 1.5950 GHz, Bw = 16.000 MH No calibration applied and no bandpass applied



159561016306456606751695710  
FREQ MHz

159561016306456606751695710  
FREQ MHz

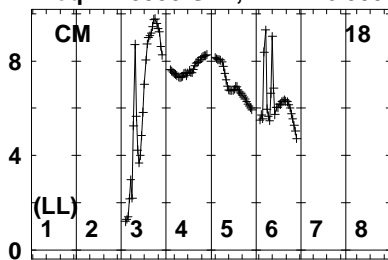
159561016306456606751695710  
FREQ MHz

Lower frame: Tera Real Jy  
Auto-corr total-power spectrum Antenna: \*  
Timerange: 00/07:04:11 to 00/07:06:33

Plot file version 330 created 21-NOV-2022 15:05:29

P-6+6 ER052A.UVDATA.1

Freq = 1.5950 GHz, Bw = 16.000 MH No calibration applied and no bandpass applied

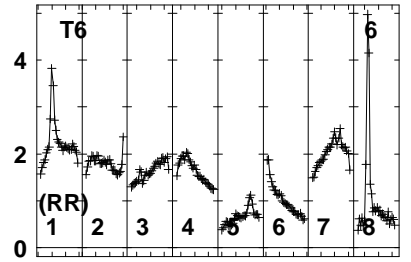
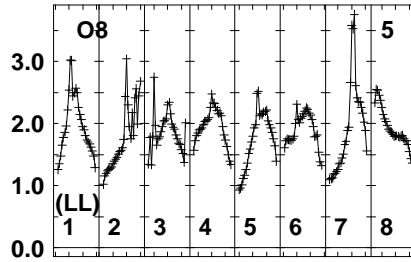
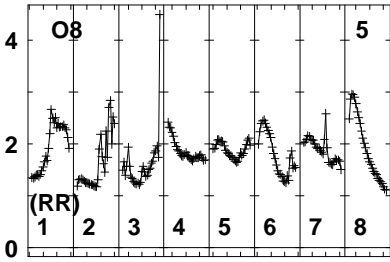
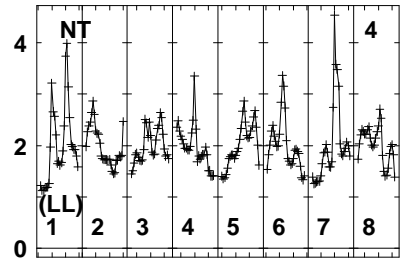
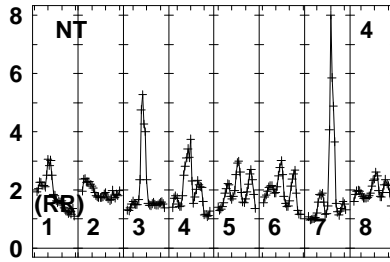
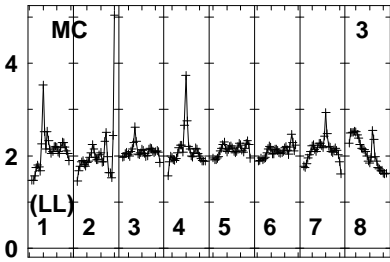
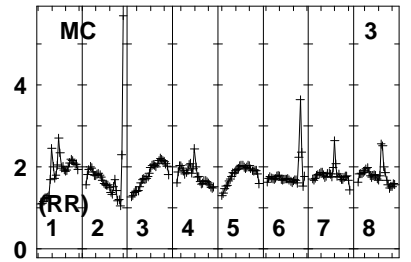
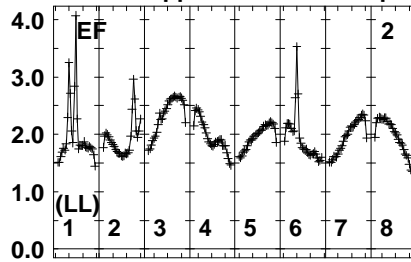
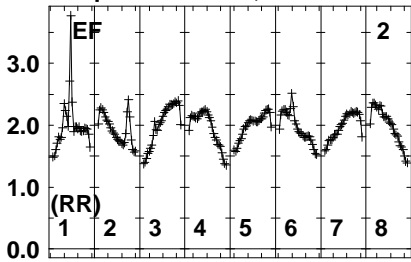


Lower frame: Tera Real Jy  
Auto-corr total-power spectrum Antenna: \*  
Timerange: 00/07:04:11 to 00/07:06:33

Plot file version 331 created 21-NOV-2022 15:05:29

P-4+6 ER052A.UVDATA.1

Freq = 1.5950 GHz, Bw = 16.000 MH No calibration applied and no bandpass applied



1595 610 1630 645 660 675 1695 710  
FREQ MHz

1595 610 1630 645 660 675 1695 710  
FREQ MHz

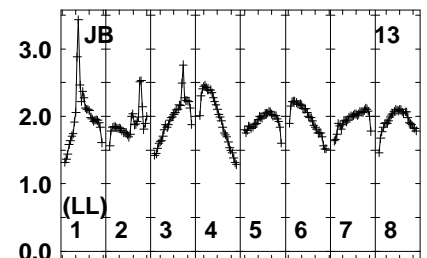
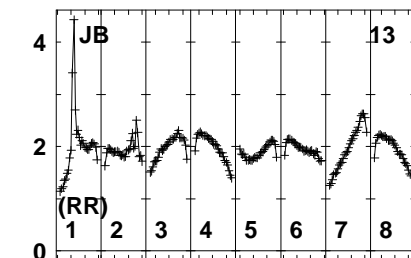
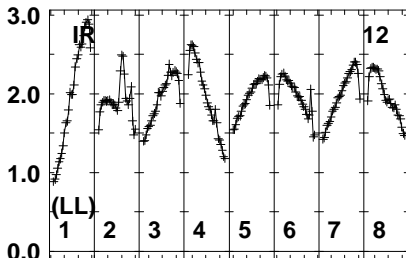
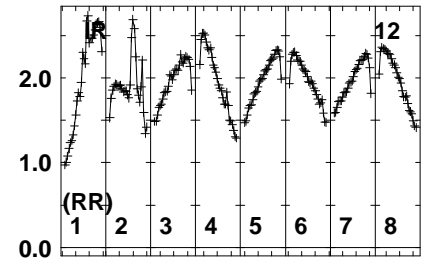
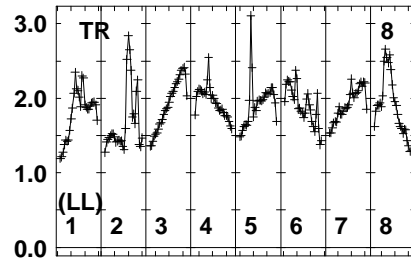
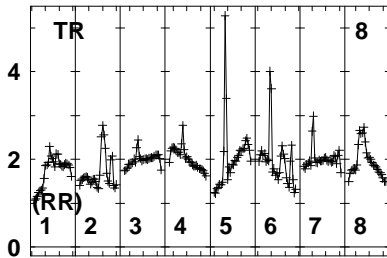
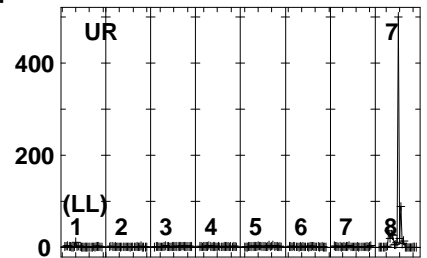

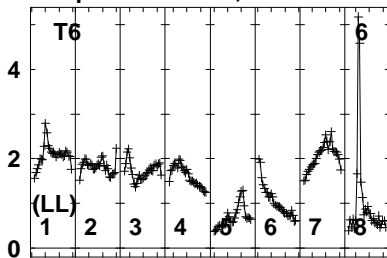
1595 610 1630 645 660 675 1695 710  
FREQ MHz

Lower frame: Tera Real Jy  
Auto-corr total-power spectrum Antenna: \*  
Timerange: 00/07:06:36 to 00/07:08:58

Plot file version 332 created 21-NOV-2022 15:05:29

P-4+6 ER052A.UVDATA.1

Freq = 1.5950 GHz, Bw = 16.000 MH No calibration applied and no bandpass applied



159561016306456606751695710  
FREQ MHz

159561016306456606751695710  
FREQ MHz

159561016306456606751695710  
FREQ MHz

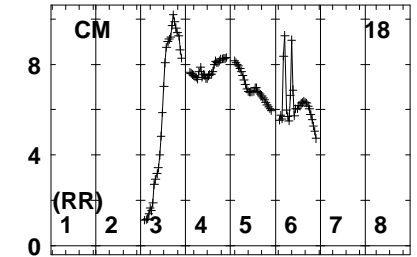
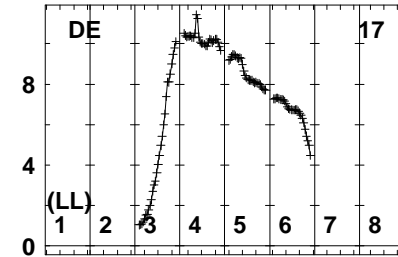
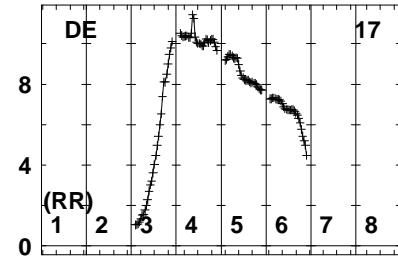
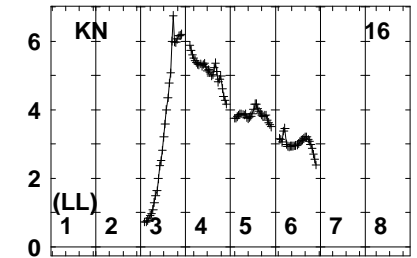
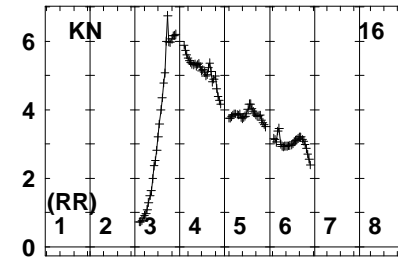
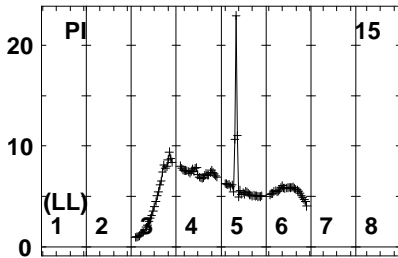
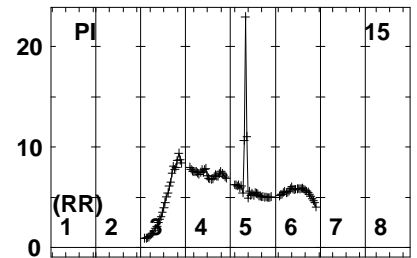
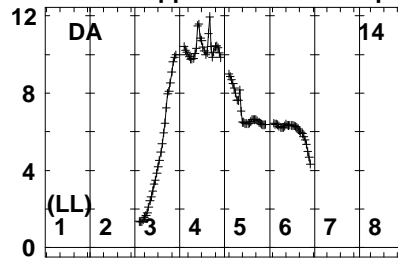
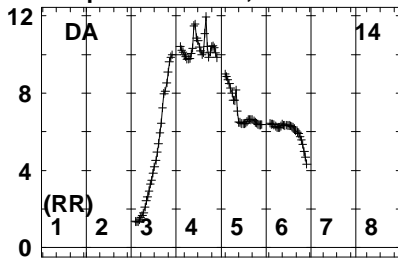
Lower frame: Tera Real Jy  
Auto-corr total-power spectrum Antenna: \*  
Timerange: 00/07:06:36 to 00/07:08:58



Plot file version 333 created 21-NOV-2022 15:05:29

P-4+6 ER052A.UVDATA.1

Freq = 1.5950 GHz, Bw = 16.000 MH No calibration applied and no bandpass applied



1595 610 1630 645 660 675 1695 710  
FREQ MHz

1595 610 1630 645 660 675 1695 710  
FREQ MHz

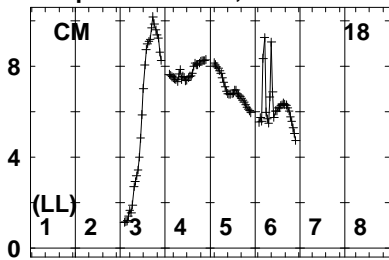
1595 610 1630 645 660 675 1695 710  
FREQ MHz

Lower frame: Tera Real Jy  
Auto-corr total-power spectrum Antenna: \*  
Timerange: 00/07:06:36 to 00/07:08:58

Plot file version 334 created 21-NOV-2022 15:05:29

P-4+6 ER052A.UVDATA.1

Freq = 1.5950 GHz, Bw = 16.000 MH No calibration applied and no bandpass applied

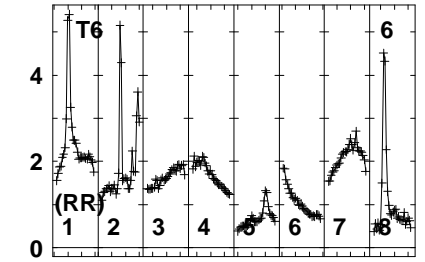
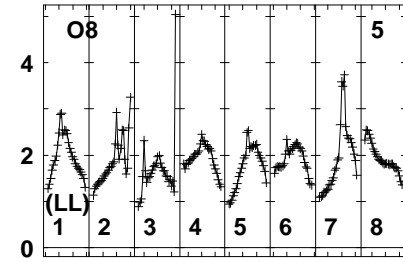
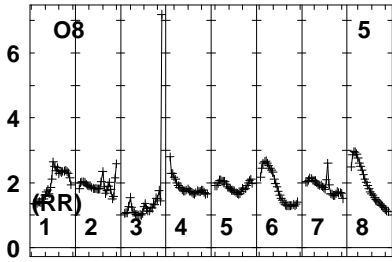
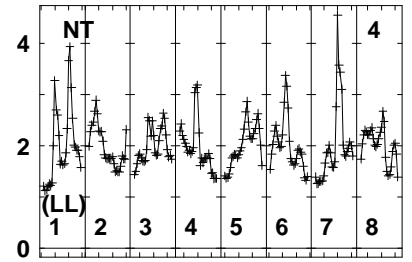
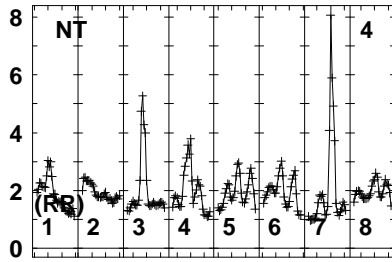
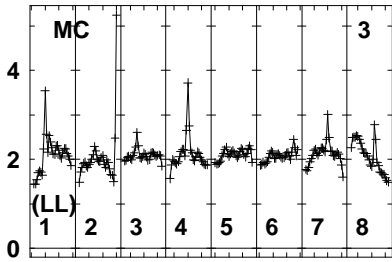
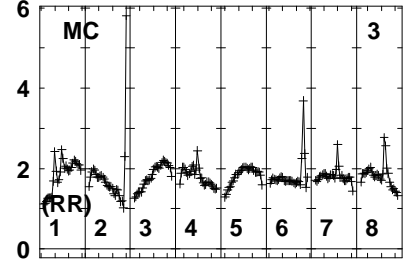
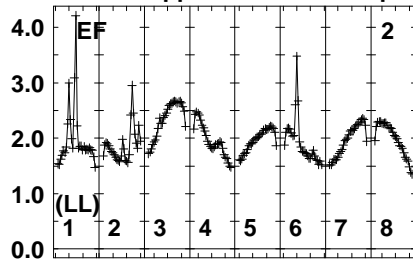
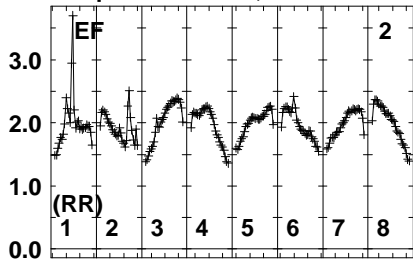


Lower frame: Tera Real Jy  
Auto-corr total-power spectrum Antenna: \*  
Timerange: 00/07:06:36 to 00/07:08:58

Plot file version 335 created 21-NOV-2022 15:05:29

P-2+6 ER052A.UVDATA.1

Freq = 1.5950 GHz, Bw = 16.000 MH No calibration applied and no bandpass applied



1595 610 1630 645 660 675 1695 710  
FREQ MHz

1595 610 1630 645 660 675 1695 710  
FREQ MHz

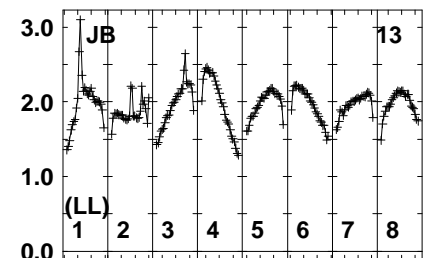
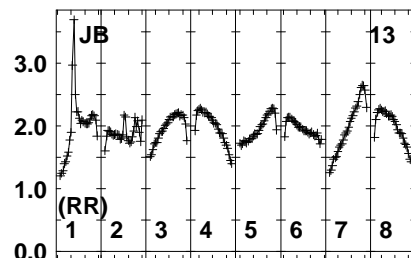
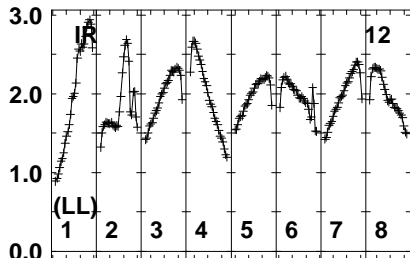
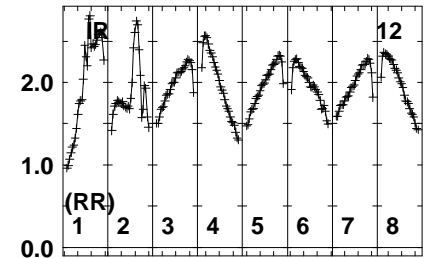
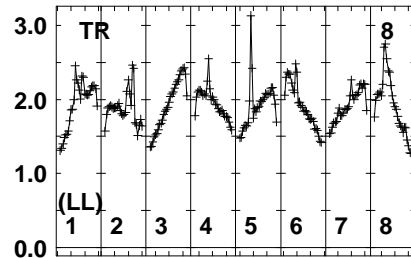
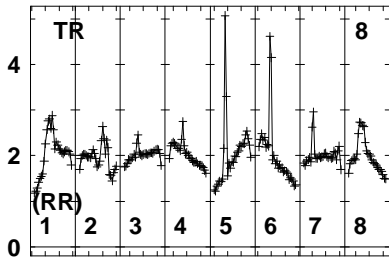
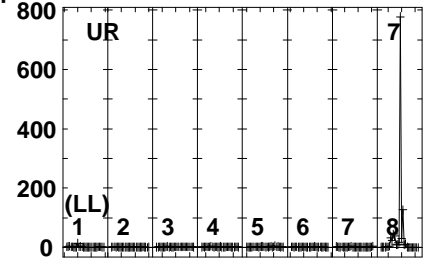
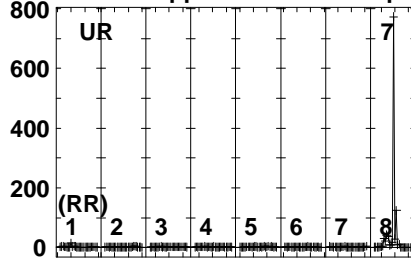
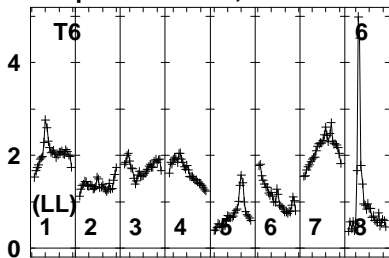
1595 610 1630 645 660 675 1695 710  
FREQ MHz

Lower frame: Tera Real Jy  
Auto-corr total-power spectrum Antenna: \*  
Timerange: 00/07:09:01 to 00/07:11:23

Plot file version 336 created 21-NOV-2022 15:05:30

P-2+6 ER052A.UVDATA.1

Freq = 1.5950 GHz, Bw = 16.000 MH No calibration applied and no bandpass applied



159561016306456606751695710  
FREQ MHz

159561016306456606751695710  
FREQ MHz

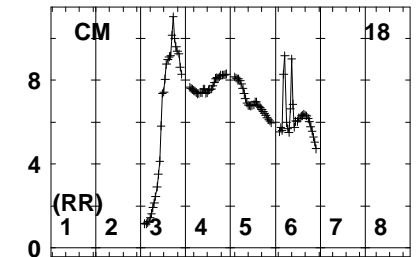
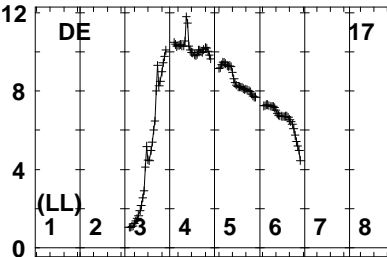
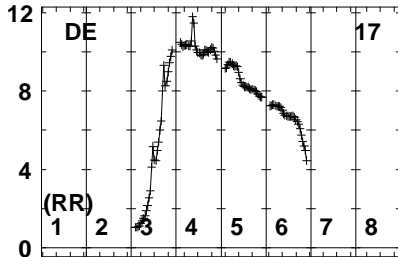
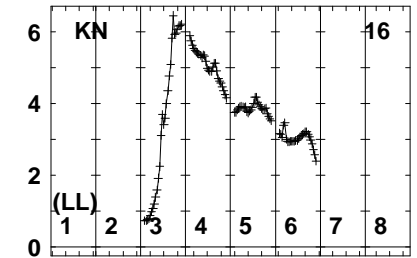
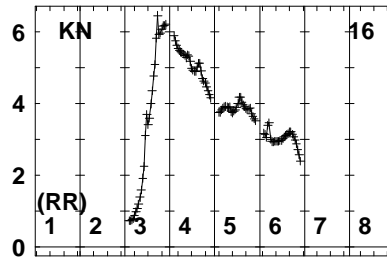
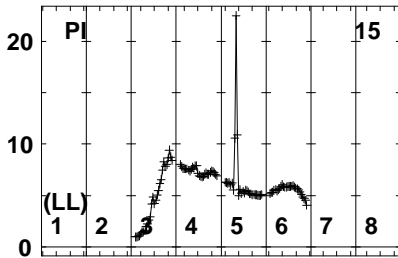
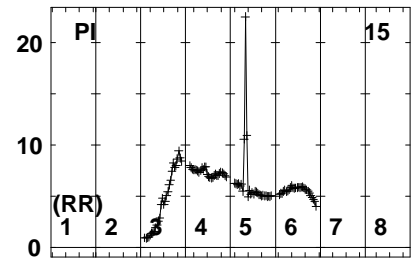
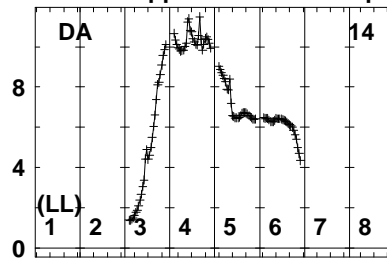
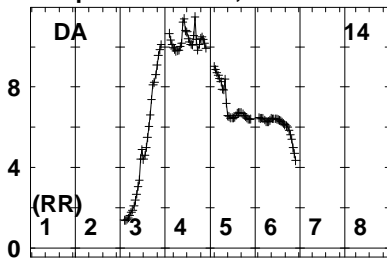
159561016306456606751695710  
FREQ MHz

Lower frame: Tera Real Jy  
Auto-corr total-power spectrum Antenna: \*  
Timerange: 00/07:09:01 to 00/07:11:23

Plot file version 337 created 21-NOV-2022 15:05:30

P-2+6 ER052A.UVDATA.1

Freq = 1.5950 GHz, Bw = 16.000 MH No calibration applied and no bandpass applied



1595 610 1630 645 660 675 1695 710  
FREQ MHz

1595 610 1630 645 660 675 1695 710  
FREQ MHz

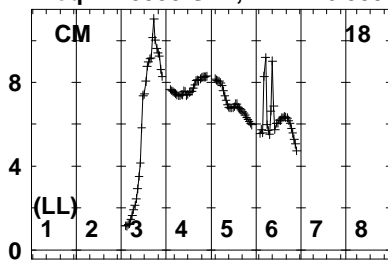
1595 610 1630 645 660 675 1695 710  
FREQ MHz

Lower frame: Tera Real Jy  
Auto-corr total-power spectrum Antenna: \*  
Timerange: 00/07:09:01 to 00/07:11:23

Plot file version 338 created 21-NOV-2022 15:05:30

P-2+6 ER052A.UVDATA.1

Freq = 1.5950 GHz, Bw = 16.000 MH No calibration applied and no bandpass applied



Lower frame: Tera Real Jy

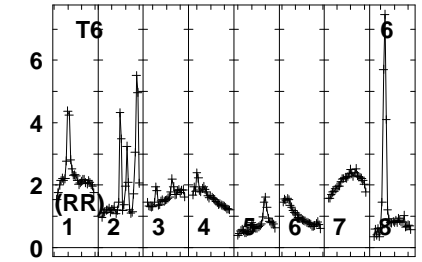
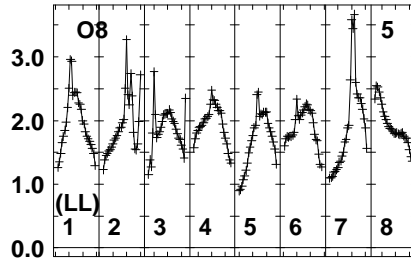
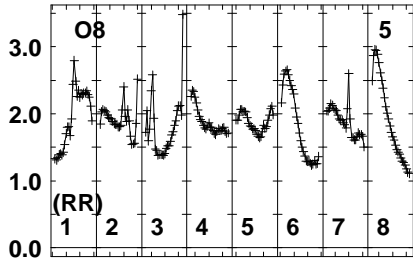
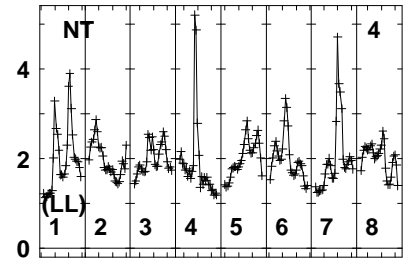
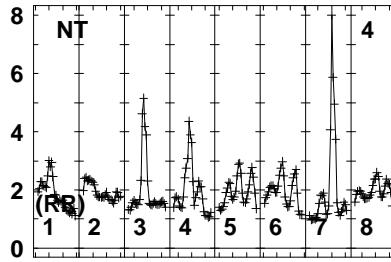
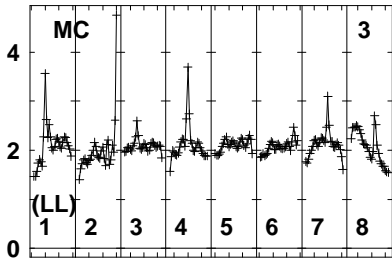
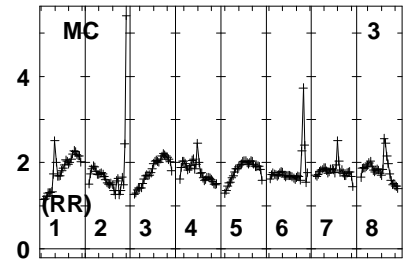
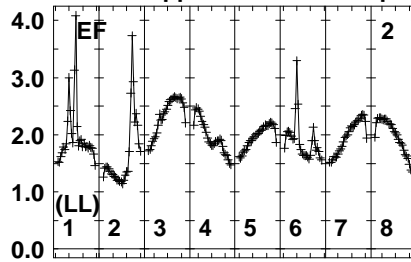
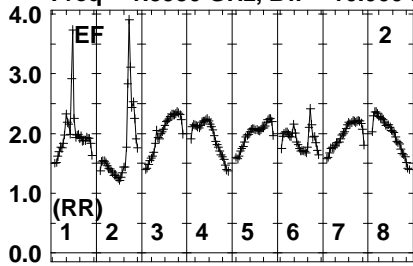
Auto-corr total-power spectrum Antenna: \*

Timerange: 00/07:09:01 to 00/07:11:23

Plot file version 339 created 21-NOV-2022 15:05:30

P+0+6 ER052A.UVDATA.1

Freq = 1.5950 GHz, Bw = 16.000 MH No calibration applied and no bandpass applied



1595 610 1630 645 660 675 1695 710  
FREQ MHz

1595 610 1630 645 660 675 1695 710  
FREQ MHz

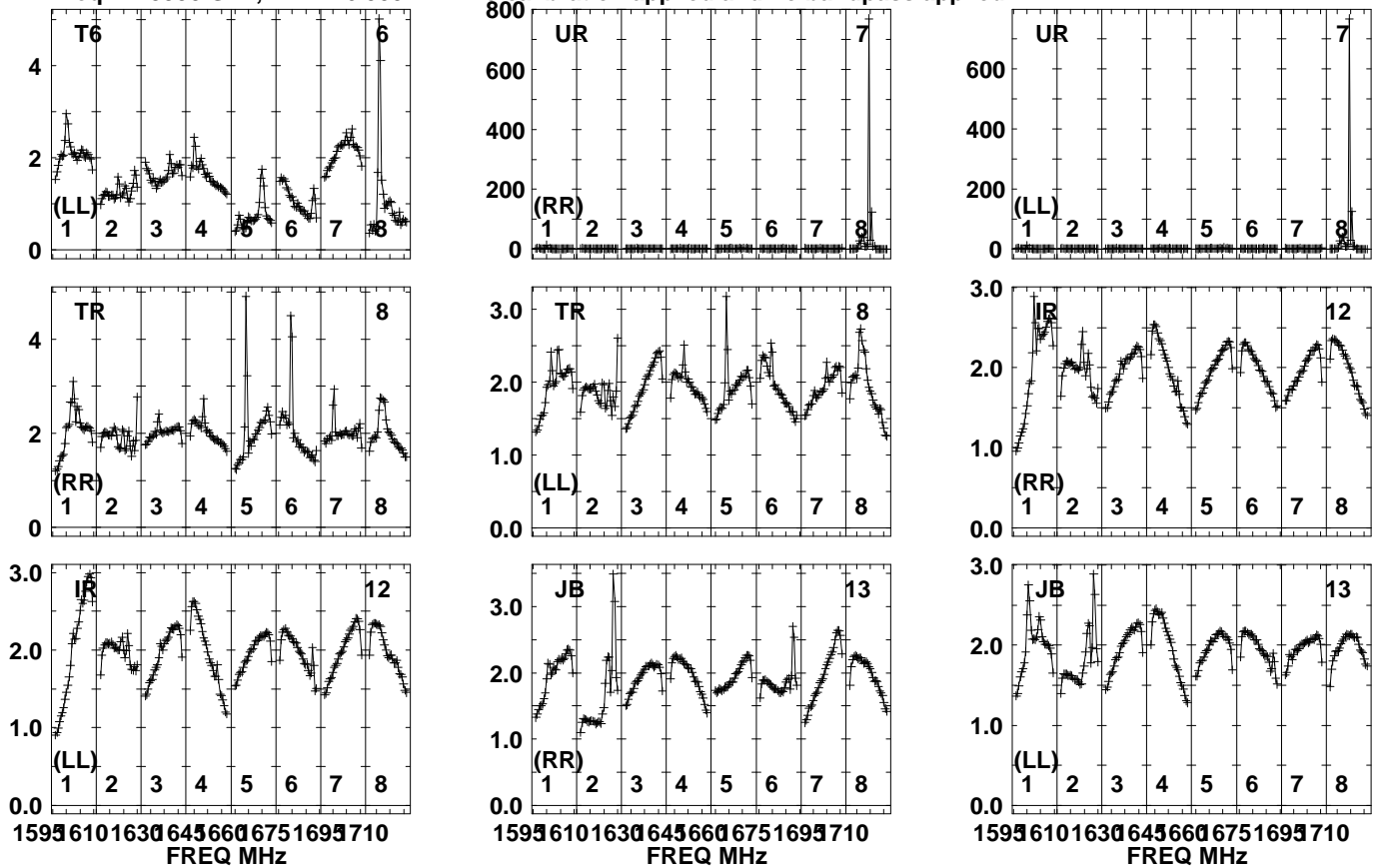
1595 610 1630 645 660 675 1695 710  
FREQ MHz

Lower frame: Tera Real Jy  
Auto-corr total-power spectrum Antenna: \*  
Timerange: 00/07:11:26 to 00/07:13:48

Plot file version 340 created 21-NOV-2022 15:05:30

P+0+6 ER052A.UVDATA.1

Freq = 1.5950 GHz, Bw = 16.000 MH No calibration applied and no bandpass applied



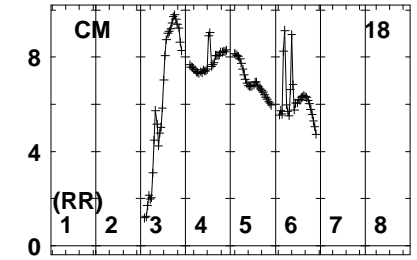
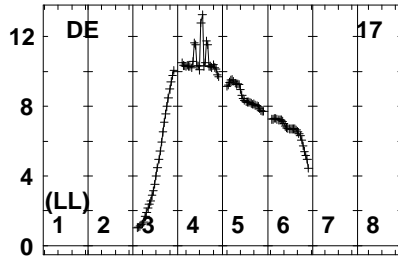
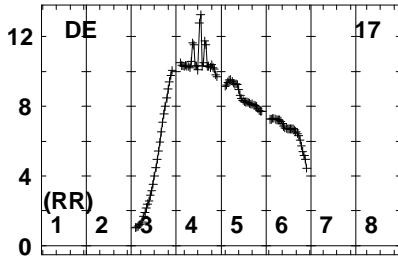
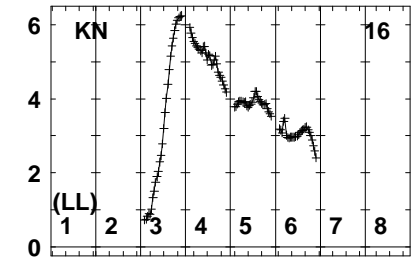
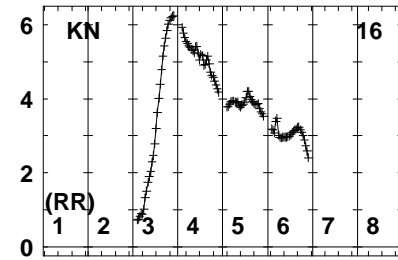
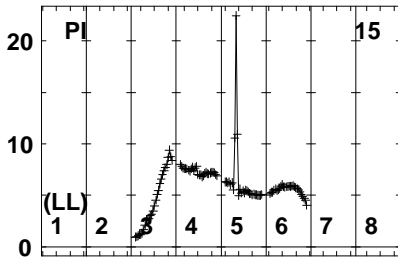
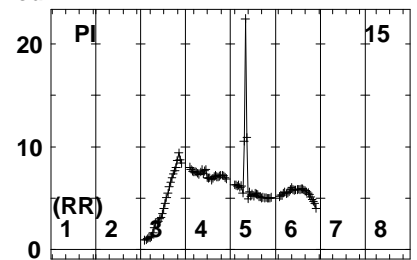
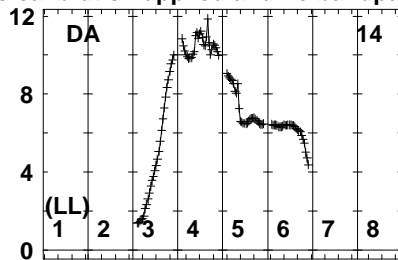
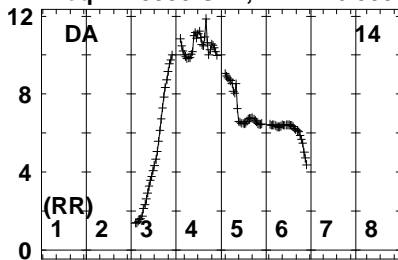
Lower frame: Tera Real Jy  
Auto-corr total-power spectrum Antenna: \*  
Timerange: 00/07:11:26 to 00/07:13:48



Plot file version 341 created 21-NOV-2022 15:05:30

P+0+6 ER052A.UVDATA.1

Freq = 1.5950 GHz, Bw = 16.000 MH No calibration applied and no bandpass applied



1595 610 1630 645 660 675 1695 710  
FREQ MHz

1595 610 1630 645 660 675 1695 710  
FREQ MHz

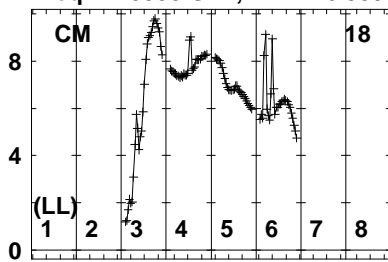
1595 610 1630 645 660 675 1695 710  
FREQ MHz

Lower frame: Tera Real Jy  
Auto-corr total-power spectrum Antenna: \*  
Timerange: 00/07:11:26 to 00/07:13:48

Plot file version 342 created 21-NOV-2022 15:05:30

P+0+6 ER052A.UVDATA.1

Freq = 1.5950 GHz, Bw = 16.000 MH No calibration applied and no bandpass applied



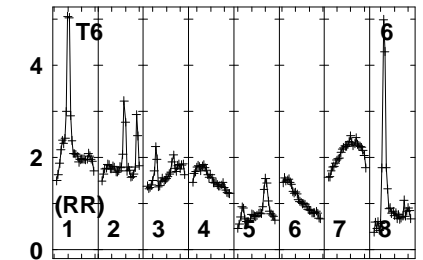
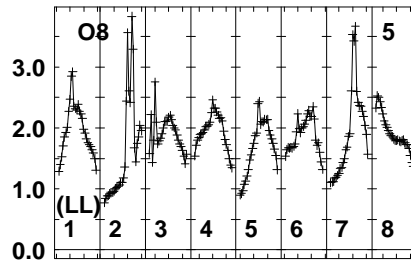
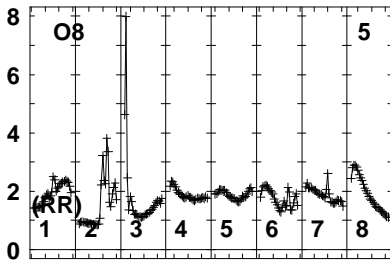
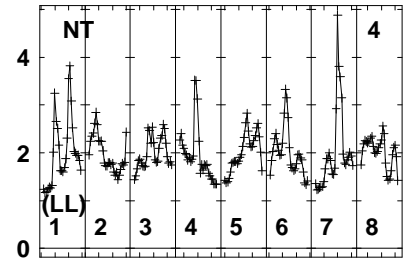
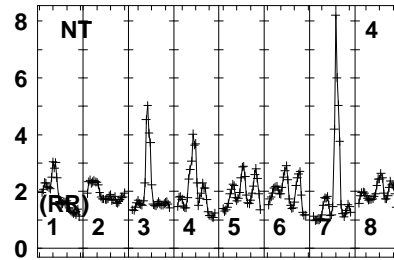
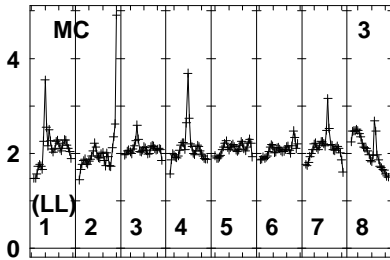
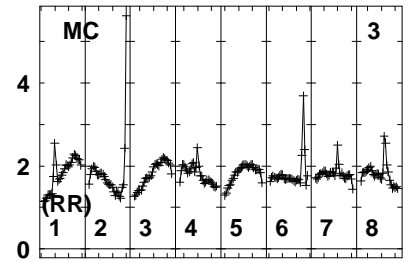
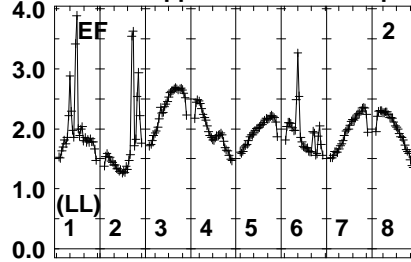
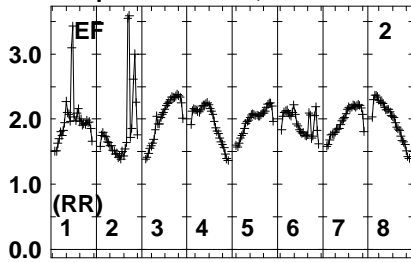
Lower frame: Tera Real Jy  
Auto-corr total-power spectrum Antenna: \*  
Timerange: 00/07:11:26 to 00/07:13:48

Plot file version 343 created 21-NOV-2022 15:05:30

J1048+7143 ER052A.UVDATA.1

Freq = 1.5950 GHz, Bw = 16.000 MH

No calibration applied and no bandpass applied



159561016306456606751695710  
FREQ MHz

159561016306456606751695710  
FREQ MHz

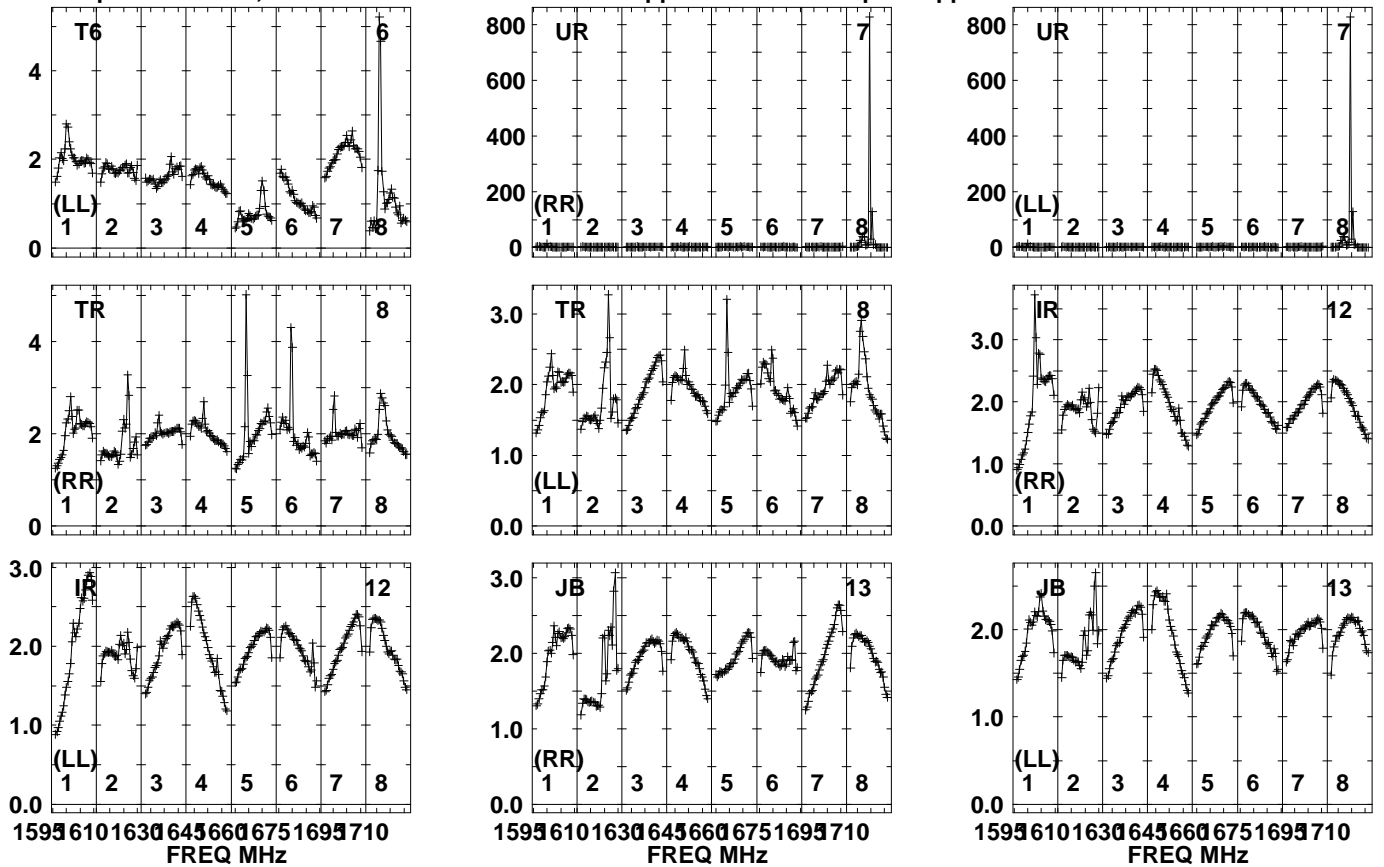
159561016306456606751695710  
FREQ MHz

Lower frame: Tera Real Jy  
Auto-corr total-power spectrum Antenna: \*  
Timerange: 00/07:13:51 to 00/07:16:13

Plot file version 344 created 21-NOV-2022 15:05:30

J1048+7143 ER052A.UVDATA.1

Freq = 1.5950 GHz, Bw = 16.000 MH No calibration applied and no bandpass applied

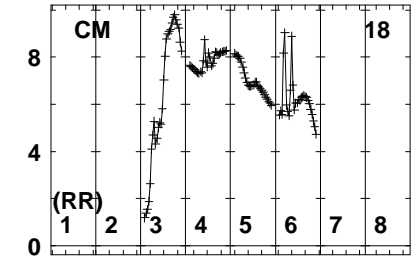
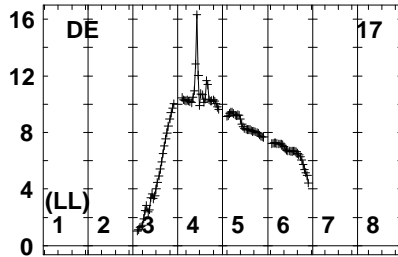
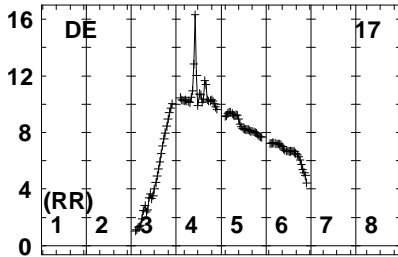
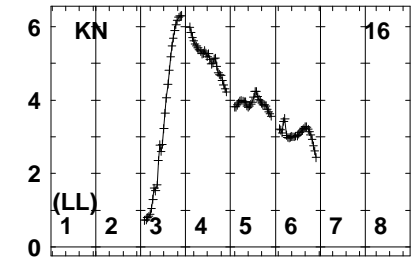
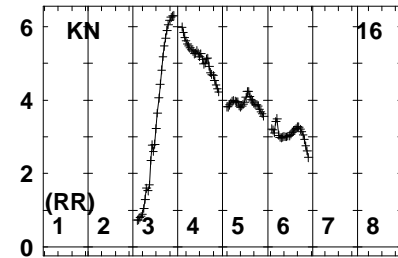
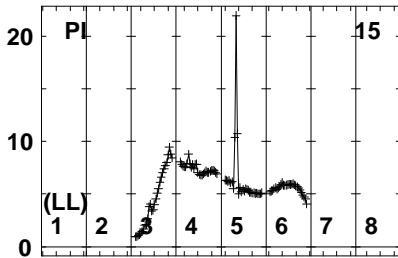
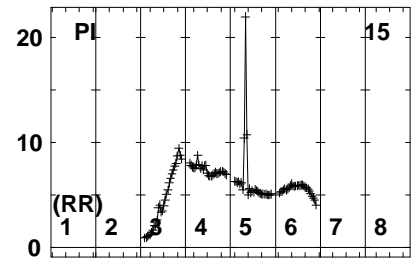
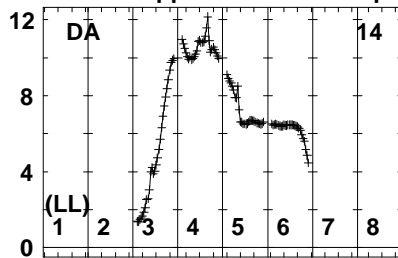
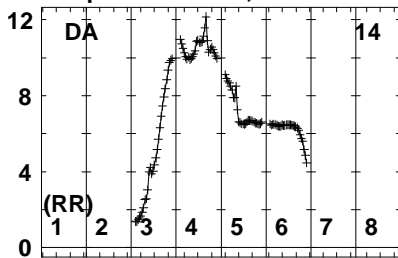


Lower frame: Tera Real Jy  
Auto-corr total-power spectrum Antenna: \*  
Timerange: 00/07:13:51 to 00/07:16:13

Plot file version 345 created 21-NOV-2022 15:05:31

J1048+7143 ER052A.UVDATA.1

Freq = 1.5950 GHz, Bw = 16.000 MH No calibration applied and no bandpass applied



1595 610 1630 645 660 675 1695 710  
FREQ MHz

1595 610 1630 645 660 675 1695 710  
FREQ MHz

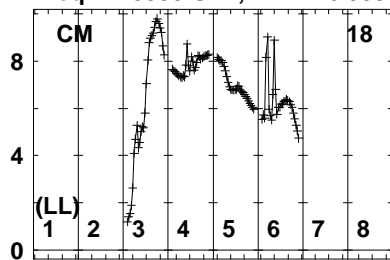
1595 610 1630 645 660 675 1695 710  
FREQ MHz

Lower frame: Tera Real Jy  
Auto-corr total-power spectrum Antenna: \*  
Timerange: 00/07:13:51 to 00/07:16:13

Plot file version 346 created 21-NOV-2022 15:05:31

J1048+7143 ER052A.UVDATA.1

Freq = 1.5950 GHz, Bw = 16.000 MH No calibration applied and no bandpass applied

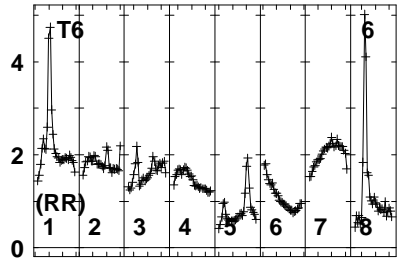
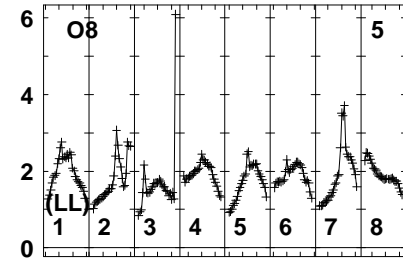
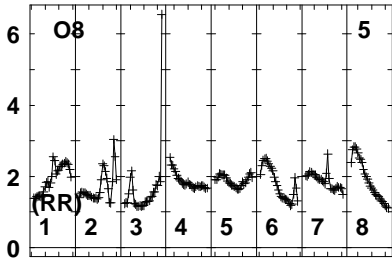
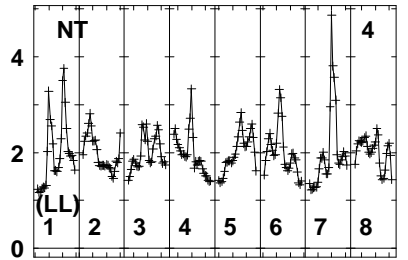
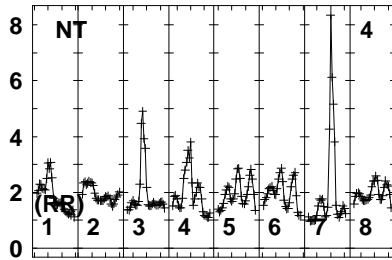
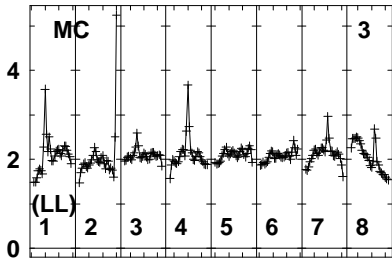
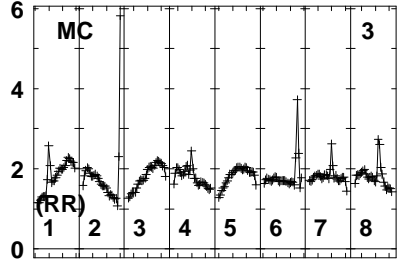
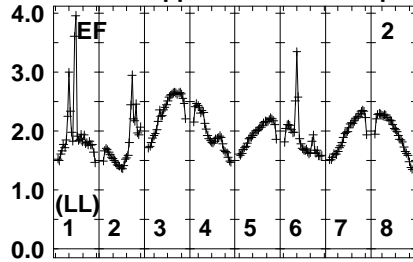
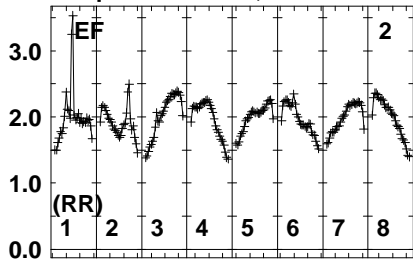


Lower frame: Tera Real Jy  
Auto-corr total-power spectrum Antenna: \*  
Timerange: 00/07:13:51 to 00/07:16:13

Plot file version 347 created 21-NOV-2022 15:05:31

P+2+6 ER052A.UVDATA.1

Freq = 1.5950 GHz, Bw = 16.000 MH No calibration applied and no bandpass applied



159561016306456606751695710  
FREQ MHz

159561016306456606751695710  
FREQ MHz

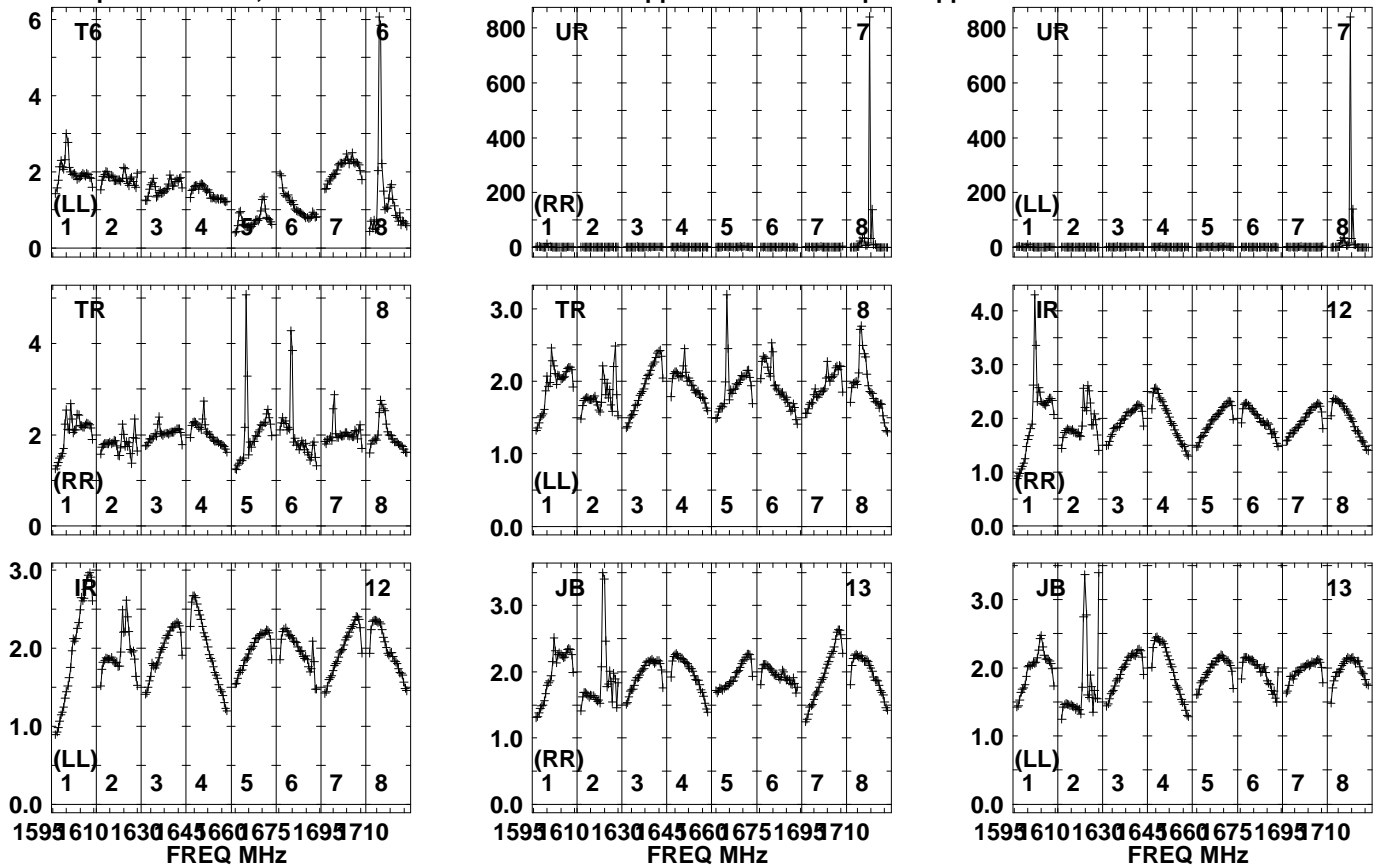
159561016306456606751695710  
FREQ MHz

Lower frame: Tera Real Jy  
Auto-corr total-power spectrum Antenna: \*  
Timerange: 00/07:16:18 to 00/07:18:38

Plot file version 348 created 21-NOV-2022 15:05:31

P+2+6 ER052A.UVDATA.1

Freq = 1.5950 GHz, Bw = 16.000 MH No calibration applied and no bandpass applied



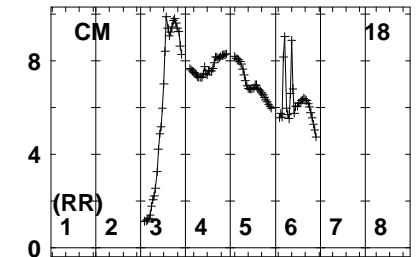
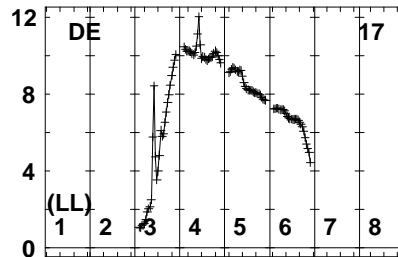
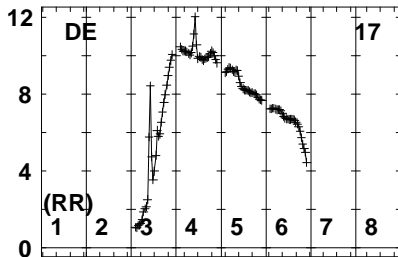
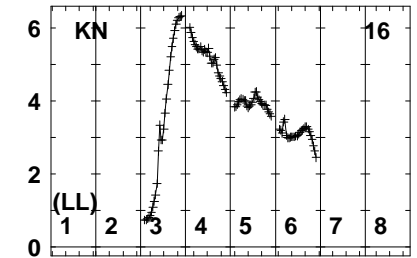
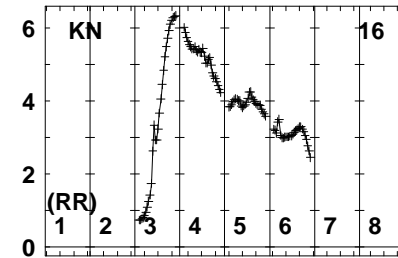
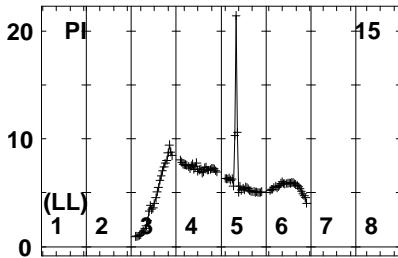
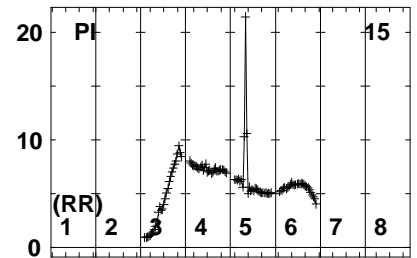
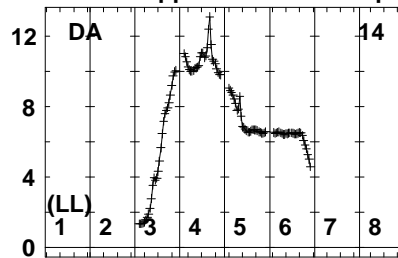
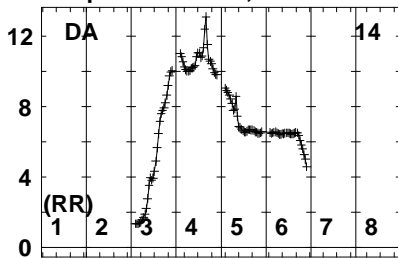
Lower frame: Tera Real Jy  
Auto-corr total-power spectrum Antenna: \*  
Timerange: 00/07:16:18 to 00/07:18:38



Plot file version 349 created 21-NOV-2022 15:05:31

P+2+6 ER052A.UVDATA.1

Freq = 1.5950 GHz, Bw = 16.000 MH No calibration applied and no bandpass applied



1595 610 1630 645 660 675 1695 710  
FREQ MHz

1595 610 1630 645 660 675 1695 710  
FREQ MHz

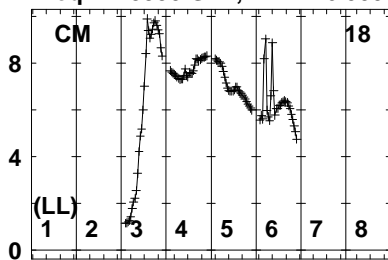
1595 610 1630 645 660 675 1695 710  
FREQ MHz

Lower frame: Tera Real Jy  
Auto-corr total-power spectrum Antenna: \*  
Timerange: 00/07:16:18 to 00/07:18:38

Plot file version 350 created 21-NOV-2022 15:05:31

P+2+6 ER052A.UVDATA.1

Freq = 1.5950 GHz, Bw = 16.000 MH No calibration applied and no bandpass applied

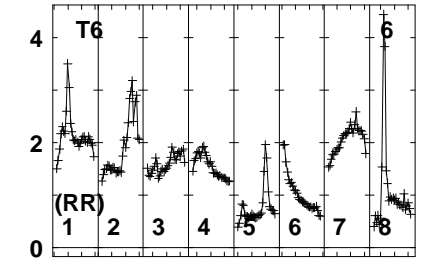
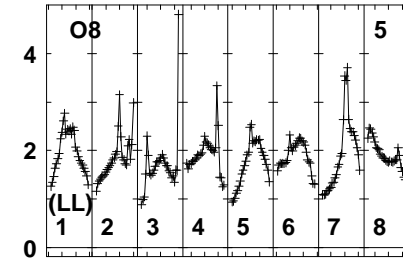
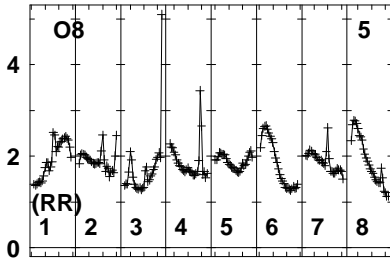
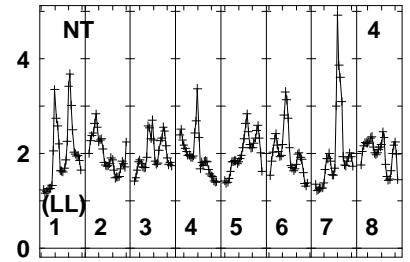
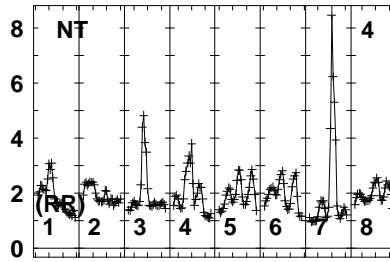
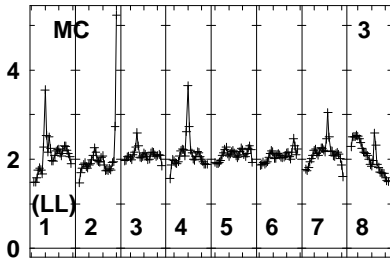
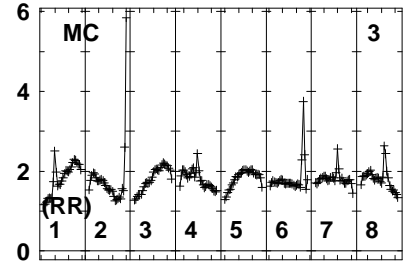
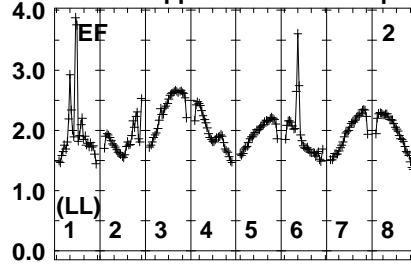
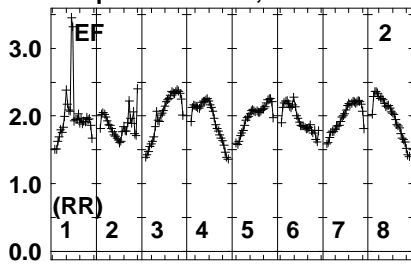


Lower frame: Tera Real Jy  
Auto-corr total-power spectrum Antenna: \*  
Timerange: 00/07:16:18 to 00/07:18:38

Plot file version 351 created 21-NOV-2022 15:05:31

P+4+6 ER052A.UVDATA.1

Freq = 1.5950 GHz, Bw = 16.000 MH No calibration applied and no bandpass applied



1595 610 1630 645 660 675 1695 710  
FREQ MHz

1595 610 1630 645 660 675 1695 710  
FREQ MHz

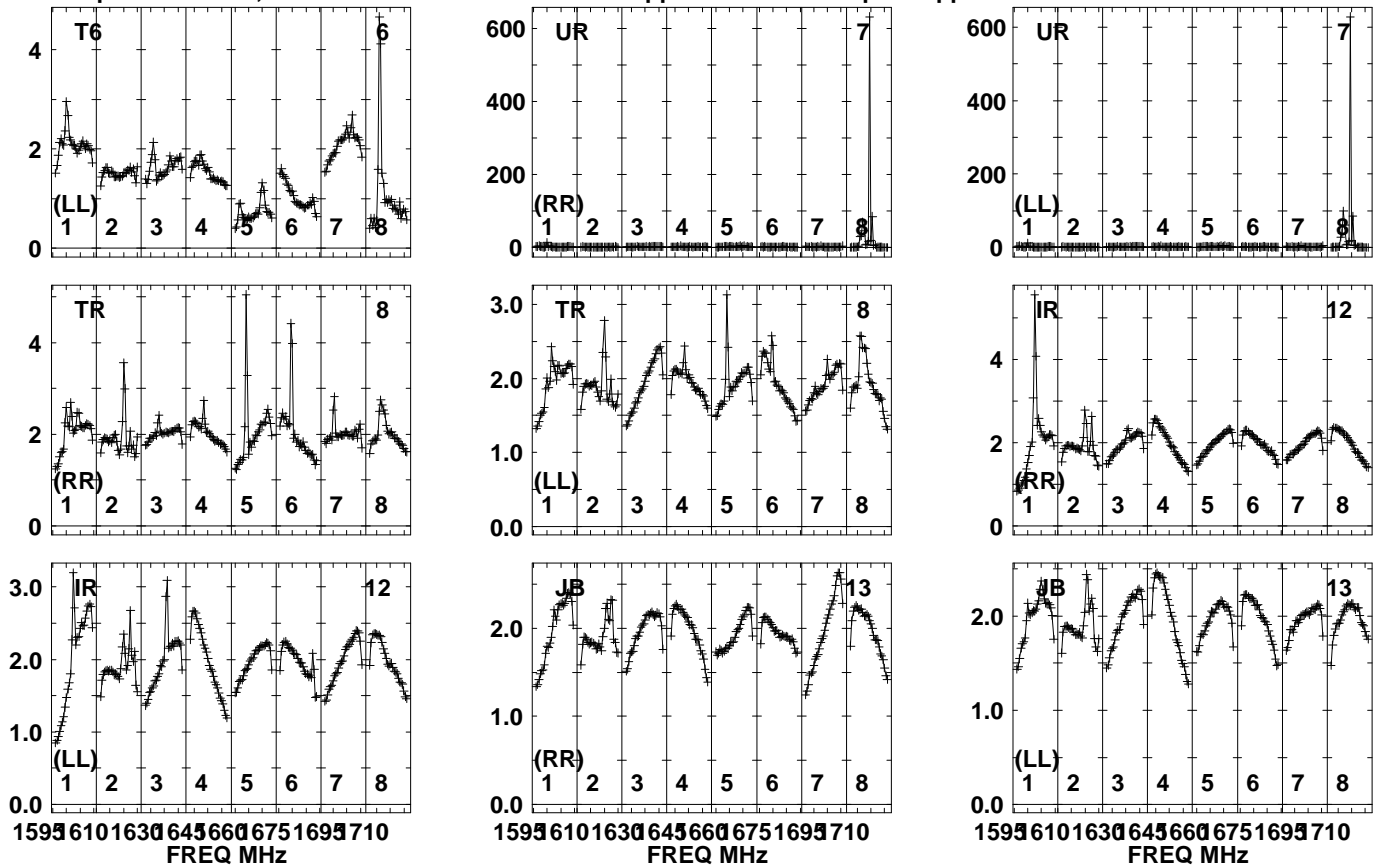
1595 610 1630 645 660 675 1695 710  
FREQ MHz

Lower frame: Tera Real Jy  
Auto-corr total-power spectrum Antenna: \*  
Timerange: 00/07:18:41 to 00/07:21:03

Plot file version 352 created 21-NOV-2022 15:05:31

P+4+6 ER052A.UVDATA.1

Freq = 1.5950 GHz, Bw = 16.000 MH No calibration applied and no bandpass applied

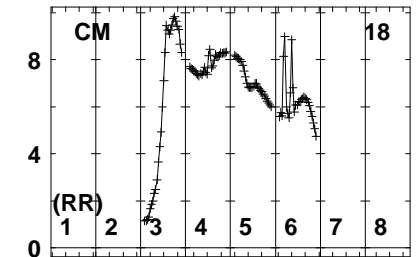
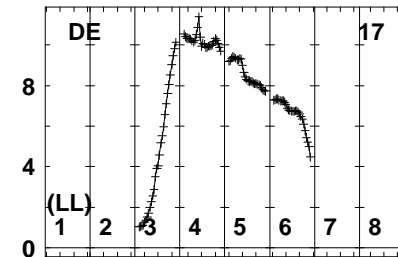
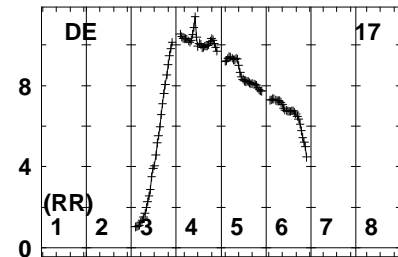
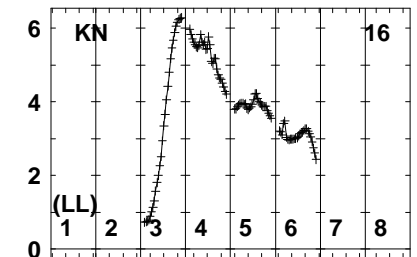
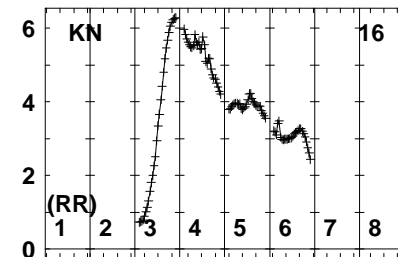
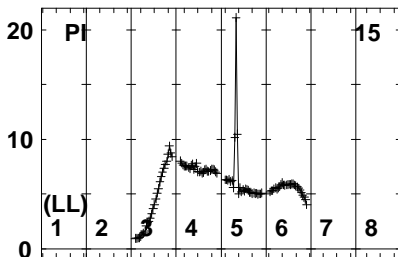
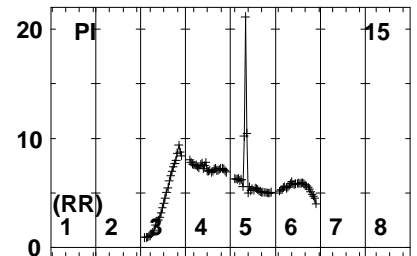
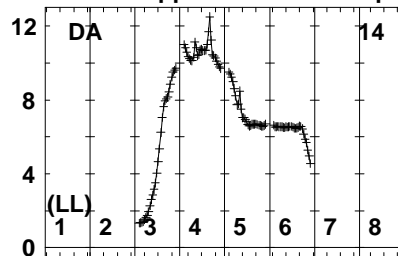
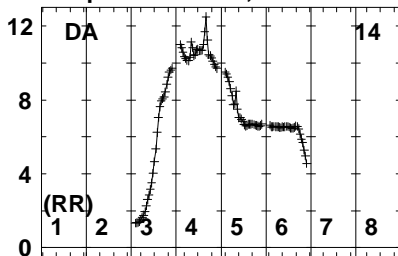


Lower frame: Tera Real Jy  
Auto-corr total-power spectrum Antenna: \*  
Timerange: 00/07:18:41 to 00/07:21:03

Plot file version 353 created 21-NOV-2022 15:05:31

P+4+6 ER052A.UVDATA.1

Freq = 1.5950 GHz, Bw = 16.000 MH No calibration applied and no bandpass applied



1595 610 1630 645 660 675 1695 710  
FREQ MHz

1595 610 1630 645 660 675 1695 710  
FREQ MHz

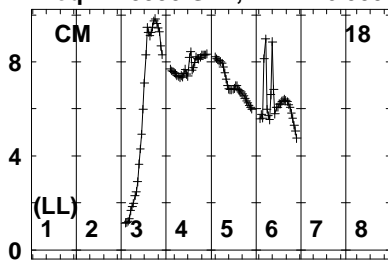
1595 610 1630 645 660 675 1695 710  
FREQ MHz

Lower frame: Tera Real Jy  
Auto-corr total-power spectrum Antenna: \*  
Timerange: 00/07:18:41 to 00/07:21:03

Plot file version 354 created 21-NOV-2022 15:05:31

P+4+6 ER052A.UVDATA.1

Freq = 1.5950 GHz, Bw = 16.000 MH No calibration applied and no bandpass applied

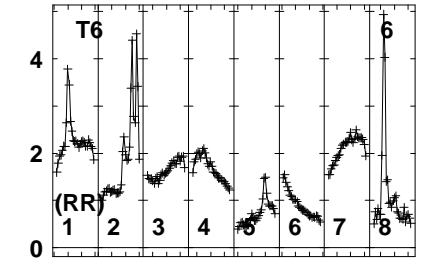
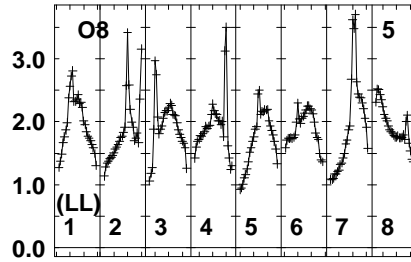
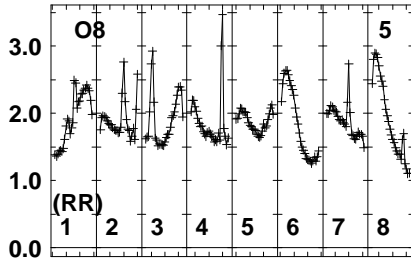
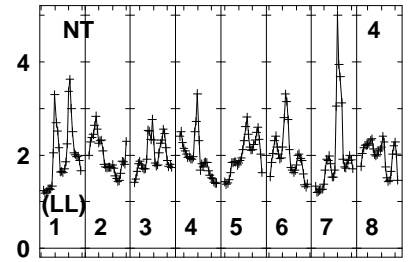
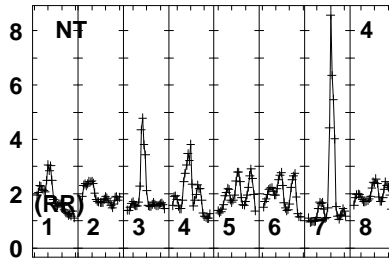
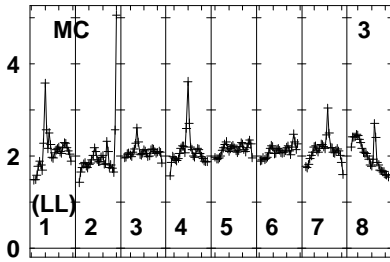
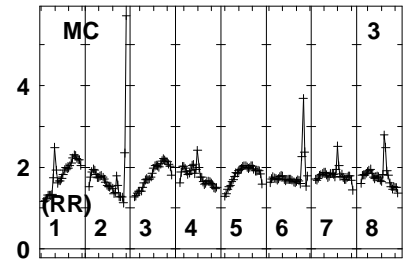
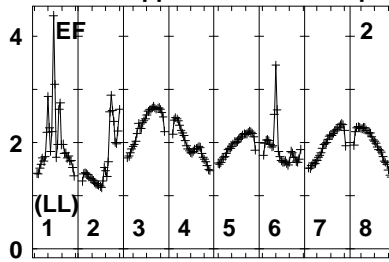
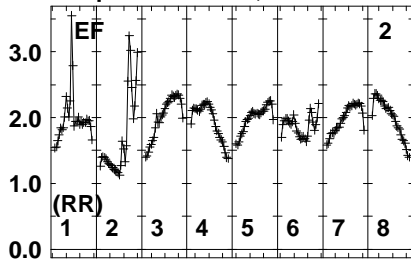


Lower frame: Tera Real Jy  
Auto-corr total-power spectrum Antenna: \*  
Timerange: 00/07:18:41 to 00/07:21:03

Plot file version 355 created 21-NOV-2022 15:05:32

P+6+6 ER052A.UVDATA.1

Freq = 1.5950 GHz, Bw = 16.000 MH No calibration applied and no bandpass applied



1595 610 1630 645 660 675 1695 710  
FREQ MHz

1595 610 1630 645 660 675 1695 710  
FREQ MHz

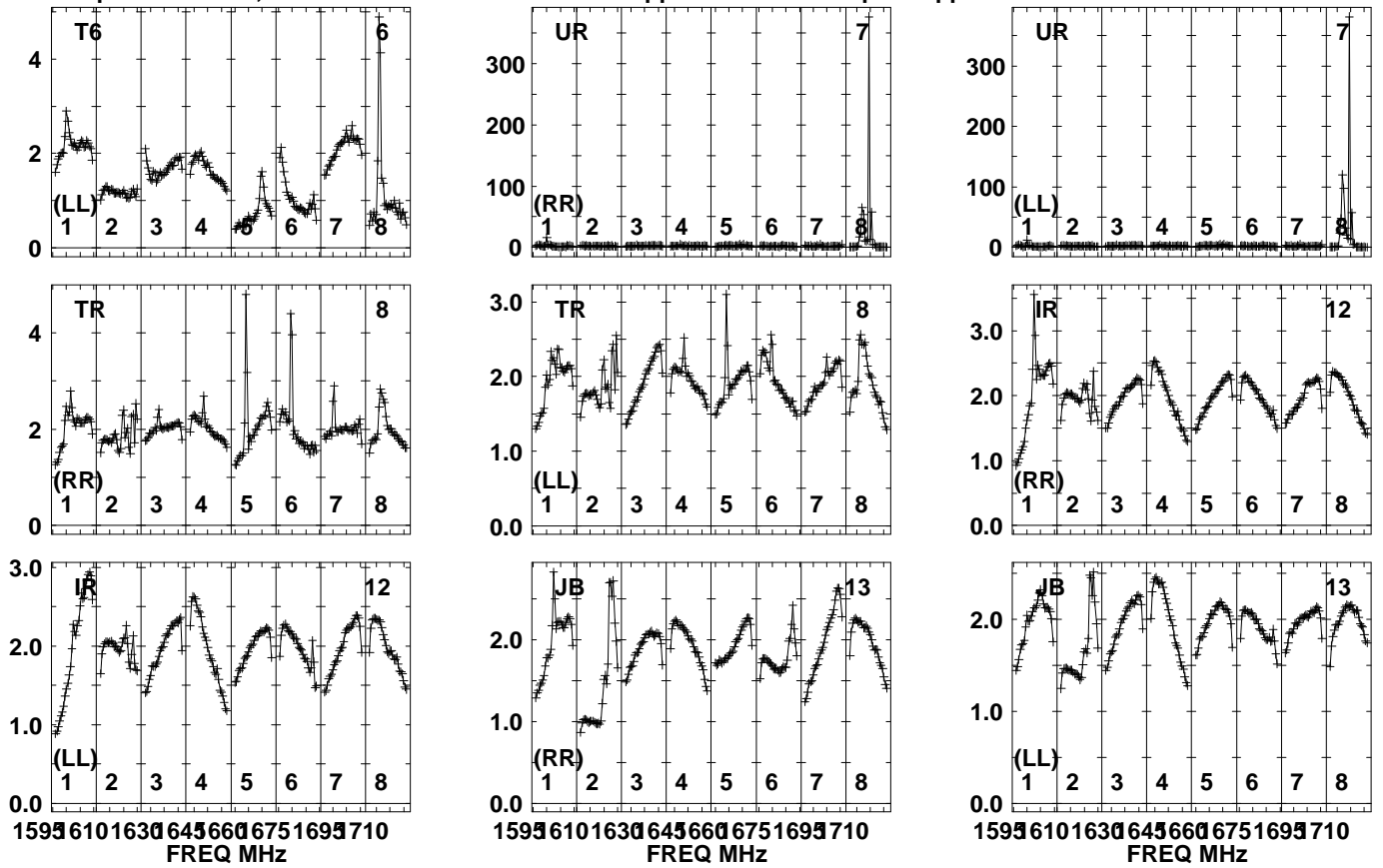
1595 610 1630 645 660 675 1695 710  
FREQ MHz

Lower frame: Tera Real Jy  
Auto-corr total-power spectrum Antenna: \*  
Timerange: 00/07:21:06 to 00/07:23:28

Plot file version 356 created 21-NOV-2022 15:05:32

P+6+6 ER052A.UVDATA.1

Freq = 1.5950 GHz, Bw = 16.000 MH No calibration applied and no bandpass applied



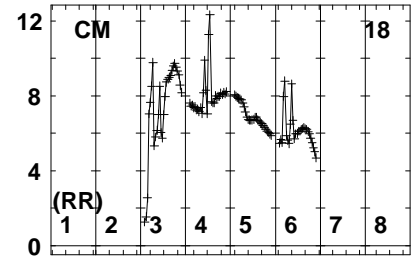
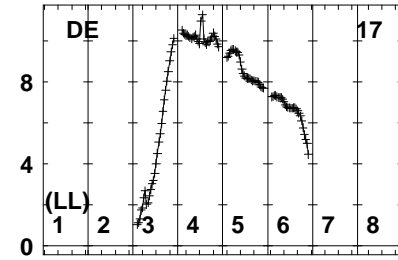
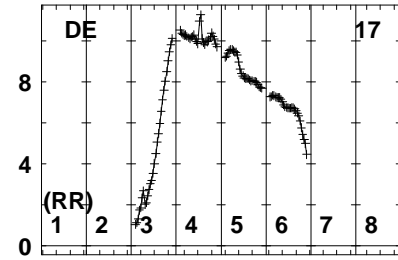
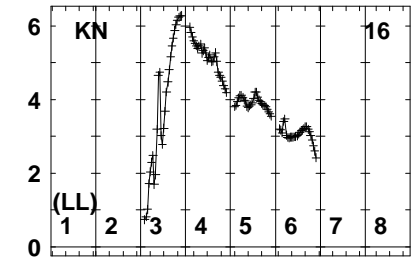
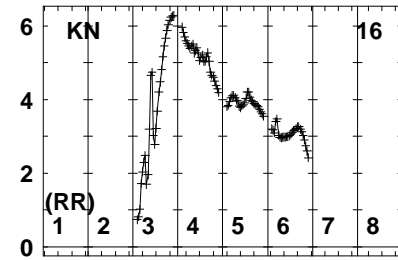
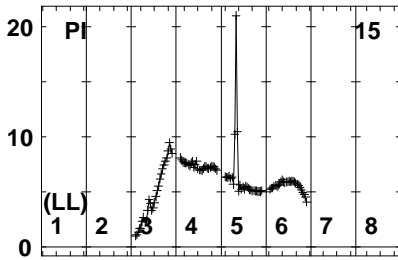
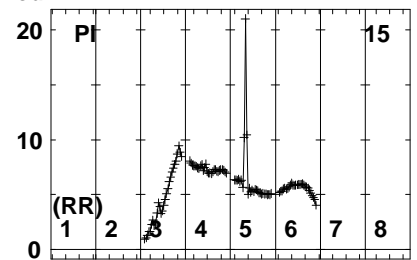
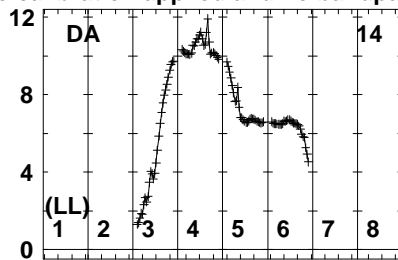
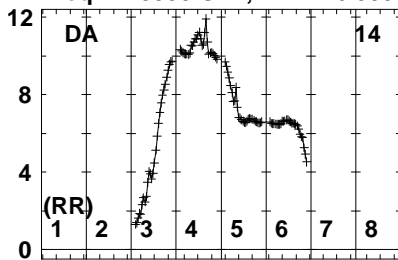
Lower frame: Tera Real Jy  
Auto-corr total-power spectrum Antenna: \*  
Timerange: 00/07:21:06 to 00/07:23:28



Plot file version 357 created 21-NOV-2022 15:05:32

P+6+6 ER052A.UVDATA.1

Freq = 1.5950 GHz, Bw = 16.000 MH No calibration applied and no bandpass applied



1595 610 1630 645 660 675 1695 710  
FREQ MHz

1595 610 1630 645 660 675 1695 710  
FREQ MHz

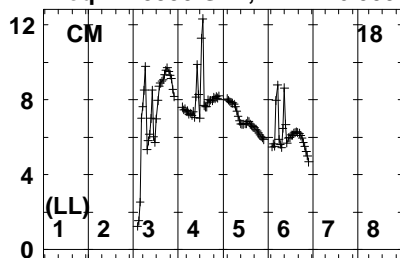
1595 610 1630 645 660 675 1695 710  
FREQ MHz

Lower frame: Tera Real Jy  
Auto-corr total-power spectrum Antenna: \*  
Timerange: 00/07:21:06 to 00/07:23:28

Plot file version 358 created 21-NOV-2022 15:05:32

P+6+6 ER052A.UVDATA.1

Freq = 1.5950 GHz, Bw = 16.000 MH No calibration applied and no bandpass applied

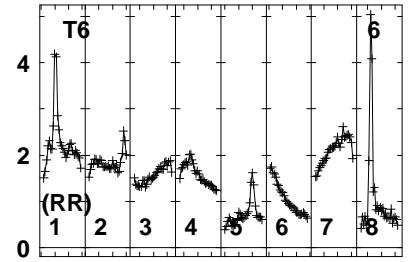
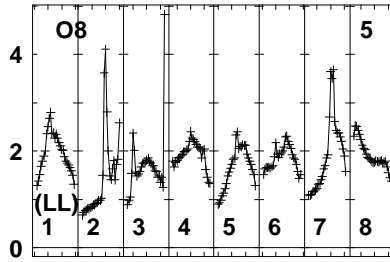
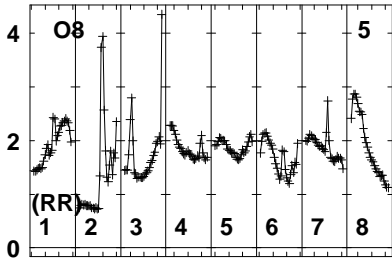
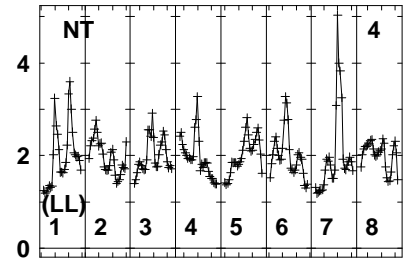
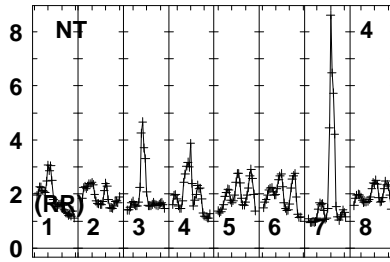
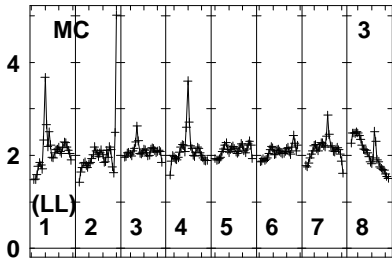
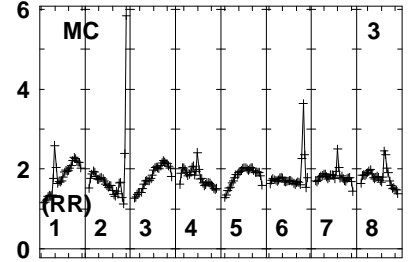
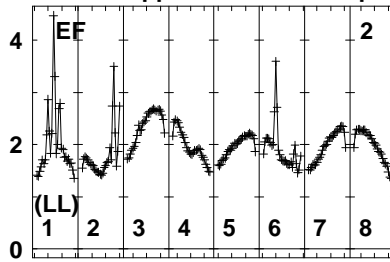
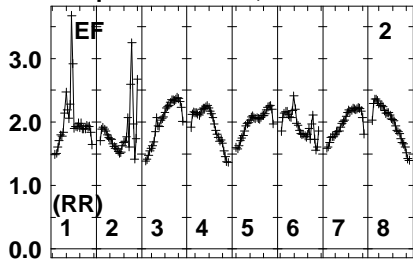


Lower frame: Tera Real Jy  
Auto-corr total-power spectrum Antenna: \*  
Timerange: 00/07:21:06 to 00/07:23:28

Plot file version 359 created 21-NOV-2022 15:05:32

P+8+6 ER052A.UVDATA.1

Freq = 1.5950 GHz, Bw = 16.000 MH No calibration applied and no bandpass applied



1595 610 1630 645 660 675 1695 710  
FREQ MHz

1595 610 1630 645 660 675 1695 710  
FREQ MHz

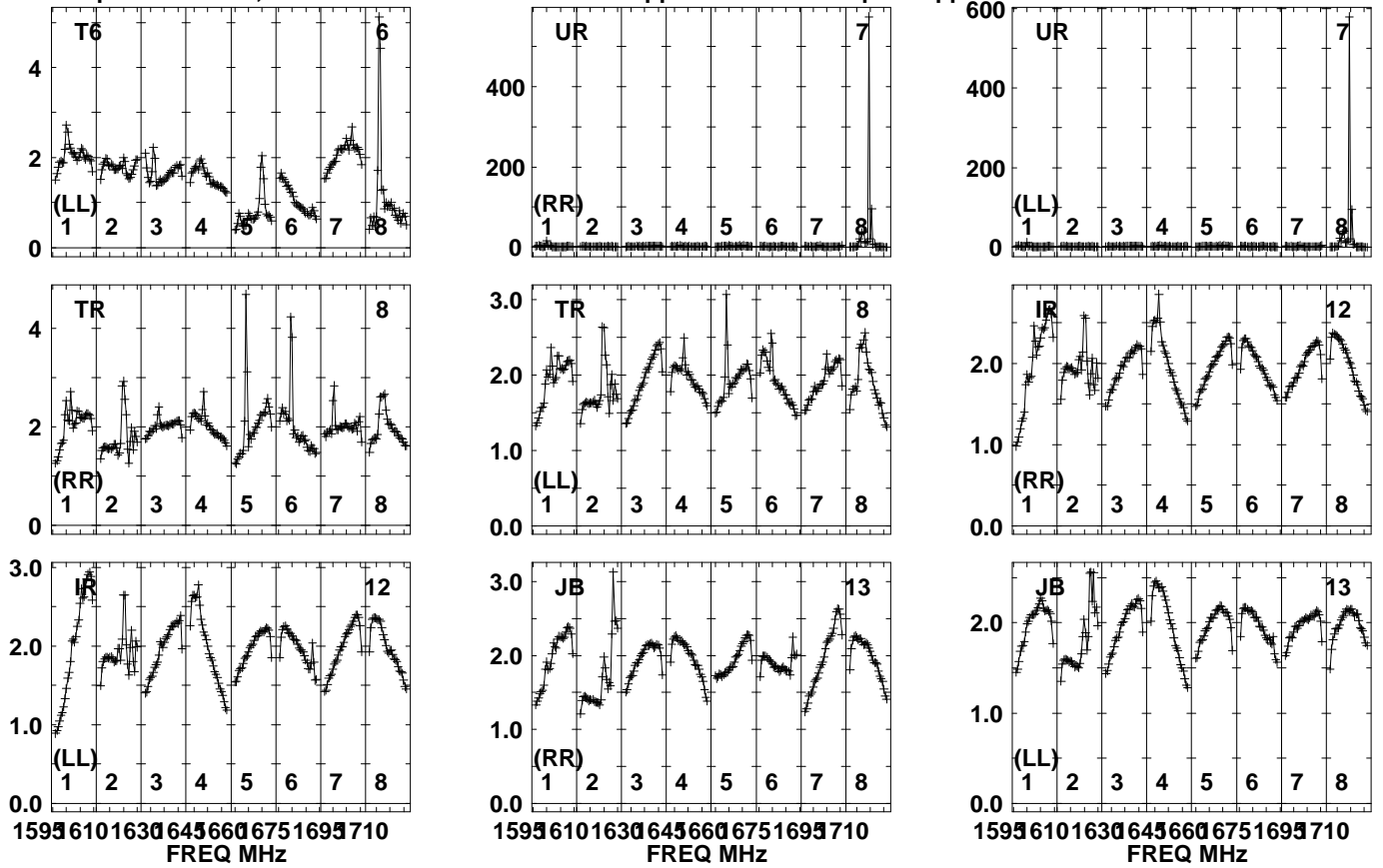
1595 610 1630 645 660 675 1695 710  
FREQ MHz

Lower frame: Tera Real Jy  
Auto-corr total-power spectrum Antenna: \*  
Timerange: 00/07:23:31 to 00/07:25:53

Plot file version 360 created 21-NOV-2022 15:05:32

P+8+6 ER052A.UVDATA.1

Freq = 1.5950 GHz, Bw = 16.000 MH No calibration applied and no bandpass applied

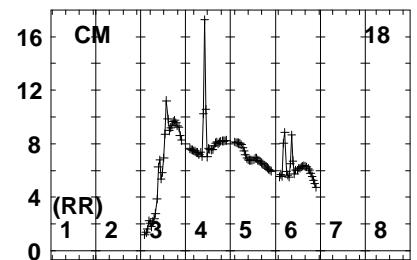
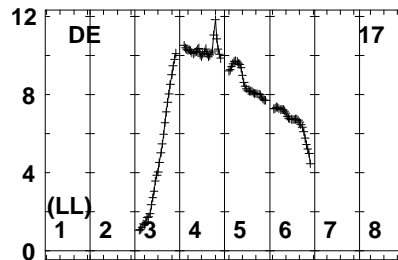
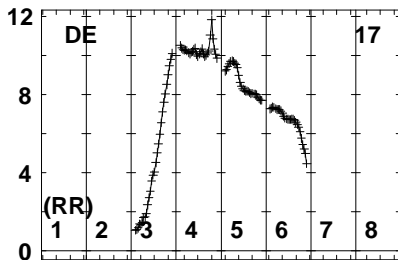
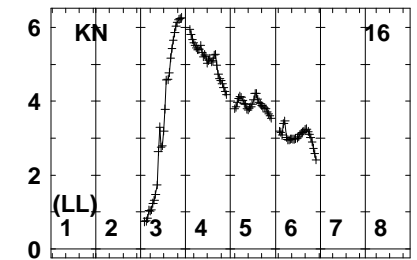
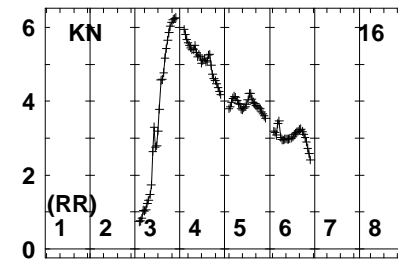
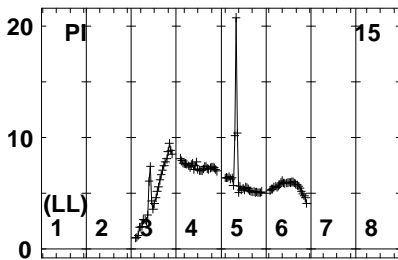
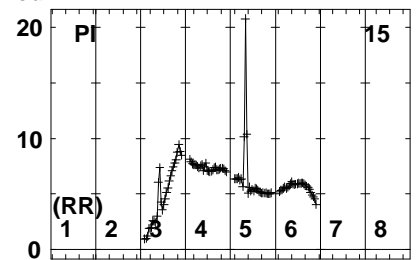
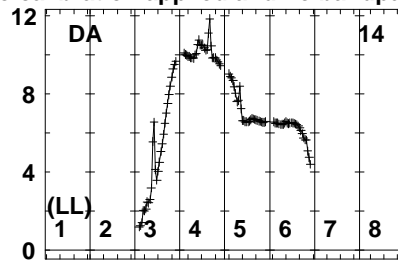
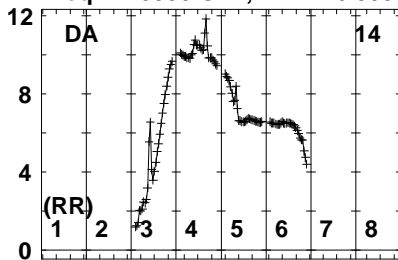


Lower frame: Tera Real Jy  
Auto-corr total-power spectrum Antenna: \*  
Timerange: 00/07:23:31 to 00/07:25:53

Plot file version 361 created 21-NOV-2022 15:05:32

P+8+6 ER052A.UVDATA.1

Freq = 1.5950 GHz, Bw = 16.000 MH No calibration applied and no bandpass applied



1595 610 1630 645 660 675 1695 710  
FREQ MHz

1595 610 1630 645 660 675 1695 710  
FREQ MHz

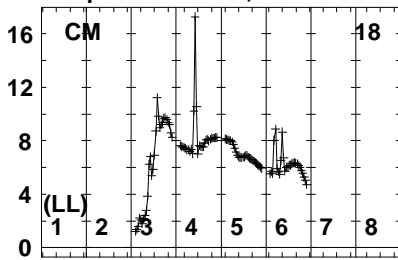
1595 610 1630 645 660 675 1695 710  
FREQ MHz

Lower frame: Tera Real Jy  
Auto-corr total-power spectrum Antenna: \*  
Timerange: 00/07:23:31 to 00/07:25:53

Plot file version 362 created 21-NOV-2022 15:05:32

P+8+6 ER052A.UVDATA.1

Freq = 1.5950 GHz, Bw = 16.000 MH No calibration applied and no bandpass applied

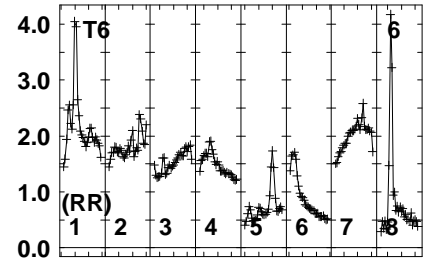
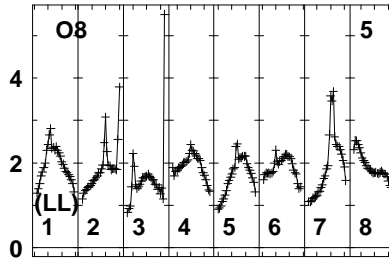
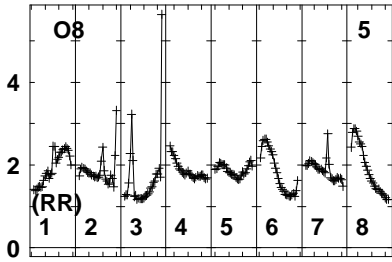
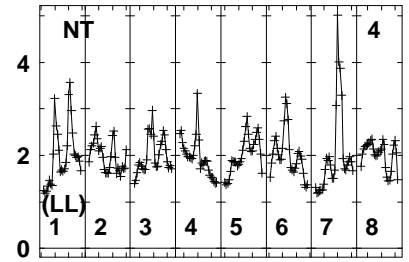
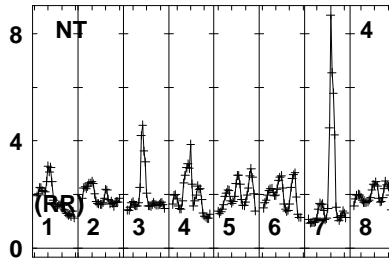
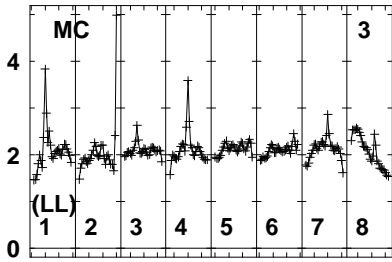
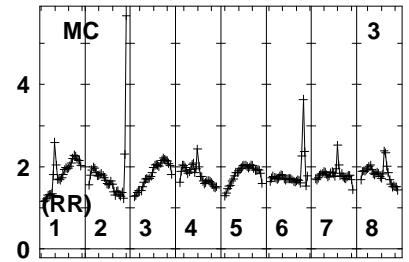
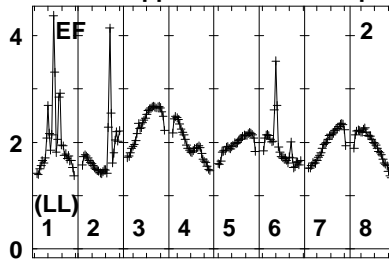
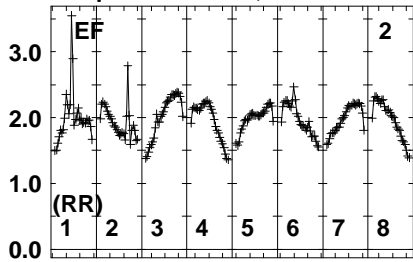


Lower frame: Tera Real Jy  
Auto-corr total-power spectrum Antenna: \*  
Timerange: 00/07:23:31 to 00/07:25:53

Plot file version 363 created 21-NOV-2022 15:05:32

J1048+7143 ER052A.UVDATA.1

Freq = 1.5950 GHz, Bw = 16.000 MH No calibration applied and no bandpass applied



1595 610 1630 645 660 675 1695 710  
FREQ MHz

1595 610 1630 645 660 675 1695 710  
FREQ MHz

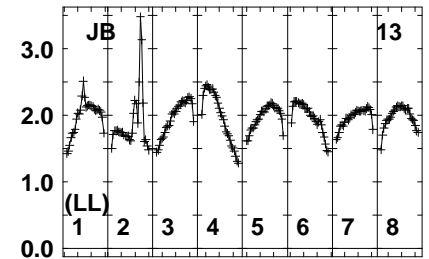
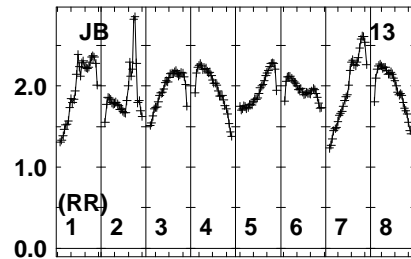
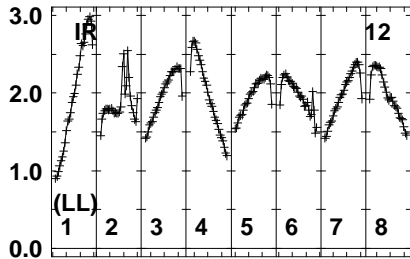
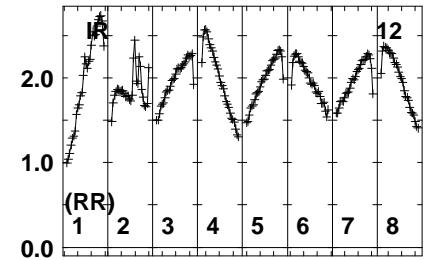
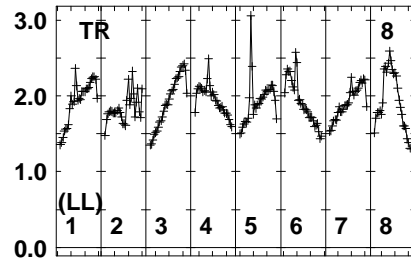
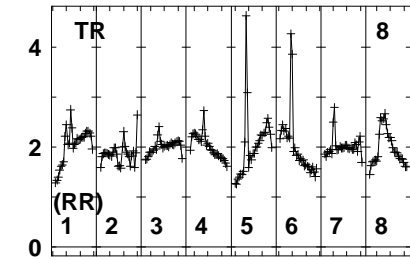
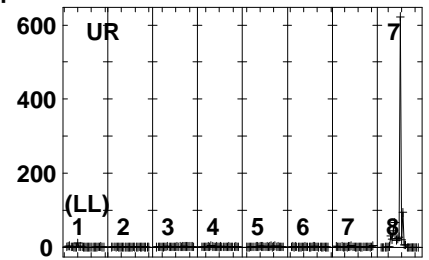

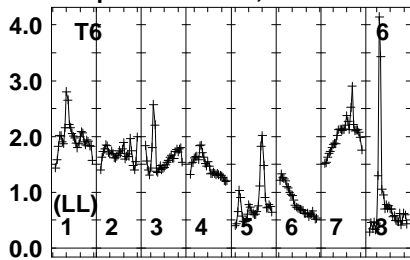
1595 610 1630 645 660 675 1695 710  
FREQ MHz

Lower frame: Tera Real Jy  
Auto-corr total-power spectrum Antenna: \*  
Timerange: 00/07:25:56 to 00/07:28:18

Plot file version 364 created 21-NOV-2022 15:05:32

J1048+7143 ER052A.UVDATA.1

Freq = 1.5950 GHz, Bw = 16.000 MH No calibration applied and no bandpass applied



159561016306456606751695710  
FREQ MHz

159561016306456606751695710  
FREQ MHz

159561016306456606751695710  
FREQ MHz

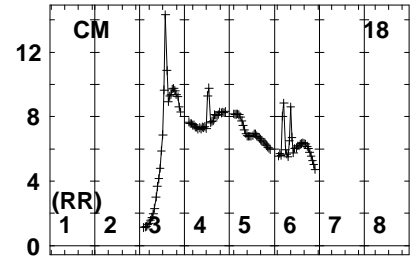
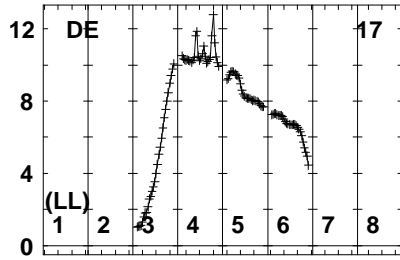
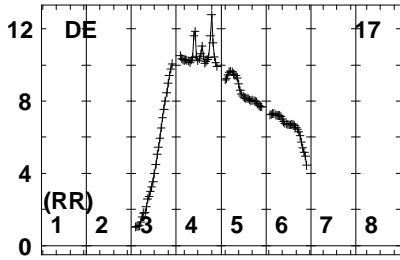
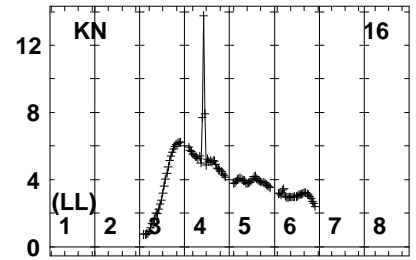
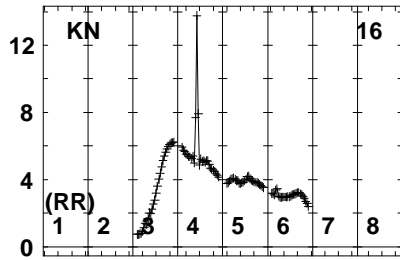
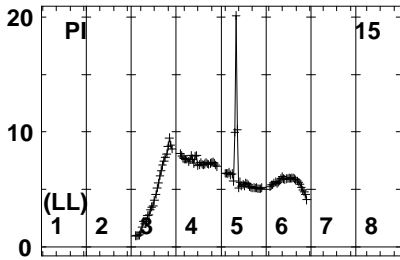
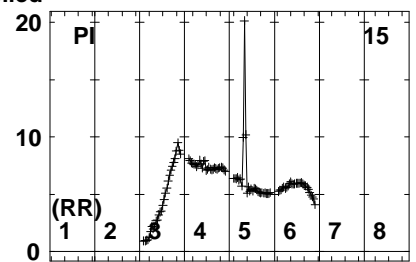
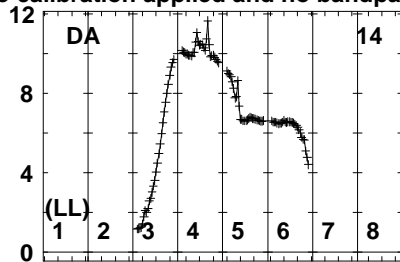
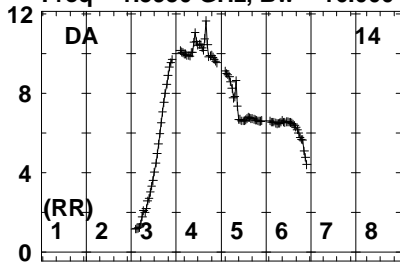
Lower frame: Tera Real Jy  
Auto-corr total-power spectrum Antenna: \*  
Timerange: 00/07:25:56 to 00/07:28:18



Plot file version 365 created 21-NOV-2022 15:05:33

J1048+7143 ER052A.UVDATA.1

Freq = 1.5950 GHz, Bw = 16.000 MH No calibration applied and no bandpass applied



1595 610 1630 645 660 675 1695 710  
FREQ MHz

1595 610 1630 645 660 675 1695 710  
FREQ MHz

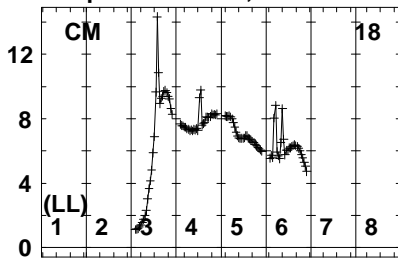
1595 610 1630 645 660 675 1695 710  
FREQ MHz

Lower frame: Tera Real Jy  
Auto-corr total-power spectrum Antenna: \*  
Timerange: 00/07:25:56 to 00/07:28:18

Plot file version 366 created 21-NOV-2022 15:05:33

J1048+7143 ER052A.UVDATA.1

Freq = 1.5950 GHz, Bw = 16.000 MH No calibration applied and no bandpass applied

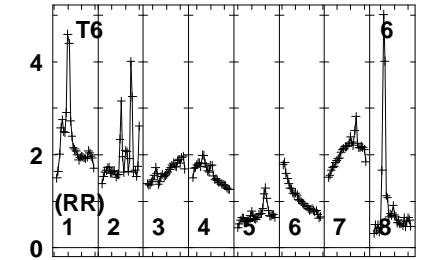
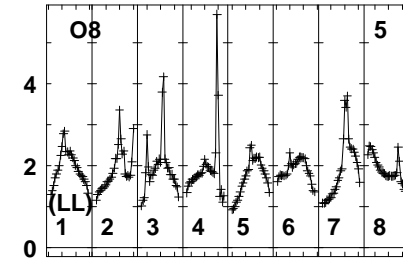
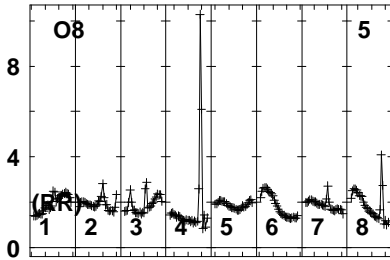
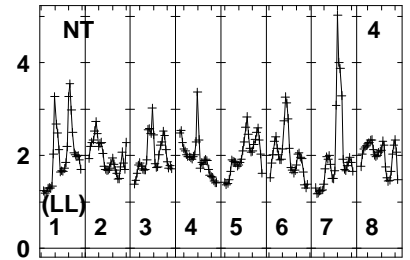
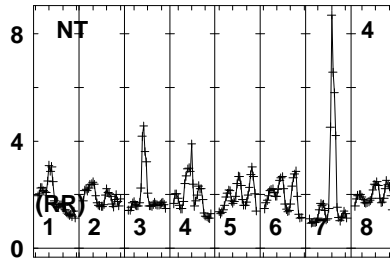
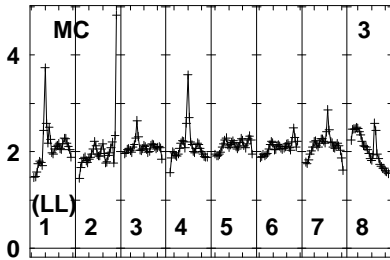
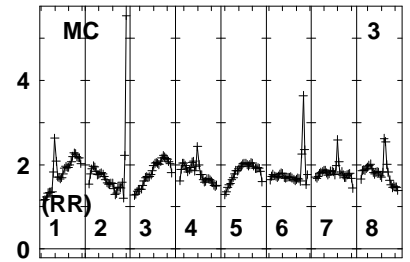
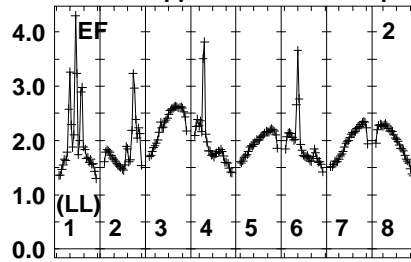
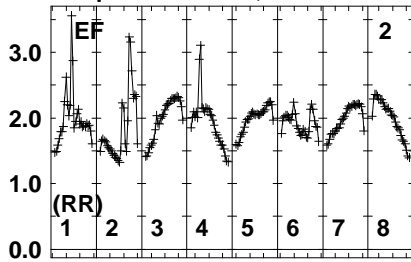


Lower frame: Tera Real Jy  
Auto-corr total-power spectrum Antenna: \*  
Timerange: 00/07:25:56 to 00/07:28:18

Plot file version 367 created 21-NOV-2022 15:05:33

P-8+8 ER052A.UVDATA.1

Freq = 1.5950 GHz, Bw = 16.000 MH No calibration applied and no bandpass applied



1595 610 1630 645 660 675 1695 710  
FREQ MHz

1595 610 1630 645 660 675 1695 710  
FREQ MHz

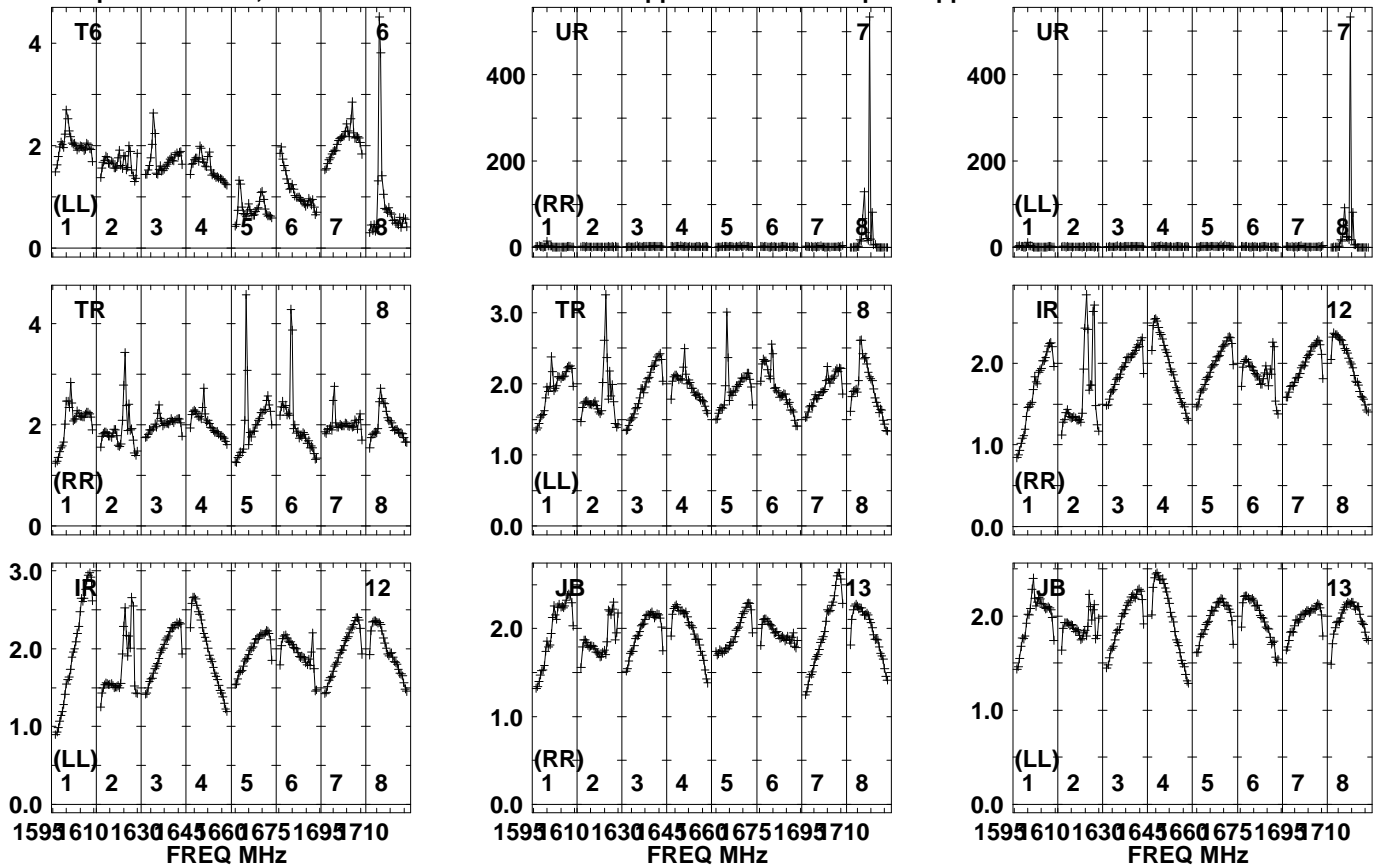
1595 610 1630 645 660 675 1695 710  
FREQ MHz

Lower frame: Tera Real Jy  
Auto-corr total-power spectrum Antenna: \*  
Timerange: 00/07:28:23 to 00/07:30:43

Plot file version 368 created 21-NOV-2022 15:05:33

P-8+8 ER052A.UVDATA.1

Freq = 1.5950 GHz, Bw = 16.000 MH No calibration applied and no bandpass applied

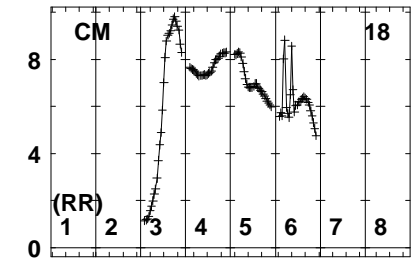
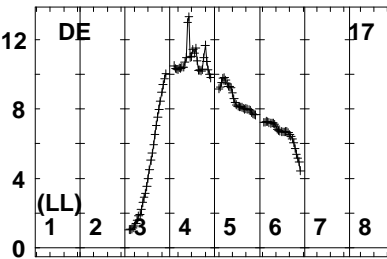
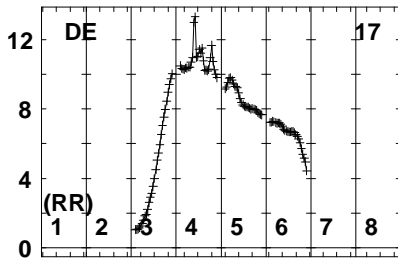
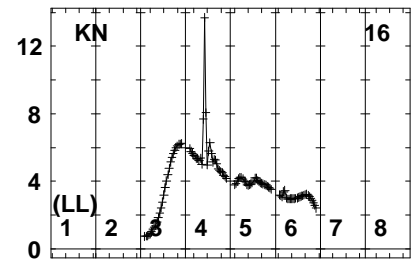
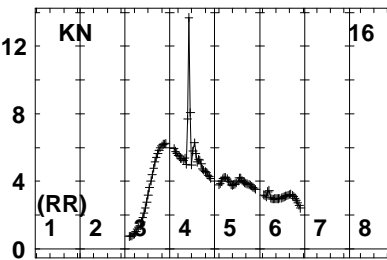
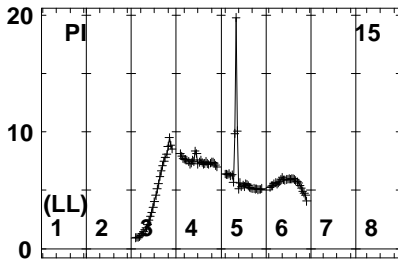
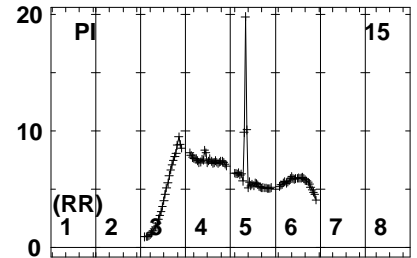
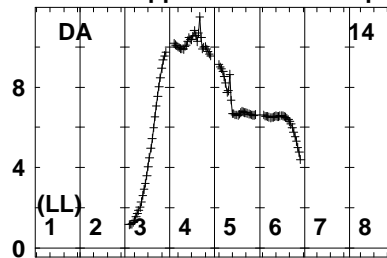
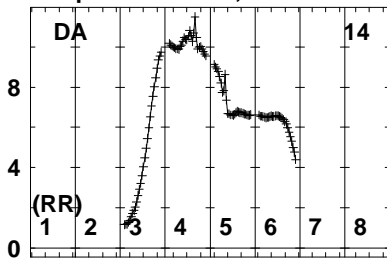


Lower frame: Tera Real Jy  
Auto-corr total-power spectrum Antenna: \*  
Timerange: 00/07:28:23 to 00/07:30:43

Plot file version 369 created 21-NOV-2022 15:05:33

P-8+8 ER052A.UVDATA.1

Freq = 1.5950 GHz, Bw = 16.000 MH No calibration applied and no bandpass applied



1595 610 1630 645 660 675 1695 710  
FREQ MHz

1595 610 1630 645 660 675 1695 710  
FREQ MHz

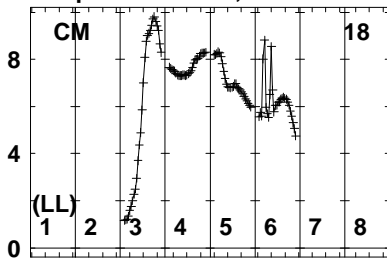
1595 610 1630 645 660 675 1695 710  
FREQ MHz

Lower frame: Tera Real Jy  
Auto-corr total-power spectrum Antenna: \*  
Timerange: 00/07:28:23 to 00/07:30:43

Plot file version 370 created 21-NOV-2022 15:05:33

P-8+8 ER052A.UVDATA.1

Freq = 1.5950 GHz, Bw = 16.000 MH No calibration applied and no bandpass applied

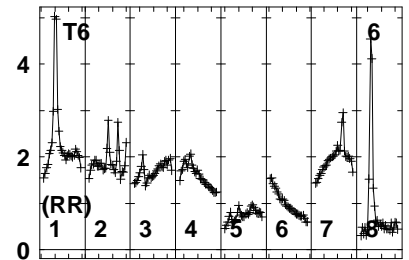
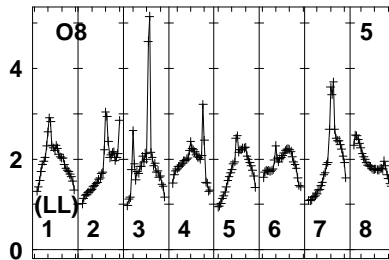
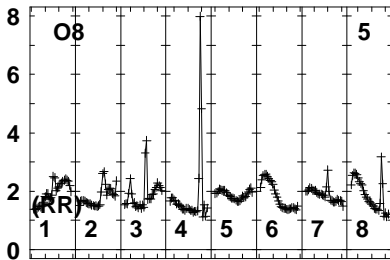
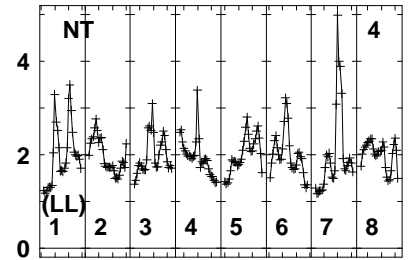
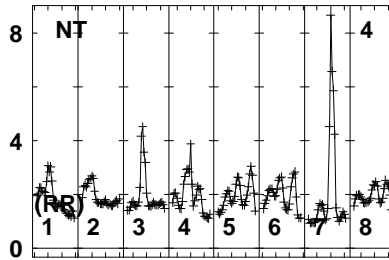
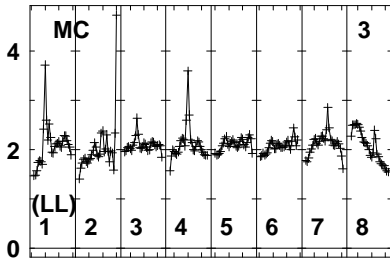
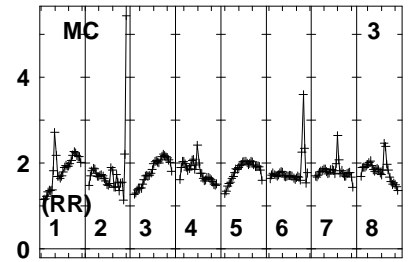
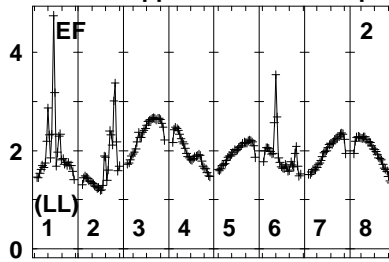
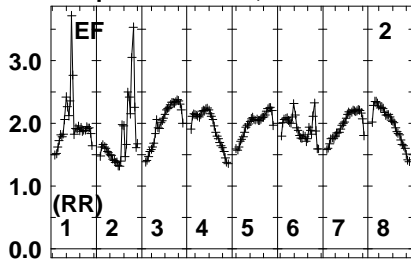


Lower frame: Tera Real Jy  
Auto-corr total-power spectrum Antenna: \*  
Timerange: 00/07:28:23 to 00/07:30:43

Plot file version 371 created 21-NOV-2022 15:05:33

P-6+8 ER052A.UVDATA.1

Freq = 1.5950 GHz, Bw = 16.000 MH No calibration applied and no bandpass applied



1595 610 1630 645 660 675 1695 710  
FREQ MHz

1595 610 1630 645 660 675 1695 710  
FREQ MHz

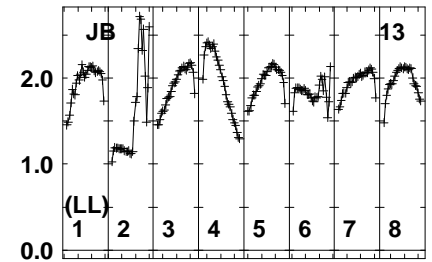
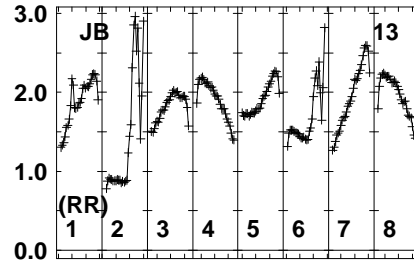
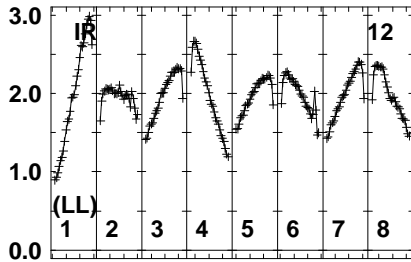
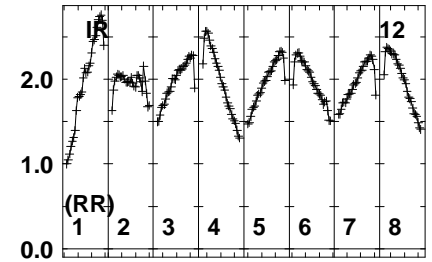
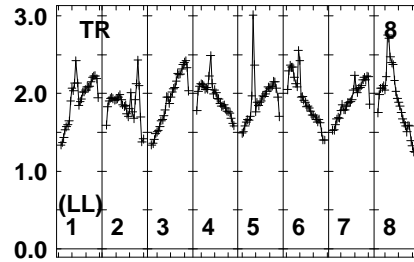
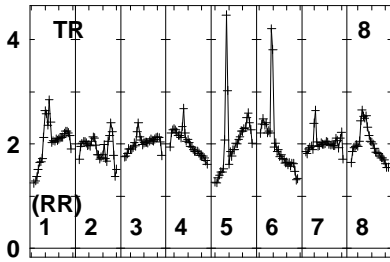
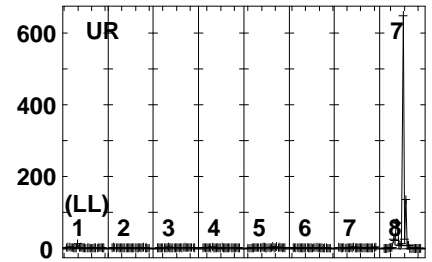
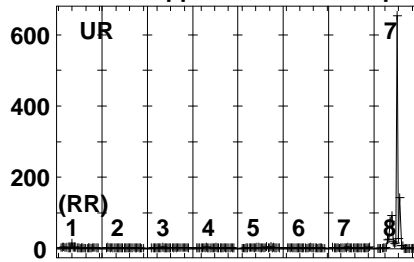
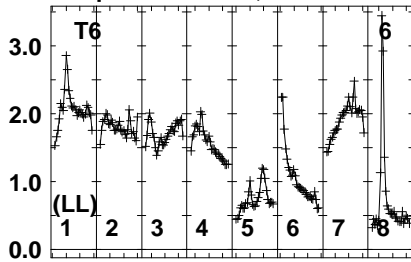
1595 610 1630 645 660 675 1695 710  
FREQ MHz

Lower frame: Tera Real Jy  
Auto-corr total-power spectrum Antenna: \*  
Timerange: 00/07:30:46 to 00/07:33:08

Plot file version 372 created 21-NOV-2022 15:05:33

P-6+8 ER052A.UVDATA.1

Freq = 1.5950 GHz, Bw = 16.000 MH No calibration applied and no bandpass applied



1595 610 1630 645 660 675 1695 710  
FREQ MHz

1595 610 1630 645 660 675 1695 710  
FREQ MHz

1595 610 1630 645 660 675 1695 710  
FREQ MHz

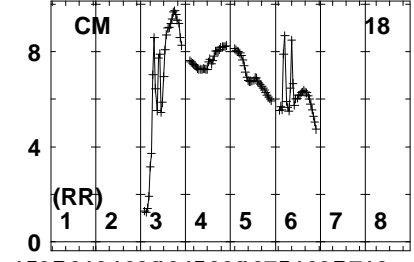
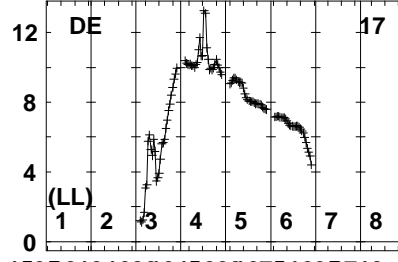
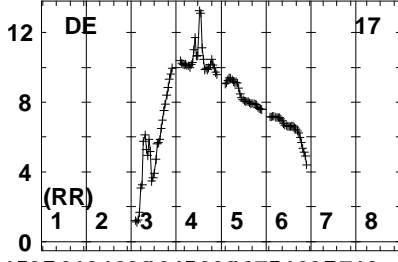
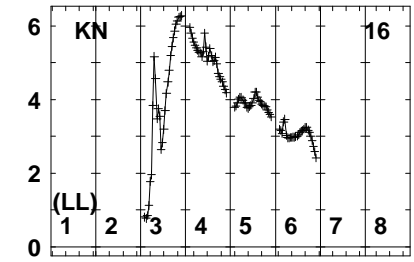
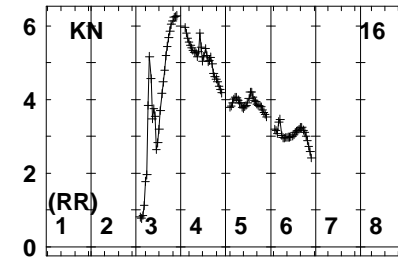
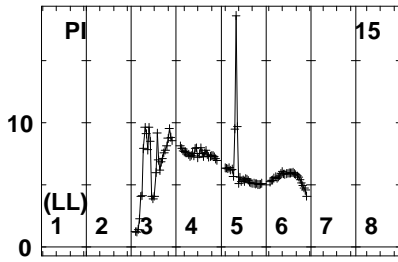
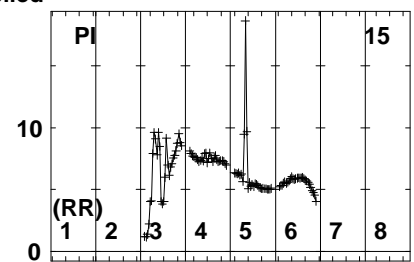
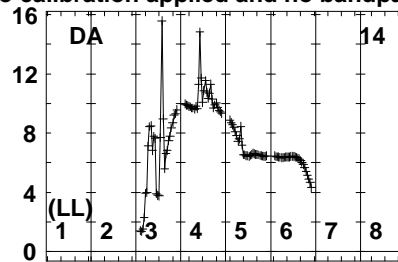
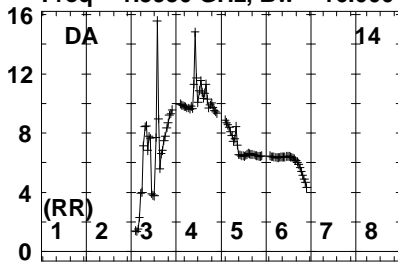
Lower frame: Tera Real Jy  
Auto-corr total-power spectrum Antenna: \*  
Timerange: 00/07:30:46 to 00/07:33:08



Plot file version 373 created 21-NOV-2022 15:05:33

P-6+8 ER052A.UVDATA.1

Freq = 1.5950 GHz, Bw = 16.000 MH No calibration applied and no bandpass applied



1595 610 1630 645 660 675 1695 710  
FREQ MHz

1595 610 1630 645 660 675 1695 710  
FREQ MHz

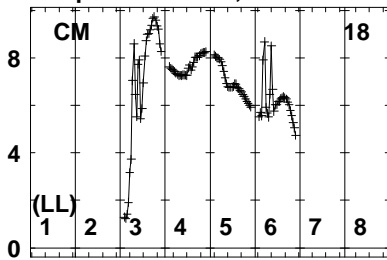
1595 610 1630 645 660 675 1695 710  
FREQ MHz

Lower frame: Tera Real Jy  
Auto-corr total-power spectrum Antenna: \*  
Timerange: 00/07:30:46 to 00/07:33:08

Plot file version 374 created 21-NOV-2022 15:05:33

P-6+8 ER052A.UVDATA.1

Freq = 1.5950 GHz, Bw = 16.000 MH No calibration applied and no bandpass applied

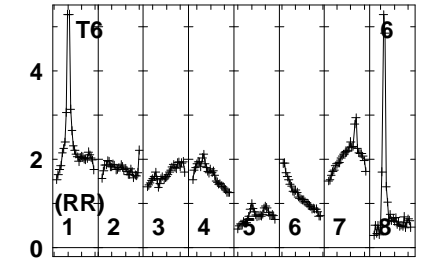
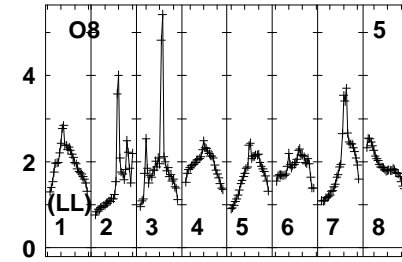
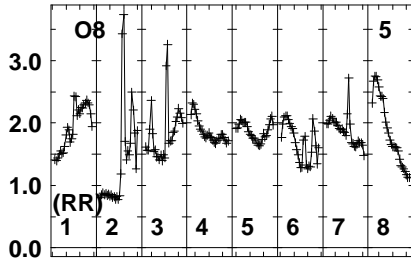
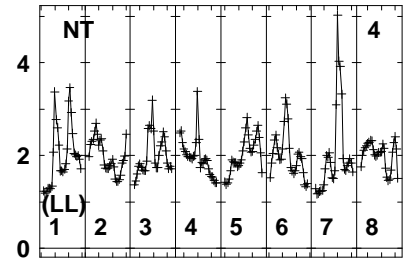
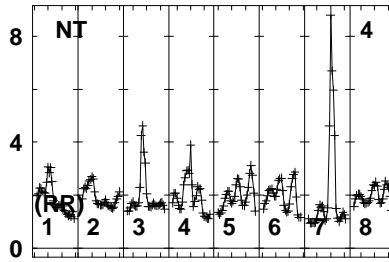
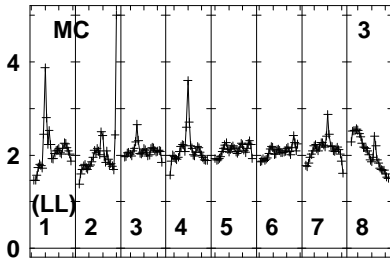
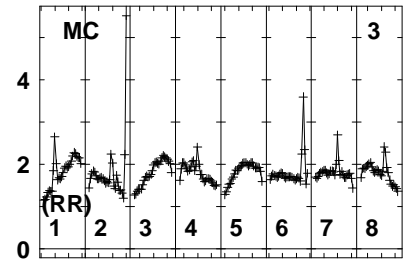
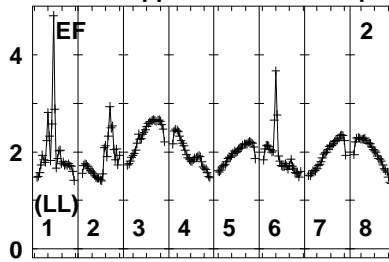
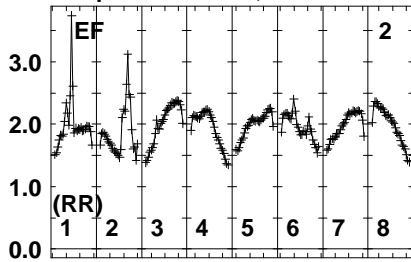


Lower frame: Tera Real Jy  
Auto-corr total-power spectrum Antenna: \*  
Timerange: 00/07:30:46 to 00/07:33:08

Plot file version 375 created 21-NOV-2022 15:05:34

P-4+8 ER052A.UVDATA.1

Freq = 1.5950 GHz, Bw = 16.000 MH No calibration applied and no bandpass applied



1595 610 1630 645 660 675 1695 710  
FREQ MHz

1595 610 1630 645 660 675 1695 710  
FREQ MHz

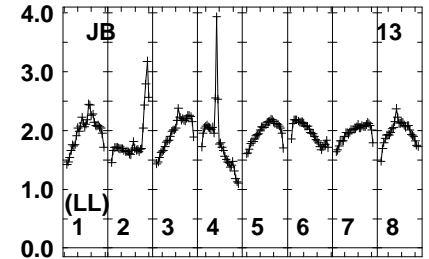
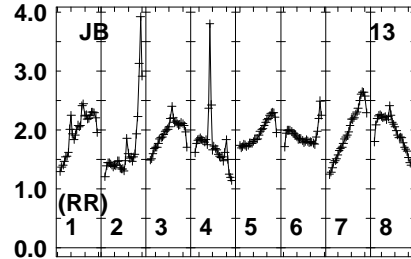
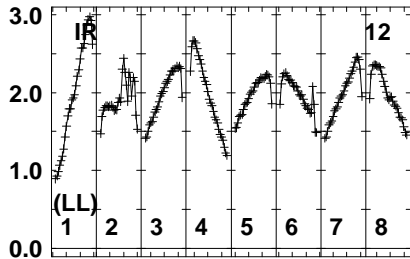
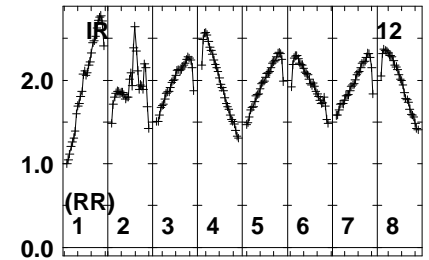
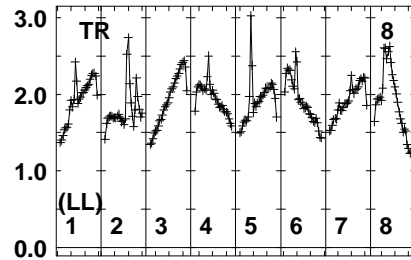
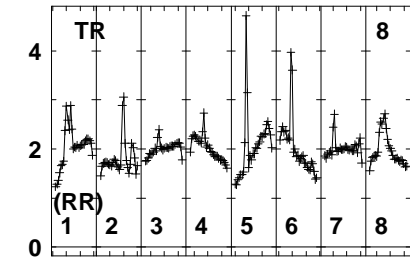
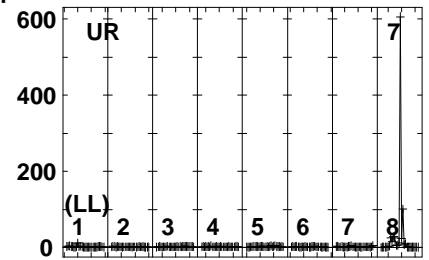
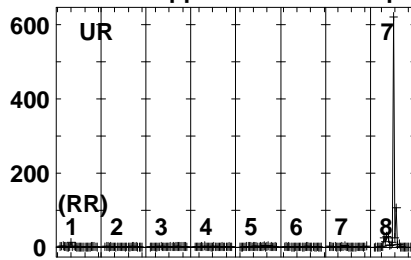
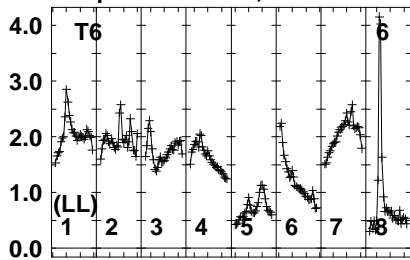
1595 610 1630 645 660 675 1695 710  
FREQ MHz

Lower frame: Tera Real Jy  
Auto-corr total-power spectrum Antenna: \*  
Timerange: 00/07:33:11 to 00/07:35:33

Plot file version 376 created 21-NOV-2022 15:05:34

P-4+8 ER052A.UVDATA.1

Freq = 1.5950 GHz, Bw = 16.000 MH No calibration applied and no bandpass applied



159561016306456606751695710  
FREQ MHz

159561016306456606751695710  
FREQ MHz

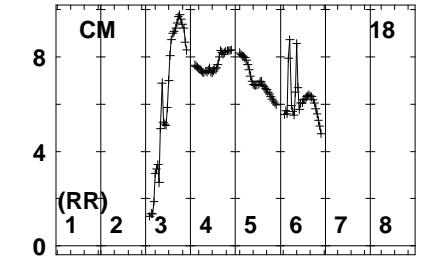
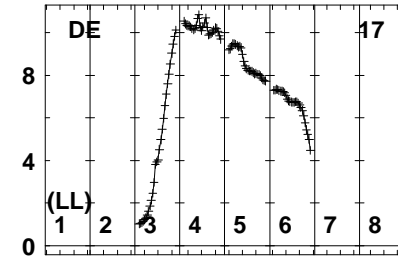
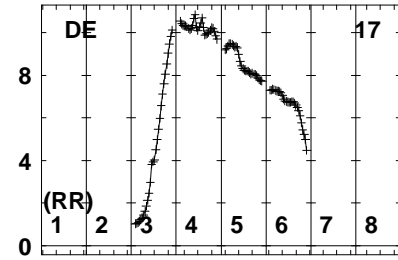
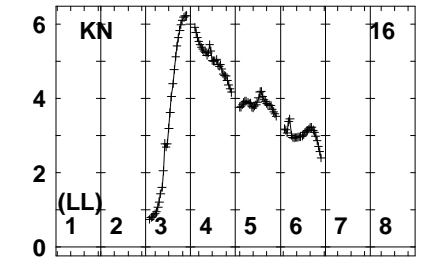
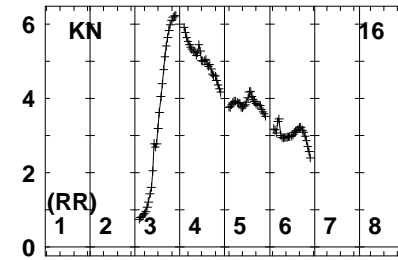
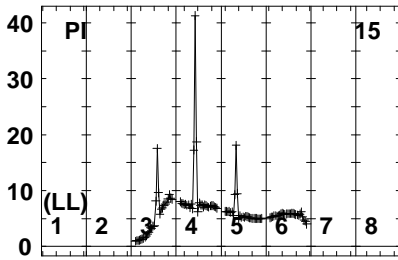
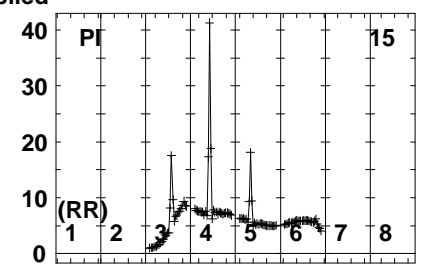
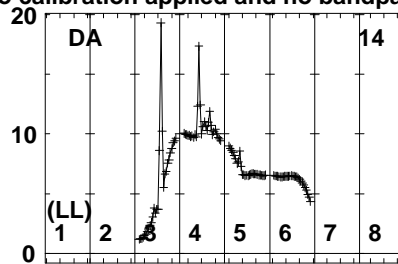
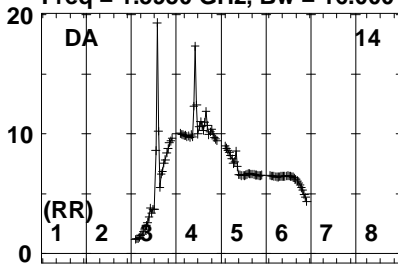
159561016306456606751695710  
FREQ MHz

Lower frame: Tera Real Jy  
Auto-corr total-power spectrum Antenna: \*  
Timerange: 00/07:33:11 to 00/07:35:33

Plot file version 377 created 21-NOV-2022 15:05:34

P-4+8 ER052A.UVDATA.1

Freq = 1.5950 GHz, Bw = 16.000 MH No calibration applied and no bandpass applied



1595 610 1630 645 660 675 1695 710  
FREQ MHz

1595 610 1630 645 660 675 1695 710  
FREQ MHz

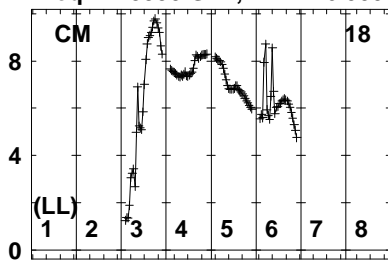
1595 610 1630 645 660 675 1695 710  
FREQ MHz

Lower frame: Tera Real Jy  
Auto-corr total-power spectrum Antenna: \*  
Timerange: 00/07:33:11 to 00/07:35:33

Plot file version 378 created 21-NOV-2022 15:05:34

P-4+8 ER052A.UVDATA.1

Freq = 1.5950 GHz, Bw = 16.000 MH No calibration applied and no bandpass applied

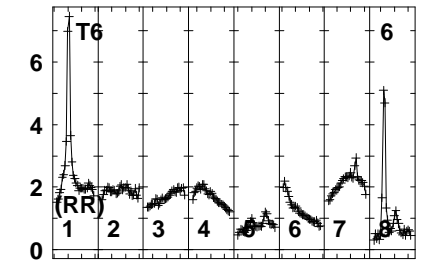
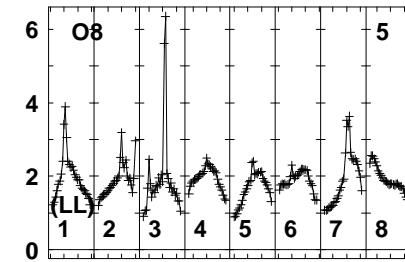
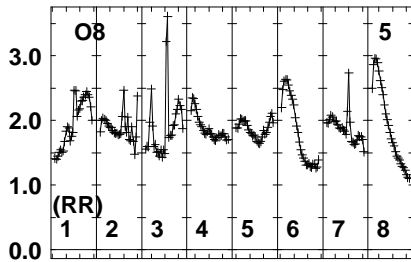
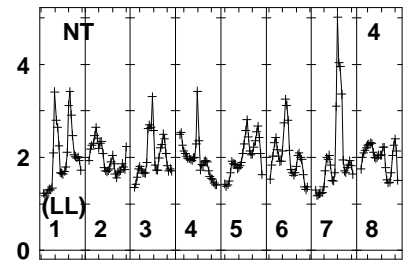
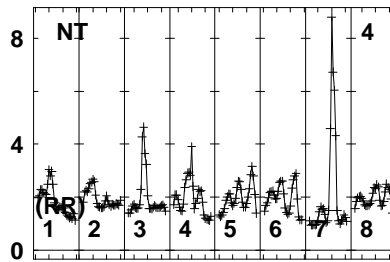
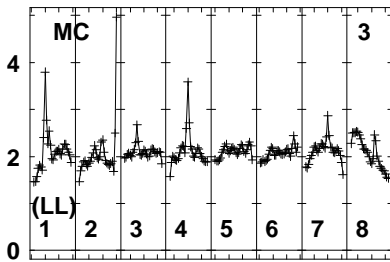
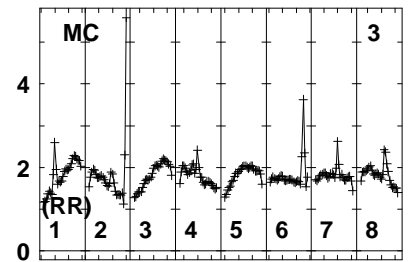
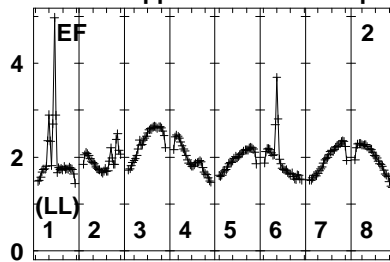
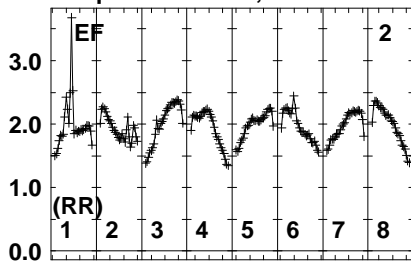


Lower frame: Tera Real Jy  
Auto-corr total-power spectrum Antenna: \*  
Timerange: 00/07:33:11 to 00/07:35:33

Plot file version 379 created 21-NOV-2022 15:05:34

P-2+8 ER052A.UVDATA.1

Freq = 1.5950 GHz, Bw = 16.000 MH No calibration applied and no bandpass applied



159561016306456606751695710  
FREQ MHz

159561016306456606751695710  
FREQ MHz

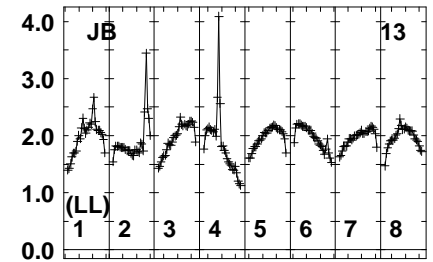
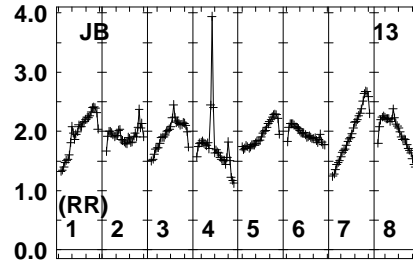
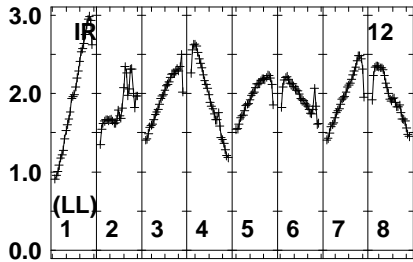
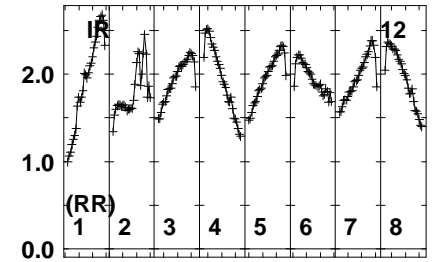
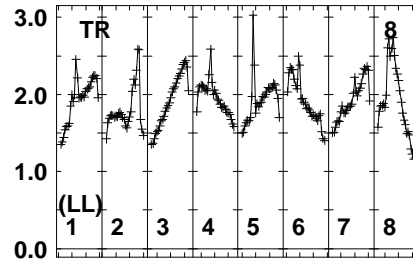
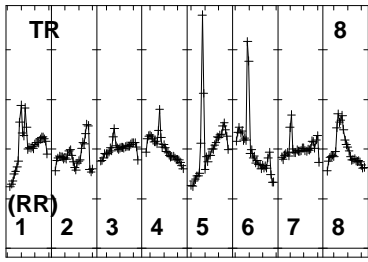
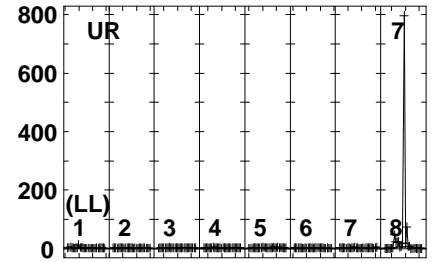
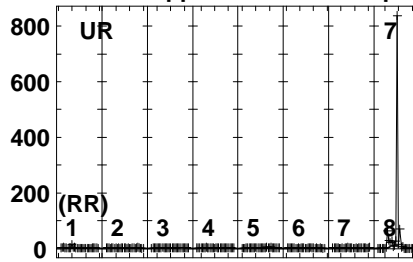
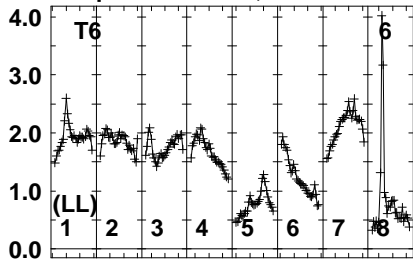
159561016306456606751695710  
FREQ MHz

Lower frame: Tera Real Jy  
Auto-corr total-power spectrum Antenna: \*  
Timerange: 00/07:35:36 to 00/07:37:58

Plot file version 380 created 21-NOV-2022 15:05:34

P-2+8 ER052A.UVDATA.1

Freq = 1.5950 GHz, Bw = 16.000 MH No calibration applied and no bandpass applied



1595 610 1630 645 660 675 1695 710  
FREQ MHz

1595 610 1630 645 660 675 1695 710  
FREQ MHz

1595 610 1630 645 660 675 1695 710  
FREQ MHz

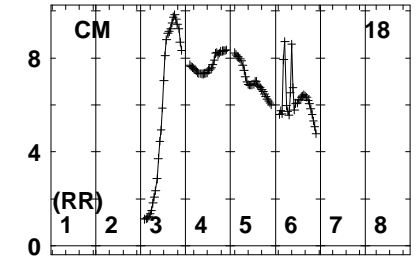
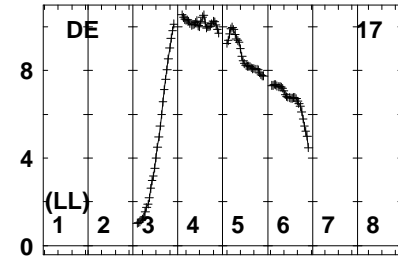
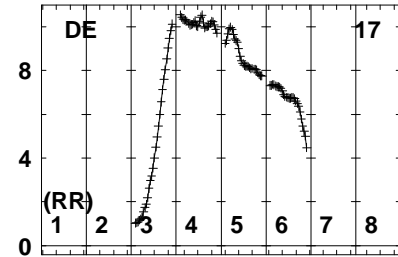
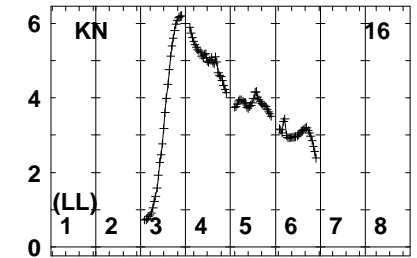
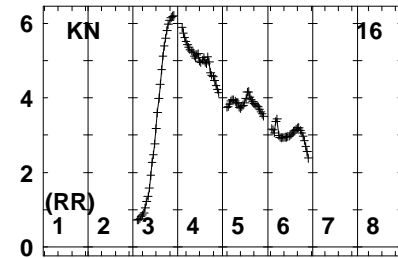
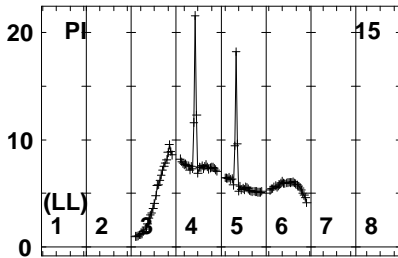
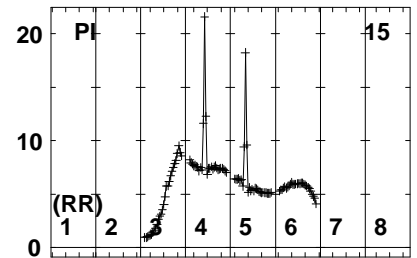
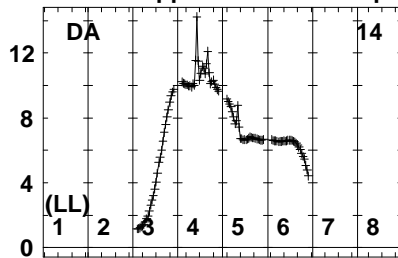
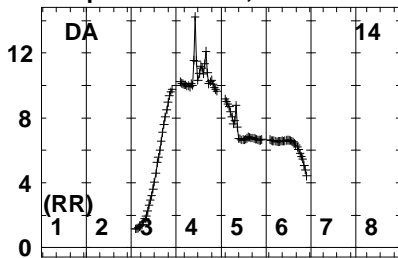
Lower frame: Tera Real Jy  
Auto-corr total-power spectrum Antenna: \*  
Timerange: 00/07:35:36 to 00/07:37:58



Plot file version 381 created 21-NOV-2022 15:05:34

P-2+8 ER052A.UVDATA.1

Freq = 1.5950 GHz, Bw = 16.000 MH No calibration applied and no bandpass applied



1595 610 1630 645 660 675 1695 710  
FREQ MHz

1595 610 1630 645 660 675 1695 710  
FREQ MHz

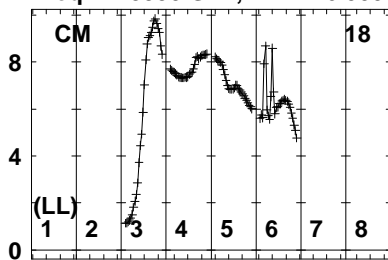
1595 610 1630 645 660 675 1695 710  
FREQ MHz

Lower frame: Tera Real Jy  
Auto-corr total-power spectrum Antenna: \*  
Timerange: 00/07:35:36 to 00/07:37:58

Plot file version 382 created 21-NOV-2022 15:05:34

P-2+8 ER052A.UVDATA.1

Freq = 1.5950 GHz, Bw = 16.000 MH No calibration applied and no bandpass applied

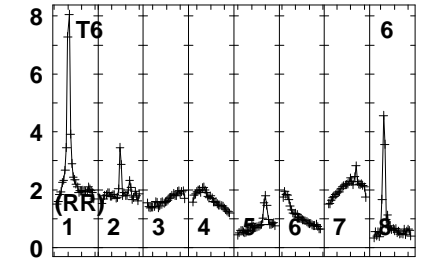
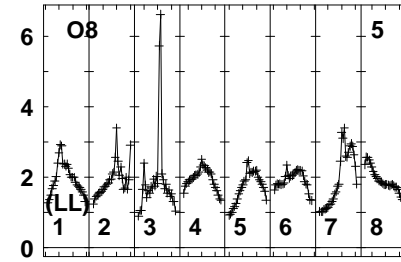
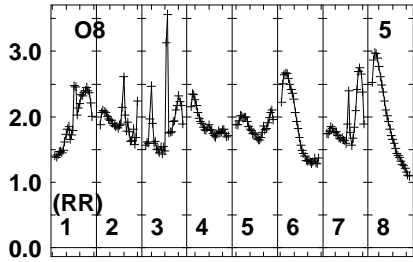
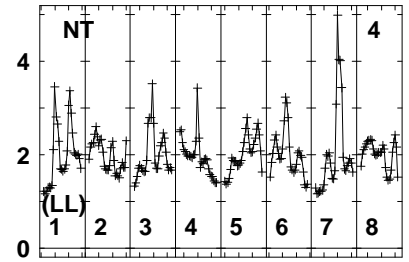
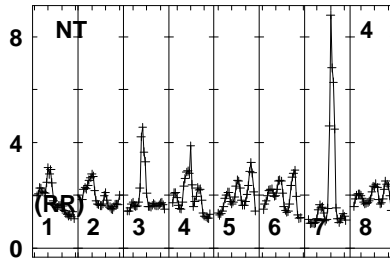
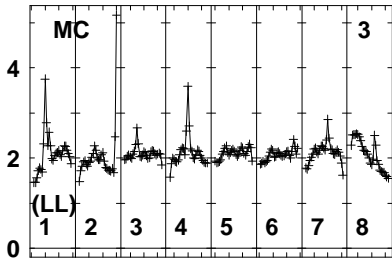
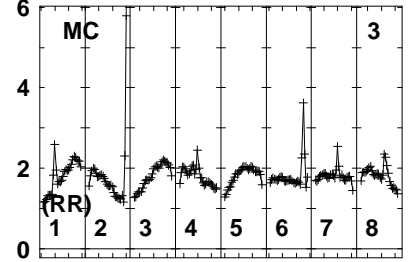
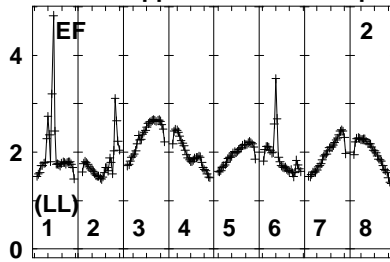
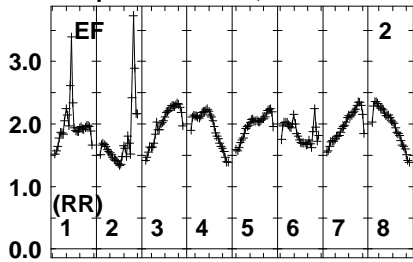


Lower frame: Tera Real Jy  
Auto-corr total-power spectrum Antenna: \*  
Timerange: 00/07:35:36 to 00/07:37:58

Plot file version 383 created 21-NOV-2022 15:05:34

J1048+7143 ER052A.UVDATA.1

Freq = 1.5950 GHz, Bw = 16.000 MH No calibration applied and no bandpass applied



1595 610 1630 645 660 675 1695 710  
FREQ MHz

1595 610 1630 645 660 675 1695 710  
FREQ MHz

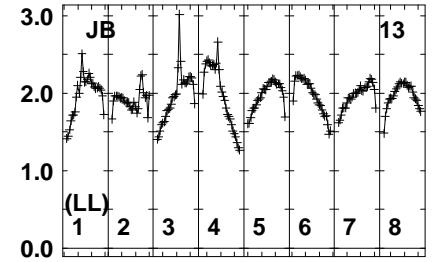
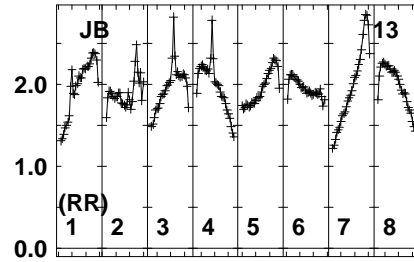
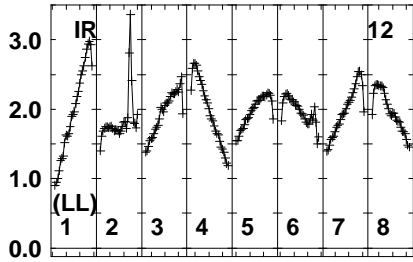
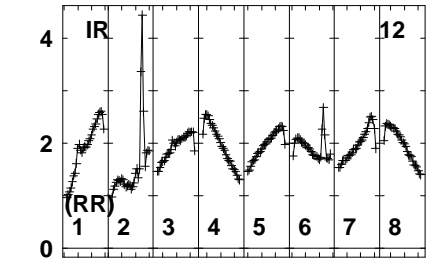
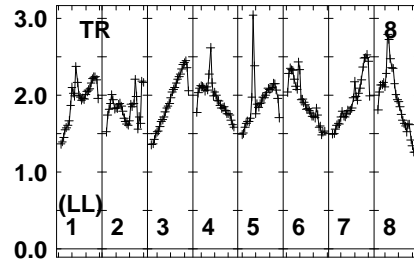
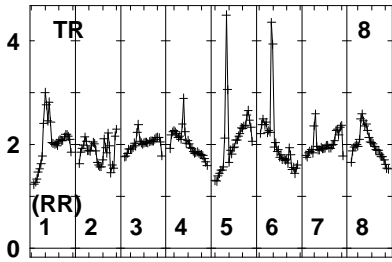
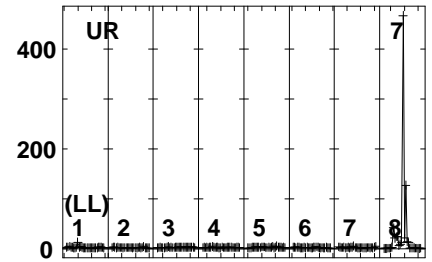
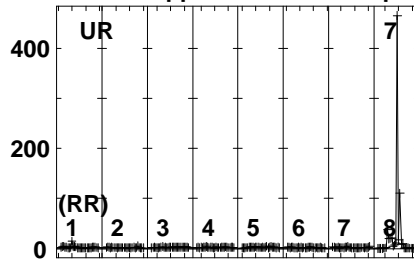
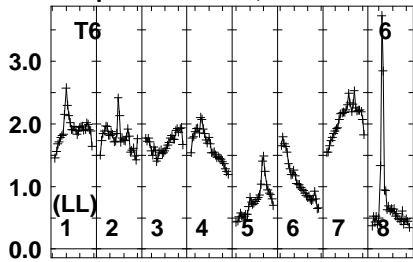
1595 610 1630 645 660 675 1695 710  
FREQ MHz

Lower frame: Tera Real Jy  
Auto-corr total-power spectrum Antenna: \*  
Timerange: 00/07:38:01 to 00/07:40:23

Plot file version 384 created 21-NOV-2022 15:05:34

J1048+7143 ER052A.UVDATA.1

Freq = 1.5950 GHz, Bw = 16.000 MH No calibration applied and no bandpass applied



1595 610 1630 645 660 675 1695 710  
FREQ MHz

1595 610 1630 645 660 675 1695 710  
FREQ MHz

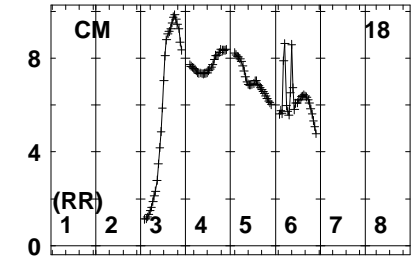
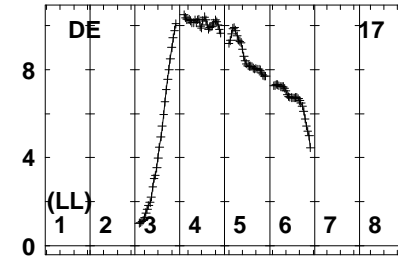
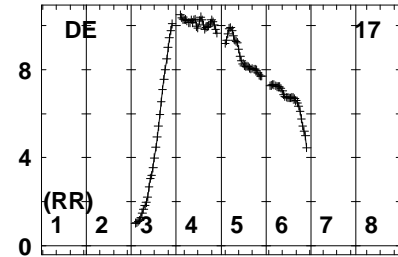
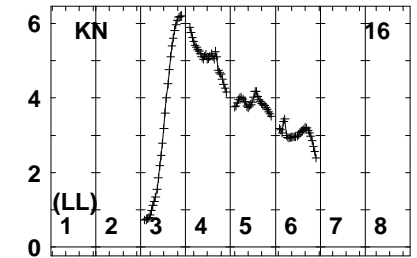
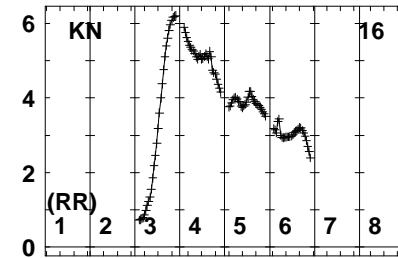
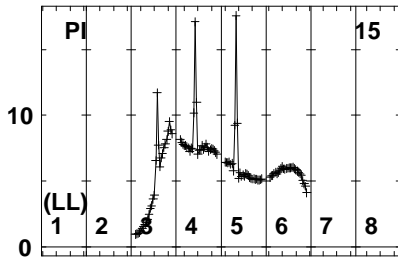
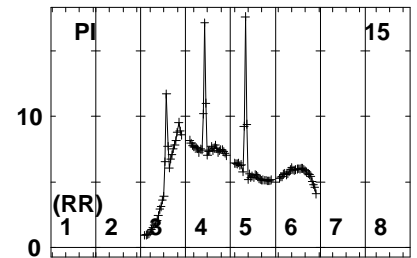
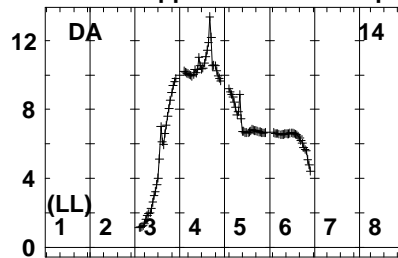
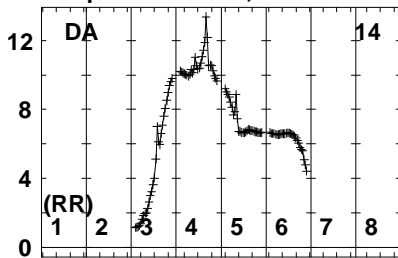
1595 610 1630 645 660 675 1695 710  
FREQ MHz

Lower frame: Tera Real Jy  
Auto-corr total-power spectrum Antenna: \*  
Timerange: 00/07:38:01 to 00/07:40:23

Plot file version 385 created 21-NOV-2022 15:05:35

J1048+7143 ER052A.UVDATA.1

Freq = 1.5950 GHz, Bw = 16.000 MH No calibration applied and no bandpass applied



1595 610 1630 645 660 675 1695 710  
FREQ MHz

1595 610 1630 645 660 675 1695 710  
FREQ MHz

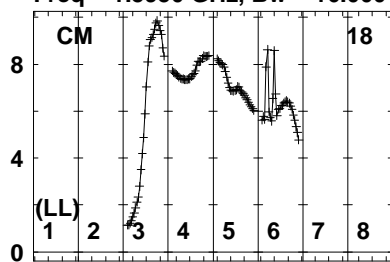
1595 610 1630 645 660 675 1695 710  
FREQ MHz

Lower frame: Tera Real Jy  
Auto-corr total-power spectrum Antenna: \*  
Timerange: 00/07:38:01 to 00/07:40:23

Plot file version 386 created 21-NOV-2022 15:05:35

J1048+7143 ER052A.UVDATA.1

Freq = 1.5950 GHz, Bw = 16.000 MH No calibration applied and no bandpass applied

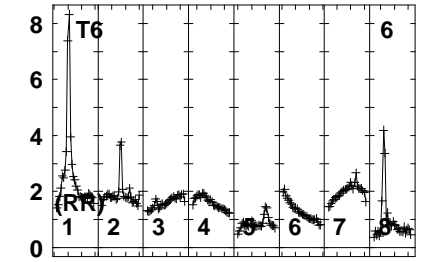
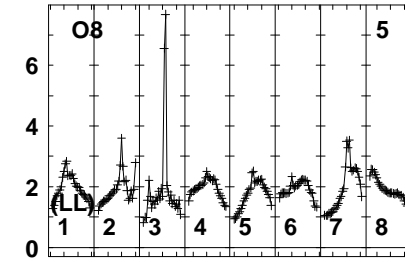
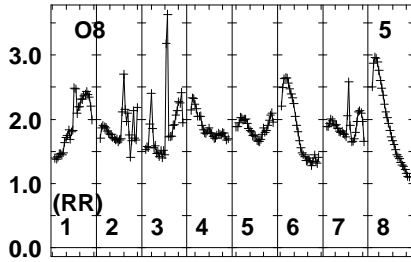
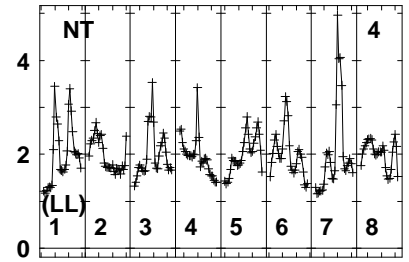
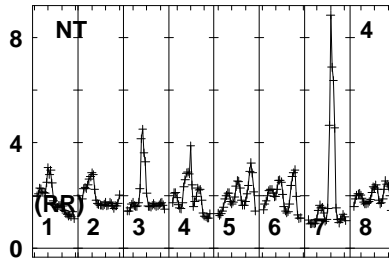
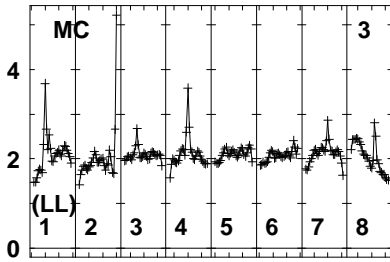
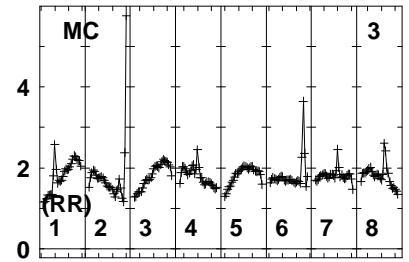
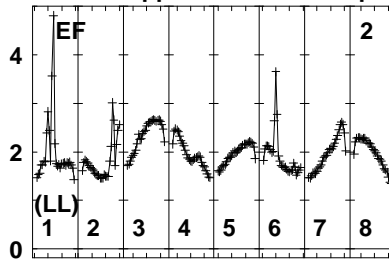
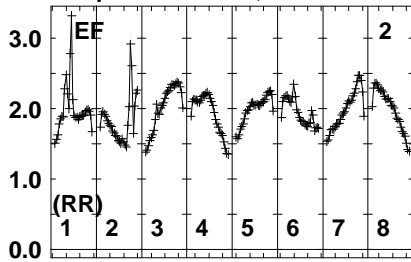


Lower frame: Tera Real Jy  
Auto-corr total-power spectrum Antenna: \*  
Timerange: 00/07:38:01 to 00/07:40:23

Plot file version 387 created 21-NOV-2022 15:05:35

P+0+8 ER052A.UVDATA.1

Freq = 1.5950 GHz, Bw = 16.000 MH No calibration applied and no bandpass applied



1595 610 1630 645 660 675 1695 710  
FREQ MHz

1595 610 1630 645 660 675 1695 710  
FREQ MHz

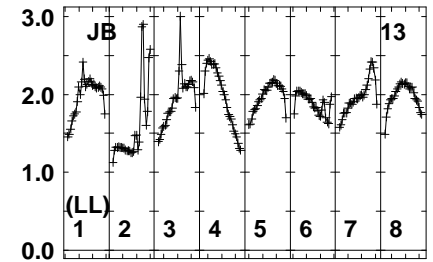
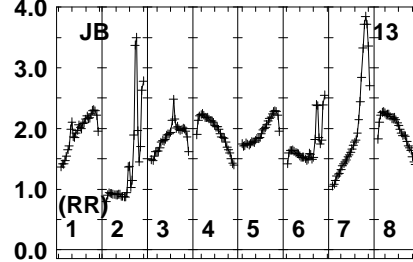
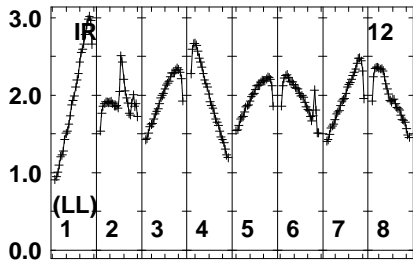
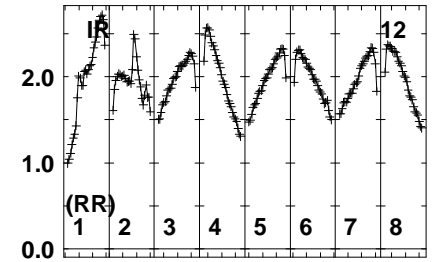
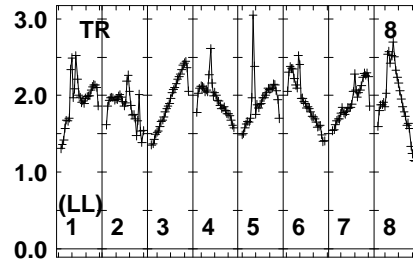
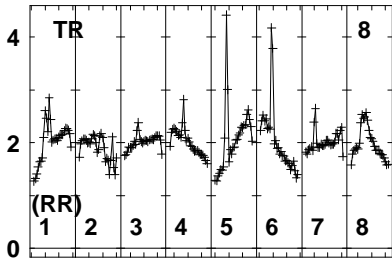
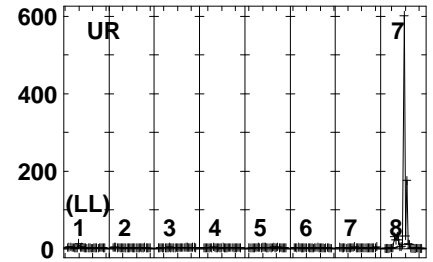
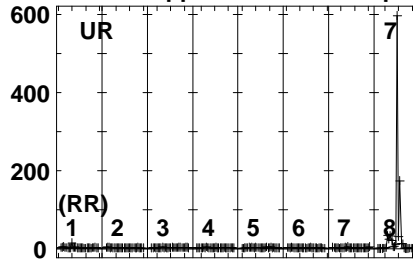
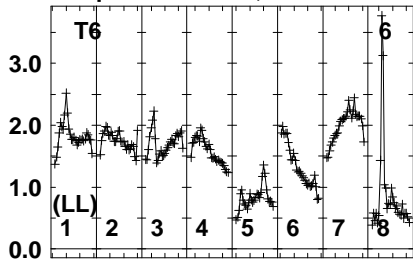
1595 610 1630 645 660 675 1695 710  
FREQ MHz

Lower frame: Tera Real Jy  
Auto-corr total-power spectrum Antenna: \*  
Timerange: 00/07:40:28 to 00/07:42:48

Plot file version 388 created 21-NOV-2022 15:05:35

P+0+8 ER052A.UVDATA.1

Freq = 1.5950 GHz, Bw = 16.000 MH No calibration applied and no bandpass applied



1595 610 1630 645 660 675 1695 710  
FREQ MHz

1595 610 1630 645 660 675 1695 710  
FREQ MHz

1595 610 1630 645 660 675 1695 710  
FREQ MHz

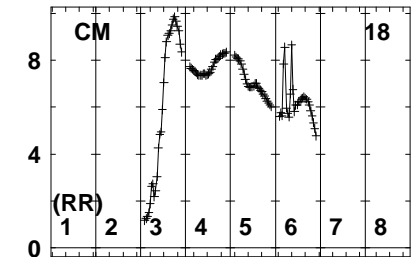
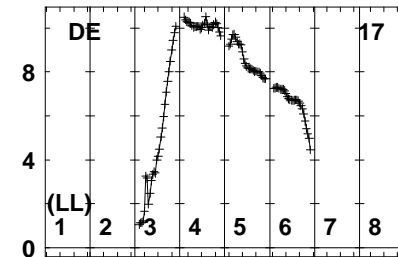
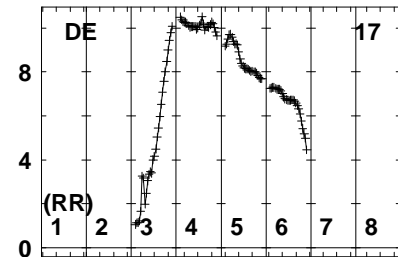
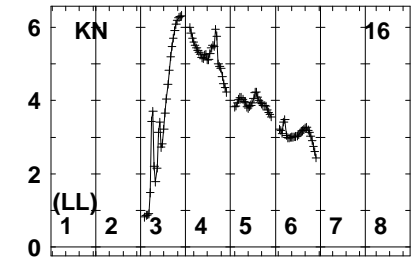
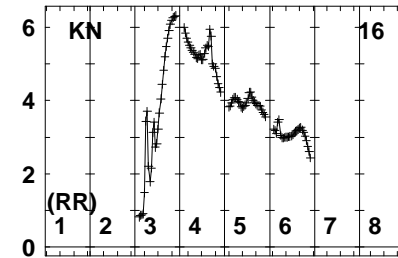
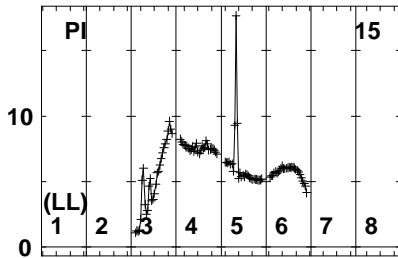
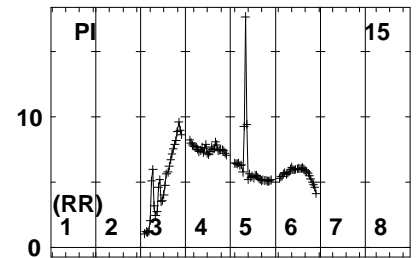
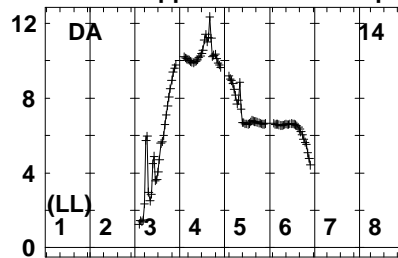
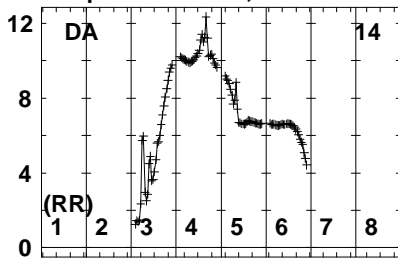
Lower frame: Tera Real Jy  
Auto-corr total-power spectrum Antenna: \*  
Timerange: 00/07:40:28 to 00/07:42:48



Plot file version 389 created 21-NOV-2022 15:05:35

P+0+8 ER052A.UVDATA.1

Freq = 1.5950 GHz, Bw = 16.000 MH No calibration applied and no bandpass applied



1595 610 1630 645 660 675 1695 710  
FREQ MHz

1595 610 1630 645 660 675 1695 710  
FREQ MHz

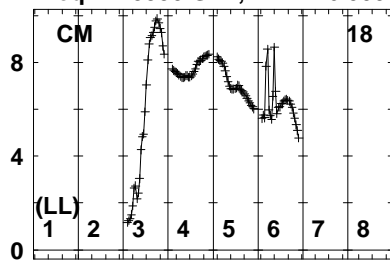
1595 610 1630 645 660 675 1695 710  
FREQ MHz

Lower frame: Tera Real Jy  
Auto-corr total-power spectrum Antenna: \*  
Timerange: 00/07:40:28 to 00/07:42:48

Plot file version 390 created 21-NOV-2022 15:05:35

P+0+8 ER052A.UVDATA.1

Freq = 1.5950 GHz, Bw = 16.000 MH No calibration applied and no bandpass applied

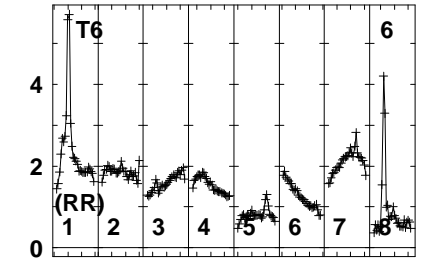
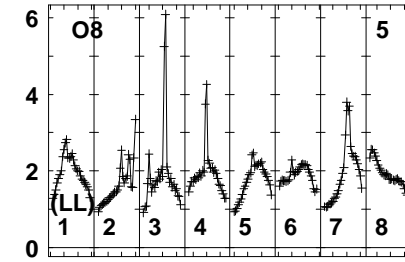
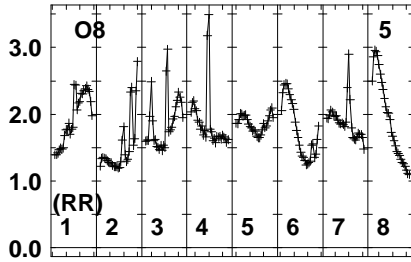
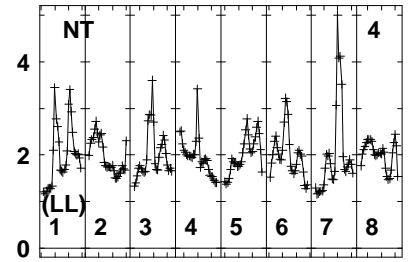
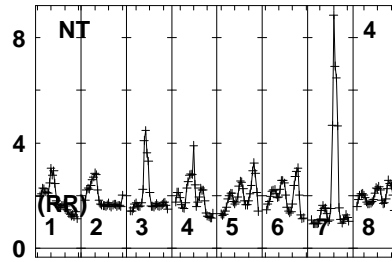
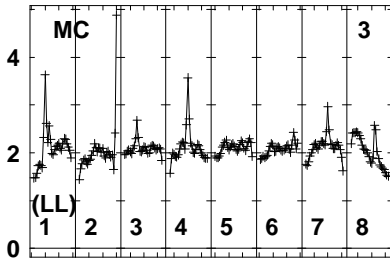
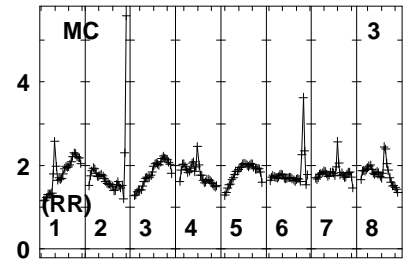
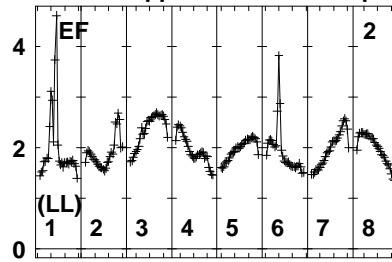
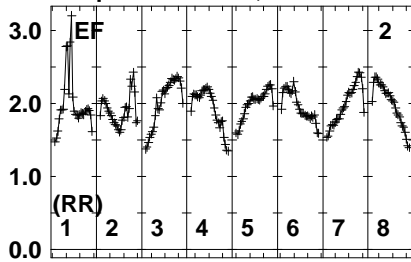


Lower frame: Tera Real Jy  
Auto-corr total-power spectrum Antenna: \*  
Timerange: 00/07:40:28 to 00/07:42:48

Plot file version 391 created 21-NOV-2022 15:05:35

P+2+8 ER052A.UVDATA.1

Freq = 1.5950 GHz, Bw = 16.000 MH No calibration applied and no bandpass applied



1595 610 1630 645 660 675 1695 710  
FREQ MHz

1595 610 1630 645 660 675 1695 710  
FREQ MHz

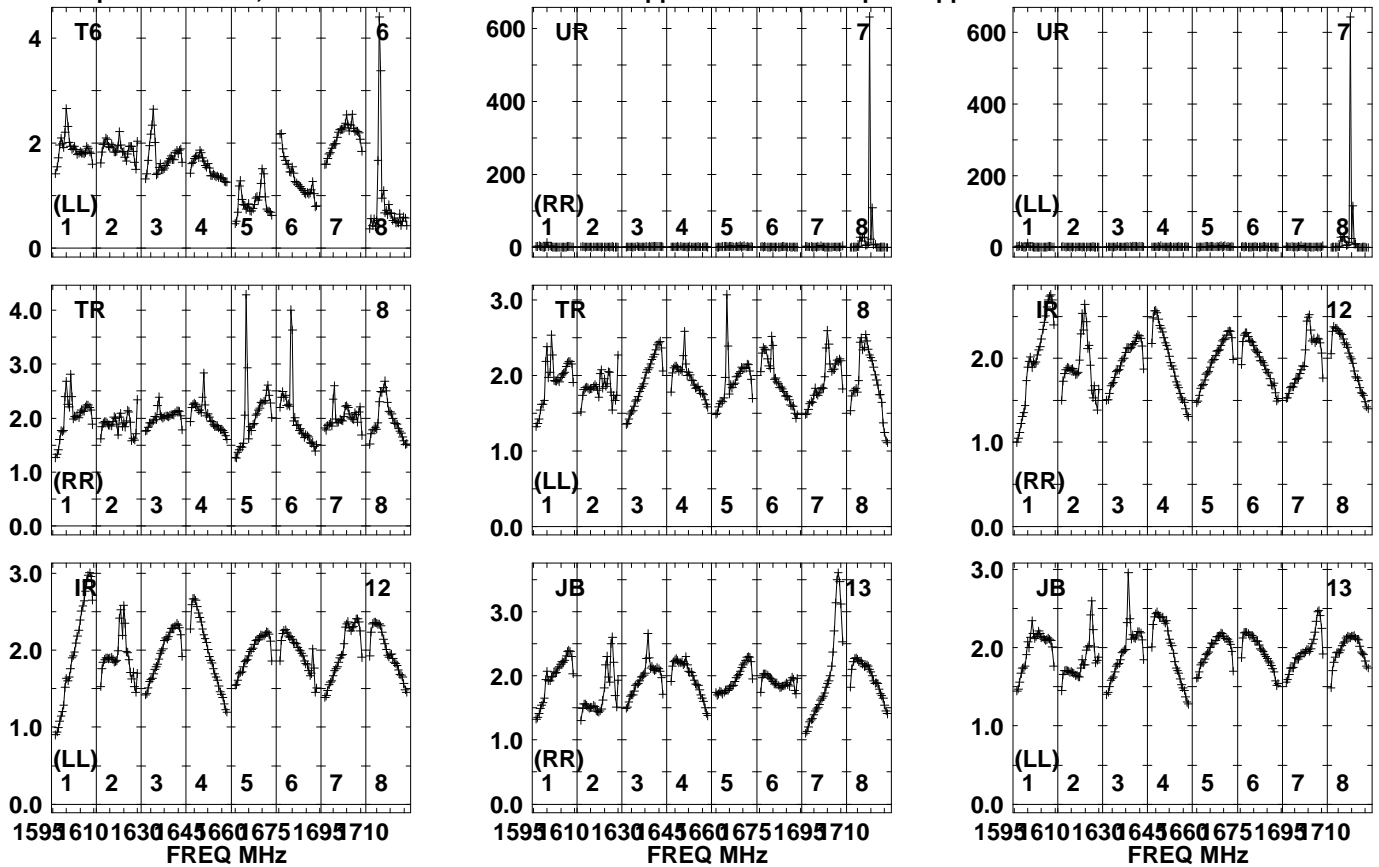
1595 610 1630 645 660 675 1695 710  
FREQ MHz

Lower frame: Tera Real Jy  
Auto-corr total-power spectrum Antenna: \*  
Timerange: 00/07:42:51 to 00/07:45:13

Plot file version 392 created 21-NOV-2022 15:05:35

P+2+8 ER052A.UVDATA.1

Freq = 1.5950 GHz, Bw = 16.000 MH No calibration applied and no bandpass applied

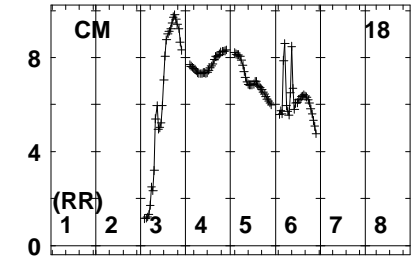
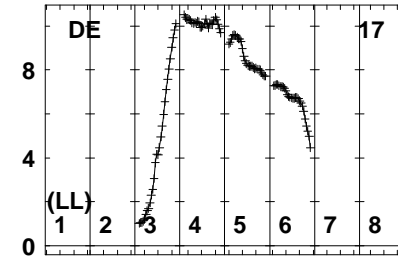
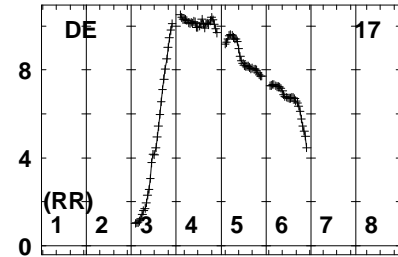
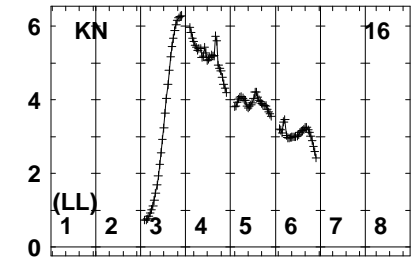
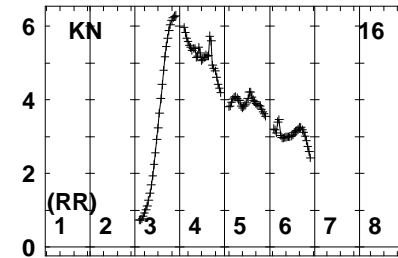
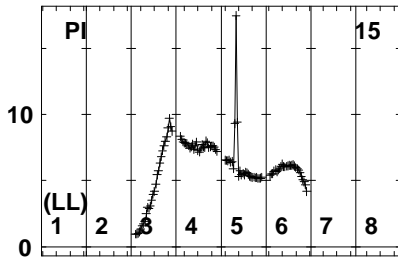
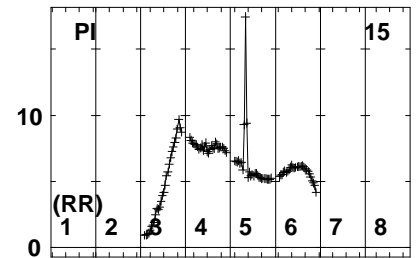
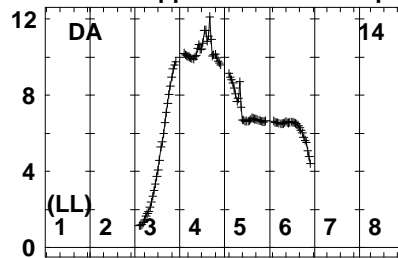
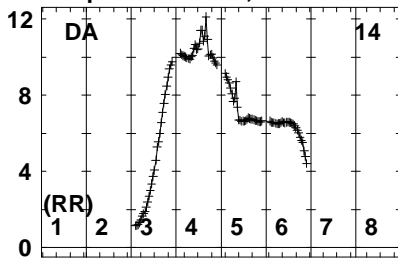


Lower frame: Tera Real Jy  
Auto-corr total-power spectrum Antenna: \*  
Timerange: 00/07:42:51 to 00/07:45:13

Plot file version 393 created 21-NOV-2022 15:05:35

P+2+8 ER052A.UVDATA.1

Freq = 1.5950 GHz, Bw = 16.000 MH No calibration applied and no bandpass applied



1595 610 1630 645 660 675 1695 710  
FREQ MHz

1595 610 1630 645 660 675 1695 710  
FREQ MHz

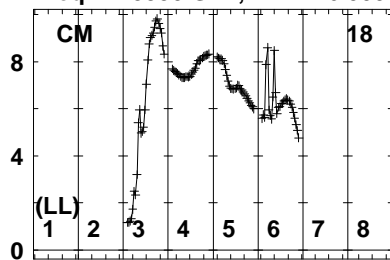
1595 610 1630 645 660 675 1695 710  
FREQ MHz

Lower frame: Tera Real Jy  
Auto-corr total-power spectrum Antenna: \*  
Timerange: 00/07:42:51 to 00/07:45:13

Plot file version 394 created 21-NOV-2022 15:05:36

P+2+8 ER052A.UVDATA.1

Freq = 1.5950 GHz, Bw = 16.000 MH No calibration applied and no bandpass applied

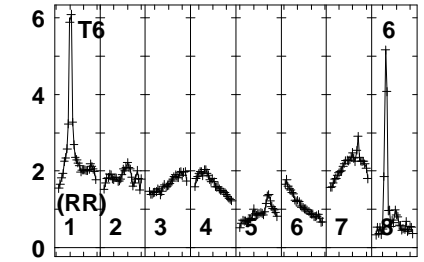
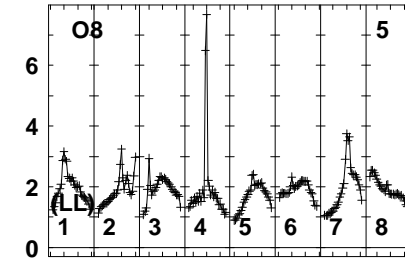
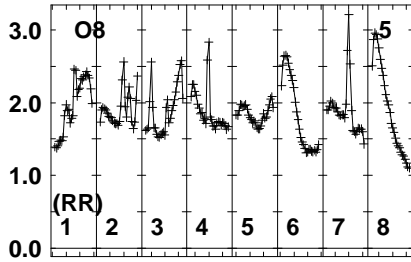
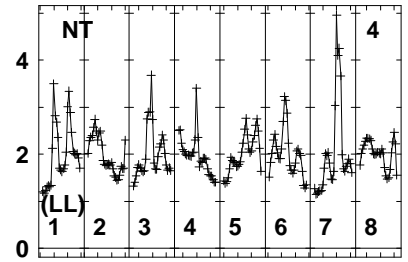
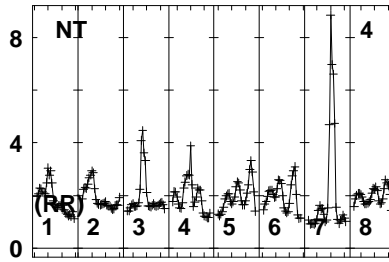
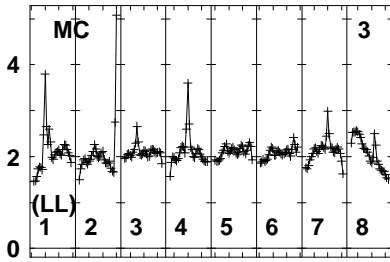
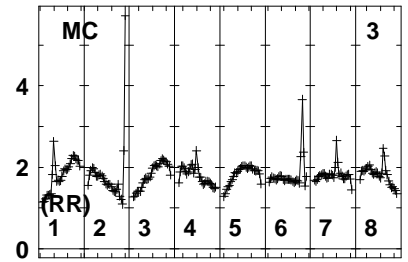
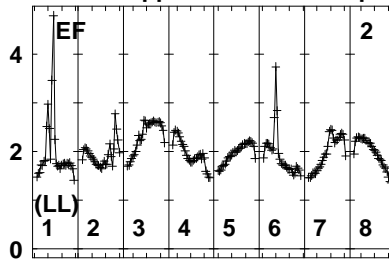
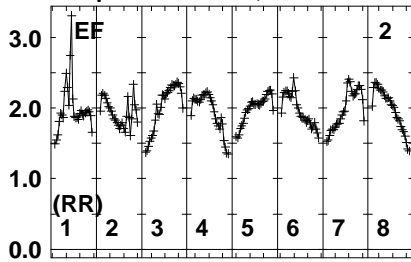


Lower frame: Tera Real Jy  
Auto-corr total-power spectrum Antenna: \*  
Timerange: 00/07:42:51 to 00/07:45:13

Plot file version 395 created 21-NOV-2022 15:05:36

P+4+8 ER052A.UVDATA.1

Freq = 1.5950 GHz, Bw = 16.000 MH No calibration applied and no bandpass applied



159561016306456606751695710  
FREQ MHz

159561016306456606751695710  
FREQ MHz

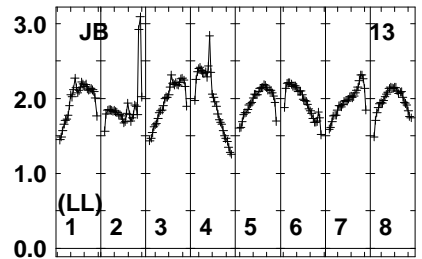
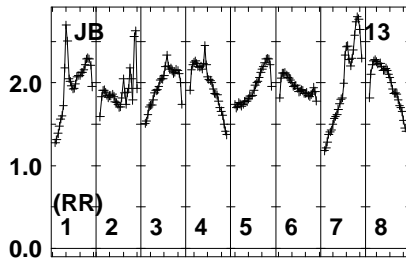
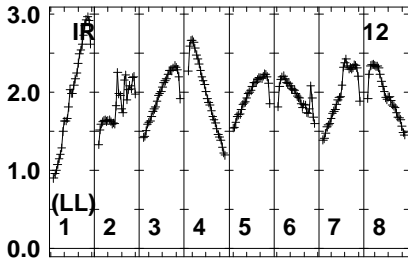
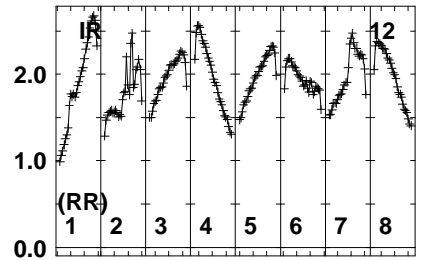
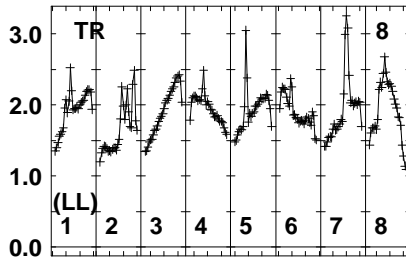
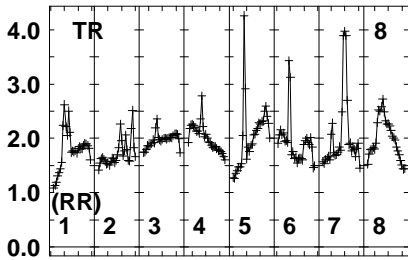
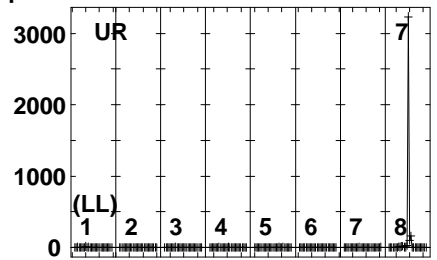
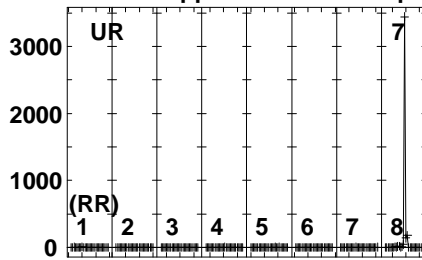
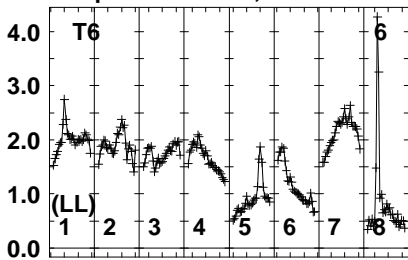
159561016306456606751695710  
FREQ MHz

Lower frame: Tera Real Jy  
Auto-corr total-power spectrum Antenna: \*  
Timerange: 00/07:45:16 to 00/07:47:38

Plot file version 396 created 21-NOV-2022 15:05:36

P+4+8 ER052A.UVDATA.1

Freq = 1.5950 GHz, Bw = 16.000 MH No calibration applied and no bandpass applied



159561016306456606751695710  
FREQ MHz

159561016306456606751695710  
FREQ MHz

159561016306456606751695710  
FREQ MHz

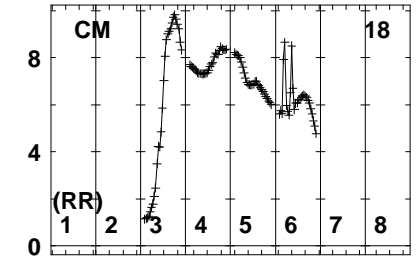
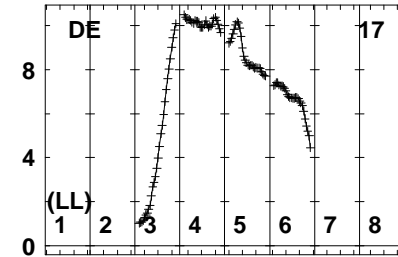
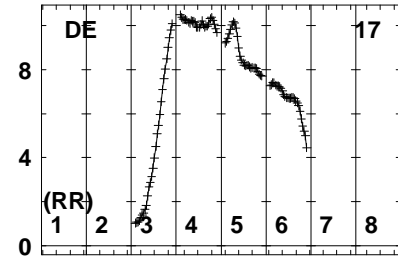
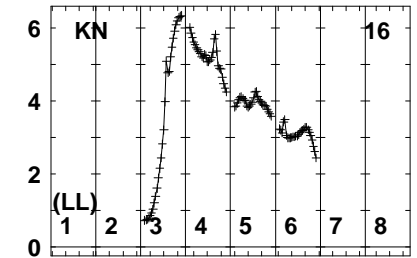
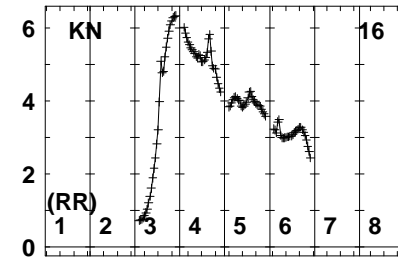
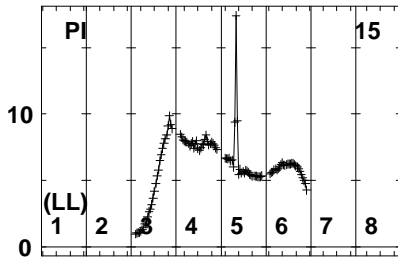
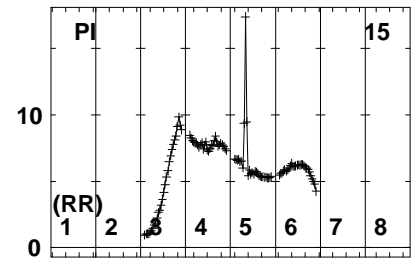
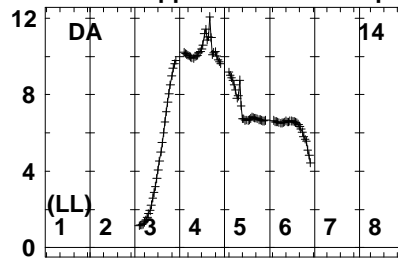
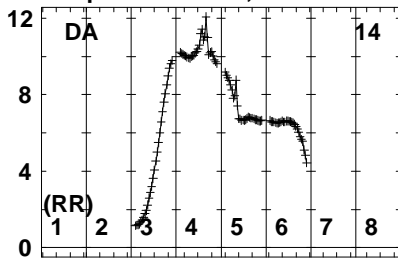
Lower frame: Tera Real Jy  
Auto-corr total-power spectrum Antenna: \*  
Timerange: 00/07:45:16 to 00/07:47:38



Plot file version 397 created 21-NOV-2022 15:05:36

P+4+8 ER052A.UVDATA.1

Freq = 1.5950 GHz, Bw = 16.000 MH No calibration applied and no bandpass applied



1595 610 1630 645 660 675 1695 710  
FREQ MHz

1595 610 1630 645 660 675 1695 710  
FREQ MHz

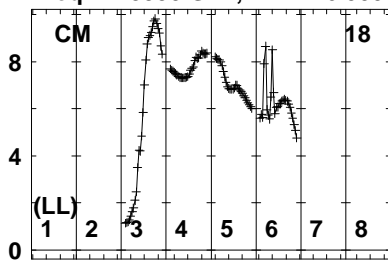
1595 610 1630 645 660 675 1695 710  
FREQ MHz

Lower frame: Tera Real Jy  
Auto-corr total-power spectrum Antenna: \*  
Timerange: 00/07:45:16 to 00/07:47:38

Plot file version 398 created 21-NOV-2022 15:05:36

P+4+8 ER052A.UVDATA.1

Freq = 1.5950 GHz, Bw = 16.000 MH No calibration applied and no bandpass applied

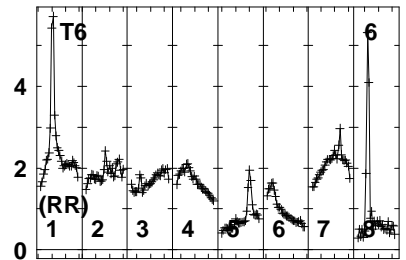
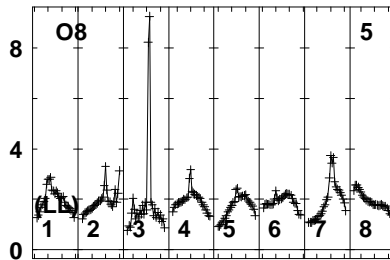
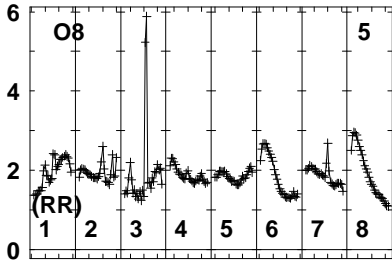
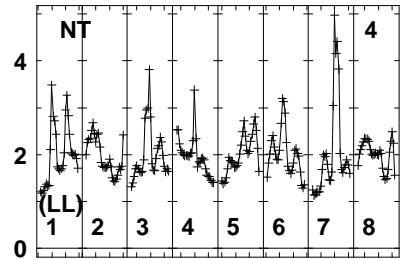
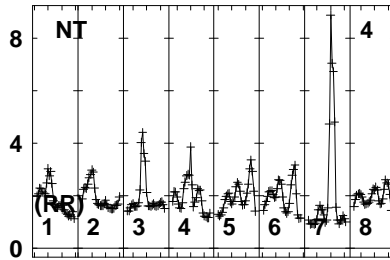
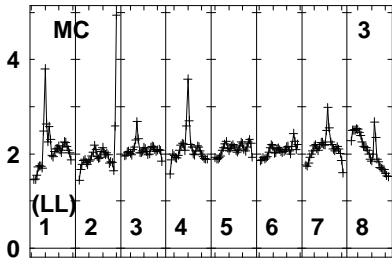
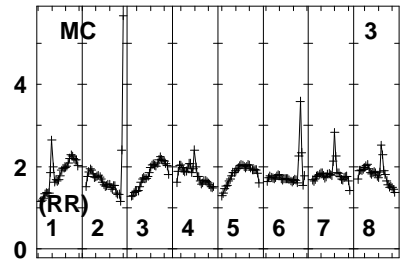
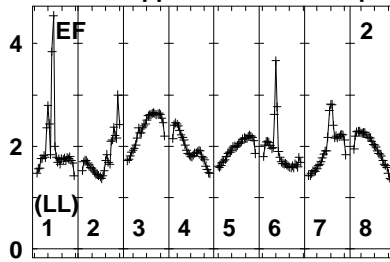
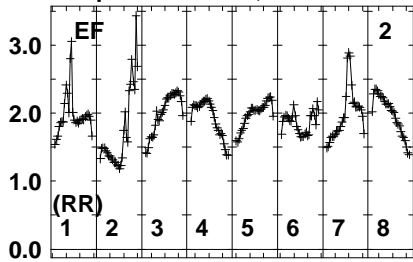


Lower frame: Tera Real Jy  
Auto-corr total-power spectrum Antenna: \*  
Timerange: 00/07:45:16 to 00/07:47:38

Plot file version 399 created 21-NOV-2022 15:05:36

P+6+8 ER052A.UVDATA.1

Freq = 1.5950 GHz, Bw = 16.000 MH No calibration applied and no bandpass applied



1595 610 1630 645 660 675 1695 710  
FREQ MHz

1595 610 1630 645 660 675 1695 710  
FREQ MHz

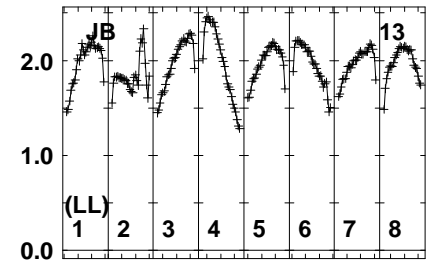
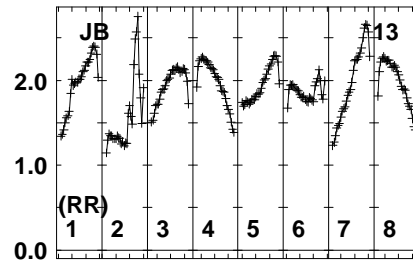
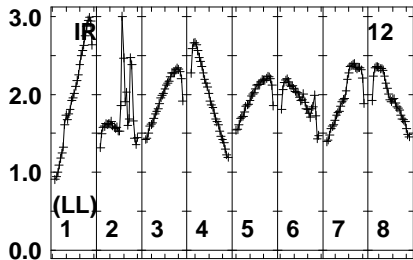
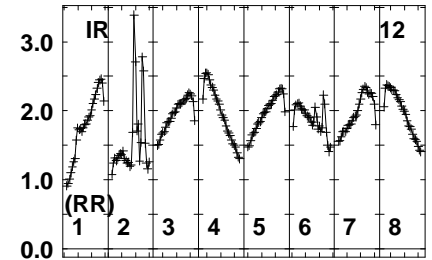
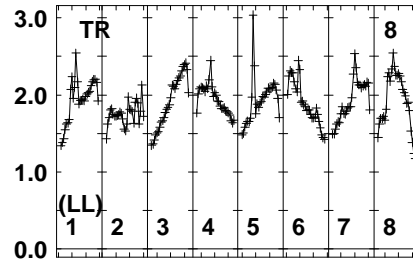
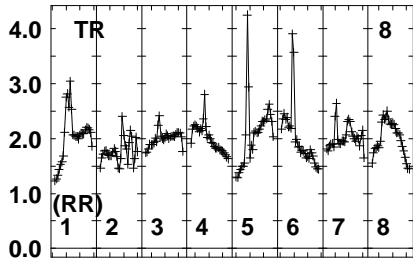
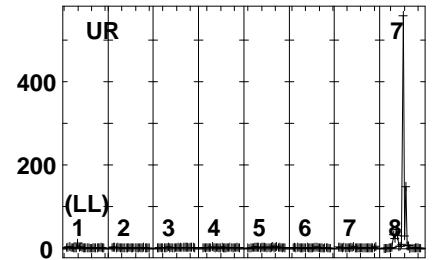
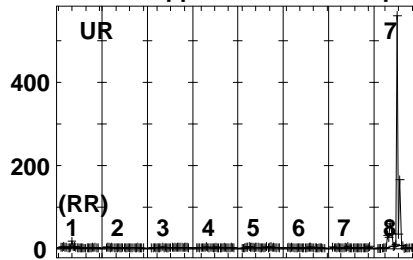
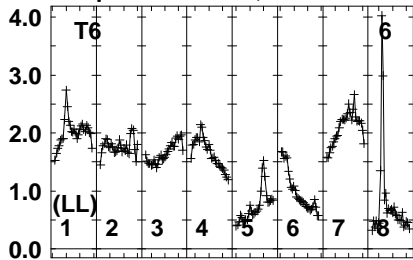
1595 610 1630 645 660 675 1695 710  
FREQ MHz

Lower frame: Tera Real Jy  
Auto-corr total-power spectrum Antenna: \*  
Timerange: 00/07:47:41 to 00/07:50:03

Plot file version 400 created 21-NOV-2022 15:05:36

P+6+8 ER052A.UVDATA.1

Freq = 1.5950 GHz, Bw = 16.000 MH No calibration applied and no bandpass applied



1595 610 1630 645 660 675 1695 710  
FREQ MHz

1595 610 1630 645 660 675 1695 710  
FREQ MHz

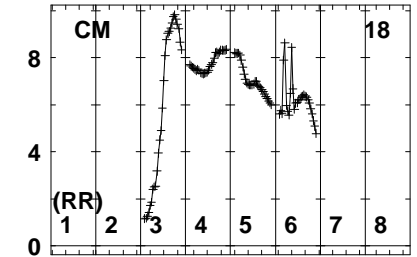
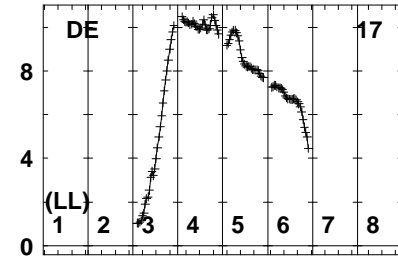
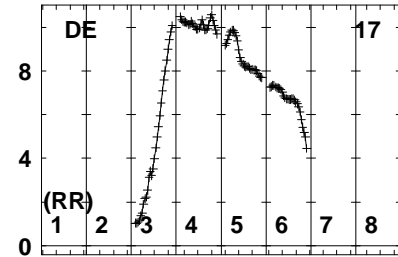
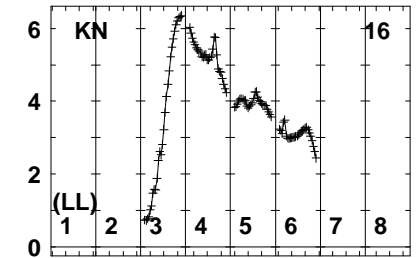
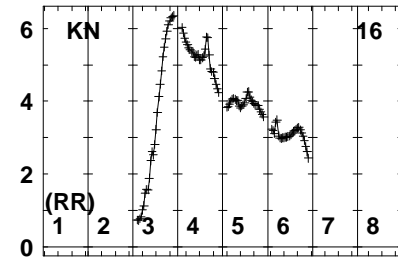
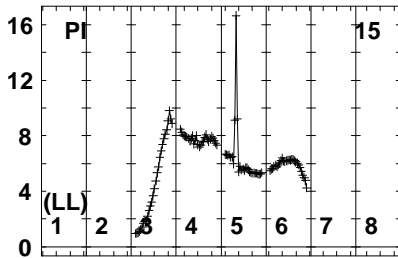
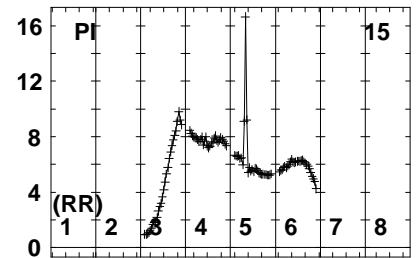
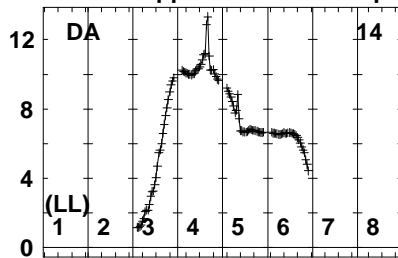
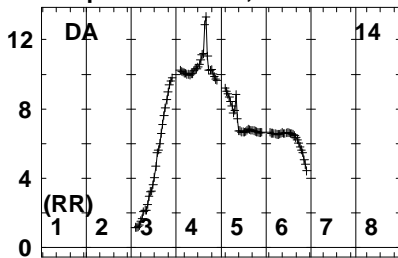
1595 610 1630 645 660 675 1695 710  
FREQ MHz

Lower frame: Tera Real Jy  
Auto-corr total-power spectrum Antenna: \*  
Timerange: 00/07:47:41 to 00/07:50:03

Plot file version 401 created 21-NOV-2022 15:05:36

P+6+8 ER052A.UVDATA.1

Freq = 1.5950 GHz, Bw = 16.000 MH No calibration applied and no bandpass applied



1595 610 1630 645 660 675 1695 710  
FREQ MHz

1595 610 1630 645 660 675 1695 710  
FREQ MHz

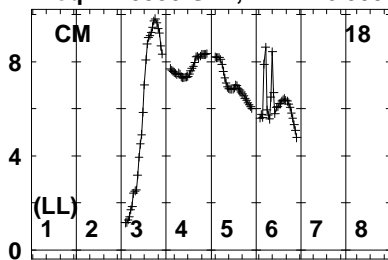
1595 610 1630 645 660 675 1695 710  
FREQ MHz

Lower frame: Tera Real Jy  
Auto-corr total-power spectrum Antenna: \*  
Timerange: 00/07:47:41 to 00/07:50:03

Plot file version 402 created 21-NOV-2022 15:05:36

P+6+8 ER052A.UVDATA.1

Freq = 1.5950 GHz, Bw = 16.000 MH No calibration applied and no bandpass applied

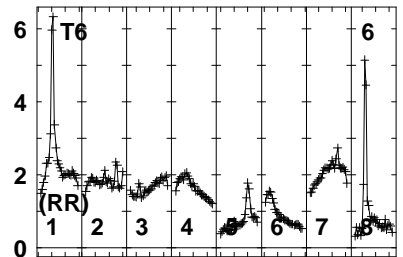
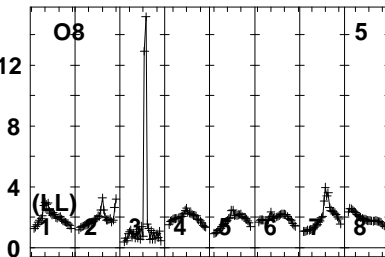
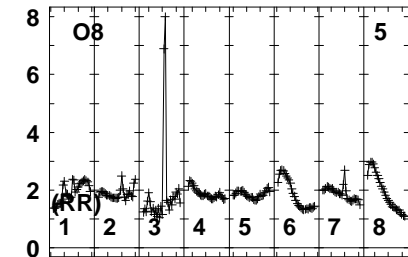
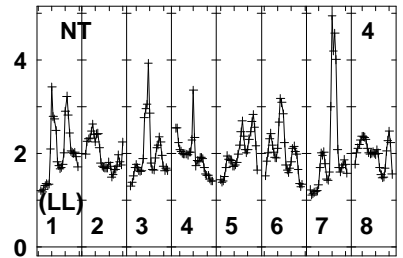
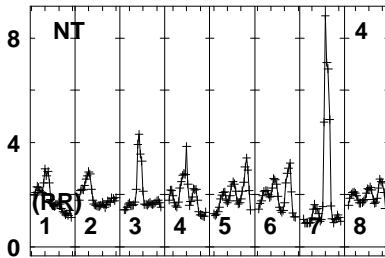
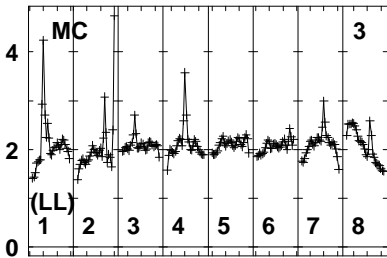
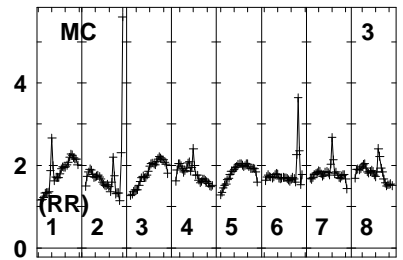
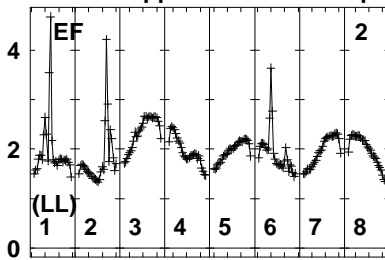
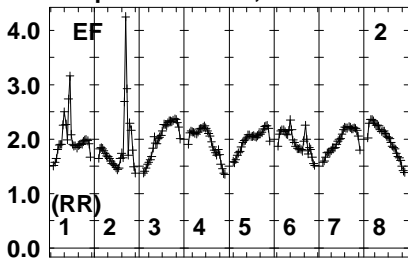


Lower frame: Tera Real Jy  
Auto-corr total-power spectrum Antenna: \*  
Timerange: 00/07:47:41 to 00/07:50:03

Plot file version 403 created 21-NOV-2022 15:05:36

J1048+7143 ER052A.UVDATA.1

Freq = 1.5950 GHz, Bw = 16.000 MH No calibration applied and no bandpass applied



1595 610 1630 645 660 675 1695 710  
FREQ MHz

1595 610 1630 645 660 675 1695 710  
FREQ MHz

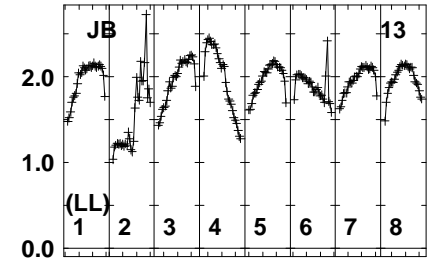
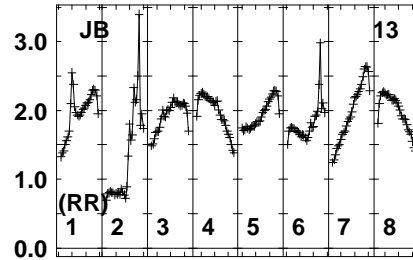
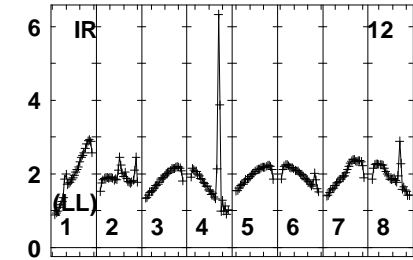
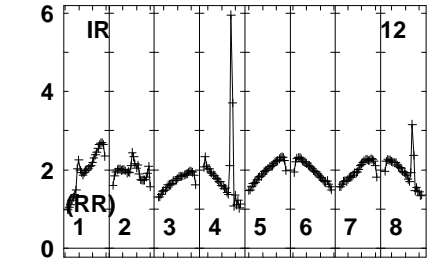
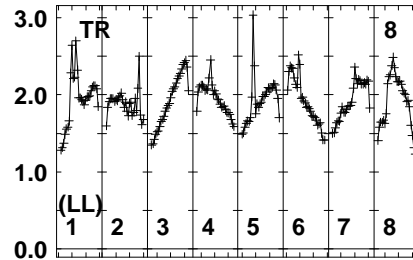
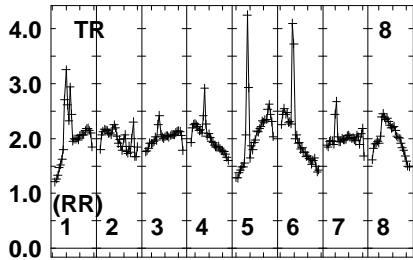
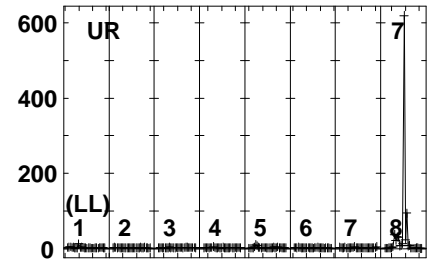
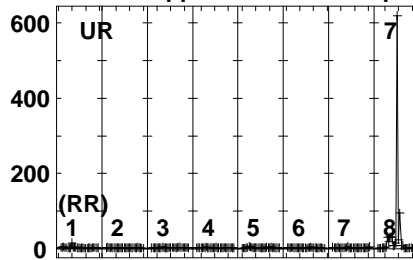
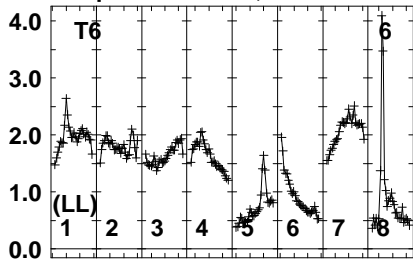
1595 610 1630 645 660 675 1695 710  
FREQ MHz

Lower frame: Tera Real Jy  
Auto-corr total-power spectrum Antenna: \*  
Timerange: 00/07:50:06 to 00/07:52:28

Plot file version 404 created 21-NOV-2022 15:05:37

J1048+7143 ER052A.UVDATA.1

Freq = 1.5950 GHz, Bw = 16.000 MH No calibration applied and no bandpass applied



1595 610 1630 645 660 675 1695 710  
FREQ MHz

1595 610 1630 645 660 675 1695 710  
FREQ MHz

1595 610 1630 645 660 675 1695 710  
FREQ MHz

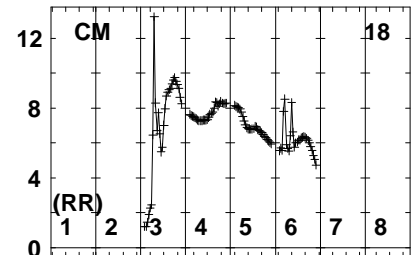
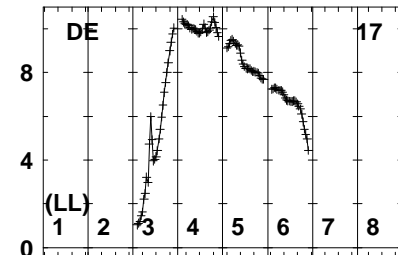
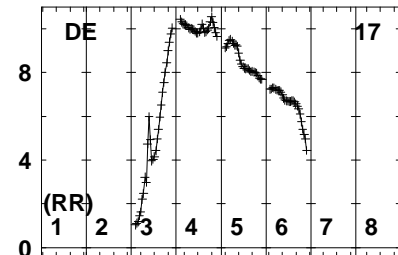
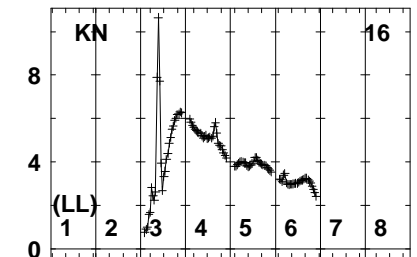
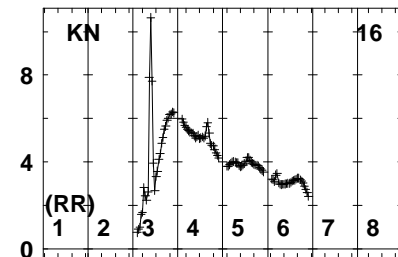
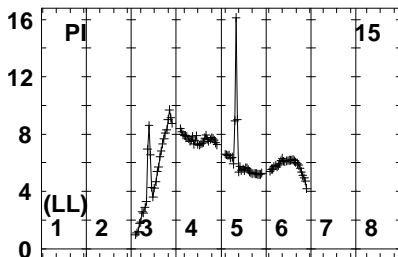
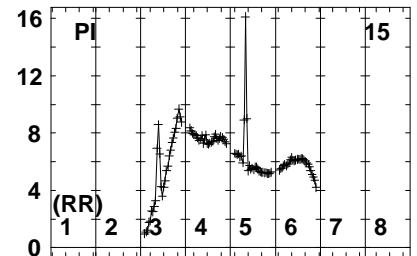
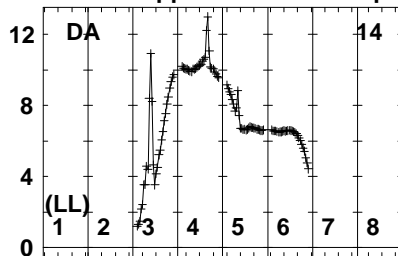
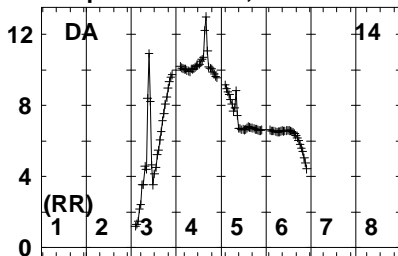
Lower frame: Tera Real Jy  
Auto-corr total-power spectrum Antenna: \*  
Timerange: 00/07:50:06 to 00/07:52:28



Plot file version 405 created 21-NOV-2022 15:05:37

J1048+7143 ER052A.UVDATA.1

Freq = 1.5950 GHz, Bw = 16.000 MH No calibration applied and no bandpass applied



1595 610 1630 645 660 675 1695 710  
FREQ MHz

1595 610 1630 645 660 675 1695 710  
FREQ MHz

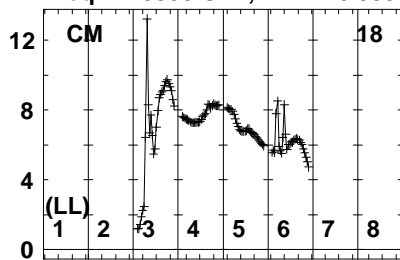
1595 610 1630 645 660 675 1695 710  
FREQ MHz

Lower frame: Tera Real Jy  
Auto-corr total-power spectrum Antenna: \*  
Timerange: 00/07:50:06 to 00/07:52:28

Plot file version 406 created 21-NOV-2022 15:05:37

J1048+7143 ER052A.UVDATA.1

Freq = 1.5950 GHz, Bw = 16.000 MH No calibration applied and no bandpass applied

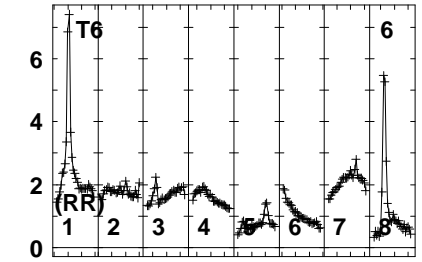
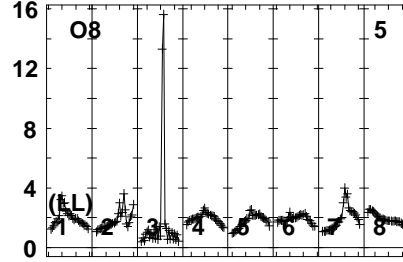
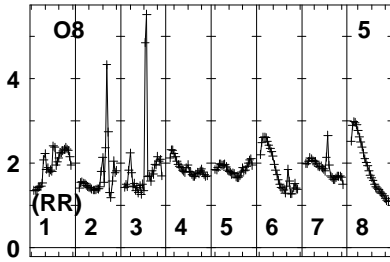
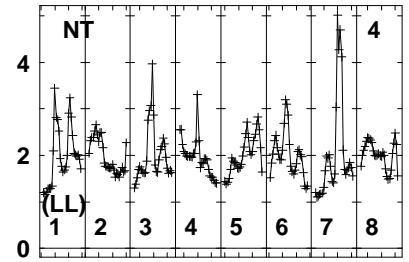
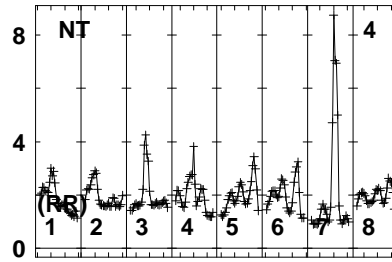
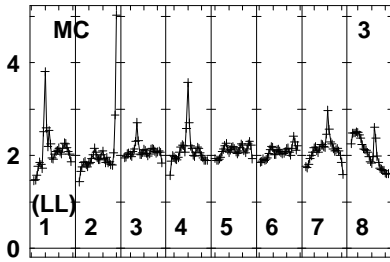
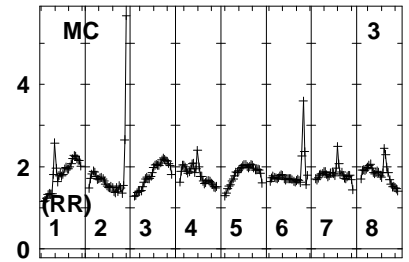
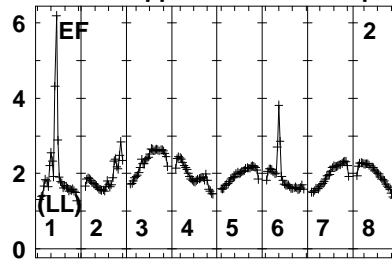
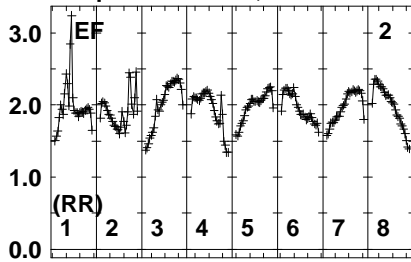


Lower frame: Tera Real Jy  
Auto-corr total-power spectrum Antenna: \*  
Timerange: 00/07:50:06 to 00/07:52:28

Plot file version 407 created 21-NOV-2022 15:05:37

P+8+8 ER052A.UVDATA.1

Freq = 1.5950 GHz, Bw = 16.000 MH No calibration applied and no bandpass applied



1595 610 1630 645 660 675 1695 710  
FREQ MHz

1595 610 1630 645 660 675 1695 710  
FREQ MHz

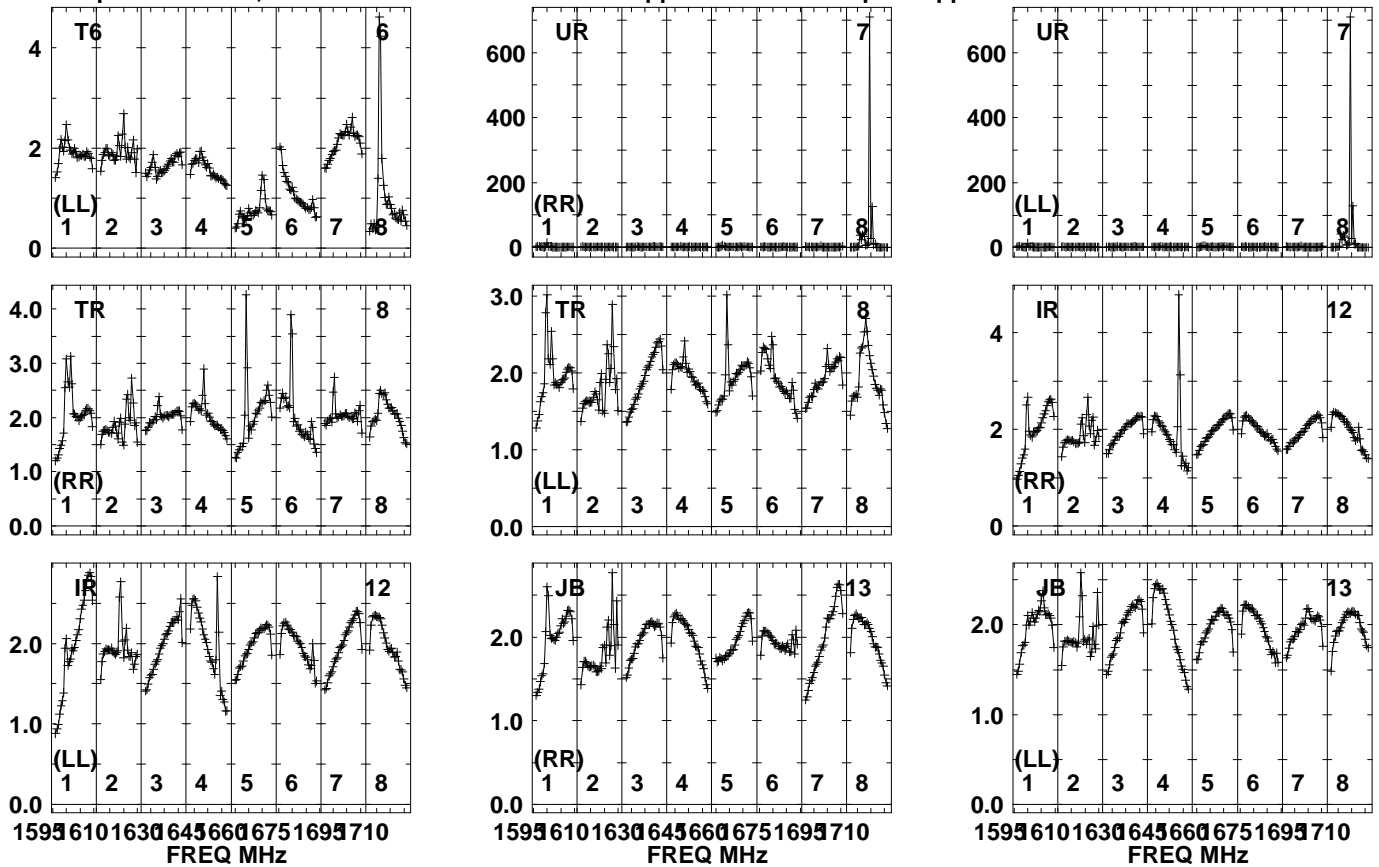
1595 610 1630 645 660 675 1695 710  
FREQ MHz

Lower frame: Tera Real Jy  
Auto-corr total-power spectrum Antenna: \*  
Timerange: 00/07:52:31 to 00/07:54:53

Plot file version 408 created 21-NOV-2022 15:05:37

P+8+8 ER052A.UVDATA.1

Freq = 1.5950 GHz, Bw = 16.000 MH No calibration applied and no bandpass applied

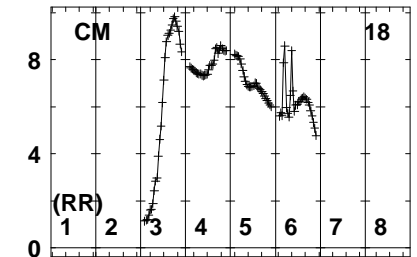
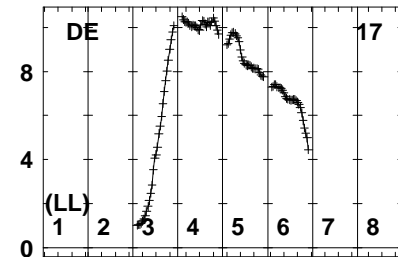
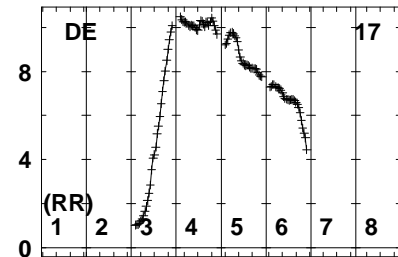
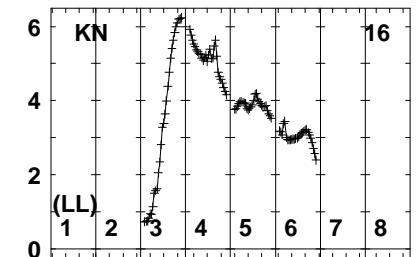
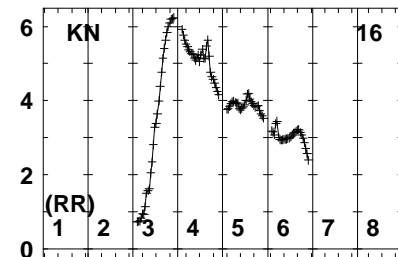
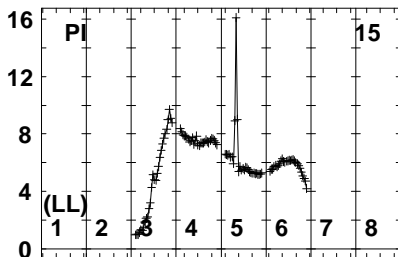
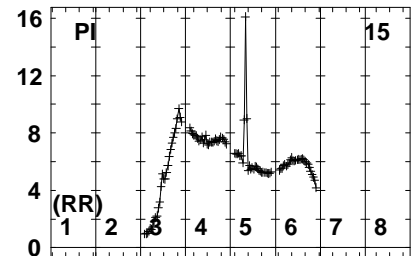
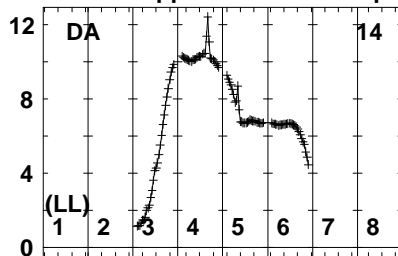
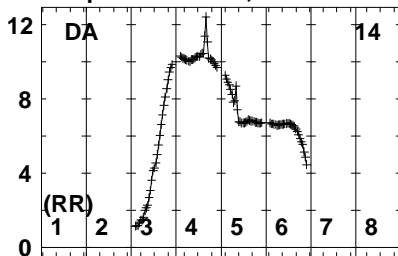


Lower frame: Tera Real Jy  
Auto-corr total-power spectrum Antenna: \*  
Timerange: 00/07:52:31 to 00/07:54:53

Plot file version 409 created 21-NOV-2022 15:05:37

P+8+8 ER052A.UVDATA.1

Freq = 1.5950 GHz, Bw = 16.000 MH No calibration applied and no bandpass applied



159561016306456606751695710  
FREQ MHz

159561016306456606751695710  
FREQ MHz

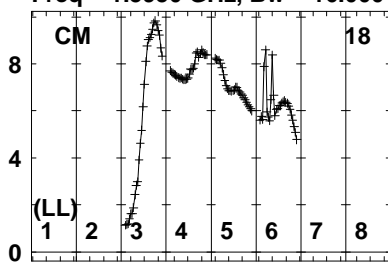
159561016306456606751695710  
FREQ MHz

Lower frame: Tera Real Jy  
Auto-corr total-power spectrum Antenna: \*  
Timerange: 00/07:52:31 to 00/07:54:53

Plot file version 410 created 21-NOV-2022 15:05:37

P+8+8 ER052A.UVDATA.1

Freq = 1.5950 GHz, Bw = 16.000 MH No calibration applied and no bandpass applied

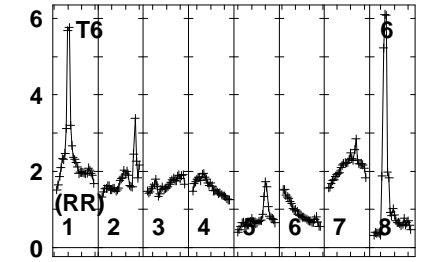
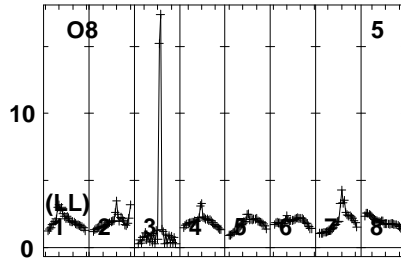
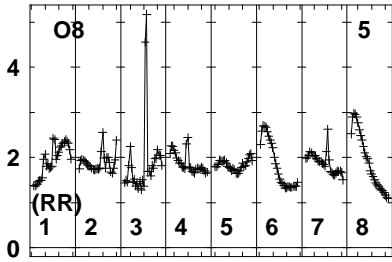
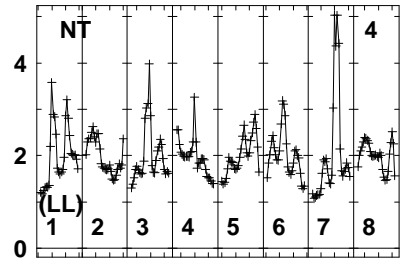
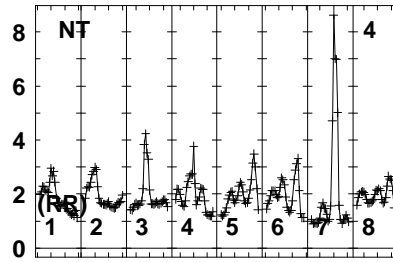
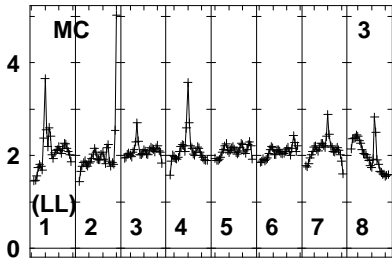
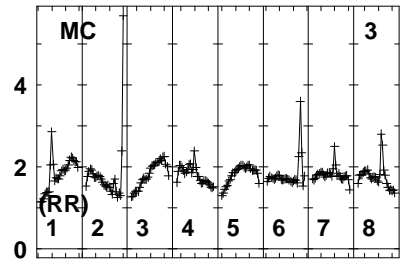
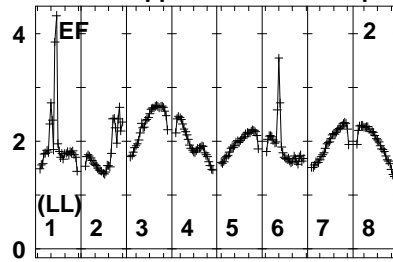
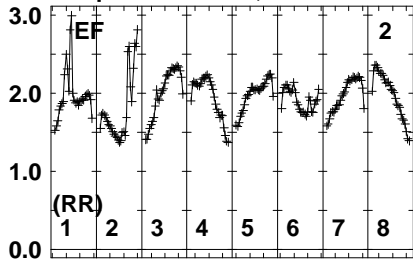


Lower frame: Tera Real Jy  
Auto-corr total-power spectrum Antenna: \*  
Timerange: 00/07:52:31 to 00/07:54:53

Plot file version 411 created 21-NOV-2022 15:05:37

J1048+7143 ER052A.UVDATA.1

Freq = 1.5950 GHz, Bw = 16.000 MH No calibration applied and no bandpass applied



1595 610 1630 645 660 675 1695 710  
FREQ MHz

1595 610 1630 645 660 675 1695 710  
FREQ MHz

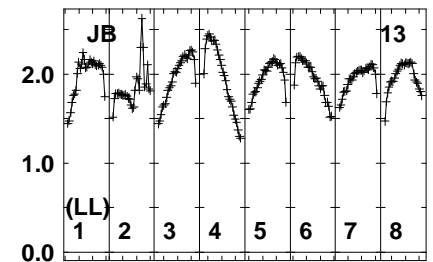
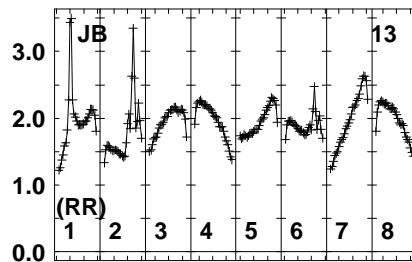
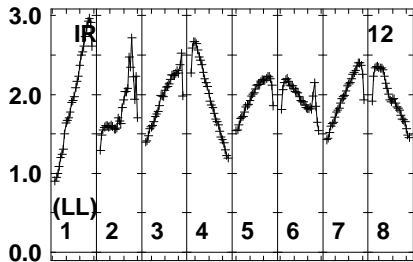
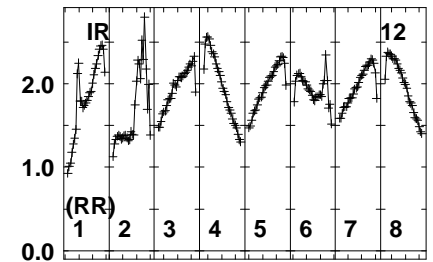
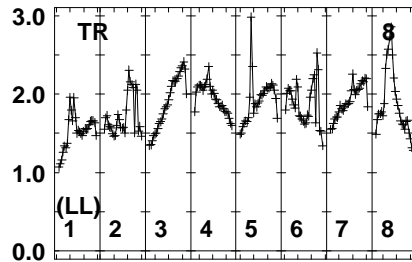
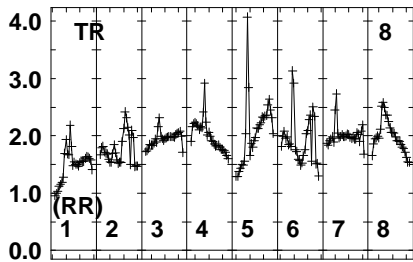
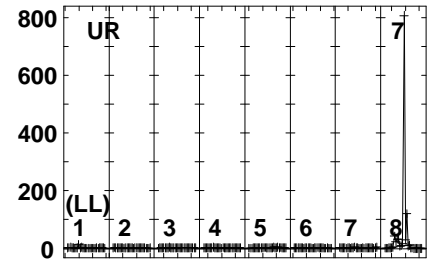
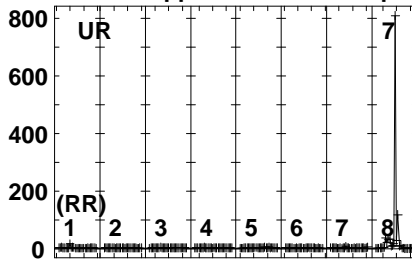
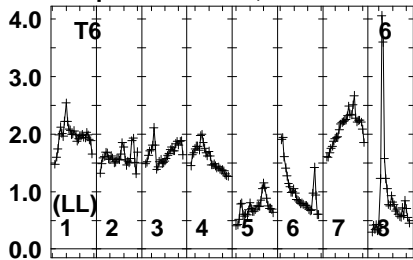
1595 610 1630 645 660 675 1695 710  
FREQ MHz

Lower frame: Tera Real Jy  
Auto-corr total-power spectrum Antenna: \*  
Timerange: 00/07:54:56 to 00/07:59:58

Plot file version 412 created 21-NOV-2022 15:05:38

J1048+7143 ER052A.UVDATA.1

Freq = 1.5950 GHz, Bw = 16.000 MH No calibration applied and no bandpass applied



1595 610 1630 645 660 675 1695 710  
FREQ MHz

1595 610 1630 645 660 675 1695 710  
FREQ MHz

1595 610 1630 645 660 675 1695 710  
FREQ MHz

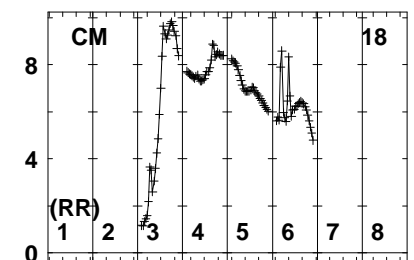
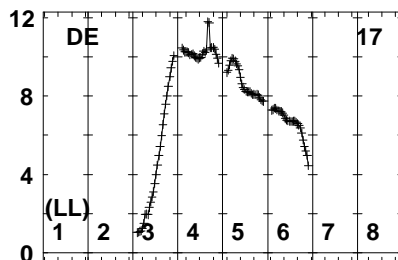
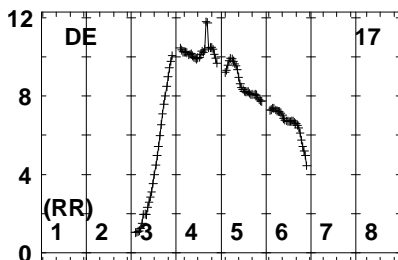
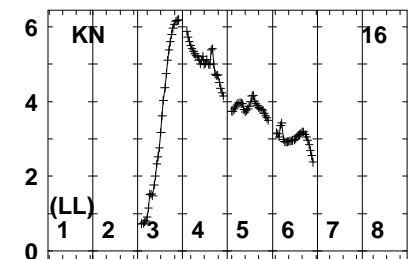
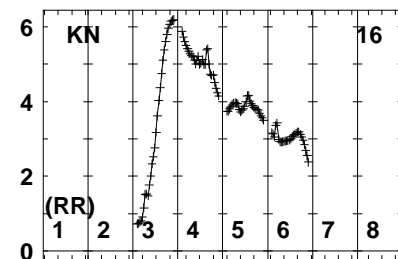
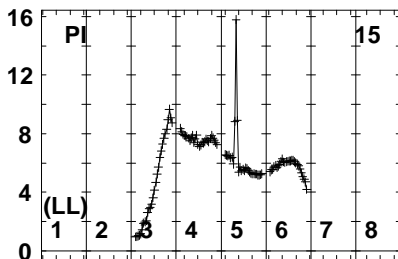
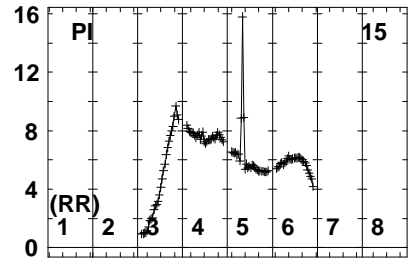
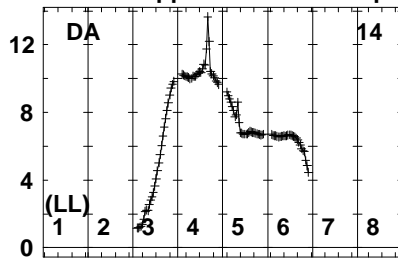
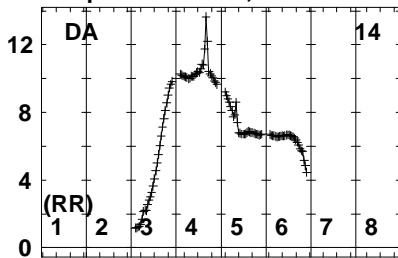
Lower frame: Tera Real Jy  
Auto-corr total-power spectrum Antenna: \*  
Timerange: 00/07:54:56 to 00/07:59:58



Plot file version 413 created 21-NOV-2022 15:05:38

J1048+7143 ER052A.UVDATA.1

Freq = 1.5950 GHz, Bw = 16.000 MH No calibration applied and no bandpass applied



1595 610 1630 645 660 675 1695 710  
FREQ MHz

1595 610 1630 645 660 675 1695 710  
FREQ MHz

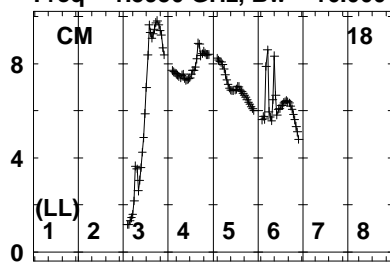
1595 610 1630 645 660 675 1695 710  
FREQ MHz

Lower frame: Tera Real Jy  
Auto-corr total-power spectrum Antenna: \*  
Timerange: 00/07:54:56 to 00/07:59:58

Plot file version 414 created 21-NOV-2022 15:05:38

J1048+7143 ER052A.UVDATA.1

Freq = 1.5950 GHz, Bw = 16.000 MH No calibration applied and no bandpass applied



Lower frame: Tera Real Jy  
Auto-corr total-power spectrum Antenna: \*  
Timerange: 00/07:54:56 to 00/07:59:58