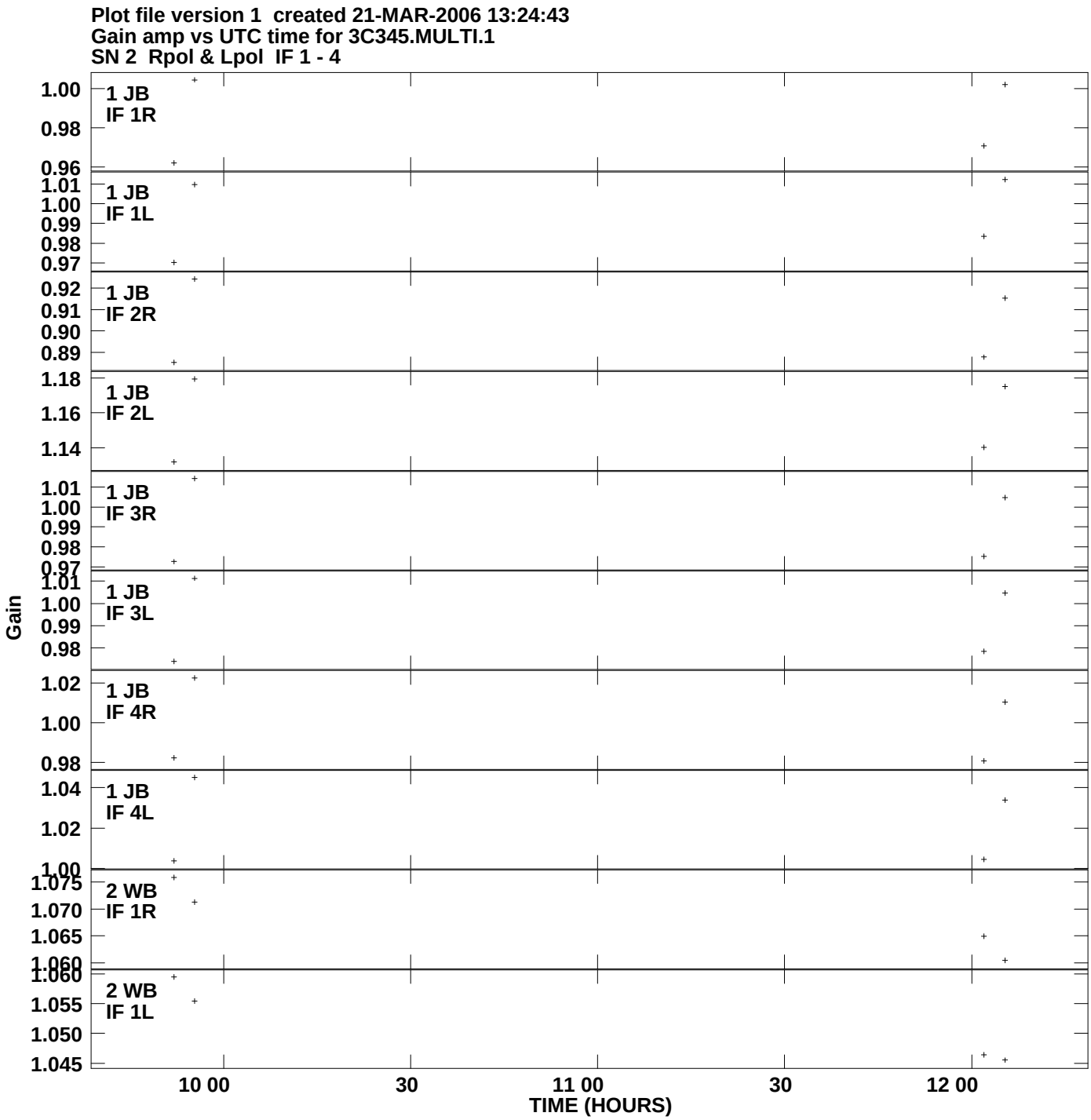
Plot file version 1 created 21-MAR-2006 13:24:43
Gain amp vs UTC time for 3C345.MULTI.1
SN 2 Rpol & Lpol IF 1 - 4
1 JB
IF 1R
1 JB
IF 1L
1 JB
IF 2R
1 JB
IF 2L
1 JB
IF 3R
1 JB
IF 3L
1 JB
IF 4R
1 JB
IF 4L
2 WB
IF 1R
2 WB
IF 1L
Gain
10 00
30
11 00
30
12 00
TIME (HOURS)

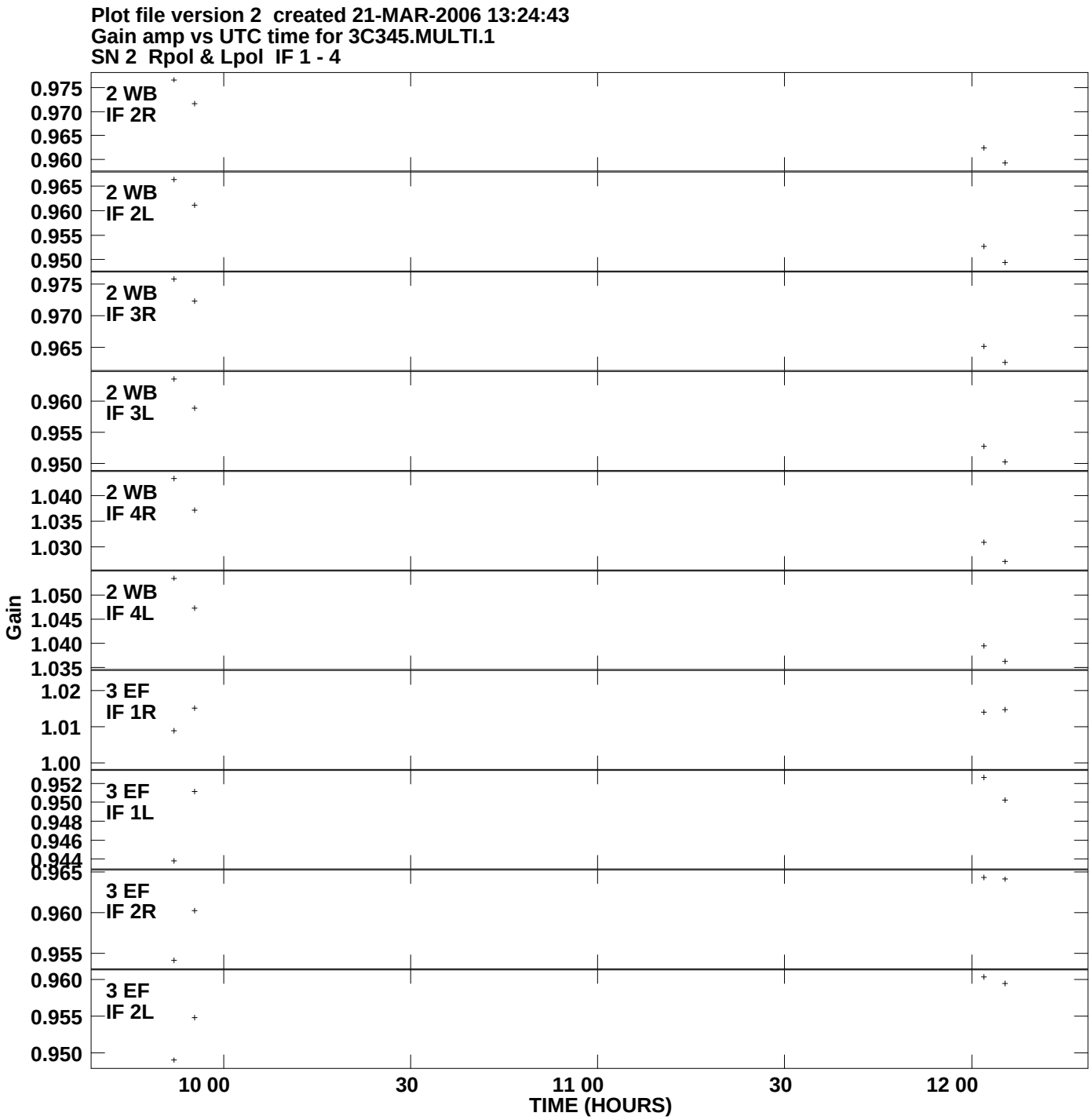
Plot file version 2 created 21-MAR-2006 13:24:43
Gain amp vs UTC time for 3C345.MULTI.1
SN 2 Rpol & Lpol IF 1 - 4
2 WB IF 2R
2 WB IF 2L
2 WB IF 3R
2 WB IF 3L
2 WB IF 4R
2 WB IF 4L
3 EF IF 1R
3 EF IF 1L
3 EF IF 2R
3 EF IF 2L
Gain
10 00
30
11 00
30
12 00
TIME (HOURS)

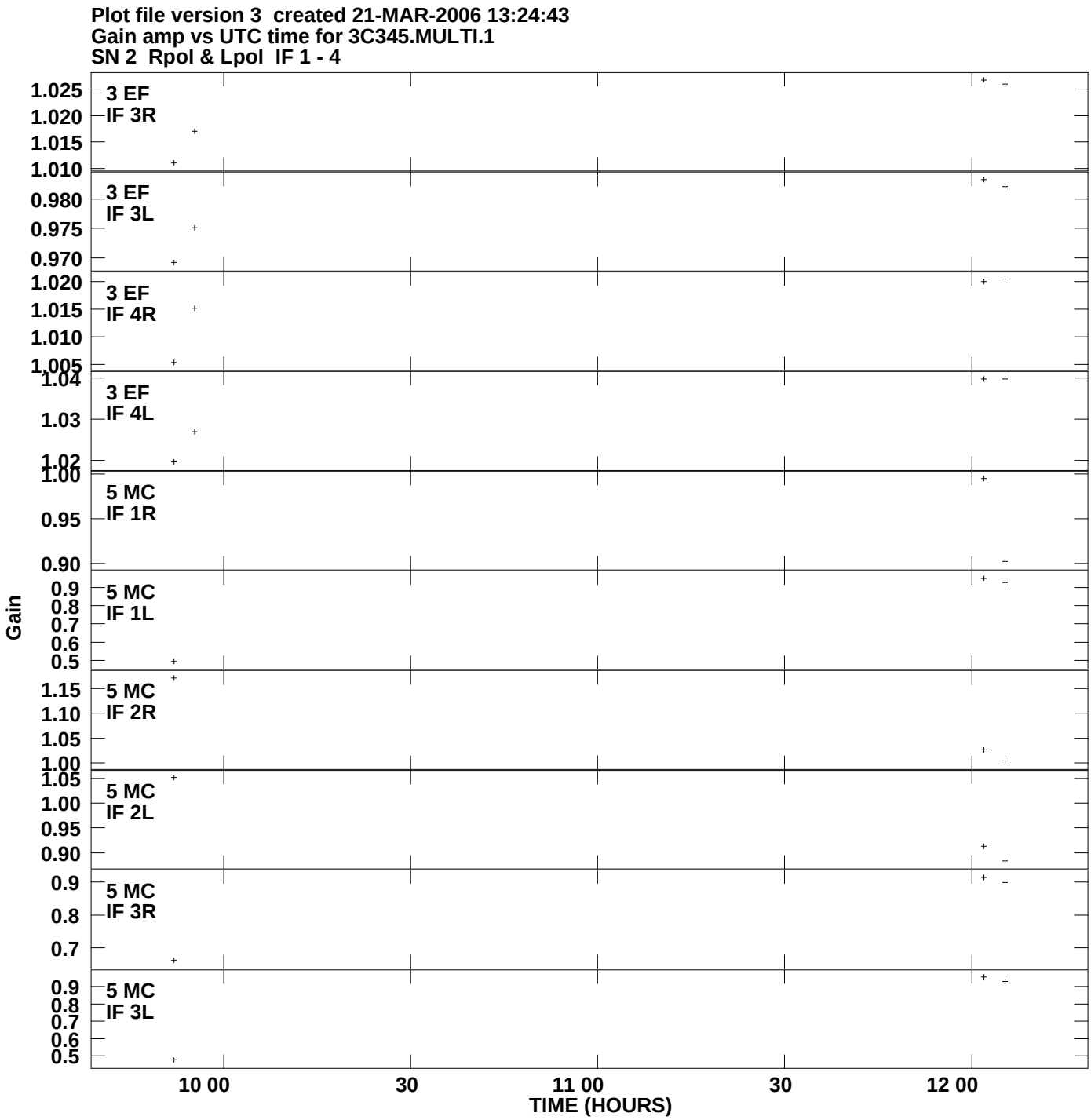
Plot file version 3 created 21-MAR-2006 13:24:43
Gain amp vs UTC time for 3C345.MULTI.1
SN 2 Rpol & Lpol IF 1 - 4
3 EF
IF 3R
3 EF
IF 3L
3 EF
IF 4R
3 EF
IF 4L
5 MC
IF 1R
5 MC
IF 1L
5 MC
IF 2R
5 MC
IF 2L
5 MC
IF 3R
5 MC
IF 3L
Gain
10 00
30
11 00
30
12 00
TIME (HOURS)

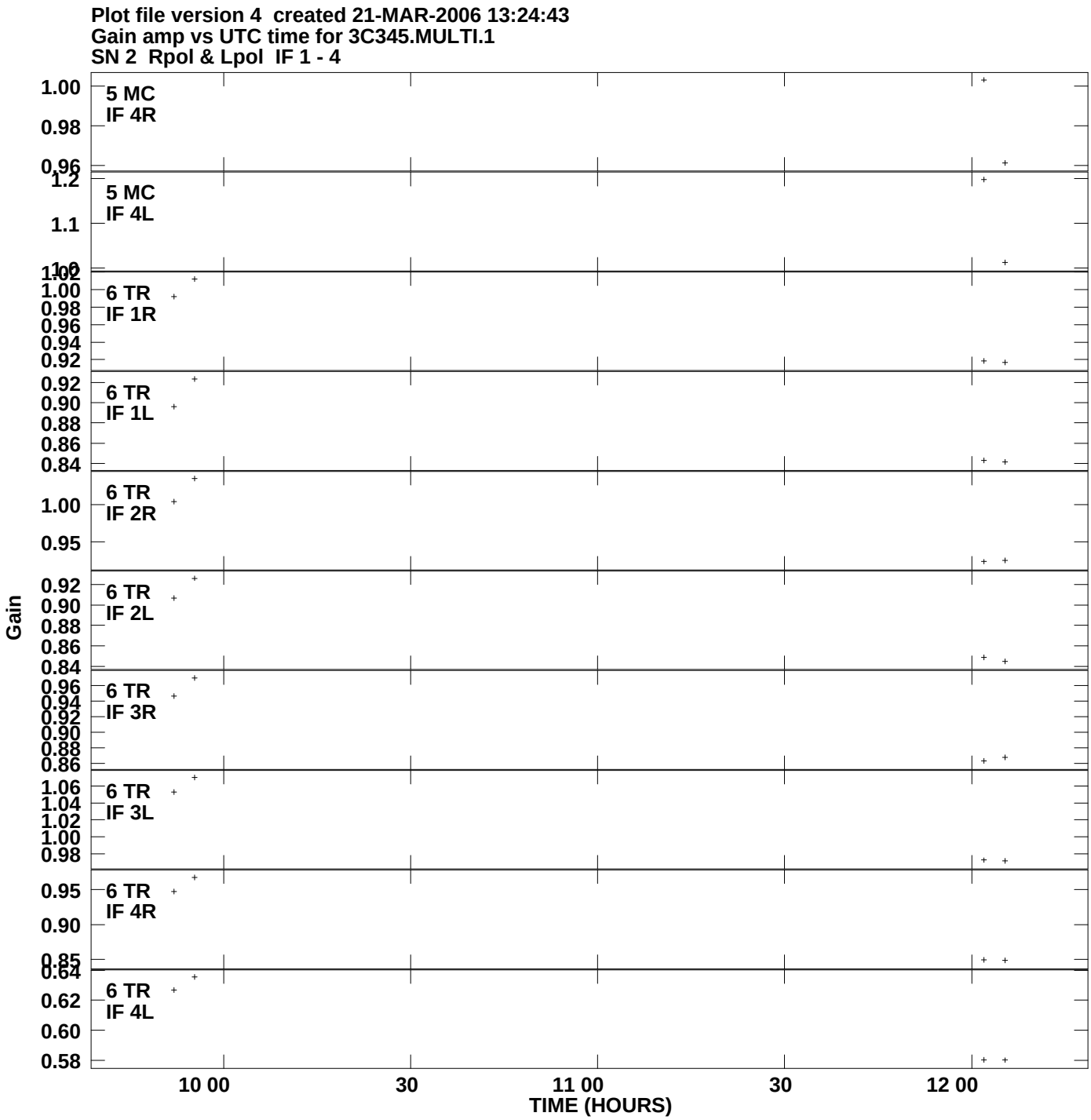
Plot file version 4 created 21-MAR-2006 13:24:43
Gain amp vs UTC time for 3C345.MULTI.1
SN 2 Rpol & Lpol IF 1 - 4
5 MC
IF 4R
5 MC
IF 4L
6 TR
IF 1R
6 TR
IF 1L
6 TR
IF 2R
6 TR
IF 2L
6 TR
IF 3R
6 TR
IF 3L
6 TR
IF 4R
6 TR
IF 4L
Gain
10 00
30
11 00
30
12 00
TIME (HOURS)

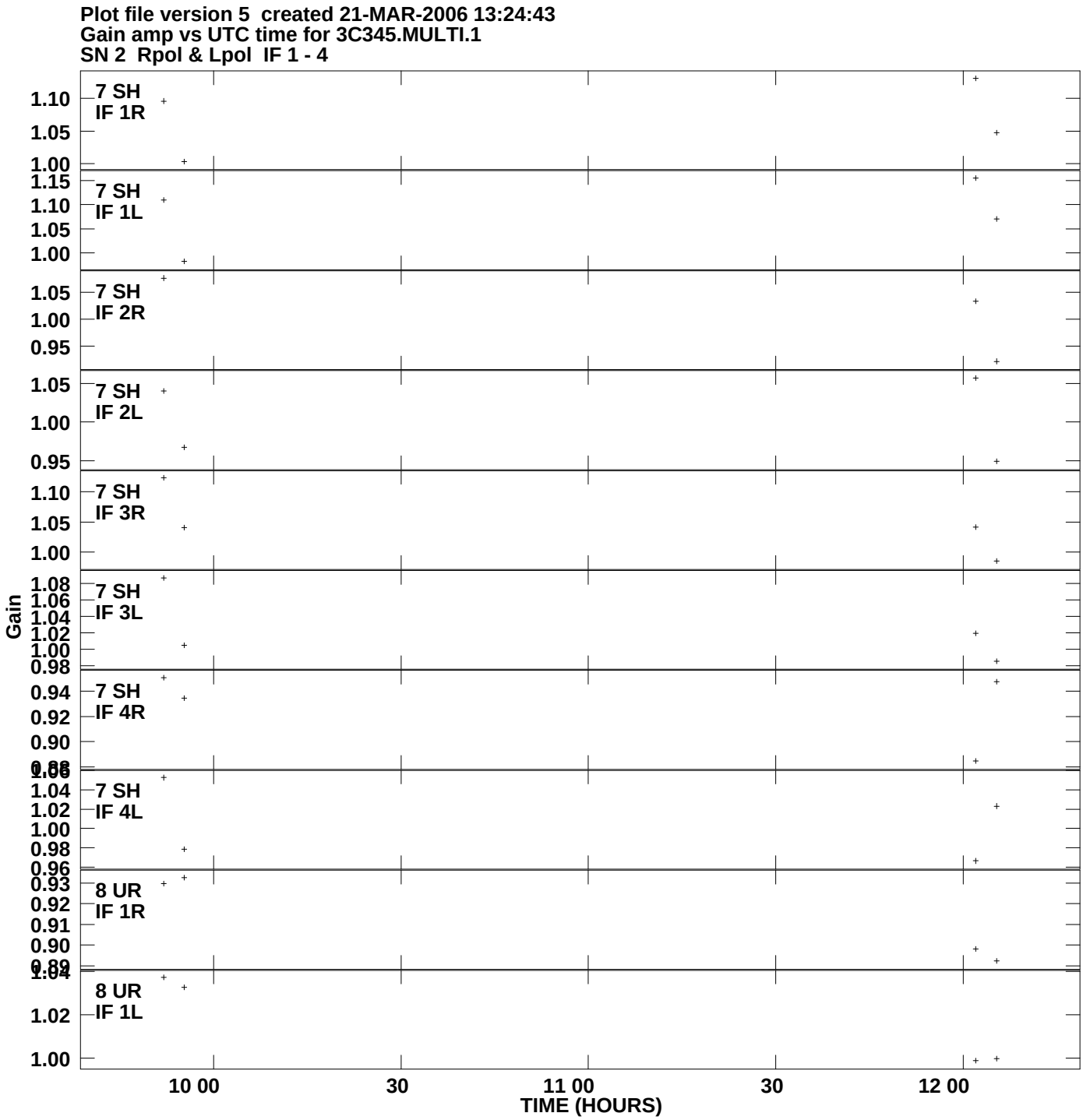
Plot file version 5 created 21-MAR-2006 13:24:43
Gain amp vs UTC time for 3C345.MULTI.1
SN 2 Rpol & Lpol IF 1 - 4
7 SH
IF 1R
7 SH
IF 1L
7 SH
IF 2R
7 SH
IF 2L
7 SH
IF 3R
7 SH
IF 3L
7 SH
IF 4R
7 SH
IF 4L
8 UR
IF 1R
8 UR
IF 1L
Gain
10 00
30
11 00
30
12 00
TIME (HOURS)

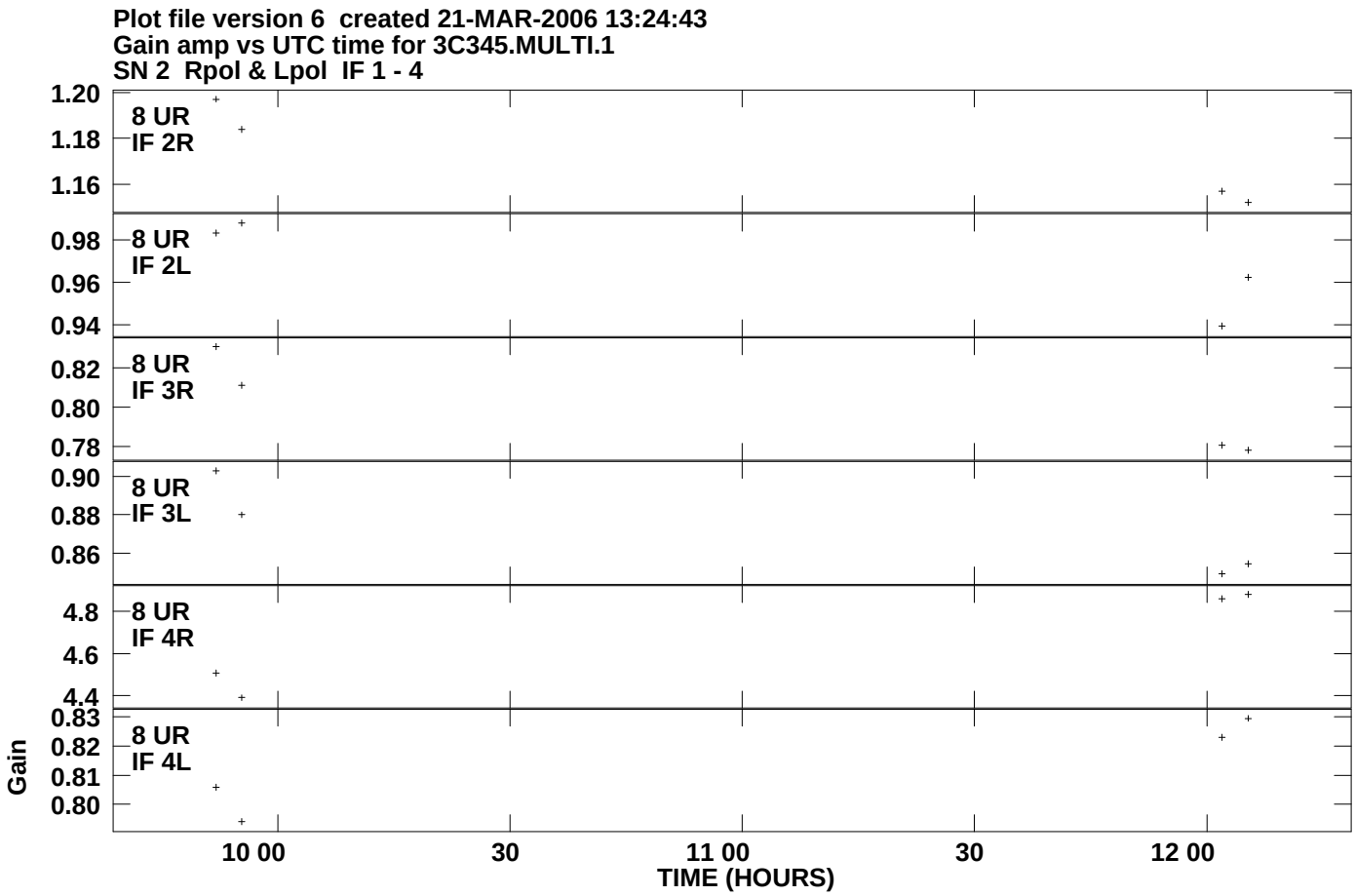
Plot file version 6 created 21-MAR-2006 13:24:43
Gain amp vs UTC time for 3C345.MULTI.1
SN 2 Rpol & Lpol IF 1 - 4
8 UR
IF 2R
8 UR
IF 2L
8 UR
IF 3R
8 UR
IF 3L
8 UR
IF 4R
8 UR
IF 4L
1.20
1.18
1.16
0.98
0.96
0.94
0.82
0.80
0.78
0.90
0.88
0.86
4.8
4.6
4.4
0.83
0.82
0.81
0.80
Gain
10 00
30
11 00
30
12 00
TIME (HOURS)