Plot file version 1 created 24-JUN-2008 12:01:29
3C286 ES058 6.UVAVG.1
Freq = 1.6664 GHz, Bw = 2.000 MH Calibrated with CL # 3 and BP # 1 (BP mode 1)

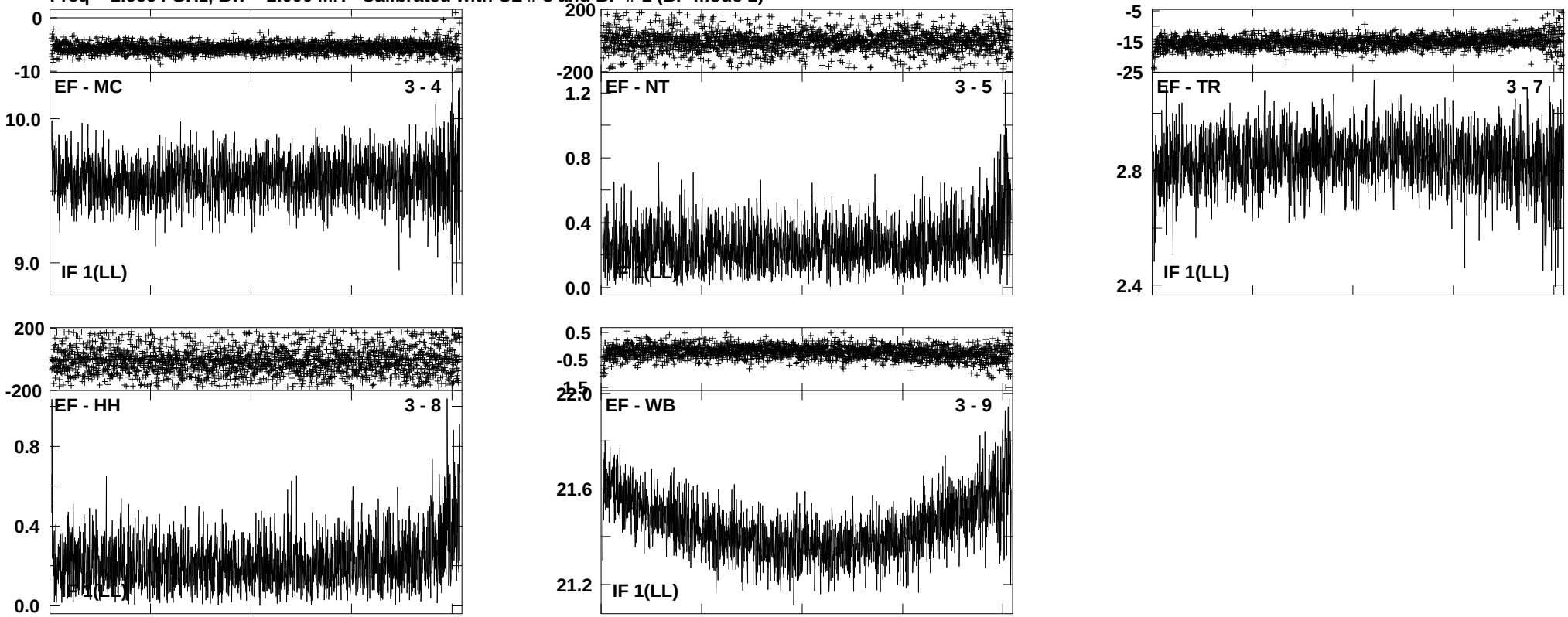

Lower frame: Ampl Jy Top frame: Phas deg
Vector averaged cross-power spectrum Several baselines displayed
Timerange: 00/02:30:02 to 00/02:51:59

Plot file version 2 created 24-JUN-2008 12:02:21
3C286 ES058 6.UVAVG.1
Freq = 1.6664 GHz, Bw = 2.000 MH Calibrated with CL # 3 and BP # 1 (BP mode 1)

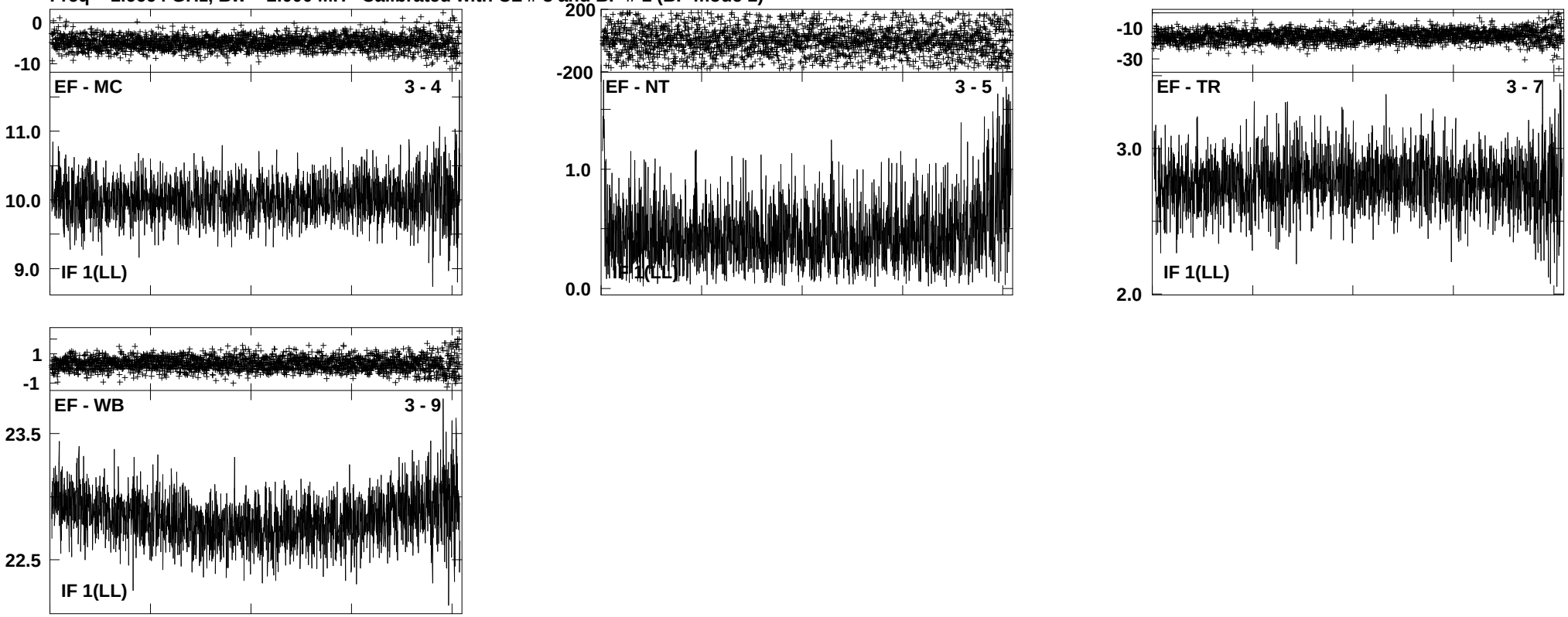

Lower frame: Ampl Jy Top frame: Phas deg
Vector averaged cross-power spectrum Several baselines displayed
Timerange: 00/02:54:01 to 00/02:59:01

Plot file version 3 created 24-JUN-2008 12:02:51
3C345 ES058 6.UVAVG.1
Freq = 1.6664 GHz, Bw = 2.000 MH Calibrated with CL # 3 and BP # 1 (BP mode 1)

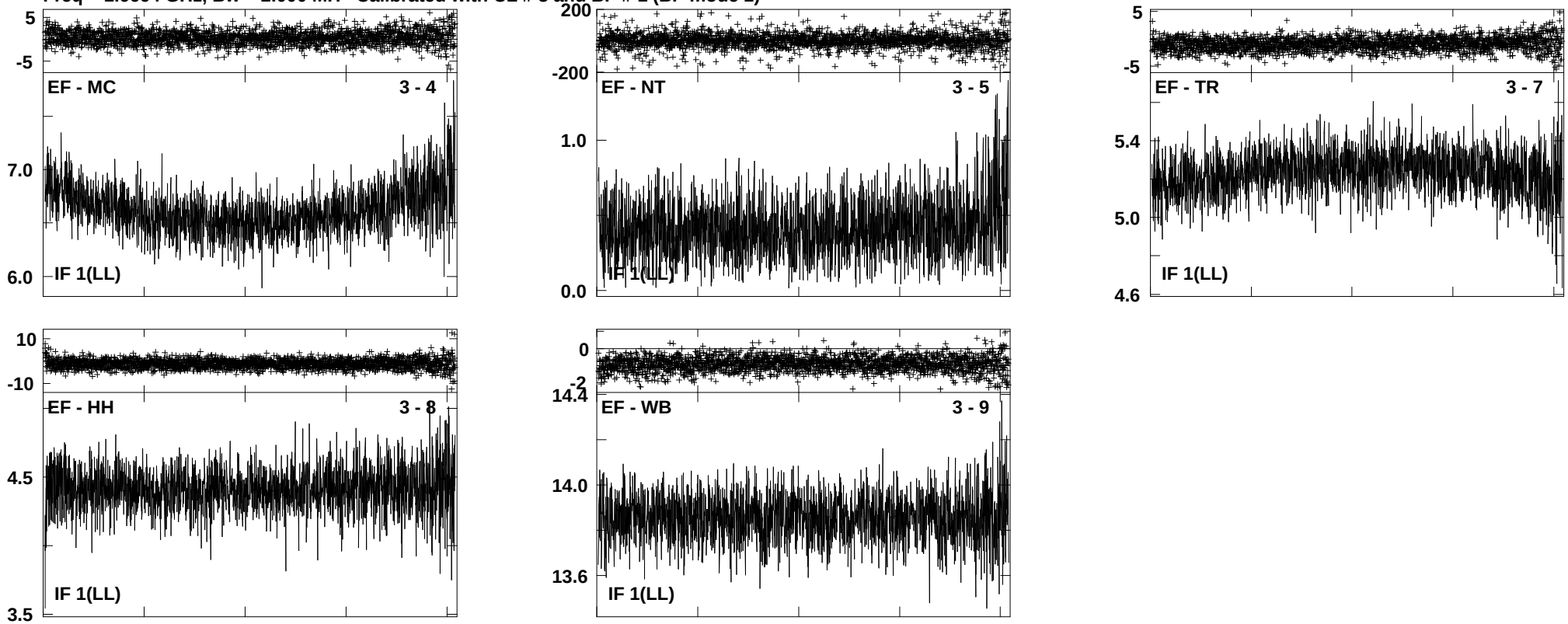

Lower frame: Ampl Jy Top frame: Phas deg
Vector averaged cross-power spectrum Several baselines displayed
Timerange: 00/02:59:01 to 00/03:13:59

Plot file version 4 created 24-JUN-2008 12:03:22
J1743-03 ES058 6.UVAVG.1
Freq = 1.6664 GHz, Bw = 2.000 MH Calibrated with CL # 3 and BP # 1 (BP mode 1)

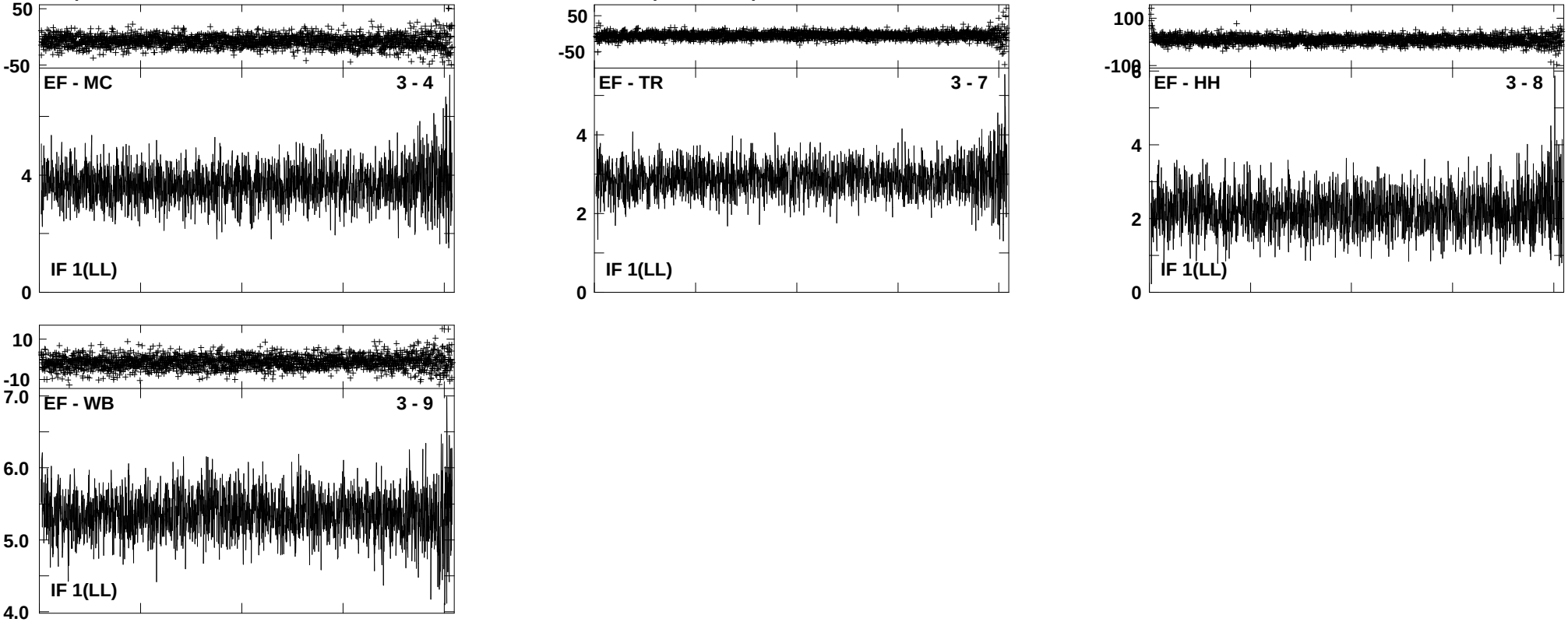

Lower frame: Ampl Jy Top frame: Phas deg
Vector averaged cross-power spectrum Several baselines displayed
Timerange: 00/03:15:32 to 00/03:19:29

Plot file version 5 created 24-JUN-2008 12:03:46
OH37.1-0 ES058 6.UVAVG.1
Freq = 1.6664 GHz, Bw = 2.000 MH Calibrated with CL # 3 and BP # 1 (BP mode 1)

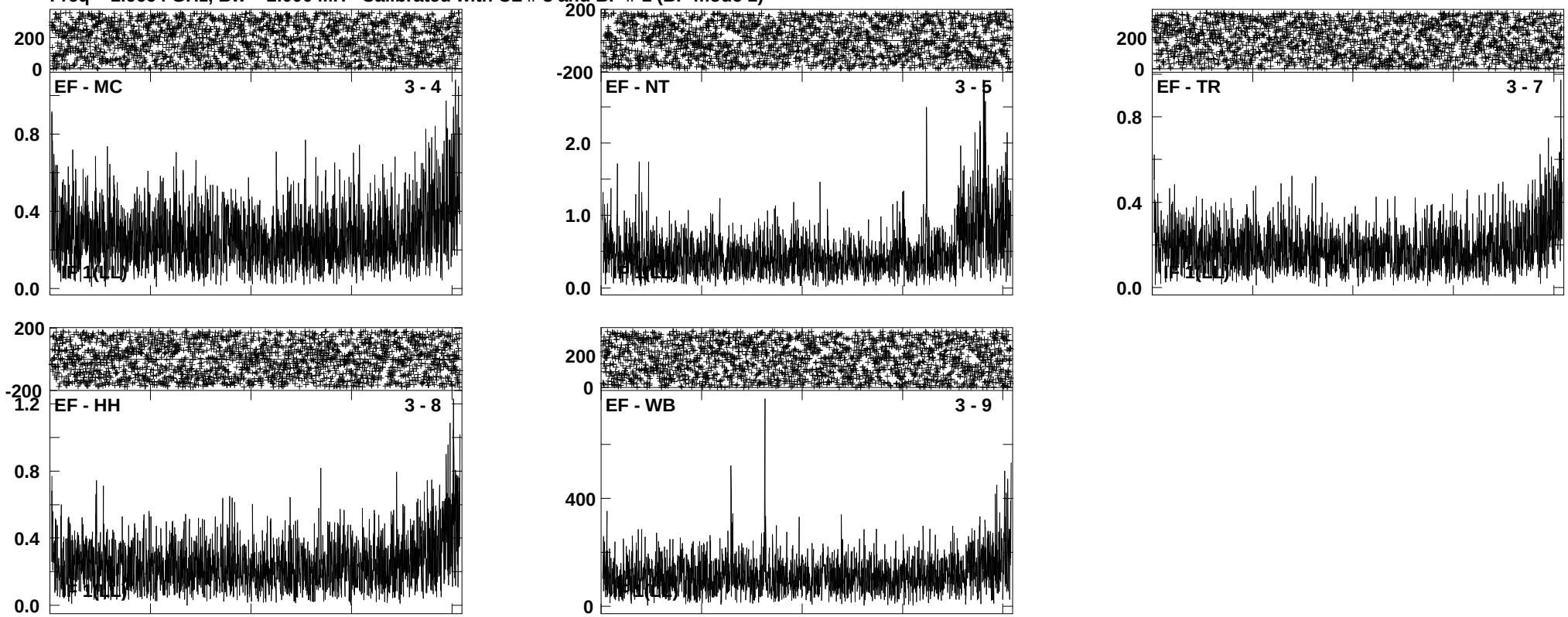

Lower frame: Ampl Jy Top frame: Phas deg
Vector averaged cross-power spectrum Several baselines displayed
Timerange: 00/03:21:01 to 00/03:30:59

Plot file version 6 created 24-JUN-2008 12:04:24
OH31.0+0 ES058 6.UVAVG.1
Freq = 1.6664 GHz, Bw = 2.000 MH Calibrated with CL # 3 and BP # 1 (BP mode 1)

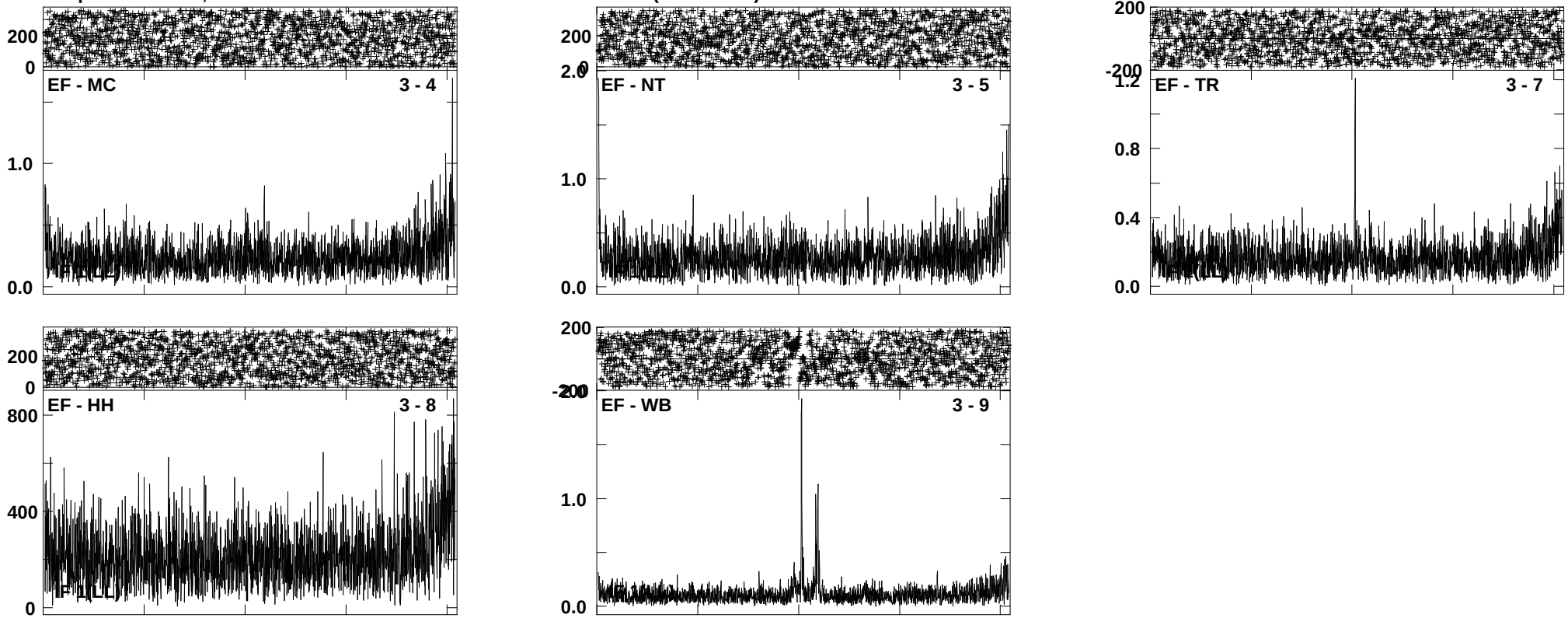

Lower frame: Ampl Jy Top frame: Phas deg
Vector averaged cross-power spectrum Several baselines displayed
Timerange: 00/03:32:31 to 00/03:42:28

Plot file version 7 created 24-JUN-2008 12:05:11
OH31.0-0 ES058 6.UVAVG.1
Freq = 1.6664 GHz, Bw = 2.000 MH Calibrated with CL # 3 and BP # 1 (BP mode 1)

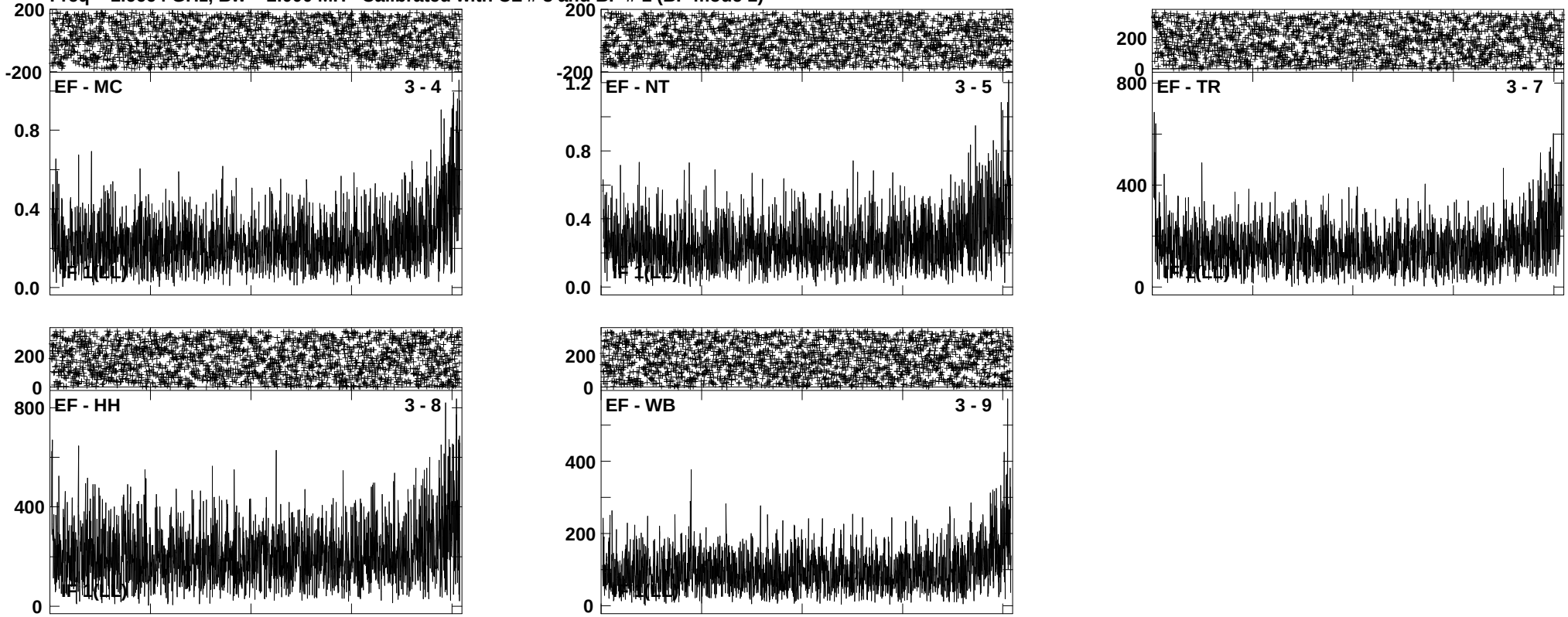

Lower frame: Ampl Jy Top frame: Phas deg
Vector averaged cross-power spectrum Several baselines displayed
Timerange: 00/03:44:02 to 00/03:53:59

Plot file version 8 created 24-JUN-2008 12:05:49
J1743-03 ES058 6.UVAVG.1
Freq = 1.6664 GHz, Bw = 2.000 MH Calibrated with CL # 3 and BP # 1 (BP mode 1)

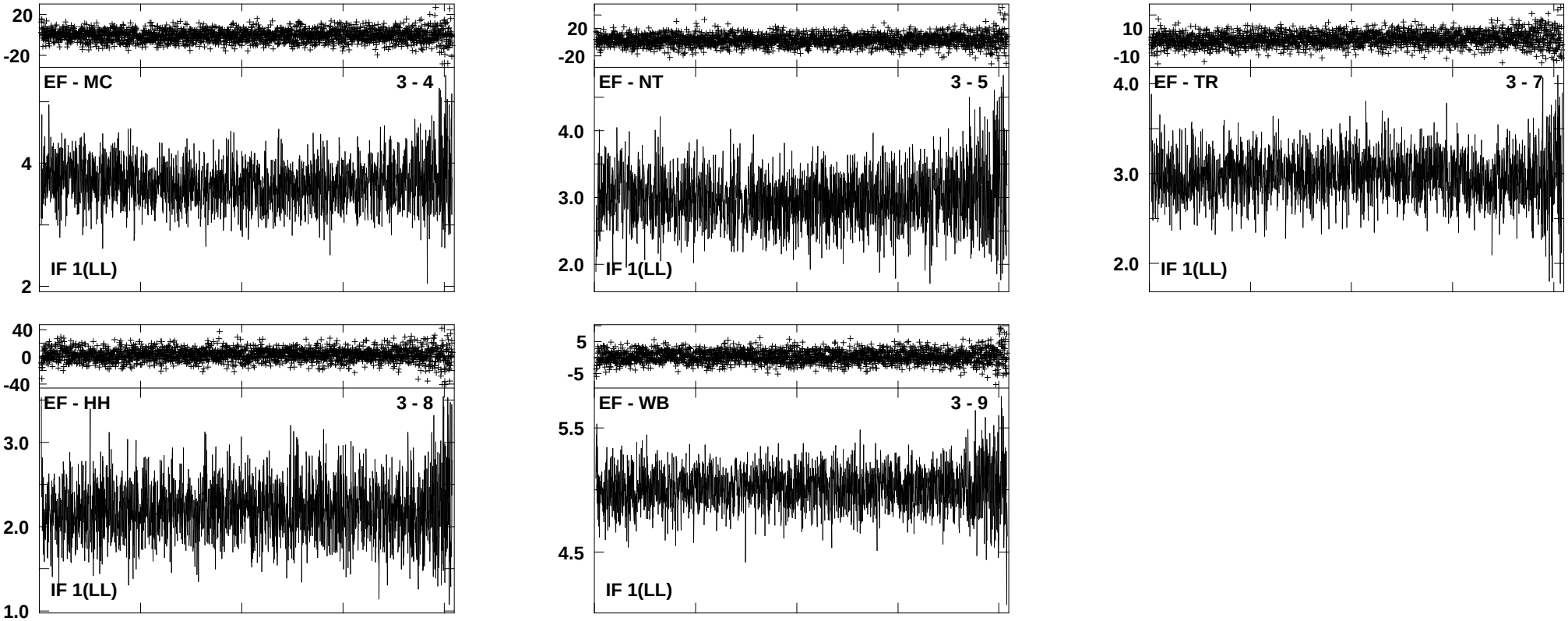

Lower frame: Ampl Jy Top frame: Phas deg
Vector averaged cross-power spectrum Several baselines displayed
Timerange: 00/03:55:31 to 00/03:59:29

Plot file version 9 created 24-JUN-2008 12:06:11
OH25.1-0 ES058 6.UVAVG.1
Freq = 1.6664 GHz, Bw = 2.000 MH Calibrated with CL # 3 and BP # 1 (BP mode 1)

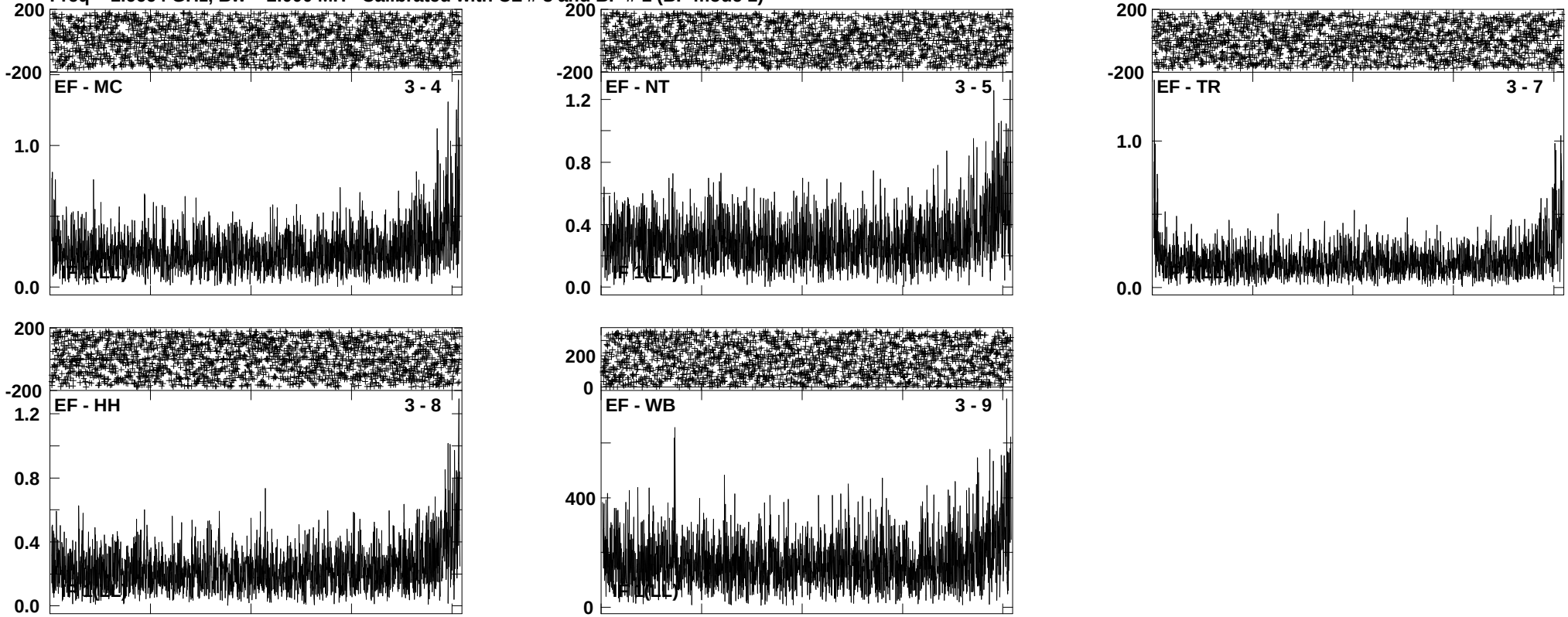

Lower frame: Ampl Jy Top frame: Phas deg
Vector averaged cross-power spectrum Several baselines displayed
Timerange: 00/04:01:01 to 00/04:10:59

Plot file version 10 created 24-JUN-2008 12:06:45
OH18.8+0 ES058 6.UVAVG.1
Freq = 1.6664 GHz, Bw = 2.000 MH Calibrated with CL # 3 and BP # 1 (BP mode 1)

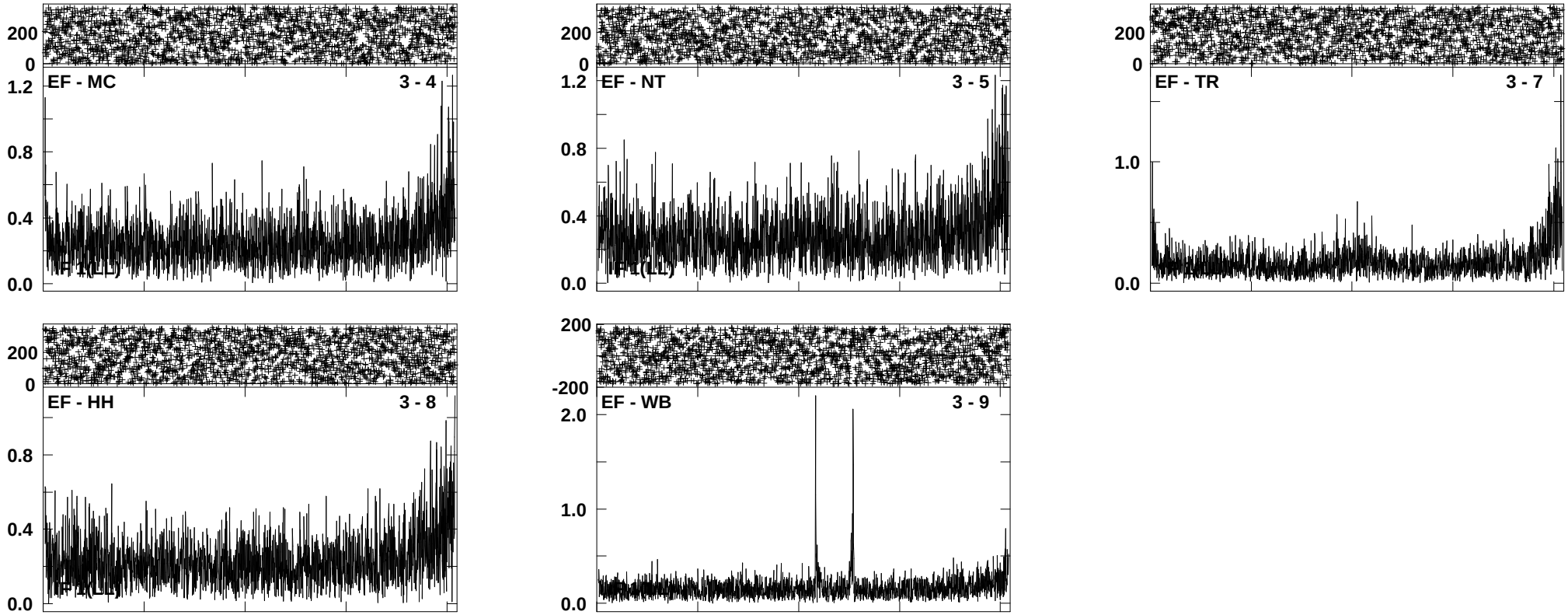

Lower frame: Ampl Jy Top frame: Phas deg
Vector averaged cross-power spectrum Several baselines displayed
Timerange: 00/04:12:31 to 00/04:22:29

Plot file version 11 created 24-JUN-2008 12:07:27
OH17.7-2 ES058 6.UVAVG.1
Freq = 1.6664 GHz, Bw = 2.000 MH Calibrated with CL # 3 and BP # 1 (BP mode 1)

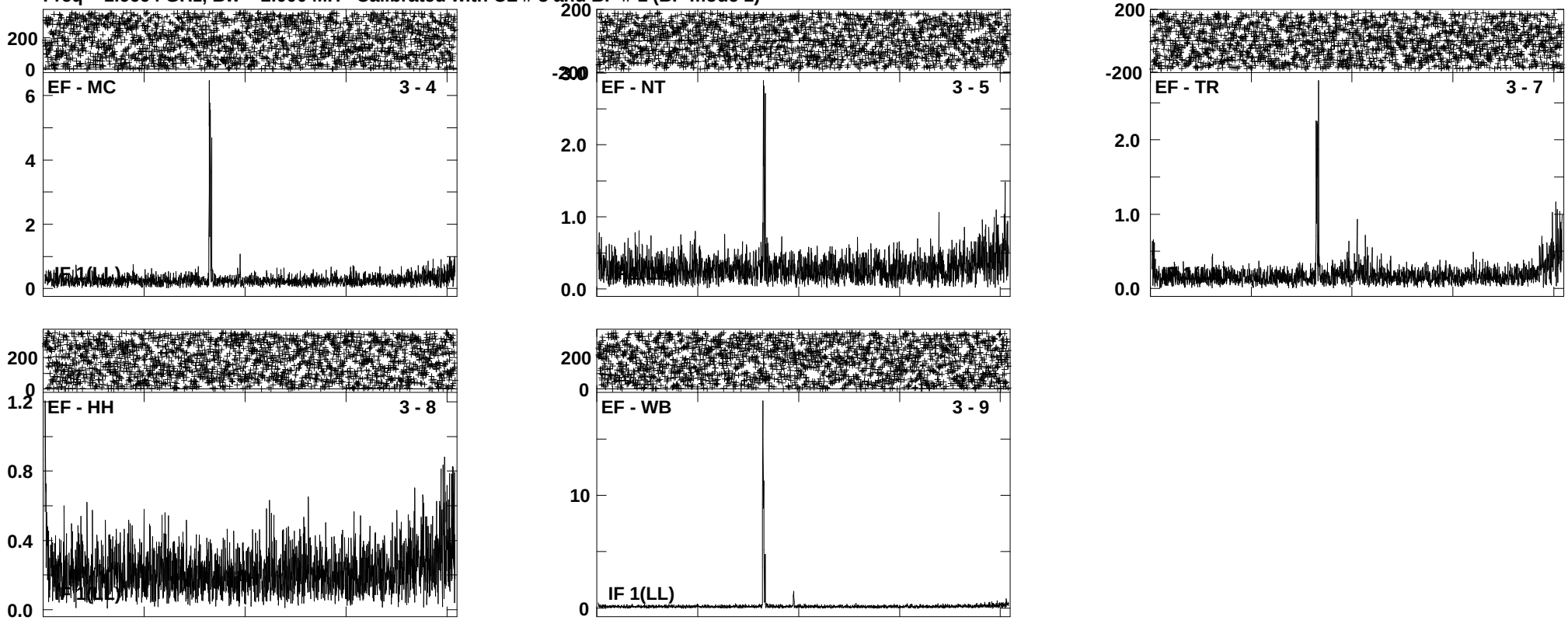

Lower frame: Ampl Jy Top frame: Phas deg
Vector averaged cross-power spectrum Several baselines displayed
Timerange: 00/04:24:01 to 00/04:33:59

Plot file version 12 created 24-JUN-2008 12:08:03
OH15.7+0 ES058 6.UVAVG.1
Freq = 1.6664 GHz, Bw = 2.000 MH Calibrated with CL # 3 and BP # 1 (BP mode 1)

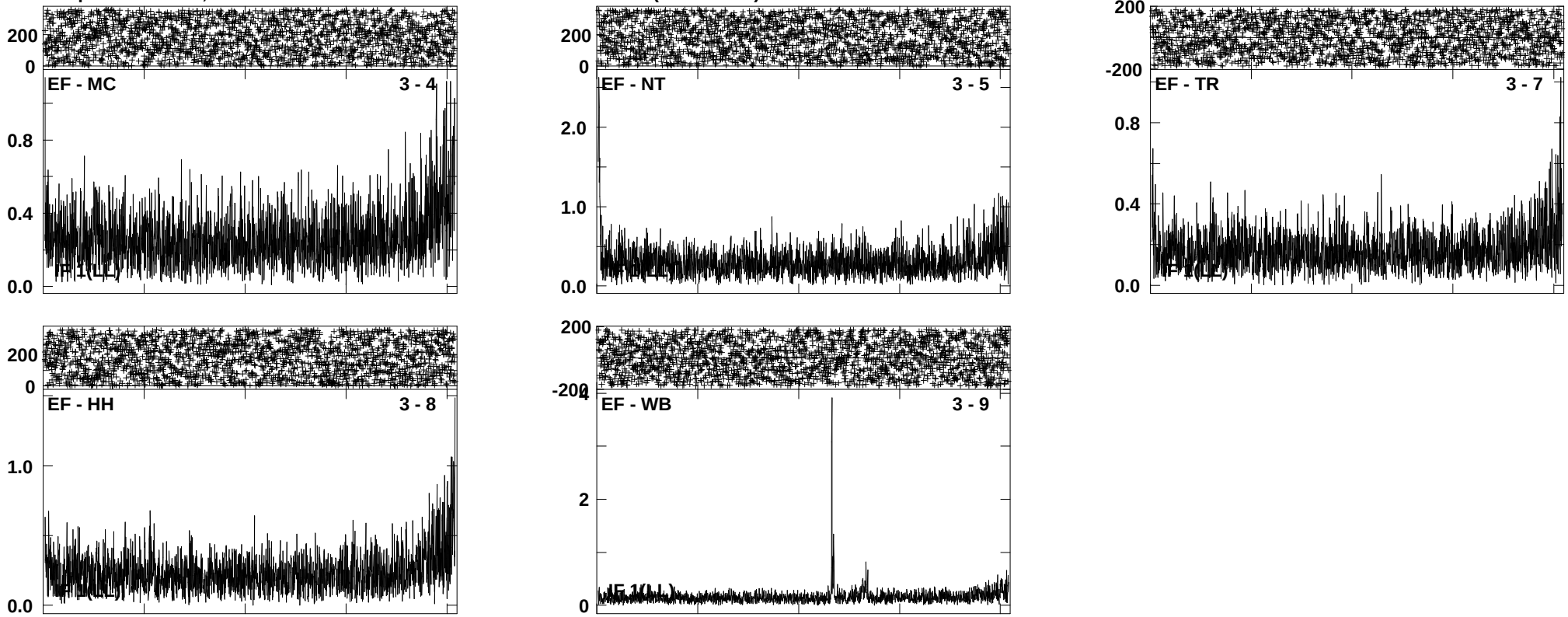

Lower frame: Ampl Jy Top frame: Phas deg
Vector averaged cross-power spectrum Several baselines displayed
Timerange: 00/04:35:32 to 00/04:45:29

Plot file version 13 created 24-JUN-2008 12:08:41
J1743-03 ES058 6.UVAVG.1
Freq = 1.6664 GHz, Bw = 2.000 MH Calibrated with CL # 3 and BP # 1 (BP mode 1)

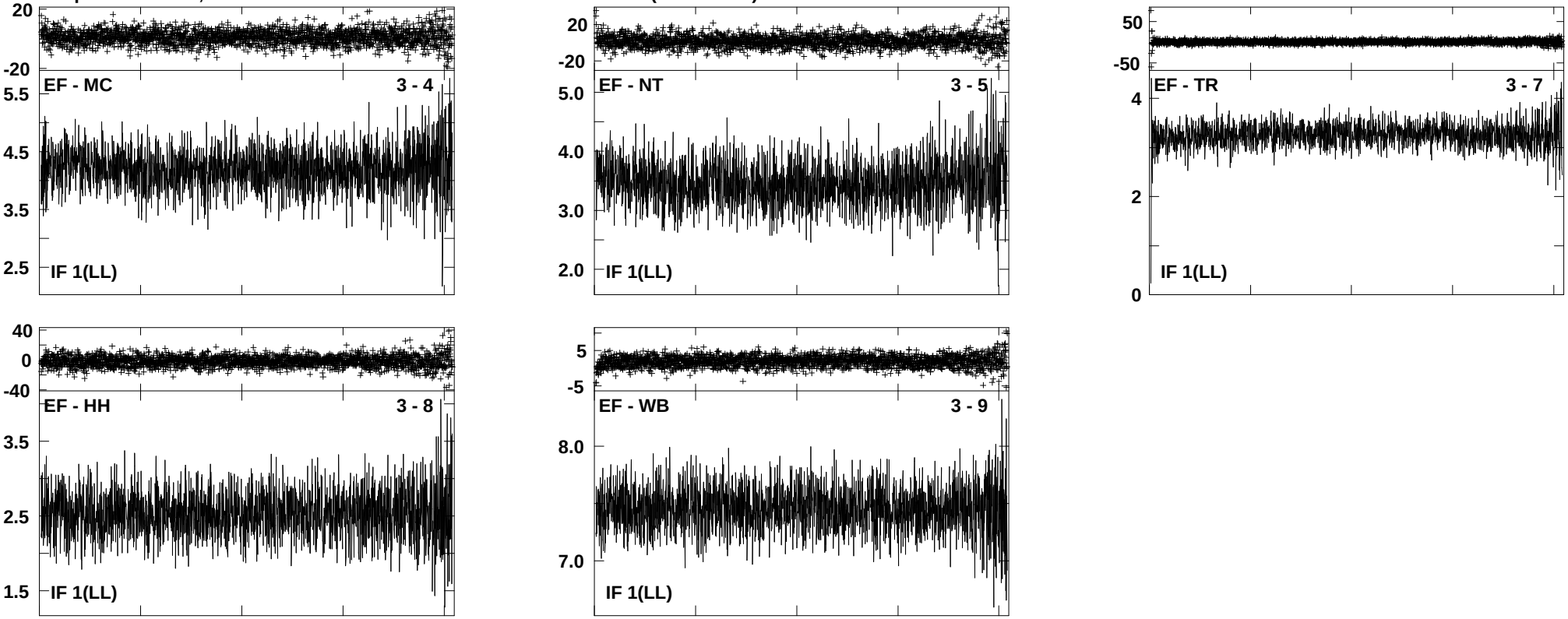

Lower frame: Ampl Jy Top frame: Phas deg
Vector averaged cross-power spectrum Several baselines displayed
Timerange: 00/04:47:01 to 00/04:50:59

Plot file version 14 created 24-JUN-2008 12:09:02
OH37.1-0 ES058 6.UVAVG.1
Freq = 1.6664 GHz, Bw = 2.000 MH Calibrated with CL # 3 and BP # 1 (BP mode 1)

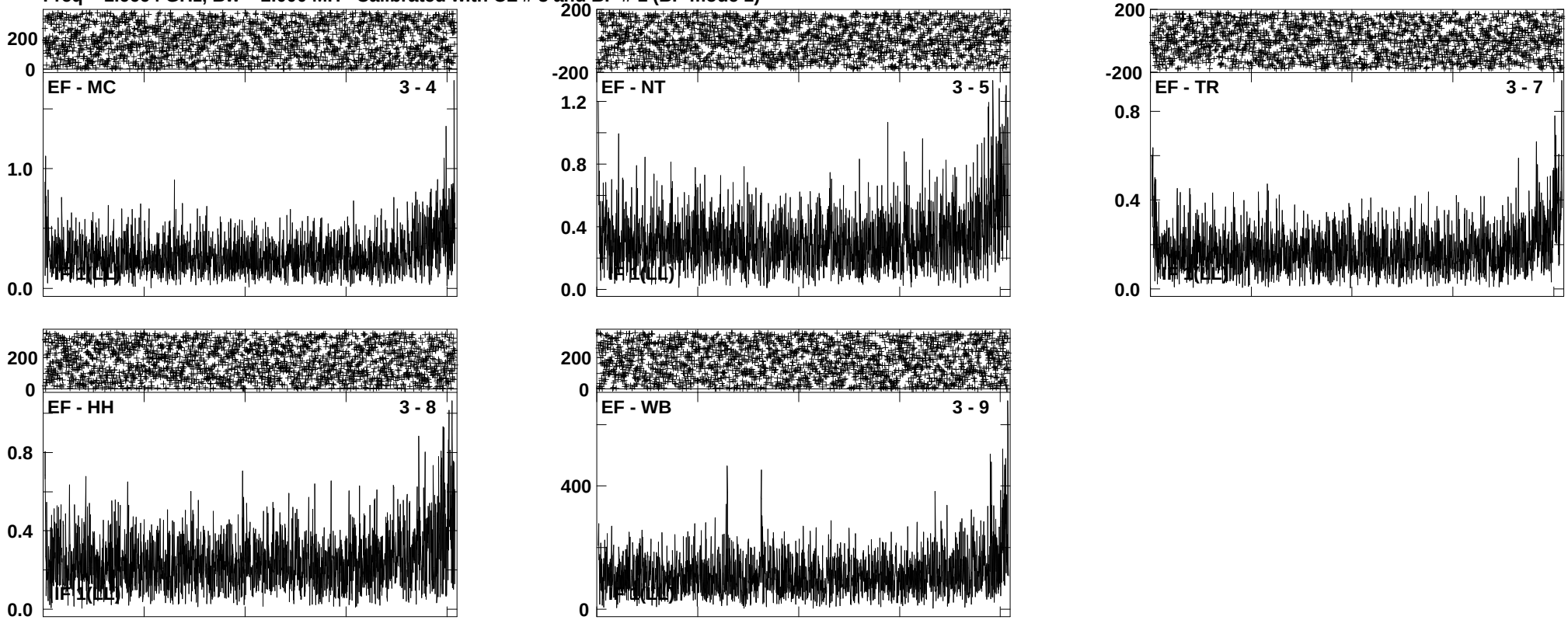

Lower frame: Ampl Jy Top frame: Phas deg
Vector averaged cross-power spectrum Several baselines displayed
Timerange: 00/04:52:31 to 00/05:02:28

Plot file version 15 created 24-JUN-2008 12:09:55
OH31.0+0 ES058 6.UVAVG.1
Freq = 1.6664 GHz, Bw = 2.000 MH Calibrated with CL # 3 and BP # 1 (BP mode 1)

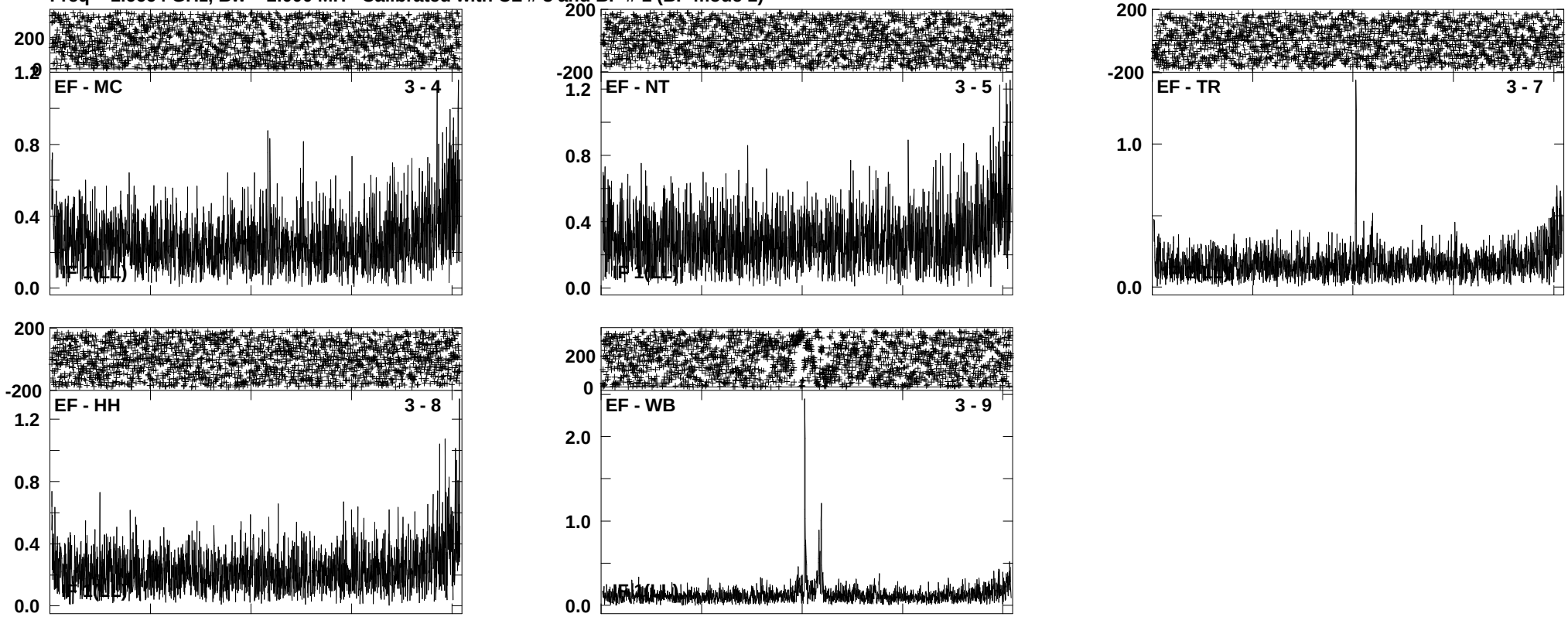

Lower frame: Ampl Jy Top frame: Phas deg
Vector averaged cross-power spectrum Several baselines displayed
Timerange: 00/05:04:02 to 00/05:13:59

Plot file version 16 created 24-JUN-2008 12:10:36
OH31.0-0 ES058 6.UVAVG.1
Freq = 1.6664 GHz, Bw = 2.000 MH Calibrated with CL # 3 and BP # 1 (BP mode 1)

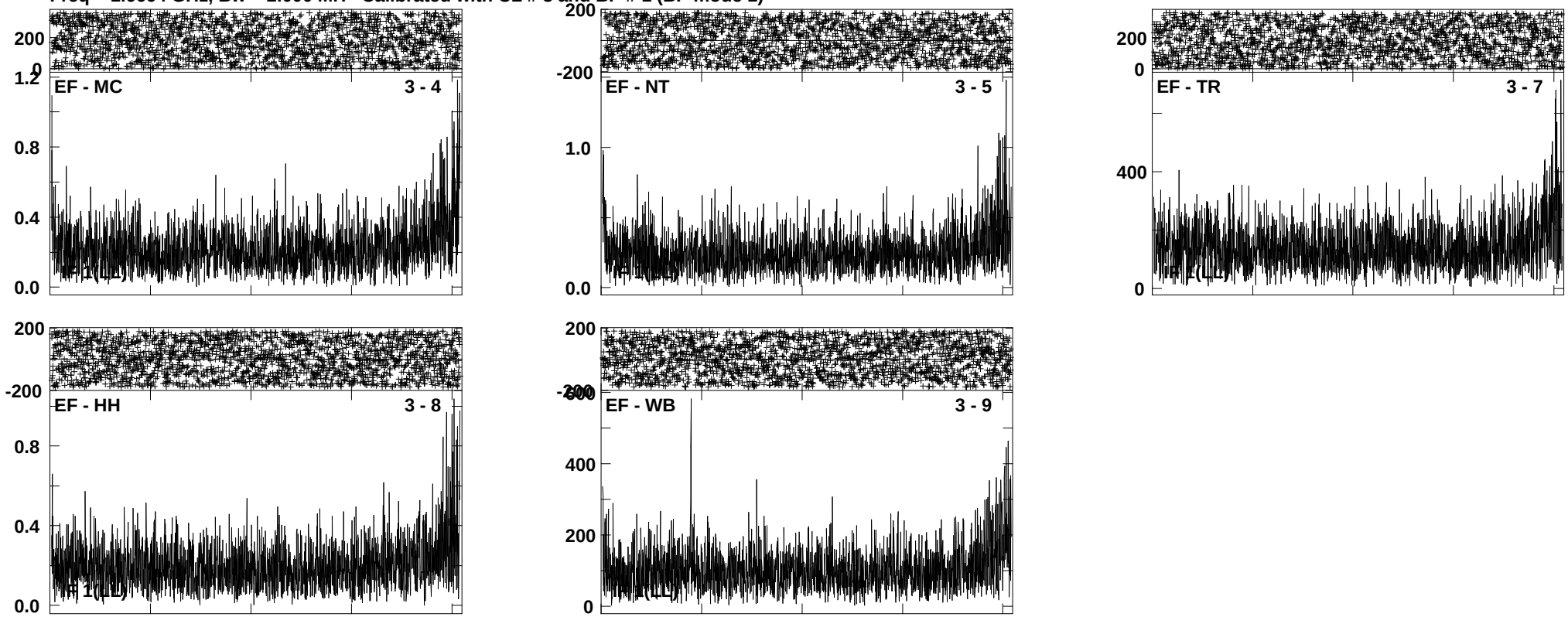

Lower frame: Ampl Jy Top frame: Phas deg
Vector averaged cross-power spectrum Several baselines displayed
Timerange: 00/05:15:31 to 00/05:25:29

Plot file version 17 created 24-JUN-2008 12:11:14
J1743-03 ES058 6.UVAVG.1
Freq = 1.6664 GHz, Bw = 2.000 MH Calibrated with CL # 3 and BP # 1 (BP mode 1)

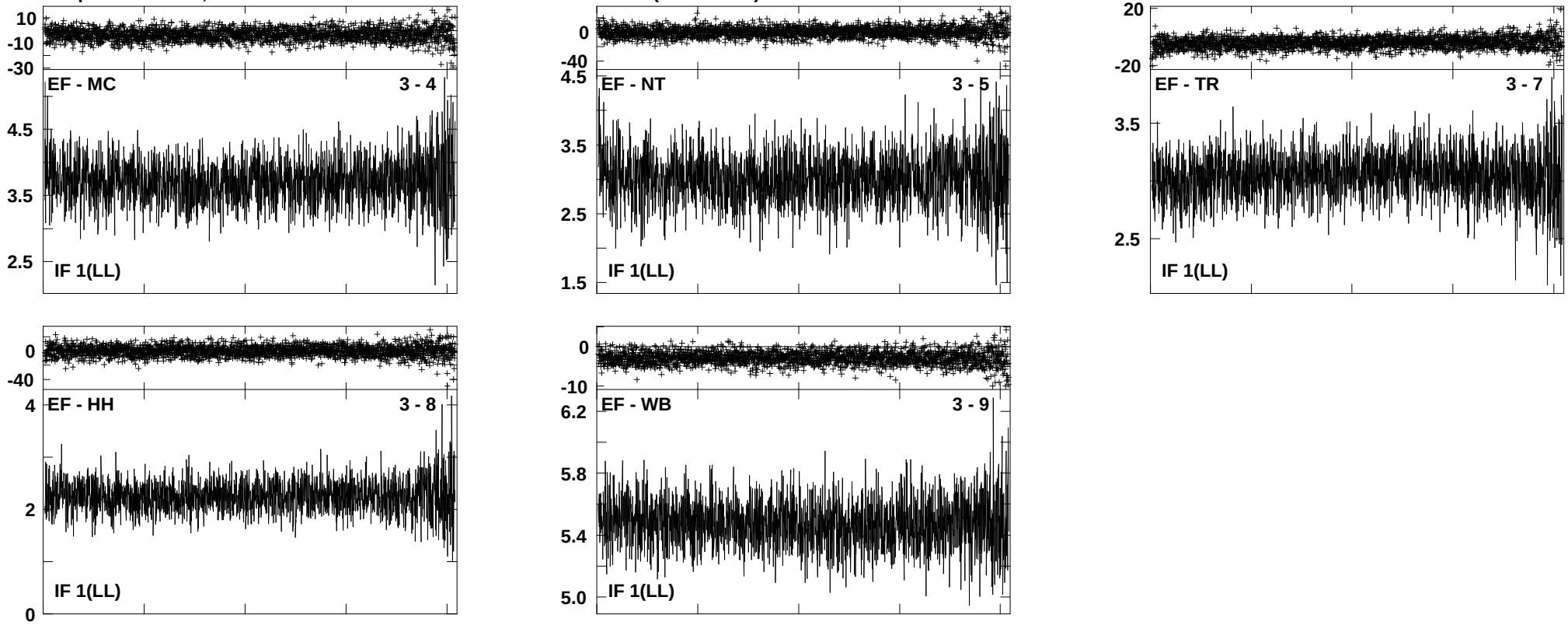

Lower frame: Ampl Jy Top frame: Phas deg
Vector averaged cross-power spectrum Several baselines displayed
Timerange: 00/05:27:01 to 00/05:30:59

Plot file version 18 created 24-JUN-2008 12:11:45
OH25.1-0 ES058 6.UVAVG.1
Freq = 1.6664 GHz, Bw = 2.000 MH Calibrated with CL # 3 and BP # 1 (BP mode 1)

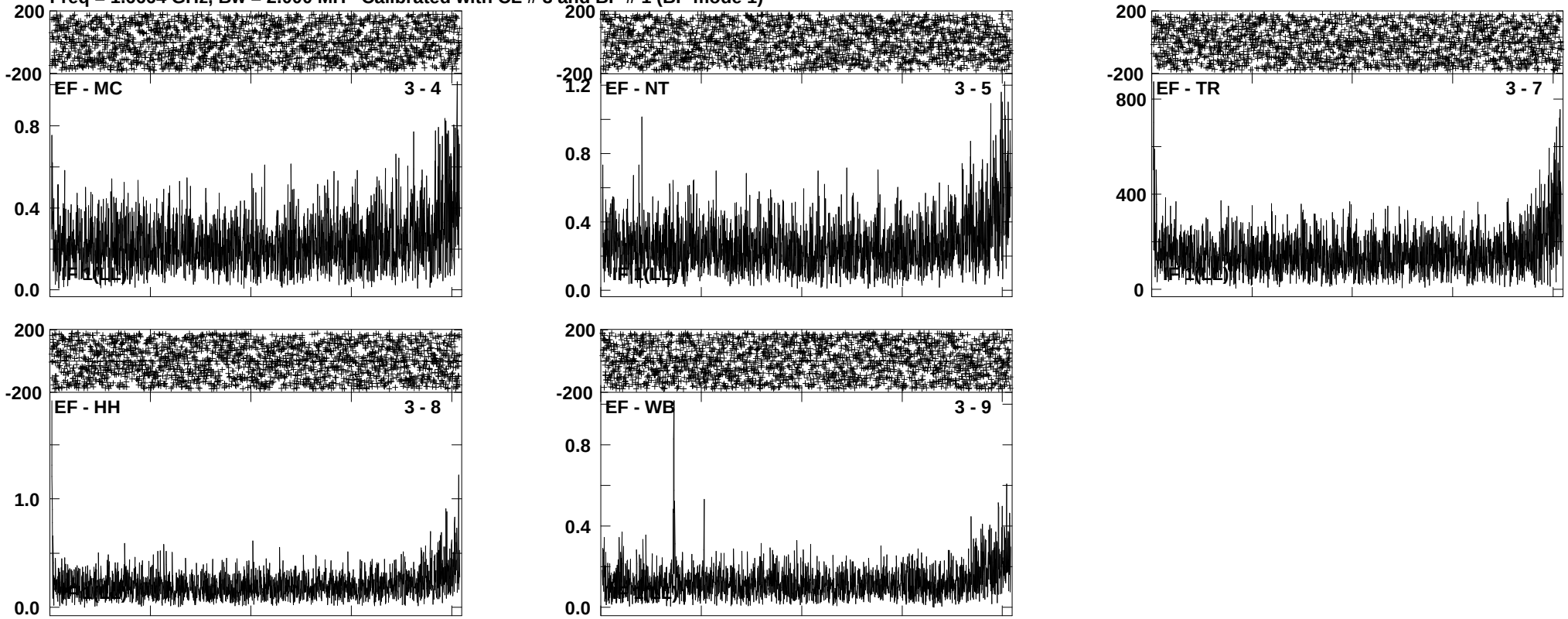

Lower frame: Ampl Jy Top frame: Phas deg
Vector averaged cross-power spectrum Several baselines displayed
Timerange: 00/05:32:31 to 00/05:42:29

Plot file version 19 created 24-JUN-2008 12:12:32
OH18.8+0 ES058 6.UVAVG.1
Freq = 1.6664 GHz, Bw = 2.000 MH Calibrated with CL # 3 and BP # 1 (BP mode 1)

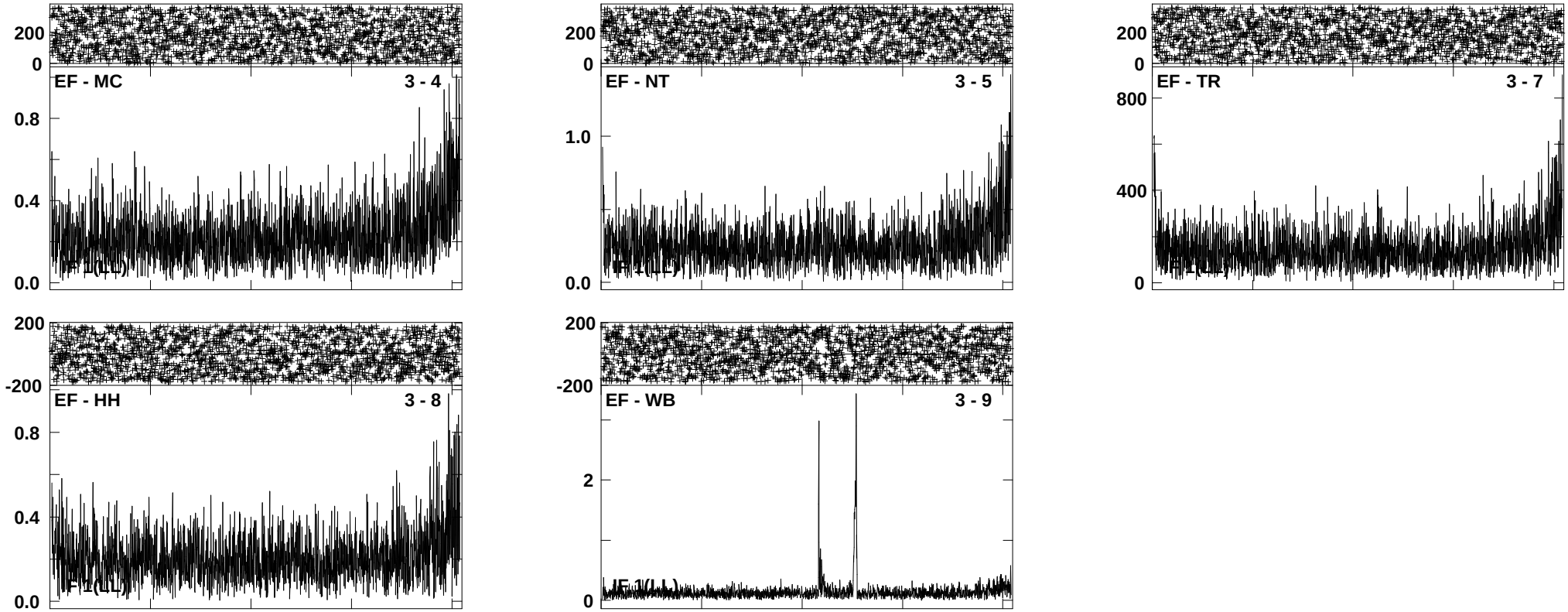

Lower frame: Ampl Jy Top frame: Phas deg
Vector averaged cross-power spectrum Several baselines displayed
Timerange: 00/05:44:02 to 00/05:53:59

Plot file version 20 created 24-JUN-2008 12:13:18
OH17.7-2 ES058 6.UVAVG.1
Freq = 1.6664 GHz, Bw = 2.000 MH Calibrated with CL # 3 and BP # 1 (BP mode 1)

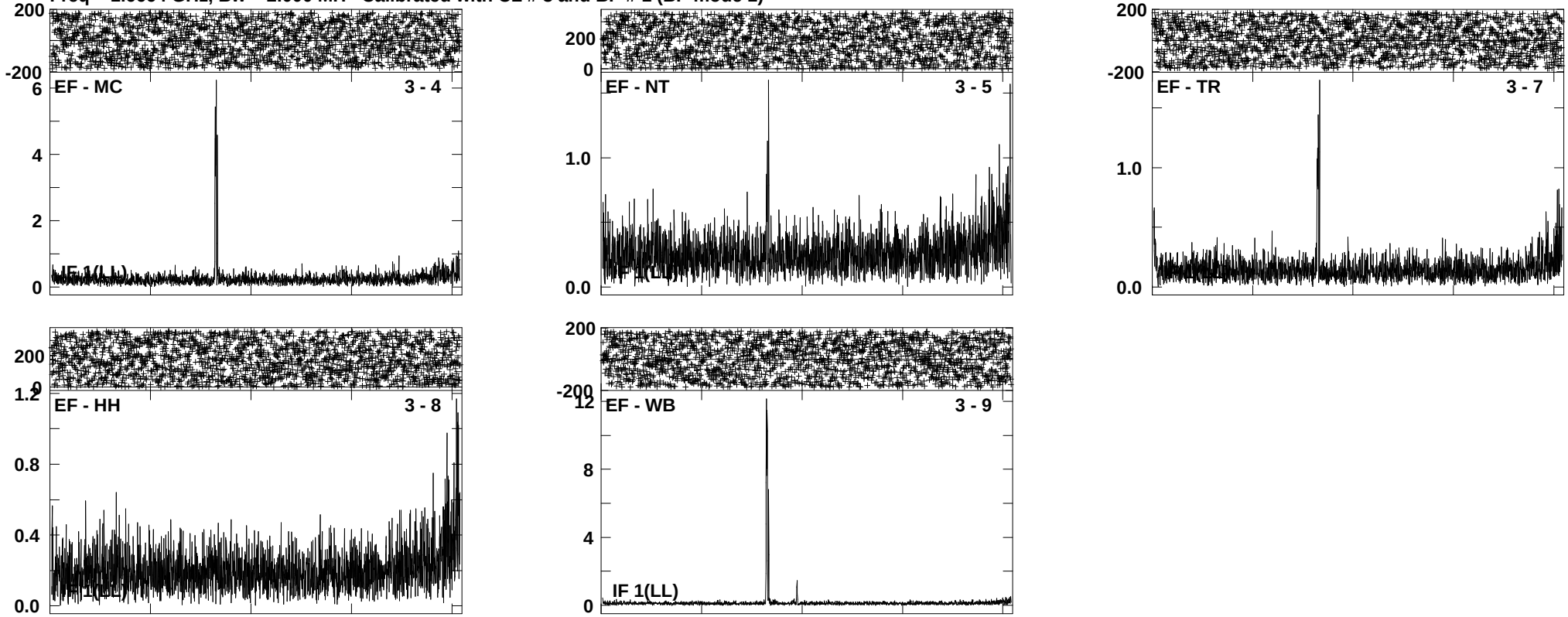

Lower frame: Ampl Jy Top frame: Phas deg
Vector averaged cross-power spectrum Several baselines displayed
Timerange: 00/05:55:32 to 00/06:05:29

Plot file version 21 created 24-JUN-2008 12:13:53
OH15.7+0 ES058 6.UVAVG.1
Freq = 1.6664 GHz, Bw = 2.000 MH Calibrated with CL # 3 and BP # 1 (BP mode 1)

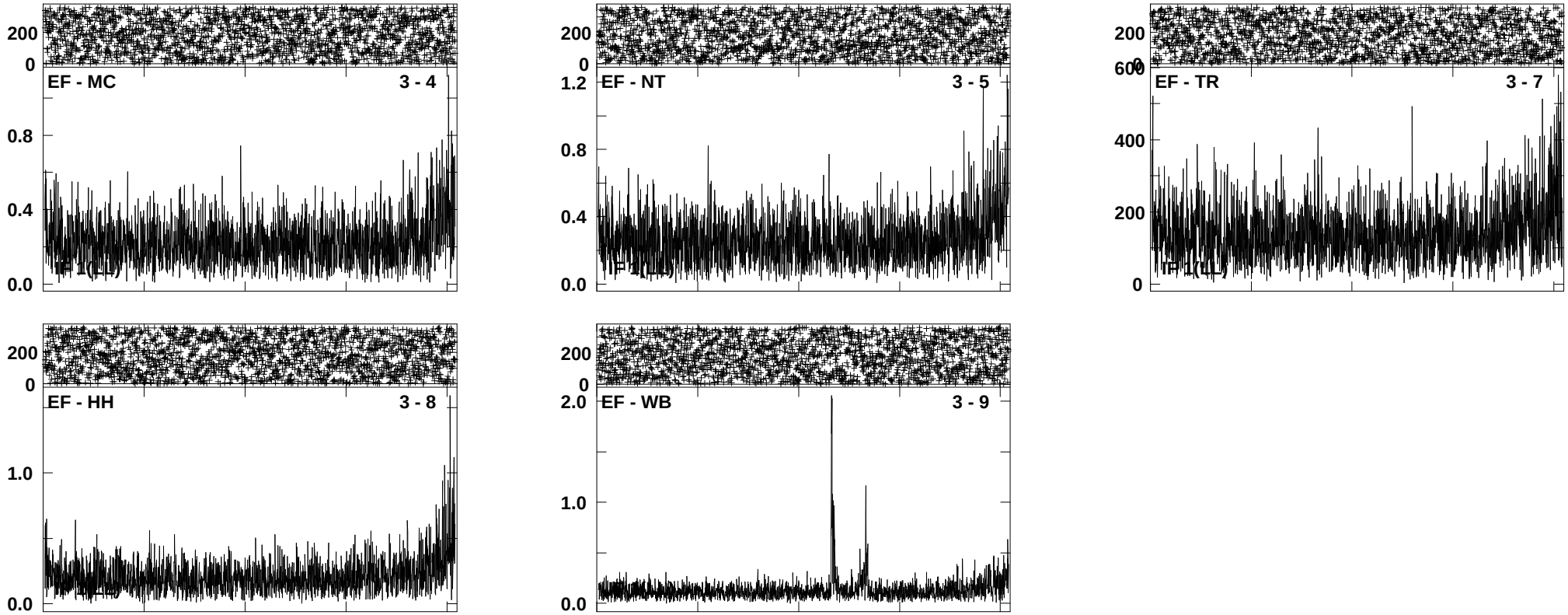

Lower frame: Ampl Jy Top frame: Phas deg
Vector averaged cross-power spectrum Several baselines displayed
Timerange: 00/06:07:01 to 00/06:16:58

Plot file version 22 created 24-JUN-2008 12:14:22
J1743-03 ES058 6.UVAVG.1
Freq = 1.6664 GHz, Bw = 2.000 MH Calibrated with CL # 3 and BP # 1 (BP mode 1)

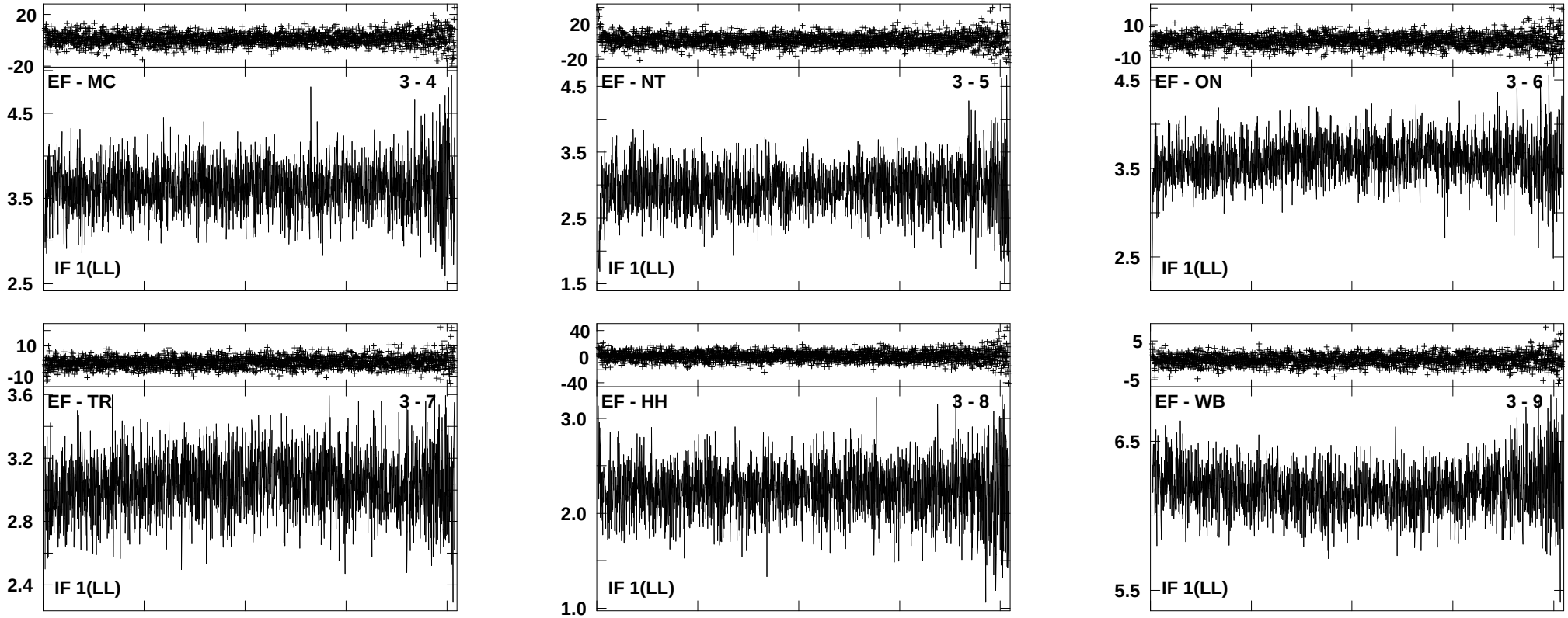

Lower frame: Ampl Jy Top frame: Phas deg
Vector averaged cross-power spectrum Several baselines displayed
Timerange: 00/06:18:31 to 00/06:22:29

Plot file version 23 created 24-JUN-2008 12:15:05
OH37.1-0 ES058 6.UVAVG.1
Freq = 1.6664 GHz, Bw = 2.000 MH Calibrated with CL # 3 and BP # 1 (BP mode 1)

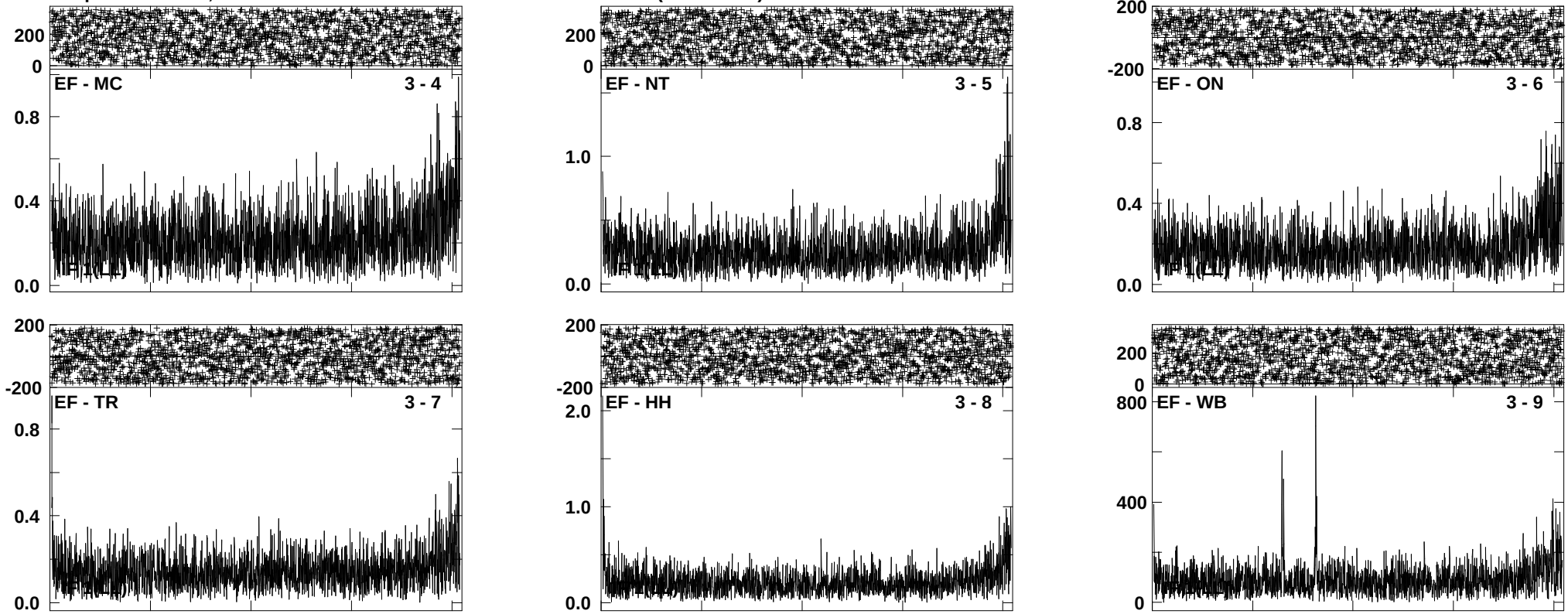

Lower frame: Ampl Jy Top frame: Phas deg
Vector averaged cross-power spectrum Several baselines displayed
Timerange: 00/06:24:01 to 00/06:33:59

Plot file version 24 created 24-JUN-2008 12:16:22
OH31.0+0 ES058 6.UVAVG.1
Freq = 1.6664 GHz, Bw = 2.000 MH Calibrated with CL # 3 and BP # 1 (BP mode 1)

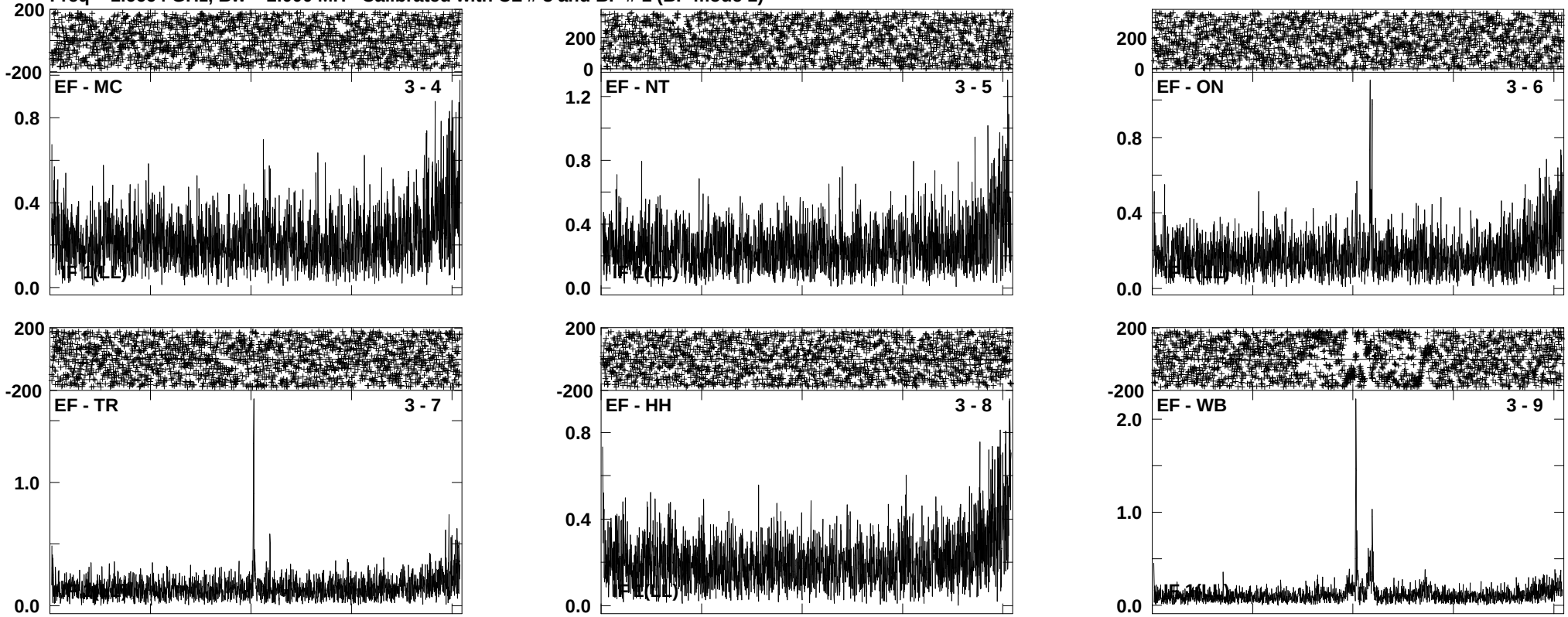

Lower frame: Ampl Jy Top frame: Phas deg
Vector averaged cross-power spectrum Several baselines displayed
Timerange: 00/06:35:31 to 00/06:45:29

Plot file version 25 created 24-JUN-2008 12:17:34
OH31.0-0 ES058 6.UVAVG.1
Freq = 1.6664 GHz, Bw = 2.000 MH Calibrated with CL # 3 and BP # 1 (BP mode 1)

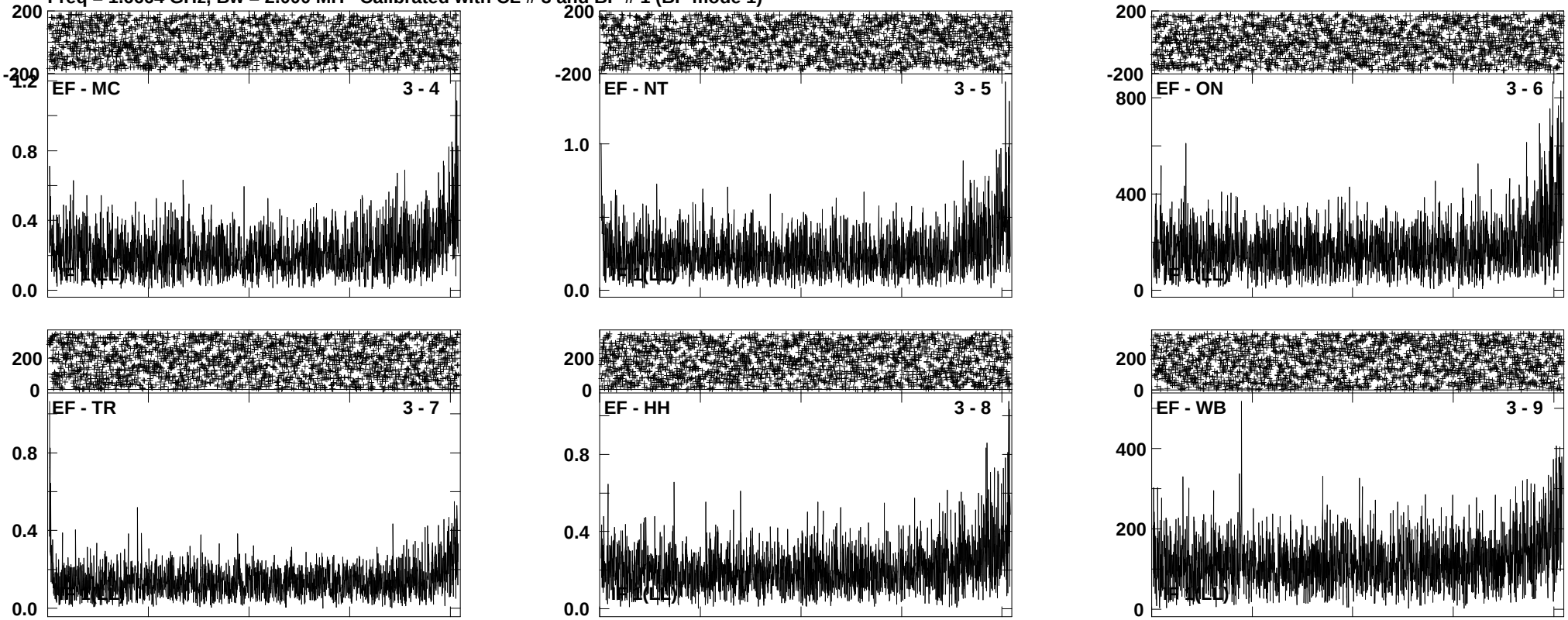

Lower frame: Ampl Jy Top frame: Phas deg
Vector averaged cross-power spectrum Several baselines displayed
Timerange: 00/06:47:01 to 00/06:56:59

Plot file version 26 created 24-JUN-2008 12:18:30
J1743-03 ES058 6.UVAVG.1
Freq = 1.6664 GHz, Bw = 2.000 MH Calibrated with CL # 3 and BP # 1 (BP mode 1)

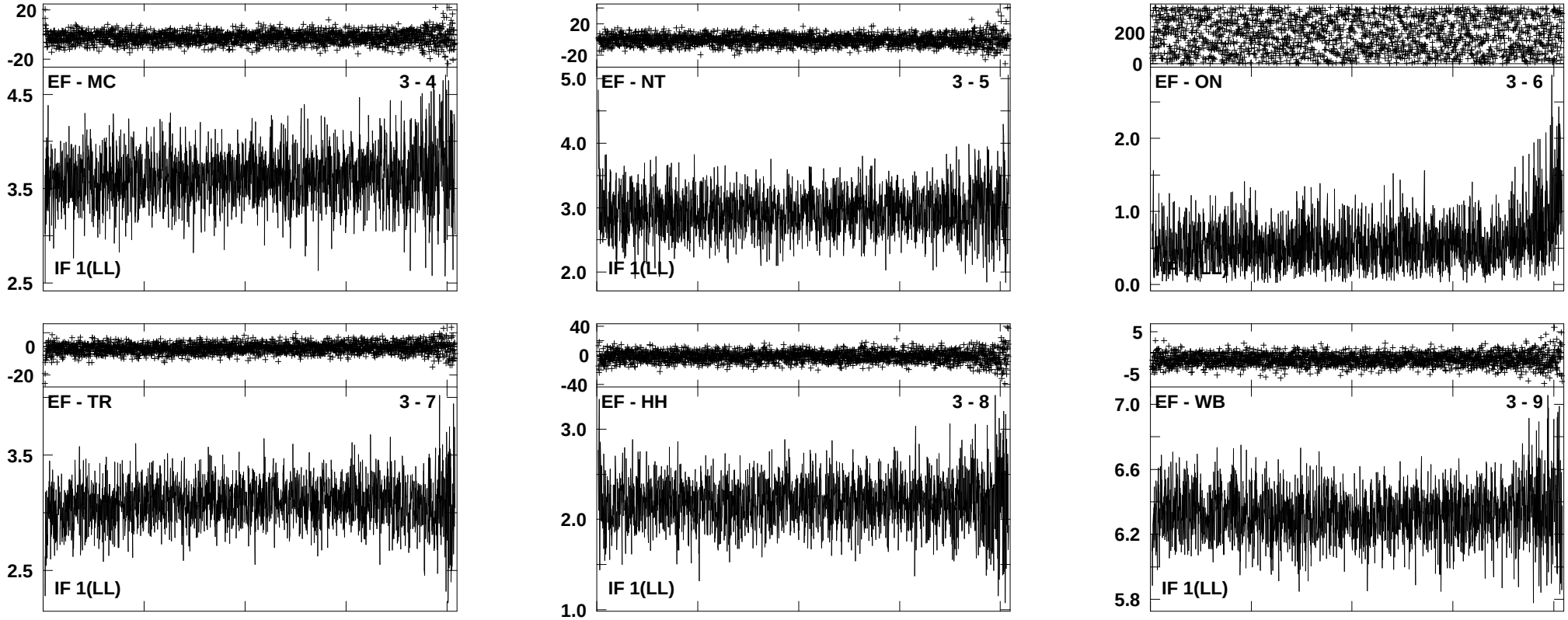

Lower frame: Ampl Jy Top frame: Phas deg
Vector averaged cross-power spectrum Several baselines displayed
Timerange: 00/06:58:31 to 00/07:02:29

Plot file version 27 created 24-JUN-2008 12:19:03
OH25.1-0 ES058 6.UVAVG.1
Freq = 1.6664 GHz, Bw = 2.000 MH Calibrated with CL # 3 and BP # 1 (BP mode 1)

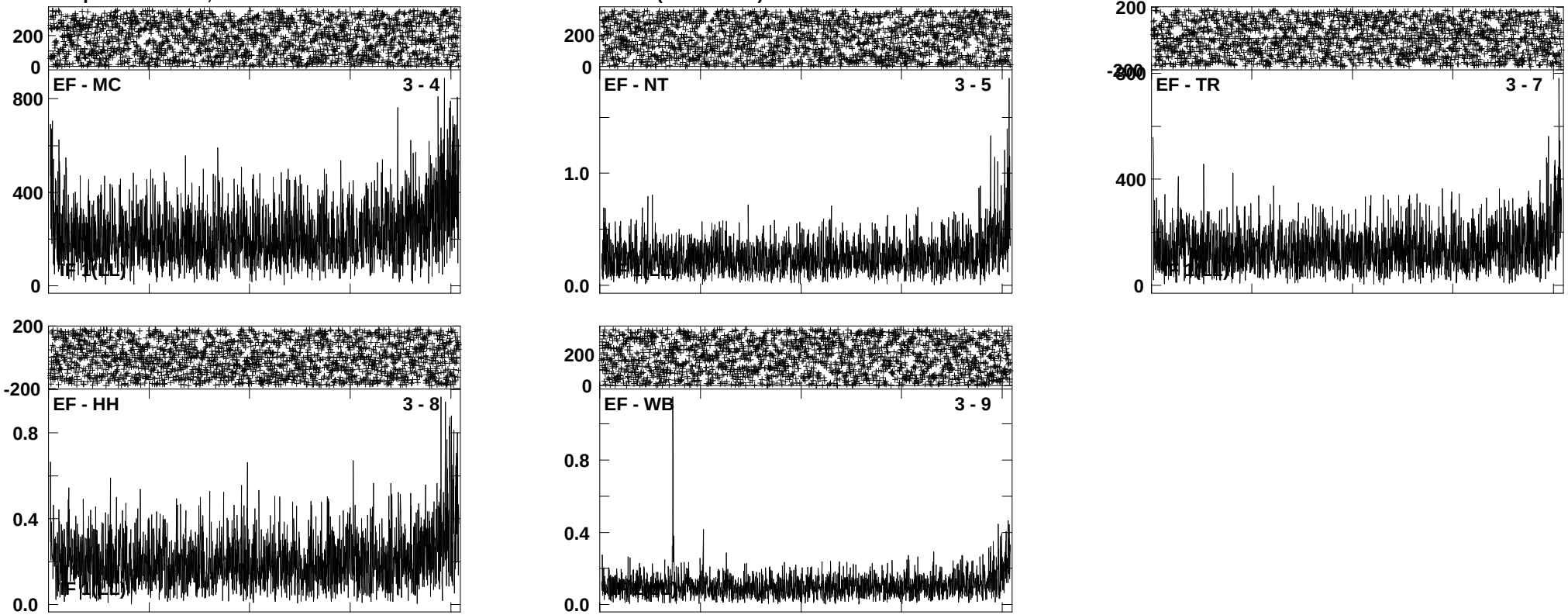

Lower frame: Milli Ampl Jy Top frame: Phas deg
Vector averaged cross-power spectrum Several baselines displayed
Timerange: 00/07:04:01 to 00/07:13:59

Plot file version 28 created 24-JUN-2008 12:19:52
OH18.8+0 ES058 6.UVAVG.1
Freq = 1.6664 GHz, Bw = 2.000 MH Calibrated with CL # 3 and BP # 1 (BP mode 1)

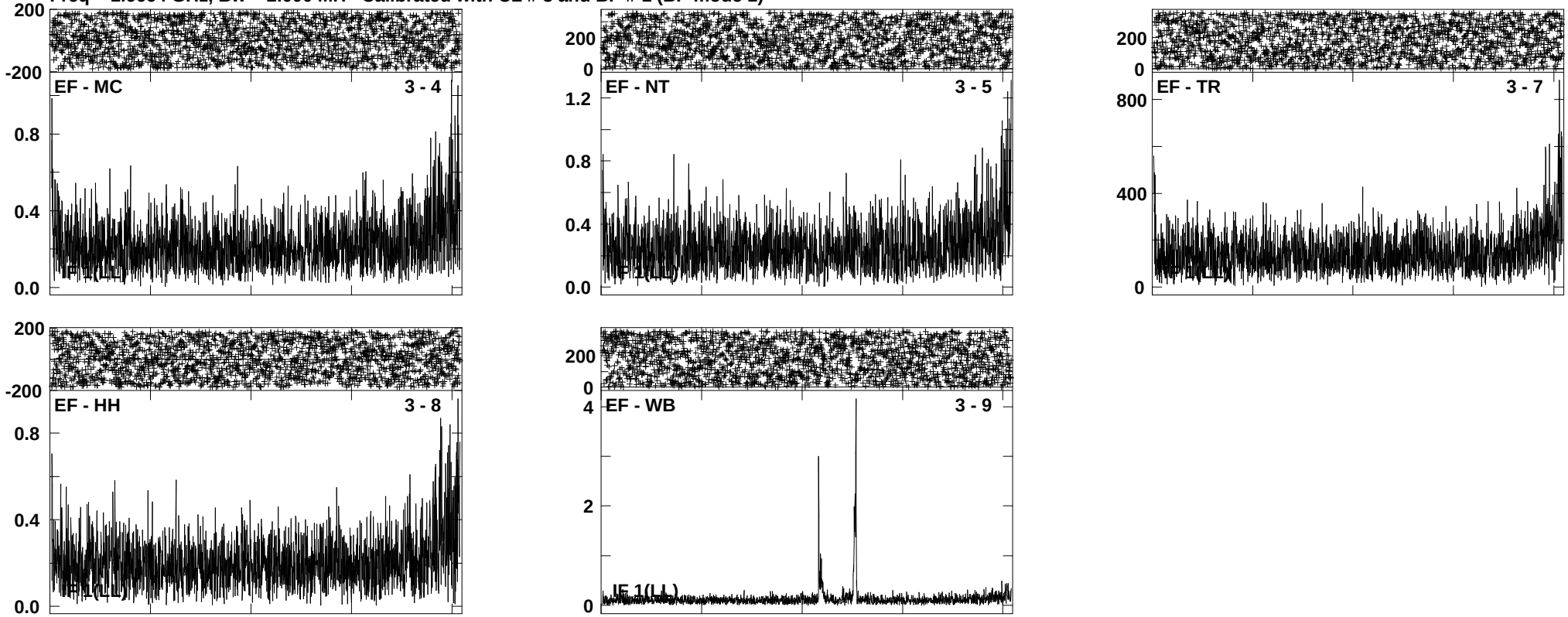

Lower frame: Ampl Jy Top frame: Phas deg
Vector averaged cross-power spectrum Several baselines displayed
Timerange: 00/07:15:31 to 00/07:25:29

Plot file version 29 created 24-JUN-2008 12:20:36
OH17.7-2 ES058 6.UVAVG.1
Freq = 1.6664 GHz, Bw = 2.000 MH Calibrated with CL # 3 and BP # 1 (BP mode 1)

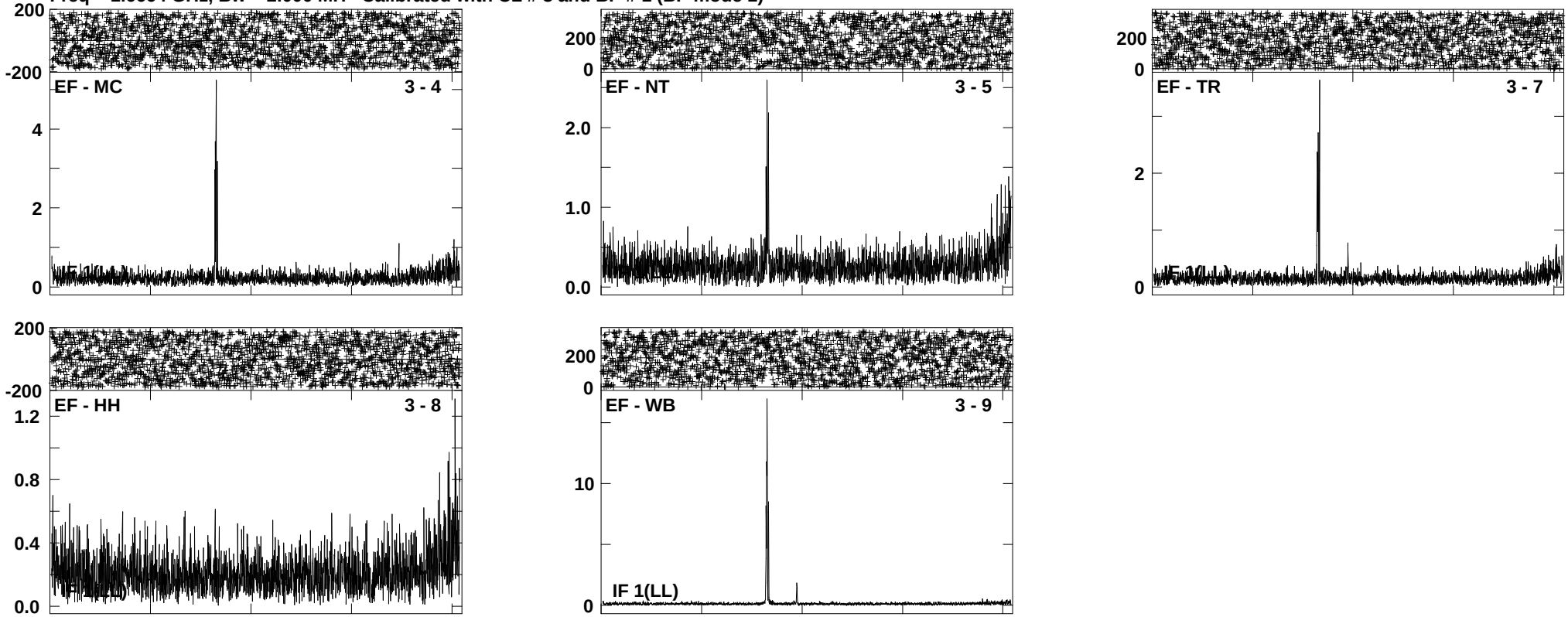

Lower frame: Ampl Jy Top frame: Phas deg
Vector averaged cross-power spectrum Several baselines displayed
Timerange: 00/07:27:25 to 00/07:36:59

Plot file version 30 created 24-JUN-2008 12:21:18
OH15.7+0 ES058 6.UVAVG.1
Freq = 1.6664 GHz, Bw = 2.000 MH Calibrated with CL # 3 and BP # 1 (BP mode 1)

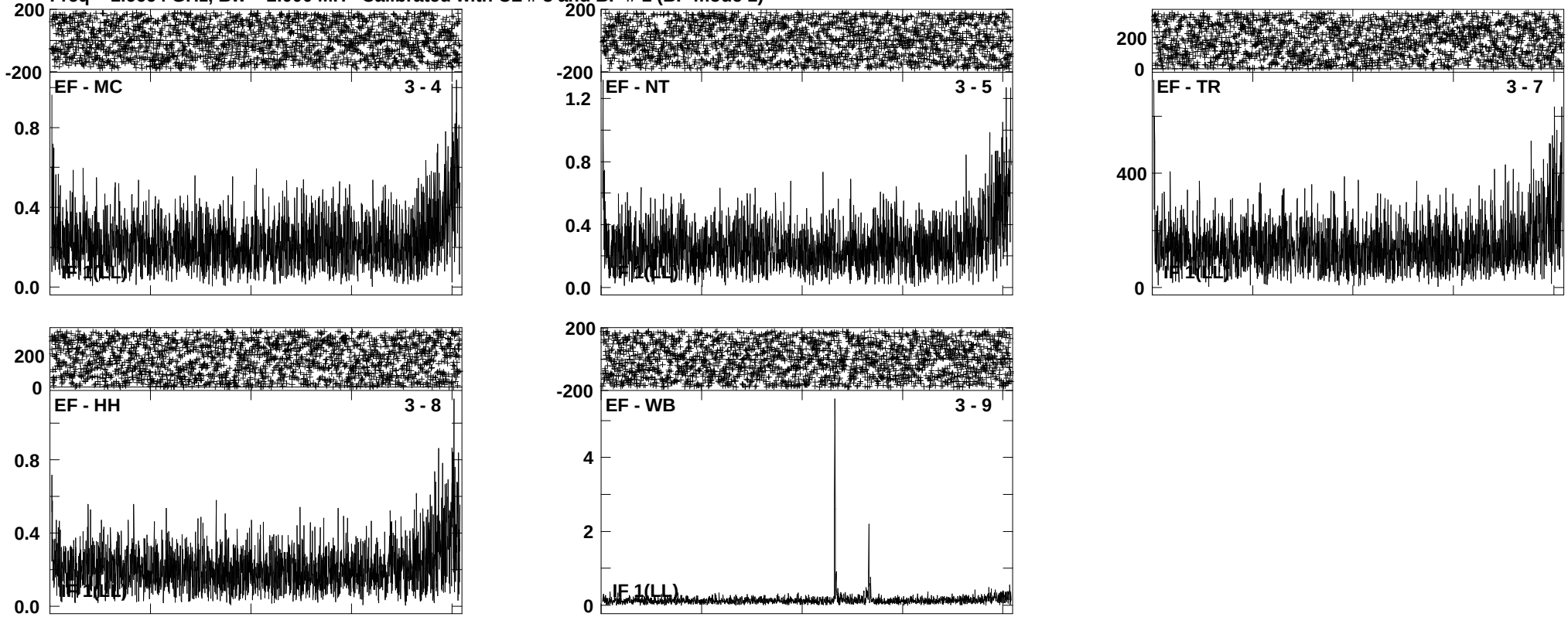

Lower frame: Ampl Jy Top frame: Phas deg
Vector averaged cross-power spectrum Several baselines displayed
Timerange: 00/07:38:31 to 00/07:48:29

Plot file version 31 created 24-JUN-2008 12:22:10
J1743-03 ES058 6.UVAVG.1
Freq = 1.6664 GHz, Bw = 2.000 MH Calibrated with CL # 3 and BP # 1 (BP mode 1)

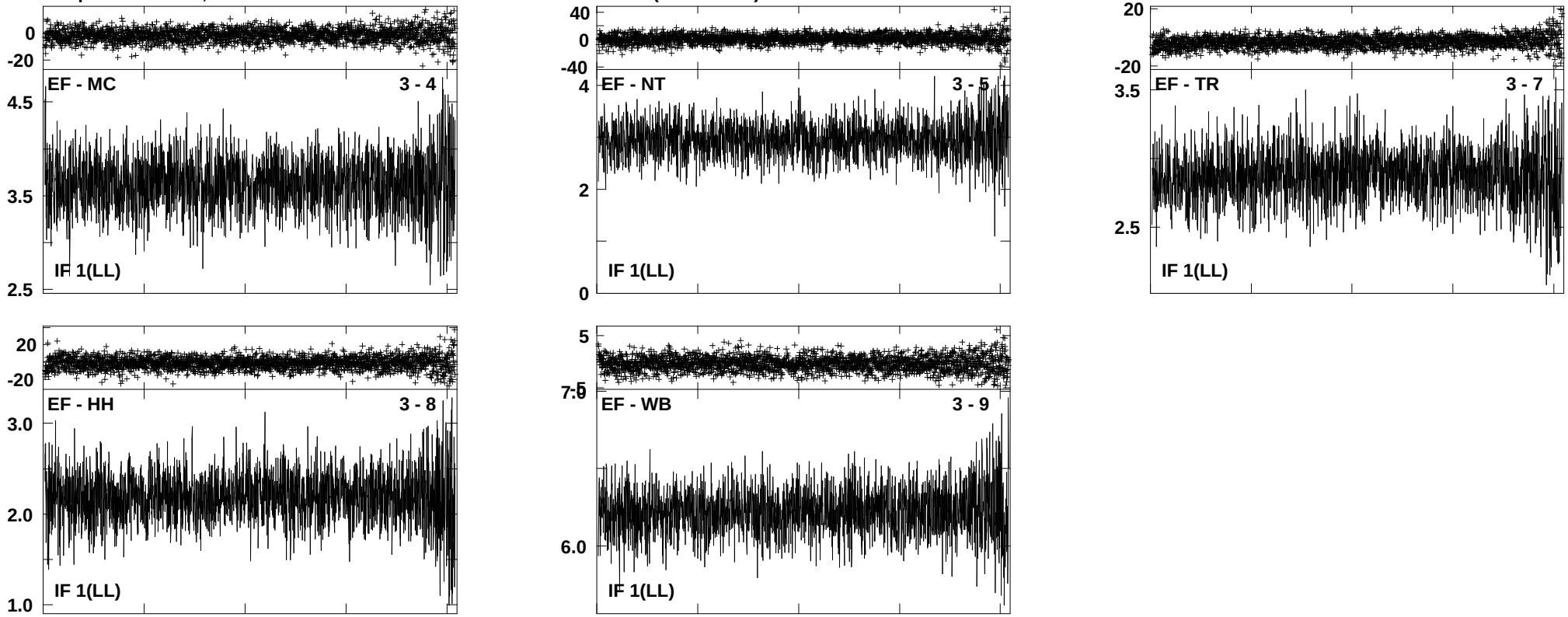

Lower frame: Ampl Jy Top frame: Phas deg
Vector averaged cross-power spectrum Several baselines displayed
Timerange: 00/07:50:01 to 00/07:53:59

Plot file version 32 created 24-JUN-2008 12:22:42
OH37.1-0 ES058 6.UVAVG.1
Freq = 1.6664 GHz, Bw = 2.000 MH Calibrated with CL # 3 and BP # 1 (BP mode 1)

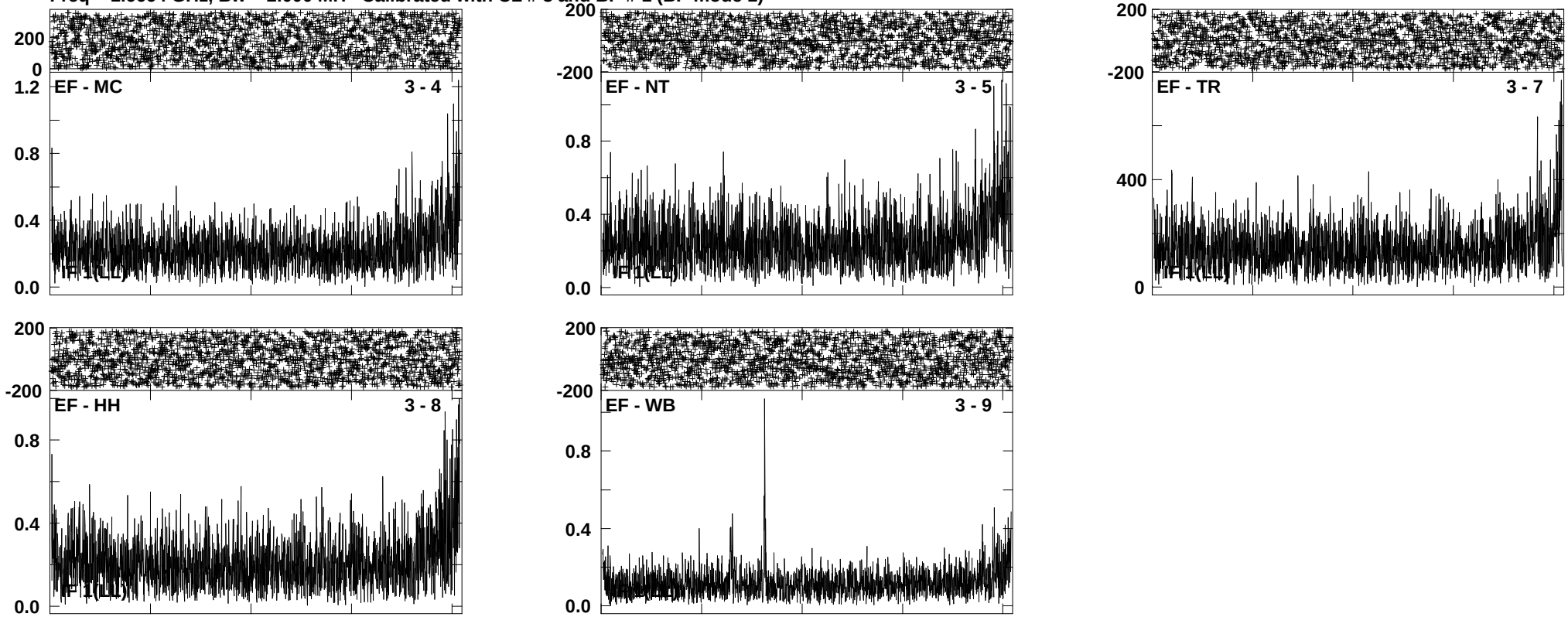

Lower frame: Ampl Jy Top frame: Phas deg
Vector averaged cross-power spectrum Several baselines displayed
Timerange: 00/07:55:31 to 00/08:05:29

Plot file version 33 created 24-JUN-2008 12:23:48
OH31.0+0 ES058 6.UVAVG.1
Freq = 1.6664 GHz, Bw = 2.000 MH Calibrated with CL # 3 and BP # 1 (BP mode 1)

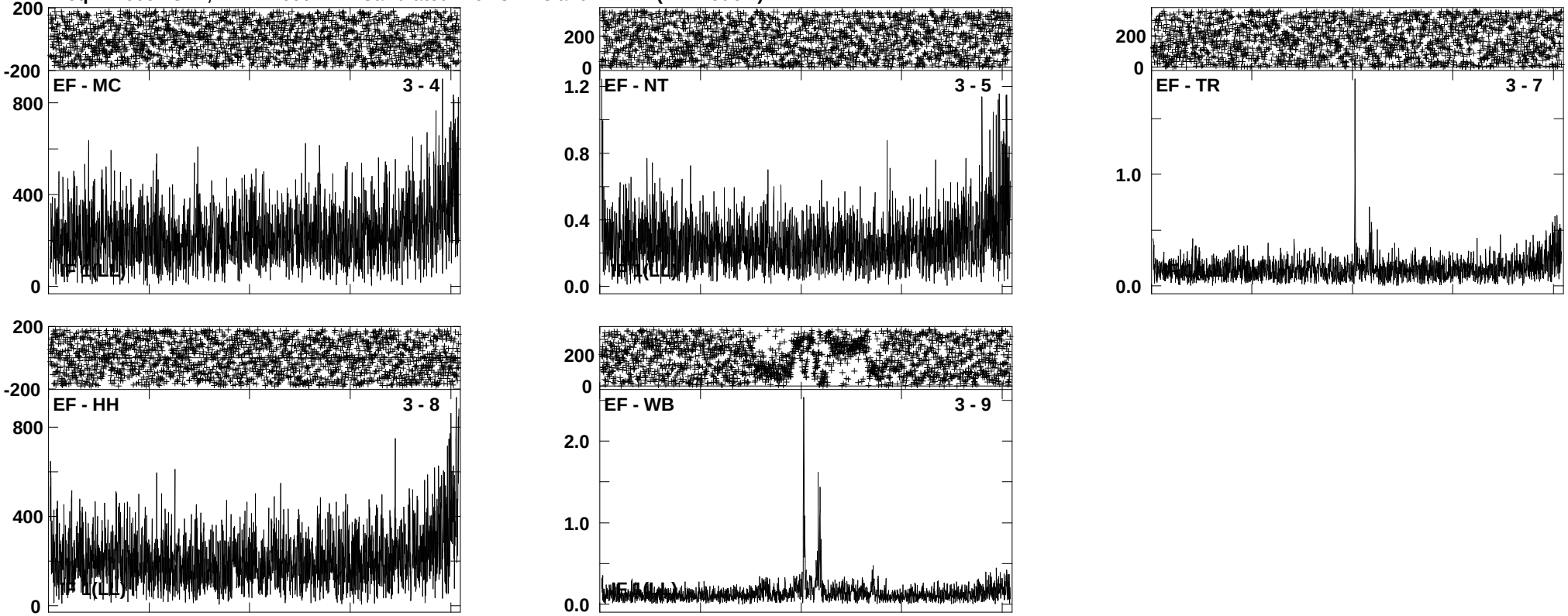

Lower frame: Milli Ampl Jy Top frame: Phas deg
Vector averaged cross-power spectrum Several baselines displayed
Timerange: 00/08:07:01 to 00/08:16:59

Plot file version 34 created 24-JUN-2008 12:24:41
OH31.0-0 ES058 6.UVAVG.1
Freq = 1.6664 GHz, Bw = 2.000 MH Calibrated with CL # 3 and BP # 1 (BP mode 1)

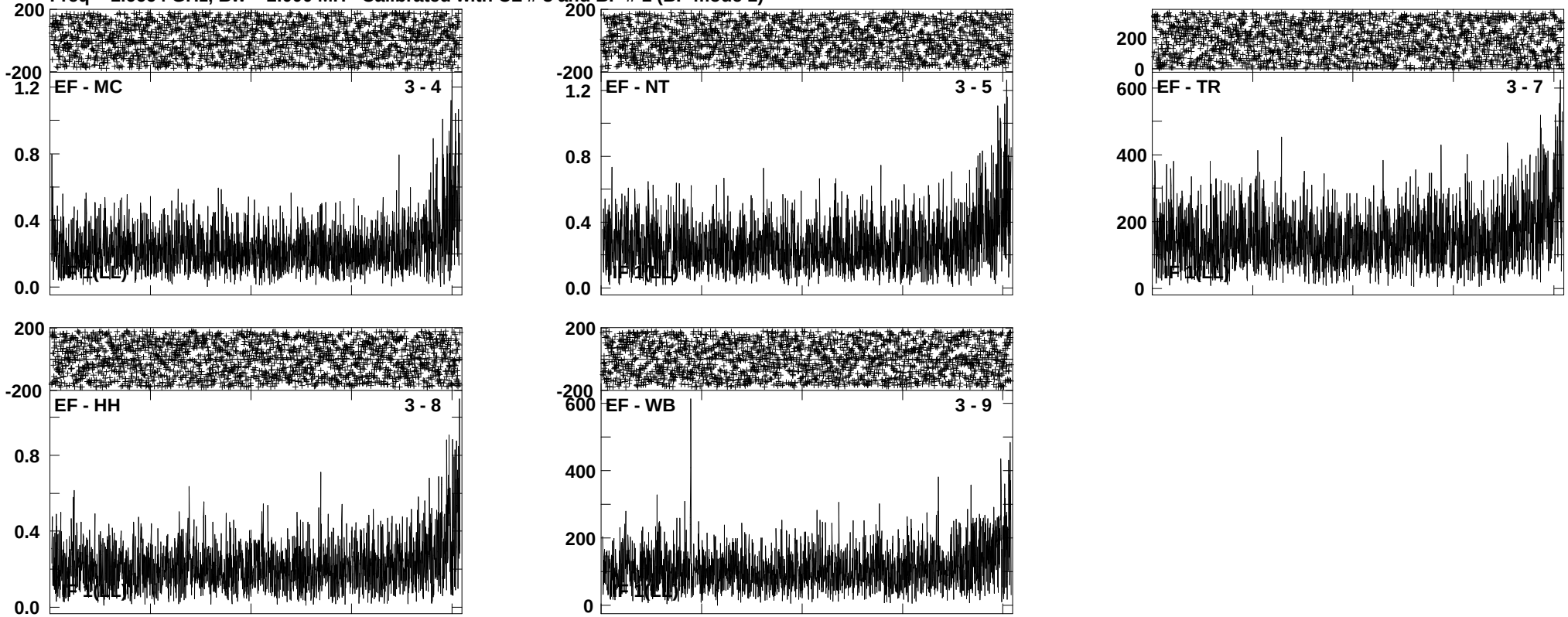

Lower frame: Ampl Jy Top frame: Phas deg
Vector averaged cross-power spectrum Several baselines displayed
Timerange: 00/08:18:31 to 00/08:28:29

Plot file version 35 created 24-JUN-2008 12:25:34
J1743-03 ES058 6.UVAVG.1
Freq = 1.6664 GHz, Bw = 2.000 MH Calibrated with CL # 3 and BP # 1 (BP mode 1)

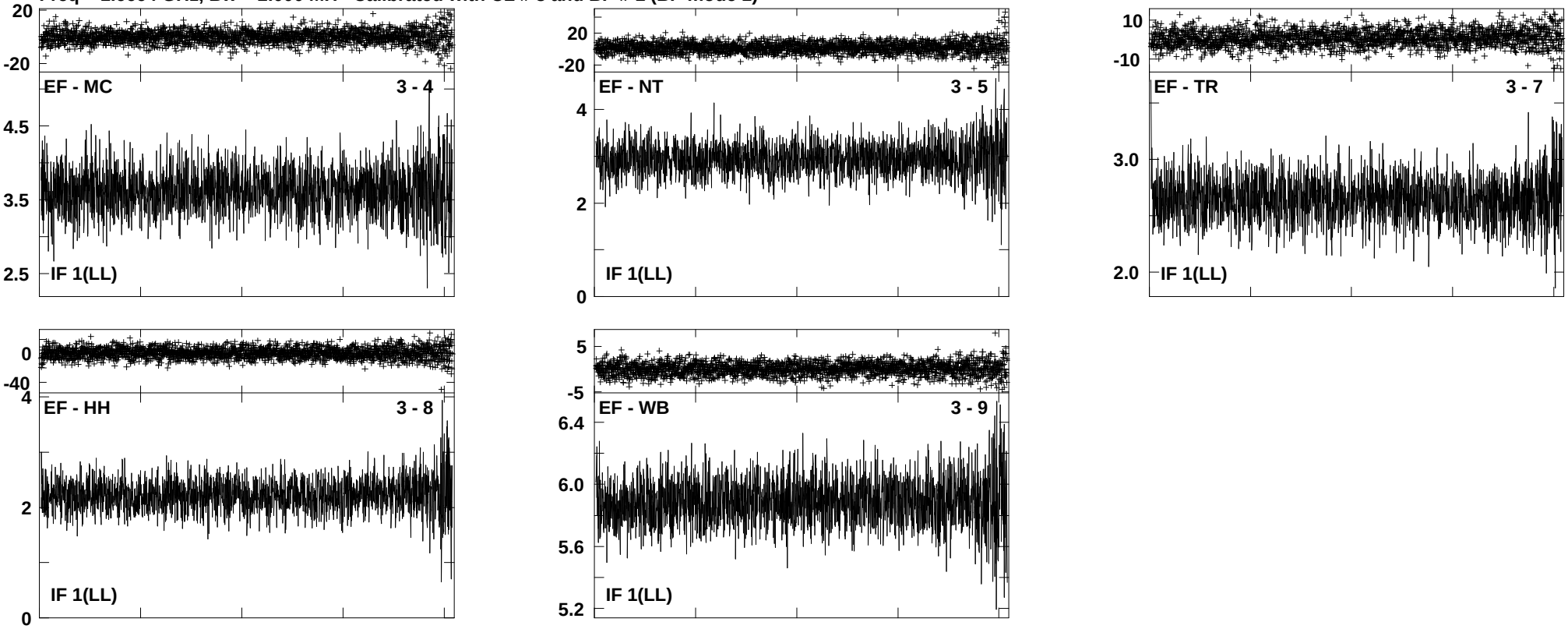

Lower frame: Ampl Jy Top frame: Phas deg
Vector averaged cross-power spectrum Several baselines displayed
Timerange: 00/08:30:01 to 00/08:33:59

Plot file version 36 created 24-JUN-2008 12:26:16
OH25.1-0 ES058 6.UVAVG.1
Freq = 1.6664 GHz, Bw = 2.000 MH Calibrated with CL # 3 and BP # 1 (BP mode 1)

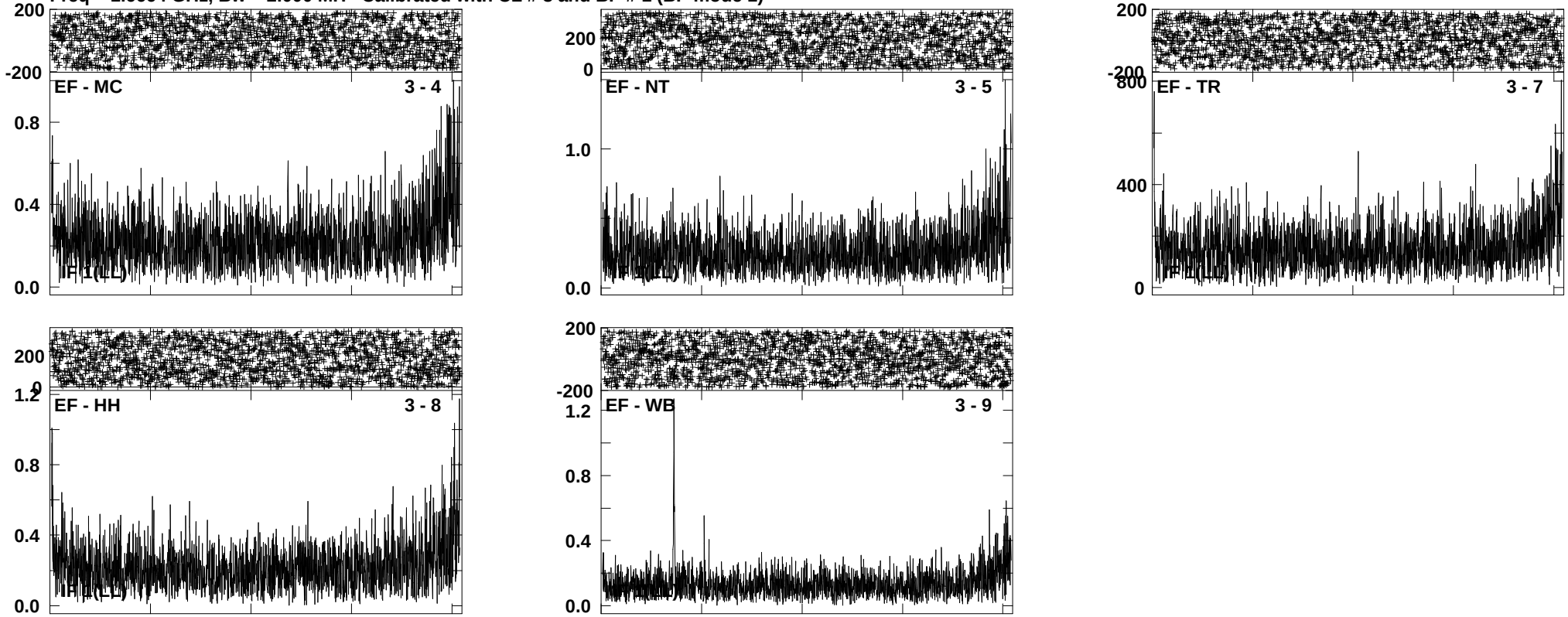

Lower frame: Ampl Jy Top frame: Phas deg
Vector averaged cross-power spectrum Several baselines displayed
Timerange: 00/08:35:31 to 00/08:45:29

Plot file version 37 created 24-JUN-2008 12:27:21
OH18.8+0 ES058 6.UVAVG.1
Freq = 1.6664 GHz, Bw = 2.000 MH Calibrated with CL # 3 and BP # 1 (BP mode 1)

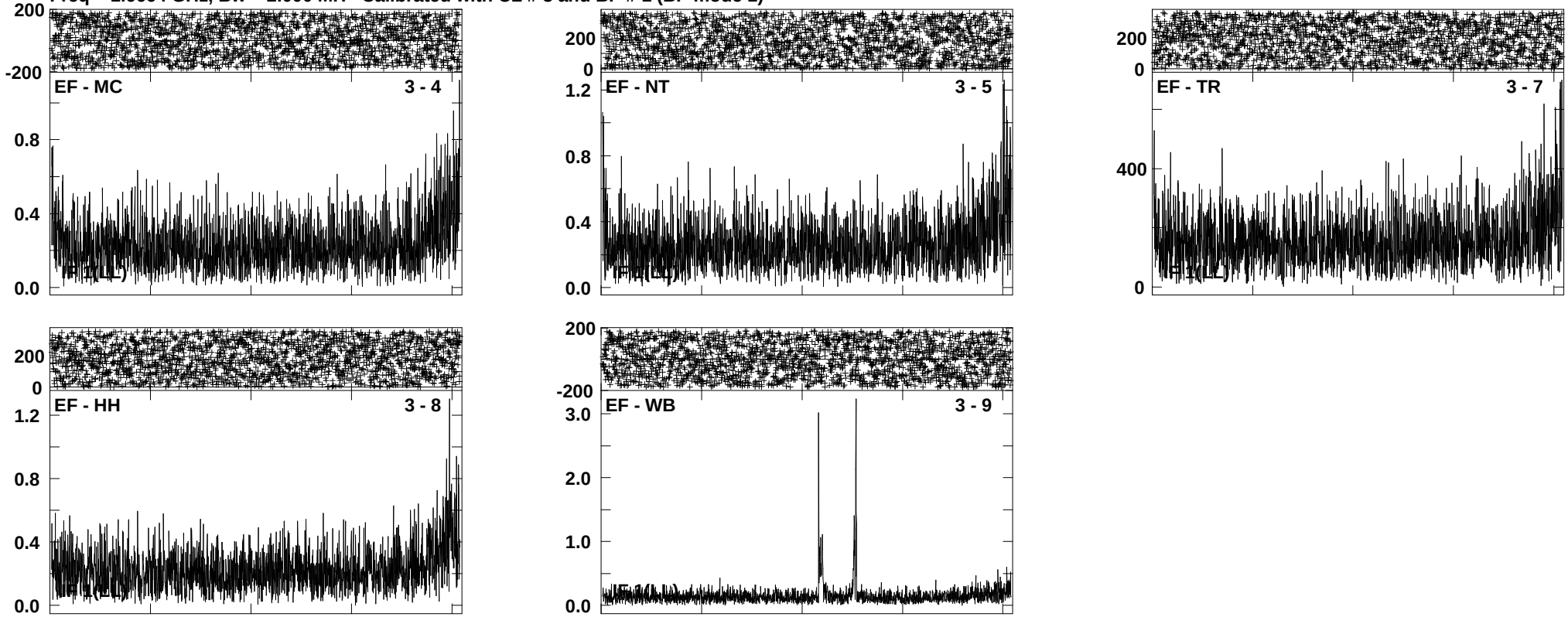

Lower frame: Ampl Jy Top frame: Phas deg
Vector averaged cross-power spectrum Several baselines displayed
Timerange: 00/08:47:01 to 00/08:56:59

Plot file version 38 created 24-JUN-2008 12:28:24
OH17.7-2 ES058 6.UVAVG.1
Freq = 1.6664 GHz, Bw = 2.000 MH Calibrated with CL # 3 and BP # 1 (BP mode 1)

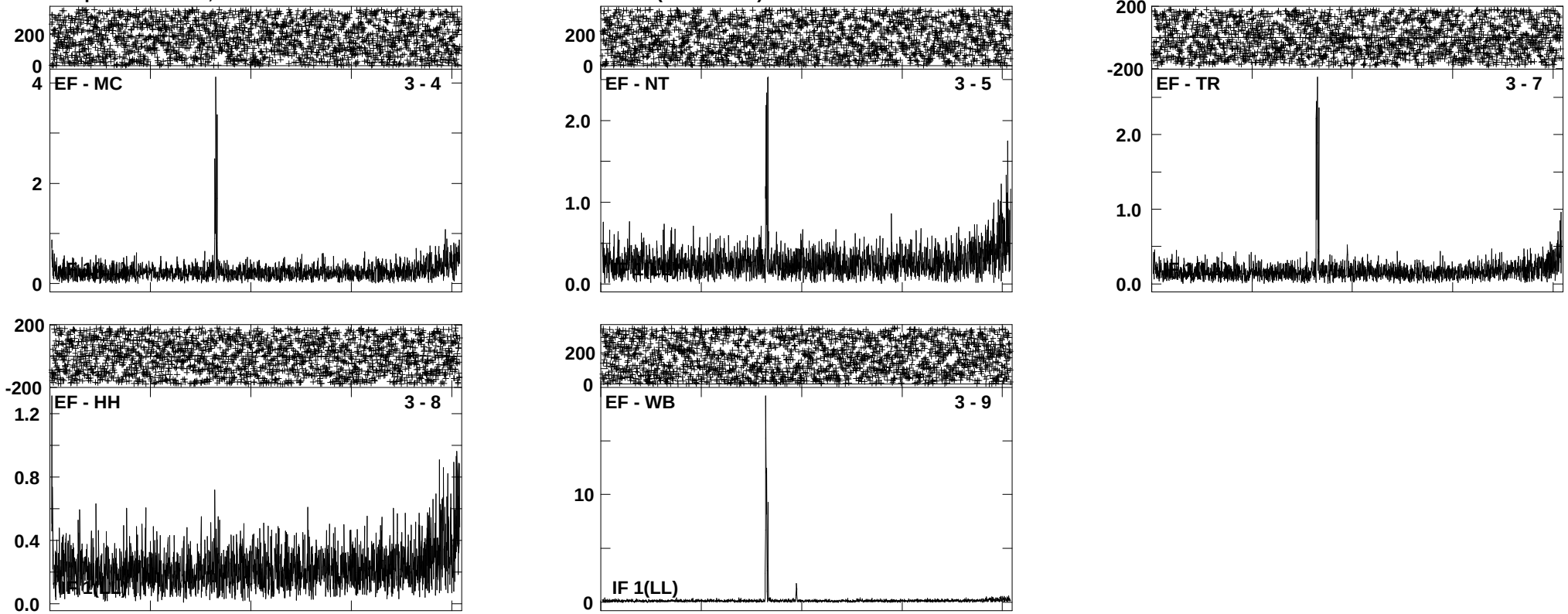

Lower frame: Ampl Jy Top frame: Phas deg
Vector averaged cross-power spectrum Several baselines displayed
Timerange: 00/08:58:31 to 00/09:08:29

Plot file version 39 created 24-JUN-2008 12:29:07
OH15.7+0 ES058 6.UVAVG.1
Freq = 1.6664 GHz, Bw = 2.000 MH Calibrated with CL # 3 and BP # 1 (BP mode 1)

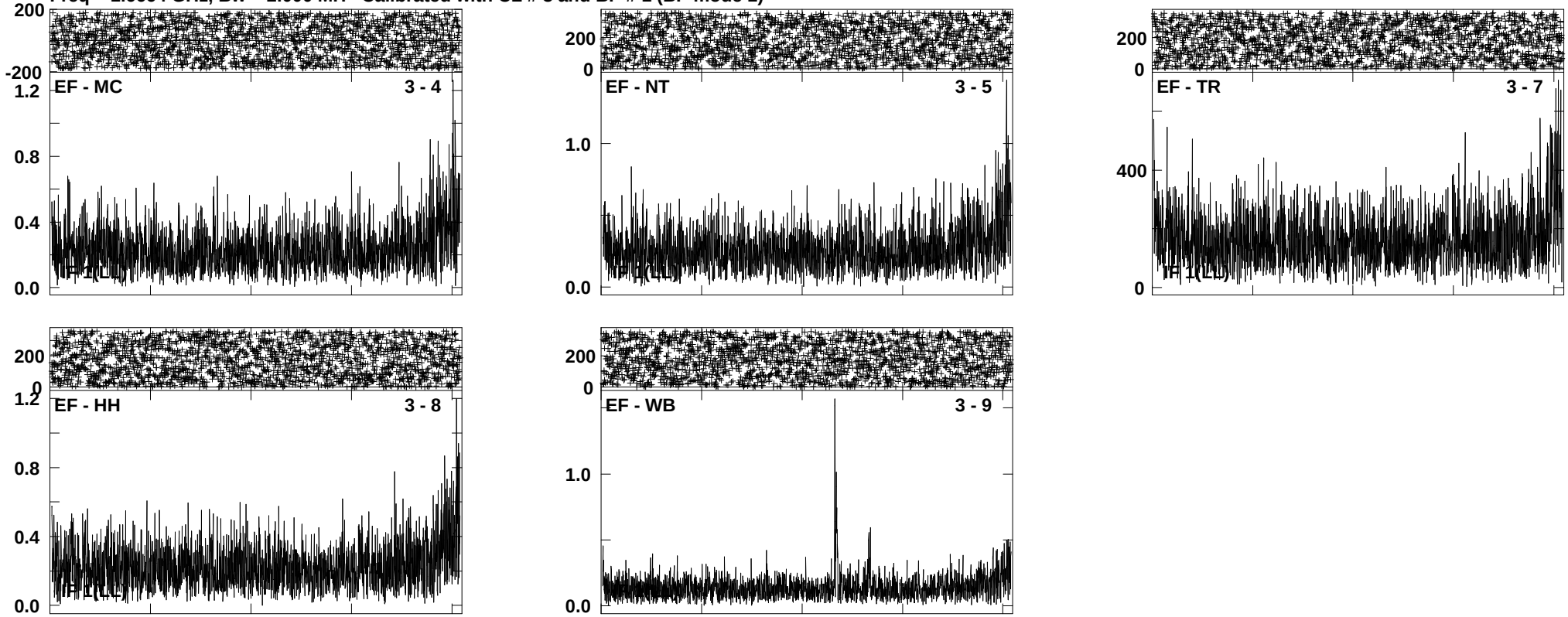

Lower frame: Ampl Jy Top frame: Phas deg
Vector averaged cross-power spectrum Several baselines displayed
Timerange: 00/09:10:01 to 00/09:19:59

Plot file version 40 created 24-JUN-2008 12:29:45
J1743-03 ES058 6.UVAVG.1
Freq = 1.6664 GHz, Bw = 2.000 MH Calibrated with CL # 3 and BP # 1 (BP mode 1)

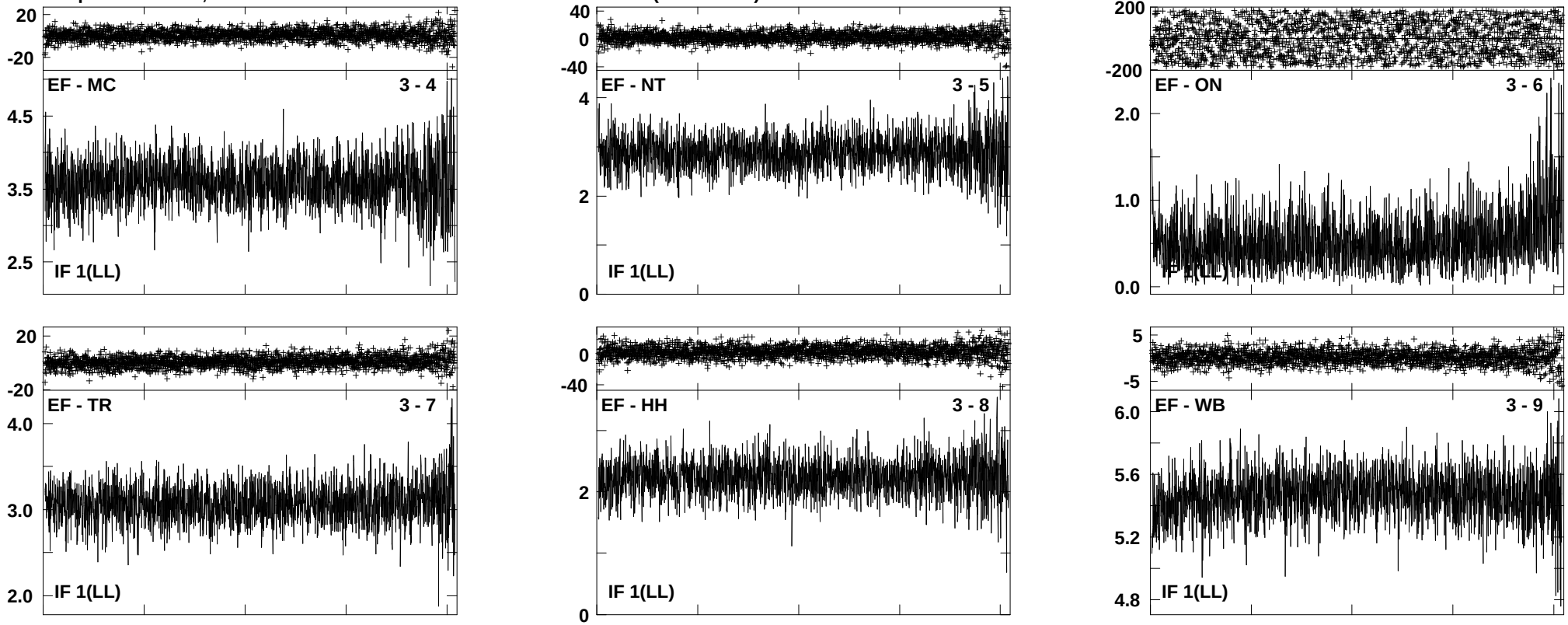

Lower frame: Ampl Jy Top frame: Phas deg
Vector averaged cross-power spectrum Several baselines displayed
Timerange: 00/09:21:31 to 00/09:25:29

Plot file version 41 created 24-JUN-2008 12:30:24
OH25.1-0 ES058 6.UVAVG.1
Freq = 1.6664 GHz, Bw = 2.000 MH Calibrated with CL # 3 and BP # 1 (BP mode 1)

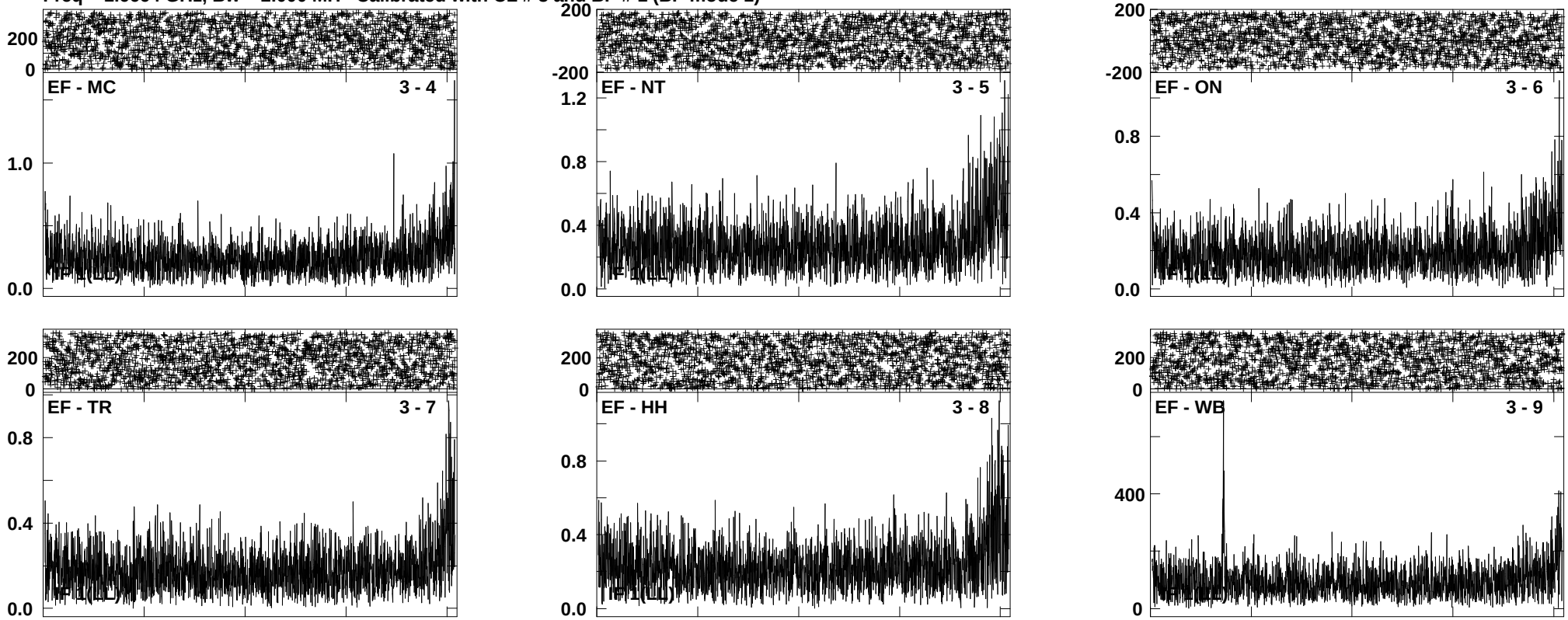

Lower frame: Ampl Jy Top frame: Phas deg
Vector averaged cross-power spectrum Several baselines displayed
Timerange: 00/09:27:01 to 00/09:36:59

Plot file version 42 created 24-JUN-2008 12:31:29
OH37.1-0 ES058 6.UVAVG.1
Freq = 1.6664 GHz, Bw = 2.000 MH Calibrated with CL # 3 and BP # 1 (BP mode 1)

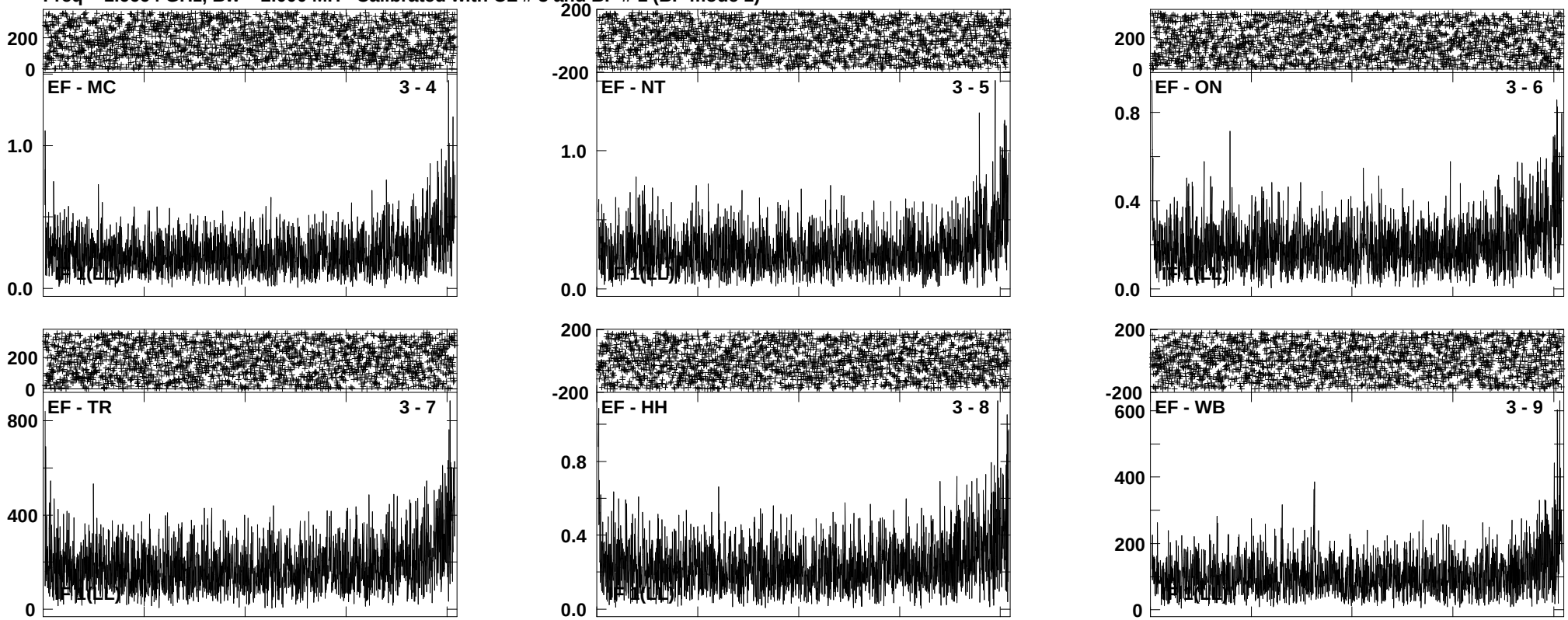

Lower frame: Ampl Jy Top frame: Phas deg
Vector averaged cross-power spectrum Several baselines displayed
Timerange: 00/09:38:31 to 00/09:48:29

Plot file version 43 created 24-JUN-2008 12:32:27
OH31.0+0 ES058 6.UVAVG.1
Freq = 1.6664 GHz, Bw = 2.000 MH Calibrated with CL # 3 and BP # 1 (BP mode 1)

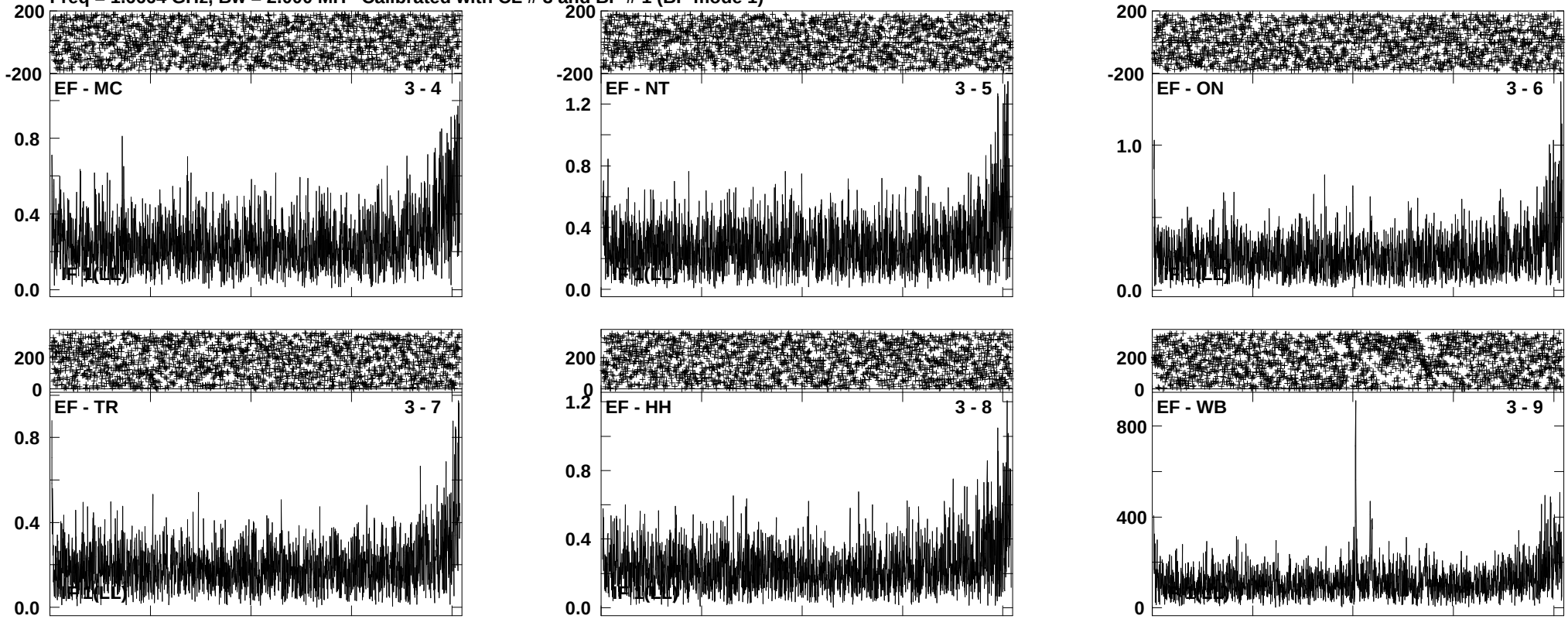

Lower frame: Ampl Jy Top frame: Phas deg
Vector averaged cross-power spectrum Several baselines displayed
Timerange: 00/09:50:01 to 00/09:59:59

Plot file version 44 created 24-JUN-2008 12:33:10
OH31.0-0 ES058 6.UVAVG.1
Freq = 1.6664 GHz, Bw = 2.000 MH Calibrated with CL # 3 and BP # 1 (BP mode 1)

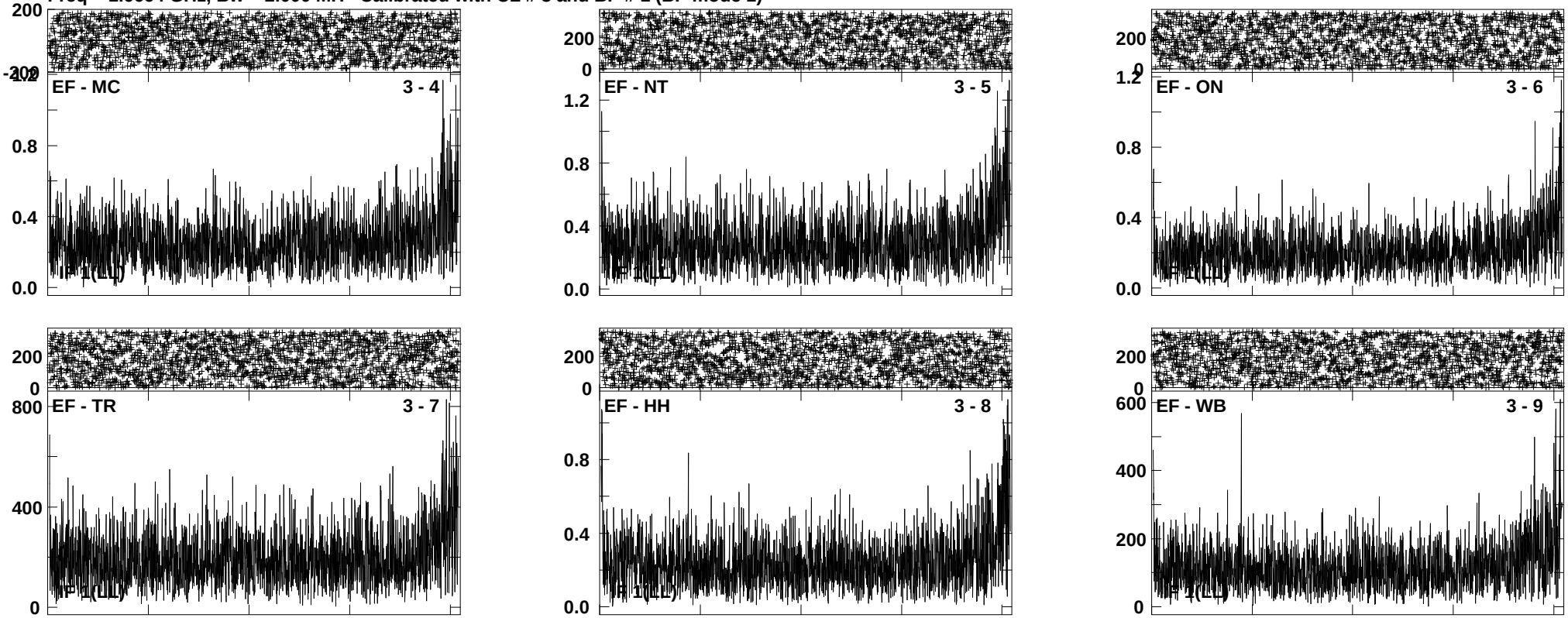

Lower frame: Ampl Jy Top frame: Phas deg
Vector averaged cross-power spectrum Several baselines displayed
Timerange: 00/10:01:31 to 00/10:11:29

Plot file version 45 created 24-JUN-2008 12:33:47
J1743-03 ES058 6.UVAVG.1
Freq = 1.6664 GHz, Bw = 2.000 MH Calibrated with CL # 3 and BP # 1 (BP mode 1)

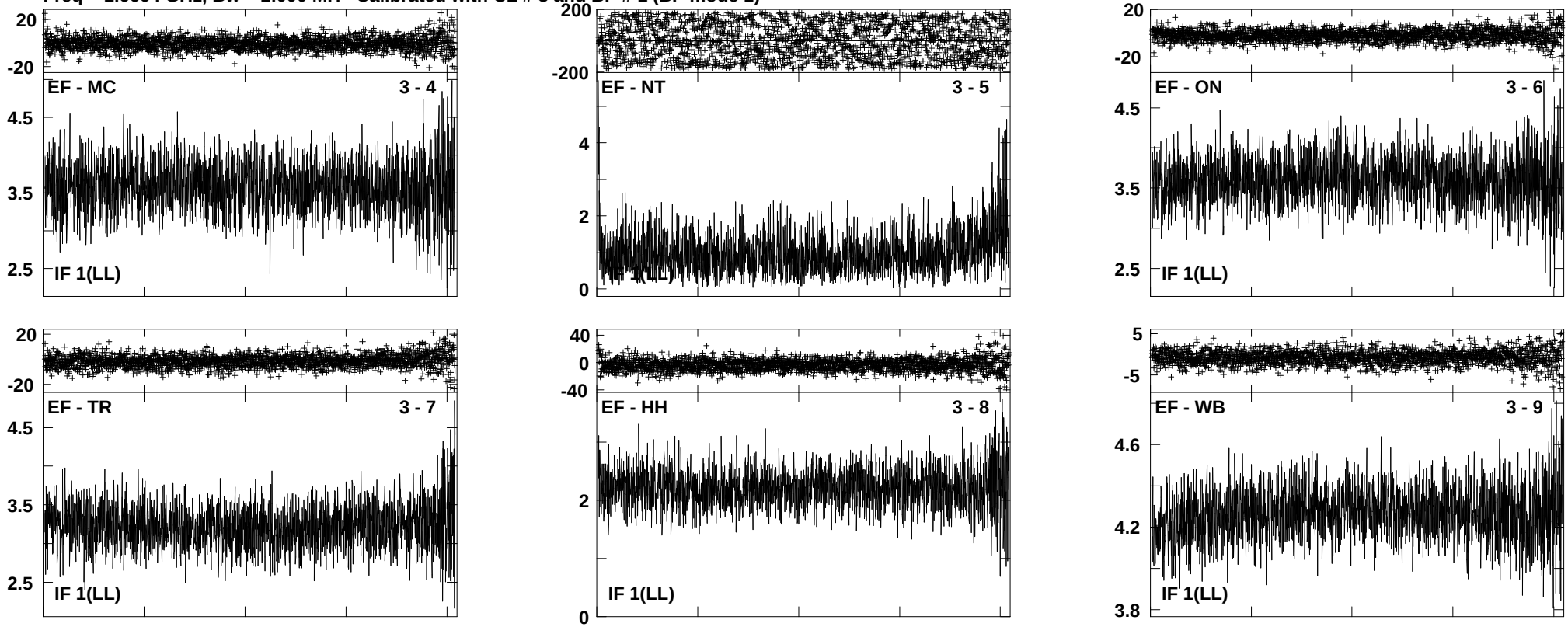

Lower frame: Ampl Jy Top frame: Phas deg
Vector averaged cross-power spectrum Several baselines displayed
Timerange: 00/10:19:01 to 00/10:22:59

Plot file version 46 created 24-JUN-2008 12:34:15
J2052+36 ES058 6.UVAVG.1
Freq = 1.6664 GHz, Bw = 2.000 MH Calibrated with CL # 3 and BP # 1 (BP mode 1)

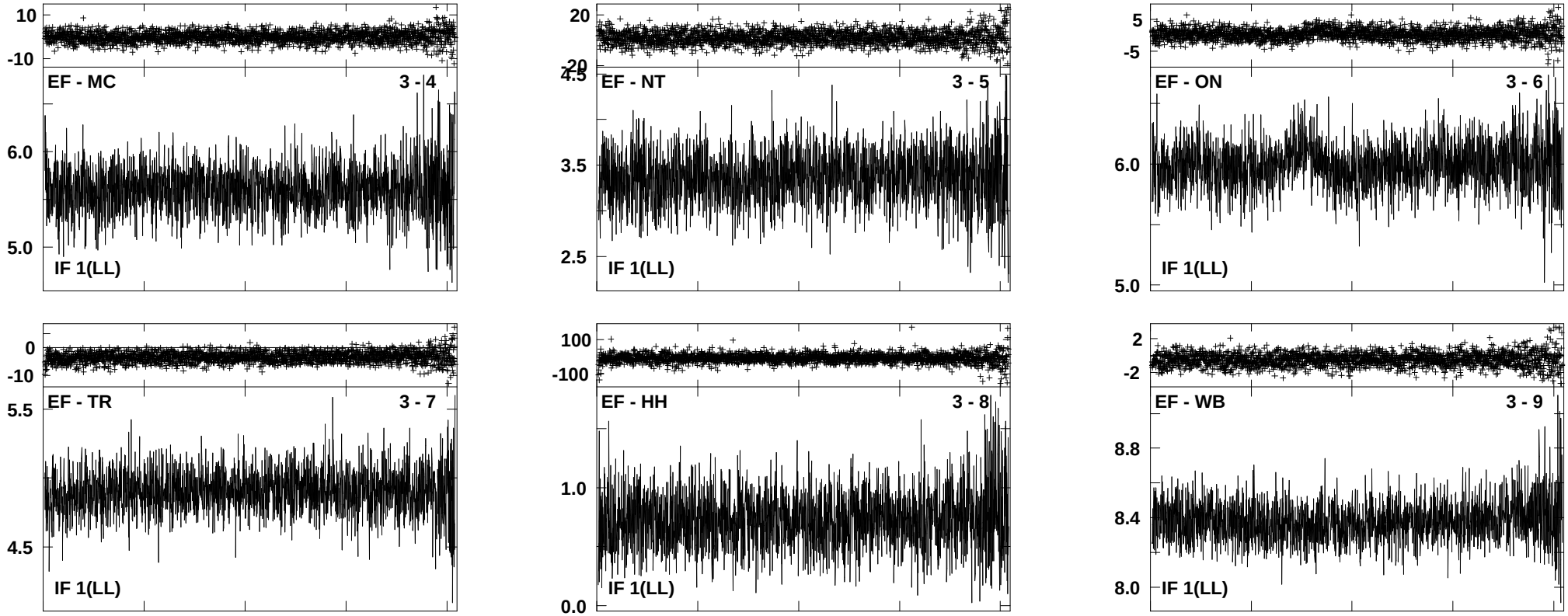

Lower frame: Ampl Jy Top frame: Phas deg
Vector averaged cross-power spectrum Several baselines displayed
Timerange: 00/10:28:01 to 00/10:35:29

Plot file version 47 created 24-JUN-2008 12:35:04
OH77.9+0 ES058 6.UVAVG.1
Freq = 1.6664 GHz, Bw = 2.000 MH Calibrated with CL # 3 and BP # 1 (BP mode 1)

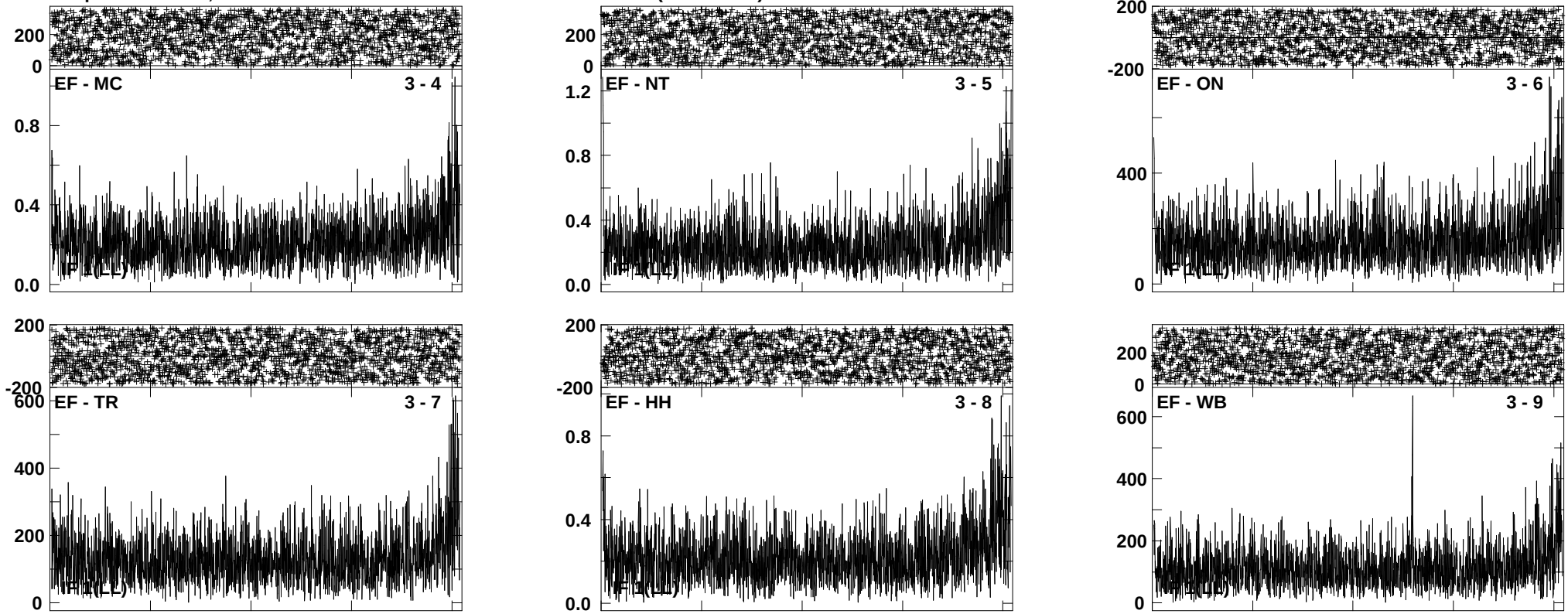

Lower frame: Ampl Jy Top frame: Phas deg
Vector averaged cross-power spectrum Several baselines displayed
Timerange: 00/10:37:01 to 00/10:46:59

Plot file version 48 created 24-JUN-2008 12:35:41
J2052+36 ES058 6.UVAVG.1
Freq = 1.6664 GHz, Bw = 2.000 MH Calibrated with CL # 3 and BP # 1 (BP mode 1)

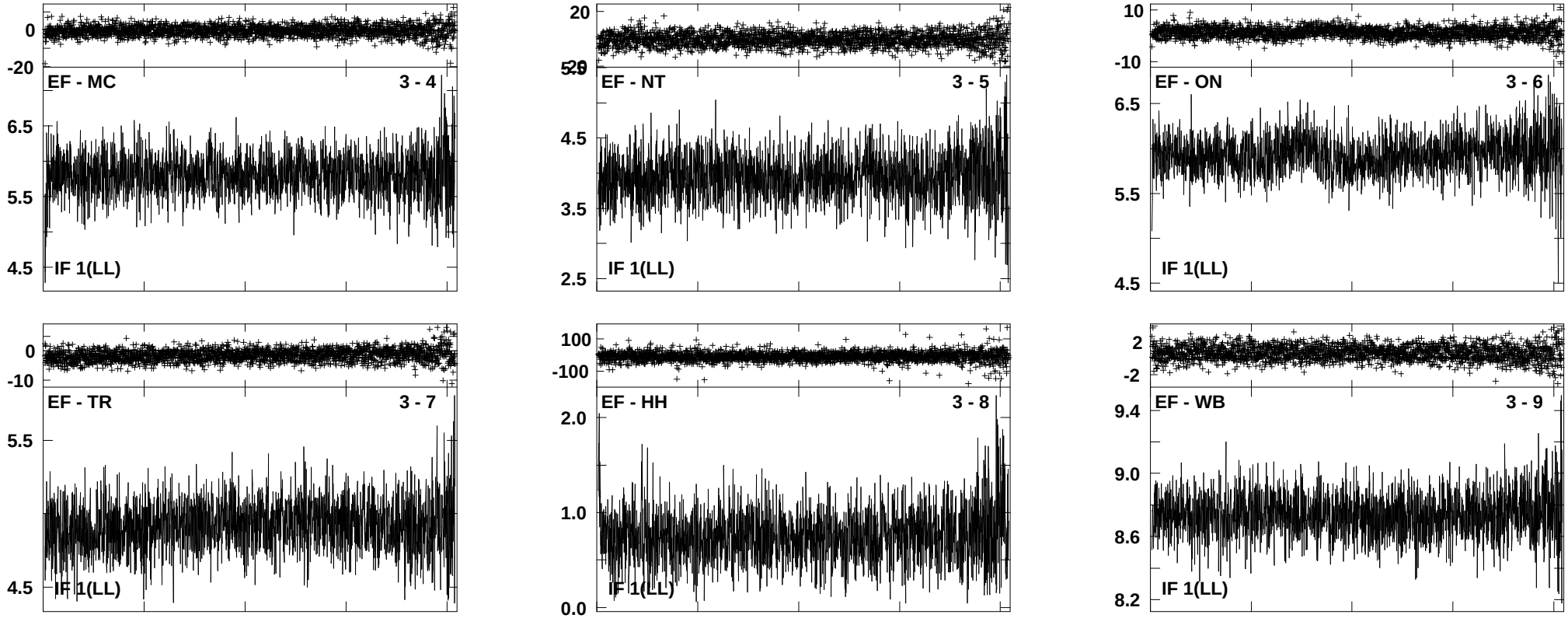

Lower frame: Ampl Jy Top frame: Phas deg
Vector averaged cross-power spectrum Several baselines displayed
Timerange: 00/10:48:31 to 00/10:52:29

Plot file version 49 created 24-JUN-2008 12:36:23
OH53.6-0 ES058 6.UVAVG.1
Freq = 1.6664 GHz, Bw = 2.000 MH Calibrated with CL # 3 and BP # 1 (BP mode 1)

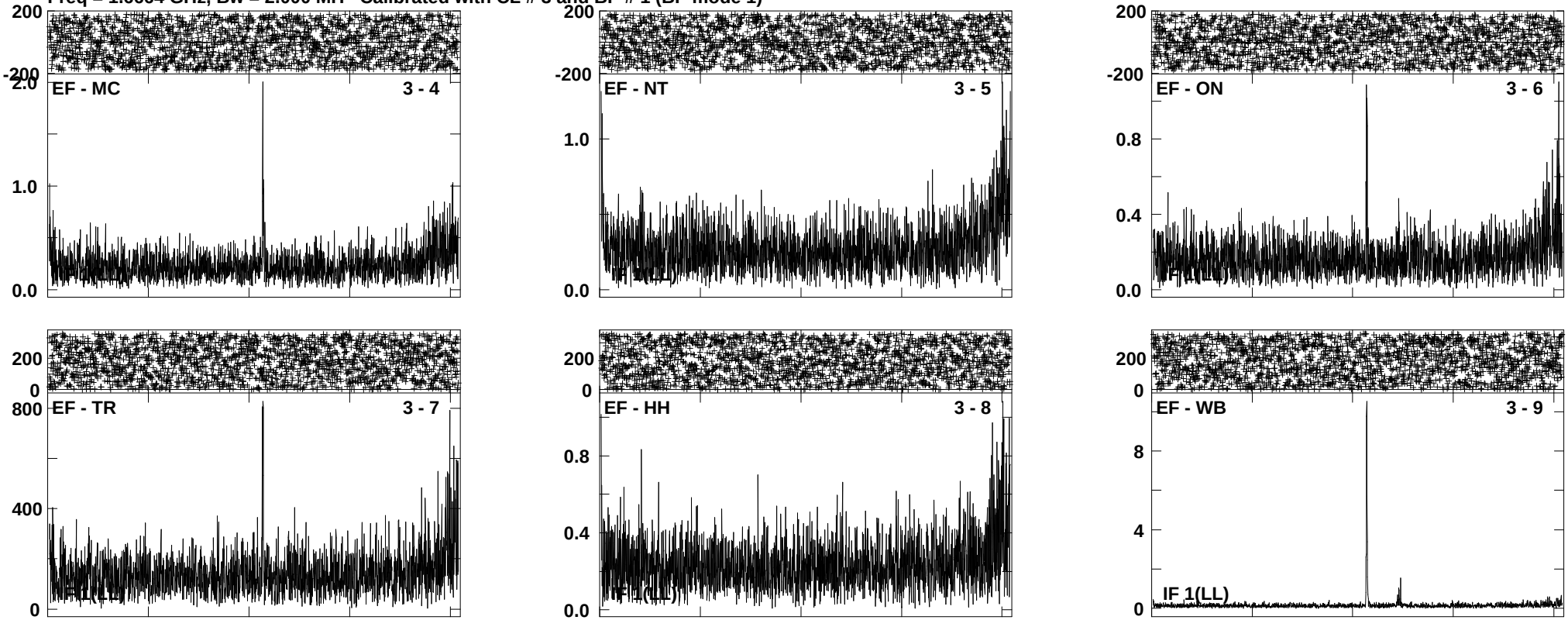

Lower frame: Ampl Jy Top frame: Phas deg
Vector averaged cross-power spectrum Several baselines displayed
Timerange: 00/10:54:01 to 00/11:03:59

Plot file version 50 created 24-JUN-2008 12:37:28
OH51.8-0 ES058 6.UVAVG.1
Freq = 1.6664 GHz, Bw = 2.000 MH Calibrated with CL # 3 and BP # 1 (BP mode 1)

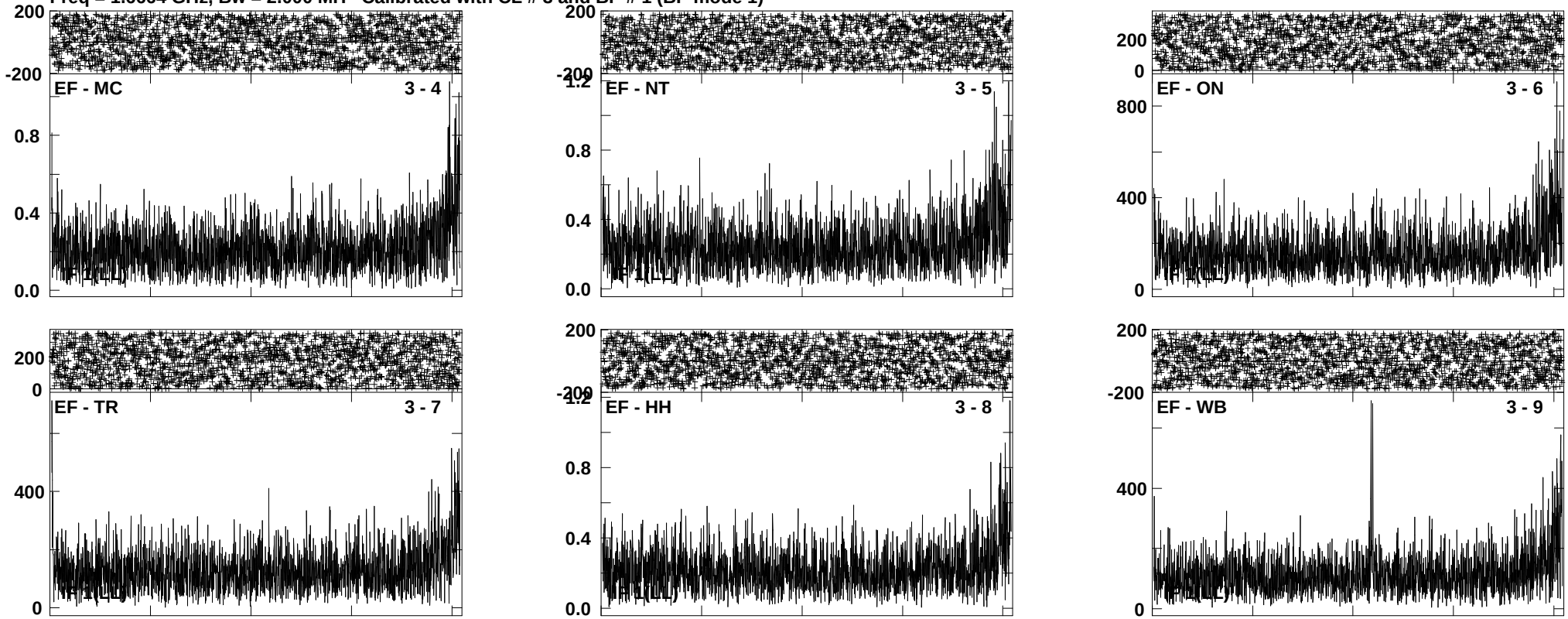

Lower frame: Ampl Jy Top frame: Phas deg
Vector averaged cross-power spectrum Several baselines displayed
Timerange: 00/11:05:31 to 00/11:15:29

Plot file version 51 created 24-JUN-2008 12:38:10
J2052+36 ES058 6.UVAVG.1
Freq = 1.6664 GHz, Bw = 2.000 MH Calibrated with CL # 3 and BP # 1 (BP mode 1)

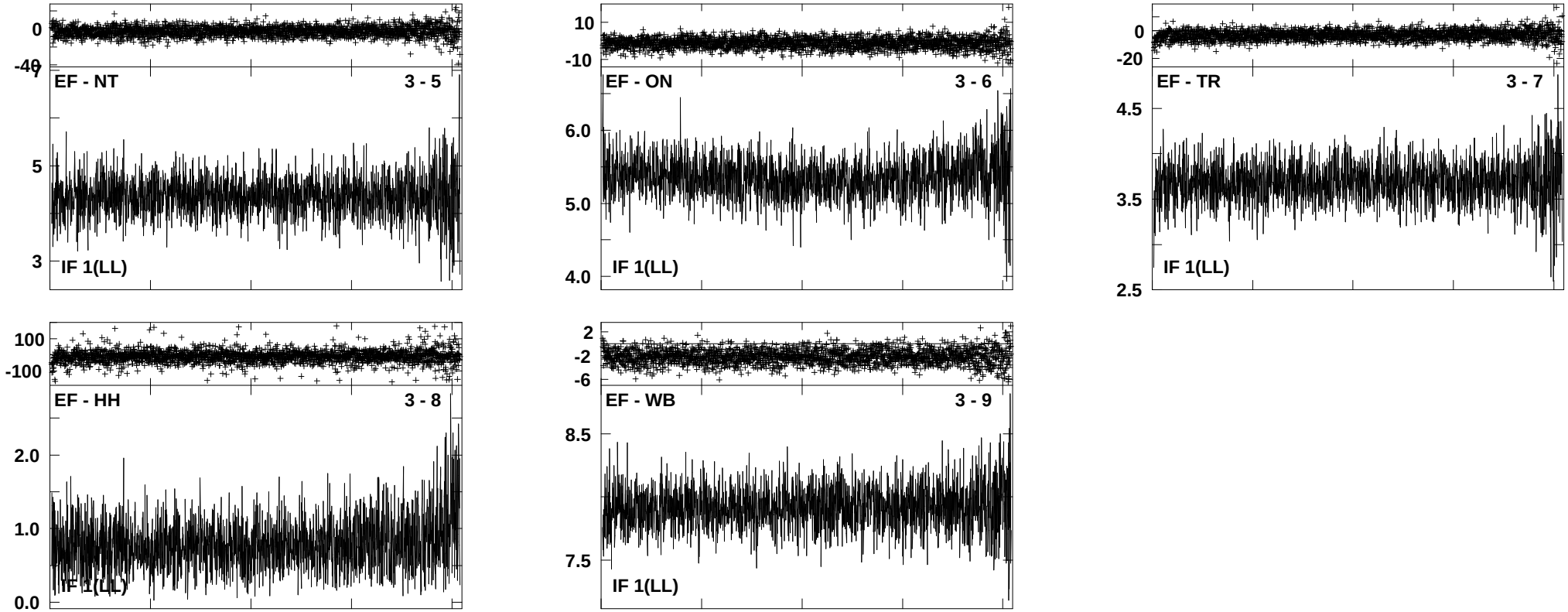

Lower frame: Ampl Jy Top frame: Phas deg
Vector averaged cross-power spectrum Several baselines displayed
Timerange: 00/11:17:02 to 00/11:20:59

Plot file version 52 created 24-JUN-2008 12:38:40
OH77.9+0 ES058 6.UVAVG.1
Freq = 1.6664 GHz, Bw = 2.000 MH Calibrated with CL # 3 and BP # 1 (BP mode 1)

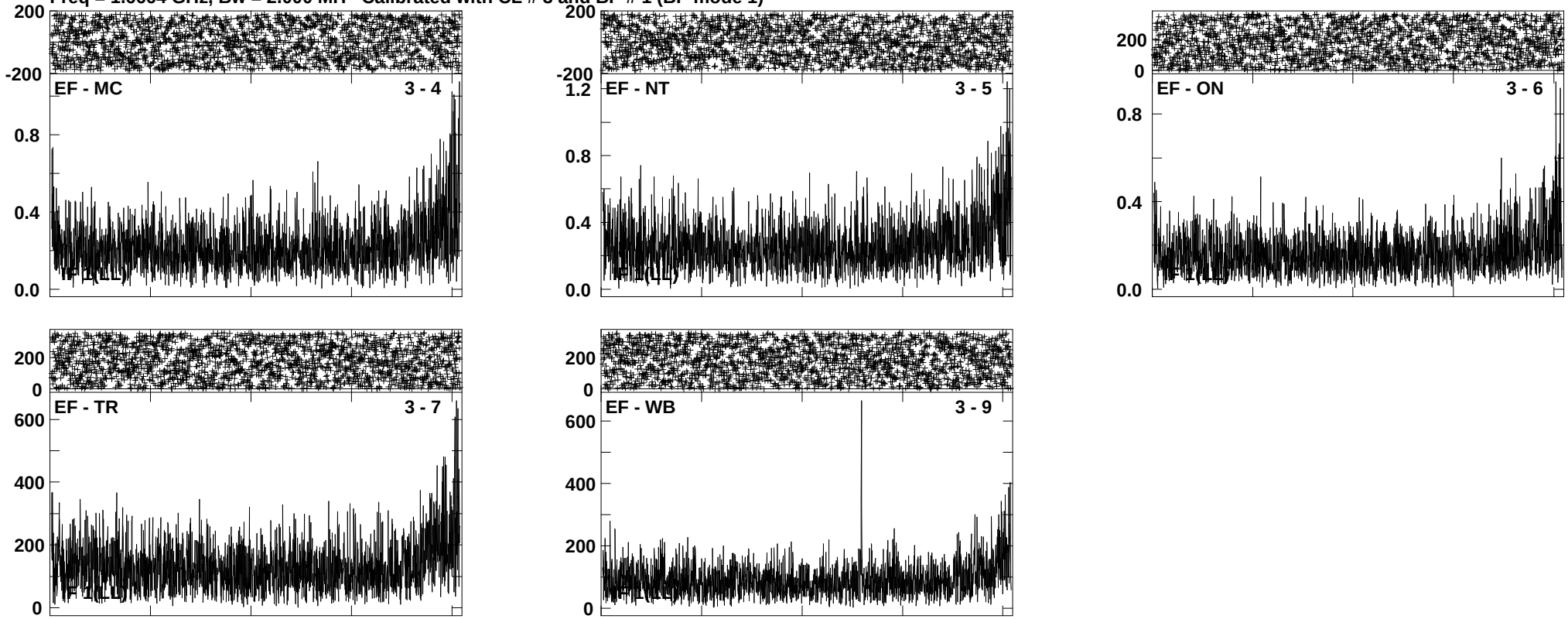

Lower frame: Ampl Jy Top frame: Phas deg
Vector averaged cross-power spectrum Several baselines displayed
Timerange: 00/11:22:31 to 00/11:32:29

Plot file version 53 created 24-JUN-2008 12:39:18
J2052+36 ES058 6.UVAVG.1
Freq = 1.6664 GHz, Bw = 2.000 MH Calibrated with CL # 3 and BP # 1 (BP mode 1)

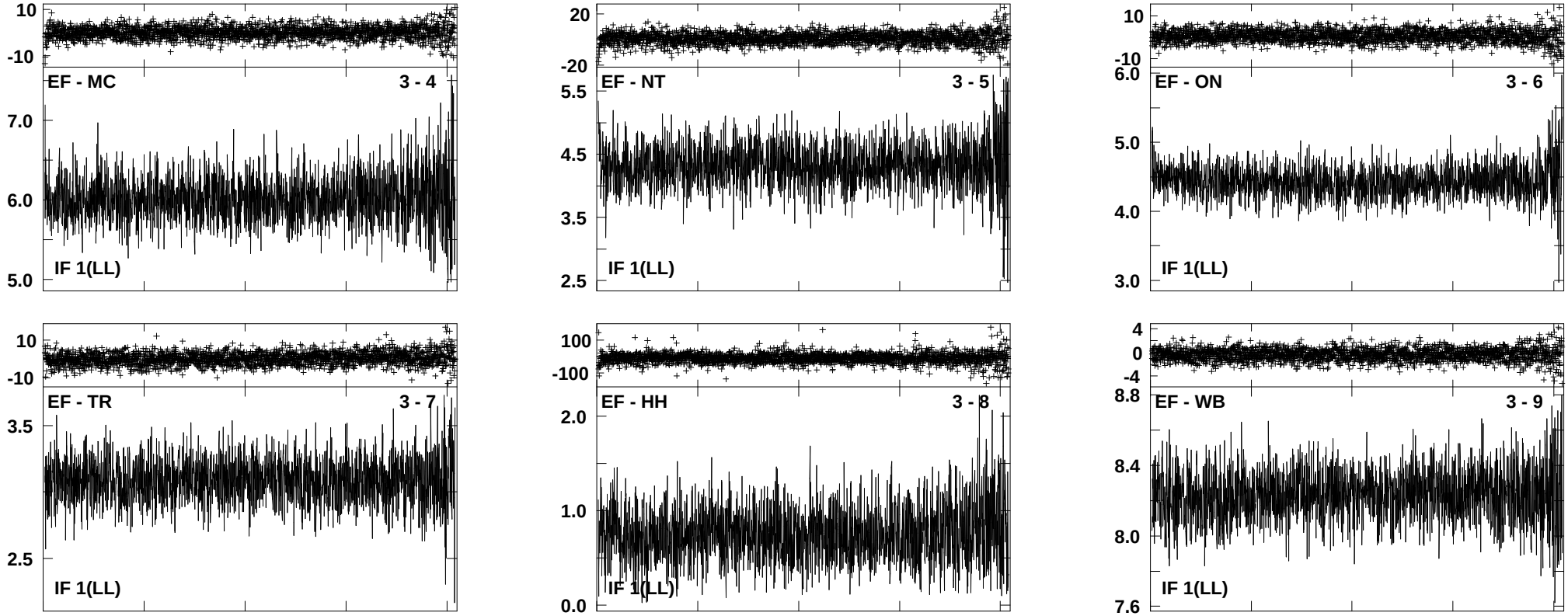

Lower frame: Ampl Jy Top frame: Phas deg
Vector averaged cross-power spectrum Several baselines displayed
Timerange: 00/11:34:01 to 00/11:37:58

Plot file version 54 created 24-JUN-2008 12:39:48
OH53.6-0 ES058 6.UVAVG.1
Freq = 1.6664 GHz, Bw = 2.000 MH Calibrated with CL # 3 and BP # 1 (BP mode 1)

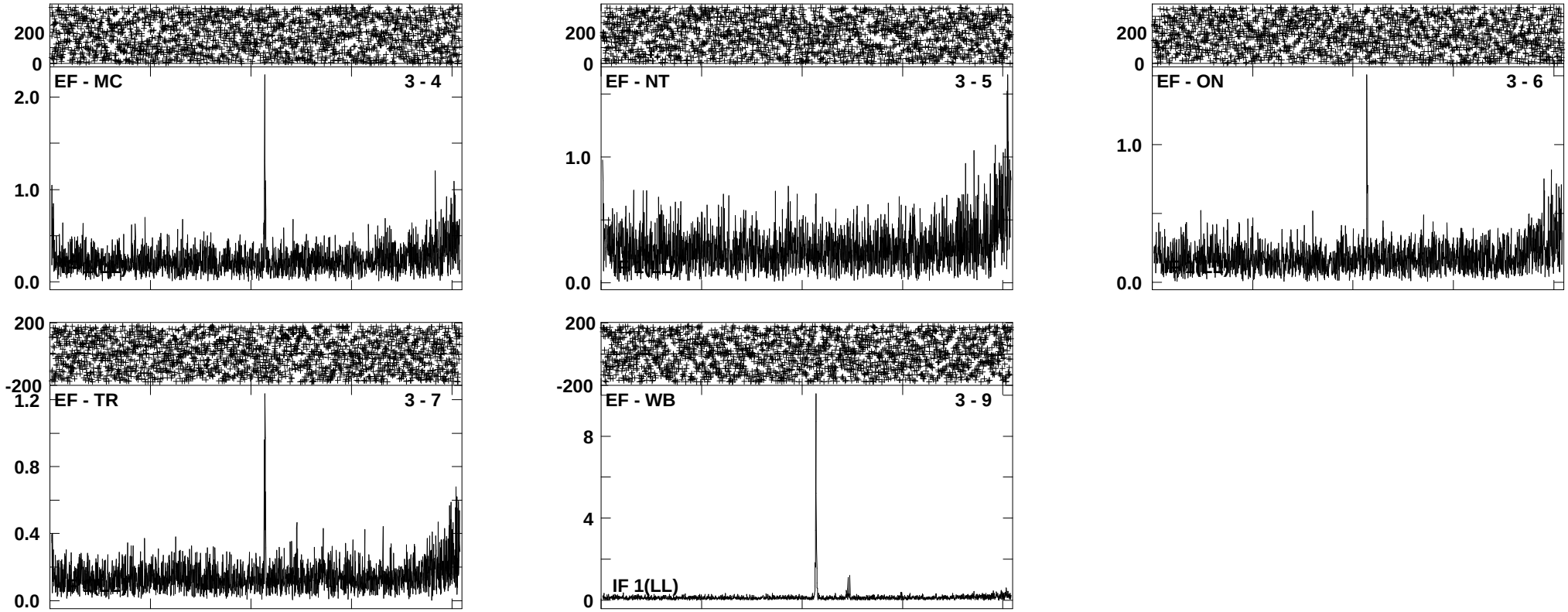

Lower frame: Ampl Jy Top frame: Phas deg
Vector averaged cross-power spectrum Several baselines displayed
Timerange: 00/11:39:41 to 00/11:49:29

Plot file version 55 created 24-JUN-2008 12:40:35
OH51.8-0 ES058 6.UVAVG.1
Freq = 1.6664 GHz, Bw = 2.000 MH Calibrated with CL # 3 and BP # 1 (BP mode 1)

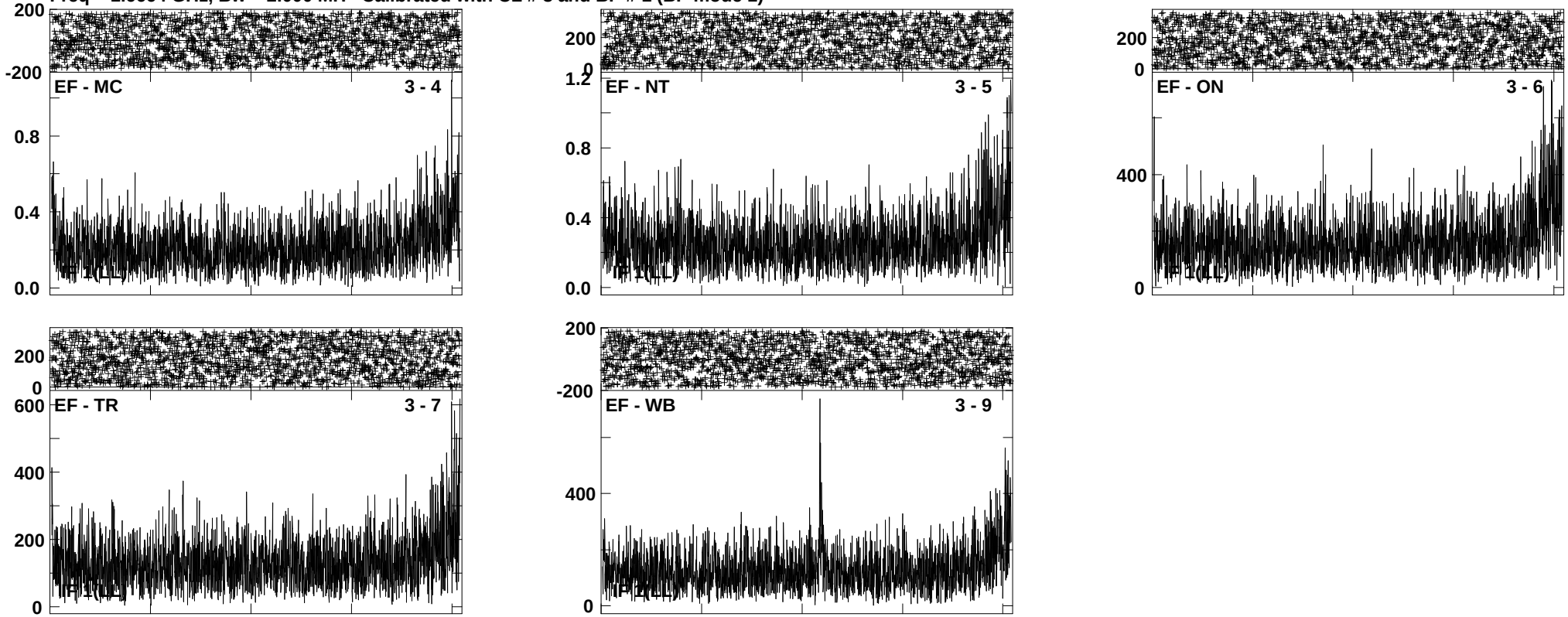

Lower frame: Ampl Jy Top frame: Phas deg
Vector averaged cross-power spectrum Several baselines displayed
Timerange: 00/11:51:01 to 00/12:00:59

Plot file version 56 created 24-JUN-2008 12:41:08
J2052+36 ES058 6.UVAVG.1
Freq = 1.6664 GHz, Bw = 2.000 MH Calibrated with CL # 3 and BP # 1 (BP mode 1)

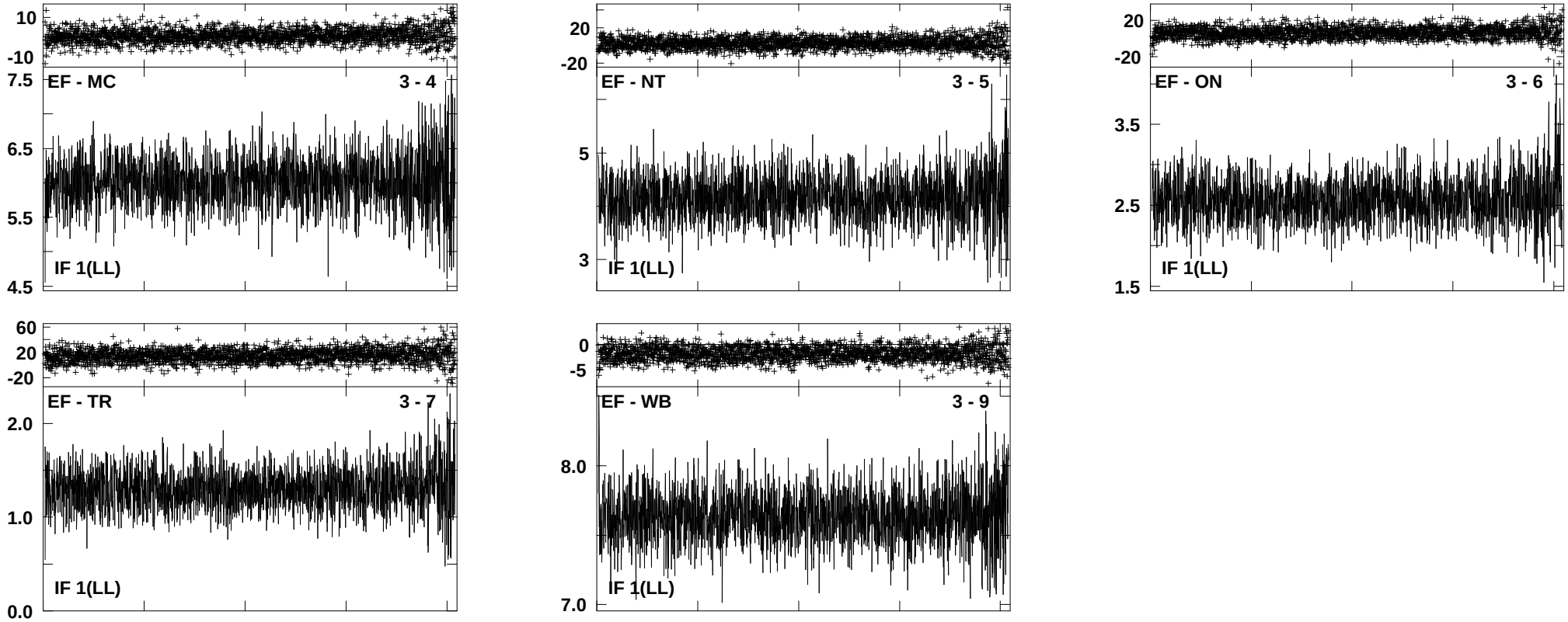

Lower frame: Ampl Jy Top frame: Phas deg
Vector averaged cross-power spectrum Several baselines displayed
Timerange: 00/12:02:31 to 00/12:06:29

Plot file version 57 created 24-JUN-2008 12:41:34
OH77.9+0 ES058 6.UVAVG.1
Freq = 1.6664 GHz, Bw = 2.000 MH Calibrated with CL # 3 and BP # 1 (BP mode 1)

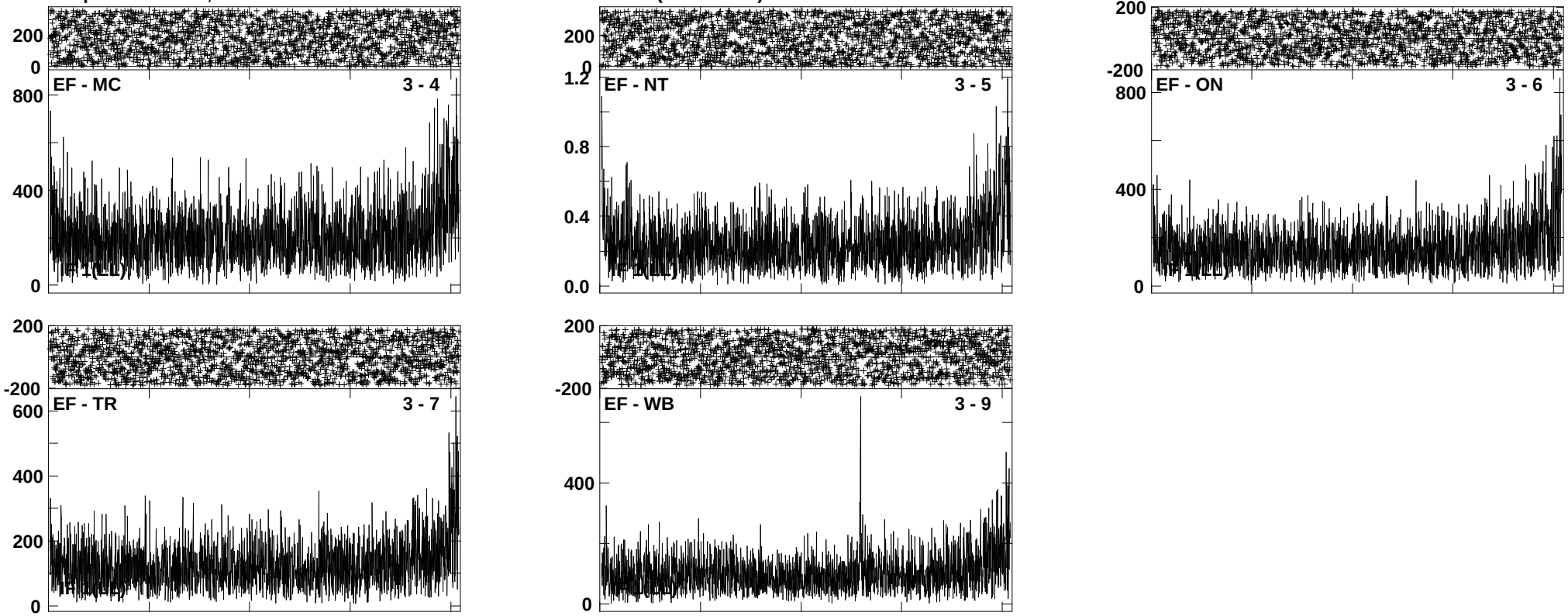

Lower frame: Milli Ampl Jy Top frame: Phas deg
Vector averaged cross-power spectrum Several baselines displayed
Timerange: 00/12:08:01 to 00/12:17:59

Plot file version 58 created 24-JUN-2008 12:42:02
J2052+36 ES058 6.UVAVG.1
Freq = 1.6664 GHz, Bw = 2.000 MH Calibrated with CL # 3 and BP # 1 (BP mode 1)

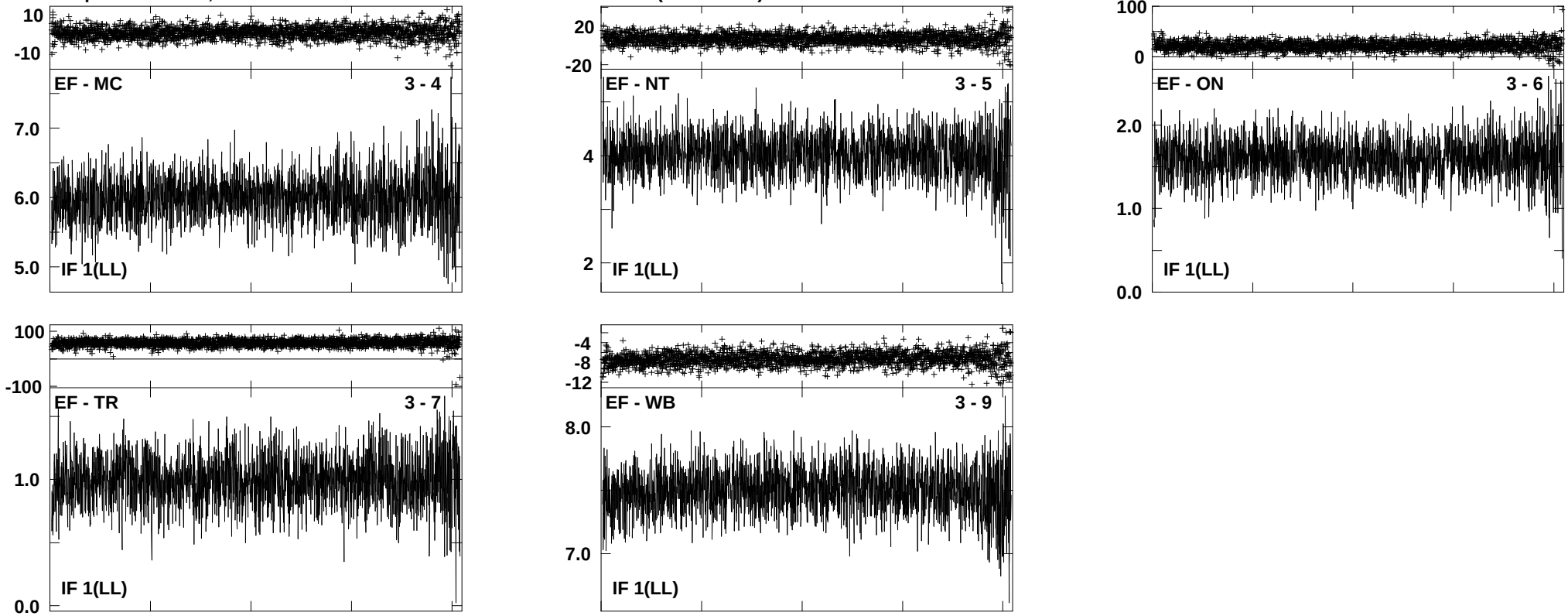

Lower frame: Ampl Jy Top frame: Phas deg
Vector averaged cross-power spectrum Several baselines displayed
Timerange: 00/12:19:31 to 00/12:23:29

Plot file version 59 created 24-JUN-2008 12:42:32
OH53.6-0 ES058 6.UVAVG.1
Freq = 1.6664 GHz, Bw = 2.000 MH Calibrated with CL # 3 and BP # 1 (BP mode 1)

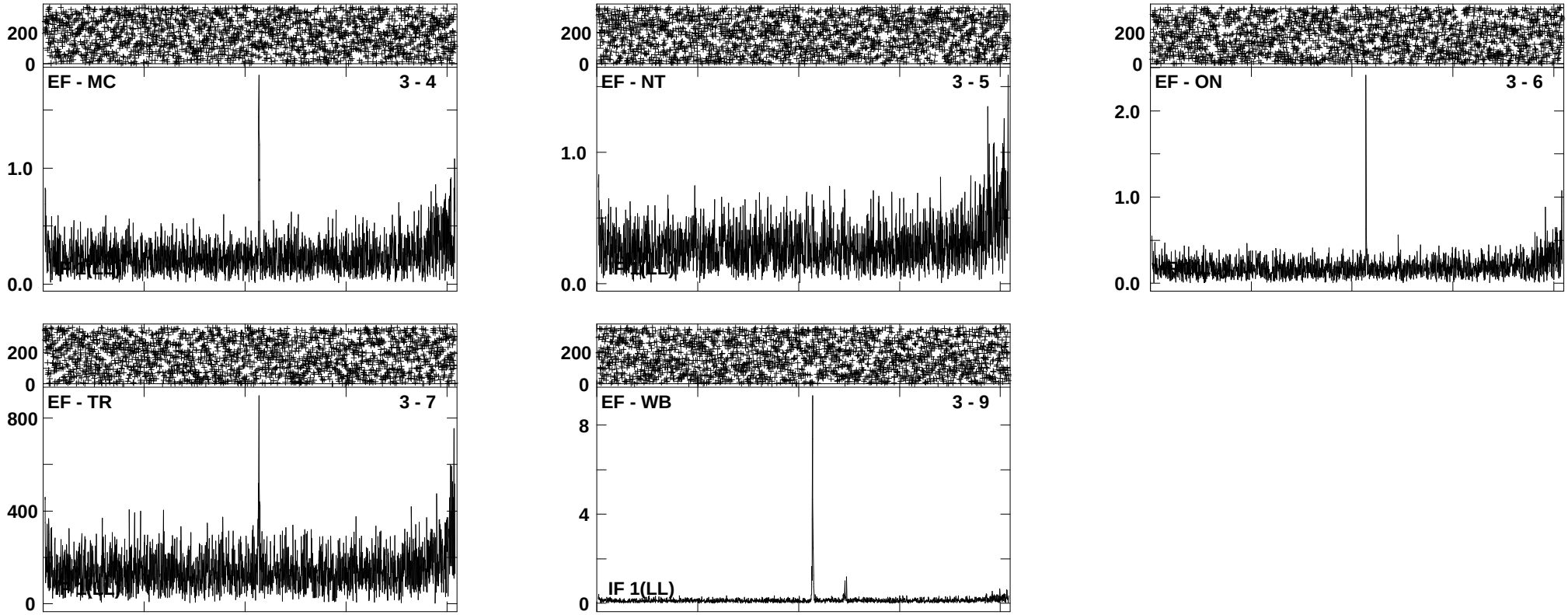

Lower frame: Ampl Jy Top frame: Phas deg
Vector averaged cross-power spectrum Several baselines displayed
Timerange: 00/12:25:01 to 00/12:34:59

Plot file version 60 created 24-JUN-2008 12:43:19
OH51.8-0 ES058 6.UVAVG.1
Freq = 1.6664 GHz, Bw = 2.000 MH Calibrated with CL # 3 and BP # 1 (BP mode 1)

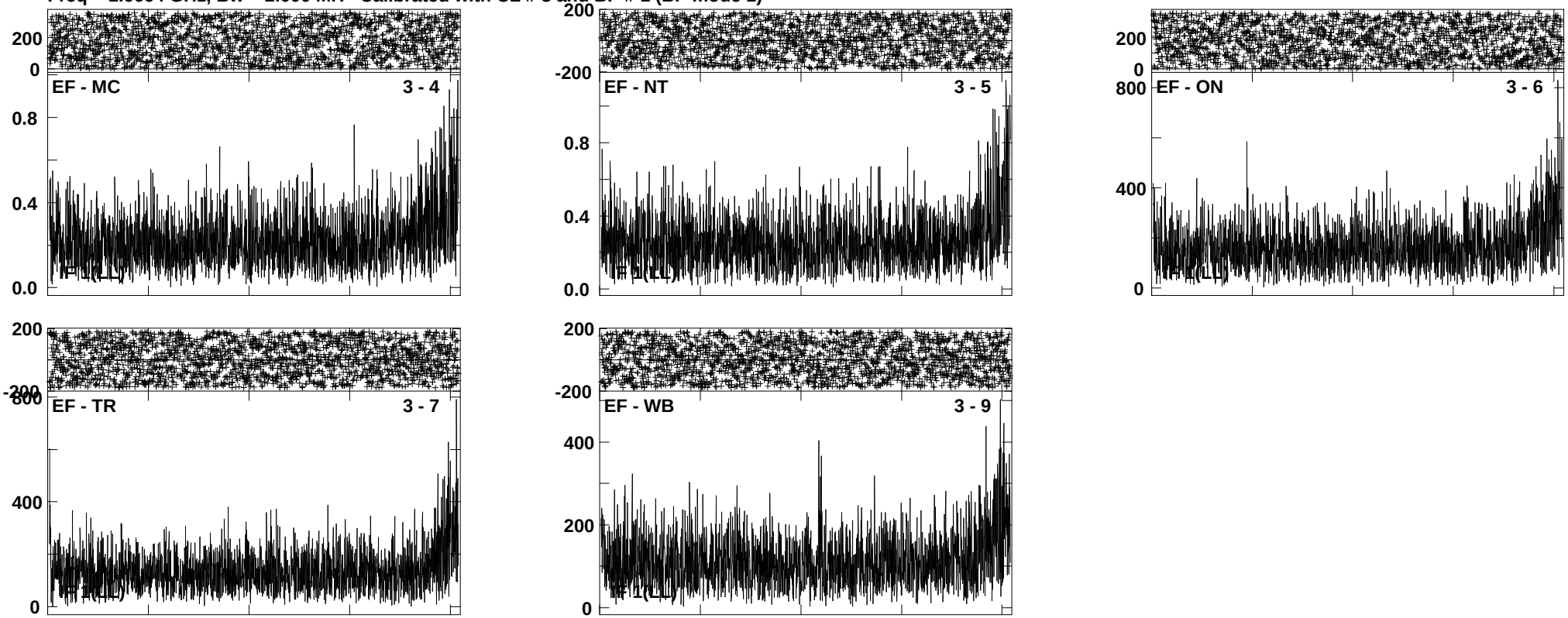

Lower frame: Ampl Jy Top frame: Phas deg
Vector averaged cross-power spectrum Several baselines displayed
Timerange: 00/12:36:31 to 00/12:46:29

Plot file version 61 created 24-JUN-2008 12:43:56
J2052+36 ES058 6.UVAVG.1
Freq = 1.6664 GHz, Bw = 2.000 MH Calibrated with CL # 3 and BP # 1 (BP mode 1)

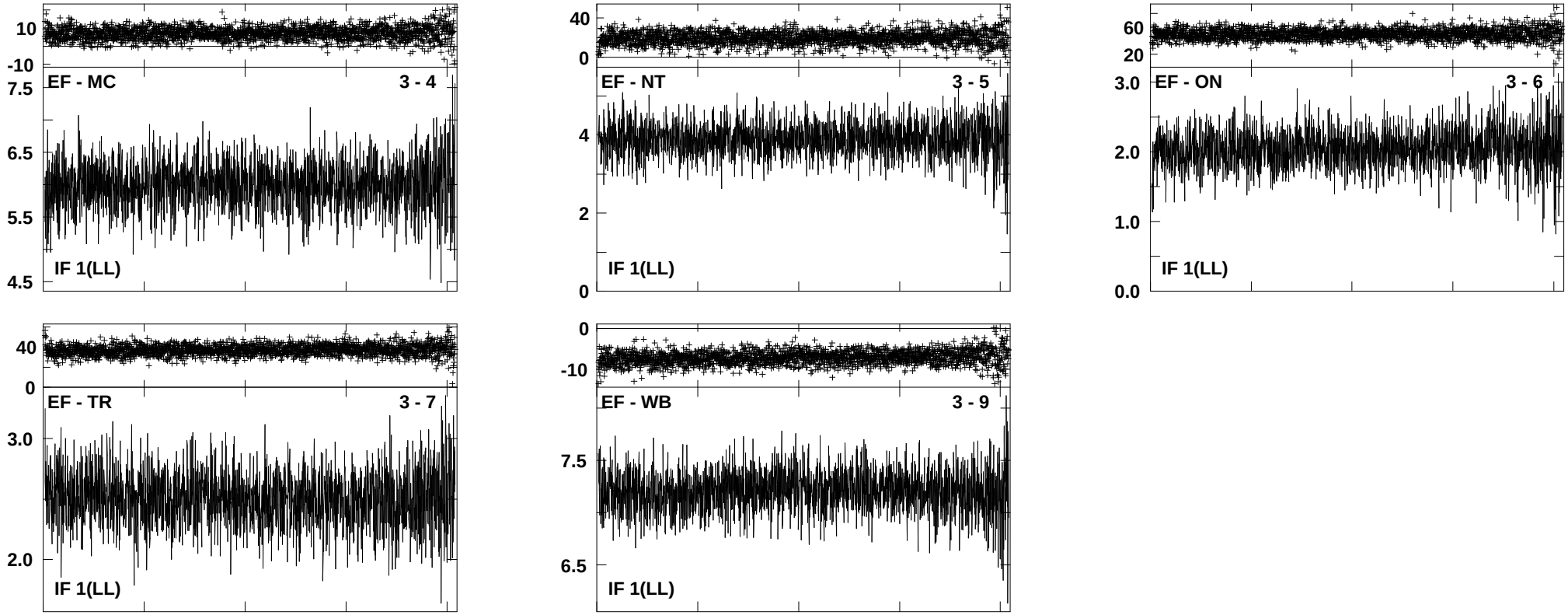

Lower frame: Ampl Jy Top frame: Phas deg
Vector averaged cross-power spectrum Several baselines displayed
Timerange: 00/12:48:01 to 00/12:51:59

Plot file version 62 created 24-JUN-2008 12:44:15
OH77.9+0 ES058 6.UVAVG.1
Freq = 1.6664 GHz, Bw = 2.000 MH Calibrated with CL # 3 and BP # 1 (BP mode 1)

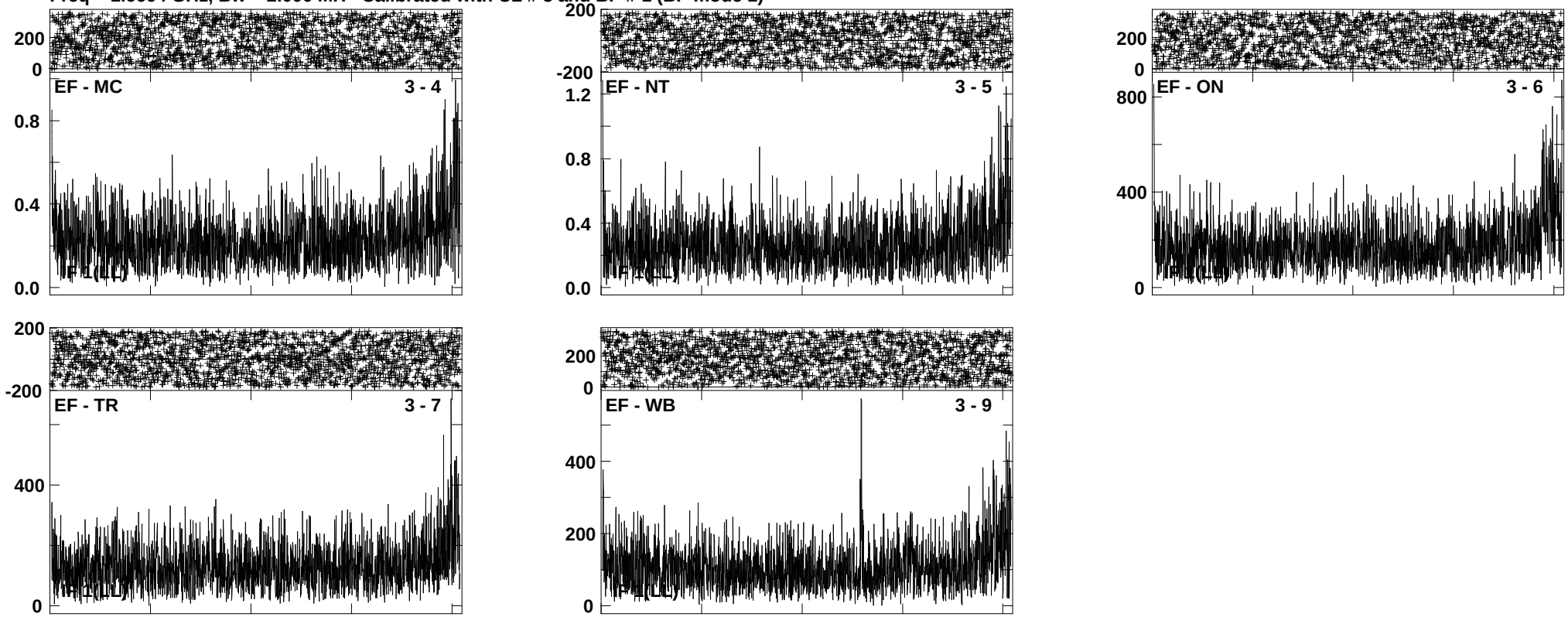

Lower frame: Ampl Jy Top frame: Phas deg
Vector averaged cross-power spectrum Several baselines displayed
Timerange: 00/12:53:31 to 00/13:03:29

Plot file version 63 created 24-JUN-2008 12:44:42
J2052+36 ES058 6.UVAVG.1
Freq = 1.6664 GHz, Bw = 2.000 MH Calibrated with CL # 3 and BP # 1 (BP mode 1)

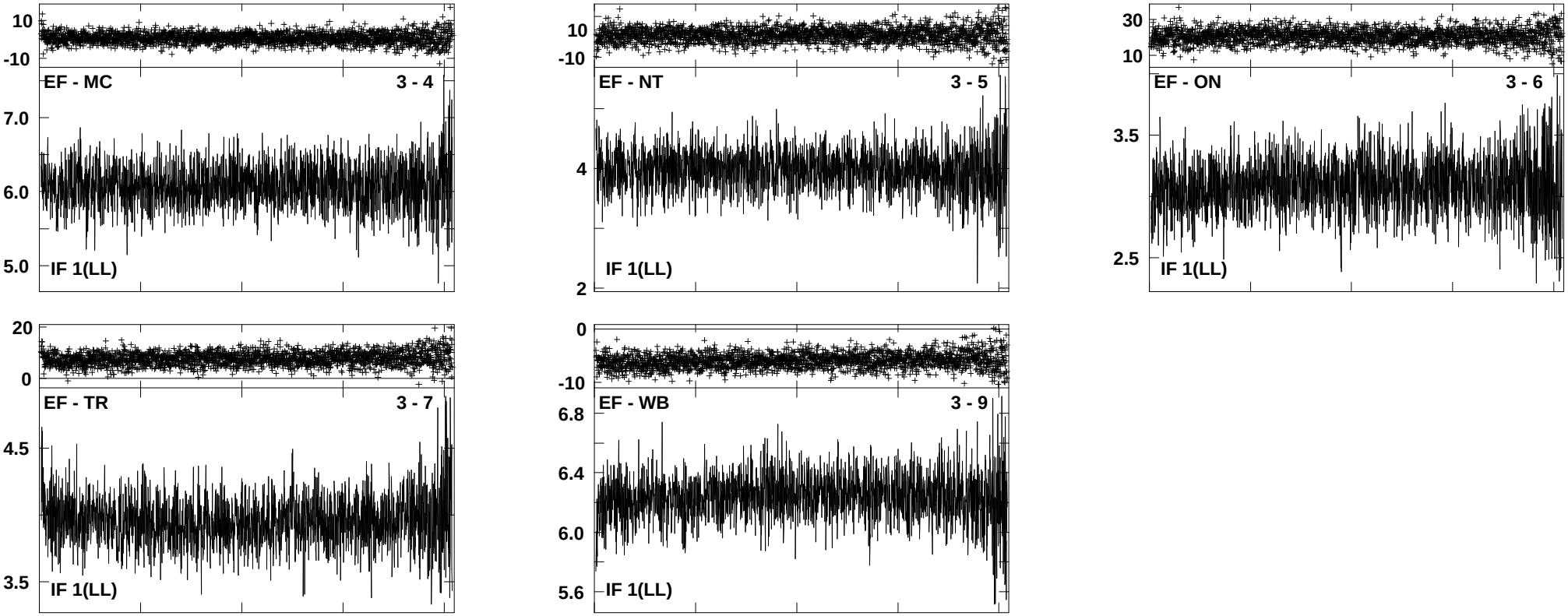

Lower frame: Ampl Jy Top frame: Phas deg
Vector averaged cross-power spectrum Several baselines displayed
Timerange: 00/13:05:01 to 00/13:08:59

Plot file version 64 created 24-JUN-2008 12:45:12
OH53.6-0 ES058 6.UVAVG.1
Freq = 1.6664 GHz, Bw = 2.000 MH Calibrated with CL # 3 and BP # 1 (BP mode 1)

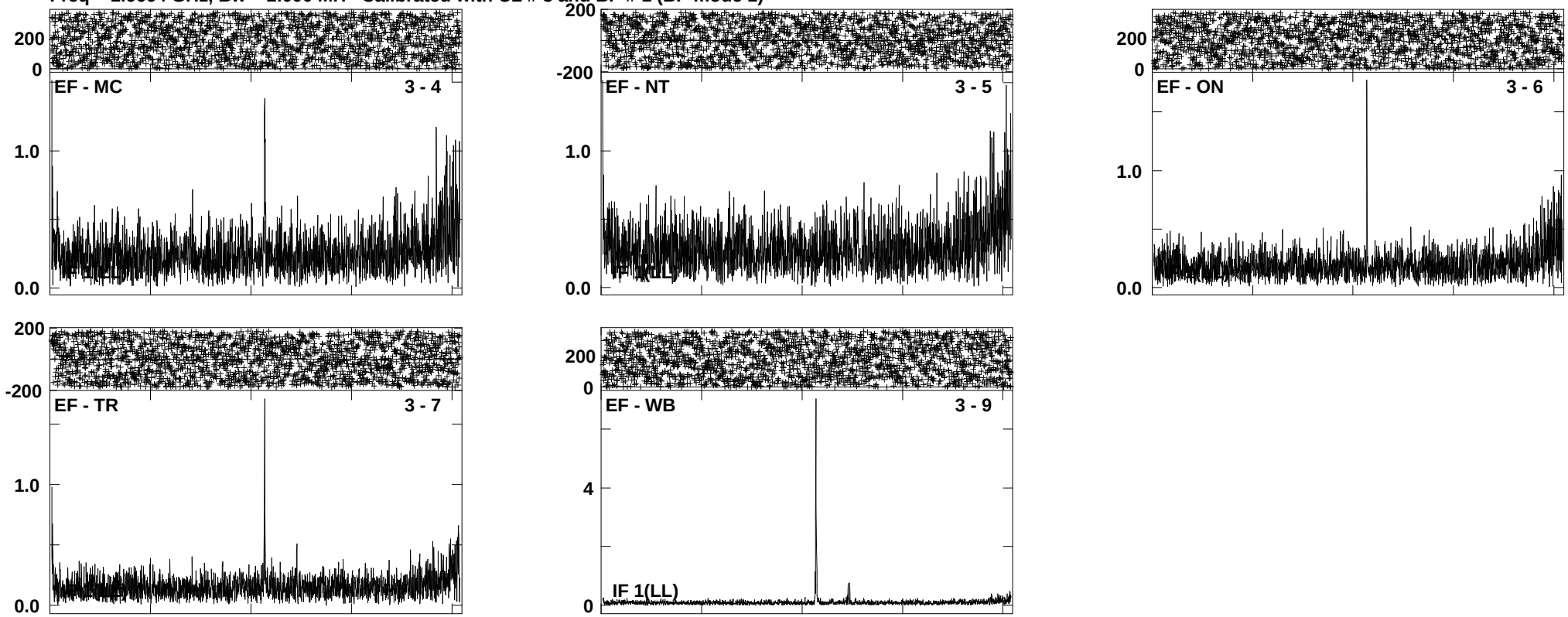

Lower frame: Ampl Jy Top frame: Phas deg
Vector averaged cross-power spectrum Several baselines displayed
Timerange: 00/13:10:32 to 00/13:20:29

Plot file version 65 created 24-JUN-2008 12:45:55
OH51.8-0 ES058 6.UVAVG.1
Freq = 1.6664 GHz, Bw = 2.000 MH Calibrated with CL # 3 and BP # 1 (BP mode 1)

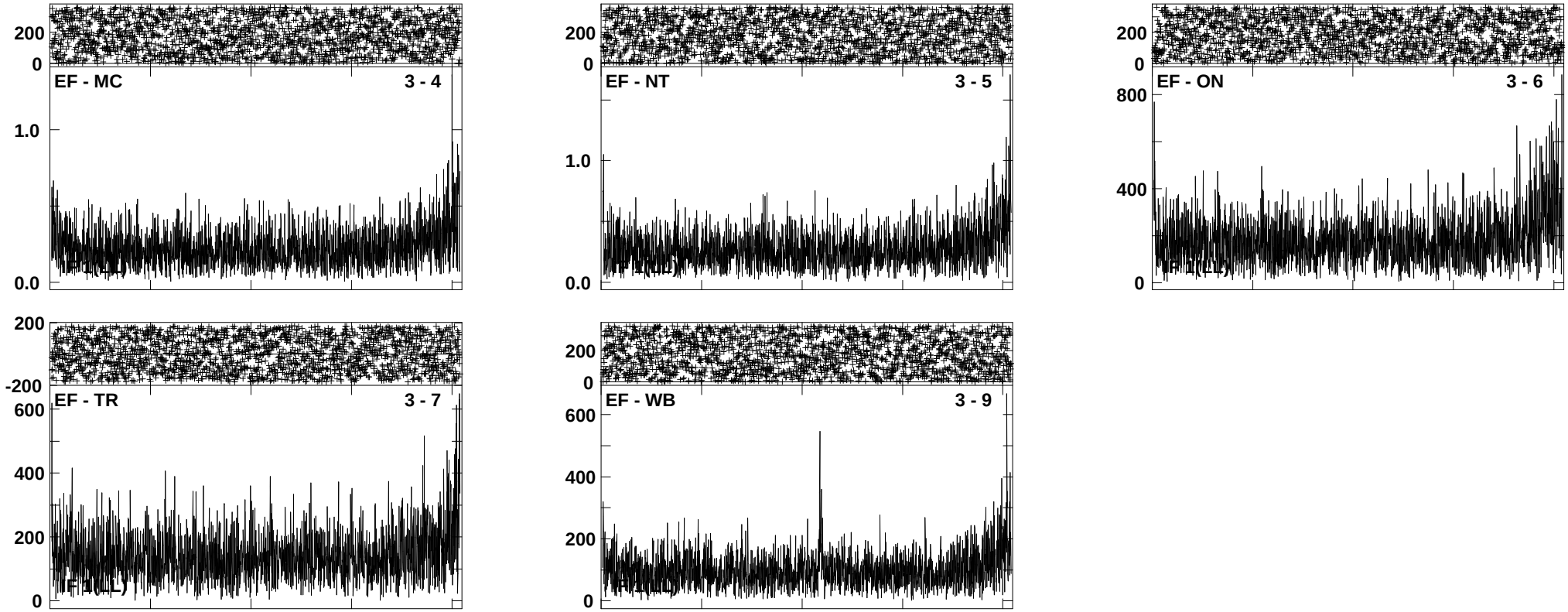

Lower frame: Ampl Jy Top frame: Phas deg
Vector averaged cross-power spectrum Several baselines displayed
Timerange: 00/13:22:01 to 00/13:31:58

Plot file version 66 created 24-JUN-2008 12:46:25
J2052+36 ES058 6.UVAVG.1
Freq = 1.6664 GHz, Bw = 2.000 MH Calibrated with CL # 3 and BP # 1 (BP mode 1)

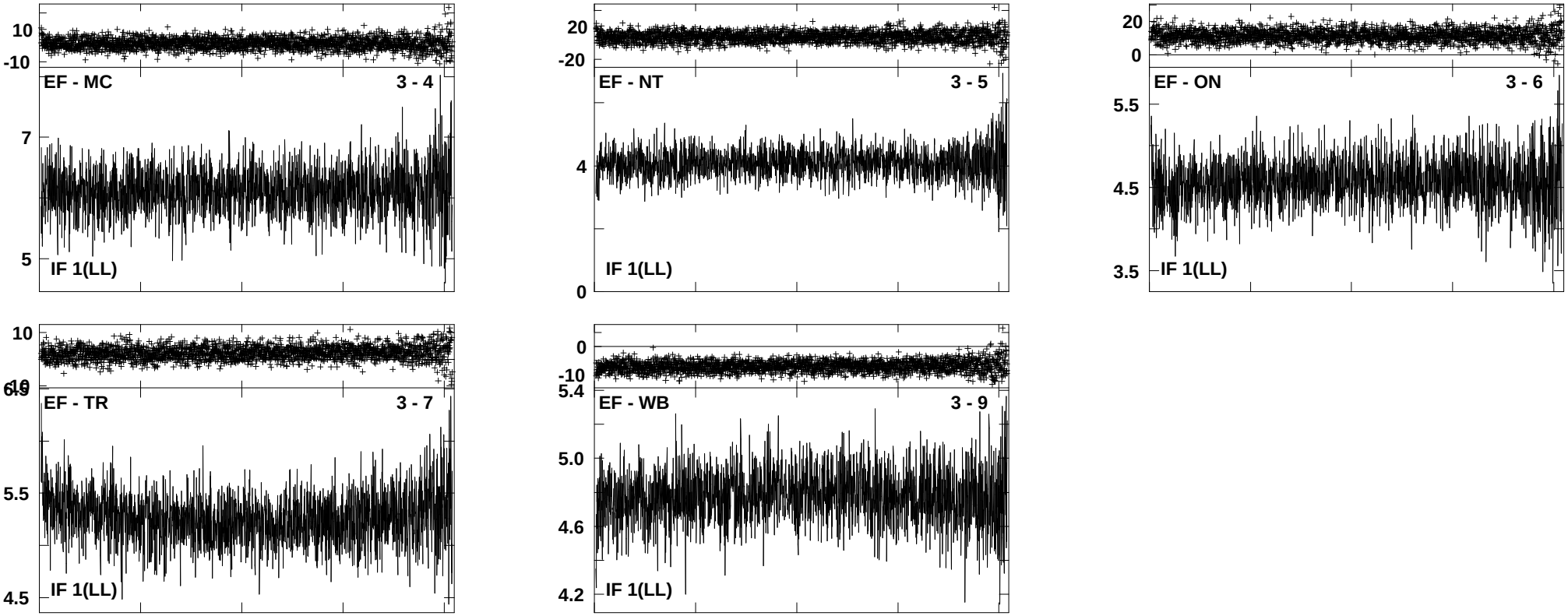

Lower frame: Ampl Jy Top frame: Phas deg
Vector averaged cross-power spectrum Several baselines displayed
Timerange: 00/13:33:32 to 00/13:37:29

Plot file version 67 created 24-JUN-2008 12:46:49
OH77.9+0 ES058 6.UVAVG.1
Freq = 1.6664 GHz, Bw = 2.000 MH Calibrated with CL # 3 and BP # 1 (BP mode 1)

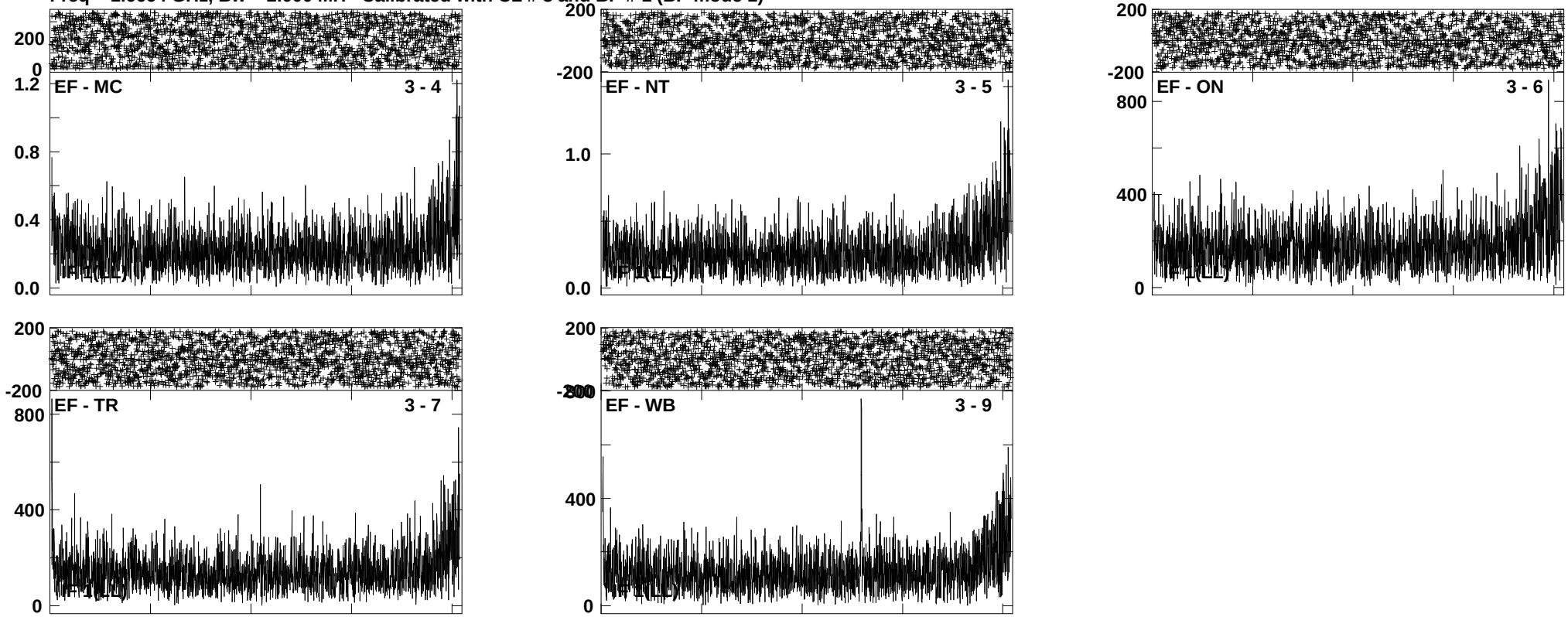

Lower frame: Ampl Jy Top frame: Phas deg
Vector averaged cross-power spectrum Several baselines displayed
Timerange: 00/13:39:01 to 00/13:48:59

Plot file version 68 created 24-JUN-2008 12:47:21
J2052+36 ES058 6.UVAVG.1
Freq = 1.6664 GHz, Bw = 2.000 MH Calibrated with CL # 3 and BP # 1 (BP mode 1)

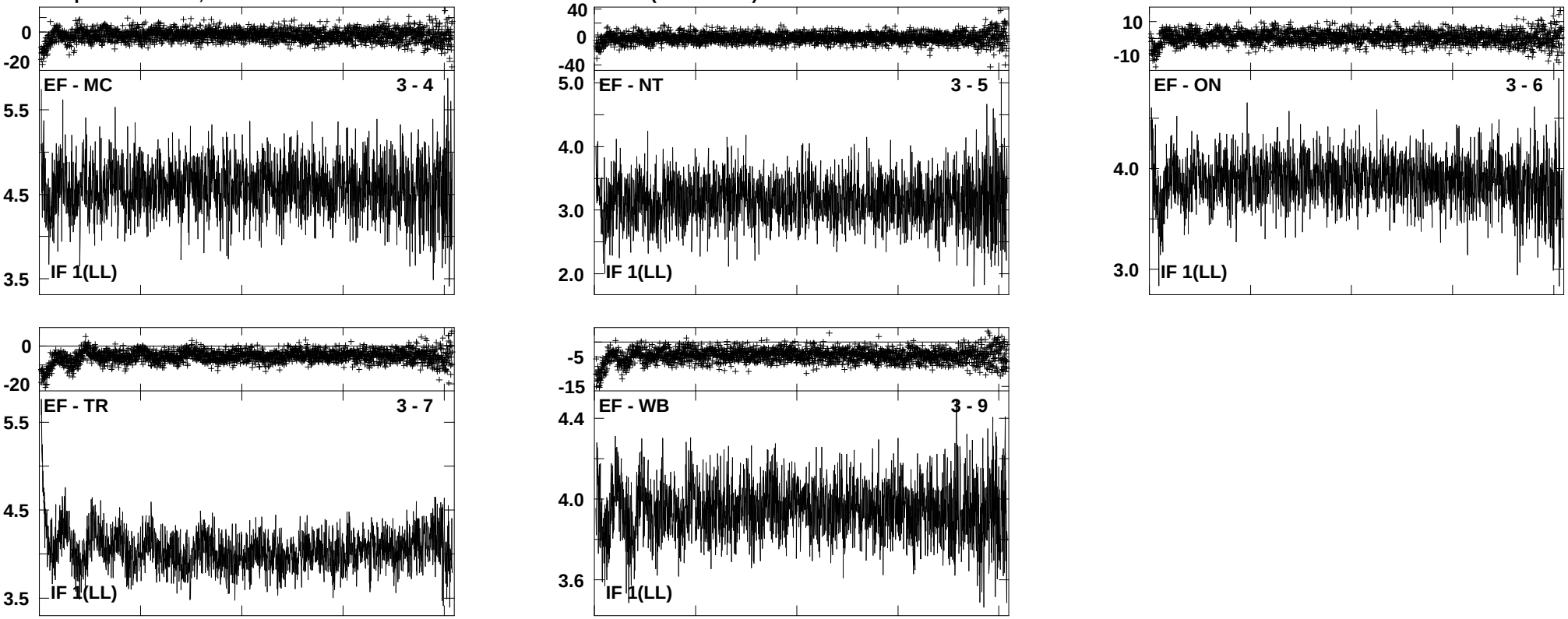

Lower frame: Ampl Jy Top frame: Phas deg
Vector averaged cross-power spectrum Several baselines displayed
Timerange: 00/13:50:31 to 00/13:54:29

Plot file version 69 created 24-JUN-2008 12:47:47
OH53.6-0 ES058 6.UVAVG.1
Freq = 1.6664 GHz, Bw = 2.000 MH Calibrated with CL # 3 and BP # 1 (BP mode 1)

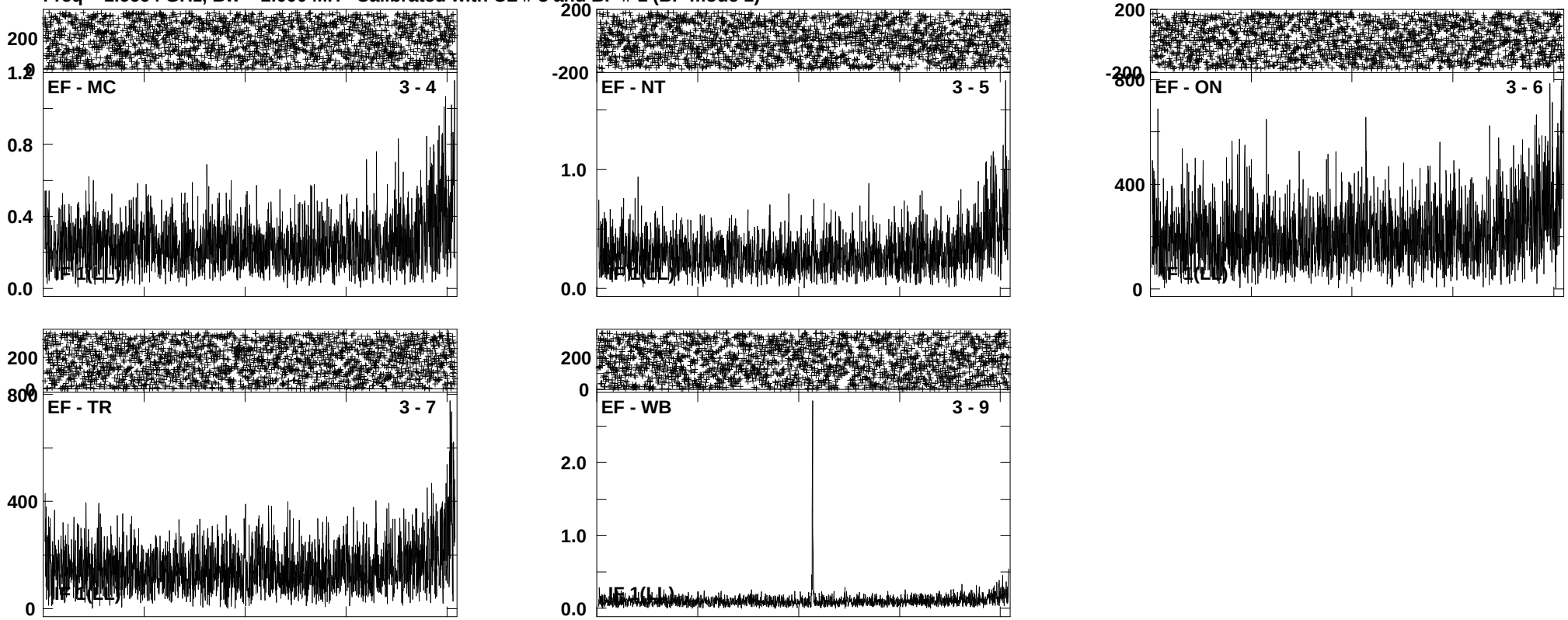

Lower frame: Ampl Jy Top frame: Phas deg
Vector averaged cross-power spectrum Several baselines displayed
Timerange: 00/13:56:01 to 00/14:05:59

Plot file version 70 created 24-JUN-2008 12:48:28
J2052+36 ES058 6.UVAVG.1
Freq = 1.6664 GHz, Bw = 2.000 MH Calibrated with CL # 3 and BP # 1 (BP mode 1)

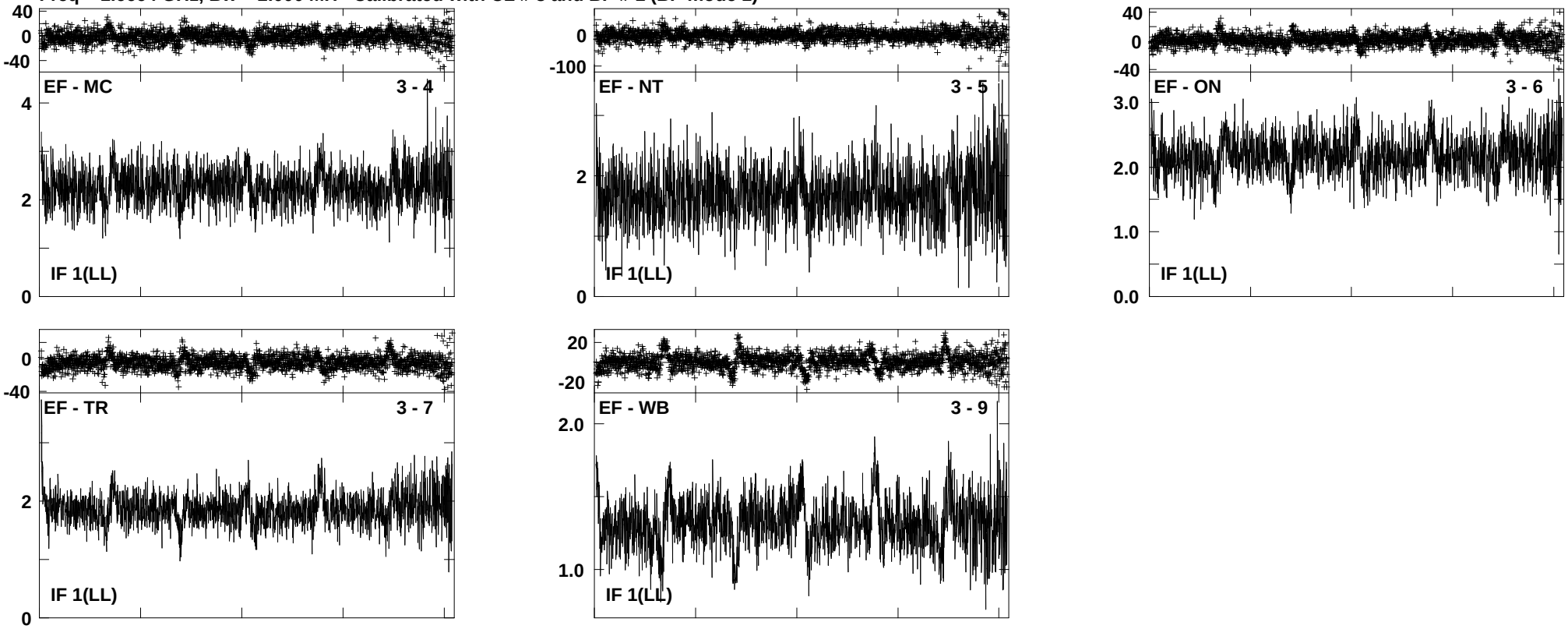

Lower frame: Ampl Jy Top frame: Phas deg
Vector averaged cross-power spectrum Several baselines displayed
Timerange: 00/14:19:02 to 00/14:22:58

Plot file version 71 created 24-JUN-2008 12:49:29
J2253+16 ES058 6.UVAVG.1
Freq = 1.6664 GHz, Bw = 2.000 MH Calibrated with CL # 3 and BP # 1 (BP mode 1)

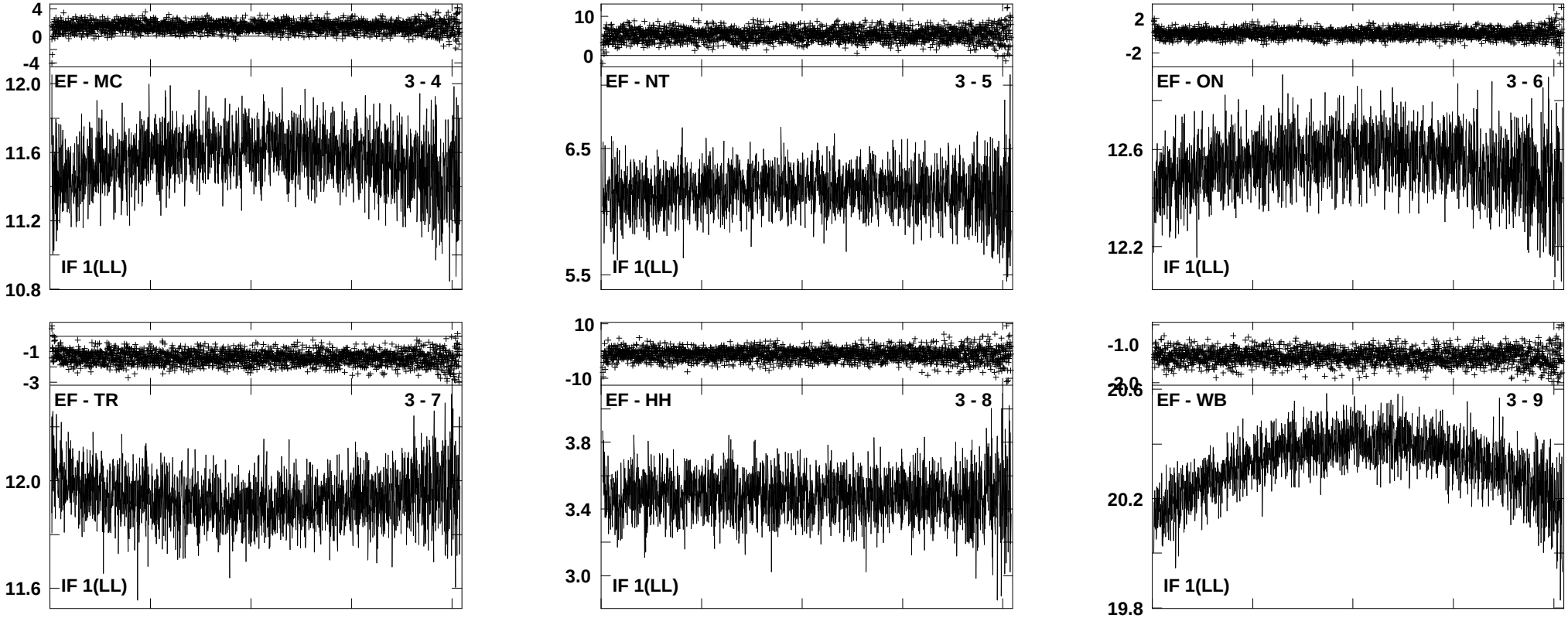

Lower frame: Ampl Jy Top frame: Phas deg
Vector averaged cross-power spectrum Several baselines displayed
Timerange: 00/14:25:02 to 00/14:47:01

Plot file version 72 created 24-JUN-2008 12:51:30
J2253+16 ES058 6.UVAVG.1
Freq = 1.6664 GHz, Bw = 2.000 MH Calibrated with CL # 3 and BP # 1 (BP mode 1)

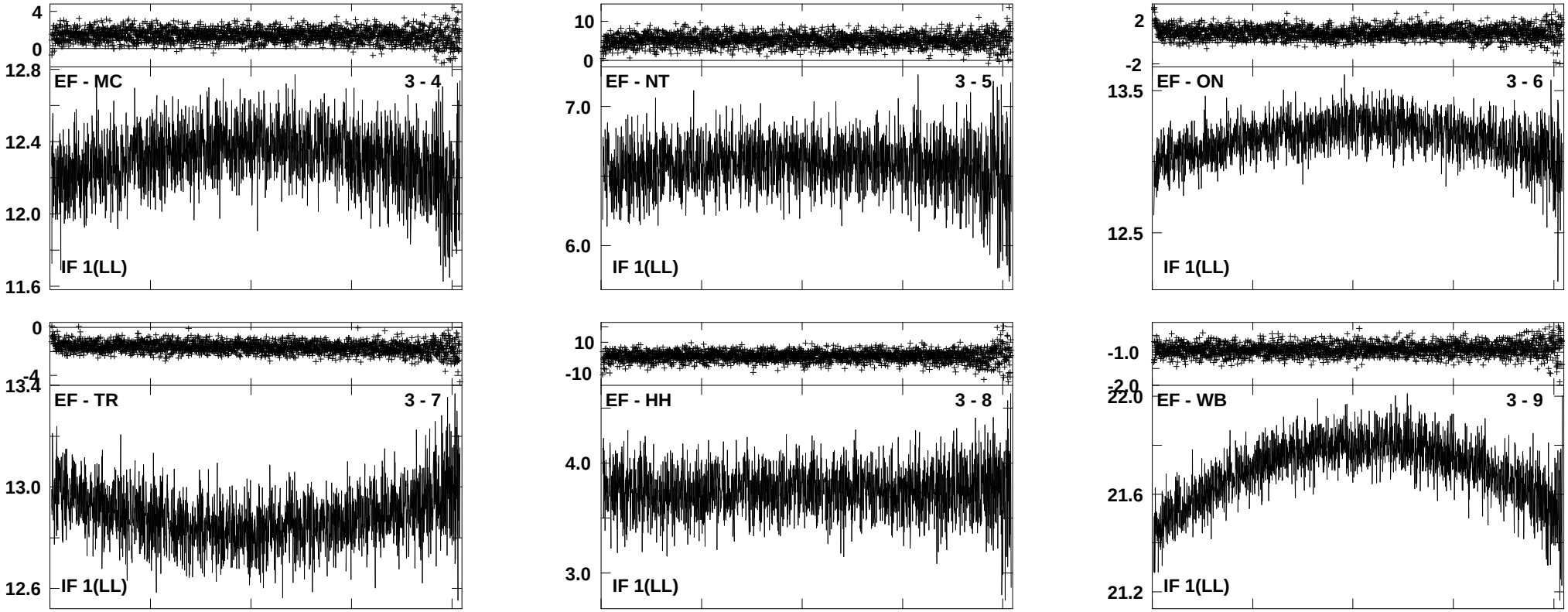

Lower frame: Ampl Jy Top frame: Phas deg
Vector averaged cross-power spectrum Several baselines displayed
Timerange: 00/14:47:03 to 00/15:09:01

Plot file version 73 created 24-JUN-2008 12:52:43
J2253+16 ES058 6.UVAVG.1
Freq = 1.6664 GHz, Bw = 2.000 MH Calibrated with CL # 3 and BP # 1 (BP mode 1)

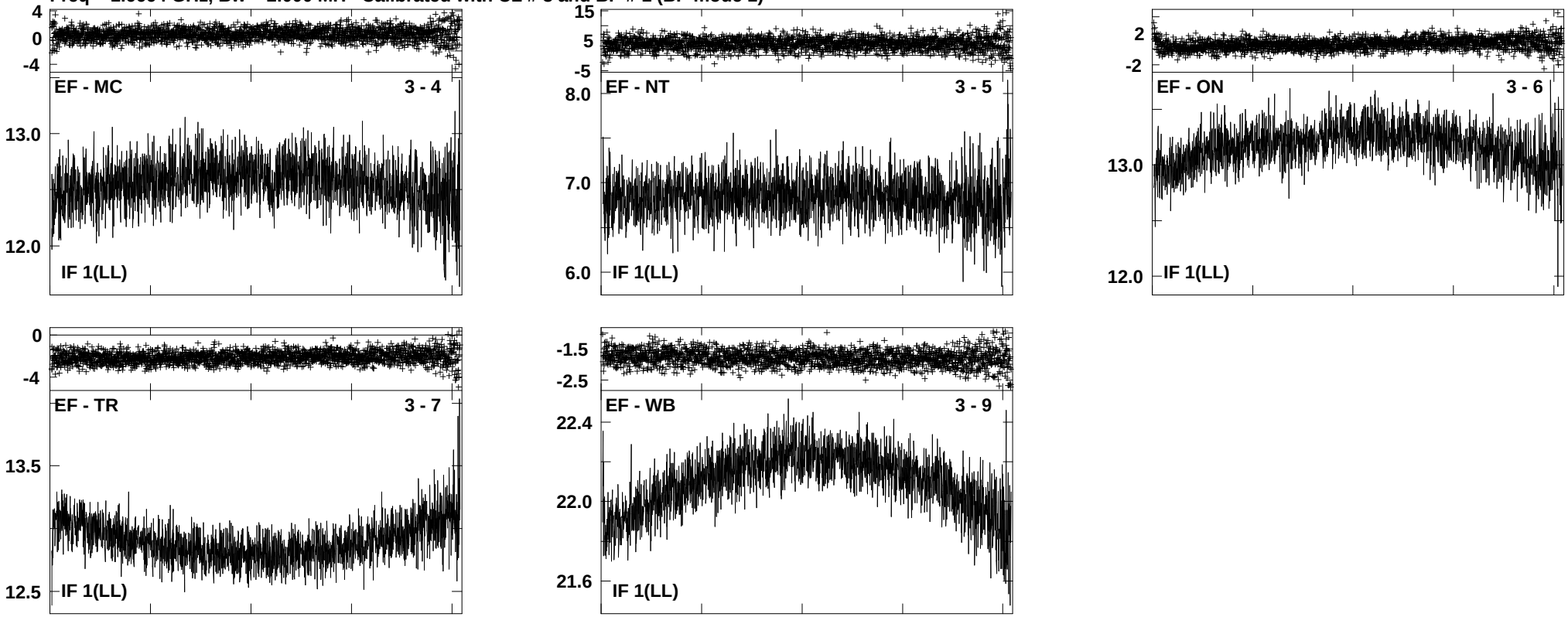

Lower frame: Ampl Jy Top frame: Phas deg
Vector averaged cross-power spectrum Several baselines displayed
Timerange: 00/15:09:03 to 00/15:23:59

Plot file version 74 created 24-JUN-2008 12:54:00
J0237+28 ES058 6.UVAVG.1
Freq = 1.6664 GHz, Bw = 2.000 MH Calibrated with CL # 3 and BP # 1 (BP mode 1)

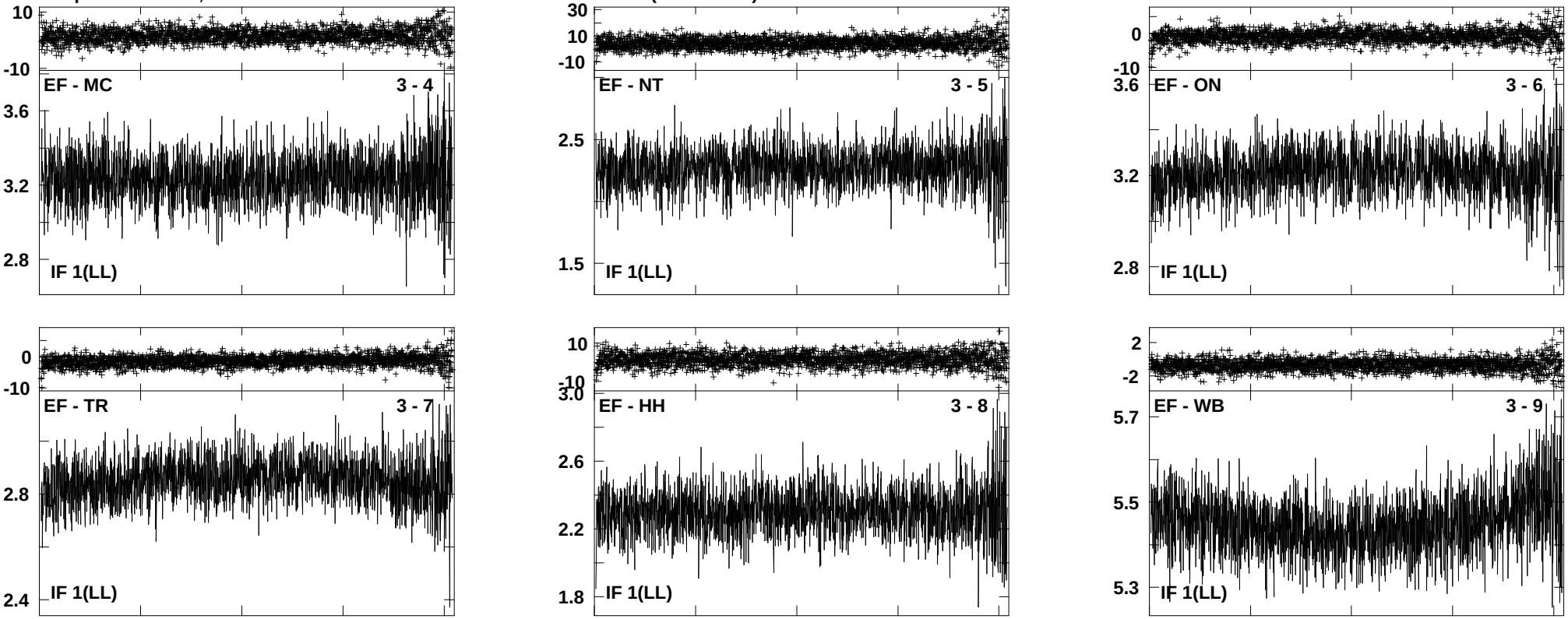

Lower frame: Ampl Jy Top frame: Phas deg
Vector averaged cross-power spectrum Several baselines displayed
Timerange: 00/15:26:01 to 00/15:48:01

Plot file version 75 created 24-JUN-2008 12:55:59
J0237+28 ES058 6.UVAVG.1
Freq = 1.6664 GHz, Bw = 2.000 MH Calibrated with CL # 3 and BP # 1 (BP mode 1)

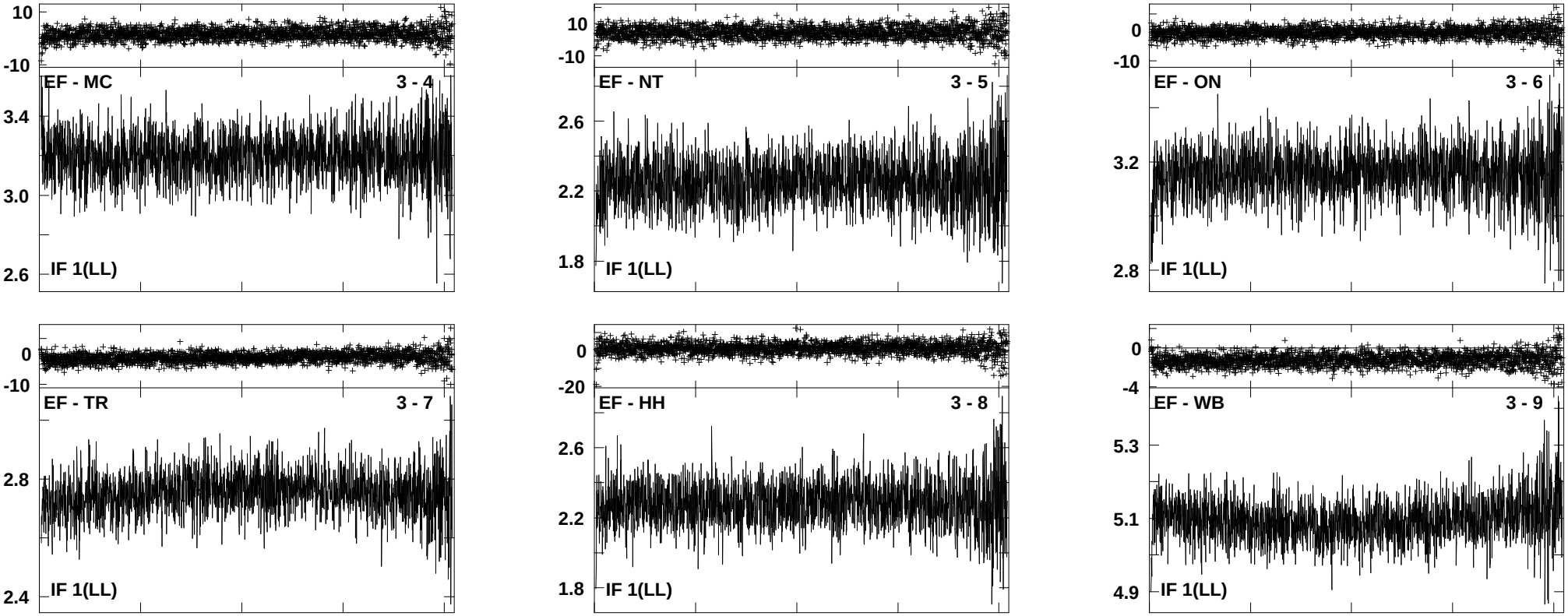

Lower frame: Ampl Jy Top frame: Phas deg
Vector averaged cross-power spectrum Several baselines displayed
Timerange: 00/15:48:03 to 00/16:10:01

Plot file version 76 created 24-JUN-2008 12:57:38
J0237+28 ES058 6.UVAVG.1
Freq = 1.6664 GHz, Bw = 2.000 MH Calibrated with CL # 3 and BP # 1 (BP mode 1)

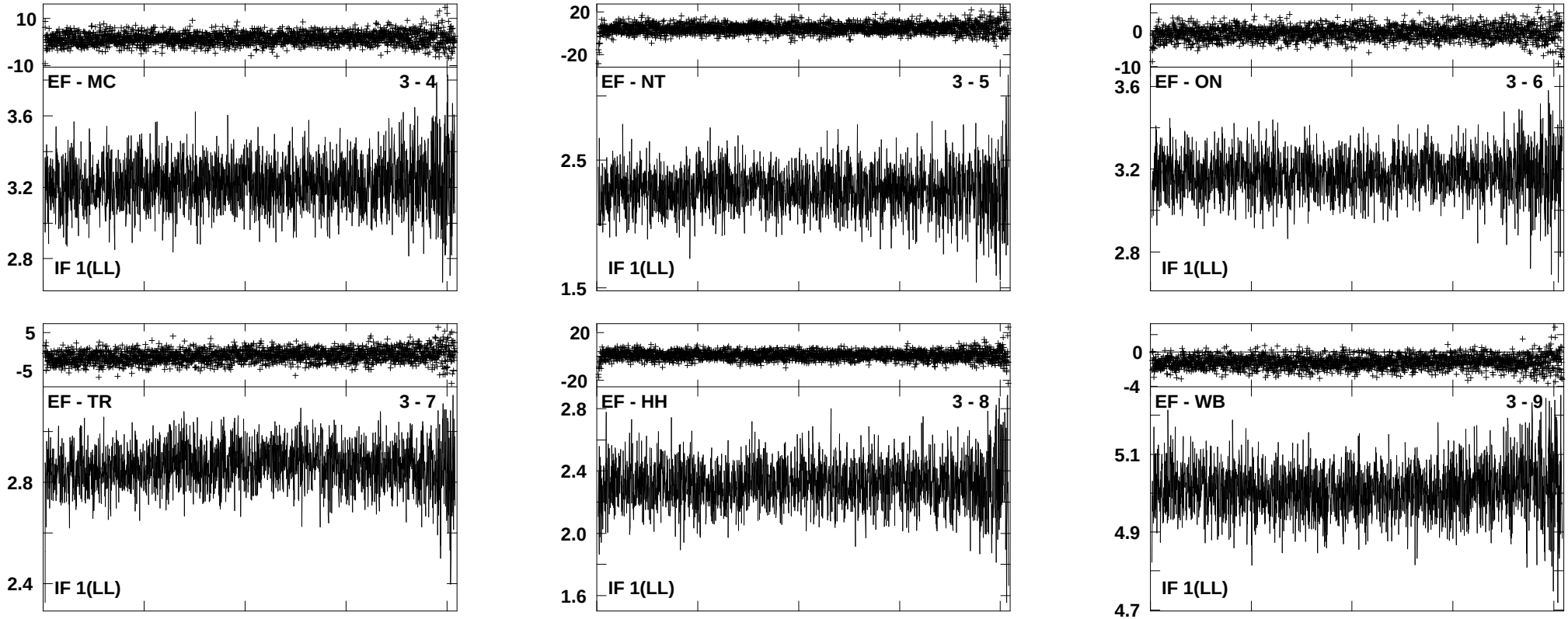

Lower frame: Ampl Jy Top frame: Phas deg
Vector averaged cross-power spectrum Several baselines displayed
Timerange: 00/16:10:03 to 00/16:26:59

Plot file version 77 created 24-JUN-2008 12:59:16
J0319+41 ES058 6.UVAVG.1
Freq = 1.6664 GHz, Bw = 2.000 MH Calibrated with CL # 3 and BP # 1 (BP mode 1)

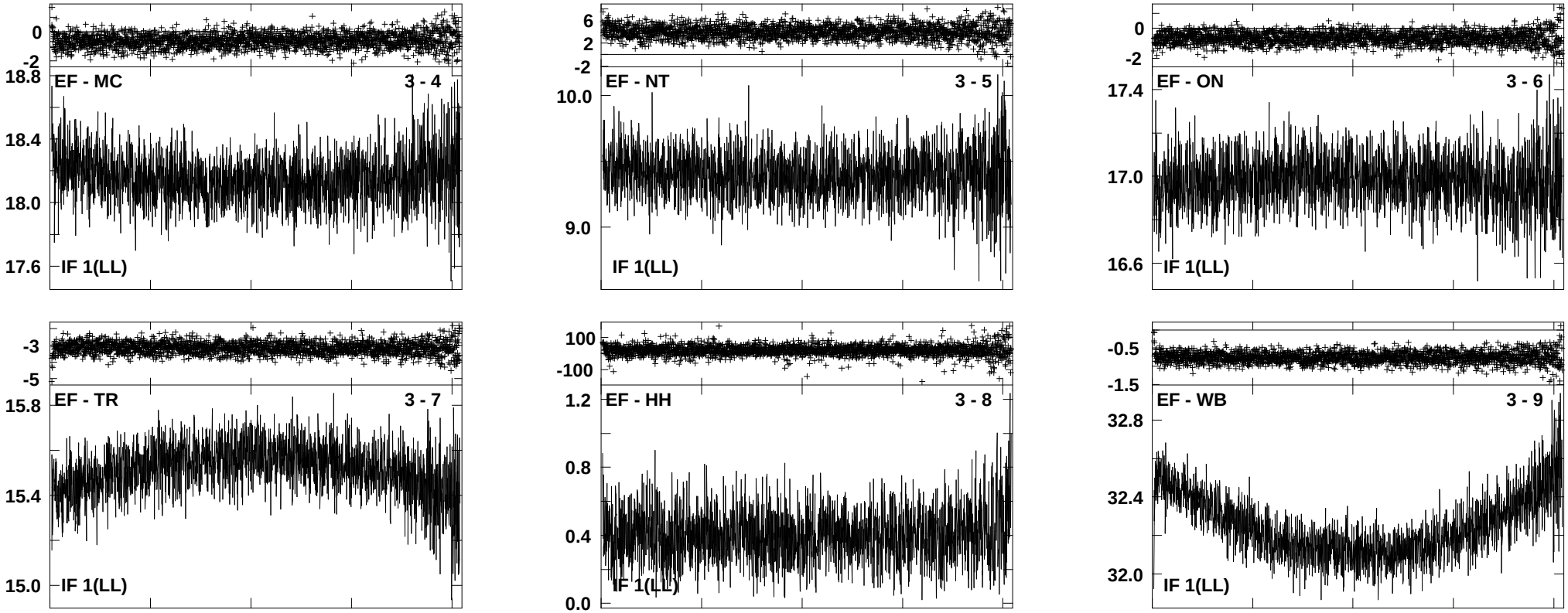

Lower frame: Ampl Jy Top frame: Phas deg
Vector averaged cross-power spectrum Several baselines displayed
Timerange: 00/16:29:01 to 00/16:51:01

Plot file version 78 created 24-JUN-2008 13:01:13
J0319+41 ES058 6.UVAVG.1
Freq = 1.6664 GHz, Bw = 2.000 MH Calibrated with CL # 3 and BP # 1 (BP mode 1)

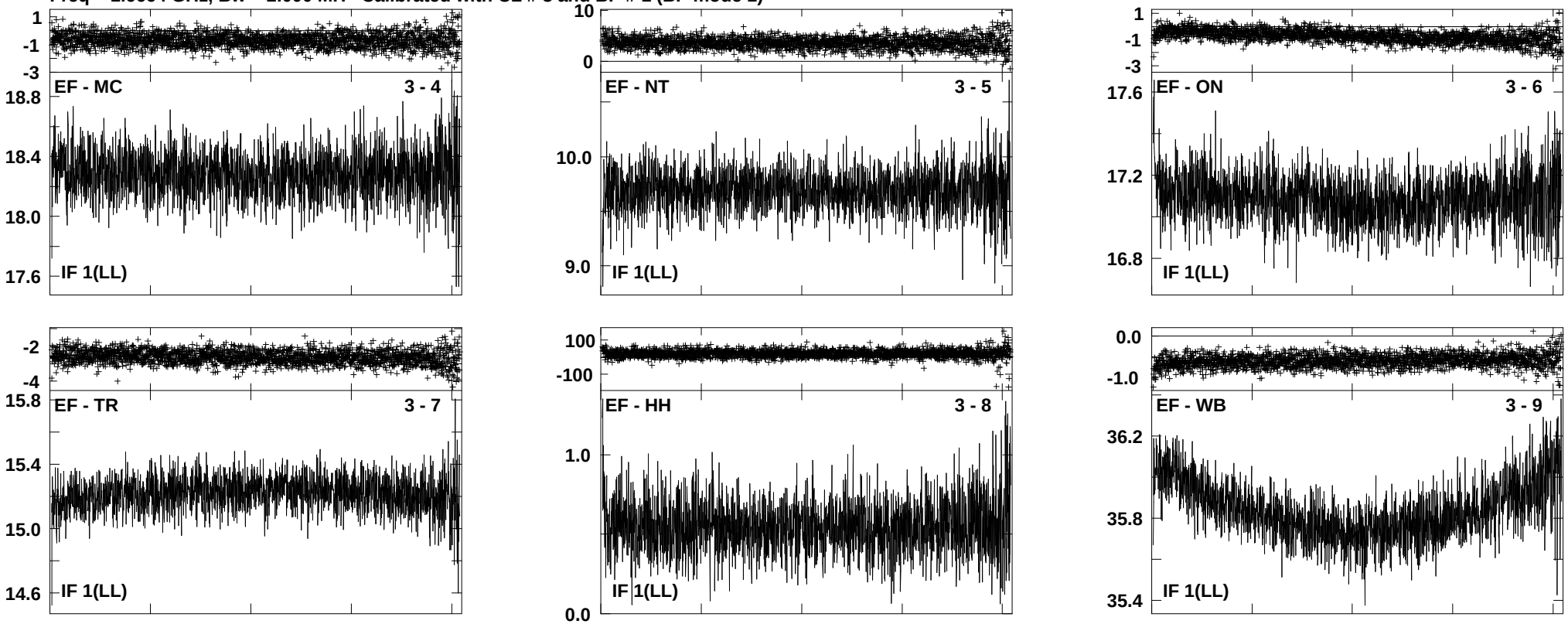

Lower frame: Ampl Jy Top frame: Phas deg
Vector averaged cross-power spectrum Several baselines displayed
Timerange: 00/16:51:01 to 00/17:13:01

Plot file version 79 created 24-JUN-2008 13:03:21
J0319+41 ES058 6.UVAVG.1
Freq = 1.6664 GHz, Bw = 2.000 MH Calibrated with CL # 3 and BP # 1 (BP mode 1)

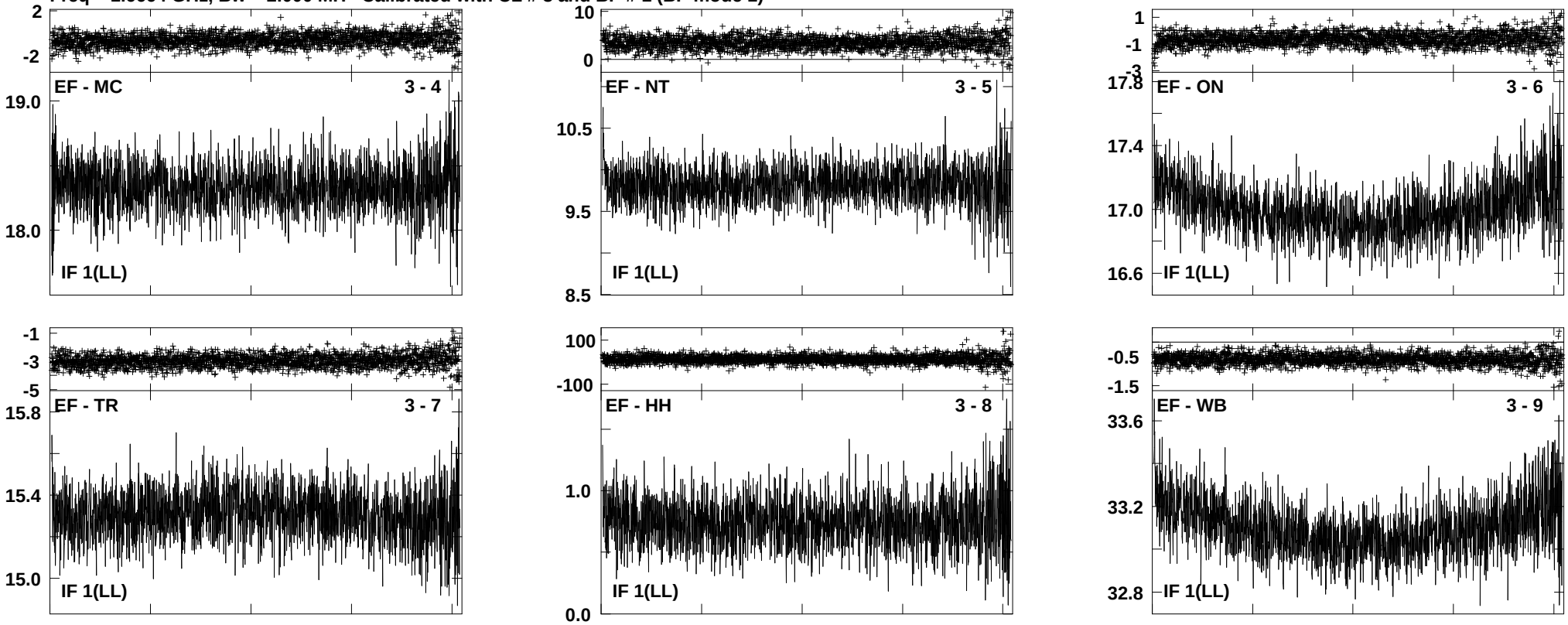

Lower frame: Ampl Jy Top frame: Phas deg
Vector averaged cross-power spectrum Several baselines displayed
Timerange: 00/17:13:01 to 00/17:29:58