
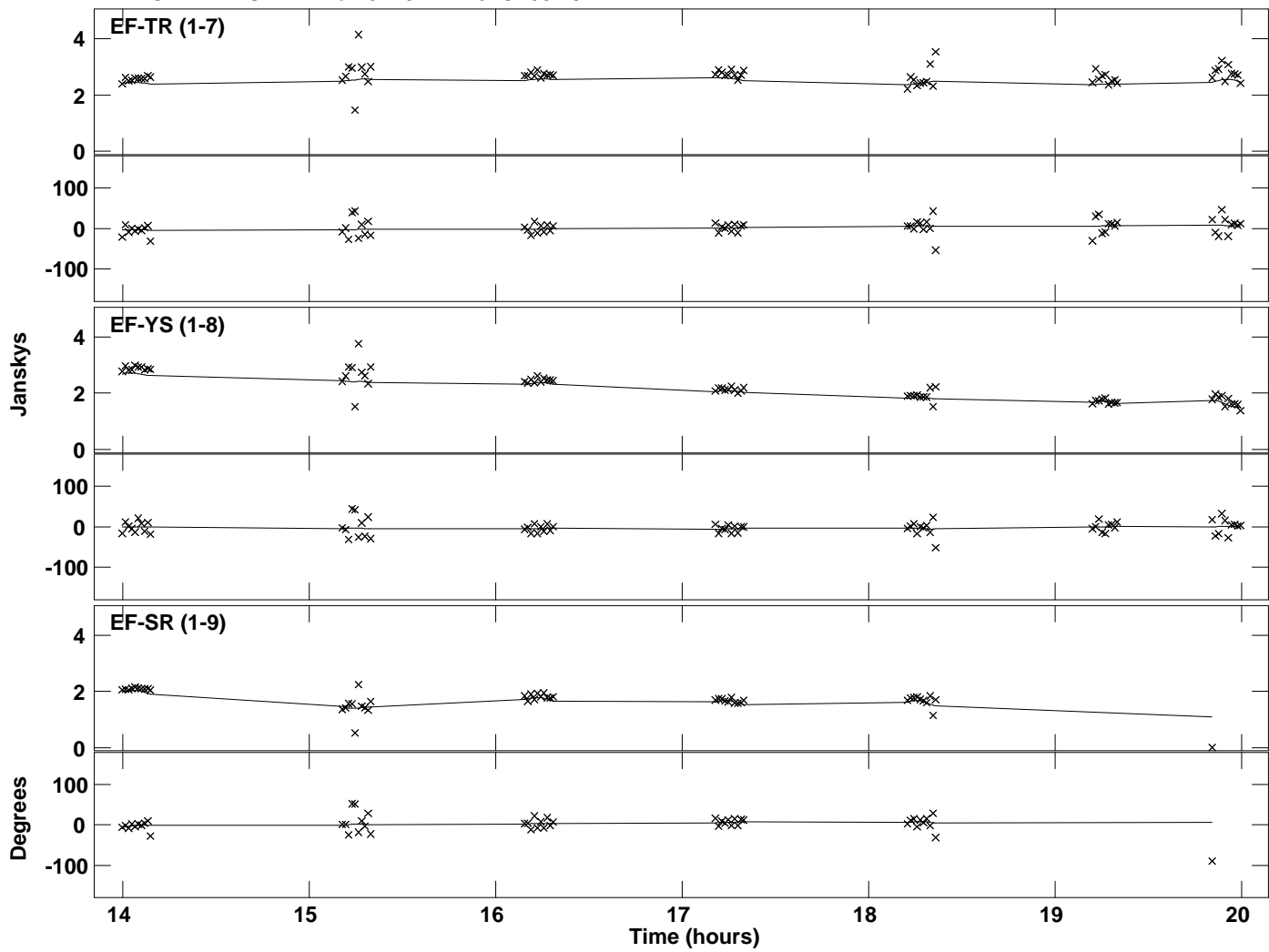


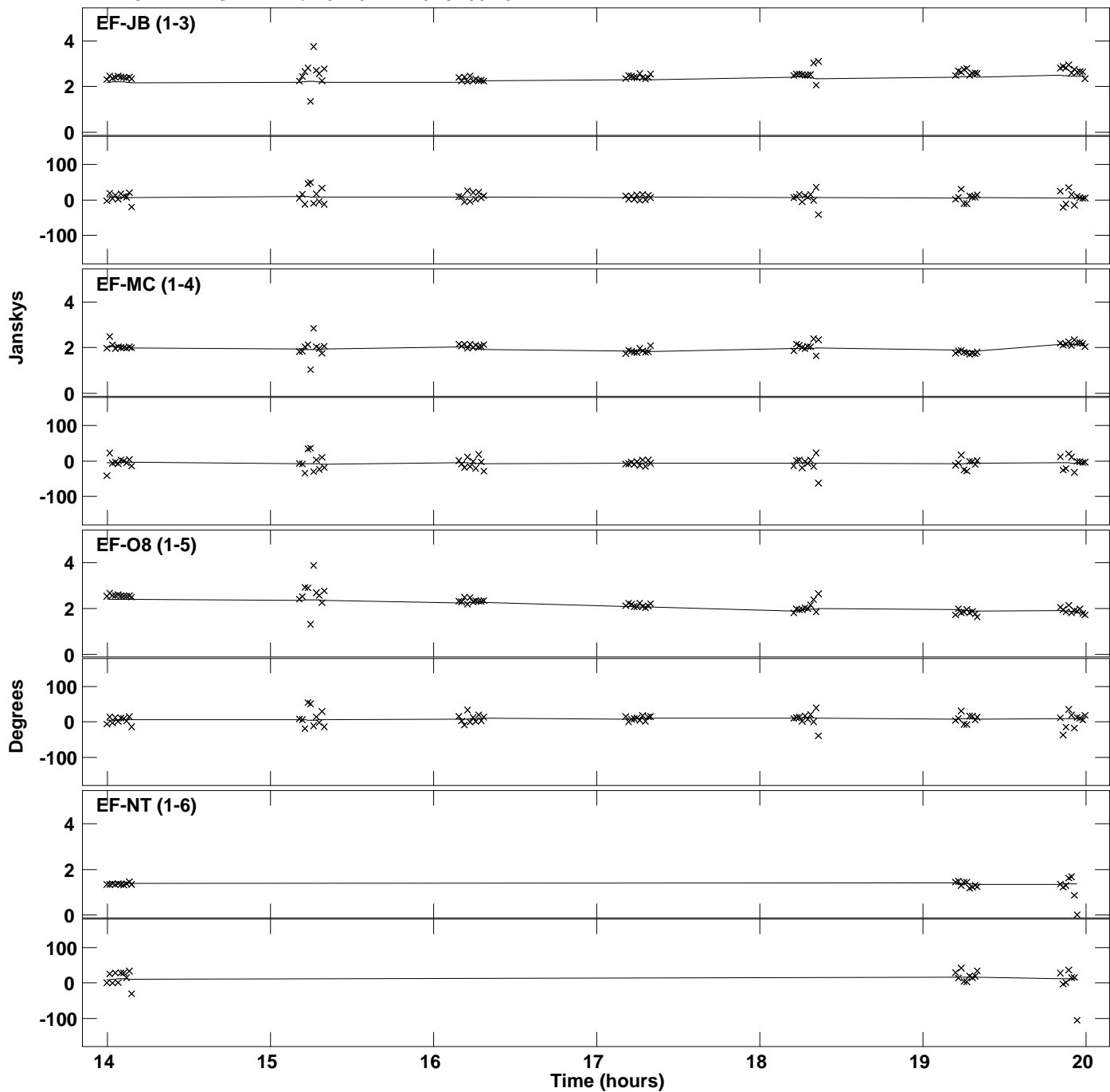
Plot file version 1 created 11-OCT-2019 16:48:51
Amplitude and Phase vs Time for J2202+4216.MULTI.1 Vect aver. CL # 3
IF 1 CHAN 1 STK LL of J2202+4216.ICL001.3



Plot file version 2 created 11-OCT-2019 16:48:51
Amplitude and Phase vs Time for J2202+4216.MULTI.1 Vect aver. CL # 3
IF 1 CHAN 1 STK LL of J2202+4216.ICL001.3



Plot file version 3 created 11-OCT-2019 16:48:51
Amplitude andPhase vs Time for J2202+4216.MULTI.1 Vect aver. CL # 3
IF 1 CHAN 1 STK RR of J2202+4216.ICL001.3



Plot file version 4 created 11-OCT-2019 16:48:51
Amplitude and Phase vs Time for J2202+4216.MULTI.1 Vect aver. CL # 3
IF 1 CHAN 1 STK RR of J2202+4216.ICL001.3

