Plot file version 1 created 19-SEP-2014 15:41:54
J2202+4216 ES074A.UVDATA.1
Freq = 22.2346 GHz, Bw = 4.000 MH No calibration applied and no bandpass applied

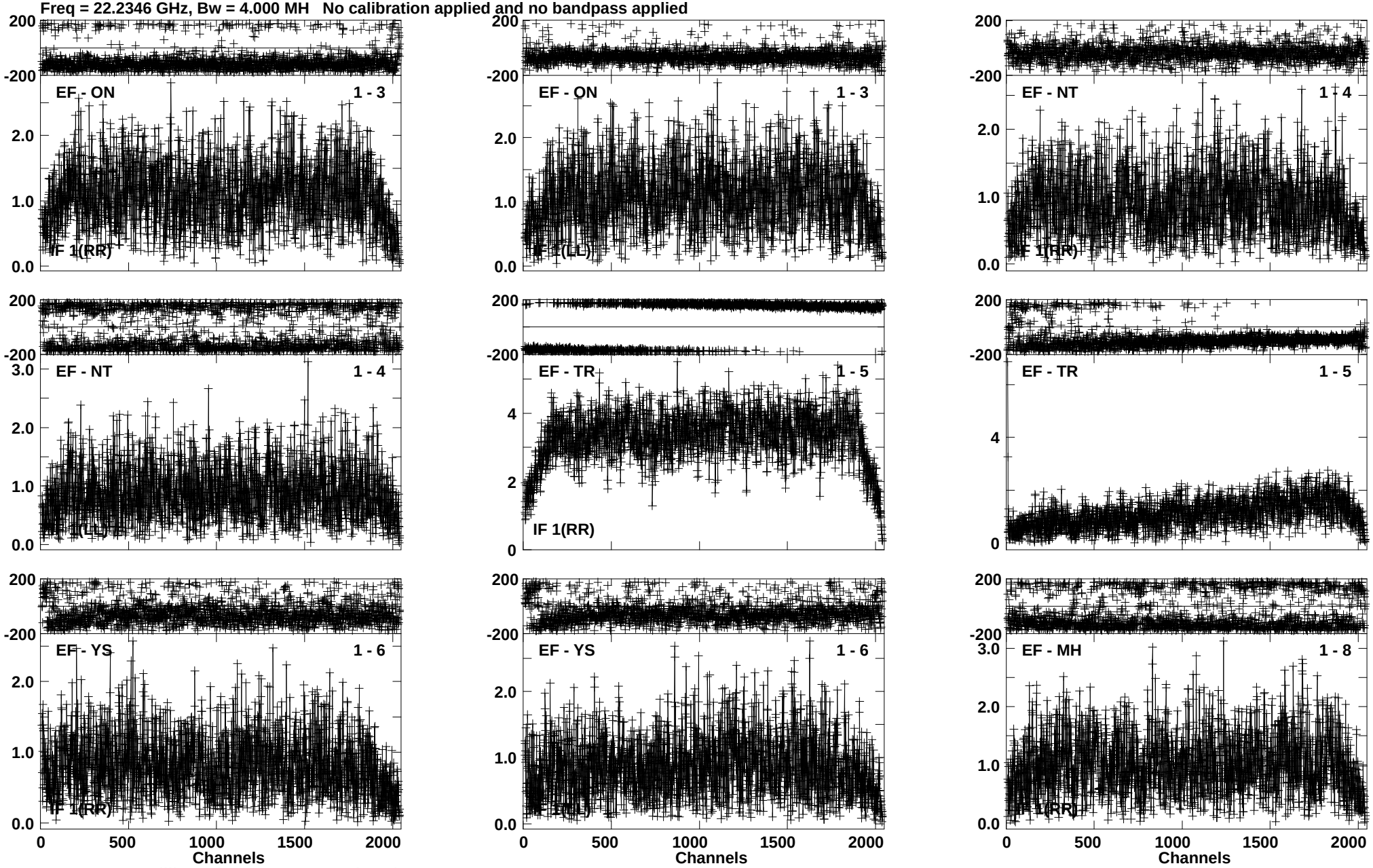

Lower frame: Milli Ampl Jy Top frame: Phas deg
Vector averaged cross-power spectrum Baseline: EF (01) - ON (03)
Timerange: 00/20:00:03 to 00/20:09:59

Plot file version 2 created 19-SEP-2014 15:41:56
J2202+4216 ES074A.UVDATA.1
Freq = 22.2346 GHz, Bw = 4.000 MH No calibration applied and no bandpass applied

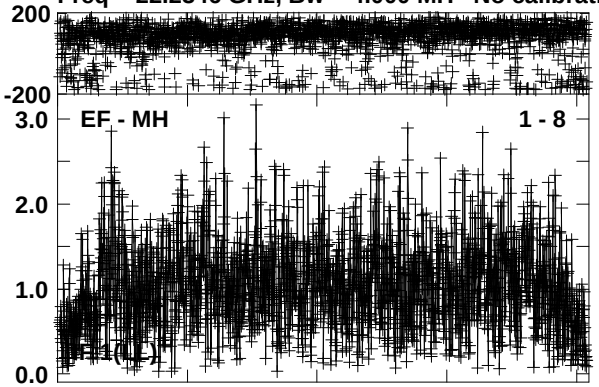

Lower frame: Milli Ampl Jy Top frame: Phas deg
Vector averaged cross-power spectrum Baseline: EF (01) - MH (08)
Timerange: 00/20:00:03 to 00/20:09:59

Plot file version 3 created 19-SEP-2014 15:41:56
J2040+4527 ES074A.UVDATA.1
Freq = 22.2346 GHz, Bw = 4.000 MH No calibration applied and no bandpass applied

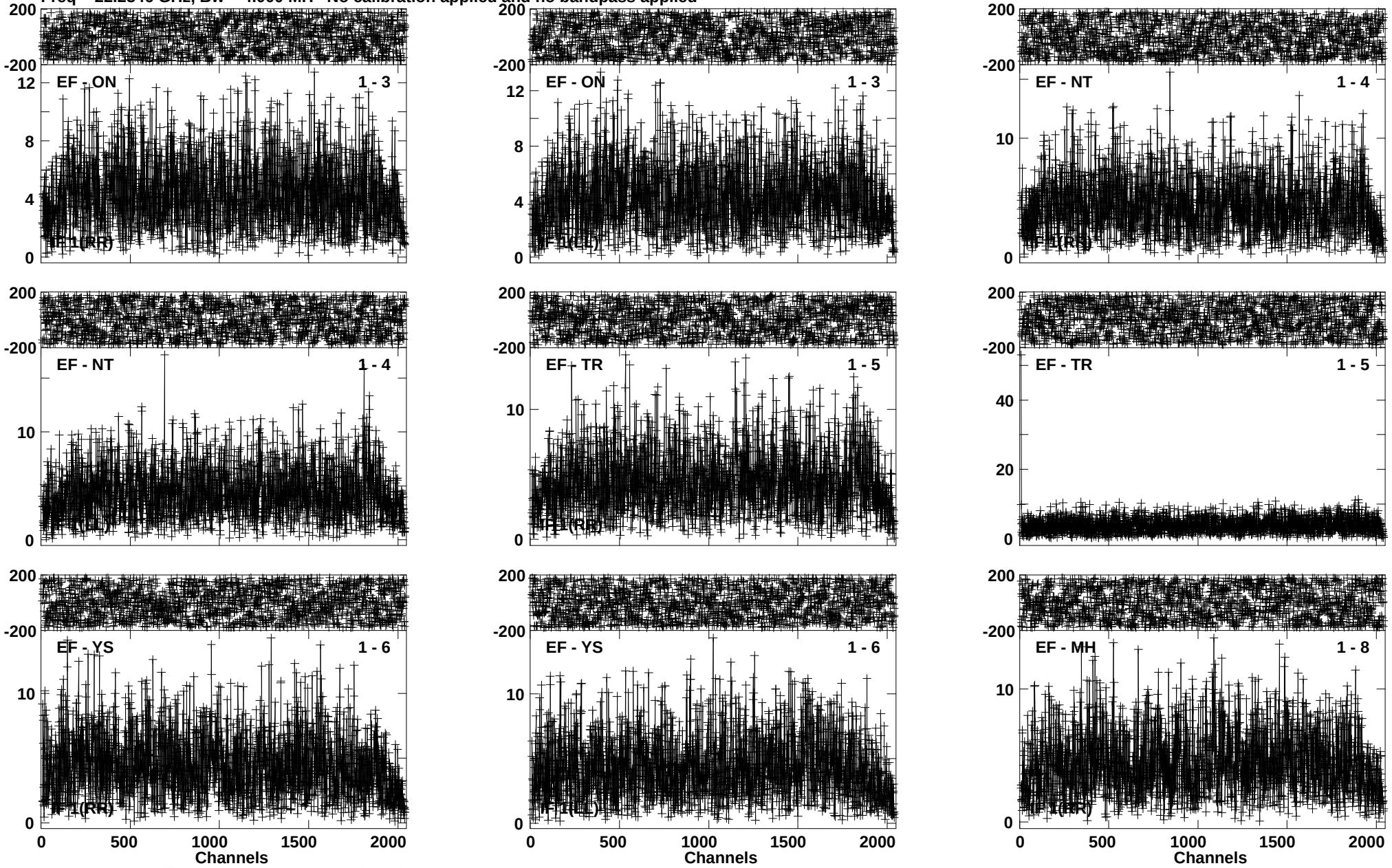

Lower frame: Milli Ampl Jy Top frame: Phas deg
Vector averaged cross-power spectrum Baseline: EF (01) - ON (03)
Timerange: 00/20:11:18 to 00/20:12:14

Plot file version 4 created 19-SEP-2014 15:41:56
J2040+4527 ES074A.UVDATA.1
Freq = 22.2346 GHz, Bw = 4.000 MH No calibration applied and no bandpass applied

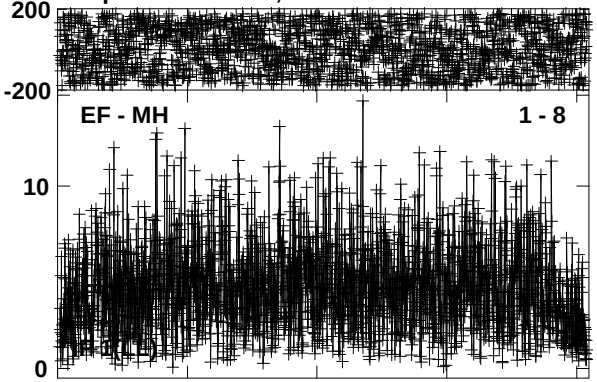

Lower frame: Milli Ampl Jy Top frame: Phas deg
Vector averaged cross-power spectrum Baseline: EF (01) - MH (08)
Timerange: 00/20:11:18 to 00/20:12:14

Plot file version 5 created 19-SEP-2014 15:41:56
W75N ES074A.UVDATA.1
Freq = 22.2346 GHz, Bw = 4.000 MH No calibration applied and no bandpass applied

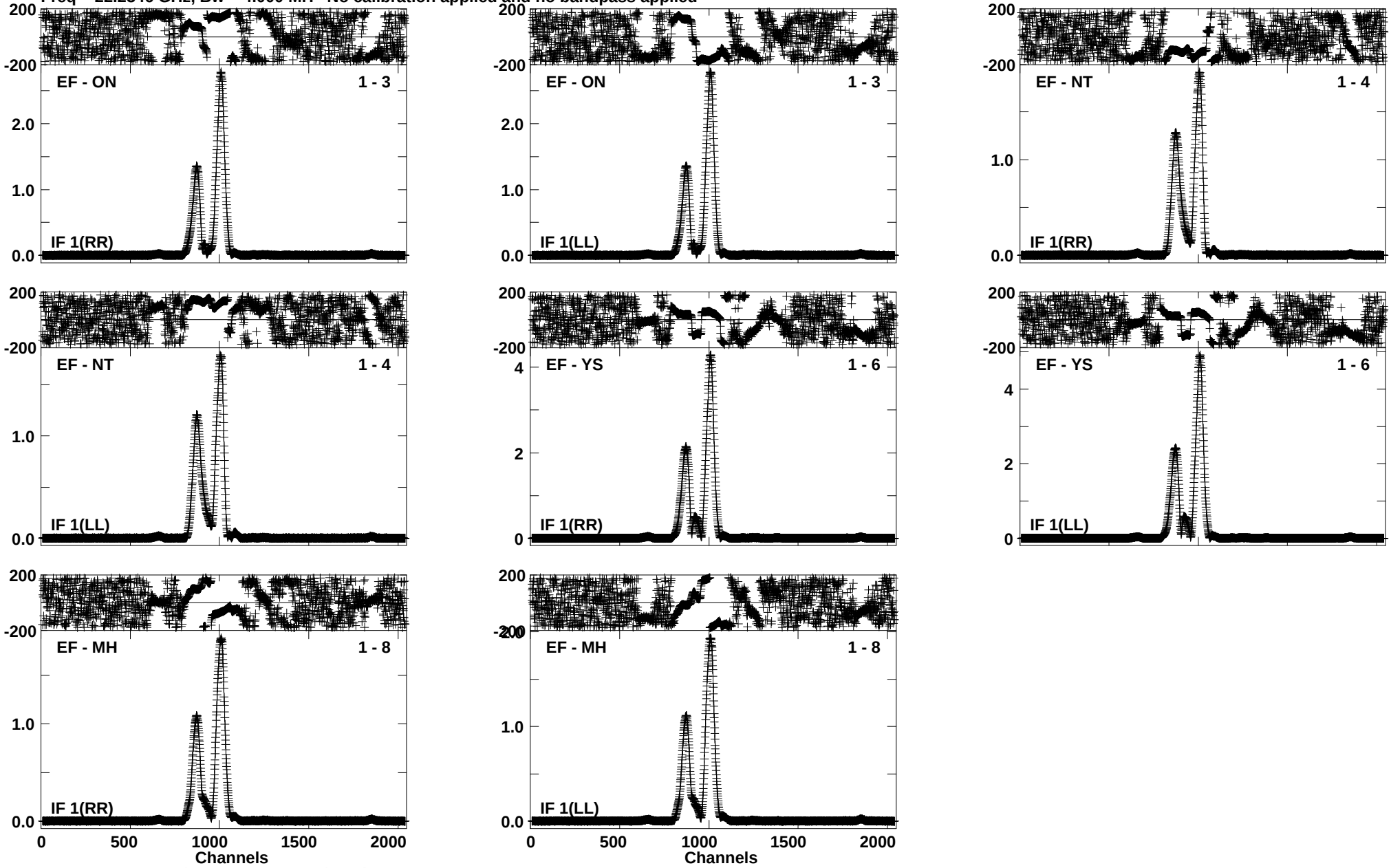

Lower frame: Ampl Jy Top frame: Phas deg
Vector averaged cross-power spectrum Baseline: EF (01) - ON (03)
Timerange: 00/20:12:22 to 00/20:13:14

Plot file version 6 created 19-SEP-2014 15:41:56
J2040+4527 ES074A.UVDATA.1
Freq = 22.2346 GHz, Bw = 4.000 MH No calibration applied and no bandpass applied

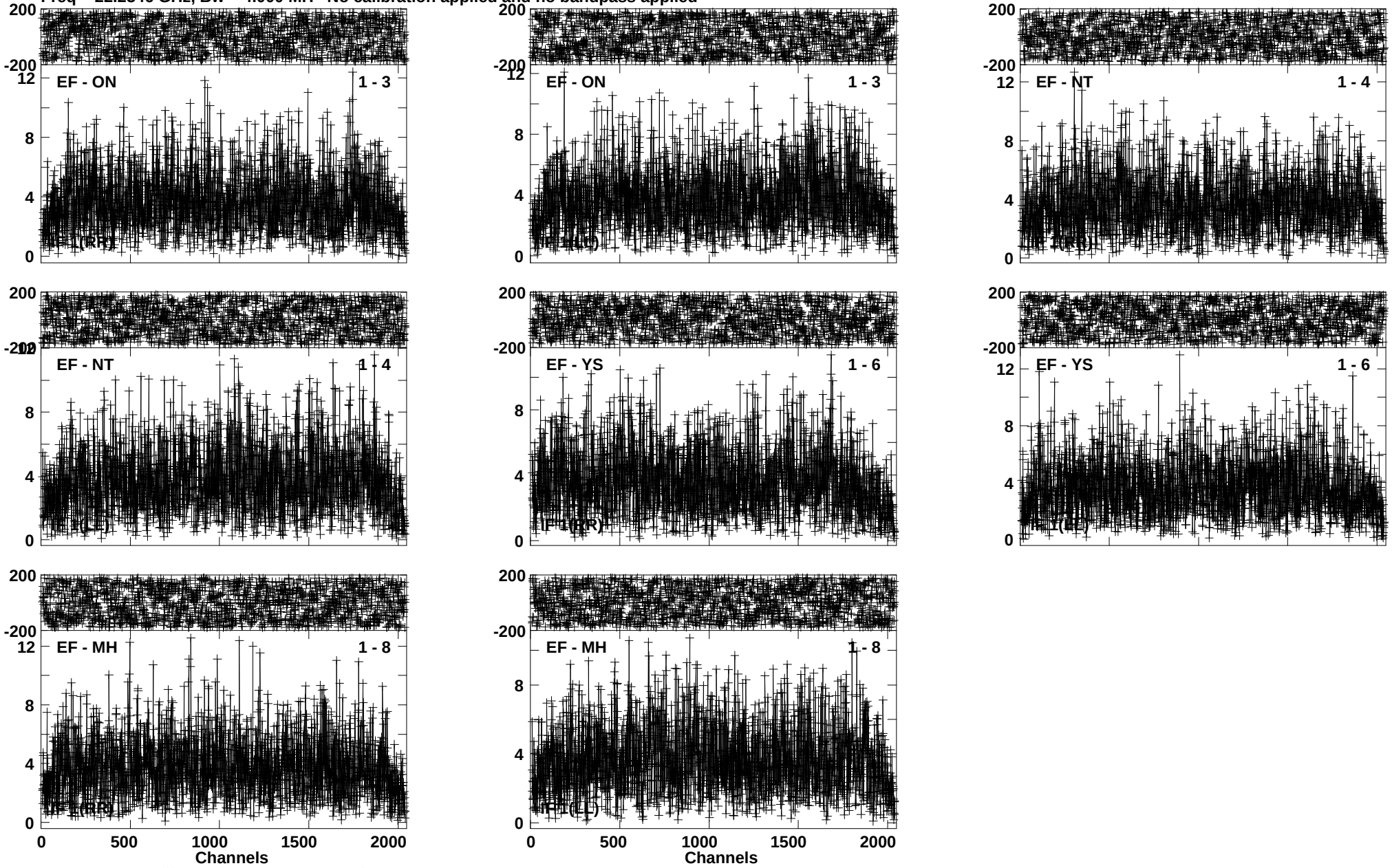

Lower frame: Milli Ampl Jy Top frame: Phas deg
Vector averaged cross-power spectrum Baseline: EF (01) - ON (03)
Timerange: 00/20:13:22 to 00/20:14:14

Plot file version 7 created 19-SEP-2014 15:41:56
W75N ES074A.UVDATA.1
Freq = 22.2346 GHz, Bw = 4.000 MH No calibration applied and no bandpass applied

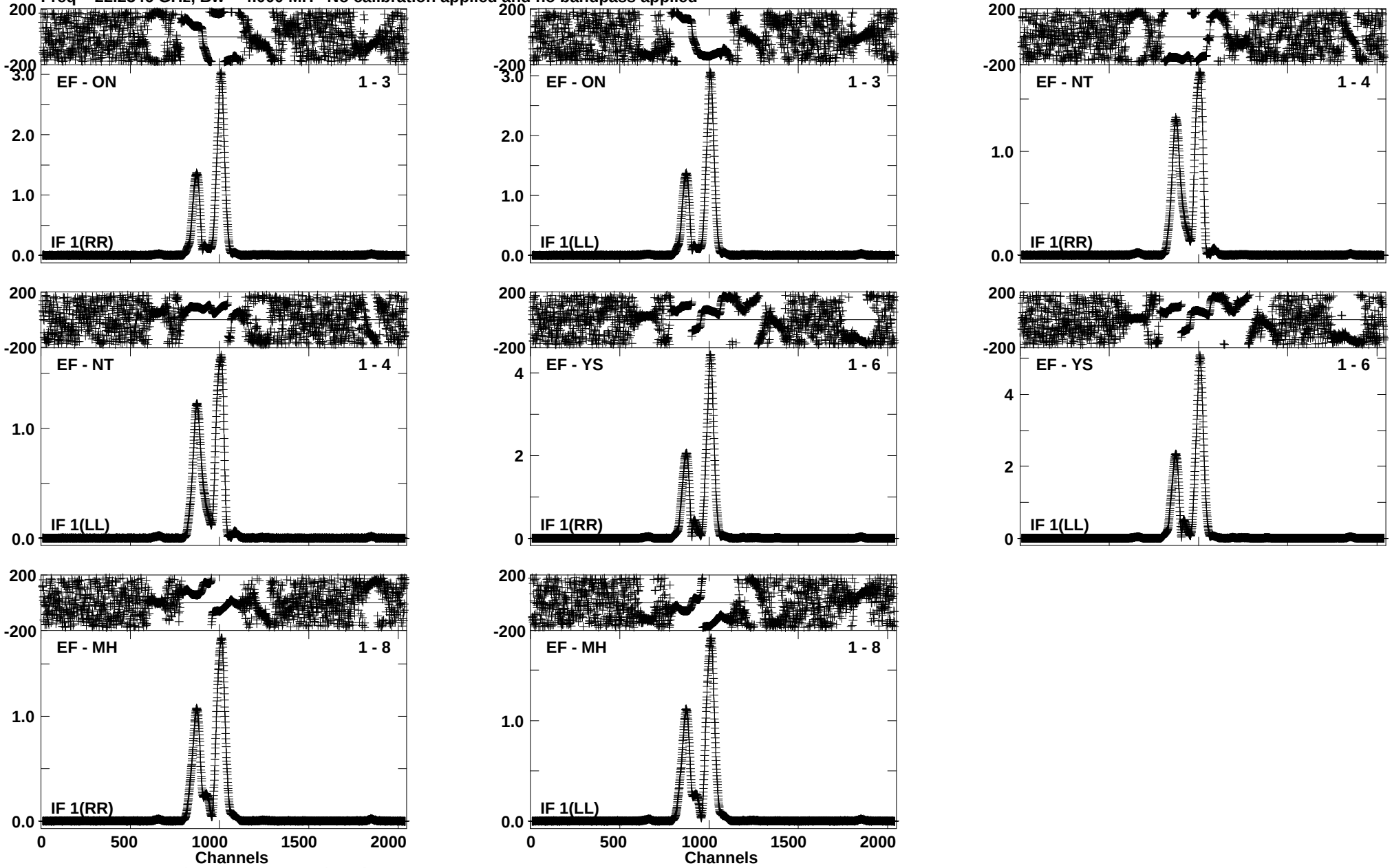

Lower frame: Ampl Jy Top frame: Phas deg
Vector averaged cross-power spectrum Baseline: EF (01) - ON (03)
Timerange: 00/20:14:22 to 00/20:15:14

Plot file version 8 created 19-SEP-2014 15:41:56
J2040+4527 ES074A.UVDATA.1
Freq = 22.2346 GHz, Bw = 4.000 MH No calibration applied and no bandpass applied

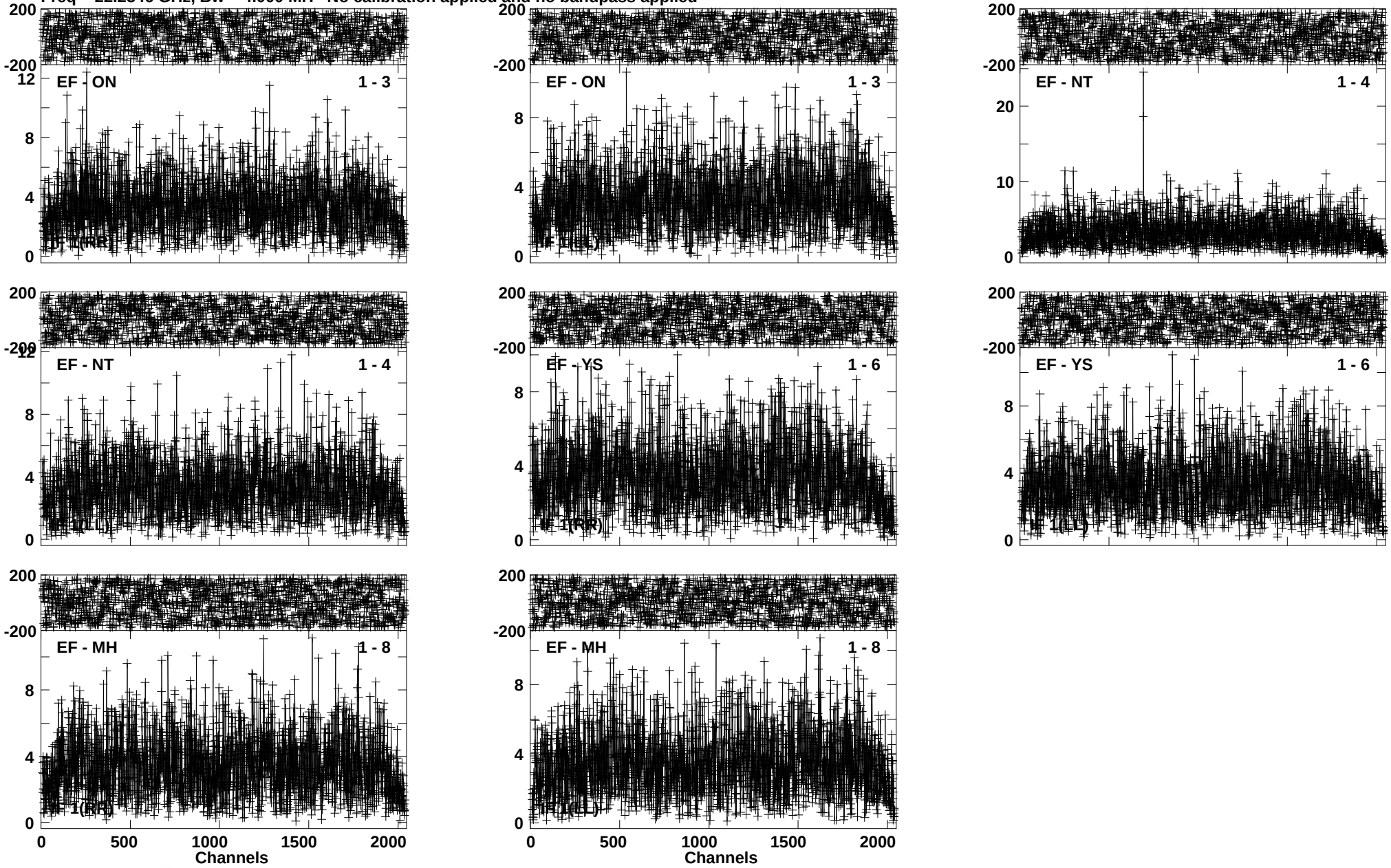

Lower frame: Milli Ampl Jy Top frame: Phas deg
Vector averaged cross-power spectrum Baseline: EF (01) - ON (03)
Timerange: 00/20:15:22 to 00/20:16:14

Plot file version 9 created 19-SEP-2014 15:41:56
W75N ES074A.UVDATA.1
Freq = 22.2346 GHz, Bw = 4.000 MH No calibration applied and no bandpass applied

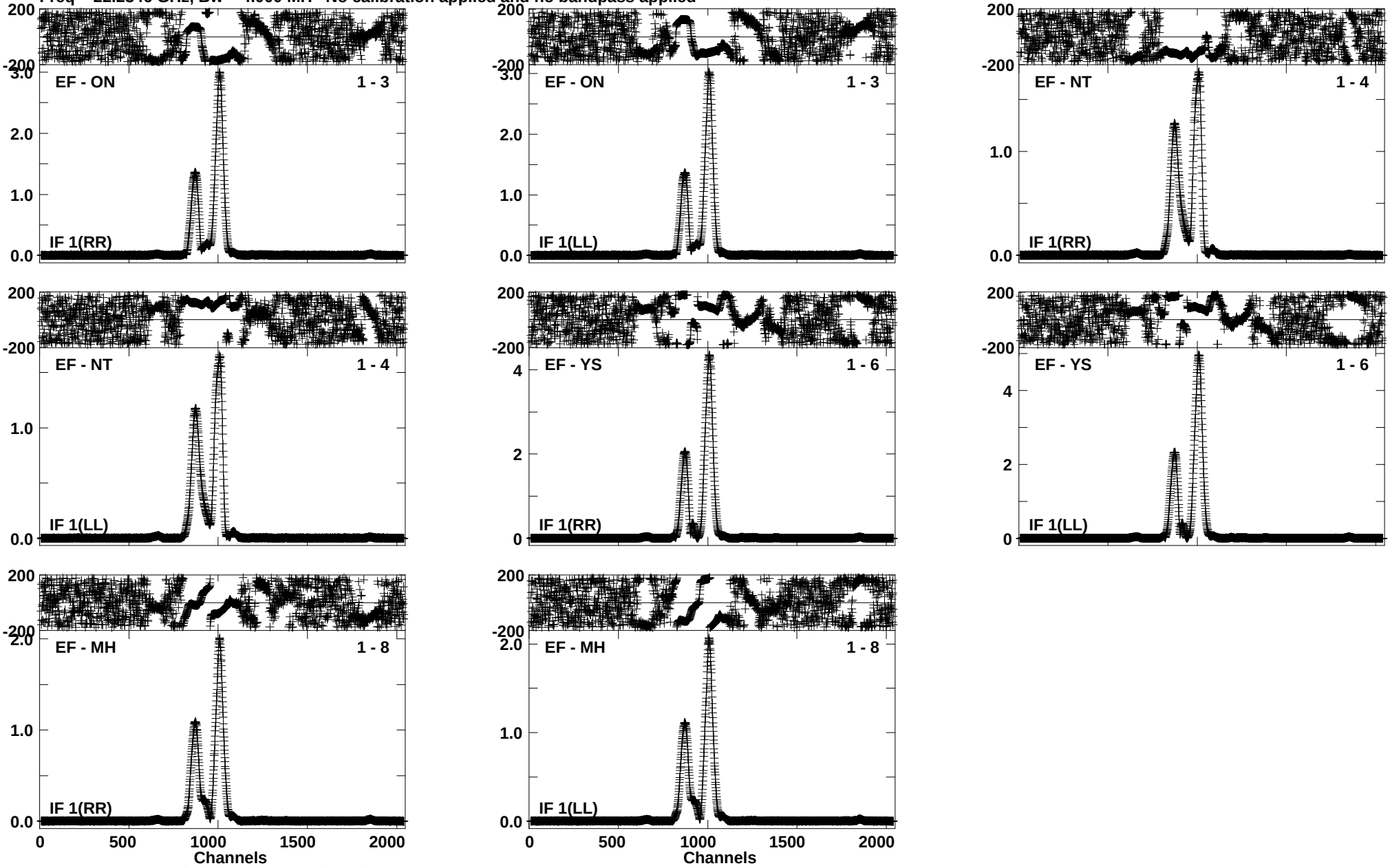

Lower frame: Ampl Jy Top frame: Phas deg
Vector averaged cross-power spectrum Baseline: EF (01) - ON (03)
Timerange: 00/20:16:22 to 00/20:17:14

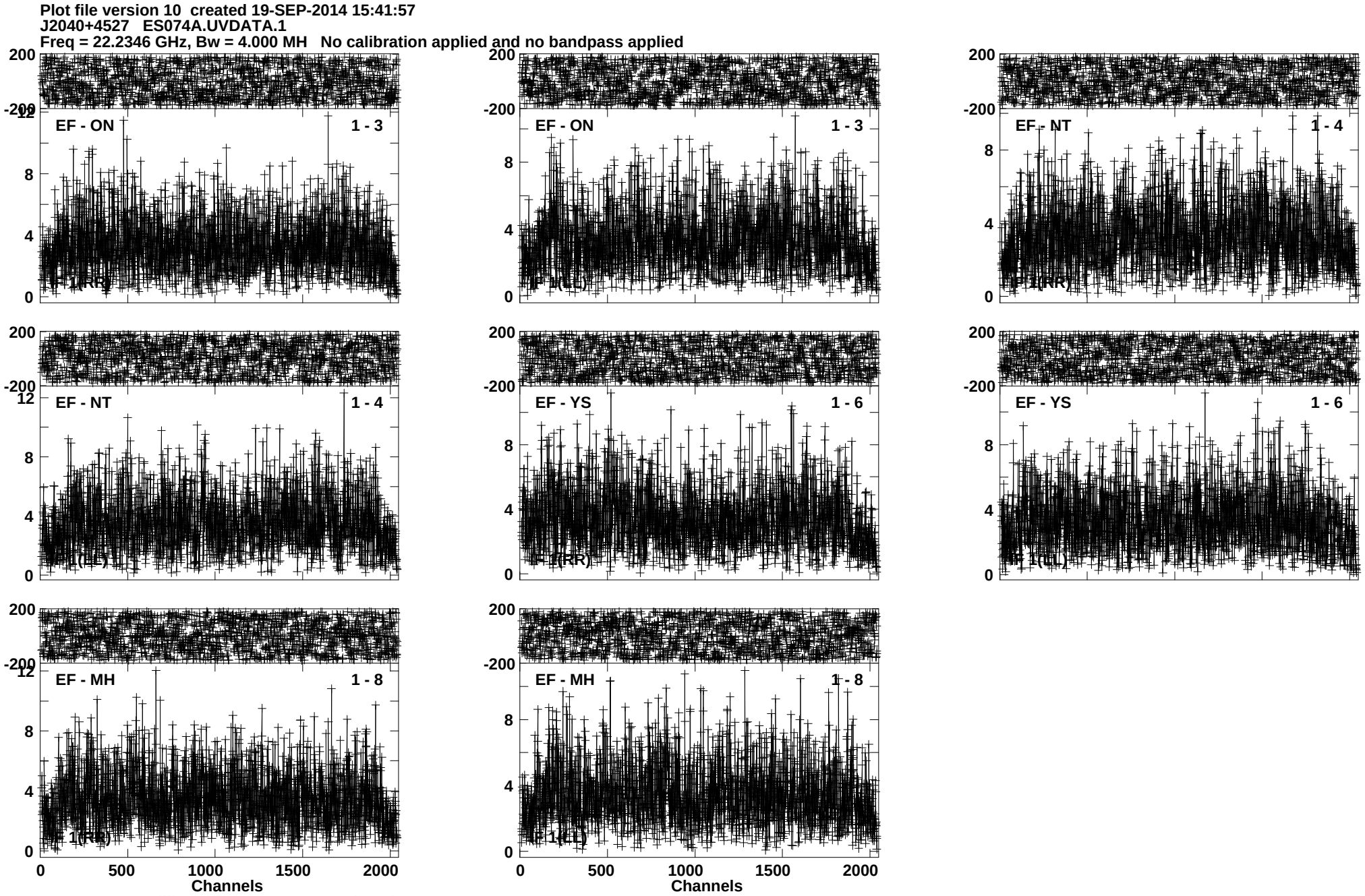
Plot file version 10 created 19-SEP-2014 15:41:57
J2040+4527 ES074A.UVDATA.1
Freq = 22.2346 GHz, Bw = 4.000 MH No calibration applied and no bandpass applied
EF - ON 1 - 3
EF - ON 1 - 3
EF - NT 1 - 4
EF - NT 1 - 4
EF - YS 1 - 6
EF - YS 1 - 6
EF - MH 1 - 8
EF - MH 1 - 8
200
-200
12
8
4
0
0
500
1000
1500
2000
Channels
Lower frame: Milli Ampl Jy Top frame: Phas deg
Vector averaged cross-power spectrum Baseline: EF (01) - ON (03)
Timerange: 00/20:17:22 to 00/20:18:14

Plot file version 11 created 19-SEP-2014 15:41:57
W75N ES074A.UVDATA.1
Freq = 22.2346 GHz, Bw = 4.000 MH No calibration applied and no bandpass applied

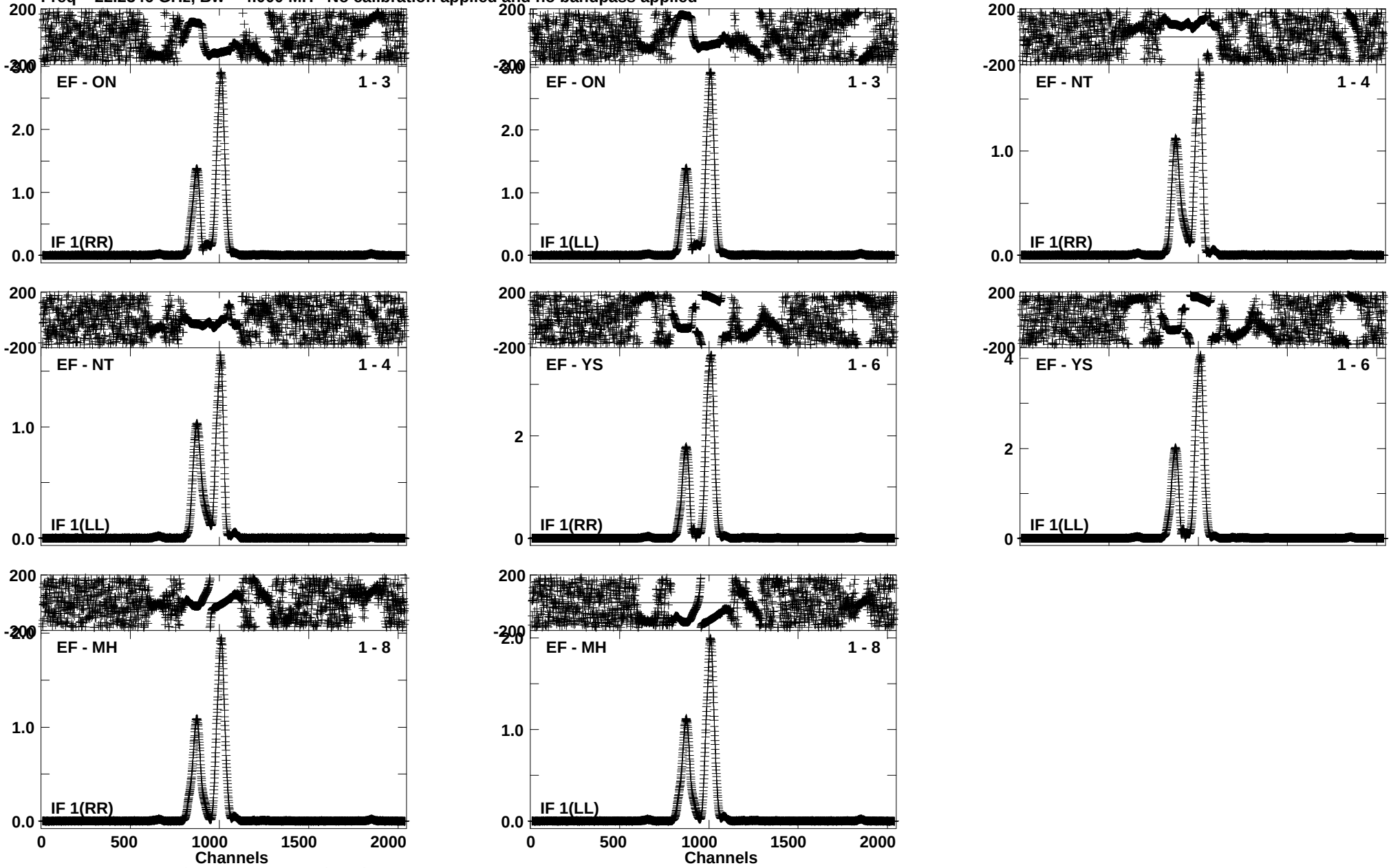

Lower frame: Ampl Jy Top frame: Phas deg
Vector averaged cross-power spectrum Baseline: EF (01) - ON (03)
Timerange: 00/20:18:22 to 00/20:19:14

Plot file version 12 created 19-SEP-2014 15:41:57
J2040+4527 ES074A.UVDATA.1
Freq = 22.2346 GHz, Bw = 4.000 MH No calibration applied and no bandpass applied

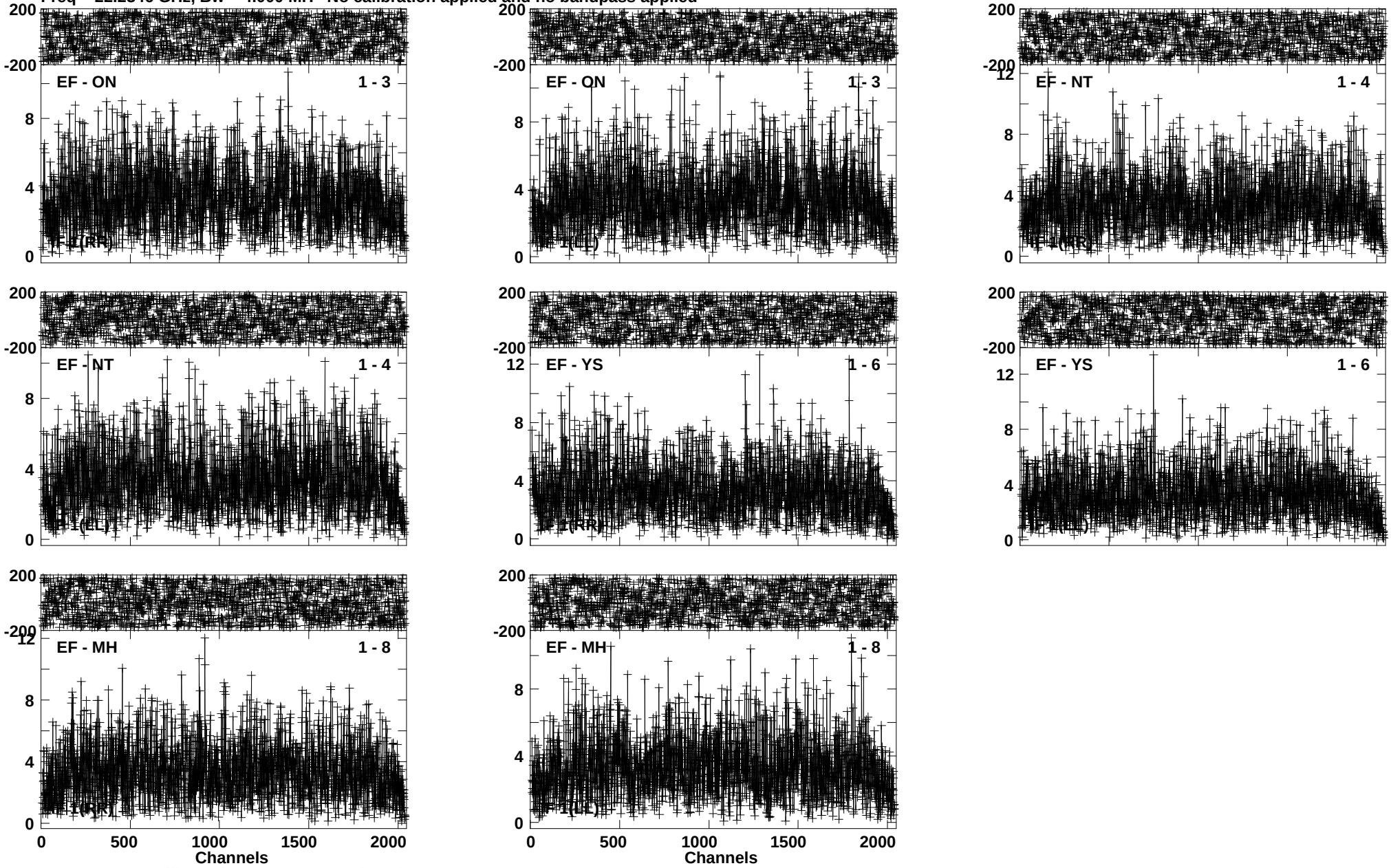

Lower frame: Milli Ampl Jy Top frame: Phas deg
Vector averaged cross-power spectrum Baseline: EF (01) - ON (03)
Timerange: 00/20:19:22 to 00/20:20:14

Plot file version 13 created 19-SEP-2014 15:41:57
W75N ES074A.UVDATA.1
Freq = 22.2346 GHz, Bw = 4.000 MH No calibration applied and no bandpass applied

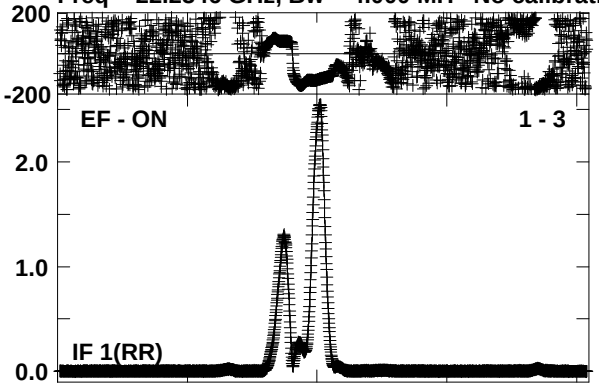

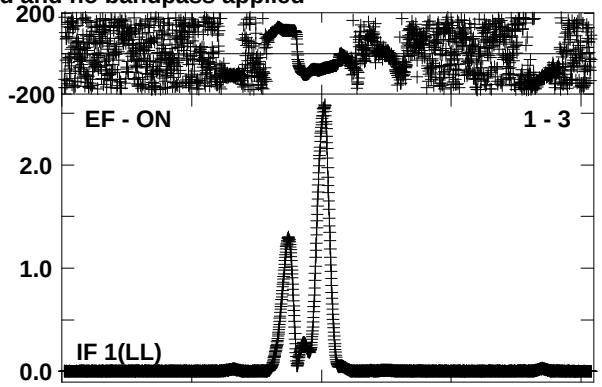

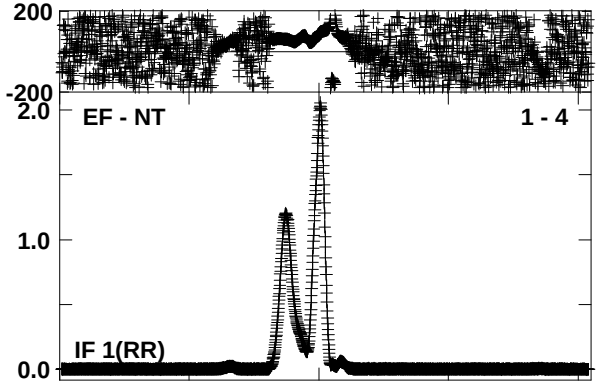

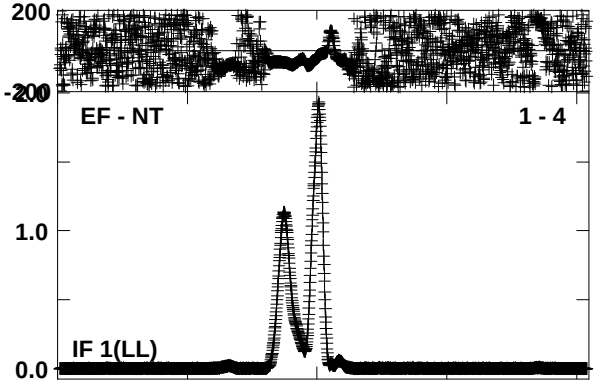

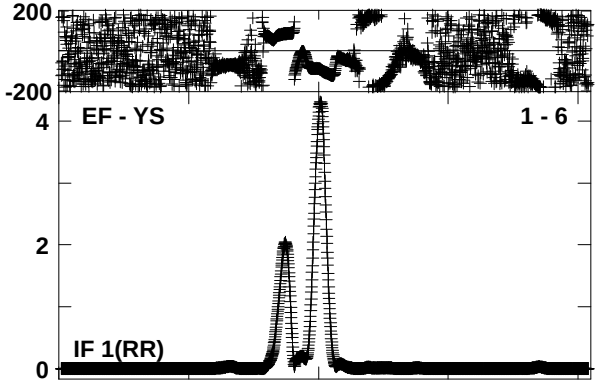

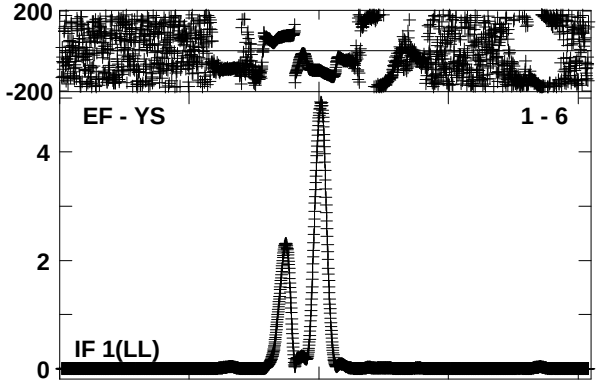

Lower frame: Ampl Jy Top frame: Phas deg
Vector averaged cross-power spectrum Baseline: EF (01) - ON (03)
Timerange: 00/20:20:22 to 00/20:21:14

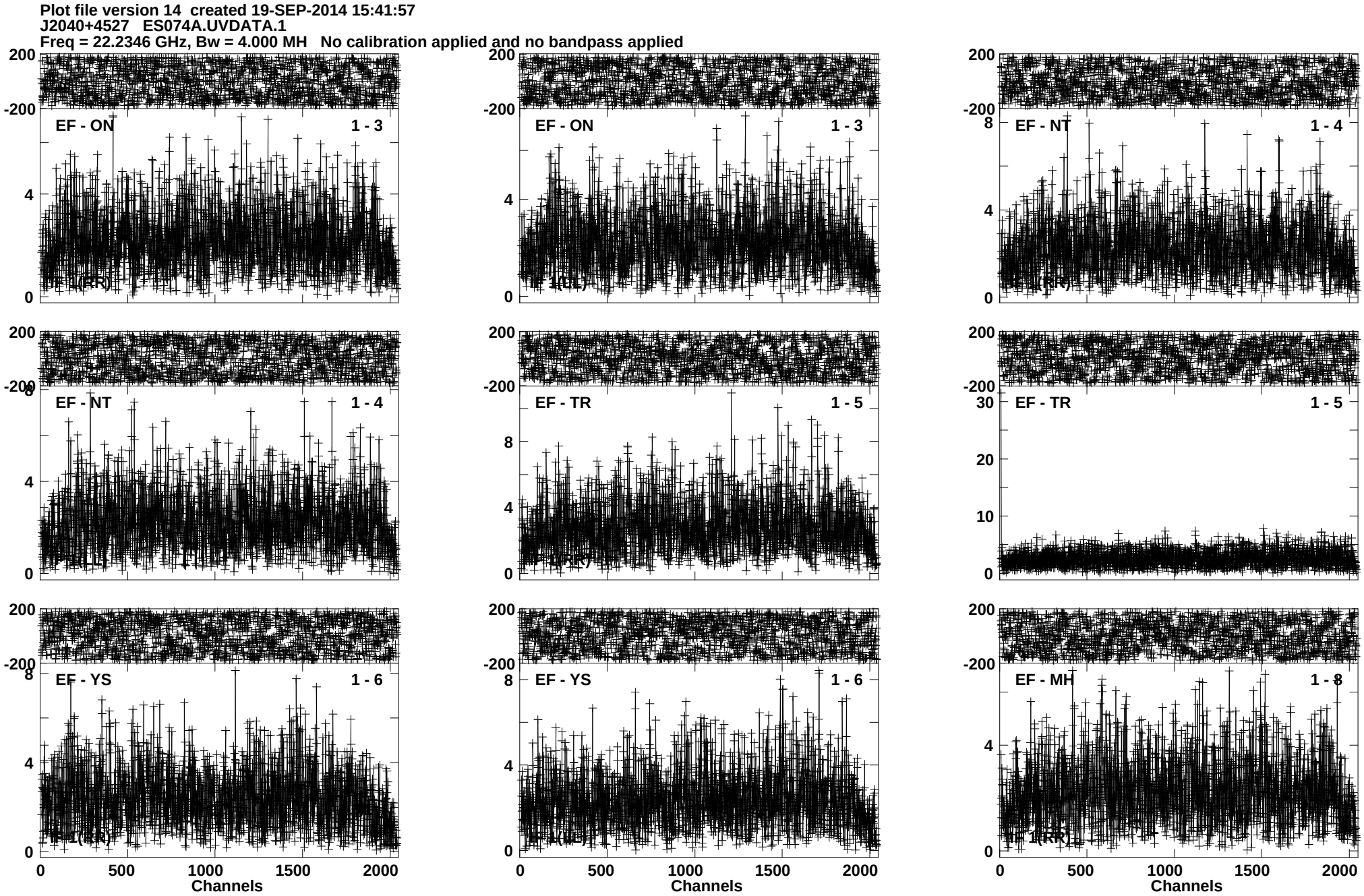
Plot file version 14 created 19-SEP-2014 15:41:57
J2040+4527 ES074A.UVDATA.1
Freq = 22.2346 GHz, Bw = 4.000 MH No calibration applied and no bandpass applied
EF - ON 1 - 3
IF 1(RR)
EF - ON 1 - 3
IF 1(LL)
EF - NT 1 - 4
IF 1(RR)
EF - NT 1 - 4
IF 1(LL)
EF - TR 1 - 5
IF 1(RL)
EF - TR 1 - 5
EF - YS 1 - 6
IF 1(RR)
EF - YS 1 - 6
IF 1(LL)
EF - MH 1 - 8
IF 1(RR)
Channels
Channels
Channels
Lower frame: Milli Ampl Jy Top frame: Phas deg
Vector averaged cross-power spectrum Baseline: EF (01) - ON (03)
Timerange: 00/20:21:58 to 00/20:22:54

Plot file version 15 created 19-SEP-2014 15:41:57
J2040+4527 ES074A.UVDATA.1
Freq = 22.2346 GHz, Bw = 4.000 MH No calibration applied and no bandpass applied

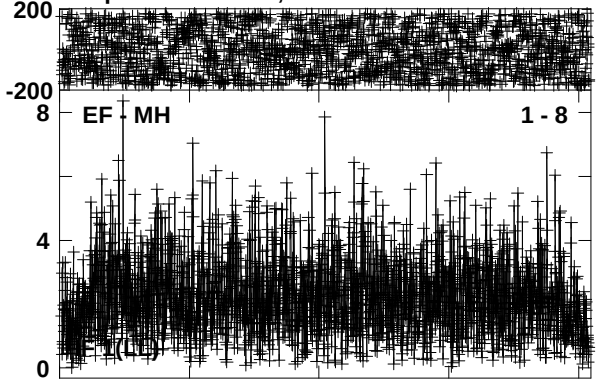

Lower frame: Milli Ampl Jy Top frame: Phas deg
Vector averaged cross-power spectrum Baseline: EF (01) - MH (08)
Timerange: 00/20:21:58 to 00/20:22:54

Plot file version 16 created 19-SEP-2014 15:41:57
W75N ES074A.UVDATA.1
Freq = 22.2346 GHz, Bw = 4.000 MH No calibration applied and no bandpass applied

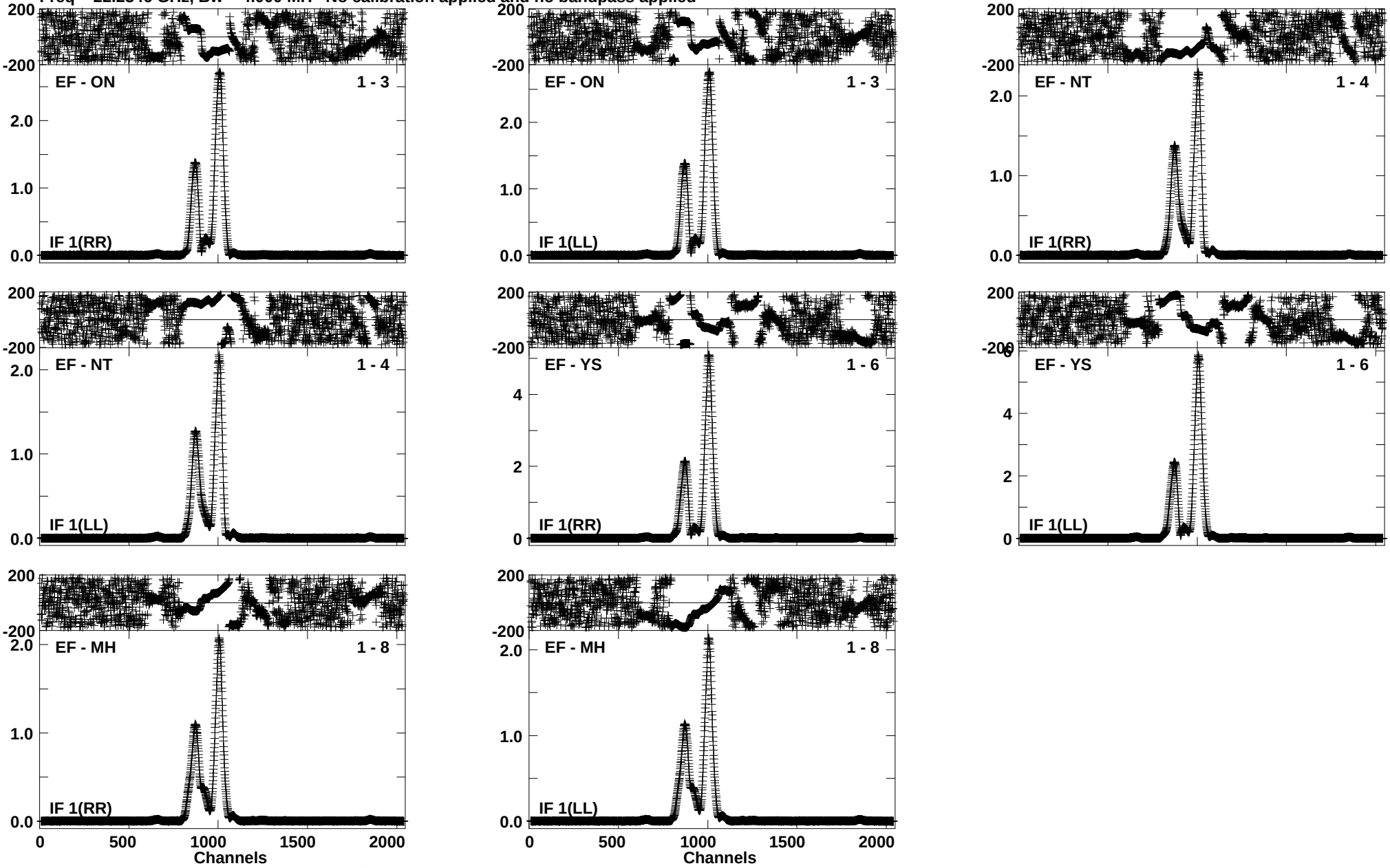

Lower frame: Ampl Jy Top frame: Phas deg
Vector averaged cross-power spectrum Baseline: EF (01) - ON (03)
Timerange: 00/20:23:02 to 00/20:23:54

Plot file version 17 created 19-SEP-2014 15:41:57
J2040+4527 ES074A.UVDATA.1
Freq = 22.2346 GHz, Bw = 4.000 MH No calibration applied and no bandpass applied

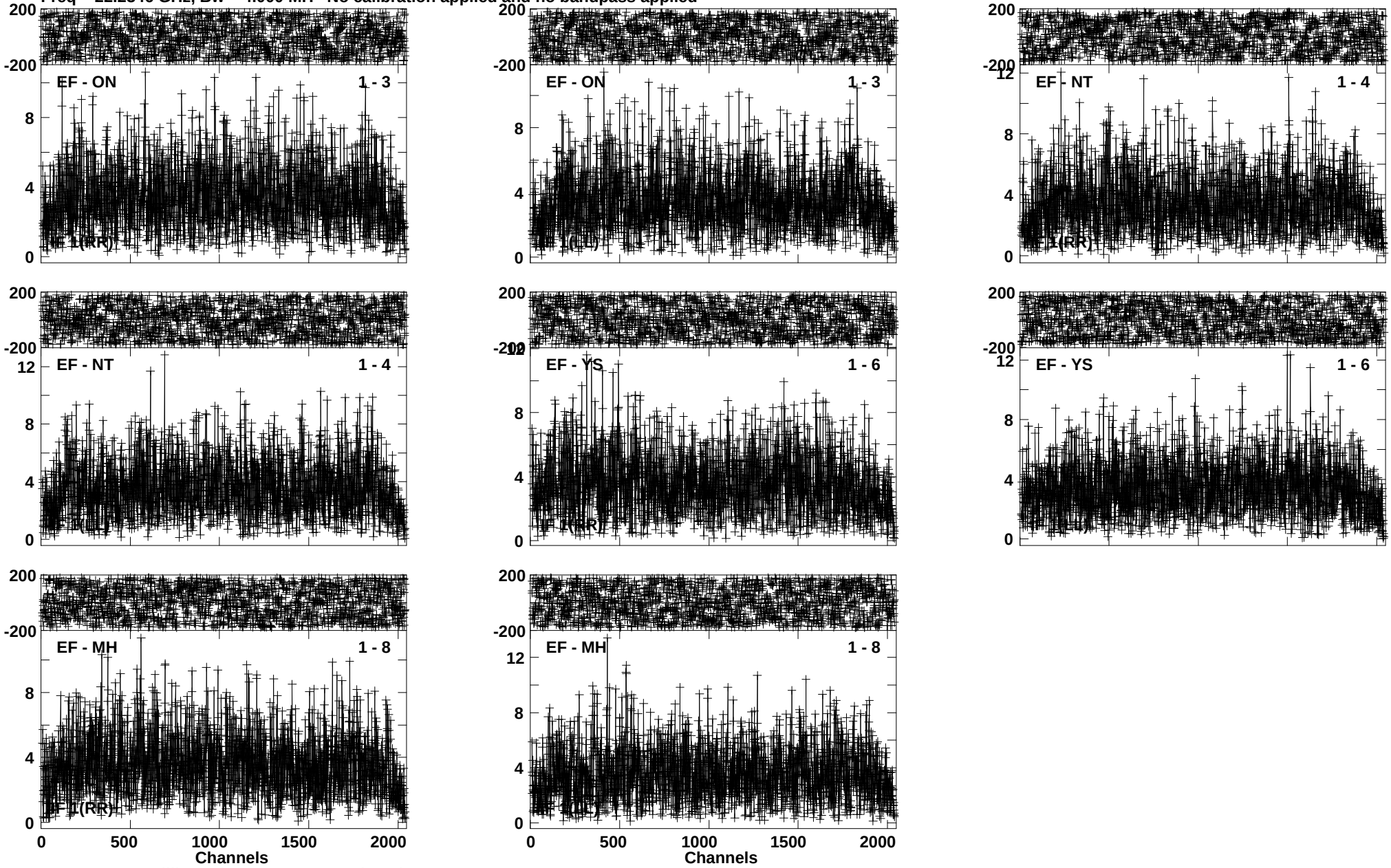

Lower frame: Milli Ampl Jy Top frame: Phas deg
Vector averaged cross-power spectrum Baseline: EF (01) - ON (03)
Timerange: 00/20:24:02 to 00/20:24:54

Plot file version 18 created 19-SEP-2014 15:41:57
W75N ES074A.UVDATA.1
Freq = 22.2346 GHz, Bw = 4.000 MH No calibration applied and no bandpass applied

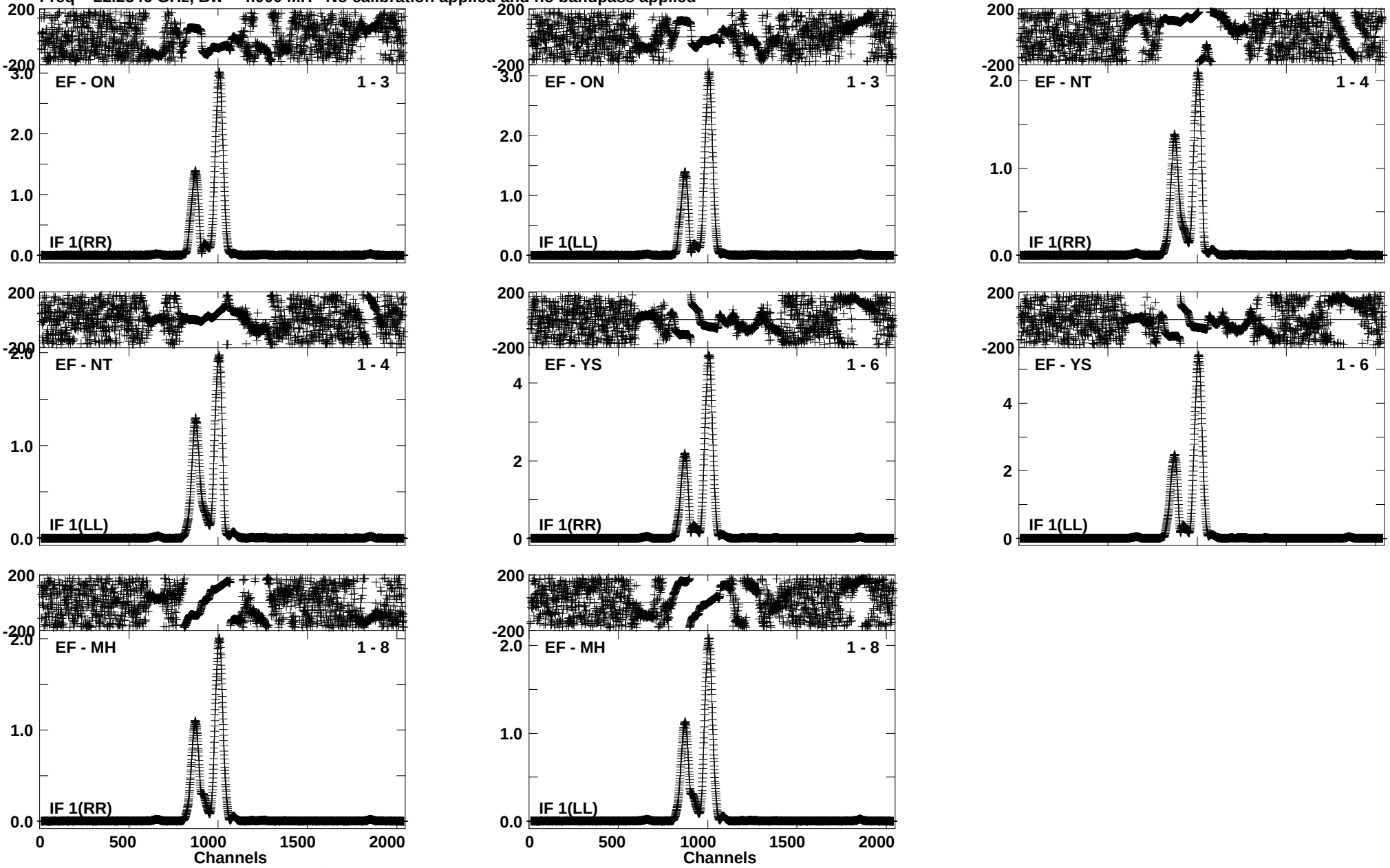

Lower frame: Ampl Jy Top frame: Phas deg
Vector averaged cross-power spectrum Baseline: EF (01) - ON (03)
Timerange: 00/20:25:02 to 00/20:25:54

Plot file version 19 created 19-SEP-2014 15:41:58
J2040+4527 ES074A.UVDATA.1
Freq = 22.2346 GHz, Bw = 4.000 MH No calibration applied and no bandpass applied

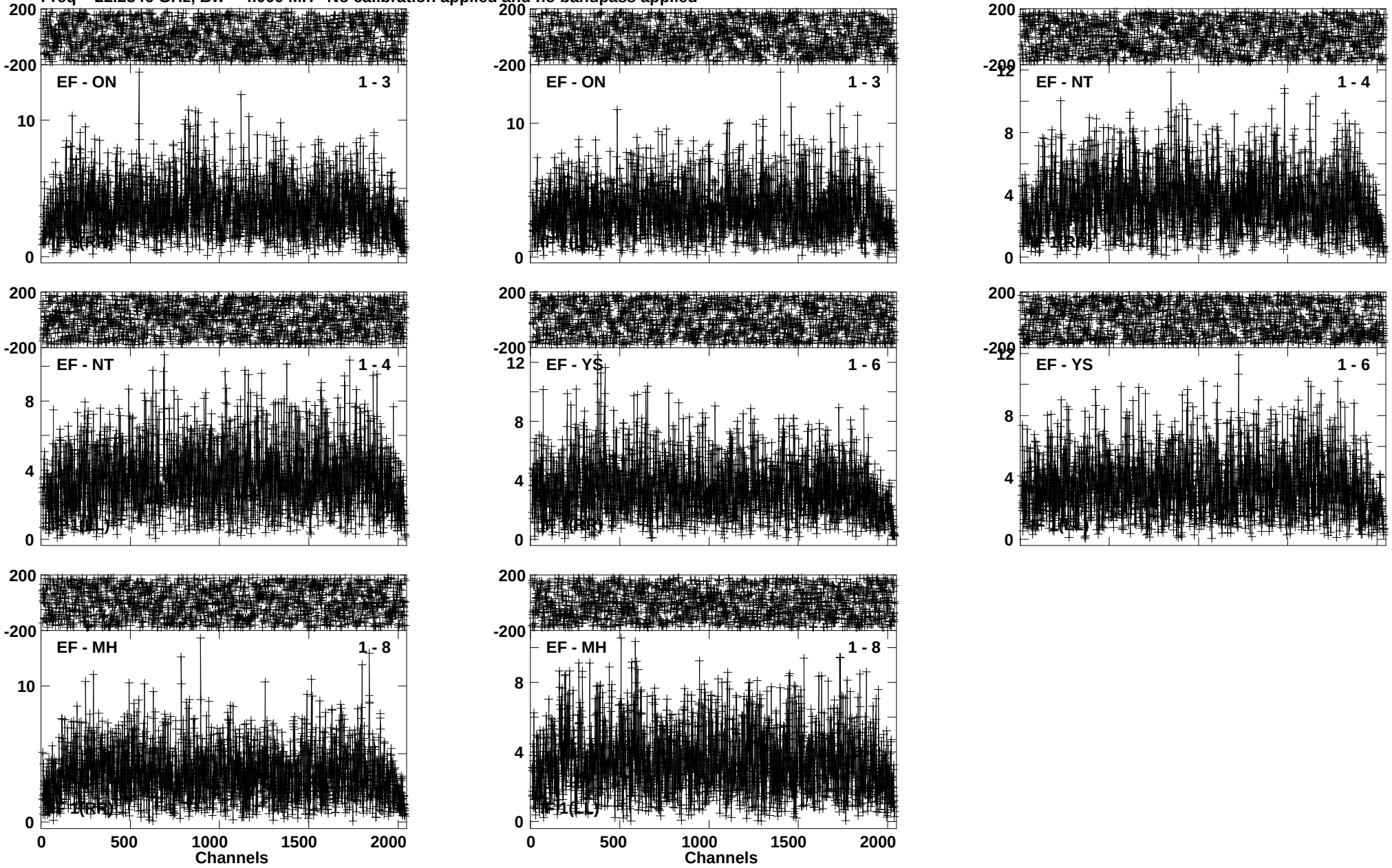

Lower frame: Milli Ampl Jy Top frame: Phas deg
Vector averaged cross-power spectrum Baseline: EF (01) - ON (03)
Timerange: 00/20:26:02 to 00/20:26:54

Plot file version 20 created 19-SEP-2014 15:41:58
W75N ES074A.UVDATA.1
Freq = 22.2346 GHz, Bw = 4.000 MH No calibration applied and no bandpass applied

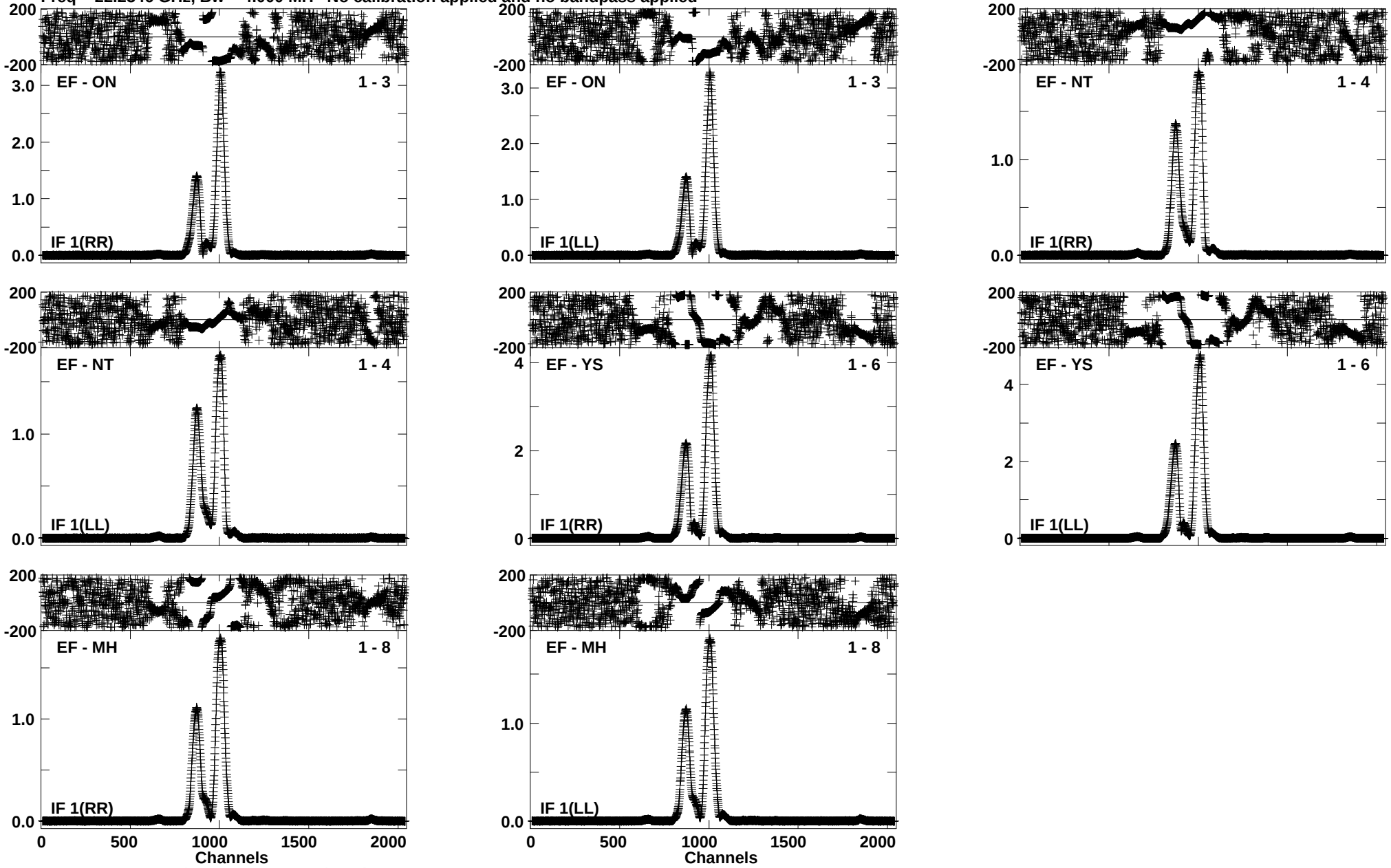

Lower frame: Ampl Jy Top frame: Phas deg
Vector averaged cross-power spectrum Baseline: EF (01) - ON (03)
Timerange: 00/20:27:02 to 00/20:27:54

Plot file version 21 created 19-SEP-2014 15:41:58
J2040+4527 ES074A.UVDATA.1
Freq = 22.2346 GHz, Bw = 4.000 MH No calibration applied and no bandpass applied

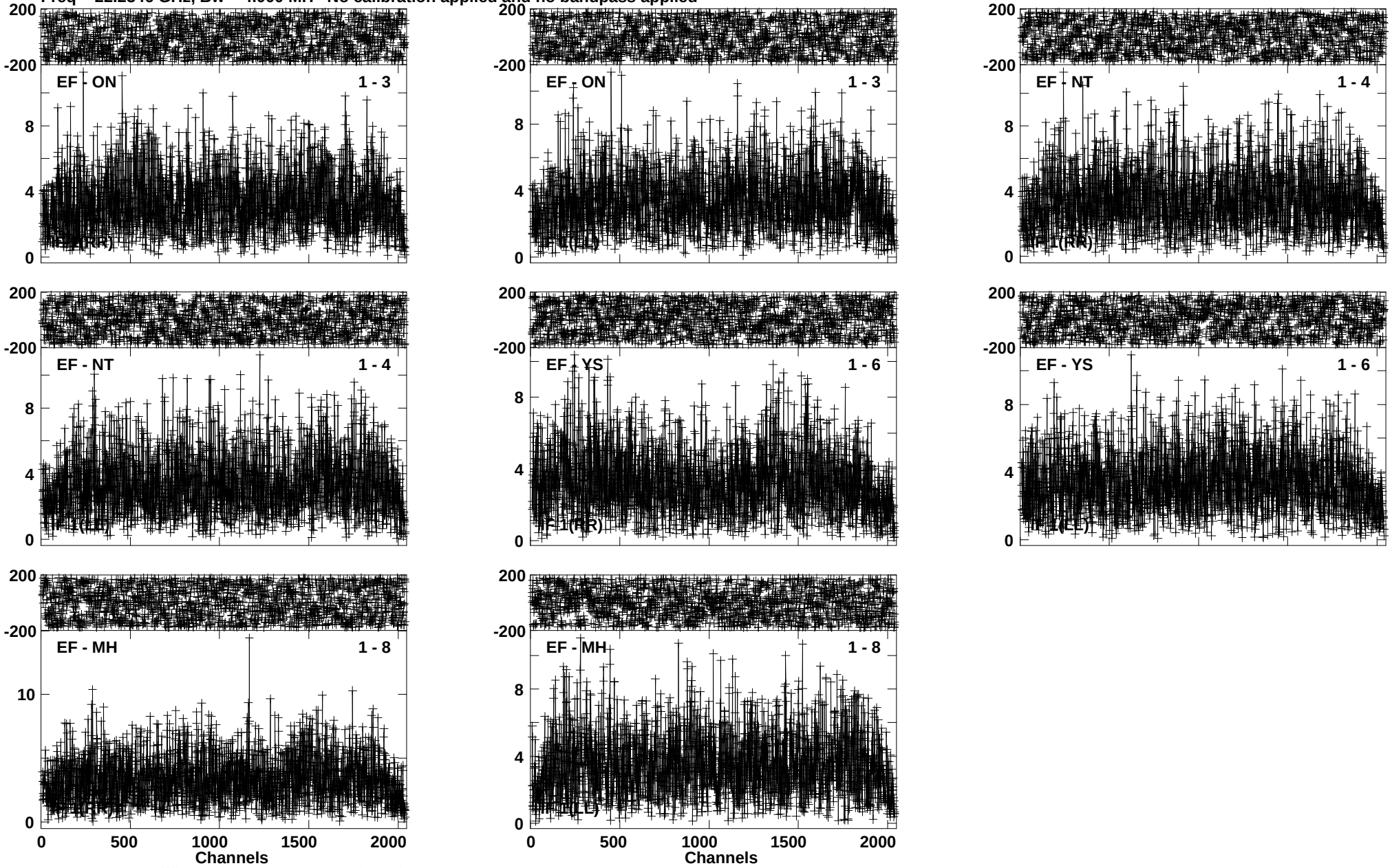

Lower frame: Milli Ampl Jy Top frame: Phas deg
Vector averaged cross-power spectrum Baseline: EF (01) - ON (03)
Timerange: 00/20:28:02 to 00/20:28:54

Plot file version 22 created 19-SEP-2014 15:41:58
W75N ES074A.UVDATA.1
Freq = 22.2346 GHz, Bw = 4.000 MH No calibration applied and no bandpass applied

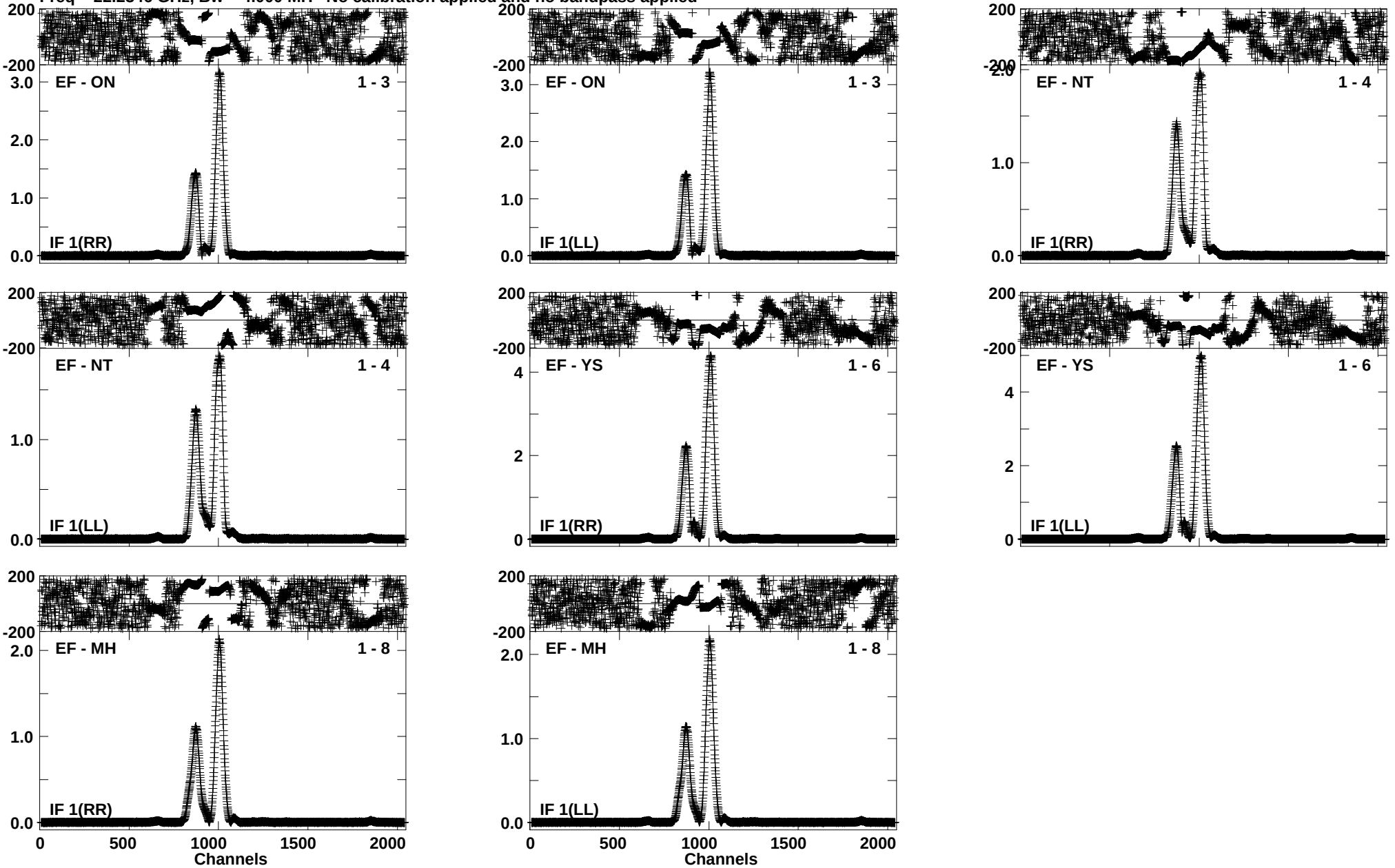

Lower frame: Ampl Jy Top frame: Phas deg
Vector averaged cross-power spectrum Baseline: EF (01) - ON (03)
Timerange: 00/20:29:02 to 00/20:29:54

Plot file version 23 created 19-SEP-2014 15:41:58
J2040+4527 ES074A.UVDATA.1
Freq = 22.2346 GHz, Bw = 4.000 MH No calibration applied and no bandpass applied

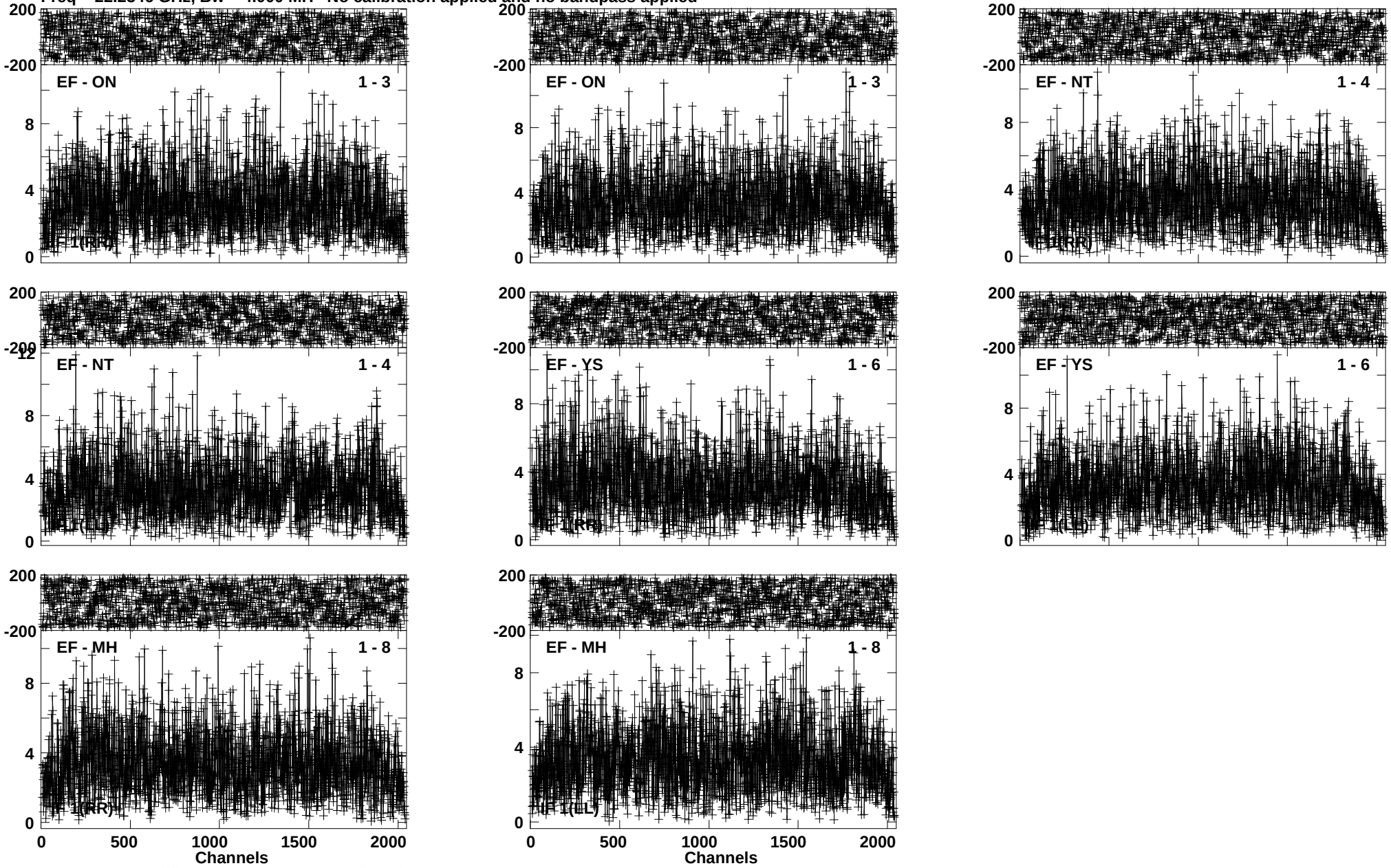

Lower frame: Milli Ampl Jy Top frame: Phas deg
Vector averaged cross-power spectrum Baseline: EF (01) - ON (03)
Timerange: 00/20:30:02 to 00/20:30:54

Plot file version 24 created 19-SEP-2014 15:41:58
W75N ES074A.UVDATA.1
Freq = 22.2346 GHz, Bw = 4.000 MH No calibration applied and no bandpass applied

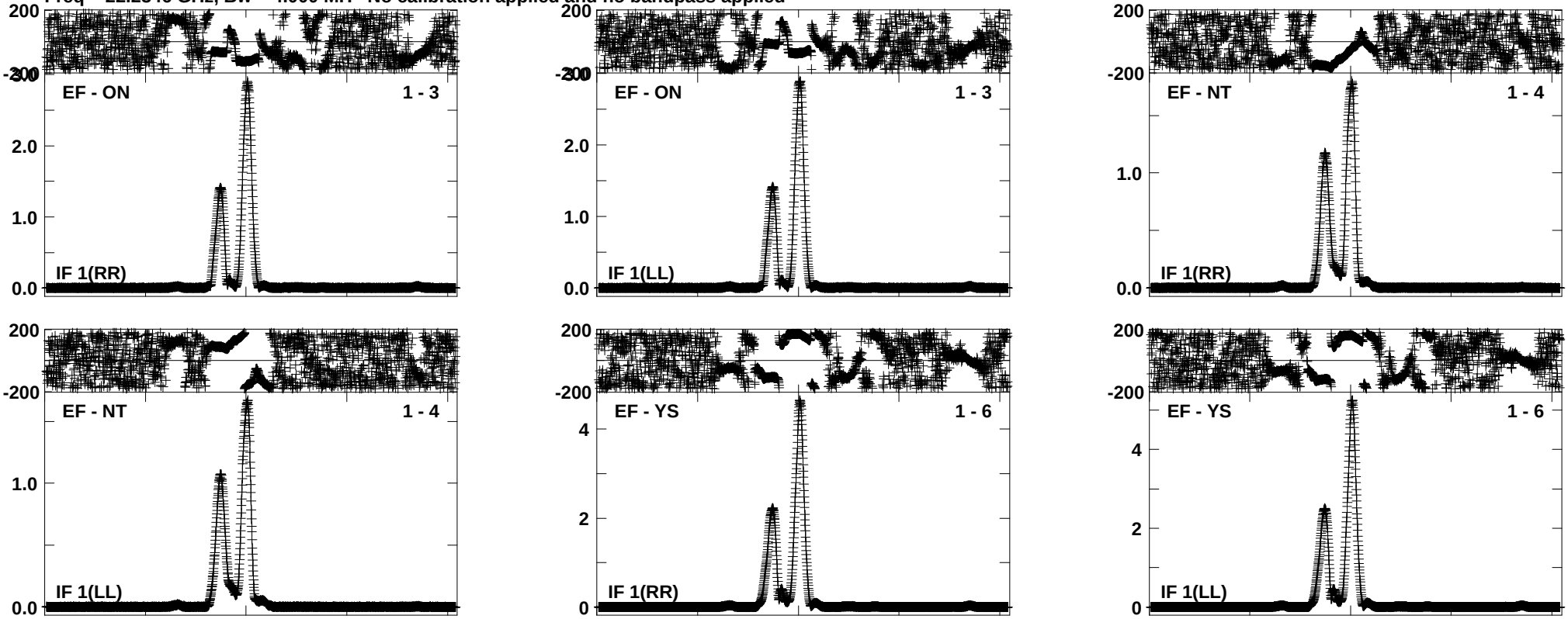

Lower frame: Ampl Jy Top frame: Phas deg
Vector averaged cross-power spectrum Baseline: EF (01) - ON (03)
Timerange: 00/20:31:02 to 00/20:31:54

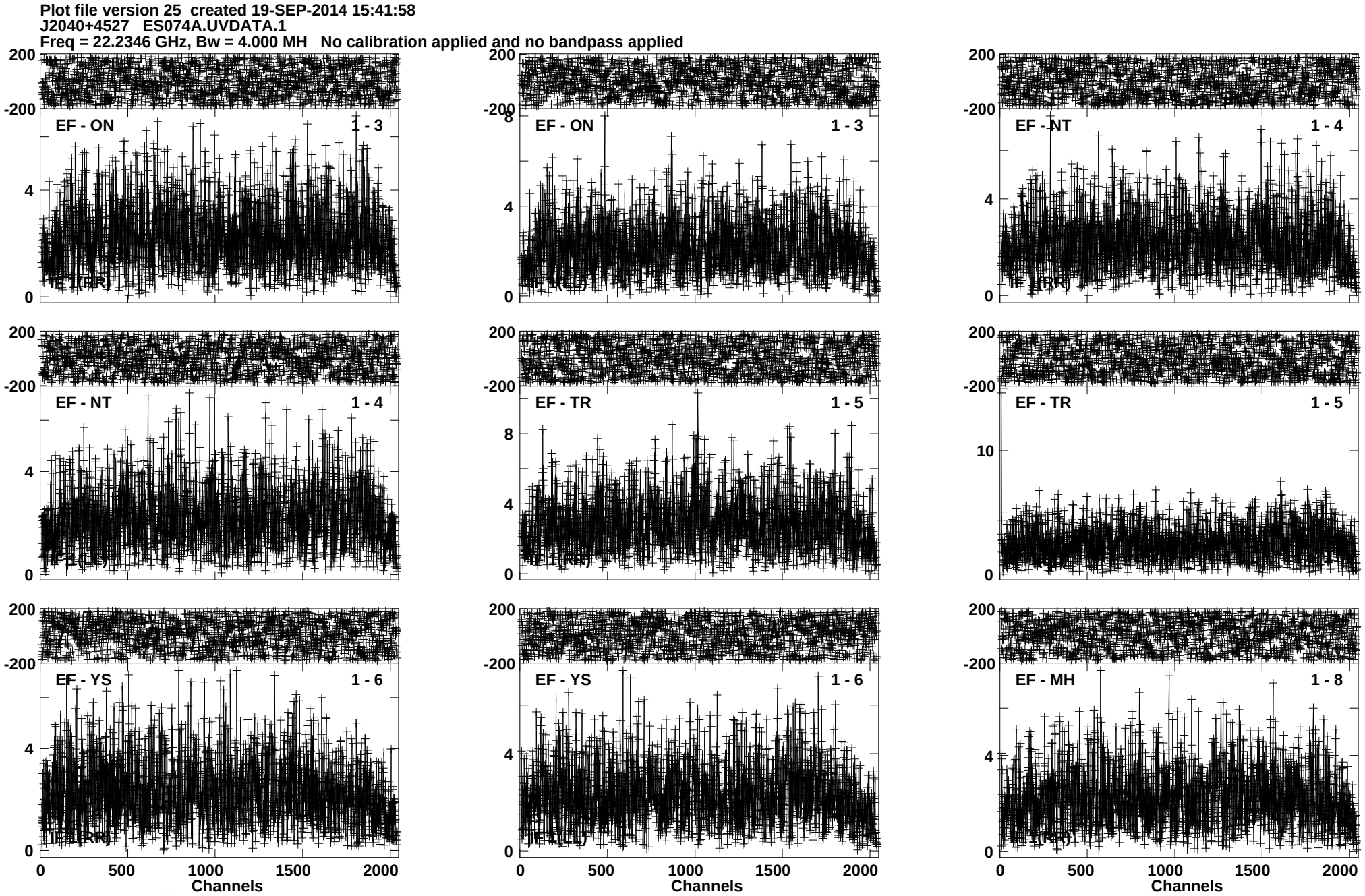
Plot file version 25 created 19-SEP-2014 15:41:58
J2040+4527 ES074A.UVDATA.1
Freq = 22.2346 GHz, Bw = 4.000 MH No calibration applied and no bandpass applied
EF - ON 1 - 3
IF 1 (RR)
EF - ON 1 - 3
IF 1 (LL)
EF - NT 1 - 4
IF 1 (RR)
EF - NT 1 - 4
IF 1 (LL)
EF - TR 1 - 5
IF 1 (RR)
EF - TR 1 - 5
IF 1 (LL)
EF - YS 1 - 6
IF 1 (RR)
EF - YS 1 - 6
IF 1 (LL)
EF - MH 1 - 8
IF 1 (RR)
IF 1 (LL)
Channels
Channels
Channels
Lower frame: Milli Ampl Jy Top frame: Phas deg
Vector averaged cross-power spectrum Baseline: EF (01) - ON (03)
Timerange: 00/20:32:38 to 00/20:33:34

Plot file version 26 created 19-SEP-2014 15:41:58
J2040+4527 ES074A.UVDATA.1
Freq = 22.2346 GHz, Bw = 4.000 MH No calibration applied and no bandpass applied

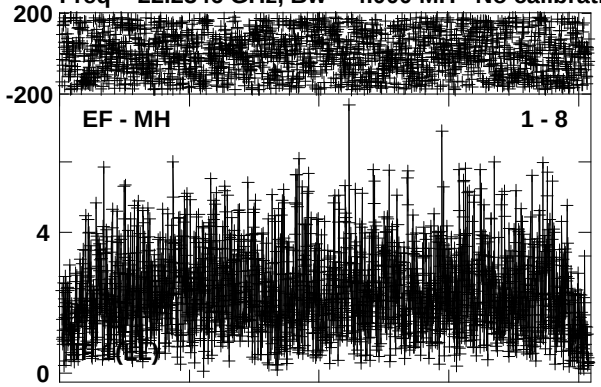

Lower frame: Milli Ampl Jy Top frame: Phas deg
Vector averaged cross-power spectrum Baseline: EF (01) - MH (08)
Timerange: 00/20:32:38 to 00/20:33:34

Plot file version 27 created 19-SEP-2014 15:41:58
W75N ES074A.UVDATA.1
Freq = 22.2346 GHz, Bw = 4.000 MH No calibration applied and no bandpass applied

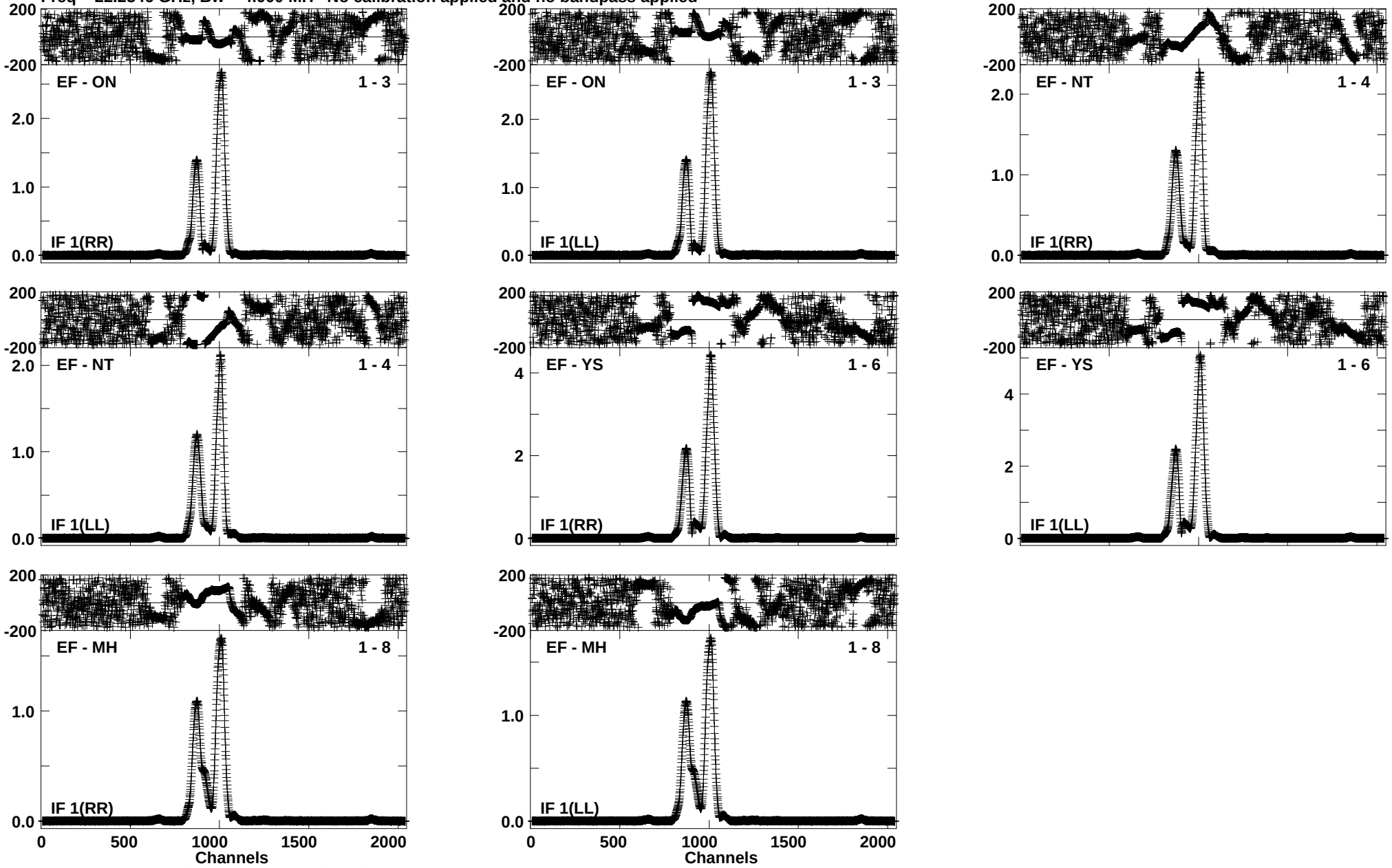

Lower frame: Ampl Jy Top frame: Phas deg
Vector averaged cross-power spectrum Baseline: EF (01) - ON (03)
Timerange: 00/20:33:42 to 00/20:34:34

Plot file version 28 created 19-SEP-2014 15:41:59
J2040+4527 ES074A.UVDATA.1
Freq = 22.2346 GHz, Bw = 4.000 MH No calibration applied and no bandpass applied

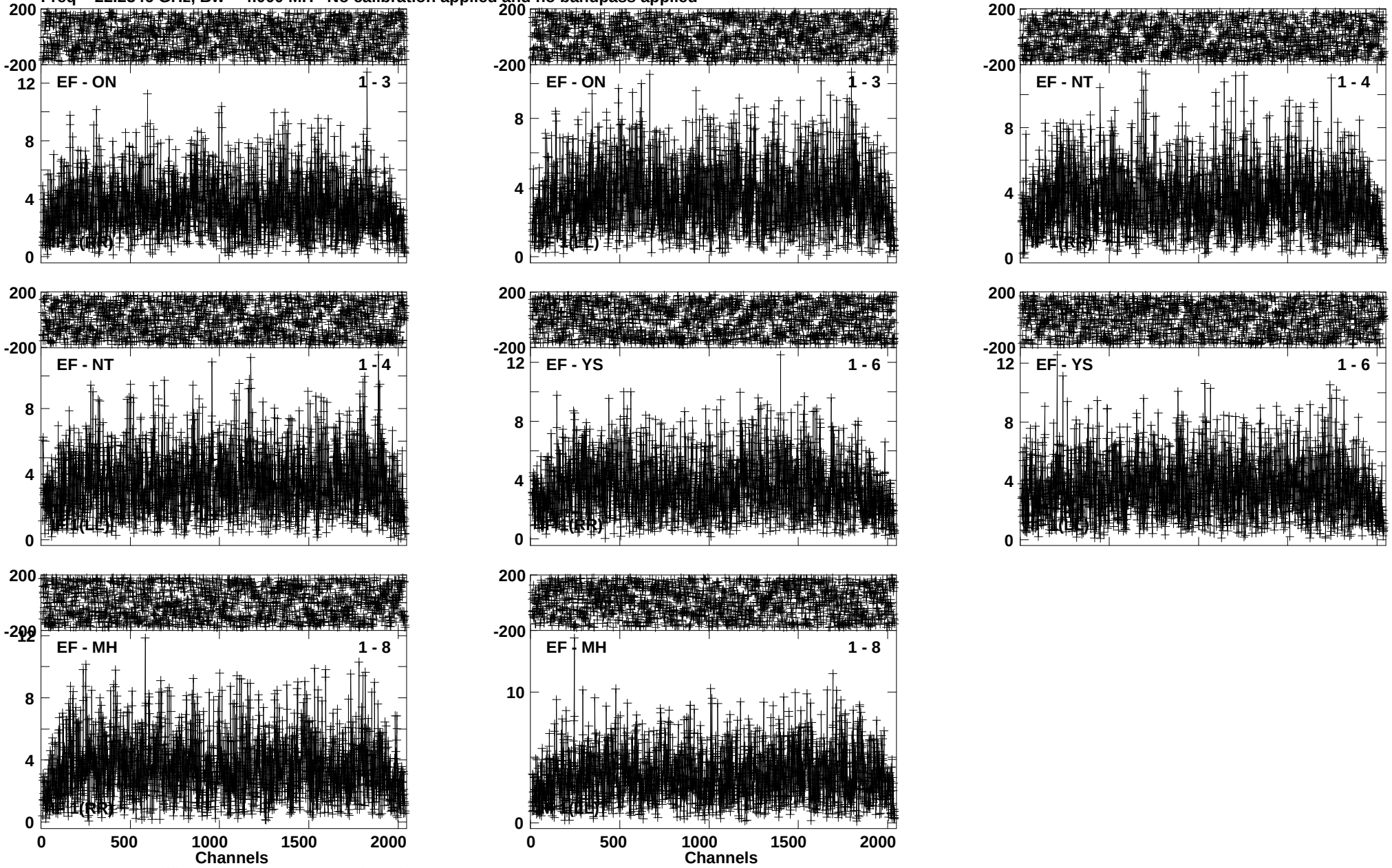

Lower frame: Milli Ampl Jy Top frame: Phas deg
Vector averaged cross-power spectrum Baseline: EF (01) - ON (03)
Timerange: 00/20:34:42 to 00/20:35:34

Plot file version 29 created 19-SEP-2014 15:41:59
W75N ES074A.UVDATA.1
Freq = 22.2346 GHz, Bw = 4.000 MH No calibration applied and no bandpass applied

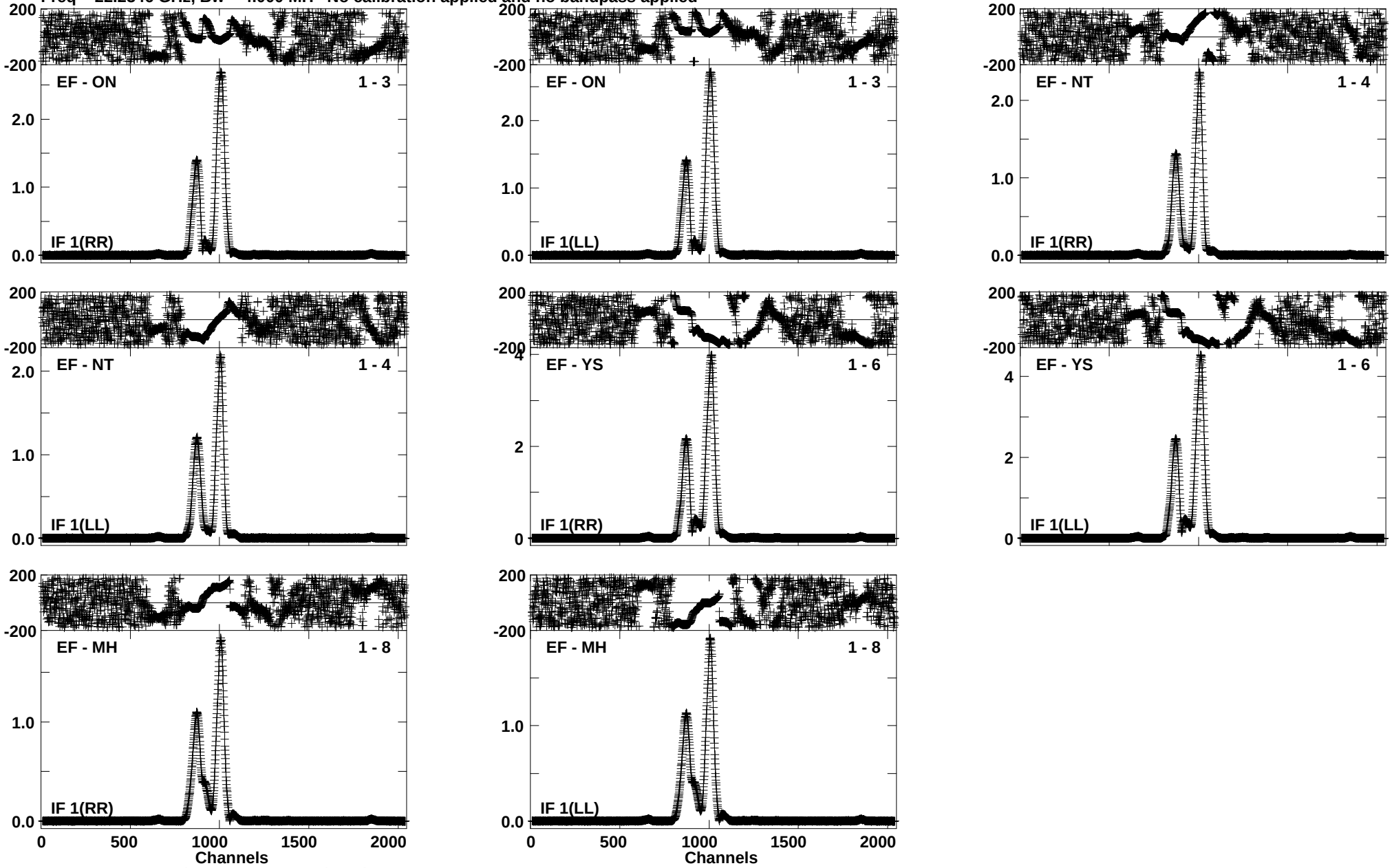

Lower frame: Ampl Jy Top frame: Phas deg
Vector averaged cross-power spectrum Baseline: EF (01) - ON (03)
Timerange: 00/20:35:42 to 00/20:36:34

Plot file version 30 created 19-SEP-2014 15:41:59
J2040+4527 ES074A.UVDATA.1
Freq = 22.2346 GHz, Bw = 4.000 MH No calibration applied and no bandpass applied

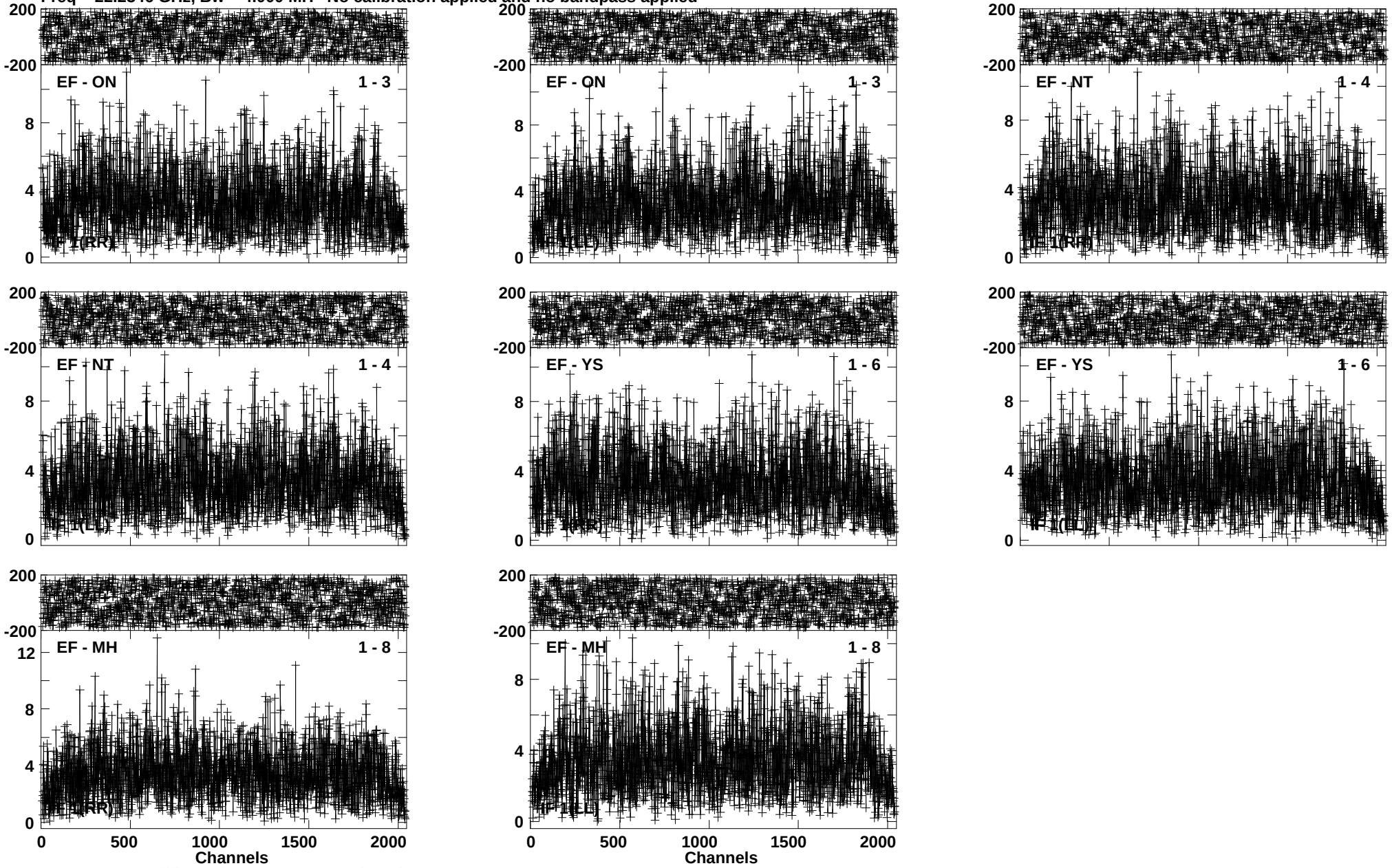

Lower frame: Milli Ampl Jy Top frame: Phas deg
Vector averaged cross-power spectrum Baseline: EF (01) - ON (03)
Timerange: 00/20:36:42 to 00/20:37:34

Plot file version 31 created 19-SEP-2014 15:41:59
W75N ES074A.UVDATA.1
Freq = 22.2346 GHz, Bw = 4.000 MH No calibration applied and no bandpass applied

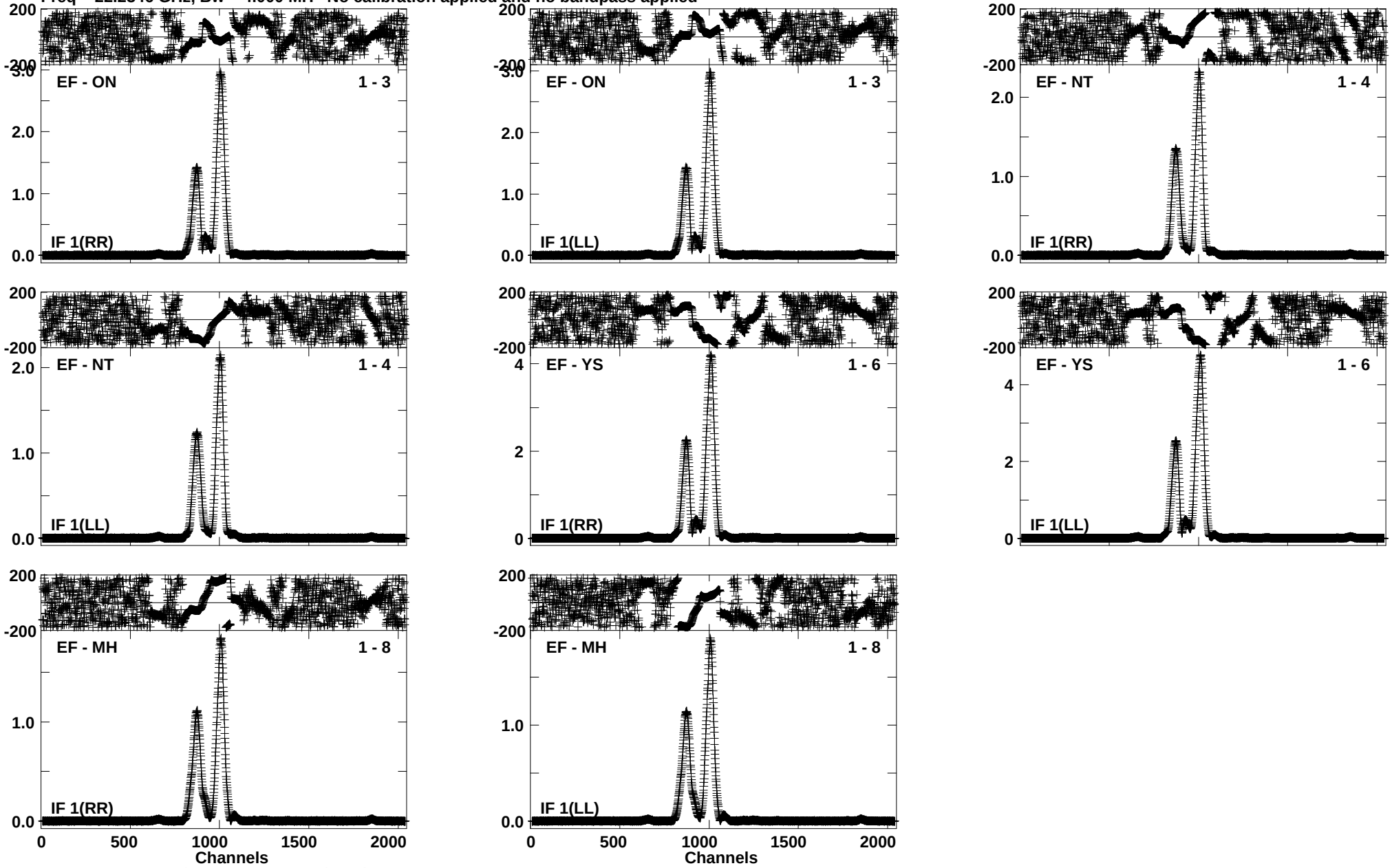

Lower frame: Ampl Jy Top frame: Phas deg
Vector averaged cross-power spectrum Baseline: EF (01) - ON (03)
Timerange: 00/20:37:43 to 00/20:38:33

Plot file version 32 created 19-SEP-2014 15:41:59
J2040+4527 ES074A.UVDATA.1
Freq = 22.2346 GHz, Bw = 4.000 MH No calibration applied and no bandpass applied

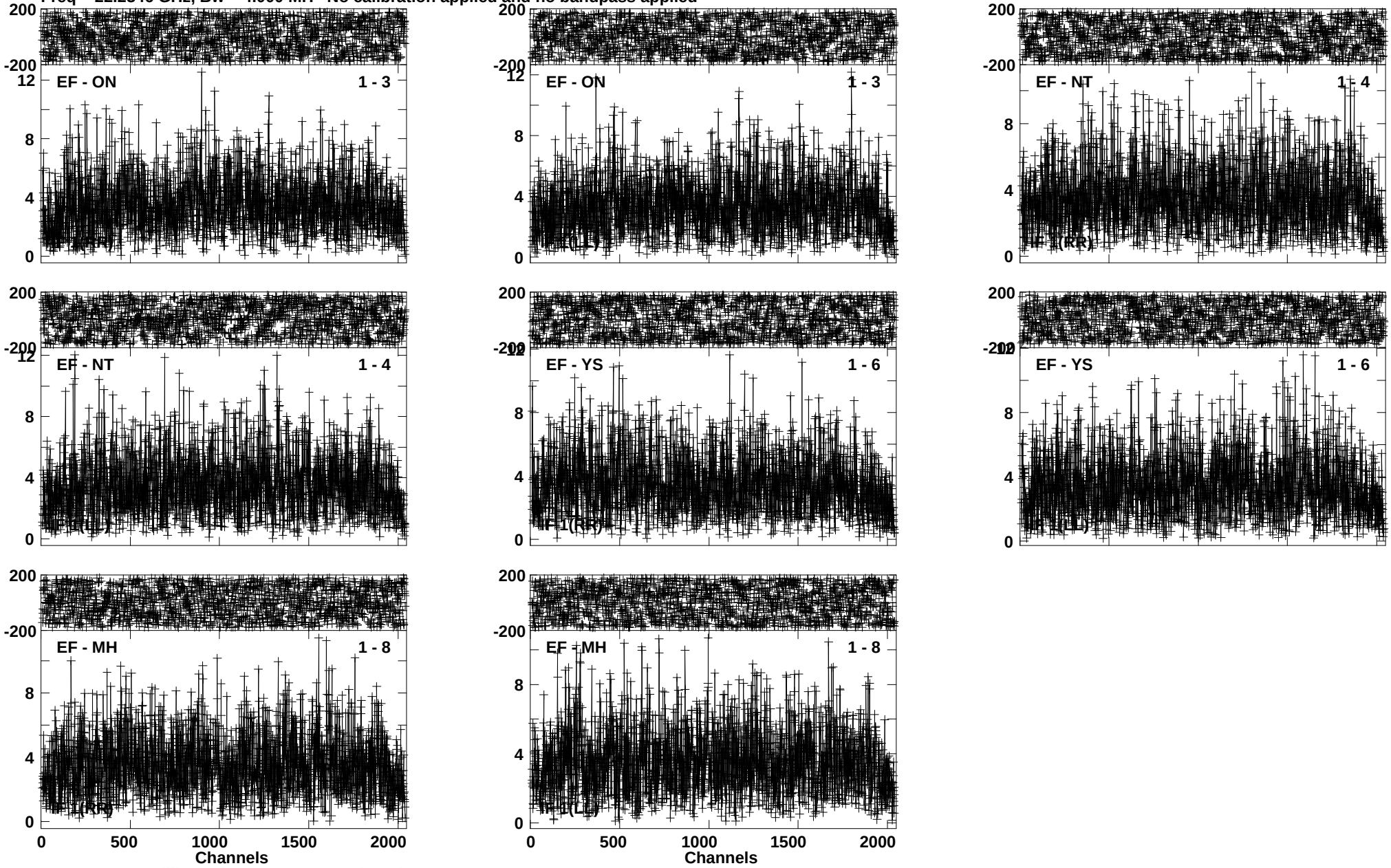

Lower frame: Milli Ampl Jy Top frame: Phas deg
Vector averaged cross-power spectrum Baseline: EF (01) - ON (03)
Timerange: 00/20:38:43 to 00/20:39:33

Plot file version 33 created 19-SEP-2014 15:41:59
W75N ES074A.UVDATA.1
Freq = 22.2346 GHz, Bw = 4.000 MH No calibration applied and no bandpass applied

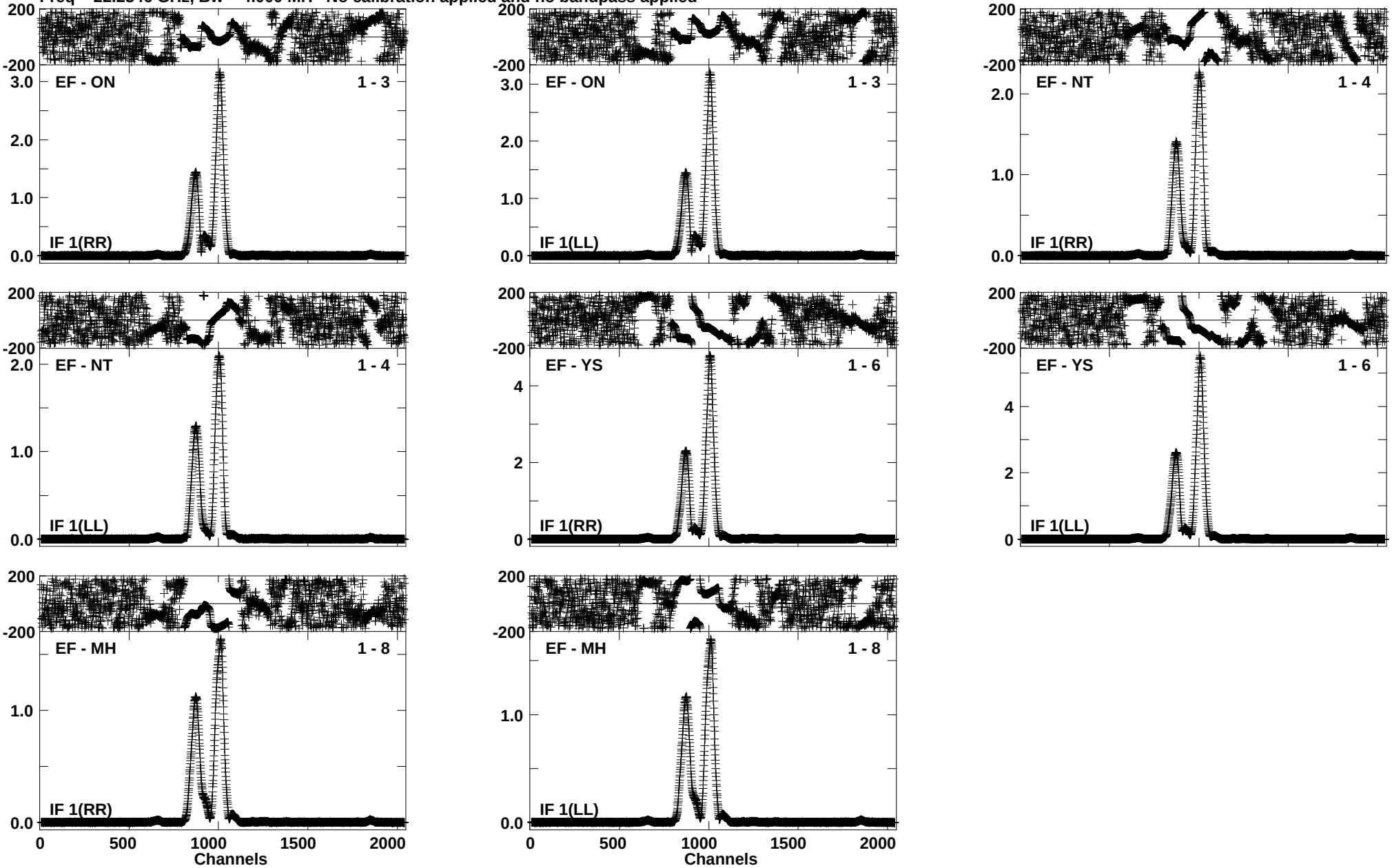

Lower frame: Ampl Jy Top frame: Phas deg
Vector averaged cross-power spectrum Baseline: EF (01) - ON (03)
Timerange: 00/20:39:43 to 00/20:40:33

Plot file version 34 created 19-SEP-2014 15:41:59
J2040+4527 ES074A.UVDATA.1
Freq = 22.2346 GHz, Bw = 4.000 MH No calibration applied and no bandpass applied

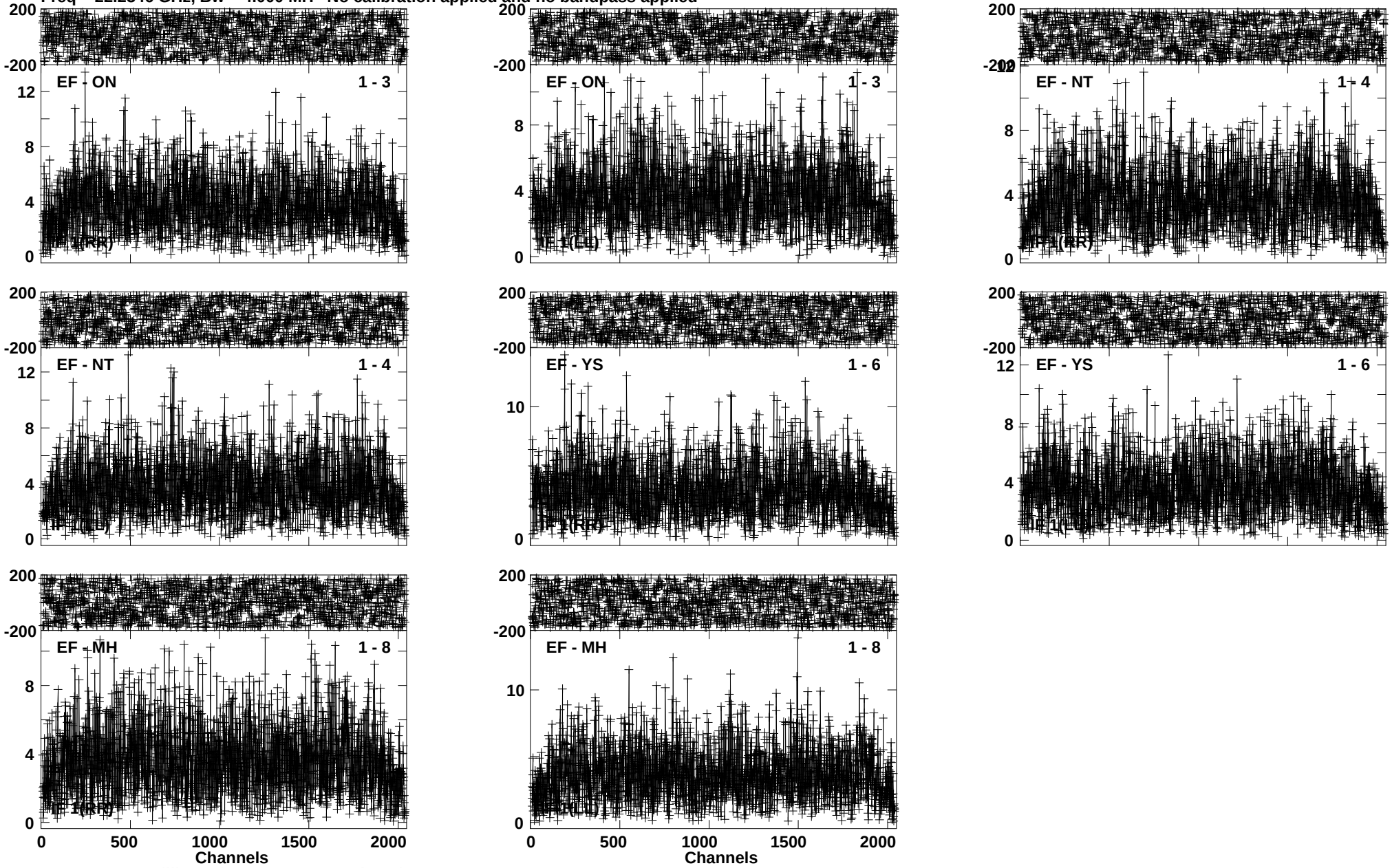

Lower frame: Milli Ampl Jy Top frame: Phas deg
Vector averaged cross-power spectrum Baseline: EF (01) - ON (03)
Timerange: 00/20:40:43 to 00/20:41:33

Plot file version 35 created 19-SEP-2014 15:41:59
W75N ES074A.UVDATA.1
Freq = 22.2346 GHz, Bw = 4.000 MH No calibration applied and no bandpass applied

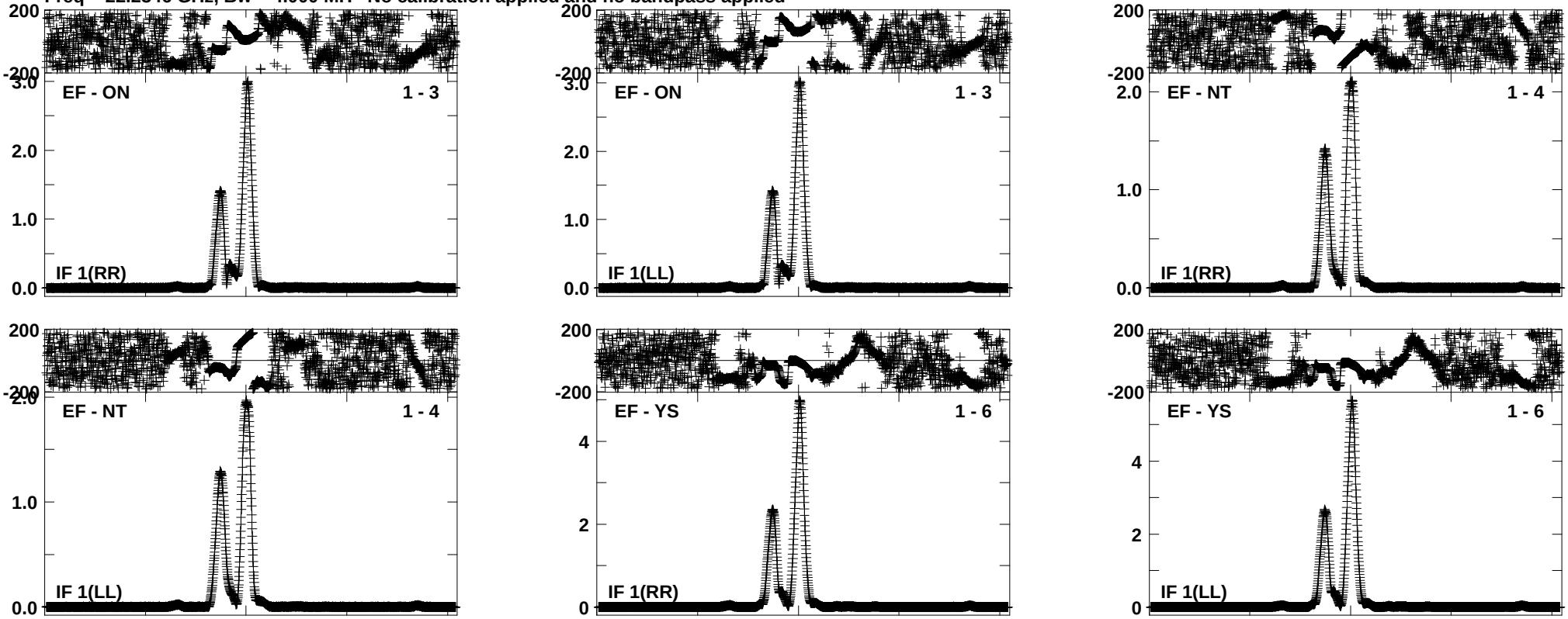

Lower frame: Ampl Jy Top frame: Phas deg
Vector averaged cross-power spectrum Baseline: EF (01) - ON (03)
Timerange: 00/20:41:43 to 00/20:42:33

Plot file version 36 created 19-SEP-2014 15:42:00
J2040+4527 ES074A.UVDATA.1
Freq = 22.2346 GHz, Bw = 4.000 MH No calibration applied and no bandpass applied

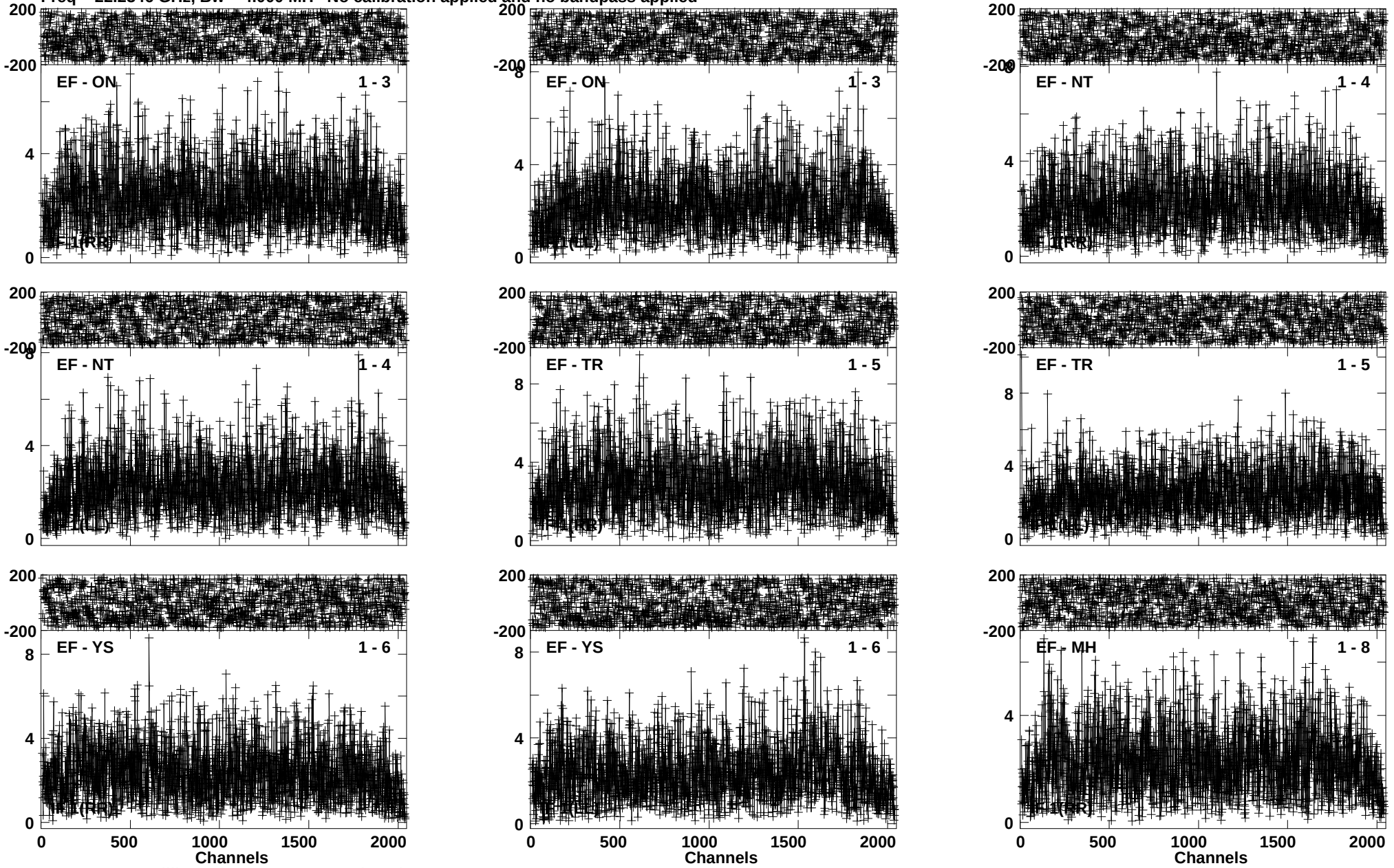

Lower frame: Milli Ampl Jy Top frame: Phas deg
Vector averaged cross-power spectrum Baseline: EF (01) - ON (03)
Timerange: 00/20:43:18 to 00/20:44:14

Plot file version 37 created 19-SEP-2014 15:42:00
J2040+4527 ES074A.UVDATA.1
Freq = 22.2346 GHz, Bw = 4.000 MH No calibration applied and no bandpass applied

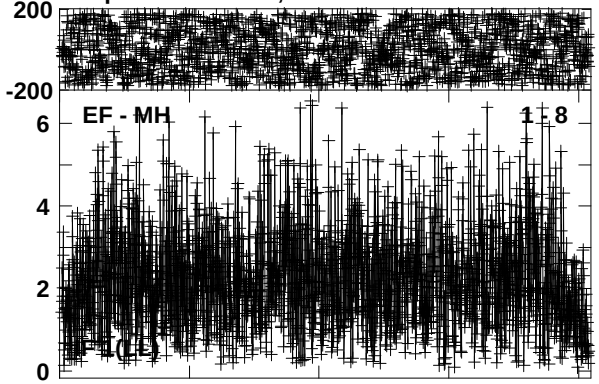

Lower frame: Milli Ampl Jy Top frame: Phas deg
Vector averaged cross-power spectrum Baseline: EF (01) - MH (08)
Timerange: 00/20:43:18 to 00/20:44:14

Plot file version 38 created 19-SEP-2014 15:42:00
W75N ES074A.UVDATA.1
Freq = 22.2346 GHz, Bw = 4.000 MH No calibration applied and no bandpass applied

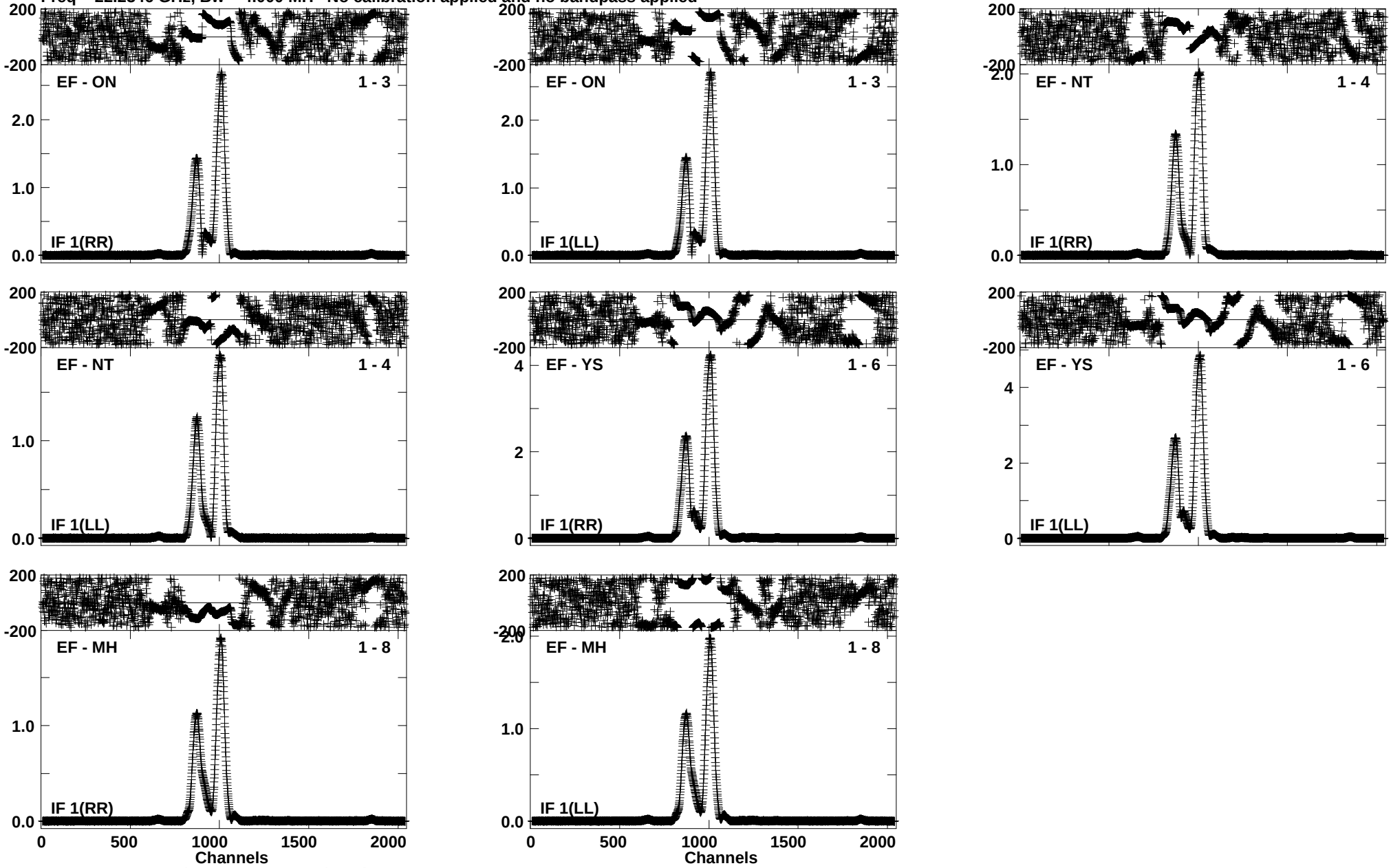

Lower frame: Ampl Jy Top frame: Phas deg
Vector averaged cross-power spectrum Baseline: EF (01) - ON (03)
Timerange: 00/20:44:23 to 00/20:45:13

Plot file version 39 created 19-SEP-2014 15:42:00
J2040+4527 ES074A.UVDATA.1
Freq = 22.2346 GHz, Bw = 4.000 MH No calibration applied and no bandpass applied

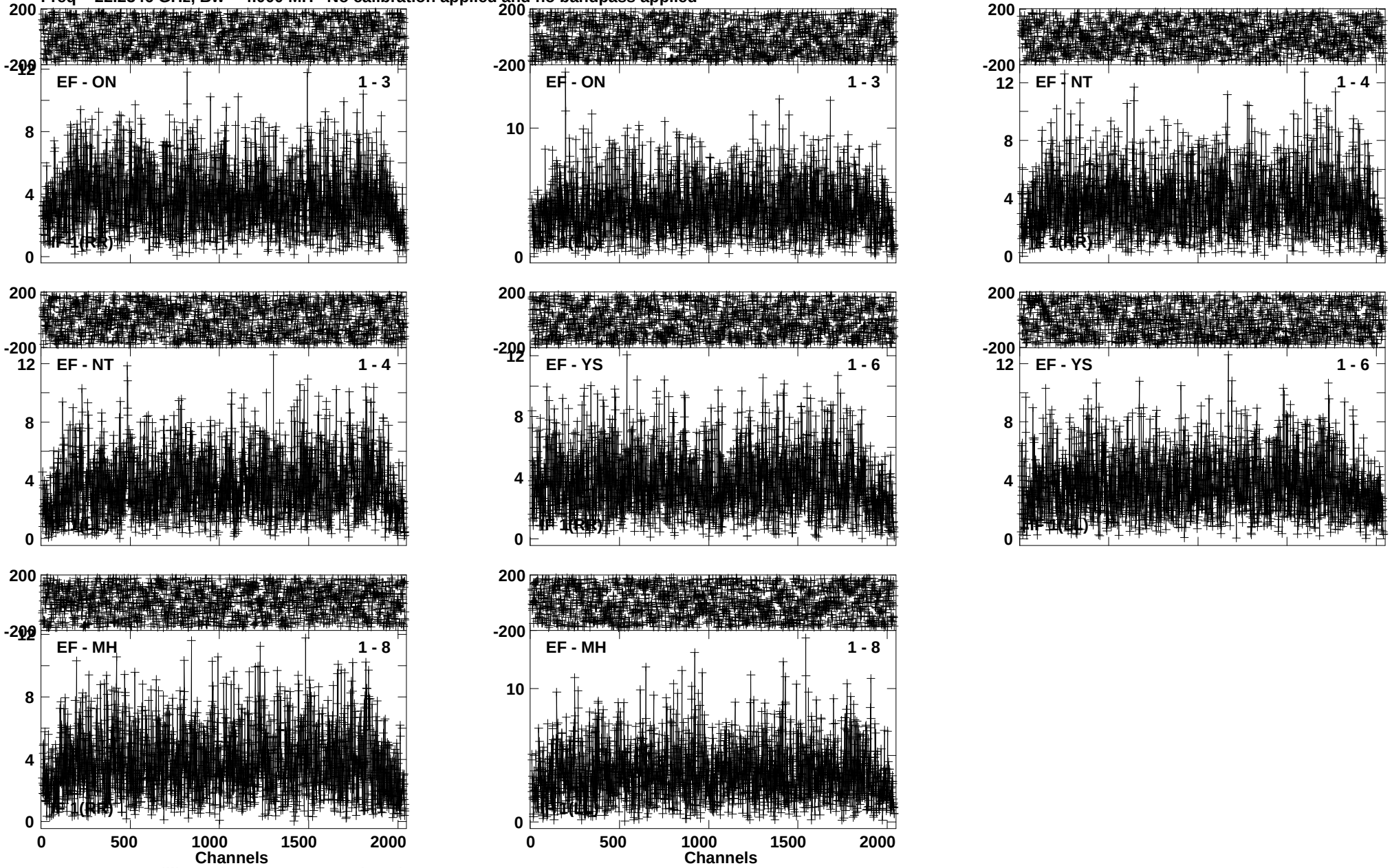

Lower frame: Milli Ampl Jy Top frame: Phas deg
Vector averaged cross-power spectrum Baseline: EF (01) - ON (03)
Timerange: 00/20:45:23 to 00/20:46:13

Plot file version 40 created 19-SEP-2014 15:42:00
W75N ES074A.UVDATA.1
Freq = 22.2346 GHz, Bw = 4.000 MH No calibration applied and no bandpass applied

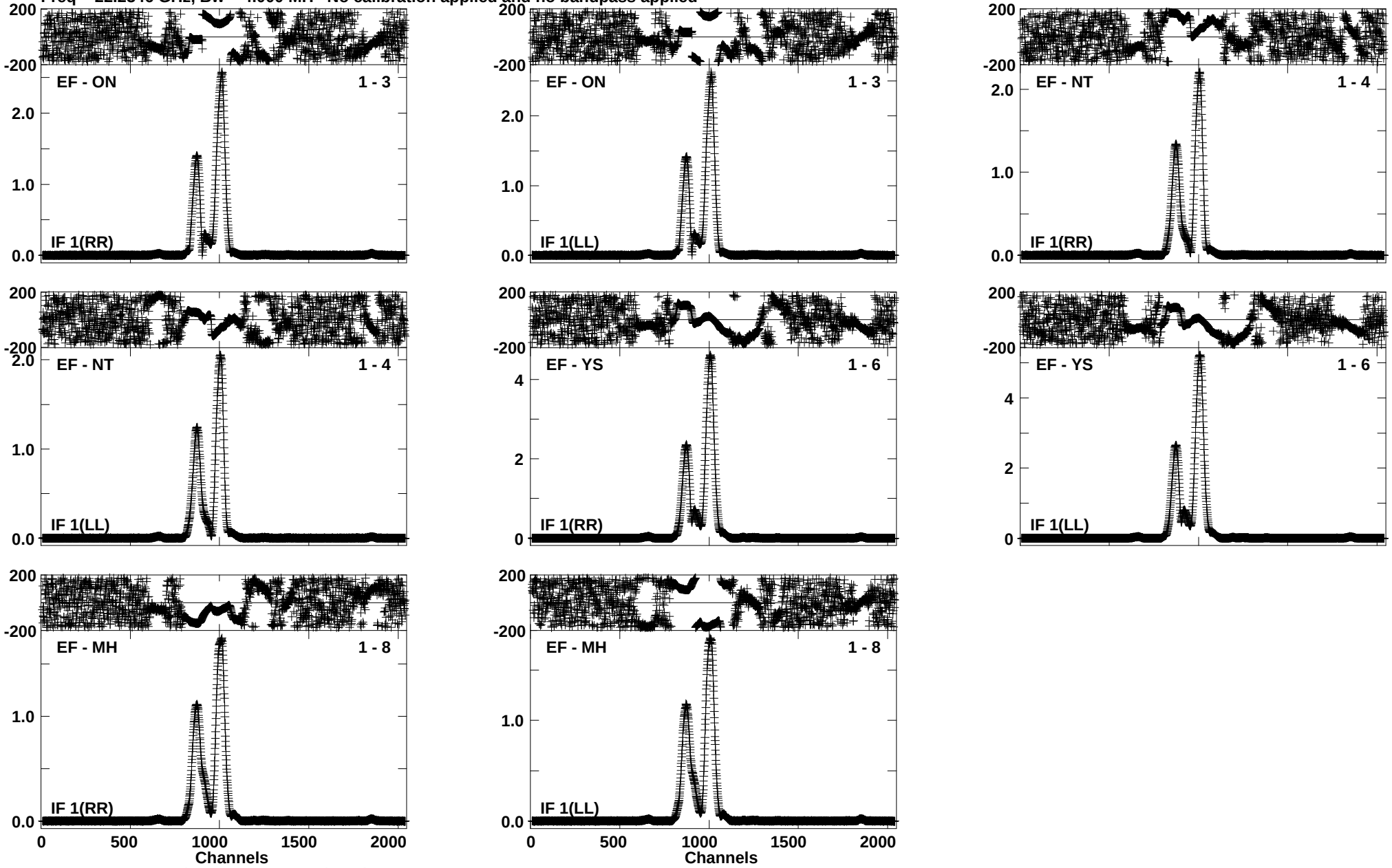

Lower frame: Ampl Jy Top frame: Phas deg
Vector averaged cross-power spectrum Baseline: EF (01) - ON (03)
Timerange: 00/20:46:23 to 00/20:47:13

Plot file version 41 created 19-SEP-2014 15:42:00
J2040+4527 ES074A.UVDATA.1
Freq = 22.2346 GHz, Bw = 4.000 MH No calibration applied and no bandpass applied

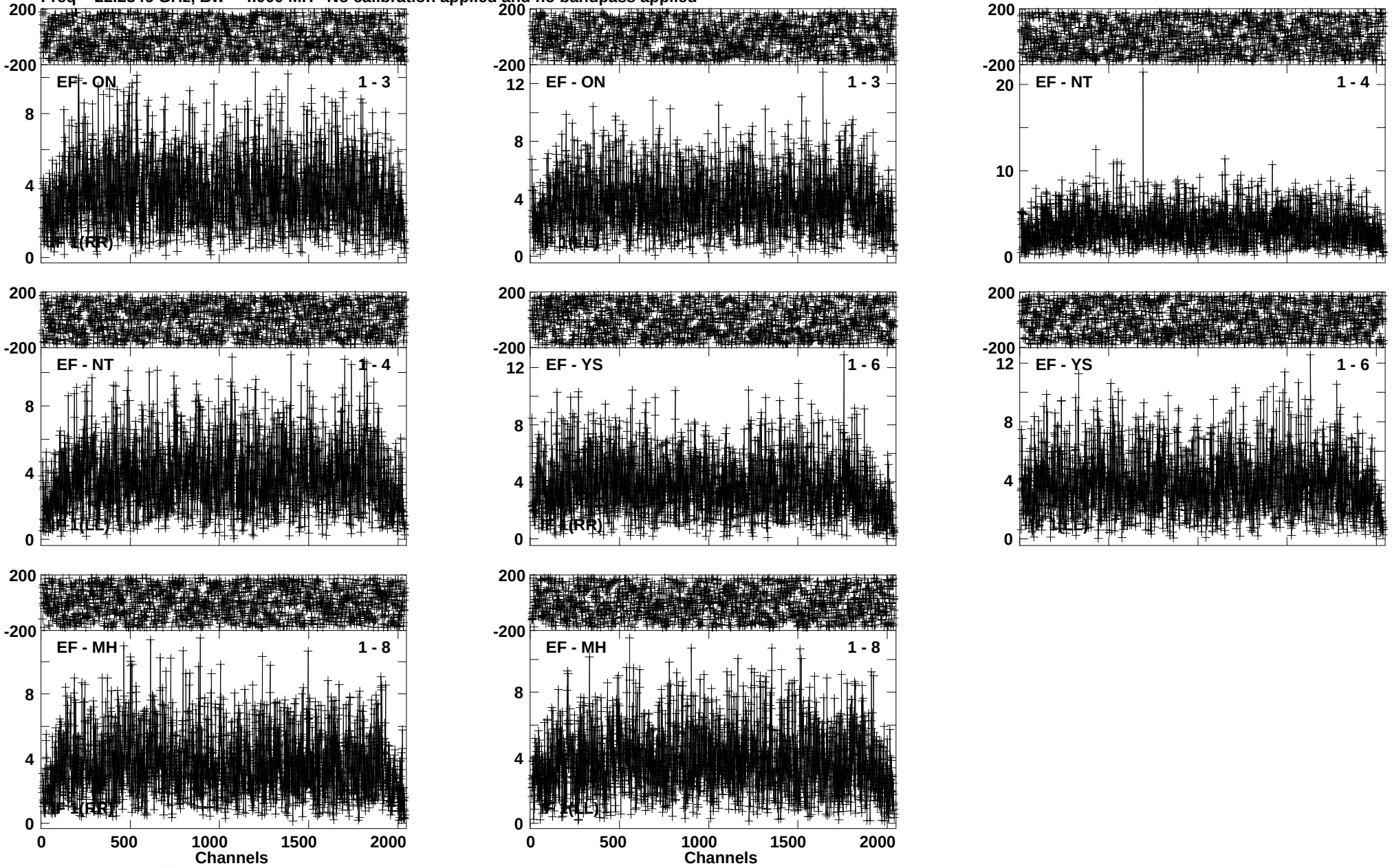

Lower frame: Milli Ampl Jy Top frame: Phas deg
Vector averaged cross-power spectrum Baseline: EF (01) - ON (03)
Timerange: 00/20:47:23 to 00/20:48:13

Plot file version 42 created 19-SEP-2014 15:42:00
W75N ES074A.UVDATA.1
Freq = 22.2346 GHz, Bw = 4.000 MH No calibration applied and no bandpass applied

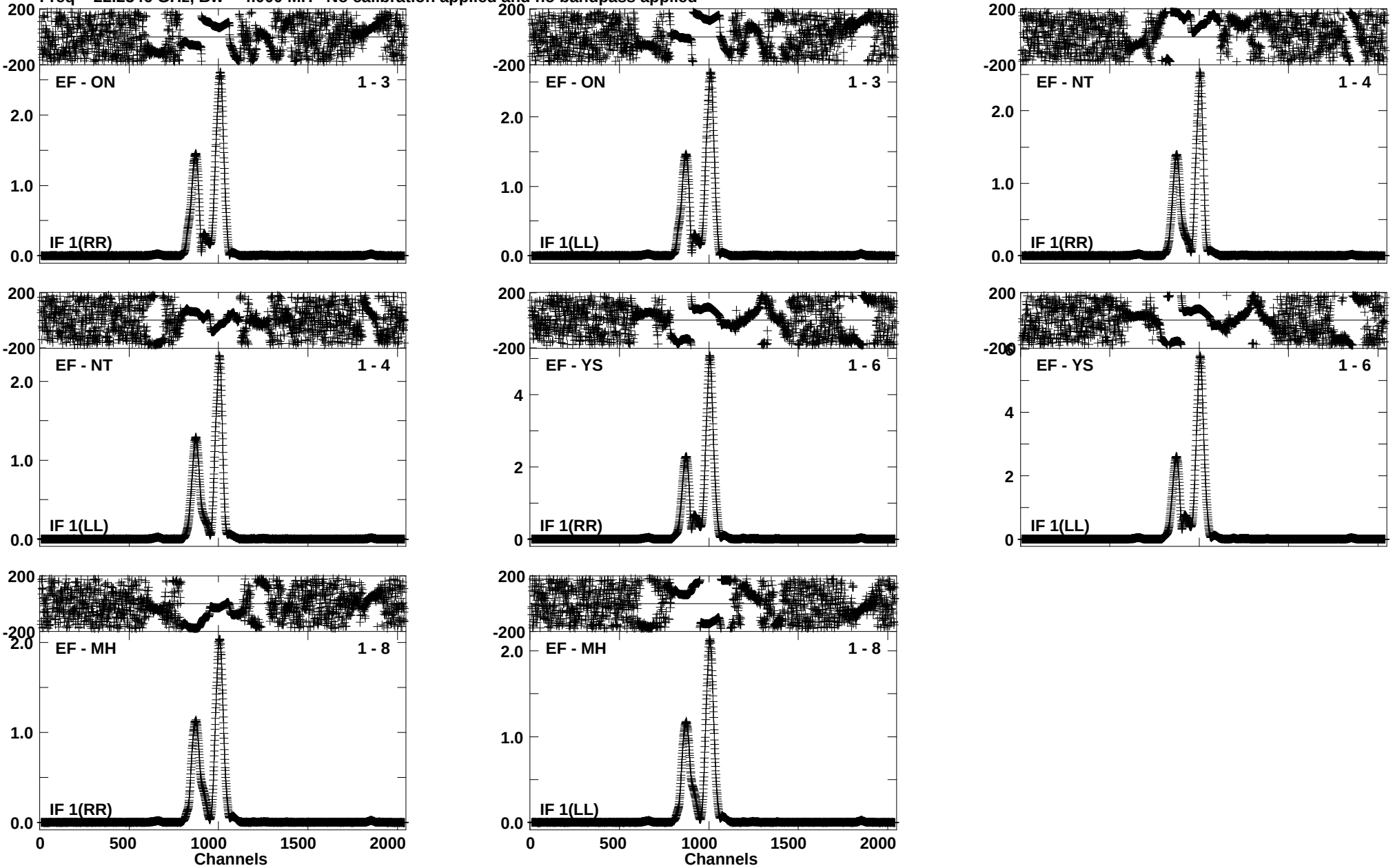

Lower frame: Ampl Jy Top frame: Phas deg
Vector averaged cross-power spectrum Baseline: EF (01) - ON (03)
Timerange: 00/20:48:23 to 00/20:49:13

Plot file version 43 created 19-SEP-2014 15:42:00
J2040+4527 ES074A.UVDATA.1
Freq = 22.2346 GHz, Bw = 4.000 MH No calibration applied and no bandpass applied

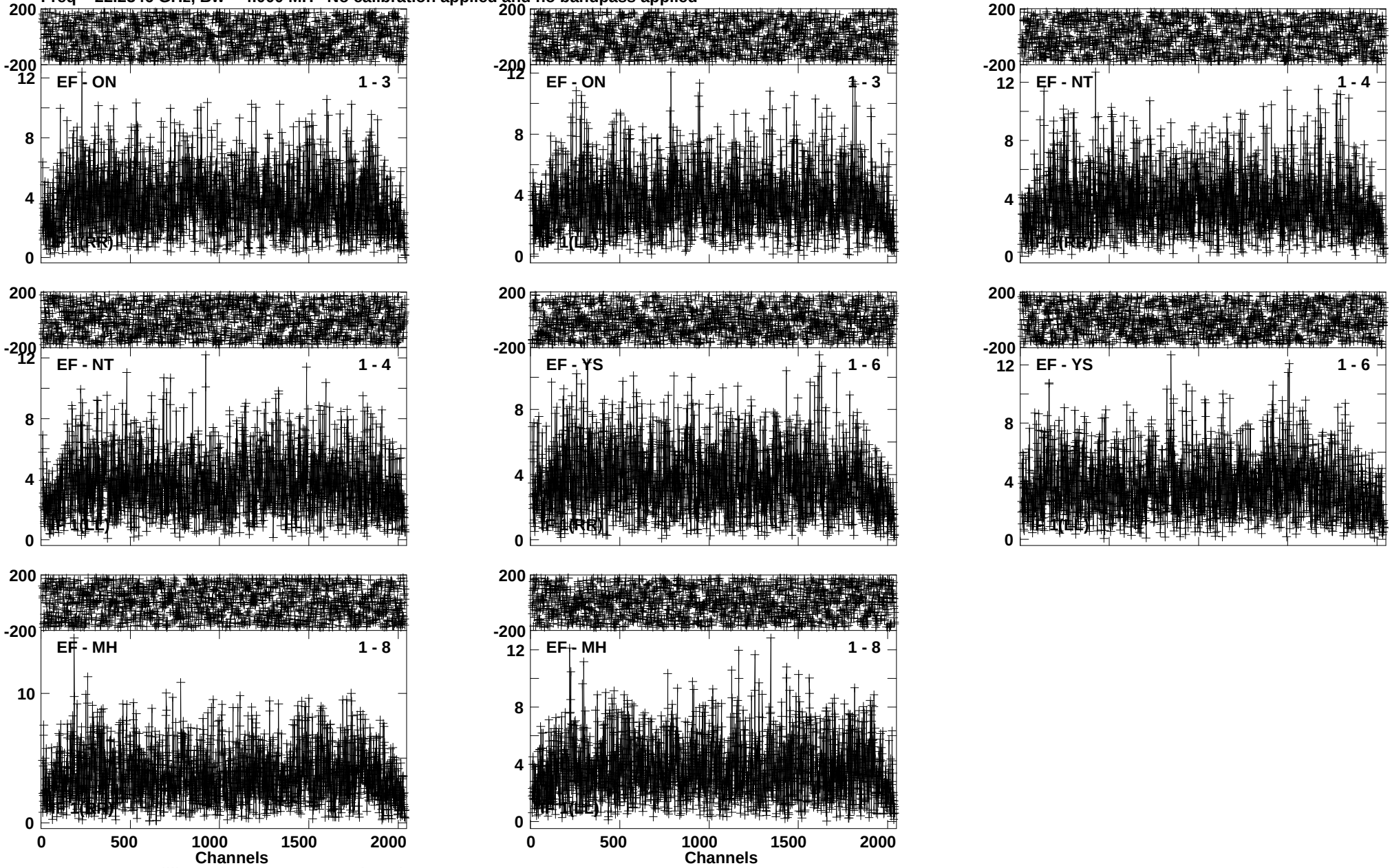

Lower frame: Milli Ampl Jy Top frame: Phas deg
Vector averaged cross-power spectrum Baseline: EF (01) - ON (03)
Timerange: 00/20:49:23 to 00/20:50:13

Plot file version 44 created 19-SEP-2014 15:42:00
W75N ES074A.UVDATA.1
Freq = 22.2346 GHz, Bw = 4.000 MH No calibration applied and no bandpass applied

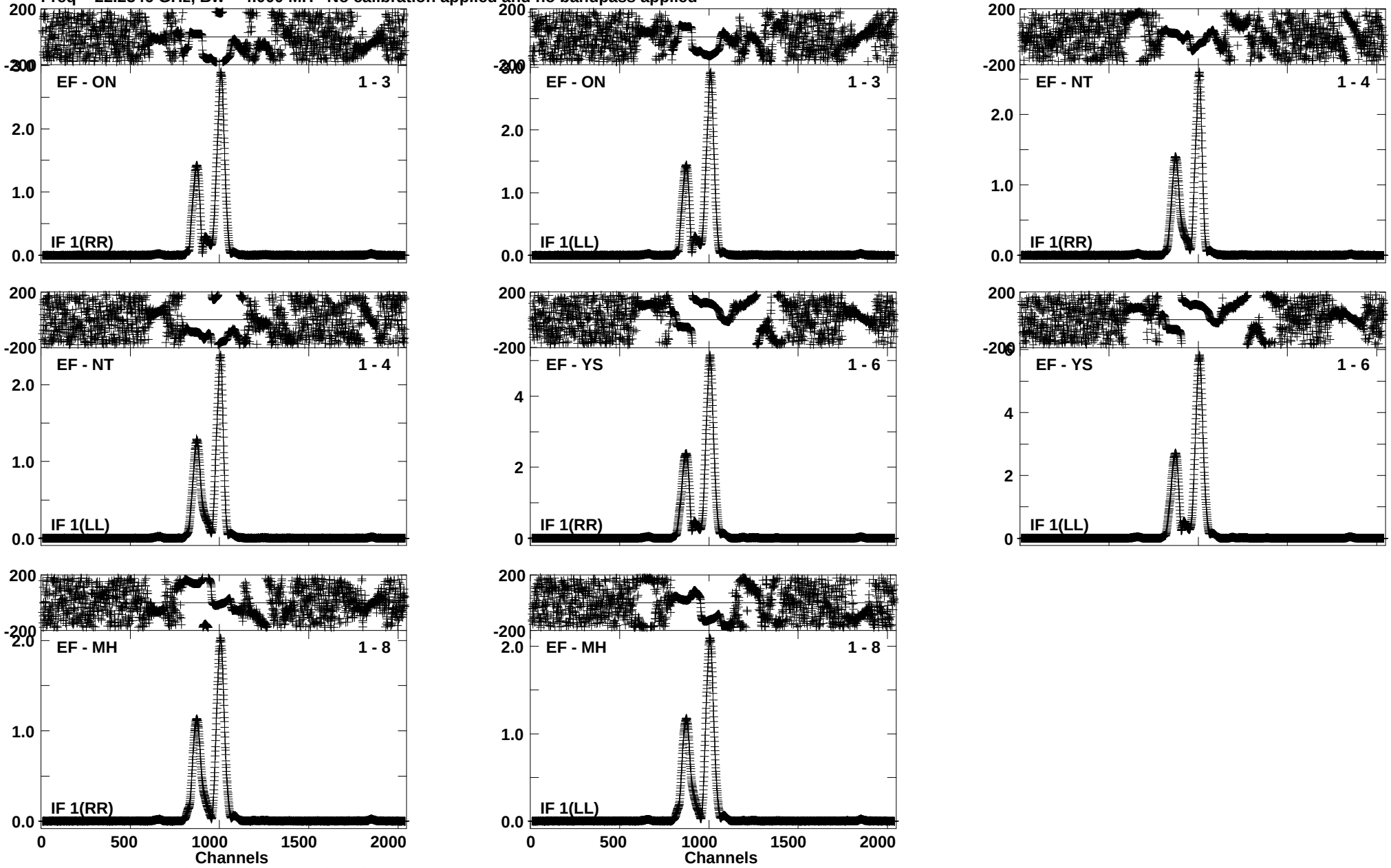

Lower frame: Ampl Jy Top frame: Phas deg
Vector averaged cross-power spectrum Baseline: EF (01) - ON (03)
Timerange: 00/20:50:23 to 00/20:51:13

Plot file version 45 created 19-SEP-2014 15:42:00
J2040+4527 ES074A.UVDATA.1
Freq = 22.2346 GHz, Bw = 4.000 MH No calibration applied and no bandpass applied

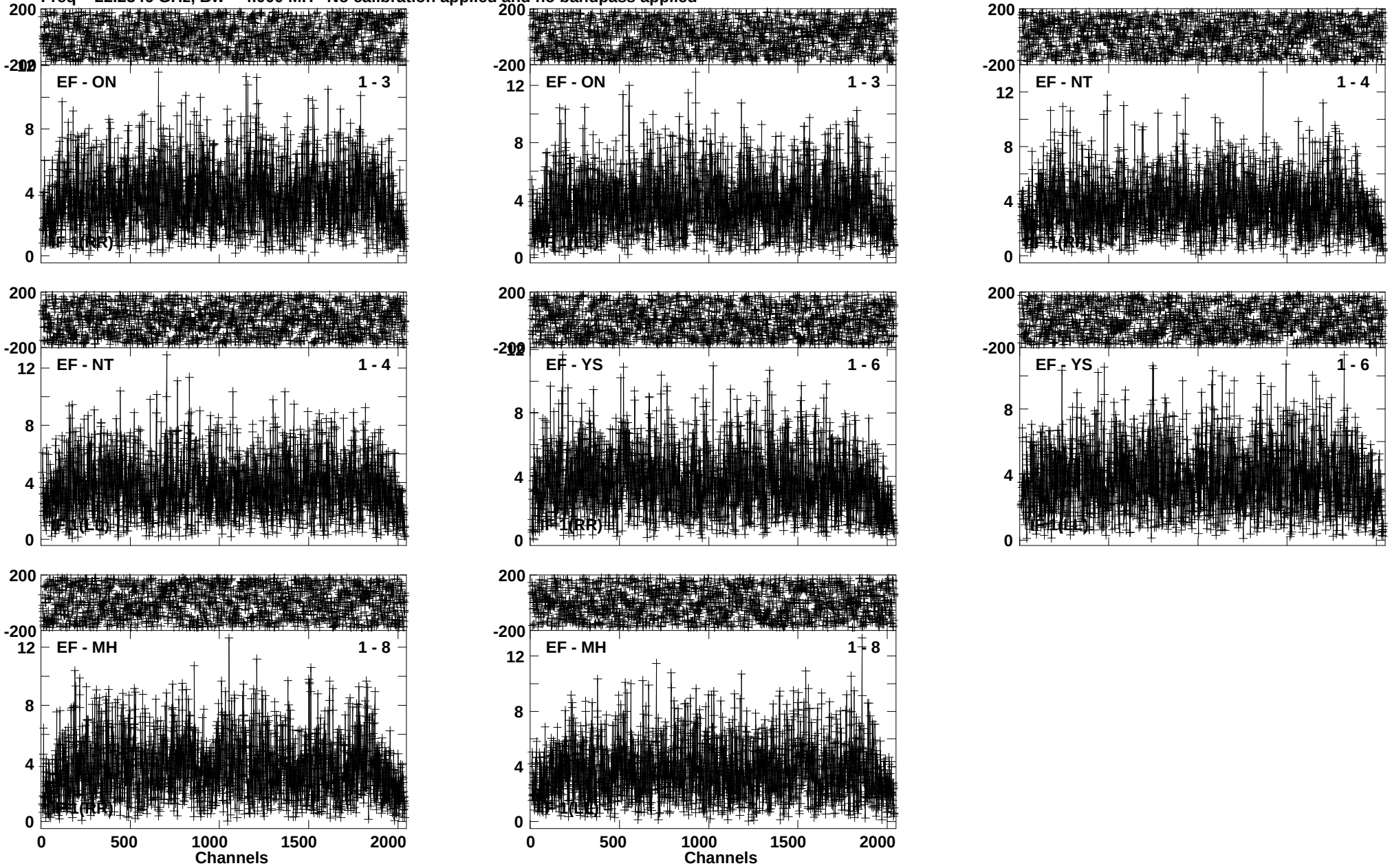

Lower frame: Milli Ampl Jy Top frame: Phas deg
Vector averaged cross-power spectrum Baseline: EF (01) - ON (03)
Timerange: 00/20:51:23 to 00/20:52:13

Plot file version 46 created 19-SEP-2014 15:42:01
W75N ES074A.UVDATA.1
Freq = 22.2346 GHz, Bw = 4.000 MH No calibration applied and no bandpass applied

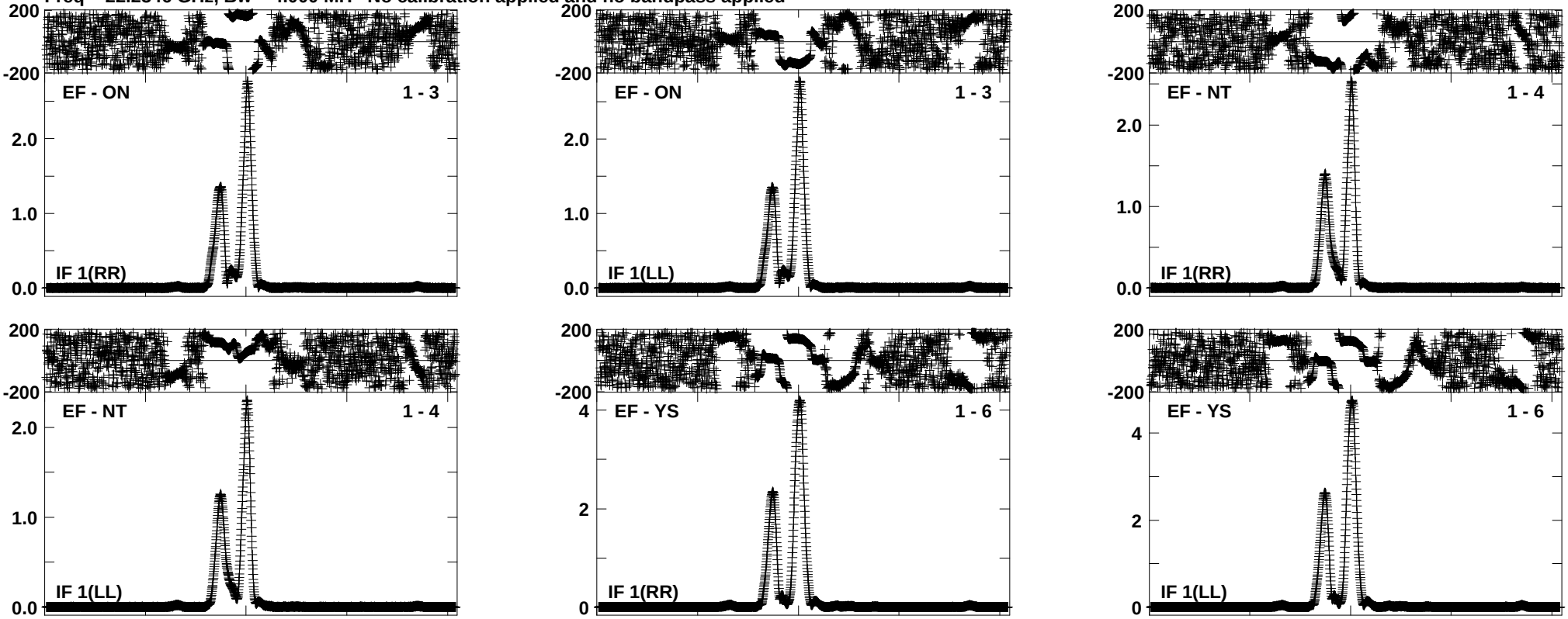

Lower frame: Ampl Jy Top frame: Phas deg
Vector averaged cross-power spectrum Baseline: EF (01) - ON (03)
Timerange: 00/20:52:23 to 00/20:53:13

Plot file version 47 created 19-SEP-2014 15:42:01
J2202+4216 ES074A.UVDATA.1
Freq = 22.2346 GHz, Bw = 4.000 MH No calibration applied and no bandpass applied

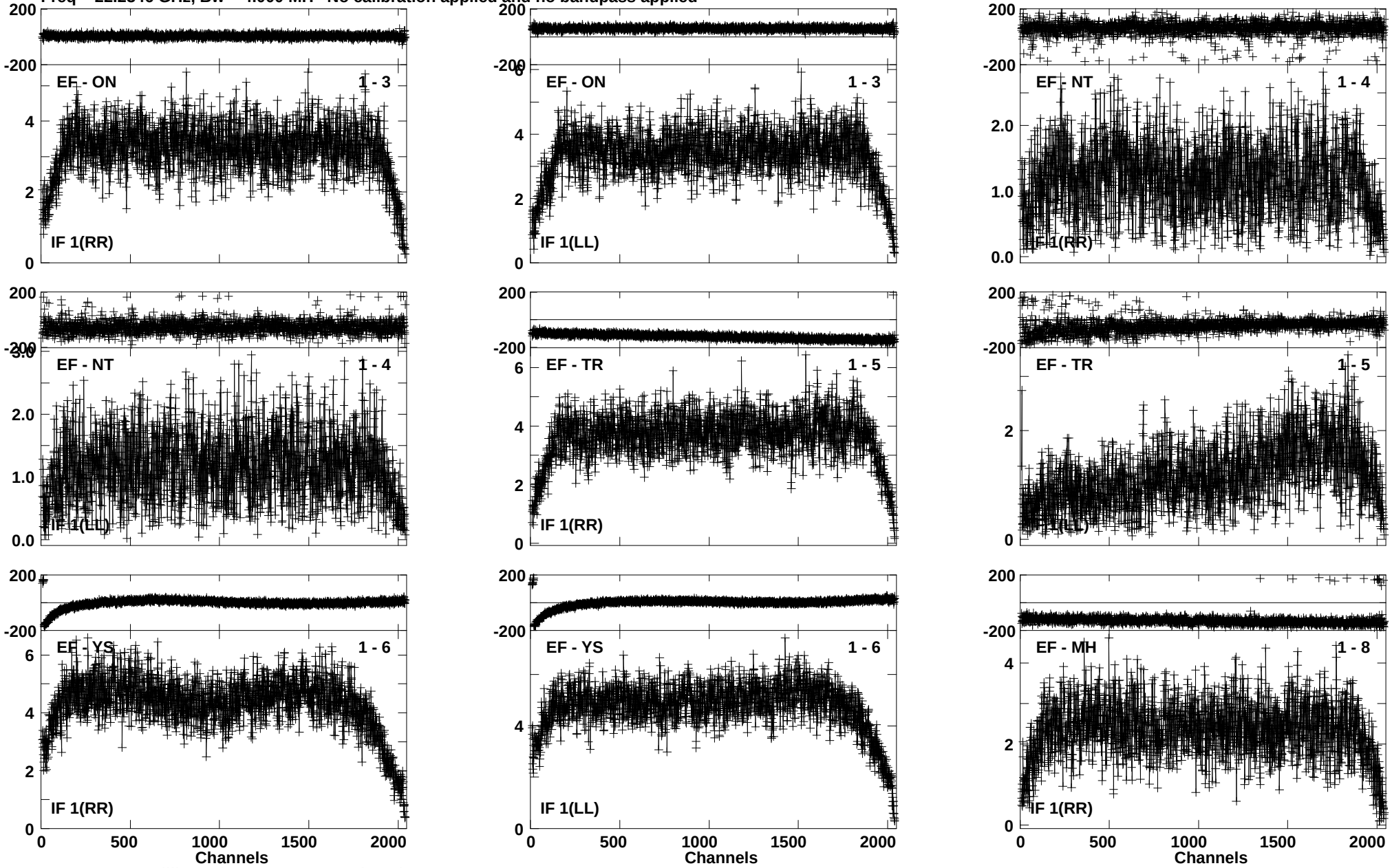

Lower frame: Milli Ampl Jy Top frame: Phas deg
Vector averaged cross-power spectrum Baseline: EF (01) - ON (03)
Timerange: 00/20:54:28 to 00/21:04:24

Plot file version 48 created 19-SEP-2014 15:42:02
J2202+4216 ES074A.UVDATA.1
Freq = 22.2346 GHz, Bw = 4.000 MH No calibration applied and no bandpass applied

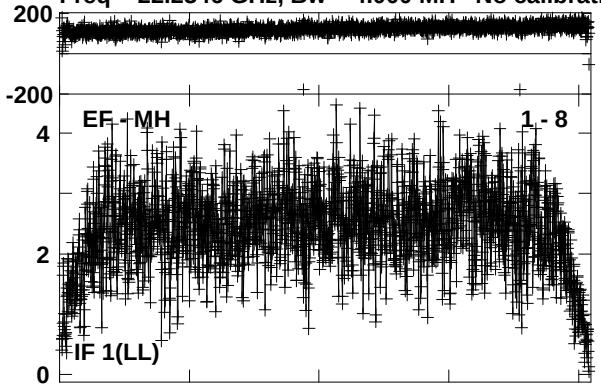

Lower frame: Milli Ampl Jy Top frame: Phas deg
Vector averaged cross-power spectrum Baseline: EF (01) - MH (08)
Timerange: 00/20:54:28 to 00/21:04:24

Plot file version 49 created 19-SEP-2014 15:42:02
J2040+4527 ES074A.UVDATA.1
Freq = 22.2346 GHz, Bw = 4.000 MH No calibration applied and no bandpass applied

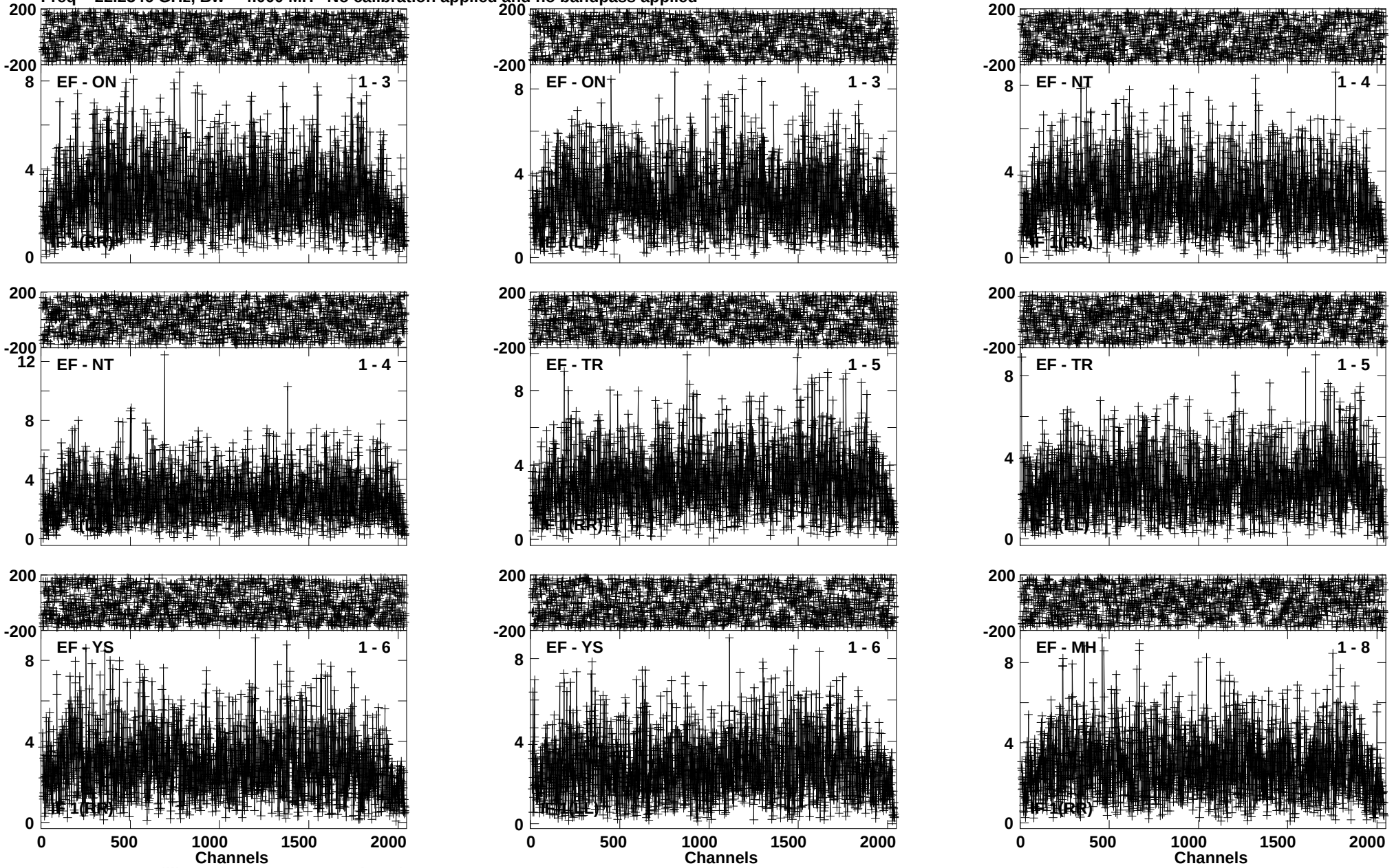

Lower frame: Milli Ampl Jy Top frame: Phas deg
Vector averaged cross-power spectrum Baseline: EF (01) - ON (03)
Timerange: 00/21:05:43 to 00/21:06:39

Plot file version 50 created 19-SEP-2014 15:42:02
J2040+4527 ES074A.UVDATA.1
Freq = 22.2346 GHz, Bw = 4.000 MH No calibration applied and no bandpass applied

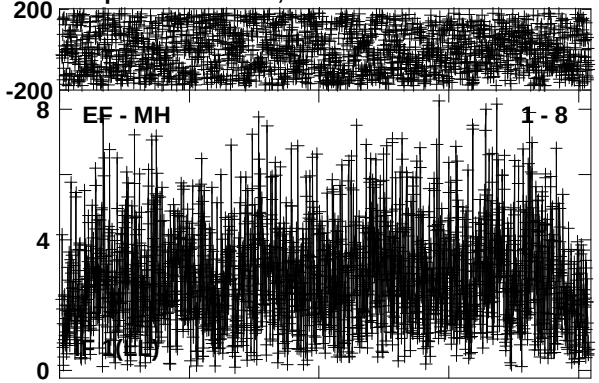

Lower frame: Milli Ampl Jy Top frame: Phas deg
Vector averaged cross-power spectrum Baseline: EF (01) - MH (08)
Timerange: 00/21:05:43 to 00/21:06:39

Plot file version 51 created 19-SEP-2014 15:42:02
W75N ES074A.UVDATA.1
Freq = 22.2346 GHz, Bw = 4.000 MH No calibration applied and no bandpass applied

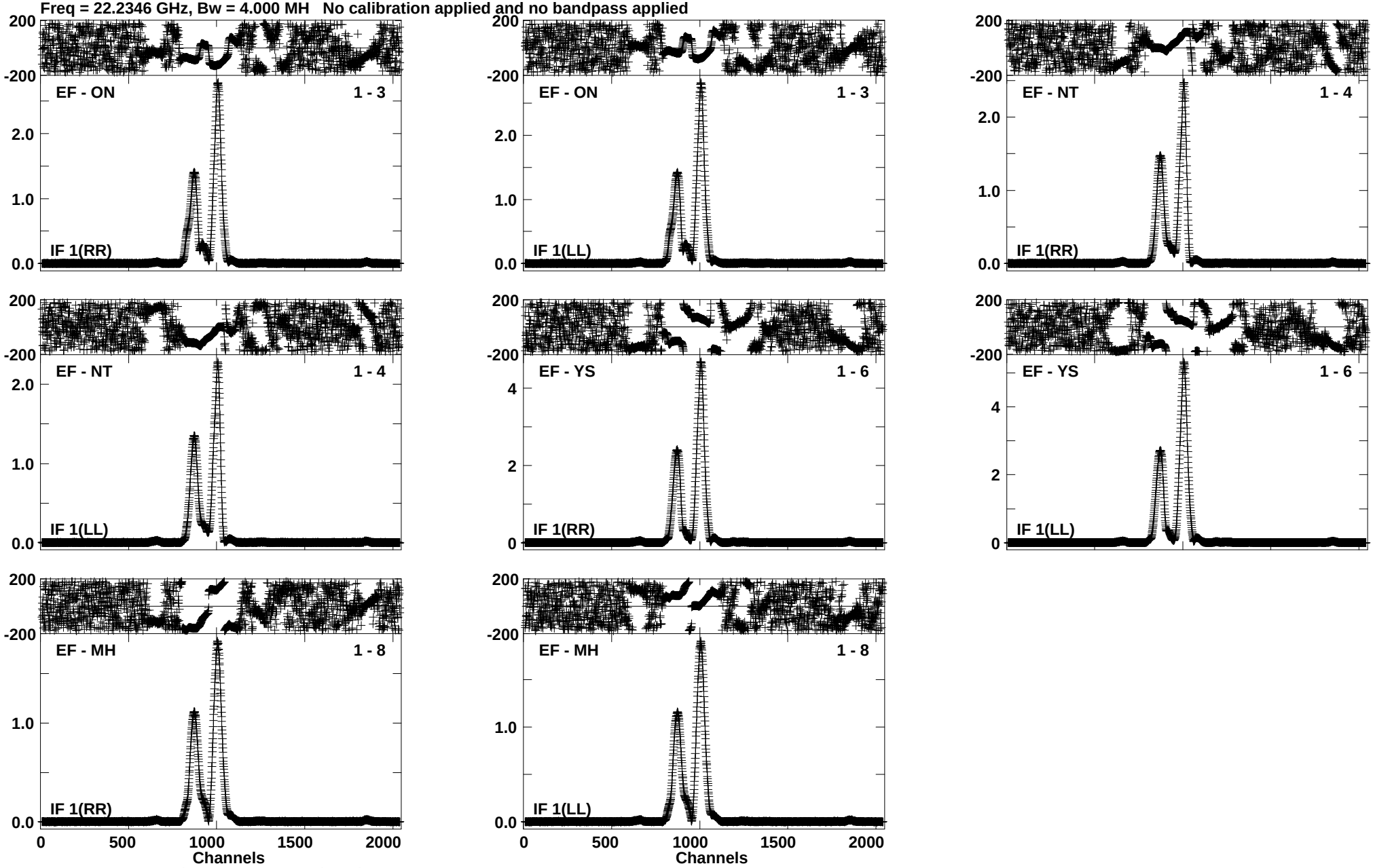

Lower frame: Ampl Jy Top frame: Phas deg
Vector averaged cross-power spectrum Baseline: EF (01) - ON (03)
Timerange: 00/21:06:48 to 00/21:07:38

Plot file version 52 created 19-SEP-2014 15:42:03
J2040+4527 ES074A.UVDATA.1
Freq = 22.2346 GHz, Bw = 4.000 MH No calibration applied and no bandpass applied

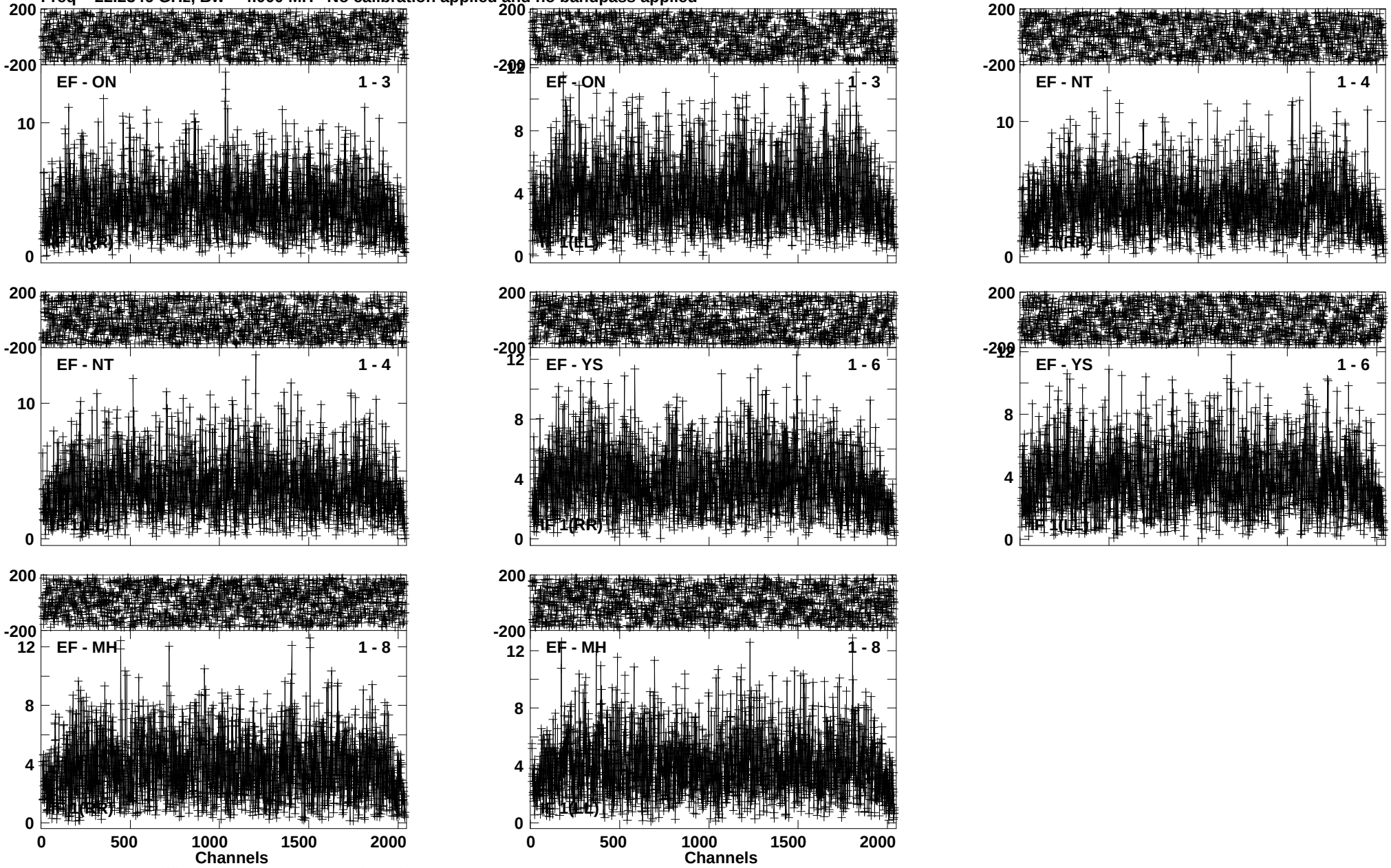

Lower frame: Milli Ampl Jy Top frame: Phas deg
Vector averaged cross-power spectrum Baseline: EF (01) - ON (03)
Timerange: 00/21:07:48 to 00/21:08:38

Plot file version 53 created 19-SEP-2014 15:42:03
W75N ES074A.UVDATA.1
Freq = 22.2346 GHz, Bw = 4.000 MH No calibration applied and no bandpass applied

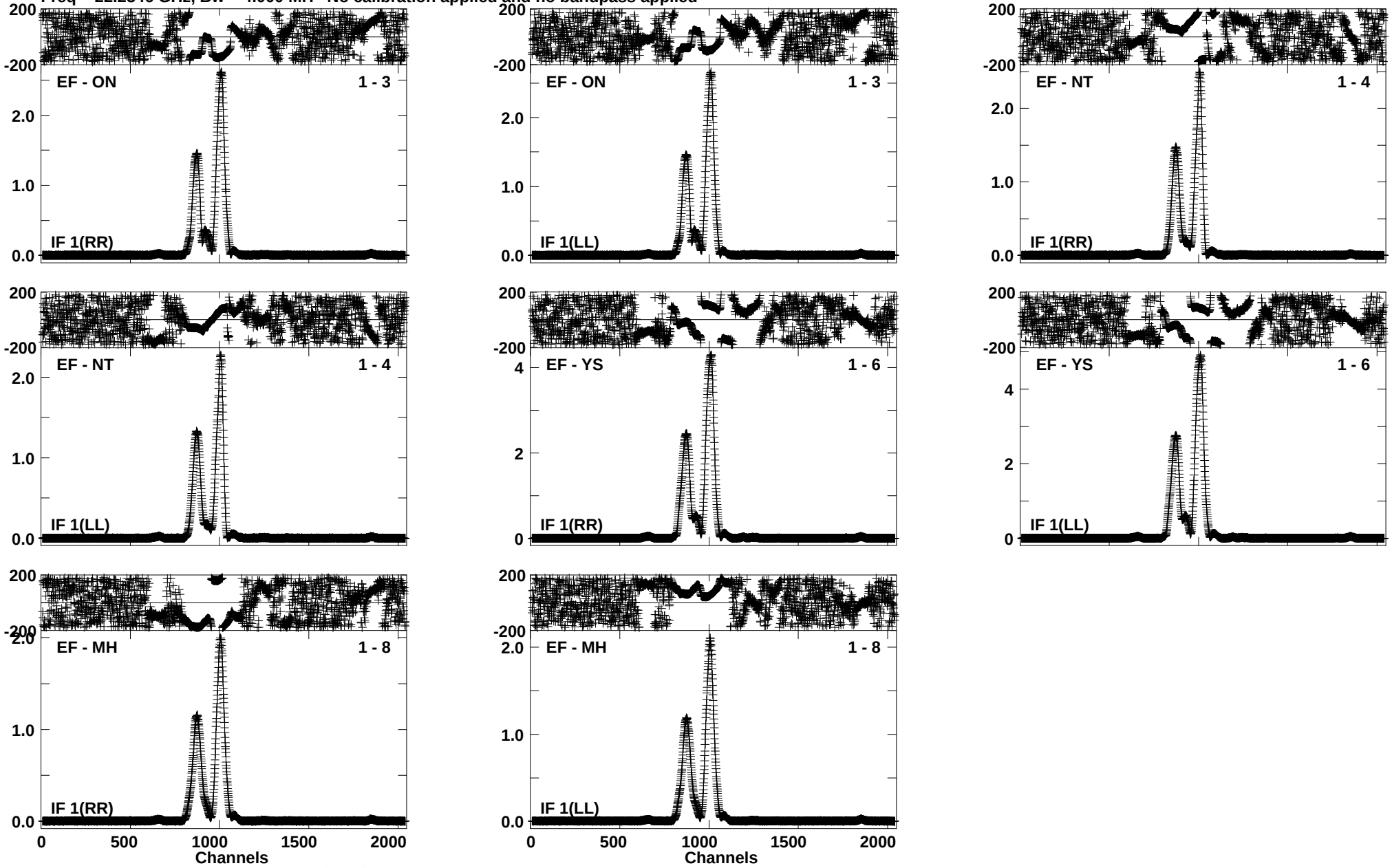

Lower frame: Ampl Jy Top frame: Phas deg
Vector averaged cross-power spectrum Baseline: EF (01) - ON (03)
Timerange: 00/21:08:48 to 00/21:09:38

Plot file version 54 created 19-SEP-2014 15:42:03
J2040+4527 ES074A.UVDATA.1
Freq = 22.2346 GHz, Bw = 4.000 MH No calibration applied and no bandpass applied

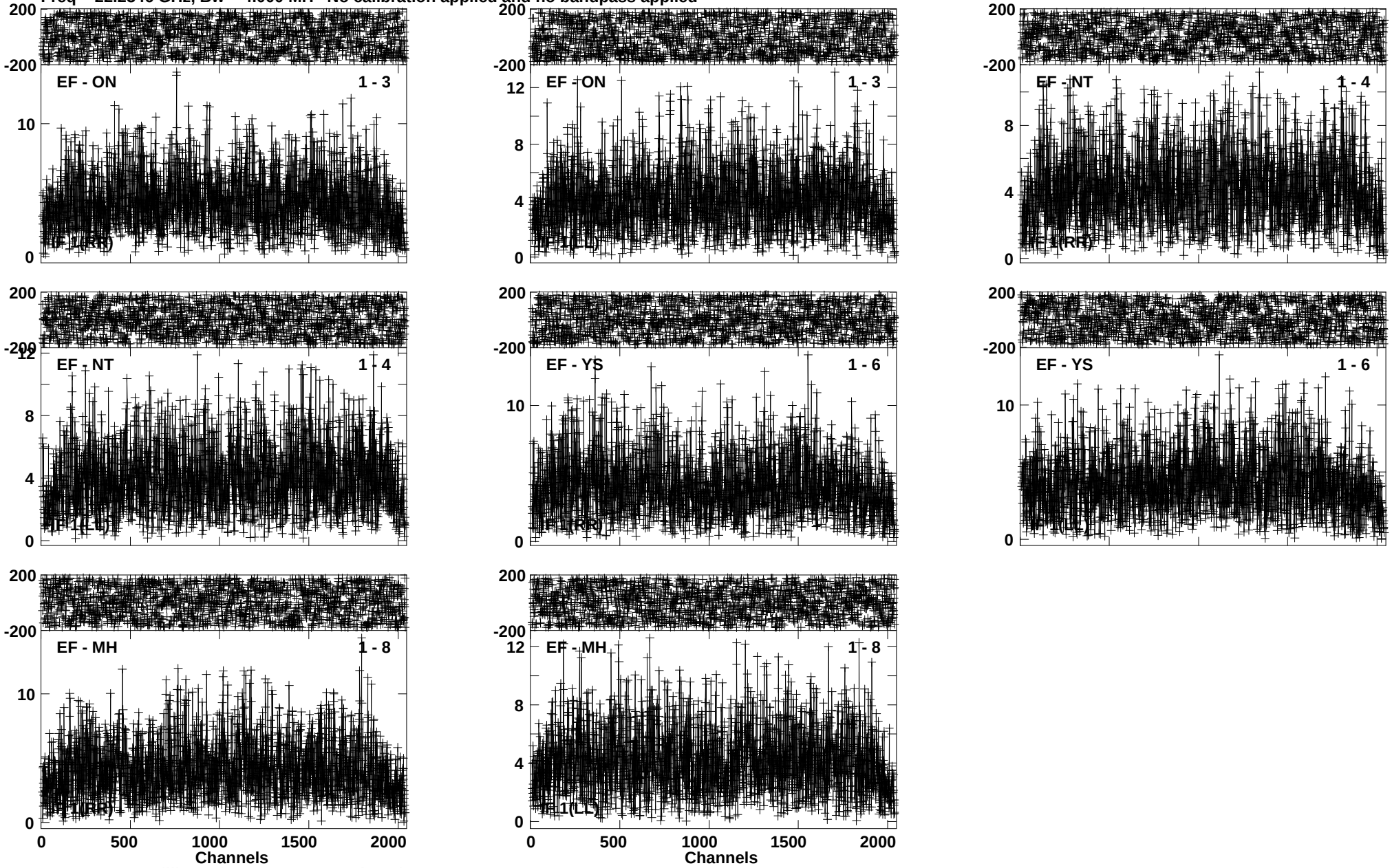

Lower frame: Milli Ampl Jy Top frame: Phas deg
Vector averaged cross-power spectrum Baseline: EF (01) - ON (03)
Timerange: 00/21:09:48 to 00/21:10:38

Plot file version 55 created 19-SEP-2014 15:42:03
W75N ES074A.UVDATA.1
Freq = 22.2346 GHz, Bw = 4.000 MH No calibration applied and no bandpass applied

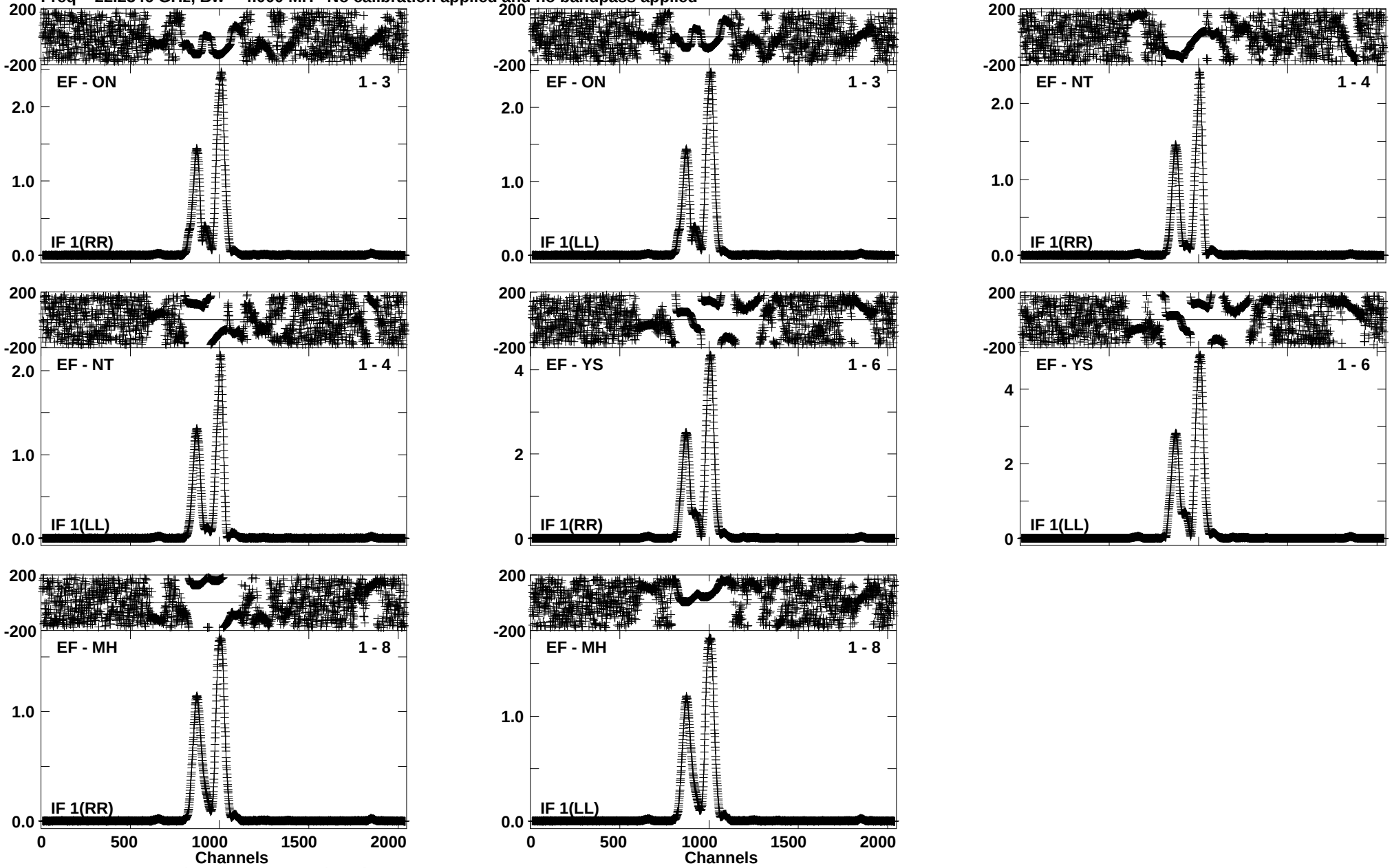

Lower frame: Ampl Jy Top frame: Phas deg
Vector averaged cross-power spectrum Baseline: EF (01) - ON (03)
Timerange: 00/21:10:48 to 00/21:11:38

Plot file version 56 created 19-SEP-2014 15:42:03
J2040+4527 ES074A.UVDATA.1
Freq = 22.2346 GHz, Bw = 4.000 MH No calibration applied and no bandpass applied

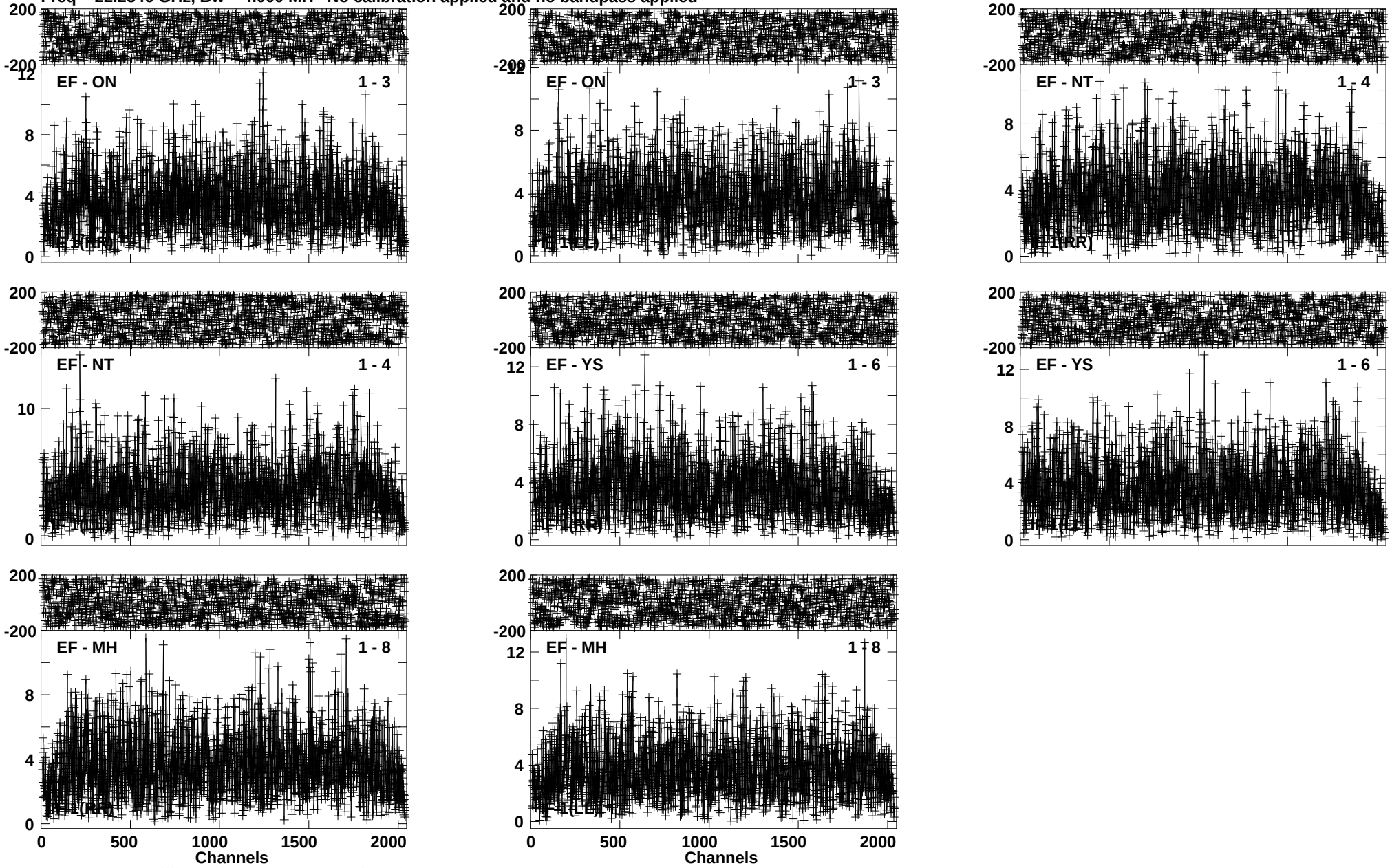

Lower frame: Milli Ampl Jy Top frame: Phas deg
Vector averaged cross-power spectrum Baseline: EF (01) - ON (03)
Timerange: 00/21:11:48 to 00/21:12:38

Plot file version 57 created 19-SEP-2014 15:42:03
W75N ES074A.UVDATA.1
Freq = 22.2346 GHz, Bw = 4.000 MH No calibration applied and no bandpass applied

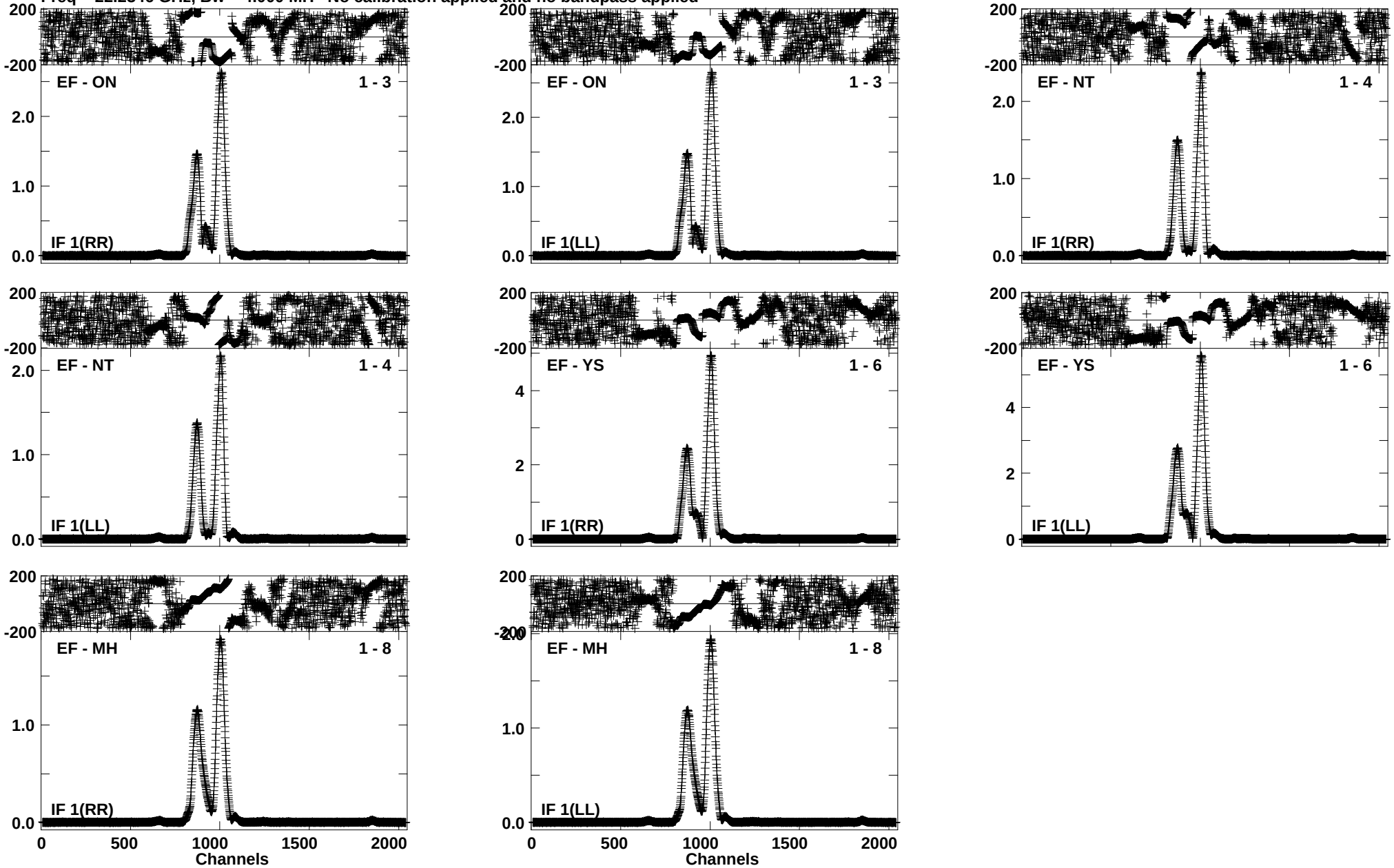

Lower frame: Ampl Jy Top frame: Phas deg
Vector averaged cross-power spectrum Baseline: EF (01) - ON (03)
Timerange: 00/21:12:48 to 00/21:13:38

Plot file version 58 created 19-SEP-2014 15:42:03
J2040+4527 ES074A.UVDATA.1
Freq = 22.2346 GHz, Bw = 4.000 MH No calibration applied and no bandpass applied

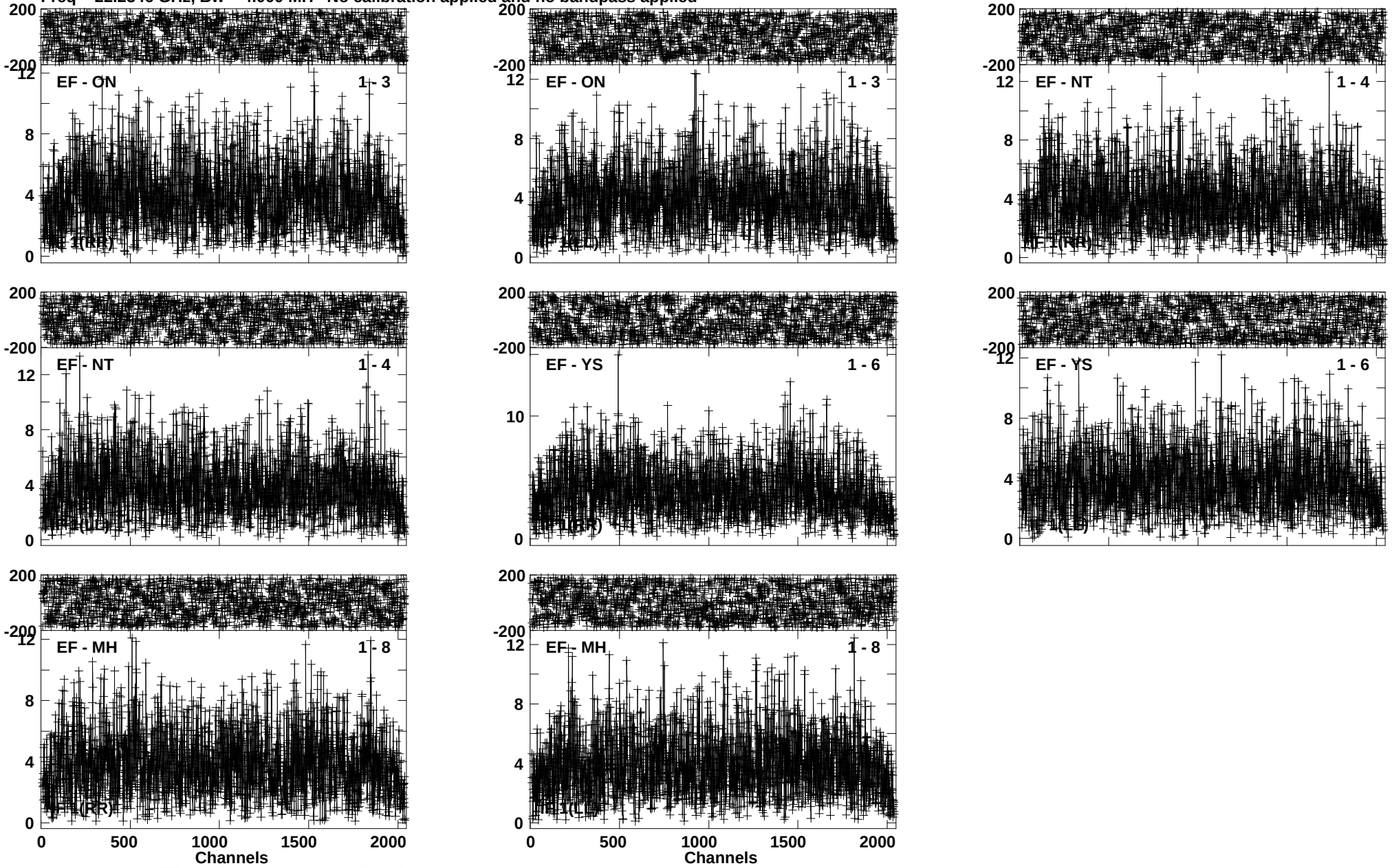

Lower frame: Milli Ampl Jy Top frame: Phas deg
Vector averaged cross-power spectrum Baseline: EF (01) - ON (03)
Timerange: 00/21:13:48 to 00/21:14:38

Plot file version 59 created 19-SEP-2014 15:42:03
W75N ES074A.UVDATA.1
Freq = 22.2346 GHz, Bw = 4.000 MH No calibration applied and no bandpass applied

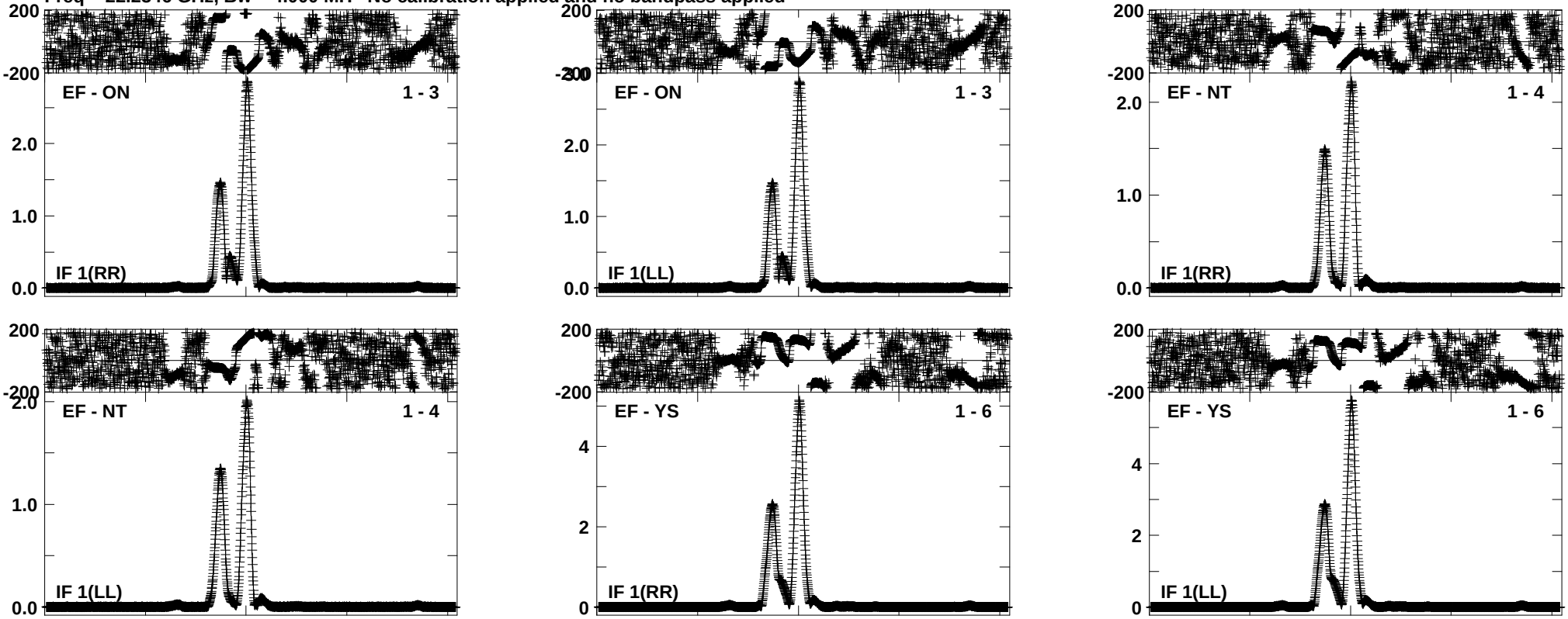

Lower frame: Ampl Jy Top frame: Phas deg
Vector averaged cross-power spectrum Baseline: EF (01) - ON (03)
Timerange: 00/21:14:48 to 00/21:15:38

Plot file version 60 created 19-SEP-2014 15:42:03
J2040+4527 ES074A.UVDATA.1
Freq = 22.2346 GHz, Bw = 4.000 MH No calibration applied and no bandpass applied

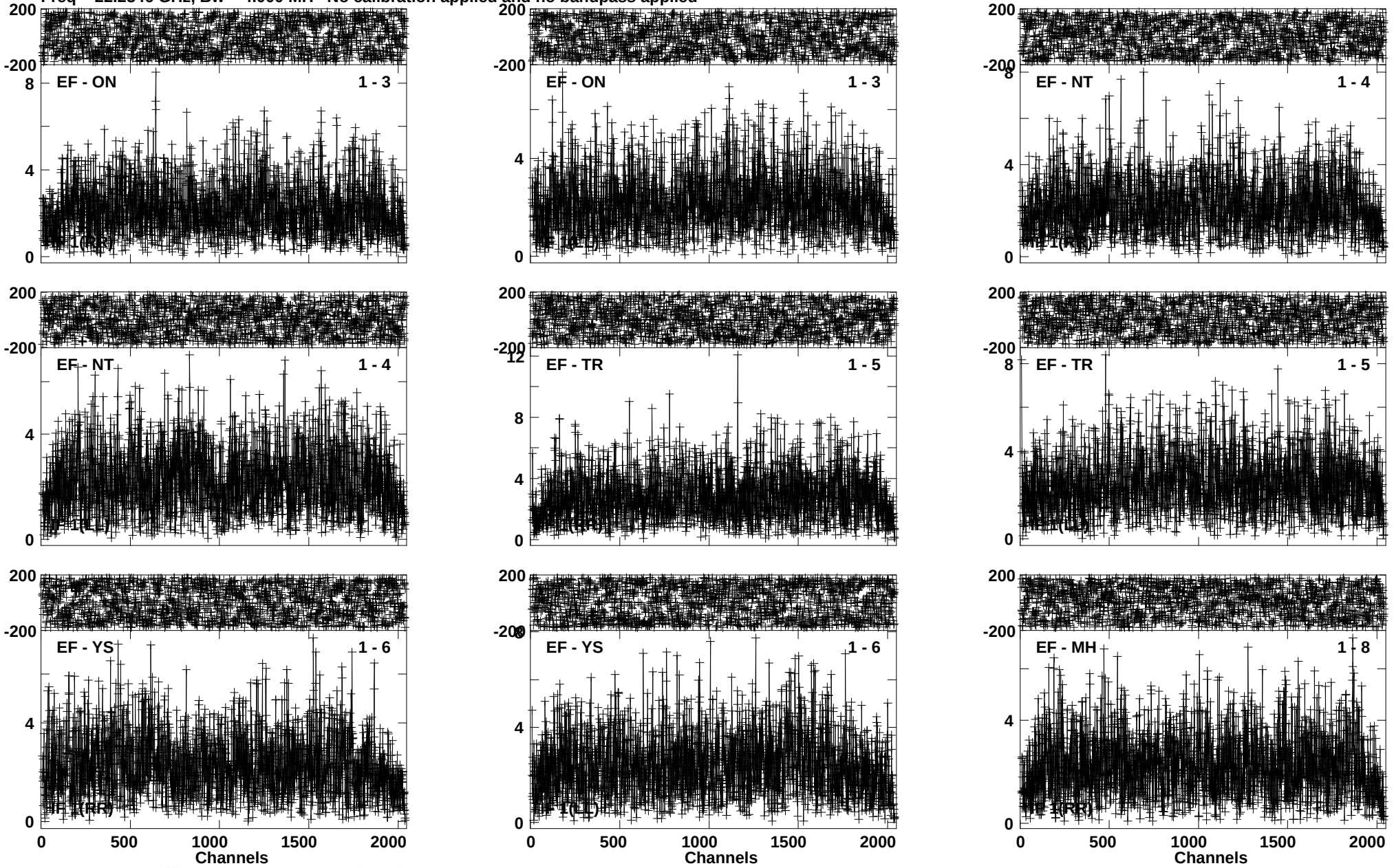

Lower frame: Milli Ampl Jy Top frame: Phas deg
Vector averaged cross-power spectrum Baseline: EF (01) - ON (03)
Timerange: 00/21:16:23 to 00/21:17:19

Plot file version 61 created 19-SEP-2014 15:42:04
J2040+4527 ES074A.UVDATA.1
Freq = 22.2346 GHz, Bw = 4.000 MH No calibration applied and no bandpass applied

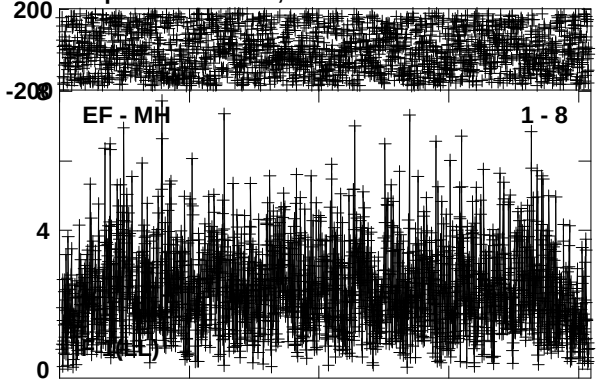

Lower frame: Milli Ampl Jy Top frame: Phas deg
Vector averaged cross-power spectrum Baseline: EF (01) - MH (08)
Timerange: 00/21:16:23 to 00/21:17:19

Plot file version 62 created 19-SEP-2014 15:42:04
W75N ES074A.UVDATA.1
Freq = 22.2346 GHz, Bw = 4.000 MH No calibration applied and no bandpass applied

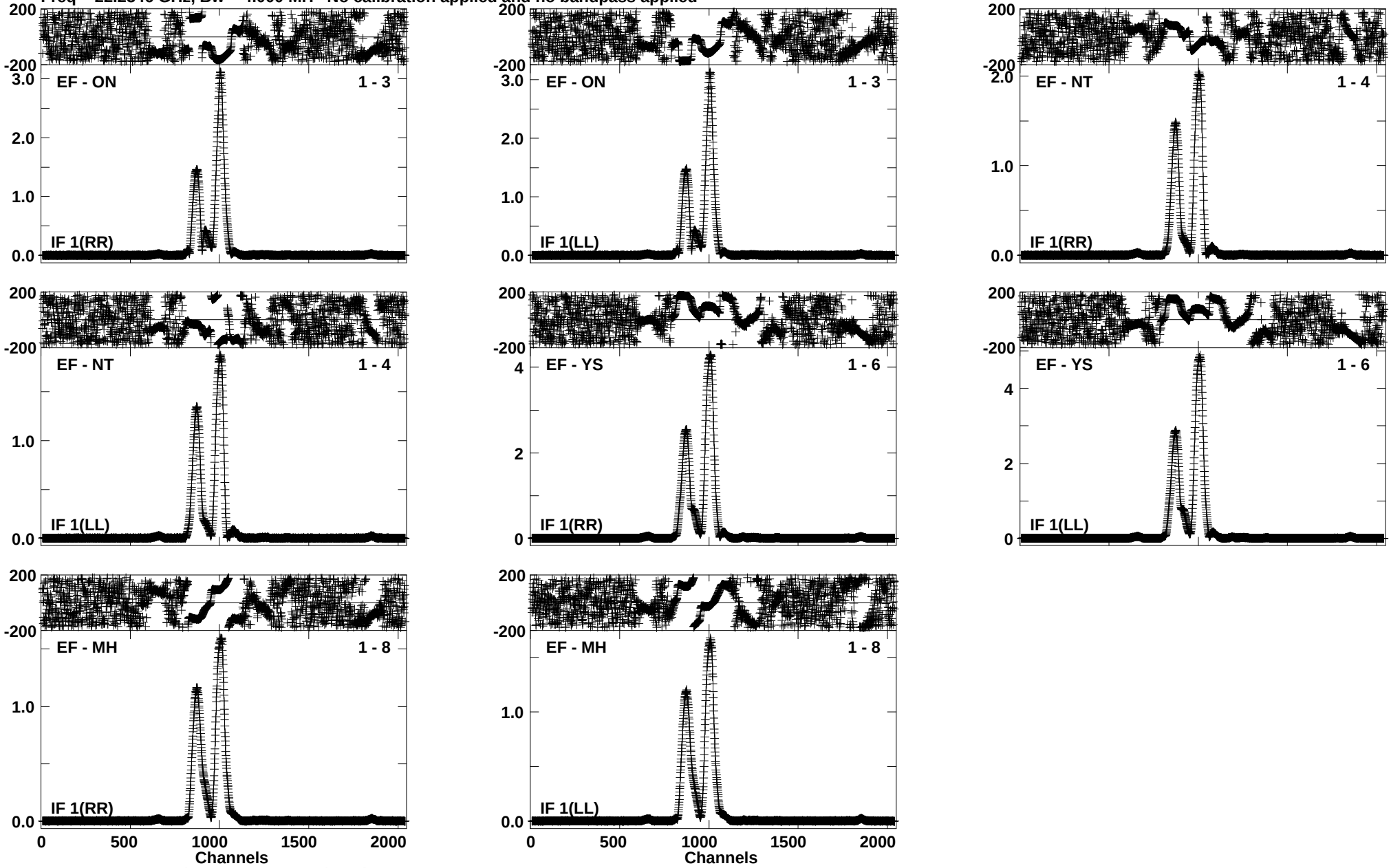

Lower frame: Ampl Jy Top frame: Phas deg
Vector averaged cross-power spectrum Baseline: EF (01) - ON (03)
Timerange: 00/21:17:28 to 00/21:18:18

Plot file version 63 created 19-SEP-2014 15:42:04
J2040+4527 ES074A.UVDATA.1
Freq = 22.2346 GHz, Bw = 4.000 MH No calibration applied and no bandpass applied

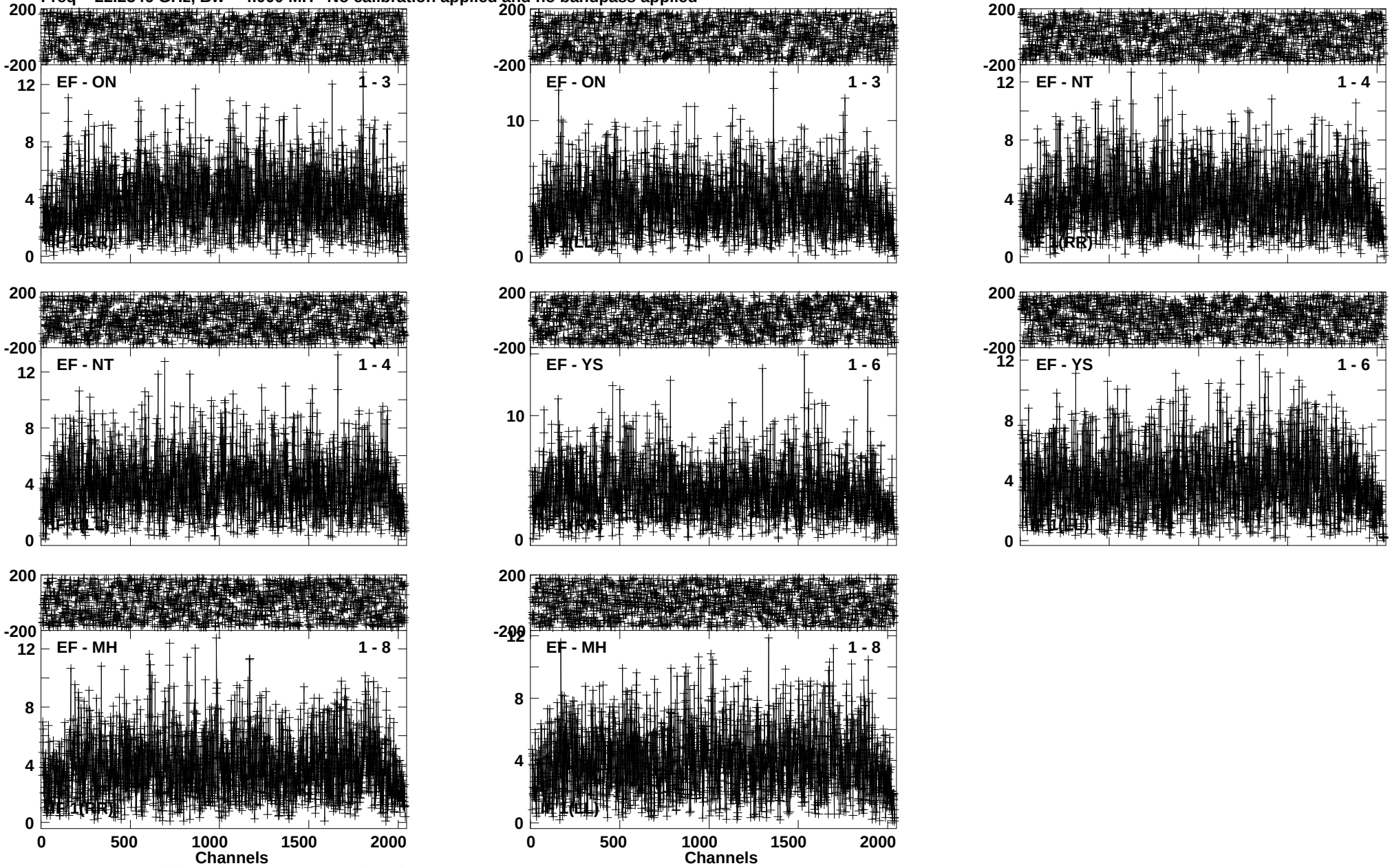

Lower frame: Milli Ampl Jy Top frame: Phas deg
Vector averaged cross-power spectrum Baseline: EF (01) - ON (03)
Timerange: 00/21:18:28 to 00/21:19:18

Plot file version 64 created 19-SEP-2014 15:42:04
W75N ES074A.UVDATA.1
Freq = 22.2346 GHz, Bw = 4.000 MH No calibration applied and no bandpass applied

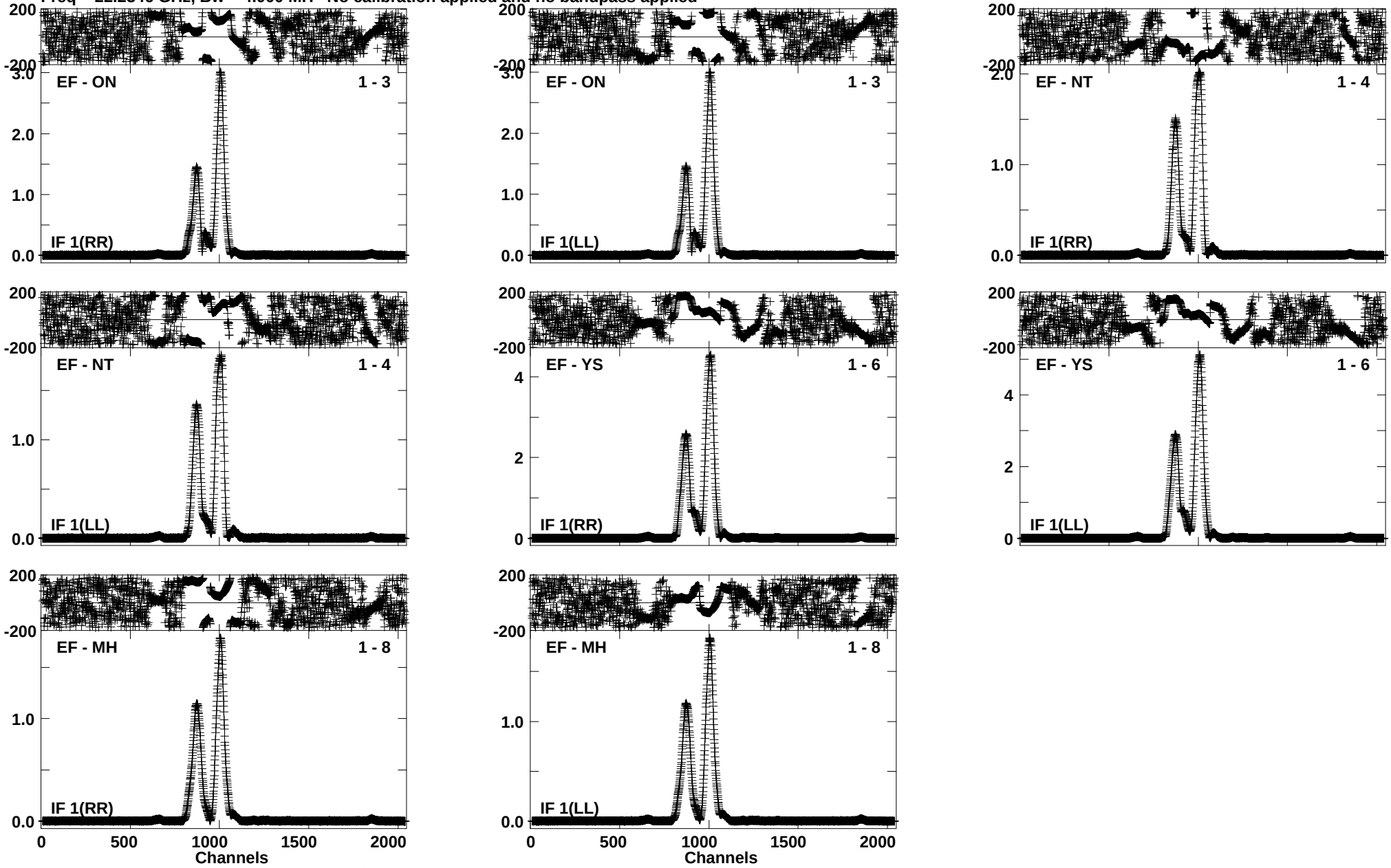

Lower frame: Ampl Jy Top frame: Phas deg
Vector averaged cross-power spectrum Baseline: EF (01) - ON (03)
Timerange: 00/21:19:28 to 00/21:20:18

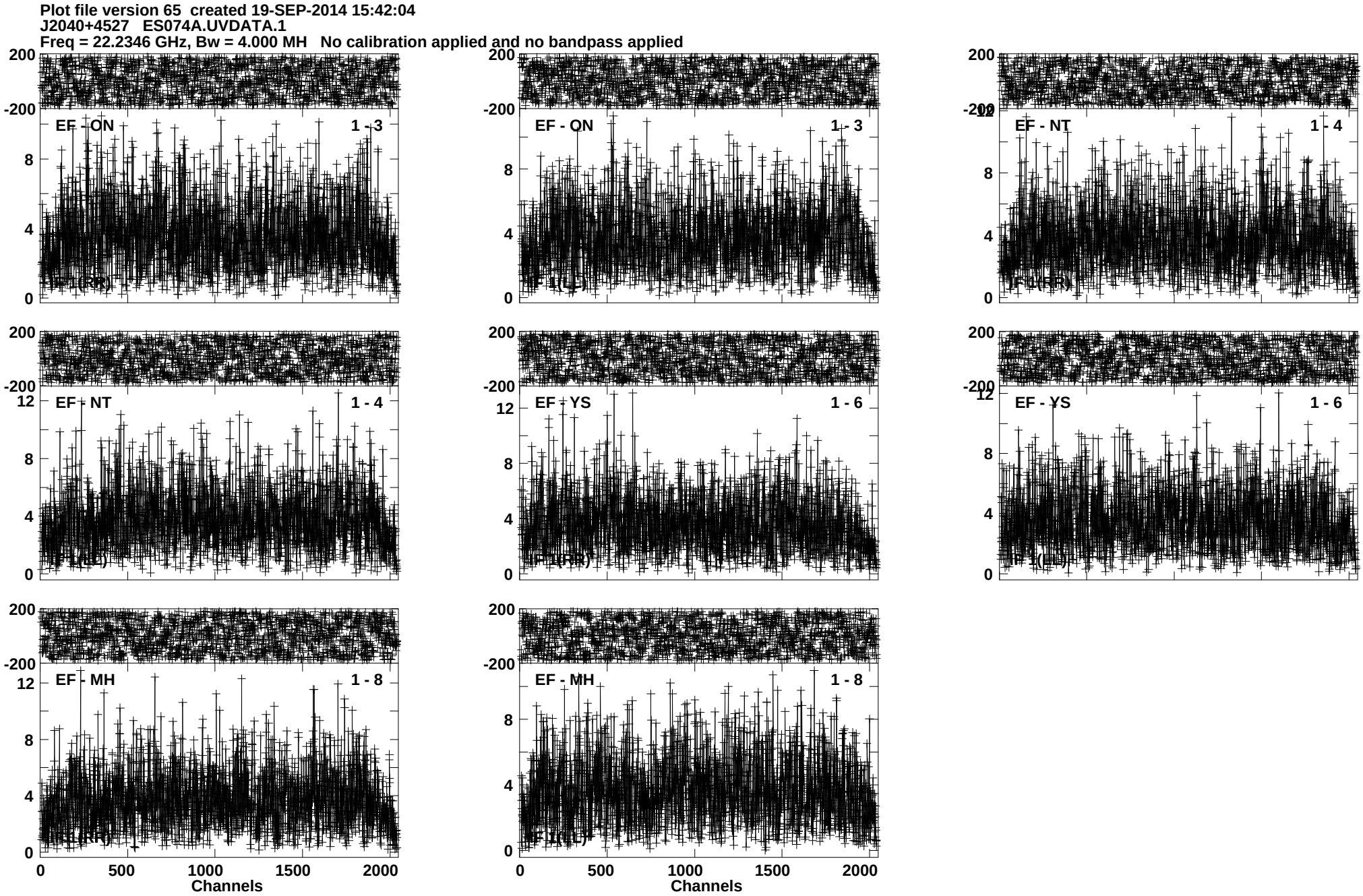

Lower frame: Milli Ampl Jy Top frame: Phas deg
Vector averaged cross-power spectrum Baseline: EF (01) - ON (03)
Timerange: 00/21:20:28 to 00/21:21:18

Plot file version 66 created 19-SEP-2014 15:42:04
W75N ES074A.UVDATA.1
Freq = 22.2346 GHz, Bw = 4.000 MH No calibration applied and no bandpass applied

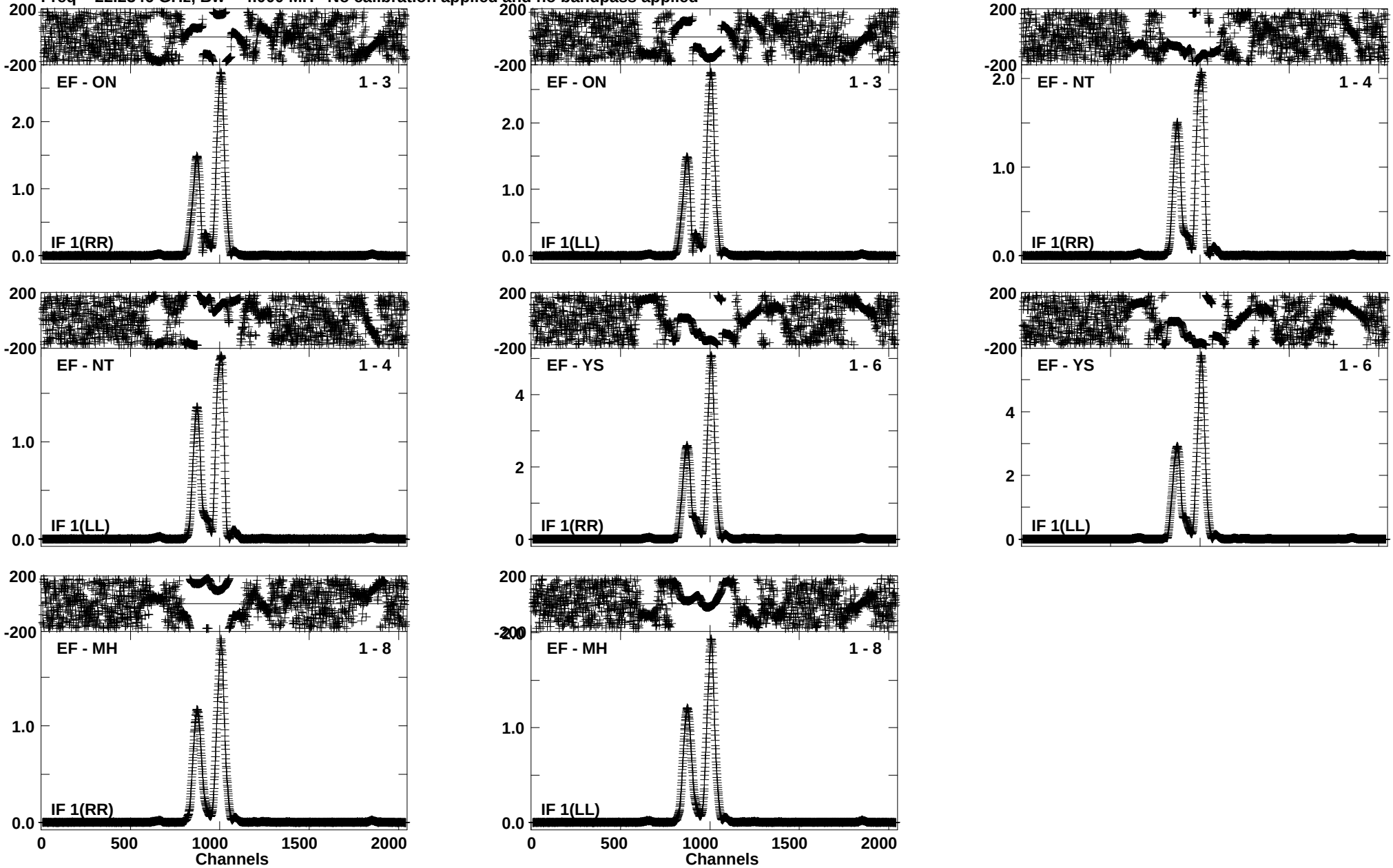

Lower frame: Ampl Jy Top frame: Phas deg
Vector averaged cross-power spectrum Baseline: EF (01) - ON (03)
Timerange: 00/21:21:28 to 00/21:22:18

Plot file version 67 created 19-SEP-2014 15:42:04
J2040+4527 ES074A.UVDATA.1
Freq = 22.2346 GHz, Bw = 4.000 MH No calibration applied and no bandpass applied

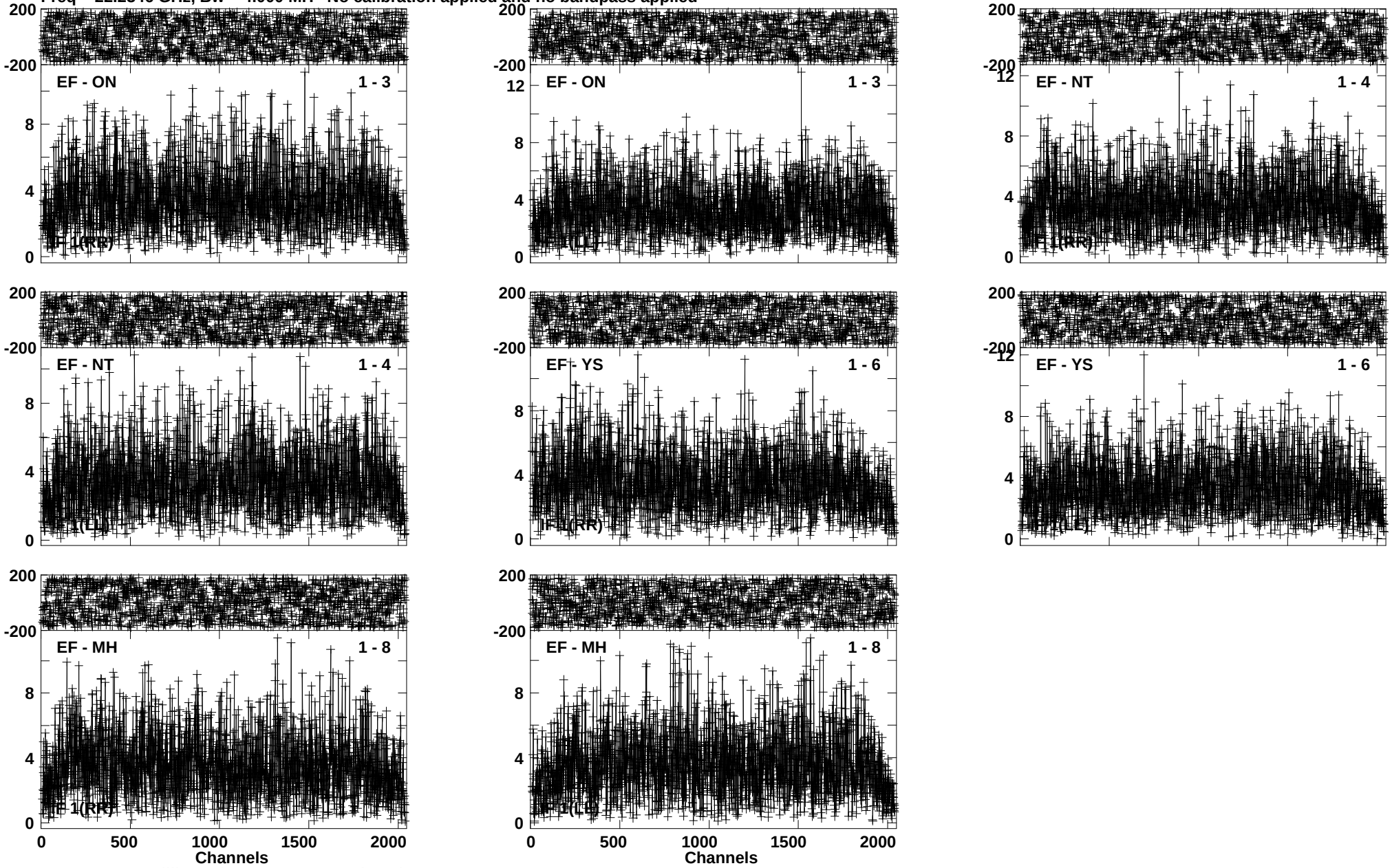

Lower frame: Milli Ampl Jy Top frame: Phas deg
Vector averaged cross-power spectrum Baseline: EF (01) - ON (03)
Timerange: 00/21:22:28 to 00/21:23:18

Plot file version 68 created 19-SEP-2014 15:42:04
W75N ES074A.UVDATA.1
Freq = 22.2346 GHz, Bw = 4.000 MH No calibration applied and no bandpass applied

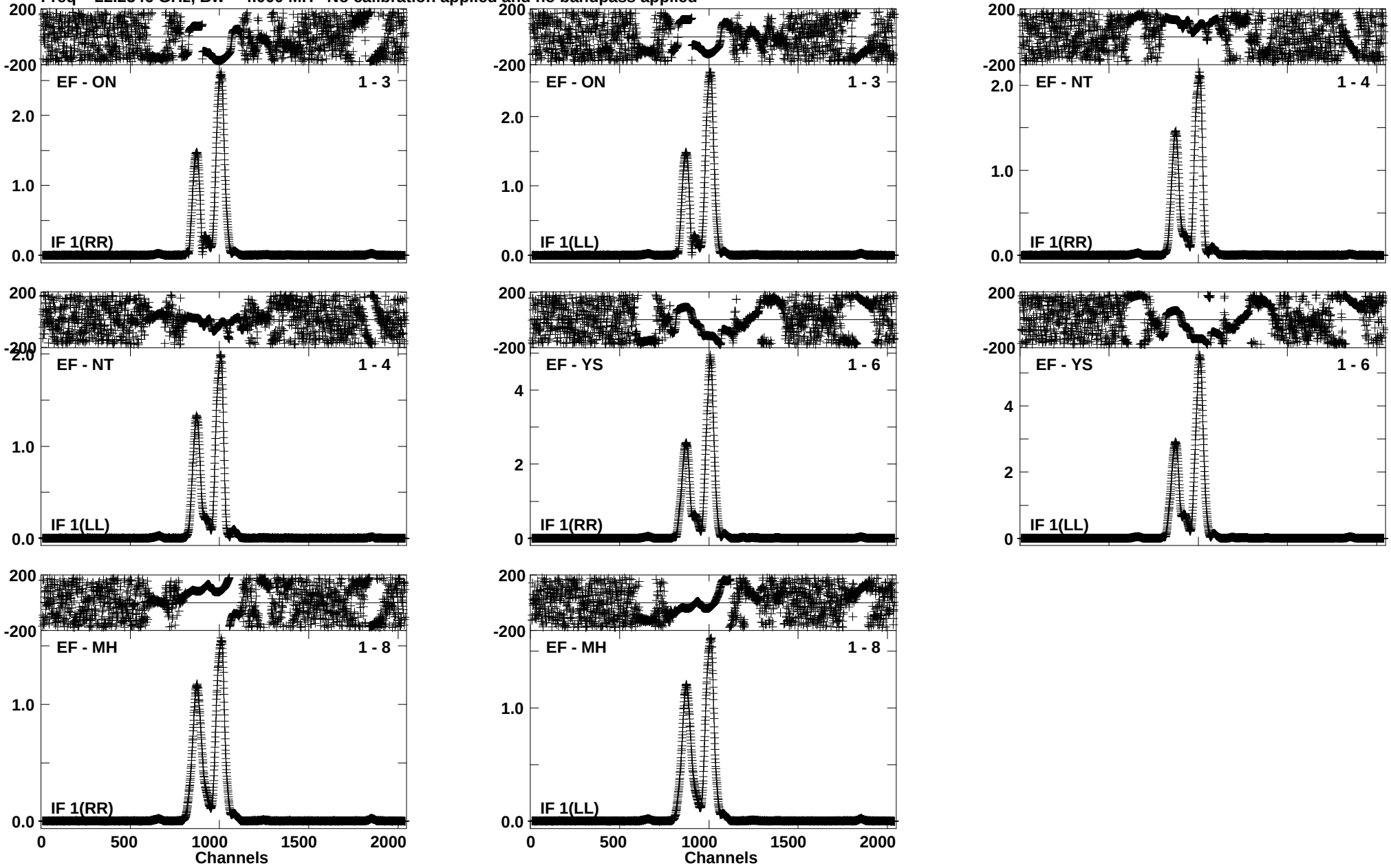

Lower frame: Ampl Jy Top frame: Phas deg
Vector averaged cross-power spectrum Baseline: EF (01) - ON (03)
Timerange: 00/21:23:28 to 00/21:24:18

Plot file version 69 created 19-SEP-2014 15:42:04
J2040+4527 ES074A.UVDATA.1
Freq = 22.2346 GHz, Bw = 4.000 MH No calibration applied and no bandpass applied

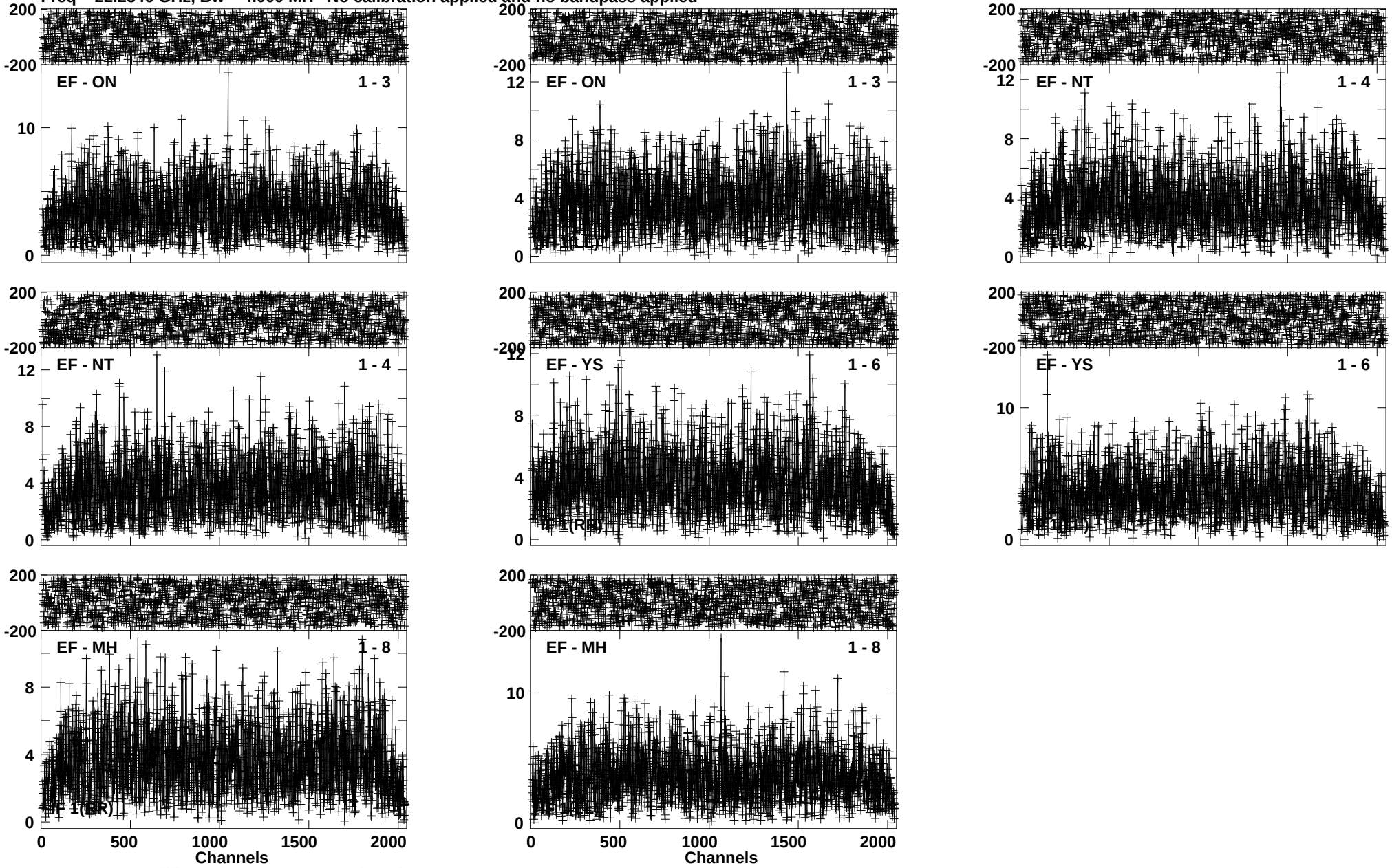

Lower frame: Milli Ampl Jy Top frame: Phas deg
Vector averaged cross-power spectrum Baseline: EF (01) - ON (03)
Timerange: 00/21:24:28 to 00/21:25:18

Plot file version 70 created 19-SEP-2014 15:42:05
W75N ES074A.UVDATA.1
Freq = 22.2346 GHz, Bw = 4.000 MH No calibration applied and no bandpass applied

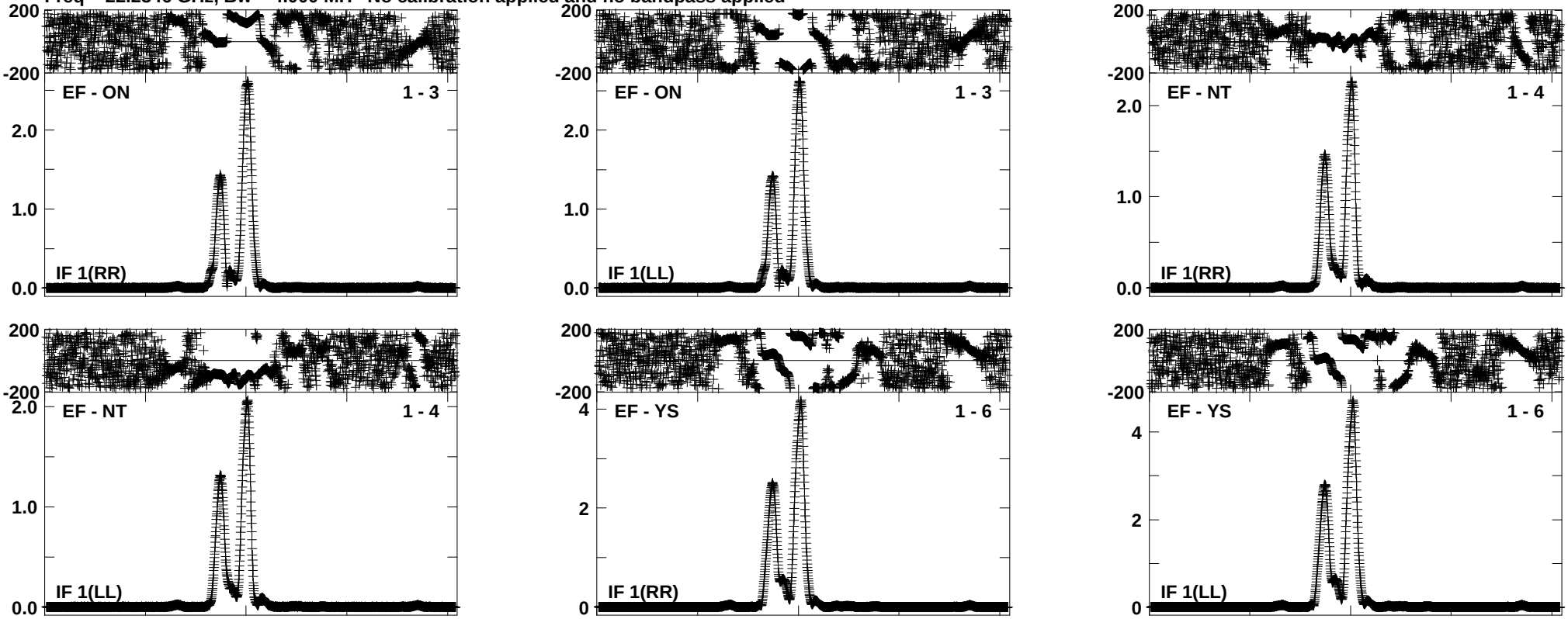

Lower frame: Ampl Jy Top frame: Phas deg
Vector averaged cross-power spectrum Baseline: EF (01) - ON (03)
Timerange: 00/21:25:28 to 00/21:26:18

Plot file version 71 created 19-SEP-2014 15:42:05
J2040+4527 ES074A.UVDATA.1
Freq = 22.2346 GHz, Bw = 4.000 MH No calibration applied and no bandpass applied

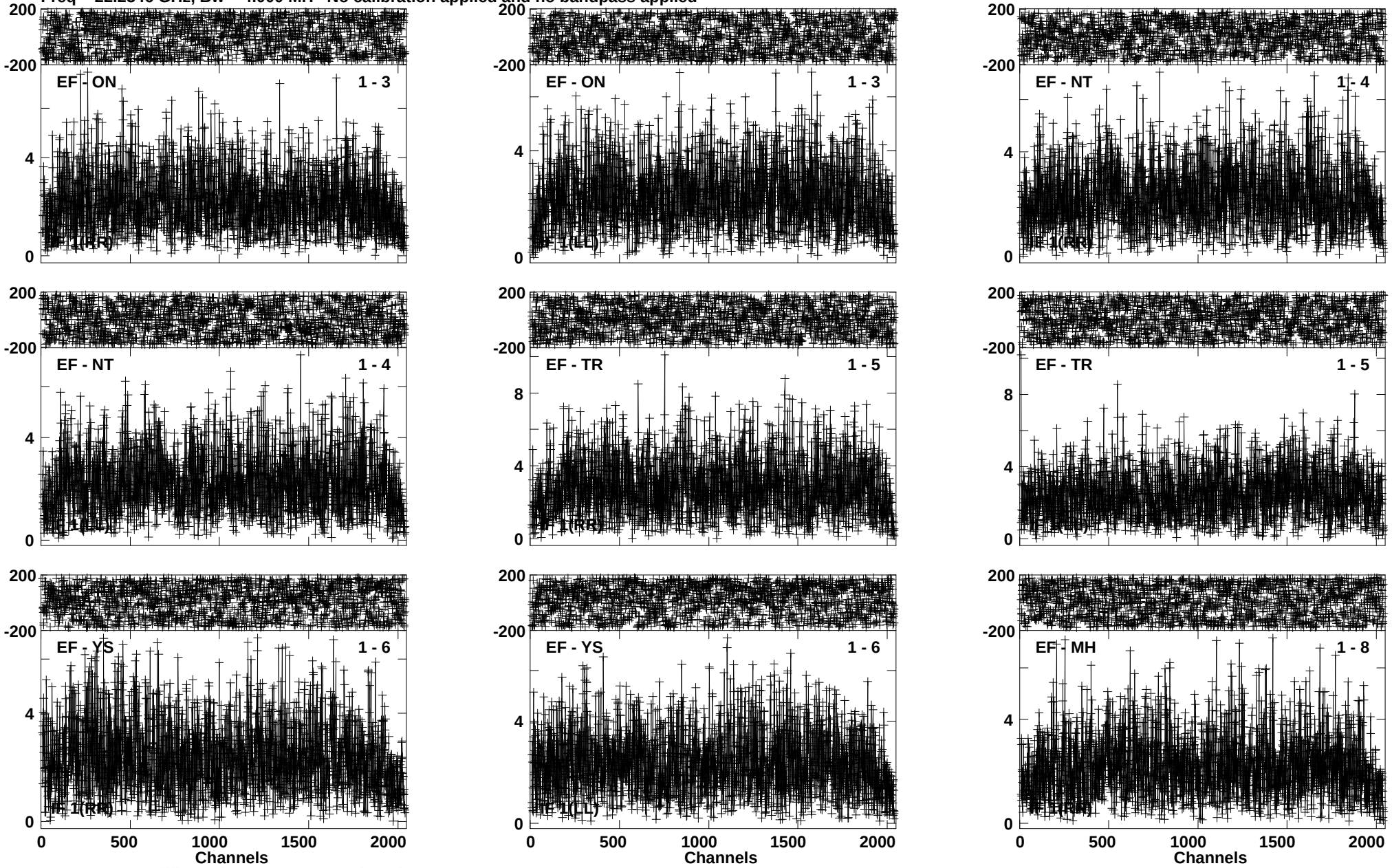

Lower frame: Milli Ampl Jy Top frame: Phas deg
Vector averaged cross-power spectrum Baseline: EF (01) - ON (03)
Timerange: 00/21:27:03 to 00/21:27:59

Plot file version 72 created 19-SEP-2014 15:42:05
J2040+4527 ES074A.UVDATA.1
Freq = 22.2346 GHz, Bw = 4.000 MH No calibration applied and no bandpass applied

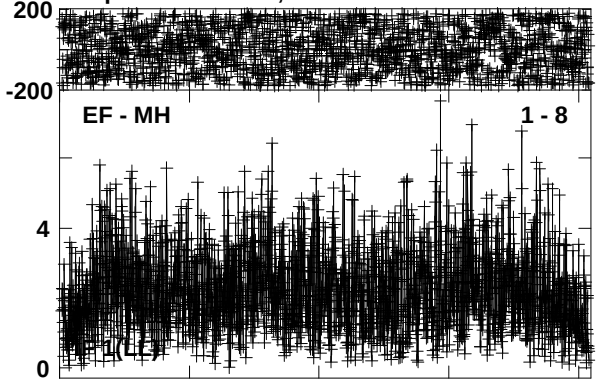

Lower frame: Milli Ampl Jy Top frame: Phas deg
Vector averaged cross-power spectrum Baseline: EF (01) - MH (08)
Timerange: 00/21:27:03 to 00/21:27:59

Plot file version 73 created 19-SEP-2014 15:42:05
W75N ES074A.UVDATA.1
Freq = 22.2346 GHz, Bw = 4.000 MH No calibration applied and no bandpass applied

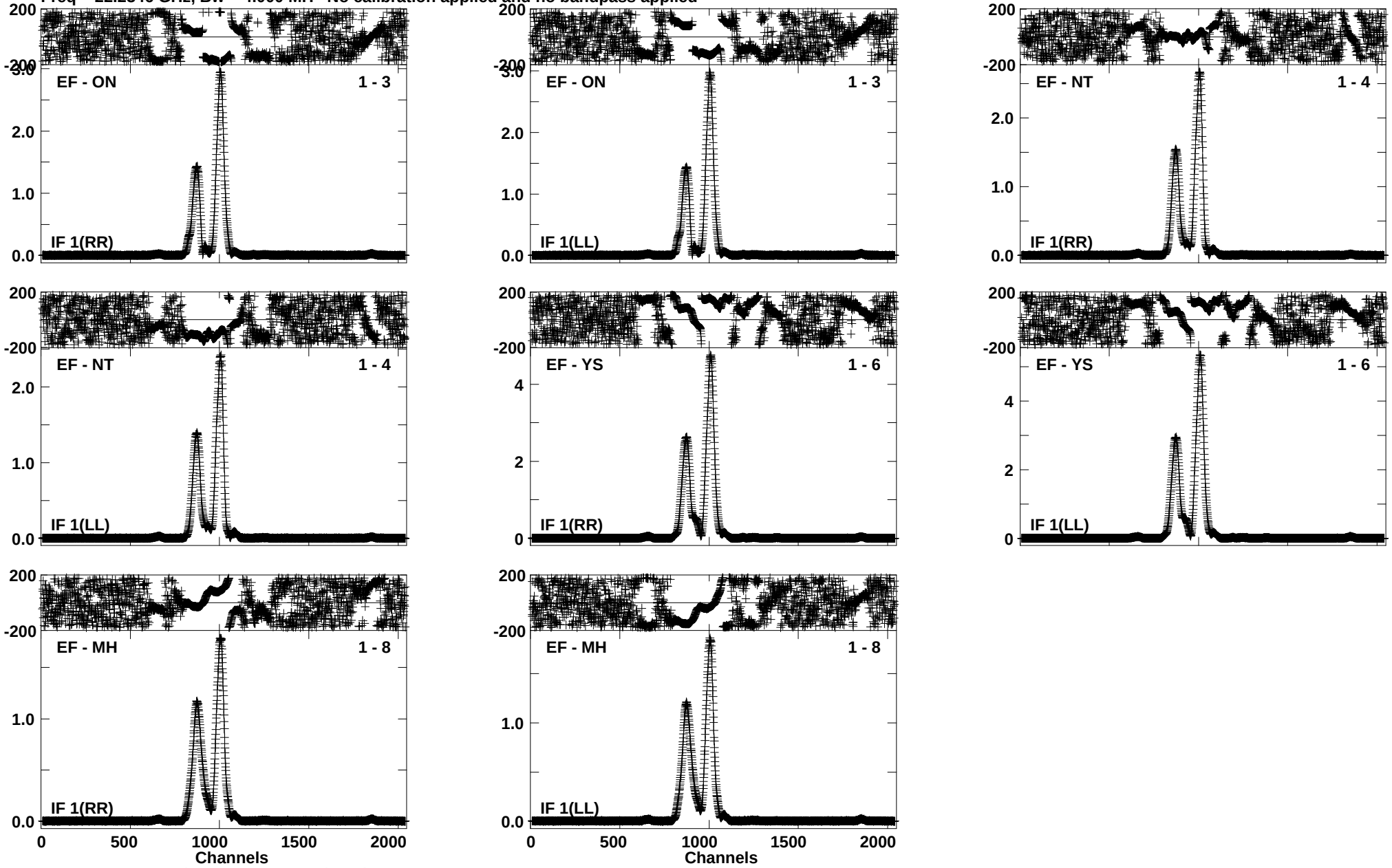

Lower frame: Ampl Jy Top frame: Phas deg
Vector averaged cross-power spectrum Baseline: EF (01) - ON (03)
Timerange: 00/21:28:08 to 00/21:28:58

Plot file version 74 created 19-SEP-2014 15:42:05
J2040+4527 ES074A.UVDATA.1
Freq = 22.2346 GHz, Bw = 4.000 MH No calibration applied and no bandpass applied

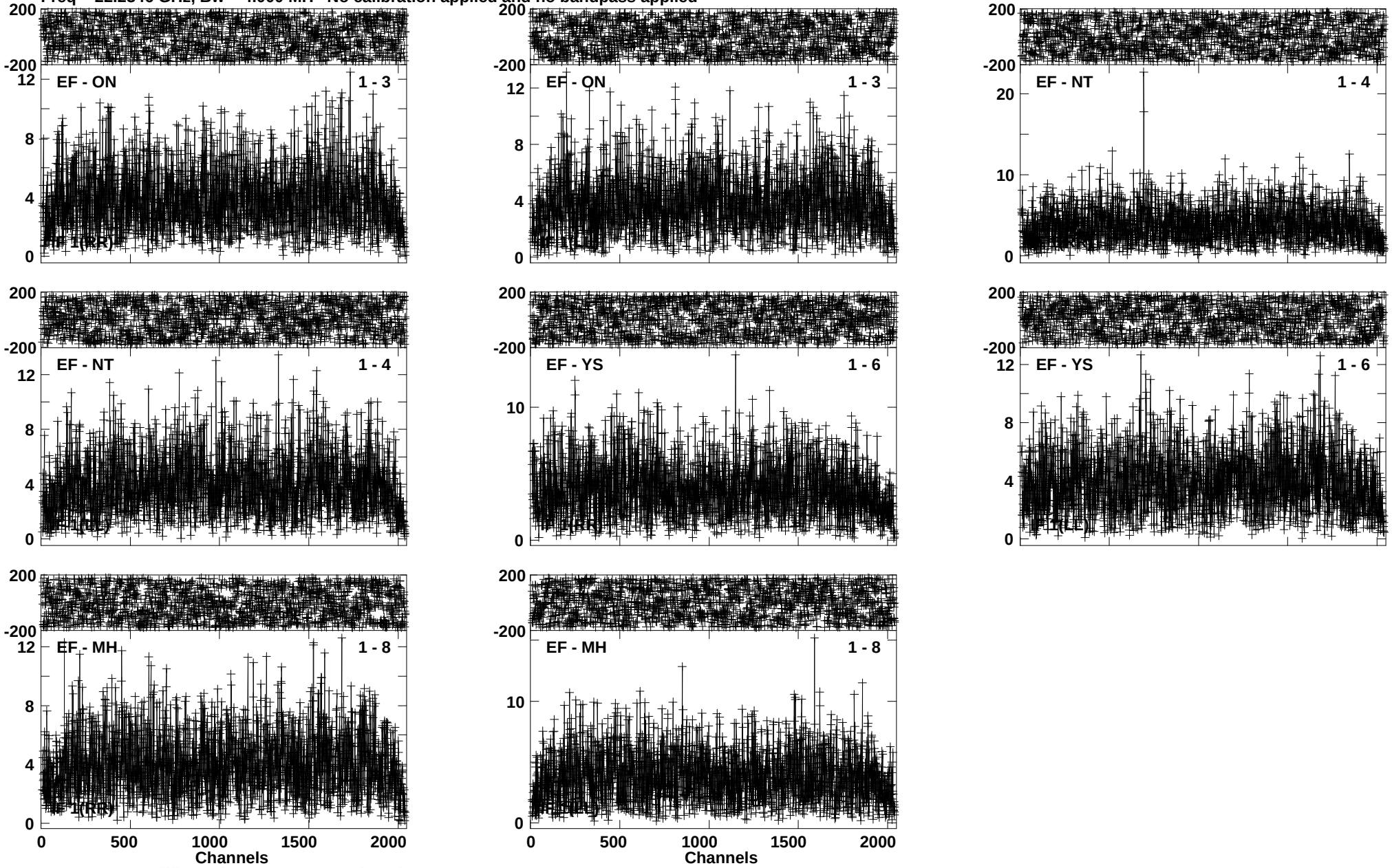

Lower frame: Milli Ampl Jy Top frame: Phas deg
Vector averaged cross-power spectrum Baseline: EF (01) - ON (03)
Timerange: 00/21:29:08 to 00/21:29:58

Plot file version 75 created 19-SEP-2014 15:42:05
W75N ES074A.UVDATA.1
Freq = 22.2346 GHz, Bw = 4.000 MH No calibration applied and no bandpass applied

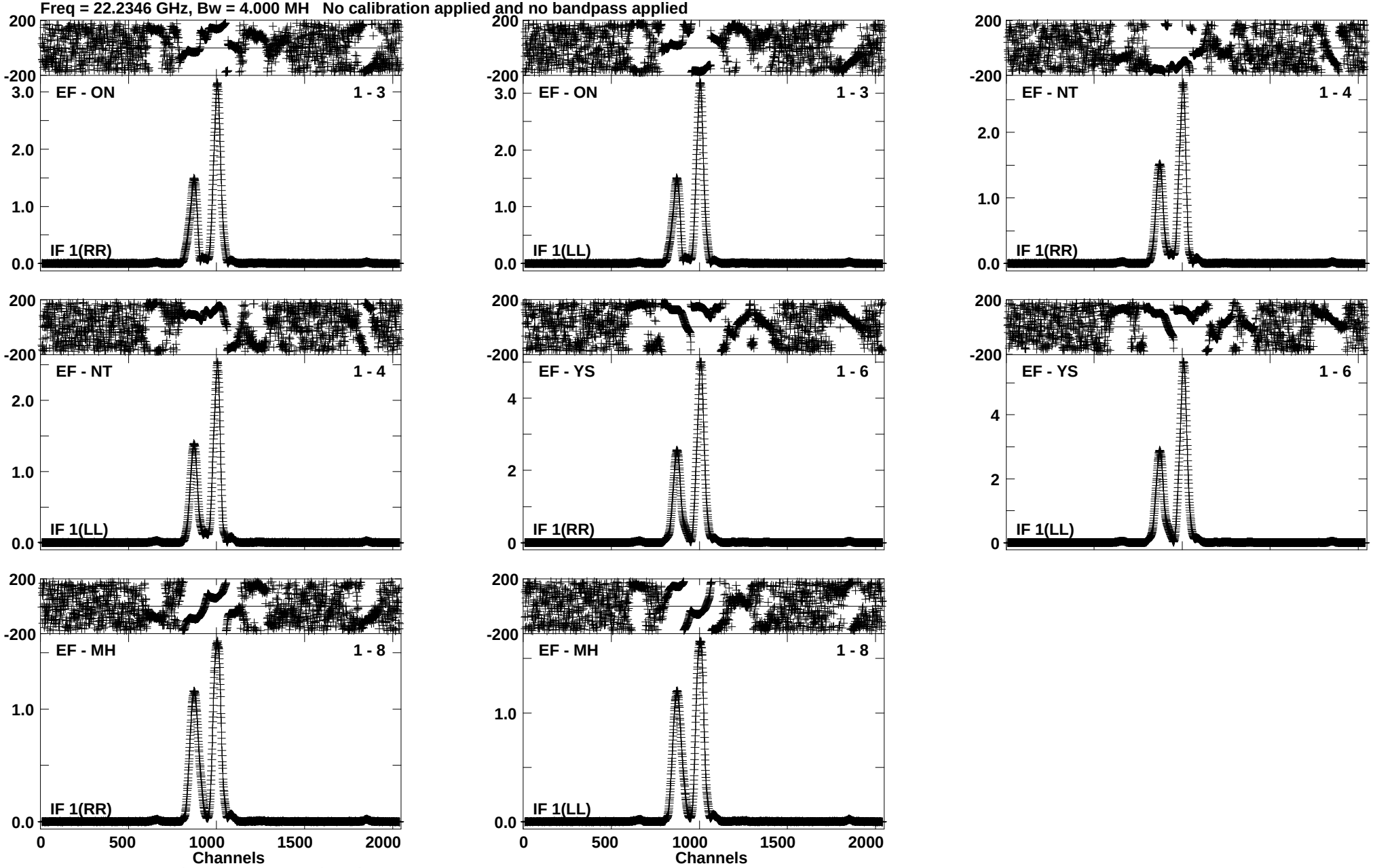

Lower frame: Ampl Jy Top frame: Phas deg
Vector averaged cross-power spectrum Baseline: EF (01) - ON (03)
Timerange: 00/21:30:08 to 00/21:30:58

Plot file version 76 created 19-SEP-2014 15:42:05
J2040+4527 ES074A.UVDATA.1
Freq = 22.2346 GHz, Bw = 4.000 MH No calibration applied and no bandpass applied

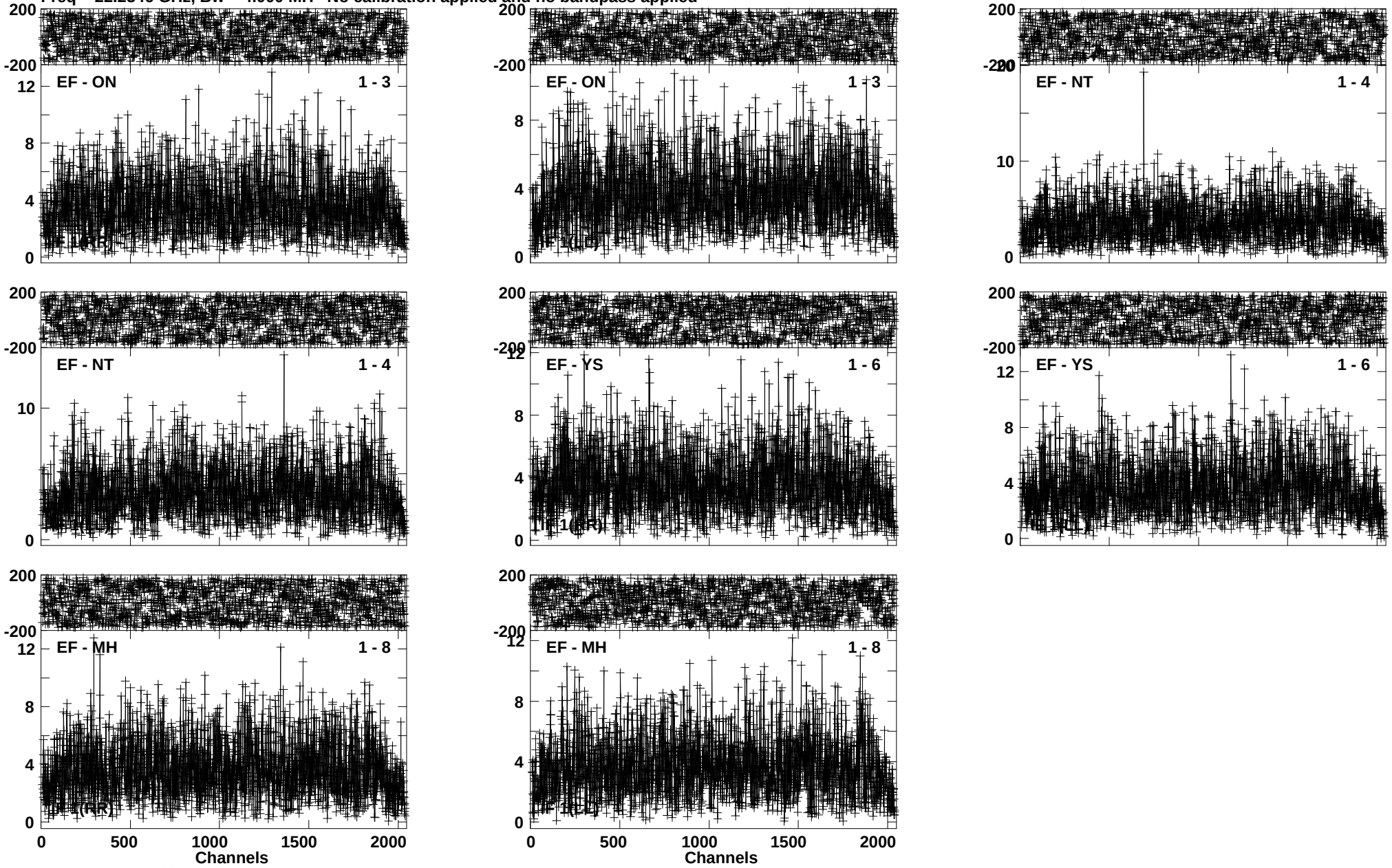

Lower frame: Milli Ampl Jy Top frame: Phas deg
Vector averaged cross-power spectrum Baseline: EF (01) - ON (03)
Timerange: 00/21:31:08 to 00/21:31:58

Plot file version 77 created 19-SEP-2014 15:42:05
W75N ES074A.UVDATA.1
Freq = 22.2346 GHz, Bw = 4.000 MH No calibration applied and no bandpass applied

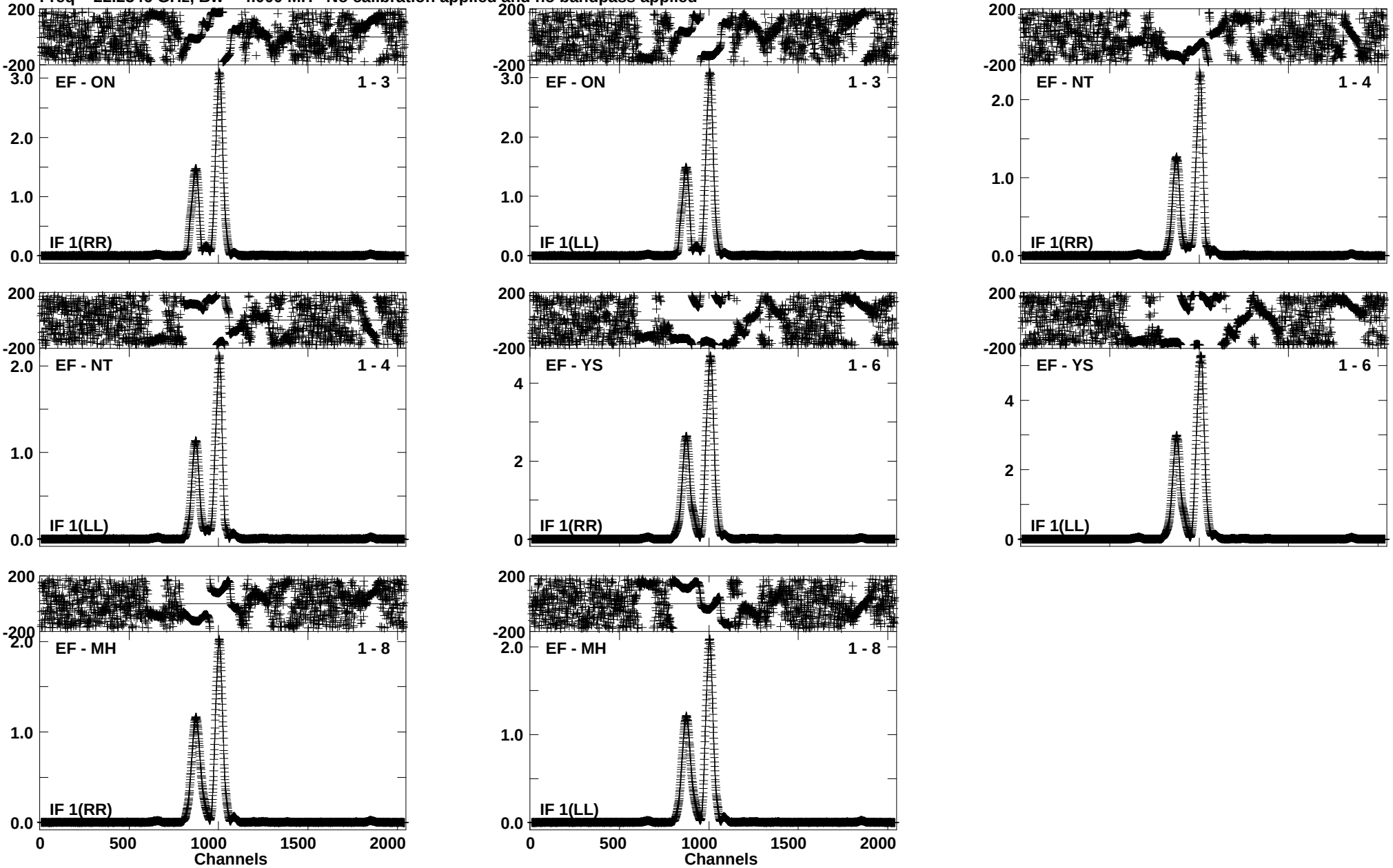

Lower frame: Ampl Jy Top frame: Phas deg
Vector averaged cross-power spectrum Baseline: EF (01) - ON (03)
Timerange: 00/21:32:08 to 00/21:32:58

Plot file version 78 created 19-SEP-2014 15:42:06
J2040+4527 ES074A.UVDATA.1
Freq = 22.2346 GHz, Bw = 4.000 MH No calibration applied and no bandpass applied

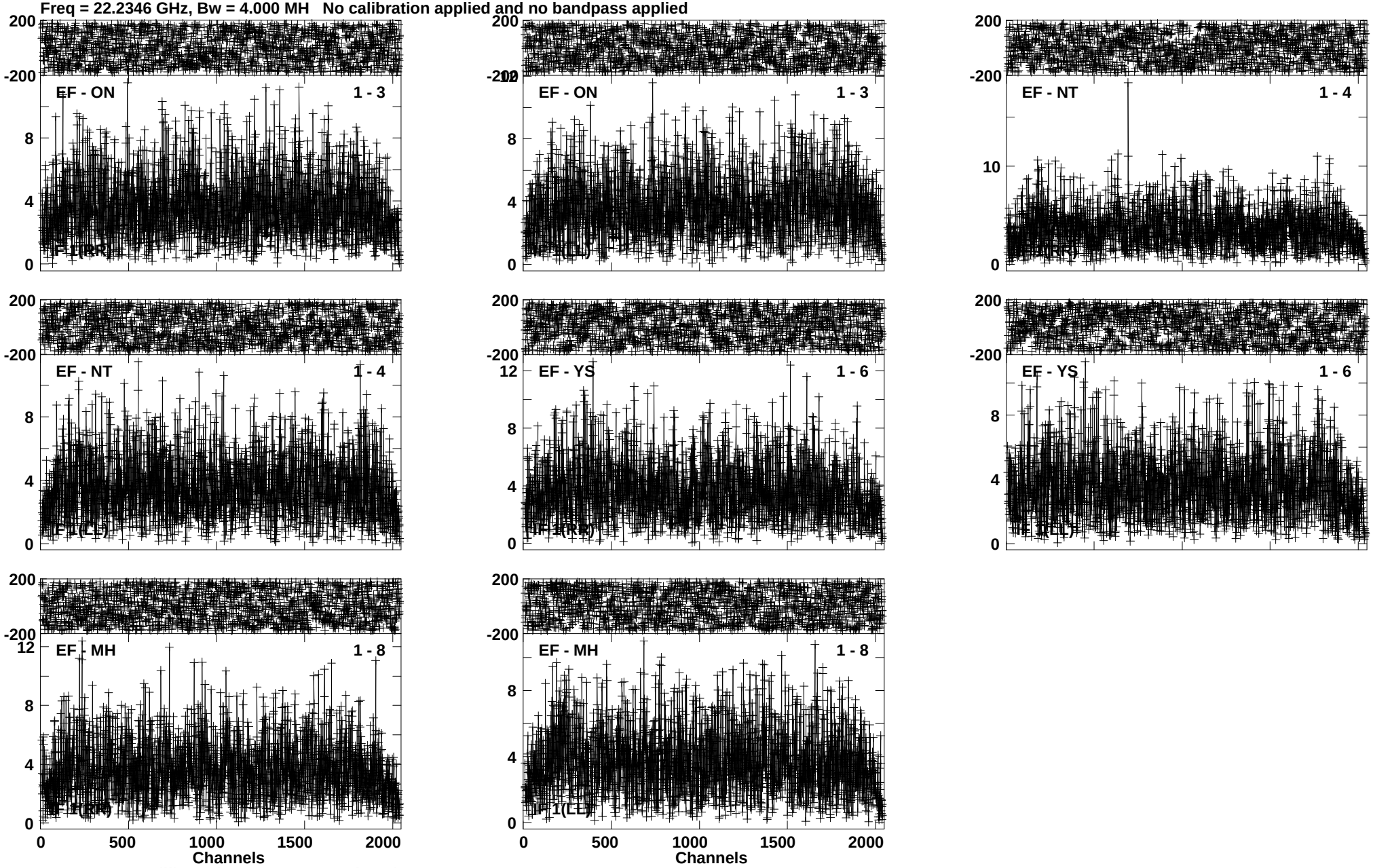

Lower frame: Milli Ampl Jy Top frame: Phas deg
Vector averaged cross-power spectrum Baseline: EF (01) - ON (03)
Timerange: 00/21:33:08 to 00/21:33:58

Plot file version 79 created 19-SEP-2014 15:42:06
W75N ES074A.UVDATA.1
Freq = 22.2346 GHz, Bw = 4.000 MH No calibration applied and no bandpass applied

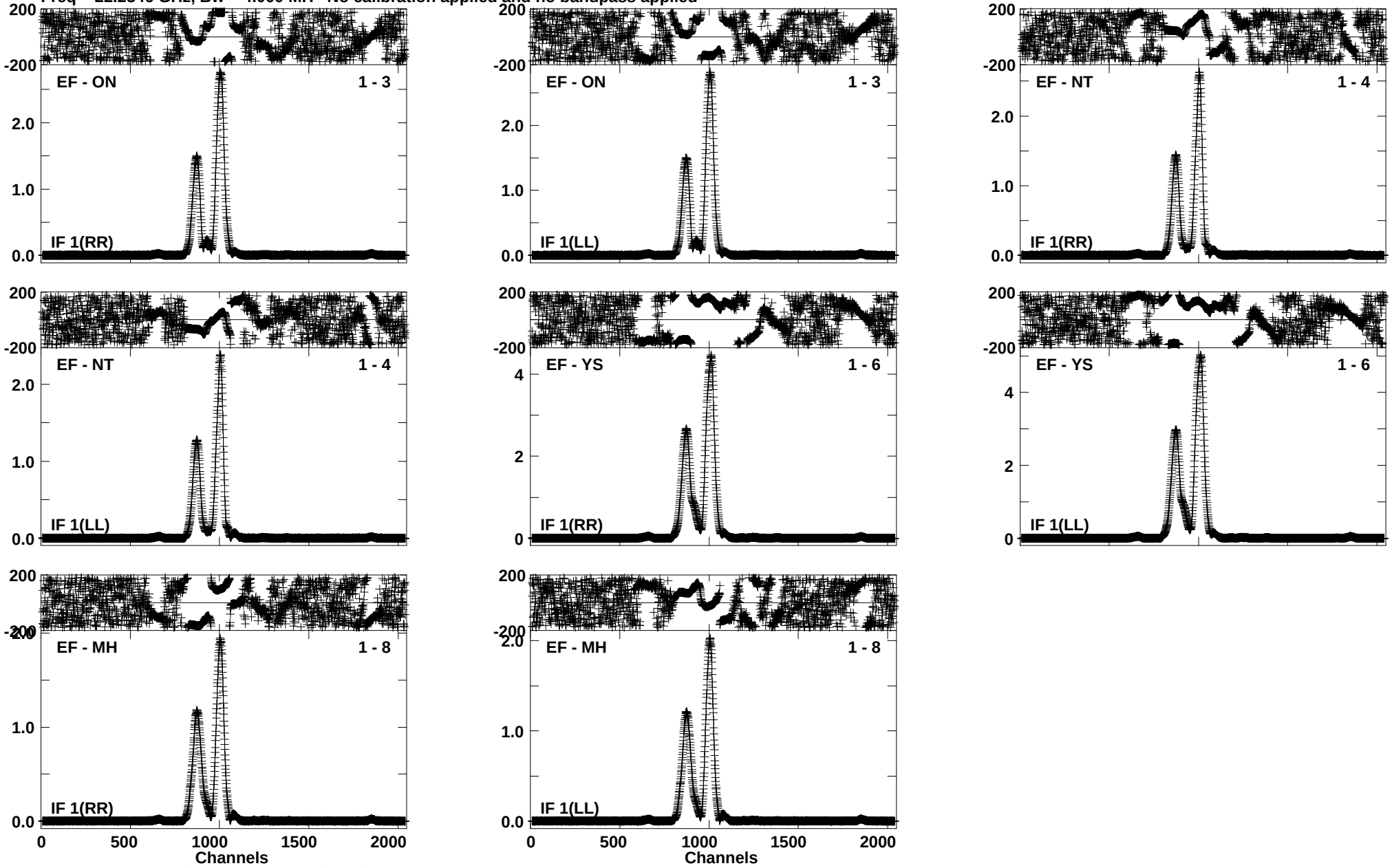

Lower frame: Ampl Jy Top frame: Phas deg
Vector averaged cross-power spectrum Baseline: EF (01) - ON (03)
Timerange: 00/21:34:08 to 00/21:34:58

Plot file version 80 created 19-SEP-2014 15:42:06
J2040+4527 ES074A.UVDATA.1
Freq = 22.2346 GHz, Bw = 4.000 MH No calibration applied and no bandpass applied

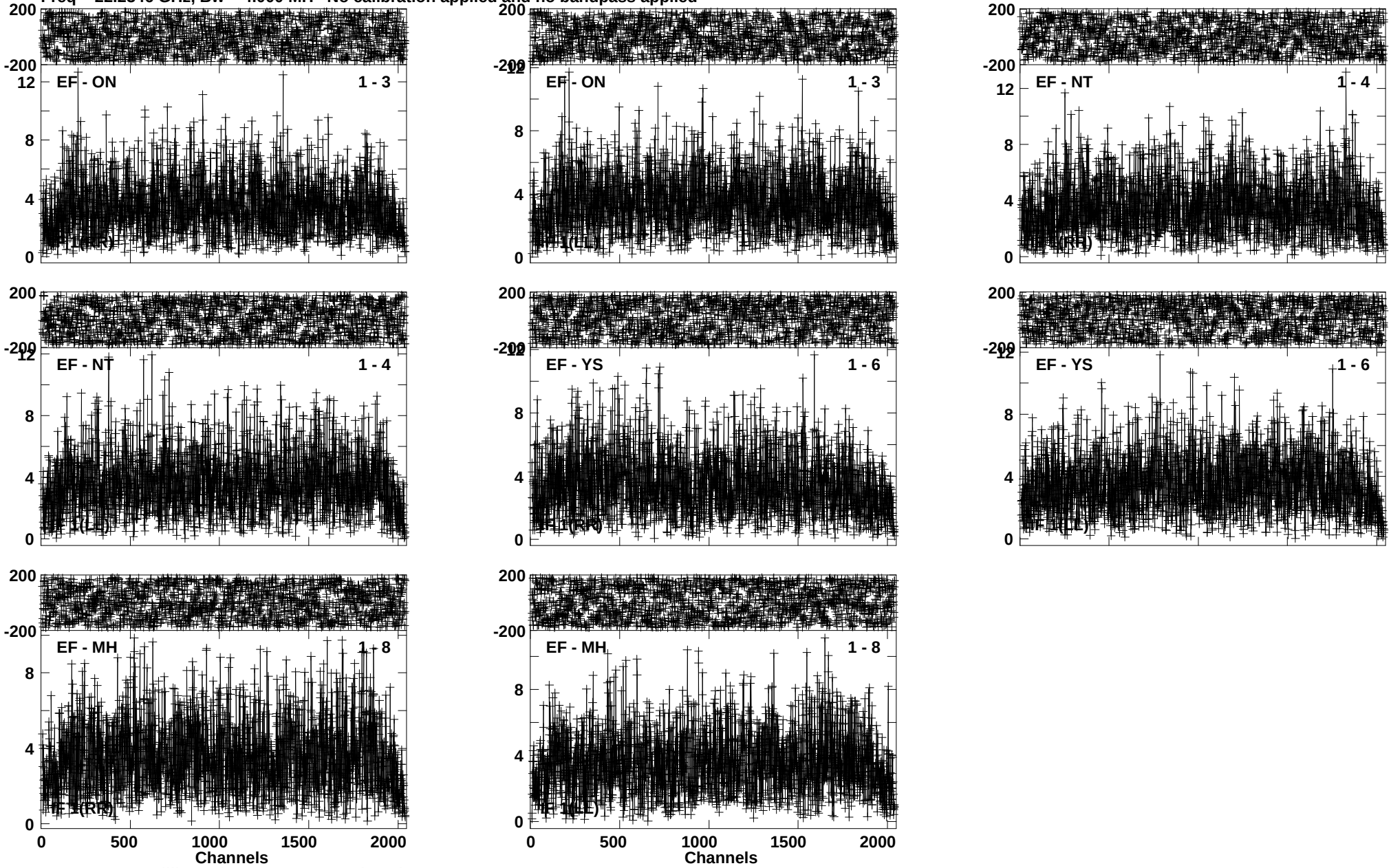

Lower frame: Milli Ampl Jy Top frame: Phas deg
Vector averaged cross-power spectrum Baseline: EF (01) - ON (03)
Timerange: 00/21:35:08 to 00/21:35:58

Plot file version 81 created 19-SEP-2014 15:42:06
W75N ES074A.UVDATA.1
Freq = 22.2346 GHz, Bw = 4.000 MH No calibration applied and no bandpass applied

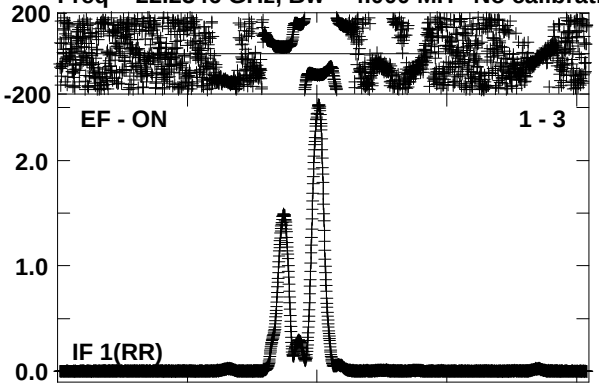

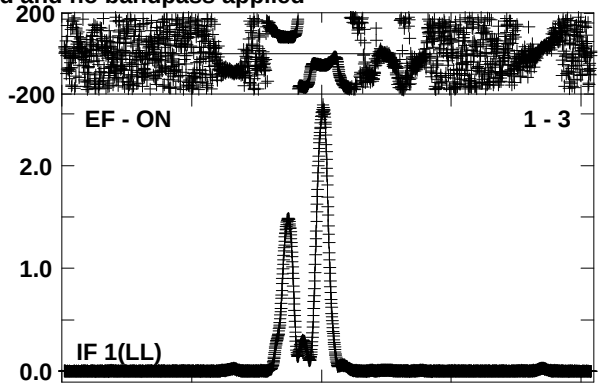

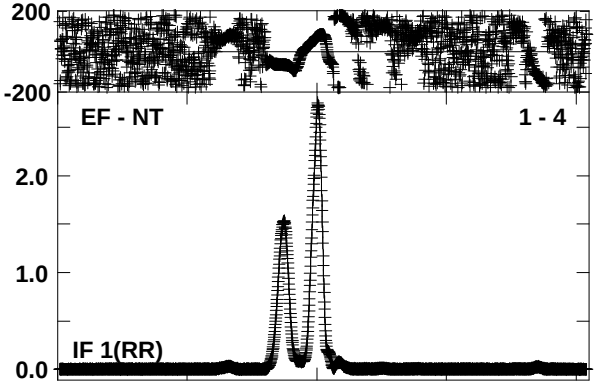

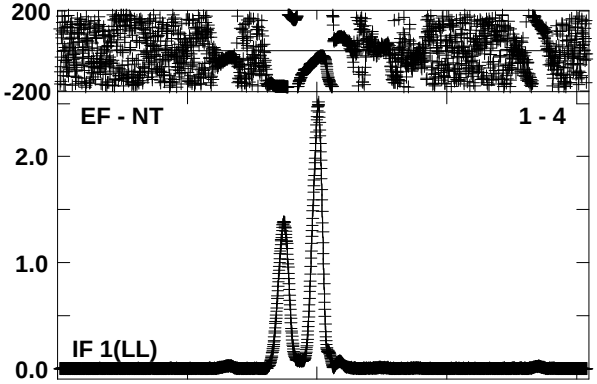

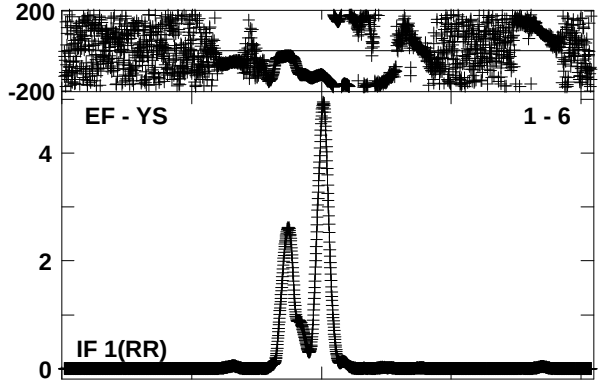

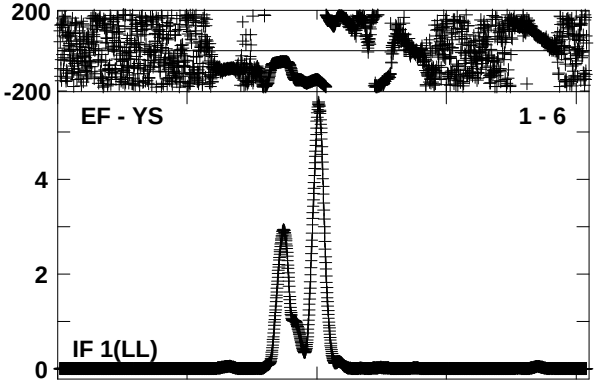

Lower frame: Ampl Jy Top frame: Phas deg
Vector averaged cross-power spectrum Baseline: EF (01) - ON (03)
Timerange: 00/21:36:08 to 00/21:36:58

Plot file version 82 created 19-SEP-2014 15:42:06
J2040+4527 ES074A.UVDATA.1
Freq = 22.2346 GHz, Bw = 4.000 MH No calibration applied and no bandpass applied

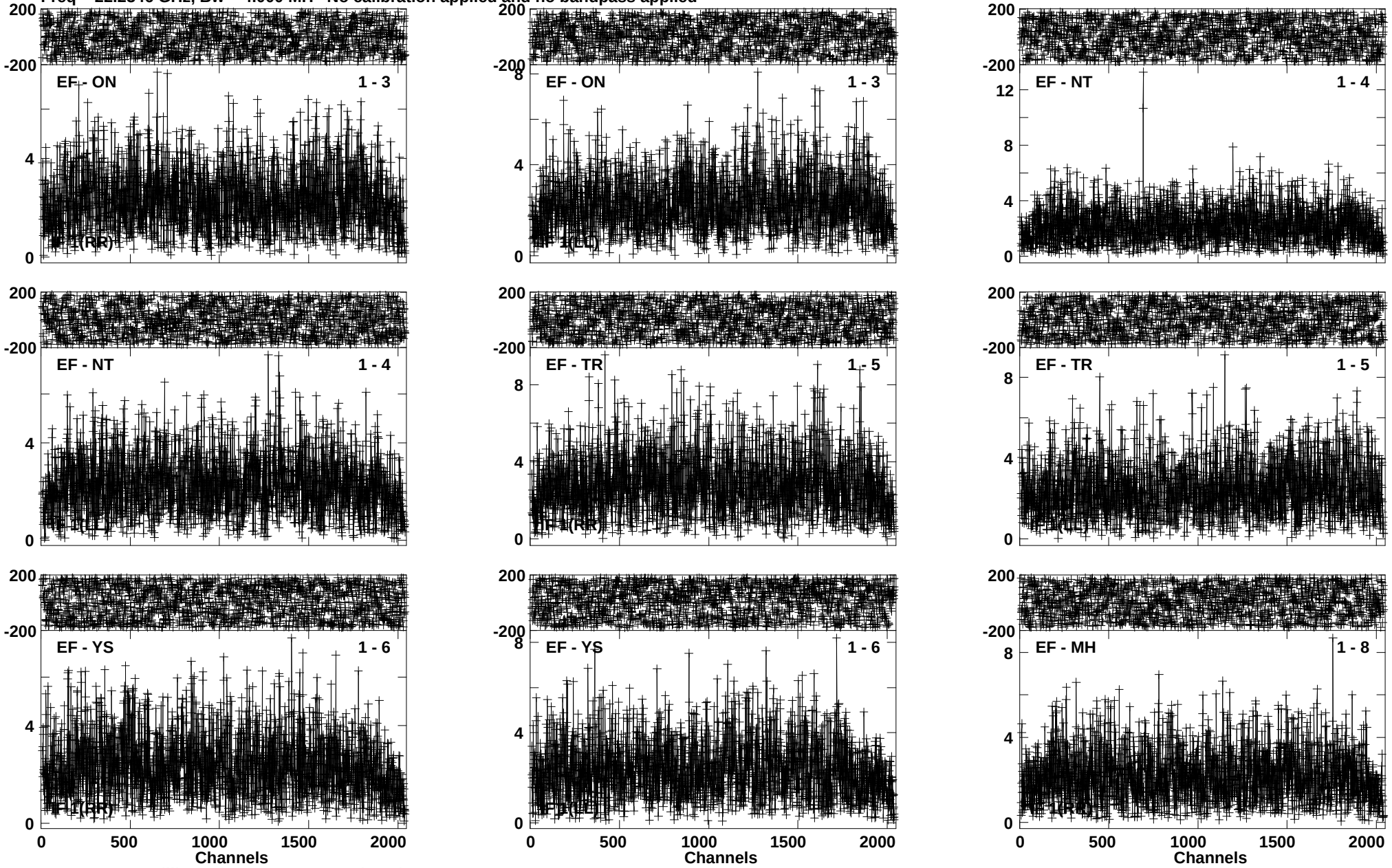

Lower frame: Milli Ampl Jy Top frame: Phas deg
Vector averaged cross-power spectrum Baseline: EF (01) - ON (03)
Timerange: 00/21:37:43 to 00/21:38:39

Plot file version 83 created 19-SEP-2014 15:42:06
J2040+4527 ES074A.UVDATA.1
Freq = 22.2346 GHz, Bw = 4.000 MH No calibration applied and no bandpass applied

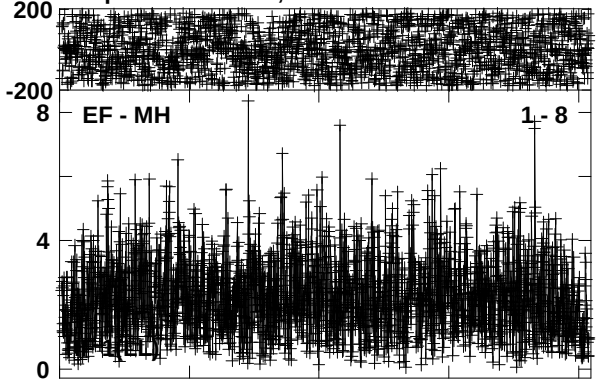

Lower frame: Milli Ampl Jy Top frame: Phas deg
Vector averaged cross-power spectrum Baseline: EF (01) - MH (08)
Timerange: 00/21:37:43 to 00/21:38:39

Plot file version 84 created 19-SEP-2014 15:42:06
W75N ES074A.UVDATA.1
Freq = 22.2346 GHz, Bw = 4.000 MH No calibration applied and no bandpass applied

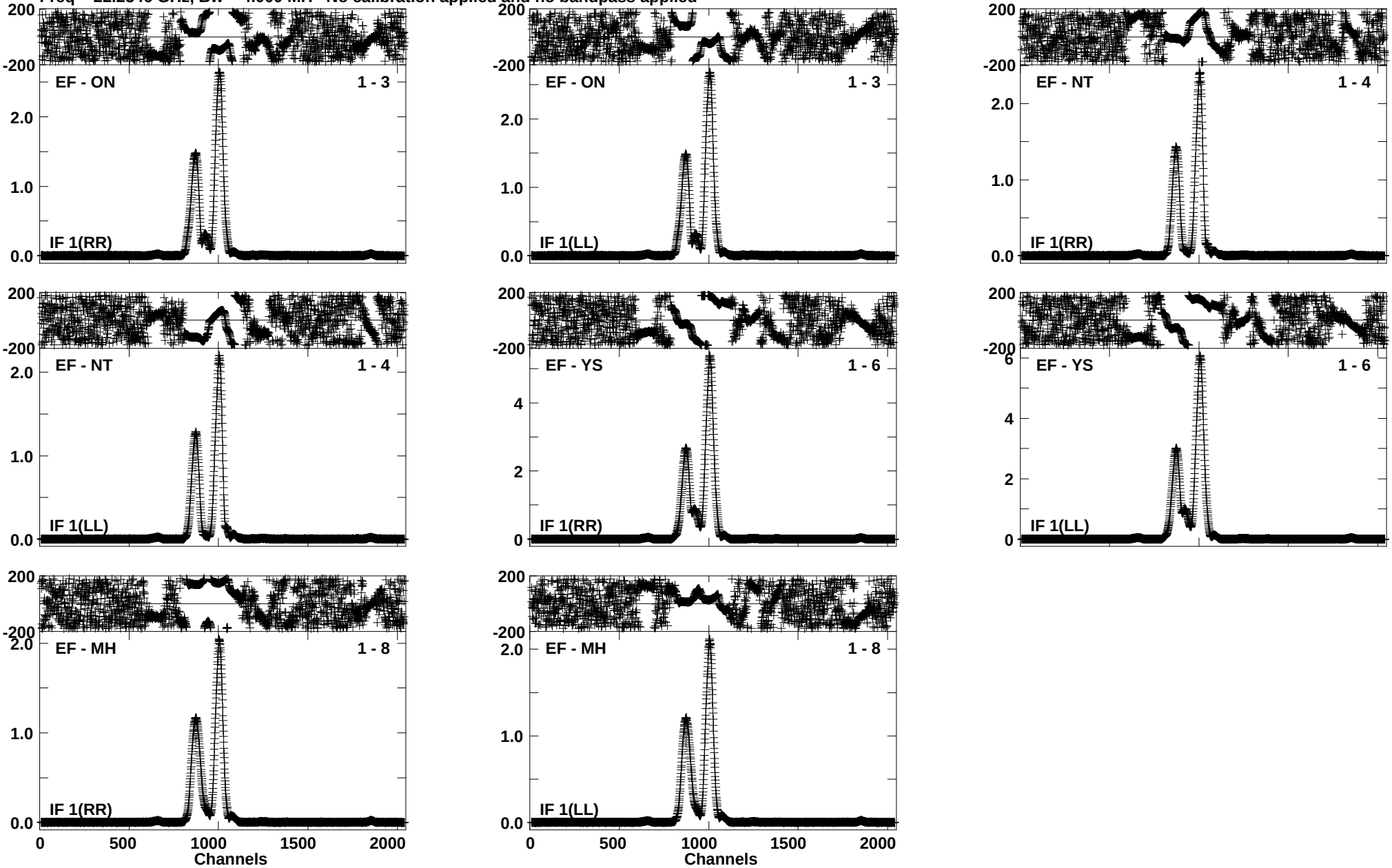

Lower frame: Ampl Jy Top frame: Phas deg
Vector averaged cross-power spectrum Baseline: EF (01) - ON (03)
Timerange: 00/21:38:48 to 00/21:39:38

Plot file version 85 created 19-SEP-2014 15:42:06
J2040+4527 ES074A.UVDATA.1
Freq = 22.2346 GHz, Bw = 4.000 MH No calibration applied and no bandpass applied

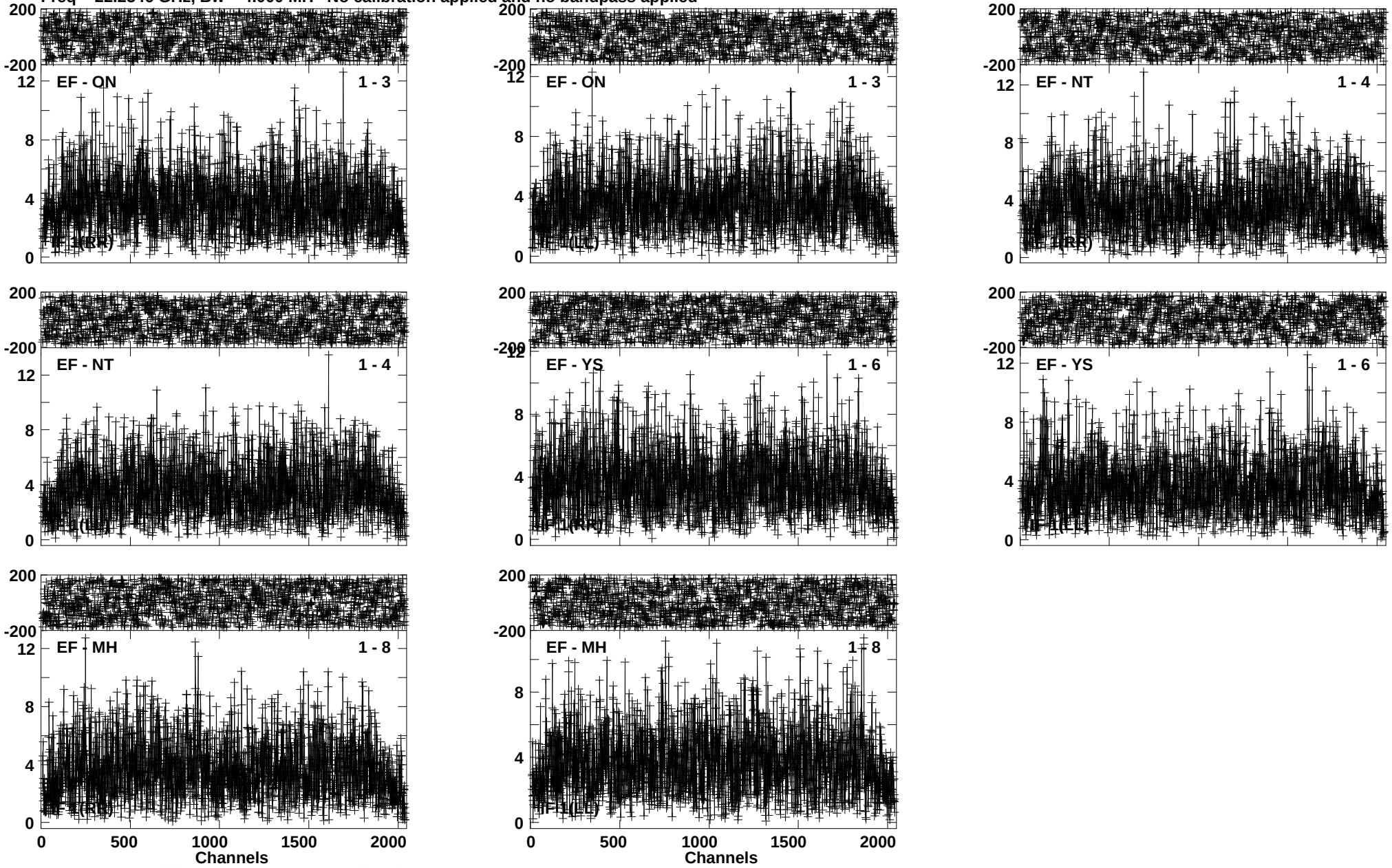

Lower frame: Milli Ampl Jy Top frame: Phas deg
Vector averaged cross-power spectrum Baseline: EF (01) - ON (03)
Timerange: 00/21:39:48 to 00/21:40:38

Plot file version 86 created 19-SEP-2014 15:42:06
W75N ES074A.UVDATA.1
Freq = 22.2346 GHz, Bw = 4.000 MH No calibration applied and no bandpass applied

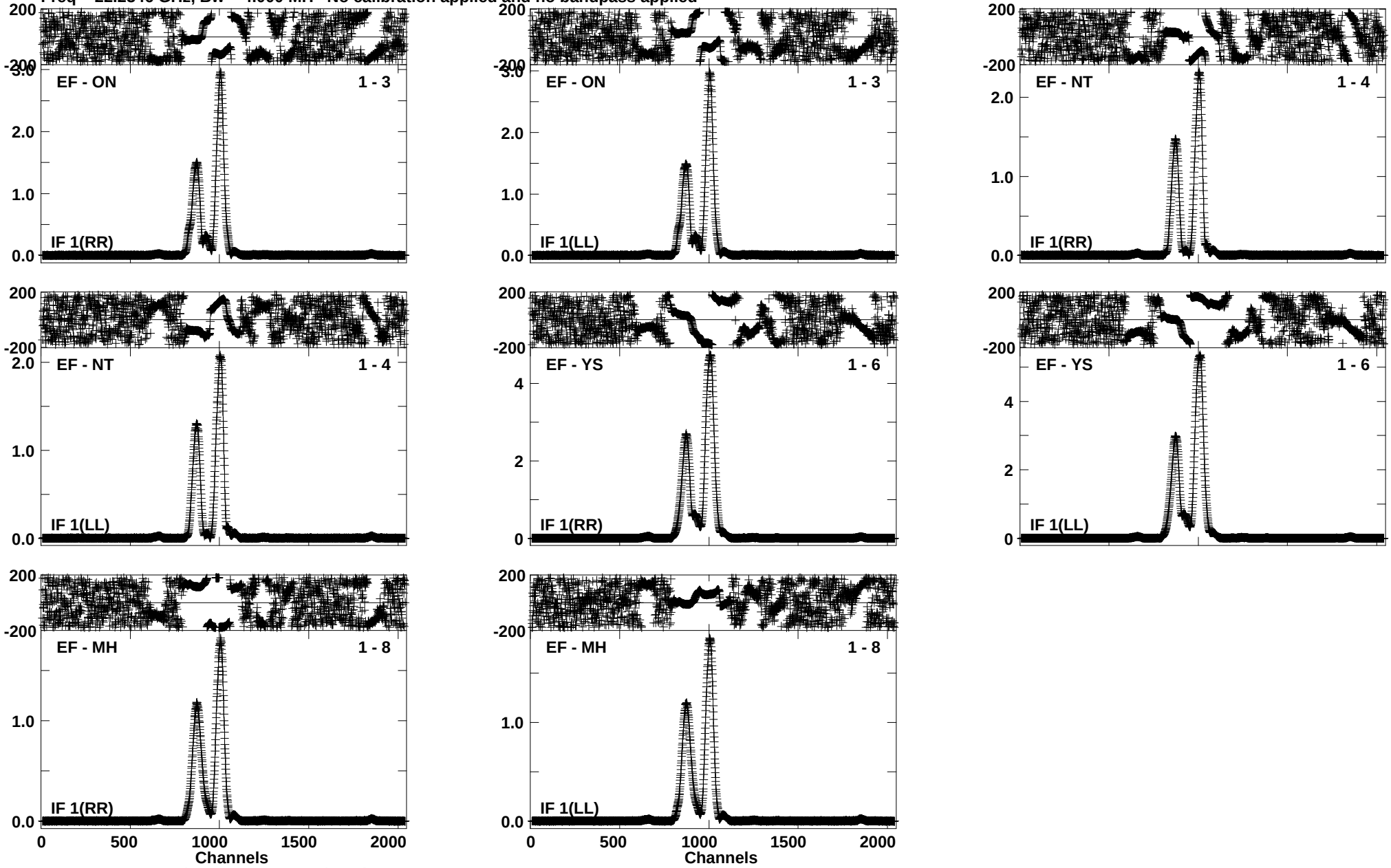

Lower frame: Ampl Jy Top frame: Phas deg
Vector averaged cross-power spectrum Baseline: EF (01) - ON (03)
Timerange: 00/21:40:48 to 00/21:41:38

Plot file version 87 created 19-SEP-2014 15:42:07
J2040+4527 ES074A.UVDATA.1
Freq = 22.2346 GHz, Bw = 4.000 MH No calibration applied and no bandpass applied

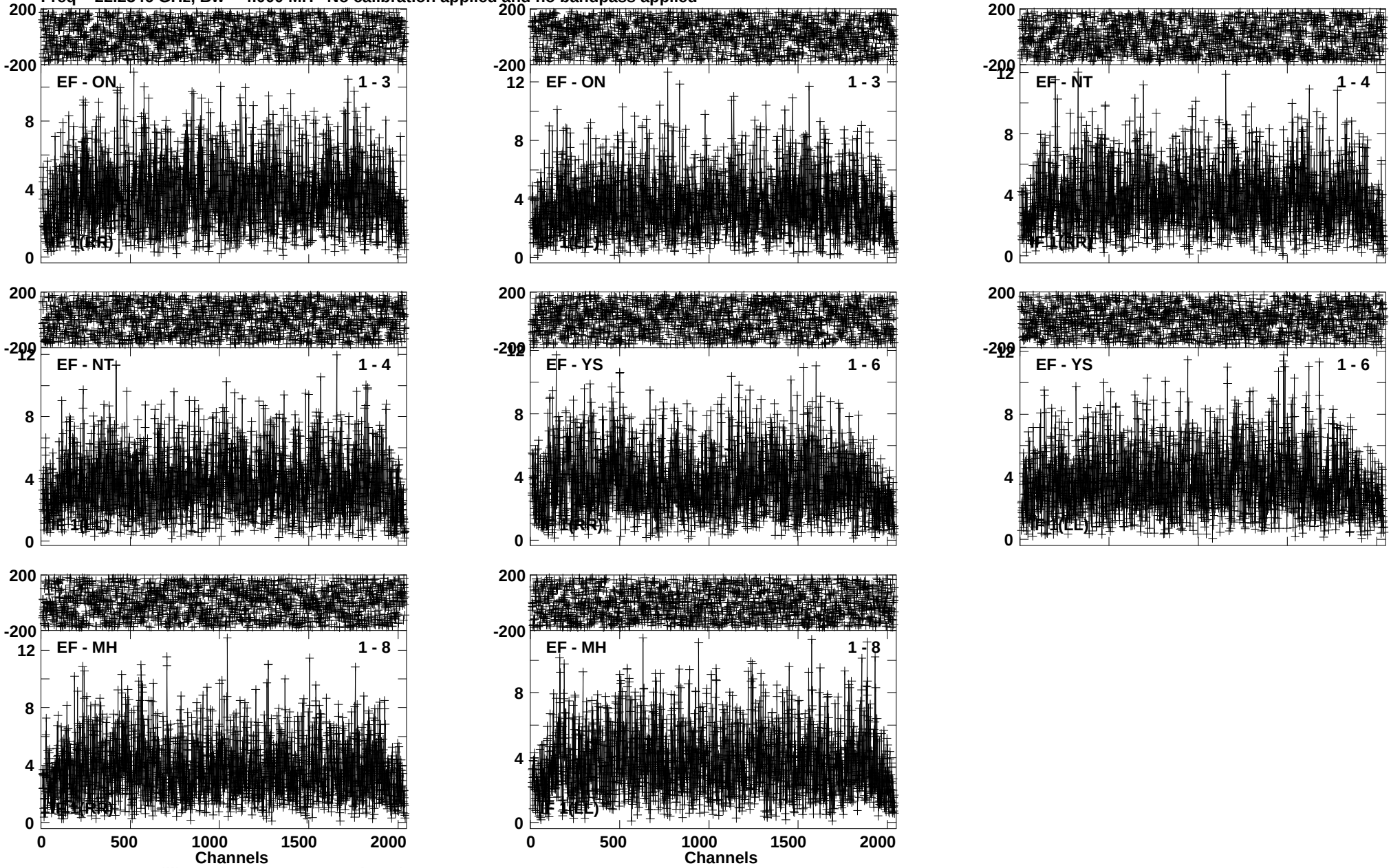

Lower frame: Milli Ampl Jy Top frame: Phas deg
Vector averaged cross-power spectrum Baseline: EF (01) - ON (03)
Timerange: 00/21:41:48 to 00/21:42:38

Plot file version 88 created 19-SEP-2014 15:42:07
W75N ES074A.UVDATA.1
Freq = 22.2346 GHz, Bw = 4.000 MH No calibration applied and no bandpass applied

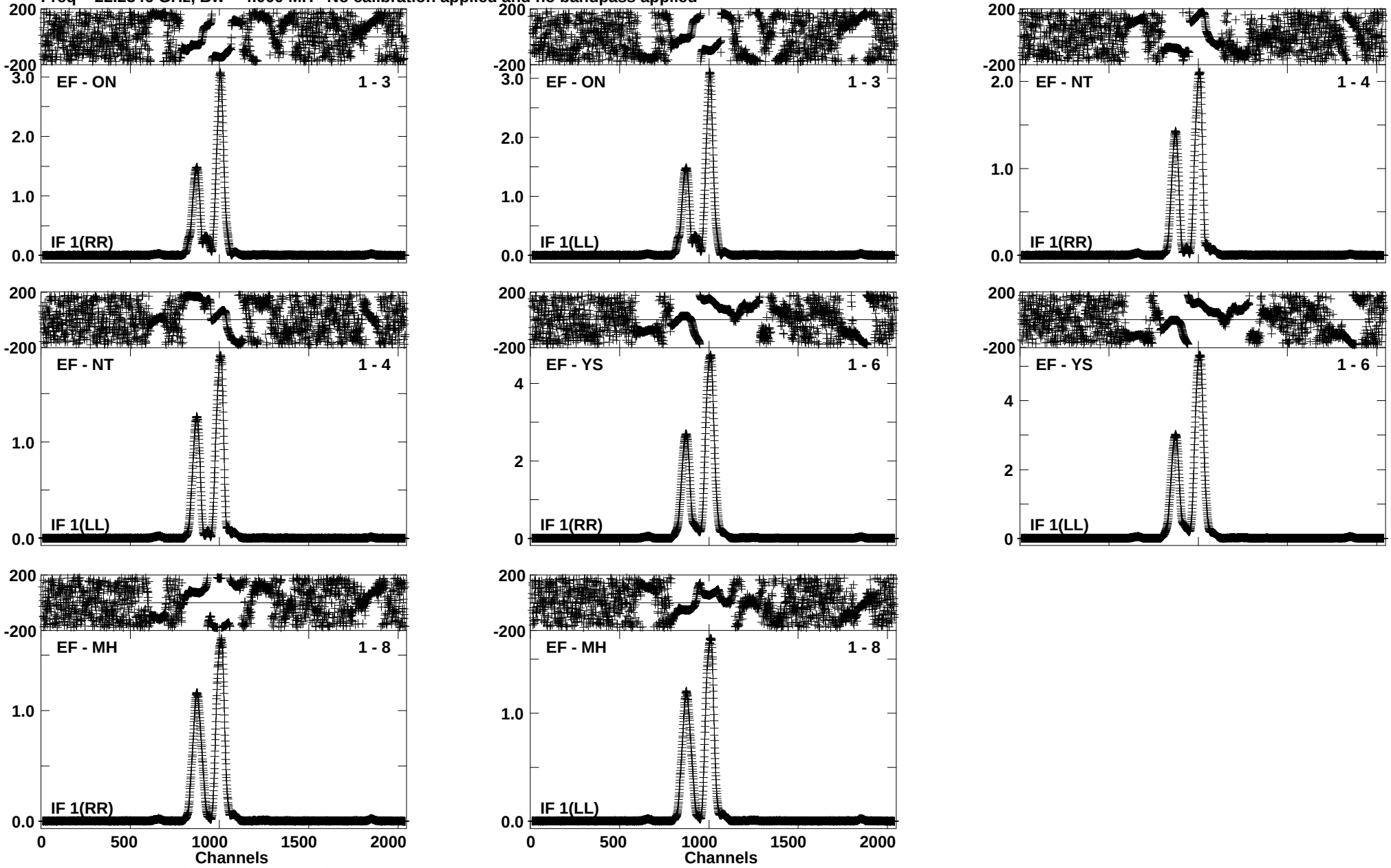

Lower frame: Ampl Jy Top frame: Phas deg
Vector averaged cross-power spectrum Baseline: EF (01) - ON (03)
Timerange: 00/21:42:48 to 00/21:43:38

Plot file version 89 created 19-SEP-2014 15:42:07
J2040+4527 ES074A.UVDATA.1
Freq = 22.2346 GHz, Bw = 4.000 MH No calibration applied and no bandpass applied

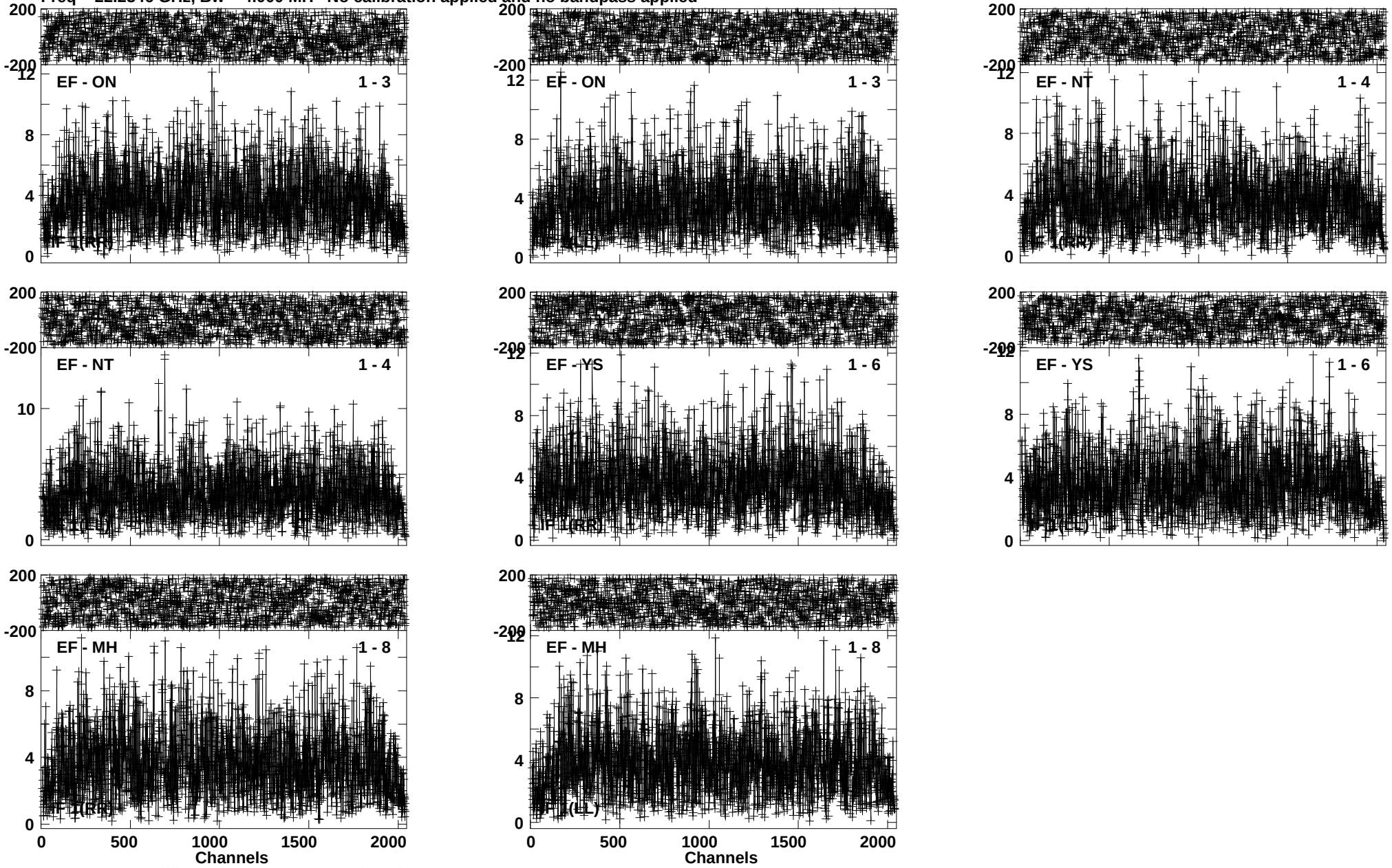

Lower frame: Milli Ampl Jy Top frame: Phas deg
Vector averaged cross-power spectrum Baseline: EF (01) - ON (03)
Timerange: 00/21:43:48 to 00/21:44:38

Plot file version 90 created 19-SEP-2014 15:42:07
W75N ES074A.UVDATA.1
Freq = 22.2346 GHz, Bw = 4.000 MH No calibration applied and no bandpass applied

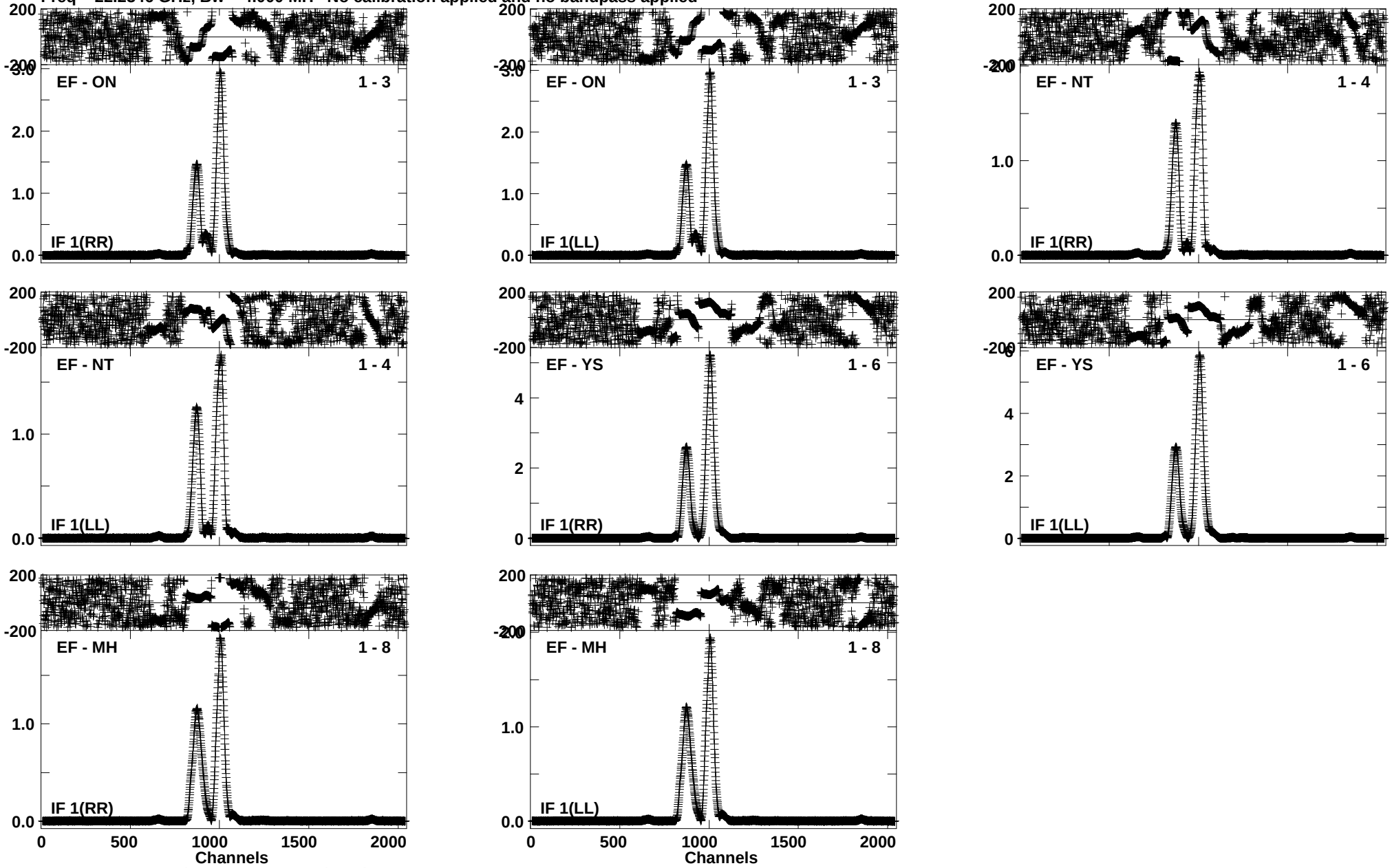

Lower frame: Ampl Jy Top frame: Phas deg
Vector averaged cross-power spectrum Baseline: EF (01) - ON (03)
Timerange: 00/21:44:48 to 00/21:45:38

Plot file version 91 created 19-SEP-2014 15:42:07
J2040+4527 ES074A.UVDATA.1
Freq = 22.2346 GHz, Bw = 4.000 MH No calibration applied and no bandpass applied

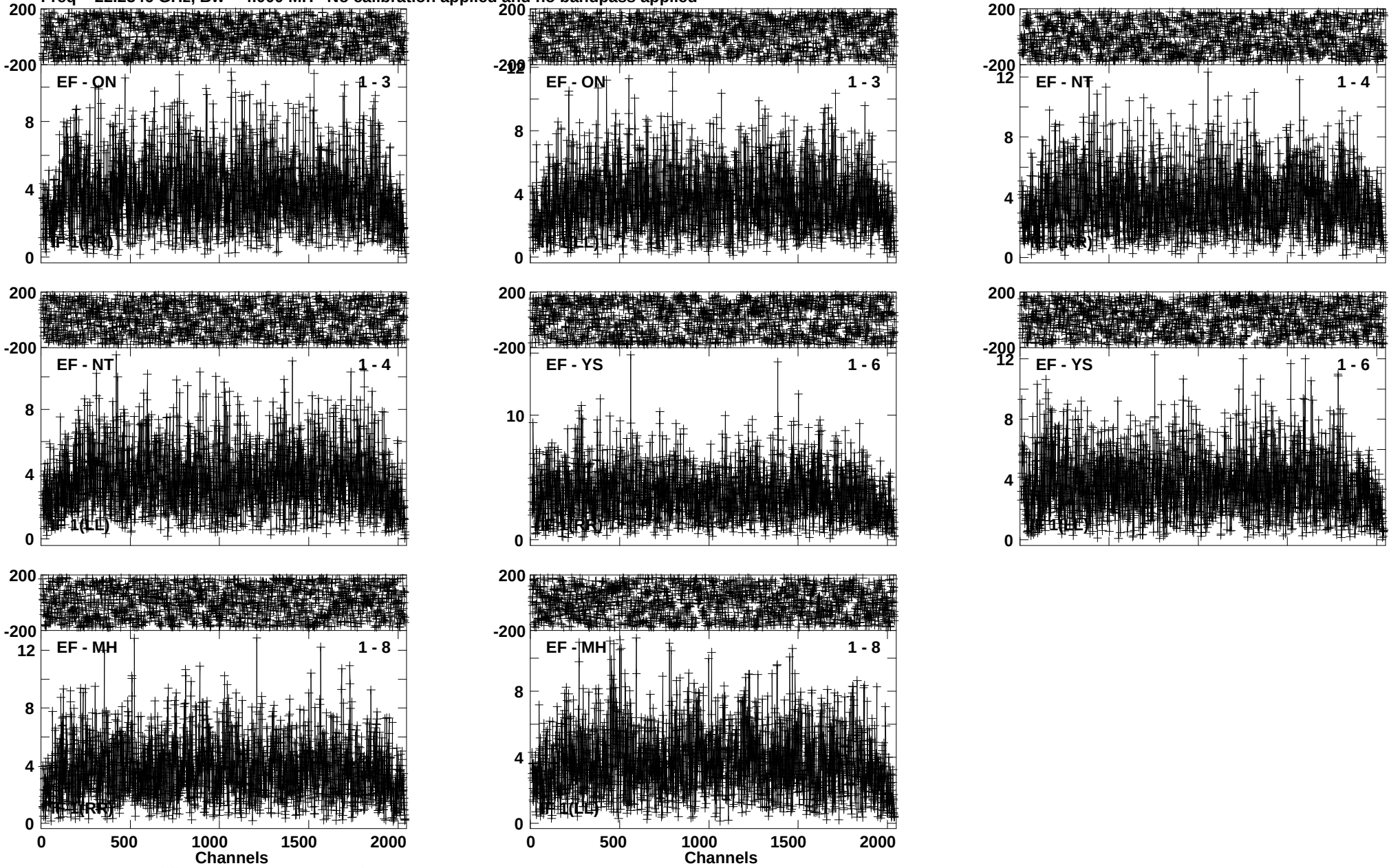

Lower frame: Milli Ampl Jy Top frame: Phas deg
Vector averaged cross-power spectrum Baseline: EF (01) - ON (03)
Timerange: 00/21:45:48 to 00/21:46:38

Plot file version 92 created 19-SEP-2014 15:42:07
W75N ES074A.UVDATA.1
Freq = 22.2346 GHz, Bw = 4.000 MH No calibration applied and no bandpass applied

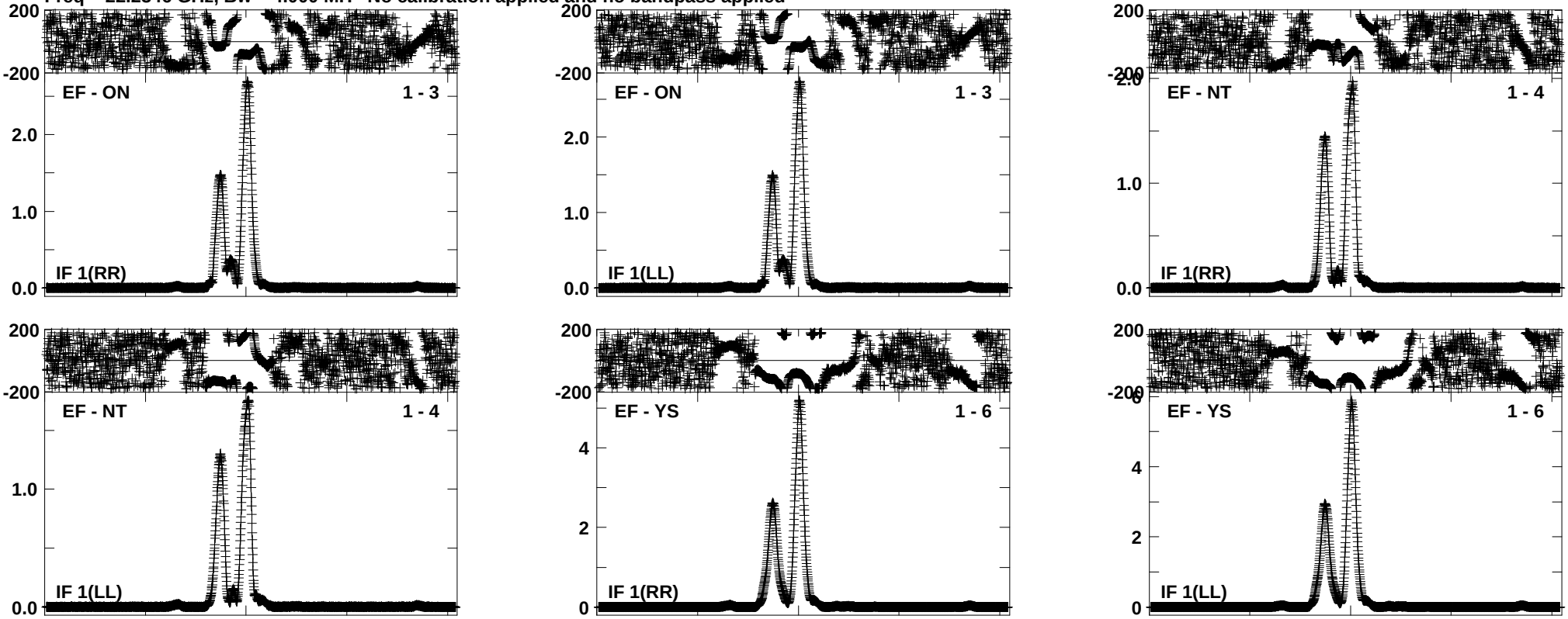

Lower frame: Ampl Jy Top frame: Phas deg
Vector averaged cross-power spectrum Baseline: EF (01) - ON (03)
Timerange: 00/21:46:48 to 00/21:47:38

Plot file version 93 created 19-SEP-2014 15:42:07
J2040+4527 ES074A.UVDATA.1
Freq = 22.2346 GHz, Bw = 4.000 MH No calibration applied and no bandpass applied

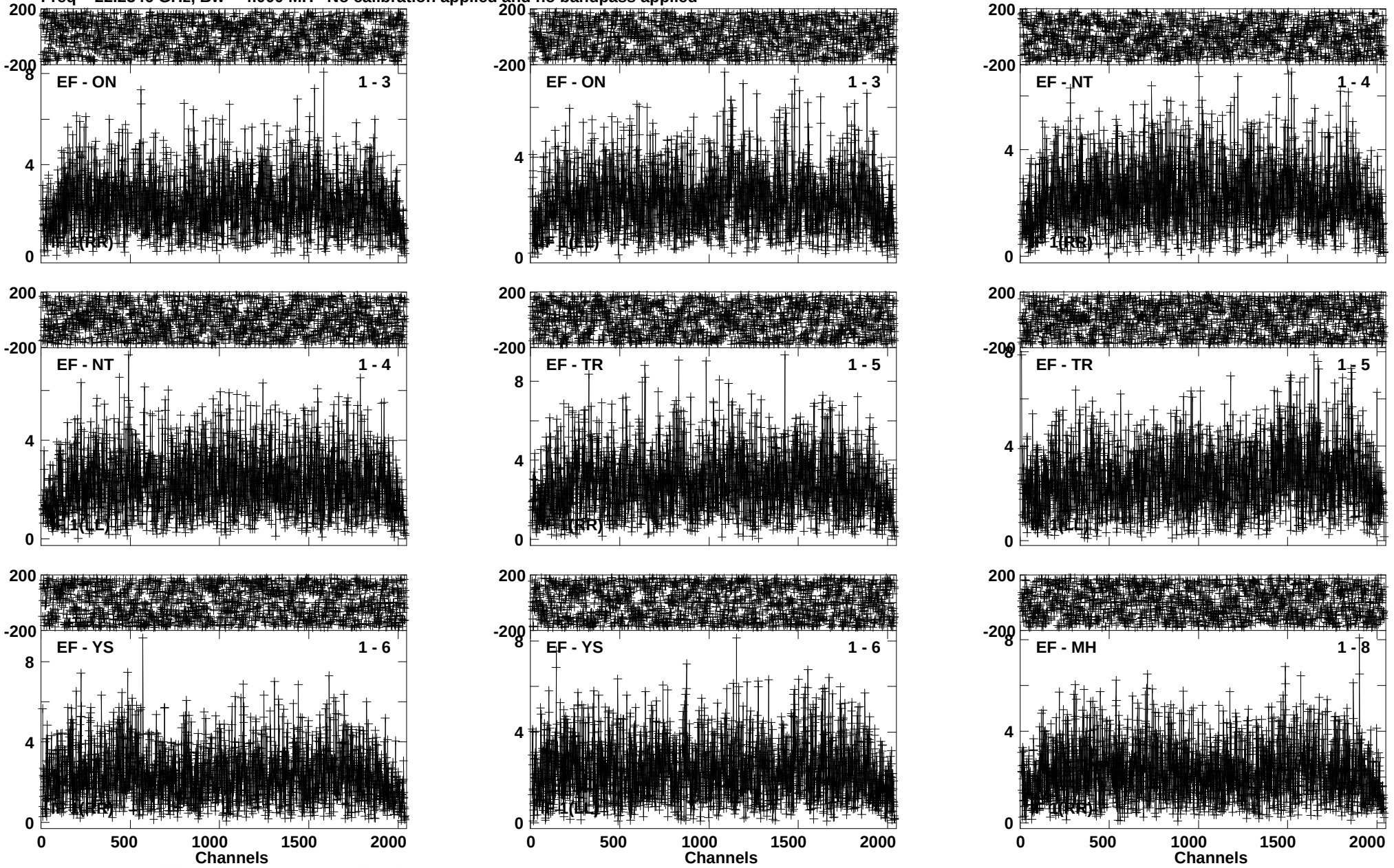

Lower frame: Milli Ampl Jy Top frame: Phas deg
Vector averaged cross-power spectrum Baseline: EF (01) - ON (03)
Timerange: 00/21:48:23 to 00/21:49:19

Plot file version 94 created 19-SEP-2014 15:42:07
J2040+4527 ES074A.UVDATA.1
Freq = 22.2346 GHz, Bw = 4.000 MH No calibration applied and no bandpass applied

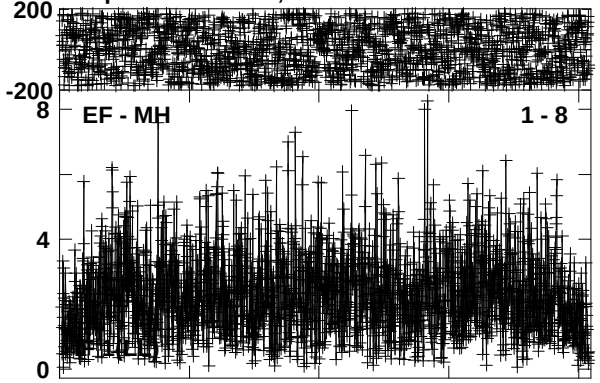

Lower frame: Milli Ampl Jy Top frame: Phas deg
Vector averaged cross-power spectrum Baseline: EF (01) - MH (08)
Timerange: 00/21:48:23 to 00/21:49:19

Plot file version 95 created 19-SEP-2014 15:42:07
W75N ES074A.UVDATA.1
Freq = 22.2346 GHz, Bw = 4.000 MH No calibration applied and no bandpass applied

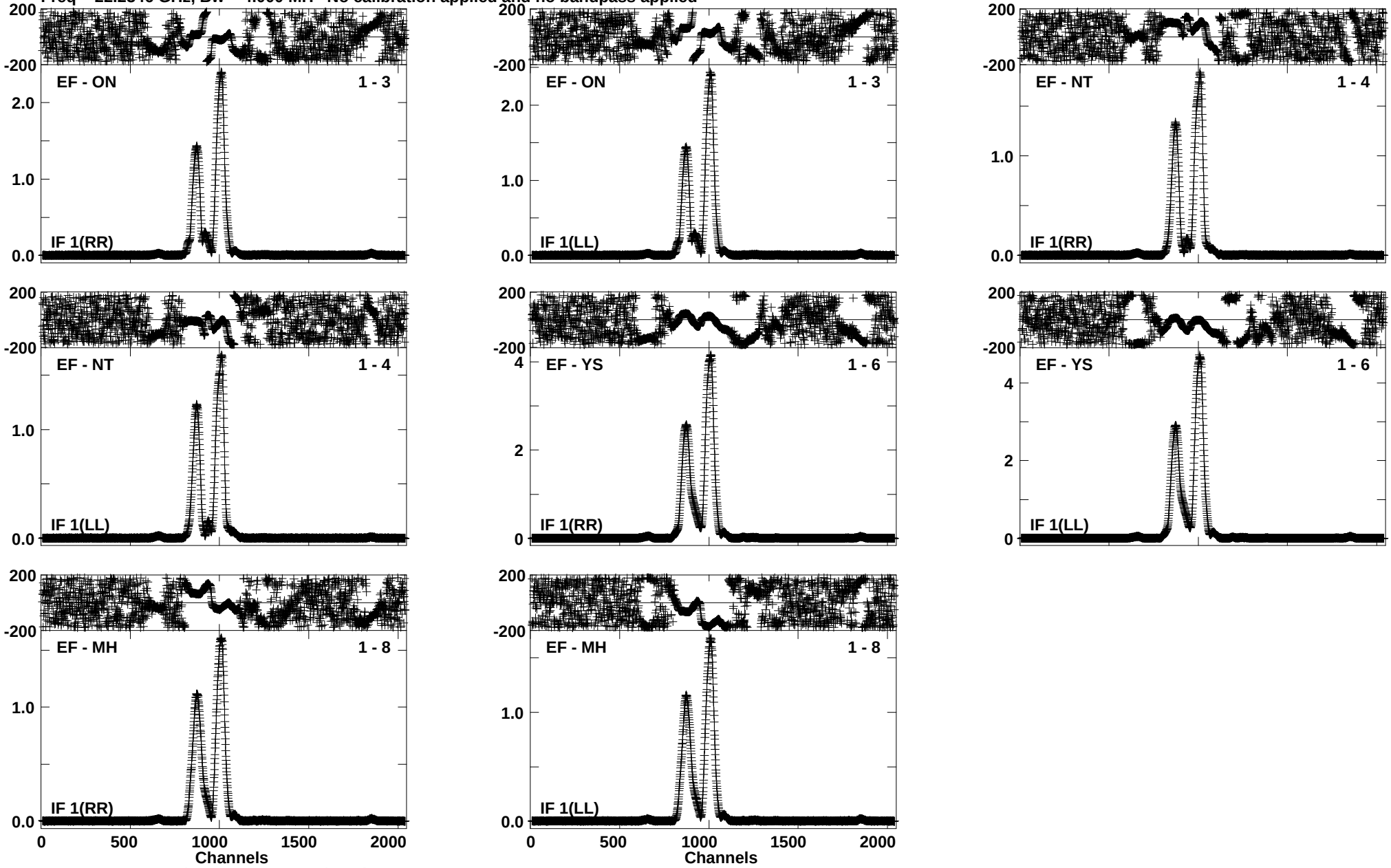

Lower frame: Ampl Jy Top frame: Phas deg
Vector averaged cross-power spectrum Baseline: EF (01) - ON (03)
Timerange: 00/21:49:28 to 00/21:50:18

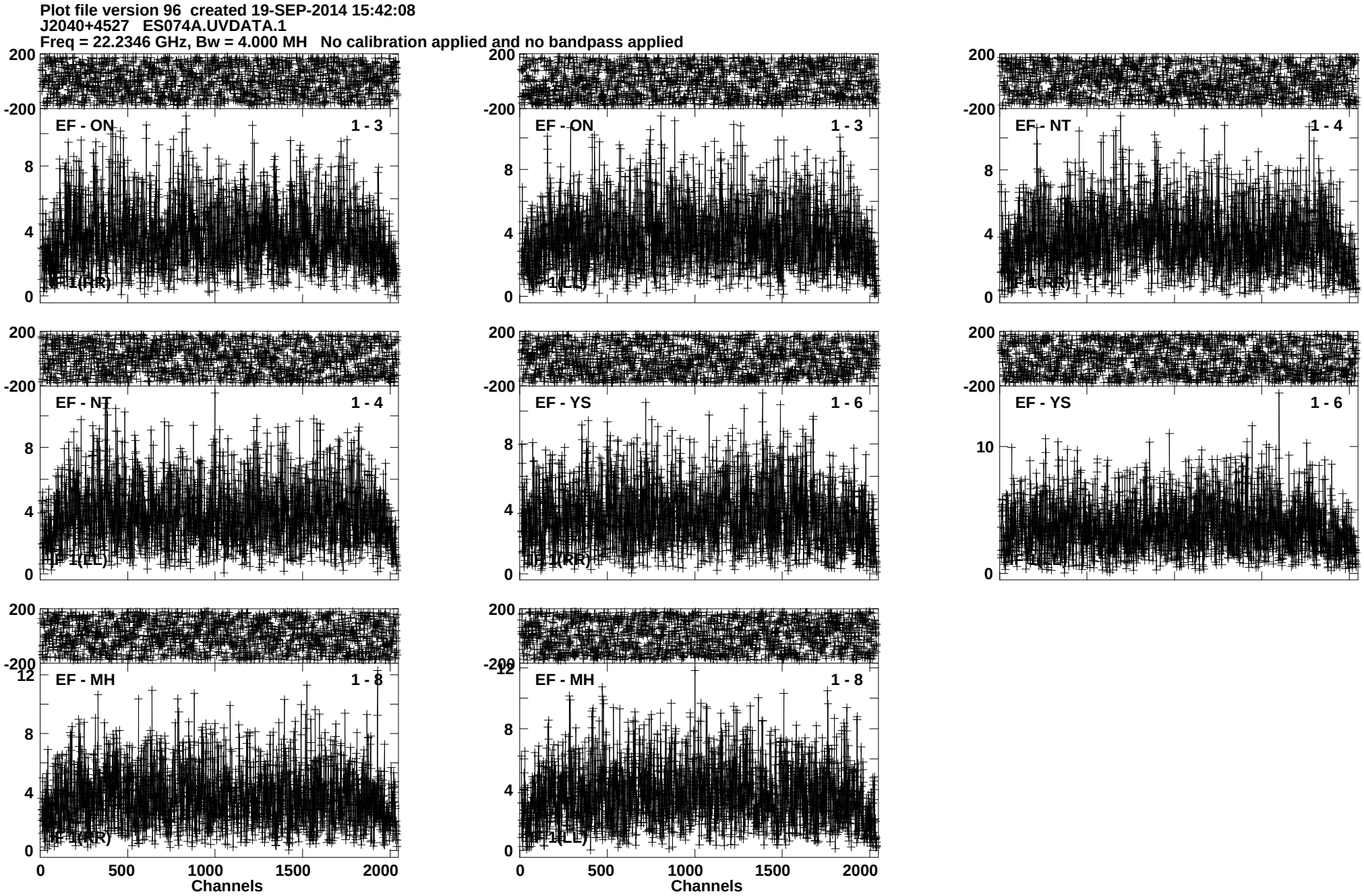
Plot file version 96 created 19-SEP-2014 15:42:08
J2040+4527 ES074A.UVDATA.1
Freq = 22.2346 GHz, Bw = 4.000 MH No calibration applied and no bandpass applied
EF - ON 1 - 3
IF 1(RR)
EF - ON 1 - 3
IF 1(LL)
EF - NT 1 - 4
IF 1(RR)
EF - NT 1 - 4
IF 1(LL)
EF - YS 1 - 6
IF 1(RR)
EF - YS 1 - 6
EF - MH 1 - 8
IF 1(RR)
EF - MH 1 - 8
IF 1(LL)
Channels
Channels
Lower frame: Milli Ampl Jy Top frame: Phas deg
Vector averaged cross-power spectrum Baseline: EF (01) - ON (03)
Timerange: 00/21:50:28 to 00/21:51:18

Plot file version 97 created 19-SEP-2014 15:42:08
W75N ES074A.UVDATA.1
Freq = 22.2346 GHz, Bw = 4.000 MH No calibration applied and no bandpass applied

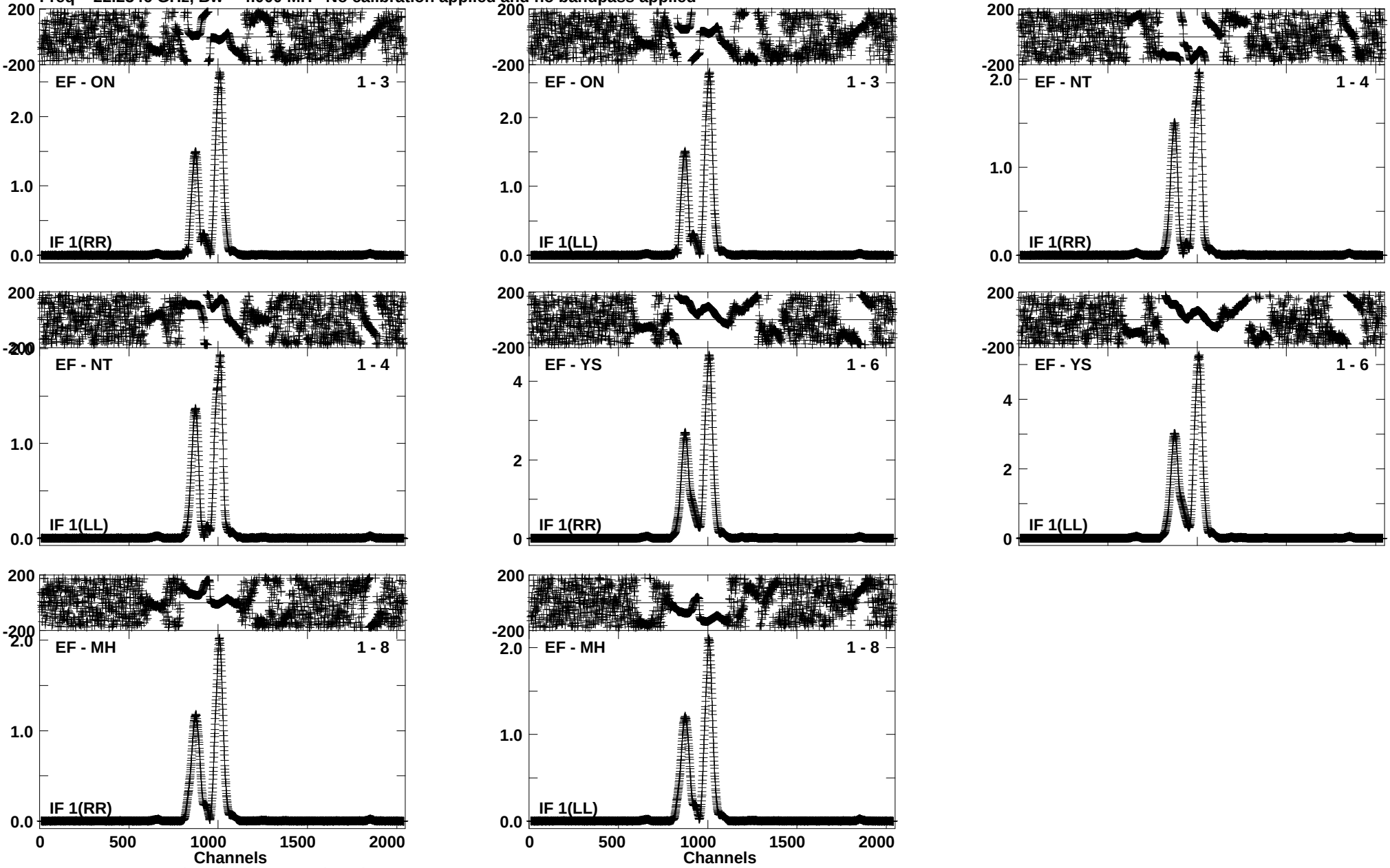

Lower frame: Ampl Jy Top frame: Phas deg
Vector averaged cross-power spectrum Baseline: EF (01) - ON (03)
Timerange: 00/21:51:29 to 00/21:52:19

Plot file version 98 created 19-SEP-2014 15:42:08
J2040+4527 ES074A.UVDATA.1
Freq = 22.2346 GHz, Bw = 4.000 MH No calibration applied and no bandpass applied

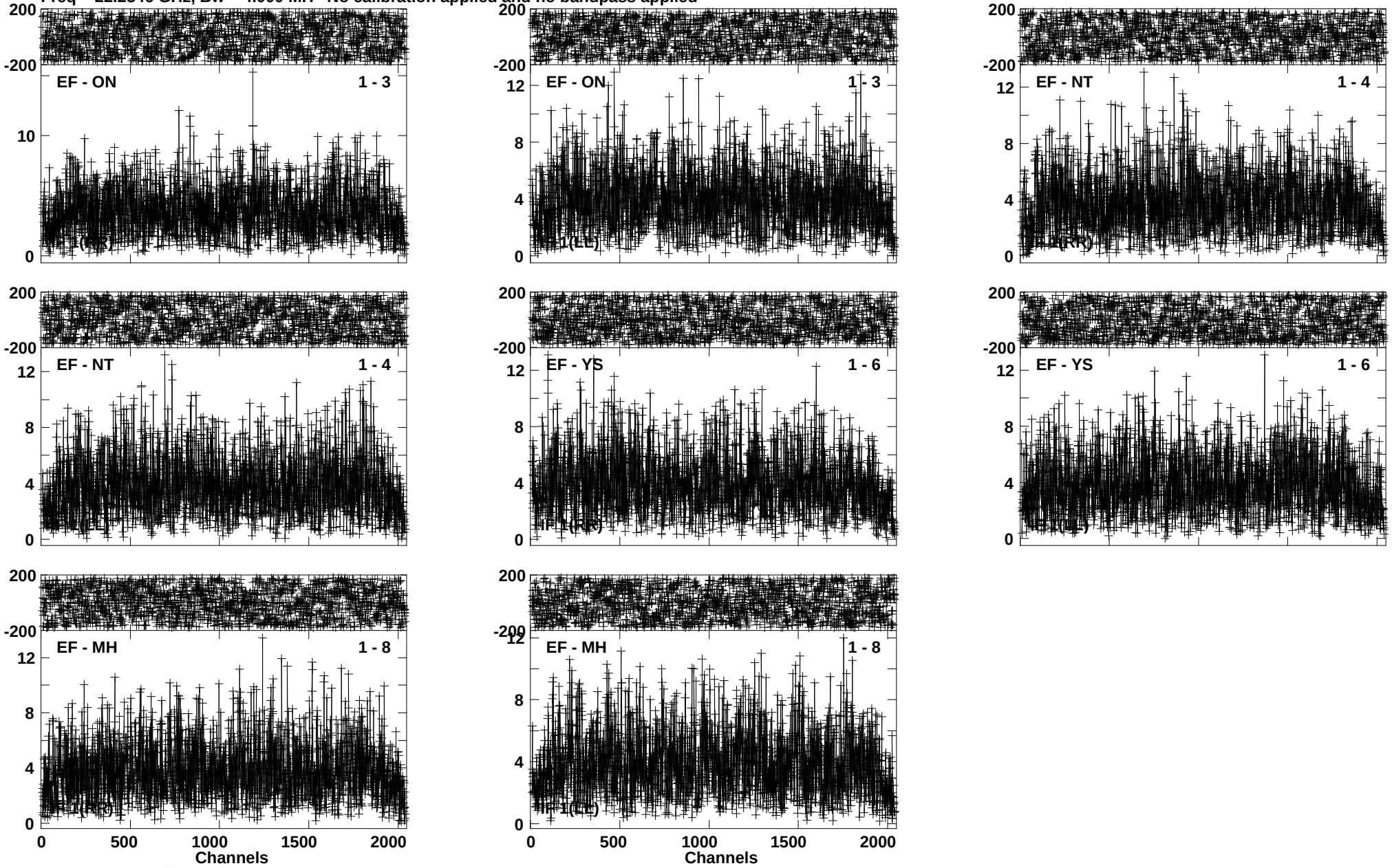

Lower frame: Milli Ampl Jy Top frame: Phas deg
Vector averaged cross-power spectrum Baseline: EF (01) - ON (03)
Timerange: 00/21:52:29 to 00/21:53:19

Plot file version 99 created 19-SEP-2014 15:42:08
W75N ES074A.UVDATA.1
Freq = 22.2346 GHz, Bw = 4.000 MH No calibration applied and no bandpass applied

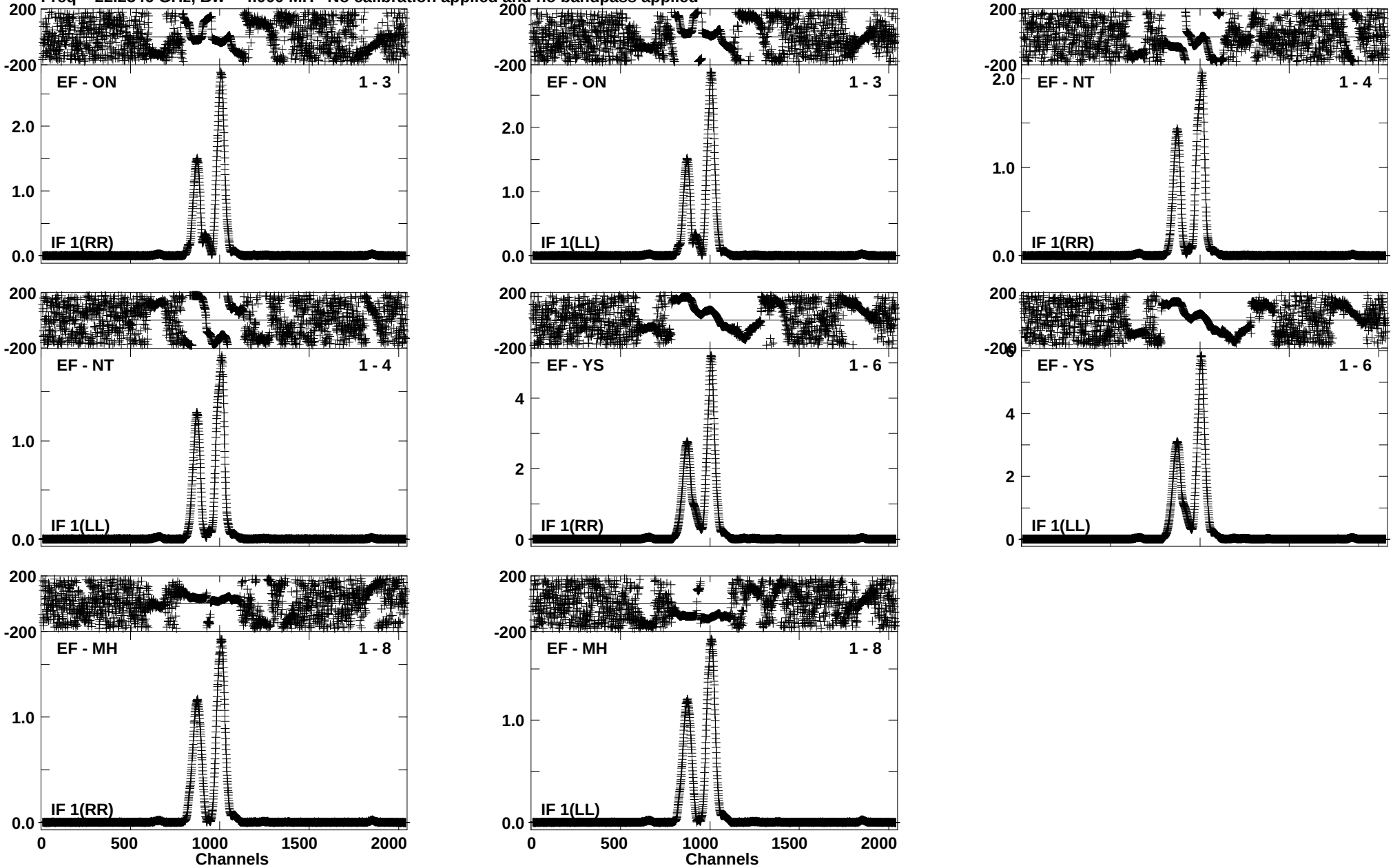

Lower frame: Ampl Jy Top frame: Phas deg
Vector averaged cross-power spectrum Baseline: EF (01) - ON (03)
Timerange: 00/21:53:29 to 00/21:54:19

Plot file version 100 created 19-SEP-2014 15:42:08
J2040+4527 ES074A.UVDATA.1
Freq = 22.2346 GHz, Bw = 4.000 MH No calibration applied and no bandpass applied

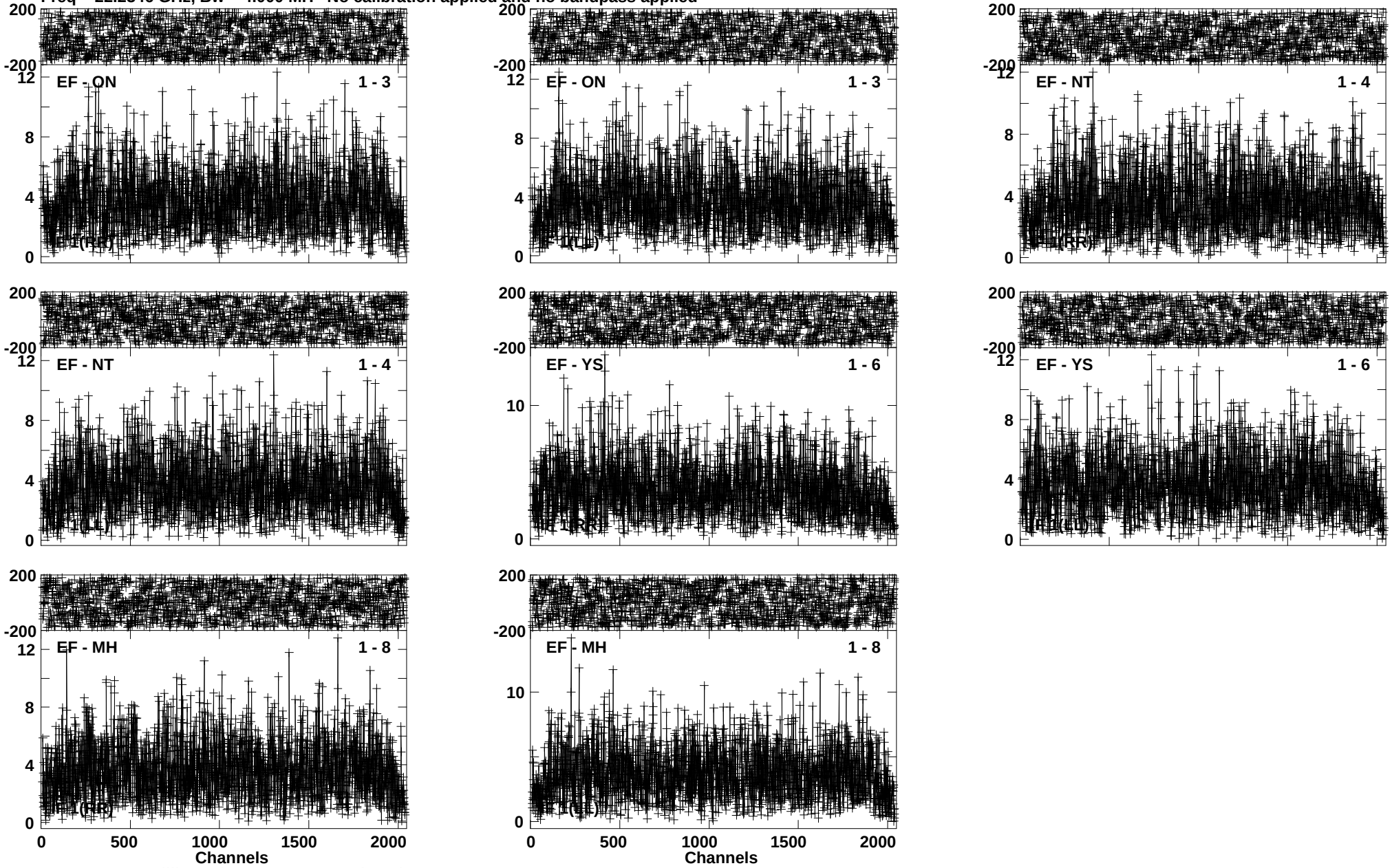

Lower frame: Milli Ampl Jy Top frame: Phas deg
Vector averaged cross-power spectrum Baseline: EF (01) - ON (03)
Timerange: 00/21:54:29 to 00/21:55:19

Plot file version 101 created 19-SEP-2014 15:42:08
W75N ES074A.UVDATA.1
Freq = 22.2346 GHz, Bw = 4.000 MH No calibration applied and no bandpass applied

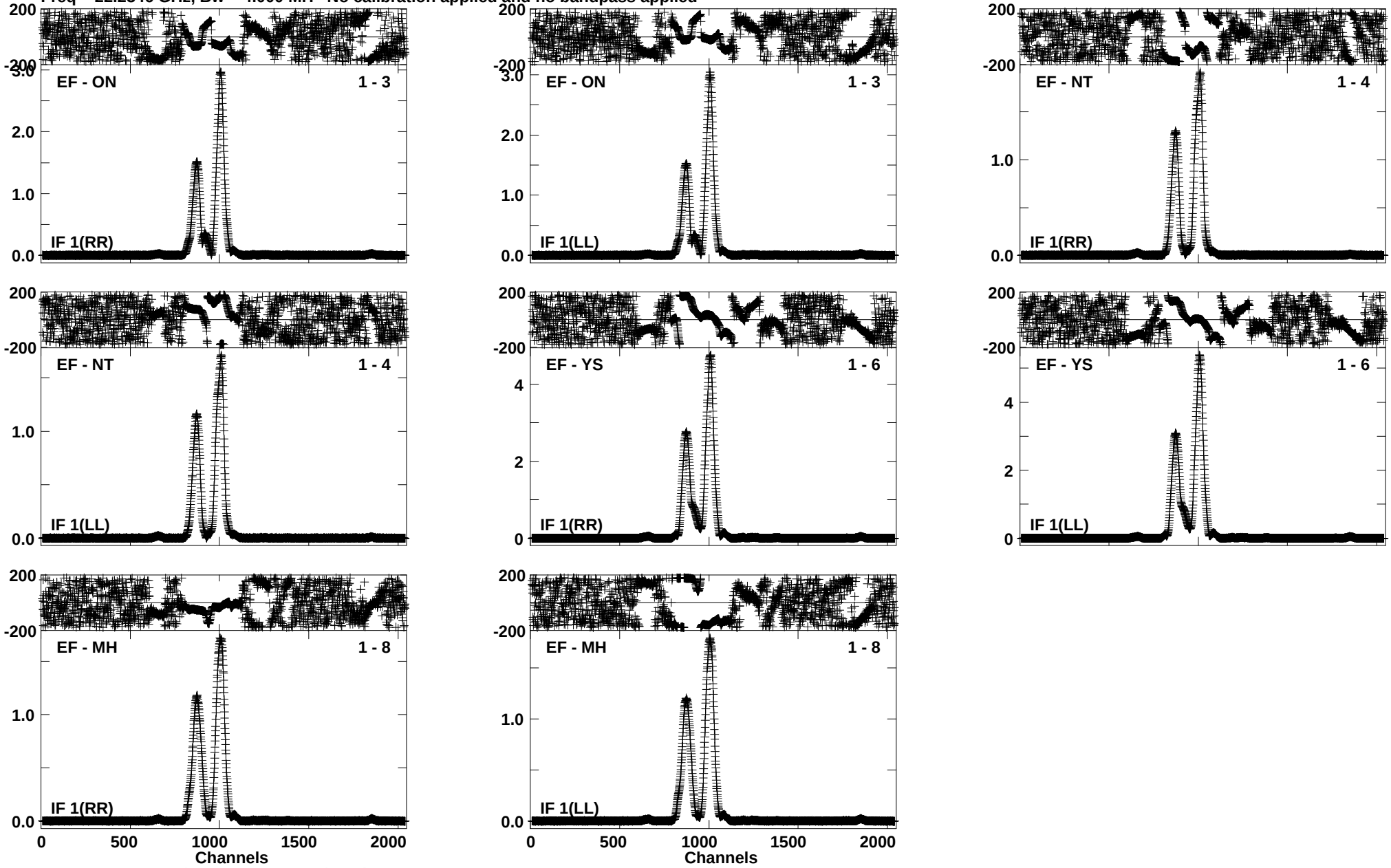

Lower frame: Ampl Jy Top frame: Phas deg
Vector averaged cross-power spectrum Baseline: EF (01) - ON (03)
Timerange: 00/21:55:29 to 00/21:56:19

Plot file version 102 created 19-SEP-2014 15:42:08
J2040+4527 ES074A.UVDATA.1
Freq = 22.2346 GHz, Bw = 4.000 MH No calibration applied and no bandpass applied

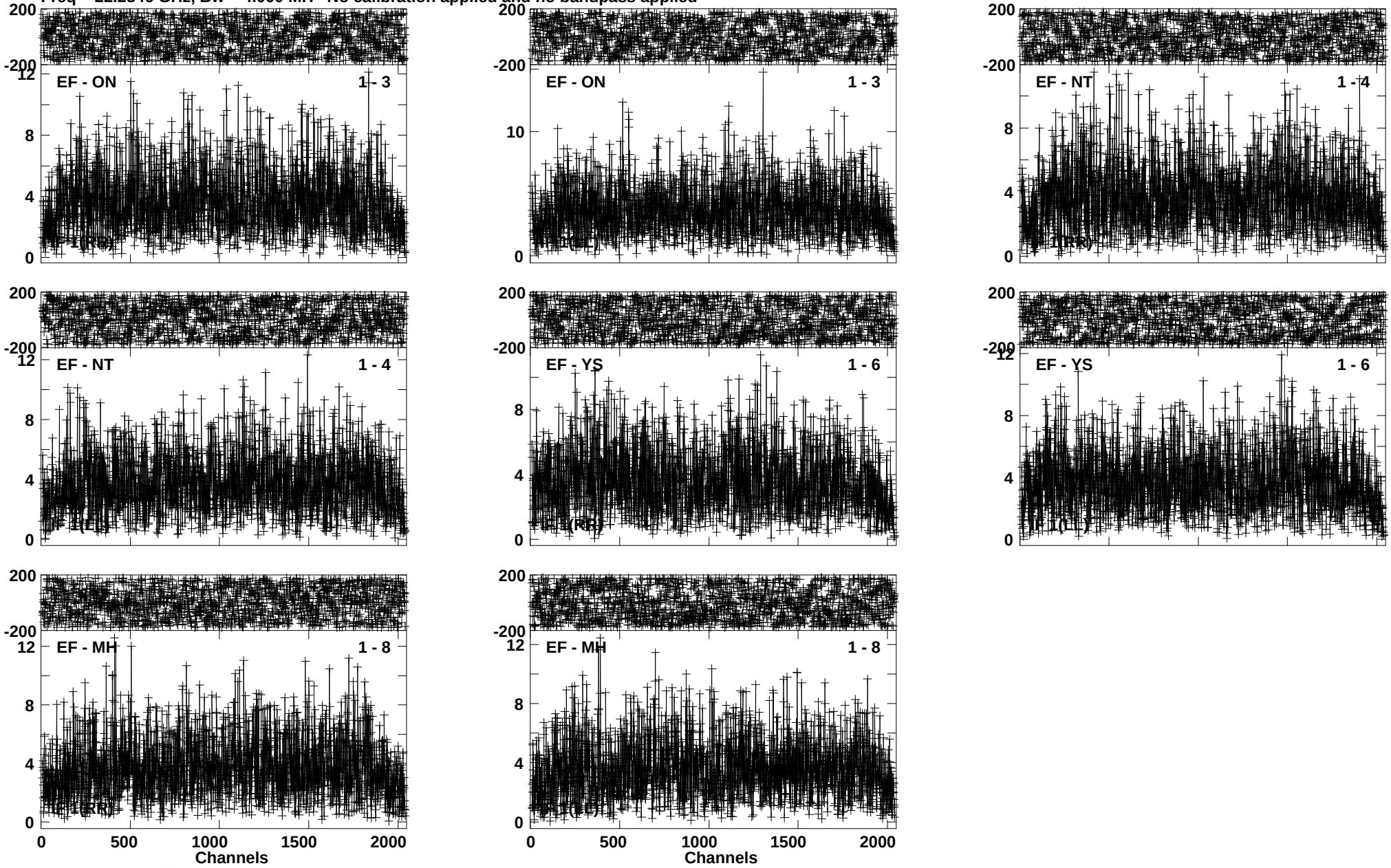

Lower frame: Milli Ampl Jy Top frame: Phas deg
Vector averaged cross-power spectrum Baseline: EF (01) - ON (03)
Timerange: 00/21:56:29 to 00/21:57:19

Plot file version 103 created 19-SEP-2014 15:42:08
W75N ES074A.UVDATA.1
Freq = 22.2346 GHz, Bw = 4.000 MH No calibration applied and no bandpass applied

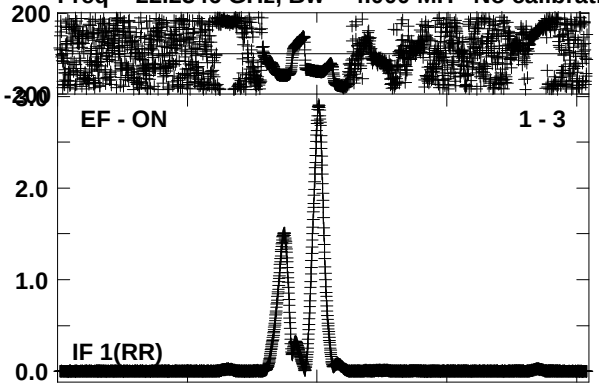

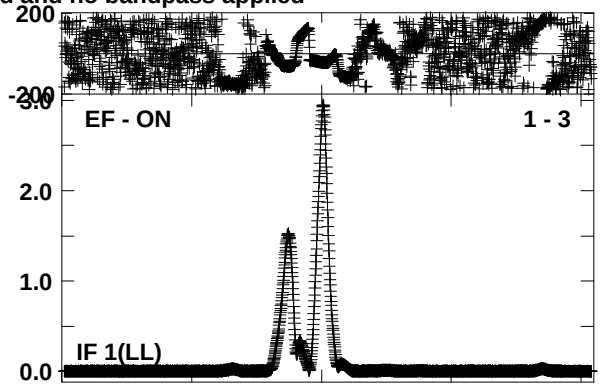

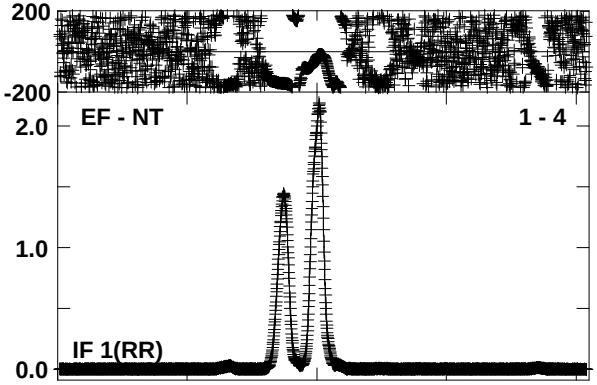

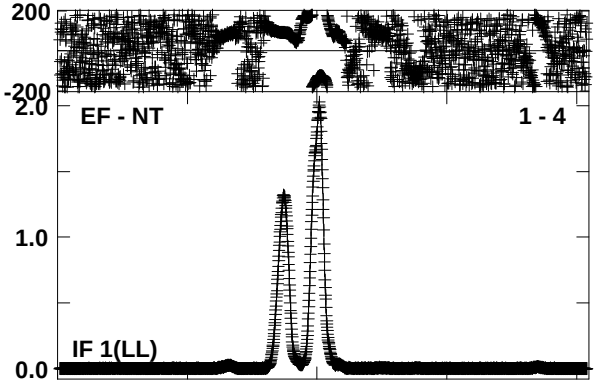

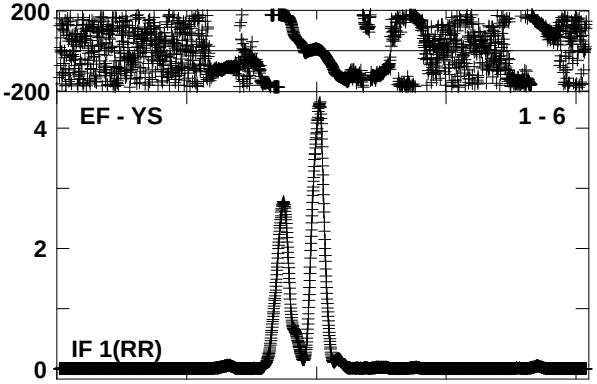

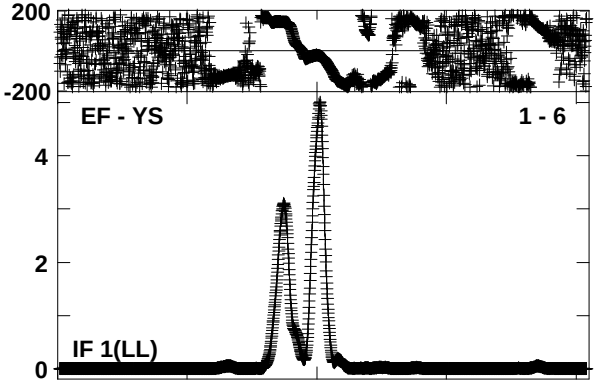

Lower frame: Ampl Jy Top frame: Phas deg
Vector averaged cross-power spectrum Baseline: EF (01) - ON (03)
Timerange: 00/21:57:29 to 00/21:58:19

Plot file version 104 created 19-SEP-2014 15:42:09
J2202+4216 ES074A.UVDATA.1
Freq = 22.2346 GHz, Bw = 4.000 MH No calibration applied and no bandpass applied

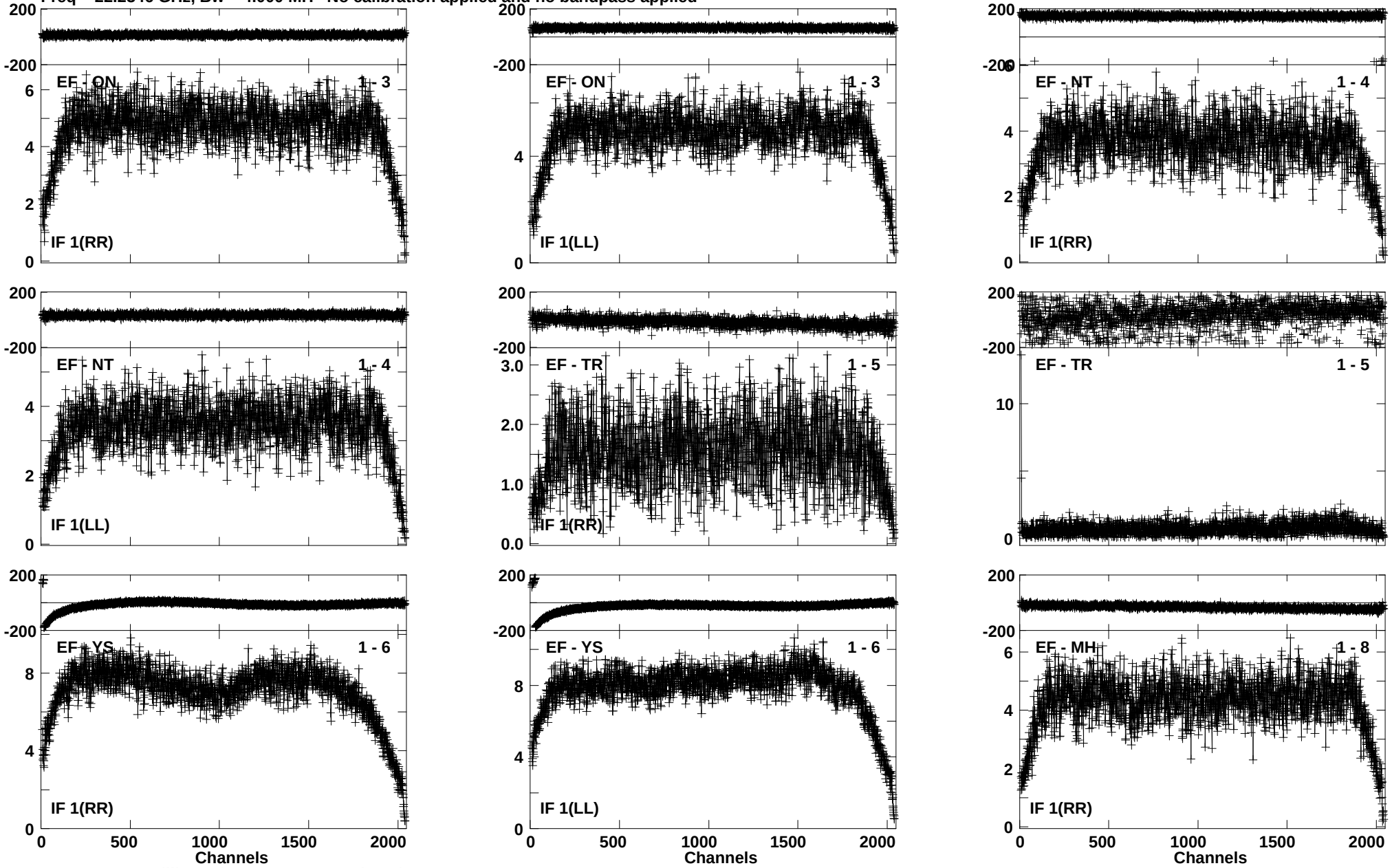

Lower frame: Milli Ampl Jy Top frame: Phas deg
Vector averaged cross-power spectrum Baseline: EF (01) - ON (03)
Timerange: 00/21:59:43 to 00/22:09:39

Plot file version 105 created 19-SEP-2014 15:42:10
J2202+4216 ES074A.UVDATA.1
Freq = 22.2346 GHz, Bw = 4.000 MH No calibration applied and no bandpass applied

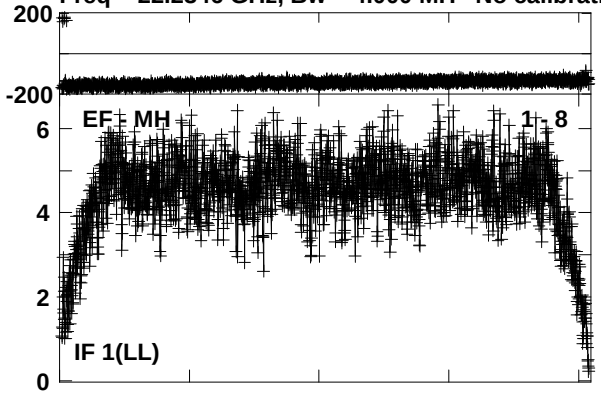

Lower frame: Milli Ampl Jy Top frame: Phas deg
Vector averaged cross-power spectrum Baseline: EF (01) - MH (08)
Timerange: 00/21:59:43 to 00/22:09:39

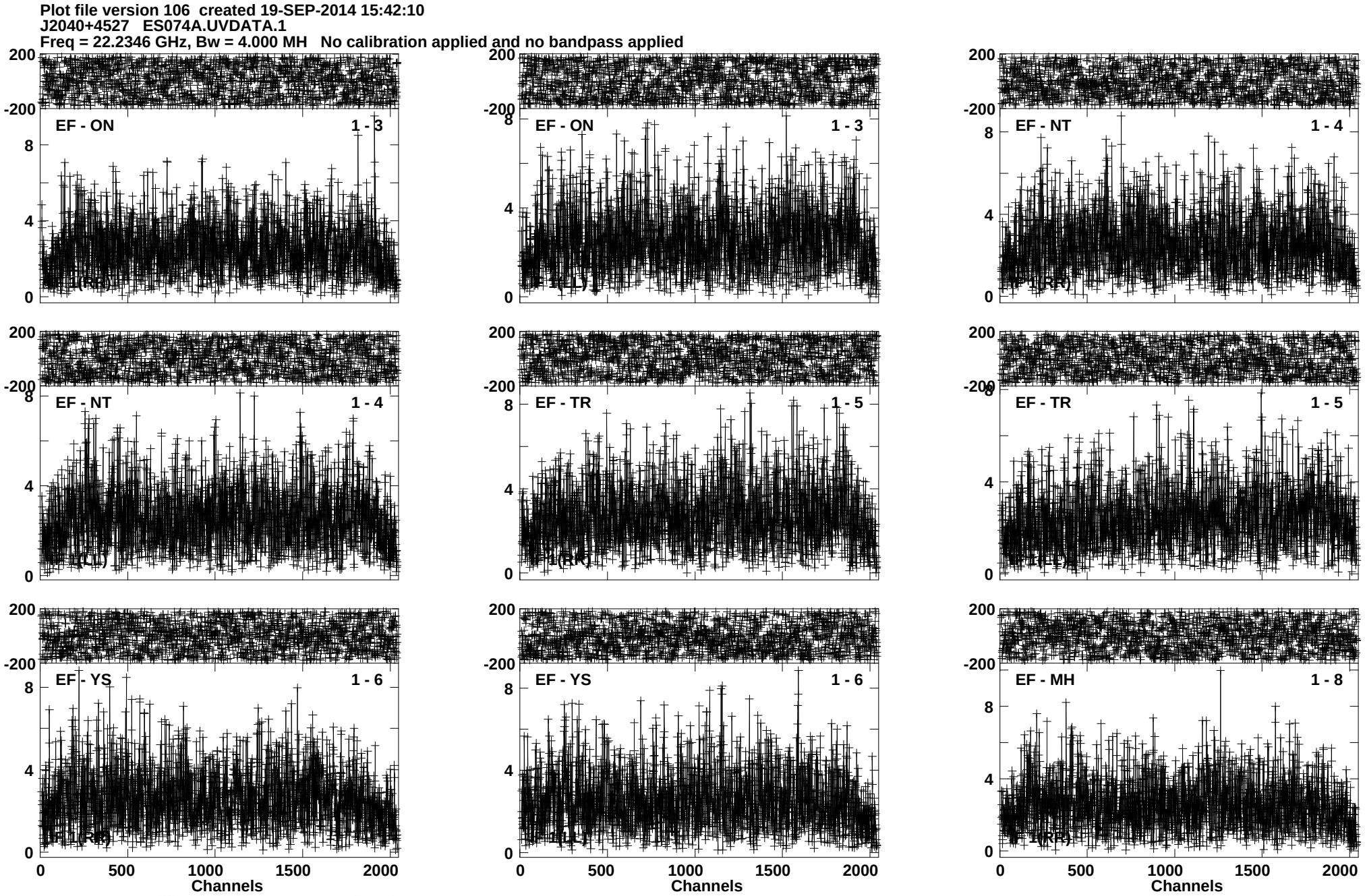
Plot file version 106 created 19-SEP-2014 15:42:10
J2040+4527 ES074A.UVDATA.1
Freq = 22.2346 GHz, Bw = 4.000 MH No calibration applied and no bandpass applied
EF - ON 1 - 3
EF - ON 1 - 3
EF - NT 1 - 4
EF - NT 1 - 4
EF - TR 1 - 5
EF - TR 1 - 5
EF - YS 1 - 6
EF - YS 1 - 6
EF - MH 1 - 8
200
-200
8
4
0
0
500
1000
1500
2000
Channels
Lower frame: Milli Ampl Jy Top frame: Phas deg
Vector averaged cross-power spectrum Baseline: EF (01) - ON (03)
Timerange: 00/22:10:58 to 00/22:12:04

Plot file version 107 created 19-SEP-2014 15:42:10
J2040+4527 ES074A.UVDATA.1
Freq = 22.2346 GHz, Bw = 4.000 MH No calibration applied and no bandpass applied

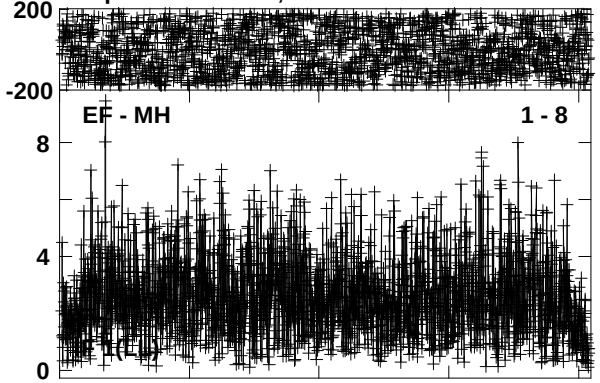

Lower frame: Milli Ampl Jy Top frame: Phas deg
Vector averaged cross-power spectrum Baseline: EF (01) - MH (08)
Timerange: 00/22:10:58 to 00/22:12:04

Plot file version 108 created 19-SEP-2014 15:42:11
W75N ES074A.UVDATA.1
Freq = 22.2346 GHz, Bw = 4.000 MH No calibration applied and no bandpass applied

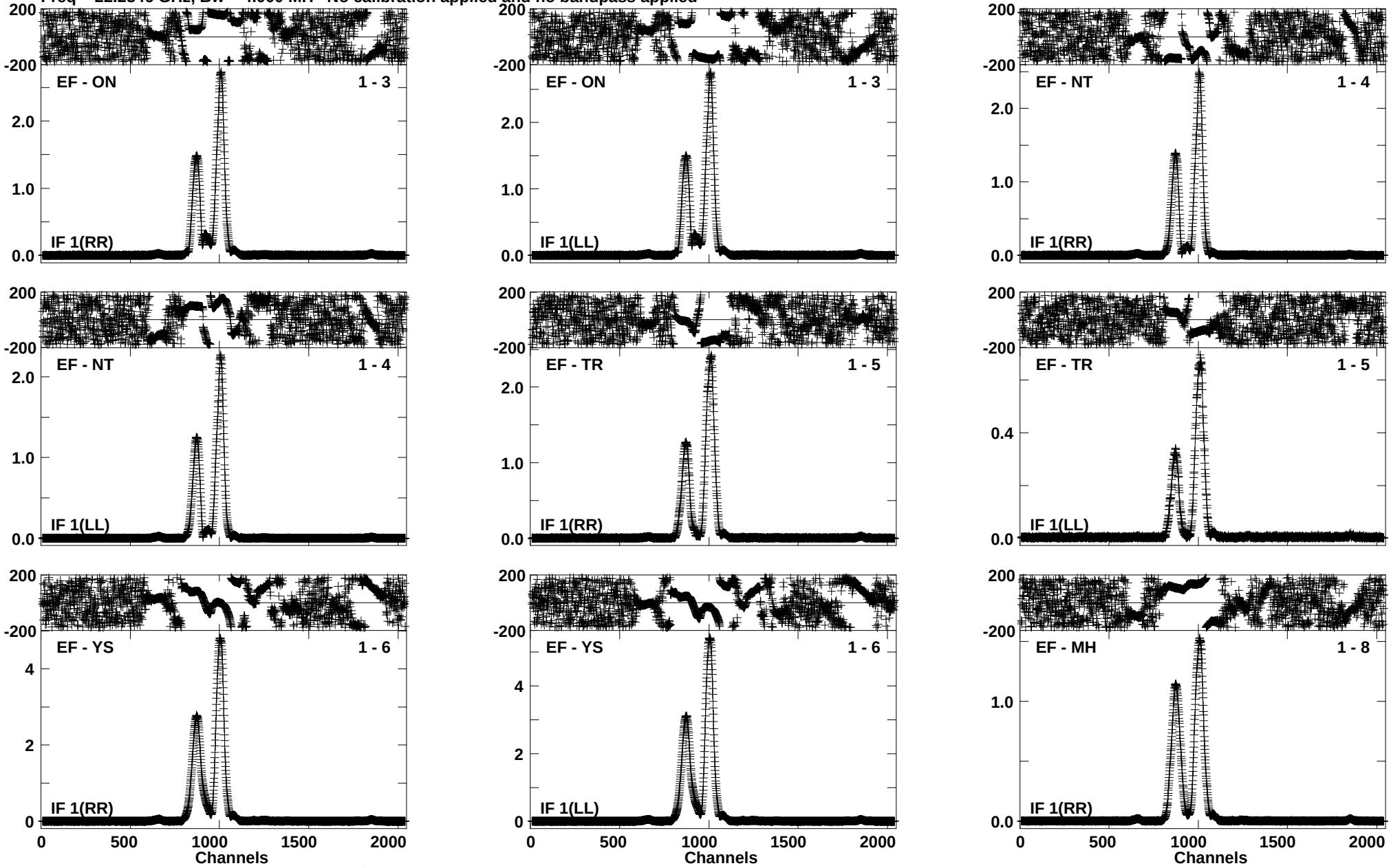

Lower frame: Ampl Jy Top frame: Phas deg
Vector averaged cross-power spectrum Baseline: EF (01) - ON (03)
Timerange: 00/22:12:14 to 00/22:13:14

Plot file version 109 created 19-SEP-2014 15:42:11
W75N ES074A.UVDATA.1
Freq = 22.2346 GHz, Bw = 4.000 MH No calibration applied and no bandpass applied

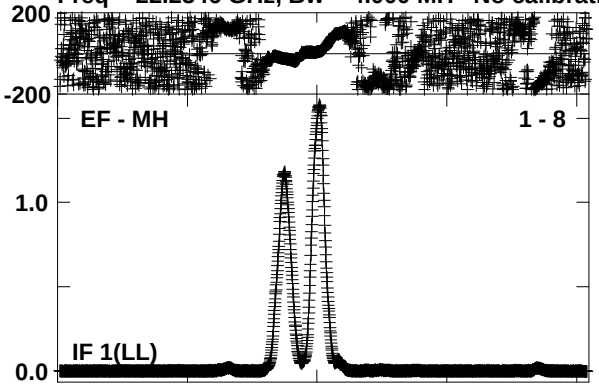

Lower frame: Ampl Jy Top frame: Phas deg
Vector averaged cross-power spectrum Baseline: EF (01) - MH (08)
Timerange: 00/22:12:14 to 00/22:13:14

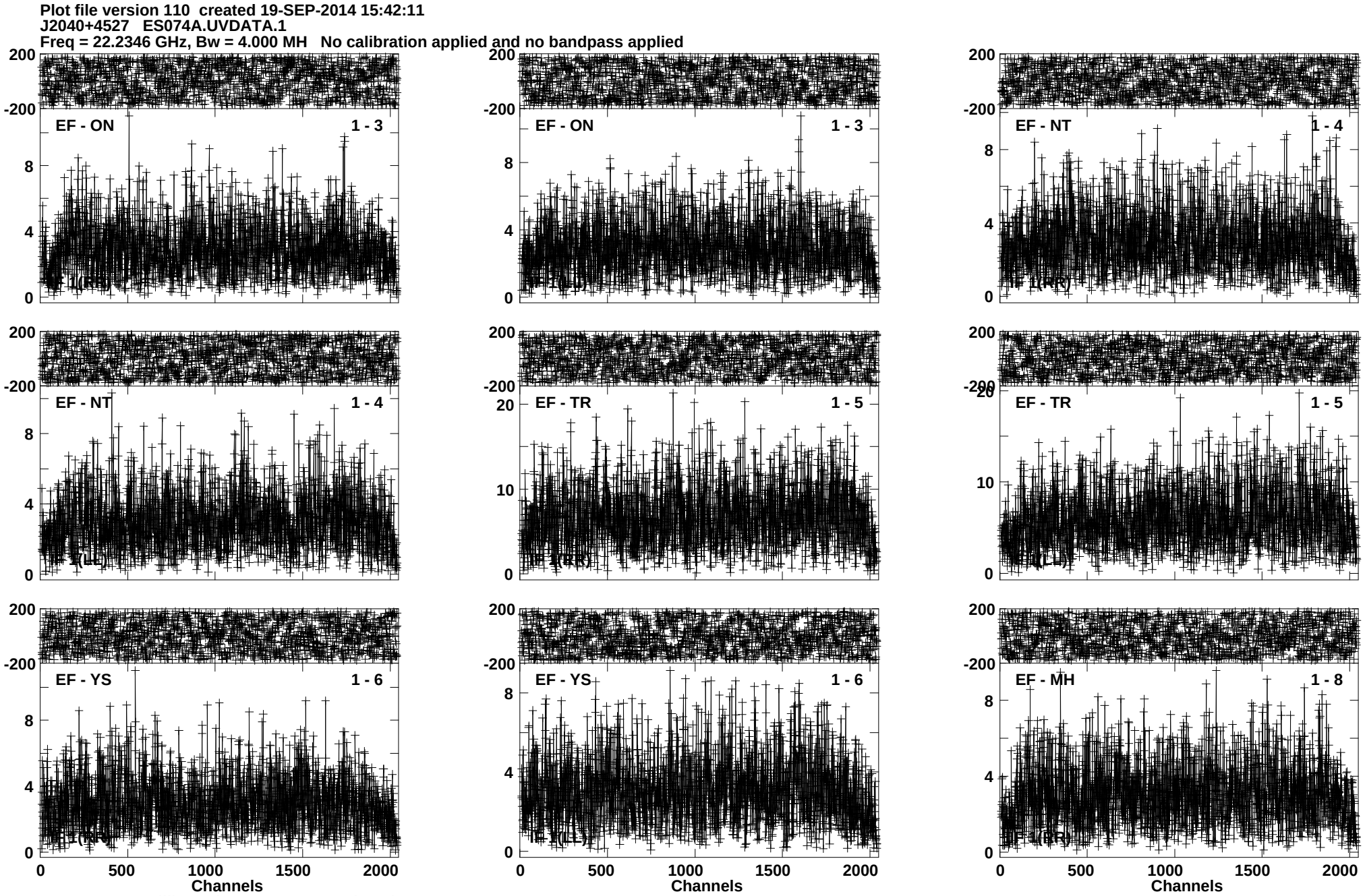
Plot file version 110 created 19-SEP-2014 15:42:11
J2040+4527 ES074A.UVDATA.1
Freq = 22.2346 GHz, Bw = 4.000 MH No calibration applied and no bandpass applied
EF - ON 1 - 3
EF - ON 1 - 3
EF - NT 1 - 4
EF - NT 1 - 4
EF - TR 1 - 5
EF - TR 1 - 5
EF - YS 1 - 6
EF - YS 1 - 6
EF - MH 1 - 8
Channels
Channels
Channels
Lower frame: Milli Ampl Jy Top frame: Phas deg
Vector averaged cross-power spectrum Baseline: EF (01) - ON (03)
Timerange: 00/22:13:24 to 00/22:14:24

Plot file version 111 created 19-SEP-2014 15:42:11
J2040+4527 ES074A.UVDATA.1
Freq = 22.2346 GHz, Bw = 4.000 MH No calibration applied and no bandpass applied

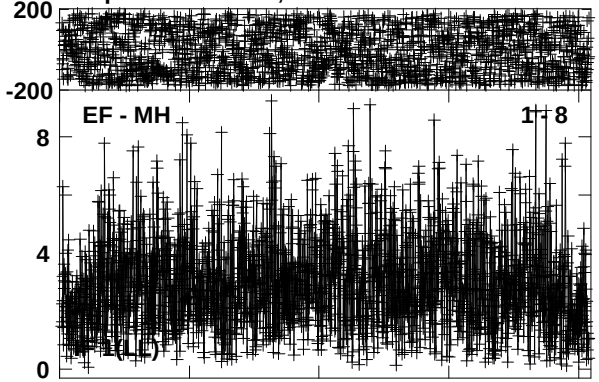

Lower frame: Milli Ampl Jy Top frame: Phas deg
Vector averaged cross-power spectrum Baseline: EF (01) - MH (08)
Timerange: 00/22:13:24 to 00/22:14:24

Plot file version 112 created 19-SEP-2014 15:42:11
W75N ES074A.UVDATA.1
Freq = 22.2346 GHz, Bw = 4.000 MH No calibration applied and no bandpass applied

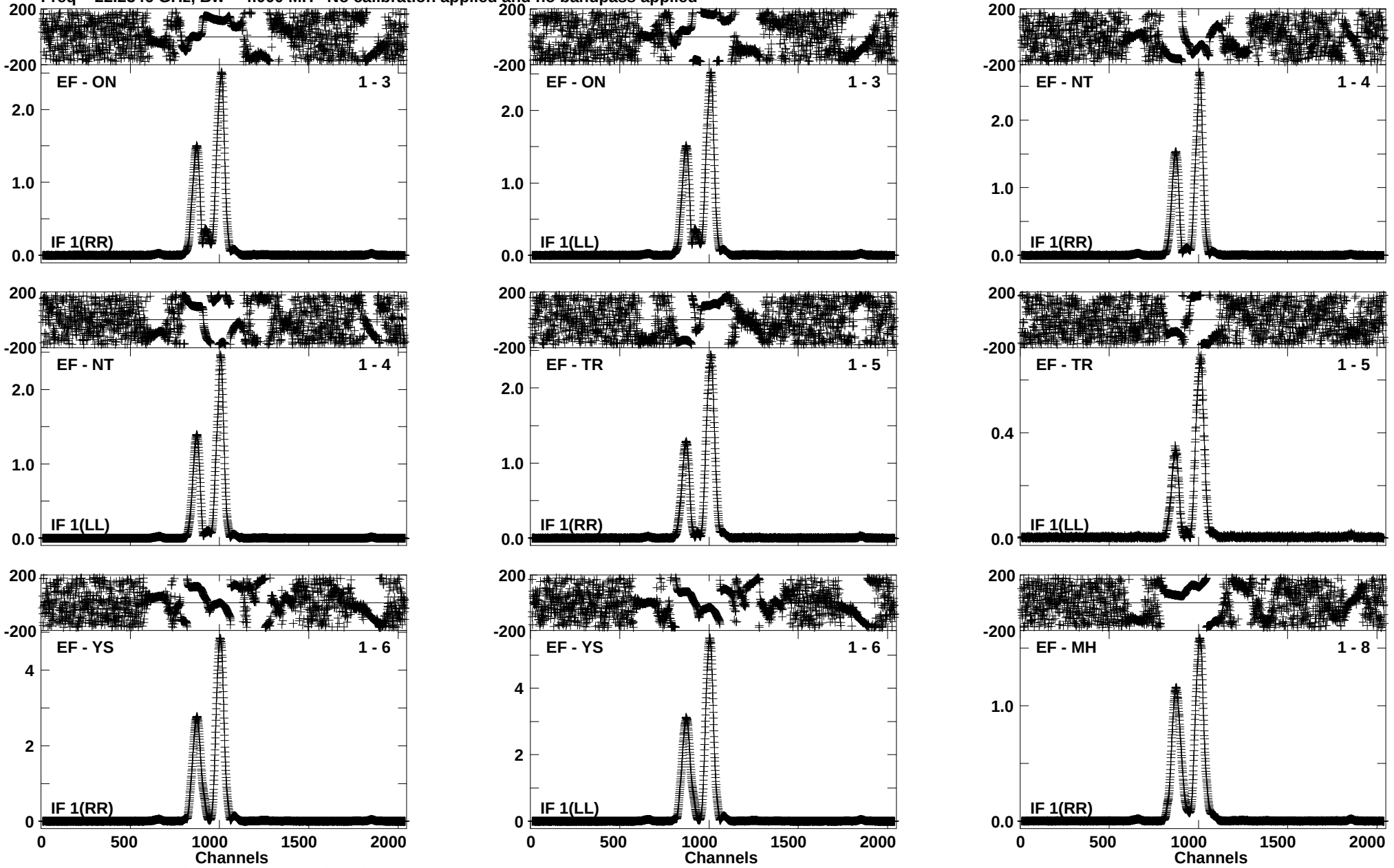

Lower frame: Ampl Jy Top frame: Phas deg
Vector averaged cross-power spectrum Baseline: EF (01) - ON (03)
Timerange: 00/22:14:34 to 00/22:15:34

Plot file version 113 created 19-SEP-2014 15:42:11
W75N ES074A.UVDATA.1
Freq = 22.2346 GHz, Bw = 4.000 MH No calibration applied and no bandpass applied

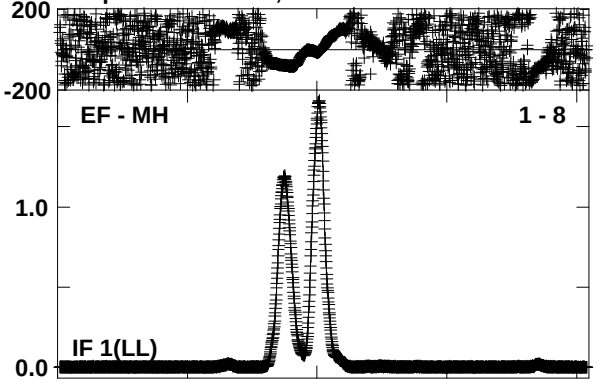

Lower frame: Ampl Jy Top frame: Phas deg
Vector averaged cross-power spectrum Baseline: EF (01) - MH (08)
Timerange: 00/22:14:34 to 00/22:15:34

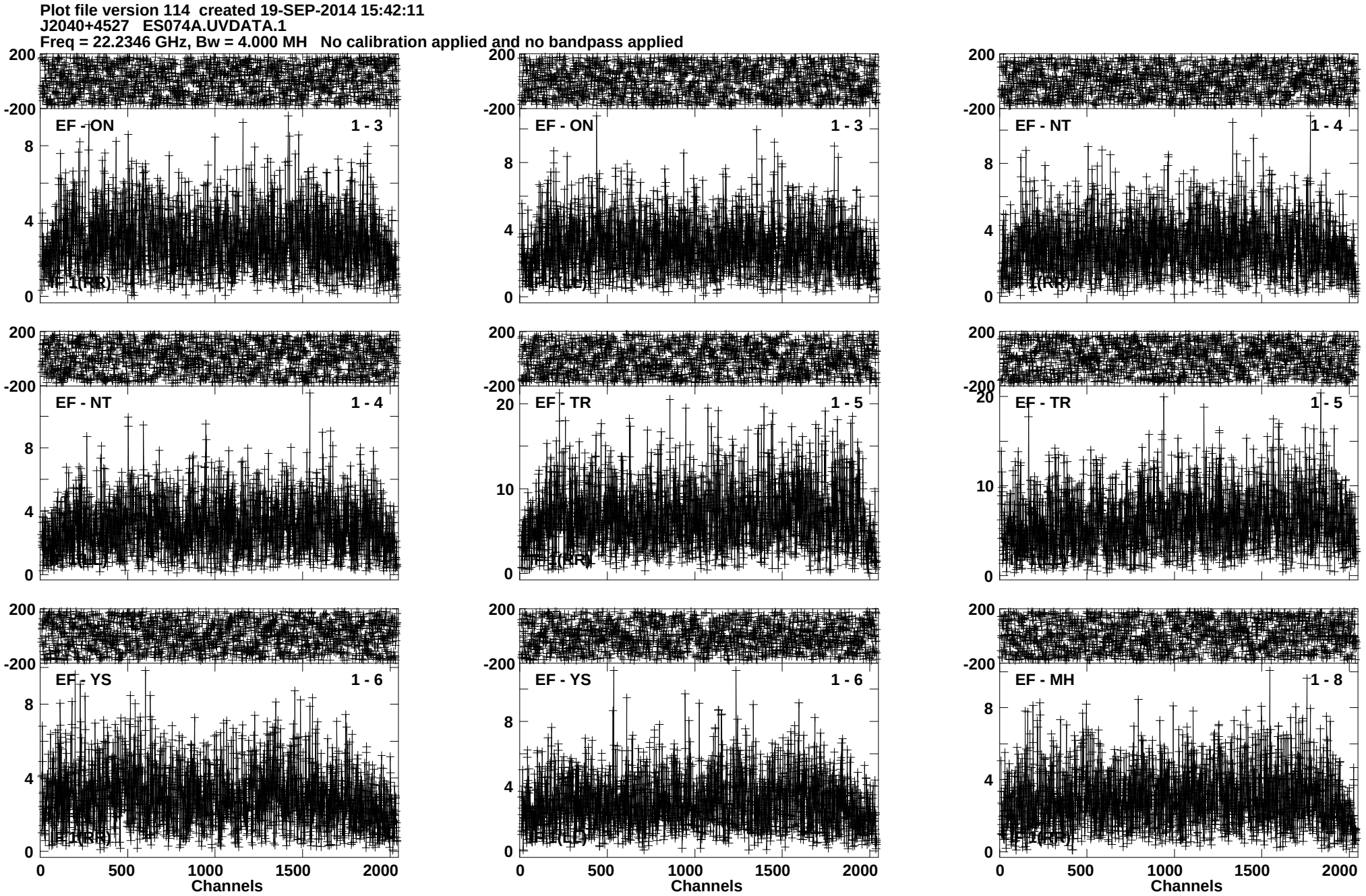
Plot file version 114 created 19-SEP-2014 15:42:11
J2040+4527 ES074A.UVDATA.1
Freq = 22.2346 GHz, Bw = 4.000 MH No calibration applied and no bandpass applied
EF - ON 1 - 3
EF - ON 1 - 3
EF - NT 1 - 4
EF - NT 1 - 4
EF - TR 1 - 5
EF - TR 1 - 5
EF - YS 1 - 6
EF - YS 1 - 6
EF - MH 1 - 8
Channels
Channels
Channels
Lower frame: Milli Ampl Jy Top frame: Phas deg
Vector averaged cross-power spectrum Baseline: EF (01) - ON (03)
Timerange: 00/22:15:44 to 00/22:16:44

Plot file version 115 created 19-SEP-2014 15:42:11
J2040+4527 ES074A.UVDATA.1
Freq = 22.2346 GHz, Bw = 4.000 MH No calibration applied and no bandpass applied

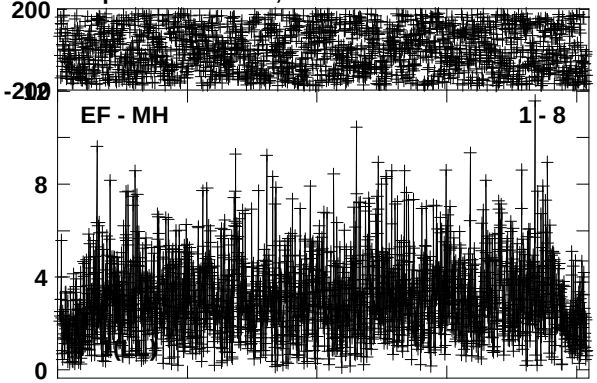

Lower frame: Milli Ampl Jy Top frame: Phas deg
Vector averaged cross-power spectrum Baseline: EF (01) - MH (08)
Timerange: 00/22:15:44 to 00/22:16:44

Plot file version 116 created 19-SEP-2014 15:42:11
W75N ES074A.UVDATA.1
Freq = 22.2346 GHz, Bw = 4.000 MH No calibration applied and no bandpass applied

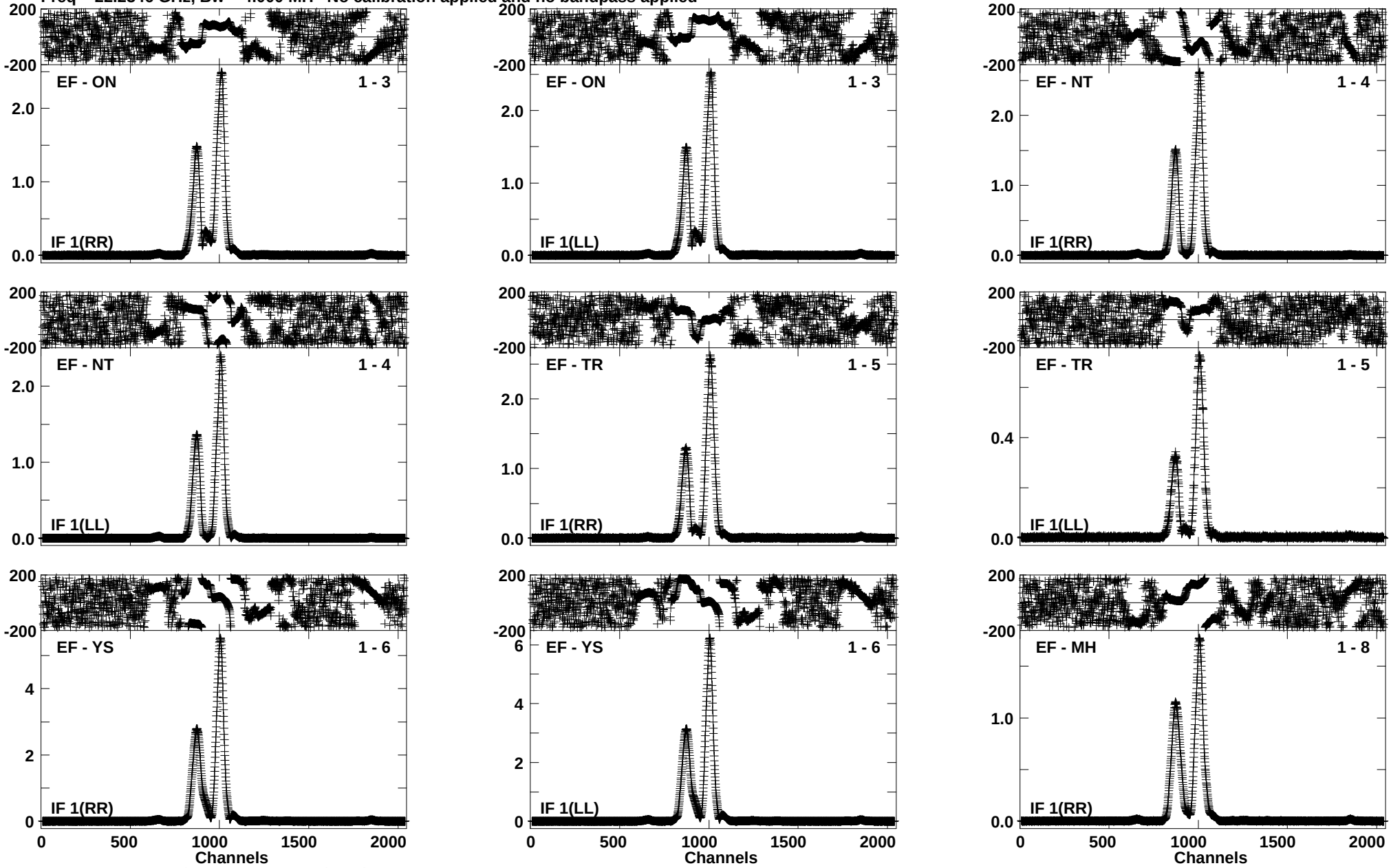

Lower frame: Ampl Jy Top frame: Phas deg
Vector averaged cross-power spectrum Baseline: EF (01) - ON (03)
Timerange: 00/22:16:54 to 00/22:17:54

Plot file version 117 created 19-SEP-2014 15:42:11
W75N ES074A.UVDATA.1
Freq = 22.2346 GHz, Bw = 4.000 MH No calibration applied and no bandpass applied

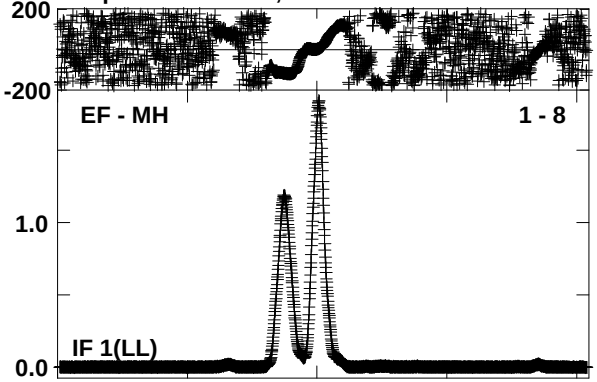

Lower frame: Ampl Jy Top frame: Phas deg
Vector averaged cross-power spectrum Baseline: EF (01) - MH (08)
Timerange: 00/22:16:54 to 00/22:17:54

Plot file version 118 created 19-SEP-2014 15:42:11
J2040+4527 ES074A.UVDATA.1
Freq = 22.2346 GHz, Bw = 4.000 MH No calibration applied and no bandpass applied

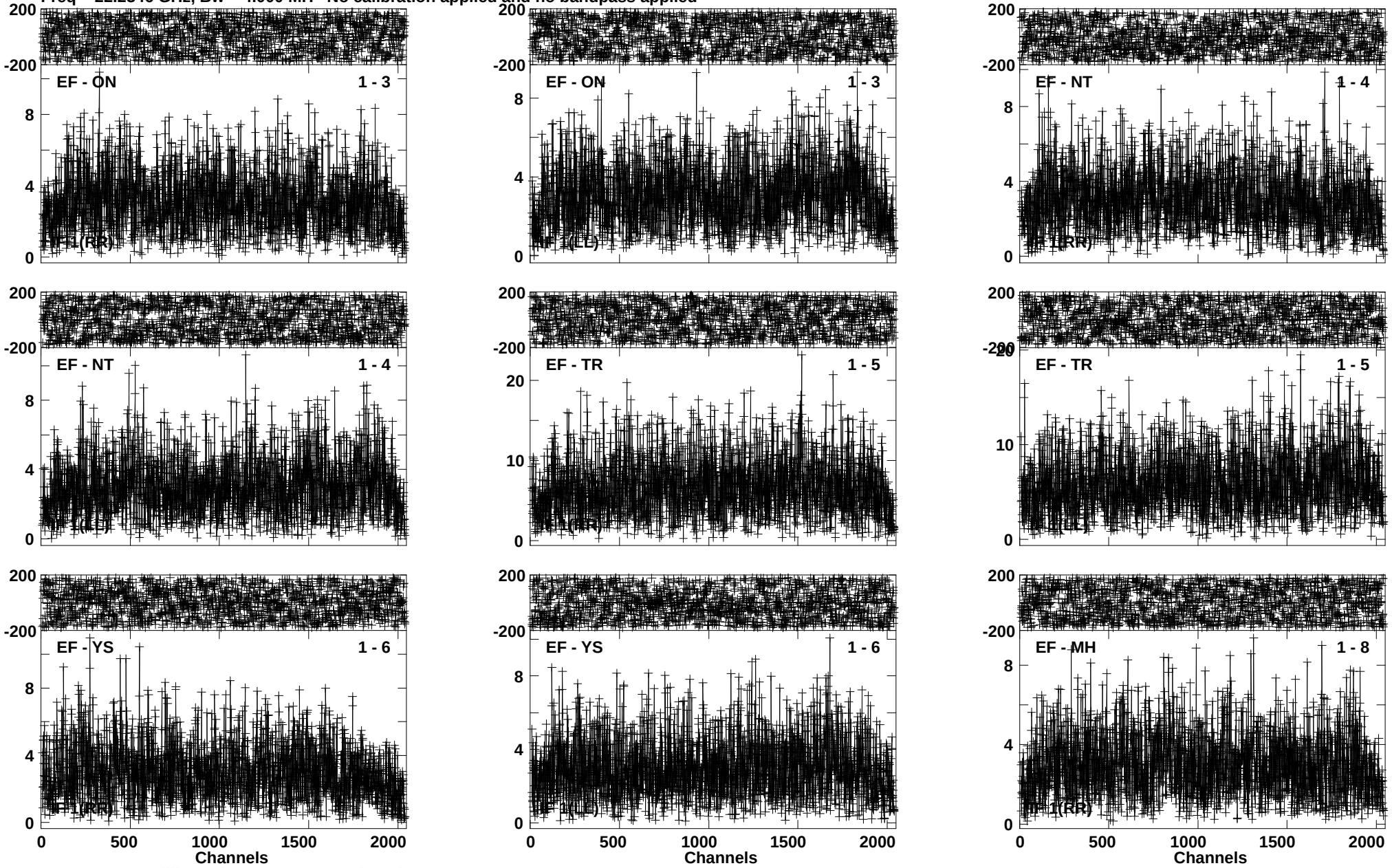

Lower frame: Milli Ampl Jy Top frame: Phas deg
Vector averaged cross-power spectrum Baseline: EF (01) - ON (03)
Timerange: 00/22:18:04 to 00/22:19:04

Plot file version 119 created 19-SEP-2014 15:42:11
J2040+4527 ES074A.UVDATA.1
Freq = 22.2346 GHz, Bw = 4.000 MH No calibration applied and no bandpass applied

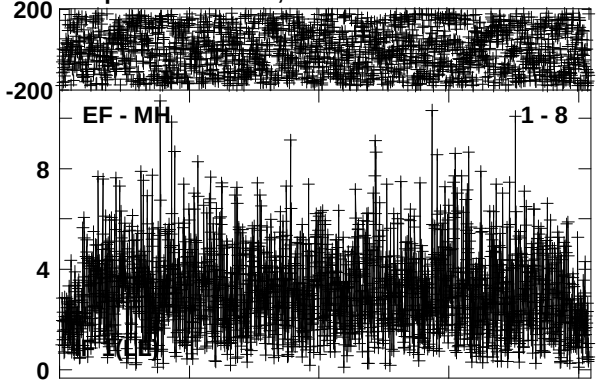

Lower frame: Milli Ampl Jy Top frame: Phas deg
Vector averaged cross-power spectrum Baseline: EF (01) - MH (08)
Timerange: 00/22:18:04 to 00/22:19:04

Plot file version 120 created 19-SEP-2014 15:42:11
W75N ES074A.UVDATA.1
Freq = 22.2346 GHz, Bw = 4.000 MH No calibration applied and no bandpass applied

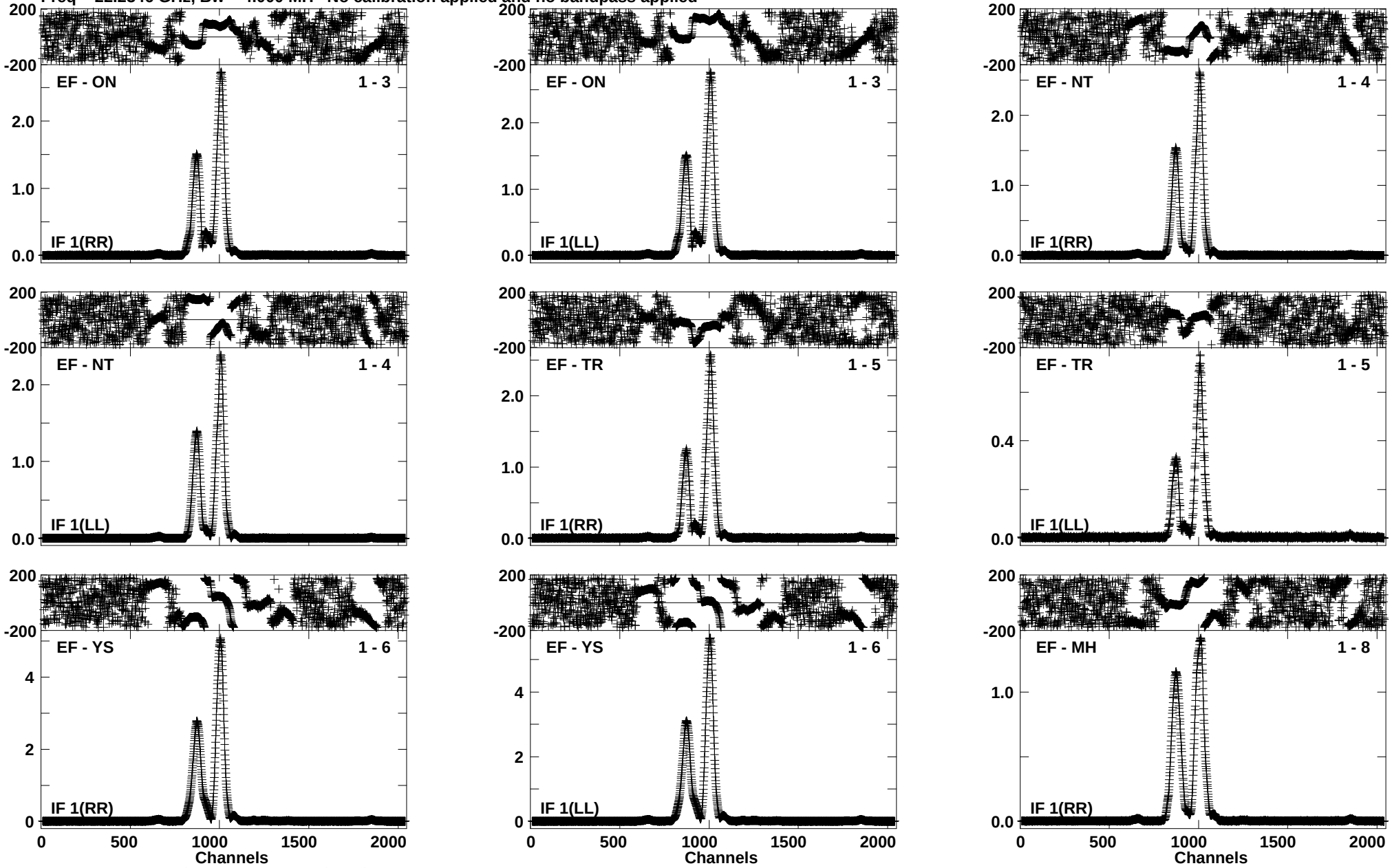

Lower frame: Ampl Jy Top frame: Phas deg
Vector averaged cross-power spectrum Baseline: EF (01) - ON (03)
Timerange: 00/22:19:14 to 00/22:20:14

Plot file version 121 created 19-SEP-2014 15:42:12
W75N ES074A.UVDATA.1
Freq = 22.2346 GHz, Bw = 4.000 MH No calibration applied and no bandpass applied

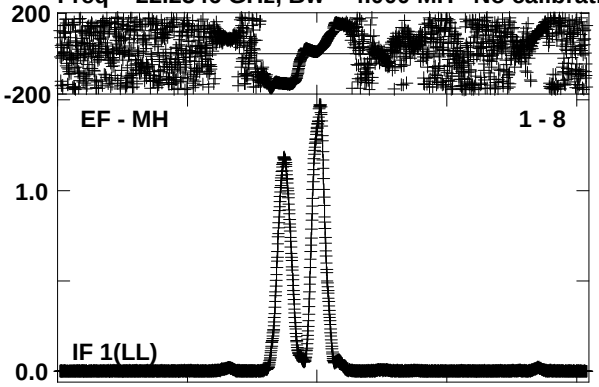

Lower frame: Ampl Jy Top frame: Phas deg
Vector averaged cross-power spectrum Baseline: EF (01) - MH (08)
Timerange: 00/22:19:14 to 00/22:20:14

Plot file version 122 created 19-SEP-2014 15:42:12
J2040+4527 ES074A.UVDATA.1
Freq = 22.2346 GHz, Bw = 4.000 MH No calibration applied and no bandpass applied

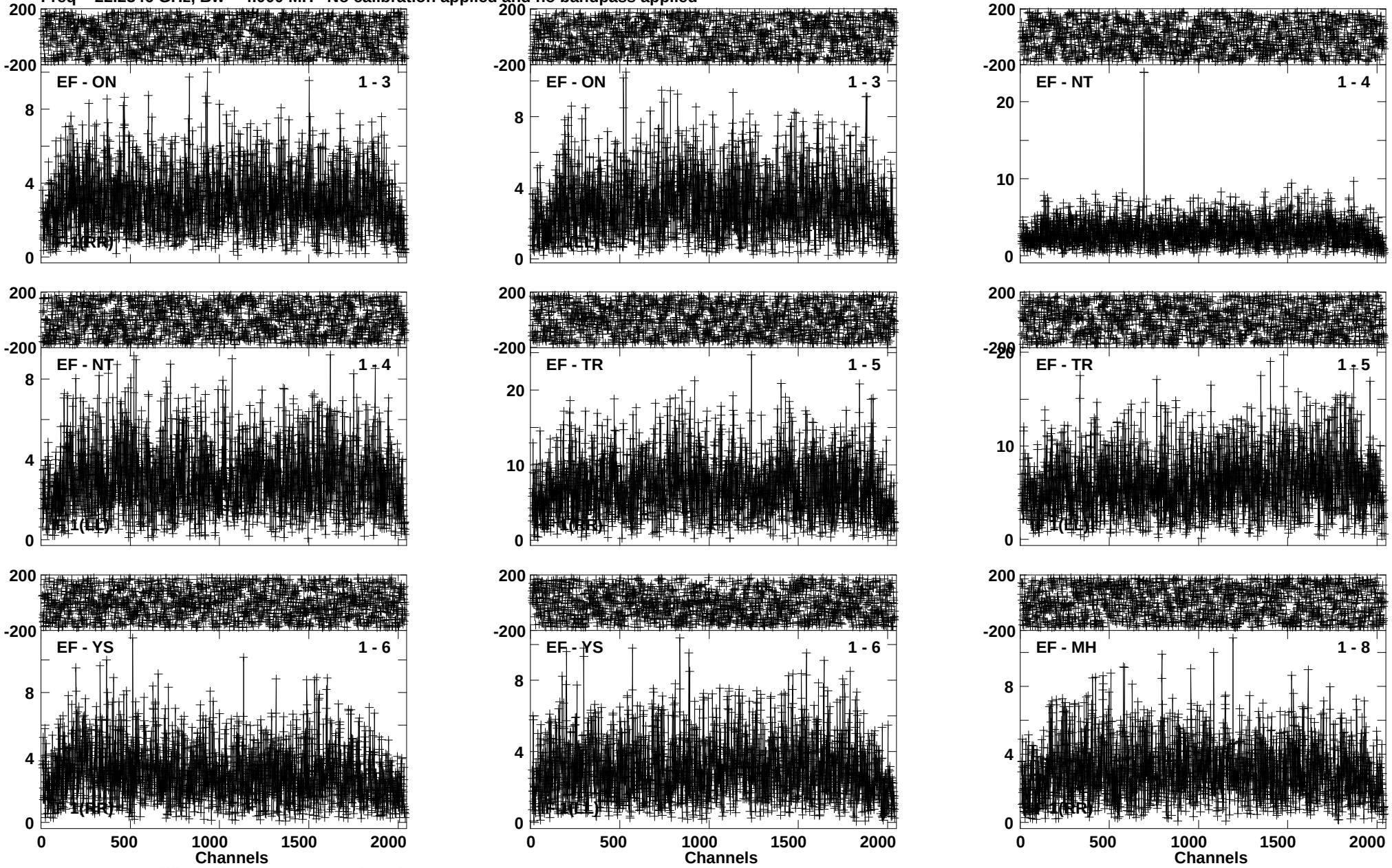

Lower frame: Milli Ampl Jy Top frame: Phas deg
Vector averaged cross-power spectrum Baseline: EF (01) - ON (03)
Timerange: 00/22:20:24 to 00/22:21:24

Plot file version 123 created 19-SEP-2014 15:42:12
J2040+4527 ES074A.UVDATA.1
Freq = 22.2346 GHz, Bw = 4.000 MH No calibration applied and no bandpass applied

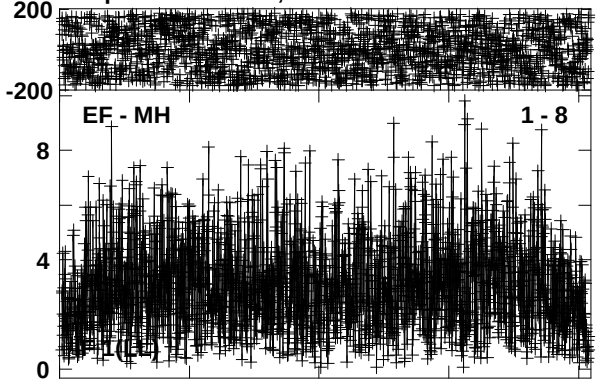

Lower frame: Milli Ampl Jy Top frame: Phas deg
Vector averaged cross-power spectrum Baseline: EF (01) - MH (08)
Timerange: 00/22:20:24 to 00/22:21:24

Plot file version 124 created 19-SEP-2014 15:42:12
W75N ES074A.UVDATA.1
Freq = 22.2346 GHz, Bw = 4.000 MH No calibration applied and no bandpass applied

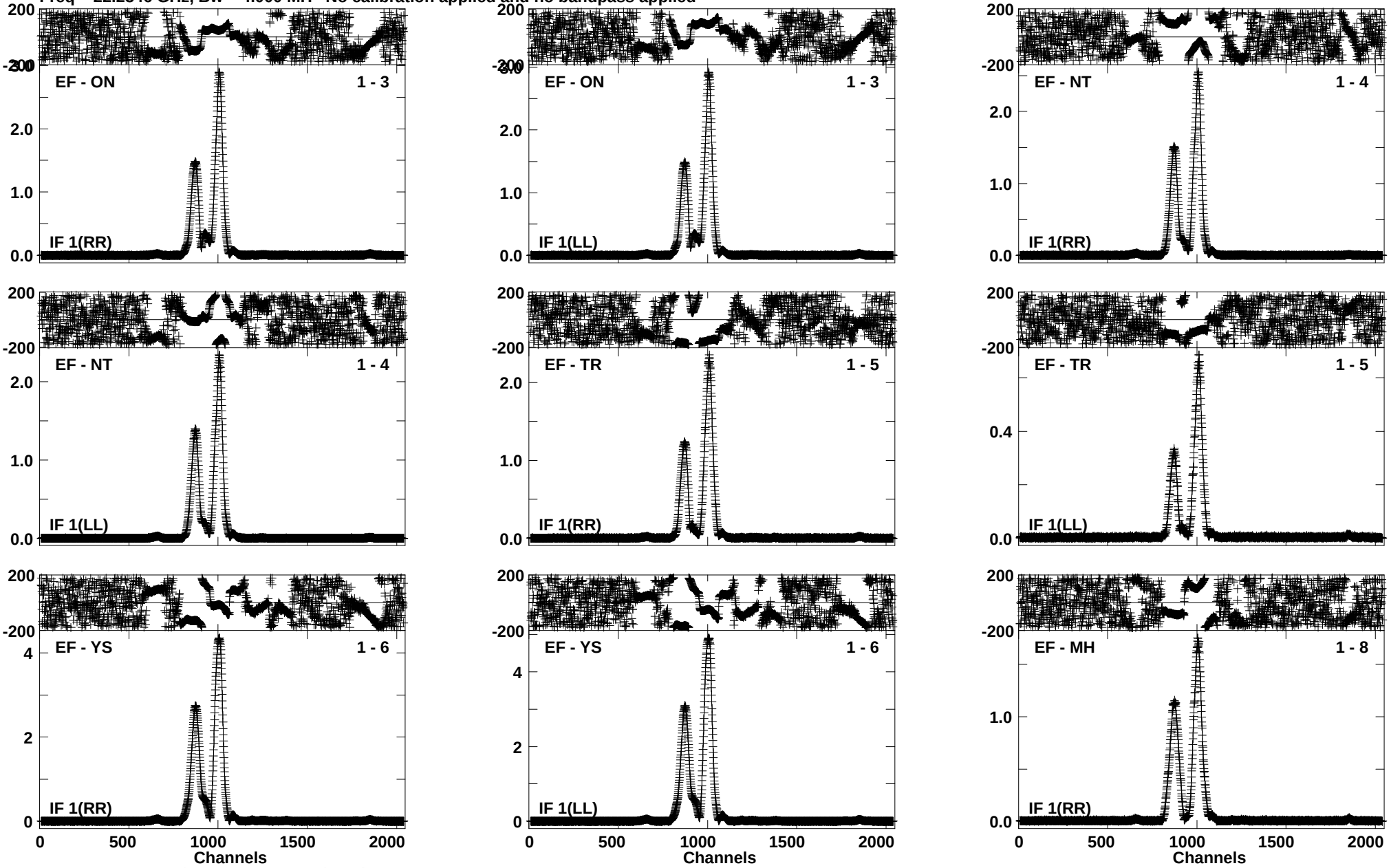

Lower frame: Ampl Jy Top frame: Phas deg
Vector averaged cross-power spectrum Baseline: EF (01) - ON (03)
Timerange: 00/22:21:34 to 00/22:22:34

Plot file version 125 created 19-SEP-2014 15:42:12
W75N ES074A.UVDATA.1
Freq = 22.2346 GHz, Bw = 4.000 MH No calibration applied and no bandpass applied

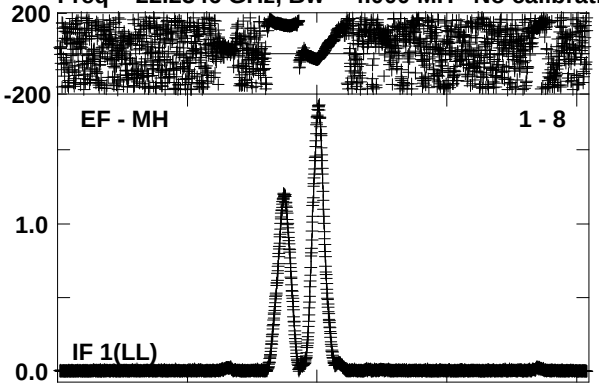

Lower frame: Ampl Jy Top frame: Phas deg
Vector averaged cross-power spectrum Baseline: EF (01) - MH (08)
Timerange: 00/22:21:34 to 00/22:22:34

Plot file version 126 created 19-SEP-2014 15:42:12
J2040+4527 ES074A.UVDATA.1
Freq = 22.2346 GHz, Bw = 4.000 MH No calibration applied and no bandpass applied

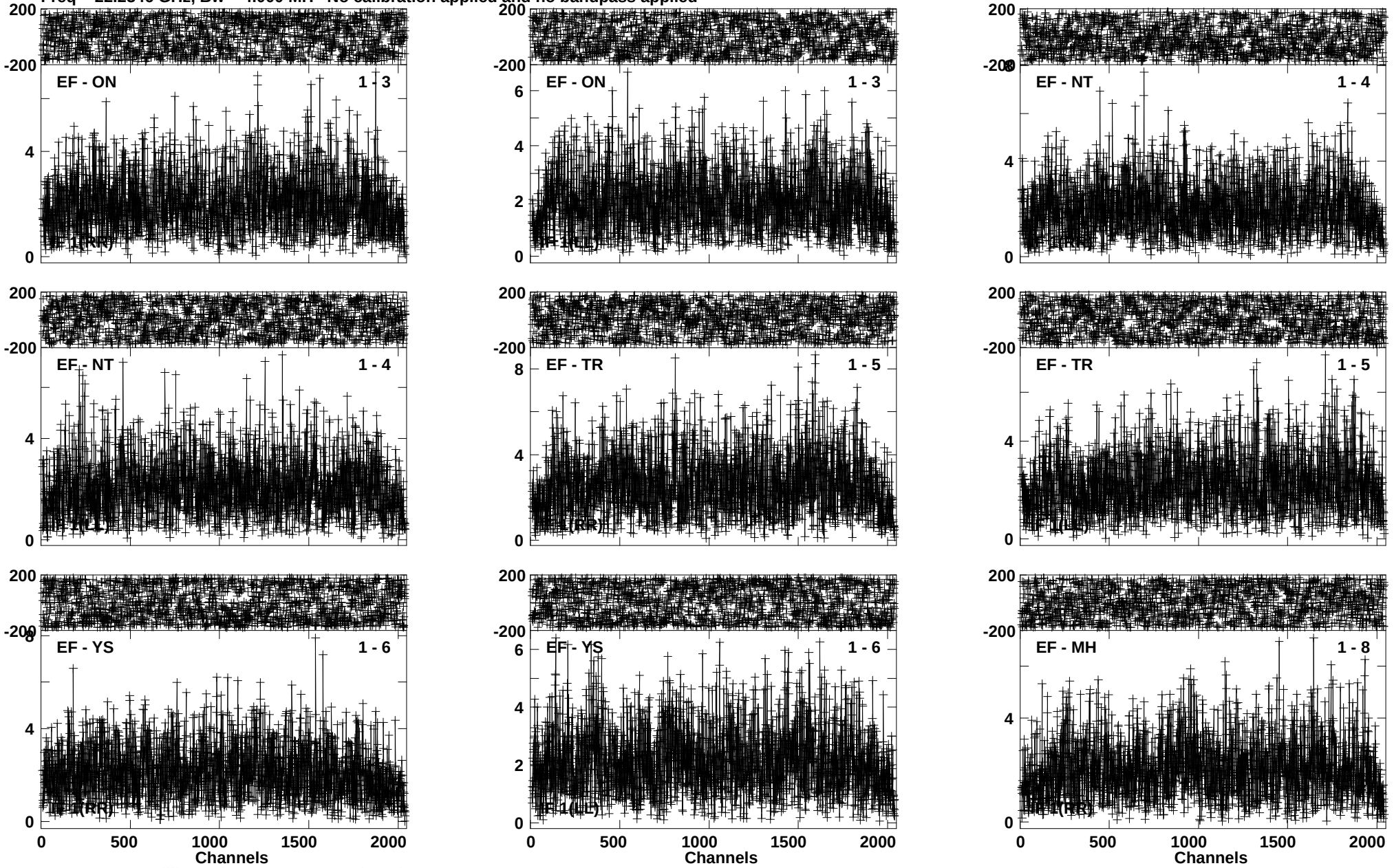

Lower frame: Milli Ampl Jy Top frame: Phas deg
Vector averaged cross-power spectrum Baseline: EF (01) - ON (03)
Timerange: 00/22:23:18 to 00/22:24:24

Plot file version 127 created 19-SEP-2014 15:42:12
J2040+4527 ES074A.UVDATA.1
Freq = 22.2346 GHz, Bw = 4.000 MH No calibration applied and no bandpass applied

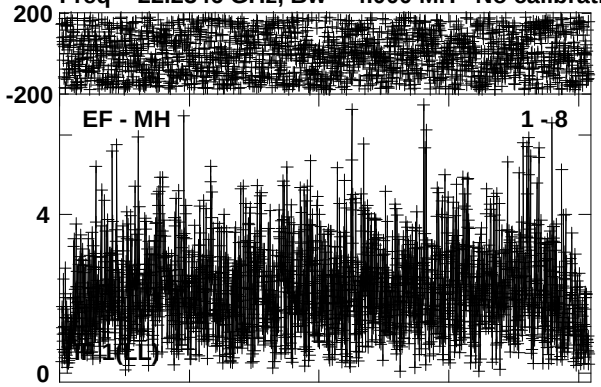

Lower frame: Milli Ampl Jy Top frame: Phas deg
Vector averaged cross-power spectrum Baseline: EF (01) - MH (08)
Timerange: 00/22:23:18 to 00/22:24:24

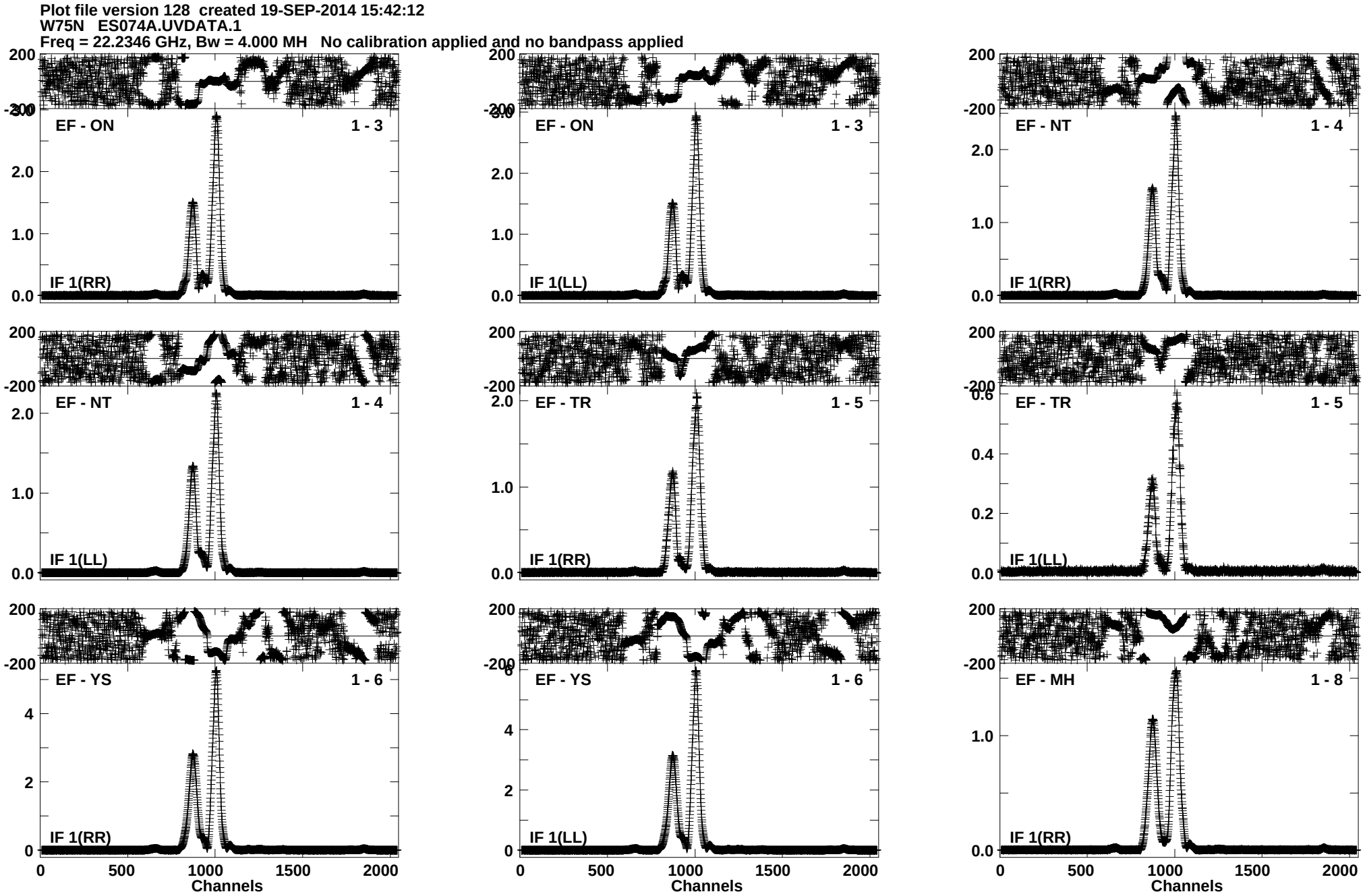
Plot file version 128 created 19-SEP-2014 15:42:12
W75N ES074A.UVDATA.1
Freq = 22.2346 GHz, Bw = 4.000 MH No calibration applied and no bandpass applied
EF - ON 1 - 3
IF 1(RR)
EF - ON 1 - 3
IF 1(LL)
EF - NT 1 - 4
IF 1(RR)
EF - NT 1 - 4
IF 1(LL)
EF - TR 1 - 5
IF 1(RR)
EF - TR 1 - 5
IF 1(LL)
EF - YS 1 - 6
IF 1(RR)
EF - YS 1 - 6
IF 1(LL)
EF - MH 1 - 8
IF 1(RR)
Channels
Channels
Channels
Lower frame: Ampl Jy Top frame: Phas deg
Vector averaged cross-power spectrum Baseline: EF (01) - ON (03)
Timerange: 00/22:24:34 to 00/22:25:34

Plot file version 129 created 19-SEP-2014 15:42:12
W75N ES074A.UVDATA.1
Freq = 22.2346 GHz, Bw = 4.000 MH No calibration applied and no bandpass applied

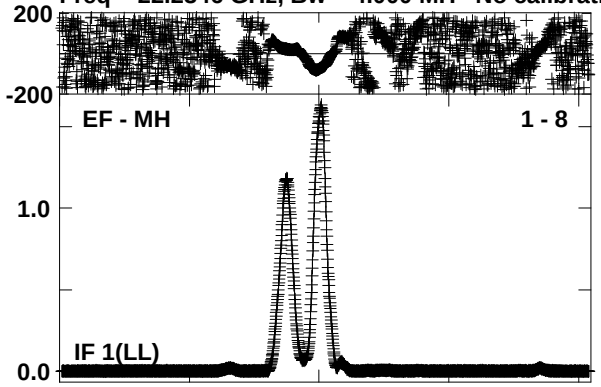

Lower frame: Ampl Jy Top frame: Phas deg
Vector averaged cross-power spectrum Baseline: EF (01) - MH (08)
Timerange: 00/22:24:34 to 00/22:25:34

Plot file version 130 created 19-SEP-2014 15:42:12
J2040+4527 ES074A.UVDATA.1
Freq = 22.2346 GHz, Bw = 4.000 MH No calibration applied and no bandpass applied

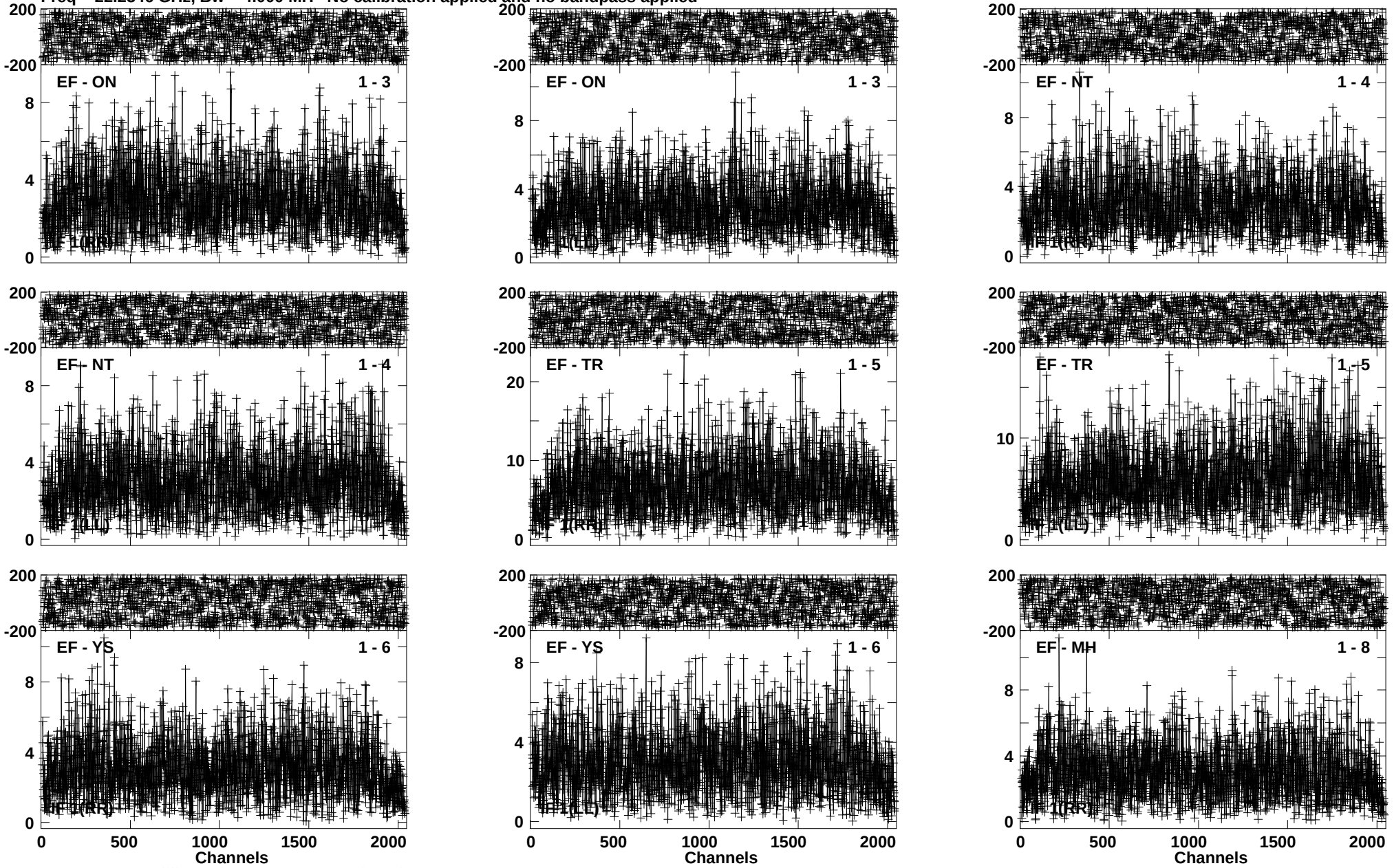

Lower frame: Milli Ampl Jy Top frame: Phas deg
Vector averaged cross-power spectrum Baseline: EF (01) - ON (03)
Timerange: 00/22:25:44 to 00/22:26:44

Plot file version 131 created 19-SEP-2014 15:42:12
J2040+4527 ES074A.UVDATA.1
Freq = 22.2346 GHz, Bw = 4.000 MH No calibration applied and no bandpass applied

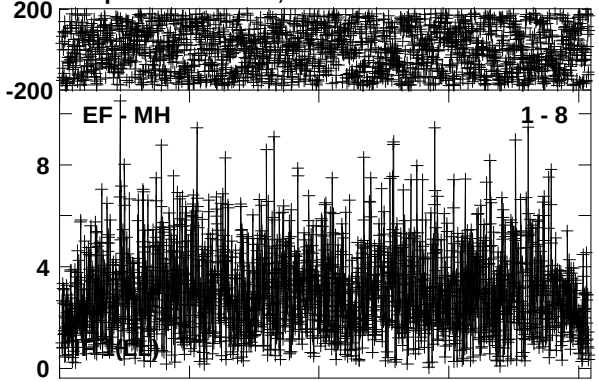

Lower frame: Milli Ampl Jy Top frame: Phas deg
Vector averaged cross-power spectrum Baseline: EF (01) - MH (08)
Timerange: 00/22:25:44 to 00/22:26:44

Plot file version 132 created 19-SEP-2014 15:42:12
W75N ES074A.UVDATA.1
Freq = 22.2346 GHz, Bw = 4.000 MH No calibration applied and no bandpass applied

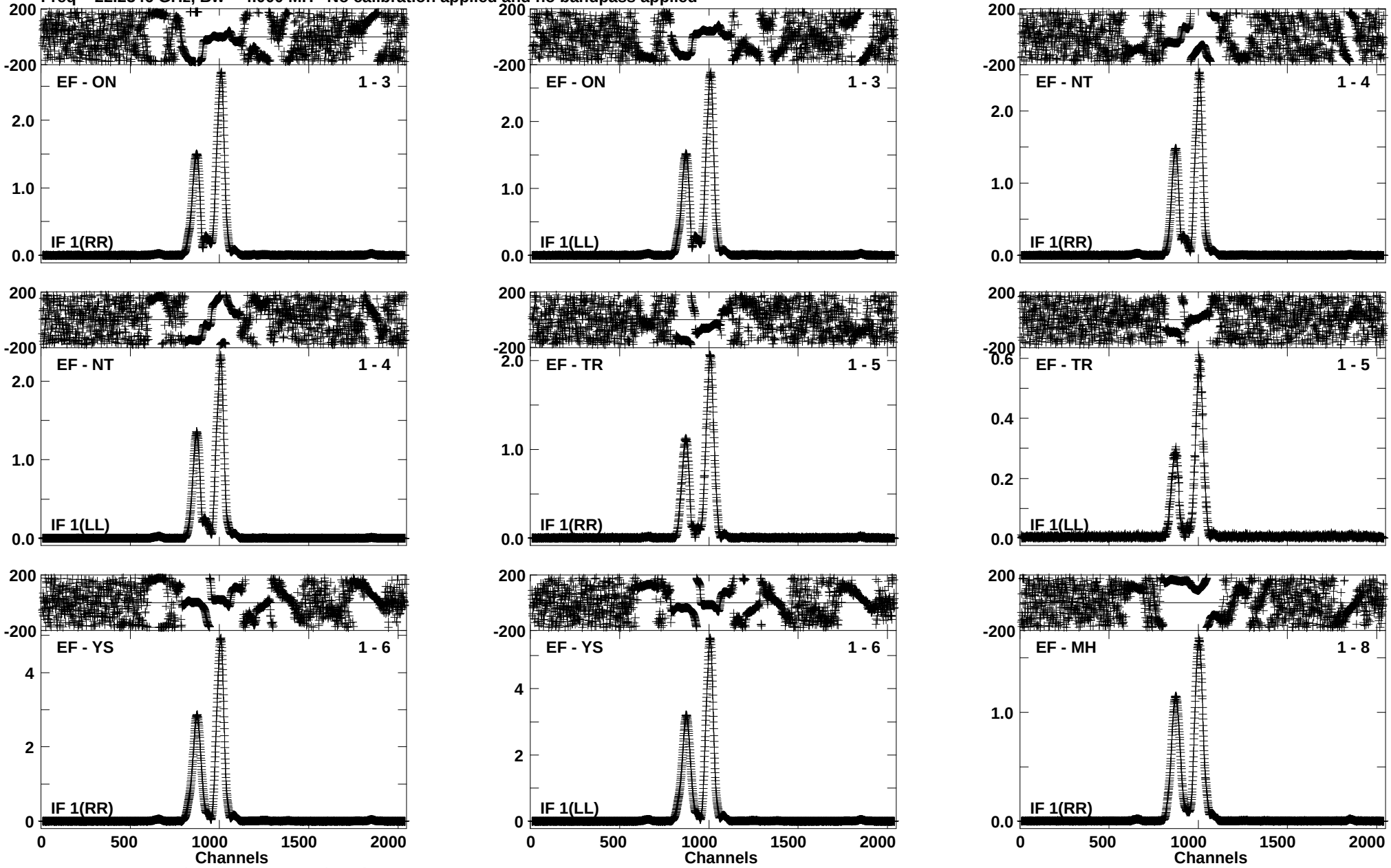

Lower frame: Ampl Jy Top frame: Phas deg
Vector averaged cross-power spectrum Baseline: EF (01) - ON (03)
Timerange: 00/22:26:54 to 00/22:27:54

Plot file version 133 created 19-SEP-2014 15:42:13
W75N ES074A.UVDATA.1
Freq = 22.2346 GHz, Bw = 4.000 MH No calibration applied and no bandpass applied

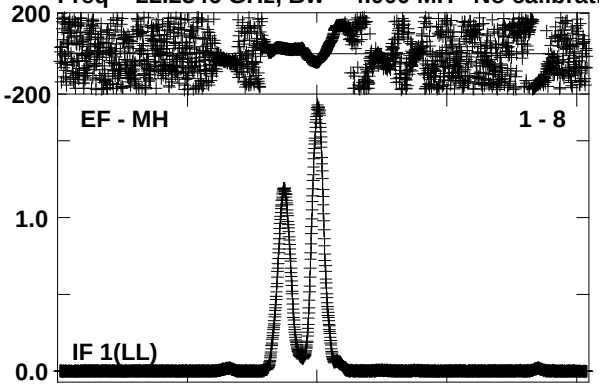

Lower frame: Ampl Jy Top frame: Phas deg
Vector averaged cross-power spectrum Baseline: EF (01) - MH (08)
Timerange: 00/22:26:54 to 00/22:27:54

Plot file version 134 created 19-SEP-2014 15:42:13
J2040+4527 ES074A.UVDATA.1
Freq = 22.2346 GHz, Bw = 4.000 MH No calibration applied and no bandpass applied

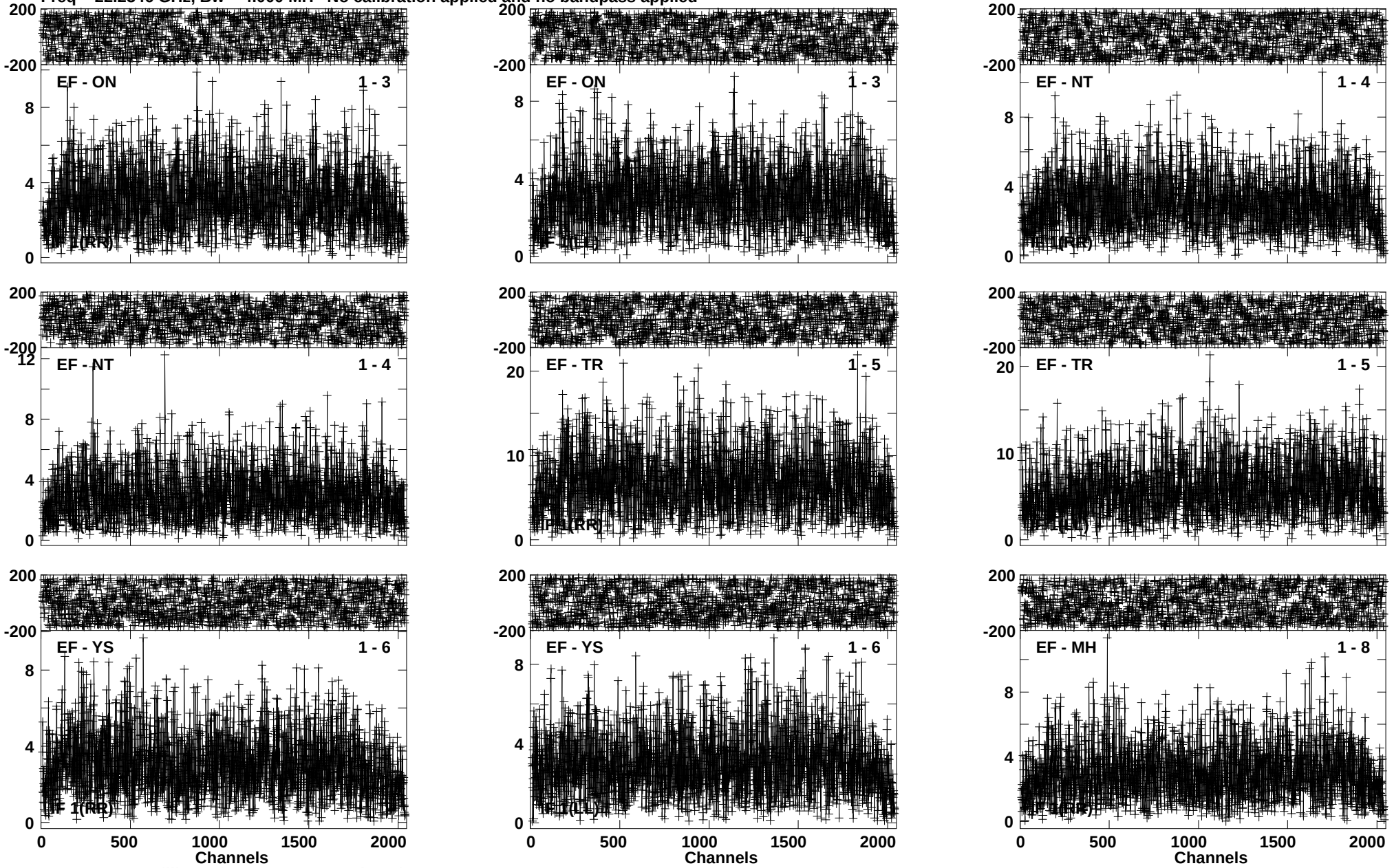

Lower frame: Milli Ampl Jy Top frame: Phas deg
Vector averaged cross-power spectrum Baseline: EF (01) - ON (03)
Timerange: 00/22:28:04 to 00/22:29:04

Plot file version 135 created 19-SEP-2014 15:42:13
J2040+4527 ES074A.UVDATA.1
Freq = 22.2346 GHz, Bw = 4.000 MH No calibration applied and no bandpass applied

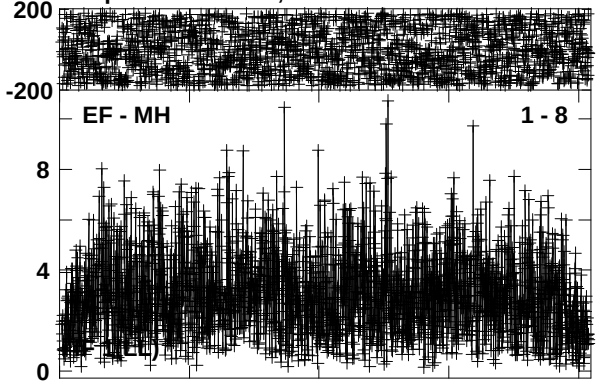

Lower frame: Milli Ampl Jy Top frame: Phas deg
Vector averaged cross-power spectrum Baseline: EF (01) - MH (08)
Timerange: 00/22:28:04 to 00/22:29:04

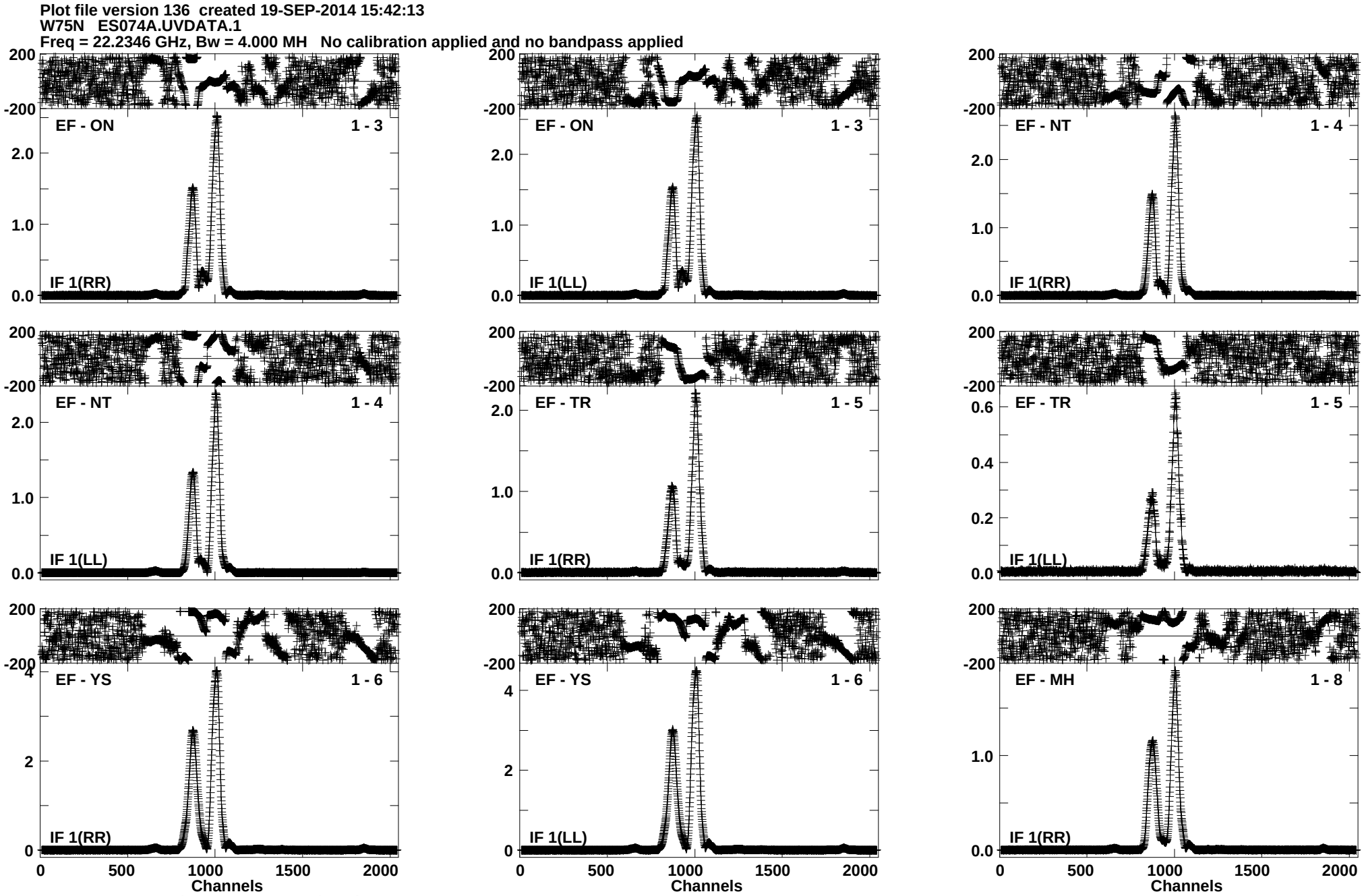
Plot file version 136 created 19-SEP-2014 15:42:13
W75N ES074A.UVDATA.1
Freq = 22.2346 GHz, Bw = 4.000 MH No calibration applied and no bandpass applied
EF - ON 1 - 3
IF 1(RR)
EF - ON 1 - 3
IF 1(LL)
EF - NT 1 - 4
IF 1(RR)
EF - NT 1 - 4
IF 1(LL)
EF - TR 1 - 5
IF 1(RR)
EF - TR 1 - 5
IF 1(LL)
EF - YS 1 - 6
IF 1(RR)
EF - YS 1 - 6
IF 1(LL)
EF - MH 1 - 8
IF 1(RR)
Channels
Channels
Channels
Lower frame: Ampl Jy Top frame: Phas deg
Vector averaged cross-power spectrum Baseline: EF (01) - ON (03)
Timerange: 00/22:29:14 to 00/22:30:14

Plot file version 137 created 19-SEP-2014 15:42:13
W75N ES074A.UVDATA.1
Freq = 22.2346 GHz, Bw = 4.000 MH No calibration applied and no bandpass applied

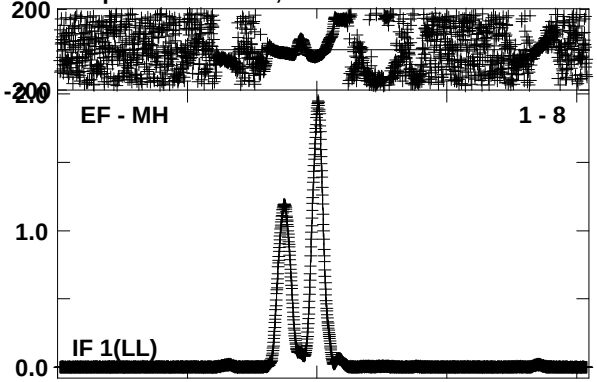

Lower frame: Ampl Jy Top frame: Phas deg
Vector averaged cross-power spectrum Baseline: EF (01) - MH (08)
Timerange: 00/22:29:14 to 00/22:30:14

Plot file version 138 created 19-SEP-2014 15:42:13
J2040+4527 ES074A.UVDATA.1
Freq = 22.2346 GHz, Bw = 4.000 MH No calibration applied and no bandpass applied

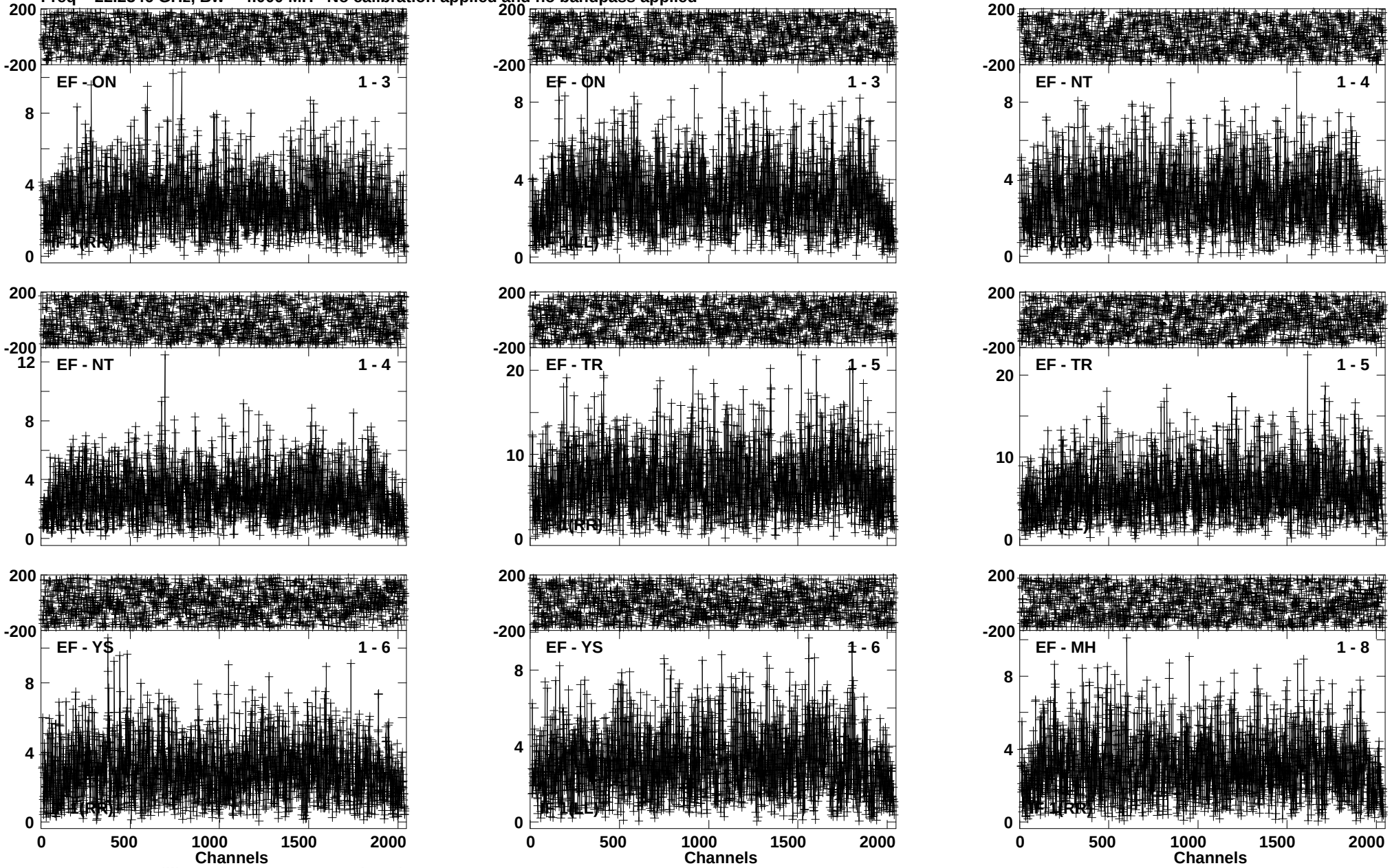

Lower frame: Milli Ampl Jy Top frame: Phas deg
Vector averaged cross-power spectrum Baseline: EF (01) - ON (03)
Timerange: 00/22:30:24 to 00/22:31:24

Plot file version 139 created 19-SEP-2014 15:42:13
J2040+4527 ES074A.UVDATA.1
Freq = 22.2346 GHz, Bw = 4.000 MH No calibration applied and no bandpass applied

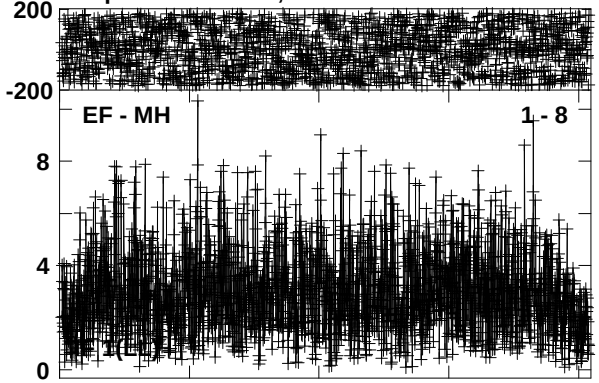

Lower frame: Milli Ampl Jy Top frame: Phas deg
Vector averaged cross-power spectrum Baseline: EF (01) - MH (08)
Timerange: 00/22:30:24 to 00/22:31:24

Plot file version 140 created 19-SEP-2014 15:42:13
W75N ES074A.UVDATA.1
Freq = 22.2346 GHz, Bw = 4.000 MH No calibration applied and no bandpass applied

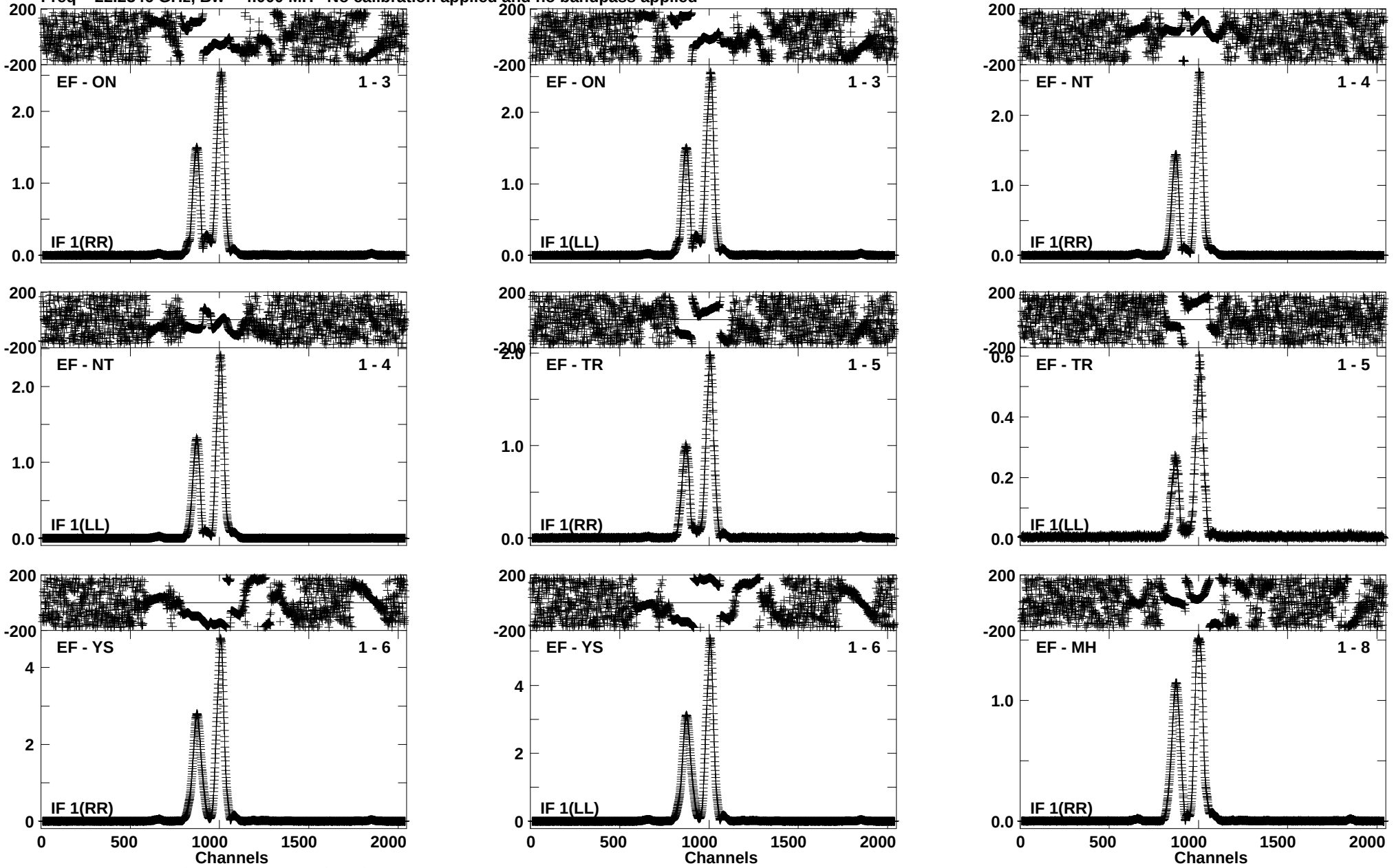

Lower frame: Ampl Jy Top frame: Phas deg
Vector averaged cross-power spectrum Baseline: EF (01) - ON (03)
Timerange: 00/22:31:34 to 00/22:32:34

Plot file version 141 created 19-SEP-2014 15:42:13
W75N ES074A.UVDATA.1
Freq = 22.2346 GHz, Bw = 4.000 MH No calibration applied and no bandpass applied

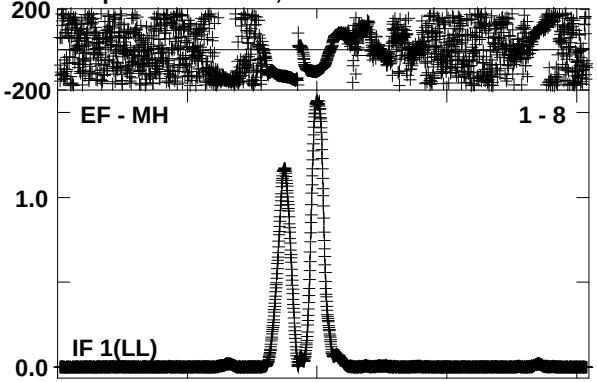

Lower frame: Ampl Jy Top frame: Phas deg
Vector averaged cross-power spectrum Baseline: EF (01) - MH (08)
Timerange: 00/22:31:34 to 00/22:32:34

Plot file version 142 created 19-SEP-2014 15:42:13
J2040+4527 ES074A.UVDATA.1
Freq = 22.2346 GHz, Bw = 4.000 MH No calibration applied and no bandpass applied

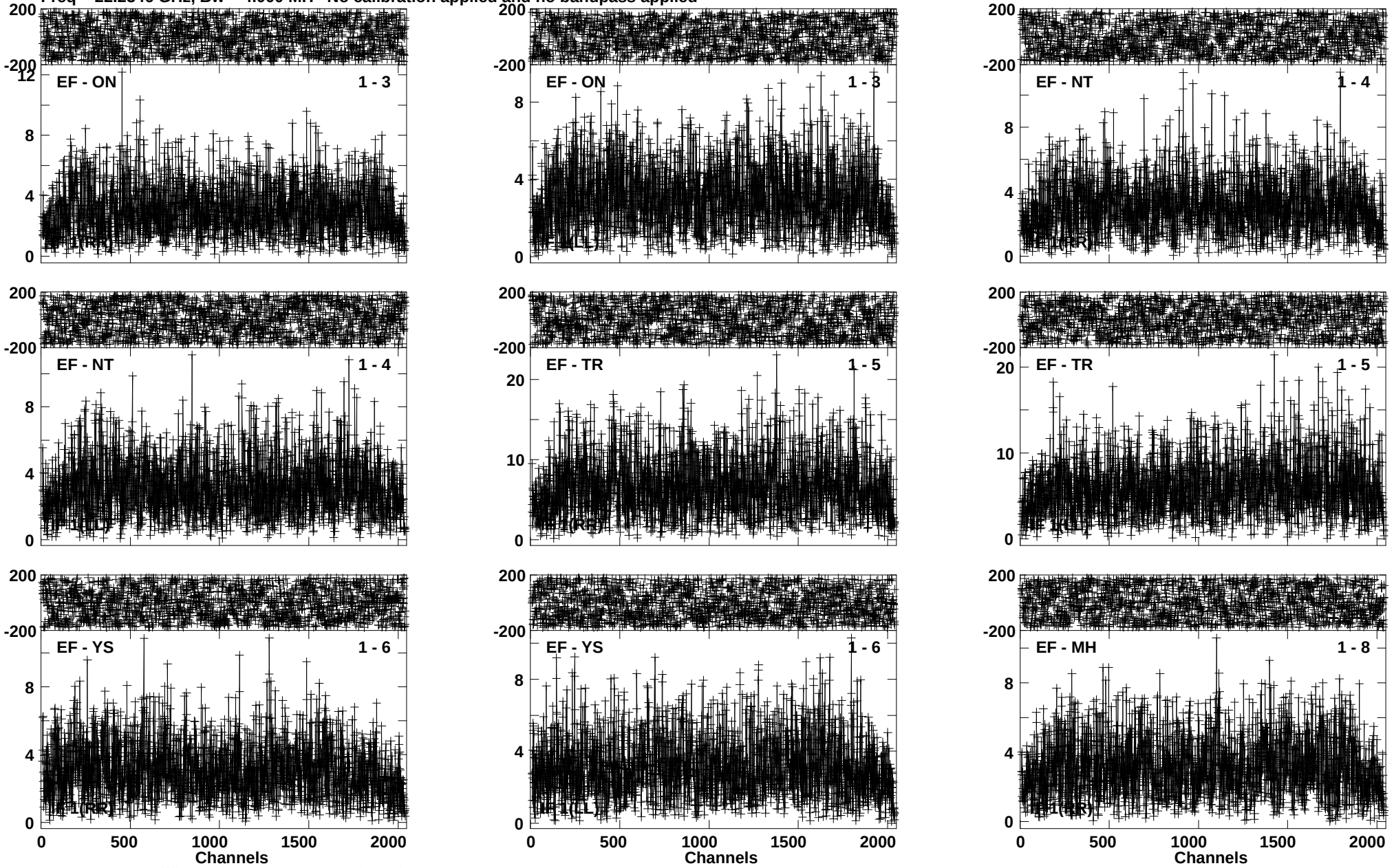

Lower frame: Milli Ampl Jy Top frame: Phas deg
Vector averaged cross-power spectrum Baseline: EF (01) - ON (03)
Timerange: 00/22:32:44 to 00/22:33:44

Plot file version 143 created 19-SEP-2014 15:42:13
J2040+4527 ES074A.UVDATA.1
Freq = 22.2346 GHz, Bw = 4.000 MH No calibration applied and no bandpass applied

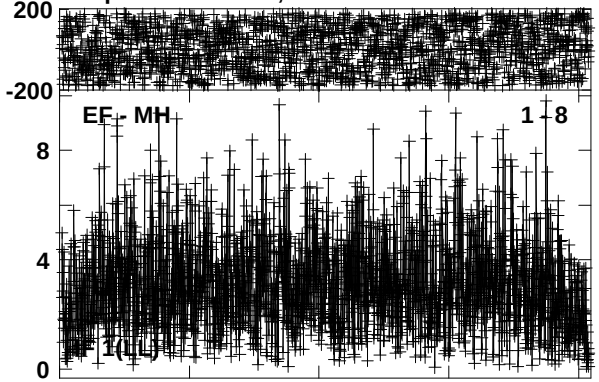

Lower frame: Milli Ampl Jy Top frame: Phas deg
Vector averaged cross-power spectrum Baseline: EF (01) - MH (08)
Timerange: 00/22:32:44 to 00/22:33:44

Plot file version 144 created 19-SEP-2014 15:42:15
W75N ES074A.UVDATA.1
Freq = 22.2346 GHz, Bw = 4.000 MH No calibration applied and no bandpass applied

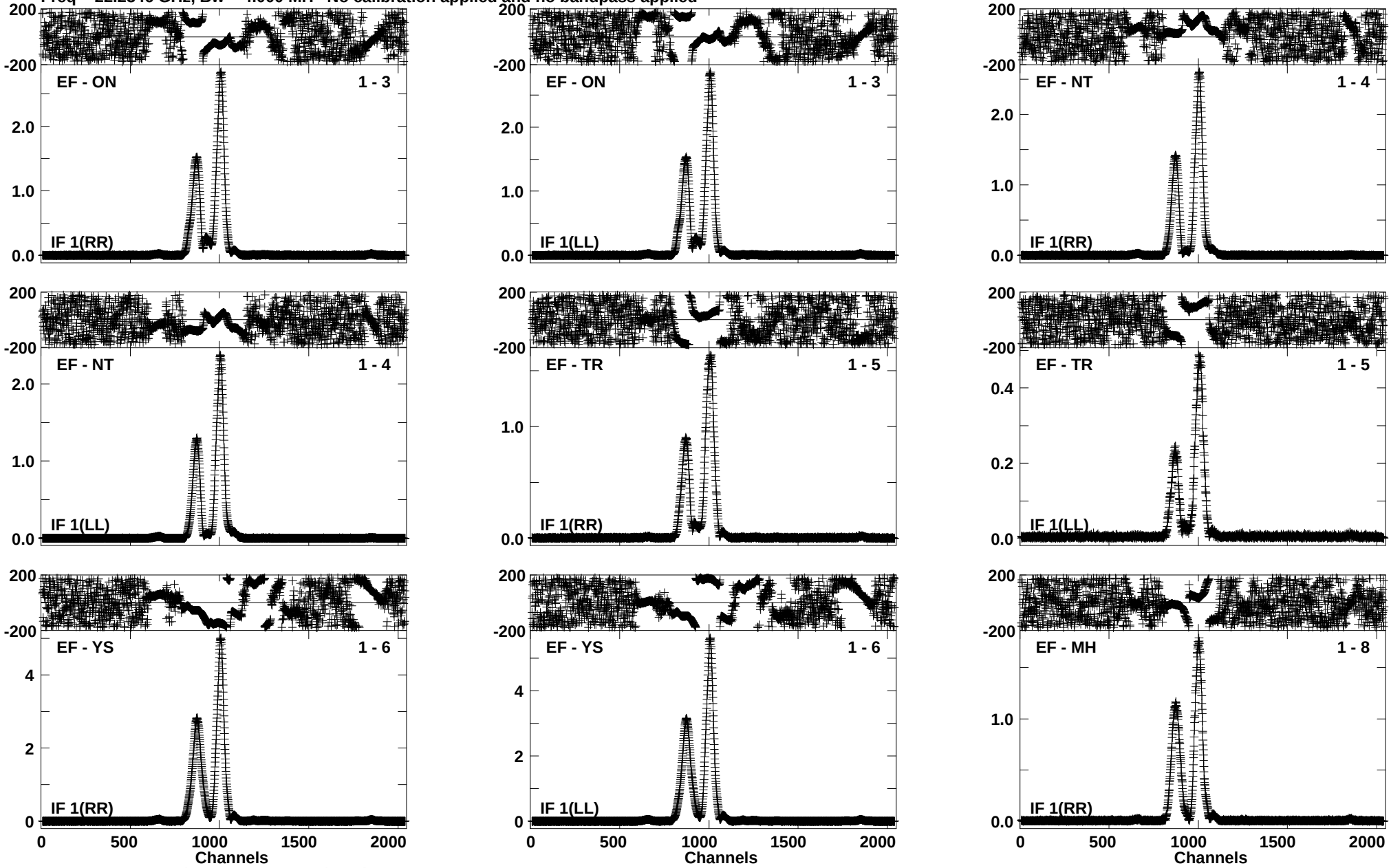

Lower frame: Ampl Jy Top frame: Phas deg
Vector averaged cross-power spectrum Baseline: EF (01) - ON (03)
Timerange: 00/22:33:54 to 00/22:34:54

Plot file version 145 created 19-SEP-2014 15:42:16
W75N ES074A.UVDATA.1
Freq = 22.2346 GHz, Bw = 4.000 MH No calibration applied and no bandpass applied

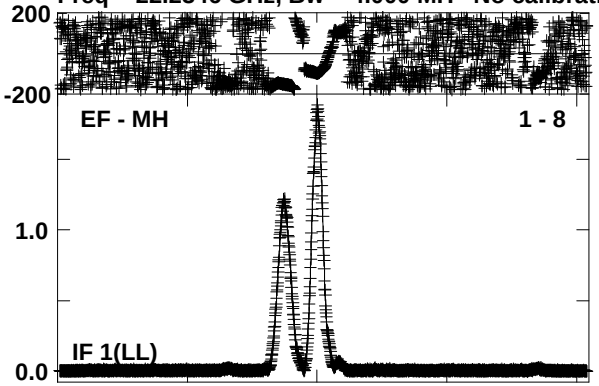

Lower frame: Ampl Jy Top frame: Phas deg
Vector averaged cross-power spectrum Baseline: EF (01) - MH (08)
Timerange: 00/22:33:54 to 00/22:34:54

Plot file version 146 created 19-SEP-2014 15:42:16
J2040+4527 ES074A.UVDATA.1
Freq = 22.2346 GHz, Bw = 4.000 MH No calibration applied and no bandpass applied

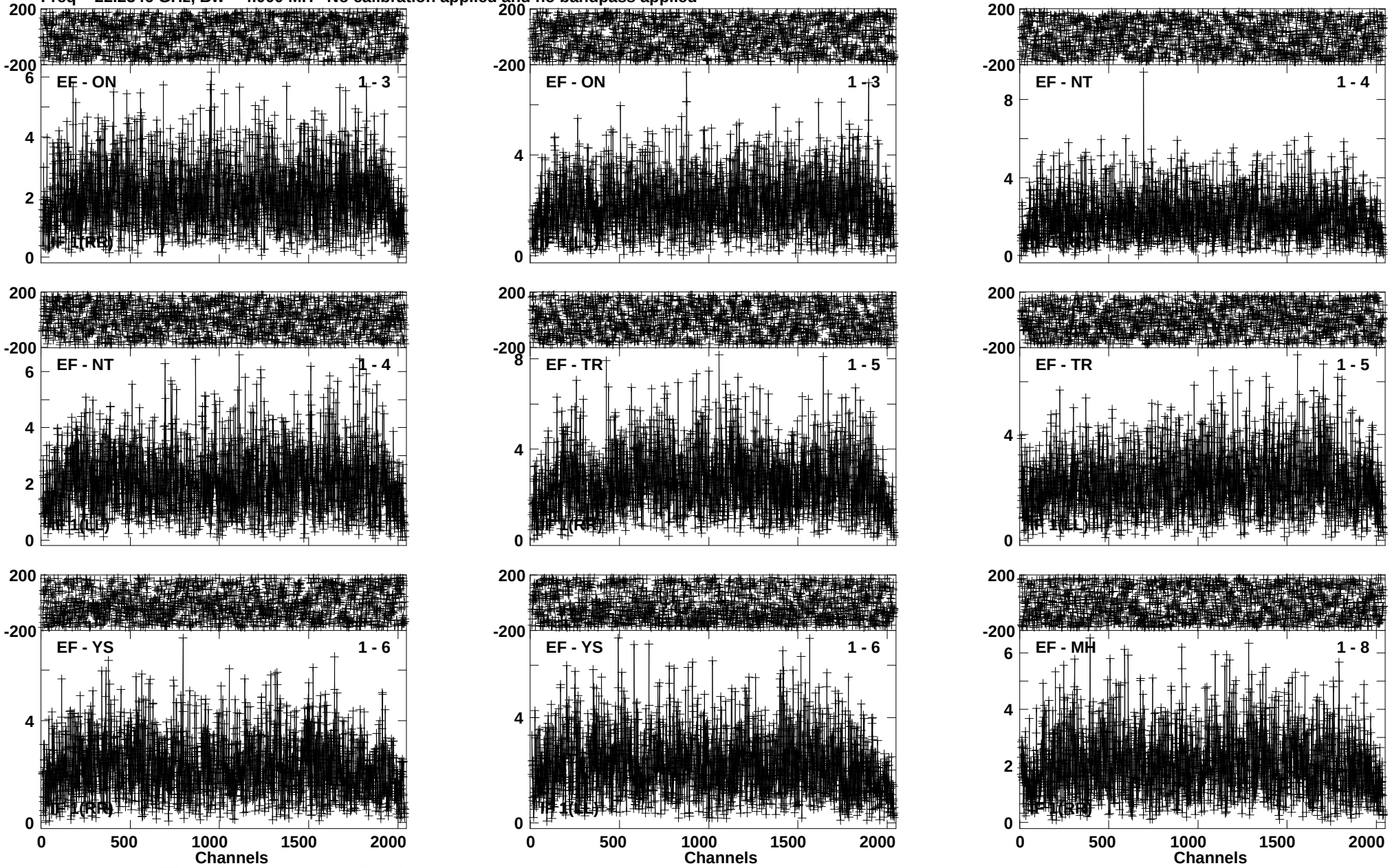

Lower frame: Milli Ampl Jy Top frame: Phas deg
Vector averaged cross-power spectrum Baseline: EF (01) - ON (03)
Timerange: 00/22:35:38 to 00/22:36:44

Plot file version 147 created 19-SEP-2014 15:42:16
J2040+4527 ES074A.UVDATA.1
Freq = 22.2346 GHz, Bw = 4.000 MH No calibration applied and no bandpass applied

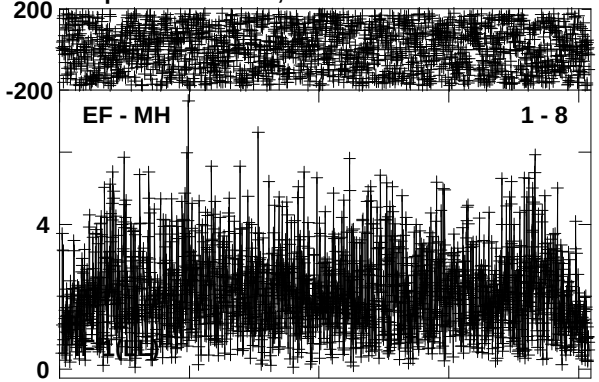

Lower frame: Milli Ampl Jy Top frame: Phas deg
Vector averaged cross-power spectrum Baseline: EF (01) - MH (08)
Timerange: 00/22:35:38 to 00/22:36:44

Plot file version 148 created 19-SEP-2014 15:42:16
W75N ES074A.UVDATA.1
Freq = 22.2346 GHz, Bw = 4.000 MH No calibration applied and no bandpass applied

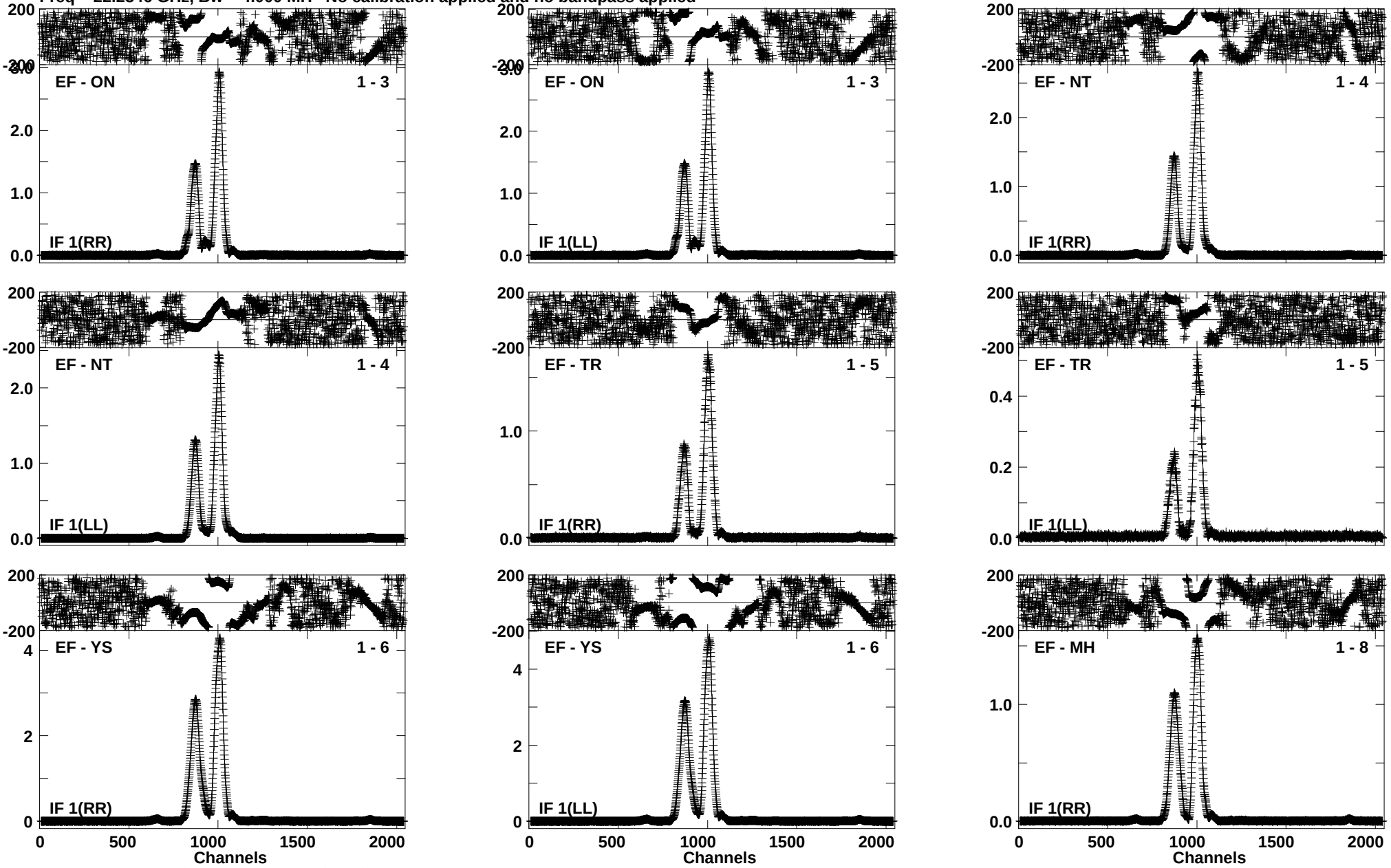

Lower frame: Ampl Jy Top frame: Phas deg
Vector averaged cross-power spectrum Baseline: EF (01) - ON (03)
Timerange: 00/22:36:54 to 00/22:37:54

Plot file version 149 created 19-SEP-2014 15:42:16
W75N ES074A.UVDATA.1
Freq = 22.2346 GHz, Bw = 4.000 MH No calibration applied and no bandpass applied

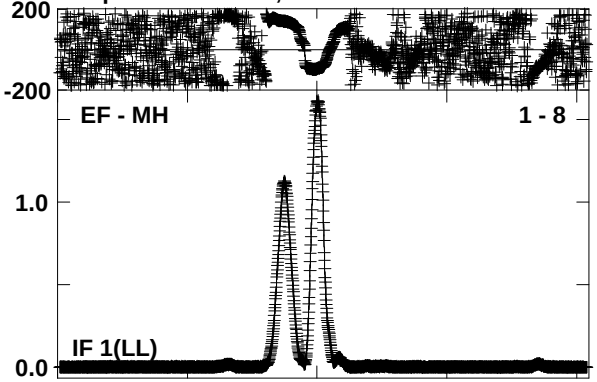

Lower frame: Ampl Jy Top frame: Phas deg
Vector averaged cross-power spectrum Baseline: EF (01) - MH (08)
Timerange: 00/22:36:54 to 00/22:37:54

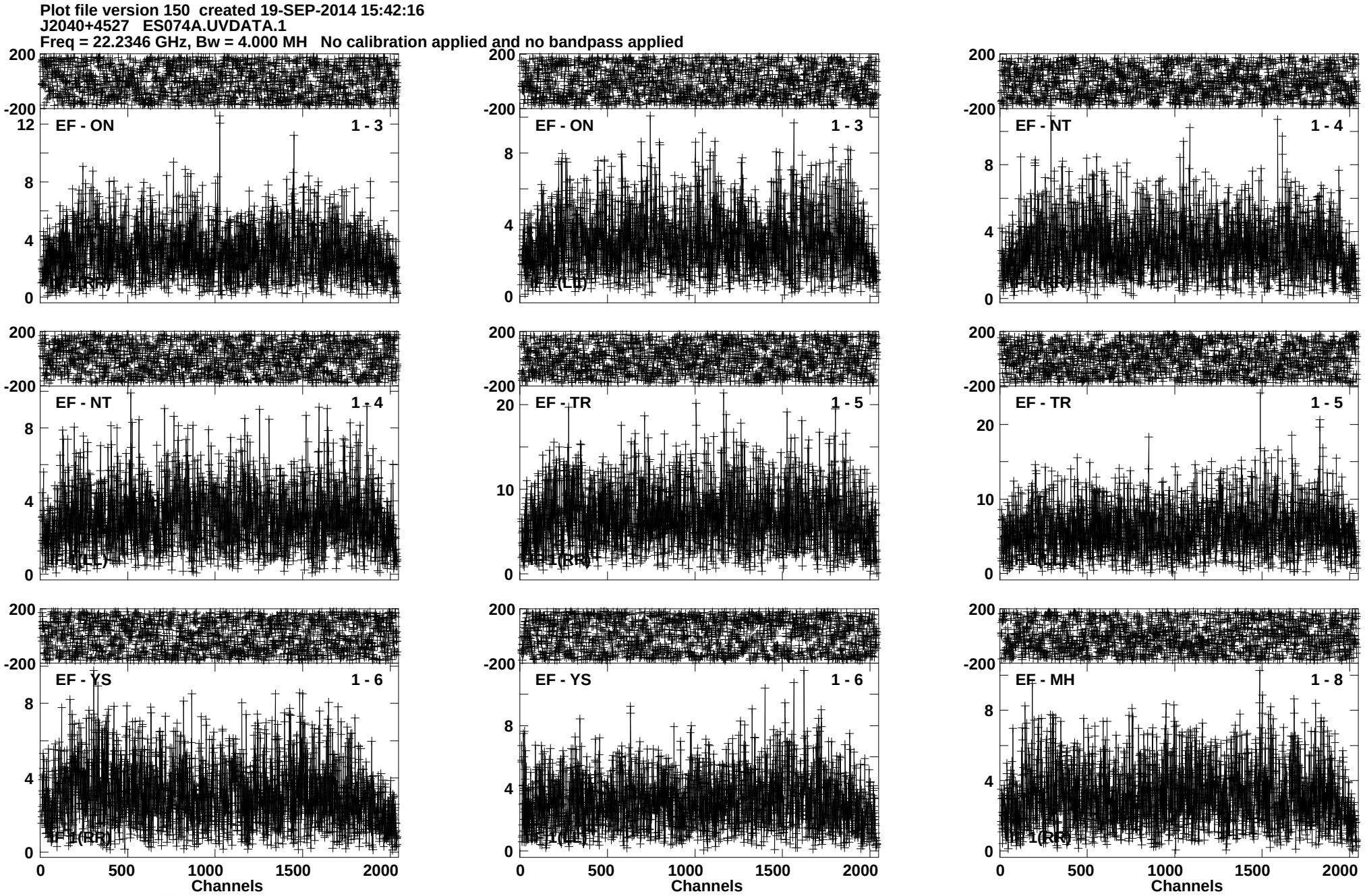
Plot file version 150 created 19-SEP-2014 15:42:16
J2040+4527 ES074A.UVDATA.1
Freq = 22.2346 GHz, Bw = 4.000 MH No calibration applied and no bandpass applied
EF - ON 1 - 3
EF - ON 1 - 3
EF - NT 1 - 4
EF - NT 1 - 4
EF - TR 1 - 5
EF - TR 1 - 5
EF - YS 1 - 6
EF - YS 1 - 6
EF - MH 1 - 8
EF 1(RR)
Channels
Lower frame: Milli Ampl Jy Top frame: Phas deg
Vector averaged cross-power spectrum Baseline: EF (01) - ON (03)
Timerange: 00/22:38:05 to 00/22:39:03

Plot file version 151 created 19-SEP-2014 15:42:16
J2040+4527 ES074A.UVDATA.1
Freq = 22.2346 GHz, Bw = 4.000 MH No calibration applied and no bandpass applied

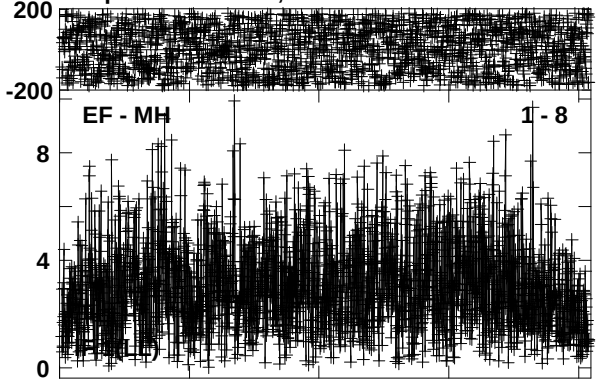

Lower frame: Milli Ampl Jy Top frame: Phas deg
Vector averaged cross-power spectrum Baseline: EF (01) - MH (08)
Timerange: 00/22:38:05 to 00/22:39:03

Plot file version 152 created 19-SEP-2014 15:42:16
W75N ES074A.UVDATA.1
Freq = 22.2346 GHz, Bw = 4.000 MH No calibration applied and no bandpass applied

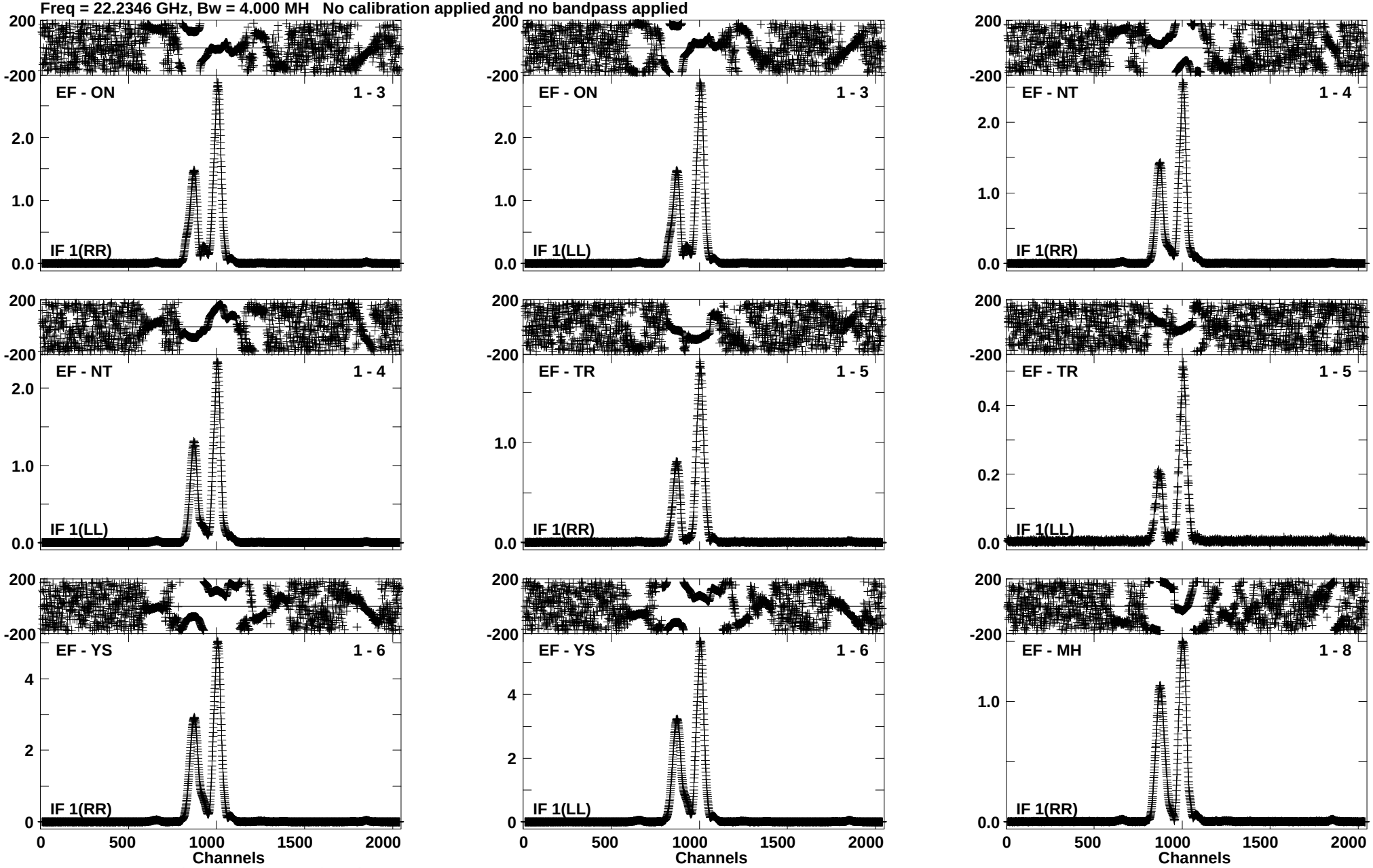

Lower frame: Ampl Jy Top frame: Phas deg
Vector averaged cross-power spectrum Baseline: EF (01) - ON (03)
Timerange: 00/22:39:15 to 00/22:40:13

Plot file version 153 created 19-SEP-2014 15:42:16
W75N ES074A.UVDATA.1
Freq = 22.2346 GHz, Bw = 4.000 MH No calibration applied and no bandpass applied

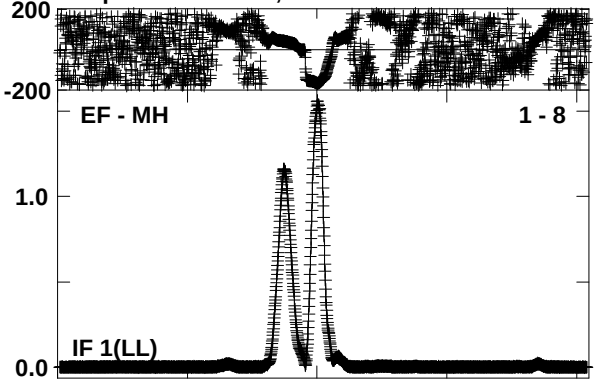

Lower frame: Ampl Jy Top frame: Phas deg
Vector averaged cross-power spectrum Baseline: EF (01) - MH (08)
Timerange: 00/22:39:15 to 00/22:40:13

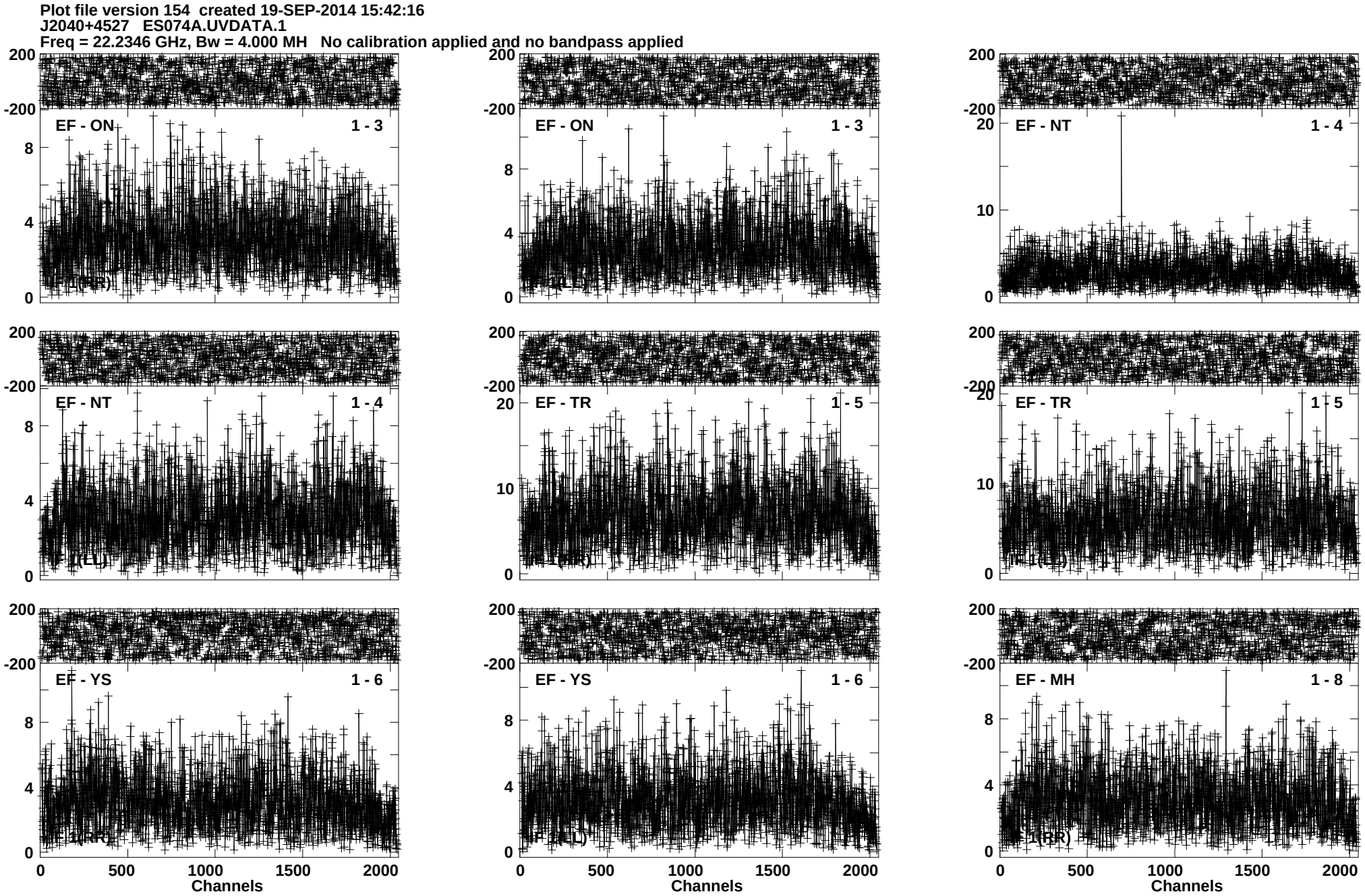
Plot file version 154 created 19-SEP-2014 15:42:16
J2040+4527 ES074A.UVDATA.1
Freq = 22.2346 GHz, Bw = 4.000 MH No calibration applied and no bandpass applied
EF - ON 1 - 3
EF - ON 1 - 3
EF - NT 1 - 4
EF - NT 1 - 4
EF - TR 1 - 5
EF - TR 1 - 5
EF - YS 1 - 6
EF - YS 1 - 6
EF - MH 1 - 8
Channels
Channels
Channels
Lower frame: Milli Ampl Jy Top frame: Phas deg
Vector averaged cross-power spectrum Baseline: EF (01) - ON (03)
Timerange: 00/22:40:25 to 00/22:41:23

Plot file version 155 created 19-SEP-2014 15:42:16
J2040+4527 ES074A.UVDATA.1
Freq = 22.2346 GHz, Bw = 4.000 MH No calibration applied and no bandpass applied

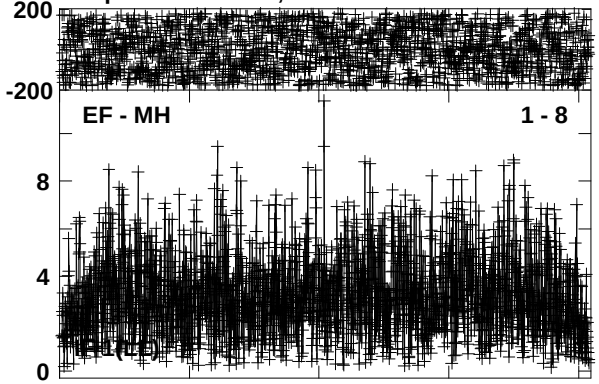

Lower frame: Milli Ampl Jy Top frame: Phas deg
Vector averaged cross-power spectrum Baseline: EF (01) - MH (08)
Timerange: 00/22:40:25 to 00/22:41:23

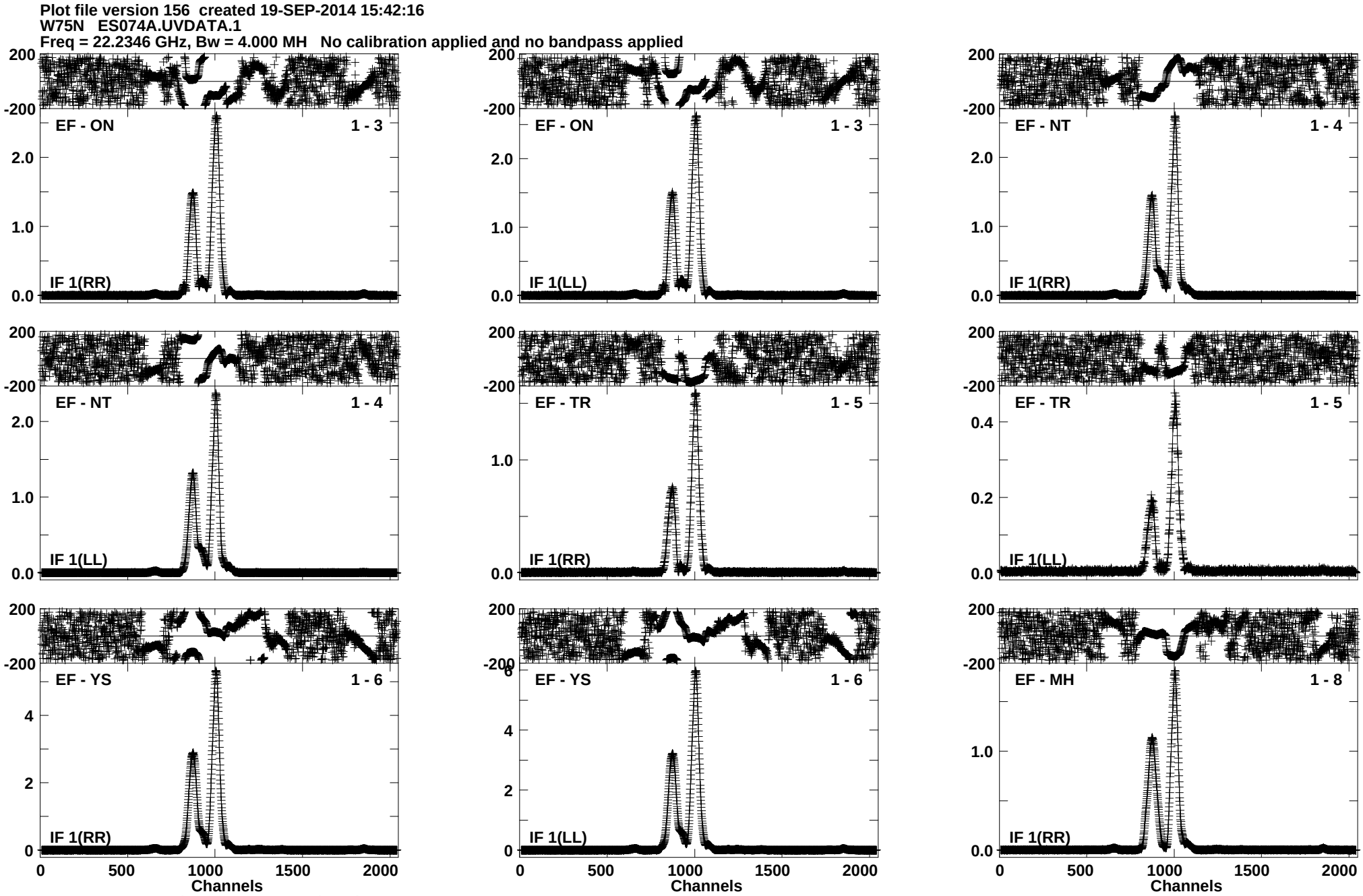
Plot file version 156 created 19-SEP-2014 15:42:16
W75N ES074A.UVDATA.1
Freq = 22.2346 GHz, Bw = 4.000 MH No calibration applied and no bandpass applied
EF - ON 1 - 3
IF 1(RR)
EF - ON 1 - 3
IF 1(LL)
EF - NT 1 - 4
IF 1(RR)
EF - NT 1 - 4
IF 1(LL)
EF - TR 1 - 5
IF 1(RR)
EF - TR 1 - 5
IF 1(LL)
EF - YS 1 - 6
IF 1(RR)
EF - YS 1 - 6
IF 1(LL)
EF - MH 1 - 8
IF 1(RR)
Channels
Channels
Channels
Lower frame: Ampl Jy Top frame: Phas deg
Vector averaged cross-power spectrum Baseline: EF (01) - ON (03)
Timerange: 00/22:41:35 to 00/22:42:33

Plot file version 157 created 19-SEP-2014 15:42:17
W75N ES074A.UVDATA.1
Freq = 22.2346 GHz, Bw = 4.000 MH No calibration applied and no bandpass applied

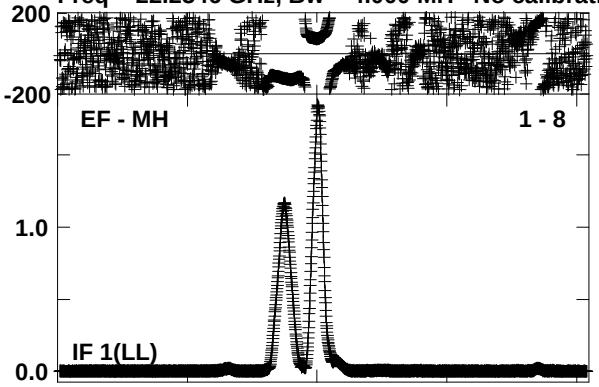

Lower frame: Ampl Jy Top frame: Phas deg
Vector averaged cross-power spectrum Baseline: EF (01) - MH (08)
Timerange: 00/22:41:35 to 00/22:42:33

Plot file version 158 created 19-SEP-2014 15:42:17
J2040+4527 ES074A.UVDATA.1
Freq = 22.2346 GHz, Bw = 4.000 MH No calibration applied and no bandpass applied

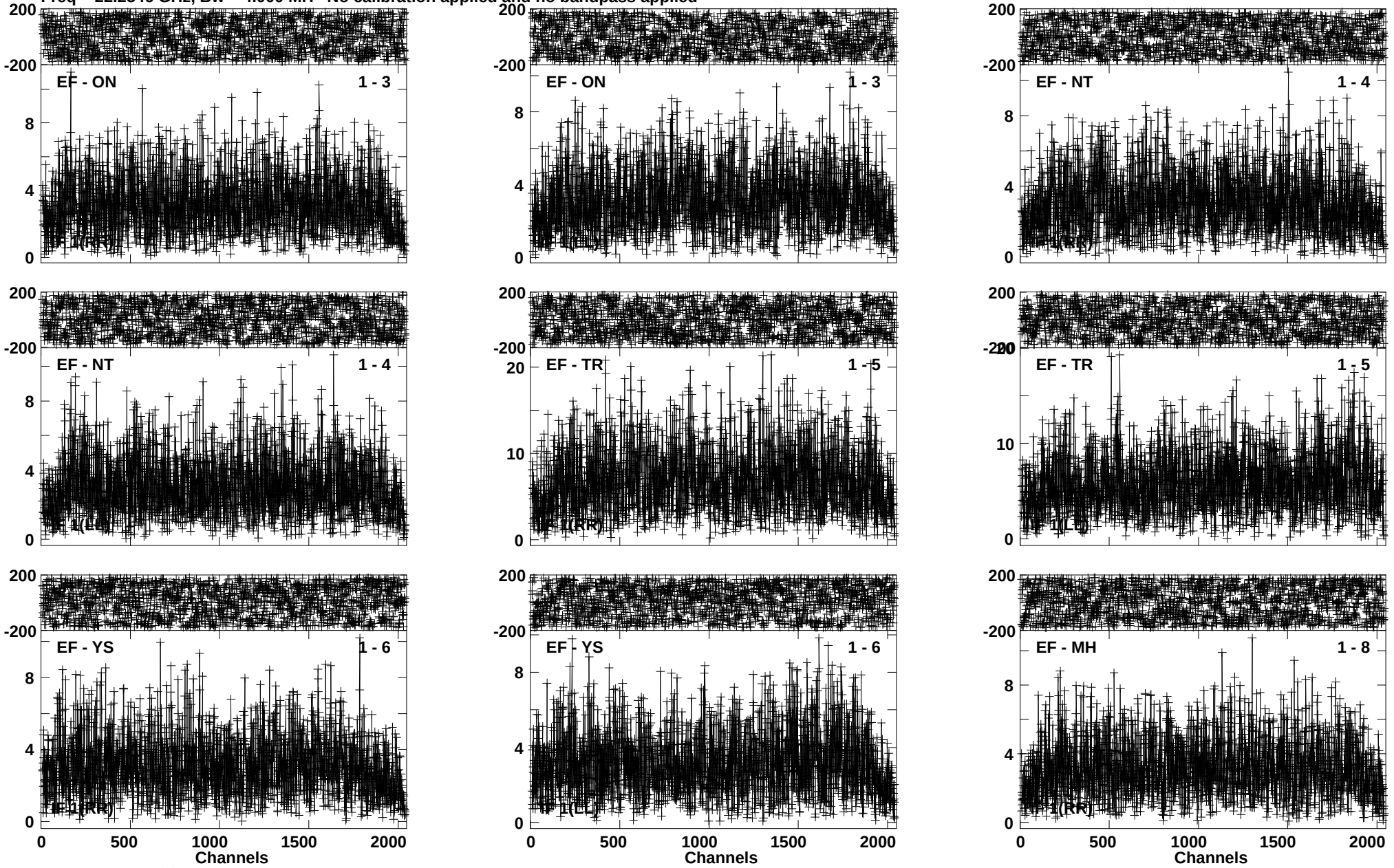

Lower frame: Milli Ampl Jy Top frame: Phas deg
Vector averaged cross-power spectrum Baseline: EF (01) - ON (03)
Timerange: 00/22:42:45 to 00/22:43:43

Plot file version 159 created 19-SEP-2014 15:42:17
J2040+4527 ES074A.UVDATA.1
Freq = 22.2346 GHz, Bw = 4.000 MH No calibration applied and no bandpass applied

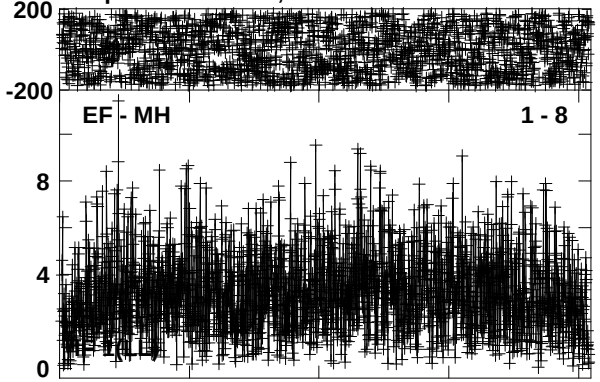

Lower frame: Milli Ampl Jy Top frame: Phas deg
Vector averaged cross-power spectrum Baseline: EF (01) - MH (08)
Timerange: 00/22:42:45 to 00/22:43:43

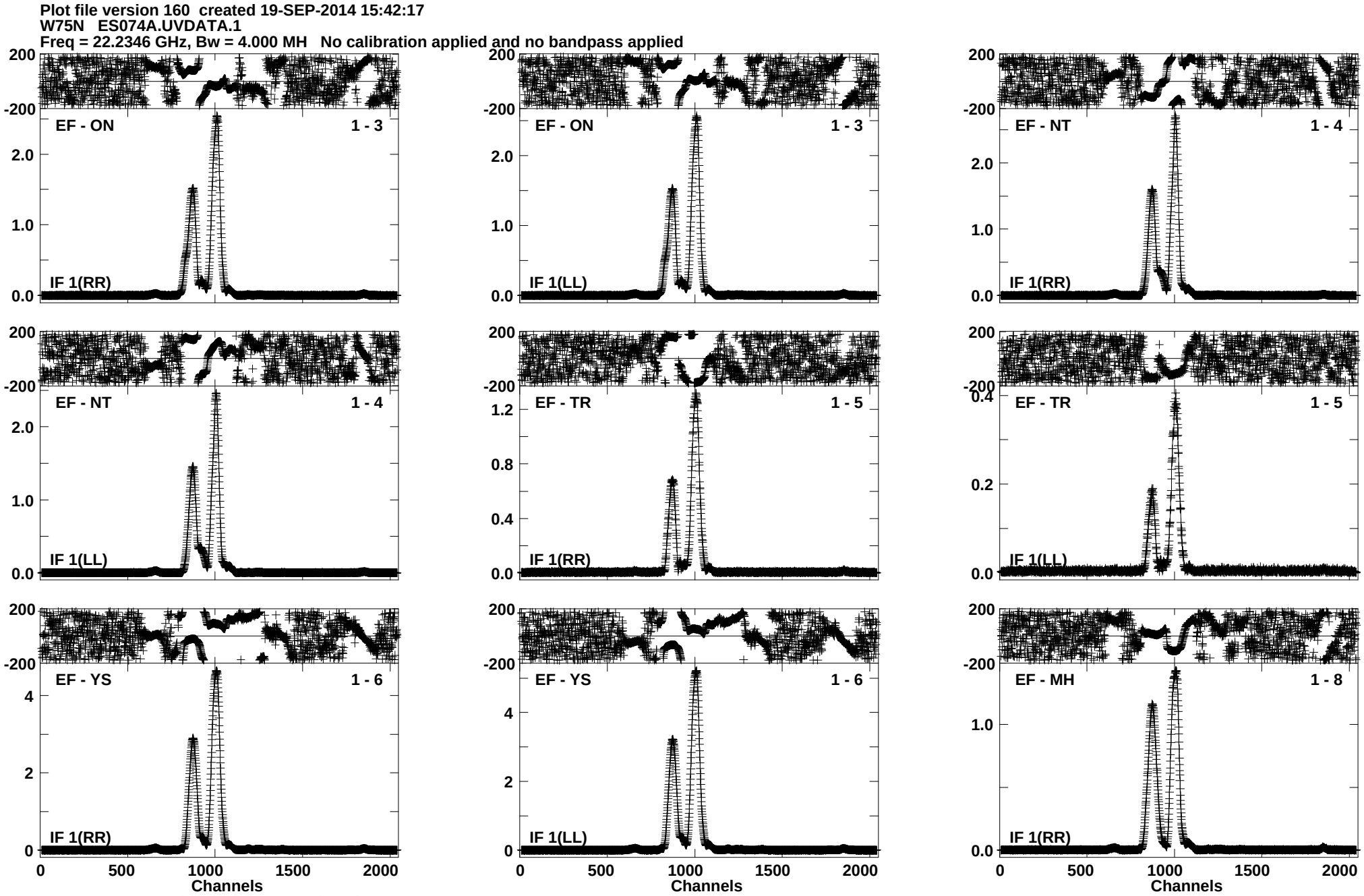
Plot file version 160 created 19-SEP-2014 15:42:17
W75N ES074A.UVDATA.1
Freq = 22.2346 GHz, Bw = 4.000 MH No calibration applied and no bandpass applied
EF - ON 1 - 3
IF 1(RR)
EF - ON 1 - 3
IF 1(LL)
EF - NT 1 - 4
IF 1(RR)
EF - NT 1 - 4
IF 1(LL)
EF - TR 1 - 5
IF 1(RR)
EF - TR 1 - 5
IF 1(LL)
EF - YS 1 - 6
IF 1(RR)
EF - YS 1 - 6
IF 1(LL)
EF - MH 1 - 8
IF 1(RR)
Channels
Channels
Channels
Lower frame: Ampl Jy Top frame: Phas deg
Vector averaged cross-power spectrum Baseline: EF (01) - ON (03)
Timerange: 00/22:43:55 to 00/22:44:53

Plot file version 161 created 19-SEP-2014 15:42:17
W75N ES074A.UVDATA.1
Freq = 22.2346 GHz, Bw = 4.000 MH No calibration applied and no bandpass applied

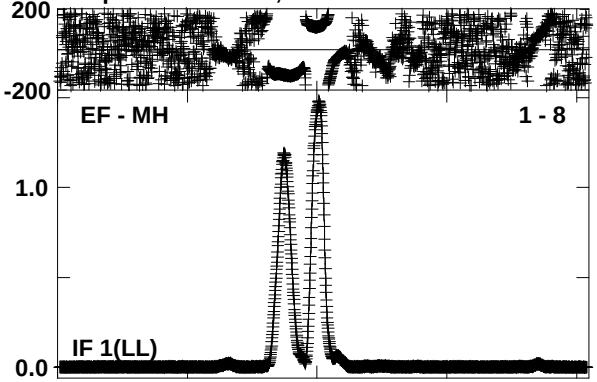

Lower frame: Ampl Jy Top frame: Phas deg
Vector averaged cross-power spectrum Baseline: EF (01) - MH (08)
Timerange: 00/22:43:55 to 00/22:44:53

Plot file version 162 created 19-SEP-2014 15:42:17
J2040+4527 ES074A.UVDATA.1
Freq = 22.2346 GHz, Bw = 4.000 MH No calibration applied and no bandpass applied

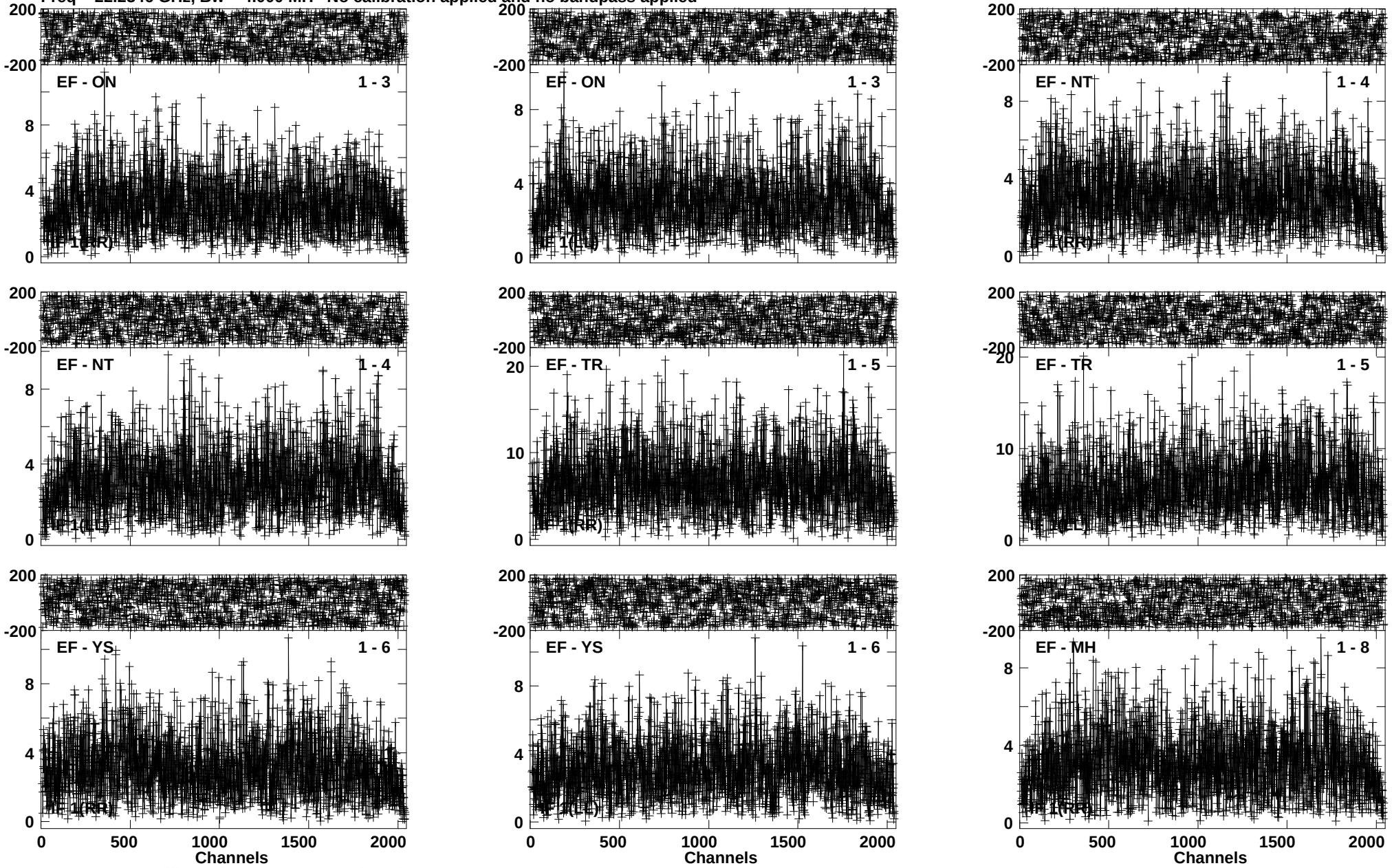

Lower frame: Milli Ampl Jy Top frame: Phas deg
Vector averaged cross-power spectrum Baseline: EF (01) - ON (03)
Timerange: 00/22:45:05 to 00/22:46:03

Plot file version 163 created 19-SEP-2014 15:42:17
J2040+4527 ES074A.UVDATA.1
Freq = 22.2346 GHz, Bw = 4.000 MH No calibration applied and no bandpass applied

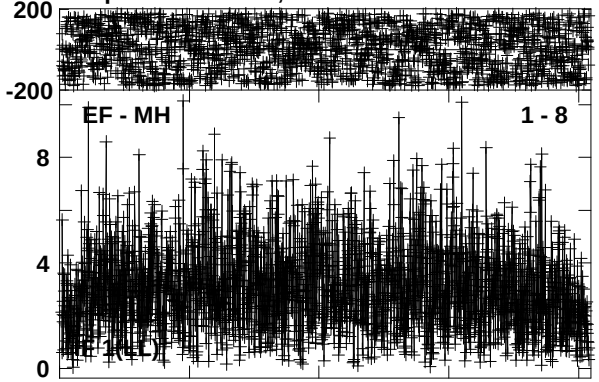

Lower frame: Milli Ampl Jy Top frame: Phas deg
Vector averaged cross-power spectrum Baseline: EF (01) - MH (08)
Timerange: 00/22:45:05 to 00/22:46:03

Plot file version 164 created 19-SEP-2014 15:42:17
W75N ES074A.UVDATA.1
Freq = 22.2346 GHz, Bw = 4.000 MH No calibration applied and no bandpass applied

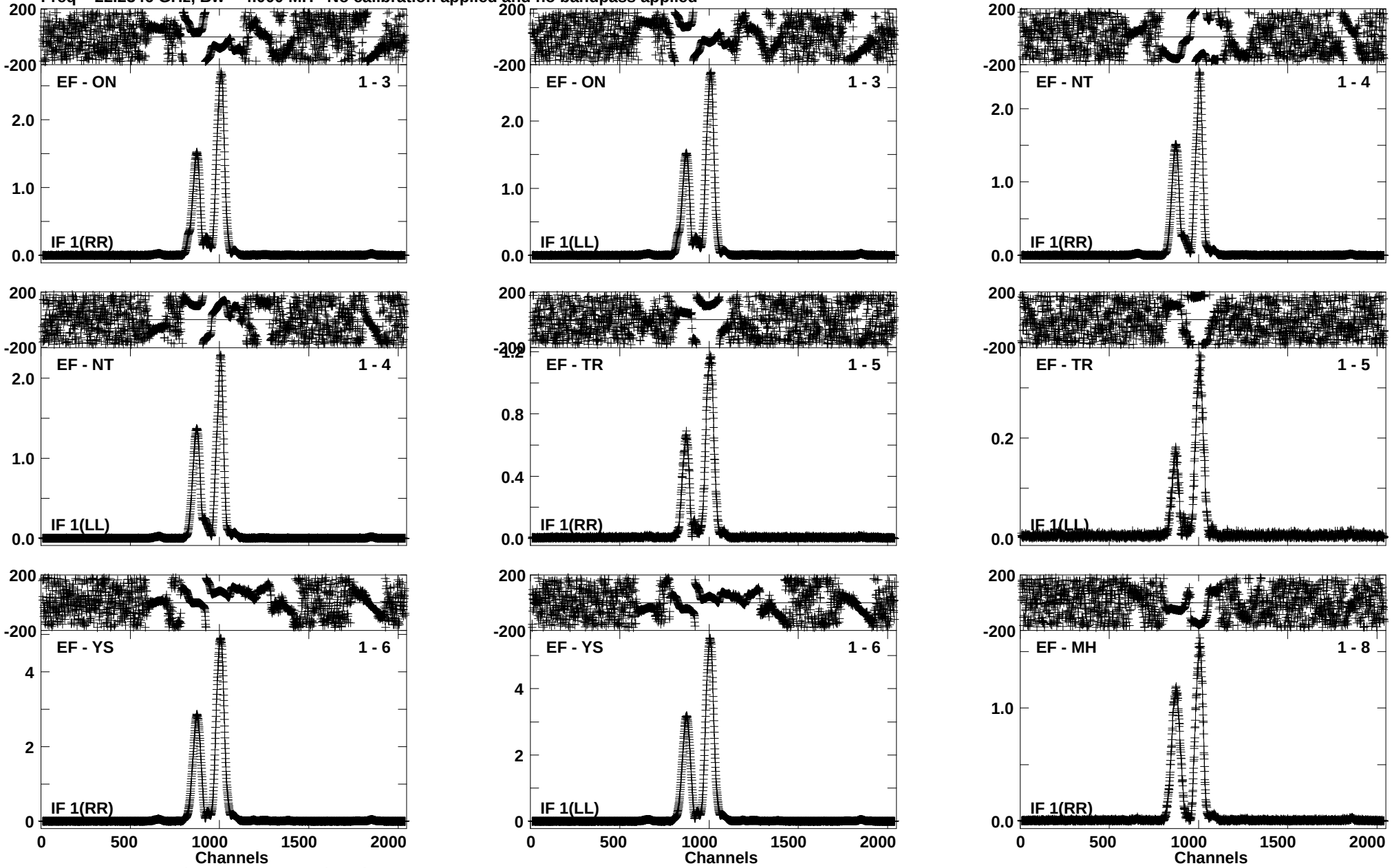

Lower frame: Ampl Jy Top frame: Phas deg
Vector averaged cross-power spectrum Baseline: EF (01) - ON (03)
Timerange: 00/22:46:15 to 00/22:47:13

Plot file version 165 created 19-SEP-2014 15:42:17
W75N ES074A.UVDATA.1
Freq = 22.2346 GHz, Bw = 4.000 MH No calibration applied and no bandpass applied

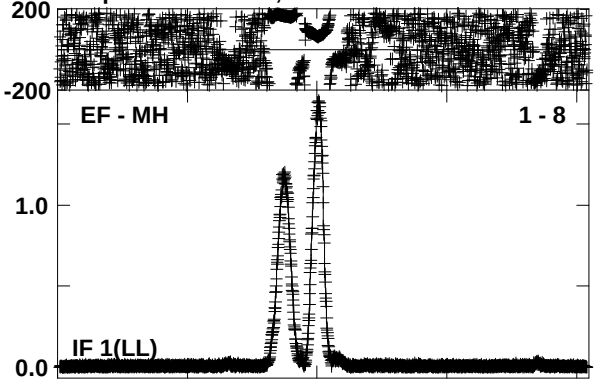

Lower frame: Ampl Jy Top frame: Phas deg
Vector averaged cross-power spectrum Baseline: EF (01) - MH (08)
Timerange: 00/22:46:15 to 00/22:47:13

Plot file version 166 created 19-SEP-2014 15:42:17
J2040+4527 ES074A.UVDATA.1
Freq = 22.2346 GHz, Bw = 4.000 MH No calibration applied and no bandpass applied

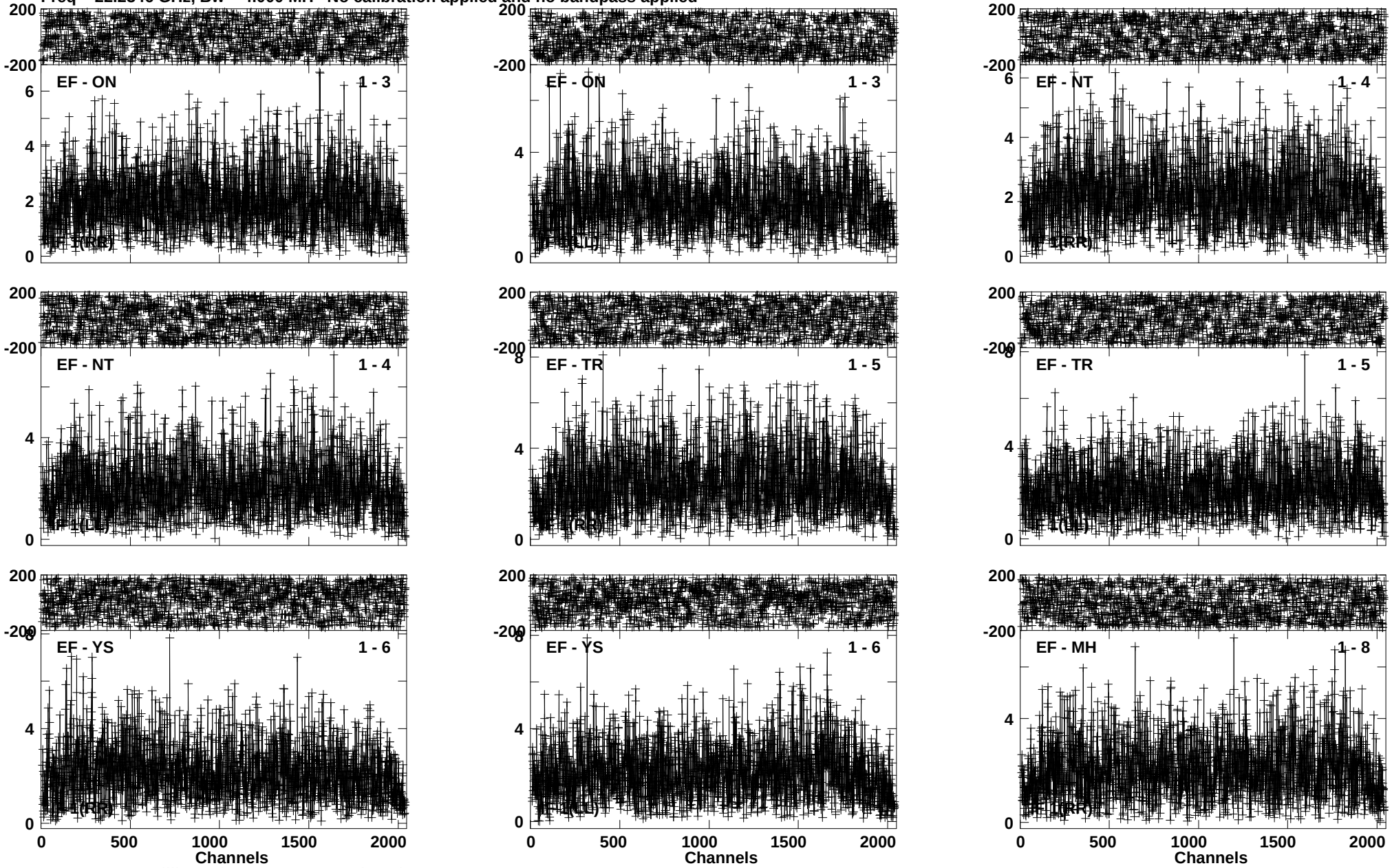

Lower frame: Milli Ampl Jy Top frame: Phas deg
Vector averaged cross-power spectrum Baseline: EF (01) - ON (03)
Timerange: 00/22:47:58 to 00/22:49:04

Plot file version 167 created 19-SEP-2014 15:42:17
J2040+4527 ES074A.UVDATA.1
Freq = 22.2346 GHz, Bw = 4.000 MH No calibration applied and no bandpass applied

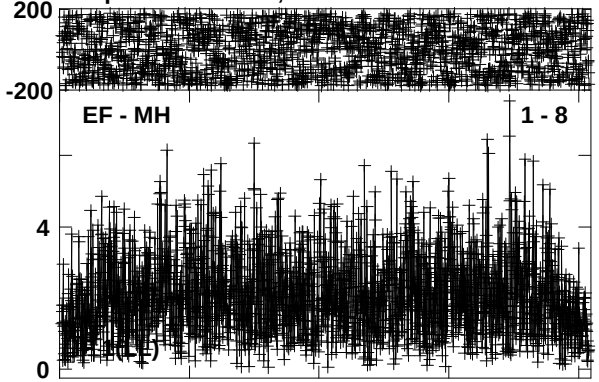

Lower frame: Milli Ampl Jy Top frame: Phas deg
Vector averaged cross-power spectrum Baseline: EF (01) - MH (08)
Timerange: 00/22:47:58 to 00/22:49:04

Plot file version 168 created 19-SEP-2014 15:42:17
W75N ES074A.UVDATA.1
Freq = 22.2346 GHz, Bw = 4.000 MH No calibration applied and no bandpass applied

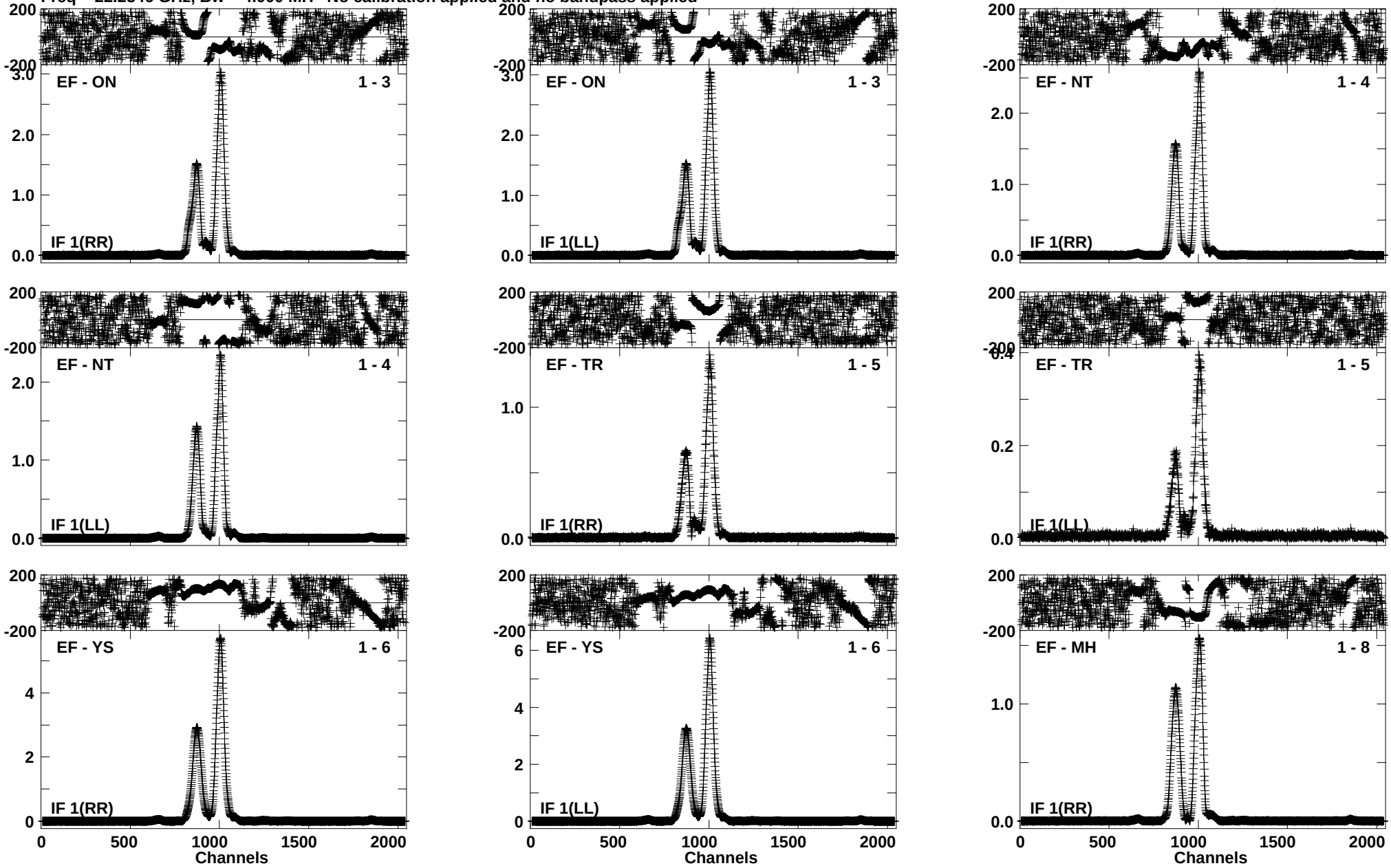

Lower frame: Ampl Jy Top frame: Phas deg
Vector averaged cross-power spectrum Baseline: EF (01) - ON (03)
Timerange: 00/22:49:15 to 00/22:50:13

Plot file version 169 created 19-SEP-2014 15:42:18
W75N ES074A.UVDATA.1
Freq = 22.2346 GHz, Bw = 4.000 MH No calibration applied and no bandpass applied

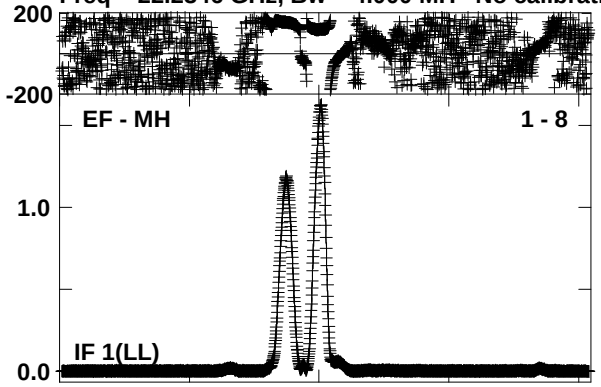

Lower frame: Ampl Jy Top frame: Phas deg
Vector averaged cross-power spectrum Baseline: EF (01) - MH (08)
Timerange: 00/22:49:15 to 00/22:50:13

Plot file version 170 created 19-SEP-2014 15:42:18
J2040+4527 ES074A.UVDATA.1
Freq = 22.2346 GHz, Bw = 4.000 MH No calibration applied and no bandpass applied

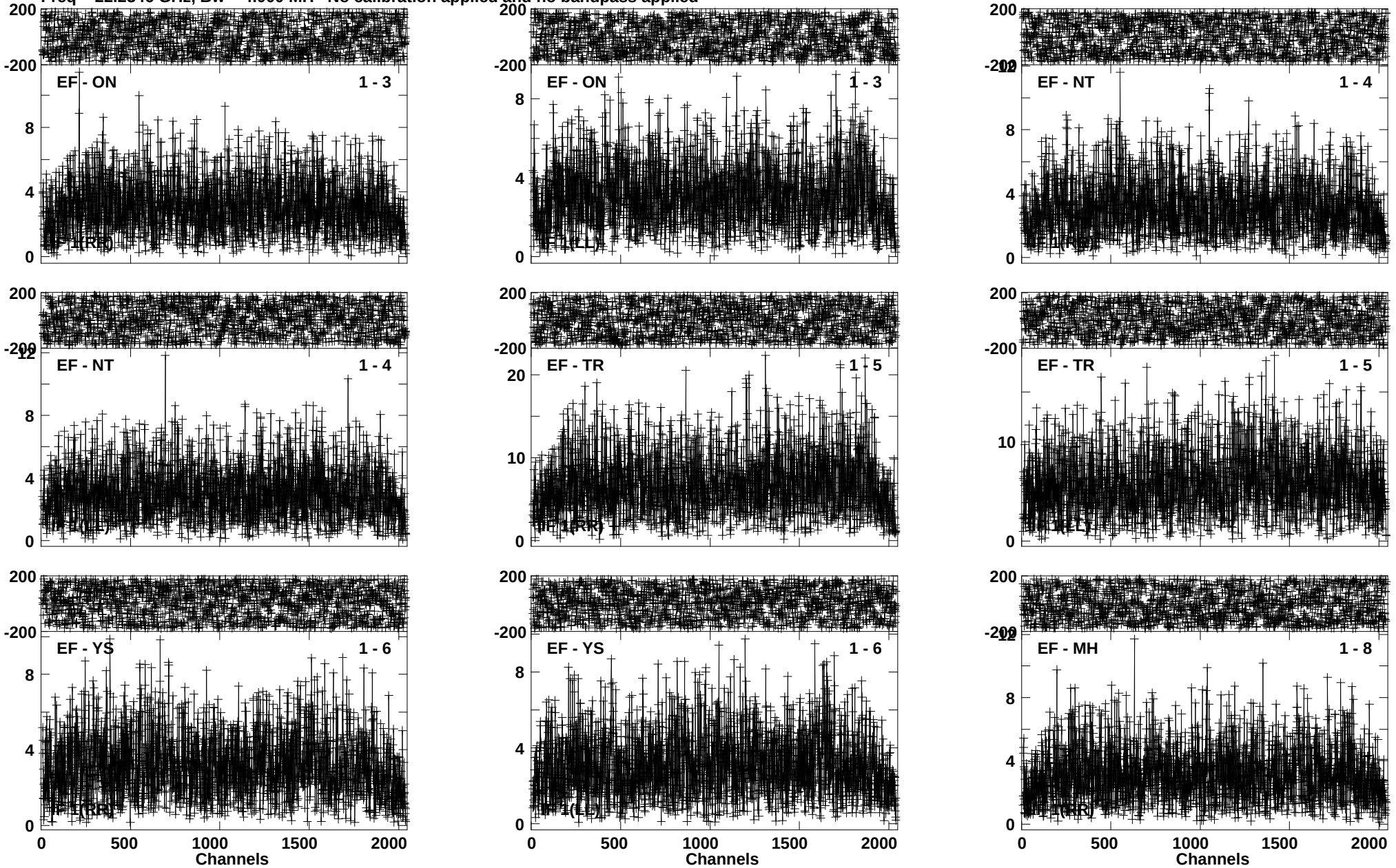

Lower frame: Milli Ampl Jy Top frame: Phas deg
Vector averaged cross-power spectrum Baseline: EF (01) - ON (03)
Timerange: 00/22:50:25 to 00/22:51:23

Plot file version 171 created 19-SEP-2014 15:42:18
J2040+4527 ES074A.UVDATA.1
Freq = 22.2346 GHz, Bw = 4.000 MH No calibration applied and no bandpass applied

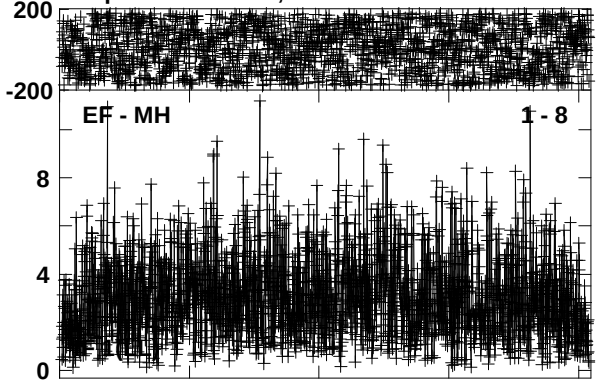

Lower frame: Milli Ampl Jy Top frame: Phas deg
Vector averaged cross-power spectrum Baseline: EF (01) - MH (08)
Timerange: 00/22:50:25 to 00/22:51:23

Plot file version 172 created 19-SEP-2014 15:42:18
W75N ES074A.UVDATA.1
Freq = 22.2346 GHz, Bw = 4.000 MH No calibration applied and no bandpass applied

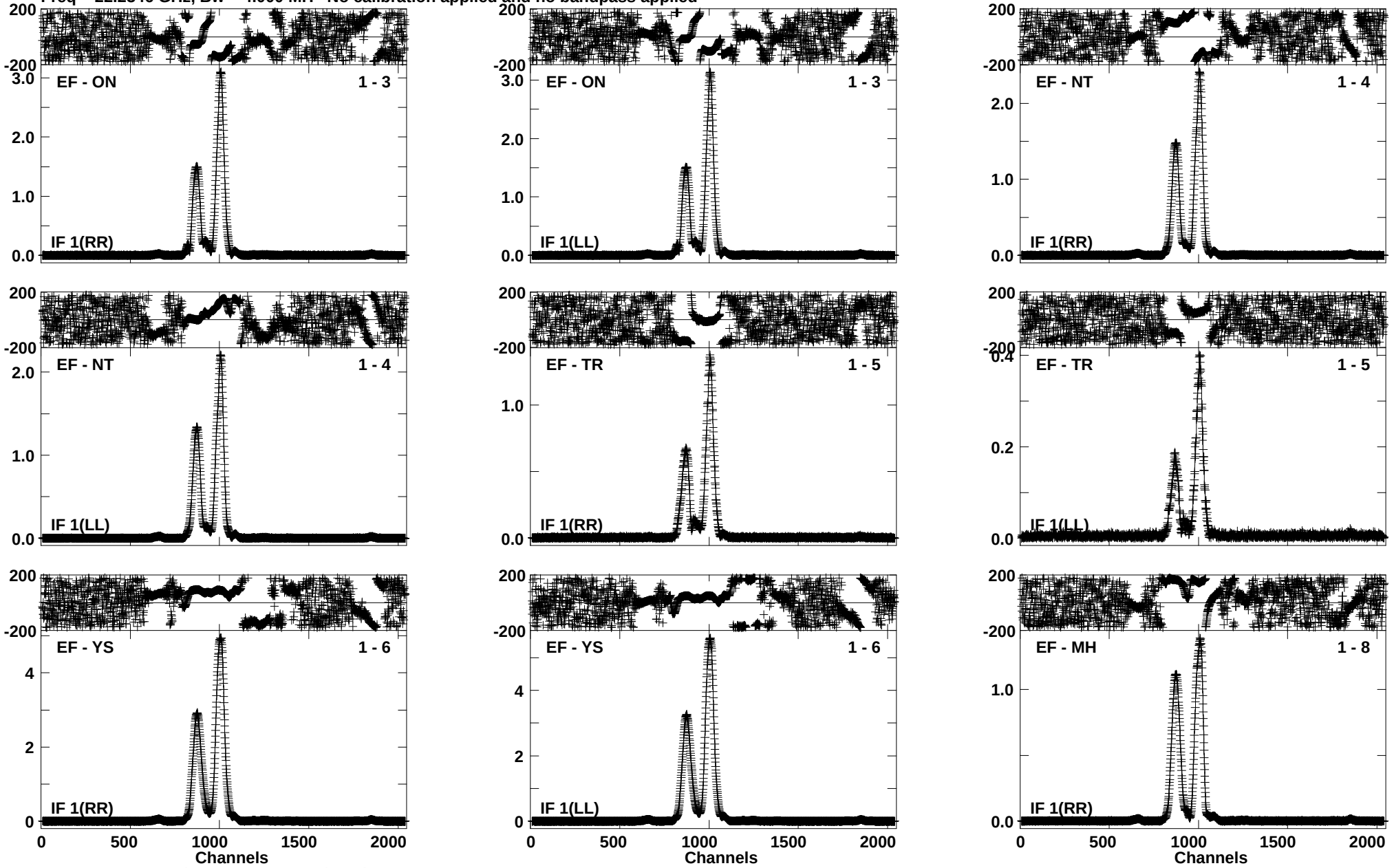

Lower frame: Ampl Jy Top frame: Phas deg
Vector averaged cross-power spectrum Baseline: EF (01) - ON (03)
Timerange: 00/22:51:35 to 00/22:52:33

Plot file version 173 created 19-SEP-2014 15:42:18
W75N ES074A.UVDATA.1
Freq = 22.2346 GHz, Bw = 4.000 MH No calibration applied and no bandpass applied

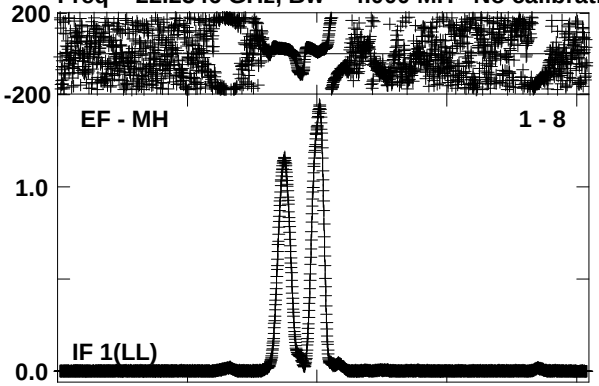

Lower frame: Ampl Jy Top frame: Phas deg
Vector averaged cross-power spectrum Baseline: EF (01) - MH (08)
Timerange: 00/22:51:35 to 00/22:52:33

Plot file version 174 created 19-SEP-2014 15:42:18
J2040+4527 ES074A.UVDATA.1
Freq = 22.2346 GHz, Bw = 4.000 MH No calibration applied and no bandpass applied

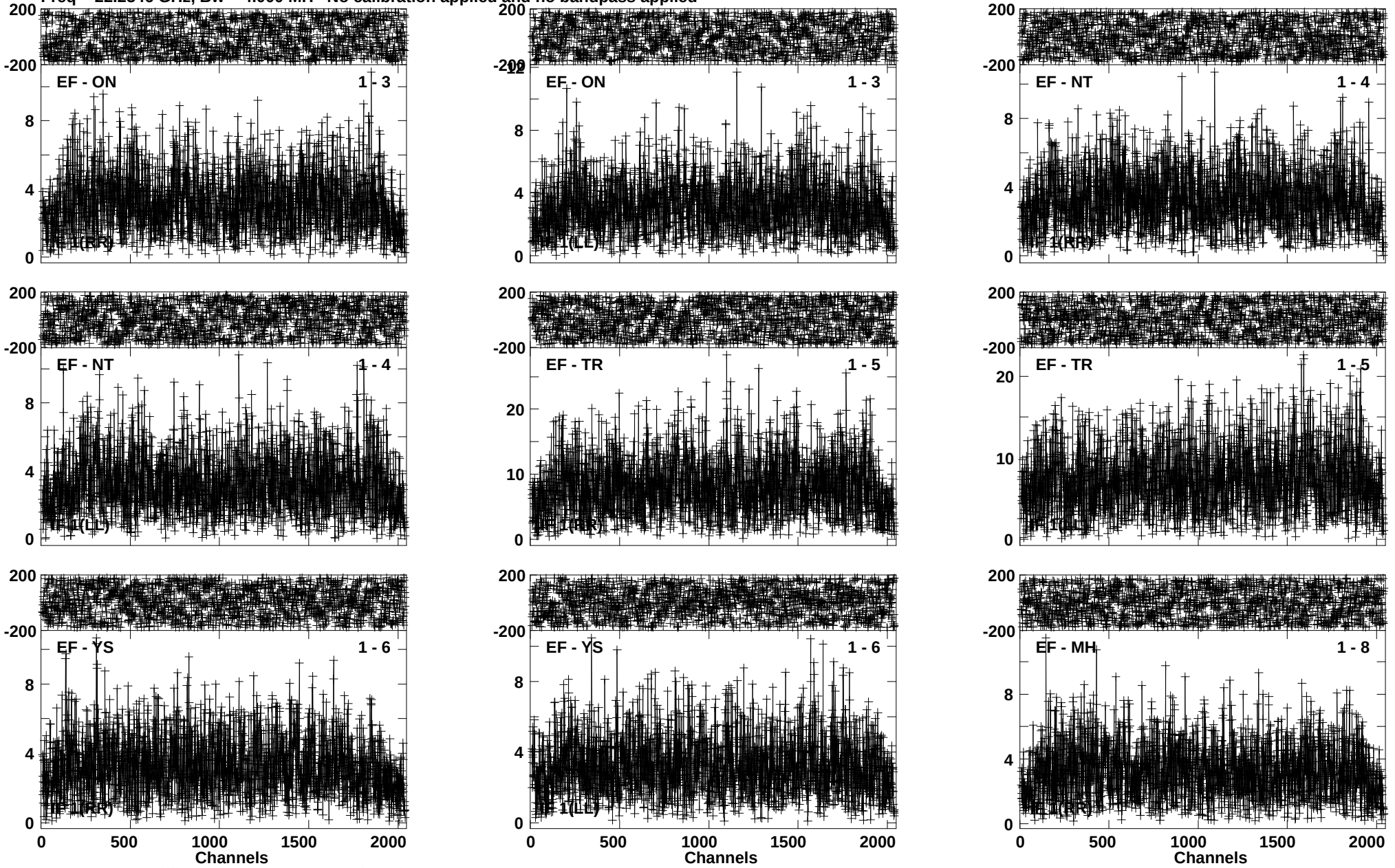

Lower frame: Milli Ampl Jy Top frame: Phas deg
Vector averaged cross-power spectrum Baseline: EF (01) - ON (03)
Timerange: 00/22:52:45 to 00/22:53:43

Plot file version 175 created 19-SEP-2014 15:42:18
J2040+4527 ES074A.UVDATA.1
Freq = 22.2346 GHz, Bw = 4.000 MH No calibration applied and no bandpass applied

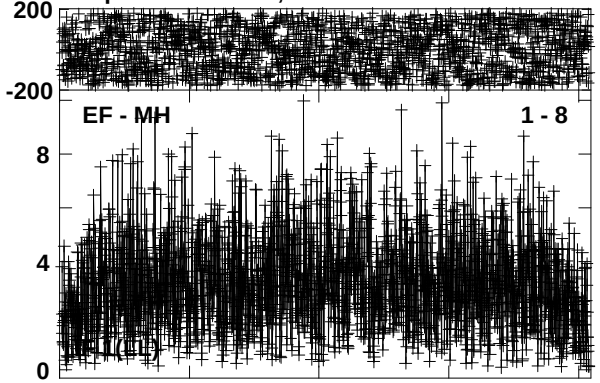

Lower frame: Milli Ampl Jy Top frame: Phas deg
Vector averaged cross-power spectrum Baseline: EF (01) - MH (08)
Timerange: 00/22:52:45 to 00/22:53:43

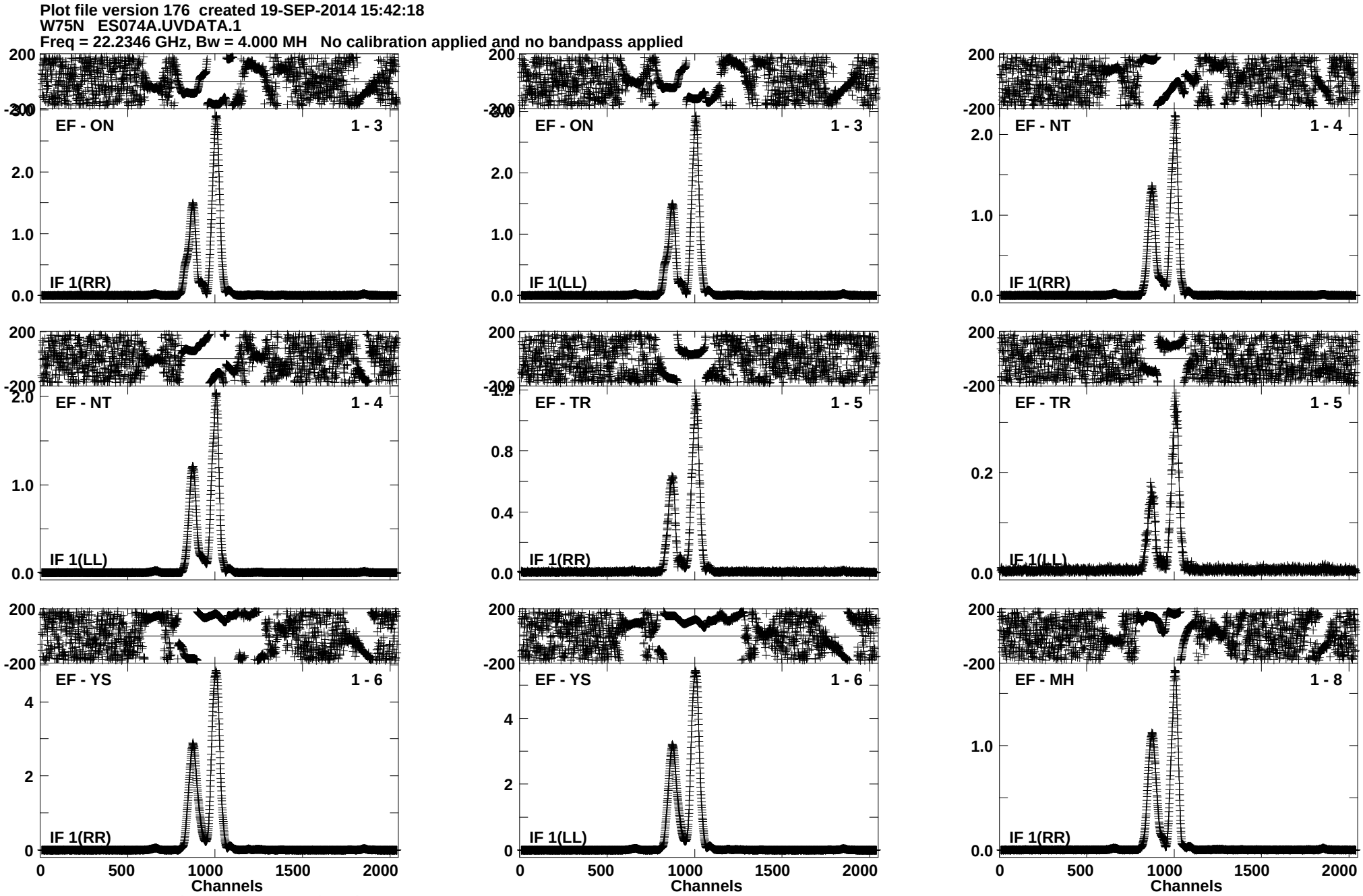
Plot file version 176 created 19-SEP-2014 15:42:18
W75N ES074A.UVDATA.1
Freq = 22.2346 GHz, Bw = 4.000 MH No calibration applied and no bandpass applied
EF - ON 1 - 3
IF 1(RR)
EF - ON 1 - 3
IF 1(LL)
EF - NT 1 - 4
IF 1(RR)
EF - NT 1 - 4
IF 1(LL)
EF - TR 1 - 5
IF 1(RR)
EF - TR 1 - 5
IF 1(LL)
EF - YS 1 - 6
IF 1(RR)
EF - YS 1 - 6
IF 1(LL)
EF - MH 1 - 8
IF 1(RR)
Channels
Channels
Channels
Lower frame: Ampl Jy Top frame: Phas deg
Vector averaged cross-power spectrum Baseline: EF (01) - ON (03)
Timerange: 00/22:53:55 to 00/22:54:53

Plot file version 177 created 19-SEP-2014 15:42:18
W75N ES074A.UVDATA.1
Freq = 22.2346 GHz, Bw = 4.000 MH No calibration applied and no bandpass applied

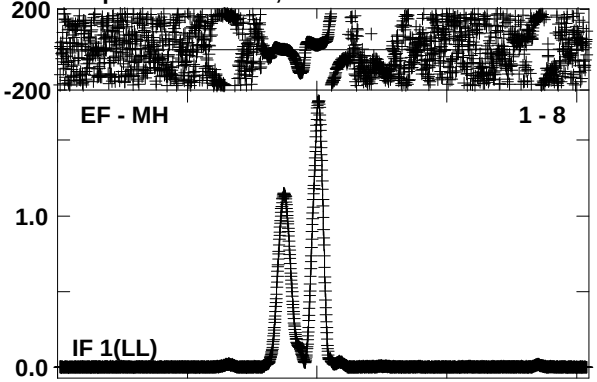

Lower frame: Ampl Jy Top frame: Phas deg
Vector averaged cross-power spectrum Baseline: EF (01) - MH (08)
Timerange: 00/22:53:55 to 00/22:54:53

Plot file version 178 created 19-SEP-2014 15:42:18
J2040+4527 ES074A.UVDATA.1
Freq = 22.2346 GHz, Bw = 4.000 MH No calibration applied and no bandpass applied

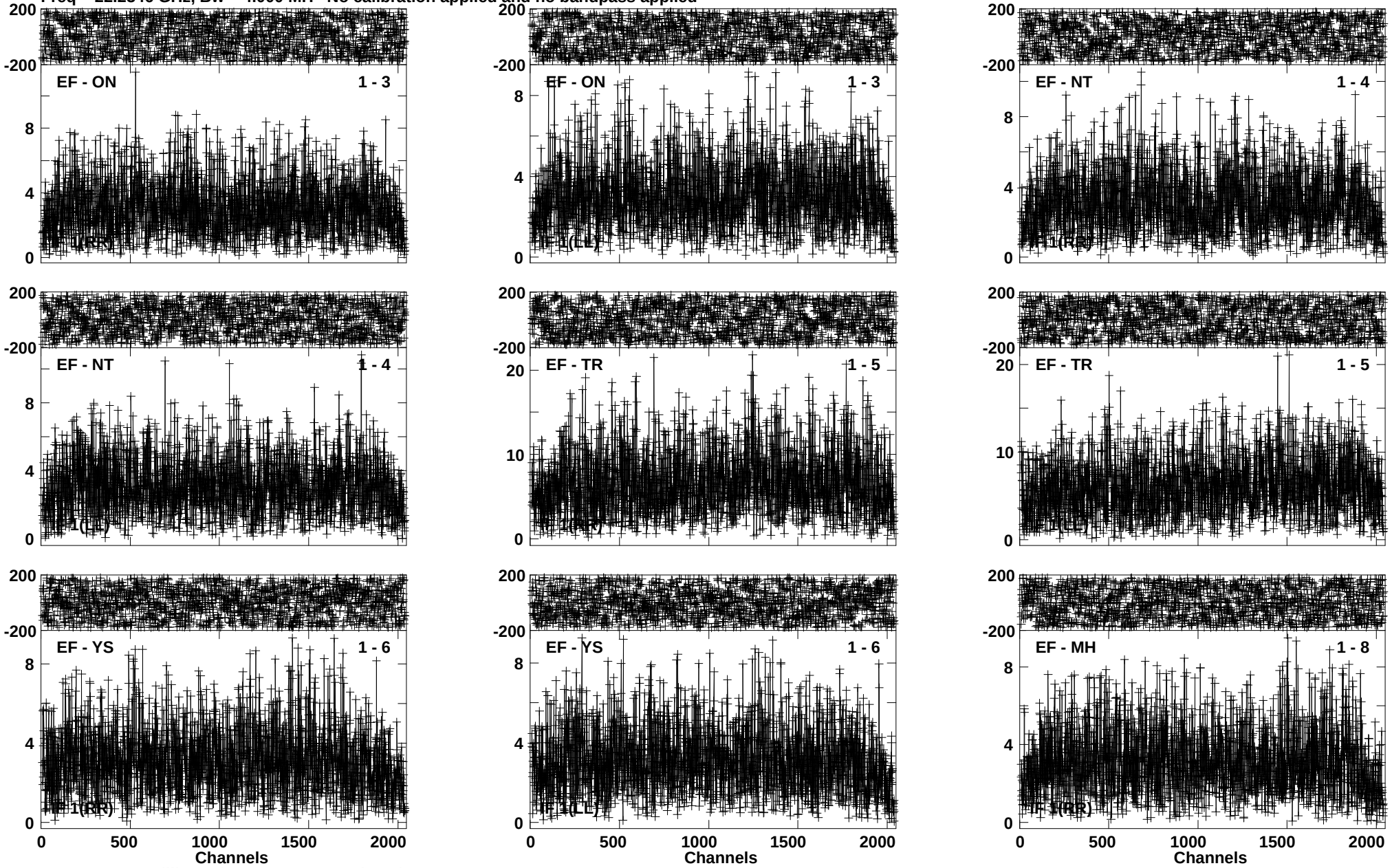

Lower frame: Milli Ampl Jy Top frame: Phas deg
Vector averaged cross-power spectrum Baseline: EF (01) - ON (03)
Timerange: 00/22:55:05 to 00/22:56:03

Plot file version 179 created 19-SEP-2014 15:42:18
J2040+4527 ES074A.UVDATA.1
Freq = 22.2346 GHz, Bw = 4.000 MH No calibration applied and no bandpass applied

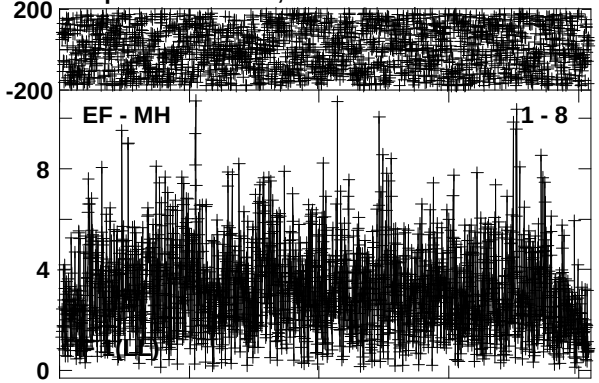

Lower frame: Milli Ampl Jy Top frame: Phas deg
Vector averaged cross-power spectrum Baseline: EF (01) - MH (08)
Timerange: 00/22:55:05 to 00/22:56:03

Plot file version 180 created 19-SEP-2014 15:42:18
W75N ES074A.UVDATA.1
Freq = 22.2346 GHz, Bw = 4.000 MH No calibration applied and no bandpass applied

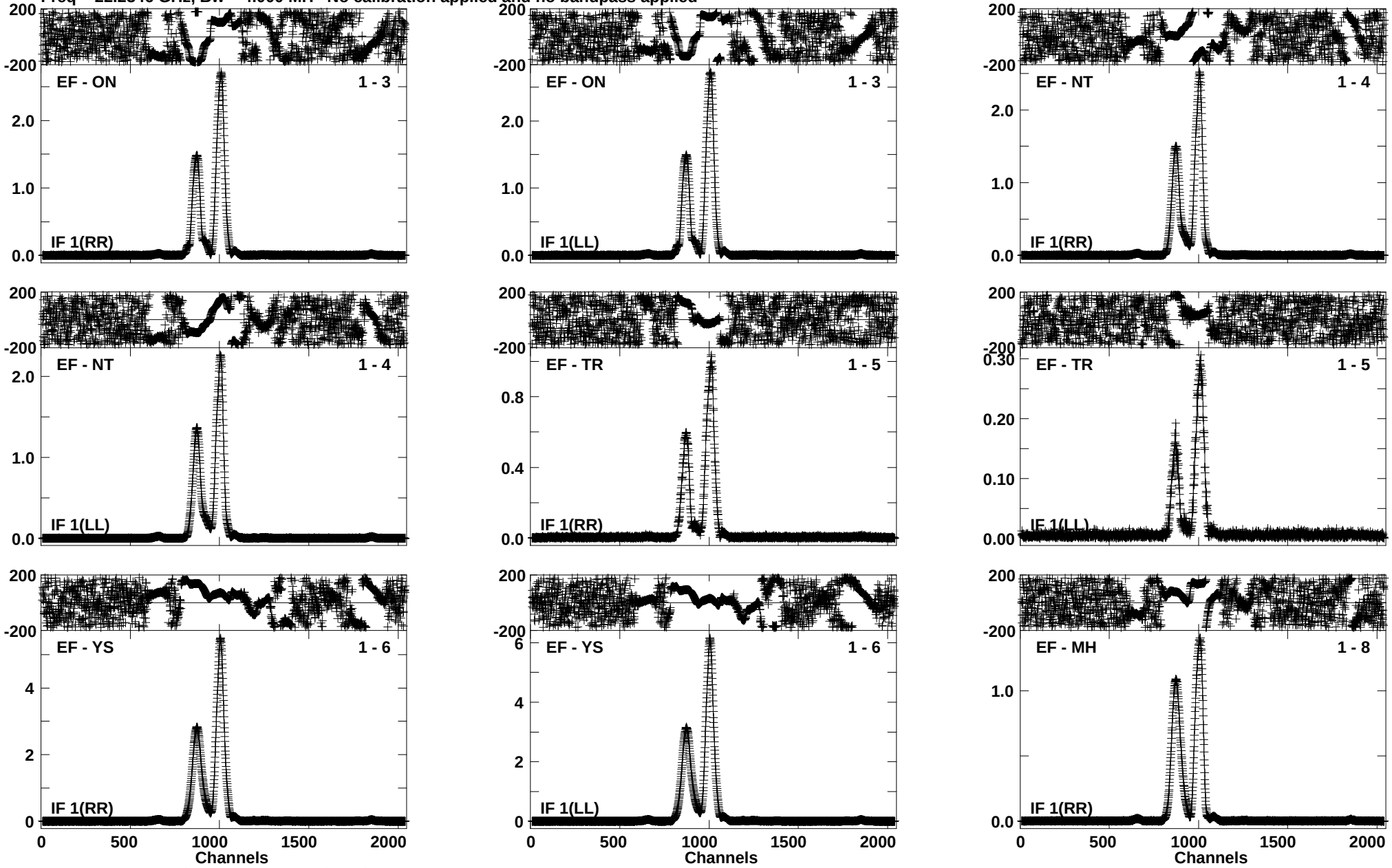

Lower frame: Ampl Jy Top frame: Phas deg
Vector averaged cross-power spectrum Baseline: EF (01) - ON (03)
Timerange: 00/22:56:15 to 00/22:57:13

Plot file version 181 created 19-SEP-2014 15:42:18
W75N ES074A.UVDATA.1
Freq = 22.2346 GHz, Bw = 4.000 MH No calibration applied and no bandpass applied

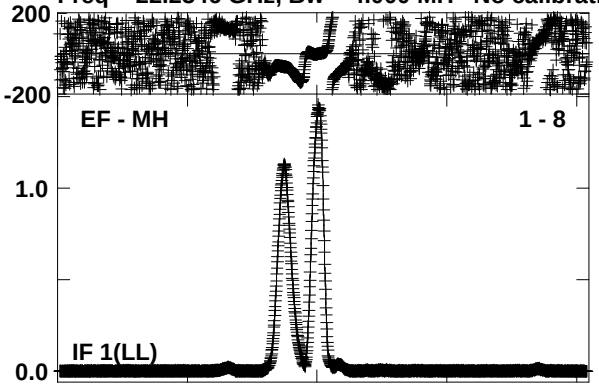

Lower frame: Ampl Jy Top frame: Phas deg
Vector averaged cross-power spectrum Baseline: EF (01) - MH (08)
Timerange: 00/22:56:15 to 00/22:57:13

Plot file version 182 created 19-SEP-2014 15:42:18
J2040+4527 ES074A.UVDATA.1
Freq = 22.2346 GHz, Bw = 4.000 MH No calibration applied and no bandpass applied

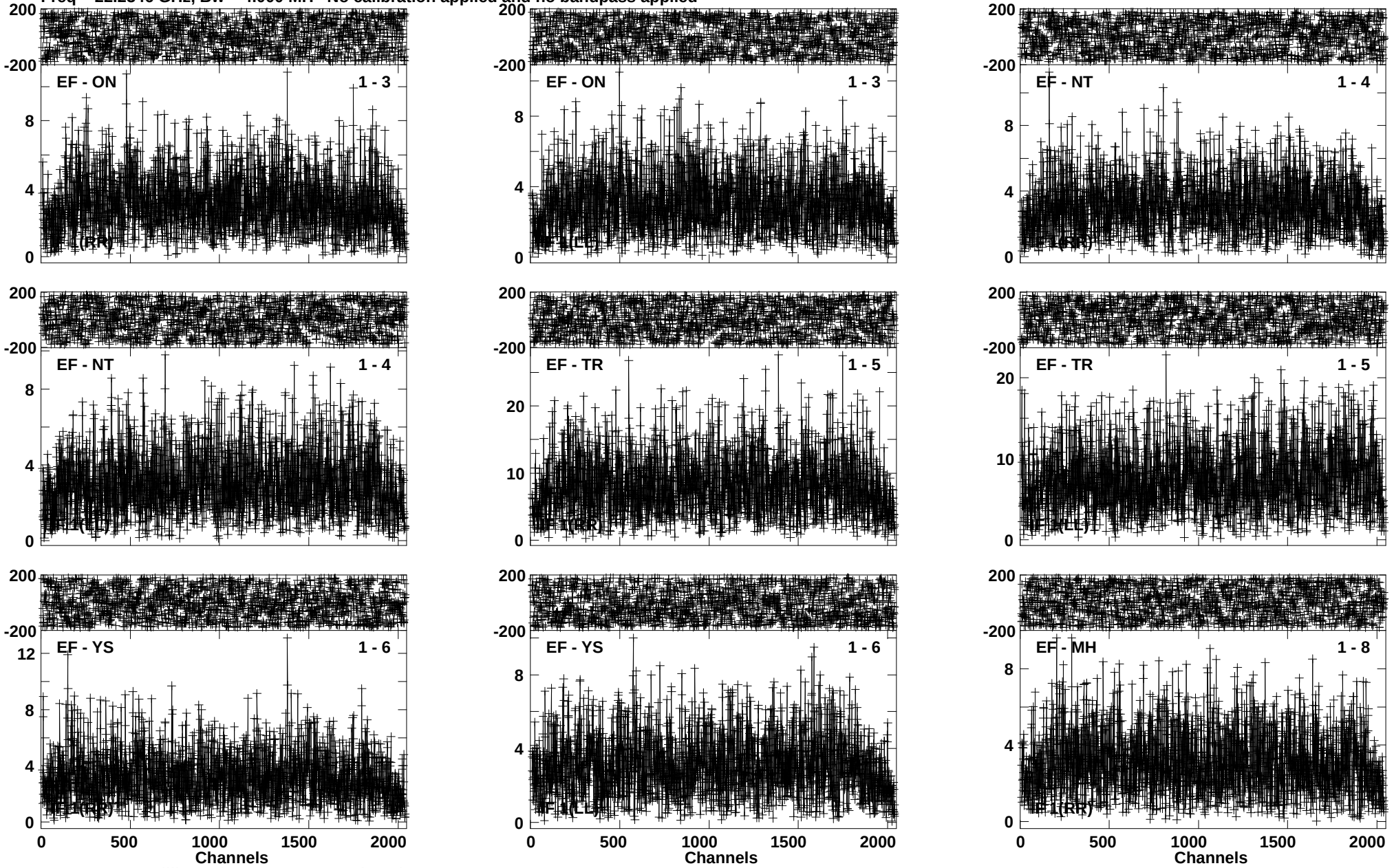

Lower frame: Milli Ampl Jy Top frame: Phas deg
Vector averaged cross-power spectrum Baseline: EF (01) - ON (03)
Timerange: 00/22:57:25 to 00/22:58:23

Plot file version 183 created 19-SEP-2014 15:42:19
J2040+4527 ES074A.UVDATA.1
Freq = 22.2346 GHz, Bw = 4.000 MH No calibration applied and no bandpass applied

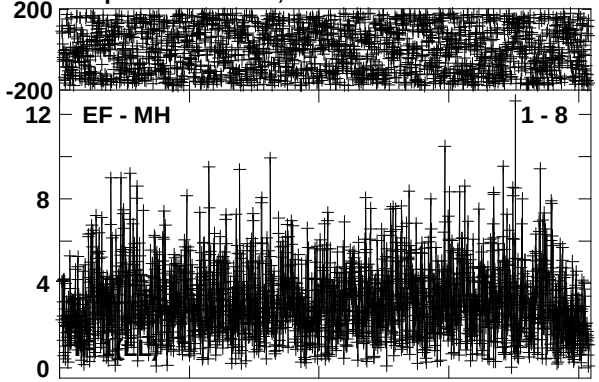

Lower frame: Milli Ampl Jy Top frame: Phas deg
Vector averaged cross-power spectrum Baseline: EF (01) - MH (08)
Timerange: 00/22:57:25 to 00/22:58:23

Plot file version 184 created 19-SEP-2014 15:42:19
W75N ES074A.UVDATA.1
Freq = 22.2346 GHz, Bw = 4.000 MH No calibration applied and no bandpass applied

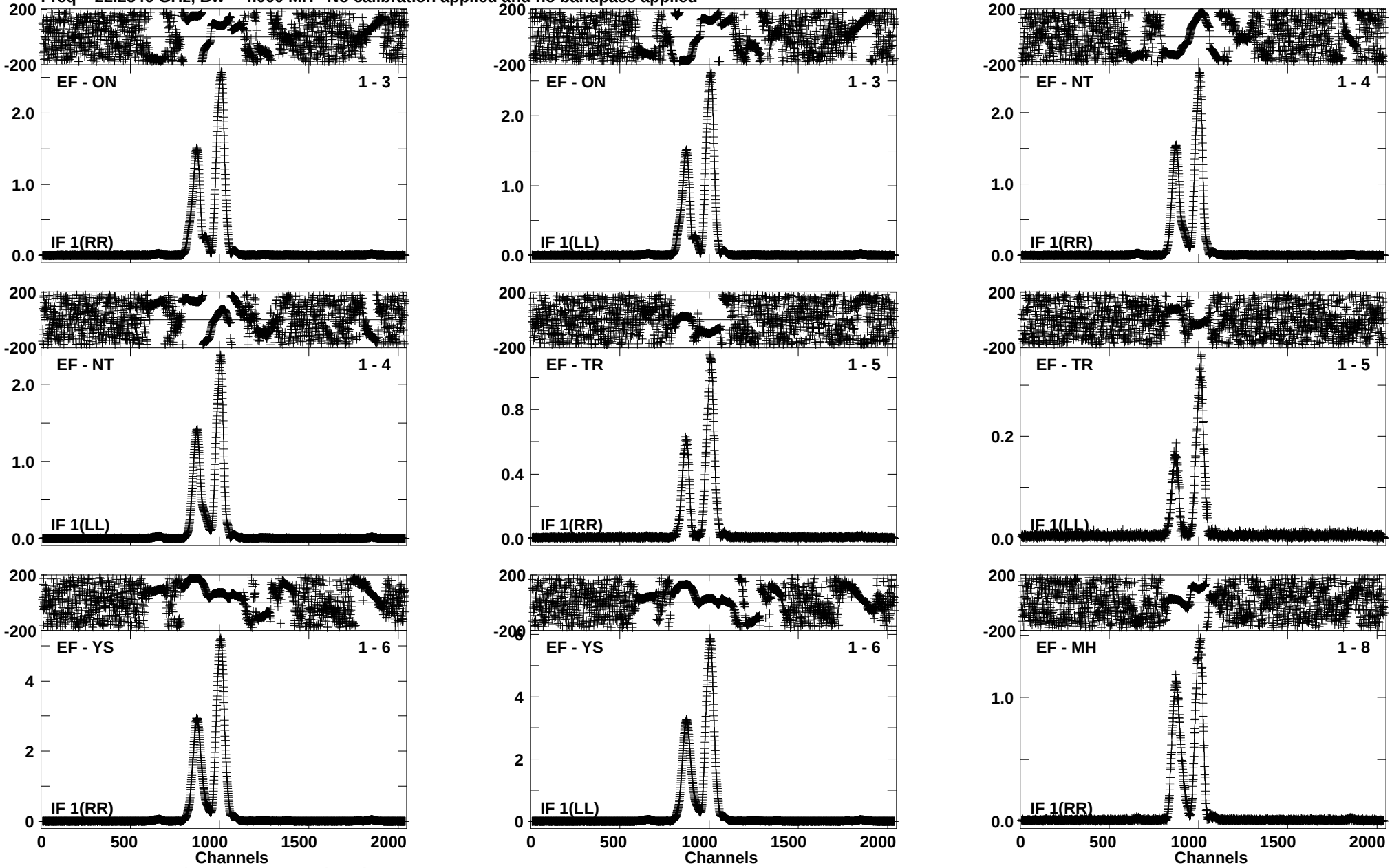

Lower frame: Ampl Jy Top frame: Phas deg
Vector averaged cross-power spectrum Baseline: EF (01) - ON (03)
Timerange: 00/22:58:35 to 00/22:59:33

Plot file version 185 created 19-SEP-2014 15:42:19
W75N ES074A.UVDATA.1
Freq = 22.2346 GHz, Bw = 4.000 MH No calibration applied and no bandpass applied

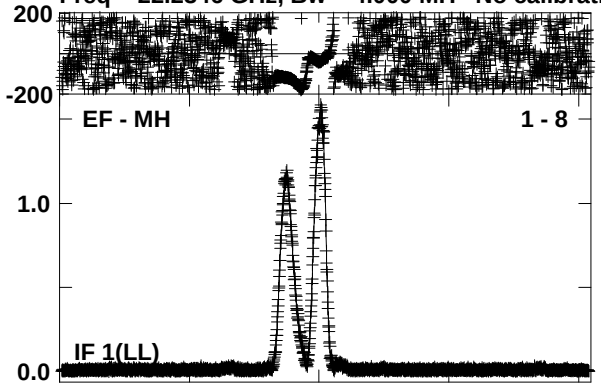

Lower frame: Ampl Jy Top frame: Phas deg
Vector averaged cross-power spectrum Baseline: EF (01) - MH (08)
Timerange: 00/22:58:35 to 00/22:59:33

Plot file version 186 created 19-SEP-2014 15:42:19
J2040+4527 ES074A.UVDATA.1
Freq = 22.2346 GHz, Bw = 4.000 MH No calibration applied and no bandpass applied

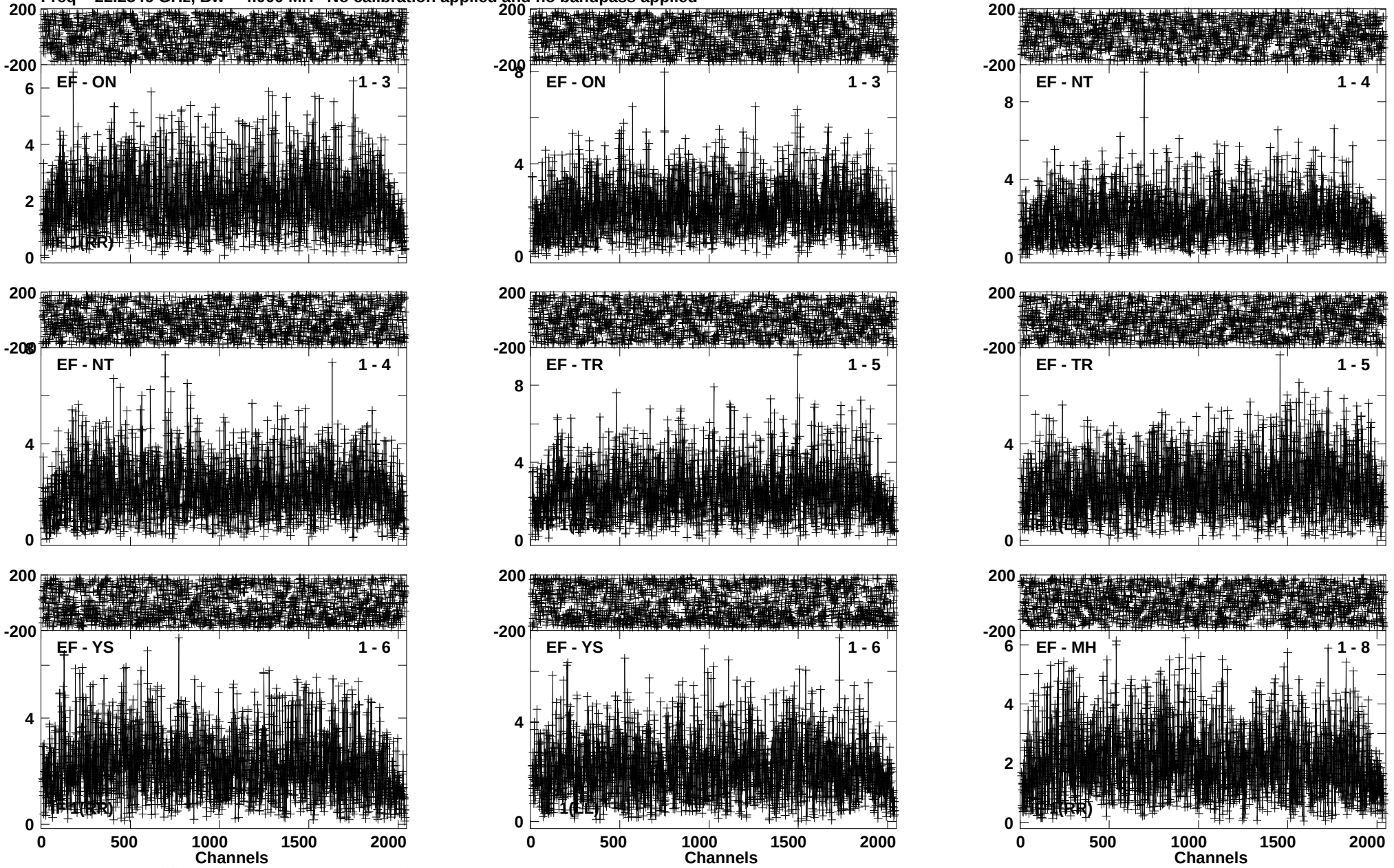

Lower frame: Milli Ampl Jy Top frame: Phas deg
Vector averaged cross-power spectrum Baseline: EF (01) - ON (03)
Timerange: 00/23:00:18 to 00/23:01:24

Plot file version 187 created 19-SEP-2014 15:42:19
J2040+4527 ES074A.UVDATA.1
Freq = 22.2346 GHz, Bw = 4.000 MH No calibration applied and no bandpass applied

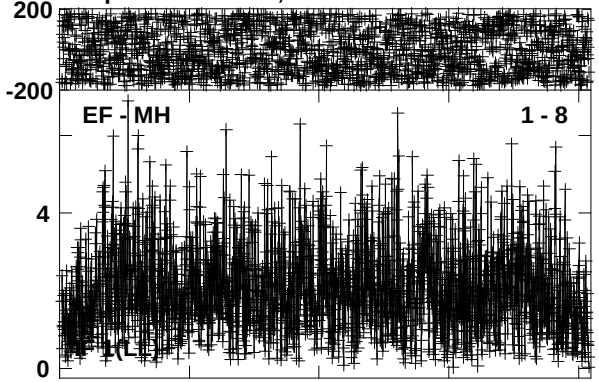

Lower frame: Milli Ampl Jy Top frame: Phas deg
Vector averaged cross-power spectrum Baseline: EF (01) - MH (08)
Timerange: 00/23:00:18 to 00/23:01:24

Plot file version 188 created 19-SEP-2014 15:42:19
W75N ES074A.UVDATA.1
Freq = 22.2346 GHz, Bw = 4.000 MH No calibration applied and no bandpass applied

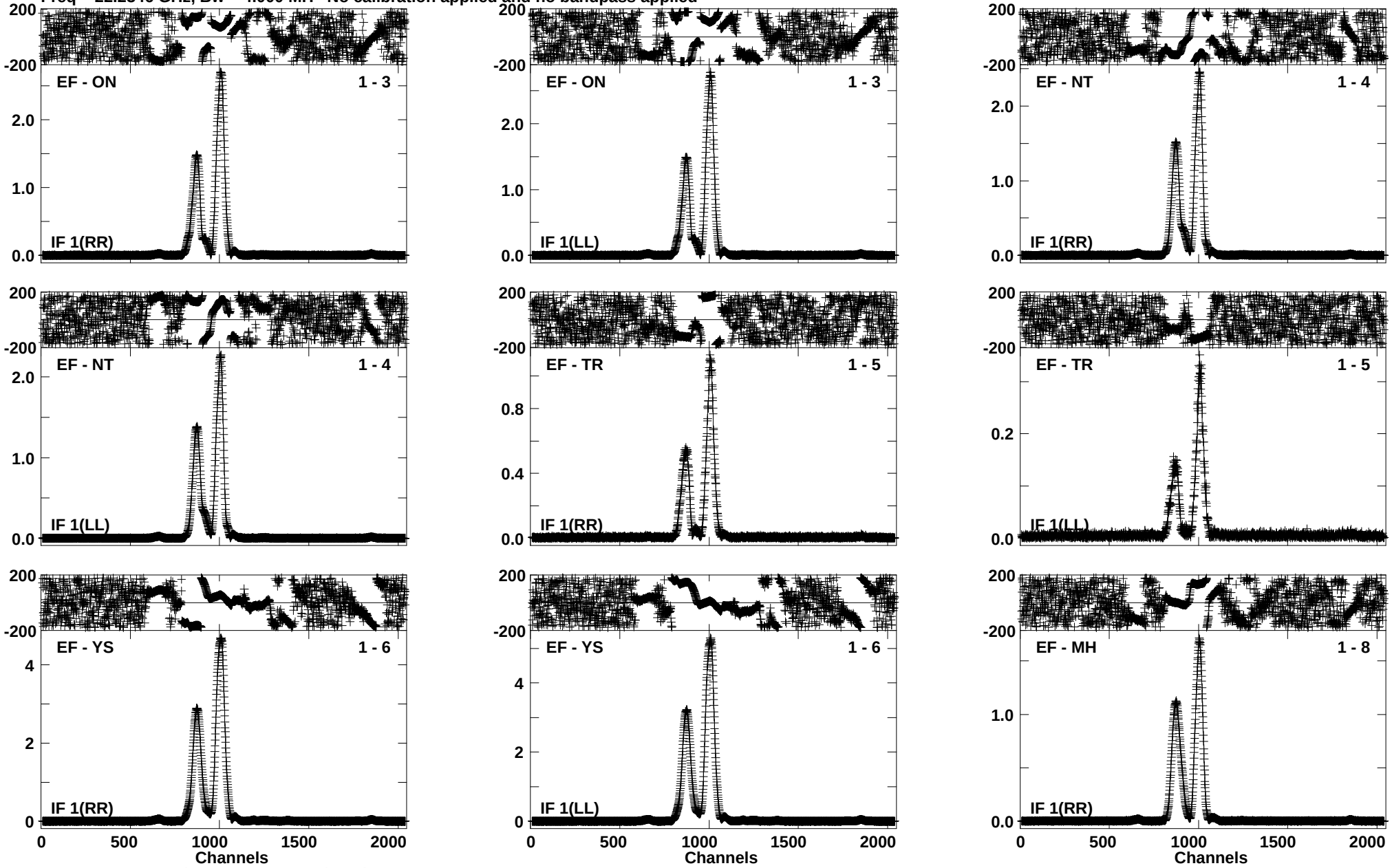

Lower frame: Ampl Jy Top frame: Phas deg
Vector averaged cross-power spectrum Baseline: EF (01) - ON (03)
Timerange: 00/23:01:35 to 00/23:02:33

Plot file version 189 created 19-SEP-2014 15:42:19
W75N ES074A.UVDATA.1
Freq = 22.2346 GHz, Bw = 4.000 MH No calibration applied and no bandpass applied

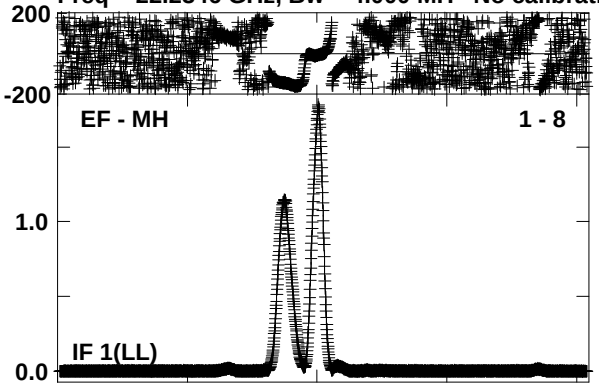

Lower frame: Ampl Jy Top frame: Phas deg
Vector averaged cross-power spectrum Baseline: EF (01) - MH (08)
Timerange: 00/23:01:35 to 00/23:02:33

Plot file version 190 created 19-SEP-2014 15:42:19
J2040+4527 ES074A.UVDATA.1
Freq = 22.2346 GHz, Bw = 4.000 MH No calibration applied and no bandpass applied

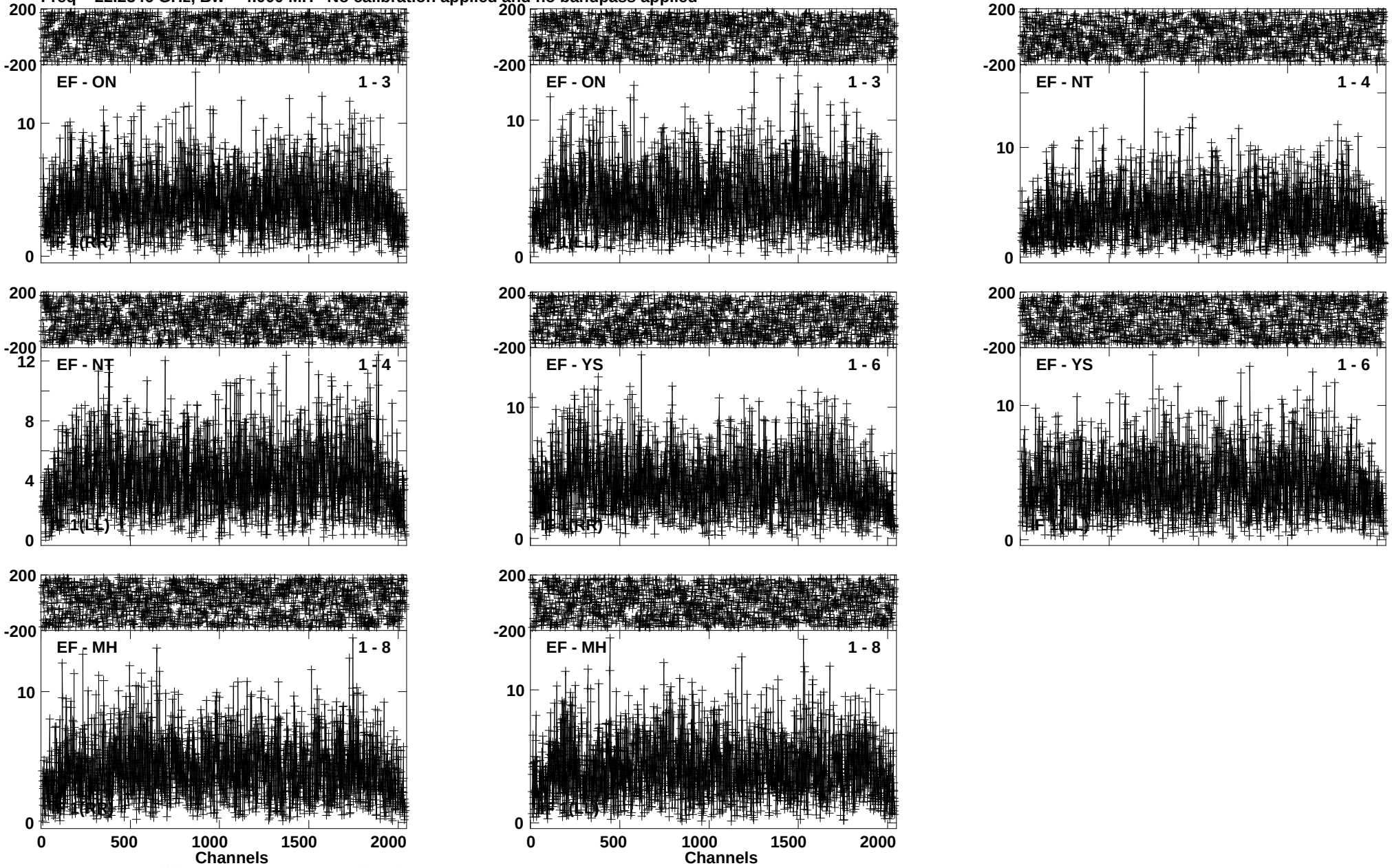

Lower frame: Milli Ampl Jy Top frame: Phas deg
Vector averaged cross-power spectrum Baseline: EF (01) - ON (03)
Timerange: 00/23:02:45 to 00/23:03:33

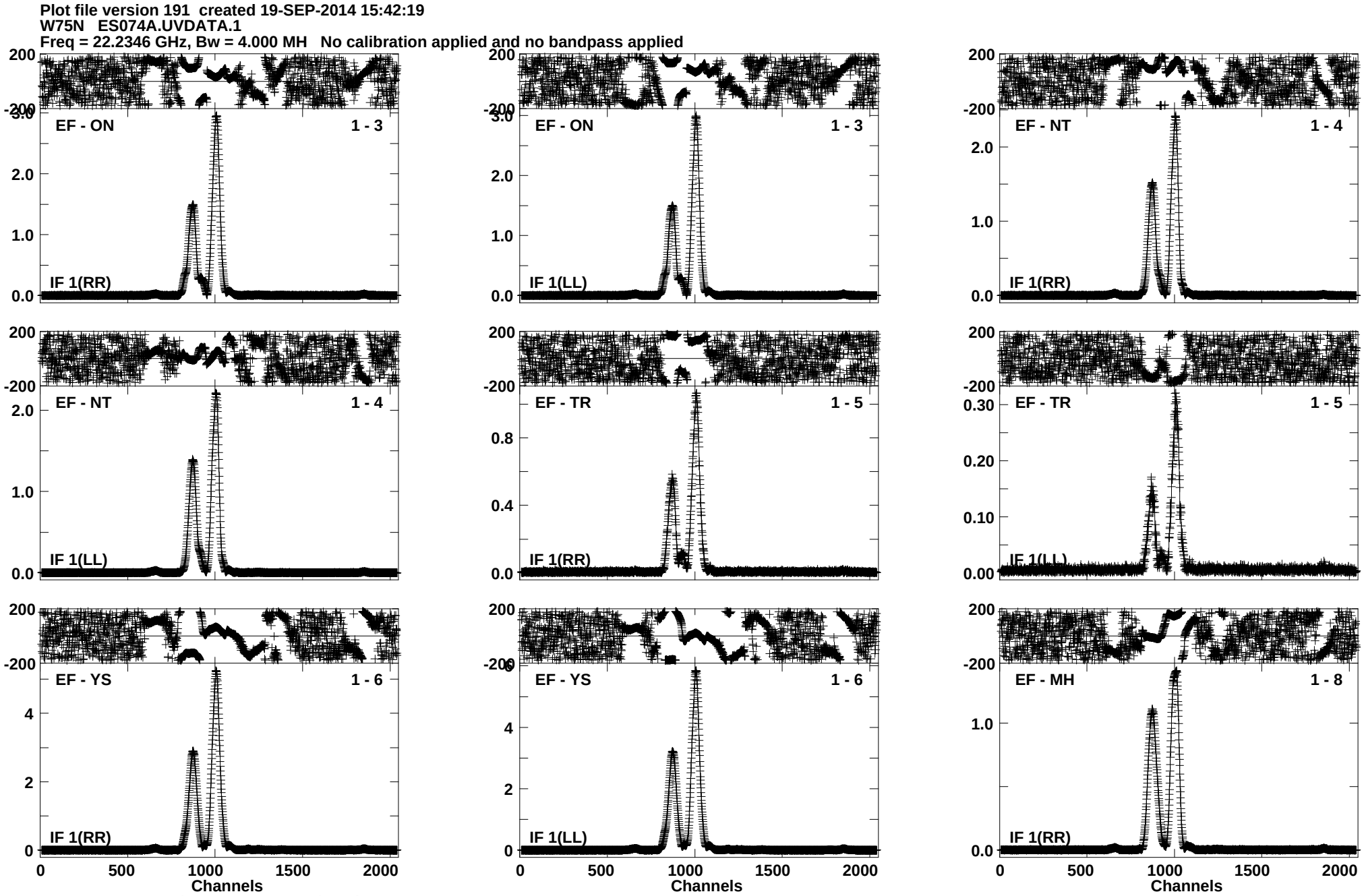
Plot file version 191 created 19-SEP-2014 15:42:19
W75N ES074A.UVDATA.1
Freq = 22.2346 GHz, Bw = 4.000 MH No calibration applied and no bandpass applied
EF - ON 1 - 3
IF 1(RR)
EF - ON 1 - 3
IF 1(LL)
EF - NT 1 - 4
IF 1(RR)
EF - NT 1 - 4
IF 1(LL)
EF - TR 1 - 5
IF 1(RR)
EF - TR 1 - 5
IF 1(LL)
EF - YS 1 - 6
IF 1(RR)
EF - YS 1 - 6
IF 1(LL)
EF - MH 1 - 8
IF 1(RR)
Channels
Channels
Channels
Lower frame: Ampl Jy Top frame: Phas deg
Vector averaged cross-power spectrum Baseline: EF (01) - ON (03)
Timerange: 00/23:03:45 to 00/23:04:43

Plot file version 192 created 19-SEP-2014 15:42:19
W75N ES074A.UVDATA.1
Freq = 22.2346 GHz, Bw = 4.000 MH No calibration applied and no bandpass applied

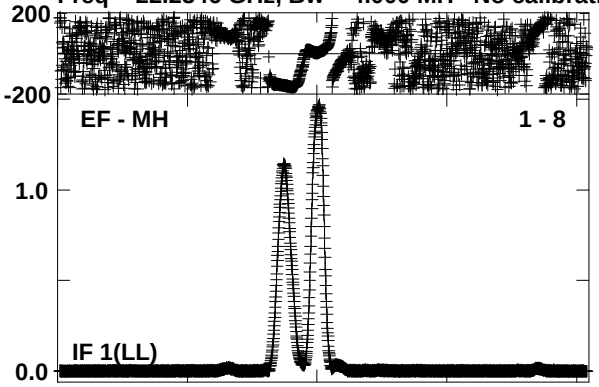

Lower frame: Ampl Jy Top frame: Phas deg
Vector averaged cross-power spectrum Baseline: EF (01) - MH (08)
Timerange: 00/23:03:45 to 00/23:04:43

Plot file version 193 created 19-SEP-2014 15:42:19
J2040+4527 ES074A.UVDATA.1
Freq = 22.2346 GHz, Bw = 4.000 MH No calibration applied and no bandpass applied

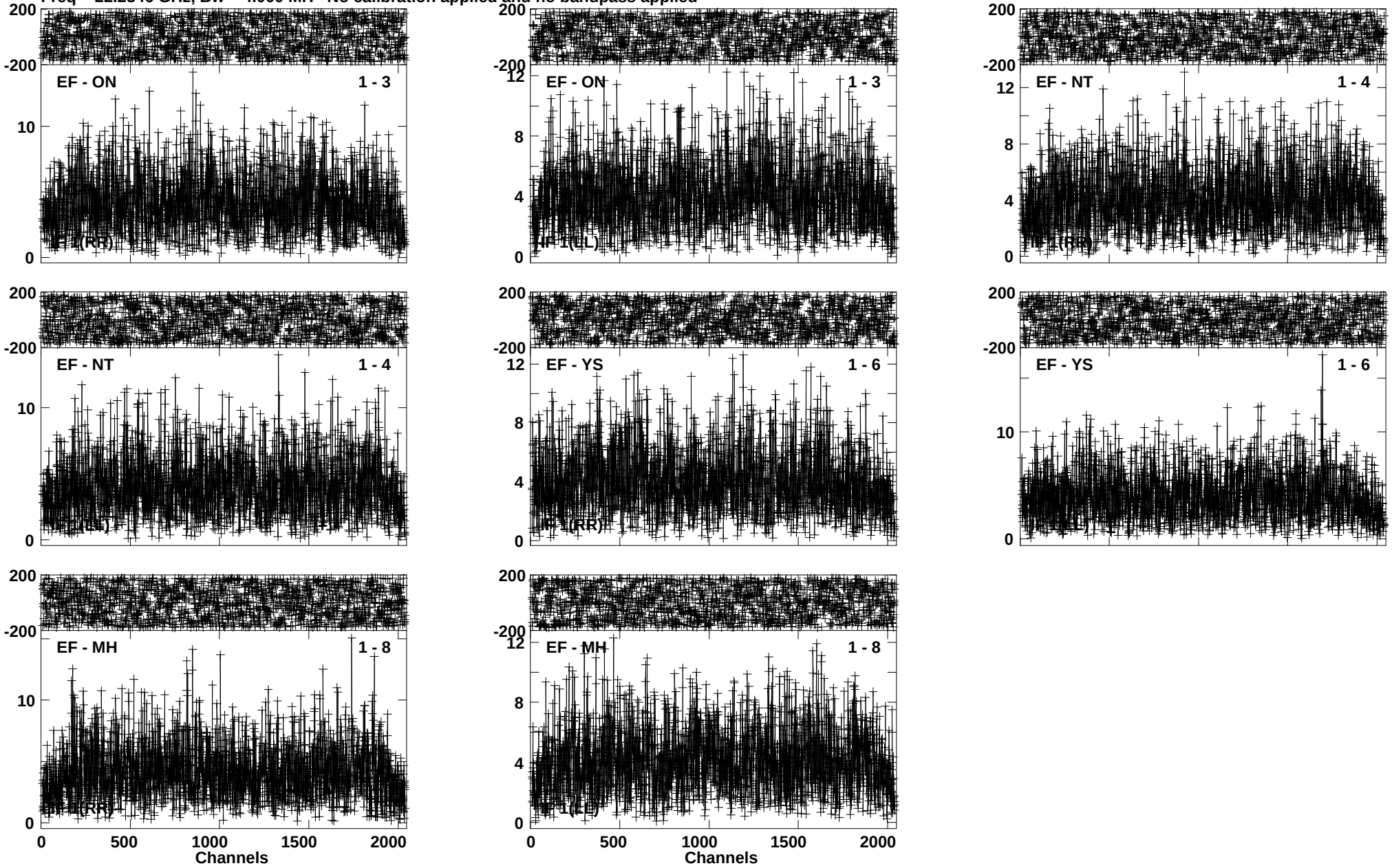

Lower frame: Milli Ampl Jy Top frame: Phas deg
Vector averaged cross-power spectrum Baseline: EF (01) - ON (03)
Timerange: 00/23:04:55 to 00/23:05:43

Plot file version 194 created 19-SEP-2014 15:42:19
W75N ES074A.UVDATA.1
Freq = 22.2346 GHz, Bw = 4.000 MH No calibration applied and no bandpass applied

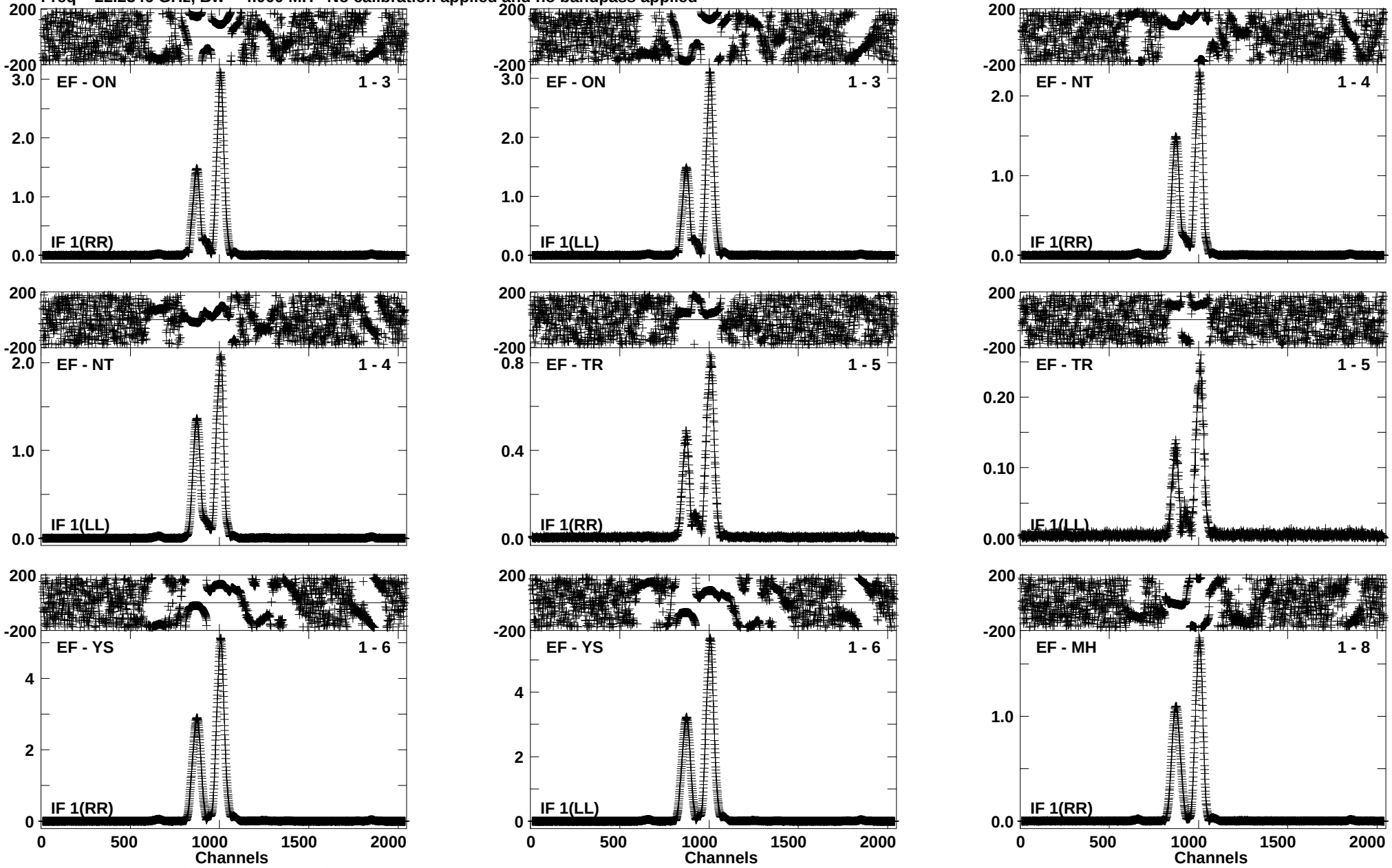

Lower frame: Ampl Jy Top frame: Phas deg
Vector averaged cross-power spectrum Baseline: EF (01) - ON (03)
Timerange: 00/23:05:55 to 00/23:06:53

Plot file version 195 created 19-SEP-2014 15:42:20
W75N ES074A.UVDATA.1
Freq = 22.2346 GHz, Bw = 4.000 MH No calibration applied and no bandpass applied

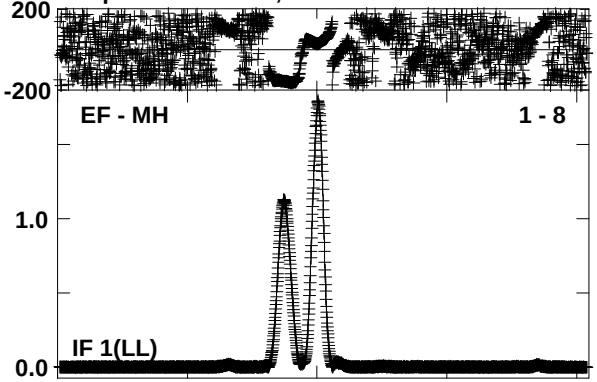

Lower frame: Ampl Jy Top frame: Phas deg
Vector averaged cross-power spectrum Baseline: EF (01) - MH (08)
Timerange: 00/23:05:55 to 00/23:06:53

Plot file version 196 created 19-SEP-2014 15:42:20
J2040+4527 ES074A.UVDATA.1
Freq = 22.2346 GHz, Bw = 4.000 MH No calibration applied and no bandpass applied

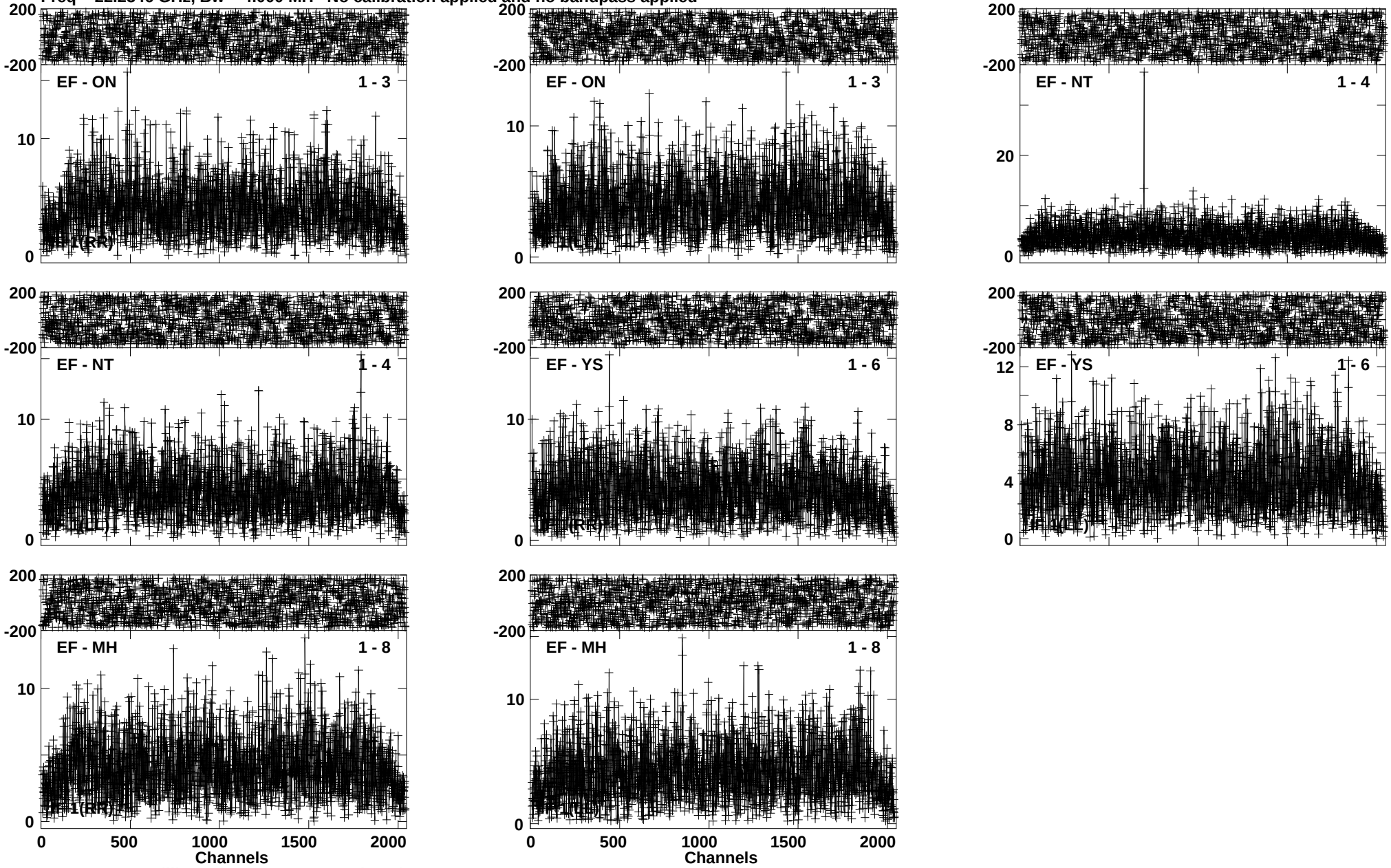

Lower frame: Milli Ampl Jy Top frame: Phas deg
Vector averaged cross-power spectrum Baseline: EF (01) - ON (03)
Timerange: 00/23:07:05 to 00/23:07:53

Plot file version 197 created 19-SEP-2014 15:42:20
W75N ES074A.UVDATA.1
Freq = 22.2346 GHz, Bw = 4.000 MH No calibration applied and no bandpass applied

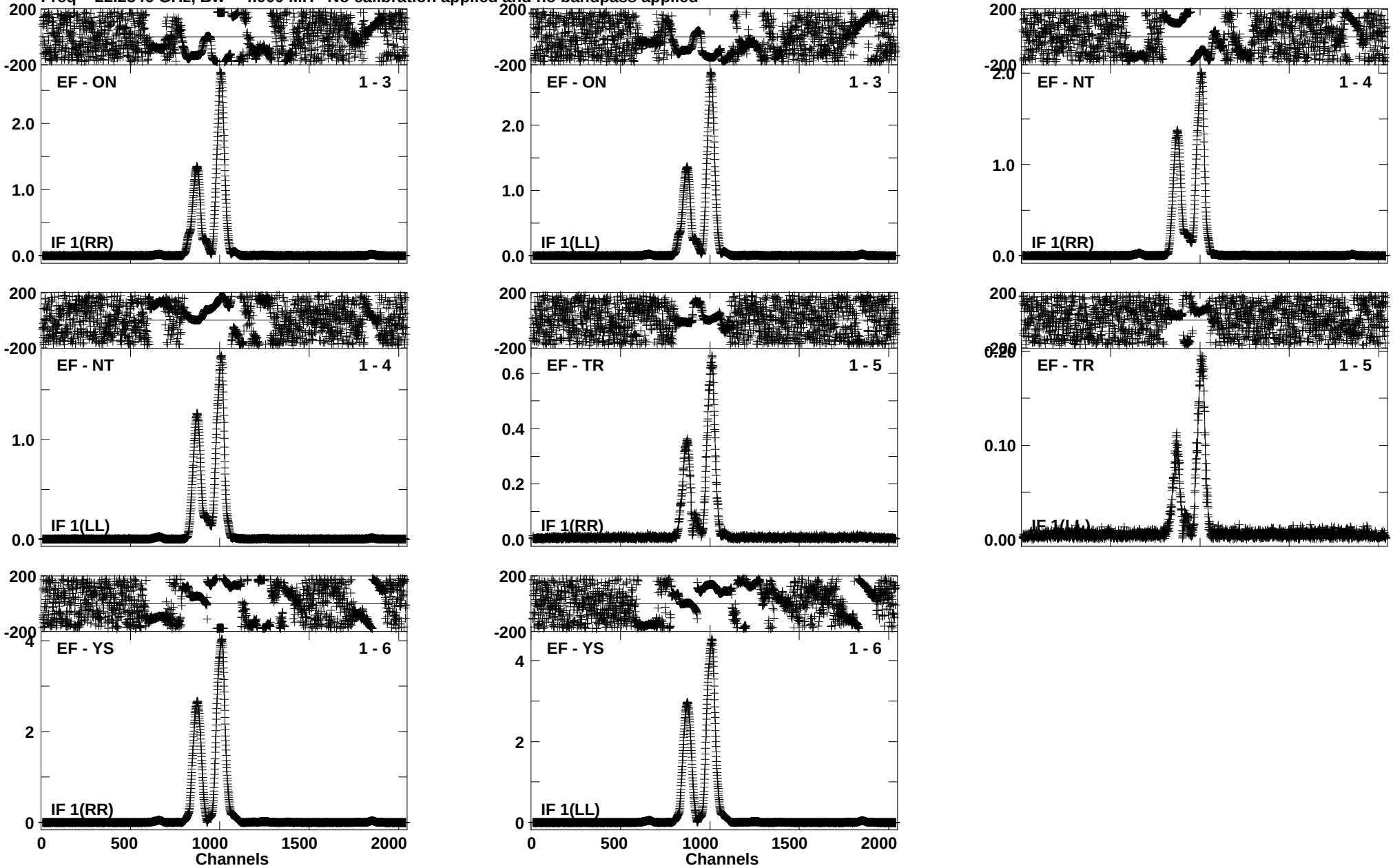

Lower frame: Ampl Jy Top frame: Phas deg
Vector averaged cross-power spectrum Baseline: EF (01) - ON (03)
Timerange: 00/23:08:05 to 00/23:09:03

Plot file version 198 created 19-SEP-2014 15:42:21
J2202+4216 ES074A.UVDATA.1
Freq = 22.2346 GHz, Bw = 4.000 MH No calibration applied and no bandpass applied

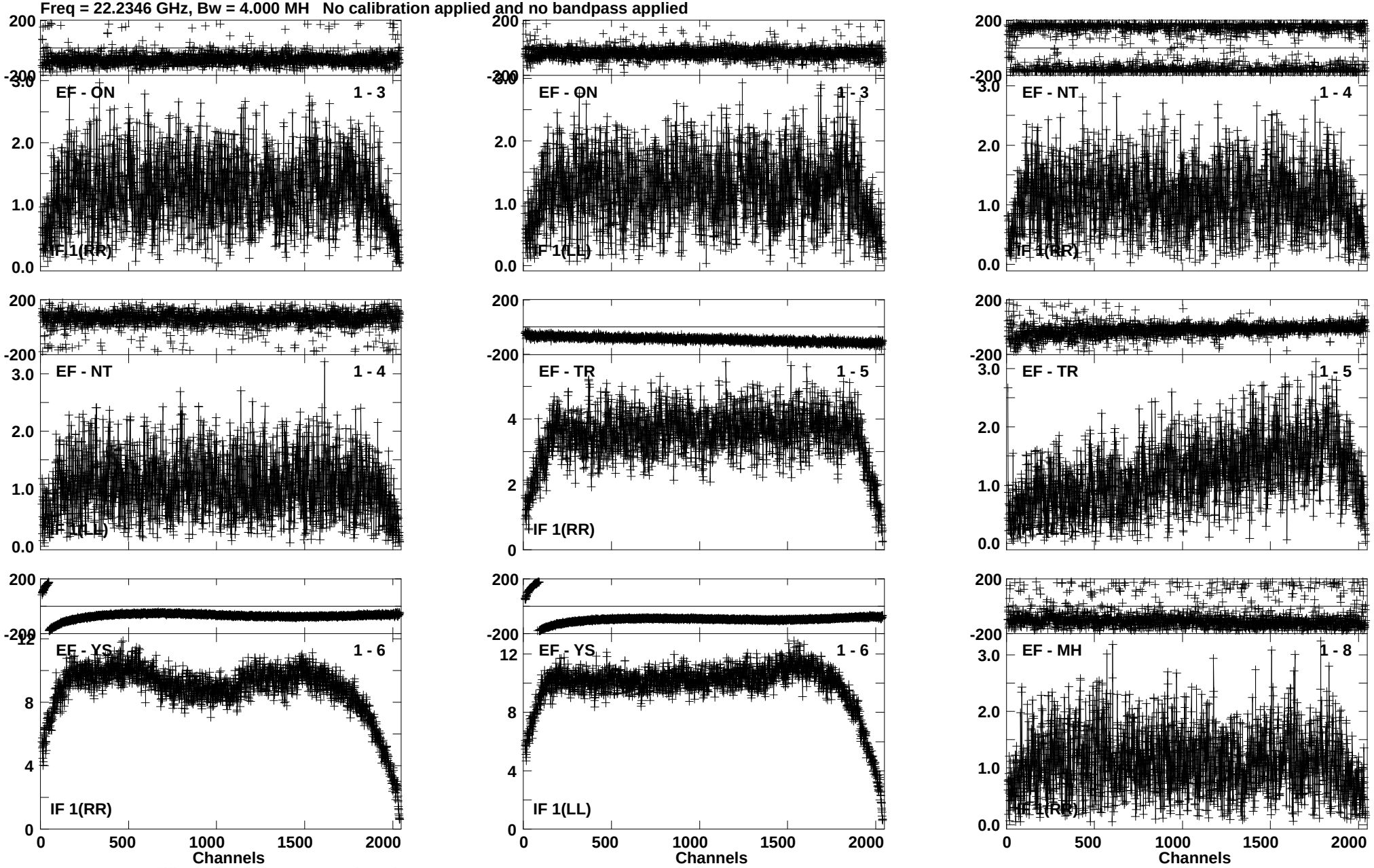

Lower frame: Milli Ampl Jy Top frame: Phas deg
Vector averaged cross-power spectrum Baseline: EF (01) - ON (03)
Timerange: 00/23:10:28 to 00/23:20:24

Plot file version 199 created 19-SEP-2014 15:42:22
J2202+4216 ES074A.UVDATA.1
Freq = 22.2346 GHz, Bw = 4.000 MH No calibration applied and no bandpass applied

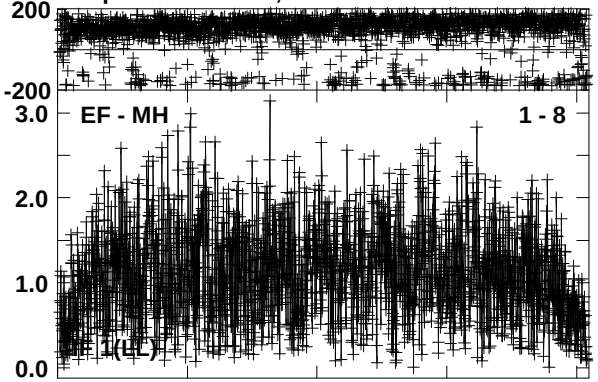

Lower frame: Milli Ampl Jy Top frame: Phas deg
Vector averaged cross-power spectrum Baseline: EF (01) - MH (08)
Timerange: 00/23:10:28 to 00/23:20:24

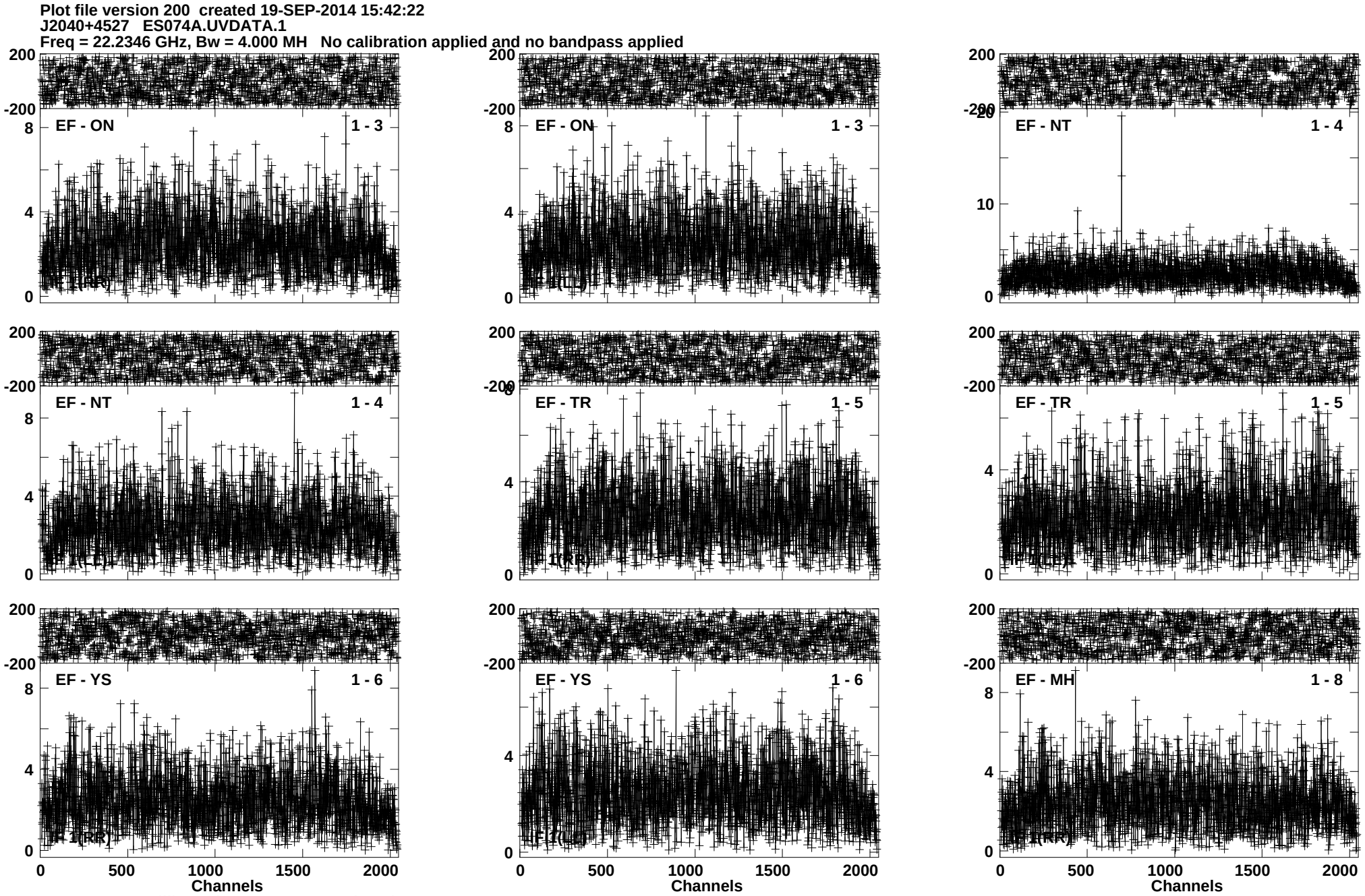
Plot file version 200 created 19-SEP-2014 15:42:22
J2040+4527 ES074A.UVDATA.1
Freq = 22.2346 GHz, Bw = 4.000 MH No calibration applied and no bandpass applied
EF - ON 1 - 3
IF 1(LL)
EF - ON 1 - 3
IF 1(RR)
EF - NT 1 - 4
IF 1(LL)
EF - NT 1 - 4
IF 1(RR)
EF - TR 1 - 5
IF 1(LL)
EF - TR 1 - 5
IF 1(RR)
EF - YS 1 - 6
IF 1(LL)
EF - YS 1 - 6
IF 1(RR)
EF - MH 1 - 8
IF 1(LL)
EF - MH 1 - 8
IF 1(RR)
Channels
Channels
Channels
Lower frame: Milli Ampl Jy Top frame: Phas deg
Vector averaged cross-power spectrum Baseline: EF (01) - ON (03)
Timerange: 00/23:21:48 to 00/23:22:54

Plot file version 201 created 19-SEP-2014 15:42:22
J2040+4527 ES074A.UVDATA.1
Freq = 22.2346 GHz, Bw = 4.000 MH No calibration applied and no bandpass applied

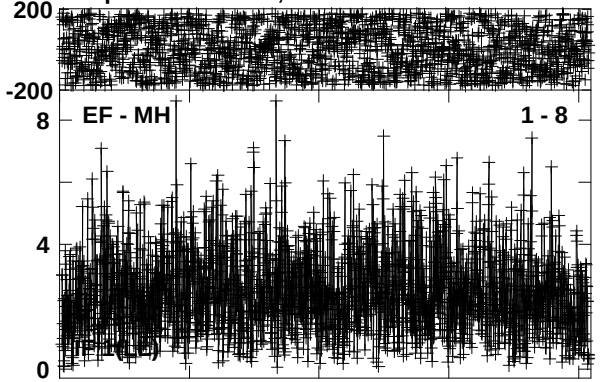

Lower frame: Milli Ampl Jy Top frame: Phas deg
Vector averaged cross-power spectrum Baseline: EF (01) - MH (08)
Timerange: 00/23:21:48 to 00/23:22:54

Plot file version 202 created 19-SEP-2014 15:42:22
W75N ES074A.UVDATA.1
Freq = 22.2346 GHz, Bw = 4.000 MH No calibration applied and no bandpass applied

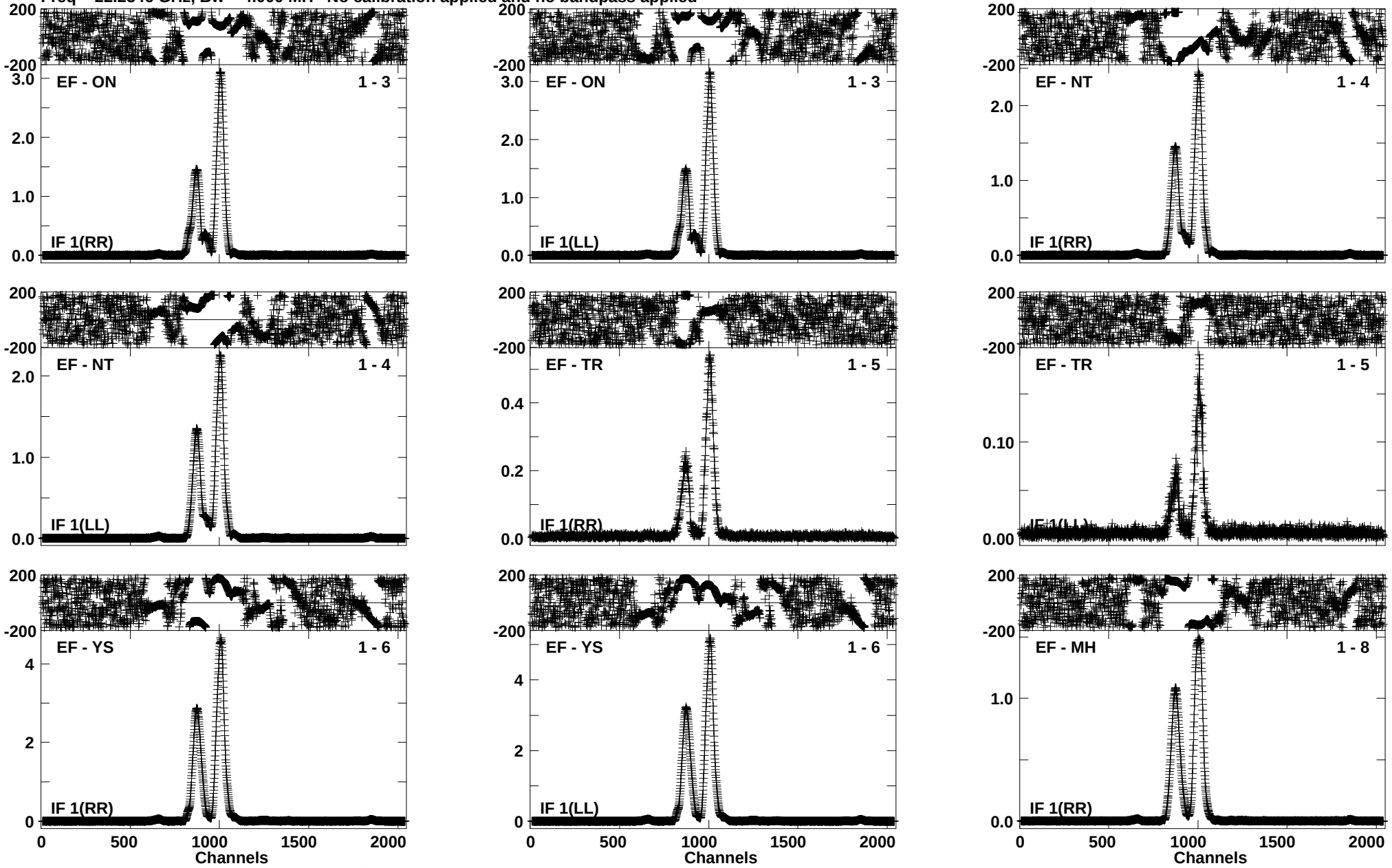

Lower frame: Ampl Jy Top frame: Phas deg
Vector averaged cross-power spectrum Baseline: EF (01) - ON (03)
Timerange: 00/23:23:06 to 00/23:24:04

Plot file version 203 created 19-SEP-2014 15:42:22
W75N ES074A.UVDATA.1
Freq = 22.2346 GHz, Bw = 4.000 MH No calibration applied and no bandpass applied

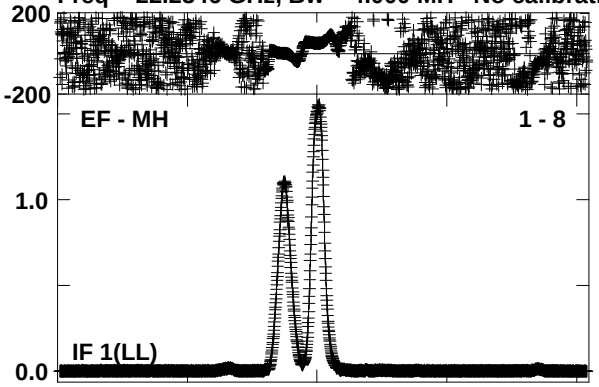

Lower frame: Ampl Jy Top frame: Phas deg
Vector averaged cross-power spectrum Baseline: EF (01) - MH (08)
Timerange: 00/23:23:06 to 00/23:24:04

Plot file version 204 created 19-SEP-2014 15:42:22
J2040+4527 ES074A.UVDATA.1
Freq = 22.2346 GHz, Bw = 4.000 MH No calibration applied and no bandpass applied

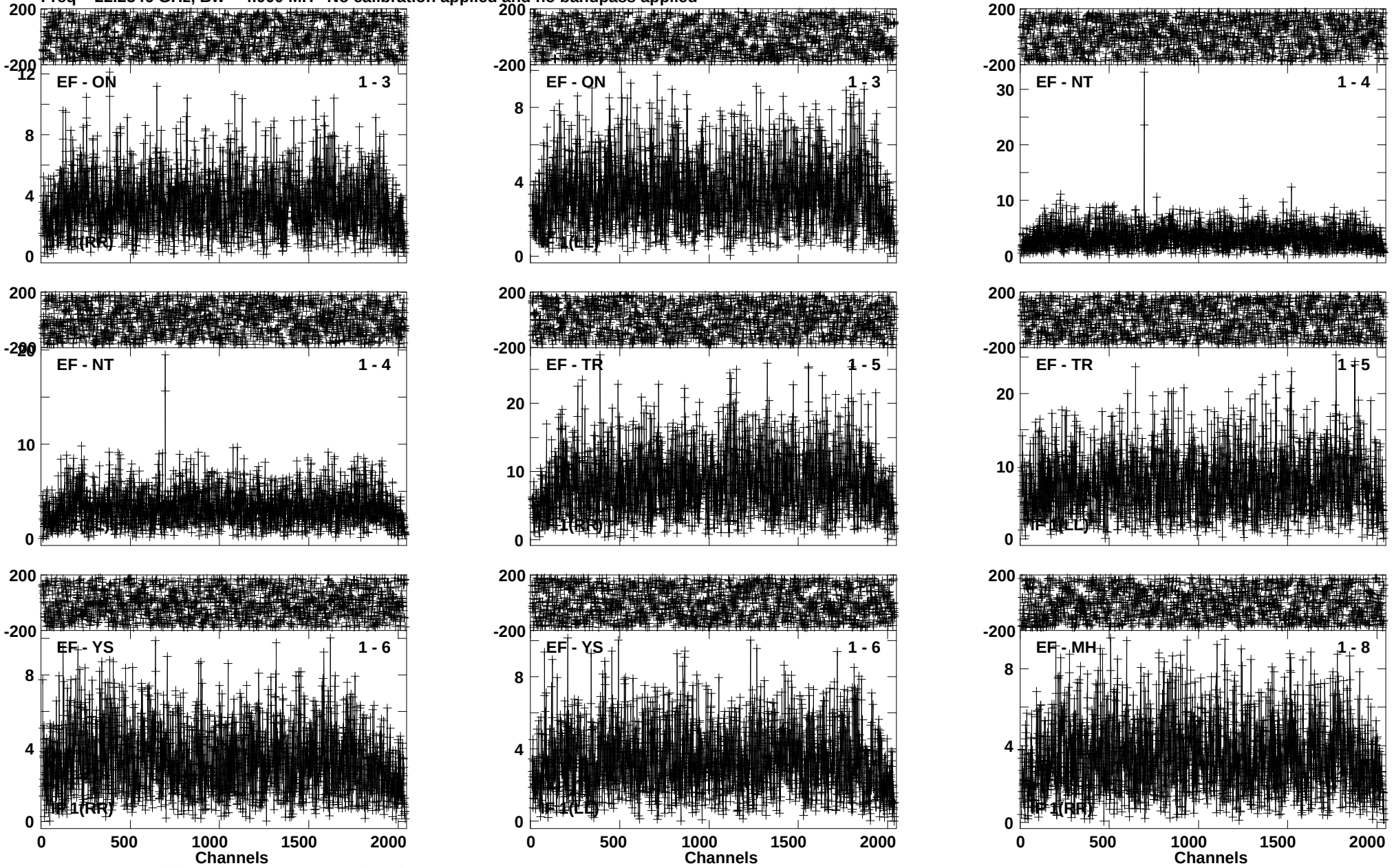

Lower frame: Milli Ampl Jy Top frame: Phas deg
Vector averaged cross-power spectrum Baseline: EF (01) - ON (03)
Timerange: 00/23:24:16 to 00/23:25:14

Plot file version 205 created 19-SEP-2014 15:42:22
J2040+4527 ES074A.UVDATA.1
Freq = 22.2346 GHz, Bw = 4.000 MH No calibration applied and no bandpass applied

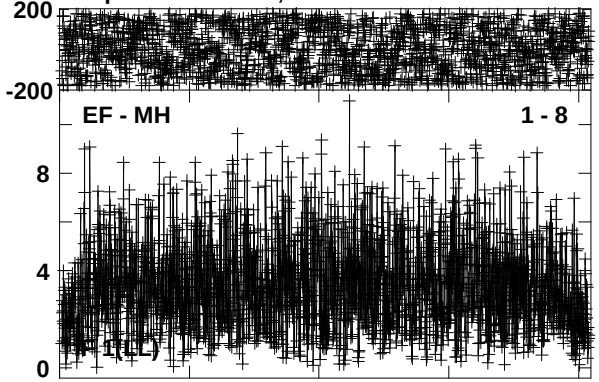

Lower frame: Milli Ampl Jy Top frame: Phas deg
Vector averaged cross-power spectrum Baseline: EF (01) - MH (08)
Timerange: 00/23:24:16 to 00/23:25:14

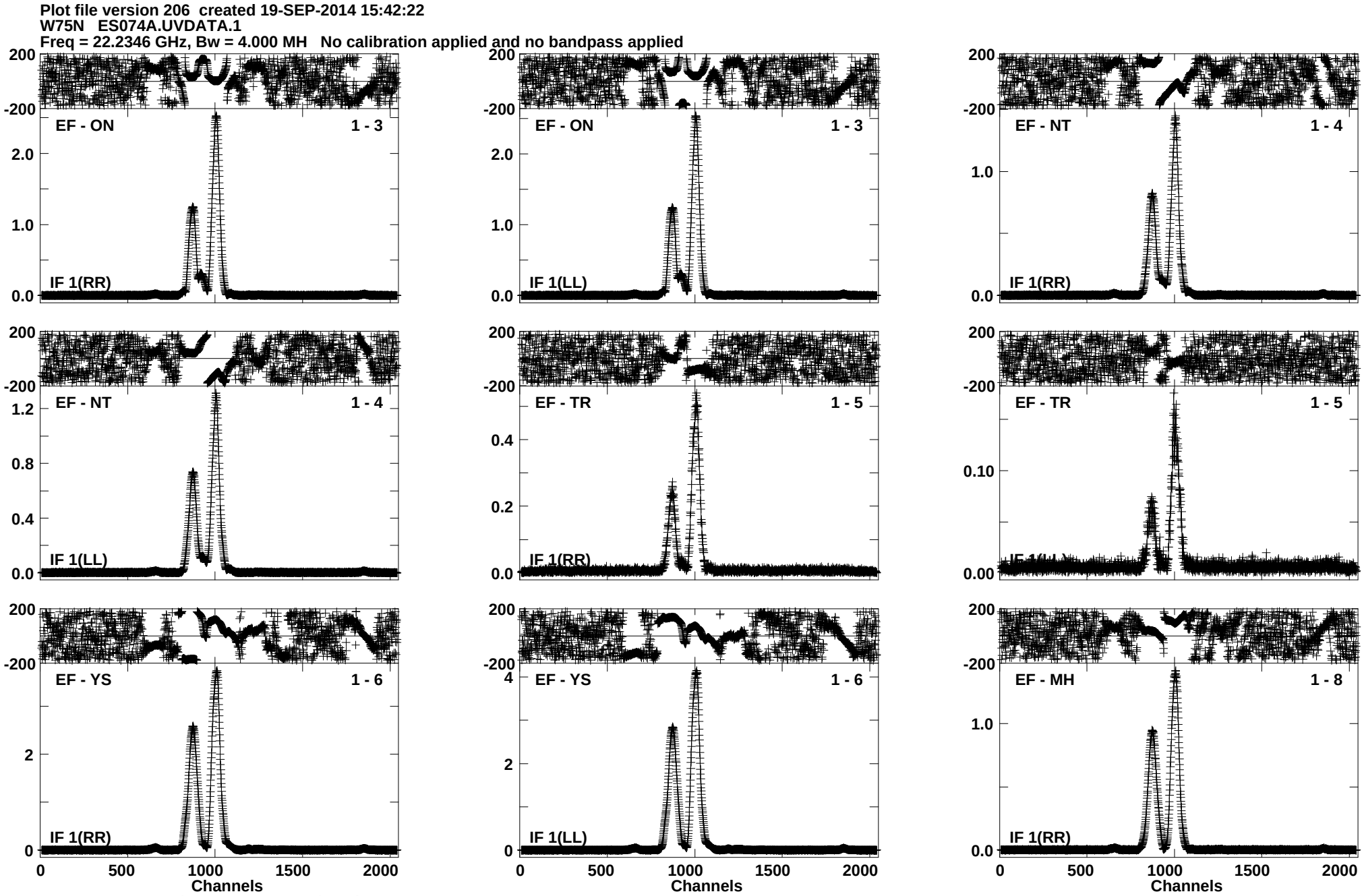
Plot file version 206 created 19-SEP-2014 15:42:22
W75N ES074A.UVDATA.1
Freq = 22.2346 GHz, Bw = 4.000 MH No calibration applied and no bandpass applied
EF - ON 1 - 3
IF 1(RR)
EF - ON 1 - 3
IF 1(LL)
EF - NT 1 - 4
IF 1(RR)
EF - NT 1 - 4
IF 1(LL)
EF - TR 1 - 5
IF 1(RR)
EF - TR 1 - 5
EF - YS 1 - 6
IF 1(RR)
EF - YS 1 - 6
IF 1(LL)
EF - MH 1 - 8
IF 1(RR)
Channels
Channels
Channels
Lower frame: Ampl Jy Top frame: Phas deg
Vector averaged cross-power spectrum Baseline: EF (01) - ON (03)
Timerange: 00/23:25:26 to 00/23:26:24

Plot file version 207 created 19-SEP-2014 15:42:23
W75N ES074A.UVDATA.1
Freq = 22.2346 GHz, Bw = 4.000 MH No calibration applied and no bandpass applied

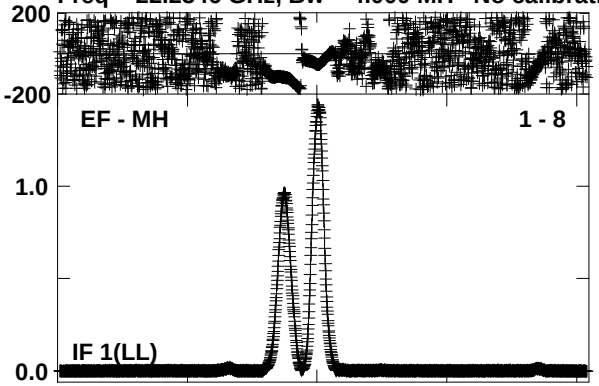

Lower frame: Ampl Jy Top frame: Phas deg
Vector averaged cross-power spectrum Baseline: EF (01) - MH (08)
Timerange: 00/23:25:26 to 00/23:26:24

Plot file version 208 created 19-SEP-2014 15:42:23
J2040+4527 ES074A.UVDATA.1
Freq = 22.2346 GHz, Bw = 4.000 MH No calibration applied and no bandpass applied

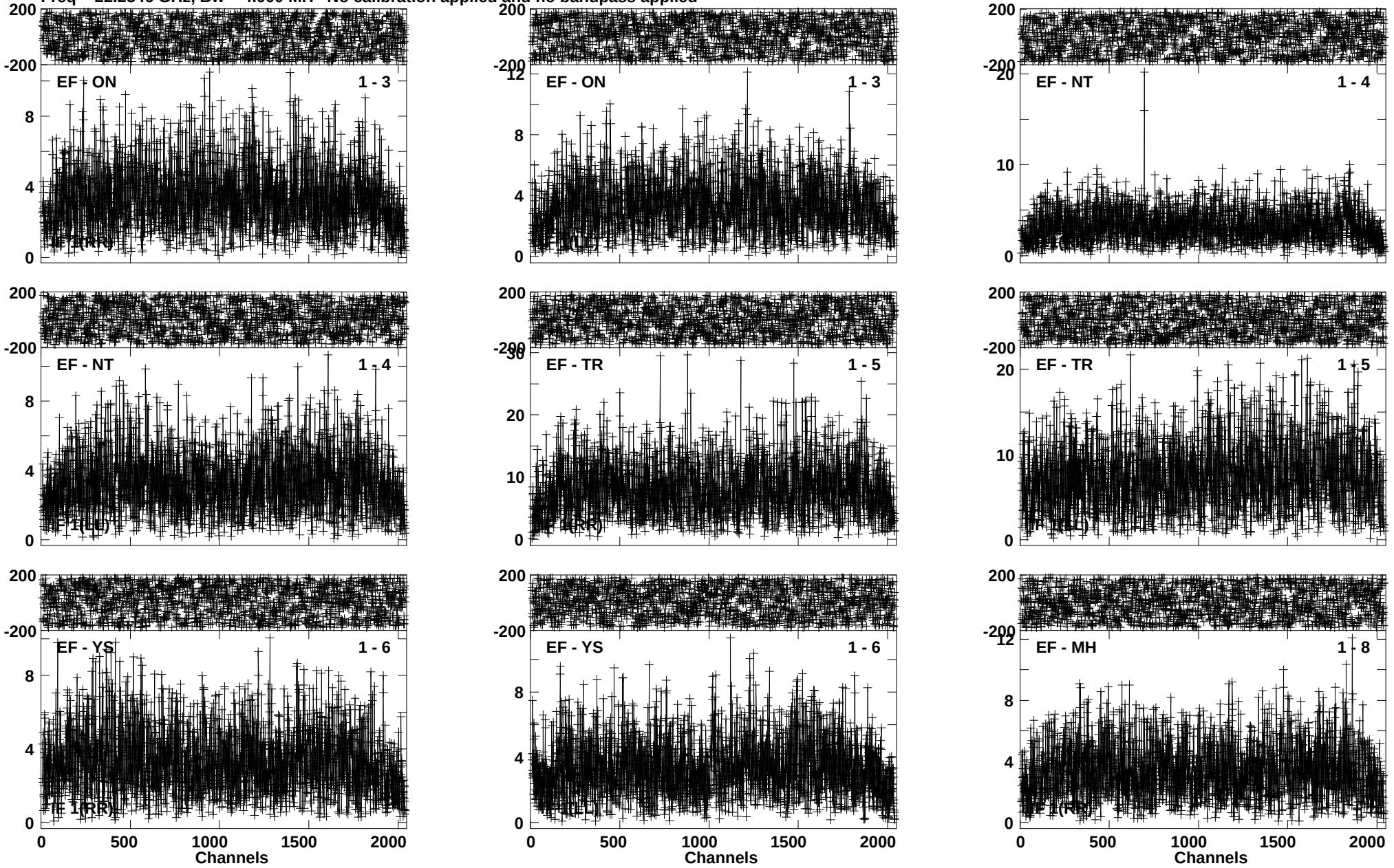

Lower frame: Milli Ampl Jy Top frame: Phas deg
Vector averaged cross-power spectrum Baseline: EF (01) - ON (03)
Timerange: 00/23:26:36 to 00/23:27:34

Plot file version 209 created 19-SEP-2014 15:42:23
J2040+4527 ES074A.UVDATA.1
Freq = 22.2346 GHz, Bw = 4.000 MH No calibration applied and no bandpass applied

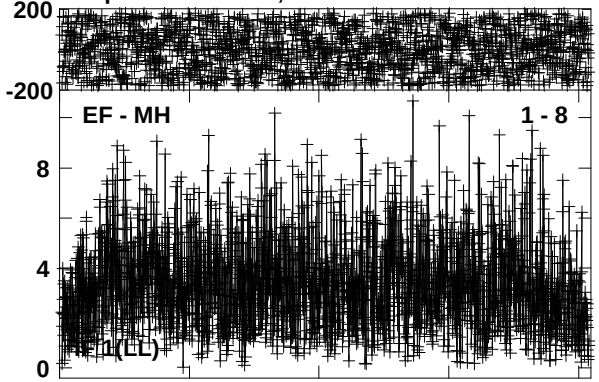

Lower frame: Milli Ampl Jy Top frame: Phas deg
Vector averaged cross-power spectrum Baseline: EF (01) - MH (08)
Timerange: 00/23:26:36 to 00/23:27:34

Plot file version 210 created 19-SEP-2014 15:42:23
W75N ES074A.UVDATA.1
Freq = 22.2346 GHz, Bw = 4.000 MH No calibration applied and no bandpass applied

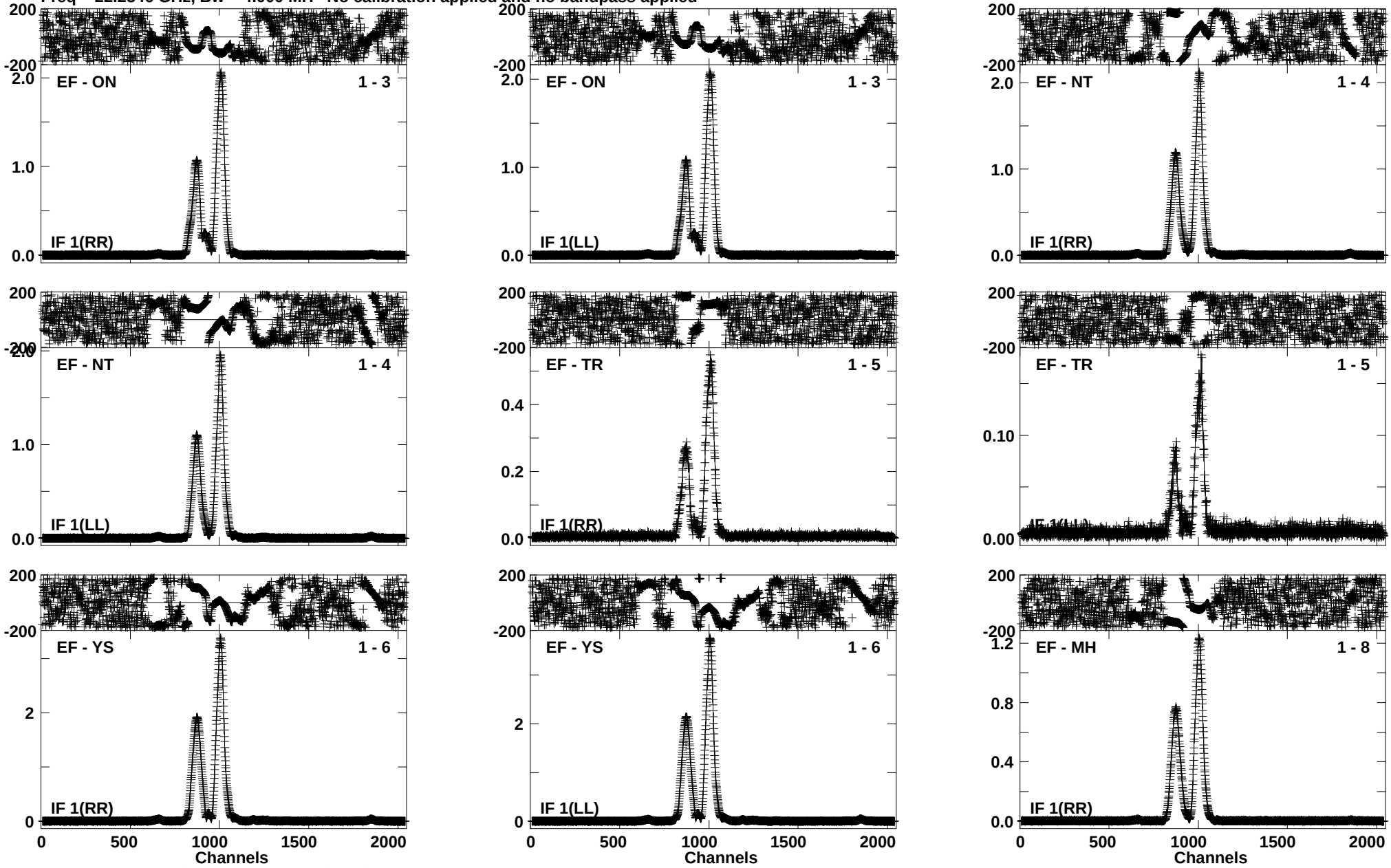

Lower frame: Ampl Jy Top frame: Phas deg
Vector averaged cross-power spectrum Baseline: EF (01) - ON (03)
Timerange: 00/23:27:46 to 00/23:28:44

Plot file version 211 created 19-SEP-2014 15:42:23
W75N ES074A.UVDATA.1
Freq = 22.2346 GHz, Bw = 4.000 MH No calibration applied and no bandpass applied

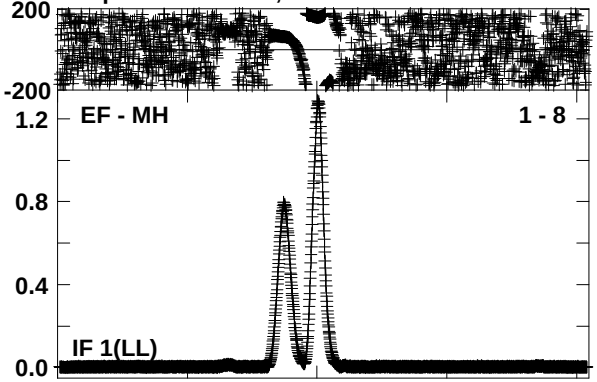

Lower frame: Ampl Jy Top frame: Phas deg
Vector averaged cross-power spectrum Baseline: EF (01) - MH (08)
Timerange: 00/23:27:46 to 00/23:28:44

Plot file version 212 created 19-SEP-2014 15:42:23
J2040+4527 ES074A.UVDATA.1
Freq = 22.2346 GHz, Bw = 4.000 MH No calibration applied and no bandpass applied

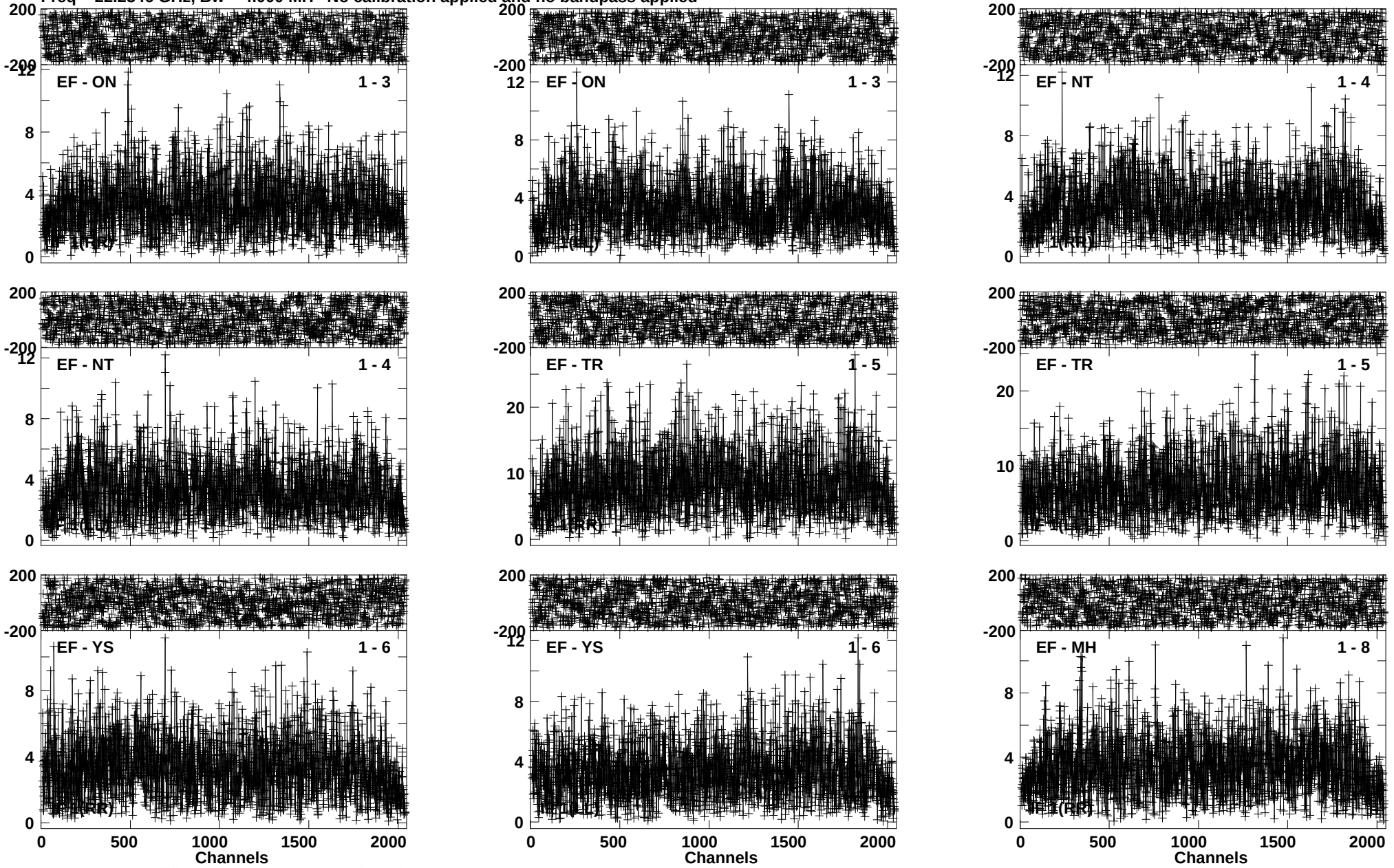

Lower frame: Milli Ampl Jy Top frame: Phas deg
Vector averaged cross-power spectrum Baseline: EF (01) - ON (03)
Timerange: 00/23:28:56 to 00/23:29:54

Plot file version 213 created 19-SEP-2014 15:42:23
J2040+4527 ES074A.UVDATA.1
Freq = 22.2346 GHz, Bw = 4.000 MH No calibration applied and no bandpass applied

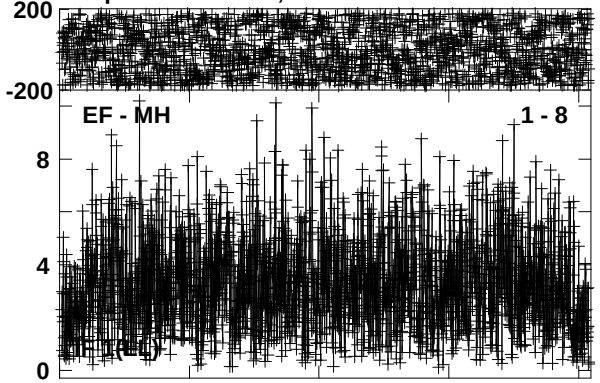

Lower frame: Milli Ampl Jy Top frame: Phas deg
Vector averaged cross-power spectrum Baseline: EF (01) - MH (08)
Timerange: 00/23:28:56 to 00/23:29:54

Plot file version 214 created 19-SEP-2014 15:42:23
W75N ES074A.UVDATA.1
Freq = 22.2346 GHz, Bw = 4.000 MH No calibration applied and no bandpass applied

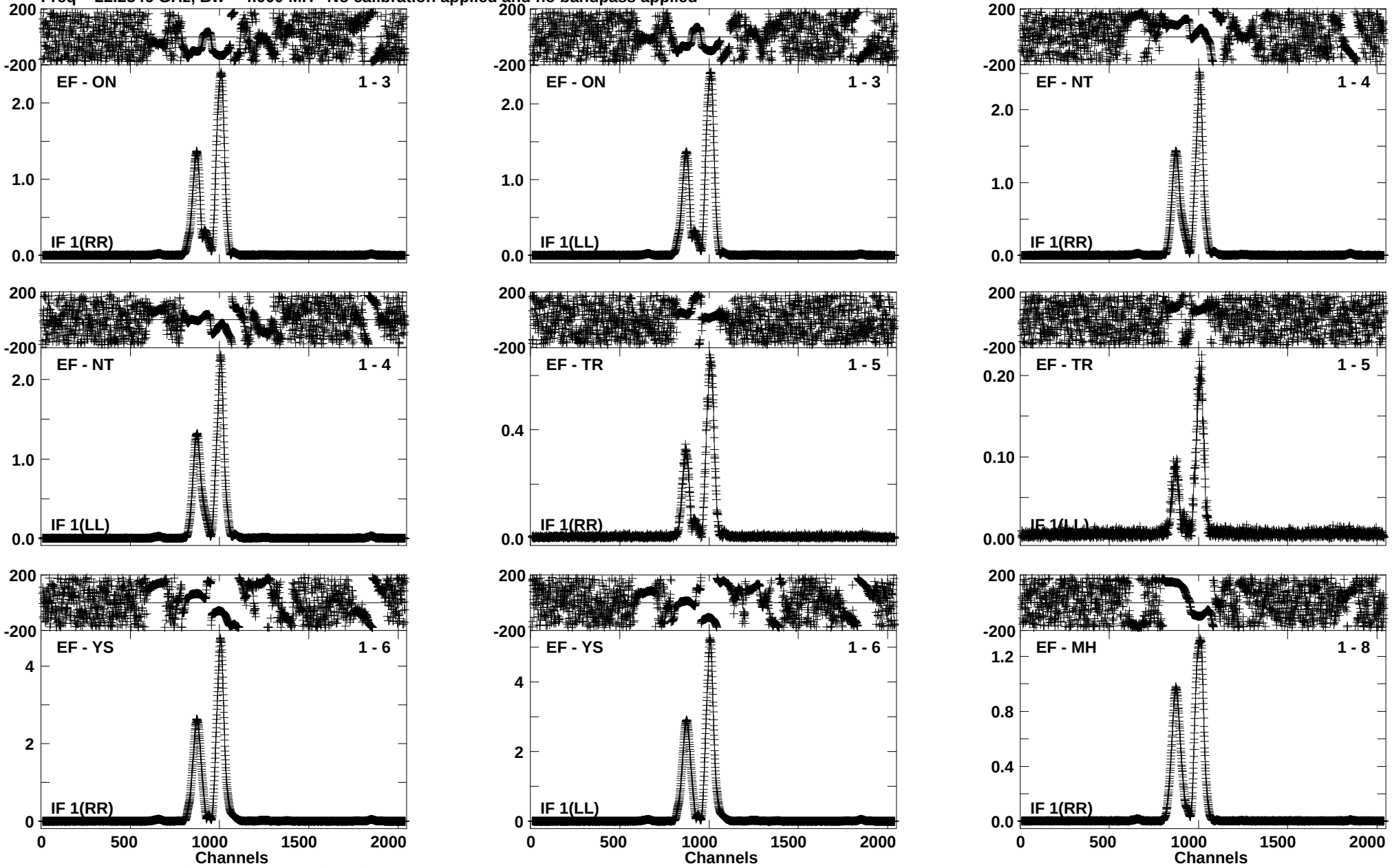

Lower frame: Ampl Jy Top frame: Phas deg
Vector averaged cross-power spectrum Baseline: EF (01) - ON (03)
Timerange: 00/23:30:06 to 00/23:31:04

Plot file version 215 created 19-SEP-2014 15:42:23
W75N ES074A.UVDATA.1
Freq = 22.2346 GHz, Bw = 4.000 MH No calibration applied and no bandpass applied

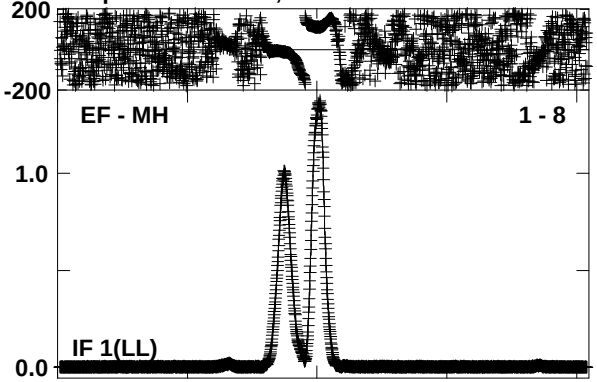

Lower frame: Ampl Jy Top frame: Phas deg
Vector averaged cross-power spectrum Baseline: EF (01) - MH (08)
Timerange: 00/23:30:06 to 00/23:31:04

Plot file version 216 created 19-SEP-2014 15:42:23
J2040+4527 ES074A.UVDATA.1
Freq = 22.2346 GHz, Bw = 4.000 MH No calibration applied and no bandpass applied

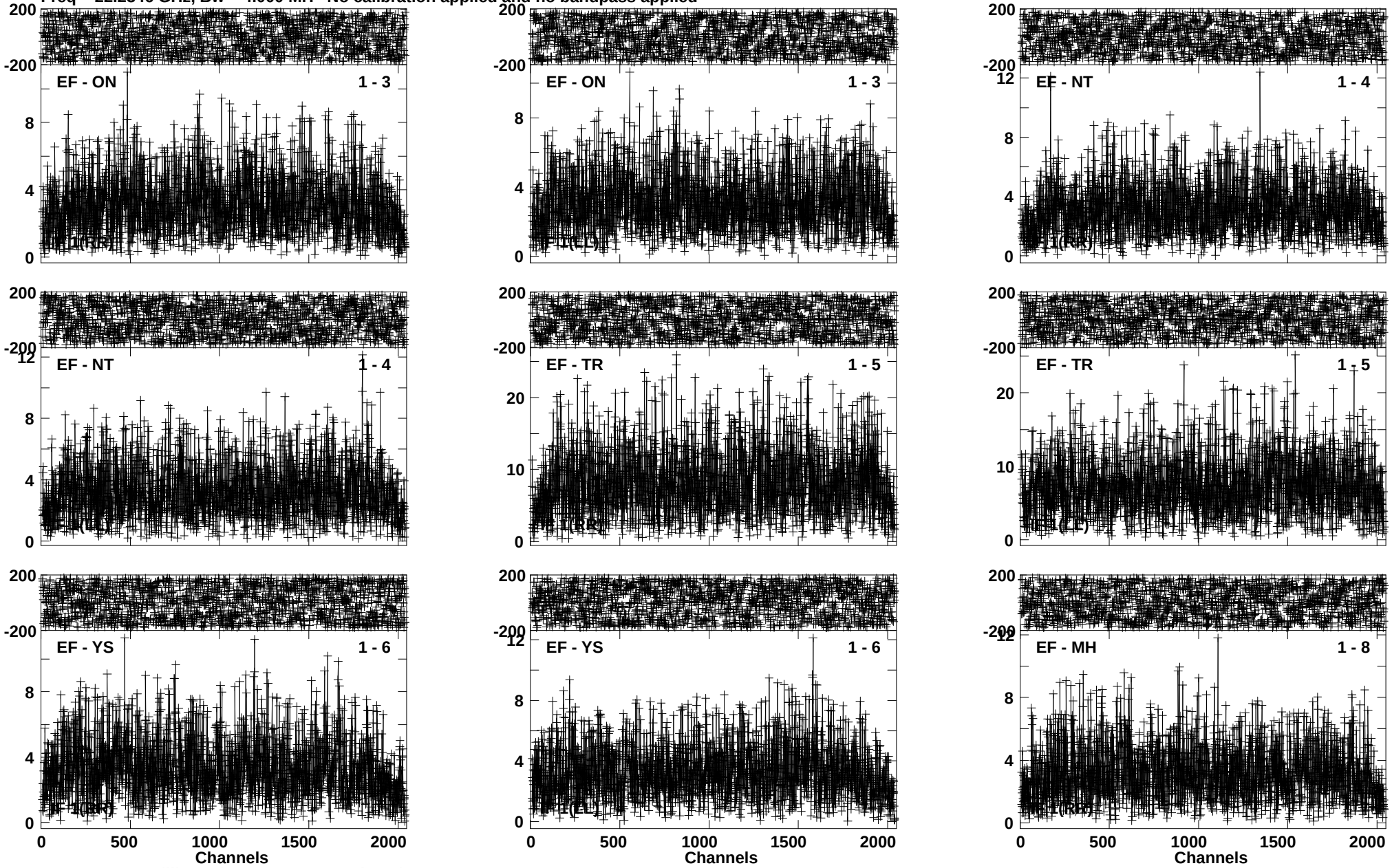

Lower frame: Milli Ampl Jy Top frame: Phas deg
Vector averaged cross-power spectrum Baseline: EF (01) - ON (03)
Timerange: 00/23:31:16 to 00/23:32:14

Plot file version 217 created 19-SEP-2014 15:42:23
J2040+4527 ES074A.UVDATA.1
Freq = 22.2346 GHz, Bw = 4.000 MH No calibration applied and no bandpass applied

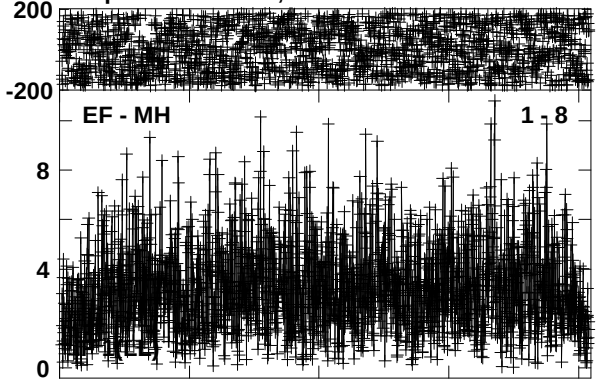

Lower frame: Milli Ampl Jy Top frame: Phas deg
Vector averaged cross-power spectrum Baseline: EF (01) - MH (08)
Timerange: 00/23:31:16 to 00/23:32:14

Plot file version 218 created 19-SEP-2014 15:42:23
W75N ES074A.UVDATA.1
Freq = 22.2346 GHz, Bw = 4.000 MH No calibration applied and no bandpass applied

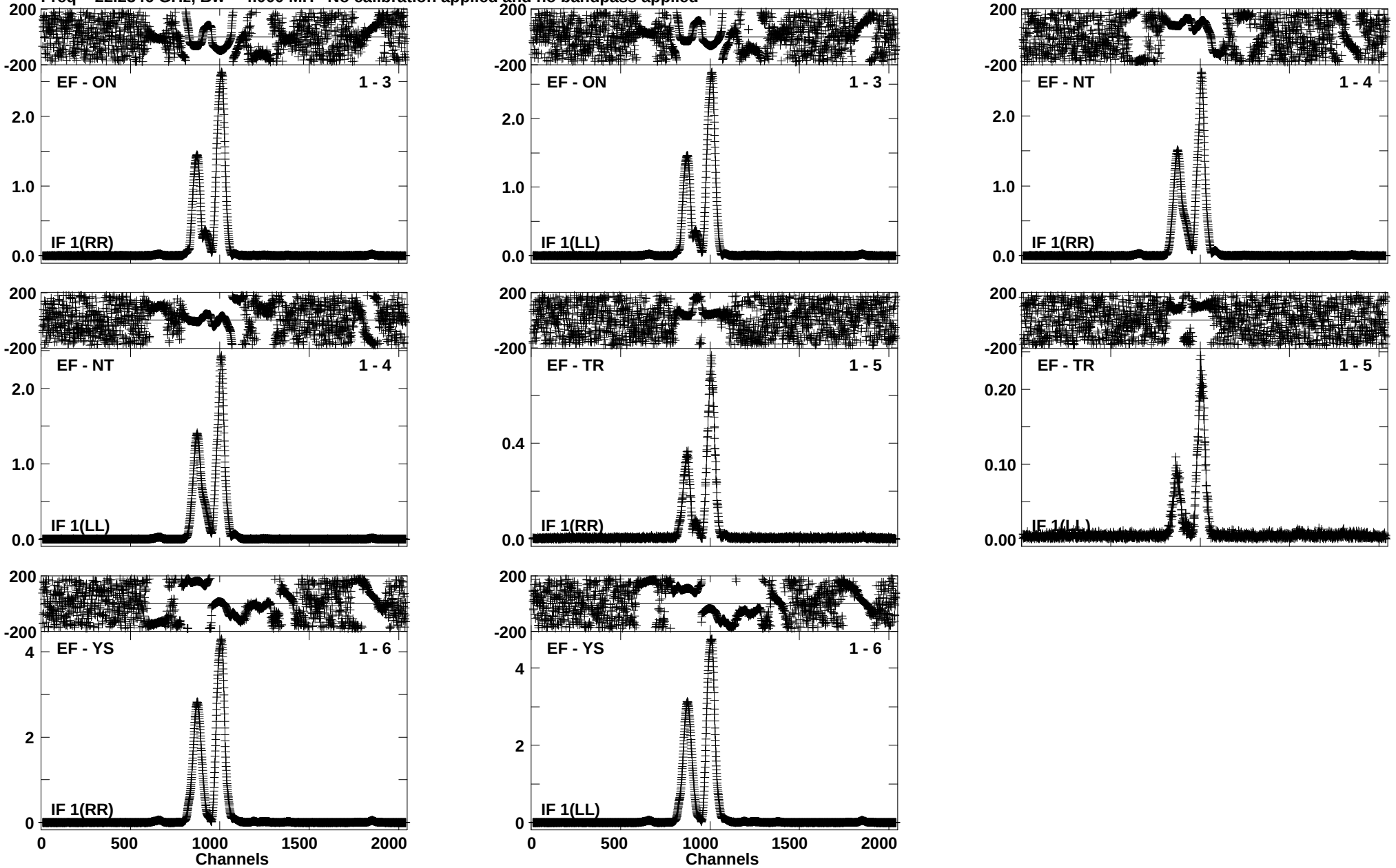

Lower frame: Ampl Jy Top frame: Phas deg
Vector averaged cross-power spectrum Baseline: EF (01) - ON (03)
Timerange: 00/23:32:26 to 00/23:33:24

Plot file version 219 created 19-SEP-2014 15:42:23
J2040+4527 ES074A.UVDATA.1
Freq = 22.2346 GHz, Bw = 4.000 MH No calibration applied and no bandpass applied

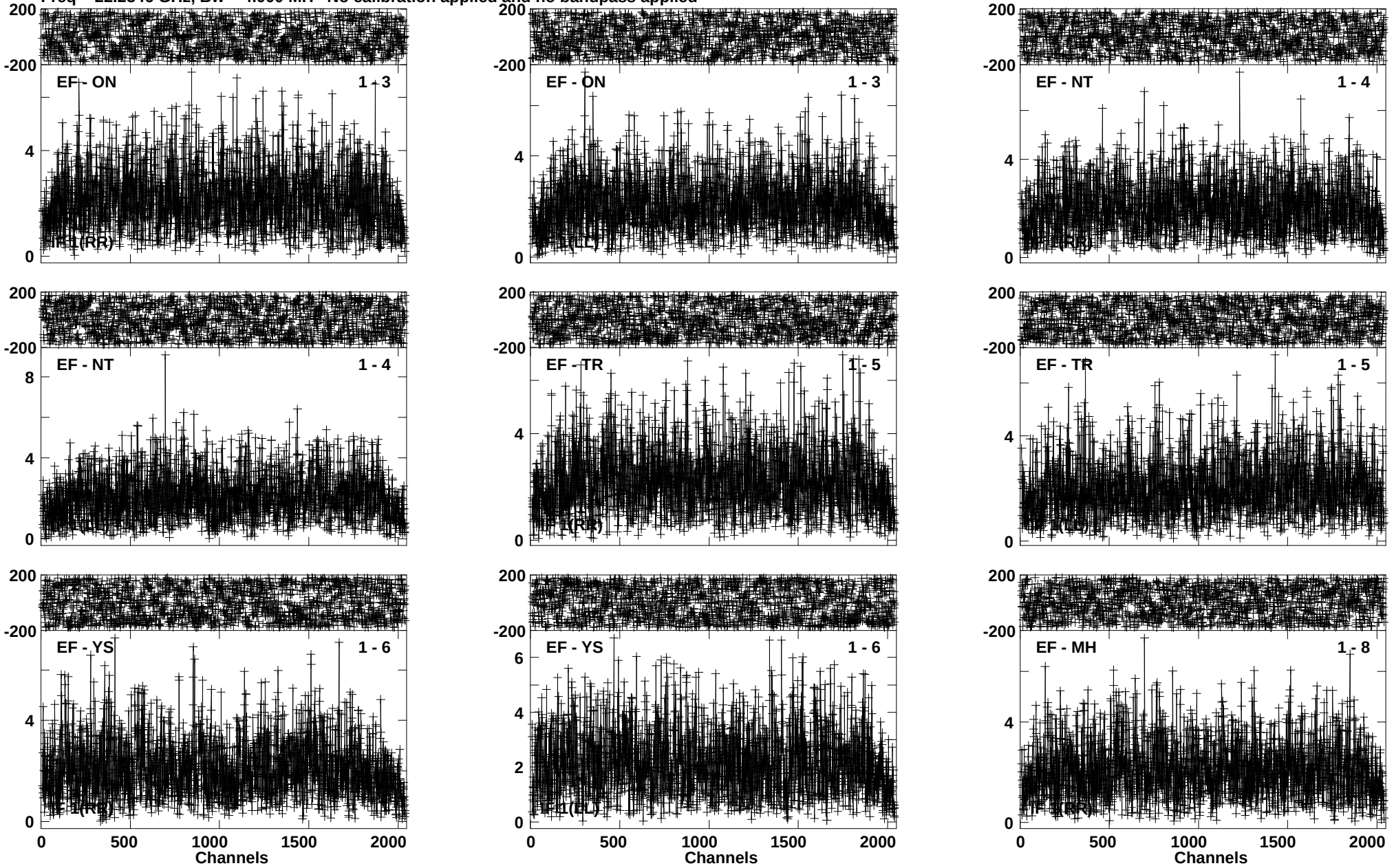

Lower frame: Milli Ampl Jy Top frame: Phas deg
Vector averaged cross-power spectrum Baseline: EF (01) - ON (03)
Timerange: 00/23:34:18 to 00/23:35:24

Plot file version 220 created 19-SEP-2014 15:42:24
J2040+4527 ES074A.UVDATA.1
Freq = 22.2346 GHz, Bw = 4.000 MH No calibration applied and no bandpass applied

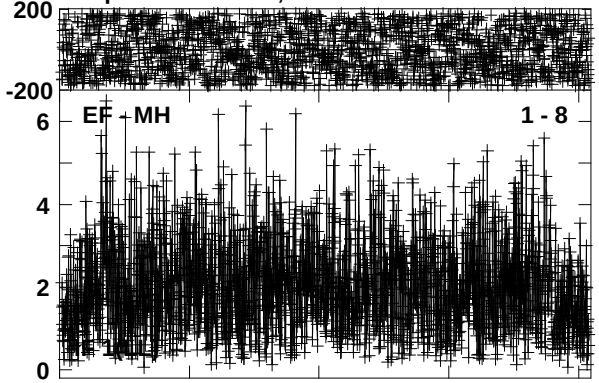

Lower frame: Milli Ampl Jy Top frame: Phas deg
Vector averaged cross-power spectrum Baseline: EF (01) - MH (08)
Timerange: 00/23:34:18 to 00/23:35:24

Plot file version 221 created 19-SEP-2014 15:42:24
W75N ES074A.UVDATA.1
Freq = 22.2346 GHz, Bw = 4.000 MH No calibration applied and no bandpass applied

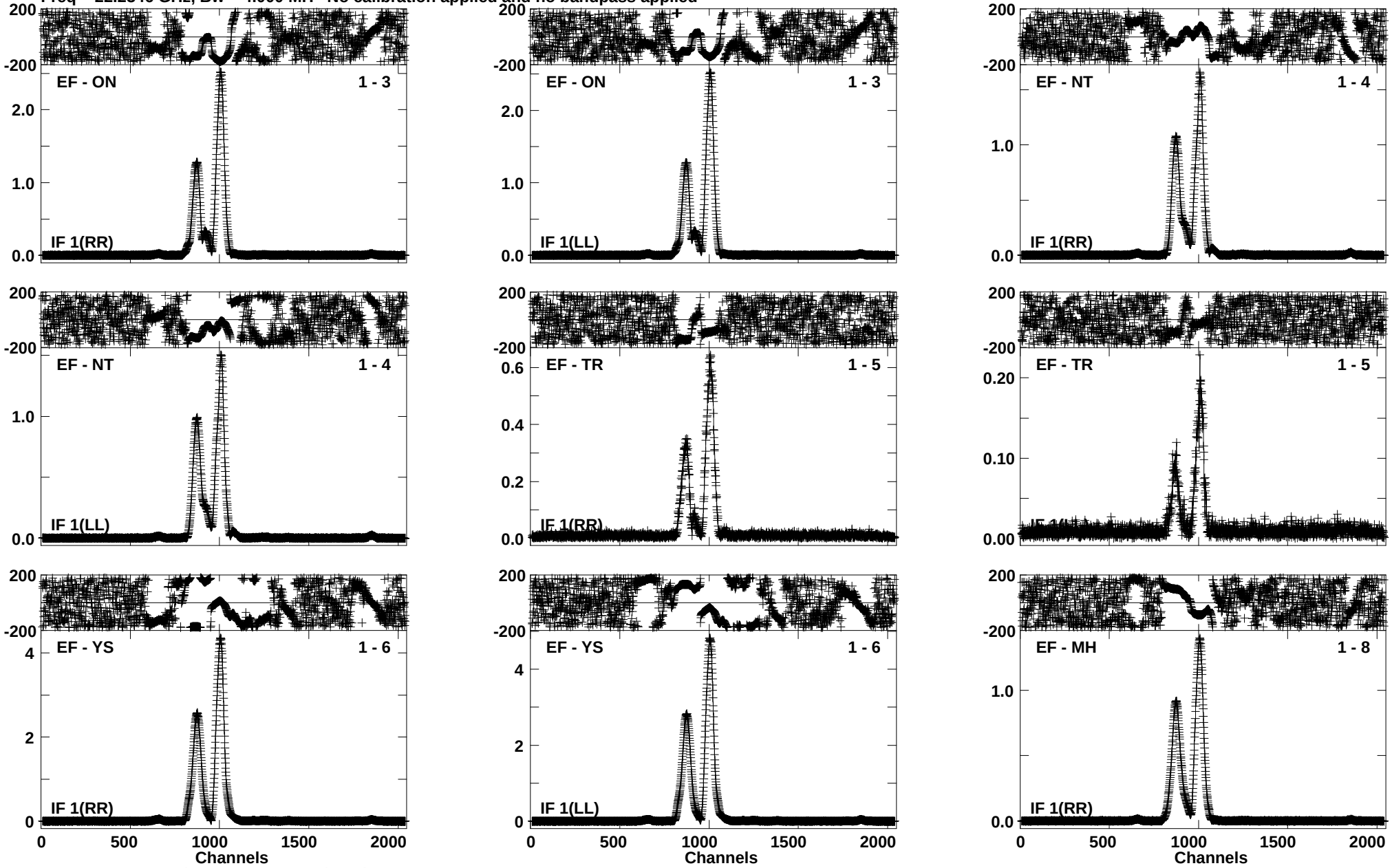

Lower frame: Ampl Jy Top frame: Phas deg
Vector averaged cross-power spectrum Baseline: EF (01) - ON (03)
Timerange: 00/23:35:36 to 00/23:36:34

Plot file version 222 created 19-SEP-2014 15:42:24
W75N ES074A.UVDATA.1
Freq = 22.2346 GHz, Bw = 4.000 MH No calibration applied and no bandpass applied

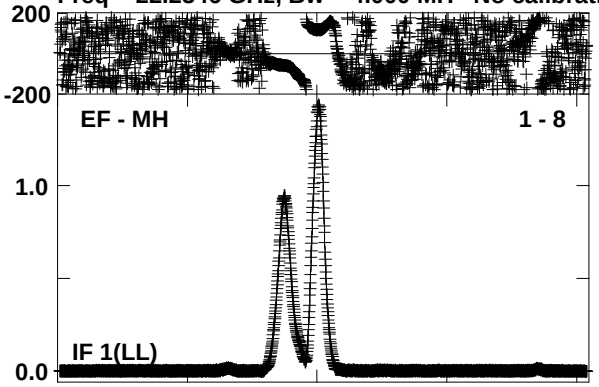

Lower frame: Ampl Jy Top frame: Phas deg
Vector averaged cross-power spectrum Baseline: EF (01) - MH (08)
Timerange: 00/23:35:36 to 00/23:36:34

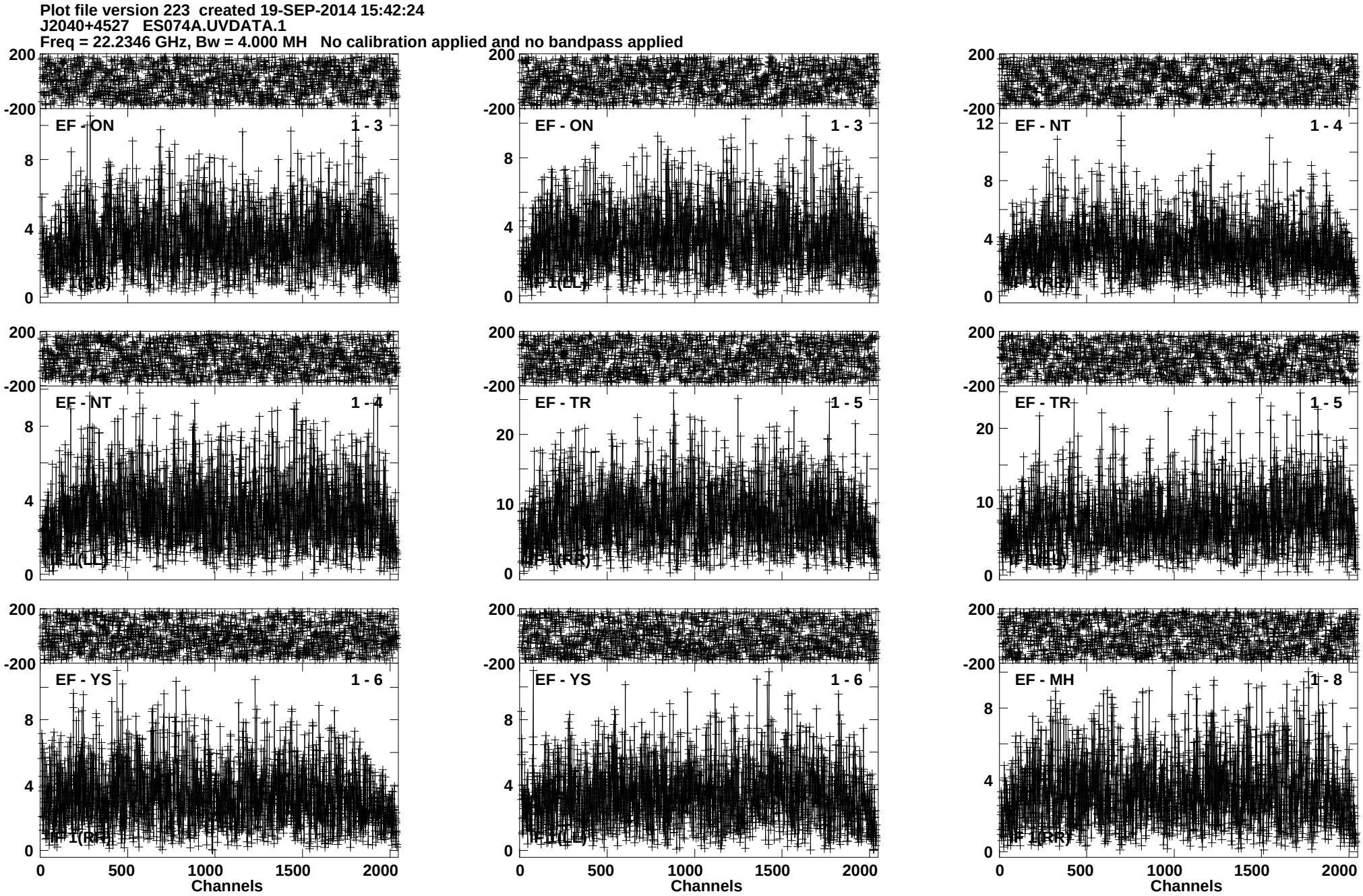
Plot file version 223 created 19-SEP-2014 15:42:24
J2040+4527 ES074A.UVDATA.1
Freq = 22.2346 GHz, Bw = 4.000 MH No calibration applied and no bandpass applied
EF - ON 1 - 3
1(RR)
EF - ON 1 - 3
1(LL)
EF - NT 1 - 4
1(RR)
EF - NT 1 - 4
1(LL)
EF - TR 1 - 5
1(RR)
EF - TR 1 - 5
1(LL)
EF - YS 1 - 6
1(RR)
EF - YS 1 - 6
1(LL)
EF - MH 1 - 8
1(RR)
Channels
Channels
Channels
Lower frame: Milli Ampl Jy Top frame: Phas deg
Vector averaged cross-power spectrum Baseline: EF (01) - ON (03)
Timerange: 00/23:36:47 to 00/23:37:43

Plot file version 224 created 19-SEP-2014 15:42:24
J2040+4527 ES074A.UVDATA.1
Freq = 22.2346 GHz, Bw = 4.000 MH No calibration applied and no bandpass applied

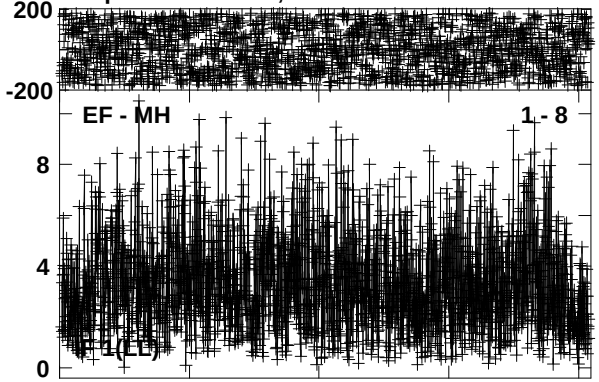

Lower frame: Milli Ampl Jy Top frame: Phas deg
Vector averaged cross-power spectrum Baseline: EF (01) - MH (08)
Timerange: 00/23:36:47 to 00/23:37:43

Plot file version 225 created 19-SEP-2014 15:42:24
W75N ES074A.UVDATA.1
Freq = 22.2346 GHz, Bw = 4.000 MH No calibration applied and no bandpass applied

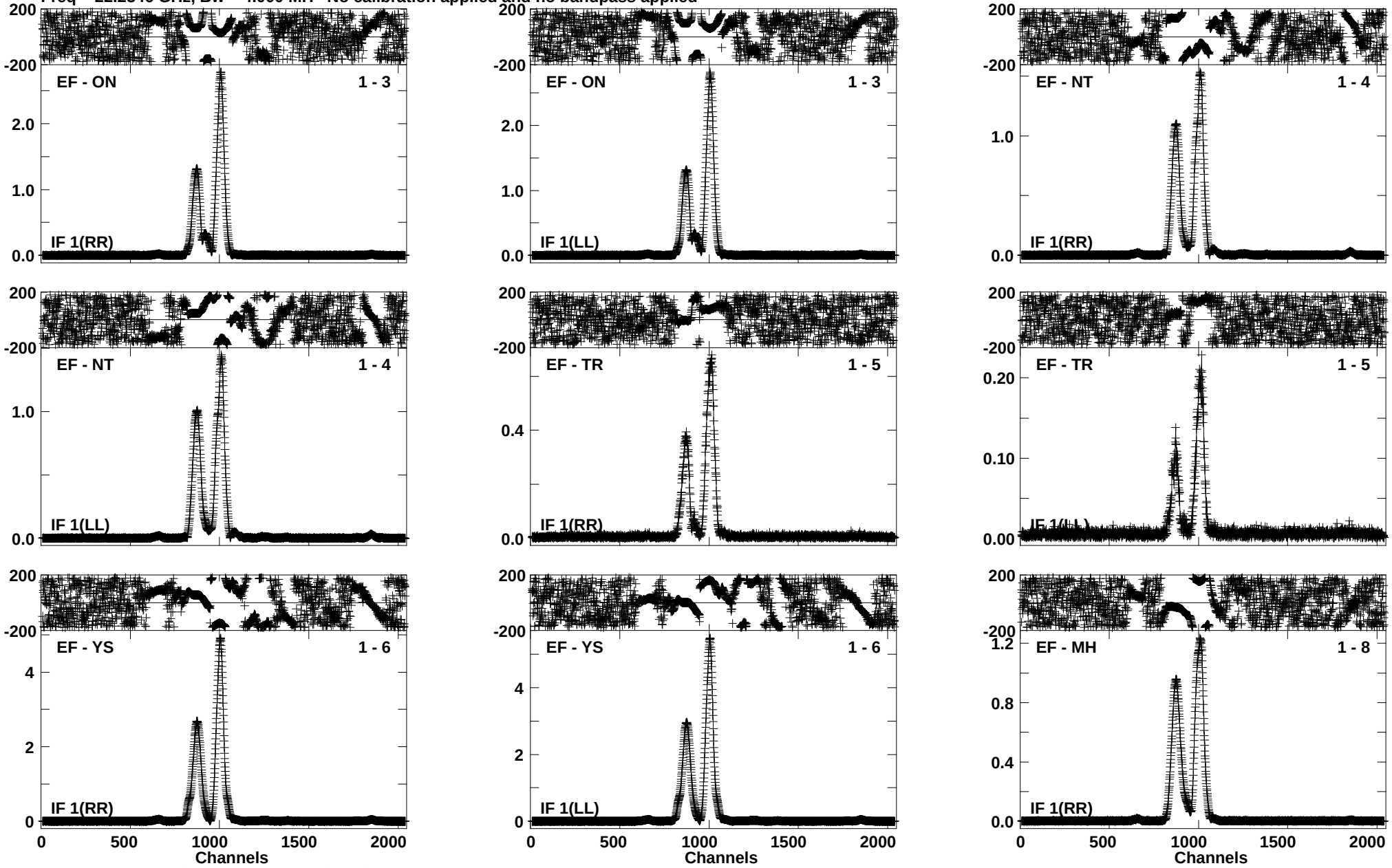

Lower frame: Ampl Jy Top frame: Phas deg
Vector averaged cross-power spectrum Baseline: EF (01) - ON (03)
Timerange: 00/23:37:57 to 00/23:38:53

Plot file version 226 created 19-SEP-2014 15:42:24
W75N ES074A.UVDATA.1
Freq = 22.2346 GHz, Bw = 4.000 MH No calibration applied and no bandpass applied

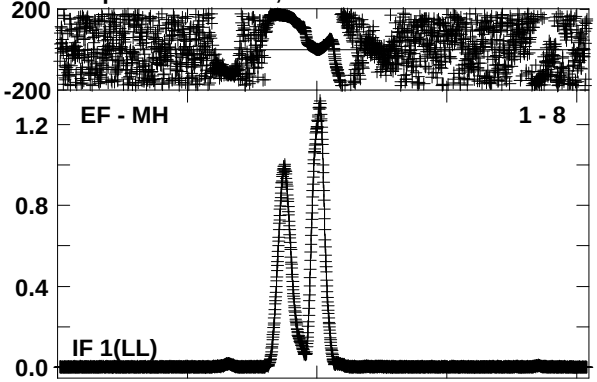

Lower frame: Ampl Jy Top frame: Phas deg
Vector averaged cross-power spectrum Baseline: EF (01) - MH (08)
Timerange: 00/23:37:57 to 00/23:38:53

Plot file version 227 created 19-SEP-2014 15:42:24
J2040+4527 ES074A.UVDATA.1
Freq = 22.2346 GHz, Bw = 4.000 MH No calibration applied and no bandpass applied

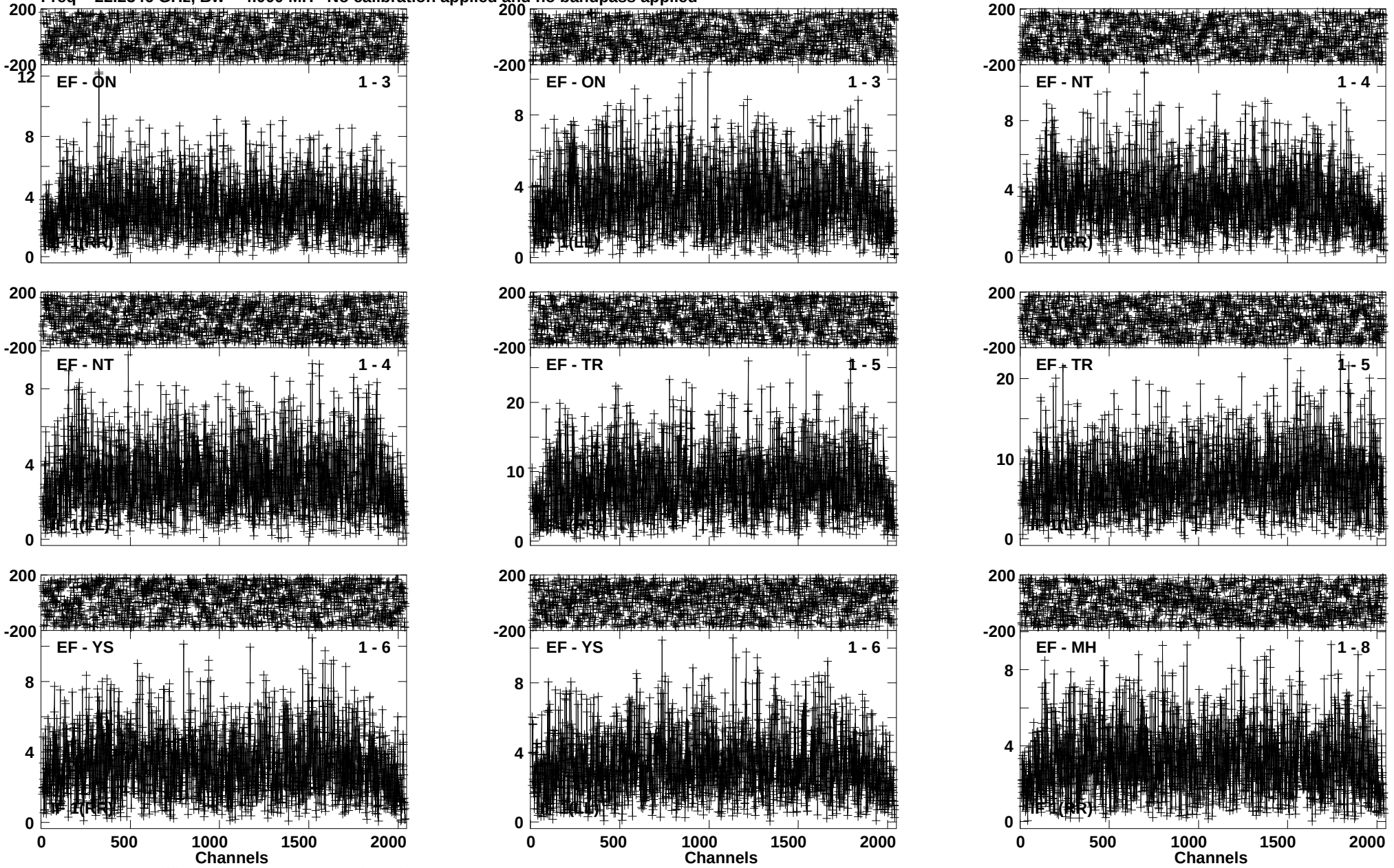

Lower frame: Milli Ampl Jy Top frame: Phas deg
Vector averaged cross-power spectrum Baseline: EF (01) - ON (03)
Timerange: 00/23:39:07 to 00/23:40:03

Plot file version 228 created 19-SEP-2014 15:42:24
J2040+4527 ES074A.UVDATA.1
Freq = 22.2346 GHz, Bw = 4.000 MH No calibration applied and no bandpass applied

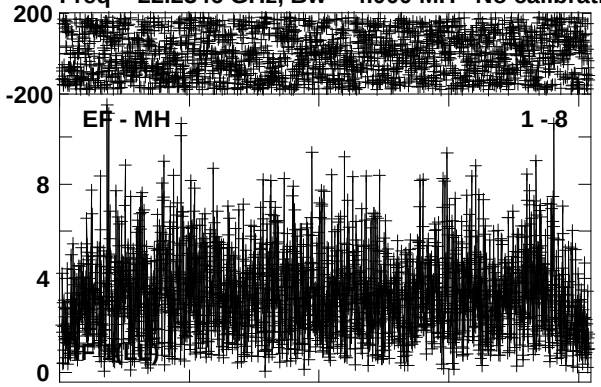

Lower frame: Milli Ampl Jy Top frame: Phas deg
Vector averaged cross-power spectrum Baseline: EF (01) - MH (08)
Timerange: 00/23:39:07 to 00/23:40:03

Plot file version 229 created 19-SEP-2014 15:42:24
W75N ES074A.UVDATA.1
Freq = 22.2346 GHz, Bw = 4.000 MH No calibration applied and no bandpass applied

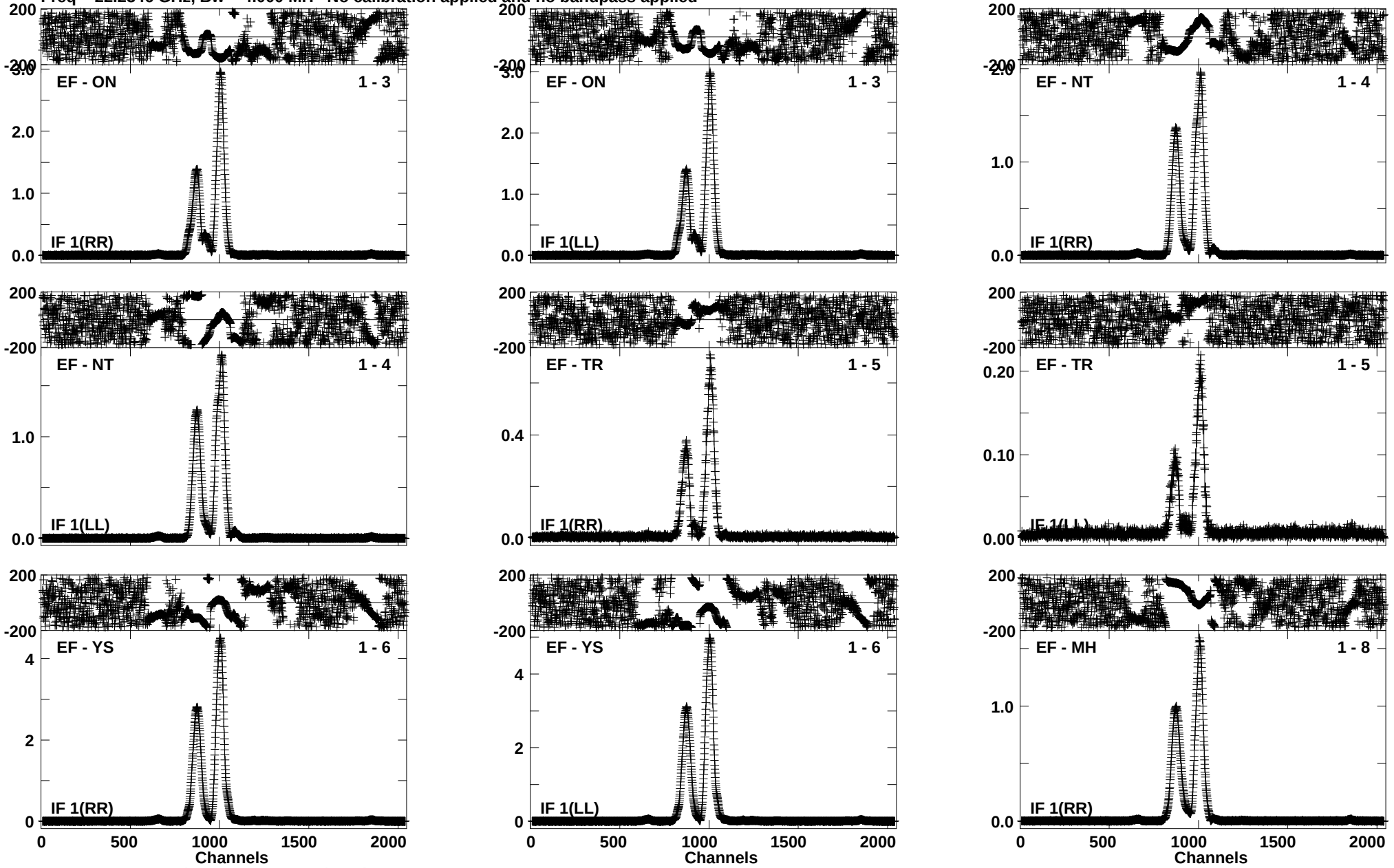

Lower frame: Ampl Jy Top frame: Phas deg
Vector averaged cross-power spectrum Baseline: EF (01) - ON (03)
Timerange: 00/23:40:17 to 00/23:41:13

Plot file version 230 created 19-SEP-2014 15:42:24
W75N ES074A.UVDATA.1
Freq = 22.2346 GHz, Bw = 4.000 MH No calibration applied and no bandpass applied

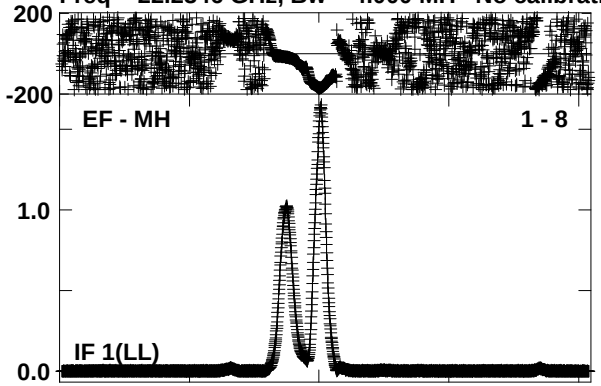

Lower frame: Ampl Jy Top frame: Phas deg
Vector averaged cross-power spectrum Baseline: EF (01) - MH (08)
Timerange: 00/23:40:17 to 00/23:41:13

Plot file version 231 created 19-SEP-2014 15:42:24
J2040+4527 ES074A.UVDATA.1
Freq = 22.2346 GHz, Bw = 4.000 MH No calibration applied and no bandpass applied

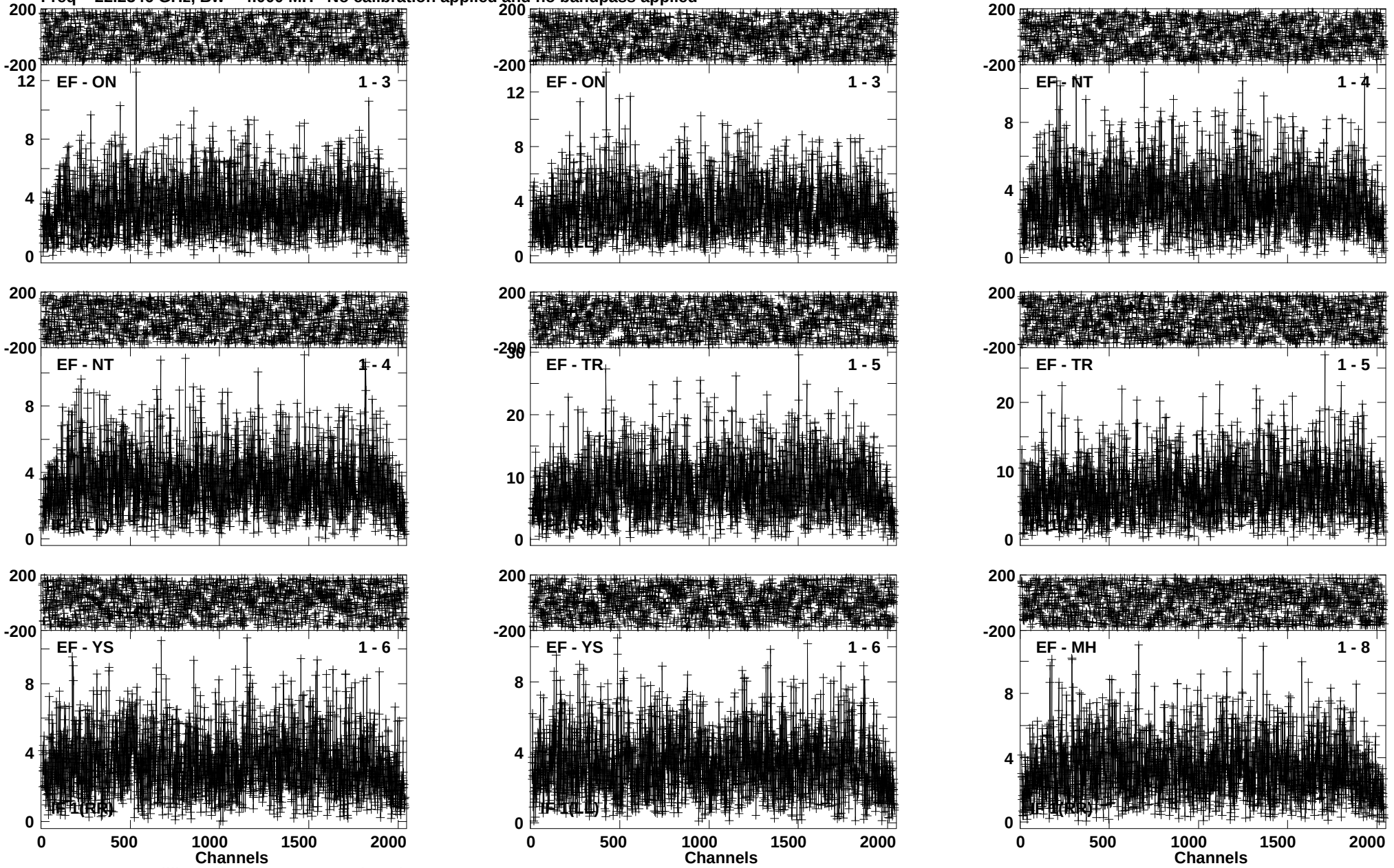

Lower frame: Milli Ampl Jy Top frame: Phas deg
Vector averaged cross-power spectrum Baseline: EF (01) - ON (03)
Timerange: 00/23:41:27 to 00/23:42:23

Plot file version 232 created 19-SEP-2014 15:42:24
J2040+4527 ES074A.UVDATA.1
Freq = 22.2346 GHz, Bw = 4.000 MH No calibration applied and no bandpass applied

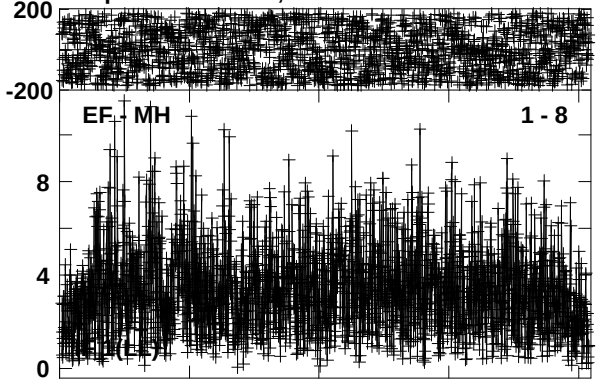

Lower frame: Milli Ampl Jy Top frame: Phas deg
Vector averaged cross-power spectrum Baseline: EF (01) - MH (08)
Timerange: 00/23:41:27 to 00/23:42:23

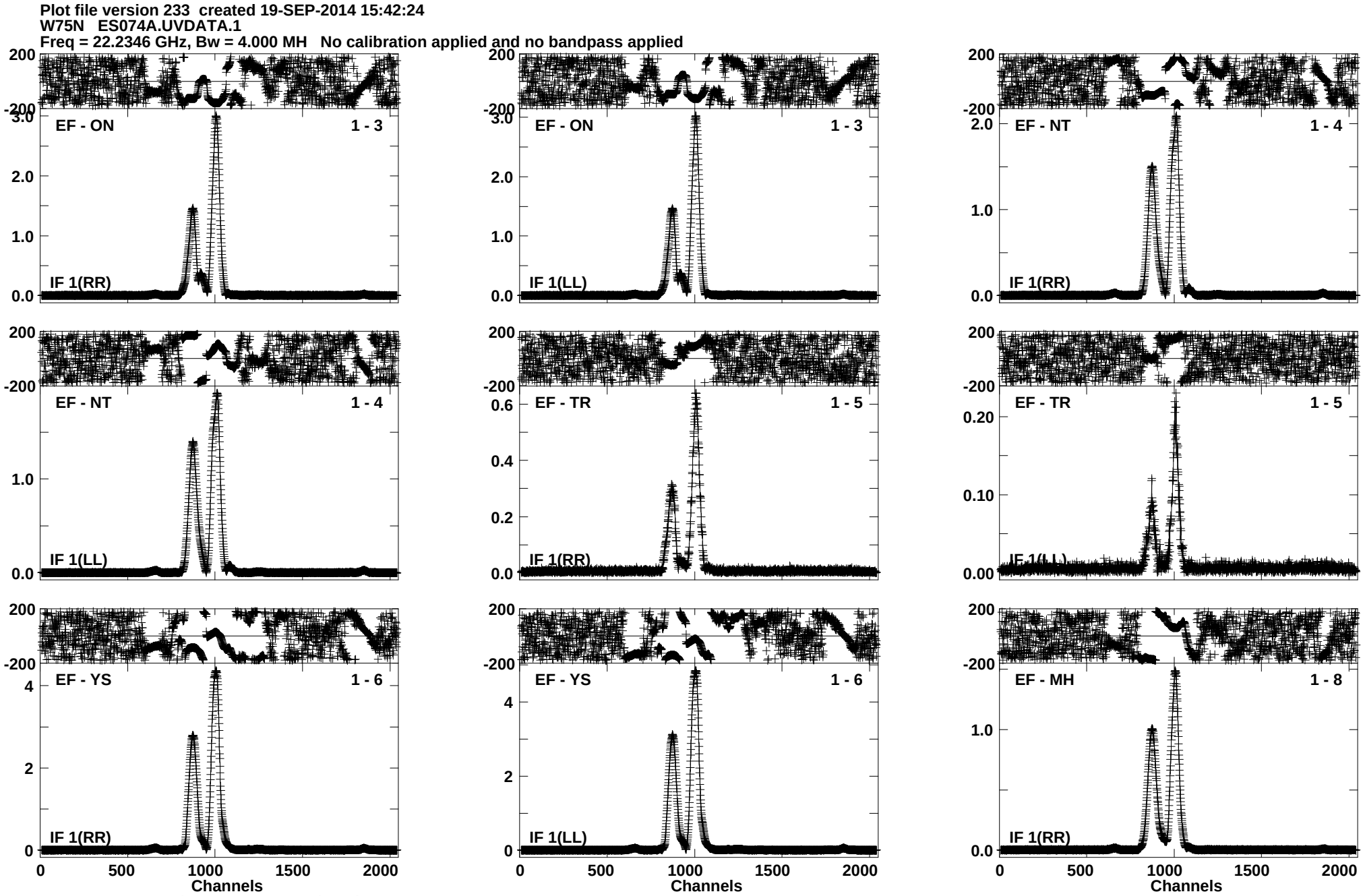
Plot file version 233 created 19-SEP-2014 15:42:24
W75N ES074A.UVDATA.1
Freq = 22.2346 GHz, Bw = 4.000 MH No calibration applied and no bandpass applied
EF - ON 1 - 3
IF 1(RR)
EF - ON 1 - 3
IF 1(LL)
EF - NT 1 - 4
IF 1(RR)
EF - NT 1 - 4
IF 1(LL)
EF - TR 1 - 5
IF 1(RR)
EF - TR 1 - 5
EF - YS 1 - 6
IF 1(RR)
EF - YS 1 - 6
IF 1(LL)
EF - MH 1 - 8
IF 1(RR)
Channels
Channels
Channels
Lower frame: Ampl Jy Top frame: Phas deg
Vector averaged cross-power spectrum Baseline: EF (01) - ON (03)
Timerange: 00/23:42:37 to 00/23:43:33

Plot file version 234 created 19-SEP-2014 15:42:25
W75N ES074A.UVDATA.1
Freq = 22.2346 GHz, Bw = 4.000 MH No calibration applied and no bandpass applied

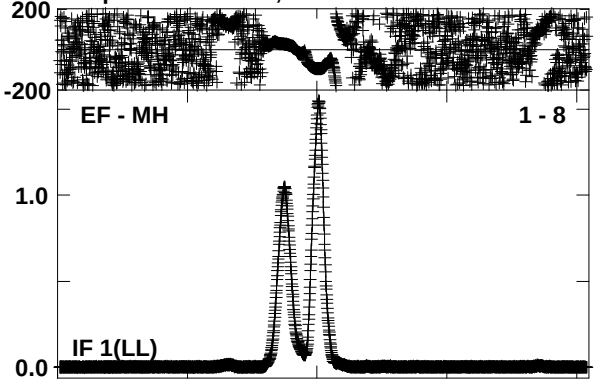

Lower frame: Ampl Jy Top frame: Phas deg
Vector averaged cross-power spectrum Baseline: EF (01) - MH (08)
Timerange: 00/23:42:37 to 00/23:43:33

Plot file version 235 created 19-SEP-2014 15:42:25
J2040+4527 ES074A.UVDATA.1
Freq = 22.2346 GHz, Bw = 4.000 MH No calibration applied and no bandpass applied

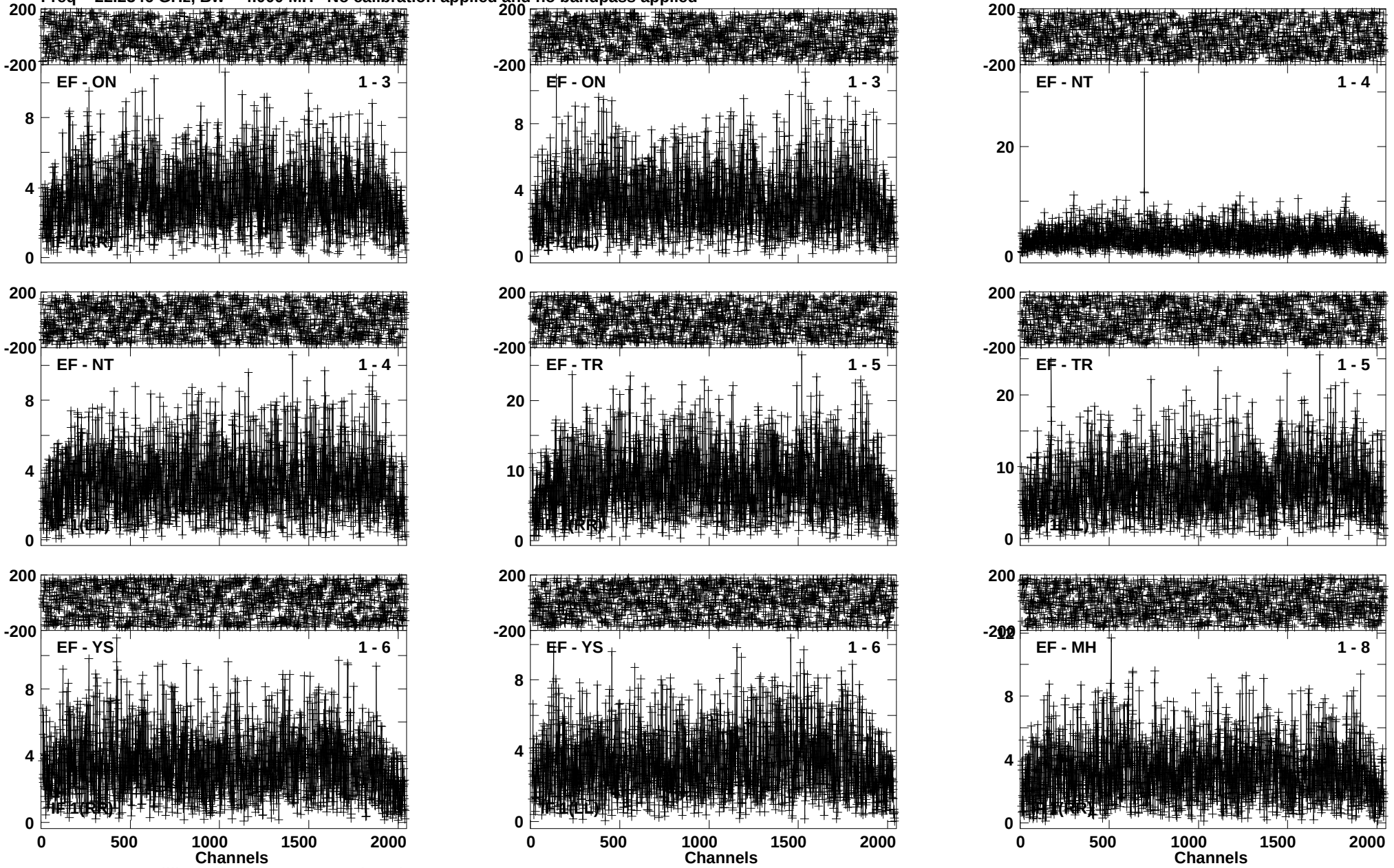

Lower frame: Milli Ampl Jy Top frame: Phas deg
Vector averaged cross-power spectrum Baseline: EF (01) - ON (03)
Timerange: 00/23:43:47 to 00/23:44:43

Plot file version 236 created 19-SEP-2014 15:42:25
J2040+4527 ES074A.UVDATA.1
Freq = 22.2346 GHz, Bw = 4.000 MH No calibration applied and no bandpass applied

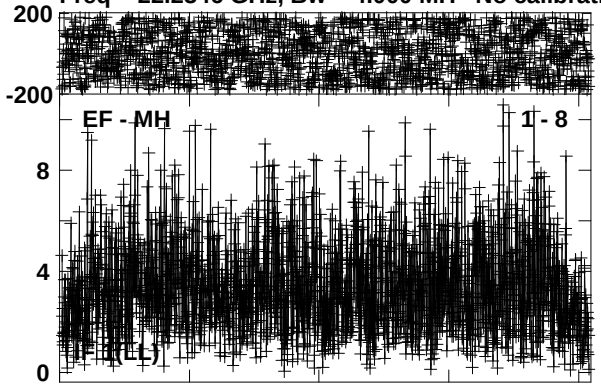

Lower frame: Milli Ampl Jy Top frame: Phas deg
Vector averaged cross-power spectrum Baseline: EF (01) - MH (08)
Timerange: 00/23:43:47 to 00/23:44:43

Plot file version 237 created 19-SEP-2014 15:42:25
W75N ES074A.UVDATA.1
Freq = 22.2346 GHz, Bw = 4.000 MH No calibration applied and no bandpass applied

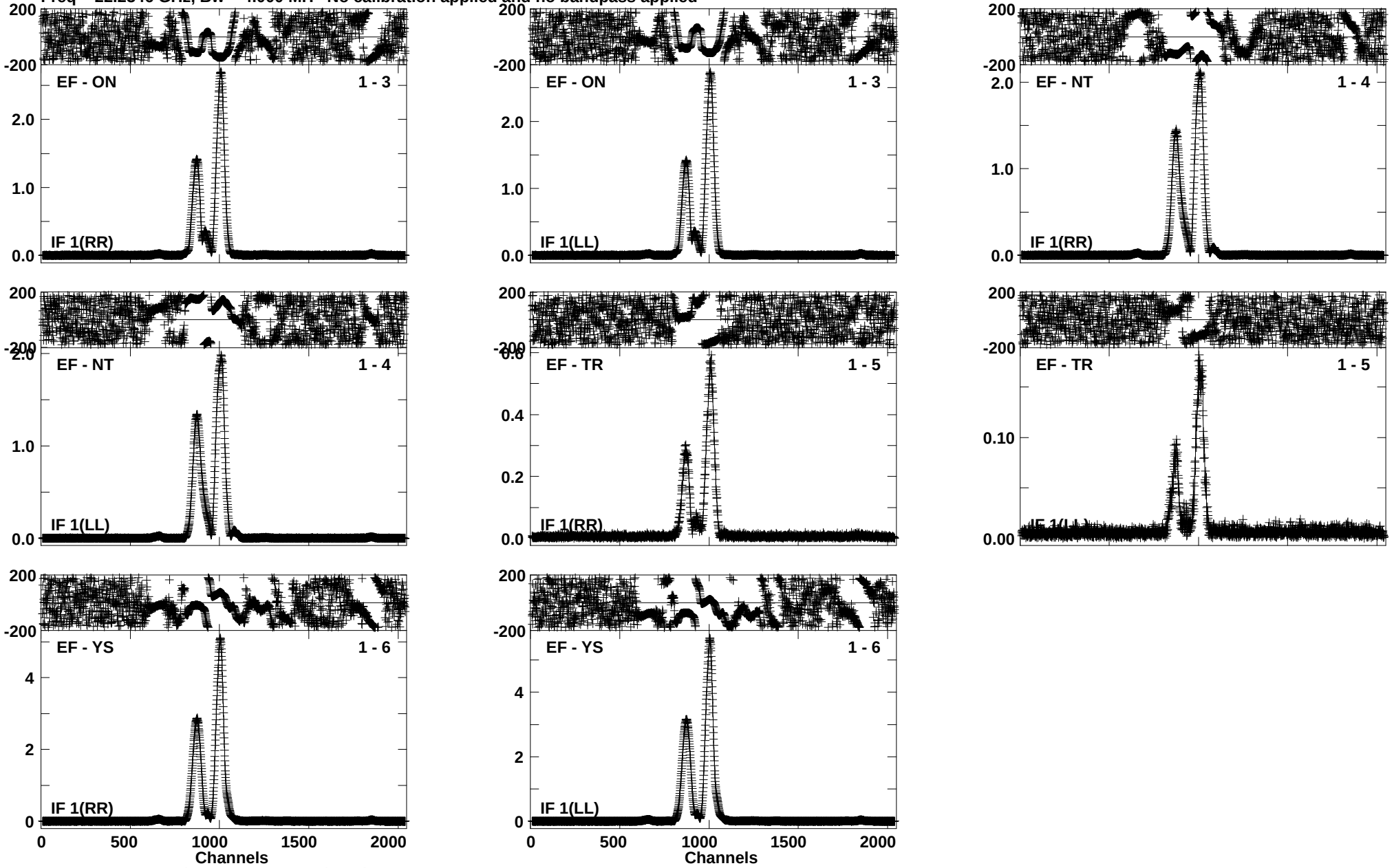

Lower frame: Ampl Jy Top frame: Phas deg
Vector averaged cross-power spectrum Baseline: EF (01) - ON (03)
Timerange: 00/23:44:57 to 00/23:45:53

Plot file version 238 created 19-SEP-2014 15:42:25
J2040+4527 ES074A.UVDATA.1
Freq = 22.2346 GHz, Bw = 4.000 MH No calibration applied and no bandpass applied

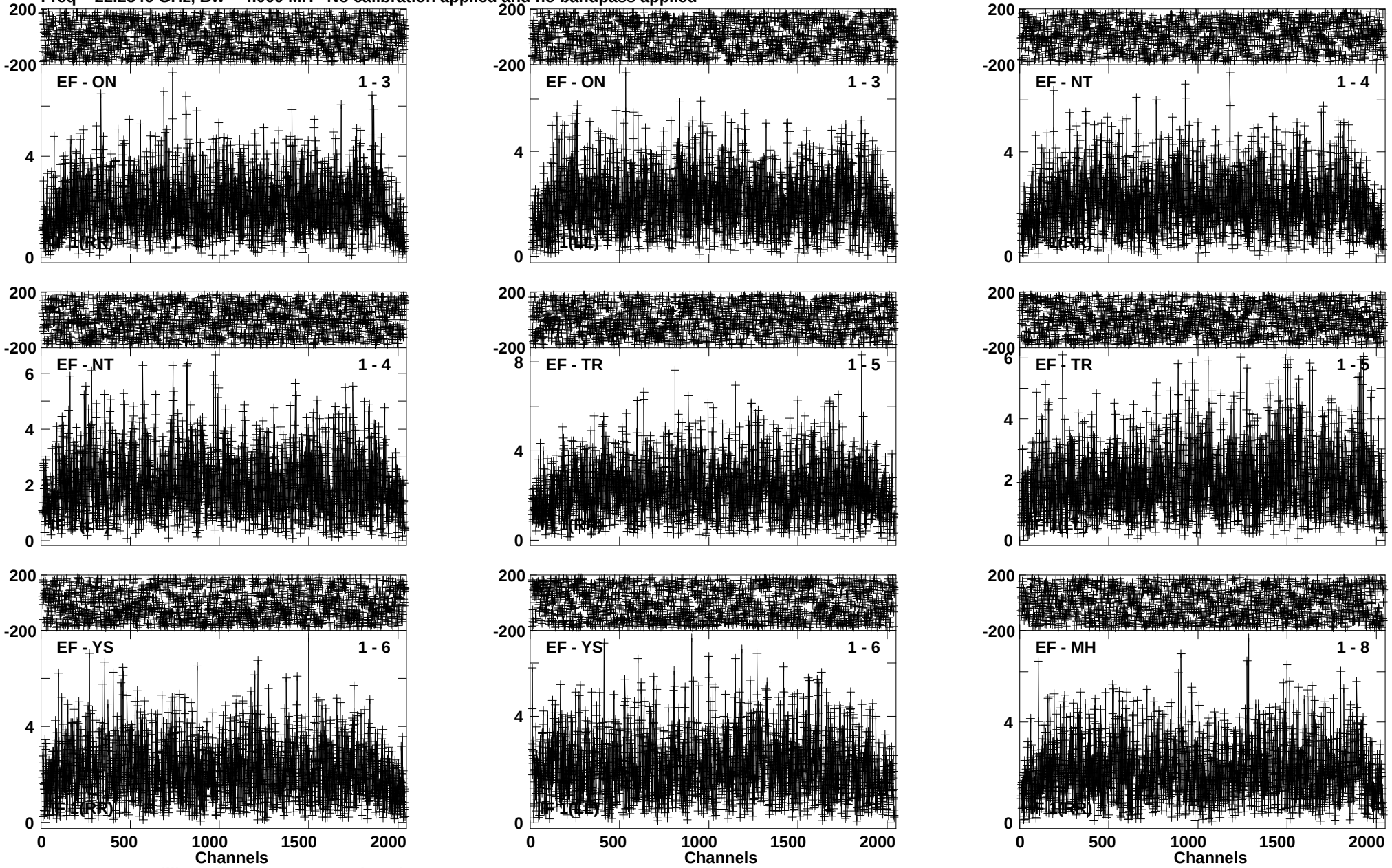

Lower frame: Milli Ampl Jy Top frame: Phas deg
Vector averaged cross-power spectrum Baseline: EF (01) - ON (03)
Timerange: 00/23:46:48 to 00/23:47:54

Plot file version 239 created 19-SEP-2014 15:42:25
J2040+4527 ES074A.UVDATA.1
Freq = 22.2346 GHz, Bw = 4.000 MH No calibration applied and no bandpass applied

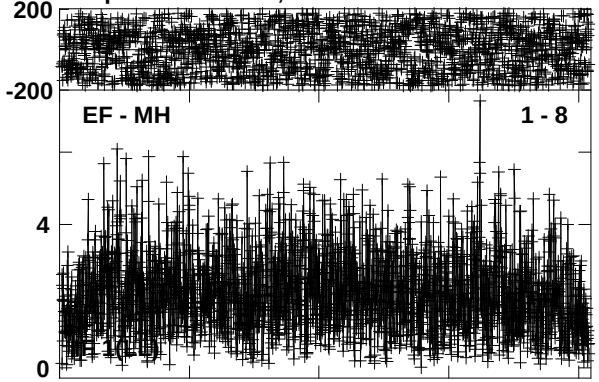

Lower frame: Milli Ampl Jy Top frame: Phas deg
Vector averaged cross-power spectrum Baseline: EF (01) - MH (08)
Timerange: 00/23:46:48 to 00/23:47:54

Plot file version 240 created 19-SEP-2014 15:42:25
W75N ES074A.UVDATA.1
Freq = 22.2346 GHz, Bw = 4.000 MH No calibration applied and no bandpass applied

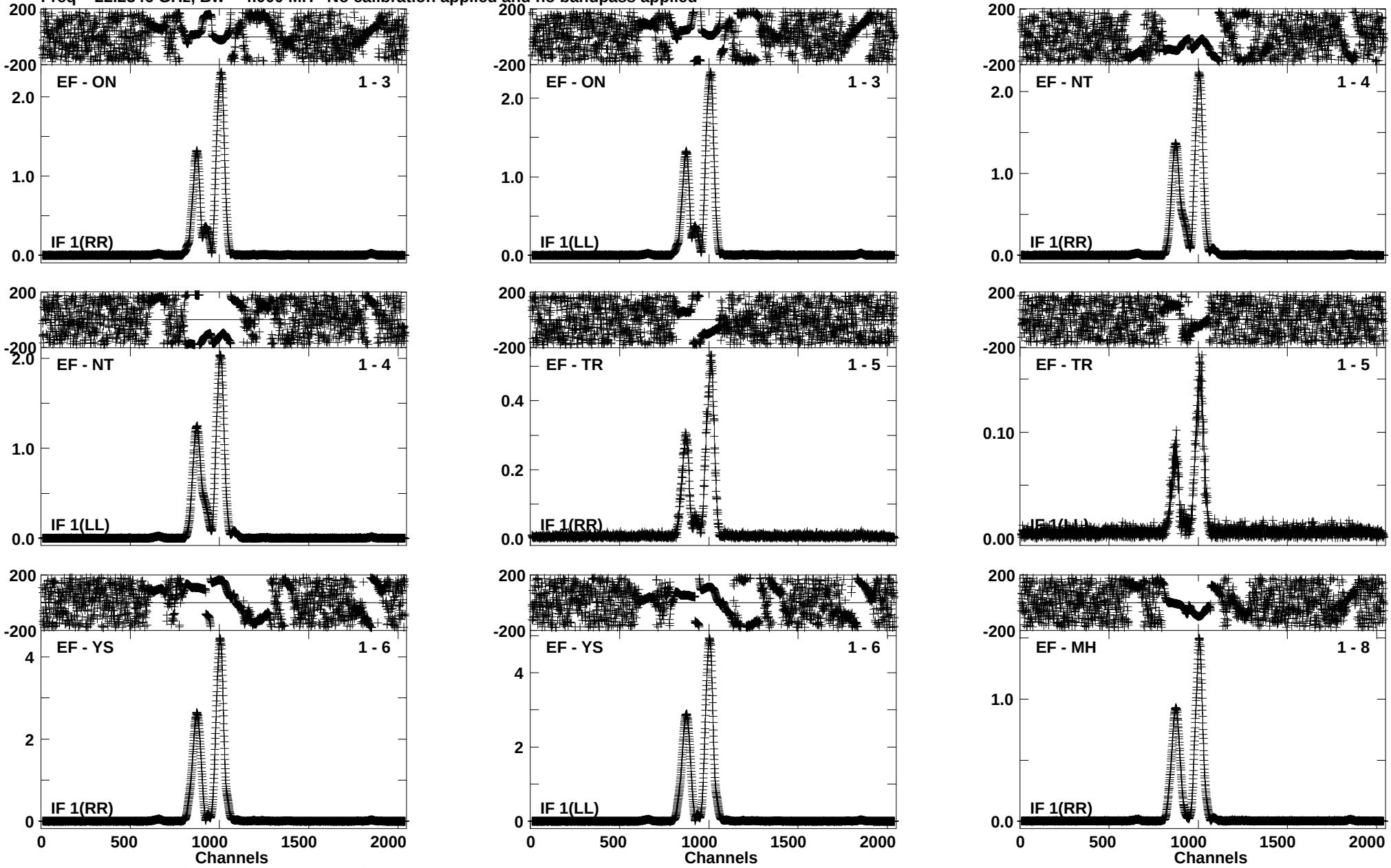

Lower frame: Ampl Jy Top frame: Phas deg
Vector averaged cross-power spectrum Baseline: EF (01) - ON (03)
Timerange: 00/23:48:07 to 00/23:49:03

Plot file version 241 created 19-SEP-2014 15:42:25
W75N ES074A.UVDATA.1
Freq = 22.2346 GHz, Bw = 4.000 MH No calibration applied and no bandpass applied

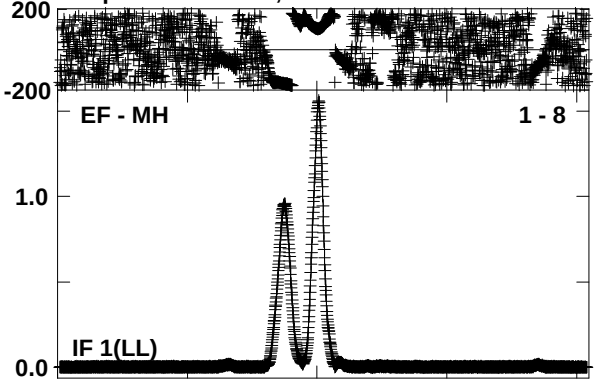

Lower frame: Ampl Jy Top frame: Phas deg
Vector averaged cross-power spectrum Baseline: EF (01) - MH (08)
Timerange: 00/23:48:07 to 00/23:49:03

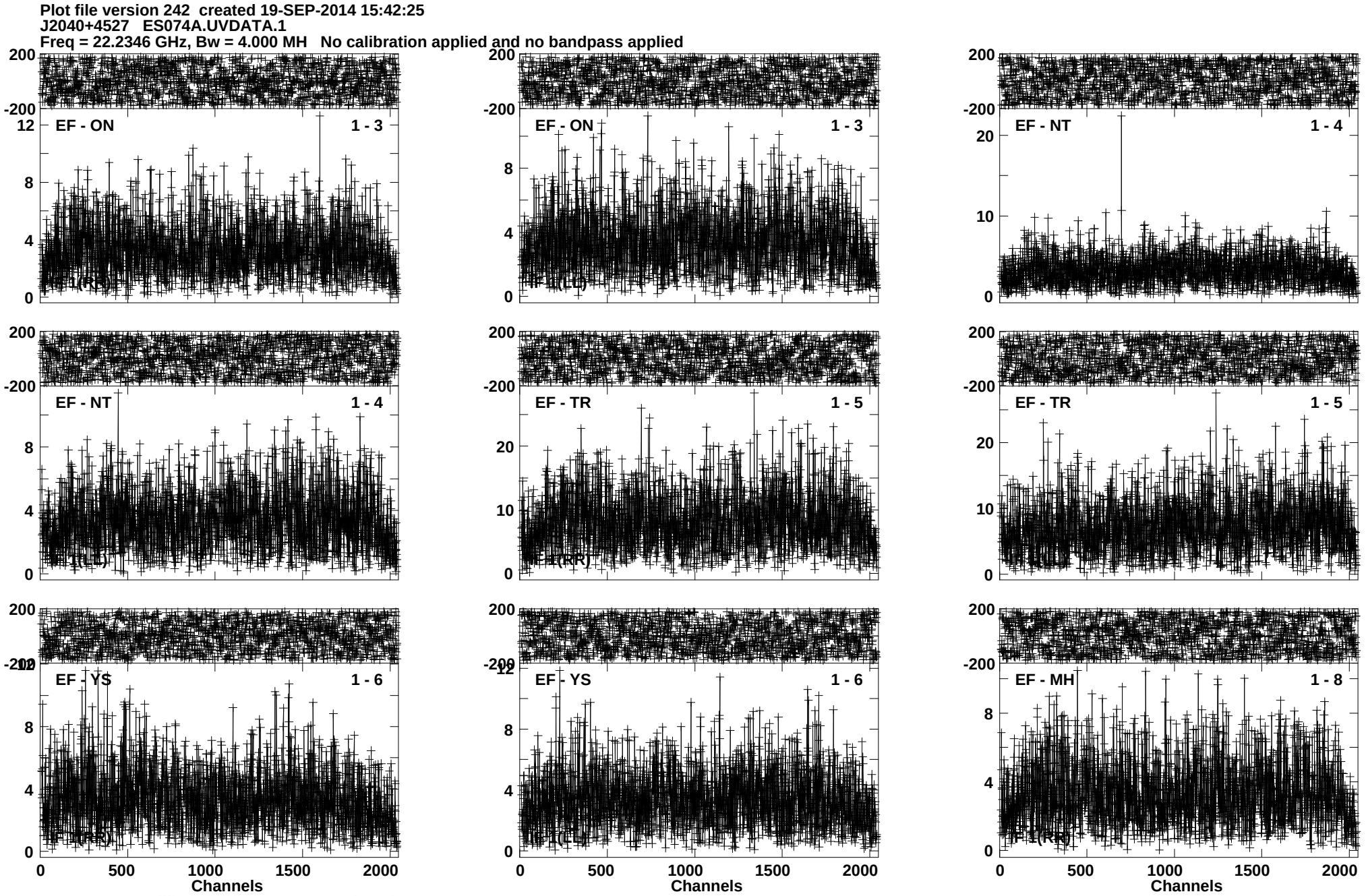
Plot file version 242 created 19-SEP-2014 15:42:25
J2040+4527 ES074A.UVDATA.1
Freq = 22.2346 GHz, Bw = 4.000 MH No calibration applied and no bandpass applied
EF - ON 1 - 3
EF - ON 1 - 3
EF - NT 1 - 4
EF - NT 1 - 4
EF - TR 1 - 5
EF - TR 1 - 5
EF - YS 1 - 6
EF - YS 1 - 6
EF - MH 1 - 8
Channels
Channels
Channels
Lower frame: Milli Ampl Jy Top frame: Phas deg
Vector averaged cross-power spectrum Baseline: EF (01) - ON (03)
Timerange: 00/23:49:17 to 00/23:50:13

Plot file version 243 created 19-SEP-2014 15:42:25
J2040+4527 ES074A.UVDATA.1
Freq = 22.2346 GHz, Bw = 4.000 MH No calibration applied and no bandpass applied

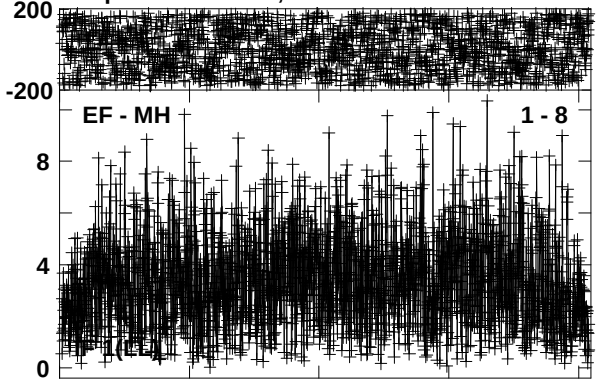

Lower frame: Milli Ampl Jy Top frame: Phas deg
Vector averaged cross-power spectrum Baseline: EF (01) - MH (08)
Timerange: 00/23:49:17 to 00/23:50:13

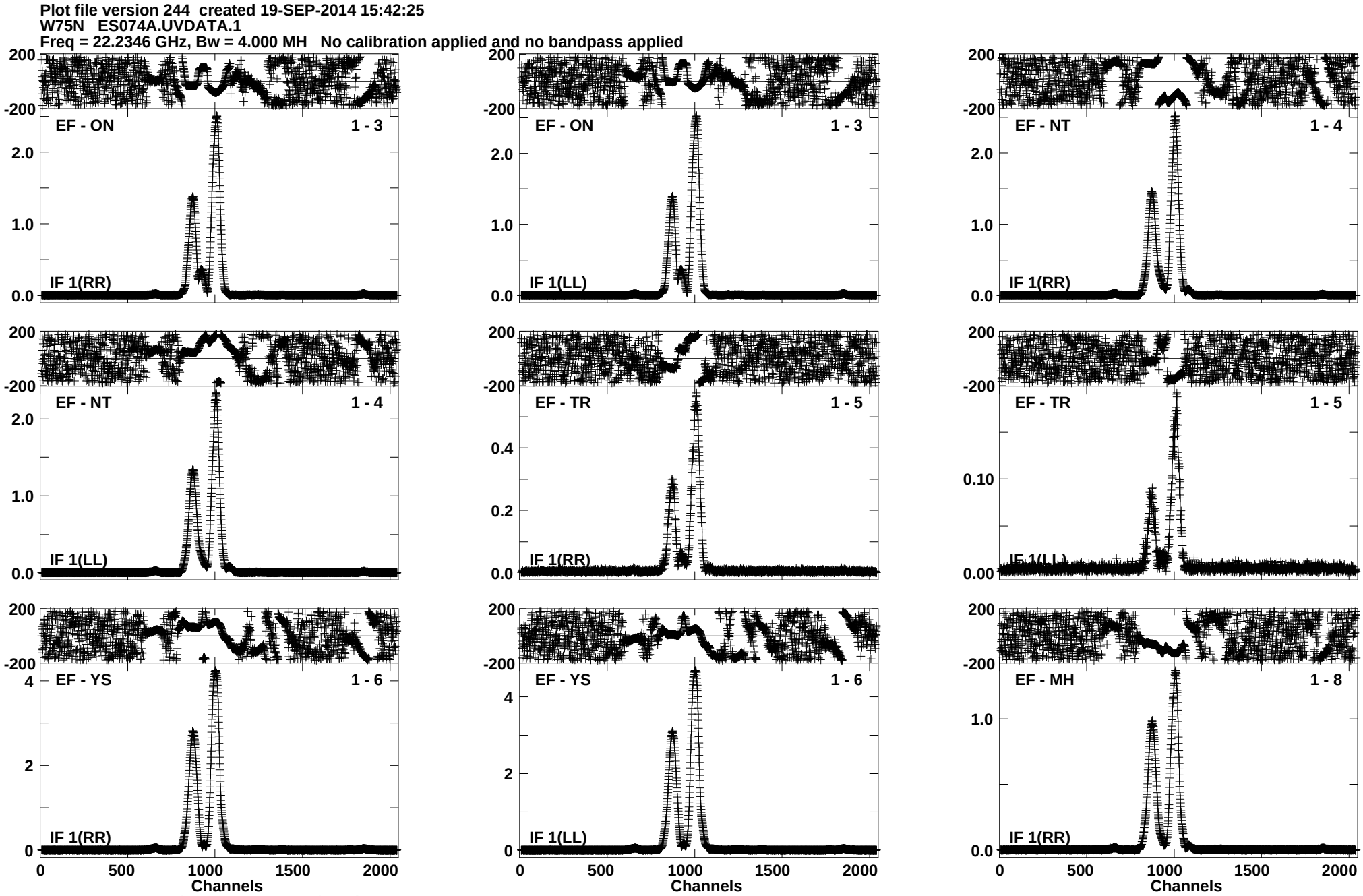
Plot file version 244 created 19-SEP-2014 15:42:25
W75N ES074A.UVDATA.1
Freq = 22.2346 GHz, Bw = 4.000 MH No calibration applied and no bandpass applied
EF - ON 1 - 3
IF 1(RR)
EF - ON 1 - 3
IF 1(LL)
EF - NT 1 - 4
IF 1(RR)
EF - NT 1 - 4
IF 1(LL)
EF - TR 1 - 5
IF 1(RR)
EF - TR 1 - 5
EF - YS 1 - 6
IF 1(RR)
EF - YS 1 - 6
IF 1(LL)
EF - MH 1 - 8
IF 1(RR)
Channels
Channels
Channels
Lower frame: Ampl Jy Top frame: Phas deg
Vector averaged cross-power spectrum Baseline: EF (01) - ON (03)
Timerange: 00/23:50:27 to 00/23:51:23

Plot file version 245 created 19-SEP-2014 15:42:25
W75N ES074A.UVDATA.1
Freq = 22.2346 GHz, Bw = 4.000 MH No calibration applied and no bandpass applied

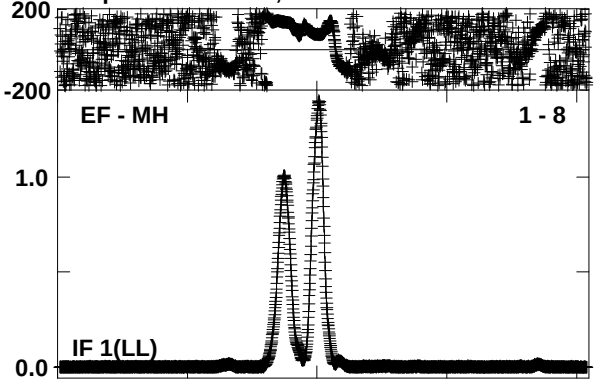

Lower frame: Ampl Jy Top frame: Phas deg
Vector averaged cross-power spectrum Baseline: EF (01) - MH (08)
Timerange: 00/23:50:27 to 00/23:51:23

Plot file version 246 created 19-SEP-2014 15:42:26
J2040+4527 ES074A.UVDATA.1
Freq = 22.2346 GHz, Bw = 4.000 MH No calibration applied and no bandpass applied

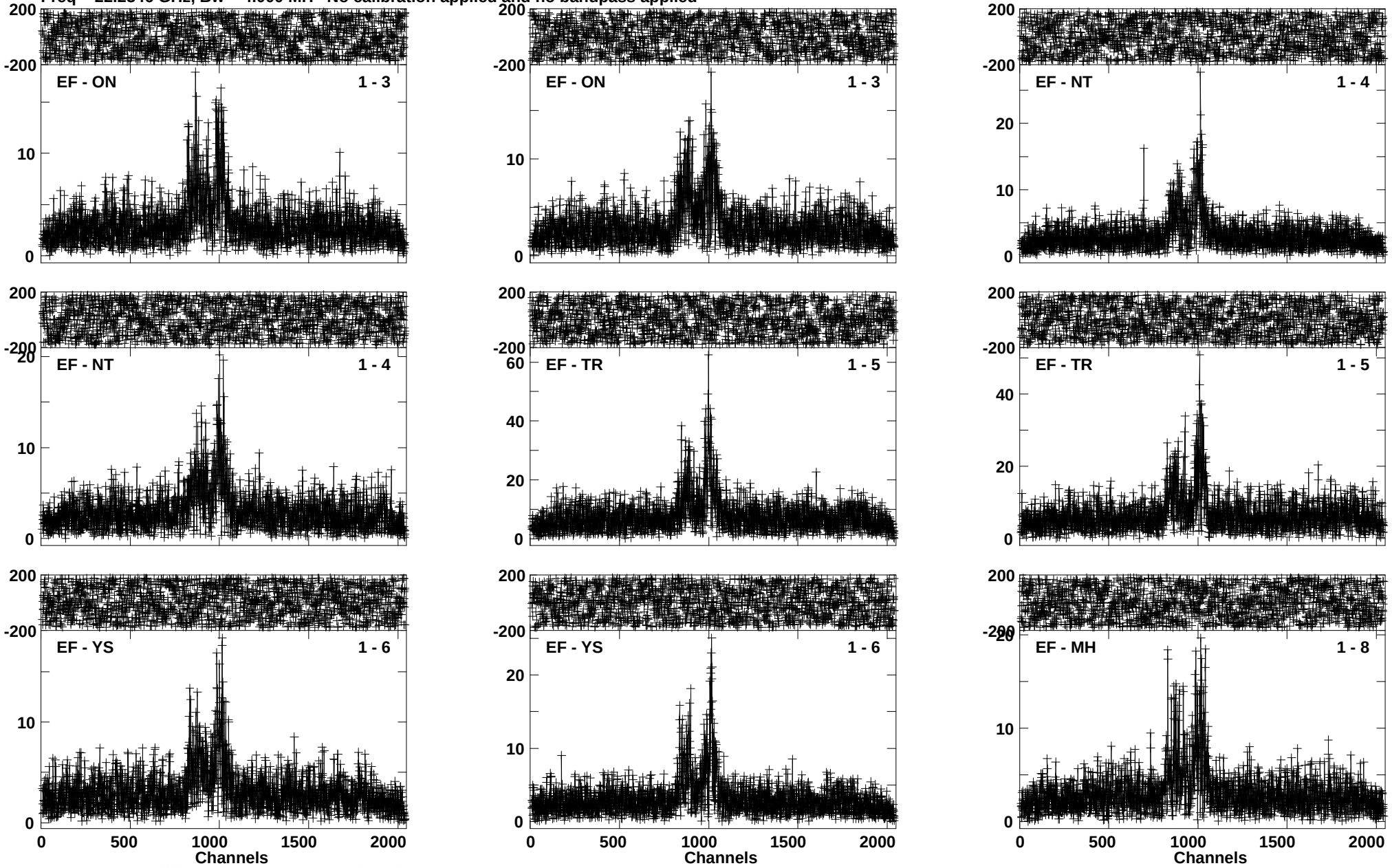

Lower frame: Milli Ampl Jy Top frame: Phas deg
Vector averaged cross-power spectrum Baseline: EF (01) - ON (03)
Timerange: 00/23:51:37 to 00/23:52:33

Plot file version 247 created 19-SEP-2014 15:42:26
J2040+4527 ES074A.UVDATA.1
Freq = 22.2346 GHz, Bw = 4.000 MH No calibration applied and no bandpass applied

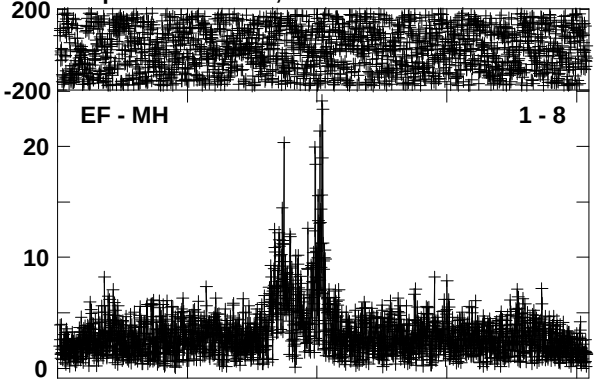

Lower frame: Milli Ampl Jy Top frame: Phas deg
Vector averaged cross-power spectrum Baseline: EF (01) - MH (08)
Timerange: 00/23:51:37 to 00/23:52:33

Plot file version 248 created 19-SEP-2014 15:42:26
W75N ES074A.UVDATA.1
Freq = 22.2346 GHz, Bw = 4.000 MH No calibration applied and no bandpass applied

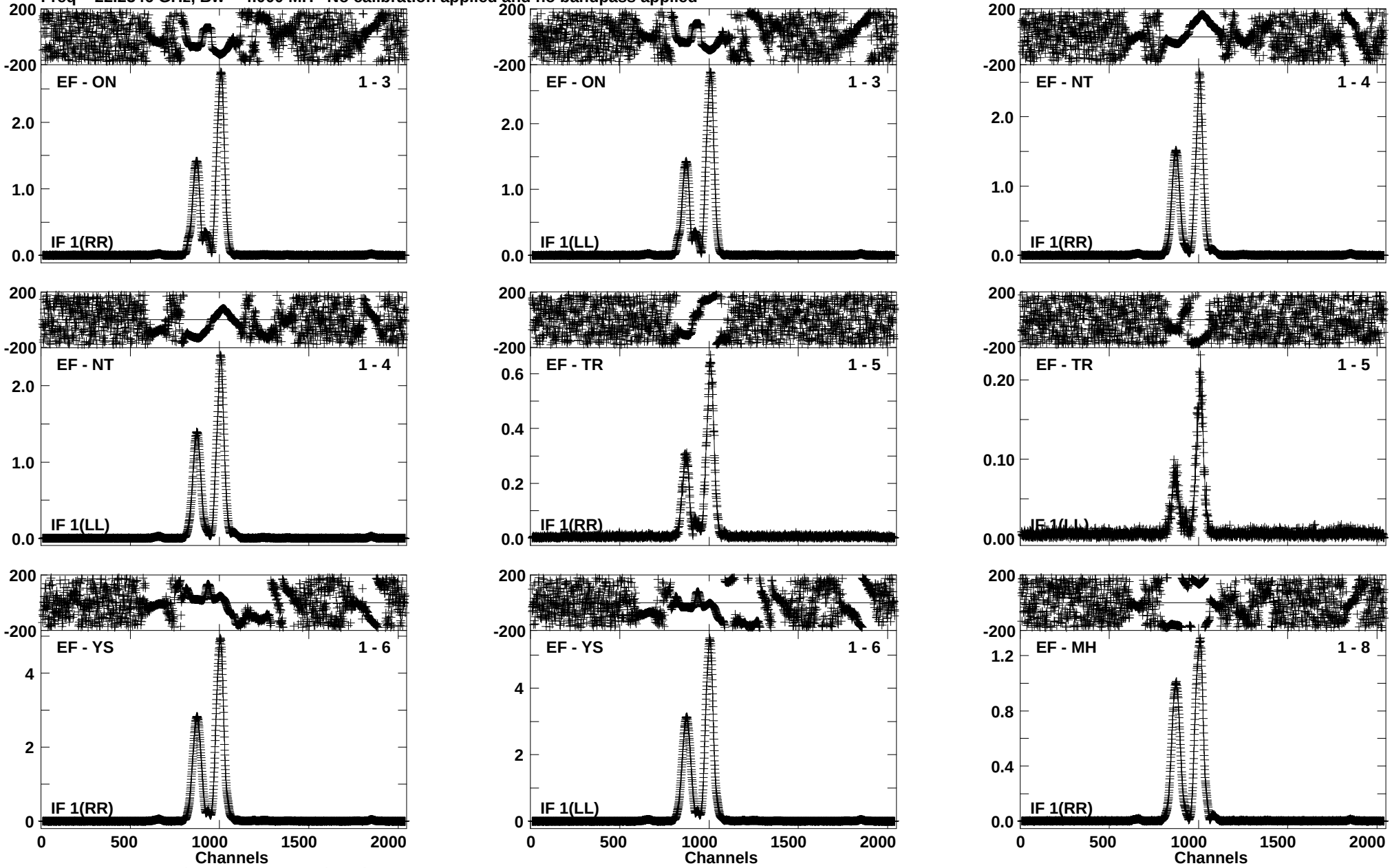

Lower frame: Ampl Jy Top frame: Phas deg
Vector averaged cross-power spectrum Baseline: EF (01) - ON (03)
Timerange: 00/23:52:47 to 00/23:53:43

Plot file version 249 created 19-SEP-2014 15:42:26
W75N ES074A.UVDATA.1
Freq = 22.2346 GHz, Bw = 4.000 MH No calibration applied and no bandpass applied

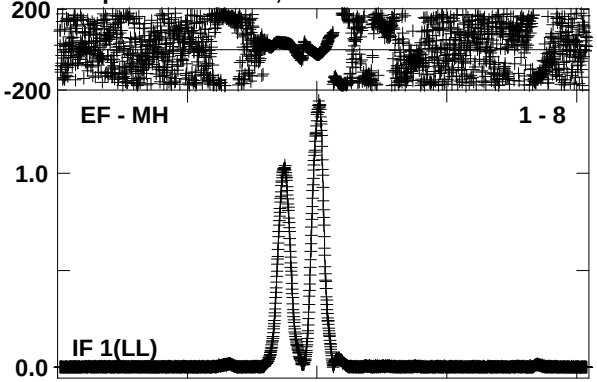

Lower frame: Ampl Jy Top frame: Phas deg
Vector averaged cross-power spectrum Baseline: EF (01) - MH (08)
Timerange: 00/23:52:47 to 00/23:53:43

Plot file version 250 created 19-SEP-2014 15:42:26
J2040+4527 ES074A.UVDATA.1
Freq = 22.2346 GHz, Bw = 4.000 MH No calibration applied and no bandpass applied

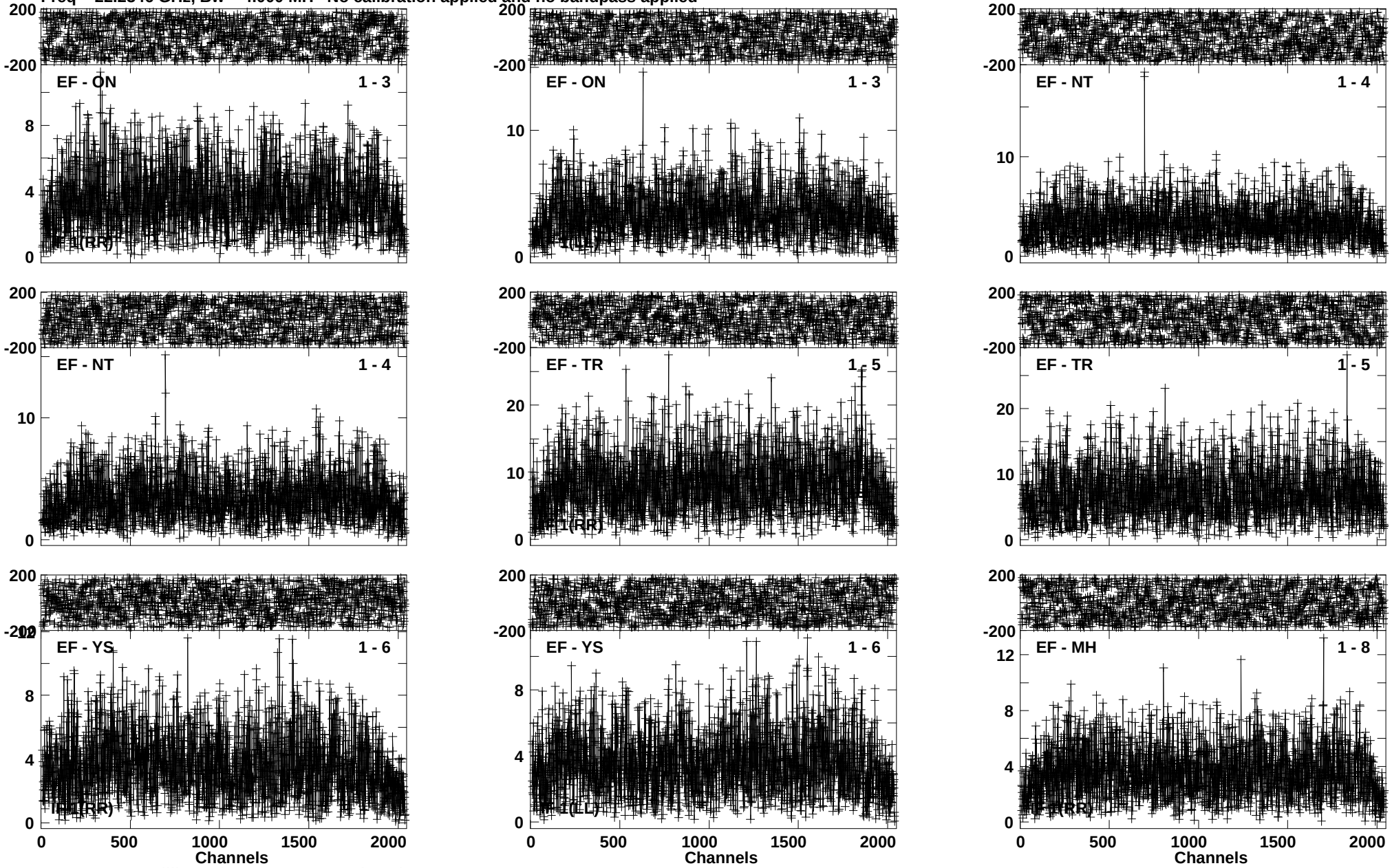

Lower frame: Milli Ampl Jy Top frame: Phas deg
Vector averaged cross-power spectrum Baseline: EF (01) - ON (03)
Timerange: 00/23:53:57 to 00/23:54:53

Plot file version 251 created 19-SEP-2014 15:42:26
J2040+4527 ES074A.UVDATA.1
Freq = 22.2346 GHz, Bw = 4.000 MH No calibration applied and no bandpass applied

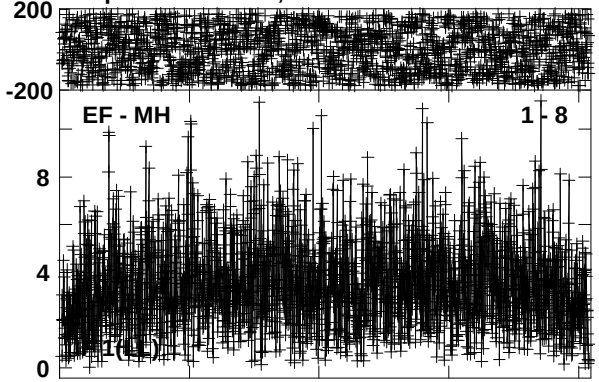

Lower frame: Milli Ampl Jy Top frame: Phas deg
Vector averaged cross-power spectrum Baseline: EF (01) - MH (08)
Timerange: 00/23:53:57 to 00/23:54:53

Plot file version 252 created 19-SEP-2014 15:42:26
W75N ES074A.UVDATA.1
Freq = 22.2346 GHz, Bw = 4.000 MH No calibration applied and no bandpass applied

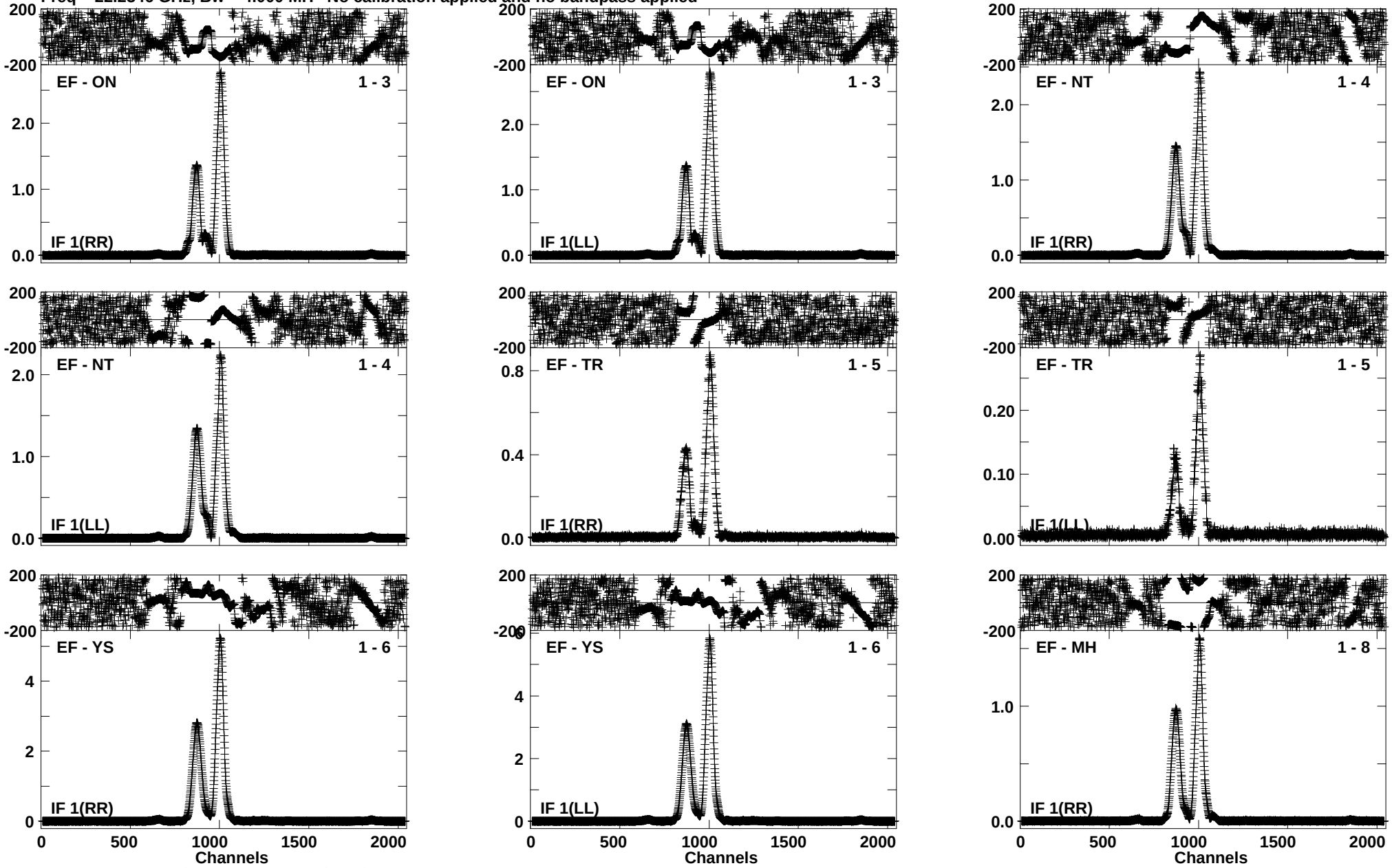

Lower frame: Ampl Jy Top frame: Phas deg
Vector averaged cross-power spectrum Baseline: EF (01) - ON (03)
Timerange: 00/23:55:07 to 00/23:56:03

Plot file version 253 created 19-SEP-2014 15:42:26
W75N ES074A.UVDATA.1
Freq = 22.2346 GHz, Bw = 4.000 MH No calibration applied and no bandpass applied

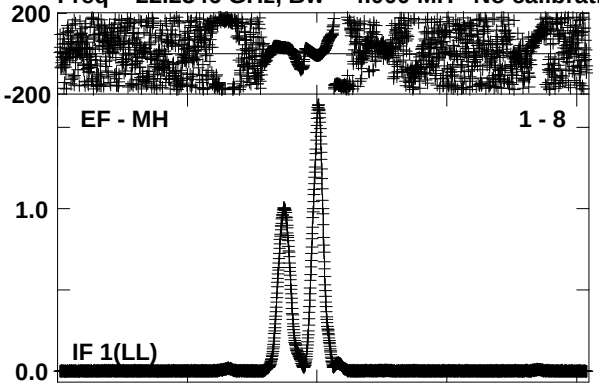

Lower frame: Ampl Jy Top frame: Phas deg
Vector averaged cross-power spectrum Baseline: EF (01) - MH (08)
Timerange: 00/23:55:07 to 00/23:56:03

Plot file version 254 created 19-SEP-2014 15:42:26
J2040+4527 ES074A.UVDATA.1
Freq = 22.2346 GHz, Bw = 4.000 MH No calibration applied and no bandpass applied

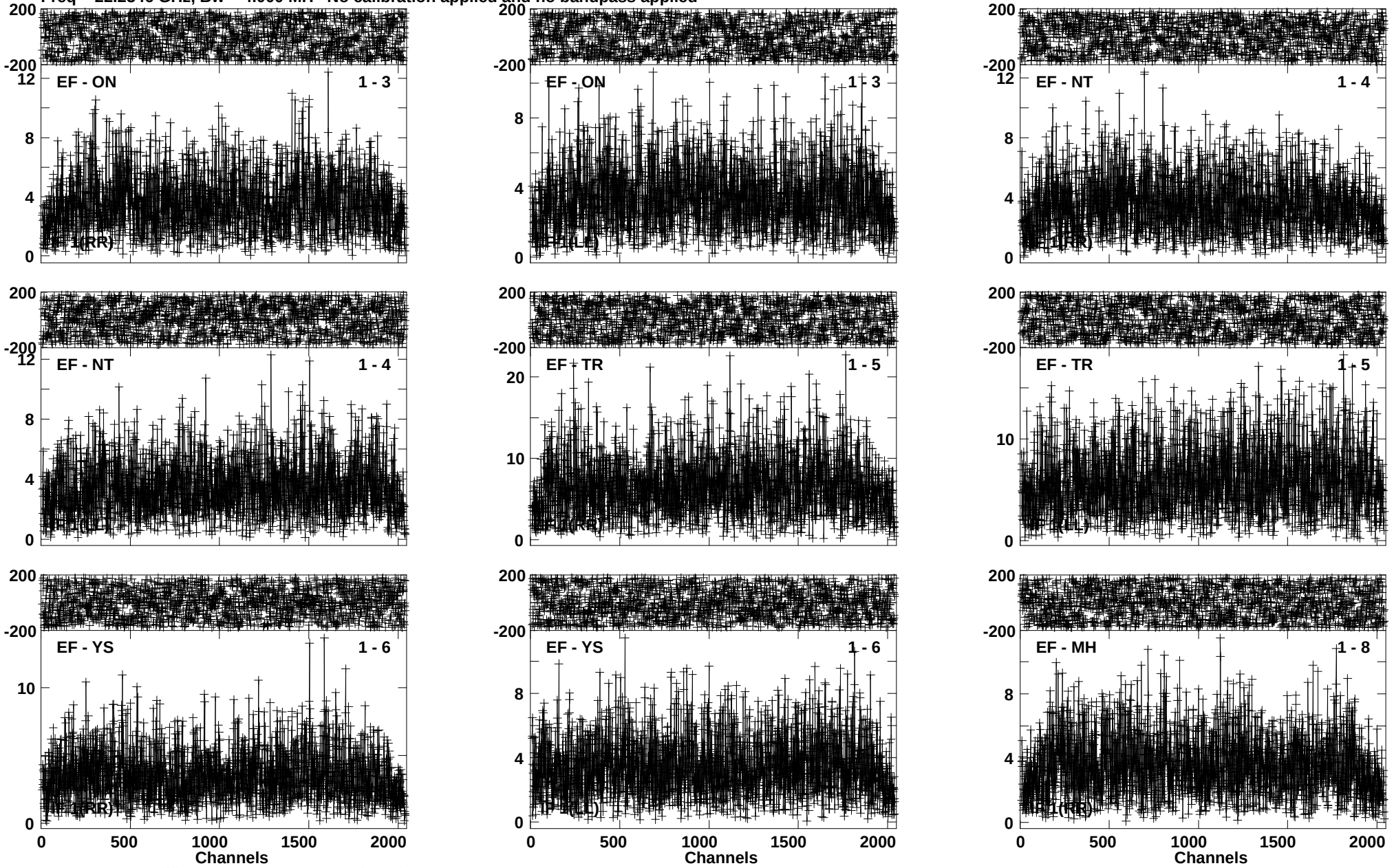

Lower frame: Milli Ampl Jy Top frame: Phas deg
Vector averaged cross-power spectrum Baseline: EF (01) - ON (03)
Timerange: 00/23:56:17 to 00/23:57:13

Plot file version 255 created 19-SEP-2014 15:42:26
J2040+4527 ES074A.UVDATA.1
Freq = 22.2346 GHz, Bw = 4.000 MH No calibration applied and no bandpass applied

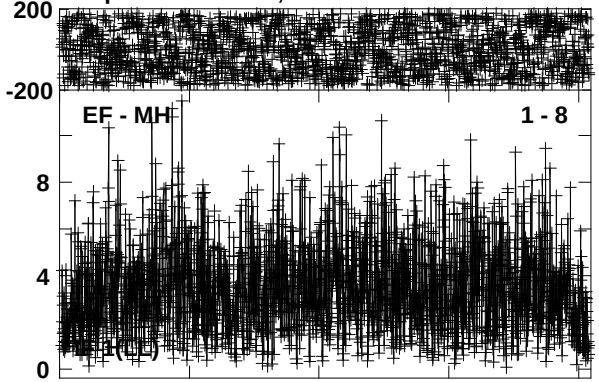

Lower frame: Milli Ampl Jy Top frame: Phas deg
Vector averaged cross-power spectrum Baseline: EF (01) - MH (08)
Timerange: 00/23:56:17 to 00/23:57:13

Plot file version 256 created 19-SEP-2014 15:42:26
W75N ES074A.UVDATA.1
Freq = 22.2346 GHz, Bw = 4.000 MH No calibration applied and no bandpass applied

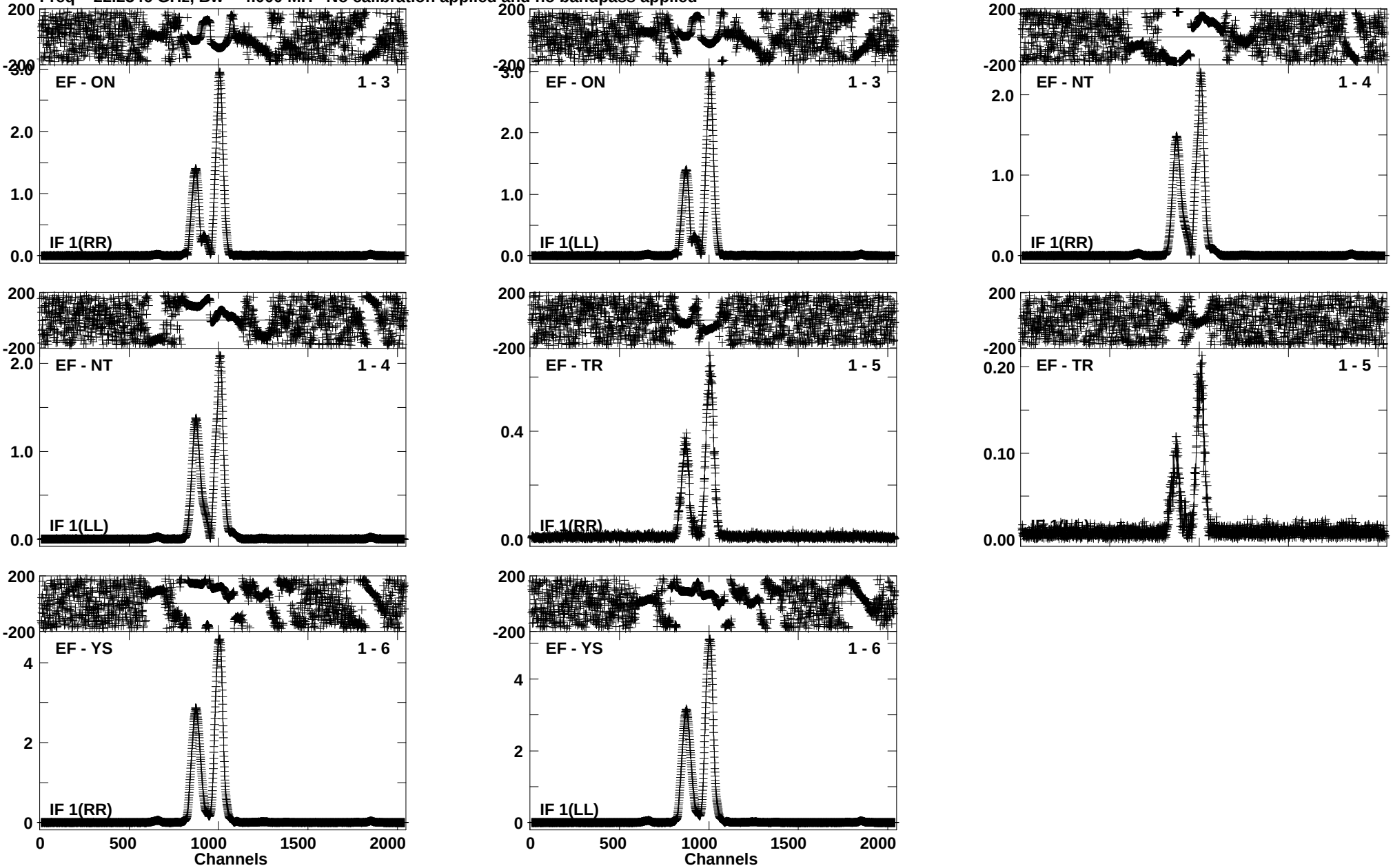

Lower frame: Ampl Jy Top frame: Phas deg
Vector averaged cross-power spectrum Baseline: EF (01) - ON (03)
Timerange: 00/23:57:27 to 00/23:58:23

Plot file version 257 created 19-SEP-2014 15:42:26
J2040+4527 ES074A.UVDATA.1
Freq = 22.2346 GHz, Bw = 4.000 MH No calibration applied and no bandpass applied

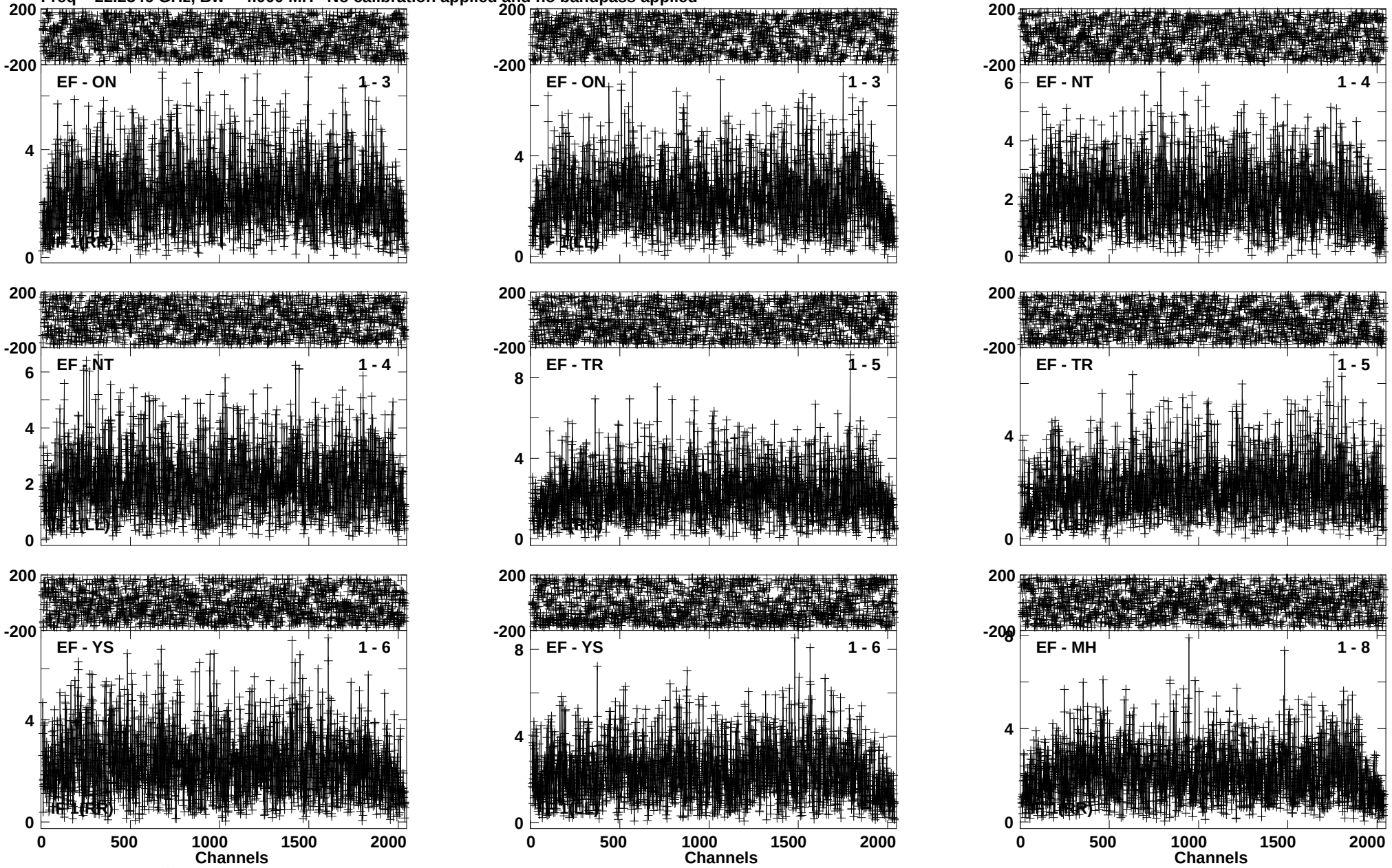

Lower frame: Milli Ampl Jy Top frame: Phas deg
Vector averaged cross-power spectrum Baseline: EF (01) - ON (03)
Timerange: 00/23:59:18 to 01/00:00:24

Plot file version 258 created 19-SEP-2014 15:42:27
J2040+4527 ES074A.UVDATA.1
Freq = 22.2346 GHz, Bw = 4.000 MH No calibration applied and no bandpass applied

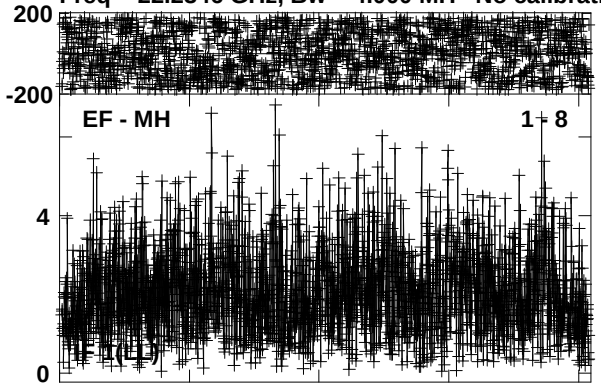

Lower frame: Milli Ampl Jy Top frame: Phas deg
Vector averaged cross-power spectrum Baseline: EF (01) - MH (08)
Timerange: 00/23:59:18 to 01/00:00:24

Plot file version 259 created 19-SEP-2014 15:42:27
W75N ES074A.UVDATA.1
Freq = 22.2346 GHz, Bw = 4.000 MH No calibration applied and no bandpass applied

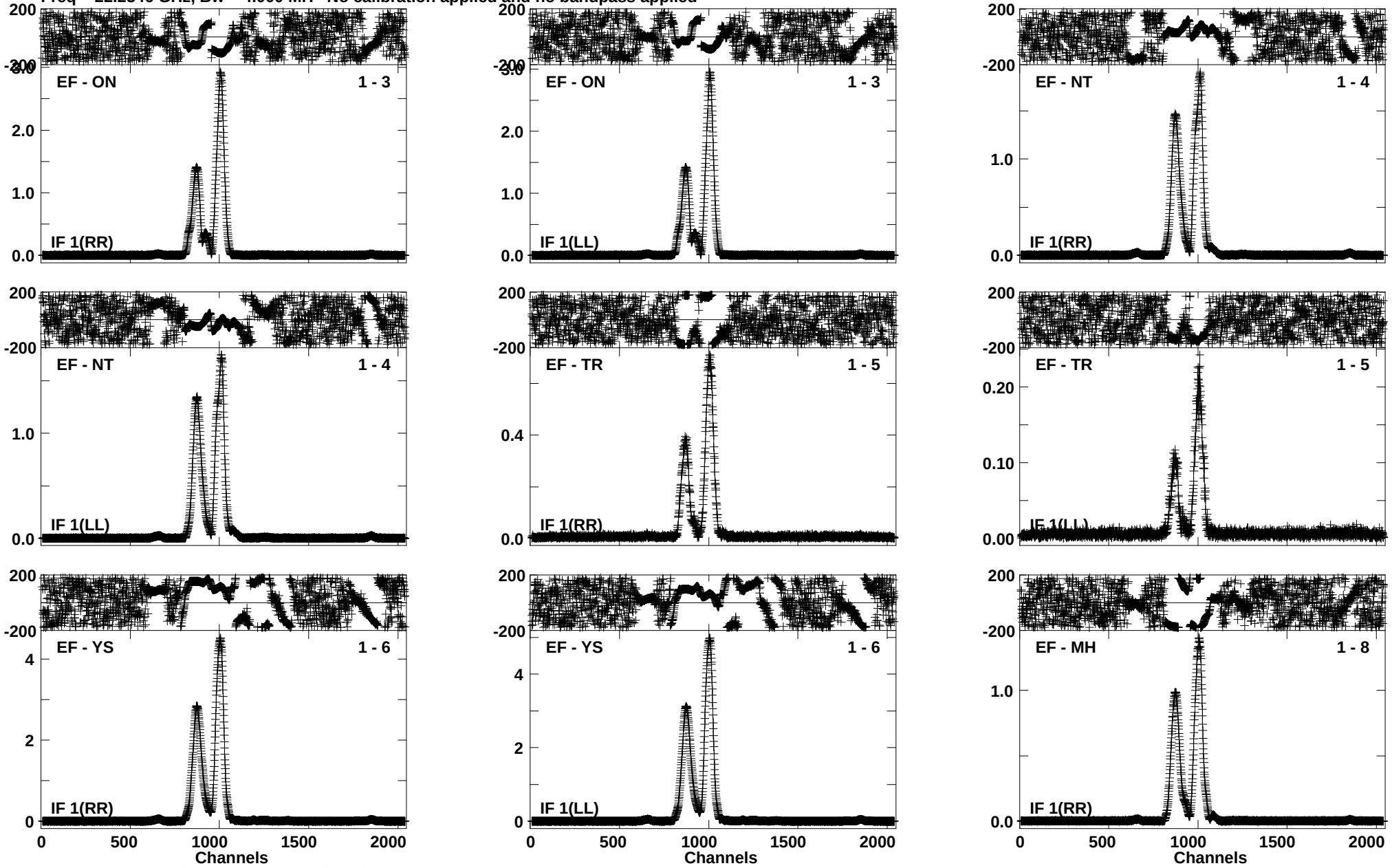

Lower frame: Ampl Jy Top frame: Phas deg
Vector averaged cross-power spectrum Baseline: EF (01) - ON (03)
Timerange: 01/00:00:37 to 01/00:01:33

Plot file version 260 created 19-SEP-2014 15:42:27
W75N ES074A.UVDATA.1
Freq = 22.2346 GHz, Bw = 4.000 MH No calibration applied and no bandpass applied

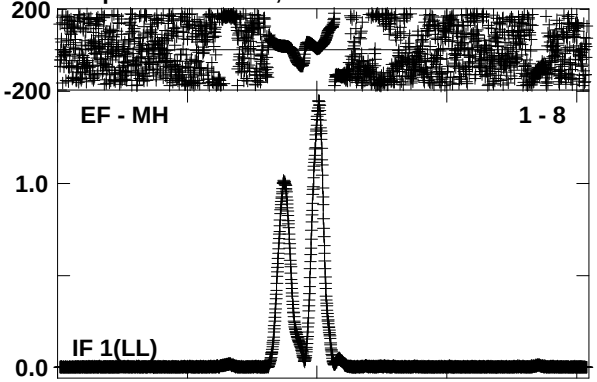

Lower frame: Ampl Jy Top frame: Phas deg
Vector averaged cross-power spectrum Baseline: EF (01) - MH (08)
Timerange: 01/00:00:37 to 01/00:01:33

Plot file version 261 created 19-SEP-2014 15:42:27
J2040+4527 ES074A.UVDATA.1
Freq = 22.2346 GHz, Bw = 4.000 MH No calibration applied and no bandpass applied

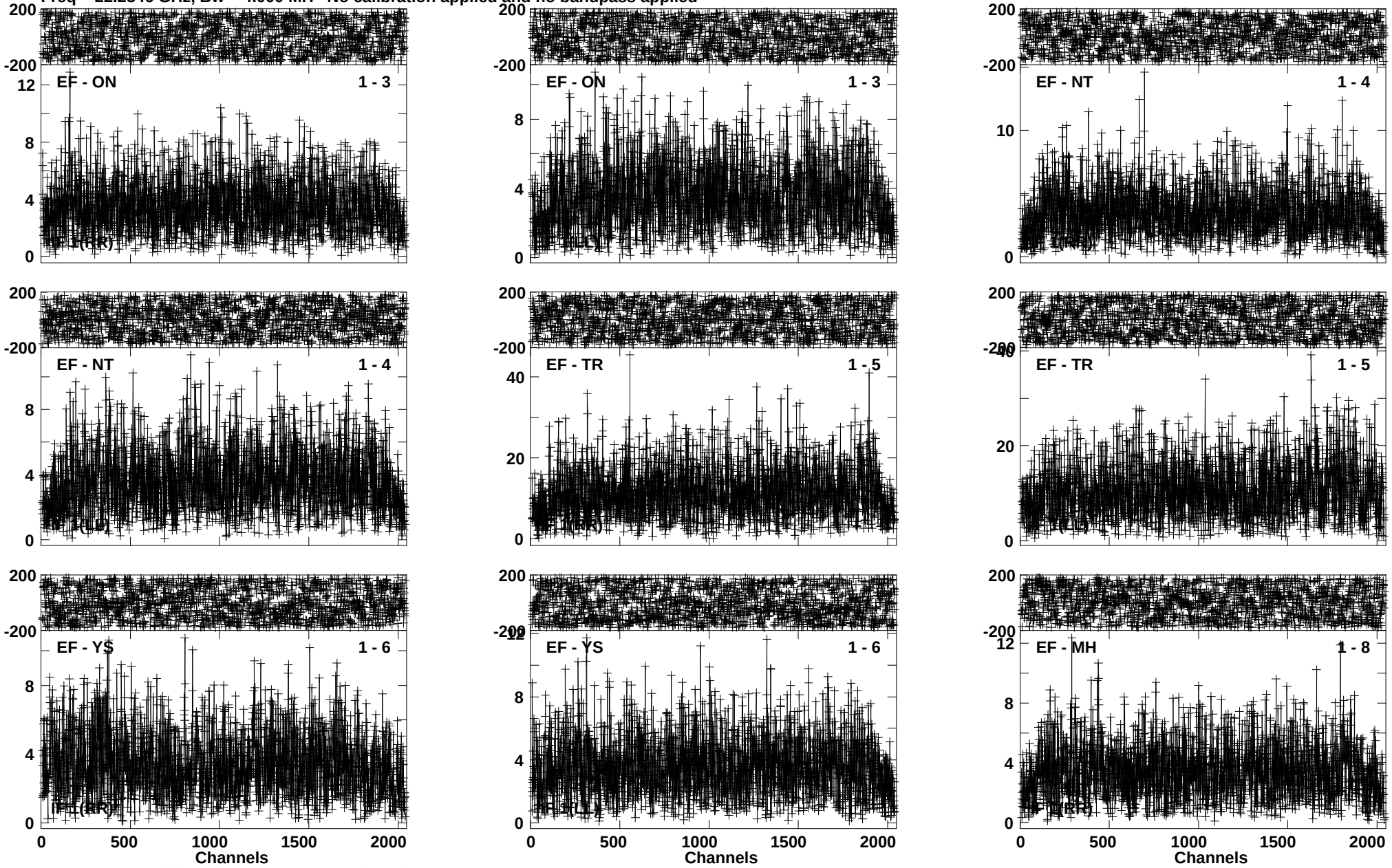

Lower frame: Milli Ampl Jy Top frame: Phas deg
Vector averaged cross-power spectrum Baseline: EF (01) - ON (03)
Timerange: 01/00:01:47 to 01/00:02:43

Plot file version 262 created 19-SEP-2014 15:42:27
J2040+4527 ES074A.UVDATA.1
Freq = 22.2346 GHz, Bw = 4.000 MH No calibration applied and no bandpass applied

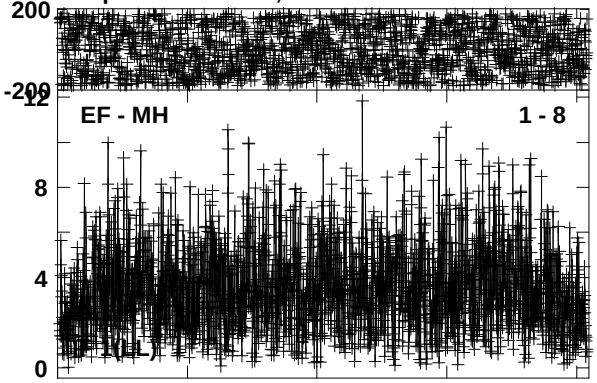

Lower frame: Milli Ampl Jy Top frame: Phas deg
Vector averaged cross-power spectrum Baseline: EF (01) - MH (08)
Timerange: 01/00:01:47 to 01/00:02:43

Plot file version 263 created 19-SEP-2014 15:42:27
W75N ES074A.UVDATA.1
Freq = 22.2346 GHz, Bw = 4.000 MH No calibration applied and no bandpass applied

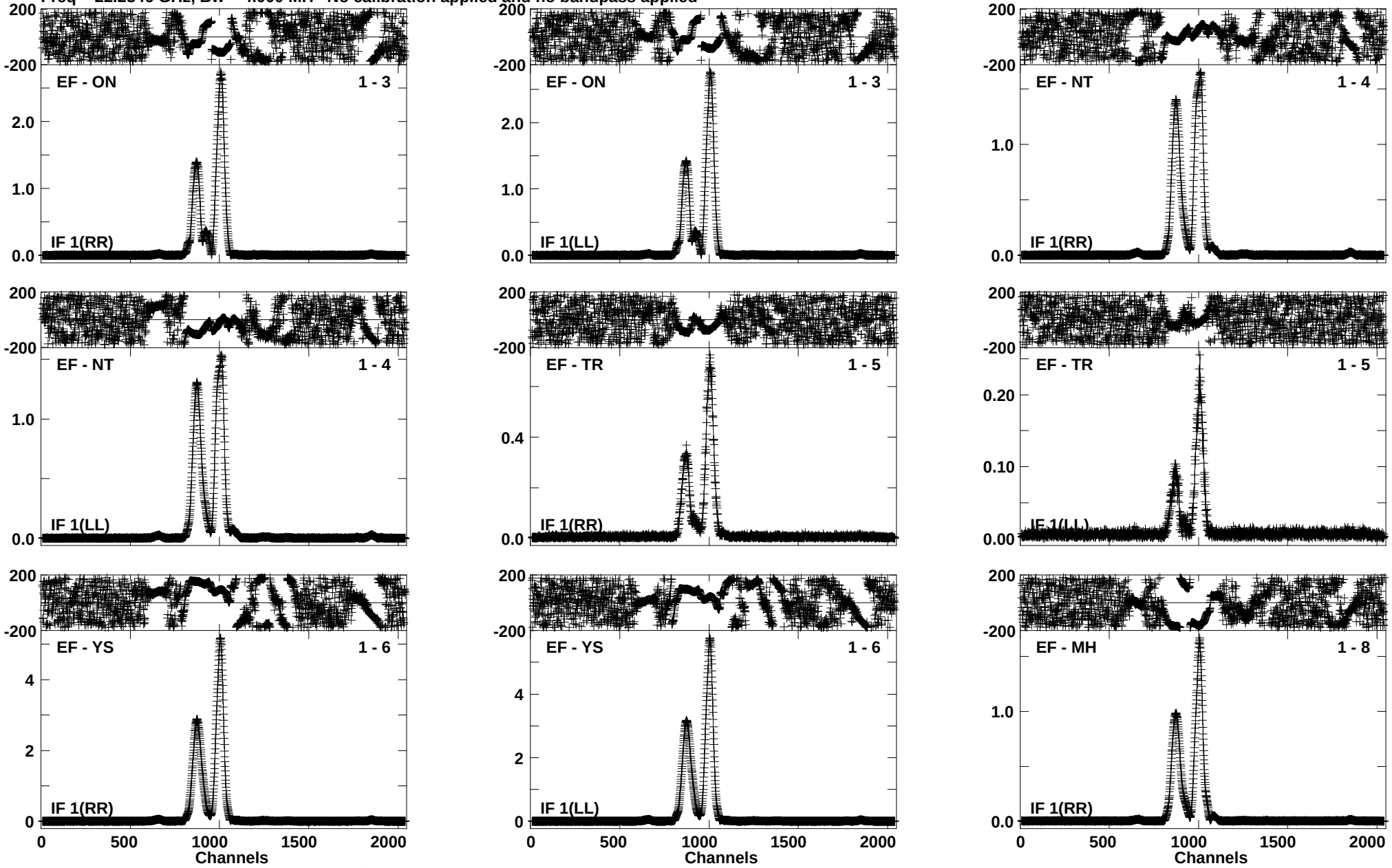

Lower frame: Ampl Jy Top frame: Phas deg
Vector averaged cross-power spectrum Baseline: EF (01) - ON (03)
Timerange: 01/00:02:57 to 01/00:03:53

Plot file version 264 created 19-SEP-2014 15:42:27
W75N ES074A.UVDATA.1
Freq = 22.2346 GHz, Bw = 4.000 MH No calibration applied and no bandpass applied

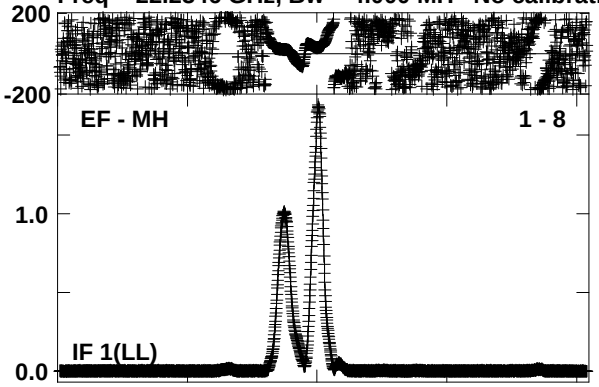

Lower frame: Ampl Jy Top frame: Phas deg
Vector averaged cross-power spectrum Baseline: EF (01) - MH (08)
Timerange: 01/00:02:57 to 01/00:03:53

Plot file version 265 created 19-SEP-2014 15:42:27
J2040+4527 ES074A.UVDATA.1
Freq = 22.2346 GHz, Bw = 4.000 MH No calibration applied and no bandpass applied

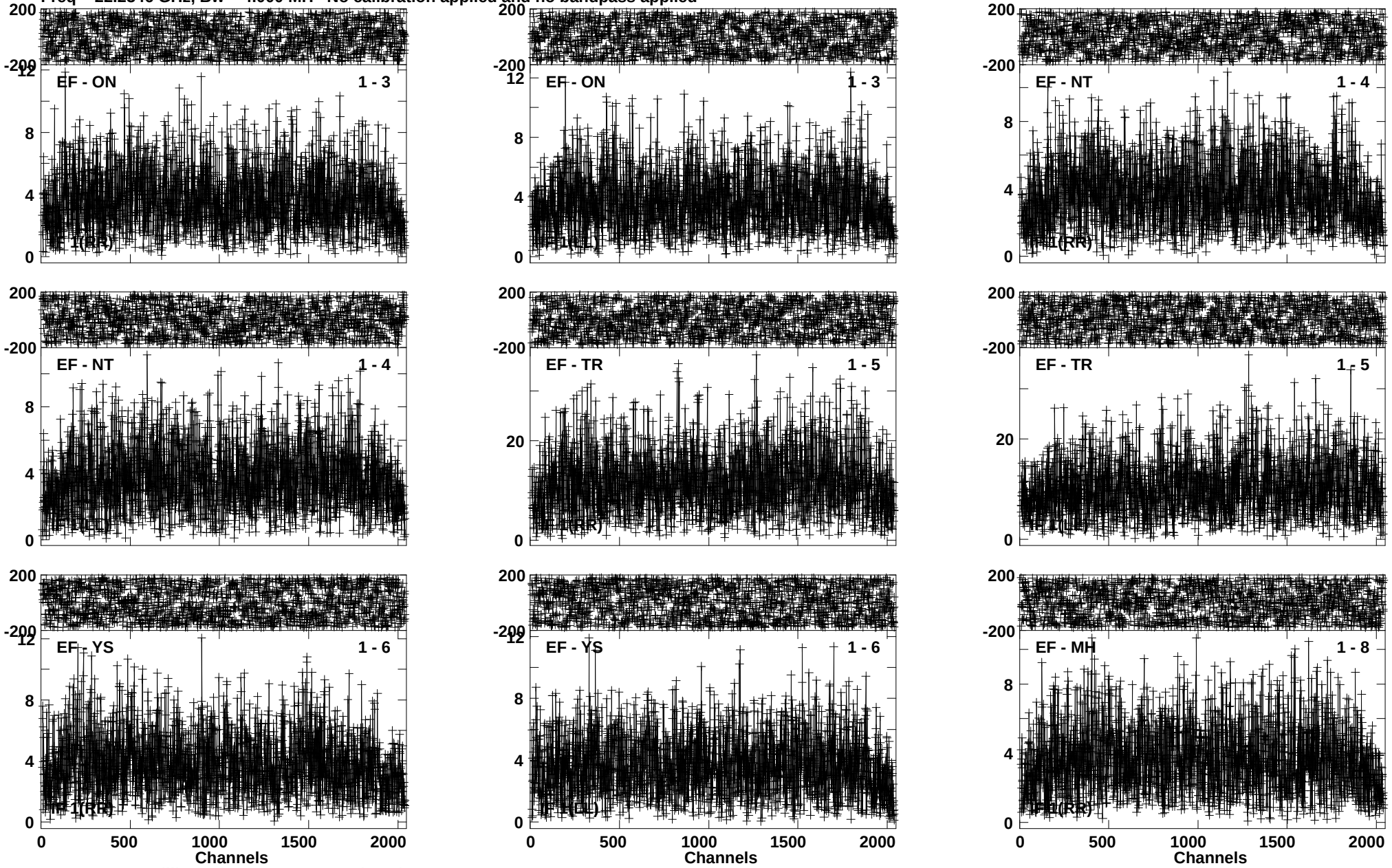

Lower frame: Milli Ampl Jy Top frame: Phas deg
Vector averaged cross-power spectrum Baseline: EF (01) - ON (03)
Timerange: 01/00:04:07 to 01/00:05:03

Plot file version 266 created 19-SEP-2014 15:42:27
J2040+4527 ES074A.UVDATA.1
Freq = 22.2346 GHz, Bw = 4.000 MH No calibration applied and no bandpass applied

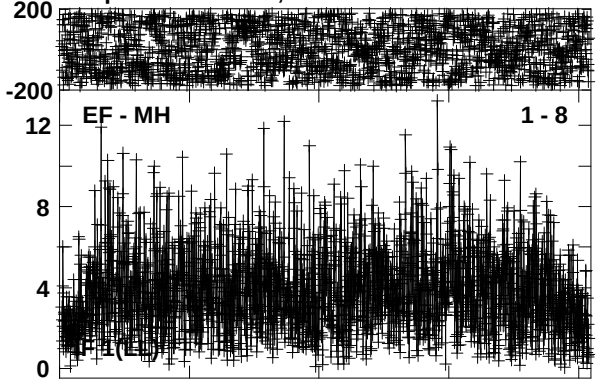

Lower frame: Milli Ampl Jy Top frame: Phas deg
Vector averaged cross-power spectrum Baseline: EF (01) - MH (08)
Timerange: 01/00:04:07 to 01/00:05:03

Plot file version 267 created 19-SEP-2014 15:42:27
W75N ES074A.UVDATA.1
Freq = 22.2346 GHz, Bw = 4.000 MH No calibration applied and no bandpass applied

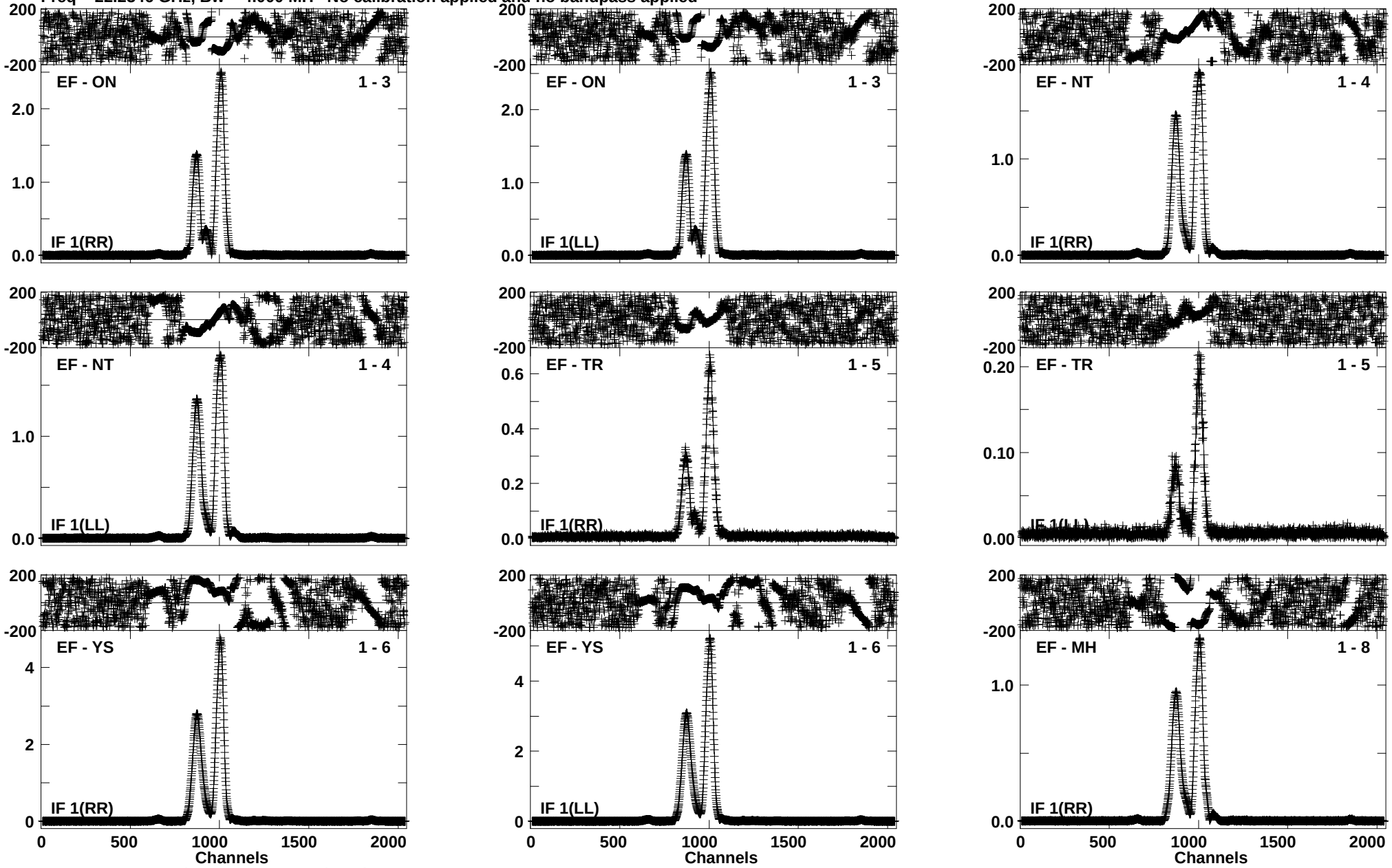

Lower frame: Ampl Jy Top frame: Phas deg
Vector averaged cross-power spectrum Baseline: EF (01) - ON (03)
Timerange: 01/00:05:17 to 01/00:06:13

Plot file version 268 created 19-SEP-2014 15:42:27
W75N ES074A.UVDATA.1
Freq = 22.2346 GHz, Bw = 4.000 MH No calibration applied and no bandpass applied

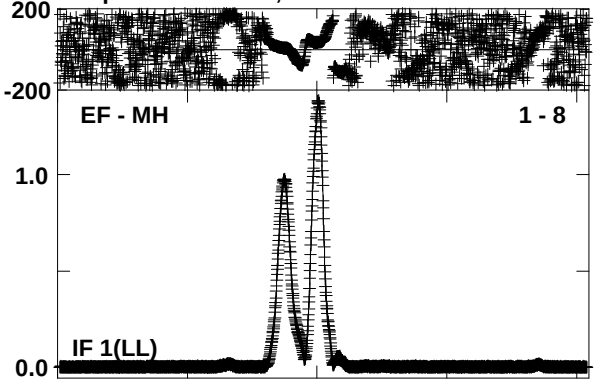

Lower frame: Ampl Jy Top frame: Phas deg
Vector averaged cross-power spectrum Baseline: EF (01) - MH (08)
Timerange: 01/00:05:17 to 01/00:06:13

Plot file version 269 created 19-SEP-2014 15:42:27
J2040+4527 ES074A.UVDATA.1
Freq = 22.2346 GHz, Bw = 4.000 MH No calibration applied and no bandpass applied

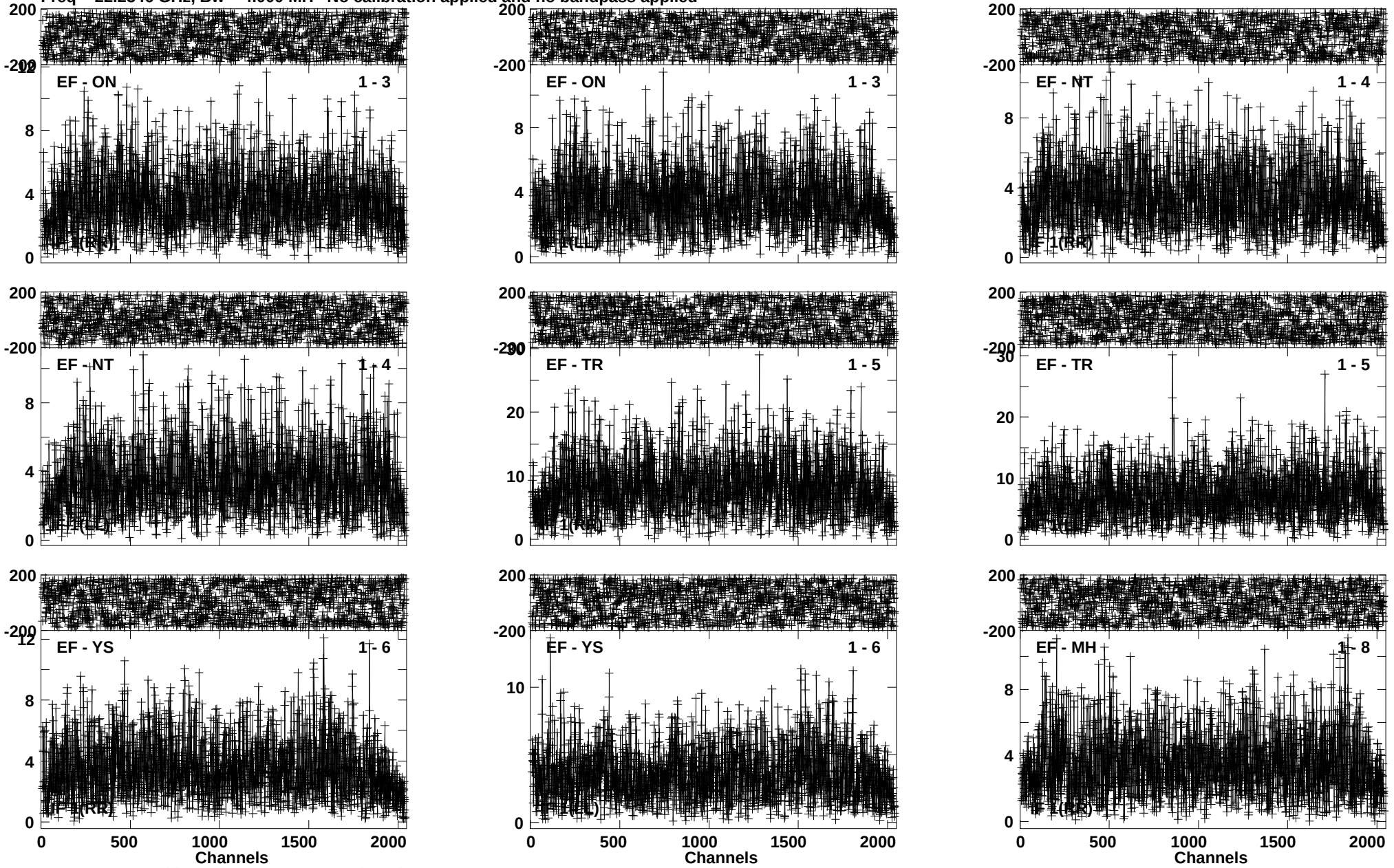

Lower frame: Milli Ampl Jy Top frame: Phas deg
Vector averaged cross-power spectrum Baseline: EF (01) - ON (03)
Timerange: 01/00:06:27 to 01/00:07:23

Plot file version 270 created 19-SEP-2014 15:42:27
J2040+4527 ES074A.UVDATA.1
Freq = 22.2346 GHz, Bw = 4.000 MH No calibration applied and no bandpass applied

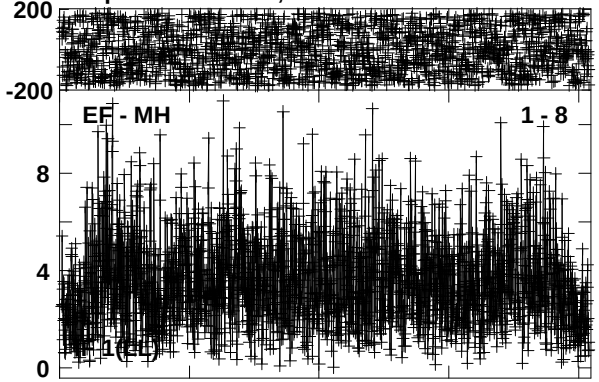

Lower frame: Milli Ampl Jy Top frame: Phas deg
Vector averaged cross-power spectrum Baseline: EF (01) - MH (08)
Timerange: 01/00:06:27 to 01/00:07:23

Plot file version 271 created 19-SEP-2014 15:42:27
W75N ES074A.UVDATA.1
Freq = 22.2346 GHz, Bw = 4.000 MH No calibration applied and no bandpass applied

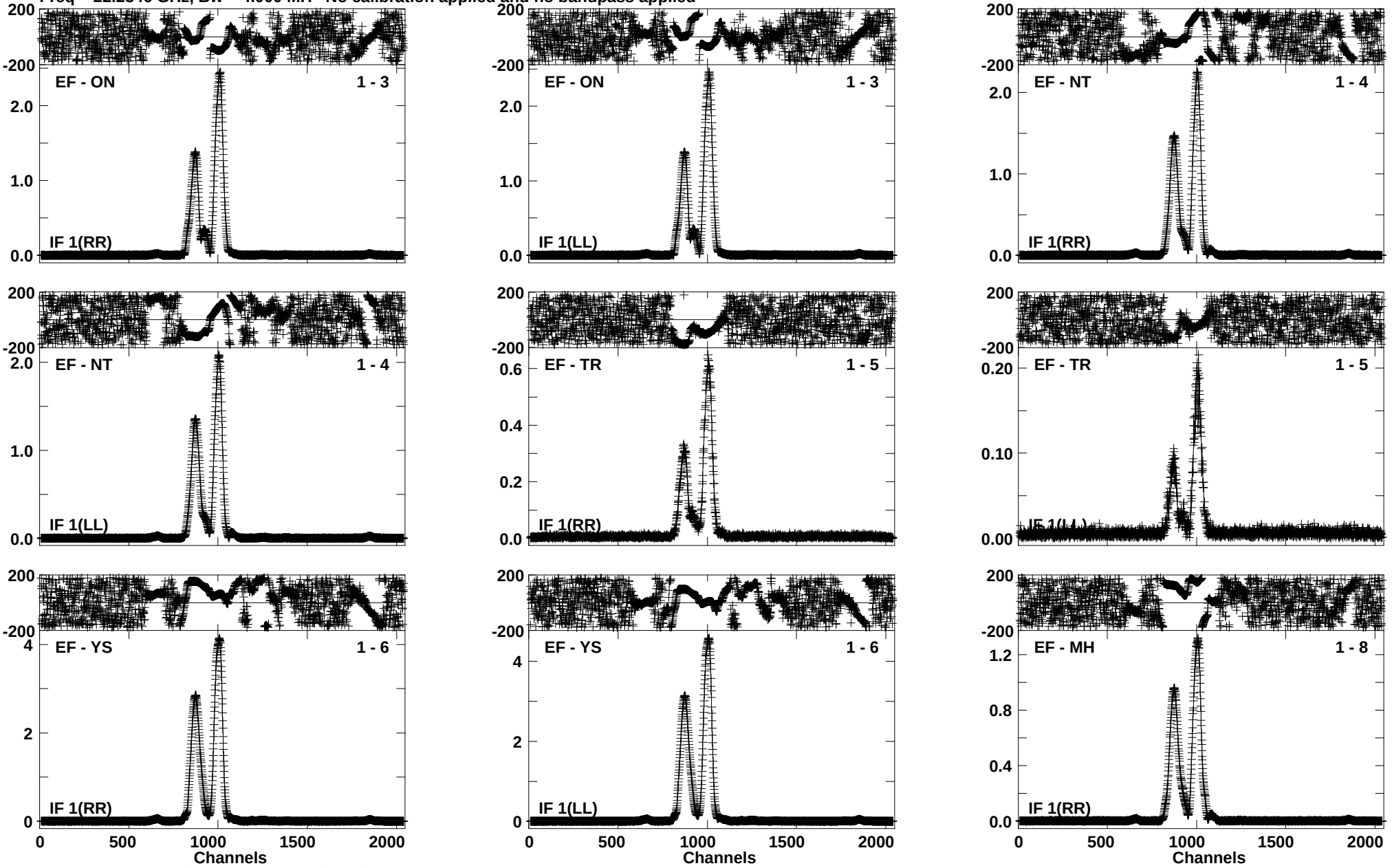

Lower frame: Ampl Jy Top frame: Phas deg
Vector averaged cross-power spectrum Baseline: EF (01) - ON (03)
Timerange: 01/00:07:37 to 01/00:08:33

Plot file version 272 created 19-SEP-2014 15:42:28
W75N ES074A.UVDATA.1
Freq = 22.2346 GHz, Bw = 4.000 MH No calibration applied and no bandpass applied

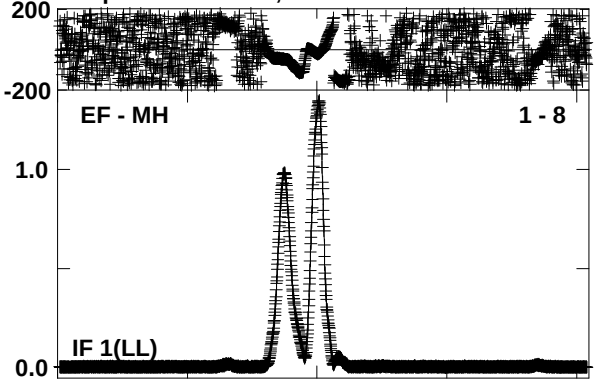

Lower frame: Ampl Jy Top frame: Phas deg
Vector averaged cross-power spectrum Baseline: EF (01) - MH (08)
Timerange: 01/00:07:37 to 01/00:08:33

Plot file version 273 created 19-SEP-2014 15:42:28
J2040+4527 ES074A.UVDATA.1
Freq = 22.2346 GHz, Bw = 4.000 MH No calibration applied and no bandpass applied

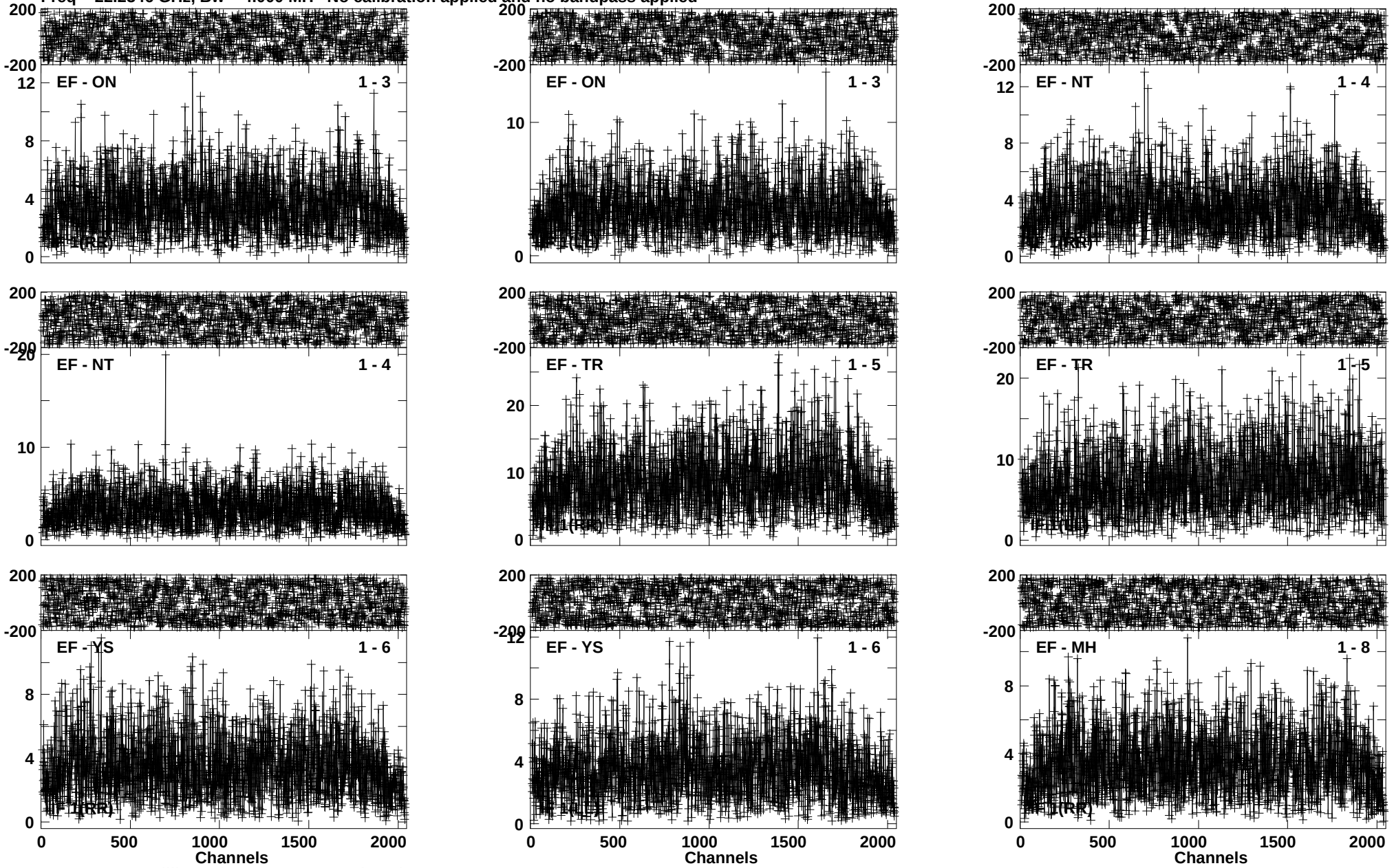

Lower frame: Milli Ampl Jy Top frame: Phas deg
Vector averaged cross-power spectrum Baseline: EF (01) - ON (03)
Timerange: 01/00:08:47 to 01/00:09:43

Plot file version 274 created 19-SEP-2014 15:42:28
J2040+4527 ES074A.UVDATA.1
Freq = 22.2346 GHz, Bw = 4.000 MH No calibration applied and no bandpass applied

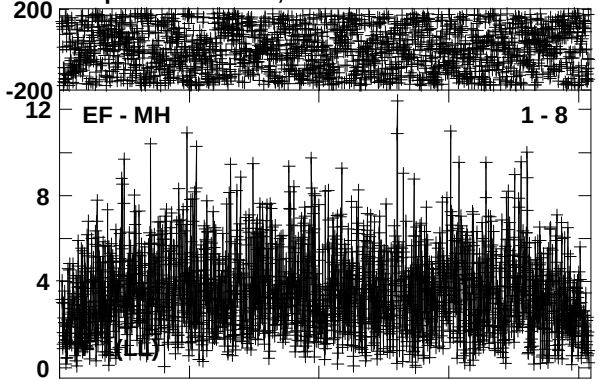

Lower frame: Milli Ampl Jy Top frame: Phas deg
Vector averaged cross-power spectrum Baseline: EF (01) - MH (08)
Timerange: 01/00:08:47 to 01/00:09:43

Plot file version 275 created 19-SEP-2014 15:42:28
W75N ES074A.UVDATA.1
Freq = 22.2346 GHz, Bw = 4.000 MH No calibration applied and no bandpass applied

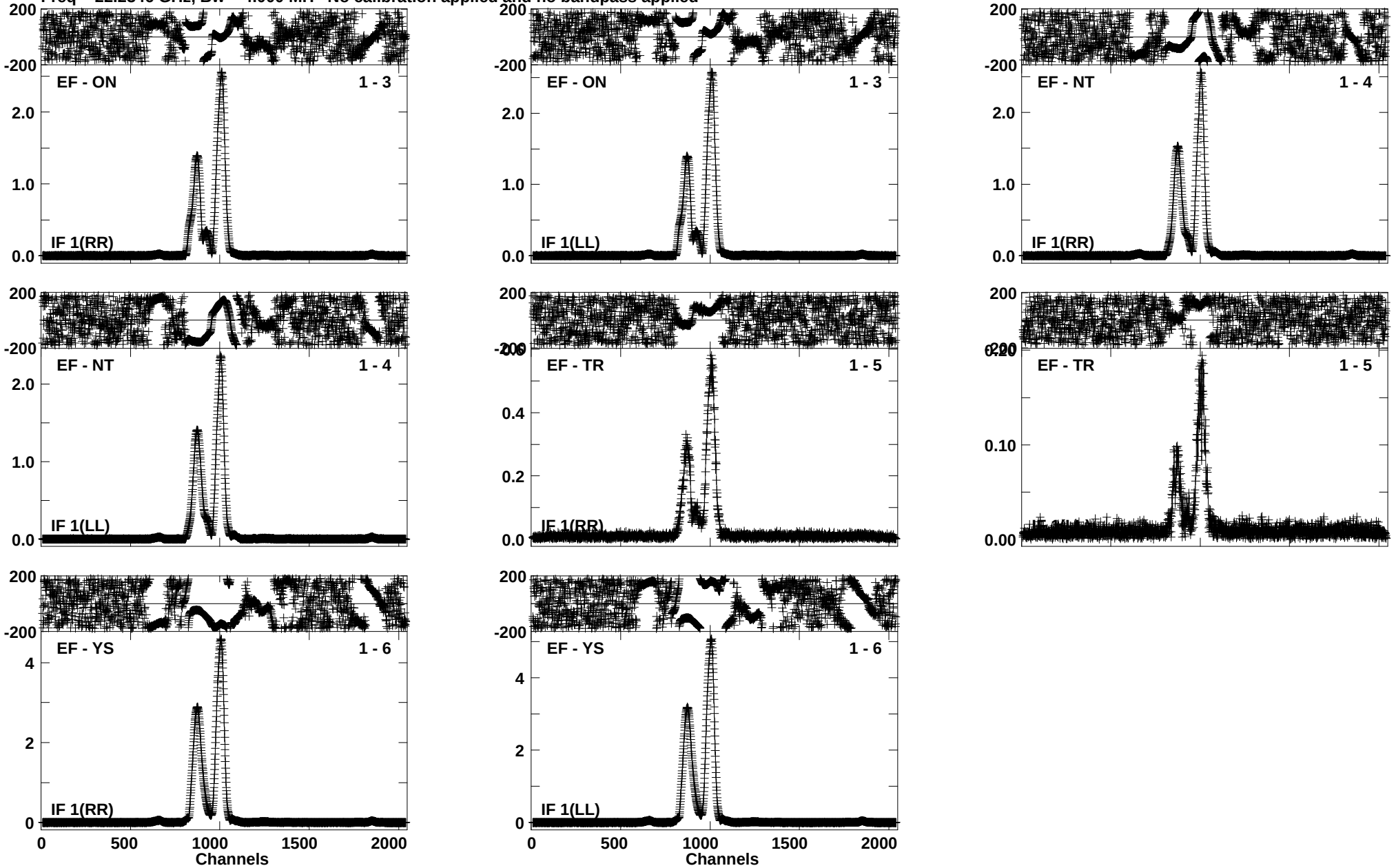

Lower frame: Ampl Jy Top frame: Phas deg
Vector averaged cross-power spectrum Baseline: EF (01) - ON (03)
Timerange: 01/00:09:57 to 01/00:10:53

Plot file version 276 created 19-SEP-2014 15:42:29
J2202+4216 ES074A.UVDATA.1
Freq = 22.2346 GHz, Bw = 4.000 MH No calibration applied and no bandpass applied

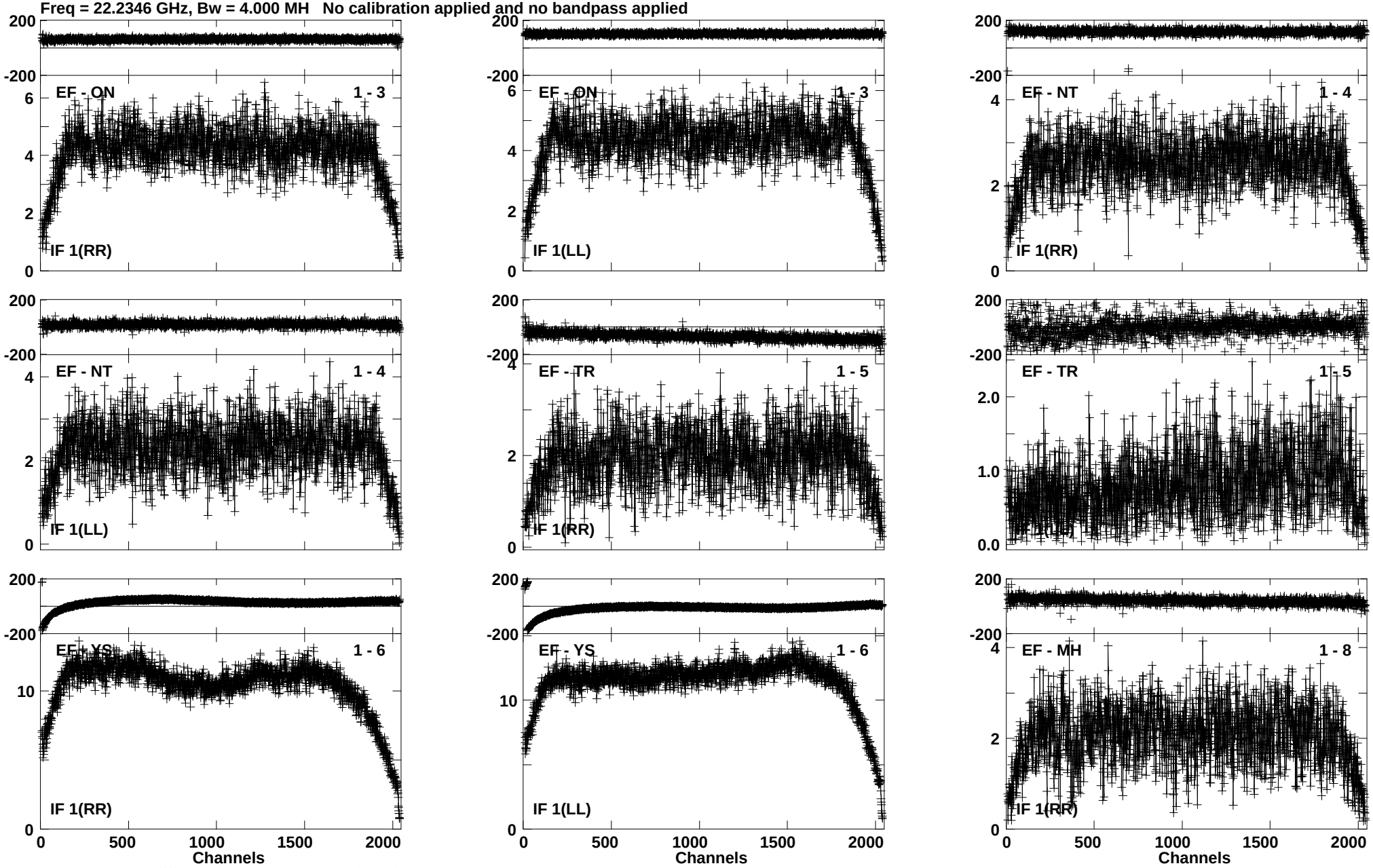

Lower frame: Milli Ampl Jy Top frame: Phas deg
Vector averaged cross-power spectrum Baseline: EF (01) - ON (03)
Timerange: 01/00:12:18 to 01/00:22:14

Plot file version 277 created 19-SEP-2014 15:42:30
J2202+4216 ES074A.UVDATA.1
Freq = 22.2346 GHz, Bw = 4.000 MH No calibration applied and no bandpass applied

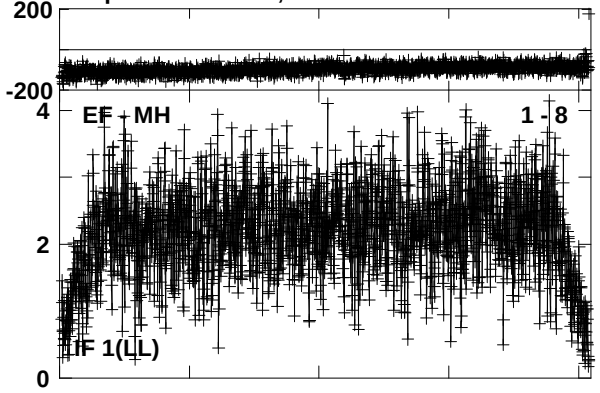

Lower frame: Milli Ampl Jy Top frame: Phas deg
Vector averaged cross-power spectrum Baseline: EF (01) - MH (08)
Timerange: 01/00:12:18 to 01/00:22:14

Plot file version 278 created 19-SEP-2014 15:42:30
J2136+0041 ES074A.UVDATA.1
Freq = 22.2346 GHz, Bw = 4.000 MH No calibration applied and no bandpass applied

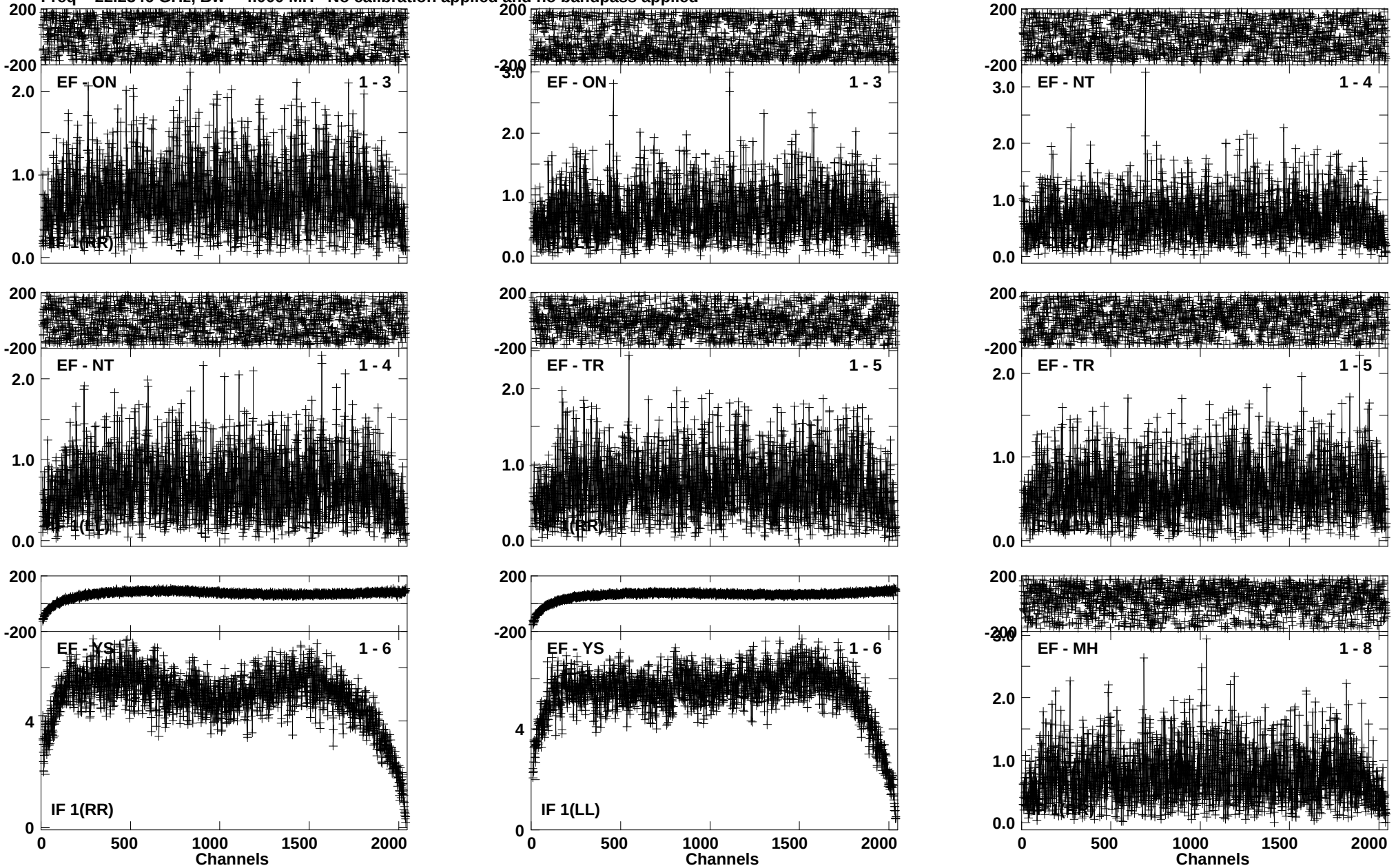

Lower frame: Milli Ampl Jy Top frame: Phas deg
Vector averaged cross-power spectrum Baseline: EF (01) - ON (03)
Timerange: 01/00:24:48 to 01/00:34:44

Plot file version 279 created 19-SEP-2014 15:42:31
J2136+0041 ES074A.UVDATA.1
Freq = 22.2346 GHz, Bw = 4.000 MH No calibration applied and no bandpass applied

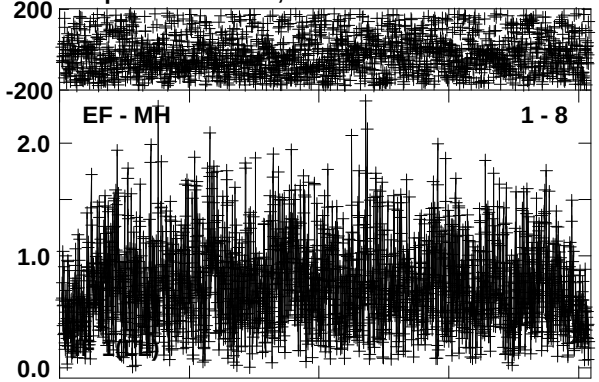

Lower frame: Milli Ampl Jy Top frame: Phas deg
Vector averaged cross-power spectrum Baseline: EF (01) - MH (08)
Timerange: 01/00:24:48 to 01/00:34:44

Plot file version 280 created 19-SEP-2014 15:42:32
J2040+4527 ES074A.UVDATA.1
Freq = 22.2346 GHz, Bw = 4.000 MH No calibration applied and no bandpass applied

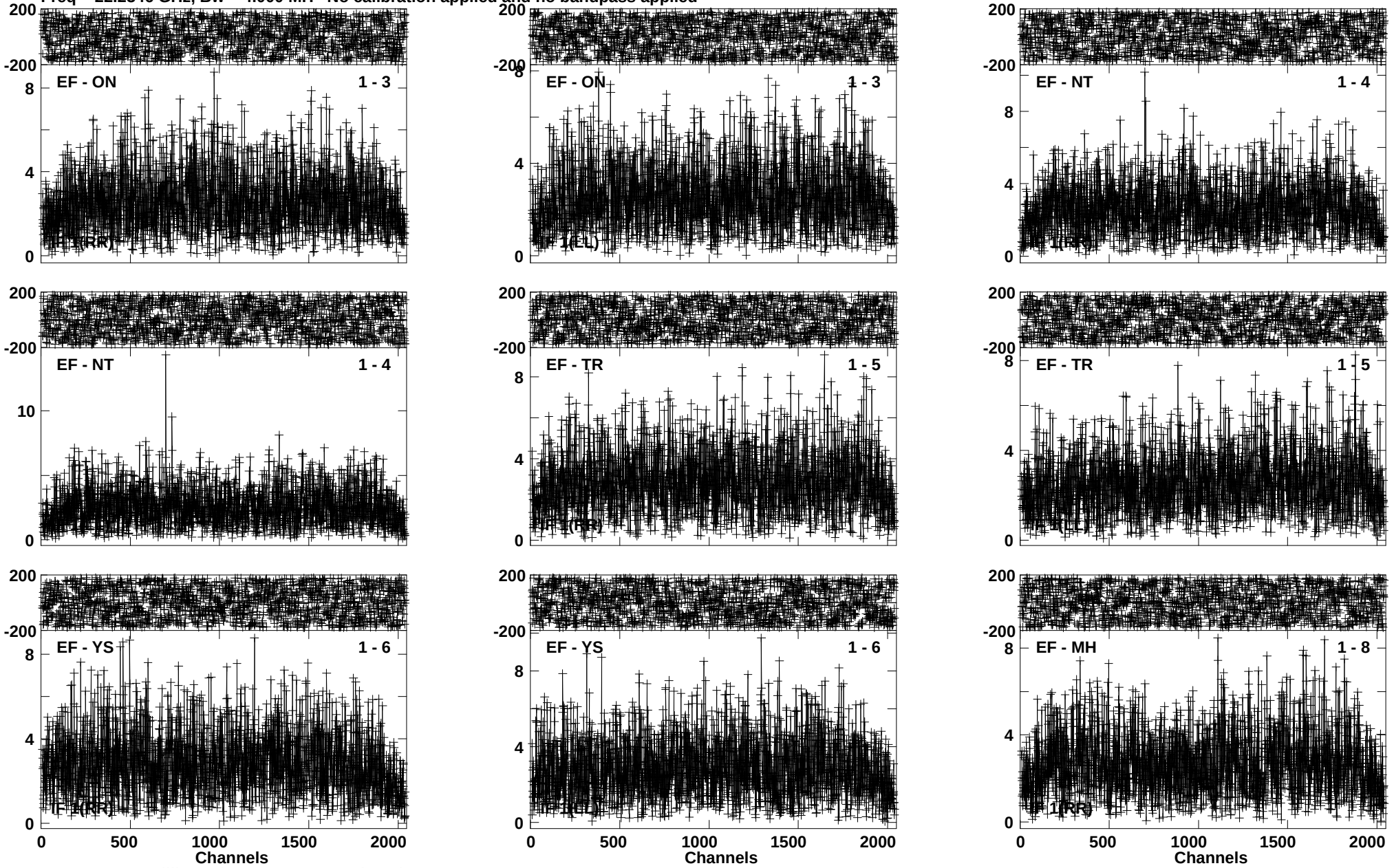

Lower frame: Milli Ampl Jy Top frame: Phas deg
Vector averaged cross-power spectrum Baseline: EF (01) - ON (03)
Timerange: 01/00:38:08 to 01/00:39:18

Plot file version 281 created 19-SEP-2014 15:42:32
J2040+4527 ES074A.UVDATA.1
Freq = 22.2346 GHz, Bw = 4.000 MH No calibration applied and no bandpass applied

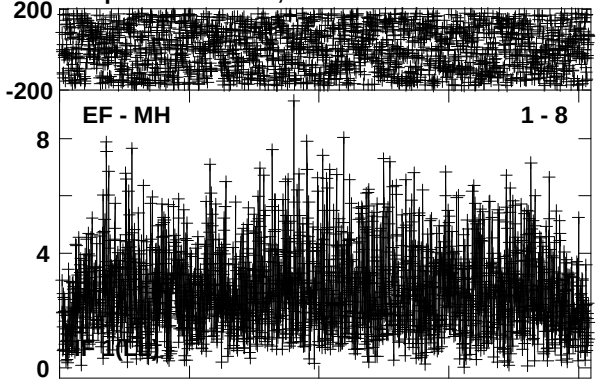

Lower frame: Milli Ampl Jy Top frame: Phas deg
Vector averaged cross-power spectrum Baseline: EF (01) - MH (08)
Timerange: 01/00:38:08 to 01/00:39:18

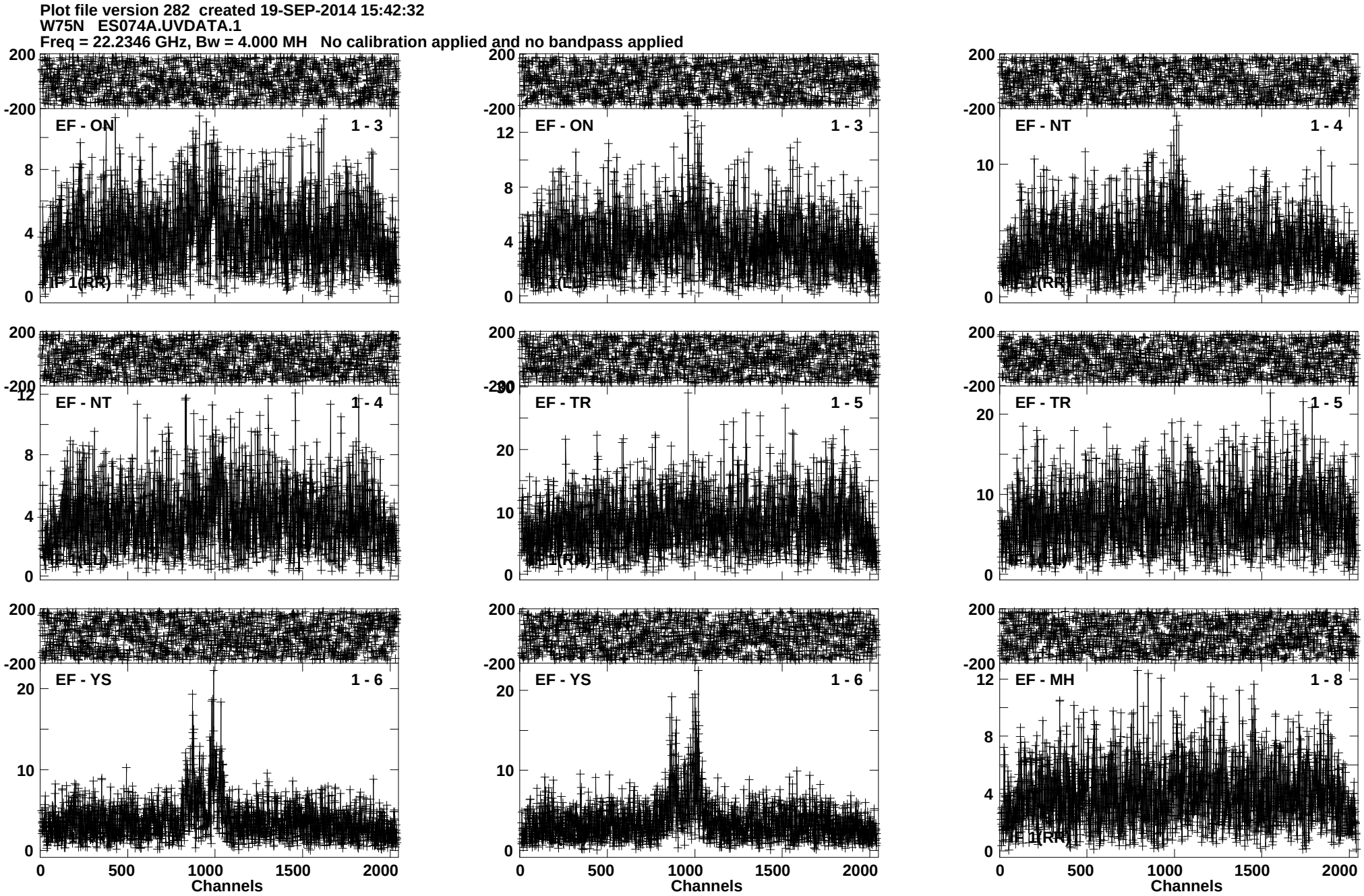
Plot file version 282 created 19-SEP-2014 15:42:32
W75N ES074A.UVDATA.1
Freq = 22.2346 GHz, Bw = 4.000 MH No calibration applied and no bandpass applied
EF - ON 1 - 3
IF 1(RR)
EF - ON 1 - 3
(LL)
EF - NT 1 - 4
(RR)
EF - NT 1 - 4
(LL)
EF - TR 1 - 5
(RL)
EF - TR 1 - 5
(LR)
EF - YS 1 - 6
EF - YS 1 - 6
EF - MH 1 - 8
IF 1(RR)
Channels
Channels
Channels
Lower frame: Milli Ampl Jy Top frame: Phas deg
Vector averaged cross-power spectrum Baseline: EF (01) - ON (03)
Timerange: 01/00:39:31 to 01/00:40:33

Plot file version 283 created 19-SEP-2014 15:42:32
W75N ES074A.UVDATA.1
Freq = 22.2346 GHz, Bw = 4.000 MH No calibration applied and no bandpass applied

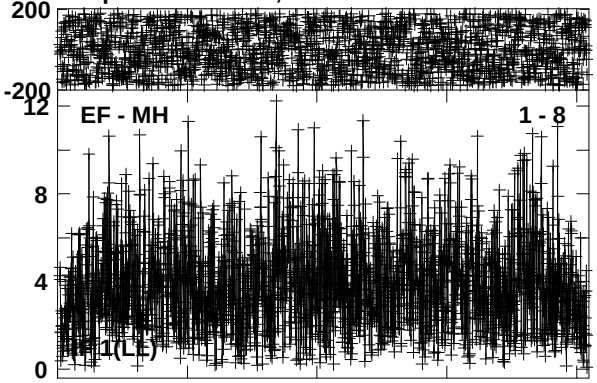

Lower frame: Milli Ampl Jy Top frame: Phas deg
Vector averaged cross-power spectrum Baseline: EF (01) - MH (08)
Timerange: 01/00:39:31 to 01/00:40:33

Plot file version 284 created 19-SEP-2014 15:42:32
J2040+4527 ES074A.UVDATA.1
Freq = 22.2346 GHz, Bw = 4.000 MH No calibration applied and no bandpass applied

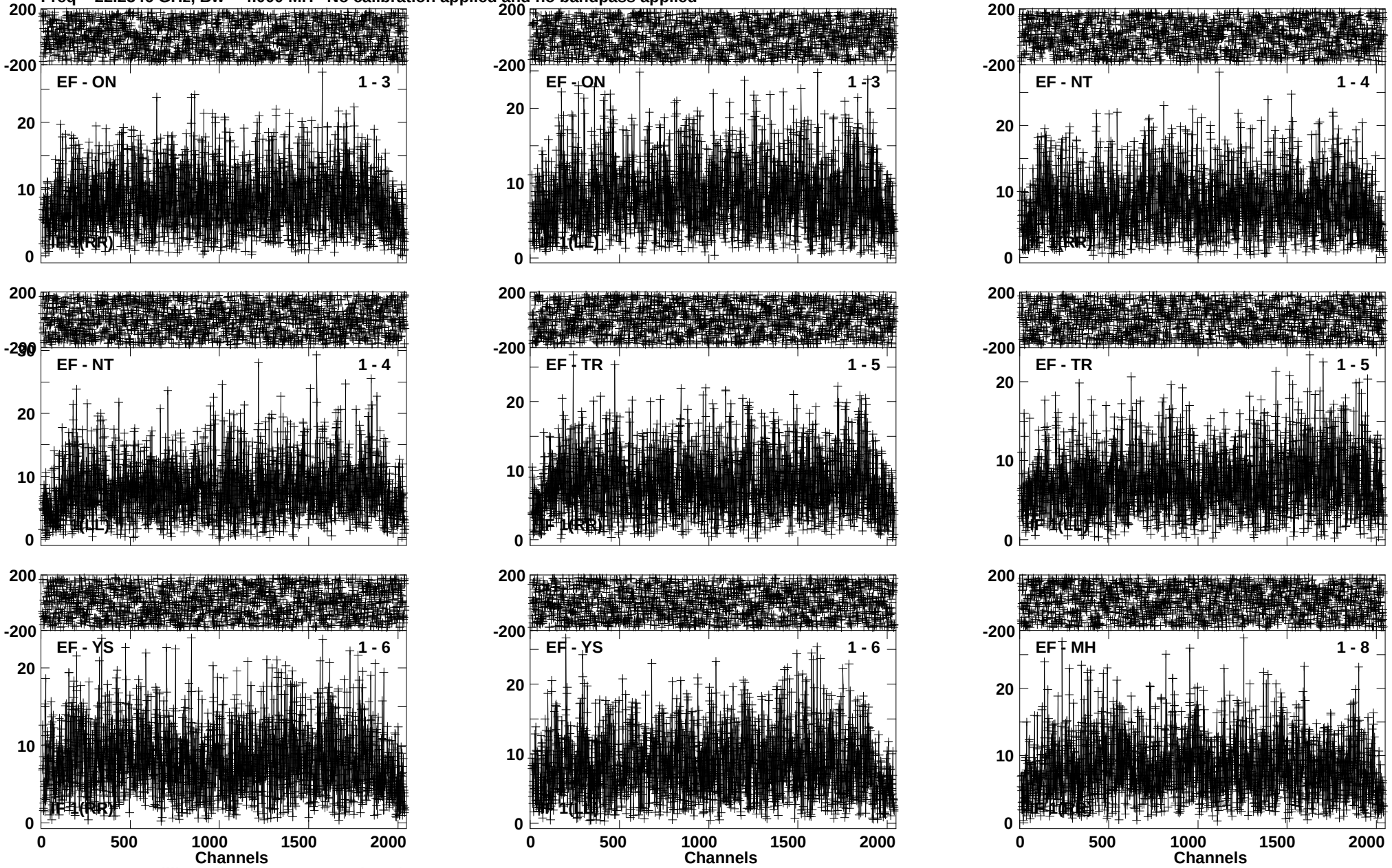

Lower frame: Milli Ampl Jy Top frame: Phas deg
Vector averaged cross-power spectrum Baseline: EF (01) - ON (03)
Timerange: 01/00:40:46 to 01/00:41:48

Plot file version 285 created 19-SEP-2014 15:42:32
J2040+4527 ES074A.UVDATA.1
Freq = 22.2346 GHz, Bw = 4.000 MH No calibration applied and no bandpass applied

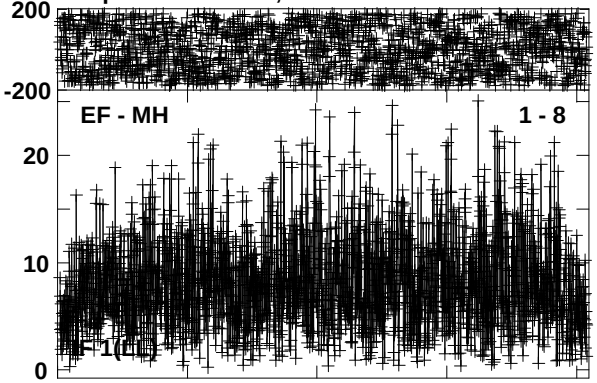

Lower frame: Milli Ampl Jy Top frame: Phas deg
Vector averaged cross-power spectrum Baseline: EF (01) - MH (08)
Timerange: 01/00:40:46 to 01/00:41:48

Plot file version 286 created 19-SEP-2014 15:42:32
W75N ES074A.UVDATA.1
Freq = 22.2346 GHz, Bw = 4.000 MH No calibration applied and no bandpass applied

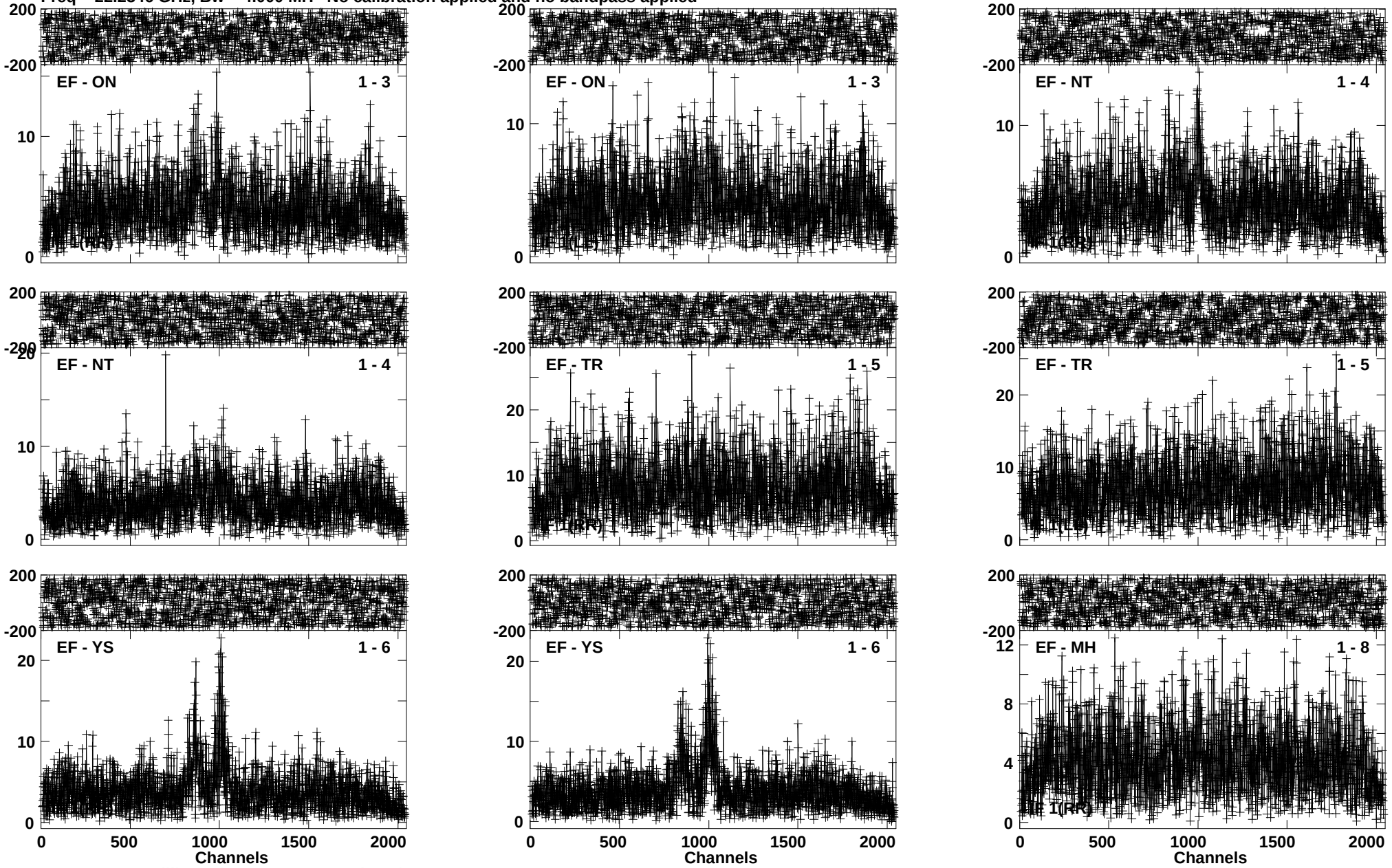

Lower frame: Milli Ampl Jy Top frame: Phas deg
Vector averaged cross-power spectrum Baseline: EF (01) - ON (03)
Timerange: 01/00:42:01 to 01/00:43:03

Plot file version 287 created 19-SEP-2014 15:42:32
W75N ES074A.UVDATA.1
Freq = 22.2346 GHz, Bw = 4.000 MH No calibration applied and no bandpass applied

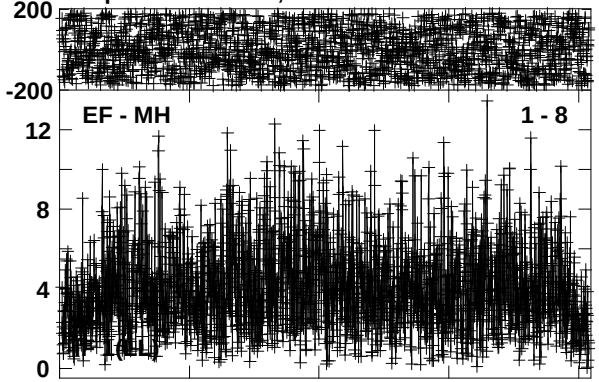

Lower frame: Milli Ampl Jy Top frame: Phas deg
Vector averaged cross-power spectrum Baseline: EF (01) - MH (08)
Timerange: 01/00:42:01 to 01/00:43:03

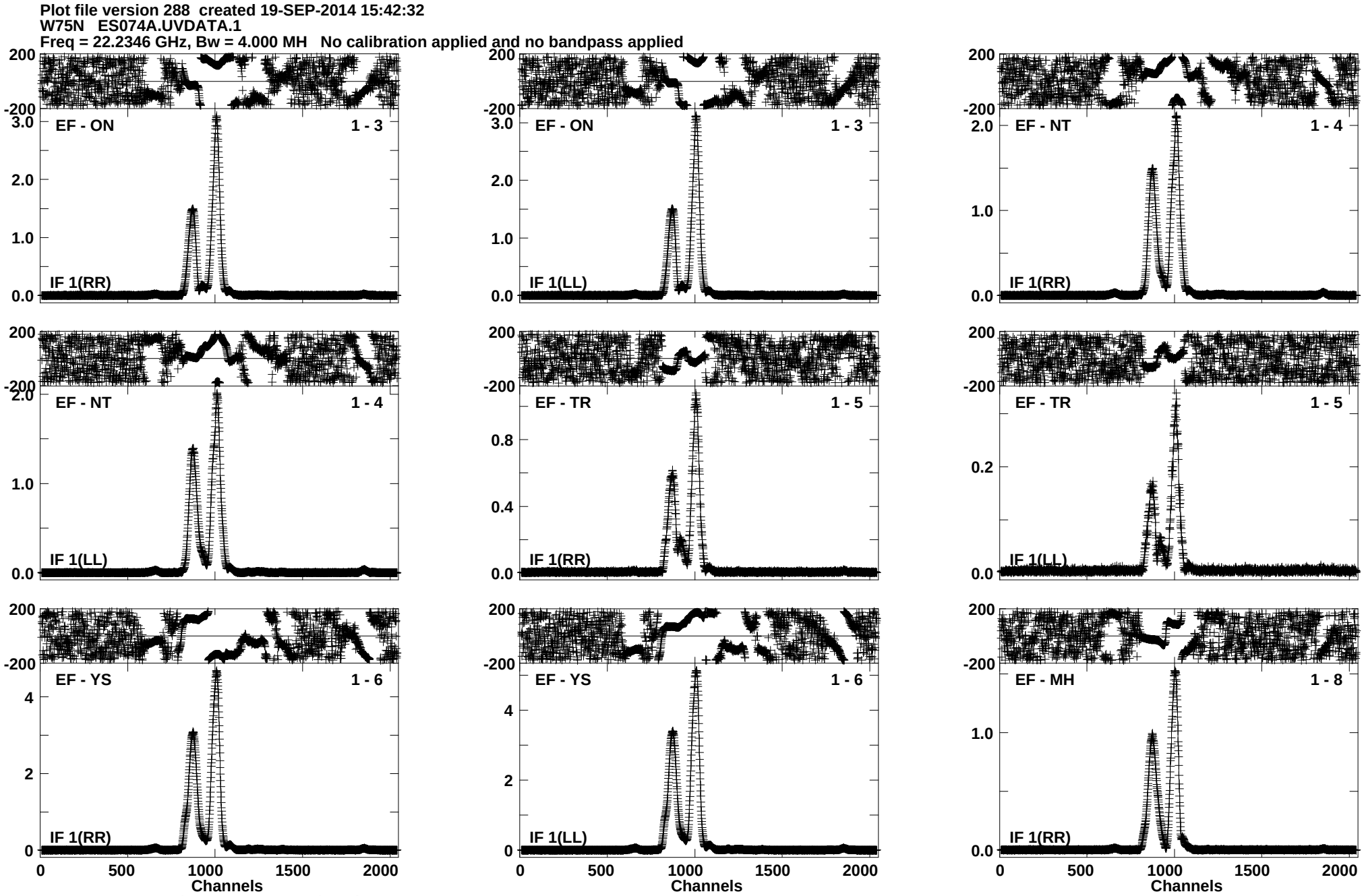
Plot file version 288 created 19-SEP-2014 15:42:32
W75N ES074A.UVDATA.1
Freq = 22.2346 GHz, Bw = 4.000 MH No calibration applied and no bandpass applied
EF - ON 1 - 3
IF 1(RR)
EF - ON 1 - 3
IF 1(LL)
EF - NT 1 - 4
IF 1(RR)
EF - NT 1 - 4
IF 1(LL)
EF - TR 1 - 5
IF 1(RR)
EF - TR 1 - 5
IF 1(LL)
EF - YS 1 - 6
IF 1(RR)
EF - YS 1 - 6
IF 1(LL)
EF - MH 1 - 8
IF 1(RR)
Channels
Channels
Channels
Lower frame: Ampl Jy Top frame: Phas deg
Vector averaged cross-power spectrum Baseline: EF (01) - ON (03)
Timerange: 01/00:44:31 to 01/00:45:33

Plot file version 289 created 19-SEP-2014 15:42:32
W75N ES074A.UVDATA.1
Freq = 22.2346 GHz, Bw = 4.000 MH No calibration applied and no bandpass applied

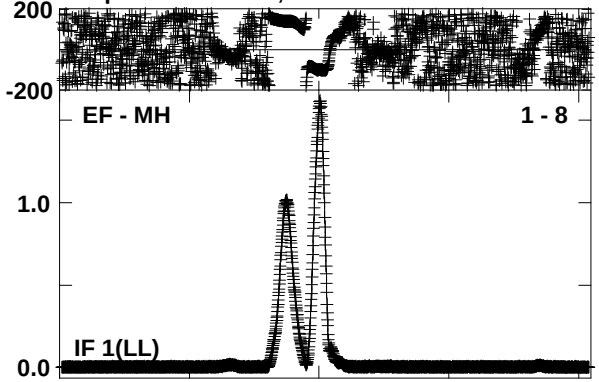

Lower frame: Ampl Jy Top frame: Phas deg
Vector averaged cross-power spectrum Baseline: EF (01) - MH (08)
Timerange: 01/00:44:31 to 01/00:45:33

Plot file version 290 created 19-SEP-2014 15:42:32
J2040+4527 ES074A.UVDATA.1
Freq = 22.2346 GHz, Bw = 4.000 MH No calibration applied and no bandpass applied

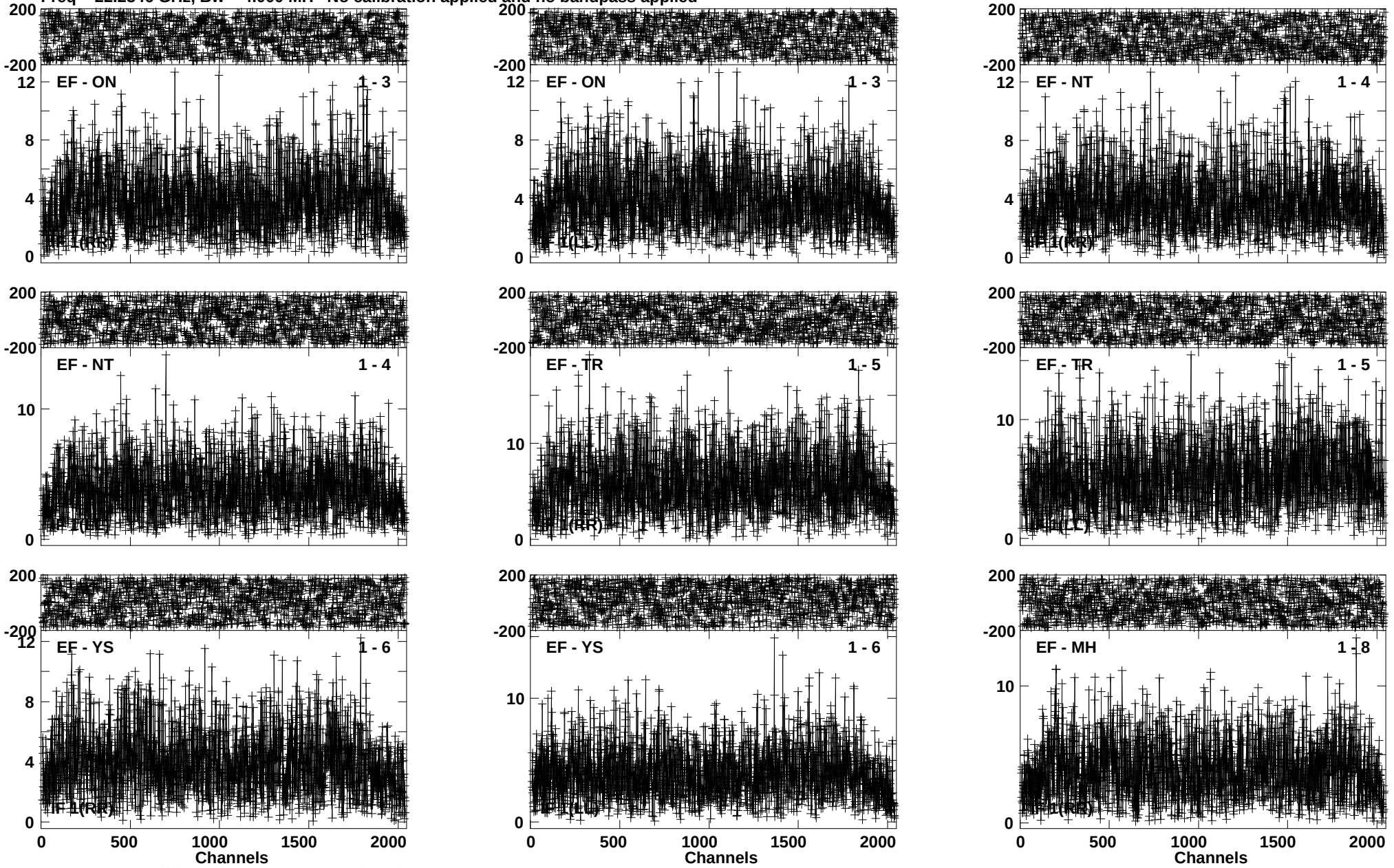

Lower frame: Milli Ampl Jy Top frame: Phas deg
Vector averaged cross-power spectrum Baseline: EF (01) - ON (03)
Timerange: 01/00:45:46 to 01/00:46:48

Plot file version 291 created 19-SEP-2014 15:42:32
J2040+4527 ES074A.UVDATA.1
Freq = 22.2346 GHz, Bw = 4.000 MH No calibration applied and no bandpass applied

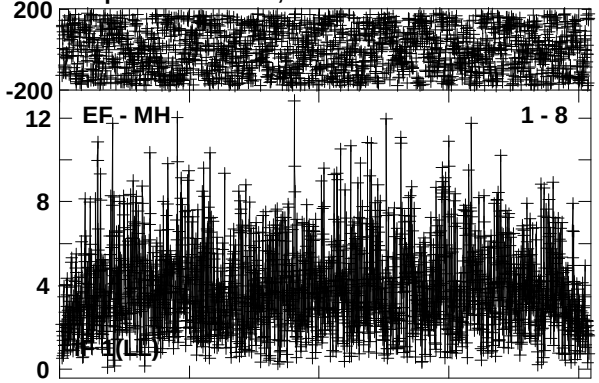

Lower frame: Milli Ampl Jy Top frame: Phas deg
Vector averaged cross-power spectrum Baseline: EF (01) - MH (08)
Timerange: 01/00:45:46 to 01/00:46:48

Plot file version 292 created 19-SEP-2014 15:42:33
W75N ES074A.UVDATA.1
Freq = 22.2346 GHz, Bw = 4.000 MH No calibration applied and no bandpass applied

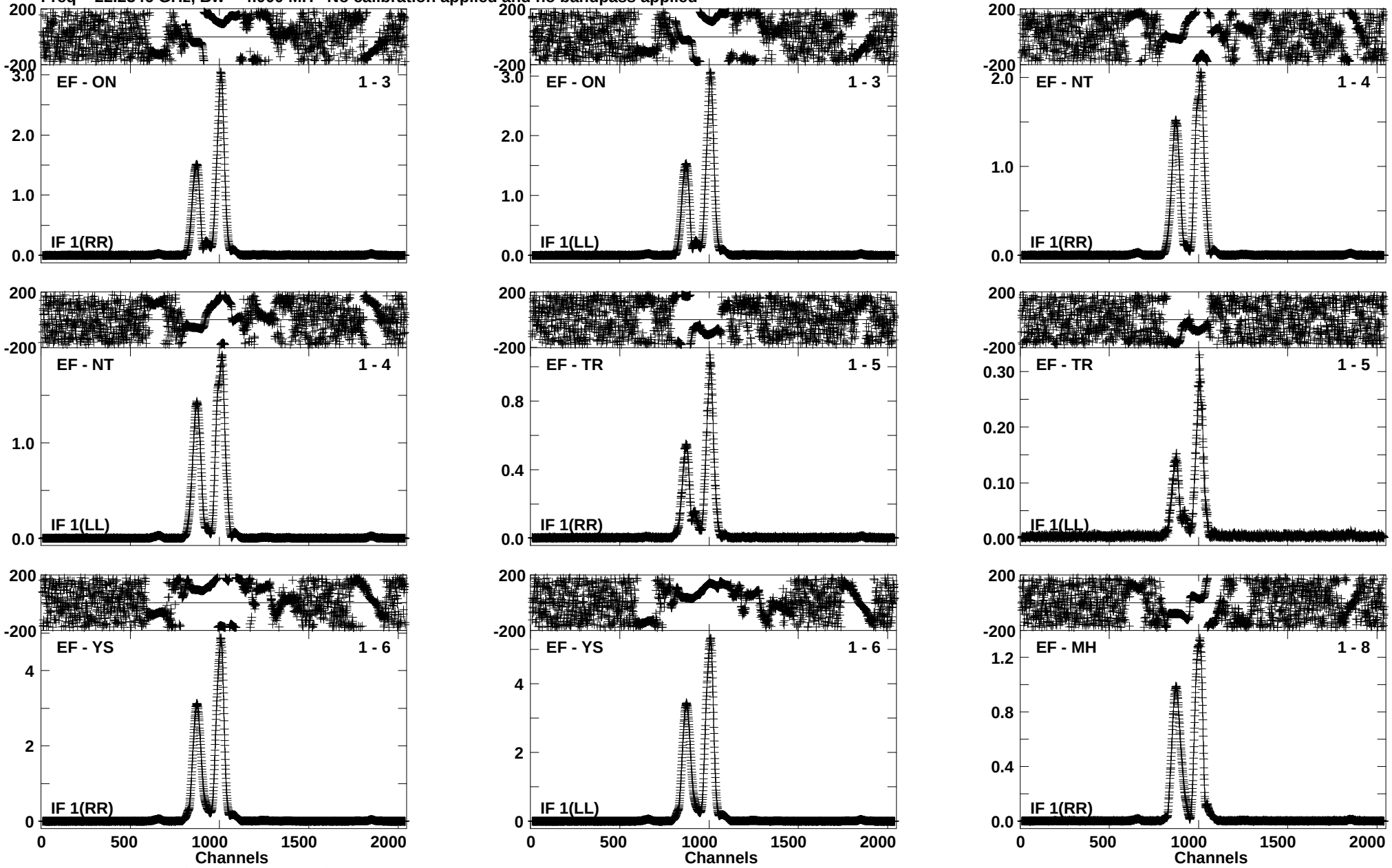

Lower frame: Ampl Jy Top frame: Phas deg
Vector averaged cross-power spectrum Baseline: EF (01) - ON (03)
Timerange: 01/00:47:01 to 01/00:48:03

Plot file version 293 created 19-SEP-2014 15:42:33
W75N ES074A.UVDATA.1
Freq = 22.2346 GHz, Bw = 4.000 MH No calibration applied and no bandpass applied

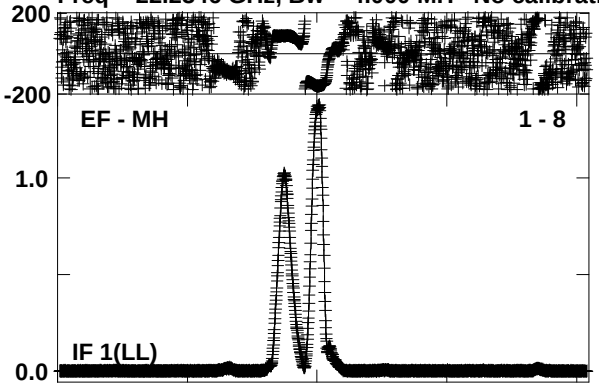

Lower frame: Ampl Jy Top frame: Phas deg
Vector averaged cross-power spectrum Baseline: EF (01) - MH (08)
Timerange: 01/00:47:01 to 01/00:48:03

Plot file version 294 created 19-SEP-2014 15:42:33
J2040+4527 ES074A.UVDATA.1
Freq = 22.2346 GHz, Bw = 4.000 MH No calibration applied and no bandpass applied

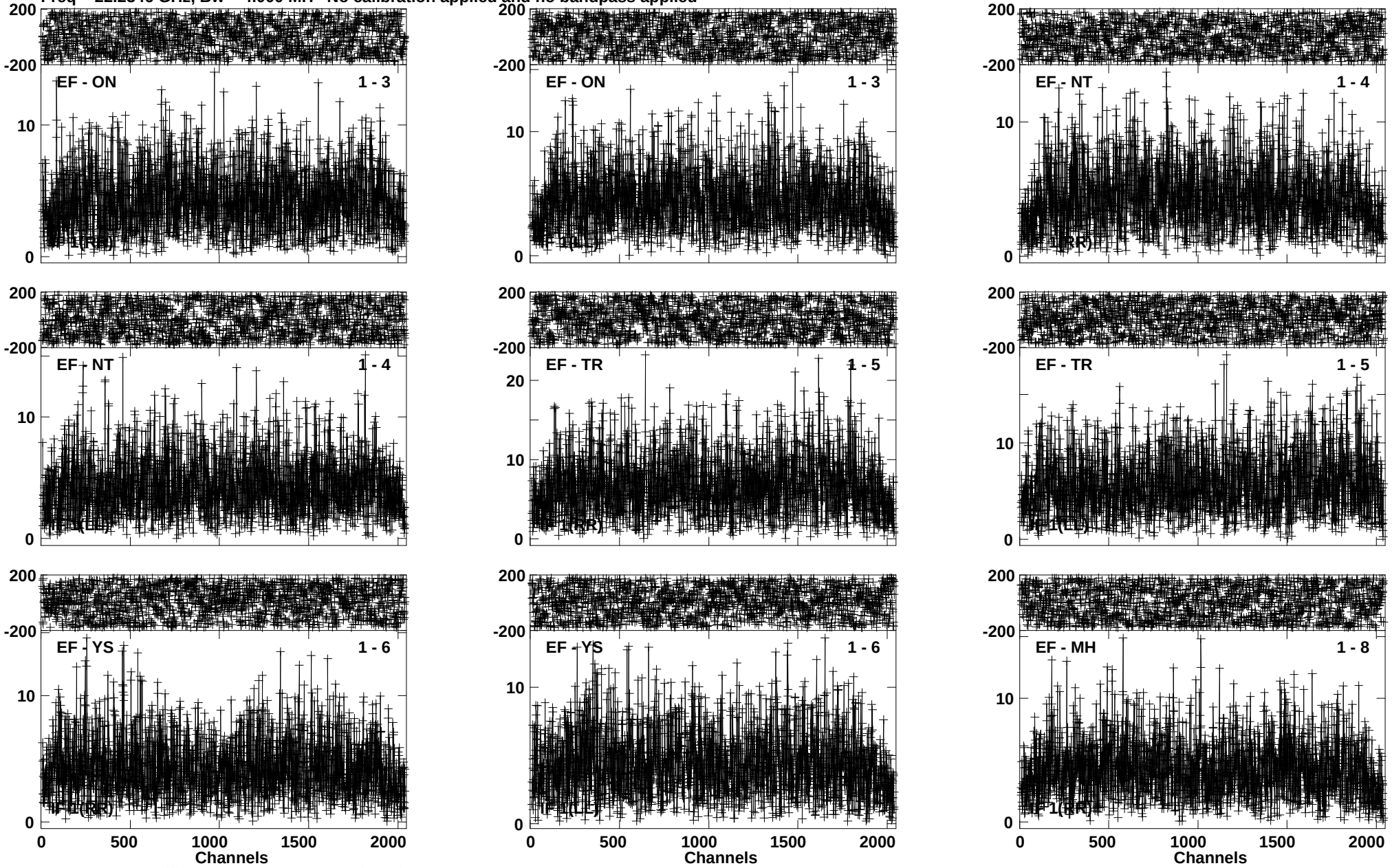

Lower frame: Milli Ampl Jy Top frame: Phas deg
Vector averaged cross-power spectrum Baseline: EF (01) - ON (03)
Timerange: 01/00:48:15 to 01/00:49:19

Plot file version 295 created 19-SEP-2014 15:42:33
J2040+4527 ES074A.UVDATA.1
Freq = 22.2346 GHz, Bw = 4.000 MH No calibration applied and no bandpass applied

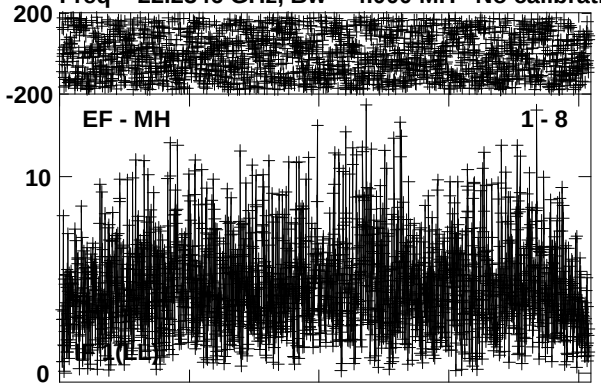

Lower frame: Milli Ampl Jy Top frame: Phas deg
Vector averaged cross-power spectrum Baseline: EF (01) - MH (08)
Timerange: 01/00:48:15 to 01/00:49:19

Plot file version 296 created 19-SEP-2014 15:42:33
W75N ES074A.UVDATA.1
Freq = 22.2346 GHz, Bw = 4.000 MH No calibration applied and no bandpass applied

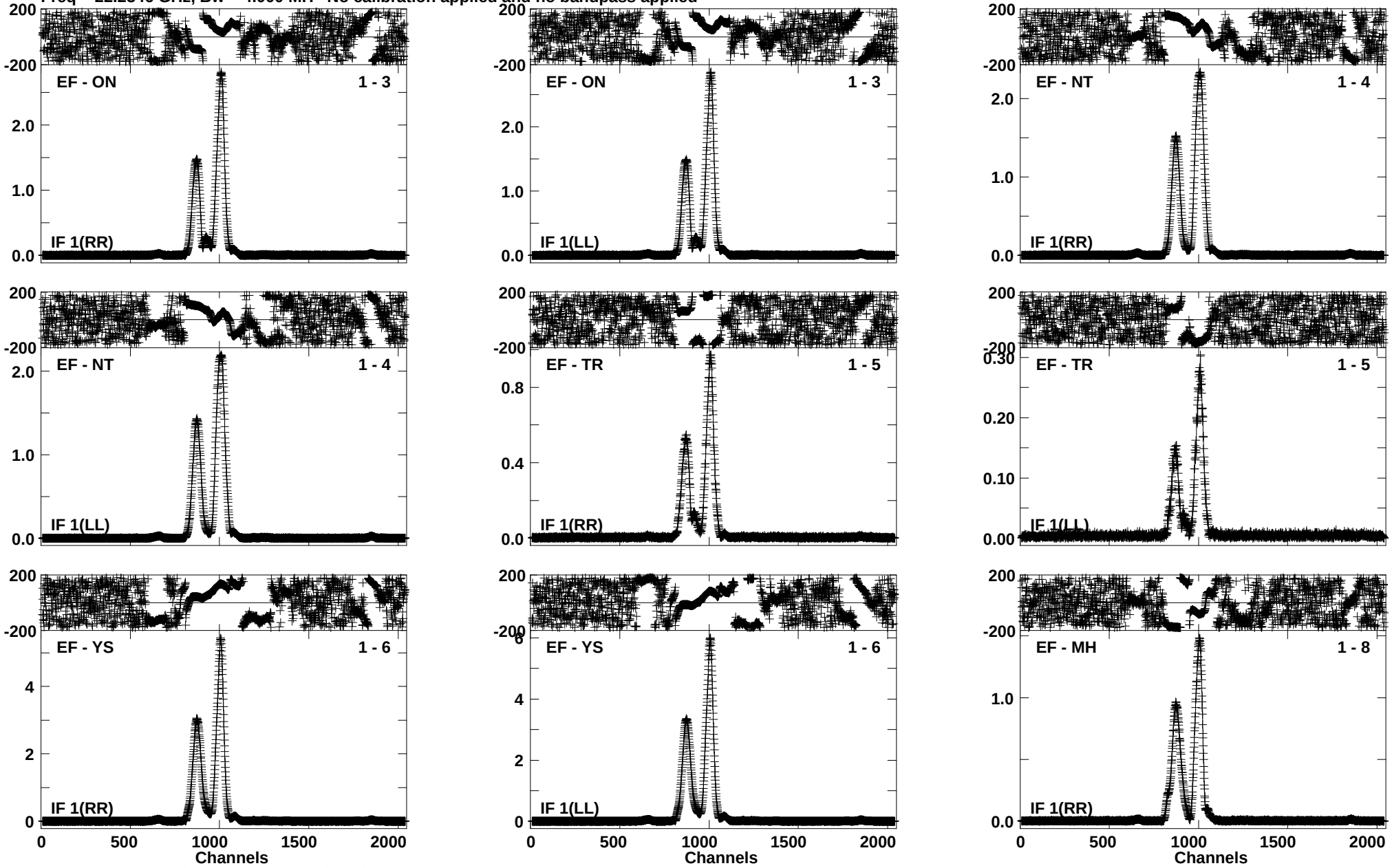

Lower frame: Ampl Jy Top frame: Phas deg
Vector averaged cross-power spectrum Baseline: EF (01) - ON (03)
Timerange: 01/00:49:31 to 01/00:50:33

Plot file version 297 created 19-SEP-2014 15:42:33
W75N ES074A.UVDATA.1
Freq = 22.2346 GHz, Bw = 4.000 MH No calibration applied and no bandpass applied

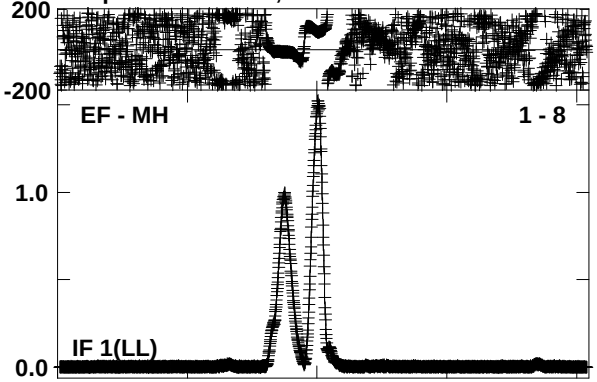

Lower frame: Ampl Jy Top frame: Phas deg
Vector averaged cross-power spectrum Baseline: EF (01) - MH (08)
Timerange: 01/00:49:31 to 01/00:50:33

Plot file version 298 created 19-SEP-2014 15:42:33
J2040+4527 ES074A.UVDATA.1
Freq = 22.2346 GHz, Bw = 4.000 MH No calibration applied and no bandpass applied

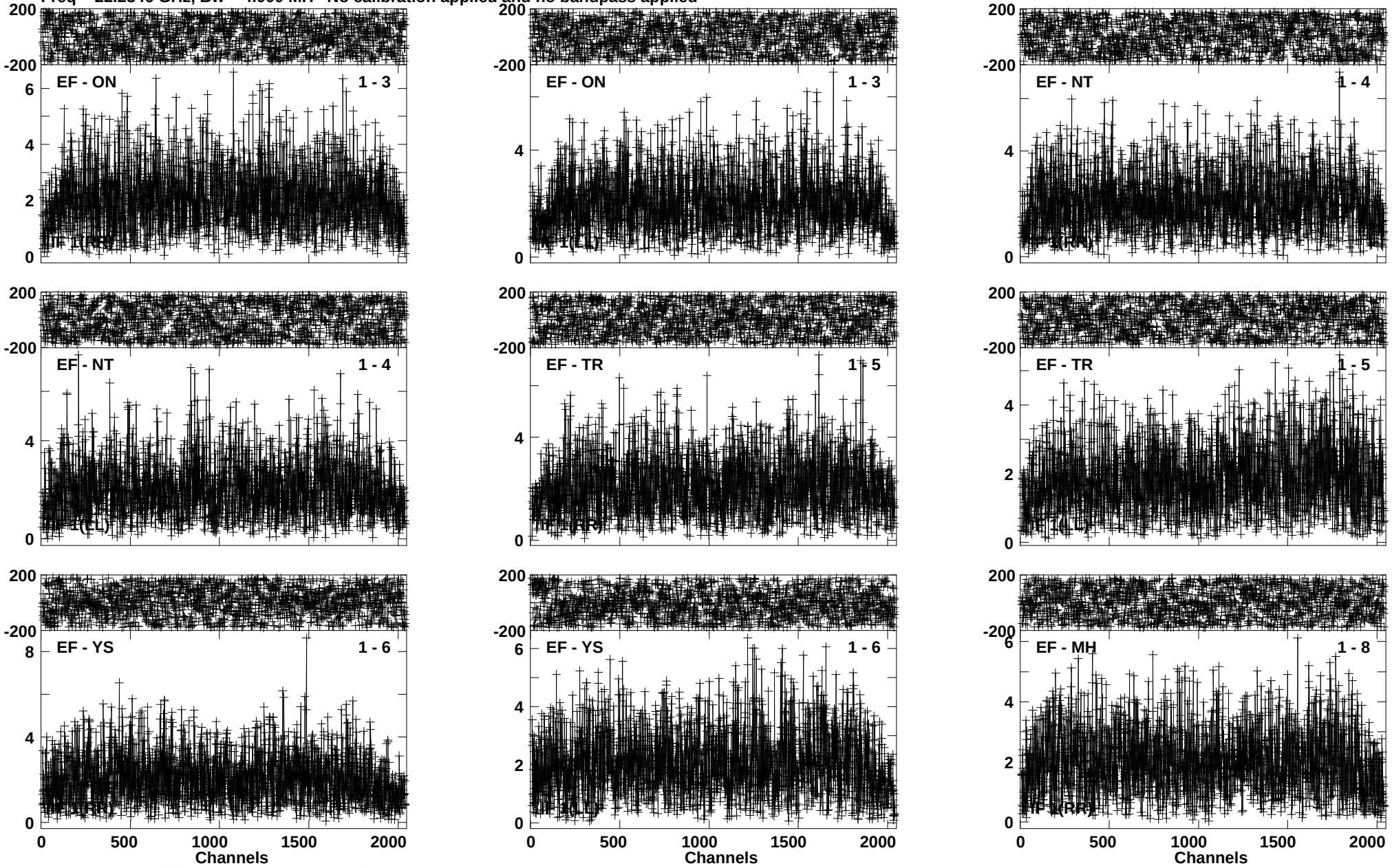

Lower frame: Milli Ampl Jy Top frame: Phas deg
Vector averaged cross-power spectrum Baseline: EF (01) - ON (03)
Timerange: 01/00:51:33 to 01/00:52:43

Plot file version 299 created 19-SEP-2014 15:42:33
J2040+4527 ES074A.UVDATA.1
Freq = 22.2346 GHz, Bw = 4.000 MH No calibration applied and no bandpass applied

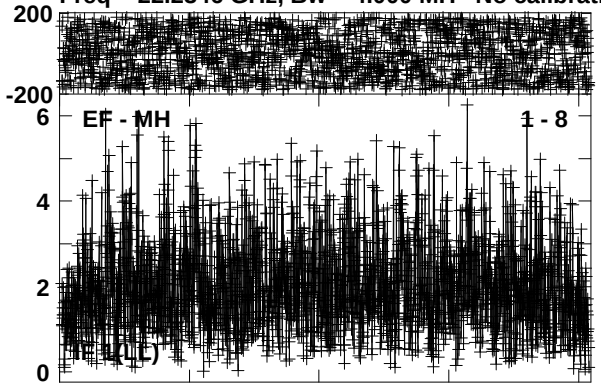

Lower frame: Milli Ampl Jy Top frame: Phas deg
Vector averaged cross-power spectrum Baseline: EF (01) - MH (08)
Timerange: 01/00:51:33 to 01/00:52:43

Plot file version 300 created 19-SEP-2014 15:42:33
W75N ES074A.UVDATA.1
Freq = 22.2346 GHz, Bw = 4.000 MH No calibration applied and no bandpass applied

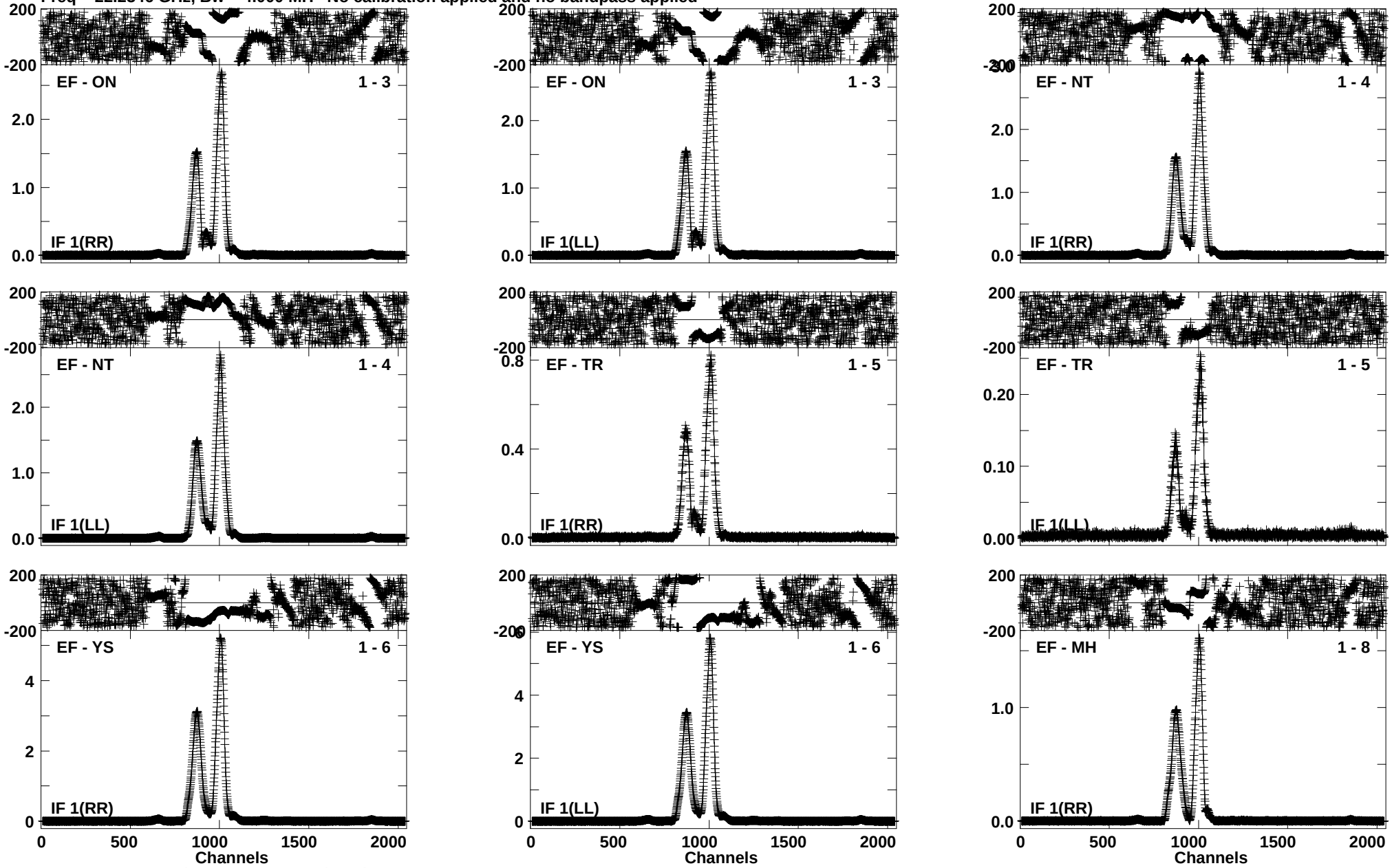

Lower frame: Ampl Jy Top frame: Phas deg
Vector averaged cross-power spectrum Baseline: EF (01) - ON (03)
Timerange: 01/00:52:55 to 01/00:53:59

Plot file version 301 created 19-SEP-2014 15:42:33
W75N ES074A.UVDATA.1
Freq = 22.2346 GHz, Bw = 4.000 MH No calibration applied and no bandpass applied

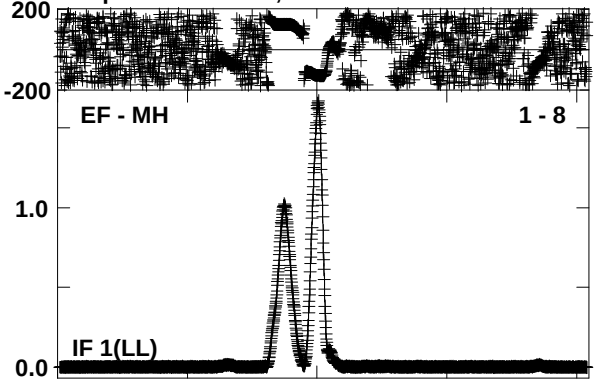

Lower frame: Ampl Jy Top frame: Phas deg
Vector averaged cross-power spectrum Baseline: EF (01) - MH (08)
Timerange: 01/00:52:55 to 01/00:53:59

Plot file version 302 created 19-SEP-2014 15:42:33
J2040+4527 ES074A.UVDATA.1
Freq = 22.2346 GHz, Bw = 4.000 MH No calibration applied and no bandpass applied

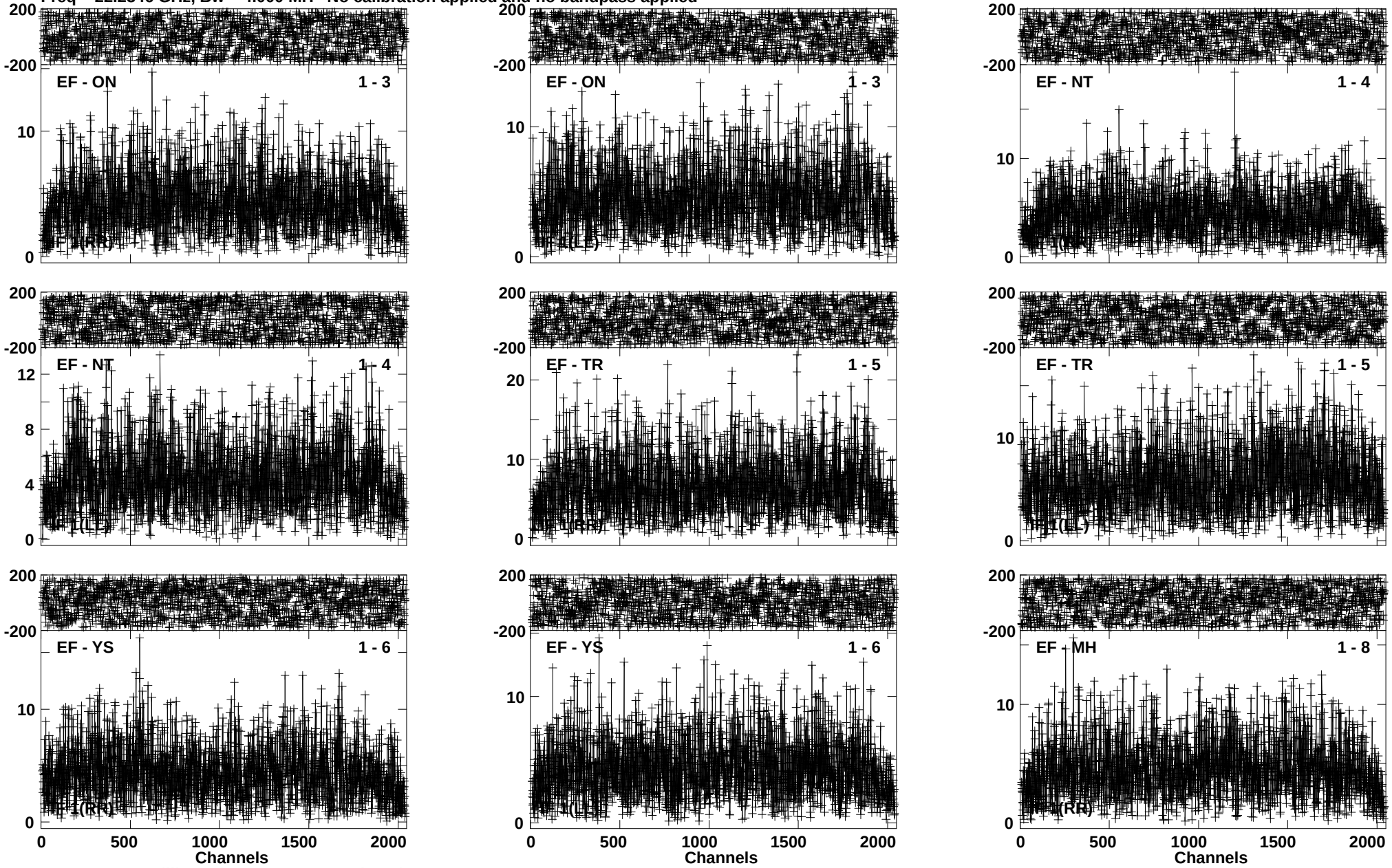

Lower frame: Milli Ampl Jy Top frame: Phas deg
Vector averaged cross-power spectrum Baseline: EF (01) - ON (03)
Timerange: 01/00:54:10 to 01/00:55:14

Plot file version 303 created 19-SEP-2014 15:42:33
J2040+4527 ES074A.UVDATA.1
Freq = 22.2346 GHz, Bw = 4.000 MH No calibration applied and no bandpass applied

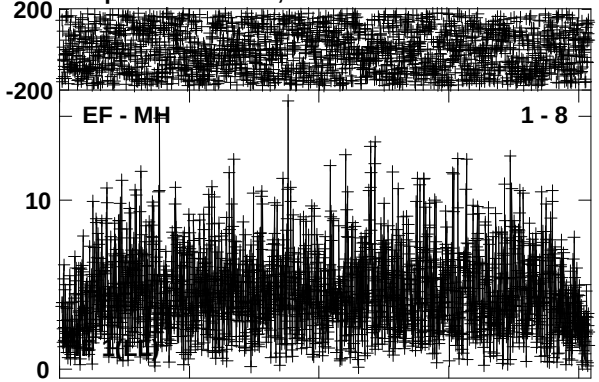

Lower frame: Milli Ampl Jy Top frame: Phas deg
Vector averaged cross-power spectrum Baseline: EF (01) - MH (08)
Timerange: 01/00:54:10 to 01/00:55:14

Plot file version 304 created 19-SEP-2014 15:42:33
W75N ES074A.UVDATA.1
Freq = 22.2346 GHz, Bw = 4.000 MH No calibration applied and no bandpass applied

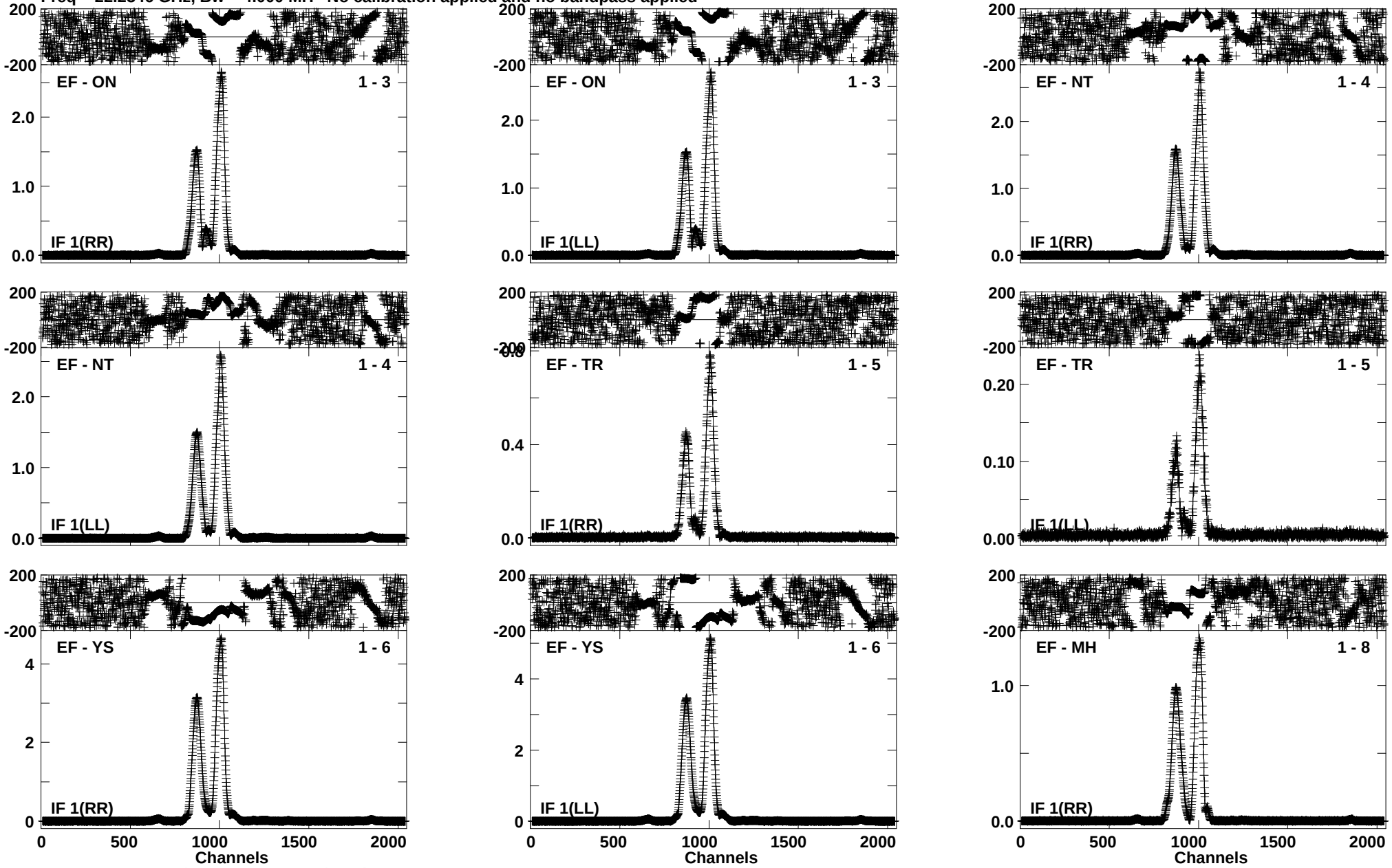

Lower frame: Ampl Jy Top frame: Phas deg
Vector averaged cross-power spectrum Baseline: EF (01) - ON (03)
Timerange: 01/00:55:25 to 01/00:56:29

Plot file version 305 created 19-SEP-2014 15:42:34
W75N ES074A.UVDATA.1
Freq = 22.2346 GHz, Bw = 4.000 MH No calibration applied and no bandpass applied

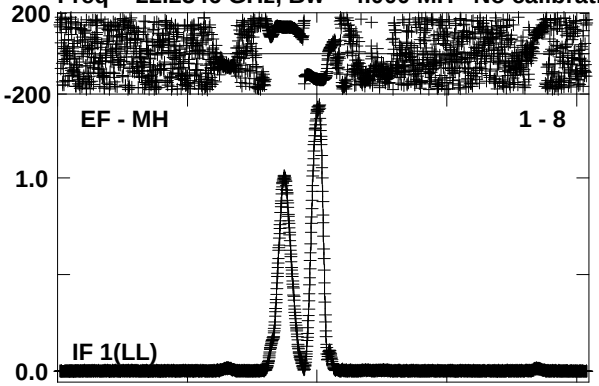

Lower frame: Ampl Jy Top frame: Phas deg
Vector averaged cross-power spectrum Baseline: EF (01) - MH (08)
Timerange: 01/00:55:25 to 01/00:56:29

Plot file version 306 created 19-SEP-2014 15:42:34
J2040+4527 ES074A.UVDATA.1
Freq = 22.2346 GHz, Bw = 4.000 MH No calibration applied and no bandpass applied

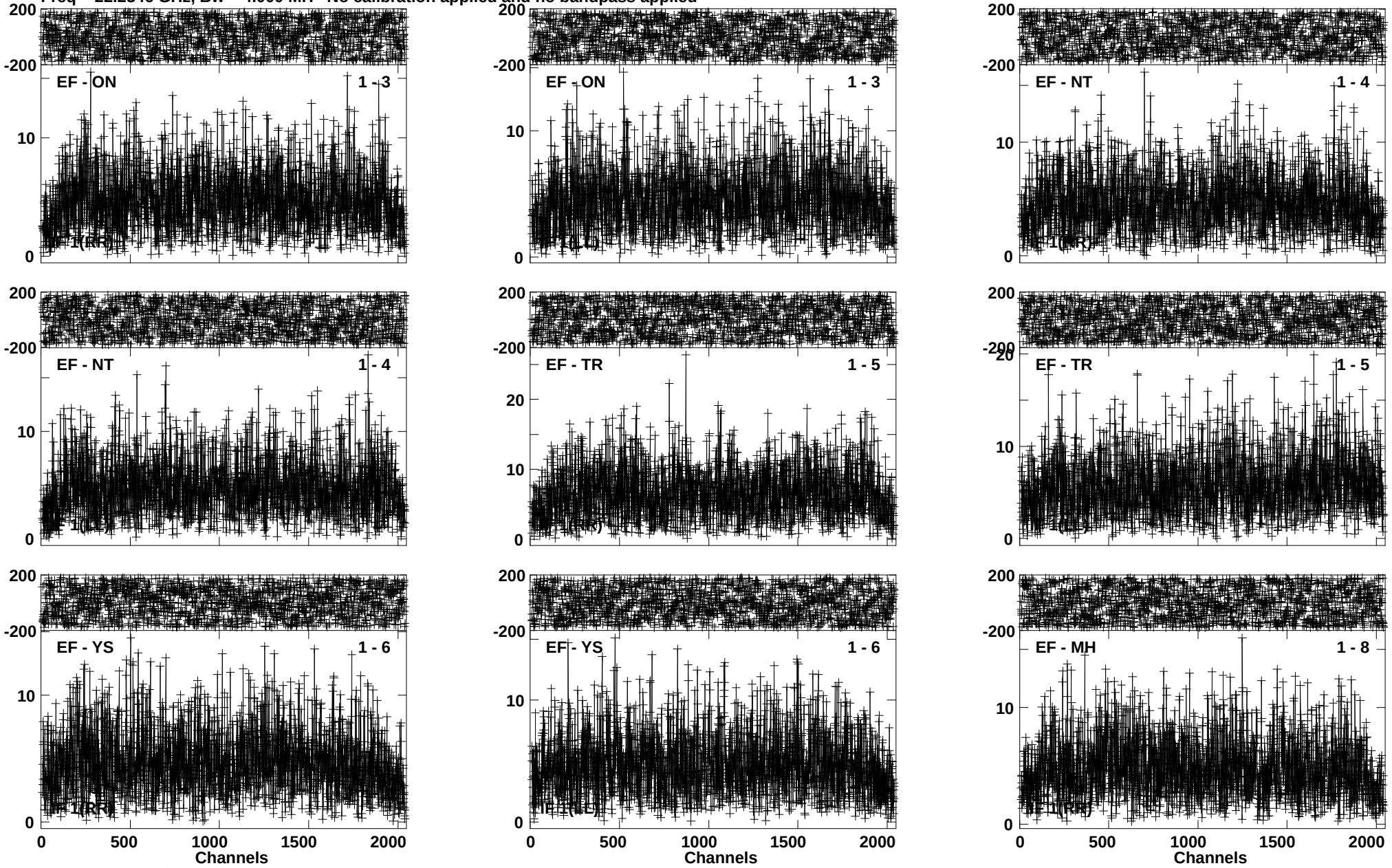

Lower frame: Milli Ampl Jy Top frame: Phas deg
Vector averaged cross-power spectrum Baseline: EF (01) - ON (03)
Timerange: 01/00:56:40 to 01/00:57:44

Plot file version 307 created 19-SEP-2014 15:42:34
J2040+4527 ES074A.UVDATA.1
Freq = 22.2346 GHz, Bw = 4.000 MH No calibration applied and no bandpass applied

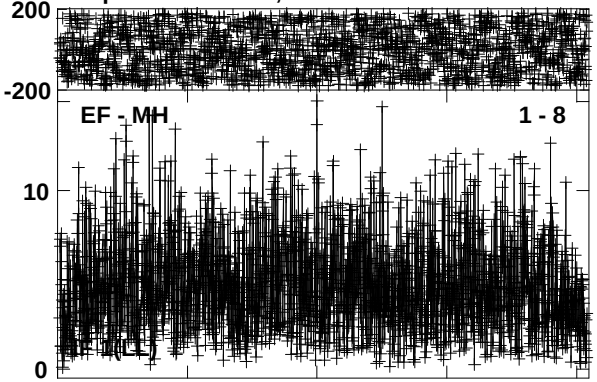

Lower frame: Milli Ampl Jy Top frame: Phas deg
Vector averaged cross-power spectrum Baseline: EF (01) - MH (08)
Timerange: 01/00:56:40 to 01/00:57:44

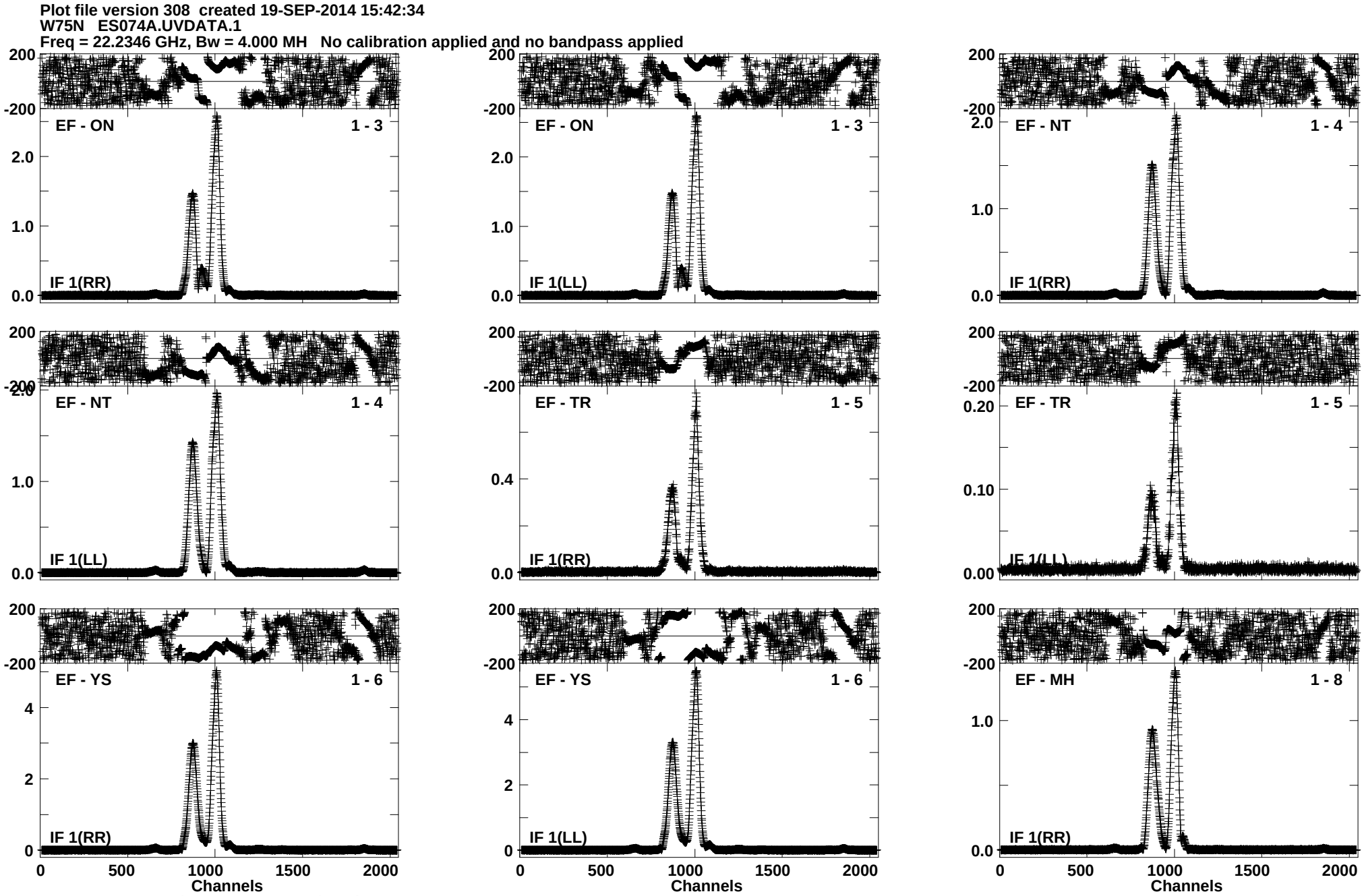
Plot file version 308 created 19-SEP-2014 15:42:34
W75N ES074A.UVDATA.1
Freq = 22.2346 GHz, Bw = 4.000 MH No calibration applied and no bandpass applied
EF - ON 1 - 3
IF 1(RR)
EF - ON 1 - 3
IF 1(LL)
EF - NT 1 - 4
IF 1(RR)
EF - NT 1 - 4
IF 1(LL)
EF - TR 1 - 5
IF 1(RR)
EF - TR 1 - 5
IF 1(LL)
EF - YS 1 - 6
IF 1(RR)
EF - YS 1 - 6
IF 1(LL)
EF - MH 1 - 8
IF 1(RR)
Channels
Channels
Channels
Lower frame: Ampl Jy Top frame: Phas deg
Vector averaged cross-power spectrum Baseline: EF (01) - ON (03)
Timerange: 01/00:57:55 to 01/00:58:59

Plot file version 309 created 19-SEP-2014 15:42:34
W75N ES074A.UVDATA.1
Freq = 22.2346 GHz, Bw = 4.000 MH No calibration applied and no bandpass applied

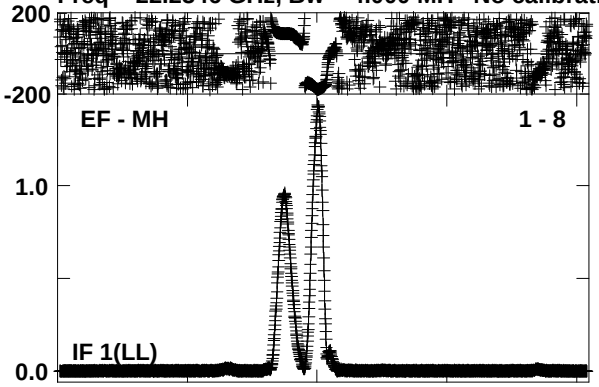

Lower frame: Ampl Jy Top frame: Phas deg
Vector averaged cross-power spectrum Baseline: EF (01) - MH (08)
Timerange: 01/00:57:55 to 01/00:58:59

Plot file version 310 created 19-SEP-2014 15:42:34
J2040+4527 ES074A.UVDATA.1
Freq = 22.2346 GHz, Bw = 4.000 MH No calibration applied and no bandpass applied

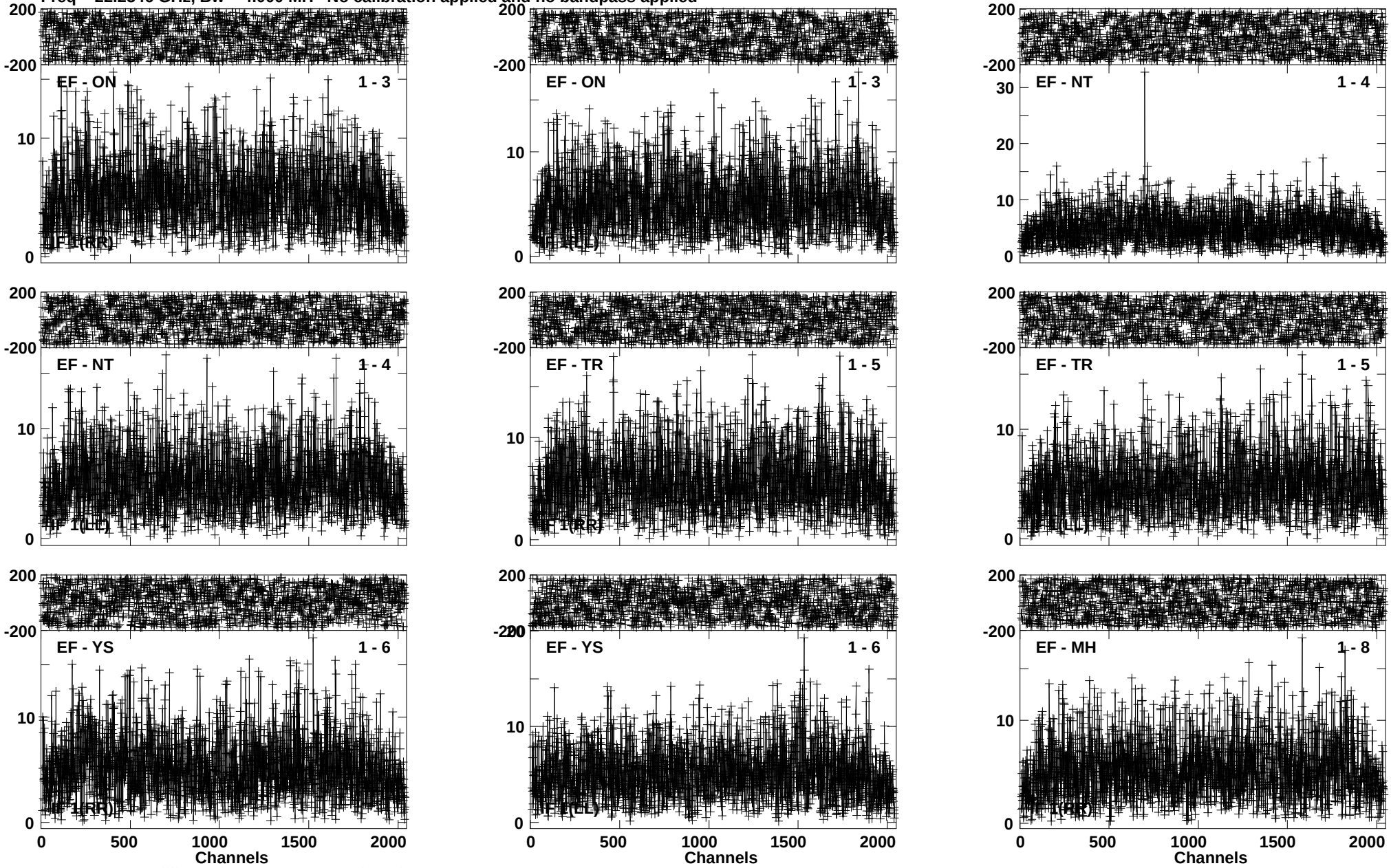

Lower frame: Milli Ampl Jy Top frame: Phas deg
Vector averaged cross-power spectrum Baseline: EF (01) - ON (03)
Timerange: 01/00:59:10 to 01/01:00:14

Plot file version 311 created 19-SEP-2014 15:42:34
J2040+4527 ES074A.UVDATA.1
Freq = 22.2346 GHz, Bw = 4.000 MH No calibration applied and no bandpass applied

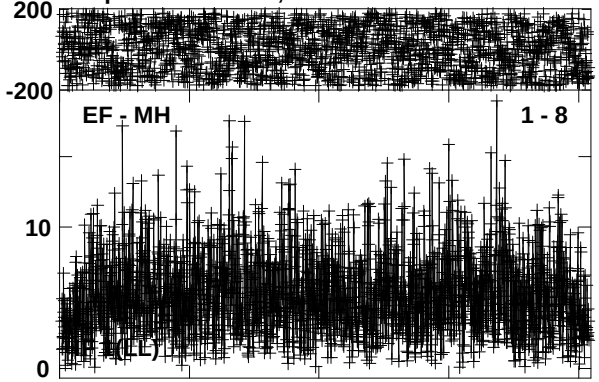

Lower frame: Milli Ampl Jy Top frame: Phas deg
Vector averaged cross-power spectrum Baseline: EF (01) - MH (08)
Timerange: 01/00:59:10 to 01/01:00:14

Plot file version 312 created 19-SEP-2014 15:42:34
W75N ES074A.UVDATA.1
Freq = 22.2346 GHz, Bw = 4.000 MH No calibration applied and no bandpass applied

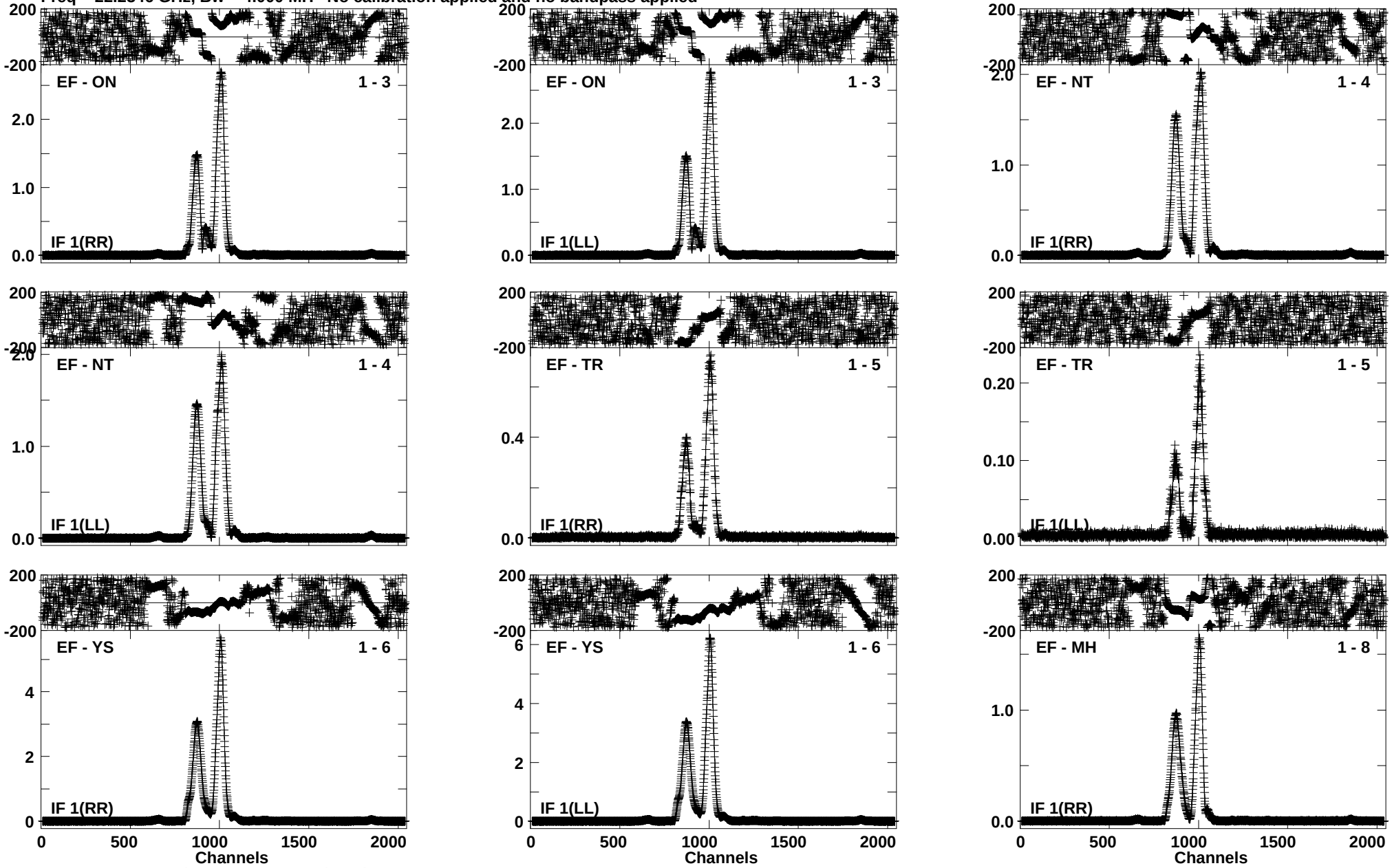

Lower frame: Ampl Jy Top frame: Phas deg
Vector averaged cross-power spectrum Baseline: EF (01) - ON (03)
Timerange: 01/01:00:25 to 01/01:01:29

Plot file version 313 created 19-SEP-2014 15:42:34
W75N ES074A.UVDATA.1
Freq = 22.2346 GHz, Bw = 4.000 MH No calibration applied and no bandpass applied

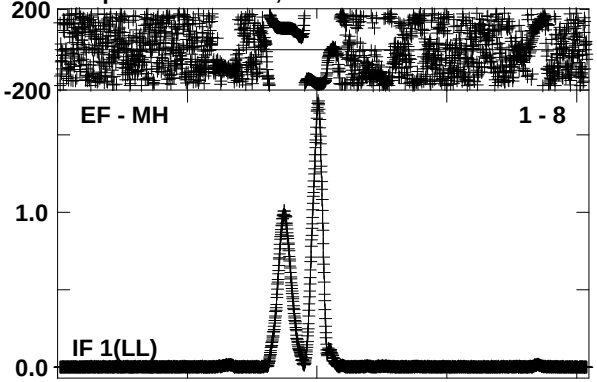

Lower frame: Ampl Jy Top frame: Phas deg
Vector averaged cross-power spectrum Baseline: EF (01) - MH (08)
Timerange: 01/01:00:25 to 01/01:01:29

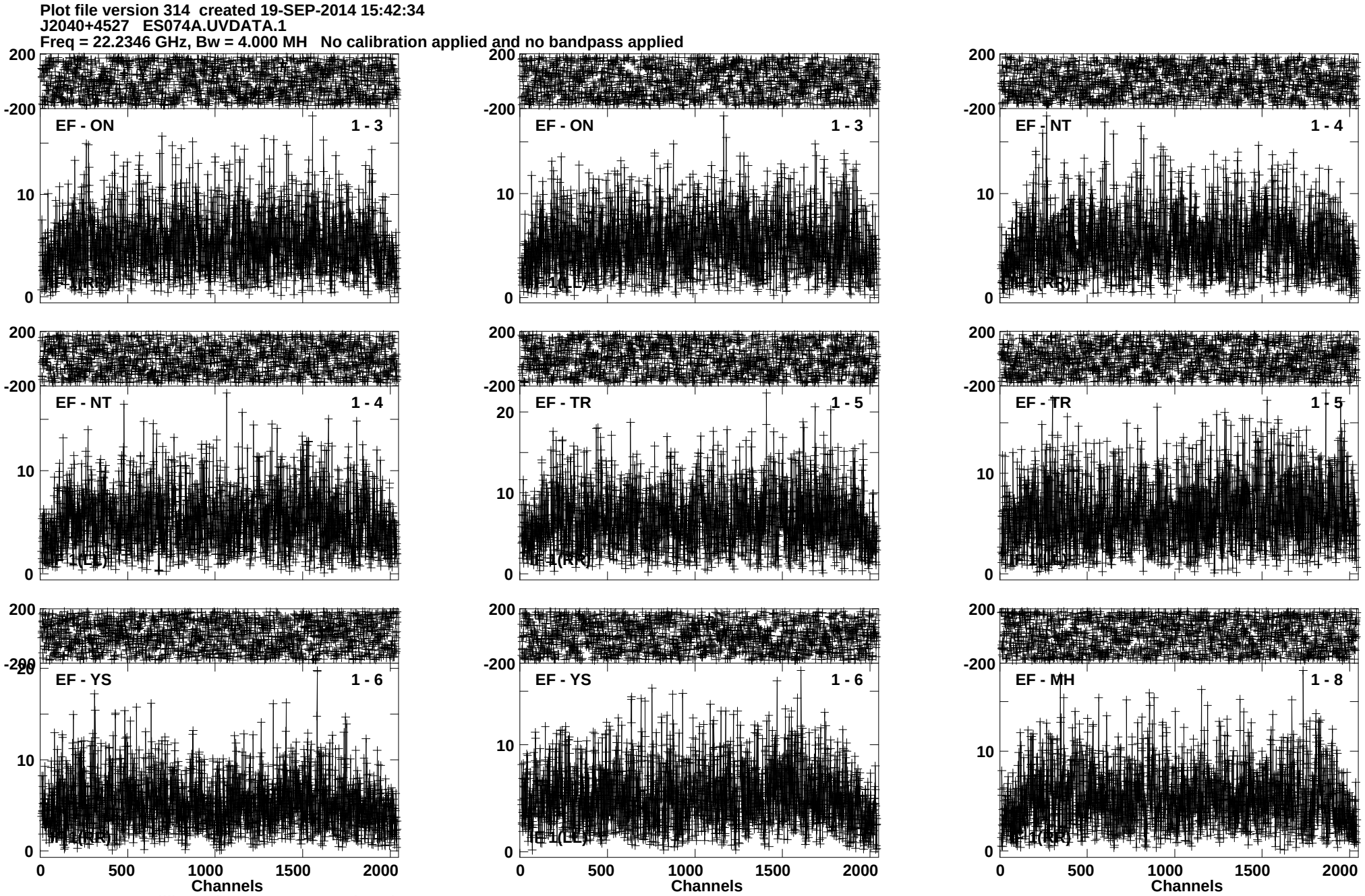
Plot file version 314 created 19-SEP-2014 15:42:34
J2040+4527 ES074A.UVDATA.1
Freq = 22.2346 GHz, Bw = 4.000 MH No calibration applied and no bandpass applied
EF - ON 1 - 3
EF - ON 1 - 3
EF - NT 1 - 4
EF - NT 1 - 4
EF - TR 1 - 5
EF - TR 1 - 5
EF - YS 1 - 6
EF - YS 1 - 6
EF - MH 1 - 8
200
-200
20
10
0
500
1000
1500
2000
Channels
Lower frame: Milli Ampl Jy Top frame: Phas deg
Vector averaged cross-power spectrum Baseline: EF (01) - ON (03)
Timerange: 01/01:01:40 to 01/01:02:44

Plot file version 315 created 19-SEP-2014 15:42:34
J2040+4527 ES074A.UVDATA.1
Freq = 22.2346 GHz, Bw = 4.000 MH No calibration applied and no bandpass applied

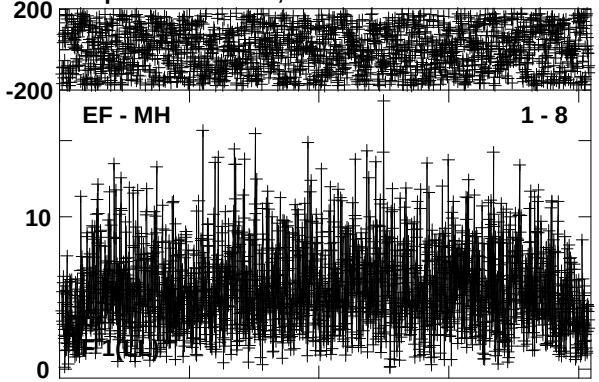

Lower frame: Milli Ampl Jy Top frame: Phas deg
Vector averaged cross-power spectrum Baseline: EF (01) - MH (08)
Timerange: 01/01:01:40 to 01/01:02:44

Plot file version 316 created 19-SEP-2014 15:42:34
W75N ES074A.UVDATA.1
Freq = 22.2346 GHz, Bw = 4.000 MH No calibration applied and no bandpass applied

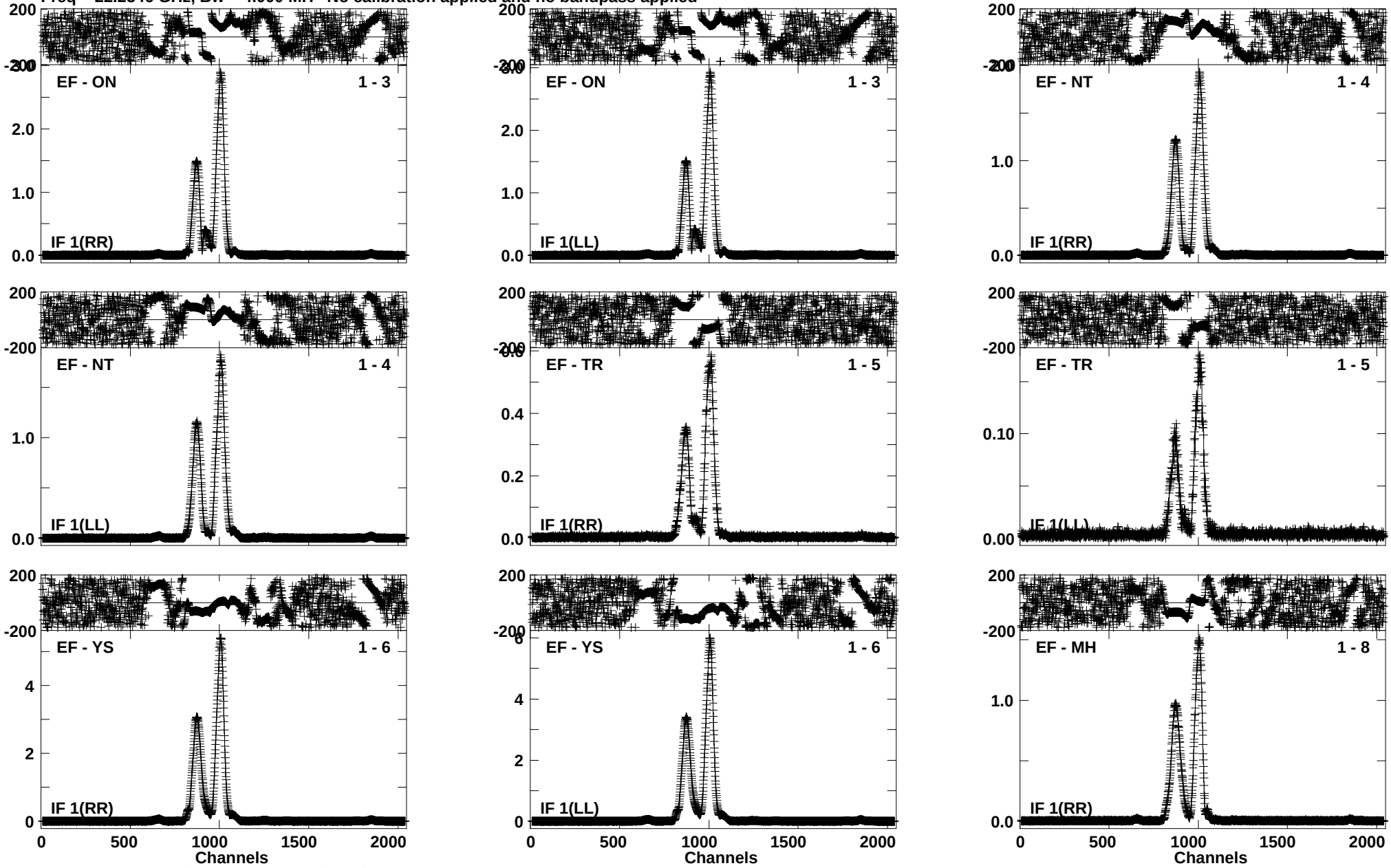

Lower frame: Ampl Jy Top frame: Phas deg
Vector averaged cross-power spectrum Baseline: EF (01) - ON (03)
Timerange: 01/01:02:55 to 01/01:03:59

Plot file version 317 created 19-SEP-2014 15:42:34
W75N ES074A.UVDATA.1
Freq = 22.2346 GHz, Bw = 4.000 MH No calibration applied and no bandpass applied

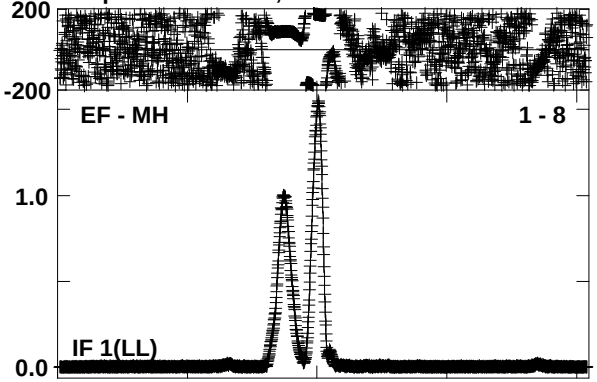

Lower frame: Ampl Jy Top frame: Phas deg
Vector averaged cross-power spectrum Baseline: EF (01) - MH (08)
Timerange: 01/01:02:55 to 01/01:03:59

Plot file version 318 created 19-SEP-2014 15:42:34
J2040+4527 ES074A.UVDATA.1
Freq = 22.2346 GHz, Bw = 4.000 MH No calibration applied and no bandpass applied

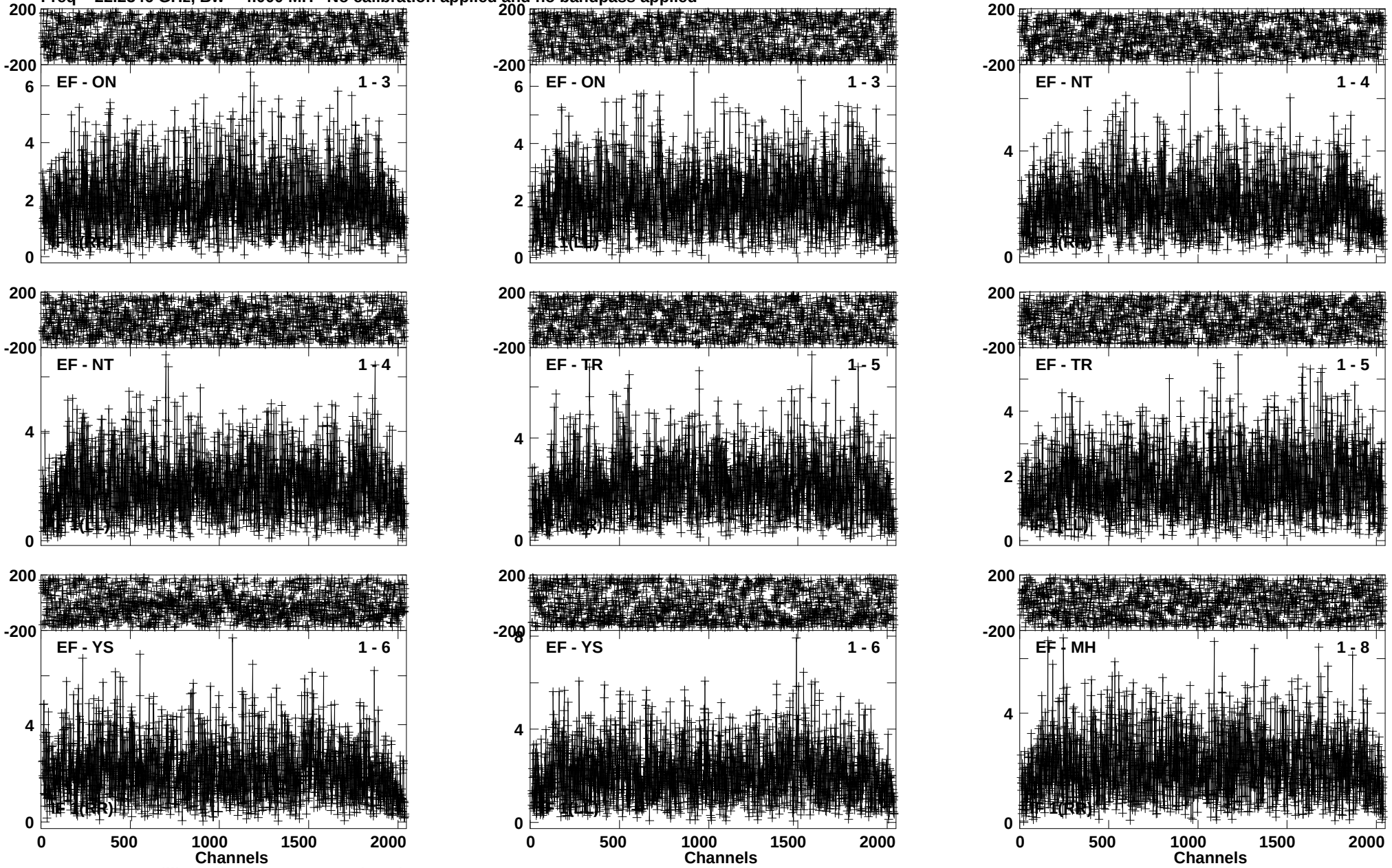

Lower frame: Milli Ampl Jy Top frame: Phas deg
Vector averaged cross-power spectrum Baseline: EF (01) - ON (03)
Timerange: 01/01:04:58 to 01/01:06:08

Plot file version 319 created 19-SEP-2014 15:42:35
J2040+4527 ES074A.UVDATA.1
Freq = 22.2346 GHz, Bw = 4.000 MH No calibration applied and no bandpass applied

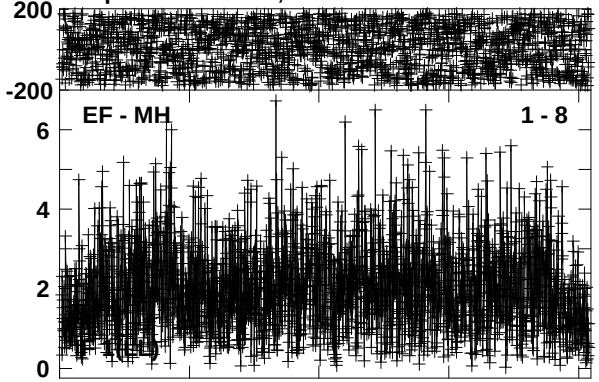

Lower frame: Milli Ampl Jy Top frame: Phas deg
Vector averaged cross-power spectrum Baseline: EF (01) - MH (08)
Timerange: 01/01:04:58 to 01/01:06:08

Plot file version 320 created 19-SEP-2014 15:42:35
W75N ES074A.UVDATA.1
Freq = 22.2346 GHz, Bw = 4.000 MH No calibration applied and no bandpass applied

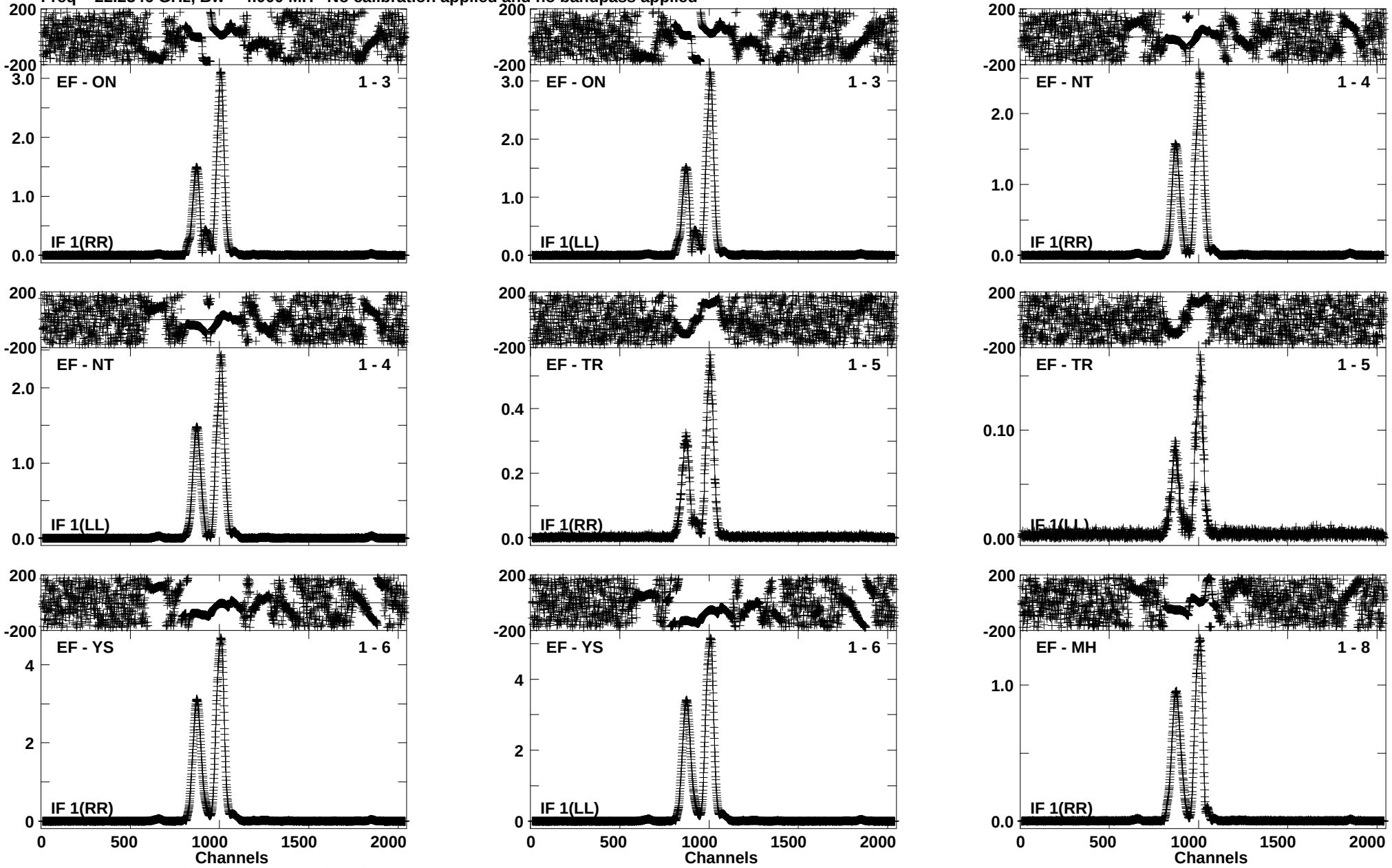

Lower frame: Ampl Jy Top frame: Phas deg
Vector averaged cross-power spectrum Baseline: EF (01) - ON (03)
Timerange: 01/01:06:20 to 01/01:07:24

Plot file version 321 created 19-SEP-2014 15:42:35
W75N ES074A.UVDATA.1
Freq = 22.2346 GHz, Bw = 4.000 MH No calibration applied and no bandpass applied

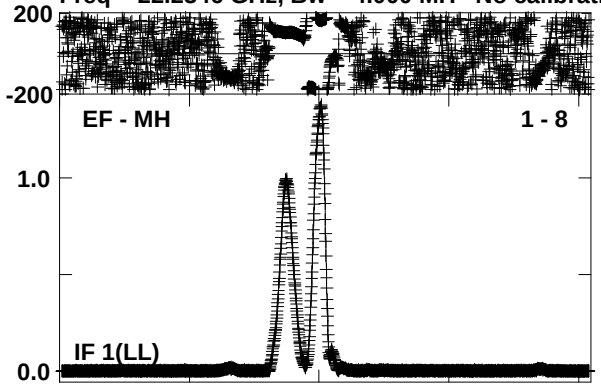

Lower frame: Ampl Jy Top frame: Phas deg
Vector averaged cross-power spectrum Baseline: EF (01) - MH (08)
Timerange: 01/01:06:20 to 01/01:07:24

Plot file version 322 created 19-SEP-2014 15:42:35
J2040+4527 ES074A.UVDATA.1
Freq = 22.2346 GHz, Bw = 4.000 MH No calibration applied and no bandpass applied

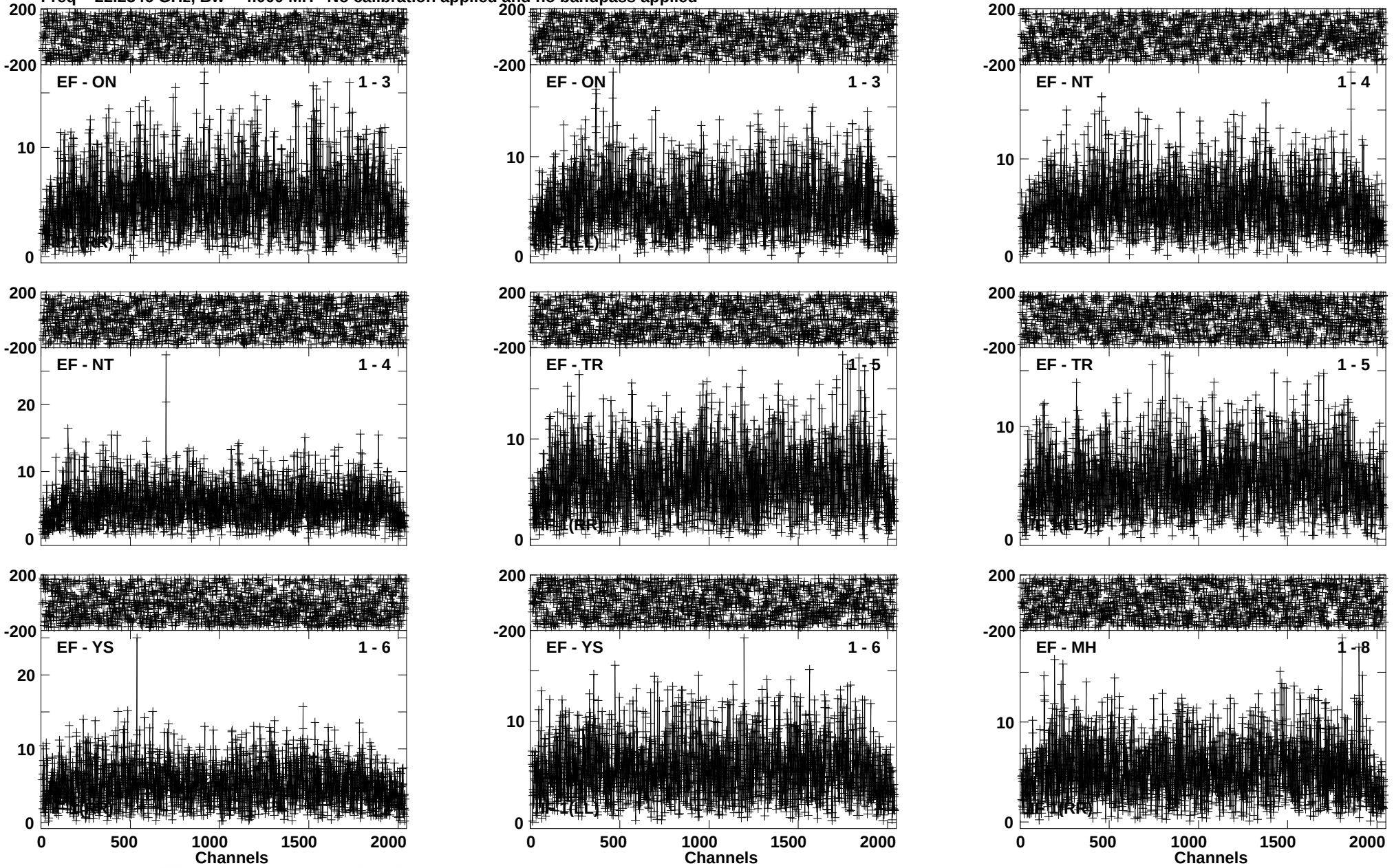

Lower frame: Milli Ampl Jy Top frame: Phas deg
Vector averaged cross-power spectrum Baseline: EF (01) - ON (03)
Timerange: 01/01:07:35 to 01/01:08:39

Plot file version 323 created 19-SEP-2014 15:42:35
J2040+4527 ES074A.UVDATA.1
Freq = 22.2346 GHz, Bw = 4.000 MH No calibration applied and no bandpass applied

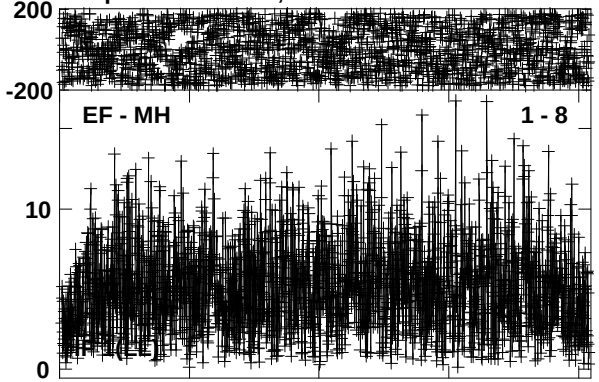

Lower frame: Milli Ampl Jy Top frame: Phas deg
Vector averaged cross-power spectrum Baseline: EF (01) - MH (08)
Timerange: 01/01:07:35 to 01/01:08:39

Plot file version 324 created 19-SEP-2014 15:42:35
W75N ES074A.UVDATA.1
Freq = 22.2346 GHz, Bw = 4.000 MH No calibration applied and no bandpass applied

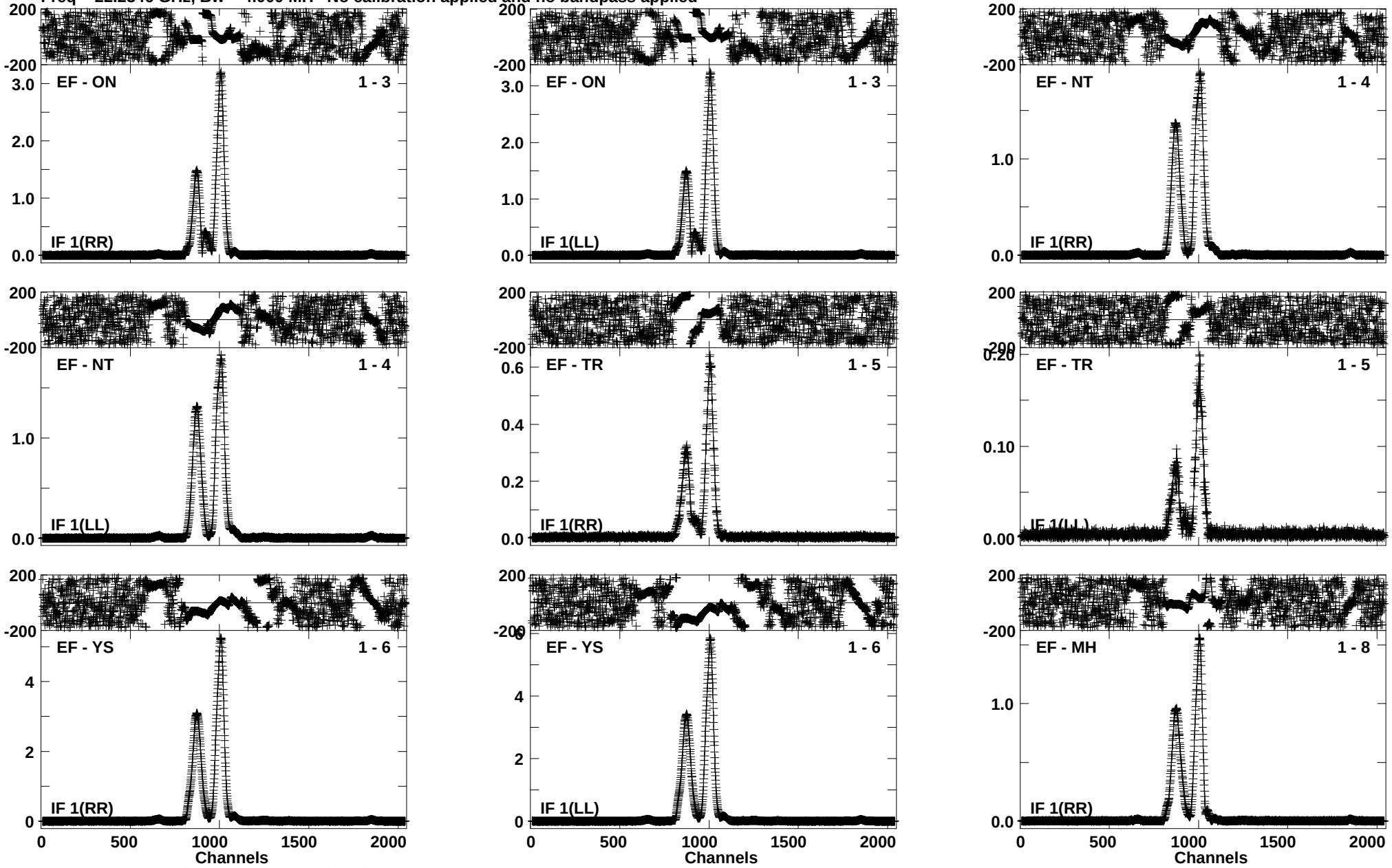

Lower frame: Ampl Jy Top frame: Phas deg
Vector averaged cross-power spectrum Baseline: EF (01) - ON (03)
Timerange: 01/01:08:50 to 01/01:09:54

Plot file version 325 created 19-SEP-2014 15:42:35
W75N ES074A.UVDATA.1
Freq = 22.2346 GHz, Bw = 4.000 MH No calibration applied and no bandpass applied

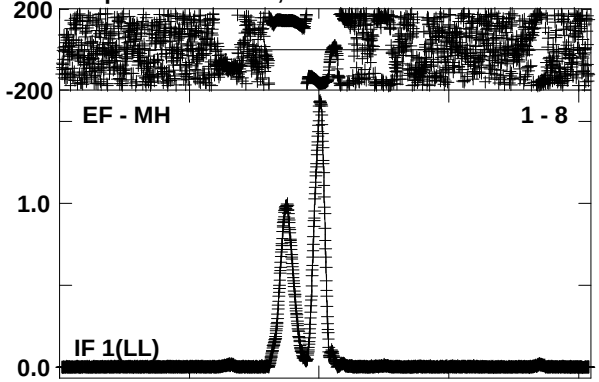

Lower frame: Ampl Jy Top frame: Phas deg
Vector averaged cross-power spectrum Baseline: EF (01) - MH (08)
Timerange: 01/01:08:50 to 01/01:09:54

Plot file version 326 created 19-SEP-2014 15:42:35
J2040+4527 ES074A.UVDATA.1
Freq = 22.2346 GHz, Bw = 4.000 MH No calibration applied and no bandpass applied

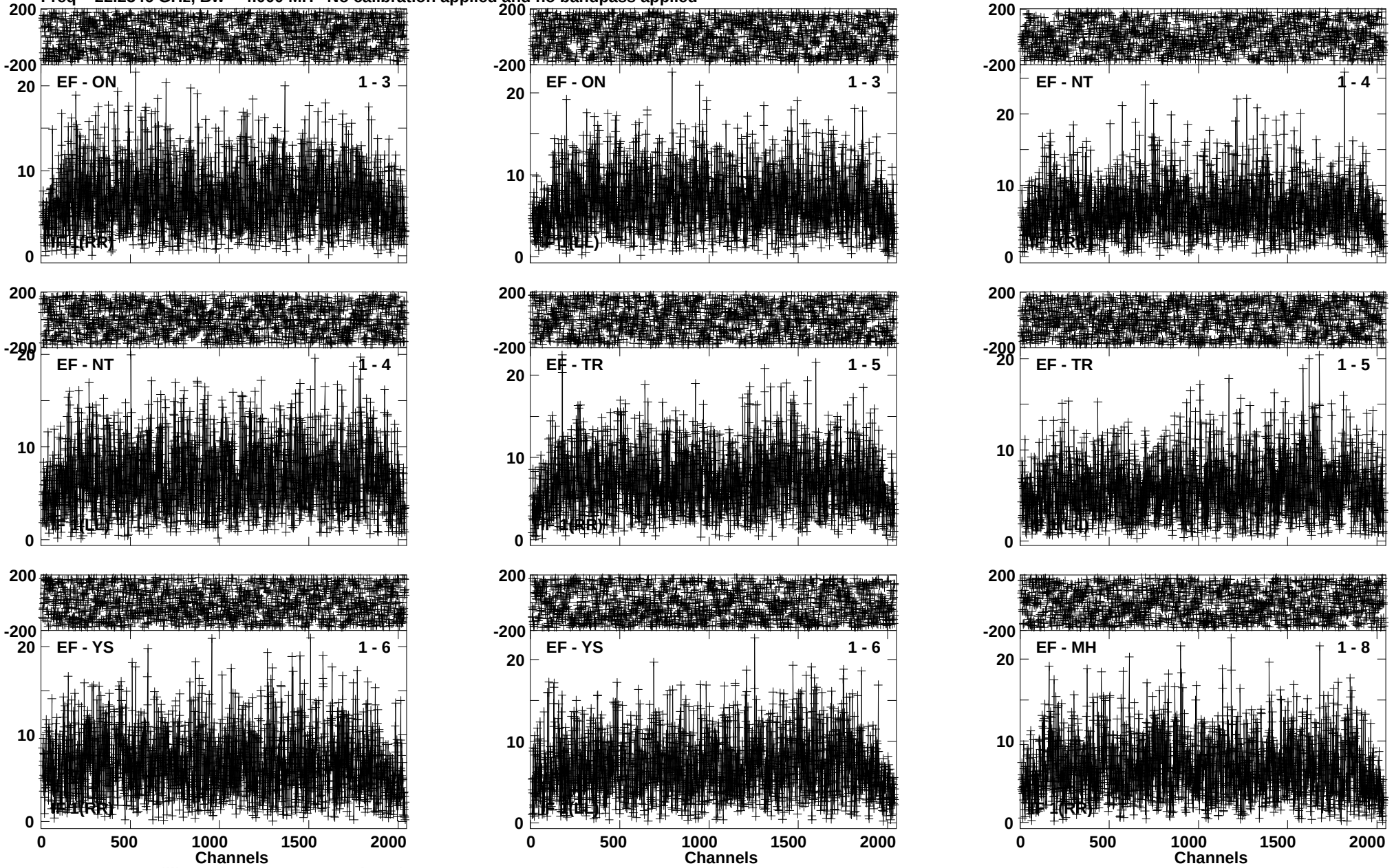

Lower frame: Milli Ampl Jy Top frame: Phas deg
Vector averaged cross-power spectrum Baseline: EF (01) - ON (03)
Timerange: 01/01:10:05 to 01/01:11:09

Plot file version 327 created 19-SEP-2014 15:42:35
J2040+4527 ES074A.UVDATA.1
Freq = 22.2346 GHz, Bw = 4.000 MH No calibration applied and no bandpass applied

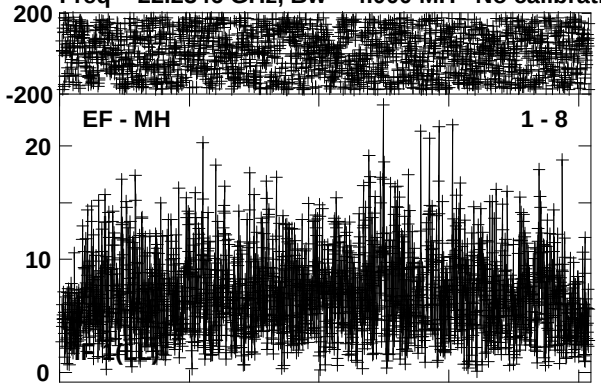

Lower frame: Milli Ampl Jy Top frame: Phas deg
Vector averaged cross-power spectrum Baseline: EF (01) - MH (08)
Timerange: 01/01:10:05 to 01/01:11:09

Plot file version 328 created 19-SEP-2014 15:42:35
W75N ES074A.UVDATA.1
Freq = 22.2346 GHz, Bw = 4.000 MH No calibration applied and no bandpass applied

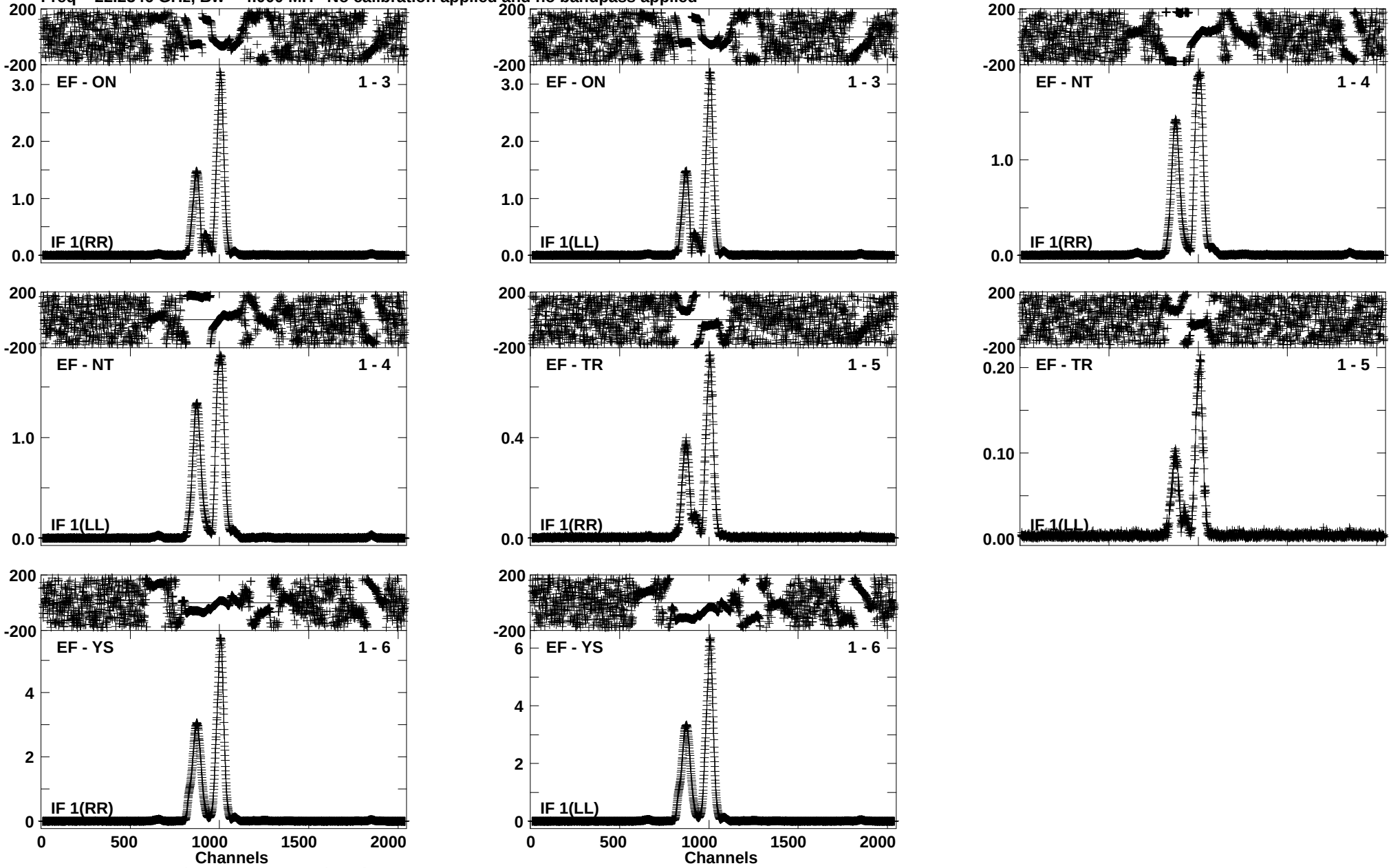

Lower frame: Ampl Jy Top frame: Phas deg
Vector averaged cross-power spectrum Baseline: EF (01) - ON (03)
Timerange: 01/01:11:20 to 01/01:12:24

Plot file version 329 created 19-SEP-2014 15:42:36
J2202+4216 ES074A.UVDATA.1
Freq = 22.2346 GHz, Bw = 4.000 MH No calibration applied and no bandpass applied

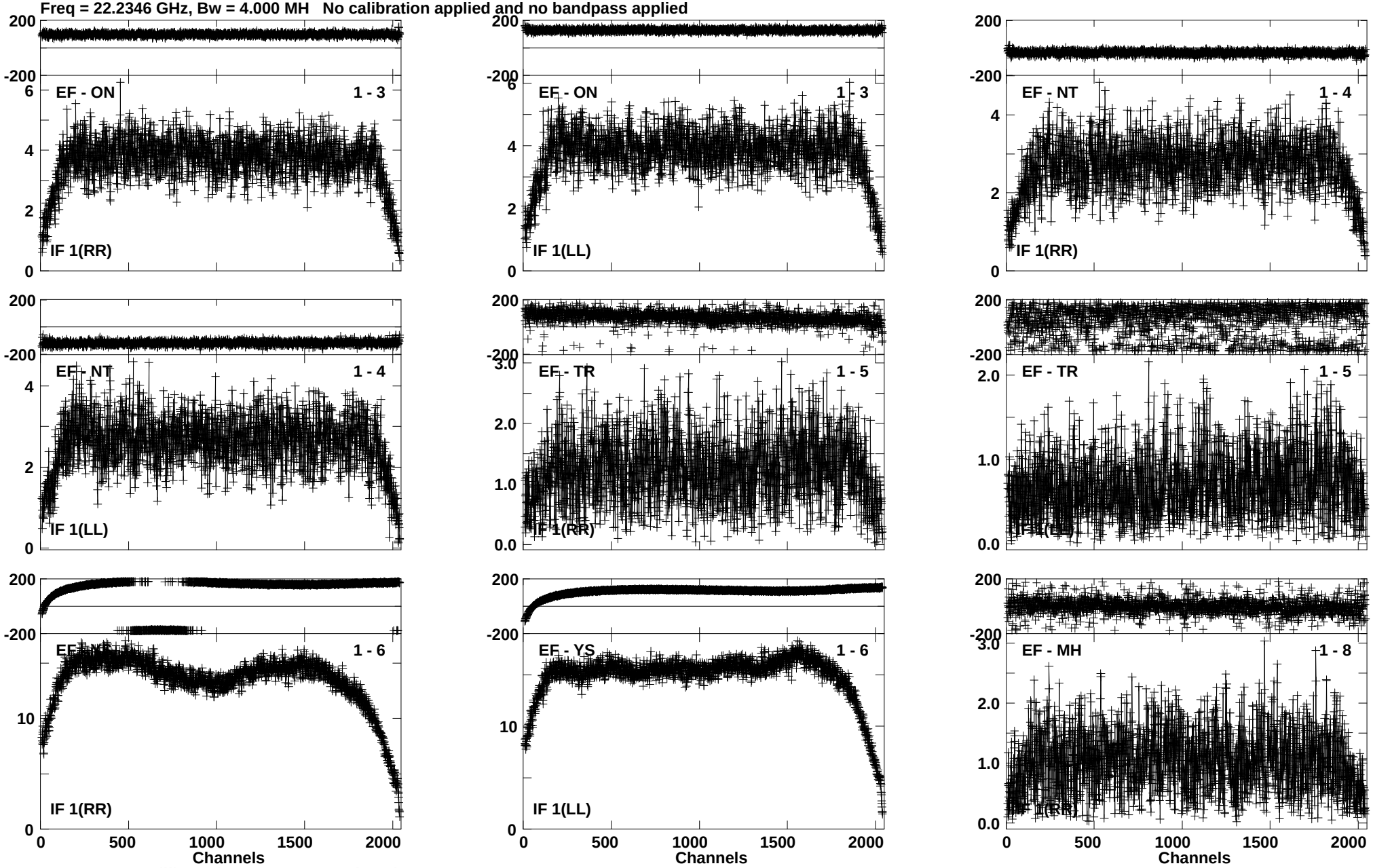

Lower frame: Milli Ampl Jy Top frame: Phas deg
Vector averaged cross-power spectrum Baseline: EF (01) - ON (03)
Timerange: 01/01:14:13 to 01/01:24:09

Plot file version 330 created 19-SEP-2014 15:42:37
J2202+4216 ES074A.UVDATA.1
Freq = 22.2346 GHz, Bw = 4.000 MH No calibration applied and no bandpass applied

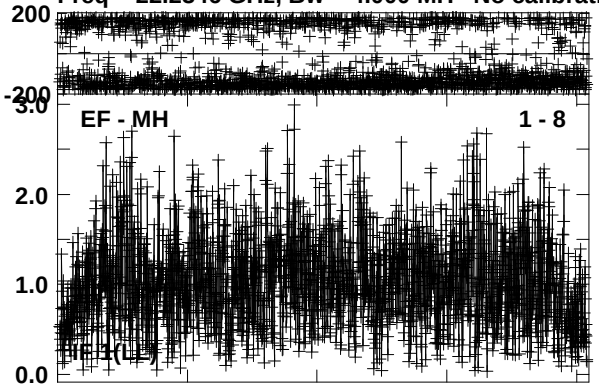

Lower frame: Milli Ampl Jy Top frame: Phas deg
Vector averaged cross-power spectrum Baseline: EF (01) - MH (08)
Timerange: 01/01:14:13 to 01/01:24:09

Plot file version 331 created 19-SEP-2014 15:42:37
J2040+4527 ES074A.UVDATA.1
Freq = 22.2346 GHz, Bw = 4.000 MH No calibration applied and no bandpass applied

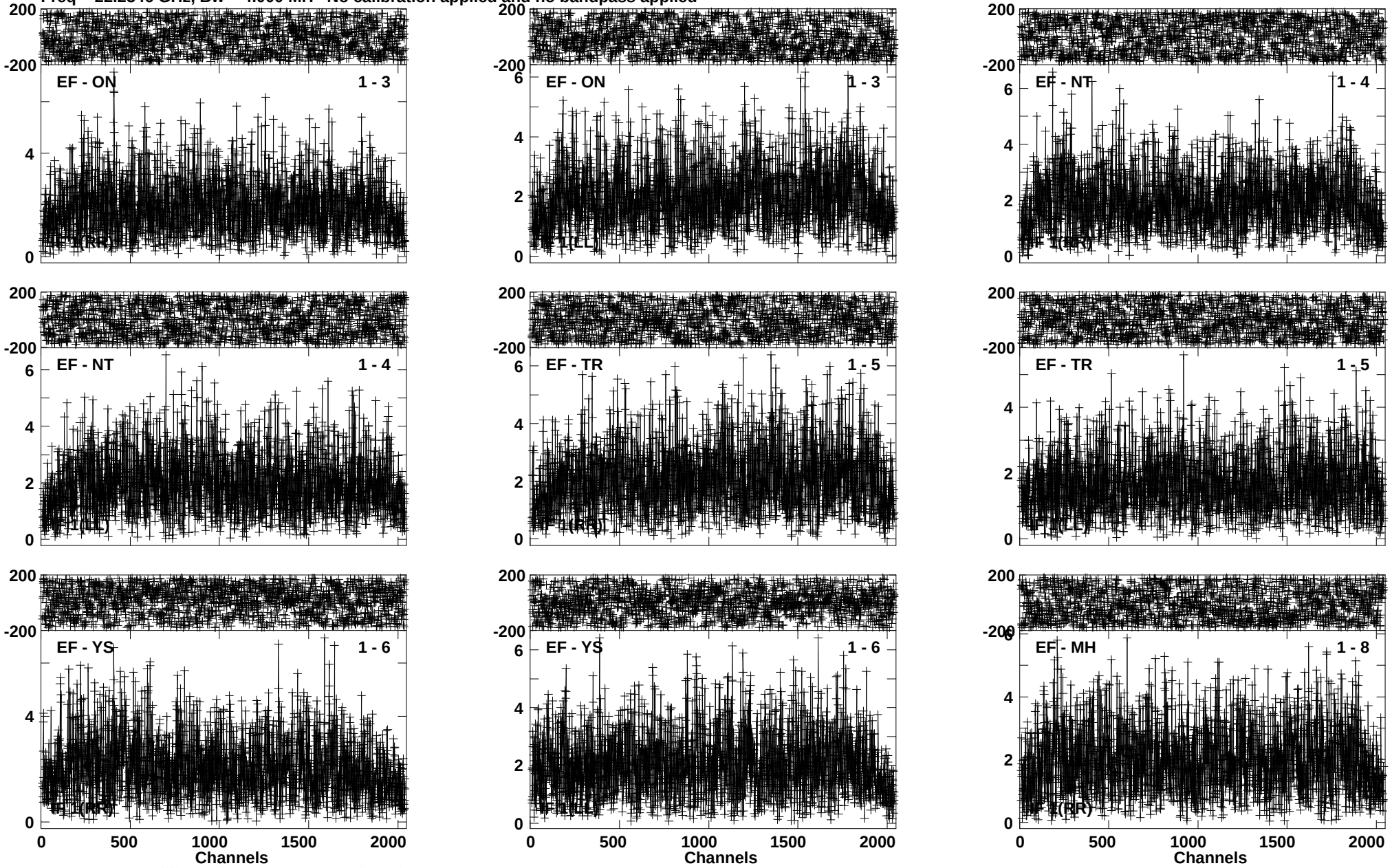

Lower frame: Milli Ampl Jy Top frame: Phas deg
Vector averaged cross-power spectrum Baseline: EF (01) - ON (03)
Timerange: 01/01:27:33 to 01/01:28:43

Plot file version 332 created 19-SEP-2014 15:42:37
J2040+4527 ES074A.UVDATA.1
Freq = 22.2346 GHz, Bw = 4.000 MH No calibration applied and no bandpass applied

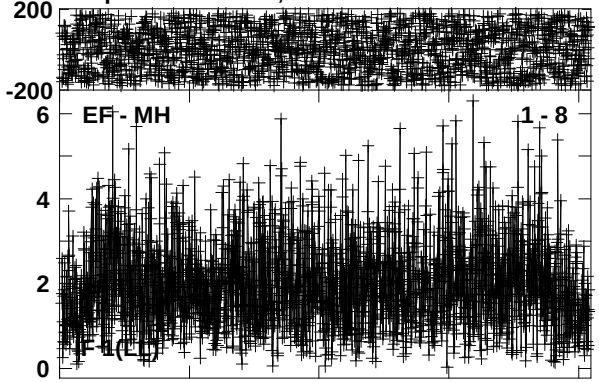

Lower frame: Milli Ampl Jy Top frame: Phas deg
Vector averaged cross-power spectrum Baseline: EF (01) - MH (08)
Timerange: 01/01:27:33 to 01/01:28:43

Plot file version 333 created 19-SEP-2014 15:42:37
W75N ES074A.UVDATA.1
Freq = 22.2346 GHz, Bw = 4.000 MH No calibration applied and no bandpass applied

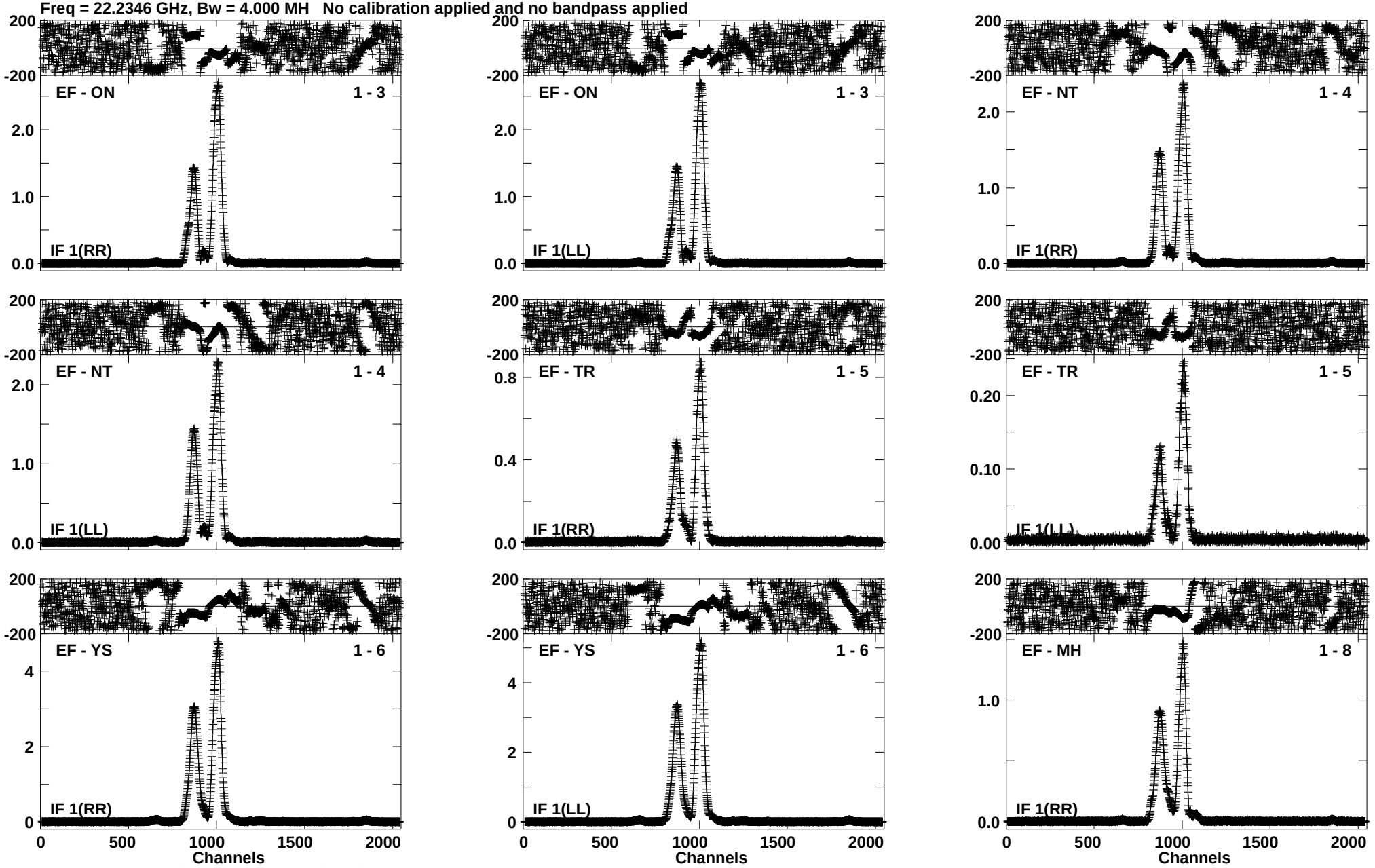

Lower frame: Ampl Jy Top frame: Phas deg
Vector averaged cross-power spectrum Baseline: EF (01) - ON (03)
Timerange: 01/01:28:55 to 01/01:29:59

Plot file version 334 created 19-SEP-2014 15:42:37
W75N ES074A.UVDATA.1
Freq = 22.2346 GHz, Bw = 4.000 MH No calibration applied and no bandpass applied

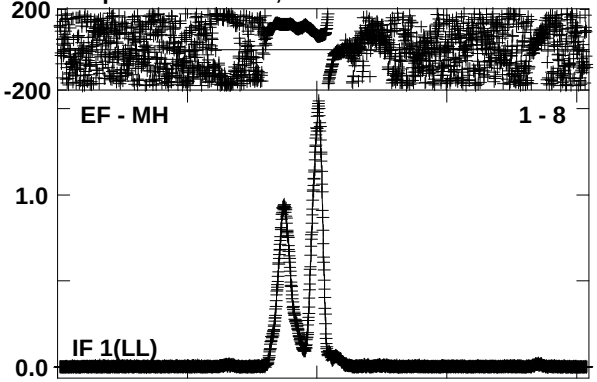

Lower frame: Ampl Jy Top frame: Phas deg
Vector averaged cross-power spectrum Baseline: EF (01) - MH (08)
Timerange: 01/01:28:55 to 01/01:29:59

Plot file version 335 created 19-SEP-2014 15:42:37
J2040+4527 ES074A.UVDATA.1
Freq = 22.2346 GHz, Bw = 4.000 MH No calibration applied and no bandpass applied

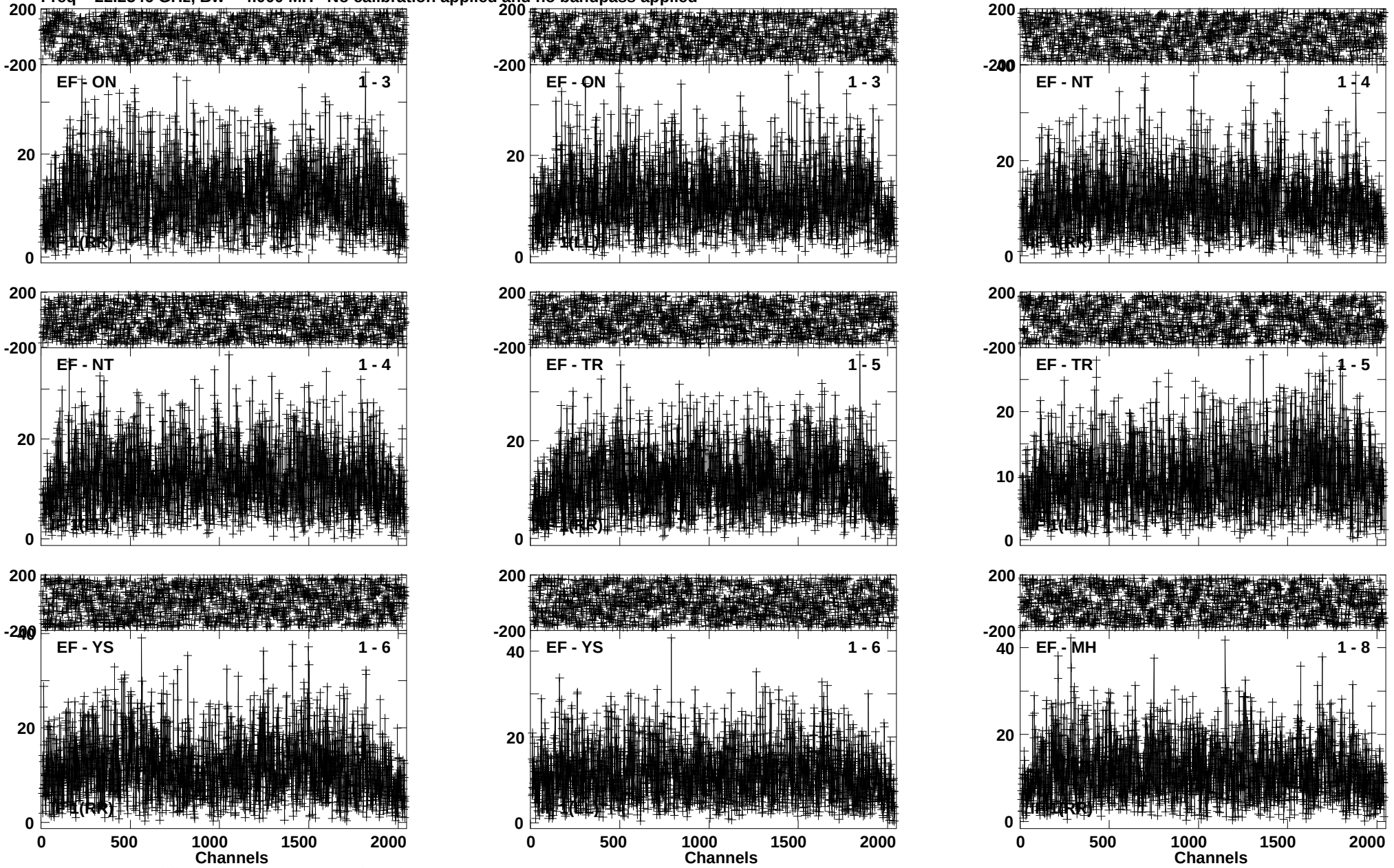

Lower frame: Milli Ampl Jy Top frame: Phas deg
Vector averaged cross-power spectrum Baseline: EF (01) - ON (03)
Timerange: 01/01:30:10 to 01/01:31:14

Plot file version 336 created 19-SEP-2014 15:42:38
J2040+4527 ES074A.UVDATA.1
Freq = 22.2346 GHz, Bw = 4.000 MH No calibration applied and no bandpass applied

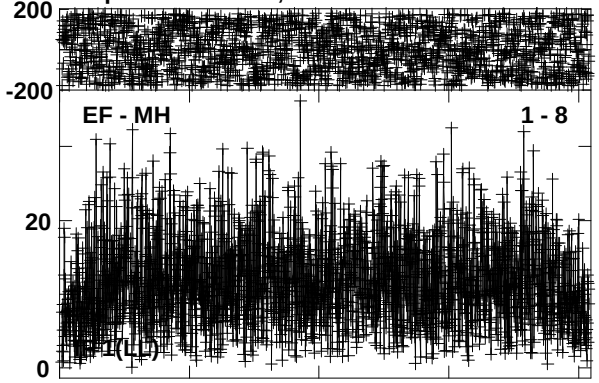

Lower frame: Milli Ampl Jy Top frame: Phas deg
Vector averaged cross-power spectrum Baseline: EF (01) - MH (08)
Timerange: 01/01:30:10 to 01/01:31:14

Plot file version 337 created 19-SEP-2014 15:42:38
W75N ES074A.UVDATA.1
Freq = 22.2346 GHz, Bw = 4.000 MH No calibration applied and no bandpass applied

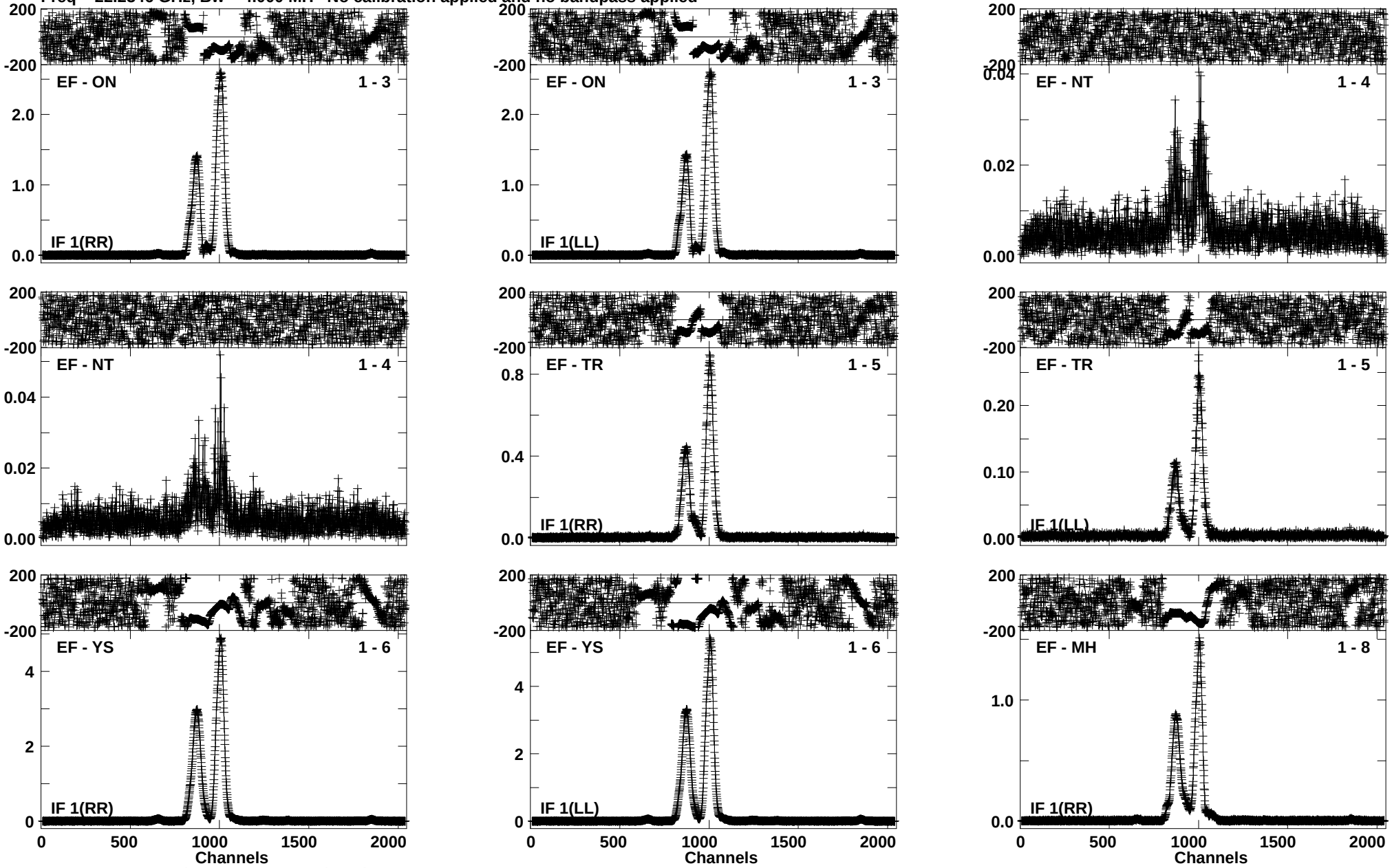

Lower frame: Ampl Jy Top frame: Phas deg
Vector averaged cross-power spectrum Baseline: EF (01) - ON (03)
Timerange: 01/01:31:25 to 01/01:32:29

Plot file version 338 created 19-SEP-2014 15:42:38
W75N ES074A.UVDATA.1
Freq = 22.2346 GHz, Bw = 4.000 MH No calibration applied and no bandpass applied

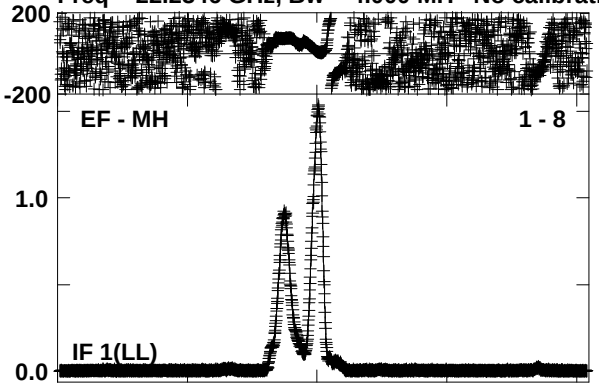

Lower frame: Ampl Jy Top frame: Phas deg
Vector averaged cross-power spectrum Baseline: EF (01) - MH (08)
Timerange: 01/01:31:25 to 01/01:32:29

Plot file version 339 created 19-SEP-2014 15:42:38
J2040+4527 ES074A.UVDATA.1
Freq = 22.2346 GHz, Bw = 4.000 MH No calibration applied and no bandpass applied

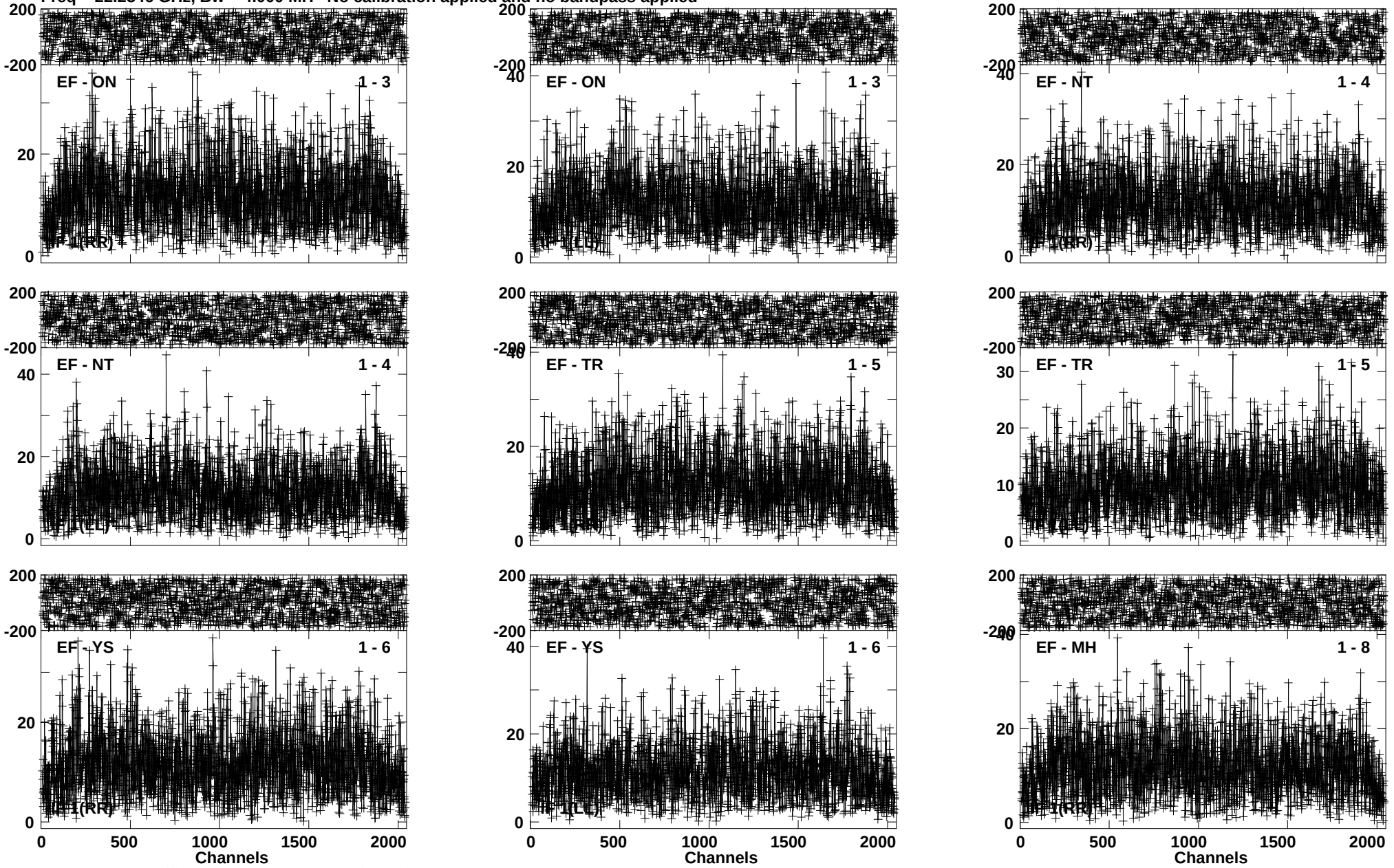

Lower frame: Milli Ampl Jy Top frame: Phas deg
Vector averaged cross-power spectrum Baseline: EF (01) - ON (03)
Timerange: 01/01:32:40 to 01/01:33:44

Plot file version 340 created 19-SEP-2014 15:42:38
J2040+4527 ES074A.UVDATA.1
Freq = 22.2346 GHz, Bw = 4.000 MH No calibration applied and no bandpass applied

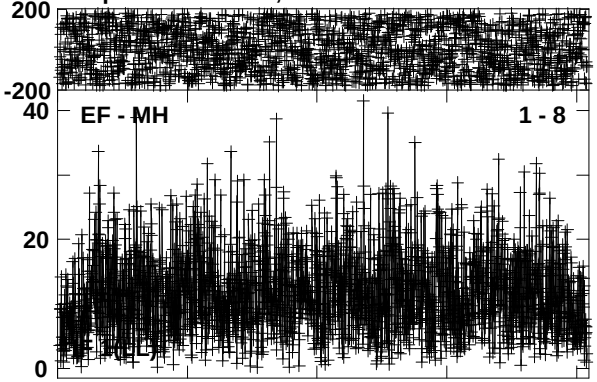

Lower frame: Milli Ampl Jy Top frame: Phas deg
Vector averaged cross-power spectrum Baseline: EF (01) - MH (08)
Timerange: 01/01:32:40 to 01/01:33:44

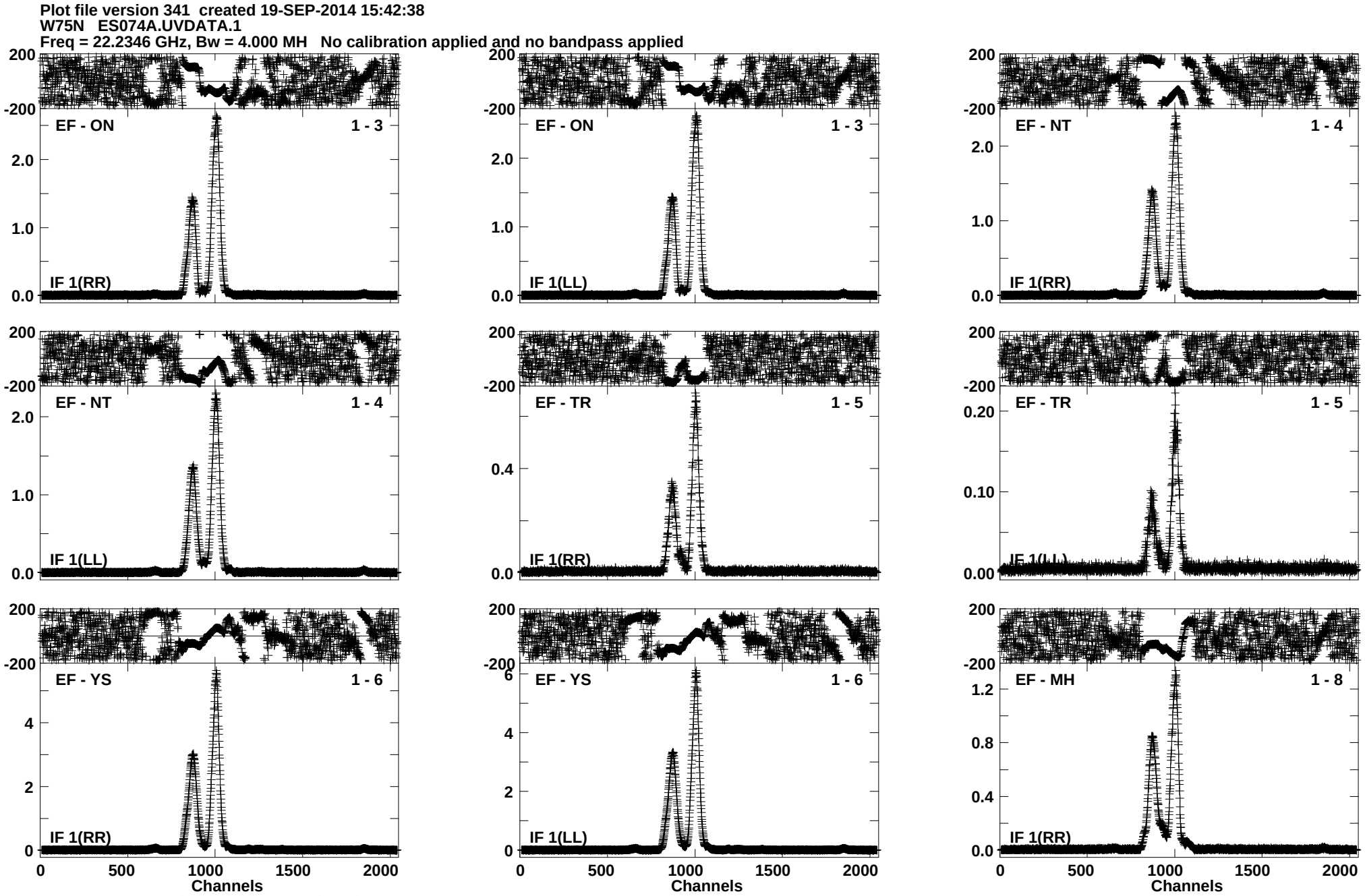
Plot file version 341 created 19-SEP-2014 15:42:38
W75N ES074A.UVDATA.1
Freq = 22.2346 GHz, Bw = 4.000 MH No calibration applied and no bandpass applied
EF - ON 1 - 3
IF 1(RR)
EF - ON 1 - 3
IF 1(LL)
EF - NT 1 - 4
IF 1(RR)
EF - NT 1 - 4
IF 1(LL)
EF - TR 1 - 5
IF 1(RR)
EF - TR 1 - 5
EF - YS 1 - 6
IF 1(RR)
EF - YS 1 - 6
IF 1(LL)
EF - MH 1 - 8
IF 1(RR)
Channels
Channels
Channels
Lower frame: Ampl Jy Top frame: Phas deg
Vector averaged cross-power spectrum Baseline: EF (01) - ON (03)
Timerange: 01/01:33:55 to 01/01:34:59

Plot file version 342 created 19-SEP-2014 15:42:38
W75N ES074A.UVDATA.1
Freq = 22.2346 GHz, Bw = 4.000 MH No calibration applied and no bandpass applied

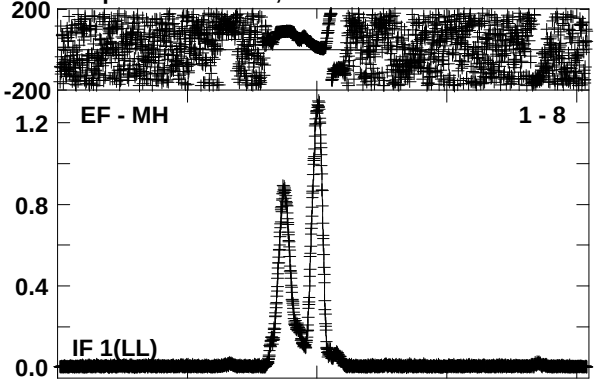

Lower frame: Ampl Jy Top frame: Phas deg
Vector averaged cross-power spectrum Baseline: EF (01) - MH (08)
Timerange: 01/01:33:55 to 01/01:34:59

Plot file version 343 created 19-SEP-2014 15:42:38
W75N ES074A.UVDATA.1
Freq = 22.2346 GHz, Bw = 4.000 MH No calibration applied and no bandpass applied

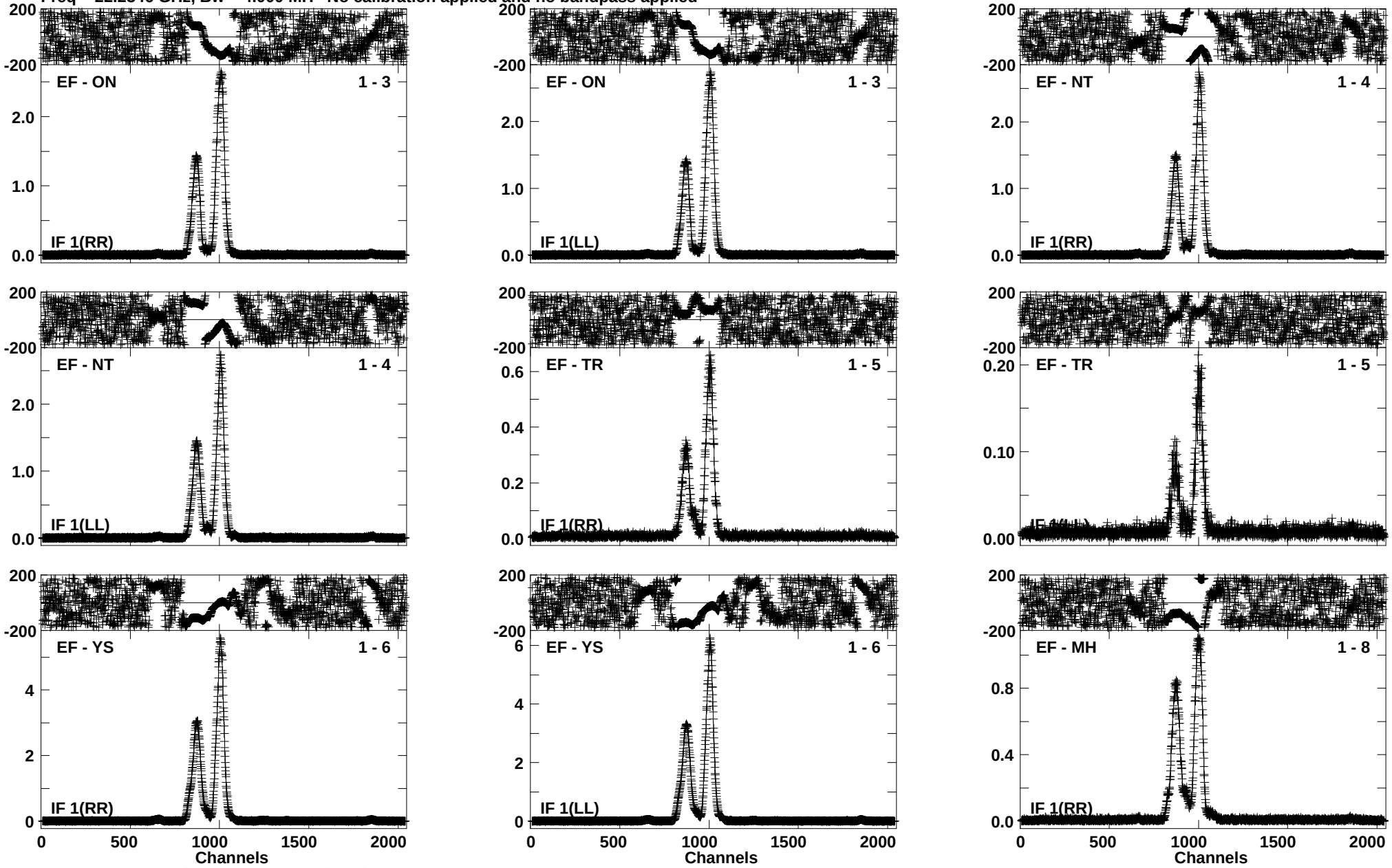

Lower frame: Ampl Jy Top frame: Phas deg
Vector averaged cross-power spectrum Baseline: EF (01) - ON (03)
Timerange: 01/01:36:25 to 01/01:37:29

Plot file version 344 created 19-SEP-2014 15:42:38
W75N ES074A.UVDATA.1
Freq = 22.2346 GHz, Bw = 4.000 MH No calibration applied and no bandpass applied

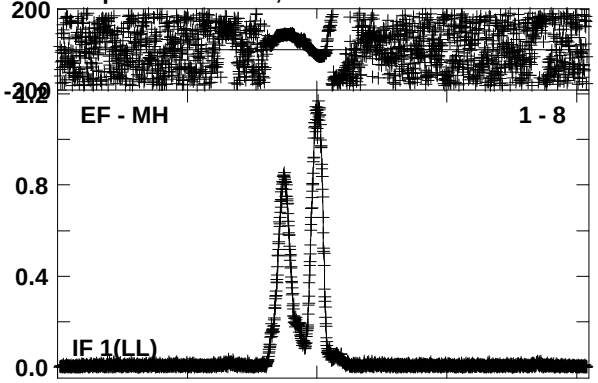

Lower frame: Ampl Jy Top frame: Phas deg
Vector averaged cross-power spectrum Baseline: EF (01) - MH (08)
Timerange: 01/01:36:25 to 01/01:37:29

Plot file version 345 created 19-SEP-2014 15:42:38
W75N ES074A.UVDATA.1
Freq = 22.2346 GHz, Bw = 4.000 MH No calibration applied and no bandpass applied

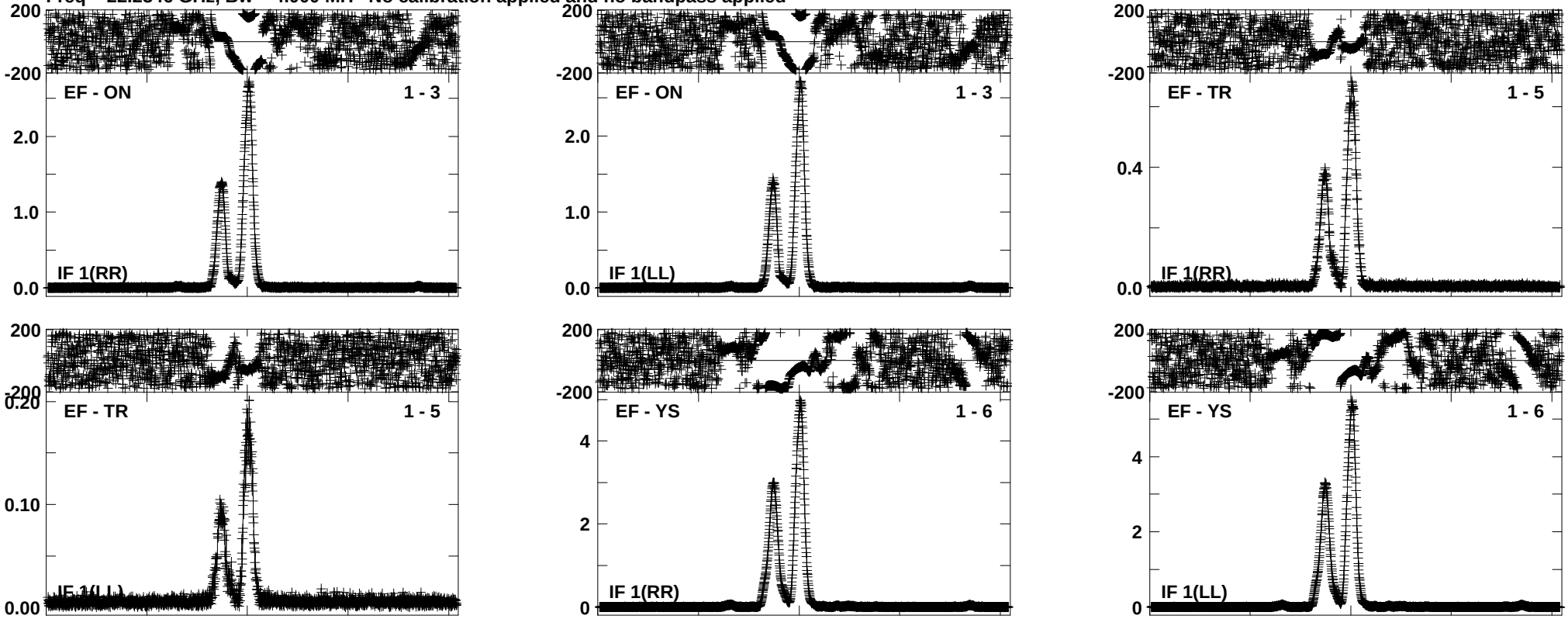

Lower frame: Ampl Jy Top frame: Phas deg
Vector averaged cross-power spectrum Baseline: EF (01) - ON (03)
Timerange: 01/01:38:55 to 01/01:39:59

Plot file version 346 created 19-SEP-2014 15:42:38
J2040+4527 ES074A.UVDATA.1
Freq = 22.2346 GHz, Bw = 4.000 MH No calibration applied and no bandpass applied

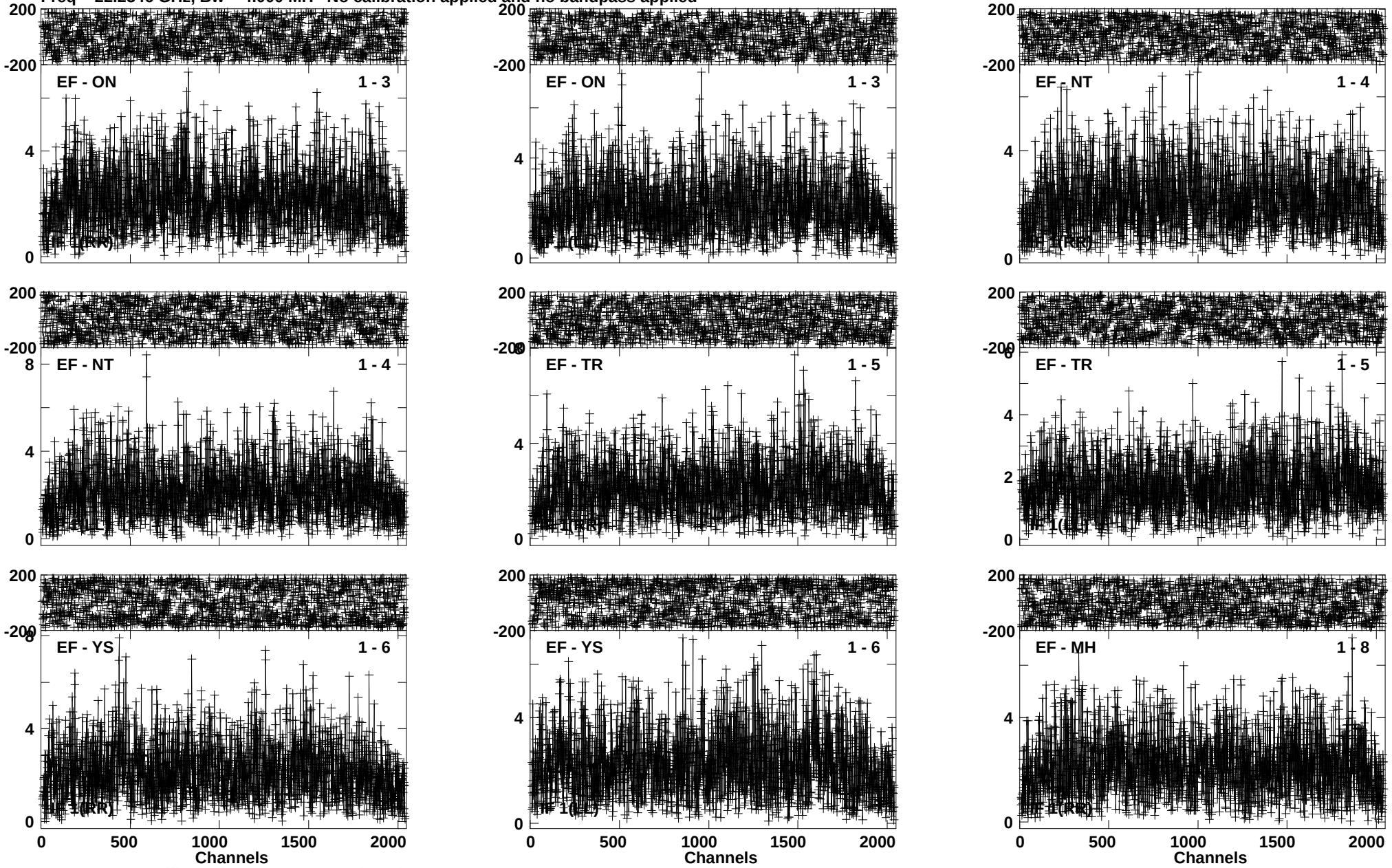

Lower frame: Milli Ampl Jy Top frame: Phas deg
Vector averaged cross-power spectrum Baseline: EF (01) - ON (03)
Timerange: 01/01:41:03 to 01/01:42:13

Plot file version 347 created 19-SEP-2014 15:42:39
J2040+4527 ES074A.UVDATA.1
Freq = 22.2346 GHz, Bw = 4.000 MH No calibration applied and no bandpass applied

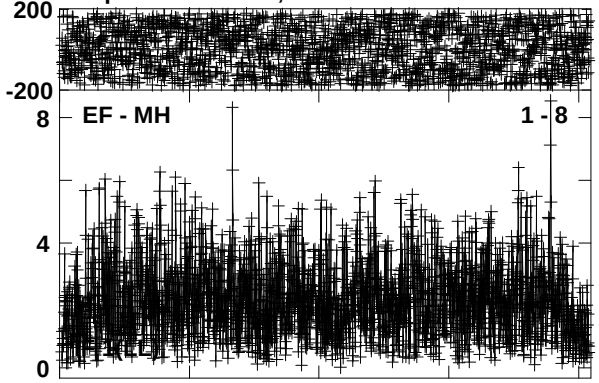

Lower frame: Milli Ampl Jy Top frame: Phas deg
Vector averaged cross-power spectrum Baseline: EF (01) - MH (08)
Timerange: 01/01:41:03 to 01/01:42:13

Plot file version 348 created 19-SEP-2014 15:42:39
W75N ES074A.UVDATA.1
Freq = 22.2346 GHz, Bw = 4.000 MH No calibration applied and no bandpass applied

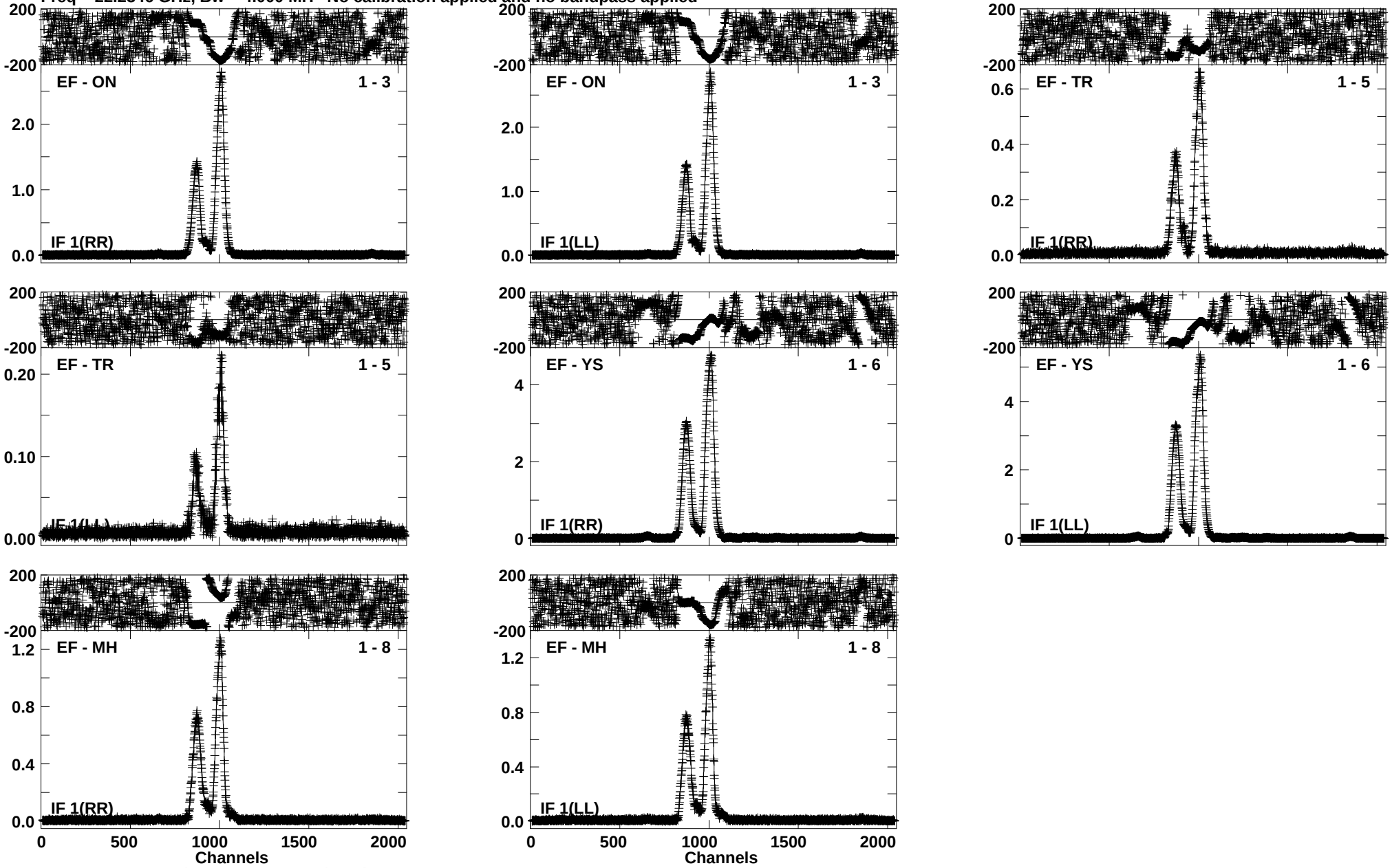

Lower frame: Ampl Jy Top frame: Phas deg
Vector averaged cross-power spectrum Baseline: EF (01) - ON (03)
Timerange: 01/01:42:24 to 01/01:43:28

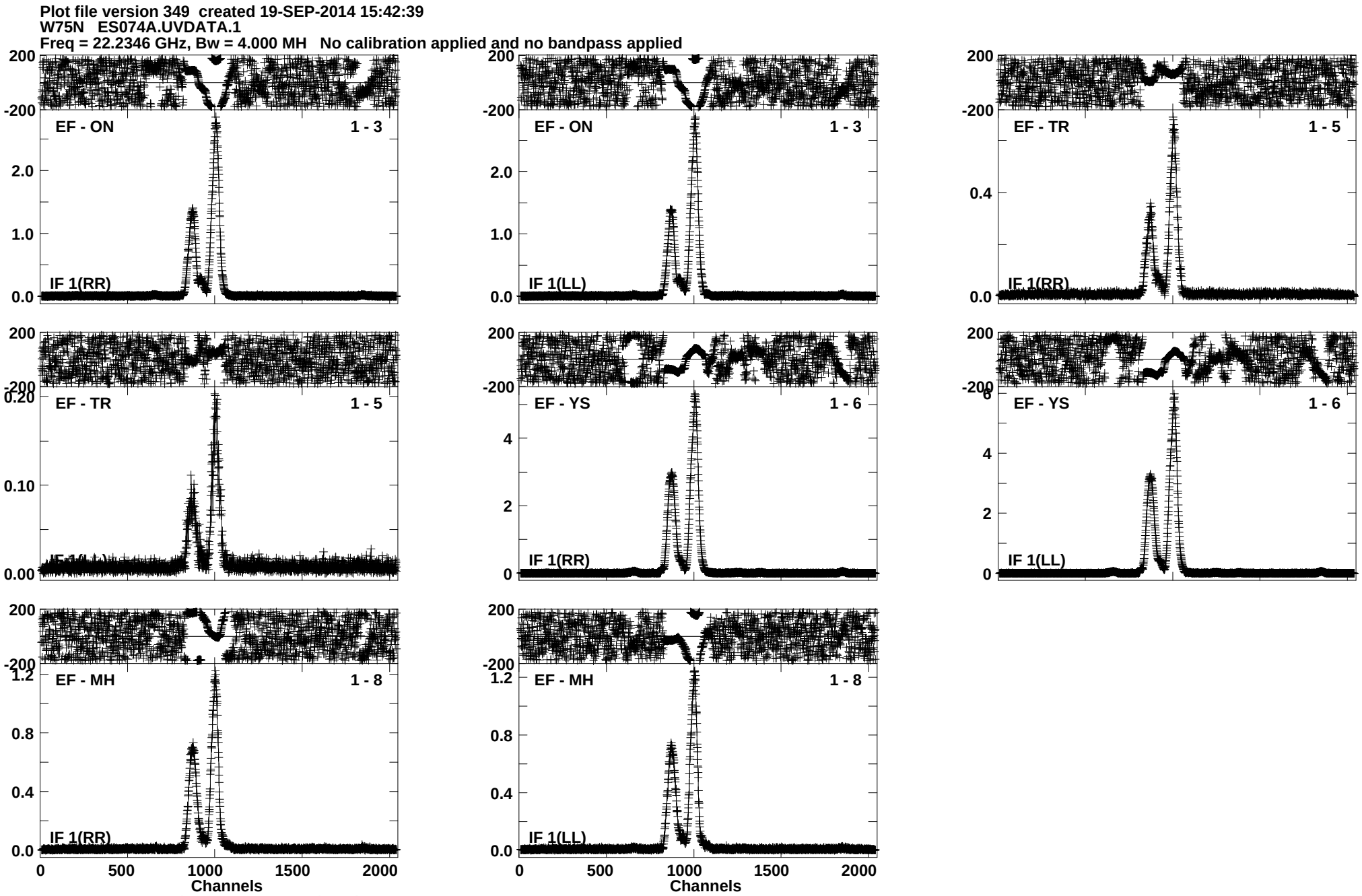
Plot file version 349 created 19-SEP-2014 15:42:39
W75N ES074A.UVDATA.1
Freq = 22.2346 GHz, Bw = 4.000 MH No calibration applied and no bandpass applied
EF - ON 1 - 3
IF 1(RR)
EF - ON 1 - 3
IF 1(LL)
EF - TR 1 - 5
IF 1(RR)
EF - TR 1 - 5
EF - YS 1 - 6
IF 1(RR)
EF - YS 1 - 6
IF 1(LL)
EF - MH 1 - 8
IF 1(RR)
EF - MH 1 - 8
IF 1(LL)
Channels
Channels
Lower frame: Ampl Jy Top frame: Phas deg
Vector averaged cross-power spectrum Baseline: EF (01) - ON (03)
Timerange: 01/01:44:54 to 01/01:45:58

Plot file version 350 created 19-SEP-2014 15:42:39
W75N ES074A.UVDATA.1
Freq = 22.2346 GHz, Bw = 4.000 MH No calibration applied and no bandpass applied

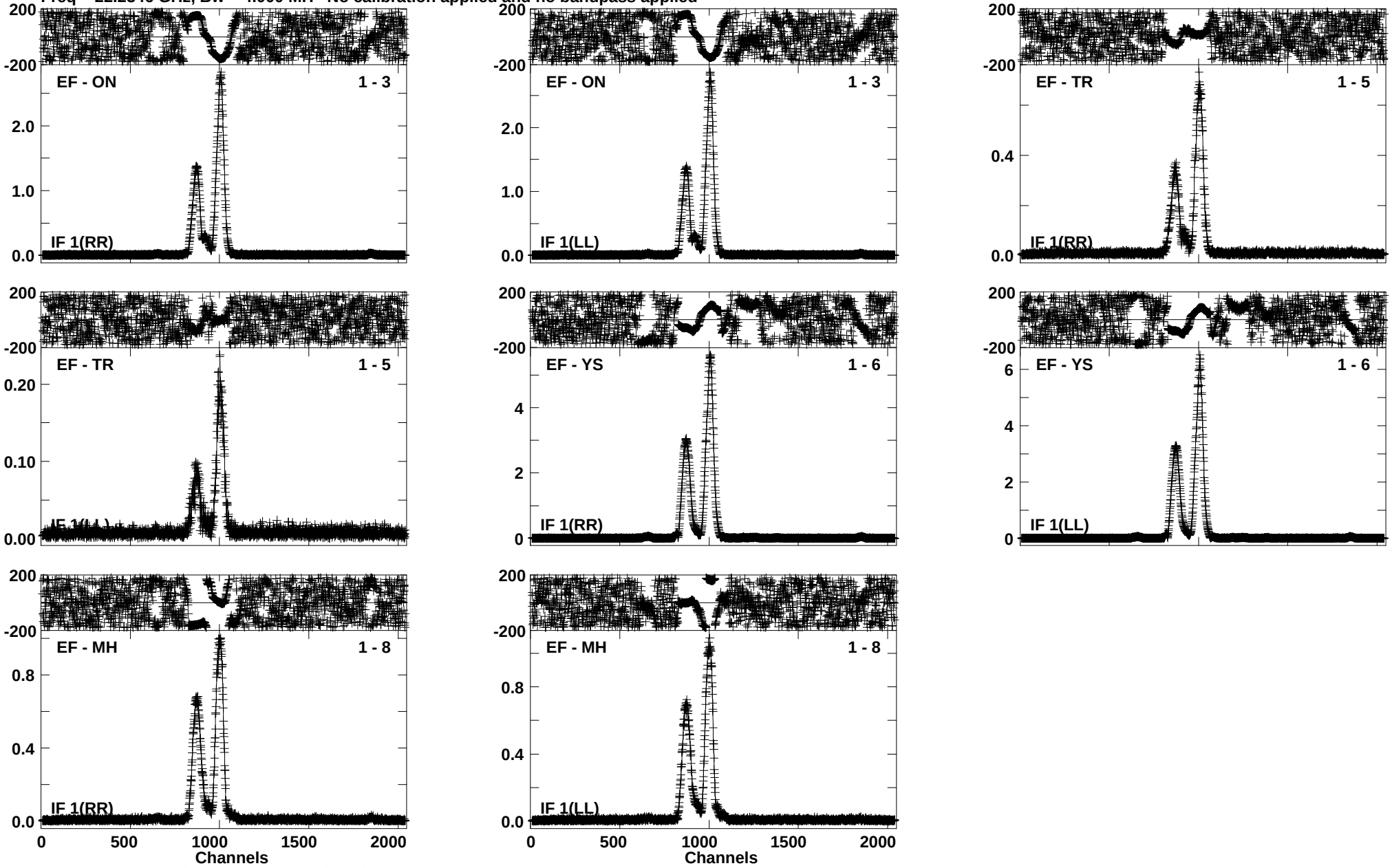

Lower frame: Ampl Jy Top frame: Phas deg
Vector averaged cross-power spectrum Baseline: EF (01) - ON (03)
Timerange: 01/01:47:24 to 01/01:48:28

Plot file version 351 created 19-SEP-2014 15:42:39
J2040+4527 ES074A.UVDATA.1
Freq = 22.2346 GHz, Bw = 4.000 MH No calibration applied and no bandpass applied

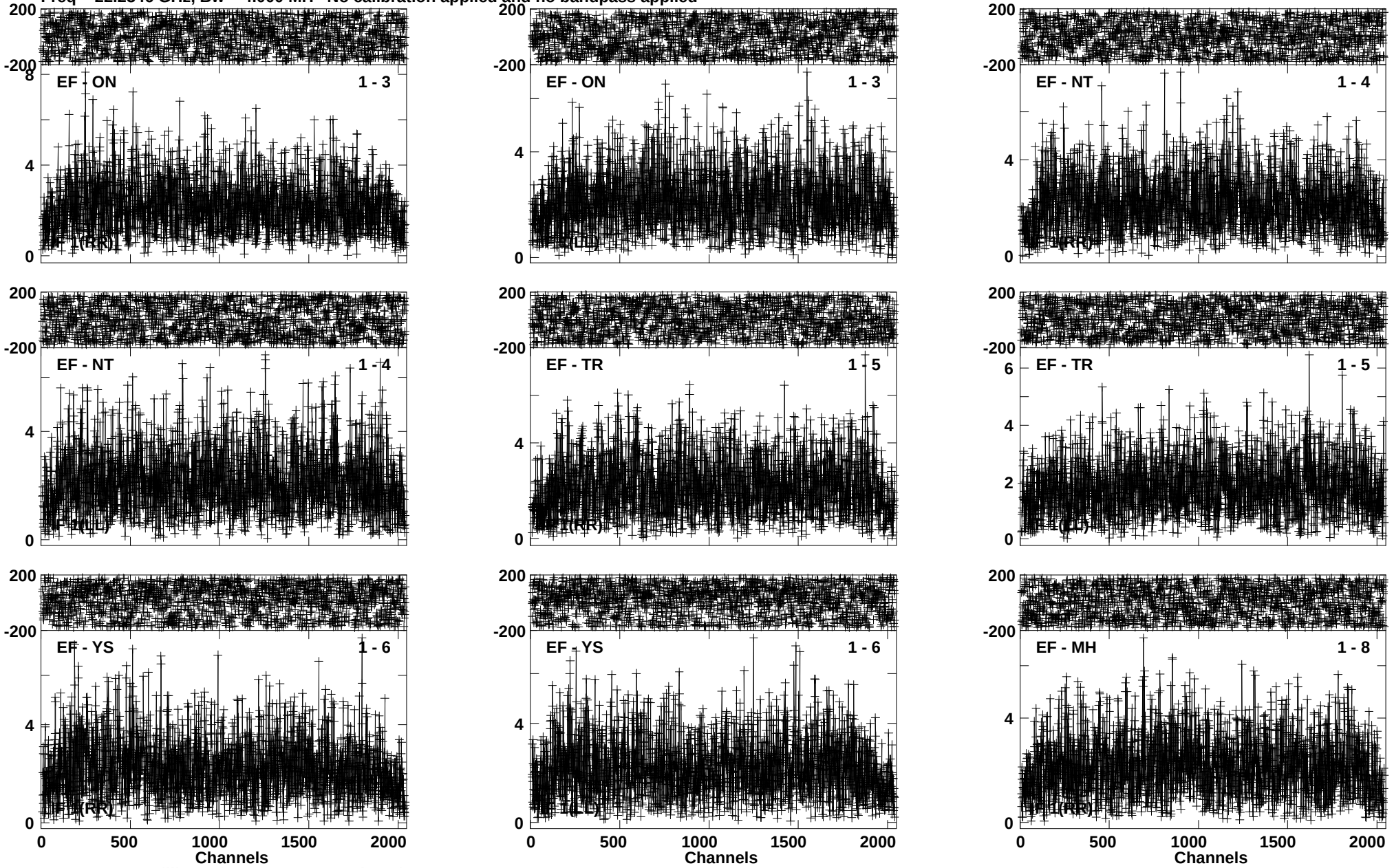

Lower frame: Milli Ampl Jy Top frame: Phas deg
Vector averaged cross-power spectrum Baseline: EF (01) - ON (03)
Timerange: 01/01:54:33 to 01/01:55:43

Plot file version 352 created 19-SEP-2014 15:42:40
J2040+4527 ES074A.UVDATA.1
Freq = 22.2346 GHz, Bw = 4.000 MH No calibration applied and no bandpass applied

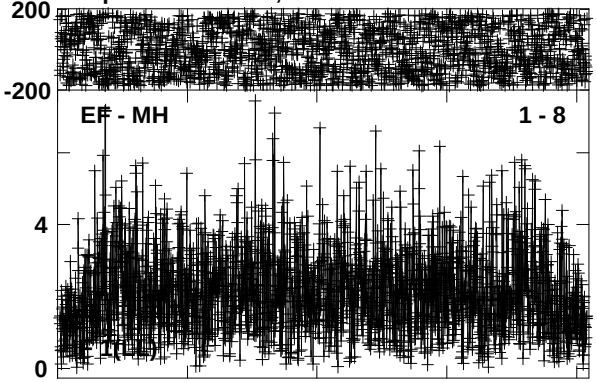

Lower frame: Milli Ampl Jy Top frame: Phas deg
Vector averaged cross-power spectrum Baseline: EF (01) - MH (08)
Timerange: 01/01:54:33 to 01/01:55:43

Plot file version 353 created 19-SEP-2014 15:42:41
J2202+4216 ES074A.UVDATA.1
Freq = 22.2346 GHz, Bw = 4.000 MH No calibration applied and no bandpass applied

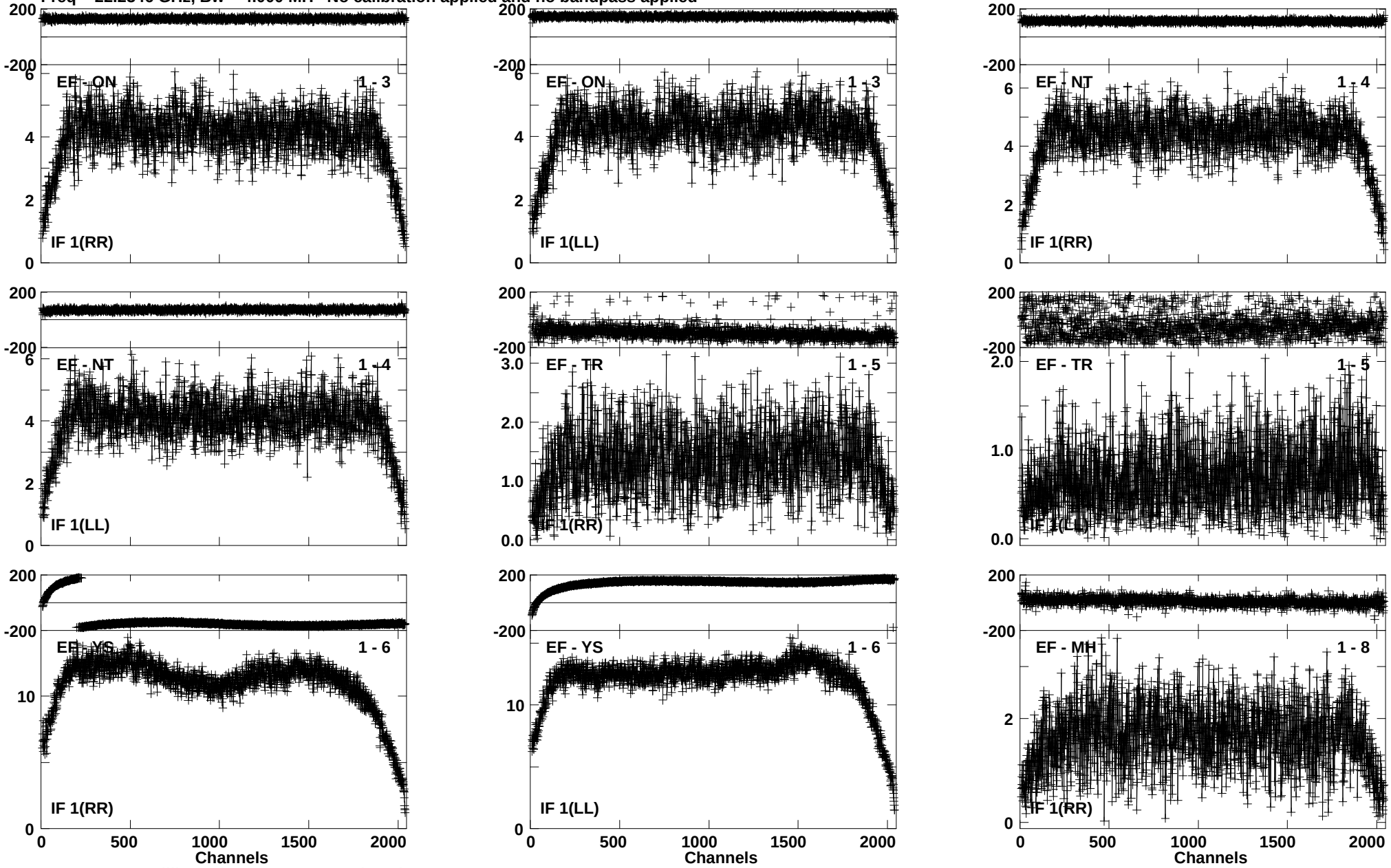

Lower frame: Milli Ampl Jy Top frame: Phas deg
Vector averaged cross-power spectrum Baseline: EF (01) - ON (03)
Timerange: 01/02:09:43 to 01/02:19:39

Plot file version 354 created 19-SEP-2014 15:42:42
J2202+4216 ES074A.UVDATA.1
Freq = 22.2346 GHz, Bw = 4.000 MH No calibration applied and no bandpass applied

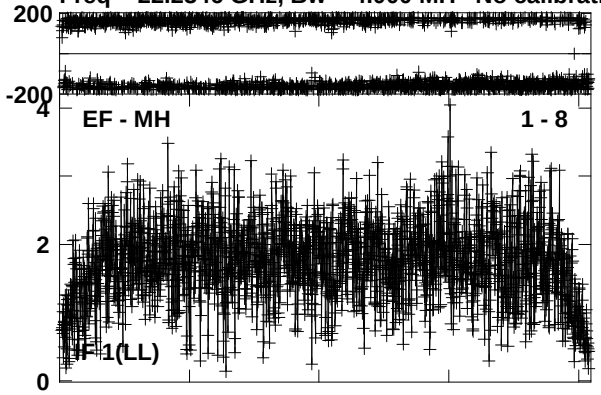

Lower frame: Milli Ampl Jy Top frame: Phas deg
Vector averaged cross-power spectrum Baseline: EF (01) - MH (08)
Timerange: 01/02:09:43 to 01/02:19:39

Plot file version 355 created 19-SEP-2014 15:42:42
J2040+4527 ES074A.UVDATA.1
Freq = 22.2346 GHz, Bw = 4.000 MH No calibration applied and no bandpass applied

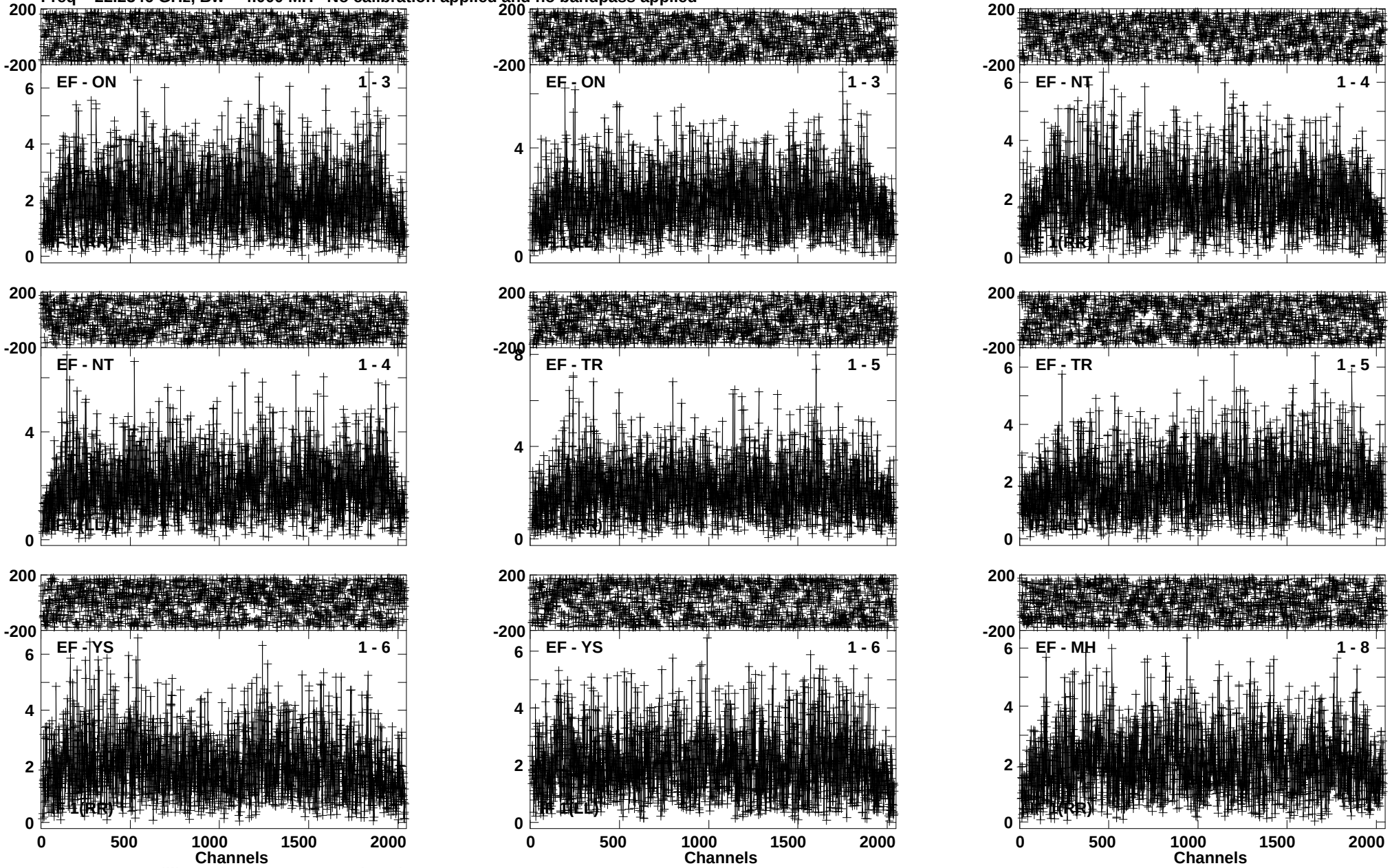

Lower frame: Milli Ampl Jy Top frame: Phas deg
Vector averaged cross-power spectrum Baseline: EF (01) - ON (03)
Timerange: 01/02:23:03 to 01/02:24:13

Plot file version 356 created 19-SEP-2014 15:42:42
J2040+4527 ES074A.UVDATA.1
Freq = 22.2346 GHz, Bw = 4.000 MH No calibration applied and no bandpass applied

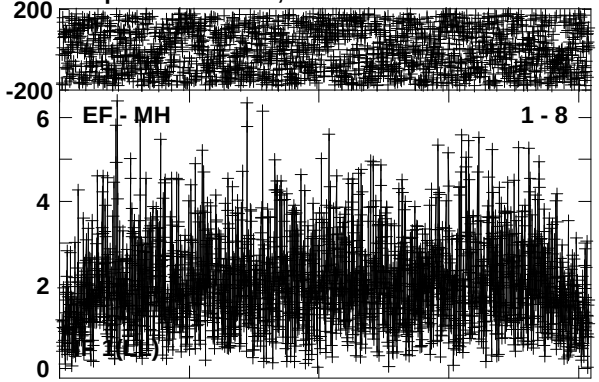

Lower frame: Milli Ampl Jy Top frame: Phas deg
Vector averaged cross-power spectrum Baseline: EF (01) - MH (08)
Timerange: 01/02:23:03 to 01/02:24:13

Plot file version 357 created 19-SEP-2014 15:42:42
W75N ES074A.UVDATA.1
Freq = 22.2346 GHz, Bw = 4.000 MH No calibration applied and no bandpass applied

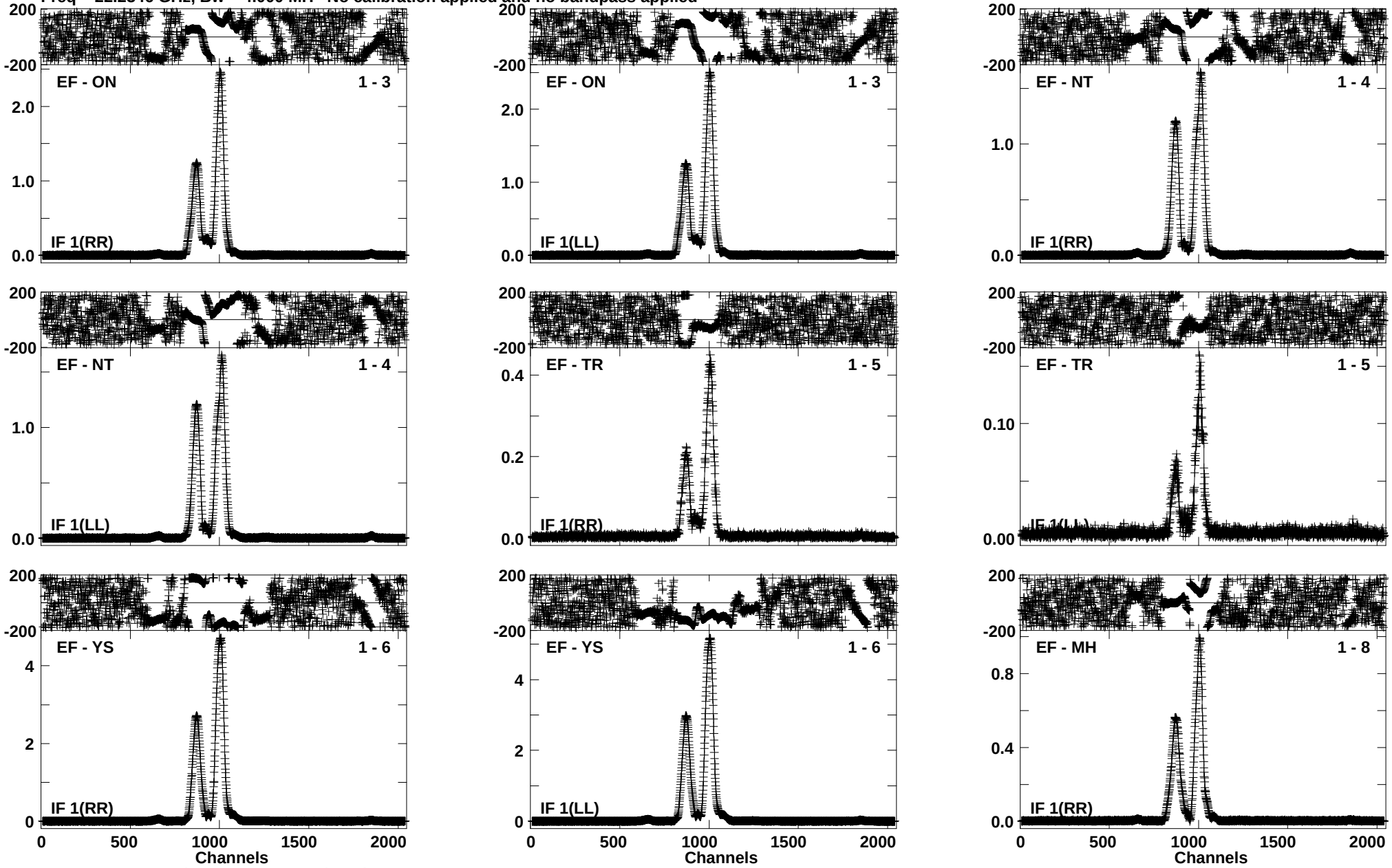

Lower frame: Ampl Jy Top frame: Phas deg
Vector averaged cross-power spectrum Baseline: EF (01) - ON (03)
Timerange: 01/02:24:25 to 01/02:25:29

Plot file version 358 created 19-SEP-2014 15:42:43
W75N ES074A.UVDATA.1
Freq = 22.2346 GHz, Bw = 4.000 MH No calibration applied and no bandpass applied

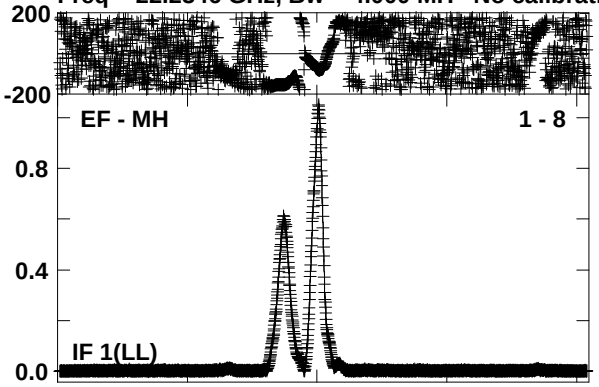

Lower frame: Ampl Jy Top frame: Phas deg
Vector averaged cross-power spectrum Baseline: EF (01) - MH (08)
Timerange: 01/02:24:25 to 01/02:25:29

Plot file version 359 created 19-SEP-2014 15:42:43
J2040+4527 ES074A.UVDATA.1
Freq = 22.2346 GHz, Bw = 4.000 MH No calibration applied and no bandpass applied

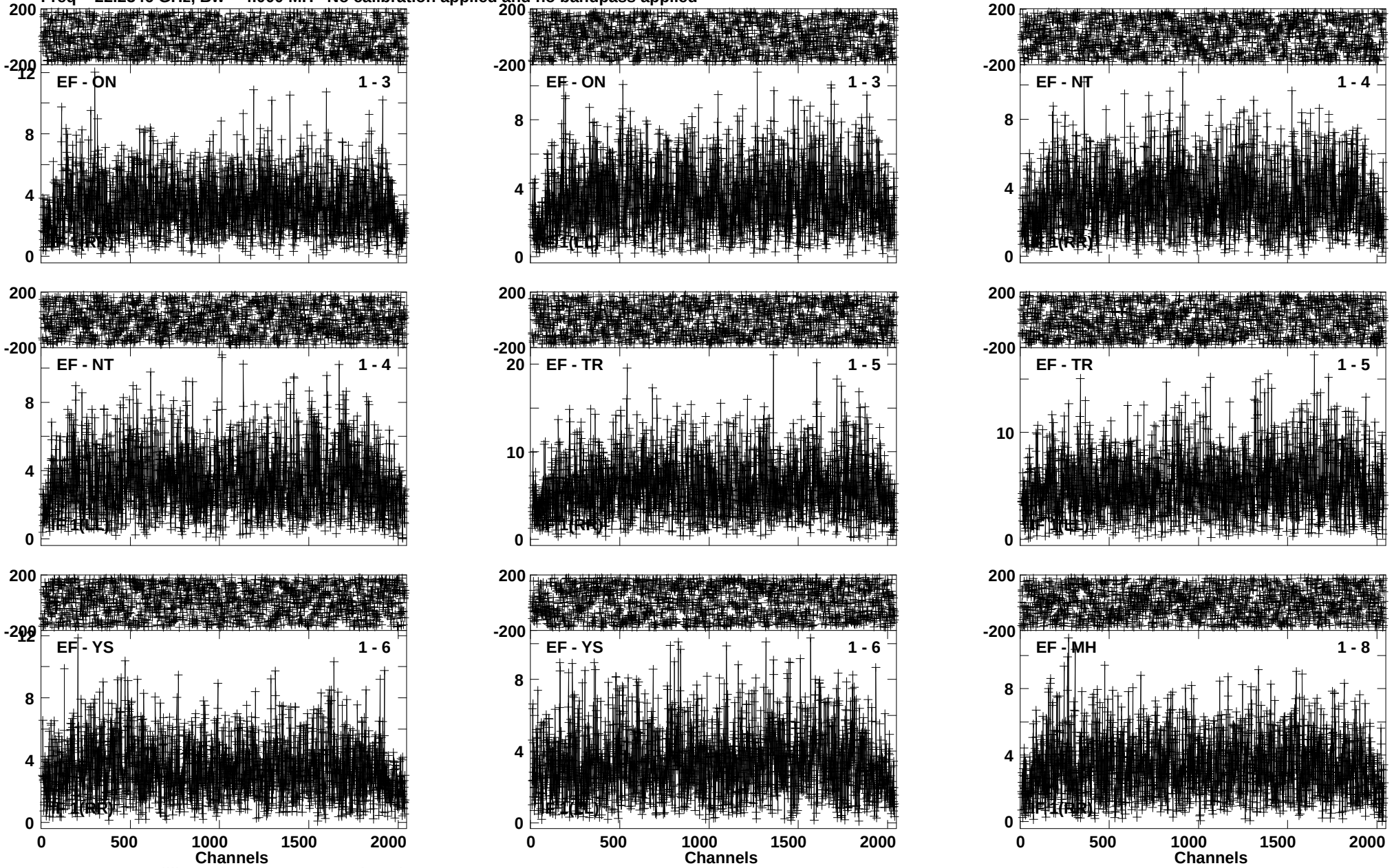

Lower frame: Milli Ampl Jy Top frame: Phas deg
Vector averaged cross-power spectrum Baseline: EF (01) - ON (03)
Timerange: 01/02:25:33 to 01/02:26:43

Plot file version 360 created 19-SEP-2014 15:42:43
J2040+4527 ES074A.UVDATA.1
Freq = 22.2346 GHz, Bw = 4.000 MH No calibration applied and no bandpass applied

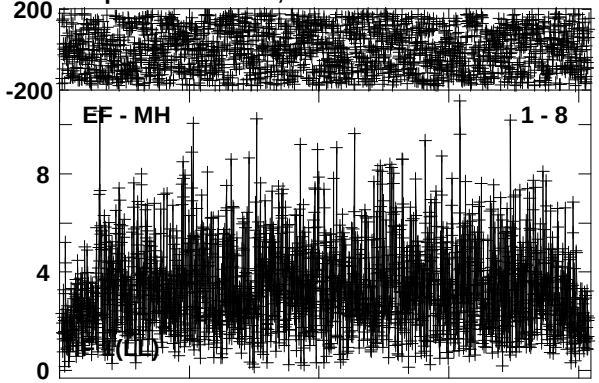

Lower frame: Milli Ampl Jy Top frame: Phas deg
Vector averaged cross-power spectrum Baseline: EF (01) - MH (08)
Timerange: 01/02:25:33 to 01/02:26:43

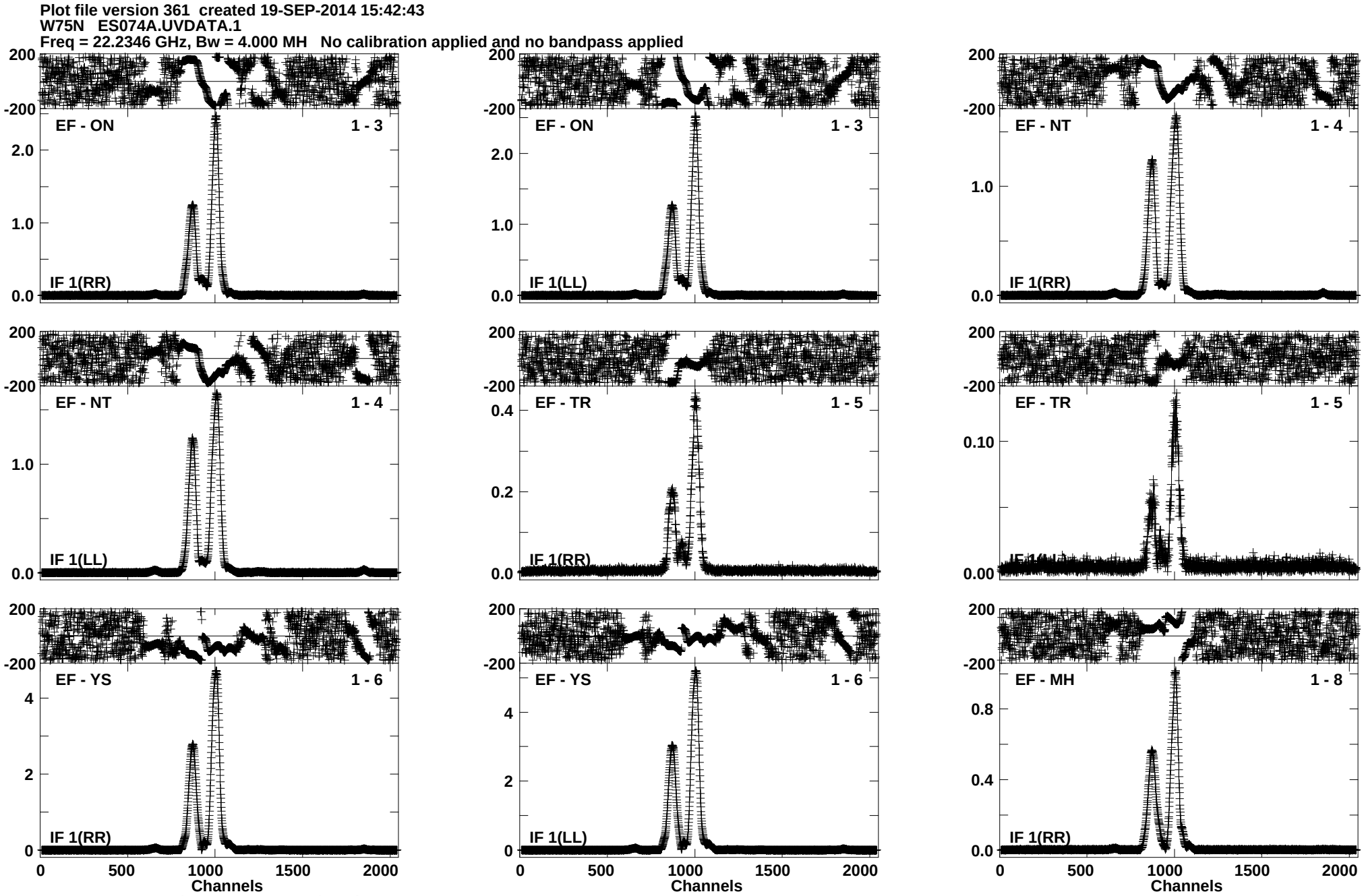
Plot file version 361 created 19-SEP-2014 15:42:43
W75N ES074A.UVDATA.1
Freq = 22.2346 GHz, Bw = 4.000 MH No calibration applied and no bandpass applied
EF - ON 1 - 3
IF 1(RR)
EF - ON 1 - 3
IF 1(LL)
EF - NT 1 - 4
IF 1(RR)
EF - NT 1 - 4
IF 1(LL)
EF - TR 1 - 5
IF 1(RR)
EF - TR 1 - 5
EF - YS 1 - 6
IF 1(RR)
EF - YS 1 - 6
IF 1(LL)
EF - MH 1 - 8
IF 1(RR)
Channels
Channels
Channels
Lower frame: Ampl Jy Top frame: Phas deg
Vector averaged cross-power spectrum Baseline: EF (01) - ON (03)
Timerange: 01/02:26:55 to 01/02:27:59

Plot file version 362 created 19-SEP-2014 15:42:43
W75N ES074A.UVDATA.1
Freq = 22.2346 GHz, Bw = 4.000 MH No calibration applied and no bandpass applied

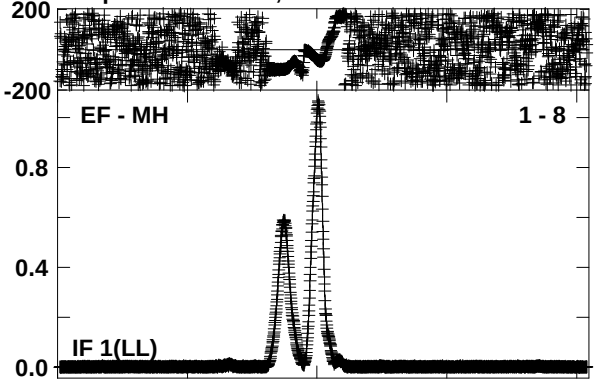

Lower frame: Ampl Jy Top frame: Phas deg
Vector averaged cross-power spectrum Baseline: EF (01) - MH (08)
Timerange: 01/02:26:55 to 01/02:27:59

Plot file version 363 created 19-SEP-2014 15:42:43
J2040+4527 ES074A.UVDATA.1
Freq = 22.2346 GHz, Bw = 4.000 MH No calibration applied and no bandpass applied

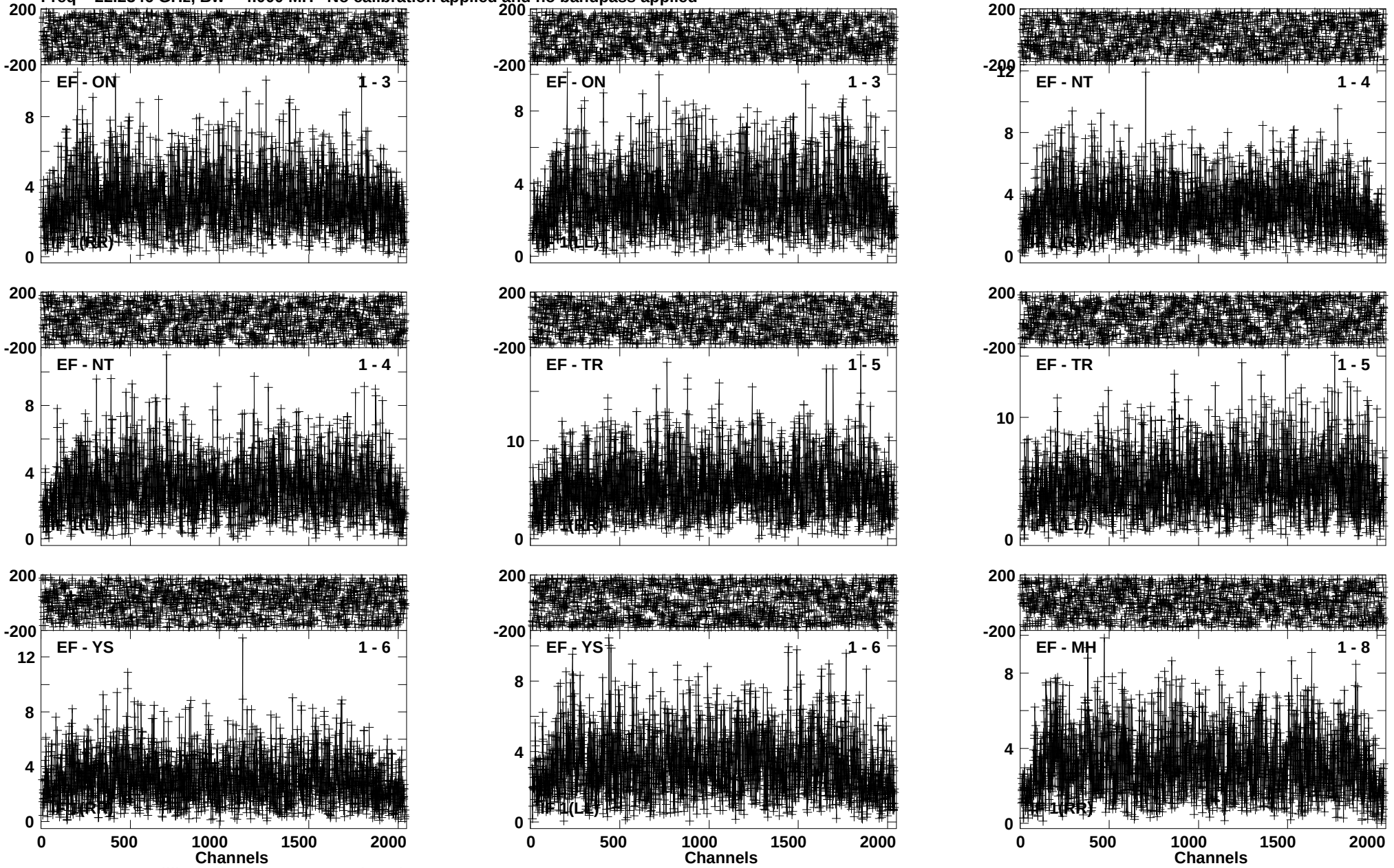

Lower frame: Milli Ampl Jy Top frame: Phas deg
Vector averaged cross-power spectrum Baseline: EF (01) - ON (03)
Timerange: 01/02:28:03 to 01/02:29:13

Plot file version 364 created 19-SEP-2014 15:42:43
J2040+4527 ES074A.UVDATA.1
Freq = 22.2346 GHz, Bw = 4.000 MH No calibration applied and no bandpass applied

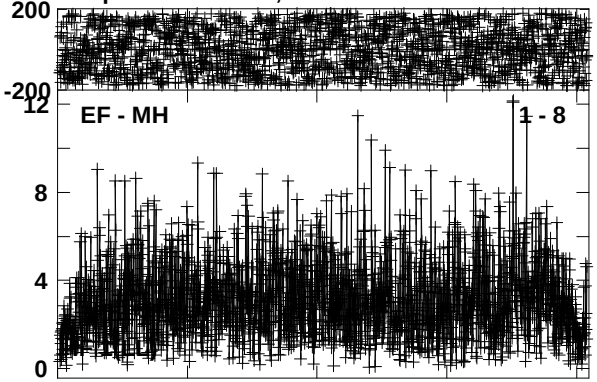

Lower frame: Milli Ampl Jy Top frame: Phas deg
Vector averaged cross-power spectrum Baseline: EF (01) - MH (08)
Timerange: 01/02:28:03 to 01/02:29:13

Plot file version 365 created 19-SEP-2014 15:42:43
W75N ES074A.UVDATA.1
Freq = 22.2346 GHz, Bw = 4.000 MH No calibration applied and no bandpass applied

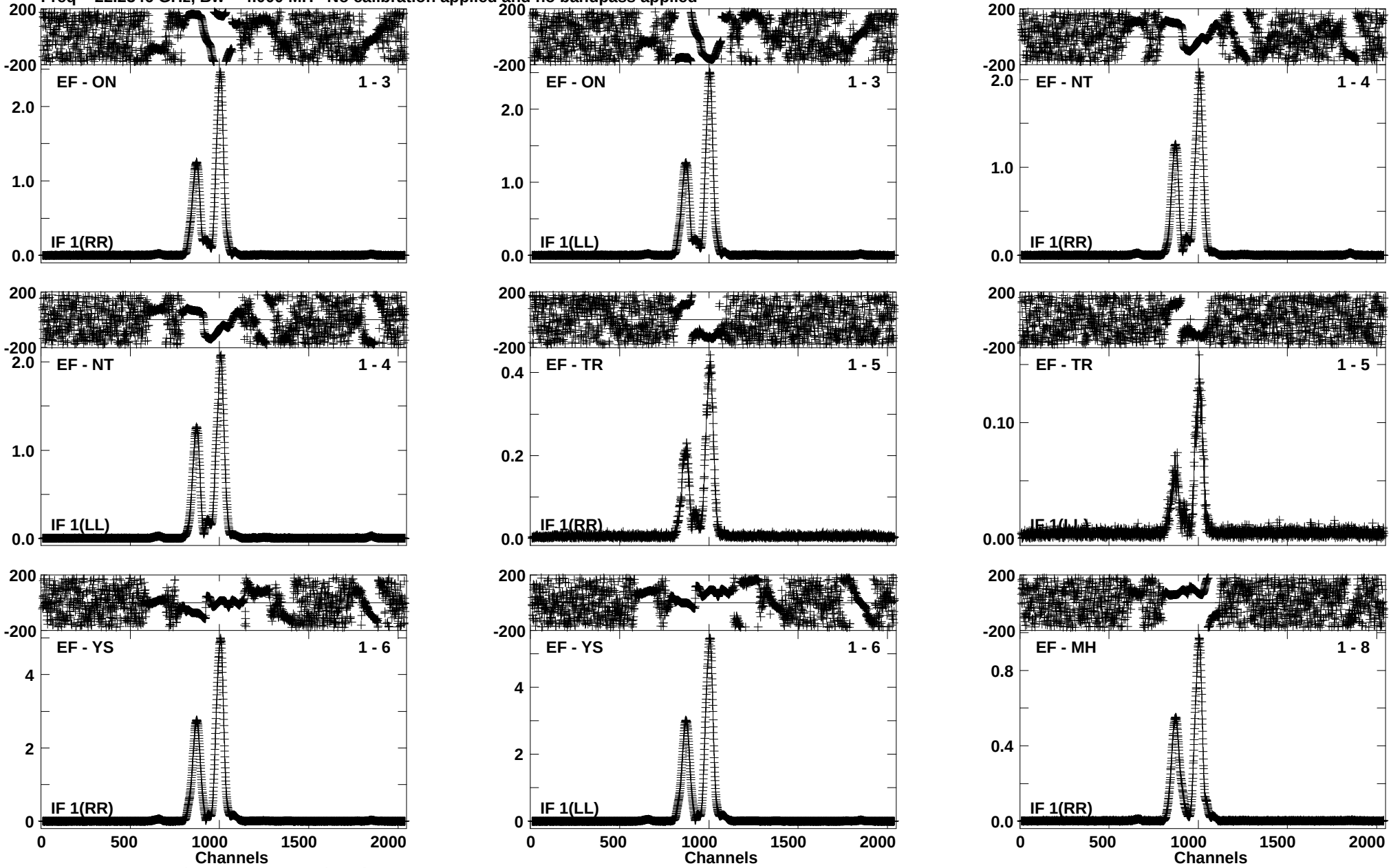

Lower frame: Ampl Jy Top frame: Phas deg
Vector averaged cross-power spectrum Baseline: EF (01) - ON (03)
Timerange: 01/02:29:25 to 01/02:30:29

Plot file version 366 created 19-SEP-2014 15:42:43
W75N ES074A.UVDATA.1
Freq = 22.2346 GHz, Bw = 4.000 MH No calibration applied and no bandpass applied

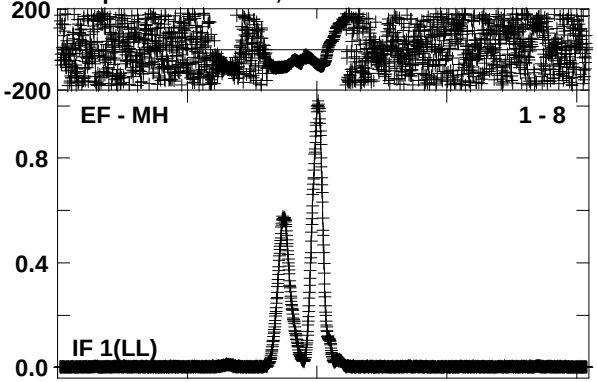

Lower frame: Ampl Jy Top frame: Phas deg
Vector averaged cross-power spectrum Baseline: EF (01) - MH (08)
Timerange: 01/02:29:25 to 01/02:30:29

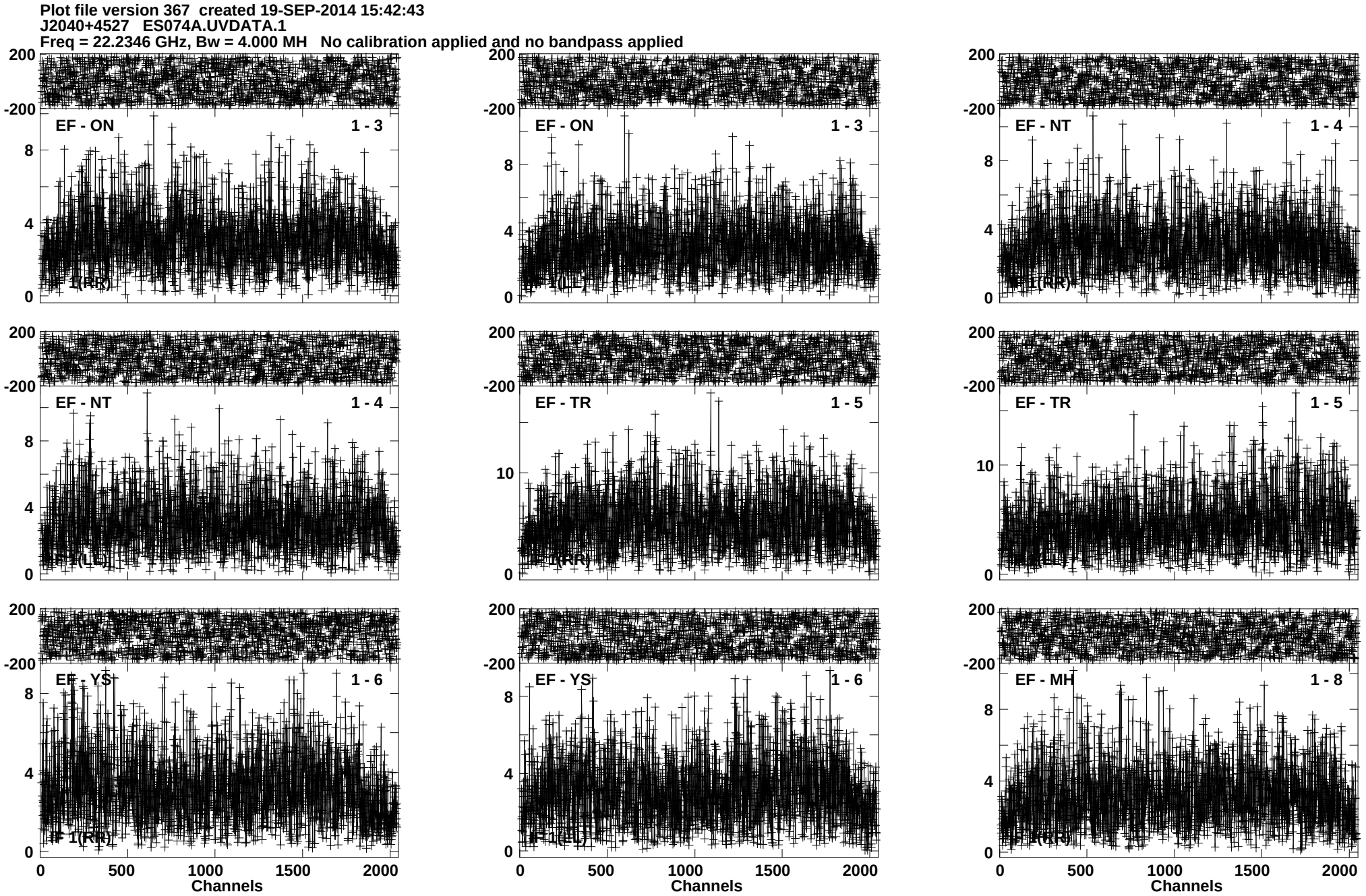
Plot file version 367 created 19-SEP-2014 15:42:43
J2040+4527 ES074A.UVDATA.1
Freq = 22.2346 GHz, Bw = 4.000 MH No calibration applied and no bandpass applied
EF - ON 1 - 3
IF 1(RR)
EF - ON 1 - 3
IF 1(LL)
EF - NT 1 - 4
IF 1(RR)
EF - NT 1 - 4
IF 1(LL)
EF - TR 1 - 5
IF 1(RR)
EF - TR 1 - 5
IF 1(LL)
EF - YS 1 - 6
IF 1(RR)
EF - YS 1 - 6
IF 1(LL)
EF - MH 1 - 8
IF 1(RR)
Channels
Channels
Channels
Lower frame: Milli Ampl Jy Top frame: Phas deg
Vector averaged cross-power spectrum Baseline: EF (01) - ON (03)
Timerange: 01/02:30:33 to 01/02:31:43

Plot file version 368 created 19-SEP-2014 15:42:43
J2040+4527 ES074A.UVDATA.1
Freq = 22.2346 GHz, Bw = 4.000 MH No calibration applied and no bandpass applied

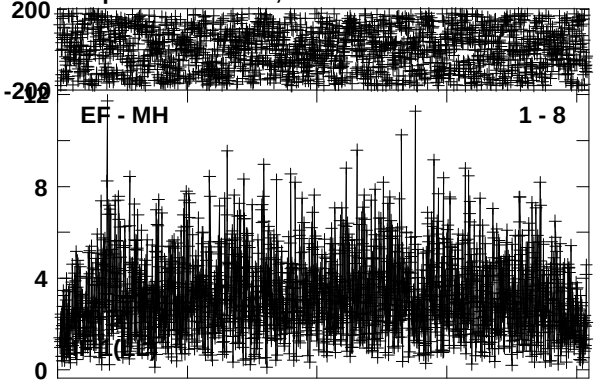

Lower frame: Milli Ampl Jy Top frame: Phas deg
Vector averaged cross-power spectrum Baseline: EF (01) - MH (08)
Timerange: 01/02:30:33 to 01/02:31:43

Plot file version 369 created 19-SEP-2014 15:42:43
W75N ES074A.UVDATA.1
Freq = 22.2346 GHz, Bw = 4.000 MH No calibration applied and no bandpass applied

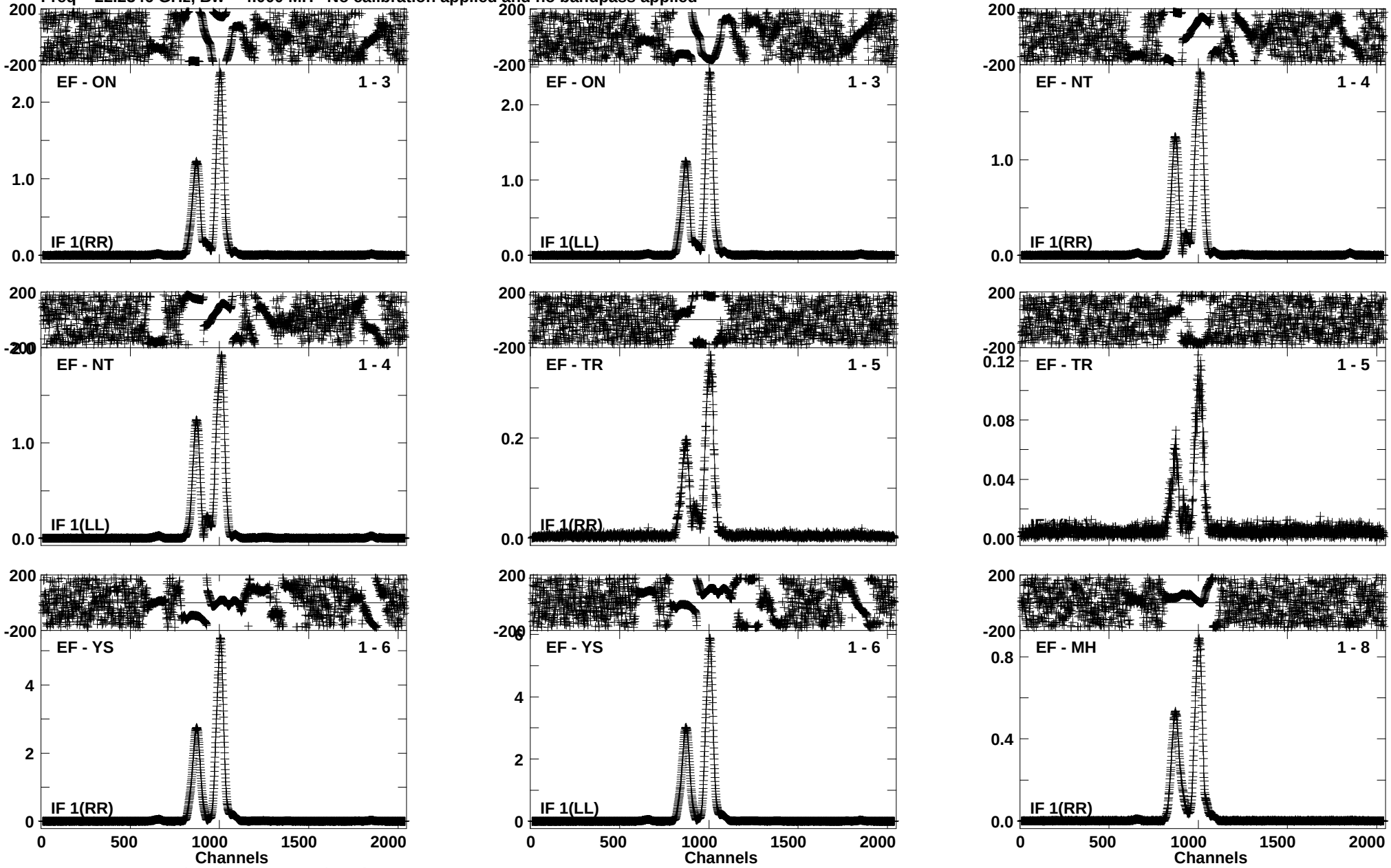

Lower frame: Ampl Jy Top frame: Phas deg
Vector averaged cross-power spectrum Baseline: EF (01) - ON (03)
Timerange: 01/02:31:55 to 01/02:32:59

Plot file version 370 created 19-SEP-2014 15:42:44
W75N ES074A.UVDATA.1
Freq = 22.2346 GHz, Bw = 4.000 MH No calibration applied and no bandpass applied

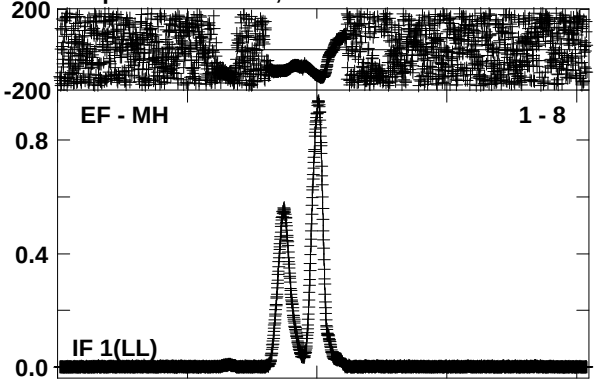

Lower frame: Ampl Jy Top frame: Phas deg
Vector averaged cross-power spectrum Baseline: EF (01) - MH (08)
Timerange: 01/02:31:55 to 01/02:32:59

Plot file version 371 created 19-SEP-2014 15:42:44
J2040+4527 ES074A.UVDATA.1
Freq = 22.2346 GHz, Bw = 4.000 MH No calibration applied and no bandpass applied

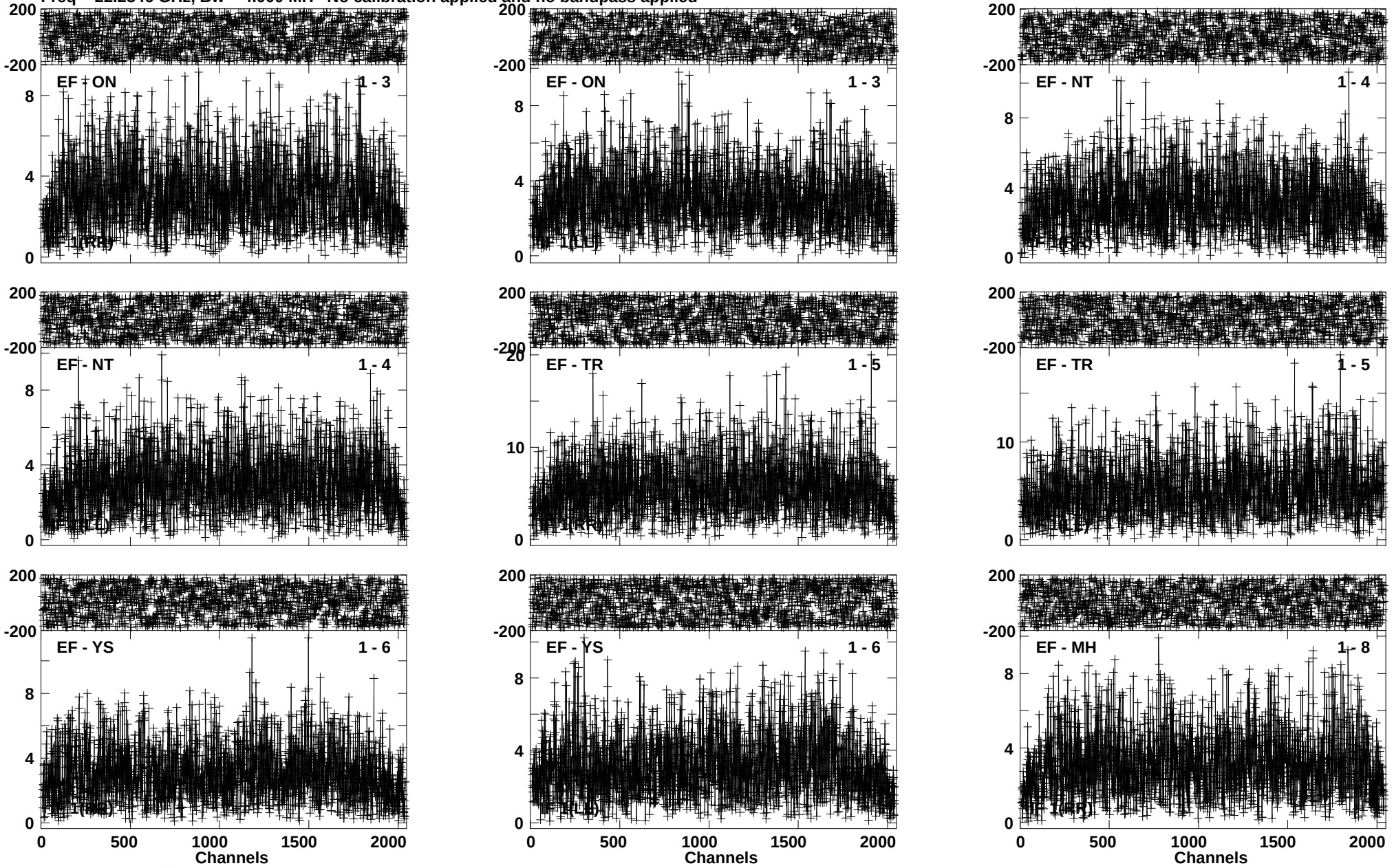

Lower frame: Milli Ampl Jy Top frame: Phas deg
Vector averaged cross-power spectrum Baseline: EF (01) - ON (03)
Timerange: 01/02:33:03 to 01/02:34:13

Plot file version 372 created 19-SEP-2014 15:42:44
J2040+4527 ES074A.UVDATA.1
Freq = 22.2346 GHz, Bw = 4.000 MH No calibration applied and no bandpass applied

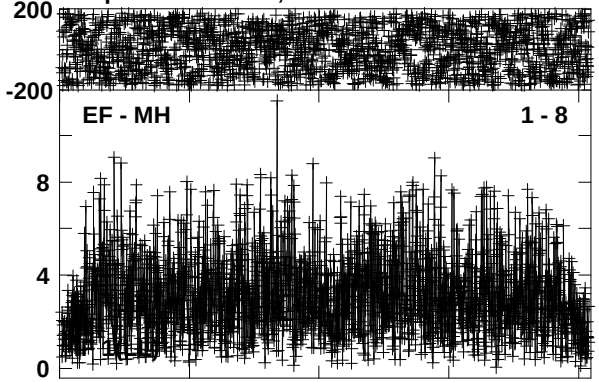

Lower frame: Milli Ampl Jy Top frame: Phas deg
Vector averaged cross-power spectrum Baseline: EF (01) - MH (08)
Timerange: 01/02:33:03 to 01/02:34:13

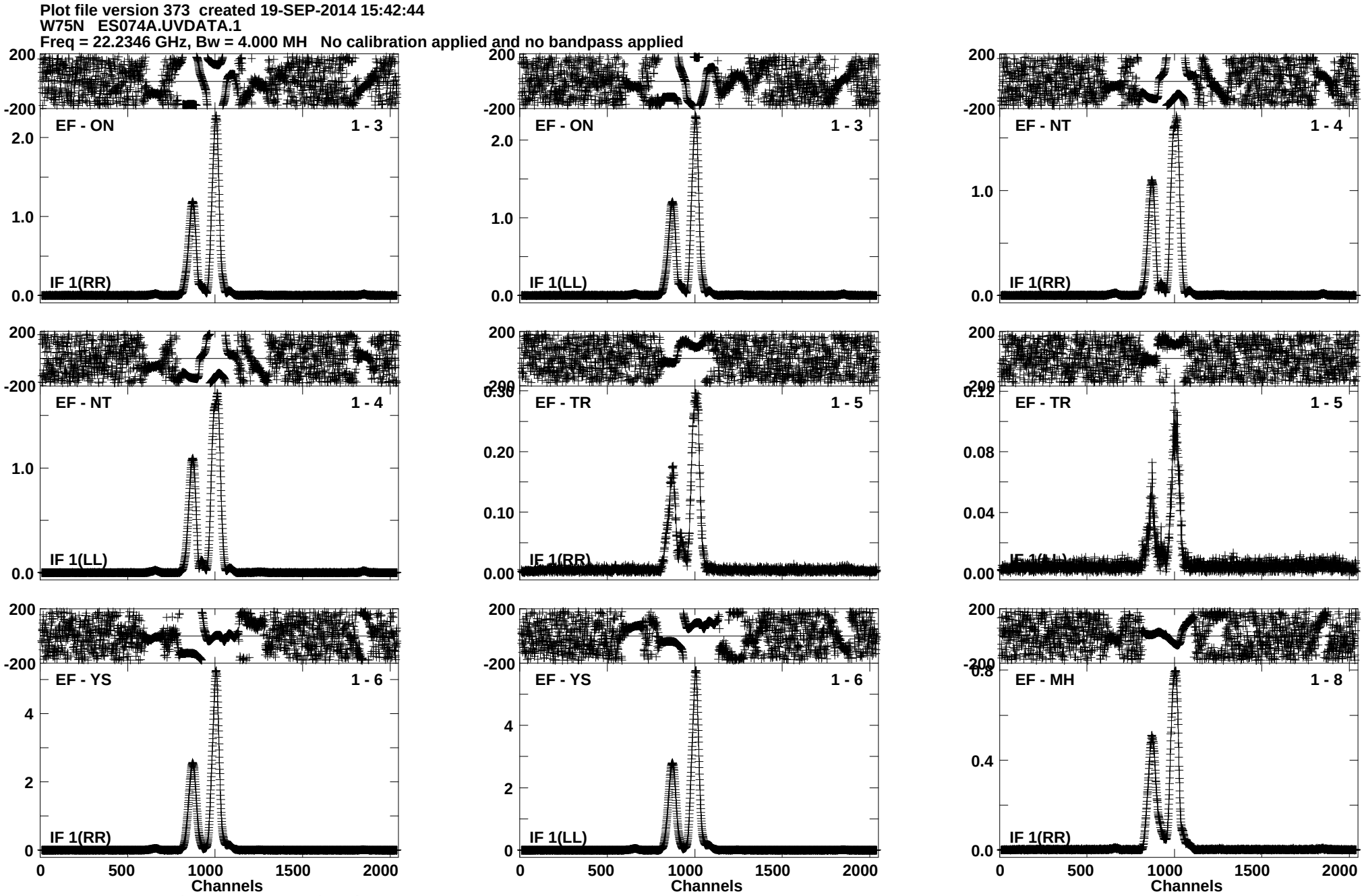
Plot file version 373 created 19-SEP-2014 15:42:44
W75N ES074A.UVDATA.1
Freq = 22.2346 GHz, Bw = 4.000 MH No calibration applied and no bandpass applied
EF - ON 1 - 3
IF 1(RR)
EF - ON 1 - 3
IF 1(LL)
EF - NT 1 - 4
IF 1(RR)
EF - NT 1 - 4
IF 1(LL)
EF - TR 1 - 5
IF 1(RR)
EF - TR 1 - 5
EF - YS 1 - 6
IF 1(RR)
EF - YS 1 - 6
IF 1(LL)
EF - MH 1 - 8
IF 1(RR)
Channels
Channels
Channels
Lower frame: Ampl Jy Top frame: Phas deg
Vector averaged cross-power spectrum Baseline: EF (01) - ON (03)
Timerange: 01/02:34:25 to 01/02:35:29

Plot file version 374 created 19-SEP-2014 15:42:44
W75N ES074A.UVDATA.1
Freq = 22.2346 GHz, Bw = 4.000 MH No calibration applied and no bandpass applied

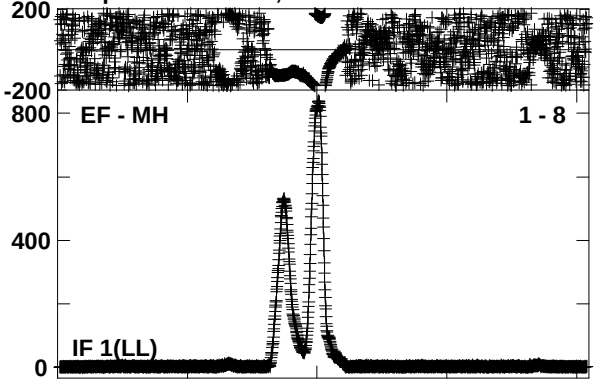

Lower frame: Milli Ampl Jy Top frame: Phas deg
Vector averaged cross-power spectrum Baseline: EF (01) - MH (08)
Timerange: 01/02:34:25 to 01/02:35:29

Plot file version 375 created 19-SEP-2014 15:42:44
J2040+4527 ES074A.UVDATA.1
Freq = 22.2346 GHz, Bw = 4.000 MH No calibration applied and no bandpass applied

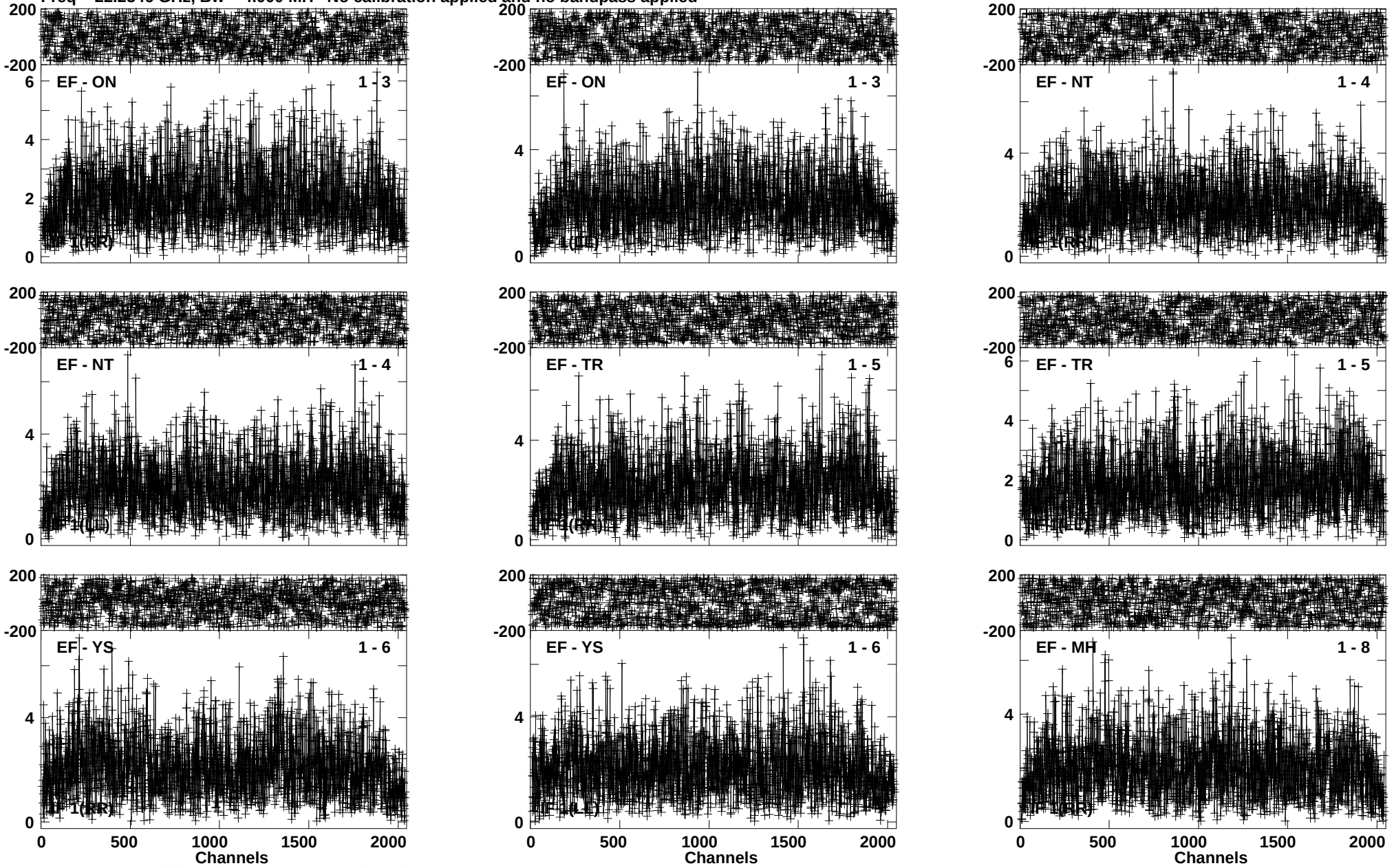

Lower frame: Milli Ampl Jy Top frame: Phas deg
Vector averaged cross-power spectrum Baseline: EF (01) - ON (03)
Timerange: 01/02:36:23 to 01/02:37:33

Plot file version 376 created 19-SEP-2014 15:42:44
J2040+4527 ES074A.UVDATA.1
Freq = 22.2346 GHz, Bw = 4.000 MH No calibration applied and no bandpass applied

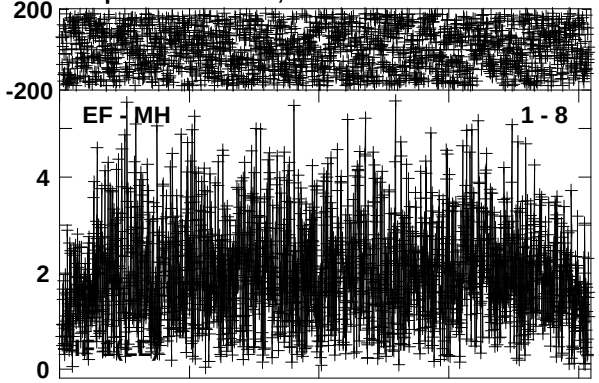

Lower frame: Milli Ampl Jy Top frame: Phas deg
Vector averaged cross-power spectrum Baseline: EF (01) - MH (08)
Timerange: 01/02:36:23 to 01/02:37:33

Plot file version 377 created 19-SEP-2014 15:42:44
W75N ES074A.UVDATA.1
Freq = 22.2346 GHz, Bw = 4.000 MH No calibration applied and no bandpass applied

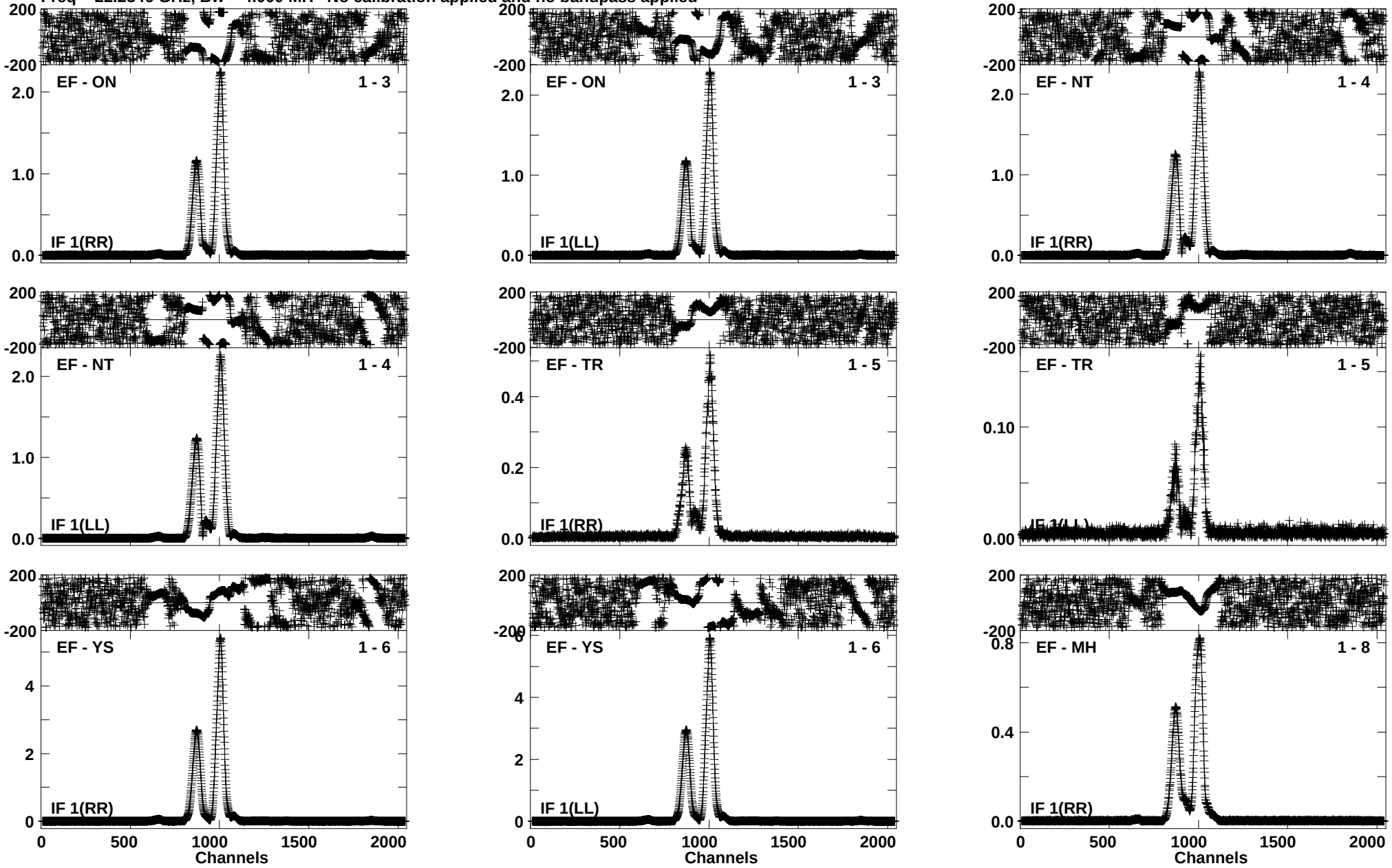

Lower frame: Ampl Jy Top frame: Phas deg
Vector averaged cross-power spectrum Baseline: EF (01) - ON (03)
Timerange: 01/02:37:45 to 01/02:38:49

Plot file version 378 created 19-SEP-2014 15:42:44
W75N ES074A.UVDATA.1
Freq = 22.2346 GHz, Bw = 4.000 MH No calibration applied and no bandpass applied

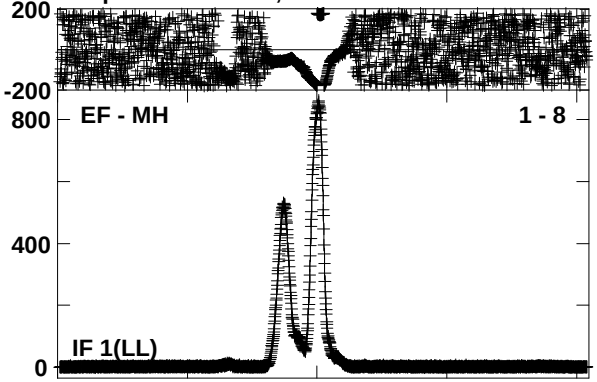

Lower frame: Milli Ampl Jy Top frame: Phas deg
Vector averaged cross-power spectrum Baseline: EF (01) - MH (08)
Timerange: 01/02:37:45 to 01/02:38:49

Plot file version 379 created 19-SEP-2014 15:42:44
J2040+4527 ES074A.UVDATA.1
Freq = 22.2346 GHz, Bw = 4.000 MH No calibration applied and no bandpass applied

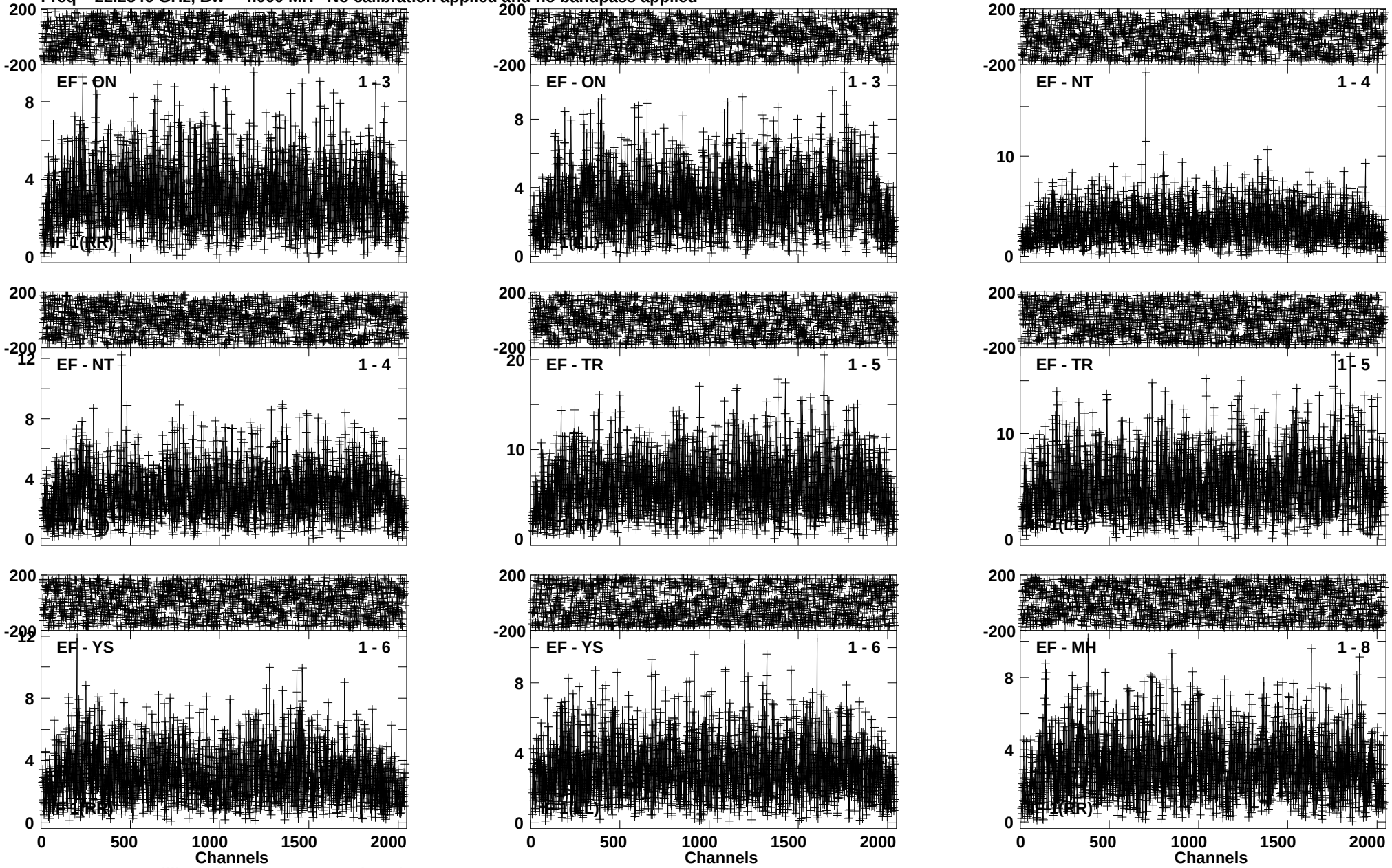

Lower frame: Milli Ampl Jy Top frame: Phas deg
Vector averaged cross-power spectrum Baseline: EF (01) - ON (03)
Timerange: 01/02:39:00 to 01/02:40:04

Plot file version 380 created 19-SEP-2014 15:42:44
J2040+4527 ES074A.UVDATA.1
Freq = 22.2346 GHz, Bw = 4.000 MH No calibration applied and no bandpass applied

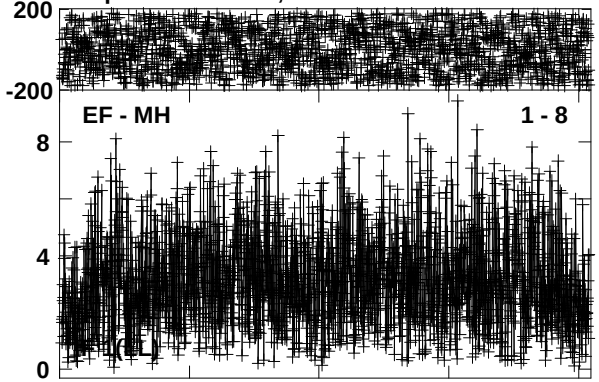

Lower frame: Milli Ampl Jy Top frame: Phas deg
Vector averaged cross-power spectrum Baseline: EF (01) - MH (08)
Timerange: 01/02:39:00 to 01/02:40:04

Plot file version 381 created 19-SEP-2014 15:42:44
W75N ES074A.UVDATA.1
Freq = 22.2346 GHz, Bw = 4.000 MH No calibration applied and no bandpass applied

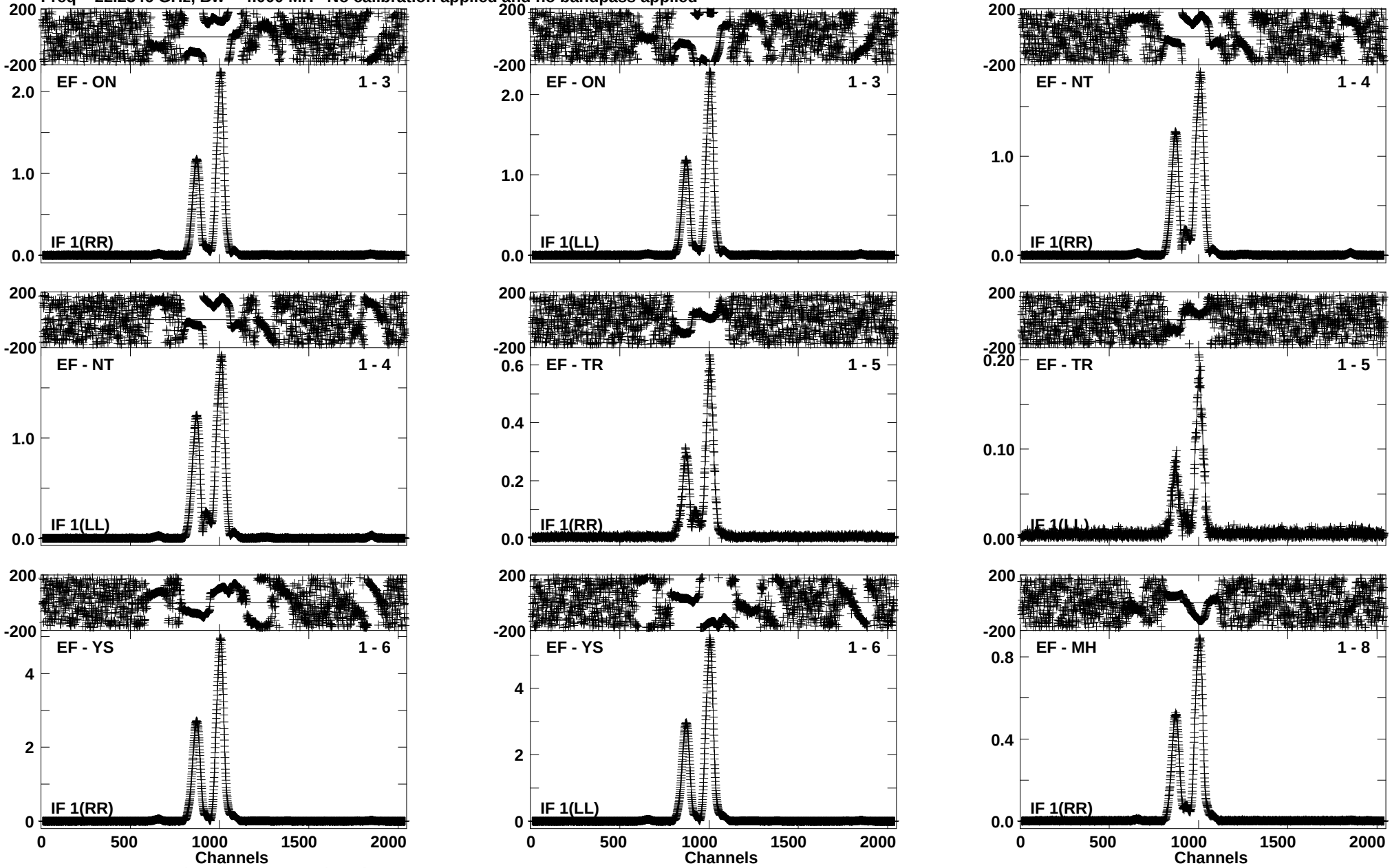

Lower frame: Ampl Jy Top frame: Phas deg
Vector averaged cross-power spectrum Baseline: EF (01) - ON (03)
Timerange: 01/02:40:15 to 01/02:41:19

Plot file version 382 created 19-SEP-2014 15:42:45
W75N ES074A.UVDATA.1
Freq = 22.2346 GHz, Bw = 4.000 MH No calibration applied and no bandpass applied

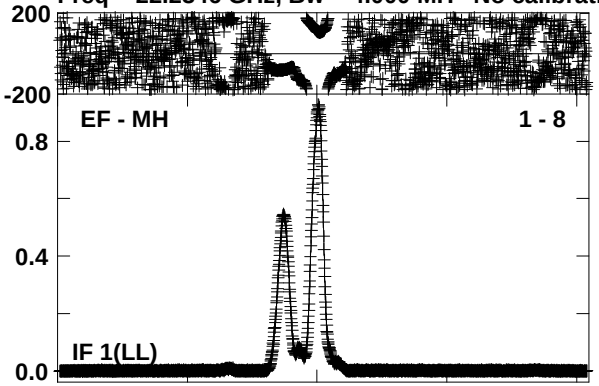

Lower frame: Ampl Jy Top frame: Phas deg
Vector averaged cross-power spectrum Baseline: EF (01) - MH (08)
Timerange: 01/02:40:15 to 01/02:41:19

Plot file version 383 created 19-SEP-2014 15:42:45
J2040+4527 ES074A.UVDATA.1
Freq = 22.2346 GHz, Bw = 4.000 MH No calibration applied and no bandpass applied

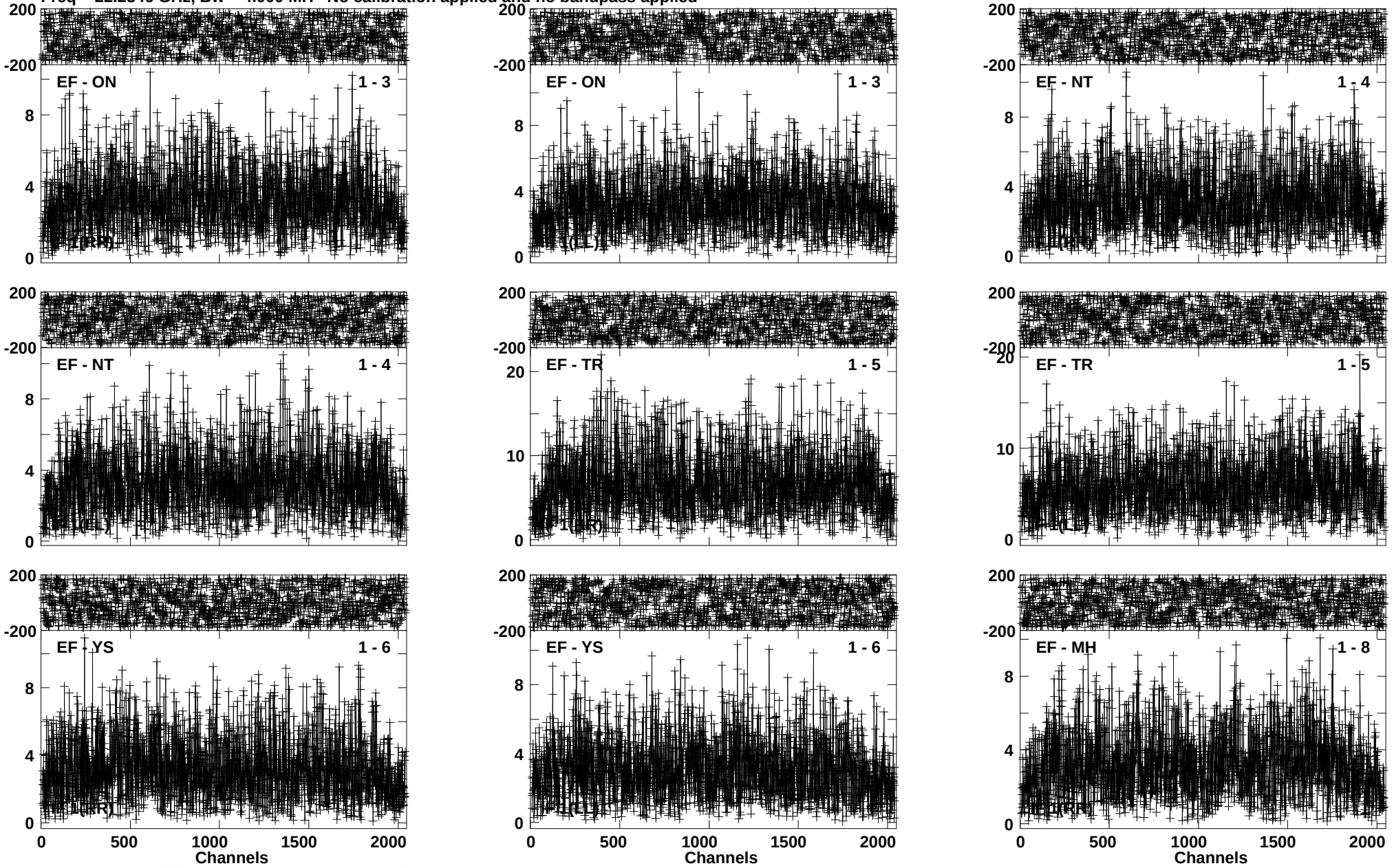

Lower frame: Milli Ampl Jy Top frame: Phas deg
Vector averaged cross-power spectrum Baseline: EF (01) - ON (03)
Timerange: 01/02:41:30 to 01/02:42:34

Plot file version 384 created 19-SEP-2014 15:42:45
J2040+4527 ES074A.UVDATA.1
Freq = 22.2346 GHz, Bw = 4.000 MH No calibration applied and no bandpass applied

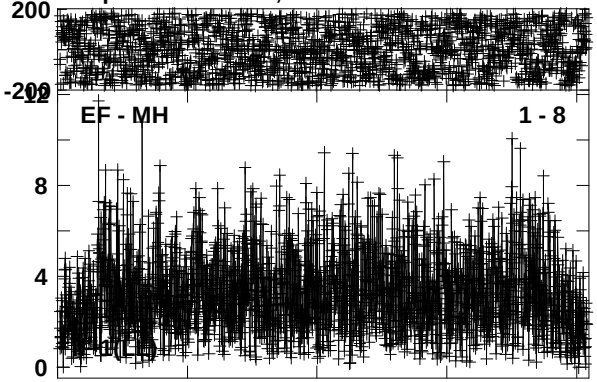

Lower frame: Milli Ampl Jy Top frame: Phas deg
Vector averaged cross-power spectrum Baseline: EF (01) - MH (08)
Timerange: 01/02:41:30 to 01/02:42:34

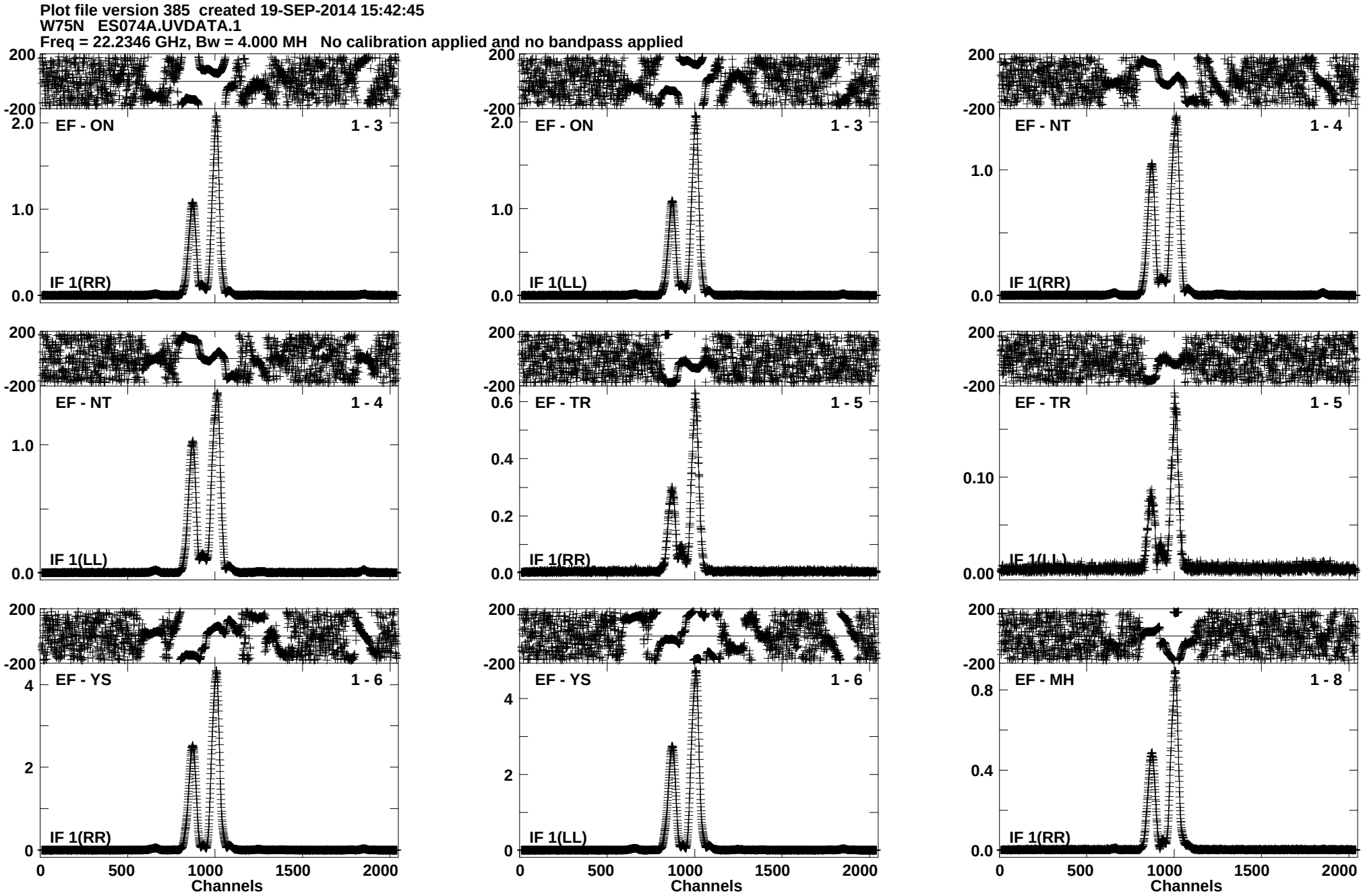
Plot file version 385 created 19-SEP-2014 15:42:45
W75N ES074A.UVDATA.1
Freq = 22.2346 GHz, Bw = 4.000 MH No calibration applied and no bandpass applied
EF - ON 1 - 3
IF 1(RR)
EF - ON 1 - 3
IF 1(LL)
EF - NT 1 - 4
IF 1(RR)
EF - NT 1 - 4
IF 1(LL)
EF - TR 1 - 5
IF 1(RR)
EF - TR 1 - 5
EF - YS 1 - 6
IF 1(RR)
EF - YS 1 - 6
IF 1(LL)
EF - MH 1 - 8
IF 1(RR)
Channels
Channels
Channels
Lower frame: Ampl Jy Top frame: Phas deg
Vector averaged cross-power spectrum Baseline: EF (01) - ON (03)
Timerange: 01/02:42:45 to 01/02:43:49

Plot file version 386 created 19-SEP-2014 15:42:45
W75N ES074A.UVDATA.1
Freq = 22.2346 GHz, Bw = 4.000 MH No calibration applied and no bandpass applied

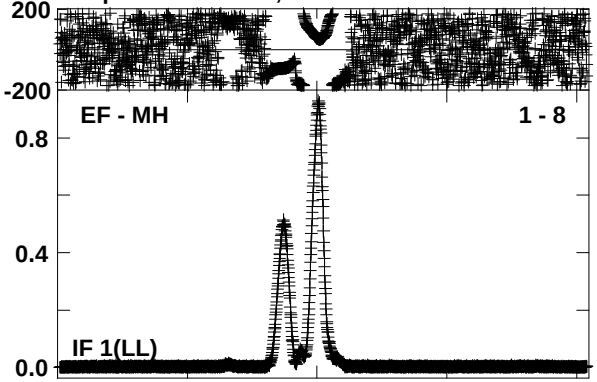

Lower frame: Ampl Jy Top frame: Phas deg
Vector averaged cross-power spectrum Baseline: EF (01) - MH (08)
Timerange: 01/02:42:45 to 01/02:43:49

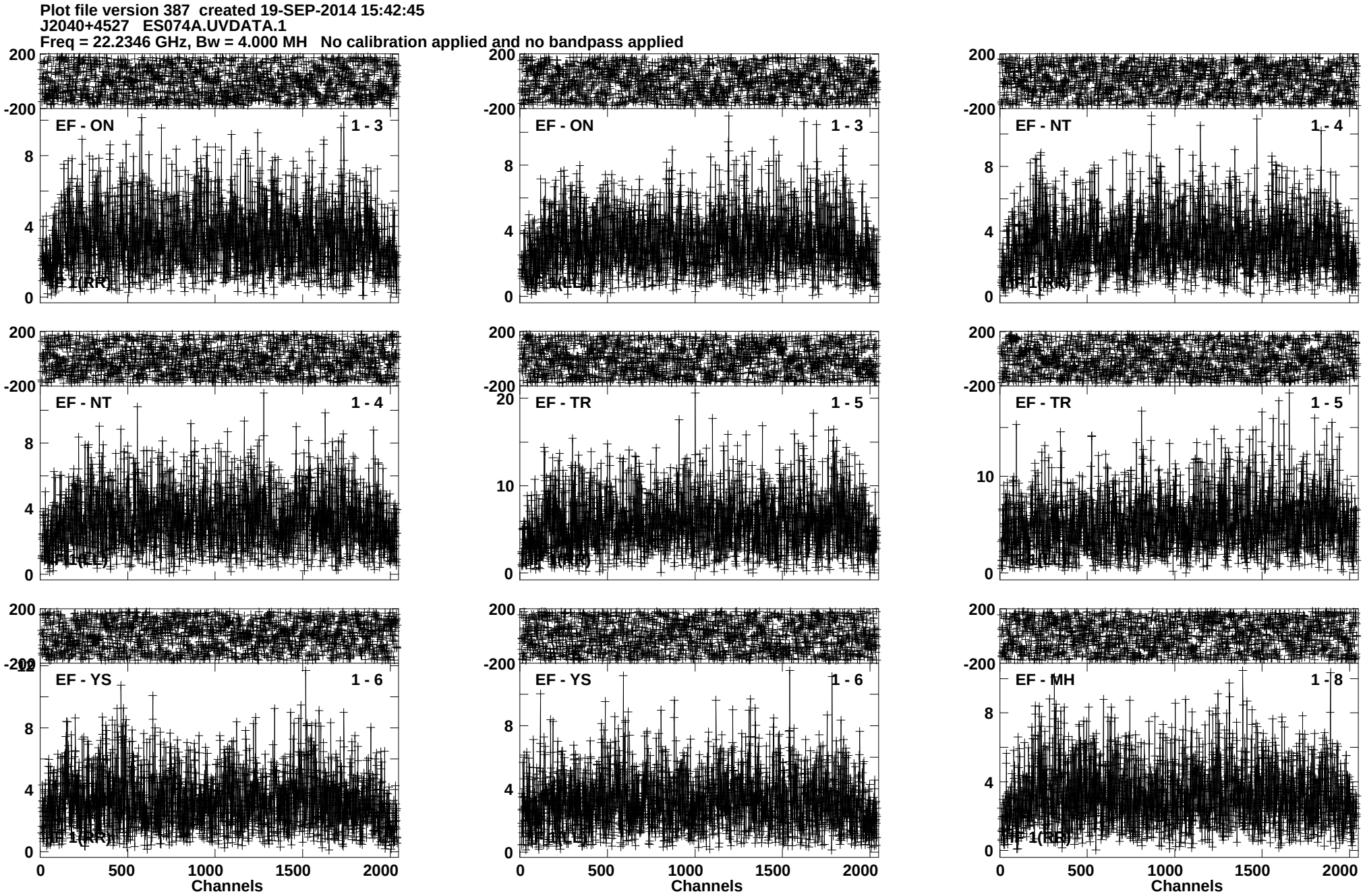
Plot file version 387 created 19-SEP-2014 15:42:45
J2040+4527 ES074A.UVDATA.1
Freq = 22.2346 GHz, Bw = 4.000 MH No calibration applied and no bandpass applied
EF - ON 1 - 3
EF - ON 1 - 3
EF - NT 1 - 4
EF - NT 1 - 4
EF - TR 1 - 5
EF - TR 1 - 5
EF - YS 1 - 6
EF - YS 1 - 6
EF - MH 1 - 8
Channels
Channels
Channels
Lower frame: Milli Ampl Jy Top frame: Phas deg
Vector averaged cross-power spectrum Baseline: EF (01) - ON (03)
Timerange: 01/02:44:00 to 01/02:45:04

Plot file version 388 created 19-SEP-2014 15:42:45
J2040+4527 ES074A.UVDATA.1
Freq = 22.2346 GHz, Bw = 4.000 MH No calibration applied and no bandpass applied

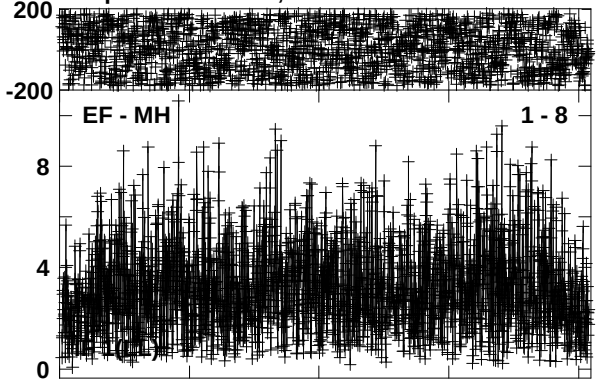

Lower frame: Milli Ampl Jy Top frame: Phas deg
Vector averaged cross-power spectrum Baseline: EF (01) - MH (08)
Timerange: 01/02:44:00 to 01/02:45:04

Plot file version 389 created 19-SEP-2014 15:42:45
W75N ES074A.UVDATA.1
Freq = 22.2346 GHz, Bw = 4.000 MH No calibration applied and no bandpass applied

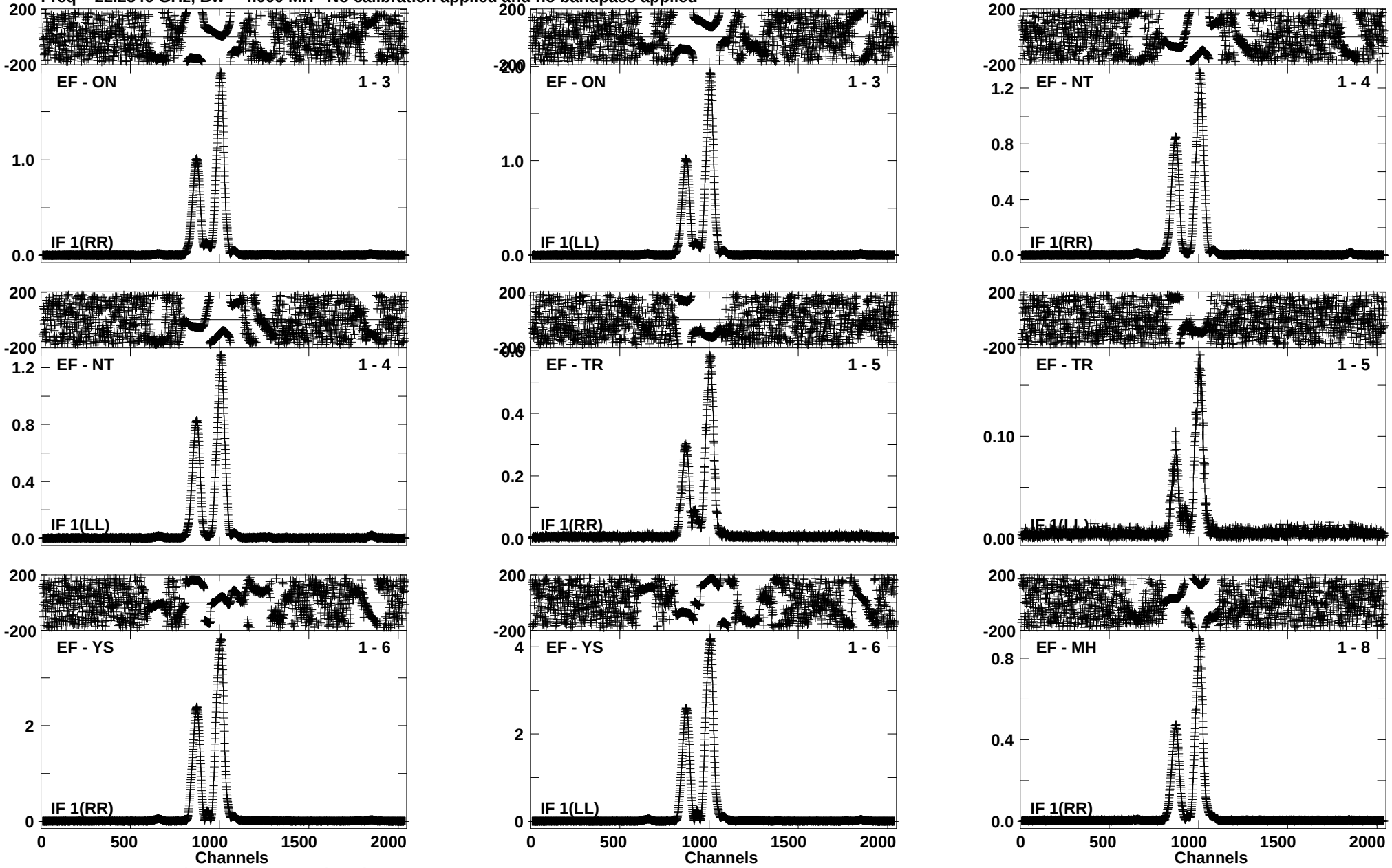

Lower frame: Ampl Jy Top frame: Phas deg
Vector averaged cross-power spectrum Baseline: EF (01) - ON (03)
Timerange: 01/02:45:15 to 01/02:46:19

Plot file version 390 created 19-SEP-2014 15:42:45
W75N ES074A.UVDATA.1
Freq = 22.2346 GHz, Bw = 4.000 MH No calibration applied and no bandpass applied

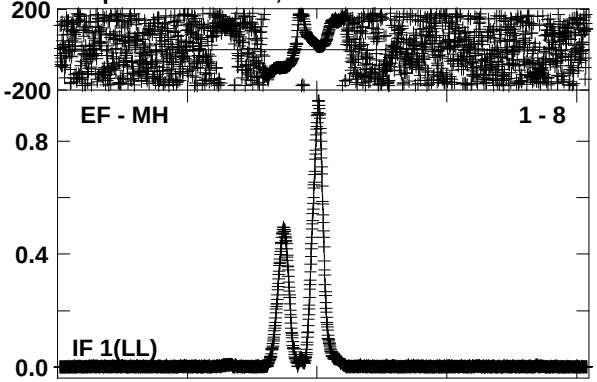

Lower frame: Ampl Jy Top frame: Phas deg
Vector averaged cross-power spectrum Baseline: EF (01) - MH (08)
Timerange: 01/02:45:15 to 01/02:46:19

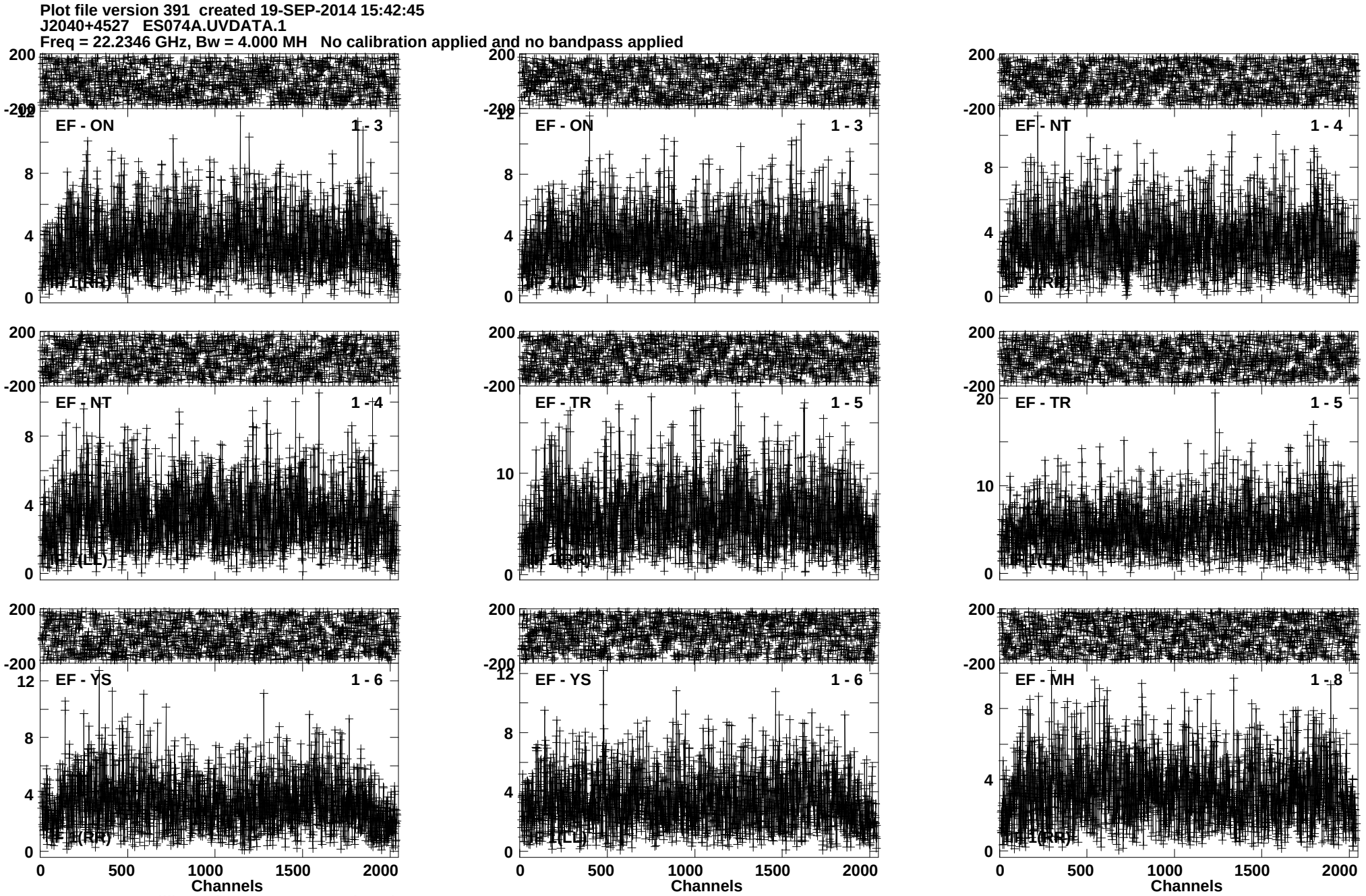
Plot file version 391 created 19-SEP-2014 15:42:45
J2040+4527 ES074A.UVDATA.1
Freq = 22.2346 GHz, Bw = 4.000 MH No calibration applied and no bandpass applied
EF - ON 1 - 3
EF - ON 1 - 3
EF - NT 1 - 4
EF - NT 1 - 4
EF - TR 1 - 5
EF - TR 1 - 5
EF - YS 1 - 6
EF - YS 1 - 6
EF - MH 1 - 8
Channels
Channels
Channels
Lower frame: Milli Ampl Jy Top frame: Phas deg
Vector averaged cross-power spectrum Baseline: EF (01) - ON (03)
Timerange: 01/02:46:30 to 01/02:47:34

Plot file version 392 created 19-SEP-2014 15:42:45
J2040+4527 ES074A.UVDATA.1
Freq = 22.2346 GHz, Bw = 4.000 MH No calibration applied and no bandpass applied

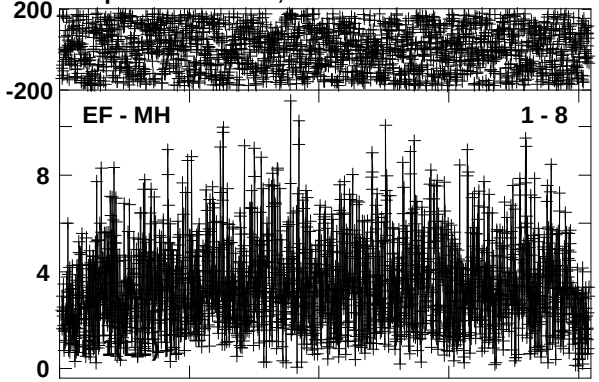

Lower frame: Milli Ampl Jy Top frame: Phas deg
Vector averaged cross-power spectrum Baseline: EF (01) - MH (08)
Timerange: 01/02:46:30 to 01/02:47:34

Plot file version 393 created 19-SEP-2014 15:42:45
W75N ES074A.UVDATA.1
Freq = 22.2346 GHz, Bw = 4.000 MH No calibration applied and no bandpass applied

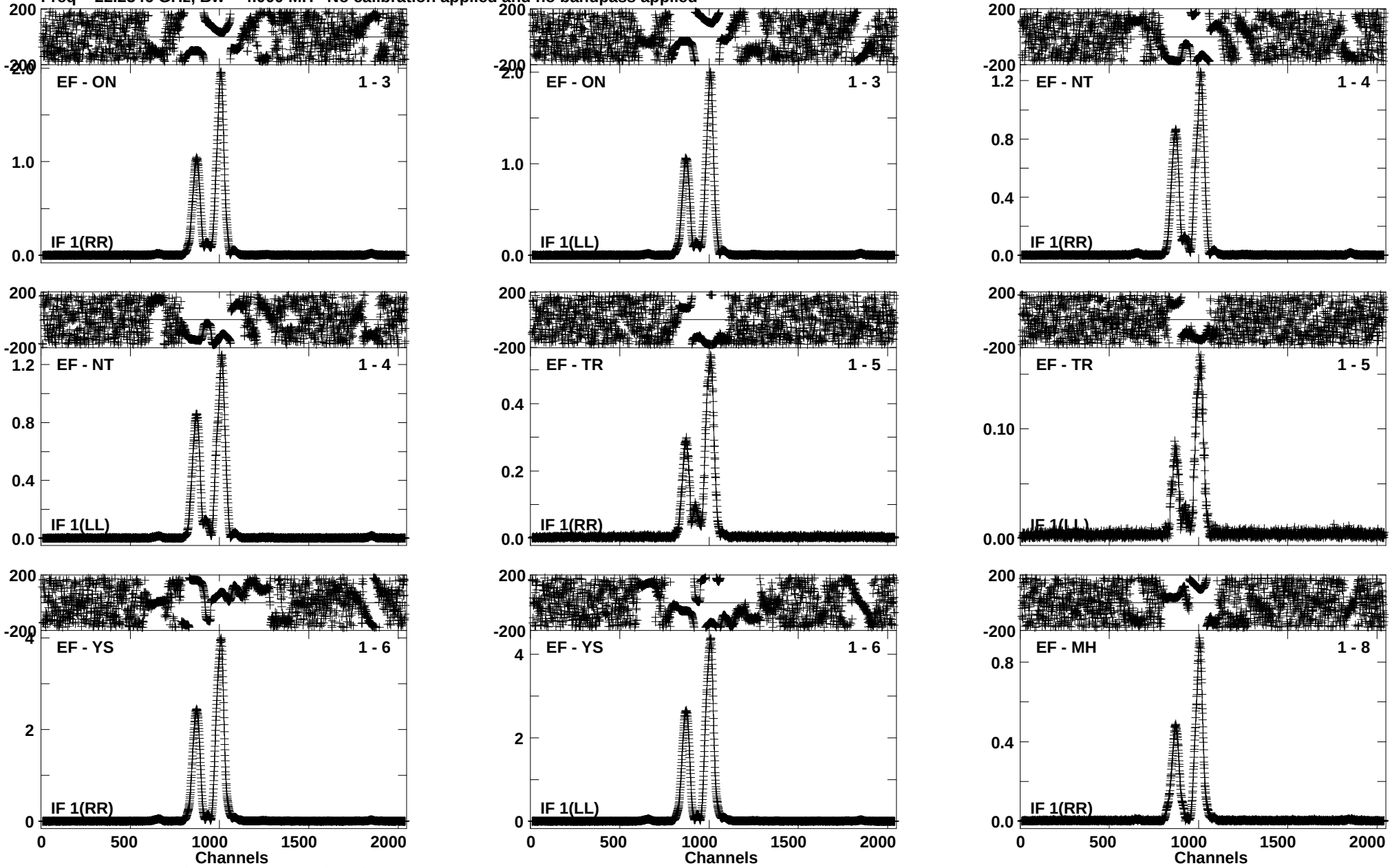

Lower frame: Ampl Jy Top frame: Phas deg
Vector averaged cross-power spectrum Baseline: EF (01) - ON (03)
Timerange: 01/02:47:45 to 01/02:48:49

Plot file version 394 created 19-SEP-2014 15:42:45
W75N ES074A.UVDATA.1
Freq = 22.2346 GHz, Bw = 4.000 MH No calibration applied and no bandpass applied

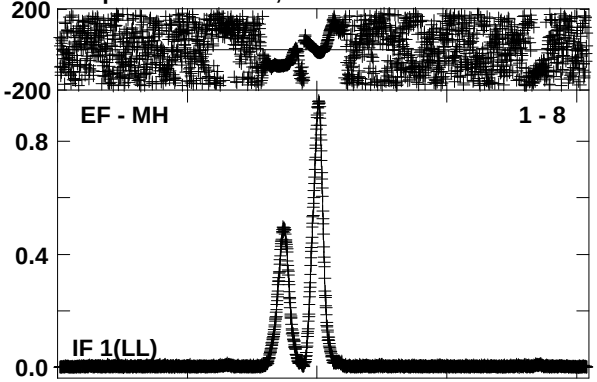

Lower frame: Ampl Jy Top frame: Phas deg
Vector averaged cross-power spectrum Baseline: EF (01) - MH (08)
Timerange: 01/02:47:45 to 01/02:48:49

Plot file version 395 created 19-SEP-2014 15:42:45
J2040+4527 ES074A.UVDATA.1
Freq = 22.2346 GHz, Bw = 4.000 MH No calibration applied and no bandpass applied

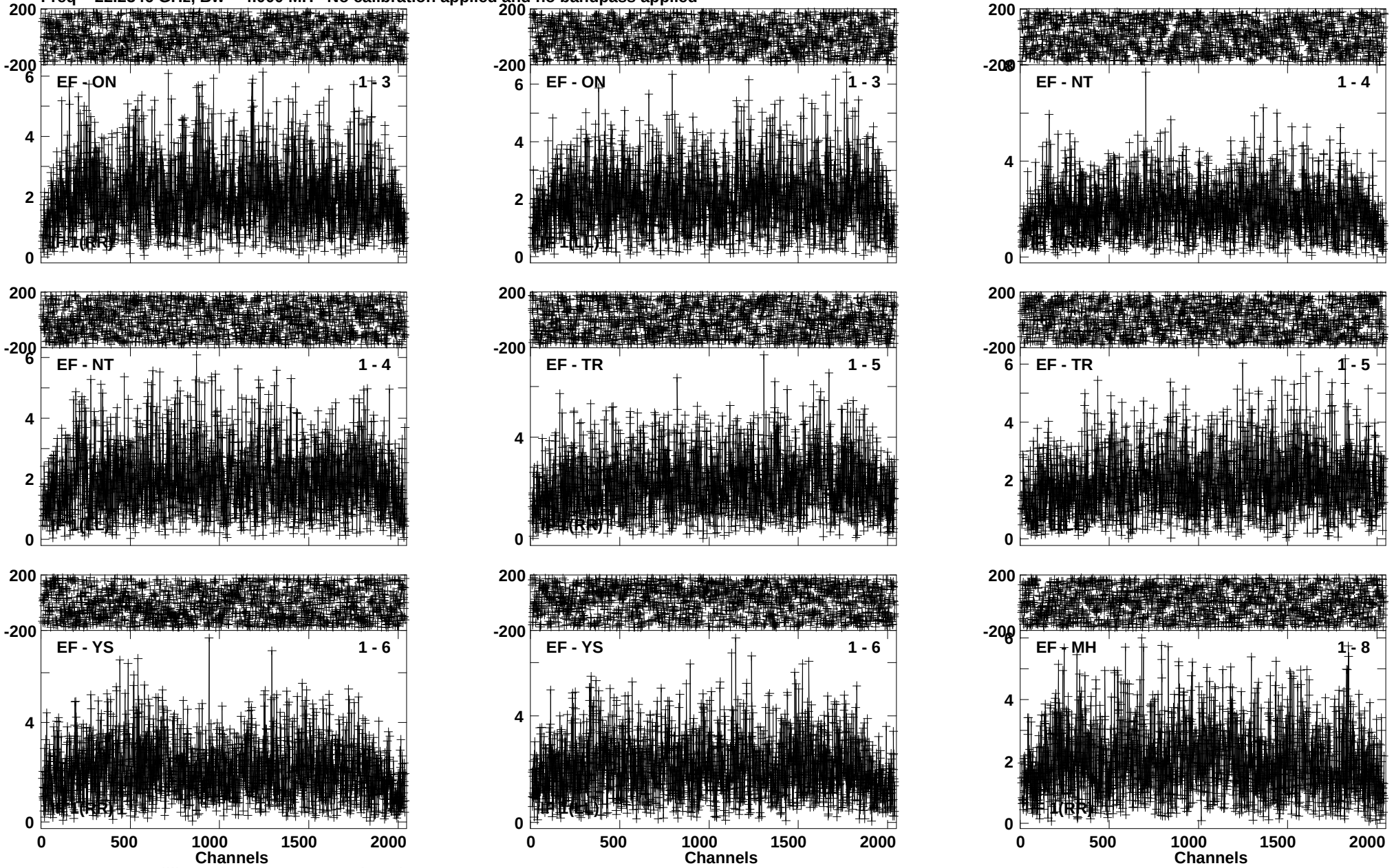

Lower frame: Milli Ampl Jy Top frame: Phas deg
Vector averaged cross-power spectrum Baseline: EF (01) - ON (03)
Timerange: 01/02:49:43 to 01/02:50:53

Plot file version 396 created 19-SEP-2014 15:42:46
J2040+4527 ES074A.UVDATA.1
Freq = 22.2346 GHz, Bw = 4.000 MH No calibration applied and no bandpass applied

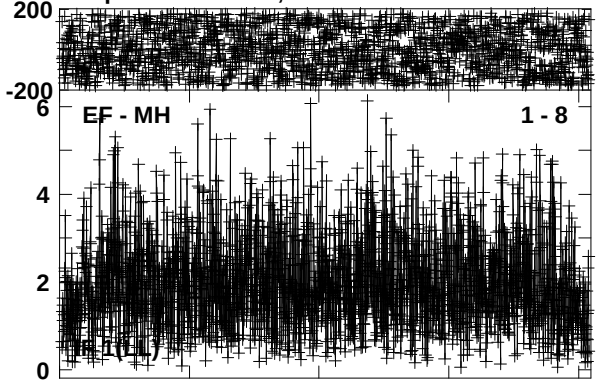

Lower frame: Milli Ampl Jy Top frame: Phas deg
Vector averaged cross-power spectrum Baseline: EF (01) - MH (08)
Timerange: 01/02:49:43 to 01/02:50:53

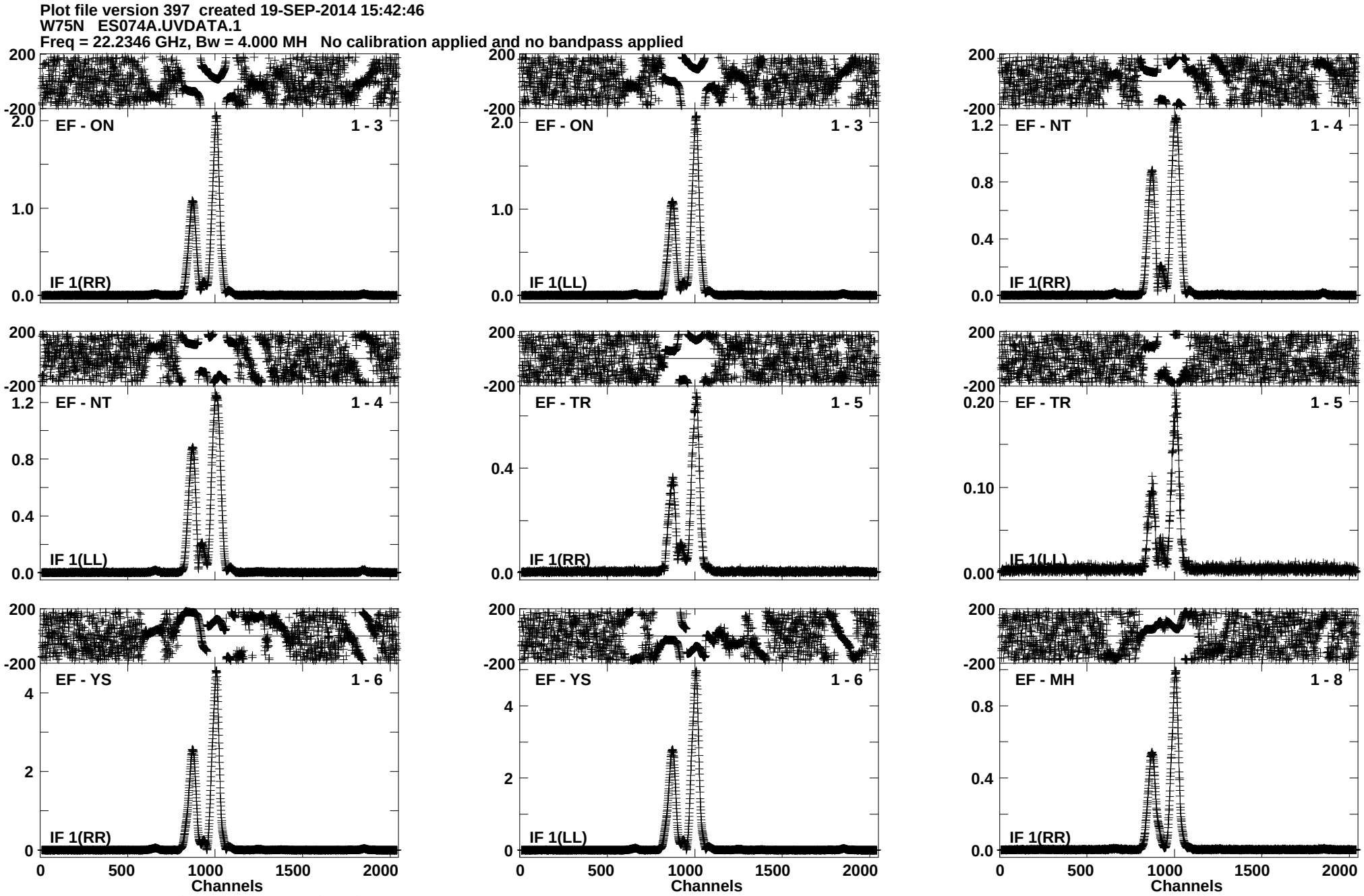
Plot file version 397 created 19-SEP-2014 15:42:46
W75N ES074A.UVDATA.1
Freq = 22.2346 GHz, Bw = 4.000 MH No calibration applied and no bandpass applied
EF - ON 1 - 3
IF 1(RR)
EF - ON 1 - 3
IF 1(LL)
EF - NT 1 - 4
IF 1(RR)
EF - NT 1 - 4
IF 1(LL)
EF - TR 1 - 5
IF 1(RR)
EF - TR 1 - 5
IF 1(LL)
EF - YS 1 - 6
IF 1(RR)
EF - YS 1 - 6
IF 1(LL)
EF - MH 1 - 8
IF 1(RR)
Channels
Channels
Channels
Lower frame: Ampl Jy Top frame: Phas deg
Vector averaged cross-power spectrum Baseline: EF (01) - ON (03)
Timerange: 01/02:51:05 to 01/02:52:09

Plot file version 398 created 19-SEP-2014 15:42:46
W75N ES074A.UVDATA.1
Freq = 22.2346 GHz, Bw = 4.000 MH No calibration applied and no bandpass applied

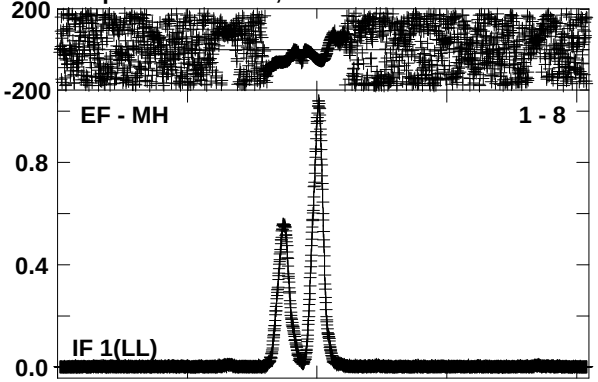

Lower frame: Ampl Jy Top frame: Phas deg
Vector averaged cross-power spectrum Baseline: EF (01) - MH (08)
Timerange: 01/02:51:05 to 01/02:52:09

Plot file version 399 created 19-SEP-2014 15:42:46
J2040+4527 ES074A.UVDATA.1
Freq = 22.2346 GHz, Bw = 4.000 MH No calibration applied and no bandpass applied

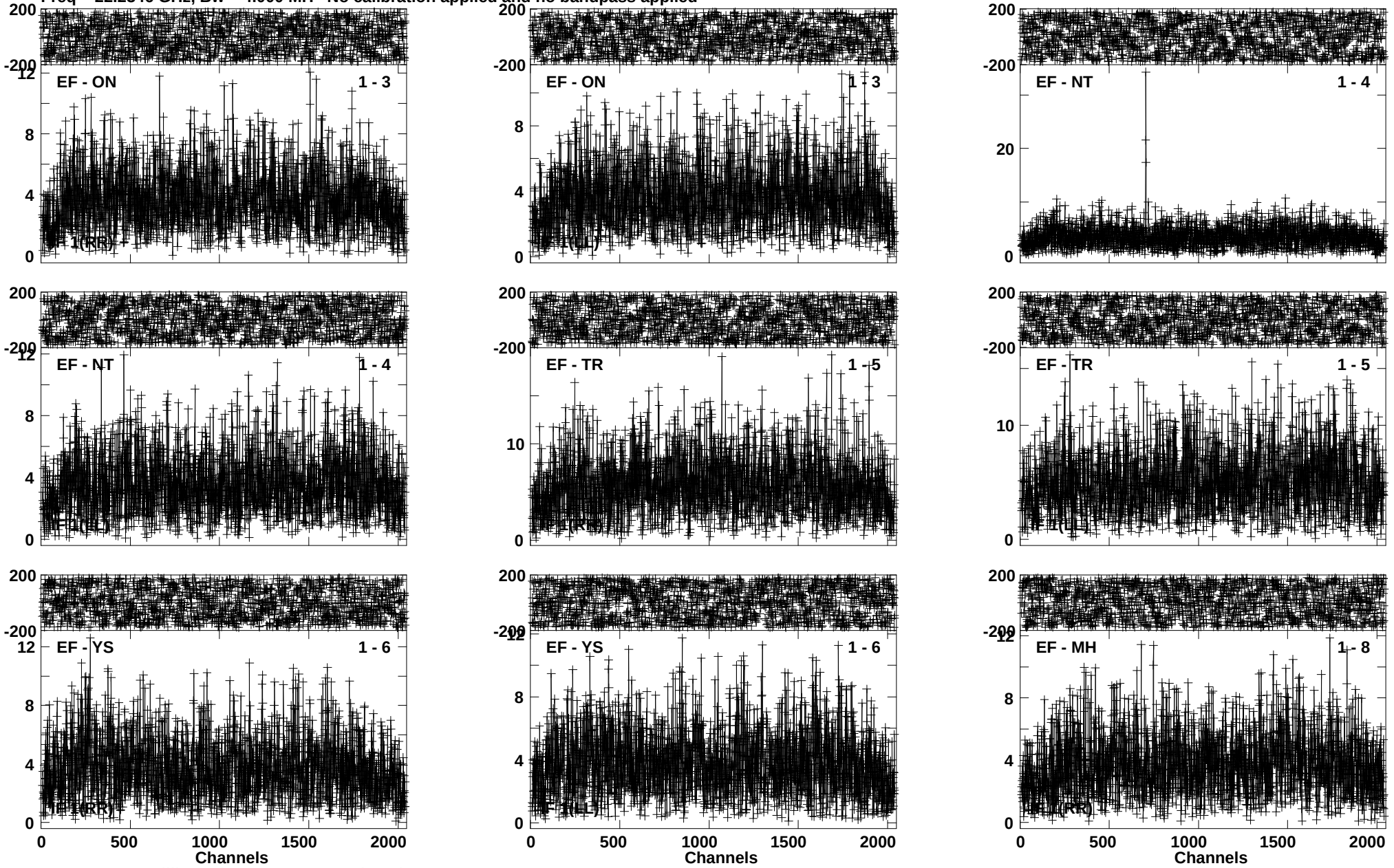

Lower frame: Milli Ampl Jy Top frame: Phas deg
Vector averaged cross-power spectrum Baseline: EF (01) - ON (03)
Timerange: 01/02:52:20 to 01/02:53:24

Plot file version 400 created 19-SEP-2014 15:42:46
J2040+4527 ES074A.UVDATA.1
Freq = 22.2346 GHz, Bw = 4.000 MH No calibration applied and no bandpass applied

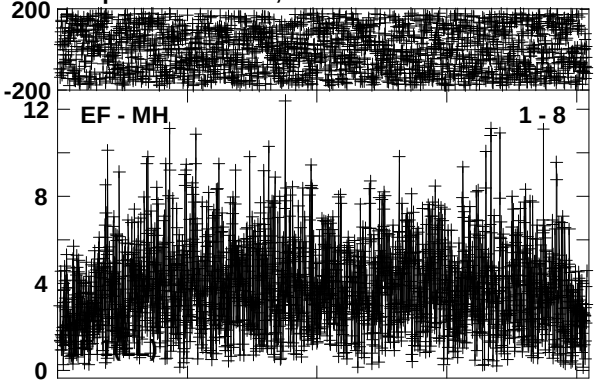

Lower frame: Milli Ampl Jy Top frame: Phas deg
Vector averaged cross-power spectrum Baseline: EF (01) - MH (08)
Timerange: 01/02:52:20 to 01/02:53:24

Plot file version 401 created 19-SEP-2014 15:42:46
W75N ES074A.UVDATA.1
Freq = 22.2346 GHz, Bw = 4.000 MH No calibration applied and no bandpass applied

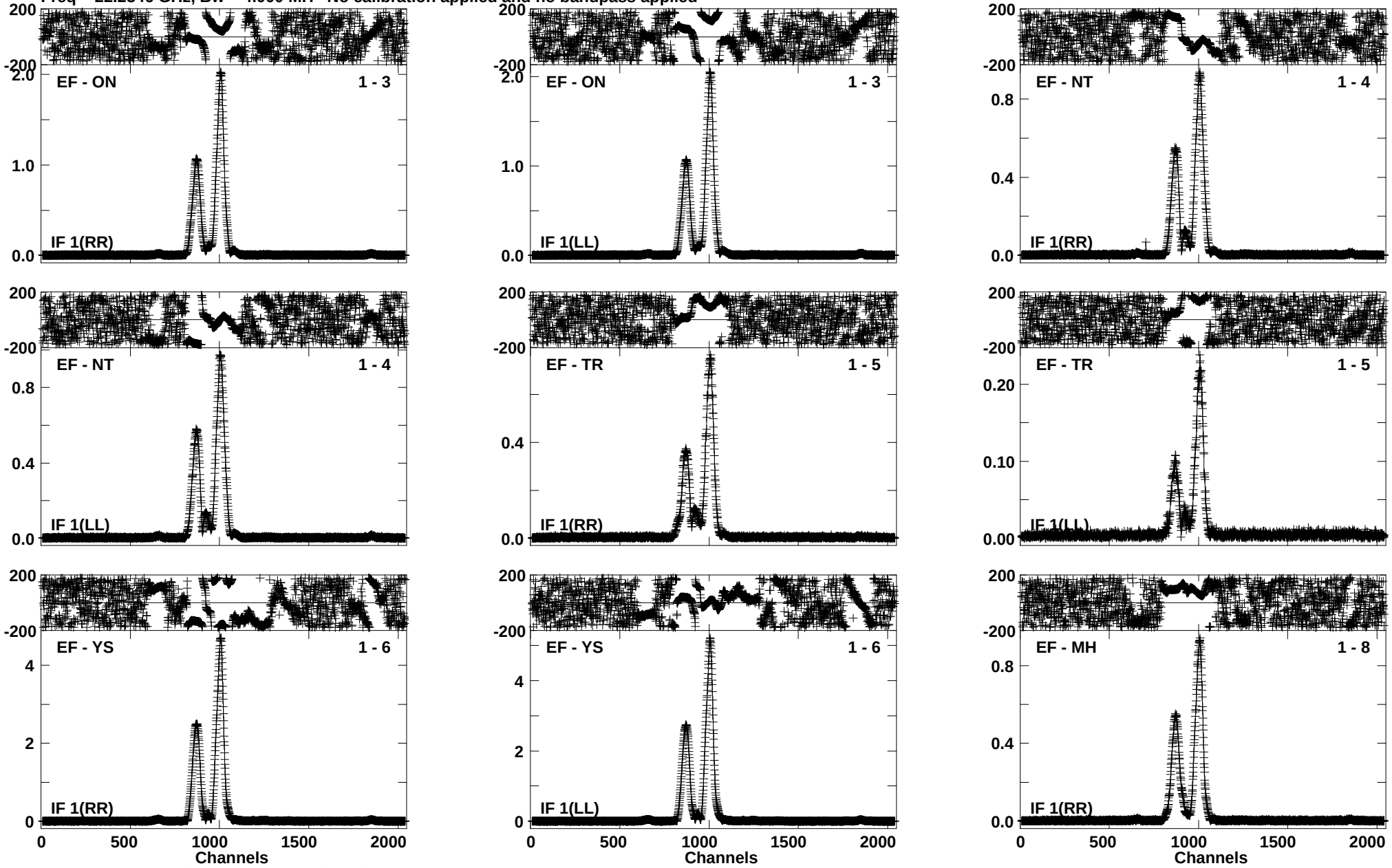

Lower frame: Ampl Jy Top frame: Phas deg
Vector averaged cross-power spectrum Baseline: EF (01) - ON (03)
Timerange: 01/02:53:35 to 01/02:54:39

Plot file version 402 created 19-SEP-2014 15:42:46
W75N ES074A.UVDATA.1
Freq = 22.2346 GHz, Bw = 4.000 MH No calibration applied and no bandpass applied

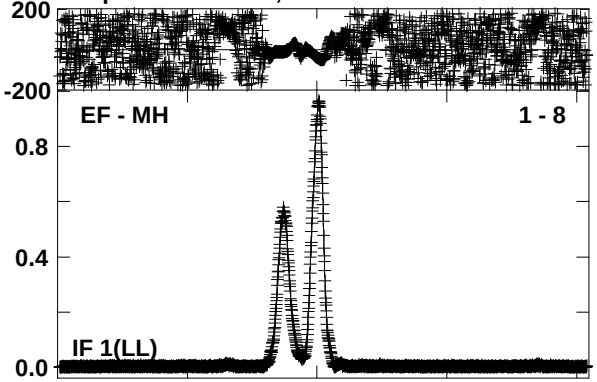

Lower frame: Ampl Jy Top frame: Phas deg
Vector averaged cross-power spectrum Baseline: EF (01) - MH (08)
Timerange: 01/02:53:35 to 01/02:54:39

Plot file version 403 created 19-SEP-2014 15:42:46
J2040+4527 ES074A.UVDATA.1
Freq = 22.2346 GHz, Bw = 4.000 MH No calibration applied and no bandpass applied

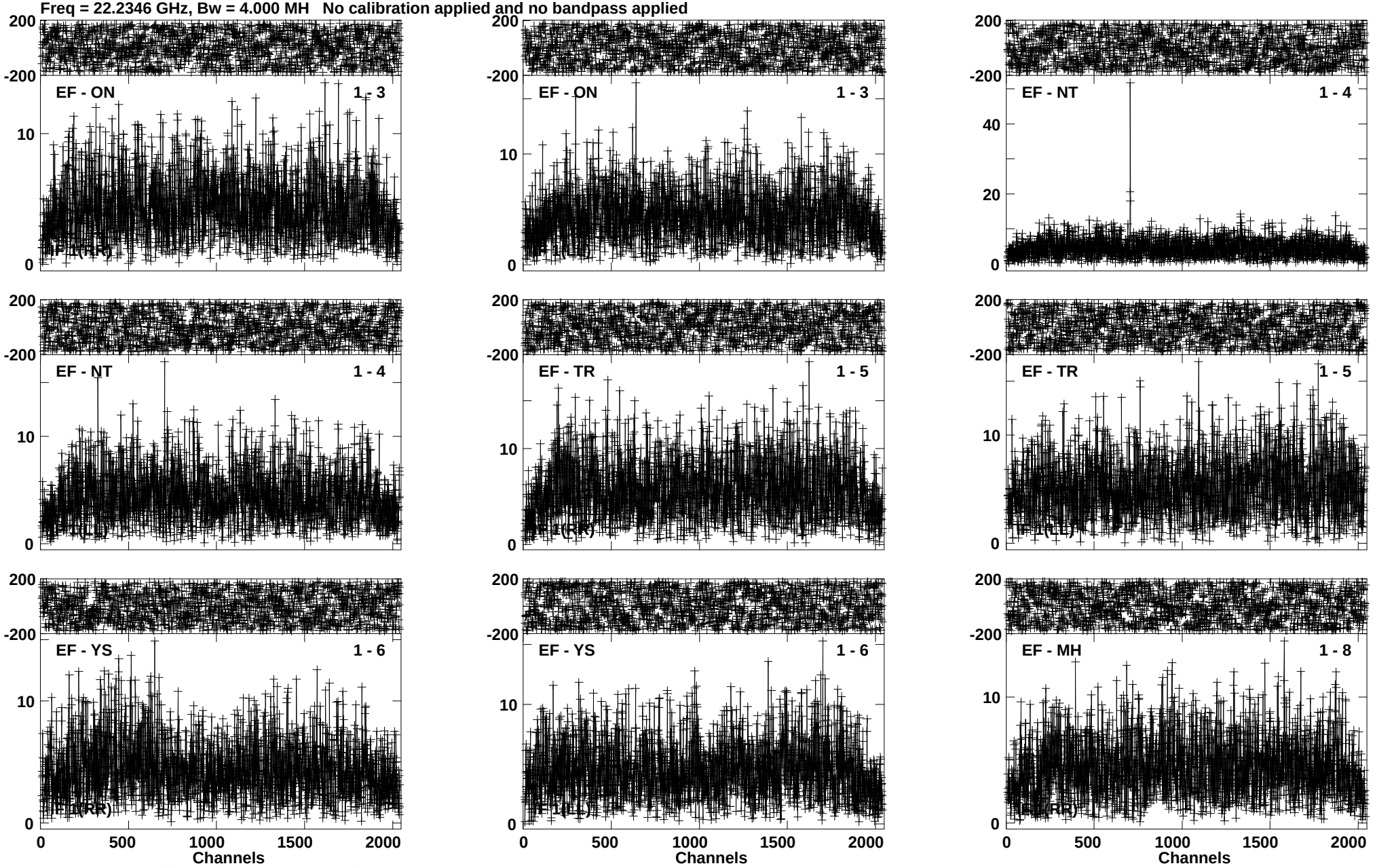

Lower frame: Milli Ampl Jy Top frame: Phas deg
Vector averaged cross-power spectrum Baseline: EF (01) - ON (03)
Timerange: 01/02:54:50 to 01/02:55:54

Plot file version 404 created 19-SEP-2014 15:42:46
J2040+4527 ES074A.UVDATA.1
Freq = 22.2346 GHz, Bw = 4.000 MH No calibration applied and no bandpass applied

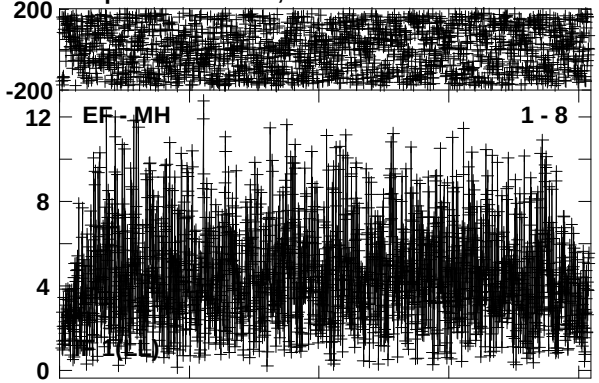

Lower frame: Milli Ampl Jy Top frame: Phas deg
Vector averaged cross-power spectrum Baseline: EF (01) - MH (08)
Timerange: 01/02:54:50 to 01/02:55:54

Plot file version 405 created 19-SEP-2014 15:42:46
W75N ES074A.UVDATA.1
Freq = 22.2346 GHz, Bw = 4.000 MH No calibration applied and no bandpass applied

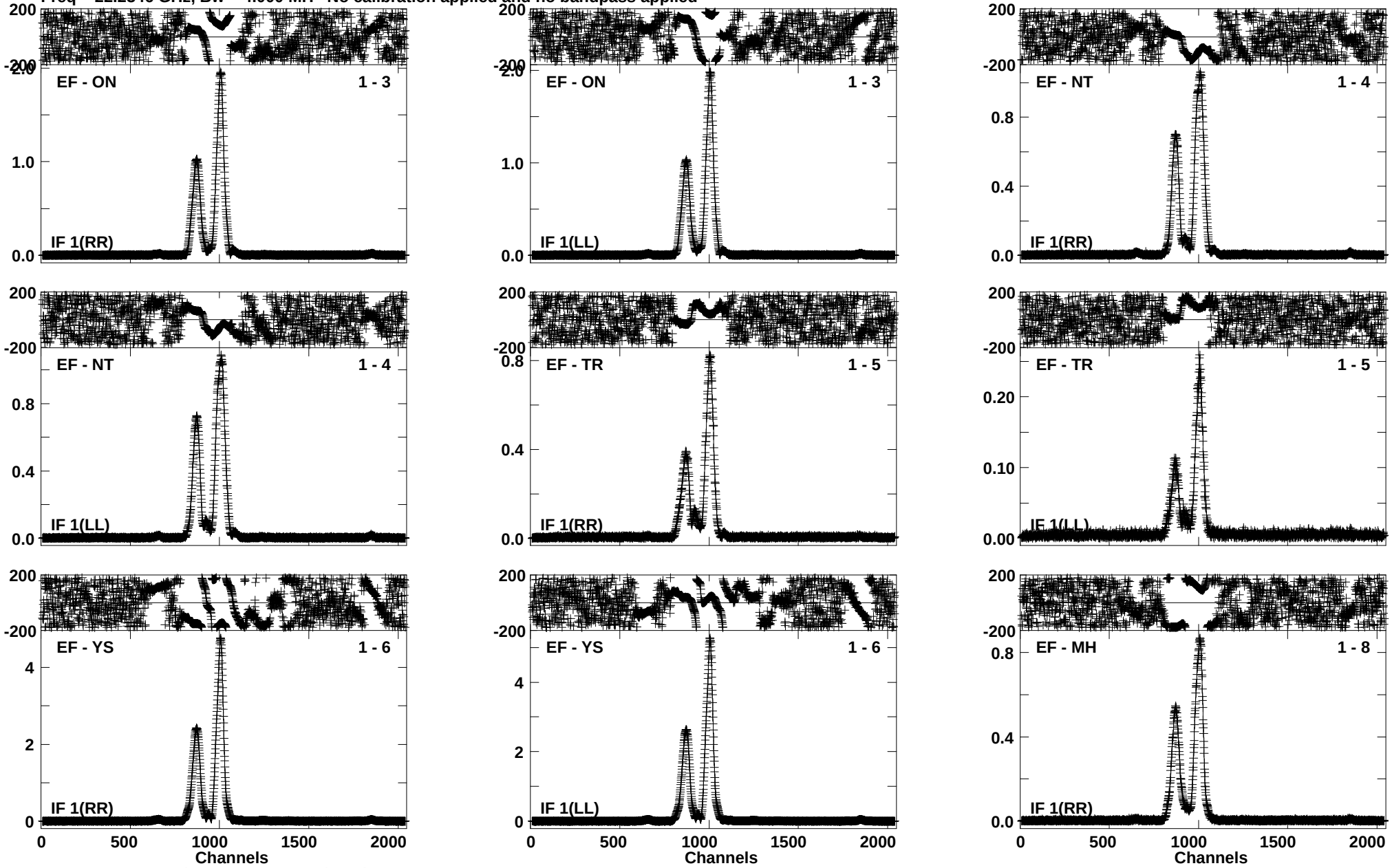

Lower frame: Ampl Jy Top frame: Phas deg
Vector averaged cross-power spectrum Baseline: EF (01) - ON (03)
Timerange: 01/02:56:05 to 01/02:57:09

Plot file version 406 created 19-SEP-2014 15:42:46
W75N ES074A.UVDATA.1
Freq = 22.2346 GHz, Bw = 4.000 MH No calibration applied and no bandpass applied

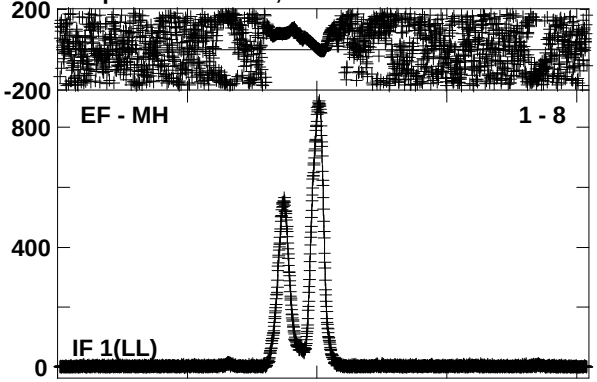

Lower frame: Milli Ampl Jy Top frame: Phas deg
Vector averaged cross-power spectrum Baseline: EF (01) - MH (08)
Timerange: 01/02:56:05 to 01/02:57:09

Plot file version 407 created 19-SEP-2014 15:42:46
J2040+4527 ES074A.UVDATA.1
Freq = 22.2346 GHz, Bw = 4.000 MH No calibration applied and no bandpass applied

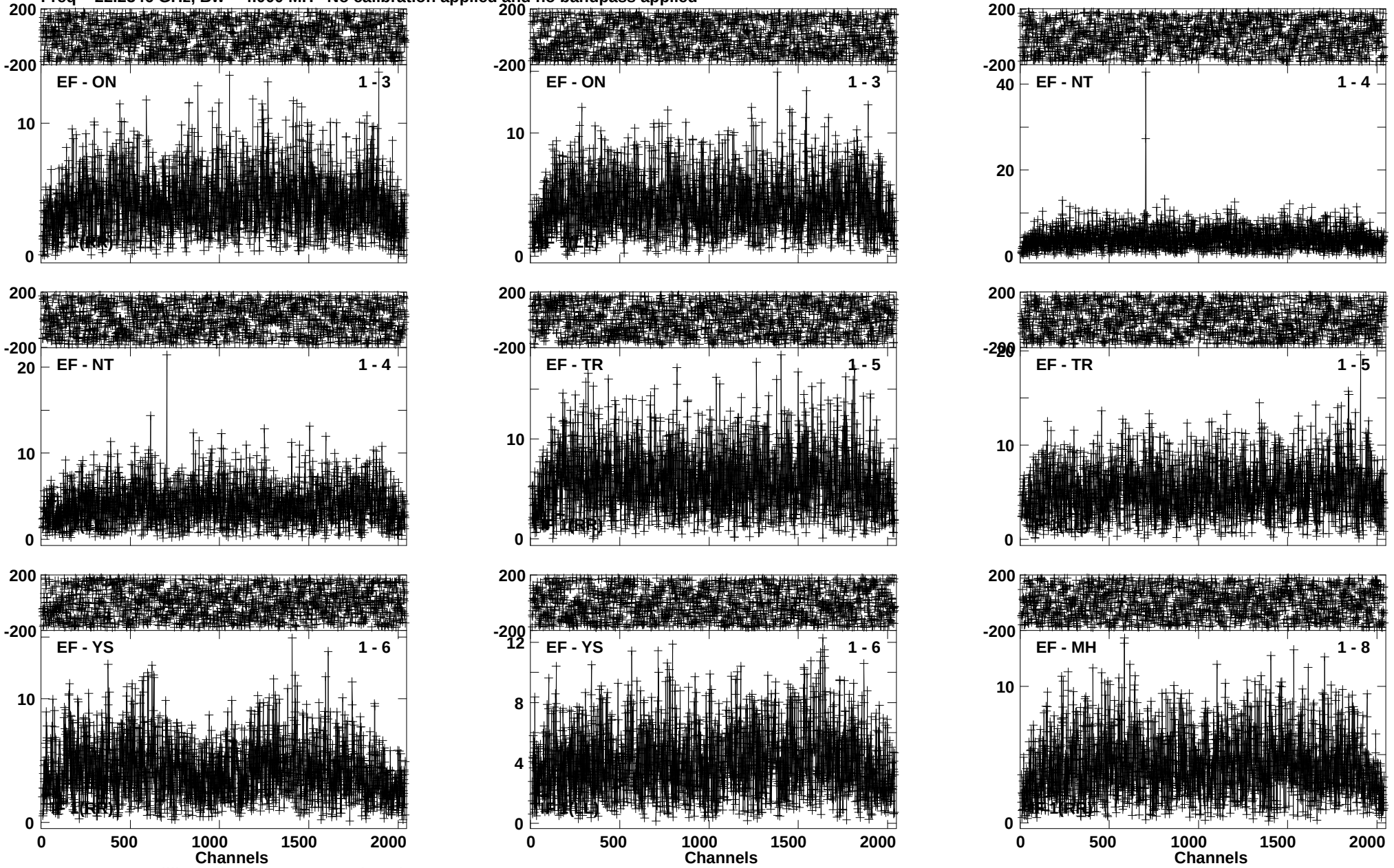

Lower frame: Milli Ampl Jy Top frame: Phas deg
Vector averaged cross-power spectrum Baseline: EF (01) - ON (03)
Timerange: 01/02:57:20 to 01/02:58:24

Plot file version 408 created 19-SEP-2014 15:42:46
J2040+4527 ES074A.UVDATA.1
Freq = 22.2346 GHz, Bw = 4.000 MH No calibration applied and no bandpass applied

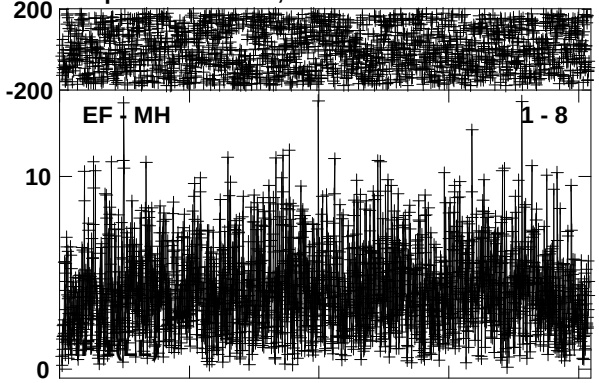

Lower frame: Milli Ampl Jy Top frame: Phas deg
Vector averaged cross-power spectrum Baseline: EF (01) - MH (08)
Timerange: 01/02:57:20 to 01/02:58:24

Plot file version 409 created 19-SEP-2014 15:42:47
W75N ES074A.UVDATA.1
Freq = 22.2346 GHz, Bw = 4.000 MH No calibration applied and no bandpass applied

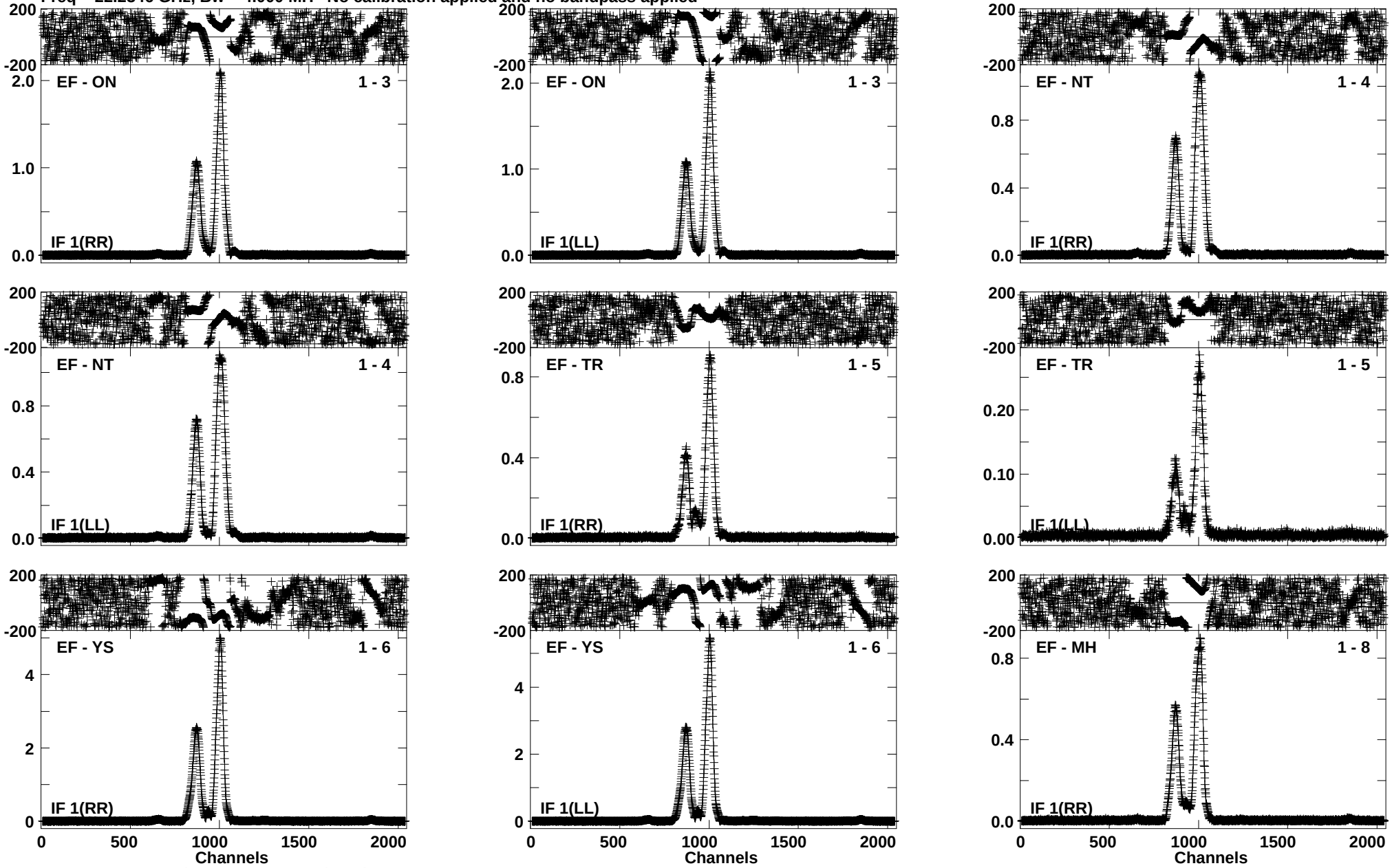

Lower frame: Ampl Jy Top frame: Phas deg
Vector averaged cross-power spectrum Baseline: EF (01) - ON (03)
Timerange: 01/02:58:35 to 01/02:59:39

Plot file version 410 created 19-SEP-2014 15:42:47
W75N ES074A.UVDATA.1
Freq = 22.2346 GHz, Bw = 4.000 MH No calibration applied and no bandpass applied

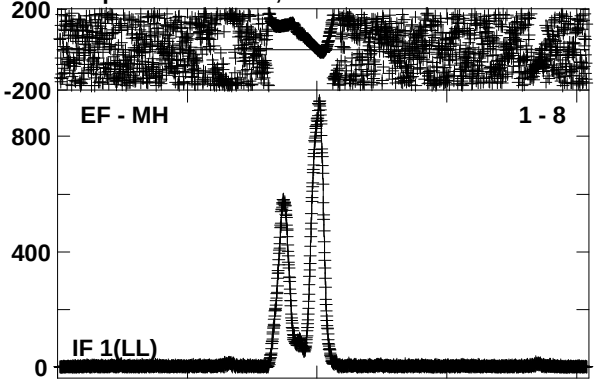

Lower frame: Milli Ampl Jy Top frame: Phas deg
Vector averaged cross-power spectrum Baseline: EF (01) - MH (08)
Timerange: 01/02:58:35 to 01/02:59:39

Plot file version 411 created 19-SEP-2014 15:42:47
J2040+4527 ES074A.UVDATA.1
Freq = 22.2346 GHz, Bw = 4.000 MH No calibration applied and no bandpass applied

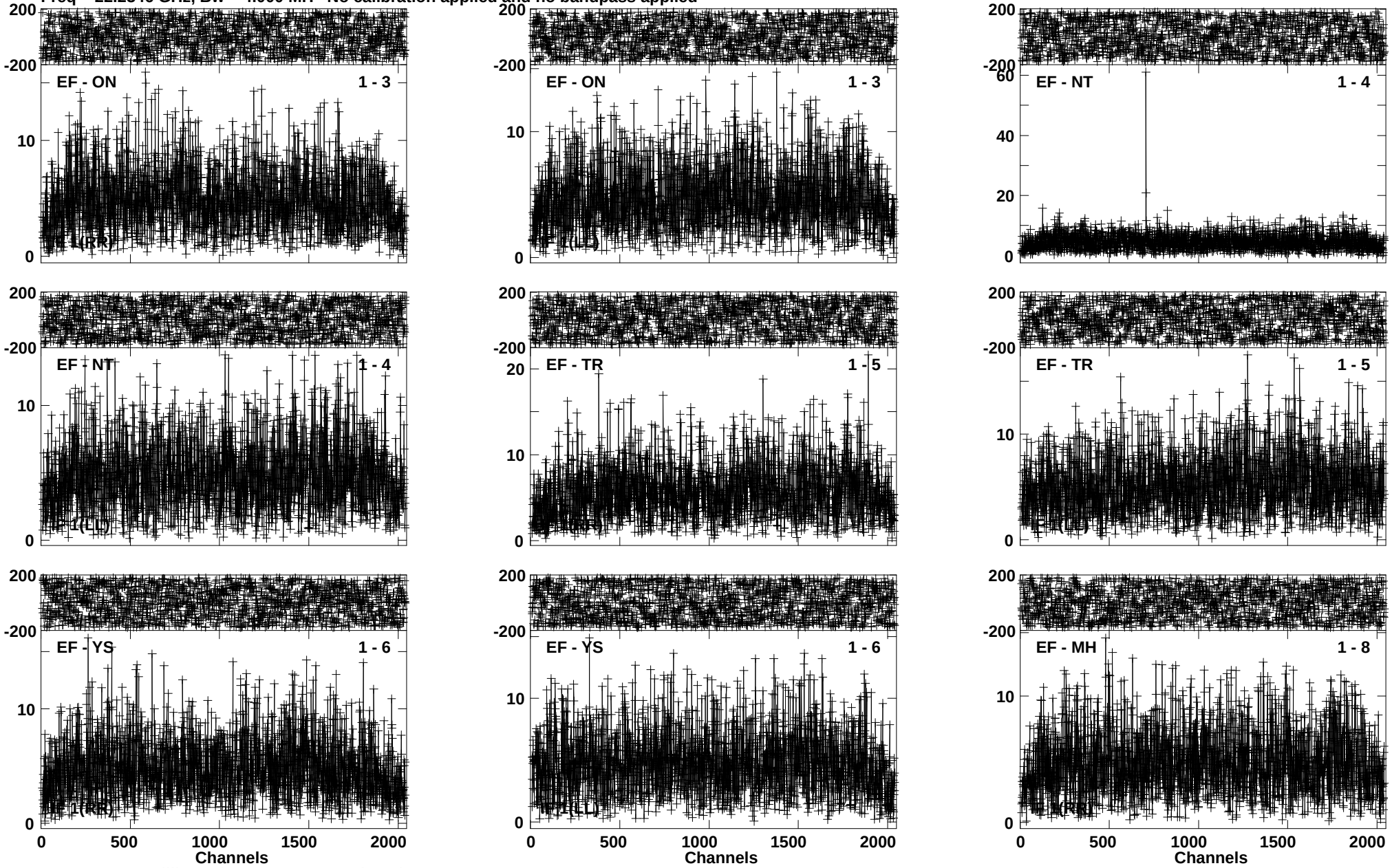

Lower frame: Milli Ampl Jy Top frame: Phas deg
Vector averaged cross-power spectrum Baseline: EF (01) - ON (03)
Timerange: 01/02:59:50 to 01/03:00:54

Plot file version 412 created 19-SEP-2014 15:42:47
J2040+4527 ES074A.UVDATA.1
Freq = 22.2346 GHz, Bw = 4.000 MH No calibration applied and no bandpass applied

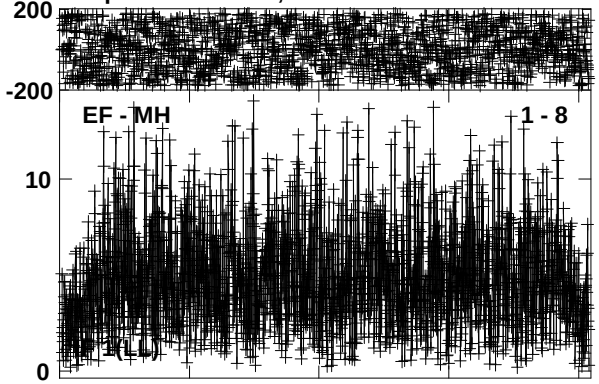

Lower frame: Milli Ampl Jy Top frame: Phas deg
Vector averaged cross-power spectrum Baseline: EF (01) - MH (08)
Timerange: 01/02:59:50 to 01/03:00:54

Plot file version 413 created 19-SEP-2014 15:42:47
W75N ES074A.UVDATA.1
Freq = 22.2346 GHz, Bw = 4.000 MH No calibration applied and no bandpass applied

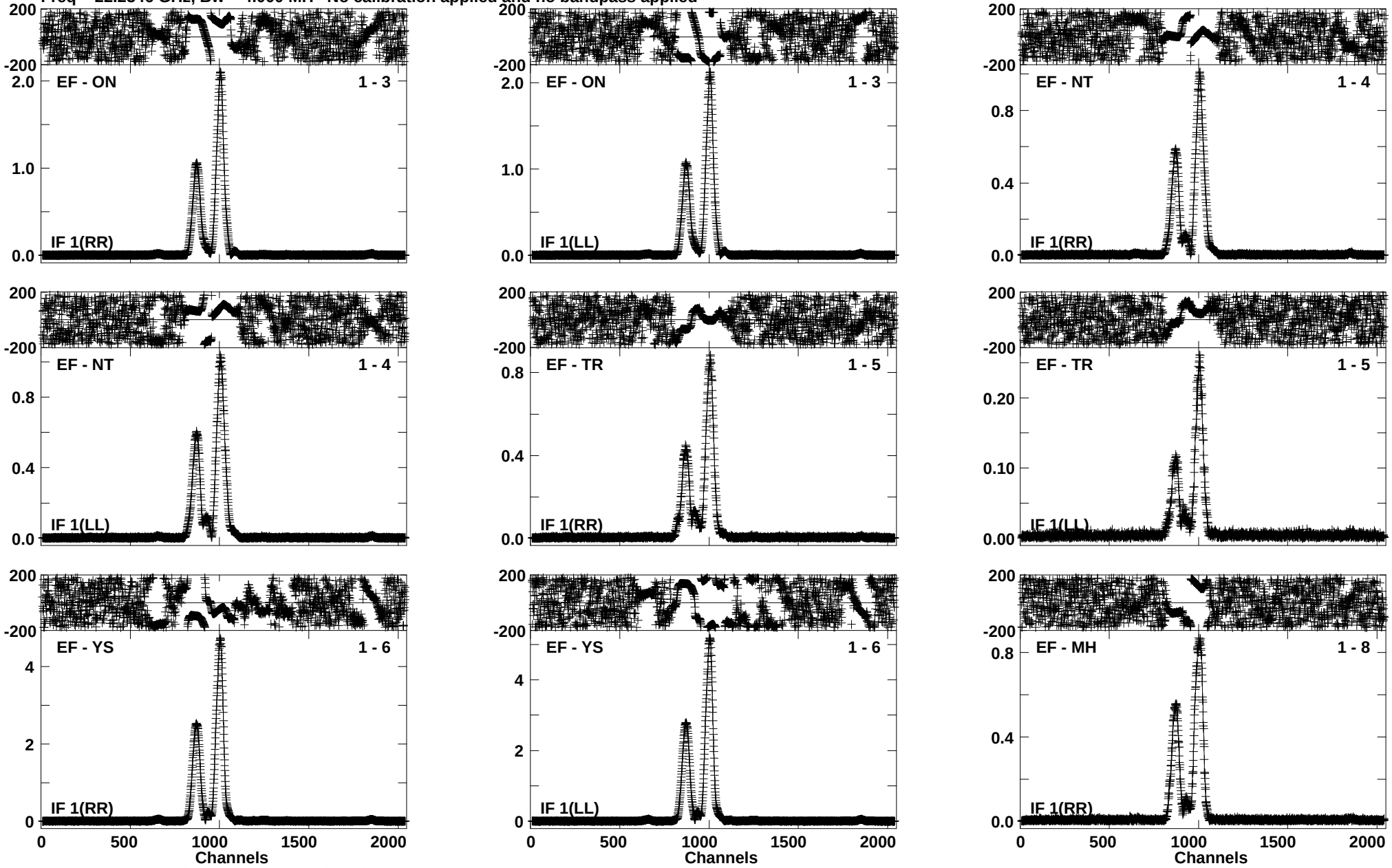

Lower frame: Ampl Jy Top frame: Phas deg
Vector averaged cross-power spectrum Baseline: EF (01) - ON (03)
Timerange: 01/03:01:05 to 01/03:02:09

Plot file version 414 created 19-SEP-2014 15:42:47
W75N ES074A.UVDATA.1
Freq = 22.2346 GHz, Bw = 4.000 MH No calibration applied and no bandpass applied

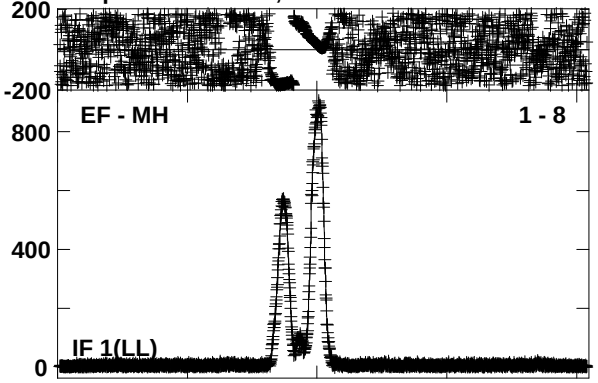

Lower frame: Milli Ampl Jy Top frame: Phas deg
Vector averaged cross-power spectrum Baseline: EF (01) - MH (08)
Timerange: 01/03:01:05 to 01/03:02:09

Plot file version 415 created 19-SEP-2014 15:42:48
J2202+4216 ES074A.UVDATA.1
Freq = 22.2346 GHz, Bw = 4.000 MH No calibration applied and no bandpass applied

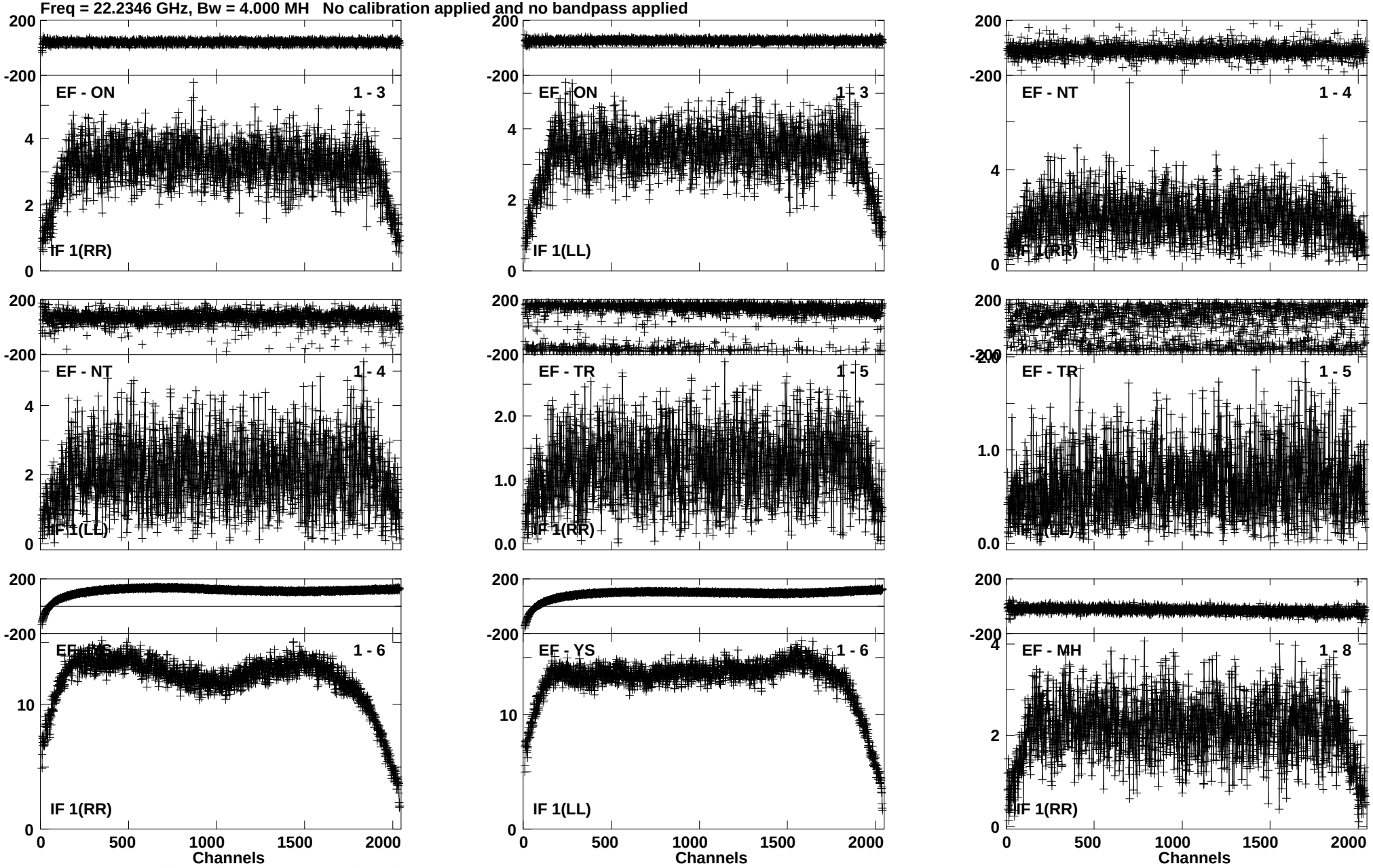

Lower frame: Milli Ampl Jy Top frame: Phas deg
Vector averaged cross-power spectrum Baseline: EF (01) - ON (03)
Timerange: 01/03:06:18 to 01/03:16:14

Plot file version 416 created 19-SEP-2014 15:42:49
J2202+4216 ES074A.UVDATA.1
Freq = 22.2346 GHz, Bw = 4.000 MH No calibration applied and no bandpass applied

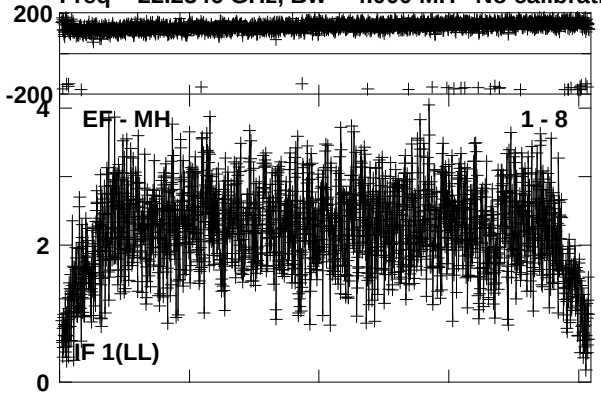

Lower frame: Milli Ampl Jy Top frame: Phas deg
Vector averaged cross-power spectrum Baseline: EF (01) - MH (08)
Timerange: 01/03:06:18 to 01/03:16:14

Plot file version 417 created 19-SEP-2014 15:42:49
J2040+4527 ES074A.UVDATA.1
Freq = 22.2346 GHz, Bw = 4.000 MH No calibration applied and no bandpass applied

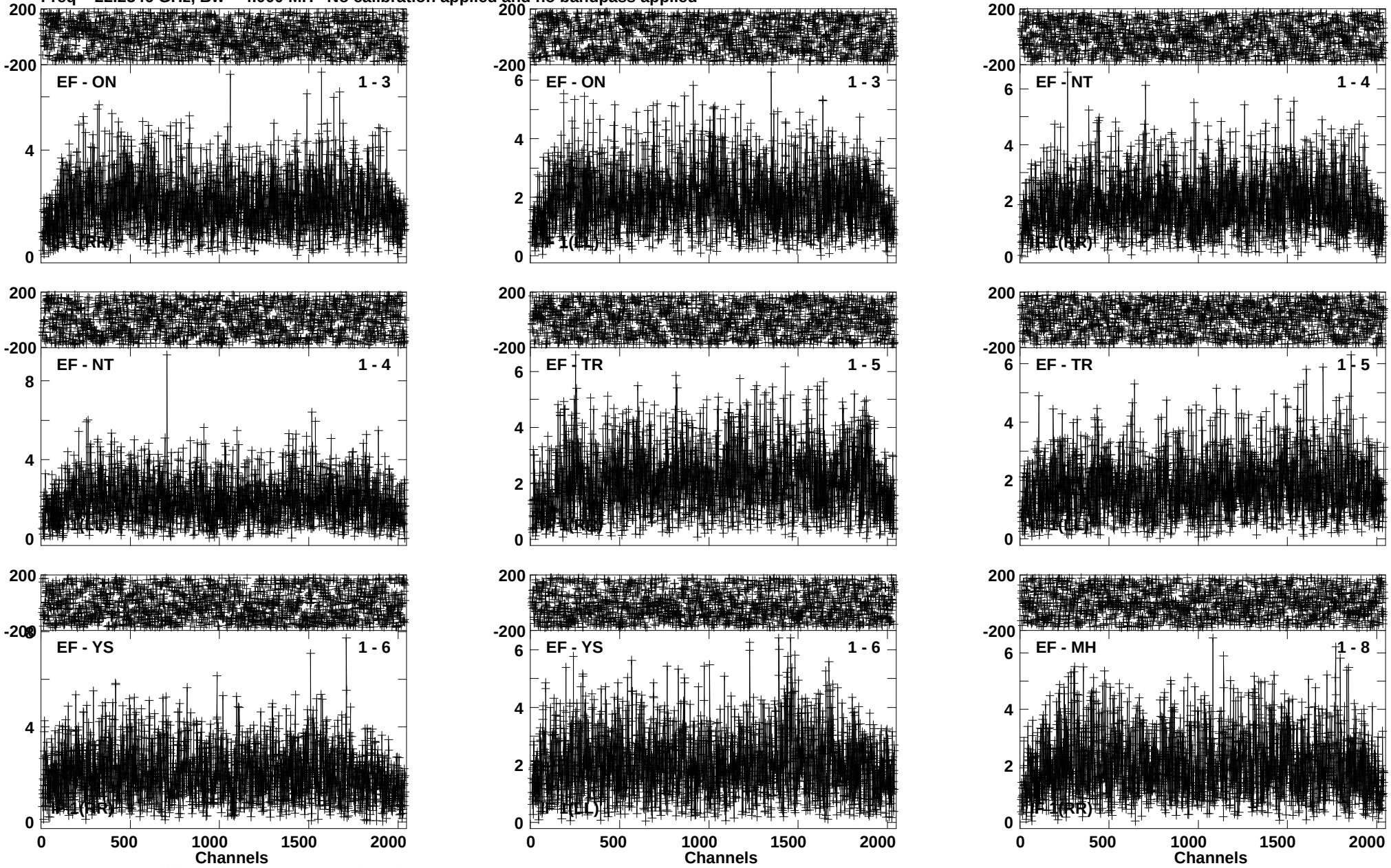

Lower frame: Milli Ampl Jy Top frame: Phas deg
Vector averaged cross-power spectrum Baseline: EF (01) - ON (03)
Timerange: 01/03:20:58 to 01/03:22:08

Plot file version 418 created 19-SEP-2014 15:42:49
J2040+4527 ES074A.UVDATA.1
Freq = 22.2346 GHz, Bw = 4.000 MH No calibration applied and no bandpass applied

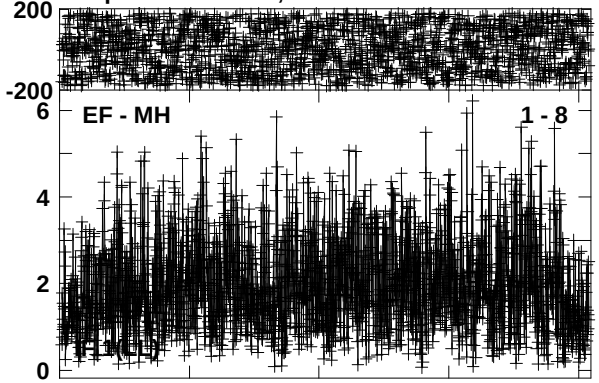

Lower frame: Milli Ampl Jy Top frame: Phas deg
Vector averaged cross-power spectrum Baseline: EF (01) - MH (08)
Timerange: 01/03:20:58 to 01/03:22:08

Plot file version 419 created 19-SEP-2014 15:42:49
W75N ES074A.UVDATA.1
Freq = 22.2346 GHz, Bw = 4.000 MH No calibration applied and no bandpass applied

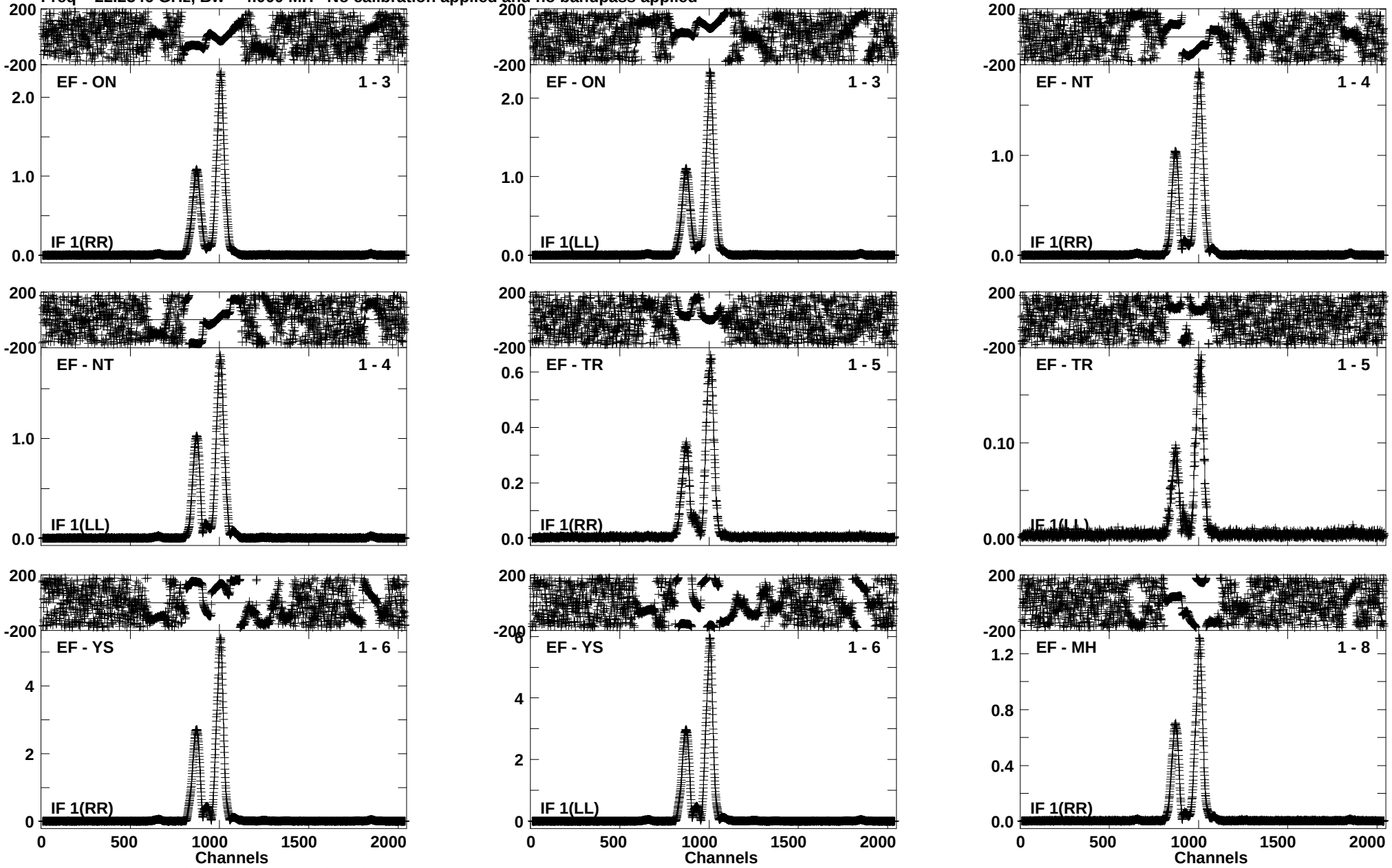

Lower frame: Ampl Jy Top frame: Phas deg
Vector averaged cross-power spectrum Baseline: EF (01) - ON (03)
Timerange: 01/03:22:20 to 01/03:23:24

Plot file version 420 created 19-SEP-2014 15:42:49
W75N ES074A.UVDATA.1
Freq = 22.2346 GHz, Bw = 4.000 MH No calibration applied and no bandpass applied

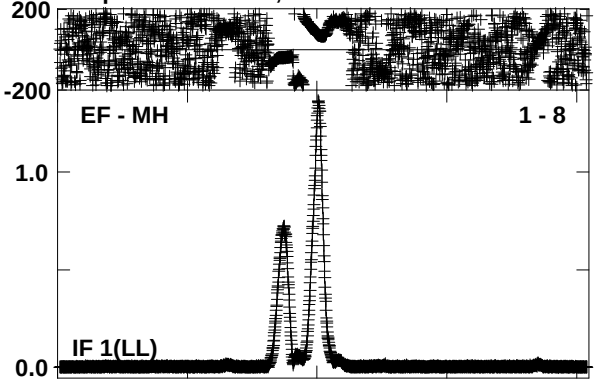

Lower frame: Ampl Jy Top frame: Phas deg
Vector averaged cross-power spectrum Baseline: EF (01) - MH (08)
Timerange: 01/03:22:20 to 01/03:23:24

Plot file version 421 created 19-SEP-2014 15:42:49
J2040+4527 ES074A.UVDATA.1
Freq = 22.2346 GHz, Bw = 4.000 MH No calibration applied and no bandpass applied

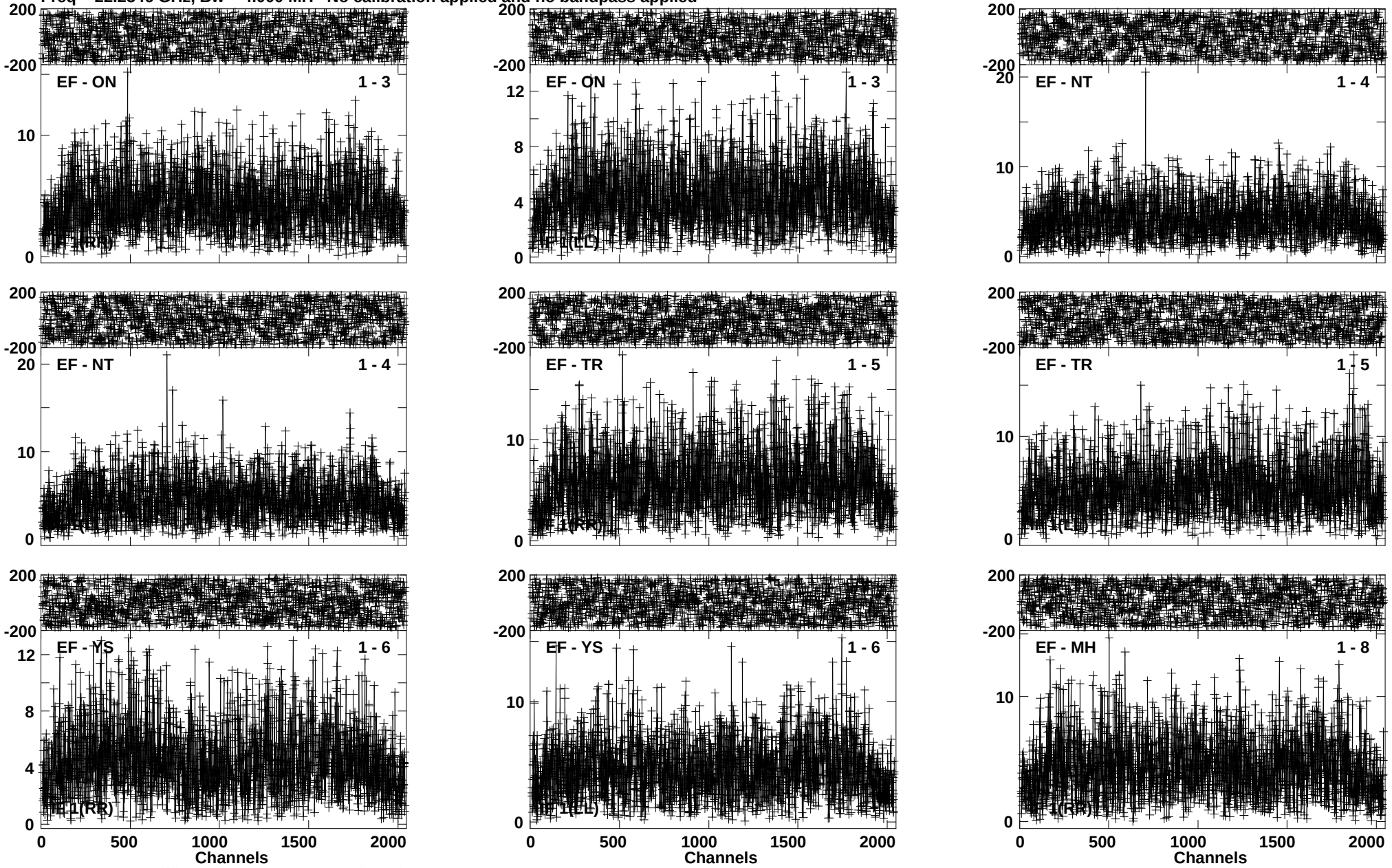

Lower frame: Milli Ampl Jy Top frame: Phas deg
Vector averaged cross-power spectrum Baseline: EF (01) - ON (03)
Timerange: 01/03:23:35 to 01/03:24:39

Plot file version 422 created 19-SEP-2014 15:42:49
J2040+4527 ES074A.UVDATA.1
Freq = 22.2346 GHz, Bw = 4.000 MH No calibration applied and no bandpass applied

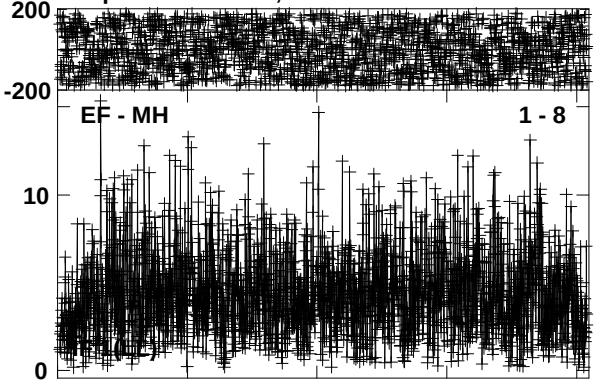

Lower frame: Milli Ampl Jy Top frame: Phas deg
Vector averaged cross-power spectrum Baseline: EF (01) - MH (08)
Timerange: 01/03:23:35 to 01/03:24:39

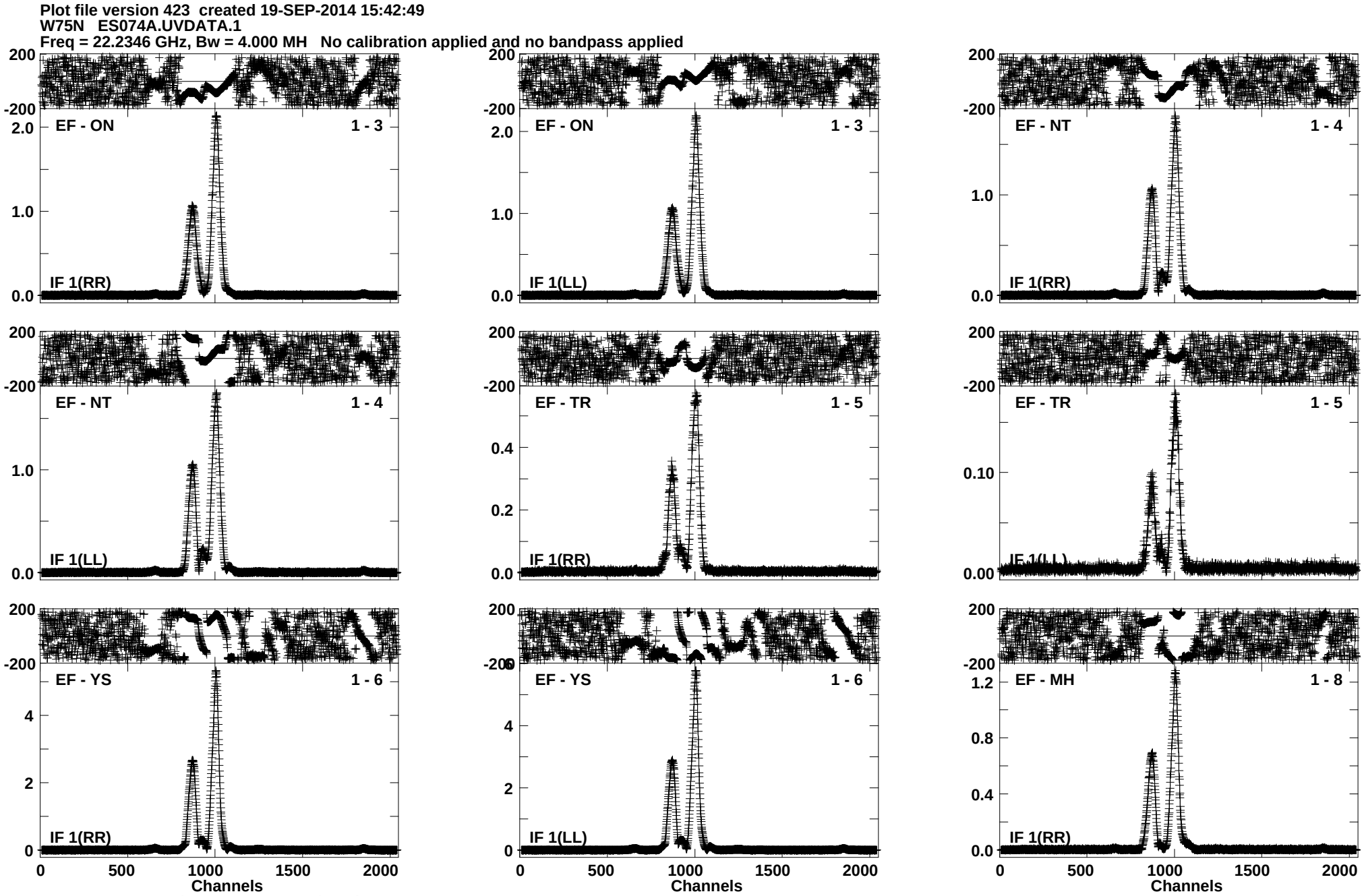
Plot file version 423 created 19-SEP-2014 15:42:49
W75N ES074A.UVDATA.1
Freq = 22.2346 GHz, Bw = 4.000 MH No calibration applied and no bandpass applied
EF - ON 1 - 3
IF 1(RR)
EF - ON 1 - 3
IF 1(LL)
EF - NT 1 - 4
IF 1(RR)
EF - NT 1 - 4
IF 1(LL)
EF - TR 1 - 5
IF 1(RR)
EF - TR 1 - 5
IF 1(LL)
EF - YS 1 - 6
IF 1(RR)
EF - YS 1 - 6
IF 1(LL)
EF - MH 1 - 8
IF 1(RR)
Channels
Channels
Channels
Lower frame: Ampl Jy Top frame: Phas deg
Vector averaged cross-power spectrum Baseline: EF (01) - ON (03)
Timerange: 01/03:24:50 to 01/03:25:54

Plot file version 424 created 19-SEP-2014 15:42:49
W75N ES074A.UVDATA.1
Freq = 22.2346 GHz, Bw = 4.000 MH No calibration applied and no bandpass applied

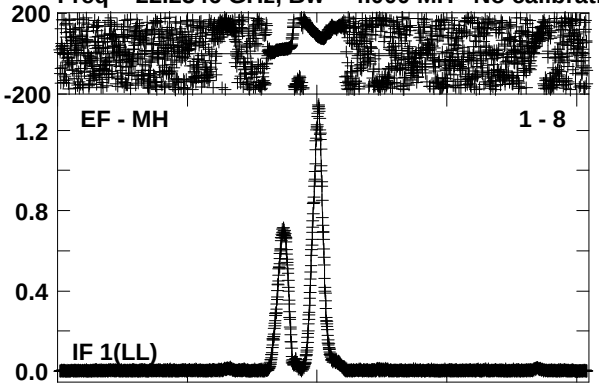

Lower frame: Ampl Jy Top frame: Phas deg
Vector averaged cross-power spectrum Baseline: EF (01) - MH (08)
Timerange: 01/03:24:50 to 01/03:25:54

Plot file version 425 created 19-SEP-2014 15:42:50
J2040+4527 ES074A.UVDATA.1
Freq = 22.2346 GHz, Bw = 4.000 MH No calibration applied and no bandpass applied

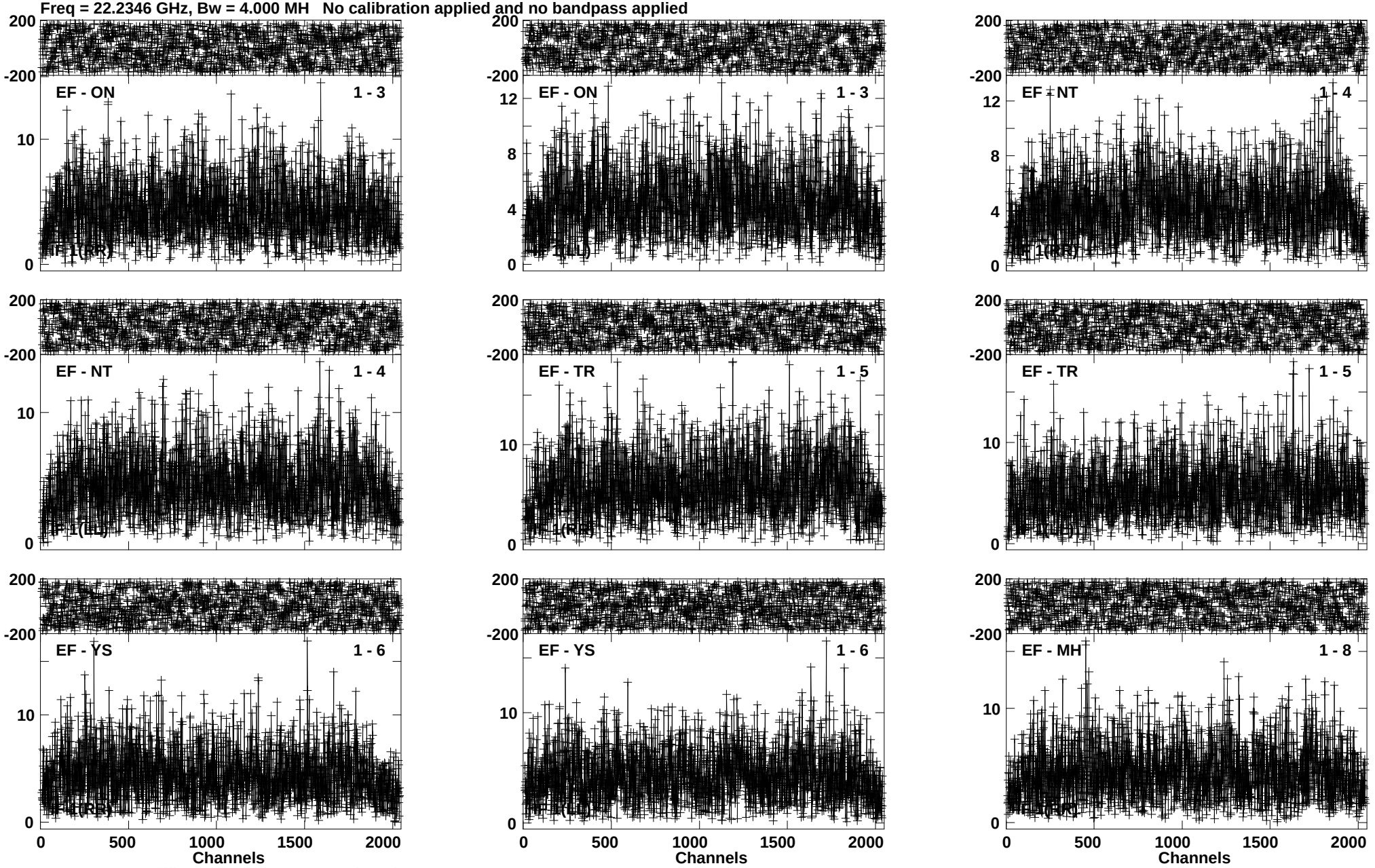

Lower frame: Milli Ampl Jy Top frame: Phas deg
Vector averaged cross-power spectrum Baseline: EF (01) - ON (03)
Timerange: 01/03:26:05 to 01/03:27:09

Plot file version 426 created 19-SEP-2014 15:42:50
J2040+4527 ES074A.UVDATA.1
Freq = 22.2346 GHz, Bw = 4.000 MH No calibration applied and no bandpass applied

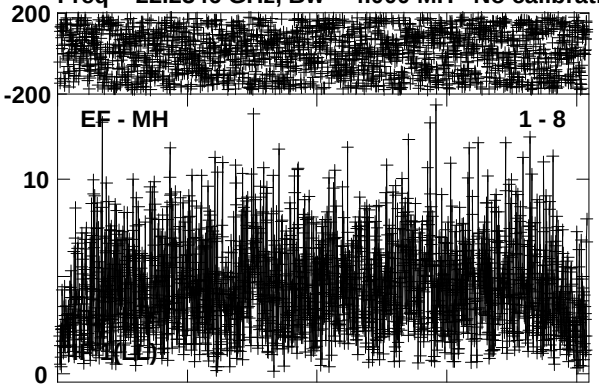

Lower frame: Milli Ampl Jy Top frame: Phas deg
Vector averaged cross-power spectrum Baseline: EF (01) - MH (08)
Timerange: 01/03:26:05 to 01/03:27:09

Plot file version 427 created 19-SEP-2014 15:42:50
W75N ES074A.UVDATA.1
Freq = 22.2346 GHz, Bw = 4.000 MH No calibration applied and no bandpass applied

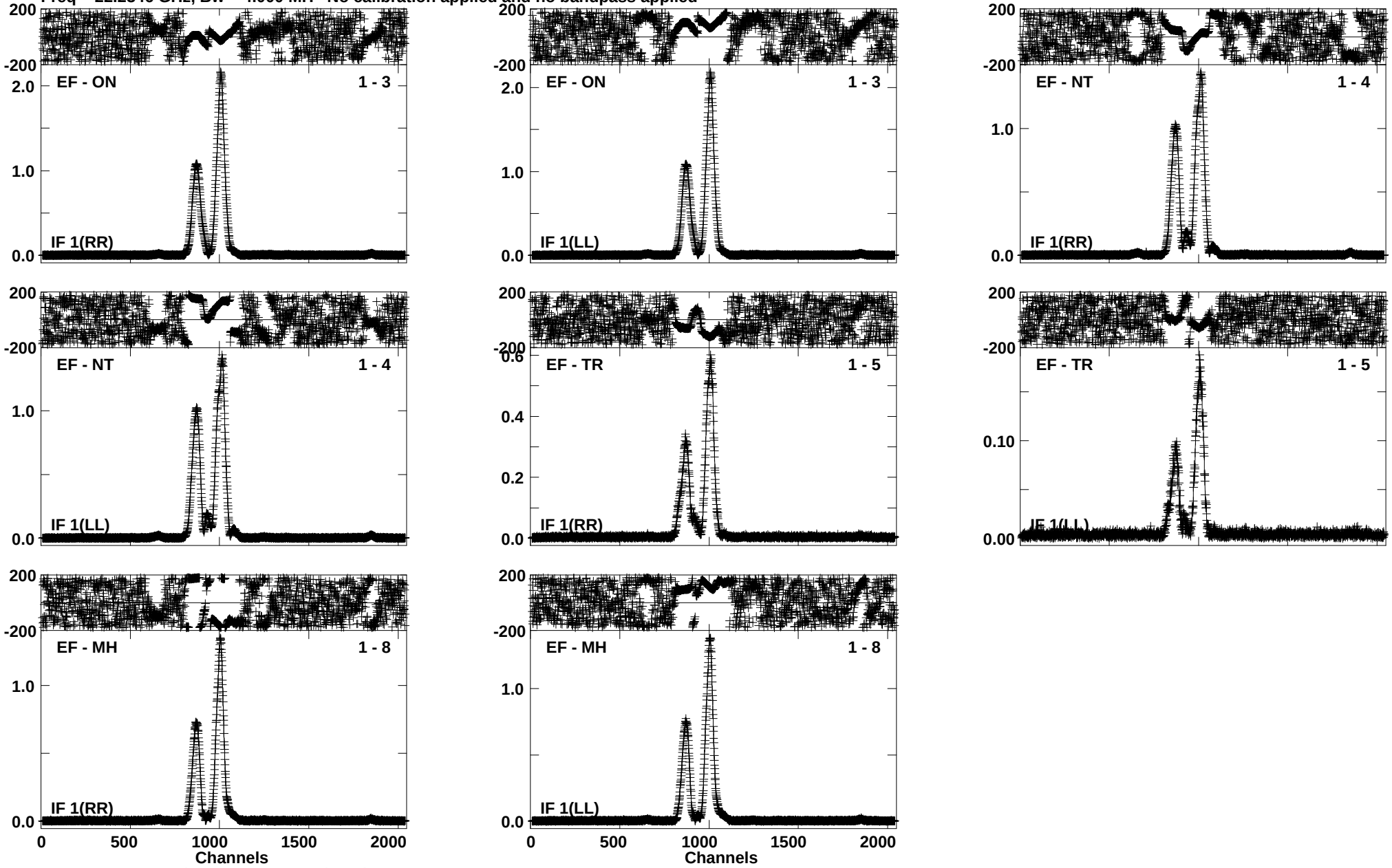

Lower frame: Ampl Jy Top frame: Phas deg
Vector averaged cross-power spectrum Baseline: EF (01) - ON (03)
Timerange: 01/03:27:20 to 01/03:28:24

Plot file version 428 created 19-SEP-2014 15:42:50
J2040+4527 ES074A.UVDATA.1
Freq = 22.2346 GHz, Bw = 4.000 MH No calibration applied and no bandpass applied

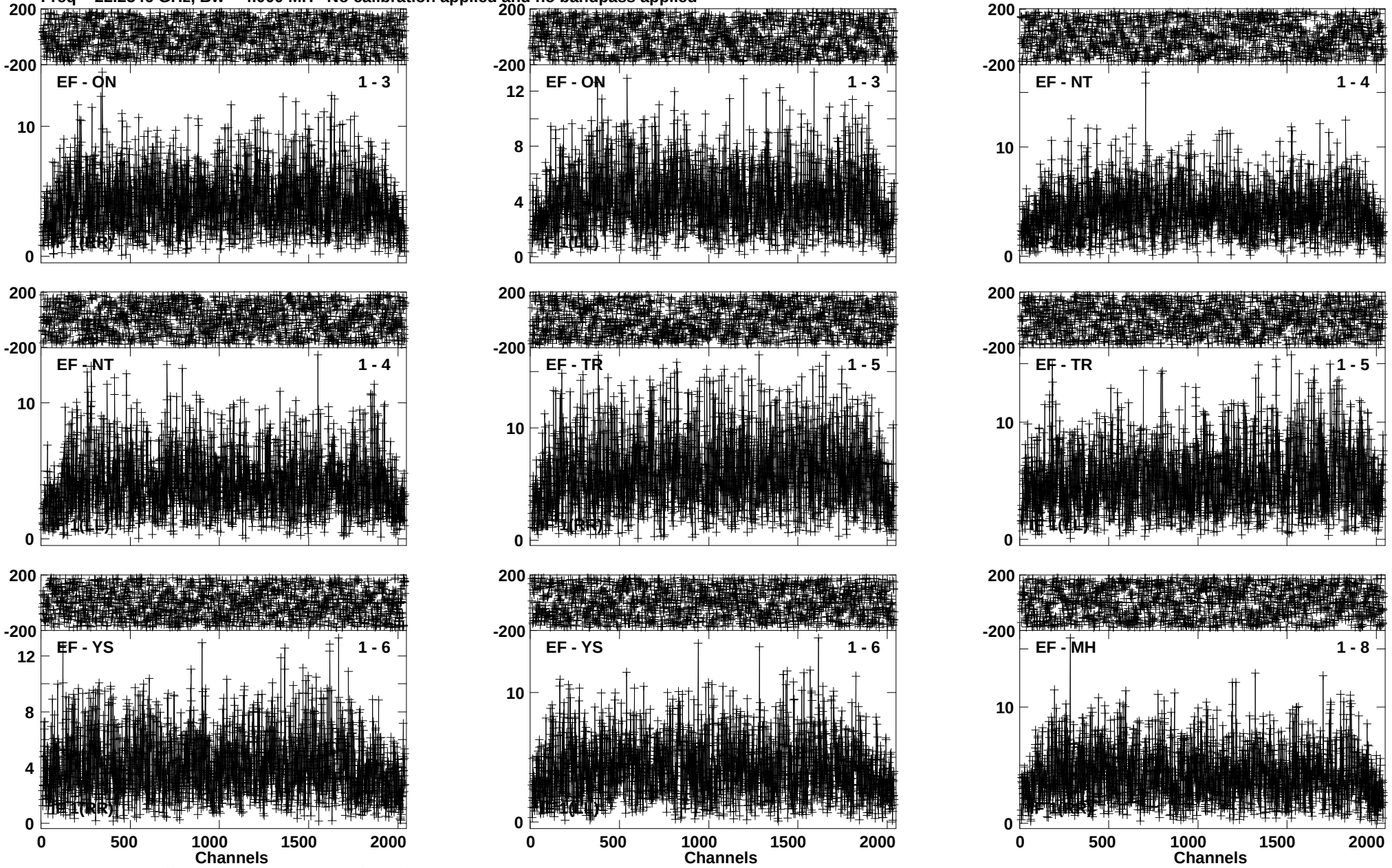

Lower frame: Milli Ampl Jy Top frame: Phas deg
Vector averaged cross-power spectrum Baseline: EF (01) - ON (03)
Timerange: 01/03:28:35 to 01/03:29:39

Plot file version 429 created 19-SEP-2014 15:42:50
J2040+4527 ES074A.UVDATA.1
Freq = 22.2346 GHz, Bw = 4.000 MH No calibration applied and no bandpass applied

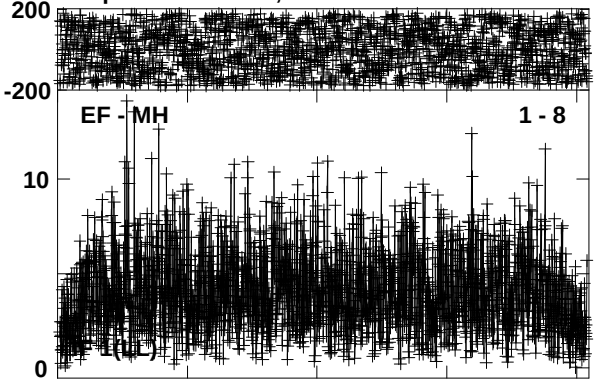

Lower frame: Milli Ampl Jy Top frame: Phas deg
Vector averaged cross-power spectrum Baseline: EF (01) - MH (08)
Timerange: 01/03:28:35 to 01/03:29:39

Plot file version 430 created 19-SEP-2014 15:42:50
W75N ES074A.UVDATA.1
Freq = 22.2346 GHz, Bw = 4.000 MH No calibration applied and no bandpass applied

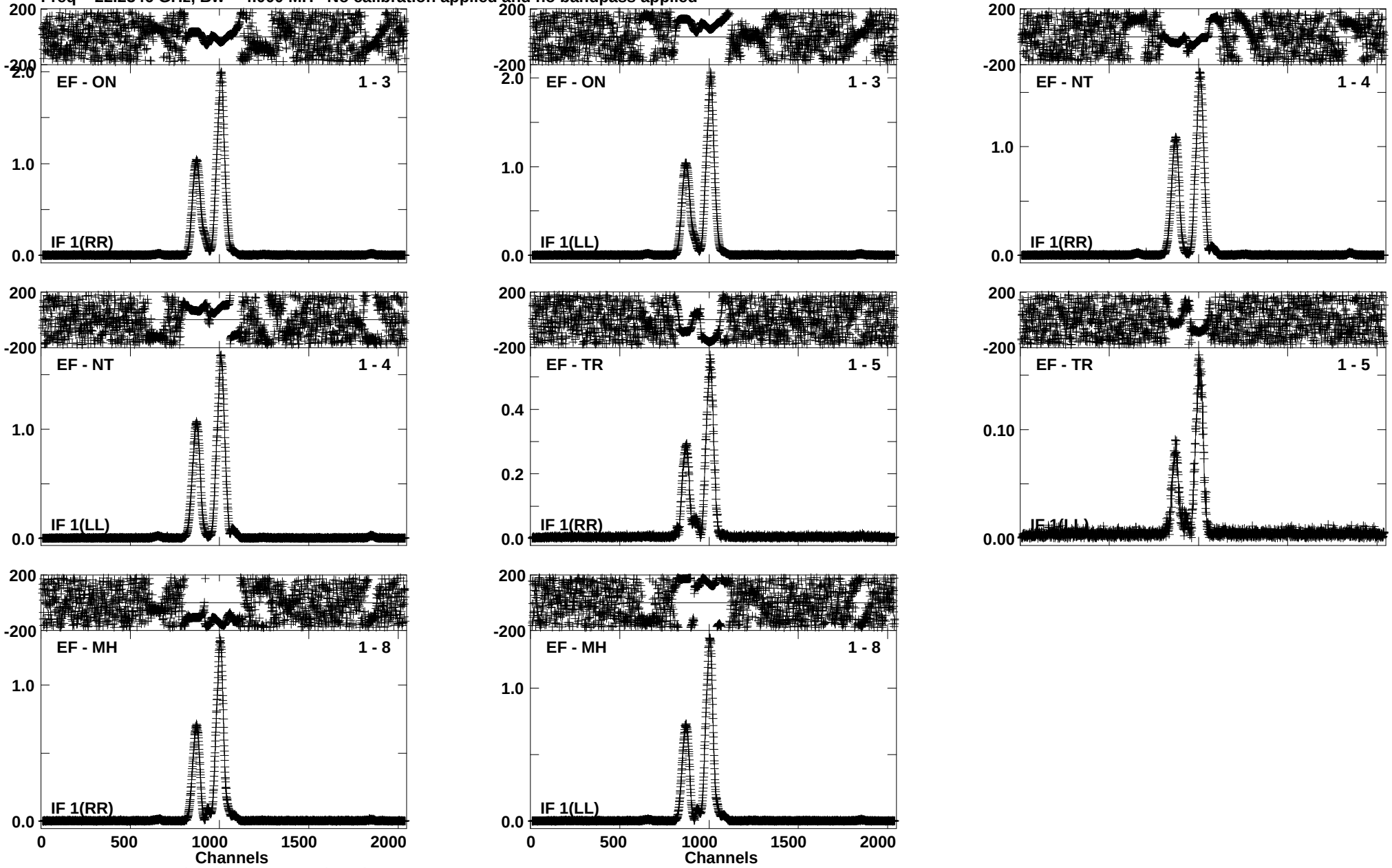

Lower frame: Ampl Jy Top frame: Phas deg
Vector averaged cross-power spectrum Baseline: EF (01) - ON (03)
Timerange: 01/03:29:50 to 01/03:30:54

Plot file version 431 created 19-SEP-2014 15:42:50
J2040+4527 ES074A.UVDATA.1
Freq = 22.2346 GHz, Bw = 4.000 MH No calibration applied and no bandpass applied

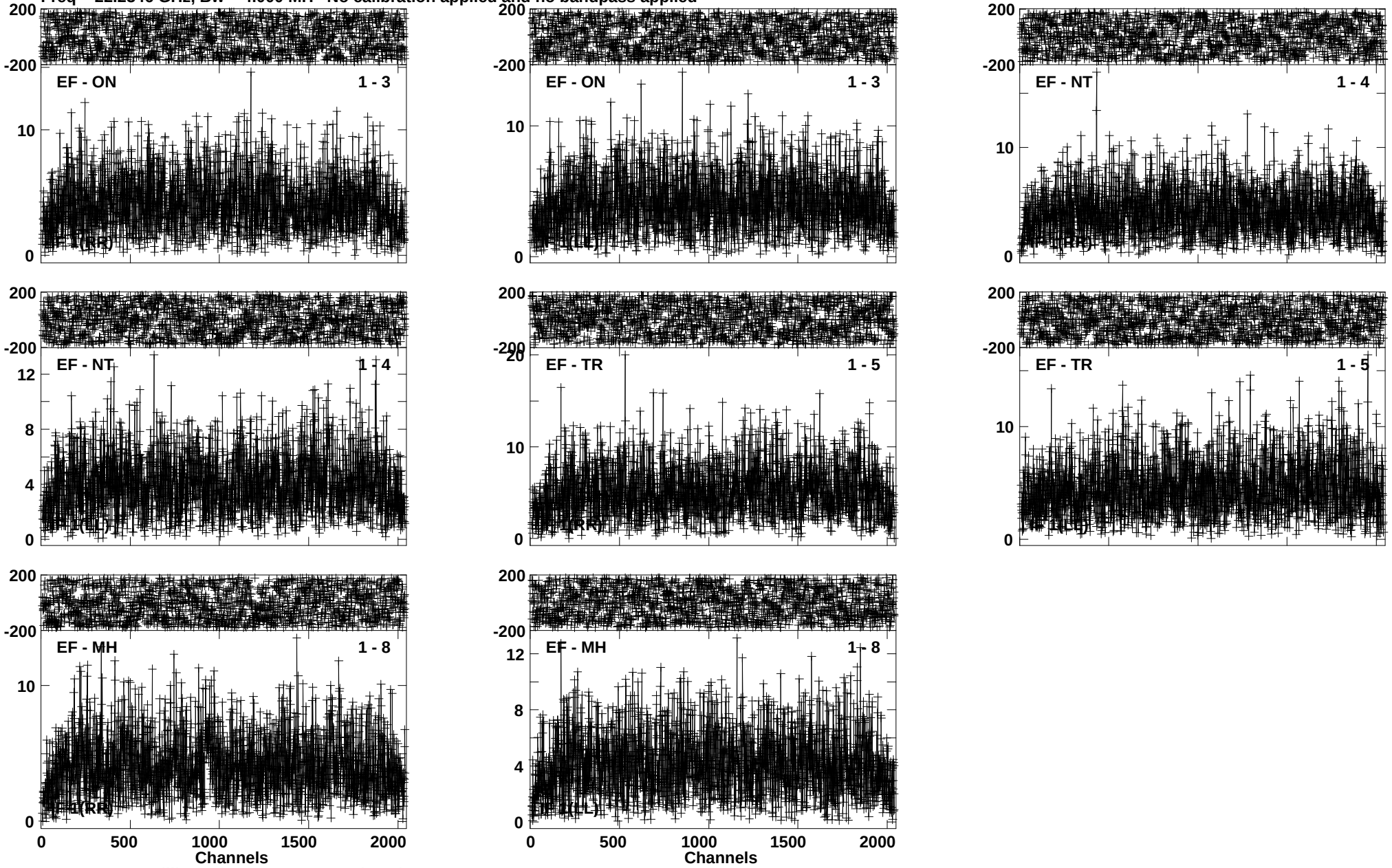

Lower frame: Milli Ampl Jy Top frame: Phas deg
Vector averaged cross-power spectrum Baseline: EF (01) - ON (03)
Timerange: 01/03:31:05 to 01/03:32:09

Plot file version 432 created 19-SEP-2014 15:42:50
W75N ES074A.UVDATA.1
Freq = 22.2346 GHz, Bw = 4.000 MH No calibration applied and no bandpass applied

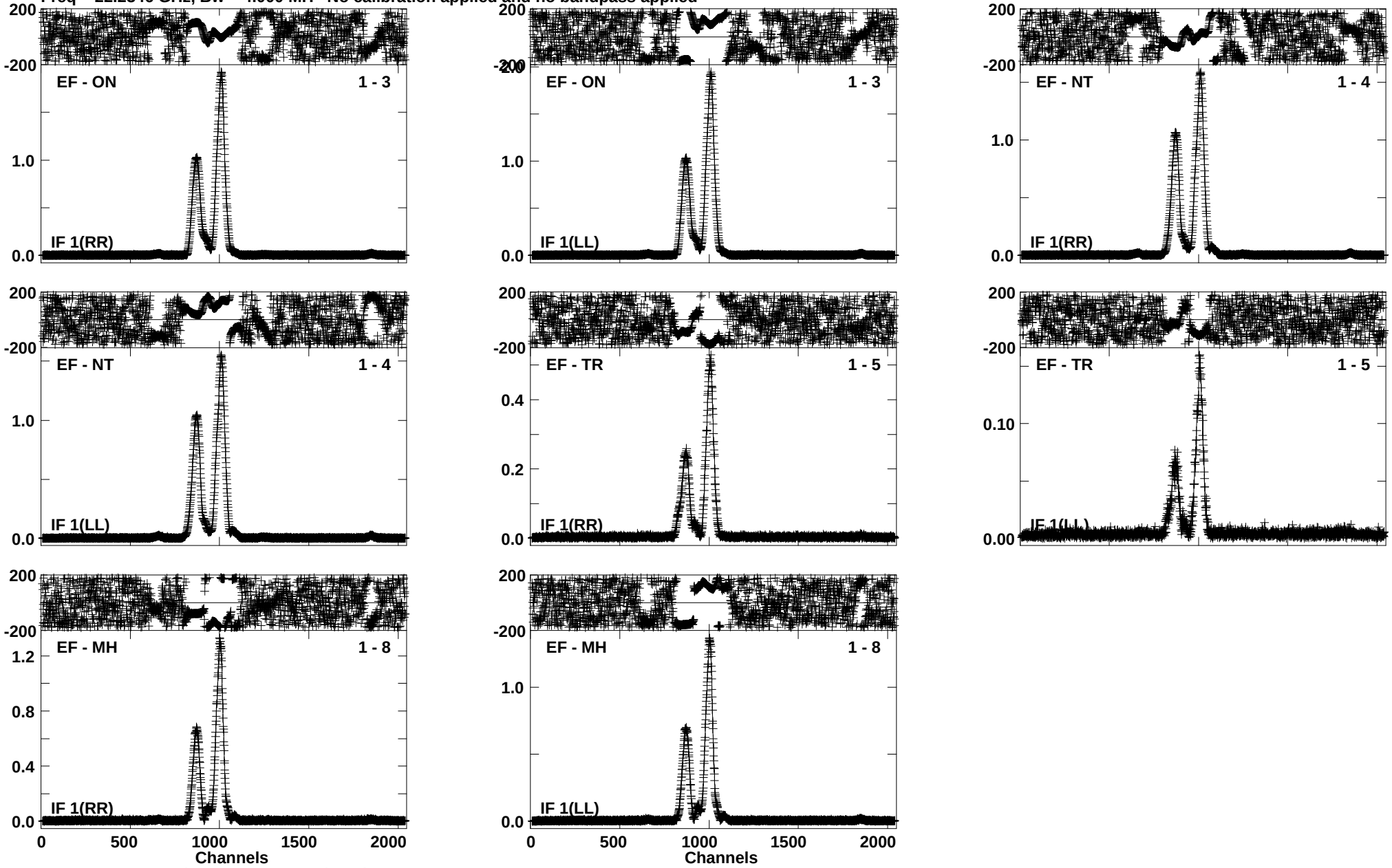

Lower frame: Ampl Jy Top frame: Phas deg
Vector averaged cross-power spectrum Baseline: EF (01) - ON (03)
Timerange: 01/03:32:20 to 01/03:33:24

Plot file version 433 created 19-SEP-2014 15:42:50
J2040+4527 ES074A.UVDATA.1
Freq = 22.2346 GHz, Bw = 4.000 MH No calibration applied and no bandpass applied

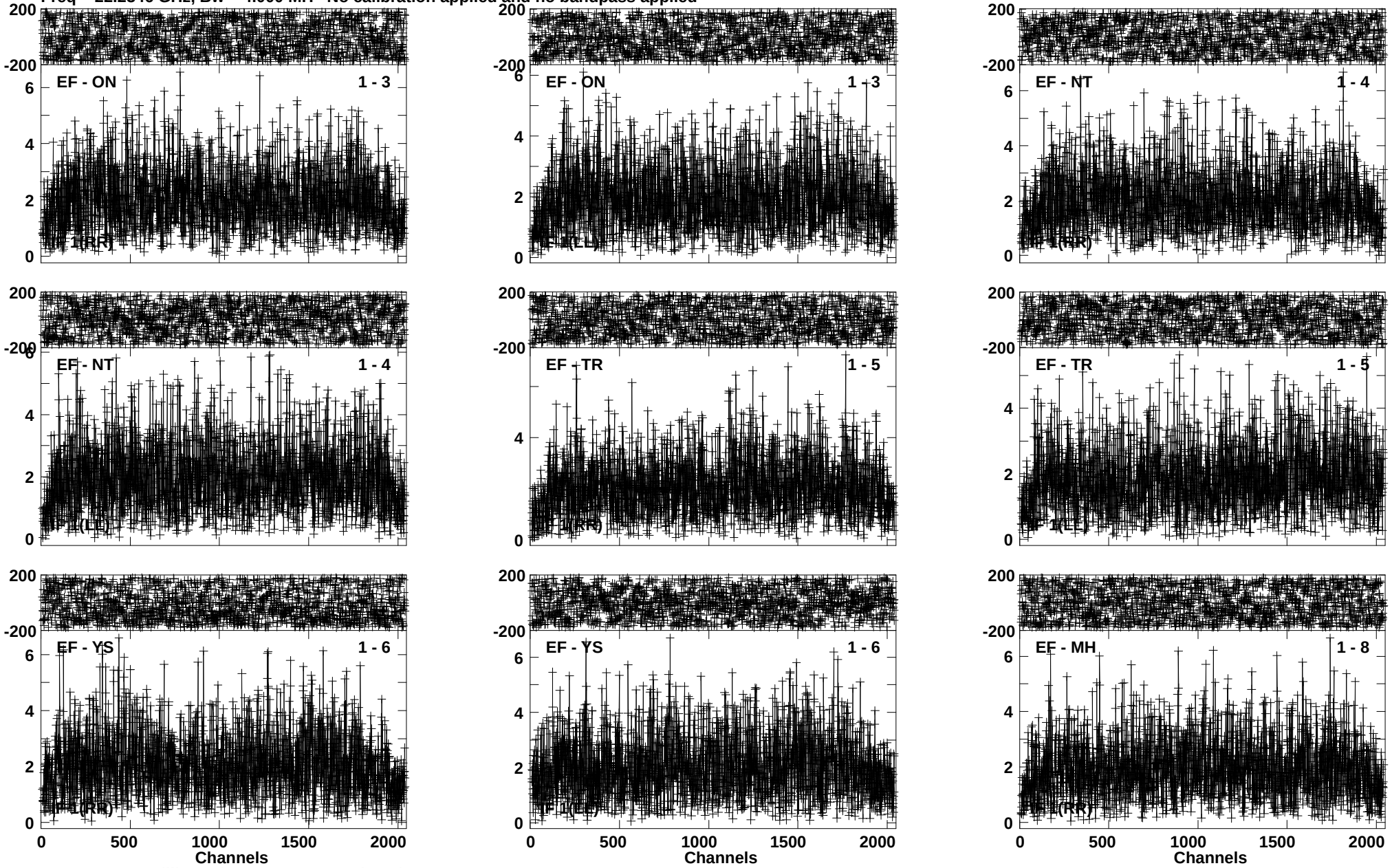

Lower frame: Milli Ampl Jy Top frame: Phas deg
Vector averaged cross-power spectrum Baseline: EF (01) - ON (03)
Timerange: 01/03:34:23 to 01/03:35:33

Plot file version 434 created 19-SEP-2014 15:42:51
J2040+4527 ES074A.UVDATA.1
Freq = 22.2346 GHz, Bw = 4.000 MH No calibration applied and no bandpass applied

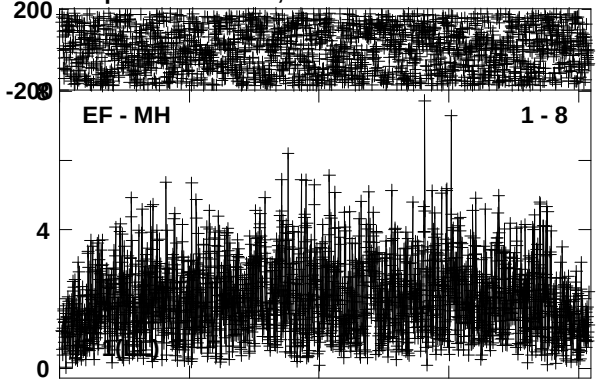

Lower frame: Milli Ampl Jy Top frame: Phas deg
Vector averaged cross-power spectrum Baseline: EF (01) - MH (08)
Timerange: 01/03:34:23 to 01/03:35:33

Plot file version 435 created 19-SEP-2014 15:42:51
W75N ES074A.UVDATA.1
Freq = 22.2346 GHz, Bw = 4.000 MH No calibration applied and no bandpass applied

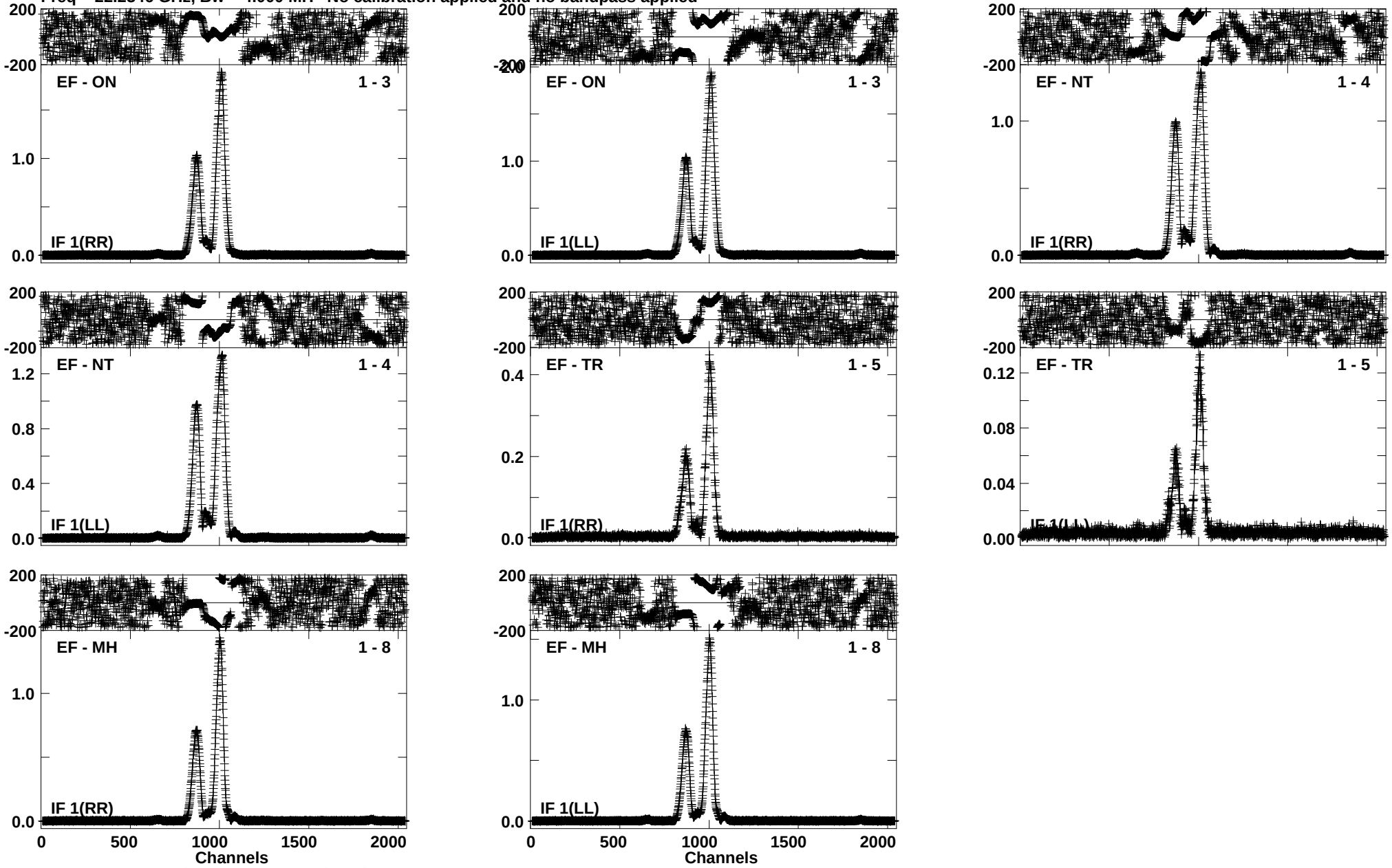

Lower frame: Ampl Jy Top frame: Phas deg
Vector averaged cross-power spectrum Baseline: EF (01) - ON (03)
Timerange: 01/03:35:45 to 01/03:36:49

Plot file version 436 created 19-SEP-2014 15:42:51
J2040+4527 ES074A.UVDATA.1
Freq = 22.2346 GHz, Bw = 4.000 MH No calibration applied and no bandpass applied

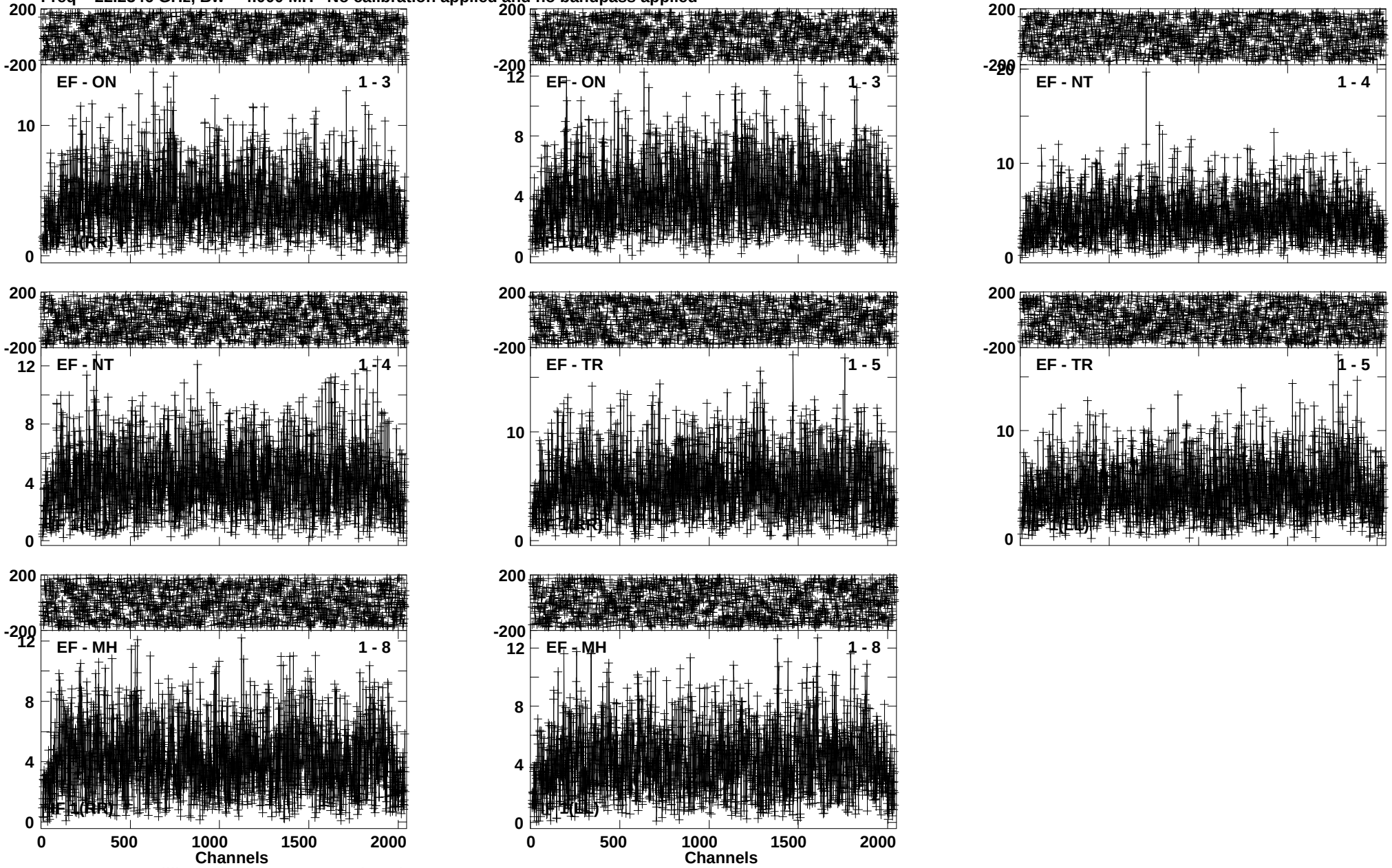

Lower frame: Milli Ampl Jy Top frame: Phas deg
Vector averaged cross-power spectrum Baseline: EF (01) - ON (03)
Timerange: 01/03:37:00 to 01/03:38:04

Plot file version 437 created 19-SEP-2014 15:42:51
W75N ES074A.UVDATA.1
Freq = 22.2346 GHz, Bw = 4.000 MH No calibration applied and no bandpass applied

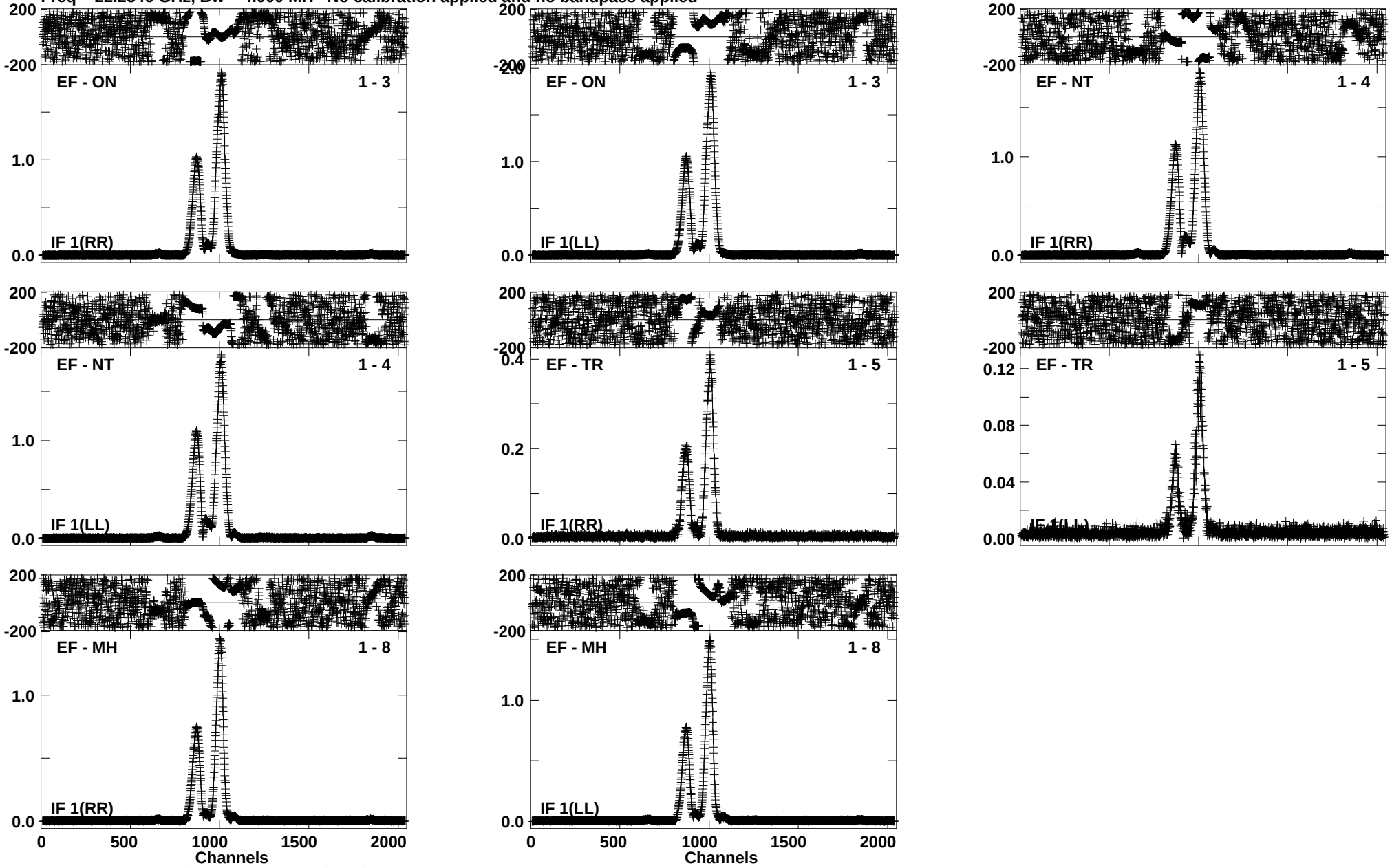

Lower frame: Ampl Jy Top frame: Phas deg
Vector averaged cross-power spectrum Baseline: EF (01) - ON (03)
Timerange: 01/03:38:15 to 01/03:39:19

Plot file version 438 created 19-SEP-2014 15:42:51
J2040+4527 ES074A.UVDATA.1
Freq = 22.2346 GHz, Bw = 4.000 MH No calibration applied and no bandpass applied

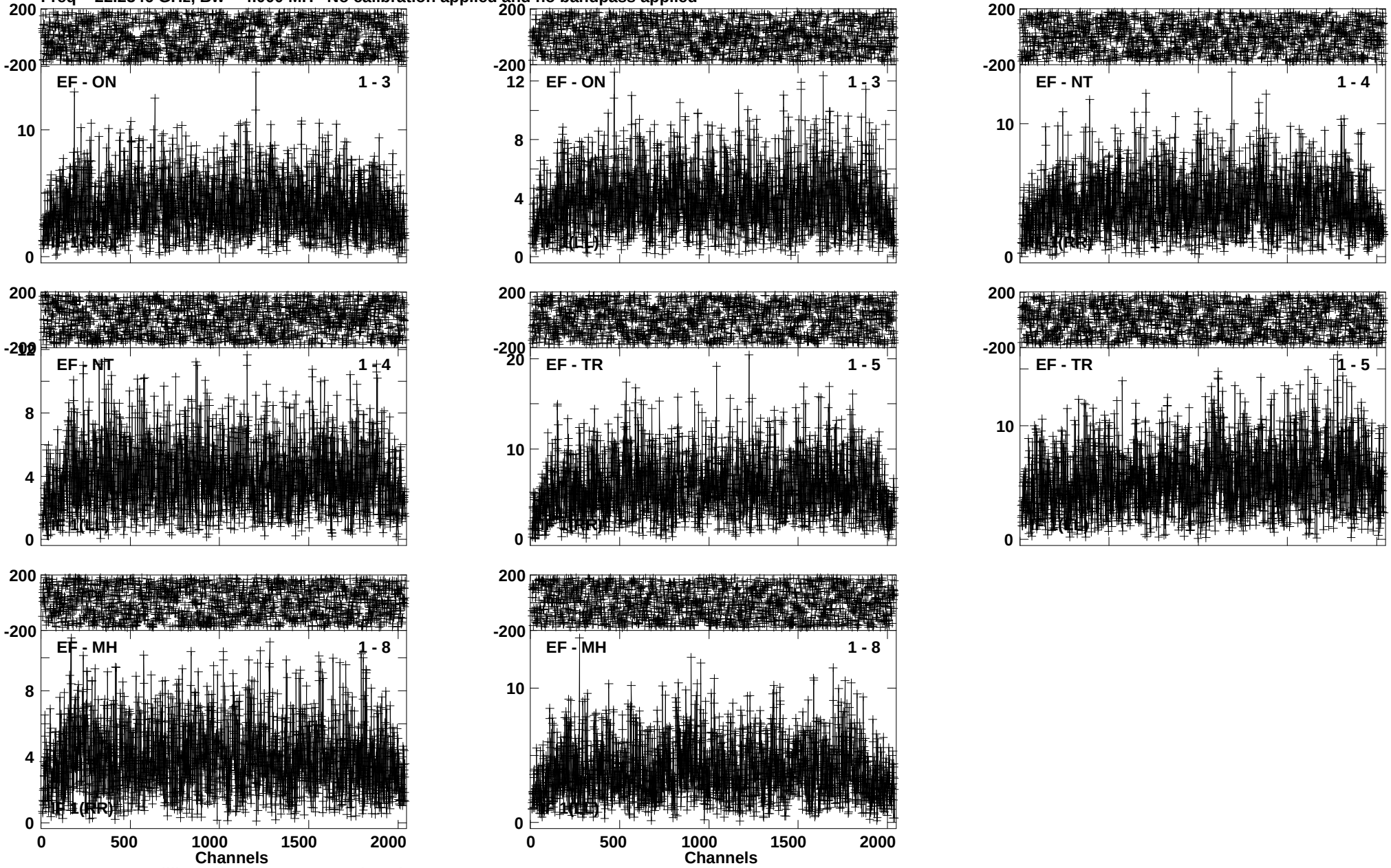

Lower frame: Milli Ampl Jy Top frame: Phas deg
Vector averaged cross-power spectrum Baseline: EF (01) - ON (03)
Timerange: 01/03:39:30 to 01/03:40:34

Plot file version 439 created 19-SEP-2014 15:42:51
W75N ES074A.UVDATA.1
Freq = 22.2346 GHz, Bw = 4.000 MH No calibration applied and no bandpass applied

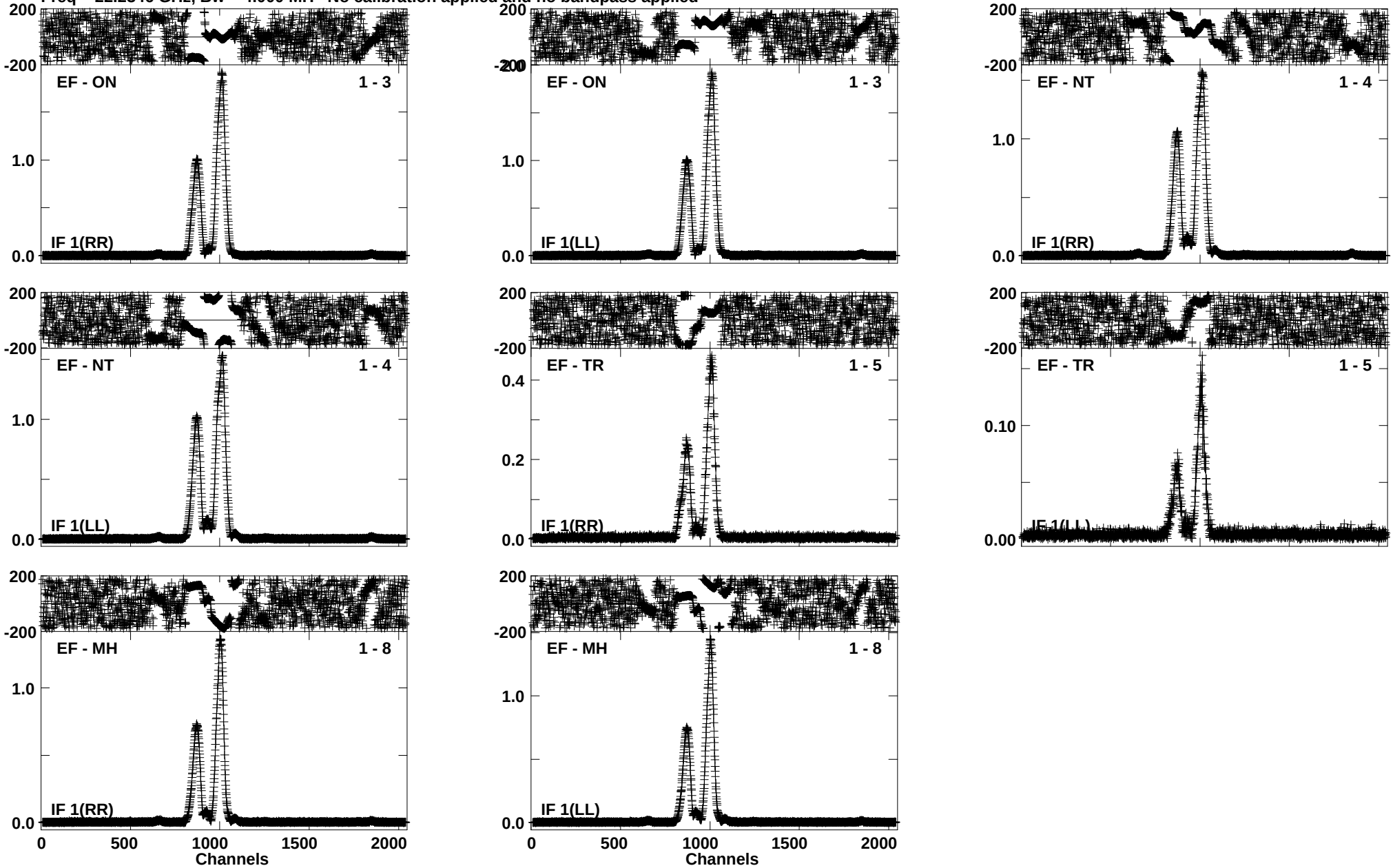

Lower frame: Ampl Jy Top frame: Phas deg
Vector averaged cross-power spectrum Baseline: EF (01) - ON (03)
Timerange: 01/03:40:45 to 01/03:41:49

Plot file version 440 created 19-SEP-2014 15:42:51
J2040+4527 ES074A.UVDATA.1
Freq = 22.2346 GHz, Bw = 4.000 MH No calibration applied and no bandpass applied

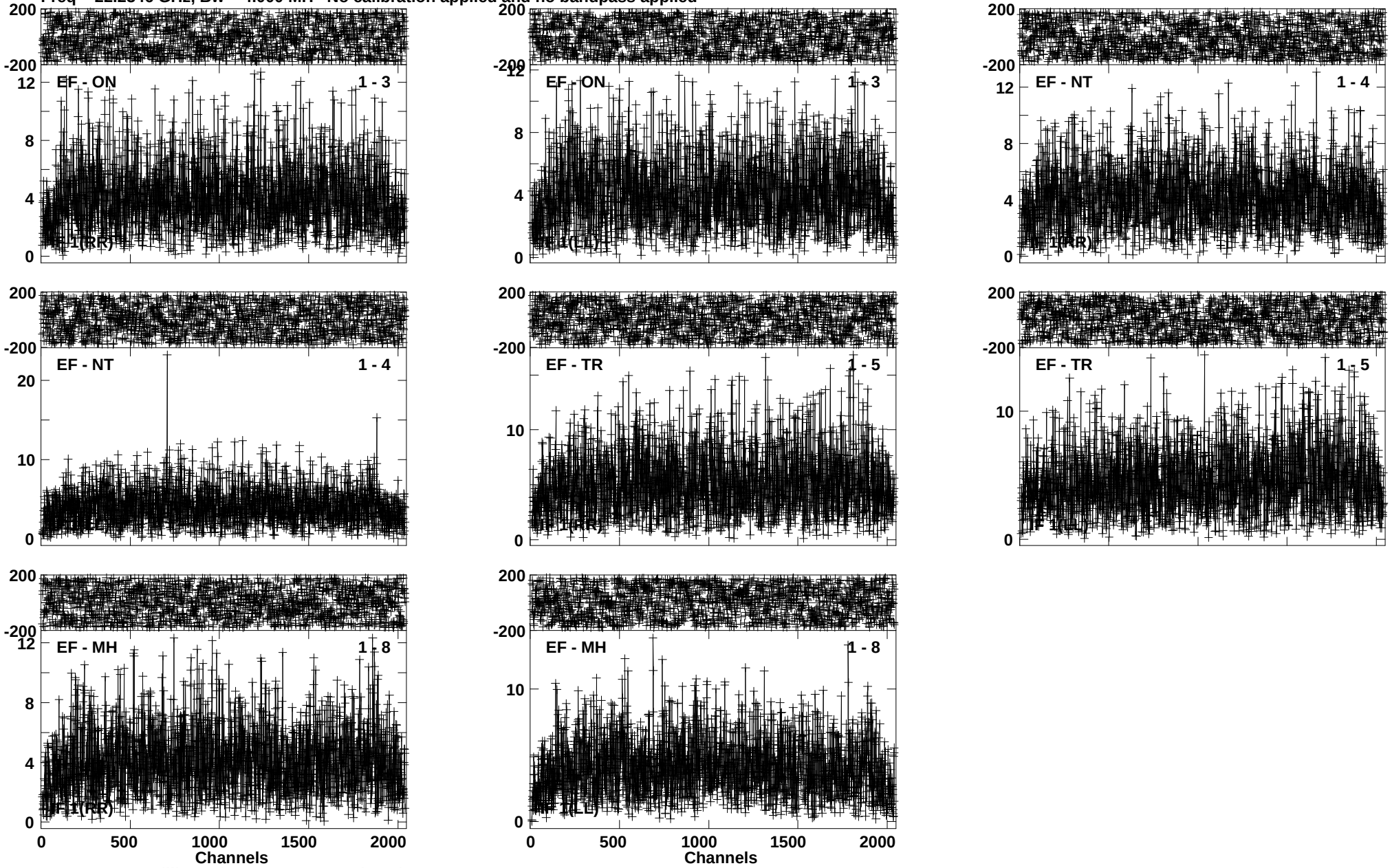

Lower frame: Milli Ampl Jy Top frame: Phas deg
Vector averaged cross-power spectrum Baseline: EF (01) - ON (03)
Timerange: 01/03:42:00 to 01/03:43:04

Plot file version 441 created 19-SEP-2014 15:42:51
W75N ES074A.UVDATA.1
Freq = 22.2346 GHz, Bw = 4.000 MH No calibration applied and no bandpass applied

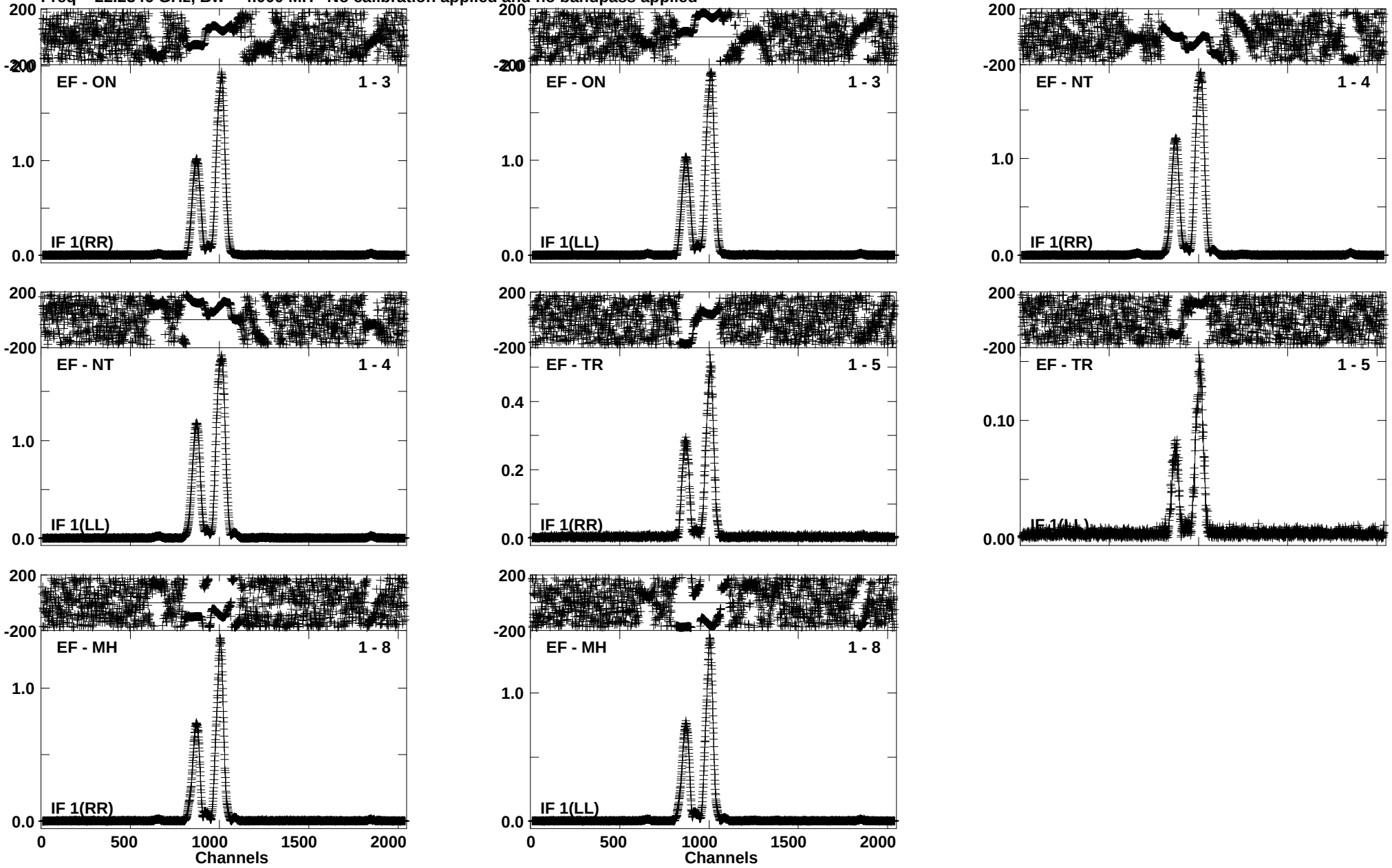

Lower frame: Ampl Jy Top frame: Phas deg
Vector averaged cross-power spectrum Baseline: EF (01) - ON (03)
Timerange: 01/03:43:15 to 01/03:44:19

Plot file version 442 created 19-SEP-2014 15:42:51
J2040+4527 ES074A.UVDATA.1
Freq = 22.2346 GHz, Bw = 4.000 MH No calibration applied and no bandpass applied

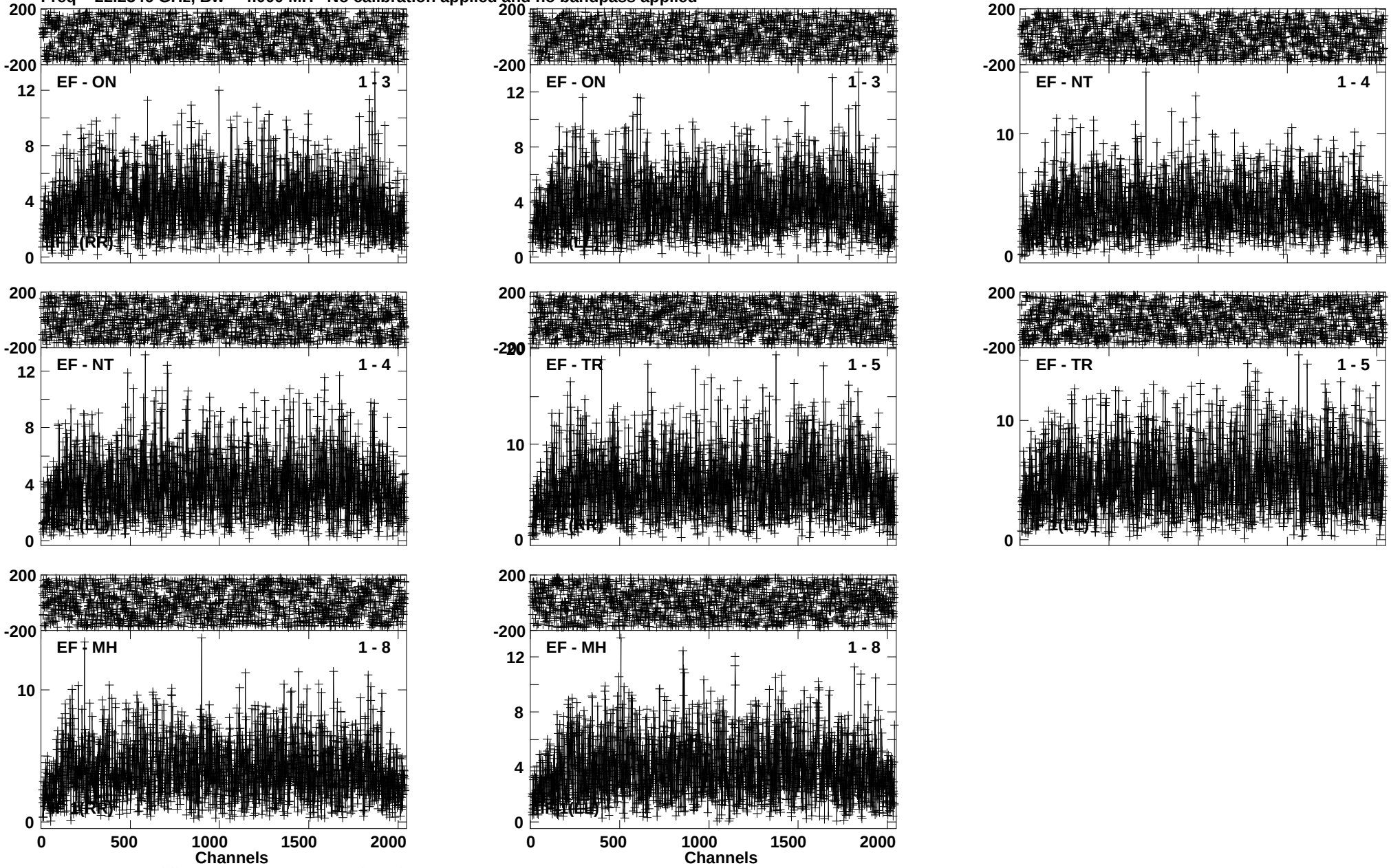

Lower frame: Milli Ampl Jy Top frame: Phas deg
Vector averaged cross-power spectrum Baseline: EF (01) - ON (03)
Timerange: 01/03:44:30 to 01/03:45:34

Plot file version 443 created 19-SEP-2014 15:42:52
W75N ES074A.UVDATA.1
Freq = 22.2346 GHz, Bw = 4.000 MH No calibration applied and no bandpass applied

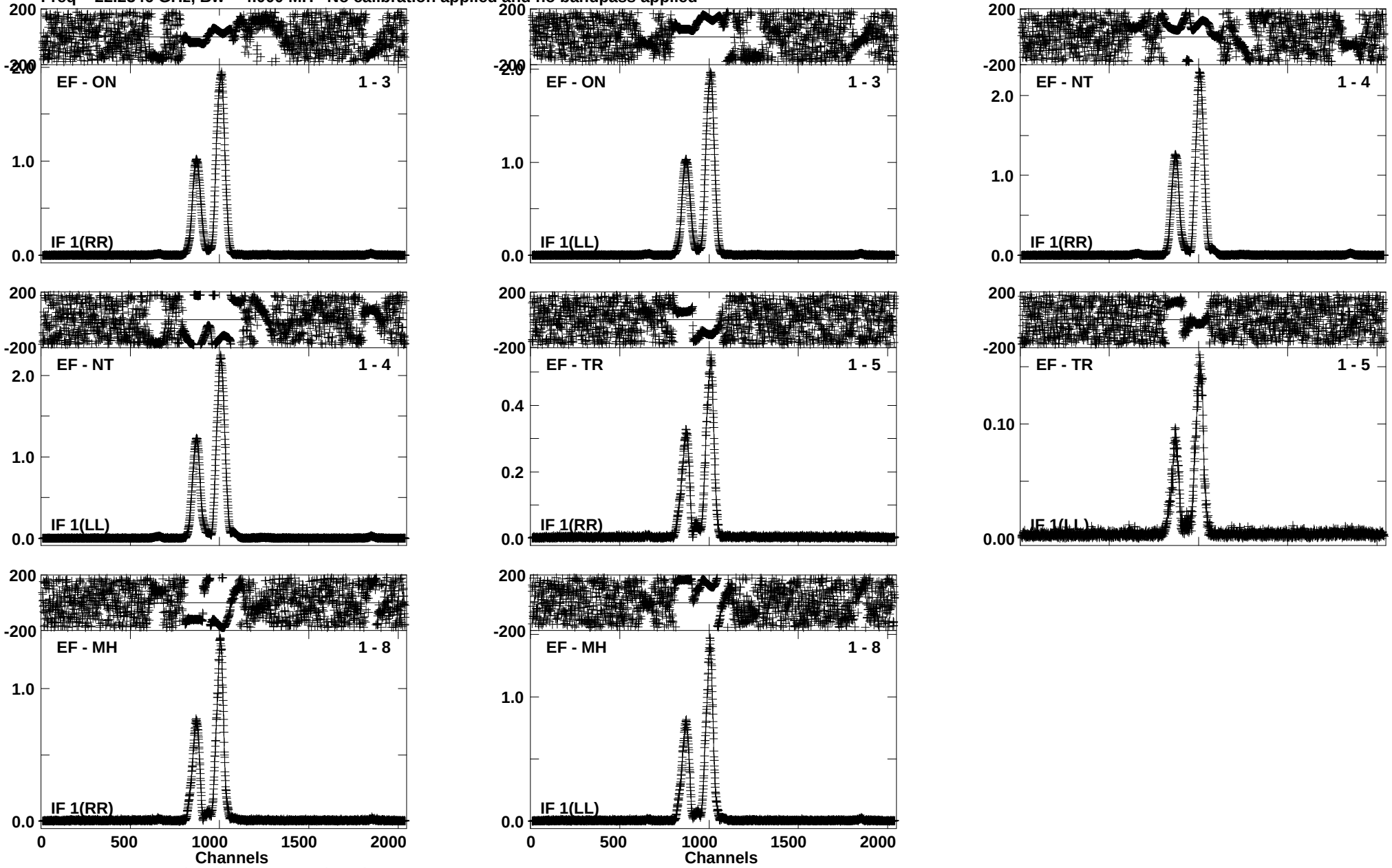

Lower frame: Ampl Jy Top frame: Phas deg
Vector averaged cross-power spectrum Baseline: EF (01) - ON (03)
Timerange: 01/03:45:45 to 01/03:46:49

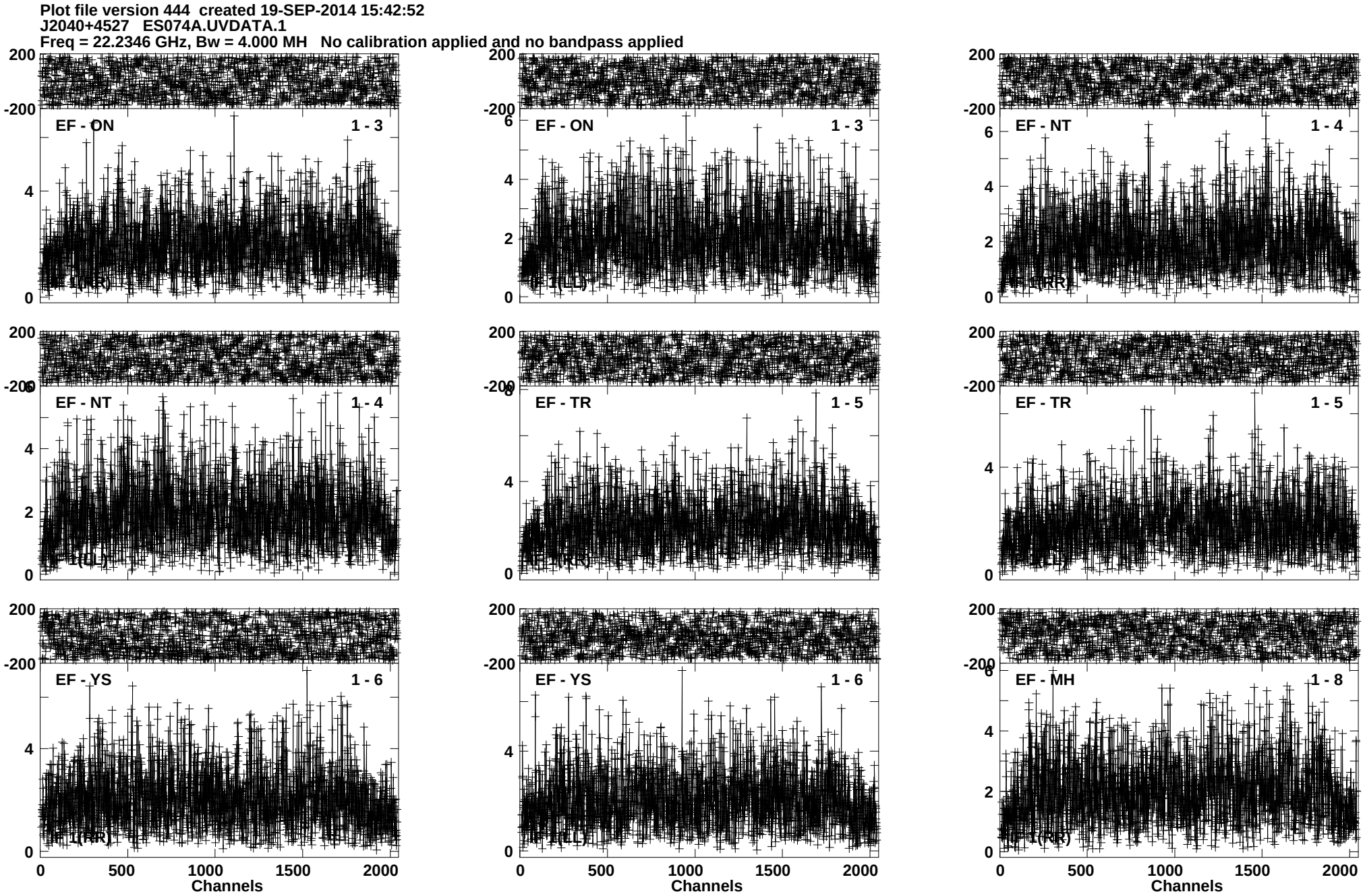
Plot file version 444 created 19-SEP-2014 15:42:52
J2040+4527 ES074A.UVDATA.1
Freq = 22.2346 GHz, Bw = 4.000 MH No calibration applied and no bandpass applied
EF - ON 1 - 3
EF - ON 1 - 3
EF - NT 1 - 4
EF - NT 1 - 4
EF - TR 1 - 5
EF - TR 1 - 5
EF - YS 1 - 6
EF - YS 1 - 6
EF - MH 1 - 8
200
-200
6
4
2
0
0
500
1000
1500
2000
Channels
Lower frame: Milli Ampl Jy Top frame: Phas deg
Vector averaged cross-power spectrum Baseline: EF (01) - ON (03)
Timerange: 01/03:47:48 to 01/03:48:58

Plot file version 445 created 19-SEP-2014 15:42:52
J2040+4527 ES074A.UVDATA.1
Freq = 22.2346 GHz, Bw = 4.000 MH No calibration applied and no bandpass applied

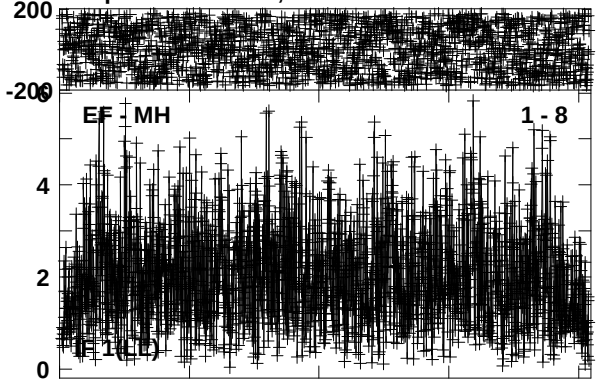

Lower frame: Milli Ampl Jy Top frame: Phas deg
Vector averaged cross-power spectrum Baseline: EF (01) - MH (08)
Timerange: 01/03:47:48 to 01/03:48:58

Plot file version 446 created 19-SEP-2014 15:42:52
W75N ES074A.UVDATA.1
Freq = 22.2346 GHz, Bw = 4.000 MH No calibration applied and no bandpass applied

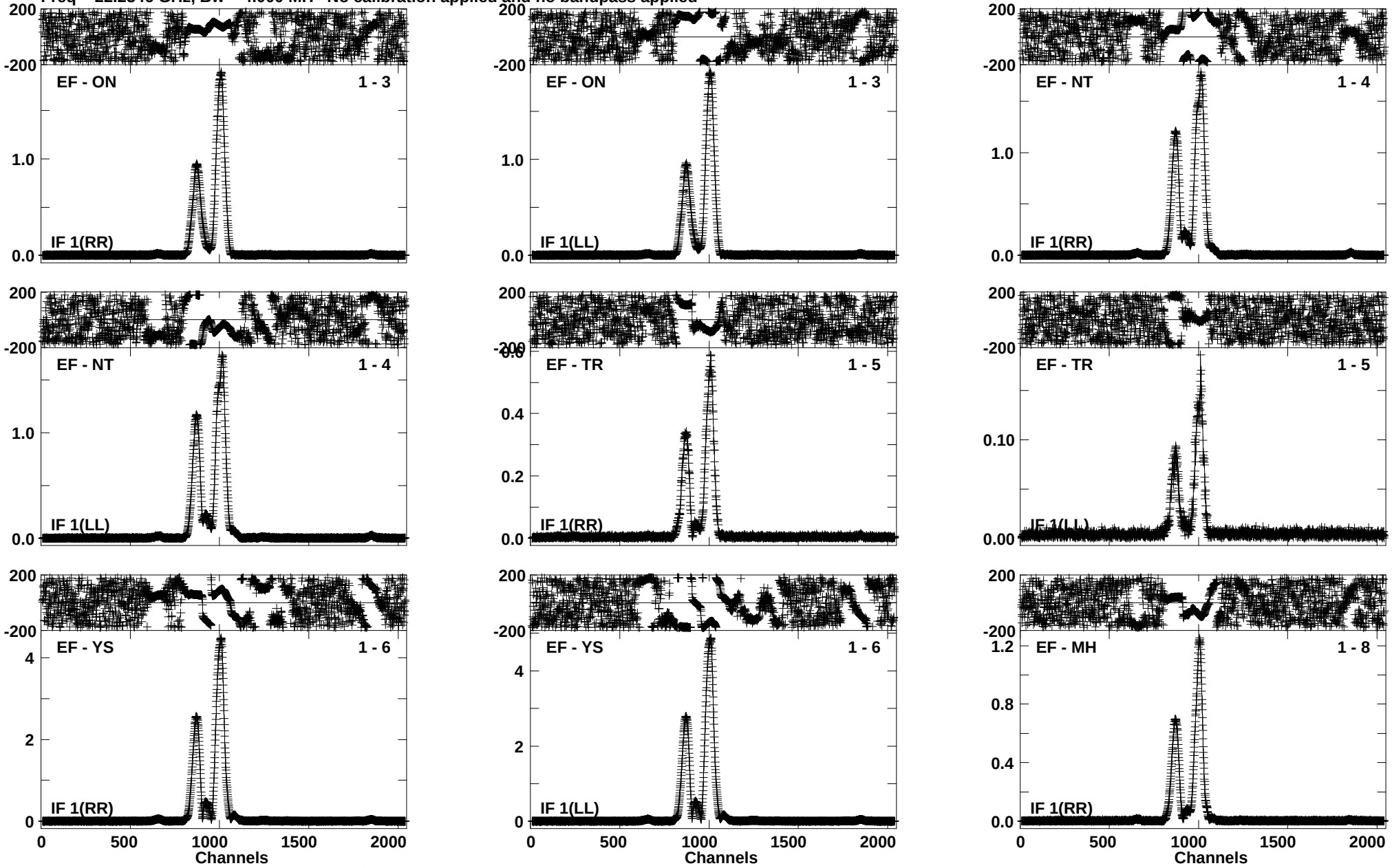

Lower frame: Ampl Jy Top frame: Phas deg
Vector averaged cross-power spectrum Baseline: EF (01) - ON (03)
Timerange: 01/03:49:10 to 01/03:50:14

Plot file version 447 created 19-SEP-2014 15:42:52
W75N ES074A.UVDATA.1
Freq = 22.2346 GHz, Bw = 4.000 MH No calibration applied and no bandpass applied

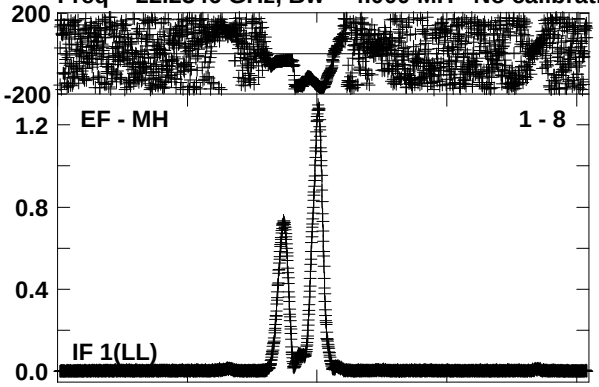

Lower frame: Ampl Jy Top frame: Phas deg
Vector averaged cross-power spectrum Baseline: EF (01) - MH (08)
Timerange: 01/03:49:10 to 01/03:50:14

Plot file version 448 created 19-SEP-2014 15:42:52
J2040+4527 ES074A.UVDATA.1
Freq = 22.2346 GHz, Bw = 4.000 MH No calibration applied and no bandpass applied

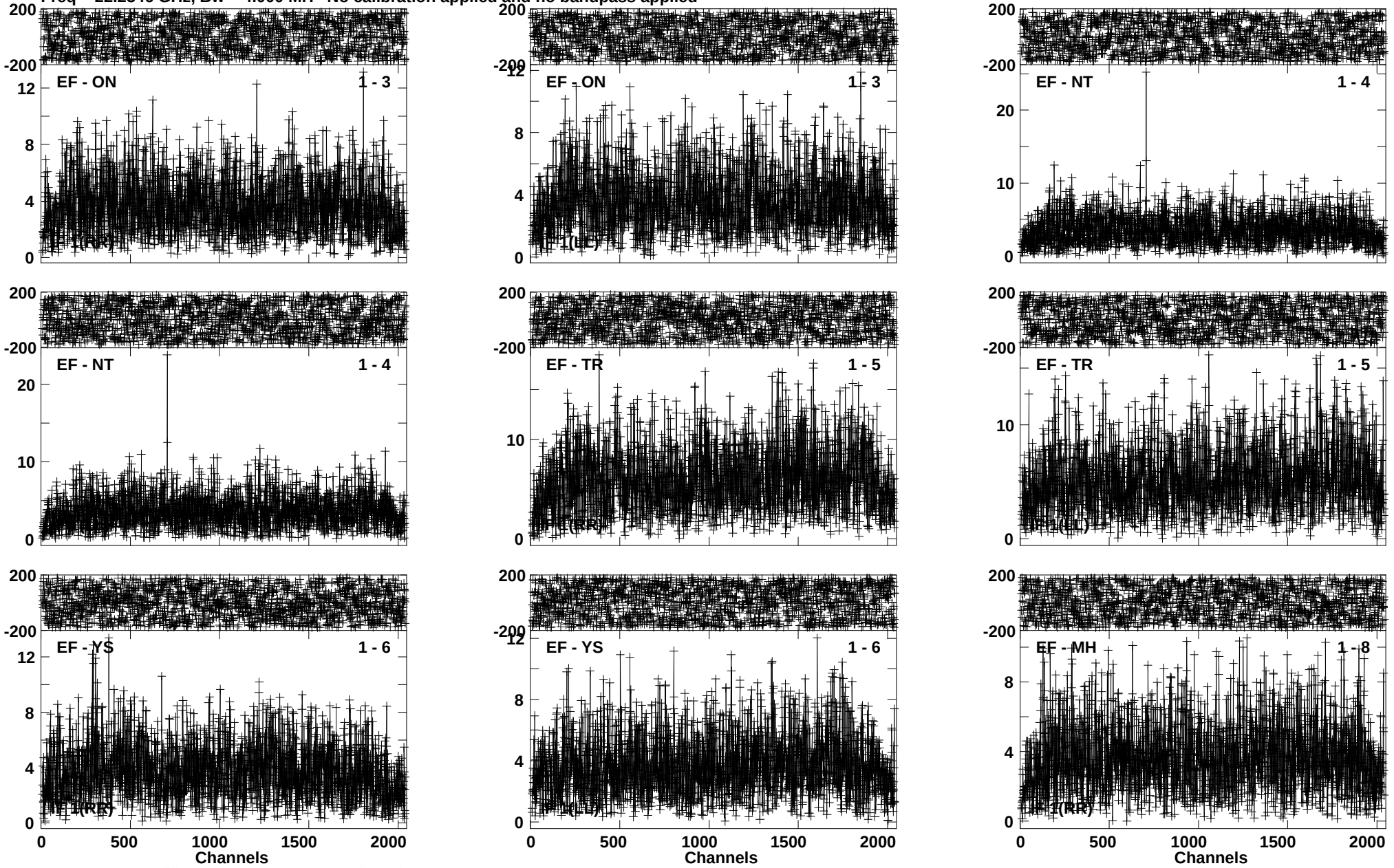

Lower frame: Milli Ampl Jy Top frame: Phas deg
Vector averaged cross-power spectrum Baseline: EF (01) - ON (03)
Timerange: 01/03:50:25 to 01/03:51:29

Plot file version 449 created 19-SEP-2014 15:42:52
J2040+4527 ES074A.UVDATA.1
Freq = 22.2346 GHz, Bw = 4.000 MH No calibration applied and no bandpass applied

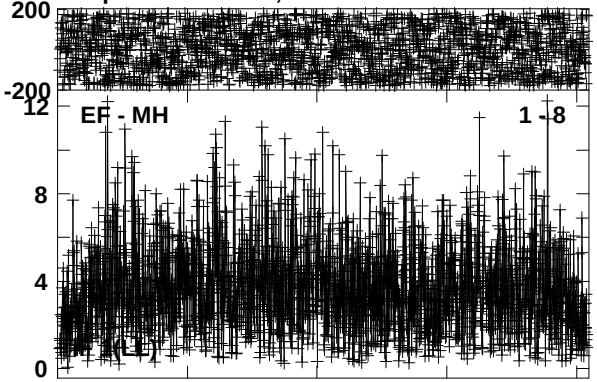

Lower frame: Milli Ampl Jy Top frame: Phas deg
Vector averaged cross-power spectrum Baseline: EF (01) - MH (08)
Timerange: 01/03:50:25 to 01/03:51:29

Plot file version 450 created 19-SEP-2014 15:42:52
W75N ES074A.UVDATA.1
Freq = 22.2346 GHz, Bw = 4.000 MH No calibration applied and no bandpass applied

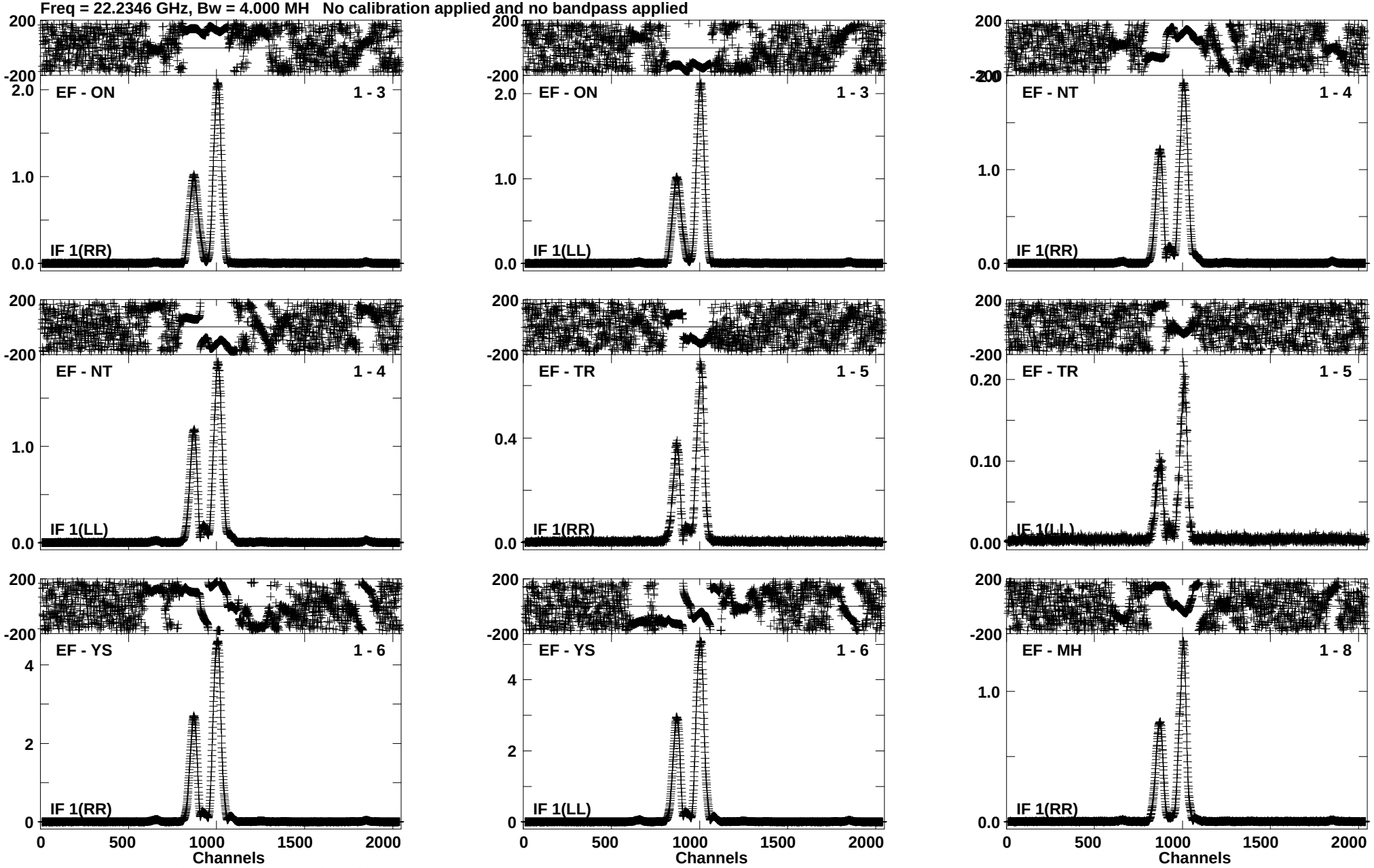

Lower frame: Ampl Jy Top frame: Phas deg
Vector averaged cross-power spectrum Baseline: EF (01) - ON (03)
Timerange: 01/03:51:40 to 01/03:52:44

Plot file version 451 created 19-SEP-2014 15:42:52
W75N ES074A.UVDATA.1
Freq = 22.2346 GHz, Bw = 4.000 MH No calibration applied and no bandpass applied

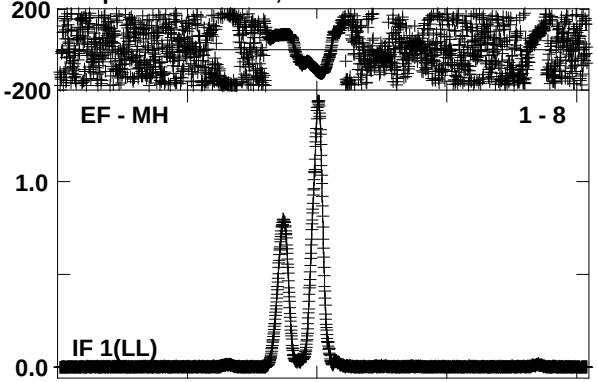

Lower frame: Ampl Jy Top frame: Phas deg
Vector averaged cross-power spectrum Baseline: EF (01) - MH (08)
Timerange: 01/03:51:40 to 01/03:52:44

Plot file version 452 created 19-SEP-2014 15:42:52
J2040+4527 ES074A.UVDATA.1
Freq = 22.2346 GHz, Bw = 4.000 MH No calibration applied and no bandpass applied

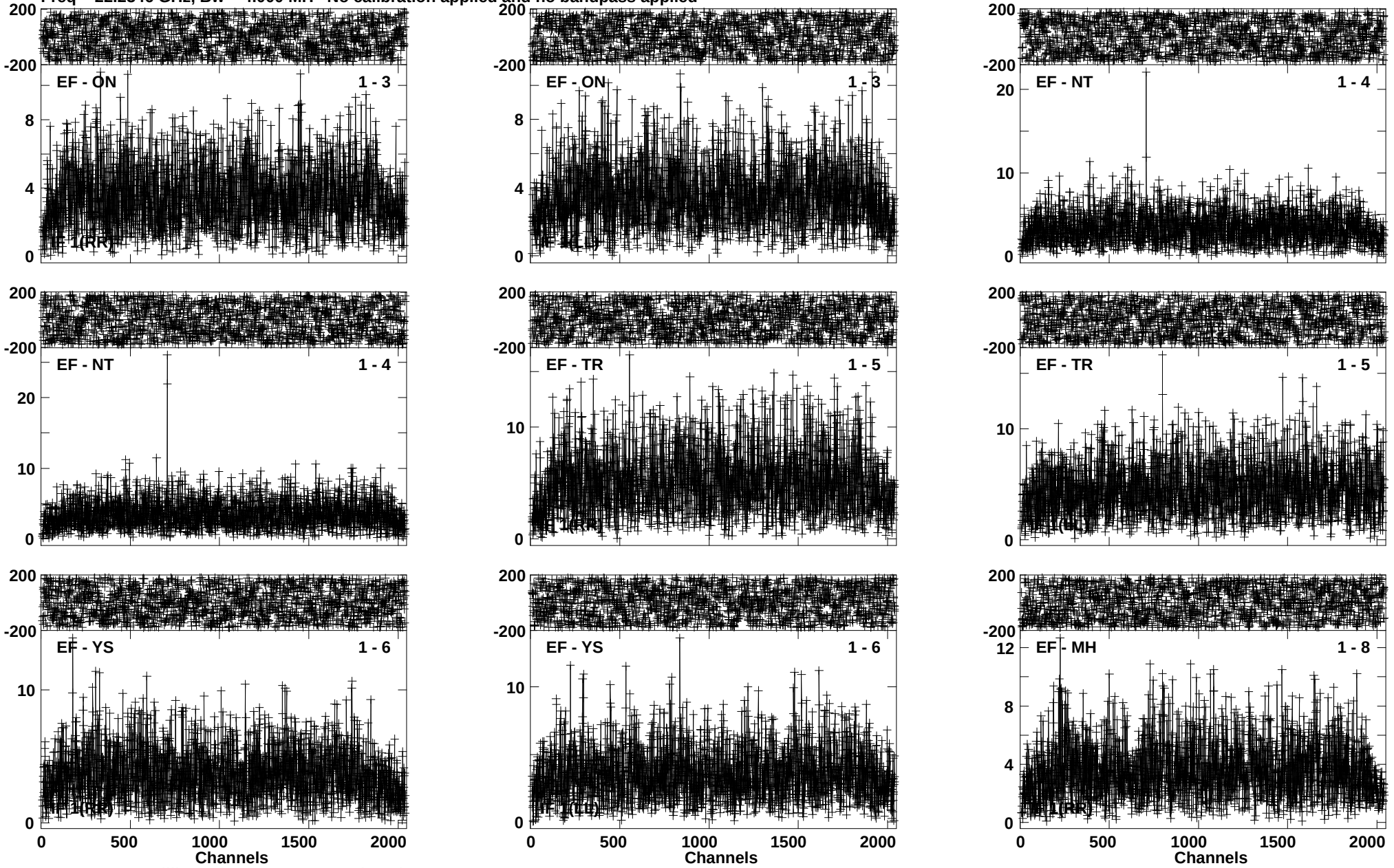

Lower frame: Milli Ampl Jy Top frame: Phas deg
Vector averaged cross-power spectrum Baseline: EF (01) - ON (03)
Timerange: 01/03:52:55 to 01/03:53:59

Plot file version 453 created 19-SEP-2014 15:42:52
J2040+4527 ES074A.UVDATA.1
Freq = 22.2346 GHz, Bw = 4.000 MH No calibration applied and no bandpass applied

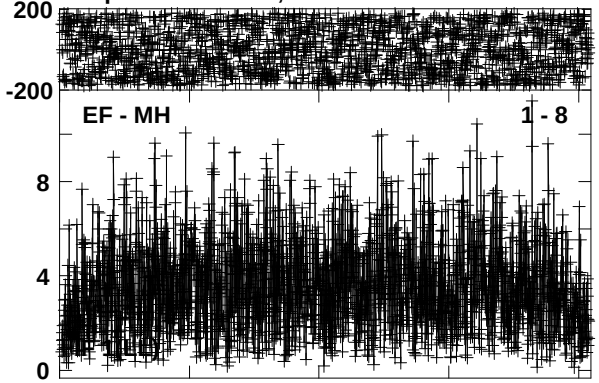

Lower frame: Milli Ampl Jy Top frame: Phas deg
Vector averaged cross-power spectrum Baseline: EF (01) - MH (08)
Timerange: 01/03:52:55 to 01/03:53:59

Plot file version 454 created 19-SEP-2014 15:42:52
W75N ES074A.UVDATA.1
Freq = 22.2346 GHz, Bw = 4.000 MH No calibration applied and no bandpass applied

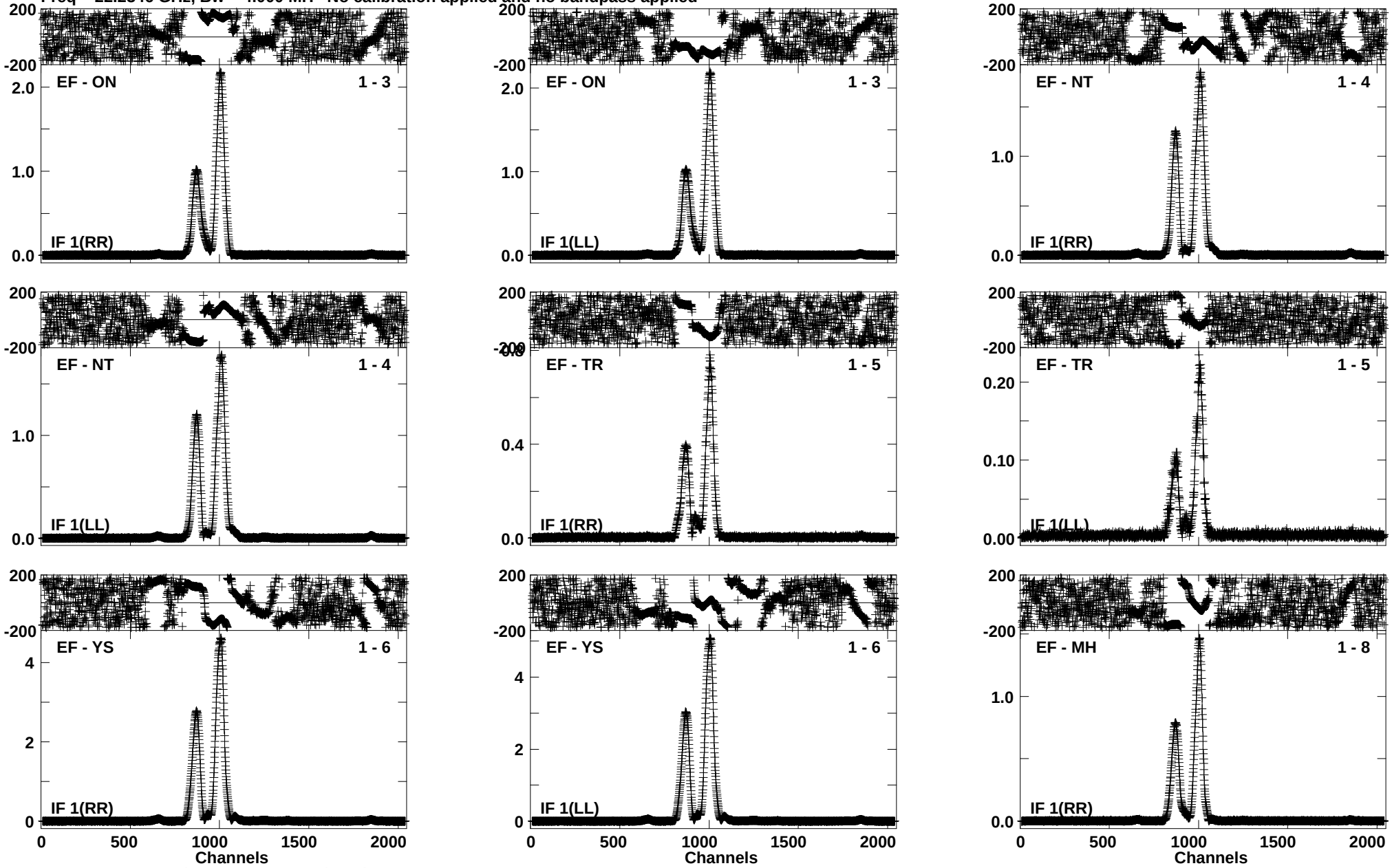

Lower frame: Ampl Jy Top frame: Phas deg
Vector averaged cross-power spectrum Baseline: EF (01) - ON (03)
Timerange: 01/03:54:10 to 01/03:55:14

Plot file version 455 created 19-SEP-2014 15:42:53
W75N ES074A.UVDATA.1
Freq = 22.2346 GHz, Bw = 4.000 MH No calibration applied and no bandpass applied

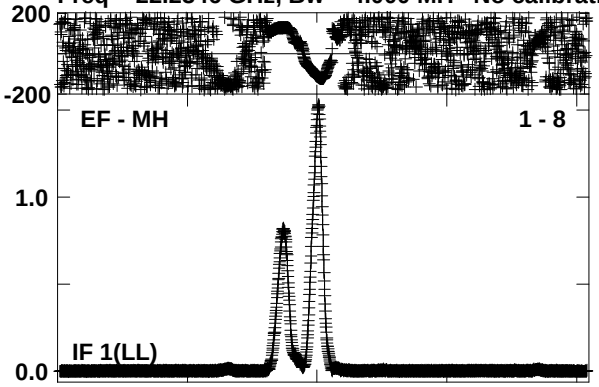

Lower frame: Ampl Jy Top frame: Phas deg
Vector averaged cross-power spectrum Baseline: EF (01) - MH (08)
Timerange: 01/03:54:10 to 01/03:55:14

Plot file version 456 created 19-SEP-2014 15:42:53
J2040+4527 ES074A.UVDATA.1
Freq = 22.2346 GHz, Bw = 4.000 MH No calibration applied and no bandpass applied

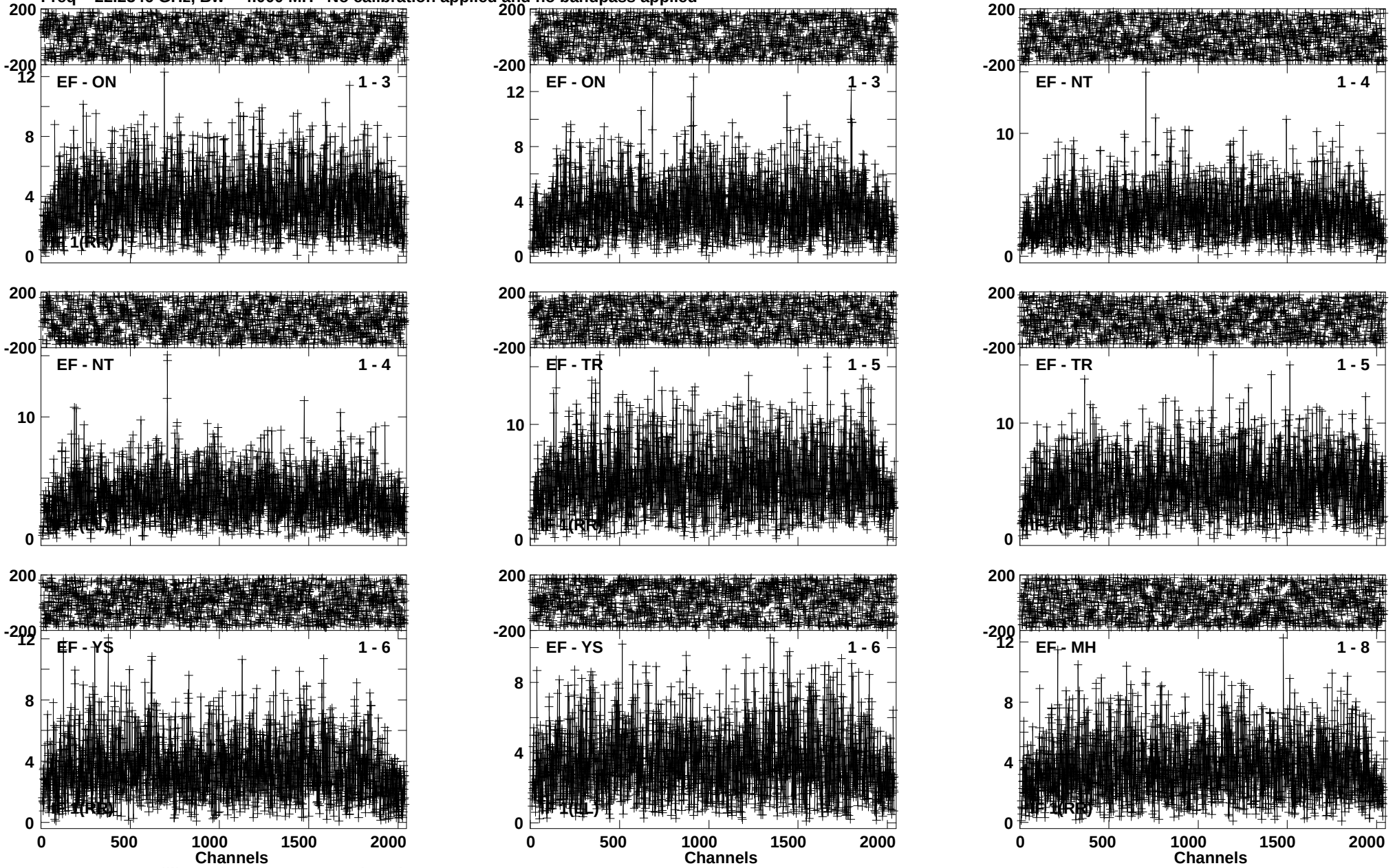

Lower frame: Milli Ampl Jy Top frame: Phas deg
Vector averaged cross-power spectrum Baseline: EF (01) - ON (03)
Timerange: 01/03:55:25 to 01/03:56:29

Plot file version 457 created 19-SEP-2014 15:42:53
J2040+4527 ES074A.UVDATA.1
Freq = 22.2346 GHz, Bw = 4.000 MH No calibration applied and no bandpass applied

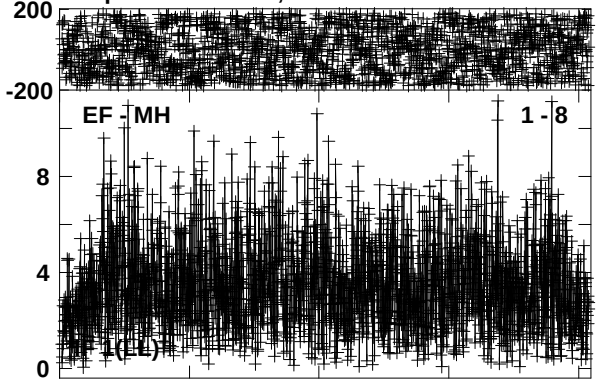

Lower frame: Milli Ampl Jy Top frame: Phas deg
Vector averaged cross-power spectrum Baseline: EF (01) - MH (08)
Timerange: 01/03:55:25 to 01/03:56:29

Plot file version 458 created 19-SEP-2014 15:42:53
W75N ES074A.UVDATA.1
Freq = 22.2346 GHz, Bw = 4.000 MH No calibration applied and no bandpass applied

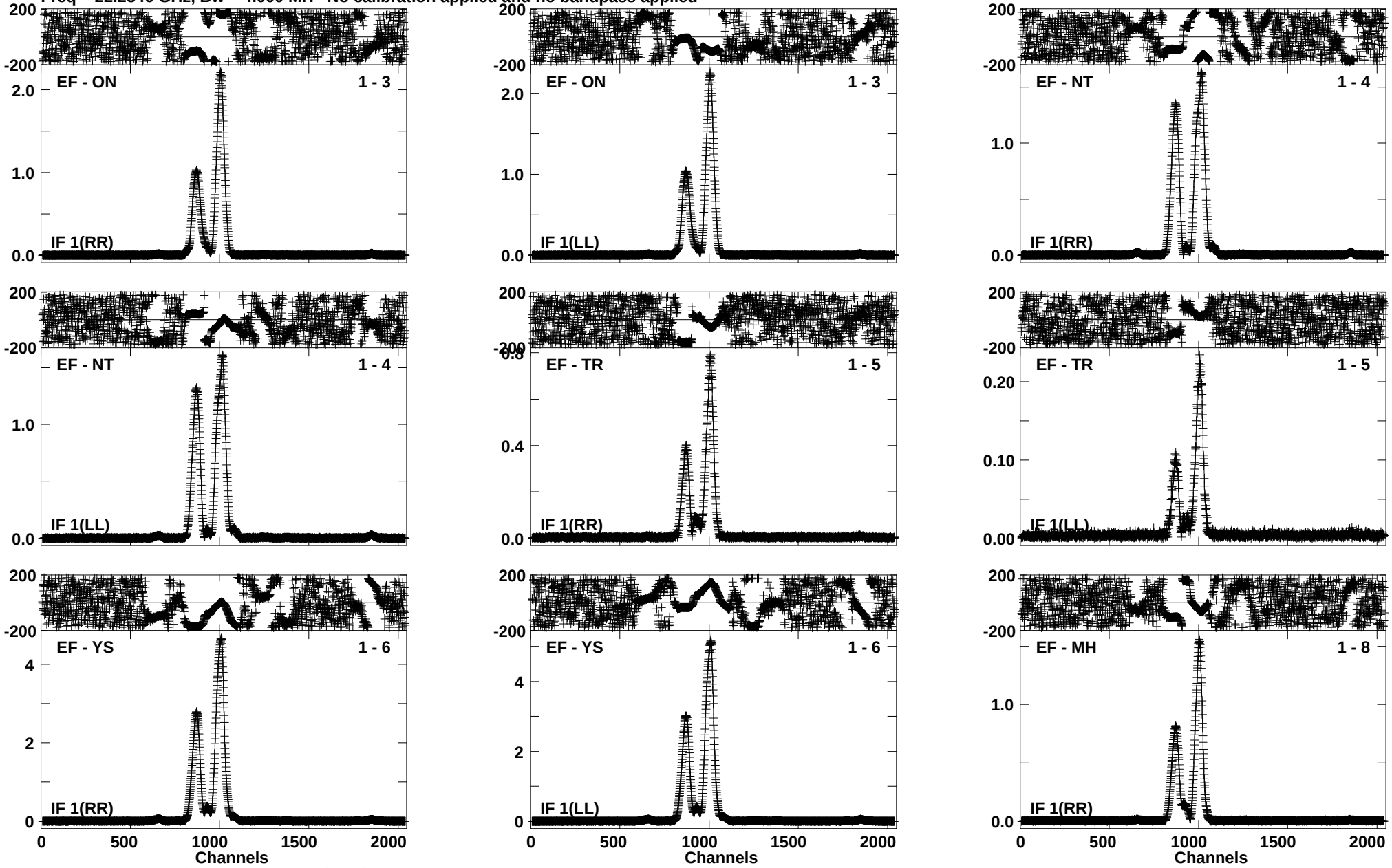

Lower frame: Ampl Jy Top frame: Phas deg
Vector averaged cross-power spectrum Baseline: EF (01) - ON (03)
Timerange: 01/03:56:40 to 01/03:57:44

Plot file version 459 created 19-SEP-2014 15:42:53
W75N ES074A.UVDATA.1
Freq = 22.2346 GHz, Bw = 4.000 MH No calibration applied and no bandpass applied

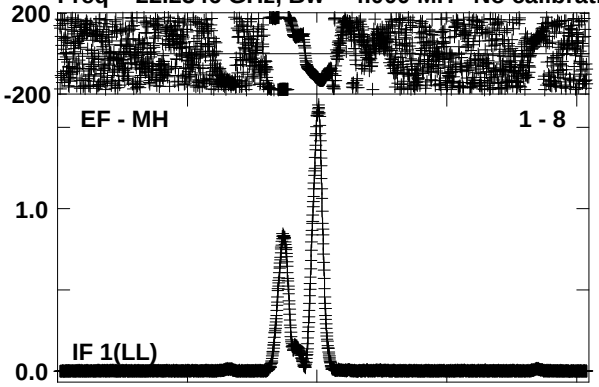

Lower frame: Ampl Jy Top frame: Phas deg
Vector averaged cross-power spectrum Baseline: EF (01) - MH (08)
Timerange: 01/03:56:40 to 01/03:57:44

Plot file version 460 created 19-SEP-2014 15:42:53
J2040+4527 ES074A.UVDATA.1
Freq = 22.2346 GHz, Bw = 4.000 MH No calibration applied and no bandpass applied

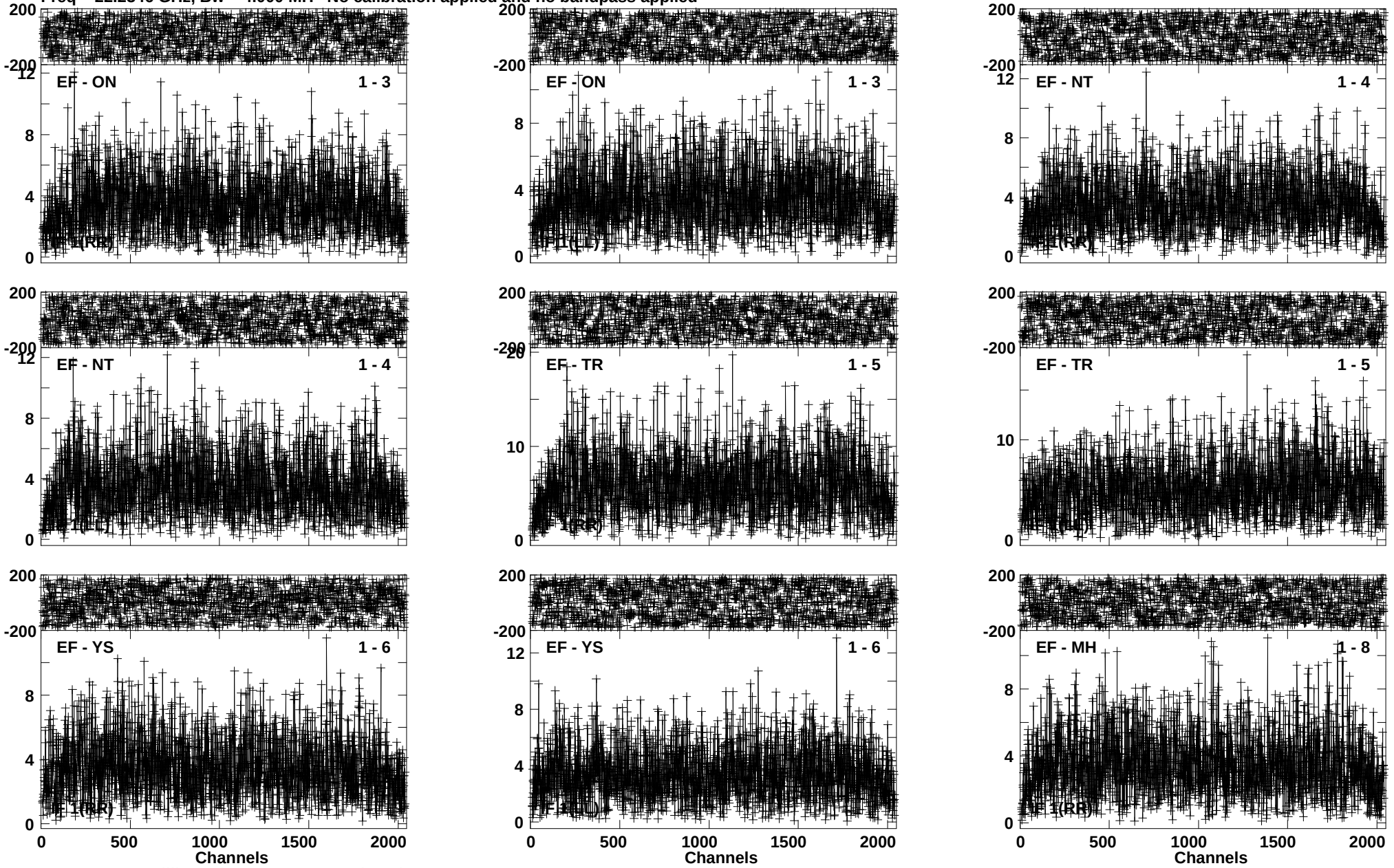

Lower frame: Milli Ampl Jy Top frame: Phas deg
Vector averaged cross-power spectrum Baseline: EF (01) - ON (03)
Timerange: 01/03:57:55 to 01/03:58:59

Plot file version 461 created 19-SEP-2014 15:42:53
J2040+4527 ES074A.UVDATA.1
Freq = 22.2346 GHz, Bw = 4.000 MH No calibration applied and no bandpass applied

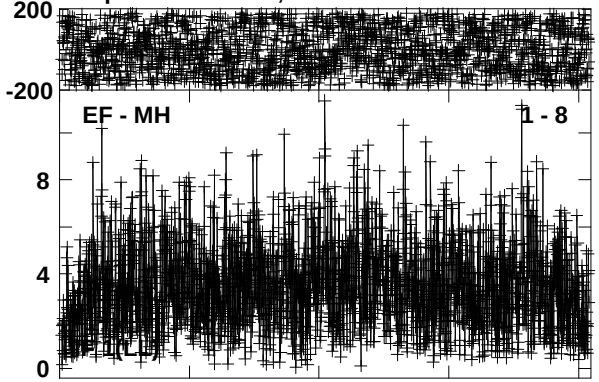

Lower frame: Milli Ampl Jy Top frame: Phas deg
Vector averaged cross-power spectrum Baseline: EF (01) - MH (08)
Timerange: 01/03:57:55 to 01/03:58:59

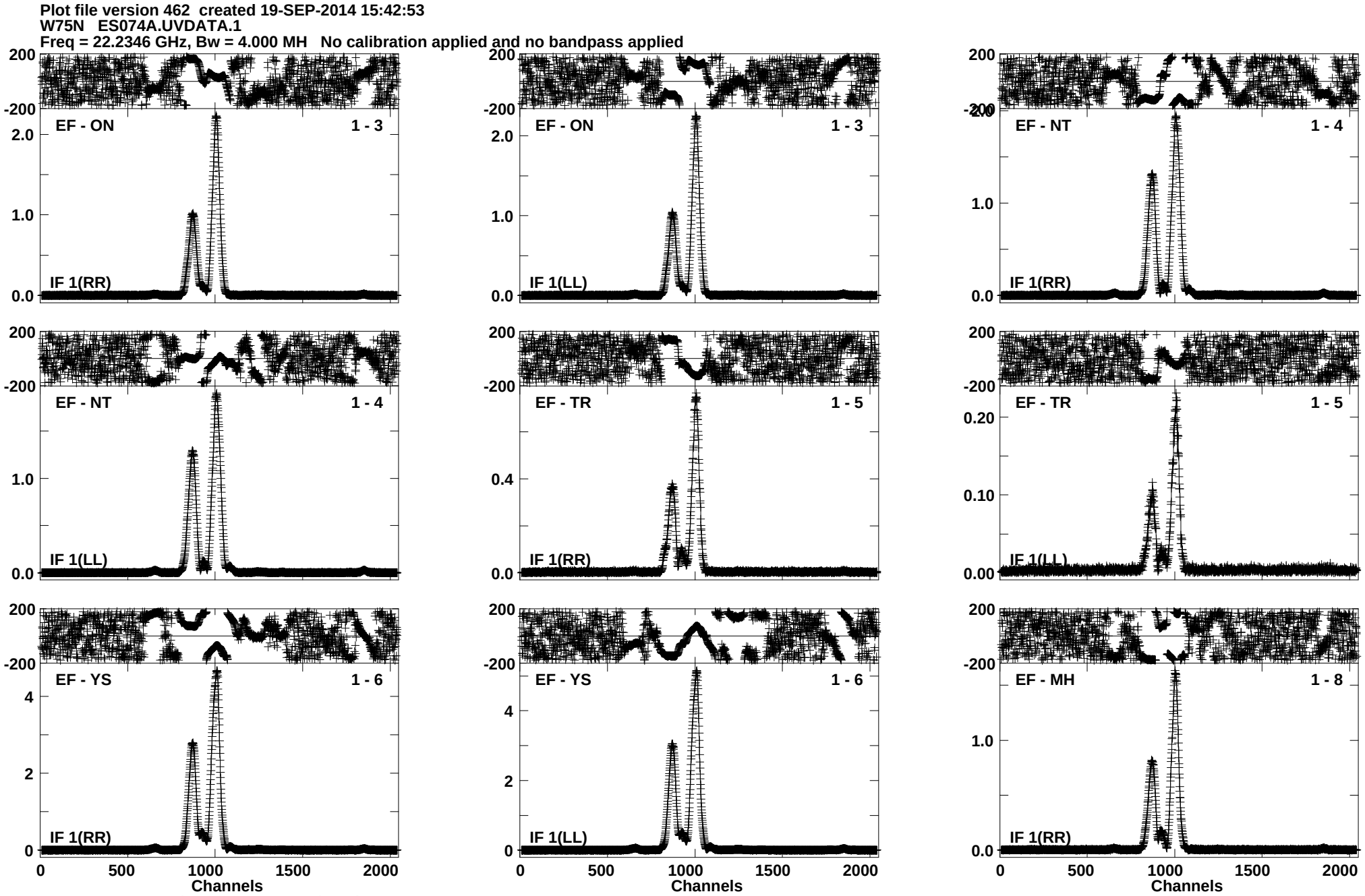
Plot file version 462 created 19-SEP-2014 15:42:53
W75N ES074A.UVDATA.1
Freq = 22.2346 GHz, Bw = 4.000 MH No calibration applied and no bandpass applied
EF - ON 1 - 3
IF 1(RR)
EF - ON 1 - 3
IF 1(LL)
EF - NT 1 - 4
IF 1(RR)
EF - NT 1 - 4
IF 1(LL)
EF - TR 1 - 5
IF 1(RR)
EF - TR 1 - 5
IF 1(LL)
EF - YS 1 - 6
IF 1(RR)
EF - YS 1 - 6
IF 1(LL)
EF - MH 1 - 8
IF 1(RR)
Channels
Channels
Channels
Lower frame: Ampl Jy Top frame: Phas deg
Vector averaged cross-power spectrum Baseline: EF (01) - ON (03)
Timerange: 01/03:59:10 to 01/04:00:14

Plot file version 463 created 19-SEP-2014 15:42:54
W75N ES074A.UVDATA.1
Freq = 22.2346 GHz, Bw = 4.000 MH No calibration applied and no bandpass applied

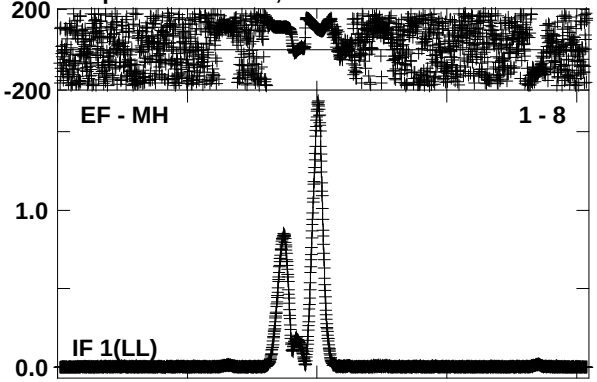

Lower frame: Ampl Jy Top frame: Phas deg
Vector averaged cross-power spectrum Baseline: EF (01) - MH (08)
Timerange: 01/03:59:10 to 01/04:00:14

Plot file version 464 created 19-SEP-2014 15:42:54
J2202+4216 ES074A.UVDATA.1
Freq = 22.2346 GHz, Bw = 4.000 MH No calibration applied and no bandpass applied

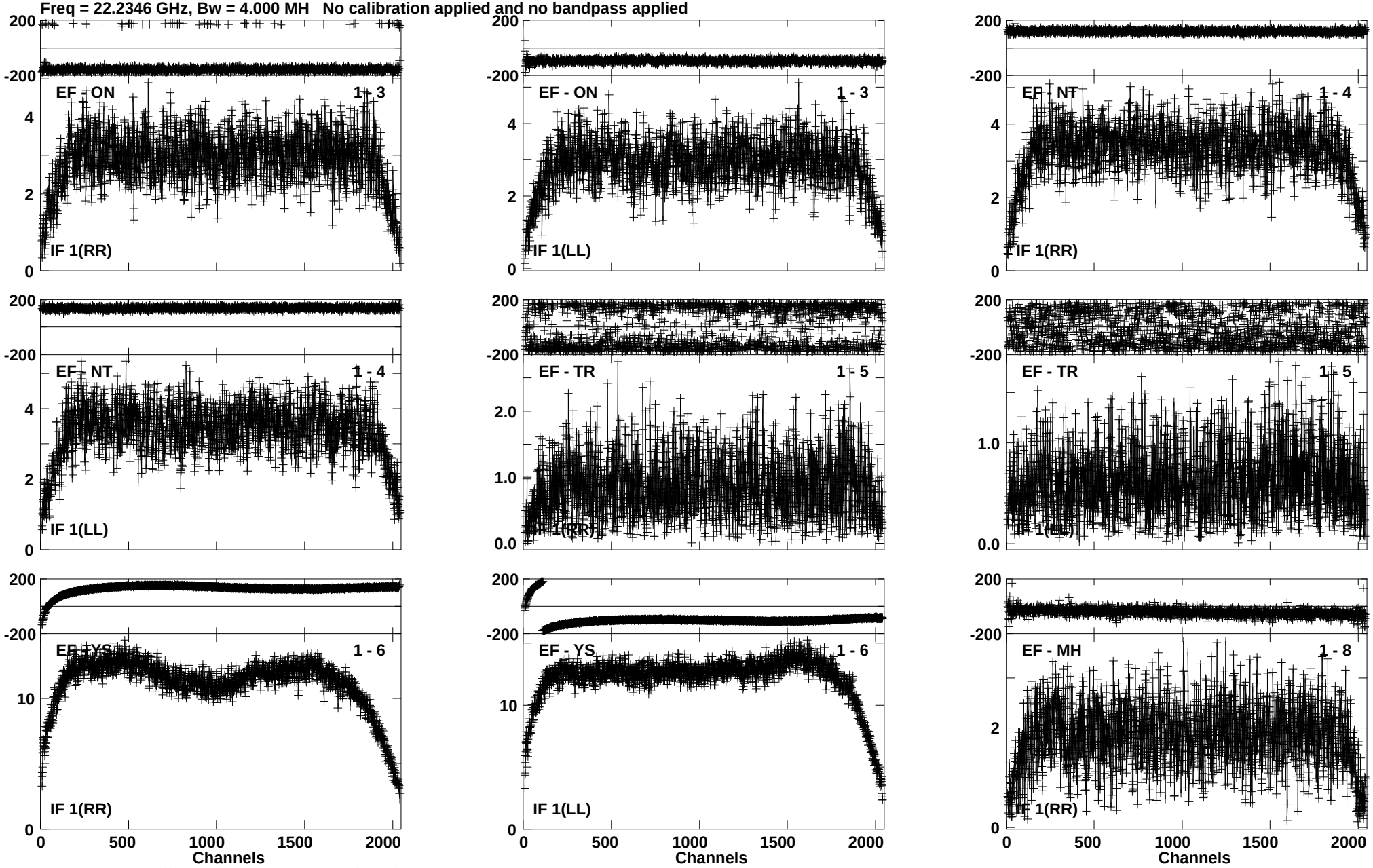

Lower frame: Milli Ampl Jy Top frame: Phas deg
Vector averaged cross-power spectrum Baseline: EF (01) - ON (03)
Timerange: 01/04:04:18 to 01/04:14:14

Plot file version 465 created 19-SEP-2014 15:42:55
J2202+4216 ES074A.UVDATA.1
Freq = 22.2346 GHz, Bw = 4.000 MH No calibration applied and no bandpass applied

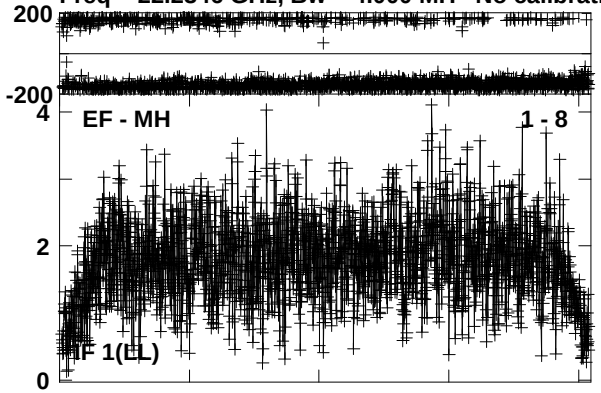

Lower frame: Milli Ampl Jy Top frame: Phas deg
Vector averaged cross-power spectrum Baseline: EF (01) - MH (08)
Timerange: 01/04:04:18 to 01/04:14:14

Plot file version 466 created 19-SEP-2014 15:42:55
J2040+4527 ES074A.UVDATA.1
Freq = 22.2346 GHz, Bw = 4.000 MH No calibration applied and no bandpass applied

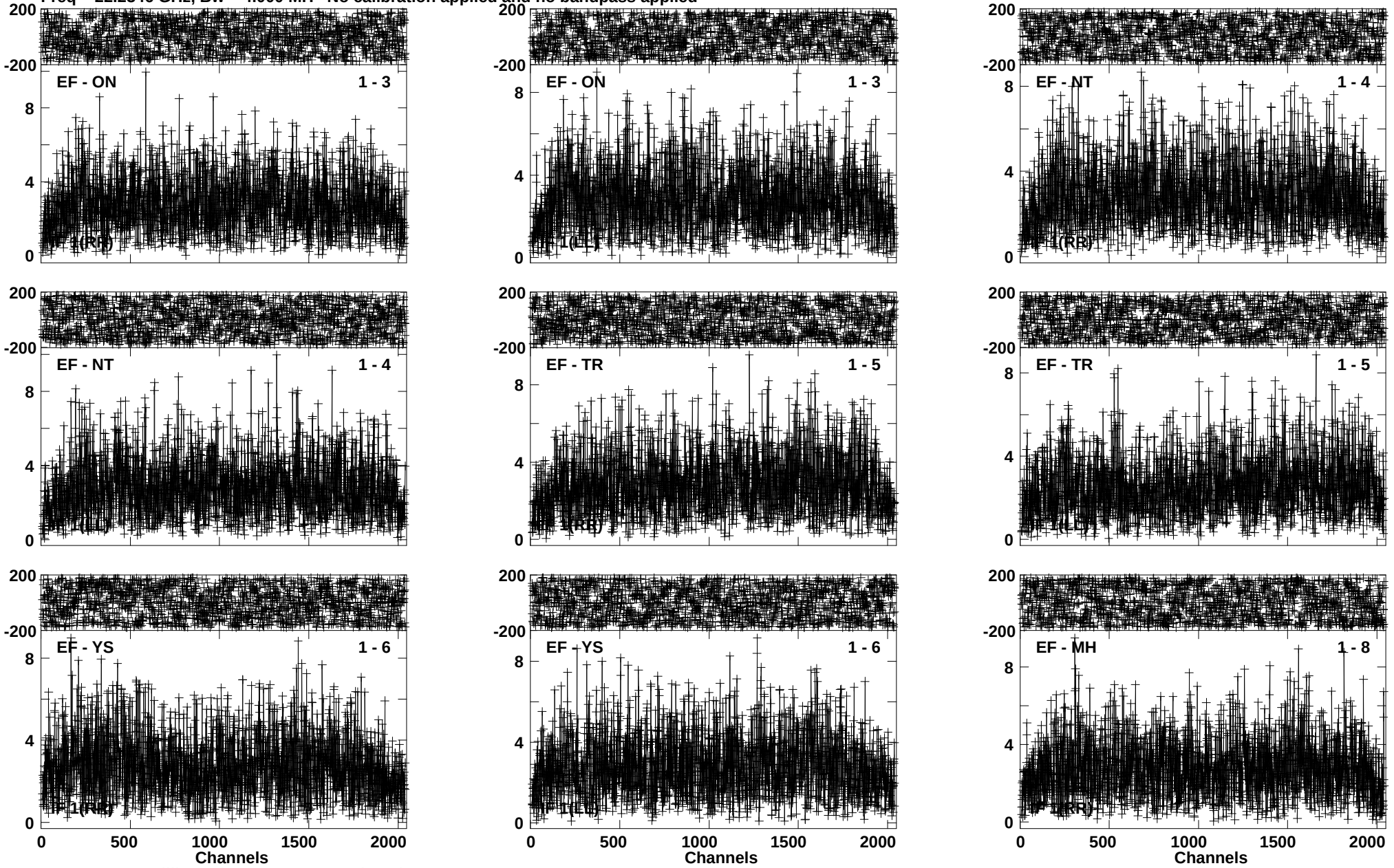

Lower frame: Milli Ampl Jy Top frame: Phas deg
Vector averaged cross-power spectrum Baseline: EF (01) - ON (03)
Timerange: 01/04:18:33 to 01/04:19:39

Plot file version 467 created 19-SEP-2014 15:42:55
J2040+4527 ES074A.UVDATA.1
Freq = 22.2346 GHz, Bw = 4.000 MH No calibration applied and no bandpass applied

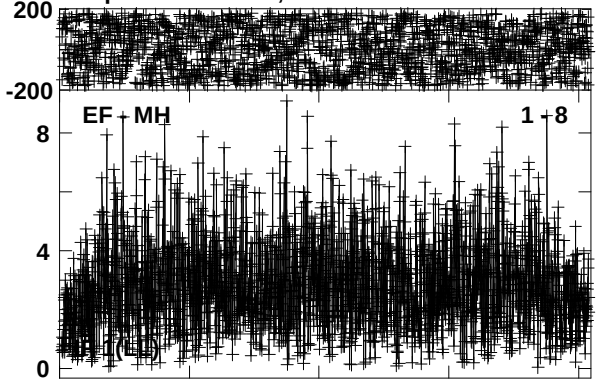

Lower frame: Milli Ampl Jy Top frame: Phas deg
Vector averaged cross-power spectrum Baseline: EF (01) - MH (08)
Timerange: 01/04:18:33 to 01/04:19:39

Plot file version 468 created 19-SEP-2014 15:42:55
W75N ES074A.UVDATA.1
Freq = 22.2346 GHz, Bw = 4.000 MH No calibration applied and no bandpass applied

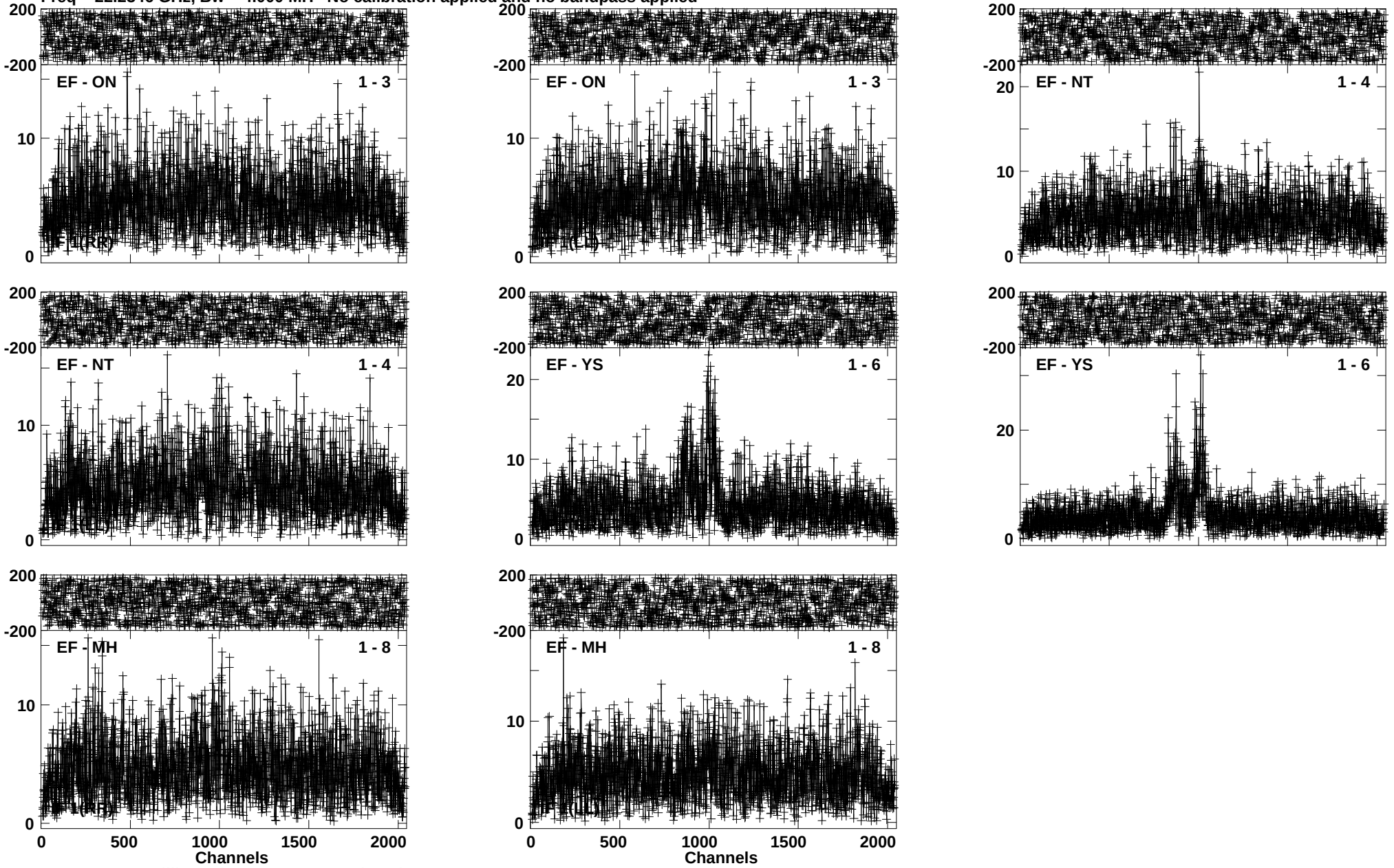

Lower frame: Milli Ampl Jy Top frame: Phas deg
Vector averaged cross-power spectrum Baseline: EF (01) - ON (03)
Timerange: 01/04:19:50 to 01/04:20:48

Plot file version 469 created 19-SEP-2014 15:42:55
J2040+4527 ES074A.UVDATA.1
Freq = 22.2346 GHz, Bw = 4.000 MH No calibration applied and no bandpass applied

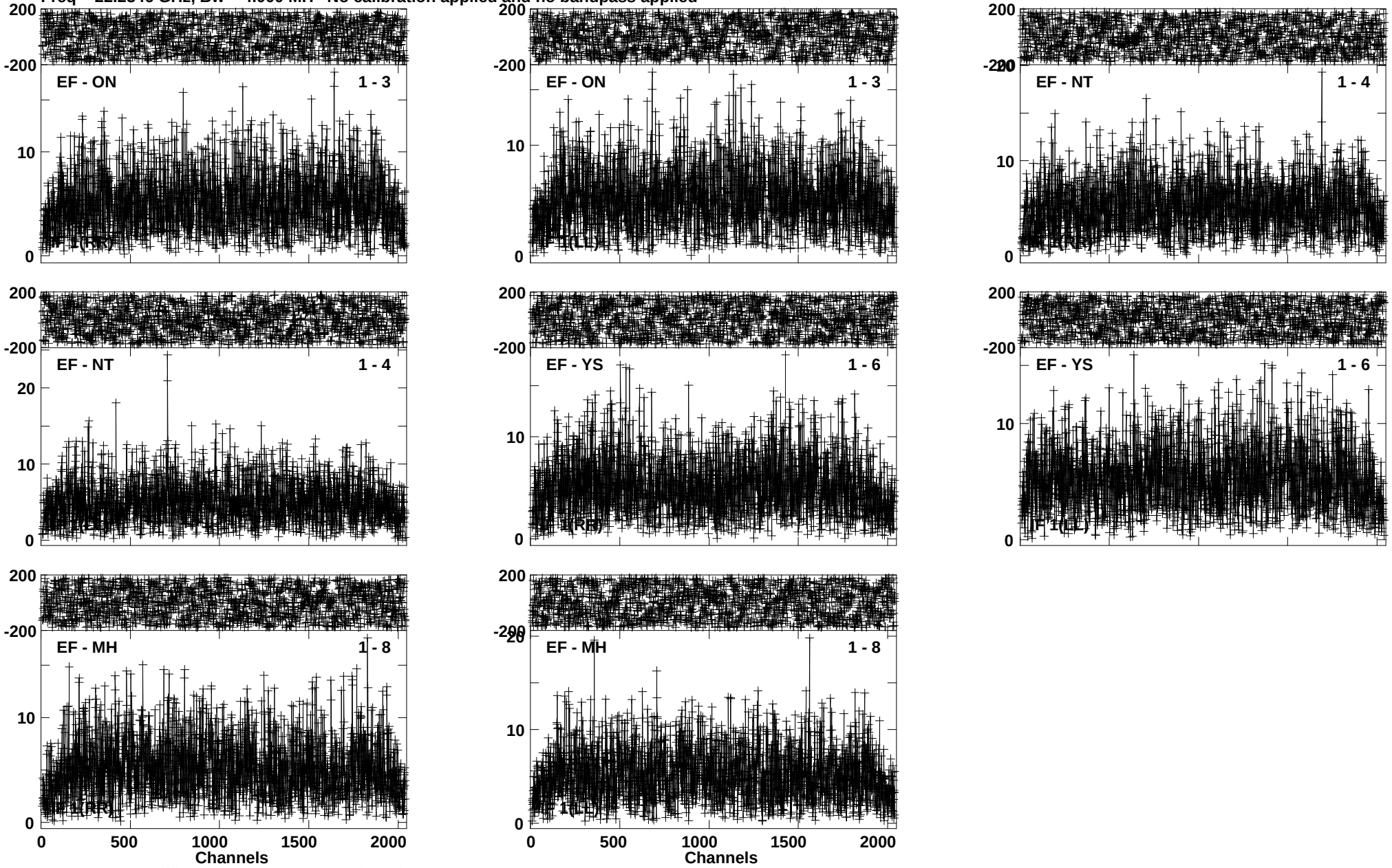

Lower frame: Milli Ampl Jy Top frame: Phas deg
Vector averaged cross-power spectrum Baseline: EF (01) - ON (03)
Timerange: 01/04:21:00 to 01/04:21:58

Plot file version 470 created 19-SEP-2014 15:42:56
J2040+4527 ES074A.UVDATA.1
Freq = 22.2346 GHz, Bw = 4.000 MH No calibration applied and no bandpass applied

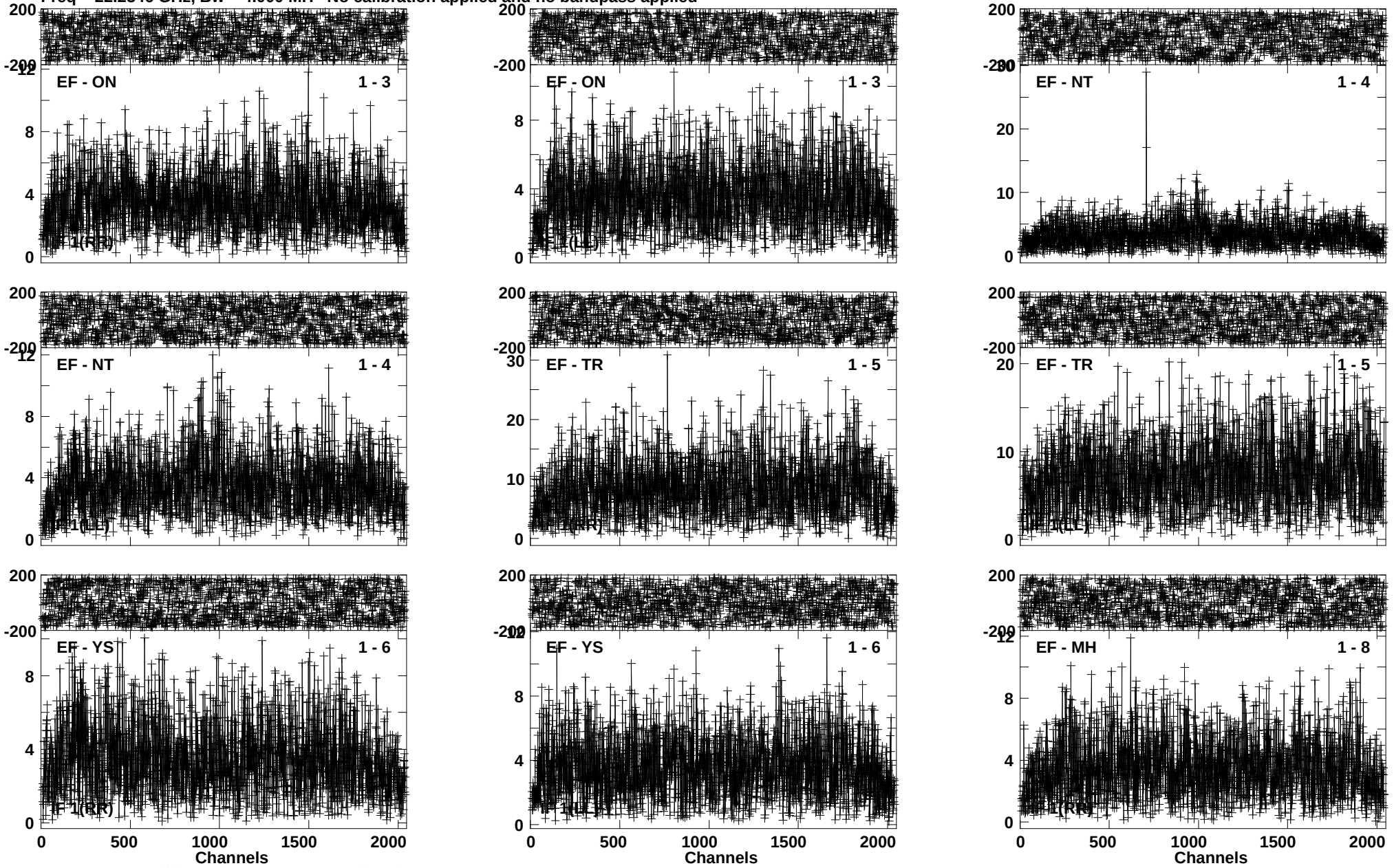

Lower frame: Milli Ampl Jy Top frame: Phas deg
Vector averaged cross-power spectrum Baseline: EF (01) - ON (03)
Timerange: 01/04:23:20 to 01/04:24:18

Plot file version 471 created 19-SEP-2014 15:42:56
J2040+4527 ES074A.UVDATA.1
Freq = 22.2346 GHz, Bw = 4.000 MH No calibration applied and no bandpass applied

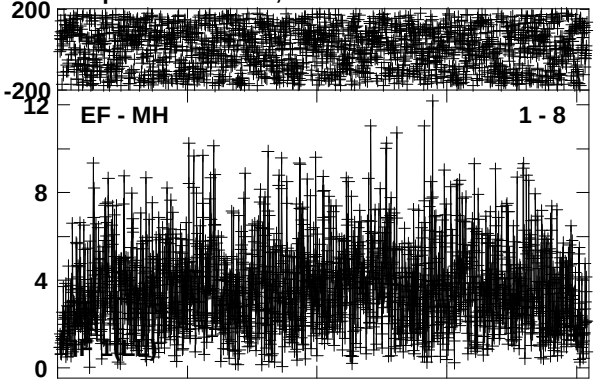

Lower frame: Milli Ampl Jy Top frame: Phas deg
Vector averaged cross-power spectrum Baseline: EF (01) - MH (08)
Timerange: 01/04:23:20 to 01/04:24:18

Plot file version 472 created 19-SEP-2014 15:42:56
W75N ES074A.UVDATA.1
Freq = 22.2346 GHz, Bw = 4.000 MH No calibration applied and no bandpass applied

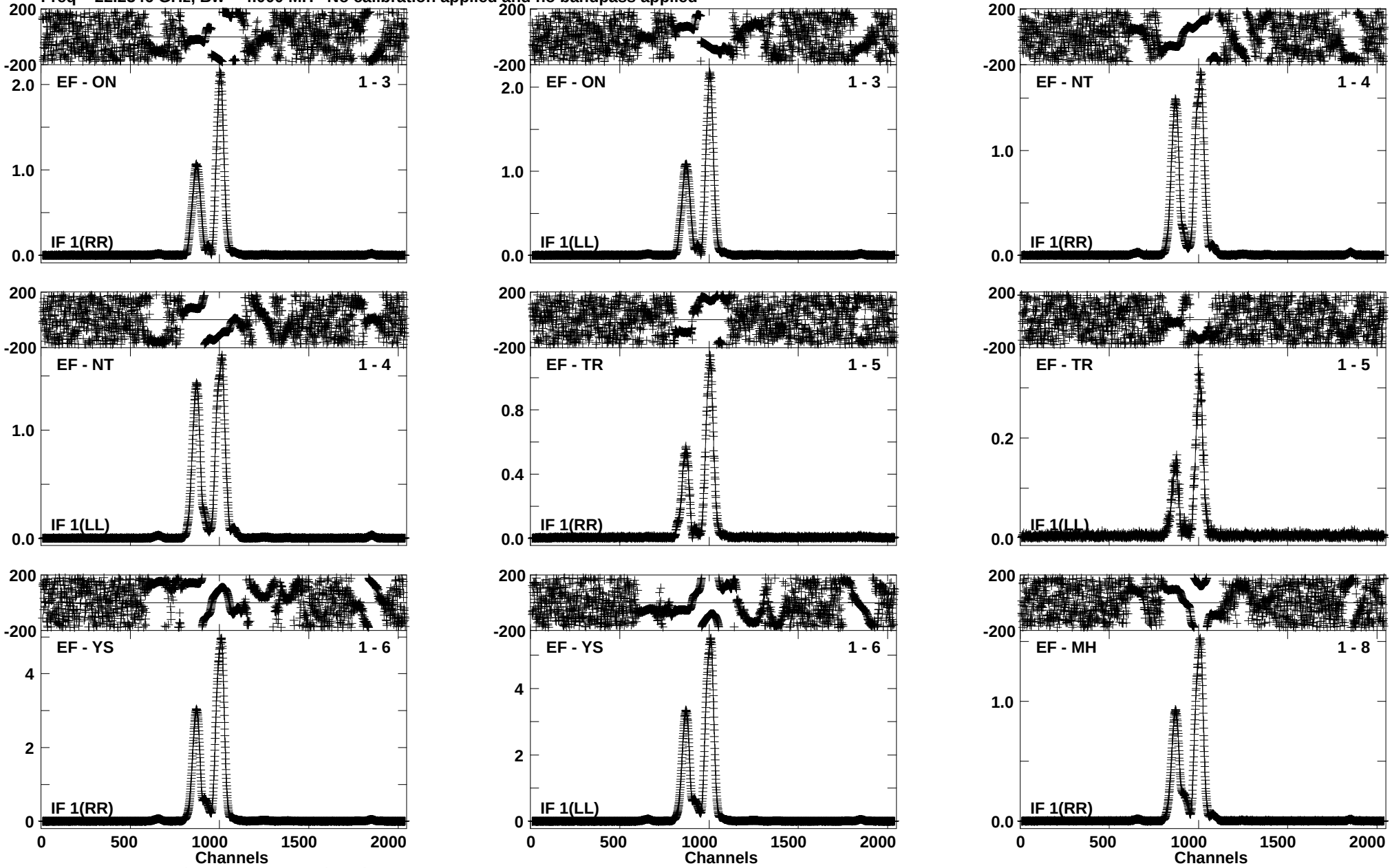

Lower frame: Ampl Jy Top frame: Phas deg
Vector averaged cross-power spectrum Baseline: EF (01) - ON (03)
Timerange: 01/04:24:30 to 01/04:25:28

Plot file version 473 created 19-SEP-2014 15:42:56
W75N ES074A.UVDATA.1
Freq = 22.2346 GHz, Bw = 4.000 MH No calibration applied and no bandpass applied

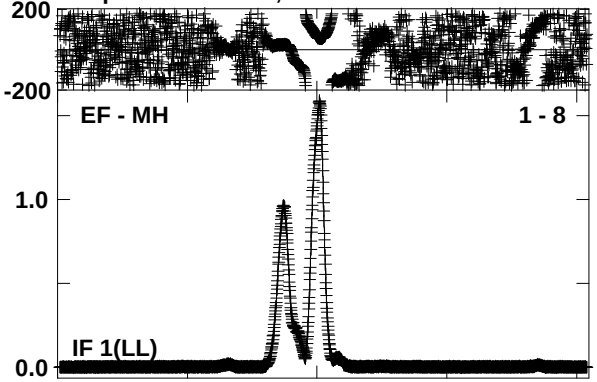

Lower frame: Ampl Jy Top frame: Phas deg
Vector averaged cross-power spectrum Baseline: EF (01) - MH (08)
Timerange: 01/04:24:30 to 01/04:25:28

Plot file version 474 created 19-SEP-2014 15:42:56
J2040+4527 ES074A.UVDATA.1
Freq = 22.2346 GHz, Bw = 4.000 MH No calibration applied and no bandpass applied

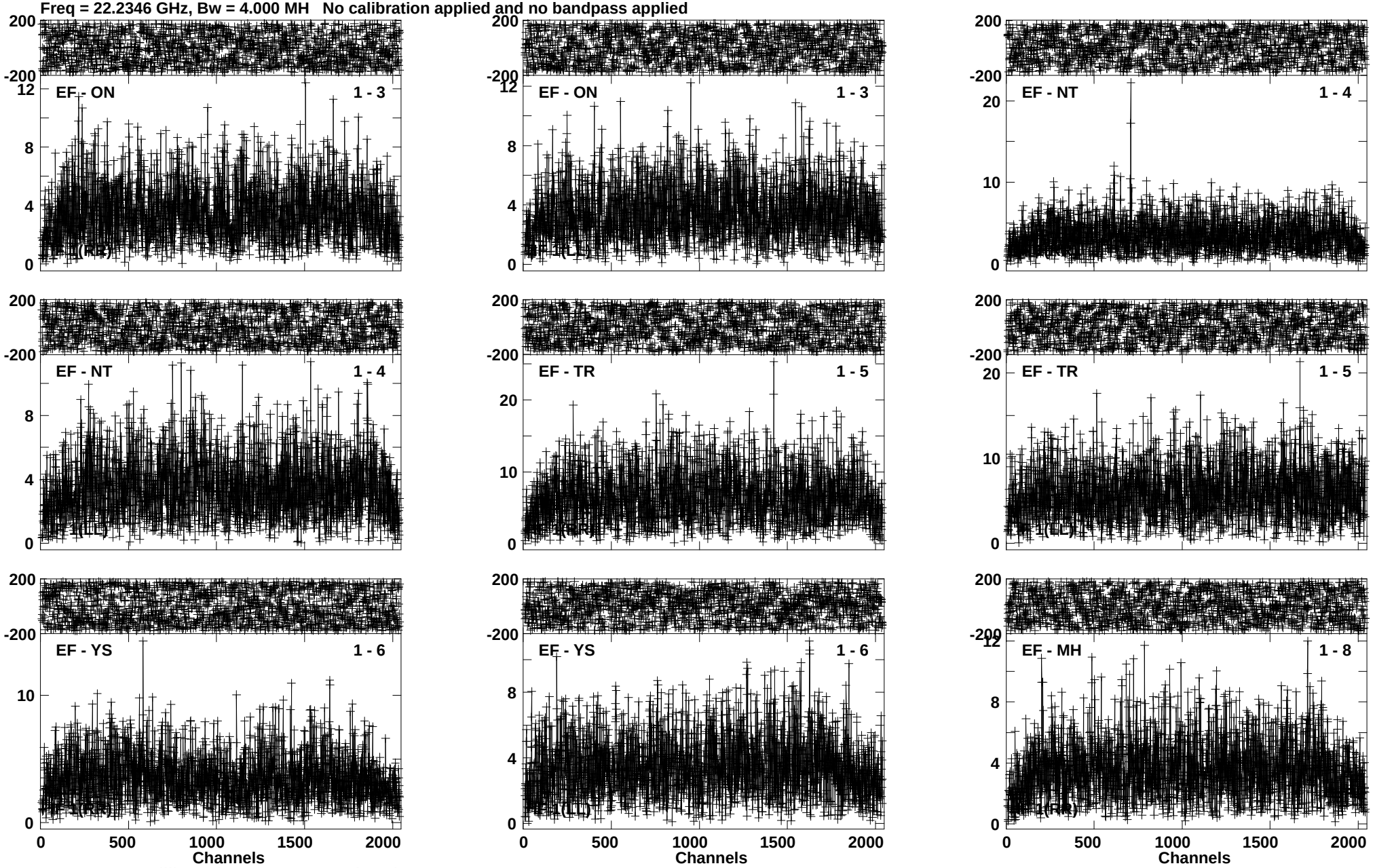

Lower frame: Milli Ampl Jy Top frame: Phas deg
Vector averaged cross-power spectrum Baseline: EF (01) - ON (03)
Timerange: 01/04:25:40 to 01/04:26:38

Plot file version 475 created 19-SEP-2014 15:42:56
J2040+4527 ES074A.UVDATA.1
Freq = 22.2346 GHz, Bw = 4.000 MH No calibration applied and no bandpass applied

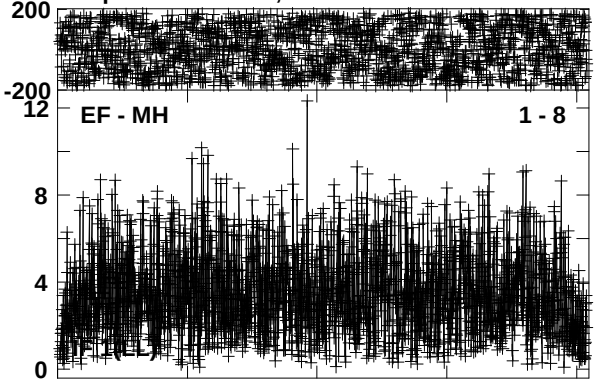

Lower frame: Milli Ampl Jy Top frame: Phas deg
Vector averaged cross-power spectrum Baseline: EF (01) - MH (08)
Timerange: 01/04:25:40 to 01/04:26:38

Plot file version 476 created 19-SEP-2014 15:42:56
W75N ES074A.UVDATA.1
Freq = 22.2346 GHz, Bw = 4.000 MH No calibration applied and no bandpass applied

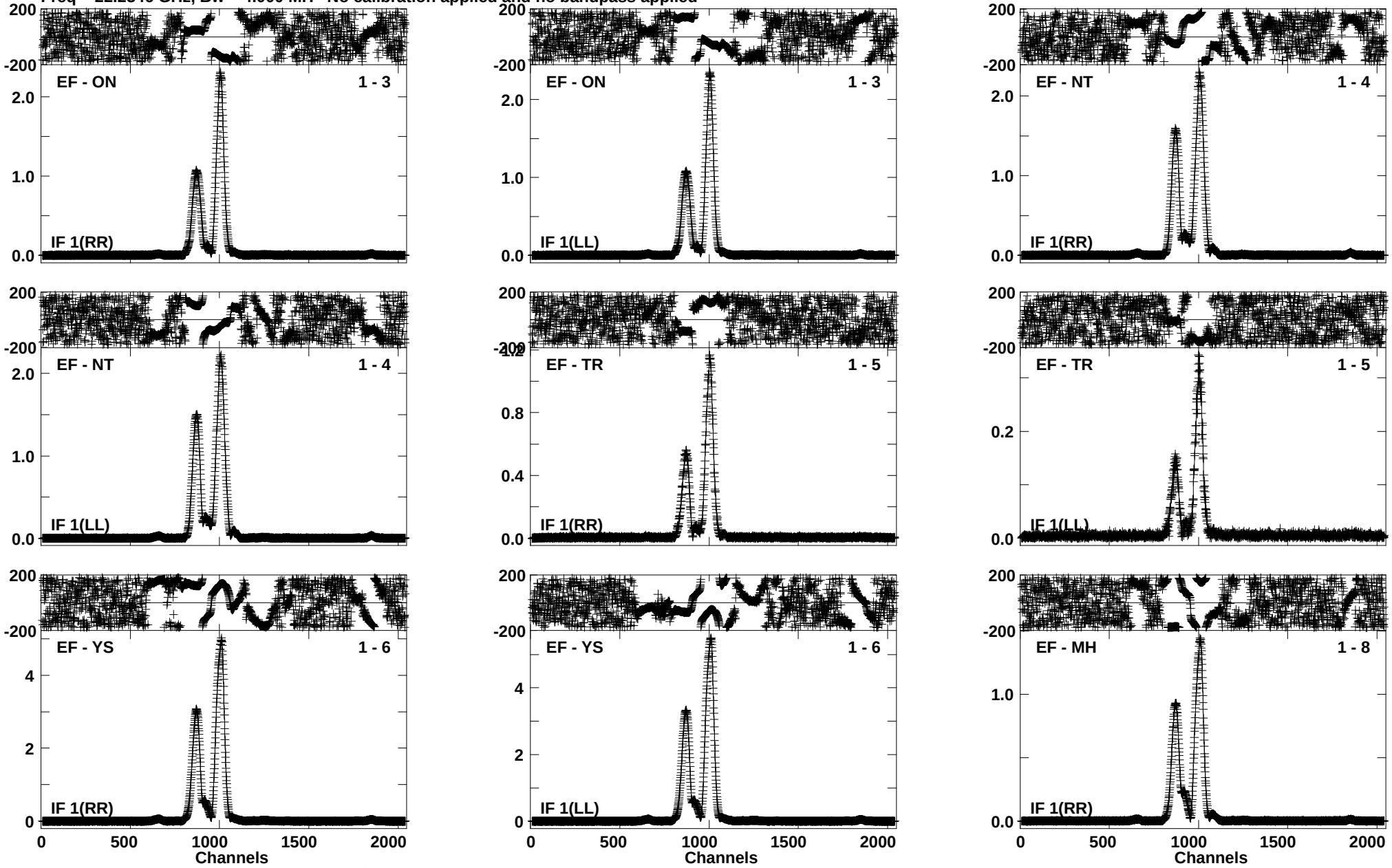

Lower frame: Ampl Jy Top frame: Phas deg
Vector averaged cross-power spectrum Baseline: EF (01) - ON (03)
Timerange: 01/04:26:50 to 01/04:27:48

Plot file version 477 created 19-SEP-2014 15:42:56
W75N ES074A.UVDATA.1
Freq = 22.2346 GHz, Bw = 4.000 MH No calibration applied and no bandpass applied

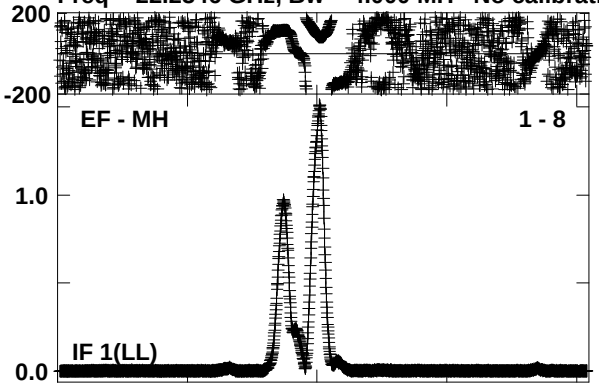

Lower frame: Ampl Jy Top frame: Phas deg
Vector averaged cross-power spectrum Baseline: EF (01) - MH (08)
Timerange: 01/04:26:50 to 01/04:27:48

Plot file version 478 created 19-SEP-2014 15:42:56
J2040+4527 ES074A.UVDATA.1
Freq = 22.2346 GHz, Bw = 4.000 MH No calibration applied and no bandpass applied

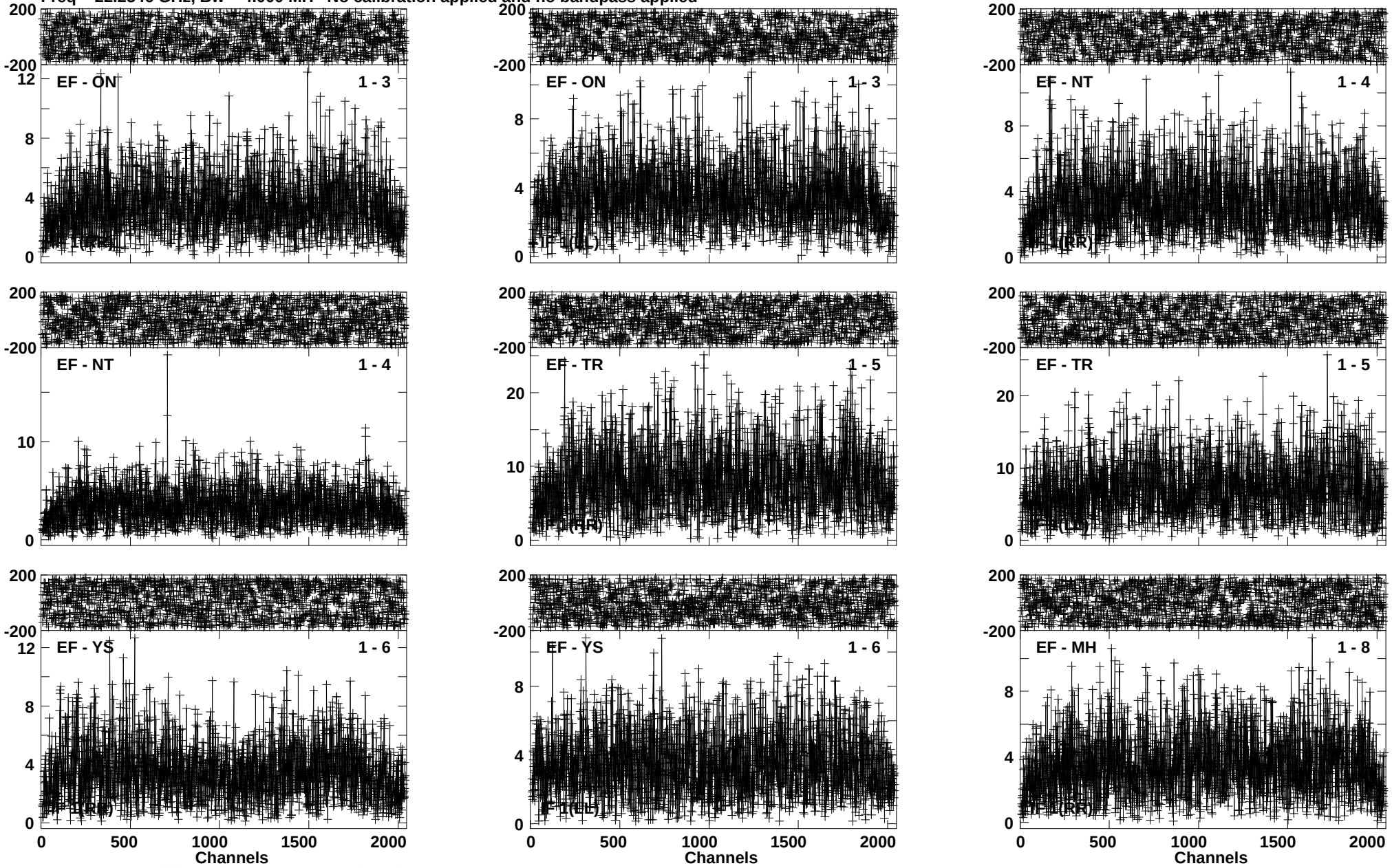

Lower frame: Milli Ampl Jy Top frame: Phas deg
Vector averaged cross-power spectrum Baseline: EF (01) - ON (03)
Timerange: 01/04:28:00 to 01/04:28:58

Plot file version 479 created 19-SEP-2014 15:42:56
J2040+4527 ES074A.UVDATA.1
Freq = 22.2346 GHz, Bw = 4.000 MH No calibration applied and no bandpass applied

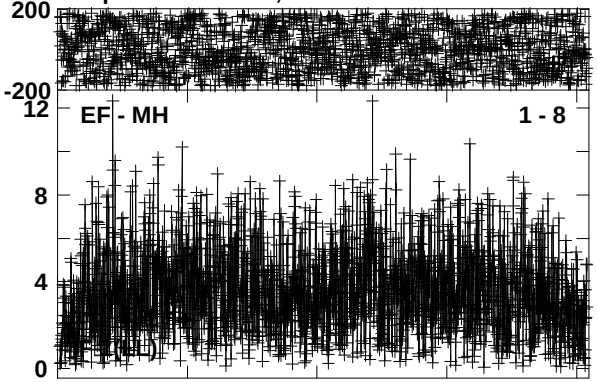

Lower frame: Milli Ampl Jy Top frame: Phas deg
Vector averaged cross-power spectrum Baseline: EF (01) - MH (08)
Timerange: 01/04:28:00 to 01/04:28:58

Plot file version 480 created 19-SEP-2014 15:42:56
W75N ES074A.UVDATA.1
Freq = 22.2346 GHz, Bw = 4.000 MH No calibration applied and no bandpass applied

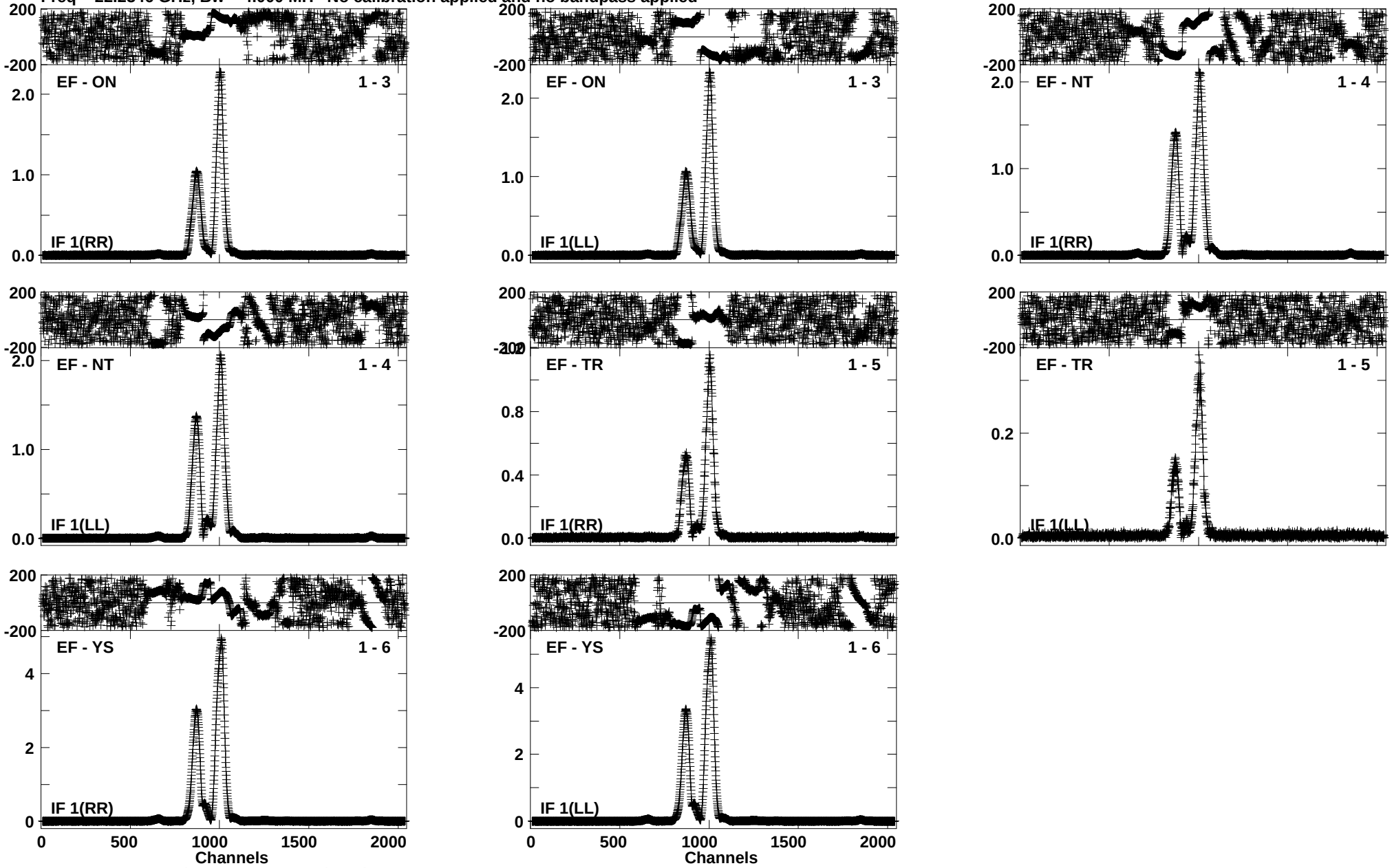

Lower frame: Ampl Jy Top frame: Phas deg
Vector averaged cross-power spectrum Baseline: EF (01) - ON (03)
Timerange: 01/04:29:10 to 01/04:30:08

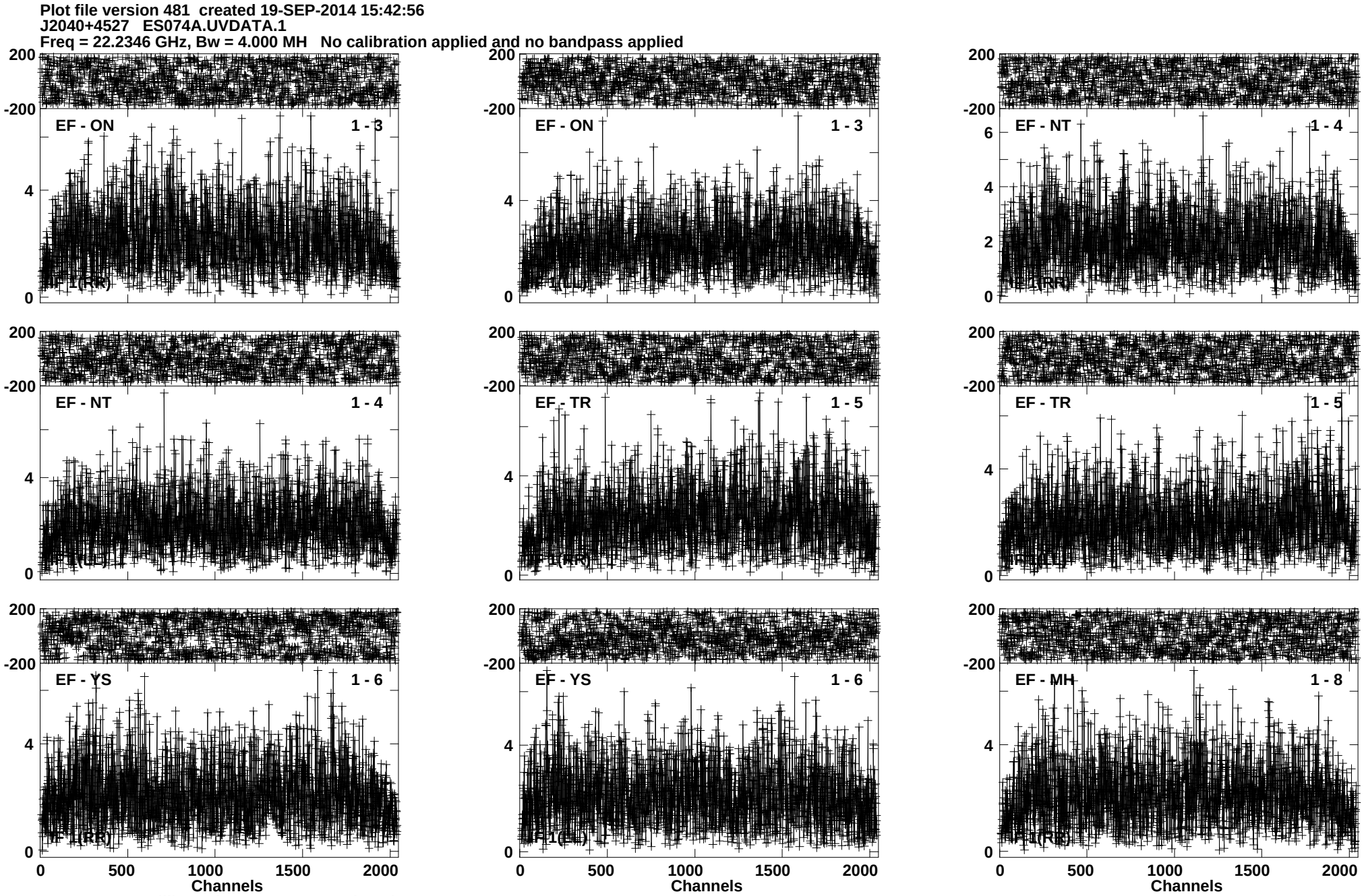
Plot file version 481 created 19-SEP-2014 15:42:56
J2040+4527 ES074A.UVDATA.1
Freq = 22.2346 GHz, Bw = 4.000 MH No calibration applied and no bandpass applied
EF - ON 1 - 3
IF 1(RR)
EF - ON 1 - 3
IF 1(LL)
EF - NT 1 - 4
IF 1(RR)
EF - NT 1 - 4
IF 1(LL)
EF - TR 1 - 5
IF 1(RR)
EF - TR 1 - 5
IF 1(LL)
EF - YS 1 - 6
IF 1(RR)
EF - YS 1 - 6
IF 1(LL)
EF - MH 1 - 8
IF 1(RR)
200
-200
6
4
2
0
0
500
1000
1500
2000
Channels
Lower frame: Milli Ampl Jy Top frame: Phas deg
Vector averaged cross-power spectrum Baseline: EF (01) - ON (03)
Timerange: 01/04:30:58 to 01/04:32:04

Plot file version 482 created 19-SEP-2014 15:42:57
J2040+4527 ES074A.UVDATA.1
Freq = 22.2346 GHz, Bw = 4.000 MH No calibration applied and no bandpass applied

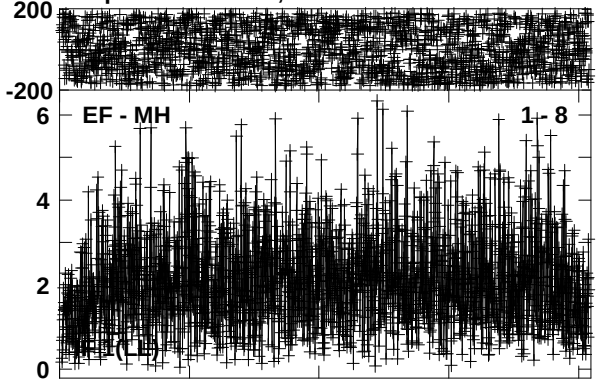

Lower frame: Milli Ampl Jy Top frame: Phas deg
Vector averaged cross-power spectrum Baseline: EF (01) - MH (08)
Timerange: 01/04:30:58 to 01/04:32:04

Plot file version 483 created 19-SEP-2014 15:42:57
W75N ES074A.UVDATA.1
Freq = 22.2346 GHz, Bw = 4.000 MH No calibration applied and no bandpass applied

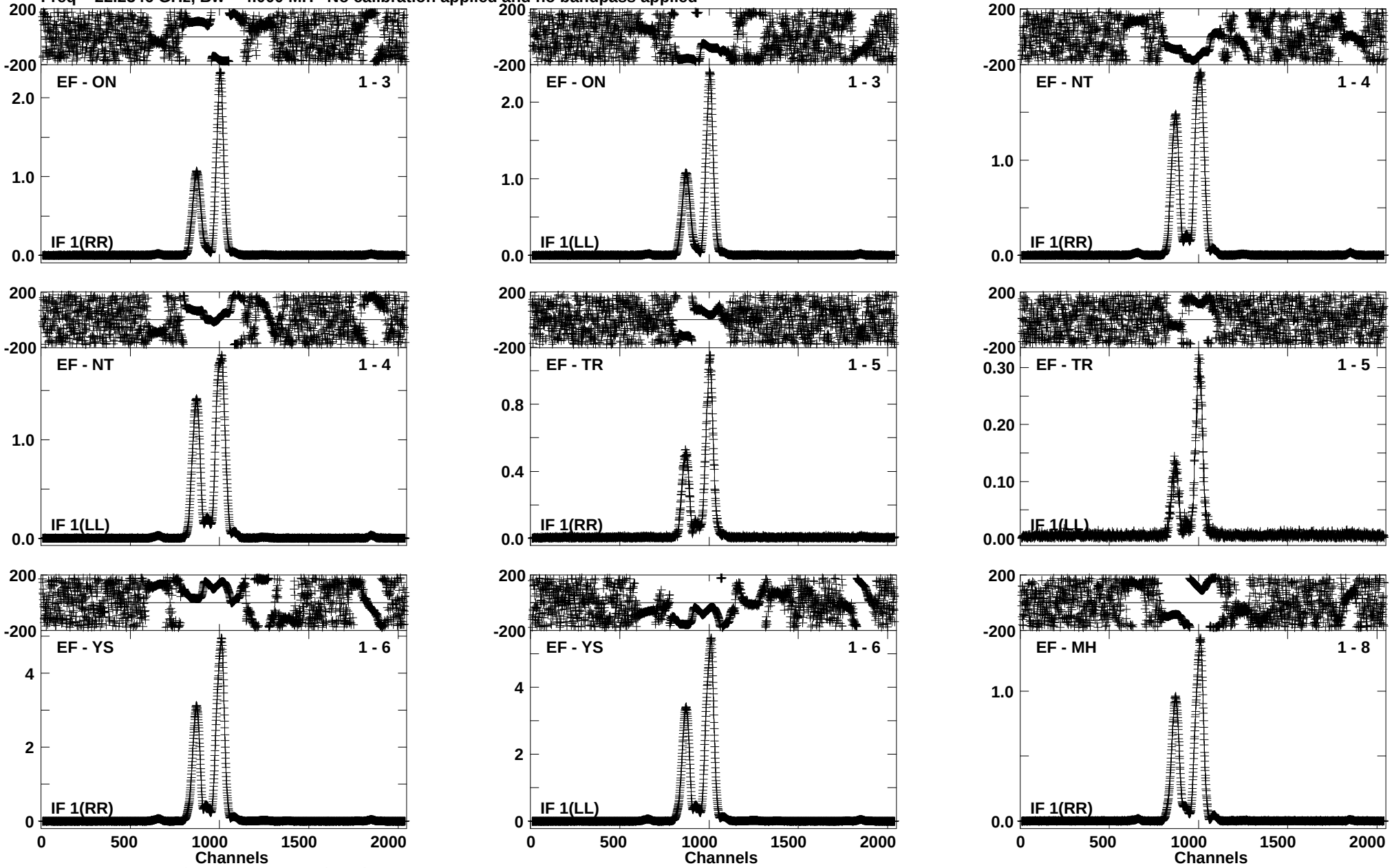

Lower frame: Ampl Jy Top frame: Phas deg
Vector averaged cross-power spectrum Baseline: EF (01) - ON (03)
Timerange: 01/04:32:15 to 01/04:33:13

Plot file version 484 created 19-SEP-2014 15:42:57
W75N ES074A.UVDATA.1
Freq = 22.2346 GHz, Bw = 4.000 MH No calibration applied and no bandpass applied

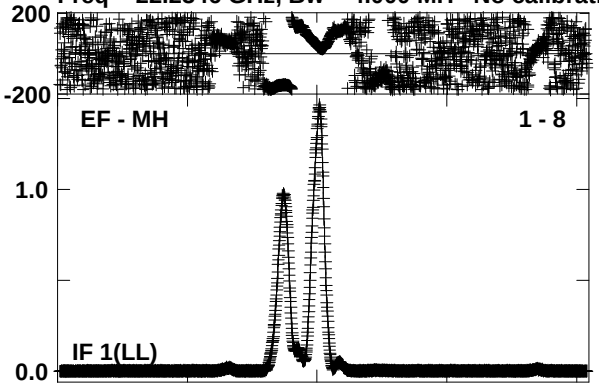

Lower frame: Ampl Jy Top frame: Phas deg
Vector averaged cross-power spectrum Baseline: EF (01) - MH (08)
Timerange: 01/04:32:15 to 01/04:33:13

Plot file version 485 created 19-SEP-2014 15:42:57
J2040+4527 ES074A.UVDATA.1
Freq = 22.2346 GHz, Bw = 4.000 MH No calibration applied and no bandpass applied

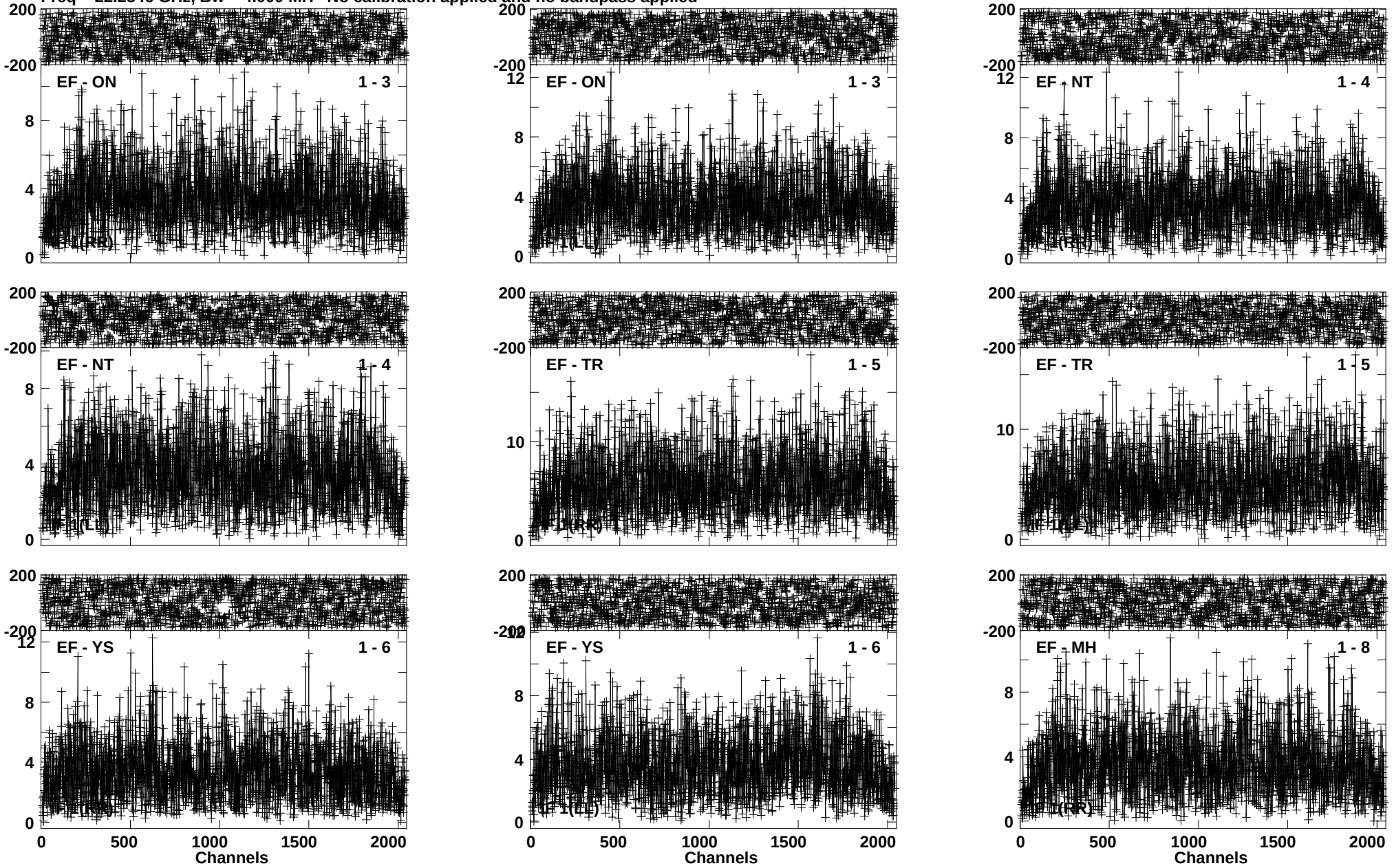

Lower frame: Milli Ampl Jy Top frame: Phas deg
Vector averaged cross-power spectrum Baseline: EF (01) - ON (03)
Timerange: 01/04:33:25 to 01/04:34:23

Plot file version 486 created 19-SEP-2014 15:42:57
J2040+4527 ES074A.UVDATA.1
Freq = 22.2346 GHz, Bw = 4.000 MH No calibration applied and no bandpass applied

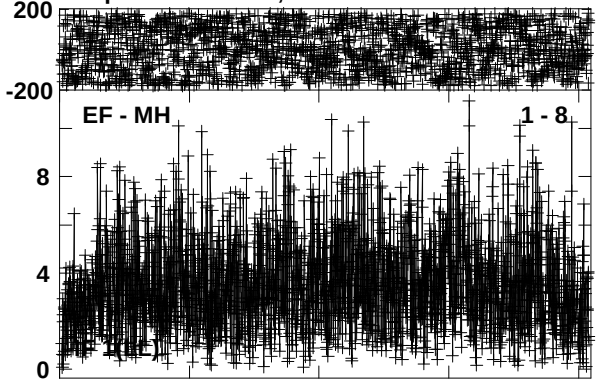

Lower frame: Milli Ampl Jy Top frame: Phas deg
Vector averaged cross-power spectrum Baseline: EF (01) - MH (08)
Timerange: 01/04:33:25 to 01/04:34:23

Plot file version 487 created 19-SEP-2014 15:42:57
W75N ES074A.UVDATA.1
Freq = 22.2346 GHz, Bw = 4.000 MH No calibration applied and no bandpass applied

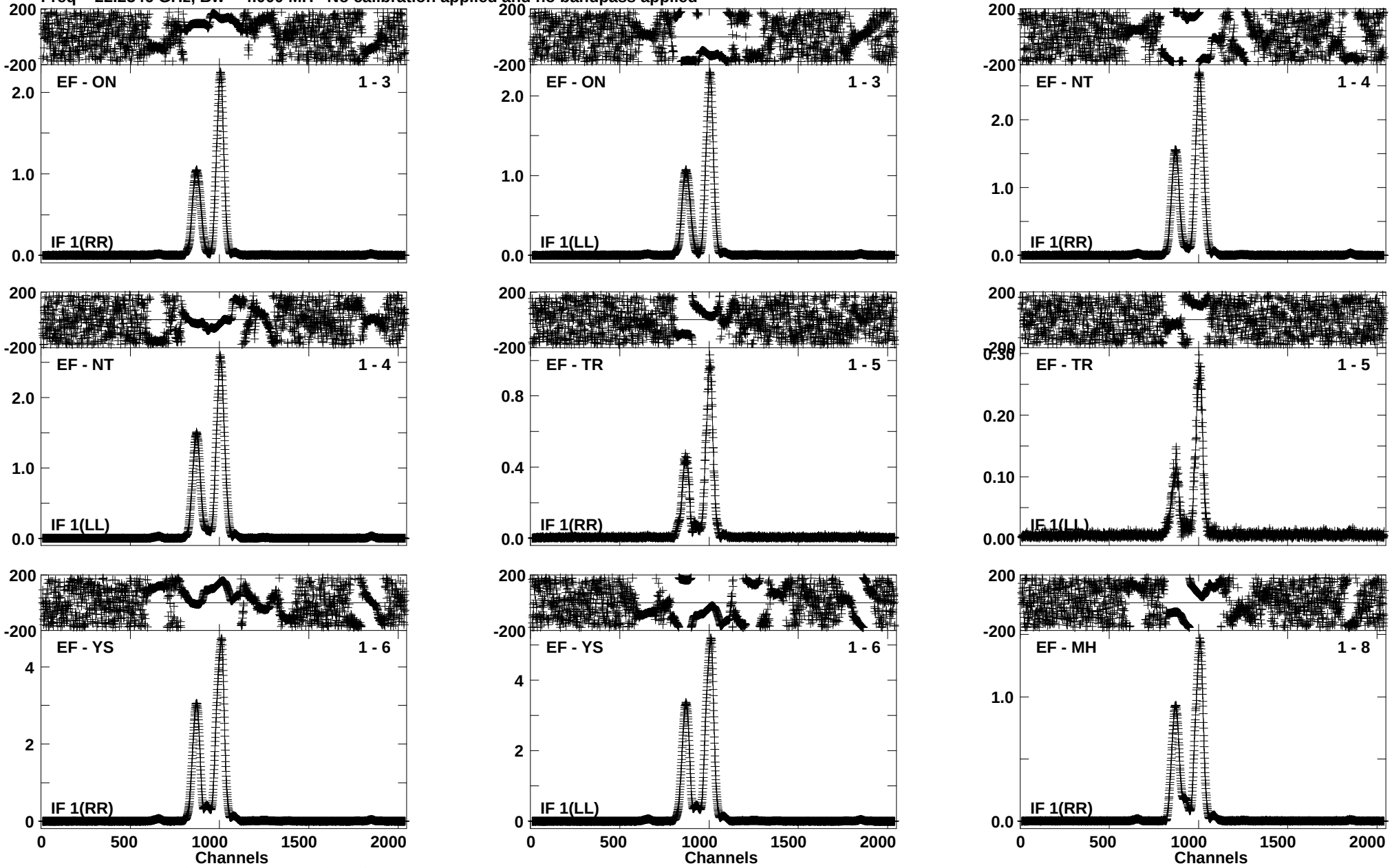

Lower frame: Ampl Jy Top frame: Phas deg
Vector averaged cross-power spectrum Baseline: EF (01) - ON (03)
Timerange: 01/04:34:35 to 01/04:35:33

Plot file version 488 created 19-SEP-2014 15:42:57
W75N ES074A.UVDATA.1
Freq = 22.2346 GHz, Bw = 4.000 MH No calibration applied and no bandpass applied

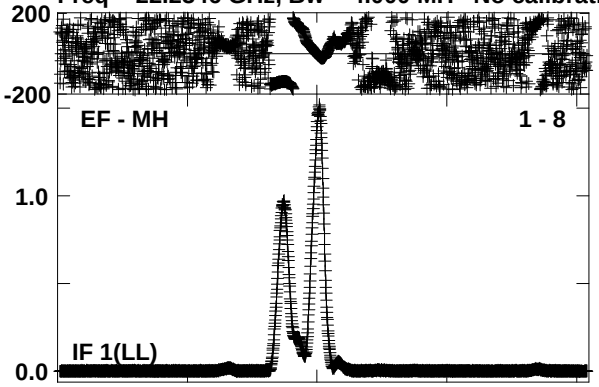

Lower frame: Ampl Jy Top frame: Phas deg
Vector averaged cross-power spectrum Baseline: EF (01) - MH (08)
Timerange: 01/04:34:35 to 01/04:35:33

Plot file version 489 created 19-SEP-2014 15:42:57
J2040+4527 ES074A.UVDATA.1
Freq = 22.2346 GHz, Bw = 4.000 MH No calibration applied and no bandpass applied

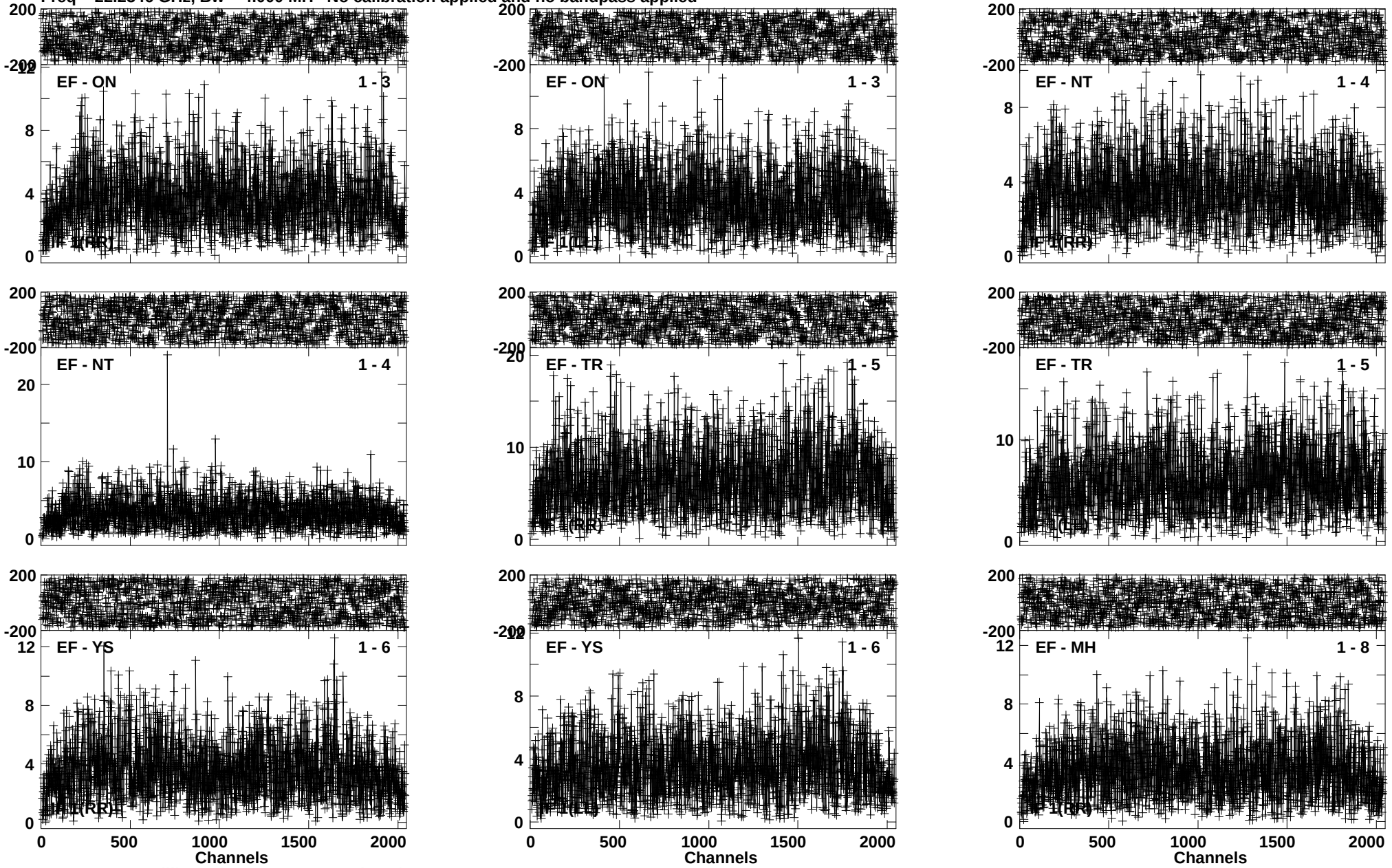

Lower frame: Milli Ampl Jy Top frame: Phas deg
Vector averaged cross-power spectrum Baseline: EF (01) - ON (03)
Timerange: 01/04:35:45 to 01/04:36:43

Plot file version 490 created 19-SEP-2014 15:42:57
J2040+4527 ES074A.UVDATA.1
Freq = 22.2346 GHz, Bw = 4.000 MH No calibration applied and no bandpass applied

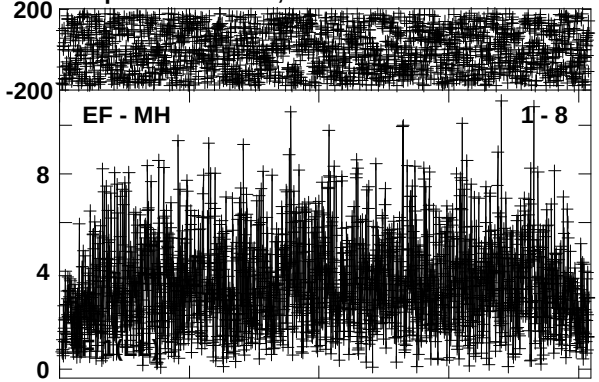

Lower frame: Milli Ampl Jy Top frame: Phas deg
Vector averaged cross-power spectrum Baseline: EF (01) - MH (08)
Timerange: 01/04:35:45 to 01/04:36:43

Plot file version 491 created 19-SEP-2014 15:42:57
W75N ES074A.UVDATA.1
Freq = 22.2346 GHz, Bw = 4.000 MH No calibration applied and no bandpass applied

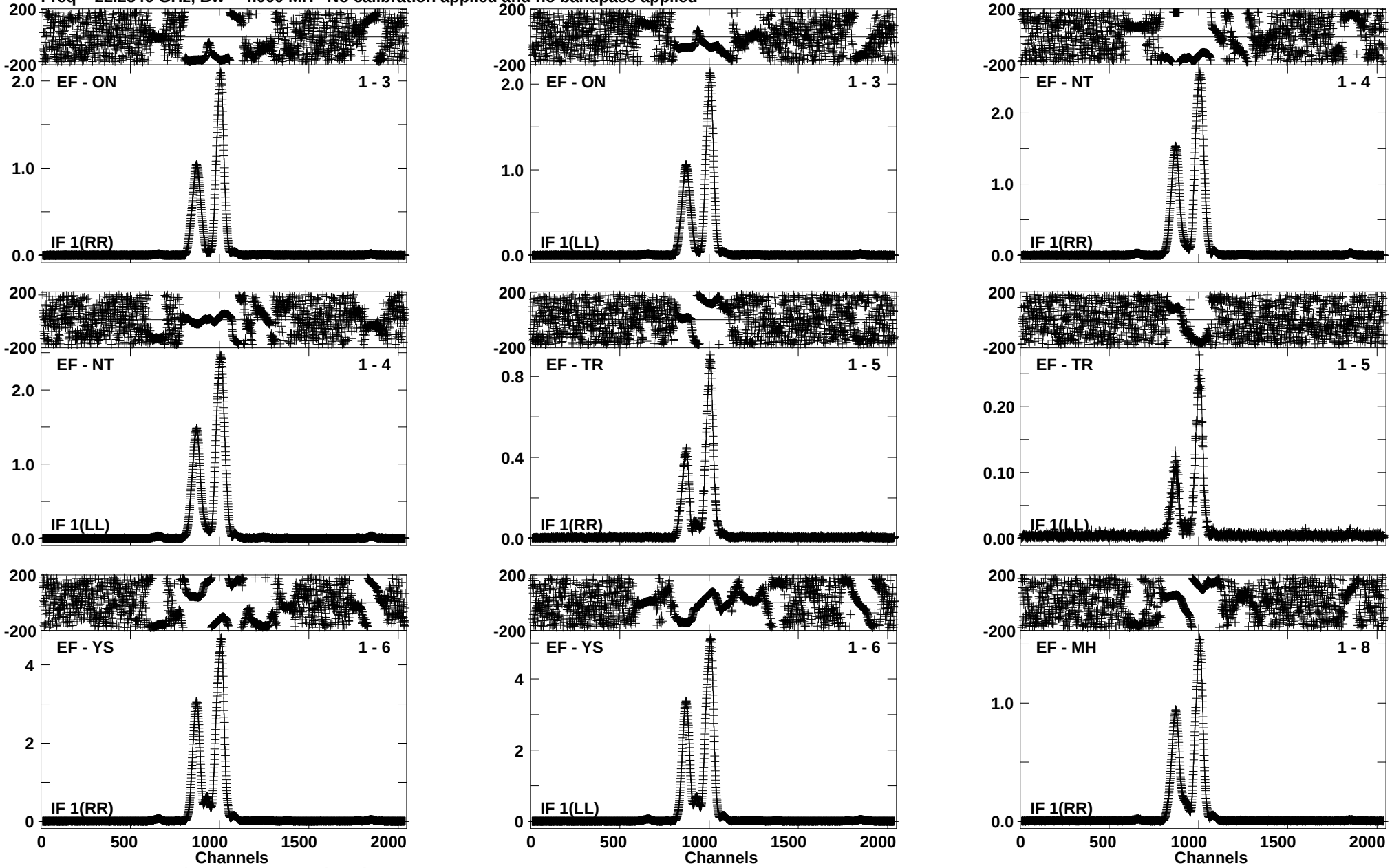

Lower frame: Ampl Jy Top frame: Phas deg
Vector averaged cross-power spectrum Baseline: EF (01) - ON (03)
Timerange: 01/04:36:55 to 01/04:37:53

Plot file version 492 created 19-SEP-2014 15:42:57
W75N ES074A.UVDATA.1
Freq = 22.2346 GHz, Bw = 4.000 MH No calibration applied and no bandpass applied

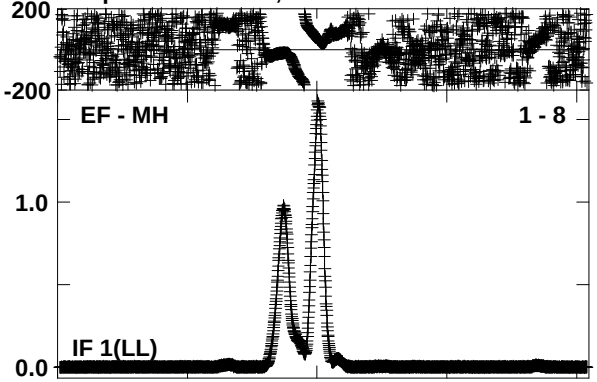

Lower frame: Ampl Jy Top frame: Phas deg
Vector averaged cross-power spectrum Baseline: EF (01) - MH (08)
Timerange: 01/04:36:55 to 01/04:37:53

Plot file version 493 created 19-SEP-2014 15:42:57
J2040+4527 ES074A.UVDATA.1
Freq = 22.2346 GHz, Bw = 4.000 MH No calibration applied and no bandpass applied

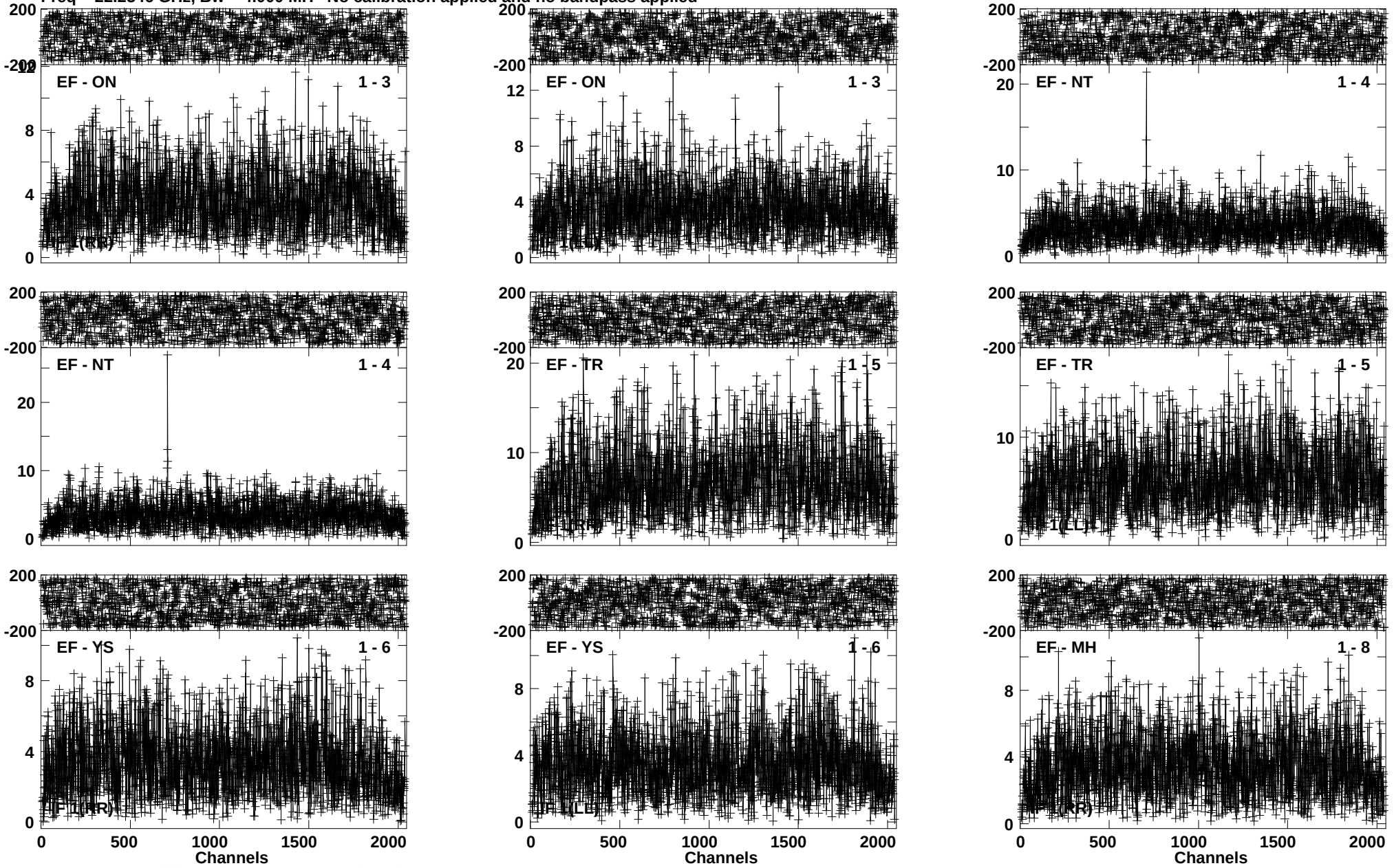

Lower frame: Milli Ampl Jy Top frame: Phas deg
Vector averaged cross-power spectrum Baseline: EF (01) - ON (03)
Timerange: 01/04:38:05 to 01/04:39:03

Plot file version 494 created 19-SEP-2014 15:42:57
J2040+4527 ES074A.UVDATA.1
Freq = 22.2346 GHz, Bw = 4.000 MH No calibration applied and no bandpass applied

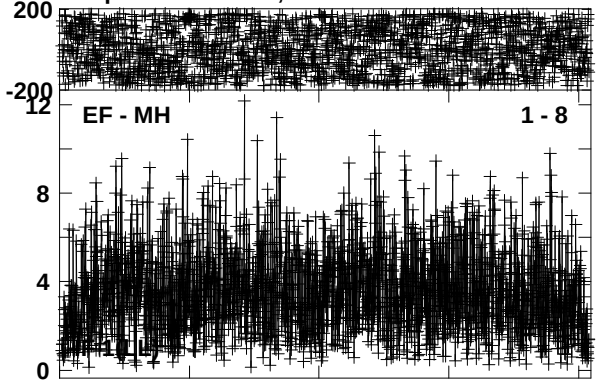

Lower frame: Milli Ampl Jy Top frame: Phas deg
Vector averaged cross-power spectrum Baseline: EF (01) - MH (08)
Timerange: 01/04:38:05 to 01/04:39:03

Plot file version 495 created 19-SEP-2014 15:42:57
W75N ES074A.UVDATA.1
Freq = 22.2346 GHz, Bw = 4.000 MH No calibration applied and no bandpass applied

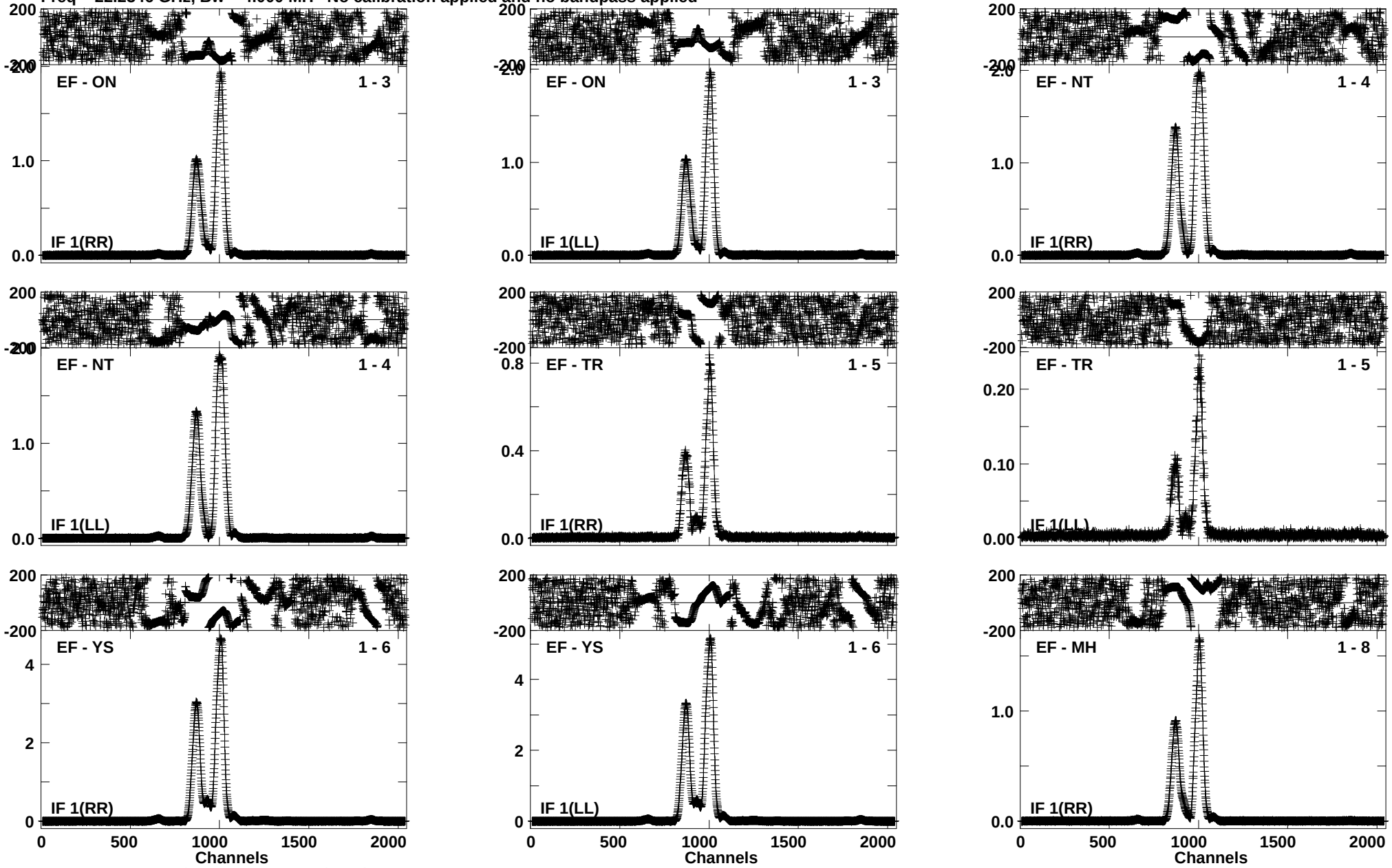

Lower frame: Ampl Jy Top frame: Phas deg
Vector averaged cross-power spectrum Baseline: EF (01) - ON (03)
Timerange: 01/04:39:15 to 01/04:40:13

Plot file version 496 created 19-SEP-2014 15:42:57
W75N ES074A.UVDATA.1
Freq = 22.2346 GHz, Bw = 4.000 MH No calibration applied and no bandpass applied

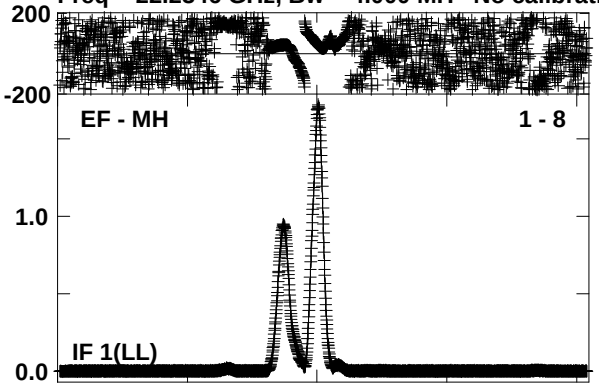

Lower frame: Ampl Jy Top frame: Phas deg
Vector averaged cross-power spectrum Baseline: EF (01) - MH (08)
Timerange: 01/04:39:15 to 01/04:40:13

Plot file version 497 created 19-SEP-2014 15:42:57
J2040+4527 ES074A.UVDATA.1
Freq = 22.2346 GHz, Bw = 4.000 MH No calibration applied and no bandpass applied

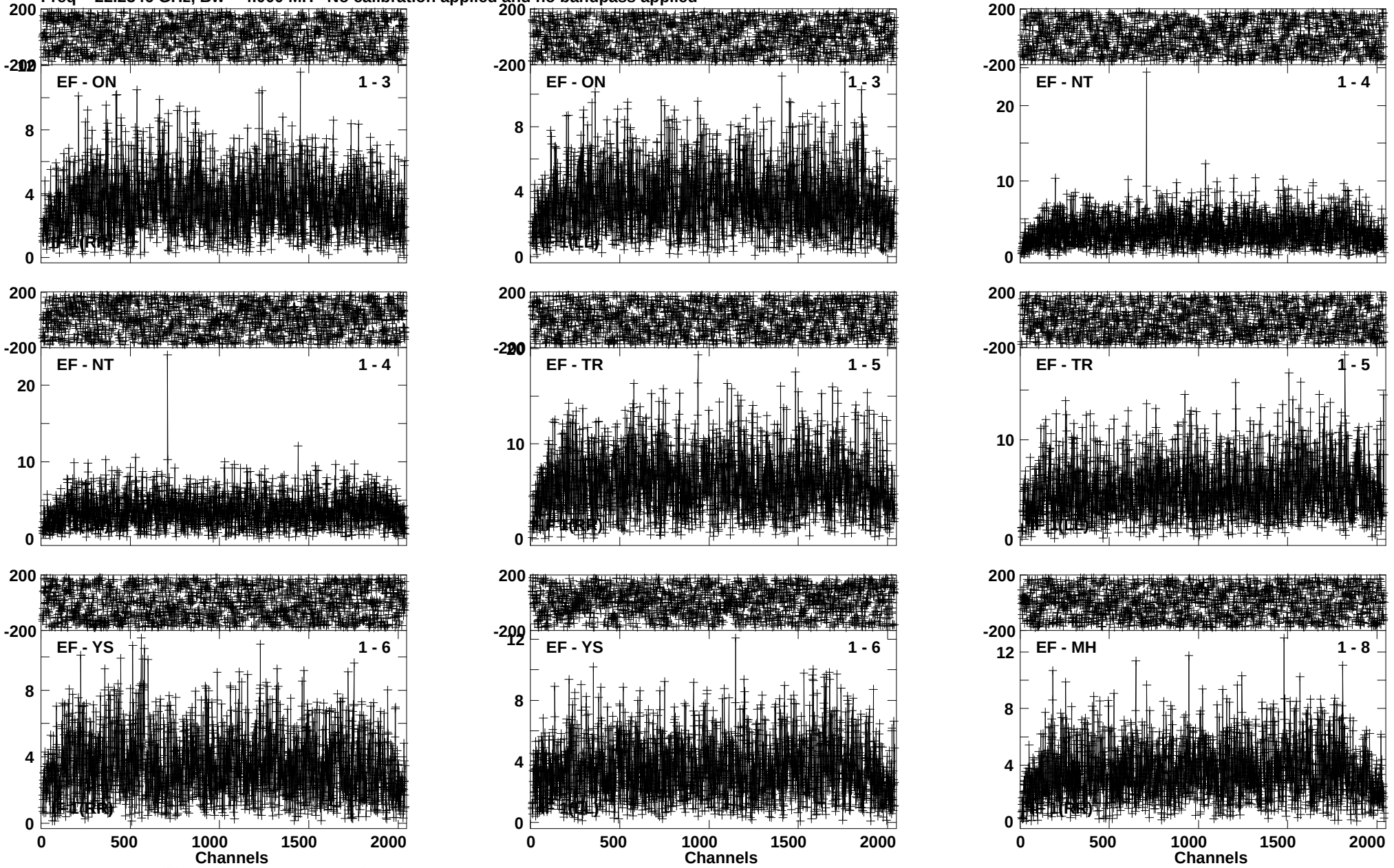

Lower frame: Milli Ampl Jy Top frame: Phas deg
Vector averaged cross-power spectrum Baseline: EF (01) - ON (03)
Timerange: 01/04:40:25 to 01/04:41:23

Plot file version 498 created 19-SEP-2014 15:42:58
J2040+4527 ES074A.UVDATA.1
Freq = 22.2346 GHz, Bw = 4.000 MH No calibration applied and no bandpass applied

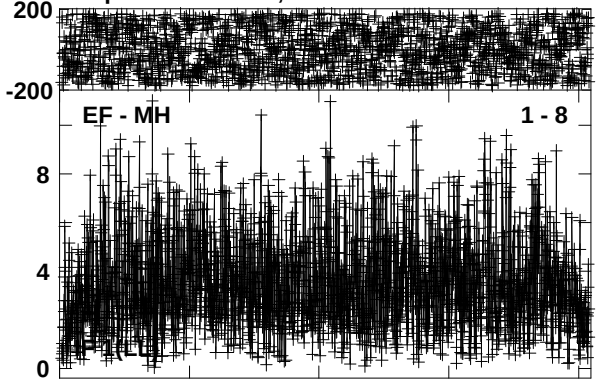

Lower frame: Milli Ampl Jy Top frame: Phas deg
Vector averaged cross-power spectrum Baseline: EF (01) - MH (08)
Timerange: 01/04:40:25 to 01/04:41:23

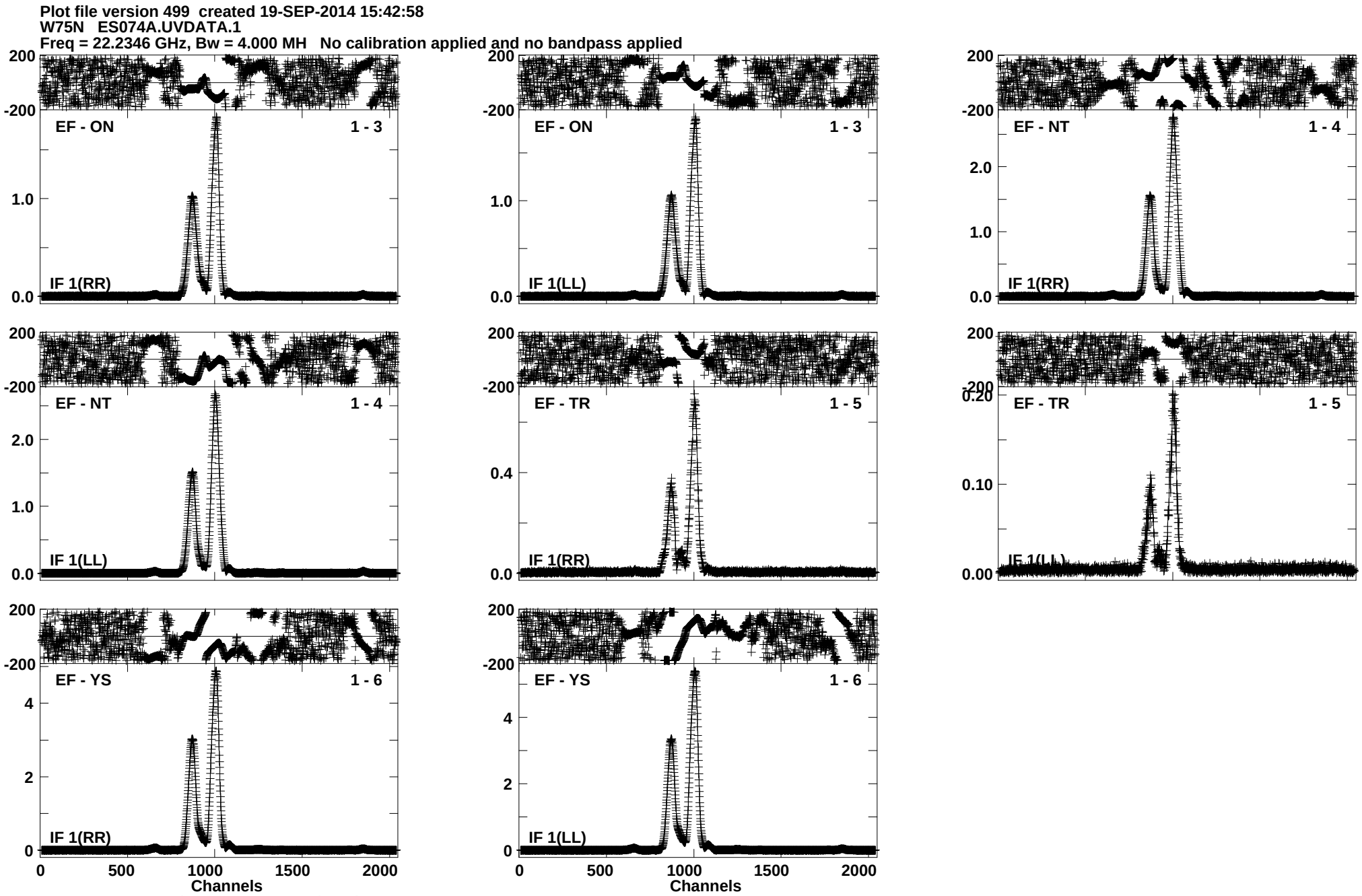
Plot file version 499 created 19-SEP-2014 15:42:58
W75N ES074A.UVDATA.1
Freq = 22.2346 GHz, Bw = 4.000 MH No calibration applied and no bandpass applied
EF - ON 1 - 3
IF 1(RR)
EF - ON 1 - 3
IF 1(LL)
EF - NT 1 - 4
IF 1(RR)
EF - NT 1 - 4
IF 1(LL)
EF - TR 1 - 5
IF 1(RR)
EF - TR 1 - 5
IF 1(LL)
EF - YS 1 - 6
IF 1(RR)
EF - YS 1 - 6
IF 1(LL)
Channels
Channels
Lower frame: Ampl Jy Top frame: Phas deg
Vector averaged cross-power spectrum Baseline: EF (01) - ON (03)
Timerange: 01/04:41:35 to 01/04:42:33

Plot file version 500 created 19-SEP-2014 15:42:58
J2040+4527 ES074A.UVDATA.1
Freq = 22.2346 GHz, Bw = 4.000 MH No calibration applied and no bandpass applied

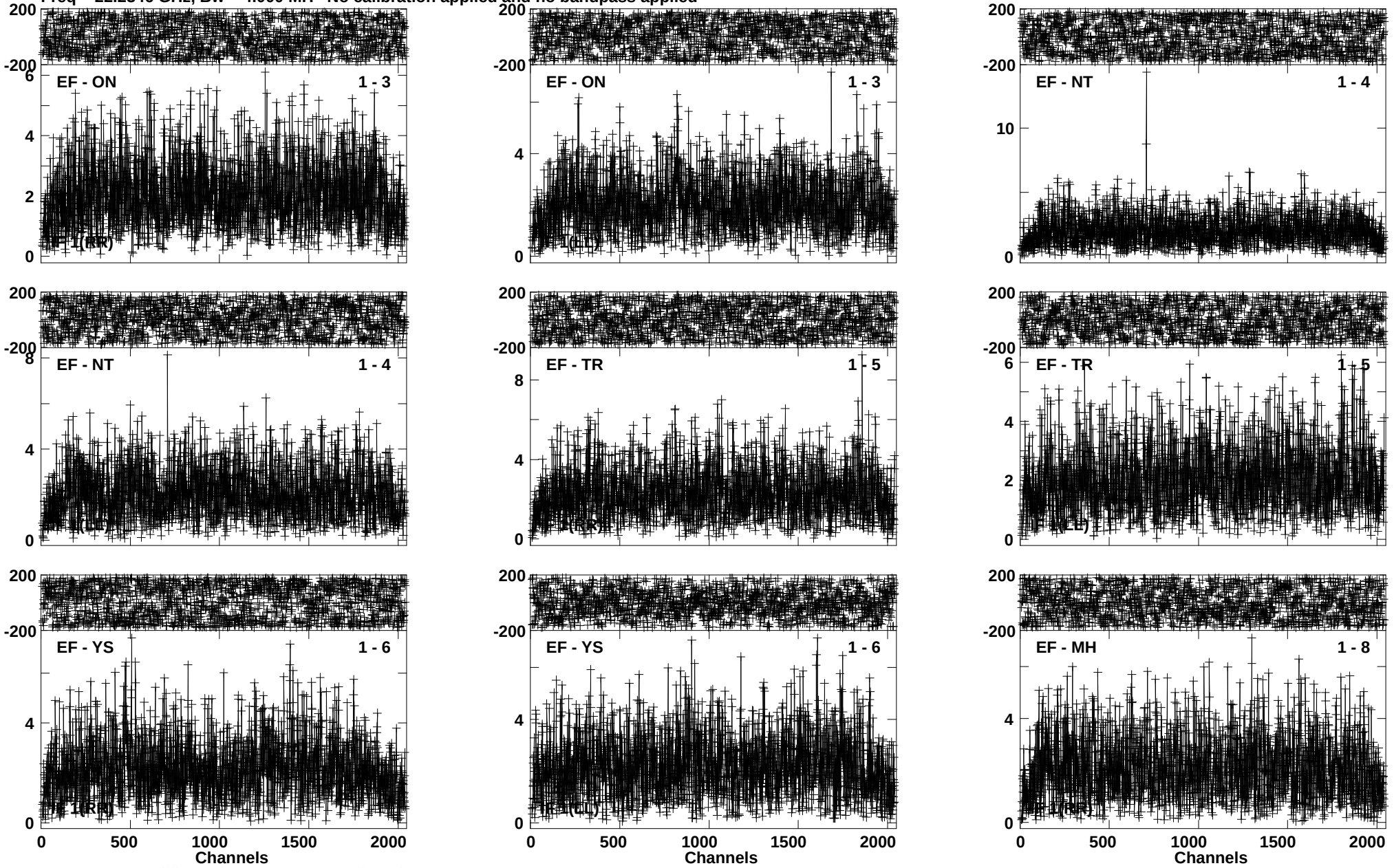

Lower frame: Milli Ampl Jy Top frame: Phas deg
Vector averaged cross-power spectrum Baseline: EF (01) - ON (03)
Timerange: 01/04:43:23 to 01/04:44:29

Plot file version 501 created 19-SEP-2014 15:42:58
J2040+4527 ES074A.UVDATA.1
Freq = 22.2346 GHz, Bw = 4.000 MH No calibration applied and no bandpass applied

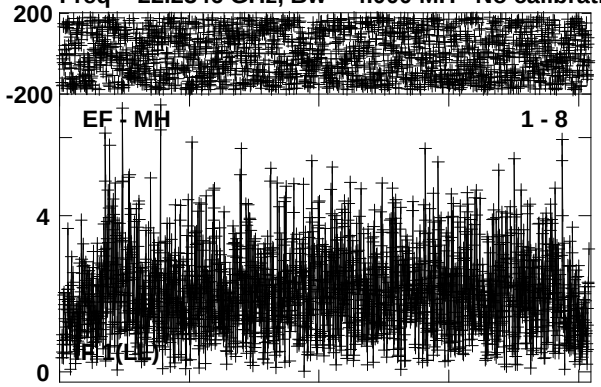

Lower frame: Milli Ampl Jy Top frame: Phas deg
Vector averaged cross-power spectrum Baseline: EF (01) - MH (08)
Timerange: 01/04:43:23 to 01/04:44:29

Plot file version 502 created 19-SEP-2014 15:42:58
W75N ES074A.UVDATA.1
Freq = 22.2346 GHz, Bw = 4.000 MH No calibration applied and no bandpass applied

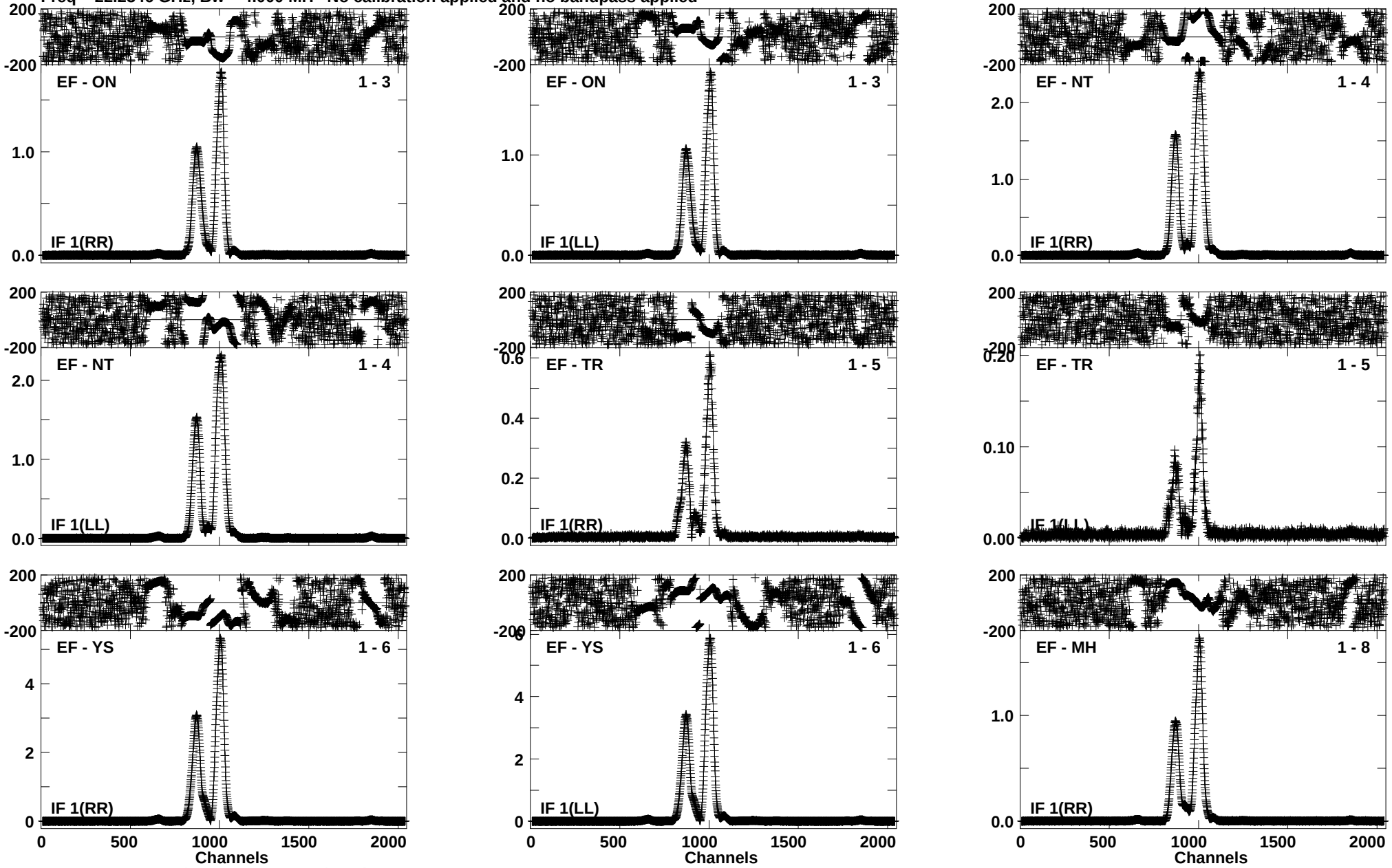

Lower frame: Ampl Jy Top frame: Phas deg
Vector averaged cross-power spectrum Baseline: EF (01) - ON (03)
Timerange: 01/04:44:40 to 01/04:45:38

Plot file version 503 created 19-SEP-2014 15:42:58
W75N ES074A.UVDATA.1
Freq = 22.2346 GHz, Bw = 4.000 MH No calibration applied and no bandpass applied

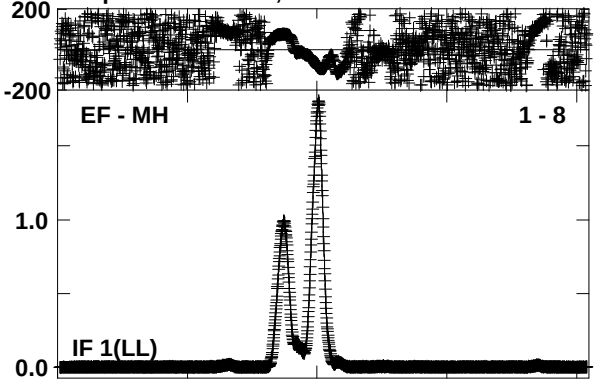

Lower frame: Ampl Jy Top frame: Phas deg
Vector averaged cross-power spectrum Baseline: EF (01) - MH (08)
Timerange: 01/04:44:40 to 01/04:45:38

Plot file version 504 created 19-SEP-2014 15:42:58
J2040+4527 ES074A.UVDATA.1
Freq = 22.2346 GHz, Bw = 4.000 MH No calibration applied and no bandpass applied

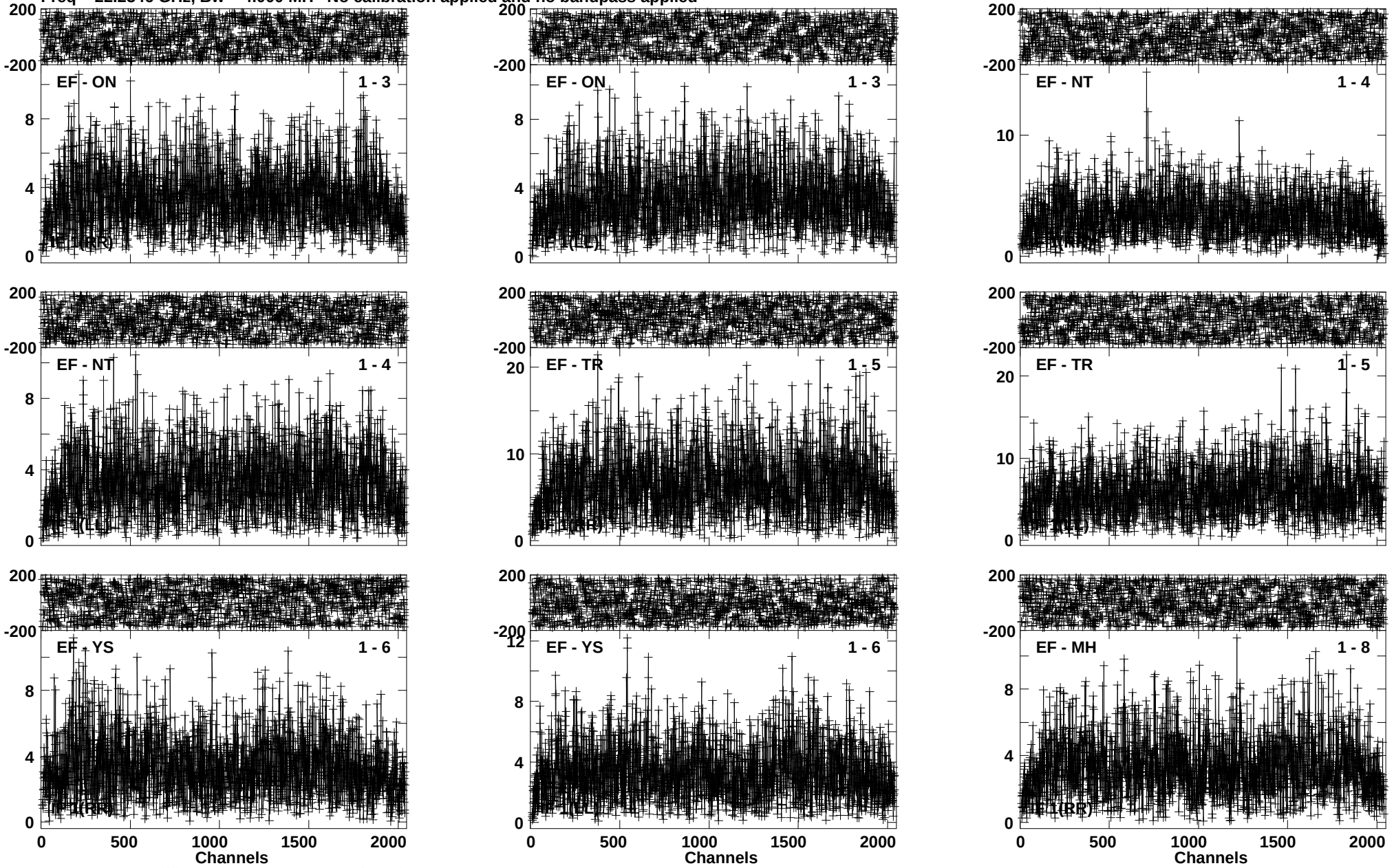

Lower frame: Milli Ampl Jy Top frame: Phas deg
Vector averaged cross-power spectrum Baseline: EF (01) - ON (03)
Timerange: 01/04:45:50 to 01/04:46:48

Plot file version 505 created 19-SEP-2014 15:42:58
J2040+4527 ES074A.UVDATA.1
Freq = 22.2346 GHz, Bw = 4.000 MH No calibration applied and no bandpass applied

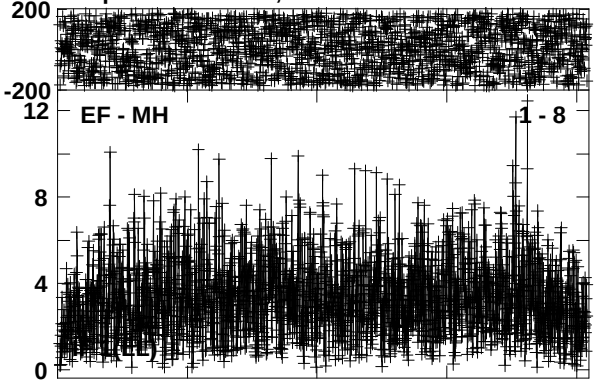

Lower frame: Milli Ampl Jy Top frame: Phas deg
Vector averaged cross-power spectrum Baseline: EF (01) - MH (08)
Timerange: 01/04:45:50 to 01/04:46:48

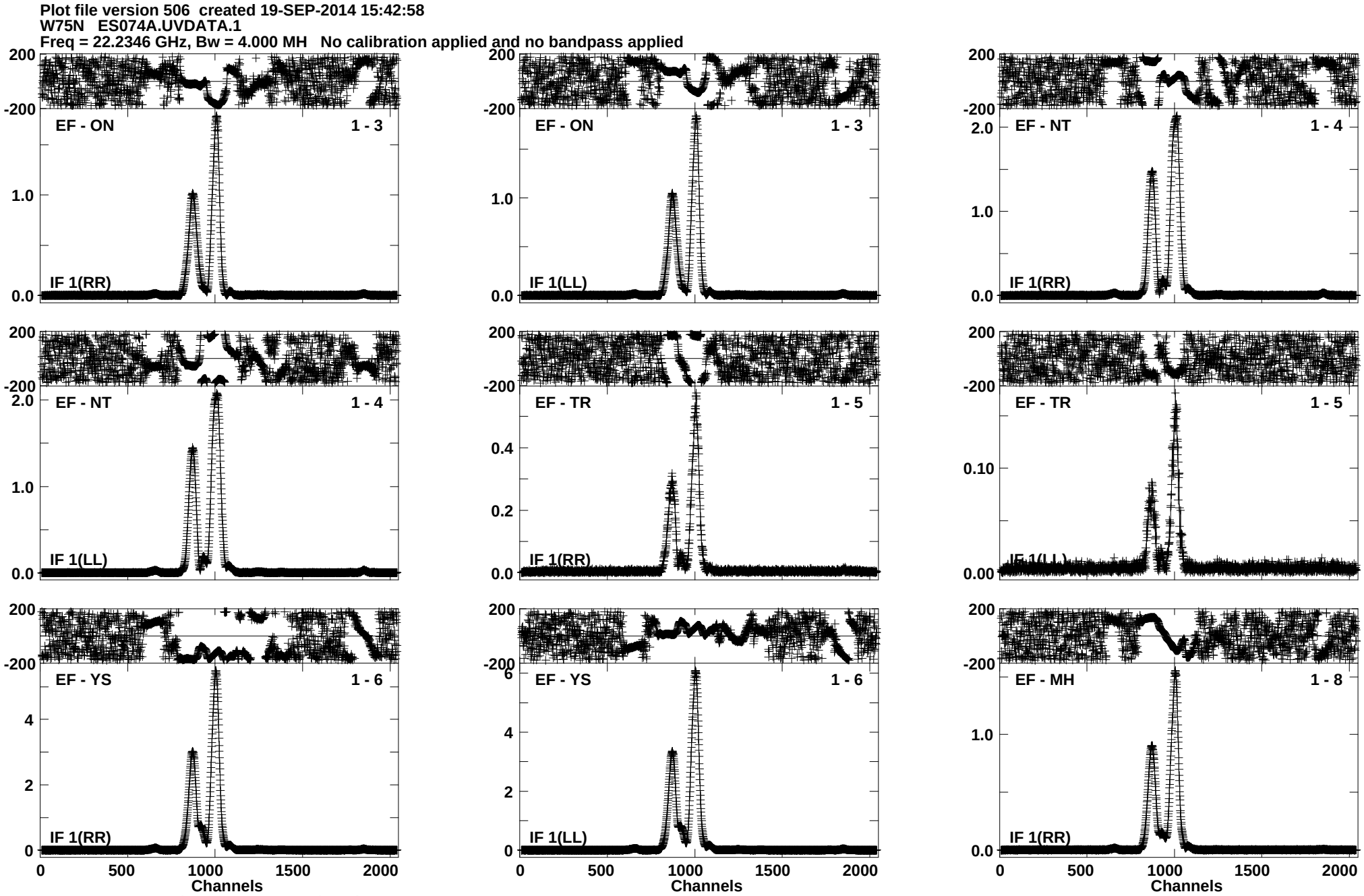
Plot file version 506 created 19-SEP-2014 15:42:58
W75N ES074A.UVDATA.1
Freq = 22.2346 GHz, Bw = 4.000 MH No calibration applied and no bandpass applied
EF - ON 1 - 3
IF 1(RR)
EF - ON 1 - 3
IF 1(LL)
EF - NT 1 - 4
IF 1(RR)
EF - NT 1 - 4
IF 1(LL)
EF - TR 1 - 5
IF 1(RR)
EF - TR 1 - 5
EF - YS 1 - 6
IF 1(RR)
EF - YS 1 - 6
IF 1(LL)
EF - MH 1 - 8
IF 1(RR)
Channels
Channels
Channels
Lower frame: Ampl Jy Top frame: Phas deg
Vector averaged cross-power spectrum Baseline: EF (01) - ON (03)
Timerange: 01/04:47:00 to 01/04:47:58

Plot file version 507 created 19-SEP-2014 15:42:58
W75N ES074A.UVDATA.1
Freq = 22.2346 GHz, Bw = 4.000 MH No calibration applied and no bandpass applied

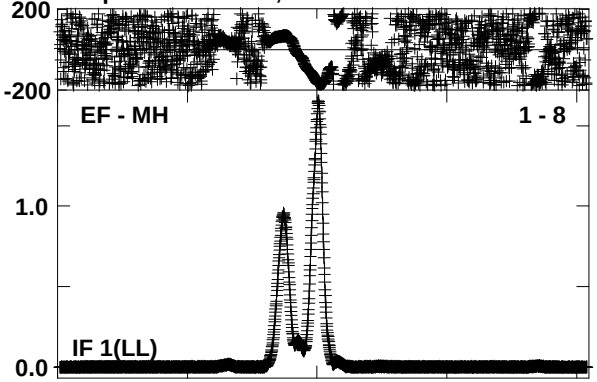

Lower frame: Ampl Jy Top frame: Phas deg
Vector averaged cross-power spectrum Baseline: EF (01) - MH (08)
Timerange: 01/04:47:00 to 01/04:47:58

Plot file version 508 created 19-SEP-2014 15:42:58
J2040+4527 ES074A.UVDATA.1
Freq = 22.2346 GHz, Bw = 4.000 MH No calibration applied and no bandpass applied

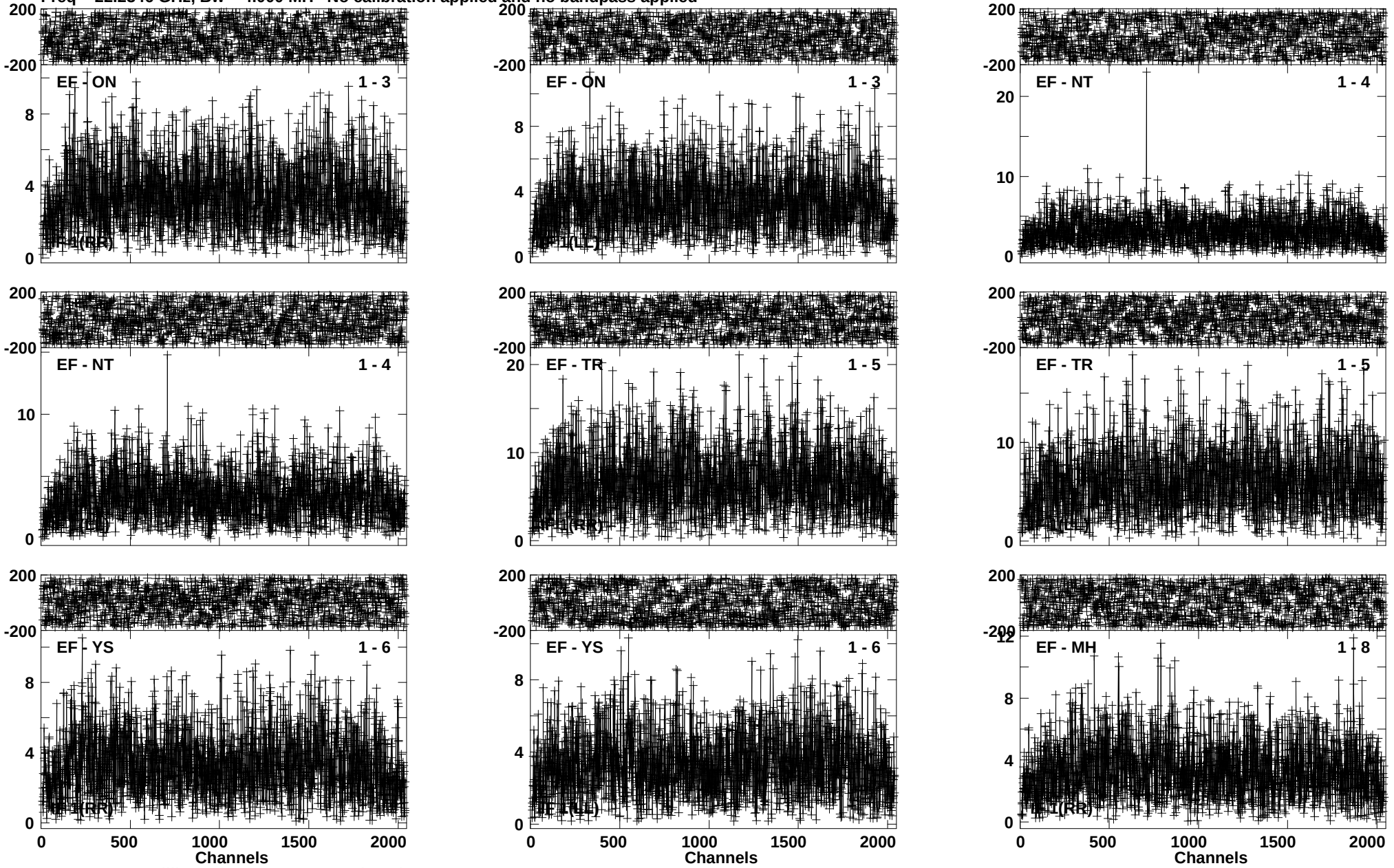

Lower frame: Milli Ampl Jy Top frame: Phas deg
Vector averaged cross-power spectrum Baseline: EF (01) - ON (03)
Timerange: 01/04:48:10 to 01/04:49:08

Plot file version 509 created 19-SEP-2014 15:42:58
J2040+4527 ES074A.UVDATA.1
Freq = 22.2346 GHz, Bw = 4.000 MH No calibration applied and no bandpass applied

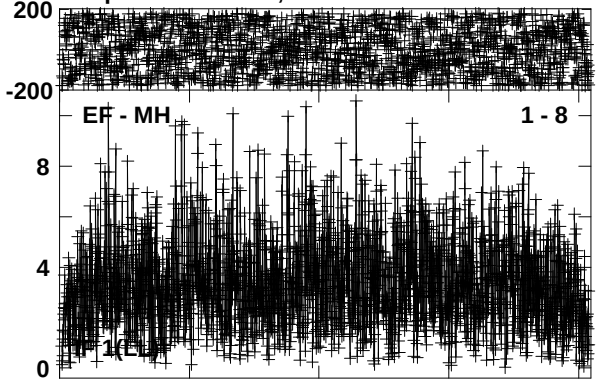

Lower frame: Milli Ampl Jy Top frame: Phas deg
Vector averaged cross-power spectrum Baseline: EF (01) - MH (08)
Timerange: 01/04:48:10 to 01/04:49:08

Plot file version 510 created 19-SEP-2014 15:42:59
W75N ES074A.UVDATA.1
Freq = 22.2346 GHz, Bw = 4.000 MH No calibration applied and no bandpass applied

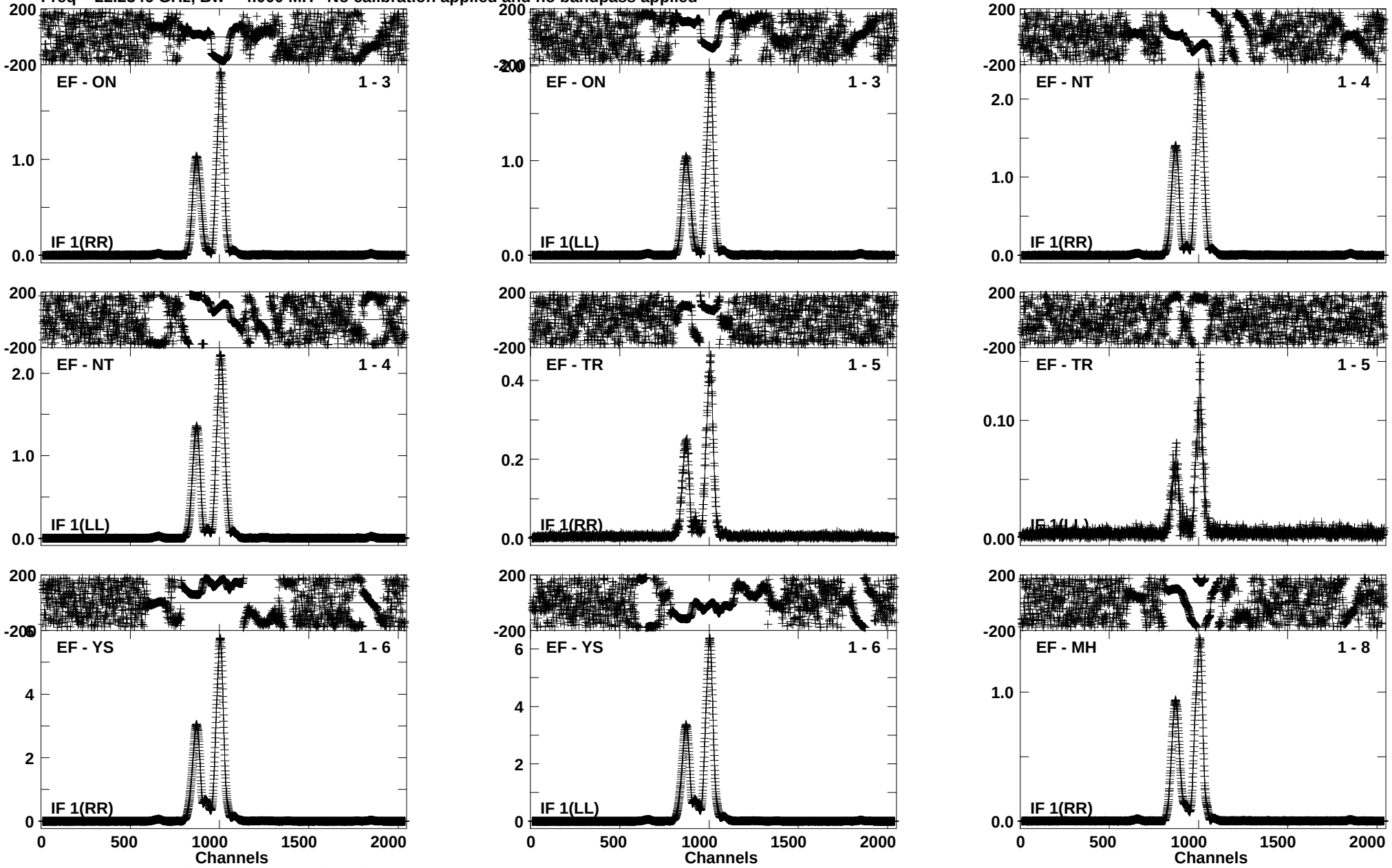

Lower frame: Ampl Jy Top frame: Phas deg
Vector averaged cross-power spectrum Baseline: EF (01) - ON (03)
Timerange: 01/04:49:20 to 01/04:50:18

Plot file version 511 created 19-SEP-2014 15:42:59
W75N ES074A.UVDATA.1
Freq = 22.2346 GHz, Bw = 4.000 MH No calibration applied and no bandpass applied

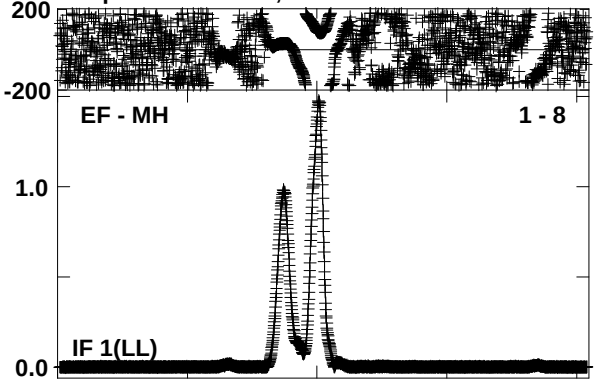

Lower frame: Ampl Jy Top frame: Phas deg
Vector averaged cross-power spectrum Baseline: EF (01) - MH (08)
Timerange: 01/04:49:20 to 01/04:50:18

Plot file version 512 created 19-SEP-2014 15:42:59
J2040+4527 ES074A.UVDATA.1
Freq = 22.2346 GHz, Bw = 4.000 MH No calibration applied and no bandpass applied

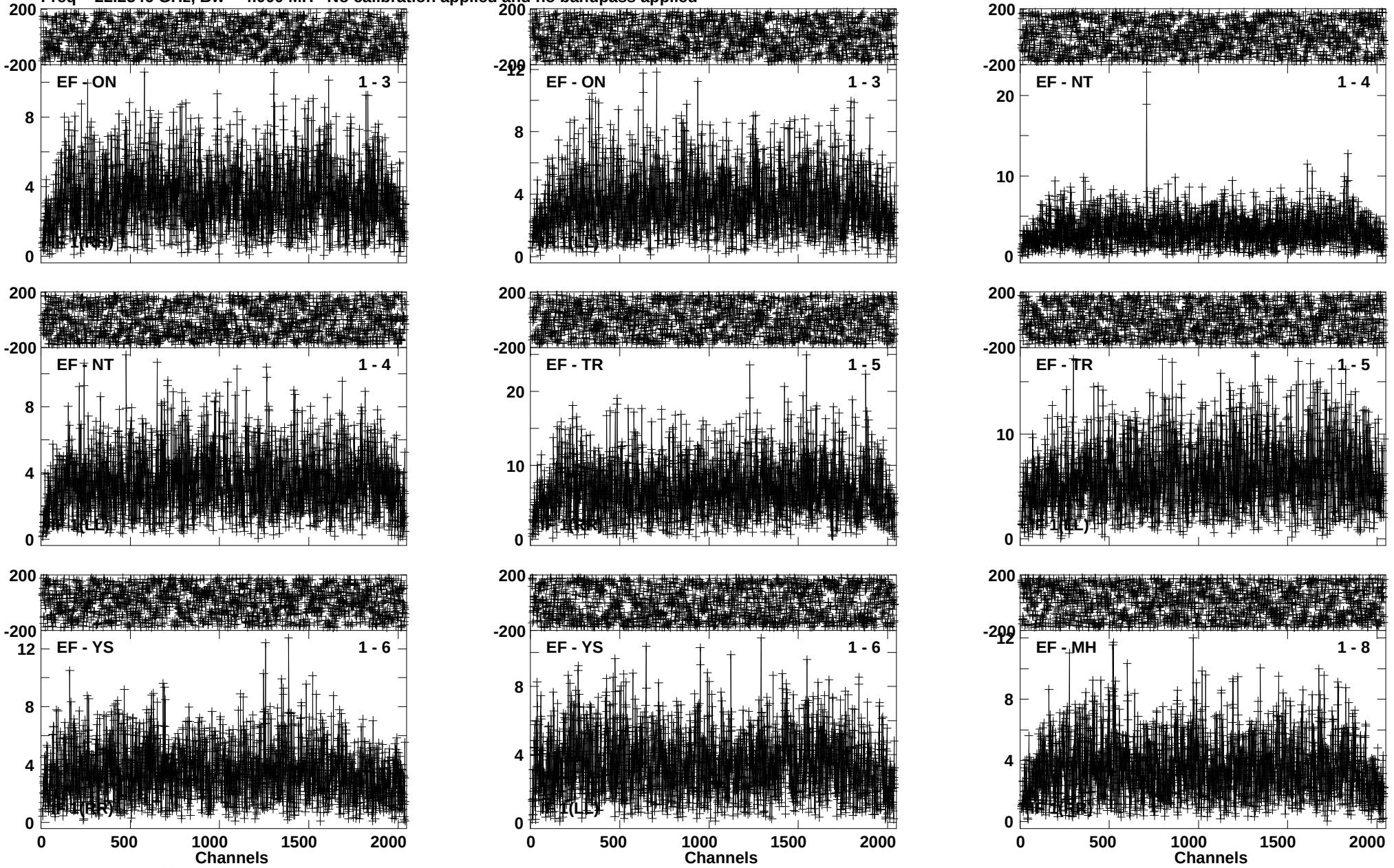

Lower frame: Milli Ampl Jy Top frame: Phas deg
Vector averaged cross-power spectrum Baseline: EF (01) - ON (03)
Timerange: 01/04:50:30 to 01/04:51:28

Plot file version 513 created 19-SEP-2014 15:42:59
J2040+4527 ES074A.UVDATA.1
Freq = 22.2346 GHz, Bw = 4.000 MH No calibration applied and no bandpass applied

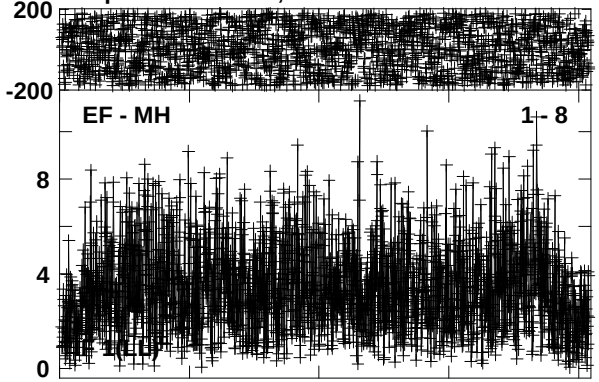

Lower frame: Milli Ampl Jy Top frame: Phas deg
Vector averaged cross-power spectrum Baseline: EF (01) - MH (08)
Timerange: 01/04:50:30 to 01/04:51:28

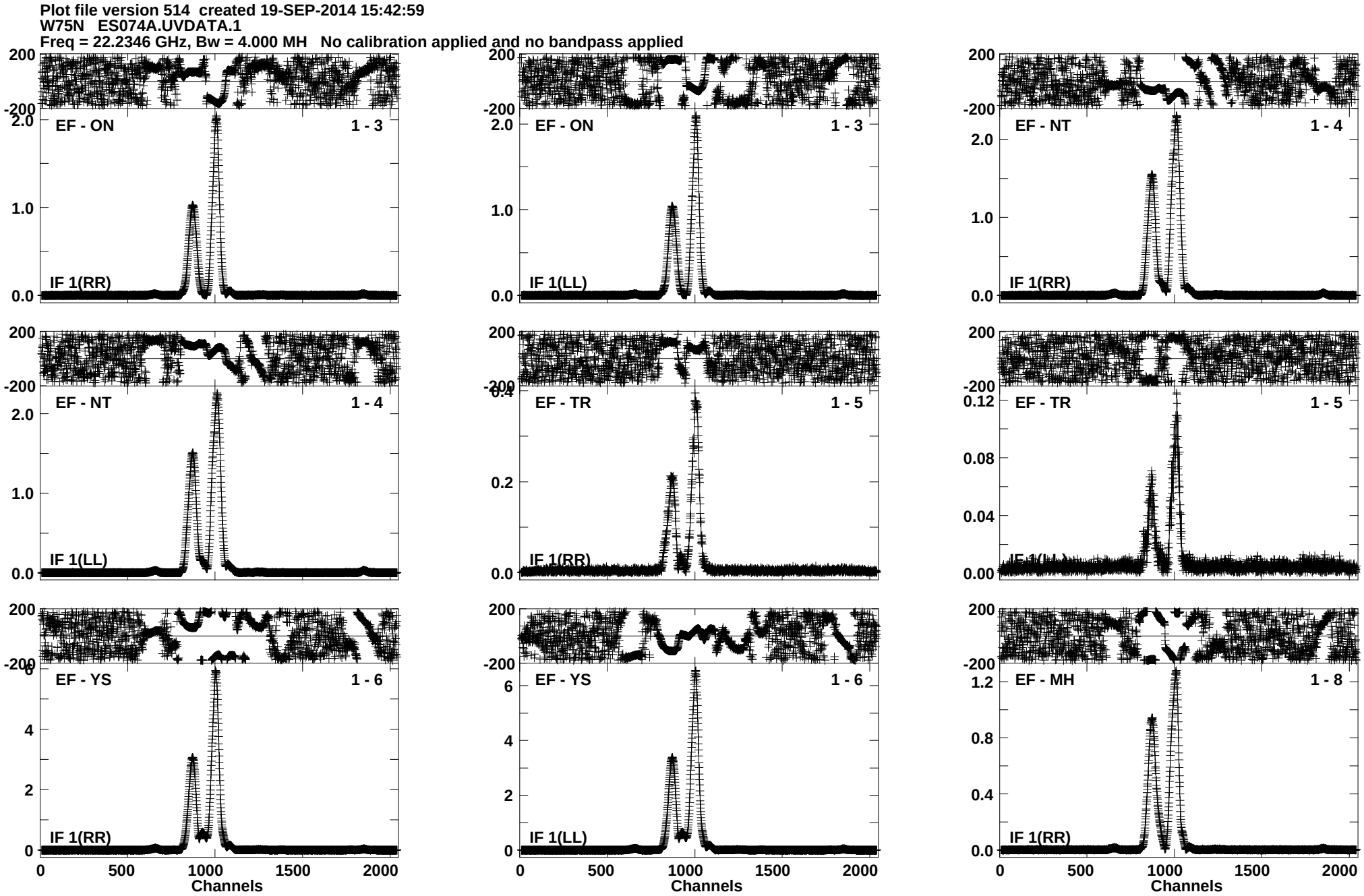
Plot file version 514 created 19-SEP-2014 15:42:59
W75N ES074A.UVDATA.1
Freq = 22.2346 GHz, Bw = 4.000 MH No calibration applied and no bandpass applied
EF - ON 1 - 3
IF 1(RR)
EF - ON 1 - 3
IF 1(LL)
EF - NT 1 - 4
IF 1(RR)
EF - NT 1 - 4
IF 1(LL)
EF - TR 1 - 5
IF 1(RR)
EF - TR 1 - 5
EF - YS 1 - 6
IF 1(RR)
EF - YS 1 - 6
IF 1(LL)
EF - MH 1 - 8
IF 1(RR)
Channels
Channels
Channels
Lower frame: Ampl Jy Top frame: Phas deg
Vector averaged cross-power spectrum Baseline: EF (01) - ON (03)
Timerange: 01/04:51:40 to 01/04:52:38

Plot file version 515 created 19-SEP-2014 15:42:59
W75N ES074A.UVDATA.1
Freq = 22.2346 GHz, Bw = 4.000 MH No calibration applied and no bandpass applied

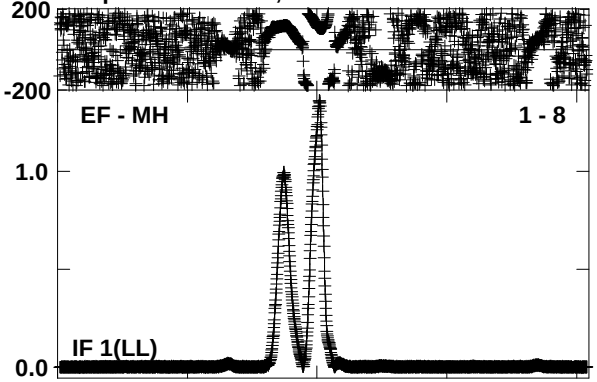

Lower frame: Ampl Jy Top frame: Phas deg
Vector averaged cross-power spectrum Baseline: EF (01) - MH (08)
Timerange: 01/04:51:40 to 01/04:52:38

Plot file version 516 created 19-SEP-2014 15:42:59
J2040+4527 ES074A.UVDATA.1
Freq = 22.2346 GHz, Bw = 4.000 MH No calibration applied and no bandpass applied

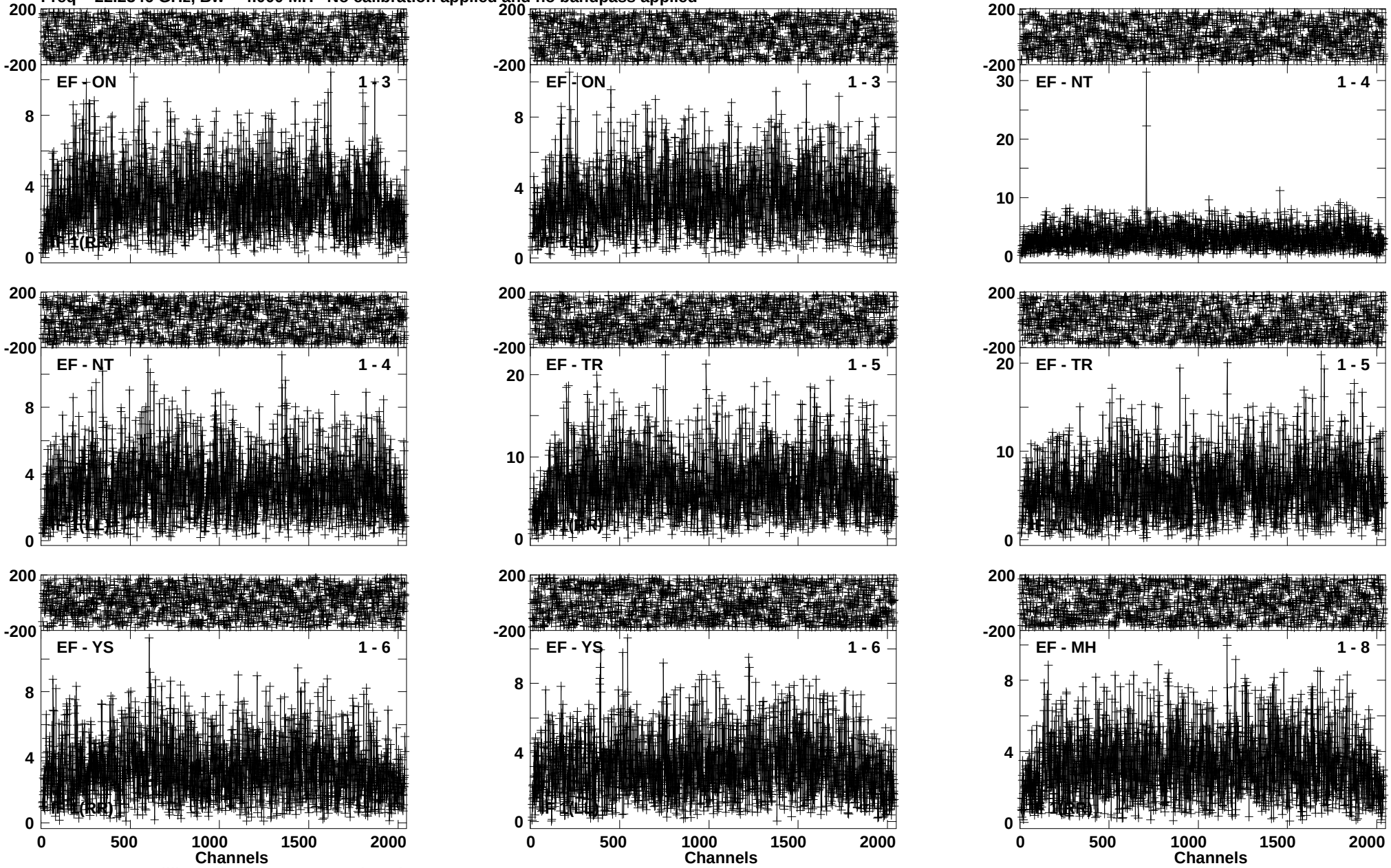

Lower frame: Milli Ampl Jy Top frame: Phas deg
Vector averaged cross-power spectrum Baseline: EF (01) - ON (03)
Timerange: 01/04:52:50 to 01/04:53:48

Plot file version 517 created 19-SEP-2014 15:42:59
J2040+4527 ES074A.UVDATA.1
Freq = 22.2346 GHz, Bw = 4.000 MH No calibration applied and no bandpass applied

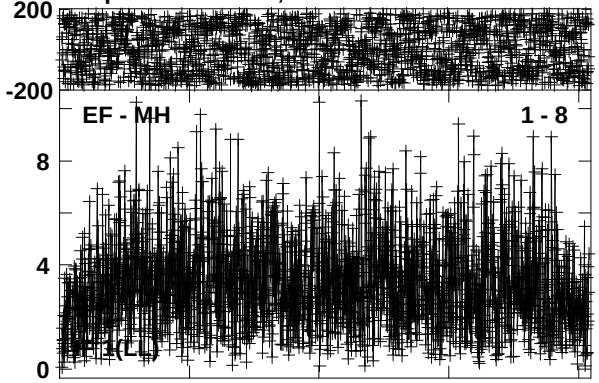

Lower frame: Milli Ampl Jy Top frame: Phas deg
Vector averaged cross-power spectrum Baseline: EF (01) - MH (08)
Timerange: 01/04:52:50 to 01/04:53:48

Plot file version 518 created 19-SEP-2014 15:42:59
W75N ES074A.UVDATA.1
Freq = 22.2346 GHz, Bw = 4.000 MH No calibration applied and no bandpass applied

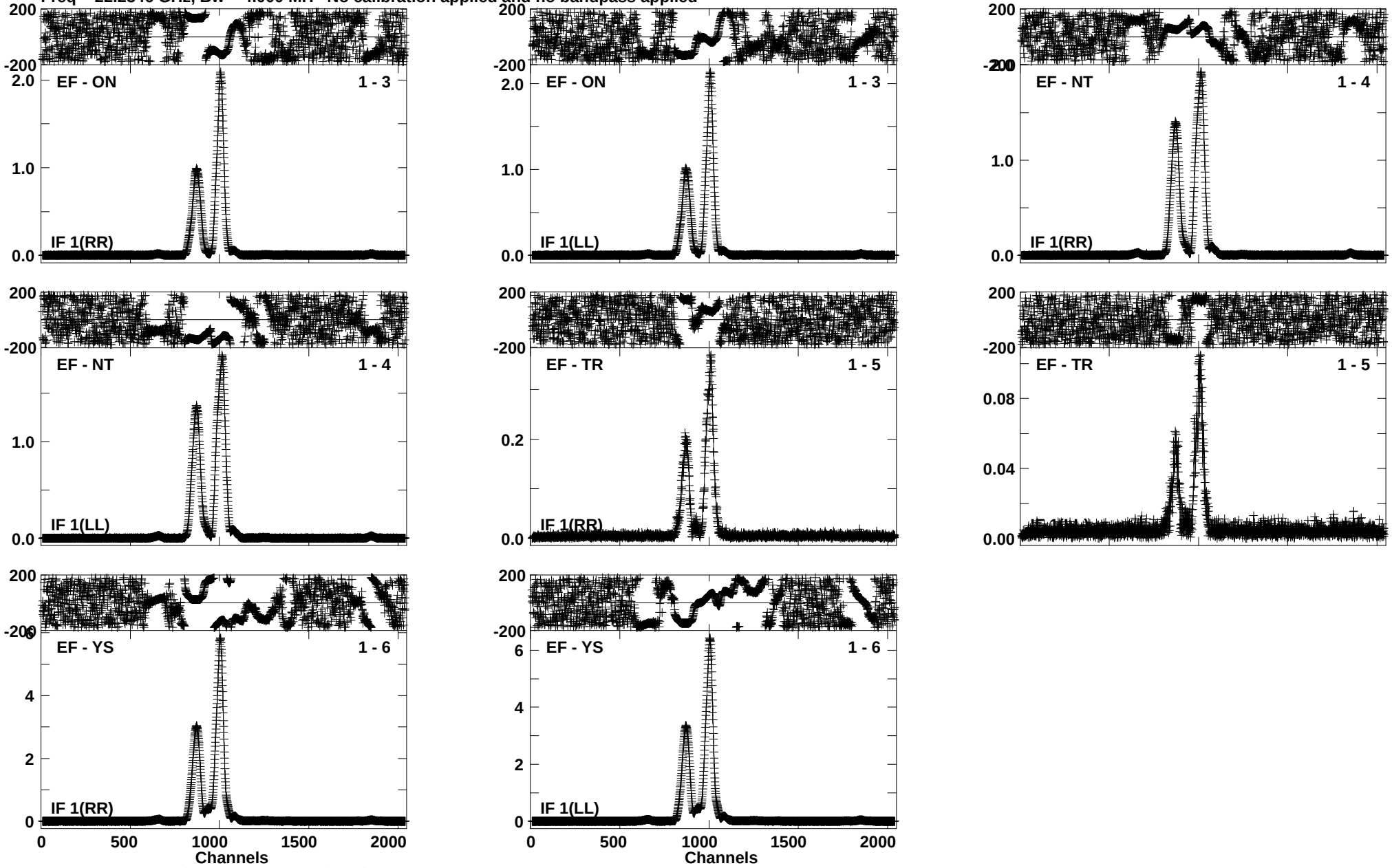

Lower frame: Ampl Jy Top frame: Phas deg
Vector averaged cross-power spectrum Baseline: EF (01) - ON (03)
Timerange: 01/04:54:00 to 01/04:54:58

Plot file version 519 created 19-SEP-2014 15:42:59
J2040+4527 ES074A.UVDATA.1
Freq = 22.2346 GHz, Bw = 4.000 MH No calibration applied and no bandpass applied

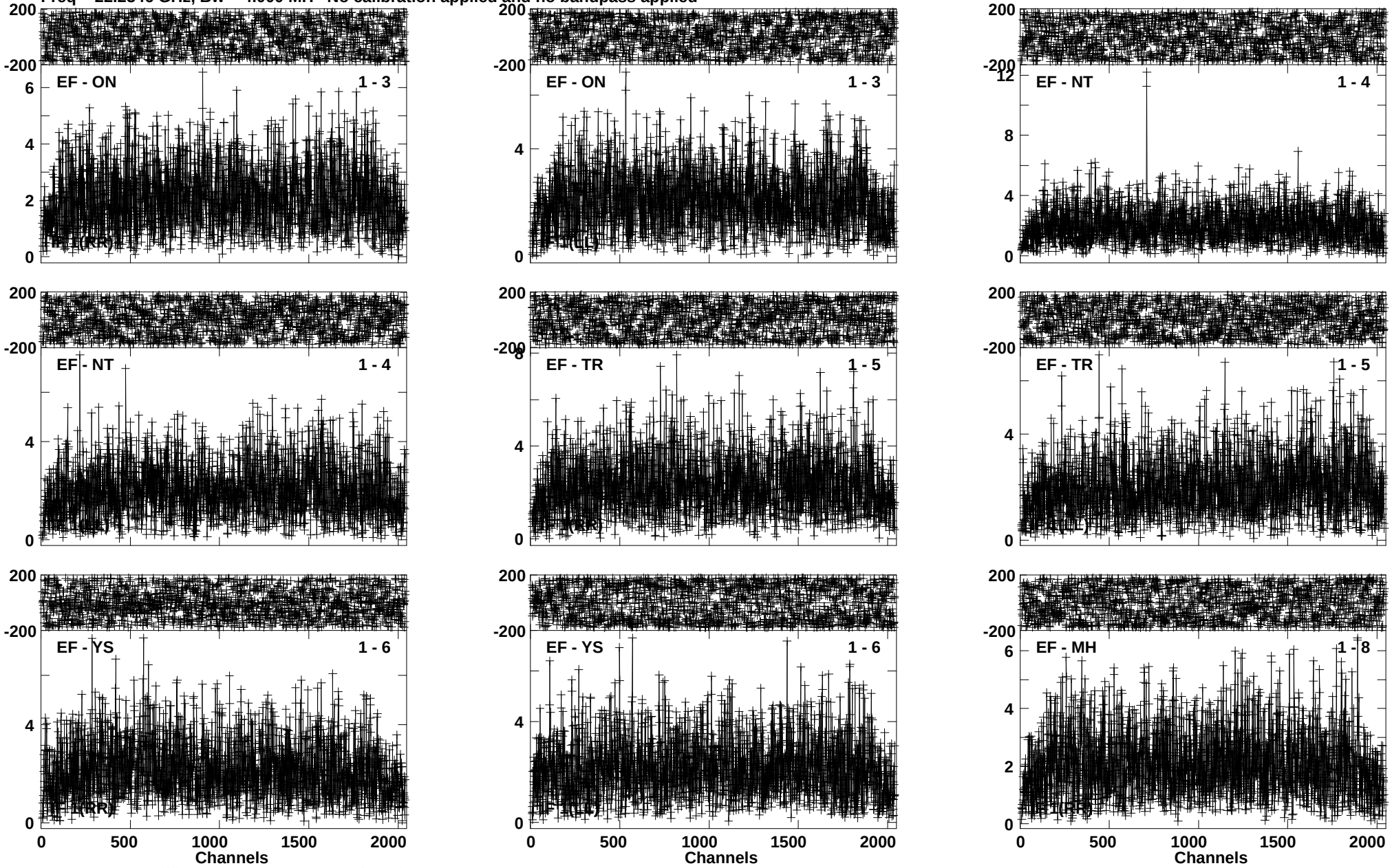

Lower frame: Milli Ampl Jy Top frame: Phas deg
Vector averaged cross-power spectrum Baseline: EF (01) - ON (03)
Timerange: 01/04:55:48 to 01/04:56:54

Plot file version 520 created 19-SEP-2014 15:43:00
J2040+4527 ES074A.UVDATA.1
Freq = 22.2346 GHz, Bw = 4.000 MH No calibration applied and no bandpass applied

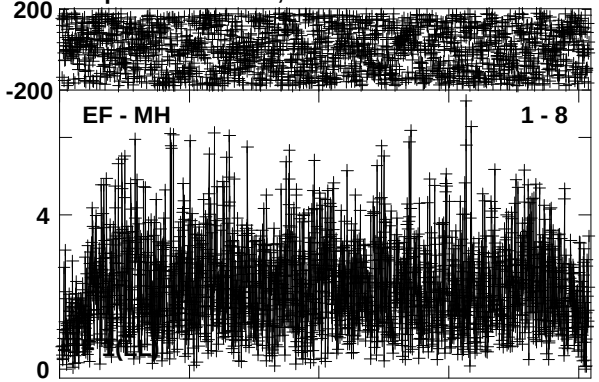

Lower frame: Milli Ampl Jy Top frame: Phas deg
Vector averaged cross-power spectrum Baseline: EF (01) - MH (08)
Timerange: 01/04:55:48 to 01/04:56:54

Plot file version 521 created 19-SEP-2014 15:43:00
W75N ES074A.UVDATA.1
Freq = 22.2346 GHz, Bw = 4.000 MH No calibration applied and no bandpass applied

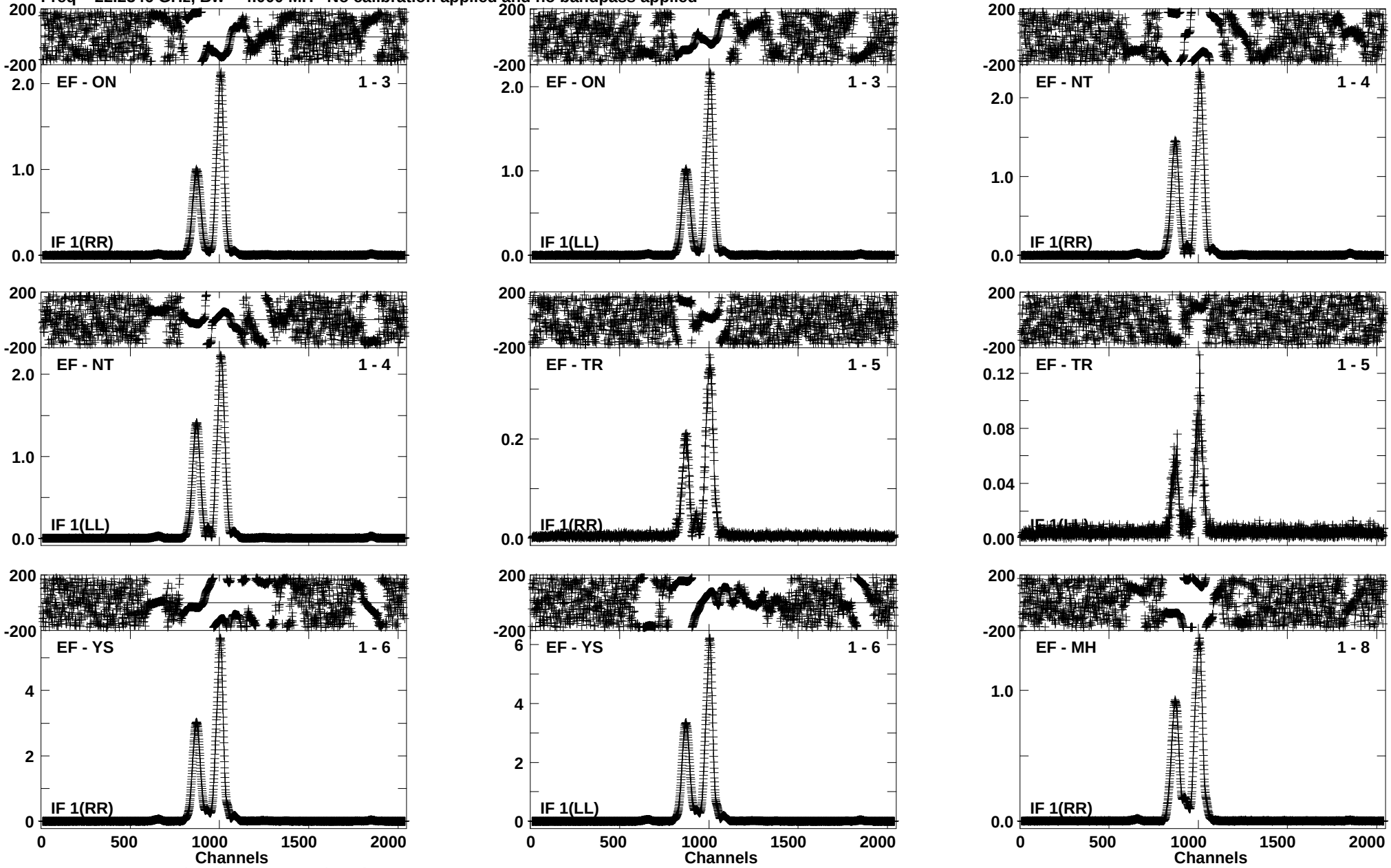

Lower frame: Ampl Jy Top frame: Phas deg
Vector averaged cross-power spectrum Baseline: EF (01) - ON (03)
Timerange: 01/04:57:05 to 01/04:58:03

Plot file version 522 created 19-SEP-2014 15:43:00
W75N ES074A.UVDATA.1
Freq = 22.2346 GHz, Bw = 4.000 MH No calibration applied and no bandpass applied

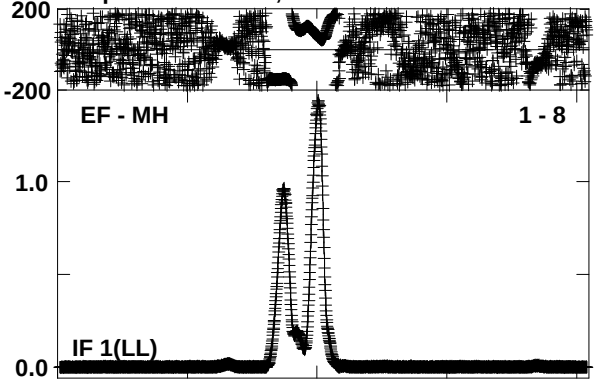

Lower frame: Ampl Jy Top frame: Phas deg
Vector averaged cross-power spectrum Baseline: EF (01) - MH (08)
Timerange: 01/04:57:05 to 01/04:58:03

Plot file version 523 created 19-SEP-2014 15:43:00
J2040+4527 ES074A.UVDATA.1
Freq = 22.2346 GHz, Bw = 4.000 MH No calibration applied and no bandpass applied

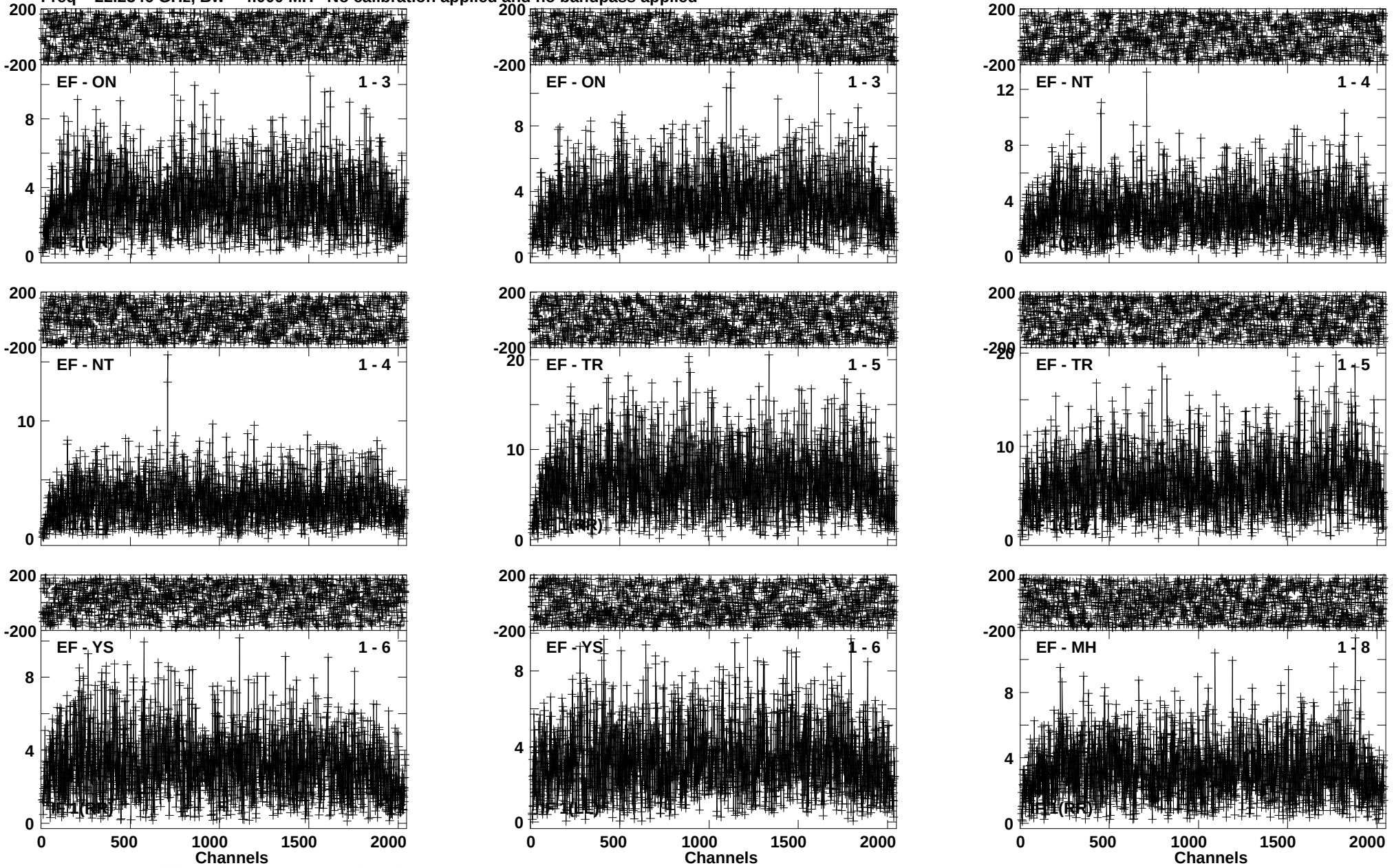

Lower frame: Milli Ampl Jy Top frame: Phas deg
Vector averaged cross-power spectrum Baseline: EF (01) - ON (03)
Timerange: 01/04:58:15 to 01/04:59:13

Plot file version 524 created 19-SEP-2014 15:43:00
J2040+4527 ES074A.UVDATA.1
Freq = 22.2346 GHz, Bw = 4.000 MH No calibration applied and no bandpass applied

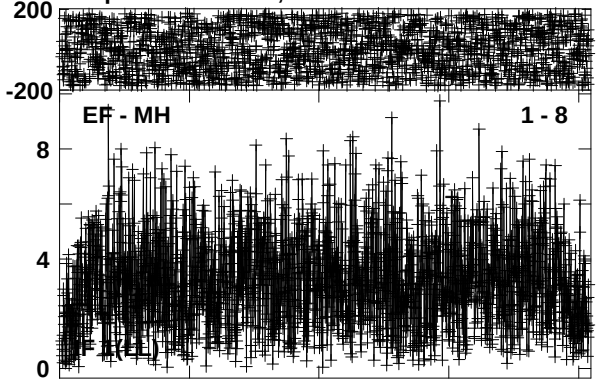

Lower frame: Milli Ampl Jy Top frame: Phas deg
Vector averaged cross-power spectrum Baseline: EF (01) - MH (08)
Timerange: 01/04:58:15 to 01/04:59:13

Plot file version 525 created 19-SEP-2014 15:43:00
W75N ES074A.UVDATA.1
Freq = 22.2346 GHz, Bw = 4.000 MH No calibration applied and no bandpass applied

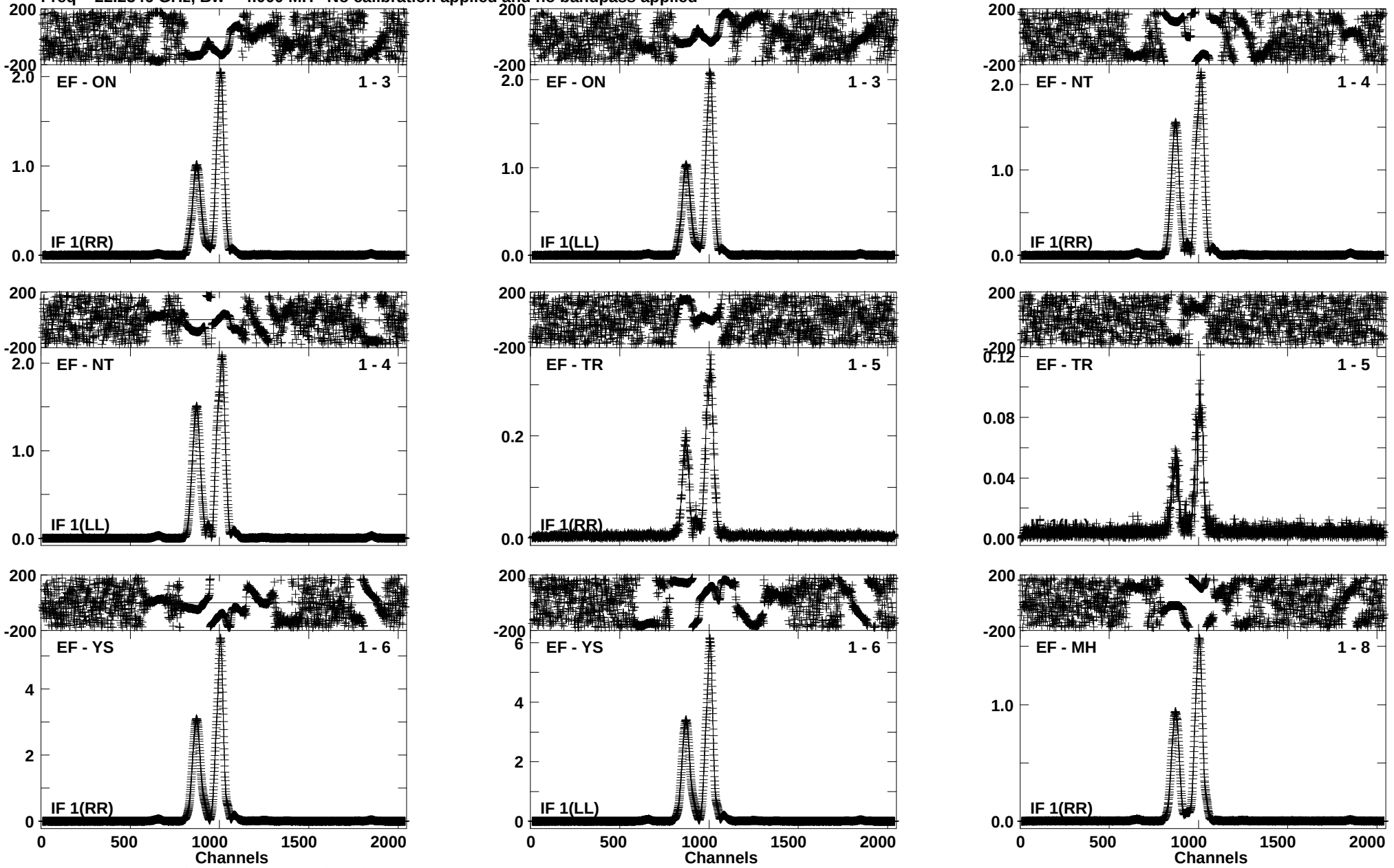

Lower frame: Ampl Jy Top frame: Phas deg
Vector averaged cross-power spectrum Baseline: EF (01) - ON (03)
Timerange: 01/04:59:25 to 01/05:00:23

Plot file version 526 created 19-SEP-2014 15:43:00
W75N ES074A.UVDATA.1
Freq = 22.2346 GHz, Bw = 4.000 MH No calibration applied and no bandpass applied

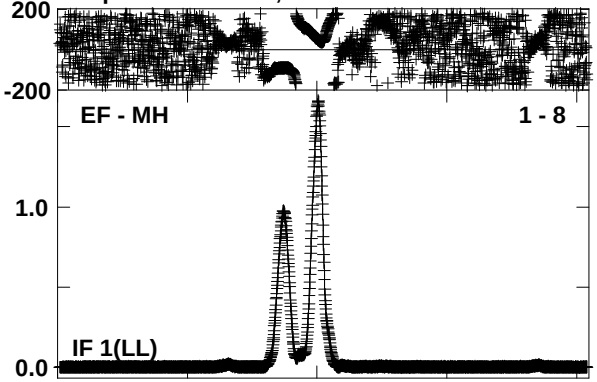

Lower frame: Ampl Jy Top frame: Phas deg
Vector averaged cross-power spectrum Baseline: EF (01) - MH (08)
Timerange: 01/04:59:25 to 01/05:00:23

Plot file version 527 created 19-SEP-2014 15:43:00
J2040+4527 ES074A.UVDATA.1
Freq = 22.2346 GHz, Bw = 4.000 MH No calibration applied and no bandpass applied

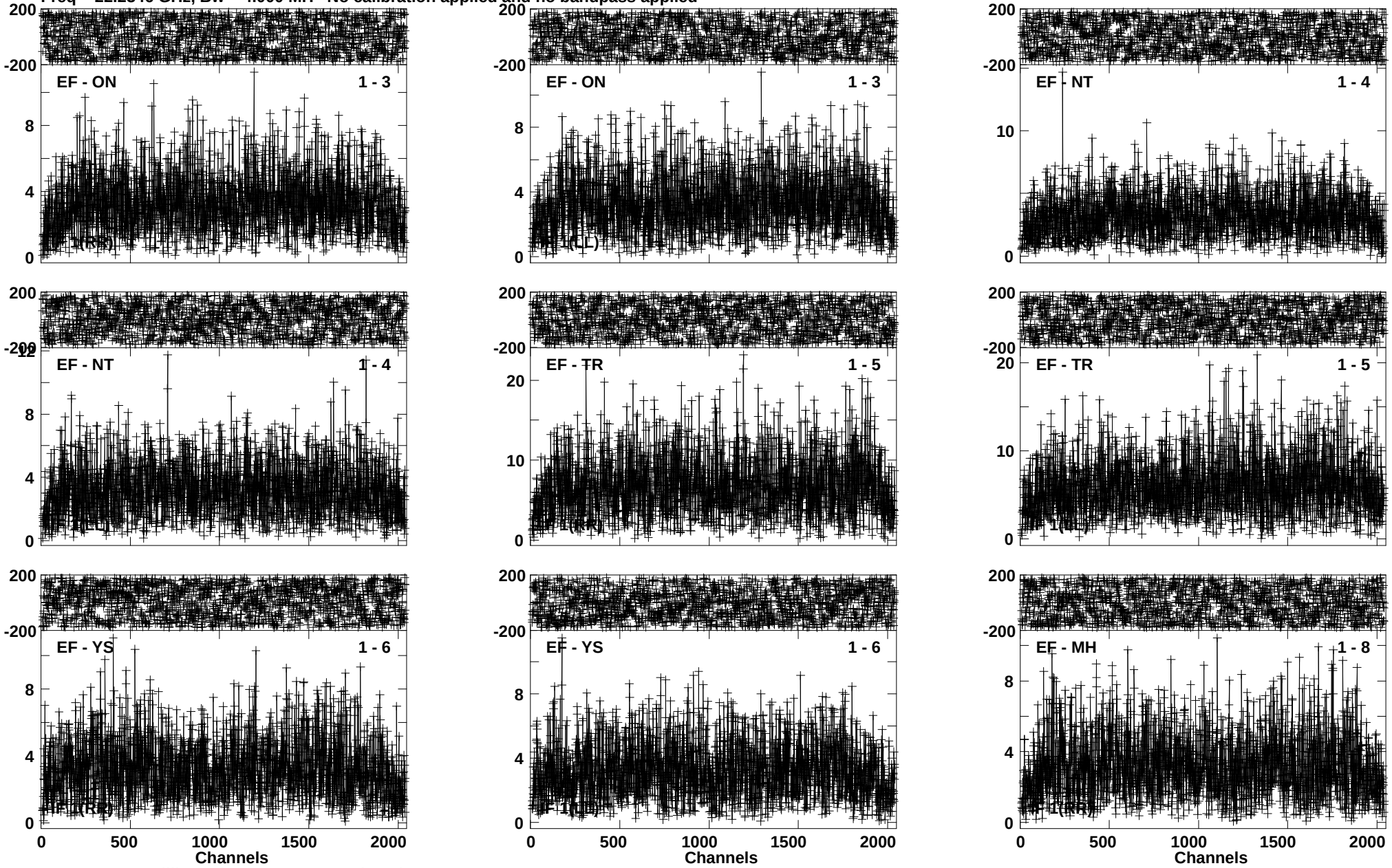

Lower frame: Milli Ampl Jy Top frame: Phas deg
Vector averaged cross-power spectrum Baseline: EF (01) - ON (03)
Timerange: 01/05:00:35 to 01/05:01:33

Plot file version 528 created 19-SEP-2014 15:43:00
J2040+4527 ES074A.UVDATA.1
Freq = 22.2346 GHz, Bw = 4.000 MH No calibration applied and no bandpass applied

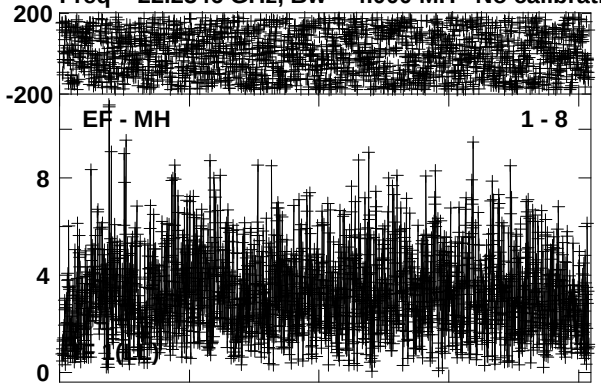

Lower frame: Milli Ampl Jy Top frame: Phas deg
Vector averaged cross-power spectrum Baseline: EF (01) - MH (08)
Timerange: 01/05:00:35 to 01/05:01:33

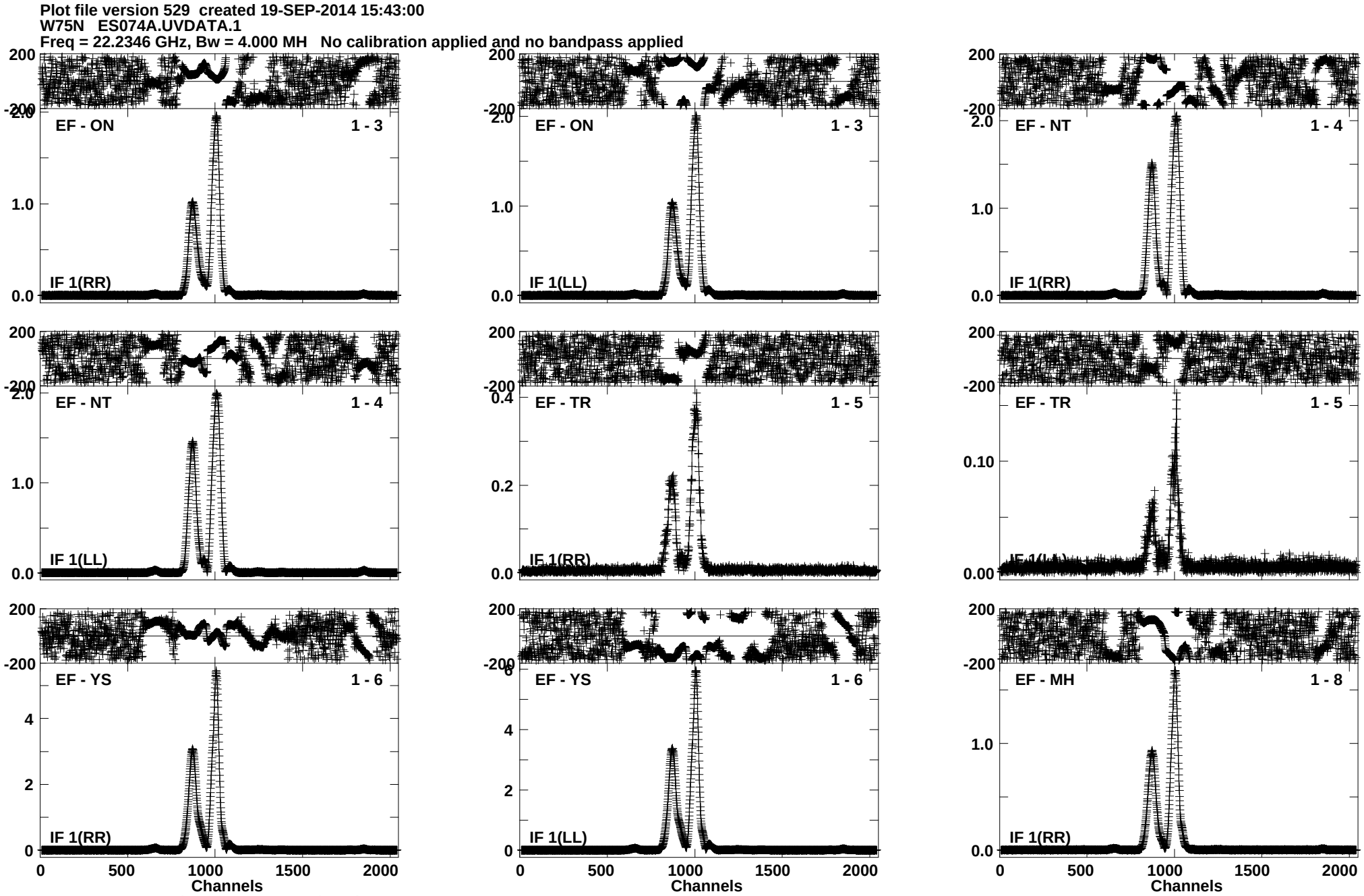
Plot file version 529 created 19-SEP-2014 15:43:00
W75N ES074A.UVDATA.1
Freq = 22.2346 GHz, Bw = 4.000 MH No calibration applied and no bandpass applied
EF - ON 1 - 3
IF 1(RR)
EF - ON 1 - 3
IF 1(LL)
EF - NT 1 - 4
IF 1(RR)
EF - NT 1 - 4
IF 1(LL)
EF - TR 1 - 5
IF 1(RR)
EF - TR 1 - 5
EF - YS 1 - 6
IF 1(RR)
EF - YS 1 - 6
IF 1(LL)
EF - MH 1 - 8
IF 1(RR)
Channels
Channels
Channels
Lower frame: Ampl Jy Top frame: Phas deg
Vector averaged cross-power spectrum Baseline: EF (01) - ON (03)
Timerange: 01/05:01:45 to 01/05:02:43

Plot file version 530 created 19-SEP-2014 15:43:00
W75N ES074A.UVDATA.1
Freq = 22.2346 GHz, Bw = 4.000 MH No calibration applied and no bandpass applied

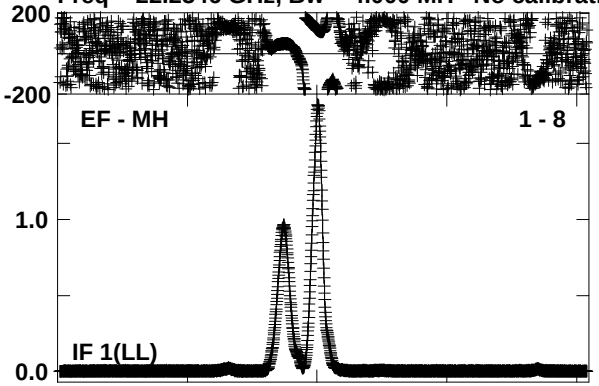

Lower frame: Ampl Jy Top frame: Phas deg
Vector averaged cross-power spectrum Baseline: EF (01) - MH (08)
Timerange: 01/05:01:45 to 01/05:02:43

Plot file version 531 created 19-SEP-2014 15:43:00
J2040+4527 ES074A.UVDATA.1
Freq = 22.2346 GHz, Bw = 4.000 MH No calibration applied and no bandpass applied

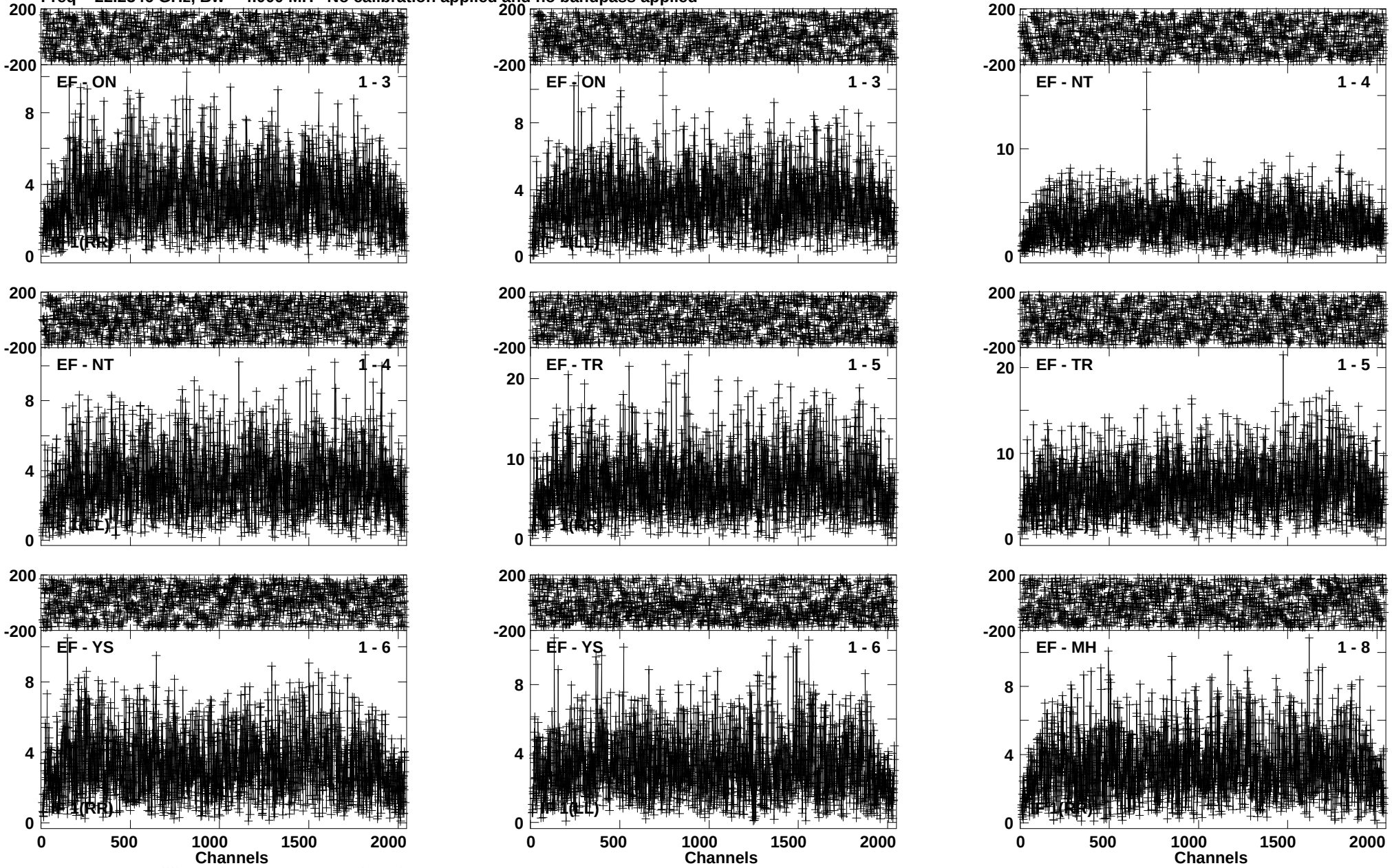

Lower frame: Milli Ampl Jy Top frame: Phas deg
Vector averaged cross-power spectrum Baseline: EF (01) - ON (03)
Timerange: 01/05:02:55 to 01/05:03:53

Plot file version 532 created 19-SEP-2014 15:43:01
J2040+4527 ES074A.UVDATA.1
Freq = 22.2346 GHz, Bw = 4.000 MH No calibration applied and no bandpass applied

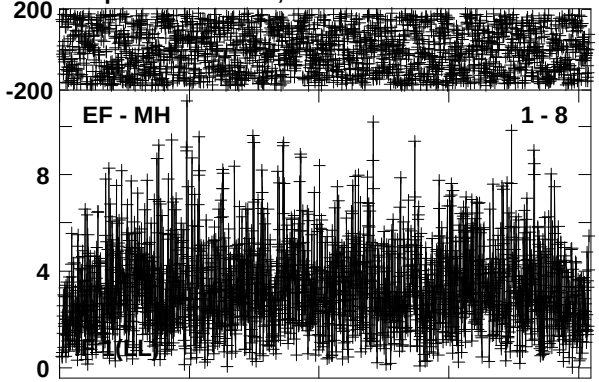

Lower frame: Milli Ampl Jy Top frame: Phas deg
Vector averaged cross-power spectrum Baseline: EF (01) - MH (08)
Timerange: 01/05:02:55 to 01/05:03:53

Plot file version 533 created 19-SEP-2014 15:43:01
W75N ES074A.UVDATA.1
Freq = 22.2346 GHz, Bw = 4.000 MH No calibration applied and no bandpass applied

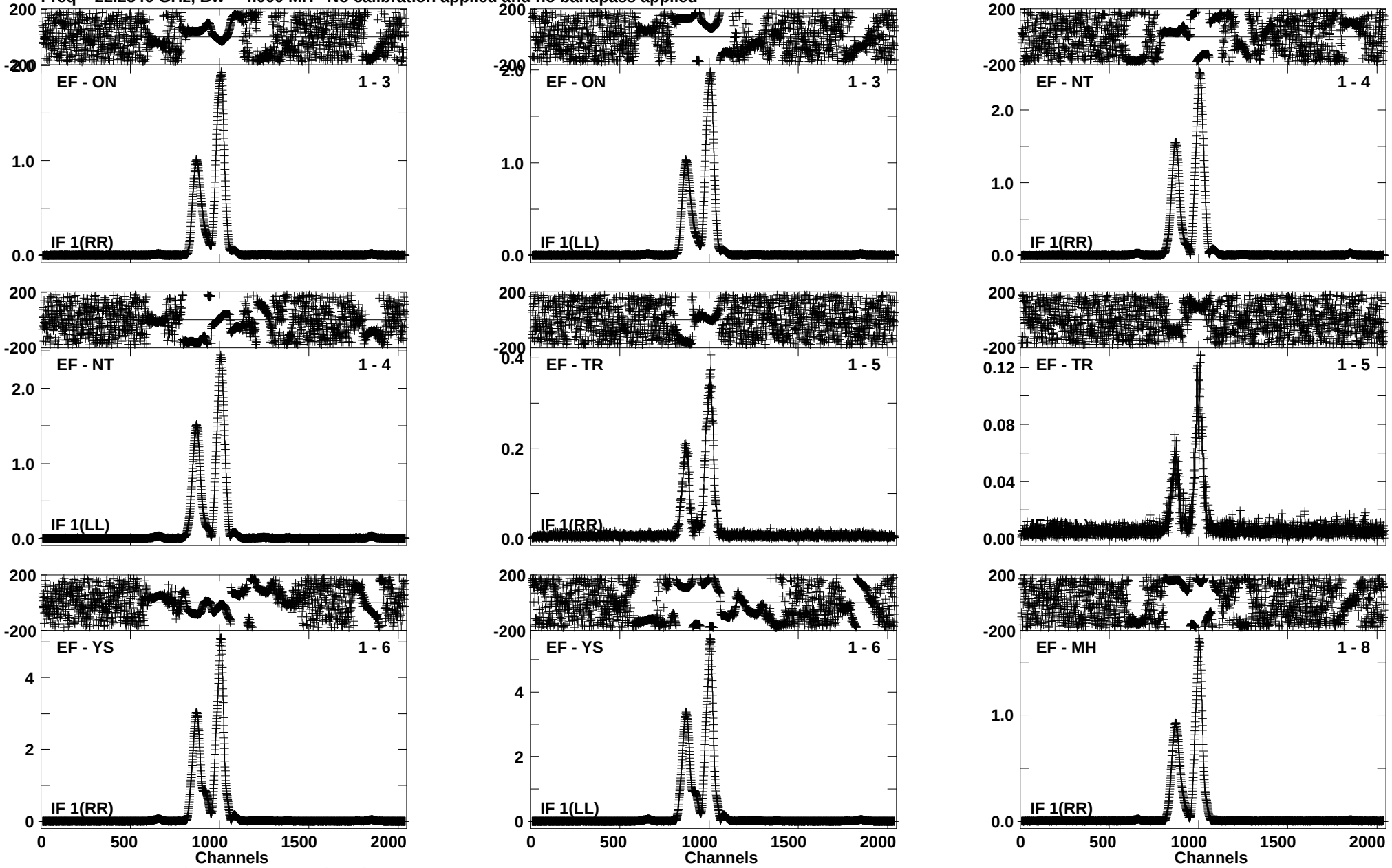

Lower frame: Ampl Jy Top frame: Phas deg
Vector averaged cross-power spectrum Baseline: EF (01) - ON (03)
Timerange: 01/05:04:05 to 01/05:05:03

Plot file version 534 created 19-SEP-2014 15:43:01
W75N ES074A.UVDATA.1
Freq = 22.2346 GHz, Bw = 4.000 MH No calibration applied and no bandpass applied

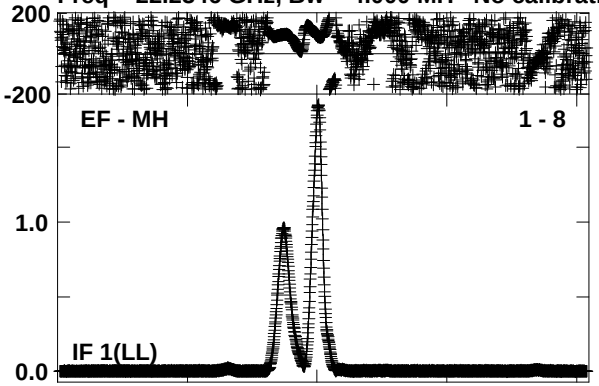

Lower frame: Ampl Jy Top frame: Phas deg
Vector averaged cross-power spectrum Baseline: EF (01) - MH (08)
Timerange: 01/05:04:05 to 01/05:05:03

Plot file version 535 created 19-SEP-2014 15:43:01
J2040+4527 ES074A.UVDATA.1
Freq = 22.2346 GHz, Bw = 4.000 MH No calibration applied and no bandpass applied

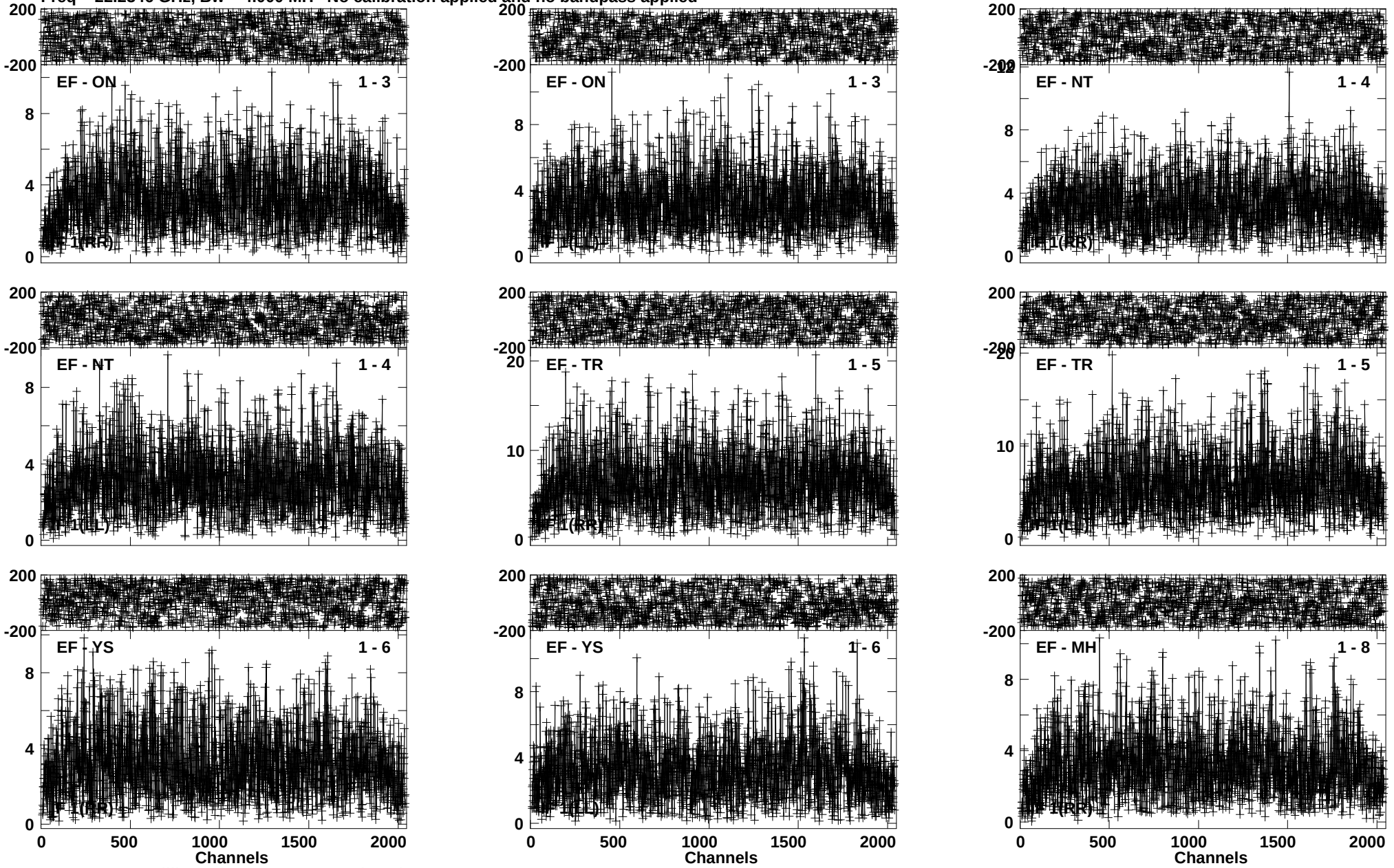

Lower frame: Milli Ampl Jy Top frame: Phas deg
Vector averaged cross-power spectrum Baseline: EF (01) - ON (03)
Timerange: 01/05:05:15 to 01/05:06:13

Plot file version 536 created 19-SEP-2014 15:43:01
J2040+4527 ES074A.UVDATA.1
Freq = 22.2346 GHz, Bw = 4.000 MH No calibration applied and no bandpass applied

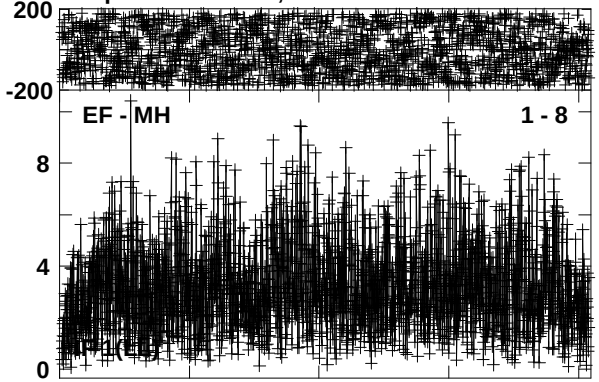

Lower frame: Milli Ampl Jy Top frame: Phas deg
Vector averaged cross-power spectrum Baseline: EF (01) - MH (08)
Timerange: 01/05:05:15 to 01/05:06:13

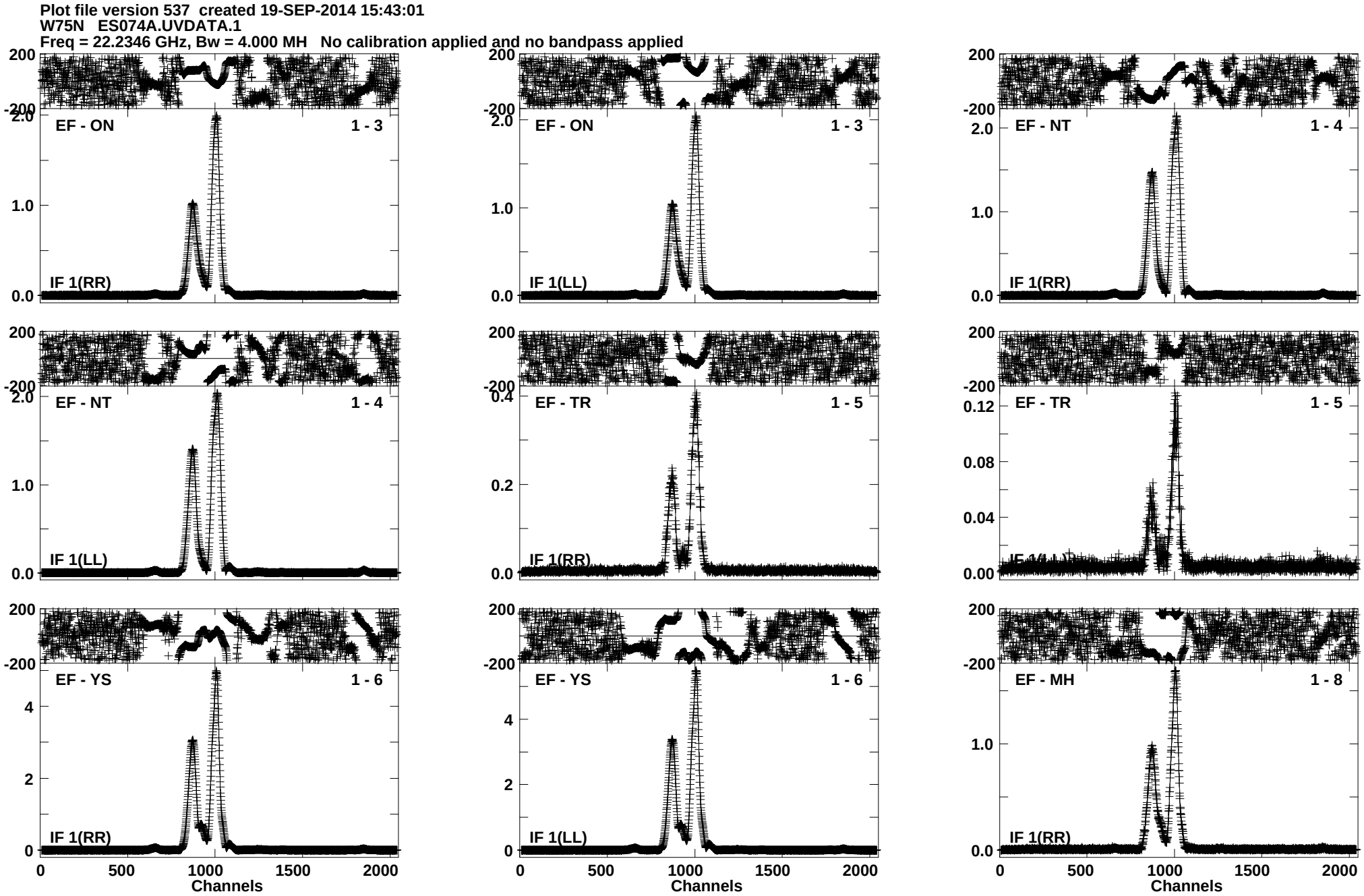
Plot file version 537 created 19-SEP-2014 15:43:01
W75N ES074A.UVDATA.1
Freq = 22.2346 GHz, Bw = 4.000 MH No calibration applied and no bandpass applied
EF - ON 1 - 3
IF 1(RR)
EF - ON 1 - 3
IF 1(LL)
EF - NT 1 - 4
IF 1(RR)
EF - NT 1 - 4
IF 1(LL)
EF - TR 1 - 5
IF 1(RR)
EF - TR 1 - 5
EF - YS 1 - 6
IF 1(RR)
EF - YS 1 - 6
IF 1(LL)
EF - MH 1 - 8
IF 1(RR)
Channels
Channels
Channels
Lower frame: Ampl Jy Top frame: Phas deg
Vector averaged cross-power spectrum Baseline: EF (01) - ON (03)
Timerange: 01/05:06:24 to 01/05:07:24

Plot file version 538 created 19-SEP-2014 15:43:01
W75N ES074A.UVDATA.1
Freq = 22.2346 GHz, Bw = 4.000 MH No calibration applied and no bandpass applied

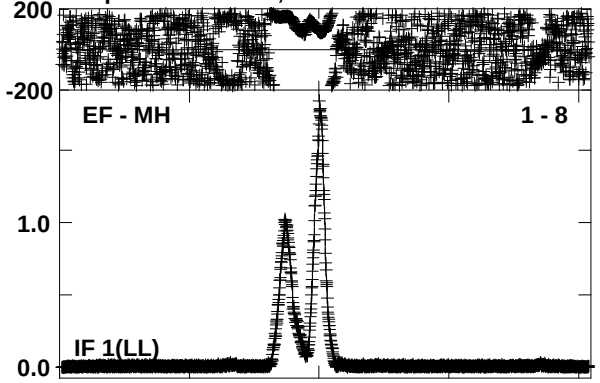

Lower frame: Ampl Jy Top frame: Phas deg
Vector averaged cross-power spectrum Baseline: EF (01) - MH (08)
Timerange: 01/05:06:24 to 01/05:07:24

Plot file version 539 created 19-SEP-2014 15:43:02
J2202+4216 ES074A.UVDATA.1
Freq = 22.2346 GHz, Bw = 4.000 MH No calibration applied and no bandpass applied

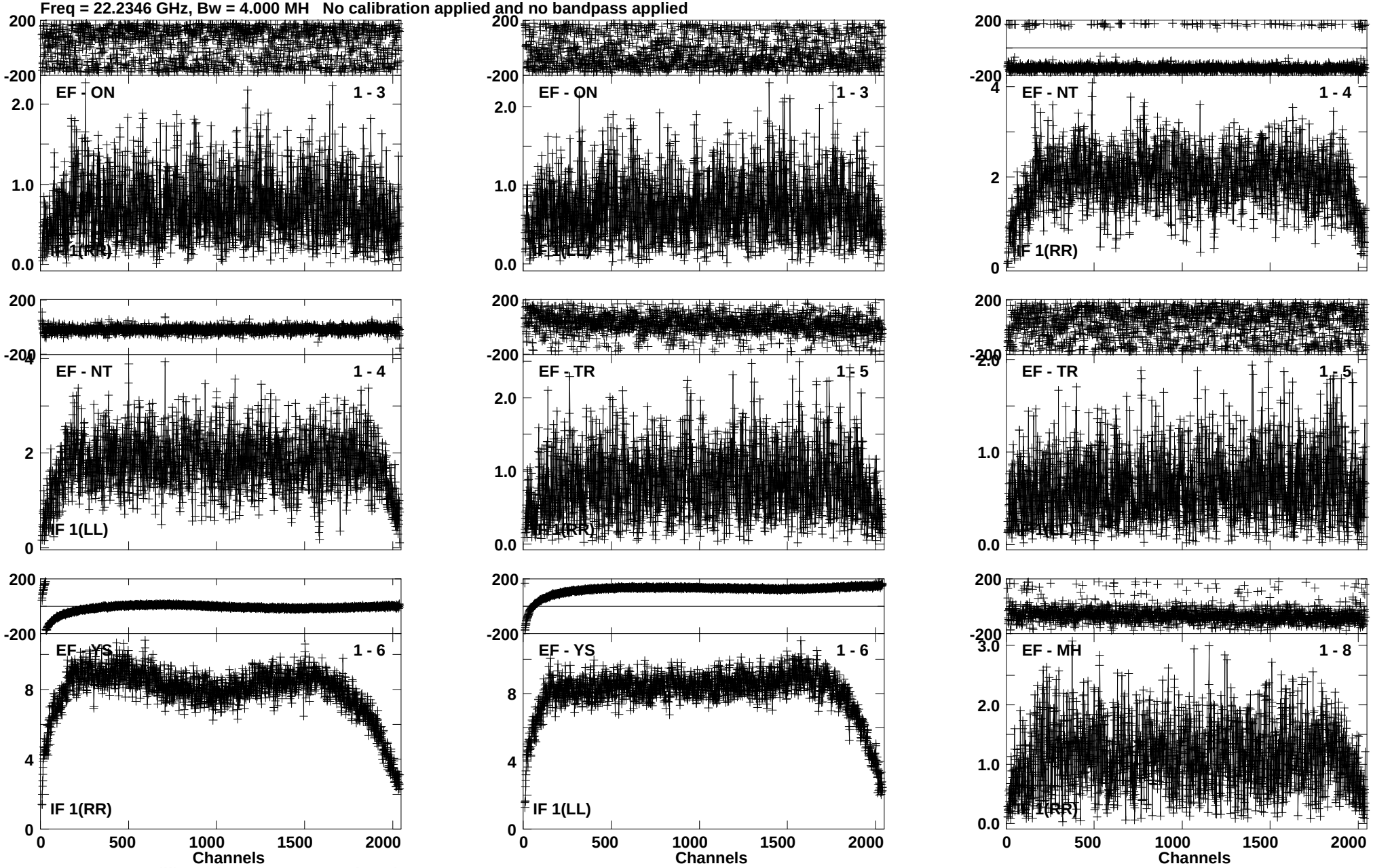

Lower frame: Milli Ampl Jy Top frame: Phas deg
Vector averaged cross-power spectrum Baseline: EF (01) - ON (03)
Timerange: 01/05:09:48 to 01/05:19:44

Plot file version 540 created 19-SEP-2014 15:43:03
J2202+4216 ES074A.UVDATA.1
Freq = 22.2346 GHz, Bw = 4.000 MH No calibration applied and no bandpass applied

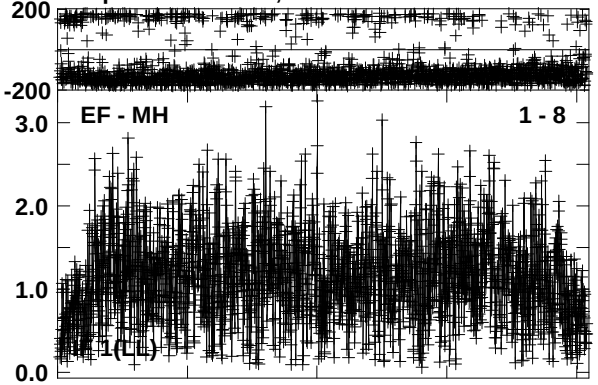

Lower frame: Milli Ampl Jy Top frame: Phas deg
Vector averaged cross-power spectrum Baseline: EF (01) - MH (08)
Timerange: 01/05:09:48 to 01/05:19:44

Plot file version 541 created 19-SEP-2014 15:43:03
J2040+4527 ES074A.UVDATA.1
Freq = 22.2346 GHz, Bw = 4.000 MH No calibration applied and no bandpass applied

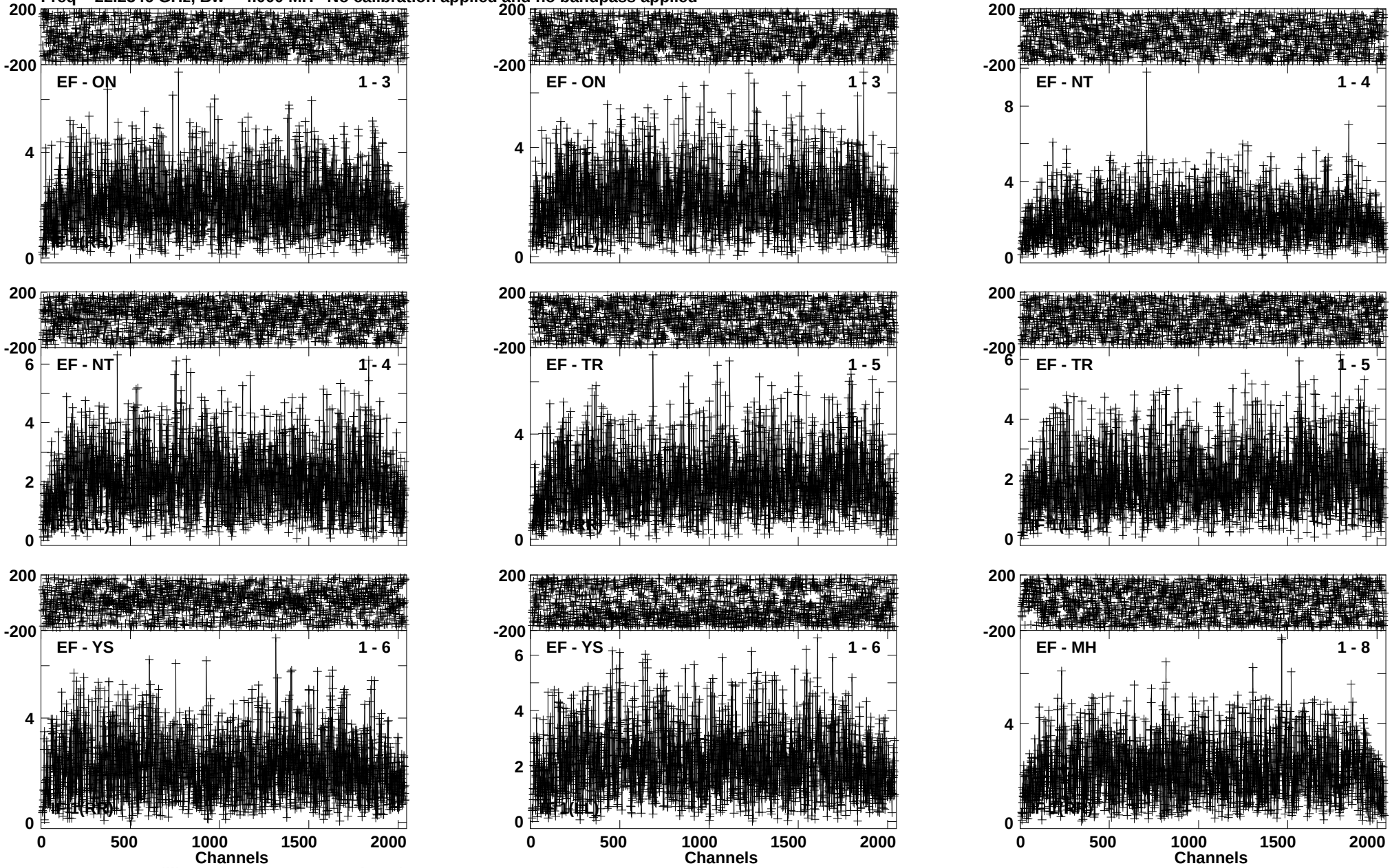

Lower frame: Milli Ampl Jy Top frame: Phas deg
Vector averaged cross-power spectrum Baseline: EF (01) - ON (03)
Timerange: 01/05:22:13 to 01/05:23:19

Plot file version 542 created 19-SEP-2014 15:43:03
J2040+4527 ES074A.UVDATA.1
Freq = 22.2346 GHz, Bw = 4.000 MH No calibration applied and no bandpass applied

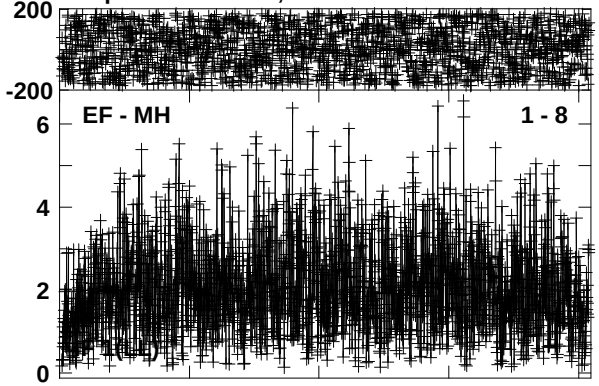

Lower frame: Milli Ampl Jy Top frame: Phas deg
Vector averaged cross-power spectrum Baseline: EF (01) - MH (08)
Timerange: 01/05:22:13 to 01/05:23:19

Plot file version 543 created 19-SEP-2014 15:43:03
W75N ES074A.UVDATA.1
Freq = 22.2346 GHz, Bw = 4.000 MH No calibration applied and no bandpass applied

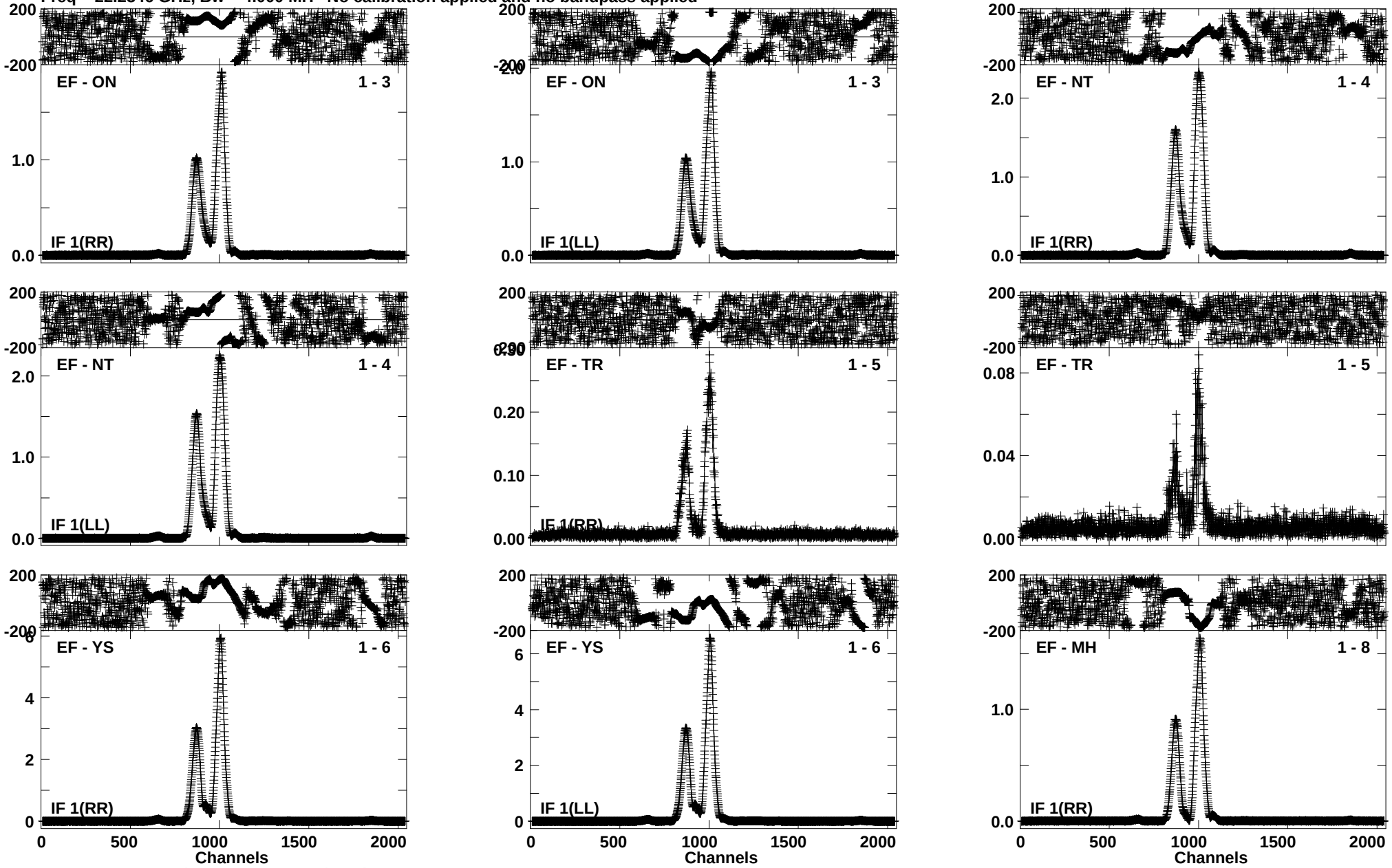

Lower frame: Ampl Jy Top frame: Phas deg
Vector averaged cross-power spectrum Baseline: EF (01) - ON (03)
Timerange: 01/05:23:29 to 01/05:24:29

Plot file version 544 created 19-SEP-2014 15:43:03
W75N ES074A.UVDATA.1
Freq = 22.2346 GHz, Bw = 4.000 MH No calibration applied and no bandpass applied

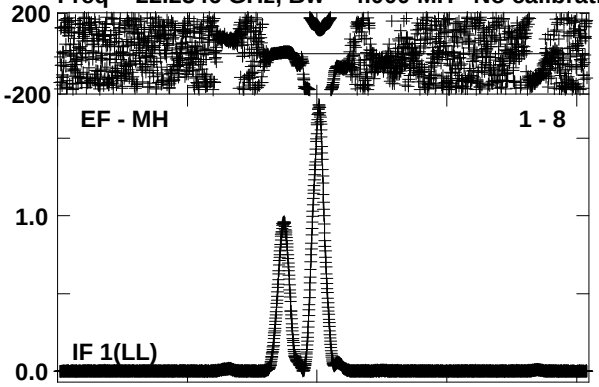

Lower frame: Ampl Jy Top frame: Phas deg
Vector averaged cross-power spectrum Baseline: EF (01) - MH (08)
Timerange: 01/05:23:29 to 01/05:24:29

Plot file version 545 created 19-SEP-2014 15:43:03
J2040+4527 ES074A.UVDATA.1
Freq = 22.2346 GHz, Bw = 4.000 MH No calibration applied and no bandpass applied

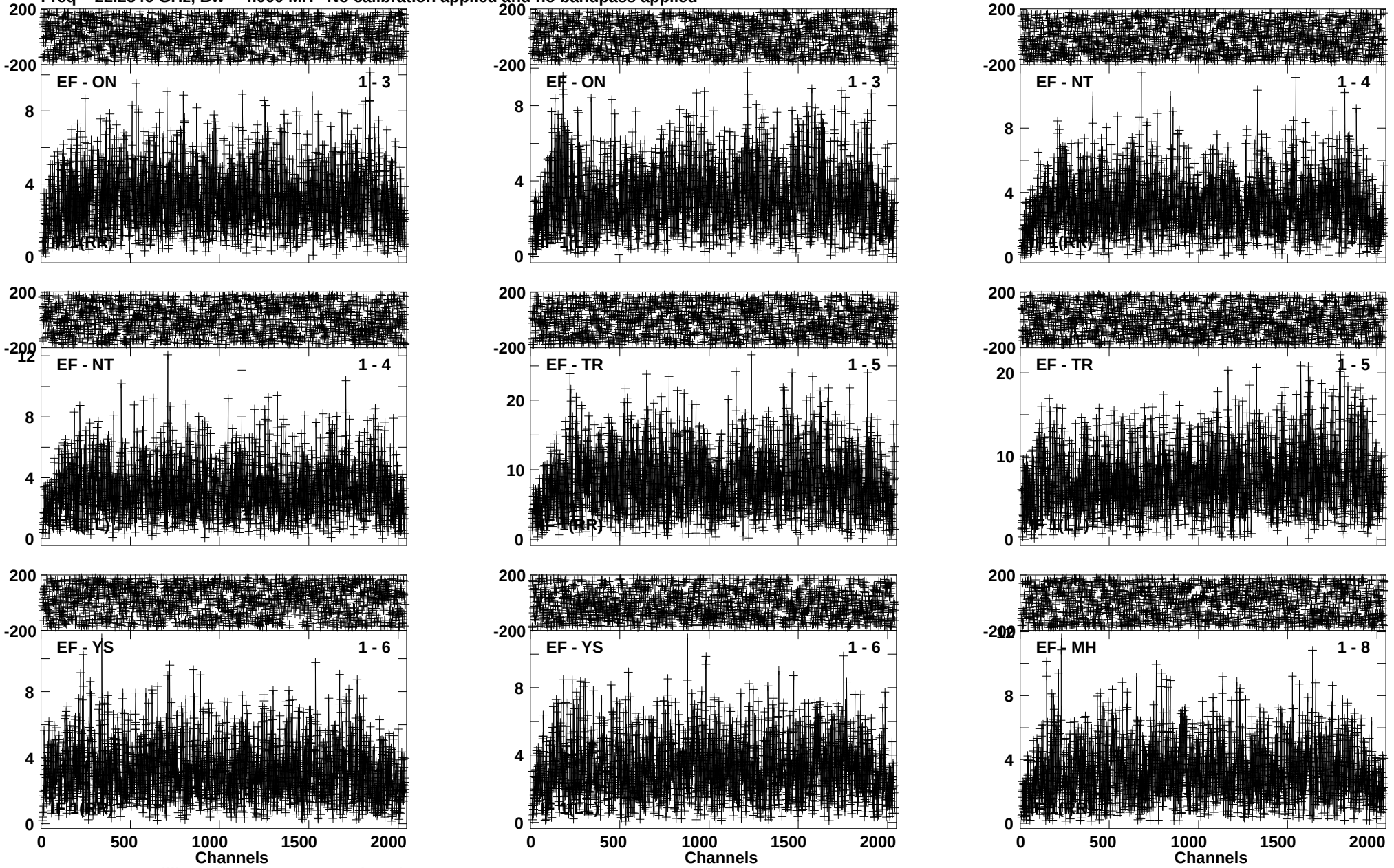

Lower frame: Milli Ampl Jy Top frame: Phas deg
Vector averaged cross-power spectrum Baseline: EF (01) - ON (03)
Timerange: 01/05:24:39 to 01/05:25:39

Plot file version 546 created 19-SEP-2014 15:43:03
J2040+4527 ES074A.UVDATA.1
Freq = 22.2346 GHz, Bw = 4.000 MH No calibration applied and no bandpass applied

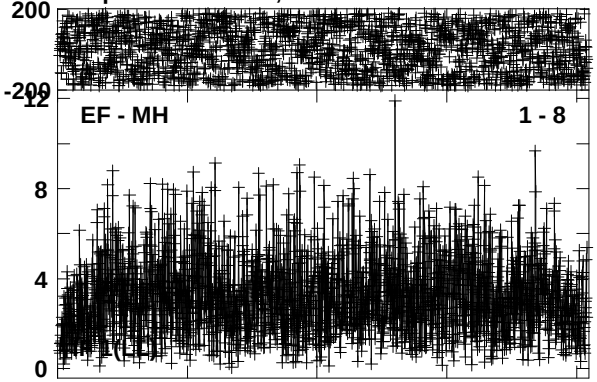

Lower frame: Milli Ampl Jy Top frame: Phas deg
Vector averaged cross-power spectrum Baseline: EF (01) - MH (08)
Timerange: 01/05:24:39 to 01/05:25:39

Plot file version 547 created 19-SEP-2014 15:43:03
W75N ES074A.UVDATA.1
Freq = 22.2346 GHz, Bw = 4.000 MH No calibration applied and no bandpass applied

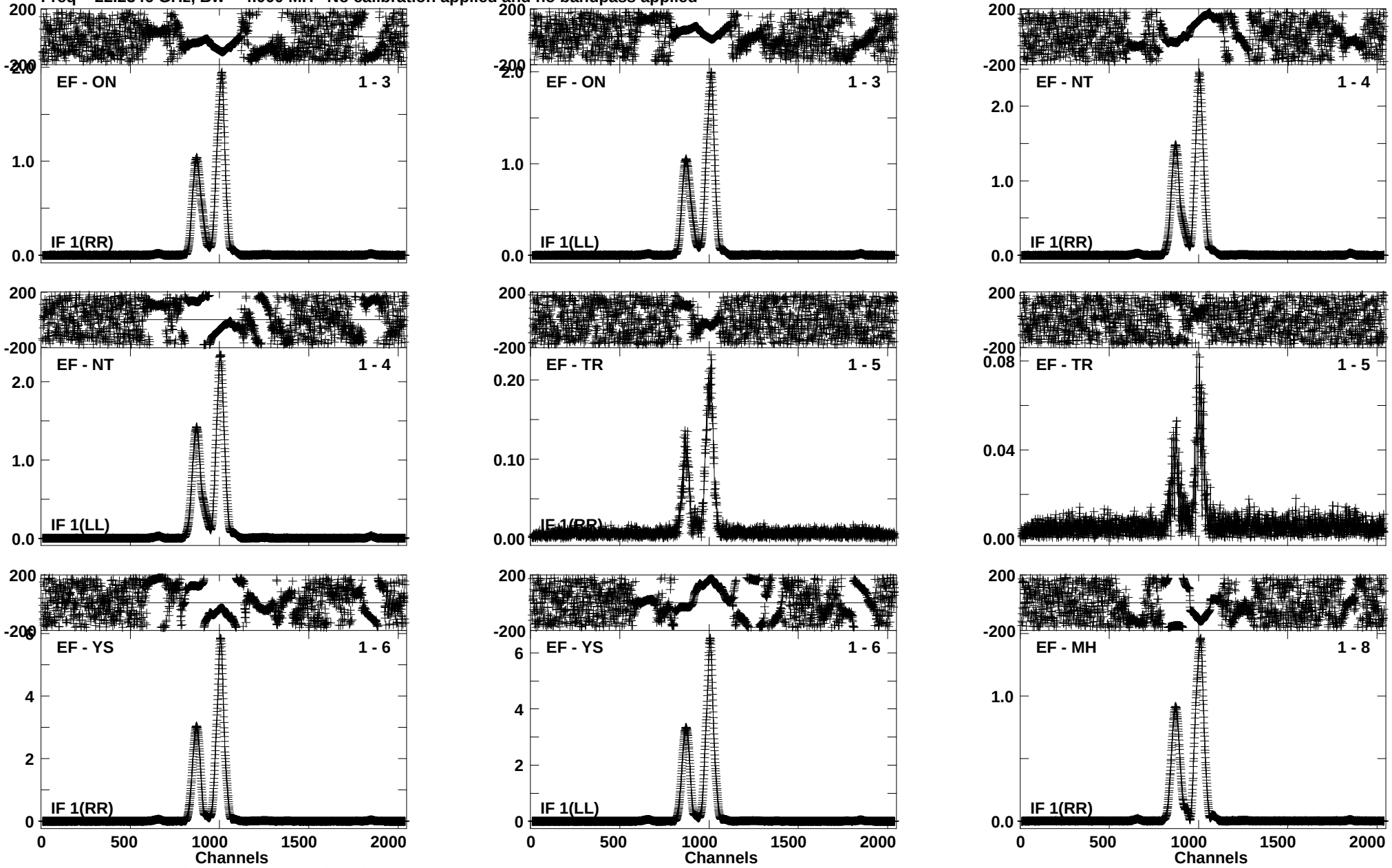

Lower frame: Ampl Jy Top frame: Phas deg
Vector averaged cross-power spectrum Baseline: EF (01) - ON (03)
Timerange: 01/05:25:49 to 01/05:26:49

Plot file version 548 created 19-SEP-2014 15:43:03
W75N ES074A.UVDATA.1
Freq = 22.2346 GHz, Bw = 4.000 MH No calibration applied and no bandpass applied

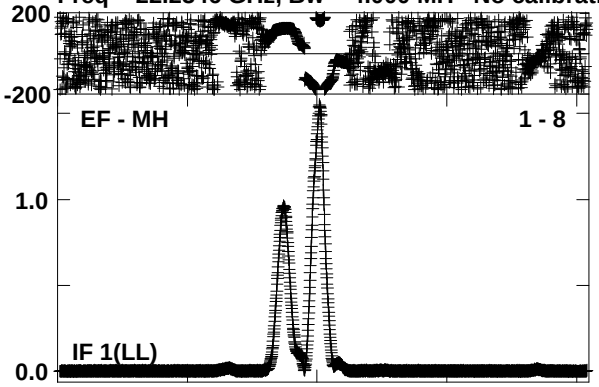

Lower frame: Ampl Jy Top frame: Phas deg
Vector averaged cross-power spectrum Baseline: EF (01) - MH (08)
Timerange: 01/05:25:49 to 01/05:26:49

Plot file version 549 created 19-SEP-2014 15:43:04
J2040+4527 ES074A.UVDATA.1
Freq = 22.2346 GHz, Bw = 4.000 MH No calibration applied and no bandpass applied

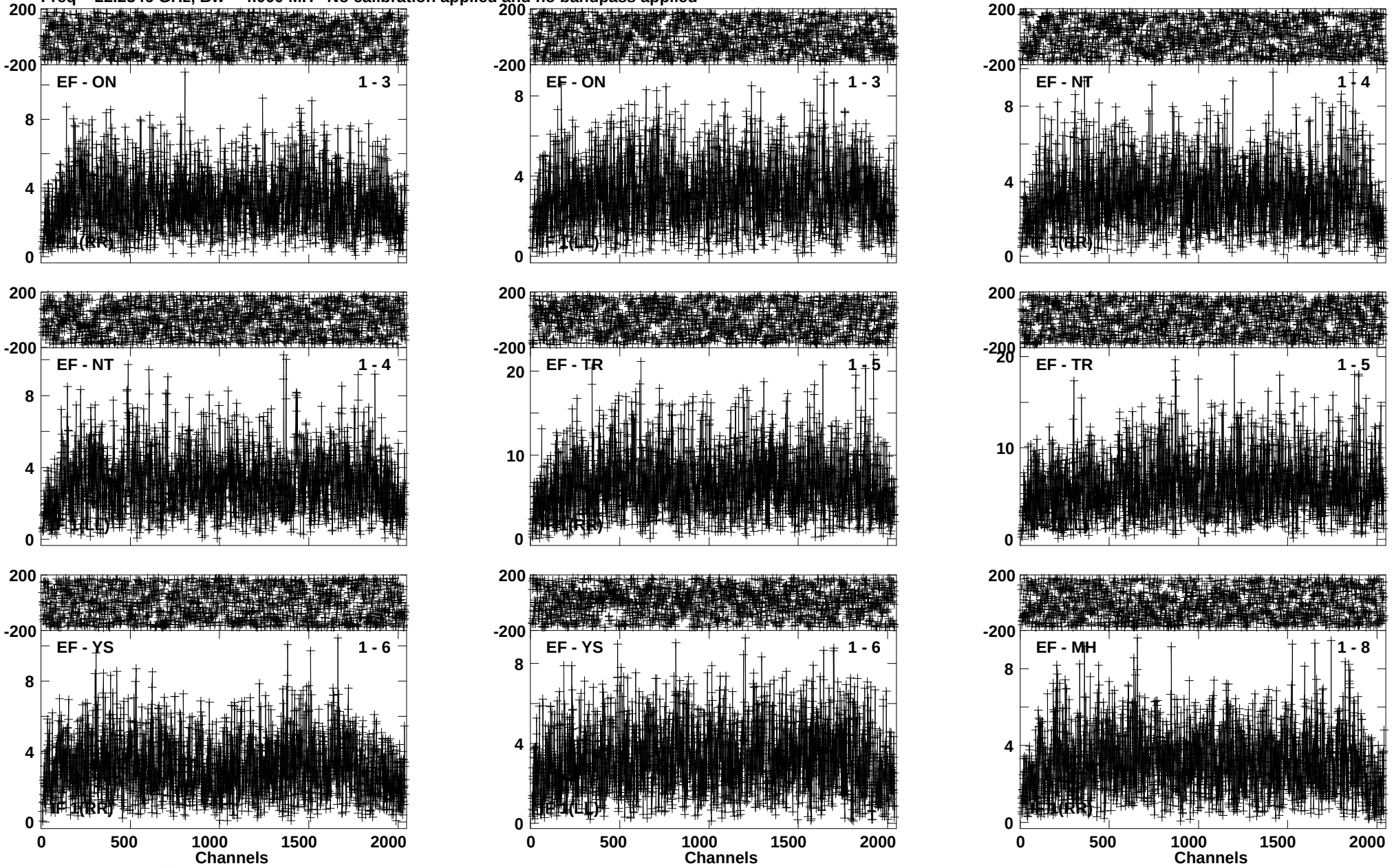

Lower frame: Milli Ampl Jy Top frame: Phas deg
Vector averaged cross-power spectrum Baseline: EF (01) - ON (03)
Timerange: 01/05:26:59 to 01/05:27:59

Plot file version 550 created 19-SEP-2014 15:43:04
J2040+4527 ES074A.UVDATA.1
Freq = 22.2346 GHz, Bw = 4.000 MH No calibration applied and no bandpass applied

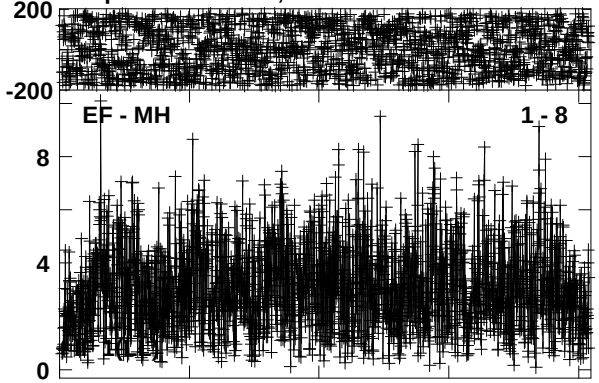

Lower frame: Milli Ampl Jy Top frame: Phas deg
Vector averaged cross-power spectrum Baseline: EF (01) - MH (08)
Timerange: 01/05:26:59 to 01/05:27:59

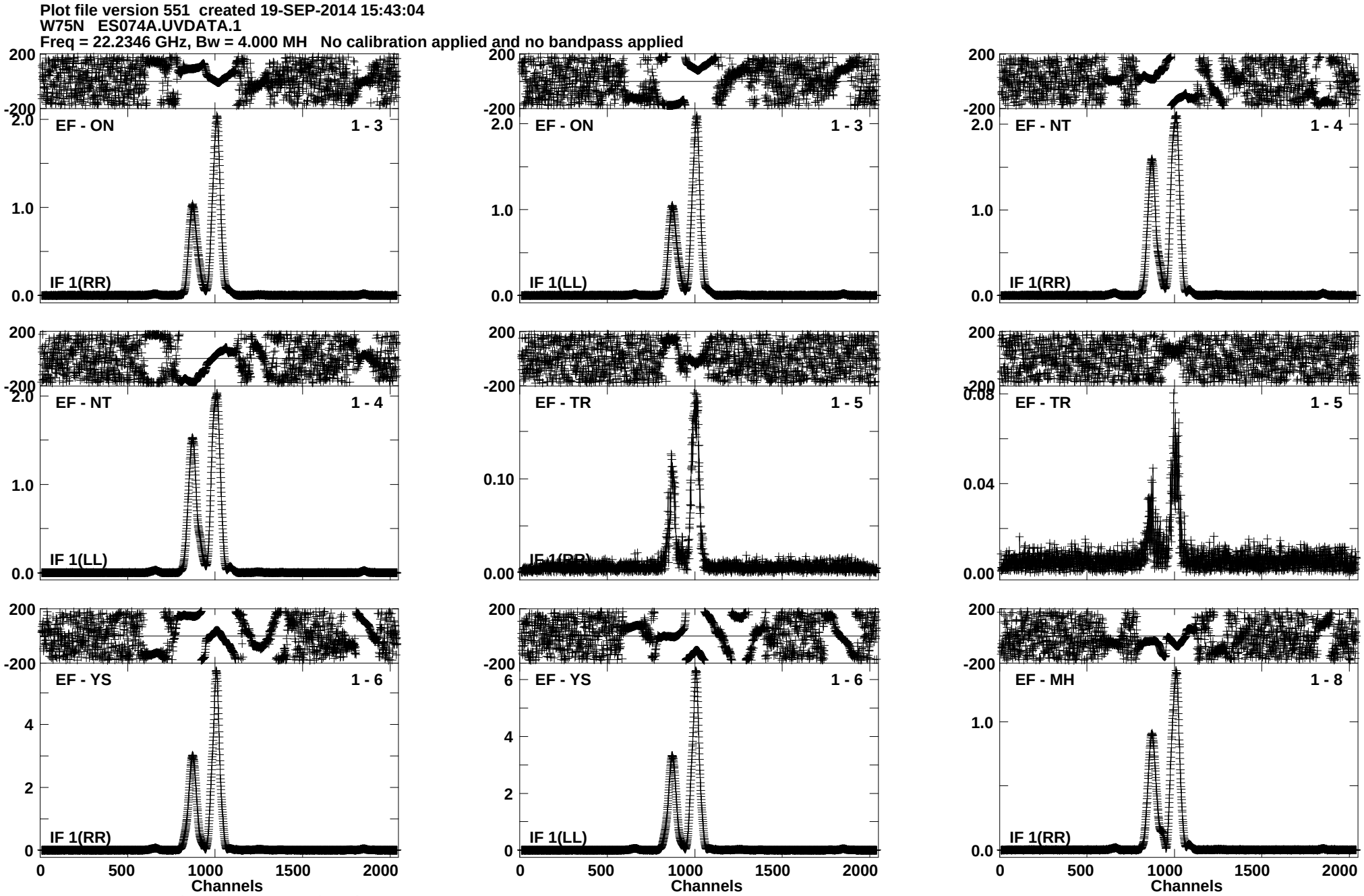
Plot file version 551 created 19-SEP-2014 15:43:04
W75N ES074A.UVDATA.1
Freq = 22.2346 GHz, Bw = 4.000 MH No calibration applied and no bandpass applied
EF - ON 1 - 3
IF 1(RR)
EF - ON 1 - 3
IF 1(LL)
EF - NT 1 - 4
IF 1(RR)
EF - NT 1 - 4
IF 1(LL)
EF - TR 1 - 5
EF - TR 1 - 5
EF - YS 1 - 6
IF 1(RR)
EF - YS 1 - 6
IF 1(LL)
EF - MH 1 - 8
IF 1(RR)
Channels
Channels
Channels
Lower frame: Ampl Jy Top frame: Phas deg
Vector averaged cross-power spectrum Baseline: EF (01) - ON (03)
Timerange: 01/05:28:09 to 01/05:29:09

Plot file version 552 created 19-SEP-2014 15:43:04
W75N ES074A.UVDATA.1
Freq = 22.2346 GHz, Bw = 4.000 MH No calibration applied and no bandpass applied

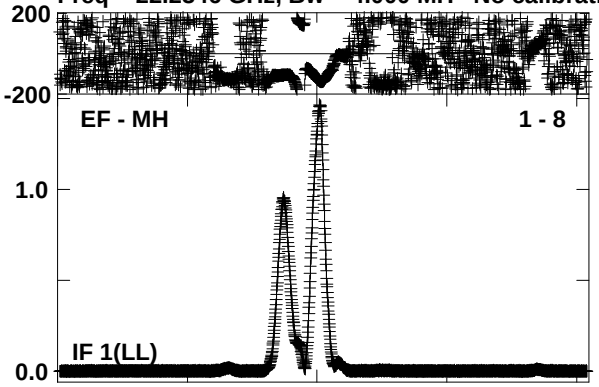

Lower frame: Ampl Jy Top frame: Phas deg
Vector averaged cross-power spectrum Baseline: EF (01) - MH (08)
Timerange: 01/05:28:09 to 01/05:29:09

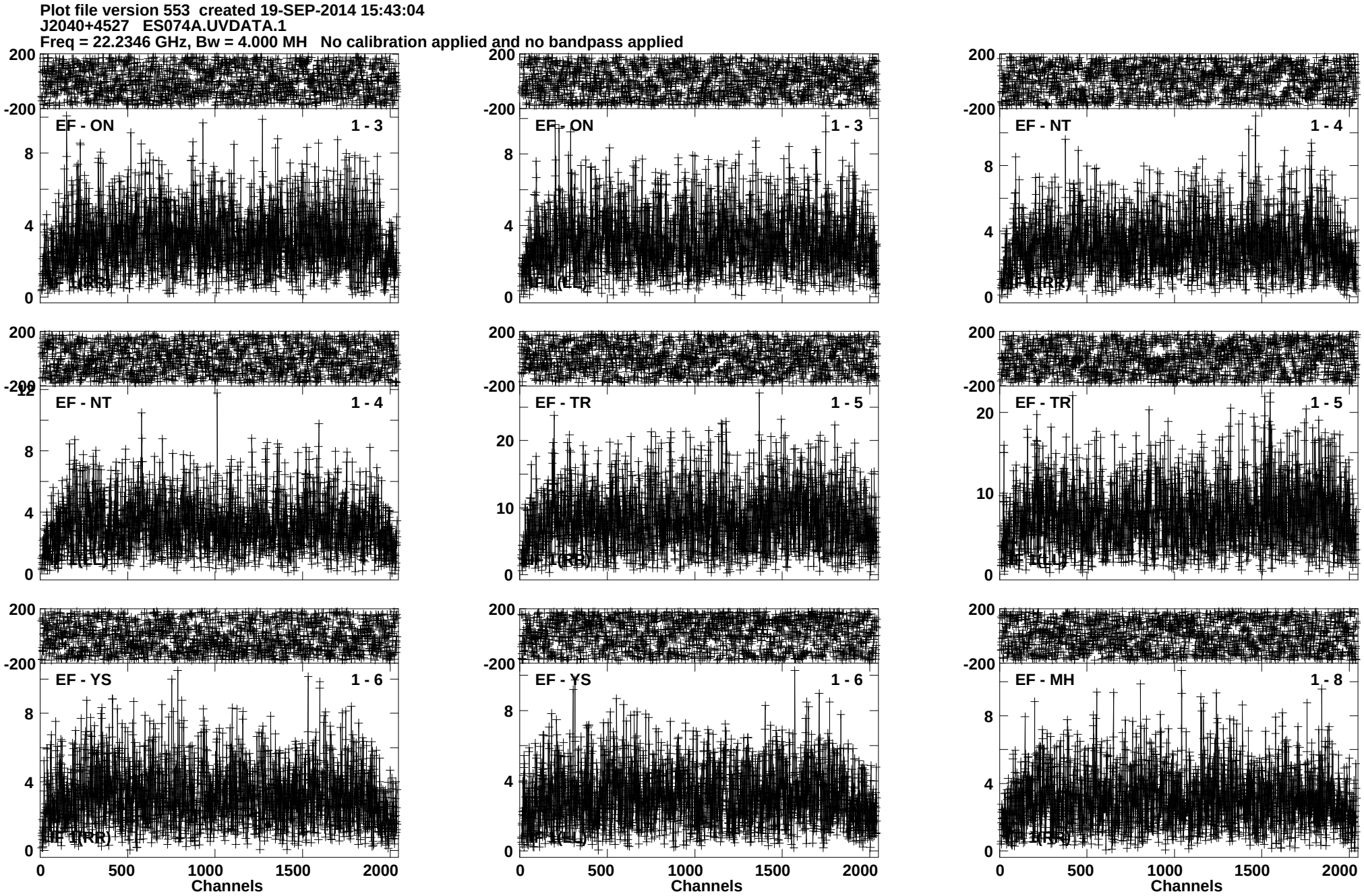
Plot file version 553 created 19-SEP-2014 15:43:04
J2040+4527 ES074A.UVDATA.1
Freq = 22.2346 GHz, Bw = 4.000 MH No calibration applied and no bandpass applied
EF - ON 1 - 3
IF 1(LL)
EF - ON 1 - 3
IF 1(RR)
EF - NT 1 - 4
IF 1(RR)
EF - NT 1 - 4
IF 1(LL)
EF - TR 1 - 5
IF 1(RR)
EF - TR 1 - 5
IF 1(LL)
EF - YS 1 - 6
IF 1(RR)
EF - YS 1 - 6
IF 1(LL)
EF - MH 1 - 8
IF 1(RR)
Channels
Channels
Channels
Lower frame: Milli Ampl Jy Top frame: Phas deg
Vector averaged cross-power spectrum Baseline: EF (01) - ON (03)
Timerange: 01/05:29:19 to 01/05:30:19

Plot file version 554 created 19-SEP-2014 15:43:04
J2040+4527 ES074A.UVDATA.1
Freq = 22.2346 GHz, Bw = 4.000 MH No calibration applied and no bandpass applied

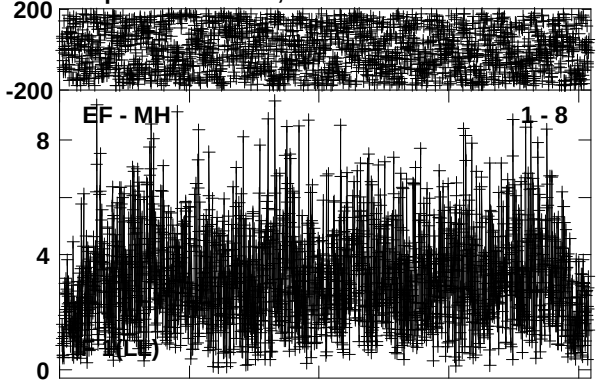

Lower frame: Milli Ampl Jy Top frame: Phas deg
Vector averaged cross-power spectrum Baseline: EF (01) - MH (08)
Timerange: 01/05:29:19 to 01/05:30:19

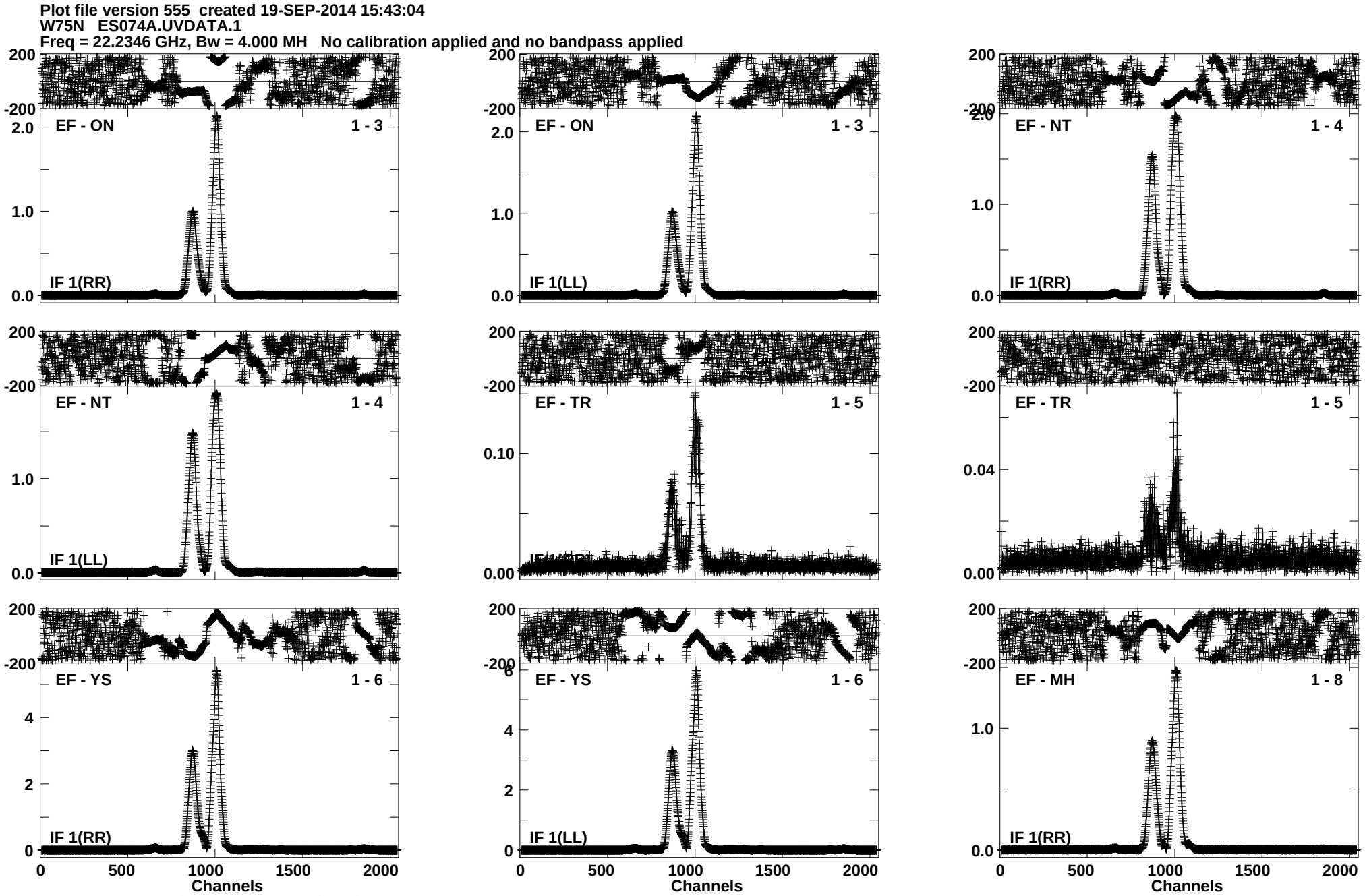
Plot file version 555 created 19-SEP-2014 15:43:04
W75N ES074A.UVDATA.1
Freq = 22.2346 GHz, Bw = 4.000 MH No calibration applied and no bandpass applied
EF - ON 1 - 3
IF 1(RR)
EF - ON 1 - 3
IF 1(LL)
EF - NT 1 - 4
IF 1(RR)
EF - NT 1 - 4
IF 1(LL)
EF - TR 1 - 5
EF - TR 1 - 5
EF - YS 1 - 6
IF 1(RR)
EF - YS 1 - 6
IF 1(LL)
EF - MH 1 - 8
IF 1(RR)
Channels
Channels
Channels
Lower frame: Ampl Jy Top frame: Phas deg
Vector averaged cross-power spectrum Baseline: EF (01) - ON (03)
Timerange: 01/05:30:29 to 01/05:31:29

Plot file version 556 created 19-SEP-2014 15:43:04
W75N ES074A.UVDATA.1
Freq = 22.2346 GHz, Bw = 4.000 MH No calibration applied and no bandpass applied

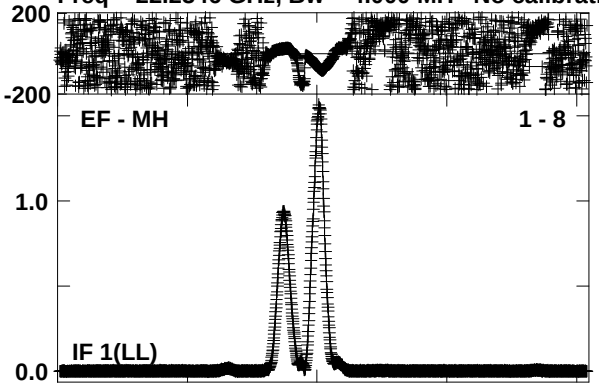

Lower frame: Ampl Jy Top frame: Phas deg
Vector averaged cross-power spectrum Baseline: EF (01) - MH (08)
Timerange: 01/05:30:29 to 01/05:31:29

Plot file version 557 created 19-SEP-2014 15:43:04
J2040+4527 ES074A.UVDATA.1
Freq = 22.2346 GHz, Bw = 4.000 MH No calibration applied and no bandpass applied

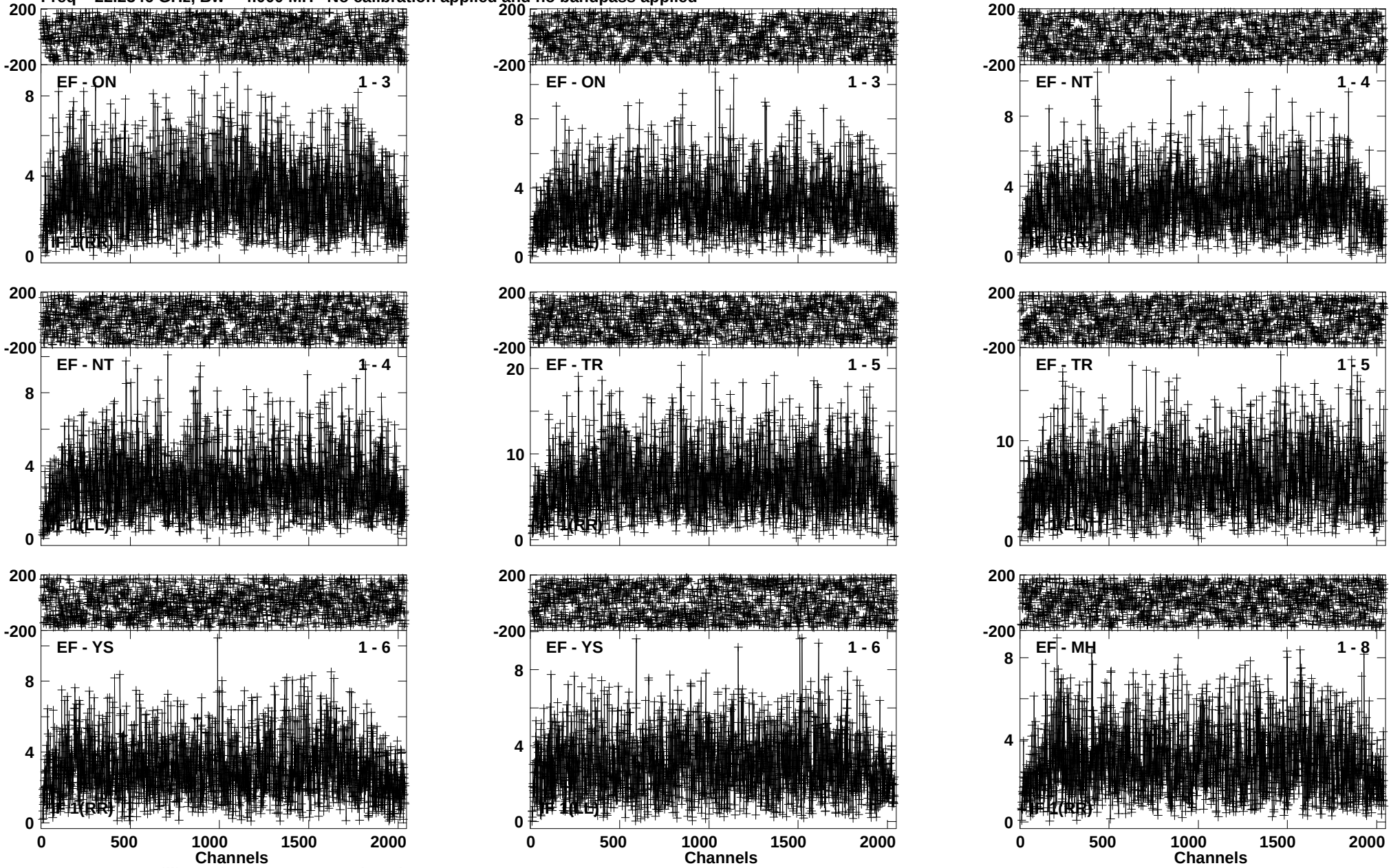

Lower frame: Milli Ampl Jy Top frame: Phas deg
Vector averaged cross-power spectrum Baseline: EF (01) - ON (03)
Timerange: 01/05:31:39 to 01/05:32:39

Plot file version 558 created 19-SEP-2014 15:43:04
J2040+4527 ES074A.UVDATA.1
Freq = 22.2346 GHz, Bw = 4.000 MH No calibration applied and no bandpass applied

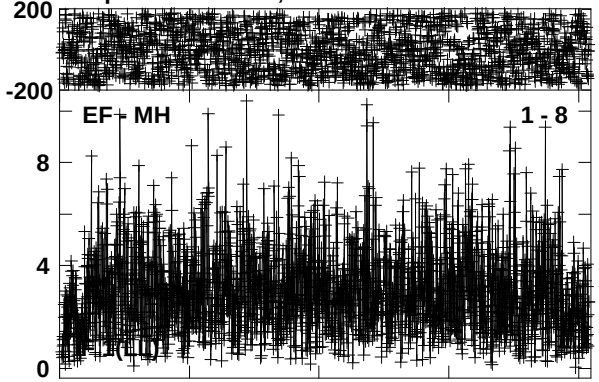

Lower frame: Milli Ampl Jy Top frame: Phas deg
Vector averaged cross-power spectrum Baseline: EF (01) - MH (08)
Timerange: 01/05:31:39 to 01/05:32:39

Plot file version 559 created 19-SEP-2014 15:43:04
W75N ES074A.UVDATA.1
Freq = 22.2346 GHz, Bw = 4.000 MH No calibration applied and no bandpass applied

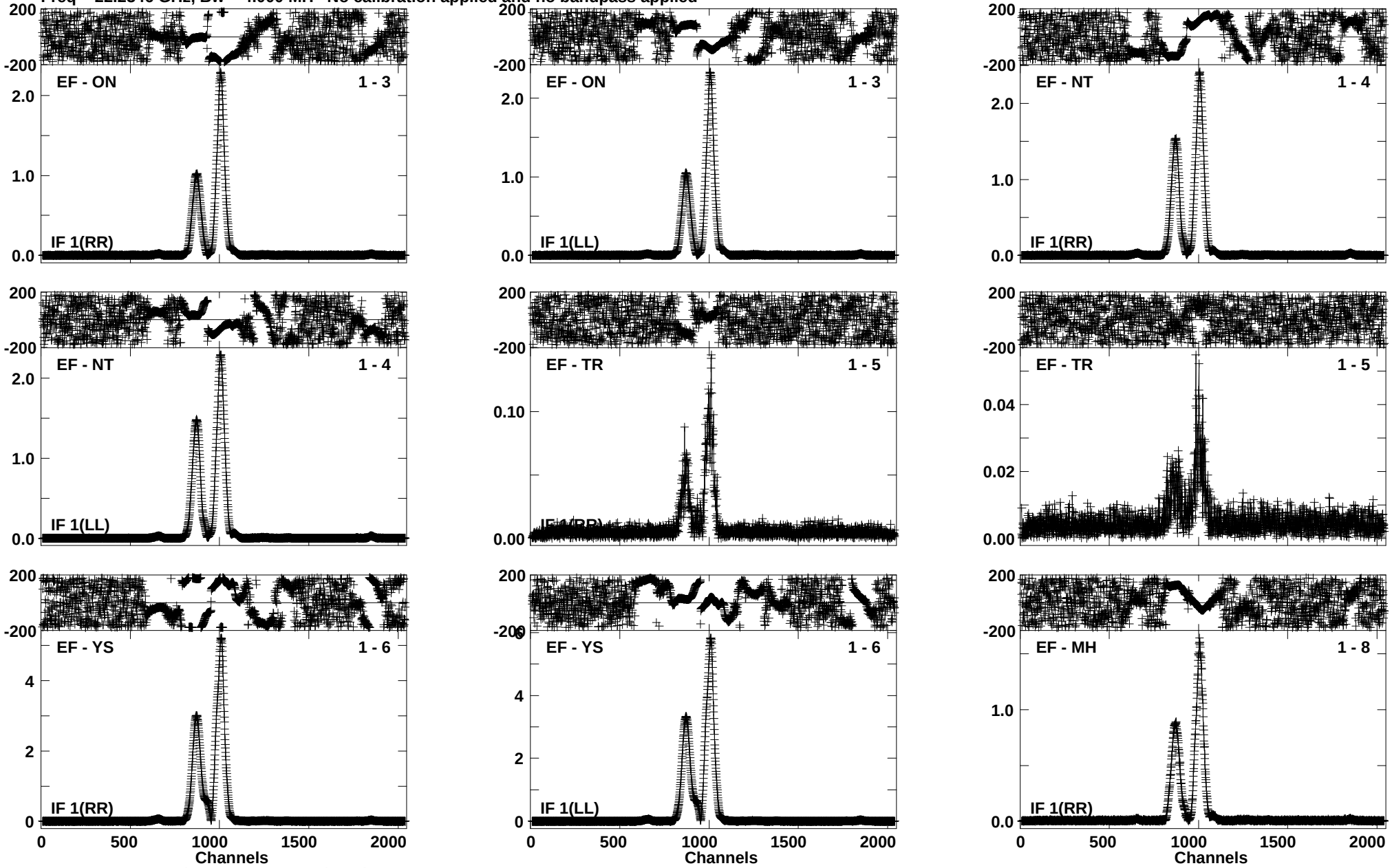

Lower frame: Ampl Jy Top frame: Phas deg
Vector averaged cross-power spectrum Baseline: EF (01) - ON (03)
Timerange: 01/05:32:49 to 01/05:33:49

Plot file version 560 created 19-SEP-2014 15:43:04
W75N ES074A.UVDATA.1
Freq = 22.2346 GHz, Bw = 4.000 MH No calibration applied and no bandpass applied

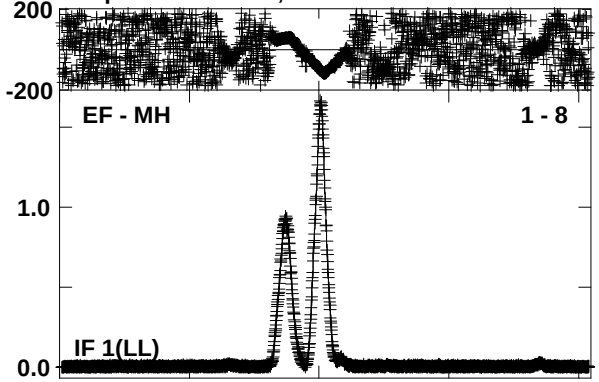

Lower frame: Ampl Jy Top frame: Phas deg
Vector averaged cross-power spectrum Baseline: EF (01) - MH (08)
Timerange: 01/05:32:49 to 01/05:33:49

Plot file version 561 created 19-SEP-2014 15:43:04
J2040+4527 ES074A.UVDATA.1
Freq = 22.2346 GHz, Bw = 4.000 MH No calibration applied and no bandpass applied

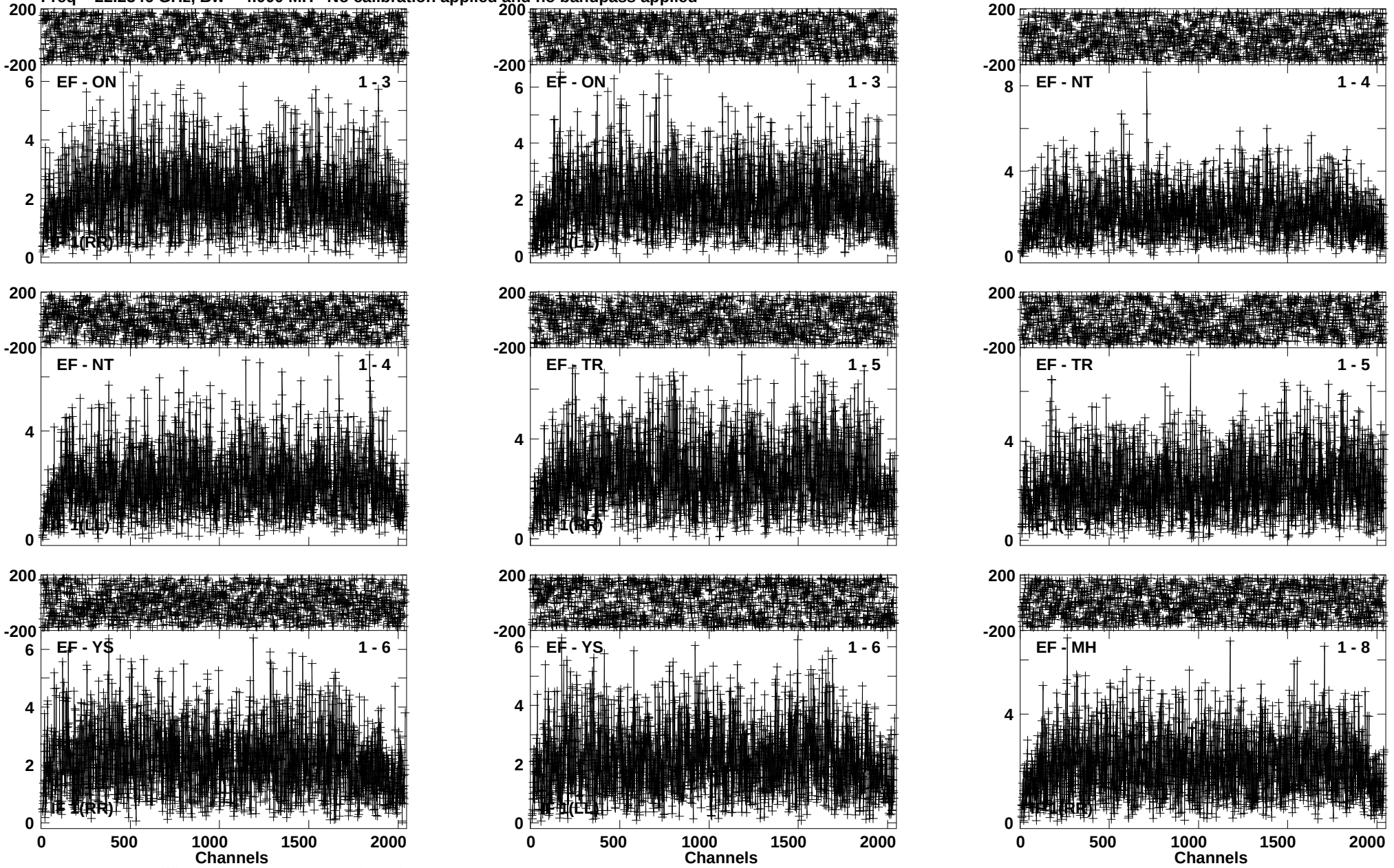

Lower frame: Milli Ampl Jy Top frame: Phas deg
Vector averaged cross-power spectrum Baseline: EF (01) - ON (03)
Timerange: 01/05:34:33 to 01/05:35:39

Plot file version 562 created 19-SEP-2014 15:43:05
J2040+4527 ES074A.UVDATA.1
Freq = 22.2346 GHz, Bw = 4.000 MH No calibration applied and no bandpass applied

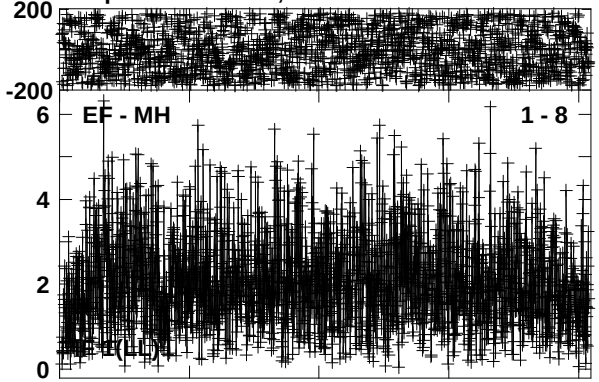

Lower frame: Milli Ampl Jy Top frame: Phas deg
Vector averaged cross-power spectrum Baseline: EF (01) - MH (08)
Timerange: 01/05:34:33 to 01/05:35:39

Plot file version 563 created 19-SEP-2014 15:43:05
W75N ES074A.UVDATA.1
Freq = 22.2346 GHz, Bw = 4.000 MH No calibration applied and no bandpass applied

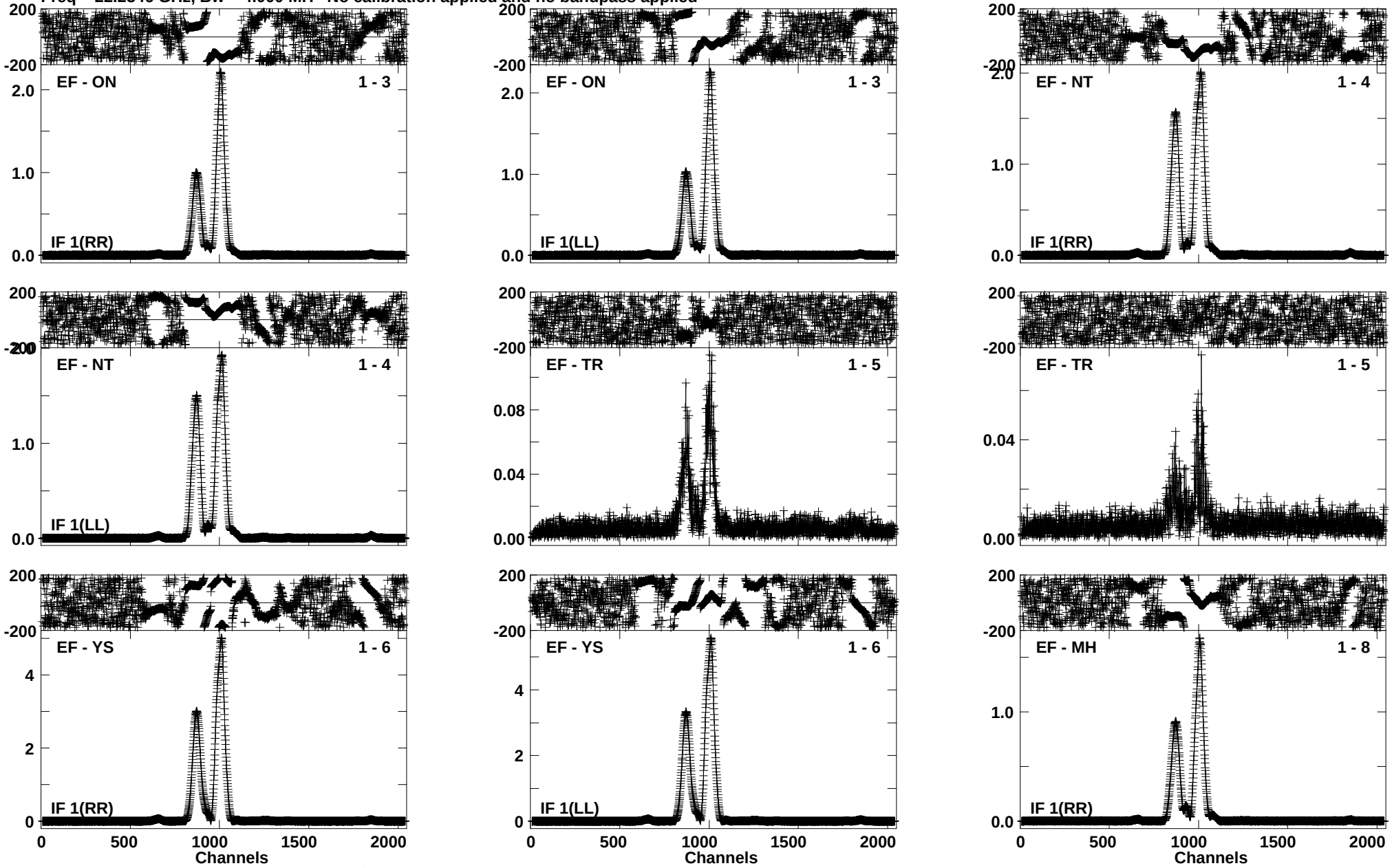

Lower frame: Ampl Jy Top frame: Phas deg
Vector averaged cross-power spectrum Baseline: EF (01) - ON (03)
Timerange: 01/05:35:49 to 01/05:36:49

Plot file version 564 created 19-SEP-2014 15:43:05
W75N ES074A.UVDATA.1
Freq = 22.2346 GHz, Bw = 4.000 MH No calibration applied and no bandpass applied

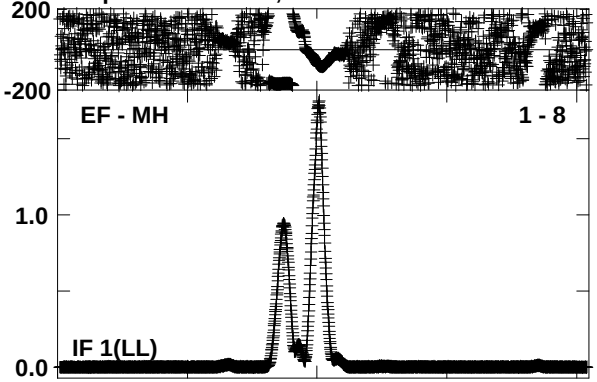

Lower frame: Ampl Jy Top frame: Phas deg
Vector averaged cross-power spectrum Baseline: EF (01) - MH (08)
Timerange: 01/05:35:49 to 01/05:36:49

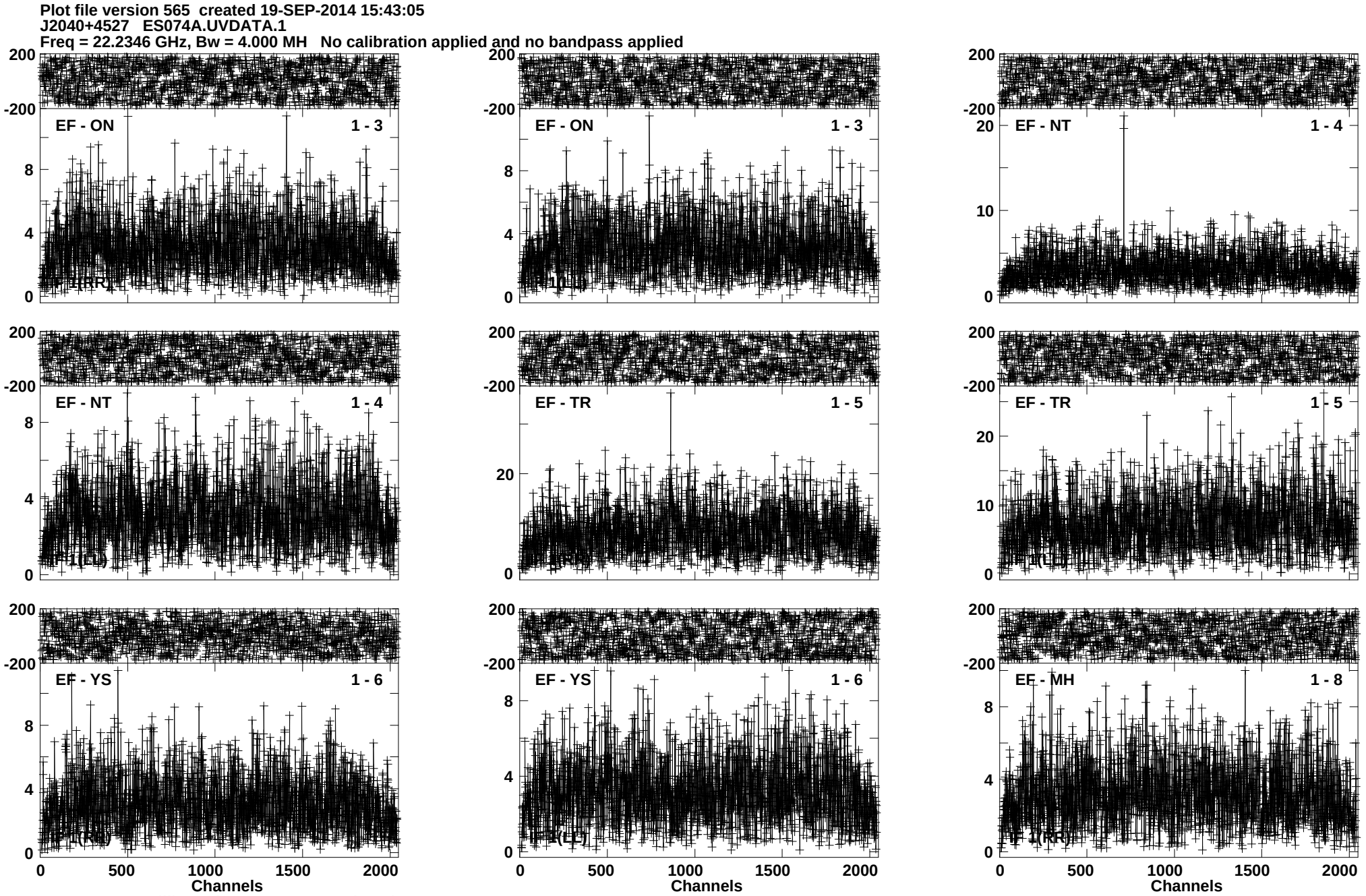
Plot file version 565 created 19-SEP-2014 15:43:05
J2040+4527 ES074A.UVDATA.1
Freq = 22.2346 GHz, Bw = 4.000 MH No calibration applied and no bandpass applied
EF - ON 1 - 3
EF - ON 1 - 3
EF - NT 1 - 4
EF - NT 1 - 4
EF - TR 1 - 5
EF - TR 1 - 5
EF - YS 1 - 6
EF - YS 1 - 6
EF - MH 1 - 8
Channels
Channels
Channels
Lower frame: Milli Ampl Jy Top frame: Phas deg
Vector averaged cross-power spectrum Baseline: EF (01) - ON (03)
Timerange: 01/05:36:59 to 01/05:37:59

Plot file version 566 created 19-SEP-2014 15:43:05
J2040+4527 ES074A.UVDATA.1
Freq = 22.2346 GHz, Bw = 4.000 MH No calibration applied and no bandpass applied

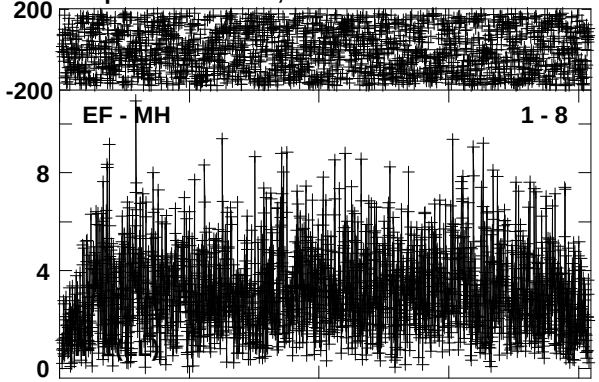

Lower frame: Milli Ampl Jy Top frame: Phas deg
Vector averaged cross-power spectrum Baseline: EF (01) - MH (08)
Timerange: 01/05:36:59 to 01/05:37:59

Plot file version 567 created 19-SEP-2014 15:43:05
W75N ES074A.UVDATA.1
Freq = 22.2346 GHz, Bw = 4.000 MH No calibration applied and no bandpass applied

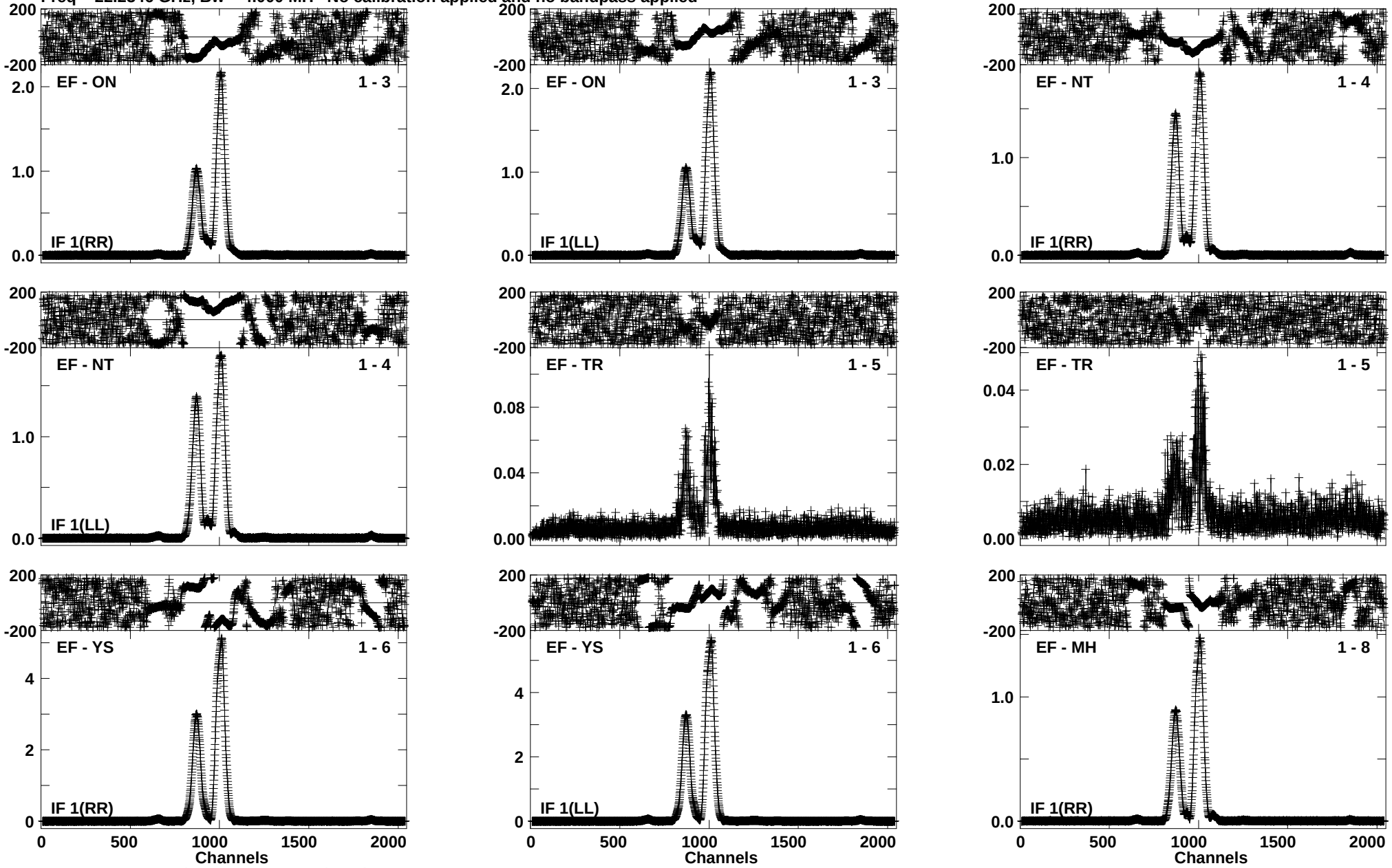

Lower frame: Ampl Jy Top frame: Phas deg
Vector averaged cross-power spectrum Baseline: EF (01) - ON (03)
Timerange: 01/05:38:09 to 01/05:39:09

Plot file version 568 created 19-SEP-2014 15:43:05
W75N ES074A.UVDATA.1
Freq = 22.2346 GHz, Bw = 4.000 MH No calibration applied and no bandpass applied

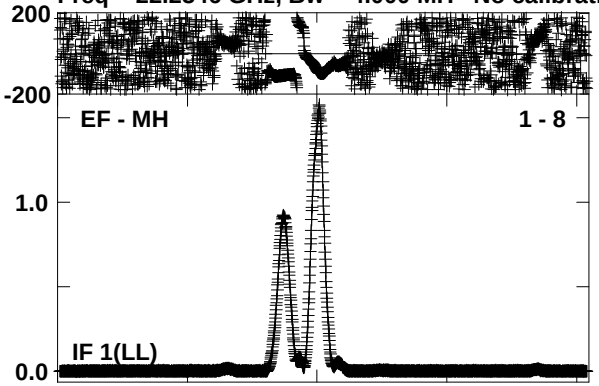

Lower frame: Ampl Jy Top frame: Phas deg
Vector averaged cross-power spectrum Baseline: EF (01) - MH (08)
Timerange: 01/05:38:09 to 01/05:39:09

Plot file version 569 created 19-SEP-2014 15:43:05
J2040+4527 ES074A.UVDATA.1
Freq = 22.2346 GHz, Bw = 4.000 MH No calibration applied and no bandpass applied

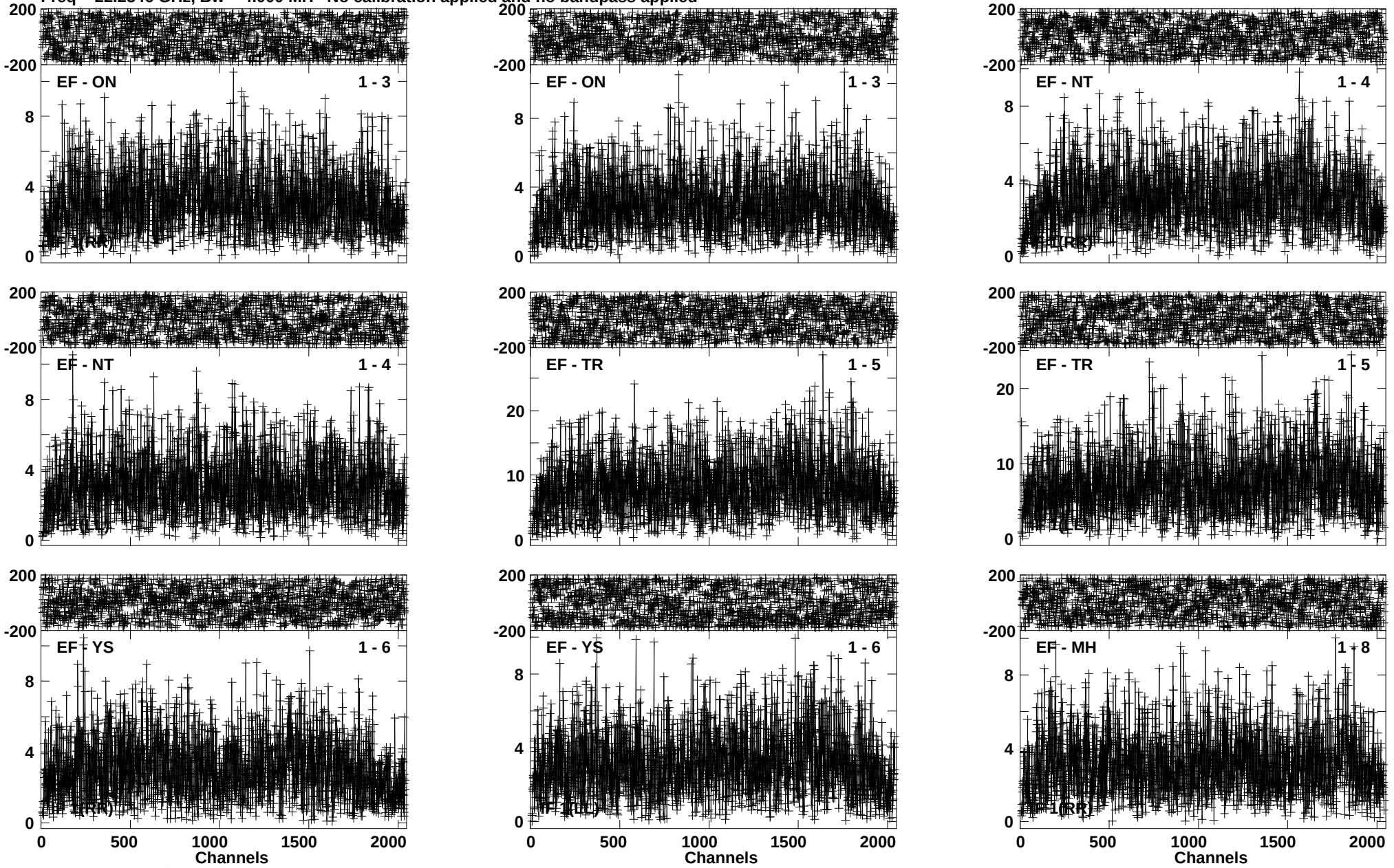

Lower frame: Milli Ampl Jy Top frame: Phas deg
Vector averaged cross-power spectrum Baseline: EF (01) - ON (03)
Timerange: 01/05:39:19 to 01/05:40:19

Plot file version 570 created 19-SEP-2014 15:43:05
J2040+4527 ES074A.UVDATA.1
Freq = 22.2346 GHz, Bw = 4.000 MH No calibration applied and no bandpass applied

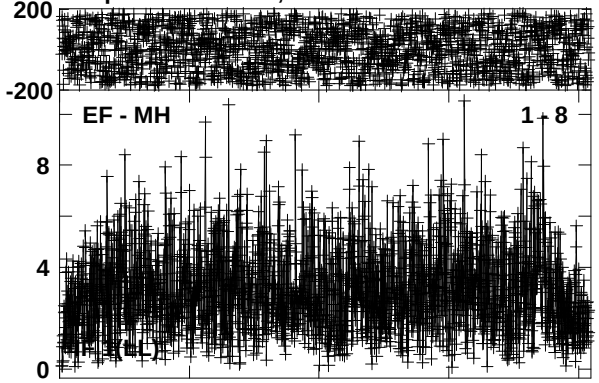

Lower frame: Milli Ampl Jy Top frame: Phas deg
Vector averaged cross-power spectrum Baseline: EF (01) - MH (08)
Timerange: 01/05:39:19 to 01/05:40:19

Plot file version 571 created 19-SEP-2014 15:43:05
W75N ES074A.UVDATA.1
Freq = 22.2346 GHz, Bw = 4.000 MH No calibration applied and no bandpass applied

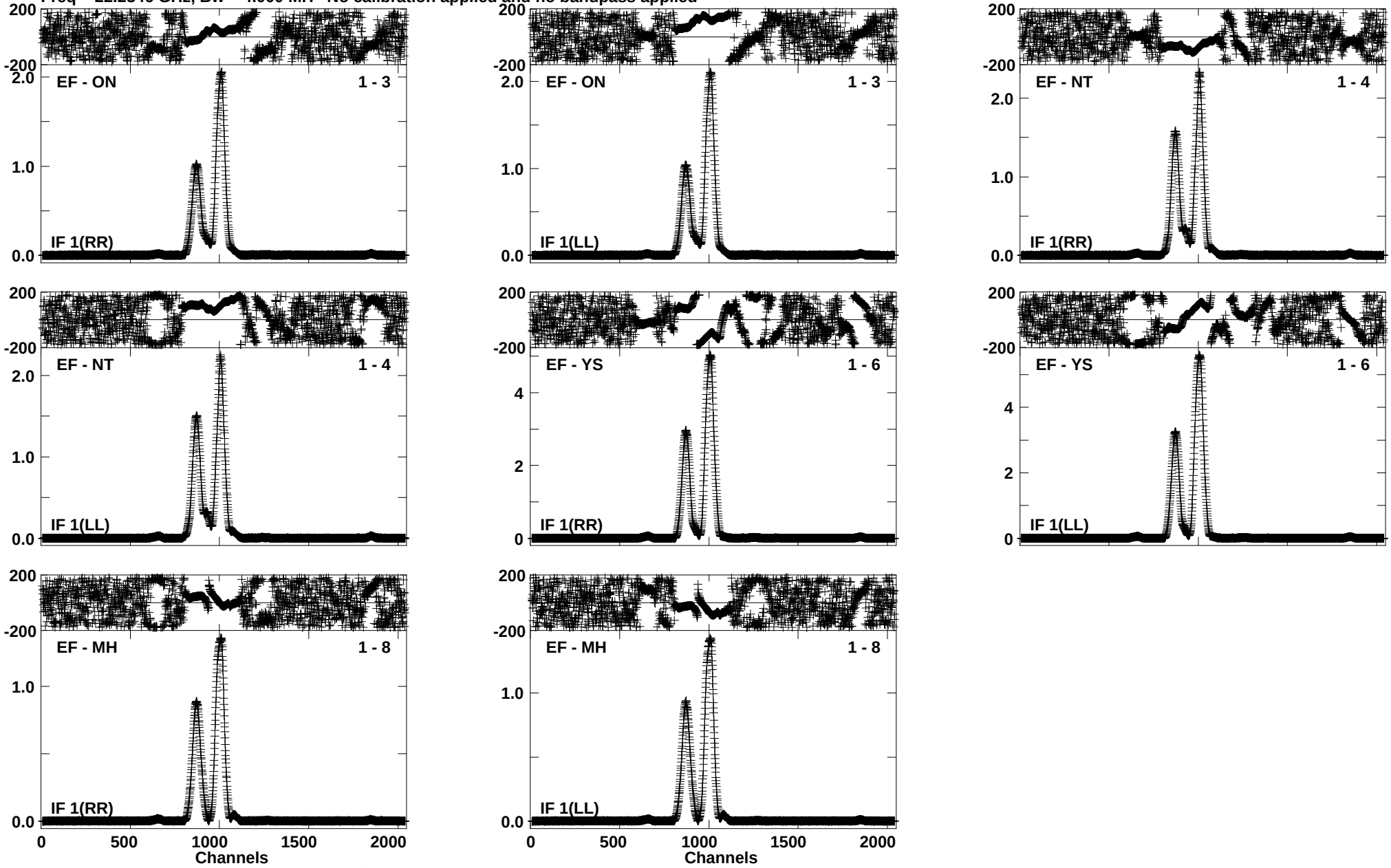

Lower frame: Ampl Jy Top frame: Phas deg
Vector averaged cross-power spectrum Baseline: EF (01) - ON (03)
Timerange: 01/05:40:29 to 01/05:41:29

Plot file version 572 created 19-SEP-2014 15:43:05
J2040+4527 ES074A.UVDATA.1
Freq = 22.2346 GHz, Bw = 4.000 MH No calibration applied and no bandpass applied

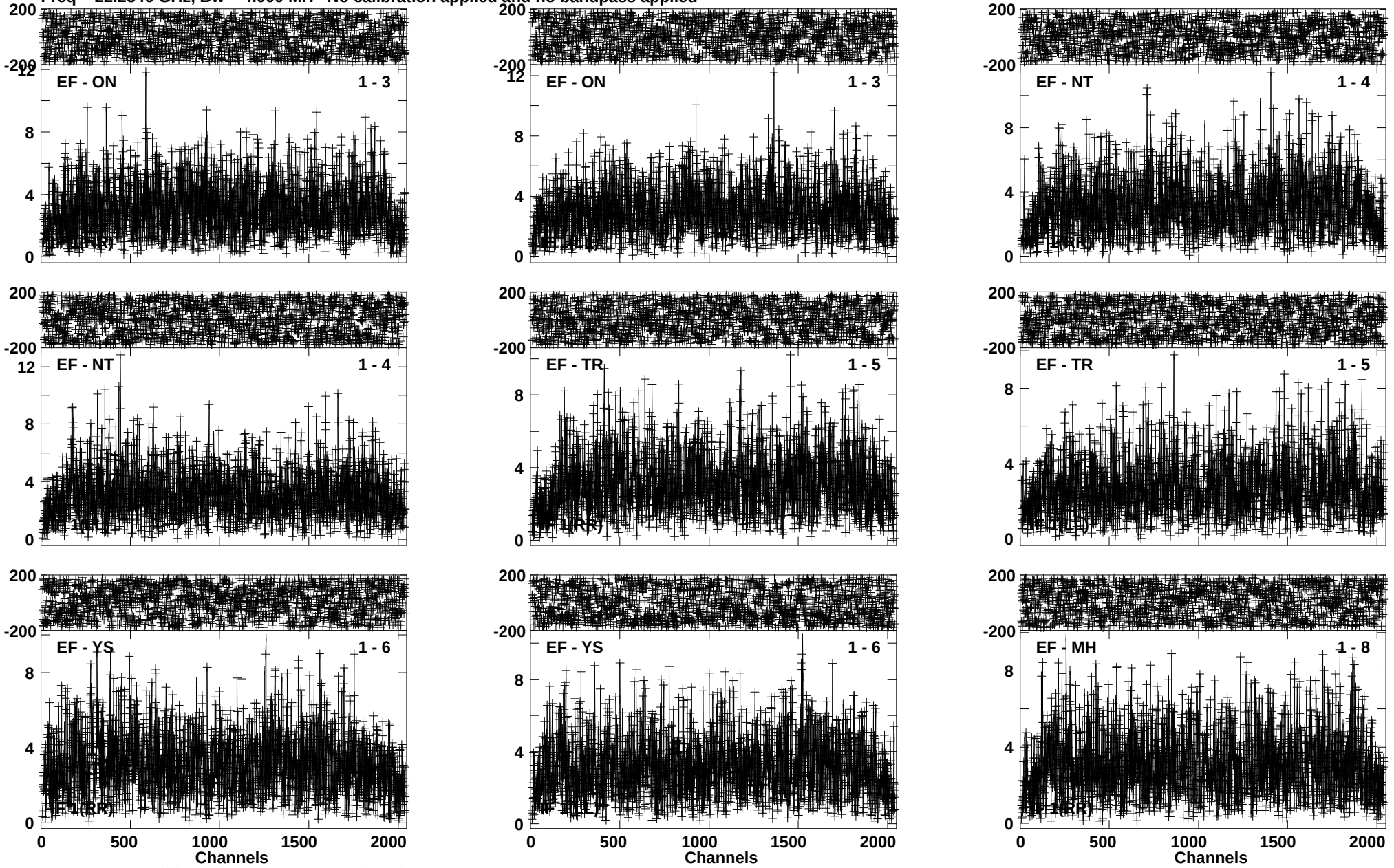

Lower frame: Milli Ampl Jy Top frame: Phas deg
Vector averaged cross-power spectrum Baseline: EF (01) - ON (03)
Timerange: 01/05:41:39 to 01/05:42:39

Plot file version 573 created 19-SEP-2014 15:43:06
J2040+4527 ES074A.UVDATA.1
Freq = 22.2346 GHz, Bw = 4.000 MH No calibration applied and no bandpass applied

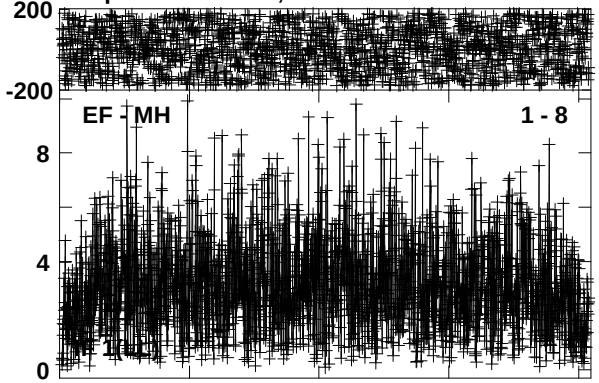

Lower frame: Milli Ampl Jy Top frame: Phas deg
Vector averaged cross-power spectrum Baseline: EF (01) - MH (08)
Timerange: 01/05:41:39 to 01/05:42:39

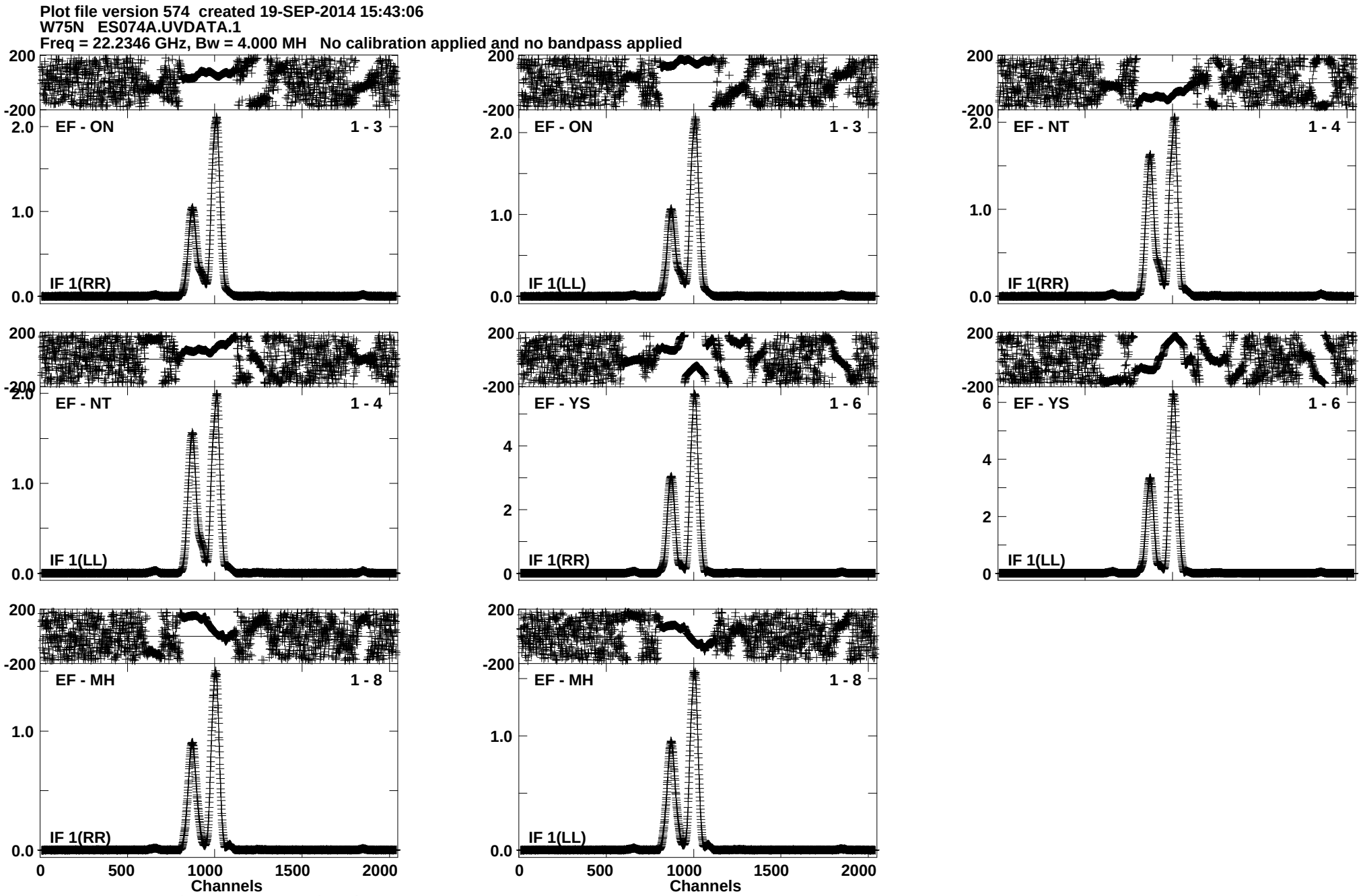
Plot file version 574 created 19-SEP-2014 15:43:06
W75N ES074A.UVDATA.1
Freq = 22.2346 GHz, Bw = 4.000 MH No calibration applied and no bandpass applied
EF - ON 1 - 3
IF 1(RR)
EF - ON 1 - 3
IF 1(LL)
EF - NT 1 - 4
IF 1(RR)
EF - NT 1 - 4
IF 1(LL)
EF - YS 1 - 6
IF 1(RR)
EF - YS 1 - 6
IF 1(LL)
EF - MH 1 - 8
IF 1(RR)
EF - MH 1 - 8
IF 1(LL)
Channels
Channels
Lower frame: Ampl Jy Top frame: Phas deg
Vector averaged cross-power spectrum Baseline: EF (01) - ON (03)
Timerange: 01/05:42:49 to 01/05:43:49

Plot file version 575 created 19-SEP-2014 15:43:06
J2040+4527 ES074A.UVDATA.1
Freq = 22.2346 GHz, Bw = 4.000 MH No calibration applied and no bandpass applied

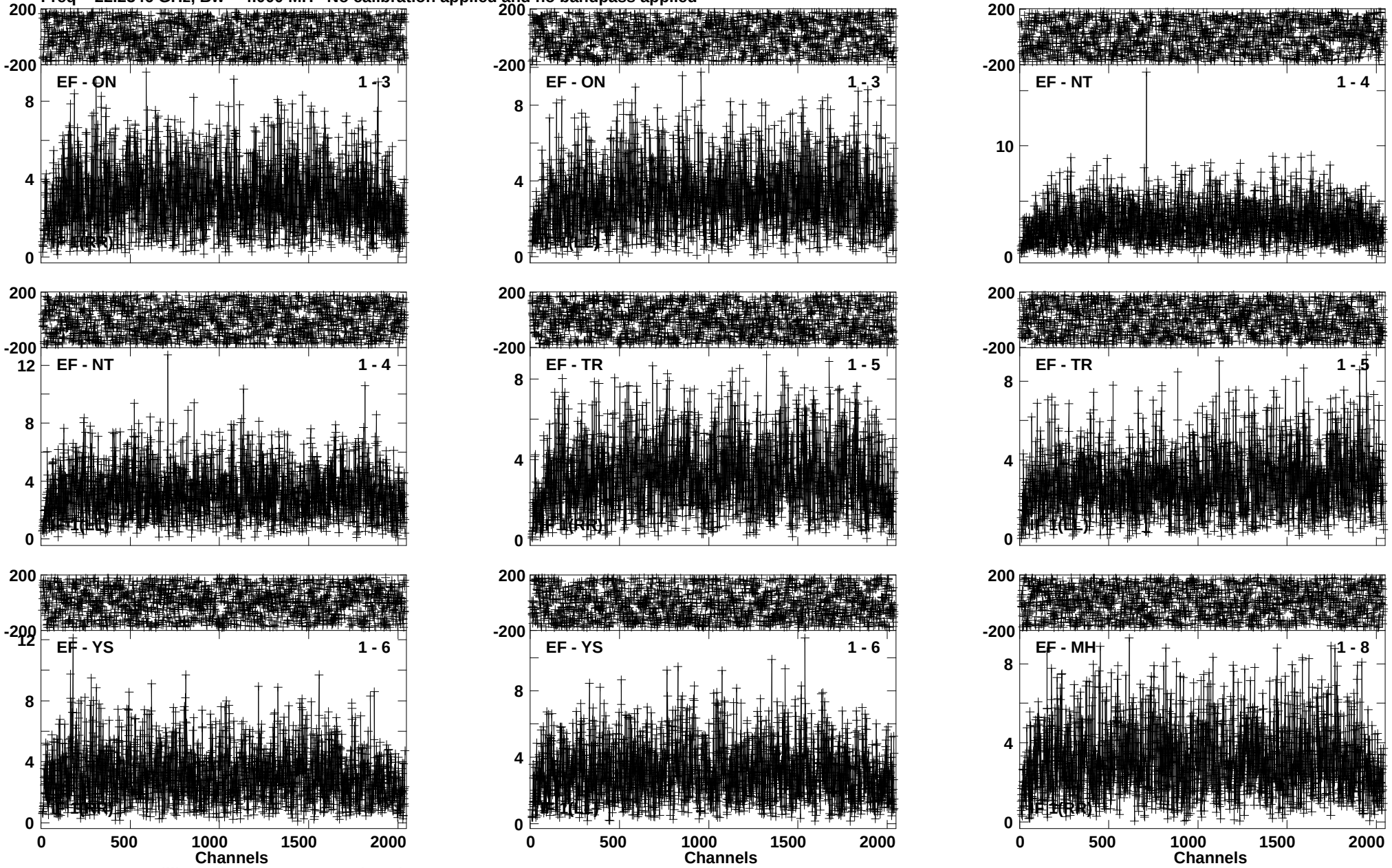

Lower frame: Milli Ampl Jy Top frame: Phas deg
Vector averaged cross-power spectrum Baseline: EF (01) - ON (03)
Timerange: 01/05:43:59 to 01/05:44:59

Plot file version 576 created 19-SEP-2014 15:43:06
J2040+4527 ES074A.UVDATA.1
Freq = 22.2346 GHz, Bw = 4.000 MH No calibration applied and no bandpass applied

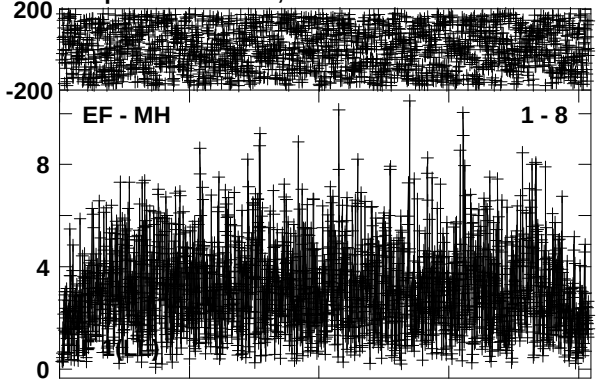

Lower frame: Milli Ampl Jy Top frame: Phas deg
Vector averaged cross-power spectrum Baseline: EF (01) - MH (08)
Timerange: 01/05:43:59 to 01/05:44:59

Plot file version 577 created 19-SEP-2014 15:43:06
W75N ES074A.UVDATA.1
Freq = 22.2346 GHz, Bw = 4.000 MH No calibration applied and no bandpass applied

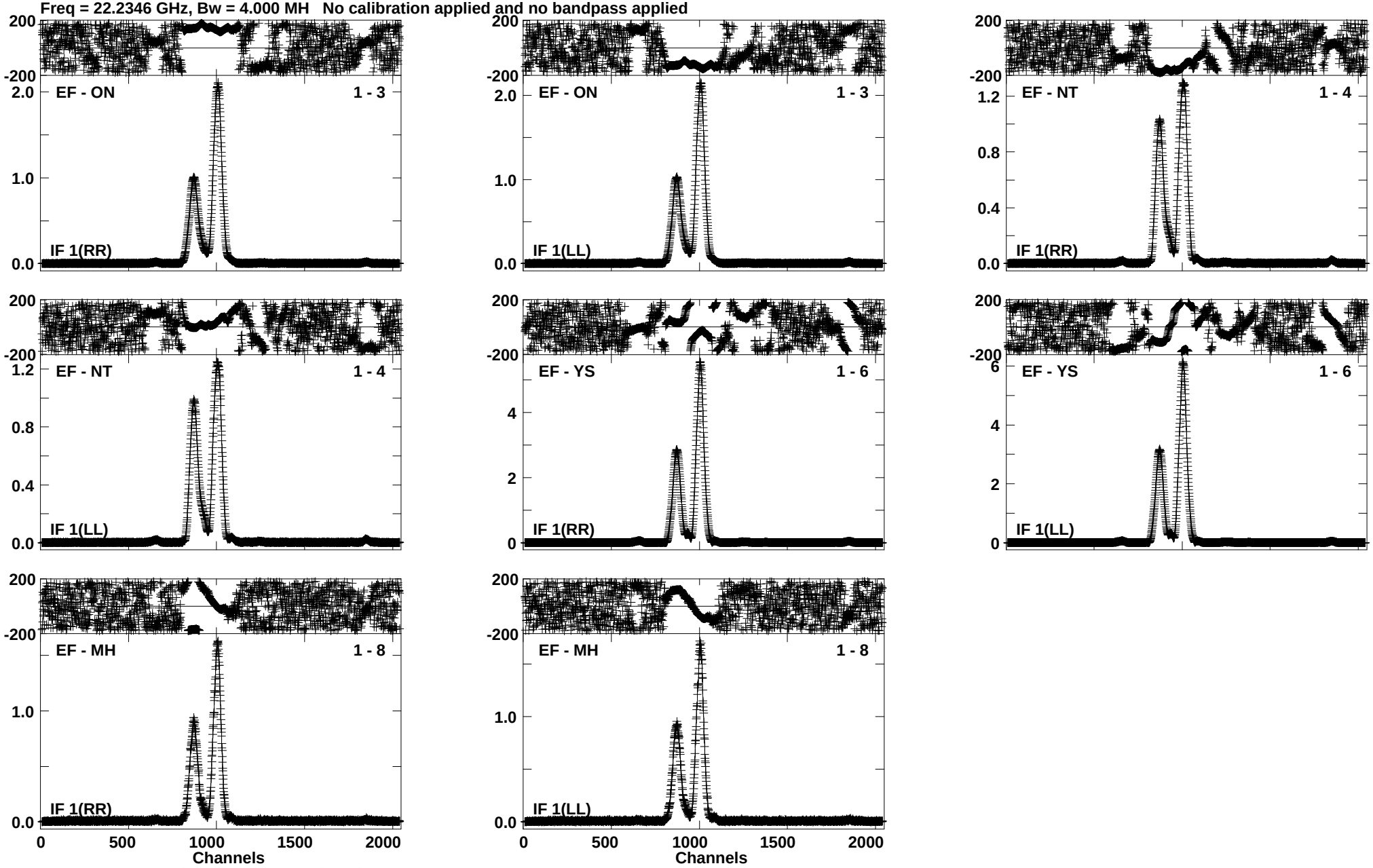

Lower frame: Ampl Jy Top frame: Phas deg
Vector averaged cross-power spectrum Baseline: EF (01) - ON (03)
Timerange: 01/05:45:08 to 01/05:46:08

Plot file version 578 created 19-SEP-2014 15:43:06
J2040+4527 ES074A.UVDATA.1
Freq = 22.2346 GHz, Bw = 4.000 MH No calibration applied and no bandpass applied

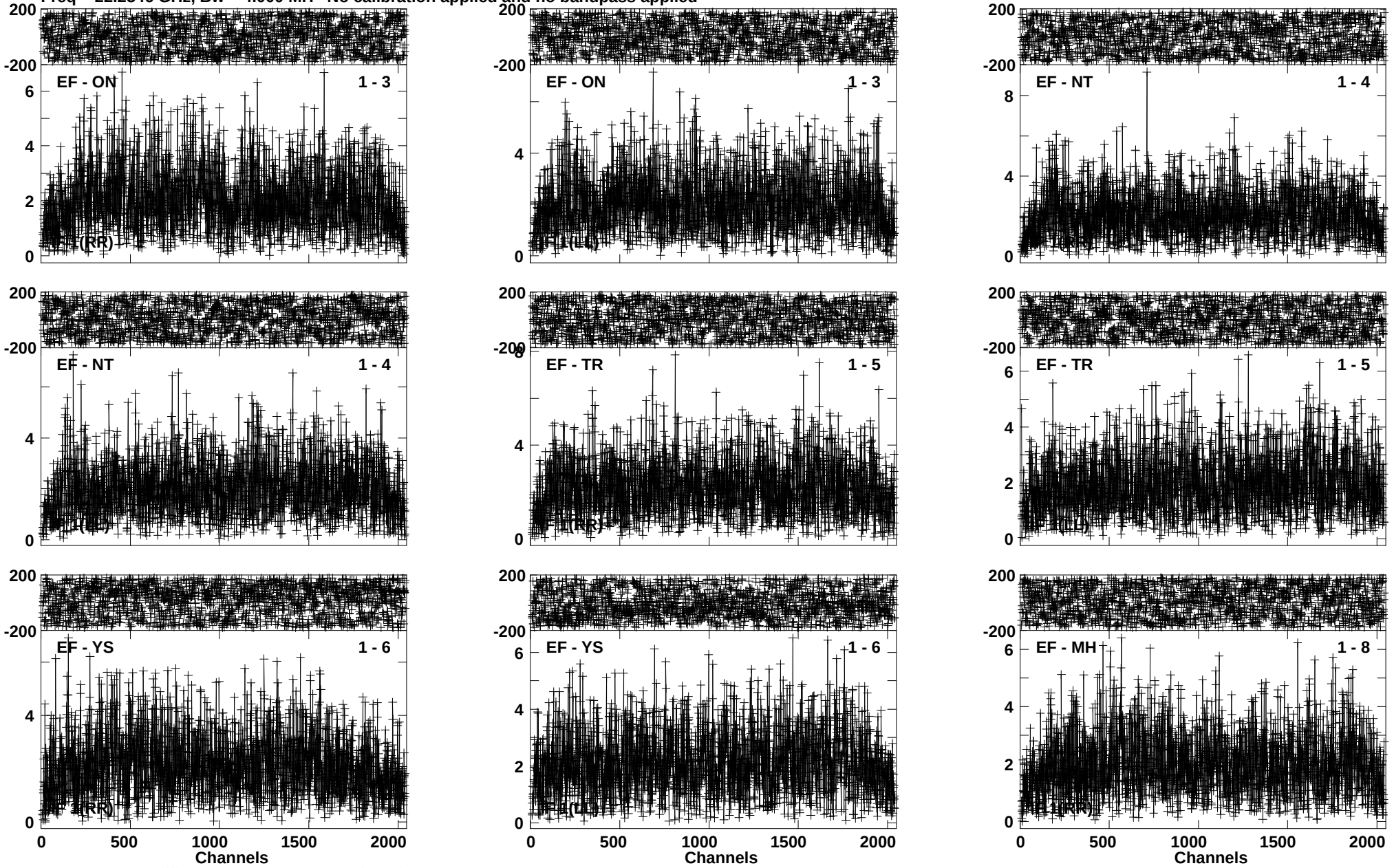

Lower frame: Milli Ampl Jy Top frame: Phas deg
Vector averaged cross-power spectrum Baseline: EF (01) - ON (03)
Timerange: 01/05:46:53 to 01/05:47:59

Plot file version 579 created 19-SEP-2014 15:43:06
J2040+4527 ES074A.UVDATA.1
Freq = 22.2346 GHz, Bw = 4.000 MH No calibration applied and no bandpass applied

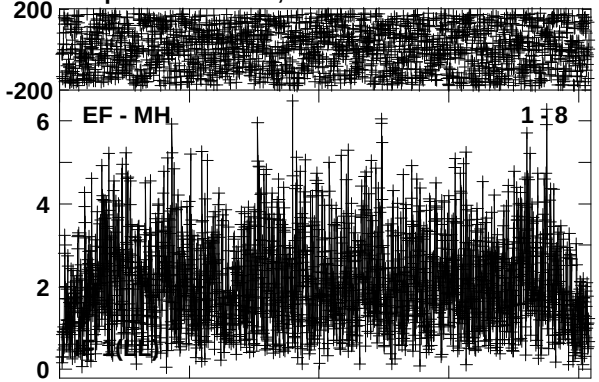

Lower frame: Milli Ampl Jy Top frame: Phas deg
Vector averaged cross-power spectrum Baseline: EF (01) - MH (08)
Timerange: 01/05:46:53 to 01/05:47:59

Plot file version 580 created 19-SEP-2014 15:43:06
W75N ES074A.UVDATA.1
Freq = 22.2346 GHz, Bw = 4.000 MH No calibration applied and no bandpass applied

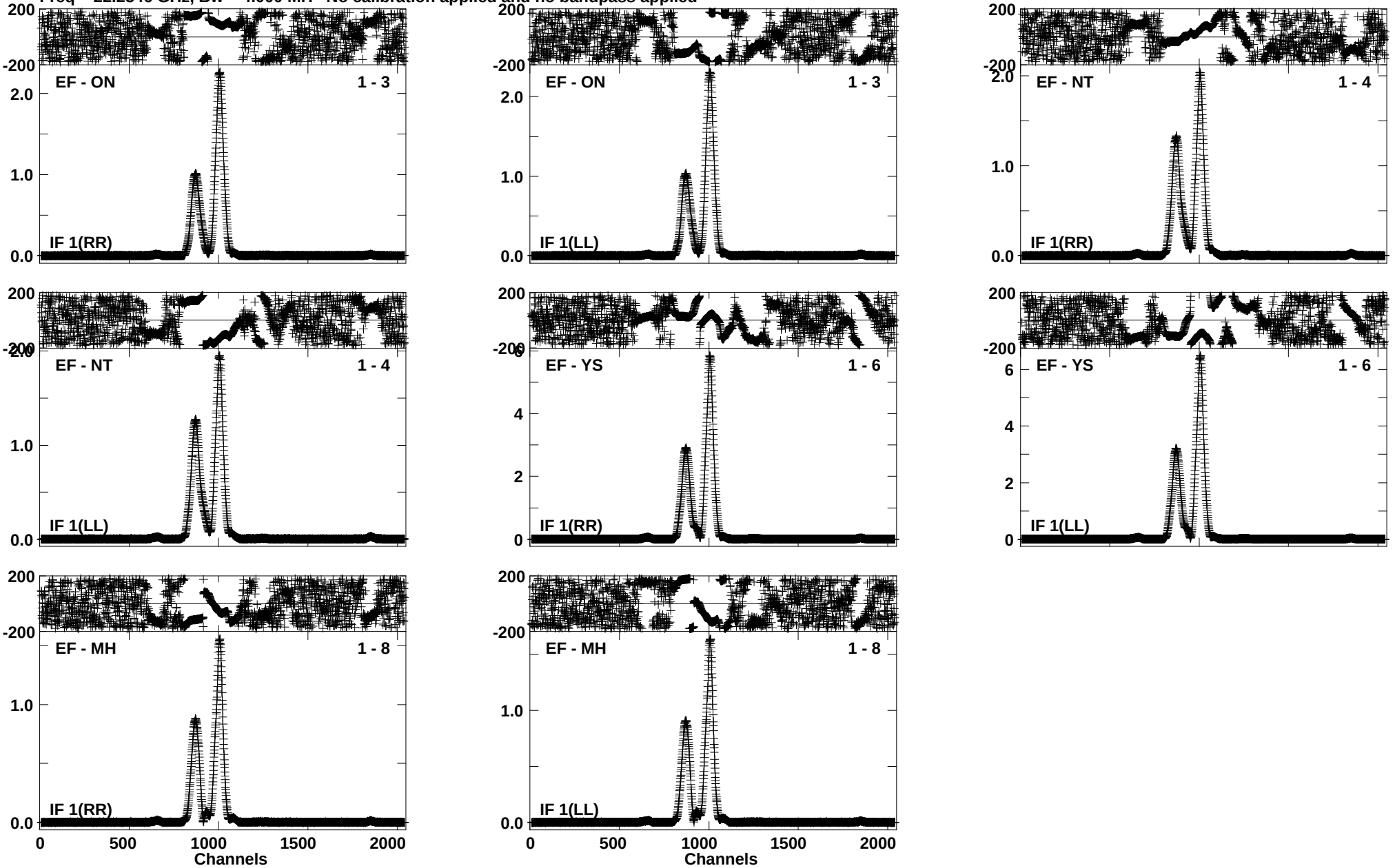

Lower frame: Ampl Jy Top frame: Phas deg
Vector averaged cross-power spectrum Baseline: EF (01) - ON (03)
Timerange: 01/05:48:08 to 01/05:49:08

Plot file version 581 created 19-SEP-2014 15:43:06
J2040+4527 ES074A.UVDATA.1
Freq = 22.2346 GHz, Bw = 4.000 MH No calibration applied and no bandpass applied

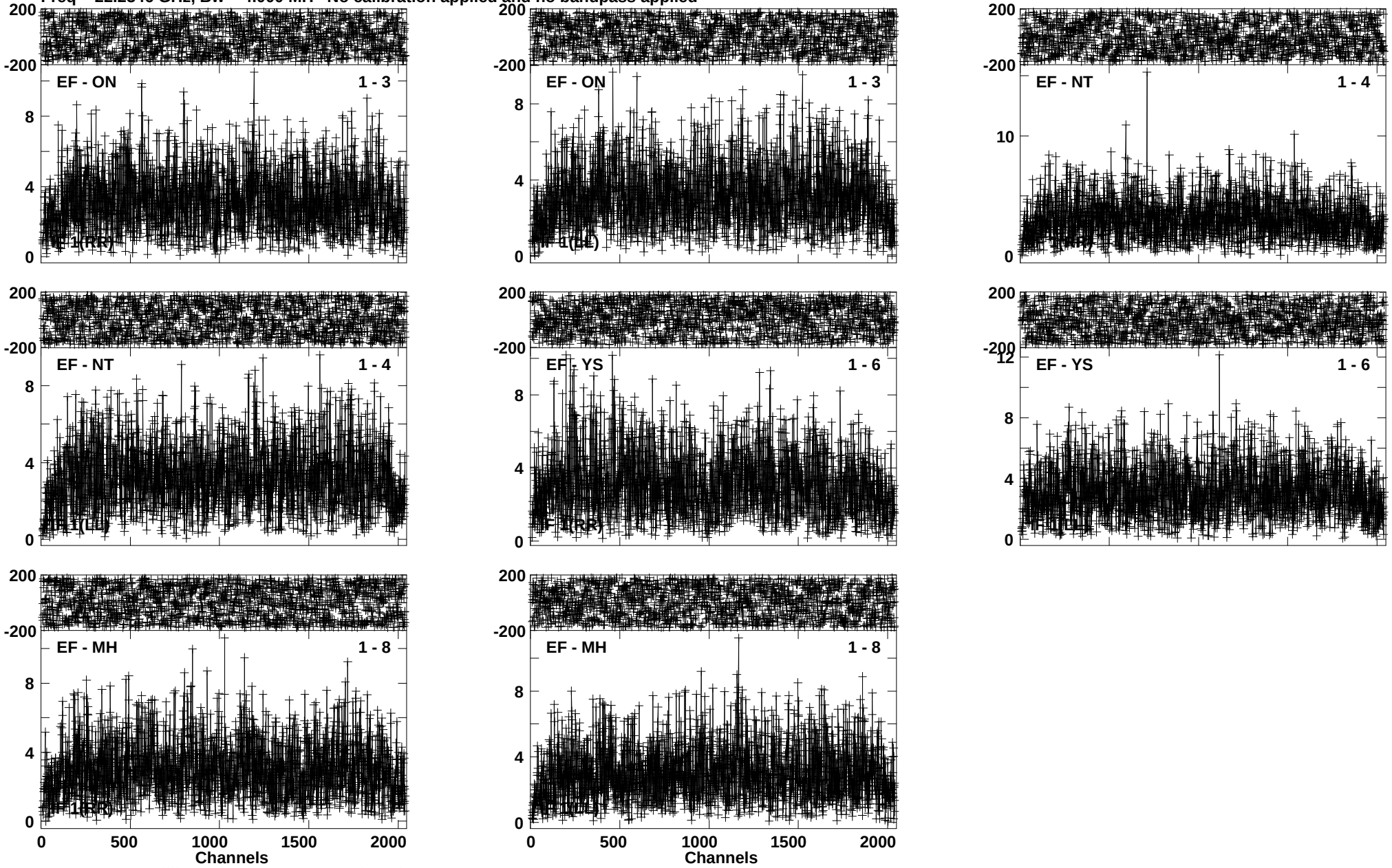

Lower frame: Milli Ampl Jy Top frame: Phas deg
Vector averaged cross-power spectrum Baseline: EF (01) - ON (03)
Timerange: 01/05:49:18 to 01/05:50:18

Plot file version 582 created 19-SEP-2014 15:43:07
W75N ES074A.UVDATA.1
Freq = 22.2346 GHz, Bw = 4.000 MH No calibration applied and no bandpass applied

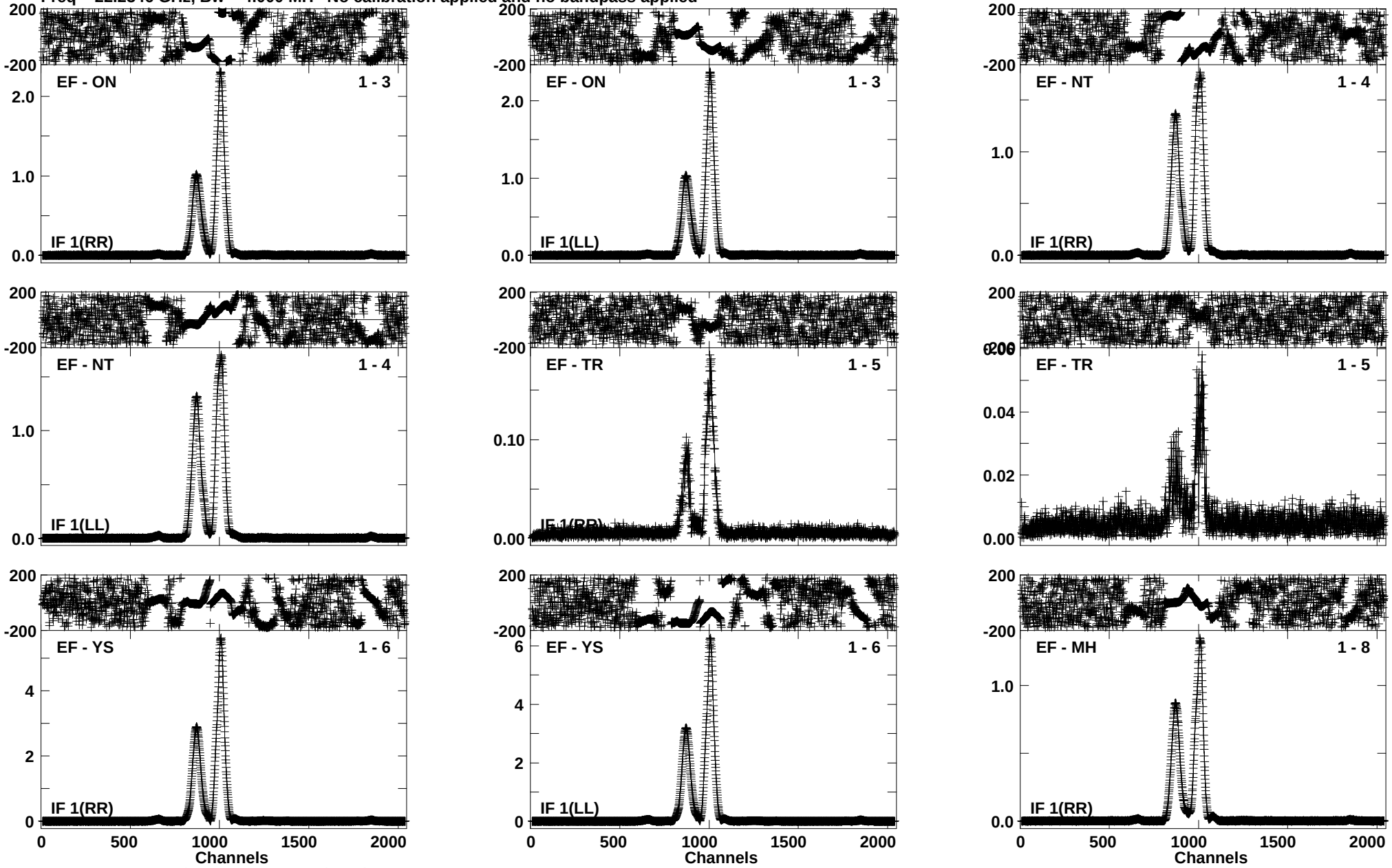

Lower frame: Ampl Jy Top frame: Phas deg
Vector averaged cross-power spectrum Baseline: EF (01) - ON (03)
Timerange: 01/05:50:28 to 01/05:51:28

Plot file version 583 created 19-SEP-2014 15:43:07
W75N ES074A.UVDATA.1
Freq = 22.2346 GHz, Bw = 4.000 MH No calibration applied and no bandpass applied

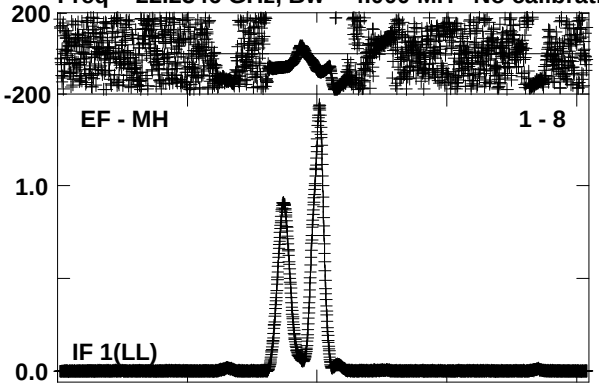

Lower frame: Ampl Jy Top frame: Phas deg
Vector averaged cross-power spectrum Baseline: EF (01) - MH (08)
Timerange: 01/05:50:28 to 01/05:51:28

Plot file version 584 created 19-SEP-2014 15:43:07
J2040+4527 ES074A.UVDATA.1
Freq = 22.2346 GHz, Bw = 4.000 MH No calibration applied and no bandpass applied

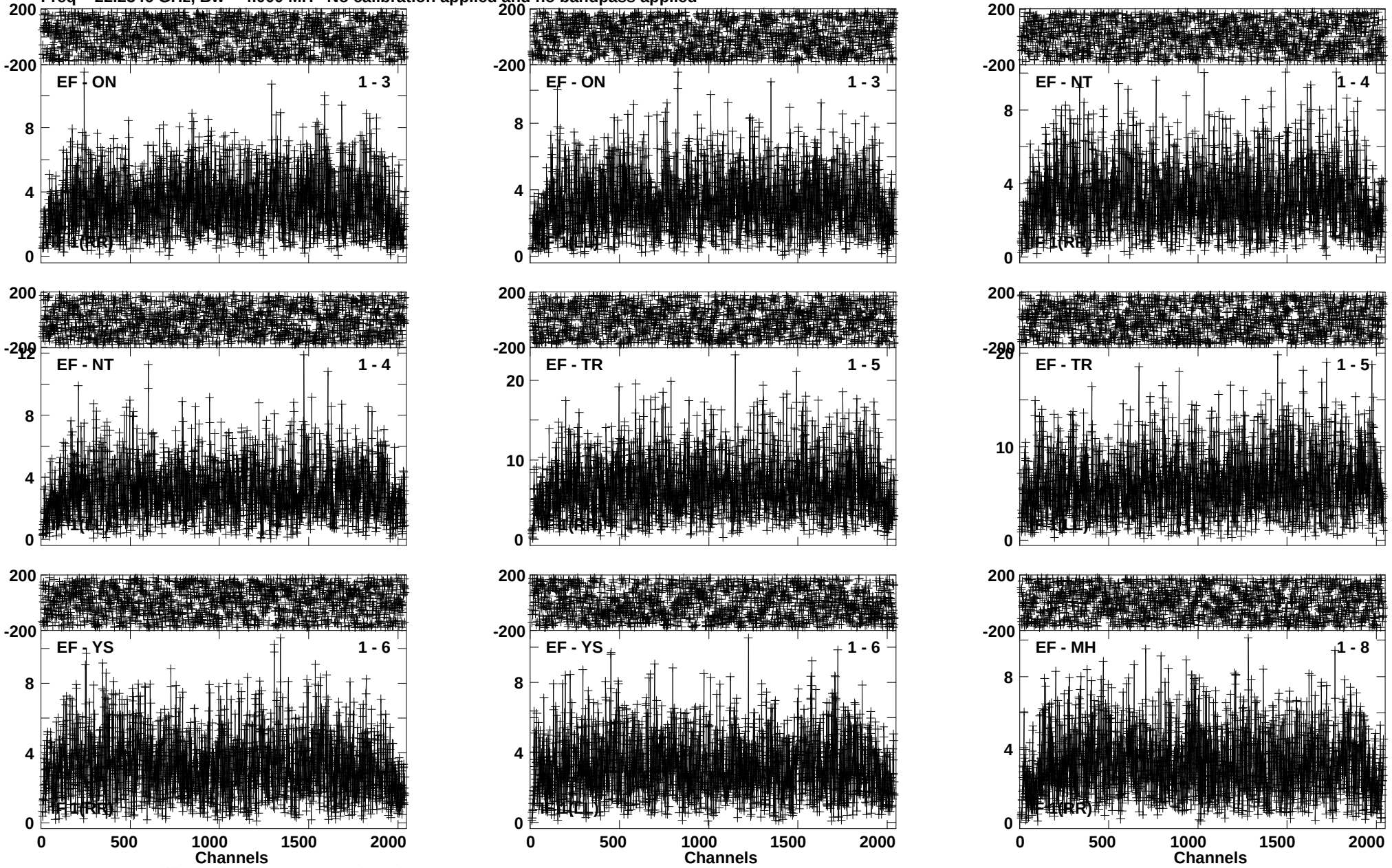

Lower frame: Milli Ampl Jy Top frame: Phas deg
Vector averaged cross-power spectrum Baseline: EF (01) - ON (03)
Timerange: 01/05:51:38 to 01/05:52:38

Plot file version 585 created 19-SEP-2014 15:43:07
J2040+4527 ES074A.UVDATA.1
Freq = 22.2346 GHz, Bw = 4.000 MH No calibration applied and no bandpass applied

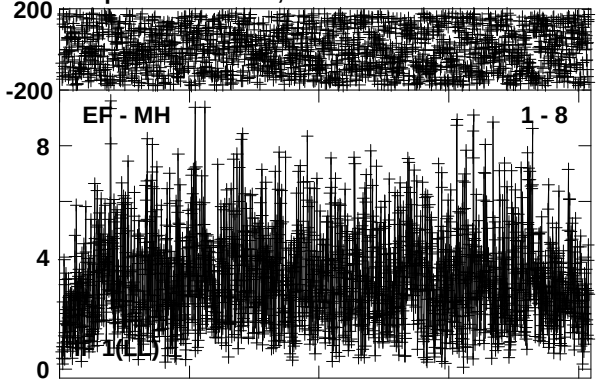

Lower frame: Milli Ampl Jy Top frame: Phas deg
Vector averaged cross-power spectrum Baseline: EF (01) - MH (08)
Timerange: 01/05:51:38 to 01/05:52:38

Plot file version 586 created 19-SEP-2014 15:43:07
W75N ES074A.UVDATA.1
Freq = 22.2346 GHz, Bw = 4.000 MH No calibration applied and no bandpass applied

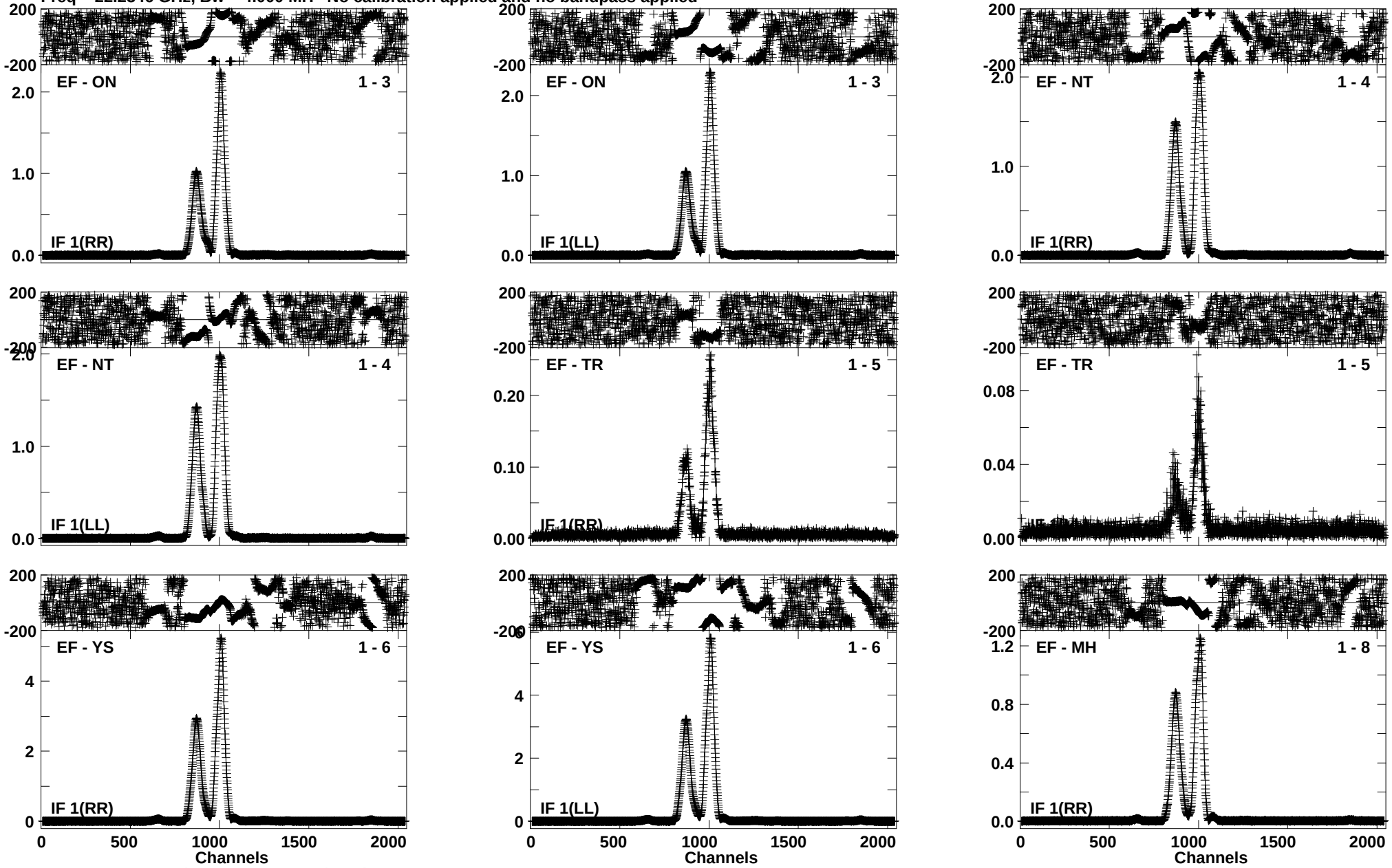

Lower frame: Ampl Jy Top frame: Phas deg
Vector averaged cross-power spectrum Baseline: EF (01) - ON (03)
Timerange: 01/05:52:48 to 01/05:53:48

Plot file version 587 created 19-SEP-2014 15:43:07
W75N ES074A.UVDATA.1
Freq = 22.2346 GHz, Bw = 4.000 MH No calibration applied and no bandpass applied

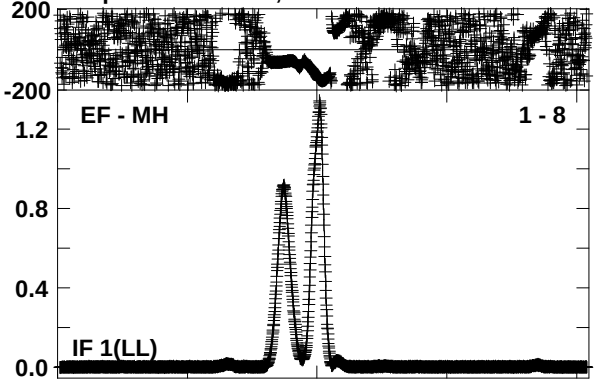

Lower frame: Ampl Jy Top frame: Phas deg
Vector averaged cross-power spectrum Baseline: EF (01) - MH (08)
Timerange: 01/05:52:48 to 01/05:53:48

Plot file version 588 created 19-SEP-2014 15:43:07
J2040+4527 ES074A.UVDATA.1
Freq = 22.2346 GHz, Bw = 4.000 MH No calibration applied and no bandpass applied

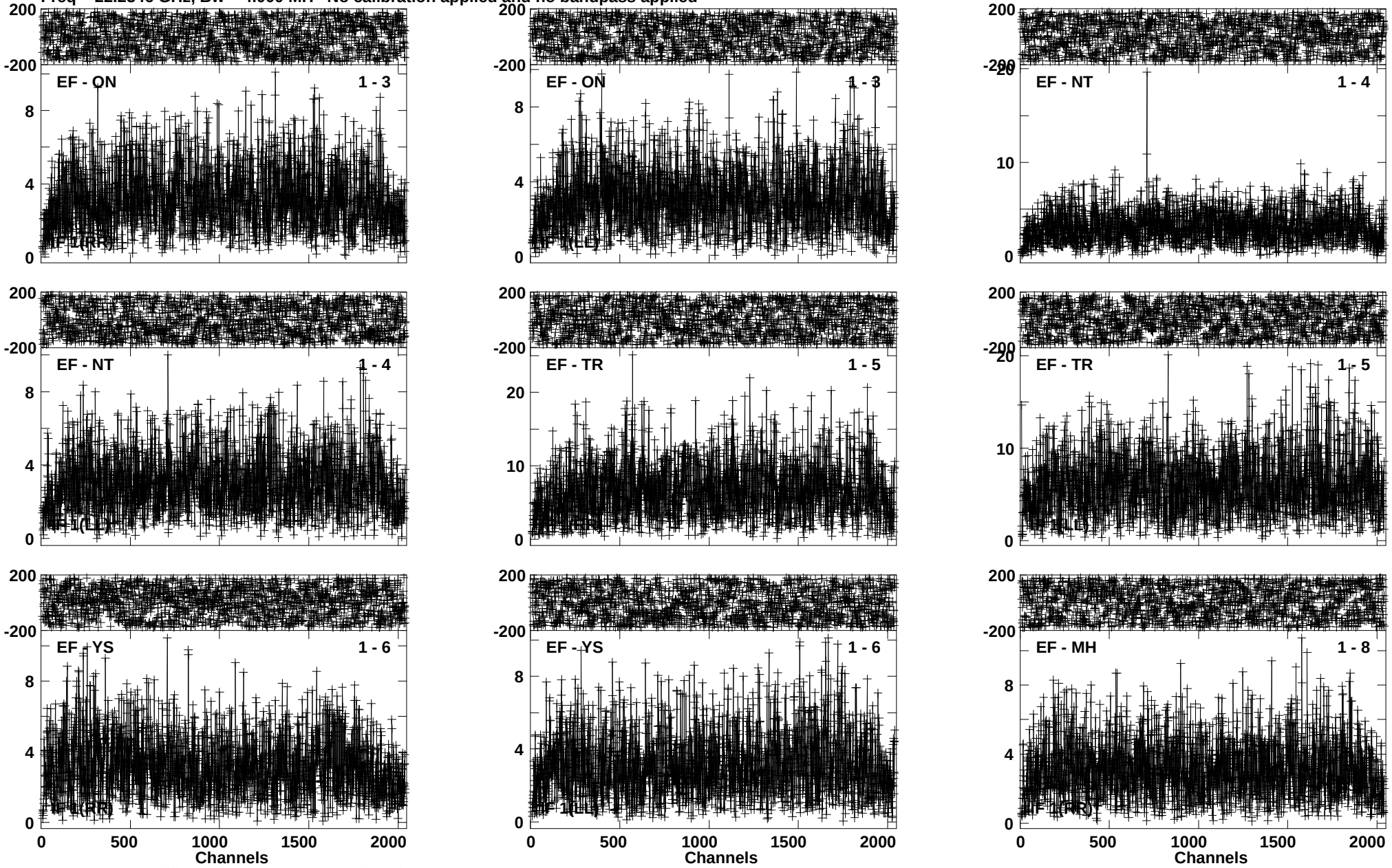

Lower frame: Milli Ampl Jy Top frame: Phas deg
Vector averaged cross-power spectrum Baseline: EF (01) - ON (03)
Timerange: 01/05:53:58 to 01/05:54:58

Plot file version 589 created 19-SEP-2014 15:43:07
J2040+4527 ES074A.UVDATA.1
Freq = 22.2346 GHz, Bw = 4.000 MH No calibration applied and no bandpass applied

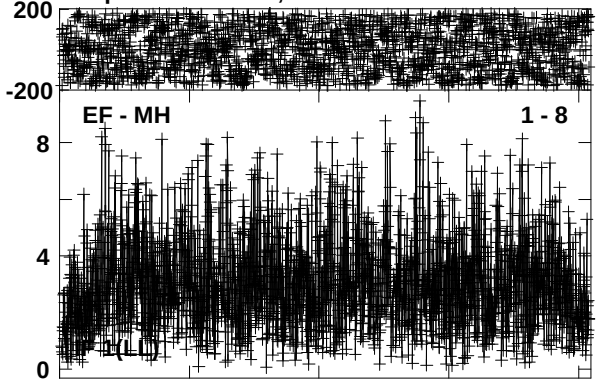

Lower frame: Milli Ampl Jy Top frame: Phas deg
Vector averaged cross-power spectrum Baseline: EF (01) - MH (08)
Timerange: 01/05:53:58 to 01/05:54:58

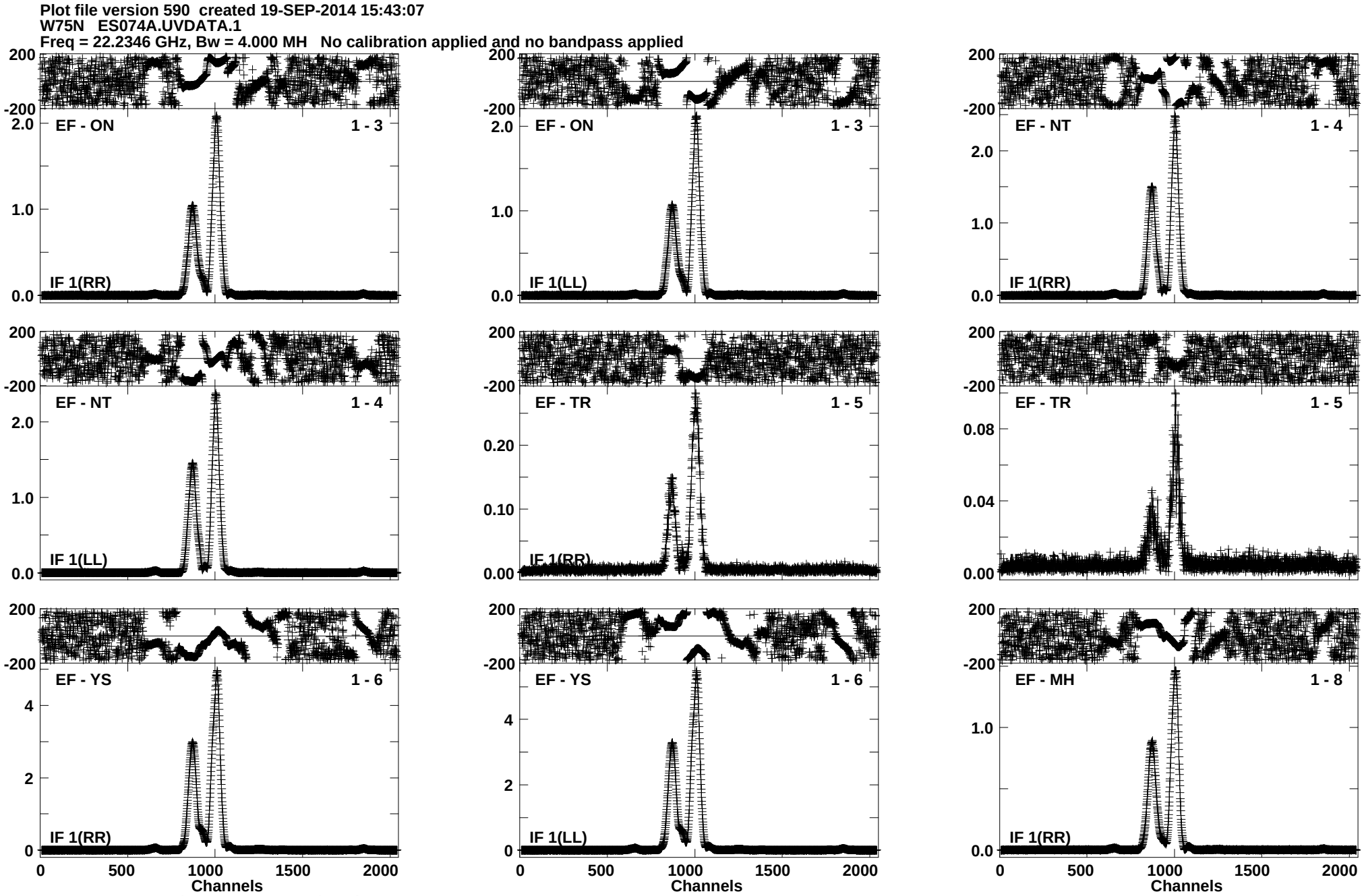
Plot file version 590 created 19-SEP-2014 15:43:07
W75N ES074A.UVDATA.1
Freq = 22.2346 GHz, Bw = 4.000 MH No calibration applied and no bandpass applied
EF - ON 1 - 3
IF 1(RR)
EF - ON 1 - 3
IF 1(LL)
EF - NT 1 - 4
IF 1(RR)
EF - NT 1 - 4
IF 1(LL)
EF - TR 1 - 5
IF 1(RR)
EF - TR 1 - 5
EF - YS 1 - 6
IF 1(RR)
EF - YS 1 - 6
IF 1(LL)
EF - MH 1 - 8
IF 1(RR)
Channels
Channels
Channels
Lower frame: Ampl Jy Top frame: Phas deg
Vector averaged cross-power spectrum Baseline: EF (01) - ON (03)
Timerange: 01/05:55:08 to 01/05:56:08

Plot file version 591 created 19-SEP-2014 15:43:07
W75N ES074A.UVDATA.1
Freq = 22.2346 GHz, Bw = 4.000 MH No calibration applied and no bandpass applied

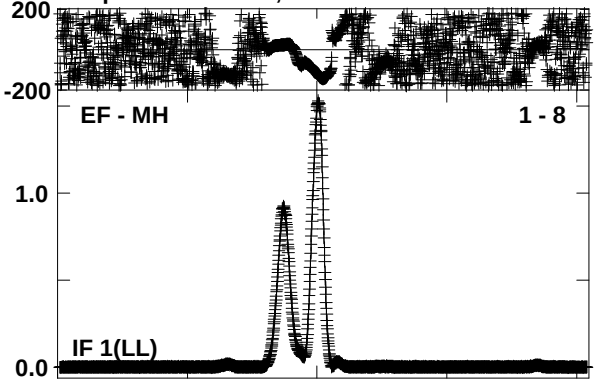

Lower frame: Ampl Jy Top frame: Phas deg
Vector averaged cross-power spectrum Baseline: EF (01) - MH (08)
Timerange: 01/05:55:08 to 01/05:56:08

Plot file version 592 created 19-SEP-2014 15:43:07
J2040+4527 ES074A.UVDATA.1
Freq = 22.2346 GHz, Bw = 4.000 MH No calibration applied and no bandpass applied

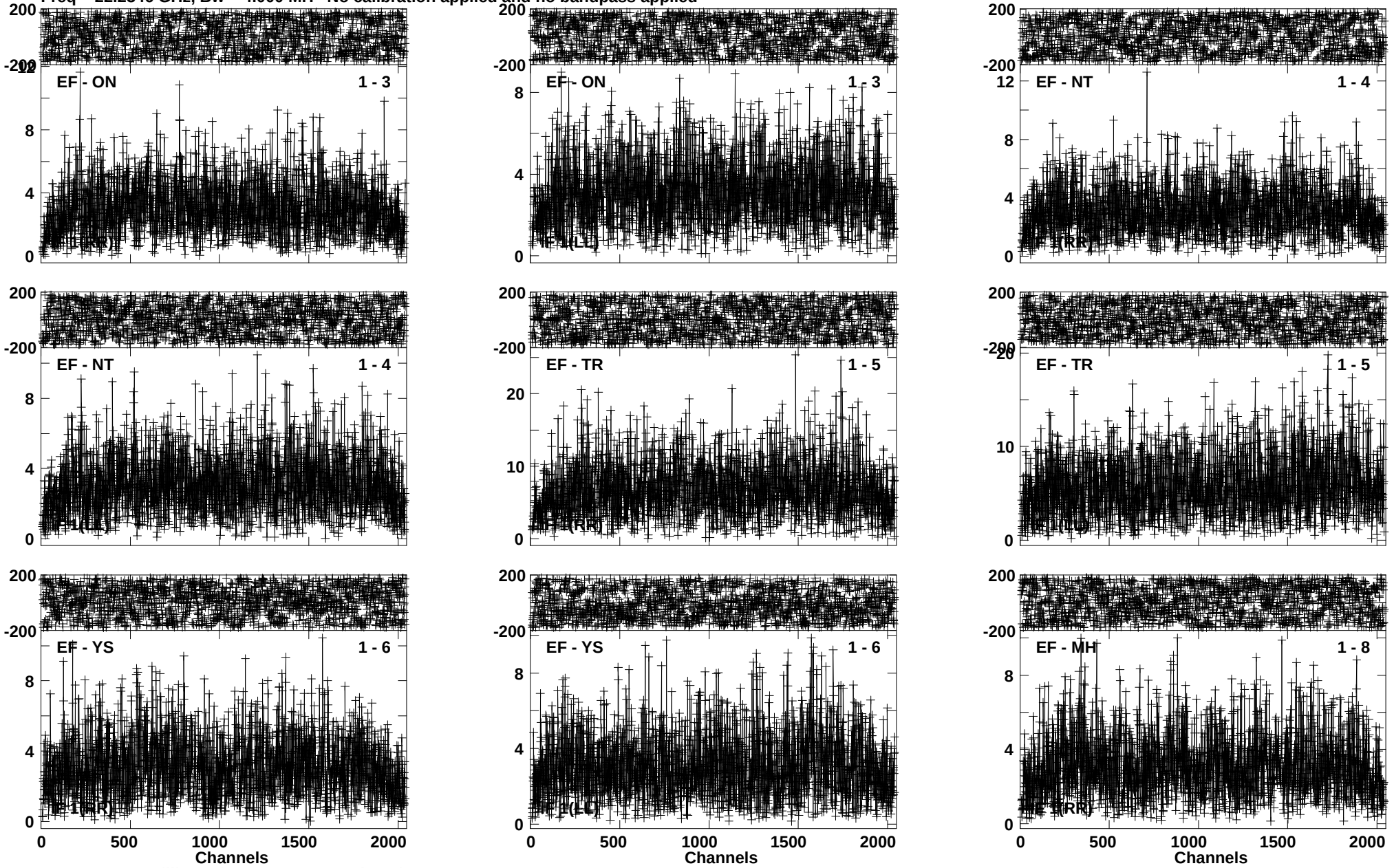

Lower frame: Milli Ampl Jy Top frame: Phas deg
Vector averaged cross-power spectrum Baseline: EF (01) - ON (03)
Timerange: 01/05:56:18 to 01/05:57:18

Plot file version 593 created 19-SEP-2014 15:43:07
J2040+4527 ES074A.UVDATA.1
Freq = 22.2346 GHz, Bw = 4.000 MH No calibration applied and no bandpass applied

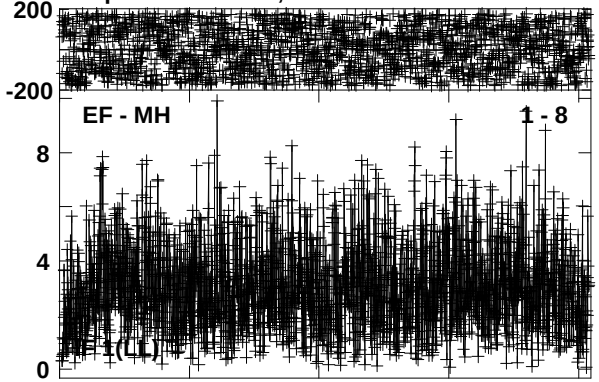

Lower frame: Milli Ampl Jy Top frame: Phas deg
Vector averaged cross-power spectrum Baseline: EF (01) - MH (08)
Timerange: 01/05:56:18 to 01/05:57:18

Plot file version 594 created 19-SEP-2014 15:43:07
W75N ES074A.UVDATA.1
Freq = 22.2346 GHz, Bw = 4.000 MH No calibration applied and no bandpass applied

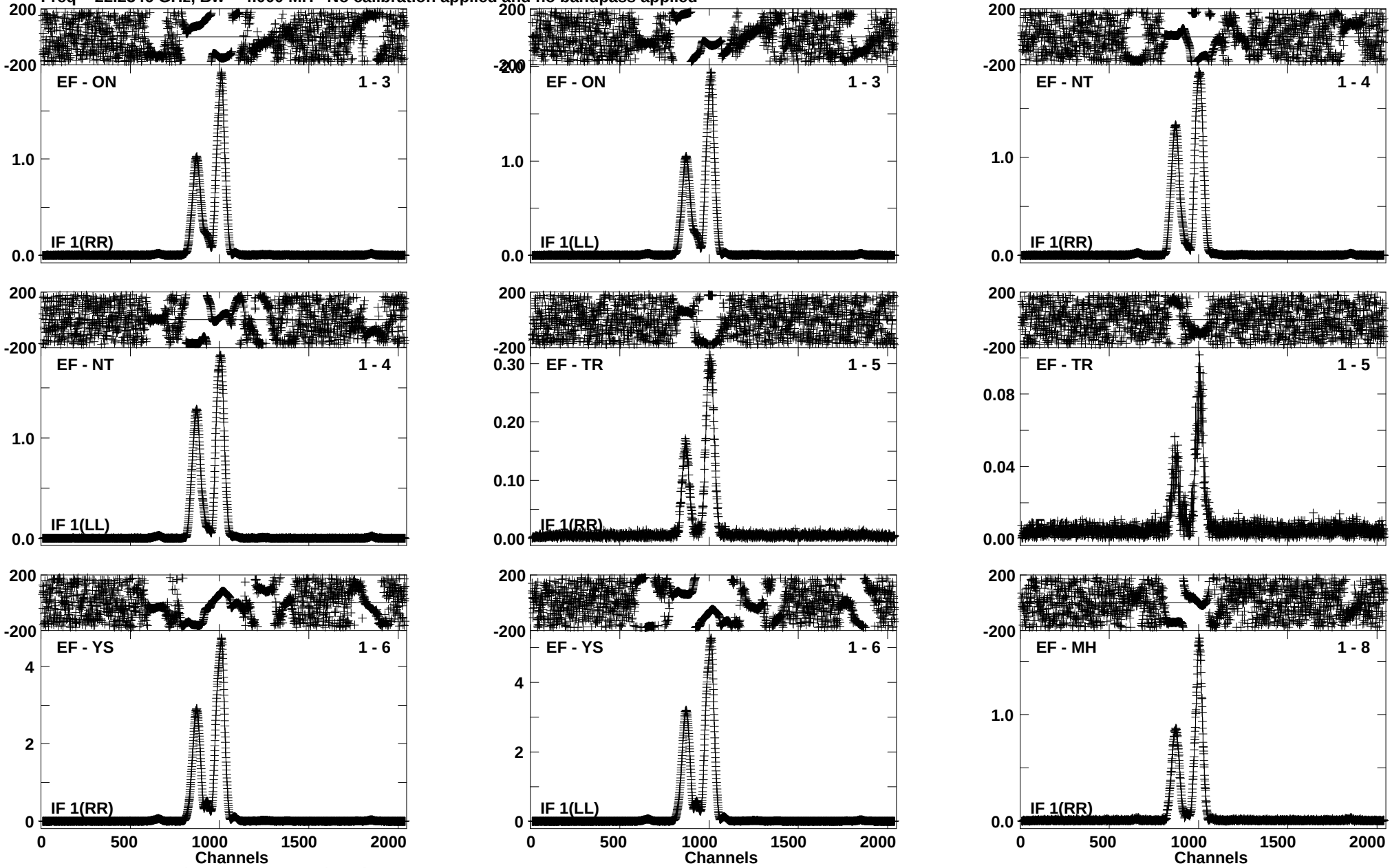

Lower frame: Ampl Jy Top frame: Phas deg
Vector averaged cross-power spectrum Baseline: EF (01) - ON (03)
Timerange: 01/05:57:28 to 01/05:58:28

Plot file version 595 created 19-SEP-2014 15:43:08
W75N ES074A.UVDATA.1
Freq = 22.2346 GHz, Bw = 4.000 MH No calibration applied and no bandpass applied

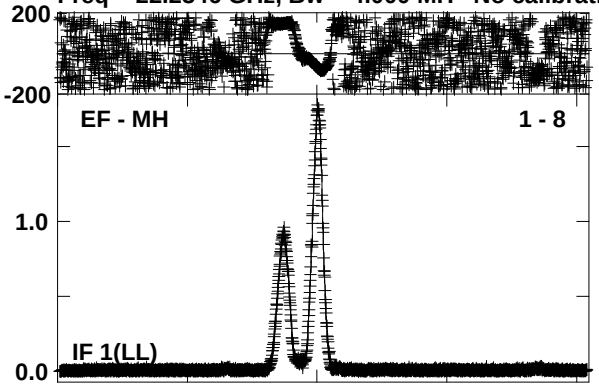

Lower frame: Ampl Jy Top frame: Phas deg
Vector averaged cross-power spectrum Baseline: EF (01) - MH (08)
Timerange: 01/05:57:28 to 01/05:58:28

Plot file version 596 created 19-SEP-2014 15:43:08
J2040+4527 ES074A.UVDATA.1
Freq = 22.2346 GHz, Bw = 4.000 MH No calibration applied and no bandpass applied

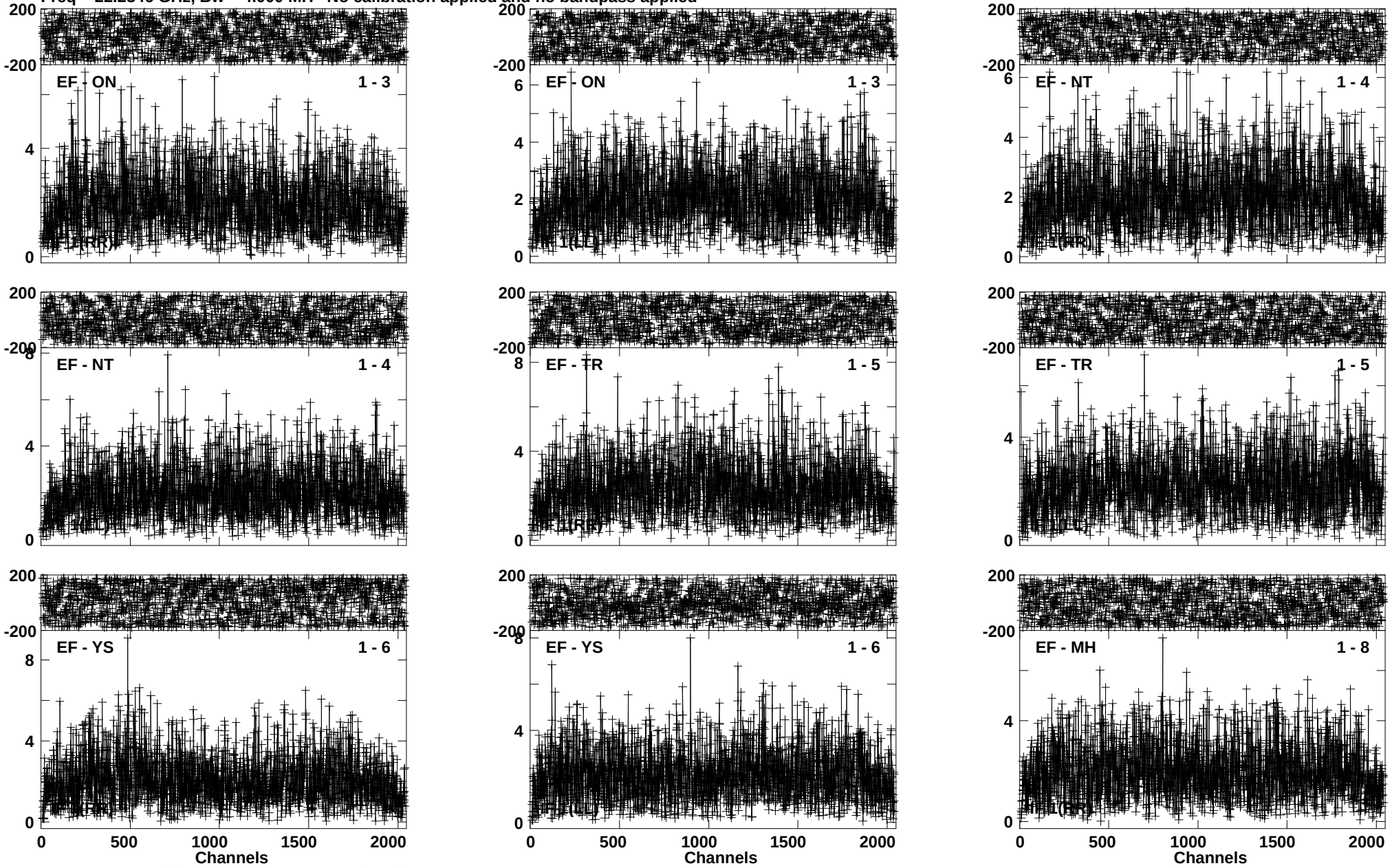

Lower frame: Milli Ampl Jy Top frame: Phas deg
Vector averaged cross-power spectrum Baseline: EF (01) - ON (03)
Timerange: 01/05:59:13 to 01/06:00:19

Plot file version 597 created 19-SEP-2014 15:43:08
J2040+4527 ES074A.UVDATA.1
Freq = 22.2346 GHz, Bw = 4.000 MH No calibration applied and no bandpass applied

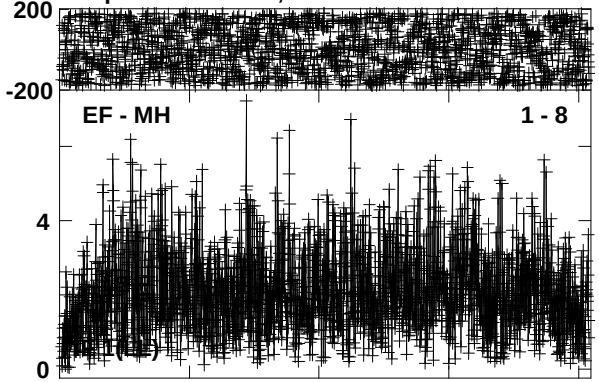

Lower frame: Milli Ampl Jy Top frame: Phas deg
Vector averaged cross-power spectrum Baseline: EF (01) - MH (08)
Timerange: 01/05:59:13 to 01/06:00:19

Plot file version 598 created 19-SEP-2014 15:43:08
W75N ES074A.UVDATA.1
Freq = 22.2346 GHz, Bw = 4.000 MH No calibration applied and no bandpass applied

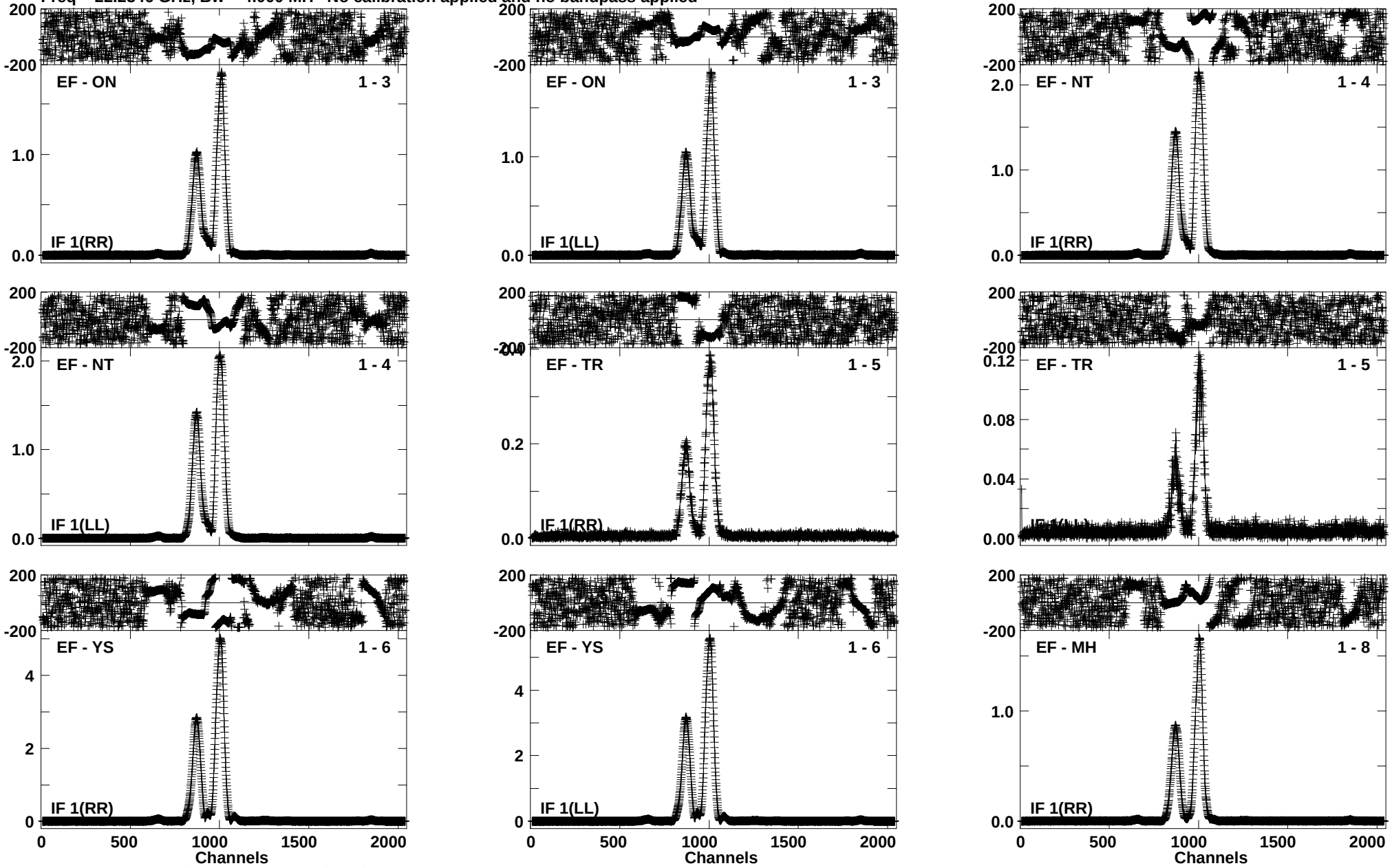

Lower frame: Ampl Jy Top frame: Phas deg
Vector averaged cross-power spectrum Baseline: EF (01) - ON (03)
Timerange: 01/06:00:28 to 01/06:01:28

Plot file version 599 created 19-SEP-2014 15:43:08
W75N ES074A.UVDATA.1
Freq = 22.2346 GHz, Bw = 4.000 MH No calibration applied and no bandpass applied

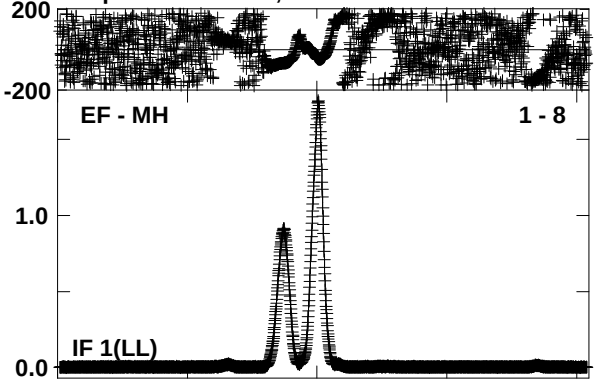

Lower frame: Ampl Jy Top frame: Phas deg
Vector averaged cross-power spectrum Baseline: EF (01) - MH (08)
Timerange: 01/06:00:28 to 01/06:01:28

Plot file version 600 created 19-SEP-2014 15:43:08
J2040+4527 ES074A.UVDATA.1
Freq = 22.2346 GHz, Bw = 4.000 MH No calibration applied and no bandpass applied

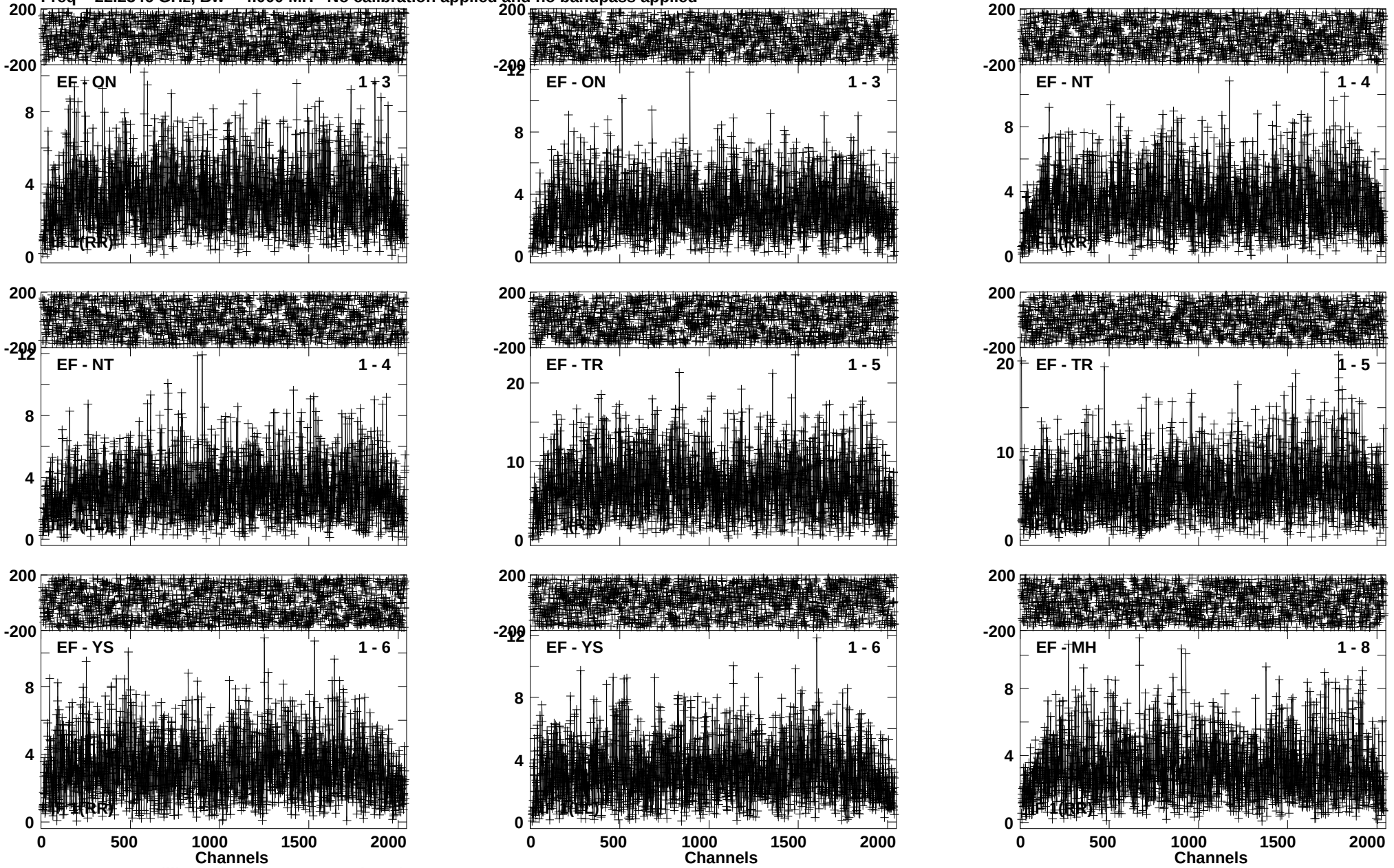

Lower frame: Milli Ampl Jy Top frame: Phas deg
Vector averaged cross-power spectrum Baseline: EF (01) - ON (03)
Timerange: 01/06:01:38 to 01/06:02:38

Plot file version 601 created 19-SEP-2014 15:43:08
J2040+4527 ES074A.UVDATA.1
Freq = 22.2346 GHz, Bw = 4.000 MH No calibration applied and no bandpass applied

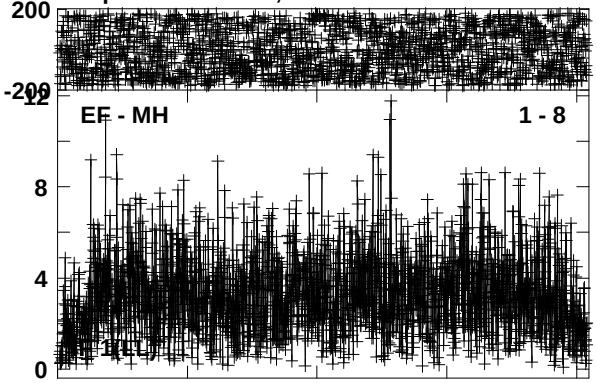

Lower frame: Milli Ampl Jy Top frame: Phas deg
Vector averaged cross-power spectrum Baseline: EF (01) - MH (08)
Timerange: 01/06:01:38 to 01/06:02:38

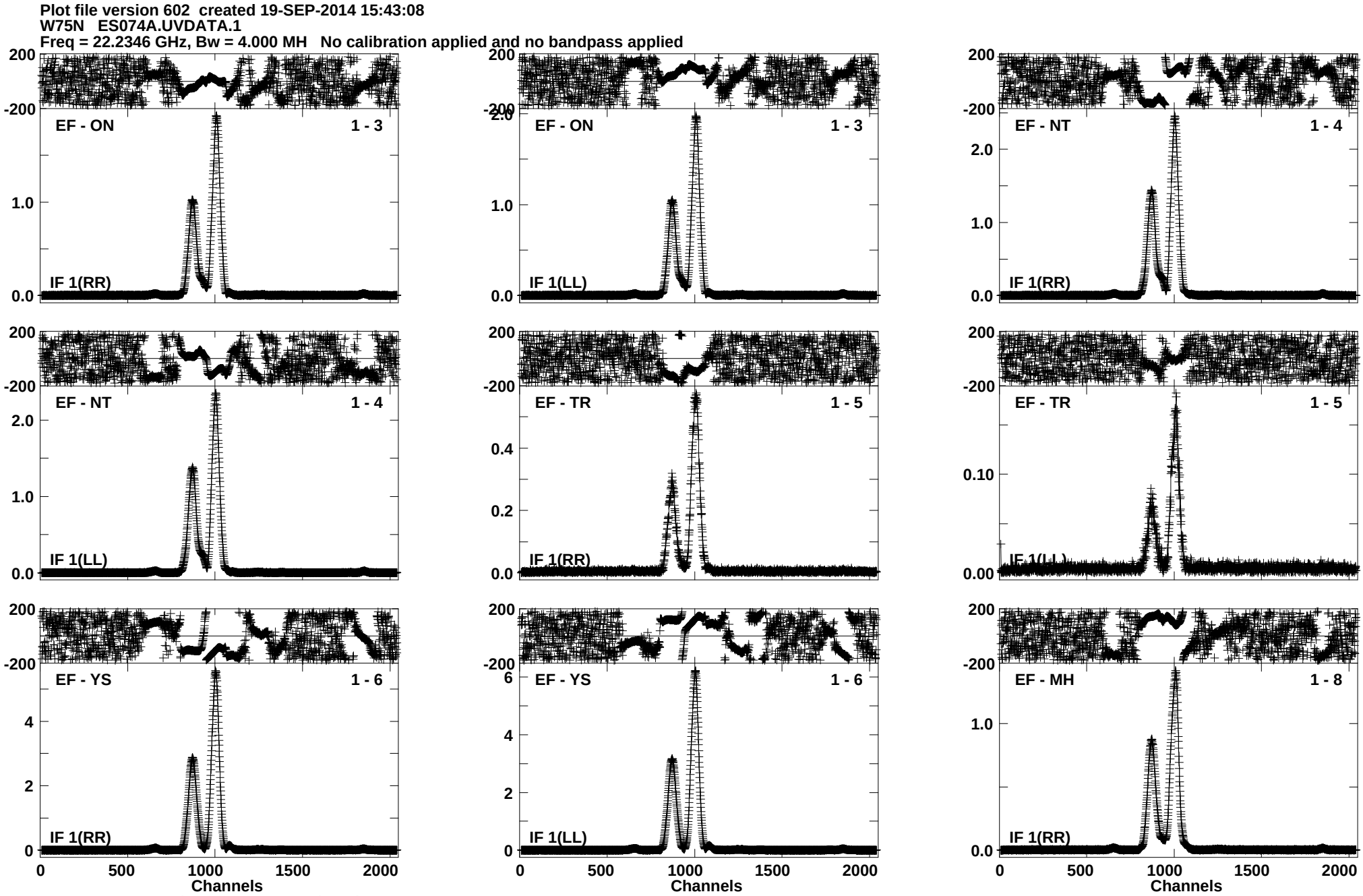
Plot file version 602 created 19-SEP-2014 15:43:08
W75N ES074A.UVDATA.1
Freq = 22.2346 GHz, Bw = 4.000 MH No calibration applied and no bandpass applied
EF - ON 1 - 3
IF 1(RR)
EF - ON 1 - 3
IF 1(LL)
EF - NT 1 - 4
IF 1(RR)
EF - NT 1 - 4
IF 1(LL)
EF - TR 1 - 5
IF 1(RR)
EF - TR 1 - 5
EF - YS 1 - 6
IF 1(RR)
EF - YS 1 - 6
IF 1(LL)
EF - MH 1 - 8
IF 1(RR)
Channels
Channels
Channels
Lower frame: Ampl Jy Top frame: Phas deg
Vector averaged cross-power spectrum Baseline: EF (01) - ON (03)
Timerange: 01/06:02:48 to 01/06:03:48

Plot file version 603 created 19-SEP-2014 15:43:08
W75N ES074A.UVDATA.1
Freq = 22.2346 GHz, Bw = 4.000 MH No calibration applied and no bandpass applied

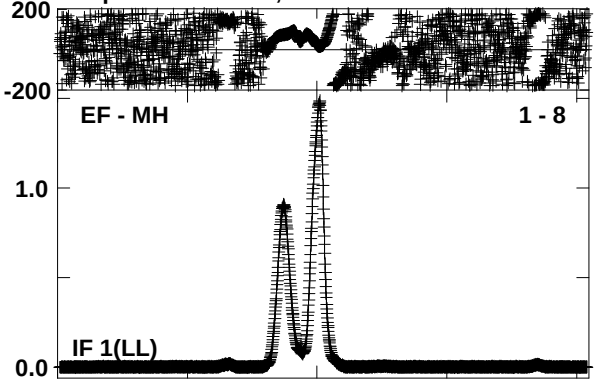

Lower frame: Ampl Jy Top frame: Phas deg
Vector averaged cross-power spectrum Baseline: EF (01) - MH (08)
Timerange: 01/06:02:48 to 01/06:03:48

Plot file version 604 created 19-SEP-2014 15:43:08
J2040+4527 ES074A.UVDATA.1
Freq = 22.2346 GHz, Bw = 4.000 MH No calibration applied and no bandpass applied

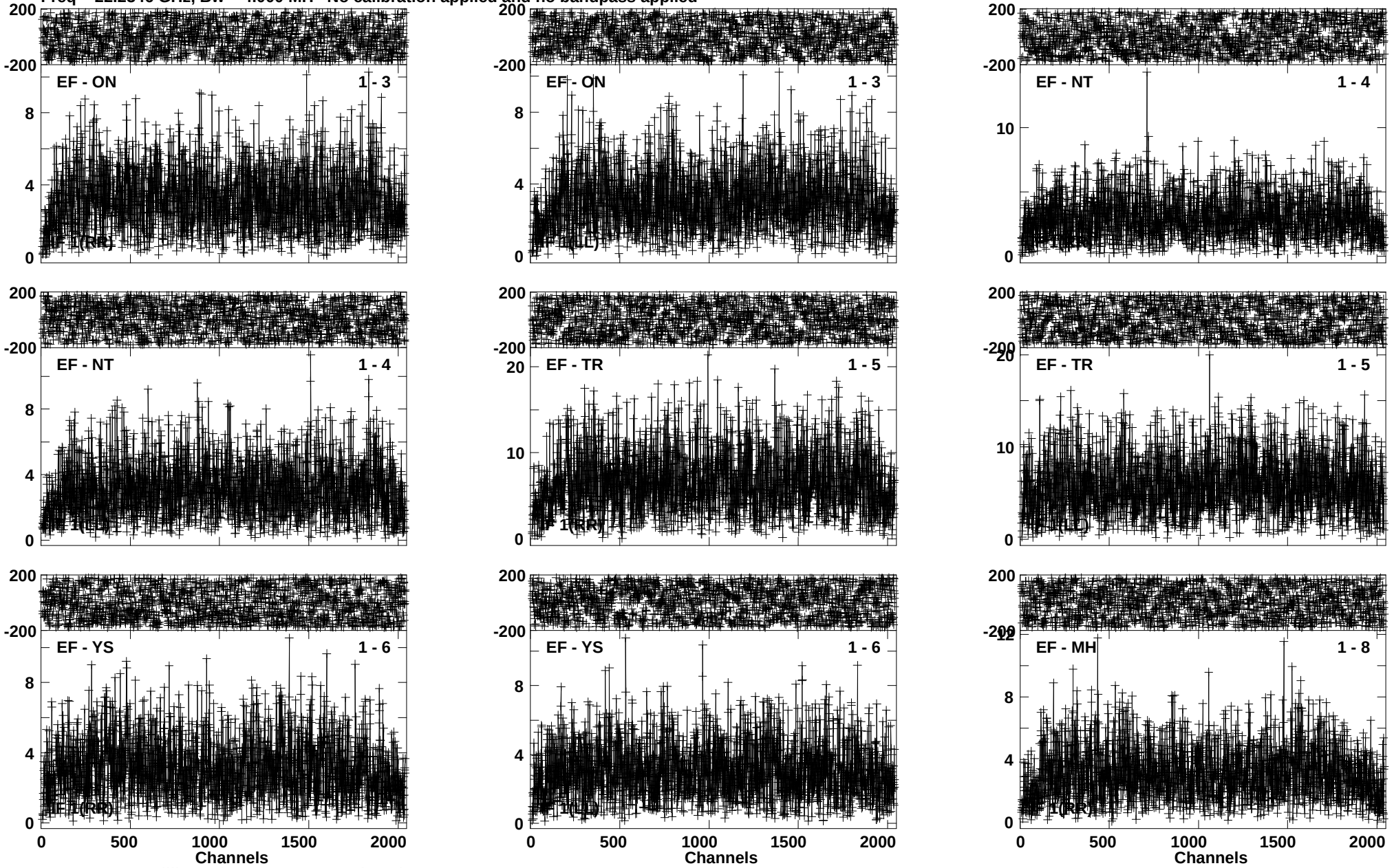

Lower frame: Milli Ampl Jy Top frame: Phas deg
Vector averaged cross-power spectrum Baseline: EF (01) - ON (03)
Timerange: 01/06:03:58 to 01/06:04:58

Plot file version 605 created 19-SEP-2014 15:43:08
J2040+4527 ES074A.UVDATA.1
Freq = 22.2346 GHz, Bw = 4.000 MH No calibration applied and no bandpass applied

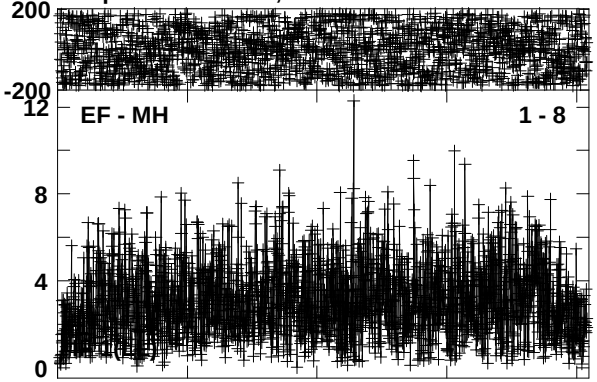

Lower frame: Milli Ampl Jy Top frame: Phas deg
Vector averaged cross-power spectrum Baseline: EF (01) - MH (08)
Timerange: 01/06:03:58 to 01/06:04:58

Plot file version 606 created 19-SEP-2014 15:43:08
W75N ES074A.UVDATA.1
Freq = 22.2346 GHz, Bw = 4.000 MH No calibration applied and no bandpass applied

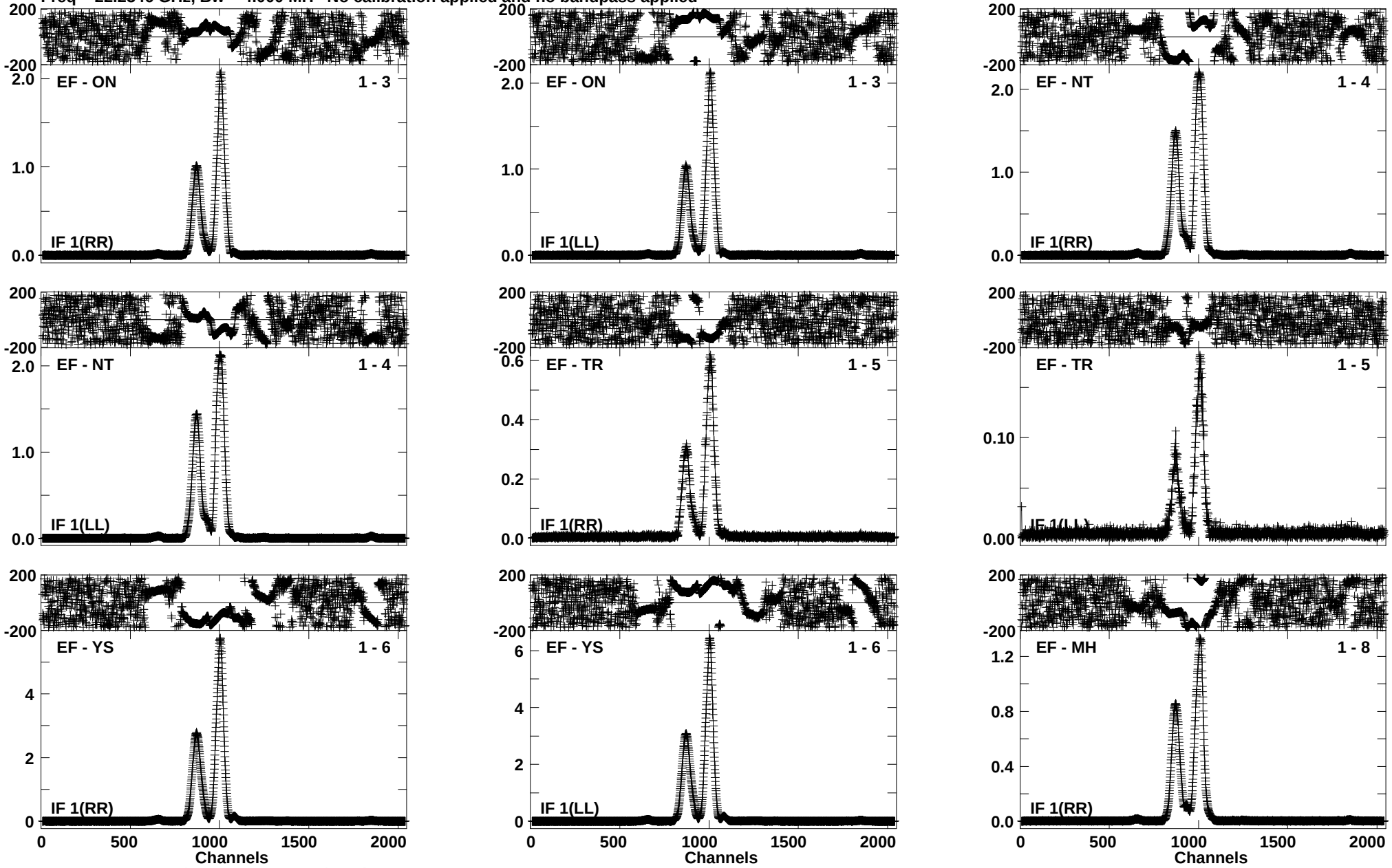

Lower frame: Ampl Jy Top frame: Phas deg
Vector averaged cross-power spectrum Baseline: EF (01) - ON (03)
Timerange: 01/06:05:08 to 01/06:06:08

Plot file version 607 created 19-SEP-2014 15:43:09
W75N ES074A.UVDATA.1
Freq = 22.2346 GHz, Bw = 4.000 MH No calibration applied and no bandpass applied

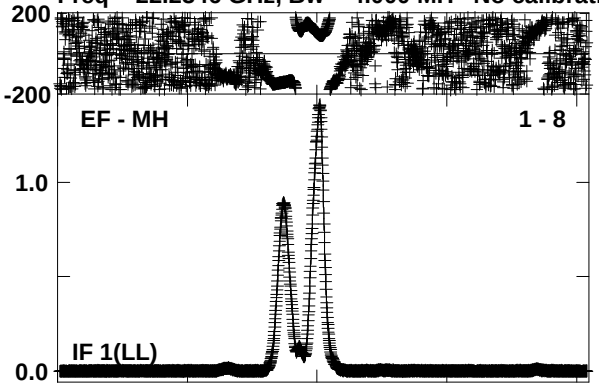

Lower frame: Ampl Jy Top frame: Phas deg
Vector averaged cross-power spectrum Baseline: EF (01) - MH (08)
Timerange: 01/06:05:08 to 01/06:06:08

Plot file version 608 created 19-SEP-2014 15:43:09
J2040+4527 ES074A.UVDATA.1
Freq = 22.2346 GHz, Bw = 4.000 MH No calibration applied and no bandpass applied

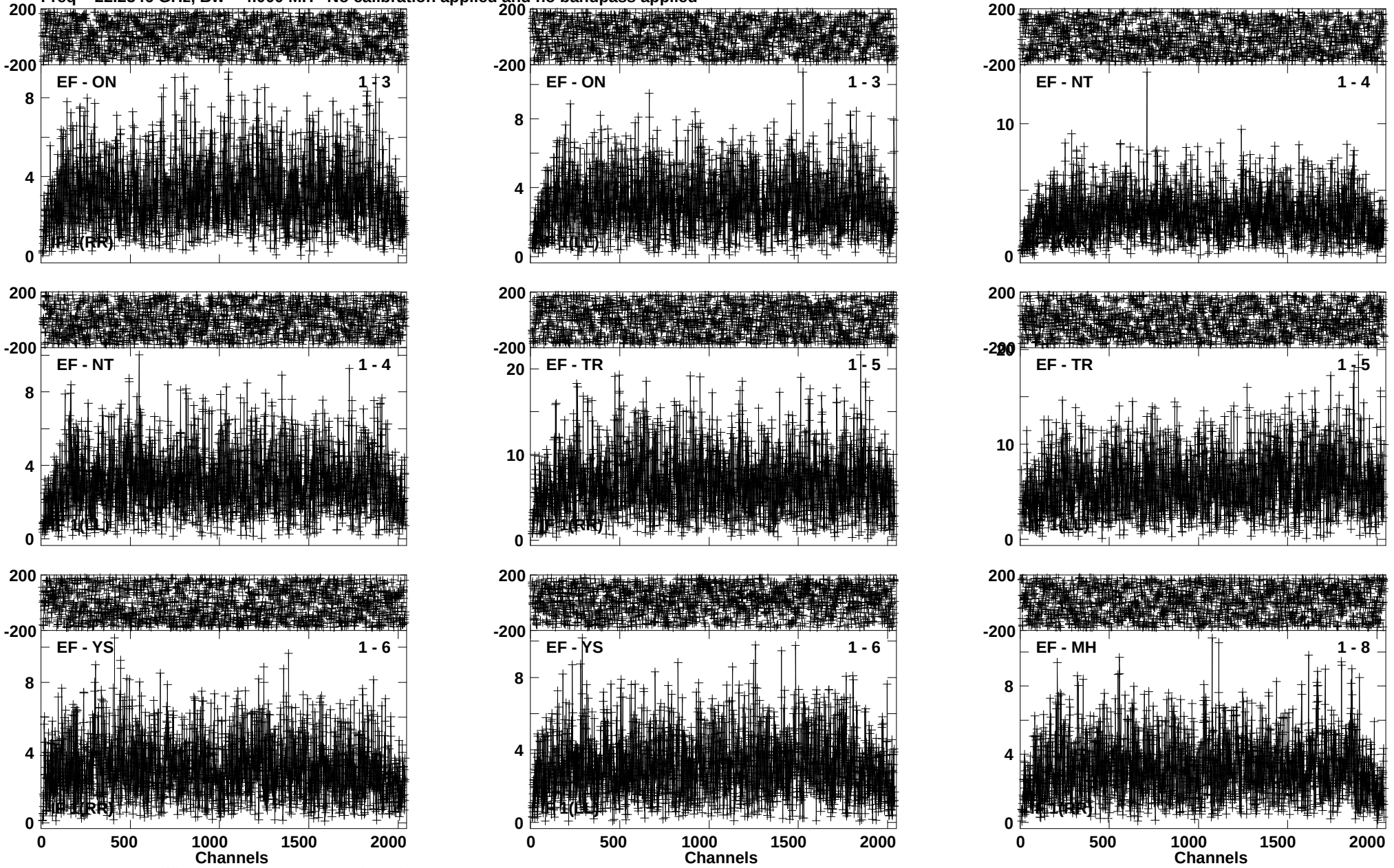

Lower frame: Milli Ampl Jy Top frame: Phas deg
Vector averaged cross-power spectrum Baseline: EF (01) - ON (03)
Timerange: 01/06:06:18 to 01/06:07:18

Plot file version 609 created 19-SEP-2014 15:43:09
J2040+4527 ES074A.UVDATA.1
Freq = 22.2346 GHz, Bw = 4.000 MH No calibration applied and no bandpass applied

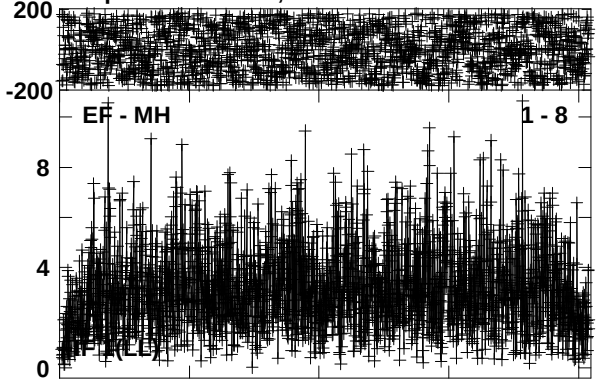

Lower frame: Milli Ampl Jy Top frame: Phas deg
Vector averaged cross-power spectrum Baseline: EF (01) - MH (08)
Timerange: 01/06:06:18 to 01/06:07:18

Plot file version 610 created 19-SEP-2014 15:43:09
W75N ES074A.UVDATA.1
Freq = 22.2346 GHz, Bw = 4.000 MH No calibration applied and no bandpass applied

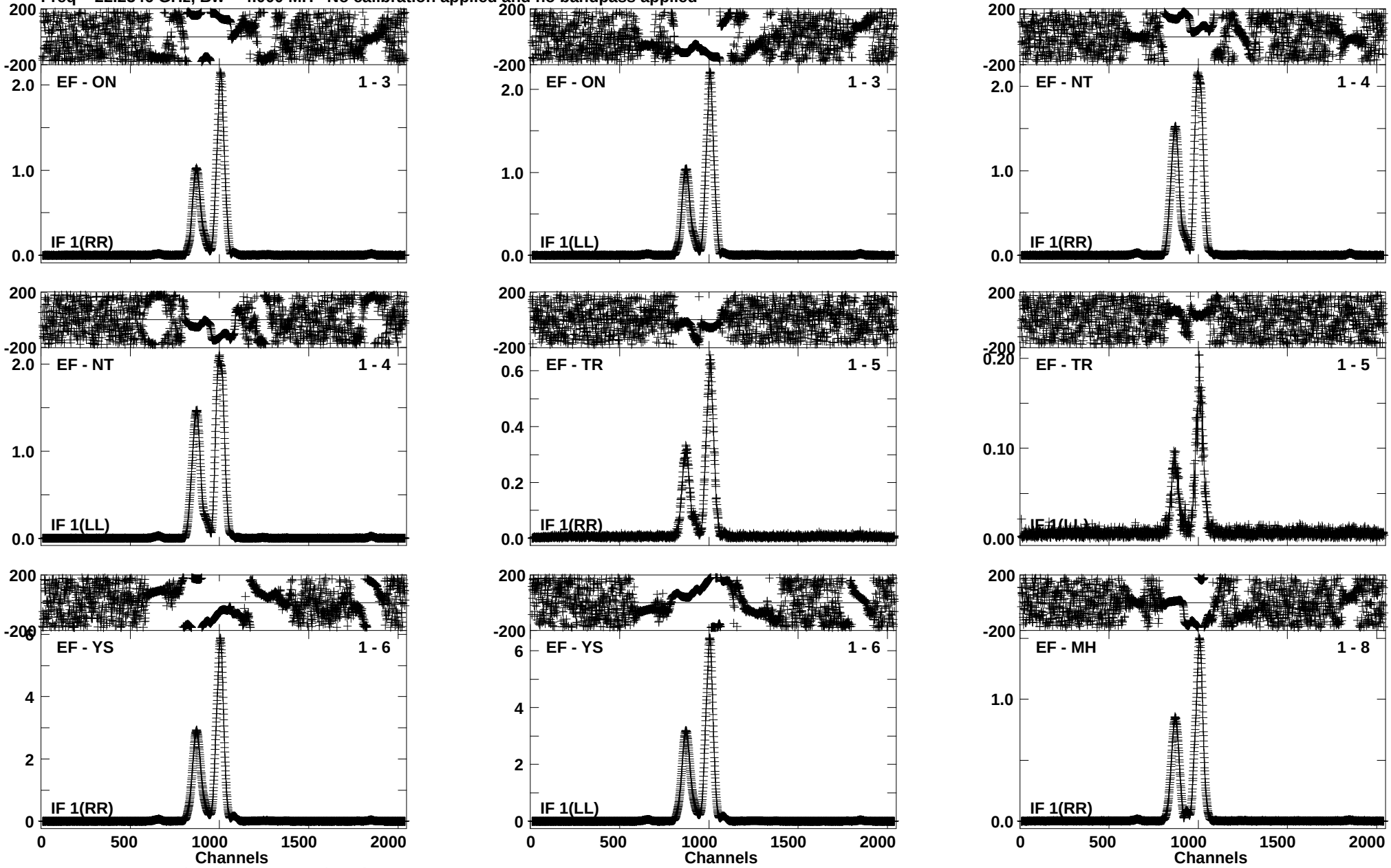

Lower frame: Ampl Jy Top frame: Phas deg
Vector averaged cross-power spectrum Baseline: EF (01) - ON (03)
Timerange: 01/06:07:28 to 01/06:08:28

Plot file version 611 created 19-SEP-2014 15:43:09
W75N ES074A.UVDATA.1
Freq = 22.2346 GHz, Bw = 4.000 MH No calibration applied and no bandpass applied

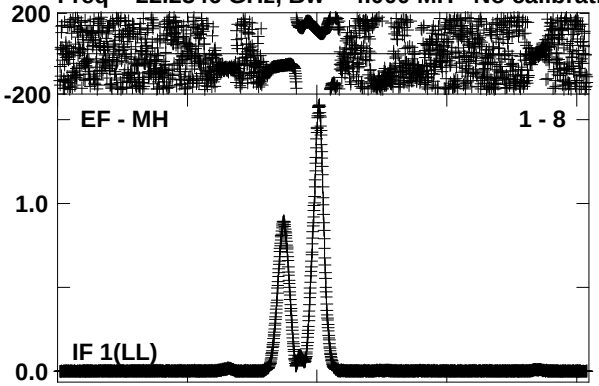

Lower frame: Ampl Jy Top frame: Phas deg
Vector averaged cross-power spectrum Baseline: EF (01) - MH (08)
Timerange: 01/06:07:28 to 01/06:08:28

Plot file version 612 created 19-SEP-2014 15:43:09
J2040+4527 ES074A.UVDATA.1
Freq = 22.2346 GHz, Bw = 4.000 MH No calibration applied and no bandpass applied

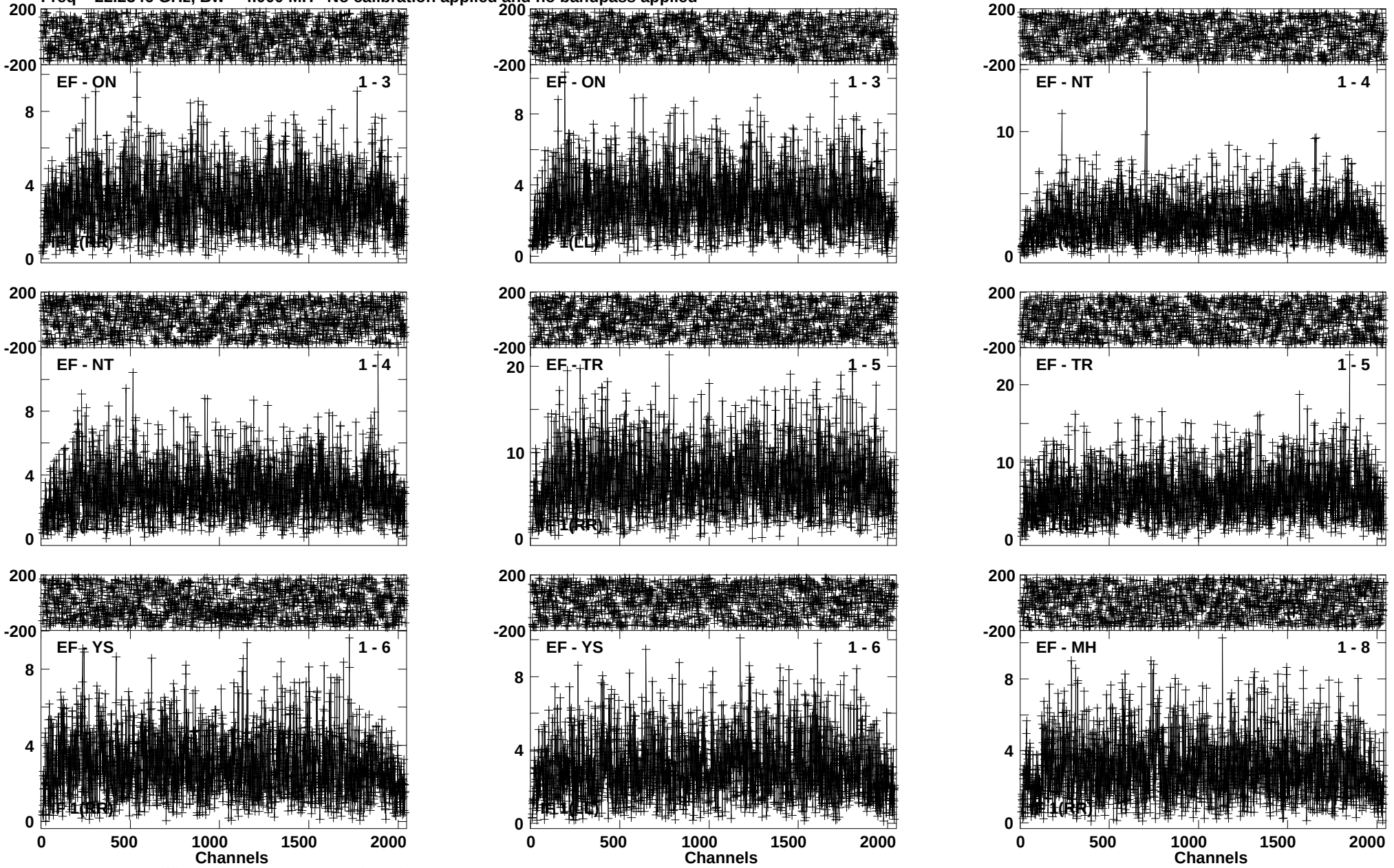

Lower frame: Milli Ampl Jy Top frame: Phas deg
Vector averaged cross-power spectrum Baseline: EF (01) - ON (03)
Timerange: 01/06:08:38 to 01/06:09:38

Plot file version 613 created 19-SEP-2014 15:43:09
J2040+4527 ES074A.UVDATA.1
Freq = 22.2346 GHz, Bw = 4.000 MH No calibration applied and no bandpass applied

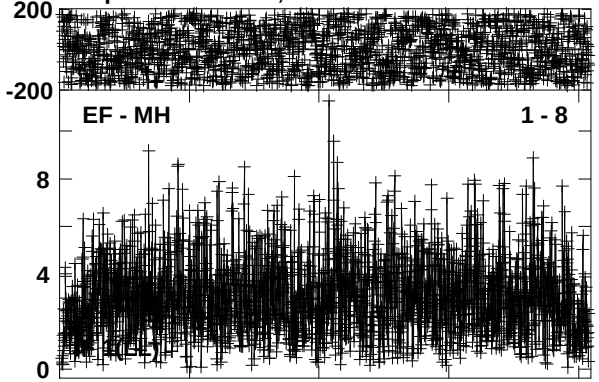

Lower frame: Milli Ampl Jy Top frame: Phas deg
Vector averaged cross-power spectrum Baseline: EF (01) - MH (08)
Timerange: 01/06:08:38 to 01/06:09:38

Plot file version 614 created 19-SEP-2014 15:43:09
W75N ES074A.UVDATA.1
Freq = 22.2346 GHz, Bw = 4.000 MH No calibration applied and no bandpass applied

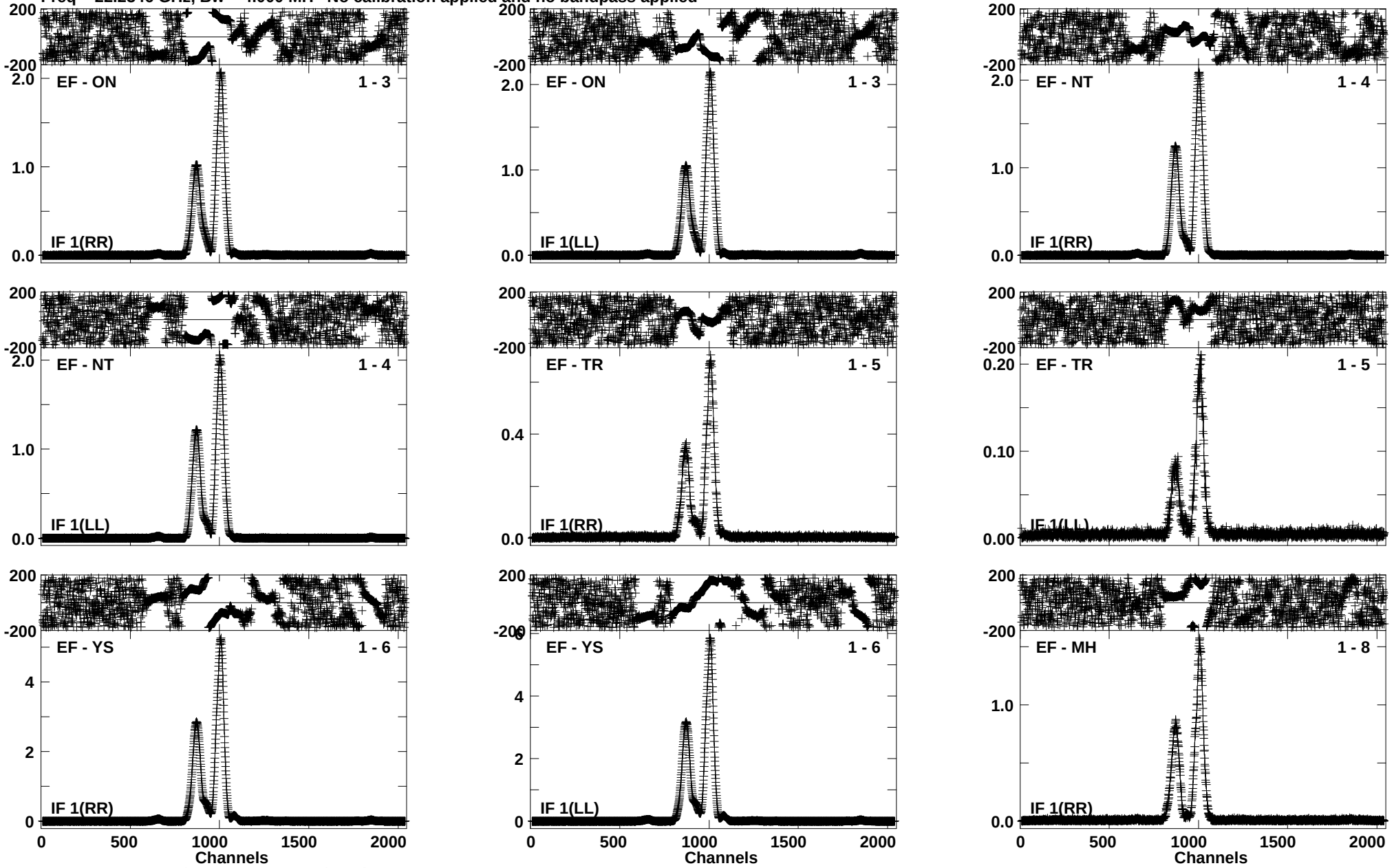

Lower frame: Ampl Jy Top frame: Phas deg
Vector averaged cross-power spectrum Baseline: EF (01) - ON (03)
Timerange: 01/06:09:48 to 01/06:10:48

Plot file version 615 created 19-SEP-2014 15:43:09
W75N ES074A.UVDATA.1
Freq = 22.2346 GHz, Bw = 4.000 MH No calibration applied and no bandpass applied

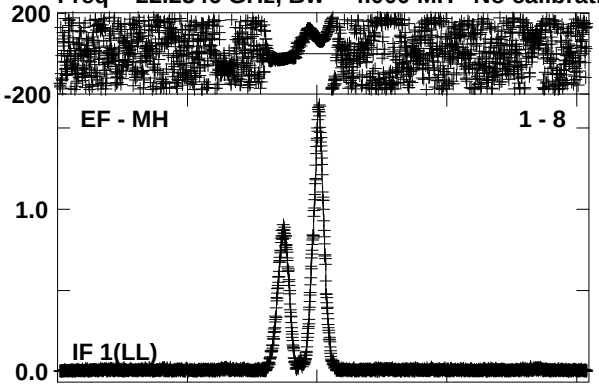

Lower frame: Ampl Jy Top frame: Phas deg
Vector averaged cross-power spectrum Baseline: EF (01) - MH (08)
Timerange: 01/06:09:48 to 01/06:10:48

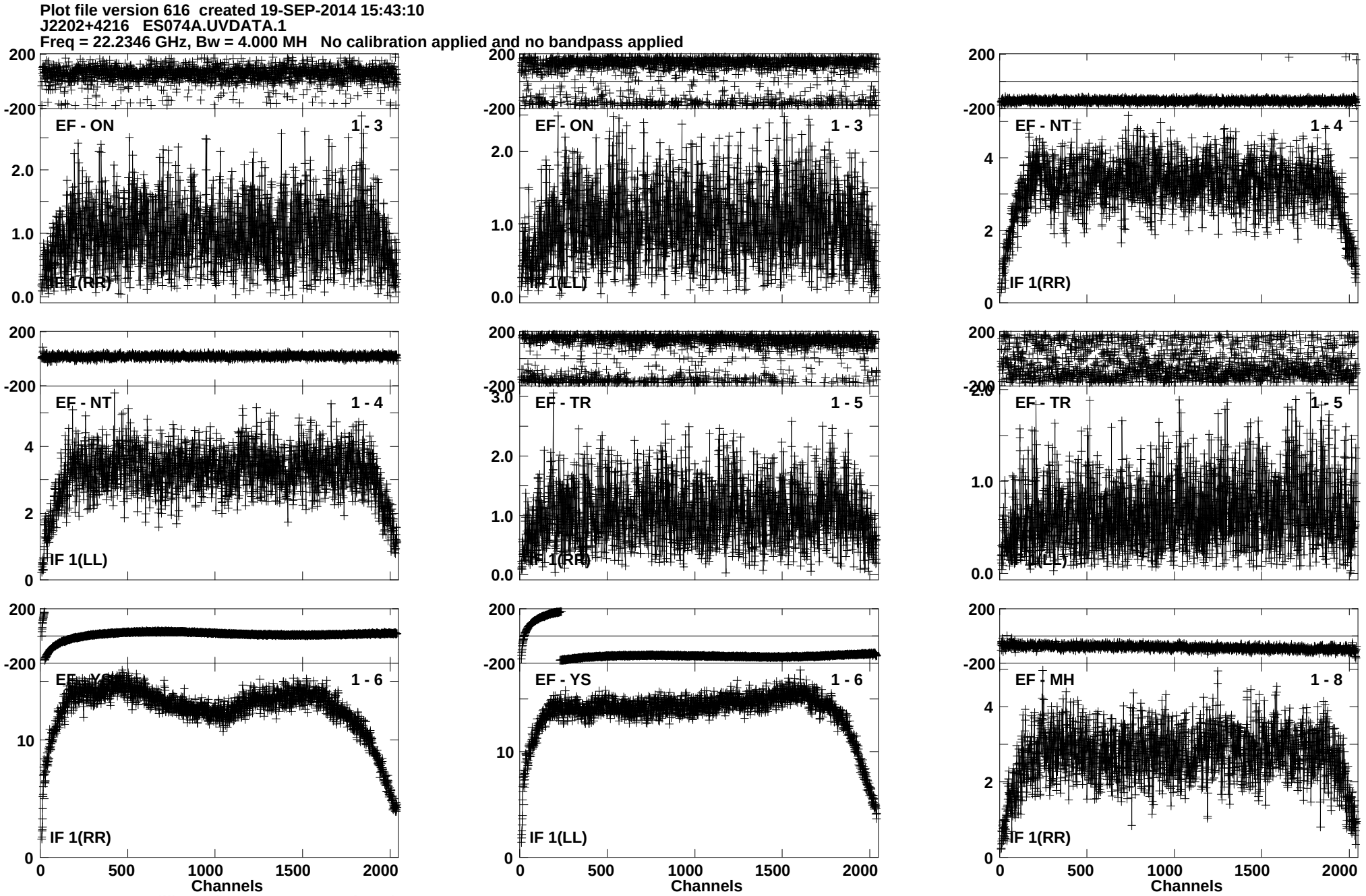
Plot file version 616 created 19-SEP-2014 15:43:10
J2202+4216 ES074A.UVDATA.1
Freq = 22.2346 GHz, Bw = 4.000 MH No calibration applied and no bandpass applied
EF - ON 1 - 3
IF 1(RR)
EF - ON 1 - 3
IF 1(LL)
EF - NT 1 - 4
IF 1(RR)
EF - NT 1 - 4
IF 1(LL)
EF - TR 1 - 5
IF 1(RR)
EF - TR 1 - 5
IF 1(LL)
EF - YS 1 - 6
IF 1(RR)
EF - YS 1 - 6
IF 1(LL)
EF - MH 1 - 8
IF 1(RR)
Channels
Channels
Channels
Lower frame: Milli Ampl Jy Top frame: Phas deg
Vector averaged cross-power spectrum Baseline: EF (01) - ON (03)
Timerange: 01/06:12:23 to 01/06:22:19

Plot file version 617 created 19-SEP-2014 15:43:11
J2202+4216 ES074A.UVDATA.1
Freq = 22.2346 GHz, Bw = 4.000 MH No calibration applied and no bandpass applied

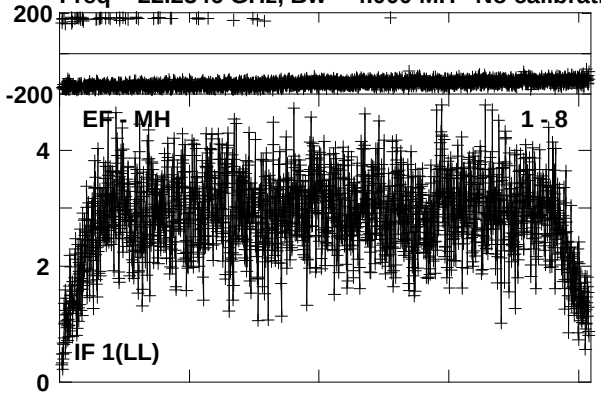

Lower frame: Milli Ampl Jy Top frame: Phas deg
Vector averaged cross-power spectrum Baseline: EF (01) - MH (08)
Timerange: 01/06:12:23 to 01/06:22:19

Plot file version 618 created 19-SEP-2014 15:43:11
J2040+4527 ES074A.UVDATA.1
Freq = 22.2346 GHz, Bw = 4.000 MH No calibration applied and no bandpass applied

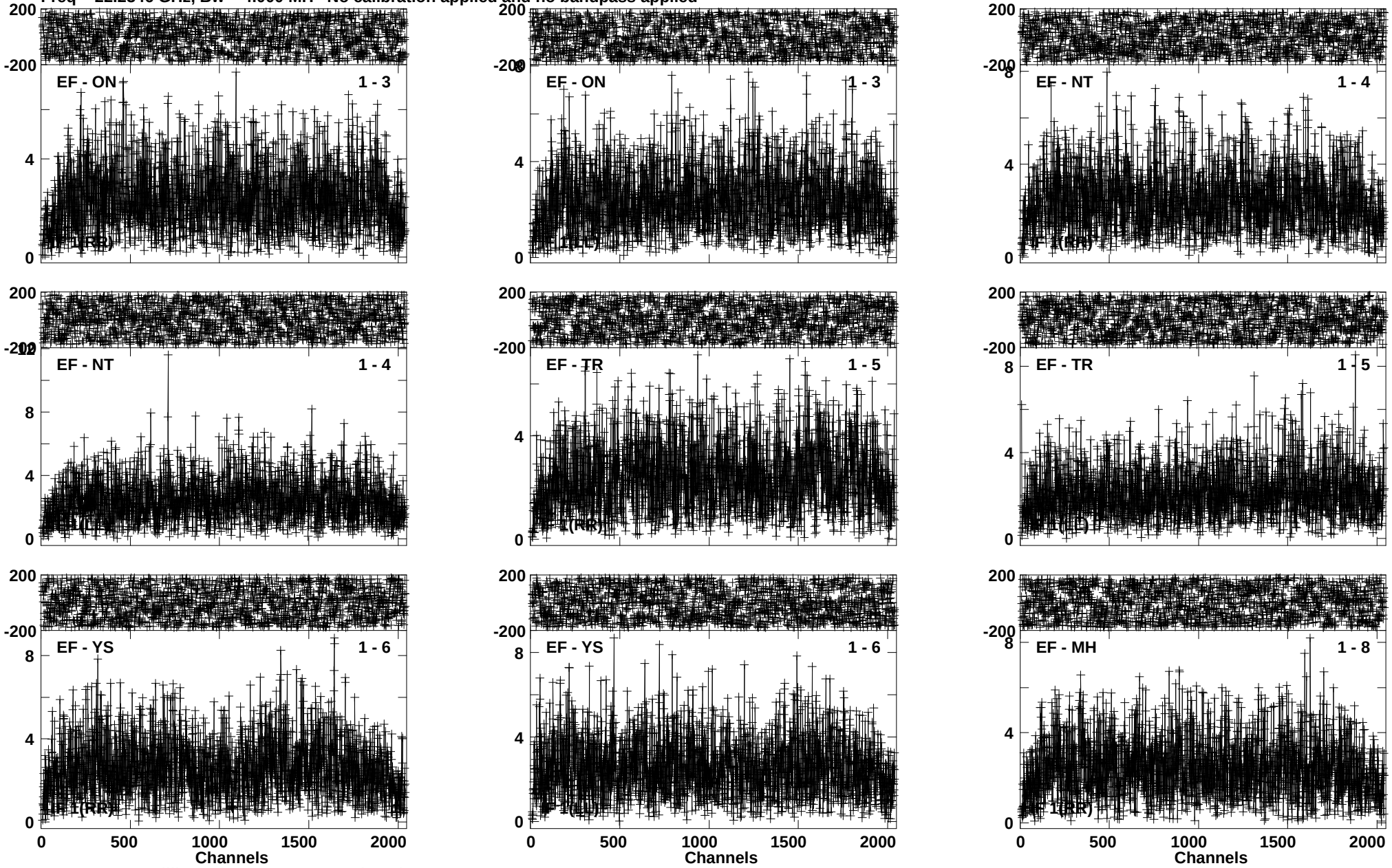

Lower frame: Milli Ampl Jy Top frame: Phas deg
Vector averaged cross-power spectrum Baseline: EF (01) - ON (03)
Timerange: 01/06:24:03 to 01/06:24:59

Plot file version 619 created 19-SEP-2014 15:43:11
J2040+4527 ES074A.UVDATA.1
Freq = 22.2346 GHz, Bw = 4.000 MH No calibration applied and no bandpass applied

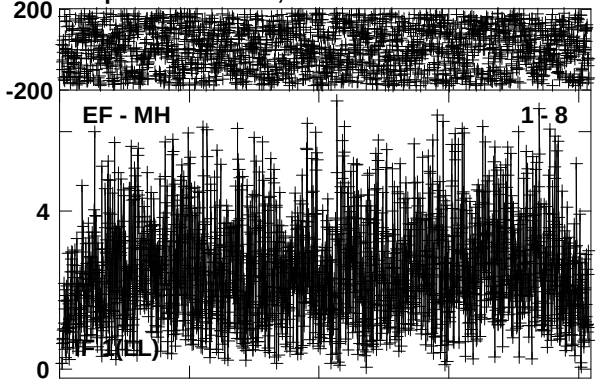

Lower frame: Milli Ampl Jy Top frame: Phas deg
Vector averaged cross-power spectrum Baseline: EF (01) - MH (08)
Timerange: 01/06:24:03 to 01/06:24:59

Plot file version 620 created 19-SEP-2014 15:43:11
W75N ES074A.UVDATA.1
Freq = 22.2346 GHz, Bw = 4.000 MH No calibration applied and no bandpass applied

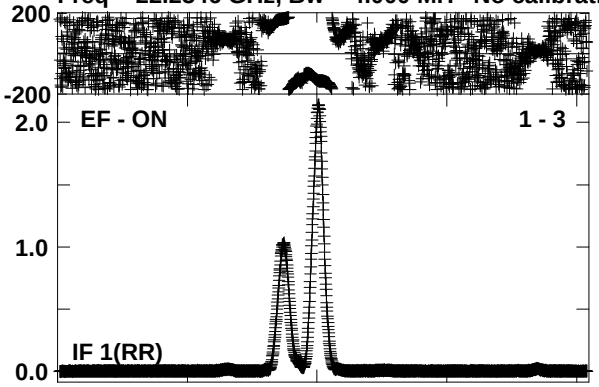

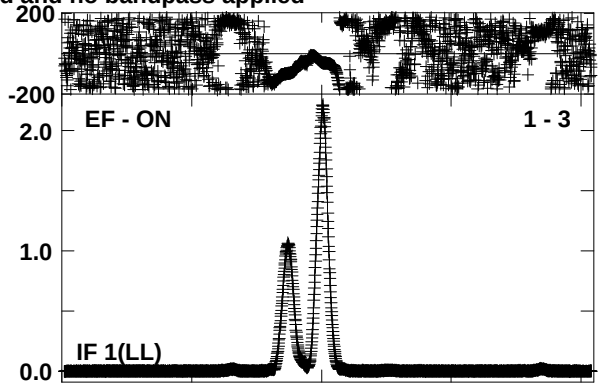

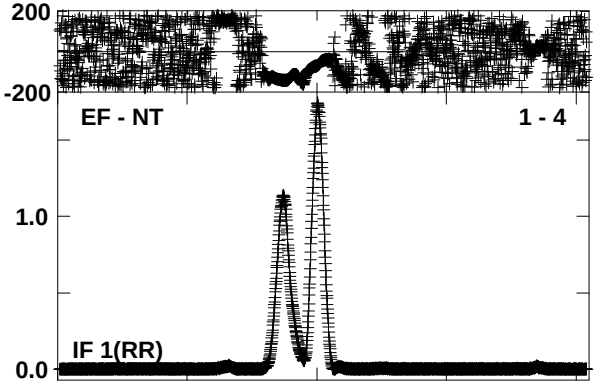

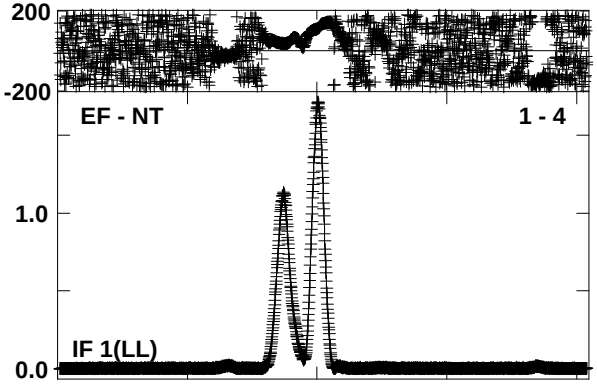

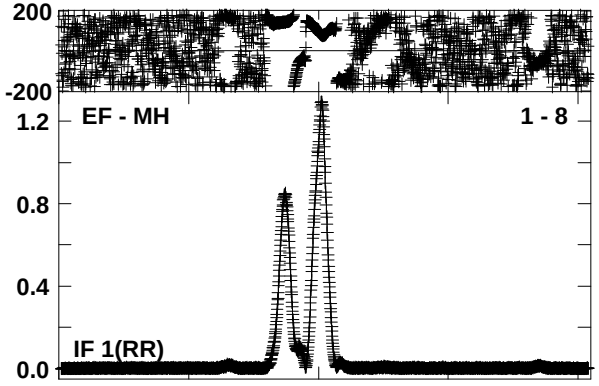

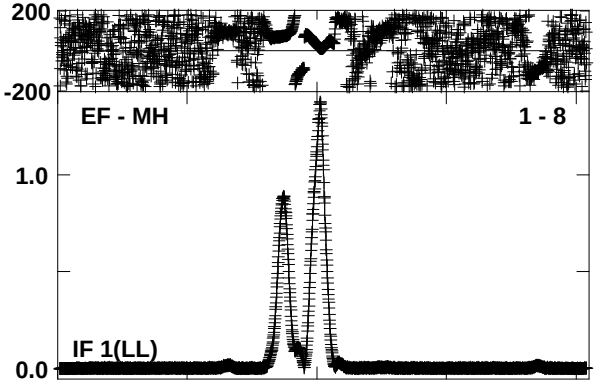

Lower frame: Ampl Jy Top frame: Phas deg
Vector averaged cross-power spectrum Baseline: EF (01) - ON (03)
Timerange: 01/06:25:08 to 01/06:25:58

Plot file version 621 created 19-SEP-2014 15:43:11
J2040+4527 ES074A.UVDATA.1
Freq = 22.2346 GHz, Bw = 4.000 MH No calibration applied and no bandpass applied

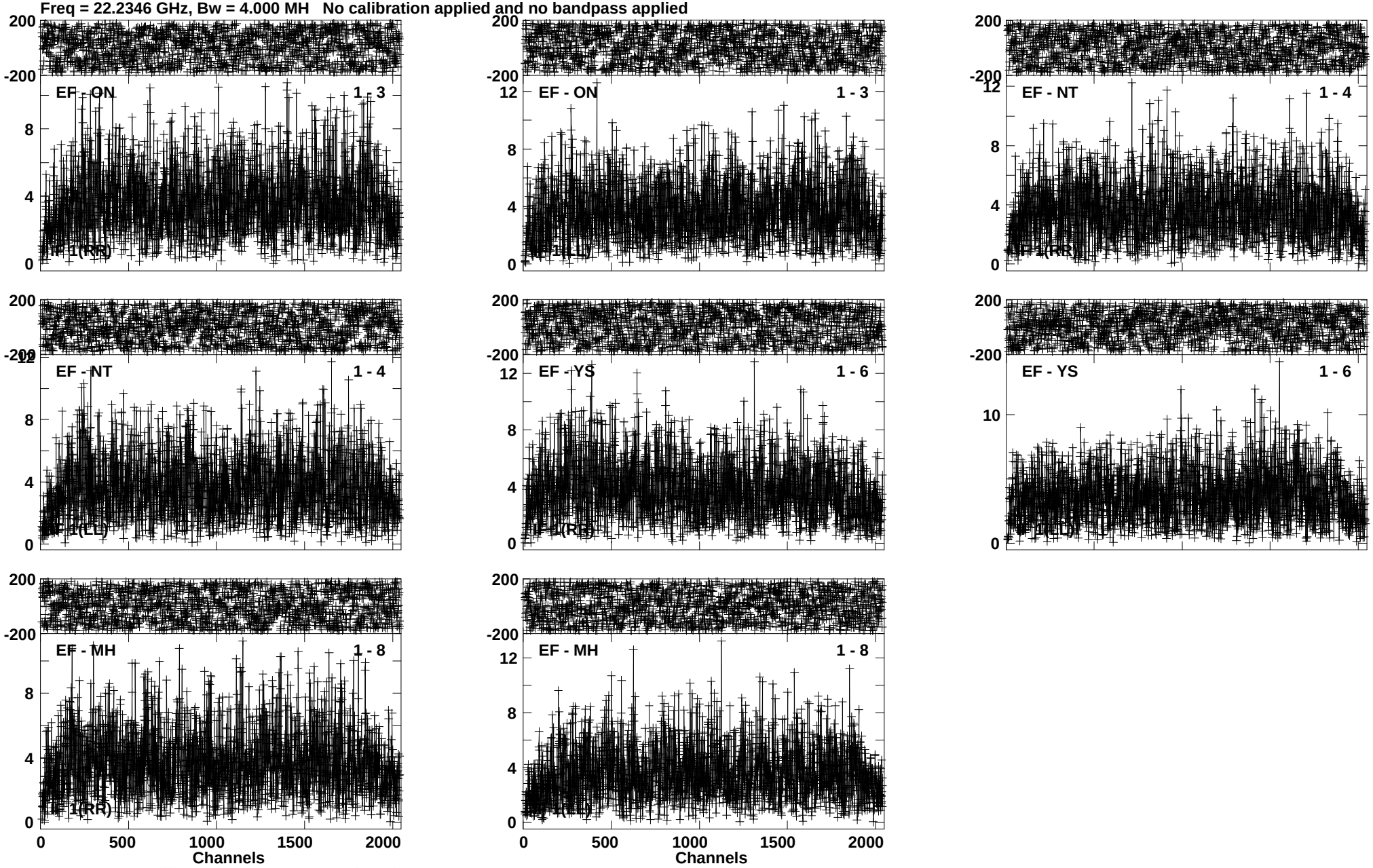

Lower frame: Milli Ampl Jy Top frame: Phas deg
Vector averaged cross-power spectrum Baseline: EF (01) - ON (03)
Timerange: 01/06:26:08 to 01/06:26:58

Plot file version 622 created 19-SEP-2014 15:43:11
W75N ES074A.UVDATA.1
Freq = 22.2346 GHz, Bw = 4.000 MH No calibration applied and no bandpass applied

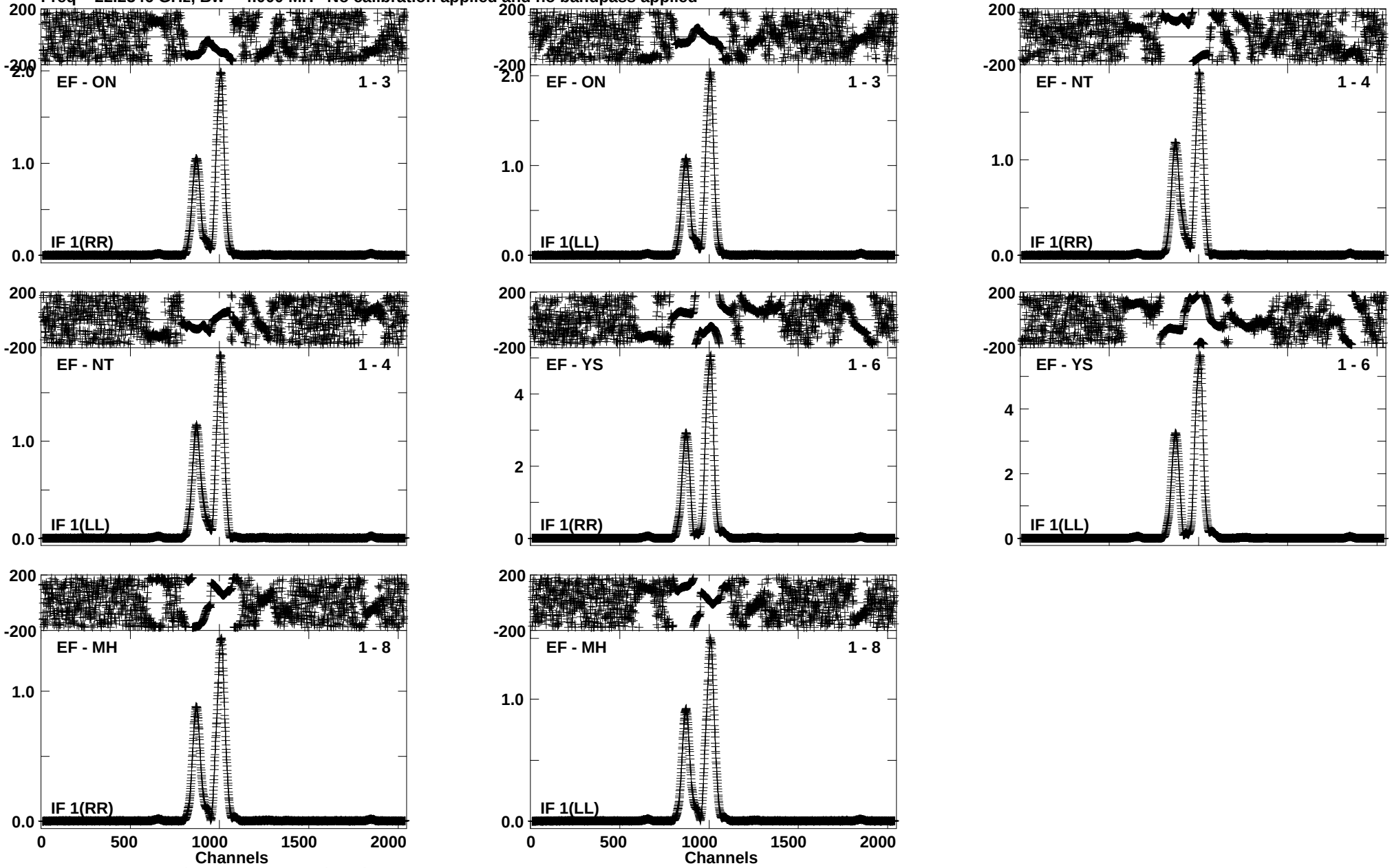

Lower frame: Ampl Jy Top frame: Phas deg
Vector averaged cross-power spectrum Baseline: EF (01) - ON (03)
Timerange: 01/06:27:08 to 01/06:27:58

Plot file version 623 created 19-SEP-2014 15:43:12
J2040+4527 ES074A.UVDATA.1
Freq = 22.2346 GHz, Bw = 4.000 MH No calibration applied and no bandpass applied

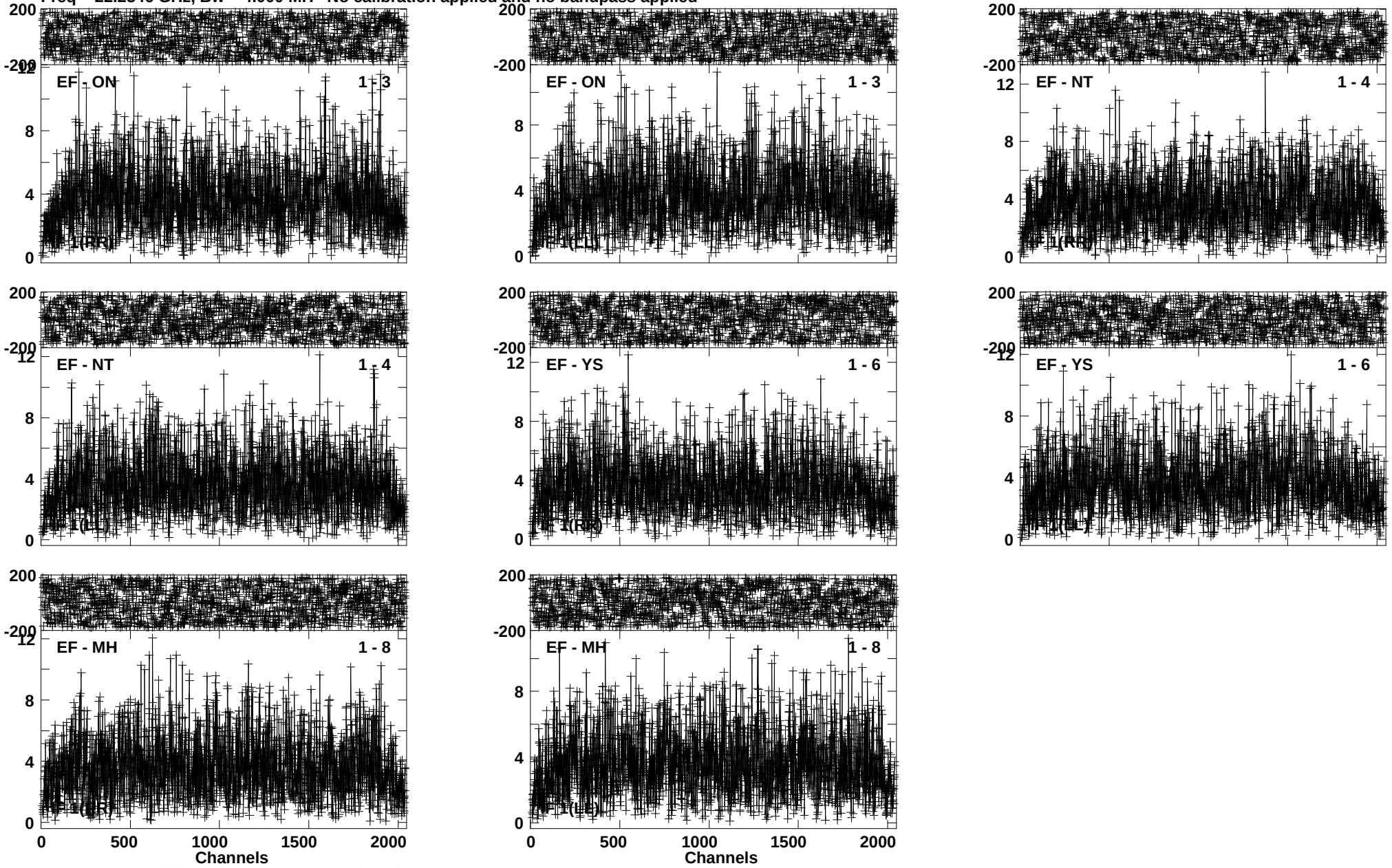

Lower frame: Milli Ampl Jy Top frame: Phas deg
Vector averaged cross-power spectrum Baseline: EF (01) - ON (03)
Timerange: 01/06:28:08 to 01/06:28:58

Plot file version 624 created 19-SEP-2014 15:43:12
W75N ES074A.UVDATA.1
Freq = 22.2346 GHz, Bw = 4.000 MH No calibration applied and no bandpass applied

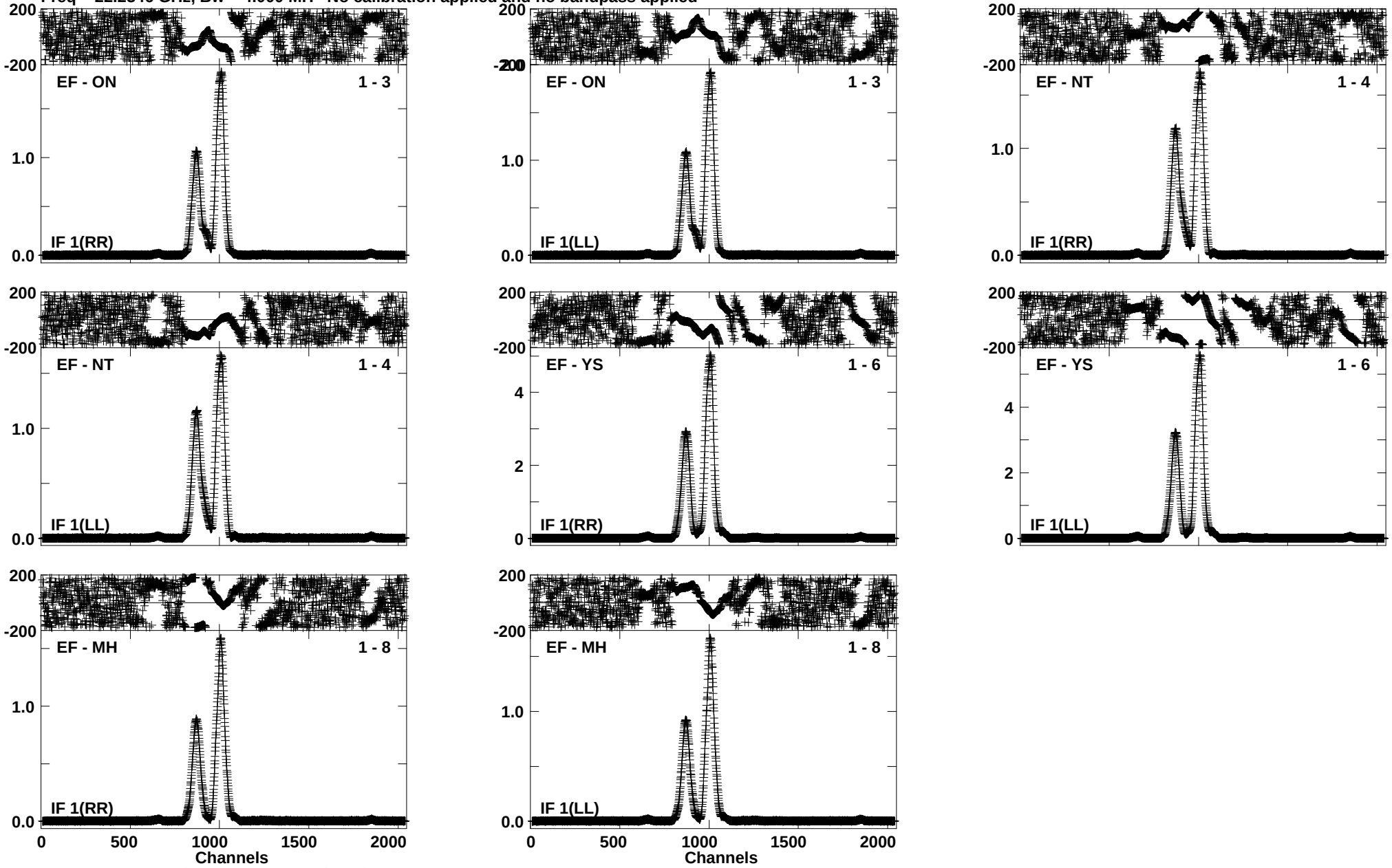

Lower frame: Ampl Jy Top frame: Phas deg
Vector averaged cross-power spectrum Baseline: EF (01) - ON (03)
Timerange: 01/06:29:08 to 01/06:29:58

Plot file version 625 created 19-SEP-2014 15:43:12
J2040+4527 ES074A.UVDATA.1
Freq = 22.2346 GHz, Bw = 4.000 MH No calibration applied and no bandpass applied

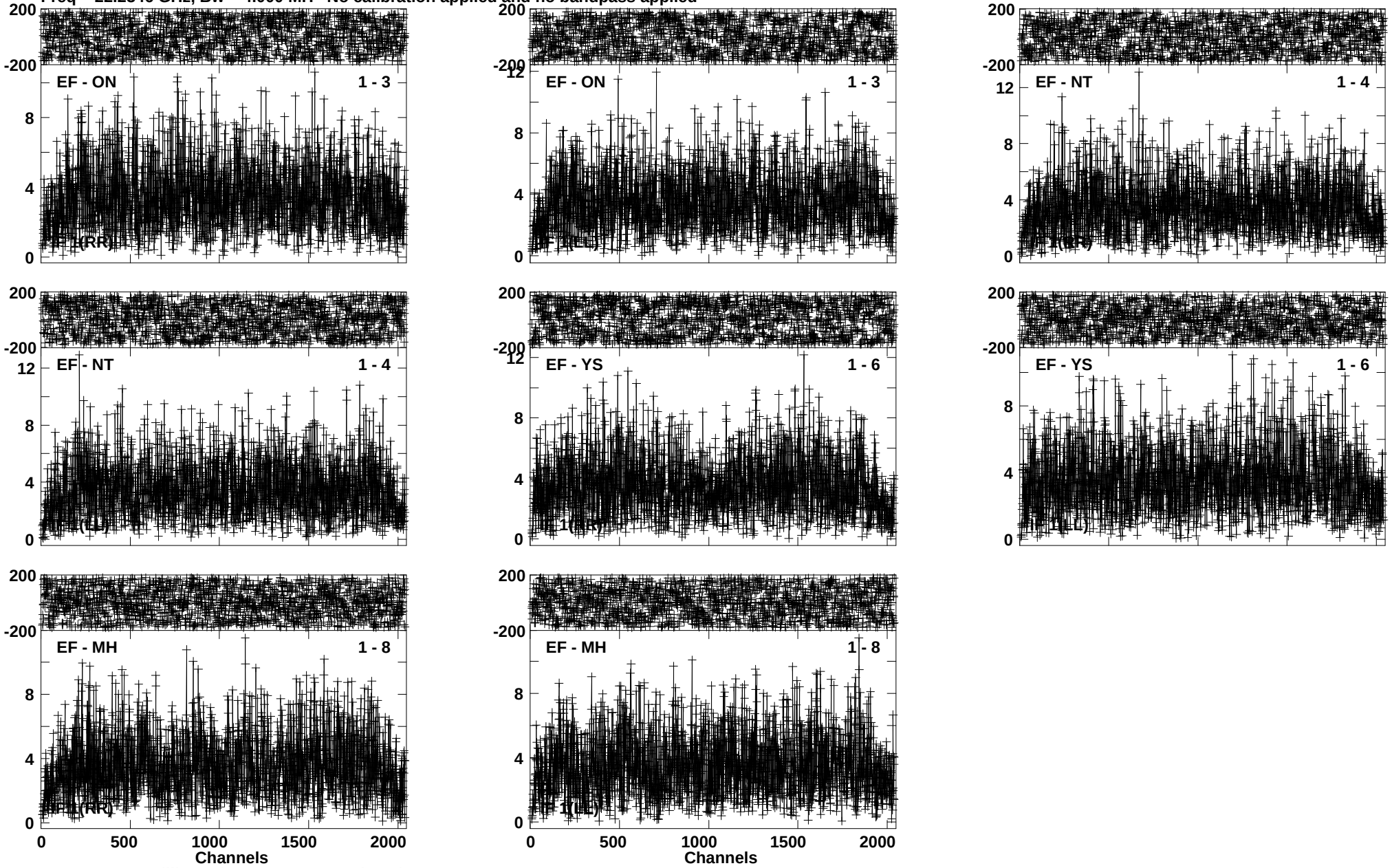

Lower frame: Milli Ampl Jy Top frame: Phas deg
Vector averaged cross-power spectrum Baseline: EF (01) - ON (03)
Timerange: 01/06:30:08 to 01/06:30:58

Plot file version 626 created 19-SEP-2014 15:43:12
W75N ES074A.UVDATA.1
Freq = 22.2346 GHz, Bw = 4.000 MH No calibration applied and no bandpass applied

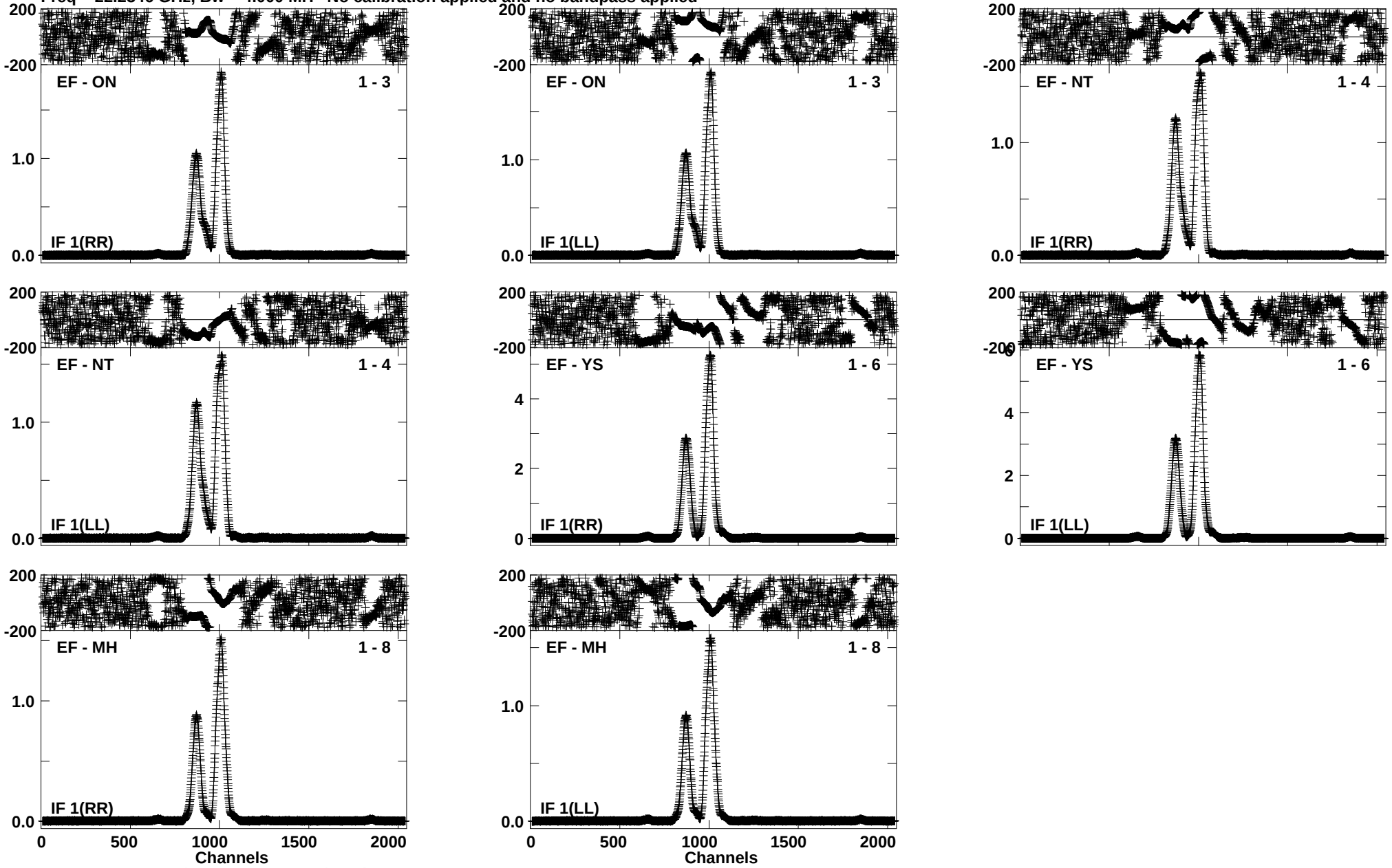

Lower frame: Ampl Jy Top frame: Phas deg
Vector averaged cross-power spectrum Baseline: EF (01) - ON (03)
Timerange: 01/06:31:08 to 01/06:31:58

Plot file version 627 created 19-SEP-2014 15:43:12
J2040+4527 ES074A.UVDATA.1
Freq = 22.2346 GHz, Bw = 4.000 MH No calibration applied and no bandpass applied

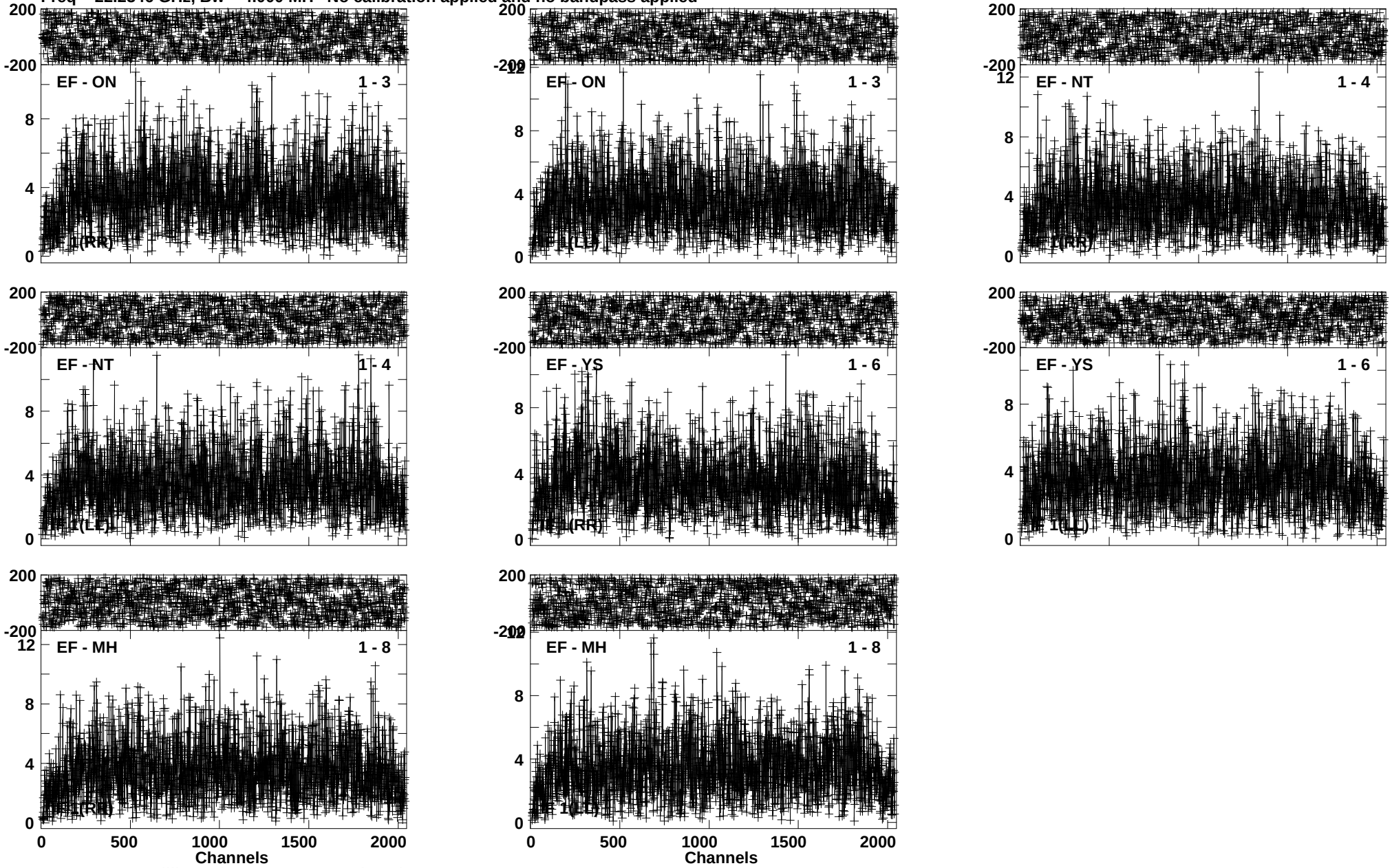

Lower frame: Milli Ampl Jy Top frame: Phas deg
Vector averaged cross-power spectrum Baseline: EF (01) - ON (03)
Timerange: 01/06:32:08 to 01/06:32:58

Plot file version 628 created 19-SEP-2014 15:43:12
W75N ES074A.UVDATA.1
Freq = 22.2346 GHz, Bw = 4.000 MH No calibration applied and no bandpass applied

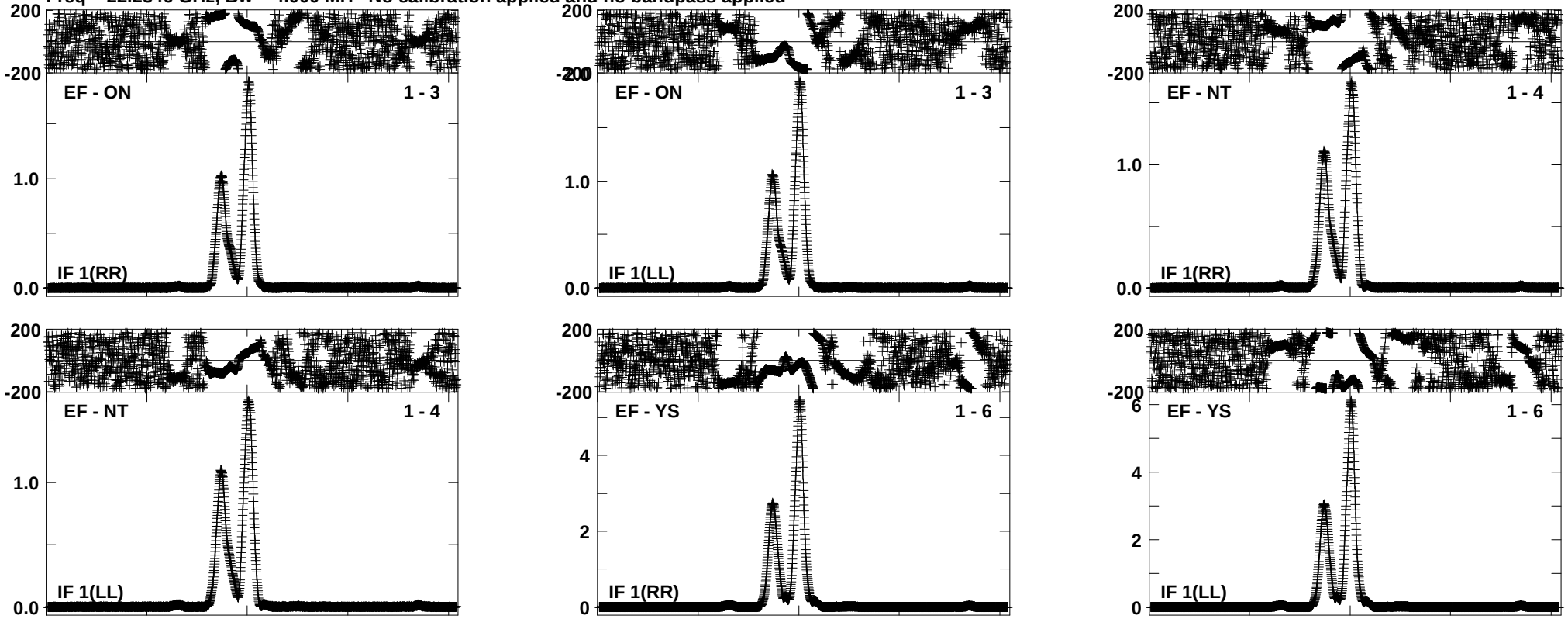

Lower frame: Ampl Jy Top frame: Phas deg
Vector averaged cross-power spectrum Baseline: EF (01) - ON (03)
Timerange: 01/06:33:08 to 01/06:33:58

Plot file version 629 created 19-SEP-2014 15:43:12
J2040+4527 ES074A.UVDATA.1
Freq = 22.2346 GHz, Bw = 4.000 MH No calibration applied and no bandpass applied

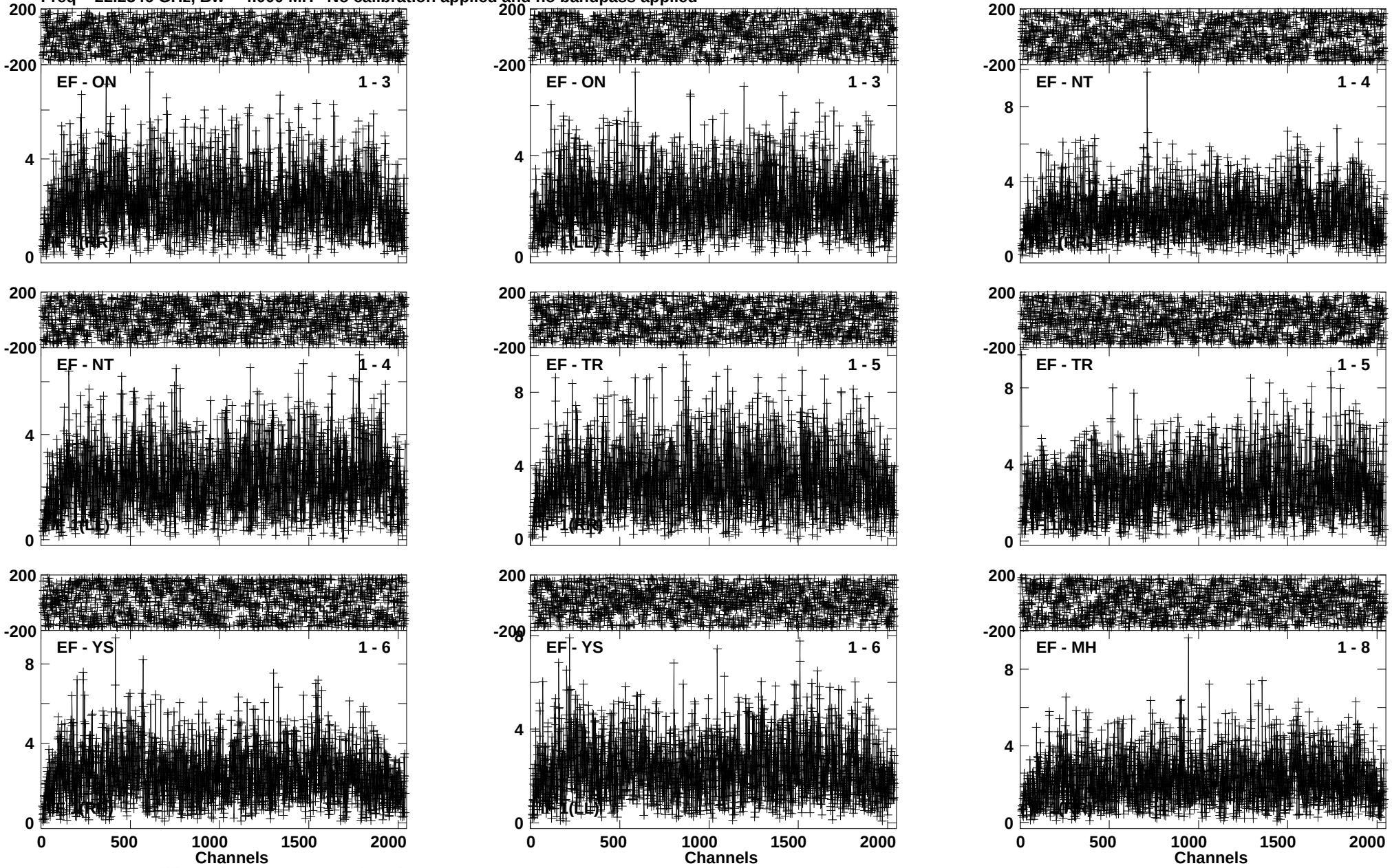

Lower frame: Milli Ampl Jy Top frame: Phas deg
Vector averaged cross-power spectrum Baseline: EF (01) - ON (03)
Timerange: 01/06:34:38 to 01/06:35:34

Plot file version 630 created 19-SEP-2014 15:43:13
J2040+4527 ES074A.UVDATA.1
Freq = 22.2346 GHz, Bw = 4.000 MH No calibration applied and no bandpass applied

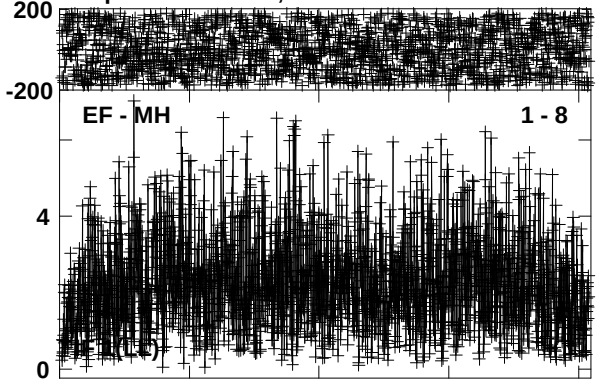

Lower frame: Milli Ampl Jy Top frame: Phas deg
Vector averaged cross-power spectrum Baseline: EF (01) - MH (08)
Timerange: 01/06:34:38 to 01/06:35:34

Plot file version 631 created 19-SEP-2014 15:43:13
W75N ES074A.UVDATA.1
Freq = 22.2346 GHz, Bw = 4.000 MH No calibration applied and no bandpass applied

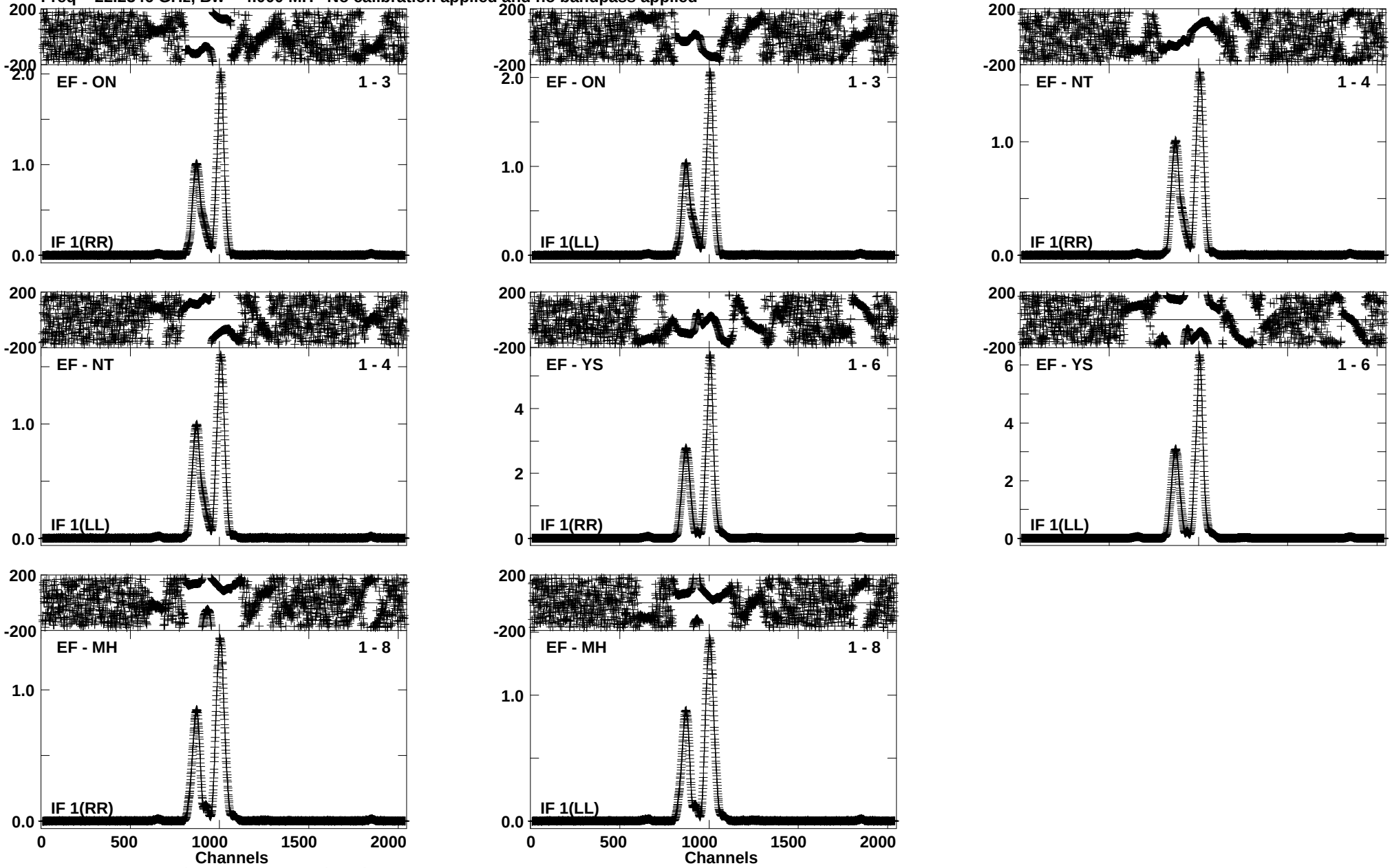

Lower frame: Ampl Jy Top frame: Phas deg
Vector averaged cross-power spectrum Baseline: EF (01) - ON (03)
Timerange: 01/06:35:43 to 01/06:36:33

Plot file version 632 created 19-SEP-2014 15:43:13
J2040+4527 ES074A.UVDATA.1
Freq = 22.2346 GHz, Bw = 4.000 MH No calibration applied and no bandpass applied

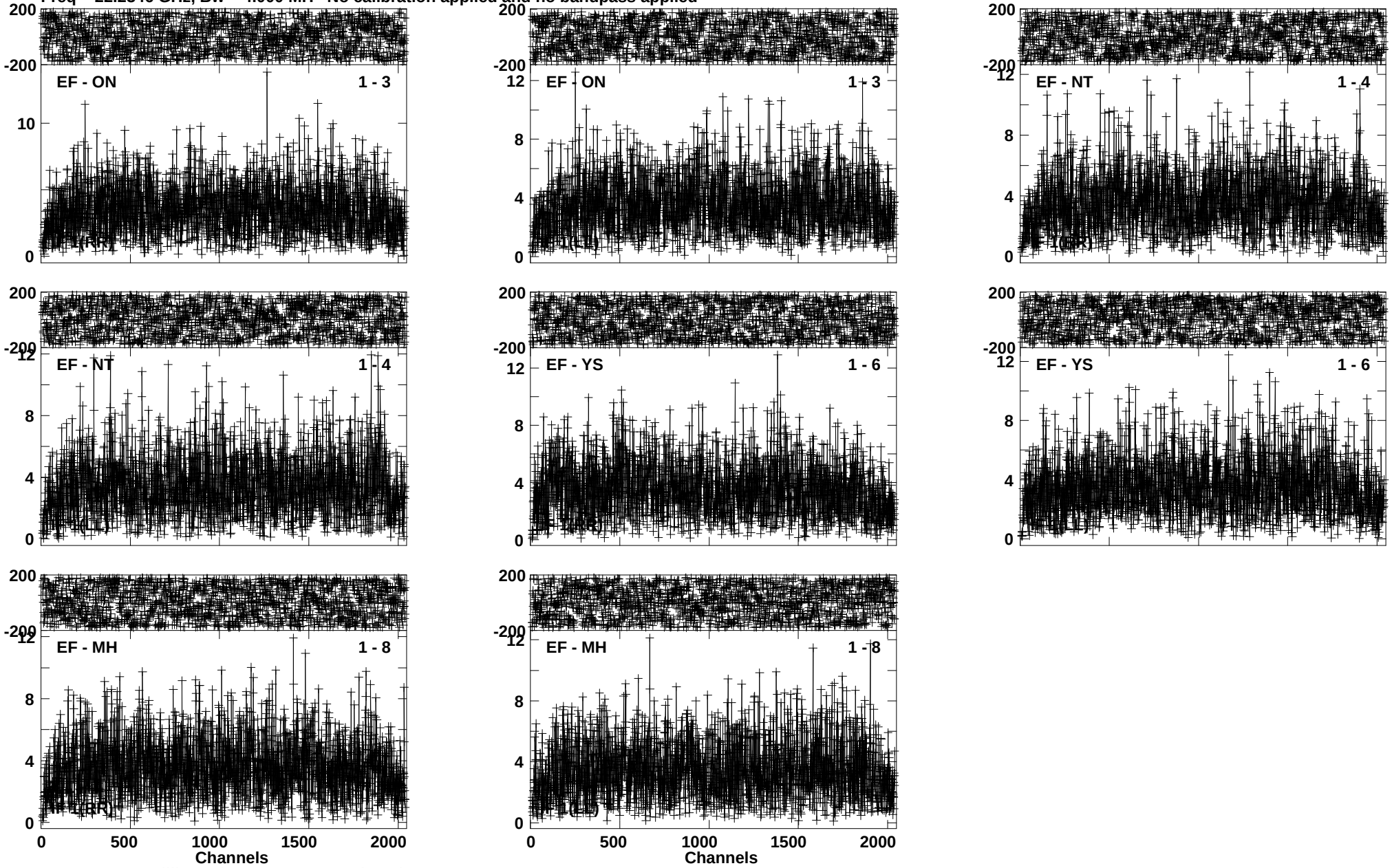

Lower frame: Milli Ampl Jy Top frame: Phas deg
Vector averaged cross-power spectrum Baseline: EF (01) - ON (03)
Timerange: 01/06:36:43 to 01/06:37:33

Plot file version 633 created 19-SEP-2014 15:43:13
W75N ES074A.UVDATA.1
Freq = 22.2346 GHz, Bw = 4.000 MH No calibration applied and no bandpass applied

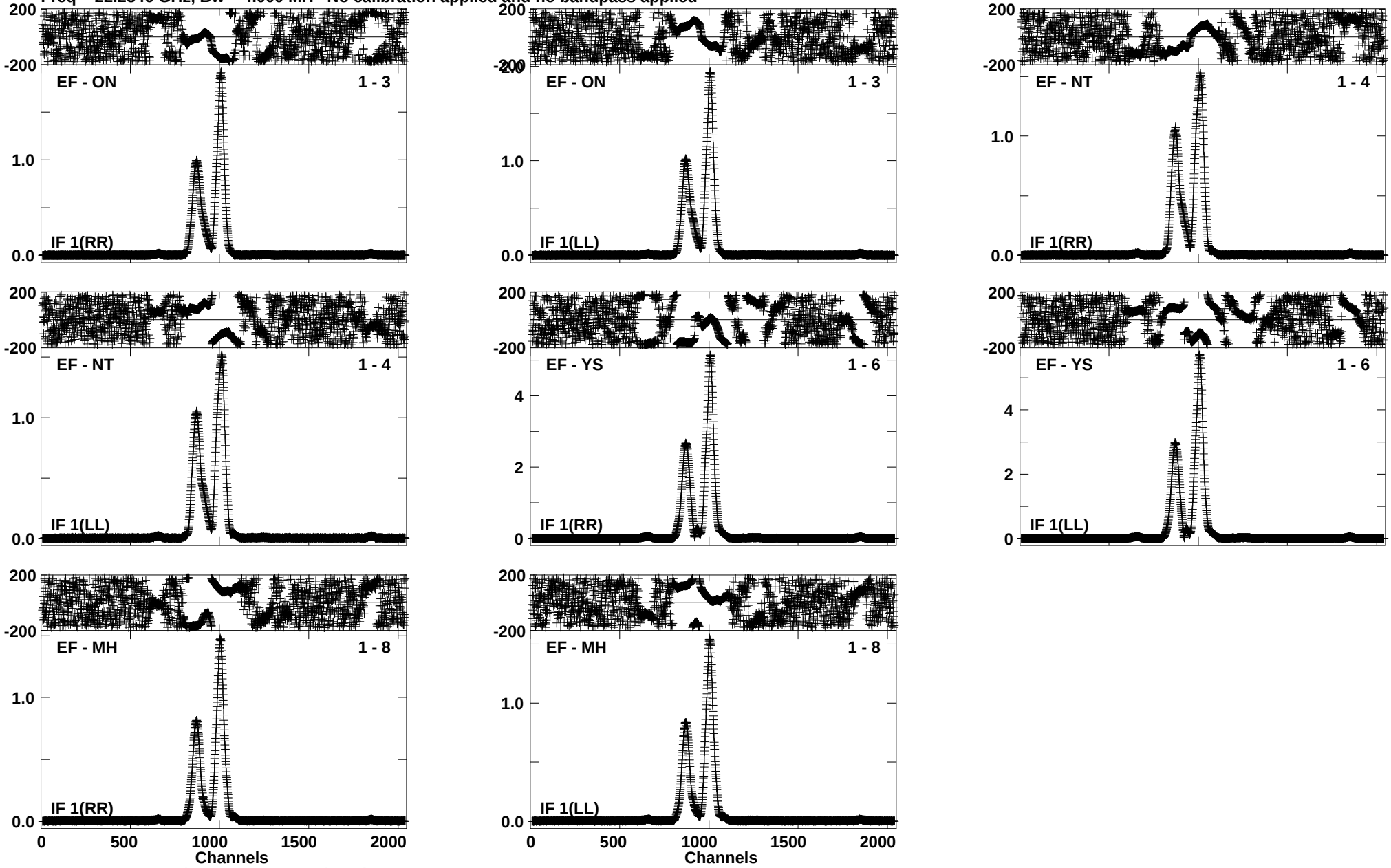

Lower frame: Ampl Jy Top frame: Phas deg
Vector averaged cross-power spectrum Baseline: EF (01) - ON (03)
Timerange: 01/06:37:42 to 01/06:38:34

Plot file version 634 created 19-SEP-2014 15:43:13
J2040+4527 ES074A.UVDATA.1
Freq = 22.2346 GHz, Bw = 4.000 MH No calibration applied and no bandpass applied

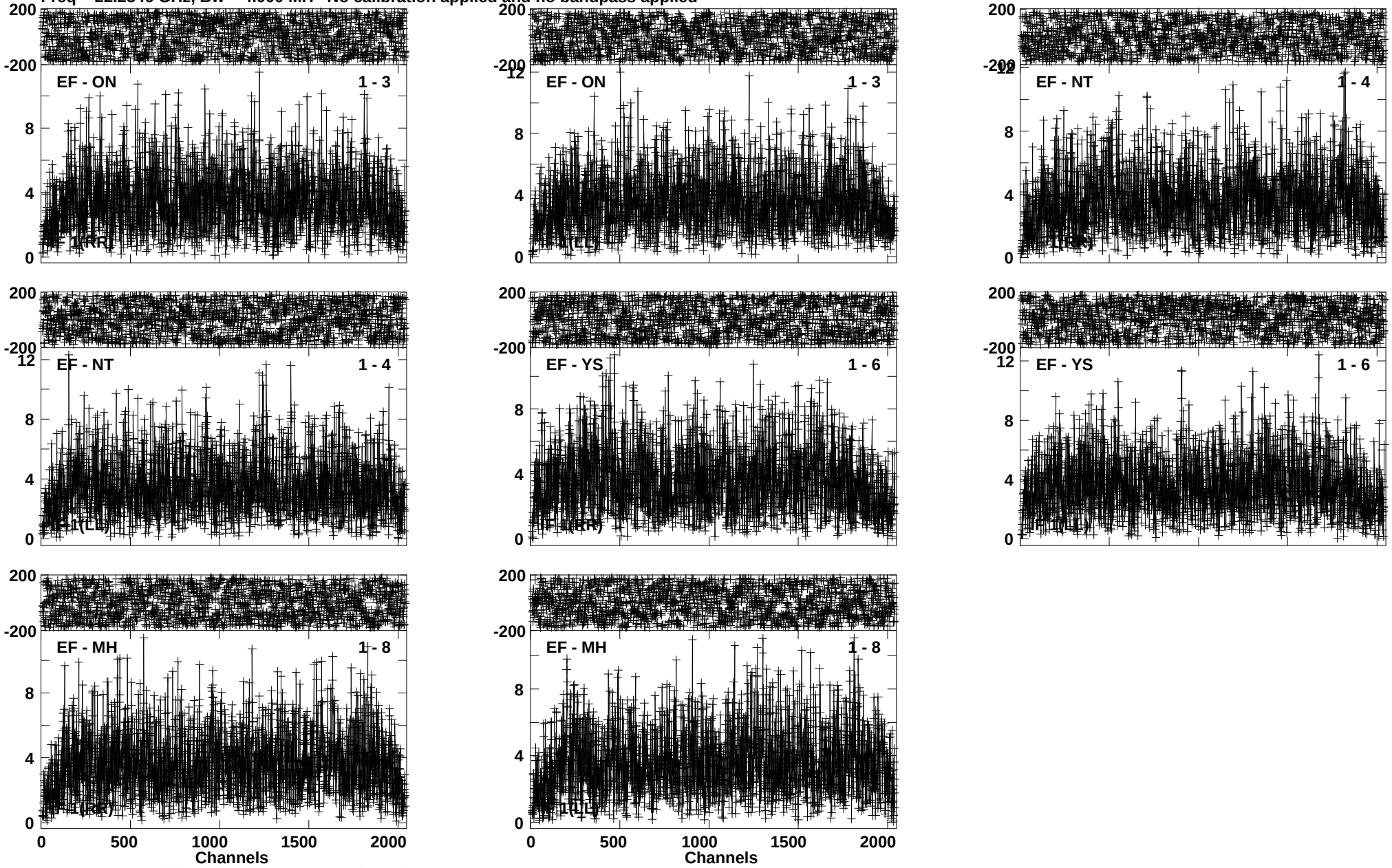

Lower frame: Milli Ampl Jy Top frame: Phas deg
Vector averaged cross-power spectrum Baseline: EF (01) - ON (03)
Timerange: 01/06:38:42 to 01/06:39:34

Plot file version 635 created 19-SEP-2014 15:43:13
W75N ES074A.UVDATA.1
Freq = 22.2346 GHz, Bw = 4.000 MH No calibration applied and no bandpass applied

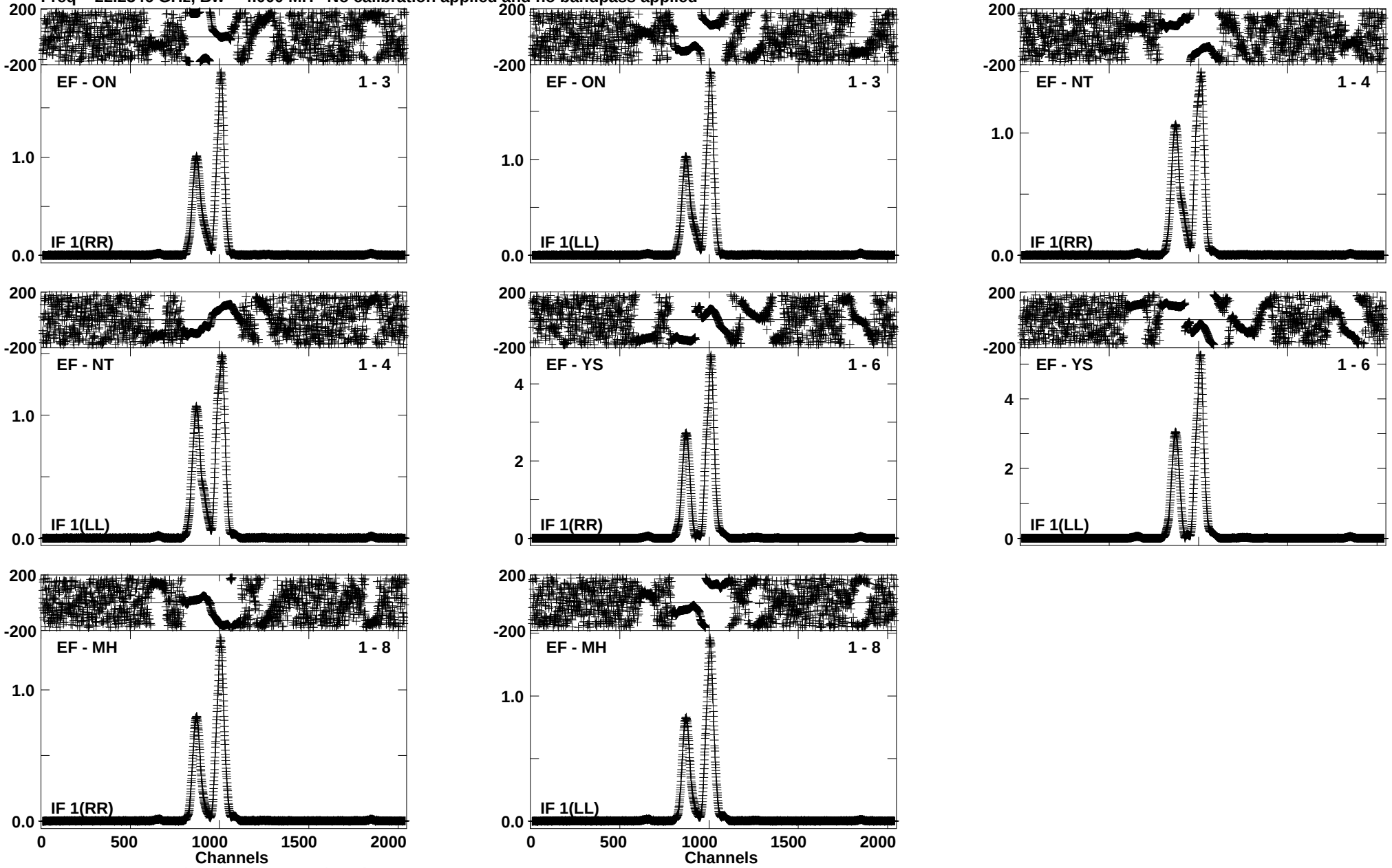

Lower frame: Ampl Jy Top frame: Phas deg
Vector averaged cross-power spectrum Baseline: EF (01) - ON (03)
Timerange: 01/06:39:42 to 01/06:40:34

Plot file version 636 created 19-SEP-2014 15:43:13
J2040+4527 ES074A.UVDATA.1
Freq = 22.2346 GHz, Bw = 4.000 MH No calibration applied and no bandpass applied

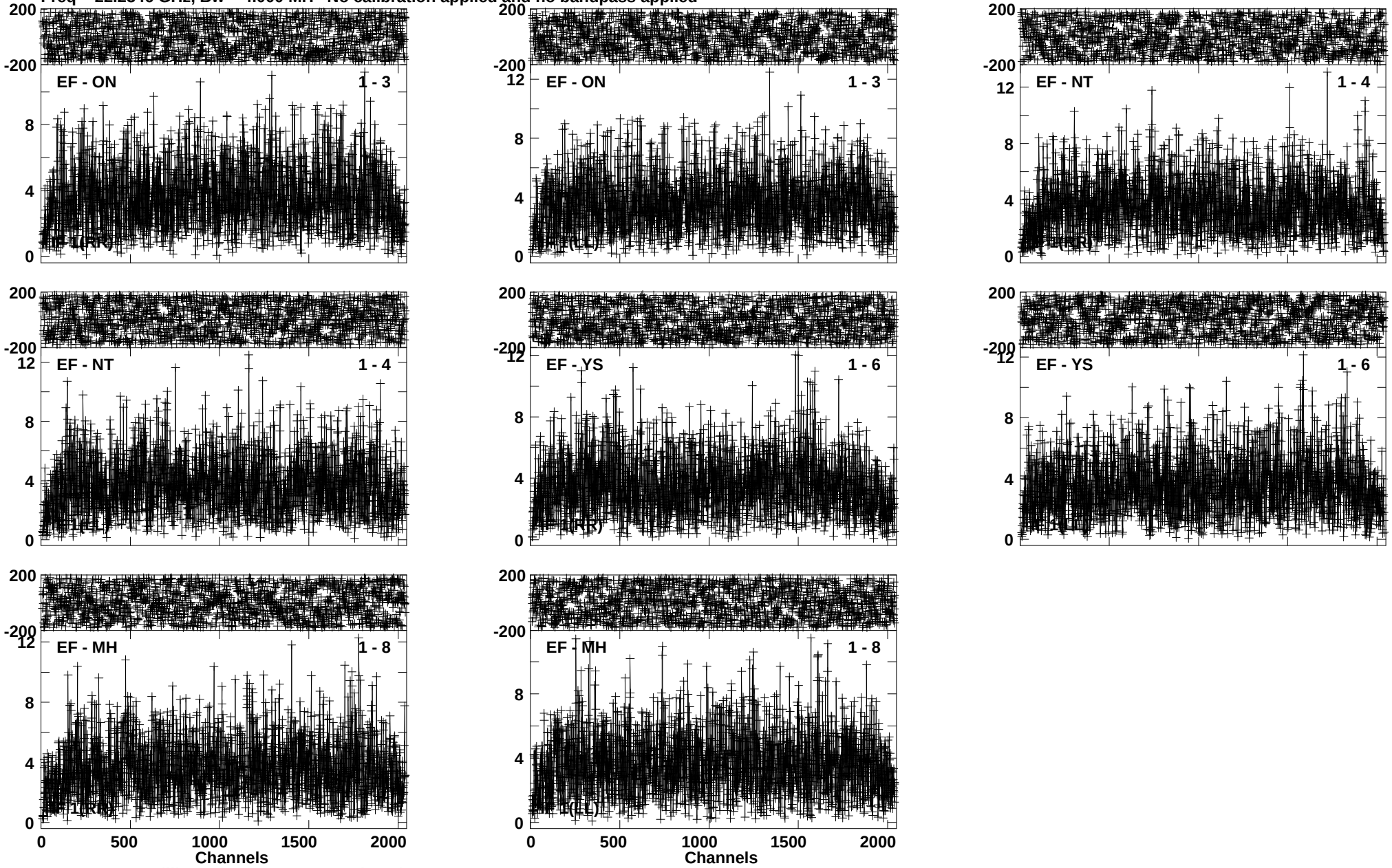

Lower frame: Milli Ampl Jy Top frame: Phas deg
Vector averaged cross-power spectrum Baseline: EF (01) - ON (03)
Timerange: 01/06:40:42 to 01/06:41:34

Plot file version 637 created 19-SEP-2014 15:43:13
W75N ES074A.UVDATA.1
Freq = 22.2346 GHz, Bw = 4.000 MH No calibration applied and no bandpass applied

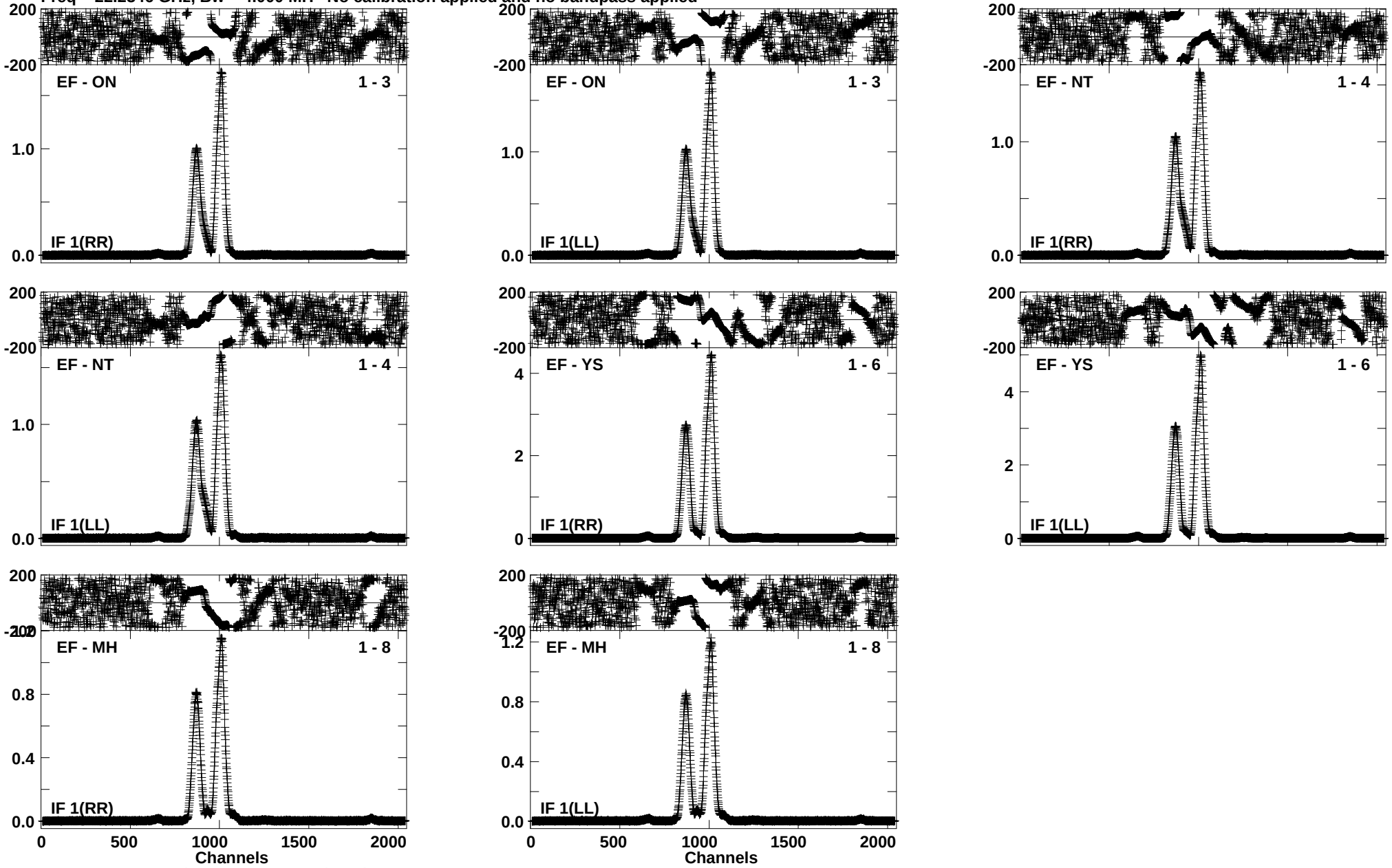

Lower frame: Ampl Jy Top frame: Phas deg
Vector averaged cross-power spectrum Baseline: EF (01) - ON (03)
Timerange: 01/06:41:42 to 01/06:42:34

Plot file version 638 created 19-SEP-2014 15:43:14
J2040+4527 ES074A.UVDATA.1
Freq = 22.2346 GHz, Bw = 4.000 MH No calibration applied and no bandpass applied

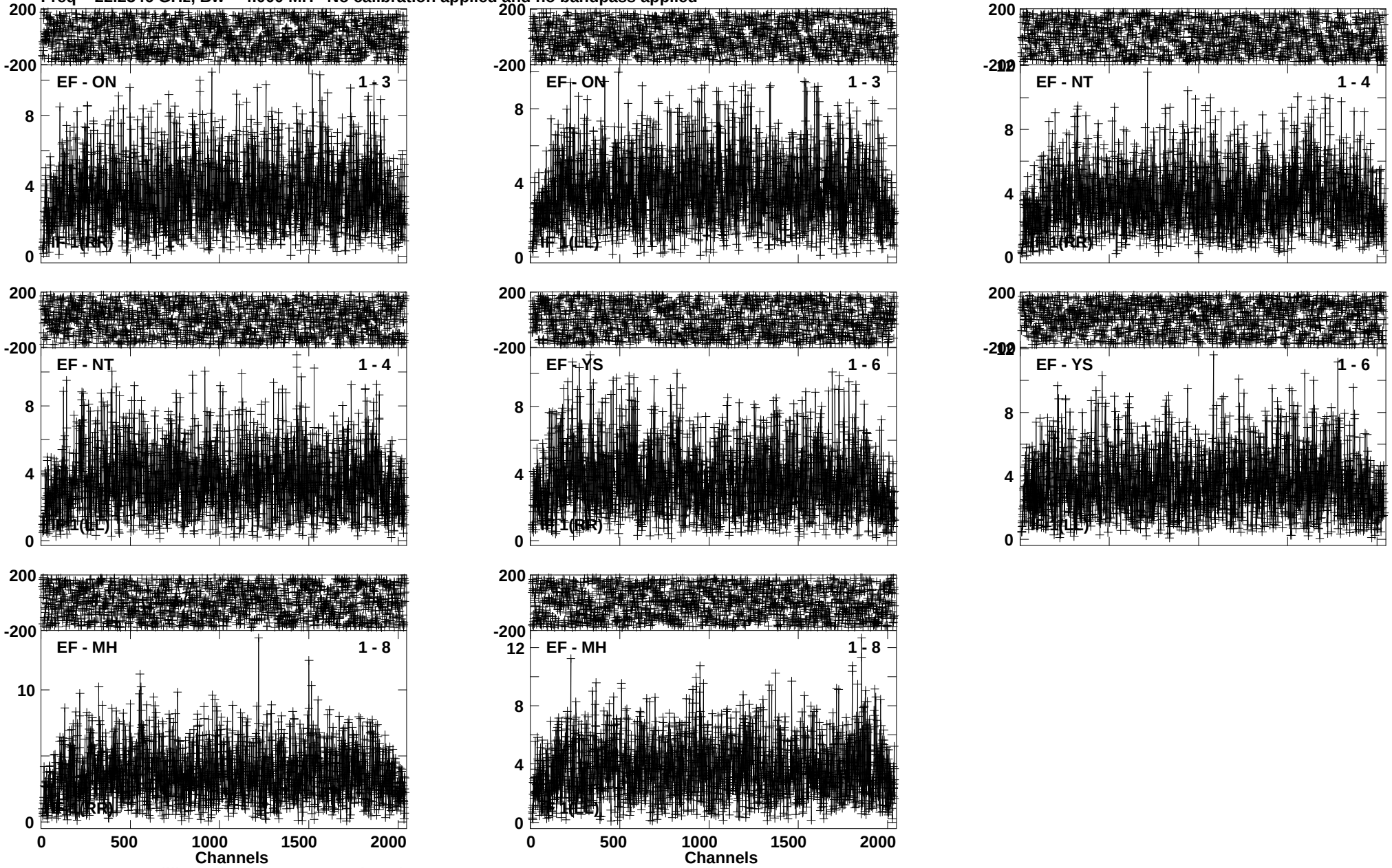

Lower frame: Milli Ampl Jy Top frame: Phas deg
Vector averaged cross-power spectrum Baseline: EF (01) - ON (03)
Timerange: 01/06:42:42 to 01/06:43:34

Plot file version 639 created 19-SEP-2014 15:43:14
W75N ES074A.UVDATA.1
Freq = 22.2346 GHz, Bw = 4.000 MH No calibration applied and no bandpass applied

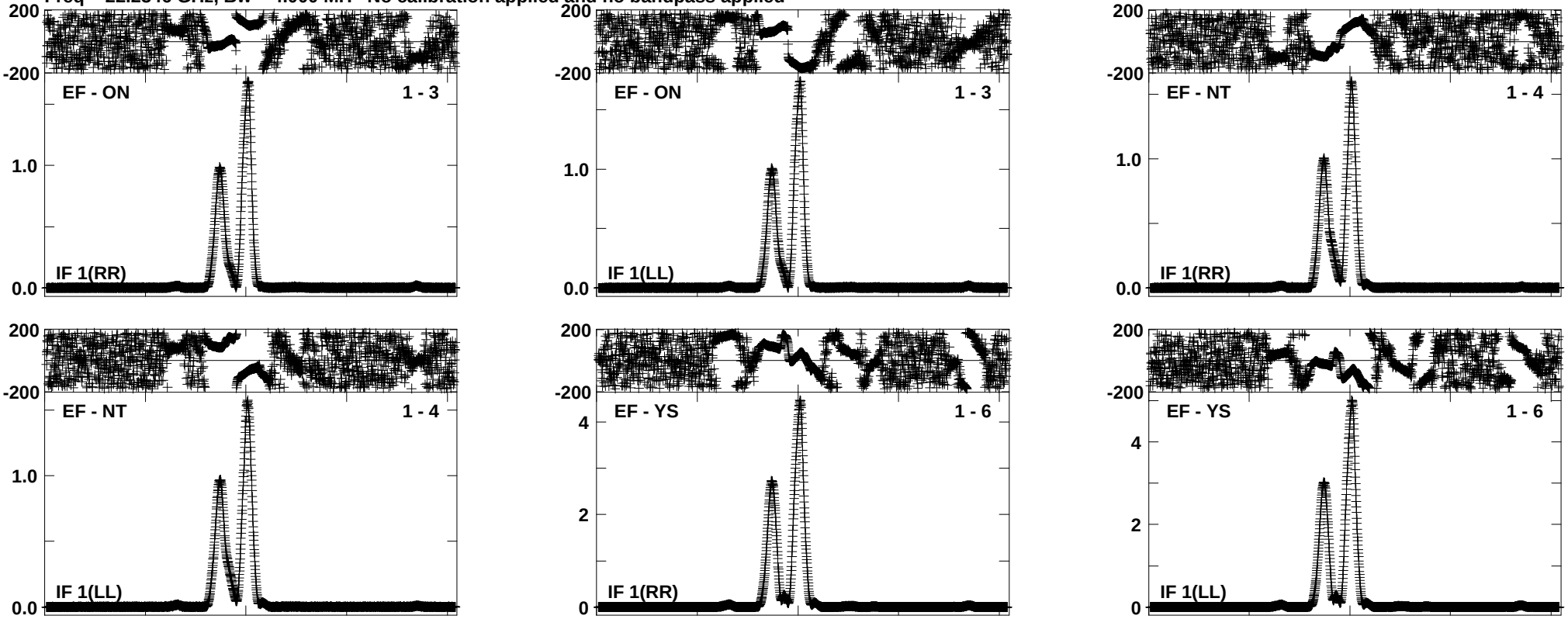

Lower frame: Ampl Jy Top frame: Phas deg
Vector averaged cross-power spectrum Baseline: EF (01) - ON (03)
Timerange: 01/06:43:42 to 01/06:44:34

Plot file version 640 created 19-SEP-2014 15:43:14
J2040+4527 ES074A.UVDATA.1
Freq = 22.2346 GHz, Bw = 4.000 MH No calibration applied and no bandpass applied

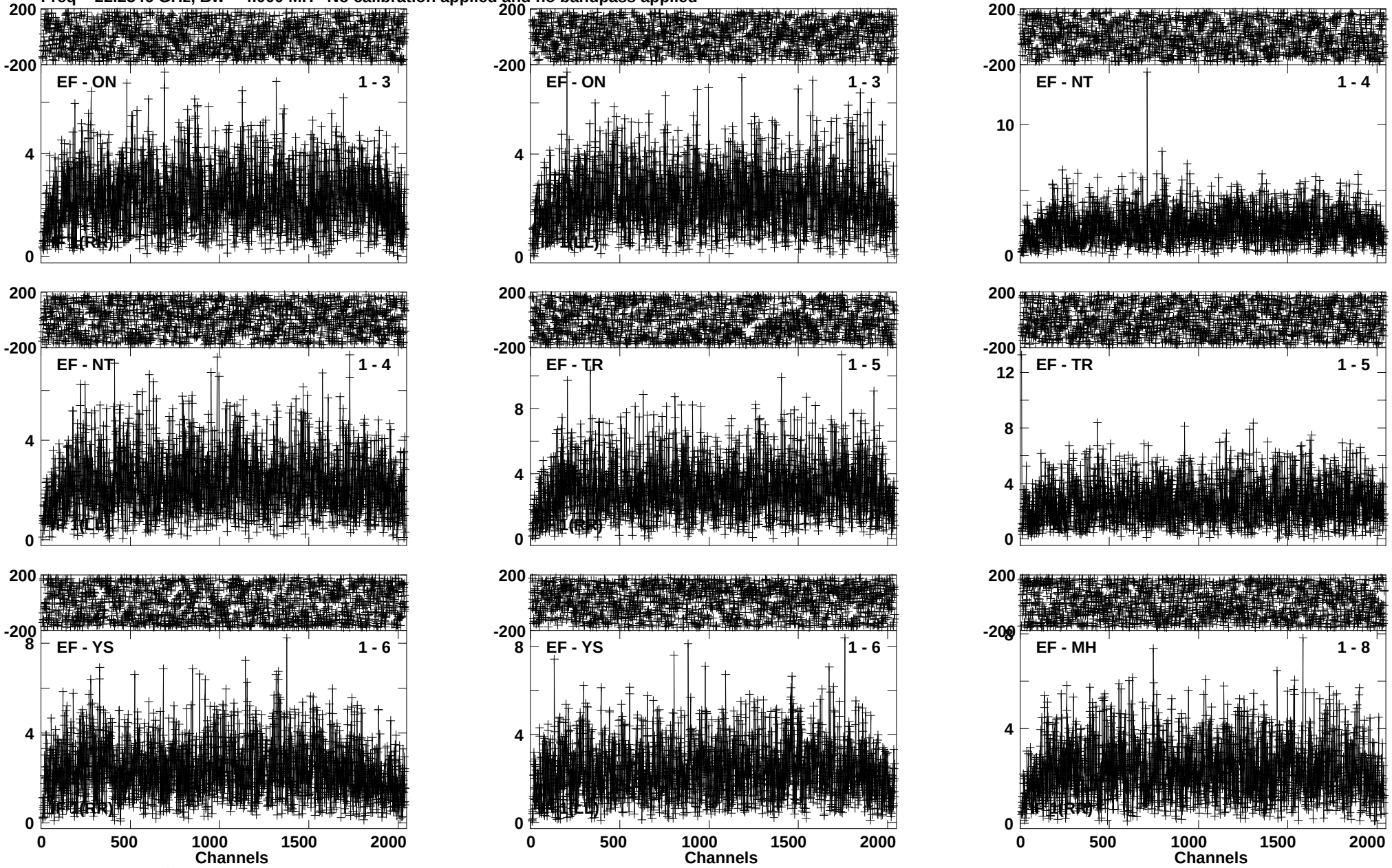

Lower frame: Milli Ampl Jy Top frame: Phas deg
Vector averaged cross-power spectrum Baseline: EF (01) - ON (03)
Timerange: 01/06:45:13 to 01/06:46:09

Plot file version 641 created 19-SEP-2014 15:43:14
J2040+4527 ES074A.UVDATA.1
Freq = 22.2346 GHz, Bw = 4.000 MH No calibration applied and no bandpass applied

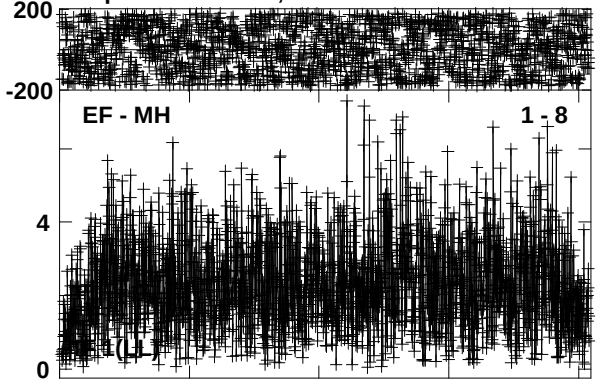

Lower frame: Milli Ampl Jy Top frame: Phas deg
Vector averaged cross-power spectrum Baseline: EF (01) - MH (08)
Timerange: 01/06:45:13 to 01/06:46:09

Plot file version 642 created 19-SEP-2014 15:43:14
W75N ES074A.UVDATA.1
Freq = 22.2346 GHz, Bw = 4.000 MH No calibration applied and no bandpass applied

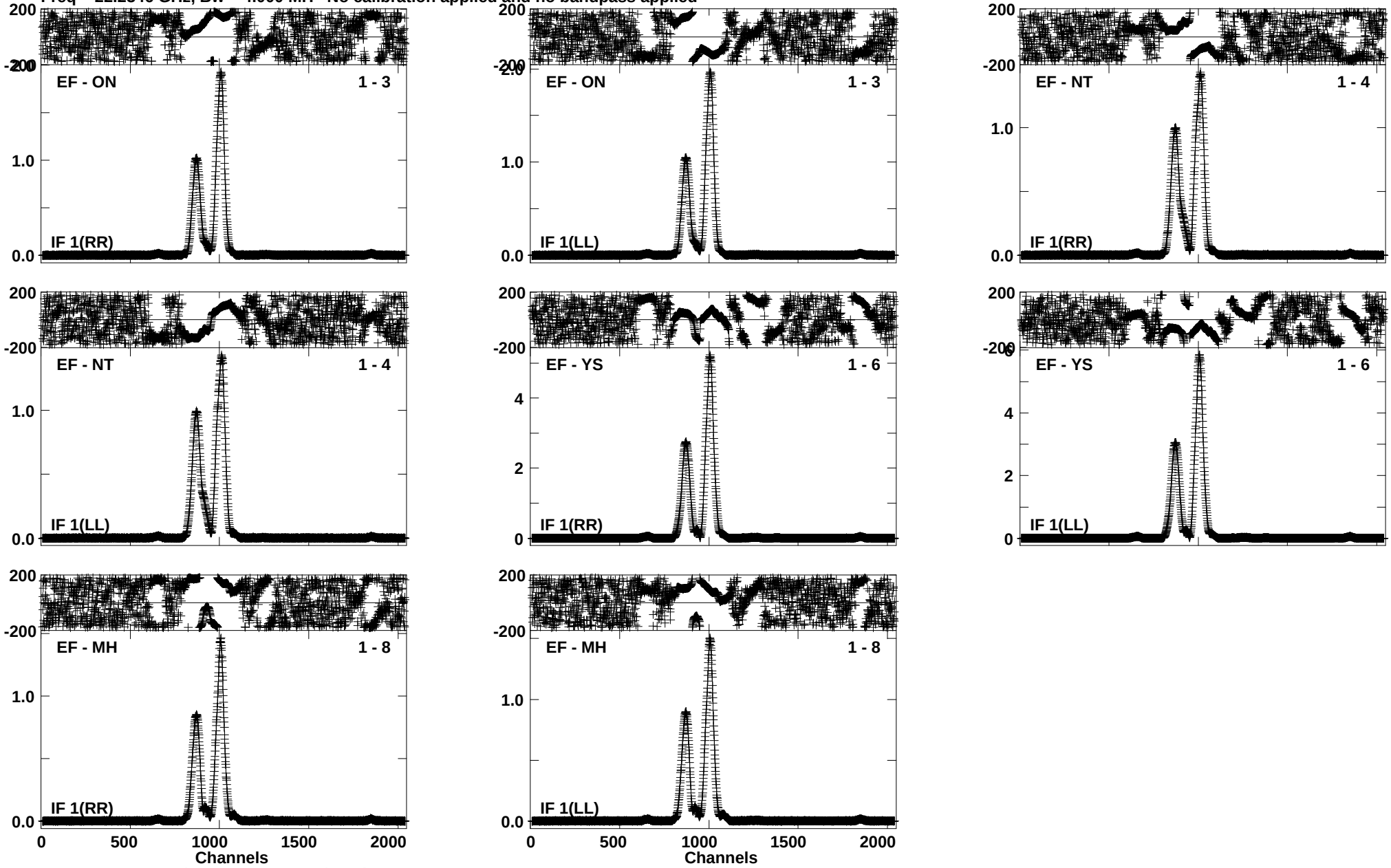

Lower frame: Ampl Jy Top frame: Phas deg
Vector averaged cross-power spectrum Baseline: EF (01) - ON (03)
Timerange: 01/06:46:17 to 01/06:47:09

Plot file version 643 created 19-SEP-2014 15:43:14
J2040+4527 ES074A.UVDATA.1
Freq = 22.2346 GHz, Bw = 4.000 MH No calibration applied and no bandpass applied

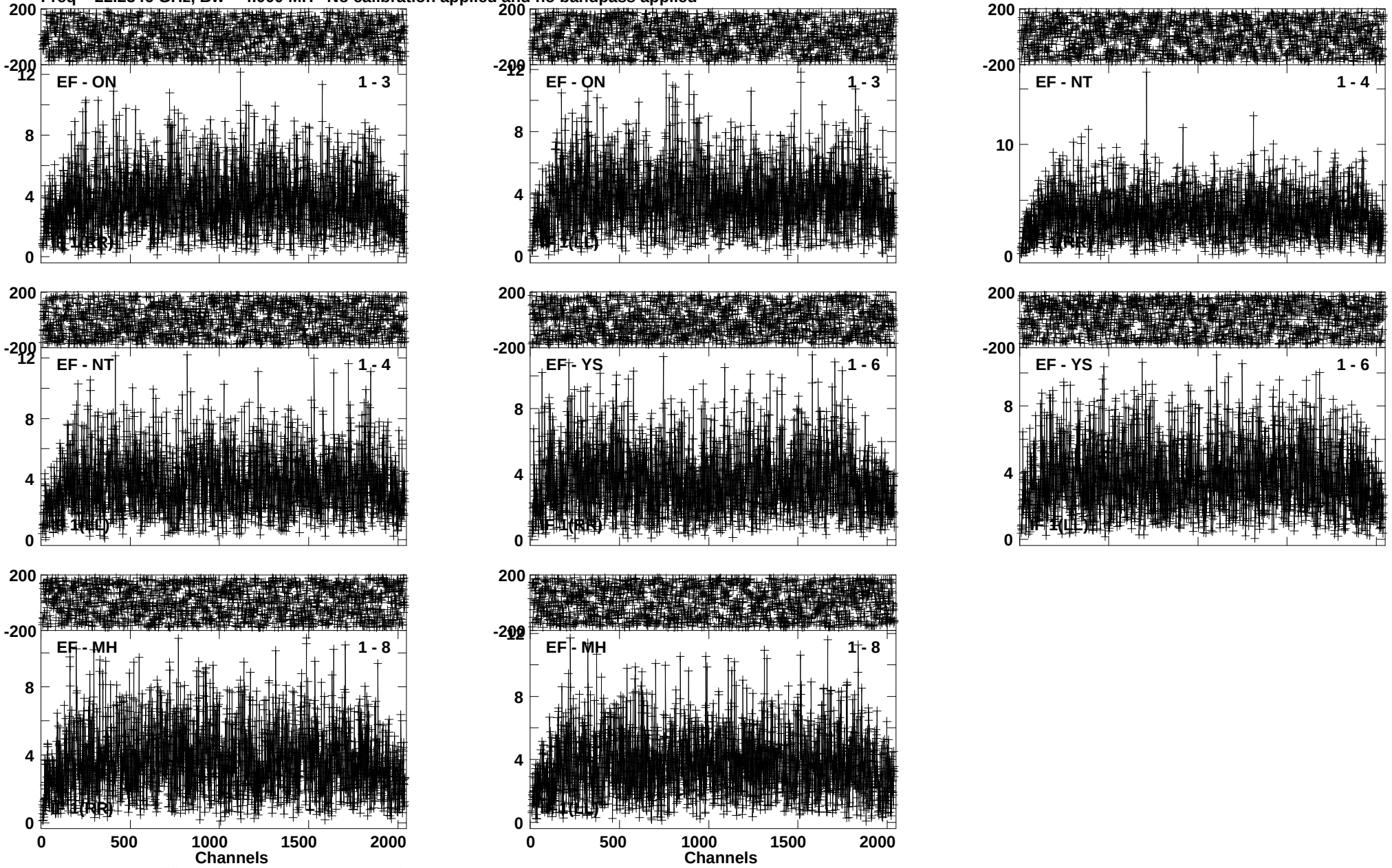

Lower frame: Milli Ampl Jy Top frame: Phas deg
Vector averaged cross-power spectrum Baseline: EF (01) - ON (03)
Timerange: 01/06:47:17 to 01/06:48:09

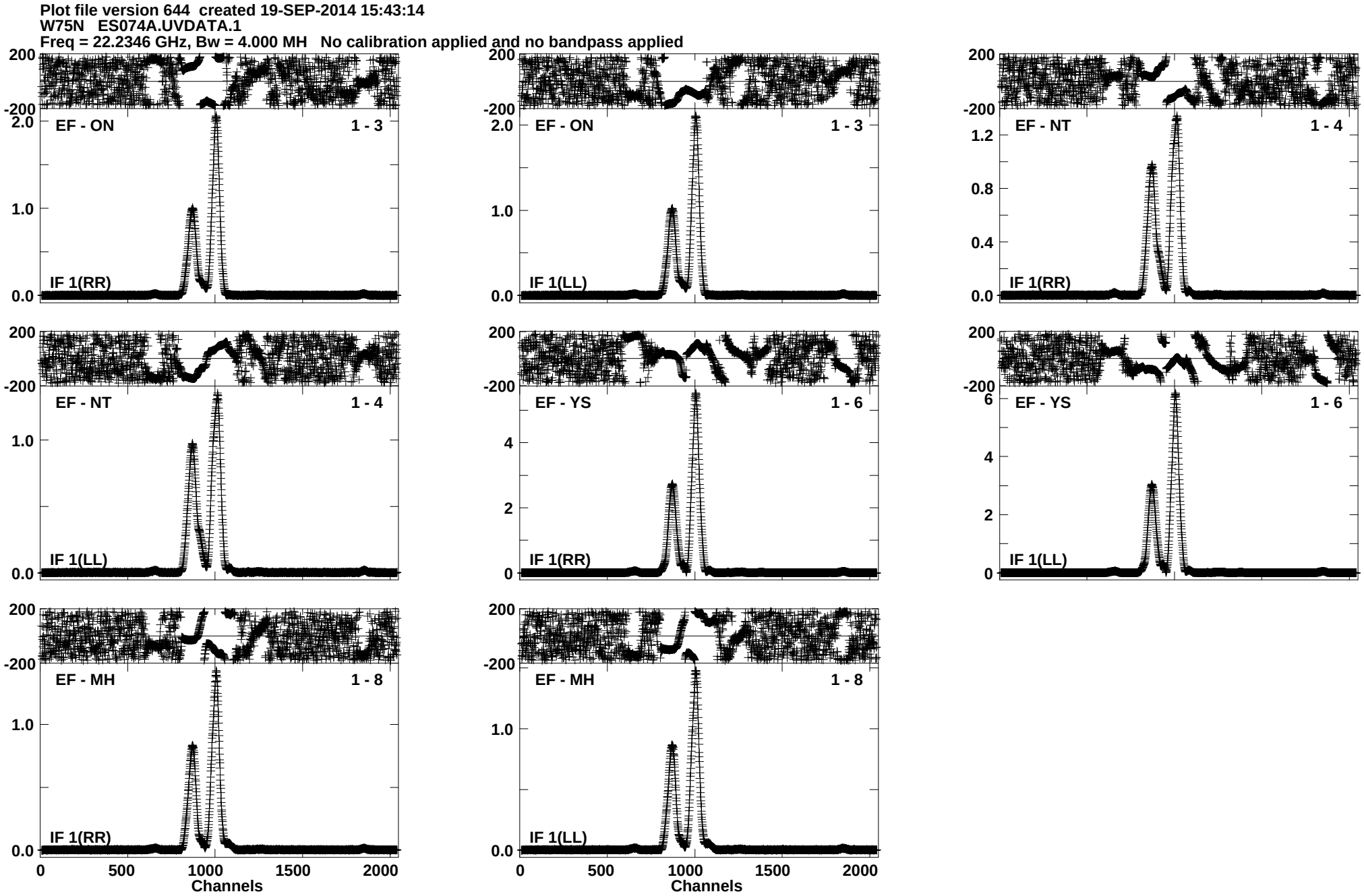
Plot file version 644 created 19-SEP-2014 15:43:14
W75N ES074A.UVDATA.1
Freq = 22.2346 GHz, Bw = 4.000 MH No calibration applied and no bandpass applied
EF - ON 1 - 3
IF 1(RR)
EF - ON 1 - 3
IF 1(LL)
EF - NT 1 - 4
IF 1(RR)
EF - NT 1 - 4
IF 1(LL)
EF - YS 1 - 6
IF 1(RR)
EF - YS 1 - 6
IF 1(LL)
EF - MH 1 - 8
IF 1(RR)
EF - MH 1 - 8
IF 1(LL)
Channels
Channels
Lower frame: Ampl Jy Top frame: Phas deg
Vector averaged cross-power spectrum Baseline: EF (01) - ON (03)
Timerange: 01/06:48:17 to 01/06:49:09

Plot file version 645 created 19-SEP-2014 15:43:14
J2040+4527 ES074A.UVDATA.1
Freq = 22.2346 GHz, Bw = 4.000 MH No calibration applied and no bandpass applied

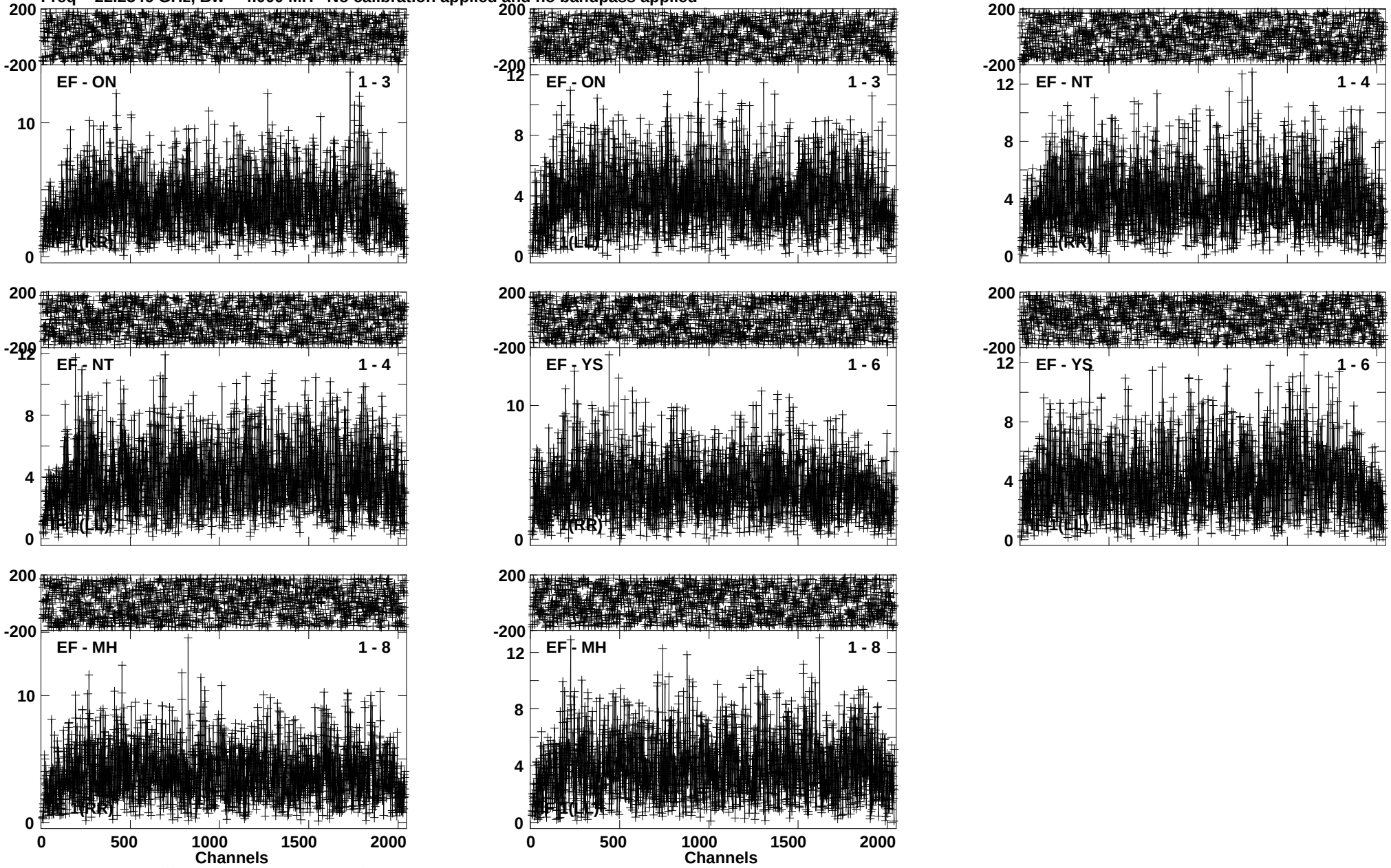

Lower frame: Milli Ampl Jy Top frame: Phas deg
Vector averaged cross-power spectrum Baseline: EF (01) - ON (03)
Timerange: 01/06:49:17 to 01/06:50:09

Plot file version 646 created 19-SEP-2014 15:43:14
W75N ES074A.UVDATA.1
Freq = 22.2346 GHz, Bw = 4.000 MH No calibration applied and no bandpass applied

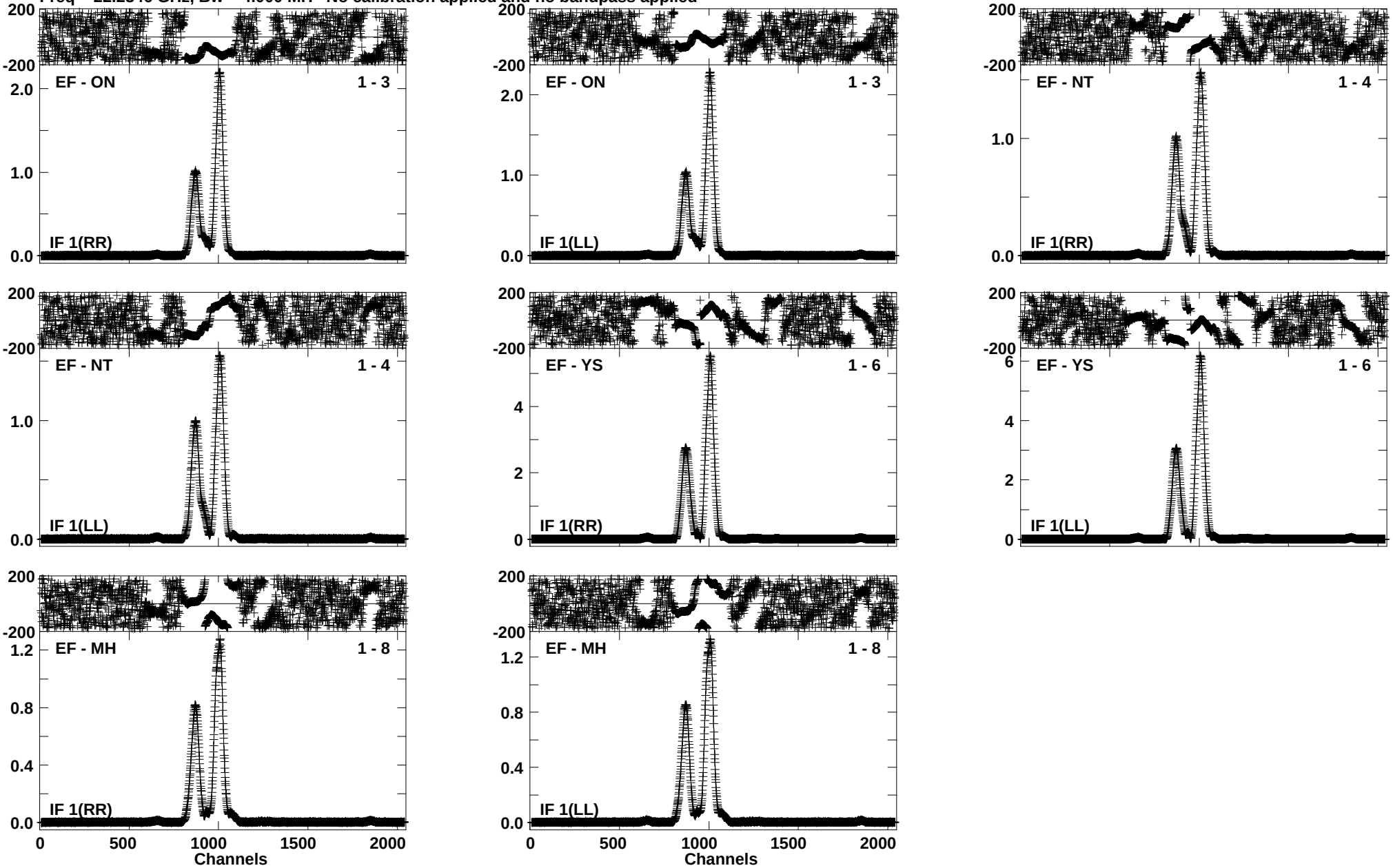

Lower frame: Ampl Jy Top frame: Phas deg
Vector averaged cross-power spectrum Baseline: EF (01) - ON (03)
Timerange: 01/06:50:17 to 01/06:51:09

Plot file version 647 created 19-SEP-2014 15:43:15
J2040+4527 ES074A.UVDATA.1
Freq = 22.2346 GHz, Bw = 4.000 MH No calibration applied and no bandpass applied

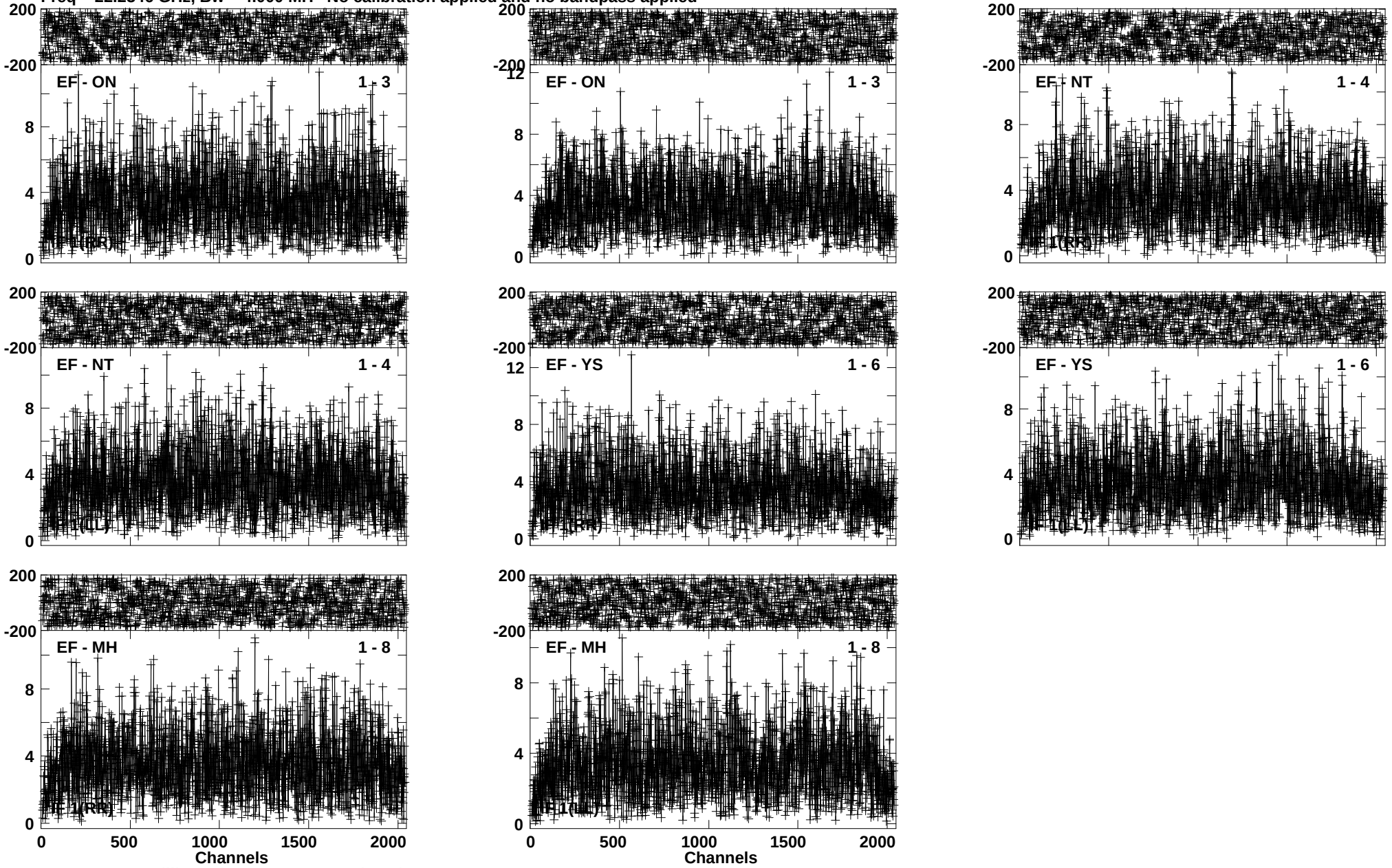

Lower frame: Milli Ampl Jy Top frame: Phas deg
Vector averaged cross-power spectrum Baseline: EF (01) - ON (03)
Timerange: 01/06:51:17 to 01/06:52:09

Plot file version 648 created 19-SEP-2014 15:43:15
W75N ES074A.UVDATA.1
Freq = 22.2346 GHz, Bw = 4.000 MH No calibration applied and no bandpass applied

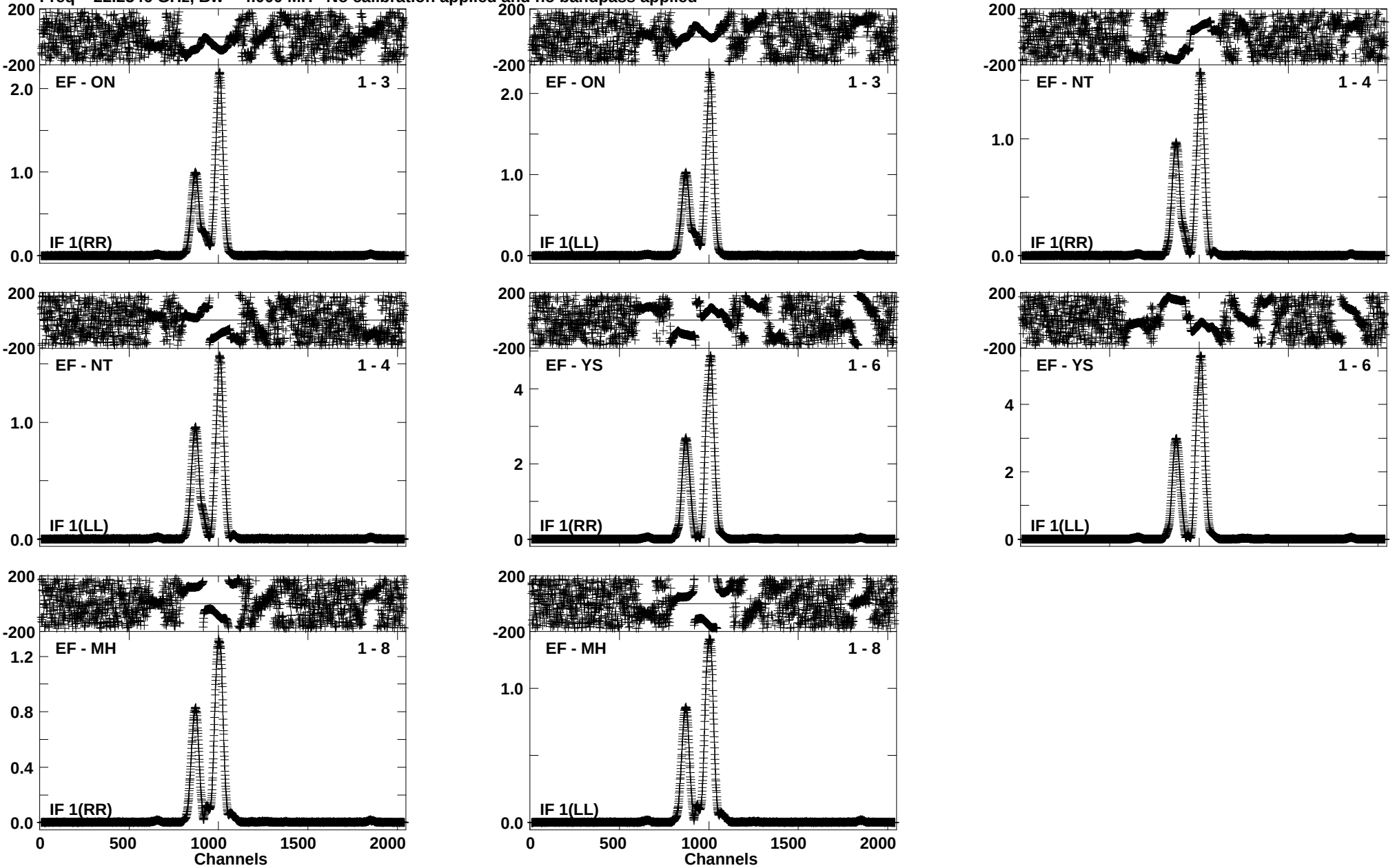

Lower frame: Ampl Jy Top frame: Phas deg
Vector averaged cross-power spectrum Baseline: EF (01) - ON (03)
Timerange: 01/06:52:17 to 01/06:53:09

Plot file version 649 created 19-SEP-2014 15:43:15
J2040+4527 ES074A.UVDATA.1
Freq = 22.2346 GHz, Bw = 4.000 MH No calibration applied and no bandpass applied

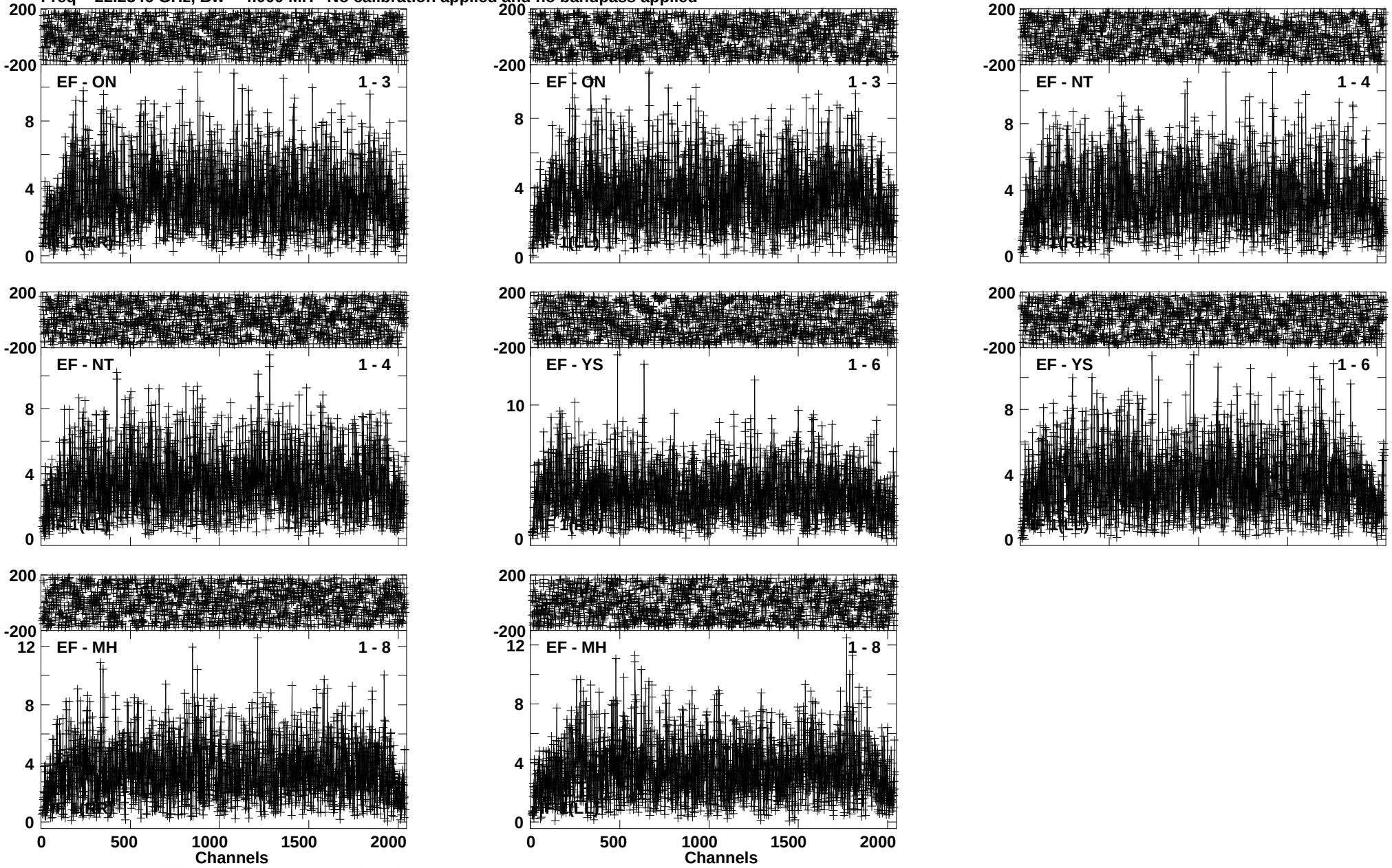

Lower frame: Milli Ampl Jy Top frame: Phas deg
Vector averaged cross-power spectrum Baseline: EF (01) - ON (03)
Timerange: 01/06:53:17 to 01/06:54:09

Plot file version 650 created 19-SEP-2014 15:43:15
W75N ES074A.UVDATA.1
Freq = 22.2346 GHz, Bw = 4.000 MH No calibration applied and no bandpass applied

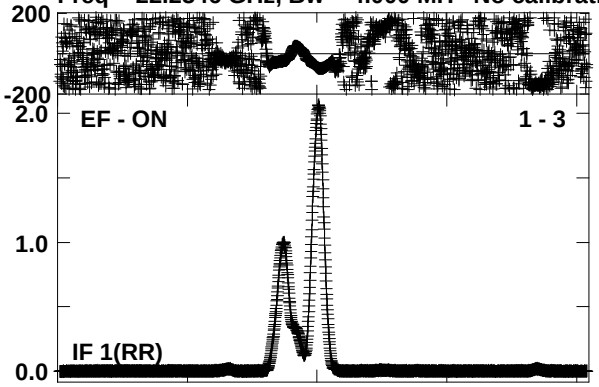

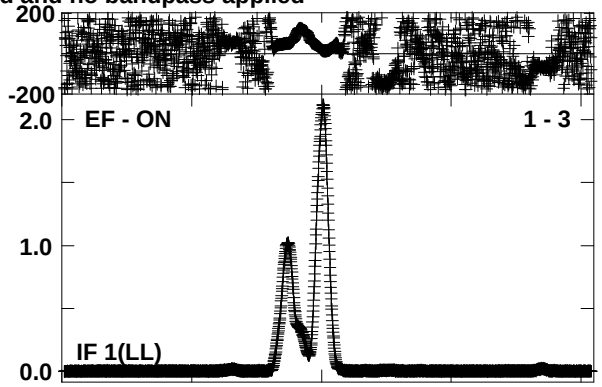

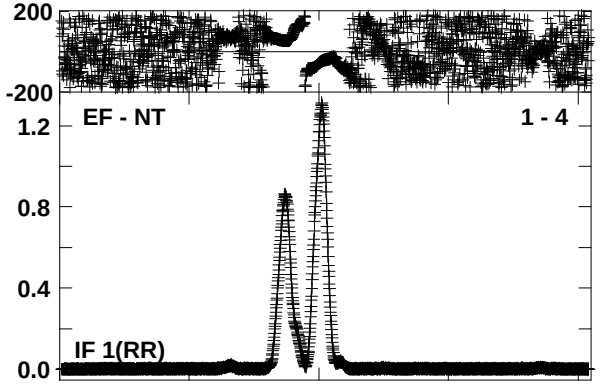

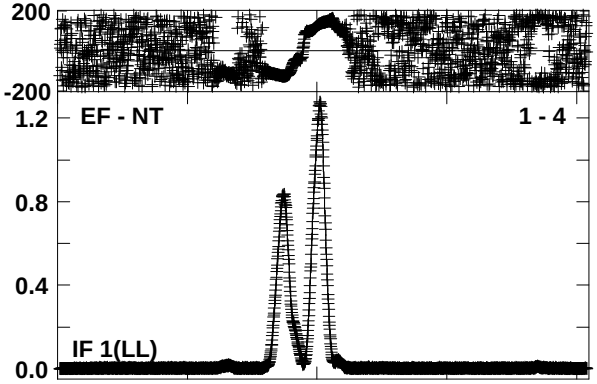

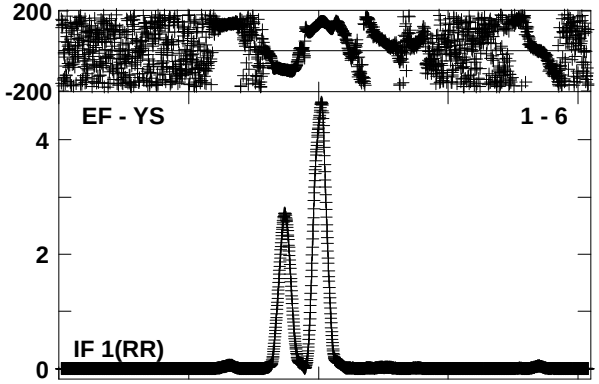

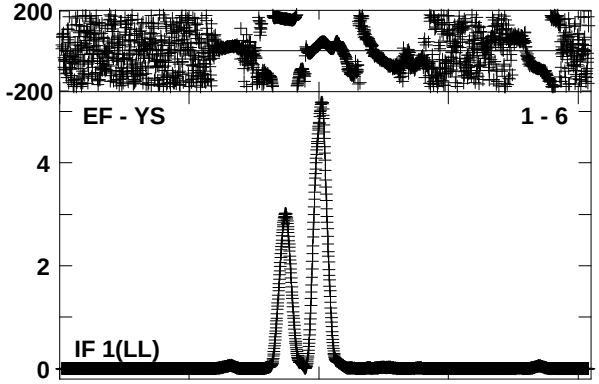

Lower frame: Ampl Jy Top frame: Phas deg
Vector averaged cross-power spectrum Baseline: EF (01) - ON (03)
Timerange: 01/06:54:17 to 01/06:55:09

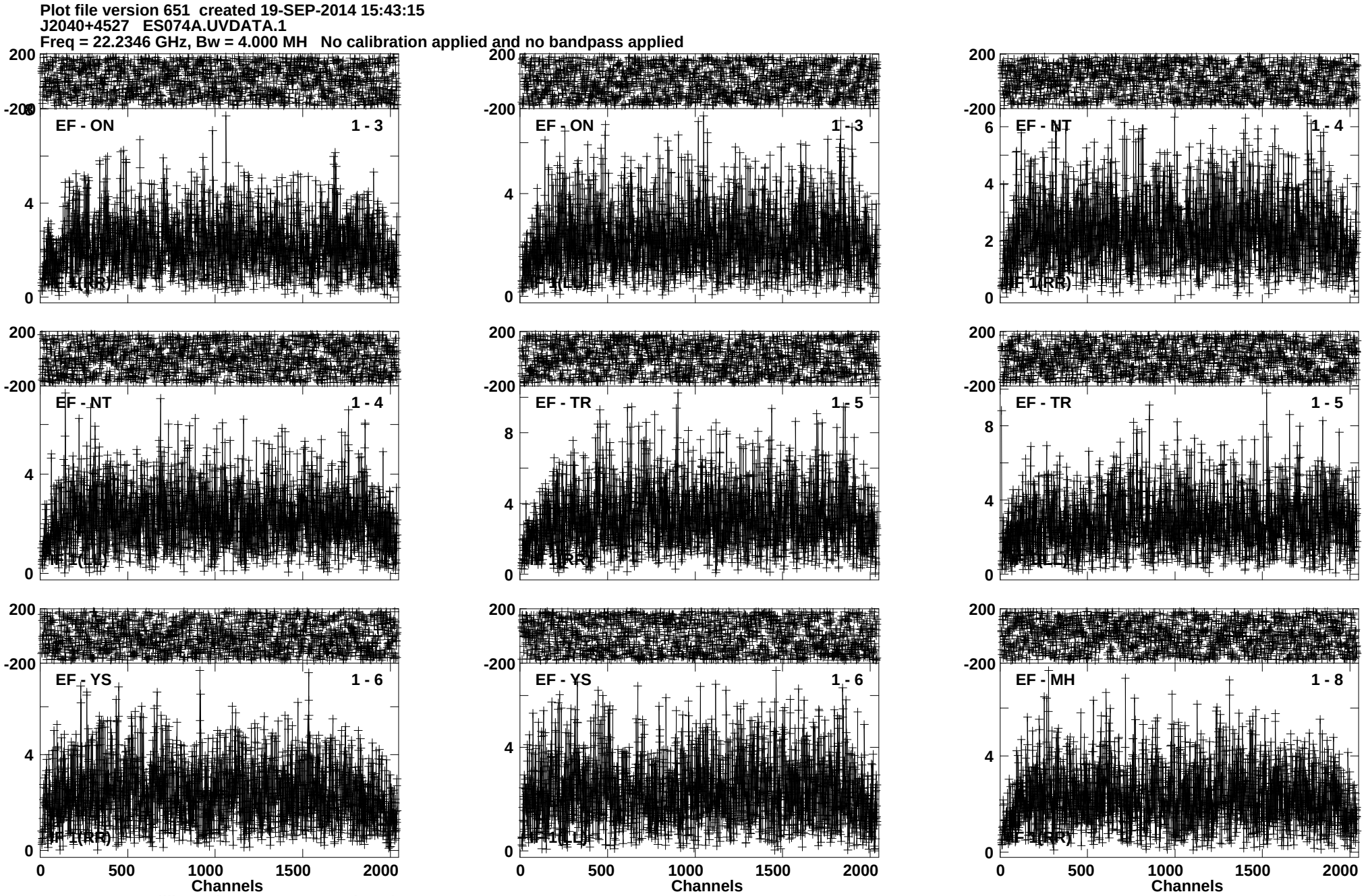
Plot file version 651 created 19-SEP-2014 15:43:15
J2040+4527 ES074A.UVDATA.1
Freq = 22.2346 GHz, Bw = 4.000 MH No calibration applied and no bandpass applied
EF - ON 1 - 3
IF 1(RR)
EF - ON 1 - 3
IF 1(LL)
EF - NT 1 - 4
IF 1(RR)
EF - NT 1 - 4
IF 1(LL)
EF - TR 1 - 5
IF 1(RR)
EF - TR 1 - 5
IF 1(LL)
EF - YS 1 - 6
IF 1(RR)
EF - YS 1 - 6
IF 1(LL)
EF - MH 1 - 8
IF 1(RR)
Channels
Channels
Channels
Lower frame: Milli Ampl Jy Top frame: Phas deg
Vector averaged cross-power spectrum Baseline: EF (01) - ON (03)
Timerange: 01/06:55:48 to 01/06:56:44

Plot file version 652 created 19-SEP-2014 15:43:15
J2040+4527 ES074A.UVDATA.1
Freq = 22.2346 GHz, Bw = 4.000 MH No calibration applied and no bandpass applied

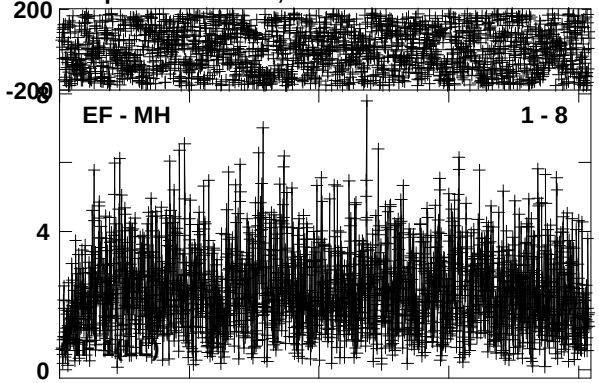

Lower frame: Milli Ampl Jy Top frame: Phas deg
Vector averaged cross-power spectrum Baseline: EF (01) - MH (08)
Timerange: 01/06:55:48 to 01/06:56:44

Plot file version 653 created 19-SEP-2014 15:43:15
W75N ES074A.UVDATA.1
Freq = 22.2346 GHz, Bw = 4.000 MH No calibration applied and no bandpass applied

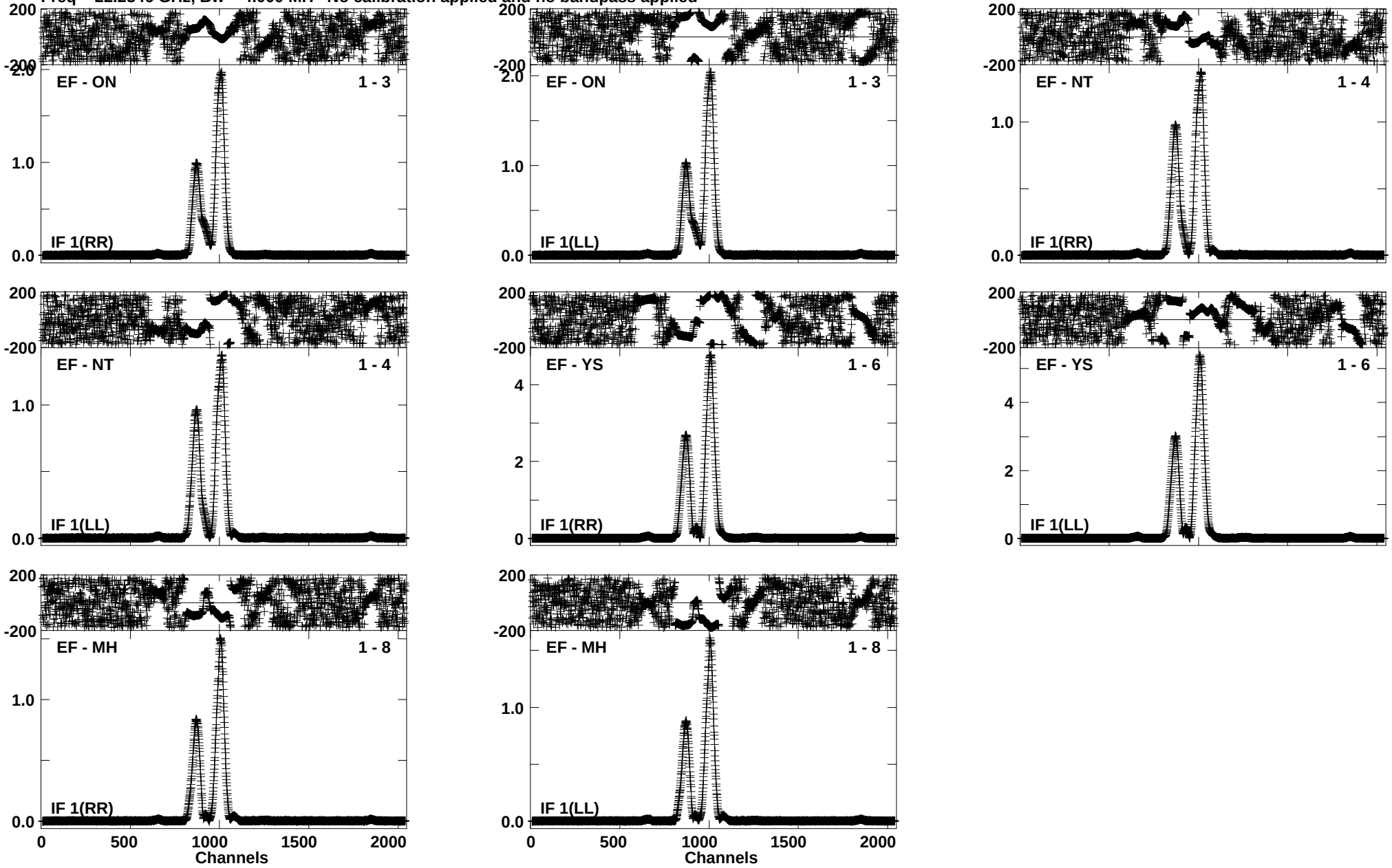

Lower frame: Ampl Jy Top frame: Phas deg
Vector averaged cross-power spectrum Baseline: EF (01) - ON (03)
Timerange: 01/06:56:52 to 01/06:57:44

Plot file version 654 created 19-SEP-2014 15:43:15
J2040+4527 ES074A.UVDATA.1
Freq = 22.2346 GHz, Bw = 4.000 MH No calibration applied and no bandpass applied

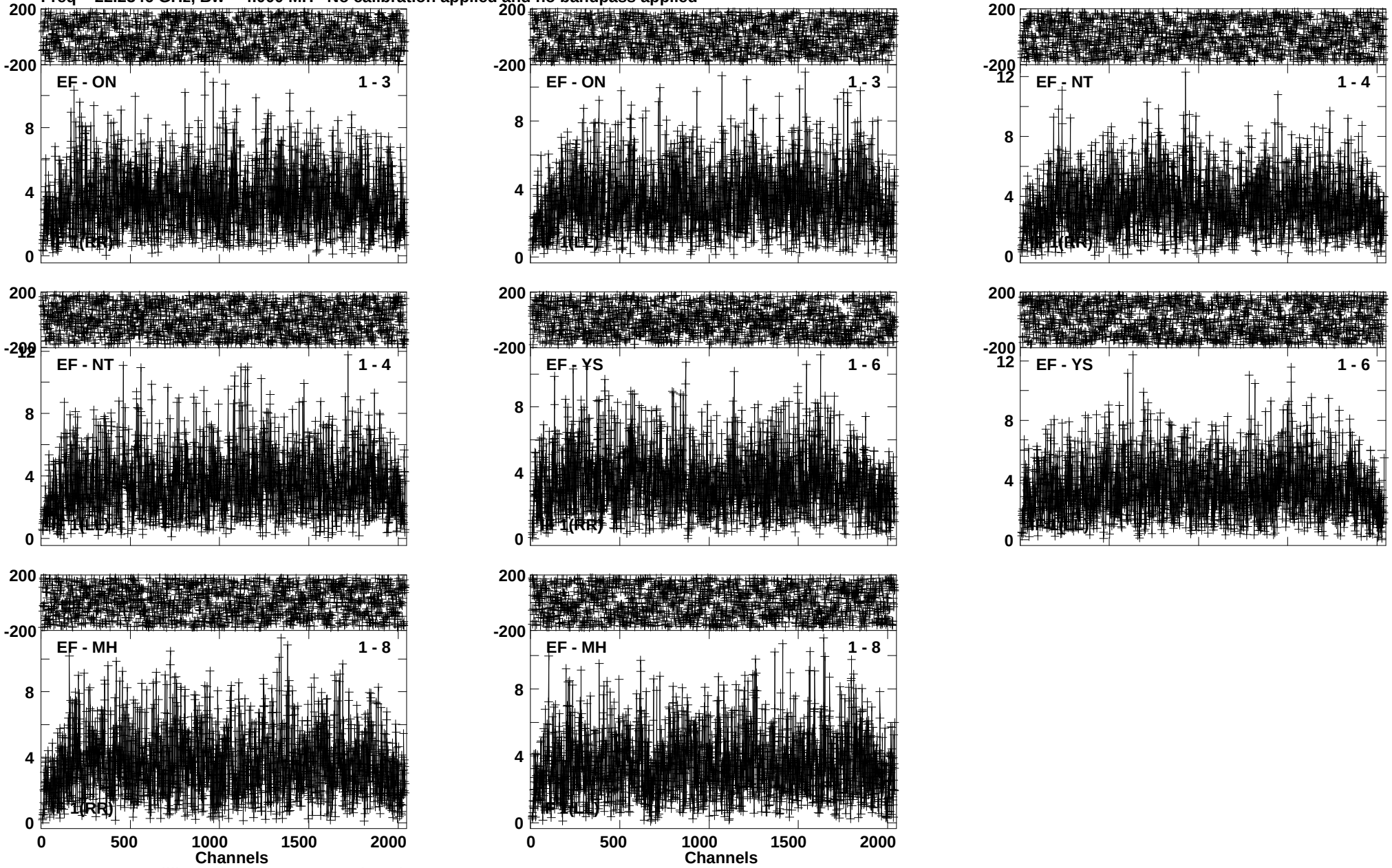

Lower frame: Milli Ampl Jy Top frame: Phas deg
Vector averaged cross-power spectrum Baseline: EF (01) - ON (03)
Timerange: 01/06:57:52 to 01/06:58:44

Plot file version 655 created 19-SEP-2014 15:43:15
W75N ES074A.UVDATA.1
Freq = 22.2346 GHz, Bw = 4.000 MH No calibration applied and no bandpass applied

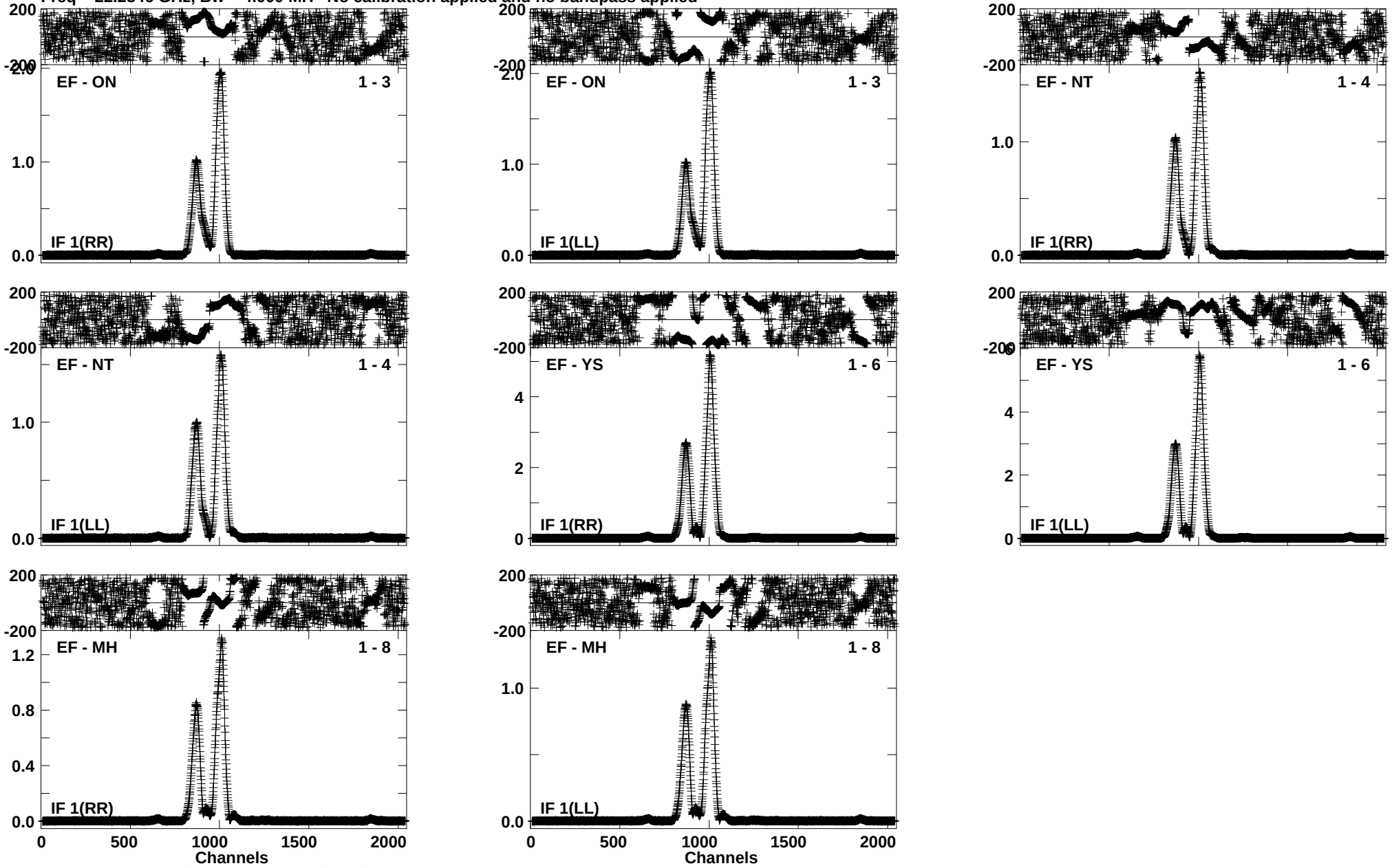

Lower frame: Ampl Jy Top frame: Phas deg
Vector averaged cross-power spectrum Baseline: EF (01) - ON (03)
Timerange: 01/06:58:52 to 01/06:59:44

Plot file version 656 created 19-SEP-2014 15:43:16
J2040+4527 ES074A.UVDATA.1
Freq = 22.2346 GHz, Bw = 4.000 MH No calibration applied and no bandpass applied

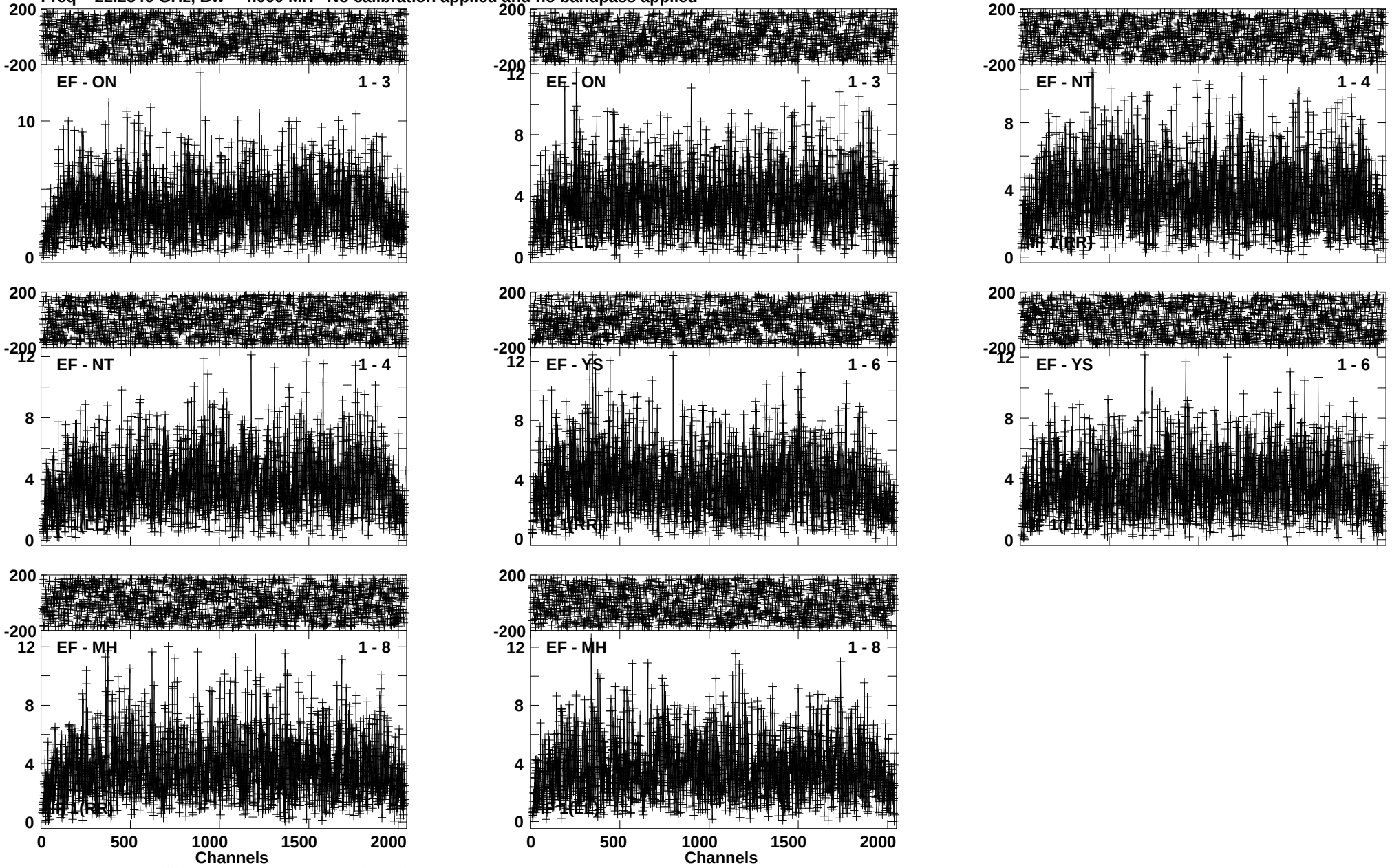

Lower frame: Milli Ampl Jy Top frame: Phas deg
Vector averaged cross-power spectrum Baseline: EF (01) - ON (03)
Timerange: 01/06:59:52 to 01/07:00:44

Plot file version 657 created 19-SEP-2014 15:43:16
W75N ES074A.UVDATA.1
Freq = 22.2346 GHz, Bw = 4.000 MH No calibration applied and no bandpass applied

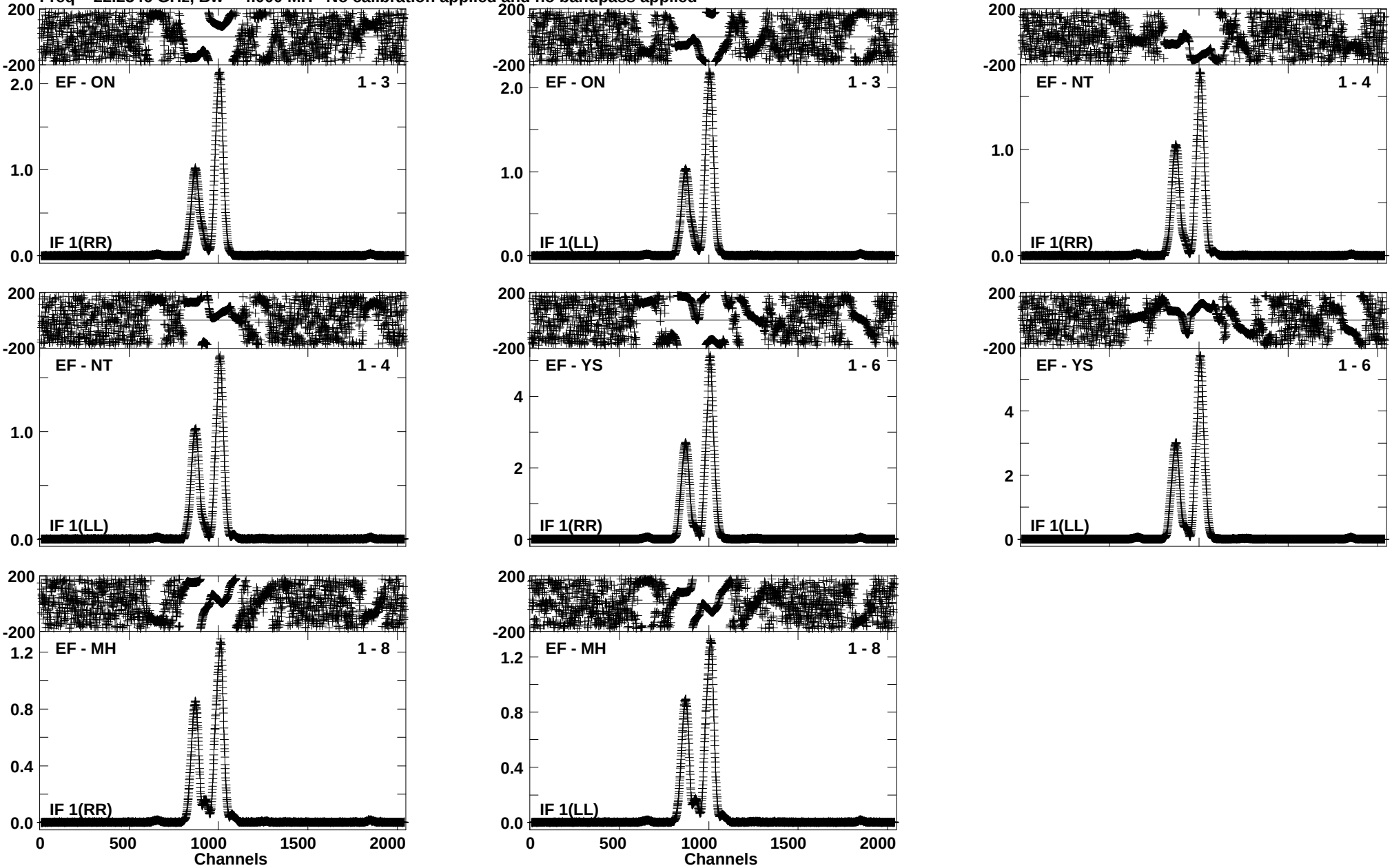

Lower frame: Ampl Jy Top frame: Phas deg
Vector averaged cross-power spectrum Baseline: EF (01) - ON (03)
Timerange: 01/07:00:52 to 01/07:01:44

Plot file version 658 created 19-SEP-2014 15:43:16
J2040+4527 ES074A.UVDATA.1
Freq = 22.2346 GHz, Bw = 4.000 MH No calibration applied and no bandpass applied

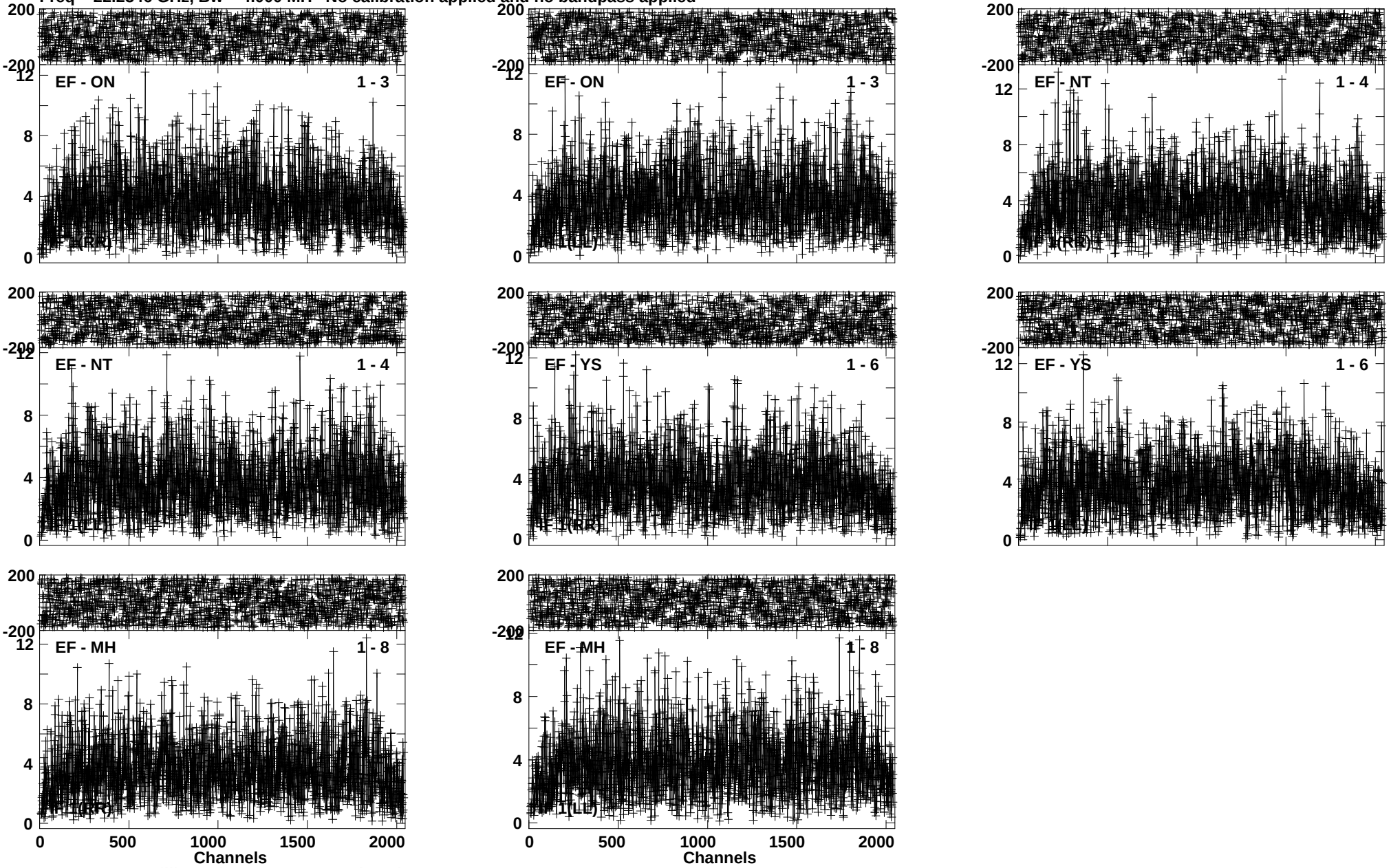

Lower frame: Milli Ampl Jy Top frame: Phas deg
Vector averaged cross-power spectrum Baseline: EF (01) - ON (03)
Timerange: 01/07:01:52 to 01/07:02:44

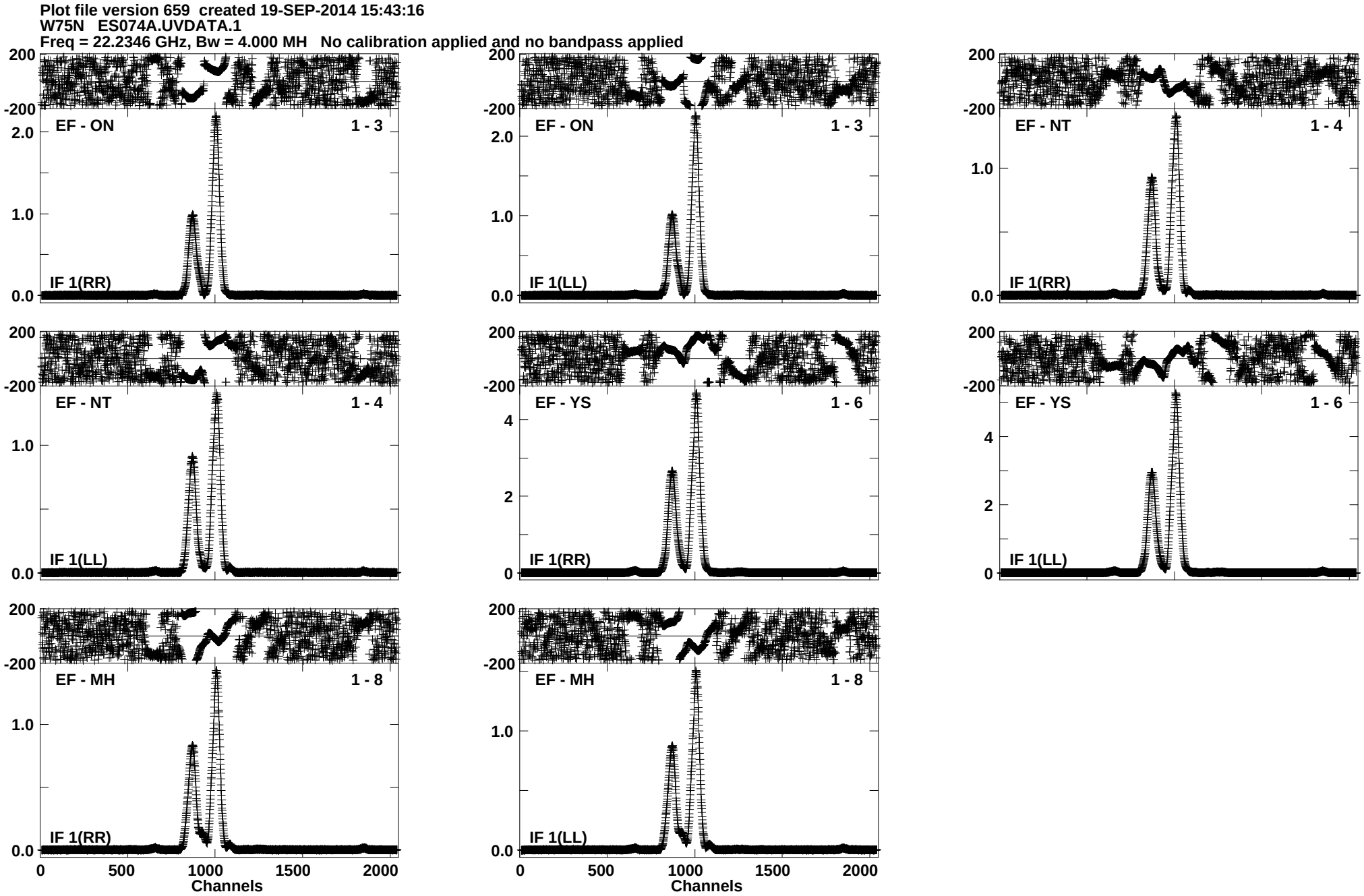
Plot file version 659 created 19-SEP-2014 15:43:16
W75N ES074A.UVDATA.1
Freq = 22.2346 GHz, Bw = 4.000 MH No calibration applied and no bandpass applied
EF - ON 1 - 3
IF 1(RR)
EF - ON 1 - 3
IF 1(LL)
EF - NT 1 - 4
IF 1(RR)
EF - NT 1 - 4
IF 1(LL)
EF - YS 1 - 6
IF 1(RR)
EF - YS 1 - 6
IF 1(LL)
EF - MH 1 - 8
IF 1(RR)
EF - MH 1 - 8
IF 1(LL)
200
-200
2.0
1.0
0.0
4
2
0
0
500
1000
1500
2000
Channels
Lower frame: Ampl Jy Top frame: Phas deg
Vector averaged cross-power spectrum Baseline: EF (01) - ON (03)
Timerange: 01/07:02:52 to 01/07:03:44

Plot file version 660 created 19-SEP-2014 15:43:16
J2040+4527 ES074A.UVDATA.1
Freq = 22.2346 GHz, Bw = 4.000 MH No calibration applied and no bandpass applied

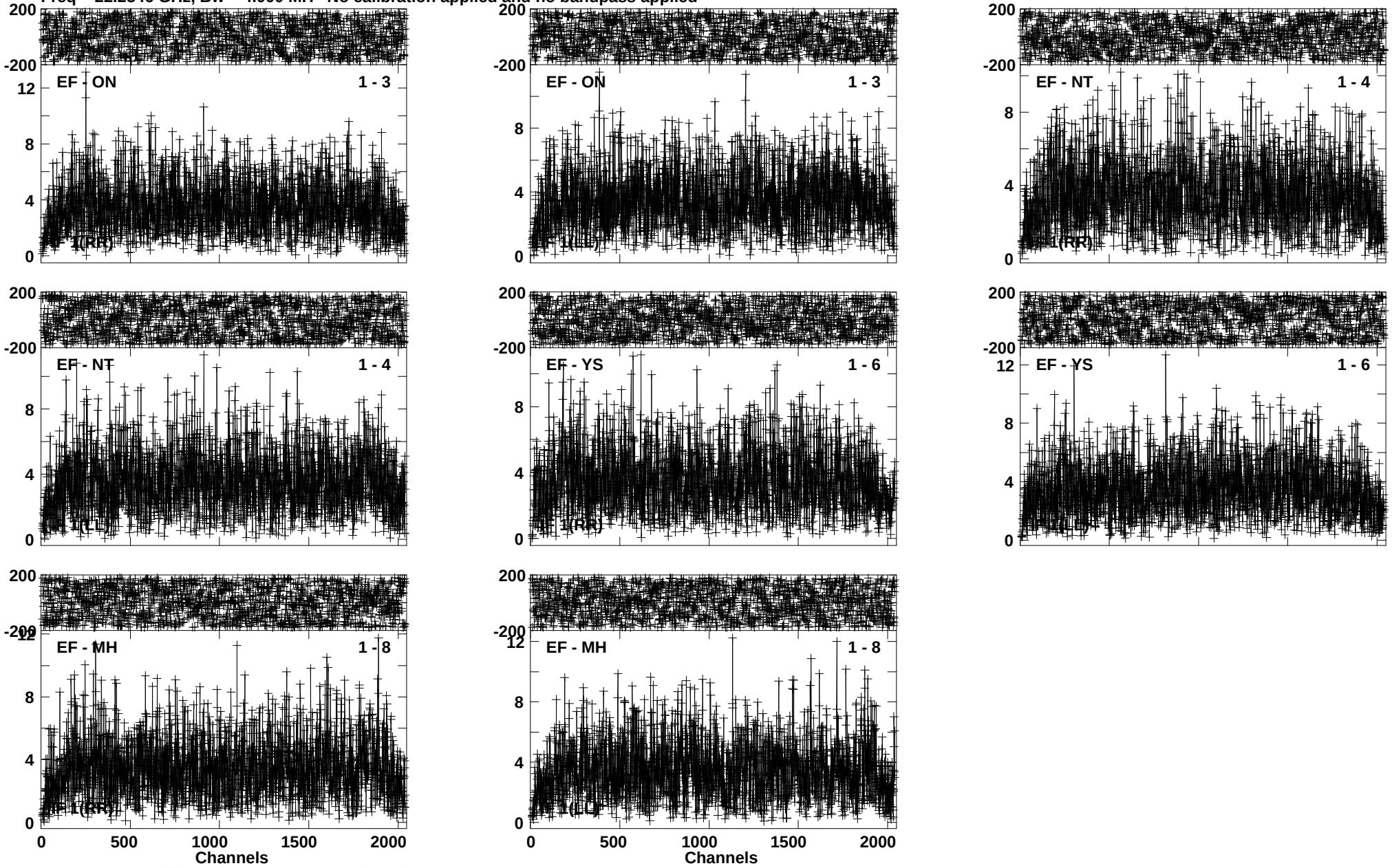

Lower frame: Milli Ampl Jy Top frame: Phas deg
Vector averaged cross-power spectrum Baseline: EF (01) - ON (03)
Timerange: 01/07:03:52 to 01/07:04:44

Plot file version 661 created 19-SEP-2014 15:43:16
W75N ES074A.UVDATA.1
Freq = 22.2346 GHz, Bw = 4.000 MH No calibration applied and no bandpass applied

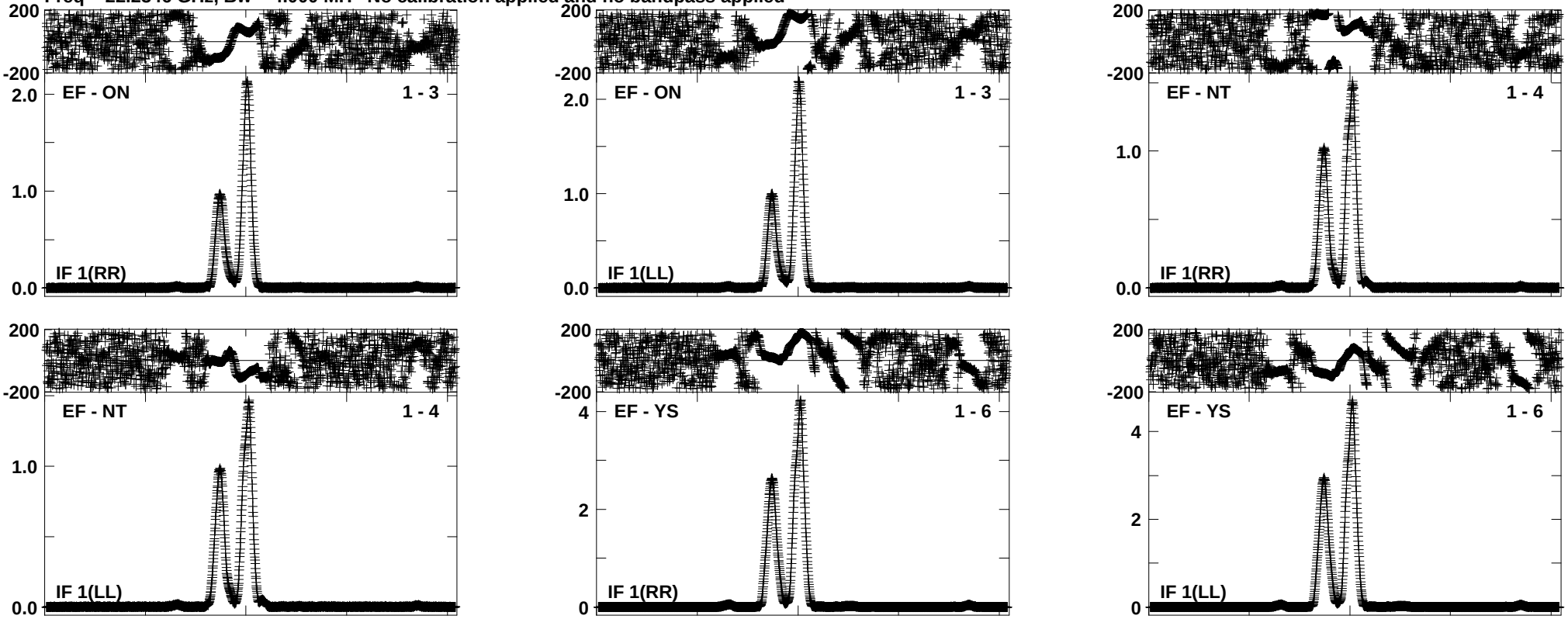

Lower frame: Ampl Jy Top frame: Phas deg
Vector averaged cross-power spectrum Baseline: EF (01) - ON (03)
Timerange: 01/07:04:52 to 01/07:05:44

Plot file version 662 created 19-SEP-2014 15:43:17
J2202+4216 ES074A.UVDATA.1
Freq = 22.2346 GHz, Bw = 4.000 MH No calibration applied and no bandpass applied

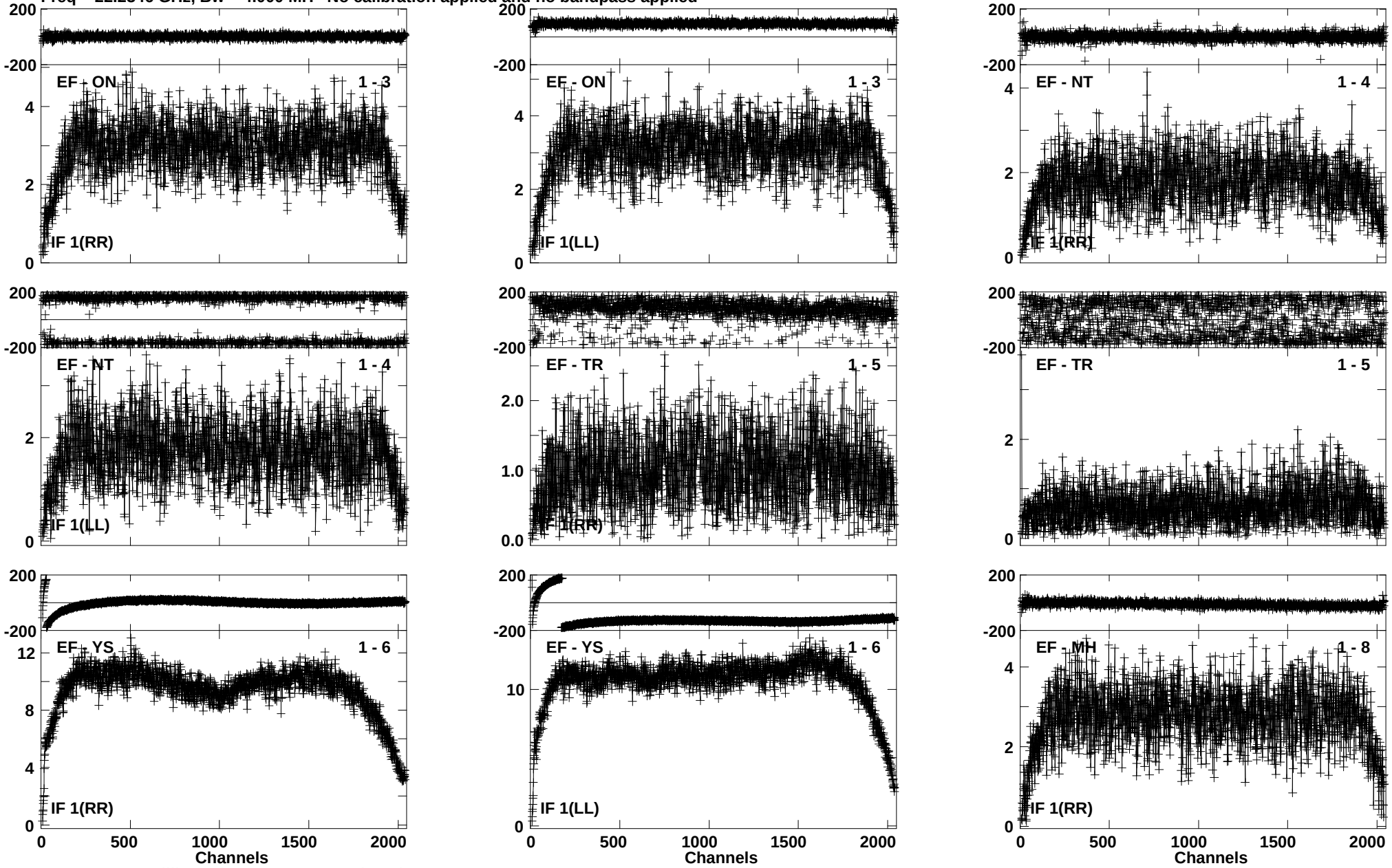

Lower frame: Milli Ampl Jy Top frame: Phas deg
Vector averaged cross-power spectrum Baseline: EF (01) - ON (03)
Timerange: 01/07:07:03 to 01/07:16:59

Plot file version 663 created 19-SEP-2014 15:43:18
J2202+4216 ES074A.UVDATA.1
Freq = 22.2346 GHz, Bw = 4.000 MH No calibration applied and no bandpass applied

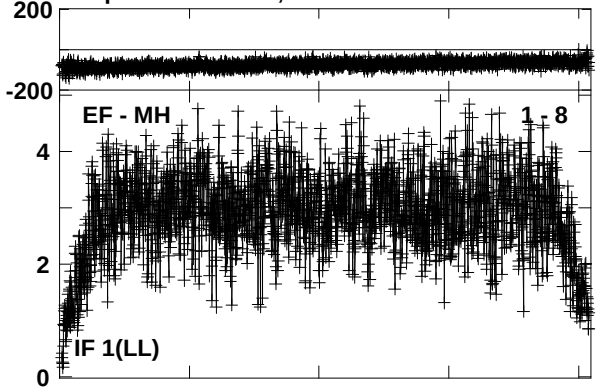

Lower frame: Milli Ampl Jy Top frame: Phas deg
Vector averaged cross-power spectrum Baseline: EF (01) - MH (08)
Timerange: 01/07:07:03 to 01/07:16:59

Plot file version 664 created 19-SEP-2014 15:43:18
J2040+4527 ES074A.UVDATA.1
Freq = 22.2346 GHz, Bw = 4.000 MH No calibration applied and no bandpass applied

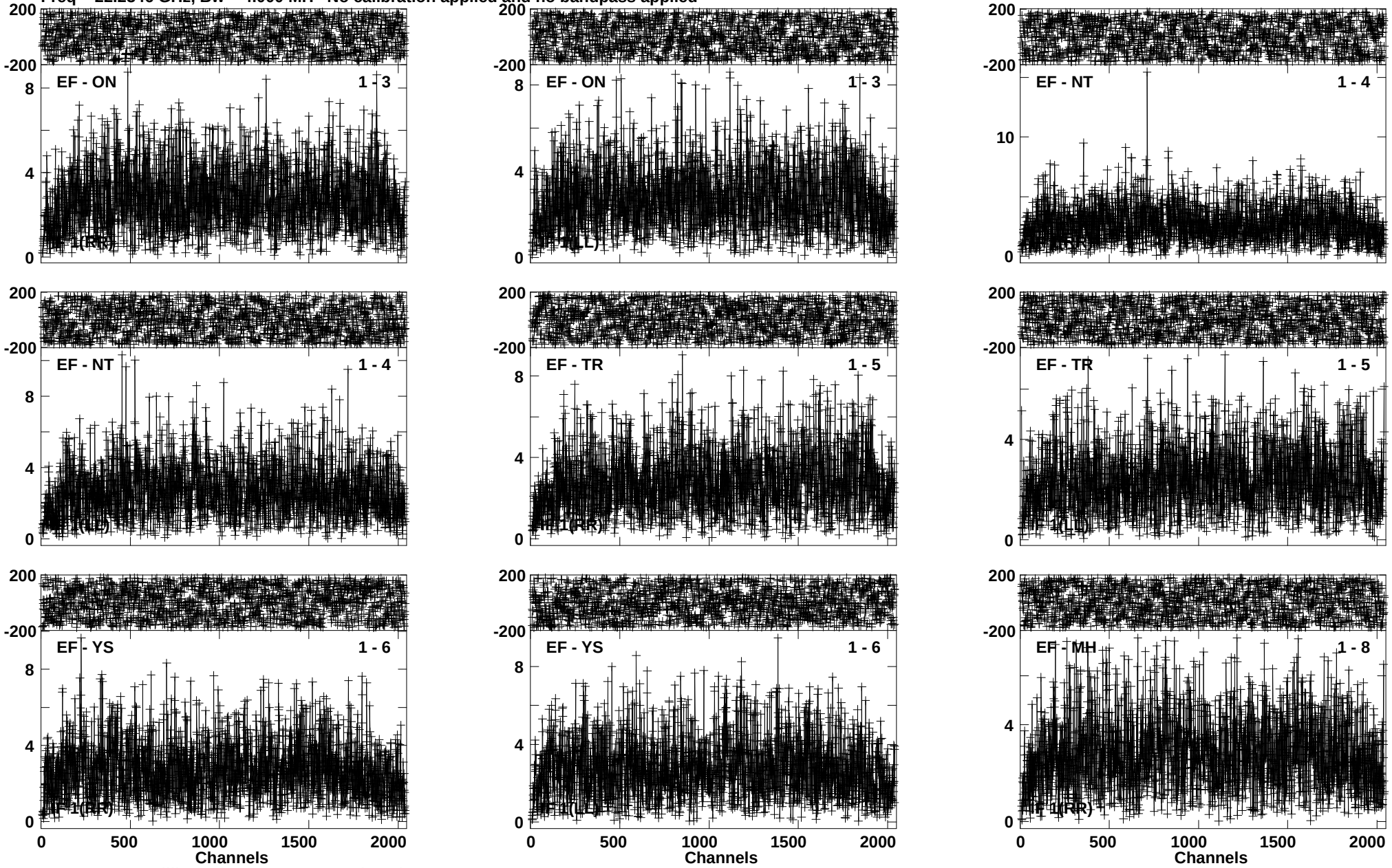

Lower frame: Milli Ampl Jy Top frame: Phas deg
Vector averaged cross-power spectrum Baseline: EF (01) - ON (03)
Timerange: 01/07:18:28 to 01/07:19:24

Plot file version 665 created 19-SEP-2014 15:43:18
J2040+4527 ES074A.UVDATA.1
Freq = 22.2346 GHz, Bw = 4.000 MH No calibration applied and no bandpass applied

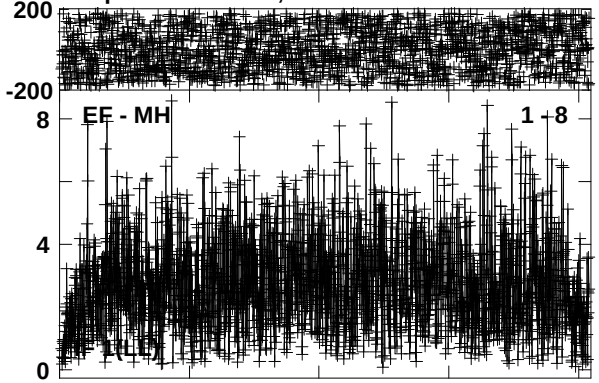

Lower frame: Milli Ampl Jy Top frame: Phas deg
Vector averaged cross-power spectrum Baseline: EF (01) - MH (08)
Timerange: 01/07:18:28 to 01/07:19:24

Plot file version 666 created 19-SEP-2014 15:43:18
W75N ES074A.UVDATA.1
Freq = 22.2346 GHz, Bw = 4.000 MH No calibration applied and no bandpass applied

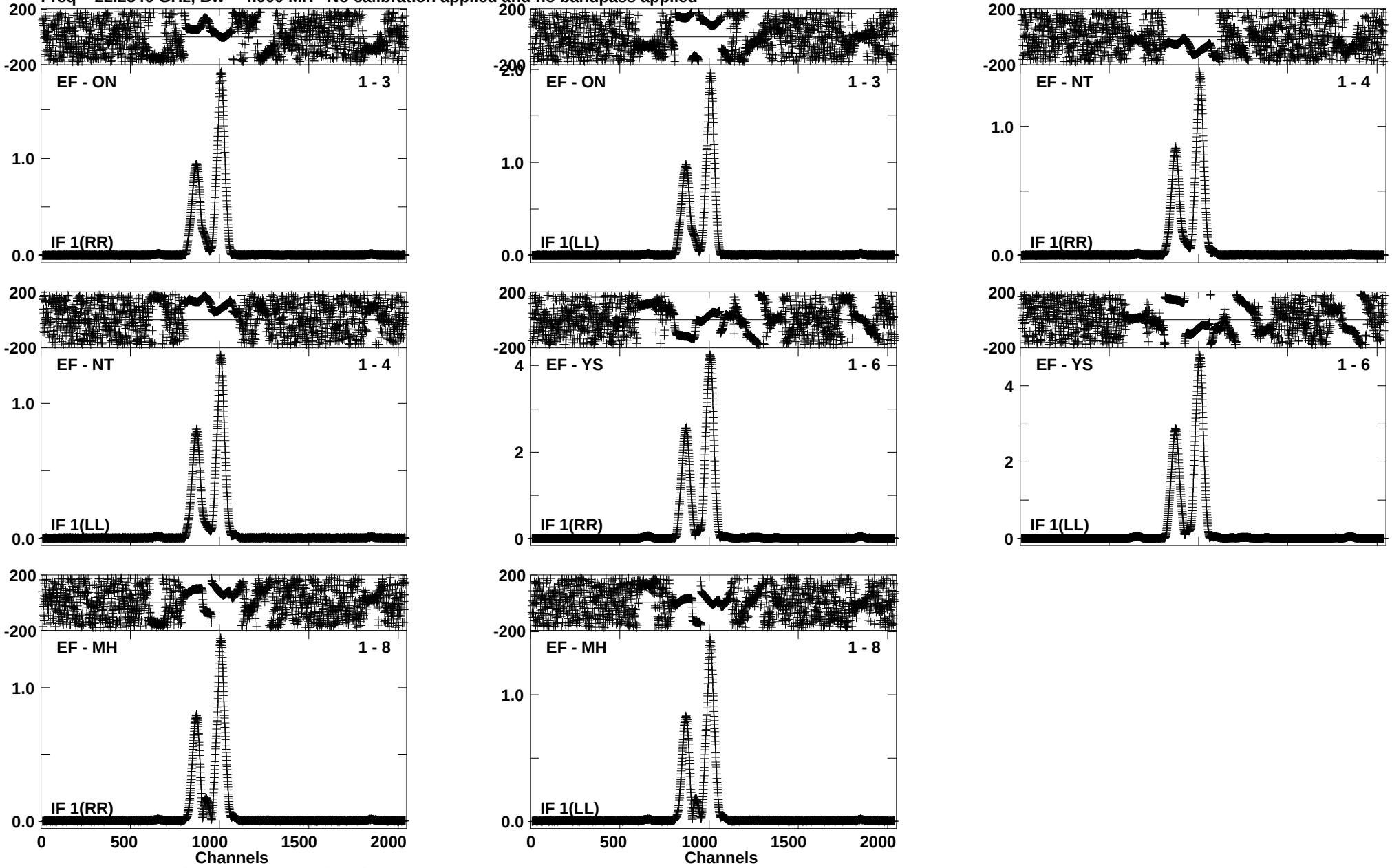

Lower frame: Ampl Jy Top frame: Phas deg
Vector averaged cross-power spectrum Baseline: EF (01) - ON (03)
Timerange: 01/07:19:32 to 01/07:20:24

Plot file version 667 created 19-SEP-2014 15:43:18
J2040+4527 ES074A.UVDATA.1
Freq = 22.2346 GHz, Bw = 4.000 MH No calibration applied and no bandpass applied

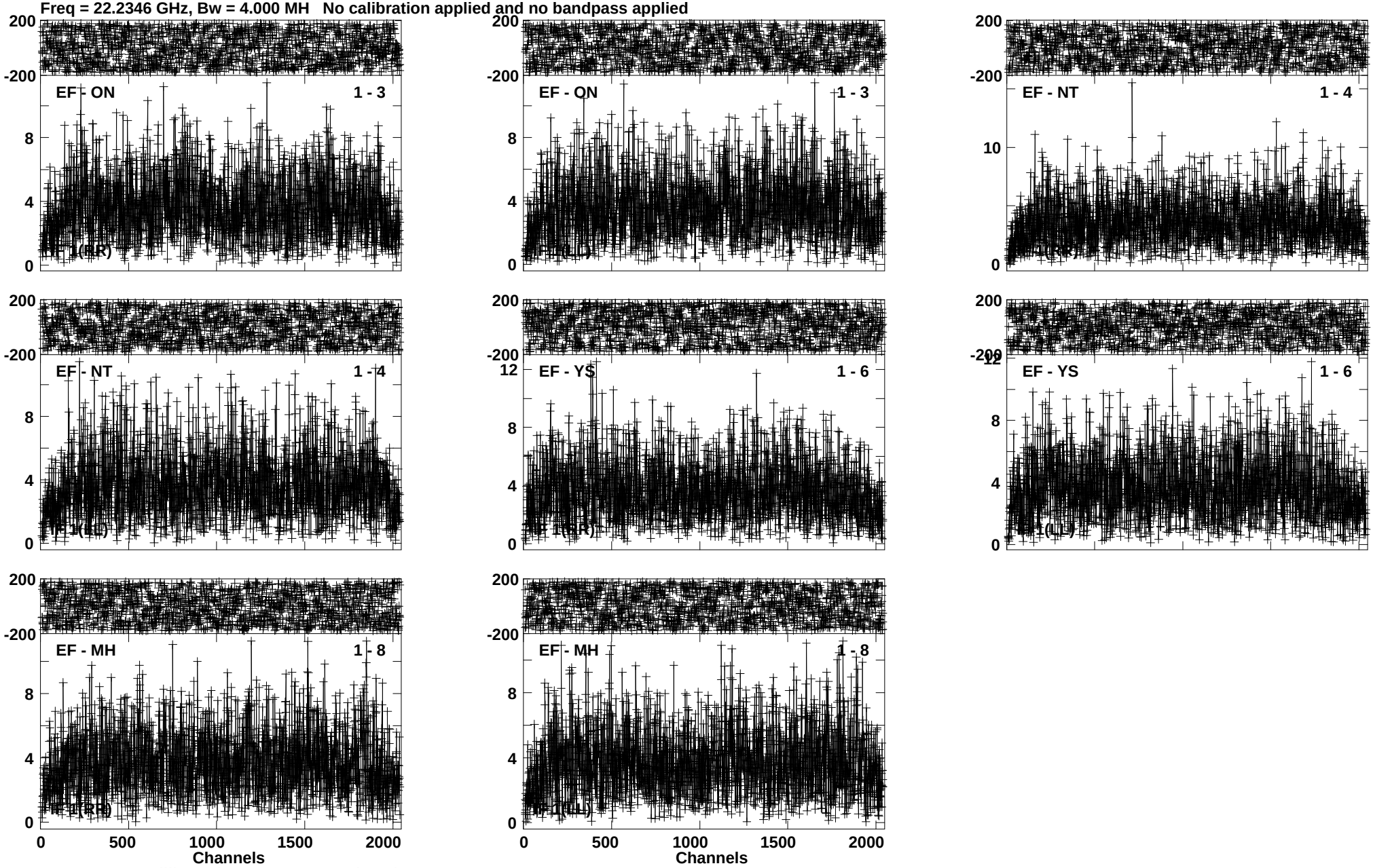

Lower frame: Milli Ampl Jy Top frame: Phas deg
Vector averaged cross-power spectrum Baseline: EF (01) - ON (03)
Timerange: 01/07:20:32 to 01/07:21:24

Plot file version 668 created 19-SEP-2014 15:43:19
W75N ES074A.UVDATA.1
Freq = 22.2346 GHz, Bw = 4.000 MH No calibration applied and no bandpass applied

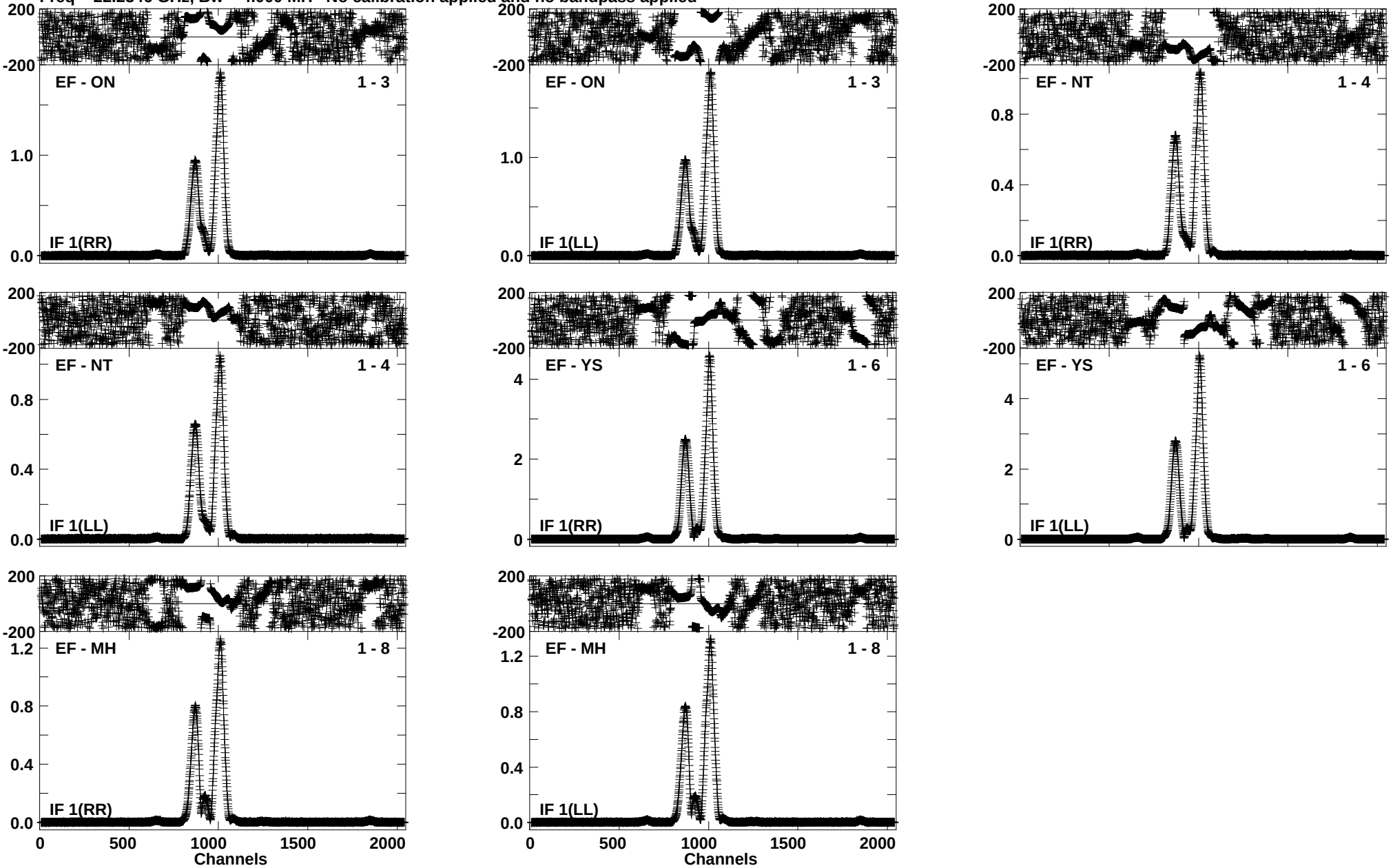

Lower frame: Ampl Jy Top frame: Phas deg
Vector averaged cross-power spectrum Baseline: EF (01) - ON (03)
Timerange: 01/07:21:32 to 01/07:22:24

Plot file version 669 created 19-SEP-2014 15:43:19
J2040+4527 ES074A.UVDATA.1
Freq = 22.2346 GHz, Bw = 4.000 MH No calibration applied and no bandpass applied

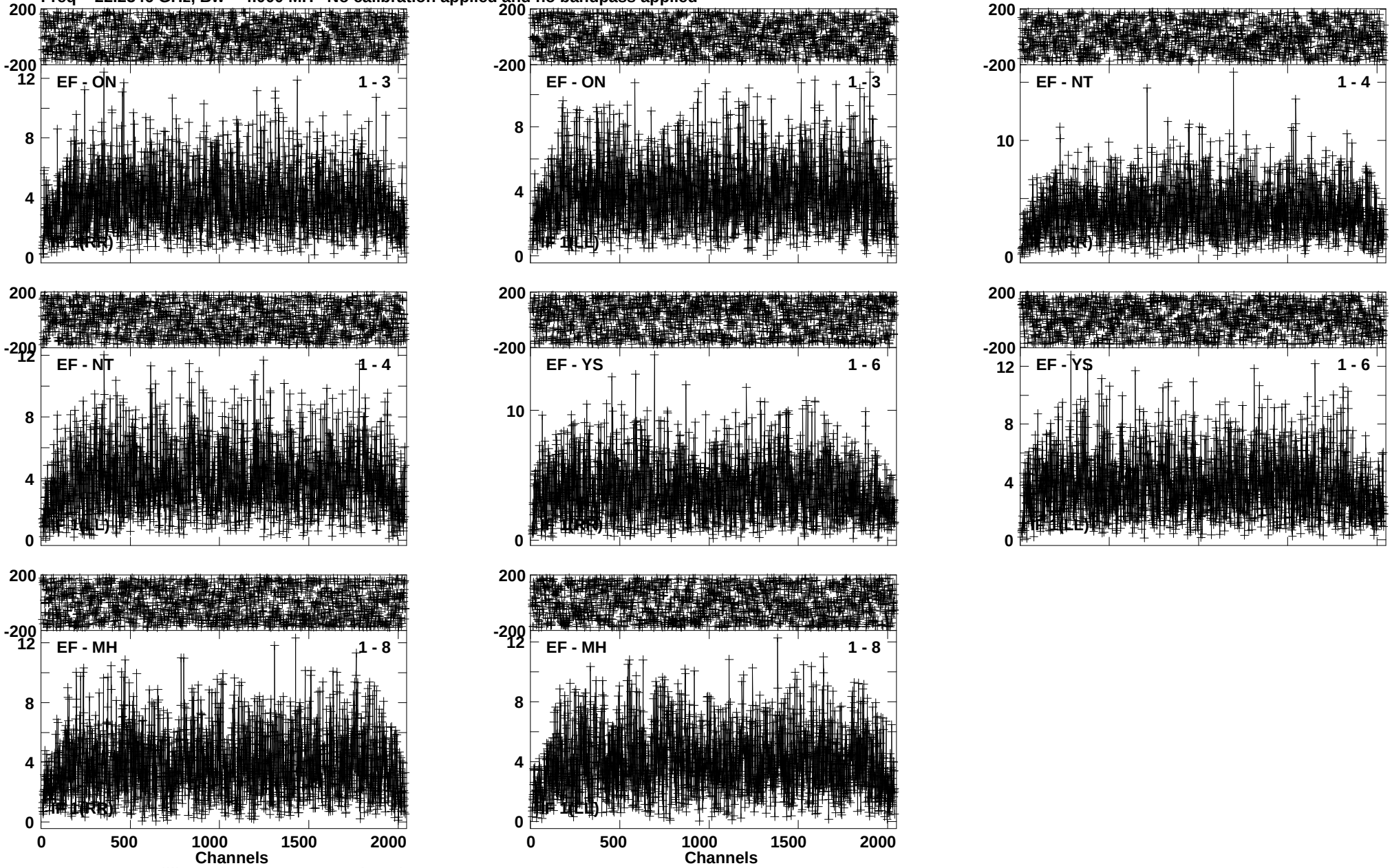

Lower frame: Milli Ampl Jy Top frame: Phas deg
Vector averaged cross-power spectrum Baseline: EF (01) - ON (03)
Timerange: 01/07:22:32 to 01/07:23:24

Plot file version 670 created 19-SEP-2014 15:43:19
W75N ES074A.UVDATA.1
Freq = 22.2346 GHz, Bw = 4.000 MH No calibration applied and no bandpass applied

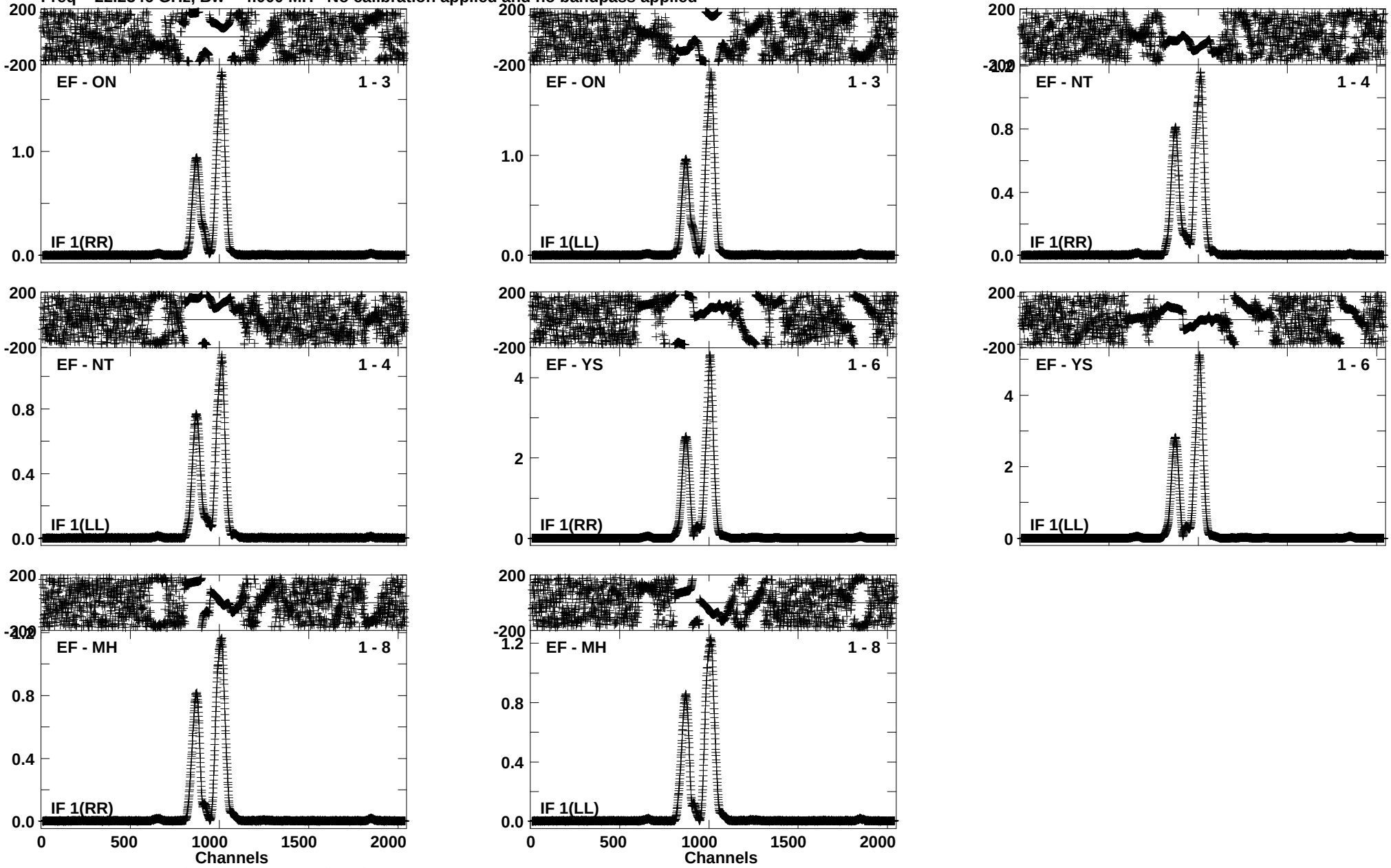

Lower frame: Ampl Jy Top frame: Phas deg
Vector averaged cross-power spectrum Baseline: EF (01) - ON (03)
Timerange: 01/07:23:32 to 01/07:24:24

Plot file version 671 created 19-SEP-2014 15:43:19
J2040+4527 ES074A.UVDATA.1
Freq = 22.2346 GHz, Bw = 4.000 MH No calibration applied and no bandpass applied

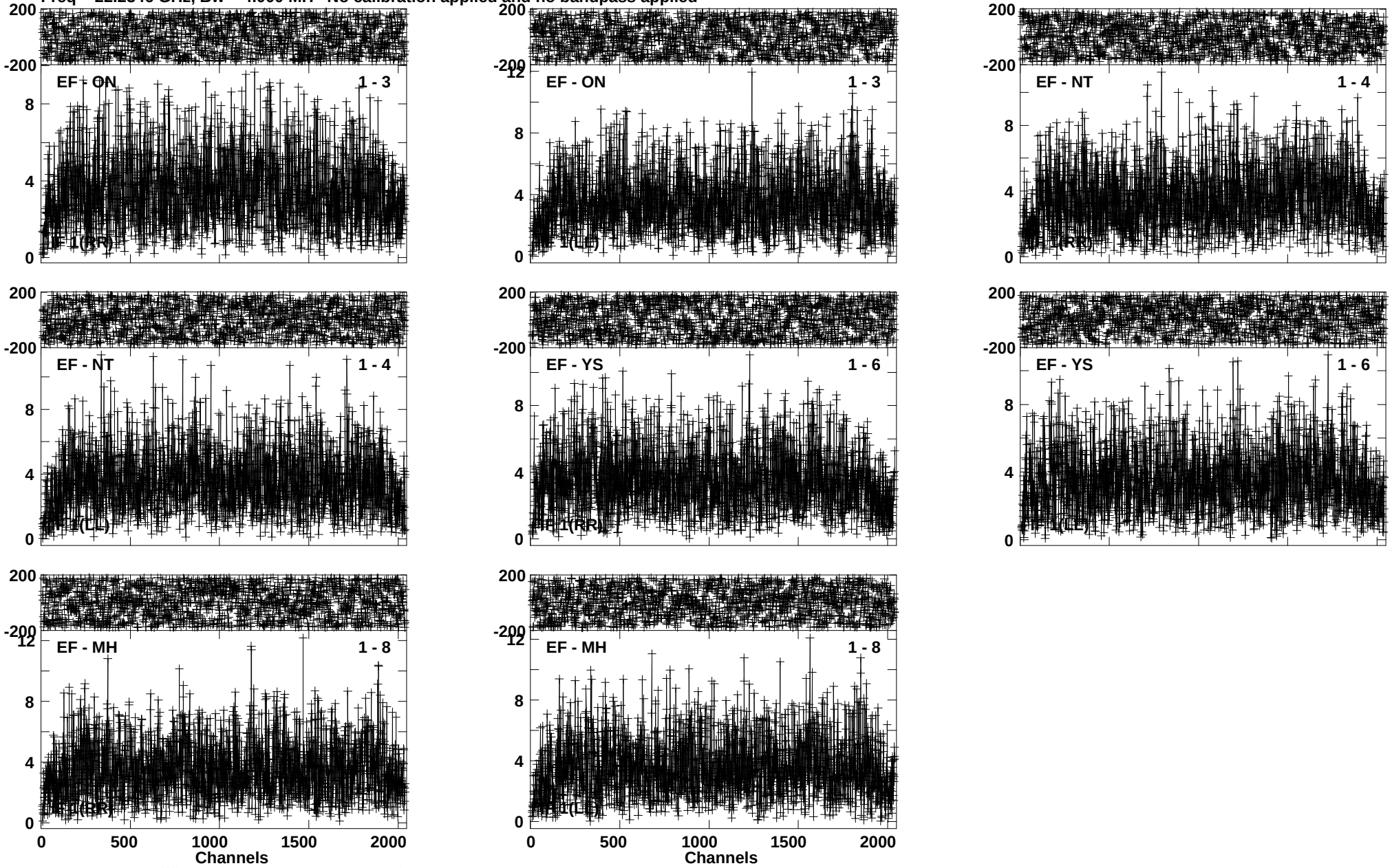

Lower frame: Milli Ampl Jy Top frame: Phas deg
Vector averaged cross-power spectrum Baseline: EF (01) - ON (03)
Timerange: 01/07:24:32 to 01/07:25:24

Plot file version 672 created 19-SEP-2014 15:43:19
W75N ES074A.UVDATA.1
Freq = 22.2346 GHz, Bw = 4.000 MH No calibration applied and no bandpass applied

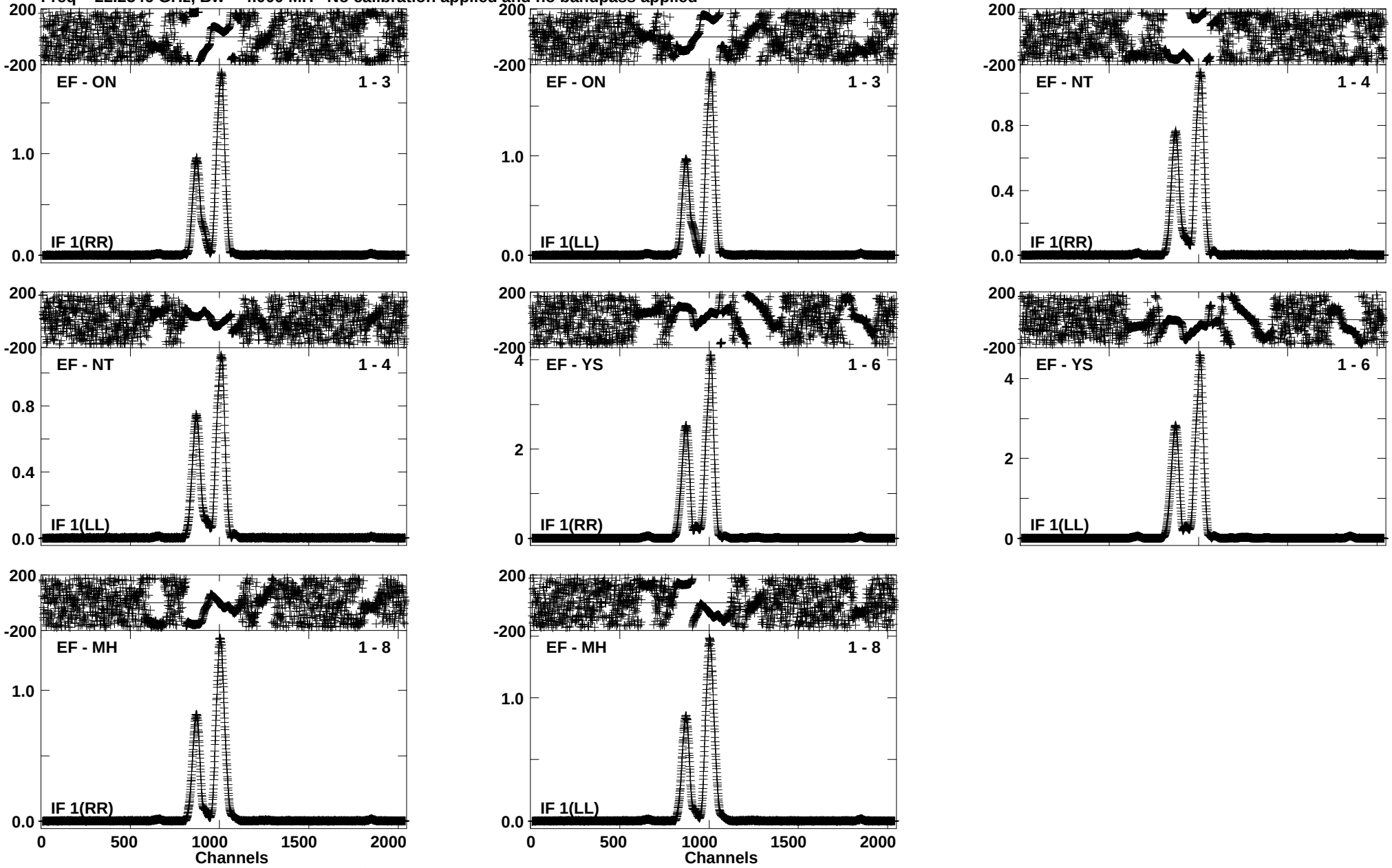

Lower frame: Ampl Jy Top frame: Phas deg
Vector averaged cross-power spectrum Baseline: EF (01) - ON (03)
Timerange: 01/07:25:32 to 01/07:26:24

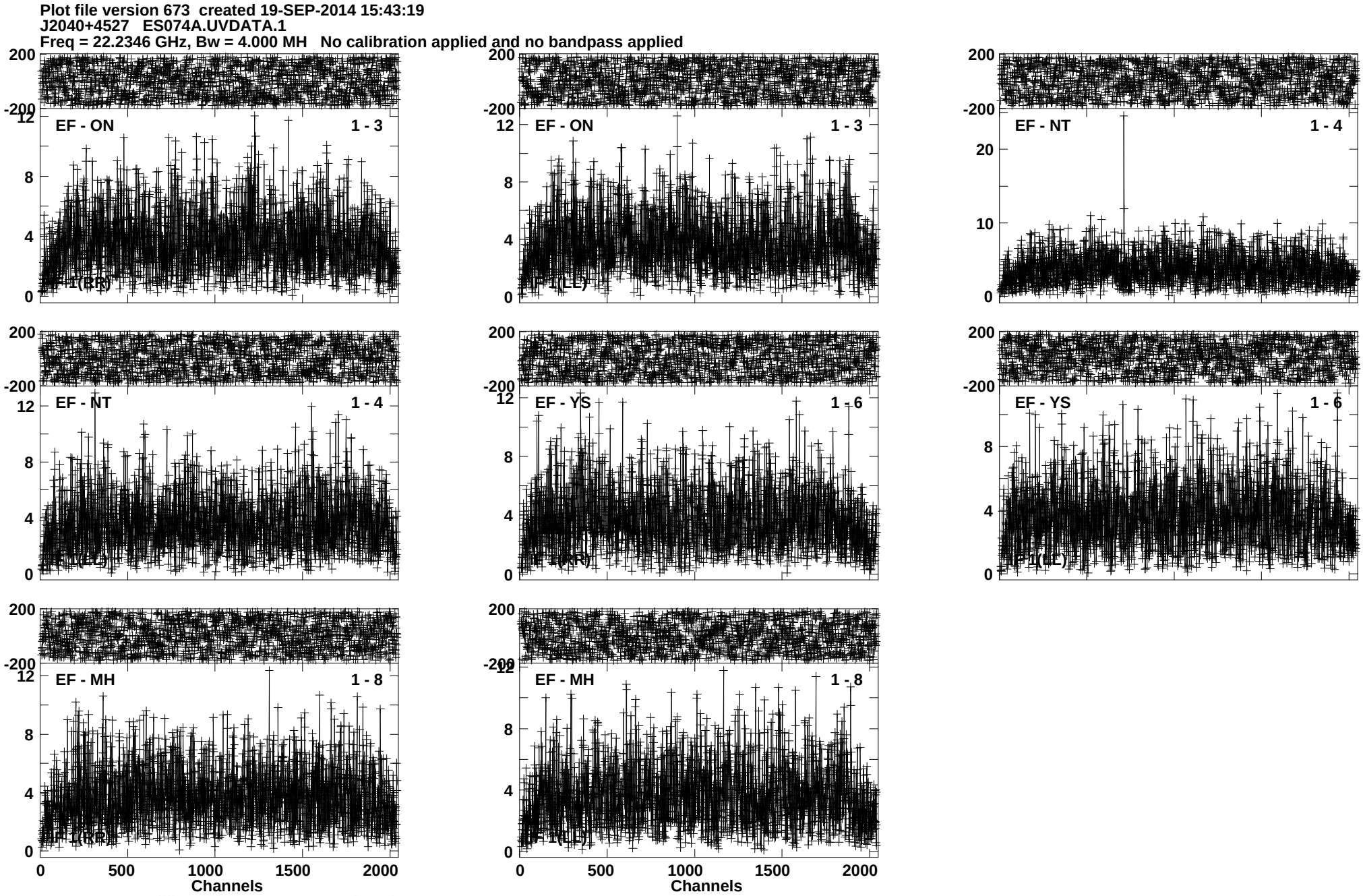
Plot file version 673 created 19-SEP-2014 15:43:19
J2040+4527 ES074A.UVDATA.1
Freq = 22.2346 GHz, Bw = 4.000 MH No calibration applied and no bandpass applied
EF - ON 1 - 3
EF - ON 1 - 3
EF - NT 1 - 4
EF - NT 1 - 4
EF - YS 1 - 6
EF - YS 1 - 6
EF - MH 1 - 8
EF - MH 1 - 8
Channels
Channels
Lower frame: Milli Ampl Jy Top frame: Phas deg
Vector averaged cross-power spectrum Baseline: EF (01) - ON (03)
Timerange: 01/07:26:32 to 01/07:27:24

Plot file version 674 created 19-SEP-2014 15:43:19
W75N ES074A.UVDATA.1
Freq = 22.2346 GHz, Bw = 4.000 MH No calibration applied and no bandpass applied

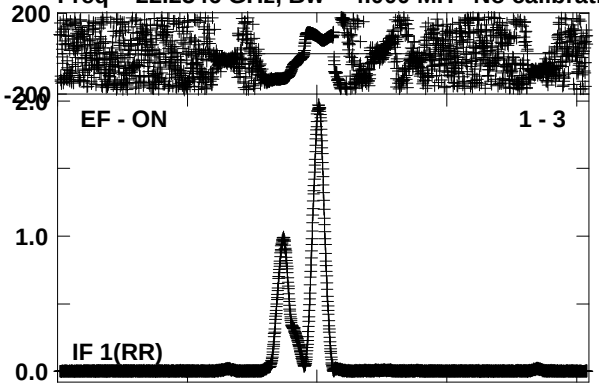

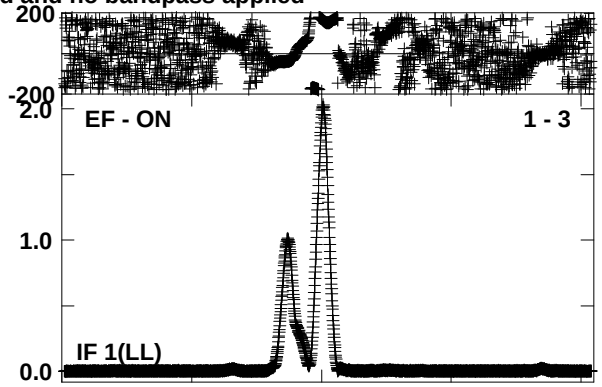

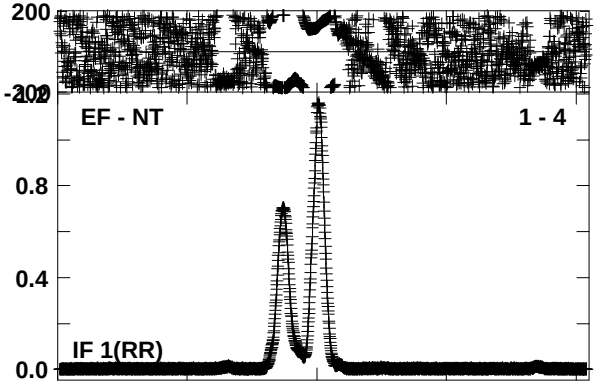

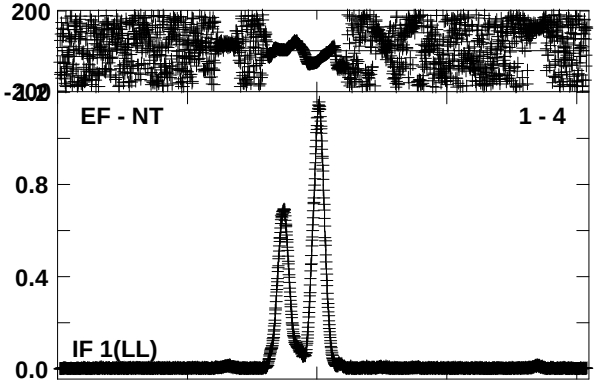

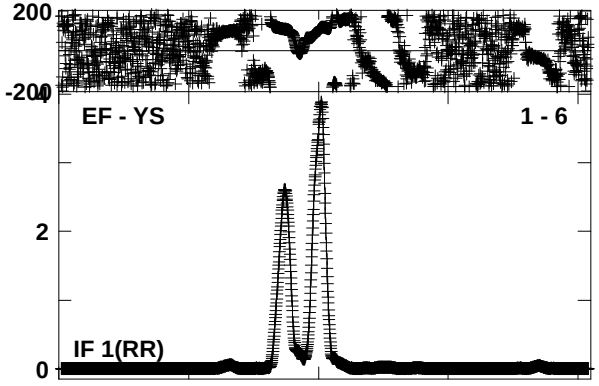

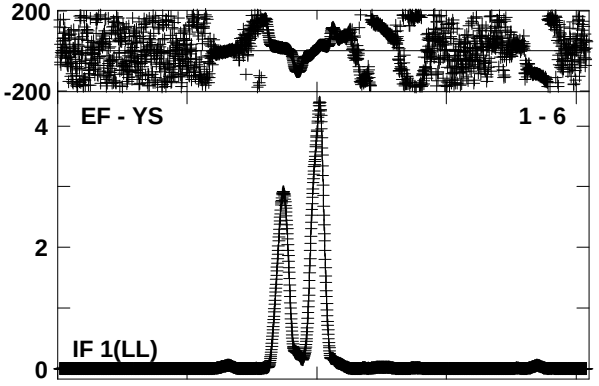

Lower frame: Ampl Jy Top frame: Phas deg
Vector averaged cross-power spectrum Baseline: EF (01) - ON (03)
Timerange: 01/07:27:32 to 01/07:28:24

Plot file version 675 created 19-SEP-2014 15:43:19
J2040+4527 ES074A.UVDATA.1
Freq = 22.2346 GHz, Bw = 4.000 MH No calibration applied and no bandpass applied

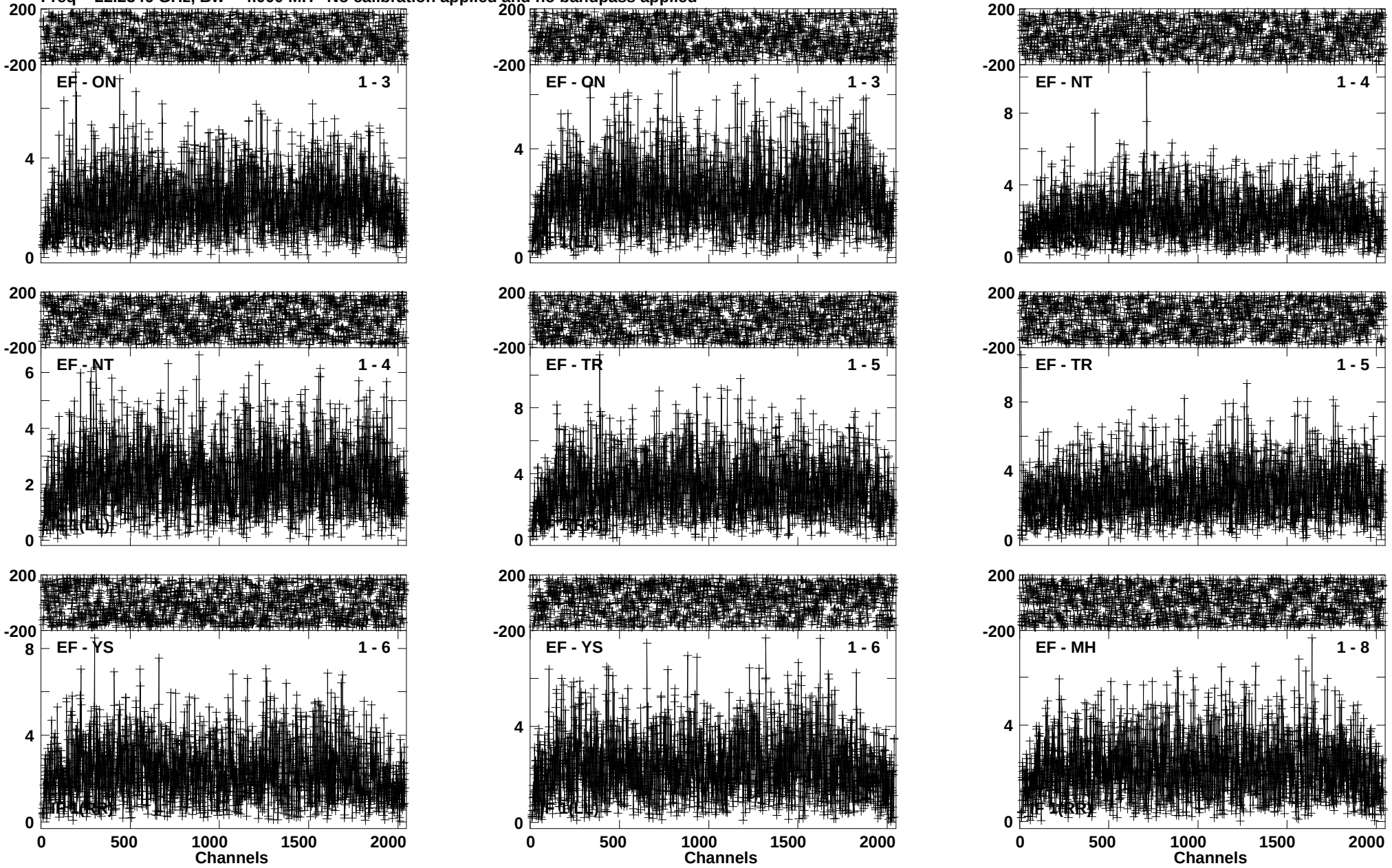

Lower frame: Milli Ampl Jy Top frame: Phas deg
Vector averaged cross-power spectrum Baseline: EF (01) - ON (03)
Timerange: 01/07:29:03 to 01/07:29:59

Plot file version 676 created 19-SEP-2014 15:43:20
J2040+4527 ES074A.UVDATA.1
Freq = 22.2346 GHz, Bw = 4.000 MH No calibration applied and no bandpass applied

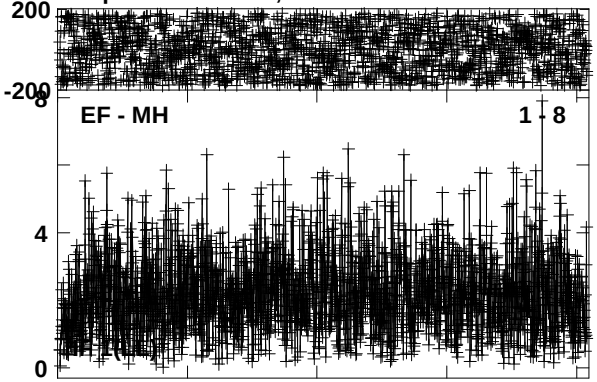

Lower frame: Milli Ampl Jy Top frame: Phas deg
Vector averaged cross-power spectrum Baseline: EF (01) - MH (08)
Timerange: 01/07:29:03 to 01/07:29:59

Plot file version 677 created 19-SEP-2014 15:43:20
W75N ES074A.UVDATA.1
Freq = 22.2346 GHz, Bw = 4.000 MH No calibration applied and no bandpass applied

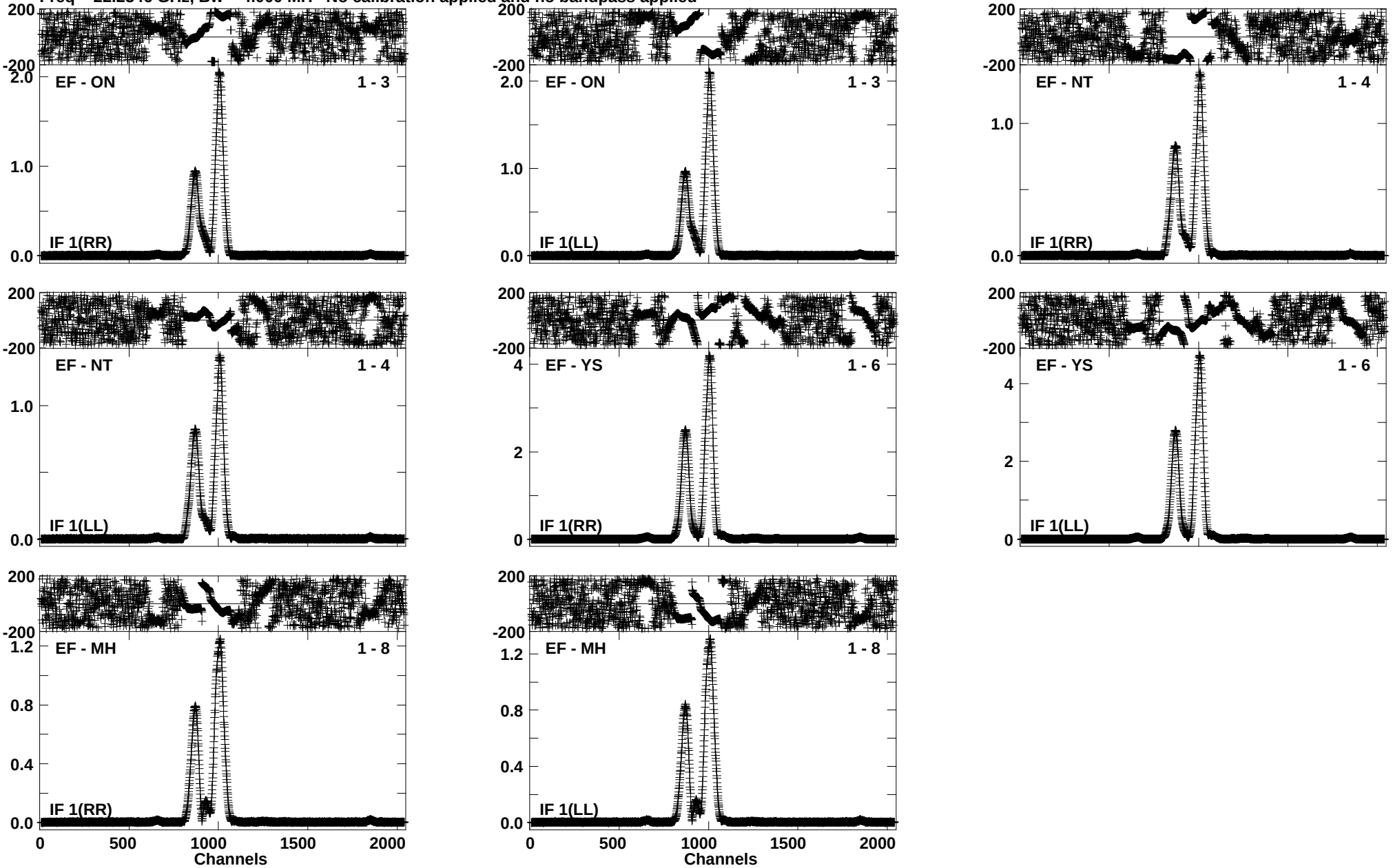

Lower frame: Ampl Jy Top frame: Phas deg
Vector averaged cross-power spectrum Baseline: EF (01) - ON (03)
Timerange: 01/07:30:07 to 01/07:30:59

Plot file version 678 created 19-SEP-2014 15:43:20
J2040+4527 ES074A.UVDATA.1
Freq = 22.2346 GHz, Bw = 4.000 MH No calibration applied and no bandpass applied

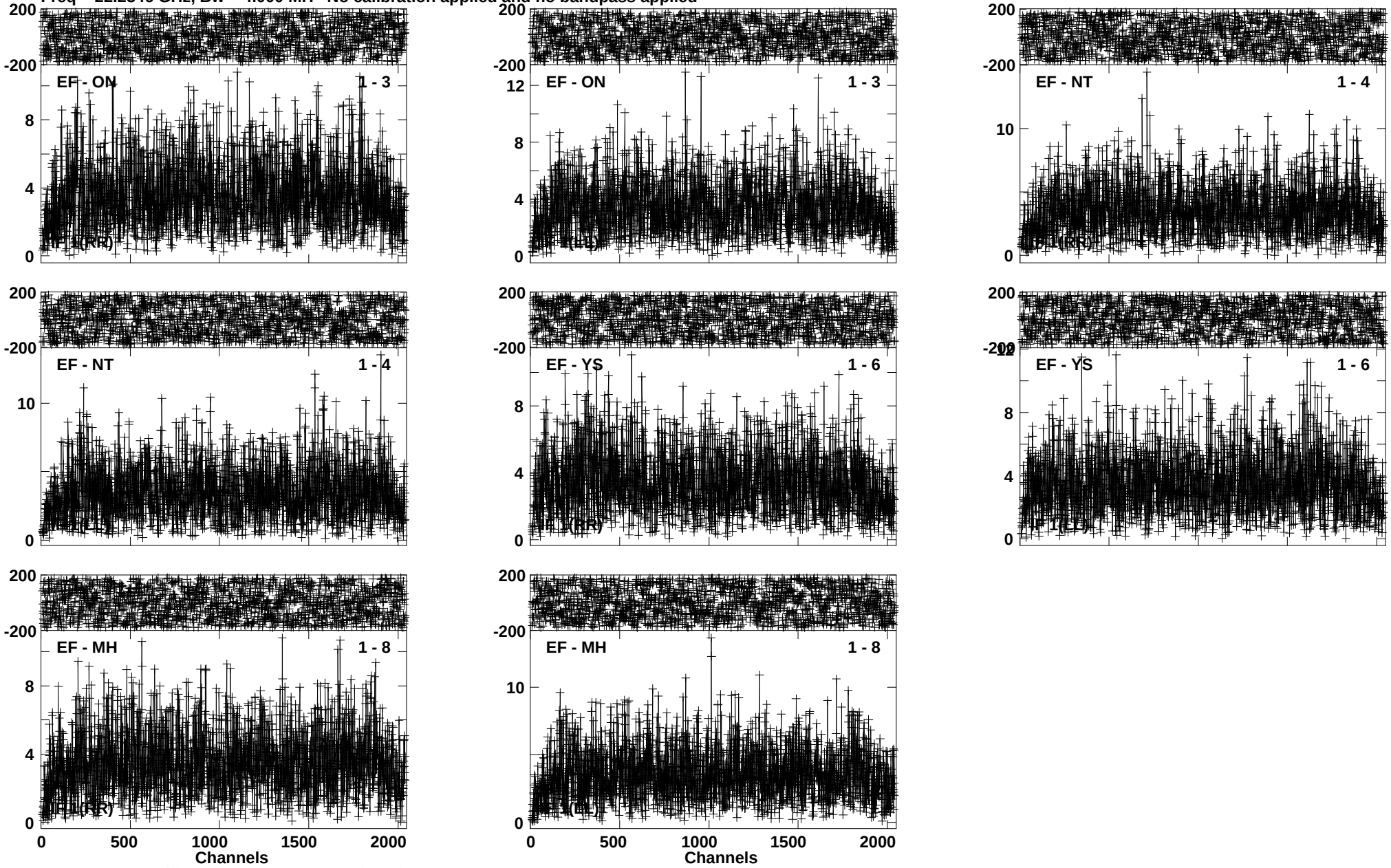

Lower frame: Milli Ampl Jy Top frame: Phas deg
Vector averaged cross-power spectrum Baseline: EF (01) - ON (03)
Timerange: 01/07:31:07 to 01/07:31:59

Plot file version 679 created 19-SEP-2014 15:43:20
W75N ES074A.UVDATA.1
Freq = 22.2346 GHz, Bw = 4.000 MH No calibration applied and no bandpass applied

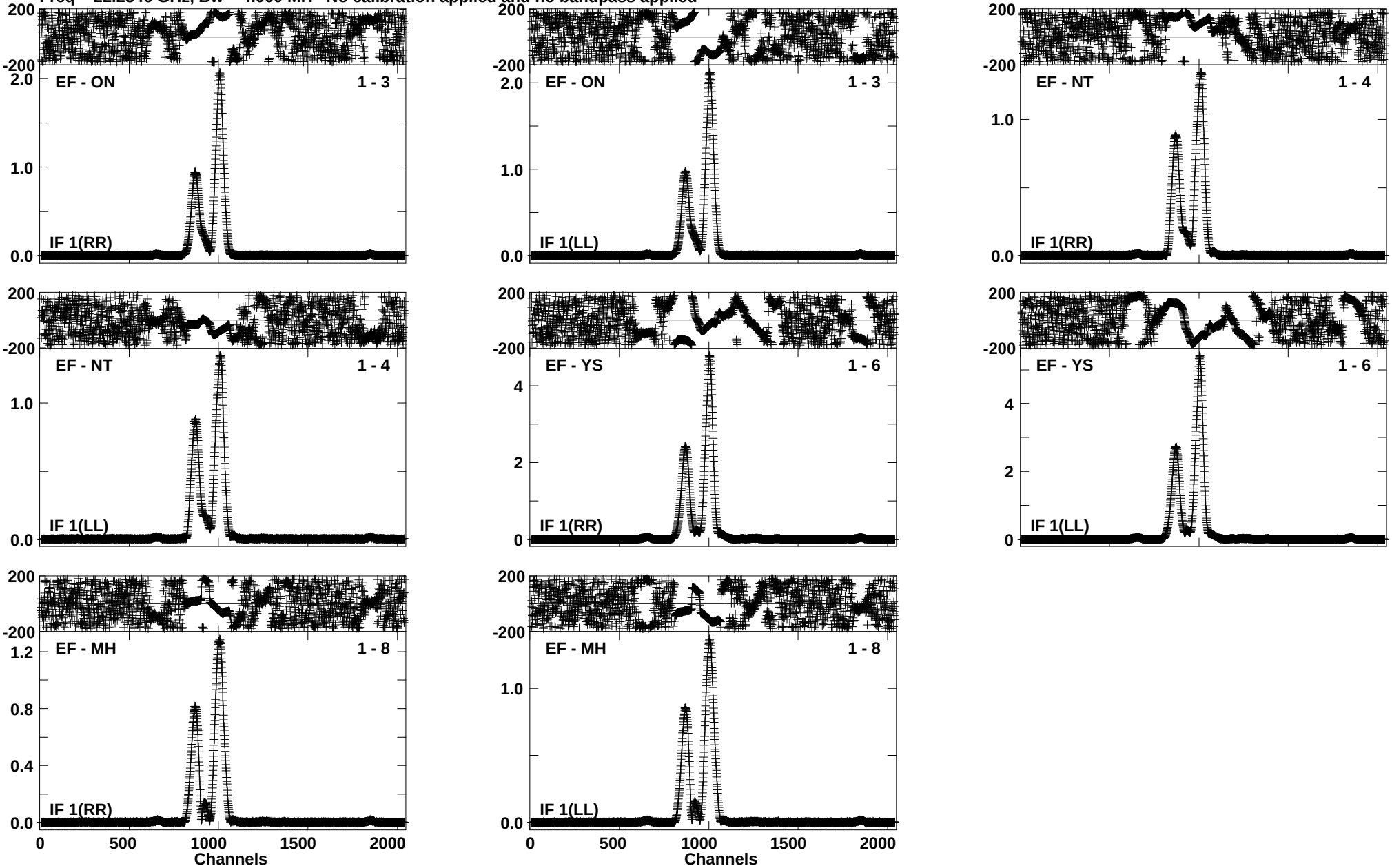

Lower frame: Ampl Jy Top frame: Phas deg
Vector averaged cross-power spectrum Baseline: EF (01) - ON (03)
Timerange: 01/07:32:07 to 01/07:32:59

Plot file version 680 created 19-SEP-2014 15:43:20
J2040+4527 ES074A.UVDATA.1
Freq = 22.2346 GHz, Bw = 4.000 MH No calibration applied and no bandpass applied

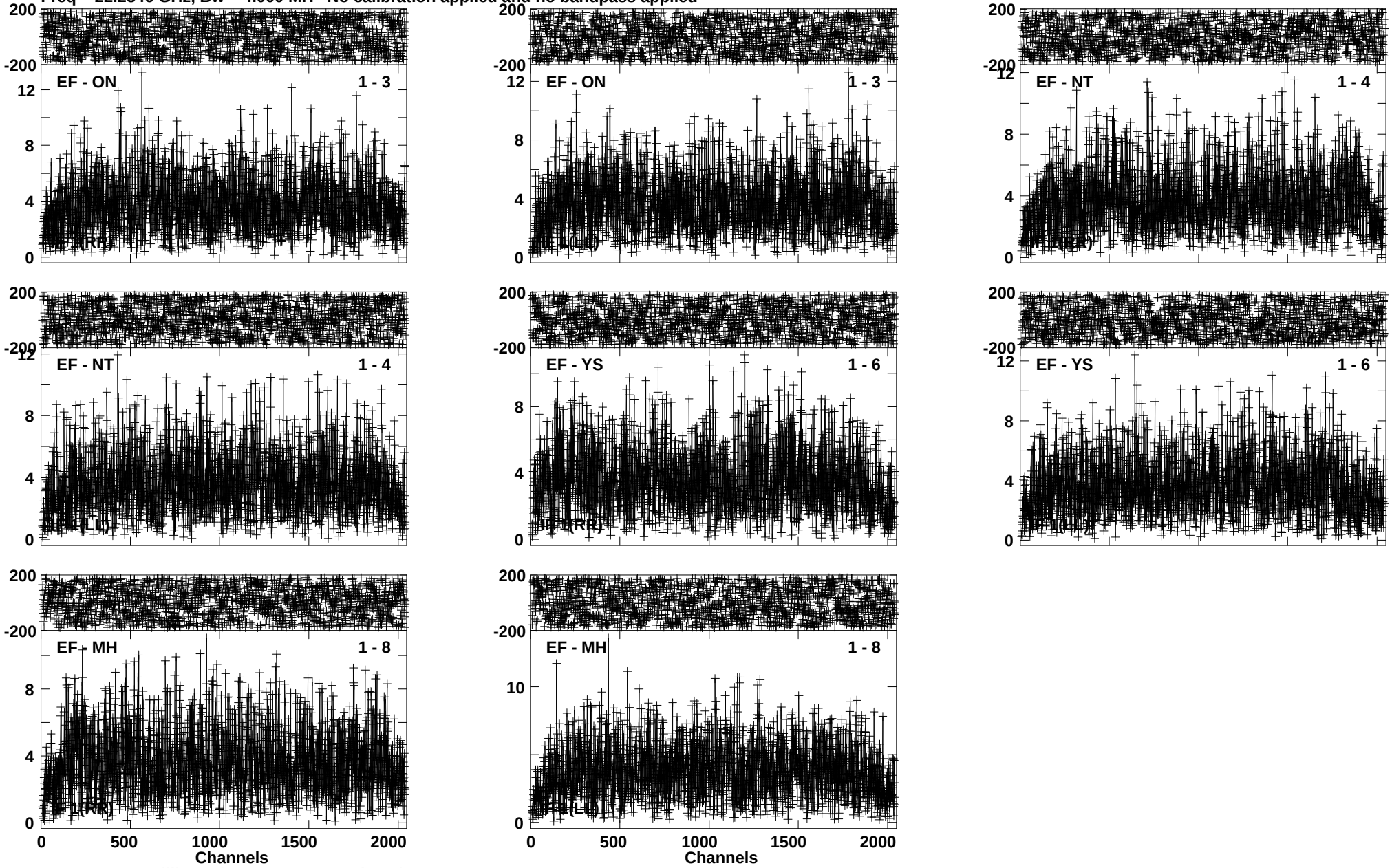

Lower frame: Milli Ampl Jy Top frame: Phas deg
Vector averaged cross-power spectrum Baseline: EF (01) - ON (03)
Timerange: 01/07:33:07 to 01/07:33:59

Plot file version 681 created 19-SEP-2014 15:43:20
W75N ES074A.UVDATA.1
Freq = 22.2346 GHz, Bw = 4.000 MH No calibration applied and no bandpass applied

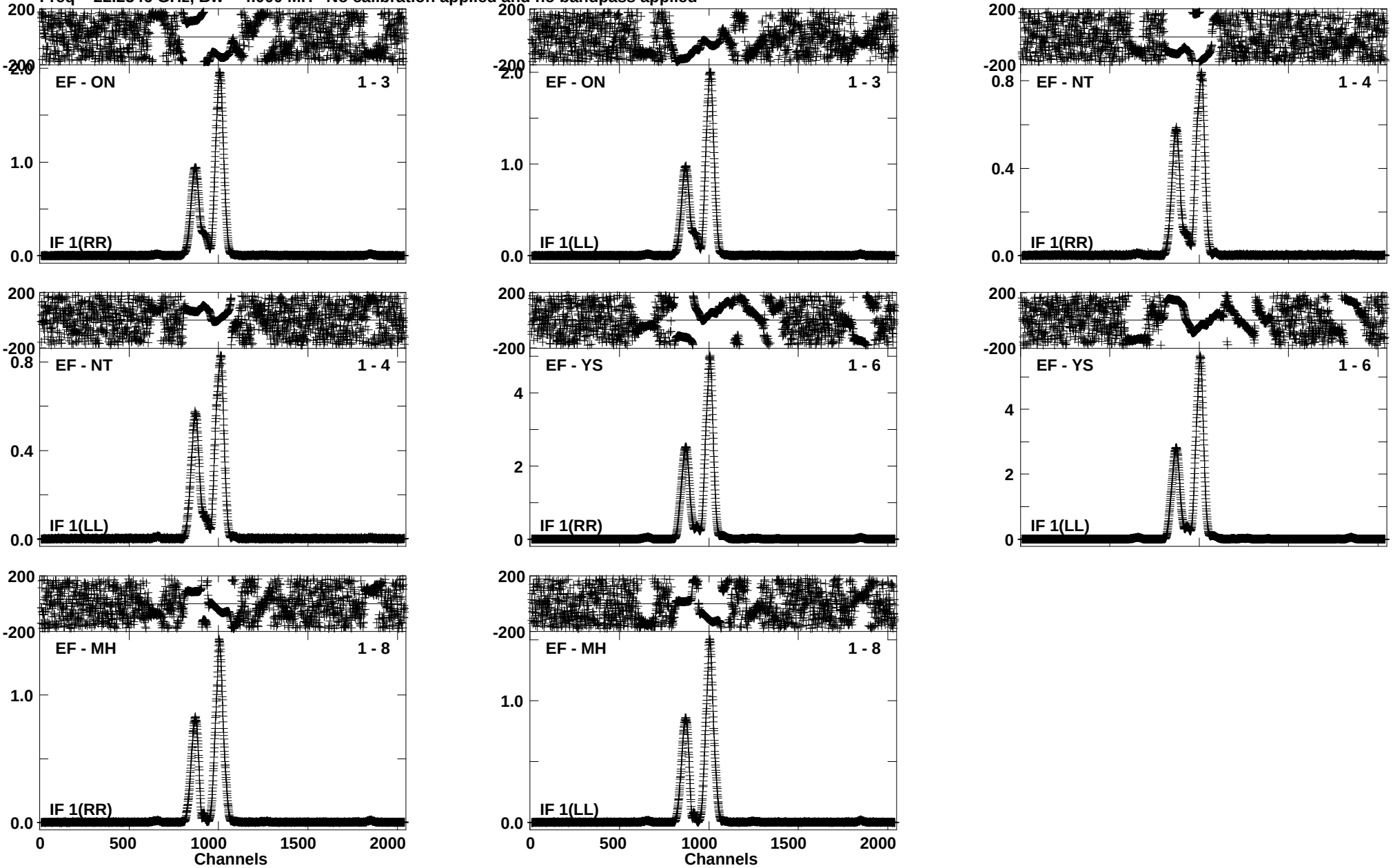

Lower frame: Ampl Jy Top frame: Phas deg
Vector averaged cross-power spectrum Baseline: EF (01) - ON (03)
Timerange: 01/07:34:07 to 01/07:34:59

Plot file version 682 created 19-SEP-2014 15:43:20
J2040+4527 ES074A.UVDATA.1
Freq = 22.2346 GHz, Bw = 4.000 MH No calibration applied and no bandpass applied

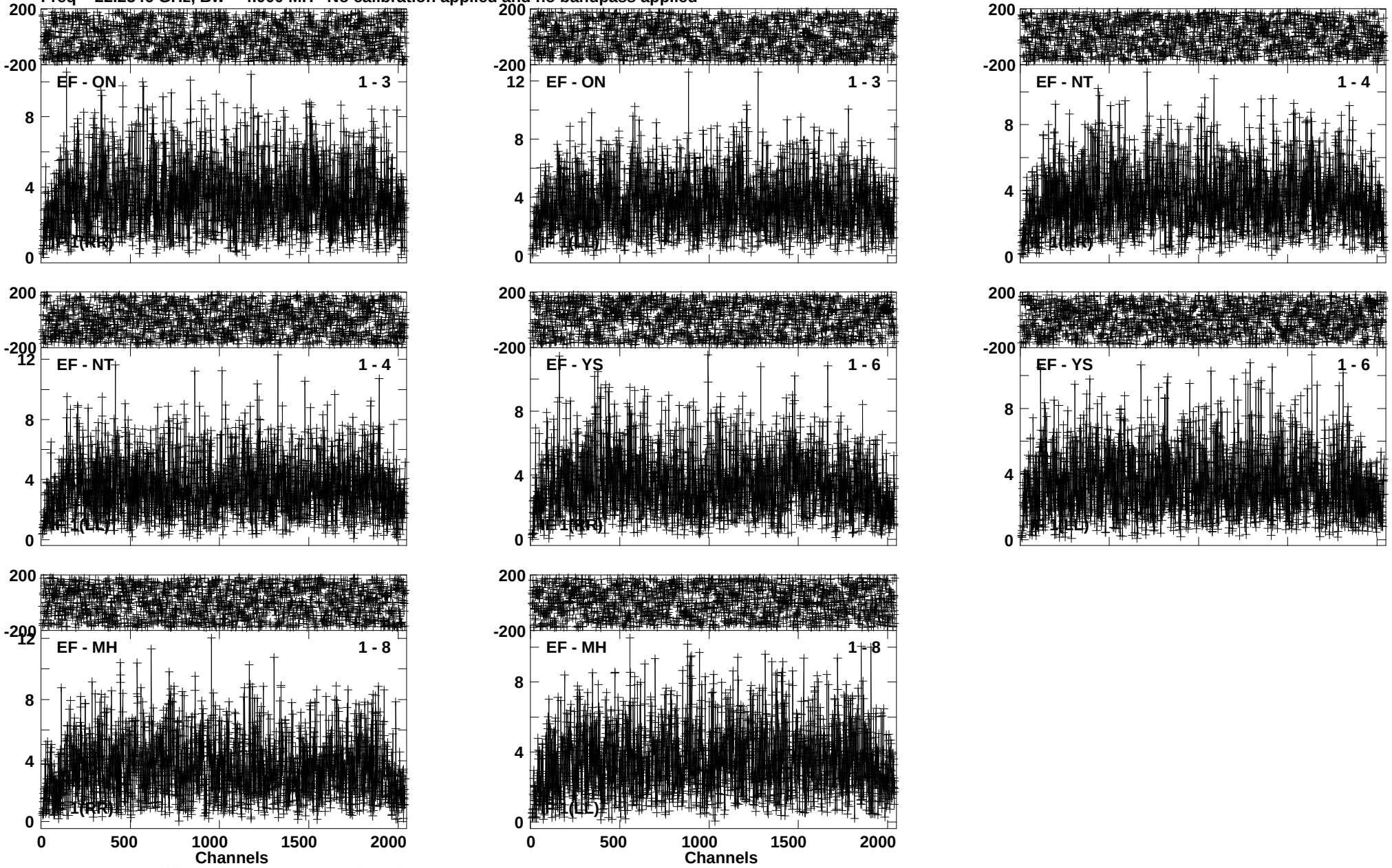

Lower frame: Milli Ampl Jy Top frame: Phas deg
Vector averaged cross-power spectrum Baseline: EF (01) - ON (03)
Timerange: 01/07:35:07 to 01/07:35:59

Plot file version 683 created 19-SEP-2014 15:43:20
W75N ES074A.UVDATA.1
Freq = 22.2346 GHz, Bw = 4.000 MH No calibration applied and no bandpass applied

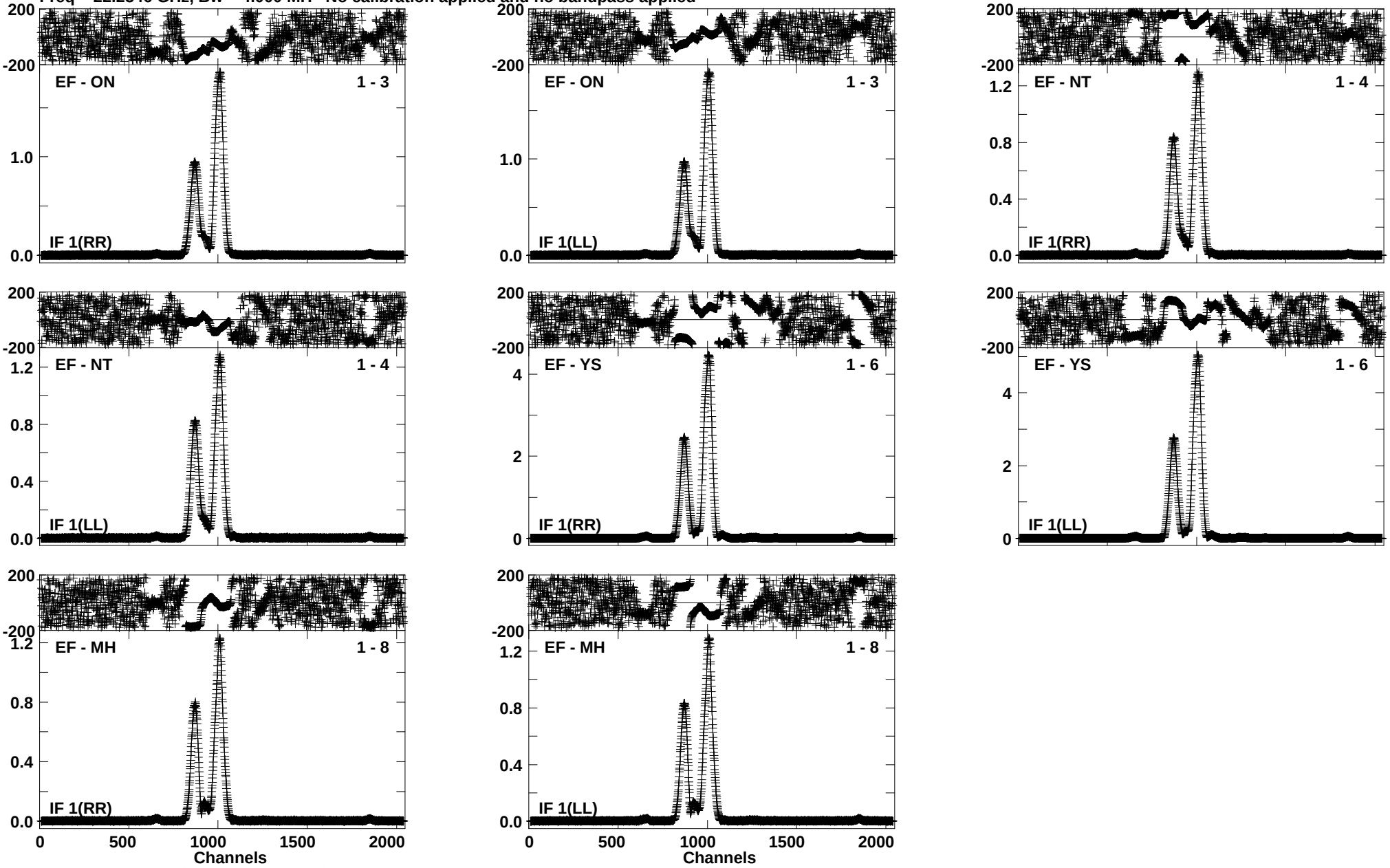

Lower frame: Ampl Jy Top frame: Phas deg
Vector averaged cross-power spectrum Baseline: EF (01) - ON (03)
Timerange: 01/07:36:07 to 01/07:36:59

Plot file version 684 created 19-SEP-2014 15:43:21
J2040+4527 ES074A.UVDATA.1
Freq = 22.2346 GHz, Bw = 4.000 MH No calibration applied and no bandpass applied

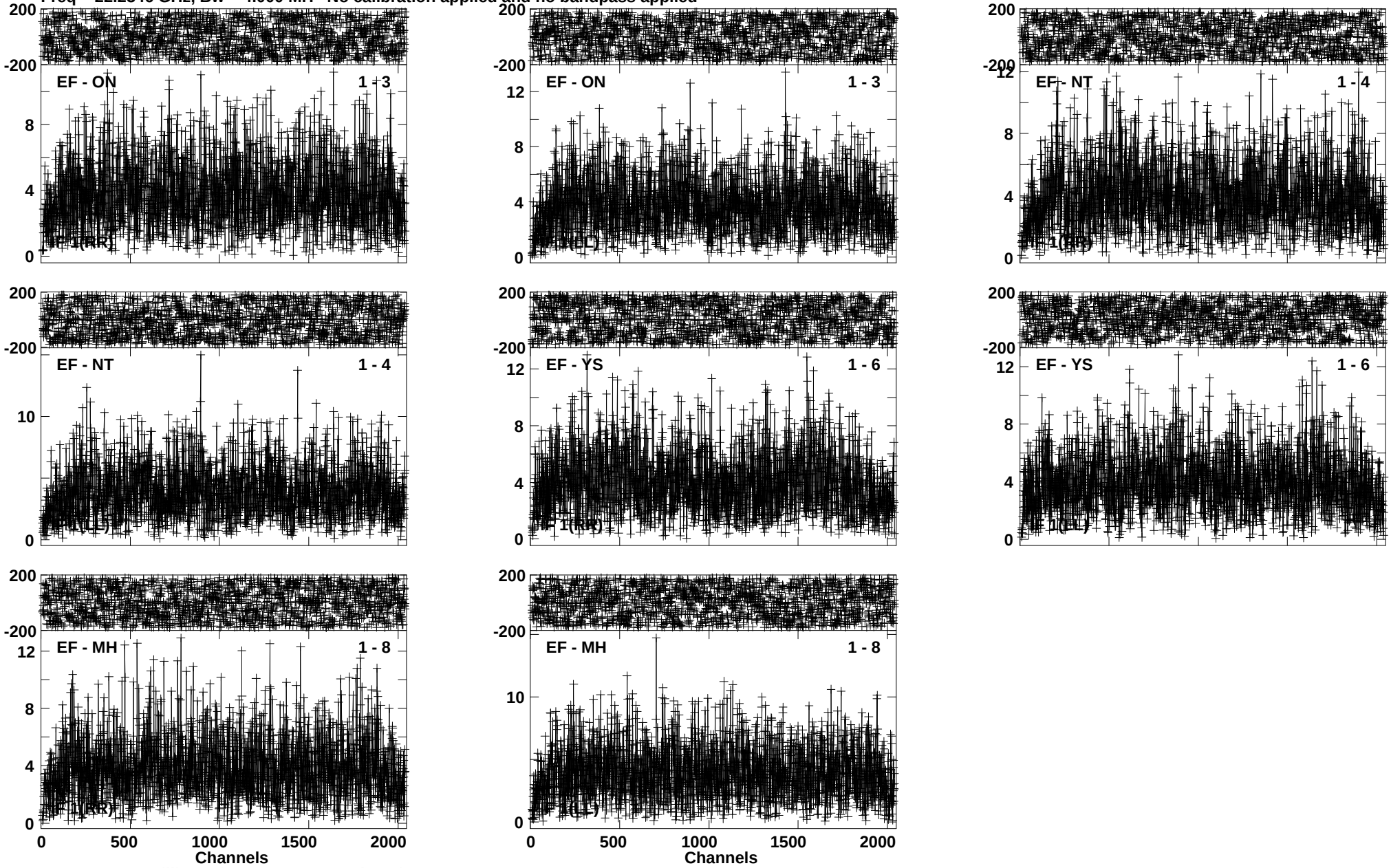

Lower frame: Milli Ampl Jy Top frame: Phas deg
Vector averaged cross-power spectrum Baseline: EF (01) - ON (03)
Timerange: 01/07:37:07 to 01/07:37:59

Plot file version 685 created 19-SEP-2014 15:43:21
W75N ES074A.UVDATA.1
Freq = 22.2346 GHz, Bw = 4.000 MH No calibration applied and no bandpass applied

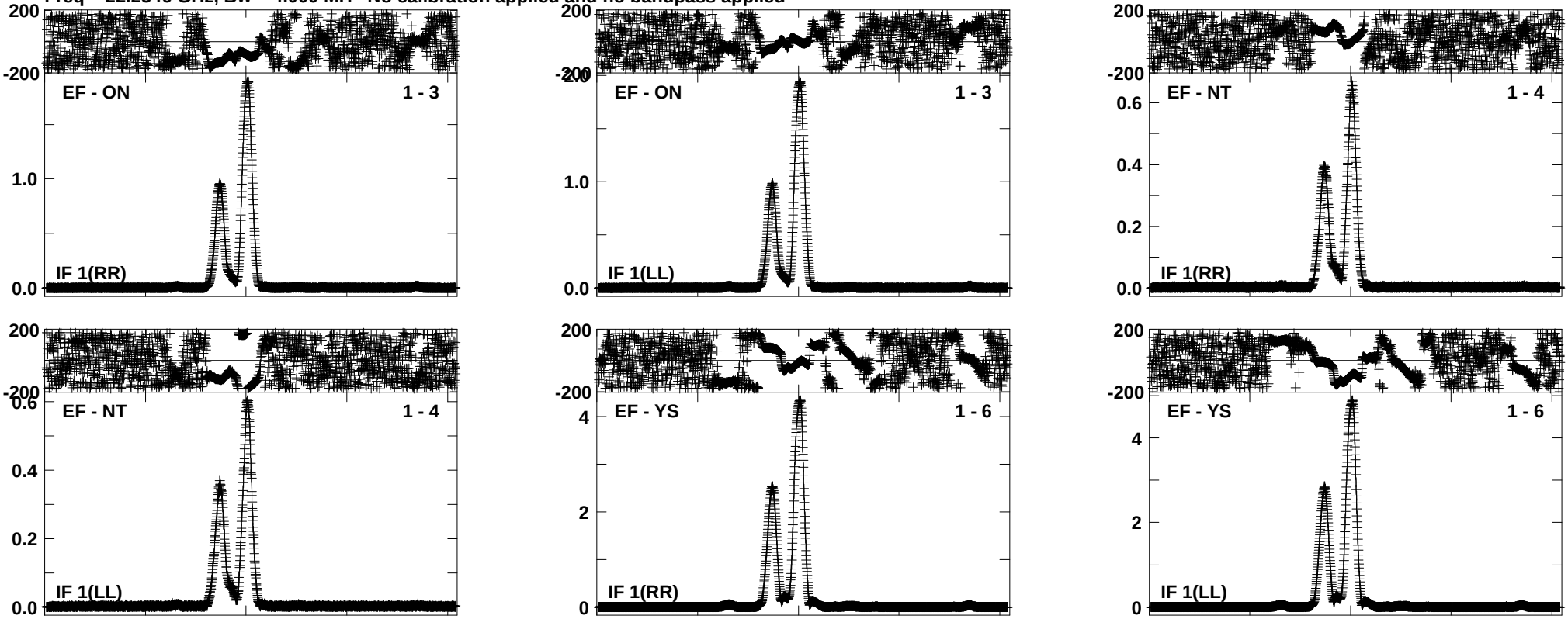

Lower frame: Ampl Jy Top frame: Phas deg
Vector averaged cross-power spectrum Baseline: EF (01) - ON (03)
Timerange: 01/07:38:07 to 01/07:38:59

Plot file version 686 created 19-SEP-2014 15:43:21
J2040+4527 ES074A.UVDATA.1
Freq = 22.2346 GHz, Bw = 4.000 MH No calibration applied and no bandpass applied

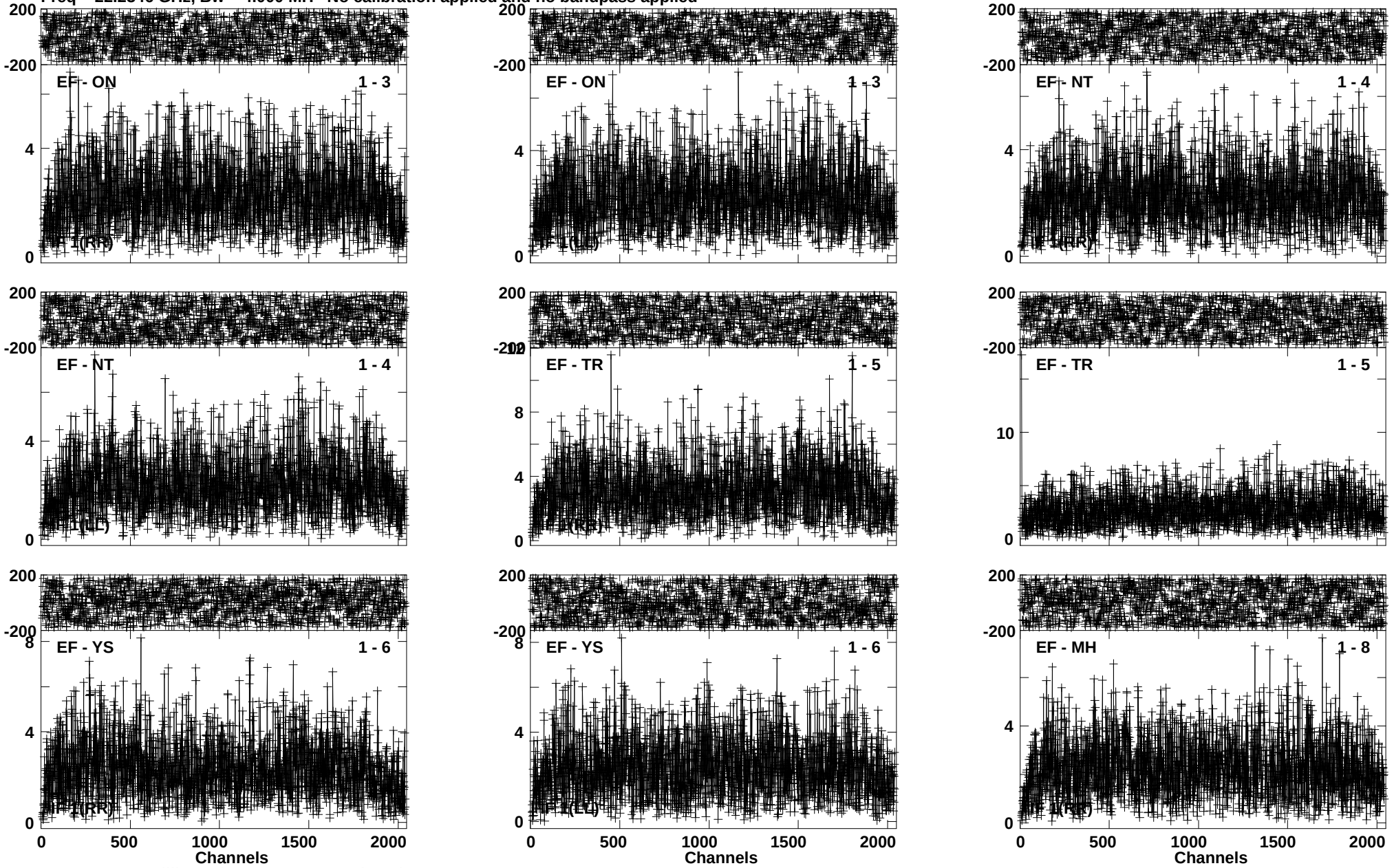

Lower frame: Milli Ampl Jy Top frame: Phas deg
Vector averaged cross-power spectrum Baseline: EF (01) - ON (03)
Timerange: 01/07:39:38 to 01/07:40:34

Plot file version 687 created 19-SEP-2014 15:43:21
J2040+4527 ES074A.UVDATA.1
Freq = 22.2346 GHz, Bw = 4.000 MH No calibration applied and no bandpass applied

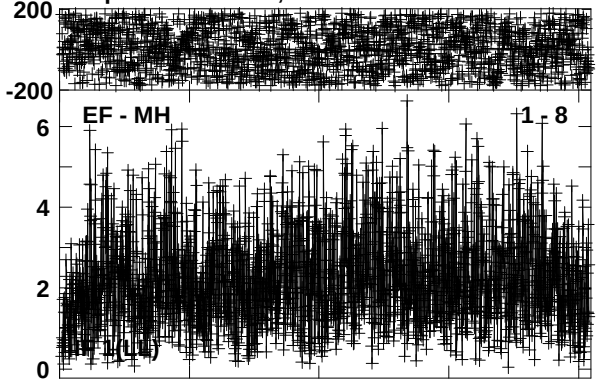

Lower frame: Milli Ampl Jy Top frame: Phas deg
Vector averaged cross-power spectrum Baseline: EF (01) - MH (08)
Timerange: 01/07:39:38 to 01/07:40:34

Plot file version 688 created 19-SEP-2014 15:43:21
W75N ES074A.UVDATA.1
Freq = 22.2346 GHz, Bw = 4.000 MH No calibration applied and no bandpass applied

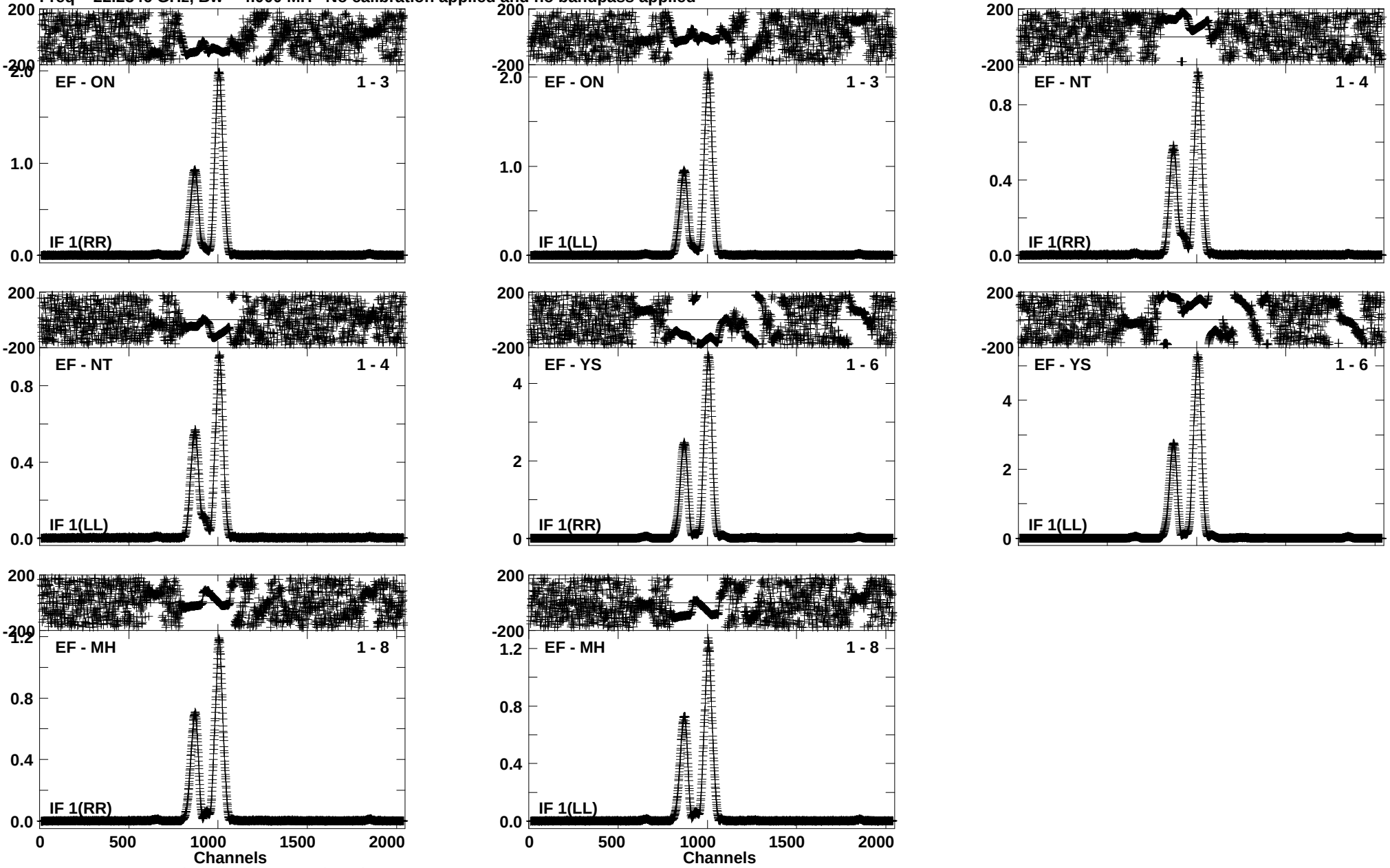

Lower frame: Ampl Jy Top frame: Phas deg
Vector averaged cross-power spectrum Baseline: EF (01) - ON (03)
Timerange: 01/07:40:42 to 01/07:41:34

Plot file version 689 created 19-SEP-2014 15:43:21
J2040+4527 ES074A.UVDATA.1
Freq = 22.2346 GHz, Bw = 4.000 MH No calibration applied and no bandpass applied

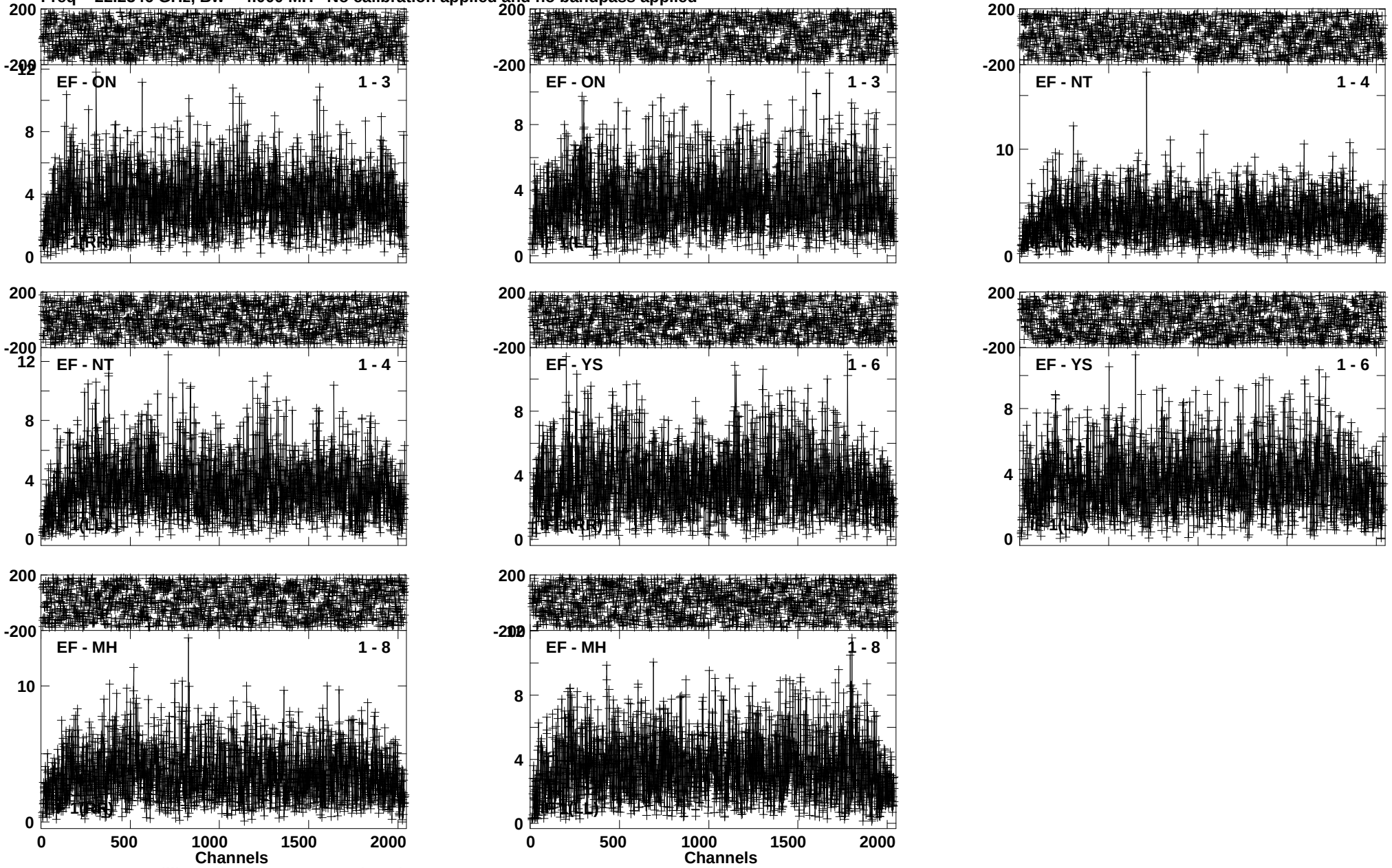

Lower frame: Milli Ampl Jy Top frame: Phas deg
Vector averaged cross-power spectrum Baseline: EF (01) - ON (03)
Timerange: 01/07:41:42 to 01/07:42:34

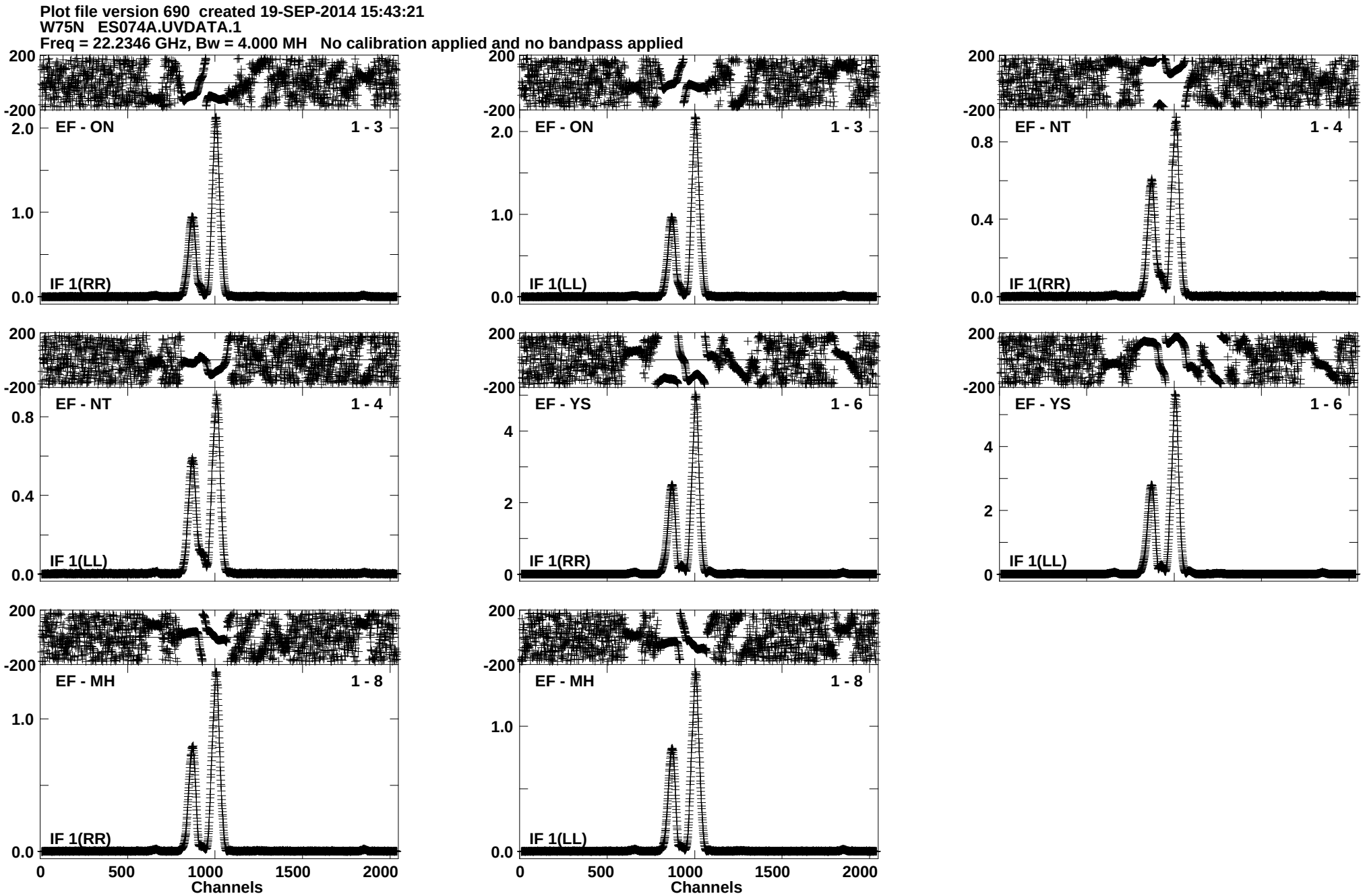
Plot file version 690 created 19-SEP-2014 15:43:21
W75N ES074A.UVDATA.1
Freq = 22.2346 GHz, Bw = 4.000 MH No calibration applied and no bandpass applied
EF - ON 1 - 3
IF 1(RR)
EF - ON 1 - 3
IF 1(LL)
EF - NT 1 - 4
IF 1(RR)
EF - NT 1 - 4
IF 1(LL)
EF - YS 1 - 6
IF 1(RR)
EF - YS 1 - 6
IF 1(LL)
EF - MH 1 - 8
IF 1(RR)
EF - MH 1 - 8
IF 1(LL)
Channels
Channels
Lower frame: Ampl Jy Top frame: Phas deg
Vector averaged cross-power spectrum Baseline: EF (01) - ON (03)
Timerange: 01/07:42:42 to 01/07:43:34

Plot file version 691 created 19-SEP-2014 15:43:21
J2040+4527 ES074A.UVDATA.1
Freq = 22.2346 GHz, Bw = 4.000 MH No calibration applied and no bandpass applied

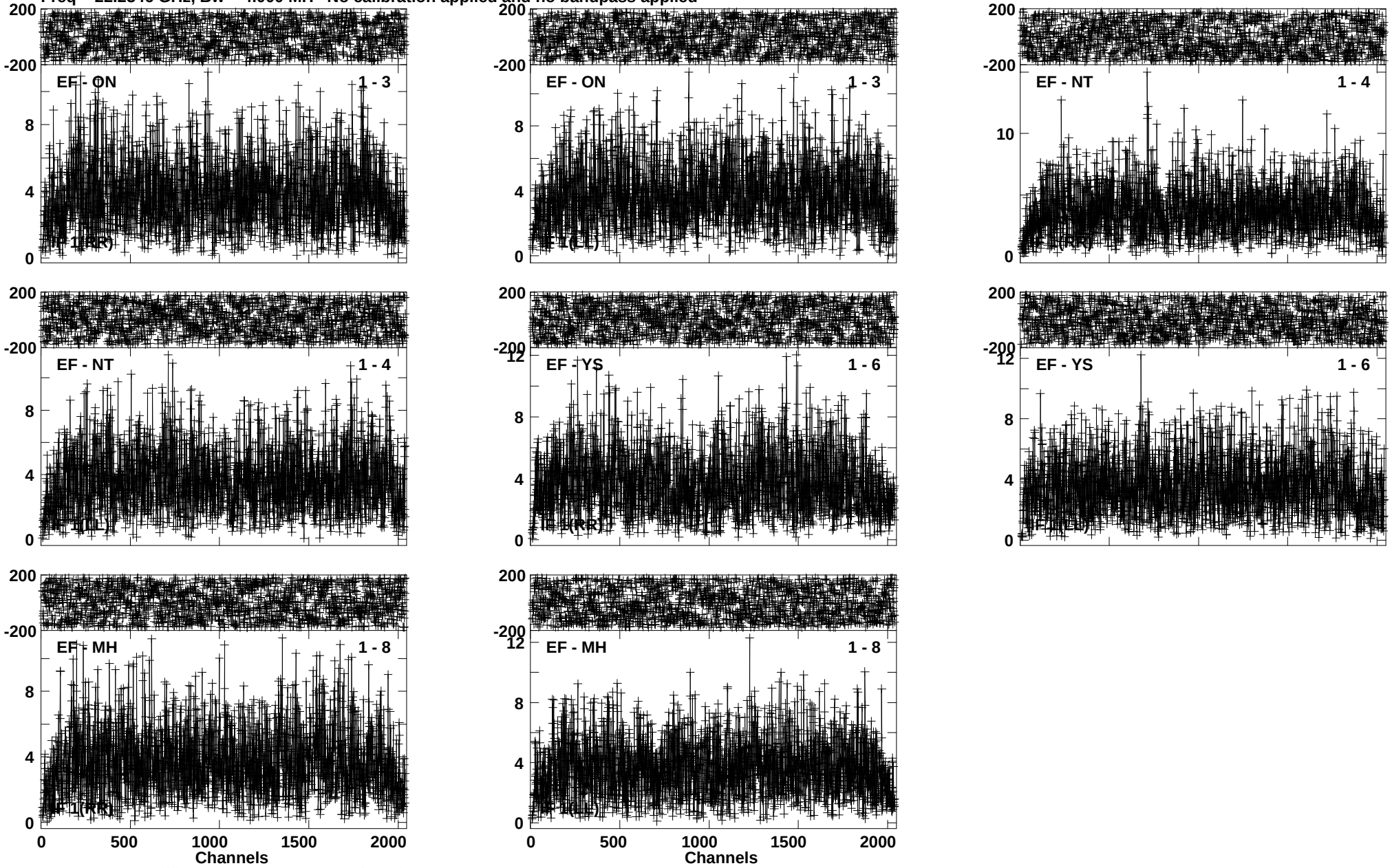

Lower frame: Milli Ampl Jy Top frame: Phas deg
Vector averaged cross-power spectrum Baseline: EF (01) - ON (03)
Timerange: 01/07:43:42 to 01/07:44:34

Plot file version 692 created 19-SEP-2014 15:43:21
W75N ES074A.UVDATA.1
Freq = 22.2346 GHz, Bw = 4.000 MH No calibration applied and no bandpass applied

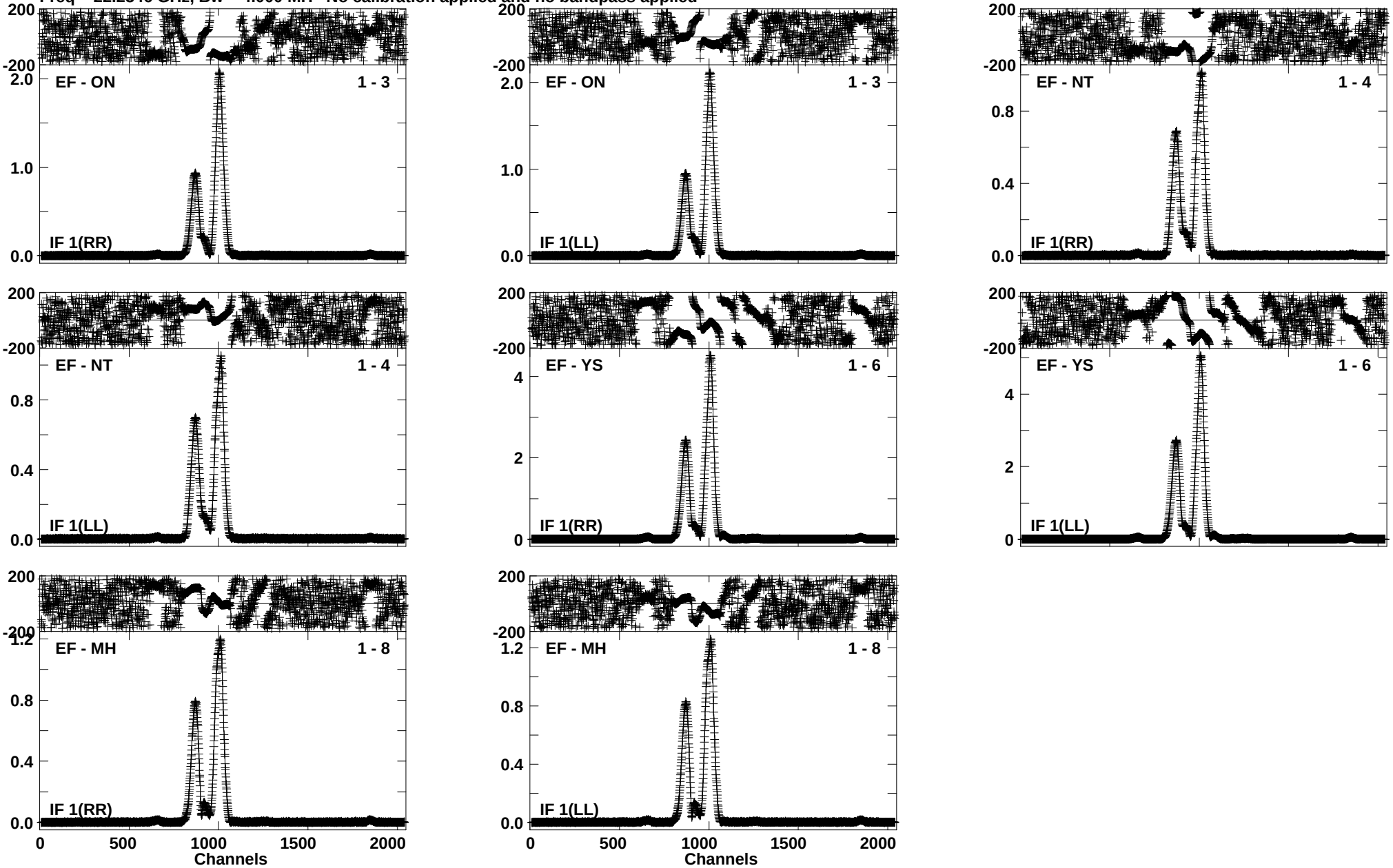

Lower frame: Ampl Jy Top frame: Phas deg
Vector averaged cross-power spectrum Baseline: EF (01) - ON (03)
Timerange: 01/07:44:42 to 01/07:45:34

Plot file version 693 created 19-SEP-2014 15:43:22
J2040+4527 ES074A.UVDATA.1
Freq = 22.2346 GHz, Bw = 4.000 MH No calibration applied and no bandpass applied

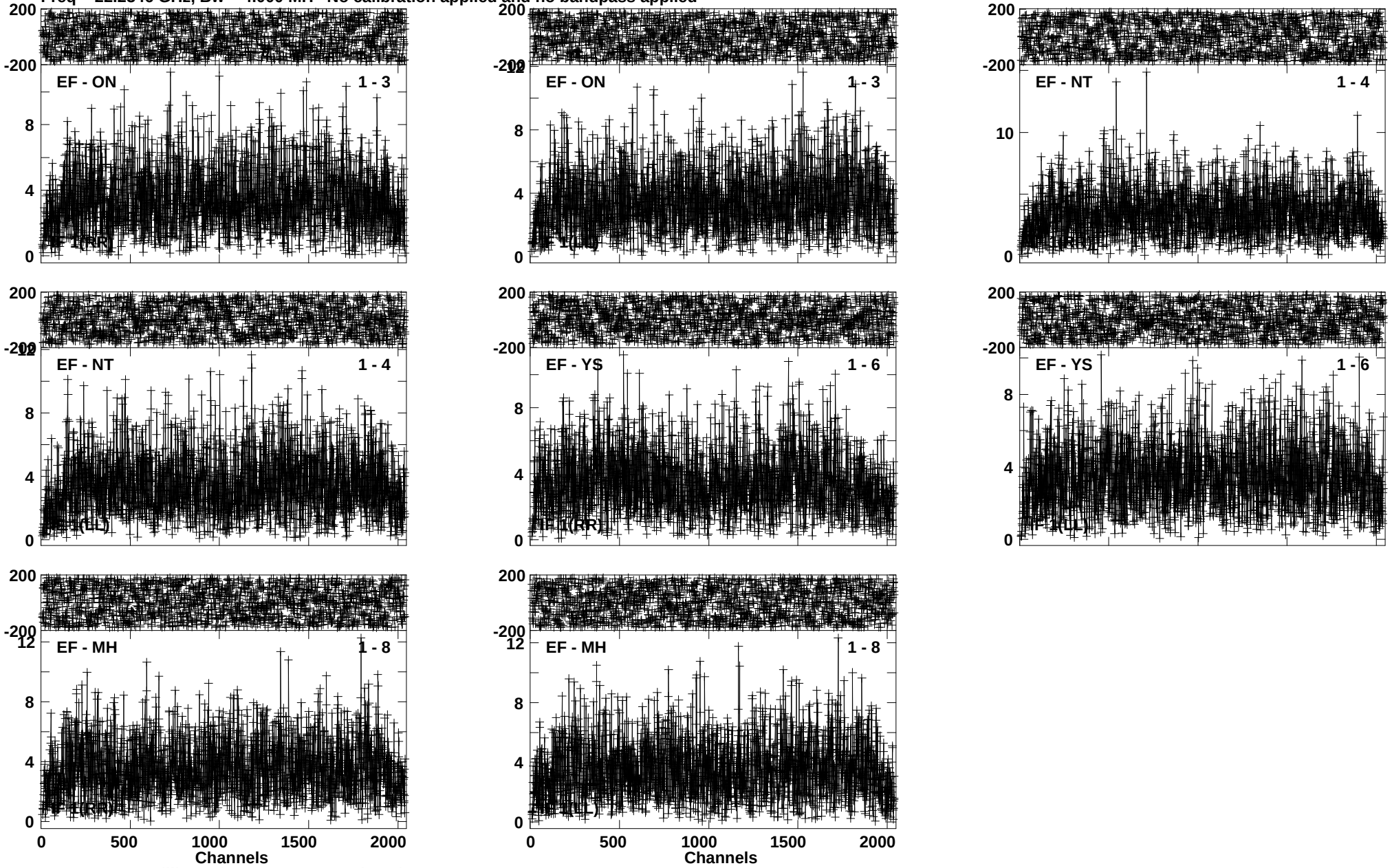

Lower frame: Milli Ampl Jy Top frame: Phas deg
Vector averaged cross-power spectrum Baseline: EF (01) - ON (03)
Timerange: 01/07:45:42 to 01/07:46:34

Plot file version 694 created 19-SEP-2014 15:43:22
W75N ES074A.UVDATA.1
Freq = 22.2346 GHz, Bw = 4.000 MH No calibration applied and no bandpass applied

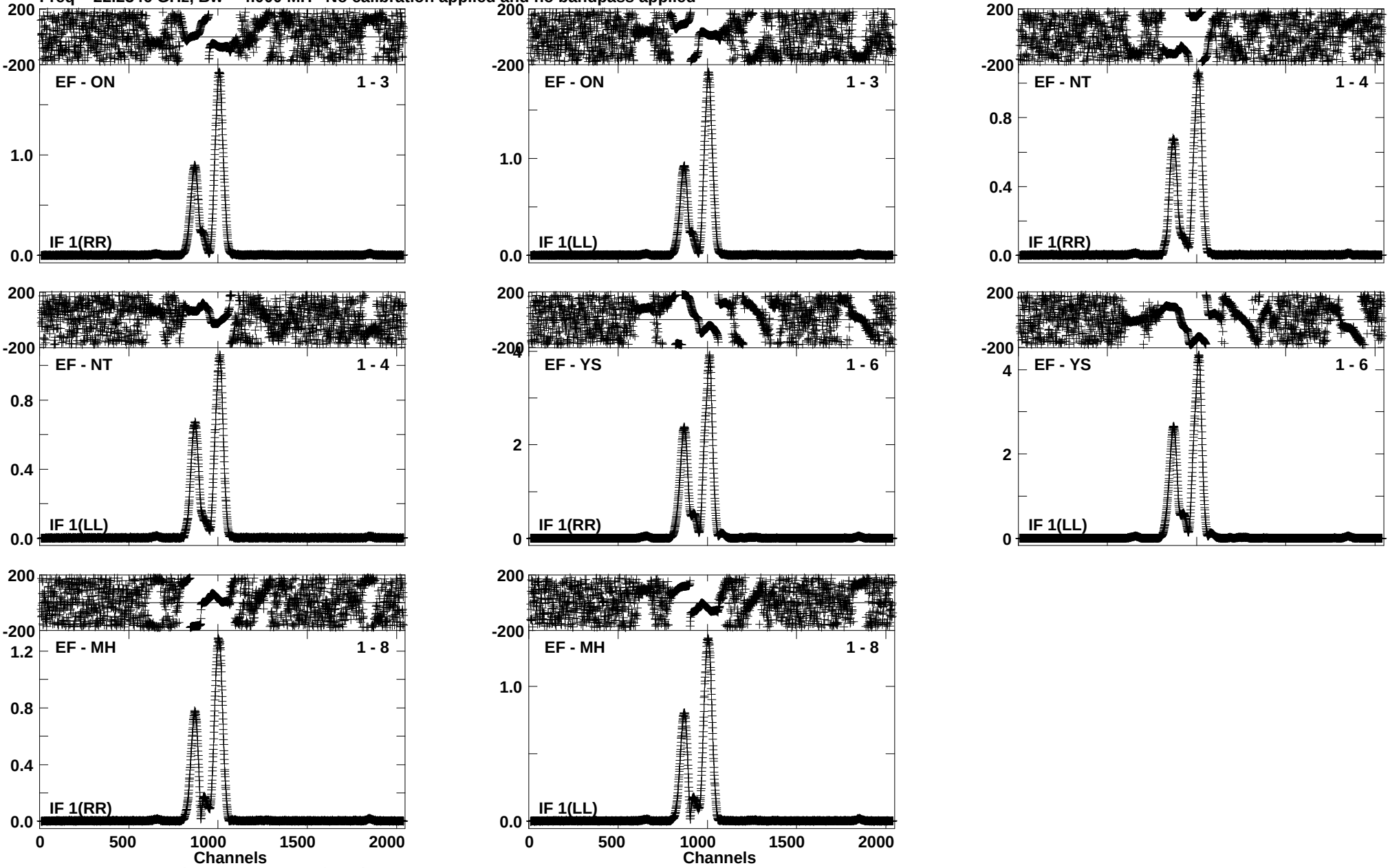

Lower frame: Ampl Jy Top frame: Phas deg
Vector averaged cross-power spectrum Baseline: EF (01) - ON (03)
Timerange: 01/07:46:42 to 01/07:47:34

Plot file version 695 created 19-SEP-2014 15:43:22
J2040+4527 ES074A.UVDATA.1
Freq = 22.2346 GHz, Bw = 4.000 MH No calibration applied and no bandpass applied

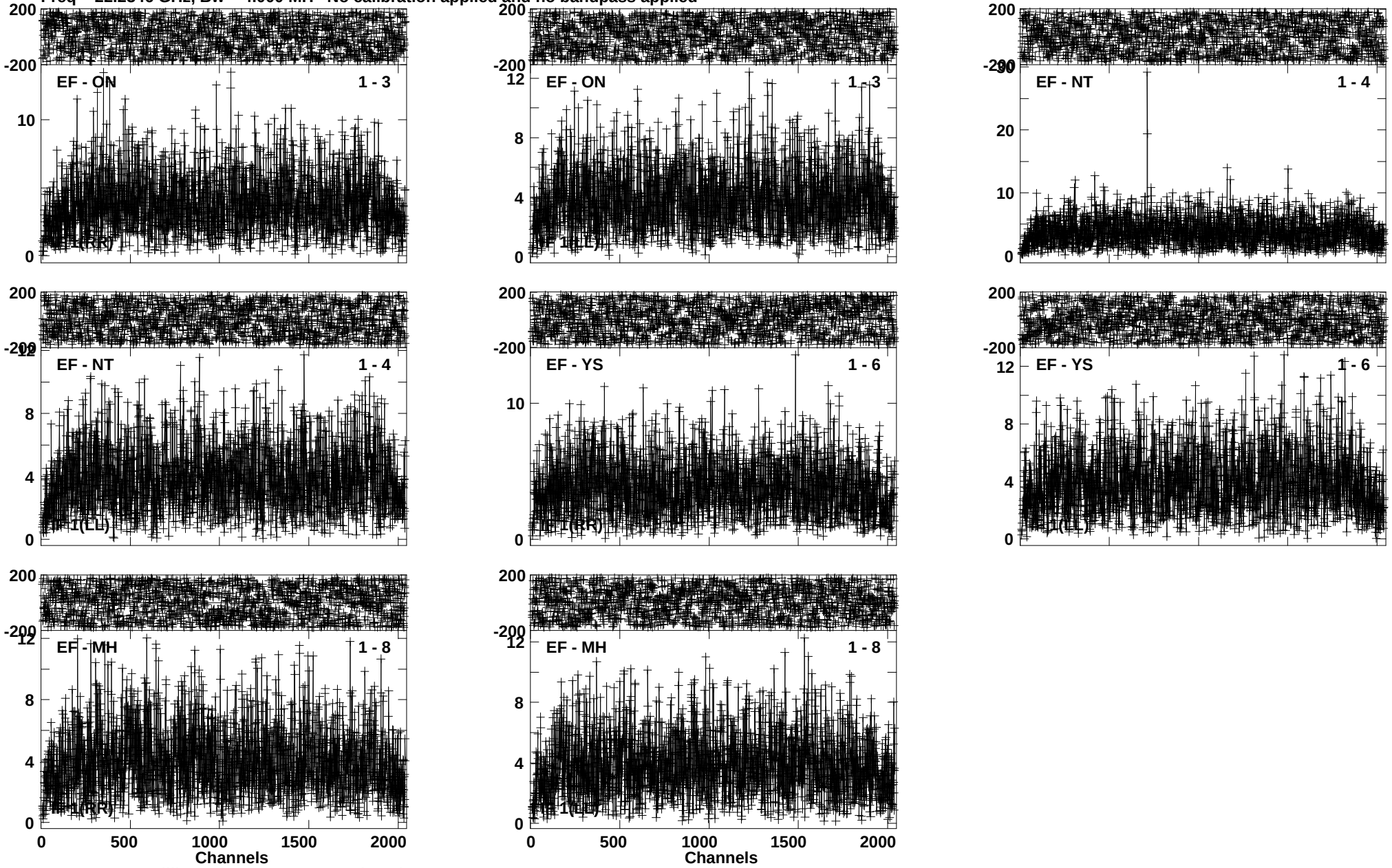

Lower frame: Milli Ampl Jy Top frame: Phas deg
Vector averaged cross-power spectrum Baseline: EF (01) - ON (03)
Timerange: 01/07:47:42 to 01/07:48:34

Plot file version 696 created 19-SEP-2014 15:43:22
W75N ES074A.UVDATA.1
Freq = 22.2346 GHz, Bw = 4.000 MH No calibration applied and no bandpass applied

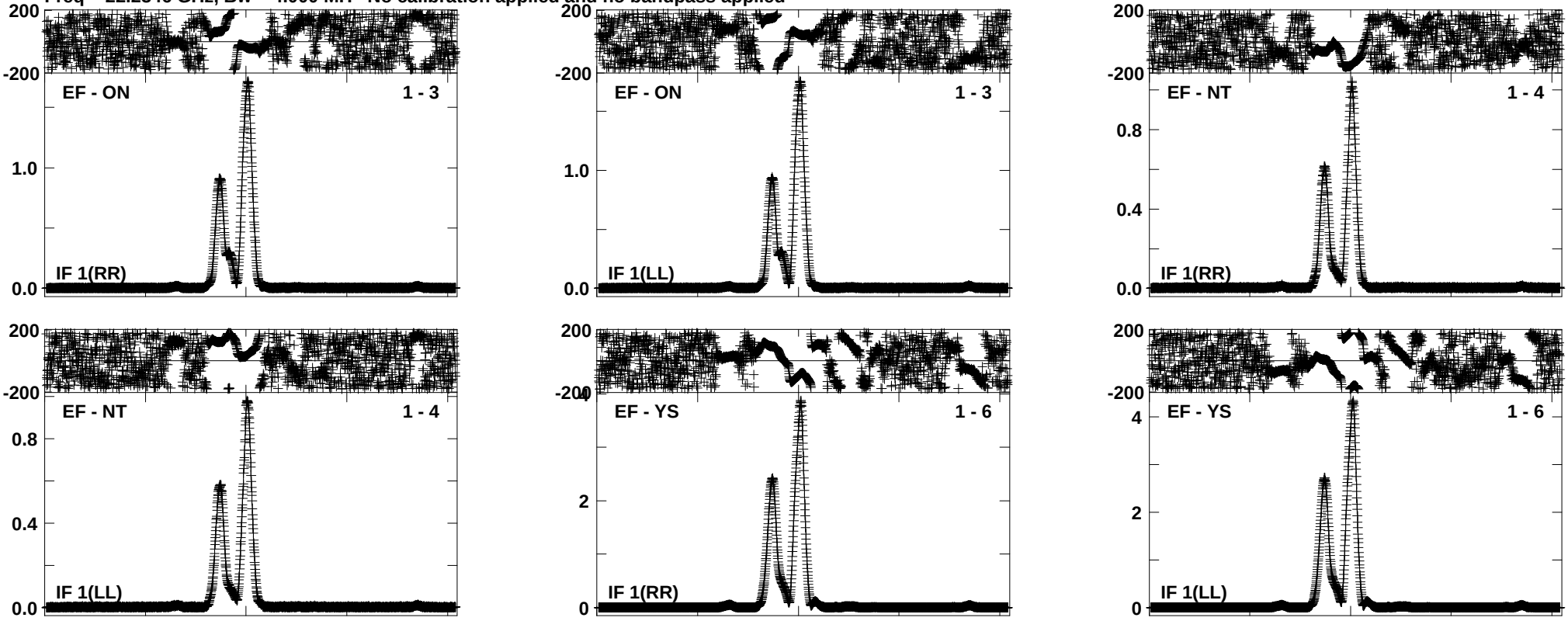

Lower frame: Ampl Jy Top frame: Phas deg
Vector averaged cross-power spectrum Baseline: EF (01) - ON (03)
Timerange: 01/07:48:42 to 01/07:49:34

Plot file version 697 created 19-SEP-2014 15:43:23
J2202+4216 ES074A.UVDATA.1
Freq = 22.2346 GHz, Bw = 4.000 MH No calibration applied and no bandpass applied

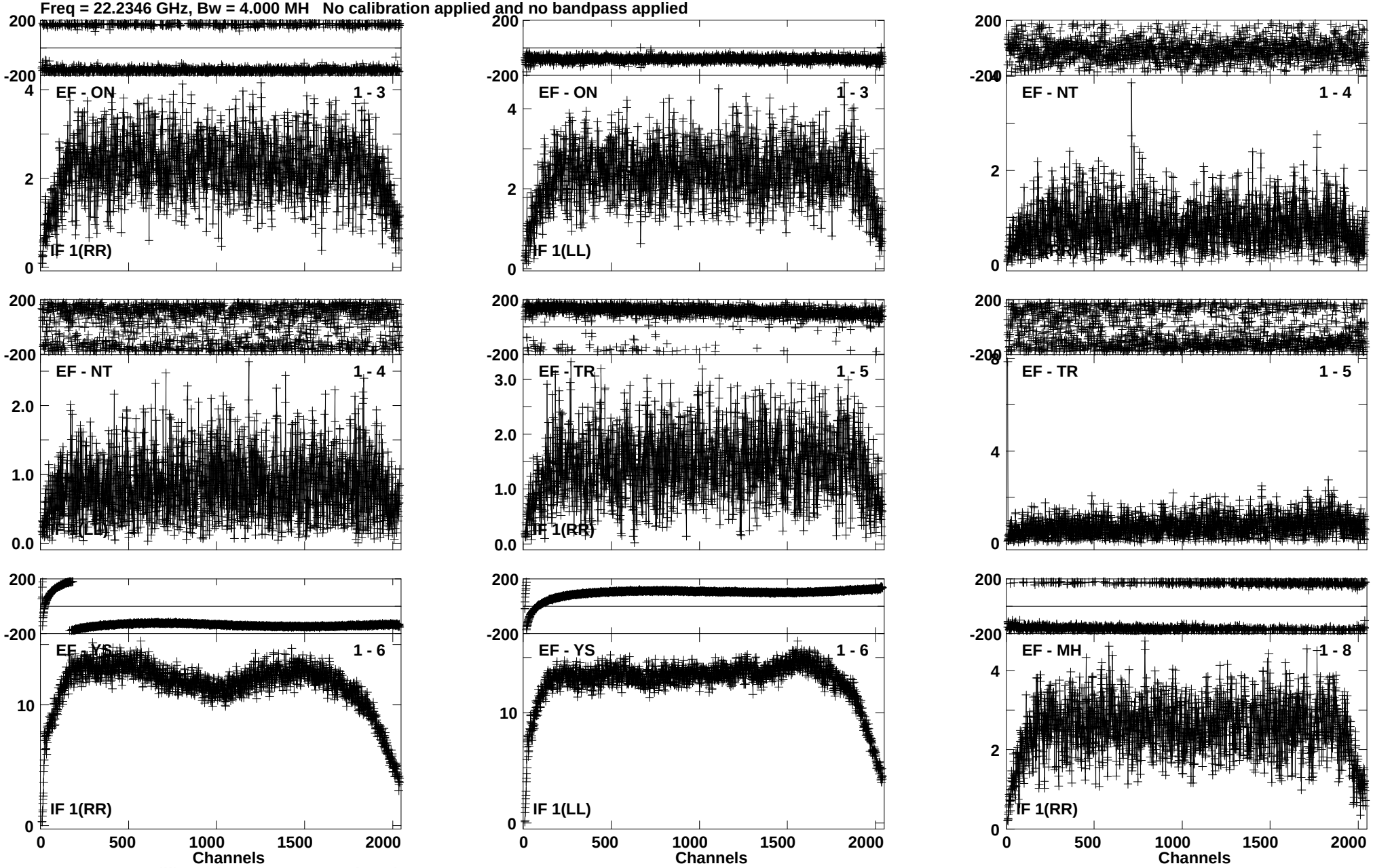

Lower frame: Milli Ampl Jy Top frame: Phas deg
Vector averaged cross-power spectrum Baseline: EF (01) - ON (03)
Timerange: 01/07:50:53 to 01/07:59:59

Plot file version 698 created 19-SEP-2014 15:43:24
J2202+4216 ES074A.UVDATA.1
Freq = 22.2346 GHz, Bw = 4.000 MH No calibration applied and no bandpass applied

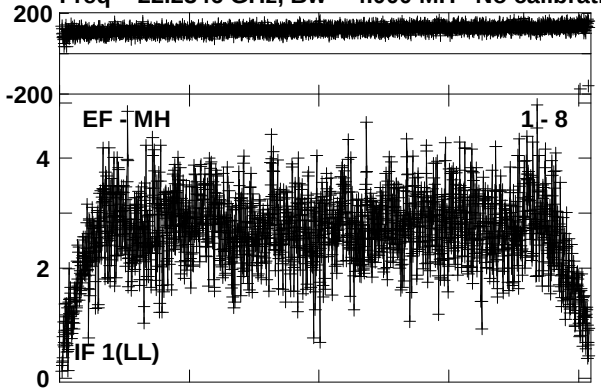

Lower frame: Milli Ampl Jy Top frame: Phas deg
Vector averaged cross-power spectrum Baseline: EF (01) - MH (08)
Timerange: 01/07:50:53 to 01/07:59:59