




Plot file version 1 created 12-JUN-2015 10:36:38
Gain amp vs UTC time for ES075_1_2.UVDATA.1
CL 2 Rpol & Lpol IF 1 - 5



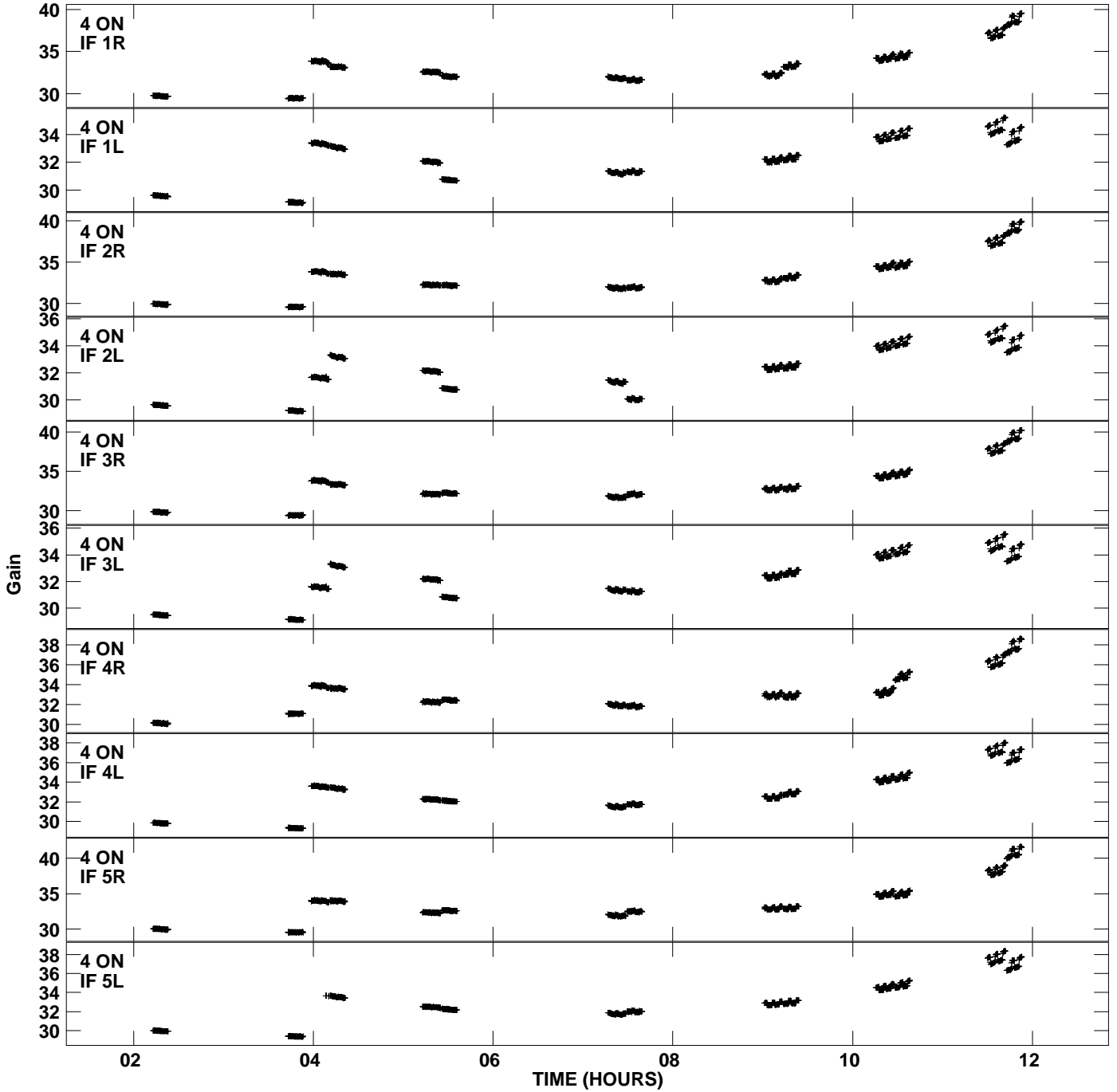
Plot file version 2 created 12-JUN-2015 10:36:38
 Gain amp vs UTC time for ES075_1_2.UVDATA.1
 CL 2 Rpol & Lpol IF 1 - 5




Plot file version 3 created 12-JUN-2015 10:36:38
Gain amp vs UTC time for ES075_1_2.UVDATA.1
CL 2 Rpol & Lpol IF 1 - 5



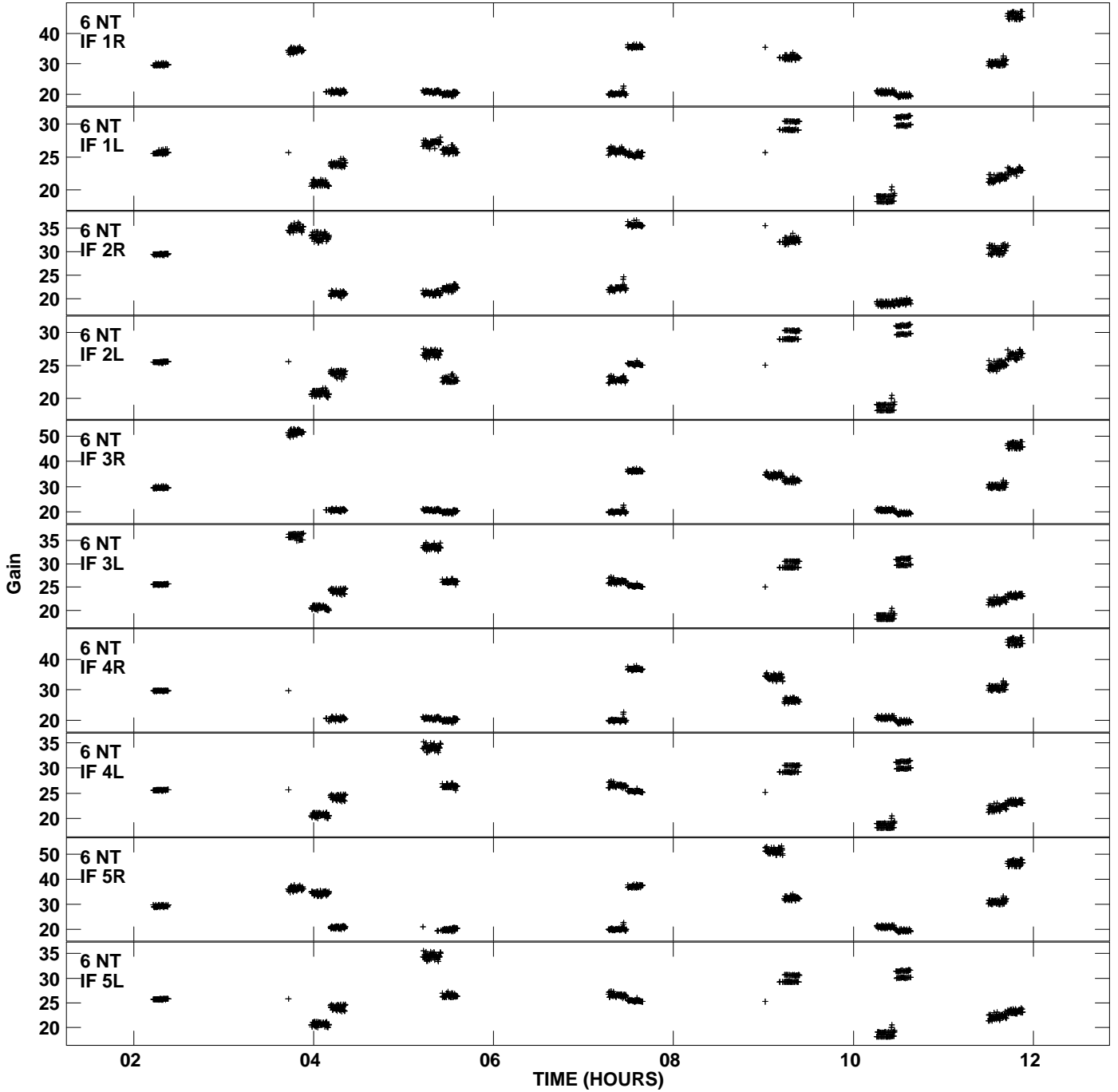
Plot file version 4 created 12-JUN-2015 10:36:38
Gain amp vs UTC time for ES075_1_2.UVDATA.1
CL 2 Rpol & Lpol IF 1 - 5




Plot file version 5 created 12-JUN-2015 10:36:38
Gain amp vs UTC time for ES075_1_2.UVDATA.1
CL 2 Rpol & Lpol IF 1 - 5




Plot file version 6 created 12-JUN-2015 10:36:38
Gain amp vs UTC time for ES075_1_2.UVDATA.1
CL 2 Rpol & Lpol IF 1 - 5



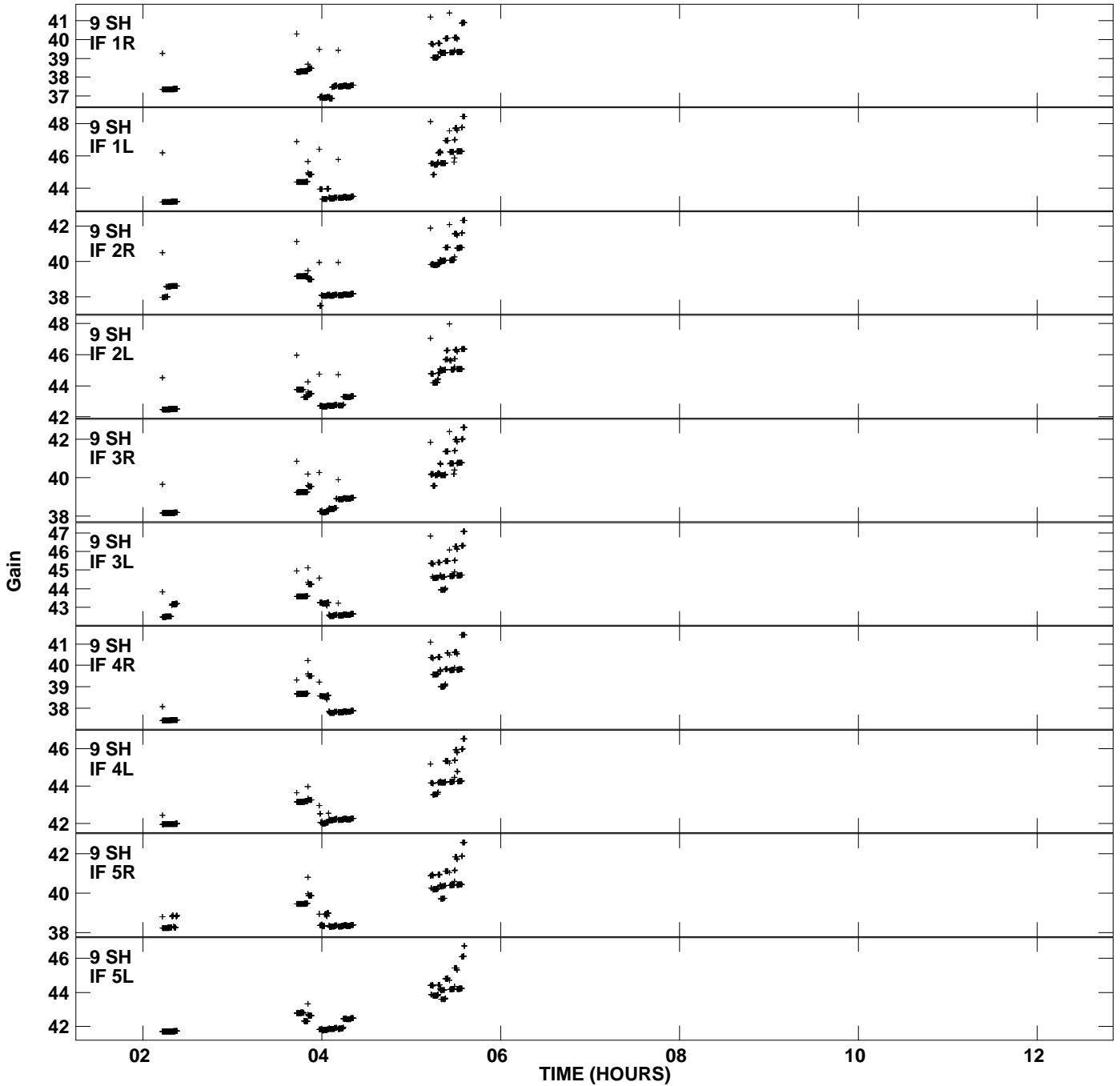
Plot file version 7 created 12-JUN-2015 10:36:38
Gain amp vs UTC time for ES075_1_2.UVDATA.1
CL 2 Rpol & Lpol IF 1 - 5



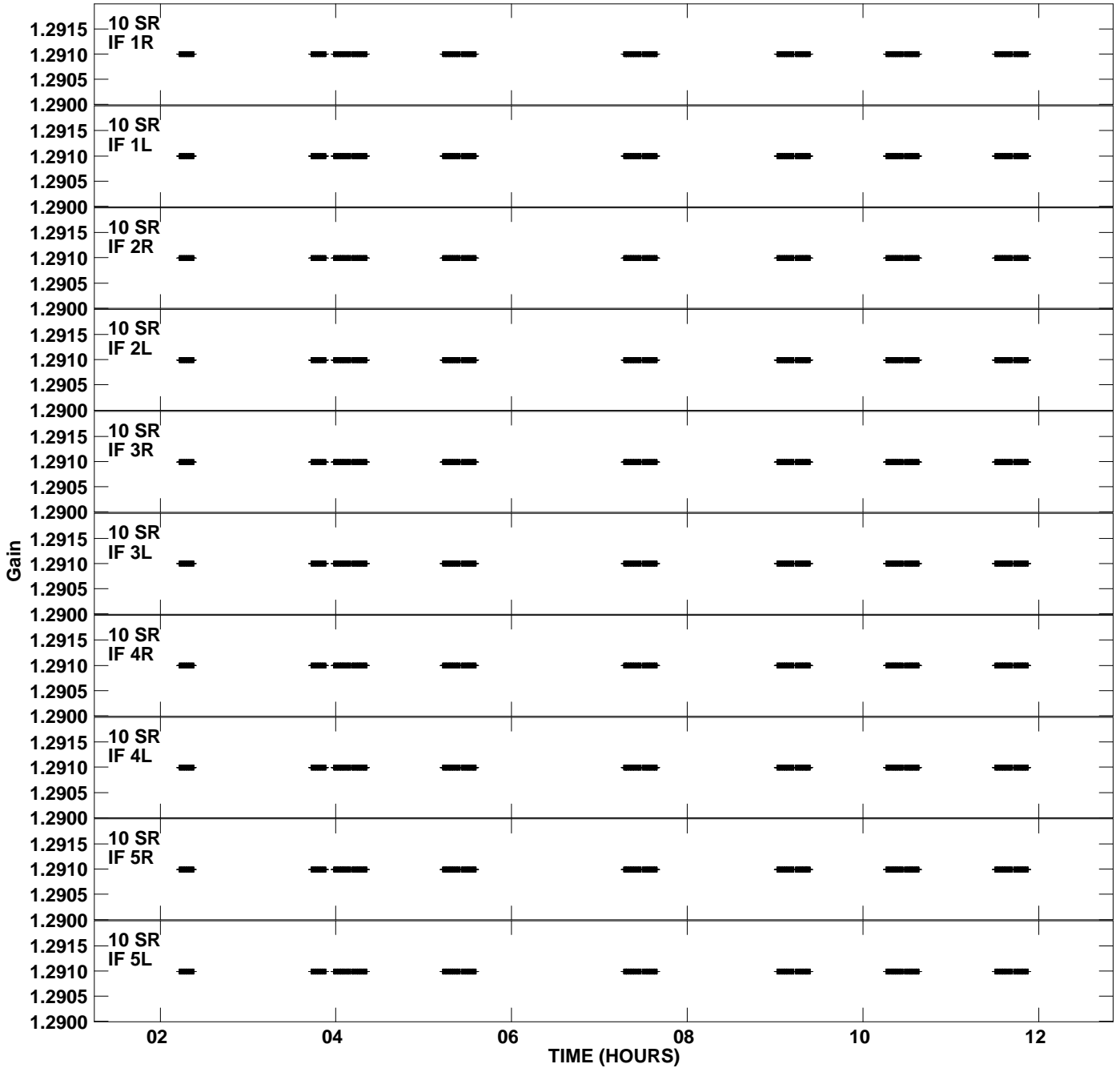
Plot file version 8 created 12-JUN-2015 10:36:38
Gain amp vs UTC time for ES075_1_2.UVDATA.1
CL 2 Rpol & Lpol IF 1 - 5



Plot file version 9 created 12-JUN-2015 10:36:38
Gain amp vs UTC time for ES075_1_2.UVDATA.1
CL 2 Rpol & Lpol IF 1 - 5



Plot file version 10 created 12-JUN-2015 10:36:38
Gain amp vs UTC time for ES075_1_2.UVDATA.1
CL 2 Rpol & Lpol IF 1 - 5



Plot file version 11 created 12-JUN-2015 10:36:38
Gain amp vs UTC time for ES075_1_2.UVDATA.1
CL 2 Rpol & Lpol IF 1 - 5

