



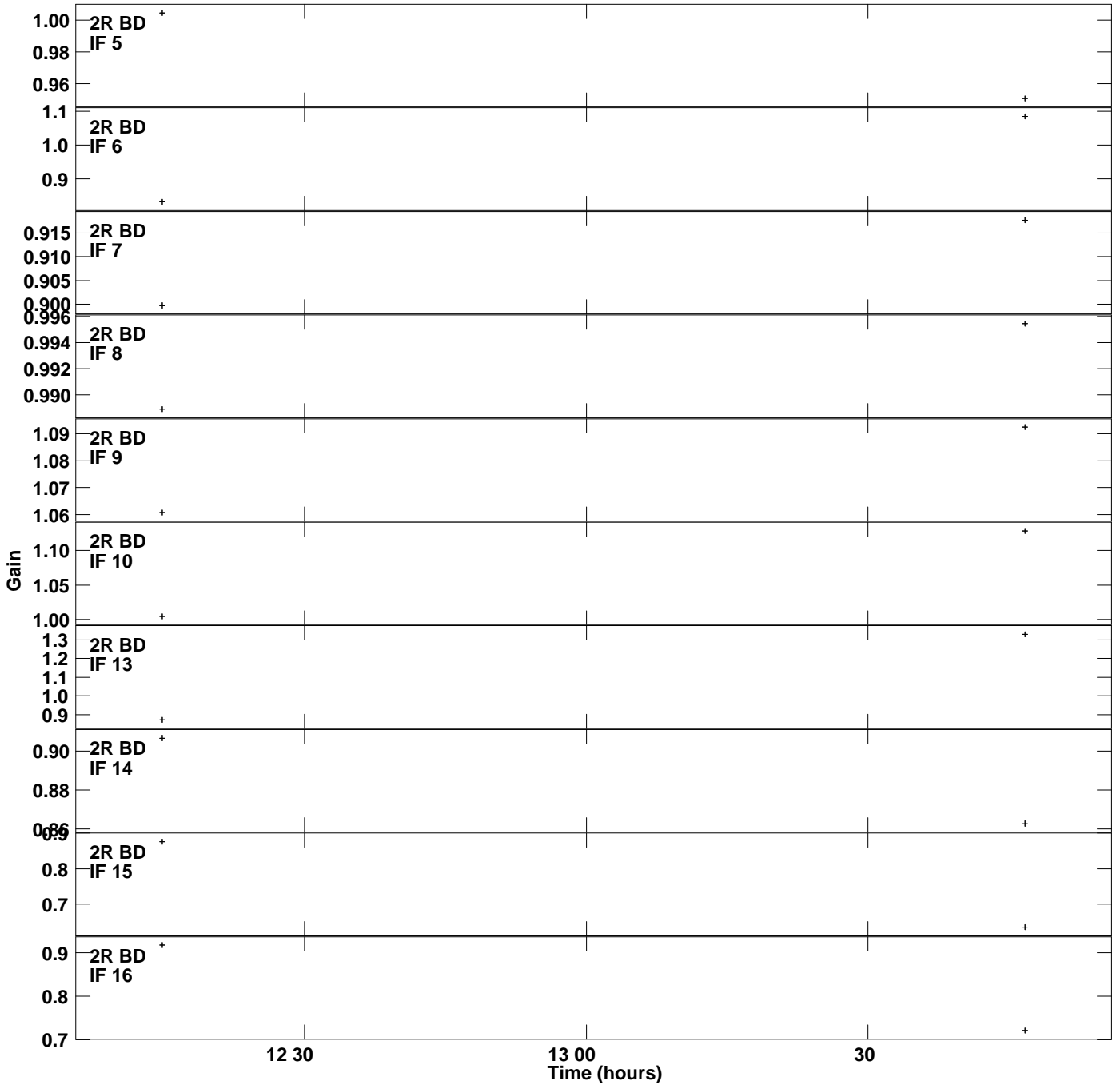
Plot file version 1 created 08-DEC-2018 04:54:53  
 Gain amp vs UTC time for 2031-191.MULTI.1  
 SN 2 Rpol IF 1 - 16




Plot file version 2 created 08-DEC-2018 04:54:53  
 Gain amp vs UTC time for 2031-191.MULTI.1  
 SN 2 Rpol IF 1 - 16



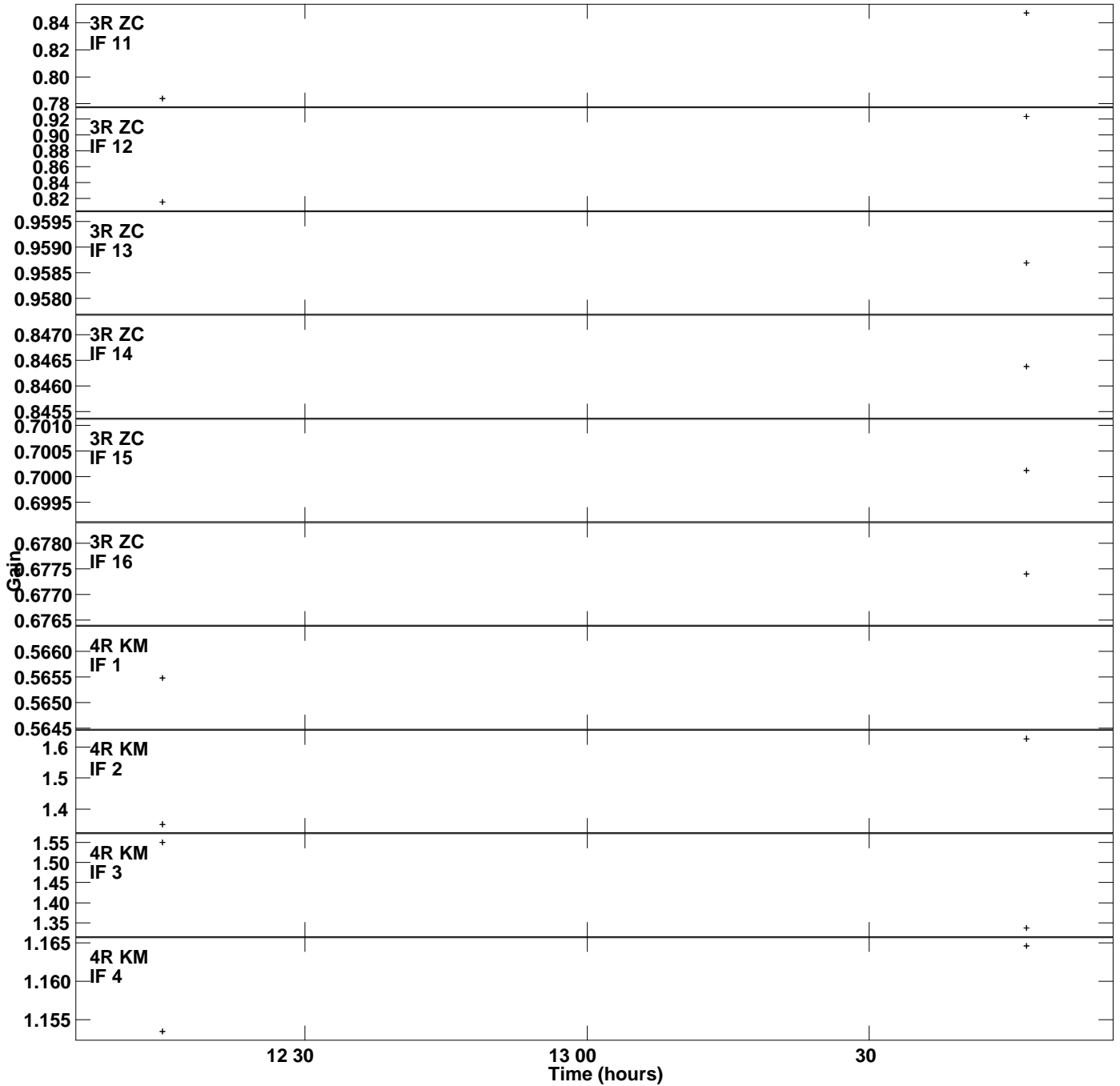
Plot file version 3 created 08-DEC-2018 04:54:53  
 Gain amp vs UTC time for 2031-191.MULTI.1  
 SN 2 Rpol IF 1 - 16




Plot file version 4 created 08-DEC-2018 04:54:53  
 Gain amp vs UTC time for 2031-191.MULTI.1  
 SN 2 Rpol IF 1 - 16



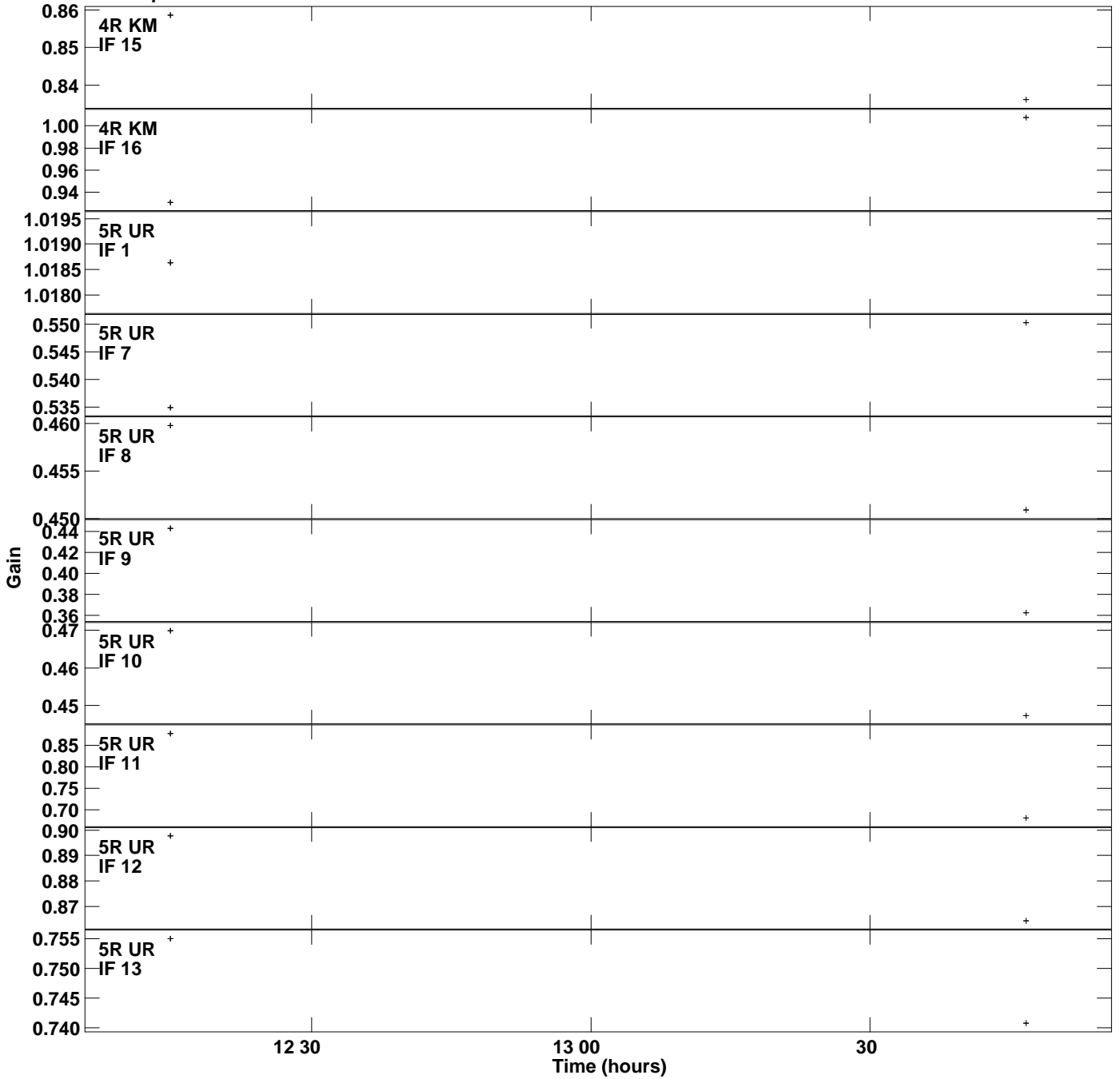
Plot file version 5 created 08-DEC-2018 04:54:53  
 Gain amp vs UTC time for 2031-191.MULTI.1  
 SN 2 Rpol IF 1 - 16



Plot file version 6 created 08-DEC-2018 04:54:53  
 Gain amp vs UTC time for 2031-191.MULTI.1  
 SN 2 Rpol IF 1 - 16



Plot file version 7 created 08-DEC-2018 04:54:53  
 Gain amp vs UTC time for 2031-191.MULTI.1  
 SN 2 Rpol IF 1 - 16



Plot file version 8 created 08-DEC-2018 04:54:53  
Gain amp vs UTC time for 2031-191.MULTI.1  
SN 2 Rpol IF 1 - 16

