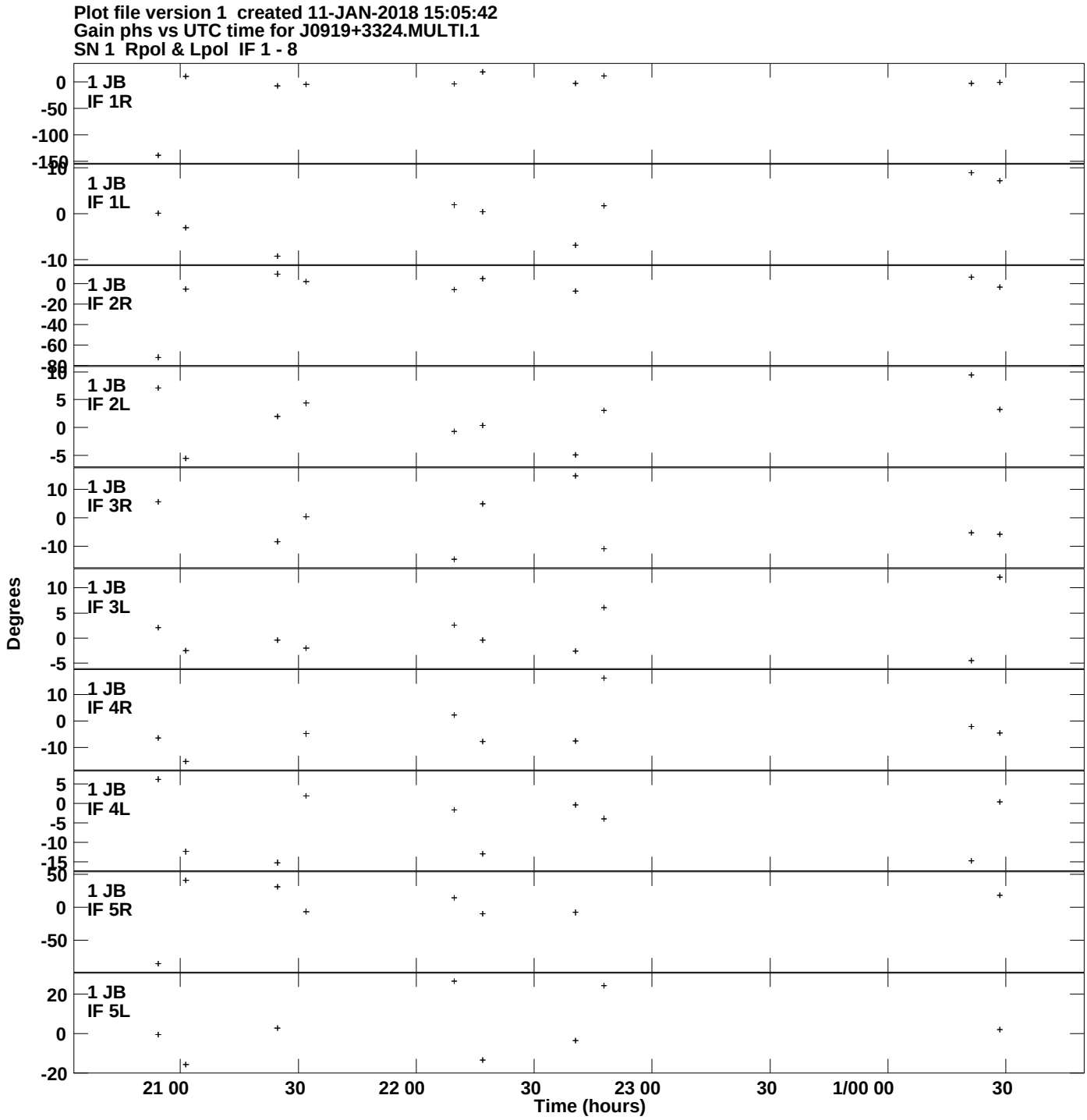
Plot file version 1 created 11-JAN-2018 15:05:42
Gain phs vs UTC time for J0919+3324.MULTI.1
SN 1 Rpol & Lpol IF 1 - 8
1 JB
IF 1R
1 JB
IF 1L
1 JB
IF 2R
1 JB
IF 2L
1 JB
IF 3R
1 JB
IF 3L
1 JB
IF 4R
1 JB
IF 4L
1 JB
IF 5R
1 JB
IF 5L
Degrees
21 00
30
22 00
30
23 00
30
1/00 00
30
Time (hours)

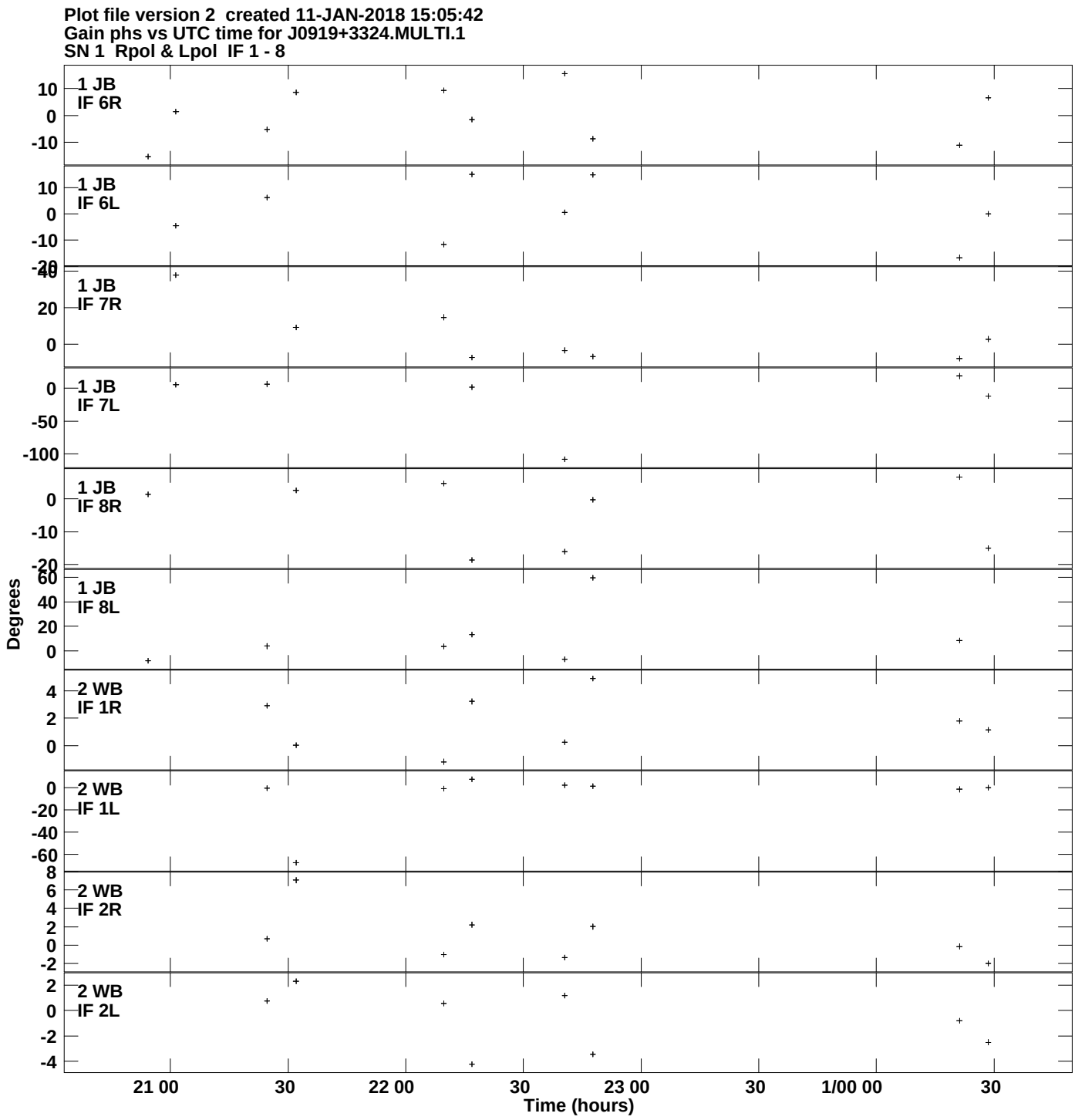
Plot file version 2 created 11-JAN-2018 15:05:42
Gain phs vs UTC time for J0919+3324.MULTI.1
SN 1 Rpol & Lpol IF 1 - 8
1 JB IF 6R
1 JB IF 6L
1 JB IF 7R
1 JB IF 7L
1 JB IF 8R
1 JB IF 8L
2 WB IF 1R
2 WB IF 1L
2 WB IF 2R
2 WB IF 2L
Degrees
21 00
30
22 00
30
23 00
30
1/00 00
30
Time (hours)

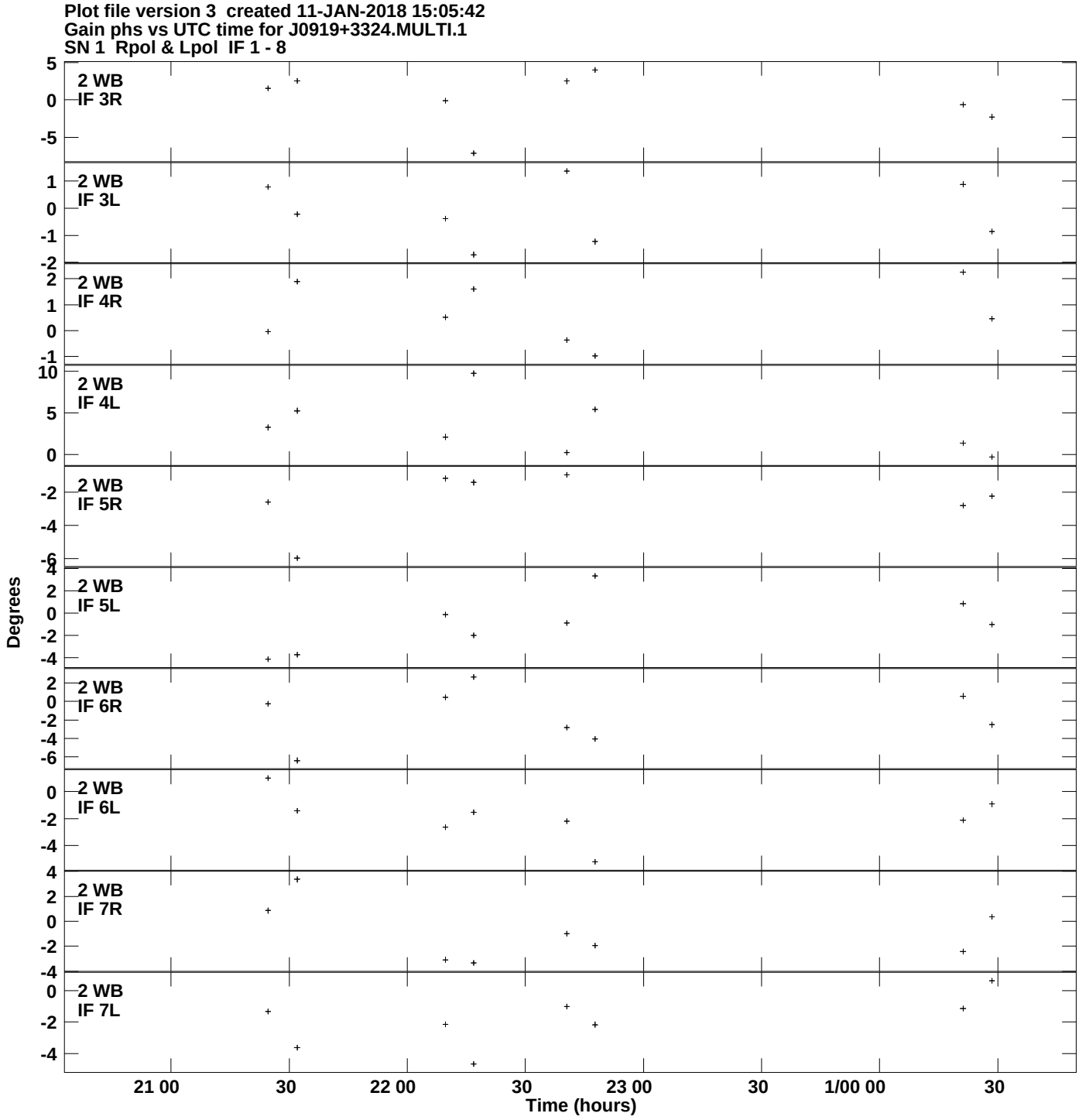
Plot file version 3 created 11-JAN-2018 15:05:42
Gain phs vs UTC time for J0919+3324.MULTI.1
SN 1 Rpol & Lpol IF 1 - 8
2 WB
IF 3R
2 WB
IF 3L
2 WB
IF 4R
2 WB
IF 4L
2 WB
IF 5R
2 WB
IF 5L
2 WB
IF 6R
2 WB
IF 6L
2 WB
IF 7R
2 WB
IF 7L
Degrees
21 00
30
22 00
30
23 00
30
1/00 00
30
Time (hours)

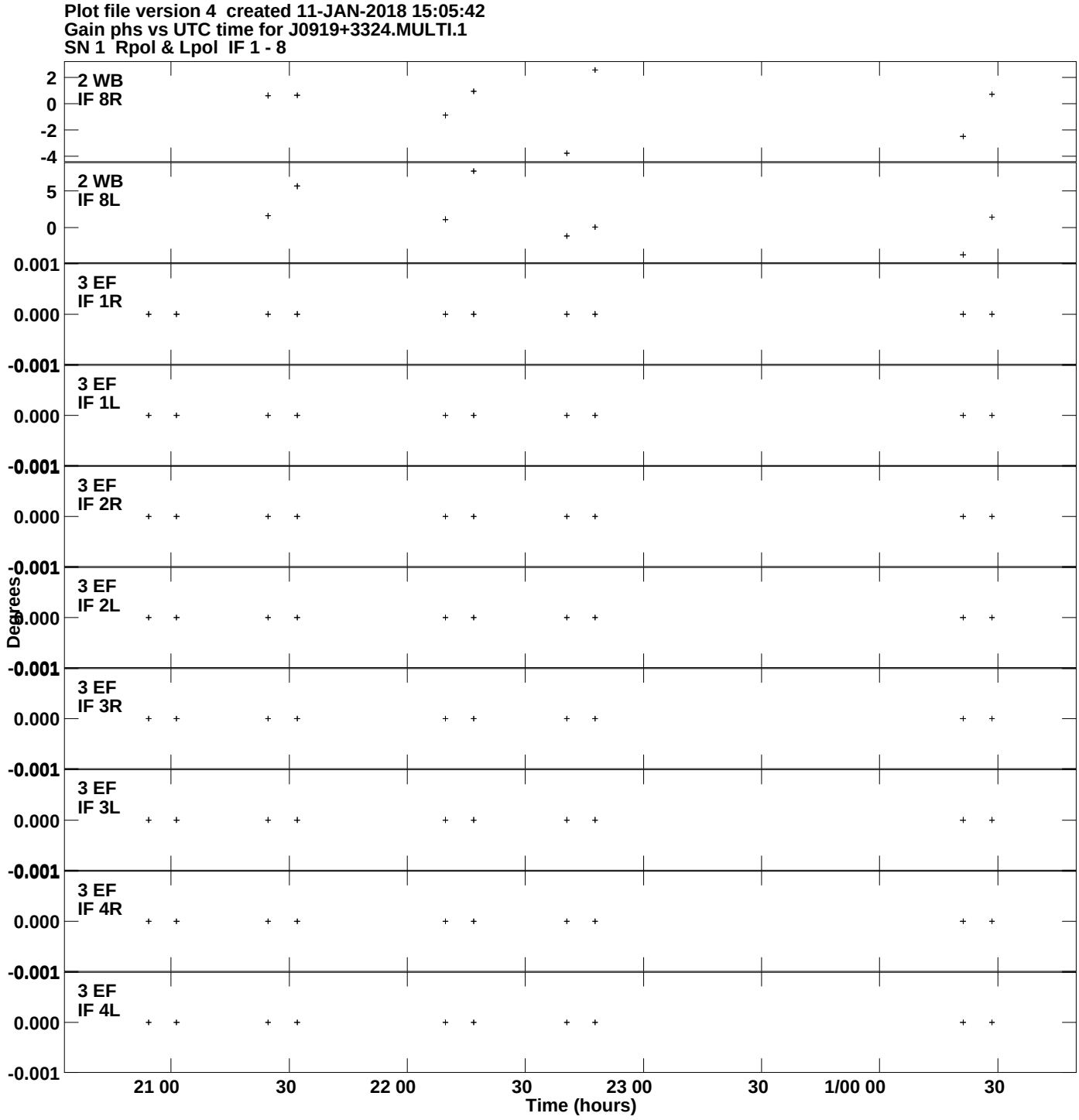
Plot file version 4 created 11-JAN-2018 15:05:42
Gain phs vs UTC time for J0919+3324.MULTI.1
SN 1 Rpol & Lpol IF 1 - 8
2 WB
IF 8R
2 WB
IF 8L
3 EF
IF 1R
3 EF
IF 1L
3 EF
IF 2R
3 EF
IF 2L
3 EF
IF 3R
3 EF
IF 3L
3 EF
IF 4R
3 EF
IF 4L
Degrees
Time (hours)
21 00
30
22 00
30
23 00
30
1/00 00
30

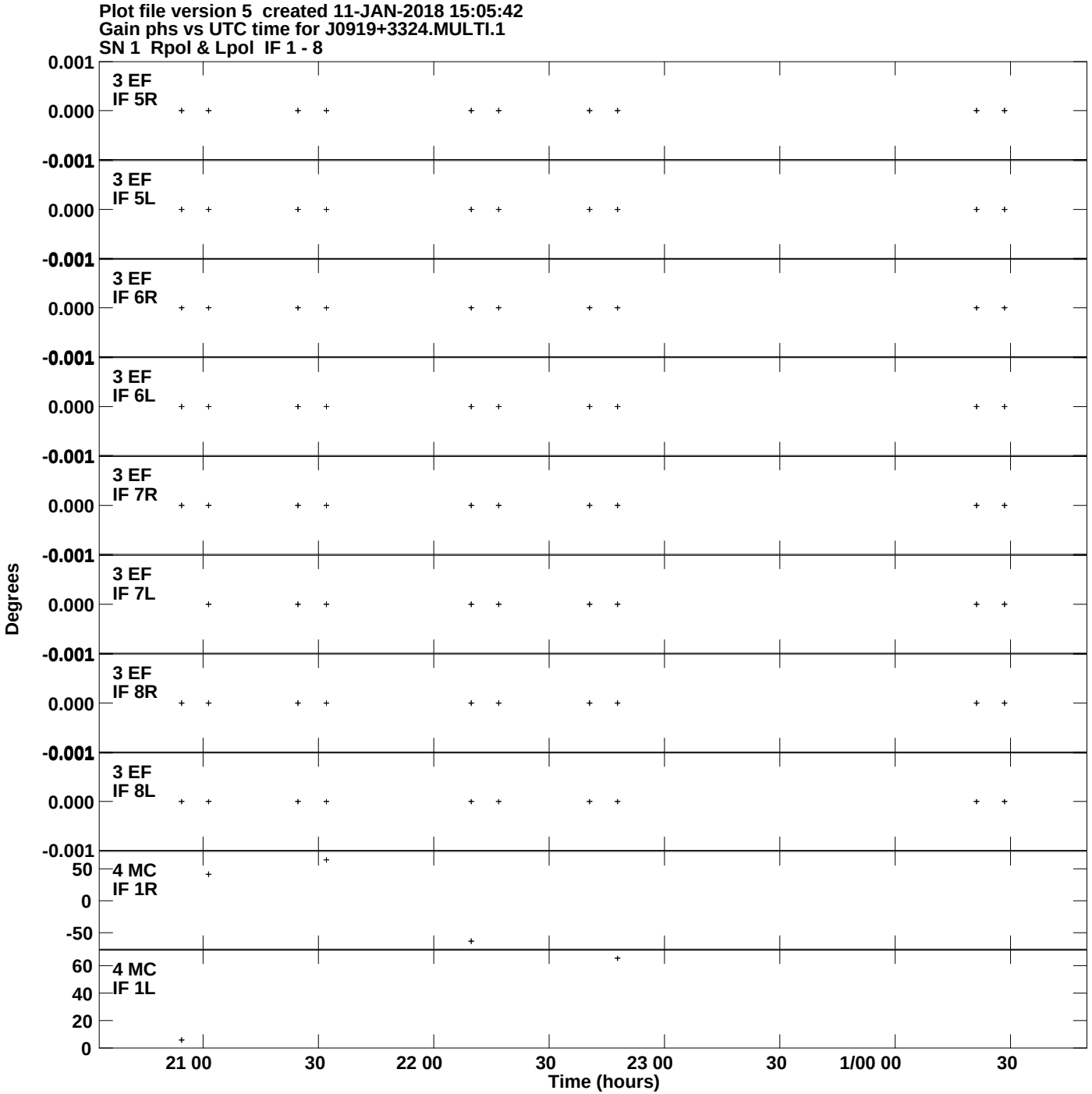
Plot file version 5 created 11-JAN-2018 15:05:42
Gain phs vs UTC time for J0919+3324.MULTI.1
SN 1 Rpol & Lpol IF 1 - 8
3 EF
IF 5R
3 EF
IF 5L
3 EF
IF 6R
3 EF
IF 6L
3 EF
IF 7R
3 EF
IF 7L
3 EF
IF 8R
3 EF
IF 8L
4 MC
IF 1R
4 MC
IF 1L
0.001
0.000
-0.001
50
0
-50
60
40
20
0
Degrees
21 00
30
22 00
30
23 00
30
1/00 00
30
Time (hours)

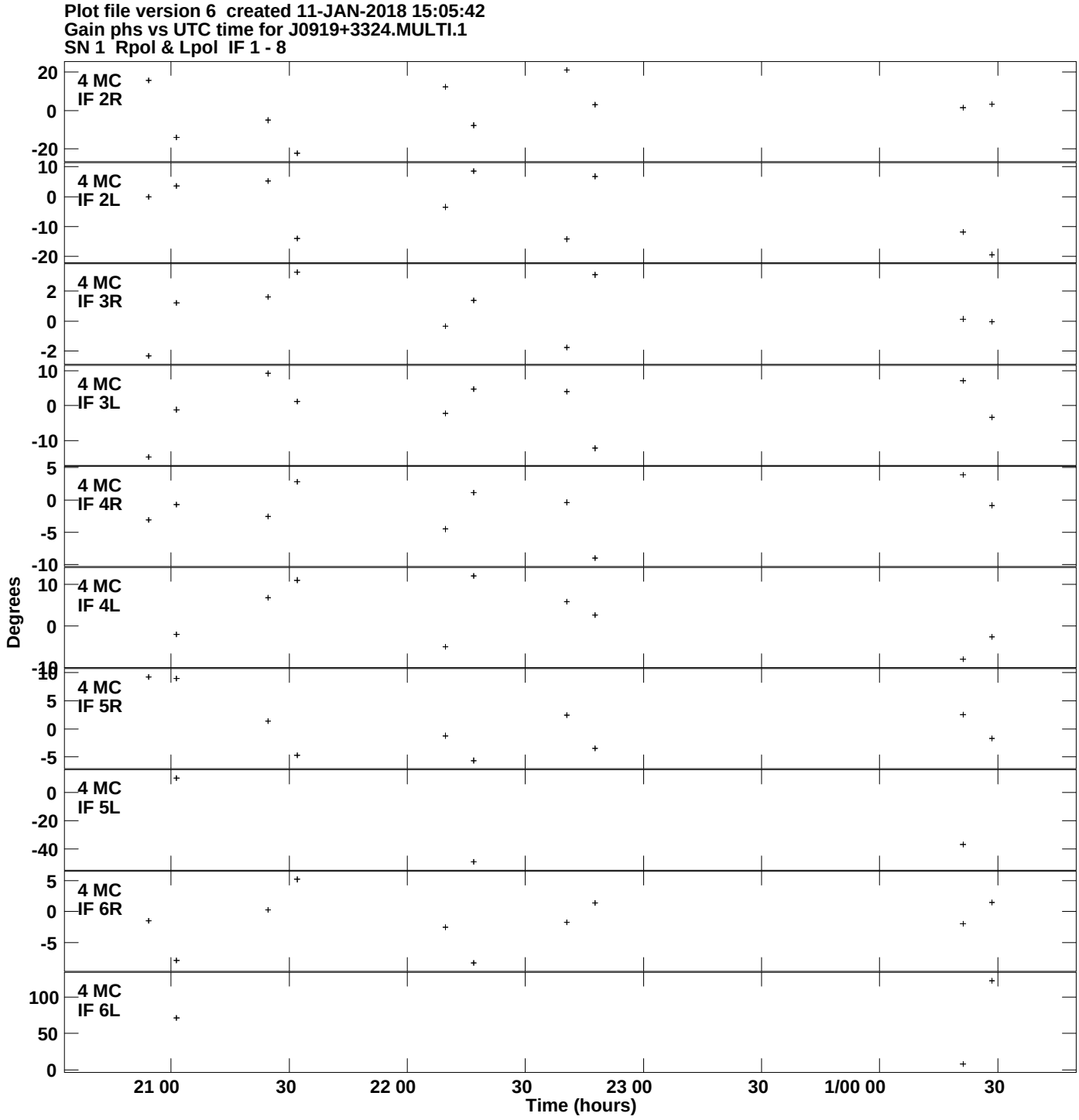
Plot file version 6 created 11-JAN-2018 15:05:42
Gain phs vs UTC time for J0919+3324.MULTI.1
SN 1 Rpol & Lpol IF 1 - 8
4 MC
IF 2R
4 MC
IF 2L
4 MC
IF 3R
4 MC
IF 3L
4 MC
IF 4R
4 MC
IF 4L
4 MC
IF 5R
4 MC
IF 5L
4 MC
IF 6R
4 MC
IF 6L
Degrees
21 00
30
22 00
30
23 00
30
1/00 00
30
Time (hours)

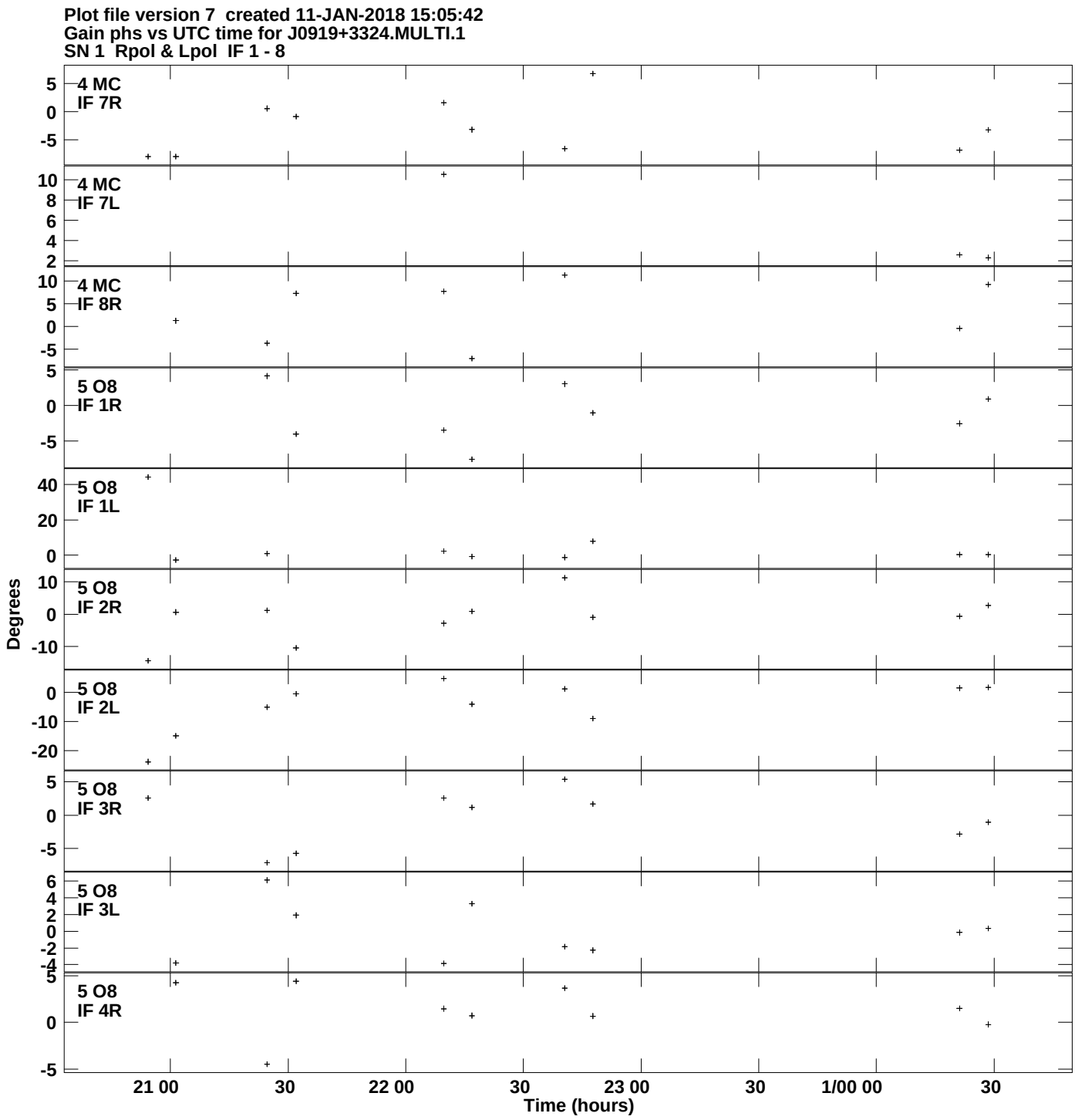
Plot file version 7 created 11-JAN-2018 15:05:42
Gain phs vs UTC time for J0919+3324.MULTI.1
SN 1 Rpol & Lpol IF 1 - 8
4 MC
IF 7R
4 MC
IF 7L
4 MC
IF 8R
5 O8
IF 1R
5 O8
IF 1L
5 O8
IF 2R
5 O8
IF 2L
5 O8
IF 3R
5 O8
IF 3L
5 O8
IF 4R
Degrees
21 00
30
22 00
30
23 00
30
1/00 00
30
Time (hours)

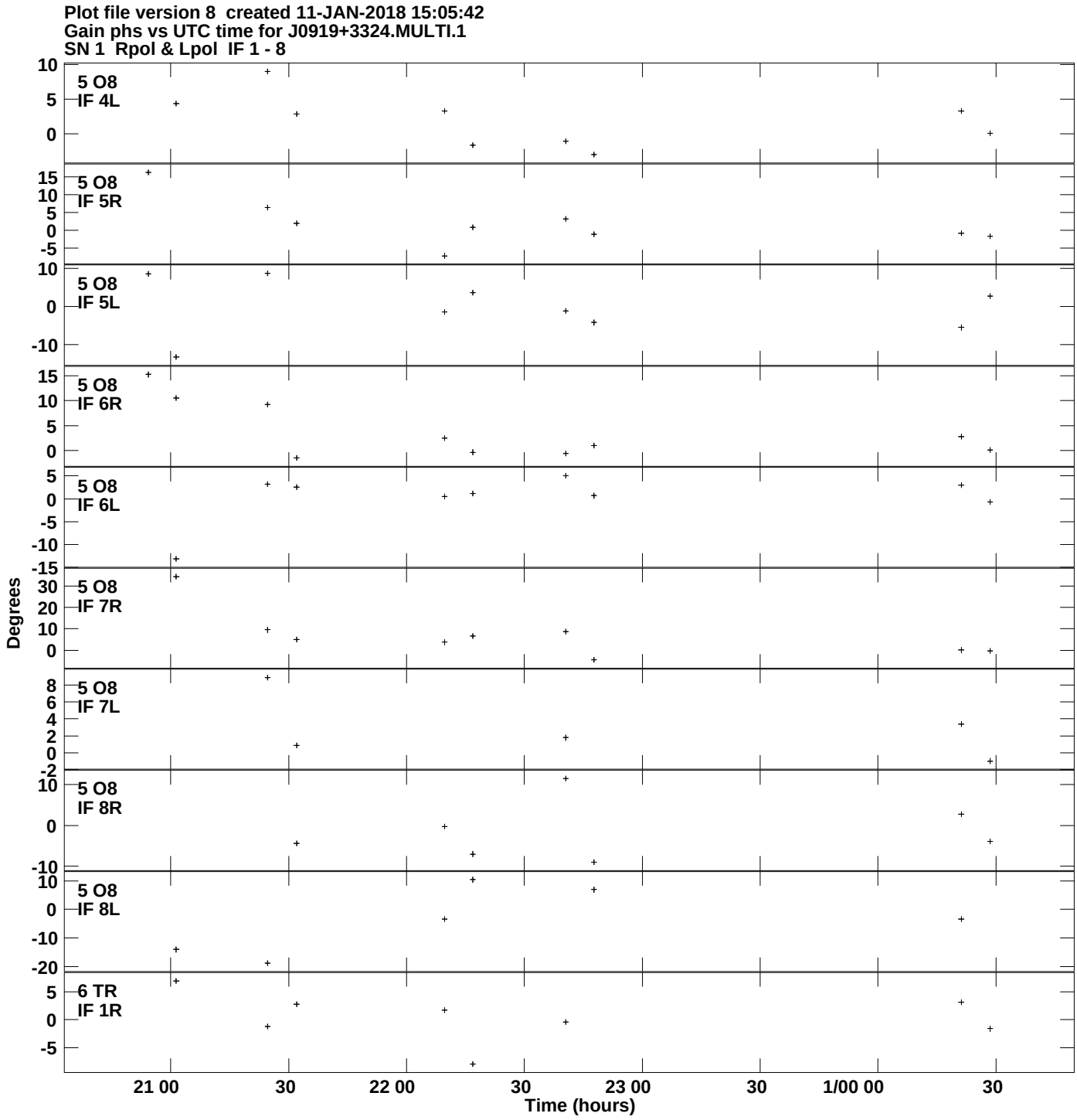
Plot file version 8 created 11-JAN-2018 15:05:42
Gain phs vs UTC time for J0919+3324.MULTI.1
SN 1 Rpol & Lpol IF 1 - 8
5 O8
IF 4L
5 O8
IF 5R
5 O8
IF 5L
5 O8
IF 6R
5 O8
IF 6L
5 O8
IF 7R
5 O8
IF 7L
5 O8
IF 8R
5 O8
IF 8L
6 TR
IF 1R
Degrees
21 00
30
22 00
30
23 00
30
1/00 00
30
Time (hours)

Plot file version 9 created 11-JAN-2018 15:05:42
Gain phs vs UTC time for J0919+3324.MULTI.1
SN 1 Rpol & Lpol IF 1 - 8

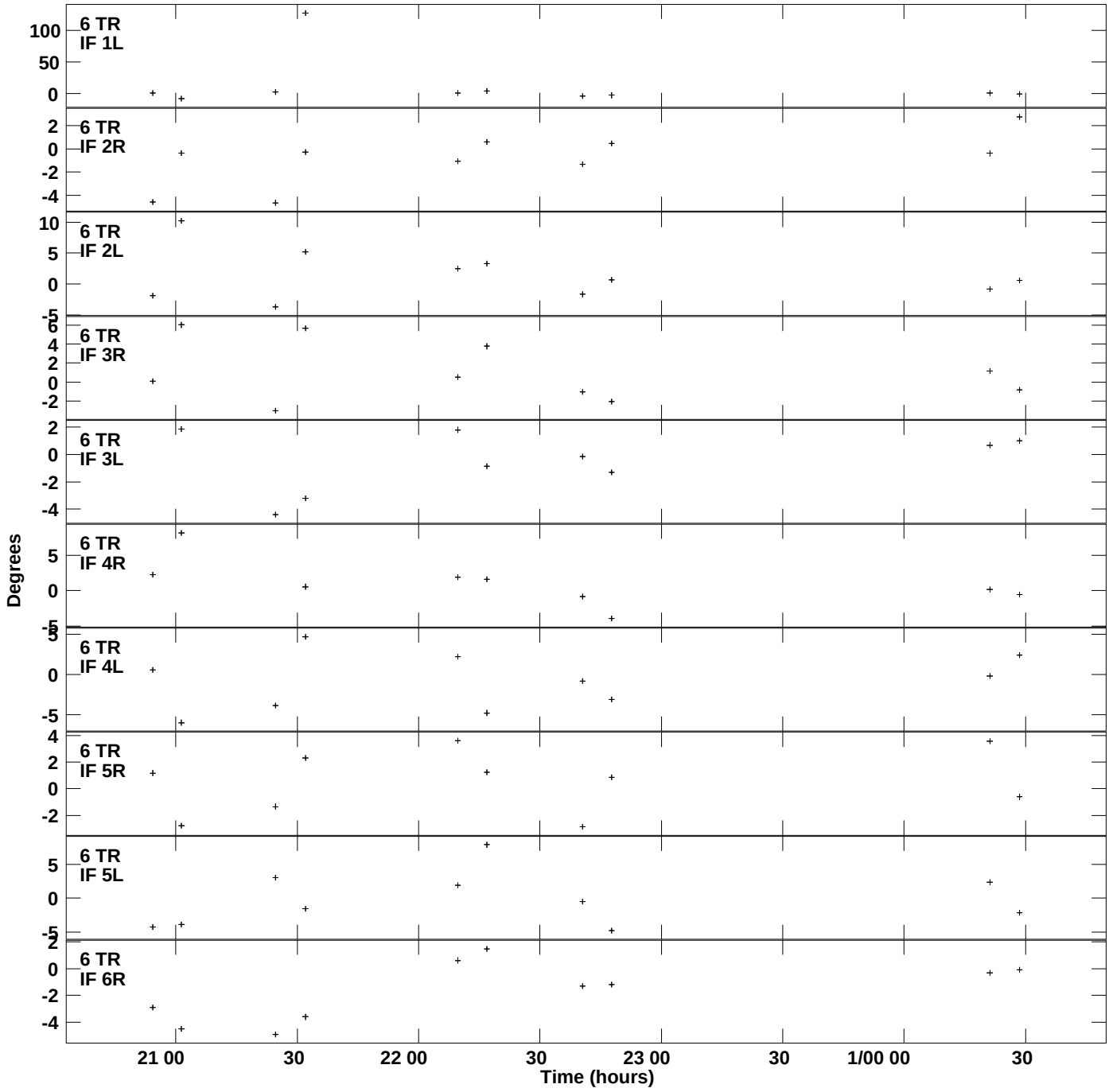

Plot file version 10 created 11-JAN-2018 15:05:42
Gain phs vs UTC time for J0919+3324.MULTI.1
SN 1 Rpol & Lpol IF 1 - 8

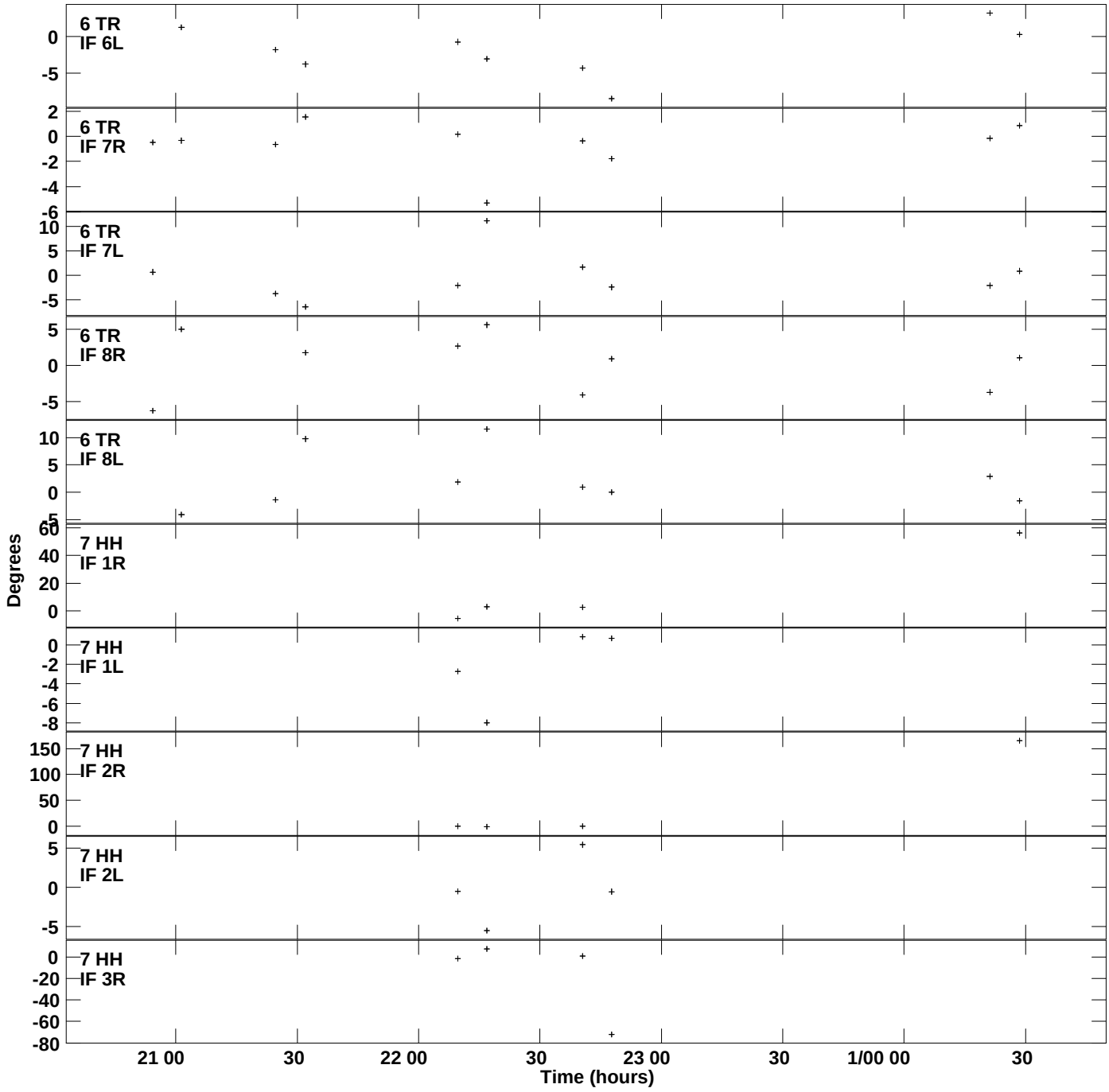

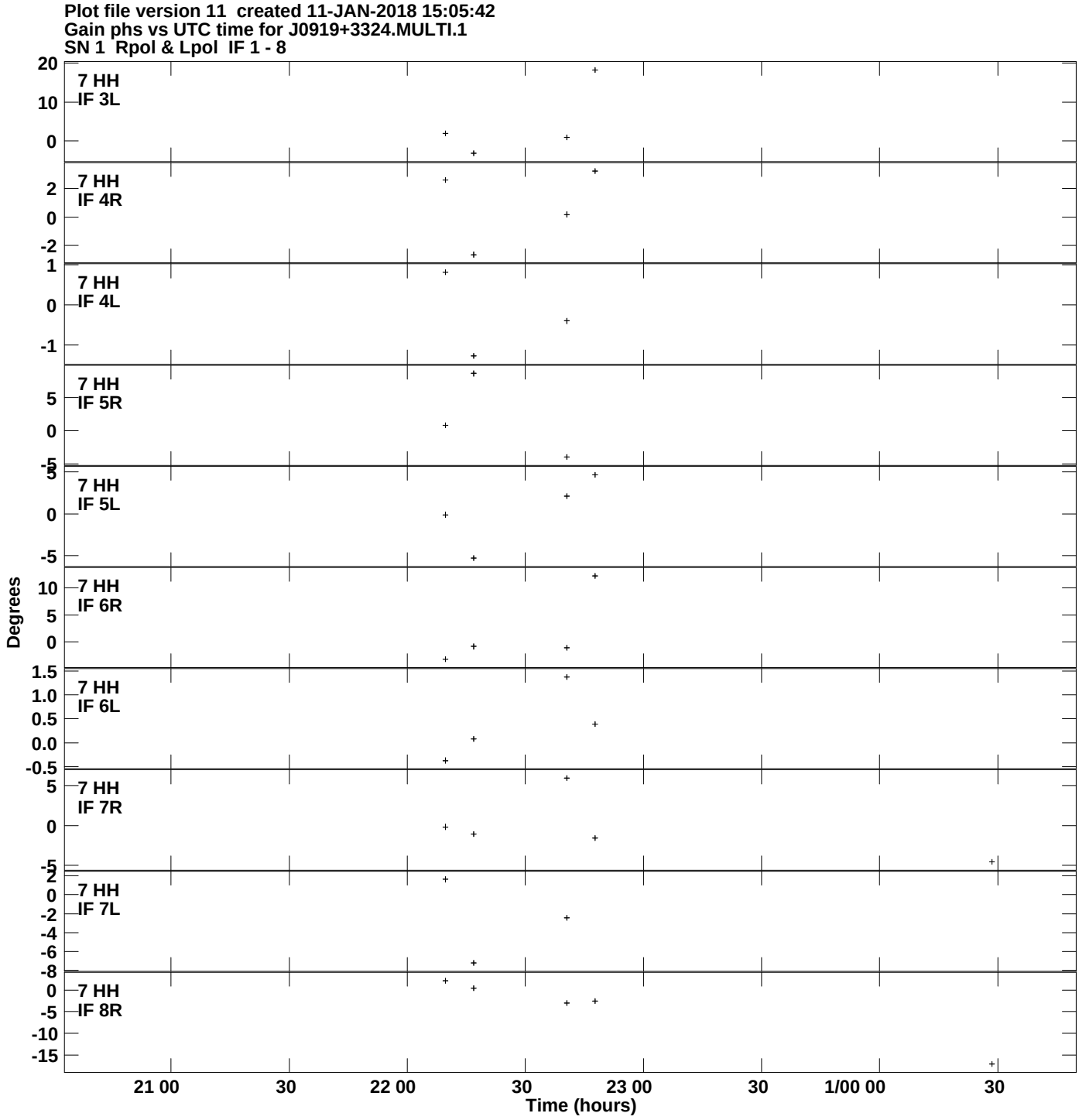
Plot file version 11 created 11-JAN-2018 15:05:42
Gain phs vs UTC time for J0919+3324.MULTI.1
SN 1 Rpol & Lpol IF 1 - 8
7 HH
IF 3L
7 HH
IF 4R
7 HH
IF 4L
7 HH
IF 5R
7 HH
IF 5L
7 HH
IF 6R
7 HH
IF 6L
7 HH
IF 7R
7 HH
IF 7L
7 HH
IF 8R
Degrees
21 00
30
22 00
30
23 00
30
1/00 00
30
Time (hours)

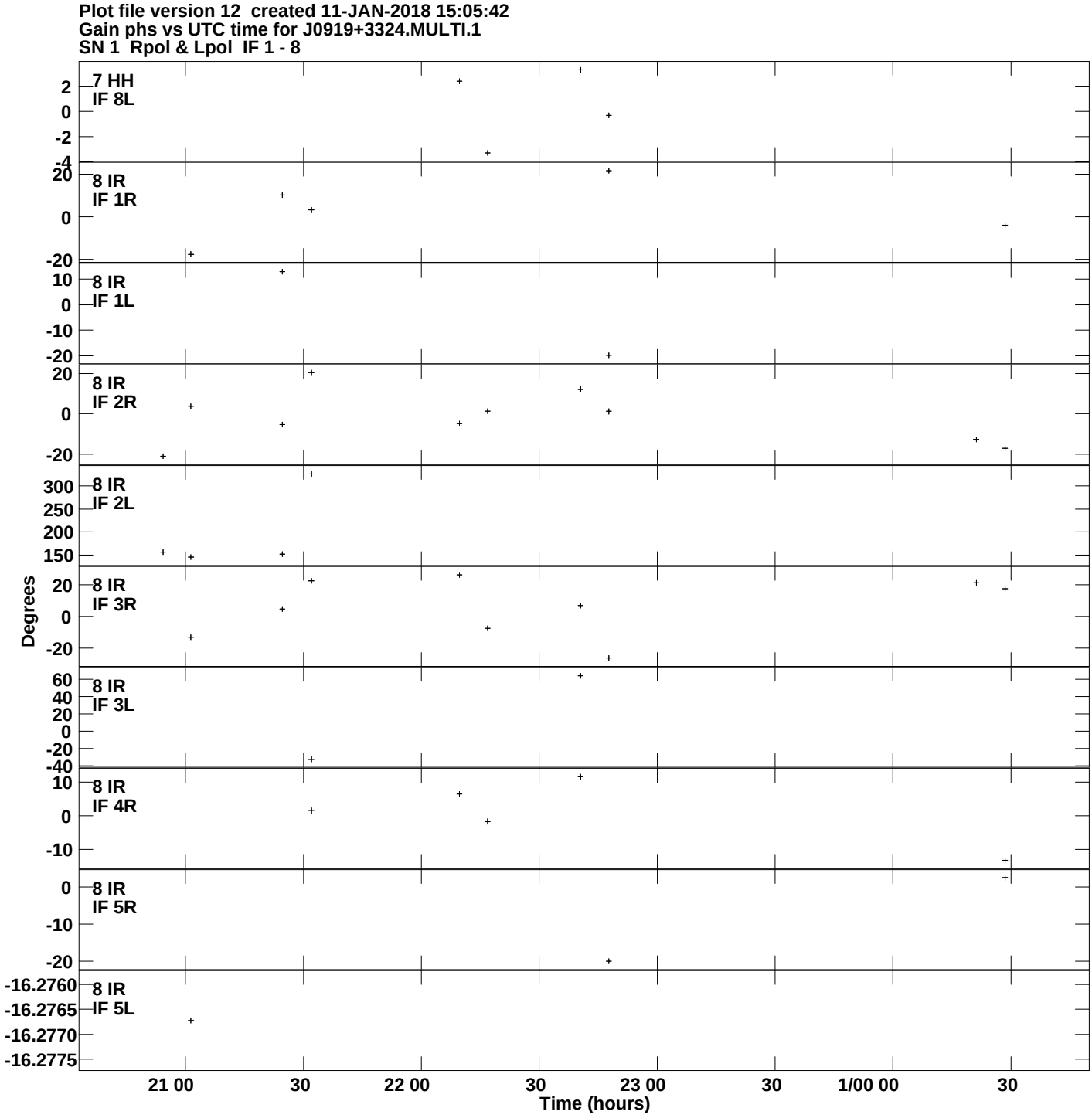
Plot file version 12 created 11-JAN-2018 15:05:42
Gain phs vs UTC time for J0919+3324.MULTI.1
SN 1 Rpol & Lpol IF 1 - 8
7 HH
IF 8L
8 IR
IF 1R
8 IR
IF 1L
8 IR
IF 2R
8 IR
IF 2L
8 IR
IF 3R
8 IR
IF 3L
8 IR
IF 4R
8 IR
IF 5R
8 IR
IF 5L
Degrees
21 00
30
22 00
30
23 00
30
1/00 00
30
Time (hours)

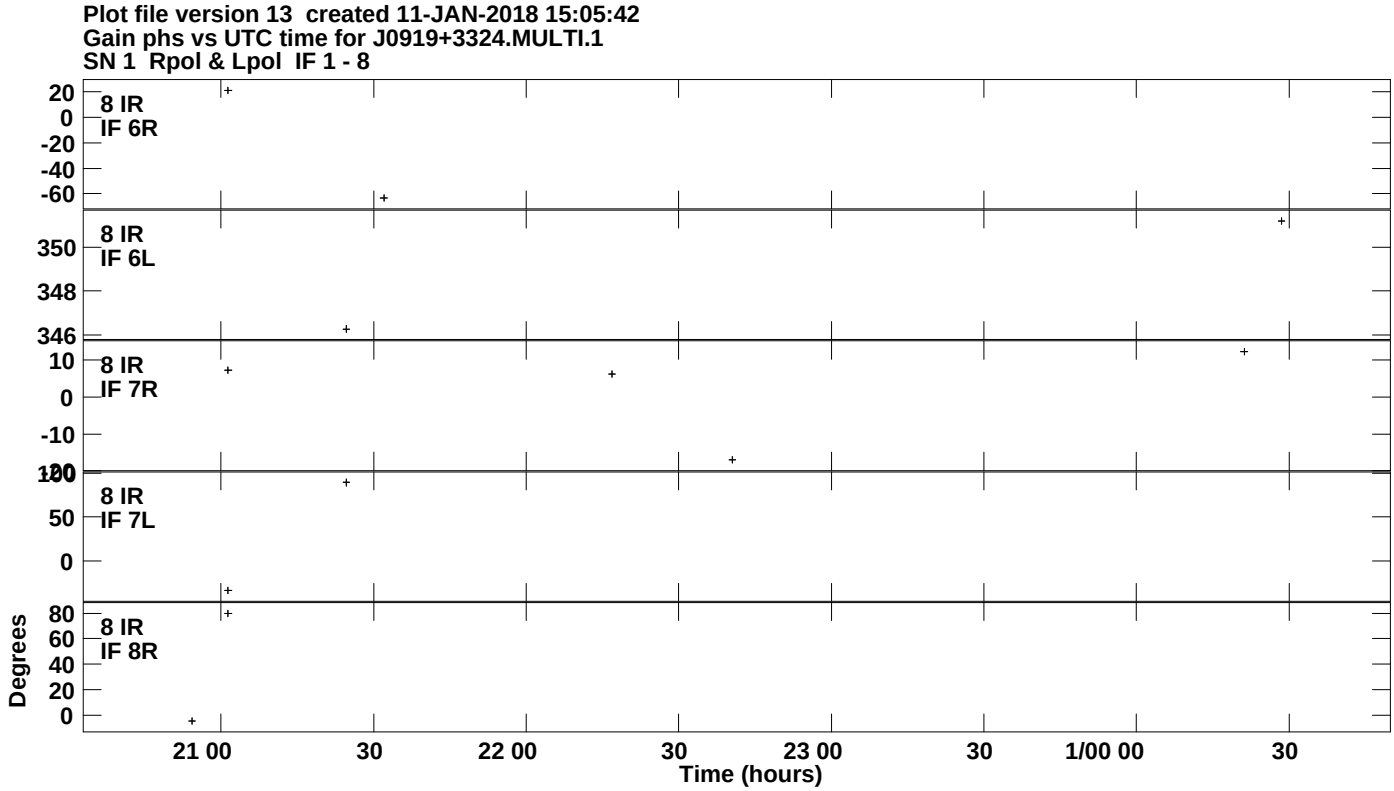
Plot file version 13 created 11-JAN-2018 15:05:42
Gain phs vs UTC time for J0919+3324.MULTI.1
SN 1 Rpol & Lpol IF 1 - 8
8 IR
IF 6R
8 IR
IF 6L
8 IR
IF 7R
8 IR
IF 7L
8 IR
IF 8R
Degrees
Time (hours)
21 00
30
22 00
30
23 00
30
1/00 00
30