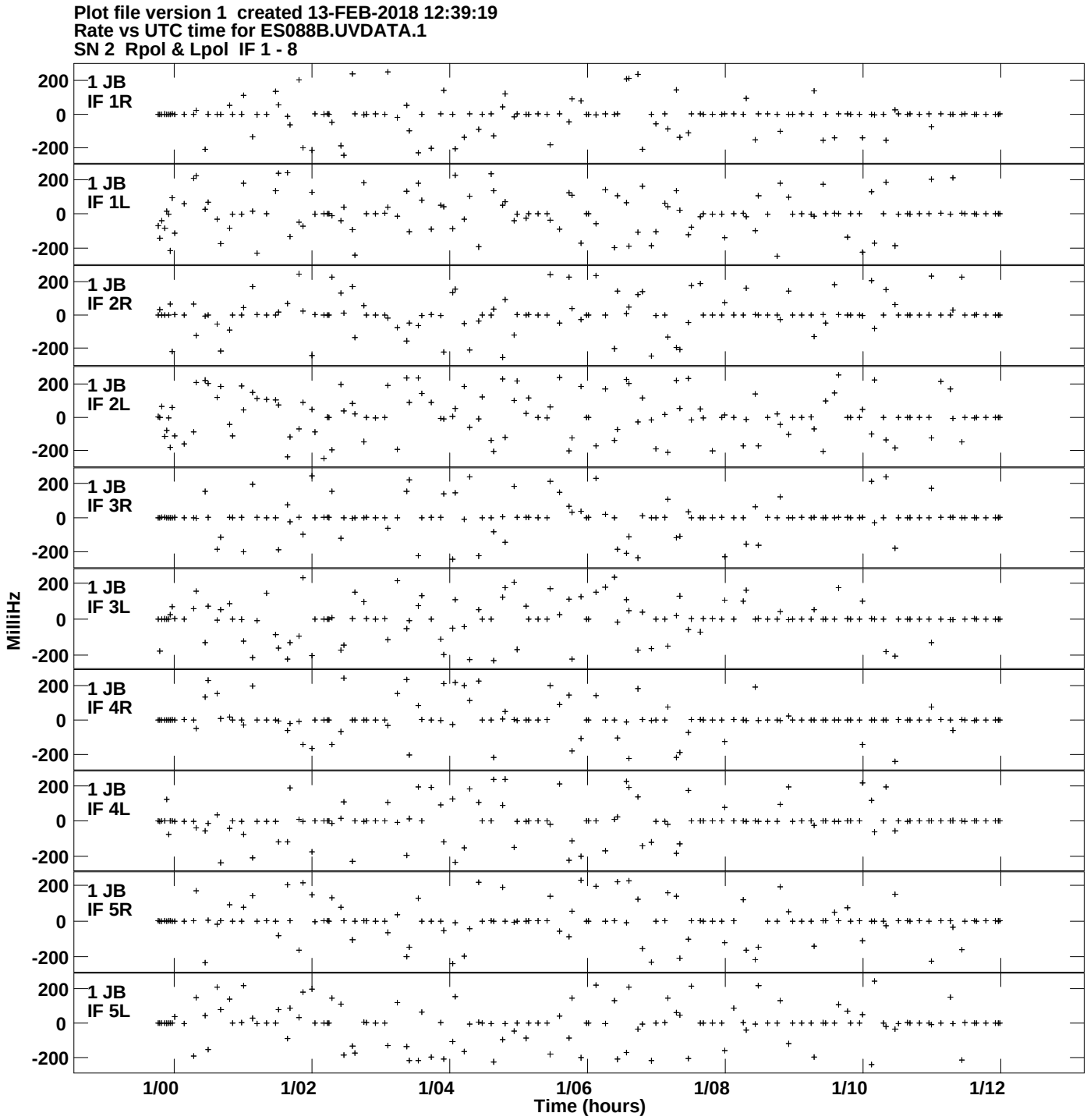
Plot file version 1 created 13-FEB-2018 12:39:19
Rate vs UTC time for ES088B.UVDATA.1
SN 2 Rpol & Lpol IF 1 - 8
1 JB
IF 1R
1 JB
IF 1L
1 JB
IF 2R
1 JB
IF 2L
1 JB
IF 3R
1 JB
IF 3L
1 JB
IF 4R
1 JB
IF 4L
1 JB
IF 5R
1 JB
IF 5L
200
0
-200
MilliHz
1/00
1/02
1/04
1/06
1/08
1/10
1/12
Time (hours)

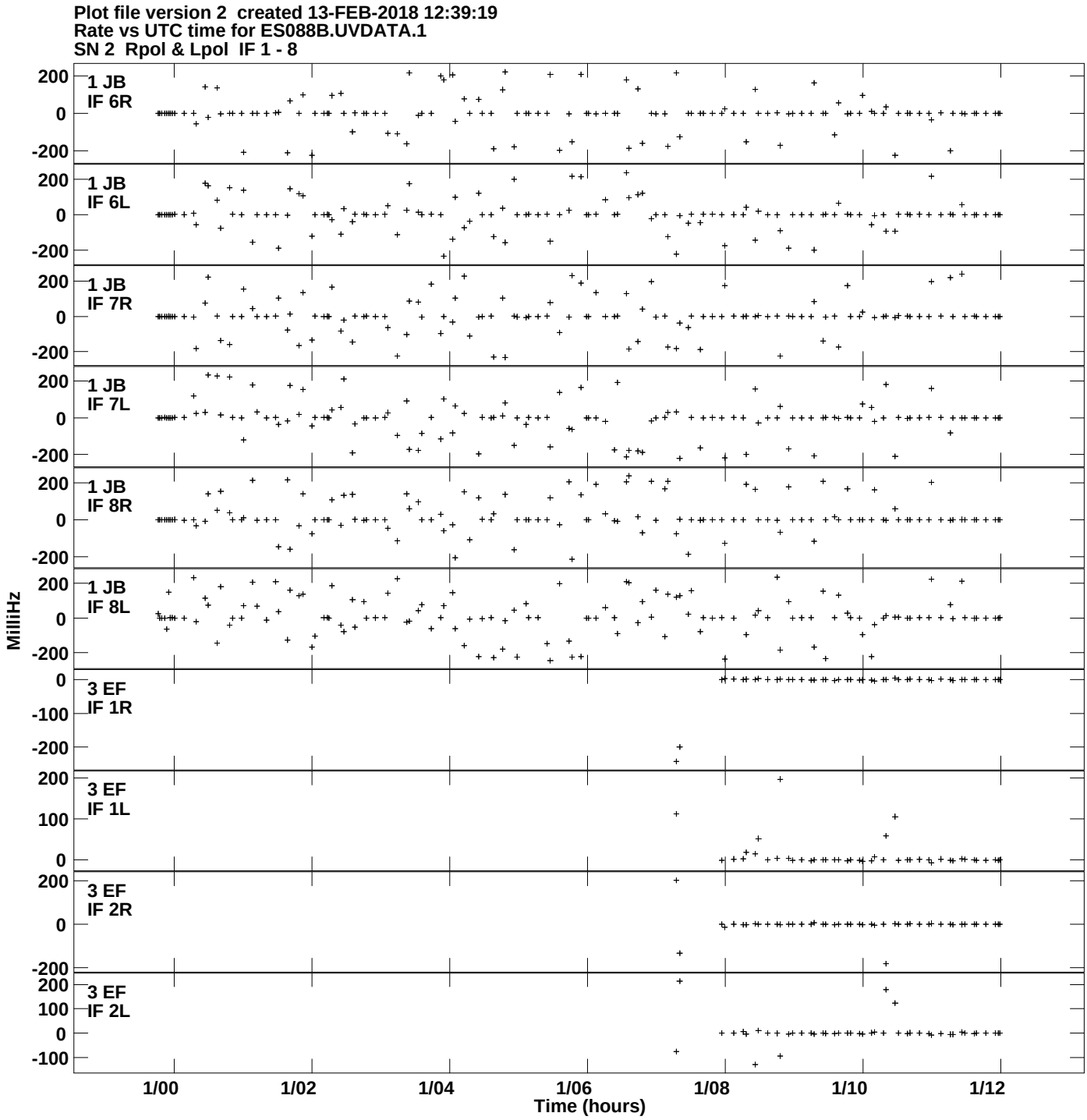
Plot file version 2 created 13-FEB-2018 12:39:19
Rate vs UTC time for ES088B.UVDATA.1
SN 2 Rpol & Lpol IF 1 - 8
1 JB
IF 6R
1 JB
IF 6L
1 JB
IF 7R
1 JB
IF 7L
1 JB
IF 8R
1 JB
IF 8L
3 EF
IF 1R
3 EF
IF 1L
3 EF
IF 2R
3 EF
IF 2L
MilliHz
200
0
-200
-100
100
1/00
1/02
1/04
1/06
1/08
1/10
1/12
Time (hours)

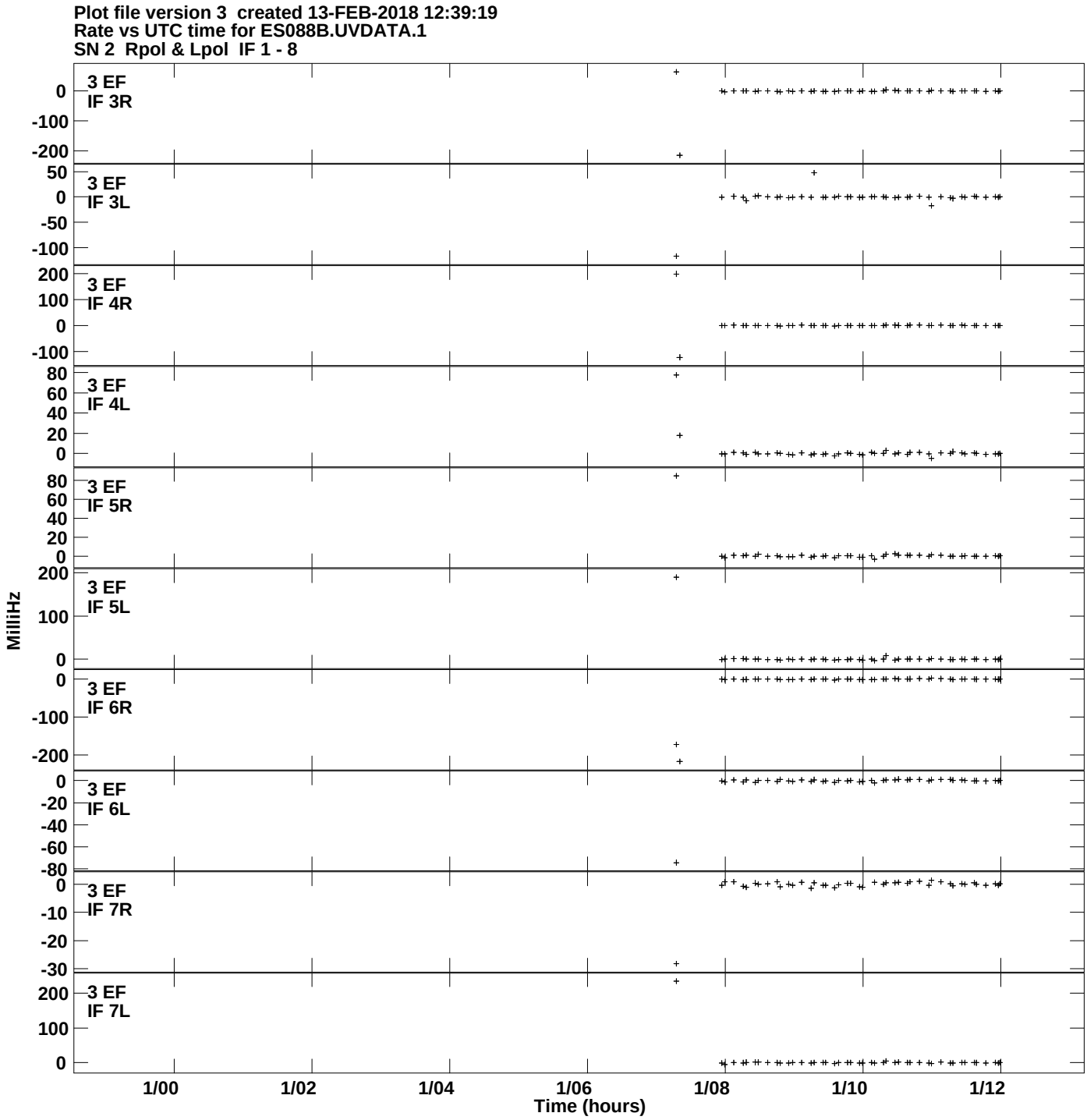
Plot file version 3 created 13-FEB-2018 12:39:19
Rate vs UTC time for ES088B.UVDATA.1
SN 2 Rpol & Lpol IF 1 - 8
3 EF
IF 3R
3 EF
IF 3L
3 EF
IF 4R
3 EF
IF 4L
3 EF
IF 5R
3 EF
IF 5L
3 EF
IF 6R
3 EF
IF 6L
3 EF
IF 7R
3 EF
IF 7L
MilliHz
1/00
1/02
1/04
1/06
1/08
1/10
1/12
Time (hours)

Plot file version 4 created 13-FEB-2018 12:39:19
Rate vs UTC time for ES088B.UVDATA.1
SN 2 Rpol & Lpol IF 1 - 8

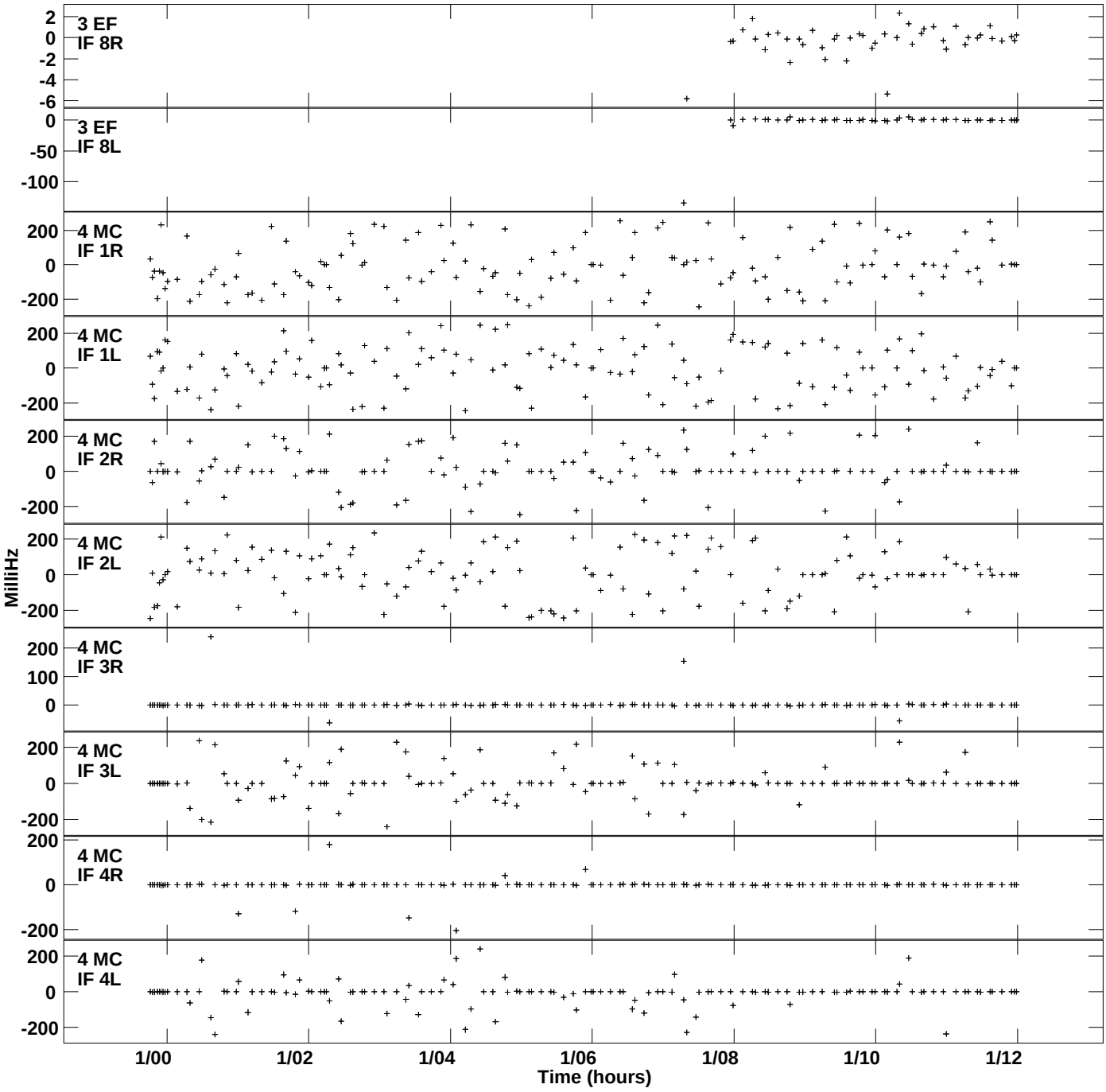

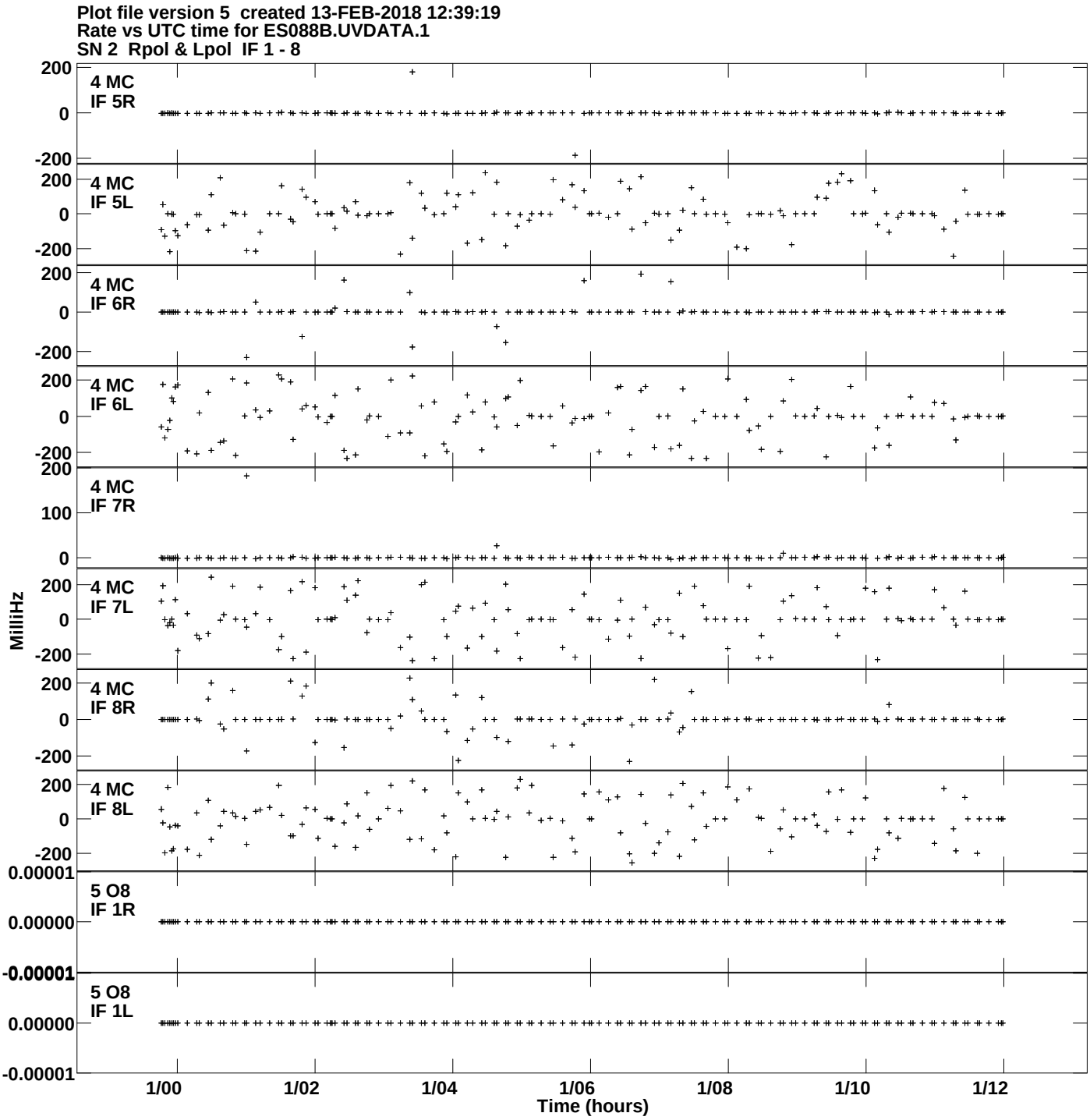
Plot file version 5 created 13-FEB-2018 12:39:19
Rate vs UTC time for ES088B.UVDATA.1
SN 2 Rpol & Lpol IF 1 - 8
4 MC IF 5R
4 MC IF 5L
4 MC IF 6R
4 MC IF 6L
4 MC IF 7R
4 MC IF 7L
4 MC IF 8R
4 MC IF 8L
5 O8 IF 1R
5 O8 IF 1L
MilliHz
Time (hours)
1/00
1/02
1/04
1/06
1/08
1/10
1/12

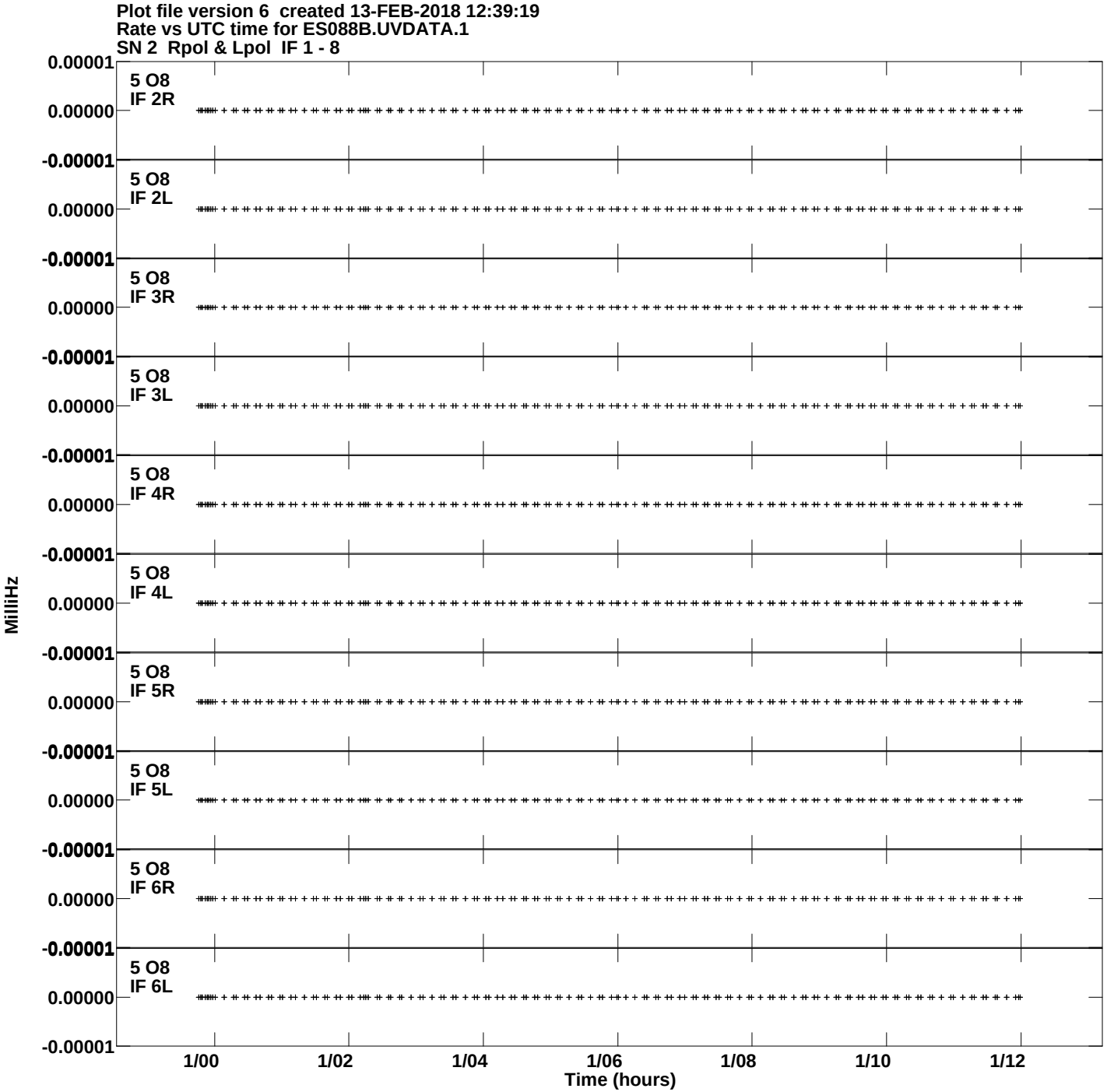
Plot file version 6 created 13-FEB-2018 12:39:19
Rate vs UTC time for ES088B.UVDATA.1
SN 2 Rpol & Lpol IF 1 - 8
5 O8
IF 2R
5 O8
IF 2L
5 O8
IF 3R
5 O8
IF 3L
5 O8
IF 4R
5 O8
IF 4L
5 O8
IF 5R
5 O8
IF 5L
5 O8
IF 6R
5 O8
IF 6L
0.00001
0.00000
-0.00001
MilliHz
1/00
1/02
1/04
1/06
1/08
1/10
1/12
Time (hours)

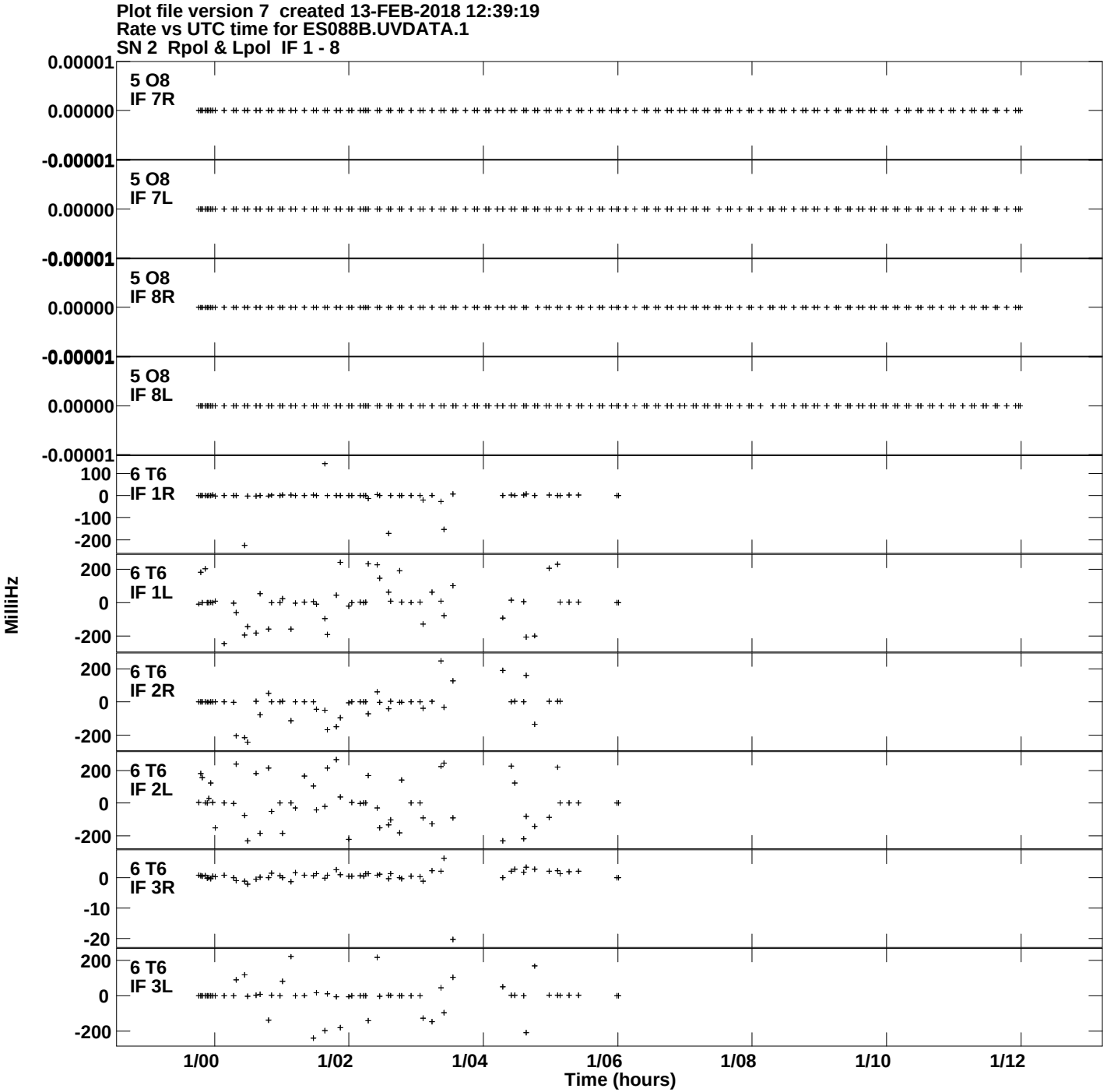
Plot file version 7 created 13-FEB-2018 12:39:19
Rate vs UTC time for ES088B.UVDATA.1
SN 2 Rpol & Lpol IF 1 - 8
5 O8
IF 7R
5 O8
IF 7L
5 O8
IF 8R
5 O8
IF 8L
6 T6
IF 1R
6 T6
IF 1L
6 T6
IF 2R
6 T6
IF 2L
6 T6
IF 3R
6 T6
IF 3L
MilliHz
0.00001
0.00000
-0.00001
100
0
-100
-200
200
-10
-20
1/00
1/02
1/04
1/06
1/08
1/10
1/12
Time (hours)

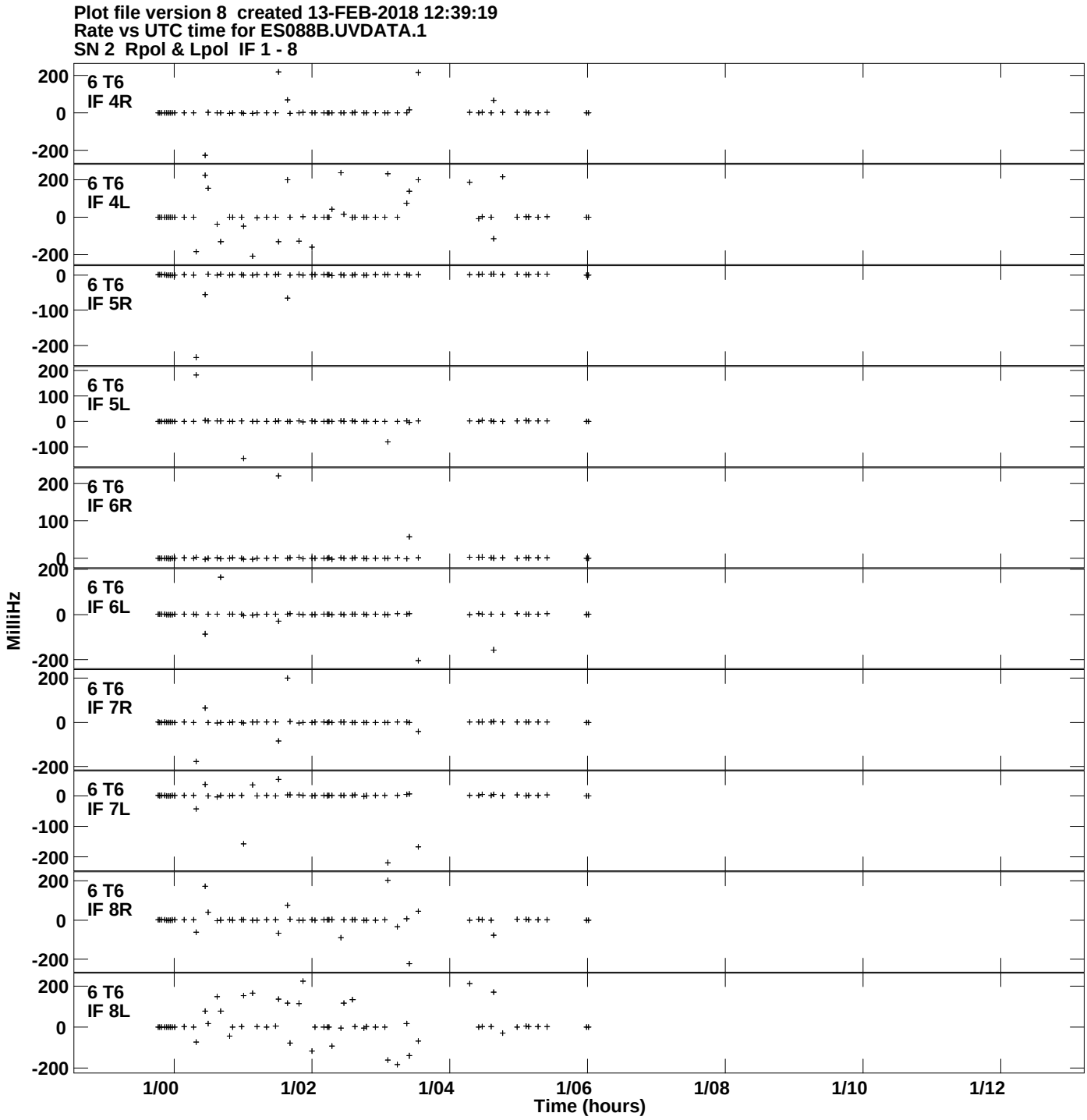
Plot file version 8 created 13-FEB-2018 12:39:19
Rate vs UTC time for ES088B.UVDATA.1
SN 2 Rpol & Lpol IF 1 - 8
6 T6
IF 4R
6 T6
IF 4L
6 T6
IF 5R
6 T6
IF 5L
6 T6
IF 6R
6 T6
IF 6L
6 T6
IF 7R
6 T6
IF 7L
6 T6
IF 8R
6 T6
IF 8L
MilliHz
200
0
-200
100
-100
1/00
1/02
1/04
1/06
1/08
1/10
1/12
Time (hours)

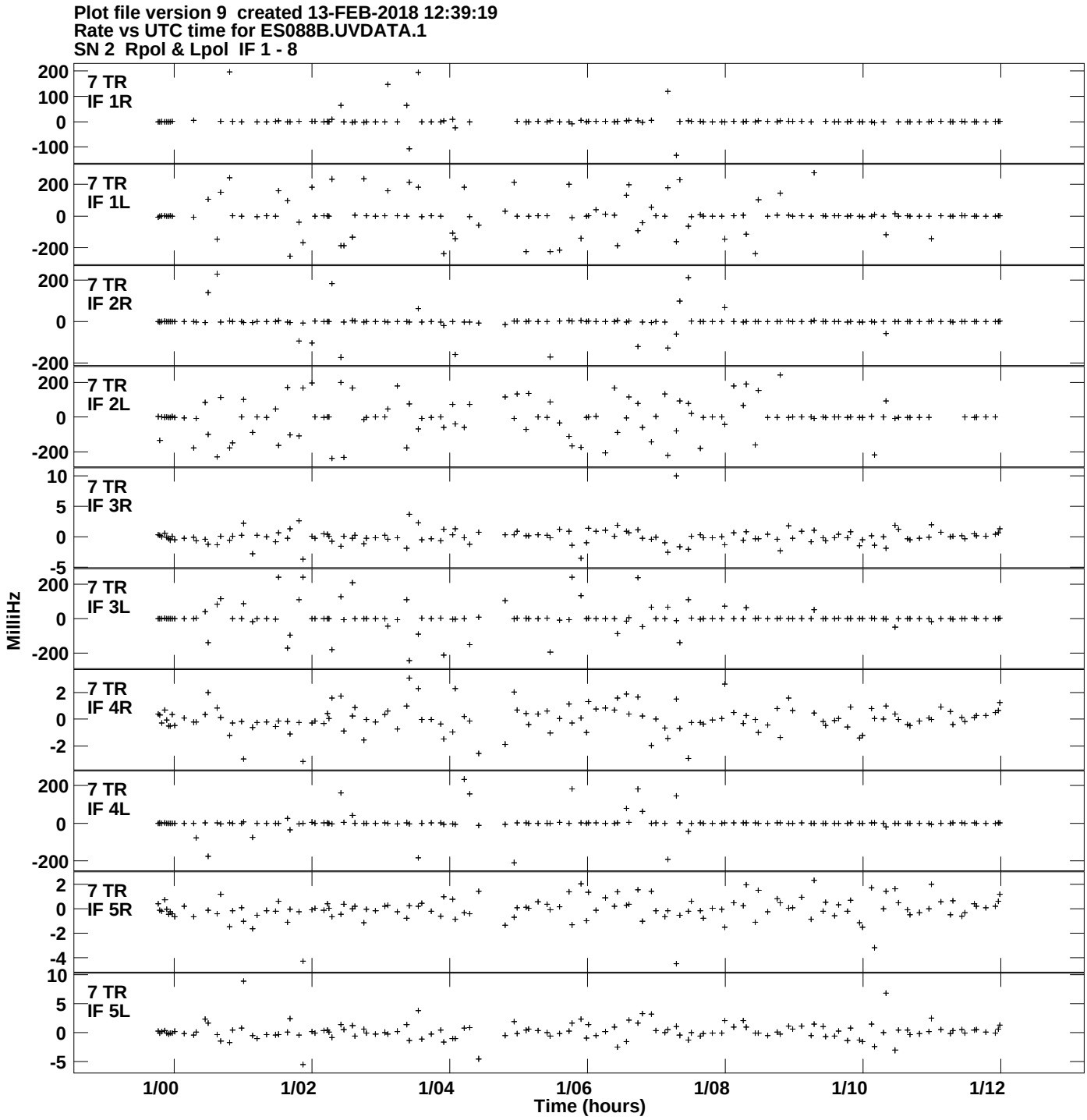
Plot file version 9 created 13-FEB-2018 12:39:19
Rate vs UTC time for ES088B.UVDATA.1
SN 2 Rpol & Lpol IF 1 - 8
7 TR
IF 1R
7 TR
IF 1L
7 TR
IF 2R
7 TR
IF 2L
7 TR
IF 3R
7 TR
IF 3L
7 TR
IF 4R
7 TR
IF 4L
7 TR
IF 5R
7 TR
IF 5L
MilliHz
1/00
1/02
1/04
1/06
1/08
1/10
1/12
Time (hours)

Plot file version 10 created 13-FEB-2018 12:39:19
Rate vs UTC time for ES088B.UVDATA.1
SN 2 Rpol & Lpol IF 1 - 8

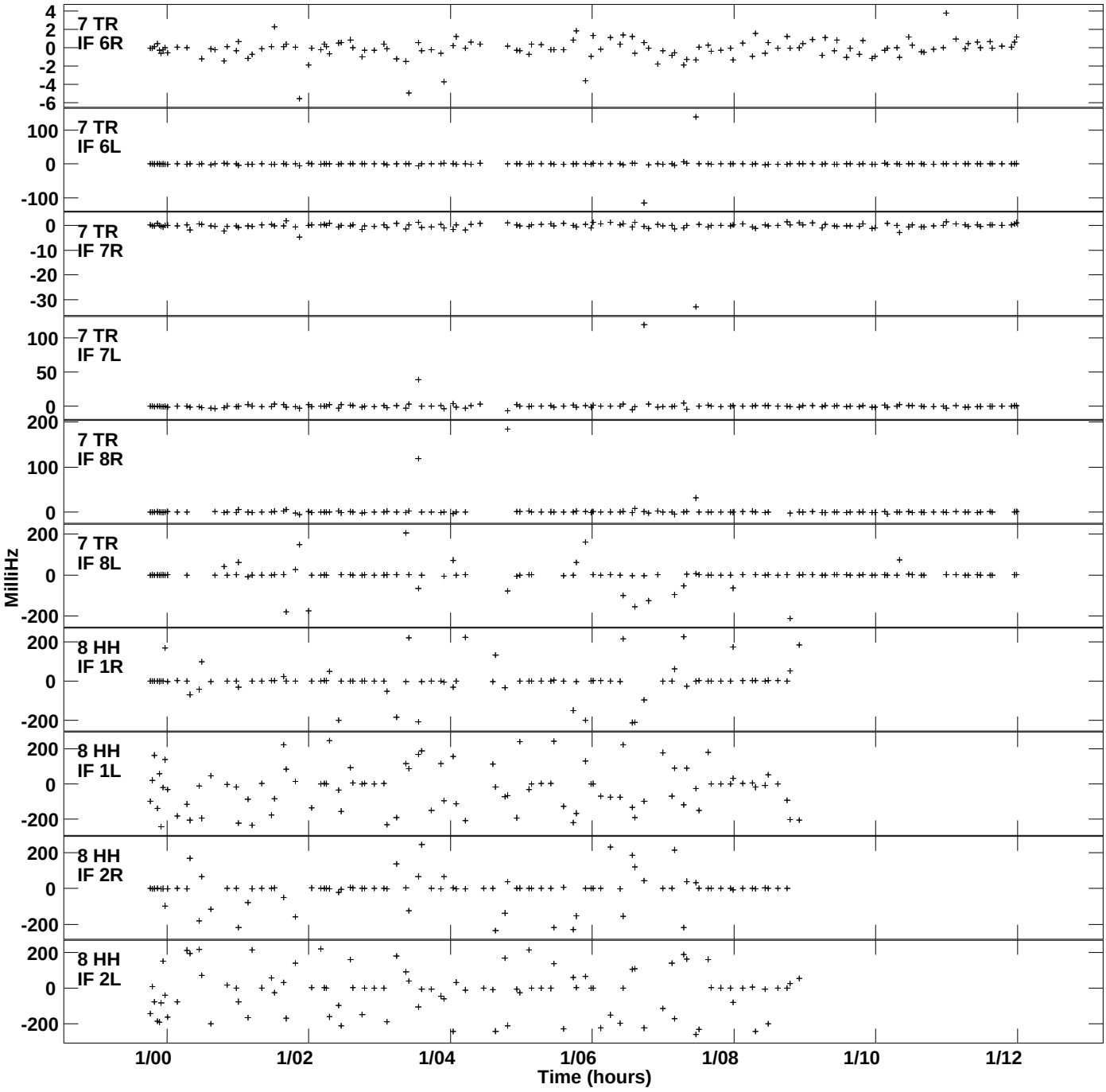

Plot file version 11 created 13-FEB-2018 12:39:19
Rate vs UTC time for ES088B.UVDATA.1
SN 2 Rpol & Lpol IF 1 - 8

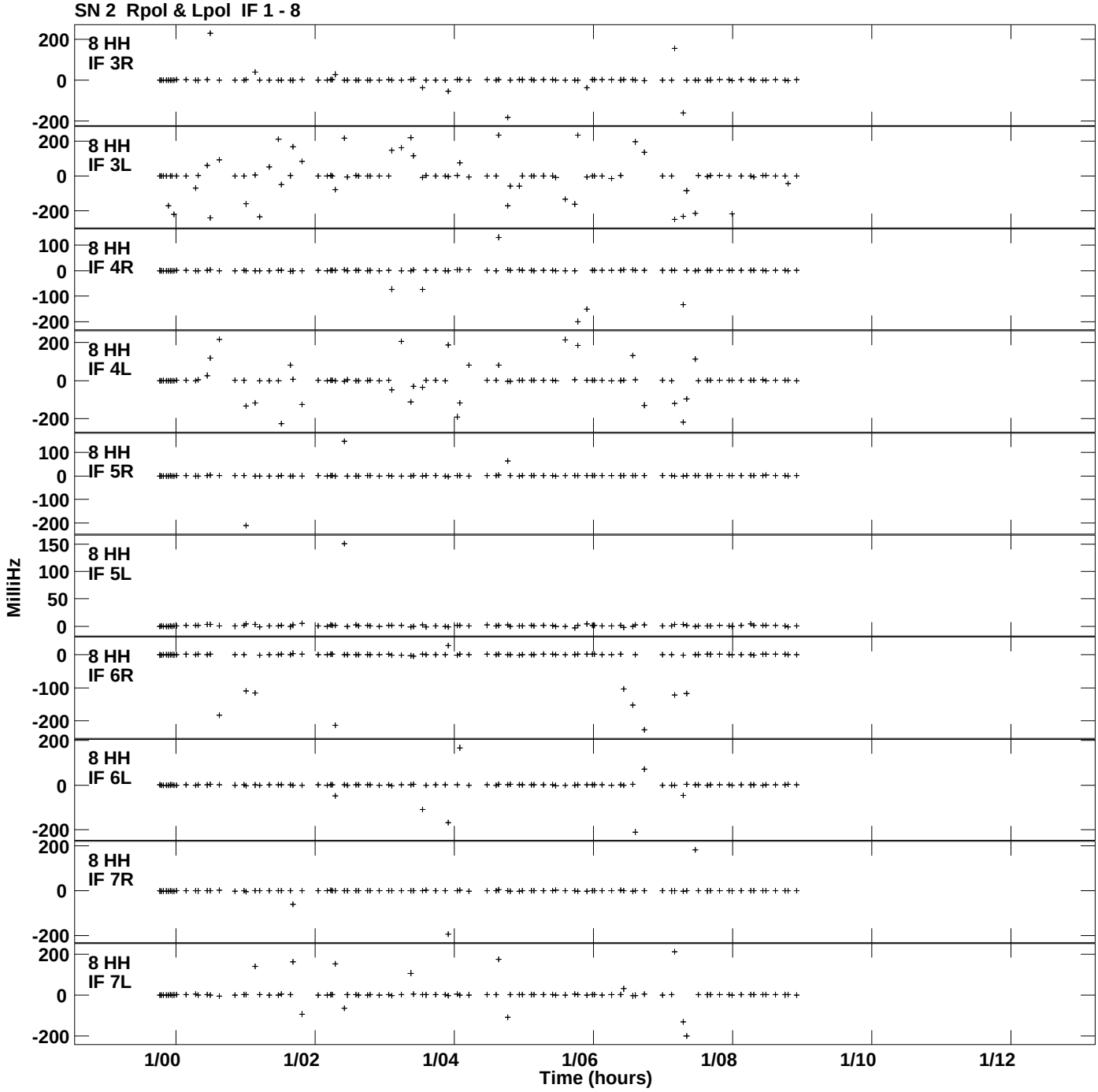

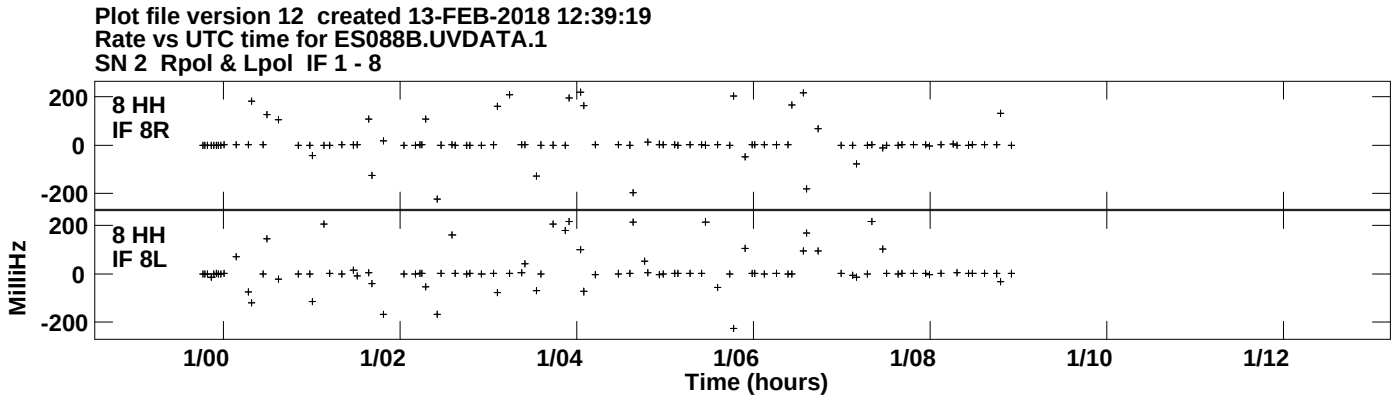
Plot file version 12 created 13-FEB-2018 12:39:19
Rate vs UTC time for ES088B.UVDATA.1
SN 2 Rpol & Lpol IF 1 - 8
8 HH
IF 8R
8 HH
IF 8L
200
0
-200
200
0
-200
MilliHz
1/00
1/02
1/04
1/06
1/08
1/10
1/12
Time (hours)