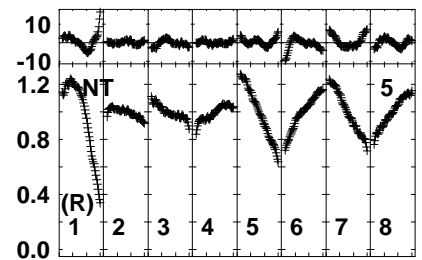
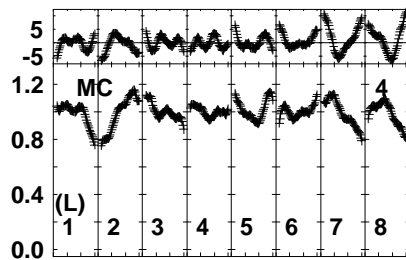
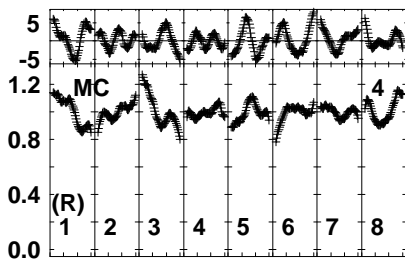
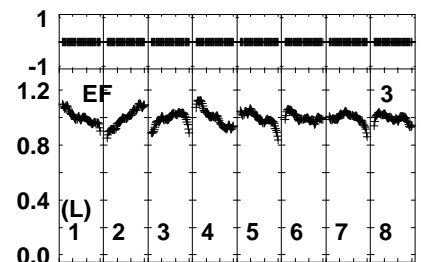
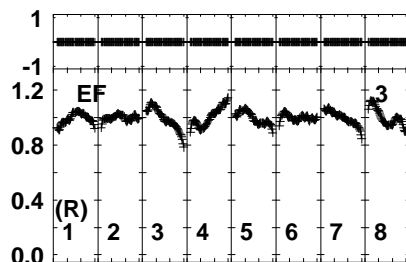
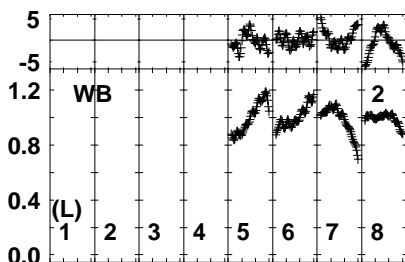
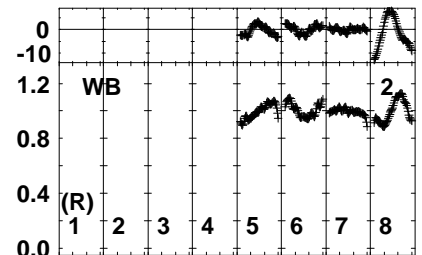
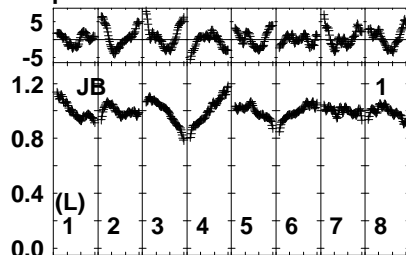
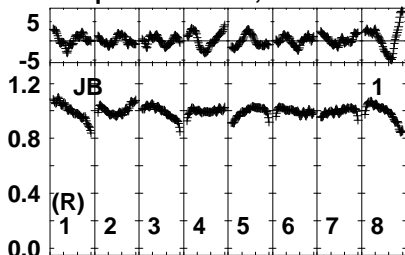


Plot file version 1 created 09-MAY-2023 12:07:12
 ES103A.UVDATA.1
 Freq = 4.7990 GHz, Bw = 32.000 MH Bandpass table # 1



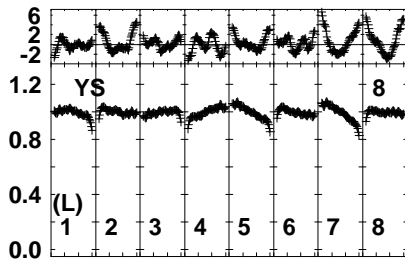
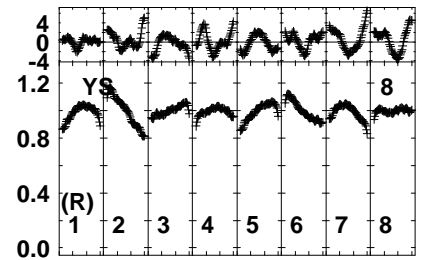
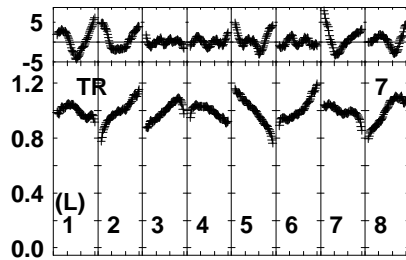
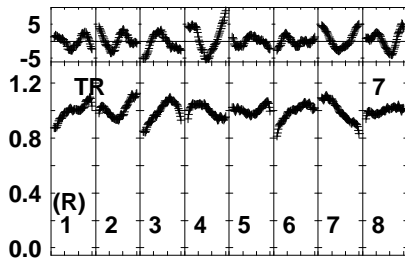
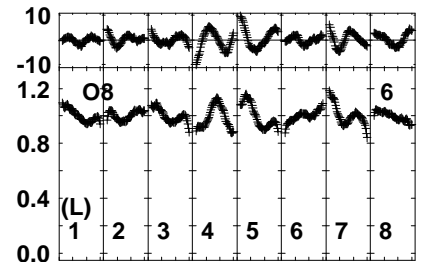
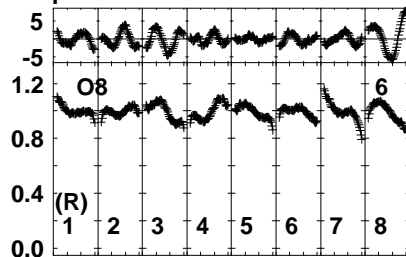
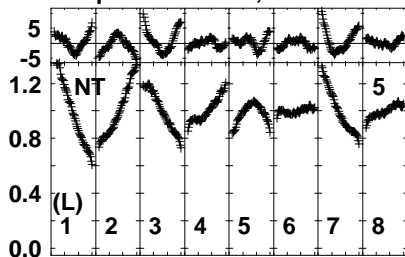
040040040040040040040040
 Channels

040040040040040040040040
 Channels

040040040040040040040040
 Channels

Lower frame: BP ampl Top frame: BP phase
 Bandpass table spectrum Antenna: *
 Timerange: 00/00:00:01 to 999/00:00:00

Plot file version 2 created 09-MAY-2023 12:07:12
 ES103A.UVDATA.1
 Freq = 4.7990 GHz, Bw = 32.000 MH Bandpass table # 1



040040040040040040040040040
 Channels

Lower frame: BP ampl Top frame: BP phase
 Bandpass table spectrum Antenna: *
 Timerange: 00/00:00:01 to 999/00:00:00