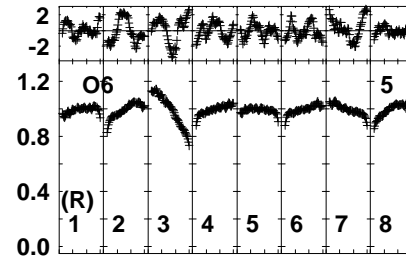
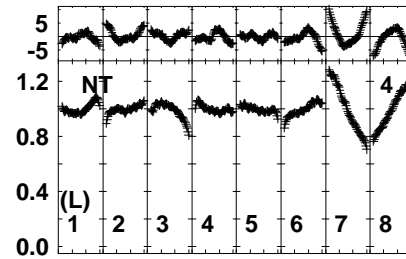
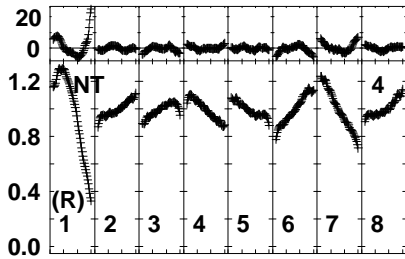
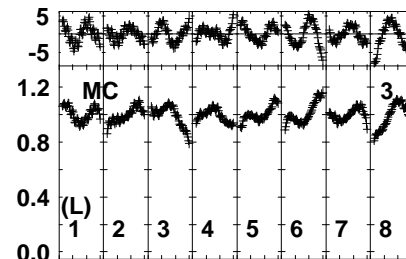
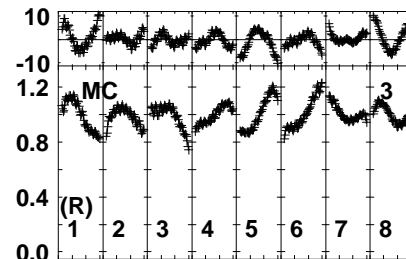
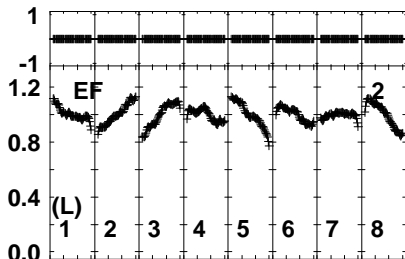
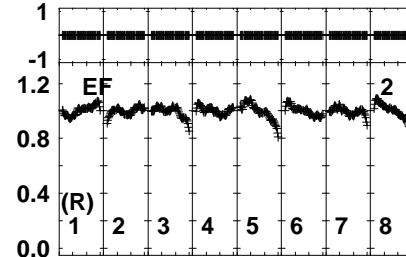
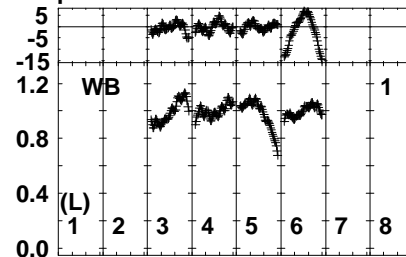
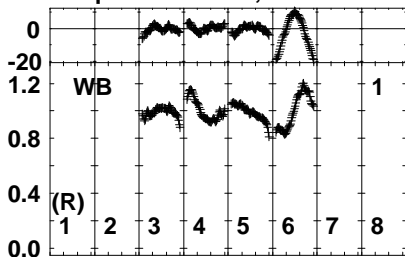
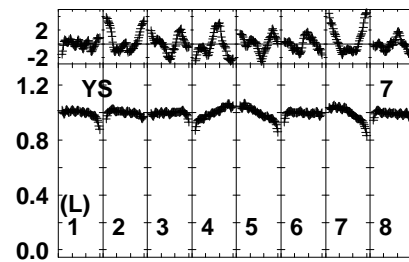
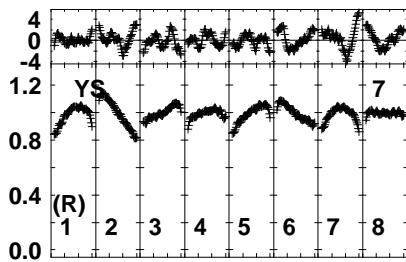
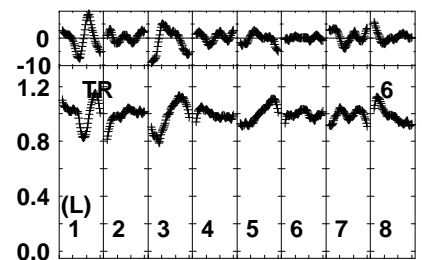
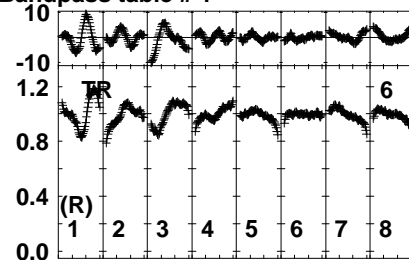
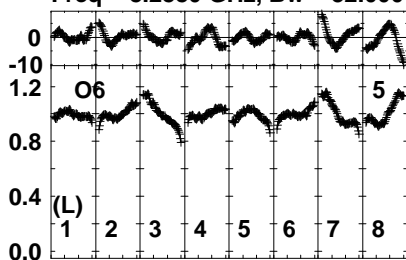


Plot file version 1 created 10-MAY-2023 11:52:52
 ES103D.UVDATA.1
 Freq = 8.2880 GHz, Bw = 32.000 MH Bandpass table # 1



Lower frame: BP ampl Top frame: BP phase
 Bandpass table spectrum Antenna: *
 Timerange: 00/00:00:01 to 999/00:00:00

Plot file version 2 created 10-MAY-2023 11:52:52
 ES103D.UVDATA.1
 Freq = 8.2880 GHz, Bw = 32.000 MH Bandpass table # 1



Lower frame: BP ampl Top frame: BP phase
 Bandpass table spectrum Antenna: *
 Timerange: 00/00:00:01 to 999/00:00:00