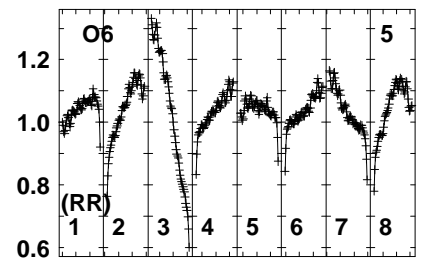
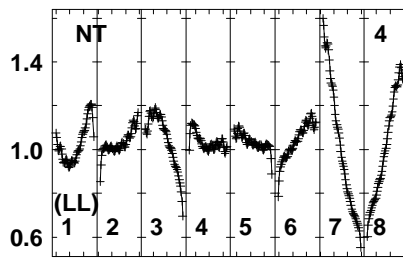
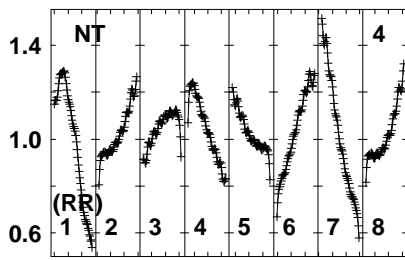
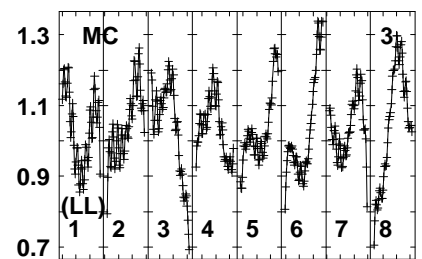
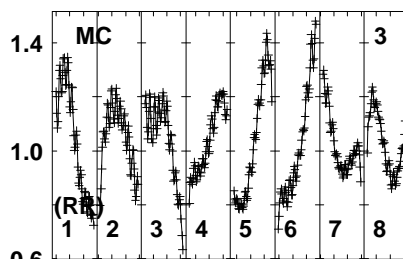
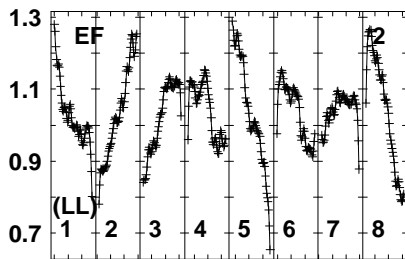
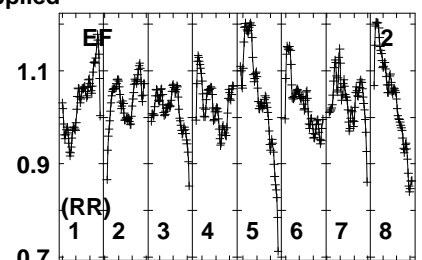
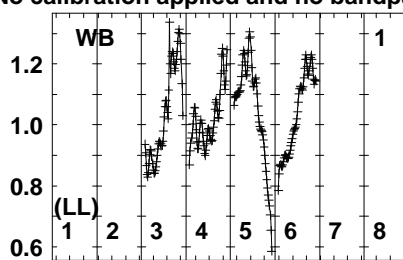
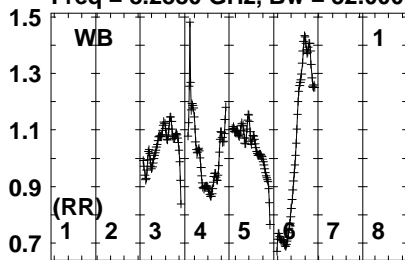


Plot file version 1 created 10-MAY-2023 11:49:07

J0042+2320 ES103D.UVDATA.1

Freq = 8.2880 GHz, Bw = 32.000 MH No calibration applied and no bandpass applied



829032083603904204504808520
FREQ MHz

829032083603904204504808520
FREQ MHz

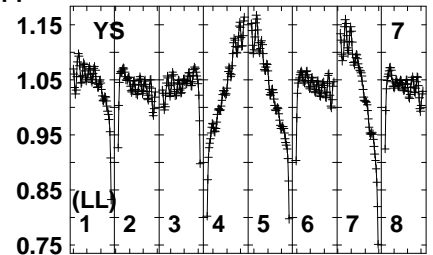
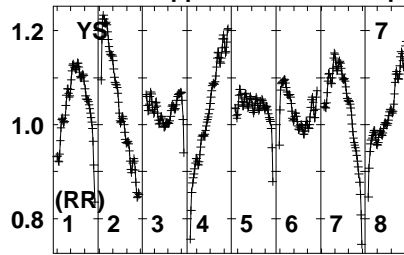
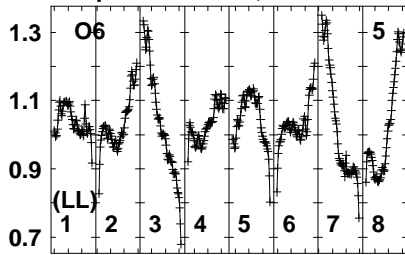
829032083603904204504808520
FREQ MHz

Lower frame: Real Jy
Auto-corr total-power spectrum Antenna: *
Timerange: 00/16:00:01 to 00/16:04:59

Plot file version 2 created 10-MAY-2023 11:49:07

J0042+2320 ES103D.UVDATA.1

Freq = 8.2880 GHz, Bw = 32.000 MH No calibration applied and no bandpass applied

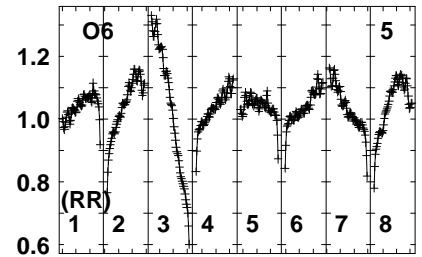
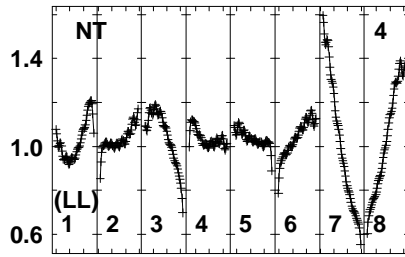
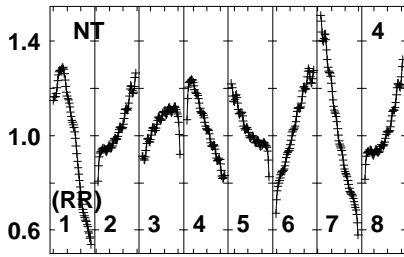
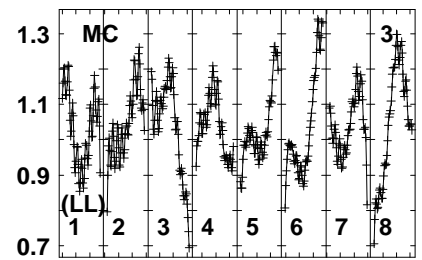
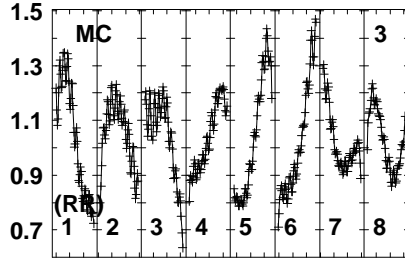
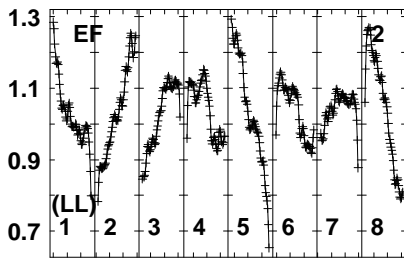
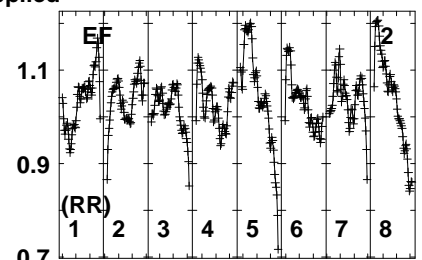
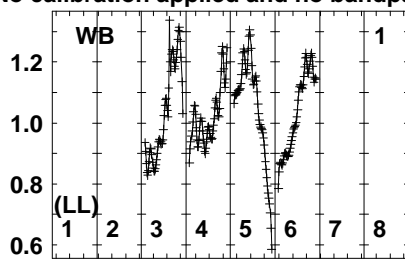
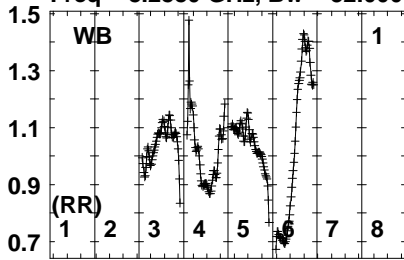


Lower frame: Real Jy
Auto-corr total-power spectrum Antenna: *
Timerange: 00/16:00:01 to 00/16:04:59

Plot file version 3 created 10-MAY-2023 11:49:07

J0101+1639 ES103D.UVDATA.1

Freq = 8.2880 GHz, Bw = 32.000 MH No calibration applied and no bandpass applied



829032083603904204504808520
FREQ MHz

829032083603904204504808520
FREQ MHz

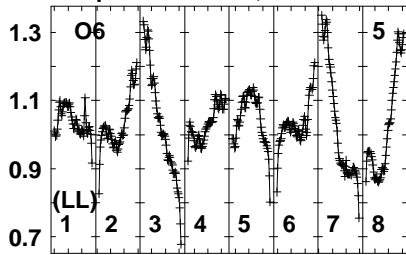
829032083603904204504808520
FREQ MHz

Lower frame: Real Jy
Auto-corr total-power spectrum Antenna: *
Timerange: 00/16:06:01 to 00/16:10:59

Plot file version 4 created 10-MAY-2023 11:49:07

J0101+1639 ES103D.UVDATA.1

Freq = 8.2880 GHz, Bw = 32.000 MH No calibration applied and no bandpass applied

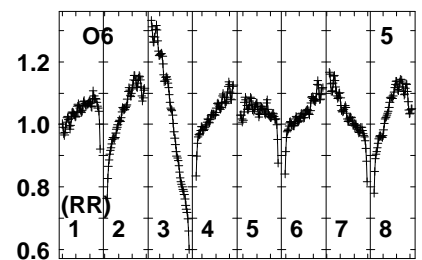
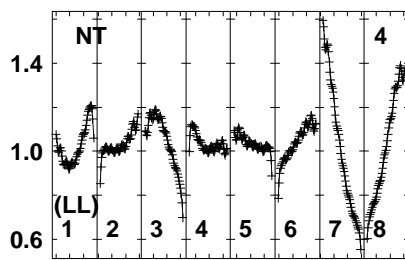
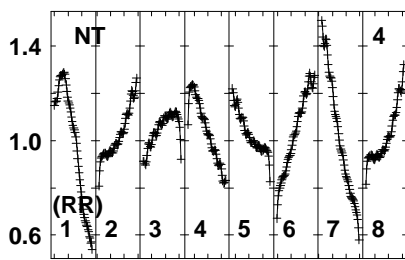
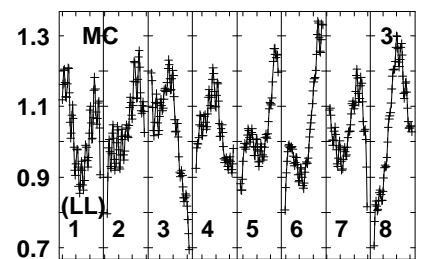
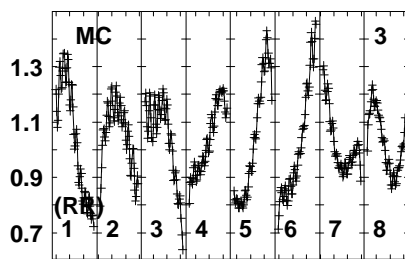
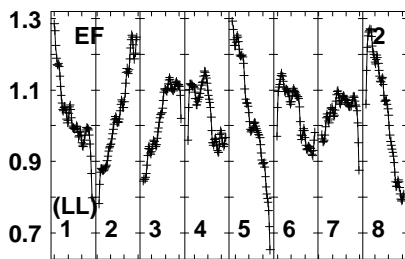
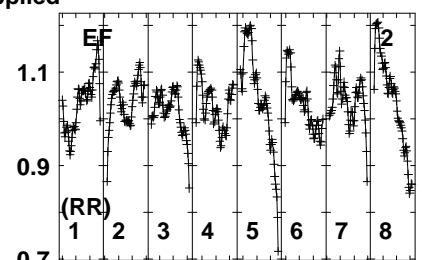
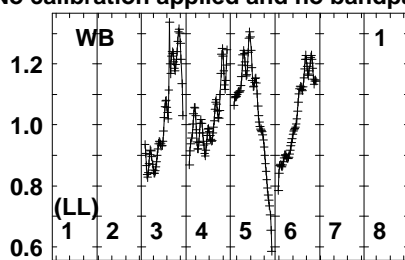
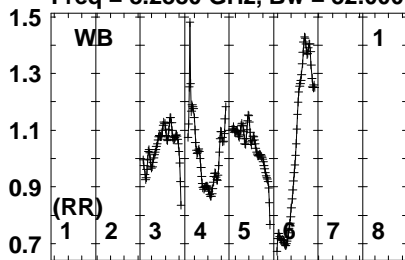


Lower frame: Real Jy
Auto-corr total-power spectrum Antenna: *
Timerange: 00/16:06:01 to 00/16:10:59

Plot file version 5 created 10-MAY-2023 11:49:07

SDSSJ0111+17 ES103D.UVDATA.1

Freq = 8.2880 GHz, Bw = 32.000 MH No calibration applied and no bandpass applied



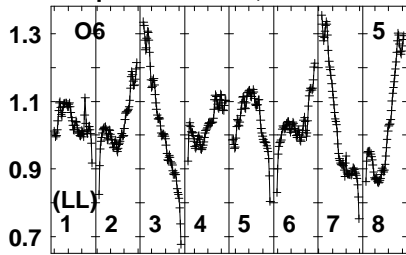
829032083603904204504808520
FREQ MHz

829032083603904204504808520
FREQ MHz

829032083603904204504808520
FREQ MHz

Lower frame: Real Jy
Auto-corr total-power spectrum Antenna: *
Timerange: 00/16:11:01 to 00/16:13:59

Plot file version 6 created 10-MAY-2023 11:49:07
SDSSJ0111+17 ES103D.UVDATA.1
Freq = 8.2880 GHz, Bw = 32.000 MH No calibration applied and no bandpass applied

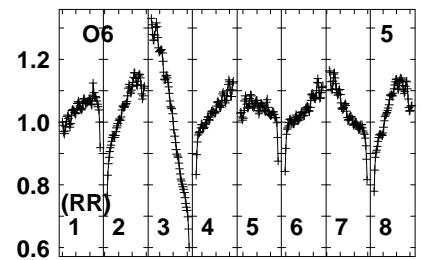
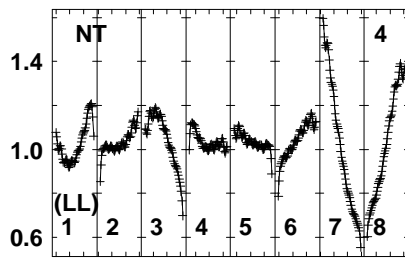
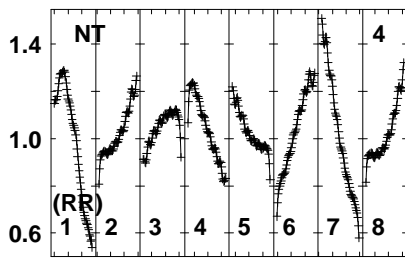
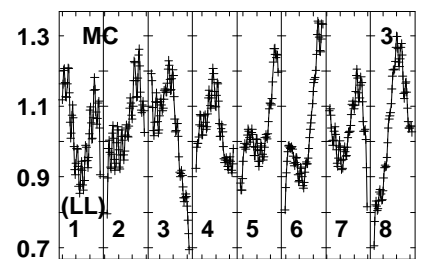
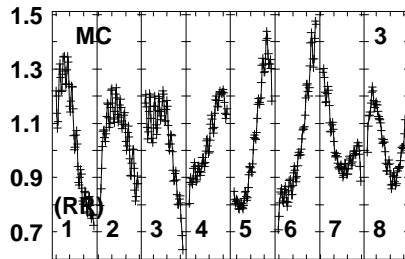
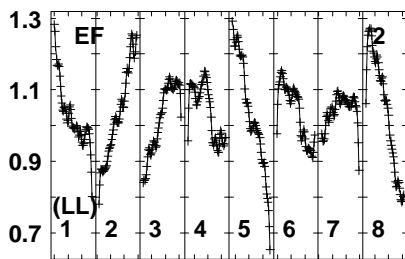
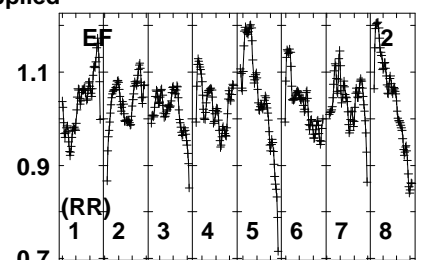
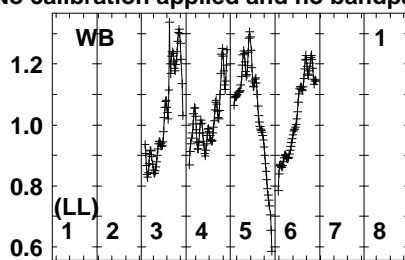
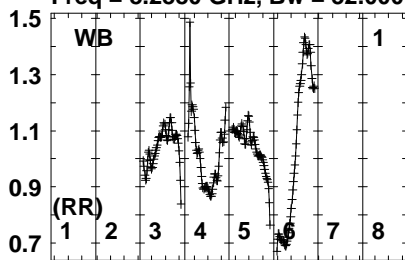


Lower frame: Real Jy
Auto-corr total-power spectrum Antenna: *
Timerange: 00/16:11:01 to 00/16:13:59

Plot file version 7 created 10-MAY-2023 11:49:07

J0101+1639 ES103D.UVDATA.1

Freq = 8.2880 GHz, Bw = 32.000 MH No calibration applied and no bandpass applied



829032083603904204504808520
FREQ MHz

829032083603904204504808520
FREQ MHz

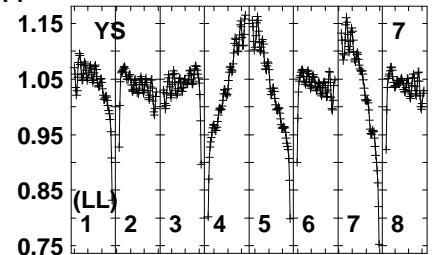
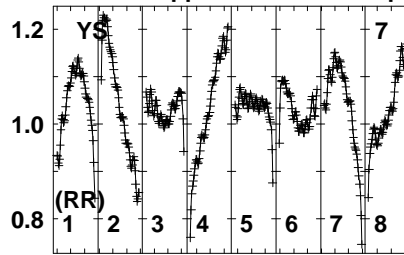
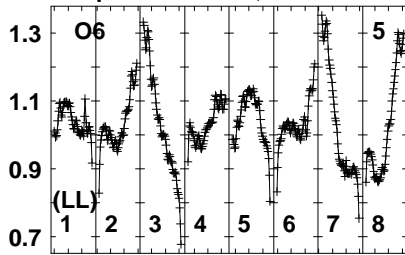
829032083603904204504808520
FREQ MHz

Lower frame: Real Jy
Auto-corr total-power spectrum Antenna: *
Timerange: 00/16:14:31 to 00/16:16:29

Plot file version 8 created 10-MAY-2023 11:49:07

J0101+1639 ES103D.UVDATA.1

Freq = 8.2880 GHz, Bw = 32.000 MH No calibration applied and no bandpass applied

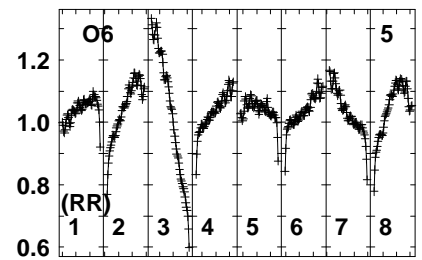
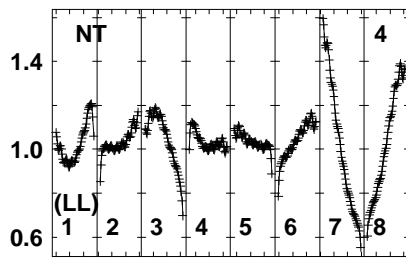
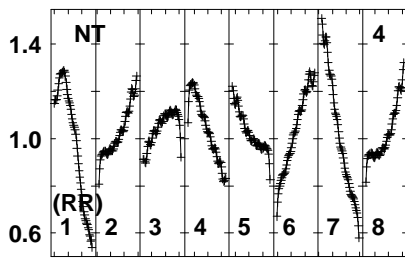
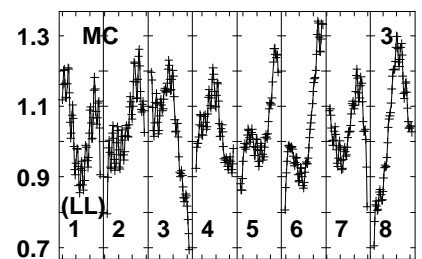
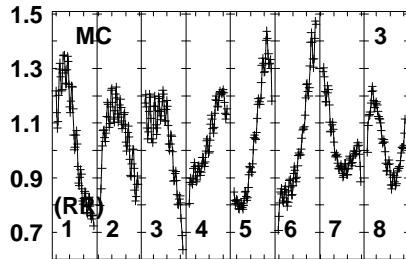
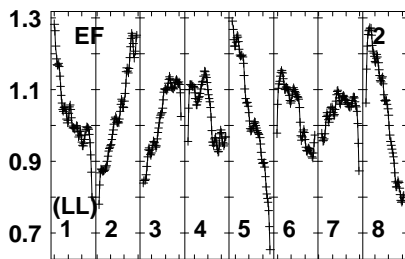
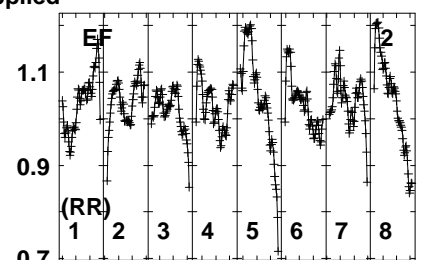
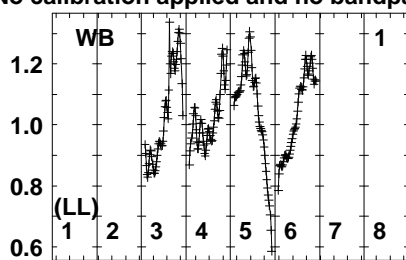
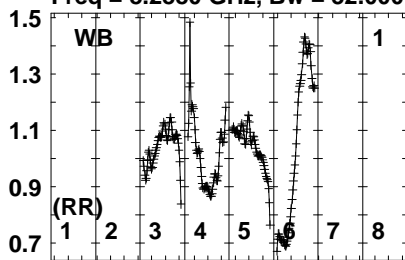


Lower frame: Real Jy
Auto-corr total-power spectrum Antenna: *
Timerange: 00/16:14:31 to 00/16:16:29

Plot file version 9 created 10-MAY-2023 11:49:07

SDSSJ0111+17 ES103D.UVDATA.1

Freq = 8.2880 GHz, Bw = 32.000 MH No calibration applied and no bandpass applied



829032083603904204504808520
FREQ MHz

829032083603904204504808520
FREQ MHz

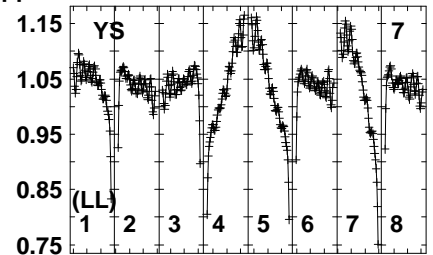
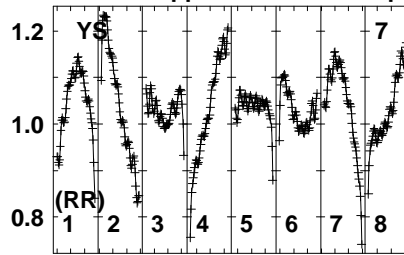
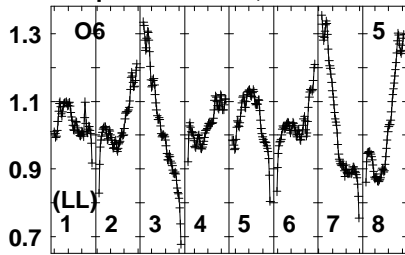
829032083603904204504808520
FREQ MHz

Lower frame: Real Jy
Auto-corr total-power spectrum Antenna: *
Timerange: 00/16:16:33 to 00/16:19:29

Plot file version 10 created 10-MAY-2023 11:49:07

SDSSJ0111+17 ES103D.UVDATA.1

Freq = 8.2880 GHz, Bw = 32.000 MH No calibration applied and no bandpass applied

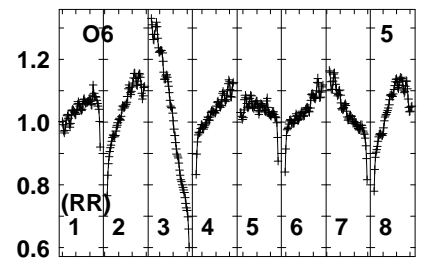
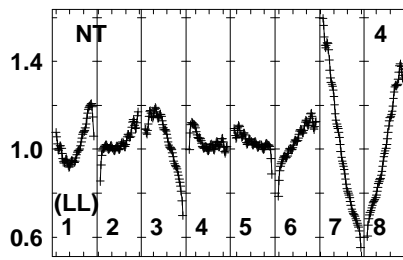
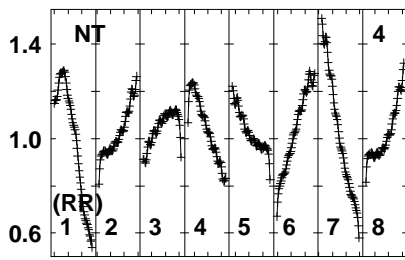
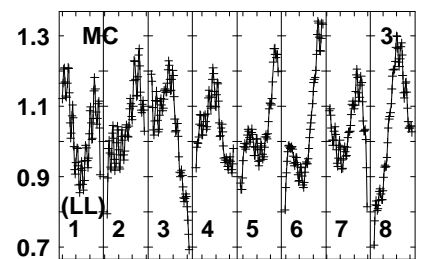
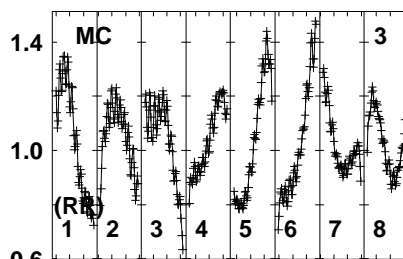
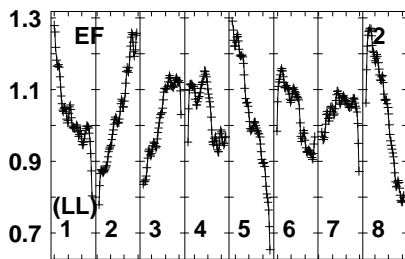
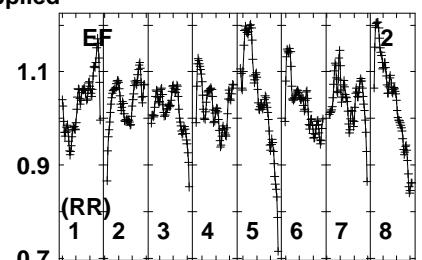
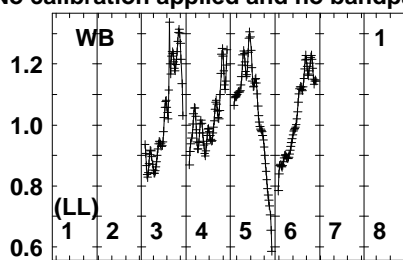
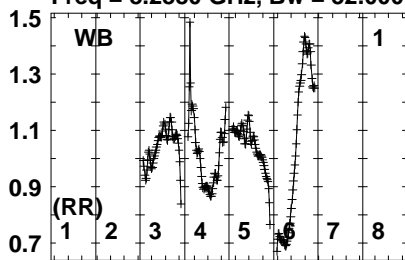


Lower frame: Real Jy
Auto-corr total-power spectrum Antenna: *
Timerange: 00/16:16:33 to 00/16:19:29

Plot file version 11 created 10-MAY-2023 11:49:07

J0101+1639 ES103D.UVDATA.1

Freq = 8.2880 GHz, Bw = 32.000 MH No calibration applied and no bandpass applied



829032083603904204504808520
FREQ MHz

829032083603904204504808520
FREQ MHz

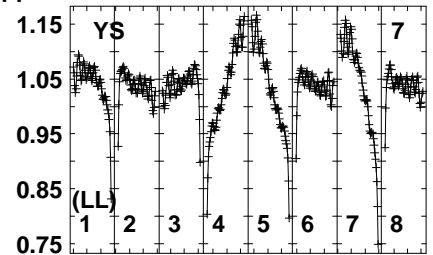
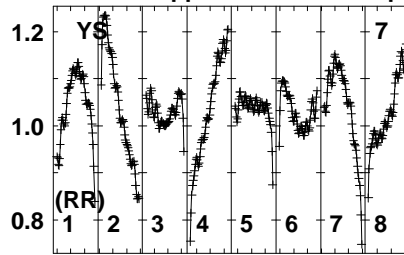
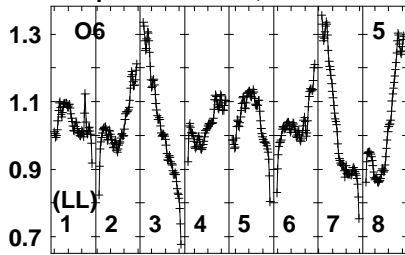
829032083603904204504808520
FREQ MHz

Lower frame: Real Jy
Auto-corr total-power spectrum Antenna: *
Timerange: 00/16:19:31 to 00/16:21:29

Plot file version 12 created 10-MAY-2023 11:49:07

J0101+1639 ES103D.UVDATA.1

Freq = 8.2880 GHz, Bw = 32.000 MH No calibration applied and no bandpass applied

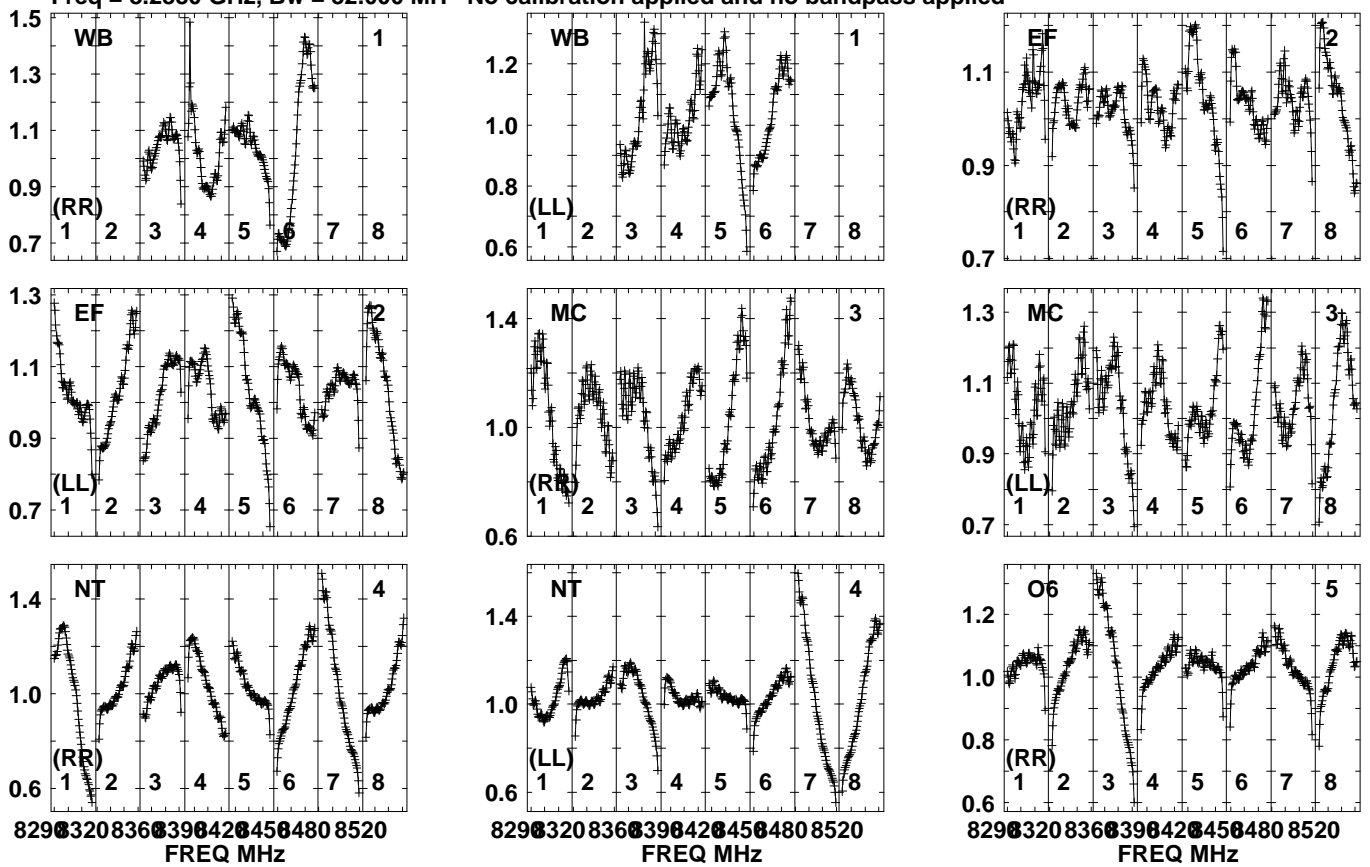


Lower frame: Real Jy
Auto-corr total-power spectrum Antenna: *
Timerange: 00/16:19:31 to 00/16:21:29

Plot file version 13 created 10-MAY-2023 11:49:07

SDSSJ0111+17 ES103D.UVDATA.1

Freq = 8.2880 GHz, Bw = 32.000 MH No calibration applied and no bandpass applied

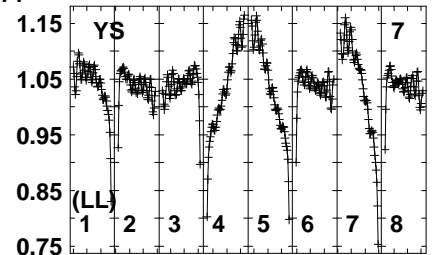
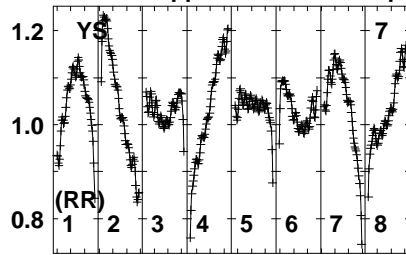
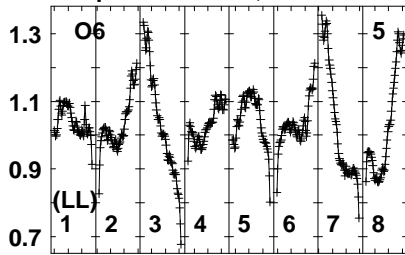


Lower frame: Real Jy
Auto-corr total-power spectrum Antenna: *
Timerange: 00/16:21:31 to 00/16:24:29

Plot file version 14 created 10-MAY-2023 11:49:07

SDSSJ0111+17 ES103D.UVDATA.1

Freq = 8.2880 GHz, Bw = 32.000 MH No calibration applied and no bandpass applied

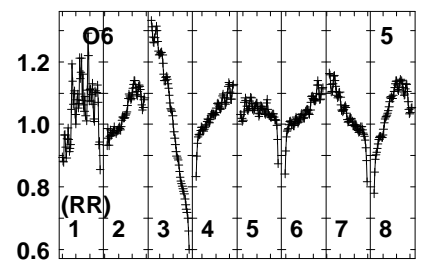
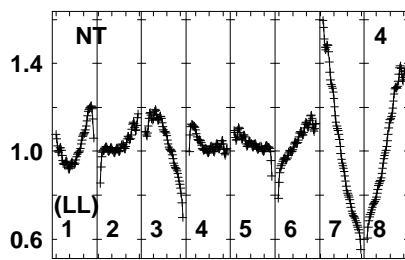
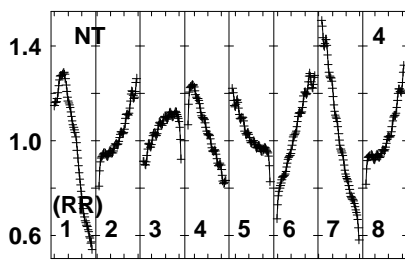
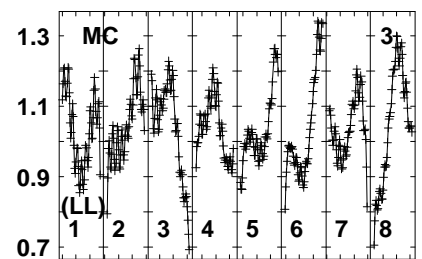
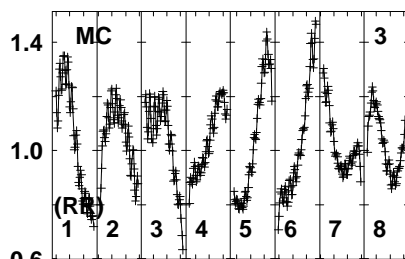
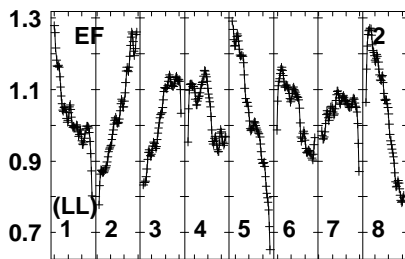
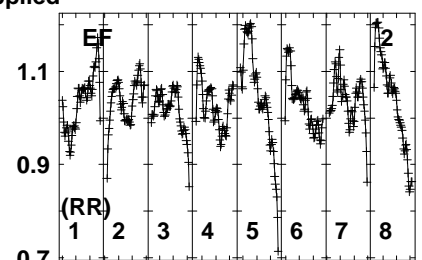
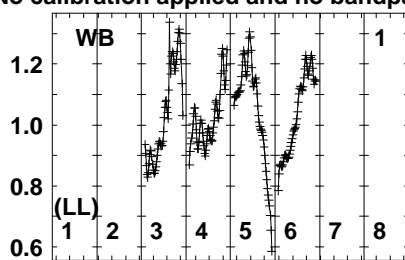
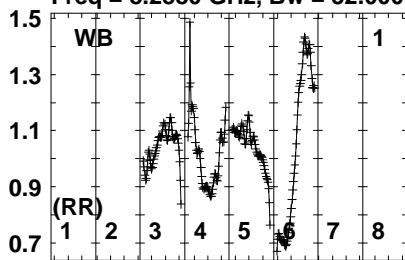


Lower frame: Real Jy
Auto-corr total-power spectrum Antenna: *
Timerange: 00/16:21:31 to 00/16:24:29

Plot file version 15 created 10-MAY-2023 11:49:07

J0101+1639 ES103D.UVDATA.1

Freq = 8.2880 GHz, Bw = 32.000 MH No calibration applied and no bandpass applied



829032083603904204504808520
FREQ MHz

829032083603904204504808520
FREQ MHz

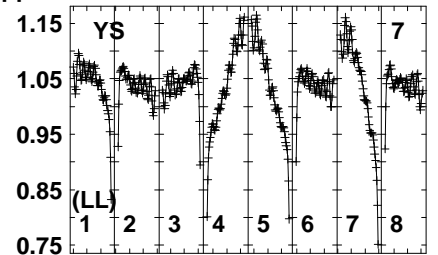
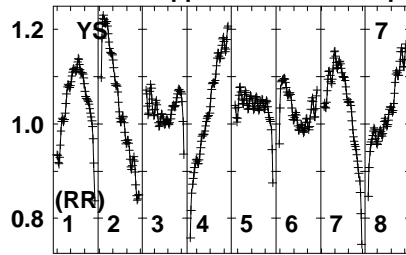
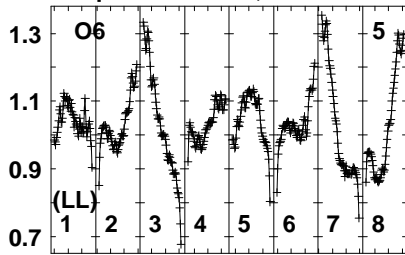
829032083603904204504808520
FREQ MHz

Lower frame: Real Jy
Auto-corr total-power spectrum Antenna: *
Timerange: 00/16:25:01 to 00/16:26:59

Plot file version 16 created 10-MAY-2023 11:49:07

J0101+1639 ES103D.UVDATA.1

Freq = 8.2880 GHz, Bw = 32.000 MH No calibration applied and no bandpass applied

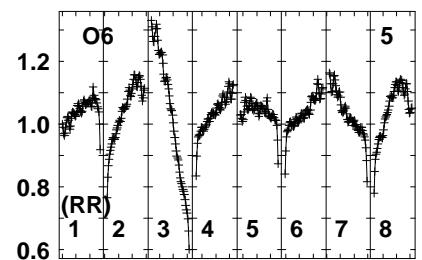
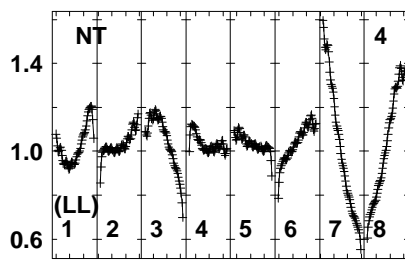
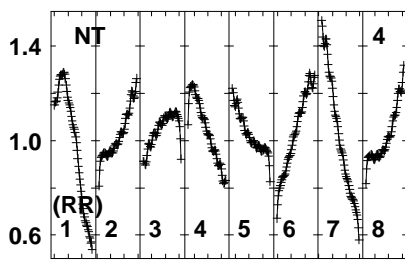
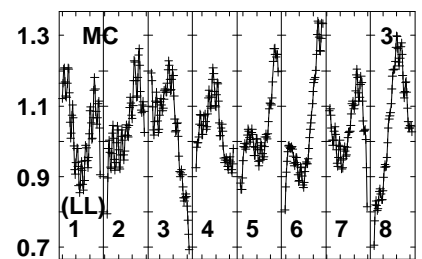
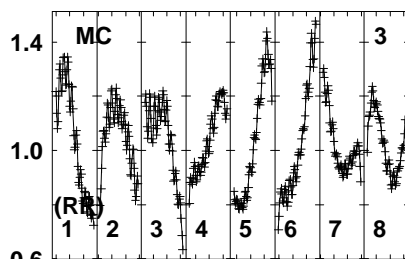
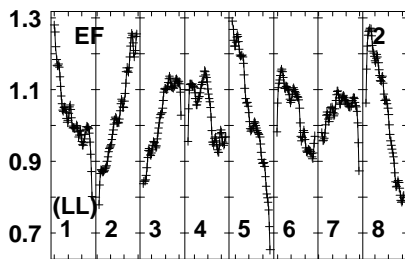
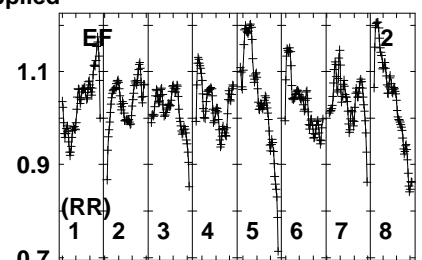
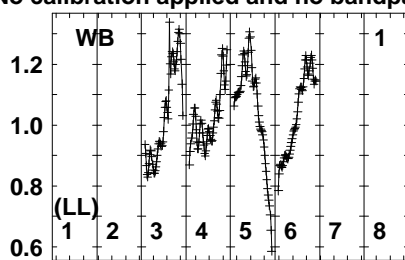
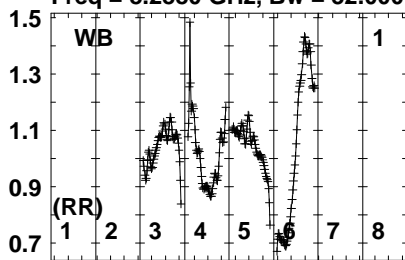


Lower frame: Real Jy
Auto-corr total-power spectrum Antenna: *
Timerange: 00/16:25:01 to 00/16:26:59

Plot file version 17 created 10-MAY-2023 11:49:07

SDSSJ0111+17 ES103D.UVDATA.1

Freq = 8.2880 GHz, Bw = 32.000 MH No calibration applied and no bandpass applied



829032083603904204504808520
FREQ MHz

829032083603904204504808520
FREQ MHz

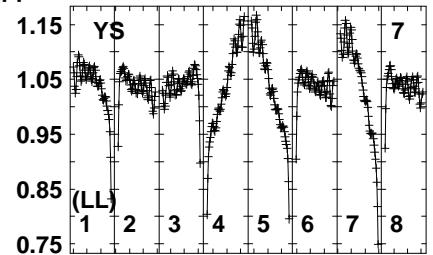
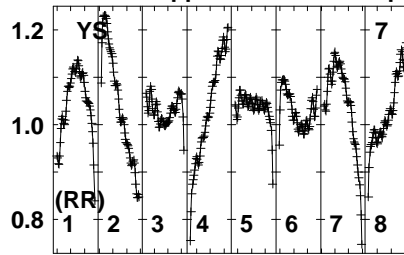
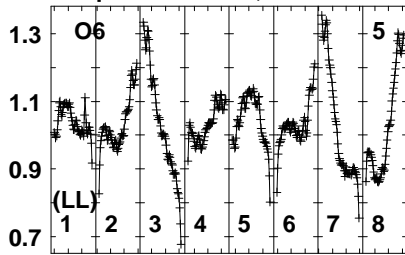
829032083603904204504808520
FREQ MHz

Lower frame: Real Jy
Auto-corr total-power spectrum Antenna: *
Timerange: 00/16:27:03 to 00/16:29:59

Plot file version 18 created 10-MAY-2023 11:49:08

SDSSJ0111+17 ES103D.UVDATA.1

Freq = 8.2880 GHz, Bw = 32.000 MH No calibration applied and no bandpass applied

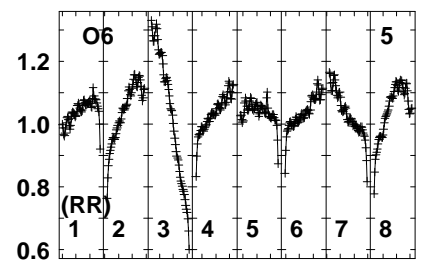
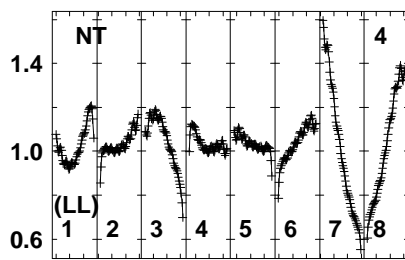
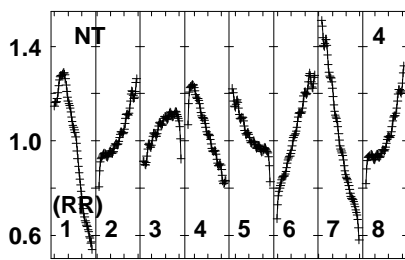
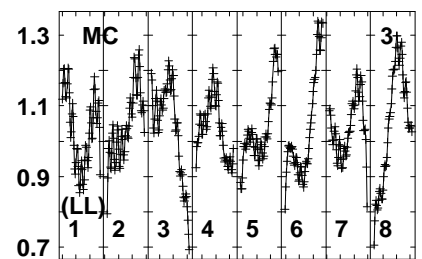
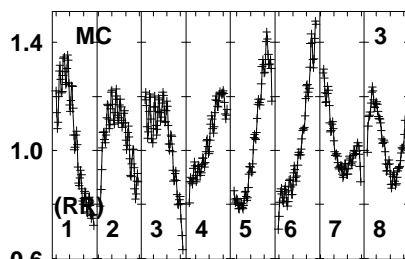
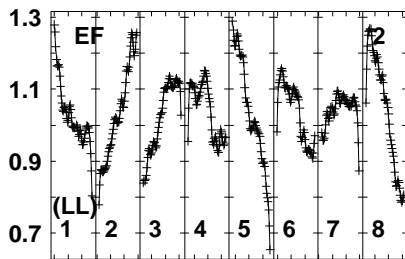
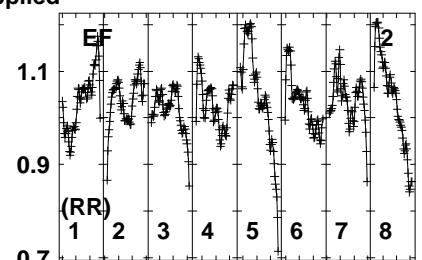
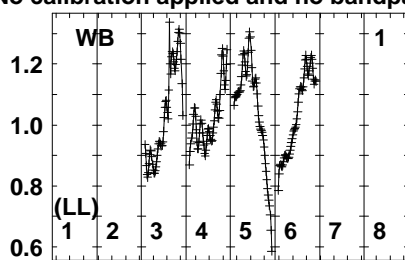
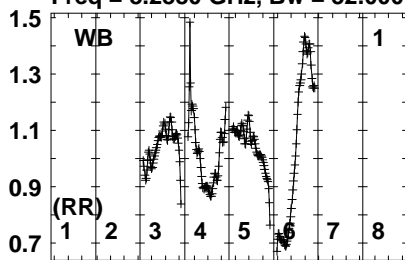


Lower frame: Real Jy
Auto-corr total-power spectrum Antenna: *
Timerange: 00/16:27:03 to 00/16:29:59

Plot file version 19 created 10-MAY-2023 11:49:08

J0101+1639 ES103D.UVDATA.1

Freq = 8.2880 GHz, Bw = 32.000 MH No calibration applied and no bandpass applied



829032083603904204504808520
FREQ MHz

829032083603904204504808520
FREQ MHz

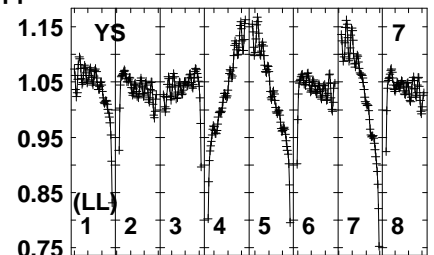
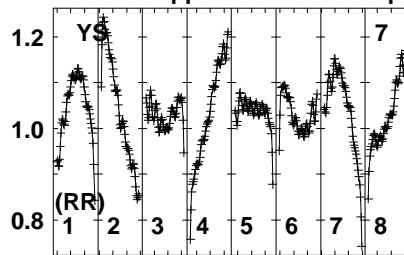
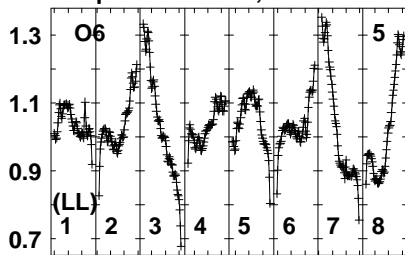
829032083603904204504808520
FREQ MHz

Lower frame: Real Jy
Auto-corr total-power spectrum Antenna: *
Timerange: 00/16:30:01 to 00/16:31:59

Plot file version 20 created 10-MAY-2023 11:49:08

J0101+1639 ES103D.UVDATA.1

Freq = 8.2880 GHz, Bw = 32.000 MH No calibration applied and no bandpass applied

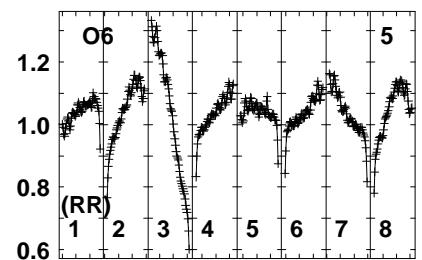
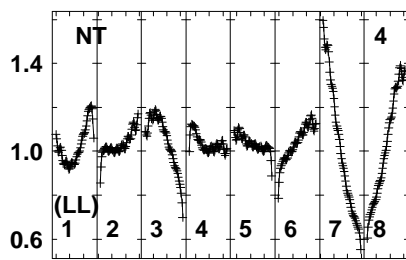
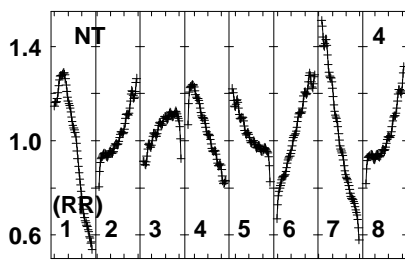
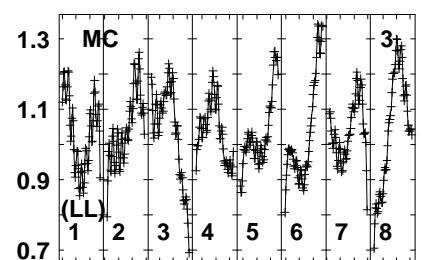
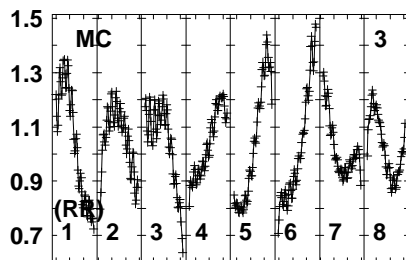
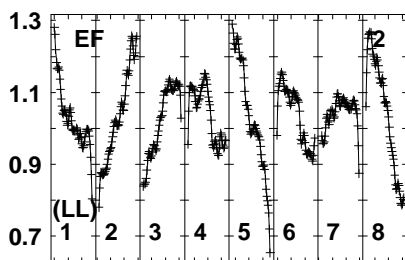
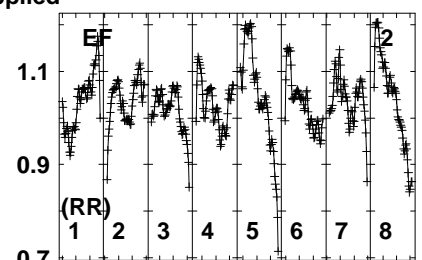
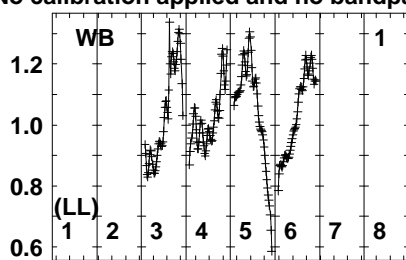
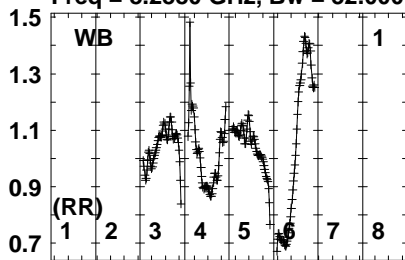


Lower frame: Real Jy
Auto-corr total-power spectrum Antenna: *
Timerange: 00/16:30:01 to 00/16:31:59

Plot file version 21 created 10-MAY-2023 11:49:08

SDSSJ0111+17 ES103D.UVDATA.1

Freq = 8.2880 GHz, Bw = 32.000 MH No calibration applied and no bandpass applied



829032083603904204504808520
FREQ MHz

829032083603904204504808520
FREQ MHz

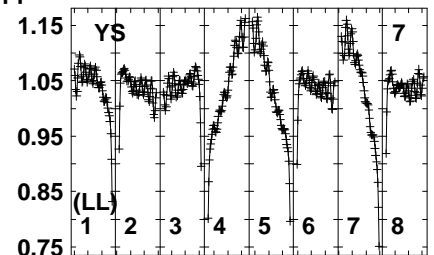
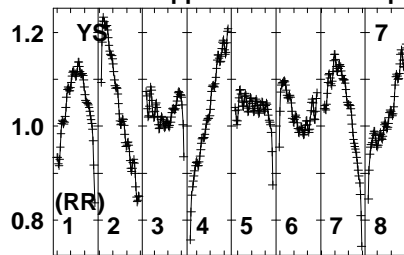
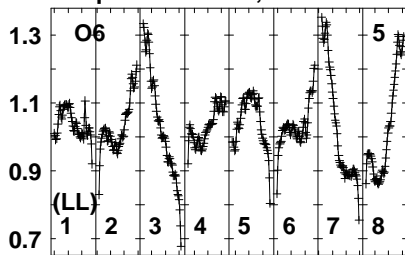
829032083603904204504808520
FREQ MHz

Lower frame: Real Jy
Auto-corr total-power spectrum Antenna: *
Timerange: 00/16:32:01 to 00/16:34:59

Plot file version 22 created 10-MAY-2023 11:49:08

SDSSJ0111+17 ES103D.UVDATA.1

Freq = 8.2880 GHz, Bw = 32.000 MH No calibration applied and no bandpass applied

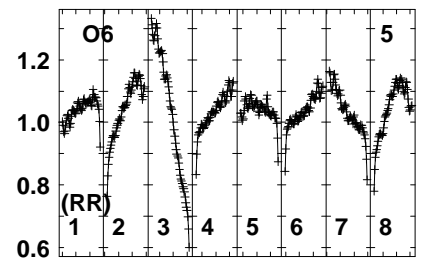
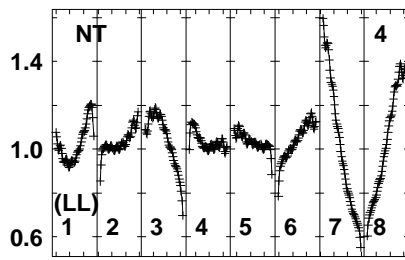
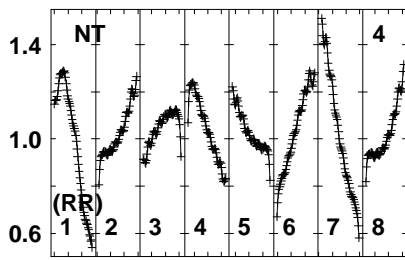
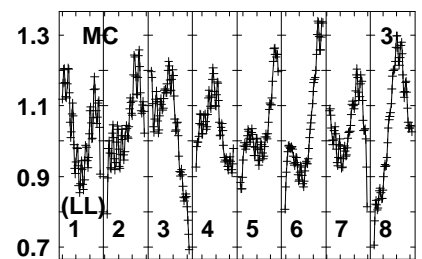
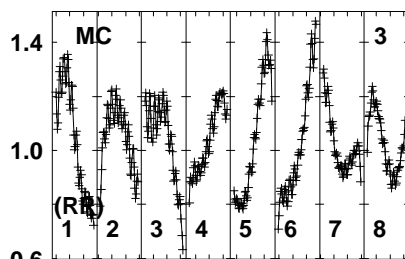
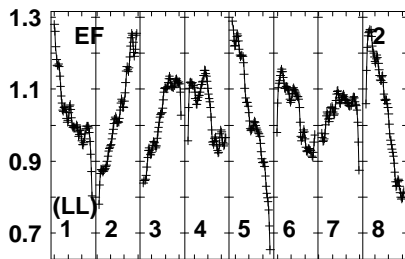
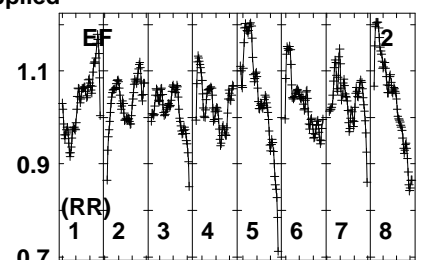
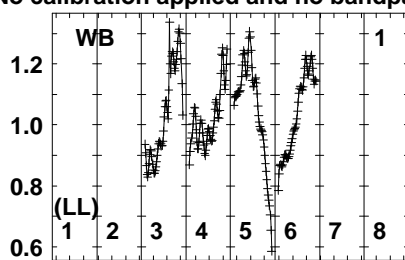
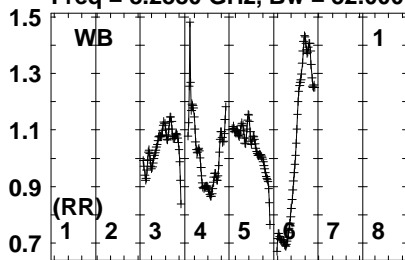


Lower frame: Real Jy
Auto-corr total-power spectrum Antenna: *
Timerange: 00/16:32:01 to 00/16:34:59

Plot file version 23 created 10-MAY-2023 11:49:08

J0101+1639 ES103D.UVDATA.1

Freq = 8.2880 GHz, Bw = 32.000 MH No calibration applied and no bandpass applied



829032083603904204504808520
FREQ MHz

829032083603904204504808520
FREQ MHz

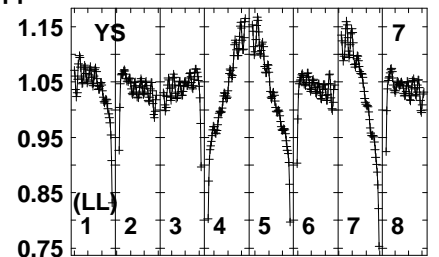
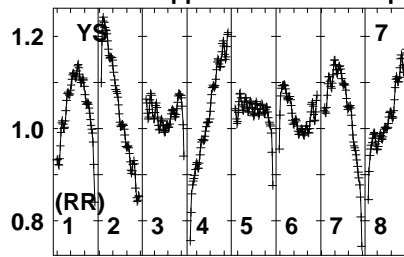
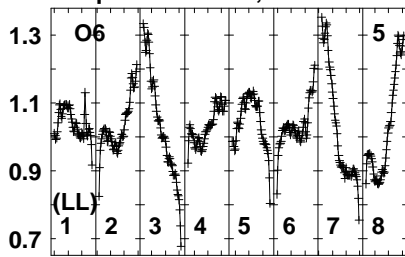
829032083603904204504808520
FREQ MHz

Lower frame: Real Jy
Auto-corr total-power spectrum Antenna: *
Timerange: 00/16:35:31 to 00/16:37:29

Plot file version 24 created 10-MAY-2023 11:49:08

J0101+1639 ES103D.UVDATA.1

Freq = 8.2880 GHz, Bw = 32.000 MH No calibration applied and no bandpass applied

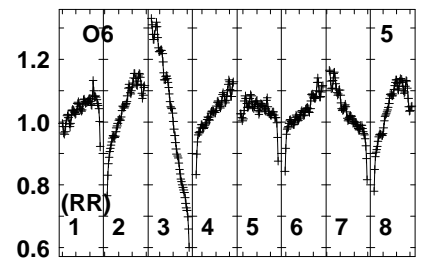
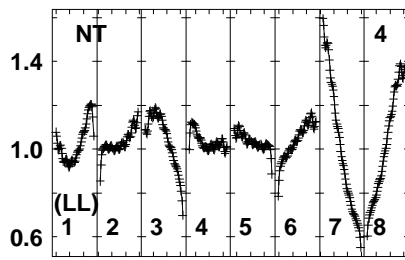
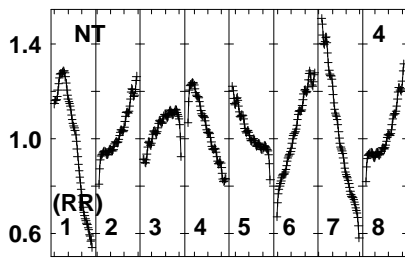
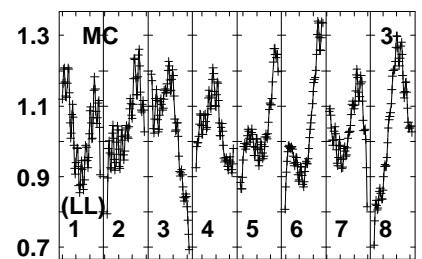
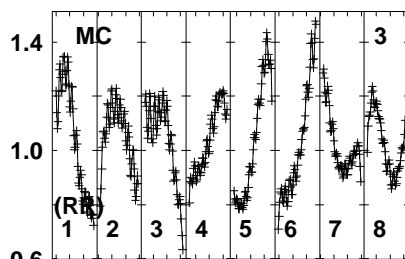
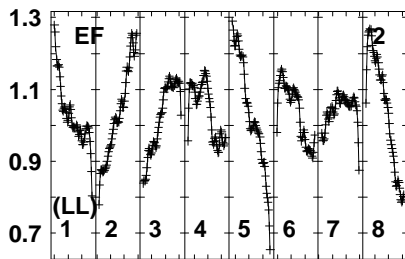
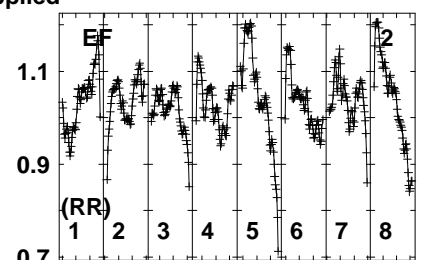
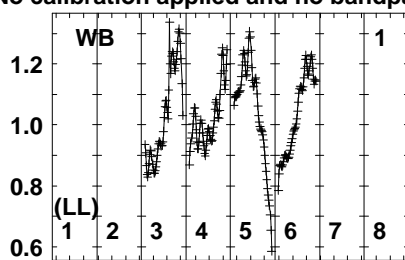
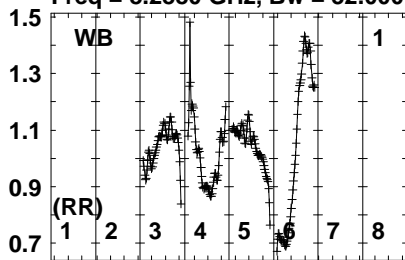


Lower frame: Real Jy
Auto-corr total-power spectrum Antenna: *
Timerange: 00/16:35:31 to 00/16:37:29

Plot file version 25 created 10-MAY-2023 11:49:08

SDSSJ0111+17 ES103D.UVDATA.1

Freq = 8.2880 GHz, Bw = 32.000 MH No calibration applied and no bandpass applied



829032083603904204504808520
FREQ MHz

829032083603904204504808520
FREQ MHz

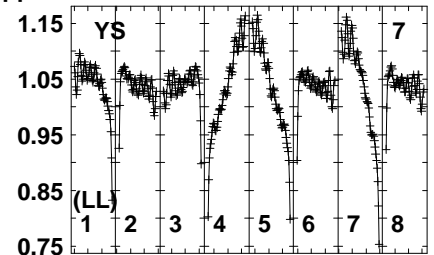
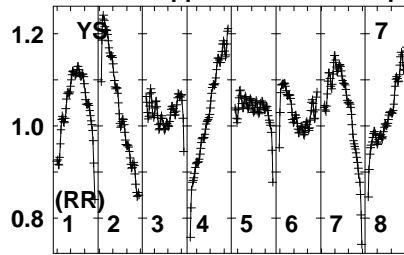
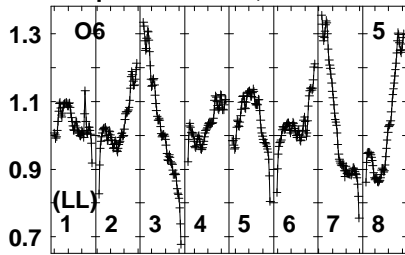
829032083603904204504808520
FREQ MHz

Lower frame: Real Jy
Auto-corr total-power spectrum Antenna: *
Timerange: 00/16:37:33 to 00/16:40:29

Plot file version 26 created 10-MAY-2023 11:49:08

SDSSJ0111+17 ES103D.UVDATA.1

Freq = 8.2880 GHz, Bw = 32.000 MH No calibration applied and no bandpass applied

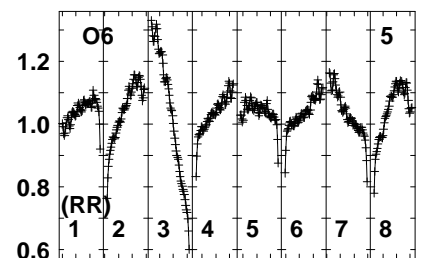
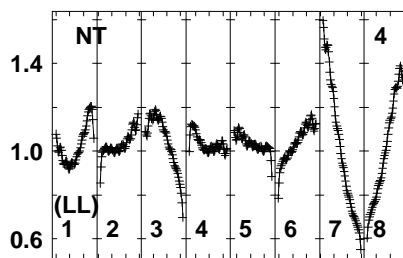
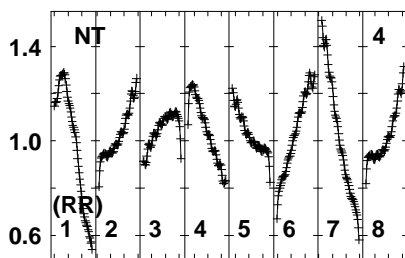
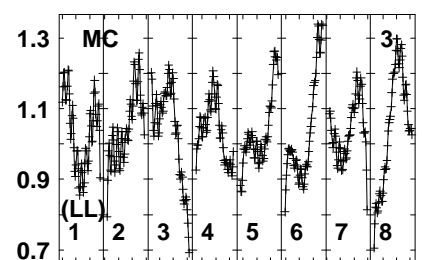
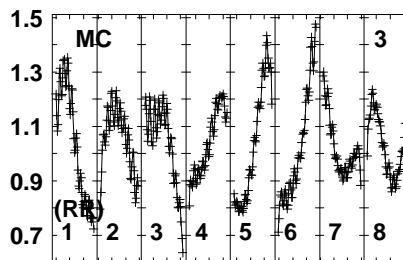
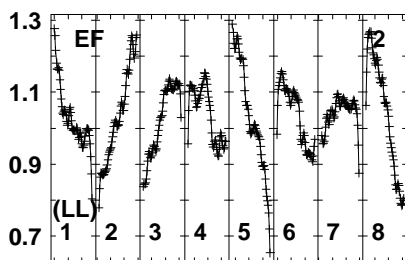
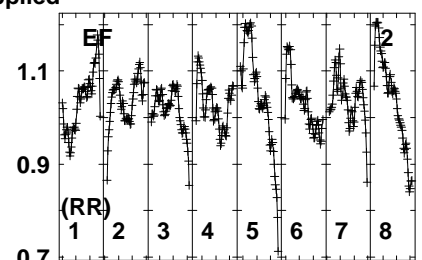
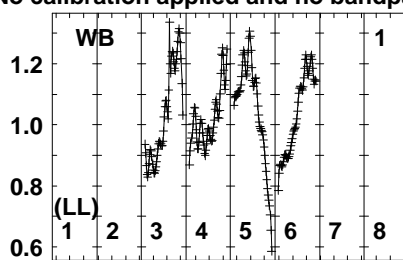
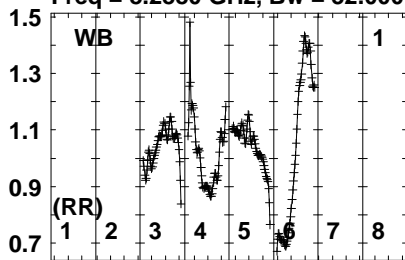


Lower frame: Real Jy
Auto-corr total-power spectrum Antenna: *
Timerange: 00/16:37:33 to 00/16:40:29

Plot file version 27 created 10-MAY-2023 11:49:08

J0101+1639 ES103D.UVDATA.1

Freq = 8.2880 GHz, Bw = 32.000 MH No calibration applied and no bandpass applied



829032083603904204504808520
FREQ MHz

829032083603904204504808520
FREQ MHz

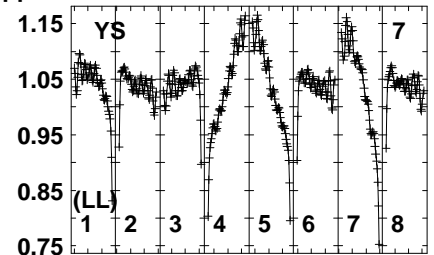
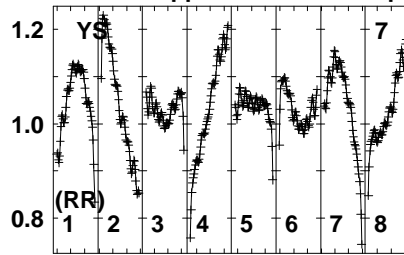
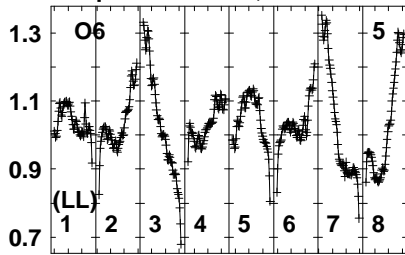
829032083603904204504808520
FREQ MHz

Lower frame: Real Jy
Auto-corr total-power spectrum Antenna: *
Timerange: 00/16:40:31 to 00/16:42:29

Plot file version 28 created 10-MAY-2023 11:49:08

J0101+1639 ES103D.UVDATA.1

Freq = 8.2880 GHz, Bw = 32.000 MH No calibration applied and no bandpass applied

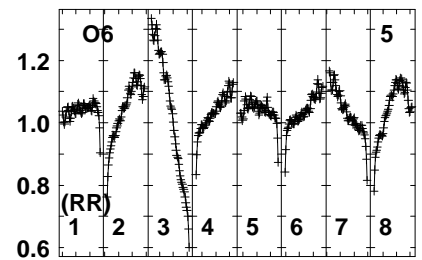
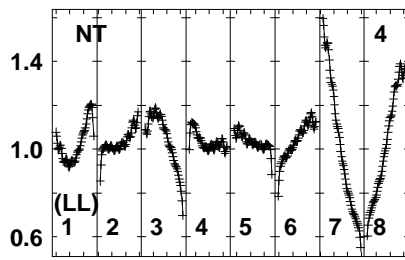
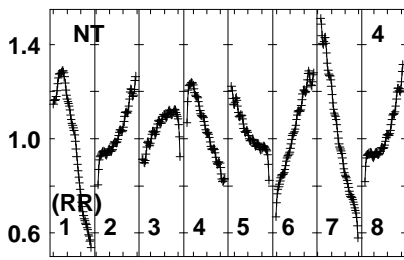
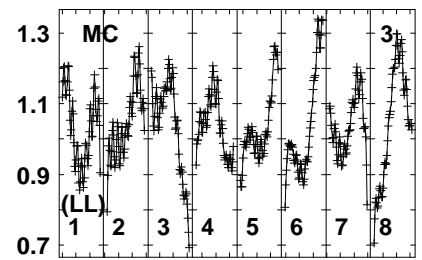
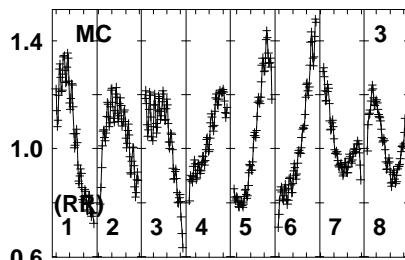
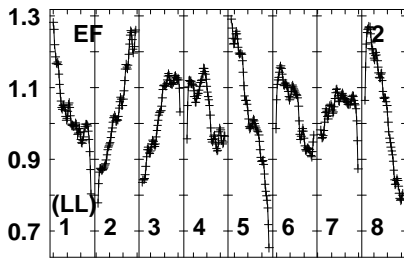
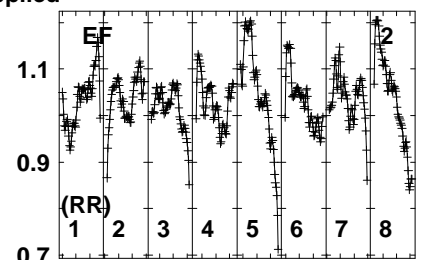
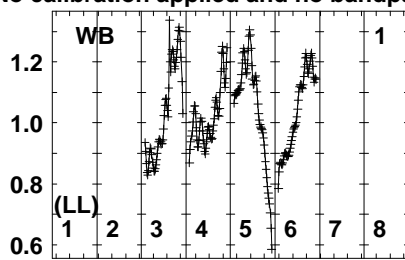
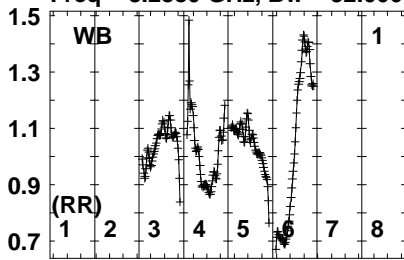


Lower frame: Real Jy
Auto-corr total-power spectrum Antenna: *
Timerange: 00/16:40:31 to 00/16:42:29

Plot file version 29 created 10-MAY-2023 11:49:08

SDSSJ0111+17 ES103D.UVDATA.1

Freq = 8.2880 GHz, Bw = 32.000 MH No calibration applied and no bandpass applied



829032083603904204504808520
FREQ MHz

829032083603904204504808520
FREQ MHz

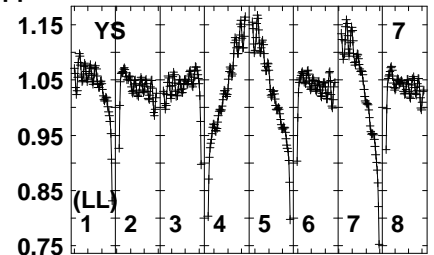
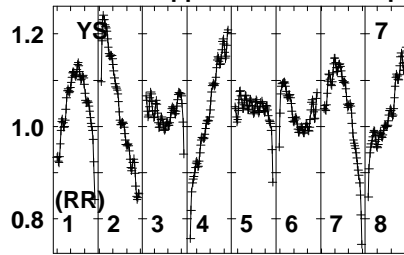
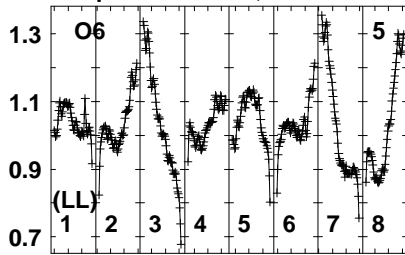
829032083603904204504808520
FREQ MHz

Lower frame: Real Jy
Auto-corr total-power spectrum Antenna: *
Timerange: 00/16:42:31 to 00/16:45:29

Plot file version 30 created 10-MAY-2023 11:49:08

SDSSJ0111+17 ES103D.UVDATA.1

Freq = 8.2880 GHz, Bw = 32.000 MH No calibration applied and no bandpass applied

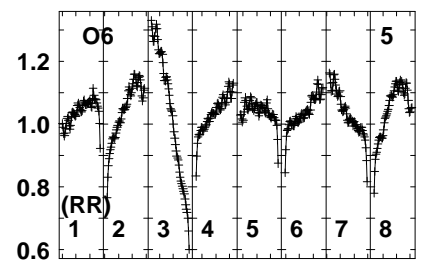
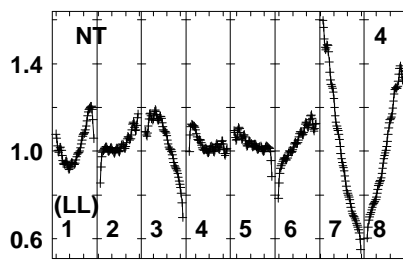
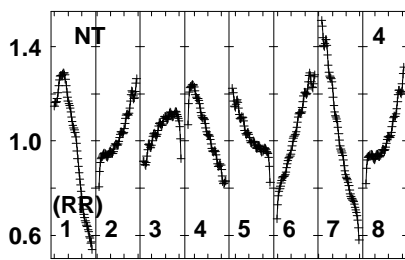
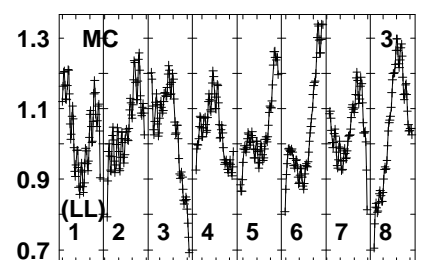
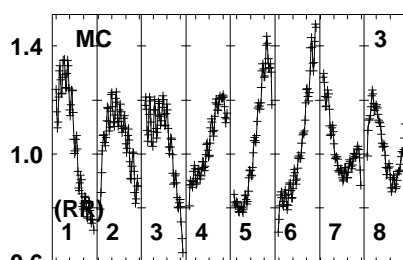
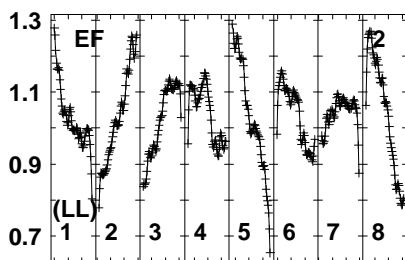
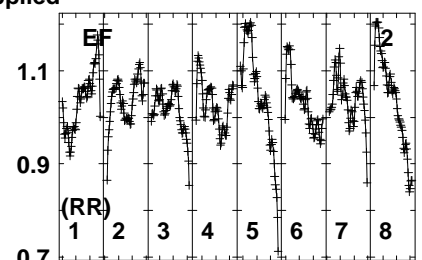
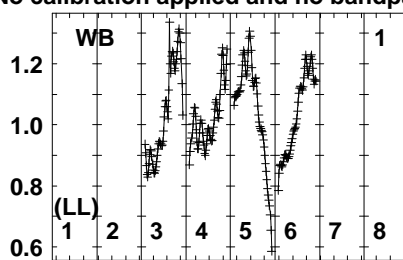
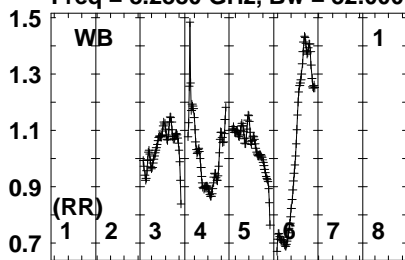


Lower frame: Real Jy
Auto-corr total-power spectrum Antenna: *
Timerange: 00/16:42:31 to 00/16:45:29

Plot file version 31 created 10-MAY-2023 11:49:08

J0101+1639 ES103D.UVDATA.1

Freq = 8.2880 GHz, Bw = 32.000 MH No calibration applied and no bandpass applied



829032083603904204504808520
FREQ MHz

829032083603904204504808520
FREQ MHz

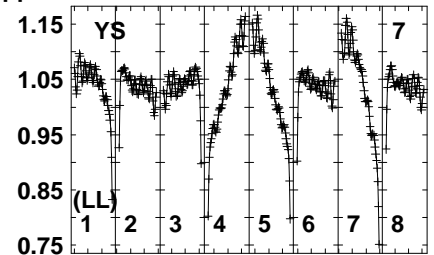
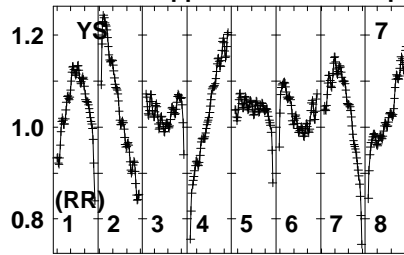
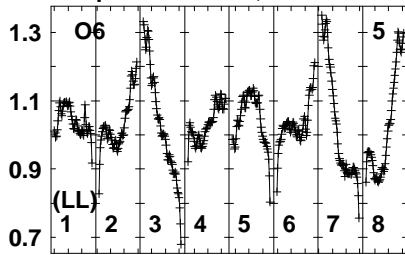
829032083603904204504808520
FREQ MHz

Lower frame: Real Jy
Auto-corr total-power spectrum Antenna: *
Timerange: 00/16:46:01 to 00/16:47:59

Plot file version 32 created 10-MAY-2023 11:49:08

J0101+1639 ES103D.UVDATA.1

Freq = 8.2880 GHz, Bw = 32.000 MH No calibration applied and no bandpass applied

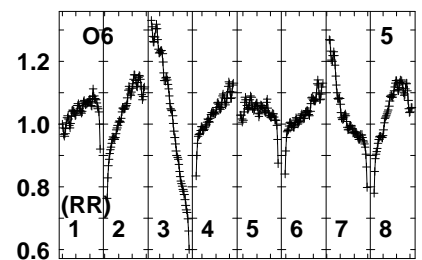
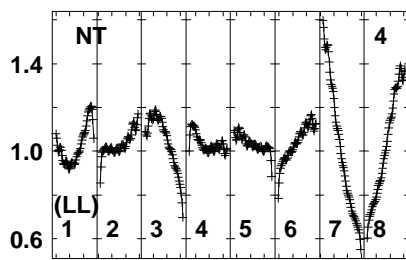
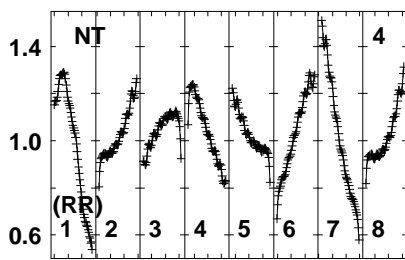
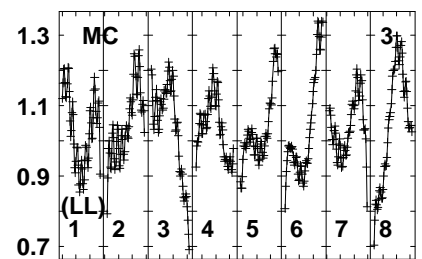
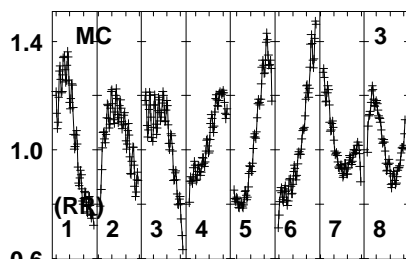
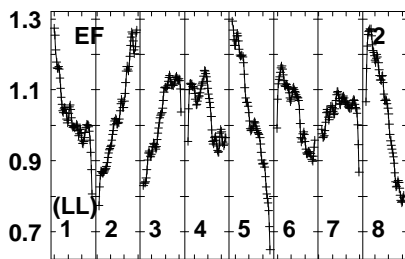
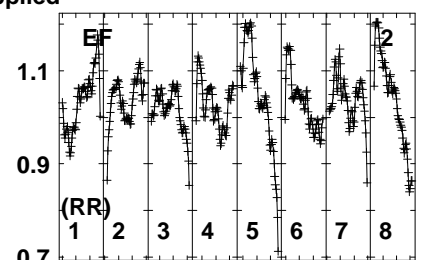
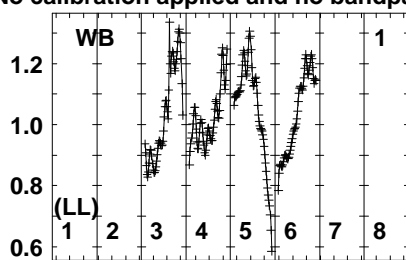
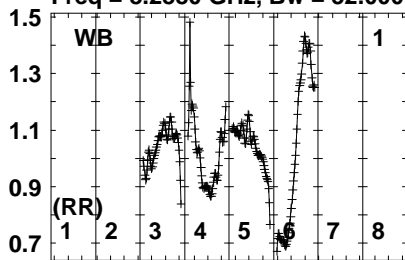


Lower frame: Real Jy
Auto-corr total-power spectrum Antenna: *
Timerange: 00/16:46:01 to 00/16:47:59

Plot file version 33 created 10-MAY-2023 11:49:08

SDSSJ0111+17 ES103D.UVDATA.1

Freq = 8.2880 GHz, Bw = 32.000 MH No calibration applied and no bandpass applied



829032083603904204504808520
FREQ MHz

829032083603904204504808520
FREQ MHz

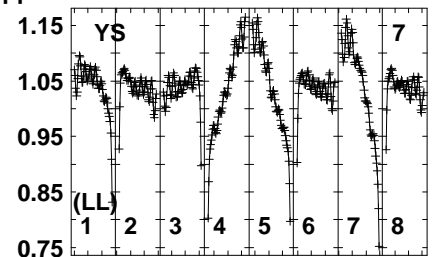
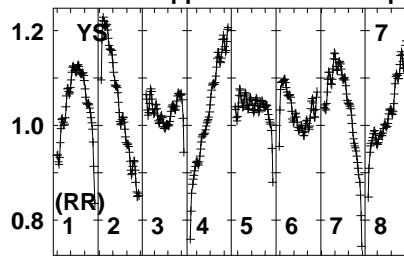
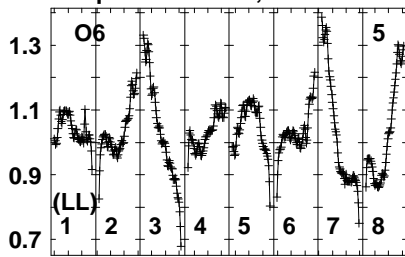
829032083603904204504808520
FREQ MHz

Lower frame: Real Jy
Auto-corr total-power spectrum Antenna: *
Timerange: 00/16:48:03 to 00/16:50:59

Plot file version 34 created 10-MAY-2023 11:49:08

SDSSJ0111+17 ES103D.UVDATA.1

Freq = 8.2880 GHz, Bw = 32.000 MH No calibration applied and no bandpass applied

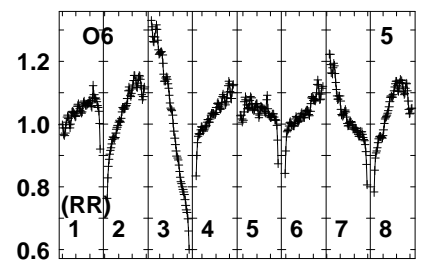
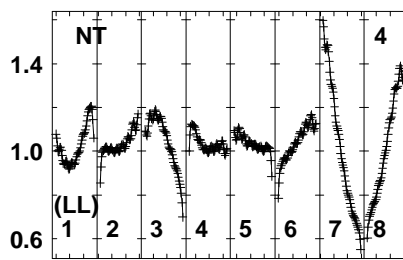
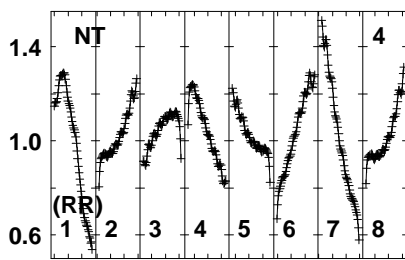
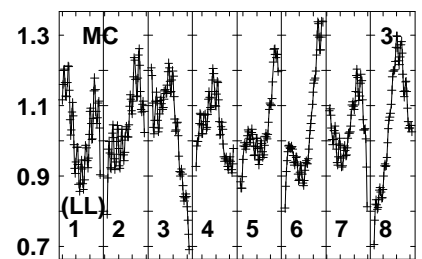
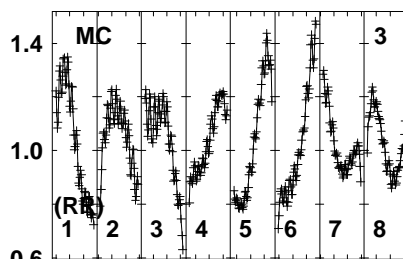
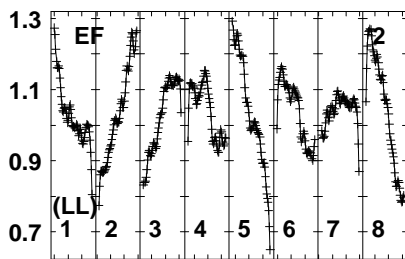
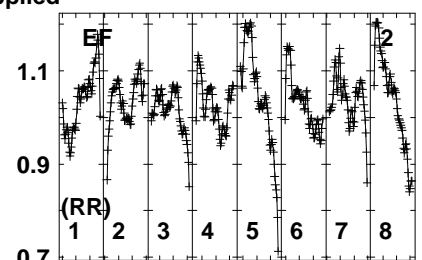
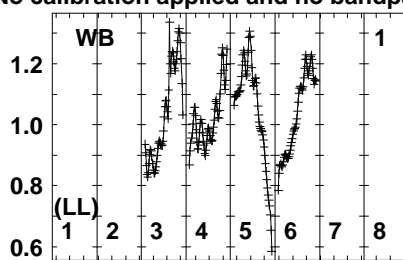
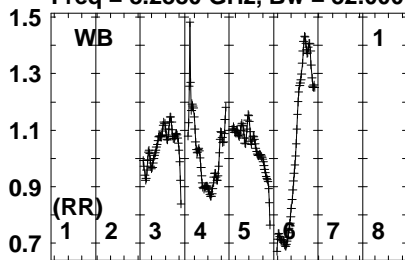


Lower frame: Real Jy
Auto-corr total-power spectrum Antenna: *
Timerange: 00/16:48:03 to 00/16:50:59

Plot file version 35 created 10-MAY-2023 11:49:08

J0101+1639 ES103D.UVDATA.1

Freq = 8.2880 GHz, Bw = 32.000 MH No calibration applied and no bandpass applied



829032083603904204504808520
FREQ MHz

829032083603904204504808520
FREQ MHz

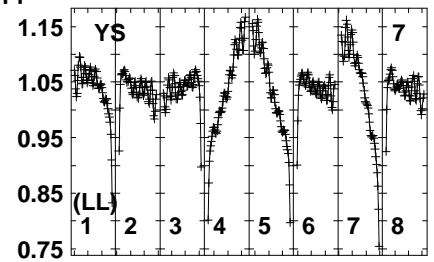
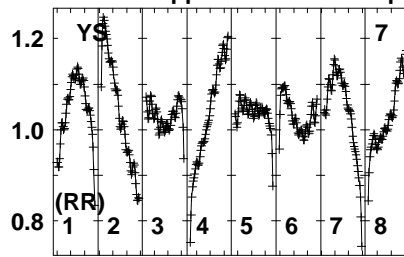
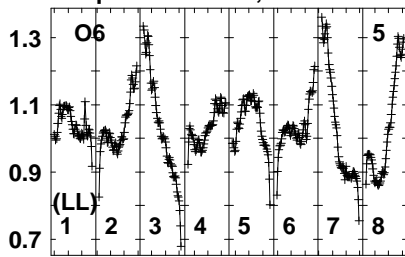
829032083603904204504808520
FREQ MHz

Lower frame: Real Jy
Auto-corr total-power spectrum Antenna: *
Timerange: 00/16:51:01 to 00/16:52:59

Plot file version 36 created 10-MAY-2023 11:49:08

J0101+1639 ES103D.UVDATA.1

Freq = 8.2880 GHz, Bw = 32.000 MH No calibration applied and no bandpass applied

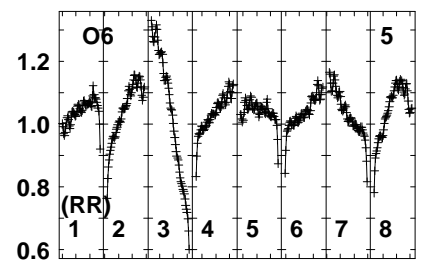
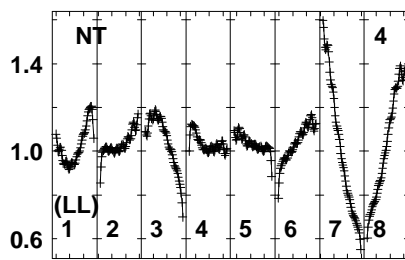
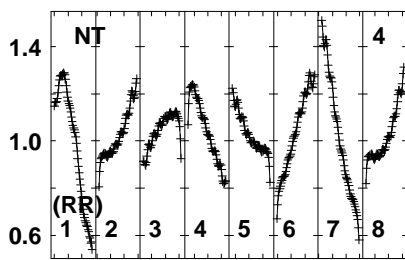
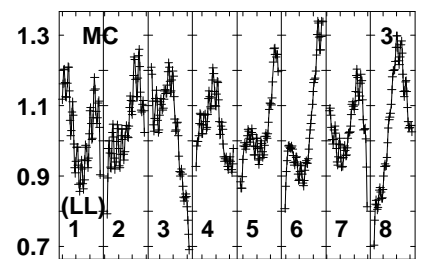
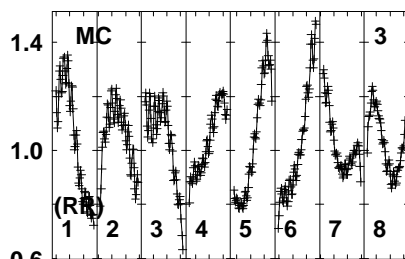
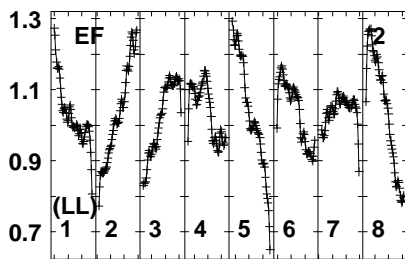
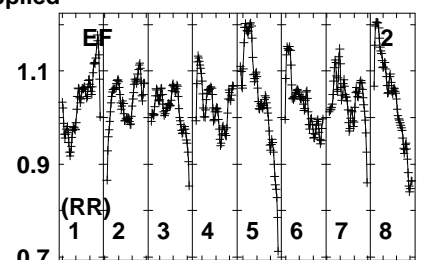
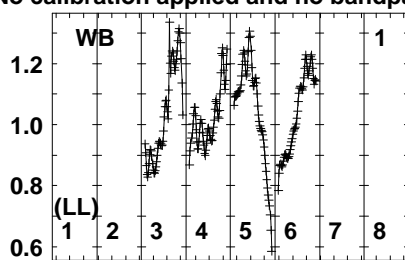
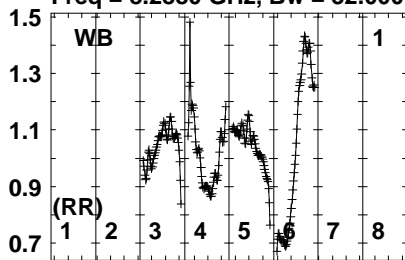


Lower frame: Real Jy
Auto-corr total-power spectrum Antenna: *
Timerange: 00/16:51:01 to 00/16:52:59

Plot file version 37 created 10-MAY-2023 11:49:08

SDSSJ0111+17 ES103D.UVDATA.1

Freq = 8.2880 GHz, Bw = 32.000 MH No calibration applied and no bandpass applied



829032083603904204504808520
FREQ MHz

829032083603904204504808520
FREQ MHz

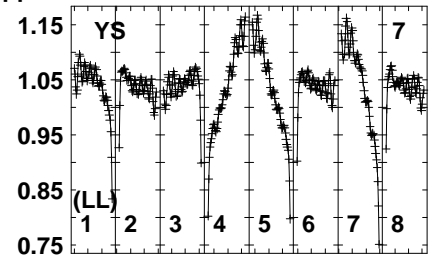
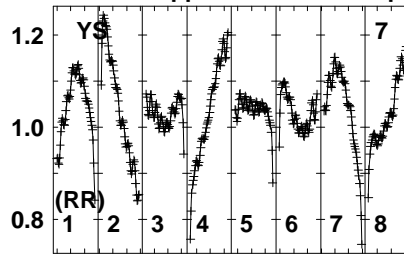
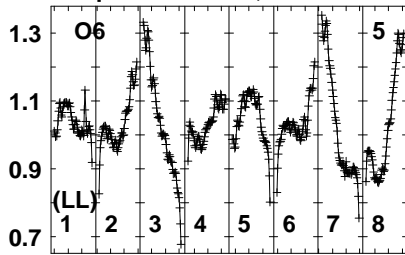
829032083603904204504808520
FREQ MHz

Lower frame: Real Jy
Auto-corr total-power spectrum Antenna: *
Timerange: 00/16:53:01 to 00/16:55:59

Plot file version 38 created 10-MAY-2023 11:49:08

SDSSJ0111+17 ES103D.UVDATA.1

Freq = 8.2880 GHz, Bw = 32.000 MH No calibration applied and no bandpass applied

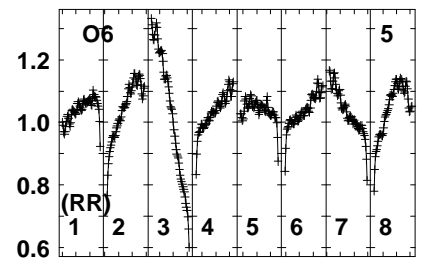
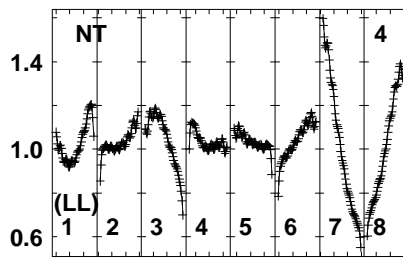
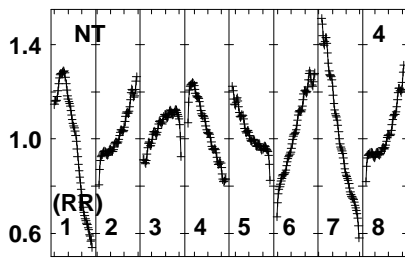
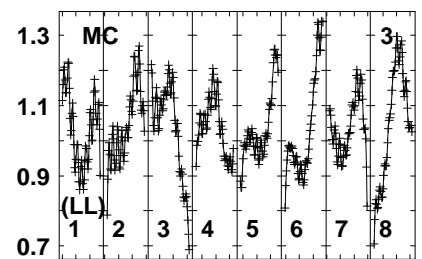
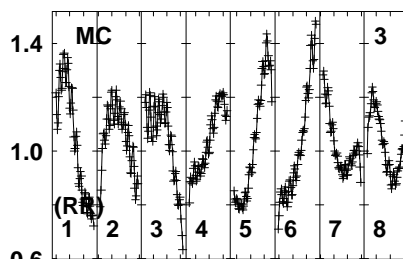
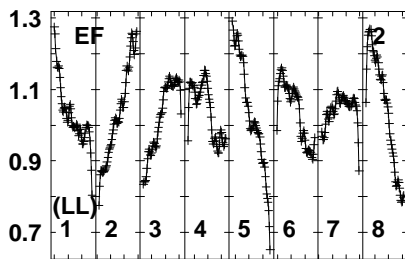
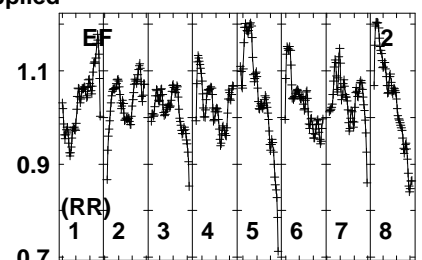
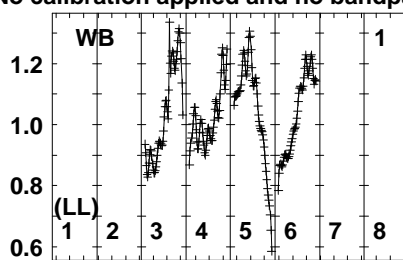
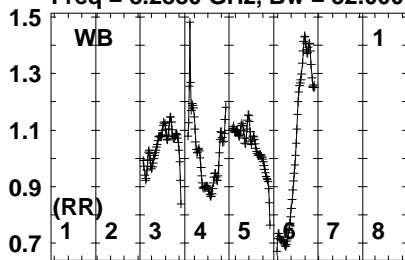


Lower frame: Real Jy
Auto-corr total-power spectrum Antenna: *
Timerange: 00/16:53:01 to 00/16:55:59

Plot file version 39 created 10-MAY-2023 11:49:08

J0101+1639 ES103D.UVDATA.1

Freq = 8.2880 GHz, Bw = 32.000 MH No calibration applied and no bandpass applied



829032083603904204504808520
FREQ MHz

829032083603904204504808520
FREQ MHz

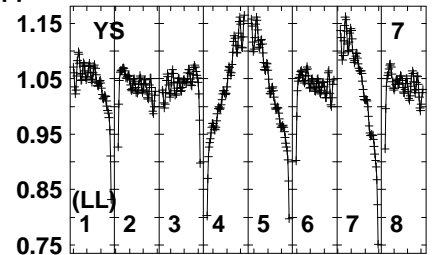
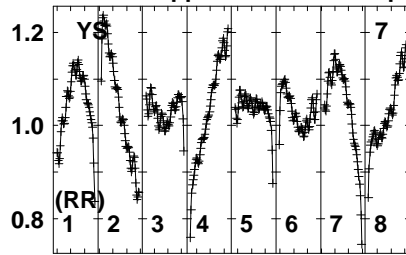
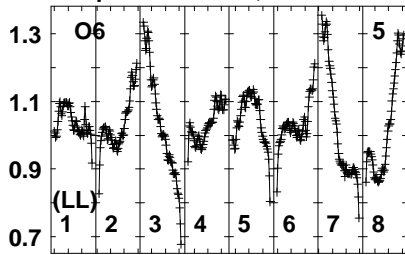
829032083603904204504808520
FREQ MHz

Lower frame: Real Jy
Auto-corr total-power spectrum Antenna: *
Timerange: 00/16:56:31 to 00/16:58:29

Plot file version 40 created 10-MAY-2023 11:49:08

J0101+1639 ES103D.UVDATA.1

Freq = 8.2880 GHz, Bw = 32.000 MH No calibration applied and no bandpass applied

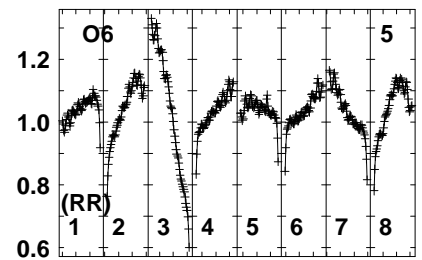
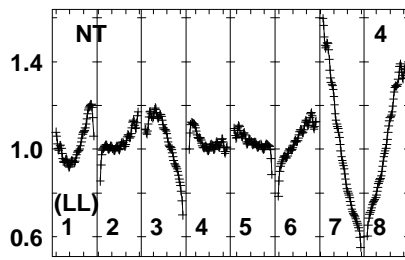
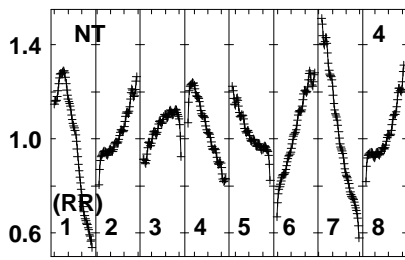
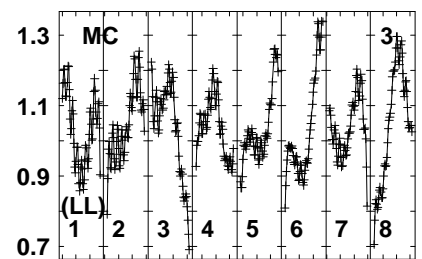
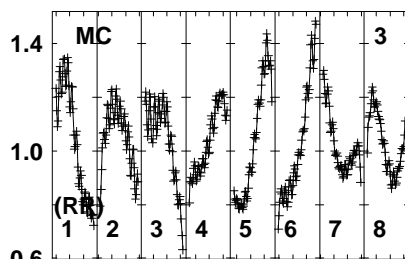
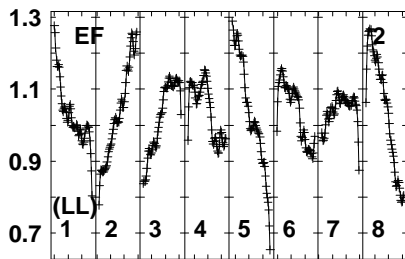
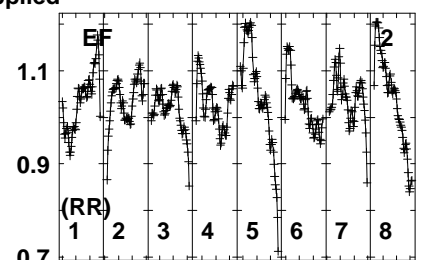
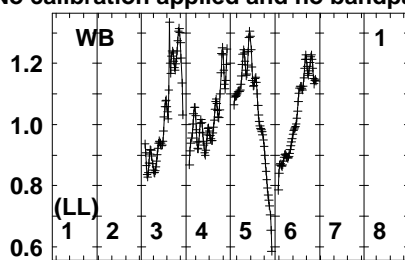
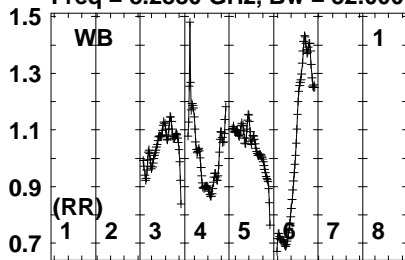


Lower frame: Real Jy
Auto-corr total-power spectrum Antenna: *
Timerange: 00/16:56:31 to 00/16:58:29

Plot file version 41 created 10-MAY-2023 11:49:08

SDSSJ0111+17 ES103D.UVDATA.1

Freq = 8.2880 GHz, Bw = 32.000 MH No calibration applied and no bandpass applied



829032083603904204504808520
FREQ MHz

829032083603904204504808520
FREQ MHz

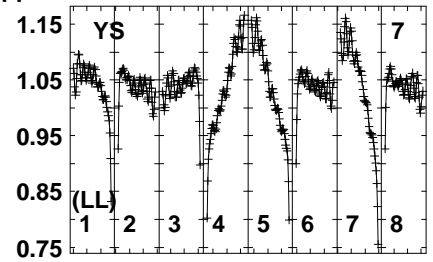
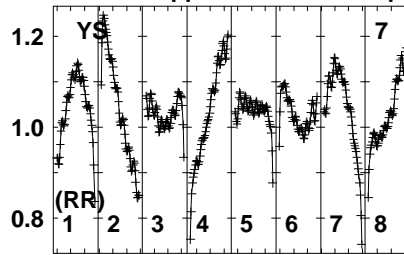
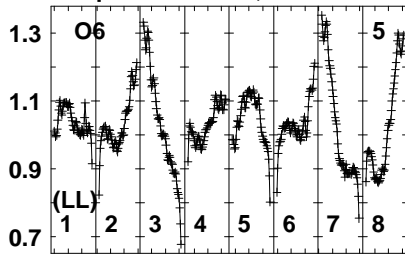
829032083603904204504808520
FREQ MHz

Lower frame: Real Jy
Auto-corr total-power spectrum Antenna: *
Timerange: 00/16:58:33 to 00/17:01:29

Plot file version 42 created 10-MAY-2023 11:49:08

SDSSJ0111+17 ES103D.UVDATA.1

Freq = 8.2880 GHz, Bw = 32.000 MH No calibration applied and no bandpass applied

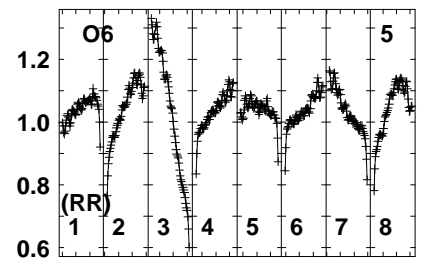
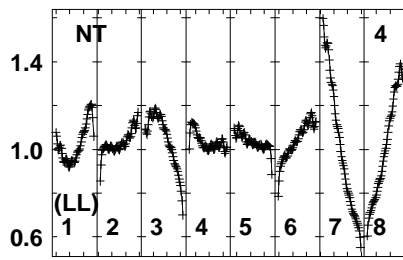
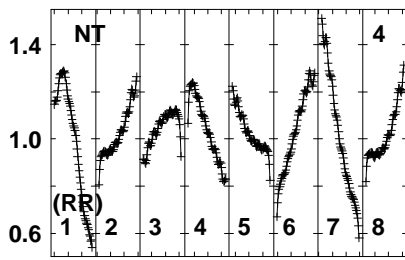
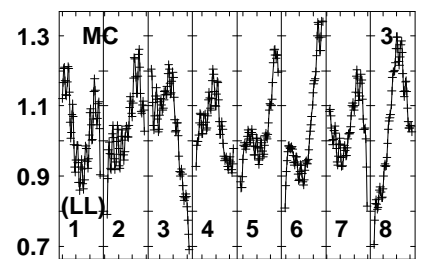
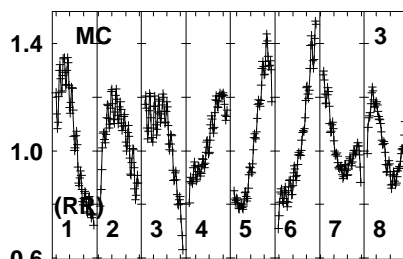
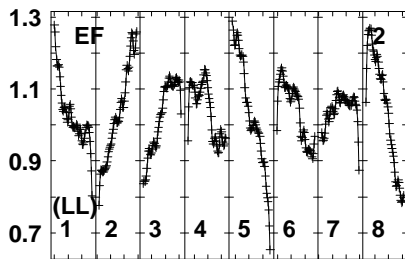
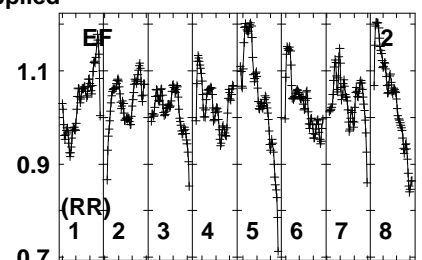
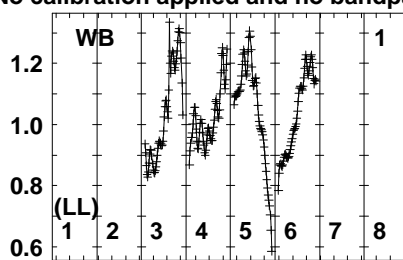
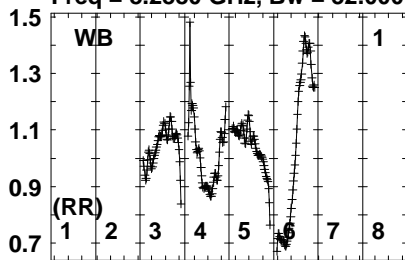


Lower frame: Real Jy
Auto-corr total-power spectrum Antenna: *
Timerange: 00/16:58:33 to 00/17:01:29

Plot file version 43 created 10-MAY-2023 11:49:08

J0101+1639 ES103D.UVDATA.1

Freq = 8.2880 GHz, Bw = 32.000 MH No calibration applied and no bandpass applied



829032083603904204504808520
FREQ MHz

829032083603904204504808520
FREQ MHz

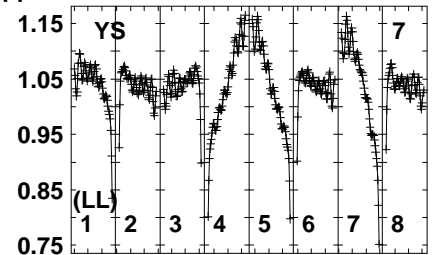
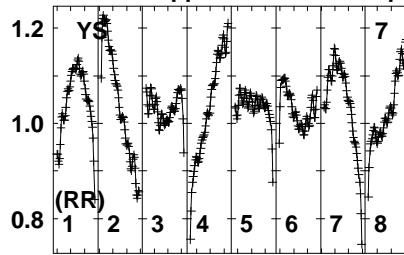
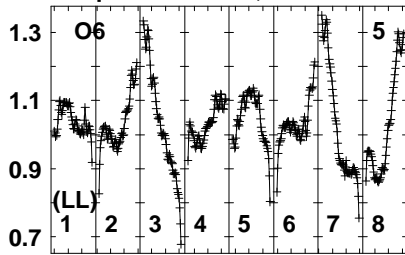
829032083603904204504808520
FREQ MHz

Lower frame: Real Jy
Auto-corr total-power spectrum Antenna: *
Timerange: 00/17:01:31 to 00/17:03:29

Plot file version 44 created 10-MAY-2023 11:49:08

J0101+1639 ES103D.UVDATA.1

Freq = 8.2880 GHz, Bw = 32.000 MH No calibration applied and no bandpass applied

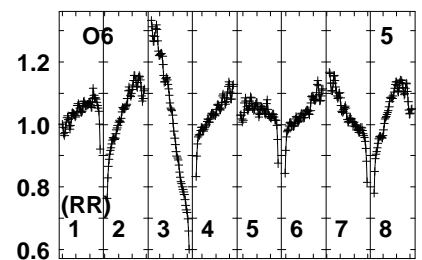
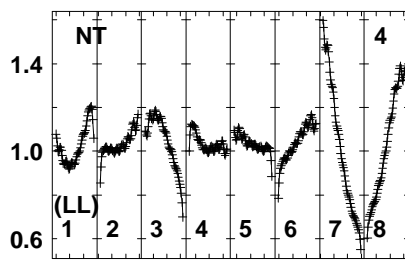
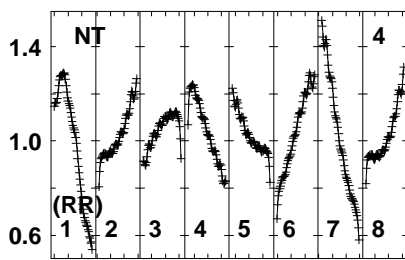
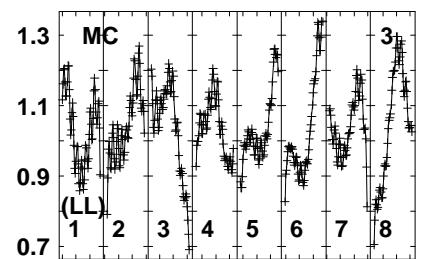
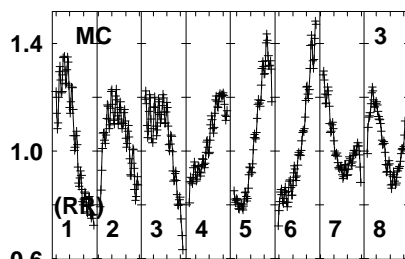
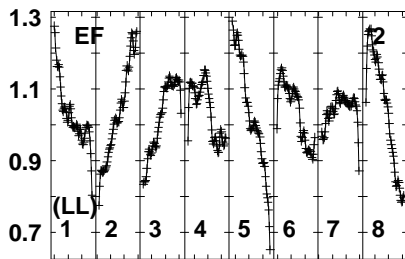
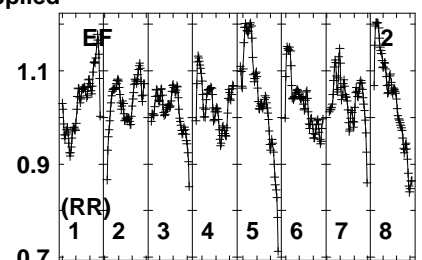
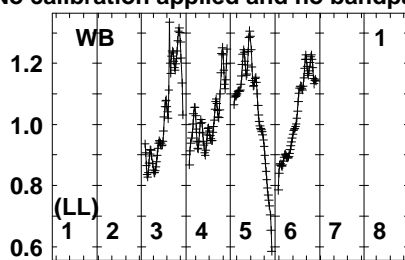
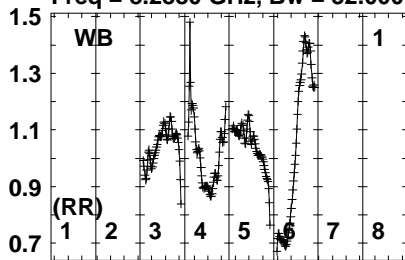


Lower frame: Real Jy
Auto-corr total-power spectrum Antenna: *
Timerange: 00/17:01:31 to 00/17:03:29

Plot file version 45 created 10-MAY-2023 11:49:08

SDSSJ0111+17 ES103D.UVDATA.1

Freq = 8.2880 GHz, Bw = 32.000 MH No calibration applied and no bandpass applied



829032083603904204504808520
FREQ MHz

829032083603904204504808520
FREQ MHz

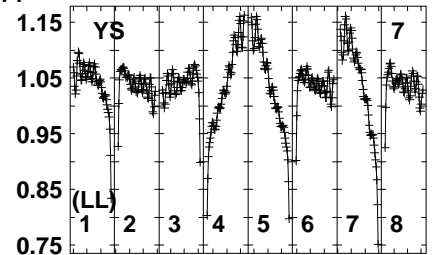
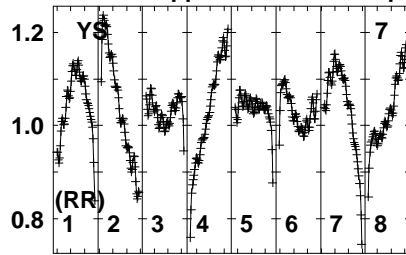
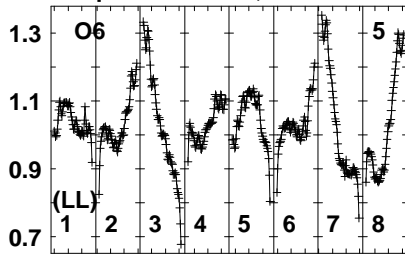
829032083603904204504808520
FREQ MHz

Lower frame: Real Jy
Auto-corr total-power spectrum Antenna: *
Timerange: 00/17:03:31 to 00/17:06:29

Plot file version 46 created 10-MAY-2023 11:49:08

SDSSJ0111+17 ES103D.UVDATA.1

Freq = 8.2880 GHz, Bw = 32.000 MH No calibration applied and no bandpass applied

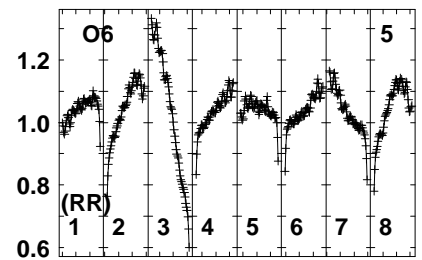
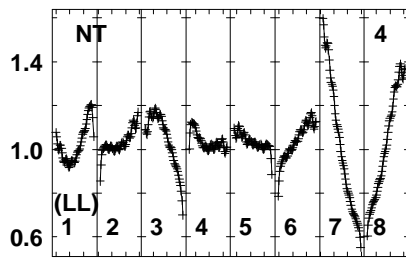
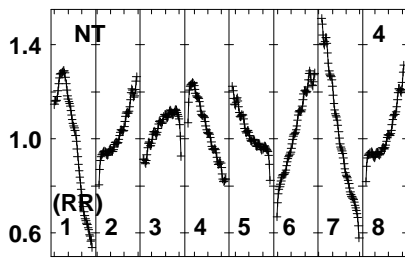
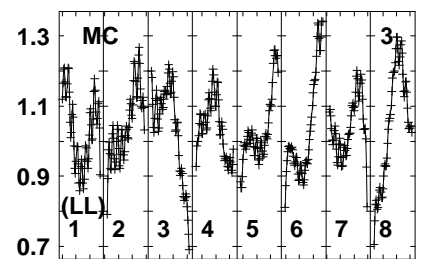
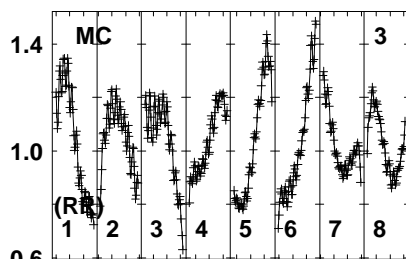
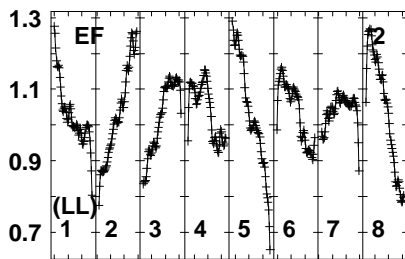
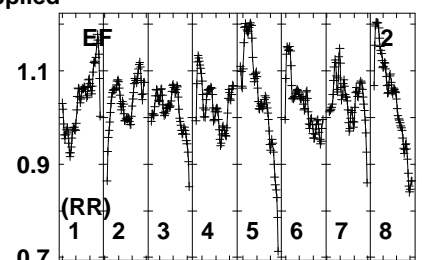
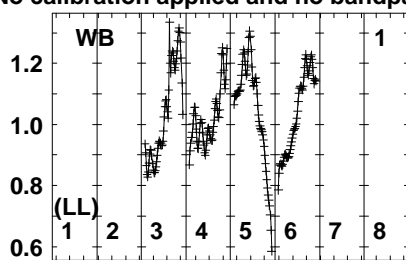
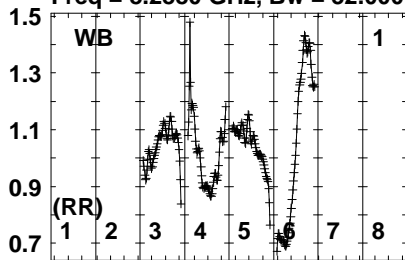


Lower frame: Real Jy
Auto-corr total-power spectrum Antenna: *
Timerange: 00/17:03:31 to 00/17:06:29

Plot file version 47 created 10-MAY-2023 11:49:08

J0101+1639 ES103D.UVDATA.1

Freq = 8.2880 GHz, Bw = 32.000 MH No calibration applied and no bandpass applied



829032083603904204504808520
FREQ MHz

829032083603904204504808520
FREQ MHz

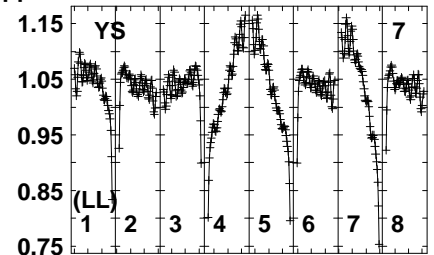
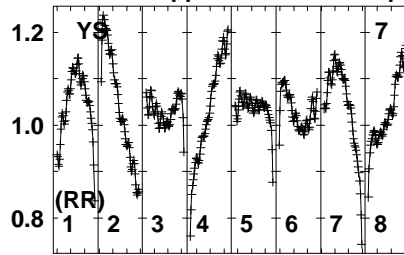
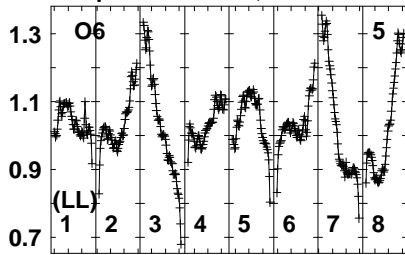
829032083603904204504808520
FREQ MHz

Lower frame: Real Jy
Auto-corr total-power spectrum Antenna: *
Timerange: 00/17:07:01 to 00/17:08:59

Plot file version 48 created 10-MAY-2023 11:49:09

J0101+1639 ES103D.UVDATA.1

Freq = 8.2880 GHz, Bw = 32.000 MH No calibration applied and no bandpass applied

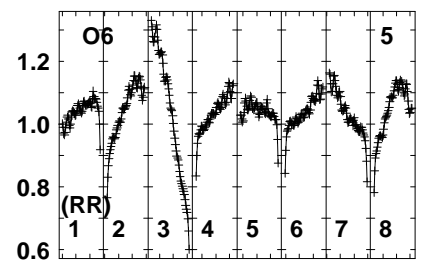
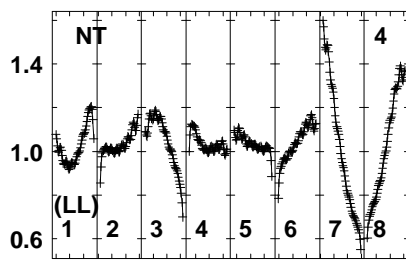
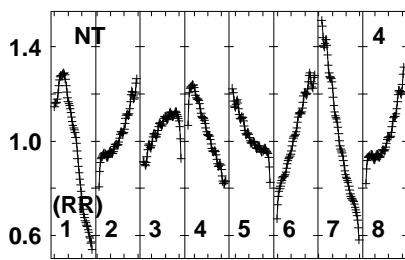
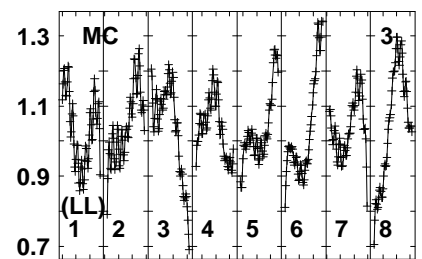
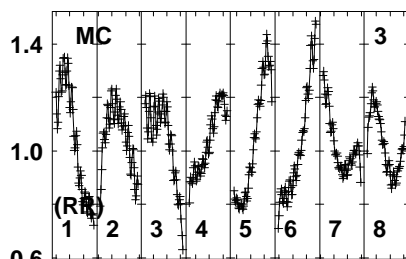
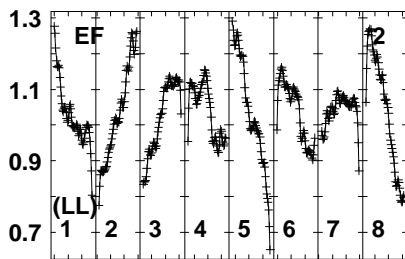
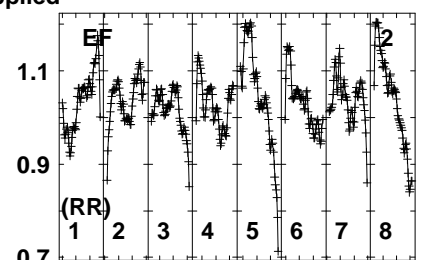
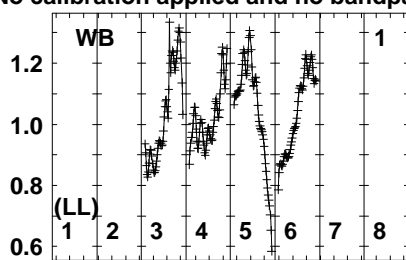
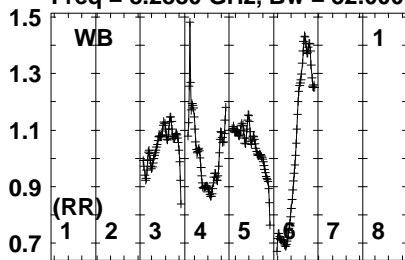


Lower frame: Real Jy
Auto-corr total-power spectrum Antenna: *
Timerange: 00/17:07:01 to 00/17:08:59

Plot file version 49 created 10-MAY-2023 11:49:09

SDSSJ0111+17 ES103D.UVDATA.1

Freq = 8.2880 GHz, Bw = 32.000 MH No calibration applied and no bandpass applied



829032083603904204504808520
FREQ MHz

829032083603904204504808520
FREQ MHz

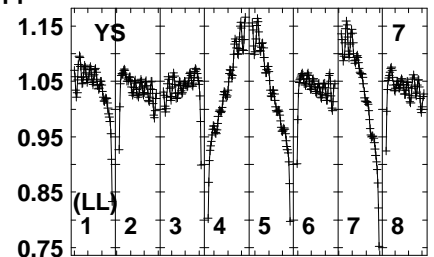
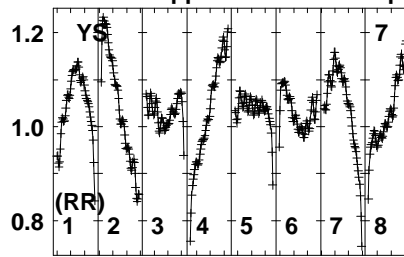
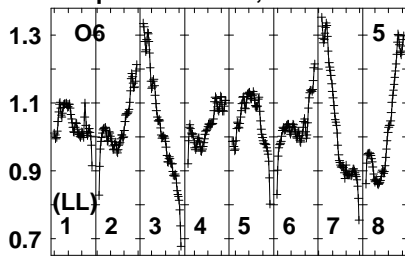
829032083603904204504808520
FREQ MHz

Lower frame: Real Jy
Auto-corr total-power spectrum Antenna: *
Timerange: 00/17:09:03 to 00/17:11:59

Plot file version 50 created 10-MAY-2023 11:49:09

SDSSJ0111+17 ES103D.UVDATA.1

Freq = 8.2880 GHz, Bw = 32.000 MH No calibration applied and no bandpass applied

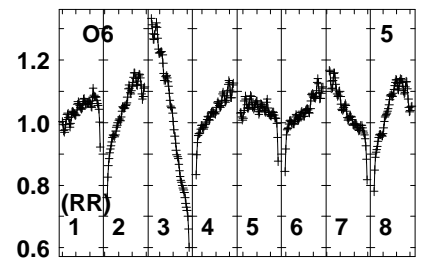
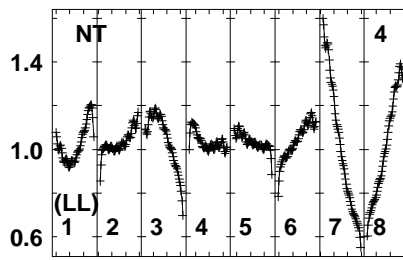
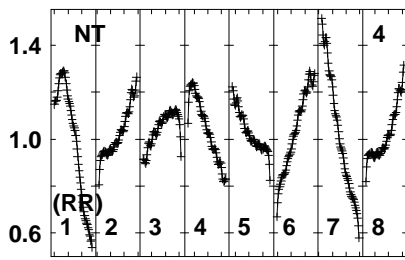
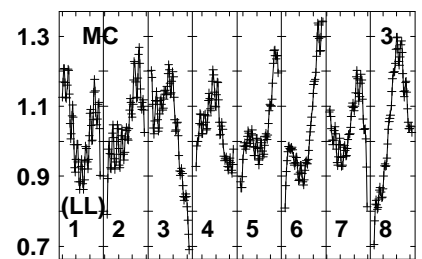
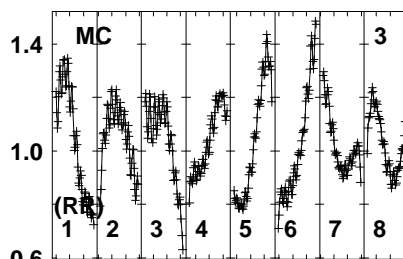
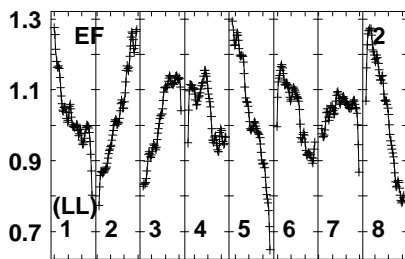
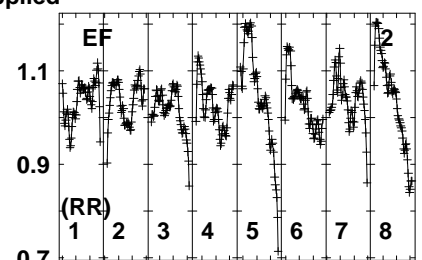
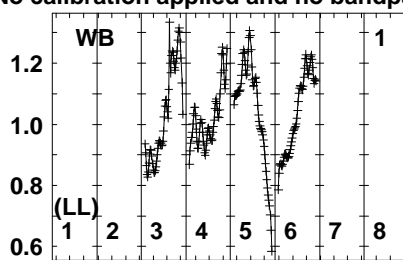
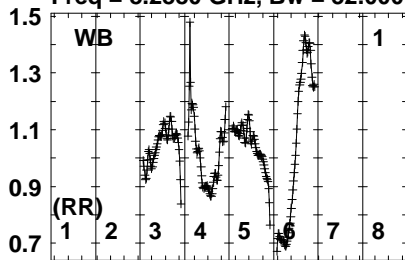


Lower frame: Real Jy
Auto-corr total-power spectrum Antenna: *
Timerange: 00/17:09:03 to 00/17:11:59

Plot file version 51 created 10-MAY-2023 11:49:09

J0101+1639 ES103D.UVDATA.1

Freq = 8.2880 GHz, Bw = 32.000 MH No calibration applied and no bandpass applied



829032083603904204504808520
FREQ MHz

829032083603904204504808520
FREQ MHz

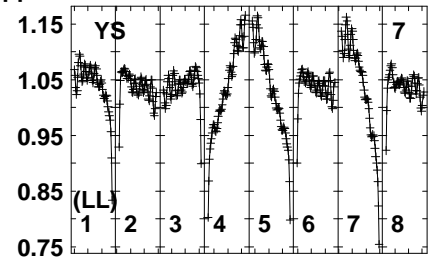
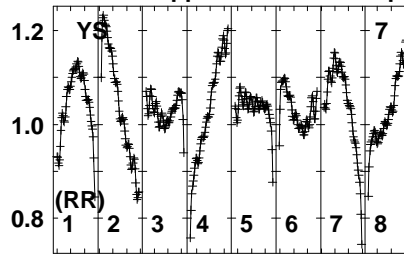
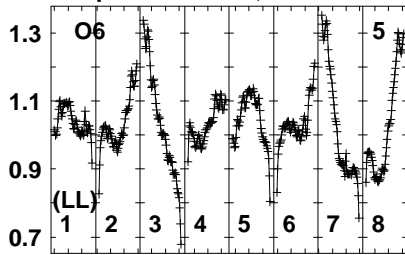
829032083603904204504808520
FREQ MHz

Lower frame: Real Jy
Auto-corr total-power spectrum Antenna: *
Timerange: 00/17:12:01 to 00/17:13:59

Plot file version 52 created 10-MAY-2023 11:49:09

J0101+1639 ES103D.UVDATA.1

Freq = 8.2880 GHz, Bw = 32.000 MH No calibration applied and no bandpass applied

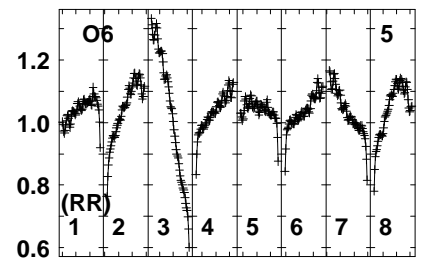
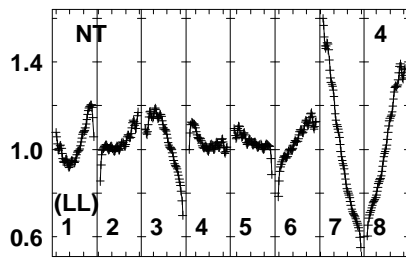
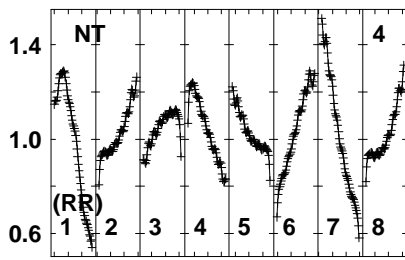
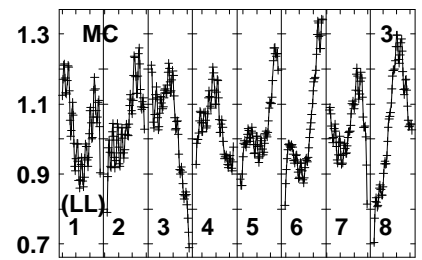
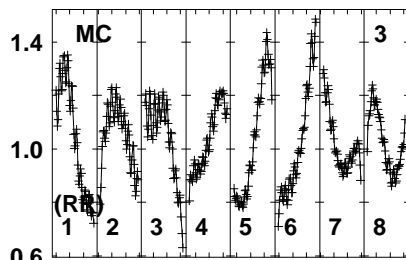
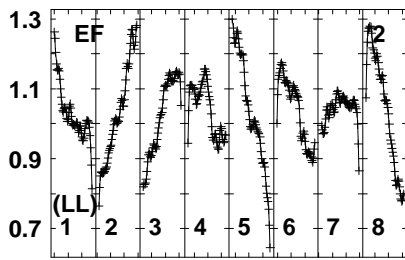
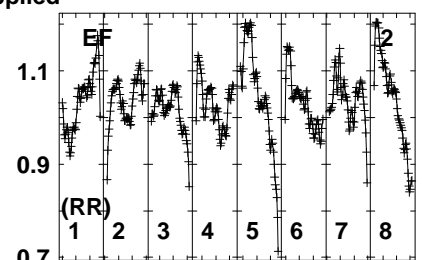
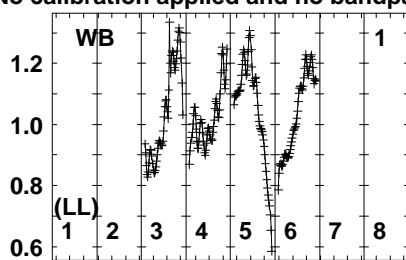
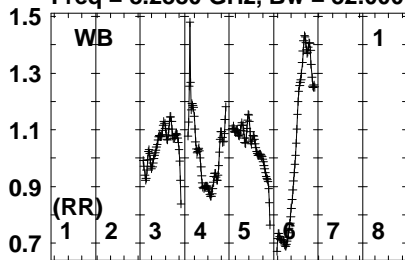


Lower frame: Real Jy
Auto-corr total-power spectrum Antenna: *
Timerange: 00/17:12:01 to 00/17:13:59

Plot file version 53 created 10-MAY-2023 11:49:09

SDSSJ0111+17 ES103D.UVDATA.1

Freq = 8.2880 GHz, Bw = 32.000 MH No calibration applied and no bandpass applied



829032083603904204504808520
FREQ MHz

829032083603904204504808520
FREQ MHz

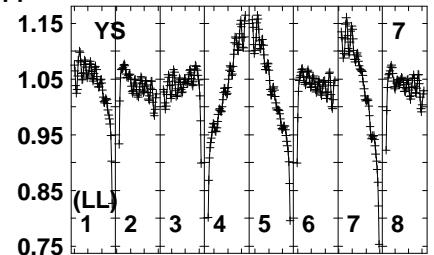
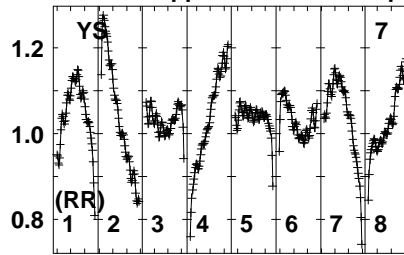
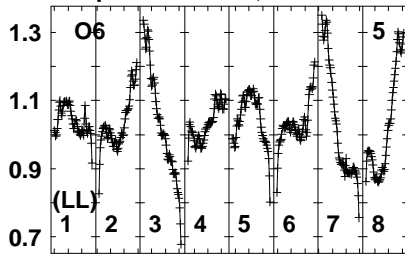
829032083603904204504808520
FREQ MHz

Lower frame: Real Jy
Auto-corr total-power spectrum Antenna: *
Timerange: 00/17:14:01 to 00/17:16:59

Plot file version 54 created 10-MAY-2023 11:49:09

SDSSJ0111+17 ES103D.UVDATA.1

Freq = 8.2880 GHz, Bw = 32.000 MH No calibration applied and no bandpass applied

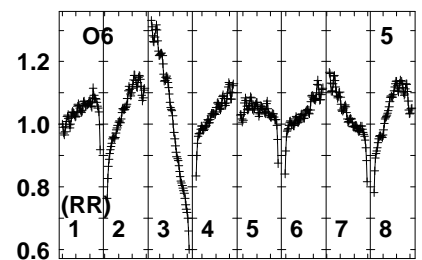
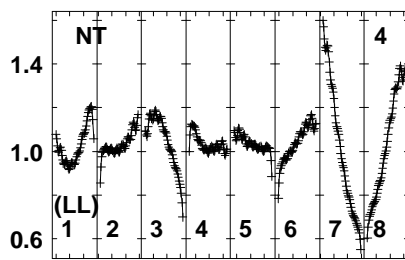
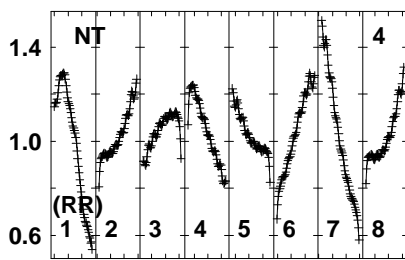
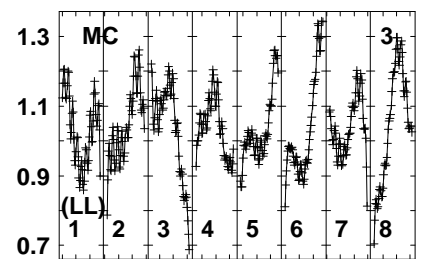
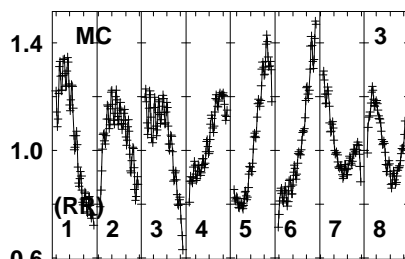
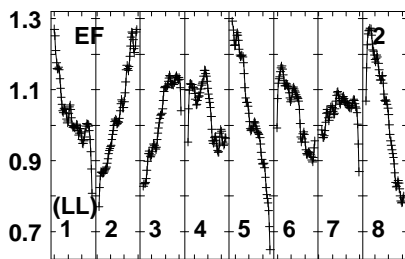
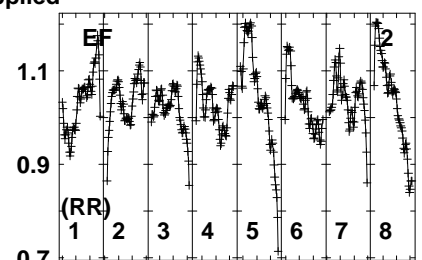
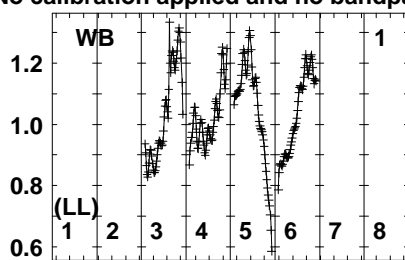
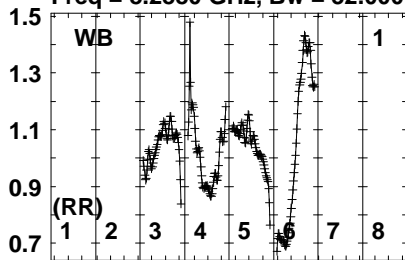


Lower frame: Real Jy
Auto-corr total-power spectrum Antenna: *
Timerange: 00/17:14:01 to 00/17:16:59

Plot file version 55 created 10-MAY-2023 11:49:09

J0101+1639 ES103D.UVDATA.1

Freq = 8.2880 GHz, Bw = 32.000 MH No calibration applied and no bandpass applied



829032083603904204504808520
FREQ MHz

829032083603904204504808520
FREQ MHz

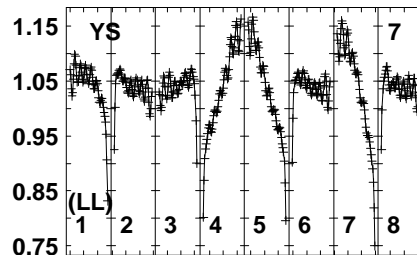
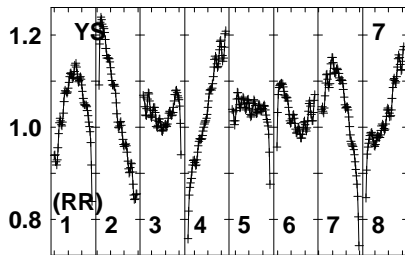
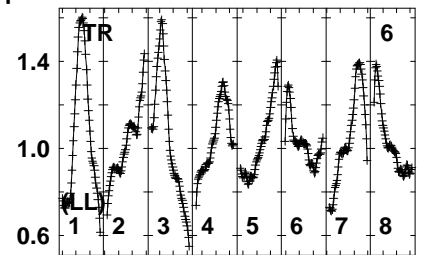
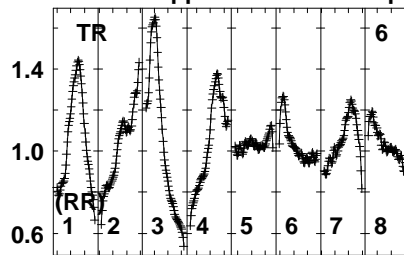
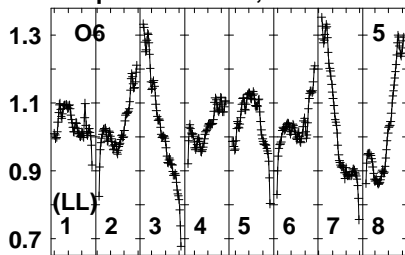
829032083603904204504808520
FREQ MHz

Lower frame: Real Jy
Auto-corr total-power spectrum Antenna: *
Timerange: 00/17:17:31 to 00/17:19:29

Plot file version 56 created 10-MAY-2023 11:49:09

J0101+1639 ES103D.UVDATA.1

Freq = 8.2880 GHz, Bw = 32.000 MH No calibration applied and no bandpass applied

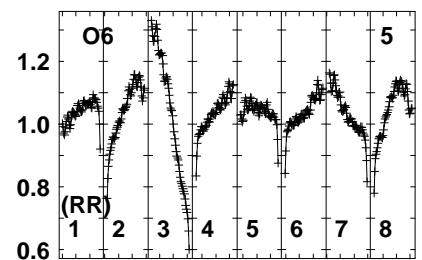
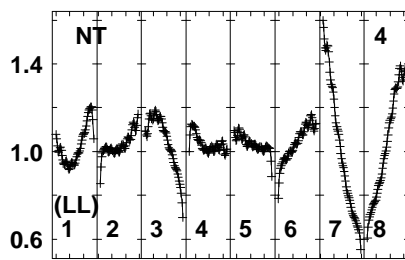
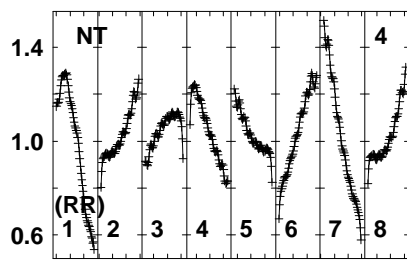
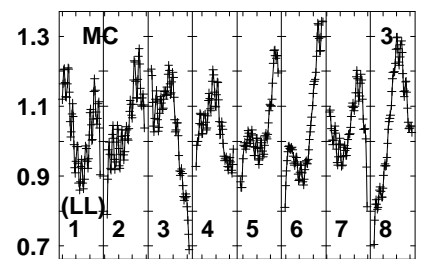
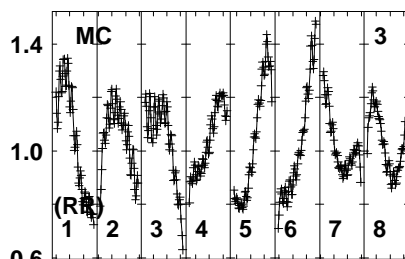
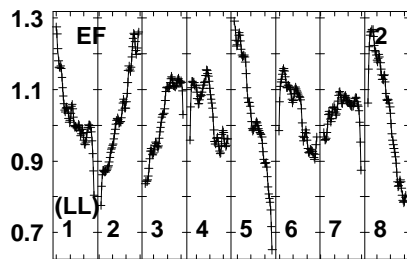
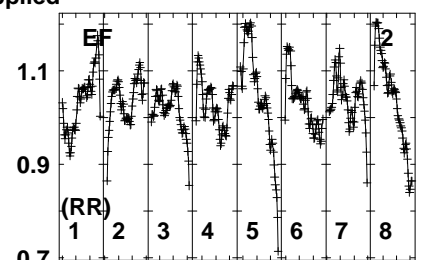
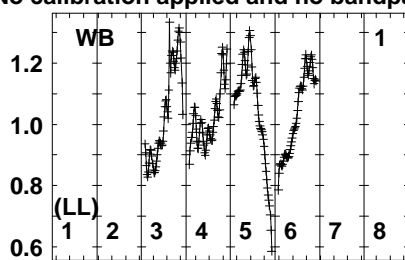
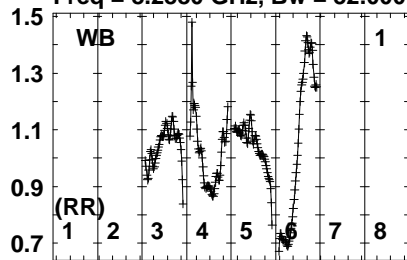


Lower frame: Real Jy
Auto-corr total-power spectrum Antenna: *
Timerange: 00/17:17:31 to 00/17:19:29

Plot file version 57 created 10-MAY-2023 11:49:09

SDSSJ0111+17 ES103D.UVDATA.1

Freq = 8.2880 GHz, Bw = 32.000 MH No calibration applied and no bandpass applied



829032083603904204504808520
FREQ MHz

829032083603904204504808520
FREQ MHz

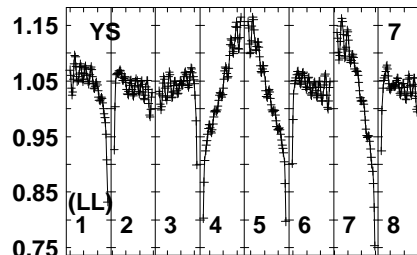
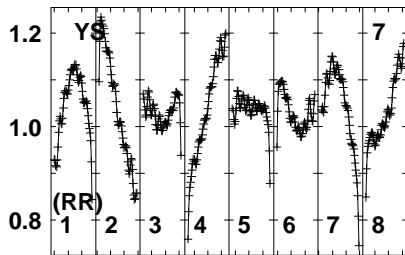
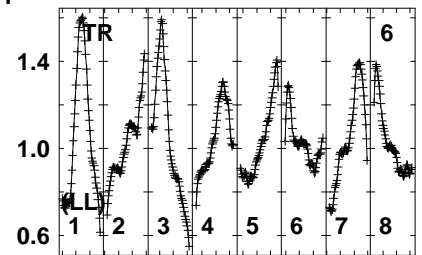
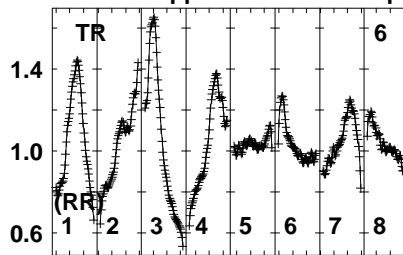
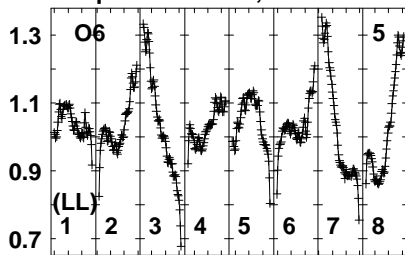
829032083603904204504808520
FREQ MHz

Lower frame: Real Jy
Auto-corr total-power spectrum Antenna: *
Timerange: 00/17:19:33 to 00/17:22:29

Plot file version 58 created 10-MAY-2023 11:49:09

SDSSJ0111+17 ES103D.UVDATA.1

Freq = 8.2880 GHz, Bw = 32.000 MH No calibration applied and no bandpass applied

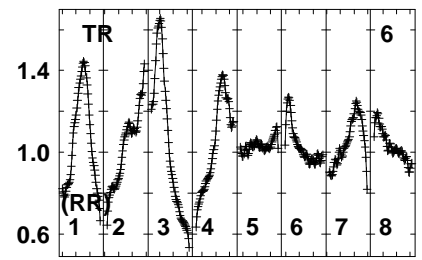
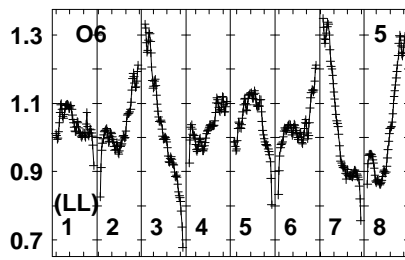
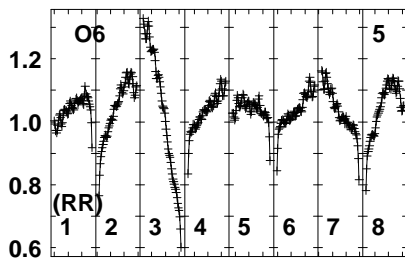
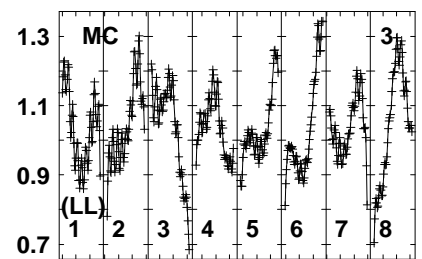
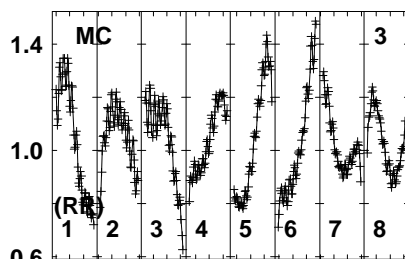
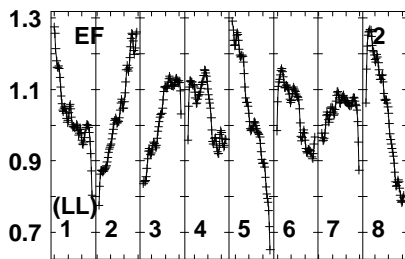
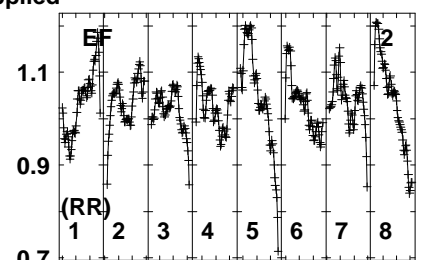
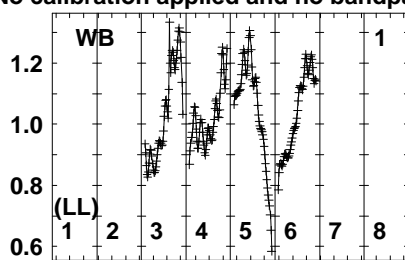
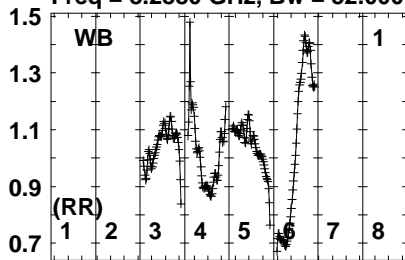


Lower frame: Real Jy
Auto-corr total-power spectrum Antenna: *
Timerange: 00/17:19:33 to 00/17:22:29

Plot file version 59 created 10-MAY-2023 11:49:09

J0101+1639 ES103D.UVDATA.1

Freq = 8.2880 GHz, Bw = 32.000 MH No calibration applied and no bandpass applied



829032083603904204504808520
FREQ MHz

829032083603904204504808520
FREQ MHz

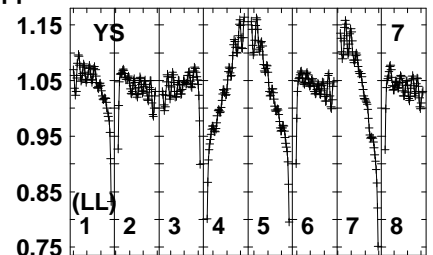
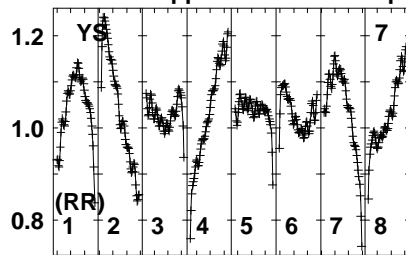
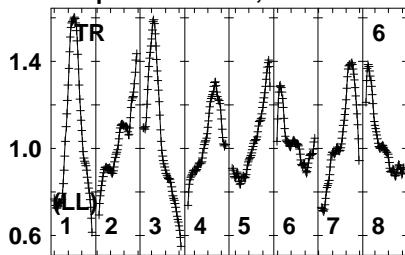
829032083603904204504808520
FREQ MHz

Lower frame: Real Jy
Auto-corr total-power spectrum Antenna: *
Timerange: 00/17:22:31 to 00/17:24:29

Plot file version 60 created 10-MAY-2023 11:49:09

J0101+1639 ES103D.UVDATA.1

Freq = 8.2880 GHz, Bw = 32.000 MH No calibration applied and no bandpass applied

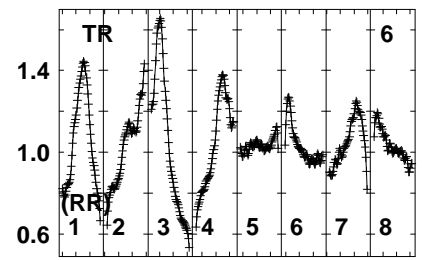
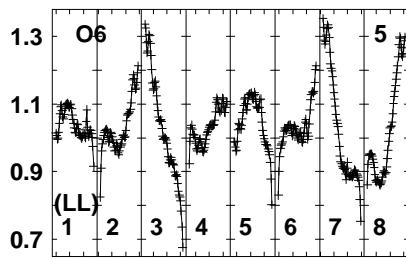
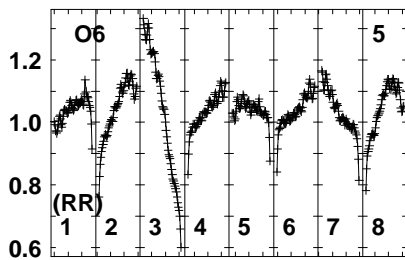
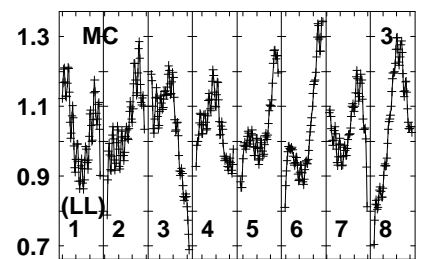
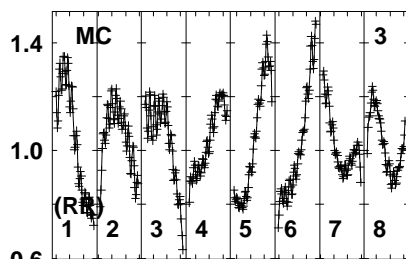
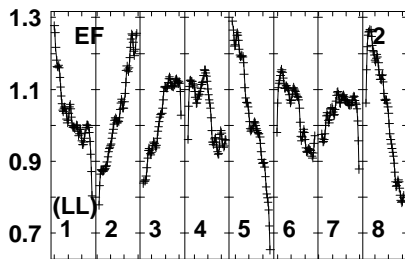
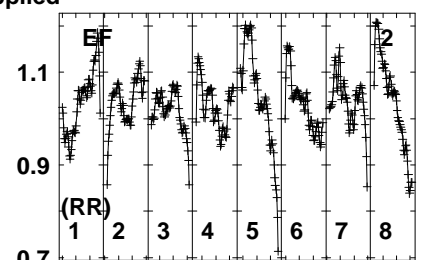
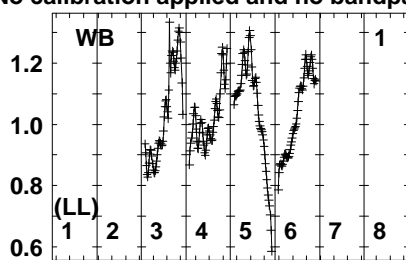
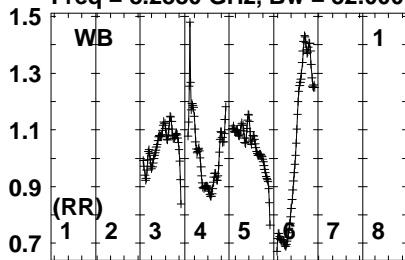


Lower frame: Real Jy
Auto-corr total-power spectrum Antenna: *
Timerange: 00/17:22:31 to 00/17:24:29

Plot file version 61 created 10-MAY-2023 11:49:09

SDSSJ0111+17 ES103D.UVDATA.1

Freq = 8.2880 GHz, Bw = 32.000 MH No calibration applied and no bandpass applied



829032083603904204504808520
FREQ MHz

829032083603904204504808520
FREQ MHz

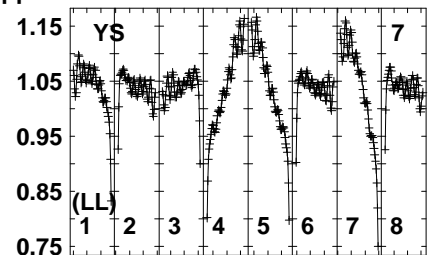
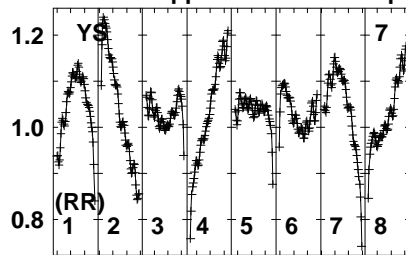
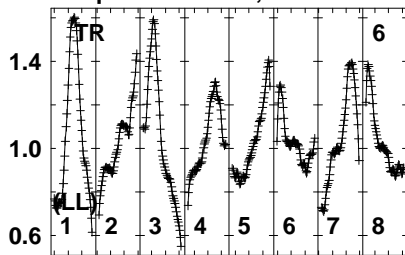
829032083603904204504808520
FREQ MHz

Lower frame: Real Jy
Auto-corr total-power spectrum Antenna: *
Timerange: 00/17:24:31 to 00/17:27:29

Plot file version 62 created 10-MAY-2023 11:49:09

SDSSJ0111+17 ES103D.UVDATA.1

Freq = 8.2880 GHz, Bw = 32.000 MH No calibration applied and no bandpass applied

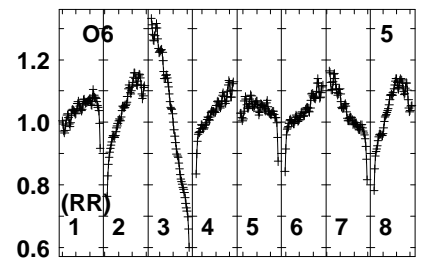
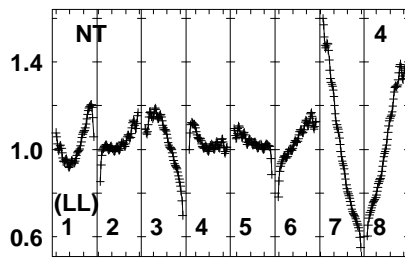
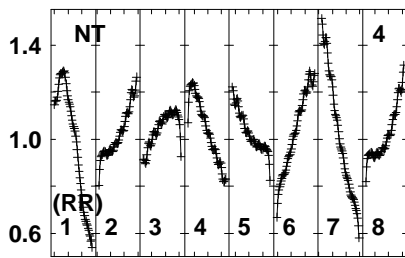
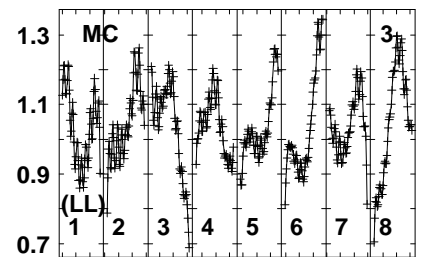
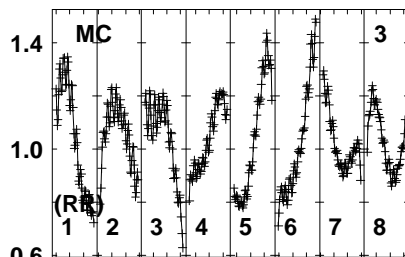
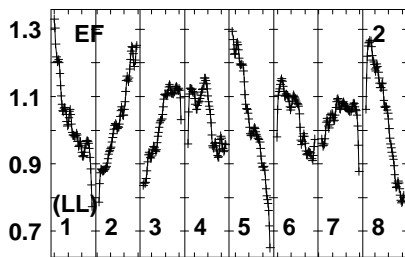
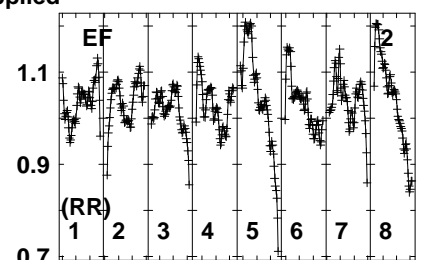
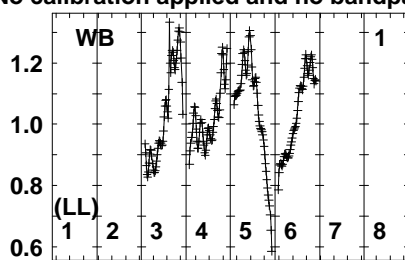
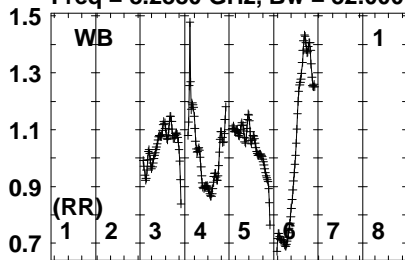


Lower frame: Real Jy
Auto-corr total-power spectrum Antenna: *
Timerange: 00/17:24:31 to 00/17:27:29

Plot file version 63 created 10-MAY-2023 11:49:09

J0101+1639 ES103D.UVDATA.1

Freq = 8.2880 GHz, Bw = 32.000 MH No calibration applied and no bandpass applied



829032083603904204504808520
FREQ MHz

829032083603904204504808520
FREQ MHz

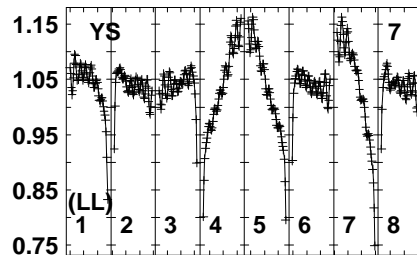
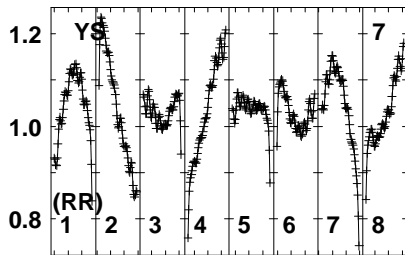
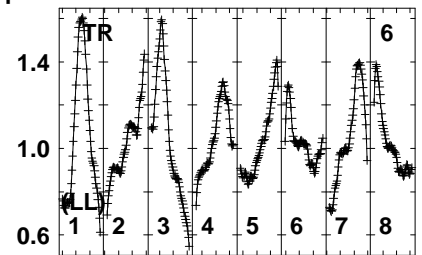
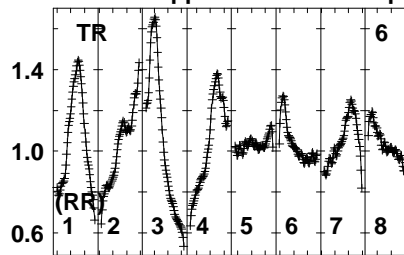
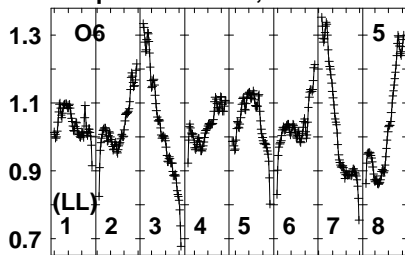
829032083603904204504808520
FREQ MHz

Lower frame: Real Jy
Auto-corr total-power spectrum Antenna: *
Timerange: 00/17:28:01 to 00/17:29:59

Plot file version 64 created 10-MAY-2023 11:49:09

J0101+1639 ES103D.UVDATA.1

Freq = 8.2880 GHz, Bw = 32.000 MH No calibration applied and no bandpass applied

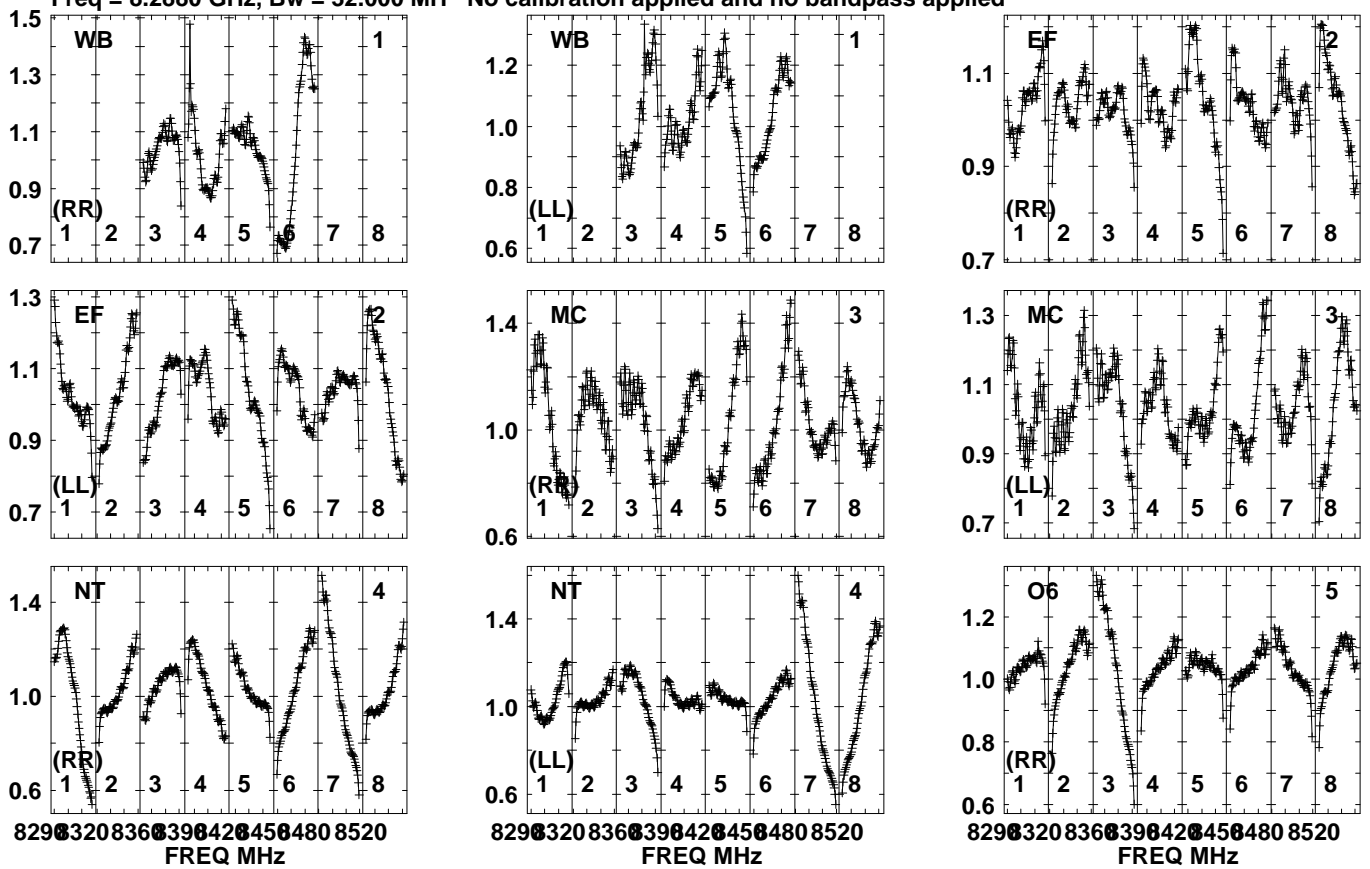


Lower frame: Real Jy
Auto-corr total-power spectrum Antenna: *
Timerange: 00/17:28:01 to 00/17:29:59

Plot file version 65 created 10-MAY-2023 11:49:09

SDSSJ0111+17 ES103D.UVDATA.1

Freq = 8.2880 GHz, Bw = 32.000 MH No calibration applied and no bandpass applied

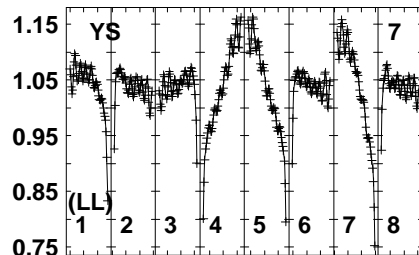
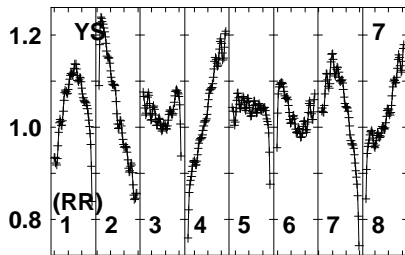
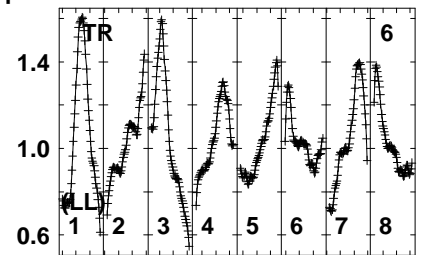
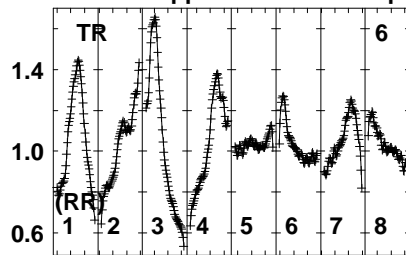
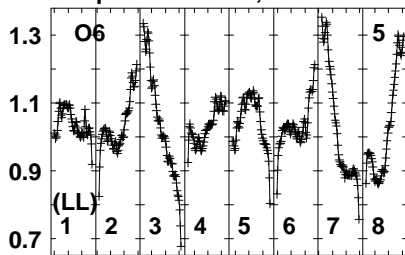


Lower frame: Real Jy
Auto-corr total-power spectrum Antenna: *
Timerange: 00/17:30:03 to 00/17:32:59

Plot file version 66 created 10-MAY-2023 11:49:09

SDSSJ0111+17 ES103D.UVDATA.1

Freq = 8.2880 GHz, Bw = 32.000 MH No calibration applied and no bandpass applied

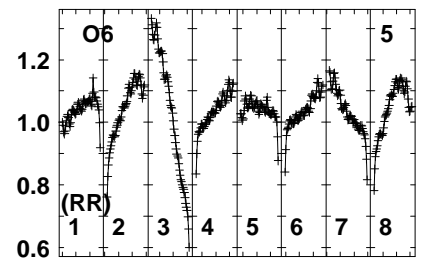
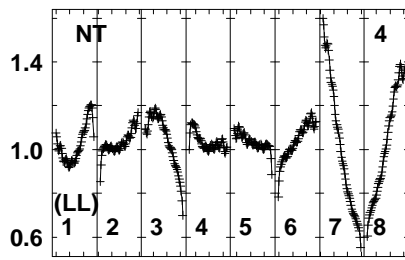
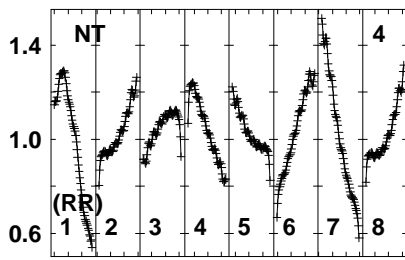
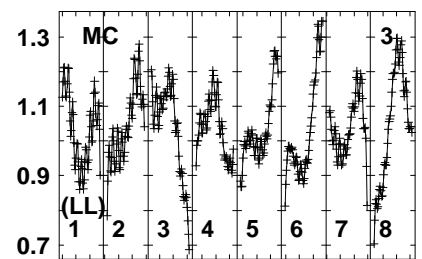
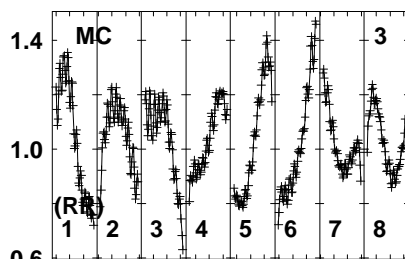
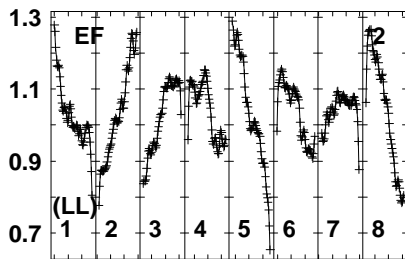
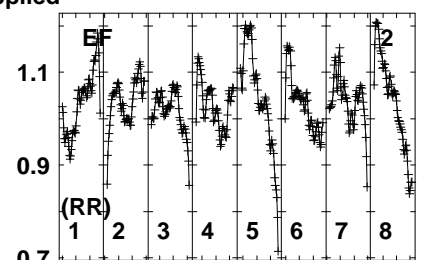
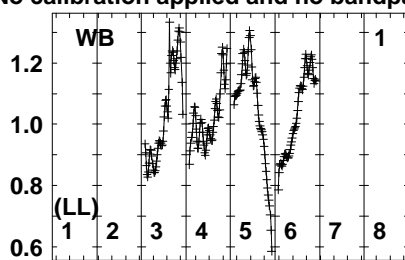
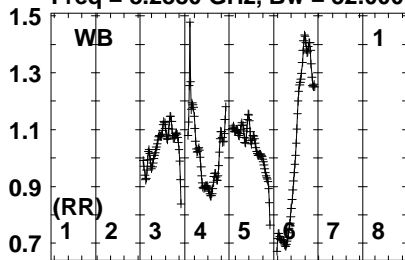


Lower frame: Real Jy
Auto-corr total-power spectrum Antenna: *
Timerange: 00/17:30:03 to 00/17:32:59

Plot file version 67 created 10-MAY-2023 11:49:09

J0101+1639 ES103D.UVDATA.1

Freq = 8.2880 GHz, Bw = 32.000 MH No calibration applied and no bandpass applied



829032083603904204504808520
FREQ MHz

829032083603904204504808520
FREQ MHz

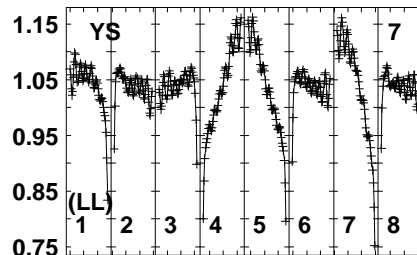
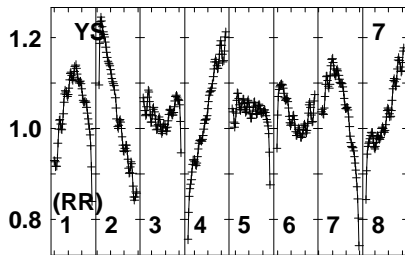
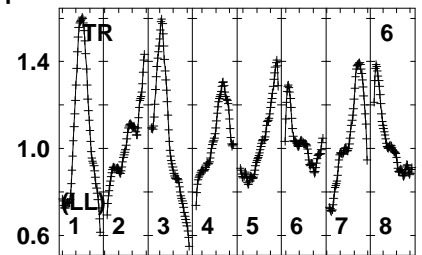
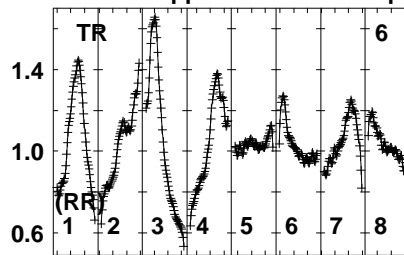
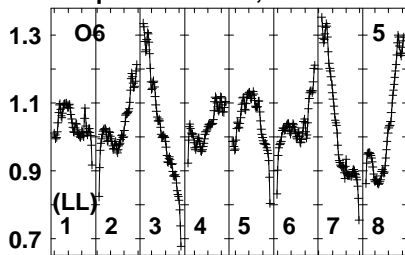
829032083603904204504808520
FREQ MHz

Lower frame: Real Jy
Auto-corr total-power spectrum Antenna: *
Timerange: 00/17:33:01 to 00/17:34:59

Plot file version 68 created 10-MAY-2023 11:49:09

J0101+1639 ES103D.UVDATA.1

Freq = 8.2880 GHz, Bw = 32.000 MH No calibration applied and no bandpass applied

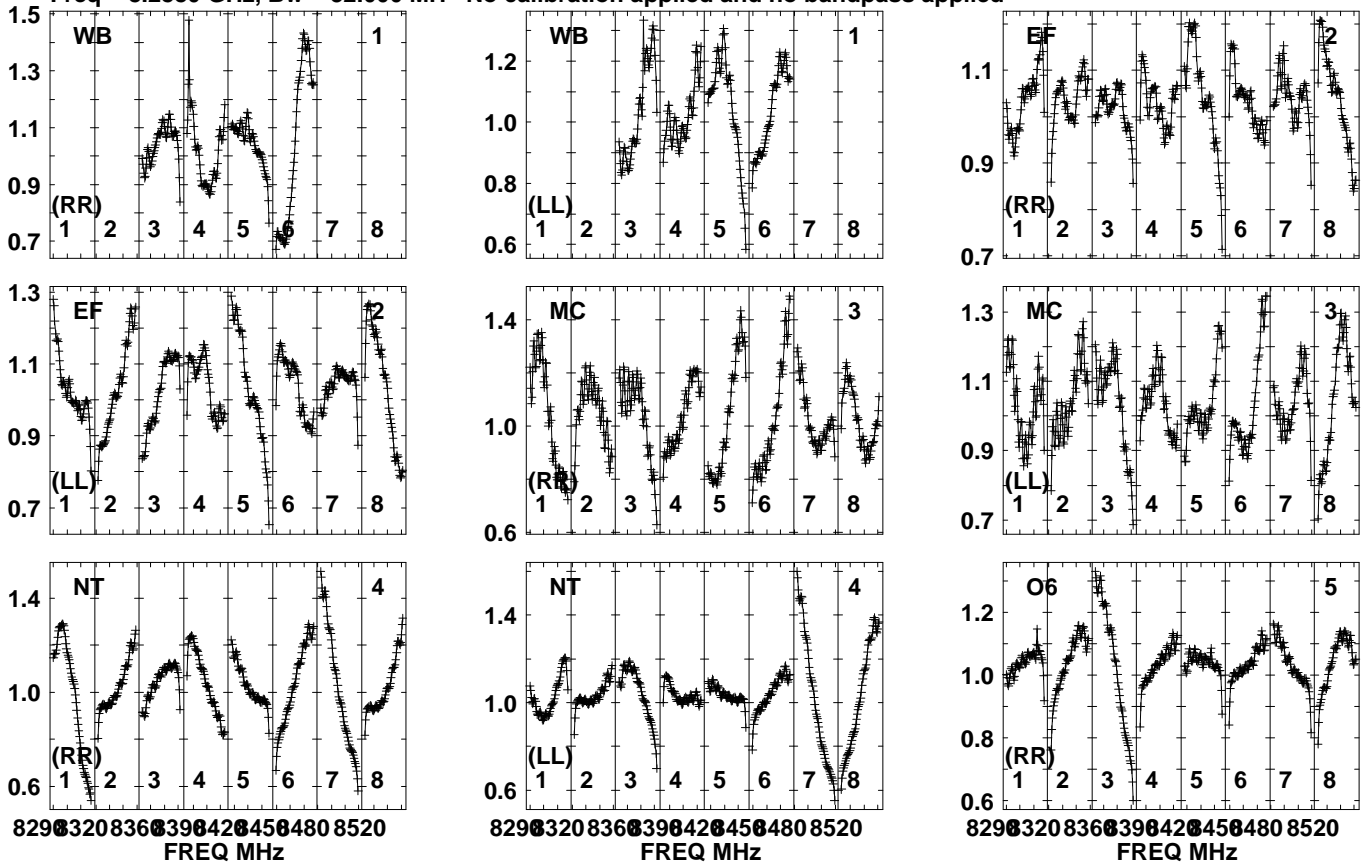


Lower frame: Real Jy
Auto-corr total-power spectrum Antenna: *
Timerange: 00/17:33:01 to 00/17:34:59

Plot file version 69 created 10-MAY-2023 11:49:09

SDSSJ0111+17 ES103D.UVDATA.1

Freq = 8.2880 GHz, Bw = 32.000 MH No calibration applied and no bandpass applied

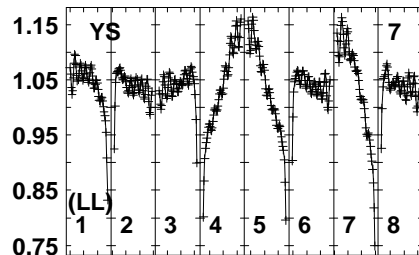
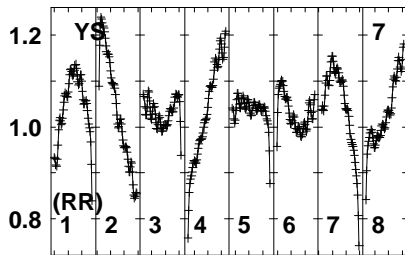
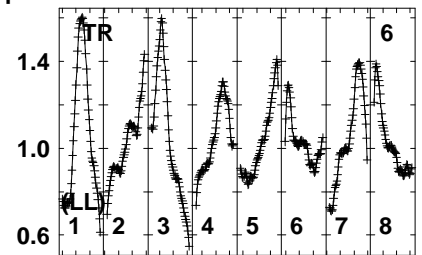
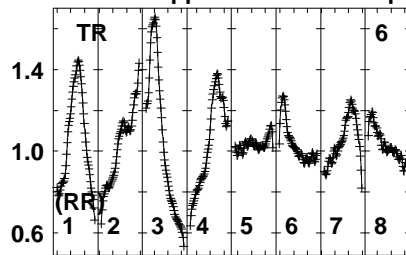
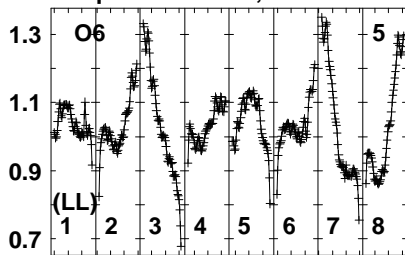


Lower frame: Real Jy
Auto-corr total-power spectrum Antenna: *
Timerange: 00/17:35:01 to 00/17:37:59

Plot file version 70 created 10-MAY-2023 11:49:10

SDSSJ0111+17 ES103D.UVDATA.1

Freq = 8.2880 GHz, Bw = 32.000 MH No calibration applied and no bandpass applied

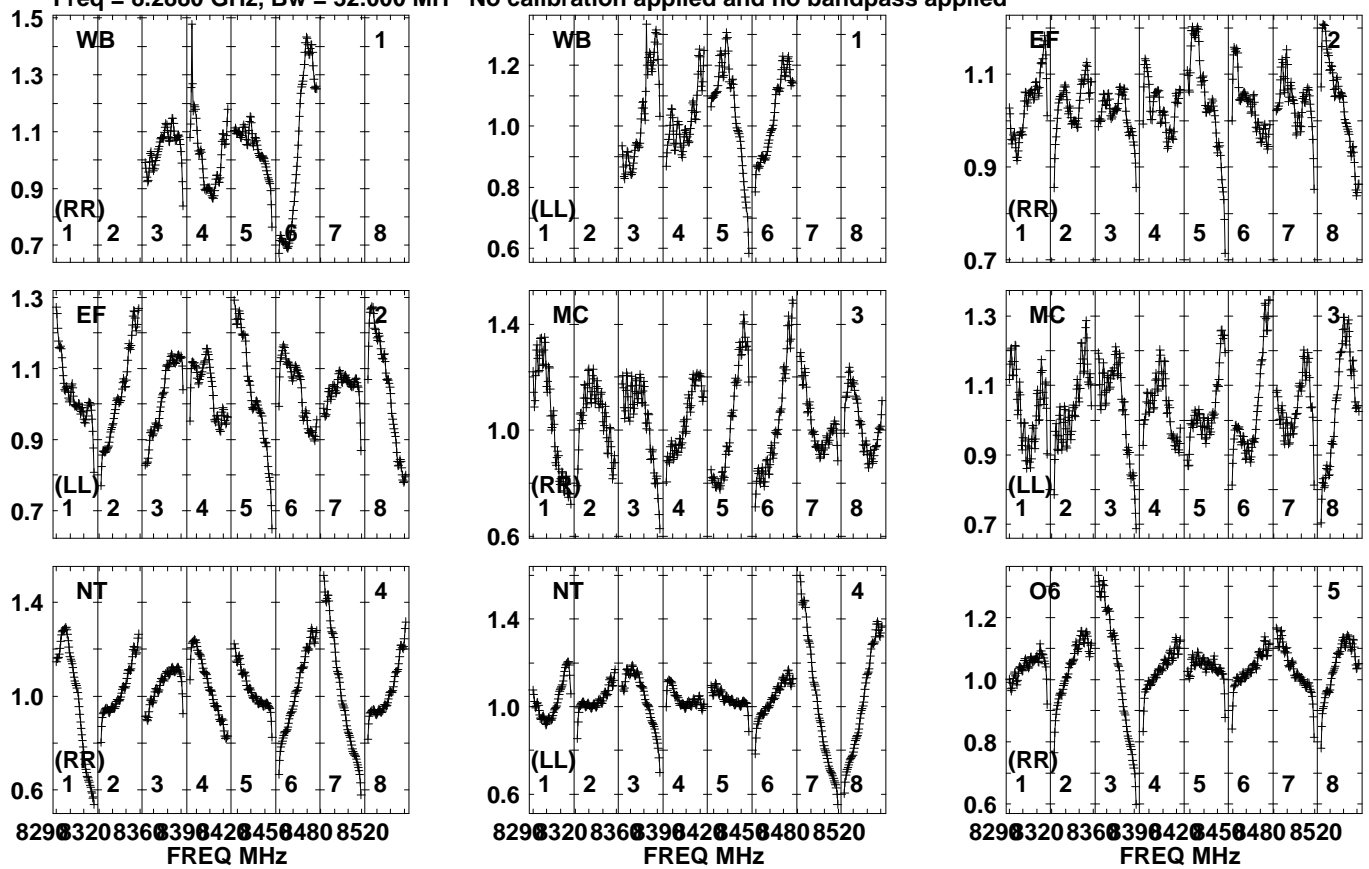


Lower frame: Real Jy
Auto-corr total-power spectrum Antenna: *
Timerange: 00/17:35:01 to 00/17:37:59

Plot file version 71 created 10-MAY-2023 11:49:10

J0101+1639 ES103D.UVDATA.1

Freq = 8.2880 GHz, Bw = 32.000 MH No calibration applied and no bandpass applied

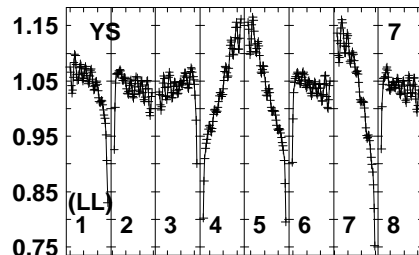
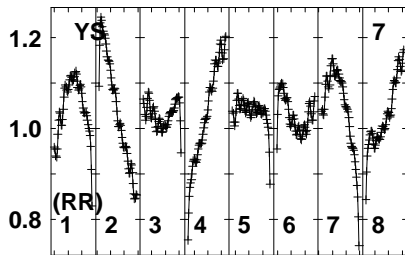
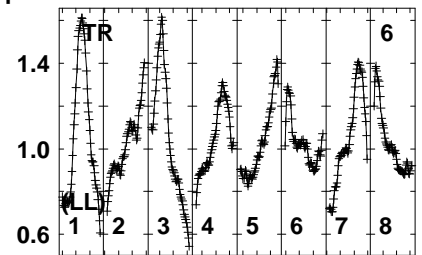
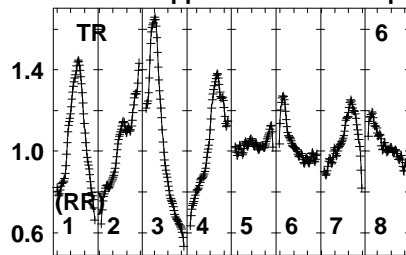
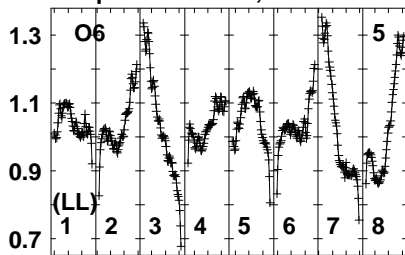


Lower frame: Real Jy
Auto-corr total-power spectrum Antenna: *
Timerange: 00/17:38:31 to 00/17:40:29

Plot file version 72 created 10-MAY-2023 11:49:10

J0101+1639 ES103D.UVDATA.1

Freq = 8.2880 GHz, Bw = 32.000 MH No calibration applied and no bandpass applied

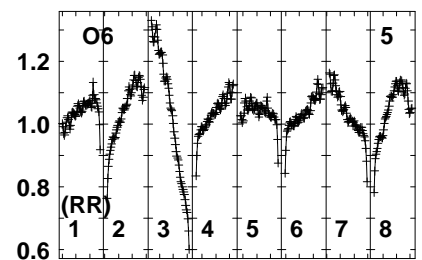
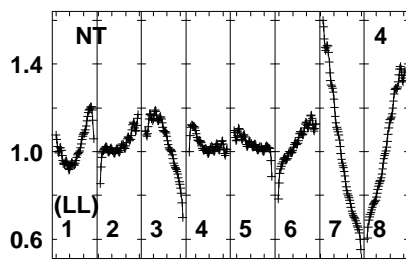
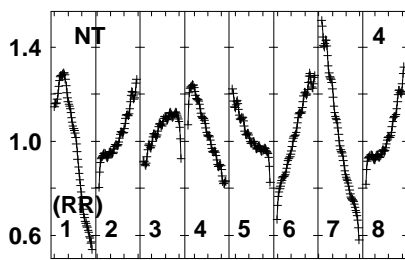
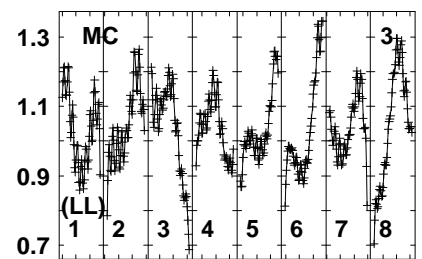
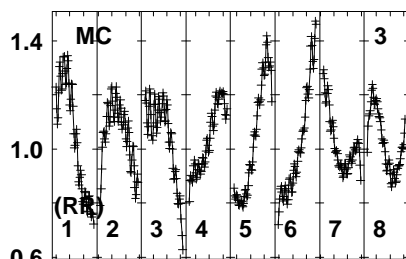
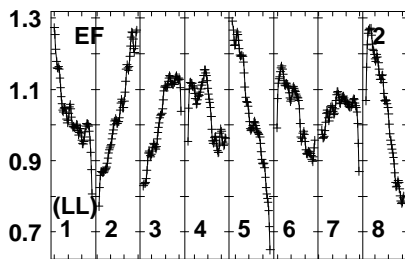
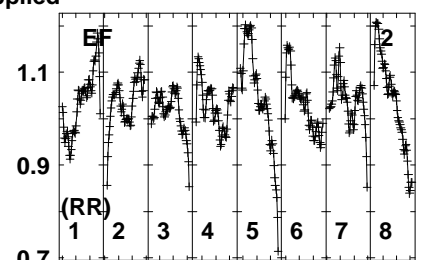
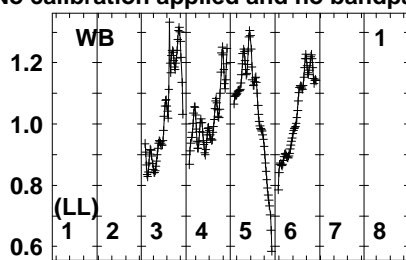
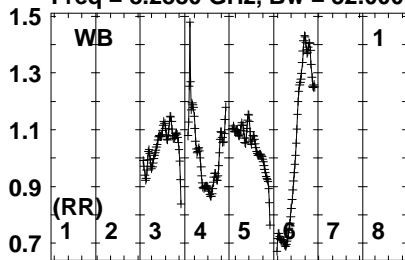


Lower frame: Real Jy
Auto-corr total-power spectrum Antenna: *
Timerange: 00/17:38:31 to 00/17:40:29

Plot file version 73 created 10-MAY-2023 11:49:10

SDSSJ0111+17 ES103D.UVDATA.1

Freq = 8.2880 GHz, Bw = 32.000 MH No calibration applied and no bandpass applied



829032083603904204504808520
FREQ MHz

829032083603904204504808520
FREQ MHz

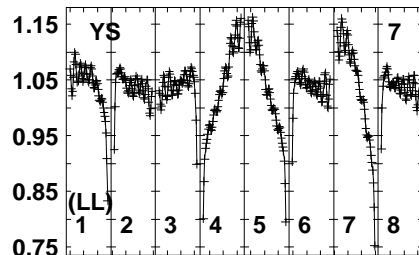
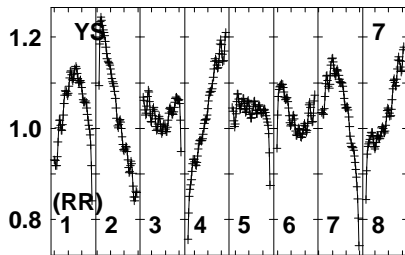
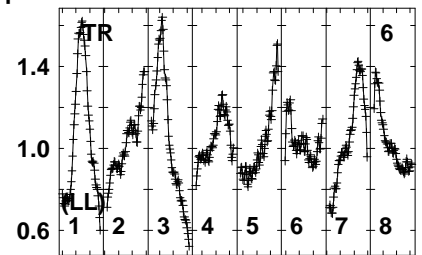
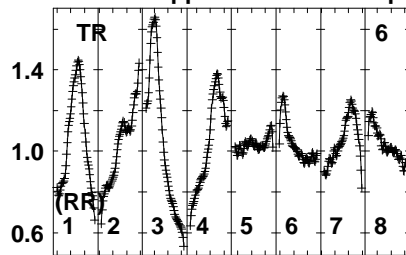
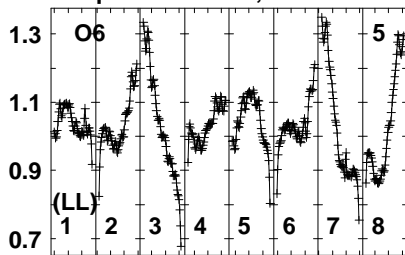
829032083603904204504808520
FREQ MHz

Lower frame: Real Jy
Auto-corr total-power spectrum Antenna: *
Timerange: 00/17:40:33 to 00/17:43:29

Plot file version 74 created 10-MAY-2023 11:49:10

SDSSJ0111+17 ES103D.UVDATA.1

Freq = 8.2880 GHz, Bw = 32.000 MH No calibration applied and no bandpass applied

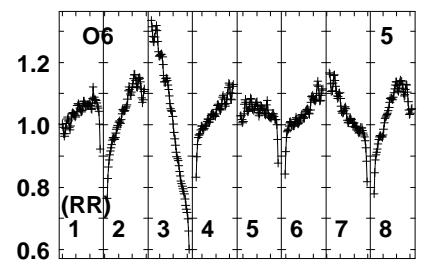
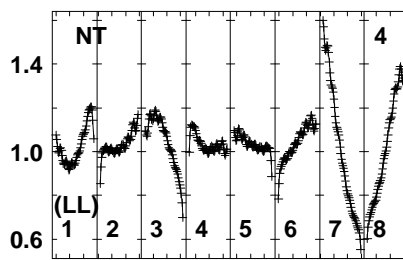
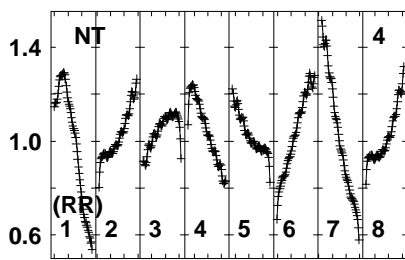
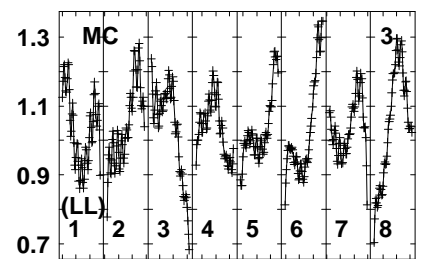
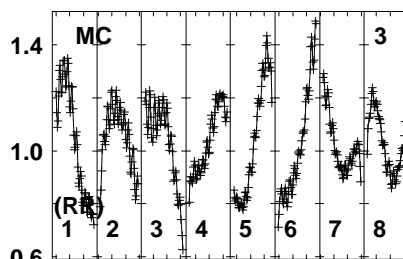
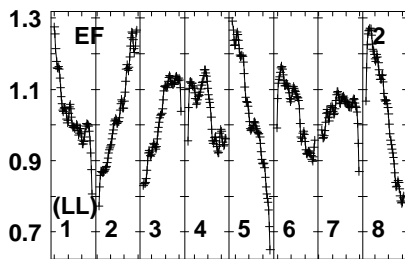
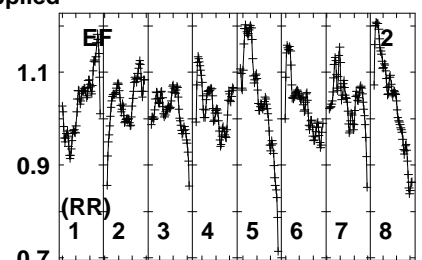
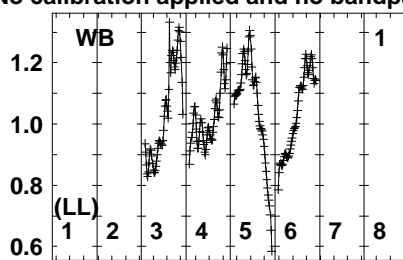
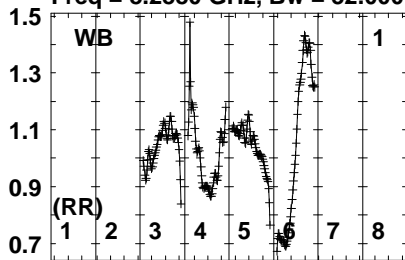


Lower frame: Real Jy
Auto-corr total-power spectrum Antenna: *
Timerange: 00/17:40:33 to 00/17:43:29

Plot file version 75 created 10-MAY-2023 11:49:10

J0101+1639 ES103D.UVDATA.1

Freq = 8.2880 GHz, Bw = 32.000 MH No calibration applied and no bandpass applied



829032083603904204504808520
FREQ MHz

829032083603904204504808520
FREQ MHz

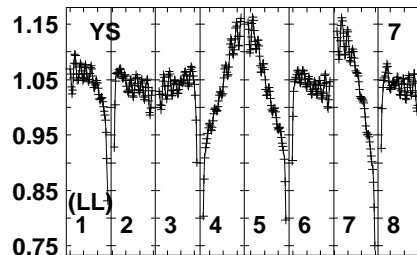
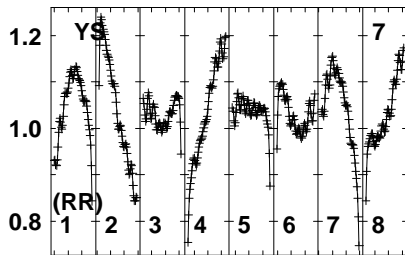
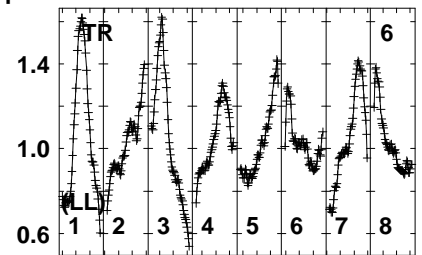
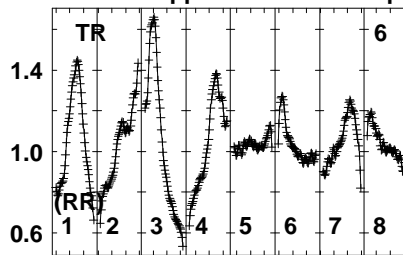
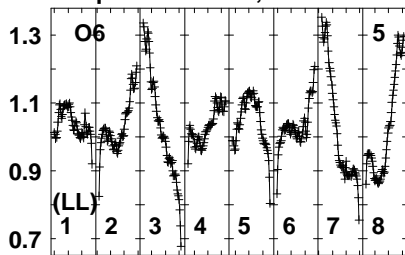
829032083603904204504808520
FREQ MHz

Lower frame: Real Jy
Auto-corr total-power spectrum Antenna: *
Timerange: 00/17:43:31 to 00/17:45:29

Plot file version 76 created 10-MAY-2023 11:49:10

J0101+1639 ES103D.UVDATA.1

Freq = 8.2880 GHz, Bw = 32.000 MH No calibration applied and no bandpass applied

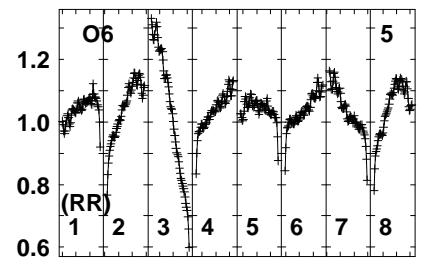
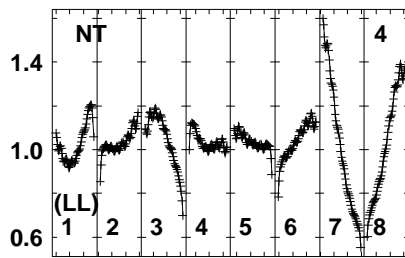
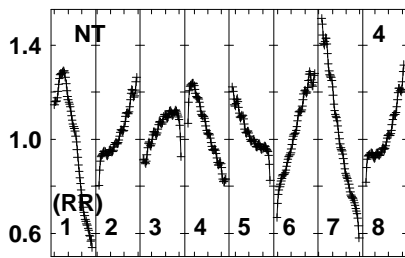
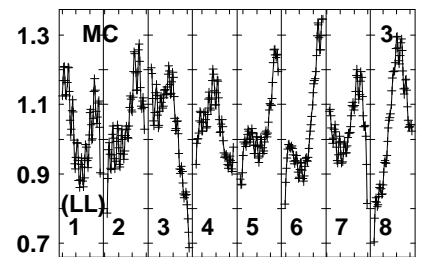
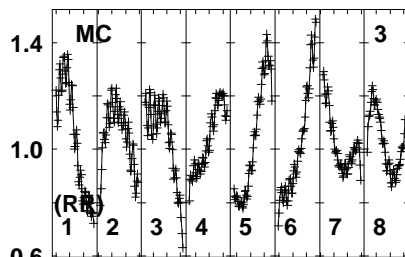
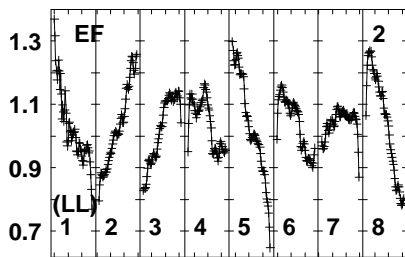
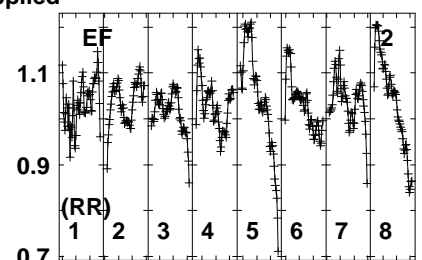
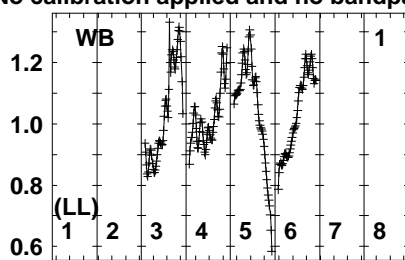
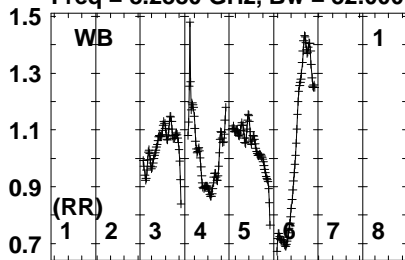


Lower frame: Real Jy
Auto-corr total-power spectrum Antenna: *
Timerange: 00/17:43:31 to 00/17:45:29

Plot file version 77 created 10-MAY-2023 11:49:10

SDSSJ0111+17 ES103D.UVDATA.1

Freq = 8.2880 GHz, Bw = 32.000 MH No calibration applied and no bandpass applied



829032083603904204504808520
FREQ MHz

829032083603904204504808520
FREQ MHz

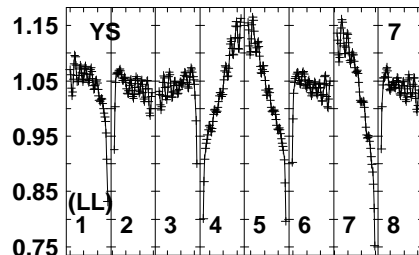
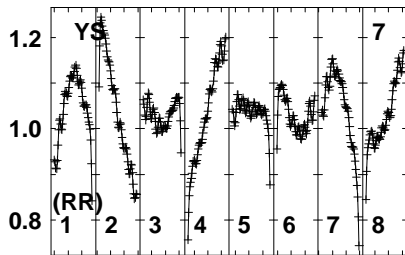
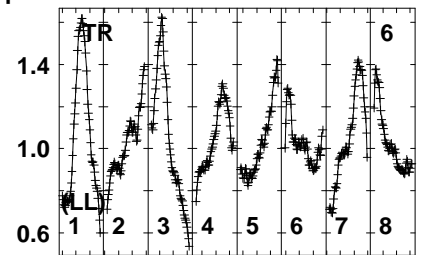
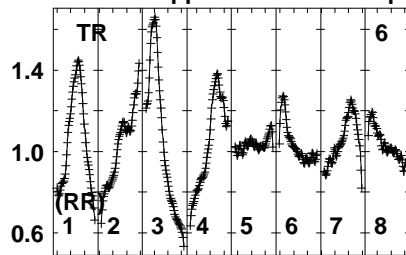
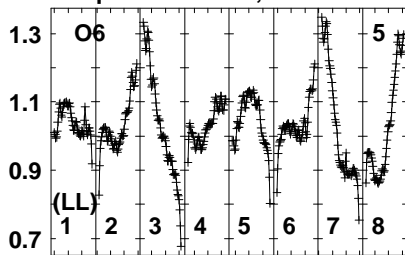
829032083603904204504808520
FREQ MHz

Lower frame: Real Jy
Auto-corr total-power spectrum Antenna: *
Timerange: 00/17:45:31 to 00/17:48:29

Plot file version 78 created 10-MAY-2023 11:49:10

SDSSJ0111+17 ES103D.UVDATA.1

Freq = 8.2880 GHz, Bw = 32.000 MH No calibration applied and no bandpass applied

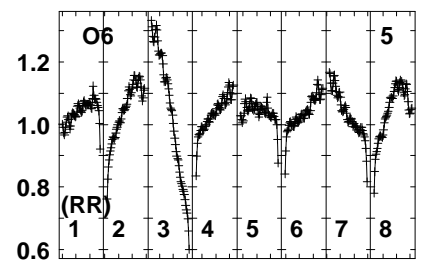
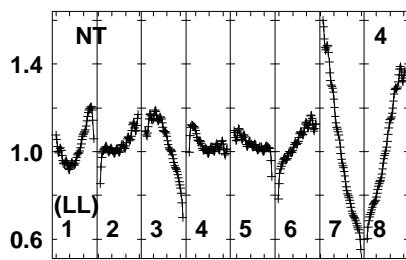
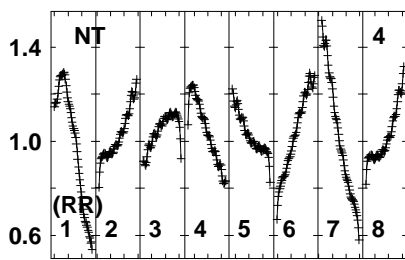
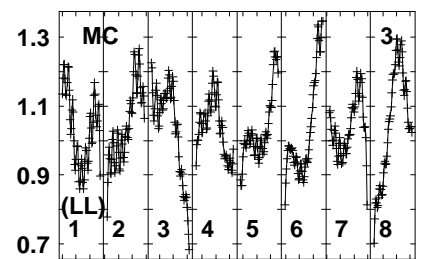
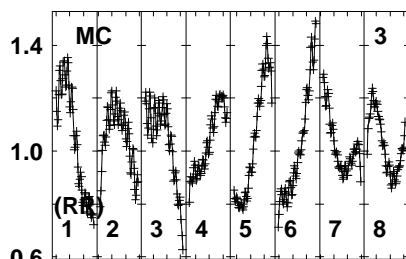
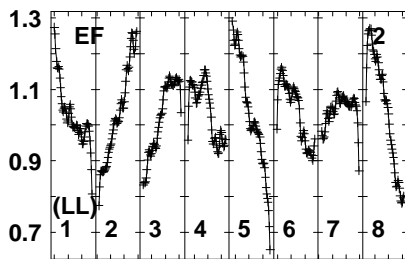
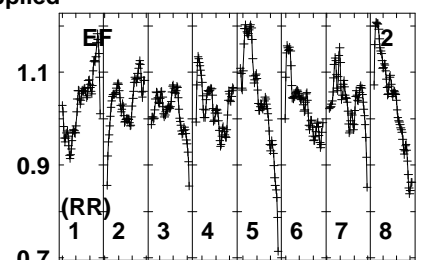
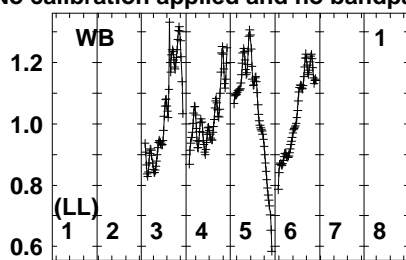
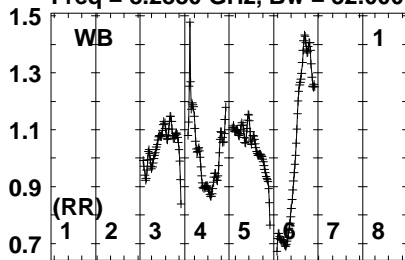


Lower frame: Real Jy
Auto-corr total-power spectrum Antenna: *
Timerange: 00/17:45:31 to 00/17:48:29

Plot file version 79 created 10-MAY-2023 11:49:10

J0101+1639 ES103D.UVDATA.1

Freq = 8.2880 GHz, Bw = 32.000 MH No calibration applied and no bandpass applied



829032083603904204504808520
FREQ MHz

829032083603904204504808520
FREQ MHz

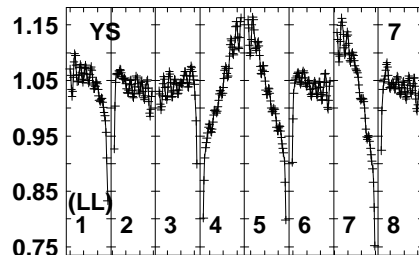
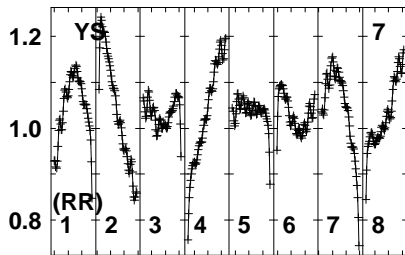
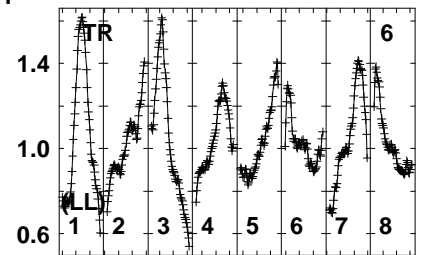
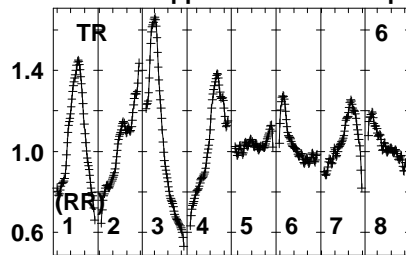
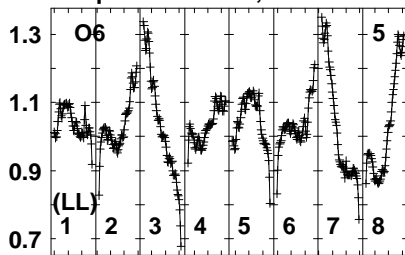
829032083603904204504808520
FREQ MHz

Lower frame: Real Jy
Auto-corr total-power spectrum Antenna: *
Timerange: 00/17:49:01 to 00/17:50:59

Plot file version 80 created 10-MAY-2023 11:49:10

J0101+1639 ES103D.UVDATA.1

Freq = 8.2880 GHz, Bw = 32.000 MH No calibration applied and no bandpass applied

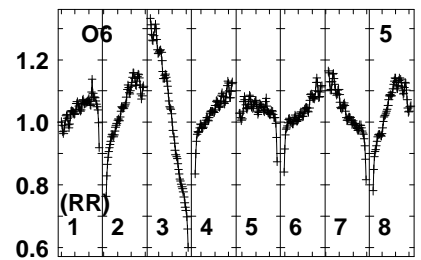
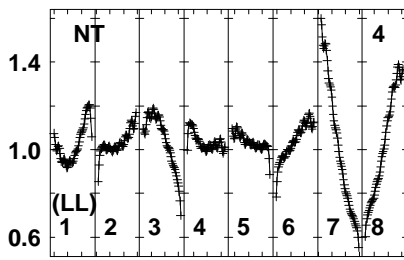
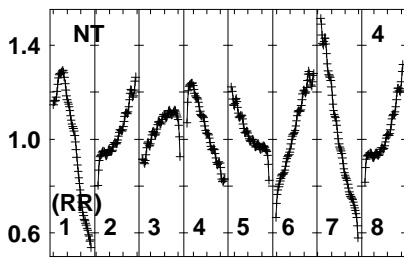
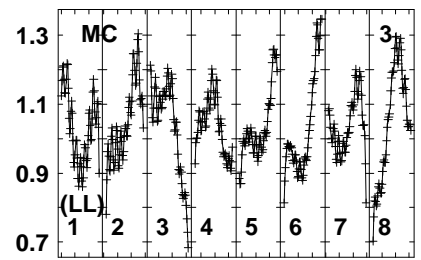
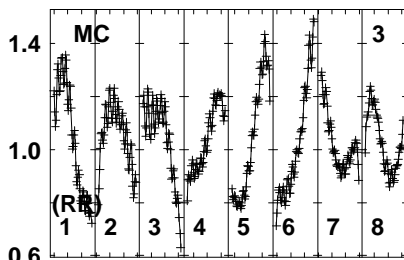
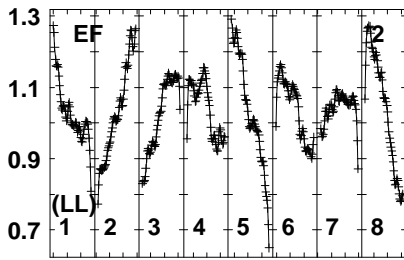
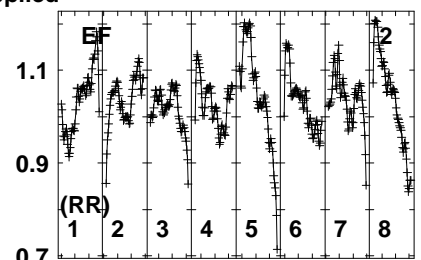
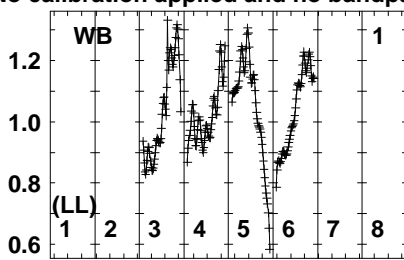
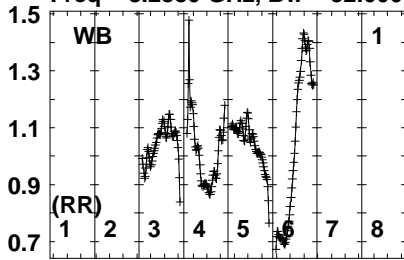


Lower frame: Real Jy
Auto-corr total-power spectrum Antenna: *
Timerange: 00/17:49:01 to 00/17:50:59

Plot file version 81 created 10-MAY-2023 11:49:10

SDSSJ0111+17 ES103D.UVDATA.1

Freq = 8.2880 GHz, Bw = 32.000 MH No calibration applied and no bandpass applied



829032083603904204504808520
FREQ MHz

829032083603904204504808520
FREQ MHz

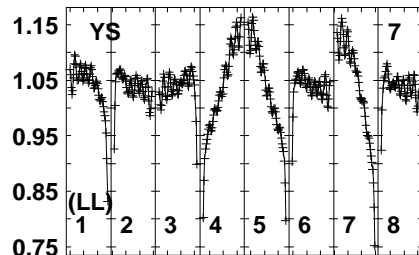
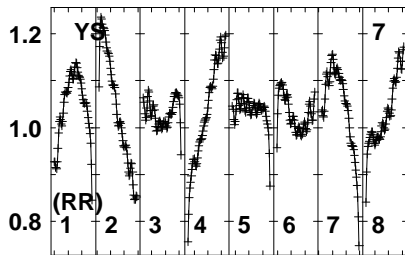
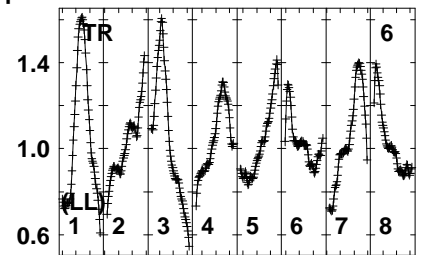
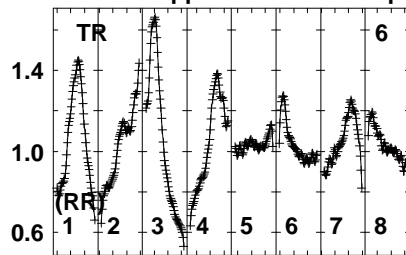
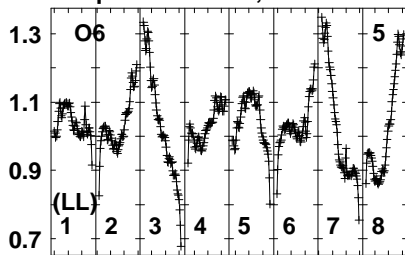
829032083603904204504808520
FREQ MHz

Lower frame: Real Jy
Auto-corr total-power spectrum Antenna: *
Timerange: 00/17:51:03 to 00/17:53:59

Plot file version 82 created 10-MAY-2023 11:49:10

SDSSJ0111+17 ES103D.UVDATA.1

Freq = 8.2880 GHz, Bw = 32.000 MH No calibration applied and no bandpass applied

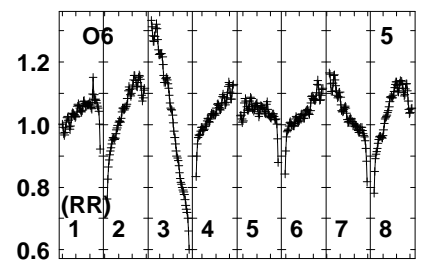
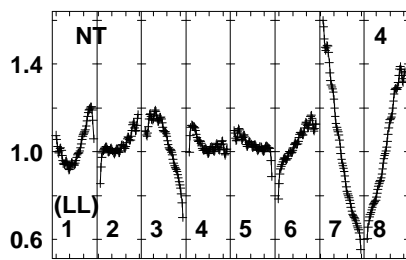
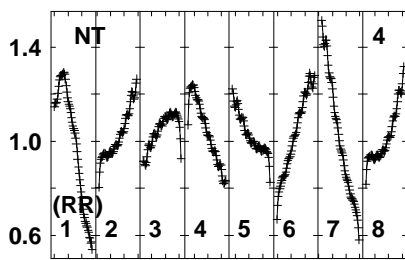
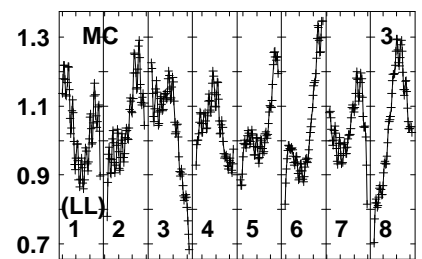
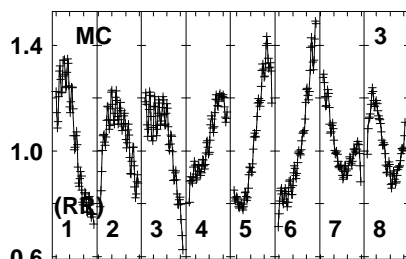
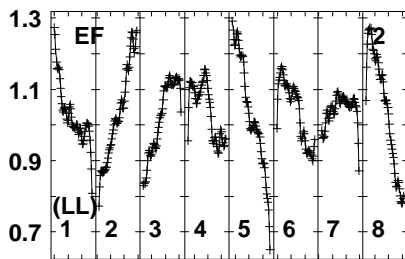
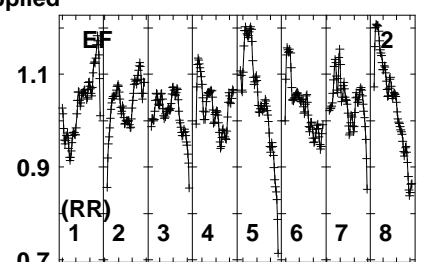
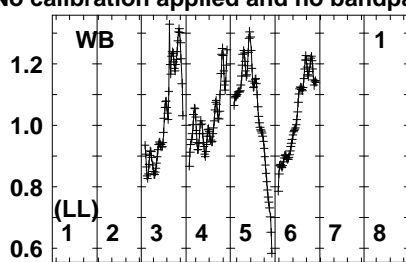
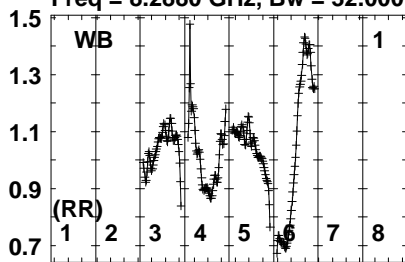


Lower frame: Real Jy
Auto-corr total-power spectrum Antenna: *
Timerange: 00/17:51:03 to 00/17:53:59

Plot file version 83 created 10-MAY-2023 11:49:10

J0101+1639 ES103D.UVDATA.1

Freq = 8.2880 GHz, Bw = 32.000 MH No calibration applied and no bandpass applied



829032083603904204504808520
FREQ MHz

829032083603904204504808520
FREQ MHz

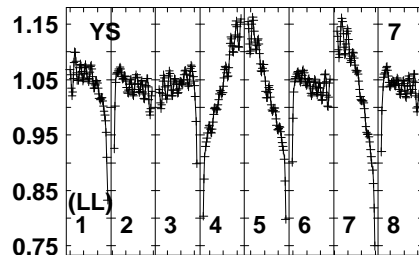
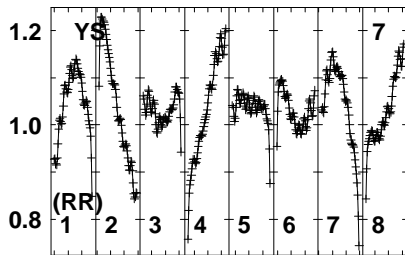
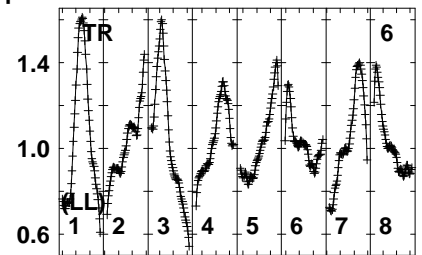
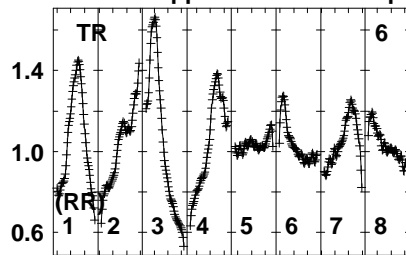
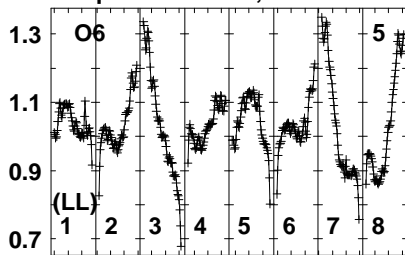
829032083603904204504808520
FREQ MHz

Lower frame: Real Jy
Auto-corr total-power spectrum Antenna: *
Timerange: 00/17:54:01 to 00/17:55:59

Plot file version 84 created 10-MAY-2023 11:49:10

J0101+1639 ES103D.UVDATA.1

Freq = 8.2880 GHz, Bw = 32.000 MH No calibration applied and no bandpass applied

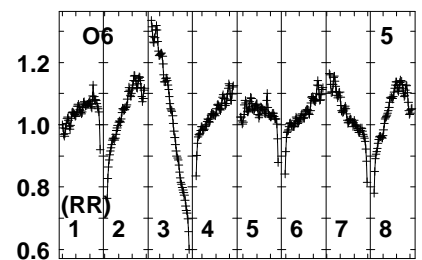
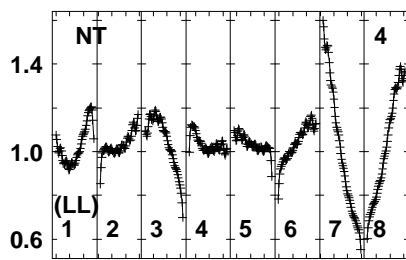
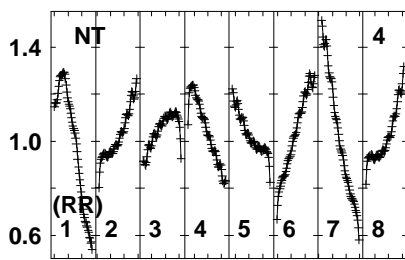
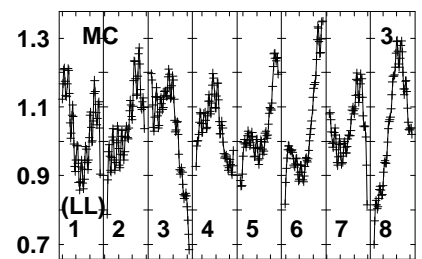
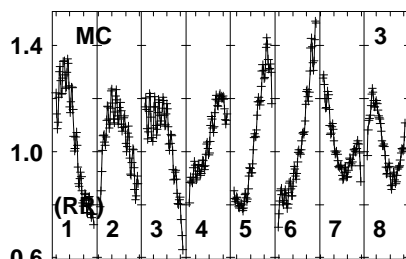
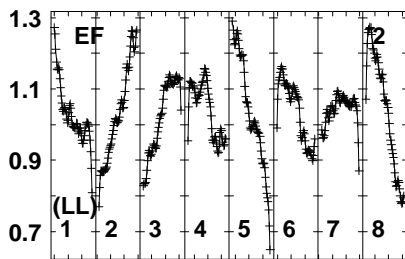
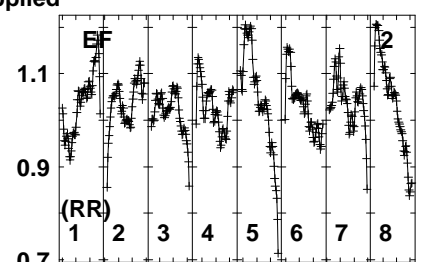
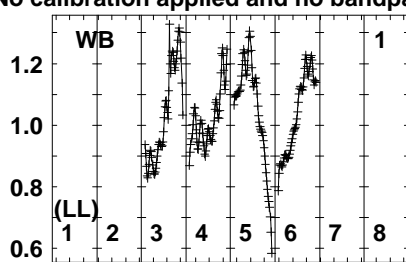
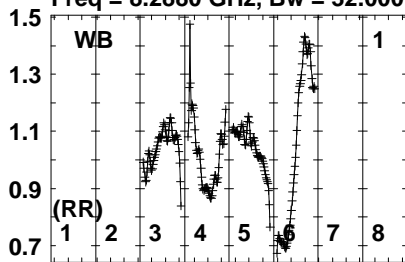


Lower frame: Real Jy
Auto-corr total-power spectrum Antenna: *
Timerange: 00/17:54:01 to 00/17:55:59

Plot file version 85 created 10-MAY-2023 11:49:10

J0042+2320 ES103D.UVDATA.1

Freq = 8.2880 GHz, Bw = 32.000 MH No calibration applied and no bandpass applied



829032083603904204504808520
FREQ MHz

829032083603904204504808520
FREQ MHz

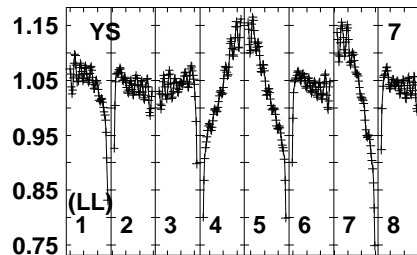
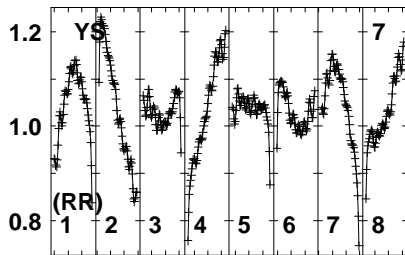
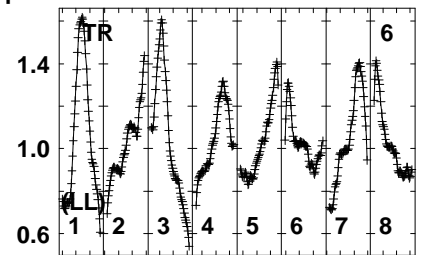
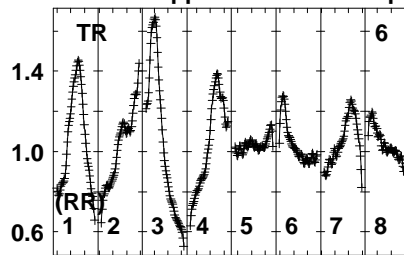
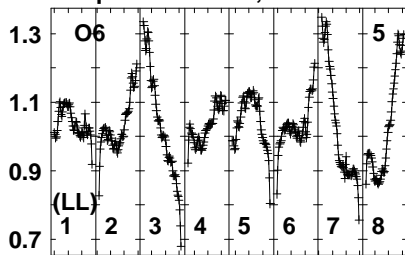
829032083603904204504808520
FREQ MHz

Lower frame: Real Jy
Auto-corr total-power spectrum Antenna: *
Timerange: 00/17:56:01 to 00/18:00:59

Plot file version 86 created 10-MAY-2023 11:49:10

J0042+2320 ES103D.UVDATA.1

Freq = 8.2880 GHz, Bw = 32.000 MH No calibration applied and no bandpass applied

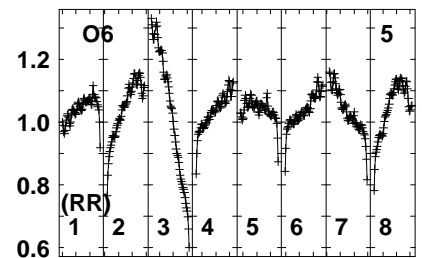
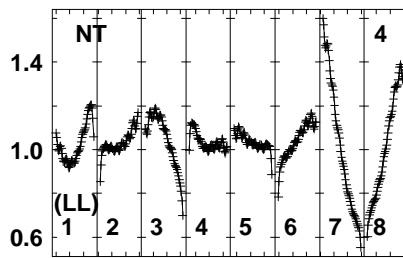
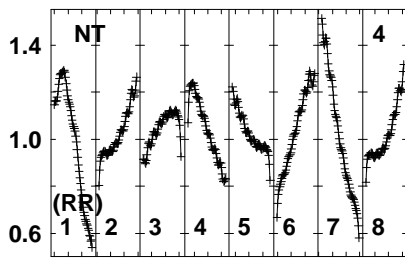
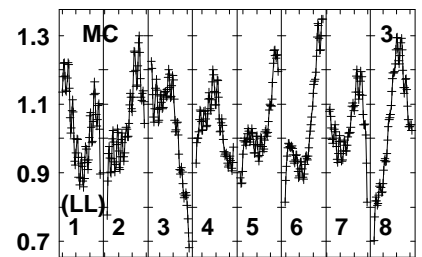
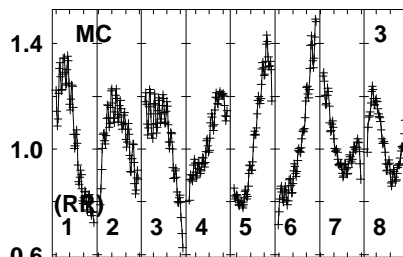
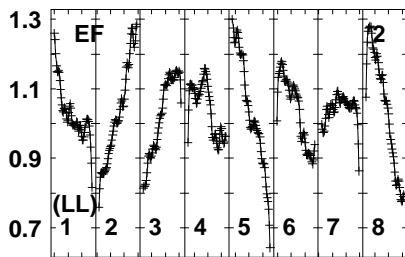
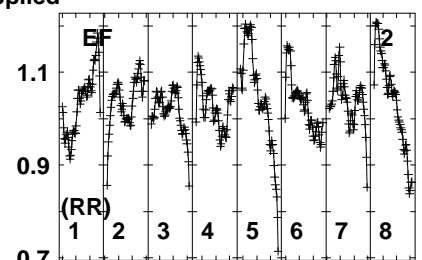
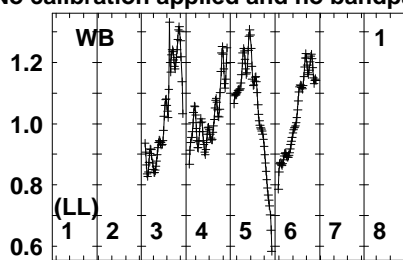
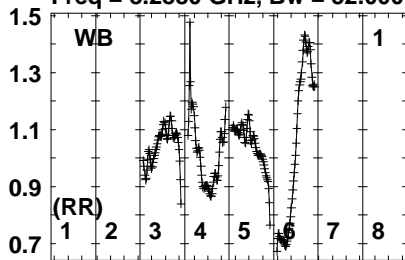


Lower frame: Real Jy
Auto-corr total-power spectrum Antenna: *
Timerange: 00/17:56:01 to 00/18:00:59

Plot file version 87 created 10-MAY-2023 11:49:10

J0101+1639 ES103D.UVDATA.1

Freq = 8.2880 GHz, Bw = 32.000 MH No calibration applied and no bandpass applied



829032083603904204504808520
FREQ MHz

829032083603904204504808520
FREQ MHz

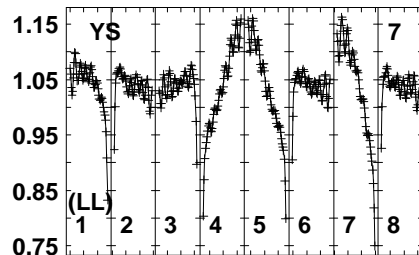
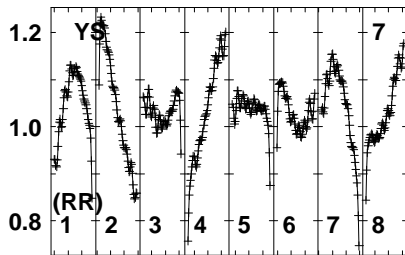
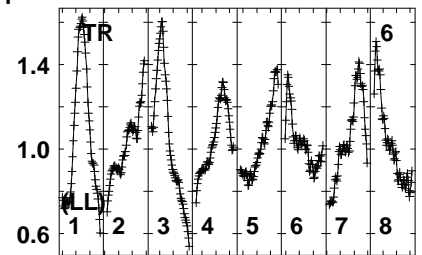
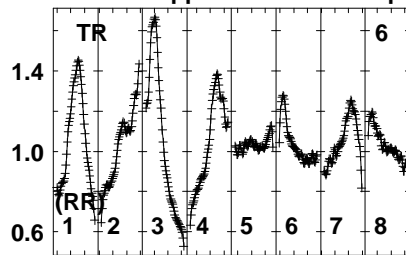
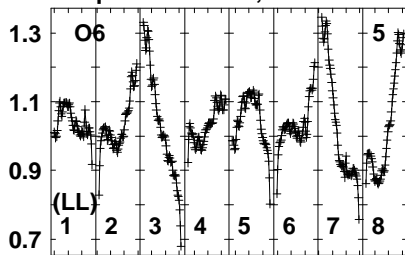
829032083603904204504808520
FREQ MHz

Lower frame: Real Jy
Auto-corr total-power spectrum Antenna: *
Timerange: 00/18:02:01 to 00/18:06:59

Plot file version 88 created 10-MAY-2023 11:49:11

J0101+1639 ES103D.UVDATA.1

Freq = 8.2880 GHz, Bw = 32.000 MH No calibration applied and no bandpass applied

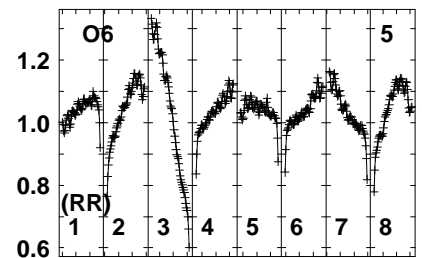
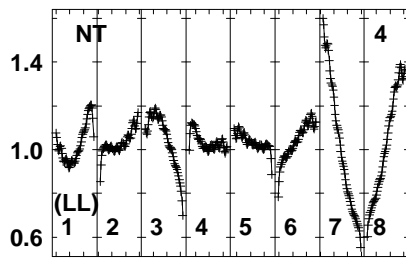
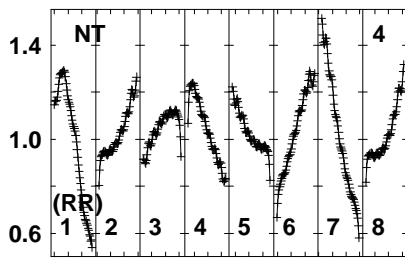
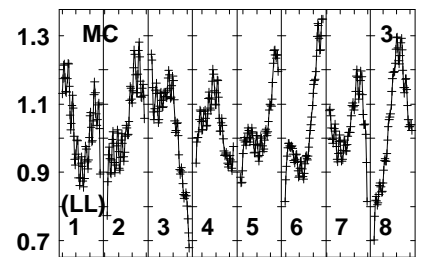
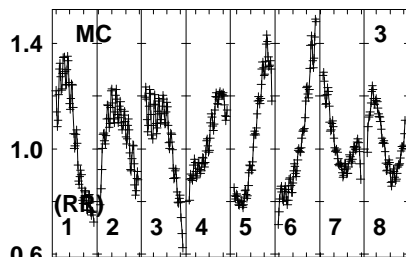
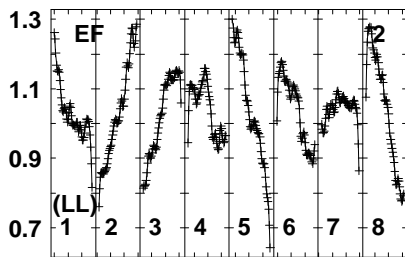
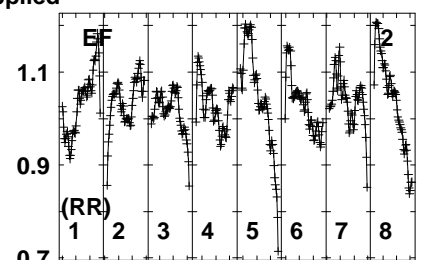
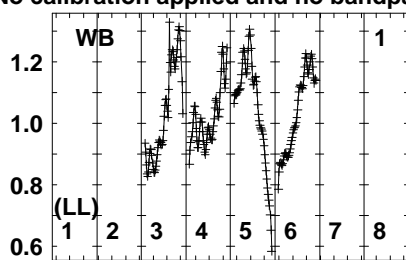
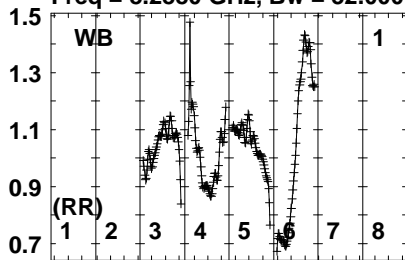


Lower frame: Real Jy
Auto-corr total-power spectrum Antenna: *
Timerange: 00/18:02:01 to 00/18:06:59

Plot file version 89 created 10-MAY-2023 11:49:11

SDSSJ0111+17 ES103D.UVDATA.1

Freq = 8.2880 GHz, Bw = 32.000 MH No calibration applied and no bandpass applied



829032083603904204504808520
FREQ MHz

829032083603904204504808520
FREQ MHz

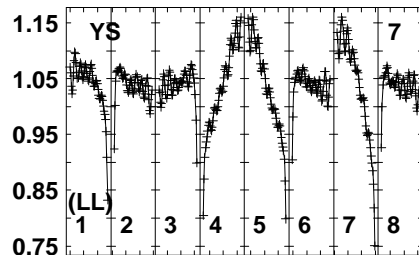
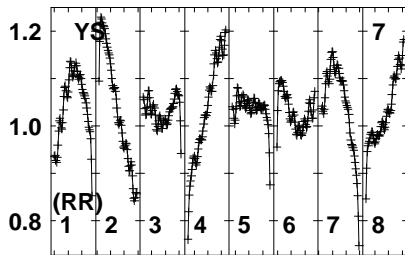
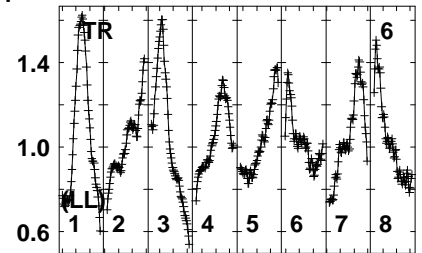
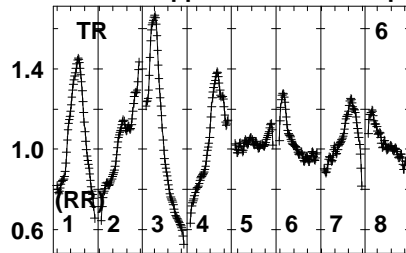
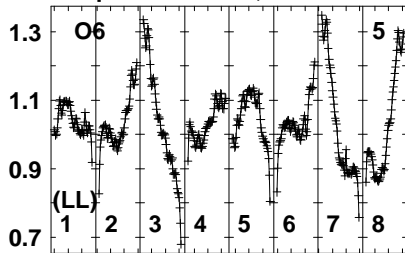
829032083603904204504808520
FREQ MHz

Lower frame: Real Jy
Auto-corr total-power spectrum Antenna: *
Timerange: 00/18:07:01 to 00/18:09:59

Plot file version 90 created 10-MAY-2023 11:49:11

SDSSJ0111+17 ES103D.UVDATA.1

Freq = 8.2880 GHz, Bw = 32.000 MH No calibration applied and no bandpass applied

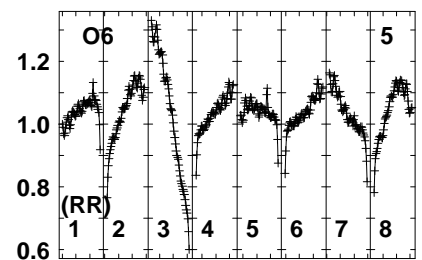
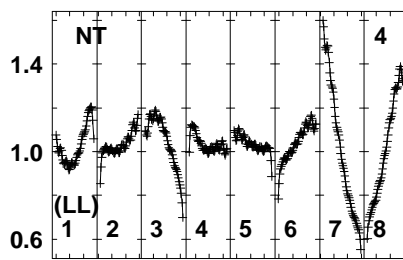
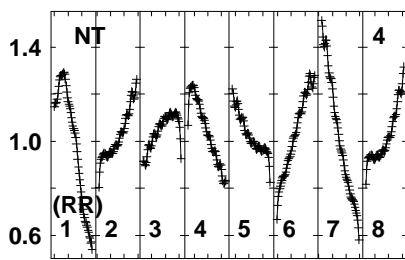
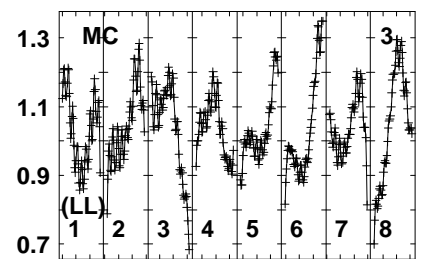
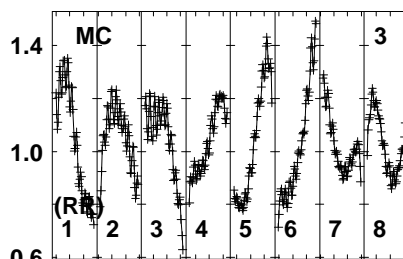
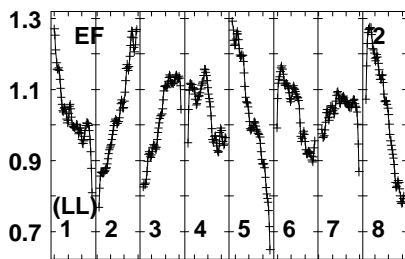
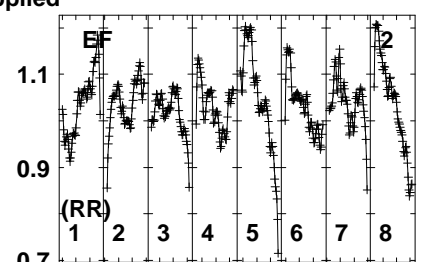
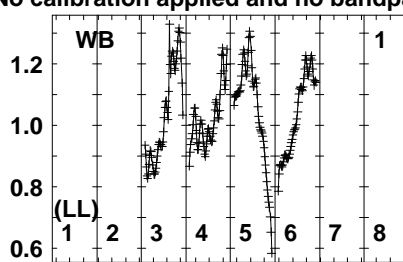
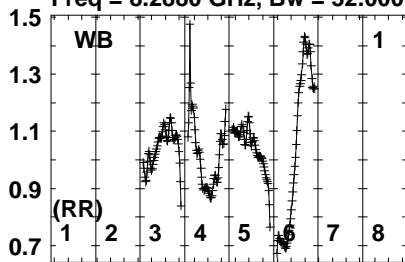


Lower frame: Real Jy
Auto-corr total-power spectrum Antenna: *
Timerange: 00/18:07:01 to 00/18:09:59

Plot file version 91 created 10-MAY-2023 11:49:11

J0101+1639 ES103D.UVDATA.1

Freq = 8.2880 GHz, Bw = 32.000 MH No calibration applied and no bandpass applied



829032083603904204504808520
FREQ MHz

829032083603904204504808520
FREQ MHz

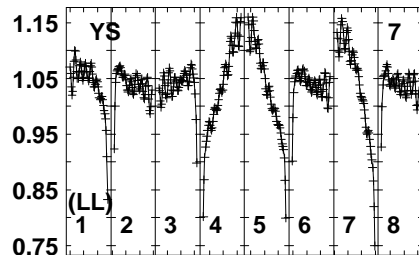
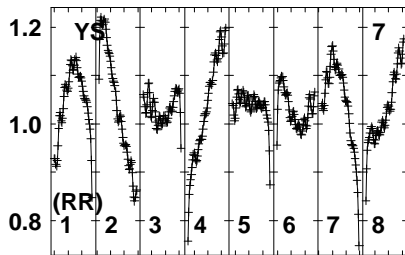
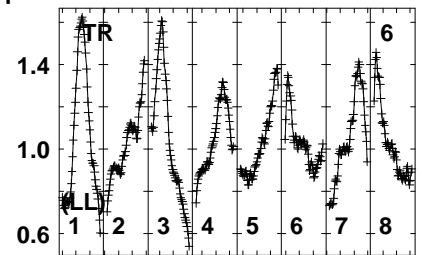
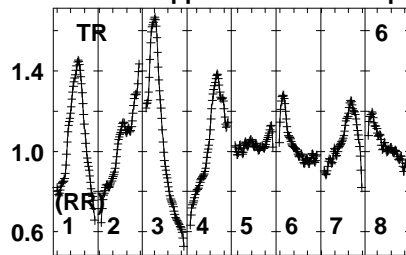
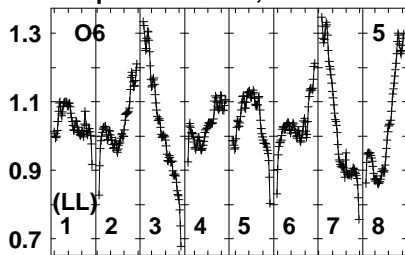
829032083603904204504808520
FREQ MHz

Lower frame: Real Jy
Auto-corr total-power spectrum Antenna: *
Timerange: 00/18:10:31 to 00/18:12:29

Plot file version 92 created 10-MAY-2023 11:49:11

J0101+1639 ES103D.UVDATA.1

Freq = 8.2880 GHz, Bw = 32.000 MH No calibration applied and no bandpass applied

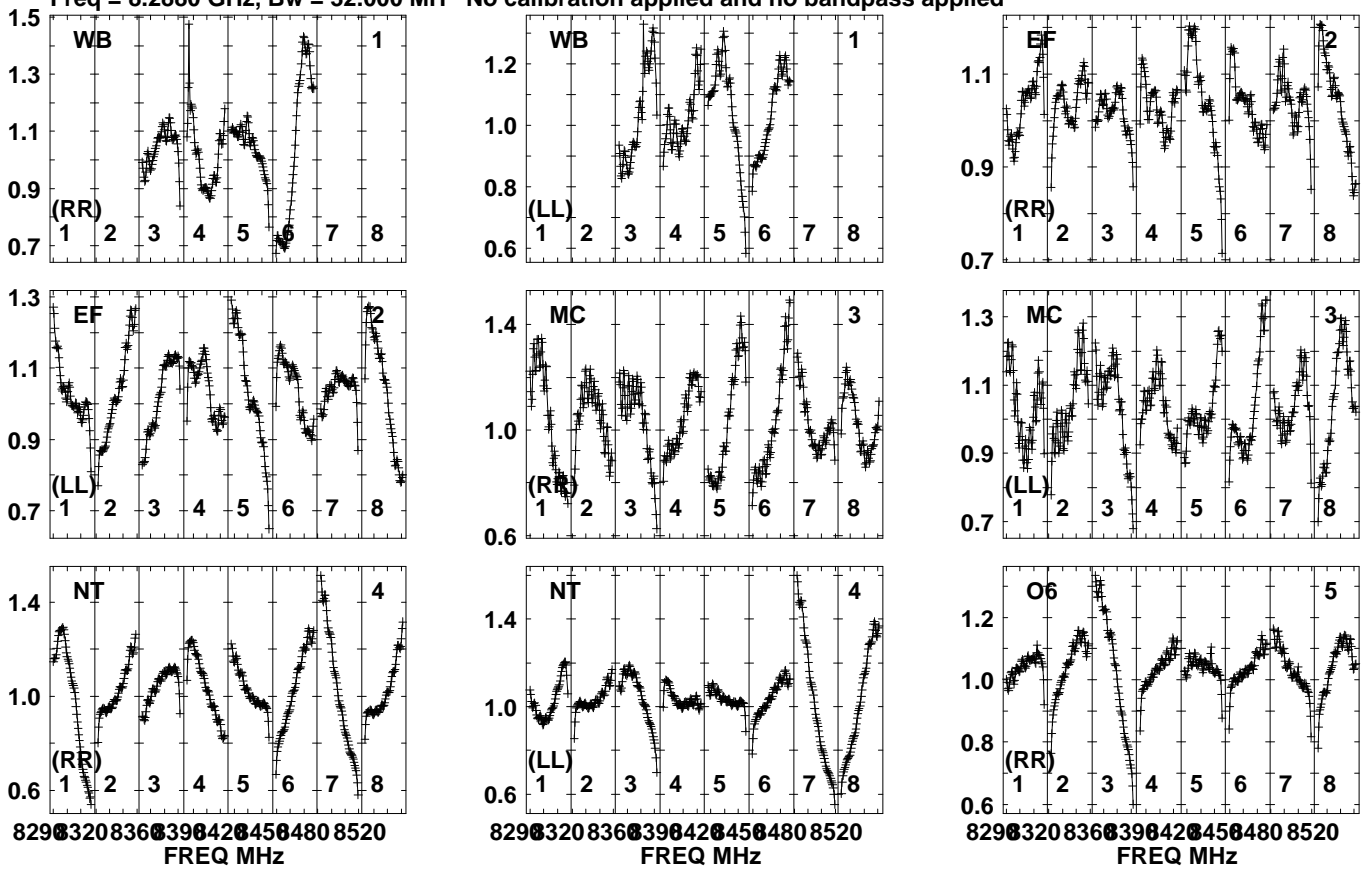


Lower frame: Real Jy
Auto-corr total-power spectrum Antenna: *
Timerange: 00/18:10:31 to 00/18:12:29

Plot file version 93 created 10-MAY-2023 11:49:11

SDSSJ0111+17 ES103D.UVDATA.1

Freq = 8.2880 GHz, Bw = 32.000 MH No calibration applied and no bandpass applied

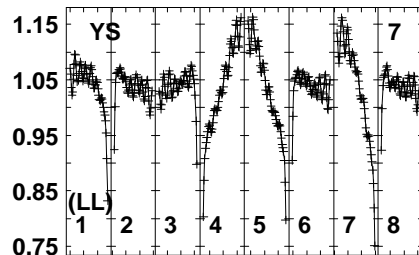
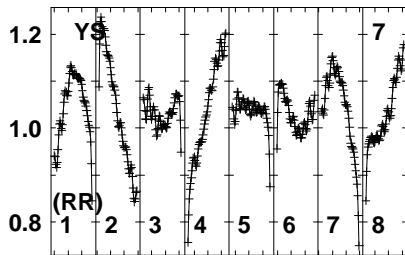
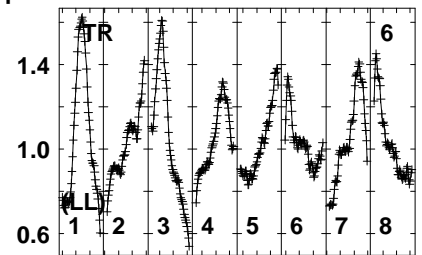
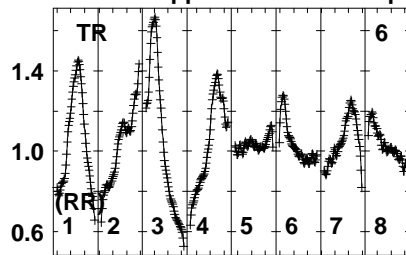
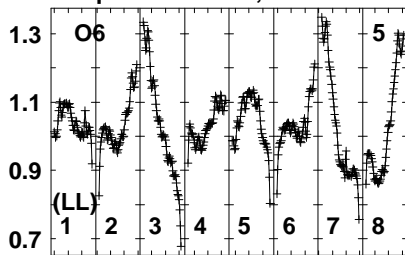


Lower frame: Real Jy
Auto-corr total-power spectrum Antenna: *
Timerange: 00/18:12:33 to 00/18:15:29

Plot file version 94 created 10-MAY-2023 11:49:11

SDSSJ0111+17 ES103D.UVDATA.1

Freq = 8.2880 GHz, Bw = 32.000 MH No calibration applied and no bandpass applied

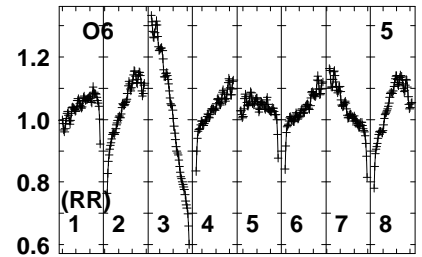
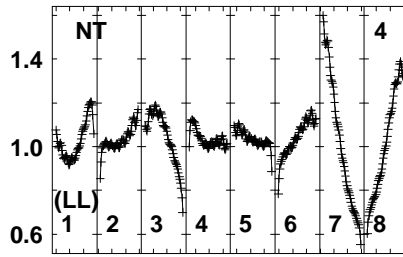
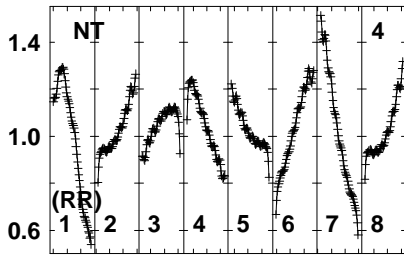
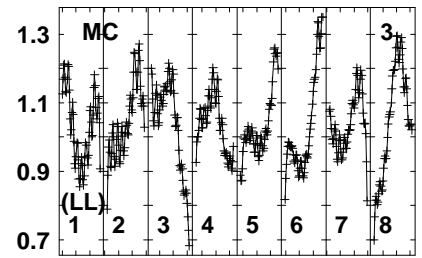
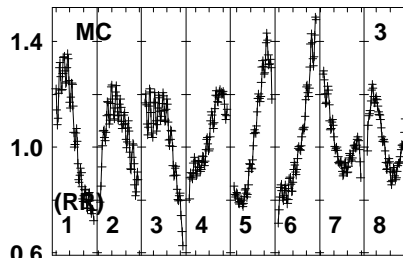
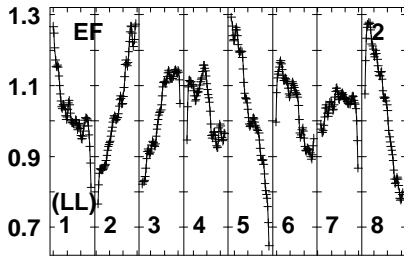
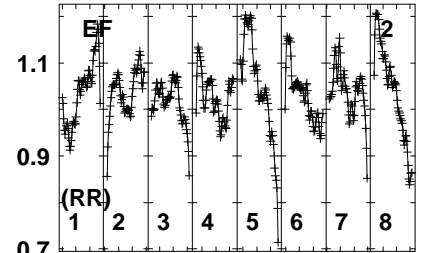
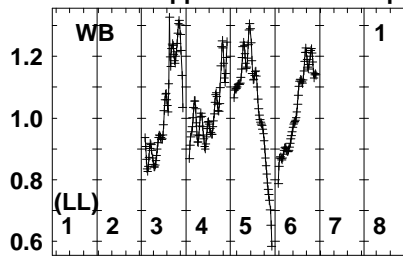
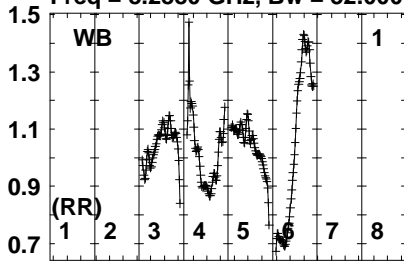


Lower frame: Real Jy
Auto-corr total-power spectrum Antenna: *
Timerange: 00/18:12:33 to 00/18:15:29

Plot file version 95 created 10-MAY-2023 11:49:11

J0101+1639 ES103D.UVDATA.1

Freq = 8.2880 GHz, Bw = 32.000 MH No calibration applied and no bandpass applied



829032083603904204504808520
FREQ MHz

829032083603904204504808520
FREQ MHz

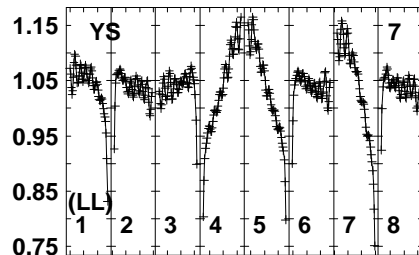
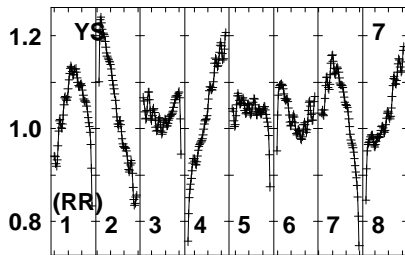
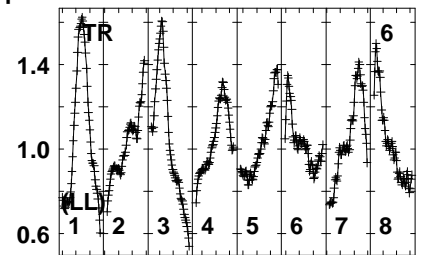
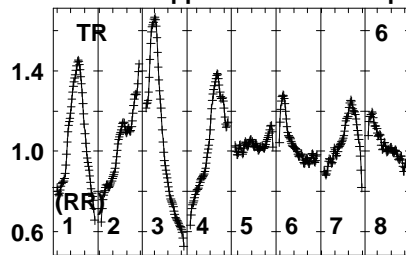
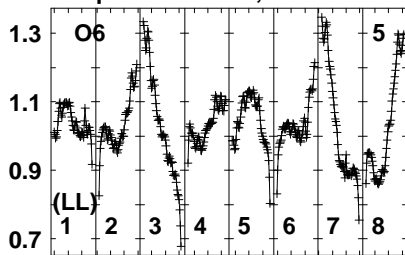
829032083603904204504808520
FREQ MHz

Lower frame: Real Jy
Auto-corr total-power spectrum Antenna: *
Timerange: 00/18:15:31 to 00/18:17:29

Plot file version 96 created 10-MAY-2023 11:49:11

J0101+1639 ES103D.UVDATA.1

Freq = 8.2880 GHz, Bw = 32.000 MH No calibration applied and no bandpass applied

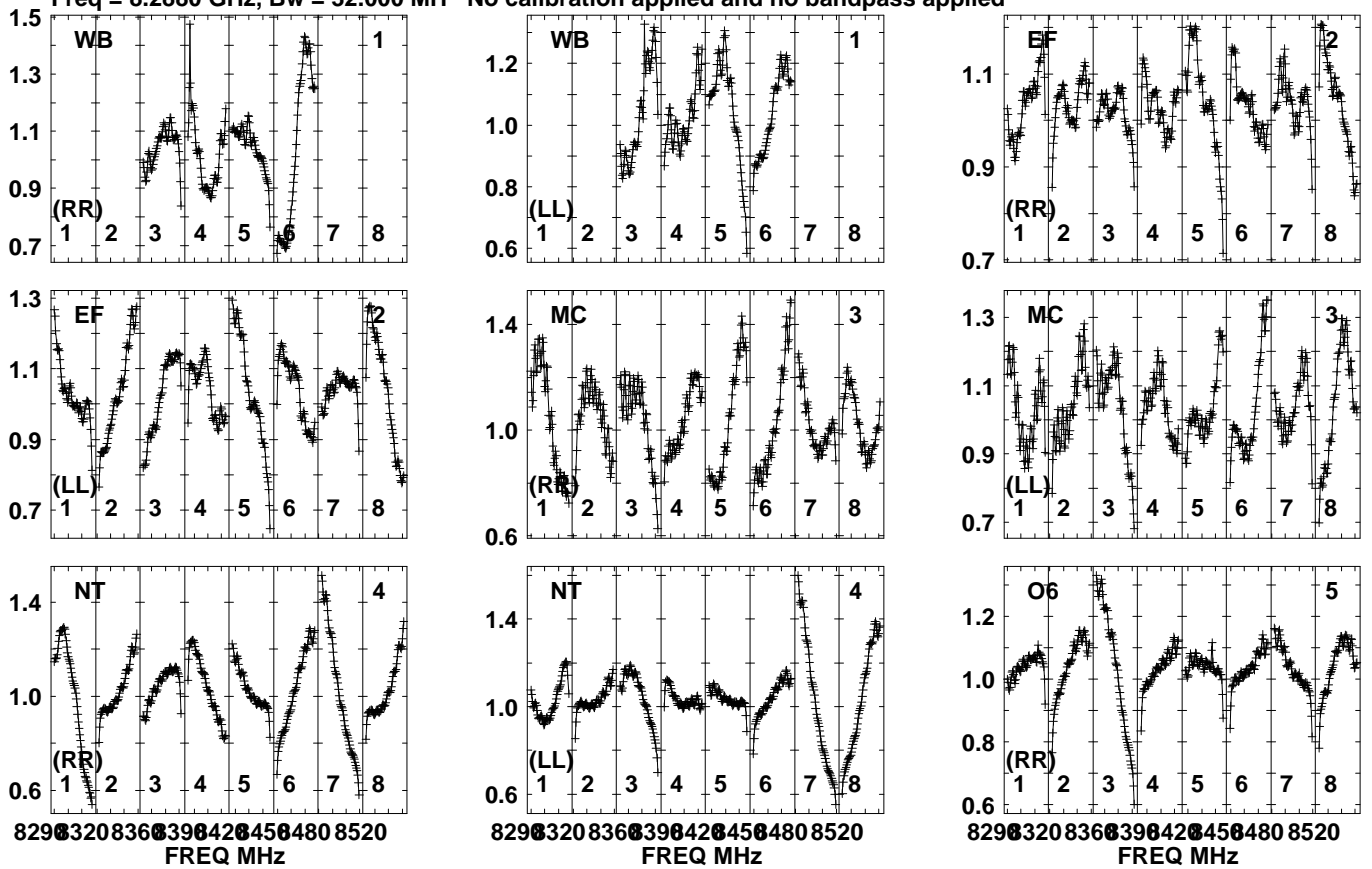


Lower frame: Real Jy
Auto-corr total-power spectrum Antenna: *
Timerange: 00/18:15:31 to 00/18:17:29

Plot file version 97 created 10-MAY-2023 11:49:11

SDSSJ0111+17 ES103D.UVDATA.1

Freq = 8.2880 GHz, Bw = 32.000 MH No calibration applied and no bandpass applied

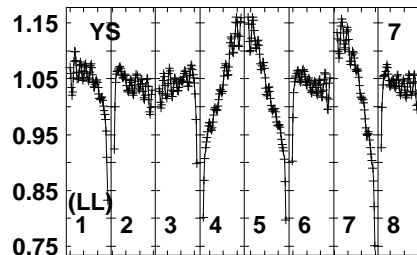
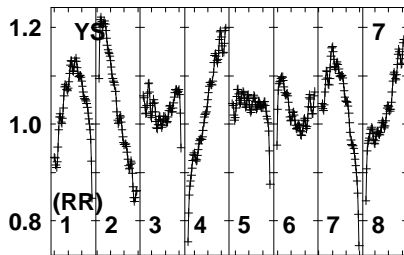
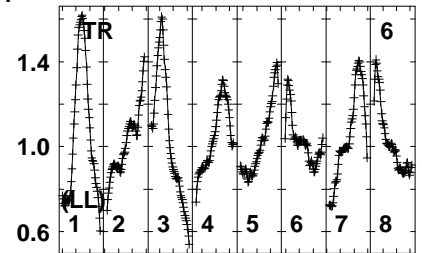
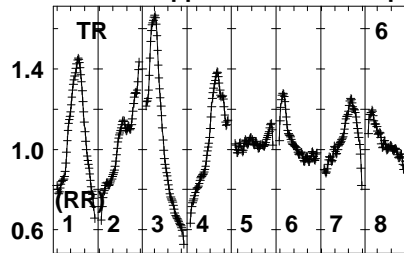
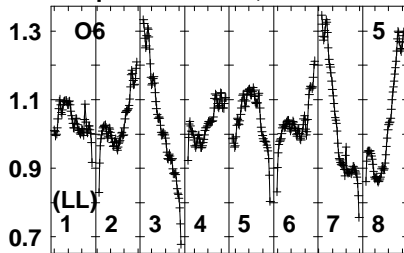


Lower frame: Real Jy
Auto-corr total-power spectrum Antenna: *
Timerange: 00/18:17:31 to 00/18:20:29

Plot file version 98 created 10-MAY-2023 11:49:11

SDSSJ0111+17 ES103D.UVDATA.1

Freq = 8.2880 GHz, Bw = 32.000 MH No calibration applied and no bandpass applied

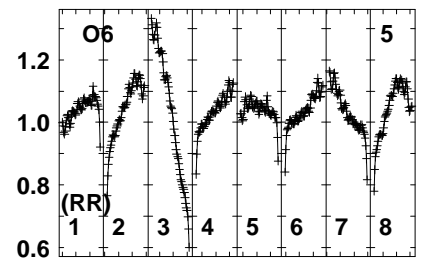
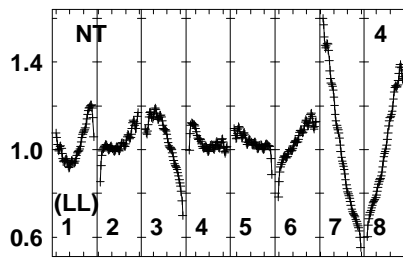
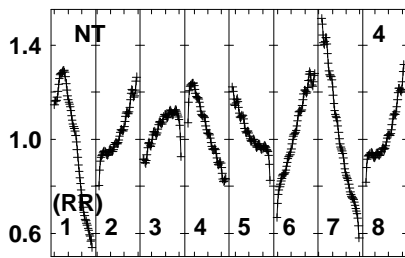
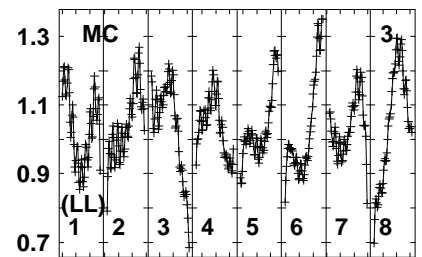
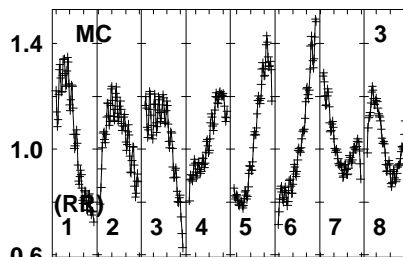
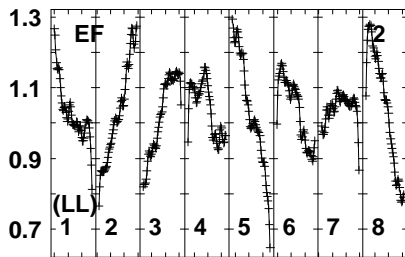
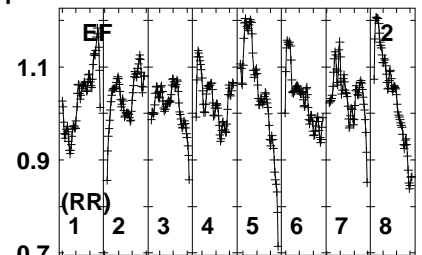
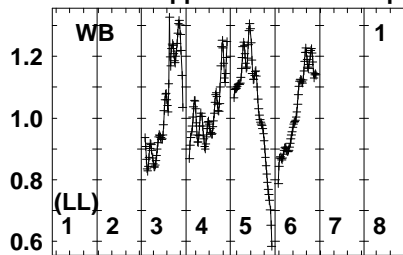
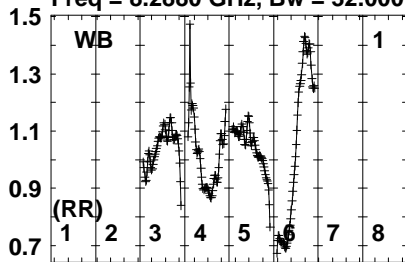


Lower frame: Real Jy
Auto-corr total-power spectrum Antenna: *
Timerange: 00/18:17:31 to 00/18:20:29

Plot file version 99 created 10-MAY-2023 11:49:11

J0101+1639 ES103D.UVDATA.1

Freq = 8.2880 GHz, Bw = 32.000 MH No calibration applied and no bandpass applied



829032083603904204504808520
FREQ MHz

829032083603904204504808520
FREQ MHz

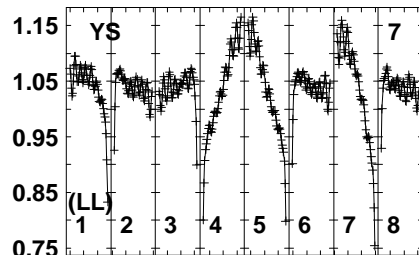
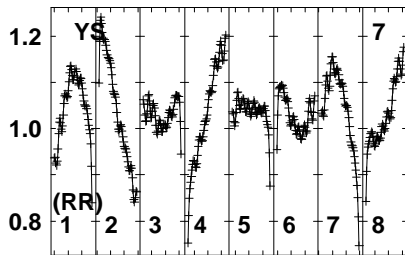
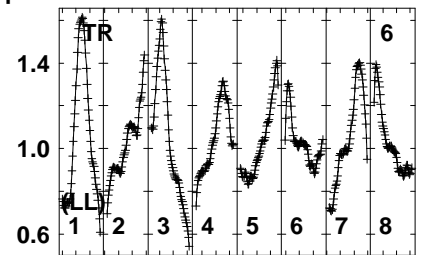
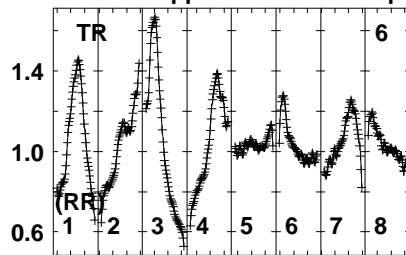
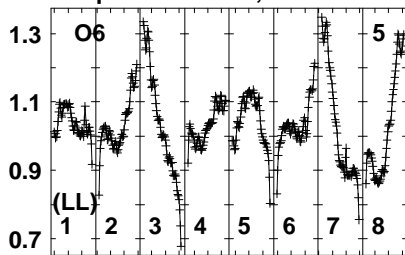
829032083603904204504808520
FREQ MHz

Lower frame: Real Jy
Auto-corr total-power spectrum Antenna: *
Timerange: 00/18:21:01 to 00/18:22:59

Plot file version 100 created 10-MAY-2023 11:49:11

J0101+1639 ES103D.UVDATA.1

Freq = 8.2880 GHz, Bw = 32.000 MH No calibration applied and no bandpass applied

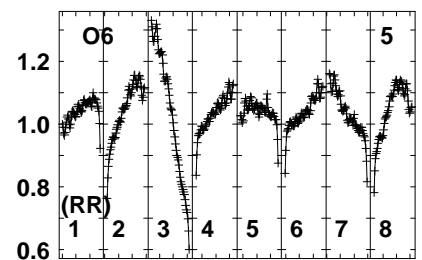
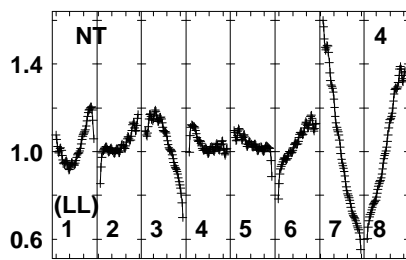
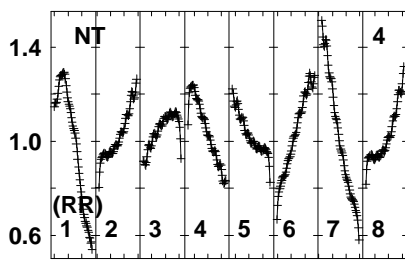
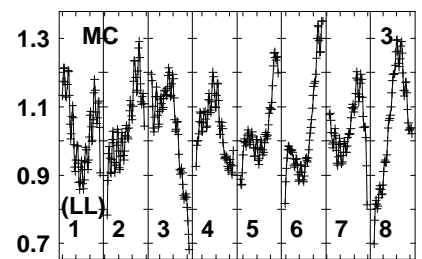
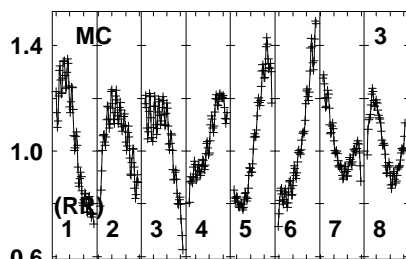
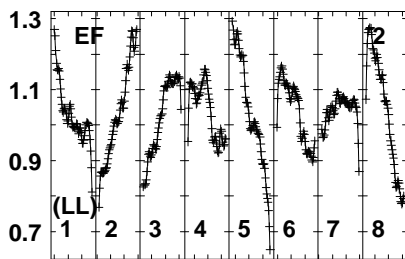
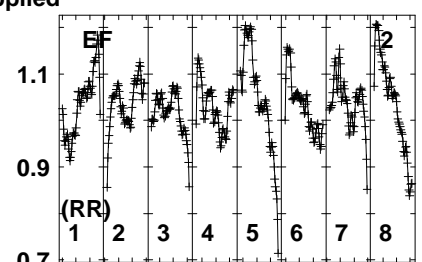
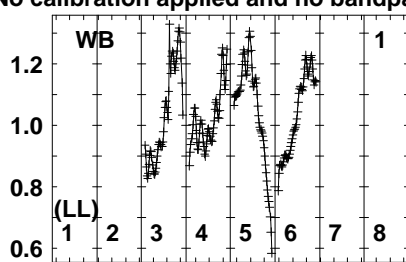
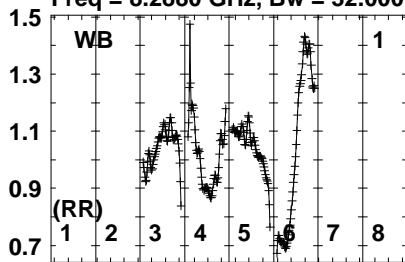


Lower frame: Real Jy
Auto-corr total-power spectrum Antenna: *
Timerange: 00/18:21:01 to 00/18:22:59

Plot file version 101 created 10-MAY-2023 11:49:11

SDSSJ0111+17 ES103D.UVDATA.1

Freq = 8.2880 GHz, Bw = 32.000 MH No calibration applied and no bandpass applied



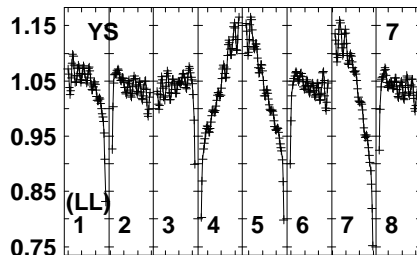
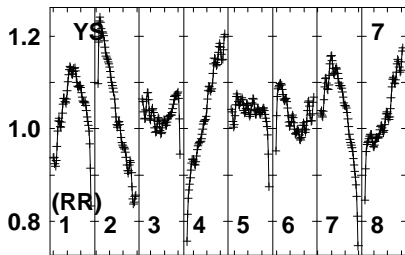
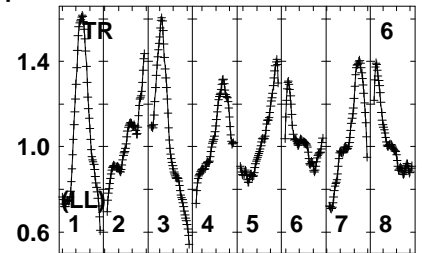
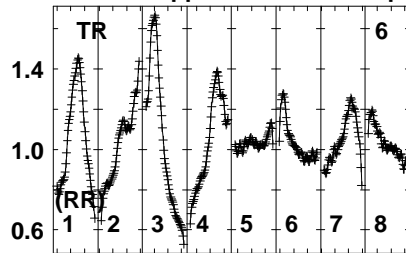
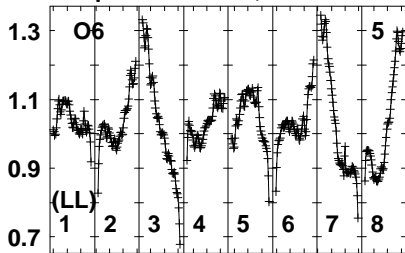
829032083603904204504808520
FREQ MHz

829032083603904204504808520
FREQ MHz

829032083603904204504808520
FREQ MHz

Lower frame: Real Jy
Auto-corr total-power spectrum Antenna: *
Timerange: 00/18:23:03 to 00/18:25:59

Plot file version 102 created 10-MAY-2023 11:49:11
 SDSSJ0111+17 ES103D.UVDATA.1
 Freq = 8.2880 GHz, Bw = 32.000 MH No calibration applied and no bandpass applied

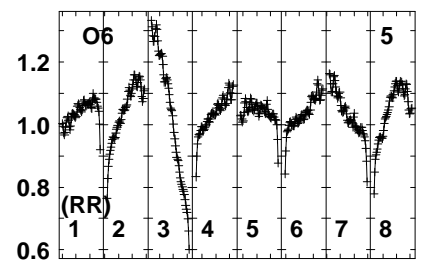
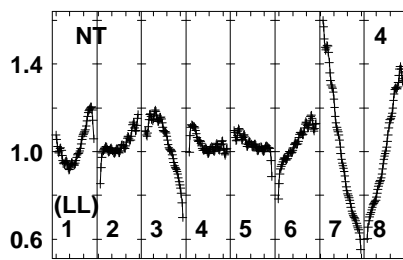
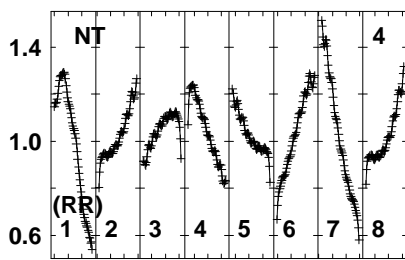
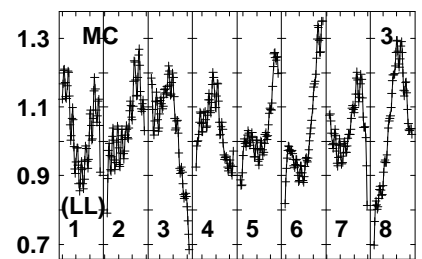
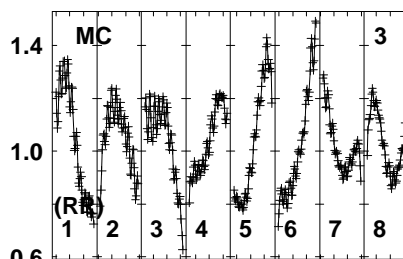
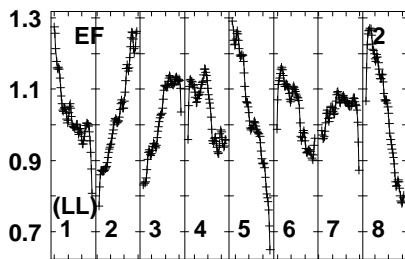
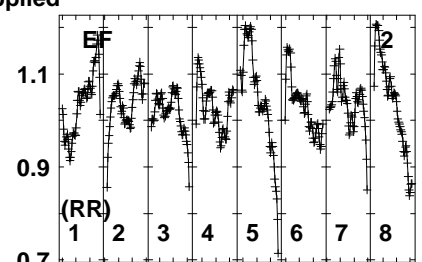
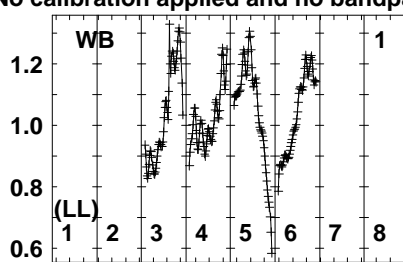
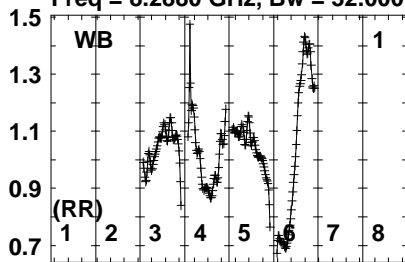


Lower frame: Real Jy
 Auto-corr total-power spectrum Antenna: *
 Timerange: 00/18:23:03 to 00/18:25:59

Plot file version 103 created 10-MAY-2023 11:49:11

J0101+1639 ES103D.UVDATA.1

Freq = 8.2880 GHz, Bw = 32.000 MH No calibration applied and no bandpass applied



829032083603904204504808520
FREQ MHz

829032083603904204504808520
FREQ MHz

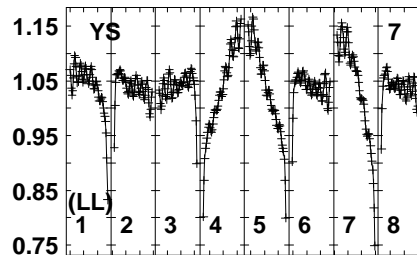
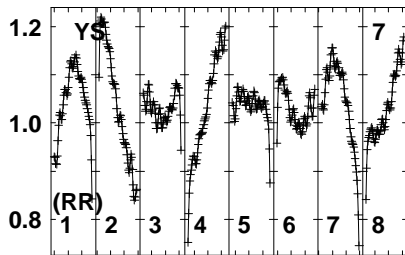
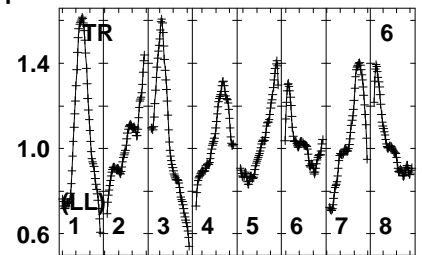
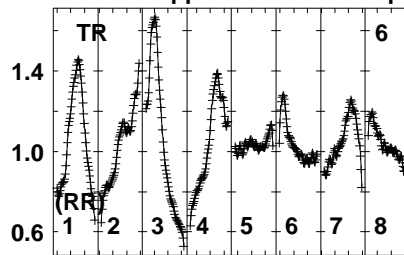
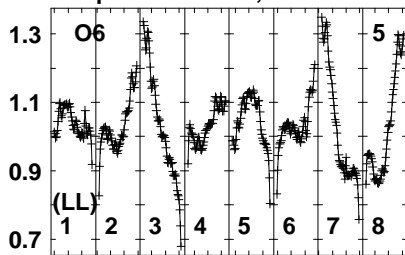
829032083603904204504808520
FREQ MHz

Lower frame: Real Jy
Auto-corr total-power spectrum Antenna: *
Timerange: 00/18:26:01 to 00/18:27:59

Plot file version 104 created 10-MAY-2023 11:49:11

J0101+1639 ES103D.UVDATA.1

Freq = 8.2880 GHz, Bw = 32.000 MH No calibration applied and no bandpass applied

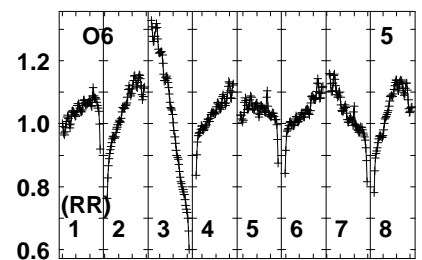
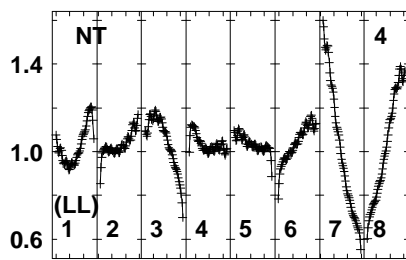
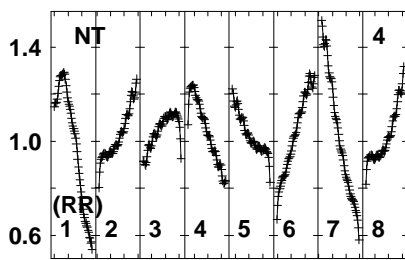
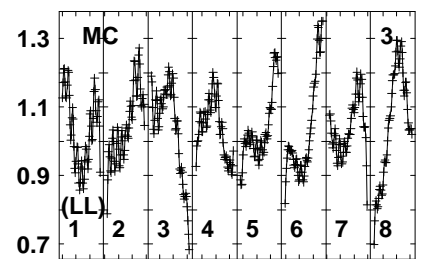
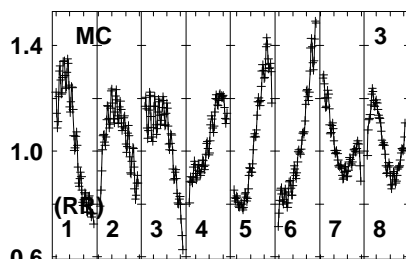
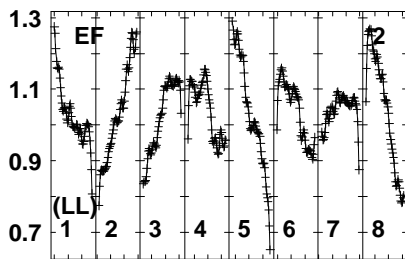
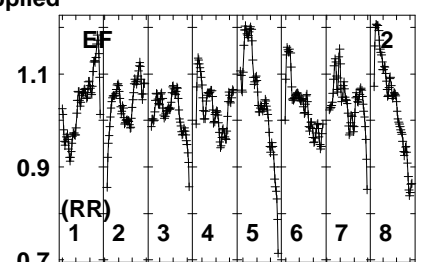
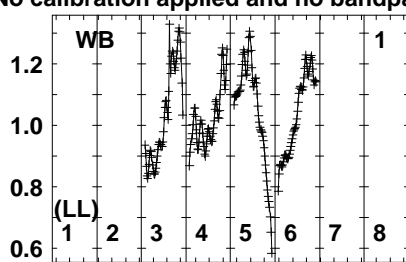
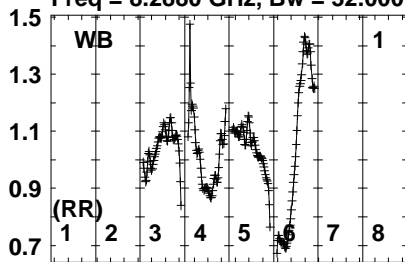


Lower frame: Real Jy
Auto-corr total-power spectrum Antenna: *
Timerange: 00/18:26:01 to 00/18:27:59

Plot file version 105 created 10-MAY-2023 11:49:11

SDSSJ0111+17 ES103D.UVDATA.1

Freq = 8.2880 GHz, Bw = 32.000 MH No calibration applied and no bandpass applied



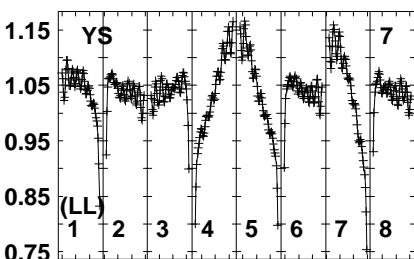
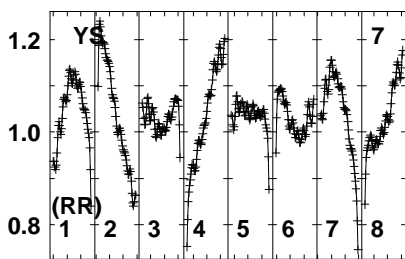
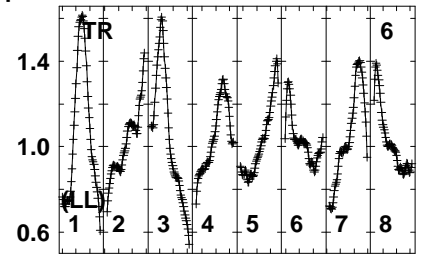
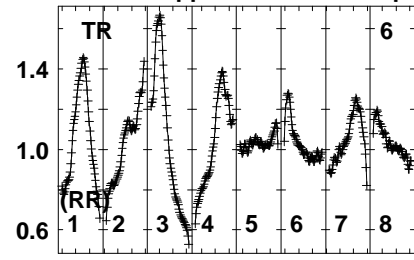
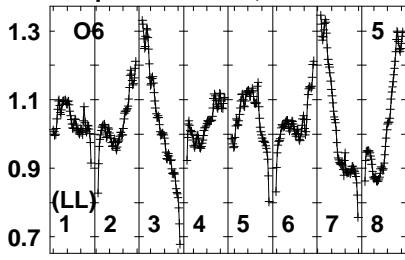
829032083603904204504808520
FREQ MHz

829032083603904204504808520
FREQ MHz

829032083603904204504808520
FREQ MHz

Lower frame: Real Jy
Auto-corr total-power spectrum Antenna: *
Timerange: 00/18:28:01 to 00/18:30:59

Plot file version 106 created 10-MAY-2023 11:49:11
 SDSSJ0111+17 ES103D.UVDATA.1
 Freq = 8.2880 GHz, Bw = 32.000 MH No calibration applied and no bandpass applied

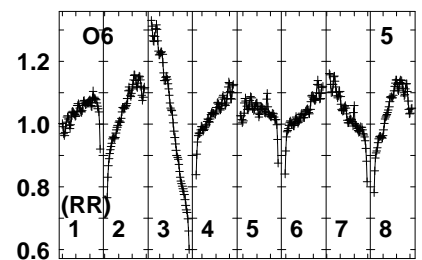
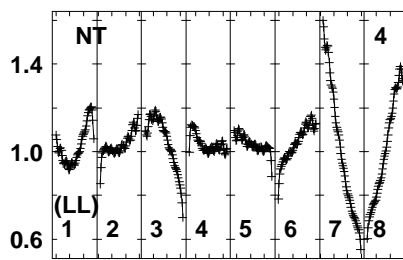
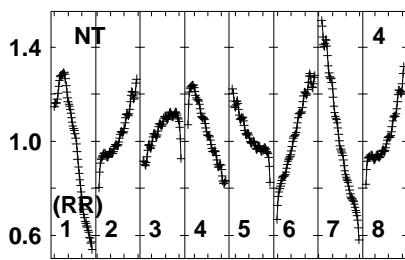
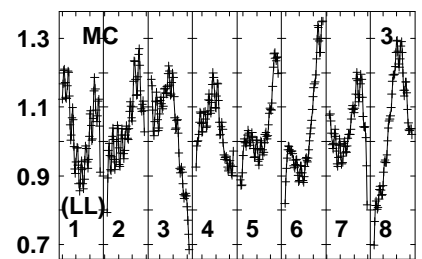
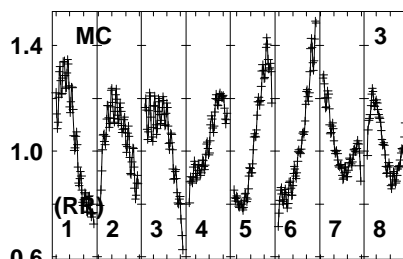
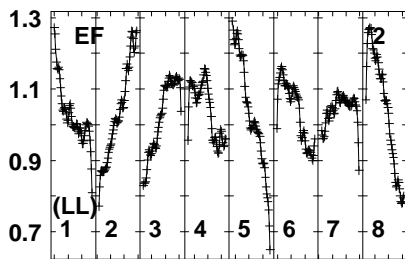
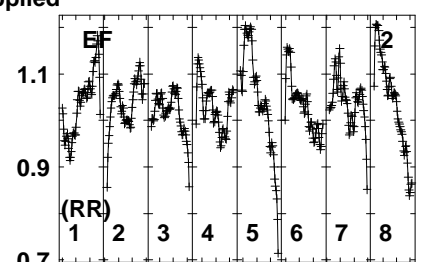
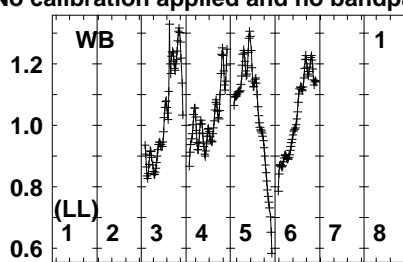
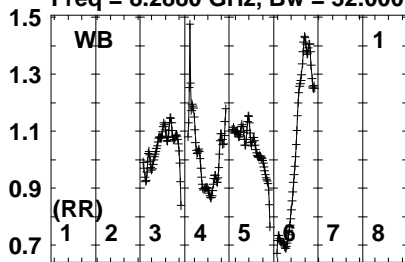


Lower frame: Real Jy
 Auto-corr total-power spectrum Antenna: *
 Timerange: 00/18:28:01 to 00/18:30:59

Plot file version 107 created 10-MAY-2023 11:49:11

J0101+1639 ES103D.UVDATA.1

Freq = 8.2880 GHz, Bw = 32.000 MH No calibration applied and no bandpass applied



829032083603904204504808520
FREQ MHz

829032083603904204504808520
FREQ MHz

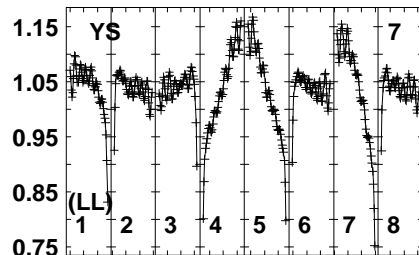
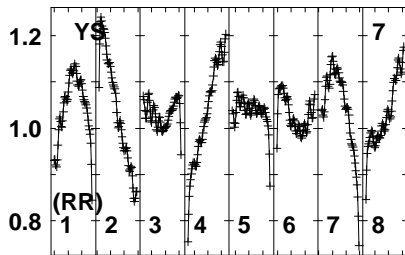
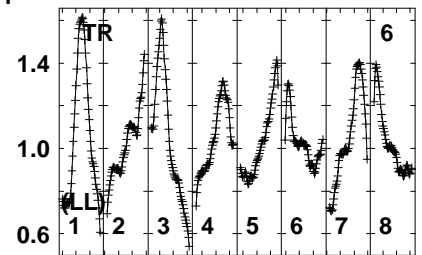
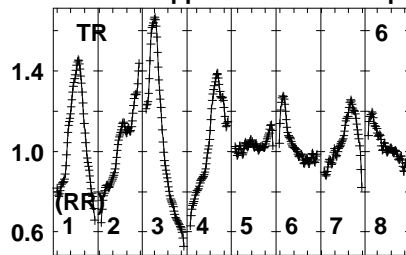
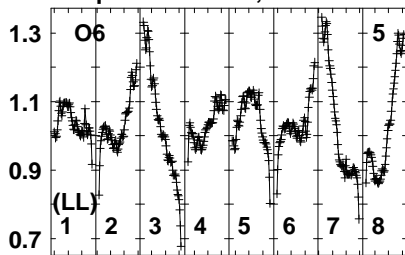
829032083603904204504808520
FREQ MHz

Lower frame: Real Jy
Auto-corr total-power spectrum Antenna: *
Timerange: 00/18:31:31 to 00/18:33:29

Plot file version 108 created 10-MAY-2023 11:49:11

J0101+1639 ES103D.UVDATA.1

Freq = 8.2880 GHz, Bw = 32.000 MH No calibration applied and no bandpass applied

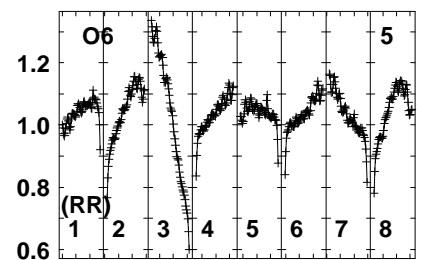
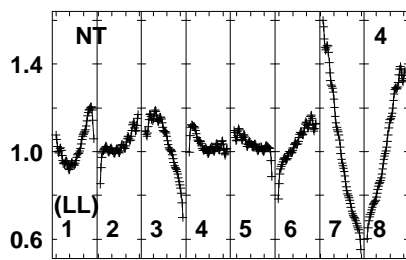
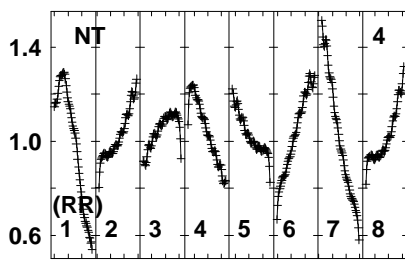
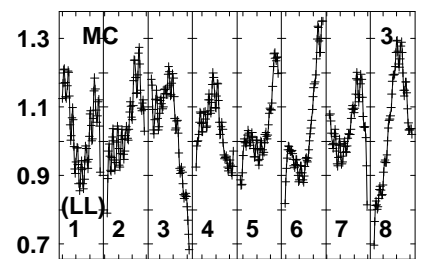
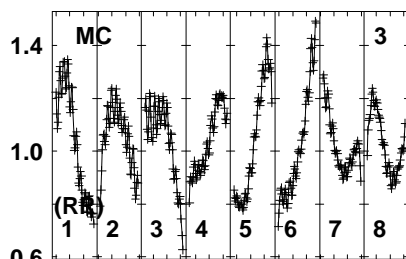
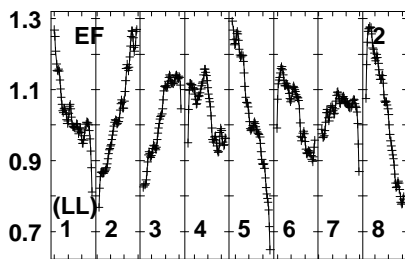
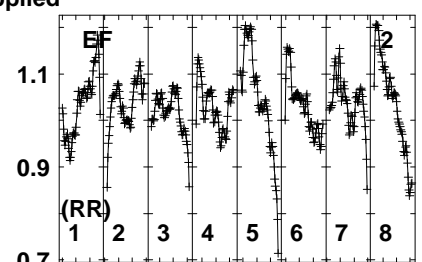
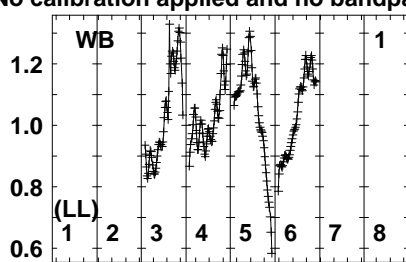
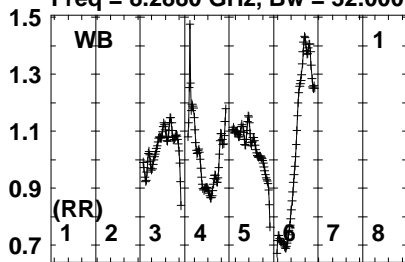


Lower frame: Real Jy
Auto-corr total-power spectrum Antenna: *
Timerange: 00/18:31:31 to 00/18:33:29

Plot file version 109 created 10-MAY-2023 11:49:11

SDSSJ0111+17 ES103D.UVDATA.1

Freq = 8.2880 GHz, Bw = 32.000 MH No calibration applied and no bandpass applied



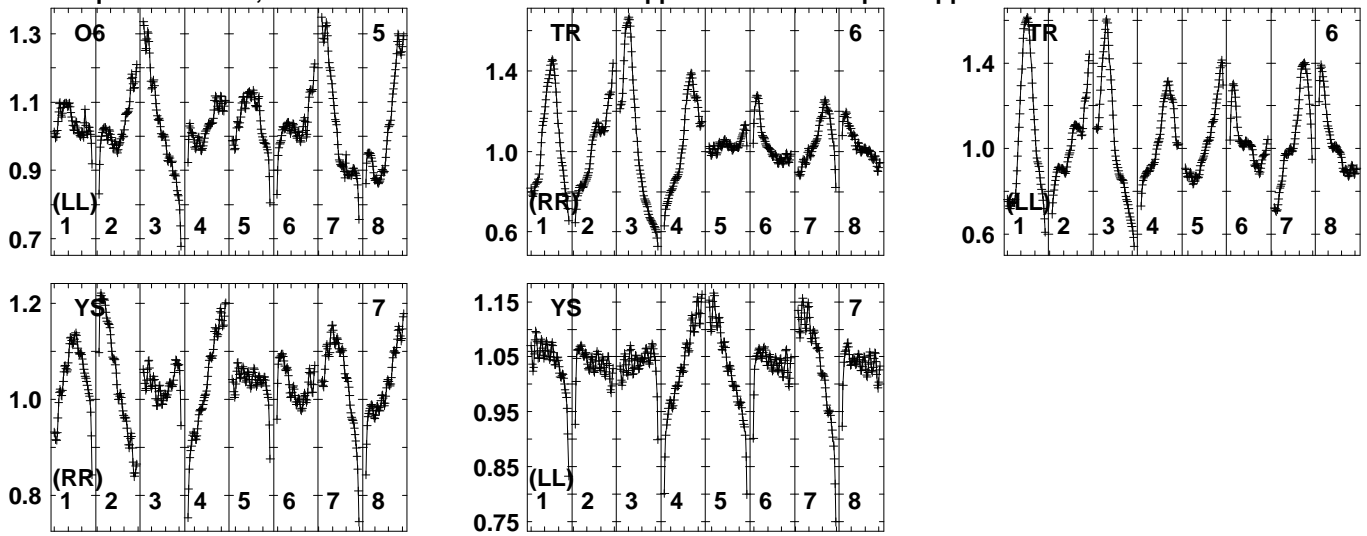
829032083603904204504808520
FREQ MHz

829032083603904204504808520
FREQ MHz

829032083603904204504808520
FREQ MHz

Lower frame: Real Jy
Auto-corr total-power spectrum Antenna: *
Timerange: 00/18:33:33 to 00/18:36:29

Plot file version 110 created 10-MAY-2023 11:49:12
 SDSSJ0111+17 ES103D.UVDATA.1
 Freq = 8.2880 GHz, Bw = 32.000 MH No calibration applied and no bandpass applied

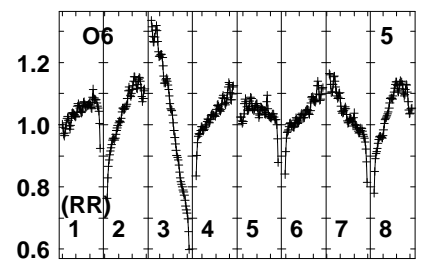
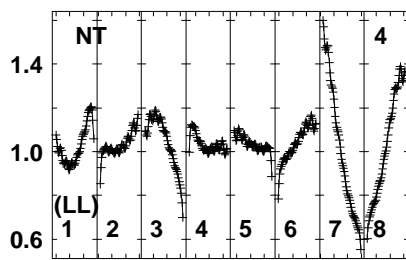
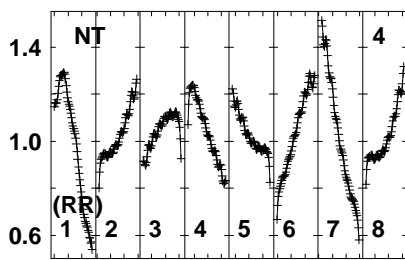
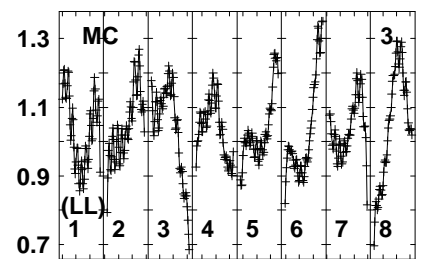
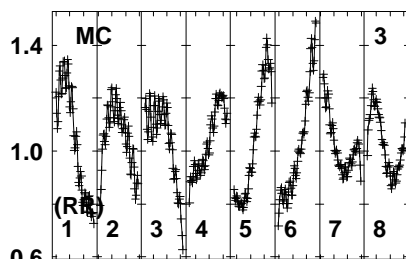
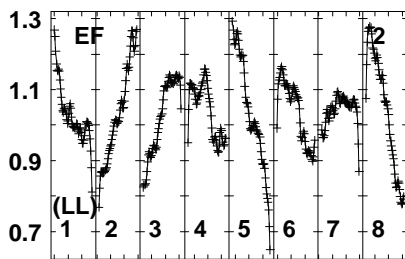
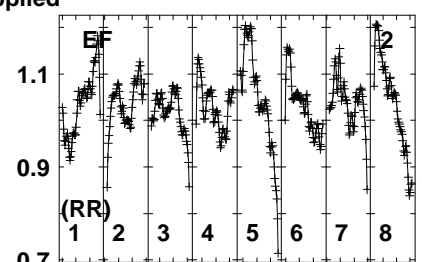
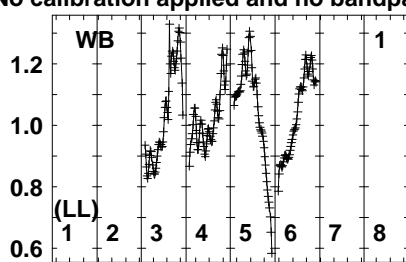
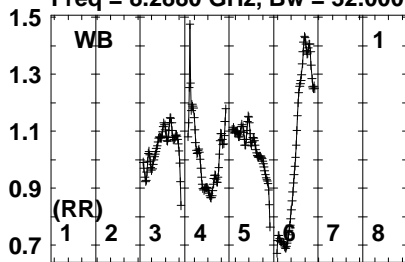


Lower frame: Real Jy
 Auto-corr total-power spectrum Antenna: *
 Timerange: 00/18:33:33 to 00/18:36:29

Plot file version 111 created 10-MAY-2023 11:49:12

J0101+1639 ES103D.UVDATA.1

Freq = 8.2880 GHz, Bw = 32.000 MH No calibration applied and no bandpass applied



829032083603904204504808520
FREQ MHz

829032083603904204504808520
FREQ MHz

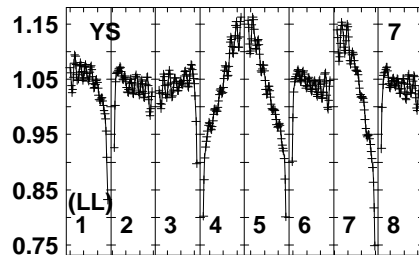
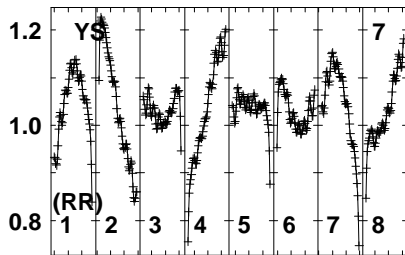
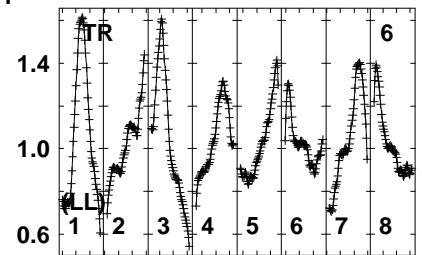
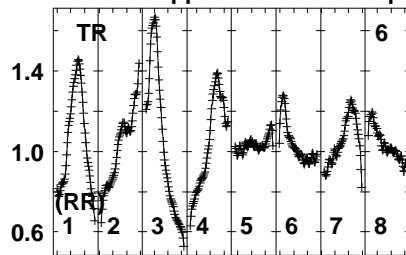
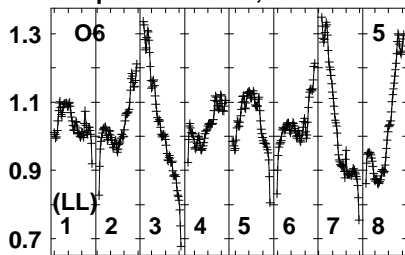
829032083603904204504808520
FREQ MHz

Lower frame: Real Jy
Auto-corr total-power spectrum Antenna: *
Timerange: 00/18:36:31 to 00/18:38:29

Plot file version 112 created 10-MAY-2023 11:49:12

J0101+1639 ES103D.UVDATA.1

Freq = 8.2880 GHz, Bw = 32.000 MH No calibration applied and no bandpass applied

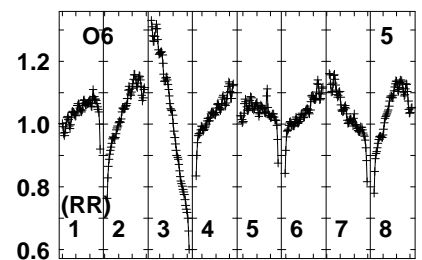
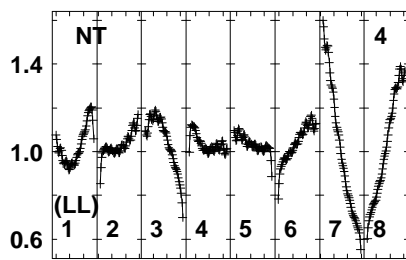
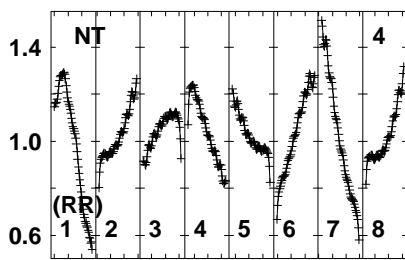
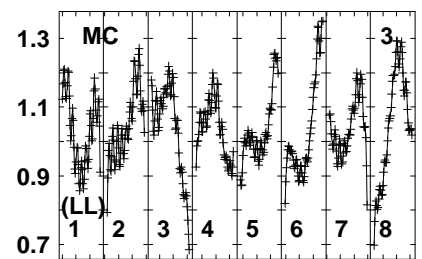
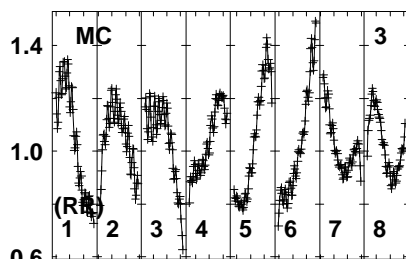
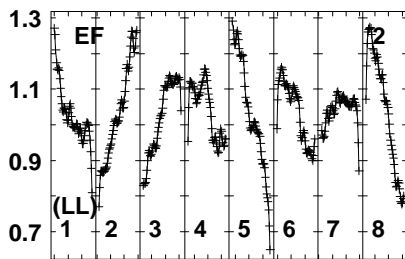
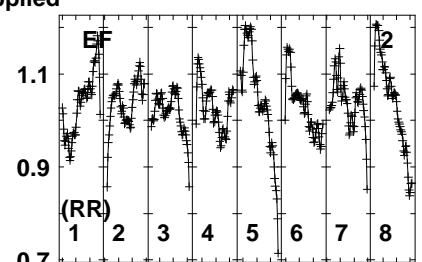
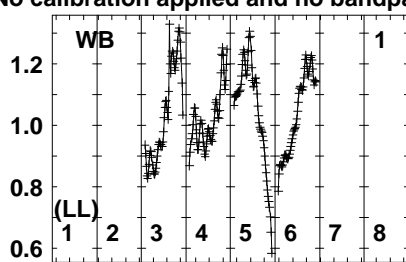
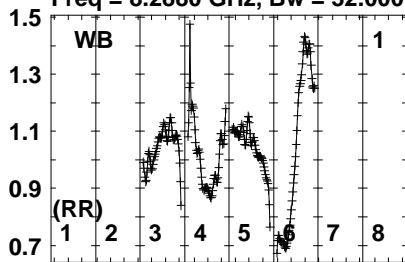


Lower frame: Real Jy
Auto-corr total-power spectrum Antenna: *
Timerange: 00/18:36:31 to 00/18:38:29

Plot file version 113 created 10-MAY-2023 11:49:12

SDSSJ0111+17 ES103D.UVDATA.1

Freq = 8.2880 GHz, Bw = 32.000 MH No calibration applied and no bandpass applied



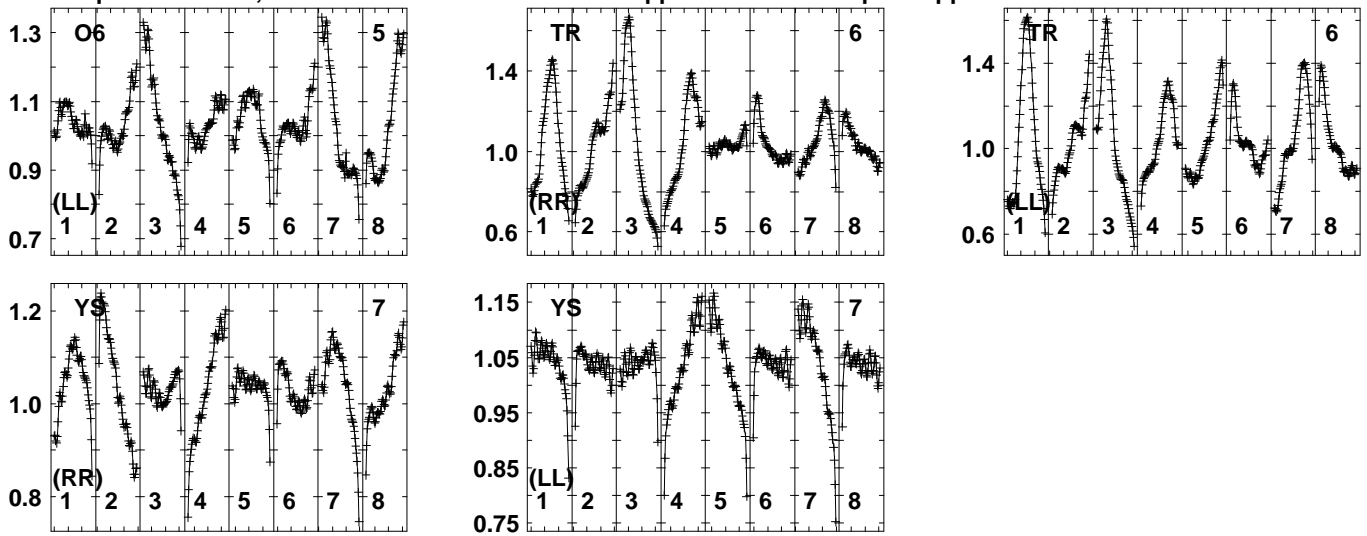
829032083603904204504808520
FREQ MHz

829032083603904204504808520
FREQ MHz

829032083603904204504808520
FREQ MHz

Lower frame: Real Jy
Auto-corr total-power spectrum Antenna: *
Timerange: 00/18:38:31 to 00/18:41:29

Plot file version 114 created 10-MAY-2023 11:49:12
 SDSSJ0111+17 ES103D.UVDATA.1
 Freq = 8.2880 GHz, Bw = 32.000 MH No calibration applied and no bandpass applied

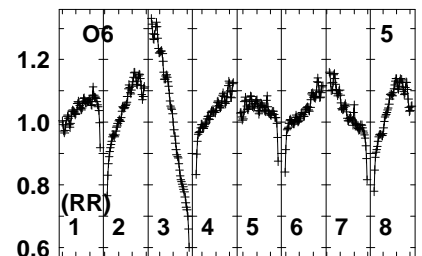
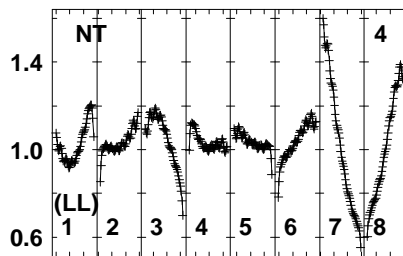
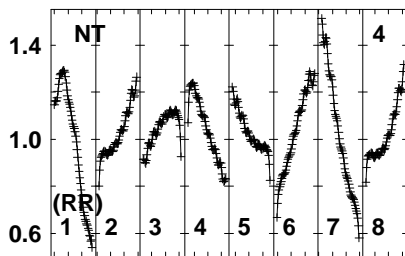
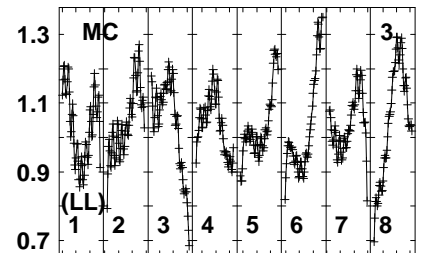
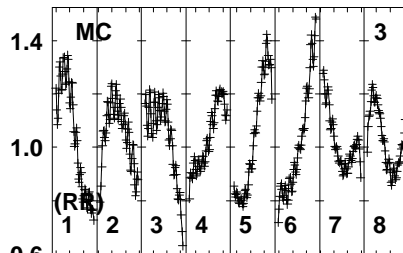
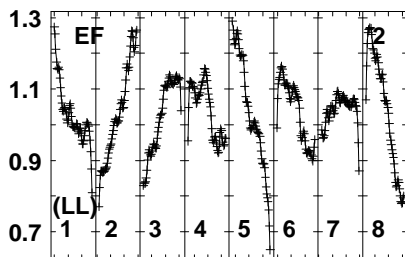
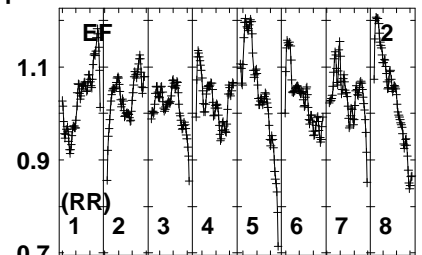
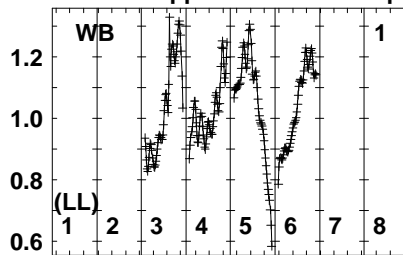
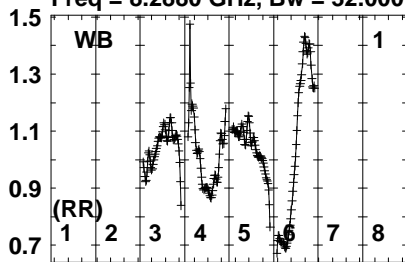


Lower frame: Real Jy
 Auto-corr total-power spectrum Antenna: *
 Timerange: 00/18:38:31 to 00/18:41:29

Plot file version 115 created 10-MAY-2023 11:49:12

J0101+1639 ES103D.UVDATA.1

Freq = 8.2880 GHz, Bw = 32.000 MH No calibration applied and no bandpass applied



829032083603904204504808520
FREQ MHz

829032083603904204504808520
FREQ MHz

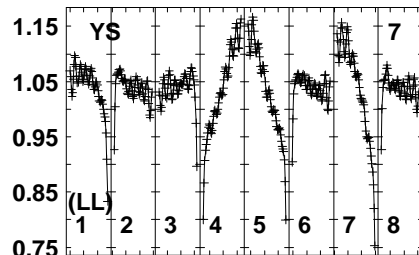
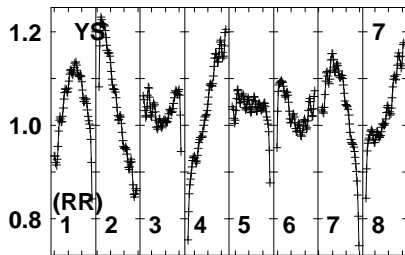
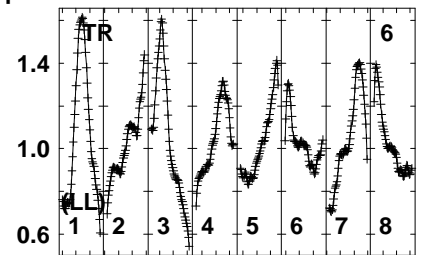
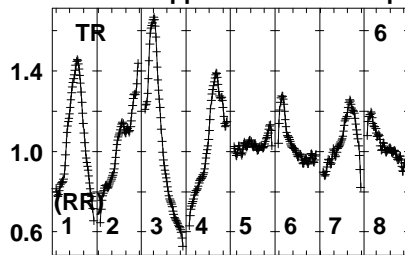
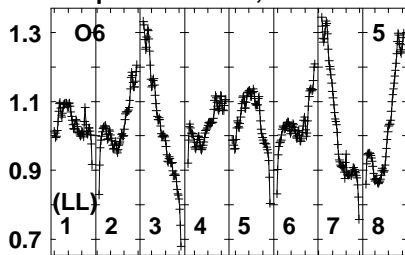
829032083603904204504808520
FREQ MHz

Lower frame: Real Jy
Auto-corr total-power spectrum Antenna: *
Timerange: 00/18:42:01 to 00/18:43:59

Plot file version 116 created 10-MAY-2023 11:49:12

J0101+1639 ES103D.UVDATA.1

Freq = 8.2880 GHz, Bw = 32.000 MH No calibration applied and no bandpass applied

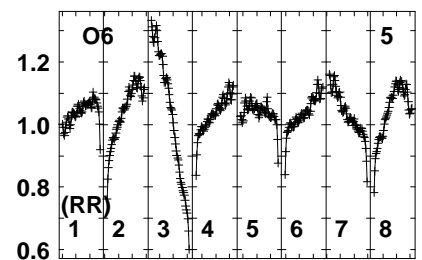
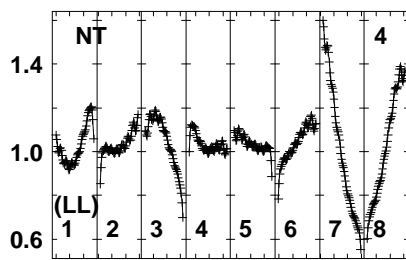
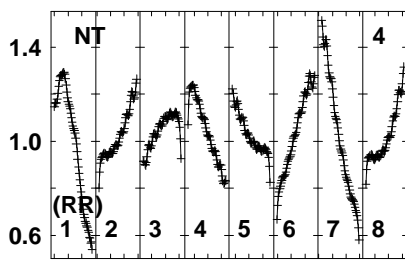
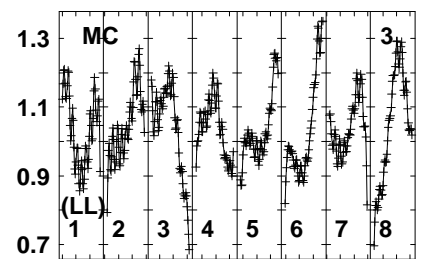
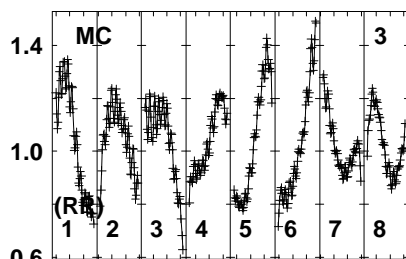
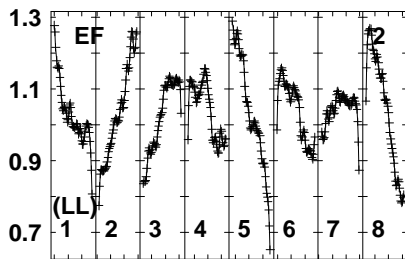
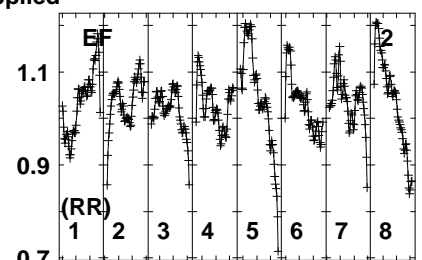
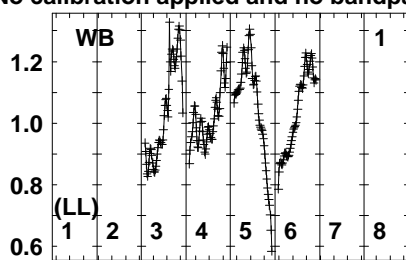
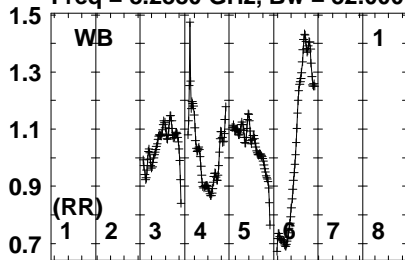


Lower frame: Real Jy
Auto-corr total-power spectrum Antenna: *
Timerange: 00/18:42:01 to 00/18:43:59

Plot file version 117 created 10-MAY-2023 11:49:12

SDSSJ0111+17 ES103D.UVDATA.1

Freq = 8.2880 GHz, Bw = 32.000 MH No calibration applied and no bandpass applied



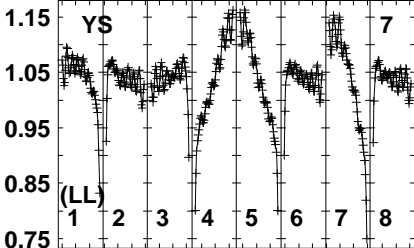
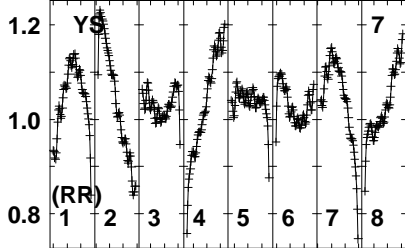
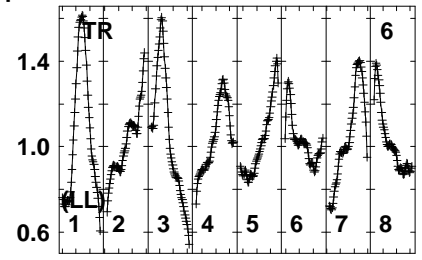
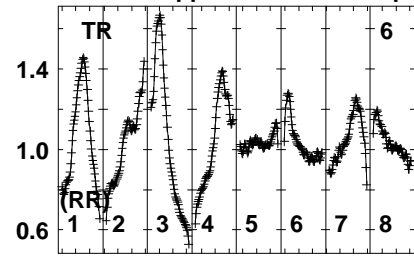
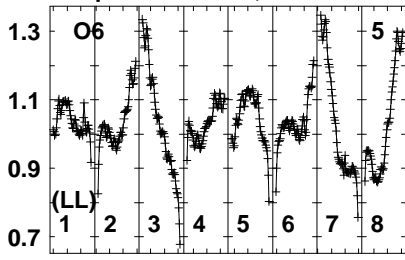
829032083603904204504808520
FREQ MHz

829032083603904204504808520
FREQ MHz

829032083603904204504808520
FREQ MHz

Lower frame: Real Jy
Auto-corr total-power spectrum Antenna: *
Timerange: 00/18:44:03 to 00/18:46:59

Plot file version 118 created 10-MAY-2023 11:49:12
 SDSSJ0111+17 ES103D.UVDATA.1
 Freq = 8.2880 GHz, Bw = 32.000 MH No calibration applied and no bandpass applied

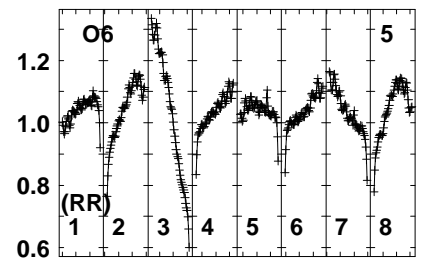
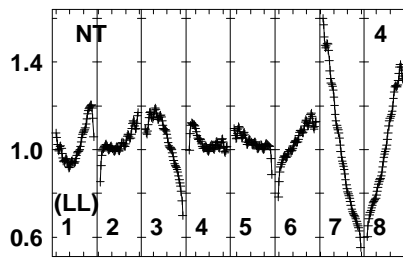
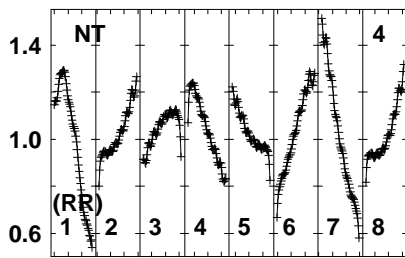
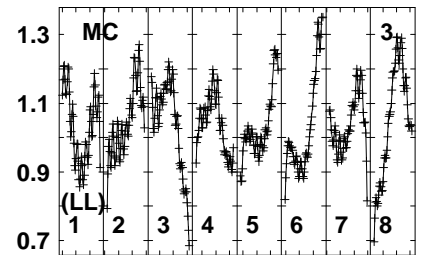
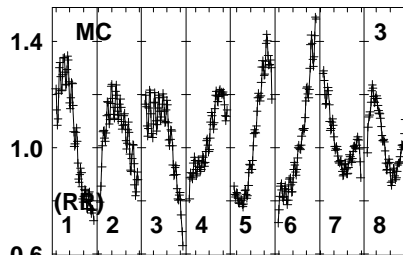
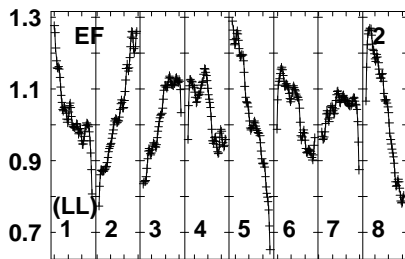
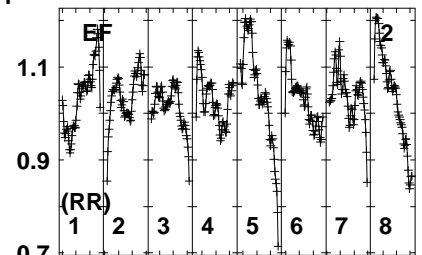
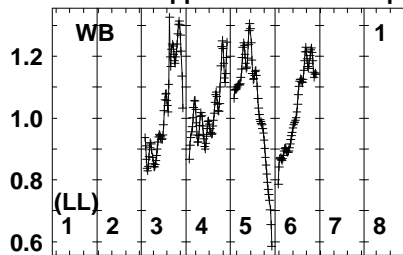
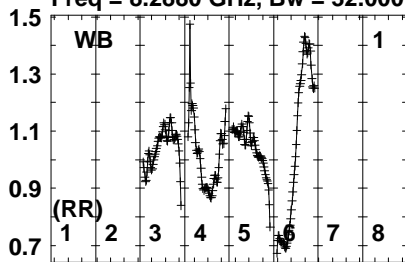


Lower frame: Real Jy
 Auto-corr total-power spectrum Antenna: *
 Timerange: 00/18:44:03 to 00/18:46:59

Plot file version 119 created 10-MAY-2023 11:49:12

J0101+1639 ES103D.UVDATA.1

Freq = 8.2880 GHz, Bw = 32.000 MH No calibration applied and no bandpass applied



829032083603904204504808520
FREQ MHz

829032083603904204504808520
FREQ MHz

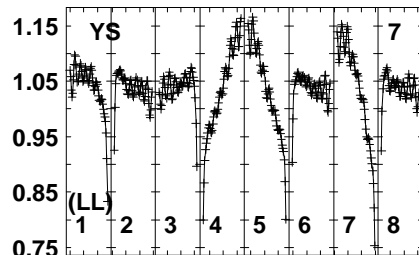
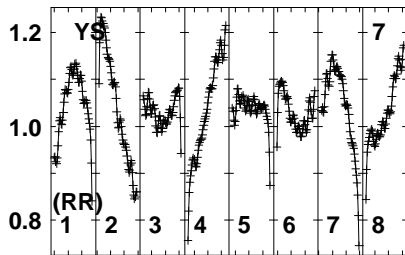
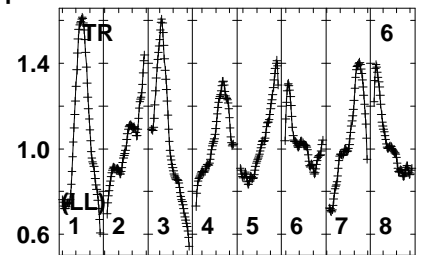
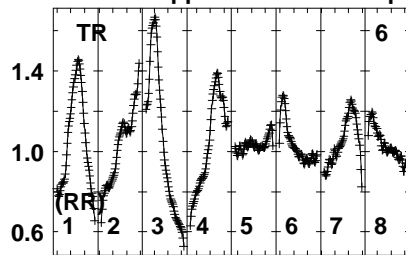
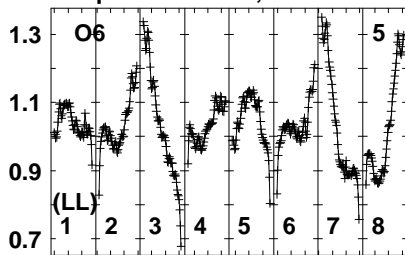
829032083603904204504808520
FREQ MHz

Lower frame: Real Jy
Auto-corr total-power spectrum Antenna: *
Timerange: 00/18:47:01 to 00/18:48:59

Plot file version 120 created 10-MAY-2023 11:49:12

J0101+1639 ES103D.UVDATA.1

Freq = 8.2880 GHz, Bw = 32.000 MH No calibration applied and no bandpass applied

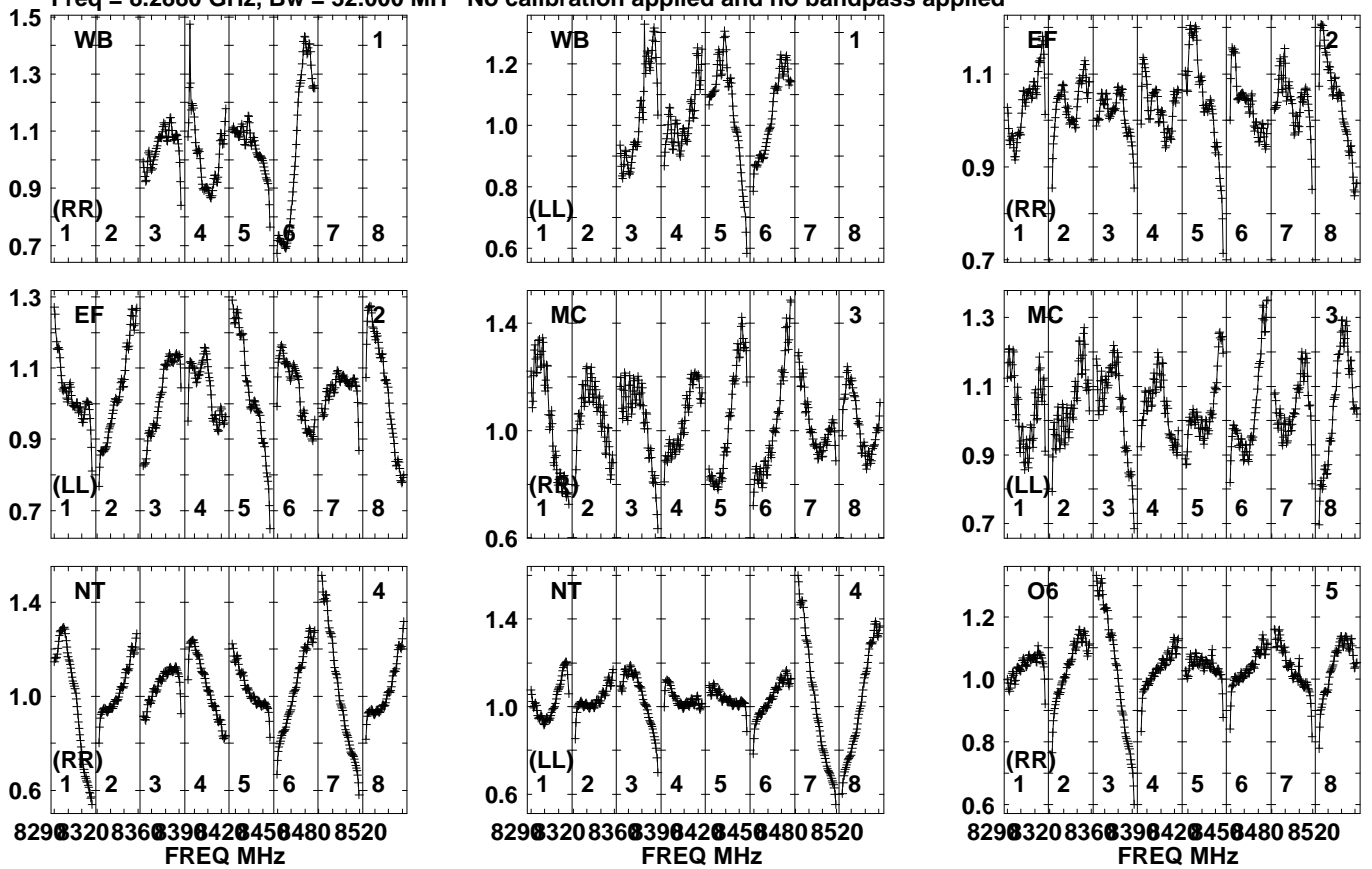


Lower frame: Real Jy
Auto-corr total-power spectrum Antenna: *
Timerange: 00/18:47:01 to 00/18:48:59

Plot file version 121 created 10-MAY-2023 11:49:12

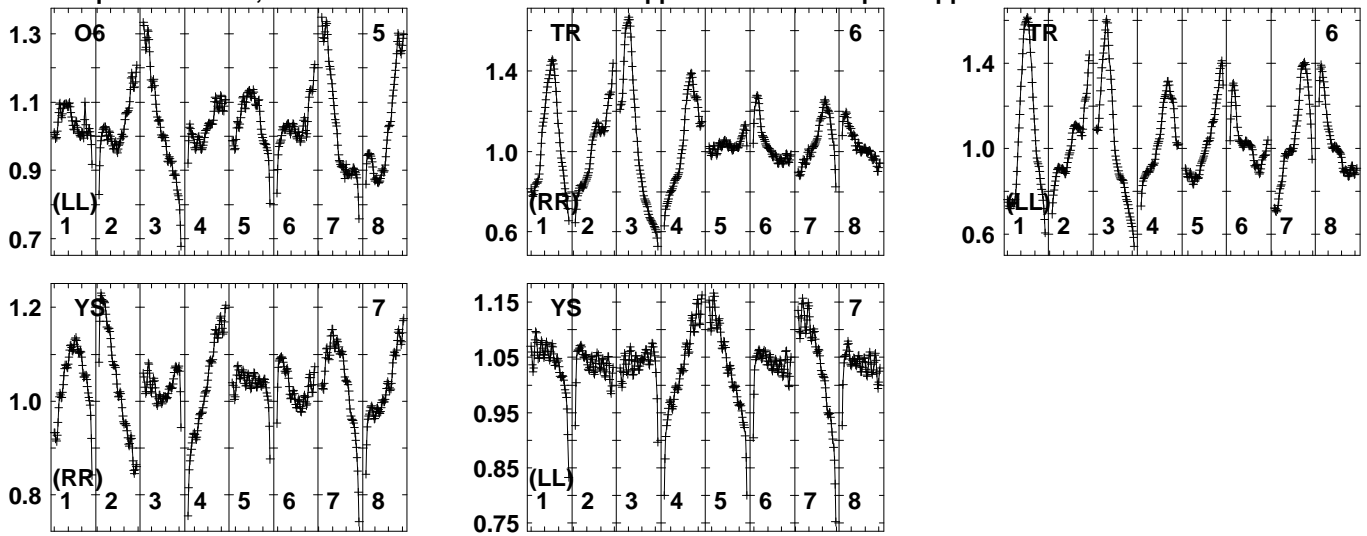
SDSSJ0111+17 ES103D.UVDATA.1

Freq = 8.2880 GHz, Bw = 32.000 MH No calibration applied and no bandpass applied



Lower frame: Real Jy
Auto-corr total-power spectrum Antenna: *
Timerange: 00/18:49:01 to 00/18:51:59

Plot file version 122 created 10-MAY-2023 11:49:12
 SDSSJ0111+17 ES103D.UVDATA.1
 Freq = 8.2880 GHz, Bw = 32.000 MH No calibration applied and no bandpass applied

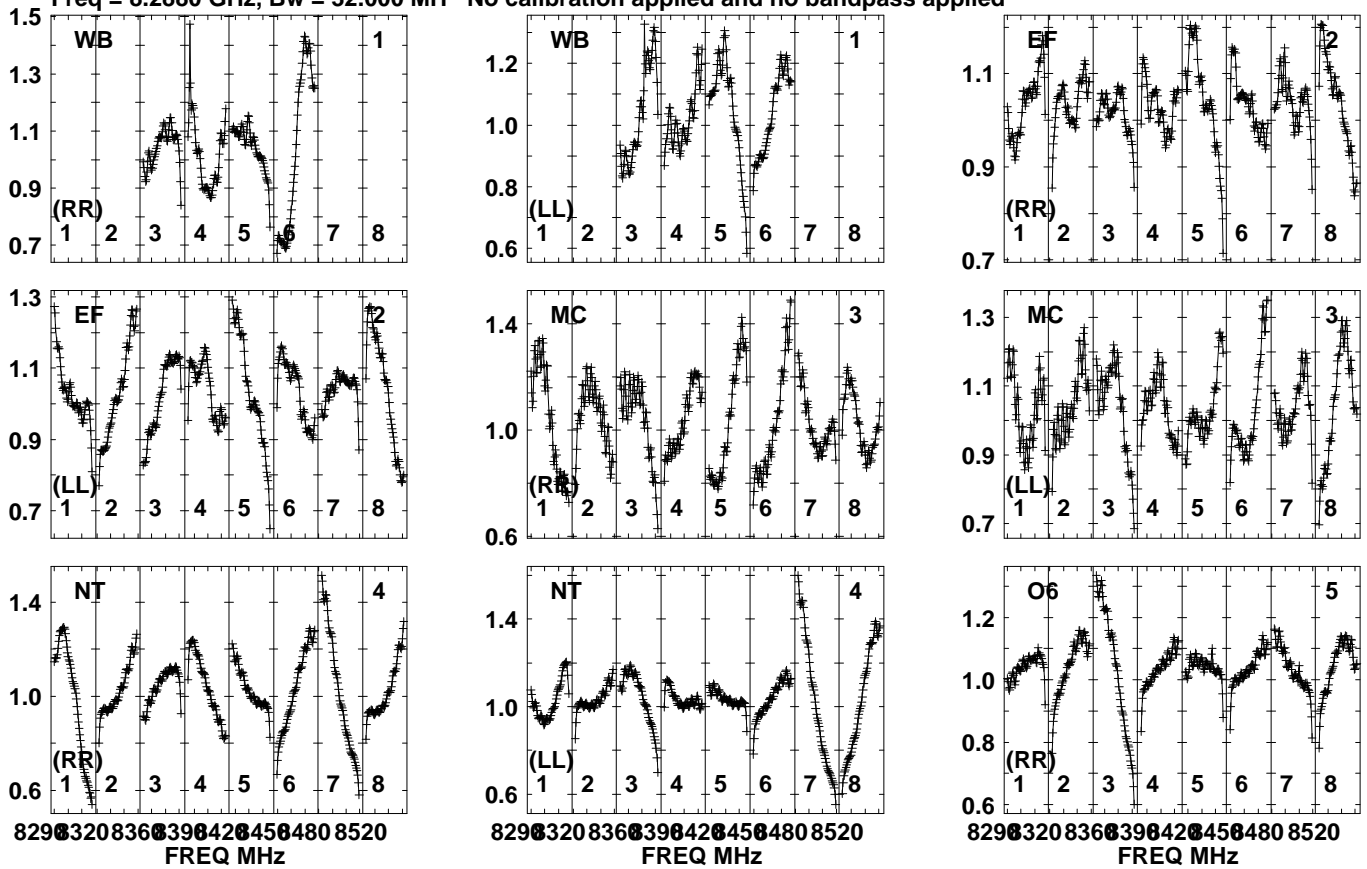


Lower frame: Real Jy
 Auto-corr total-power spectrum Antenna: *
 Timerange: 00/18:49:01 to 00/18:51:59

Plot file version 123 created 10-MAY-2023 11:49:12

J0101+1639 ES103D.UVDATA.1

Freq = 8.2880 GHz, Bw = 32.000 MH No calibration applied and no bandpass applied

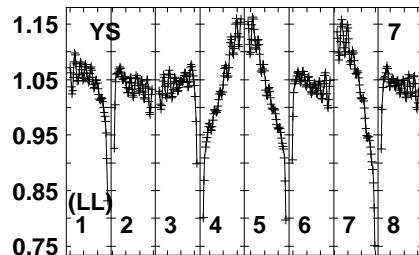
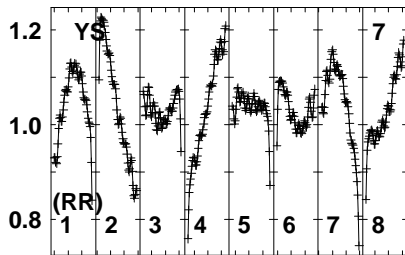
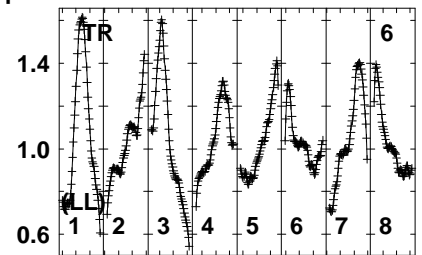
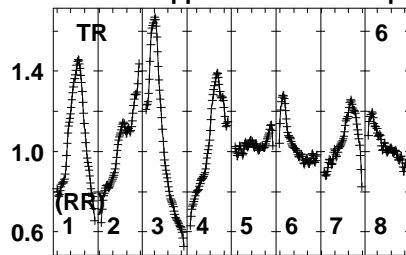
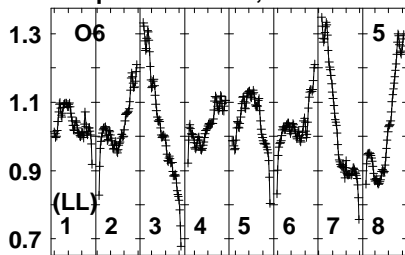


Lower frame: Real Jy
Auto-corr total-power spectrum Antenna: *
Timerange: 00/18:52:31 to 00/18:54:29

Plot file version 124 created 10-MAY-2023 11:49:12

J0101+1639 ES103D.UVDATA.1

Freq = 8.2880 GHz, Bw = 32.000 MH No calibration applied and no bandpass applied

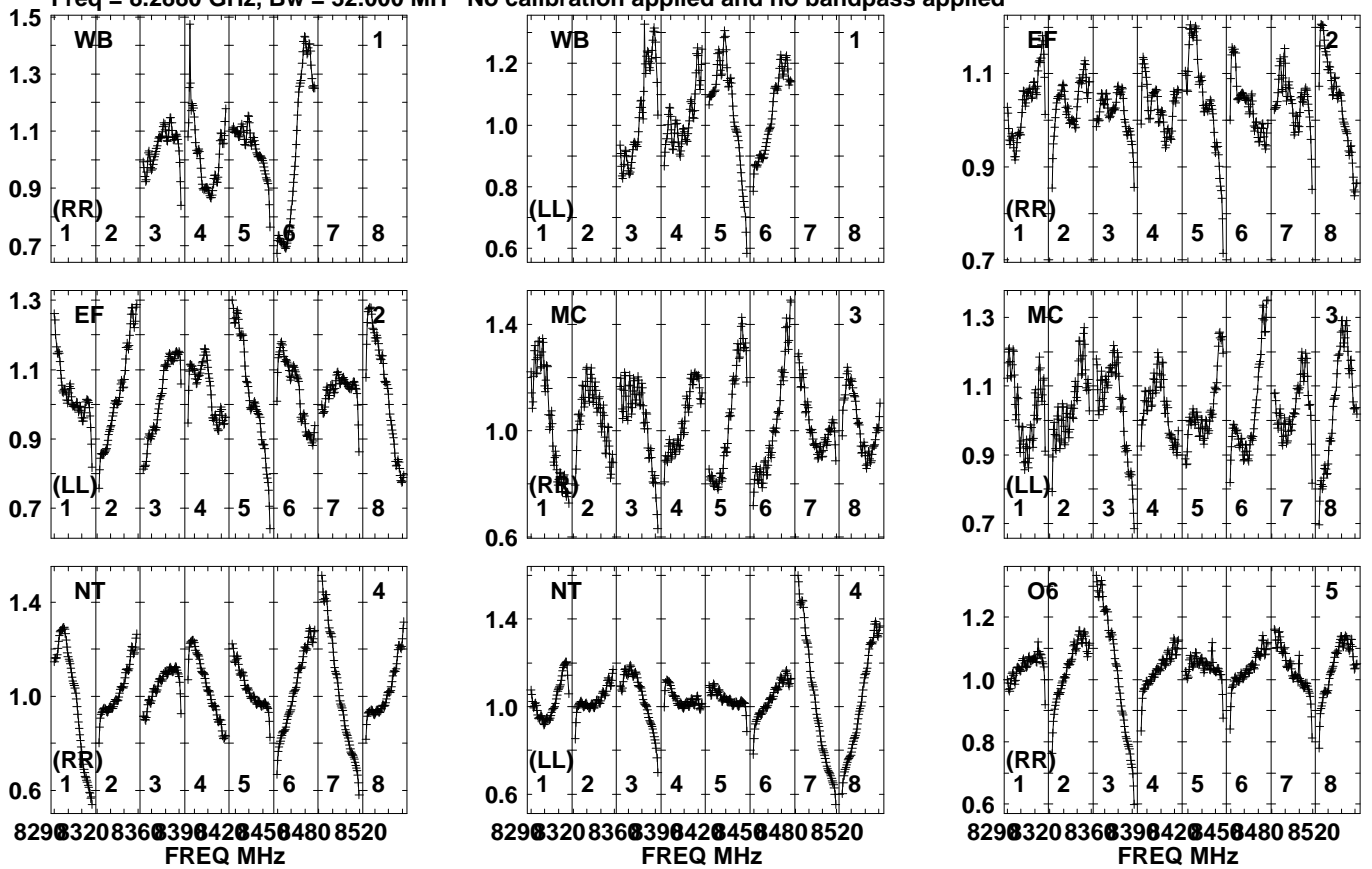


Lower frame: Real Jy
Auto-corr total-power spectrum Antenna: *
Timerange: 00/18:52:31 to 00/18:54:29

Plot file version 125 created 10-MAY-2023 11:49:12

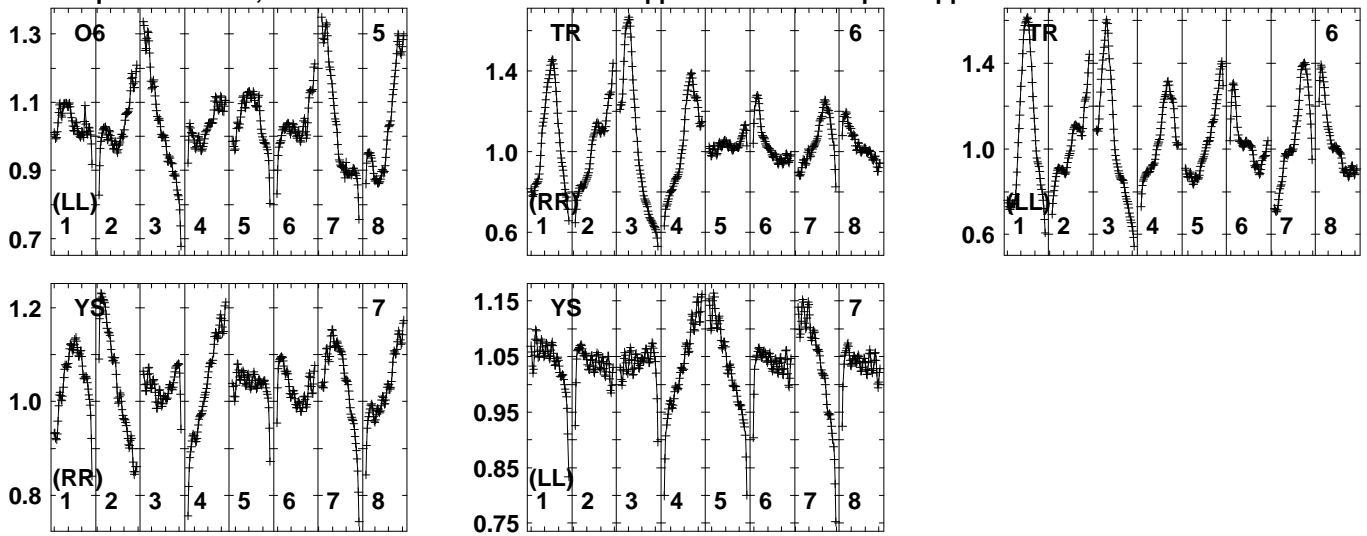
SDSSJ0111+17 ES103D.UVDATA.1

Freq = 8.2880 GHz, Bw = 32.000 MH No calibration applied and no bandpass applied



Lower frame: Real Jy
Auto-corr total-power spectrum Antenna: *
Timerange: 00/18:54:33 to 00/18:57:29

Plot file version 126 created 10-MAY-2023 11:49:12
 SDSSJ0111+17 ES103D.UVDATA.1
 Freq = 8.2880 GHz, Bw = 32.000 MH No calibration applied and no bandpass applied

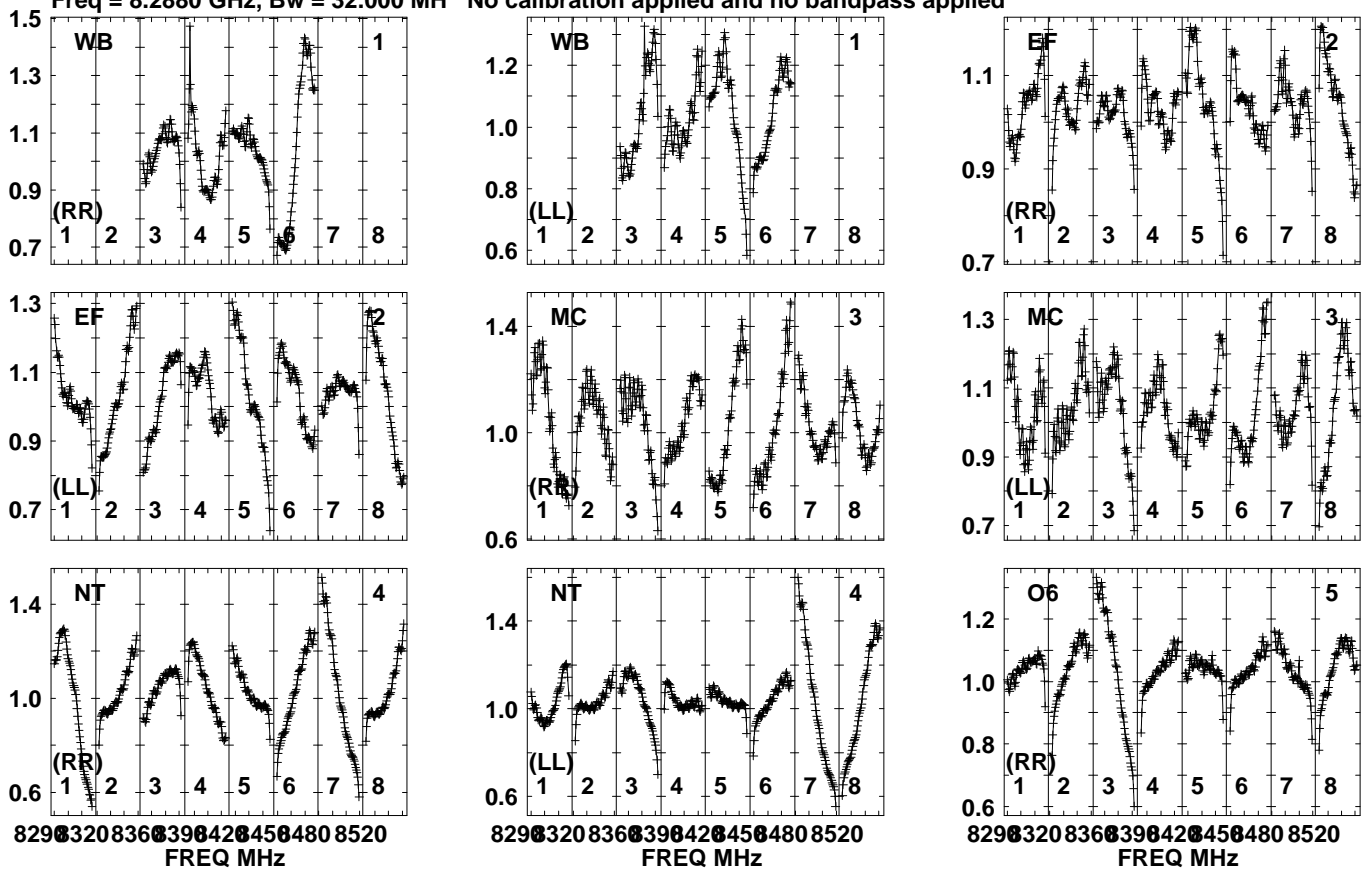


Lower frame: Real Jy
 Auto-corr total-power spectrum Antenna: *
 Timerange: 00/18:54:33 to 00/18:57:29

Plot file version 127 created 10-MAY-2023 11:49:12

J0101+1639 ES103D.UVDATA.1

Freq = 8.2880 GHz, Bw = 32.000 MH No calibration applied and no bandpass applied

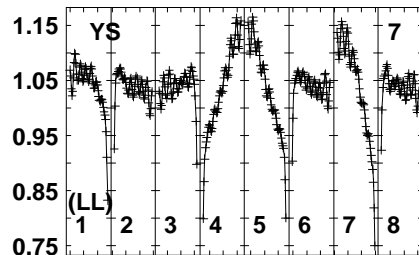
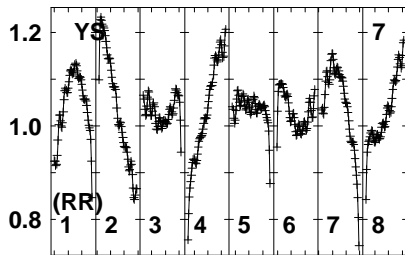
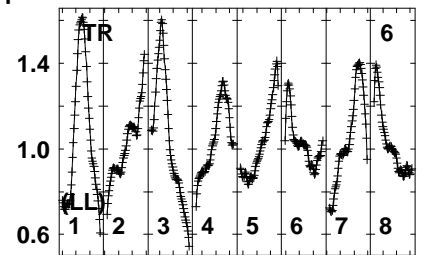
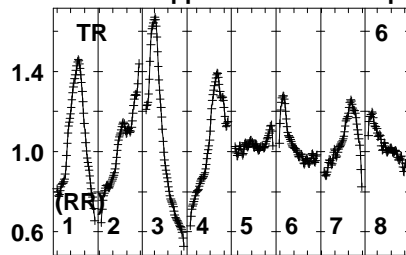
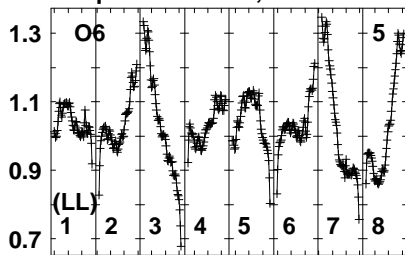


Lower frame: Real Jy
Auto-corr total-power spectrum Antenna: *
Timerange: 00/18:57:31 to 00/18:59:29

Plot file version 128 created 10-MAY-2023 11:49:12

J0101+1639 ES103D.UVDATA.1

Freq = 8.2880 GHz, Bw = 32.000 MH No calibration applied and no bandpass applied

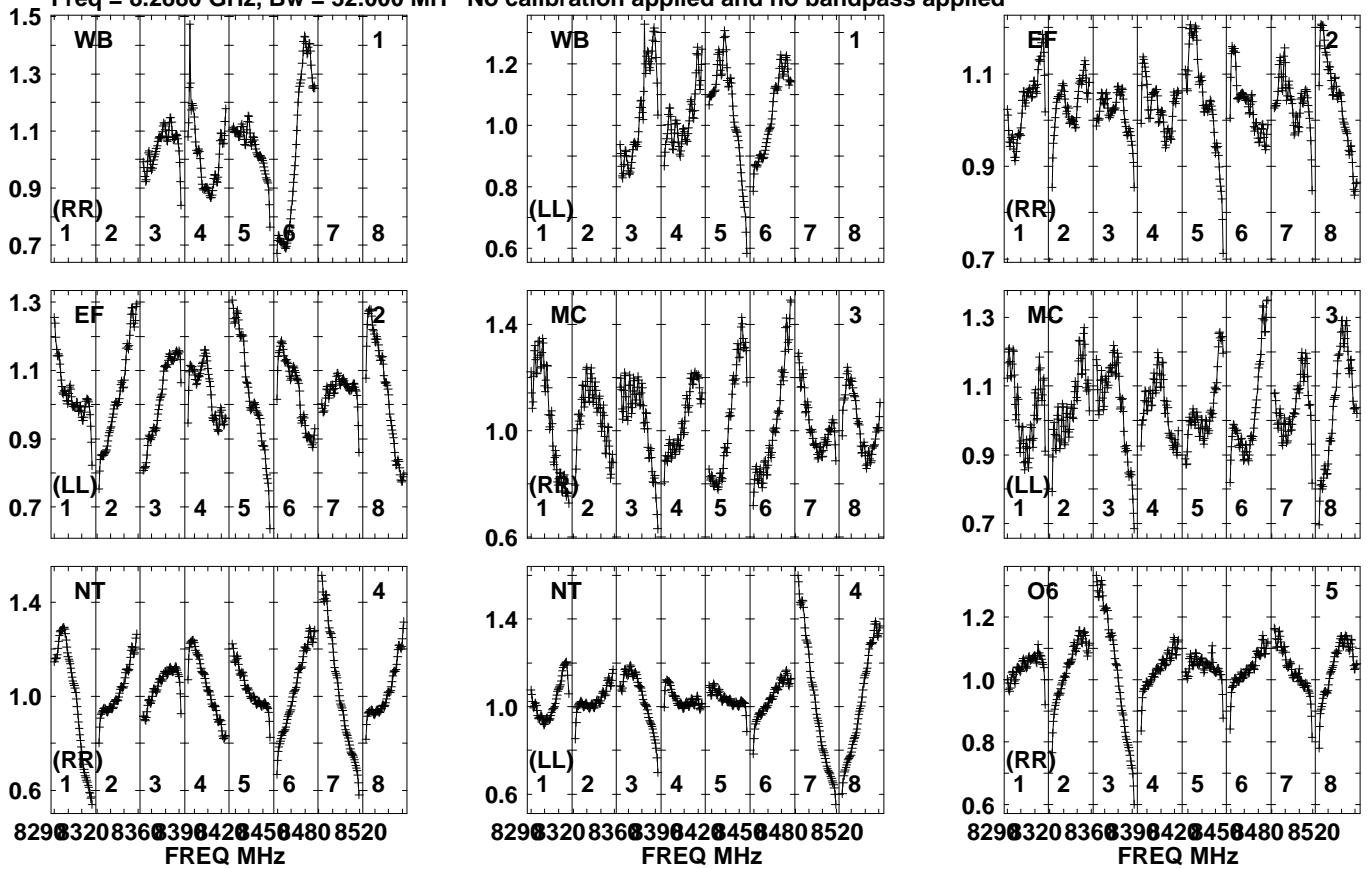


Lower frame: Real Jy
Auto-corr total-power spectrum Antenna: *
Timerange: 00/18:57:31 to 00/18:59:29

Plot file version 129 created 10-MAY-2023 11:49:12

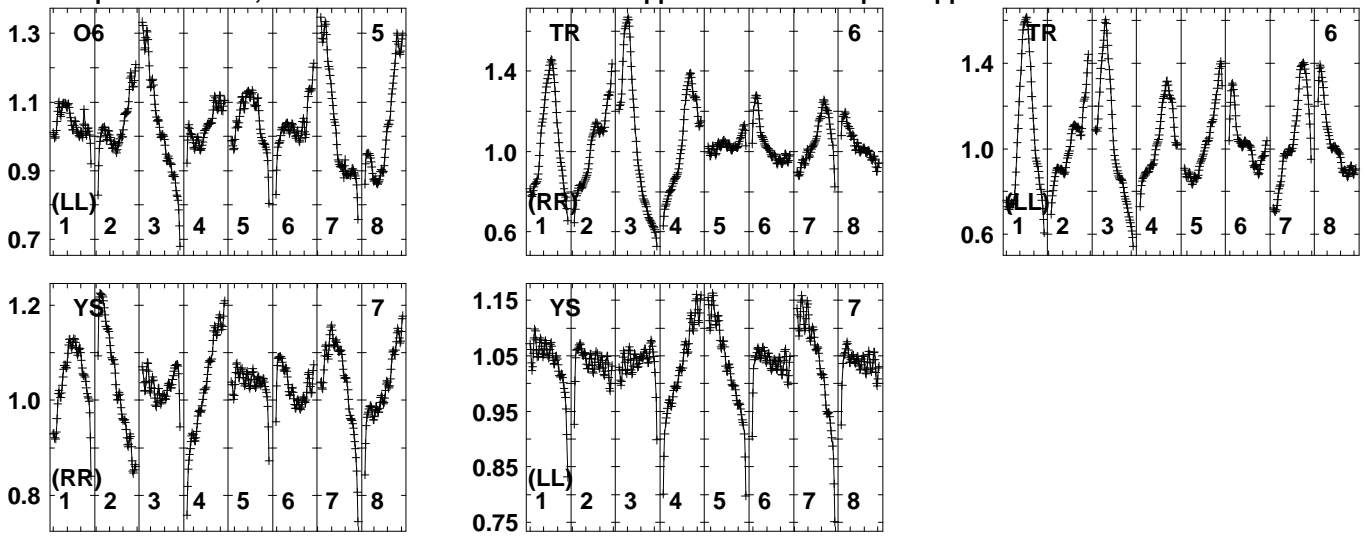
SDSSJ0111+17 ES103D.UVDATA.1

Freq = 8.2880 GHz, Bw = 32.000 MH No calibration applied and no bandpass applied



Lower frame: Real Jy
Auto-corr total-power spectrum Antenna: *
Timerange: 00/18:59:31 to 00/19:02:29

Plot file version 130 created 10-MAY-2023 11:49:12
 SDSSJ0111+17 ES103D.UVDATA.1
 Freq = 8.2880 GHz, Bw = 32.000 MH No calibration applied and no bandpass applied

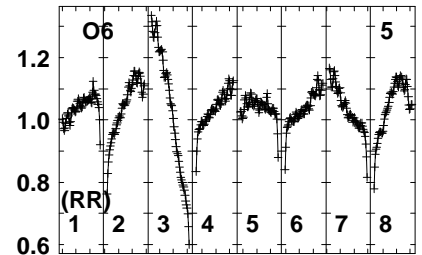
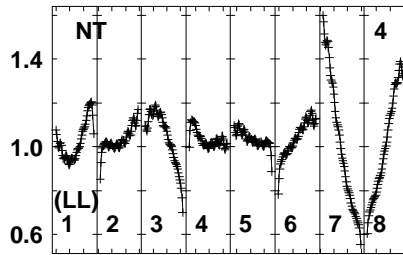
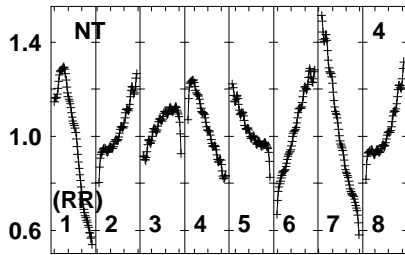
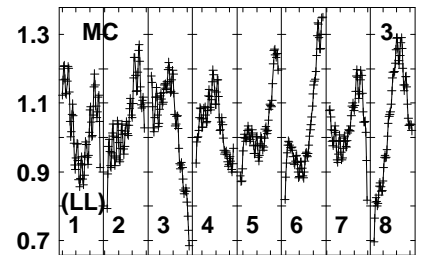
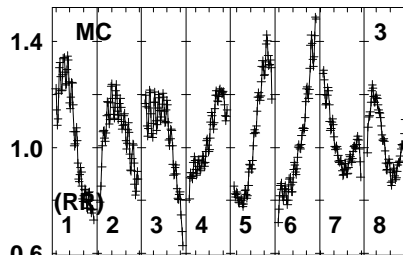
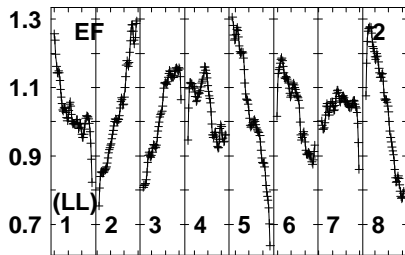
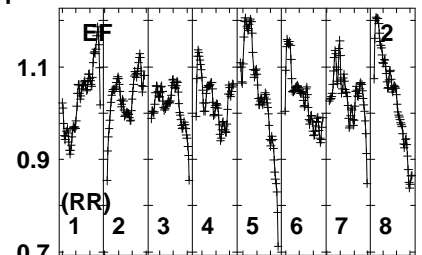
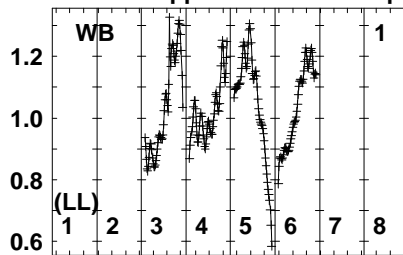
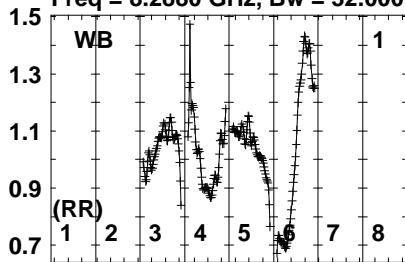


Lower frame: Real Jy
 Auto-corr total-power spectrum Antenna: *
 Timerange: 00/18:59:31 to 00/19:02:29

Plot file version 131 created 10-MAY-2023 11:49:12

J0101+1639 ES103D.UVDATA.1

Freq = 8.2880 GHz, Bw = 32.000 MH No calibration applied and no bandpass applied



829032083603904204504808520
FREQ MHz

829032083603904204504808520
FREQ MHz

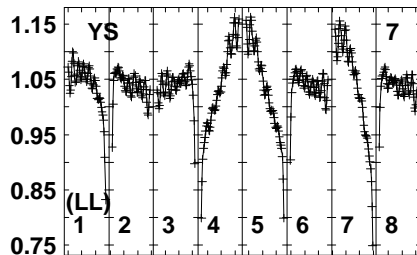
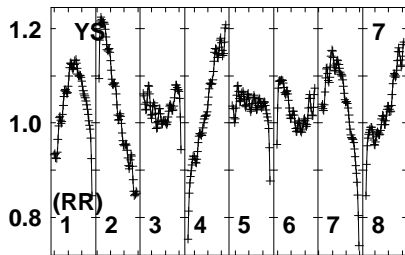
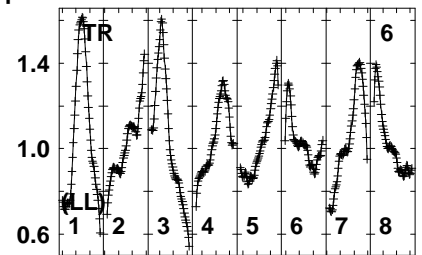
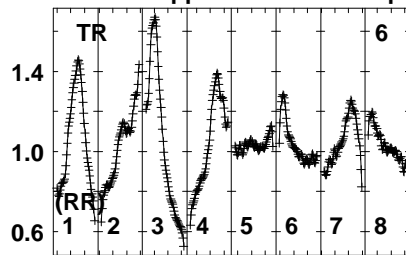
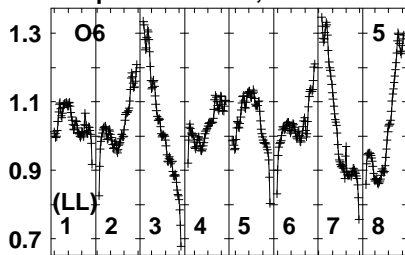
829032083603904204504808520
FREQ MHz

Lower frame: Real Jy
Auto-corr total-power spectrum Antenna: *
Timerange: 00/19:03:01 to 00/19:04:59

Plot file version 132 created 10-MAY-2023 11:49:12

J0101+1639 ES103D.UVDATA.1

Freq = 8.2880 GHz, Bw = 32.000 MH No calibration applied and no bandpass applied

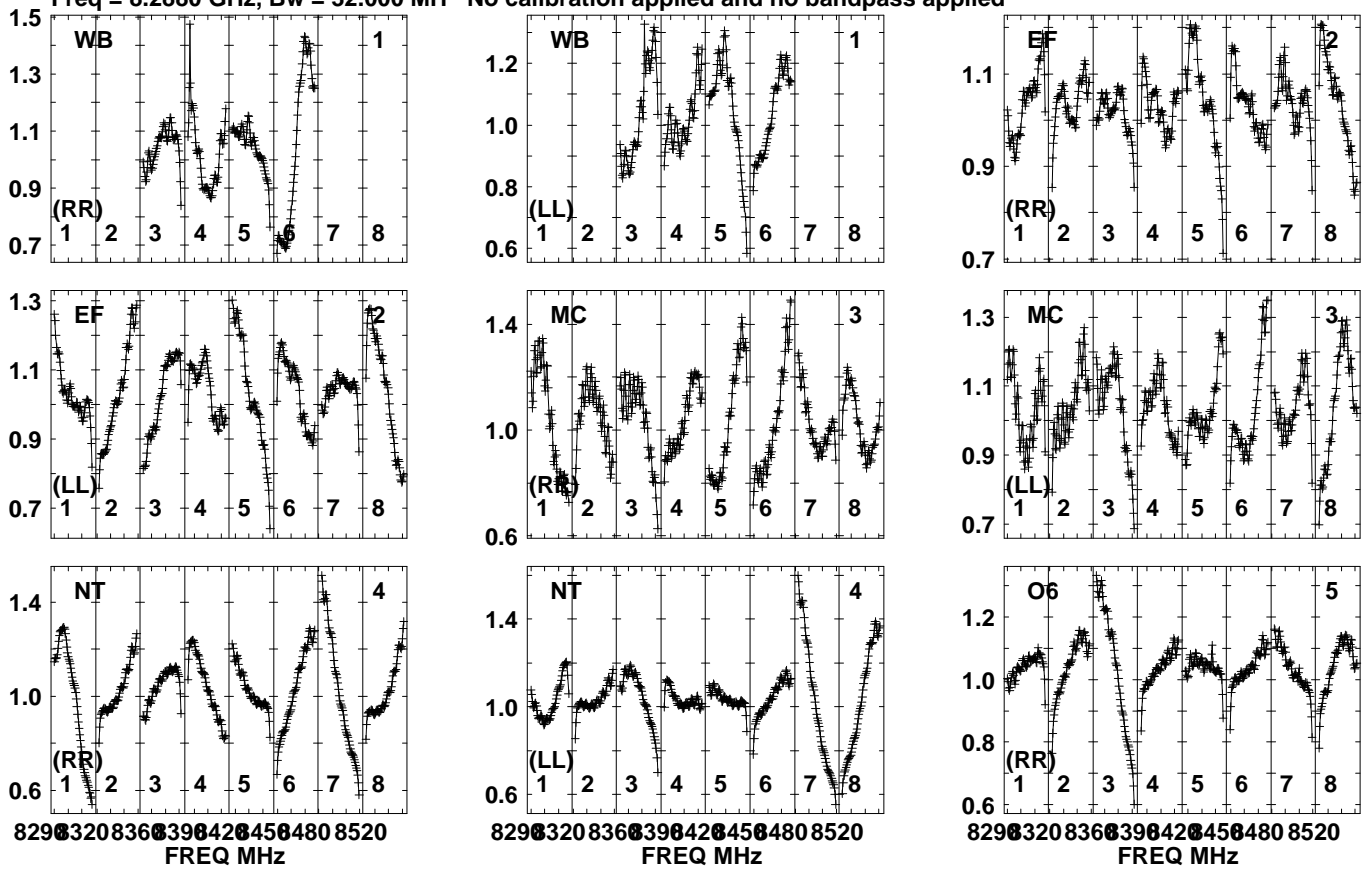


Lower frame: Real Jy
Auto-corr total-power spectrum Antenna: *
Timerange: 00/19:03:01 to 00/19:04:59

Plot file version 133 created 10-MAY-2023 11:49:13

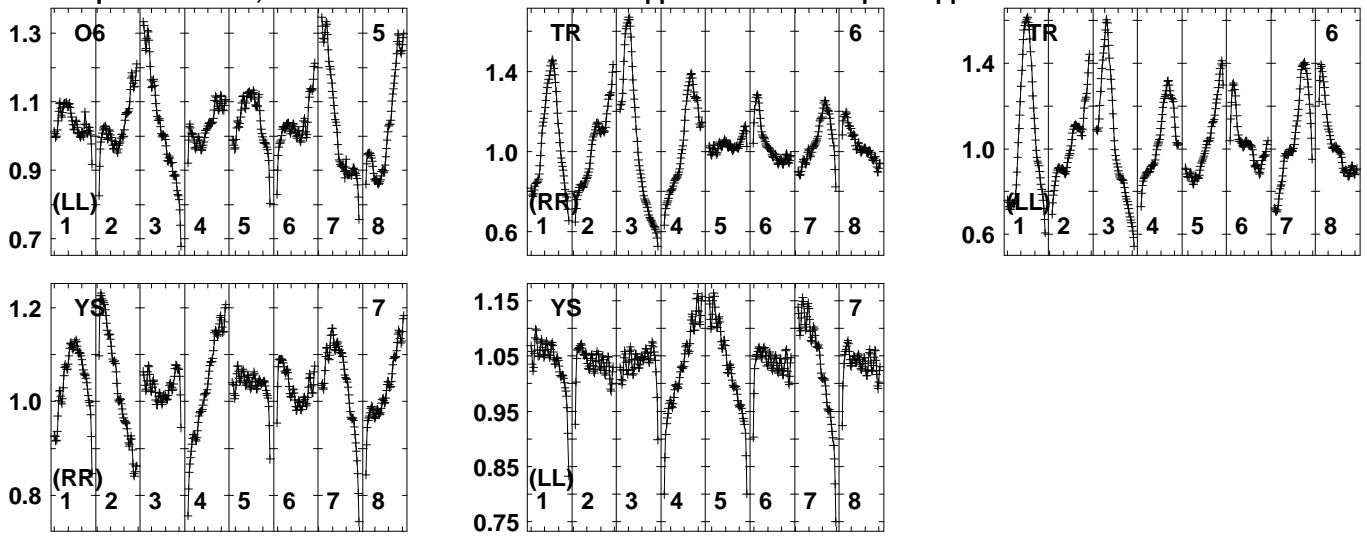
SDSSJ0111+17 ES103D.UVDATA.1

Freq = 8.2880 GHz, Bw = 32.000 MH No calibration applied and no bandpass applied



Lower frame: Real Jy
Auto-corr total-power spectrum Antenna: *
Timerange: 00/19:05:03 to 00/19:07:59

Plot file version 134 created 10-MAY-2023 11:49:13
SDSSJ0111+17 ES103D.UVDATA.1
Freq = 8.2880 GHz, Bw = 32.000 MH No calibration applied and no bandpass applied

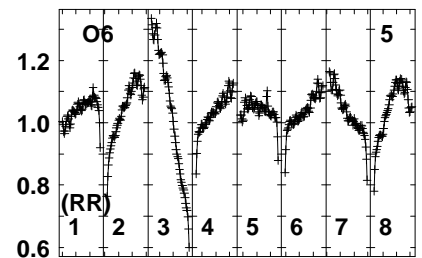
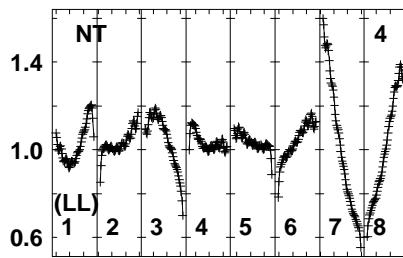
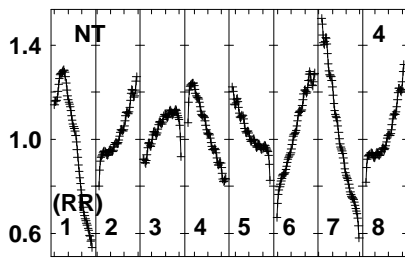
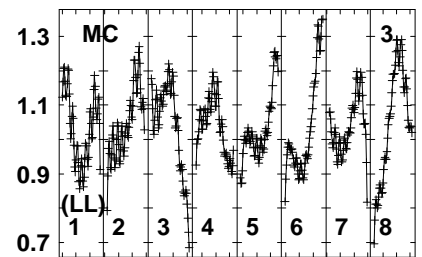
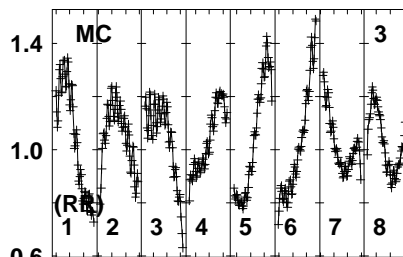
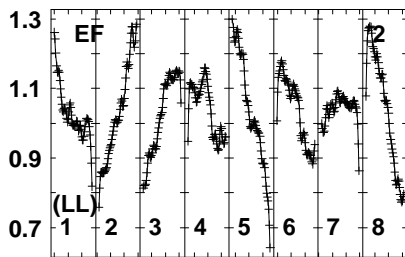
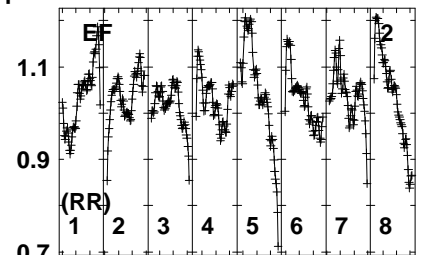
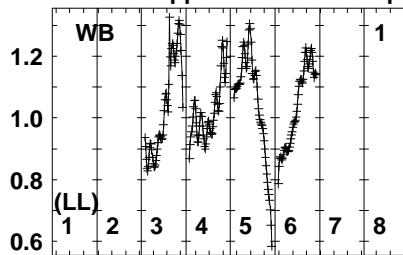
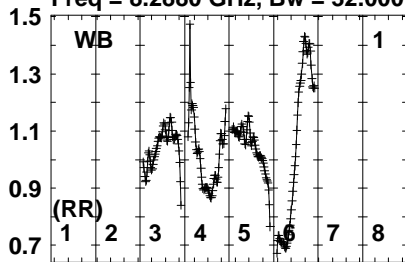


Lower frame: Real Jy
Auto-corr total-power spectrum Antenna: *
Timerange: 00/19:05:03 to 00/19:07:59

Plot file version 135 created 10-MAY-2023 11:49:13

J0101+1639 ES103D.UVDATA.1

Freq = 8.2880 GHz, Bw = 32.000 MH No calibration applied and no bandpass applied



829032083603904204504808520
FREQ MHz

829032083603904204504808520
FREQ MHz

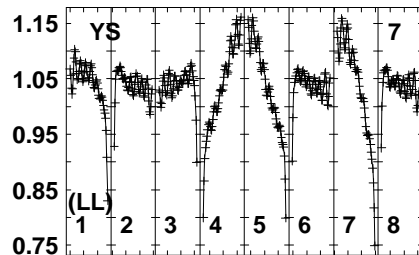
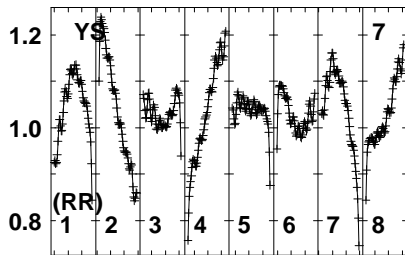
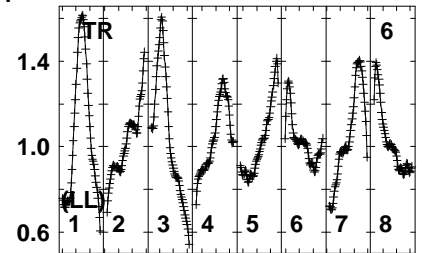
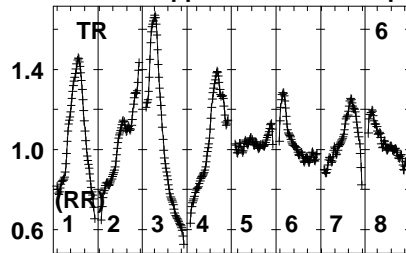
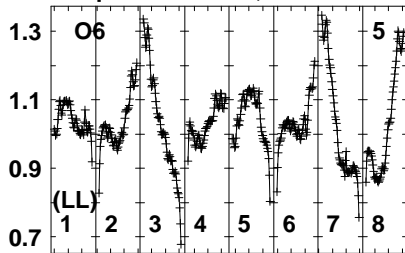
829032083603904204504808520
FREQ MHz

Lower frame: Real Jy
Auto-corr total-power spectrum Antenna: *
Timerange: 00/19:08:01 to 00/19:09:59

Plot file version 136 created 10-MAY-2023 11:49:13

J0101+1639 ES103D.UVDATA.1

Freq = 8.2880 GHz, Bw = 32.000 MH No calibration applied and no bandpass applied

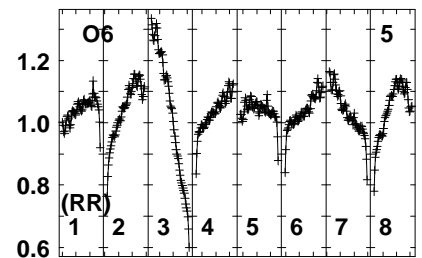
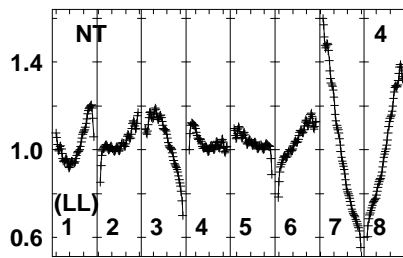
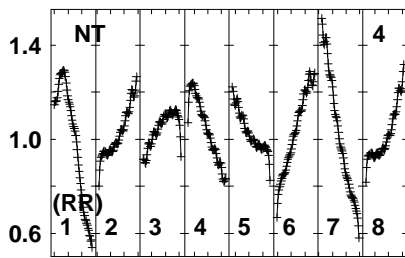
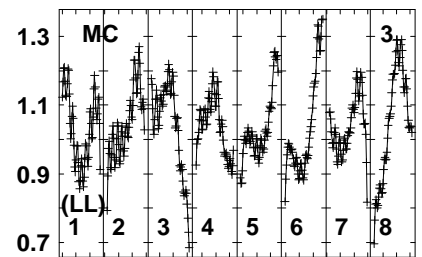
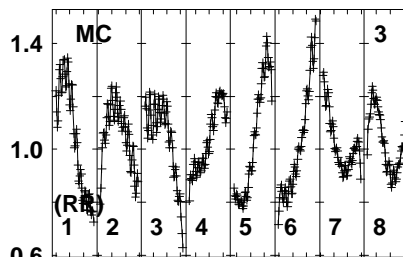
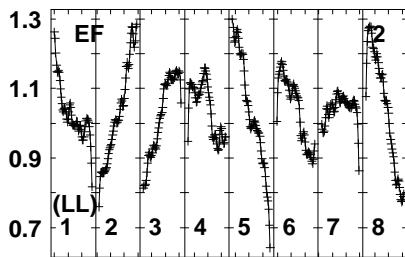
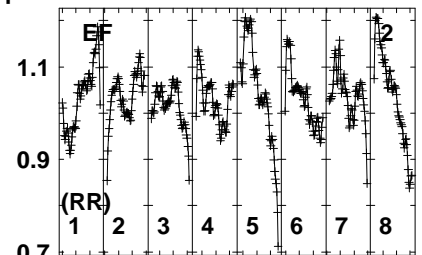
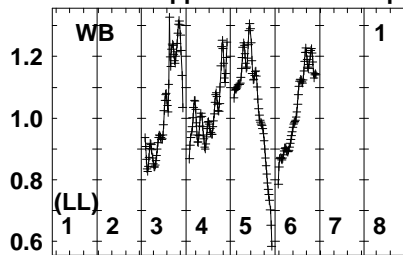
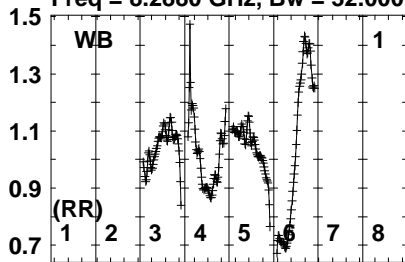


Lower frame: Real Jy
Auto-corr total-power spectrum Antenna: *
Timerange: 00/19:08:01 to 00/19:09:59

Plot file version 137 created 10-MAY-2023 11:49:13

SDSSJ0111+17 ES103D.UVDATA.1

Freq = 8.2880 GHz, Bw = 32.000 MH No calibration applied and no bandpass applied



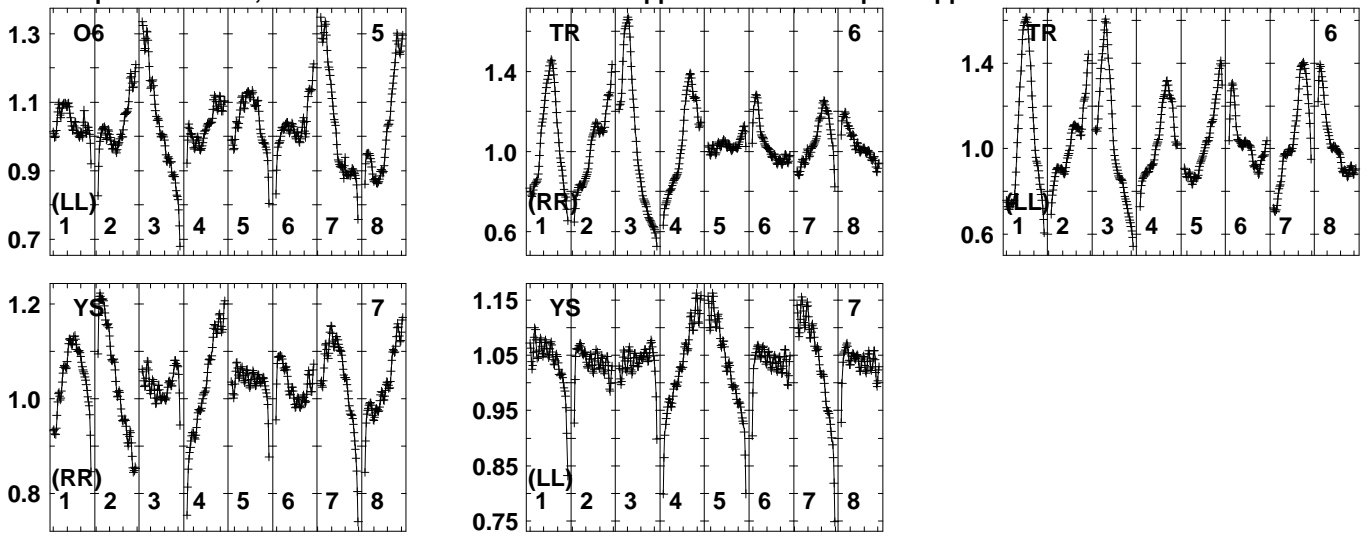
829032083603904204504808520
FREQ MHz

829032083603904204504808520
FREQ MHz

829032083603904204504808520
FREQ MHz

Lower frame: Real Jy
Auto-corr total-power spectrum Antenna: *
Timerange: 00/19:10:01 to 00/19:12:59

Plot file version 138 created 10-MAY-2023 11:49:13
 SDSSJ0111+17 ES103D.UVDATA.1
 Freq = 8.2880 GHz, Bw = 32.000 MH No calibration applied and no bandpass applied

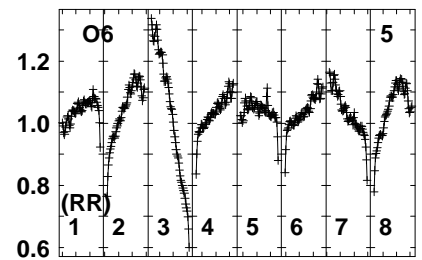
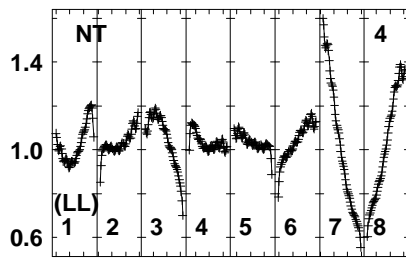
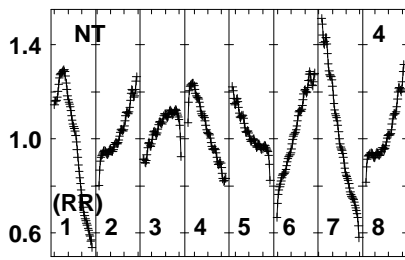
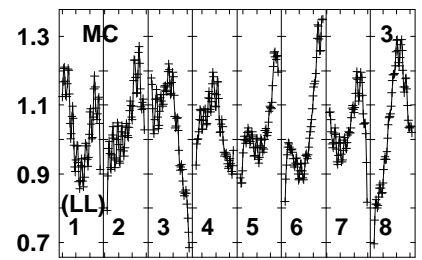
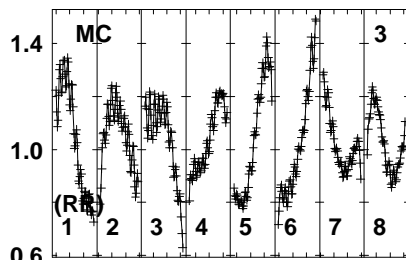
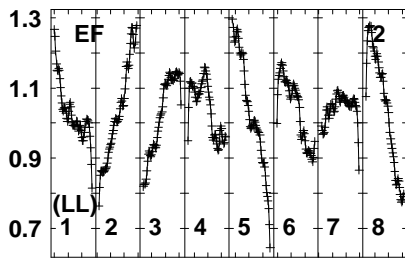
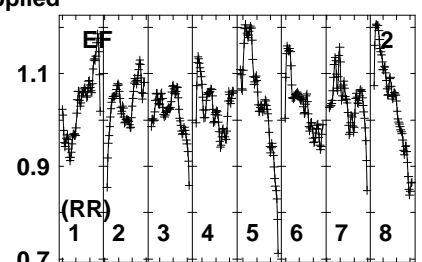
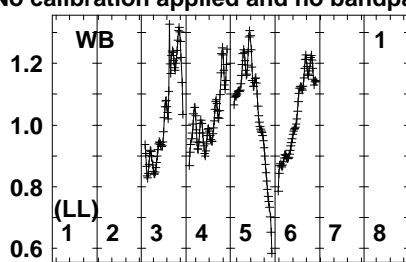
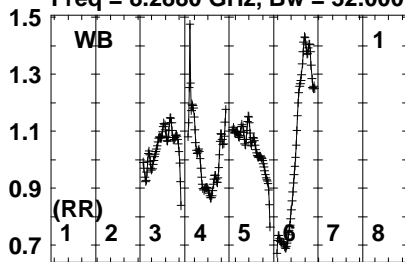


Lower frame: Real Jy
 Auto-corr total-power spectrum Antenna: *
 Timerange: 00/19:10:01 to 00/19:12:59

Plot file version 139 created 10-MAY-2023 11:49:13

J0101+1639 ES103D.UVDATA.1

Freq = 8.2880 GHz, Bw = 32.000 MH No calibration applied and no bandpass applied



829032083603904204504808520
FREQ MHz

829032083603904204504808520
FREQ MHz

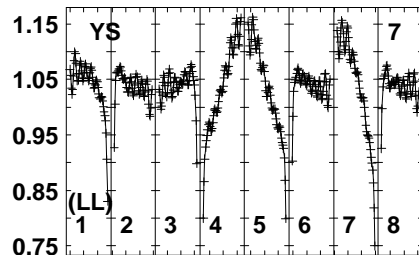
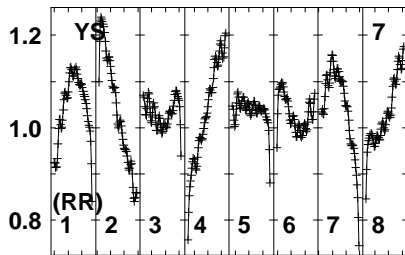
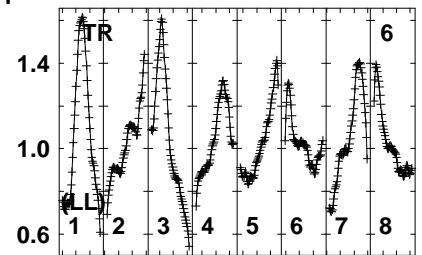
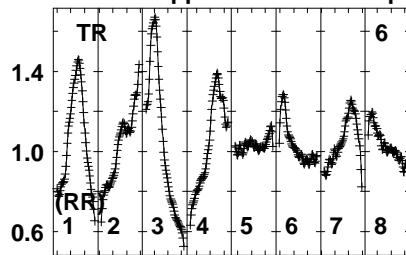
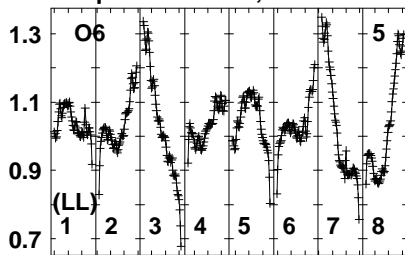
829032083603904204504808520
FREQ MHz

Lower frame: Real Jy
Auto-corr total-power spectrum Antenna: *
Timerange: 00/19:13:31 to 00/19:15:29

Plot file version 140 created 10-MAY-2023 11:49:13

J0101+1639 ES103D.UVDATA.1

Freq = 8.2880 GHz, Bw = 32.000 MH No calibration applied and no bandpass applied

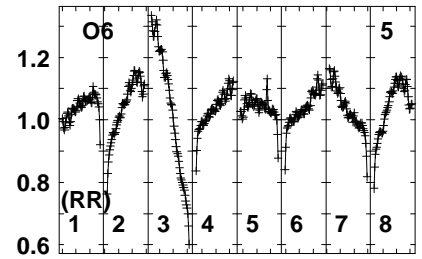
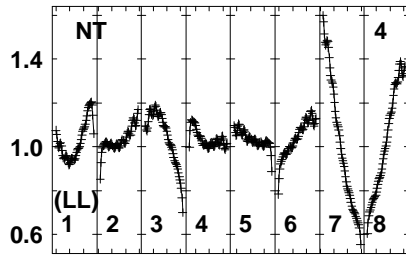
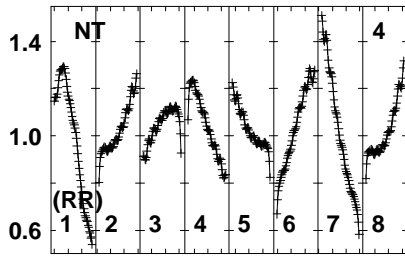
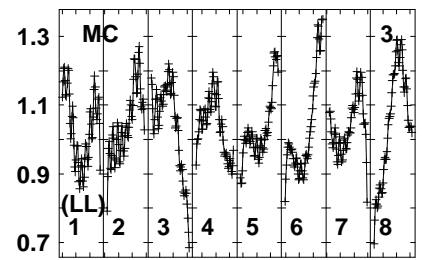
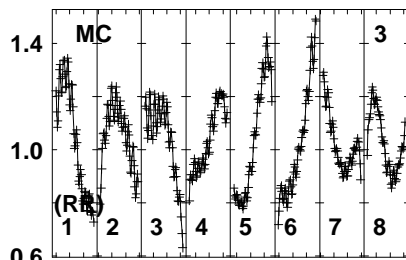
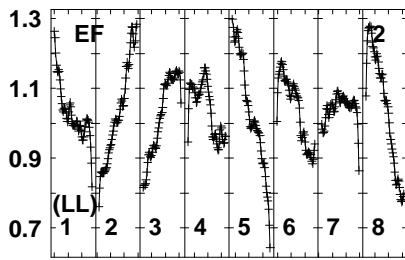
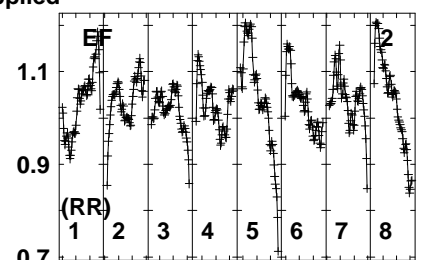
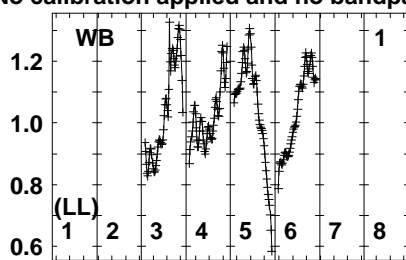
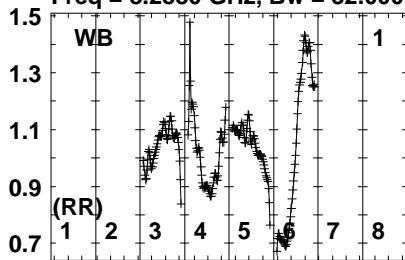


Lower frame: Real Jy
Auto-corr total-power spectrum Antenna: *
Timerange: 00/19:13:31 to 00/19:15:29

Plot file version 141 created 10-MAY-2023 11:49:13

SDSSJ0111+17 ES103D.UVDATA.1

Freq = 8.2880 GHz, Bw = 32.000 MH No calibration applied and no bandpass applied



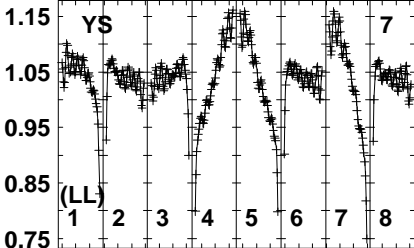
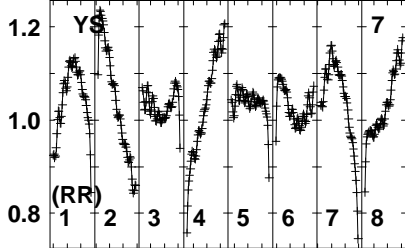
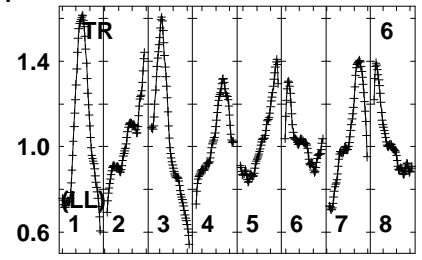
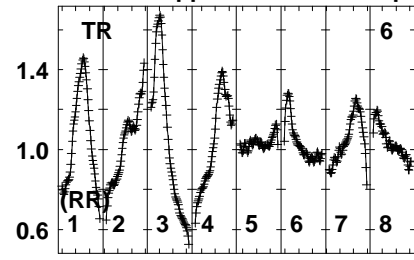
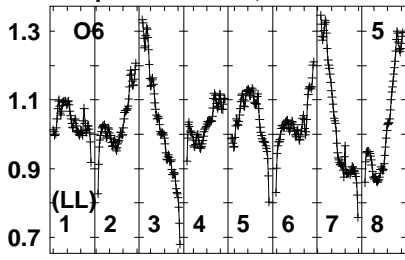
829032083603904204504808520
FREQ MHz

829032083603904204504808520
FREQ MHz

829032083603904204504808520
FREQ MHz

Lower frame: Real Jy
Auto-corr total-power spectrum Antenna: *
Timerange: 00/19:15:33 to 00/19:18:29

Plot file version 142 created 10-MAY-2023 11:49:13
 SDSSJ0111+17 ES103D.UVDATA.1
 Freq = 8.2880 GHz, Bw = 32.000 MH No calibration applied and no bandpass applied

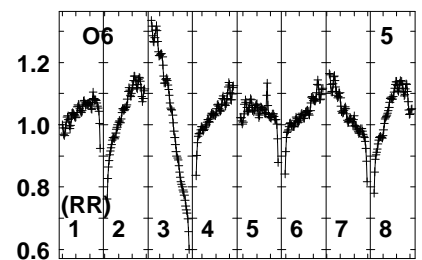
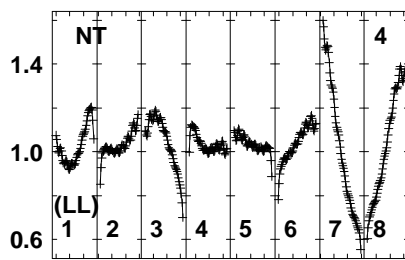
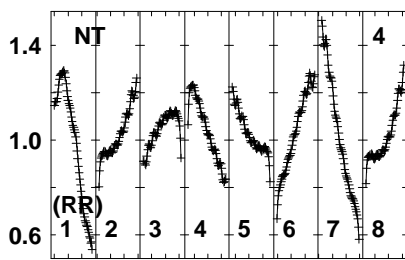
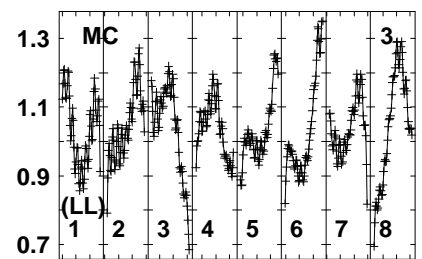
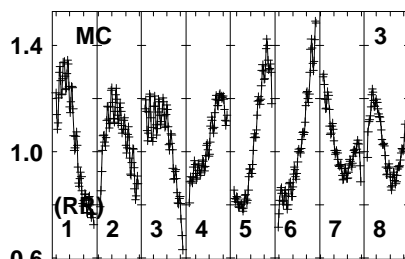
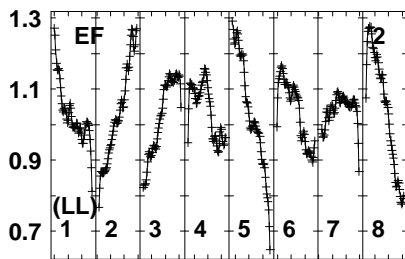
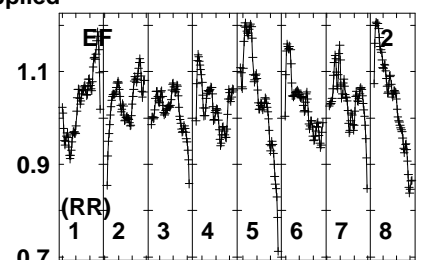
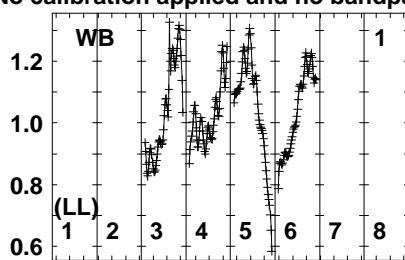
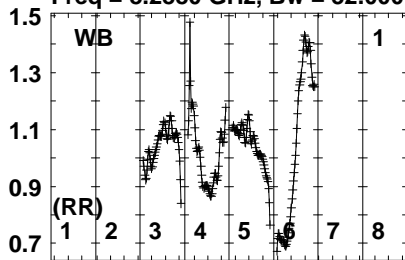


Lower frame: Real Jy
 Auto-corr total-power spectrum Antenna: *
 Timerange: 00/19:15:33 to 00/19:18:29

Plot file version 143 created 10-MAY-2023 11:49:13

J0101+1639 ES103D.UVDATA.1

Freq = 8.2880 GHz, Bw = 32.000 MH No calibration applied and no bandpass applied



829032083603904204504808520
FREQ MHz

829032083603904204504808520
FREQ MHz

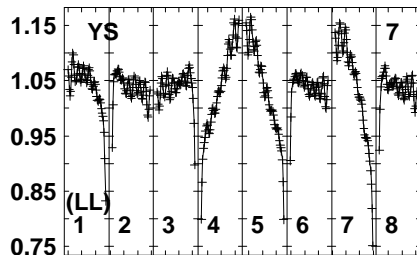
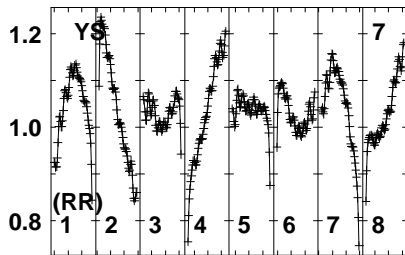
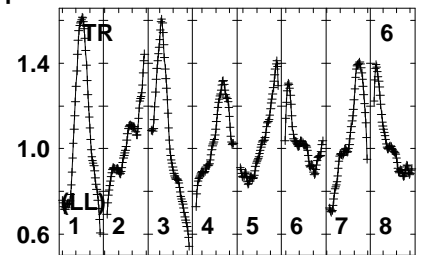
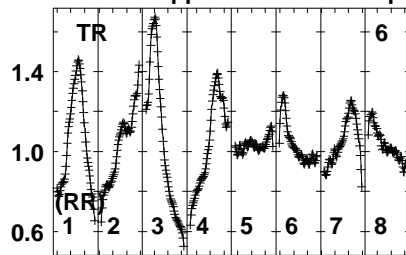
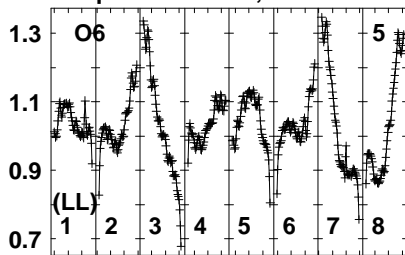
829032083603904204504808520
FREQ MHz

Lower frame: Real Jy
Auto-corr total-power spectrum Antenna: *
Timerange: 00/19:18:31 to 00/19:20:29

Plot file version 144 created 10-MAY-2023 11:49:13

J0101+1639 ES103D.UVDATA.1

Freq = 8.2880 GHz, Bw = 32.000 MH No calibration applied and no bandpass applied

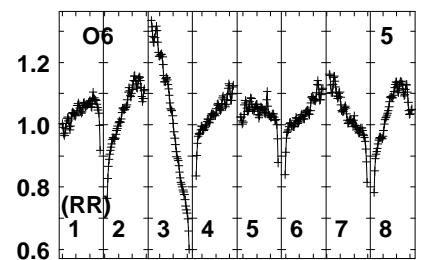
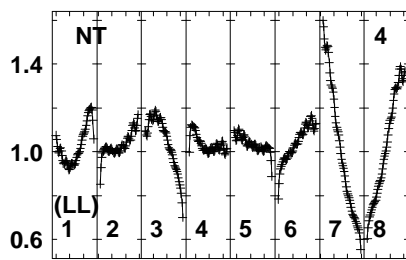
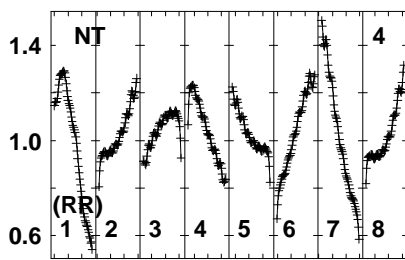
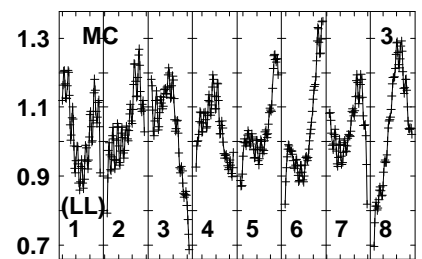
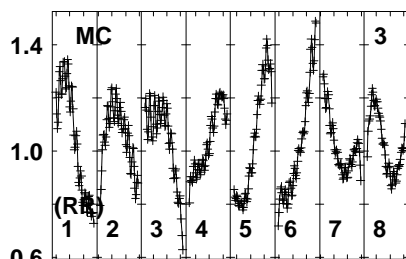
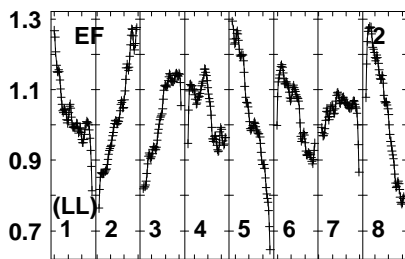
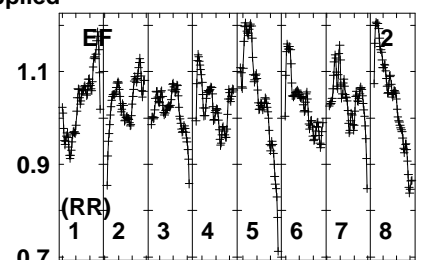
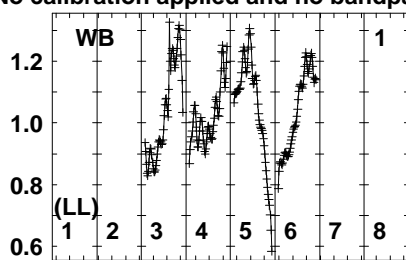
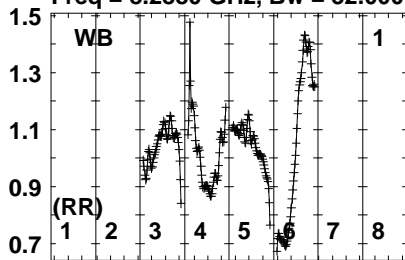


Lower frame: Real Jy
Auto-corr total-power spectrum Antenna: *
Timerange: 00/19:18:31 to 00/19:20:29

Plot file version 145 created 10-MAY-2023 11:49:13

SDSSJ0111+17 ES103D.UVDATA.1

Freq = 8.2880 GHz, Bw = 32.000 MH No calibration applied and no bandpass applied



829032083603904204504808520
FREQ MHz

829032083603904204504808520
FREQ MHz

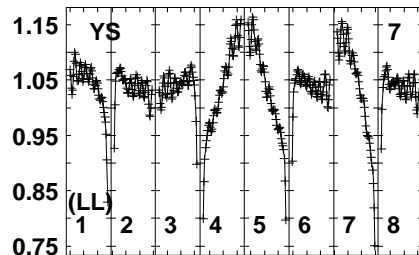
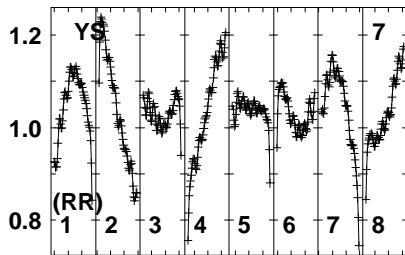
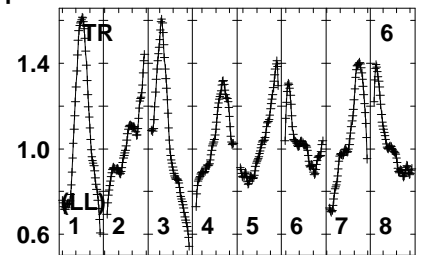
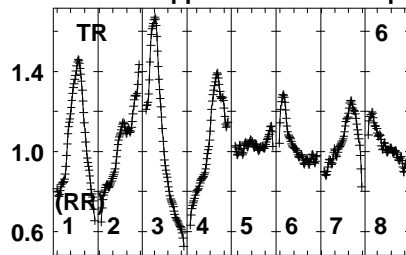
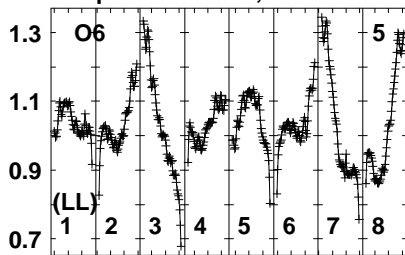
829032083603904204504808520
FREQ MHz

Lower frame: Real Jy
Auto-corr total-power spectrum Antenna: *
Timerange: 00/19:20:31 to 00/19:23:29

Plot file version 146 created 10-MAY-2023 11:49:13

SDSSJ0111+17 ES103D.UVDATA.1

Freq = 8.2880 GHz, Bw = 32.000 MH No calibration applied and no bandpass applied

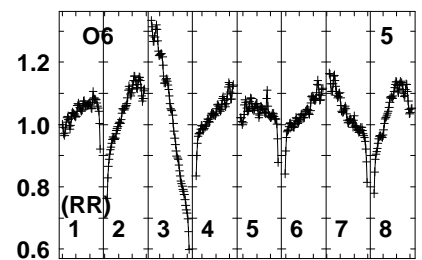
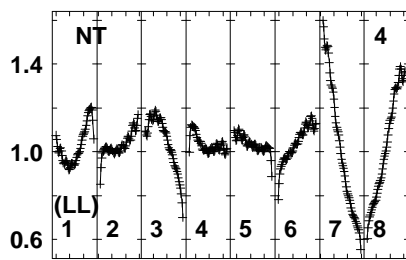
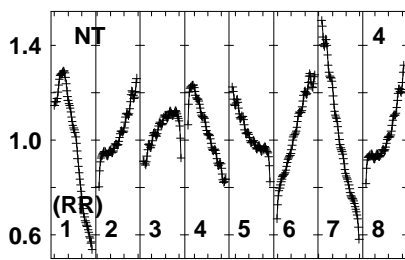
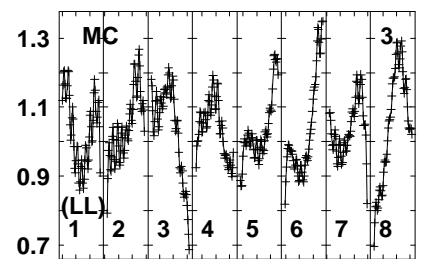
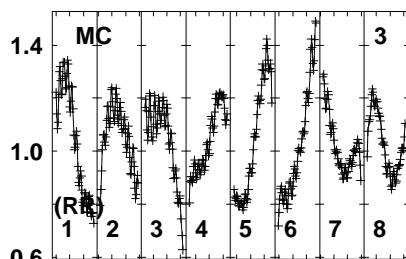
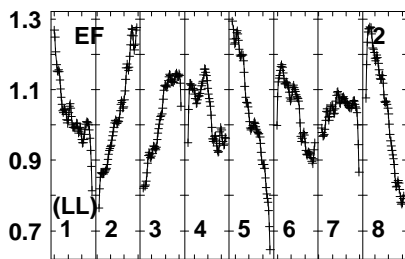
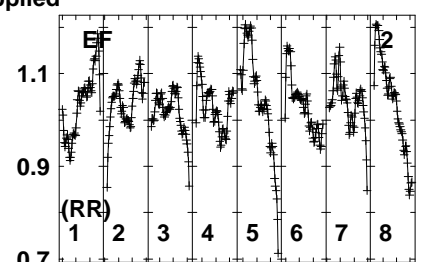
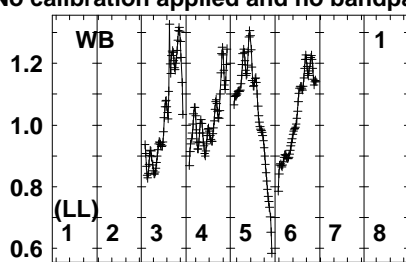
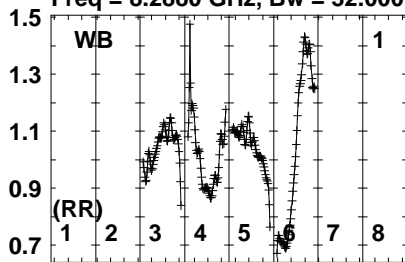


Lower frame: Real Jy
Auto-corr total-power spectrum Antenna: *
Timerange: 00/19:20:31 to 00/19:23:29

Plot file version 147 created 10-MAY-2023 11:49:13

J0101+1639 ES103D.UVDATA.1

Freq = 8.2880 GHz, Bw = 32.000 MH No calibration applied and no bandpass applied



8290 3208360 390420 450480 8520
FREQ MHz

8290 3208360 390420 450480 8520
FREQ MHz

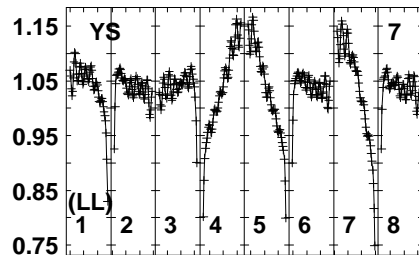
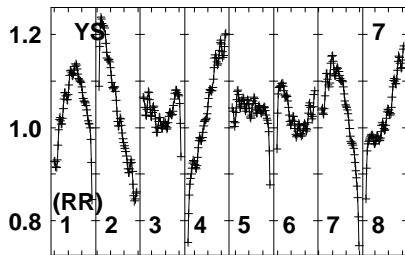
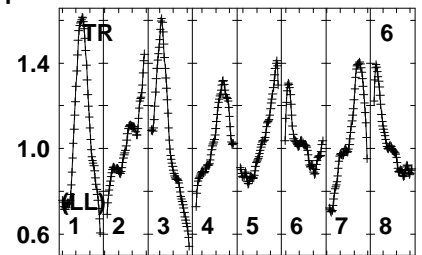
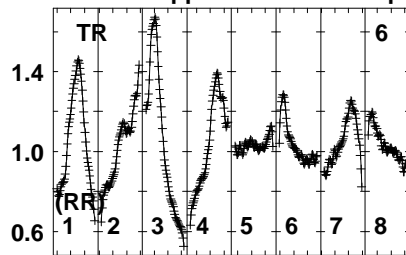
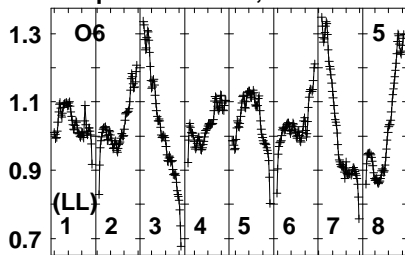
8290 3208360 390420 450480 8520
FREQ MHz

Lower frame: Real Jy
Auto-corr total-power spectrum Antenna: *
Timerange: 00/19:24:01 to 00/19:25:59

Plot file version 148 created 10-MAY-2023 11:49:13

J0101+1639 ES103D.UVDATA.1

Freq = 8.2880 GHz, Bw = 32.000 MH No calibration applied and no bandpass applied

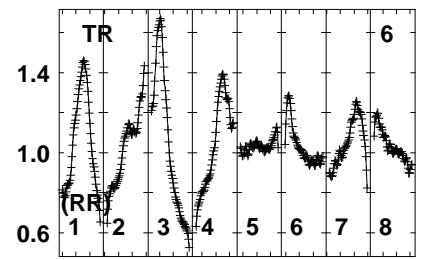
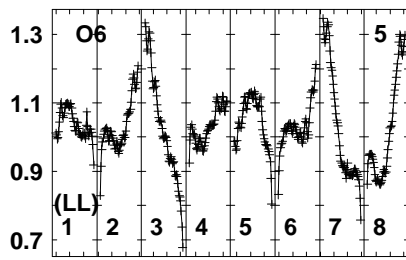
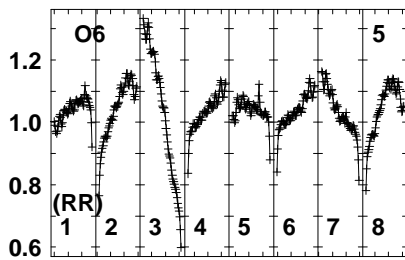
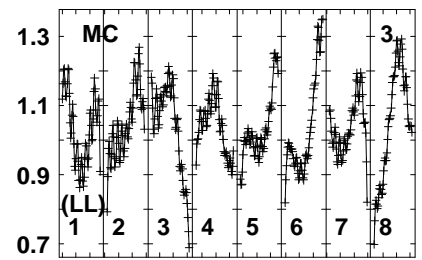
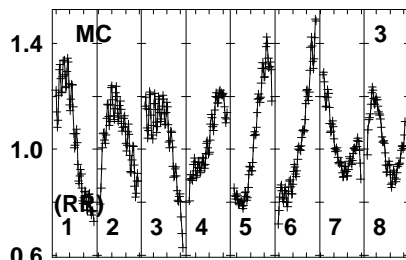
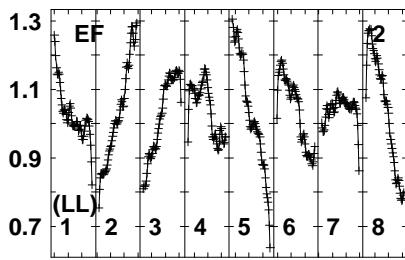
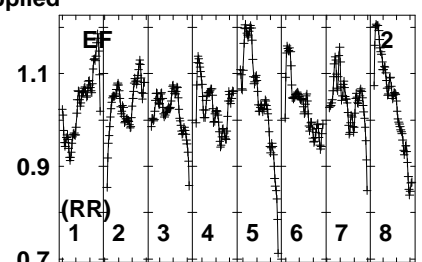
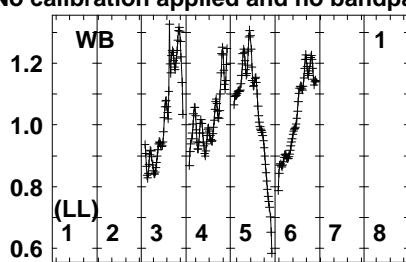
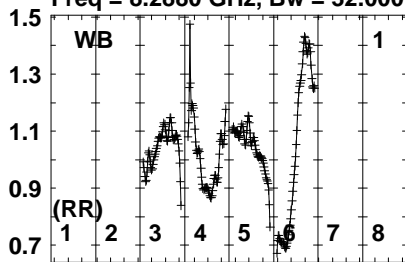


Lower frame: Real Jy
Auto-corr total-power spectrum Antenna: *
Timerange: 00/19:24:01 to 00/19:25:59

Plot file version 149 created 10-MAY-2023 11:49:13

SDSSJ0111+17 ES103D.UVDATA.1

Freq = 8.2880 GHz, Bw = 32.000 MH No calibration applied and no bandpass applied



829032083603904204504808520
FREQ MHz

829032083603904204504808520
FREQ MHz

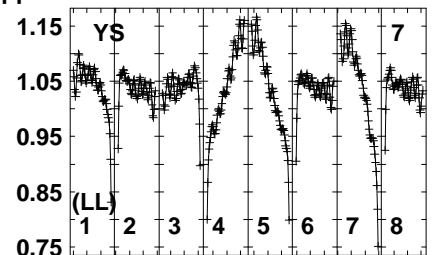
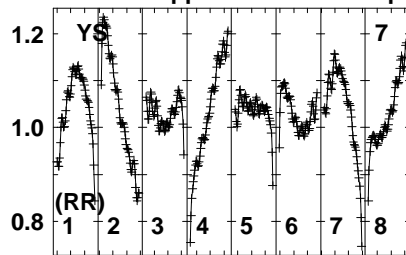
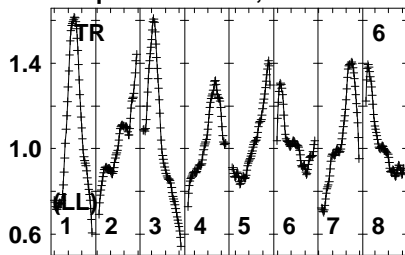
829032083603904204504808520
FREQ MHz

Lower frame: Real Jy
Auto-corr total-power spectrum Antenna: *
Timerange: 00/19:26:03 to 00/19:28:59

Plot file version 150 created 10-MAY-2023 11:49:13

SDSSJ0111+17 ES103D.UVDATA.1

Freq = 8.2880 GHz, Bw = 32.000 MH No calibration applied and no bandpass applied

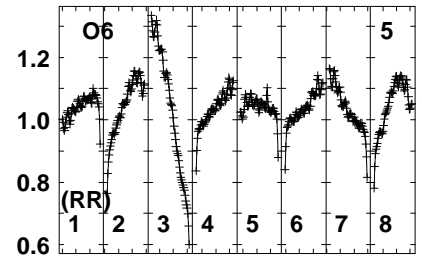
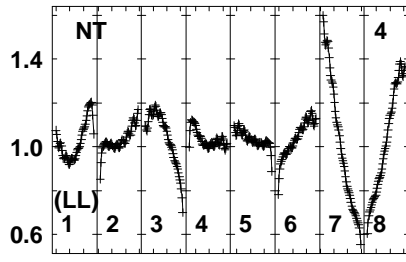
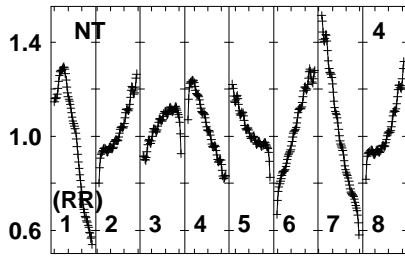
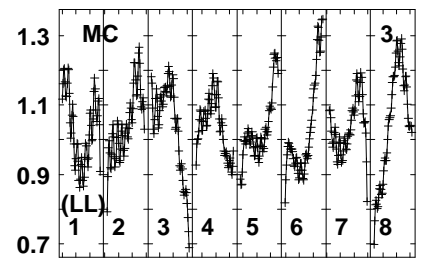
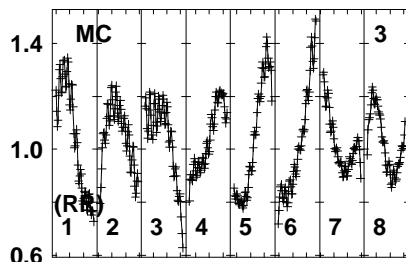
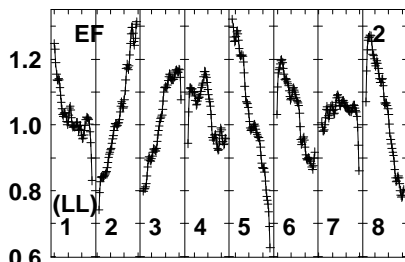
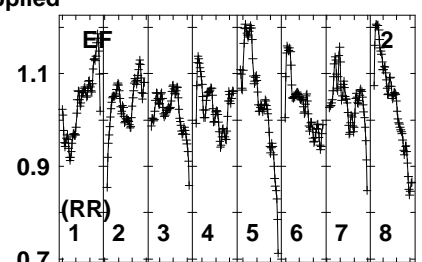
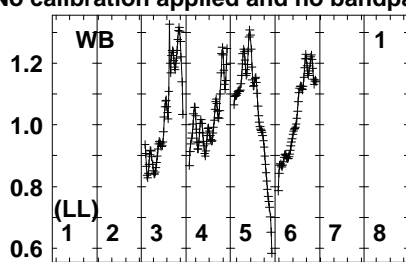
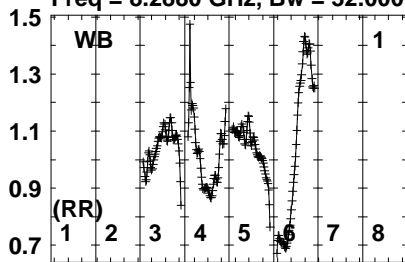


Lower frame: Real Jy
Auto-corr total-power spectrum Antenna: *
Timerange: 00/19:26:03 to 00/19:28:59

Plot file version 151 created 10-MAY-2023 11:49:13

J0101+1639 ES103D.UVDATA.1

Freq = 8.2880 GHz, Bw = 32.000 MH No calibration applied and no bandpass applied



829032083603904204504808520
FREQ MHz

829032083603904204504808520
FREQ MHz

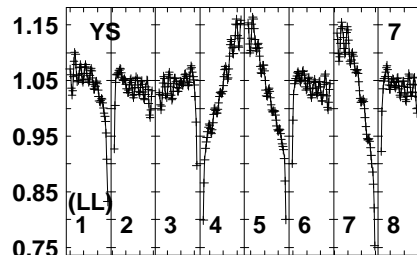
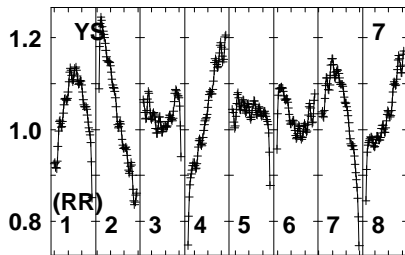
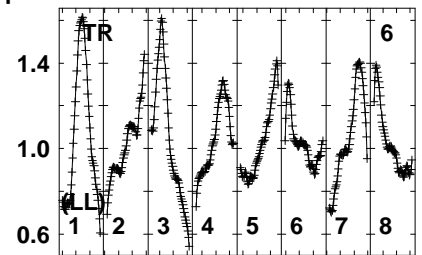
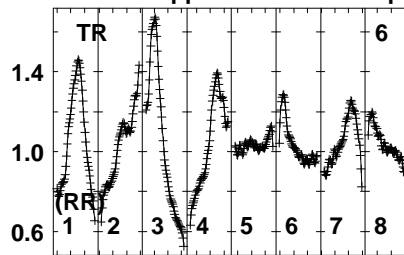
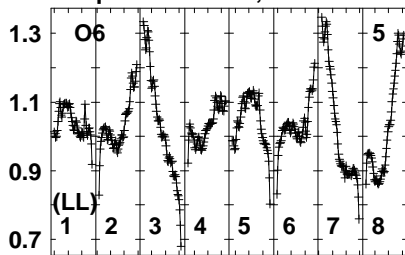
829032083603904204504808520
FREQ MHz

Lower frame: Real Jy
Auto-corr total-power spectrum Antenna: *
Timerange: 00/19:29:01 to 00/19:30:59

Plot file version 152 created 10-MAY-2023 11:49:13

J0101+1639 ES103D.UVDATA.1

Freq = 8.2880 GHz, Bw = 32.000 MH No calibration applied and no bandpass applied

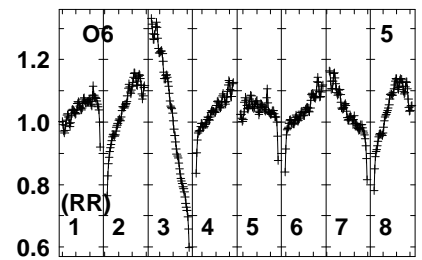
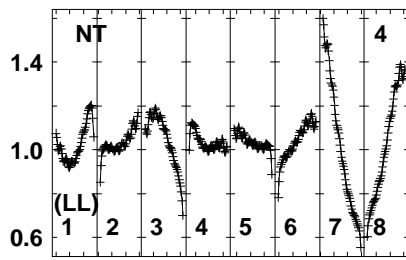
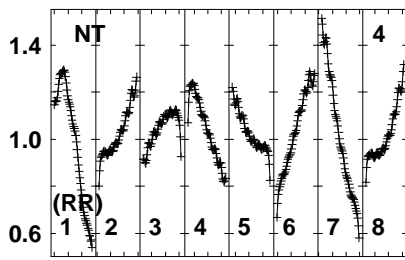
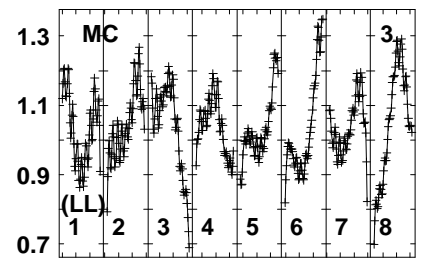
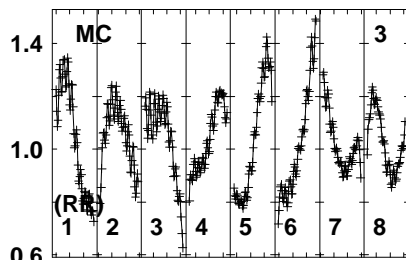
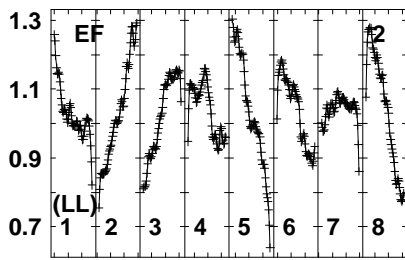
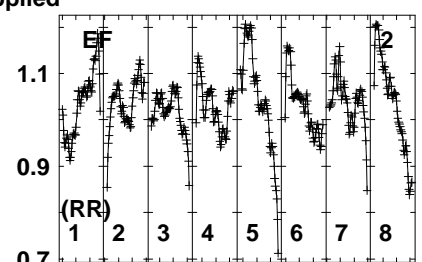
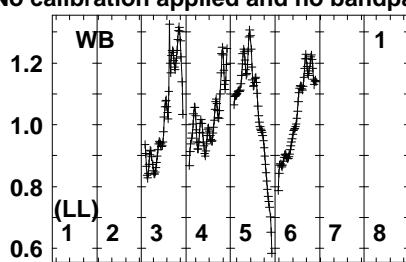
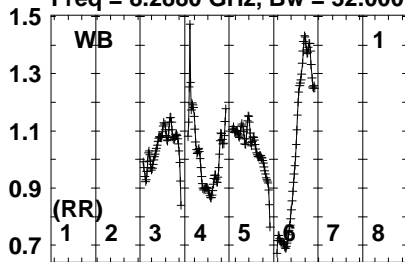


Lower frame: Real Jy
Auto-corr total-power spectrum Antenna: *
Timerange: 00/19:29:01 to 00/19:30:59

Plot file version 153 created 10-MAY-2023 11:49:13

SDSSJ0111+17 ES103D.UVDATA.1

Freq = 8.2880 GHz, Bw = 32.000 MH No calibration applied and no bandpass applied



829032083603904204504808520
FREQ MHz

829032083603904204504808520
FREQ MHz

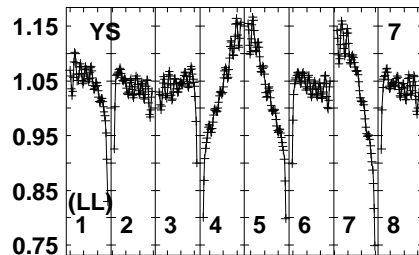
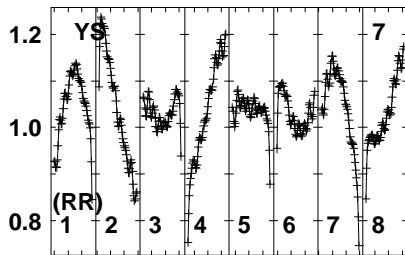
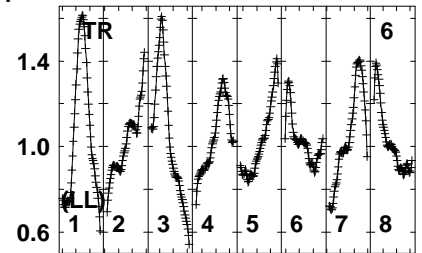
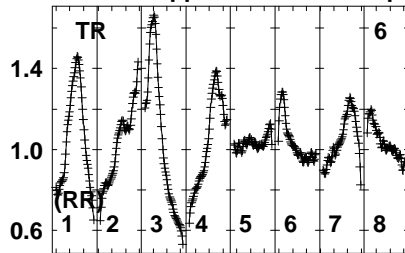
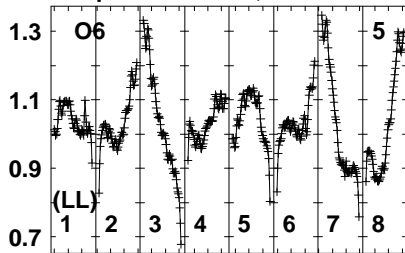
829032083603904204504808520
FREQ MHz

Lower frame: Real Jy
Auto-corr total-power spectrum Antenna: *
Timerange: 00/19:31:01 to 00/19:33:59

Plot file version 154 created 10-MAY-2023 11:49:14

SDSSJ0111+17 ES103D.UVDATA.1

Freq = 8.2880 GHz, Bw = 32.000 MH No calibration applied and no bandpass applied

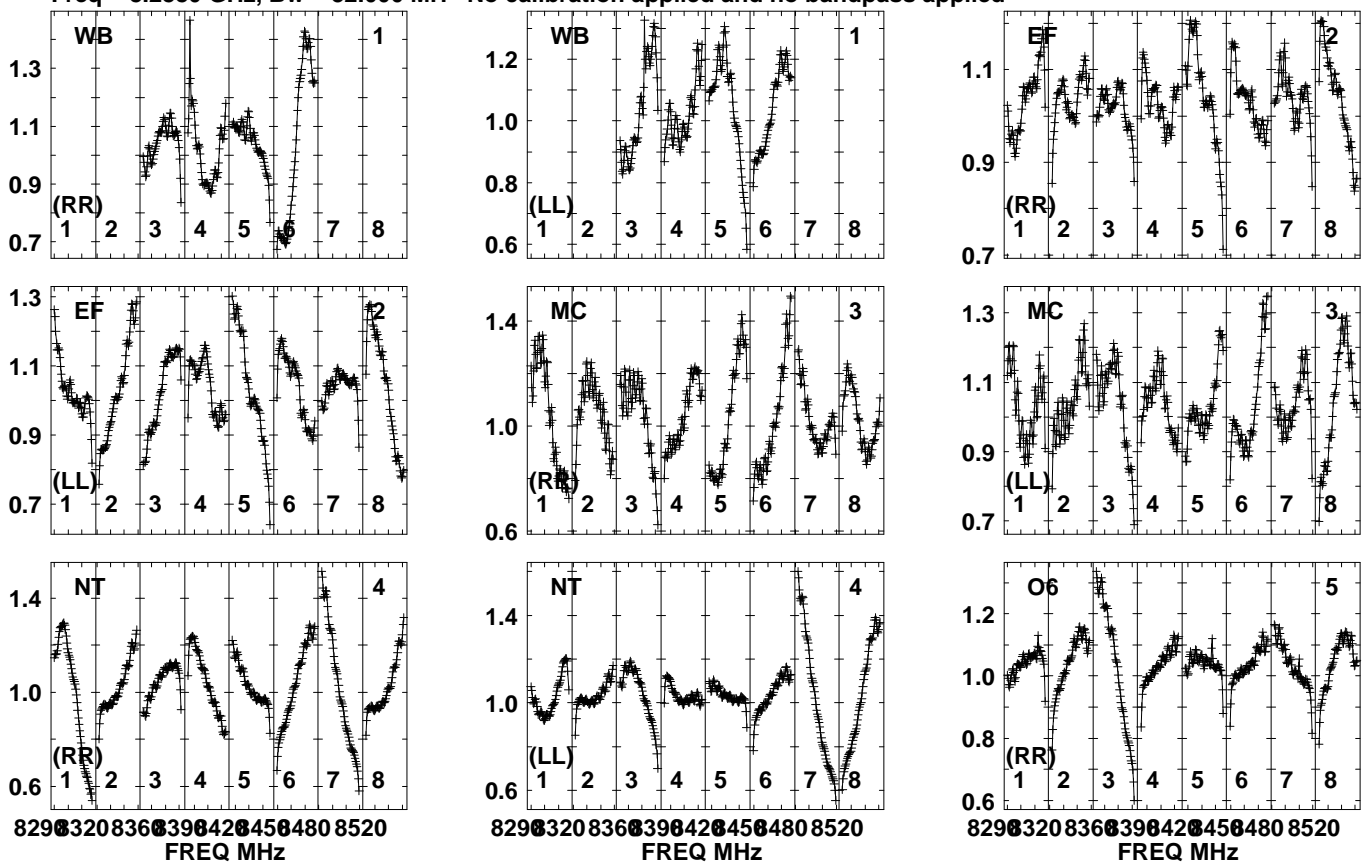


Lower frame: Real Jy
Auto-corr total-power spectrum Antenna: *
Timerange: 00/19:31:01 to 00/19:33:59

Plot file version 155 created 10-MAY-2023 11:49:14

J0101+1639 ES103D.UVDATA.1

Freq = 8.2880 GHz, Bw = 32.000 MH No calibration applied and no bandpass applied

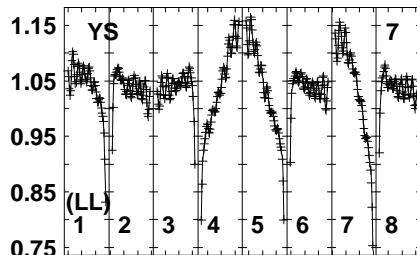
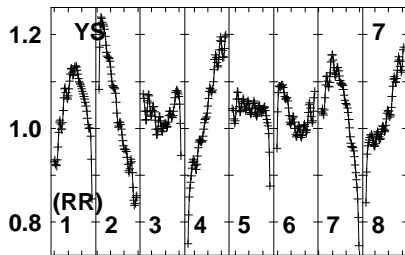
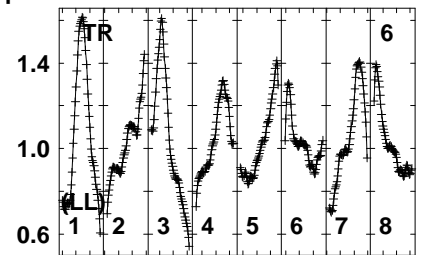
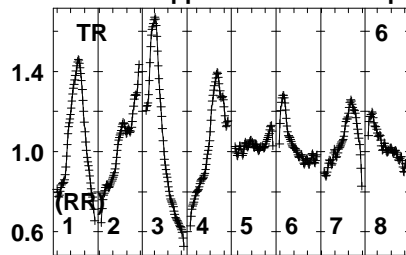
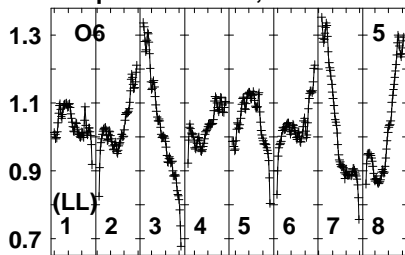


Lower frame: Real Jy
Auto-corr total-power spectrum Antenna: *
Timerange: 00/19:34:31 to 00/19:36:29

Plot file version 156 created 10-MAY-2023 11:49:14

J0101+1639 ES103D.UVDATA.1

Freq = 8.2880 GHz, Bw = 32.000 MH No calibration applied and no bandpass applied

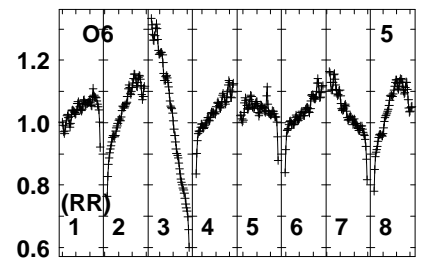
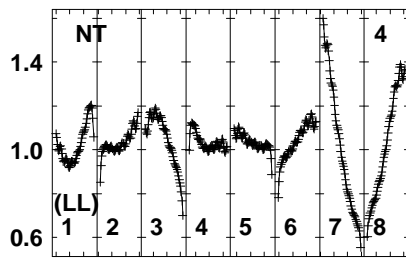
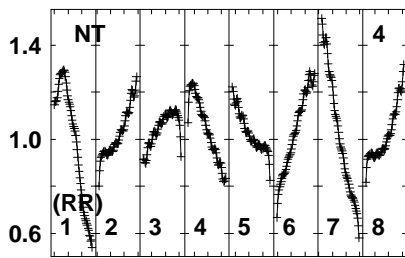
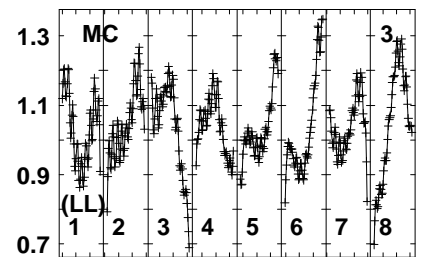
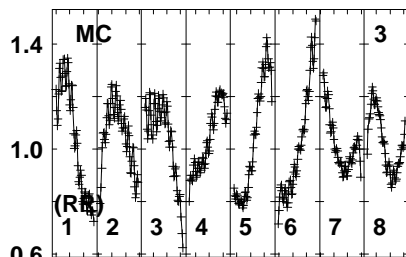
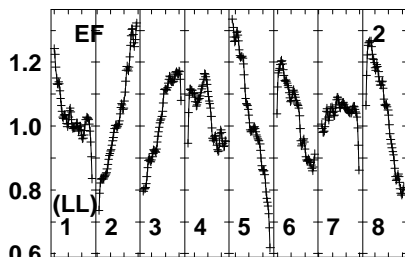
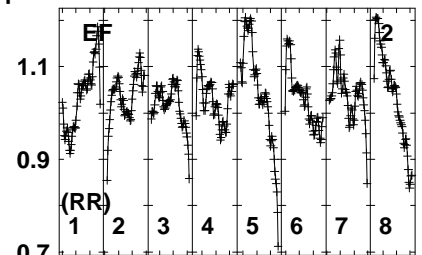
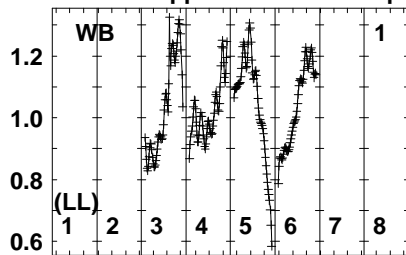
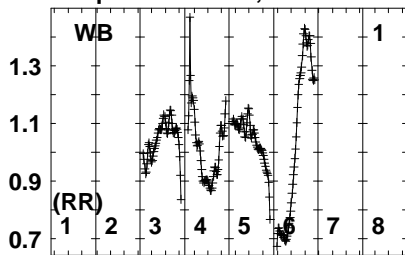


Lower frame: Real Jy
Auto-corr total-power spectrum Antenna: *
Timerange: 00/19:34:31 to 00/19:36:29

Plot file version 157 created 10-MAY-2023 11:49:14

SDSSJ0111+17 ES103D.UVDATA.1

Freq = 8.2880 GHz, Bw = 32.000 MH No calibration applied and no bandpass applied



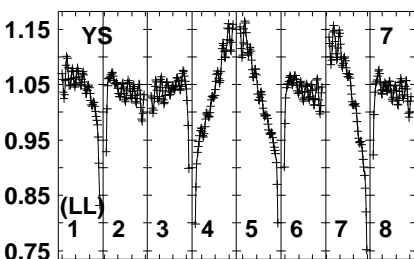
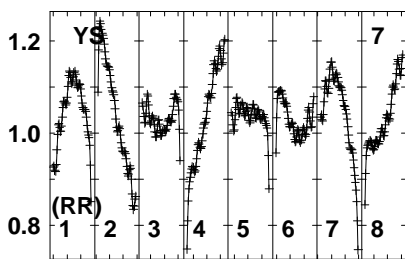
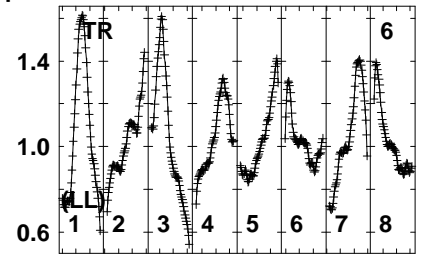
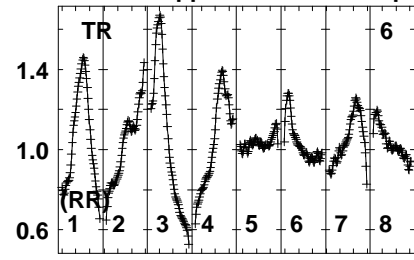
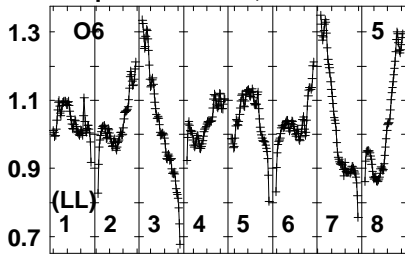
829032083603904204504808520
FREQ MHz

829032083603904204504808520
FREQ MHz

829032083603904204504808520
FREQ MHz

Lower frame: Real Jy
Auto-corr total-power spectrum Antenna: *
Timerange: 00/19:36:33 to 00/19:39:29

Plot file version 158 created 10-MAY-2023 11:49:14
 SDSSJ0111+17 ES103D.UVDATA.1
 Freq = 8.2880 GHz, Bw = 32.000 MH No calibration applied and no bandpass applied

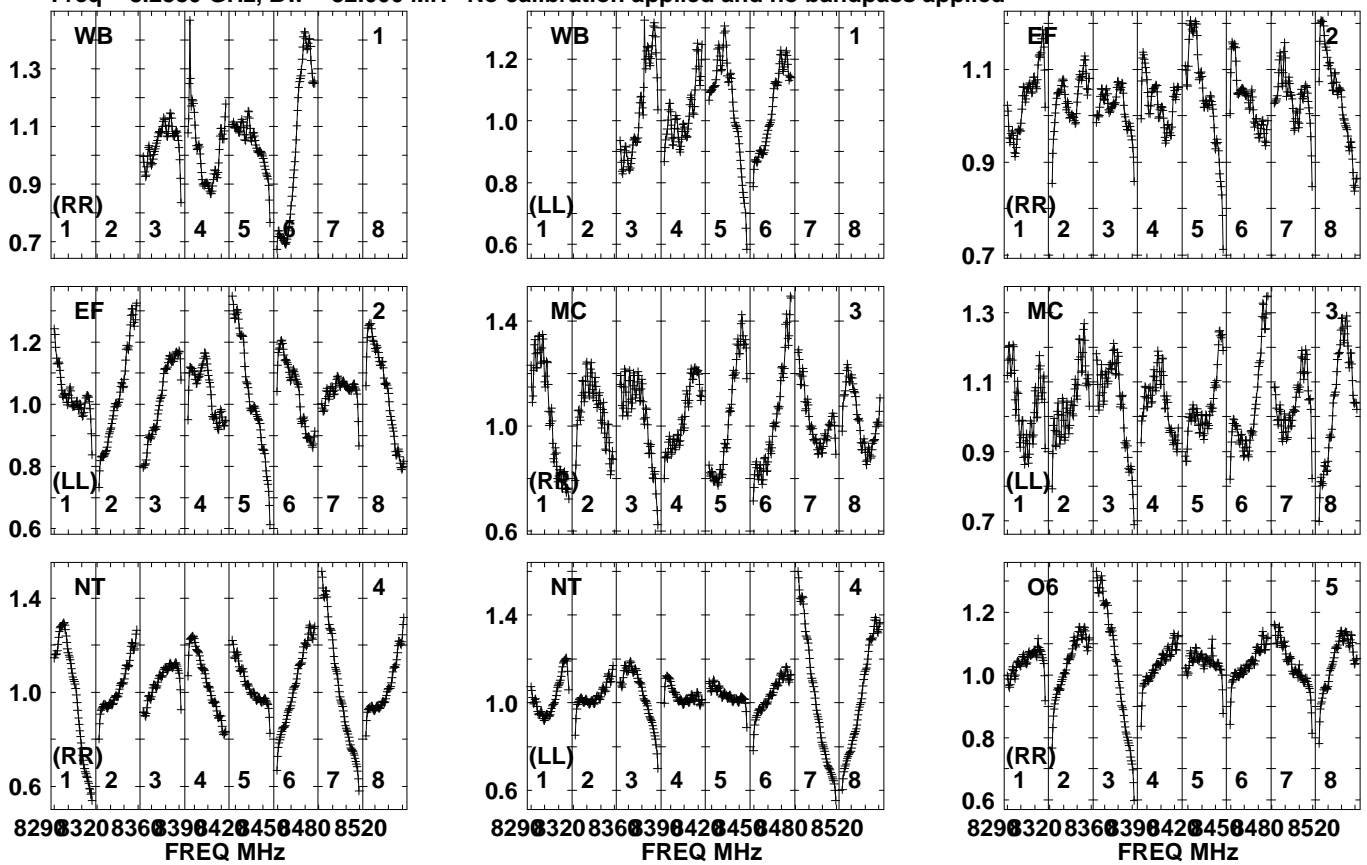


Lower frame: Real Jy
 Auto-corr total-power spectrum Antenna: *
 Timerange: 00/19:36:33 to 00/19:39:29

Plot file version 159 created 10-MAY-2023 11:49:14

J0101+1639 ES103D.UVDATA.1

Freq = 8.2880 GHz, Bw = 32.000 MH No calibration applied and no bandpass applied

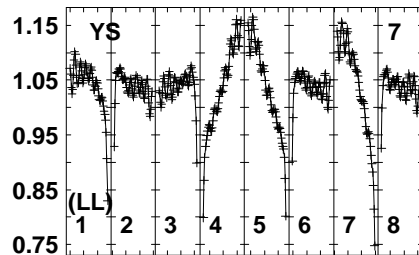
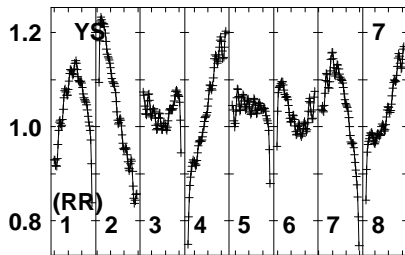
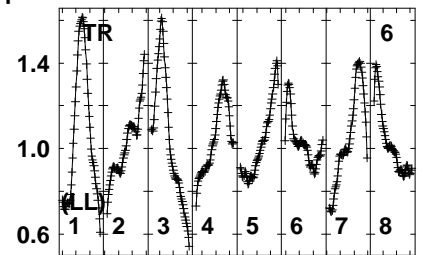
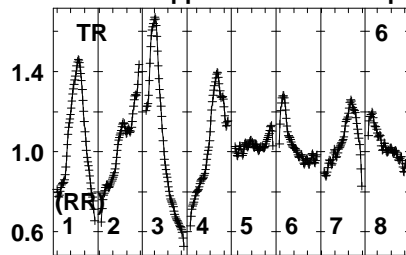
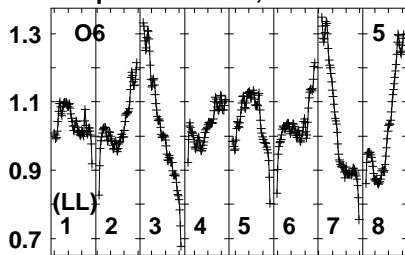


Lower frame: Real Jy
Auto-corr total-power spectrum Antenna: *
Timerange: 00/19:39:31 to 00/19:41:29

Plot file version 160 created 10-MAY-2023 11:49:14

J0101+1639 ES103D.UVDATA.1

Freq = 8.2880 GHz, Bw = 32.000 MH No calibration applied and no bandpass applied

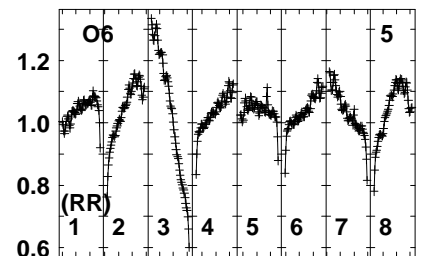
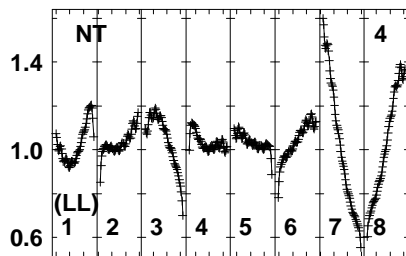
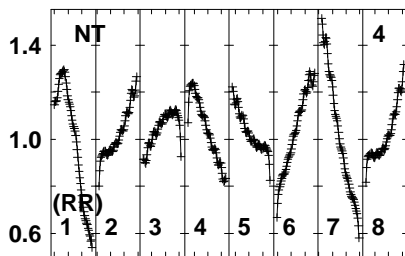
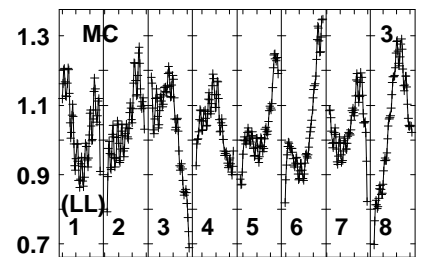
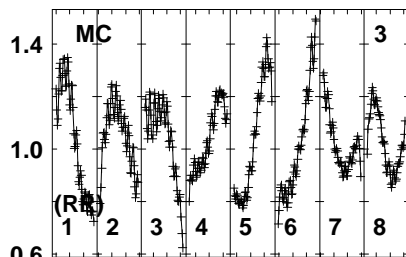
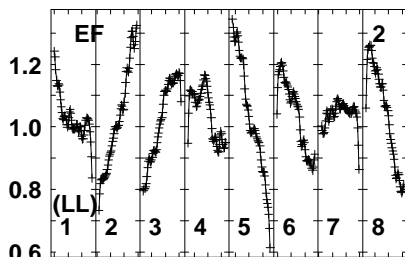
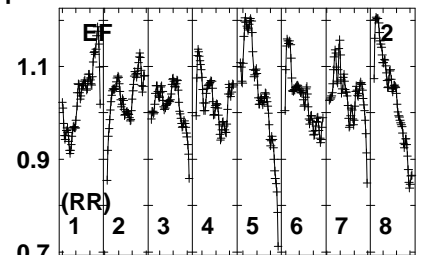
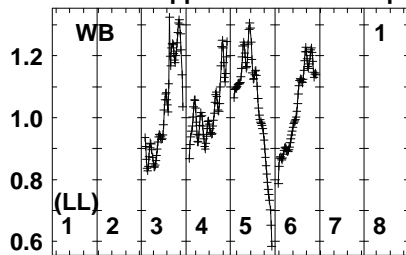
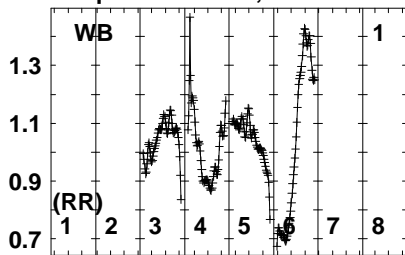


Lower frame: Real Jy
Auto-corr total-power spectrum Antenna: *
Timerange: 00/19:39:31 to 00/19:41:29

Plot file version 161 created 10-MAY-2023 11:49:14

SDSSJ0111+17 ES103D.UVDATA.1

Freq = 8.2880 GHz, Bw = 32.000 MH No calibration applied and no bandpass applied



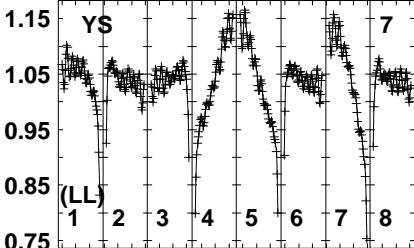
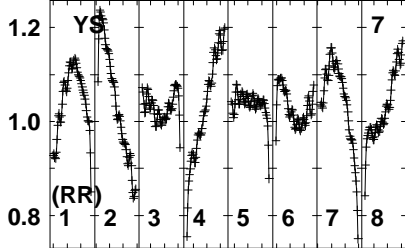
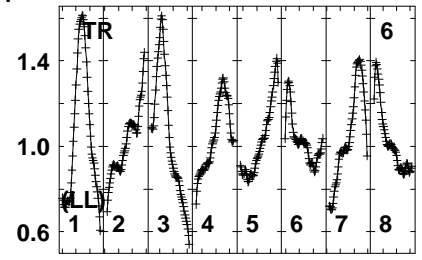
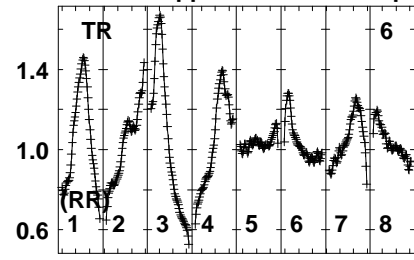
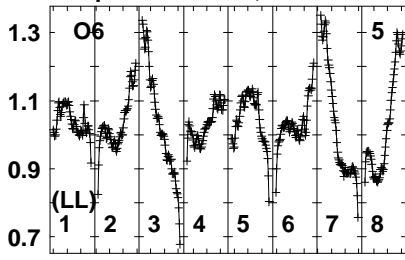
829032083603904204504808520
FREQ MHz

829032083603904204504808520
FREQ MHz

829032083603904204504808520
FREQ MHz

Lower frame: Real Jy
Auto-corr total-power spectrum Antenna: *
Timerange: 00/19:41:31 to 00/19:44:29

Plot file version 162 created 10-MAY-2023 11:49:14
 SDSSJ0111+17 ES103D.UVDATA.1
 Freq = 8.2880 GHz, Bw = 32.000 MH No calibration applied and no bandpass applied

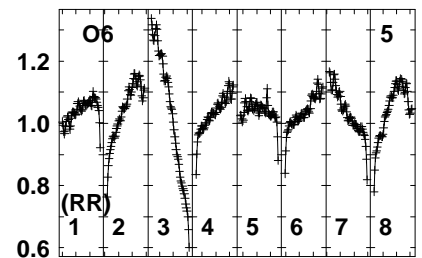
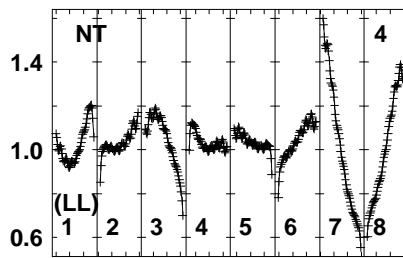
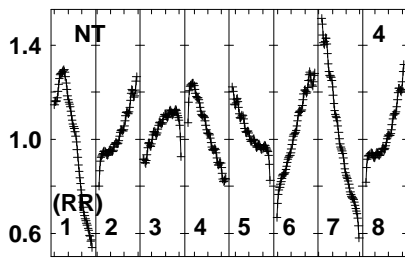
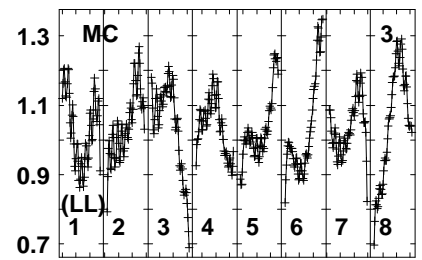
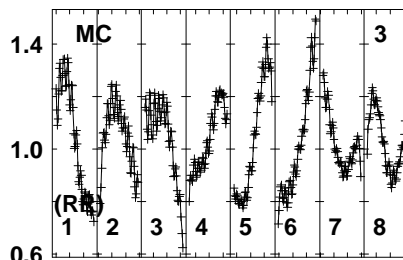
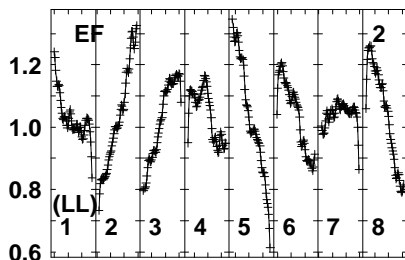
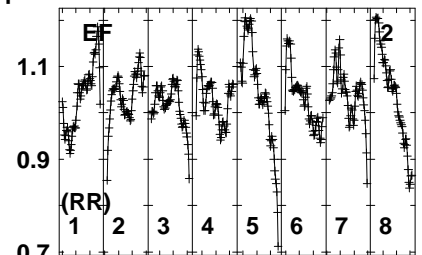
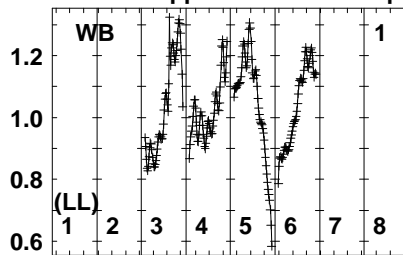
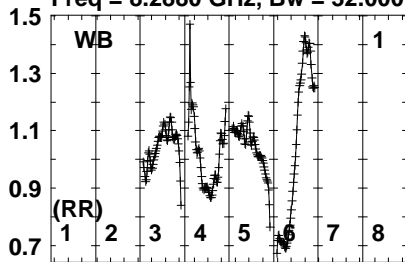


Lower frame: Real Jy
 Auto-corr total-power spectrum Antenna: *
 Timerange: 00/19:41:31 to 00/19:44:29

Plot file version 163 created 10-MAY-2023 11:49:14

J0101+1639 ES103D.UVDATA.1

Freq = 8.2880 GHz, Bw = 32.000 MH No calibration applied and no bandpass applied



829032083603904204504808520
FREQ MHz

829032083603904204504808520
FREQ MHz

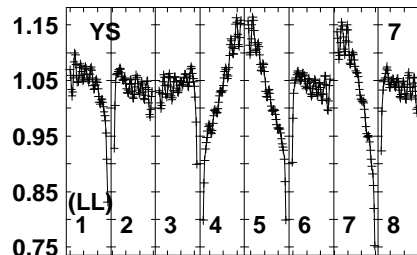
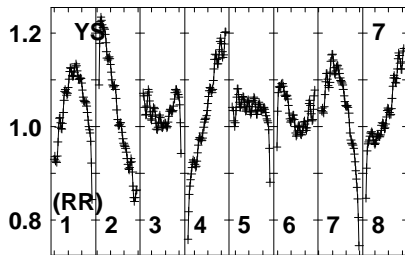
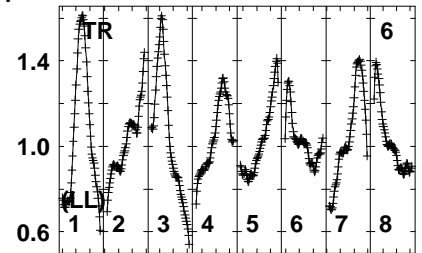
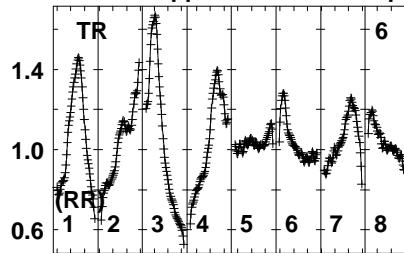
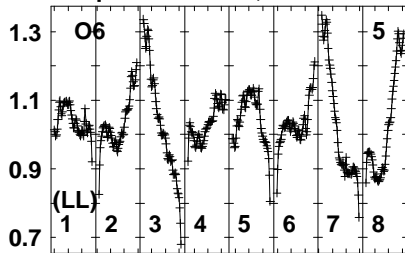
829032083603904204504808520
FREQ MHz

Lower frame: Real Jy
Auto-corr total-power spectrum Antenna: *
Timerange: 00/19:45:01 to 00/19:46:59

Plot file version 164 created 10-MAY-2023 11:49:14

J0101+1639 ES103D.UVDATA.1

Freq = 8.2880 GHz, Bw = 32.000 MH No calibration applied and no bandpass applied

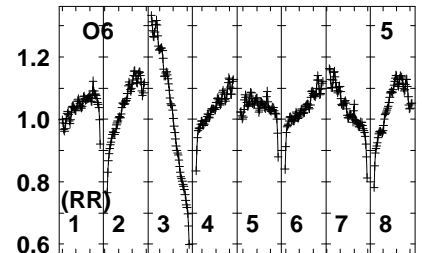
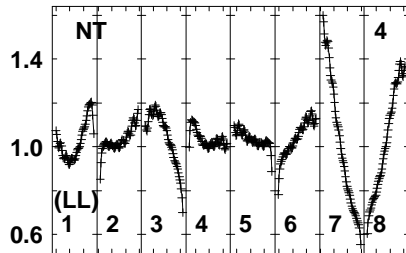
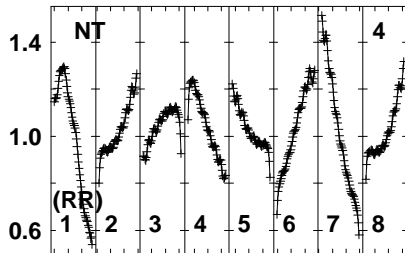
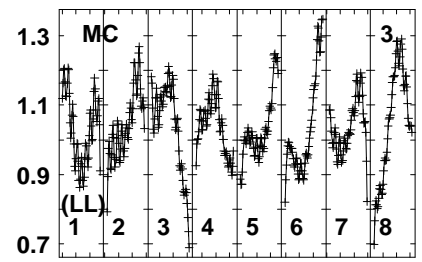
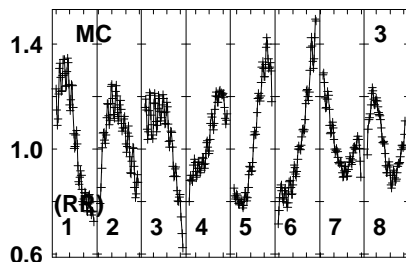
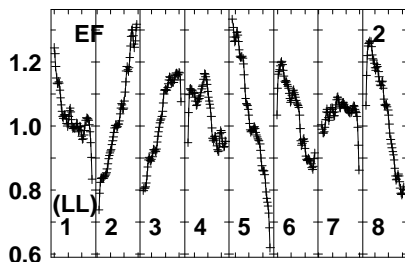
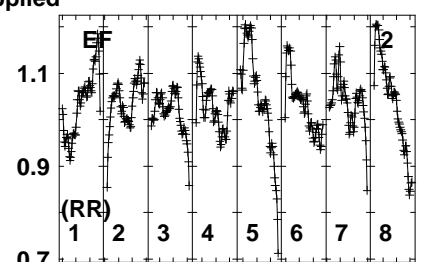
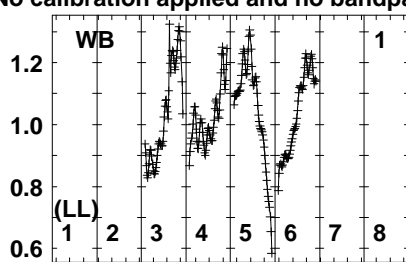
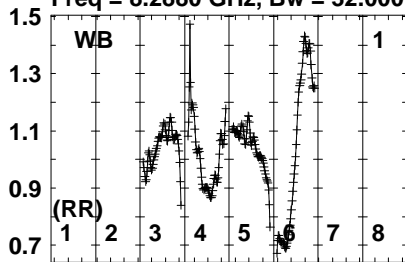


Lower frame: Real Jy
Auto-corr total-power spectrum Antenna: *
Timerange: 00/19:45:01 to 00/19:46:59

Plot file version 165 created 10-MAY-2023 11:49:14

SDSSJ0111+17 ES103D.UVDATA.1

Freq = 8.2880 GHz, Bw = 32.000 MH No calibration applied and no bandpass applied



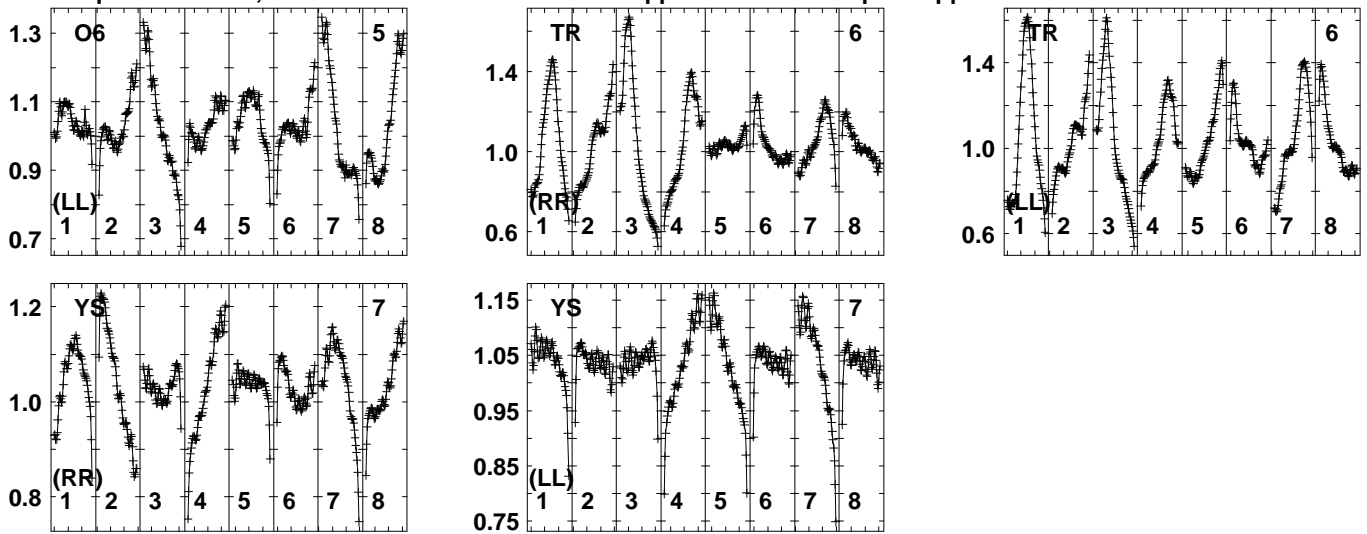
829032083603904204504808520
FREQ MHz

829032083603904204504808520
FREQ MHz

829032083603904204504808520
FREQ MHz

Lower frame: Real Jy
Auto-corr total-power spectrum Antenna: *
Timerange: 00/19:47:03 to 00/19:49:59

Plot file version 166 created 10-MAY-2023 11:49:14
SDSSJ0111+17 ES103D.UVDATA.1
Freq = 8.2880 GHz, Bw = 32.000 MH No calibration applied and no bandpass applied

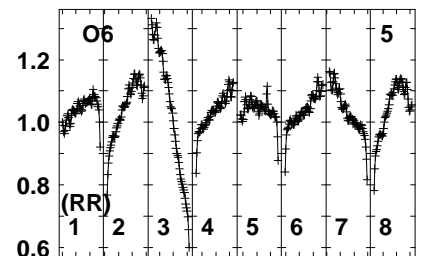
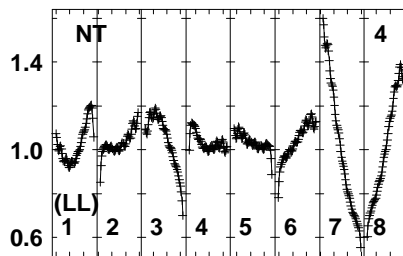
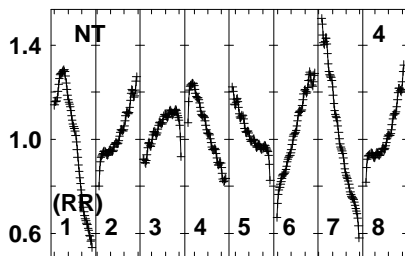
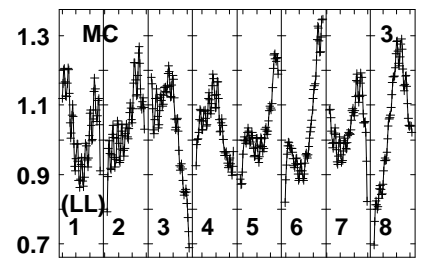
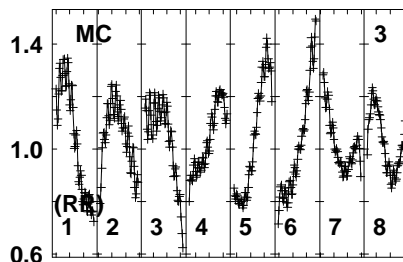
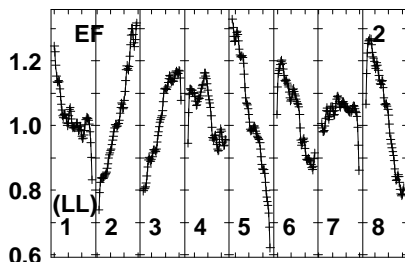
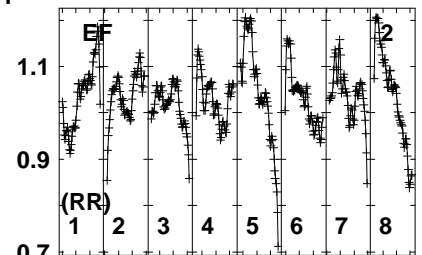
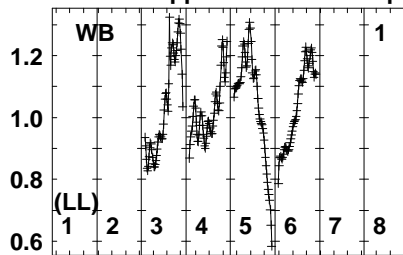
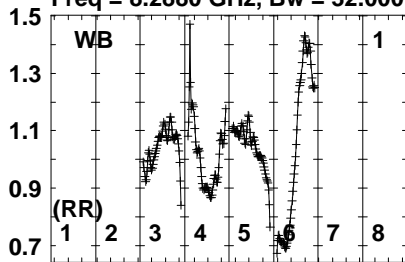


Lower frame: Real Jy
Auto-corr total-power spectrum Antenna: *
Timerange: 00/19:47:03 to 00/19:49:59

Plot file version 167 created 10-MAY-2023 11:49:14

J0101+1639 ES103D.UVDATA.1

Freq = 8.2880 GHz, Bw = 32.000 MH No calibration applied and no bandpass applied



829032083603904204504808520
FREQ MHz

829032083603904204504808520
FREQ MHz

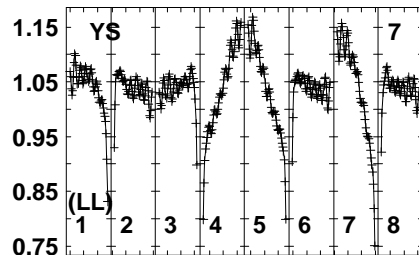
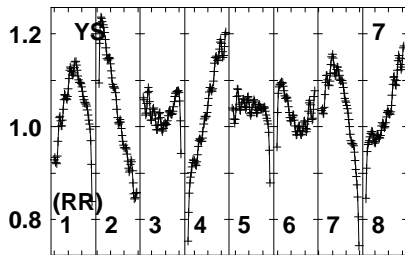
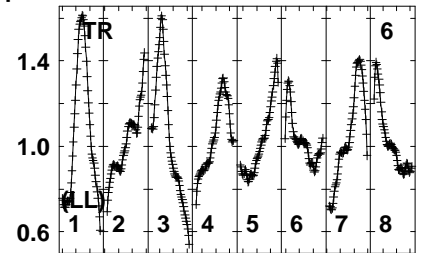
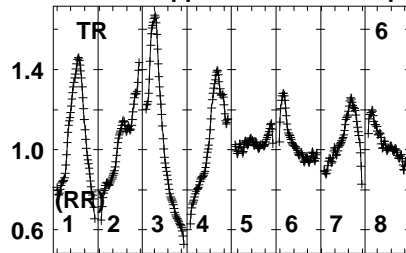
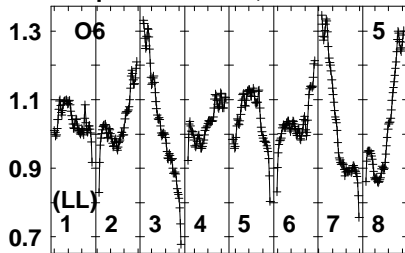
829032083603904204504808520
FREQ MHz

Lower frame: Real Jy
Auto-corr total-power spectrum Antenna: *
Timerange: 00/19:50:01 to 00/19:51:59

Plot file version 168 created 10-MAY-2023 11:49:14

J0101+1639 ES103D.UVDATA.1

Freq = 8.2880 GHz, Bw = 32.000 MH No calibration applied and no bandpass applied

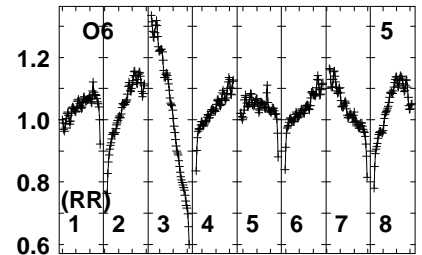
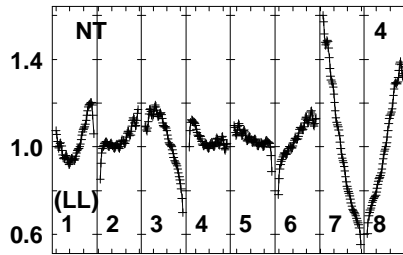
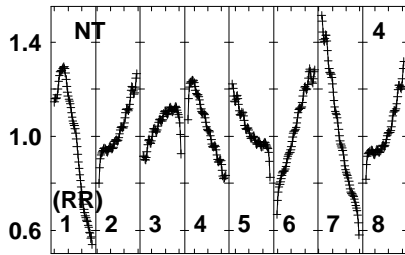
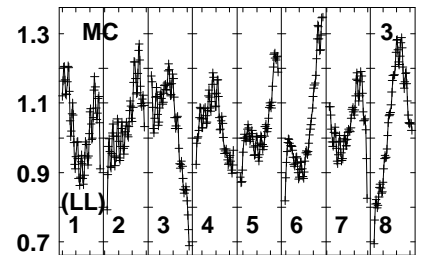
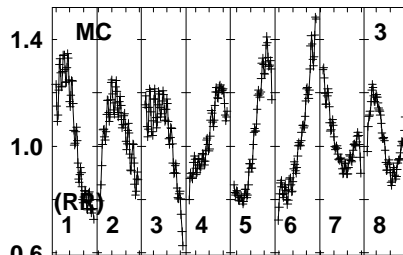
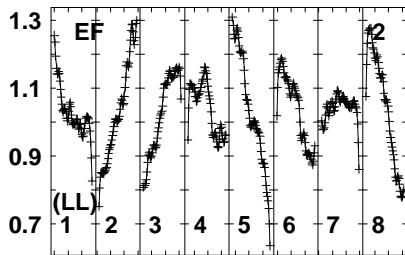
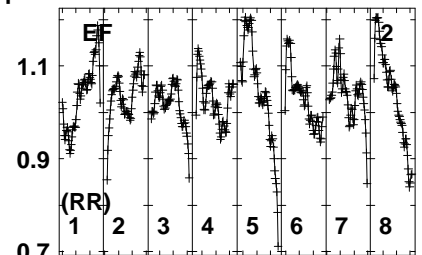
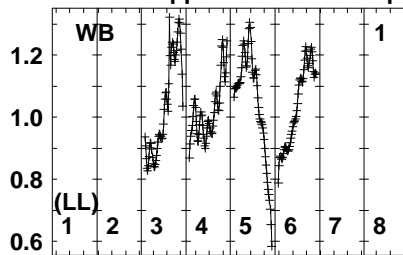
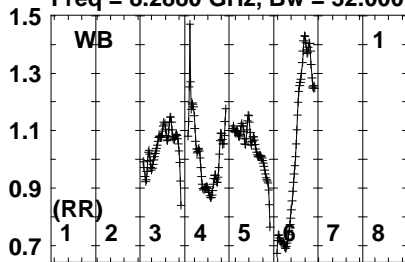


Lower frame: Real Jy
Auto-corr total-power spectrum Antenna: *
Timerange: 00/19:50:01 to 00/19:51:59

Plot file version 169 created 10-MAY-2023 11:49:14

J0042+2320 ES103D.UVDATA.1

Freq = 8.2880 GHz, Bw = 32.000 MH No calibration applied and no bandpass applied



829032083603904204504808520
FREQ MHz

829032083603904204504808520
FREQ MHz

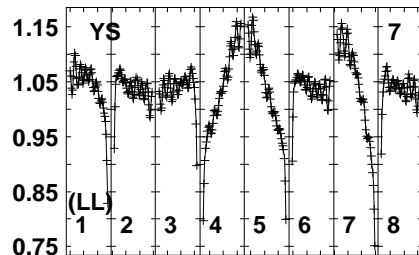
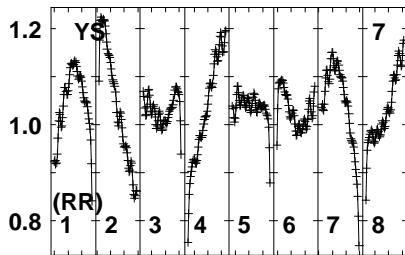
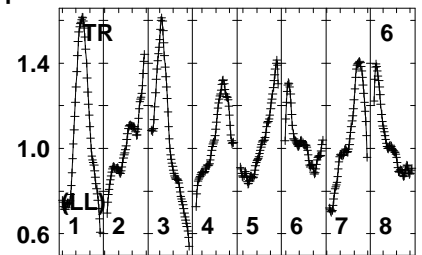
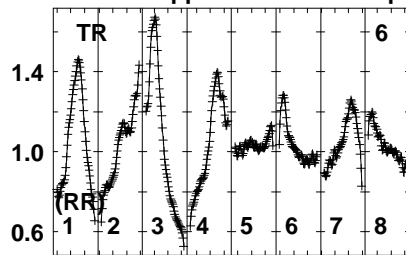
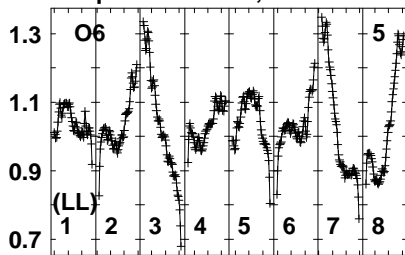
829032083603904204504808520
FREQ MHz

Lower frame: Real Jy
Auto-corr total-power spectrum Antenna: *
Timerange: 00/19:52:01 to 00/19:59:59

Plot file version 170 created 10-MAY-2023 11:49:14

J0042+2320 ES103D.UVDATA.1

Freq = 8.2880 GHz, Bw = 32.000 MH No calibration applied and no bandpass applied



Lower frame: Real Jy
Auto-corr total-power spectrum Antenna: *
Timerange: 00/19:52:01 to 00/19:59:59