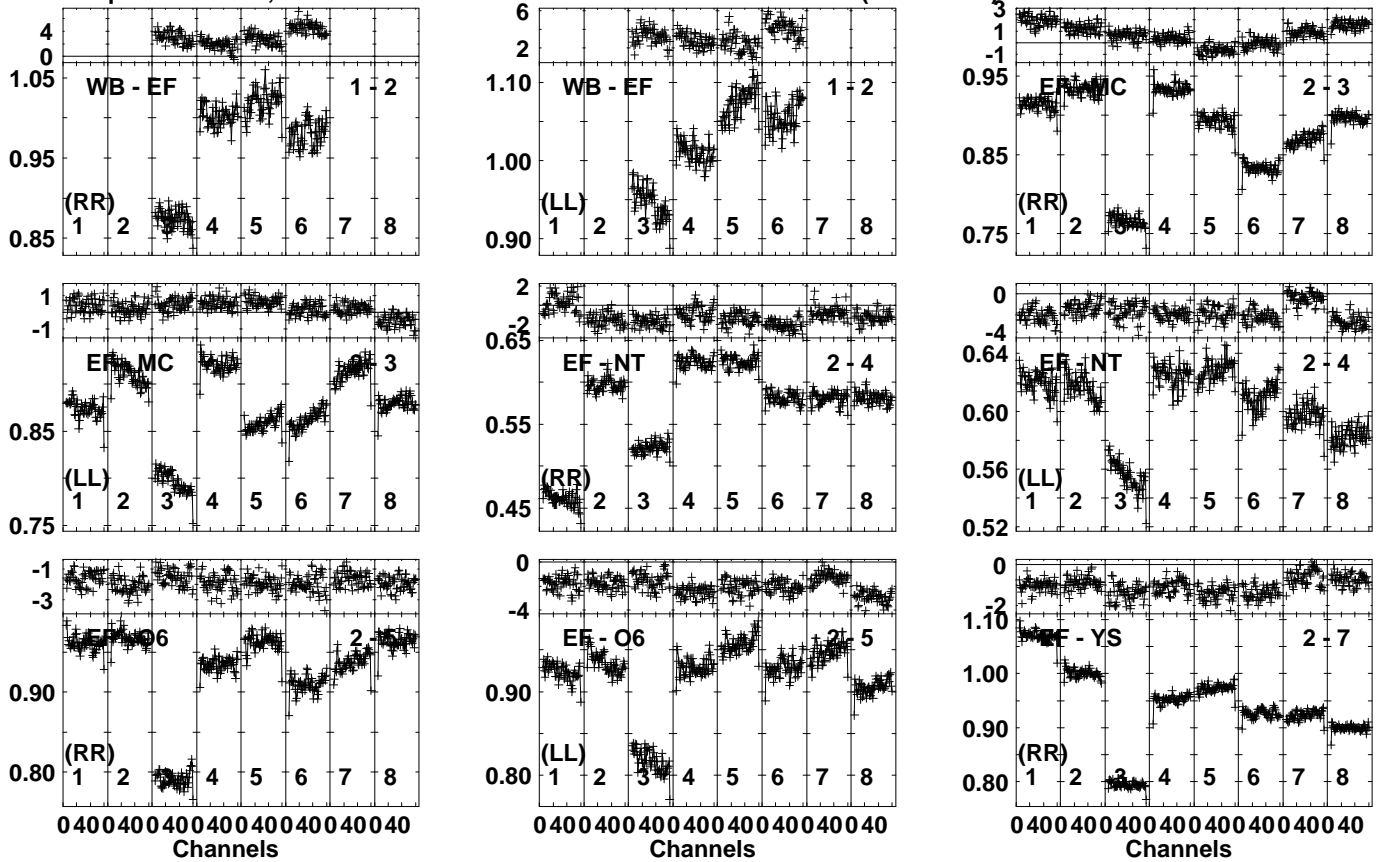


Plot file version 1 created 10-MAY-2023 11:52:54

J0042+2320 ES103D.UVDATA.1

Freq = 8.2880 GHz, Bw = 32.000 MH Calibrated with CL # 4 and BP # 1 (BP mode 1)

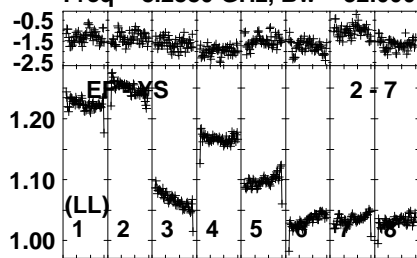


Lower frame: Ampl Jy Top frame: Phas deg
 Vector averaged cross-power spectrum Several baselines displayed
 Timerange: 00/16:00:01 to 00/16:04:59

Plot file version 2 created 10-MAY-2023 11:52:54

J0042+2320 ES103D.UVDATA.1

Freq = 8.2880 GHz, Bw = 32.000 MH Calibrated with CL # 4 and BP # 1 (BP mode 1)

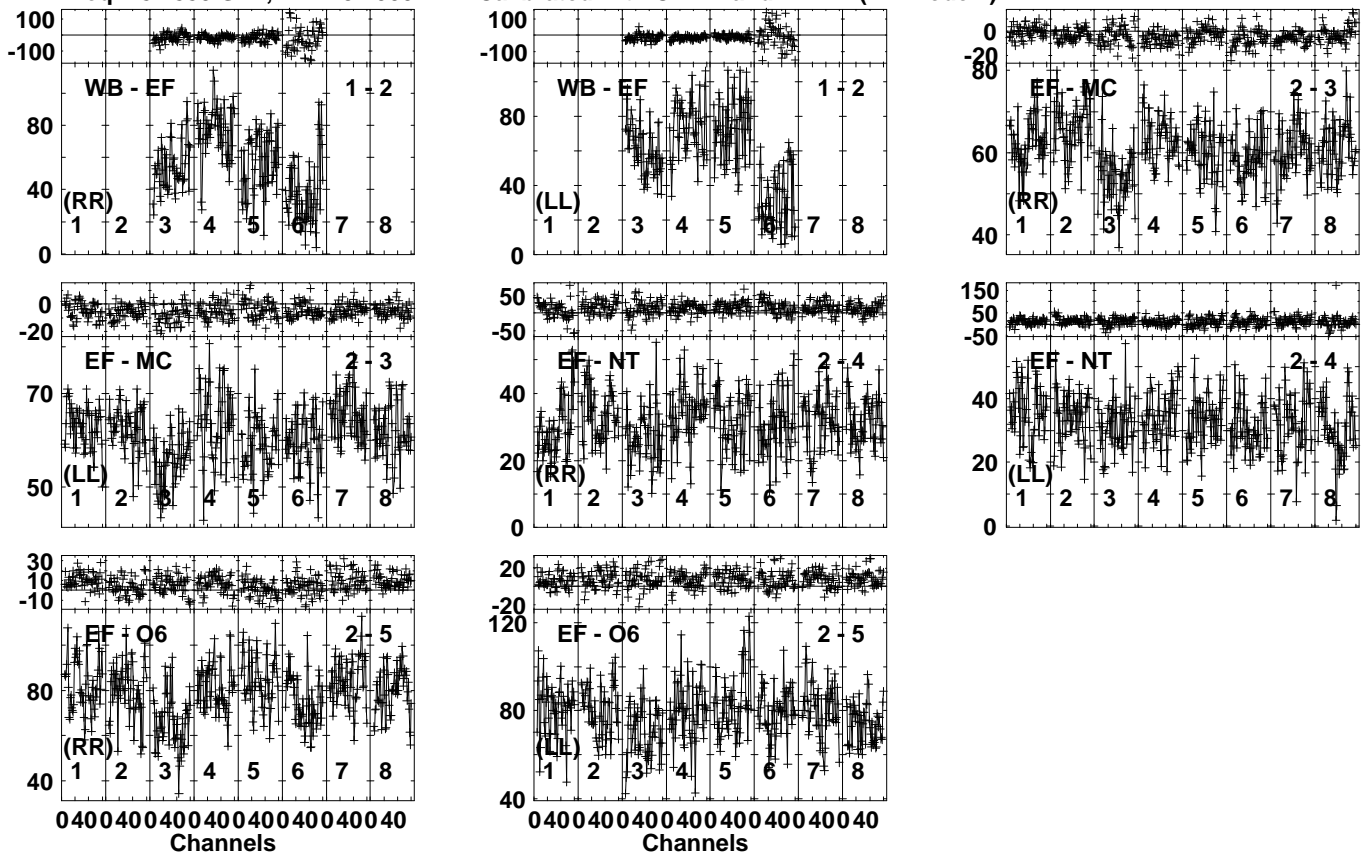


Lower frame: Ampl Jy Top frame: Phas deg
Vector averaged cross-power spectrum Several baselines displayed
Timerange: 00/16:00:01 to 00/16:04:59

Plot file version 3 created 10-MAY-2023 11:52:55

J0101+1639 ES103D.UVDATA.1

Freq = 8.2880 GHz, Bw = 32.000 MH Calibrated with CL # 4 and BP # 1 (BP mode 1)

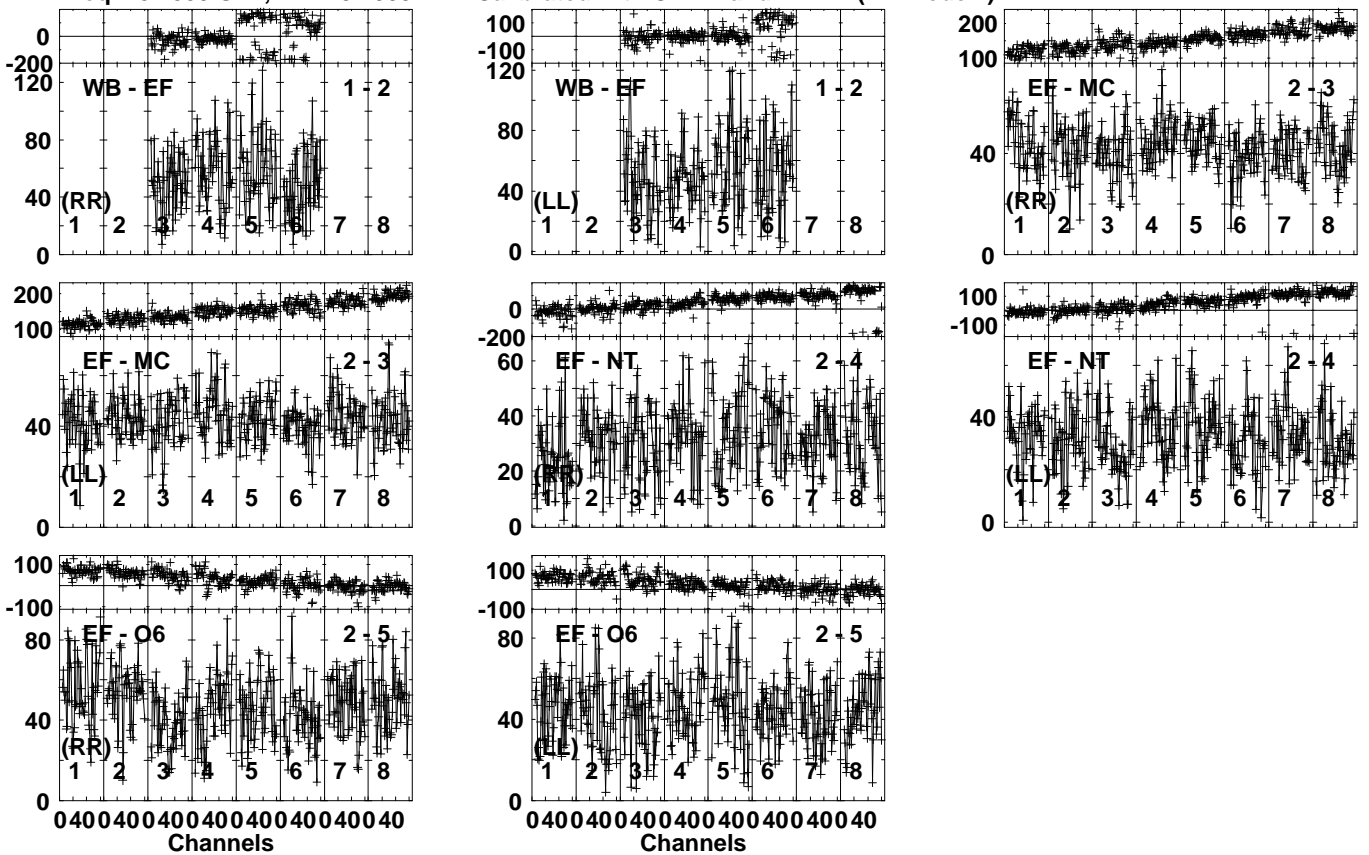


Lower frame: Milli Ampl Jy Top frame: Phas deg
Vector averaged cross-power spectrum Several baselines displayed
Timerange: 00/16:06:01 to 00/16:10:59

Plot file version 4 created 10-MAY-2023 11:52:55

SDSSJ0111+17 ES103D.UVDATA.1

Freq = 8.2880 GHz, Bw = 32.000 MH Calibrated with CL # 4 and BP # 1 (BP mode 1)

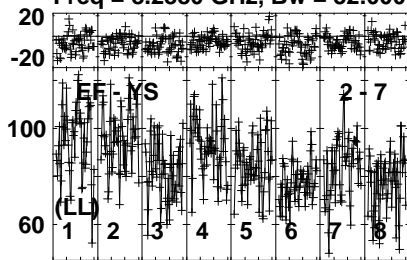


Lower frame: Milli Ampl Jy Top frame: Phas deg
Vector averaged cross-power spectrum Several baselines displayed
Timerange: 00/16:11:01 to 00/16:13:59

Plot file version 6 created 10-MAY-2023 11:52:55

J0101+1639 ES103D.UVDATA.1

Freq = 8.2880 GHz, Bw = 32.000 MH Calibrated with CL # 4 and BP # 1 (BP mode 1)

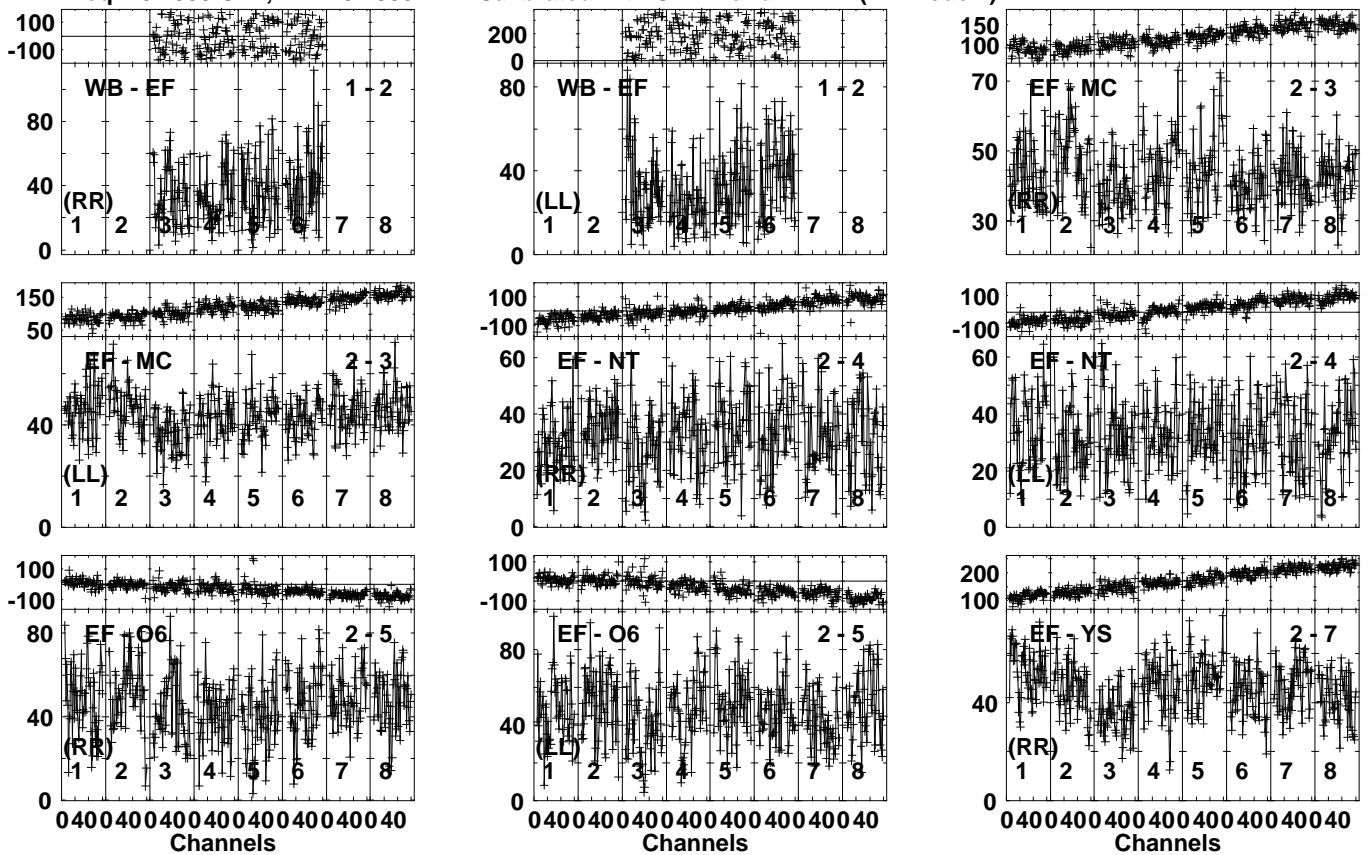


Lower frame: Milli Ampl Jy Top frame: Phas deg
Vector averaged cross-power spectrum Several baselines displayed
Timerange: 00/16:14:31 to 00/16:16:29

Plot file version 7 created 10-MAY-2023 11:52:55

SDSSJ0111+17 ES103D.UVDATA.1

Freq = 8.2880 GHz, Bw = 32.000 MH Calibrated with CL # 4 and BP # 1 (BP mode 1)

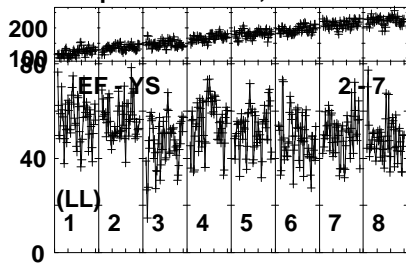


Lower frame: Milli Ampl Jy Top frame: Phas deg
Vector averaged cross-power spectrum Several baselines displayed
Timerange: 00/16:16:33 to 00/16:19:29

Plot file version 8 created 10-MAY-2023 11:52:55

SDSSJ0111+17 ES103D.UVDATA.1

Freq = 8.2880 GHz, Bw = 32.000 MH Calibrated with CL # 4 and BP # 1 (BP mode 1)

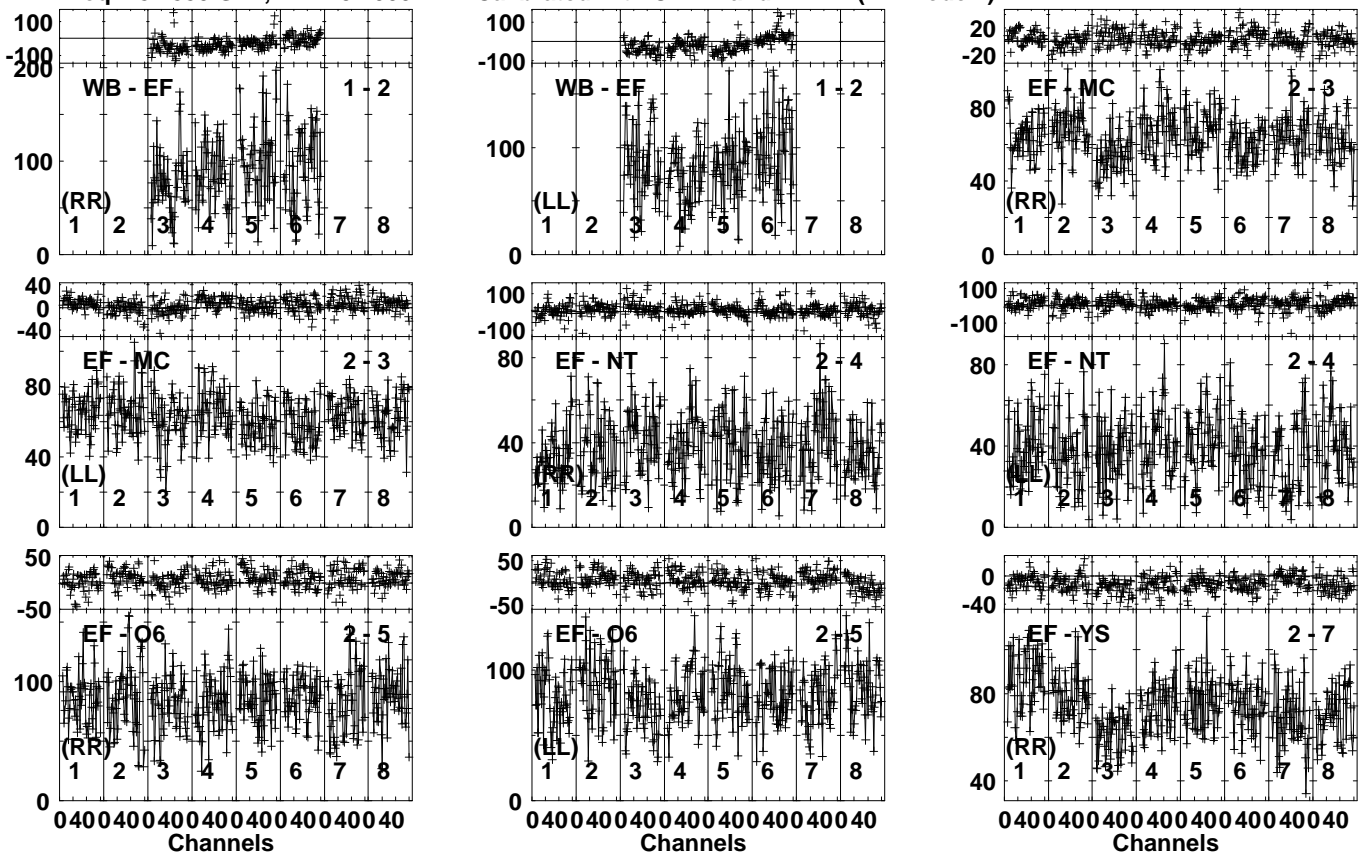


Lower frame: Milli Ampl Jy Top frame: Phas deg
Vector averaged cross-power spectrum Several baselines displayed
Timerange: 00/16:16:33 to 00/16:19:29

Plot file version 9 created 10-MAY-2023 11:52:55

J0101+1639 ES103D.UVDATA.1

Freq = 8.2880 GHz, Bw = 32.000 MH Calibrated with CL # 4 and BP # 1 (BP mode 1)

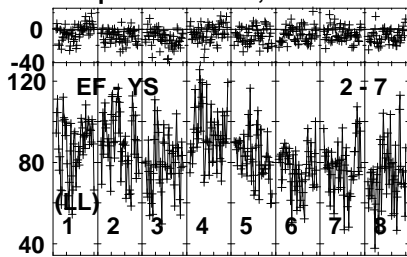


Lower frame: Milli Ampl Jy Top frame: Phas deg
Vector averaged cross-power spectrum Several baselines displayed
Timerange: 00/16:19:31 to 00/16:21:29

Plot file version 10 created 10-MAY-2023 11:52:55

J0101+1639 ES103D.UVDATA.1

Freq = 8.2880 GHz, Bw = 32.000 MH Calibrated with CL # 4 and BP # 1 (BP mode 1)



Lower frame: Milli Ampl Jy Top frame: Phas deg

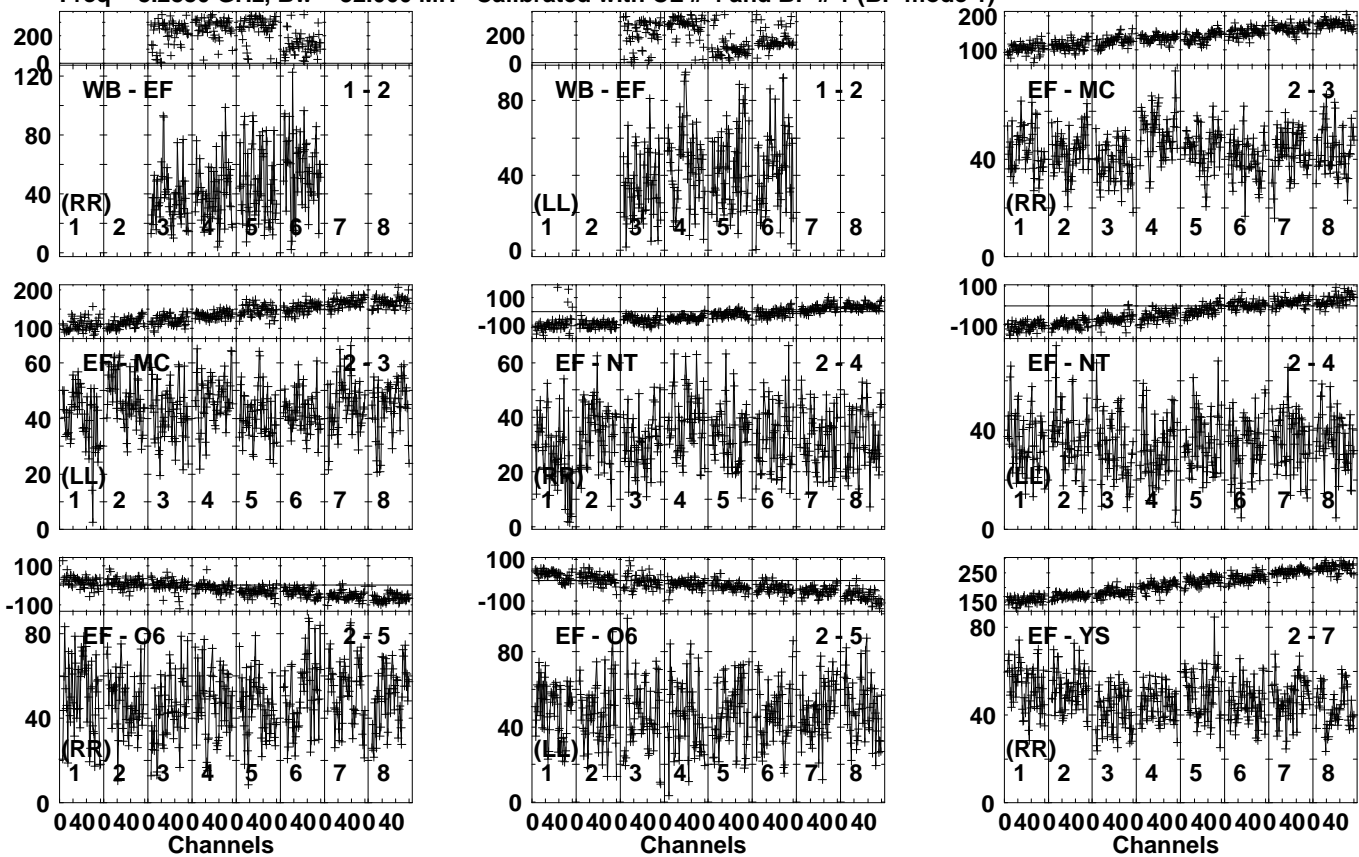
Vector averaged cross-power spectrum Several baselines displayed

Timerange: 00/16:19:31 to 00/16:21:29

Plot file version 11 created 10-MAY-2023 11:52:55

SDSSJ0111+17 ES103D.UVDATA.1

Freq = 8.2880 GHz, Bw = 32.000 MH Calibrated with CL # 4 and BP # 1 (BP mode 1)

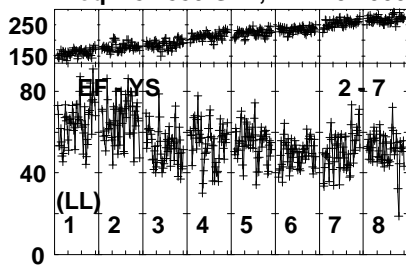


Lower frame: Milli Ampl Jy Top frame: Phas deg
Vector averaged cross-power spectrum Several baselines displayed
Timerange: 00/16:21:31 to 00/16:24:29

Plot file version 12 created 10-MAY-2023 11:52:56

SDSSJ0111+17 ES103D.UVDATA.1

Freq = 8.2880 GHz, Bw = 32.000 MH Calibrated with CL # 4 and BP # 1 (BP mode 1)



Lower frame: Milli Ampl Jy Top frame: Phas deg

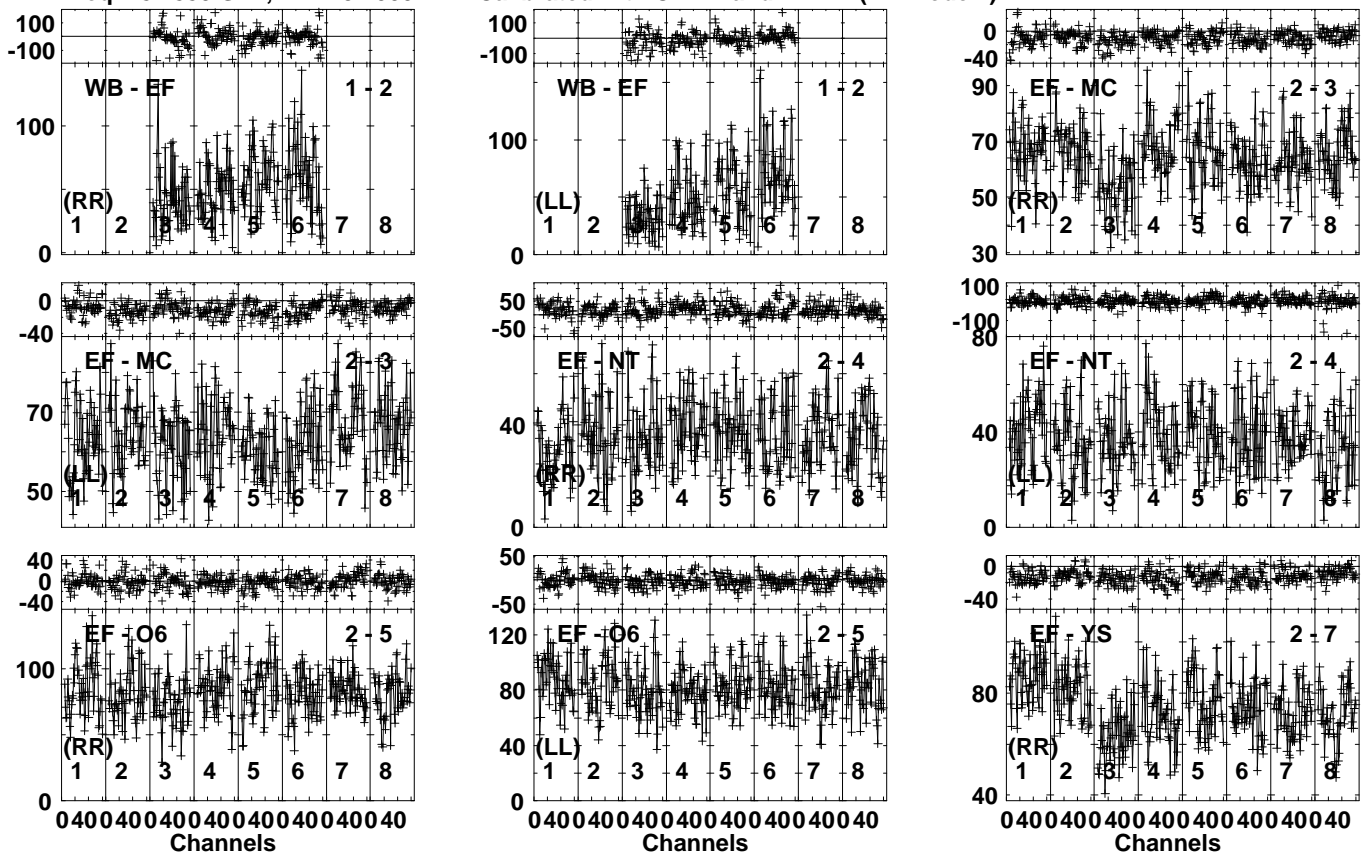
Vector averaged cross-power spectrum Several baselines displayed

Timerange: 00/16:21:31 to 00/16:24:29

Plot file version 13 created 10-MAY-2023 11:52:56

J0101+1639 ES103D.UVDATA.1

Freq = 8.2880 GHz, Bw = 32.000 MH Calibrated with CL # 4 and BP # 1 (BP mode 1)

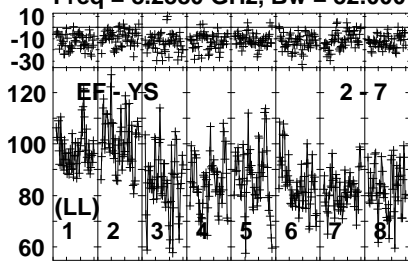


Lower frame: Milli Ampl Jy Top frame: Phas deg
Vector averaged cross-power spectrum Several baselines displayed
Timerange: 00/16:25:01 to 00/16:26:59

Plot file version 14 created 10-MAY-2023 11:52:56

J0101+1639 ES103D.UVDATA.1

Freq = 8.2880 GHz, Bw = 32.000 MH Calibrated with CL # 4 and BP # 1 (BP mode 1)



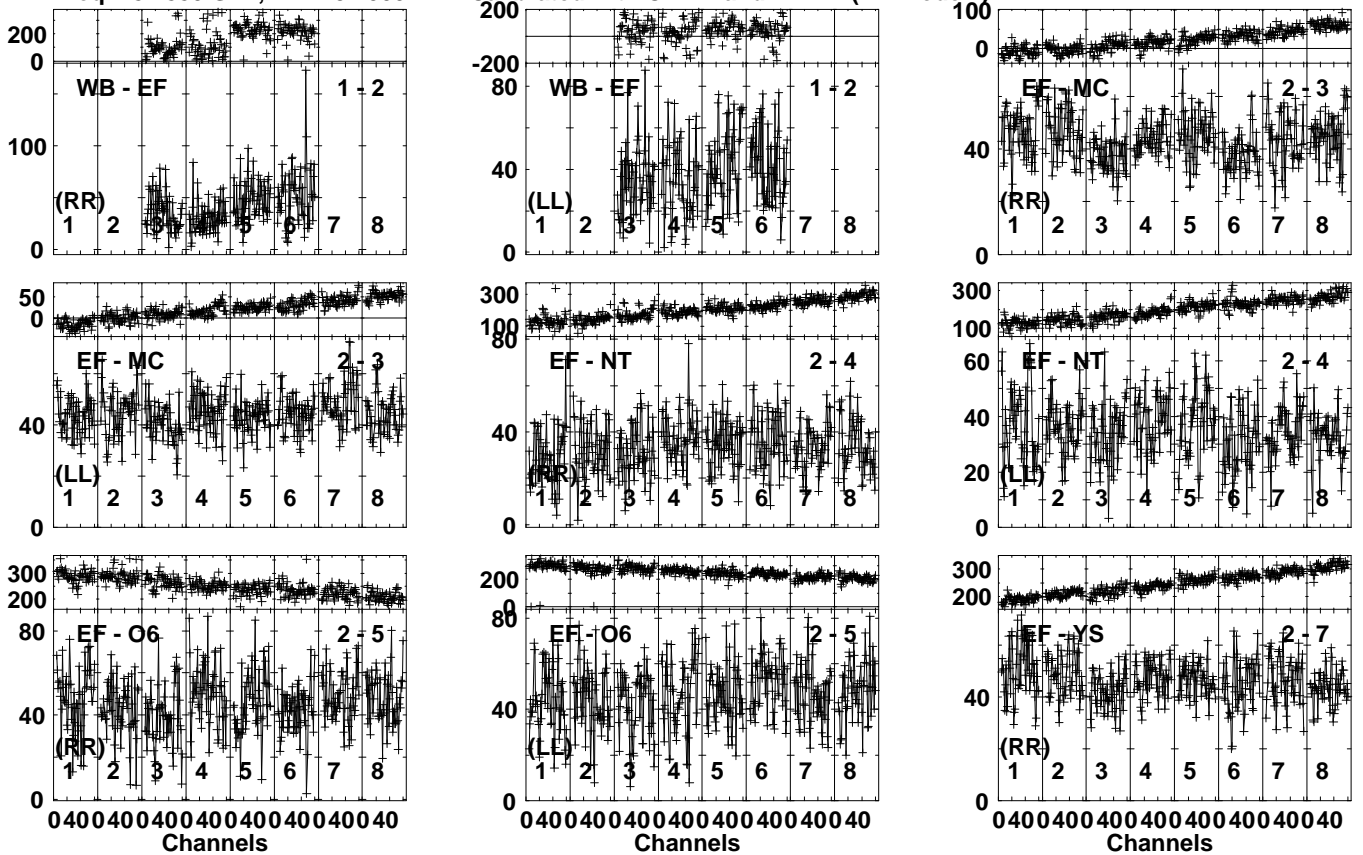
Lower frame: Milli Ampl Jy Top frame: Phas deg
Vector averaged cross-power spectrum Several baselines displayed
Timerange: 00/16:25:01 to 00/16:26:59

Plot file version 15 created 10-MAY-2023 11:52:56

SDSSJ0111+17 ES103D.UVDATA.1

Freq = 8.2880 GHz, Bw = 32.000 MH

Calibrated with CL # 4 and BP # 1 (BP mode 1)

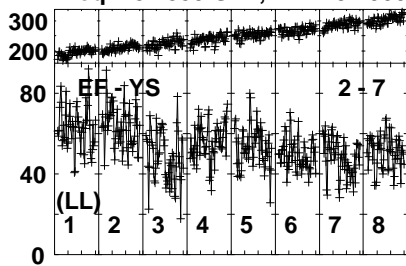


Lower frame: Milli Ampl Jy Top frame: Phas deg
Vector averaged cross-power spectrum Several baselines displayed
Timerange: 00/16:27:03 to 00/16:29:59

Plot file version 16 created 10-MAY-2023 11:52:56

SDSSJ0111+17 ES103D.UVDATA.1

Freq = 8.2880 GHz, Bw = 32.000 MH Calibrated with CL # 4 and BP # 1 (BP mode 1)



Lower frame: Milli Ampl Jy Top frame: Phas deg

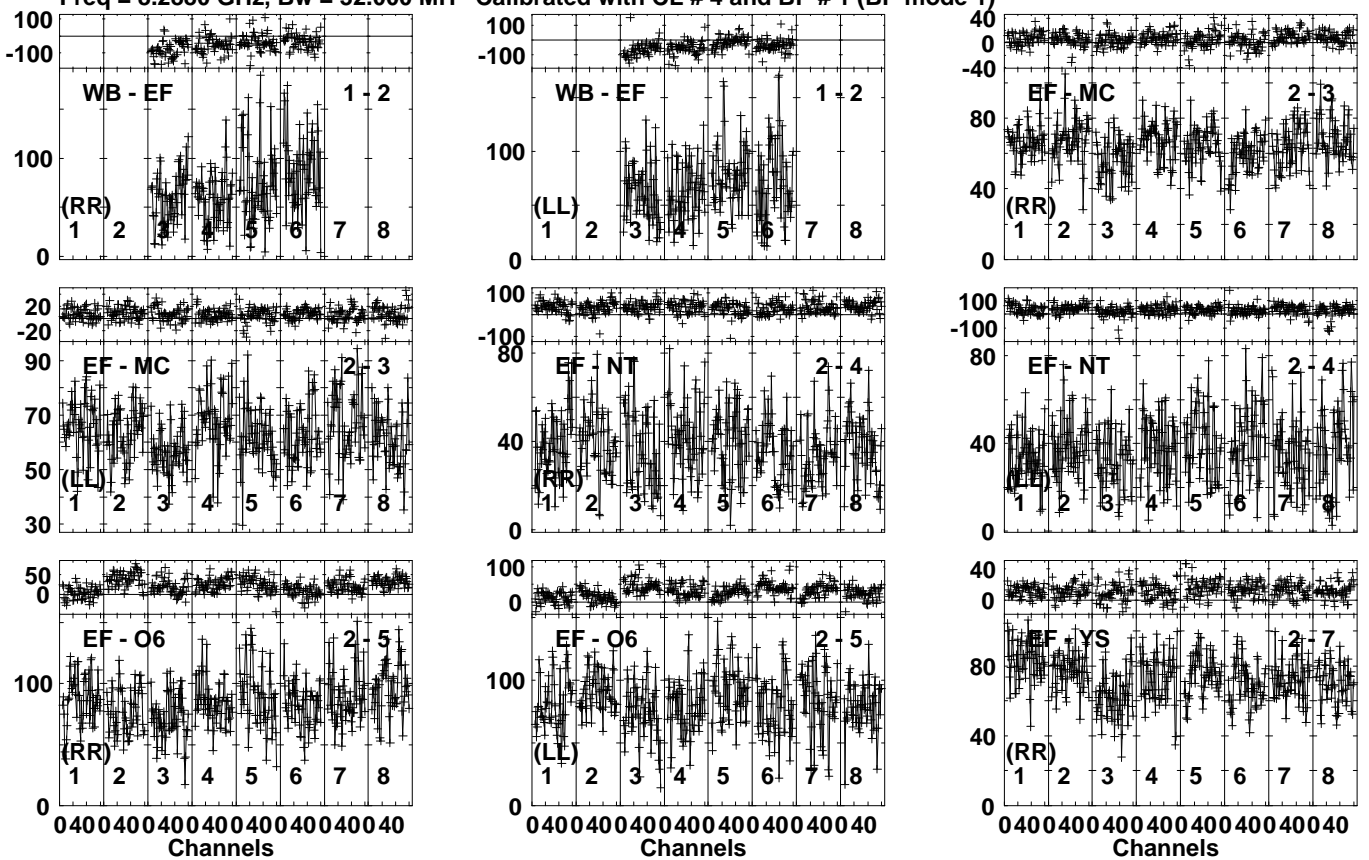
Vector averaged cross-power spectrum Several baselines displayed

Timerange: 00/16:27:03 to 00/16:29:59

Plot file version 17 created 10-MAY-2023 11:52:56

J0101+1639 ES103D.UVDATA.1

Freq = 8.2880 GHz, Bw = 32.000 MH Calibrated with CL # 4 and BP # 1 (BP mode 1)

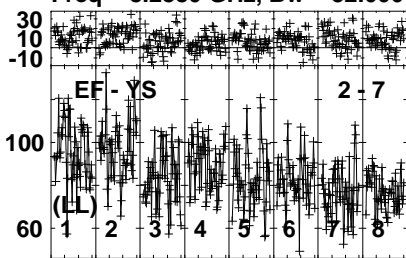


Lower frame: Milli Ampl Jy Top frame: Phas deg
Vector averaged cross-power spectrum Several baselines displayed
Timerange: 00/16:30:01 to 00/16:31:59

Plot file version 18 created 10-MAY-2023 11:52:56

J0101+1639 ES103D.UVDATA.1

Freq = 8.2880 GHz, Bw = 32.000 MH Calibrated with CL # 4 and BP # 1 (BP mode 1)

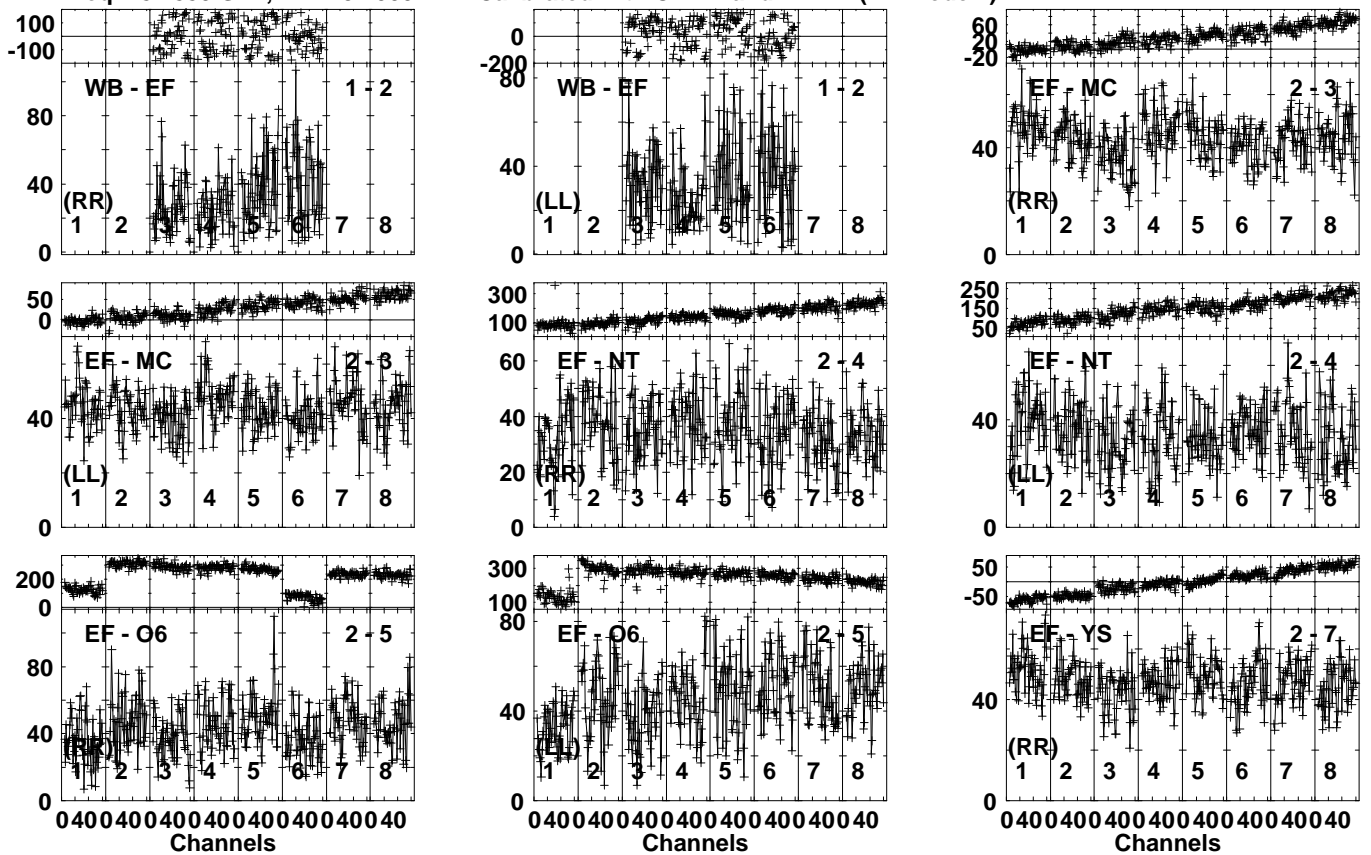


Lower frame: Milli Ampl Jy Top frame: Phas deg
Vector averaged cross-power spectrum Several baselines displayed
Timerange: 00/16:30:01 to 00/16:31:59

Plot file version 19 created 10-MAY-2023 11:52:56

SDSSJ0111+17 ES103D.UVDATA.1

Freq = 8.2880 GHz, Bw = 32.000 MH Calibrated with CL # 4 and BP # 1 (BP mode 1)

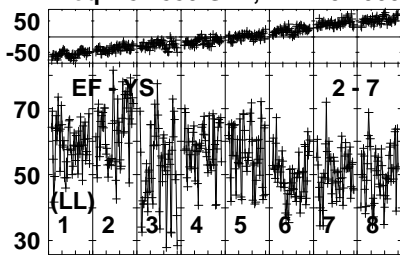


Lower frame: Milli Ampl Jy Top frame: Phas deg
Vector averaged cross-power spectrum Several baselines displayed
Timerange: 00/16:32:01 to 00/16:34:59

Plot file version 20 created 10-MAY-2023 11:52:56

SDSSJ0111+17 ES103D.UVDATA.1

Freq = 8.2880 GHz, Bw = 32.000 MH Calibrated with CL # 4 and BP # 1 (BP mode 1)



Lower frame: Milli Ampl Jy Top frame: Phas deg

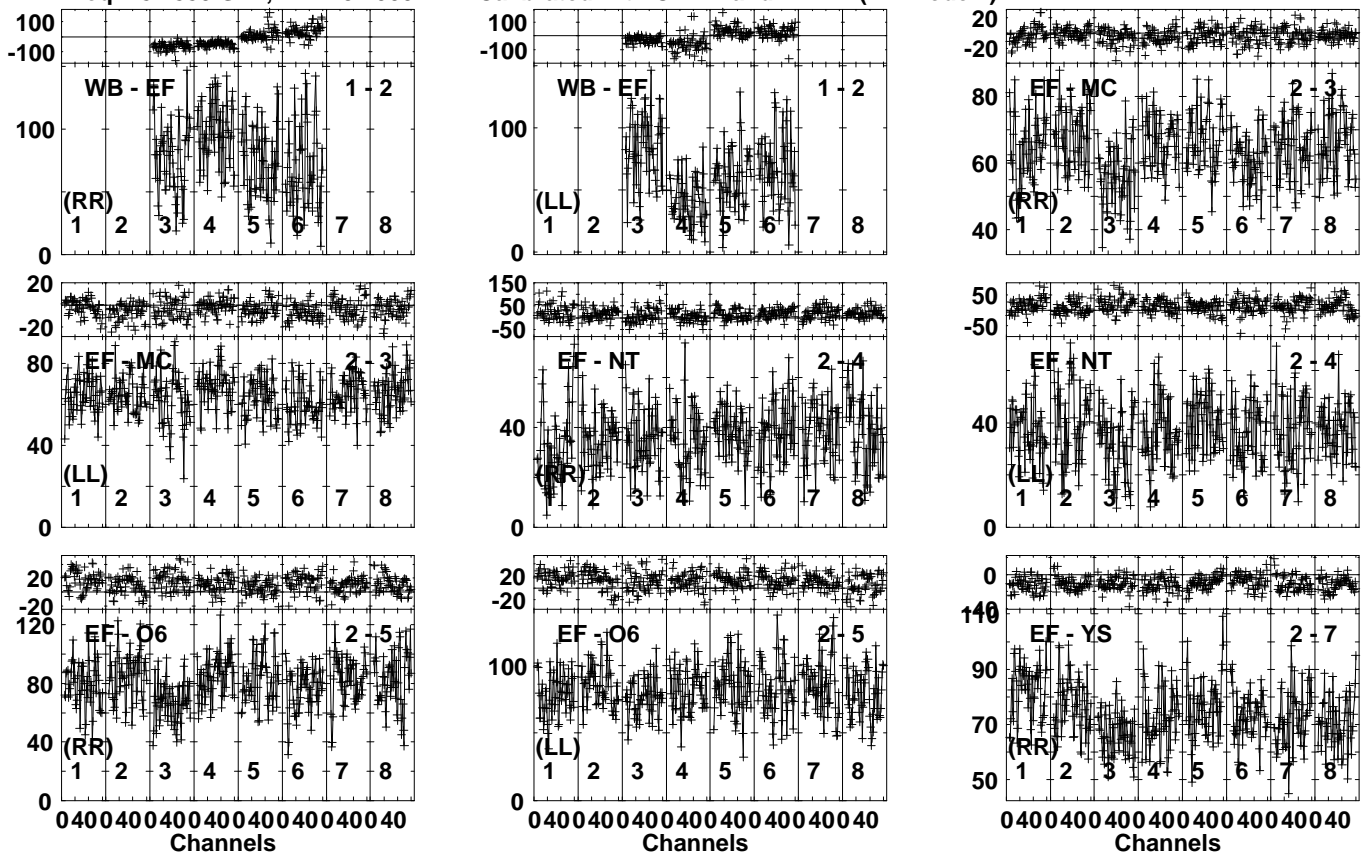
Vector averaged cross-power spectrum Several baselines displayed

Timerange: 00/16:32:01 to 00/16:34:59

Plot file version 21 created 10-MAY-2023 11:52:56

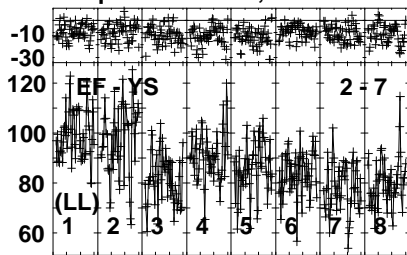
J0101+1639 ES103D.UVDATA.1

Freq = 8.2880 GHz, Bw = 32.000 MH Calibrated with CL # 4 and BP # 1 (BP mode 1)



Lower frame: Milli Ampl Jy Top frame: Phas deg
Vector averaged cross-power spectrum Several baselines displayed
Timerange: 00:16:35:31 to 00:16:37:29

Plot file version 22 created 10-MAY-2023 11:52:56
J0101+1639 ES103D.UVDATA.1
Freq = 8.2880 GHz, Bw = 32.000 MH Calibrated with CL # 4 and BP # 1 (BP mode 1)

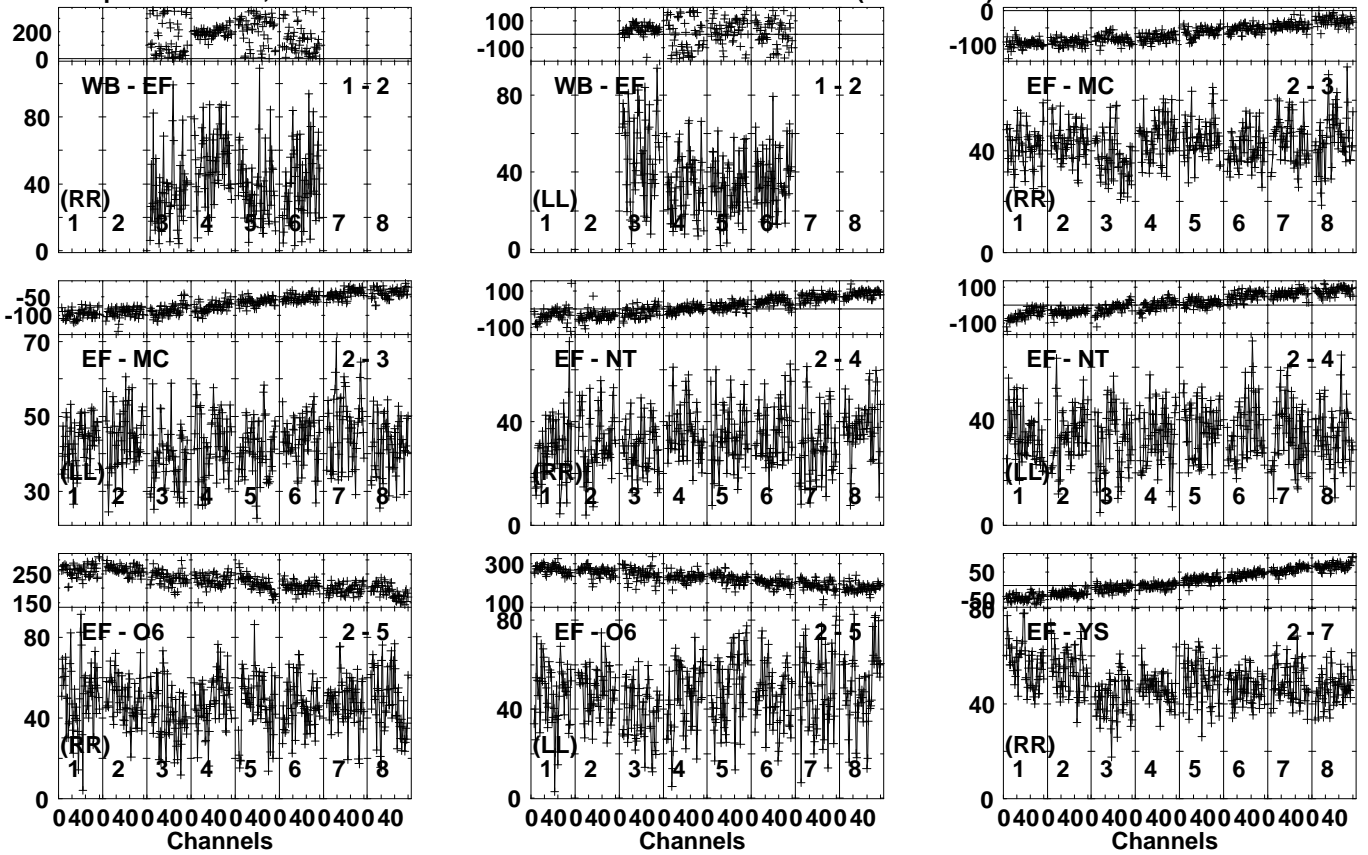


Lower frame: Milli Ampl Jy Top frame: Phas deg
Vector averaged cross-power spectrum Several baselines displayed
Timerange: 00/16:35:31 to 00/16:37:29

Plot file version 23 created 10-MAY-2023 11:52:56

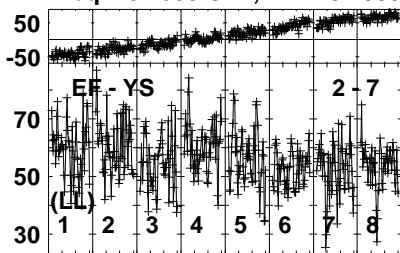
SDSSJ0111+17 ES103D.UVDATA.1

Freq = 8.2880 GHz, Bw = 32.000 MH Calibrated with CL # 4 and BP # 1 (BP mode 1)



Lower frame: Milli Ampl Jy Top frame: Phas deg
Vector averaged cross-power spectrum Several baselines displayed
Timerange: 00/16:37:33 to 00/16:40:29

Plot file version 24 created 10-MAY-2023 11:52:57
SDSSJ0111+17 ES103D.UVDATA.1
Freq = 8.2880 GHz, Bw = 32.000 MH Calibrated with CL # 4 and BP # 1 (BP mode 1)

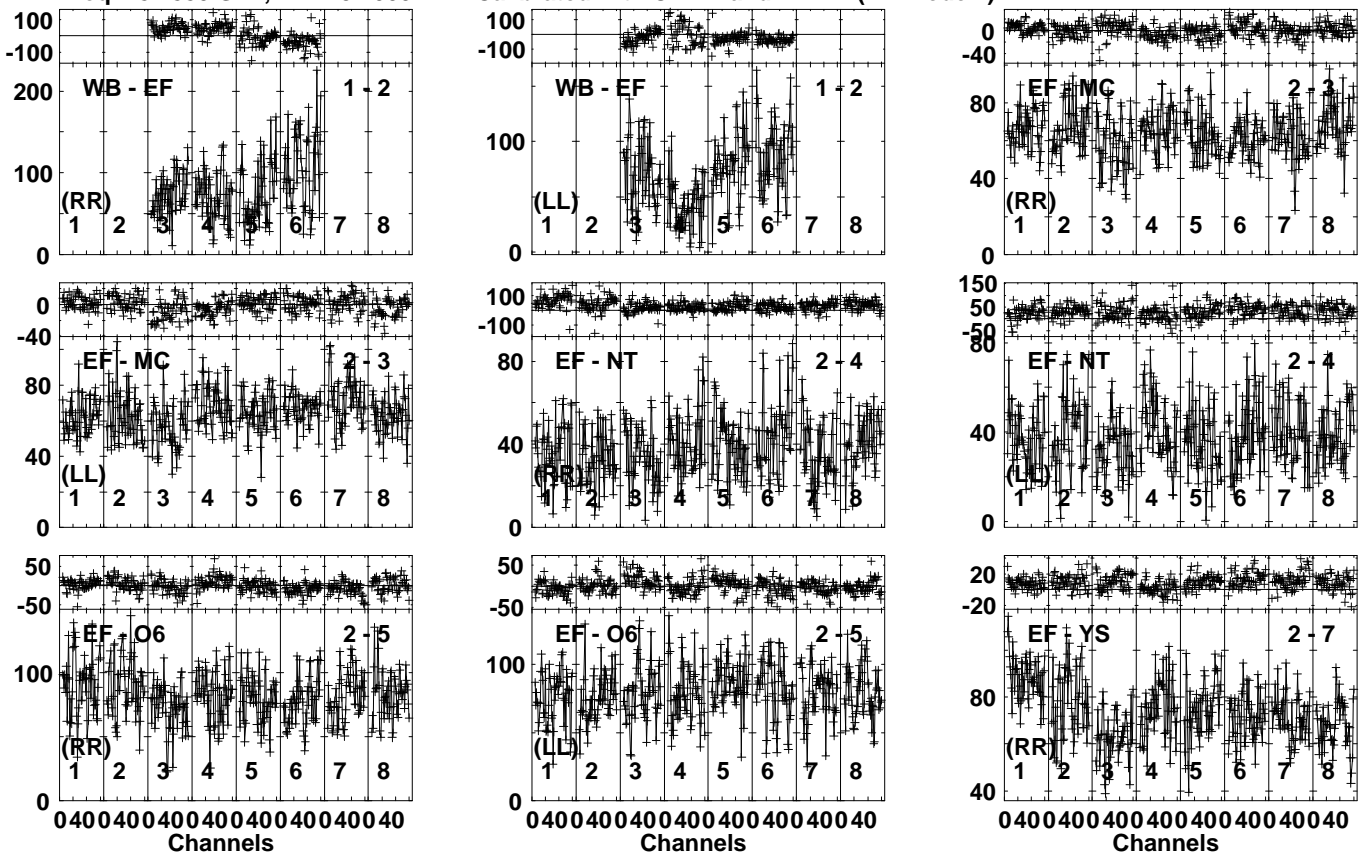


Lower frame: Milli Ampl Jy Top frame: Phas deg
Vector averaged cross-power spectrum Several baselines displayed
Timerange: 00/16:37:33 to 00/16:40:29

Plot file version 25 created 10-MAY-2023 11:52:57

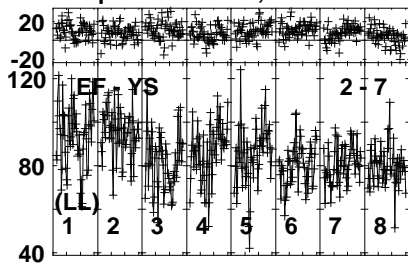
J0101+1639 ES103D.UVDATA.1

Freq = 8.2880 GHz, Bw = 32.000 MH Calibrated with CL # 4 and BP # 1 (BP mode 1)



Lower frame: Milli Ampl Jy Top frame: Phas deg
Vector averaged cross-power spectrum Several baselines displayed
Timerange: 00:16:40:31 to 00:16:42:29

Plot file version 26 created 10-MAY-2023 11:52:57
J0101+1639 ES103D.UVDATA.1
Freq = 8.2880 GHz, Bw = 32.000 MH Calibrated with CL # 4 and BP # 1 (BP mode 1)

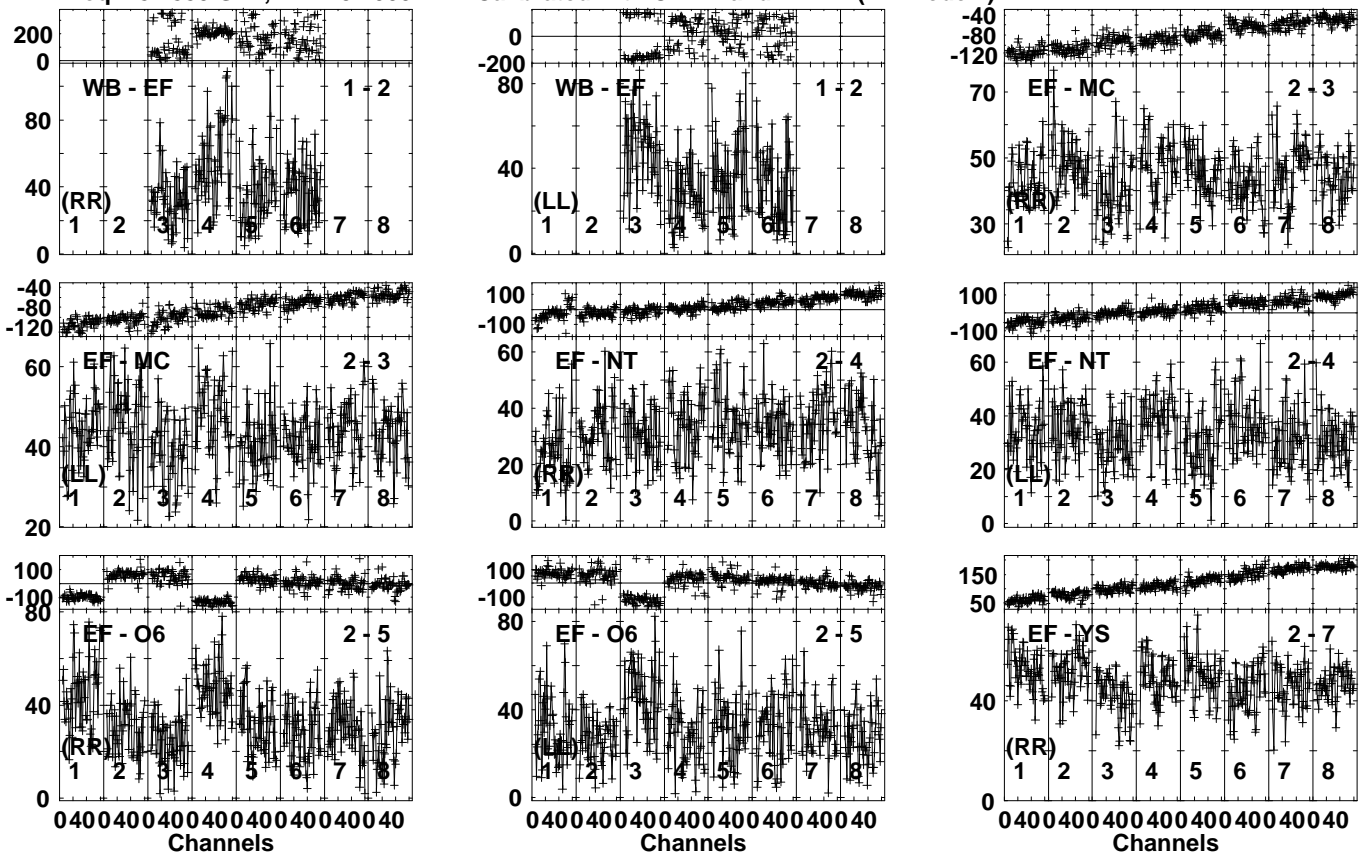


Lower frame: Milli Ampl Jy Top frame: Phas deg
Vector averaged cross-power spectrum Several baselines displayed
Timerange: 00/16:40:31 to 00/16:42:29

Plot file version 27 created 10-MAY-2023 11:52:57

SDSSJ0111+17 ES103D.UVDATA.1

Freq = 8.2880 GHz, Bw = 32.000 MH Calibrated with CL # 4 and BP # 1 (BP mode 1)

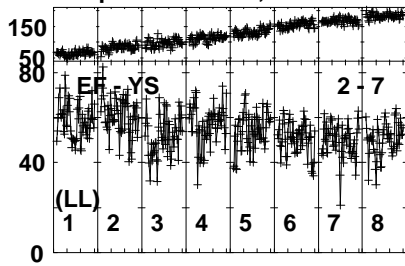


Lower frame: Milli Ampl Jy Top frame: Phas deg
Vector averaged cross-power spectrum Several baselines displayed
Timerange: 00/16:42:31 to 00/16:45:29

Plot file version 28 created 10-MAY-2023 11:52:57

SDSSJ0111+17 ES103D.UVDATA.1

Freq = 8.2880 GHz, Bw = 32.000 MH Calibrated with CL # 4 and BP # 1 (BP mode 1)



Lower frame: Milli Ampl Jy Top frame: Phas deg

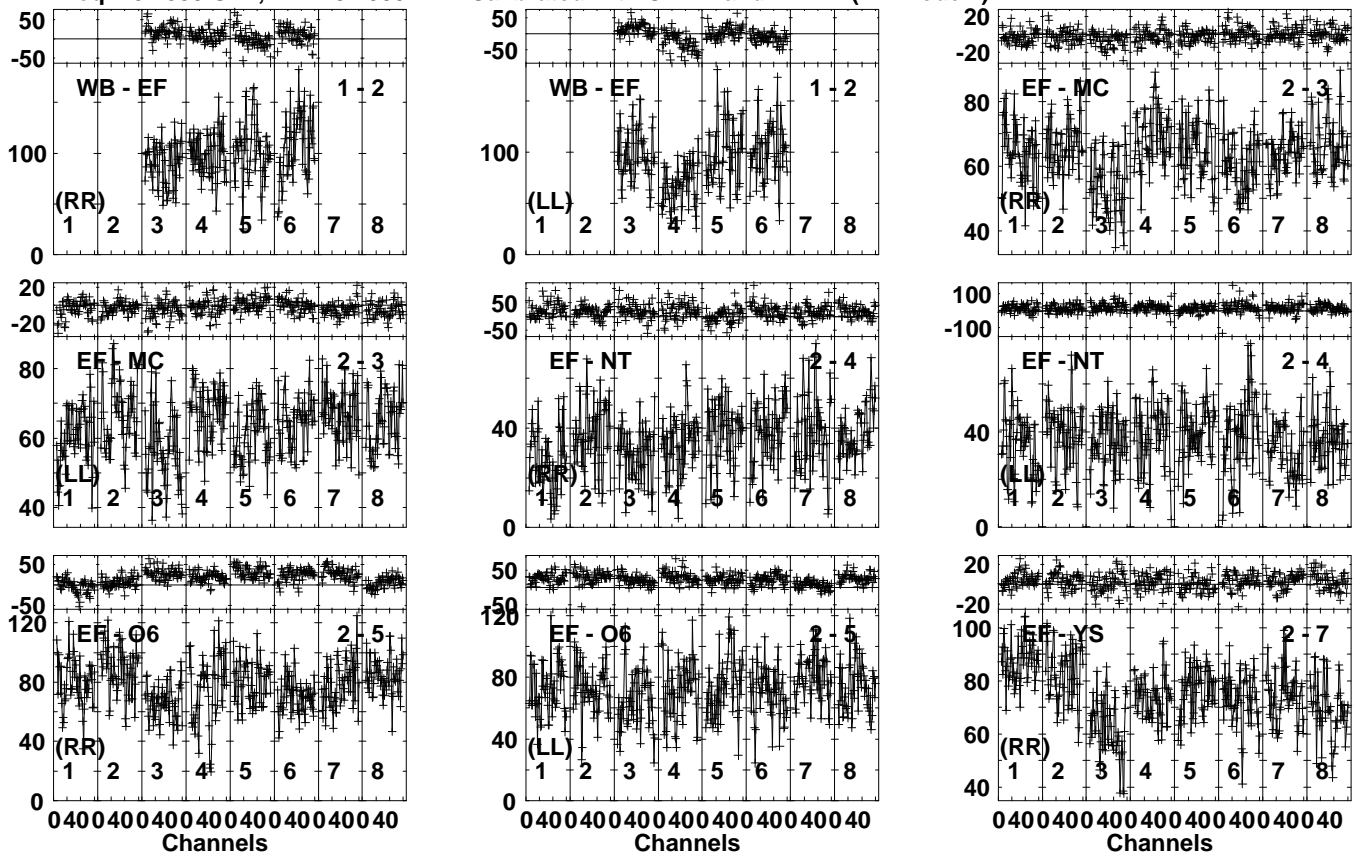
Vector averaged cross-power spectrum Several baselines displayed

Timerange: 00/16:42:31 to 00/16:45:29

Plot file version 29 created 10-MAY-2023 11:52:57

J0101+1639 ES103D.UVDATA.1

Freq = 8.2880 GHz, Bw = 32.000 MH Calibrated with CL # 4 and BP # 1 (BP mode 1)

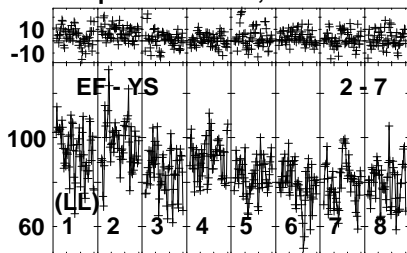


Lower frame: Milli Ampl Jy Top frame: Phas deg
Vector averaged cross-power spectrum Several baselines displayed
Timerange: 00/16:46:01 to 00/16:47:59

Plot file version 30 created 10-MAY-2023 11:52:57

J0101+1639 ES103D.UVDATA.1

Freq = 8.2880 GHz, Bw = 32.000 MH Calibrated with CL # 4 and BP # 1 (BP mode 1)

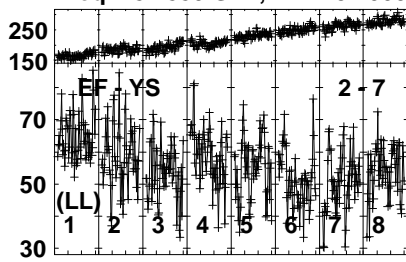


Lower frame: Milli Ampl Jy Top frame: Phas deg
Vector averaged cross-power spectrum Several baselines displayed
Timerange: 00/16:46:01 to 00/16:47:59

Plot file version 32 created 10-MAY-2023 11:52:57

SDSSJ0111+17 ES103D.UVDATA.1

Freq = 8.2880 GHz, Bw = 32.000 MH Calibrated with CL # 4 and BP # 1 (BP mode 1)



Lower frame: Milli Ampl Jy Top frame: Phas deg

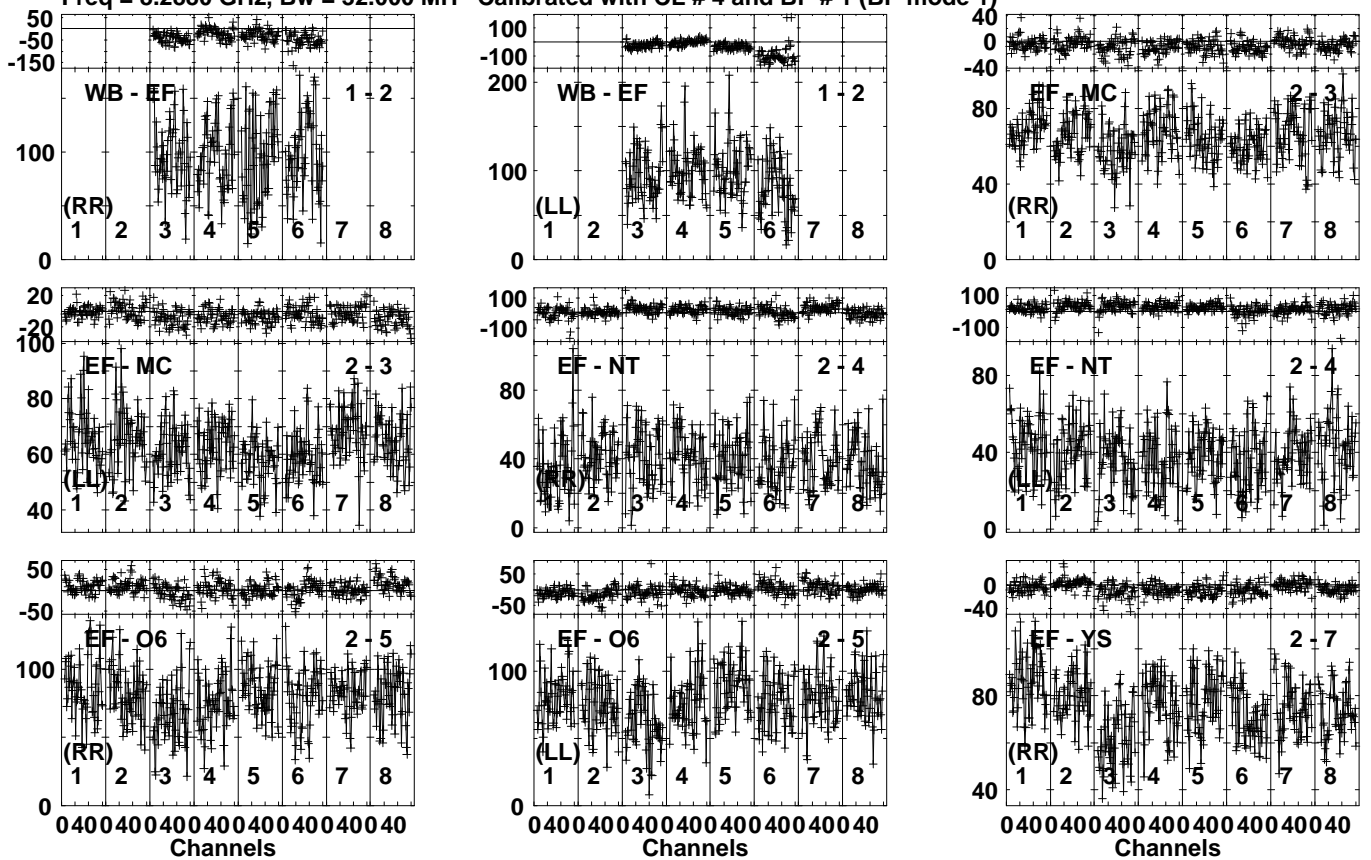
Vector averaged cross-power spectrum Several baselines displayed

Timerange: 00/16:48:03 to 00/16:50:59

Plot file version 33 created 10-MAY-2023 11:52:57

J0101+1639 ES103D.UVDATA.1

Freq = 8.2880 GHz, Bw = 32.000 MH Calibrated with CL # 4 and BP # 1 (BP mode 1)

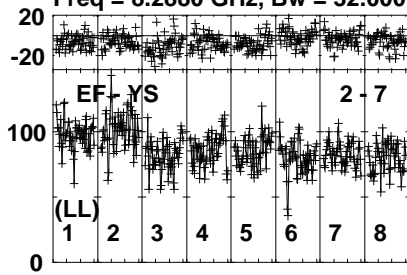


Lower frame: Milli Ampl Jy Top frame: Phas deg
Vector averaged cross-power spectrum Several baselines displayed
Timerange: 00/16:51:01 to 00/16:52:59

Plot file version 34 created 10-MAY-2023 11:52:57

J0101+1639 ES103D.UVDATA.1

Freq = 8.2880 GHz, Bw = 32.000 MH Calibrated with CL # 4 and BP # 1 (BP mode 1)

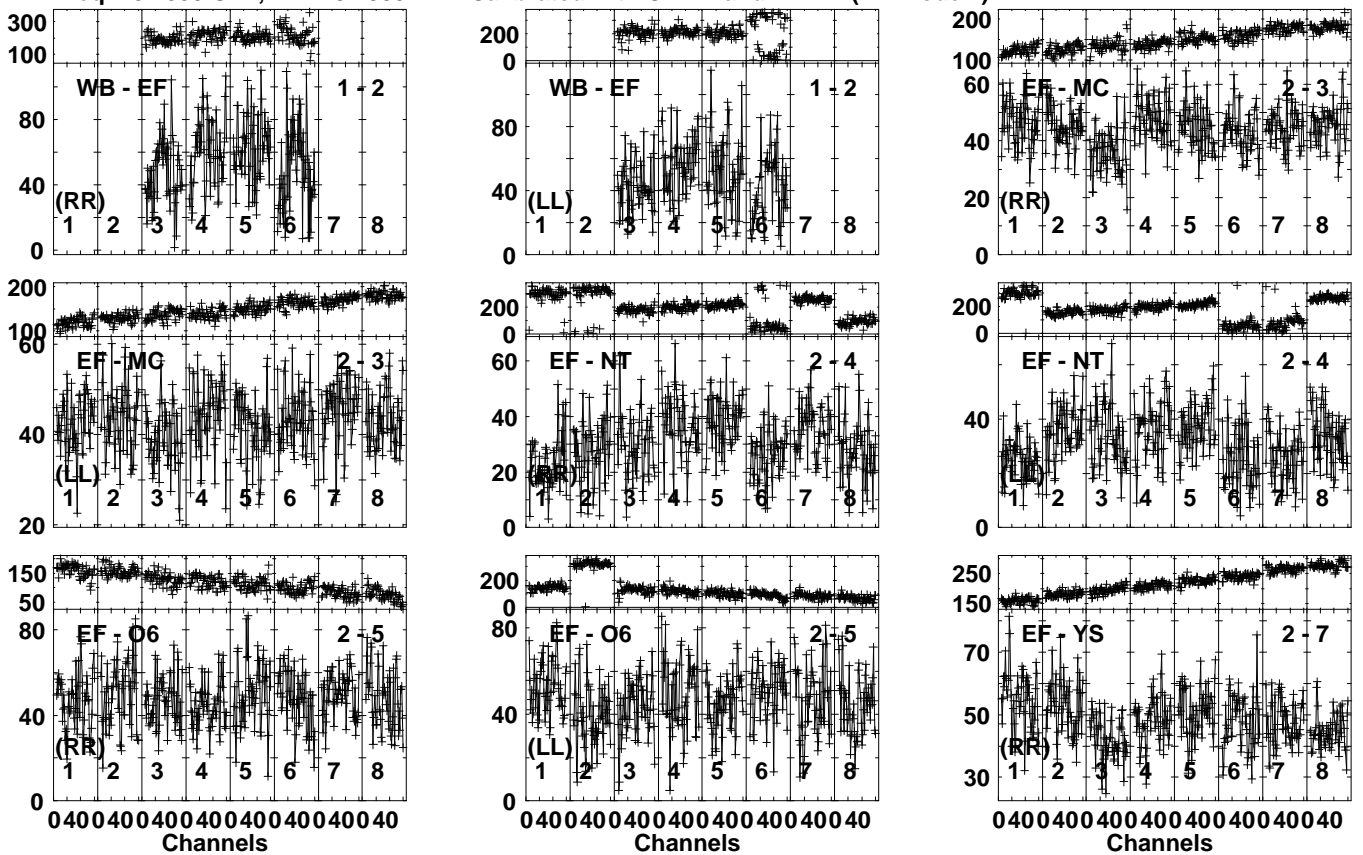


Lower frame: Milli Ampl Jy Top frame: Phas deg
Vector averaged cross-power spectrum Several baselines displayed
Timerange: 00/16:51:01 to 00/16:52:59

Plot file version 35 created 10-MAY-2023 11:52:57

SDSSJ0111+17 ES103D.UVDATA.1

Freq = 8.2880 GHz, Bw = 32.000 MH Calibrated with CL # 4 and BP # 1 (BP mode 1)

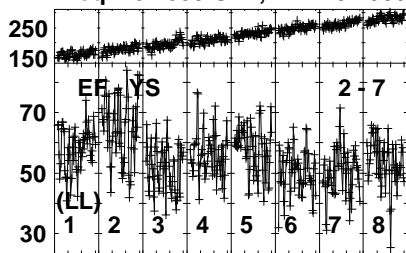


Lower frame: Milli Ampl Jy Top frame: Phas deg
Vector averaged cross-power spectrum Several baselines displayed
Timerange: 00/16:53:01 to 00/16:55:59

Plot file version 36 created 10-MAY-2023 11:52:57

SDSSJ0111+17 ES103D.UVDATA.1

Freq = 8.2880 GHz, Bw = 32.000 MH Calibrated with CL # 4 and BP # 1 (BP mode 1)



Lower frame: Milli Ampl Jy Top frame: Phas deg

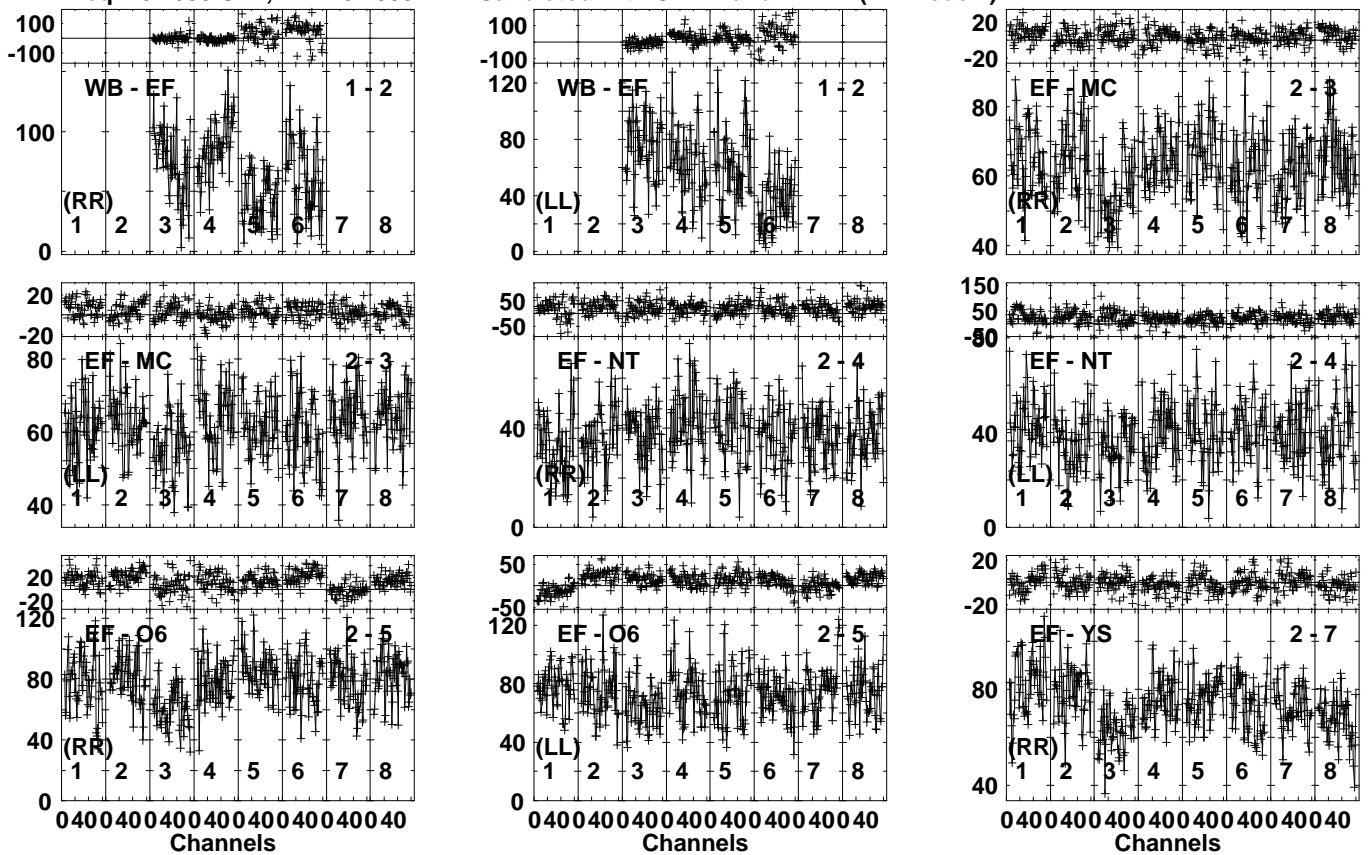
Vector averaged cross-power spectrum Several baselines displayed

Timerange: 00/16:53:01 to 00/16:55:59

Plot file version 37 created 10-MAY-2023 11:52:57

J0101+1639 ES103D.UVDATA.1

Freq = 8.2880 GHz, Bw = 32.000 MH Calibrated with CL # 4 and BP # 1 (BP mode 1)

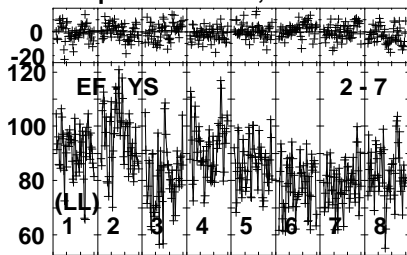


Lower frame: Milli Ampl Jy Top frame: Phas deg
Vector averaged cross-power spectrum Several baselines displayed
Timerange: 00:16:56:31 to 00:16:58:29

Plot file version 38 created 10-MAY-2023 11:52:58

J0101+1639 ES103D.UVDATA.1

Freq = 8.2880 GHz, Bw = 32.000 MH Calibrated with CL # 4 and BP # 1 (BP mode 1)

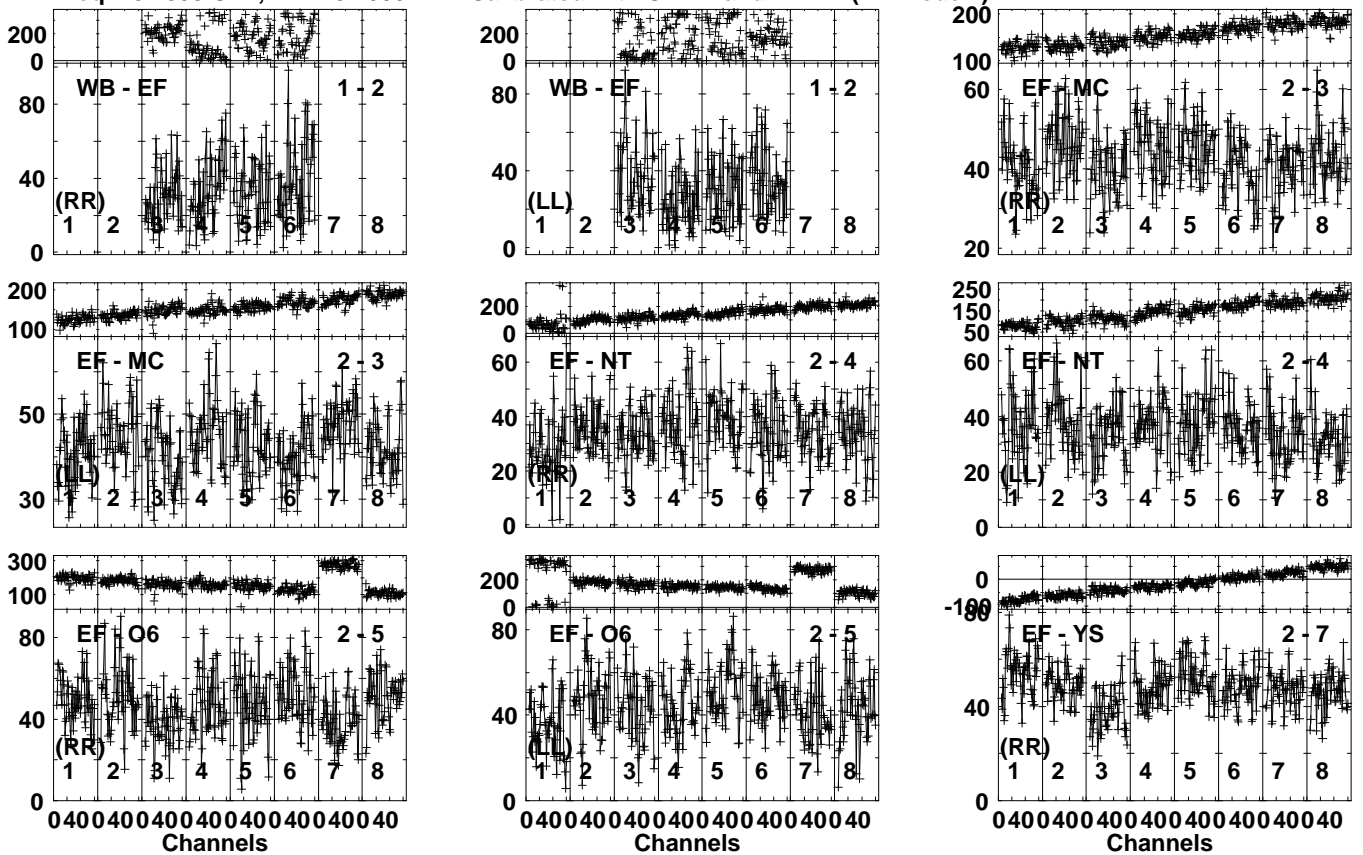


Lower frame: Milli Ampl Jy Top frame: Phas deg
Vector averaged cross-power spectrum Several baselines displayed
Timerange: 00/16:56:31 to 00/16:58:29

Plot file version 39 created 10-MAY-2023 11:52:58

SDSSJ0111+17 ES103D.UVDATA.1

Freq = 8.2880 GHz, Bw = 32.000 MH Calibrated with CL # 4 and BP # 1 (BP mode 1)

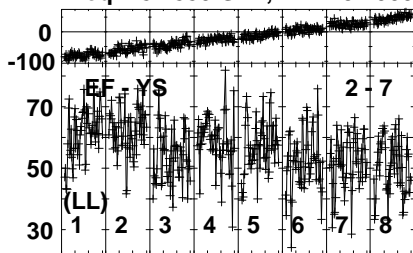


Lower frame: Milli Ampl Jy Top frame: Phas deg
Vector averaged cross-power spectrum Several baselines displayed
Timerange: 00/16:58:33 to 00/17:01:29

Plot file version 40 created 10-MAY-2023 11:52:58

SDSSJ0111+17 ES103D.UVDATA.1

Freq = 8.2880 GHz, Bw = 32.000 MH Calibrated with CL # 4 and BP # 1 (BP mode 1)



Lower frame: Milli Ampl Jy Top frame: Phas deg

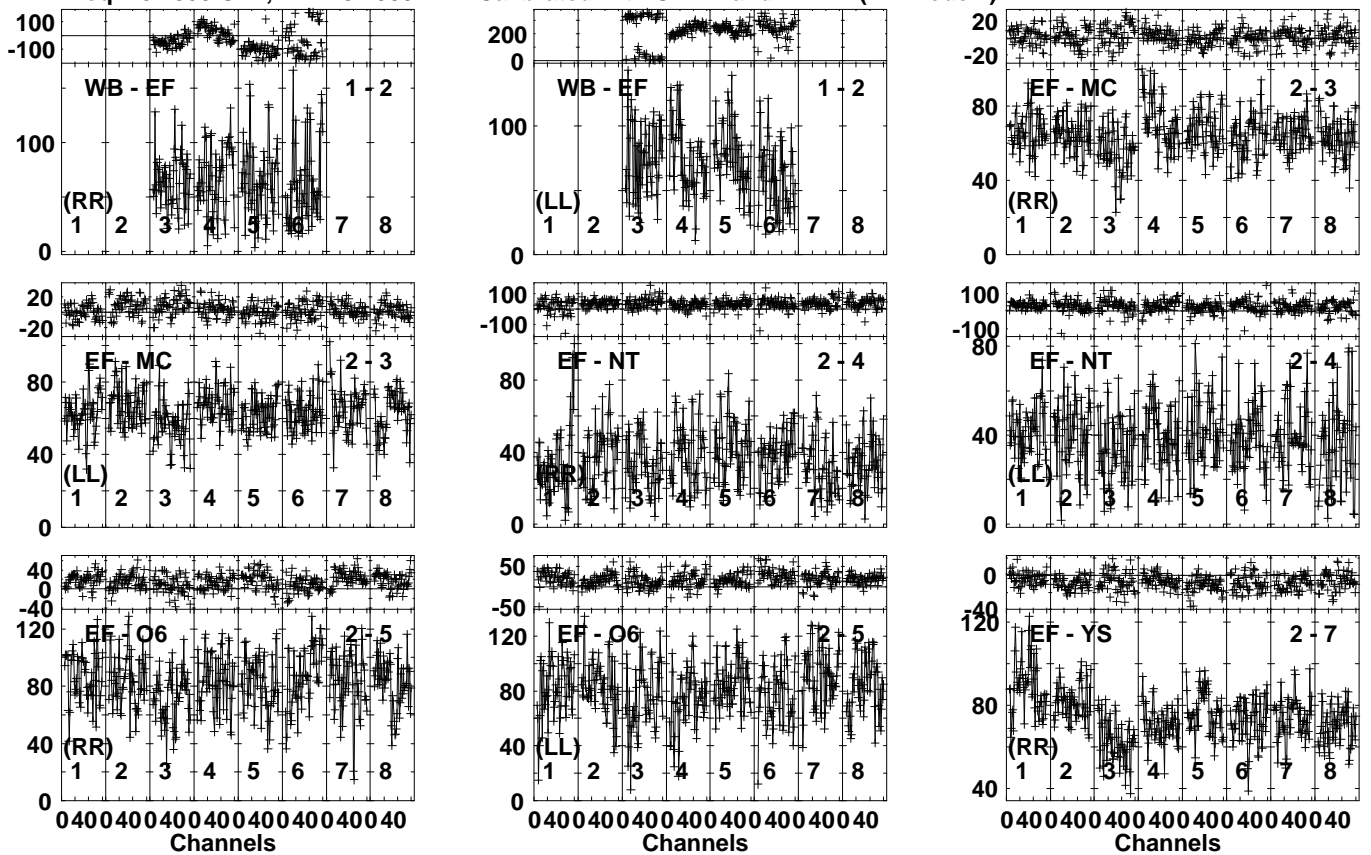
Vector averaged cross-power spectrum Several baselines displayed

Timerange: 00/16:58:33 to 00/17:01:29

Plot file version 41 created 10-MAY-2023 11:52:58

J0101+1639 ES103D.UVDATA.1

Freq = 8.2880 GHz, Bw = 32.000 MH Calibrated with CL # 4 and BP # 1 (BP mode 1)

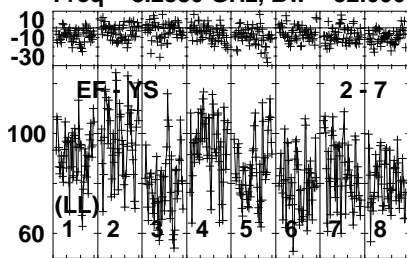


Lower frame: Milli Ampl Jy Top frame: Phas deg
Vector averaged cross-power spectrum Several baselines displayed
Timerange: 00/17:01:31 to 00/17:03:29

Plot file version 42 created 10-MAY-2023 11:52:58

J0101+1639 ES103D.UVDATA.1

Freq = 8.2880 GHz, Bw = 32.000 MH Calibrated with CL # 4 and BP # 1 (BP mode 1)

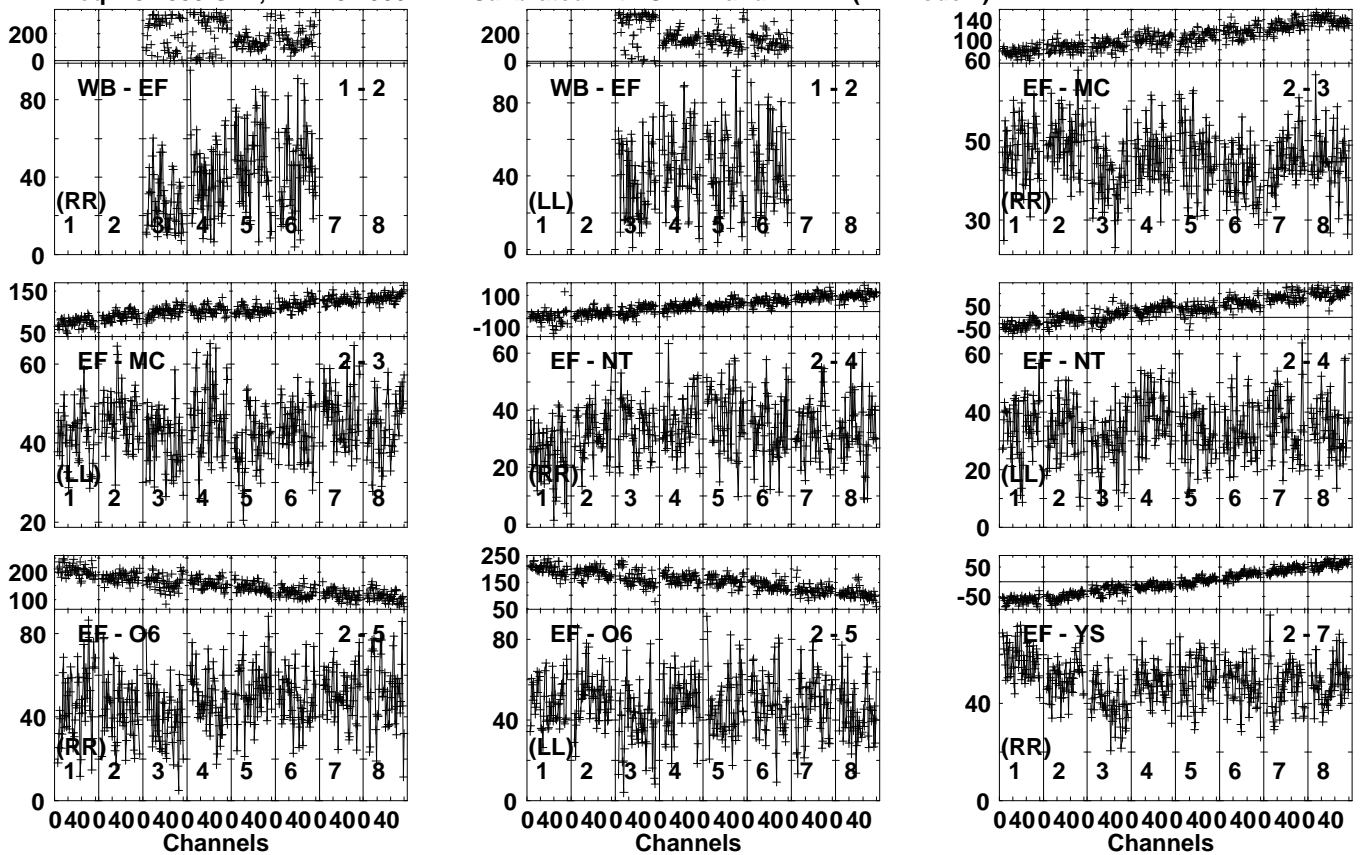


Lower frame: Milli Ampl Jy Top frame: Phas deg
Vector averaged cross-power spectrum Several baselines displayed
Timerange: 00/17:01:31 to 00/17:03:29

Plot file version 43 created 10-MAY-2023 11:52:58

SDSSJ0111+17 ES103D.UVDATA.1

Freq = 8.2880 GHz, Bw = 32.000 MH Calibrated with CL # 4 and BP # 1 (BP mode 1)

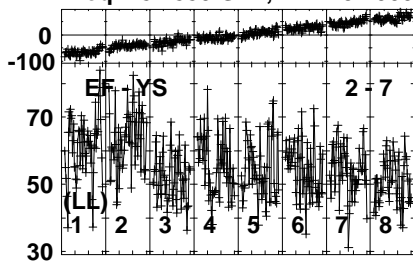


Lower frame: Milli Ampl Jy Top frame: Phas deg
Vector averaged cross-power spectrum Several baselines displayed
Timerange: 00/17:03:31 to 00/17:06:29

Plot file version 44 created 10-MAY-2023 11:52:58

SDSSJ0111+17 ES103D.UVDATA.1

Freq = 8.2880 GHz, Bw = 32.000 MH Calibrated with CL # 4 and BP # 1 (BP mode 1)



Lower frame: Milli Ampl Jy Top frame: Phas deg

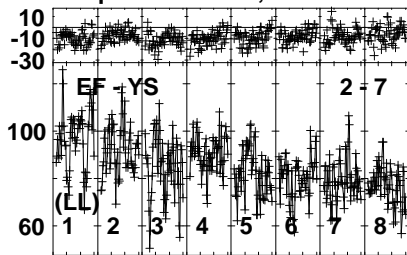
Vector averaged cross-power spectrum Several baselines displayed

Timerange: 00/17:03:31 to 00/17:06:29

Plot file version 46 created 10-MAY-2023 11:52:58

J0101+1639 ES103D.UVDATA.1

Freq = 8.2880 GHz, Bw = 32.000 MH Calibrated with CL # 4 and BP # 1 (BP mode 1)



Lower frame: Milli Ampl Jy Top frame: Phas deg

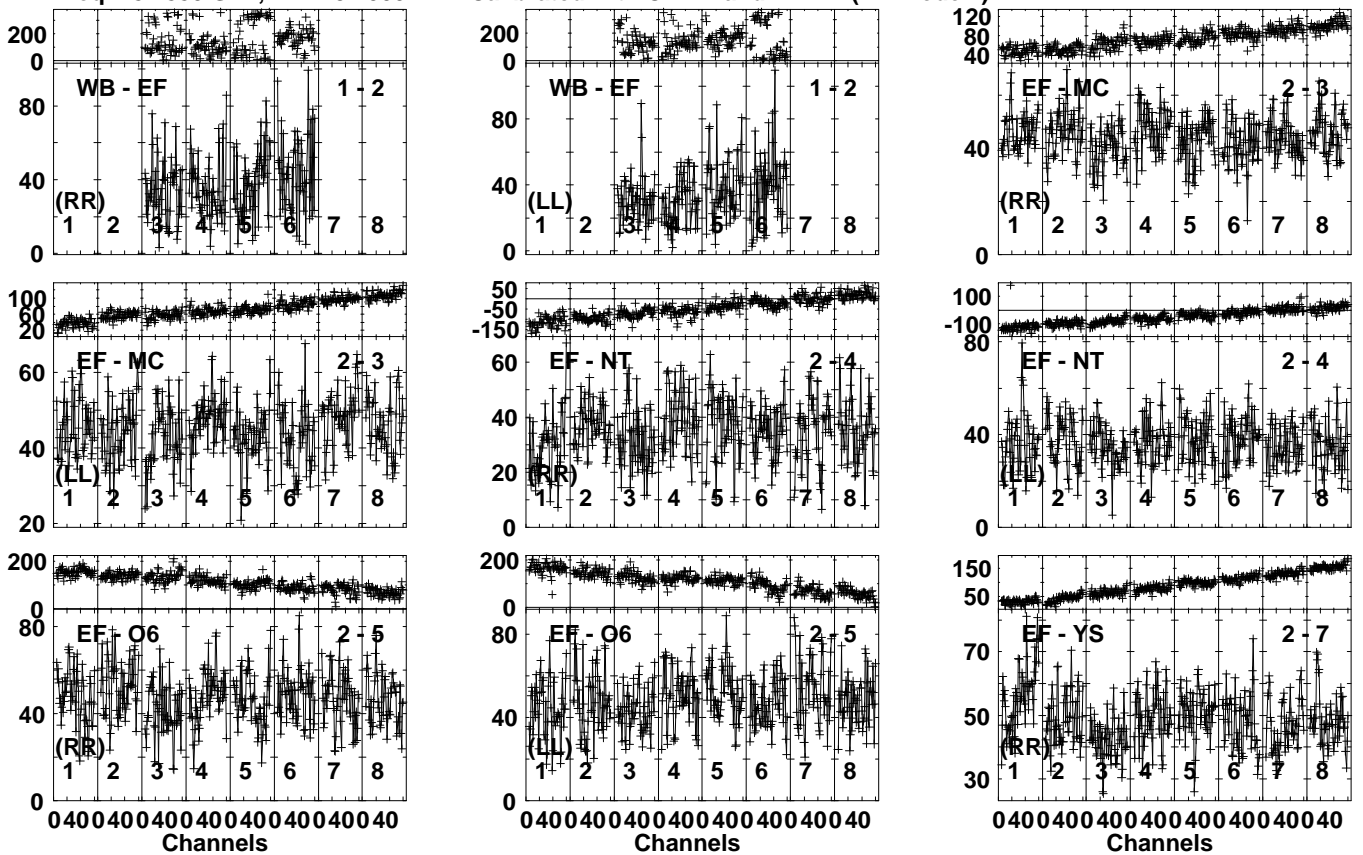
Vector averaged cross-power spectrum Several baselines displayed

Timerange: 00/17:07:01 to 00/17:08:59

Plot file version 47 created 10-MAY-2023 11:52:58

SDSSJ0111+17 ES103D.UVDATA.1

Freq = 8.2880 GHz, Bw = 32.000 MH Calibrated with CL # 4 and BP # 1 (BP mode 1)

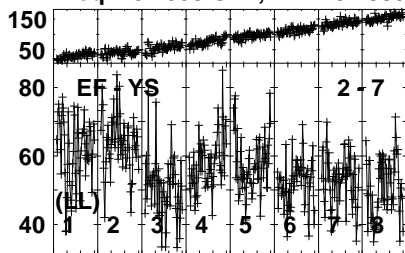


Lower frame: Milli Ampl Jy Top frame: Phas deg
Vector averaged cross-power spectrum Several baselines displayed
Timerange: 00/17:09:03 to 00/17:11:59

Plot file version 48 created 10-MAY-2023 11:52:58

SDSSJ0111+17 ES103D.UVDATA.1

Freq = 8.2880 GHz, Bw = 32.000 MH Calibrated with CL # 4 and BP # 1 (BP mode 1)



Lower frame: Milli Ampl Jy Top frame: Phas deg

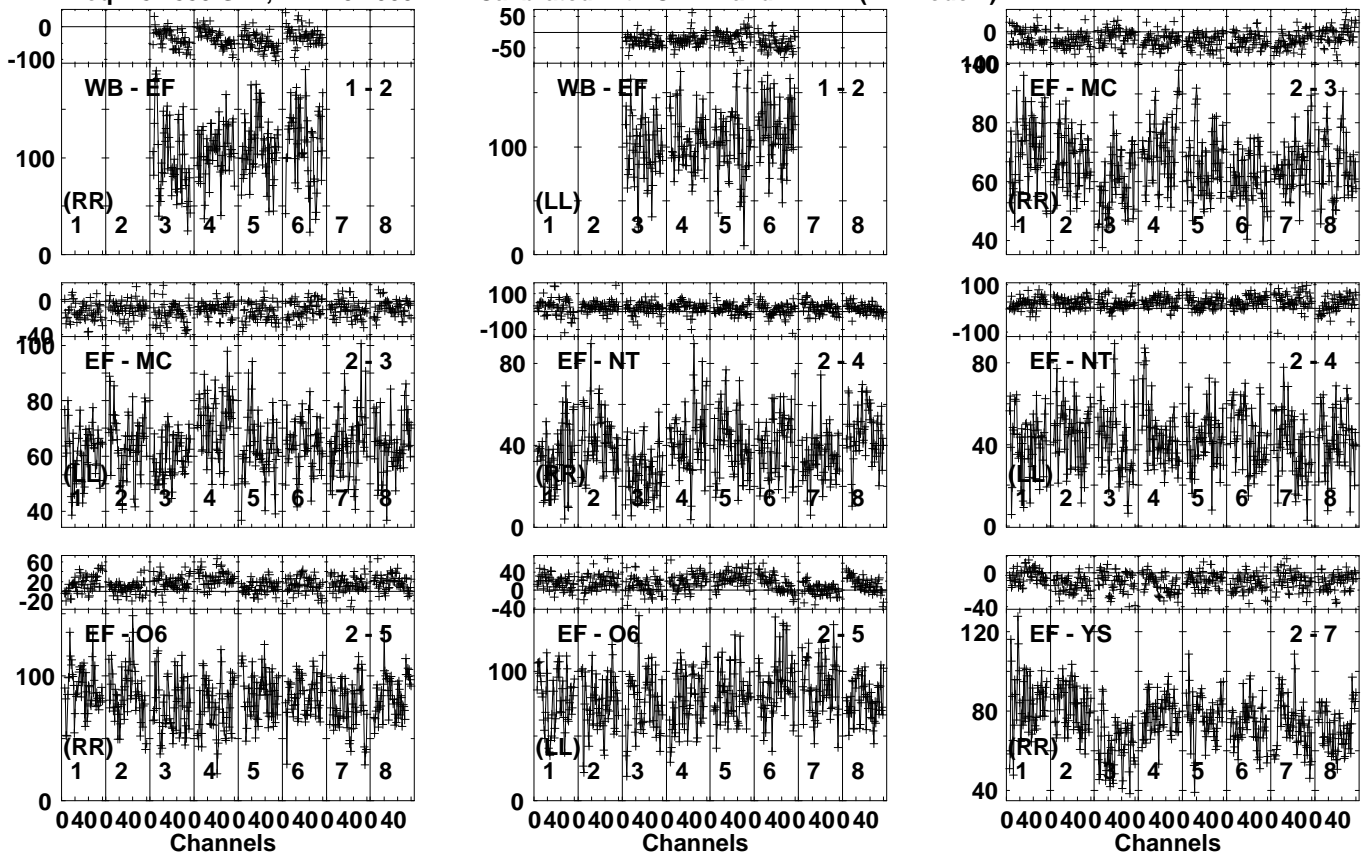
Vector averaged cross-power spectrum Several baselines displayed

Timerange: 00/17:09:03 to 00/17:11:59

Plot file version 49 created 10-MAY-2023 11:52:58

J0101+1639 ES103D.UVDATA.1

Freq = 8.2880 GHz, Bw = 32.000 MH Calibrated with CL # 4 and BP # 1 (BP mode 1)

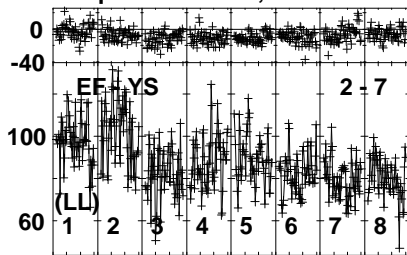


Lower frame: Milli Ampl Jy Top frame: Phas deg
Vector averaged cross-power spectrum Several baselines displayed
Timerange: 00/17:12:01 to 00/17:13:59

Plot file version 50 created 10-MAY-2023 11:52:58

J0101+1639 ES103D.UVDATA.1

Freq = 8.2880 GHz, Bw = 32.000 MH Calibrated with CL # 4 and BP # 1 (BP mode 1)



Lower frame: Milli Ampl Jy Top frame: Phas deg

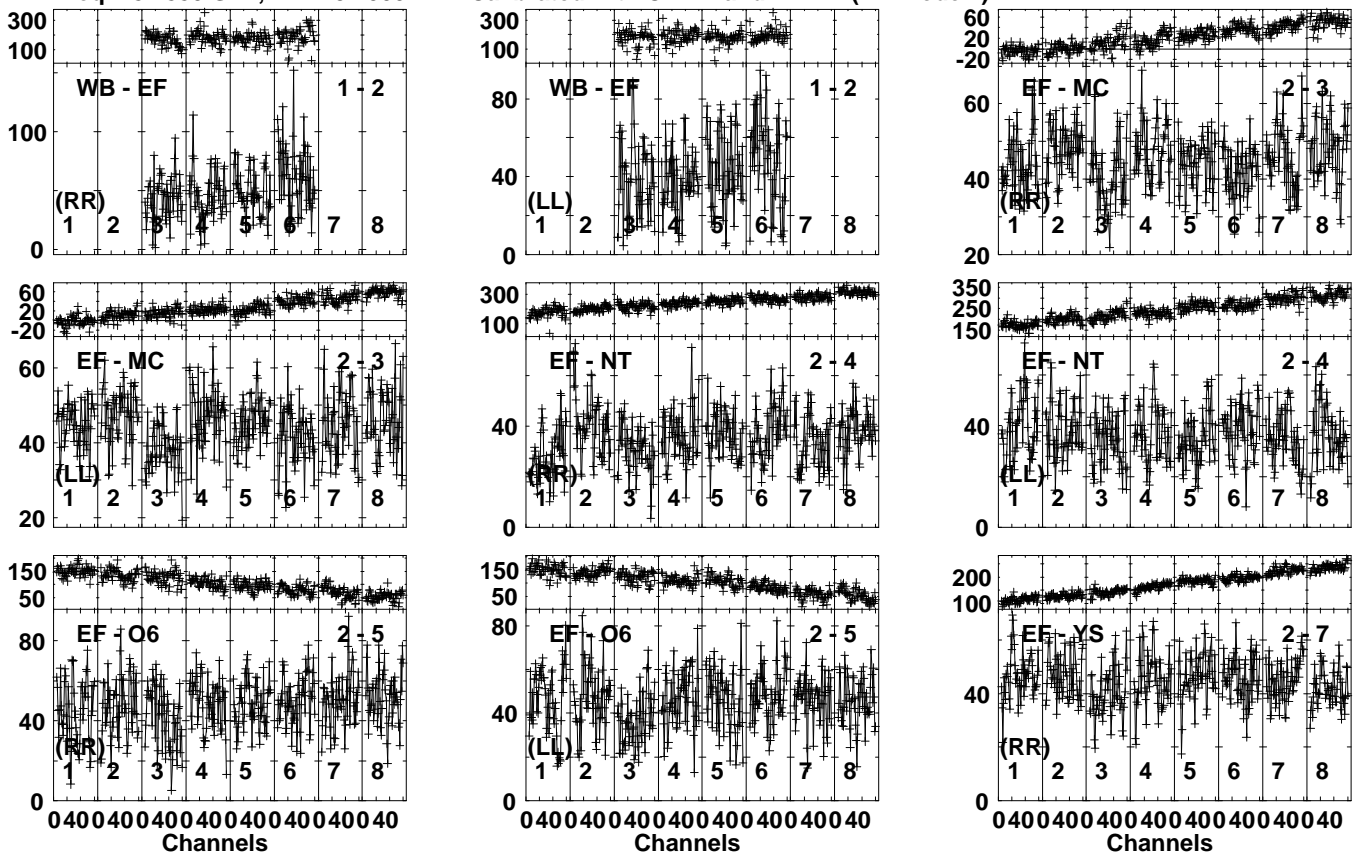
Vector averaged cross-power spectrum Several baselines displayed

Timerange: 00/17:12:01 to 00/17:13:59

Plot file version 51 created 10-MAY-2023 11:52:59

SDSSJ0111+17 ES103D.UVDATA.1

Freq = 8.2880 GHz, Bw = 32.000 MH Calibrated with CL # 4 and BP # 1 (BP mode 1)

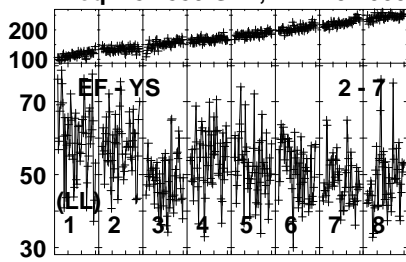


Lower frame: Milli Ampl Jy Top frame: Phas deg
Vector averaged cross-power spectrum Several baselines displayed
Timerange: 00/17:14:01 to 00/17:16:59

Plot file version 52 created 10-MAY-2023 11:52:59

SDSSJ0111+17 ES103D.UVDATA.1

Freq = 8.2880 GHz, Bw = 32.000 MH Calibrated with CL # 4 and BP # 1 (BP mode 1)



Lower frame: Milli Ampl Jy Top frame: Phas deg

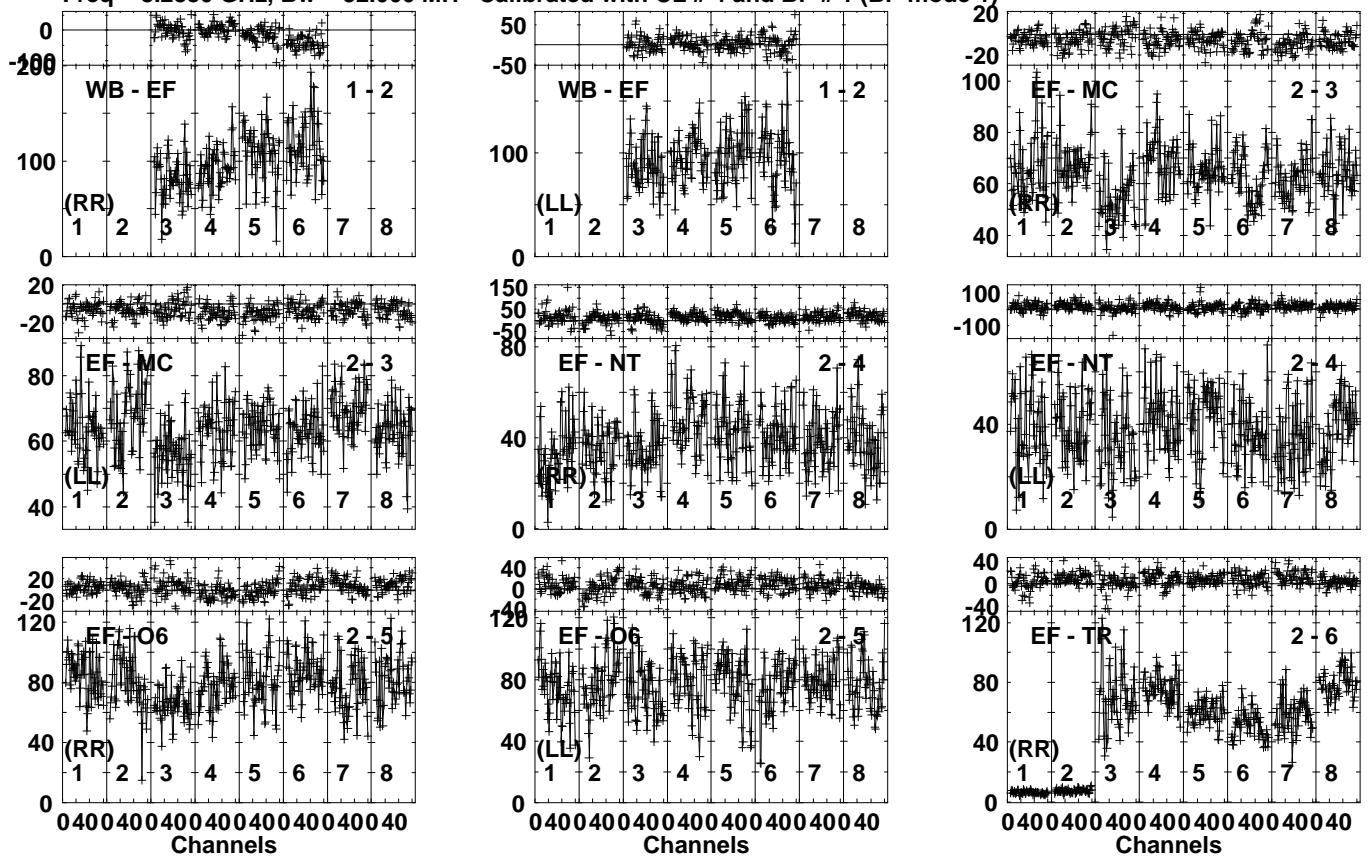
Vector averaged cross-power spectrum Several baselines displayed

Timerange: 00/17:14:01 to 00/17:16:59

Plot file version 53 created 10-MAY-2023 11:52:59

J0101+1639 ES103D.UVDATA.1

Freq = 8.2880 GHz, Bw = 32.000 MH Calibrated with CL # 4 and BP # 1 (BP mode 1)

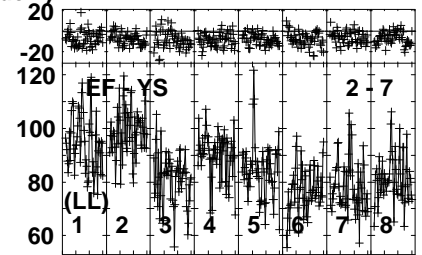
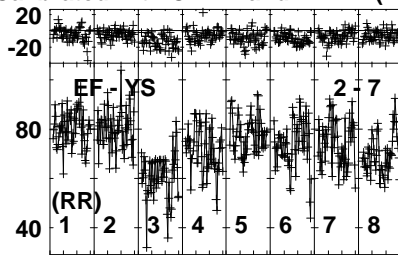
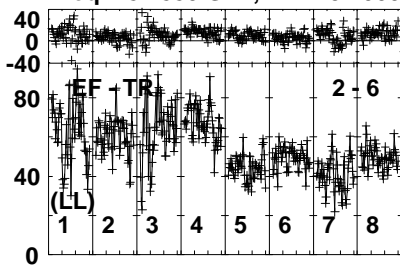


Lower frame: Milli Ampl Jy Top frame: Phas deg
Vector averaged cross-power spectrum Several baselines displayed
Timerange: 00/17:17:31 to 00/17:19:29

Plot file version 54 created 10-MAY-2023 11:52:59

J0101+1639 ES103D.UVDATA.1

Freq = 8.2880 GHz, Bw = 32.000 MH Calibrated with CL # 4 and BP # 1 (BP mode 1)

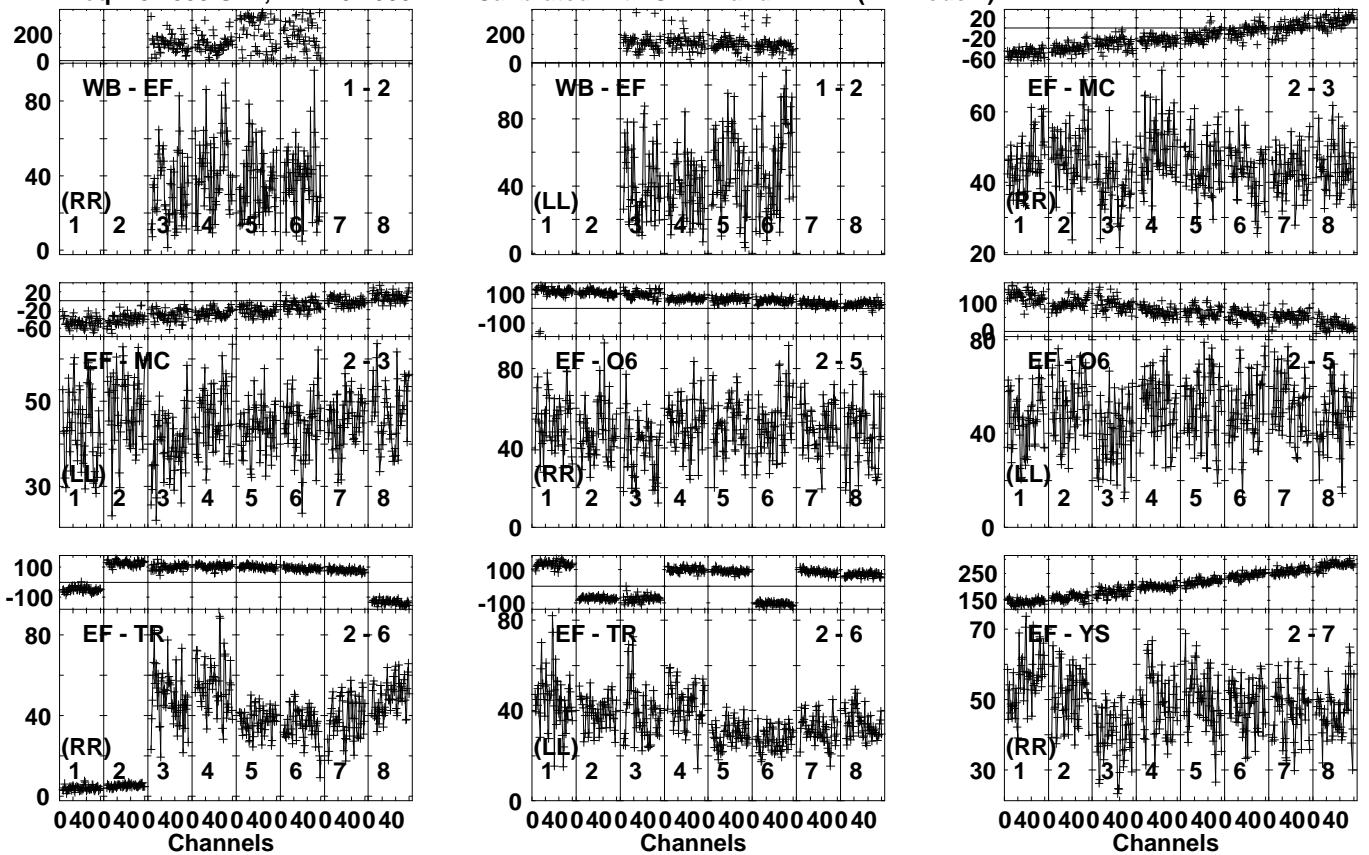


Lower frame: Milli Ampl Jy Top frame: Phas deg
Vector averaged cross-power spectrum Several baselines displayed
Timerange: 00/17:17:31 to 00/17:19:29

Plot file version 55 created 10-MAY-2023 11:52:59

SDSSJ0111+17 ES103D.UVDATA.1

Freq = 8.2880 GHz, Bw = 32.000 MH Calibrated with CL # 4 and BP # 1 (BP mode 1)

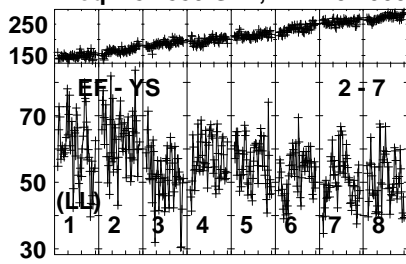


Lower frame: Milli Ampl Jy Top frame: Phas deg
Vector averaged cross-power spectrum Several baselines displayed
Timerange: 00/17:19:33 to 00/17:22:29

Plot file version 56 created 10-MAY-2023 11:52:59

SDSSJ0111+17 ES103D.UVDATA.1

Freq = 8.2880 GHz, Bw = 32.000 MH Calibrated with CL # 4 and BP # 1 (BP mode 1)



Lower frame: Milli Ampl Jy Top frame: Phas deg

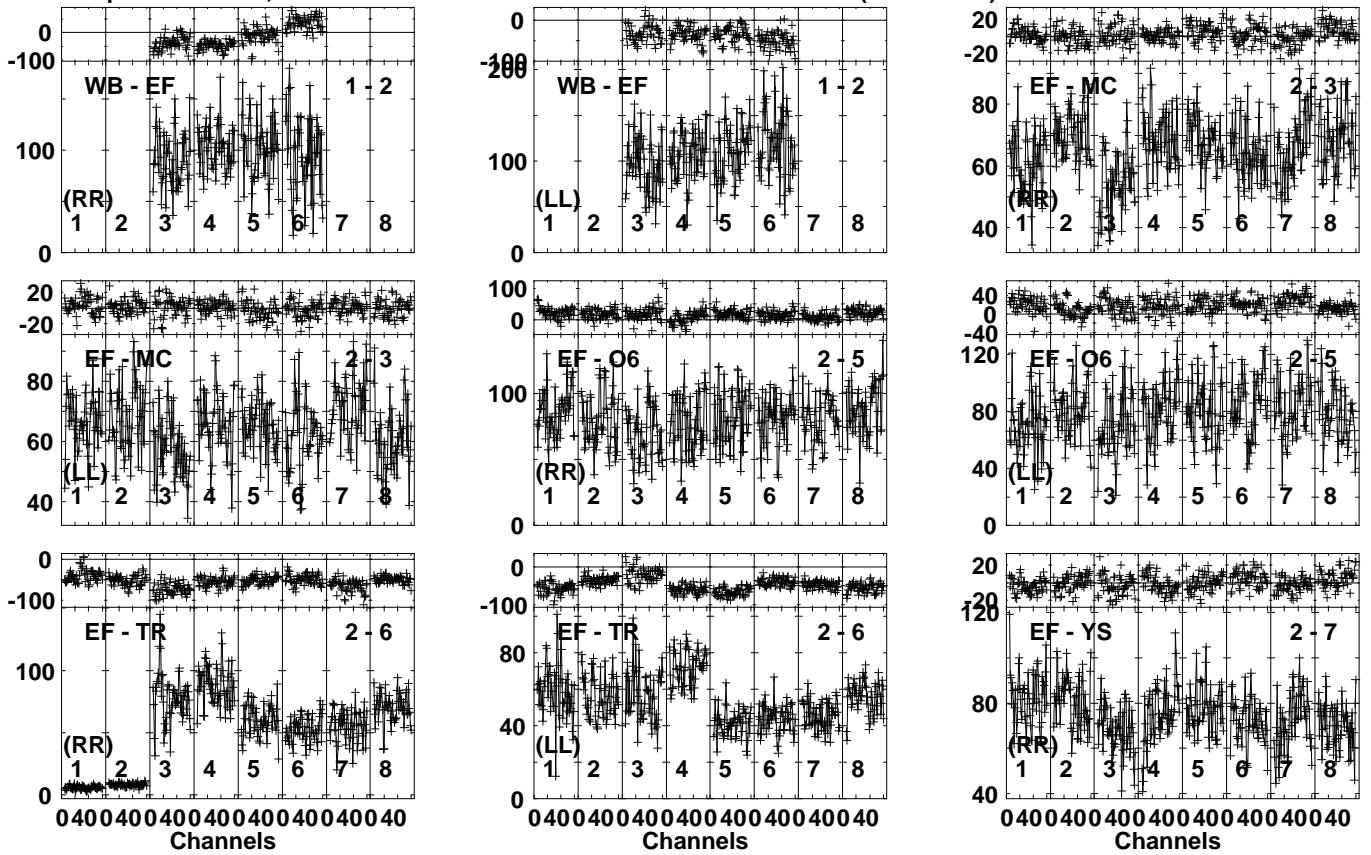
Vector averaged cross-power spectrum Several baselines displayed

Timerange: 00/17:19:33 to 00/17:22:29

Plot file version 57 created 10-MAY-2023 11:52:59

J0101+1639 ES103D.UVDATA.1

Freq = 8.2880 GHz, Bw = 32.000 MH Calibrated with CL # 4 and BP # 1 (BP mode 1)

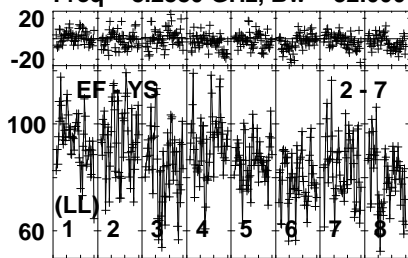


Lower frame: Milli Ampl Jy Top frame: Phas deg
Vector averaged cross-power spectrum Several baselines displayed
Timerange: 00/17:22:31 to 00/17:24:29

Plot file version 58 created 10-MAY-2023 11:52:59

J0101+1639 ES103D.UVDATA.1

Freq = 8.2880 GHz, Bw = 32.000 MH Calibrated with CL # 4 and BP # 1 (BP mode 1)

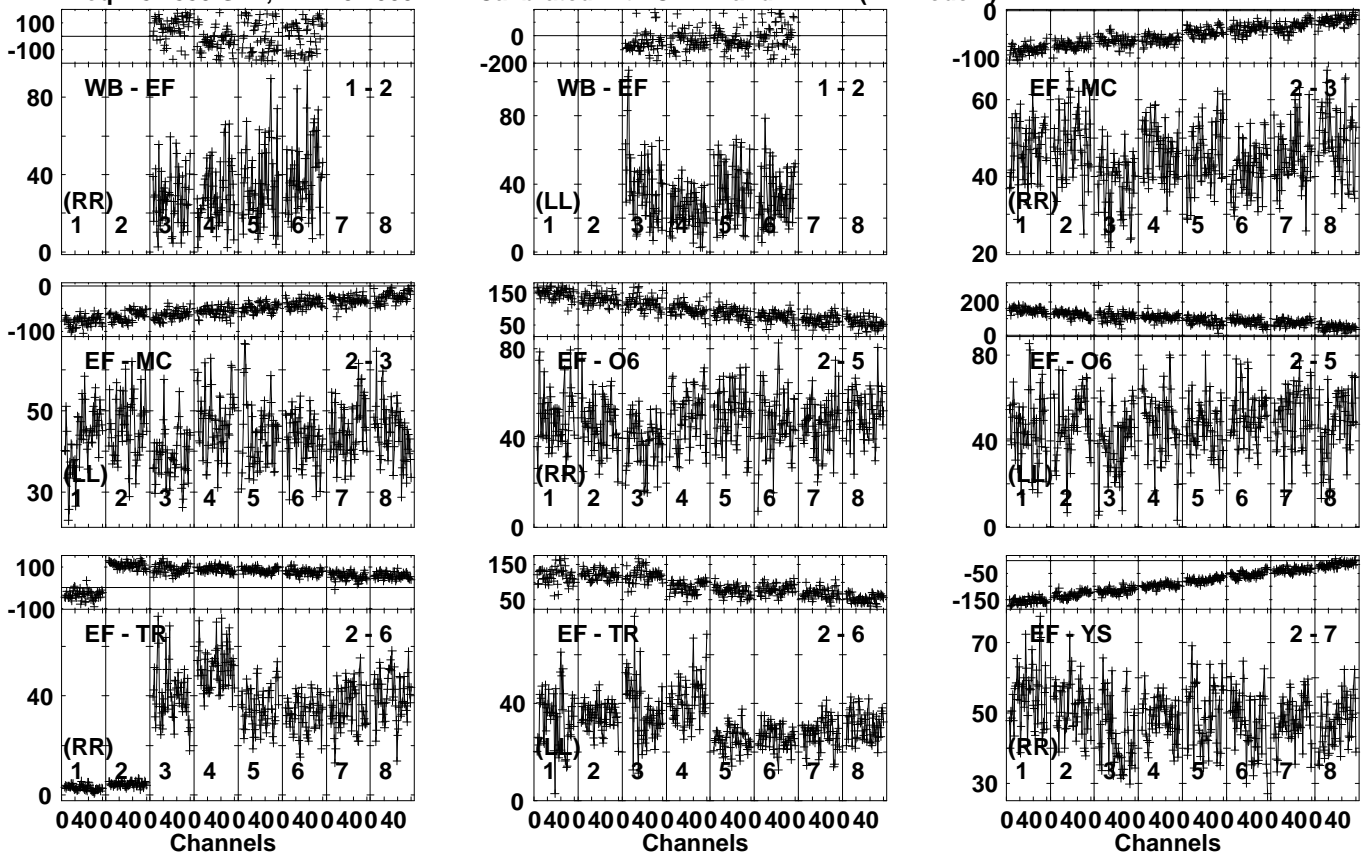


Lower frame: Milli Ampl Jy Top frame: Phas deg
Vector averaged cross-power spectrum Several baselines displayed
Timerange: 00/17:22:31 to 00/17:24:29

Plot file version 59 created 10-MAY-2023 11:52:59

SDSSJ0111+17 ES103D.UVDATA.1

Freq = 8.2880 GHz, Bw = 32.000 MH Calibrated with CL # 4 and BP # 1 (BP mode 1)

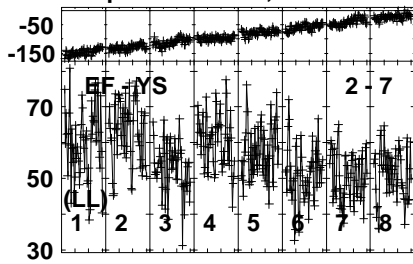


Lower frame: Milli Ampl Jy Top frame: Phas deg
Vector averaged cross-power spectrum Several baselines displayed
Timerange: 00/17:24:31 to 00/17:27:29

Plot file version 60 created 10-MAY-2023 11:52:59

SDSSJ0111+17 ES103D.UVDATA.1

Freq = 8.2880 GHz, Bw = 32.000 MH Calibrated with CL # 4 and BP # 1 (BP mode 1)



Lower frame: Milli Ampl Jy Top frame: Phas deg

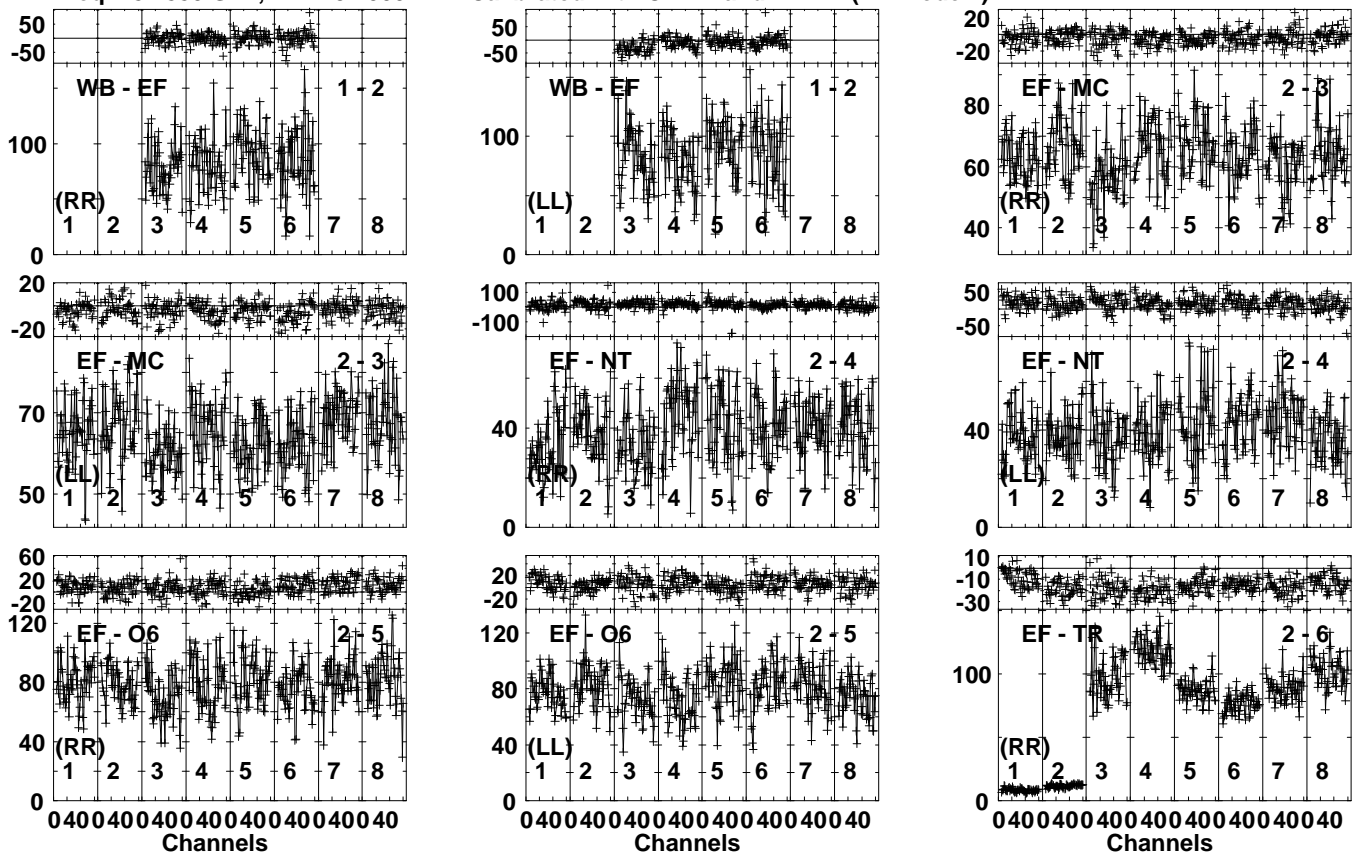
Vector averaged cross-power spectrum Several baselines displayed

Timerange: 00/17:24:31 to 00/17:27:29

Plot file version 61 created 10-MAY-2023 11:52:59

J0101+1639 ES103D.UVDATA.1

Freq = 8.2880 GHz, Bw = 32.000 MH Calibrated with CL # 4 and BP # 1 (BP mode 1)

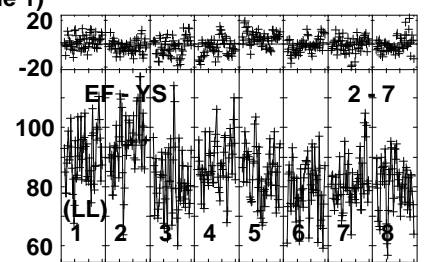
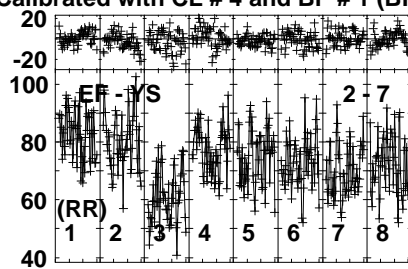
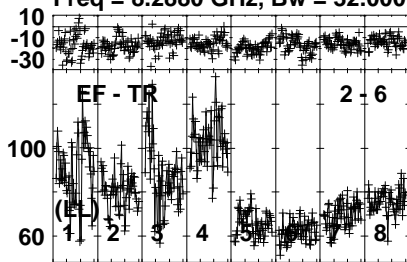


Lower frame: Milli Ampl Jy Top frame: Phas deg
Vector averaged cross-power spectrum Several baselines displayed
Timerange: 00/17:28:01 to 00/17:29:59

Plot file version 62 created 10-MAY-2023 11:52:59

J0101+1639 ES103D.UVDATA.1

Freq = 8.2880 GHz, Bw = 32.000 MH Calibrated with CL # 4 and BP # 1 (BP mode 1)

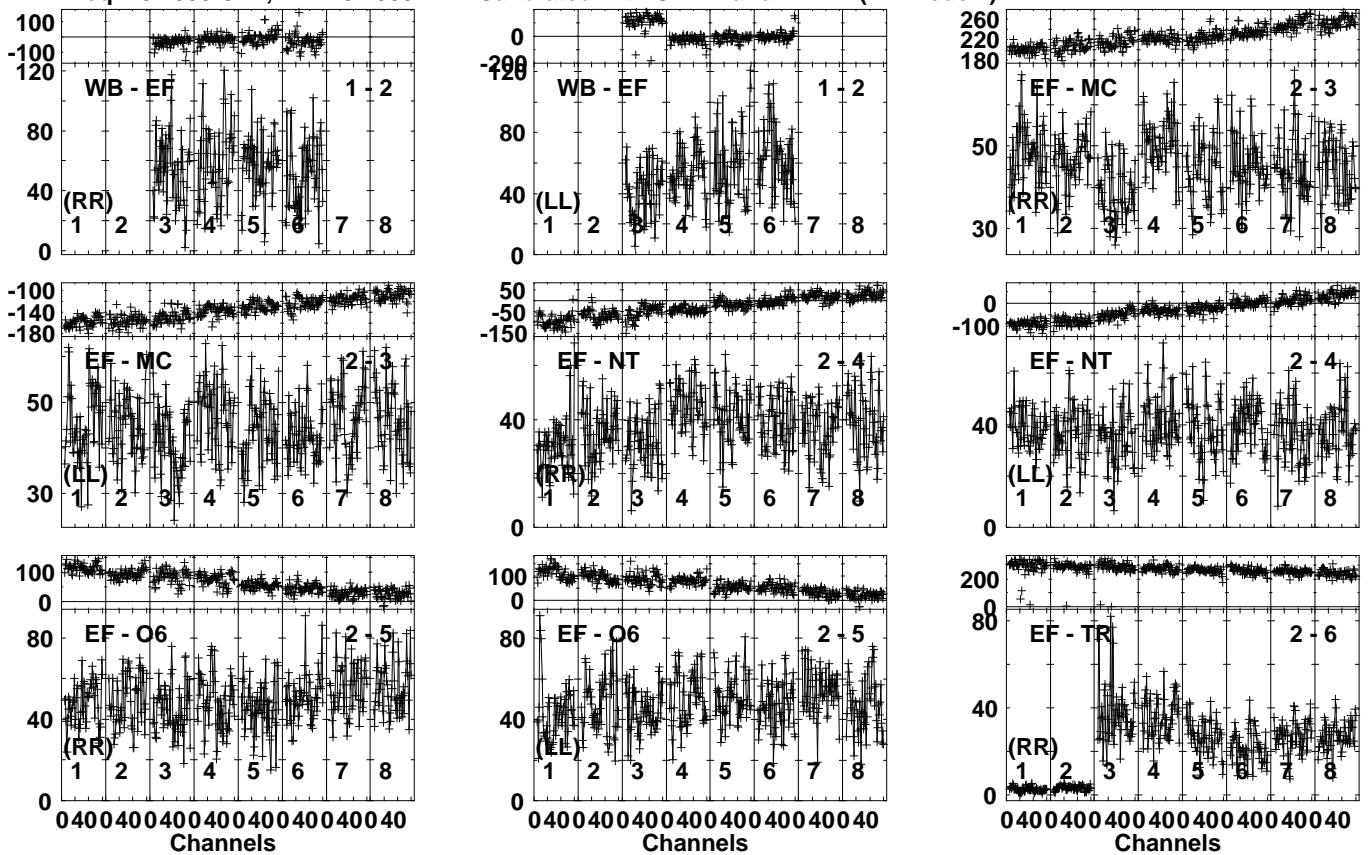


Lower frame: Milli Ampl Jy Top frame: Phas deg
Vector averaged cross-power spectrum Several baselines displayed
Timerange: 00/17:28:01 to 00/17:29:59

Plot file version 63 created 10-MAY-2023 11:52:59

SDSSJ0111+17 ES103D.UVDATA.1

Freq = 8.2880 GHz, Bw = 32.000 MH Calibrated with CL # 4 and BP # 1 (BP mode 1)

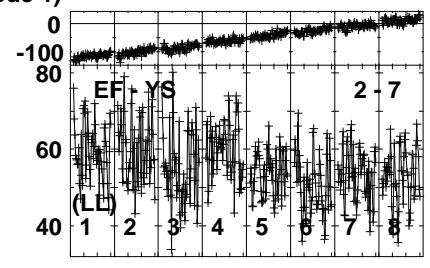
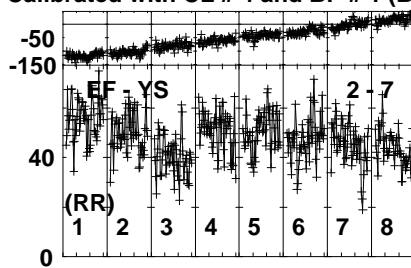
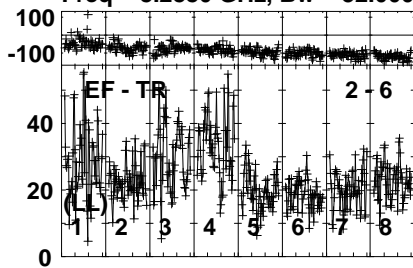


Lower frame: Milli Ampl Jy Top frame: Phas deg
Vector averaged cross-power spectrum Several baselines displayed
Timerange: 00/17:30:03 to 00/17:32:59

Plot file version 64 created 10-MAY-2023 11:53:00

SDSSJ0111+17 ES103D.UVDATA.1

Freq = 8.2880 GHz, Bw = 32.000 MH Calibrated with CL # 4 and BP # 1 (BP mode 1)

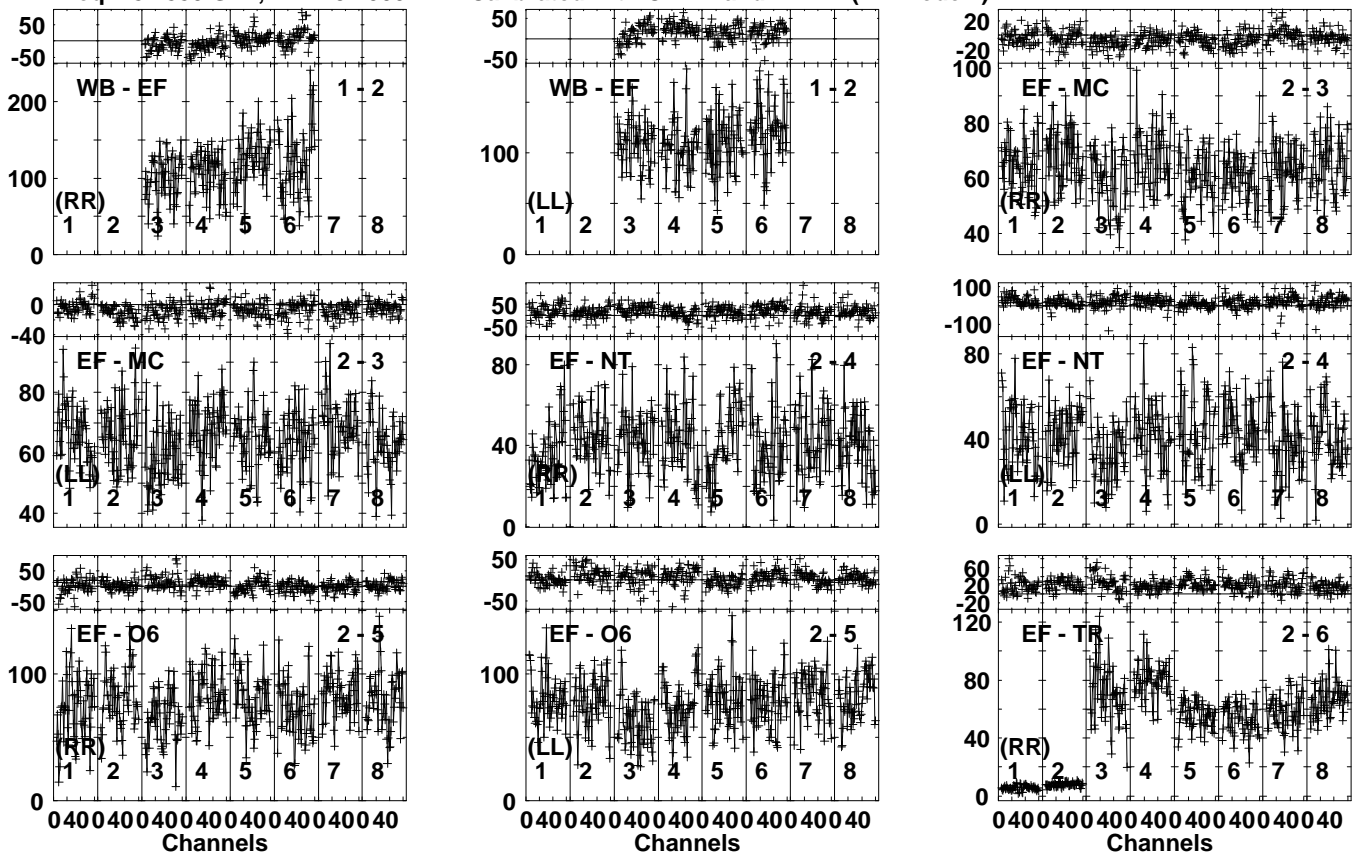


Lower frame: Milli Ampl Jy Top frame: Phas deg
Vector averaged cross-power spectrum Several baselines displayed
Timerange: 00/17:30:03 to 00/17:32:59

Plot file version 65 created 10-MAY-2023 11:53:00

J0101+1639 ES103D.UVDATA.1

Freq = 8.2880 GHz, Bw = 32.000 MH Calibrated with CL # 4 and BP # 1 (BP mode 1)

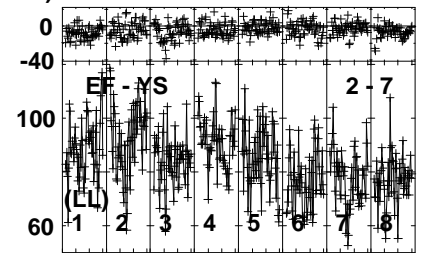
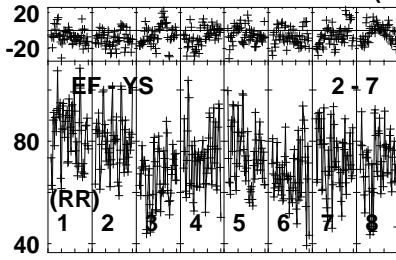
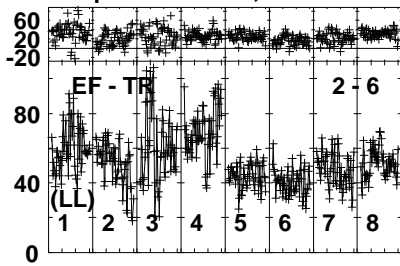


Lower frame: Milli Ampl Jy Top frame: Phas deg
Vector averaged cross-power spectrum Several baselines displayed
Timerange: 00/17:33:01 to 00/17:34:59

Plot file version 66 created 10-MAY-2023 11:53:00

J0101+1639 ES103D.UVDATA.1

Freq = 8.2880 GHz, Bw = 32.000 MH Calibrated with CL # 4 and BP # 1 (BP mode 1)

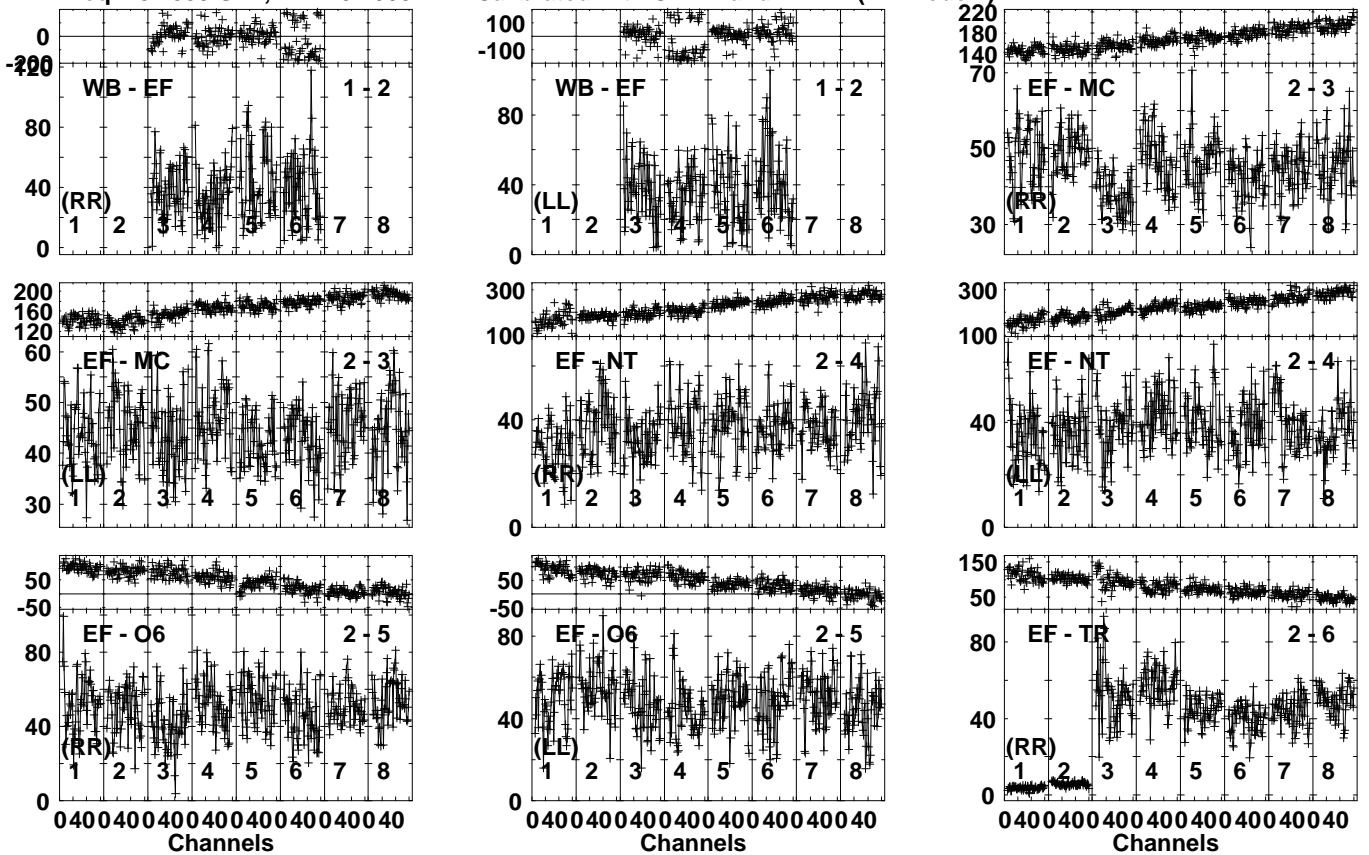


Lower frame: Milli Ampl Jy Top frame: Phas deg
Vector averaged cross-power spectrum Several baselines displayed
Timerange: 00/17:33:01 to 00/17:34:59

Plot file version 67 created 10-MAY-2023 11:53:00

SDSSJ0111+17 ES103D.UVDATA.1

Freq = 8.2880 GHz, Bw = 32.000 MH Calibrated with CL # 4 and BP # 1 (BP mode 1)



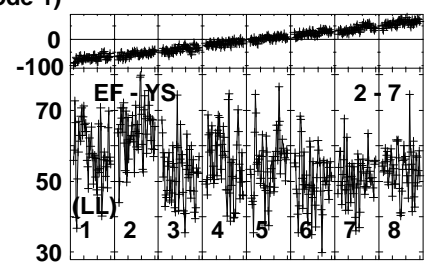
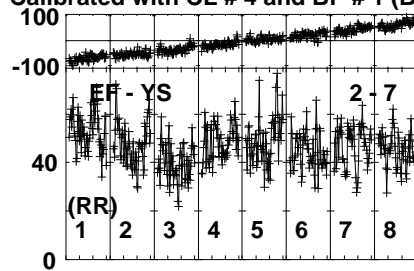
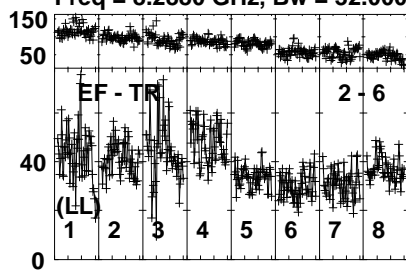
Lower frame: Milli Ampl Jy Top frame: Phas deg
Vector averaged cross-power spectrum Several baselines displayed
Timerange: 00/17:35:01 to 00/17:37:59

Plot file version 68 created 10-MAY-2023 11:53:00

SDSSJ0111+17 ES103D.UVDATA.1

Freq = 8.2880 GHz, Bw = 32.000 MH

Calibrated with CL # 4 and BP # 1 (BP mode 1)

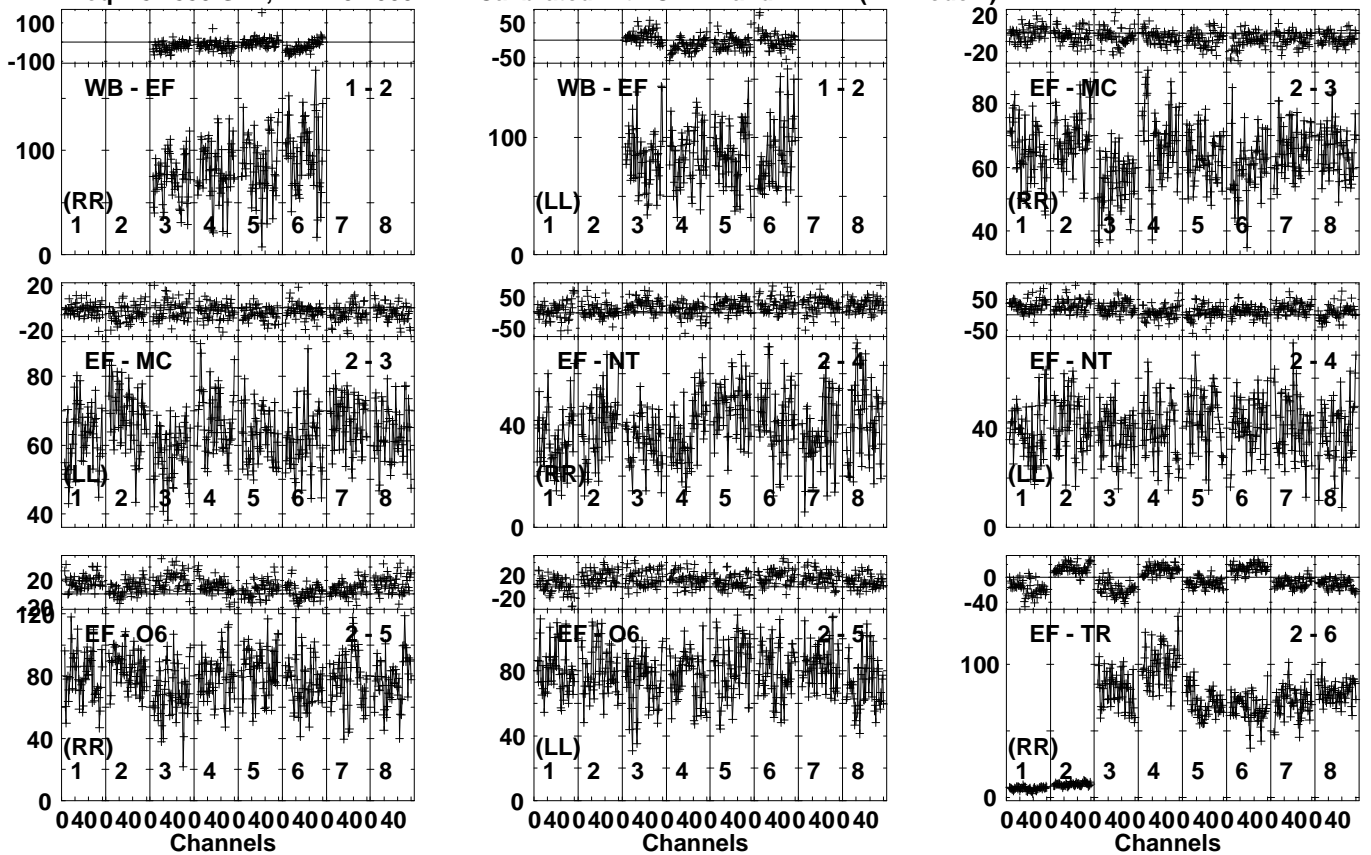


Lower frame: Milli Ampl Jy Top frame: Phas deg
Vector averaged cross-power spectrum Several baselines displayed
Timerange: 00/17:35:01 to 00/17:37:59

Plot file version 69 created 10-MAY-2023 11:53:00

J0101+1639 ES103D.UVDATA.1

Freq = 8.2880 GHz, Bw = 32.000 MH Calibrated with CL # 4 and BP # 1 (BP mode 1)

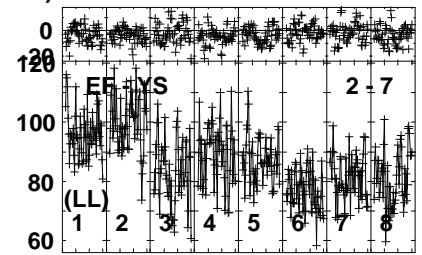
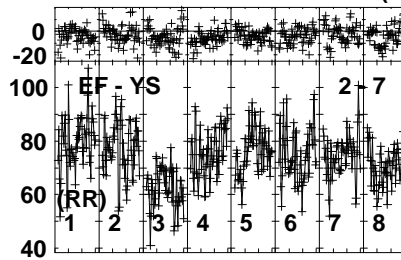
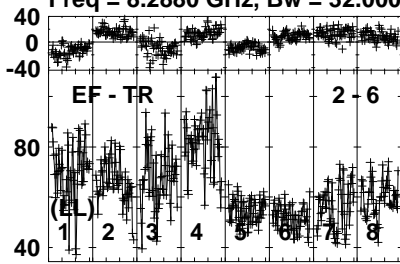


Lower frame: Milli Ampl Jy Top frame: Phas deg
Vector averaged cross-power spectrum Several baselines displayed
Timerange: 00/17:38:31 to 00/17:40:29

Plot file version 70 created 10-MAY-2023 11:53:00

J0101+1639 ES103D.UVDATA.1

Freq = 8.2880 GHz, Bw = 32.000 MH Calibrated with CL # 4 and BP # 1 (BP mode 1)

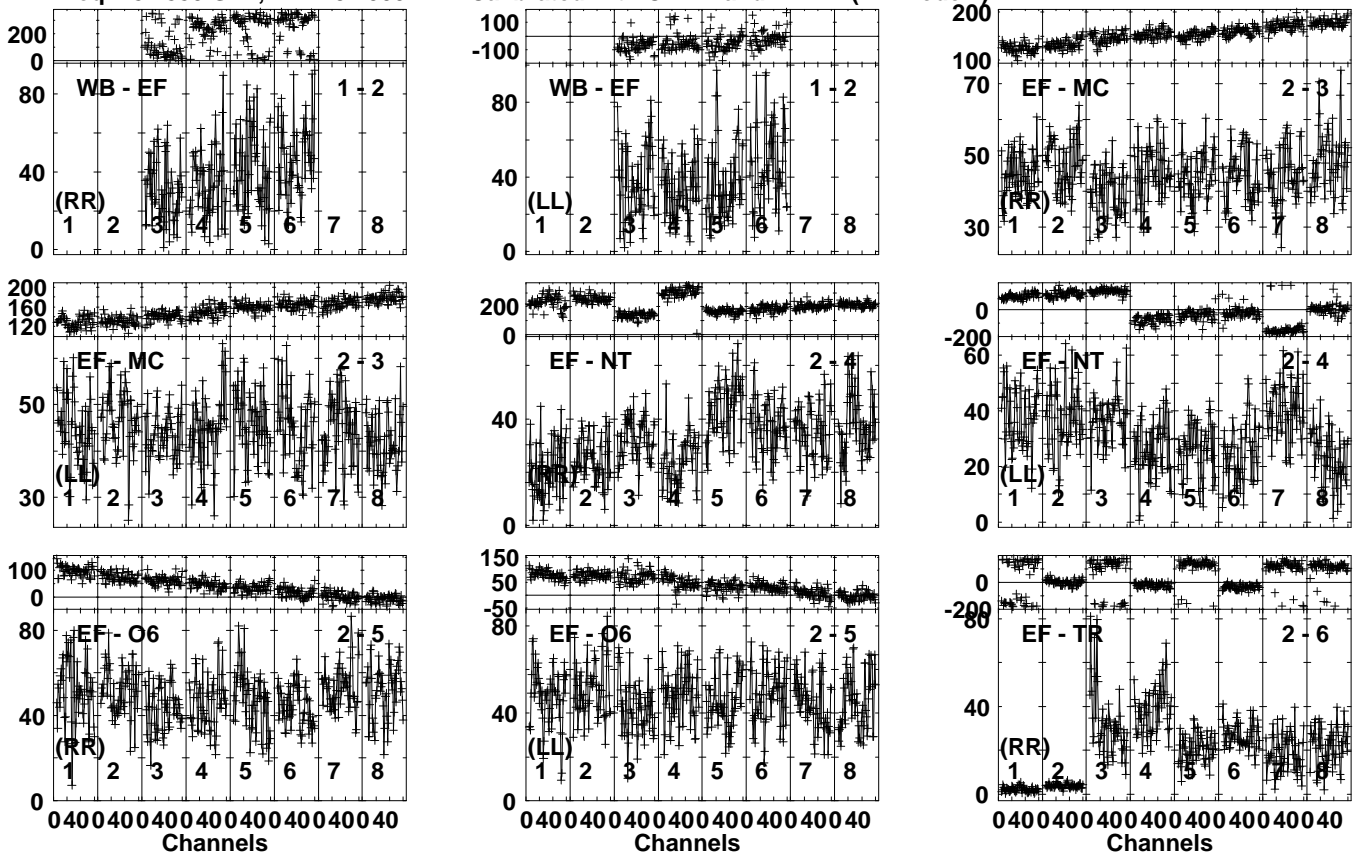


Lower frame: Milli Ampl Jy Top frame: Phas deg
Vector averaged cross-power spectrum Several baselines displayed
Timerange: 00/17:38:31 to 00/17:40:29

Plot file version 71 created 10-MAY-2023 11:53:00

SDSSJ0111+17 ES103D.UVDATA.1

Freq = 8.2880 GHz, Bw = 32.000 MH Calibrated with CL # 4 and BP # 1 (BP mode 1)

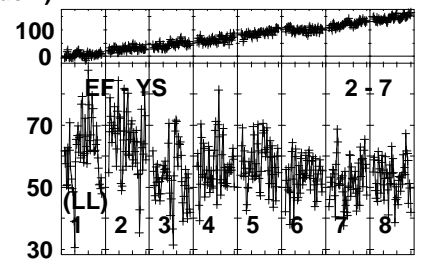
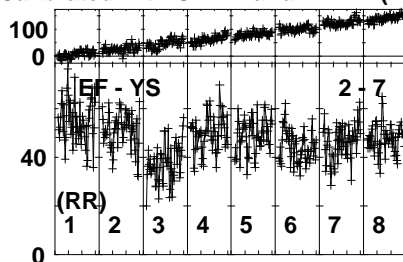
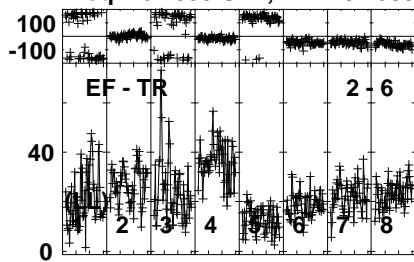


Lower frame: Milli Ampl Jy Top frame: Phas deg
Vector averaged cross-power spectrum Several baselines displayed
Timerange: 00/17:40:33 to 00/17:43:29

Plot file version 72 created 10-MAY-2023 11:53:00

SDSSJ0111+17 ES103D.UVDATA.1

Freq = 8.2880 GHz, Bw = 32.000 MH Calibrated with CL # 4 and BP # 1 (BP mode 1)

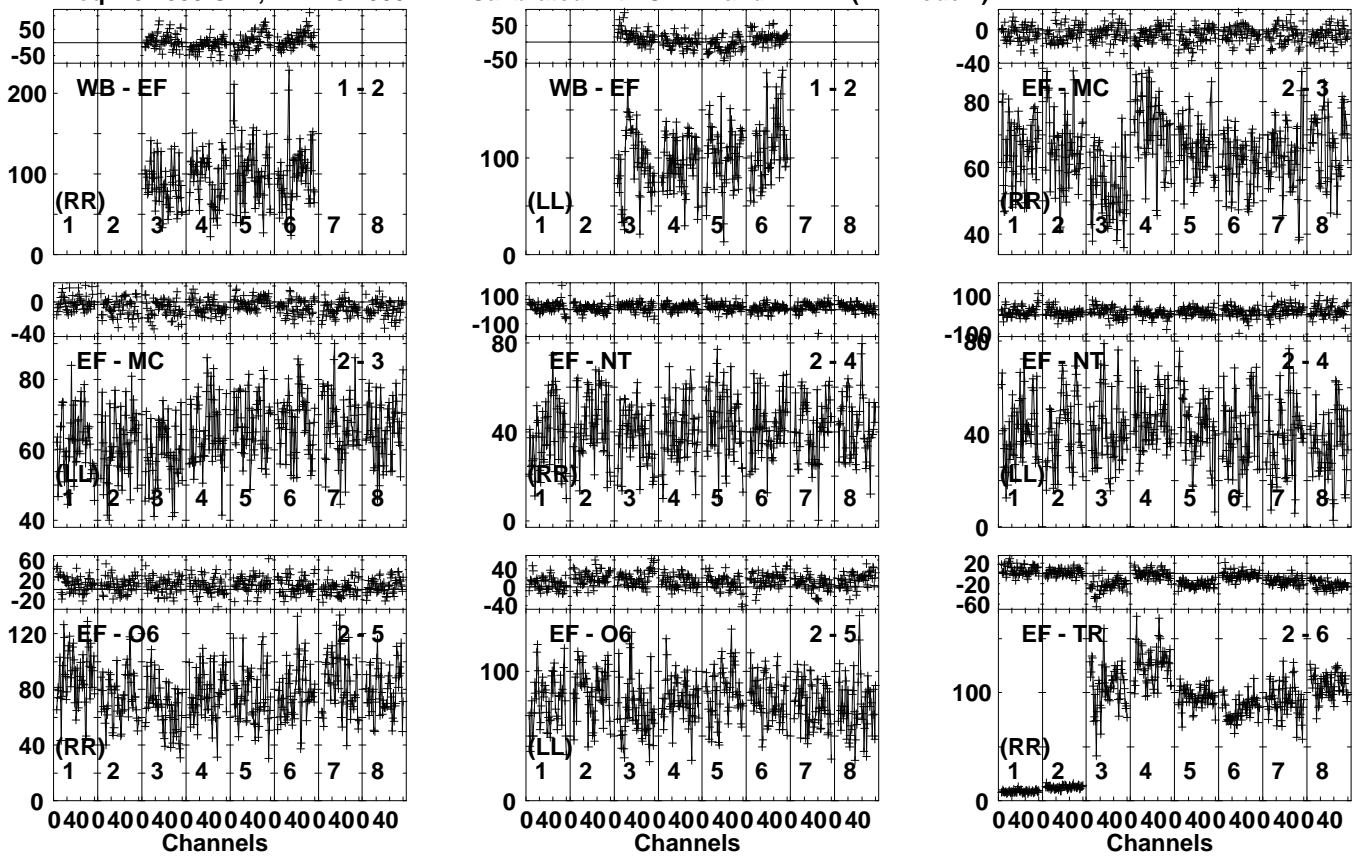


Lower frame: Milli Ampl Jy Top frame: Phas deg
Vector averaged cross-power spectrum Several baselines displayed
Timerange: 00/17:40:33 to 00/17:43:29

Plot file version 73 created 10-MAY-2023 11:53:00

J0101+1639 ES103D.UVDATA.1

Freq = 8.2880 GHz, Bw = 32.000 MH Calibrated with CL # 4 and BP # 1 (BP mode 1)

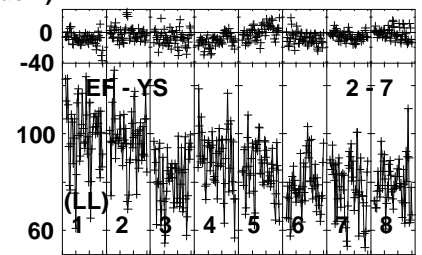
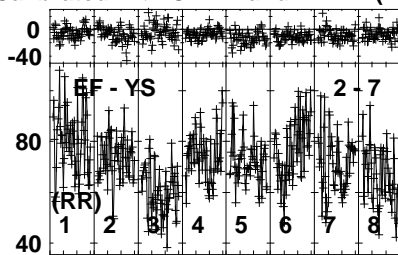
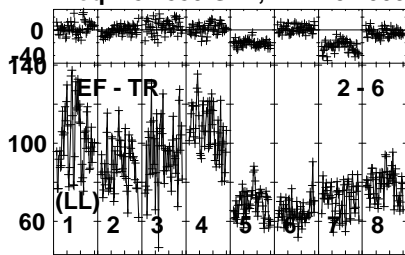


Lower frame: Milli Ampl Jy Top frame: Phas deg
Vector averaged cross-power spectrum Several baselines displayed
Timerange: 00/17:43:31 to 00/17:45:29

Plot file version 74 created 10-MAY-2023 11:53:00

J0101+1639 ES103D.UVDATA.1

Freq = 8.2880 GHz, Bw = 32.000 MH Calibrated with CL # 4 and BP # 1 (BP mode 1)

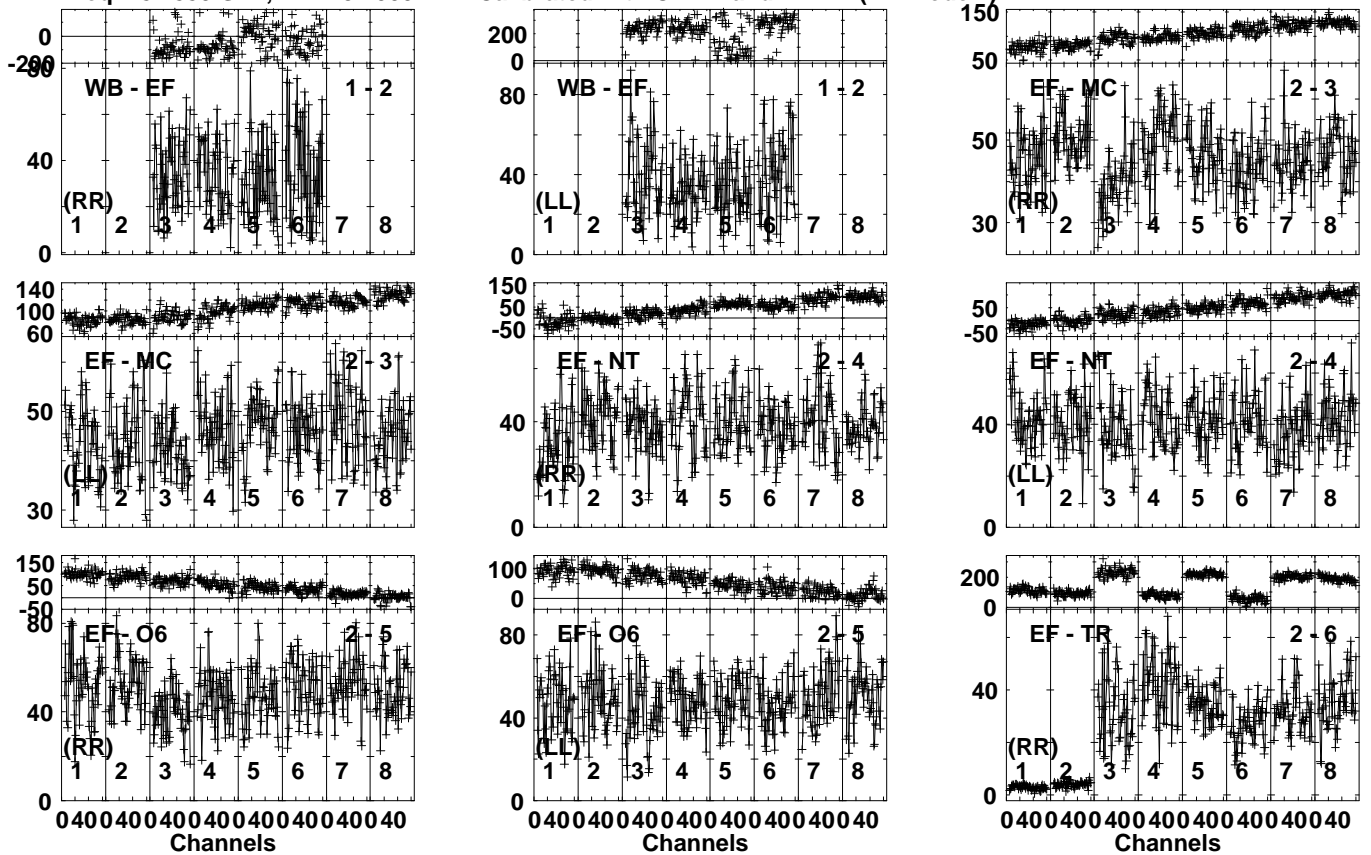


Lower frame: Milli Ampl Jy Top frame: Phas deg
Vector averaged cross-power spectrum Several baselines displayed
Timerange: 00/17:43:31 to 00/17:45:29

Plot file version 75 created 10-MAY-2023 11:53:01

SDSSJ0111+17 ES103D.UVDATA.1

Freq = 8.2880 GHz, Bw = 32.000 MH Calibrated with CL # 4 and BP # 1 (BP mode 1)

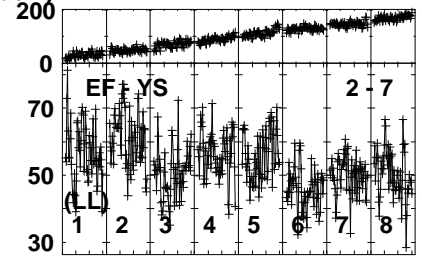
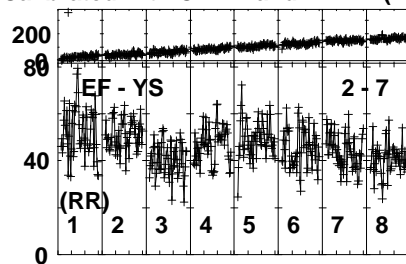
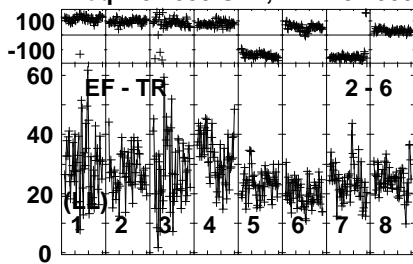


Lower frame: Milli Ampl Jy Top frame: Phas deg
Vector averaged cross-power spectrum Several baselines displayed
Timerange: 00/17:45:31 to 00/17:48:29

Plot file version 76 created 10-MAY-2023 11:53:01

SDSSJ0111+17 ES103D.UVDATA.1

Freq = 8.2880 GHz, Bw = 32.000 MH Calibrated with CL # 4 and BP # 1 (BP mode 1)

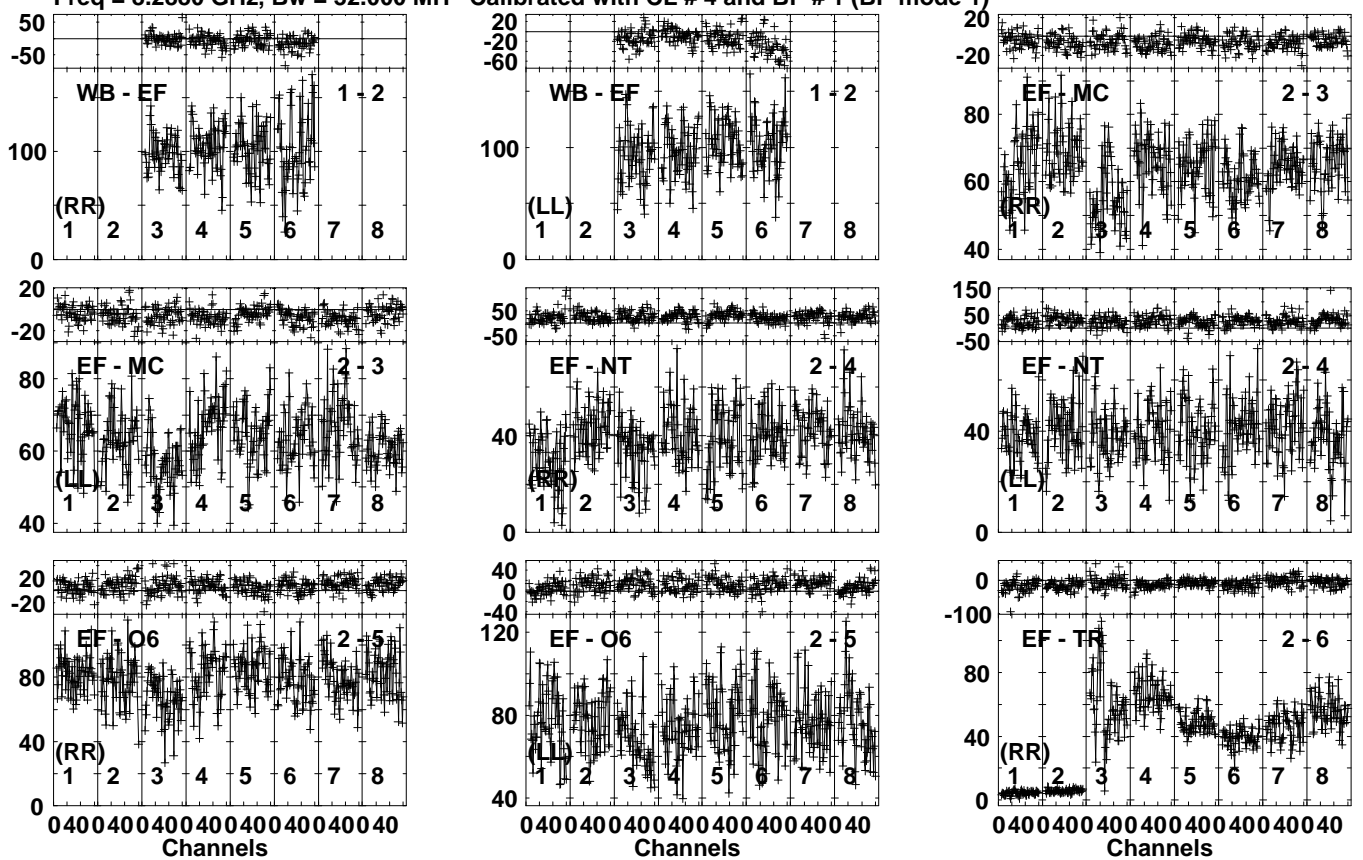


Lower frame: Milli Ampl Jy Top frame: Phas deg
Vector averaged cross-power spectrum Several baselines displayed
Timerange: 00/17:45:31 to 00/17:48:29

Plot file version 77 created 10-MAY-2023 11:53:01

J0101+1639 ES103D.UVDATA.1

Freq = 8.2880 GHz, Bw = 32.000 MH Calibrated with CL # 4 and BP # 1 (BP mode 1)

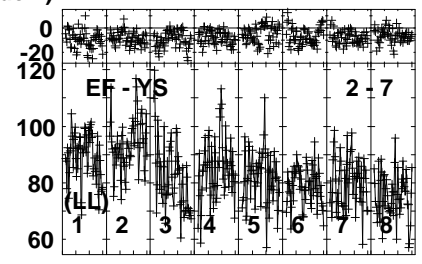
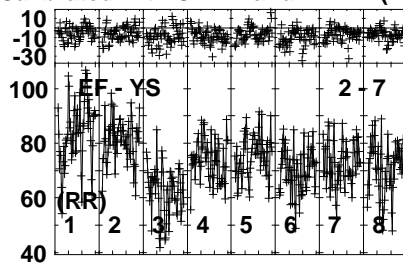
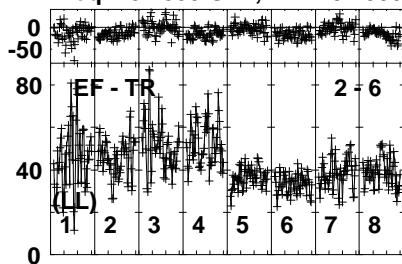


Lower frame: Milli Ampl Jy Top frame: Phas deg
Vector averaged cross-power spectrum Several baselines displayed
Timerange: 00/17:49:01 to 00/17:50:59

Plot file version 78 created 10-MAY-2023 11:53:01

J0101+1639 ES103D.UVDATA.1

Freq = 8.2880 GHz, Bw = 32.000 MH Calibrated with CL # 4 and BP # 1 (BP mode 1)

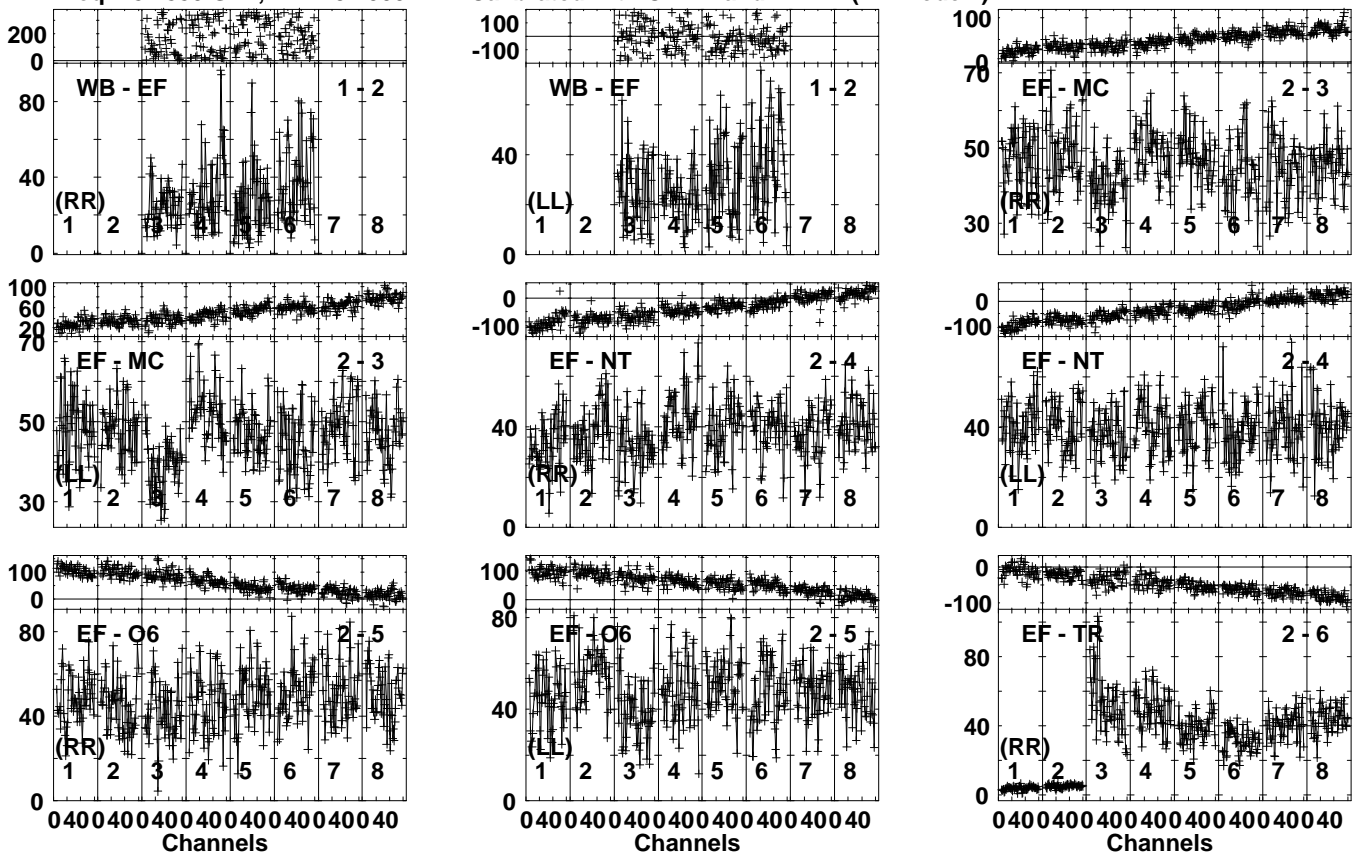


Lower frame: Milli Ampl Jy Top frame: Phas deg
Vector averaged cross-power spectrum Several baselines displayed
Timerange: 00/17:49:01 to 00/17:50:59

Plot file version 79 created 10-MAY-2023 11:53:01

SDSSJ0111+17 ES103D.UVDATA.1

Freq = 8.2880 GHz, Bw = 32.000 MH Calibrated with CL # 4 and BP # 1 (BP mode 1)

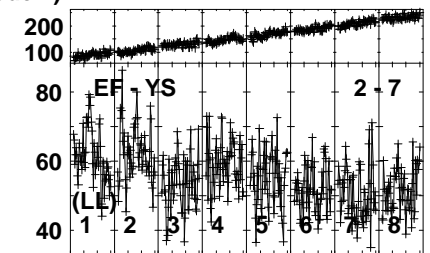
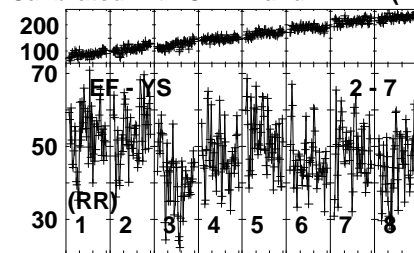
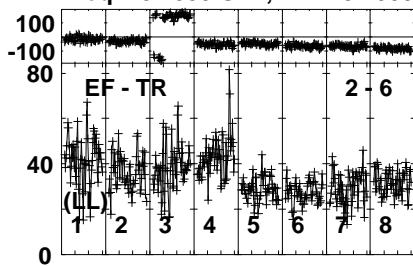


Lower frame: Milli Ampl Jy Top frame: Phas deg
Vector averaged cross-power spectrum Several baselines displayed
Timerange: 00/17:51:03 to 00/17:53:59

Plot file version 80 created 10-MAY-2023 11:53:01

SDSSJ0111+17 ES103D.UVDATA.1

Freq = 8.2880 GHz, Bw = 32.000 MH Calibrated with CL # 4 and BP # 1 (BP mode 1)

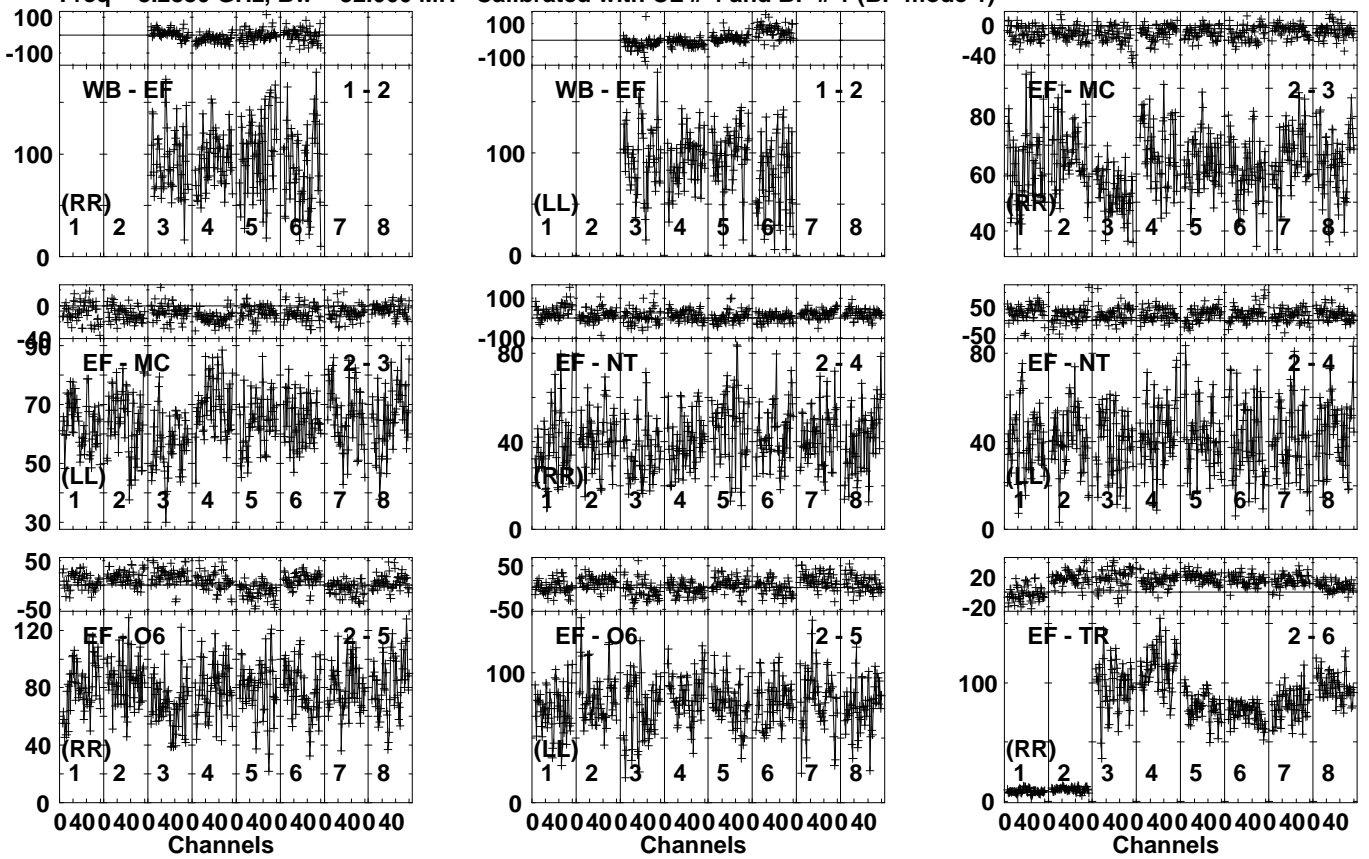


Lower frame: Milli Ampl Jy Top frame: Phas deg
Vector averaged cross-power spectrum Several baselines displayed
Timerange: 00/17:51:03 to 00/17:53:59

Plot file version 81 created 10-MAY-2023 11:53:01

J0101+1639 ES103D.UVDATA.1

Freq = 8.2880 GHz, Bw = 32.000 MH Calibrated with CL # 4 and BP # 1 (BP mode 1)

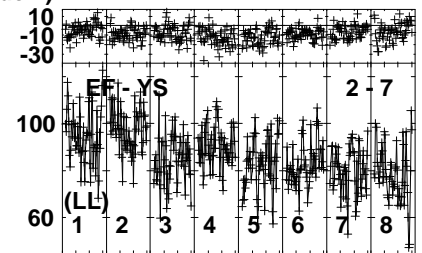
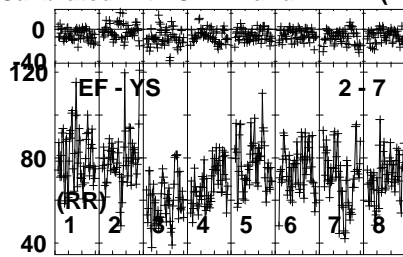
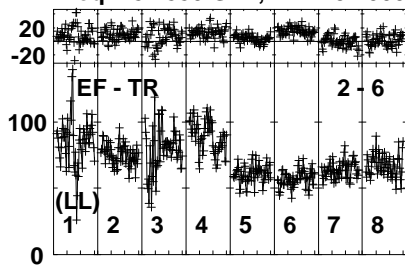


Lower frame: Milli Ampl Jy Top frame: Phas deg
Vector averaged cross-power spectrum Several baselines displayed
Timerange: 00/17:54:01 to 00/17:55:59

Plot file version 82 created 10-MAY-2023 11:53:01

J0101+1639 ES103D.UVDATA.1

Freq = 8.2880 GHz, Bw = 32.000 MH Calibrated with CL # 4 and BP # 1 (BP mode 1)

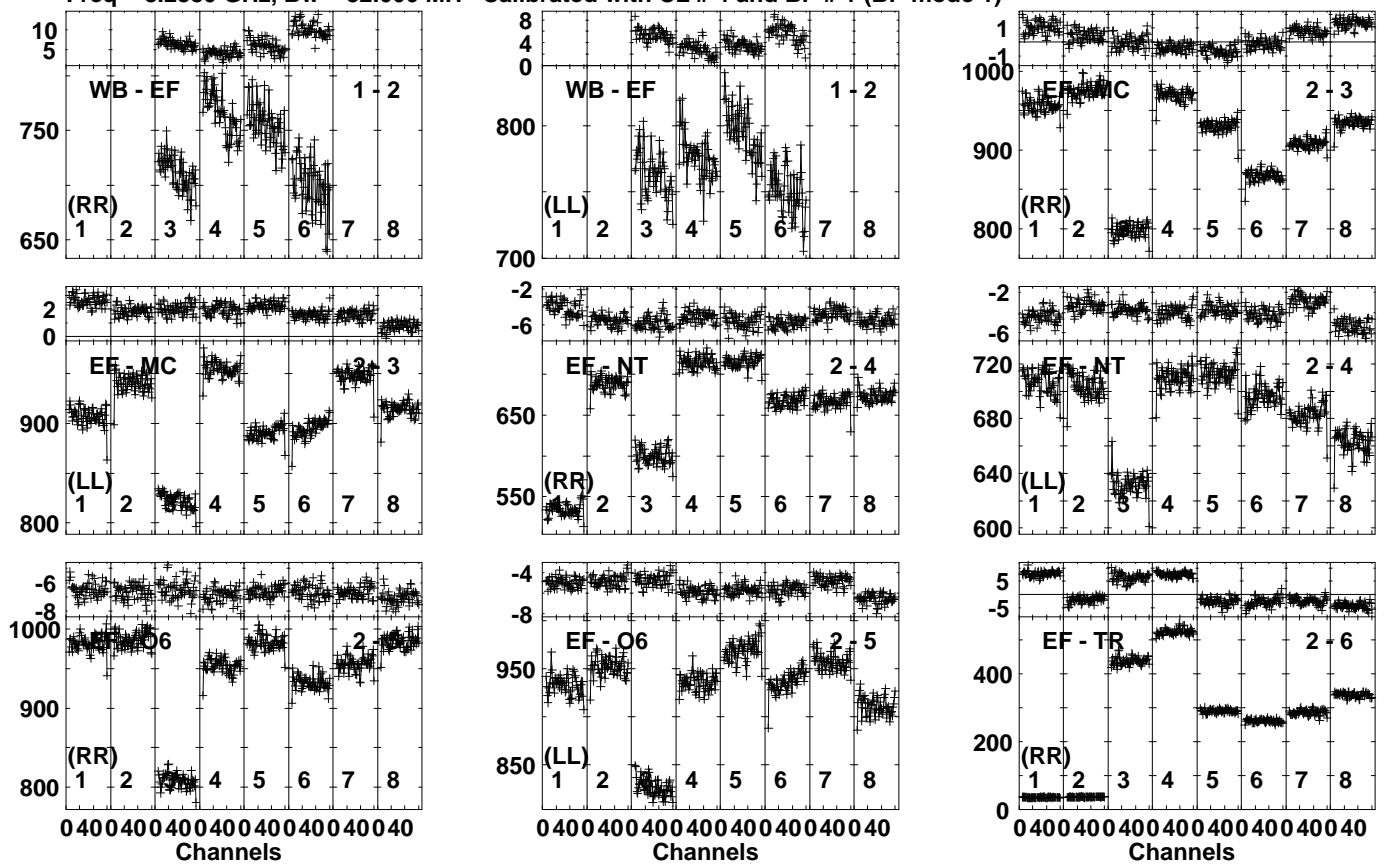


Lower frame: Milli Ampl Jy Top frame: Phas deg
Vector averaged cross-power spectrum Several baselines displayed
Timerange: 00/17:54:01 to 00/17:55:59

Plot file version 83 created 10-MAY-2023 11:53:01

J0042+2320 ES103D.UVDATA.1

Freq = 8.2880 GHz, Bw = 32.000 MH Calibrated with CL # 4 and BP # 1 (BP mode 1)

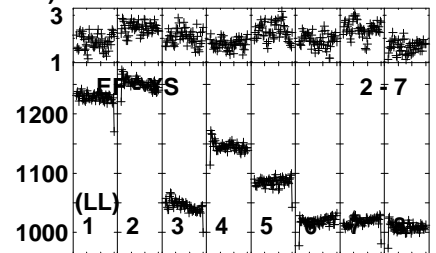
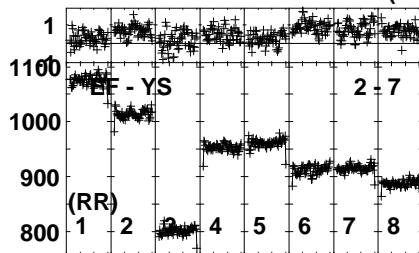
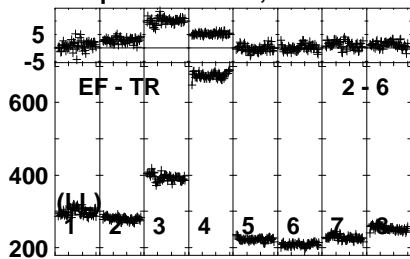


Lower frame: Milli Ampl Jy Top frame: Phas deg
 Vector averaged cross-power spectrum Several baselines displayed
 Timerange: 00:17:56:01 to 00:18:00:59

Plot file version 84 created 10-MAY-2023 11:53:01

J0042+2320 ES103D.UVDATA.1

Freq = 8.2880 GHz, Bw = 32.000 MH Calibrated with CL # 4 and BP # 1 (BP mode 1)

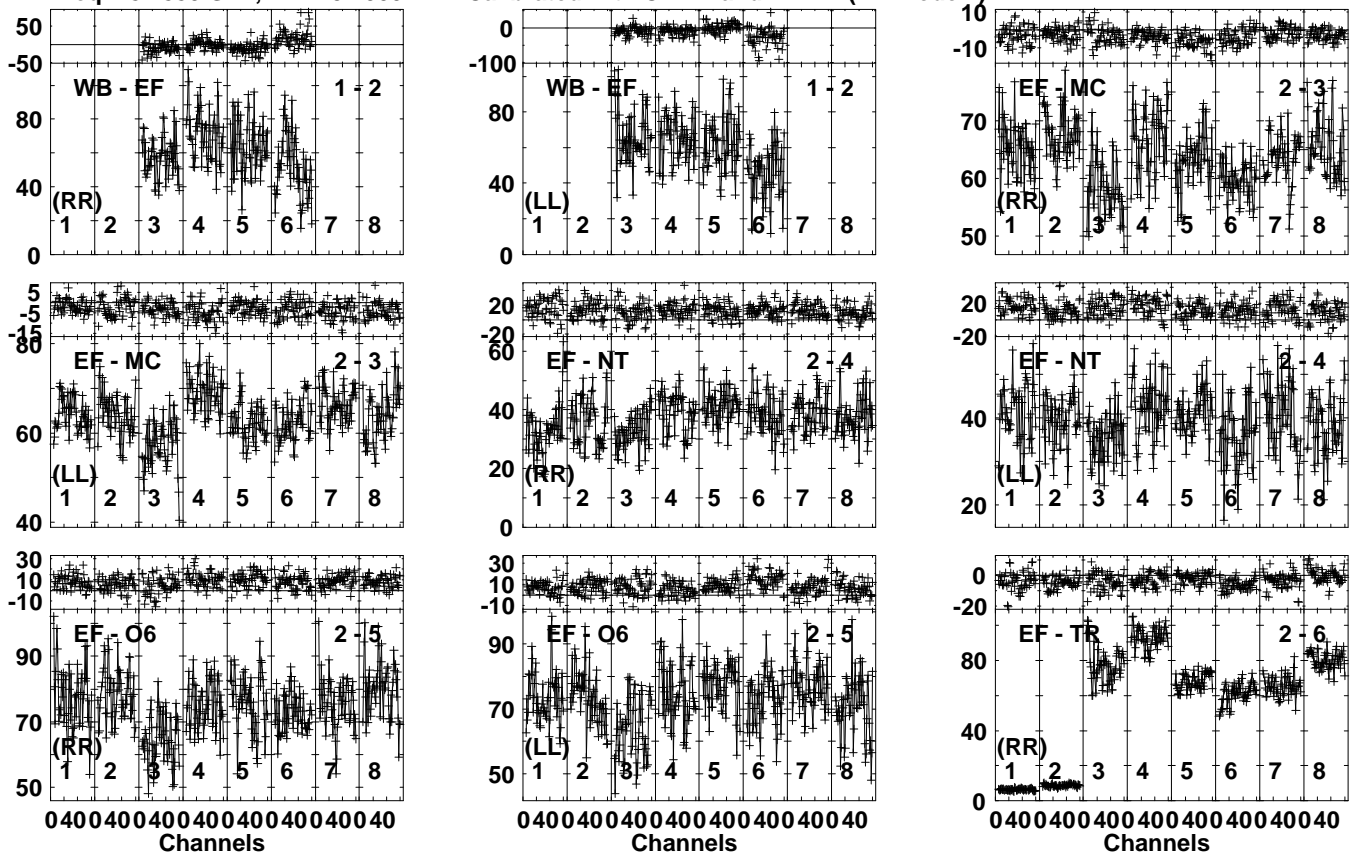


Lower frame: Milli Ampl Jy Top frame: Phas deg
Vector averaged cross-power spectrum Several baselines displayed
Timerange: 00/17:56:01 to 00/18:00:59

Plot file version 85 created 10-MAY-2023 11:53:02

J0101+1639 ES103D.UVDATA.1

Freq = 8.2880 GHz, Bw = 32.000 MH Calibrated with CL # 4 and BP # 1 (BP mode 1)

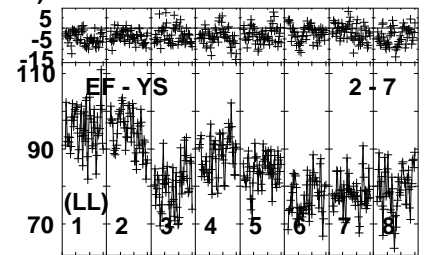
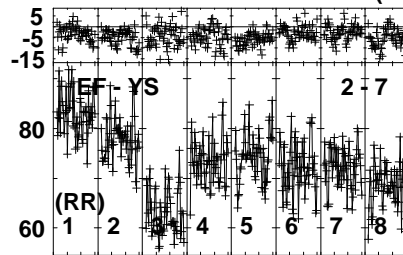
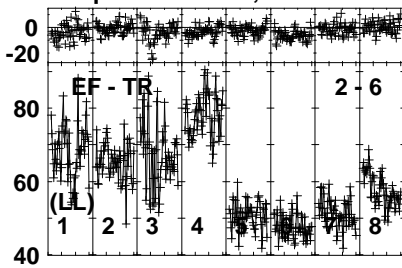


Lower frame: Milli Ampl Jy Top frame: Phas deg
Vector averaged cross-power spectrum Several baselines displayed
Timerange: 00/18:02:01 to 00/18:06:59

Plot file version 86 created 10-MAY-2023 11:53:02

J0101+1639 ES103D.UVDATA.1

Freq = 8.2880 GHz, Bw = 32.000 MH Calibrated with CL # 4 and BP # 1 (BP mode 1)

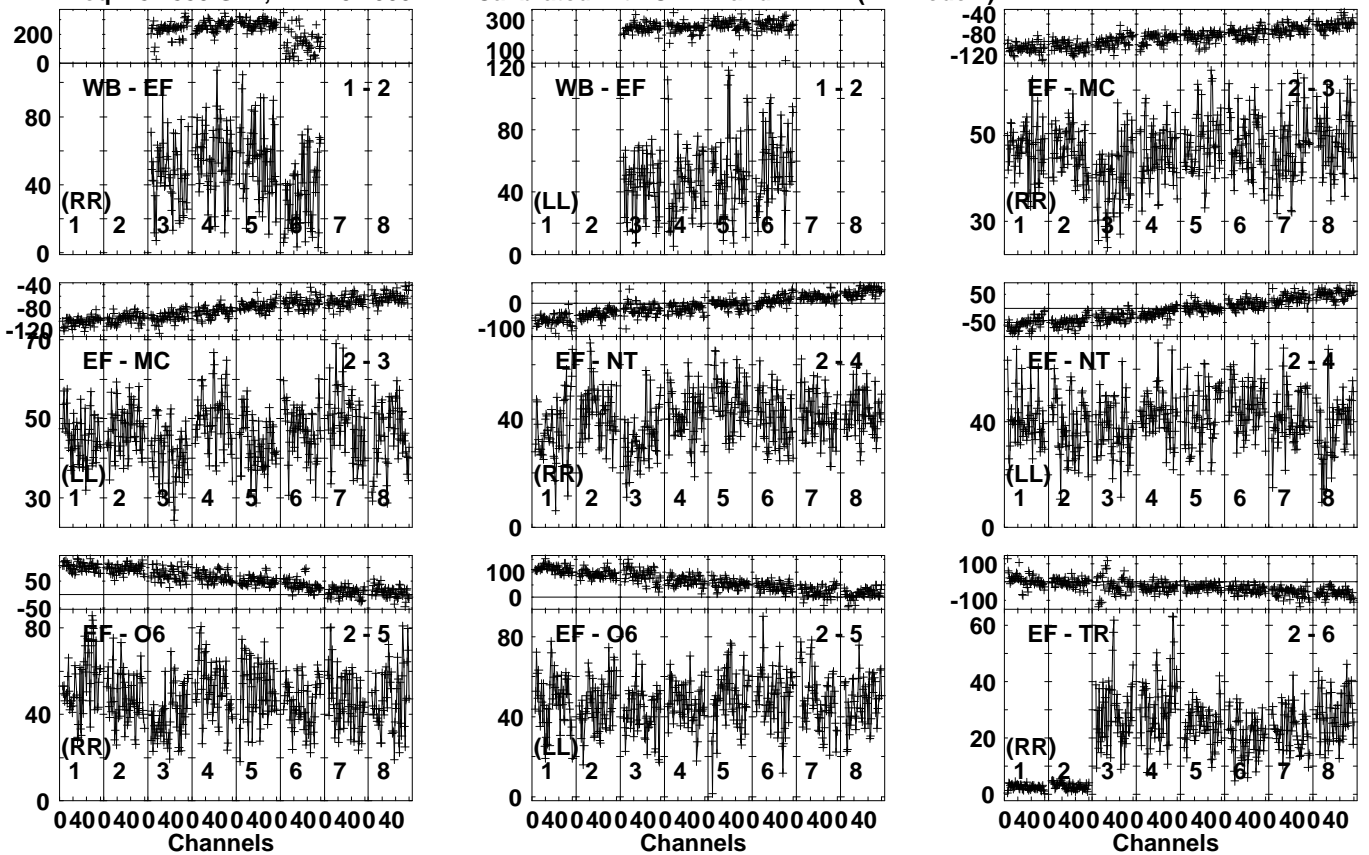


Lower frame: Milli Ampl Jy Top frame: Phas deg
Vector averaged cross-power spectrum Several baselines displayed
Timerange: 00/18:02:01 to 00/18:06:59

Plot file version 87 created 10-MAY-2023 11:53:02

SDSSJ0111+17 ES103D.UVDATA.1

Freq = 8.2880 GHz, Bw = 32.000 MH Calibrated with CL # 4 and BP # 1 (BP mode 1)

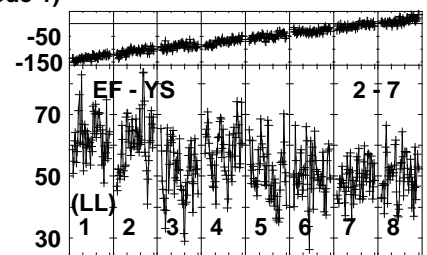
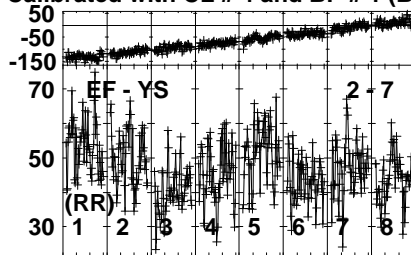
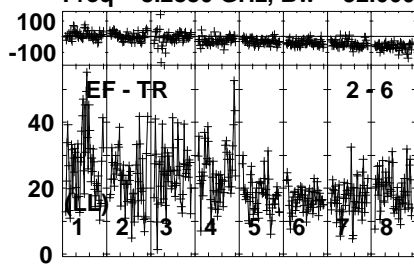


Lower frame: Milli Ampl Jy Top frame: Phas deg
Vector averaged cross-power spectrum Several baselines displayed
Timerange: 00/18:07:01 to 00/18:09:59

Plot file version 88 created 10-MAY-2023 11:53:02

SDSSJ0111+17 ES103D.UVDATA.1

Freq = 8.2880 GHz, Bw = 32.000 MH Calibrated with CL # 4 and BP # 1 (BP mode 1)

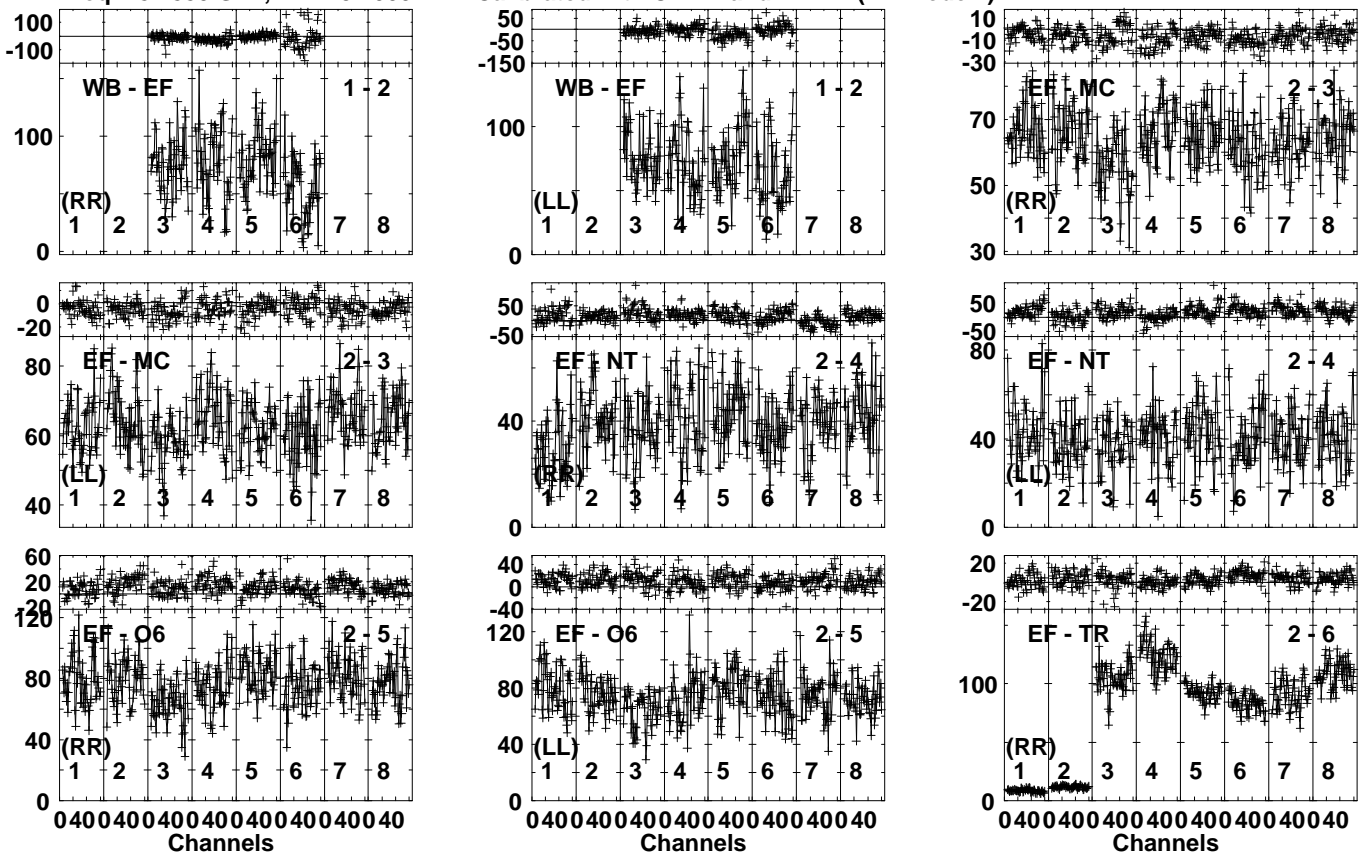


Lower frame: Milli Ampl Jy Top frame: Phas deg
Vector averaged cross-power spectrum Several baselines displayed
Timerange: 00/18:07:01 to 00/18:09:59

Plot file version 89 created 10-MAY-2023 11:53:02

J0101+1639 ES103D.UVDATA.1

Freq = 8.2880 GHz, Bw = 32.000 MH Calibrated with CL # 4 and BP # 1 (BP mode 1)

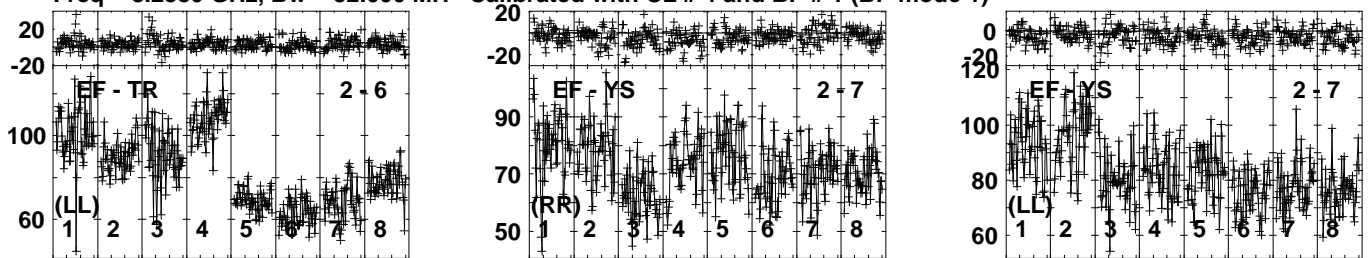


Lower frame: Milli Ampl Jy Top frame: Phas deg
Vector averaged cross-power spectrum Several baselines displayed
Timerange: 00/18:10:31 to 00/18:12:29

Plot file version 90 created 10-MAY-2023 11:53:02

J0101+1639 ES103D.UVDATA.1

Freq = 8.2880 GHz, Bw = 32.000 MH Calibrated with CL # 4 and BP # 1 (BP mode 1)

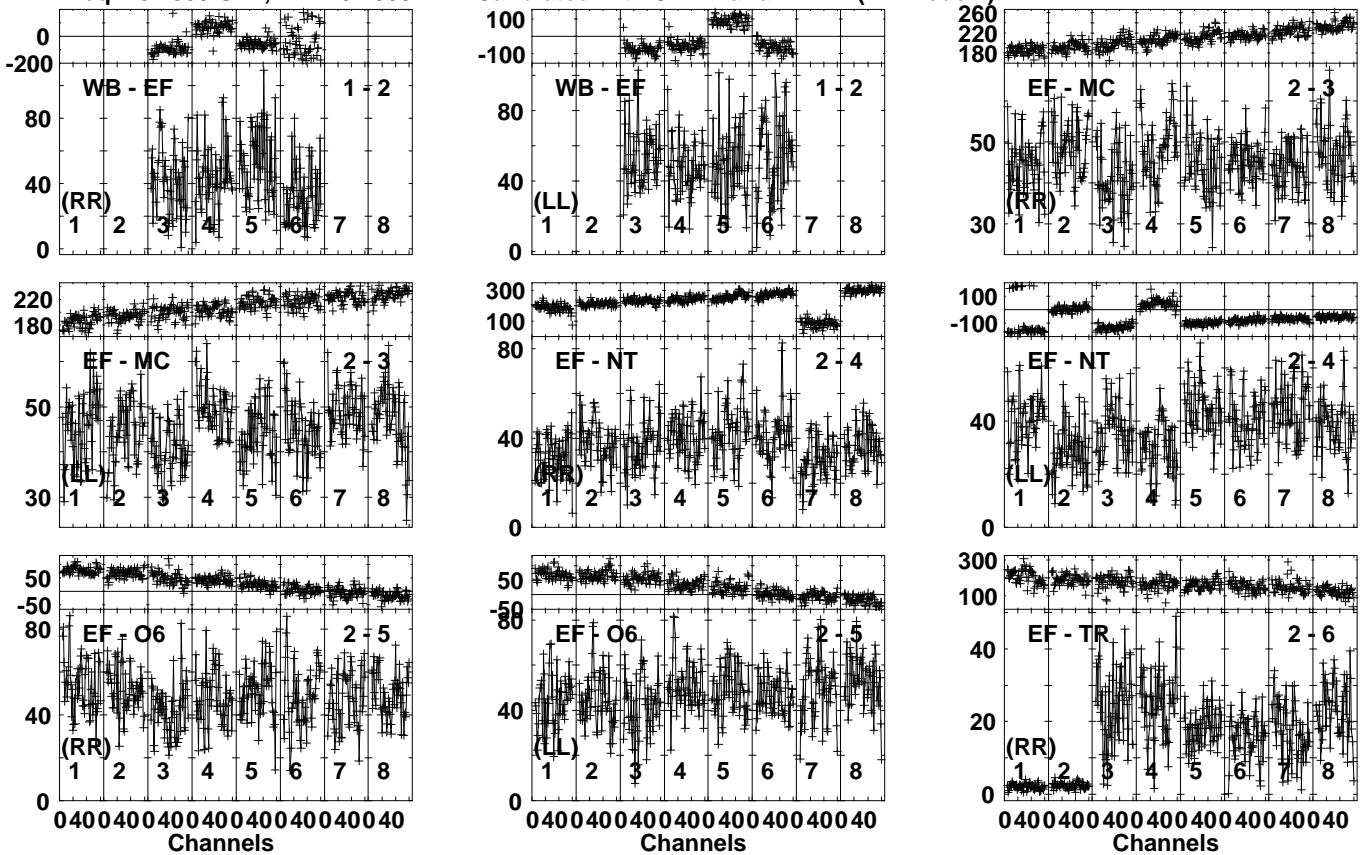


Lower frame: Milli Ampl Jy Top frame: Phas deg
Vector averaged cross-power spectrum Several baselines displayed
Timerange: 00/18:10:31 to 00/18:12:29

Plot file version 91 created 10-MAY-2023 11:53:02

SDSSJ0111+17 ES103D.UVDATA.1

Freq = 8.2880 GHz, Bw = 32.000 MH Calibrated with CL # 4 and BP # 1 (BP mode 1)

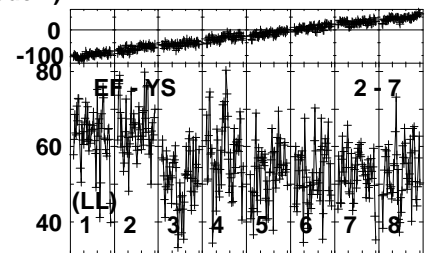
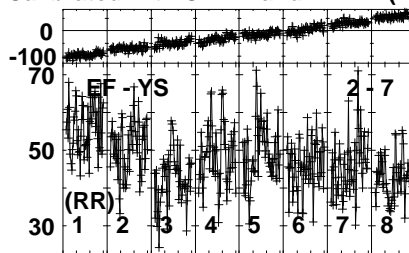
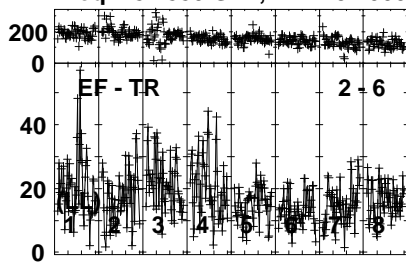


Lower frame: Milli Ampl Jy Top frame: Phas deg
Vector averaged cross-power spectrum Several baselines displayed
Timerange: 00/18:12:33 to 00/18:15:29

Plot file version 92 created 10-MAY-2023 11:53:02

SDSSJ0111+17 ES103D.UVDATA.1

Freq = 8.2880 GHz, Bw = 32.000 MH Calibrated with CL # 4 and BP # 1 (BP mode 1)

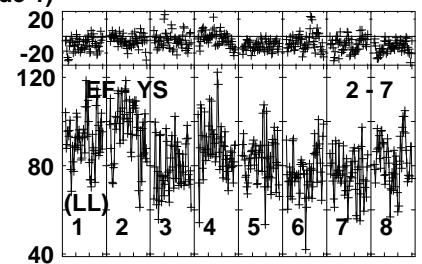
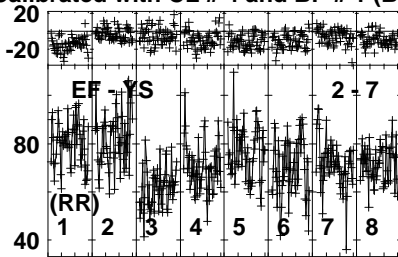
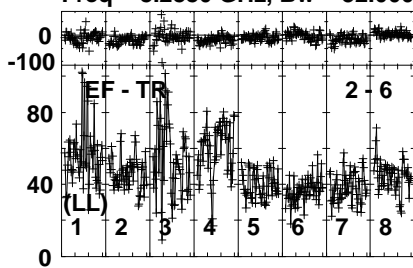


Lower frame: Milli Ampl Jy Top frame: Phas deg
Vector averaged cross-power spectrum Several baselines displayed
Timerange: 00/18:12:33 to 00/18:15:29

Plot file version 94 created 10-MAY-2023 11:53:03

J0101+1639 ES103D.UVDATA.1

Freq = 8.2880 GHz, Bw = 32.000 MH Calibrated with CL # 4 and BP # 1 (BP mode 1)

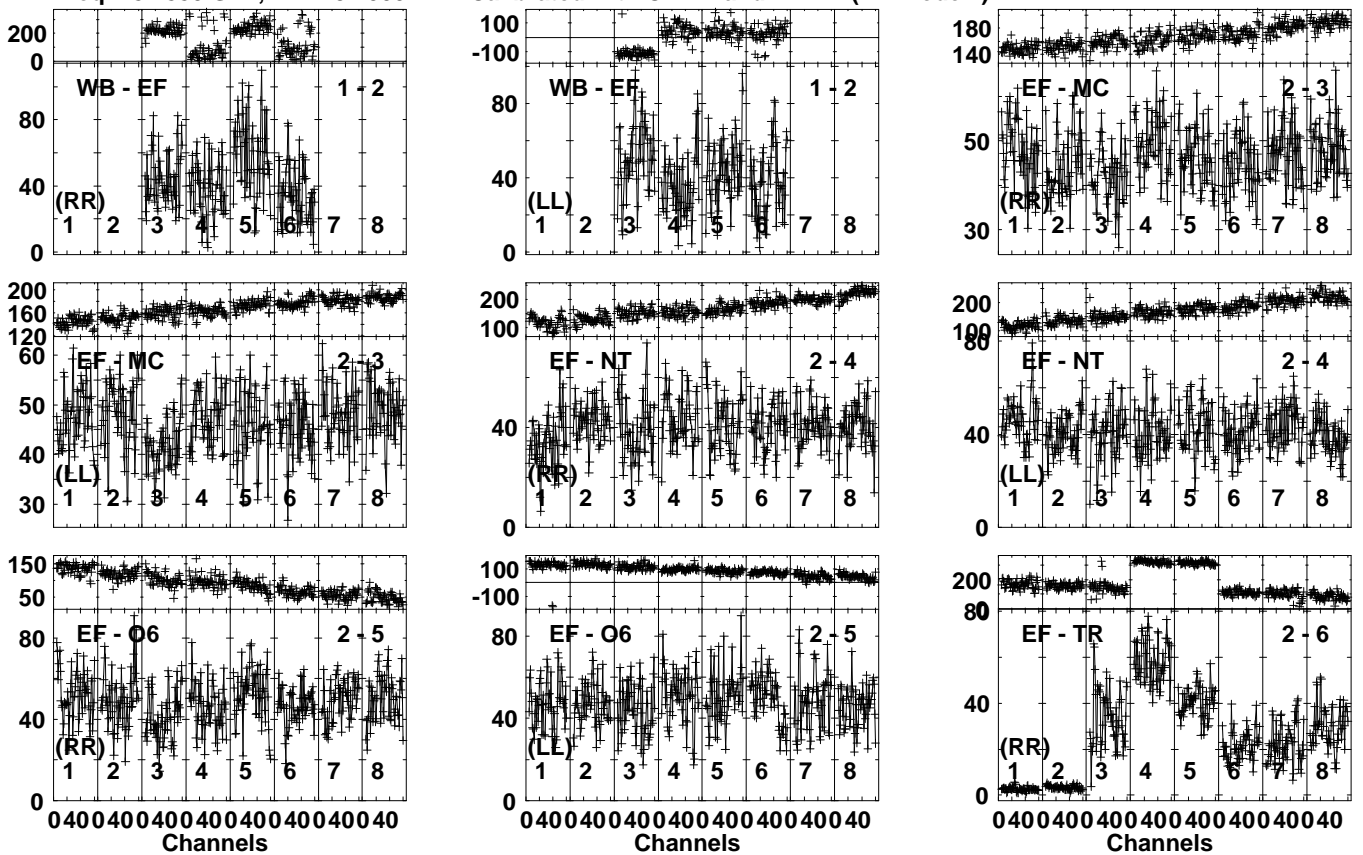


Lower frame: Milli Ampl Jy Top frame: Phas deg
Vector averaged cross-power spectrum Several baselines displayed
Timerange: 00/18:15:31 to 00/18:17:29

Plot file version 95 created 10-MAY-2023 11:53:03

SDSSJ0111+17 ES103D.UVDATA.1

Freq = 8.2880 GHz, Bw = 32.000 MH Calibrated with CL # 4 and BP # 1 (BP mode 1)

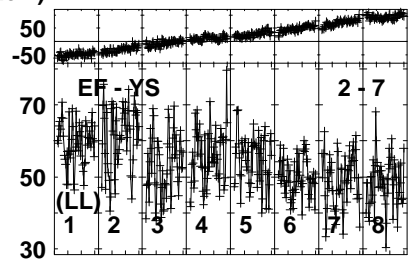
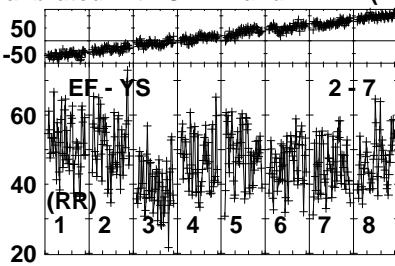
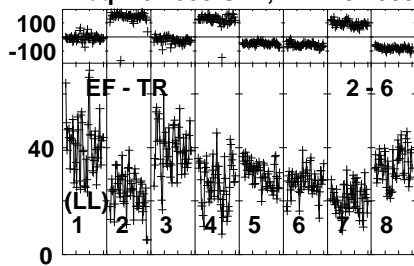


Lower frame: Milli Ampl Jy Top frame: Phas deg
Vector averaged cross-power spectrum Several baselines displayed
Timerange: 00/18:17:31 to 00/18:20:29

Plot file version 96 created 10-MAY-2023 11:53:03

SDSSJ0111+17 ES103D.UVDATA.1

Freq = 8.2880 GHz, Bw = 32.000 MH Calibrated with CL # 4 and BP # 1 (BP mode 1)

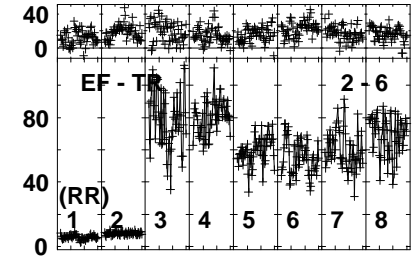
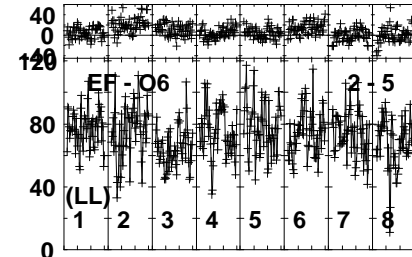
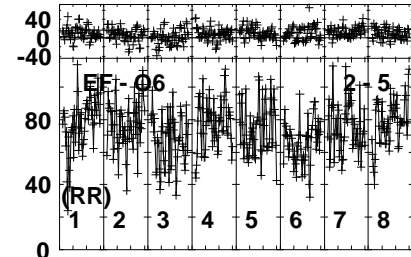
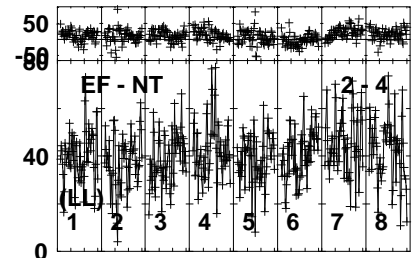
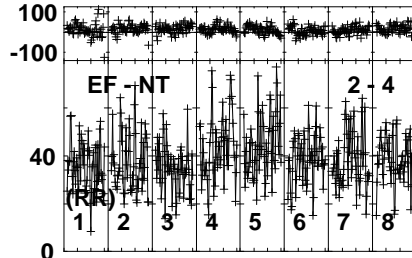
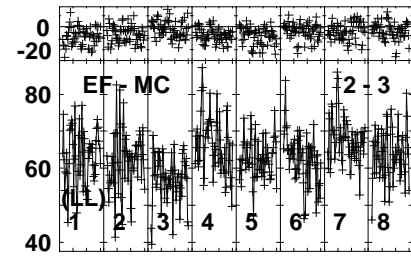
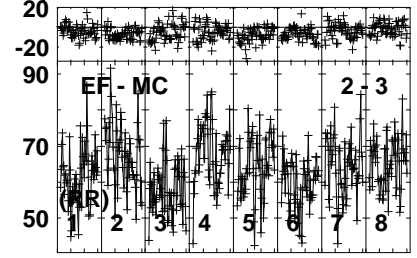
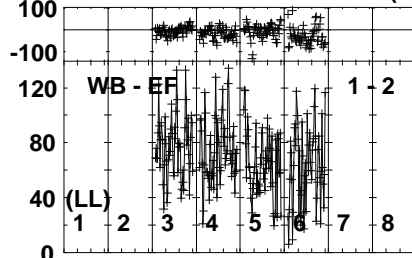
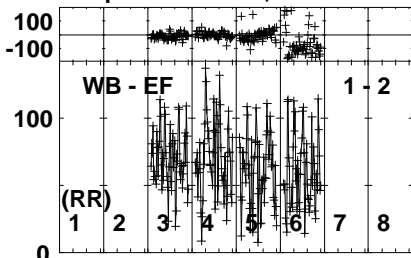


Lower frame: Milli Ampl Jy Top frame: Phas deg
Vector averaged cross-power spectrum Several baselines displayed
Timerange: 00/18:17:31 to 00/18:20:29

Plot file version 97 created 10-MAY-2023 11:53:03

J0101+1639 ES103D.UVDATA.1

Freq = 8.2880 GHz, Bw = 32.000 MH Calibrated with CL # 4 and BP # 1 (BP mode 1)

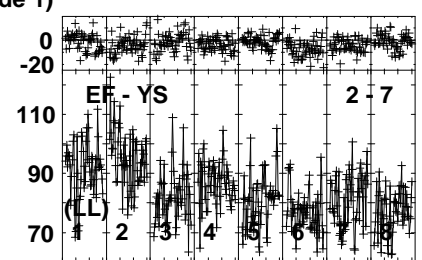
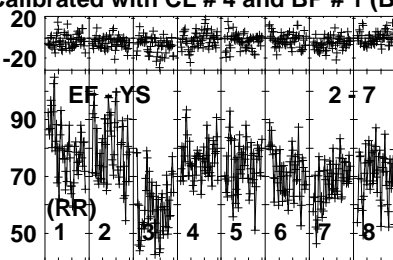
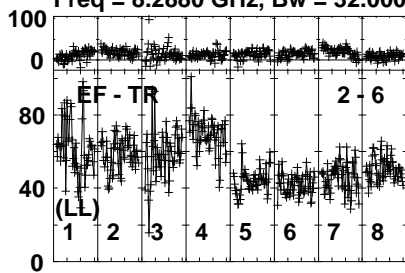


Lower frame: Milli Ampl Jy Top frame: Phas deg
Vector averaged cross-power spectrum Several baselines displayed
Timerange: 00/18:21:01 to 00/18:22:59

Plot file version 98 created 10-MAY-2023 11:53:03

J0101+1639 ES103D.UVDATA.1

Freq = 8.2880 GHz, Bw = 32.000 MH Calibrated with CL # 4 and BP # 1 (BP mode 1)

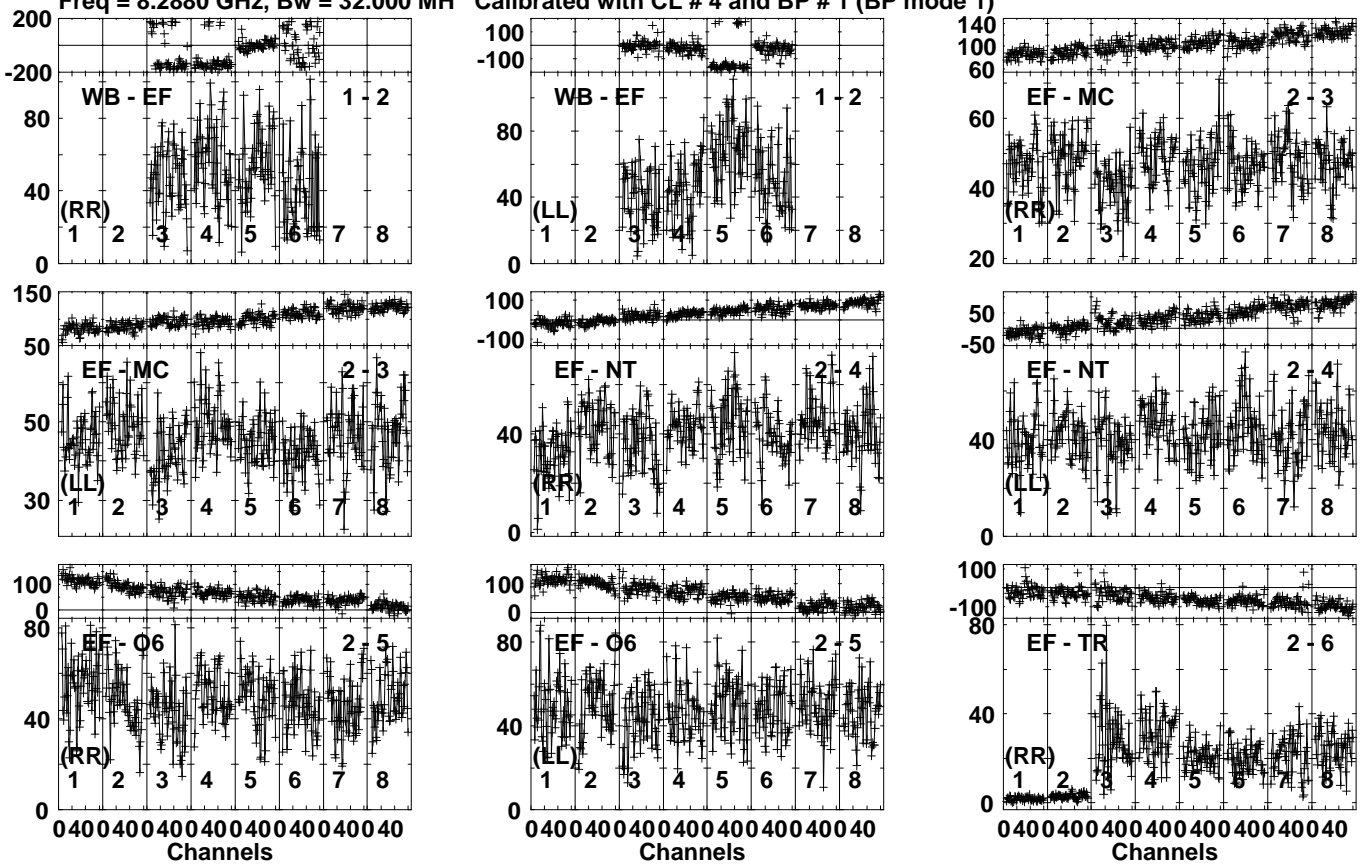


Lower frame: Milli Ampl Jy Top frame: Phas deg
Vector averaged cross-power spectrum Several baselines displayed
Timerange: 00/18:21:01 to 00/18:22:59

Plot file version 99 created 10-MAY-2023 11:53:03

SDSSJ0111+17 ES103D.UVDATA.1

Freq = 8.2880 GHz, Bw = 32.000 MH Calibrated with CL # 4 and BP # 1 (BP mode 1)



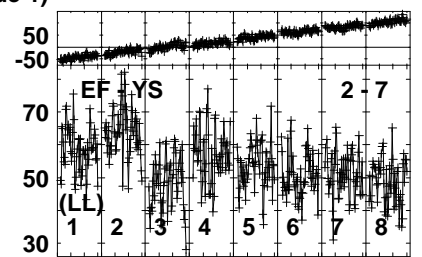
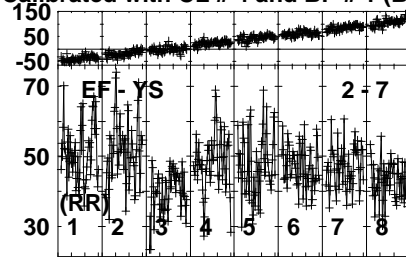
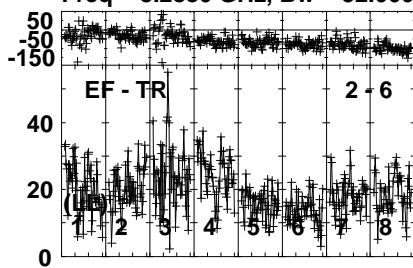
Lower frame: Milli Ampl Jy Top frame: Phas deg
Vector averaged cross-power spectrum Several baselines displayed
Timerange: 00/18:23:03 to 00/18:25:59

Plot file version 100 created 10-MAY-2023 11:53:03

SDSSJ0111+17 ES103D.UVDATA.1

Freq = 8.2880 GHz, Bw = 32.000 MH

Calibrated with CL # 4 and BP # 1 (BP mode 1)

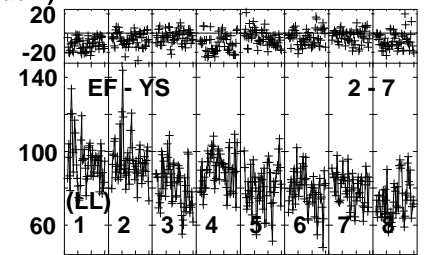
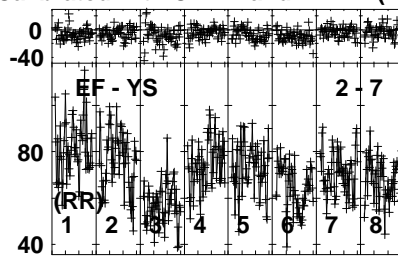
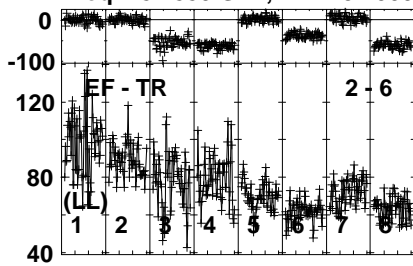


Lower frame: Milli Ampl Jy Top frame: Phas deg
Vector averaged cross-power spectrum Several baselines displayed
Timerange: 00/18:23:03 to 00/18:25:59

Plot file version 102 created 10-MAY-2023 11:53:03

J0101+1639 ES103D.UVDATA.1

Freq = 8.2880 GHz, Bw = 32.000 MH Calibrated with CL # 4 and BP # 1 (BP mode 1)

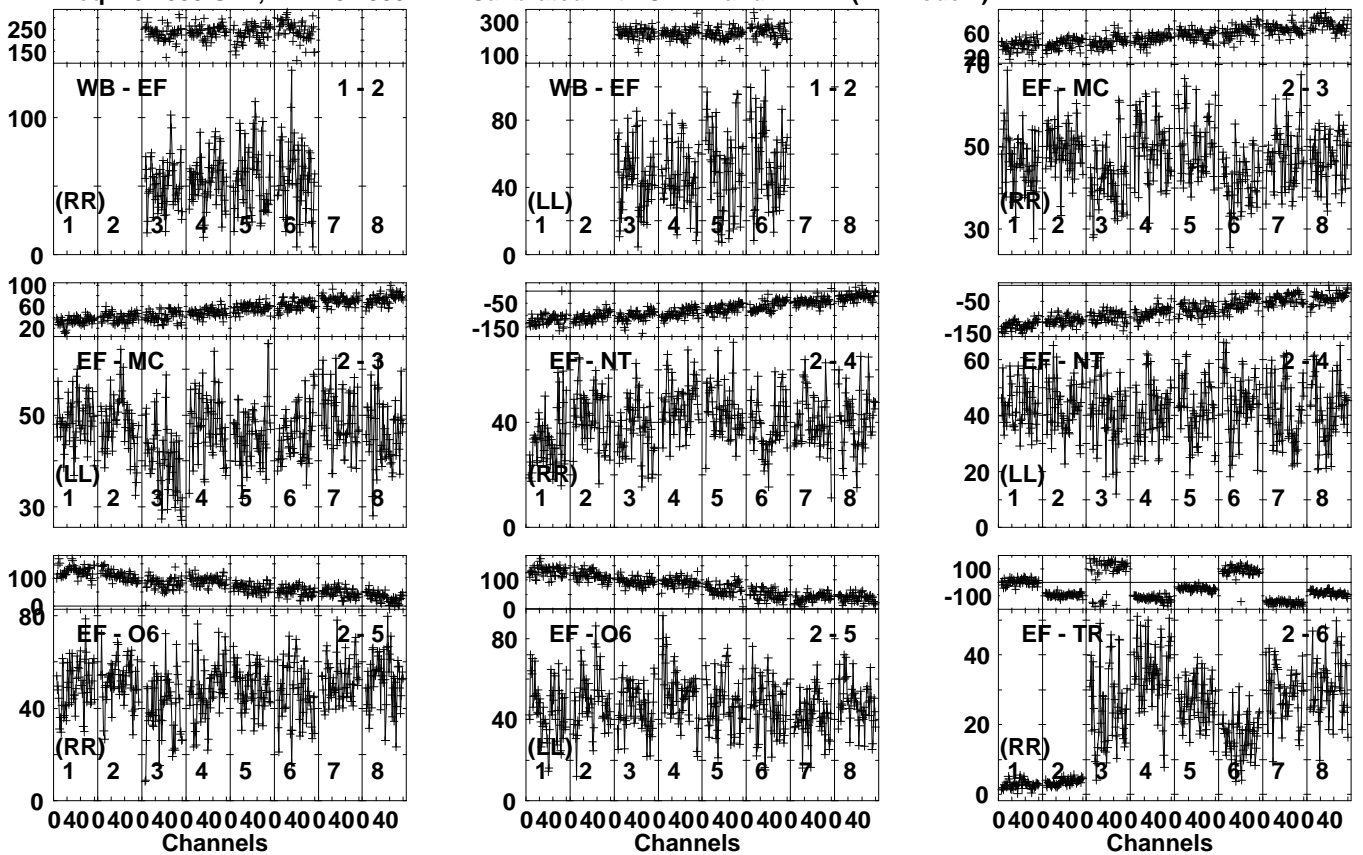


Lower frame: Milli Ampl Jy Top frame: Phas deg
Vector averaged cross-power spectrum Several baselines displayed
Timerange: 00/18:26:01 to 00/18:27:59

Plot file version 103 created 10-MAY-2023 11:53:03

SDSSJ0111+17 ES103D.UVDATA.1

Freq = 8.2880 GHz, Bw = 32.000 MH Calibrated with CL # 4 and BP # 1 (BP mode 1)

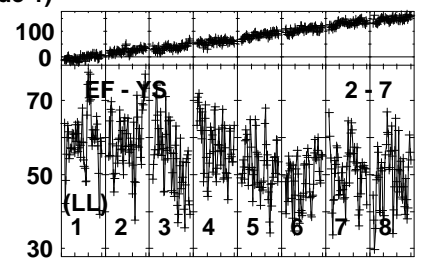
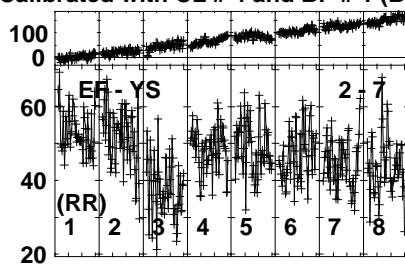
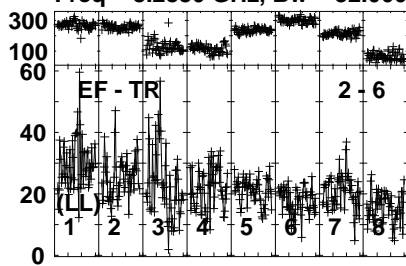


Lower frame: Milli Ampl Jy Top frame: Phas deg
Vector averaged cross-power spectrum Several baselines displayed
Timerange: 00/18:28:01 to 00/18:30:59

Plot file version 104 created 10-MAY-2023 11:53:03

SDSSJ0111+17 ES103D.UVDATA.1

Freq = 8.2880 GHz, Bw = 32.000 MH Calibrated with CL # 4 and BP # 1 (BP mode 1)

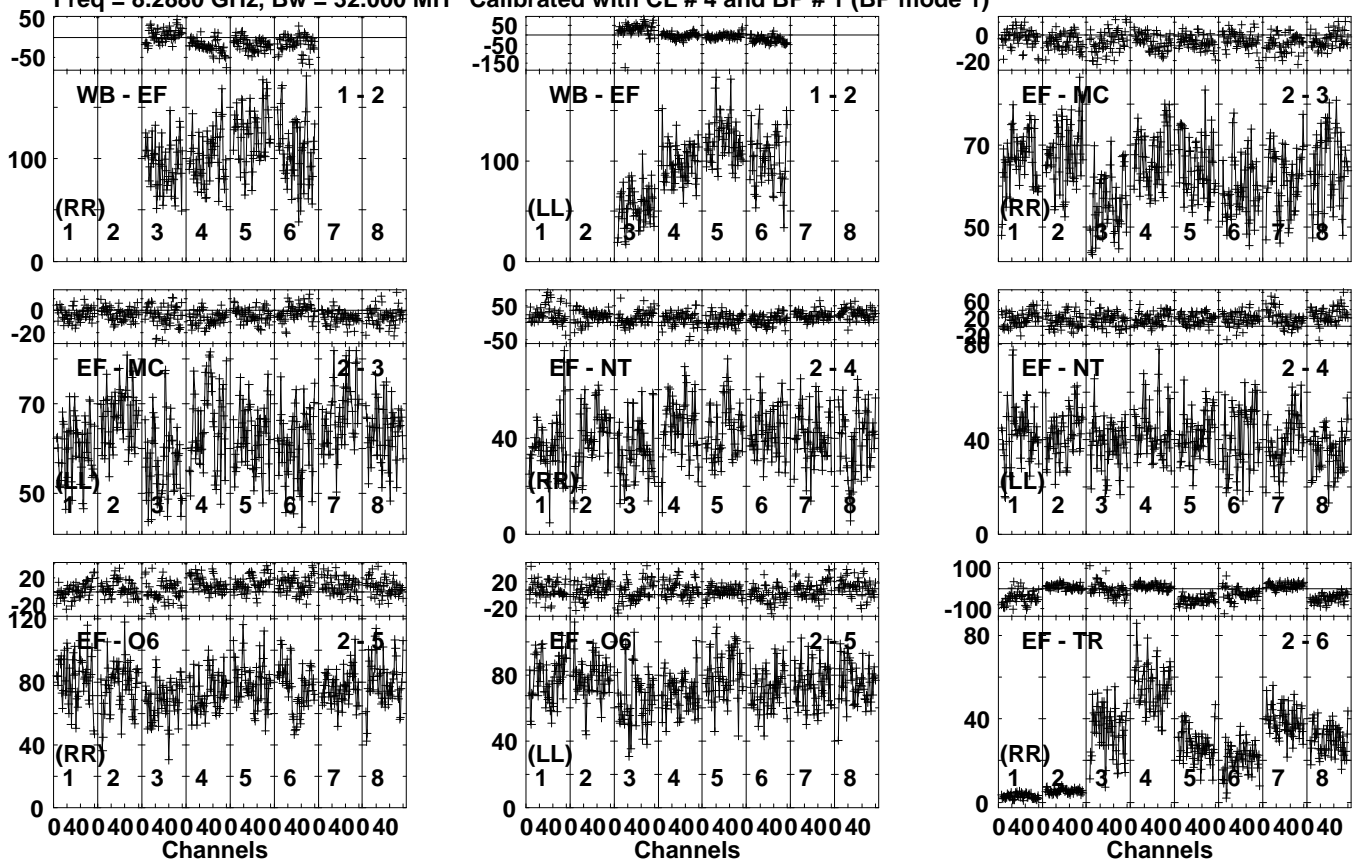


Lower frame: Milli Ampl Jy Top frame: Phas deg
Vector averaged cross-power spectrum Several baselines displayed
Timerange: 00/18:28:01 to 00/18:30:59

Plot file version 105 created 10-MAY-2023 11:53:04

J0101+1639 ES103D.UVDATA.1

Freq = 8.2880 GHz, Bw = 32.000 MH Calibrated with CL # 4 and BP # 1 (BP mode 1)

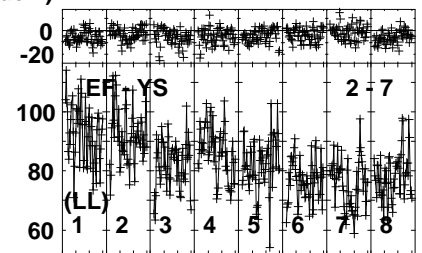
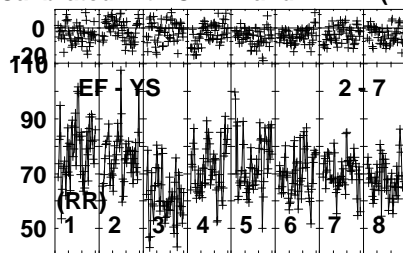
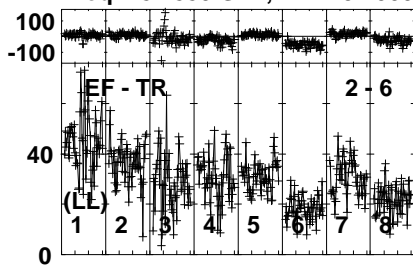


Lower frame: Milli Ampl Jy Top frame: Phas deg
Vector averaged cross-power spectrum Several baselines displayed
Timerange: 00/18:31:31 to 00/18:33:29

Plot file version 106 created 10-MAY-2023 11:53:04

J0101+1639 ES103D.UVDATA.1

Freq = 8.2880 GHz, Bw = 32.000 MH Calibrated with CL # 4 and BP # 1 (BP mode 1)

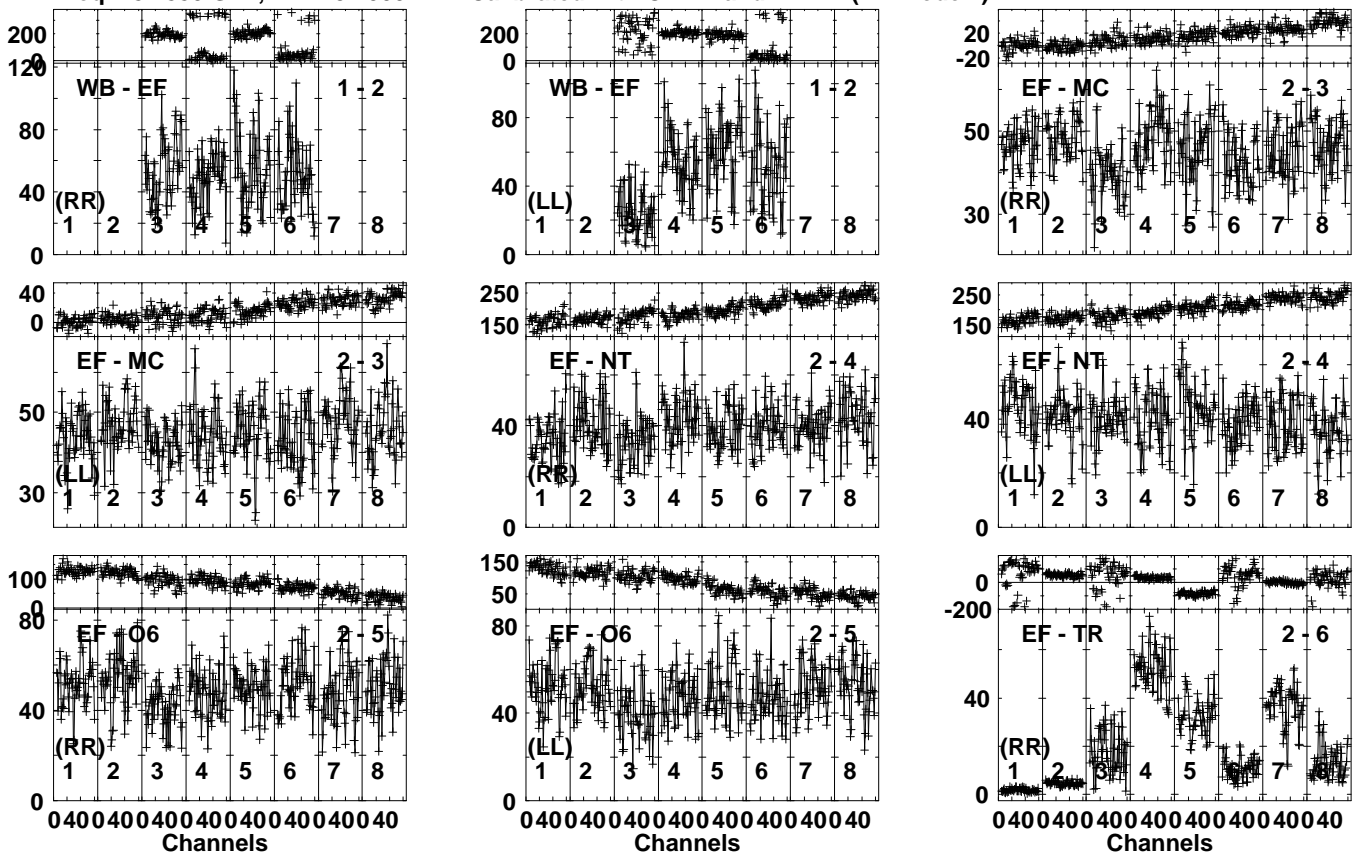


Lower frame: Milli Ampl Jy Top frame: Phas deg
Vector averaged cross-power spectrum Several baselines displayed
Timerange: 00/18:31:31 to 00/18:33:29

Plot file version 107 created 10-MAY-2023 11:53:04

SDSSJ0111+17 ES103D.UVDATA.1

Freq = 8.2880 GHz, Bw = 32.000 MH Calibrated with CL # 4 and BP # 1 (BP mode 1)

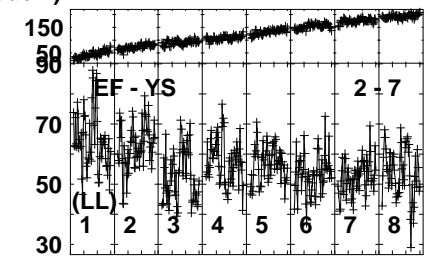
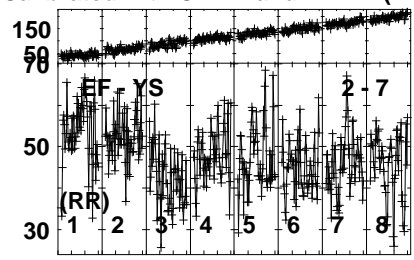
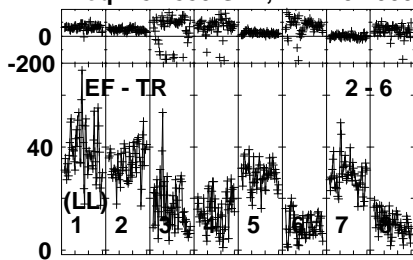


Lower frame: Milli Ampl Jy Top frame: Phas deg
Vector averaged cross-power spectrum Several baselines displayed
Timerange: 00/18:33:33 to 00/18:36:29

Plot file version 108 created 10-MAY-2023 11:53:04

SDSSJ0111+17 ES103D.UVDATA.1

Freq = 8.2880 GHz, Bw = 32.000 MH Calibrated with CL # 4 and BP # 1 (BP mode 1)

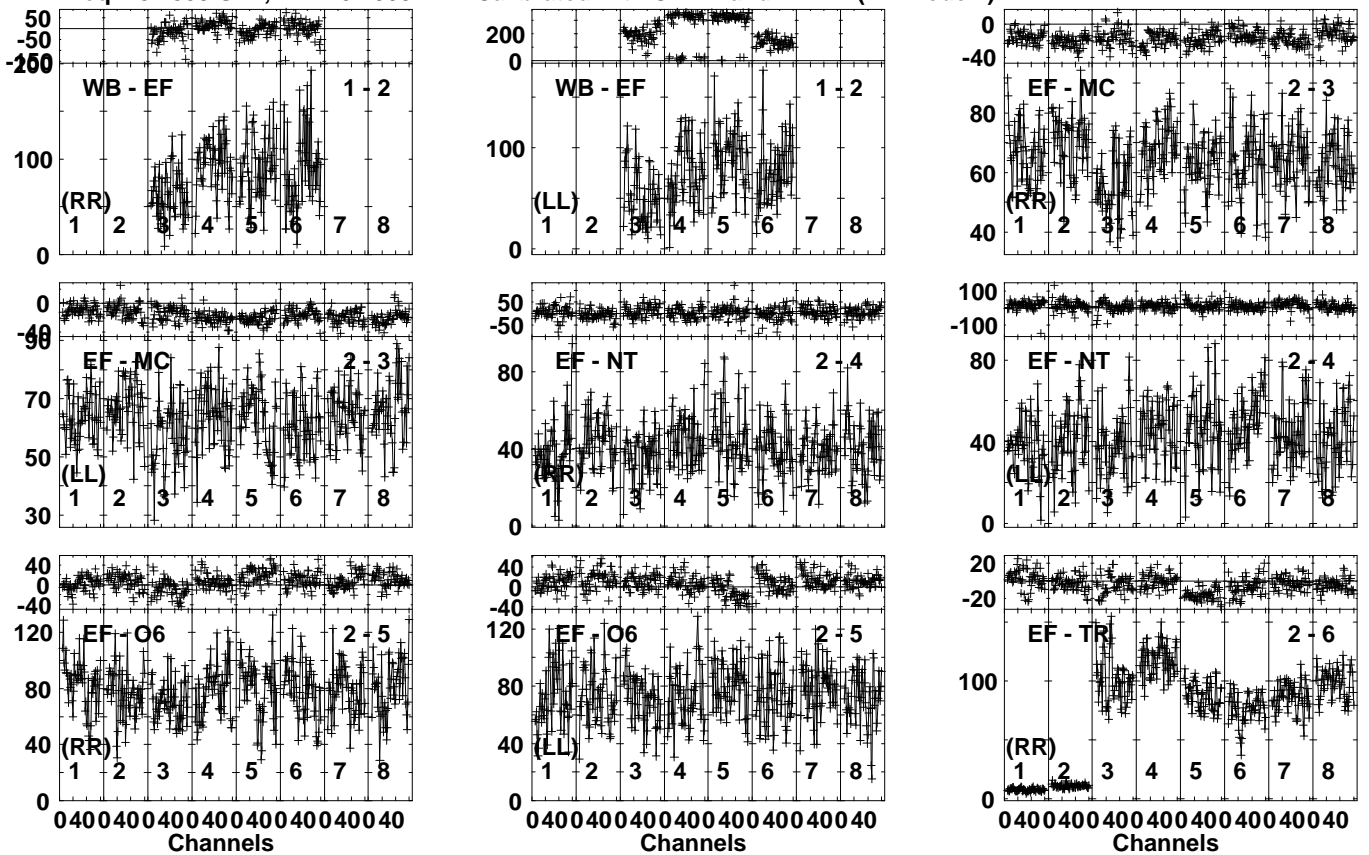


Lower frame: Milli Ampl Jy Top frame: Phas deg
Vector averaged cross-power spectrum Several baselines displayed
Timerange: 00/18:33:33 to 00/18:36:29

Plot file version 109 created 10-MAY-2023 11:53:04

J0101+1639 ES103D.UVDATA.1

Freq = 8.2880 GHz, Bw = 32.000 MH Calibrated with CL # 4 and BP # 1 (BP mode 1)

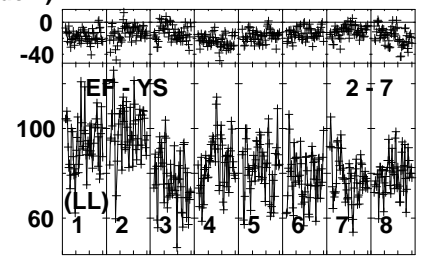
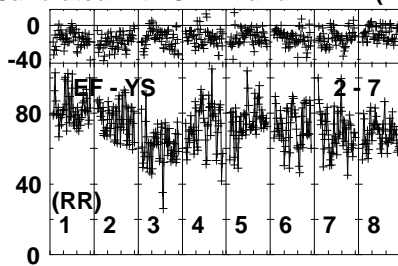
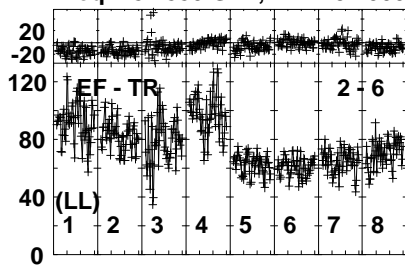


Lower frame: Milli Ampl Jy Top frame: Phas deg
Vector averaged cross-power spectrum Several baselines displayed
Timerange: 00/18:36:31 to 00/18:38:29

Plot file version 110 created 10-MAY-2023 11:53:04

J0101+1639 ES103D.UVDATA.1

Freq = 8.2880 GHz, Bw = 32.000 MH Calibrated with CL # 4 and BP # 1 (BP mode 1)

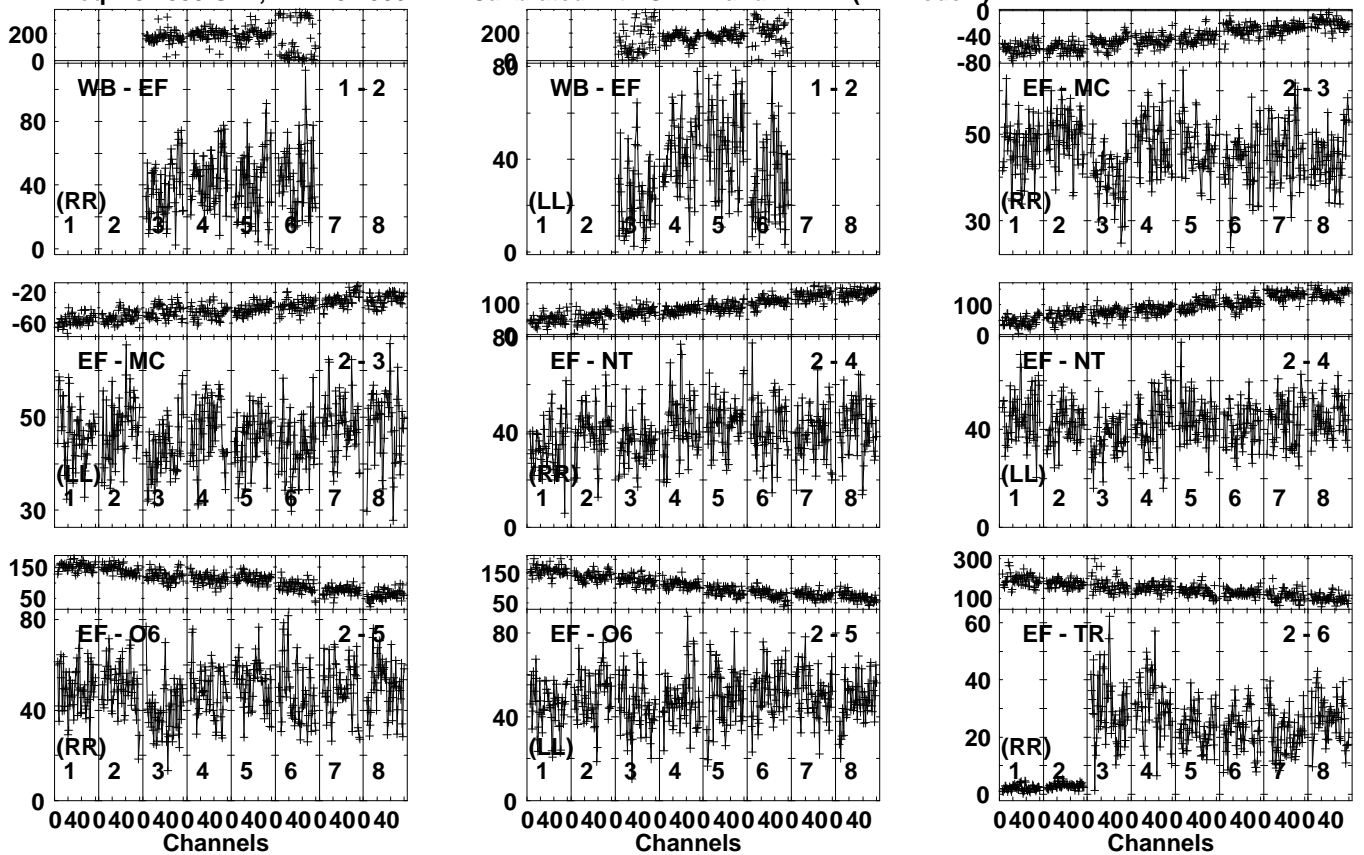


Lower frame: Milli Ampl Jy Top frame: Phas deg
Vector averaged cross-power spectrum Several baselines displayed
Timerange: 00/18:36:31 to 00/18:38:29

Plot file version 111 created 10-MAY-2023 11:53:04

SDSSJ0111+17 ES103D.UVDATA.1

Freq = 8.2880 GHz, Bw = 32.000 MH Calibrated with CL # 4 and BP # 1 (BP mode 1)



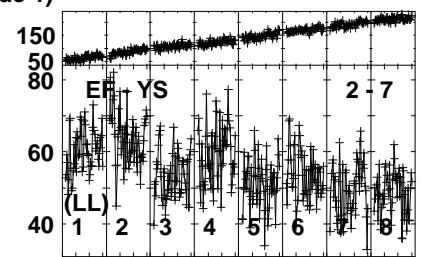
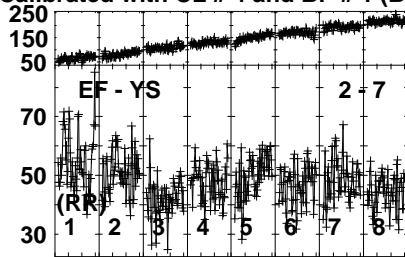
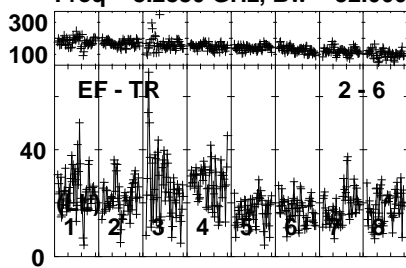
Lower frame: Milli Ampl Jy Top frame: Phas deg
Vector averaged cross-power spectrum Several baselines displayed
Timerange: 00/18:38:31 to 00/18:41:29

Plot file version 112 created 10-MAY-2023 11:53:04

SDSSJ0111+17 ES103D.UVDATA.1

Freq = 8.2880 GHz, Bw = 32.000 MH

Calibrated with CL # 4 and BP # 1 (BP mode 1)

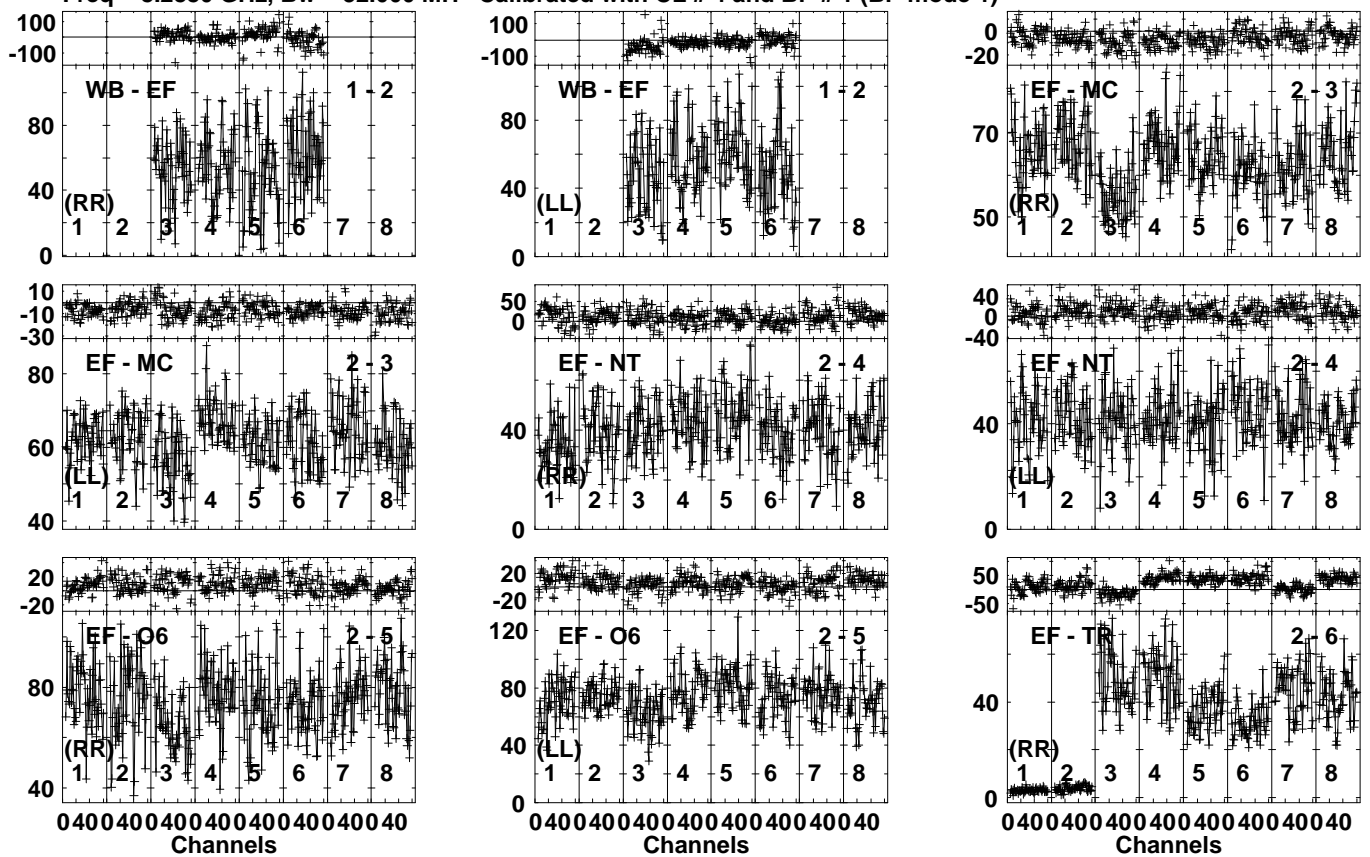


Lower frame: Milli Ampl Jy Top frame: Phas deg
Vector averaged cross-power spectrum Several baselines displayed
Timerange: 00/18:38:31 to 00/18:41:29

Plot file version 113 created 10-MAY-2023 11:53:04

J0101+1639 ES103D.UVDATA.1

Freq = 8.2880 GHz, Bw = 32.000 MH Calibrated with CL # 4 and BP # 1 (BP mode 1)

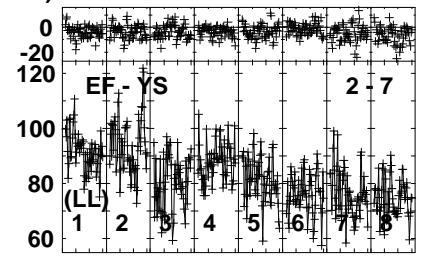
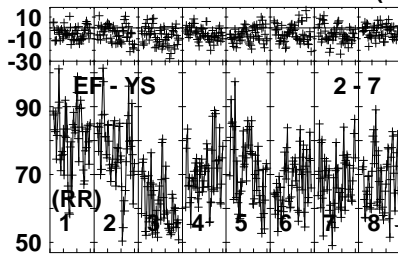
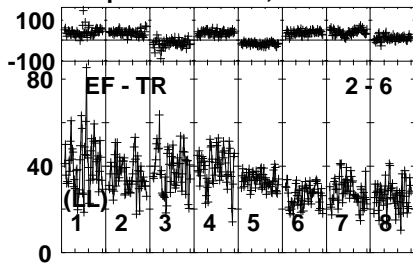


Lower frame: Milli Ampl Jy Top frame: Phas deg
Vector averaged cross-power spectrum Several baselines displayed
Timerange: 00:18:42:01 to 00:18:43:59

Plot file version 114 created 10-MAY-2023 11:53:04

J0101+1639 ES103D.UVDATA.1

Freq = 8.2880 GHz, Bw = 32.000 MH Calibrated with CL # 4 and BP # 1 (BP mode 1)

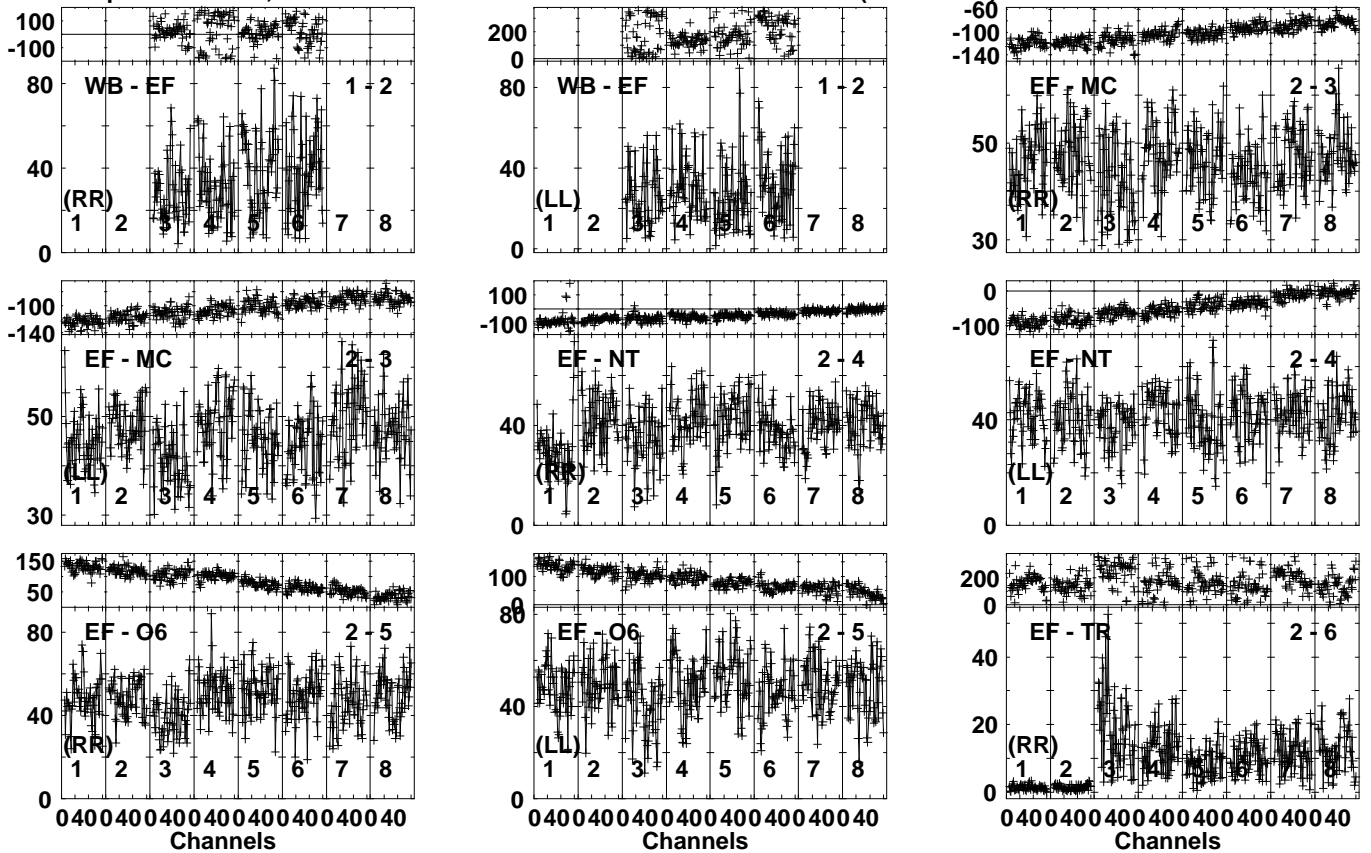


Lower frame: Milli Ampl Jy Top frame: Phas deg
Vector averaged cross-power spectrum Several baselines displayed
Timerange: 00/18:42:01 to 00/18:43:59

Plot file version 115 created 10-MAY-2023 11:53:04

SDSSJ0111+17 ES103D.UVDATA.1

Freq = 8.2880 GHz, Bw = 32.000 MH Calibrated with CL # 4 and BP # 1 (BP mode 1)

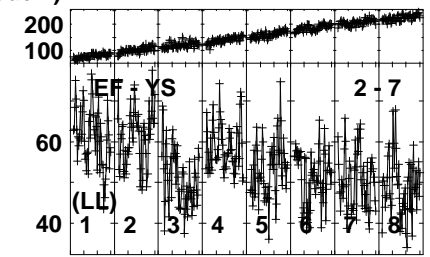
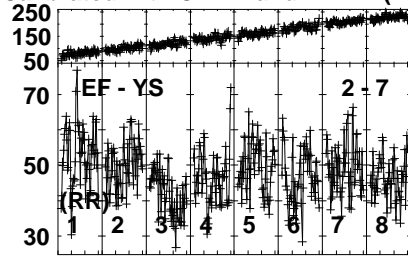
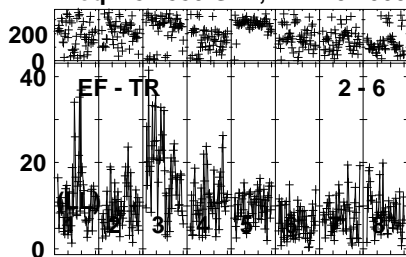


Lower frame: Milli Ampl Jy Top frame: Phas deg
Vector averaged cross-power spectrum Several baselines displayed
Timerange: 00/18:44:03 to 00/18:46:59

Plot file version 116 created 10-MAY-2023 11:53:04

SDSSJ0111+17 ES103D.UVDATA.1

Freq = 8.2880 GHz, Bw = 32.000 MH Calibrated with CL # 4 and BP # 1 (BP mode 1)

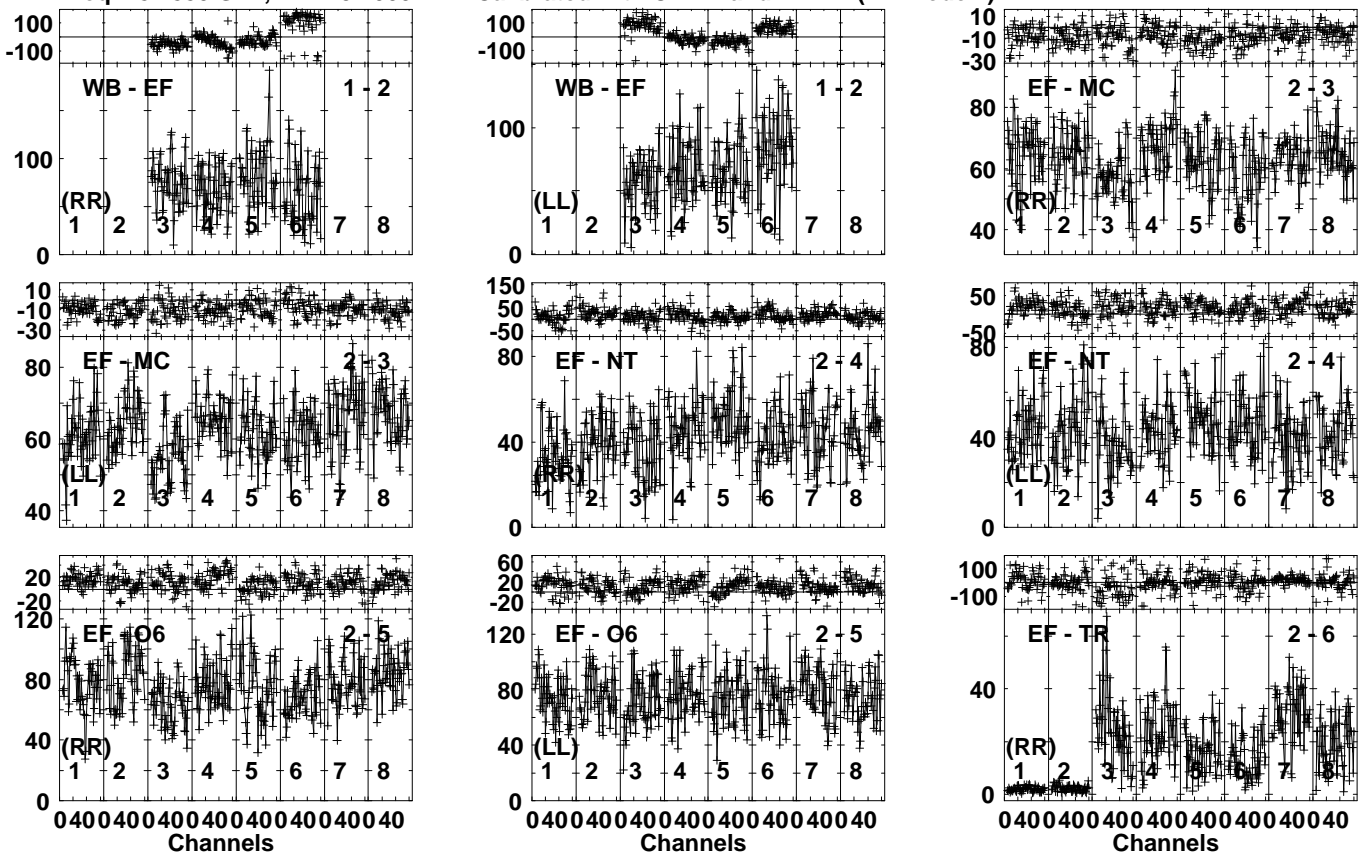


Lower frame: Milli Ampl Jy Top frame: Phas deg
Vector averaged cross-power spectrum Several baselines displayed
Timerange: 00/18:44:03 to 00/18:46:59

Plot file version 117 created 10-MAY-2023 11:53:05

J0101+1639 ES103D.UVDATA.1

Freq = 8.2880 GHz, Bw = 32.000 MH Calibrated with CL # 4 and BP # 1 (BP mode 1)

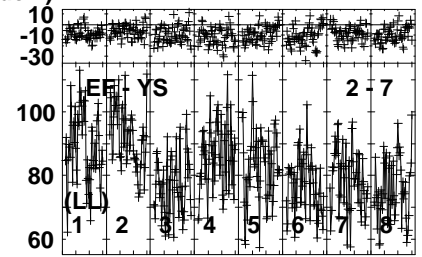
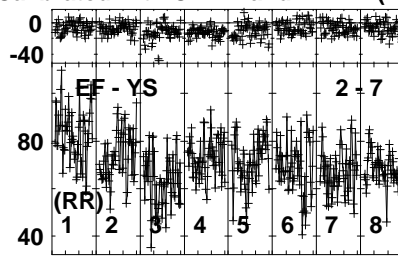
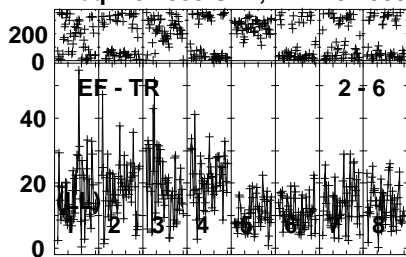


Lower frame: Milli Ampl Jy Top frame: Phas deg
Vector averaged cross-power spectrum Several baselines displayed
Timerange: 00/18:47:01 to 00/18:48:59

Plot file version 118 created 10-MAY-2023 11:53:05

J0101+1639 ES103D.UVDATA.1

Freq = 8.2880 GHz, Bw = 32.000 MH Calibrated with CL # 4 and BP # 1 (BP mode 1)

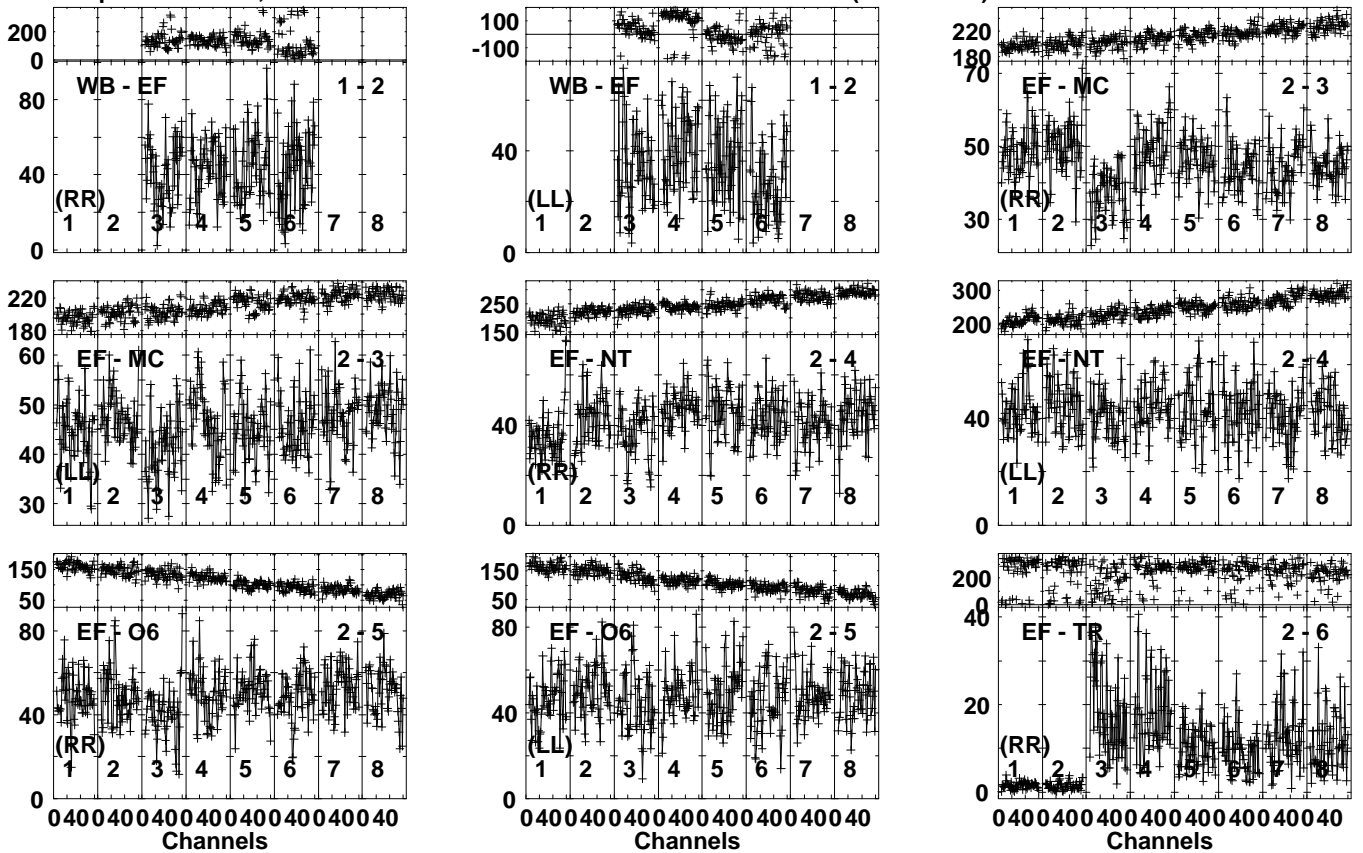


Lower frame: Milli Ampl Jy Top frame: Phas deg
Vector averaged cross-power spectrum Several baselines displayed
Timerange: 00/18:47:01 to 00/18:48:59

Plot file version 119 created 10-MAY-2023 11:53:05

SDSSJ0111+17 ES103D.UVDATA.1

Freq = 8.2880 GHz, Bw = 32.000 MH Calibrated with CL # 4 and BP # 1 (BP mode 1)

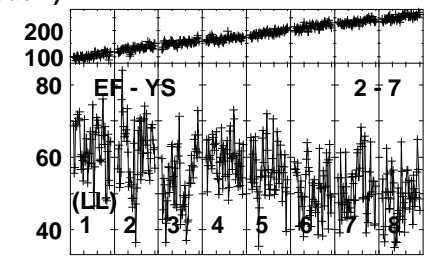
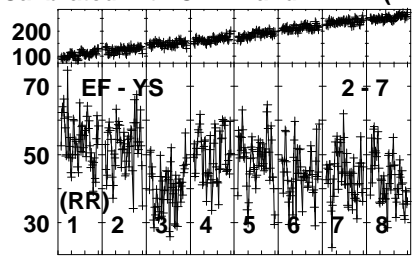
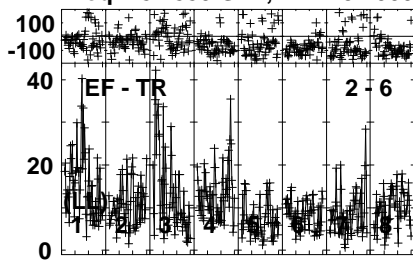


Lower frame: Milli Ampl Jy Top frame: Phas deg
Vector averaged cross-power spectrum Several baselines displayed
Timerange: 00/18:49:01 to 00/18:51:59

Plot file version 120 created 10-MAY-2023 11:53:05

SDSSJ0111+17 ES103D.UVDATA.1

Freq = 8.2880 GHz, Bw = 32.000 MH Calibrated with CL # 4 and BP # 1 (BP mode 1)

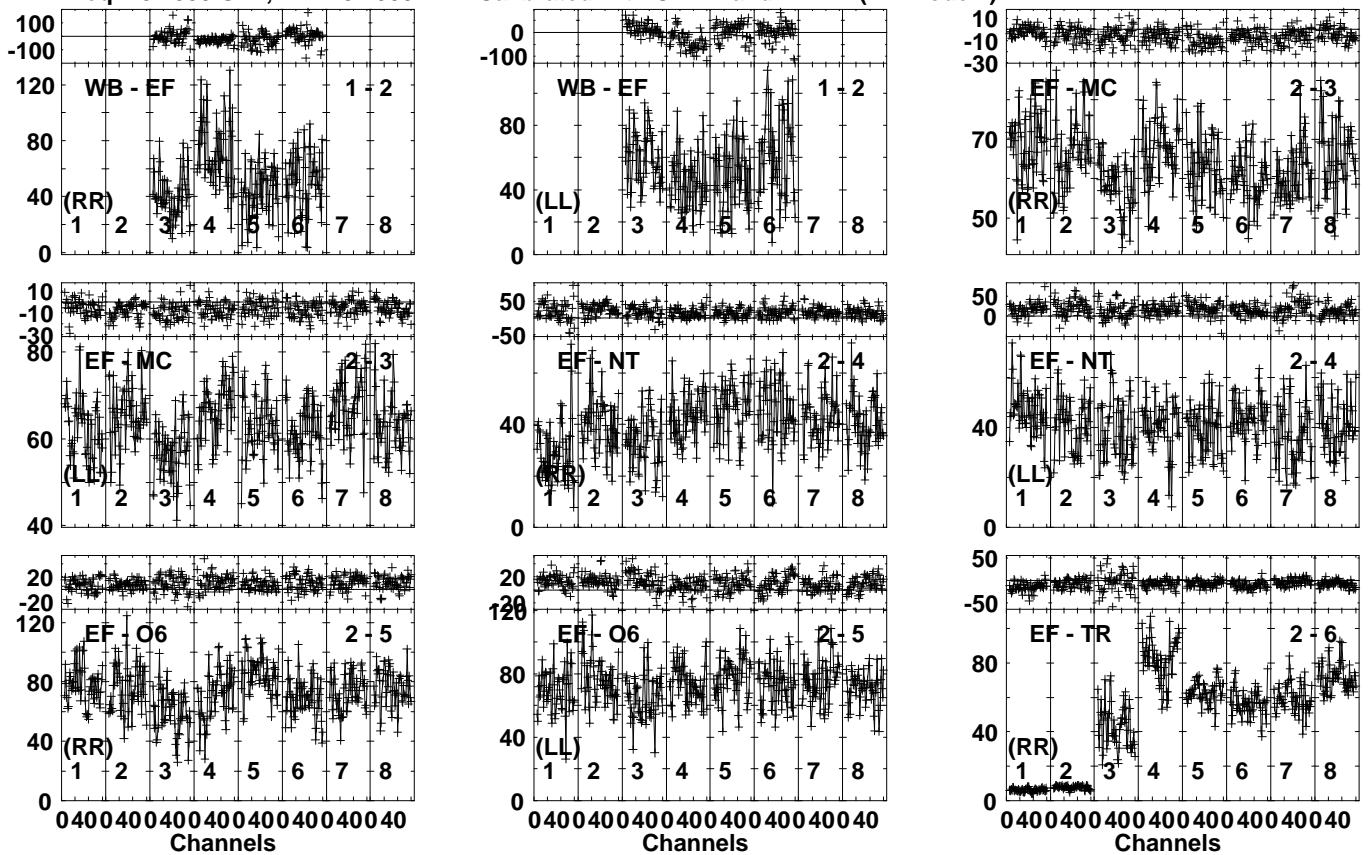


Lower frame: Milli Ampl Jy Top frame: Phas deg
Vector averaged cross-power spectrum Several baselines displayed
Timerange: 00/18:49:01 to 00/18:51:59

Plot file version 121 created 10-MAY-2023 11:53:05

J0101+1639 ES103D.UVDATA.1

Freq = 8.2880 GHz, Bw = 32.000 MH Calibrated with CL # 4 and BP # 1 (BP mode 1)

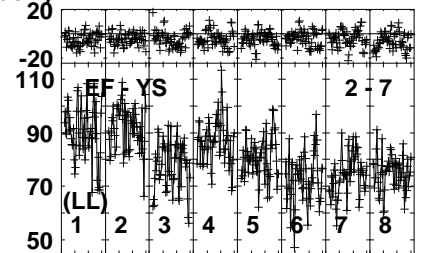
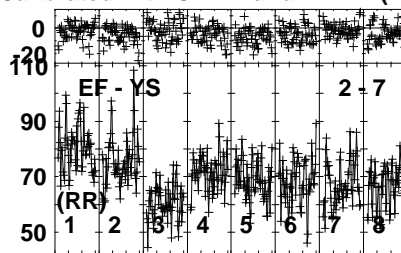
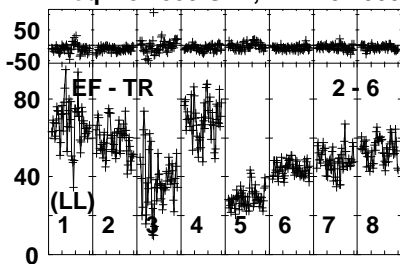


Lower frame: Milli Ampl Jy Top frame: Phas deg
 Vector averaged cross-power spectrum Several baselines displayed
 Timerange: 00/18:52:31 to 00/18:54:29

Plot file version 122 created 10-MAY-2023 11:53:05

J0101+1639 ES103D.UVDATA.1

Freq = 8.2880 GHz, Bw = 32.000 MH Calibrated with CL # 4 and BP # 1 (BP mode 1)

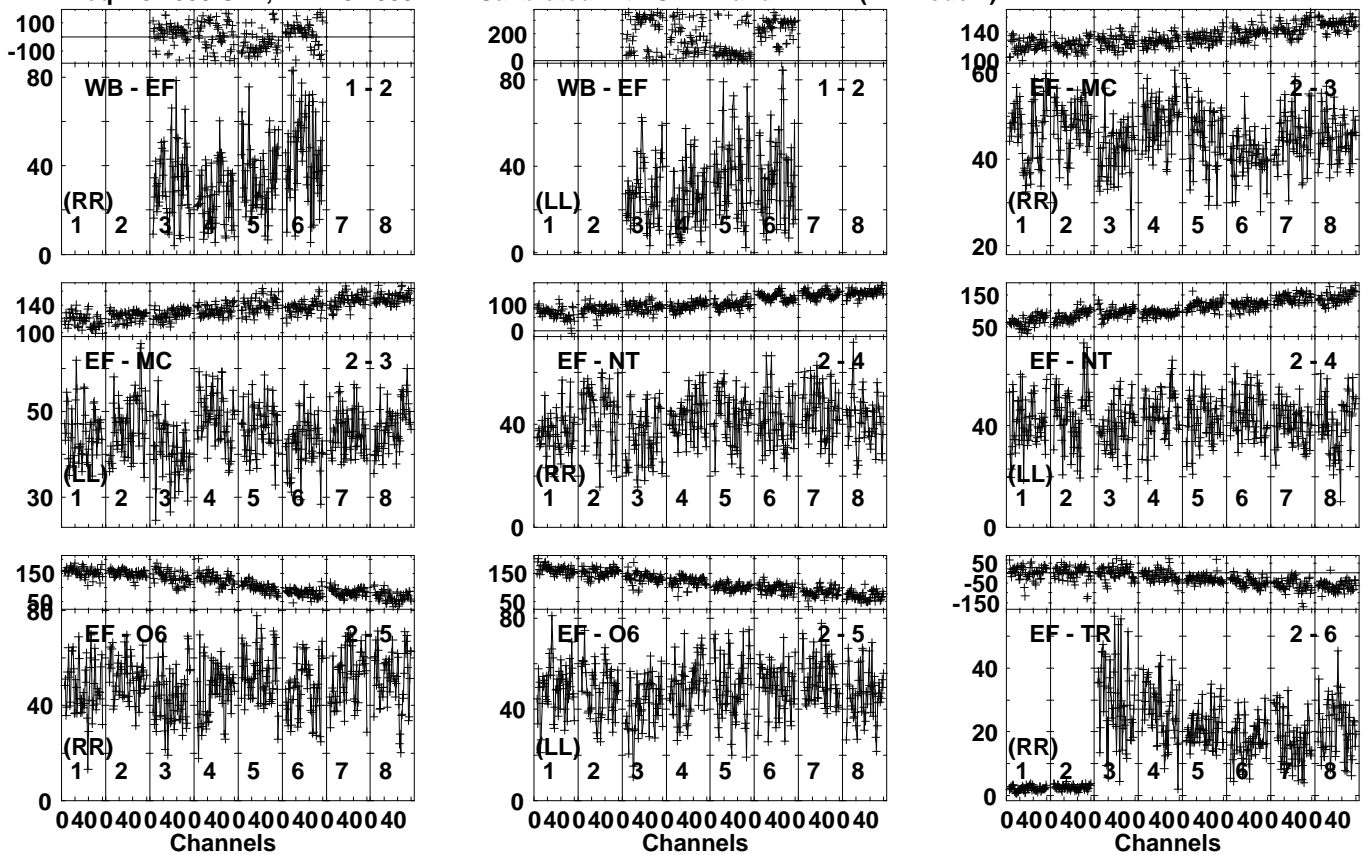


Lower frame: Milli Ampl Jy Top frame: Phas deg
Vector averaged cross-power spectrum Several baselines displayed
Timerange: 00/18:52:31 to 00/18:54:29

Plot file version 123 created 10-MAY-2023 11:53:05

SDSSJ0111+17 ES103D.UVDATA.1

Freq = 8.2880 GHz, Bw = 32.000 MH Calibrated with CL # 4 and BP # 1 (BP mode 1)

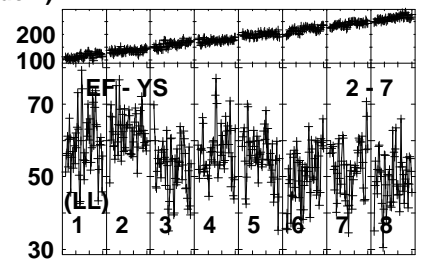
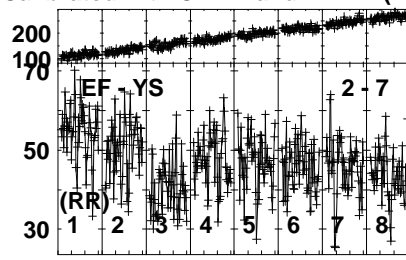
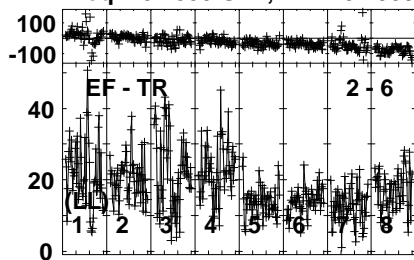


Lower frame: Milli Ampl Jy Top frame: Phas deg
Vector averaged cross-power spectrum Several baselines displayed
Timerange: 00/18:54:33 to 00/18:57:29

Plot file version 124 created 10-MAY-2023 11:53:05

SDSSJ0111+17 ES103D.UVDATA.1

Freq = 8.2880 GHz, Bw = 32.000 MH Calibrated with CL # 4 and BP # 1 (BP mode 1)

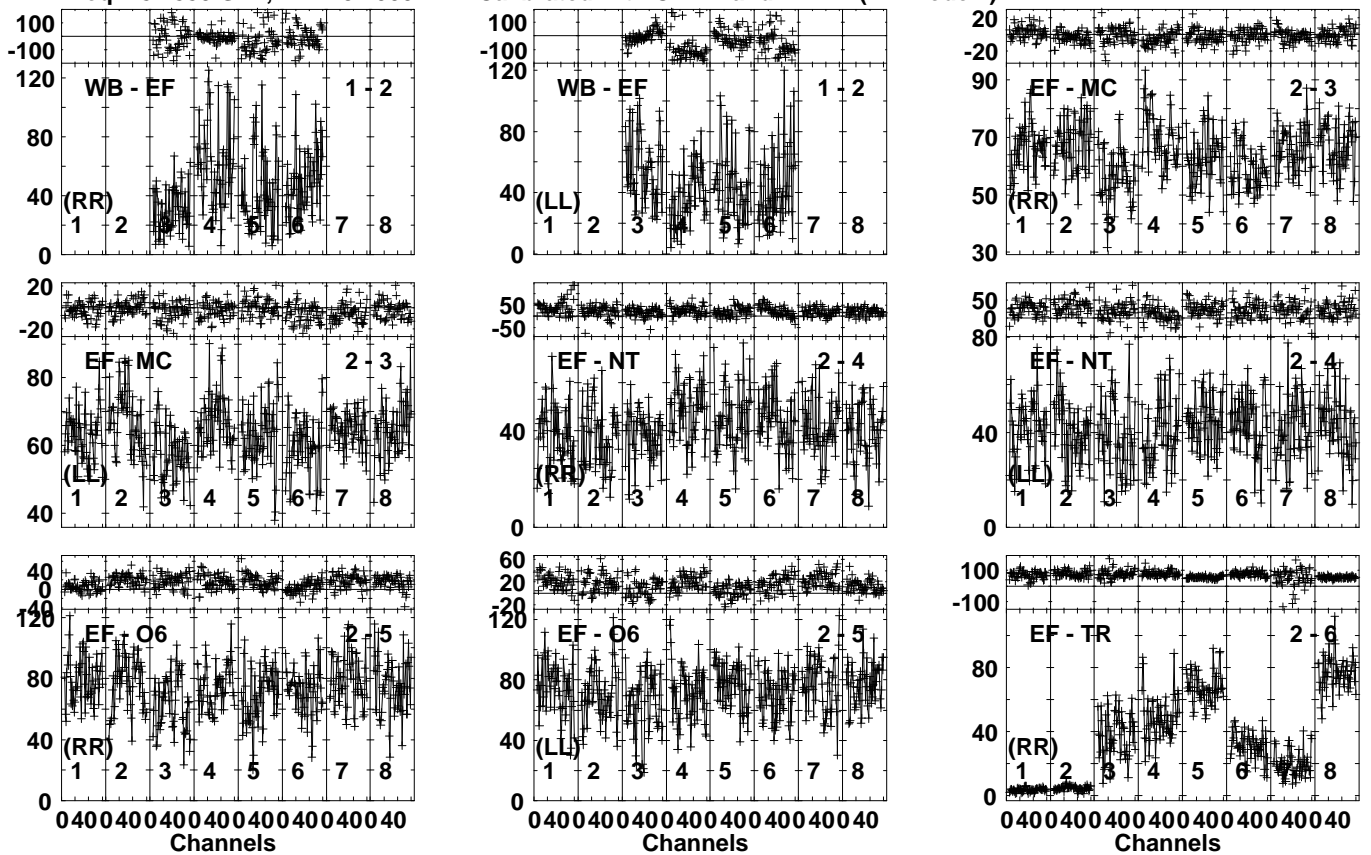


Lower frame: Milli Ampl Jy Top frame: Phas deg
Vector averaged cross-power spectrum Several baselines displayed
Timerange: 00/18:54:33 to 00/18:57:29

Plot file version 125 created 10-MAY-2023 11:53:05

J0101+1639 ES103D.UVDATA.1

Freq = 8.2880 GHz, Bw = 32.000 MH Calibrated with CL # 4 and BP # 1 (BP mode 1)

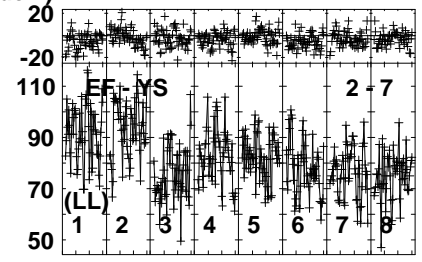
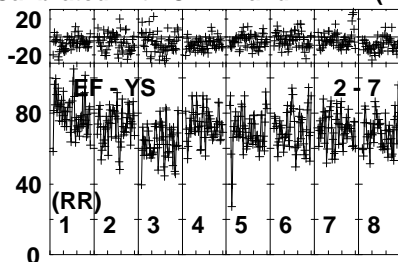
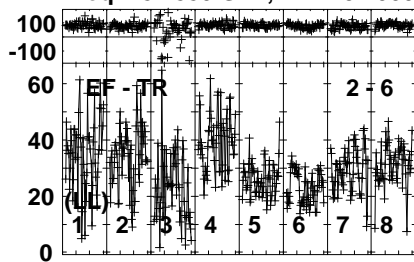


Lower frame: Milli Ampl Jy Top frame: Phas deg
Vector averaged cross-power spectrum Several baselines displayed
Timerange: 00/18:57:31 to 00/18:59:29

Plot file version 126 created 10-MAY-2023 11:53:05

J0101+1639 ES103D.UVDATA.1

Freq = 8.2880 GHz, Bw = 32.000 MH Calibrated with CL # 4 and BP # 1 (BP mode 1)

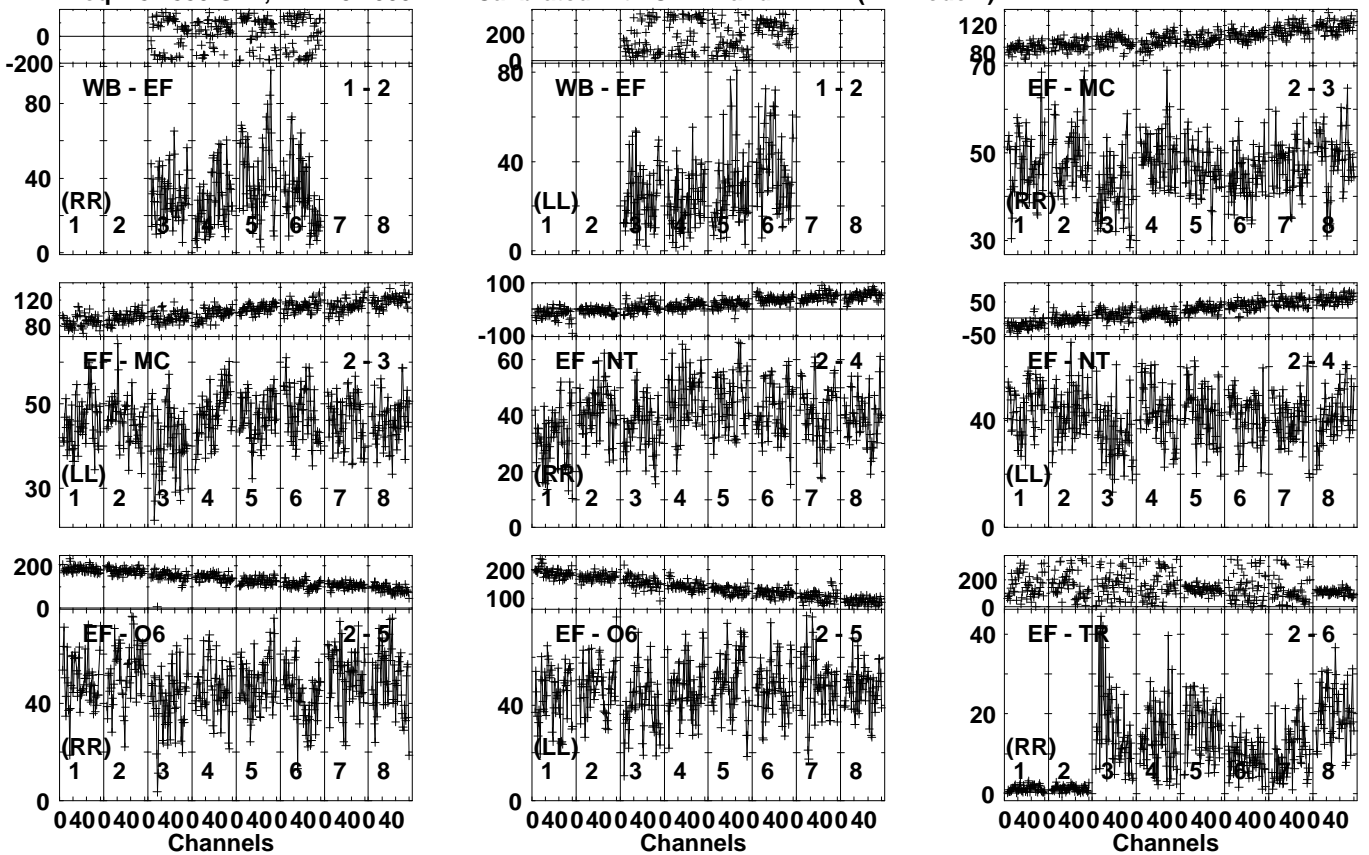


Lower frame: Milli Ampl Jy Top frame: Phas deg
Vector averaged cross-power spectrum Several baselines displayed
Timerange: 00/18:57:31 to 00/18:59:29

Plot file version 127 created 10-MAY-2023 11:53:05

SDSSJ0111+17 ES103D.UVDATA.1

Freq = 8.2880 GHz, Bw = 32.000 MH Calibrated with CL # 4 and BP # 1 (BP mode 1)

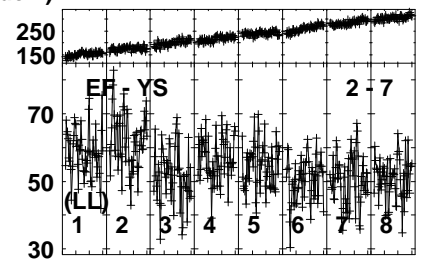
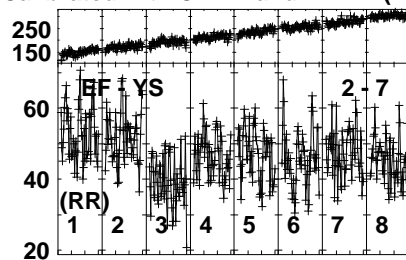
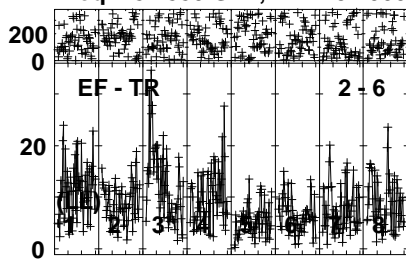


Lower frame: Milli Ampl Jy Top frame: Phas deg
Vector averaged cross-power spectrum Several baselines displayed
Timerange: 00/18:59:31 to 00/19:02:29

Plot file version 128 created 10-MAY-2023 11:53:05

SDSSJ0111+17 ES103D.UVDATA.1

Freq = 8.2880 GHz, Bw = 32.000 MH Calibrated with CL # 4 and BP # 1 (BP mode 1)

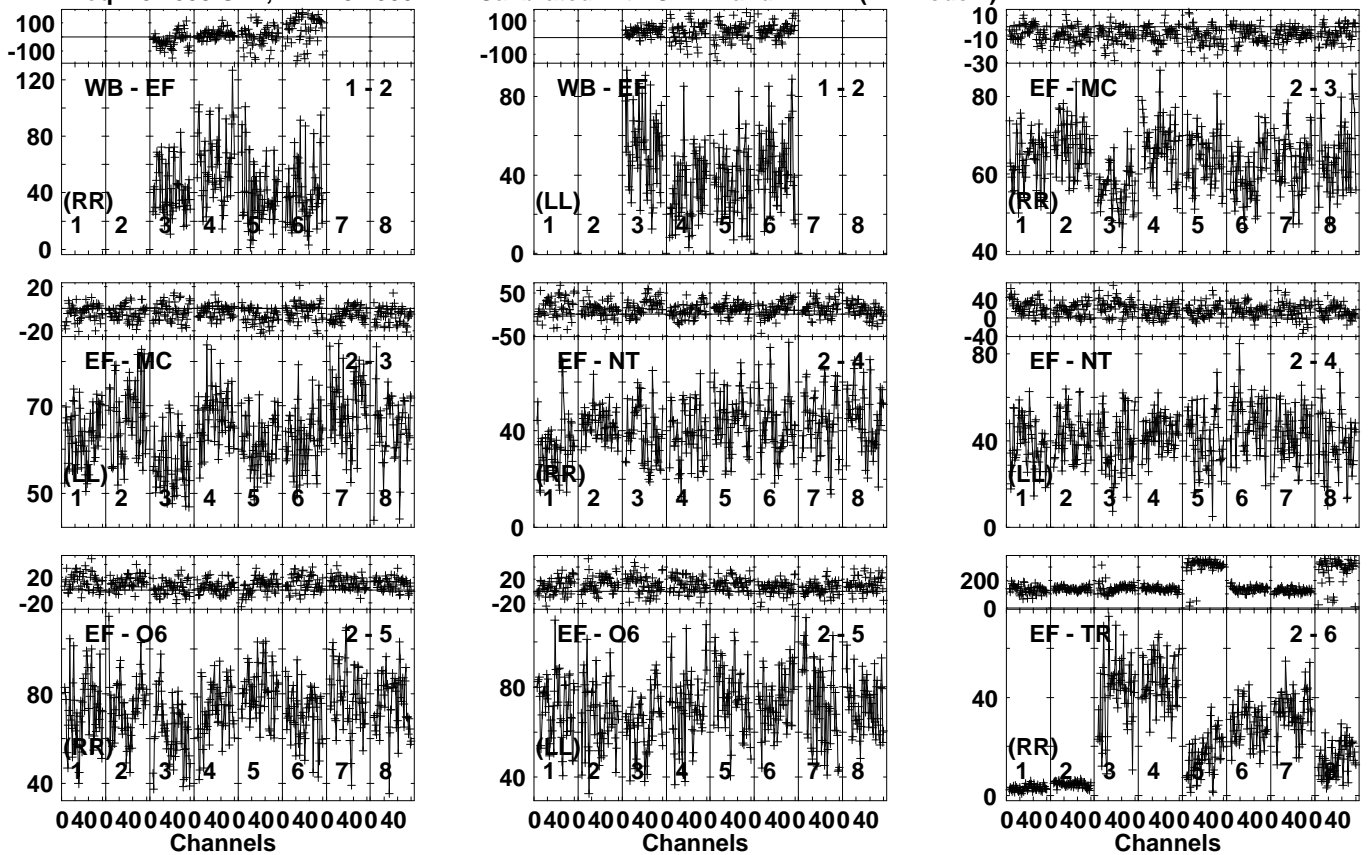


Lower frame: Milli Ampl Jy Top frame: Phas deg
Vector averaged cross-power spectrum Several baselines displayed
Timerange: 00/18:59:31 to 00/19:02:29

Plot file version 129 created 10-MAY-2023 11:53:06

J0101+1639 ES103D.UVDATA.1

Freq = 8.2880 GHz, Bw = 32.000 MH Calibrated with CL # 4 and BP # 1 (BP mode 1)

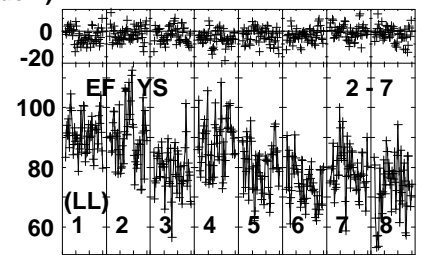
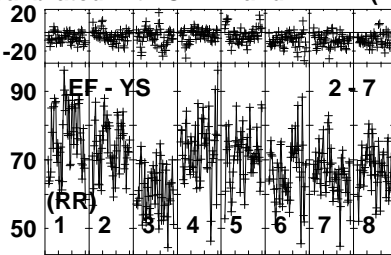
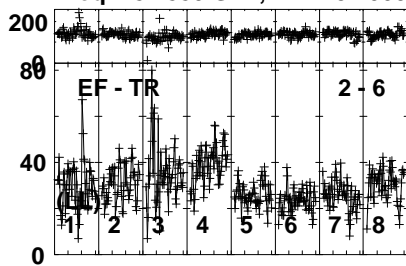


Lower frame: Milli Ampl Jy Top frame: Phas deg
Vector averaged cross-power spectrum Several baselines displayed
Timerange: 00/19:03:01 to 00/19:04:59

Plot file version 130 created 10-MAY-2023 11:53:06

J0101+1639 ES103D.UVDATA.1

Freq = 8.2880 GHz, Bw = 32.000 MH Calibrated with CL # 4 and BP # 1 (BP mode 1)

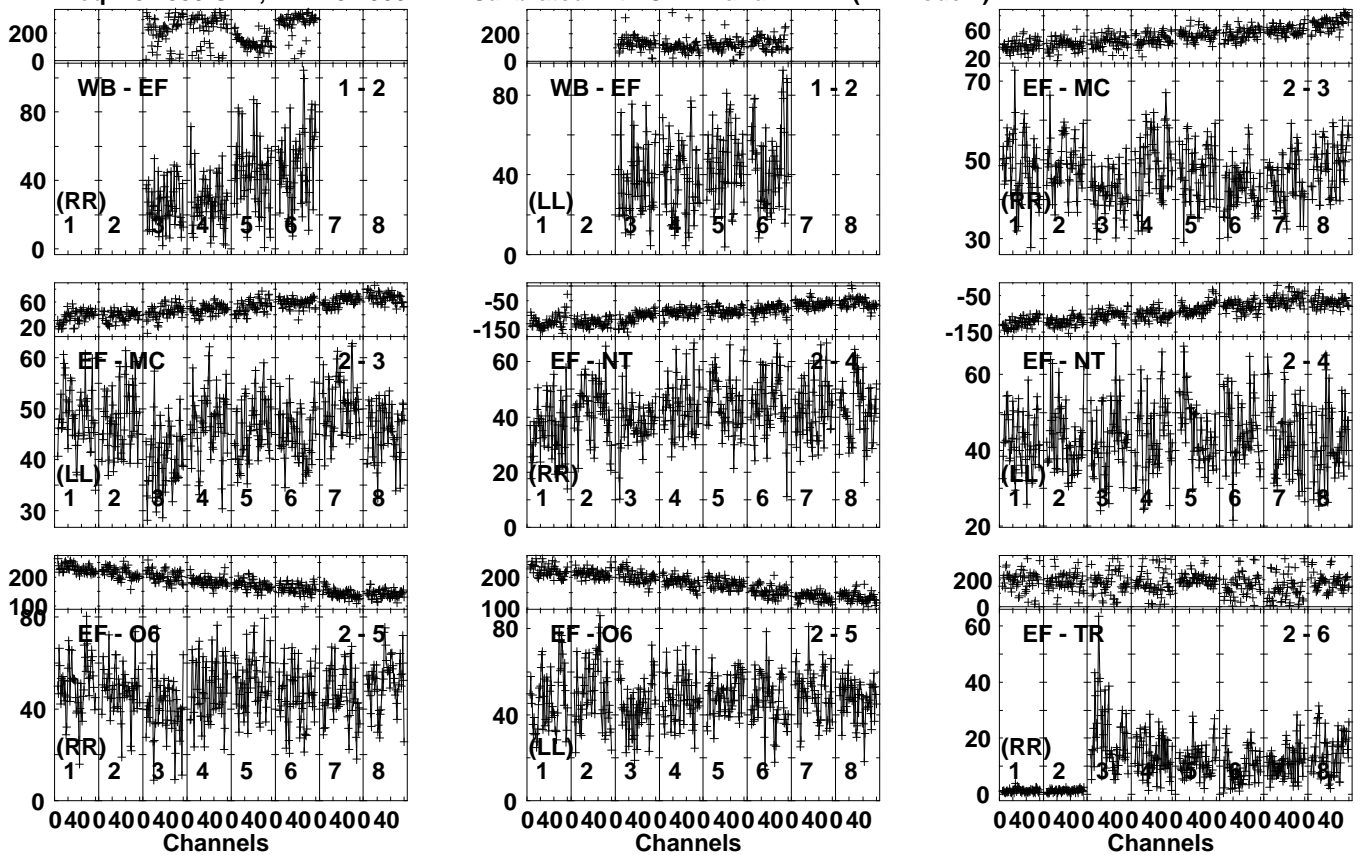


Lower frame: Milli Ampl Jy Top frame: Phas deg
Vector averaged cross-power spectrum Several baselines displayed
Timerange: 00/19:03:01 to 00/19:04:59

Plot file version 131 created 10-MAY-2023 11:53:06

SDSSJ0111+17 ES103D.UVDATA.1

Freq = 8.2880 GHz, Bw = 32.000 MH Calibrated with CL # 4 and BP # 1 (BP mode 1)

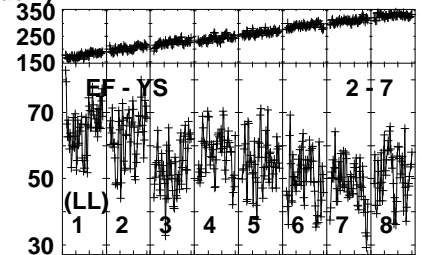
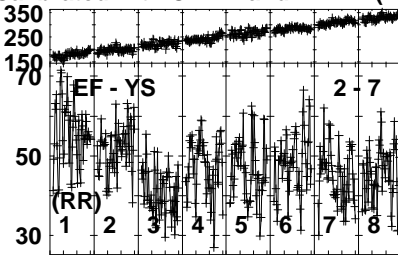
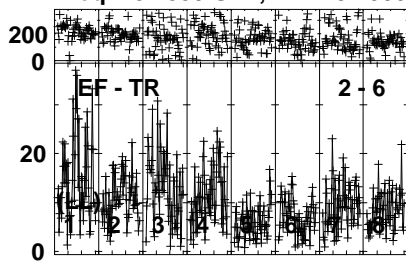


Lower frame: Milli Ampl Jy Top frame: Phas deg
Vector averaged cross-power spectrum Several baselines displayed
Timerange: 00/19:05:03 to 00/19:07:59

Plot file version 132 created 10-MAY-2023 11:53:06

SDSSJ0111+17 ES103D.UVDATA.1

Freq = 8.2880 GHz, Bw = 32.000 MH Calibrated with CL # 4 and BP # 1 (BP mode 1)

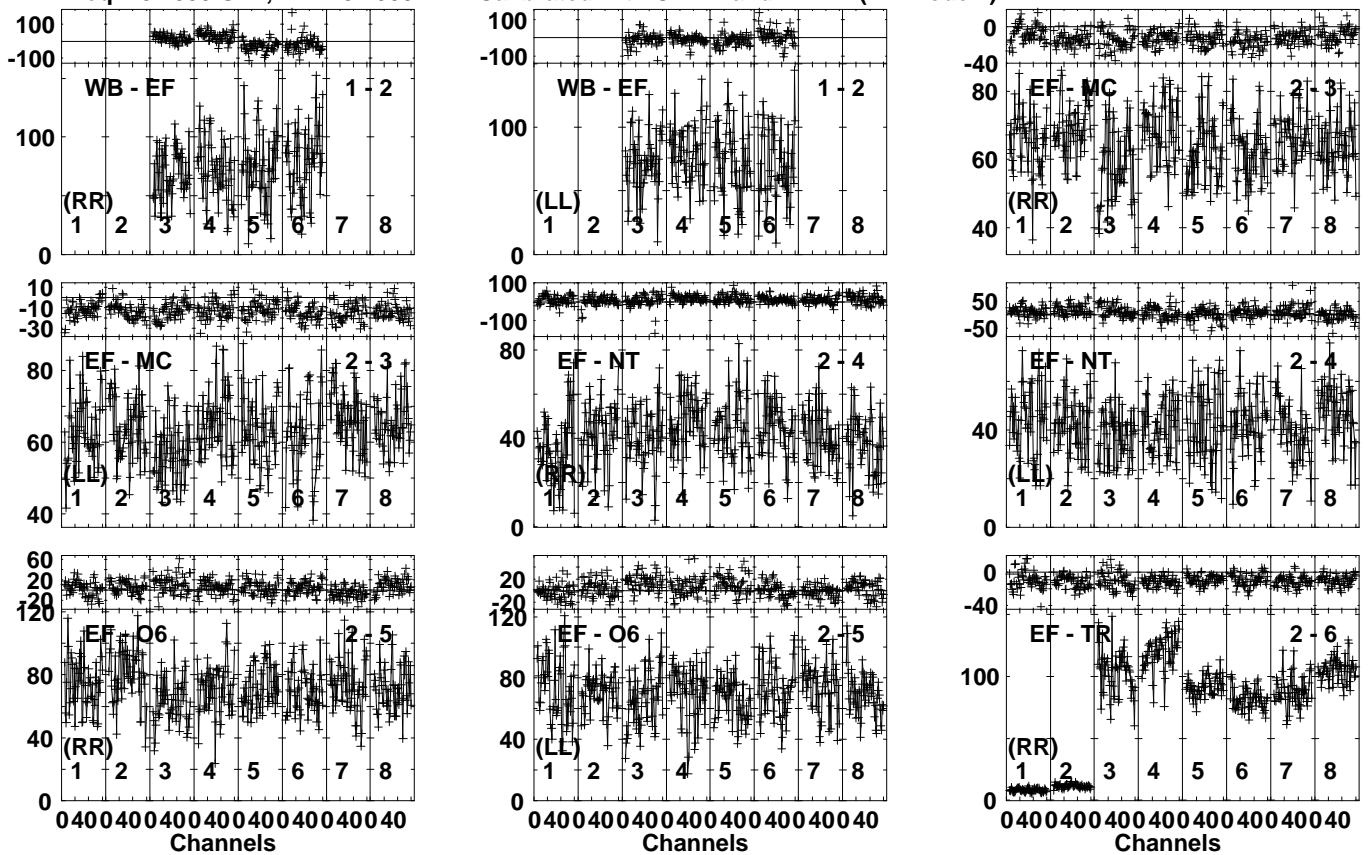


Lower frame: Milli Ampl Jy Top frame: Phas deg
Vector averaged cross-power spectrum Several baselines displayed
Timerange: 00/19:05:03 to 00/19:07:59

Plot file version 133 created 10-MAY-2023 11:53:06

J0101+1639 ES103D.UVDATA.1

Freq = 8.2880 GHz, Bw = 32.000 MH Calibrated with CL # 4 and BP # 1 (BP mode 1)

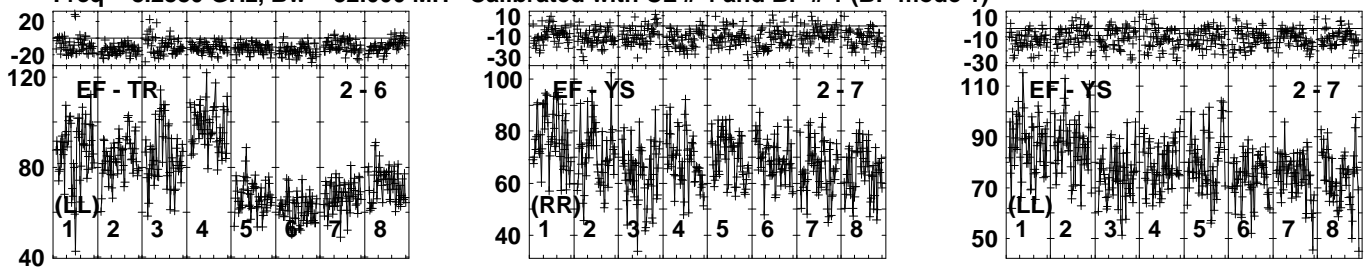


Lower frame: Milli Ampl Jy Top frame: Phas deg
Vector averaged cross-power spectrum Several baselines displayed
Timerange: 00/19:08:01 to 00/19:09:59

Plot file version 134 created 10-MAY-2023 11:53:06

J0101+1639 ES103D.UVDATA.1

Freq = 8.2880 GHz, Bw = 32.000 MH Calibrated with CL # 4 and BP # 1 (BP mode 1)

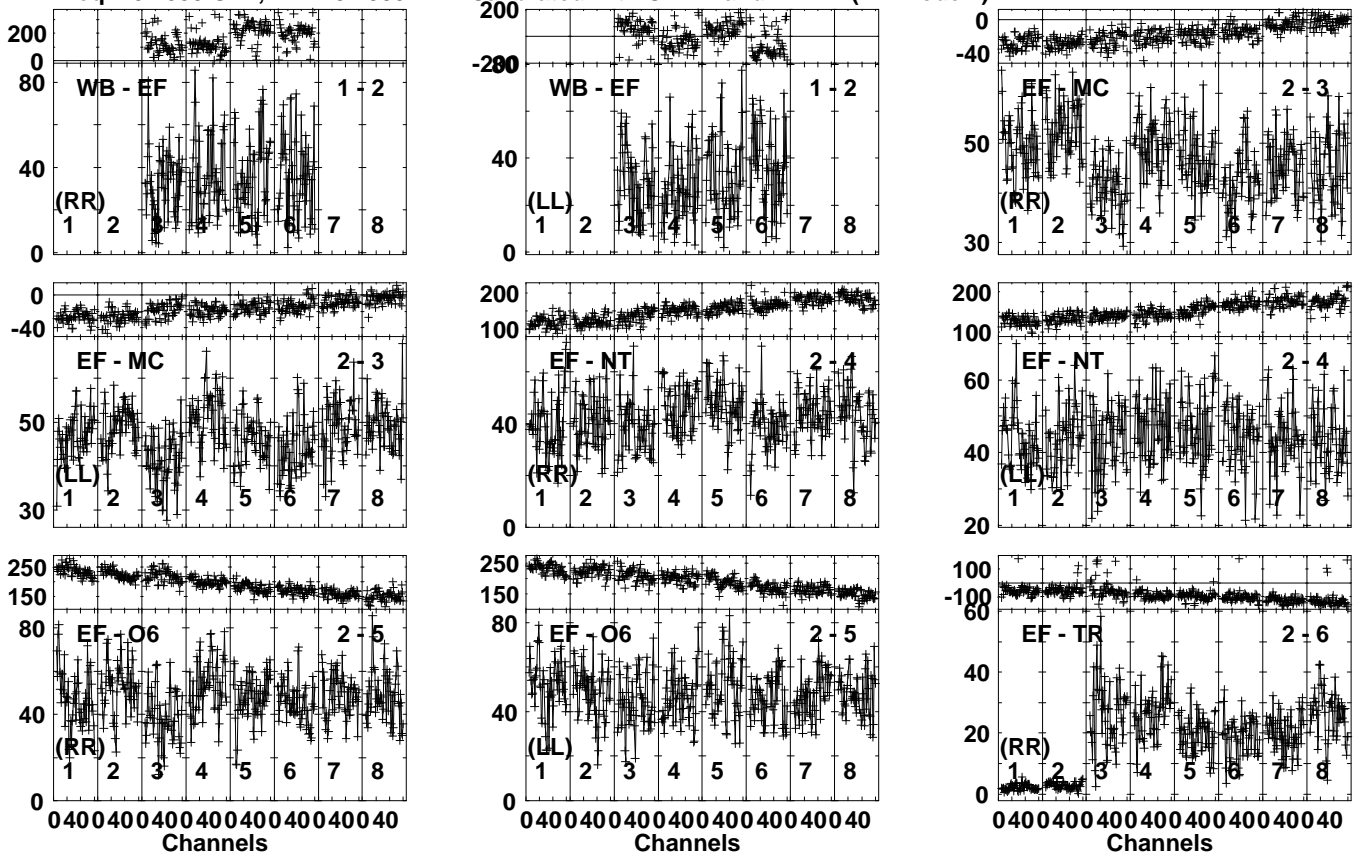


Lower frame: Milli Ampl Jy Top frame: Phas deg
Vector averaged cross-power spectrum Several baselines displayed
Timerange: 00/19:08:01 to 00/19:09:59

Plot file version 135 created 10-MAY-2023 11:53:06

SDSSJ0111+17 ES103D.UVDATA.1

Freq = 8.2880 GHz, Bw = 32.000 MH Calibrated with CL # 4 and BP # 1 (BP mode 1)

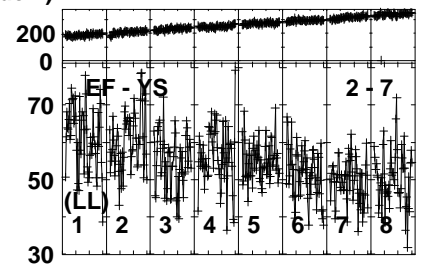
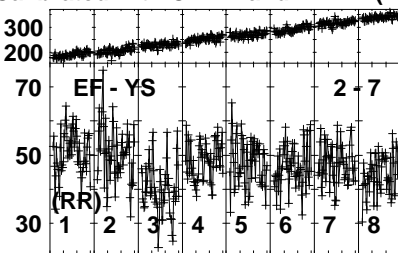
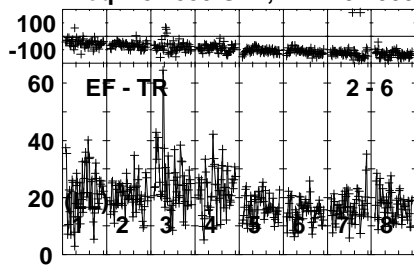


Lower frame: Milli Ampl Jy Top frame: Phas deg
Vector averaged cross-power spectrum Several baselines displayed
Timerange: 00/19:10:01 to 00/19:12:59

Plot file version 136 created 10-MAY-2023 11:53:06

SDSSJ0111+17 ES103D.UVDATA.1

Freq = 8.2880 GHz, Bw = 32.000 MH Calibrated with CL # 4 and BP # 1 (BP mode 1)

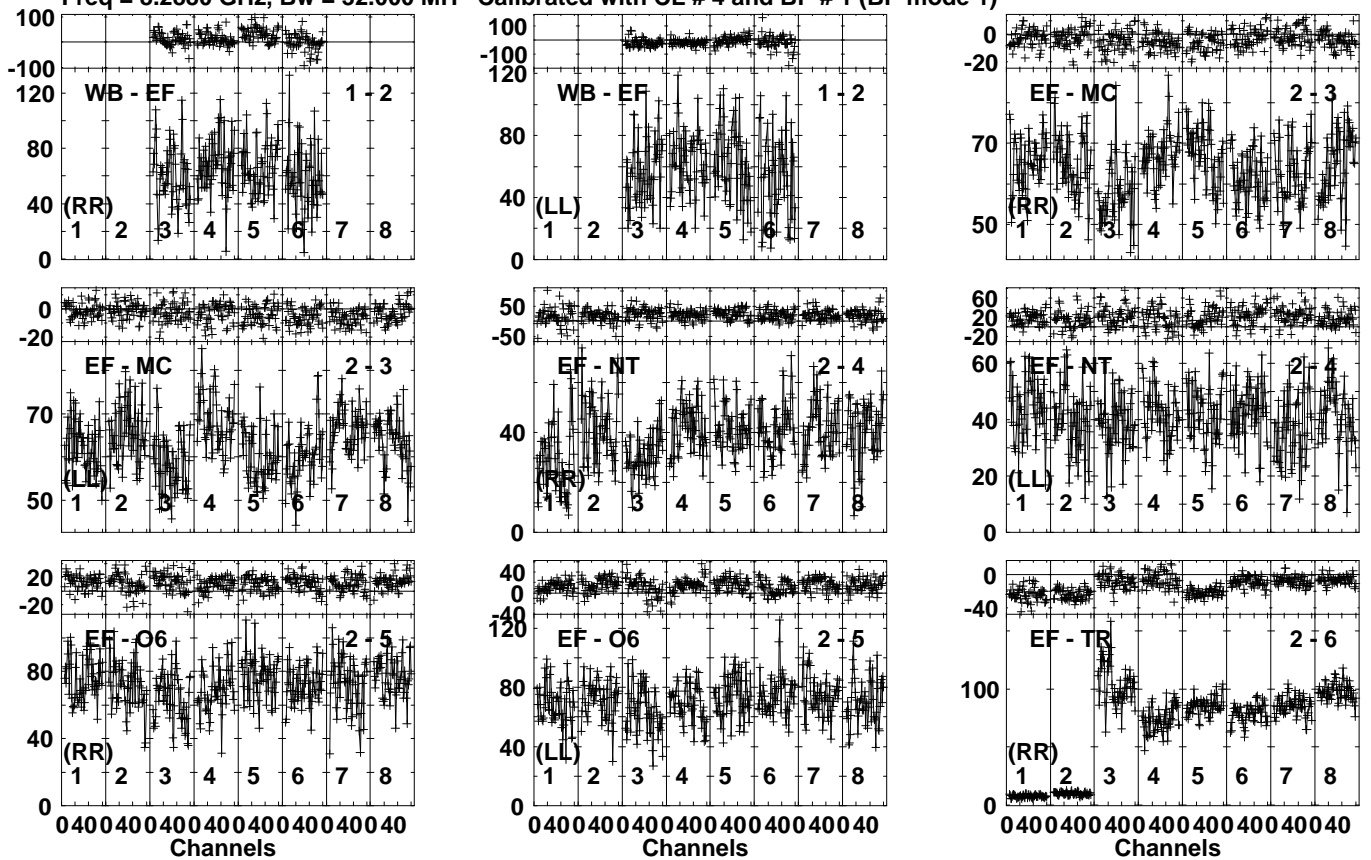


Lower frame: Milli Ampl Jy Top frame: Phas deg
Vector averaged cross-power spectrum Several baselines displayed
Timerange: 00/19:10:01 to 00/19:12:59

Plot file version 137 created 10-MAY-2023 11:53:06

J0101+1639 ES103D.UVDATA.1

Freq = 8.2880 GHz, Bw = 32.000 MH Calibrated with CL # 4 and BP # 1 (BP mode 1)

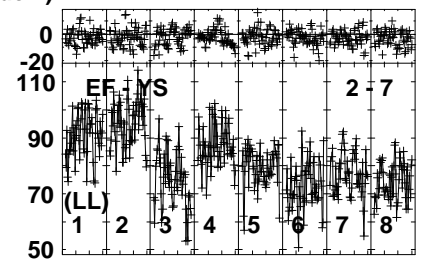
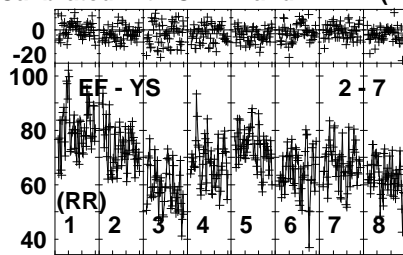
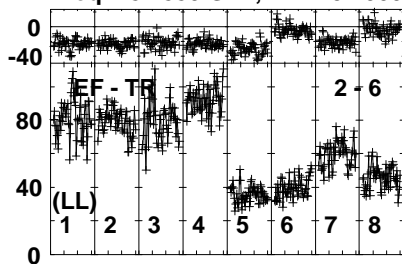


Lower frame: Milli Ampl Jy Top frame: Phas deg
Vector averaged cross-power spectrum Several baselines displayed
Timerange: 00/19:13:31 to 00/19:15:29

Plot file version 138 created 10-MAY-2023 11:53:06

J0101+1639 ES103D.UVDATA.1

Freq = 8.2880 GHz, Bw = 32.000 MH Calibrated with CL # 4 and BP # 1 (BP mode 1)

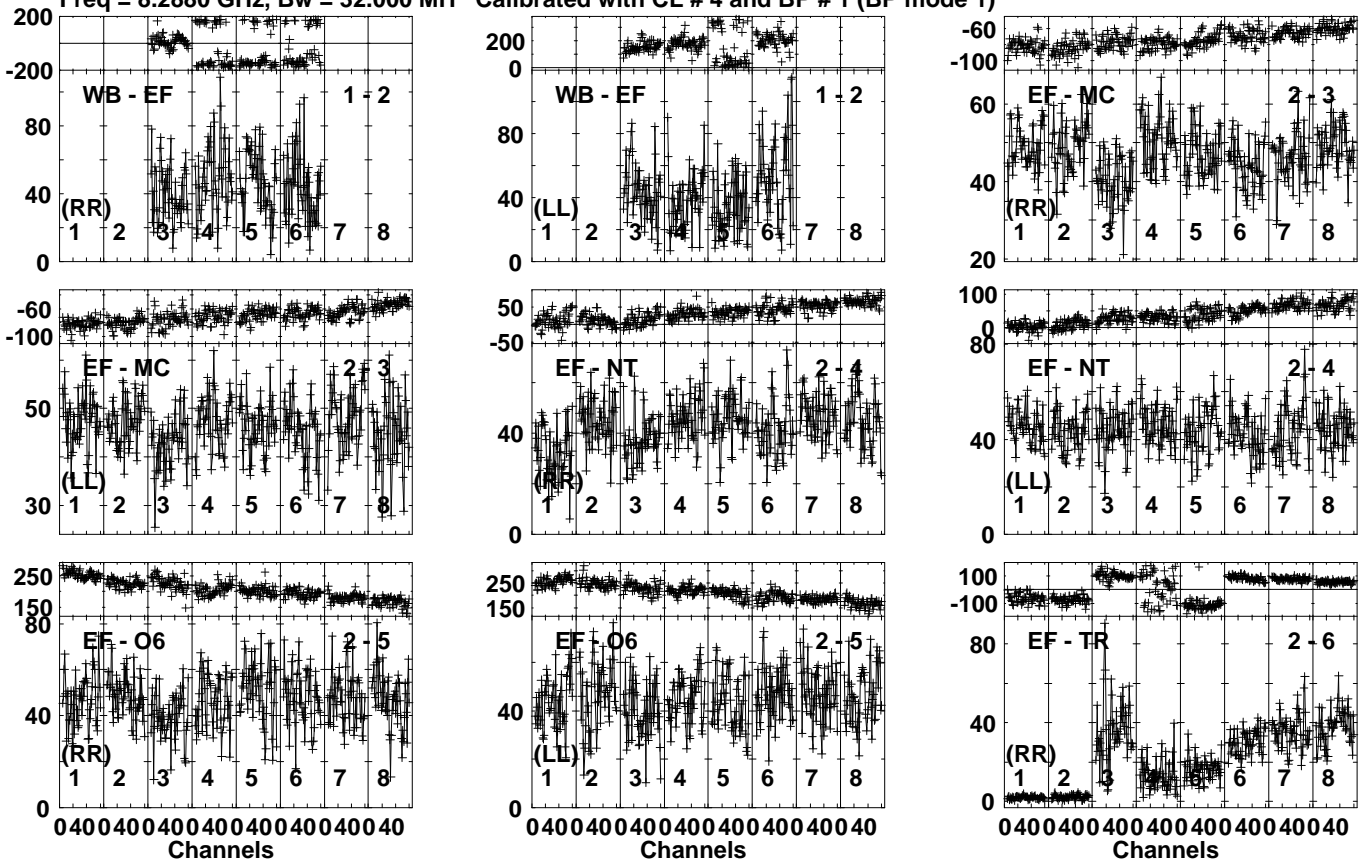


Lower frame: Milli Ampl Jy Top frame: Phas deg
Vector averaged cross-power spectrum Several baselines displayed
Timerange: 00/19:13:31 to 00/19:15:29

Plot file version 139 created 10-MAY-2023 11:53:07

SDSSJ0111+17 ES103D.UVDATA.1

Freq = 8.2880 GHz, Bw = 32.000 MH Calibrated with CL # 4 and BP # 1 (BP mode 1)

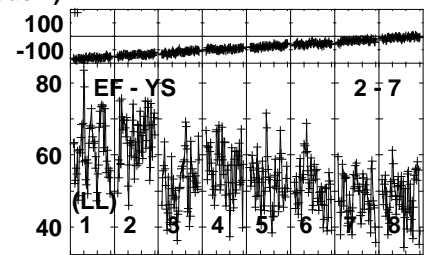
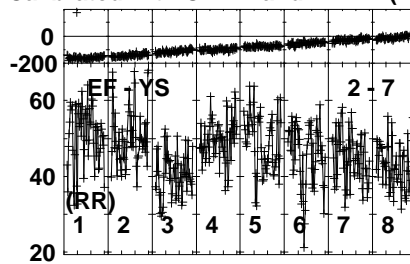
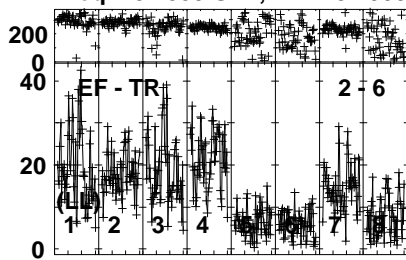


Lower frame: Milli Ampl Jy Top frame: Phas deg
Vector averaged cross-power spectrum Several baselines displayed
Timerange: 00/19:15:33 to 00/19:18:29

Plot file version 140 created 10-MAY-2023 11:53:07

SDSSJ0111+17 ES103D.UVDATA.1

Freq = 8.2880 GHz, Bw = 32.000 MH Calibrated with CL # 4 and BP # 1 (BP mode 1)

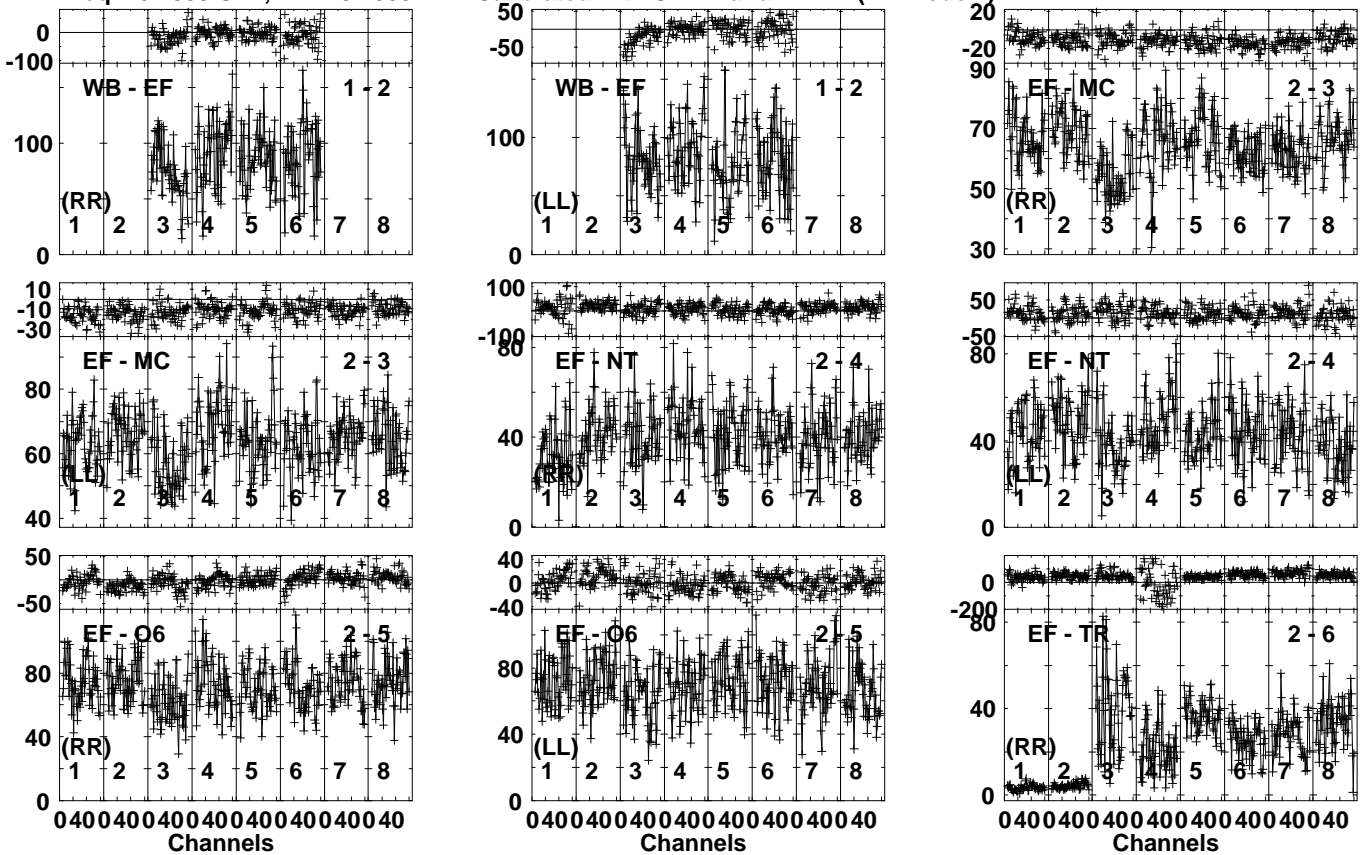


Lower frame: Milli Ampl Jy Top frame: Phas deg
Vector averaged cross-power spectrum Several baselines displayed
Timerange: 00/19:15:33 to 00/19:18:29

Plot file version 141 created 10-MAY-2023 11:53:07

J0101+1639 ES103D.UVDATA.1

Freq = 8.2880 GHz, Bw = 32.000 MH Calibrated with CL # 4 and BP # 1 (BP mode 1)

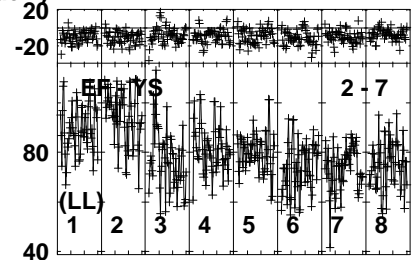
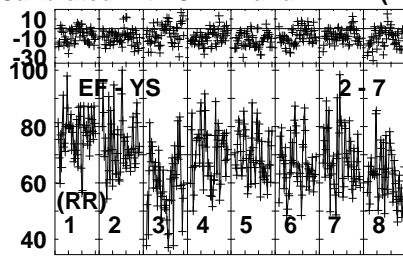
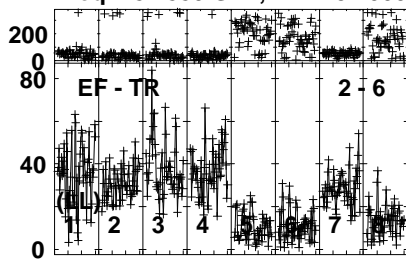


Lower frame: Milli Ampl Jy Top frame: Phas deg
Vector averaged cross-power spectrum Several baselines displayed
Timerange: 00/19:18:31 to 00/19:20:29

Plot file version 142 created 10-MAY-2023 11:53:07

J0101+1639 ES103D.UVDATA.1

Freq = 8.2880 GHz, Bw = 32.000 MH Calibrated with CL # 4 and BP # 1 (BP mode 1)

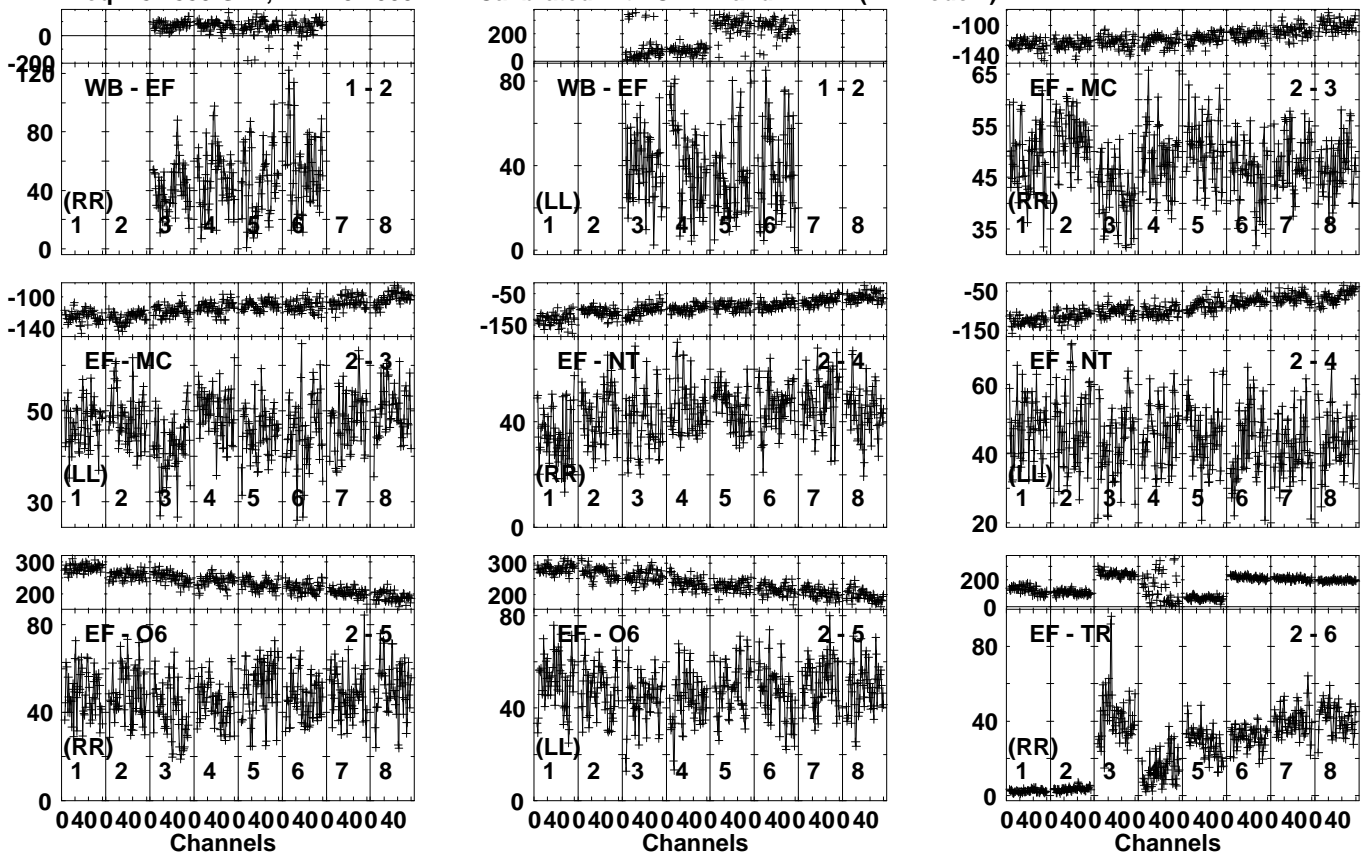


Lower frame: Milli Ampl Jy Top frame: Phas deg
Vector averaged cross-power spectrum Several baselines displayed
Timerange: 00/19:18:31 to 00/19:20:29

Plot file version 143 created 10-MAY-2023 11:53:07

SDSSJ0111+17 ES103D.UVDATA.1

Freq = 8.2880 GHz, Bw = 32.000 MH Calibrated with CL # 4 and BP # 1 (BP mode 1)

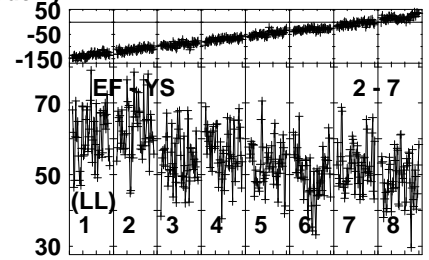
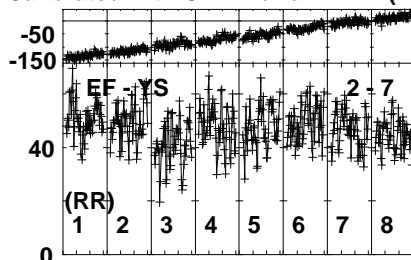
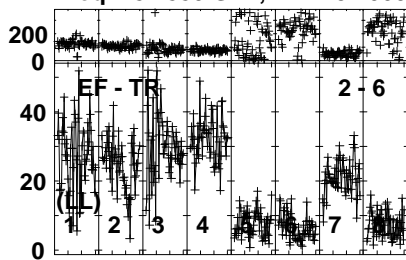


Lower frame: Milli Ampl Jy Top frame: Phas deg
Vector averaged cross-power spectrum Several baselines displayed
Timerange: 00/19:20:31 to 00/19:23:29

Plot file version 144 created 10-MAY-2023 11:53:07

SDSSJ0111+17 ES103D.UVDATA.1

Freq = 8.2880 GHz, Bw = 32.000 MH Calibrated with CL # 4 and BP # 1 (BP mode 1)

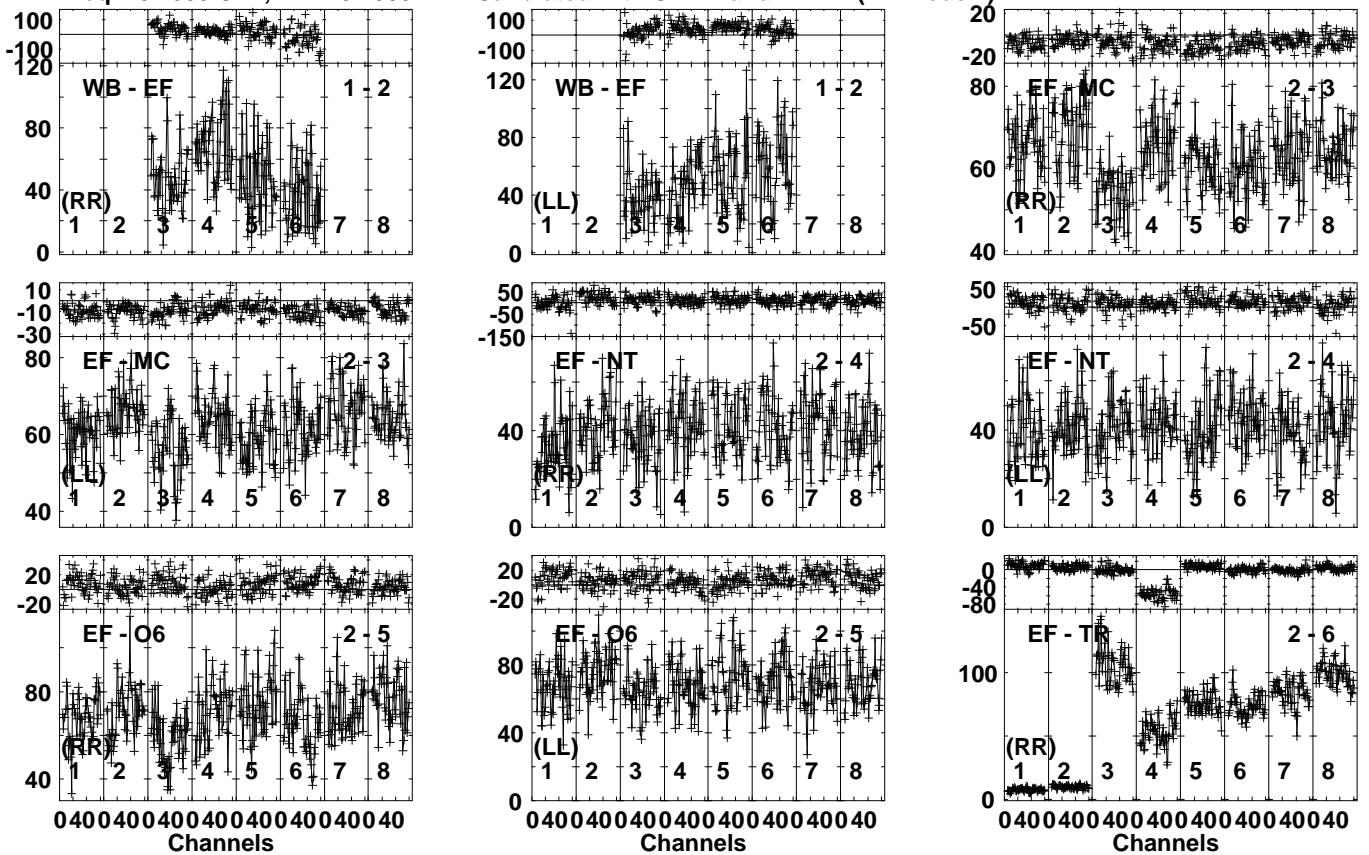


Lower frame: Milli Ampl Jy Top frame: Phas deg
Vector averaged cross-power spectrum Several baselines displayed
Timerange: 00/19:20:31 to 00/19:23:29

Plot file version 145 created 10-MAY-2023 11:53:07

J0101+1639 ES103D.UVDATA.1

Freq = 8.2880 GHz, Bw = 32.000 MH Calibrated with CL # 4 and BP # 1 (BP mode 1)

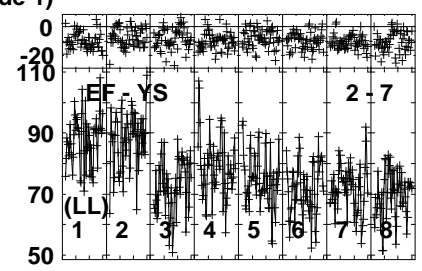
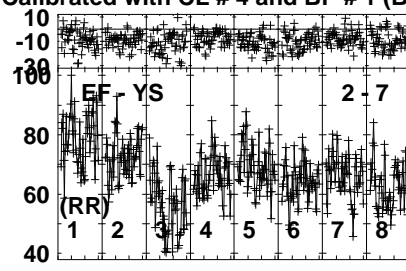
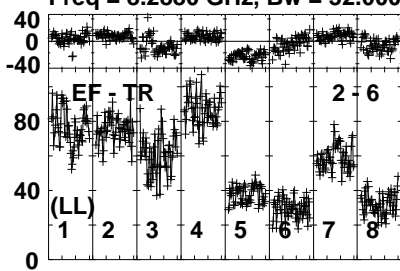


Lower frame: Milli Ampl Jy Top frame: Phas deg
Vector averaged cross-power spectrum Several baselines displayed
Timerange: 00/19:24:01 to 00/19:25:59

Plot file version 146 created 10-MAY-2023 11:53:07

J0101+1639 ES103D.UVDATA.1

Freq = 8.2880 GHz, Bw = 32.000 MH Calibrated with CL # 4 and BP # 1 (BP mode 1)

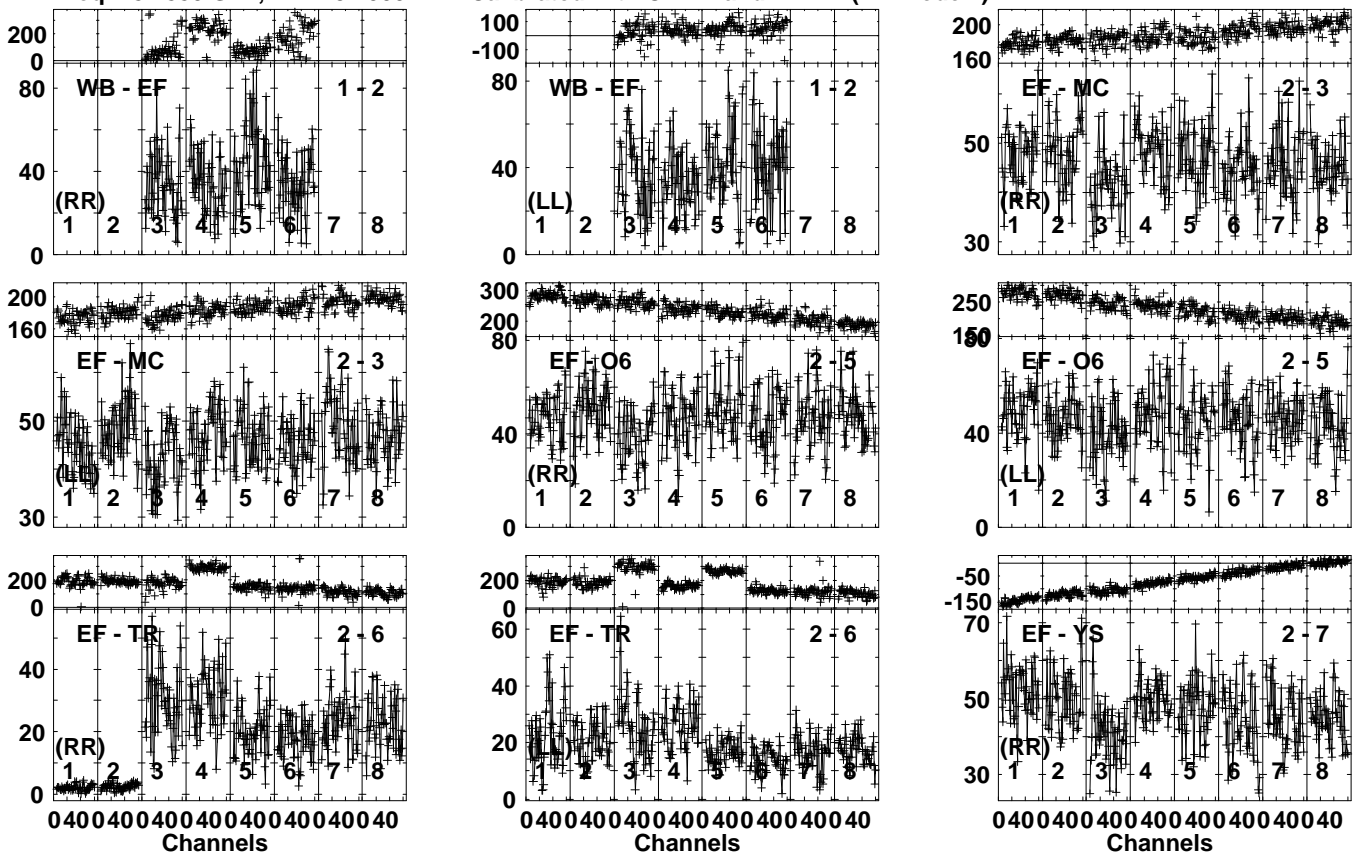


Lower frame: Milli Ampl Jy Top frame: Phas deg
Vector averaged cross-power spectrum Several baselines displayed
Timerange: 00/19:24:01 to 00/19:25:59

Plot file version 147 created 10-MAY-2023 11:53:07

SDSSJ0111+17 ES103D.UVDATA.1

Freq = 8.2880 GHz, Bw = 32.000 MH Calibrated with CL # 4 and BP # 1 (BP mode 1)

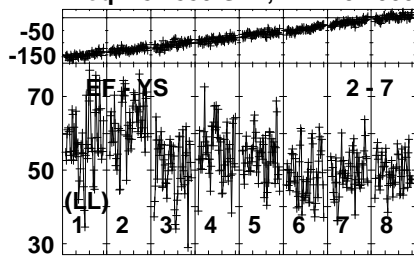


Lower frame: Milli Ampl Jy Top frame: Phas deg
Vector averaged cross-power spectrum Several baselines displayed
Timerange: 00/19:26:03 to 00/19:28:59

Plot file version 148 created 10-MAY-2023 11:53:07

SDSSJ0111+17 ES103D.UVDATA.1

Freq = 8.2880 GHz, Bw = 32.000 MH Calibrated with CL # 4 and BP # 1 (BP mode 1)



Lower frame: Milli Ampl Jy Top frame: Phas deg

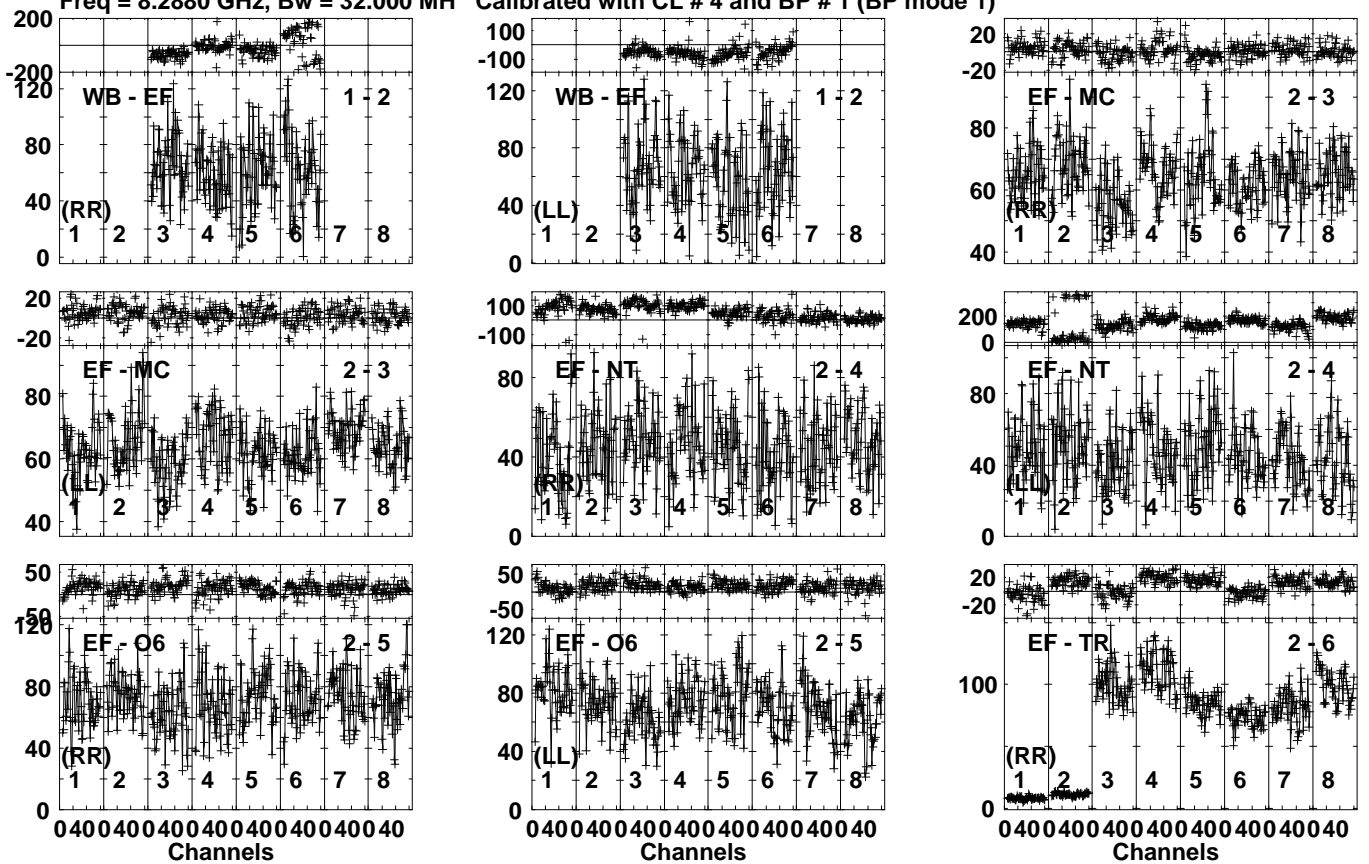
Vector averaged cross-power spectrum Several baselines displayed

Timerange: 00/19:26:03 to 00/19:28:59

Plot file version 149 created 10-MAY-2023 11:53:07

J0101+1639 ES103D.UVDATA.1

Freq = 8.2880 GHz, Bw = 32.000 MH Calibrated with CL # 4 and BP # 1 (BP mode 1)

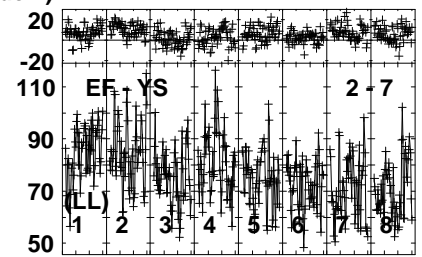
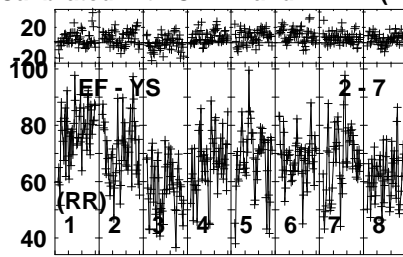
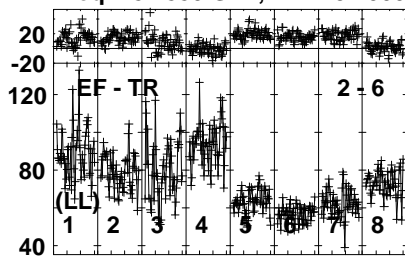


Lower frame: Milli Ampl Jy Top frame: Phas deg
Vector averaged cross-power spectrum Several baselines displayed
Timerange: 00/19:29:01 to 00/19:30:59

Plot file version 150 created 10-MAY-2023 11:53:08

J0101+1639 ES103D.UVDATA.1

Freq = 8.2880 GHz, Bw = 32.000 MH Calibrated with CL # 4 and BP # 1 (BP mode 1)

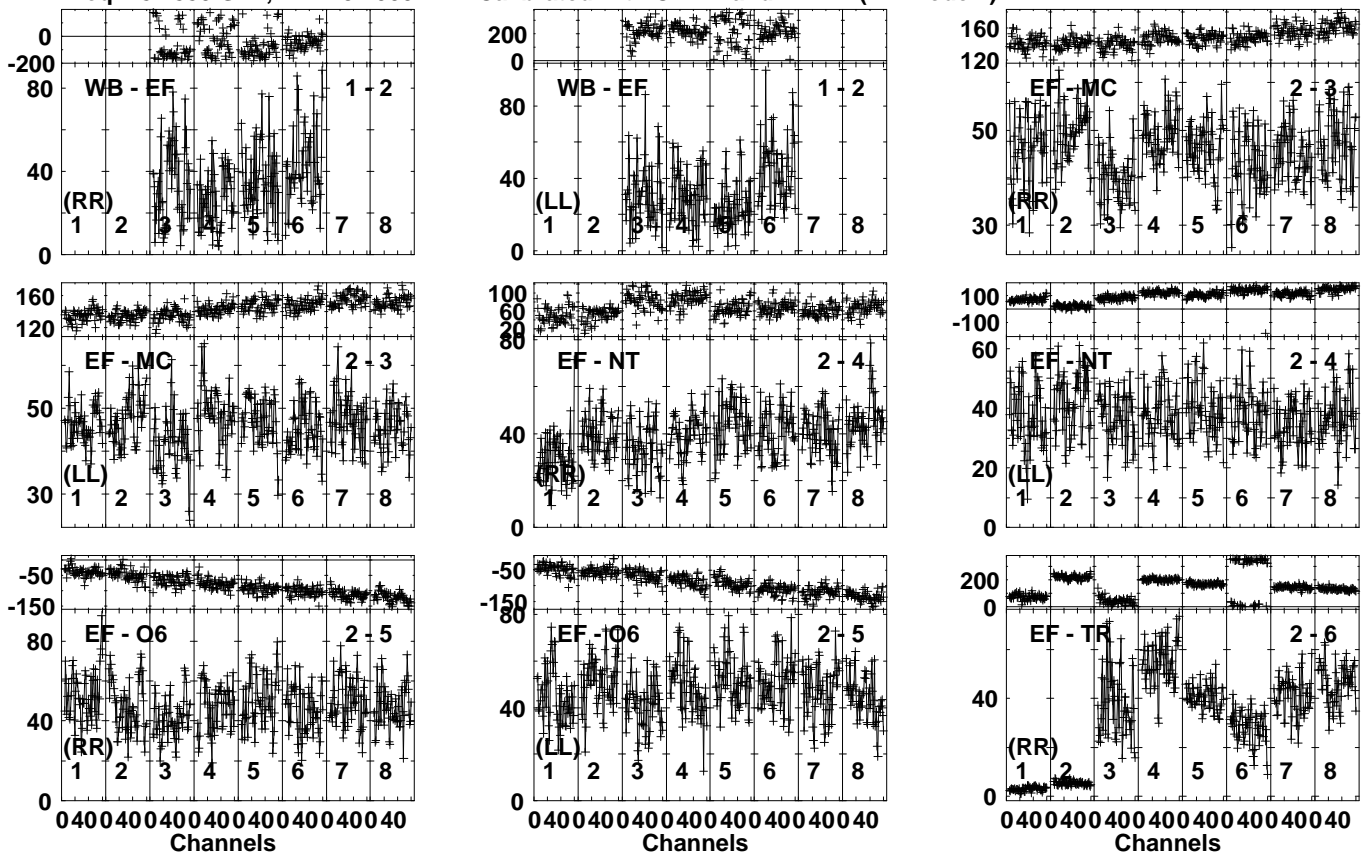


Lower frame: Milli Ampl Jy Top frame: Phas deg
Vector averaged cross-power spectrum Several baselines displayed
Timerange: 00/19:29:01 to 00/19:30:59

Plot file version 151 created 10-MAY-2023 11:53:08

SDSSJ0111+17 ES103D.UVDATA.1

Freq = 8.2880 GHz, Bw = 32.000 MH Calibrated with CL # 4 and BP # 1 (BP mode 1)

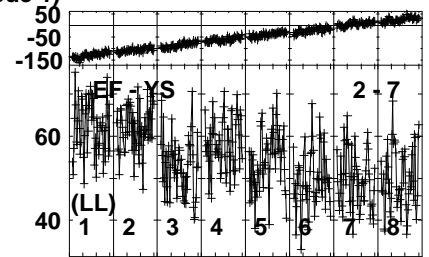
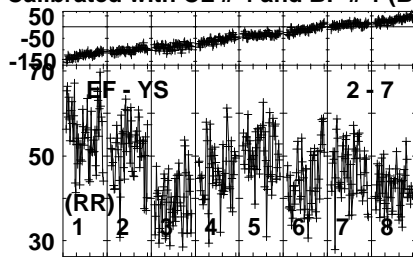
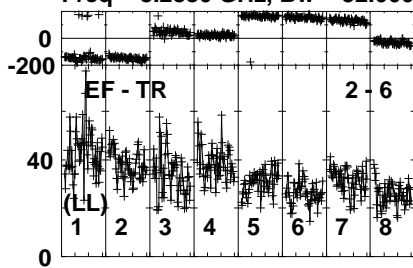


Lower frame: Milli Ampl Jy Top frame: Phas deg
Vector averaged cross-power spectrum Several baselines displayed
Timerange: 00/19:31:01 to 00/19:33:59

Plot file version 152 created 10-MAY-2023 11:53:08

SDSSJ0111+17 ES103D.UVDATA.1

Freq = 8.2880 GHz, Bw = 32.000 MH Calibrated with CL # 4 and BP # 1 (BP mode 1)

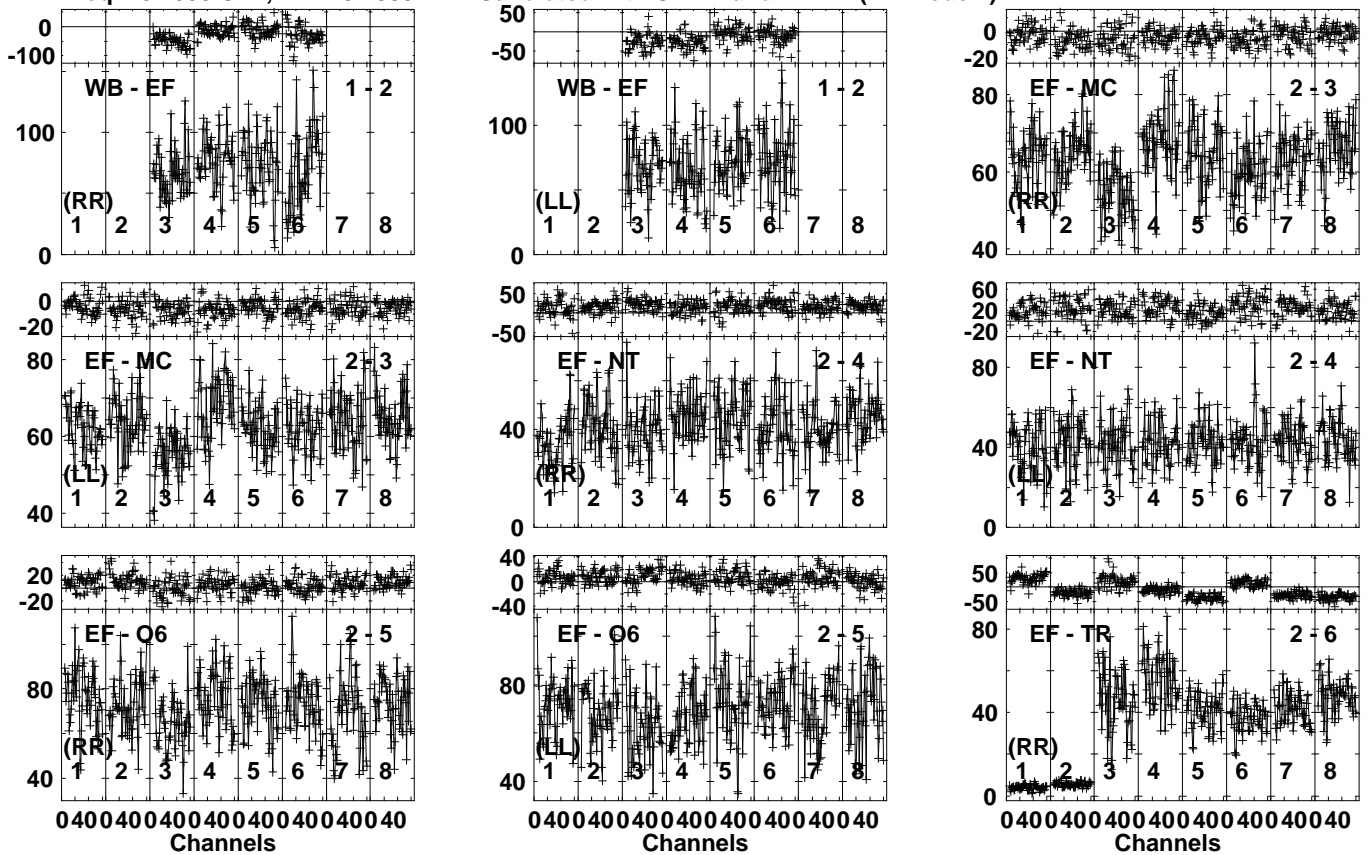


Lower frame: Milli Ampl Jy Top frame: Phas deg
Vector averaged cross-power spectrum Several baselines displayed
Timerange: 00/19:31:01 to 00/19:33:59

Plot file version 153 created 10-MAY-2023 11:53:08

J0101+1639 ES103D.UVDATA.1

Freq = 8.2880 GHz, Bw = 32.000 MH Calibrated with CL # 4 and BP # 1 (BP mode 1)

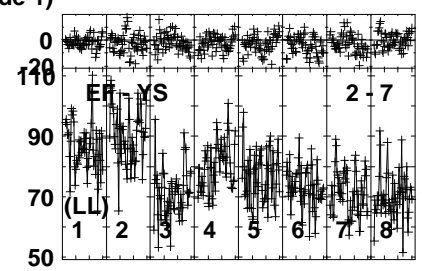
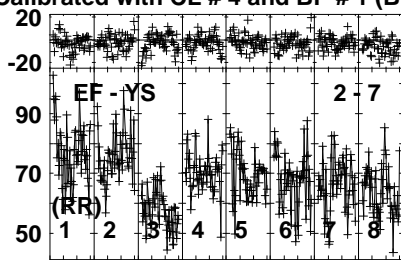
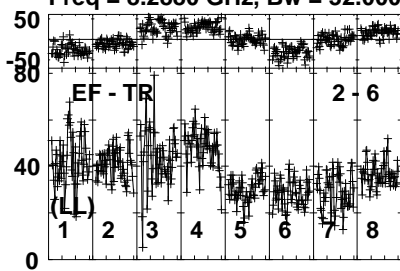


Lower frame: Milli Ampl Jy Top frame: Phas deg
Vector averaged cross-power spectrum Several baselines displayed
Timerange: 00/19:34:31 to 00/19:36:29

Plot file version 154 created 10-MAY-2023 11:53:08

J0101+1639 ES103D.UVDATA.1

Freq = 8.2880 GHz, Bw = 32.000 MH Calibrated with CL # 4 and BP # 1 (BP mode 1)

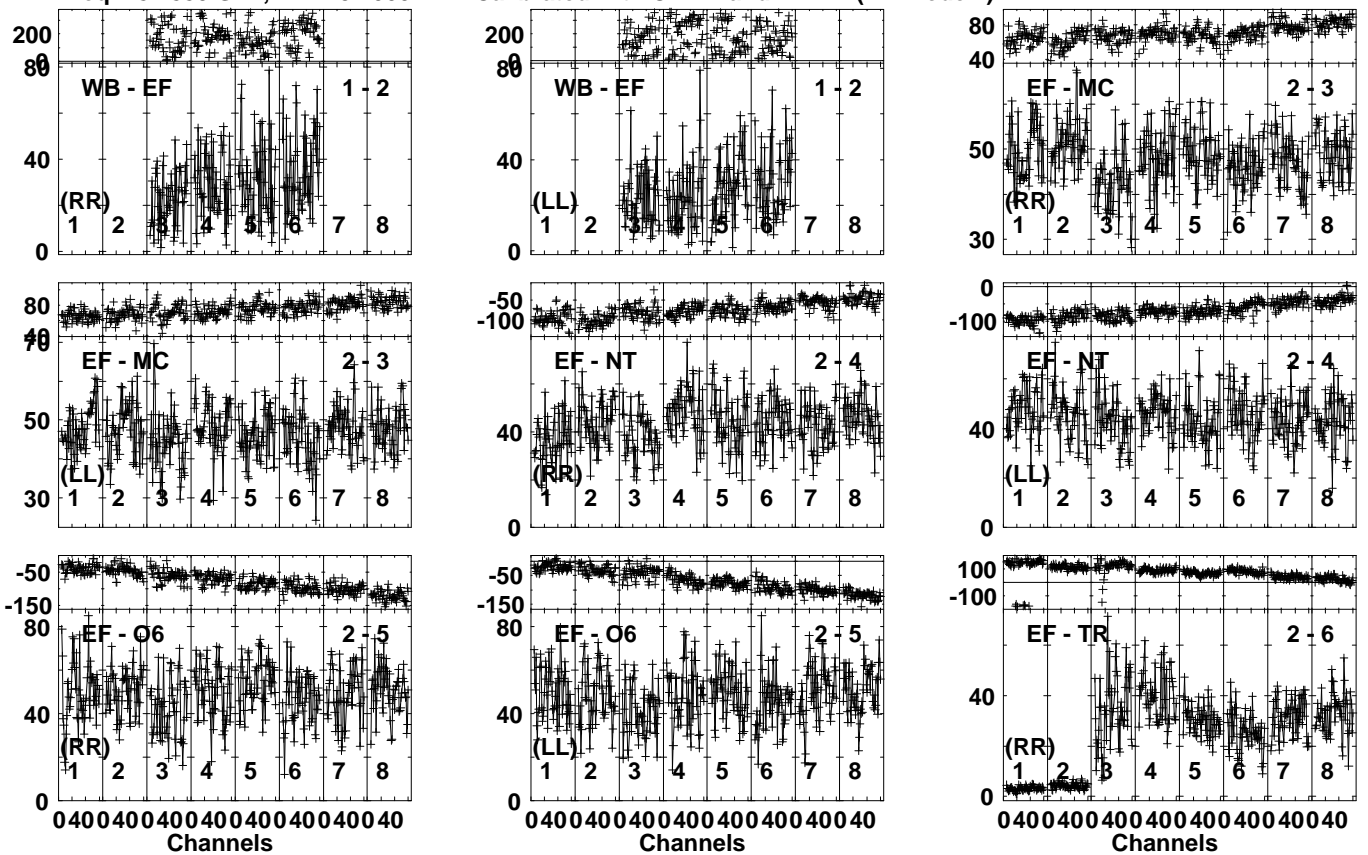


Lower frame: Milli Ampl Jy Top frame: Phas deg
Vector averaged cross-power spectrum Several baselines displayed
Timerange: 00/19:34:31 to 00/19:36:29

Plot file version 155 created 10-MAY-2023 11:53:08

SDSSJ0111+17 ES103D.UVDATA.1

Freq = 8.2880 GHz, Bw = 32.000 MH Calibrated with CL # 4 and BP # 1 (BP mode 1)

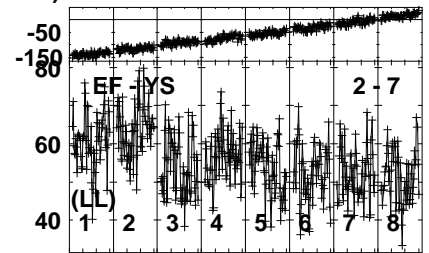
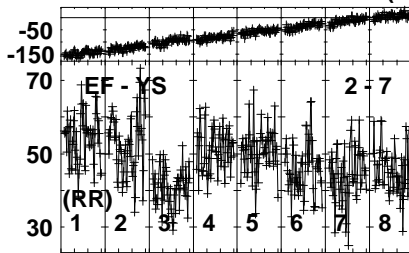
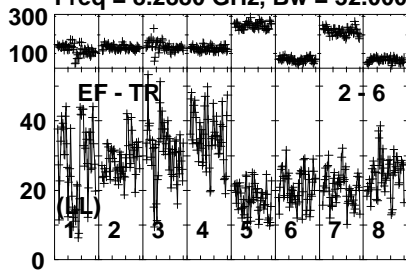


Lower frame: Milli Ampl Jy Top frame: Phas deg
Vector averaged cross-power spectrum Several baselines displayed
Timerange: 00/19:36:33 to 00/19:39:29

Plot file version 156 created 10-MAY-2023 11:53:08

SDSSJ0111+17 ES103D.UVDATA.1

Freq = 8.2880 GHz, Bw = 32.000 MH Calibrated with CL # 4 and BP # 1 (BP mode 1)

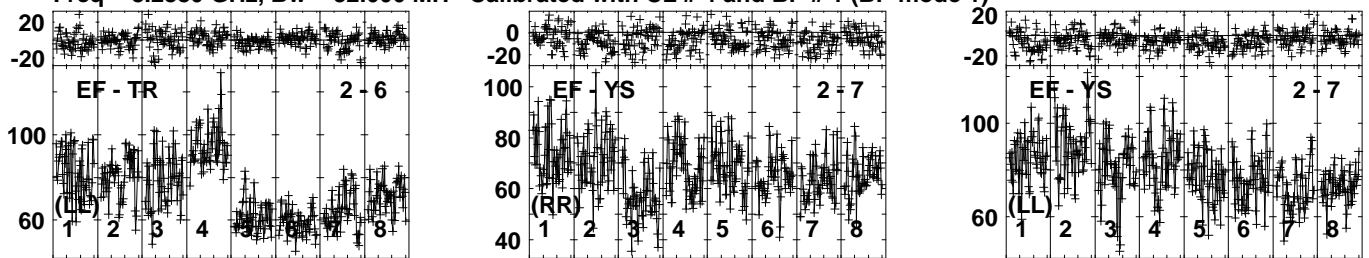


Lower frame: Milli Ampl Jy Top frame: Phas deg
Vector averaged cross-power spectrum Several baselines displayed
Timerange: 00/19:36:33 to 00/19:39:29

Plot file version 158 created 10-MAY-2023 11:53:08

J0101+1639 ES103D.UVDATA.1

Freq = 8.2880 GHz, Bw = 32.000 MH Calibrated with CL # 4 and BP # 1 (BP mode 1)

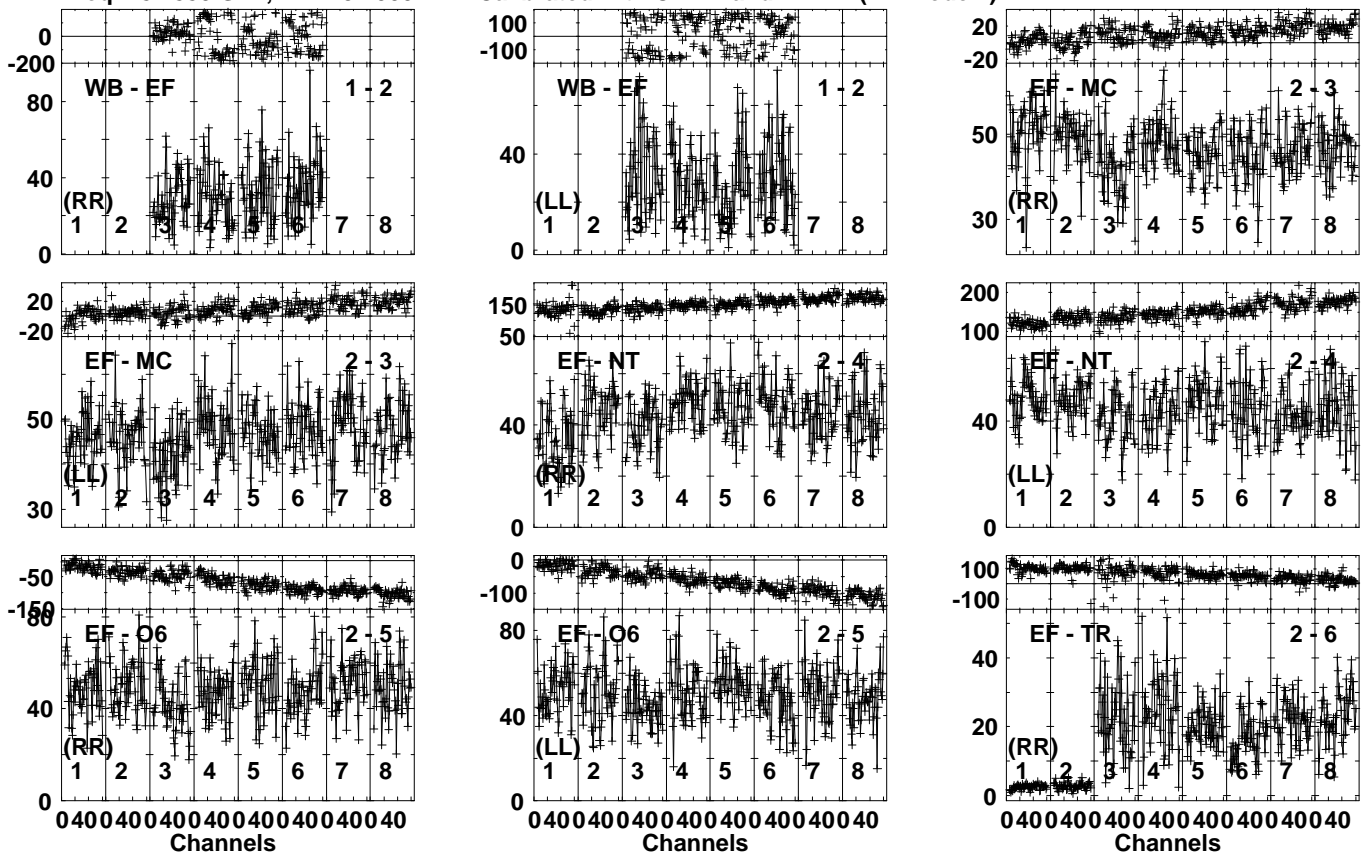


Lower frame: Milli Ampl Jy Top frame: Phas deg
Vector averaged cross-power spectrum Several baselines displayed
Timerange: 00/19:39:31 to 00/19:41:29

Plot file version 159 created 10-MAY-2023 11:53:08

SDSSJ0111+17 ES103D.UVDATA.1

Freq = 8.2880 GHz, Bw = 32.000 MH Calibrated with CL # 4 and BP # 1 (BP mode 1)

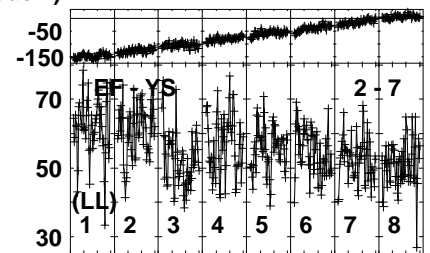
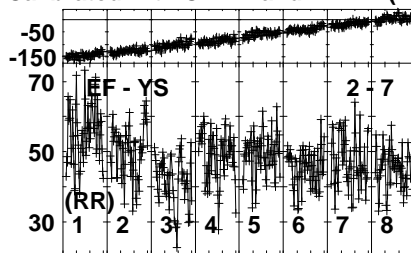
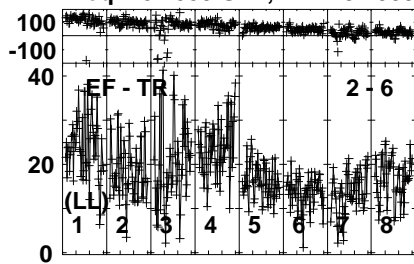


Lower frame: Milli Ampl Jy Top frame: Phas deg
Vector averaged cross-power spectrum Several baselines displayed
Timerange: 00/19:41:31 to 00/19:44:29

Plot file version 160 created 10-MAY-2023 11:53:09

SDSSJ0111+17 ES103D.UVDATA.1

Freq = 8.2880 GHz, Bw = 32.000 MH Calibrated with CL # 4 and BP # 1 (BP mode 1)

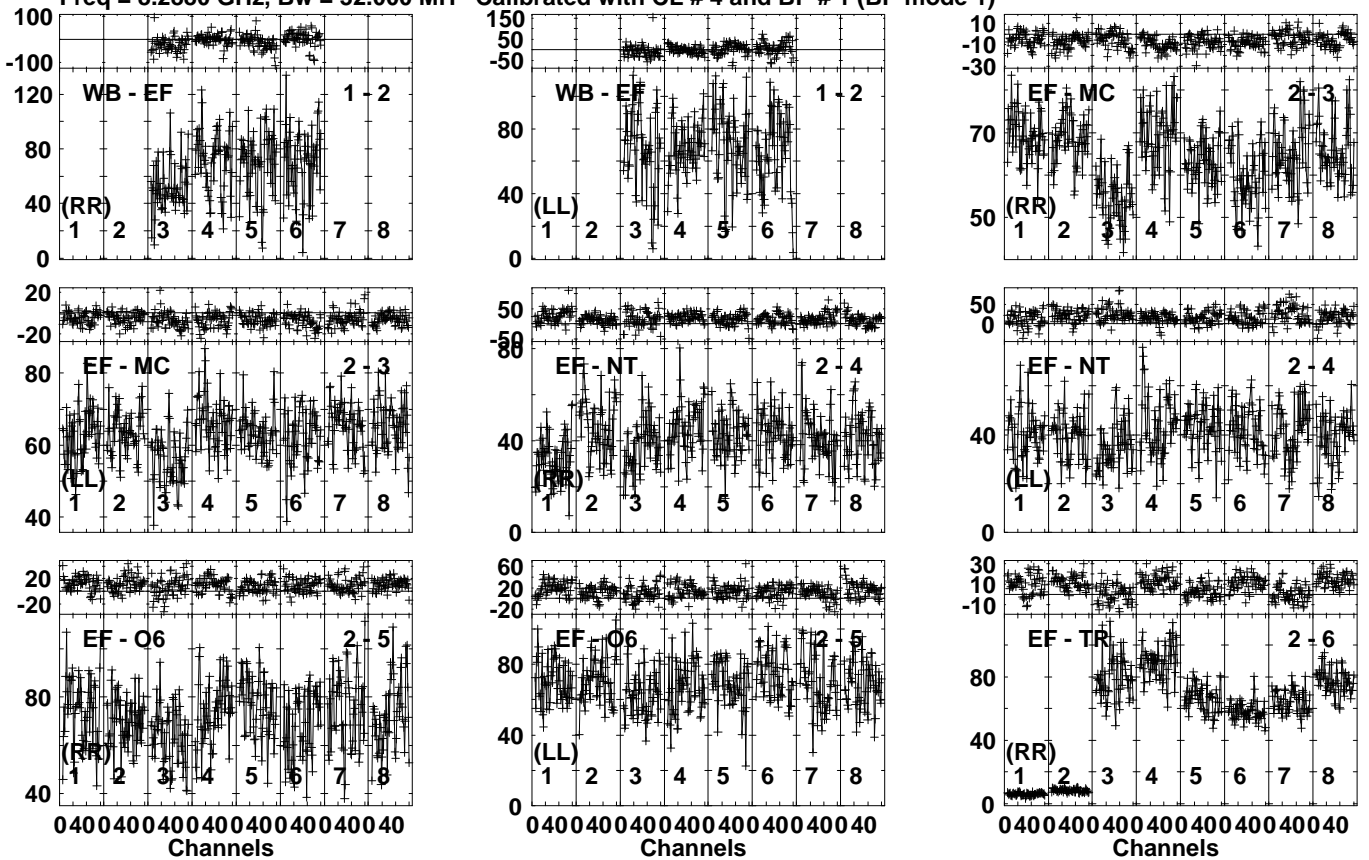


Lower frame: Milli Ampl Jy Top frame: Phas deg
Vector averaged cross-power spectrum Several baselines displayed
Timerange: 00/19:41:31 to 00/19:44:29

Plot file version 161 created 10-MAY-2023 11:53:09

J0101+1639 ES103D.UVDATA.1

Freq = 8.2880 GHz, Bw = 32.000 MH Calibrated with CL # 4 and BP # 1 (BP mode 1)

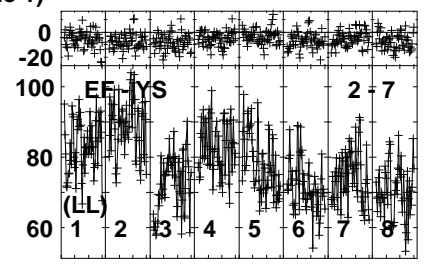
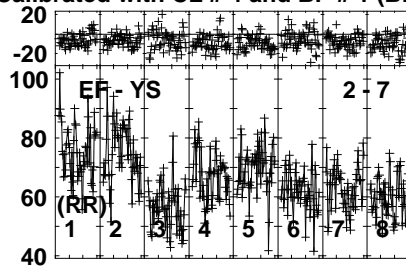
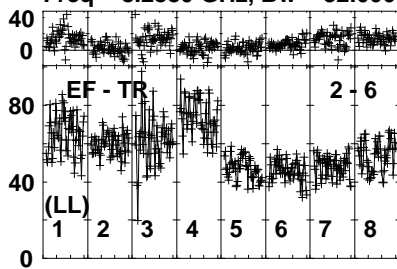


Lower frame: Milli Ampl Jy Top frame: Phas deg
Vector averaged cross-power spectrum Several baselines displayed
Timerange: 00/19:45:01 to 00/19:46:59

Plot file version 162 created 10-MAY-2023 11:53:09

J0101+1639 ES103D.UVDATA.1

Freq = 8.2880 GHz, Bw = 32.000 MH Calibrated with CL # 4 and BP # 1 (BP mode 1)

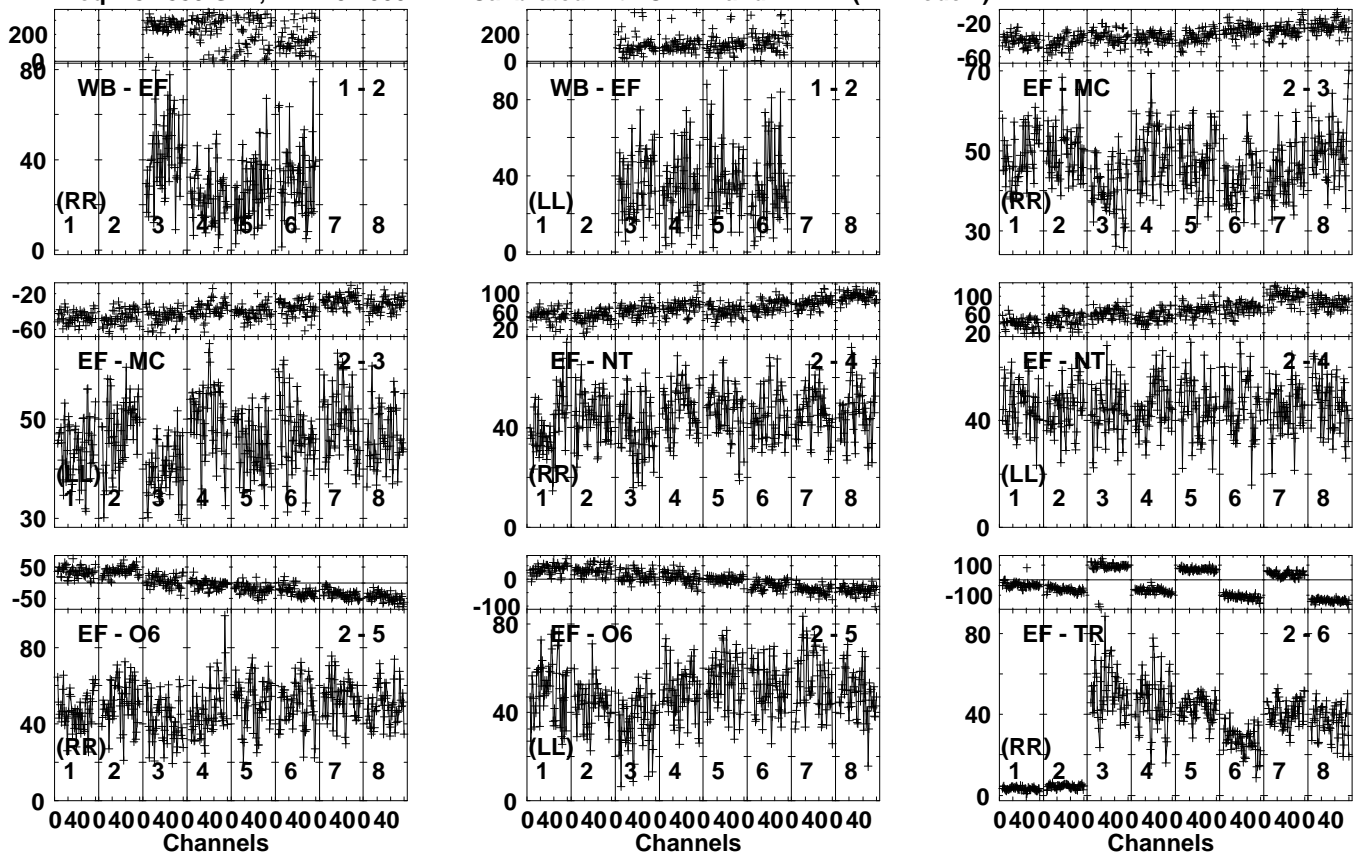


Lower frame: Milli Ampl Jy Top frame: Phas deg
Vector averaged cross-power spectrum Several baselines displayed
Timerange: 00/19:45:01 to 00/19:46:59

Plot file version 163 created 10-MAY-2023 11:53:09

SDSSJ0111+17 ES103D.UVDATA.1

Freq = 8.2880 GHz, Bw = 32.000 MH Calibrated with CL # 4 and BP # 1 (BP mode 1)

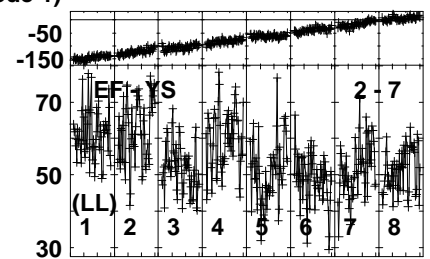
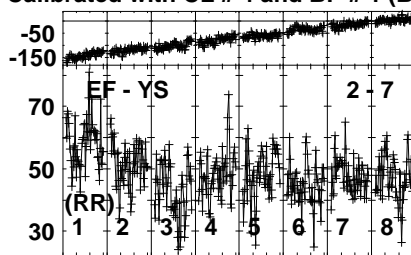
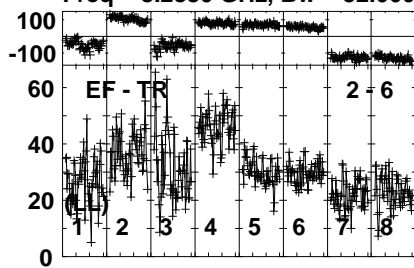


Lower frame: Milli Ampl Jy Top frame: Phas deg
Vector averaged cross-power spectrum Several baselines displayed
Timerange: 00/19:47:03 to 00/19:49:59

Plot file version 164 created 10-MAY-2023 11:53:09

SDSSJ0111+17 ES103D.UVDATA.1

Freq = 8.2880 GHz, Bw = 32.000 MH Calibrated with CL # 4 and BP # 1 (BP mode 1)

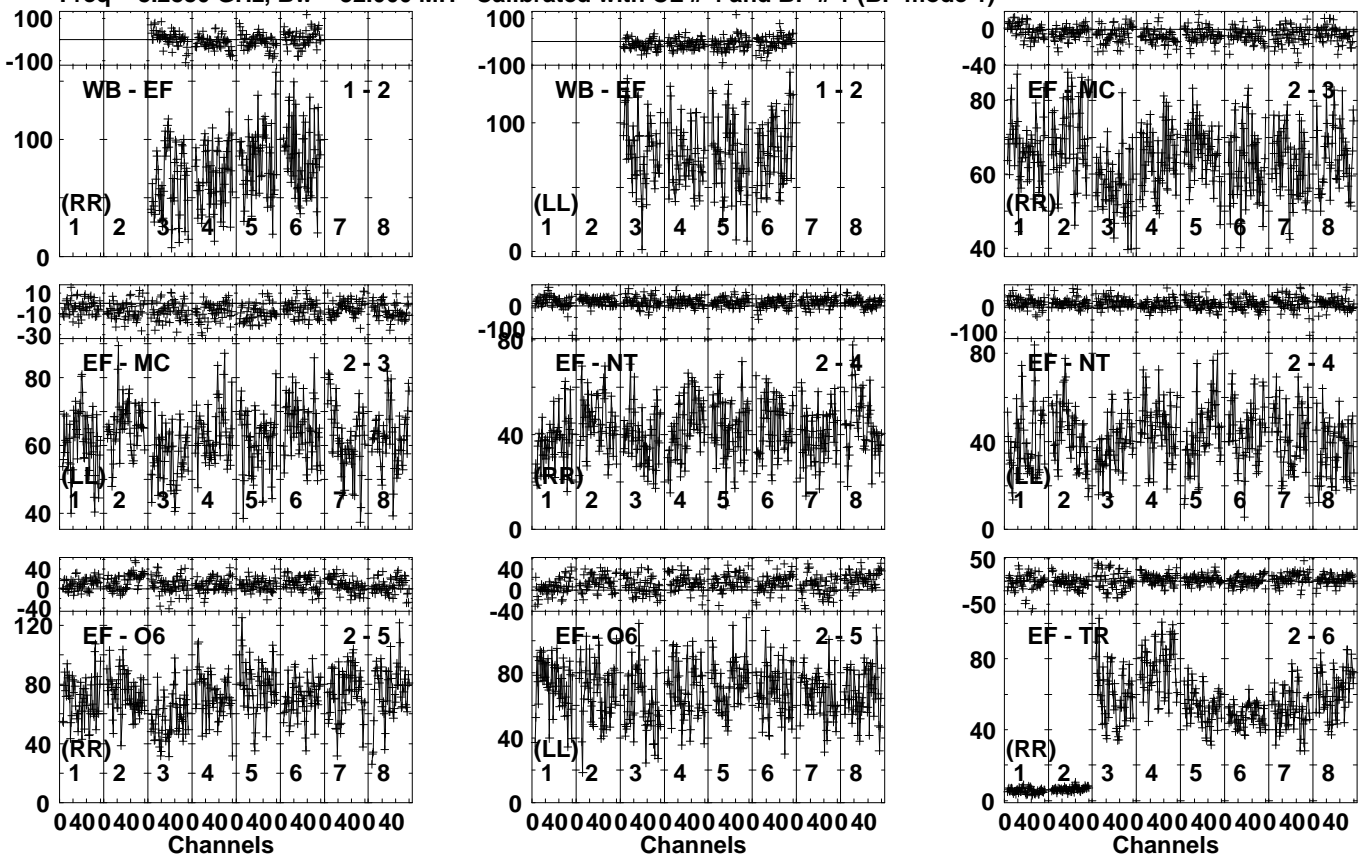


Lower frame: Milli Ampl Jy Top frame: Phas deg
Vector averaged cross-power spectrum Several baselines displayed
Timerange: 00/19:47:03 to 00/19:49:59

Plot file version 165 created 10-MAY-2023 11:53:09

J0101+1639 ES103D.UVDATA.1

Freq = 8.2880 GHz, Bw = 32.000 MH Calibrated with CL # 4 and BP # 1 (BP mode 1)

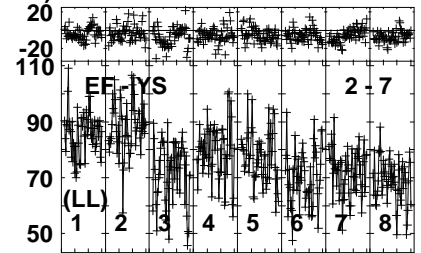
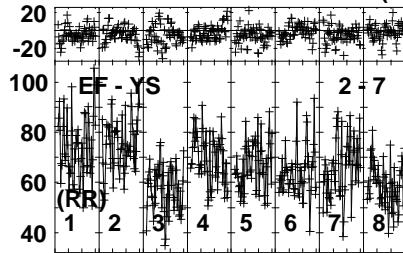
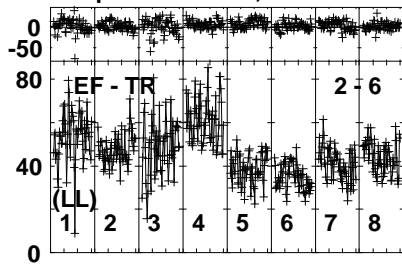


Lower frame: Milli Ampl Jy Top frame: Phas deg
Vector averaged cross-power spectrum Several baselines displayed
Timerange: 00:19:50:01 to 00:19:51:59

Plot file version 166 created 10-MAY-2023 11:53:09

J0101+1639 ES103D.UVDATA.1

Freq = 8.2880 GHz, Bw = 32.000 MH Calibrated with CL # 4 and BP # 1 (BP mode 1)

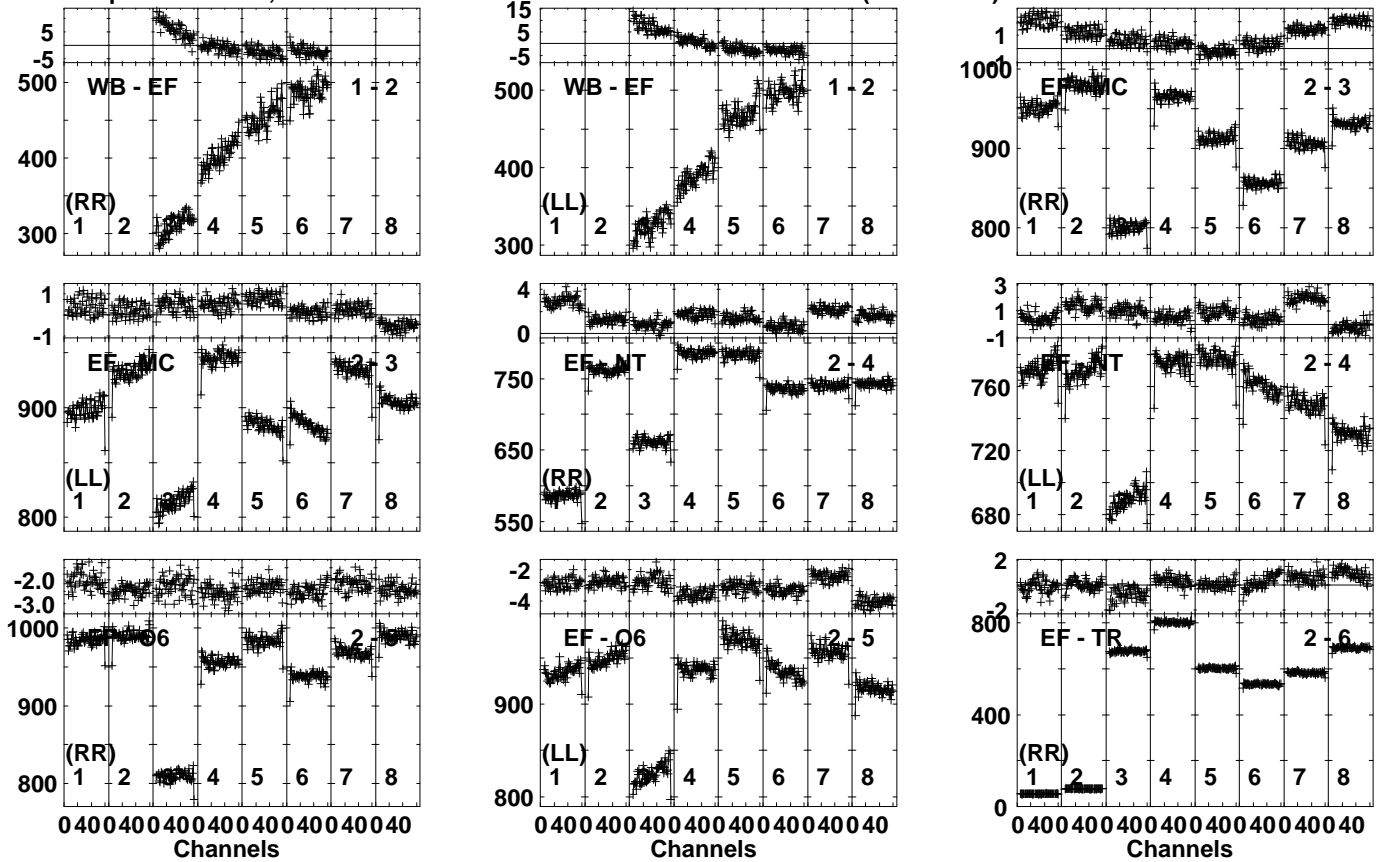


Lower frame: Milli Ampl Jy Top frame: Phas deg
Vector averaged cross-power spectrum Several baselines displayed
Timerange: 00/19:50:01 to 00/19:51:59

Plot file version 167 created 10-MAY-2023 11:53:09

J0042+2320 ES103D.UVDATA.1

Freq = 8.2880 GHz, Bw = 32.000 MH Calibrated with CL # 4 and BP # 1 (BP mode 1)

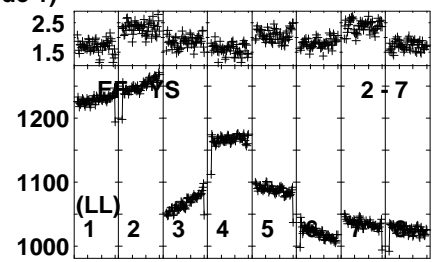
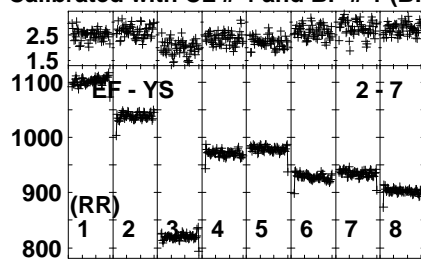
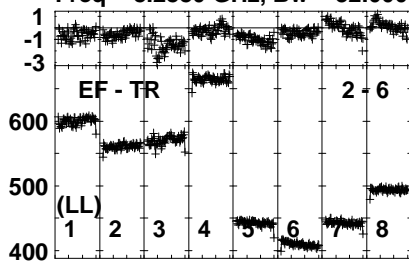


Lower frame: Milli Ampl Jy Top frame: Phas deg
 Vector averaged cross-power spectrum Several baselines displayed
 Timerange: 00/19:52:01 to 00/19:59:59

Plot file version 168 created 10-MAY-2023 11:53:09

J0042+2320 ES103D.UVDATA.1

Freq = 8.2880 GHz, Bw = 32.000 MH Calibrated with CL # 4 and BP # 1 (BP mode 1)



Lower frame: Milli Ampl Jy Top frame: Phas deg
Vector averaged cross-power spectrum Several baselines displayed
Timerange: 00/19:52:01 to 00/19:59:59