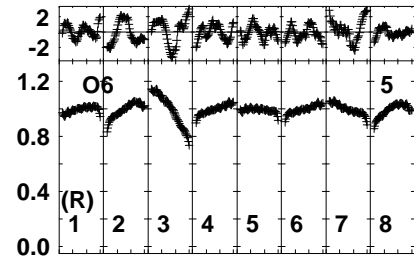
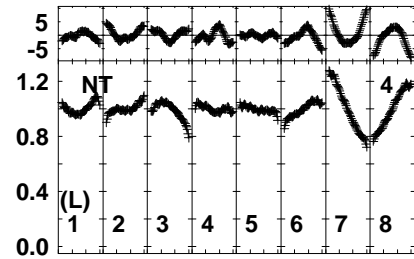
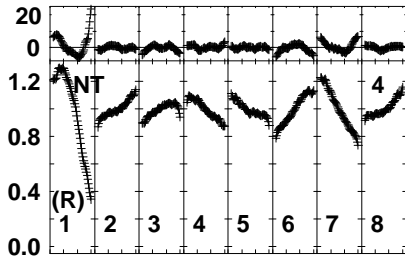
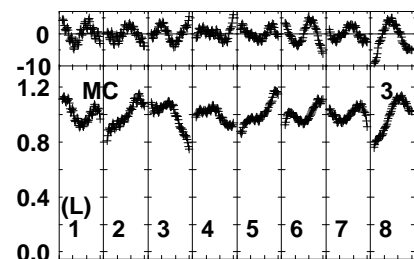
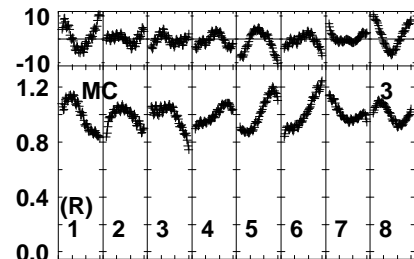
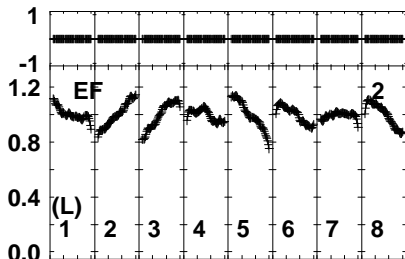
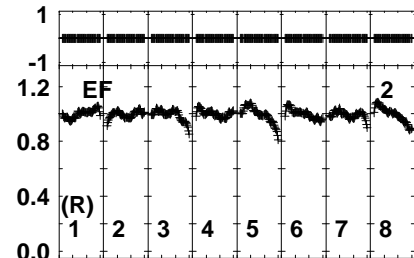
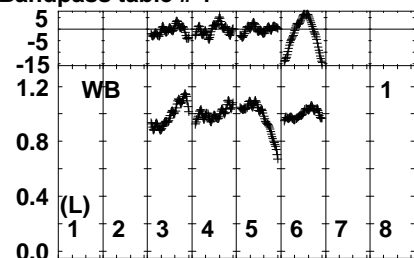
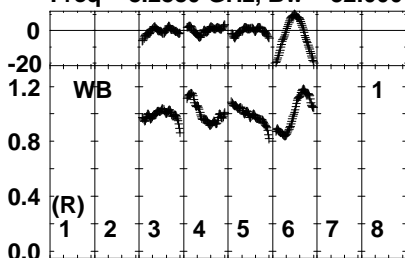
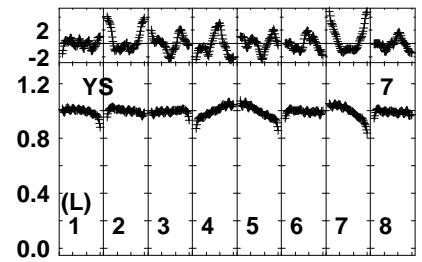
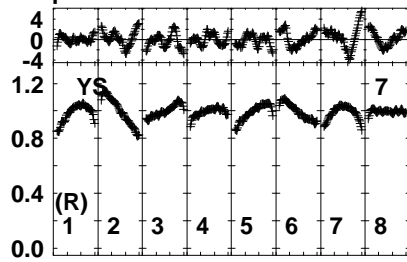
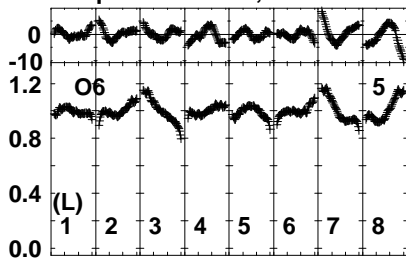


Plot file version 1 created 10-MAY-2023 14:03:03  
 ES103E.UVDATA.1  
 Freq = 8.2880 GHz, Bw = 32.000 MH Bandpass table # 1



Lower frame: BP ampl Top frame: BP phase  
 Bandpass table spectrum Antenna: \*  
 Timerange: 00/00:00:01 to 999/00:00:00

Plot file version 2 created 10-MAY-2023 14:03:03  
ES103E.UVDATA.1  
Freq = 8.2880 GHz, Bw = 32.000 MH Bandpass table # 1



Lower frame: BP ampl Top frame: BP phase  
Bandpass table spectrum Antenna: \*  
Timerange: 00/00:00:01 to 999/00:00:00