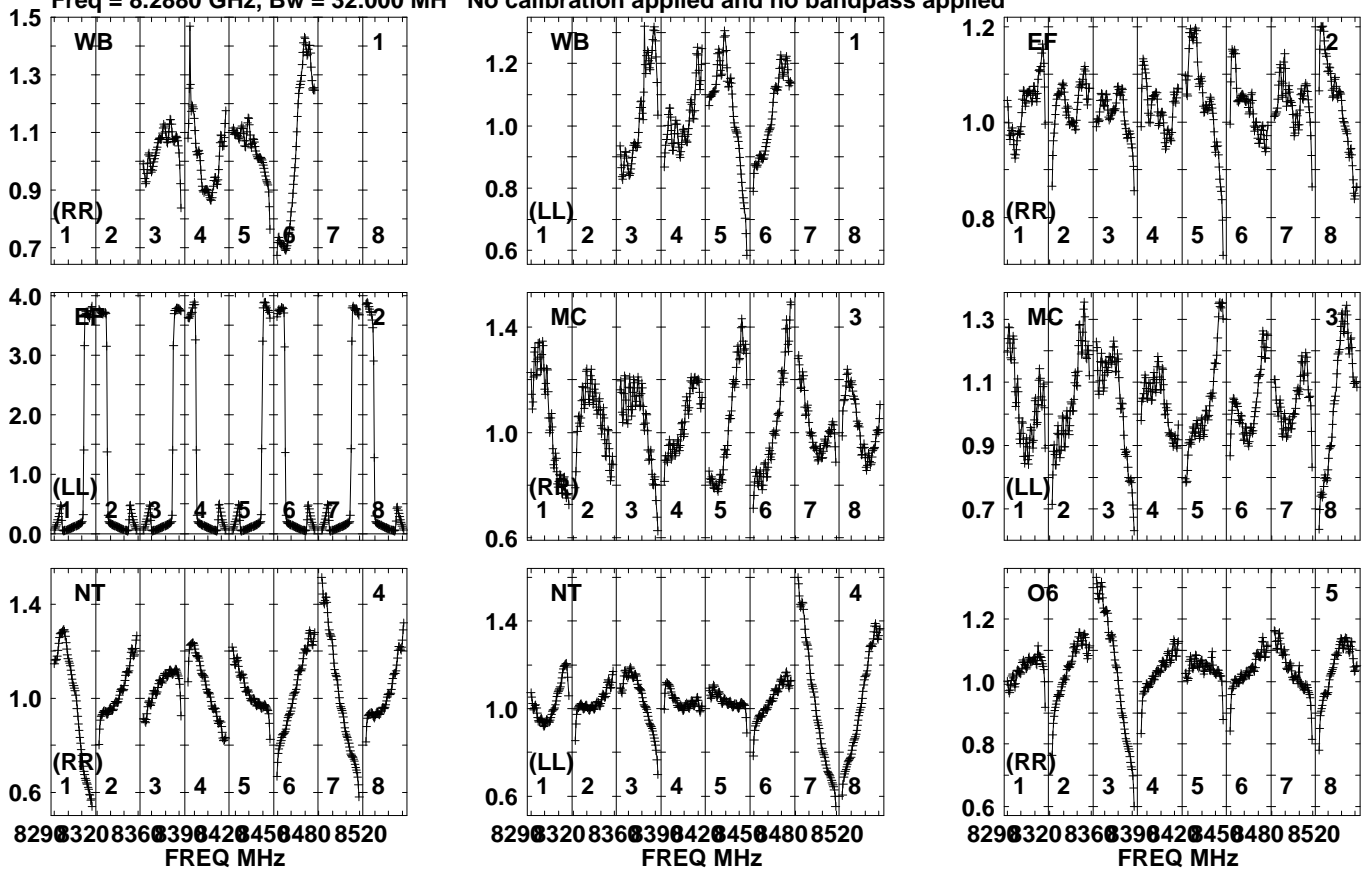


Plot file version 1 created 10-MAY-2023 13:38:53

J0927+3902 ES103E.UVDATA.1

Freq = 8.2880 GHz, Bw = 32.000 MH No calibration applied and no bandpass applied

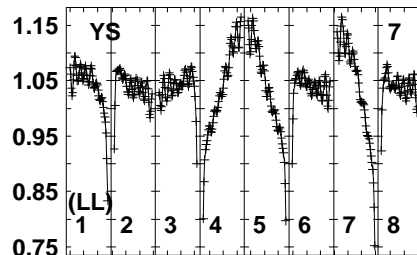
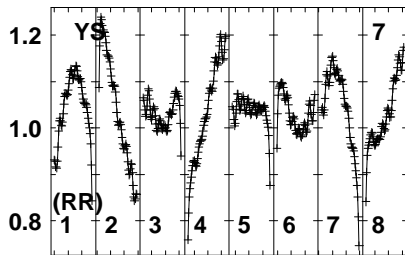
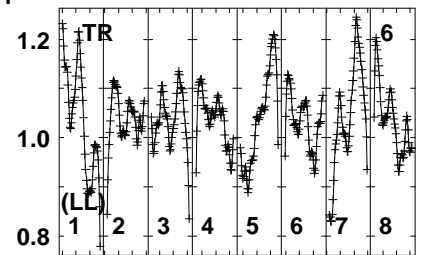
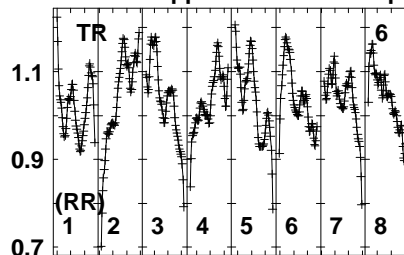
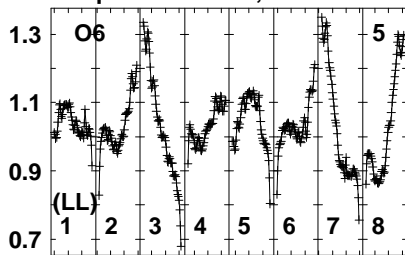


Lower frame: Real Jy  
Auto-corr total-power spectrum Antenna: \*  
Timerange: 00/01:00:01 to 00/01:05:59

Plot file version 2 created 10-MAY-2023 13:38:53

J0927+3902 ES103E.UVDATA.1

Freq = 8.2880 GHz, Bw = 32.000 MH No calibration applied and no bandpass applied

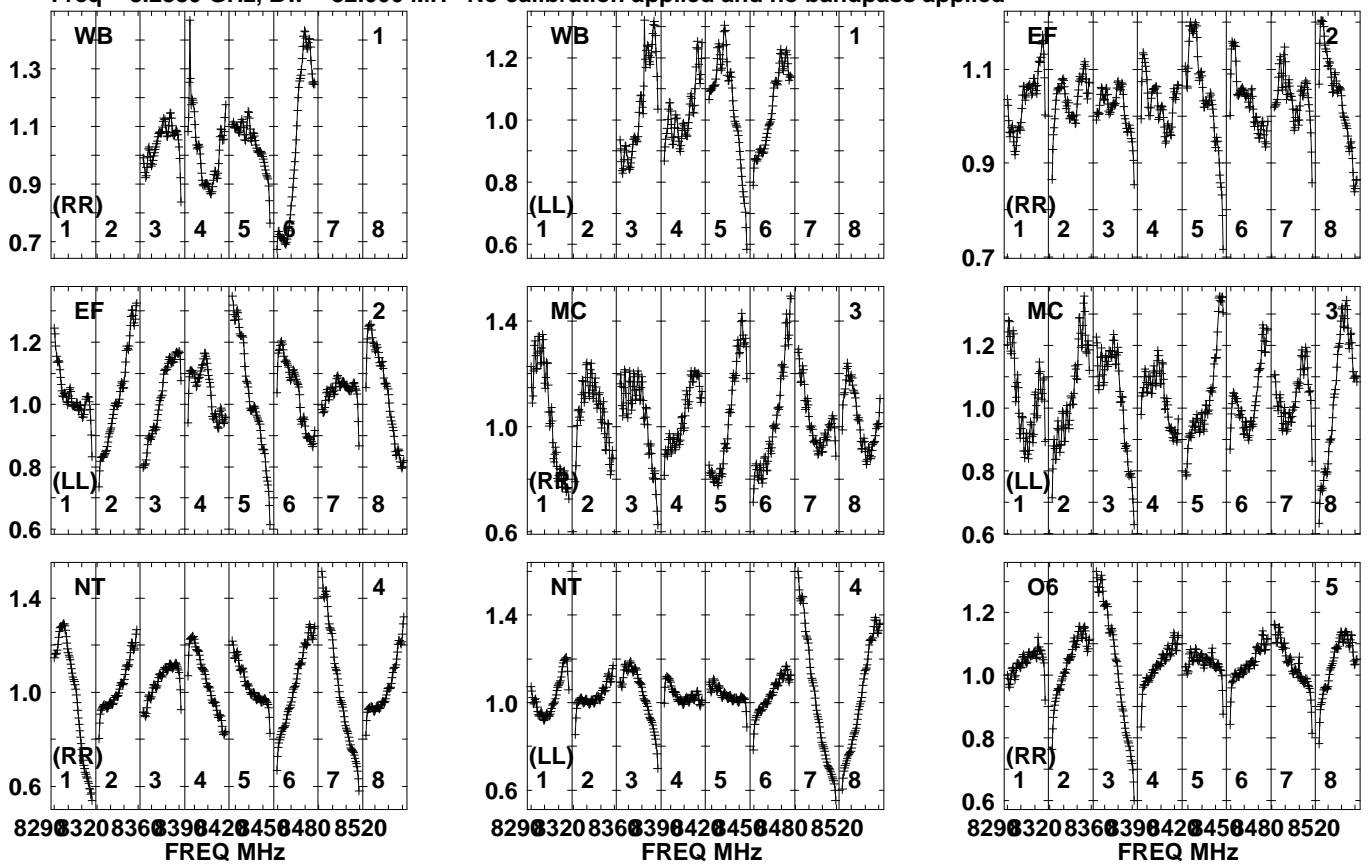


Lower frame: Real Jy  
Auto-corr total-power spectrum Antenna: \*  
Timerange: 00/01:00:01 to 00/01:05:59

Plot file version 3 created 10-MAY-2023 13:38:53

J0919+3324 ES103E.UVDATA.1

Freq = 8.2880 GHz, Bw = 32.000 MH No calibration applied and no bandpass applied

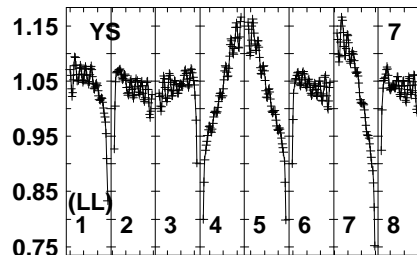
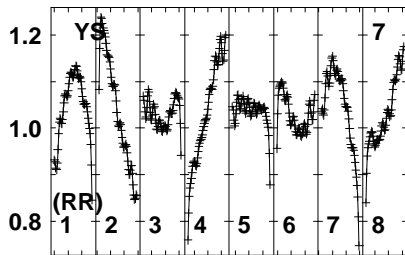
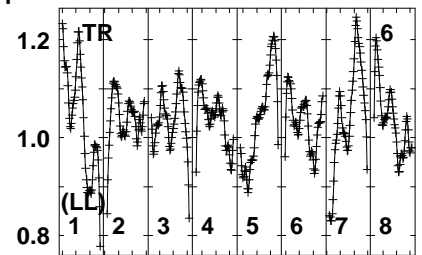
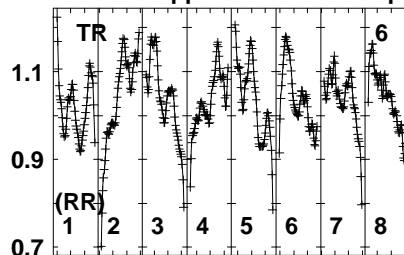
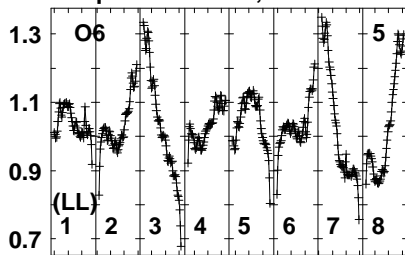


Lower frame: Real Jy  
Auto-corr total-power spectrum Antenna: \*  
Timerange: 00/01:07:01 to 00/01:12:59

Plot file version 4 created 10-MAY-2023 13:38:53

J0919+3324 ES103E.UVDATA.1

Freq = 8.2880 GHz, Bw = 32.000 MH No calibration applied and no bandpass applied

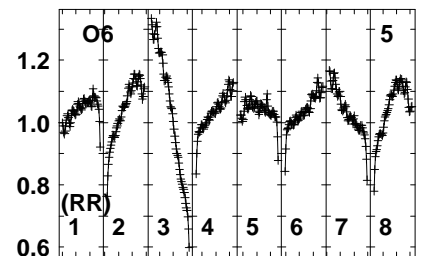
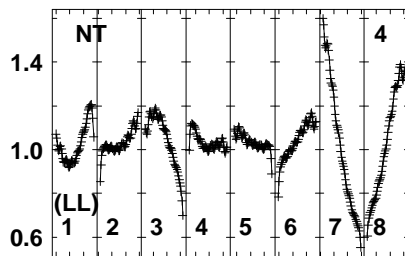
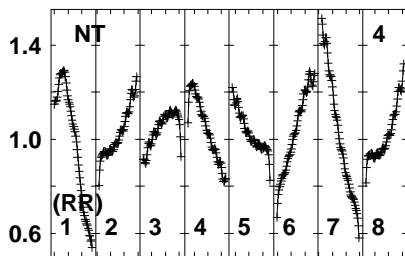
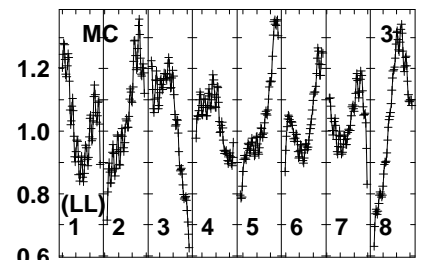
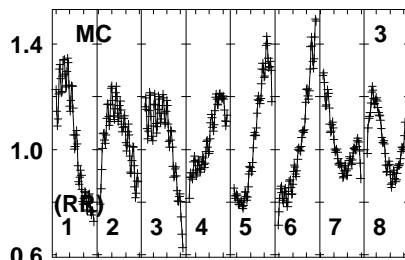
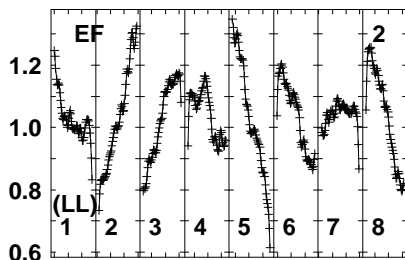
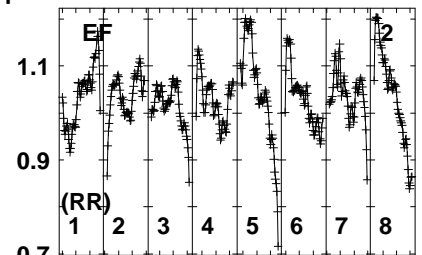
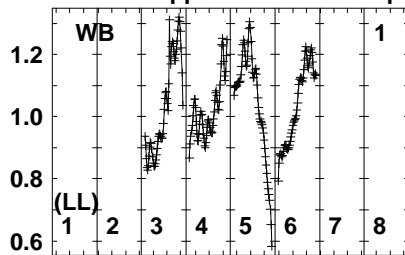
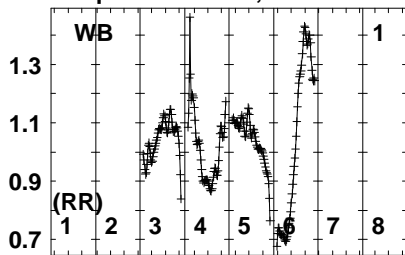


Lower frame: Real Jy  
Auto-corr total-power spectrum Antenna: \*  
Timerange: 00/01:07:01 to 00/01:12:59

Plot file version 5 created 10-MAY-2023 13:38:54

SDSSJ0908+34 ES103E.UVDATA.1

Freq = 8.2880 GHz, Bw = 32.000 MH No calibration applied and no bandpass applied



829032083603904204504808520  
FREQ MHz

829032083603904204504808520  
FREQ MHz

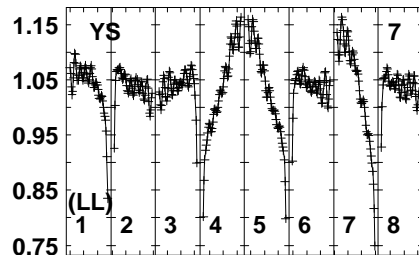
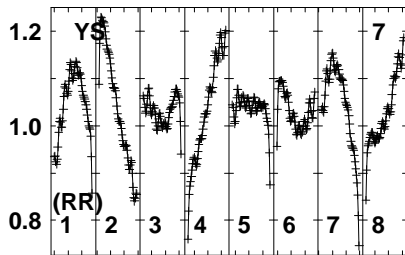
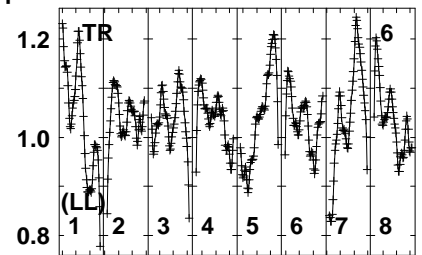
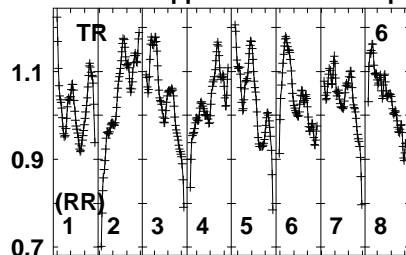
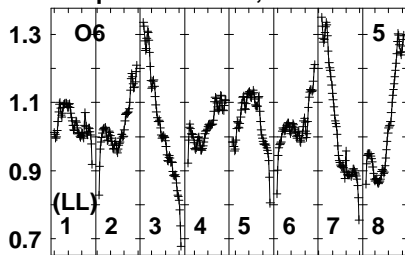
829032083603904204504808520  
FREQ MHz

Lower frame: Real Jy  
Auto-corr total-power spectrum Antenna: \*  
Timerange: 00/01:13:01 to 00/01:15:59

Plot file version 6 created 10-MAY-2023 13:38:54

SDSSJ0908+34 ES103E.UVDATA.1

Freq = 8.2880 GHz, Bw = 32.000 MH No calibration applied and no bandpass applied

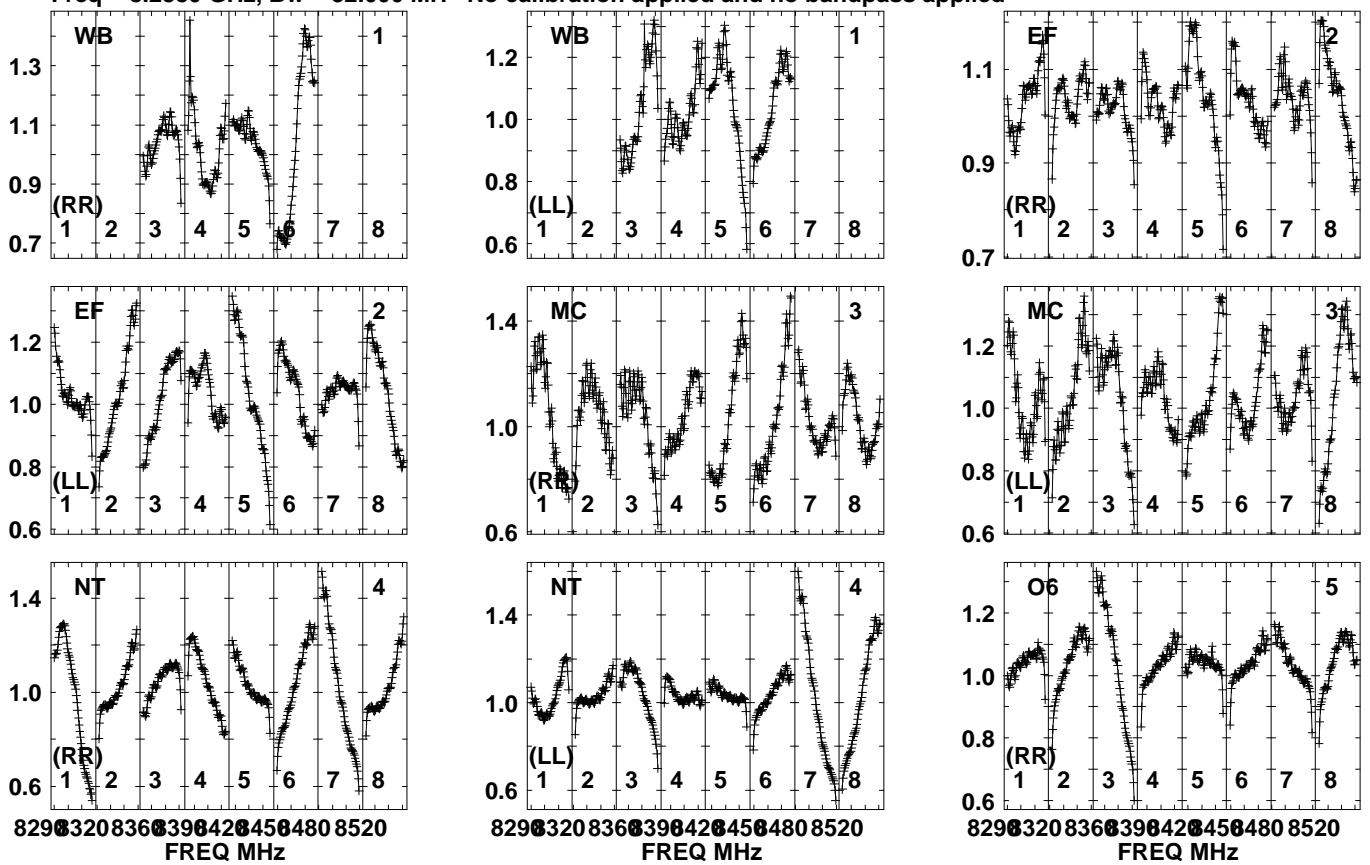


Lower frame: Real Jy  
Auto-corr total-power spectrum Antenna: \*  
Timerange: 00/01:13:01 to 00/01:15:59

Plot file version 7 created 10-MAY-2023 13:38:54

J0919+3324 ES103E.UVDATA.1

Freq = 8.2880 GHz, Bw = 32.000 MH No calibration applied and no bandpass applied

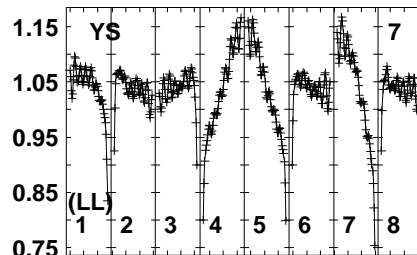
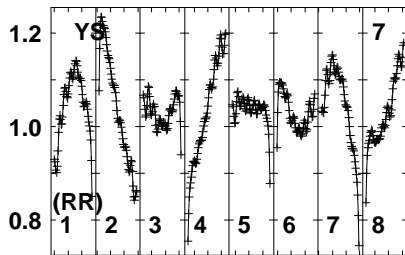
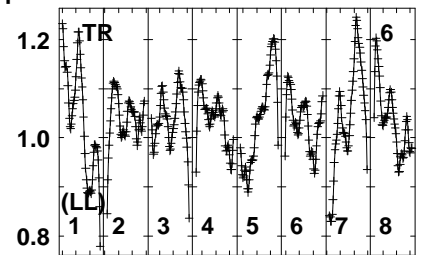
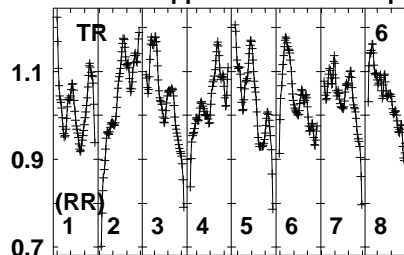
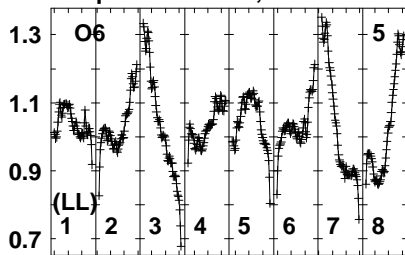


Lower frame: Real Jy  
Auto-corr total-power spectrum Antenna: \*  
Timerange: 00/01:16:31 to 00/01:18:29

Plot file version 8 created 10-MAY-2023 13:38:54

J0919+3324 ES103E.UVDATA.1

Freq = 8.2880 GHz, Bw = 32.000 MH No calibration applied and no bandpass applied



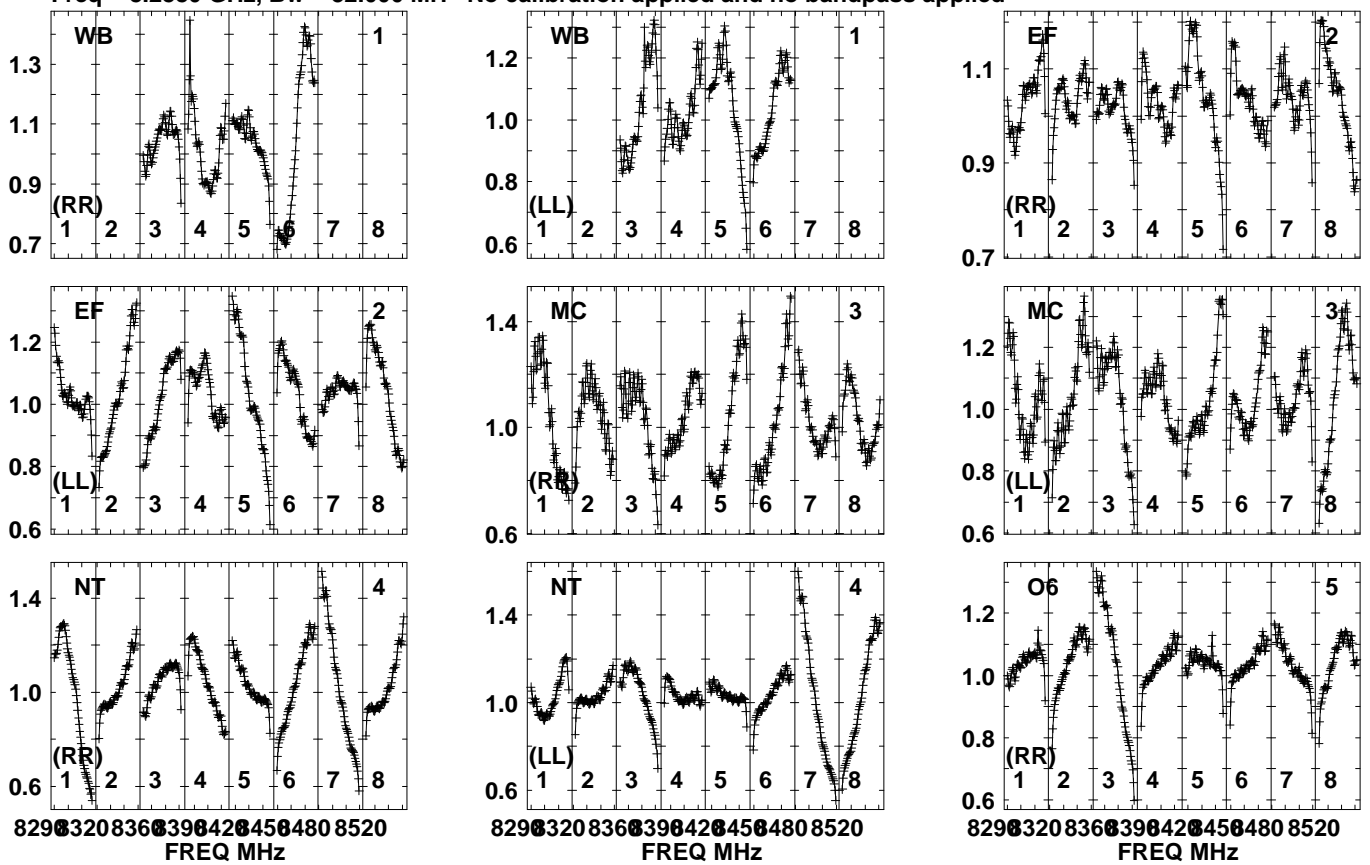
Lower frame: Real Jy  
Auto-corr total-power spectrum Antenna: \*  
Timerange: 00/01:16:31 to 00/01:18:29



Plot file version 9 created 10-MAY-2023 13:38:54

SDSSJ0908+34 ES103E.UVDATA.1

Freq = 8.2880 GHz, Bw = 32.000 MH No calibration applied and no bandpass applied

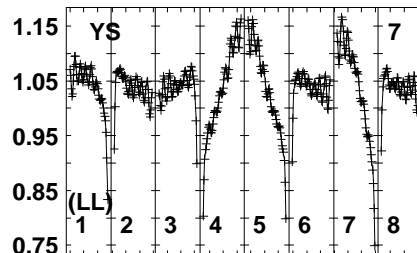
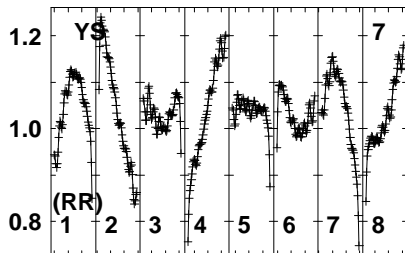
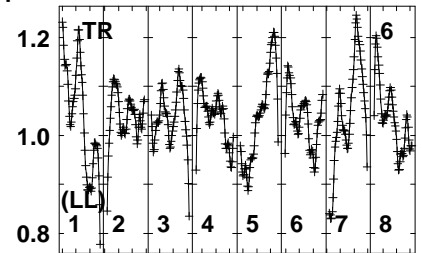
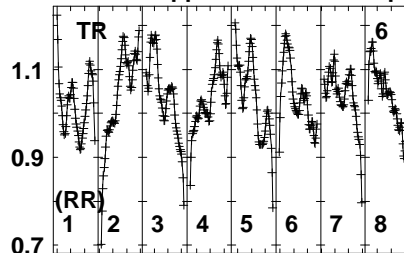
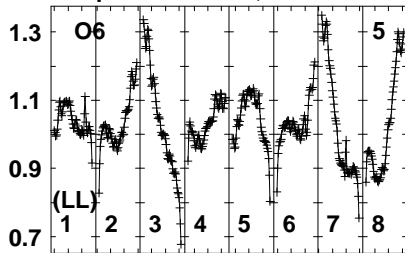


Lower frame: Real Jy  
Auto-corr total-power spectrum Antenna: \*  
Timerange: 00/01:18:33 to 00/01:21:29

Plot file version 10 created 10-MAY-2023 13:38:54

SDSSJ0908+34 ES103E.UVDATA.1

Freq = 8.2880 GHz, Bw = 32.000 MH No calibration applied and no bandpass applied

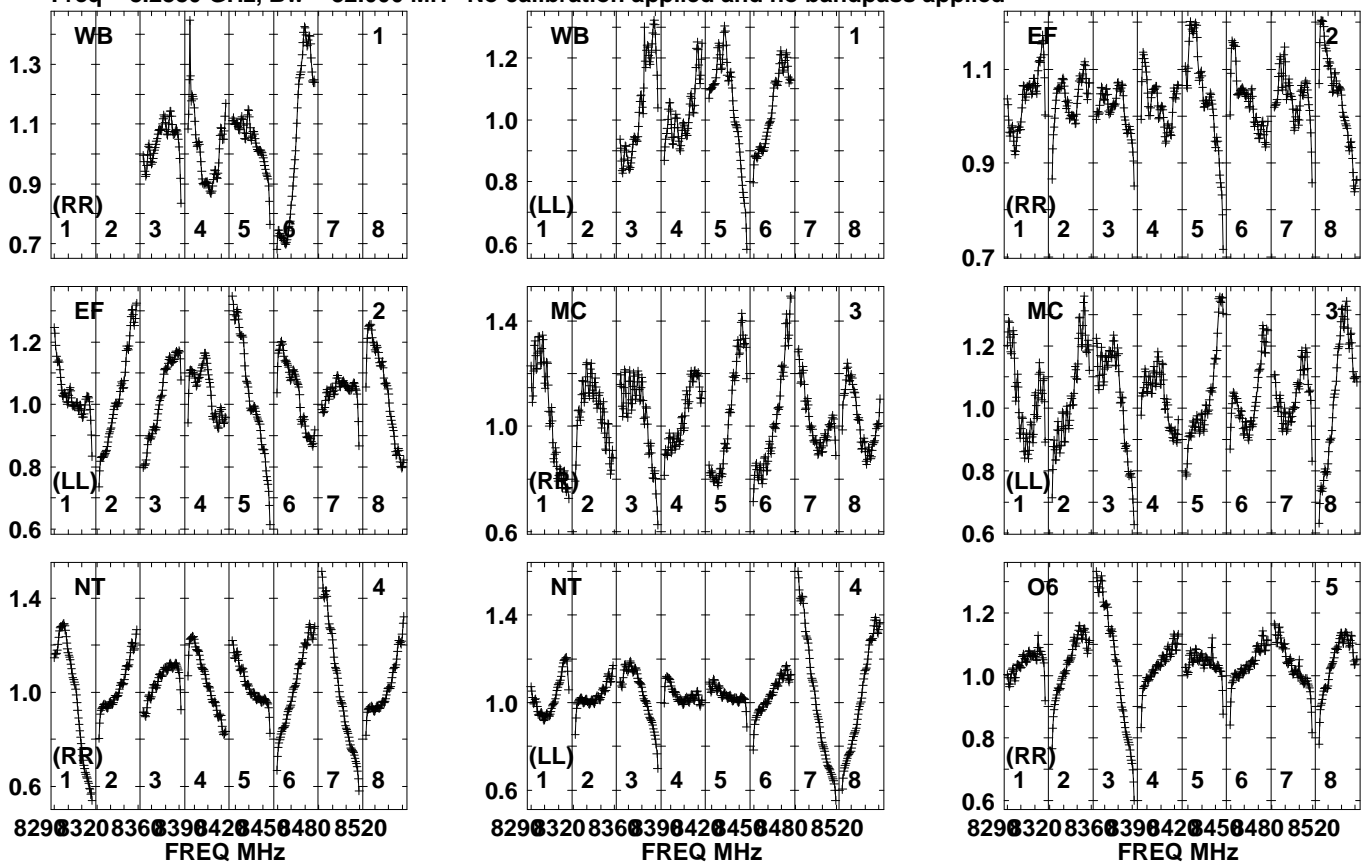


Lower frame: Real Jy  
Auto-corr total-power spectrum Antenna: \*  
Timerange: 00/01:18:33 to 00/01:21:29

Plot file version 11 created 10-MAY-2023 13:38:54

J0919+3324 ES103E.UVDATA.1

Freq = 8.2880 GHz, Bw = 32.000 MH No calibration applied and no bandpass applied

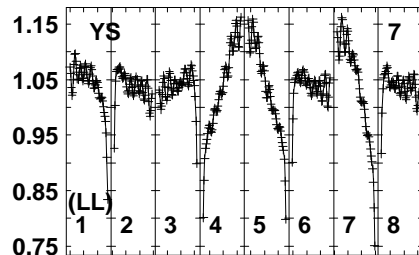
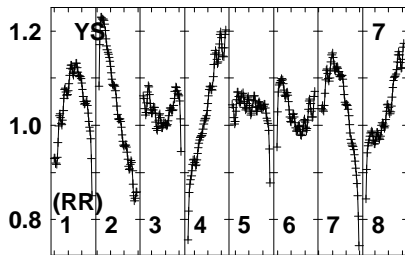
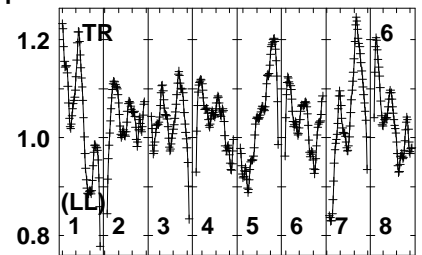
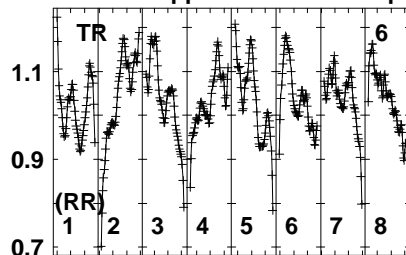
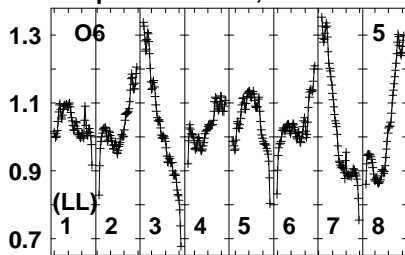


Lower frame: Real Jy  
Auto-corr total-power spectrum Antenna: \*  
Timerange: 00/01:21:31 to 00/01:23:29

Plot file version 12 created 10-MAY-2023 13:38:54

J0919+3324 ES103E.UVDATA.1

Freq = 8.2880 GHz, Bw = 32.000 MH No calibration applied and no bandpass applied

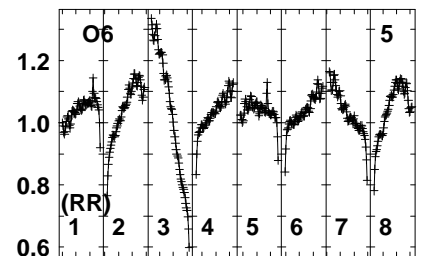
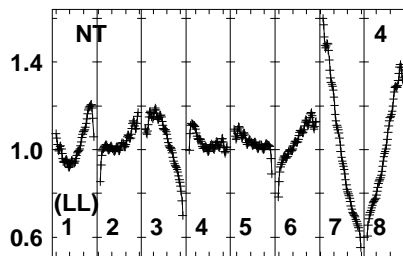
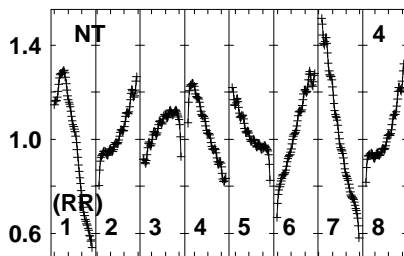
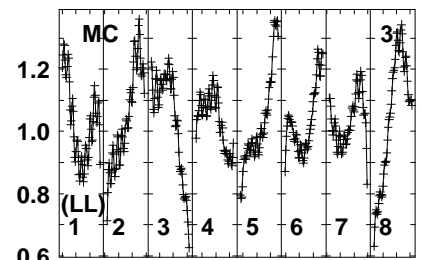
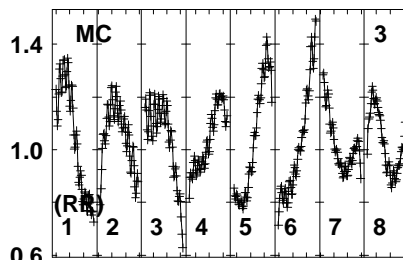
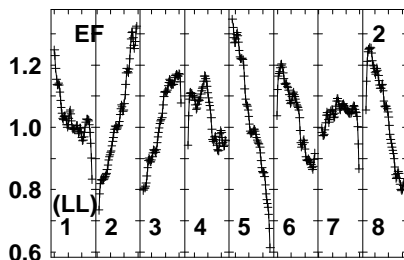
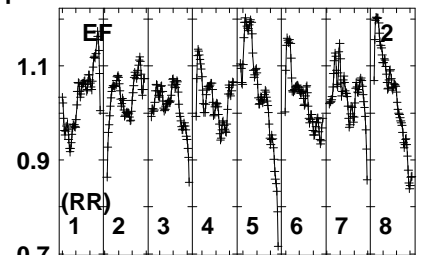
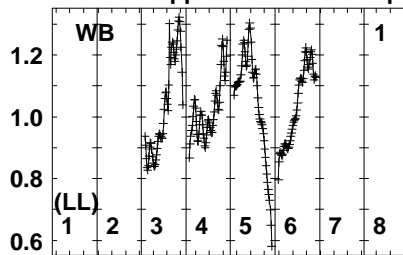
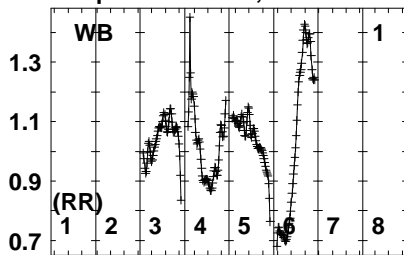


Lower frame: Real Jy  
Auto-corr total-power spectrum Antenna: \*  
Timerange: 00/01:21:31 to 00/01:23:29

Plot file version 13 created 10-MAY-2023 13:38:54

SDSSJ0908+34 ES103E.UVDATA.1

Freq = 8.2880 GHz, Bw = 32.000 MH No calibration applied and no bandpass applied



829032083603904204504808520  
FREQ MHz

829032083603904204504808520  
FREQ MHz

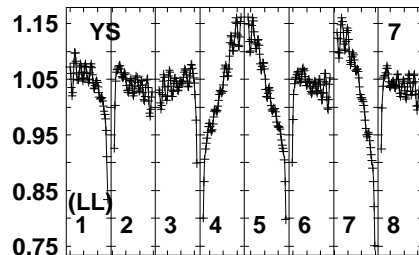
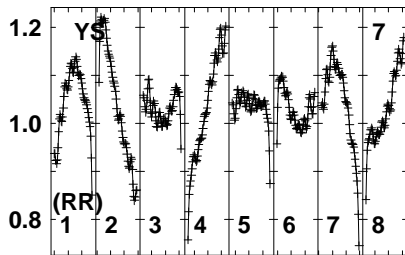
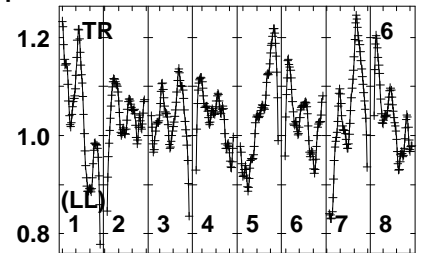
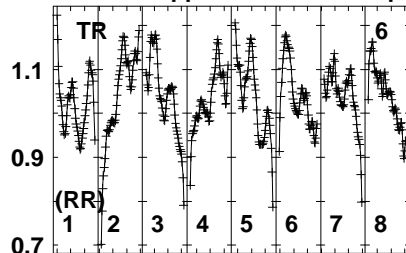
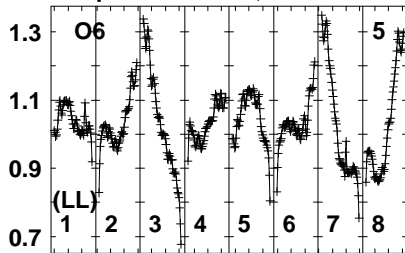
829032083603904204504808520  
FREQ MHz

Lower frame: Real Jy  
Auto-corr total-power spectrum Antenna: \*  
Timerange: 00/01:23:31 to 00/01:26:29

Plot file version 14 created 10-MAY-2023 13:38:54

SDSSJ0908+34 ES103E.UVDATA.1

Freq = 8.2880 GHz, Bw = 32.000 MH No calibration applied and no bandpass applied

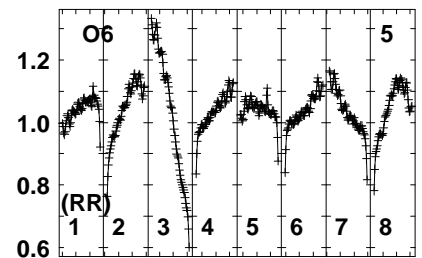
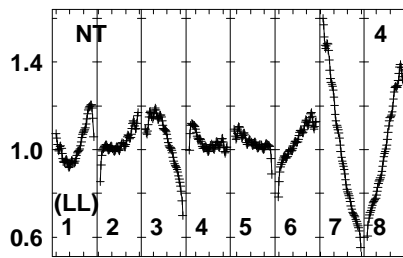
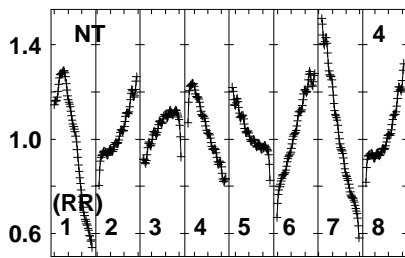
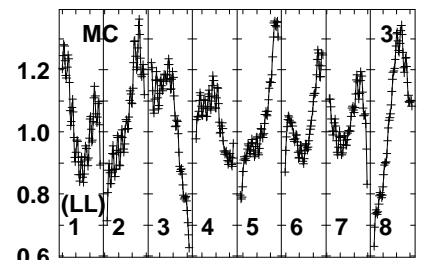
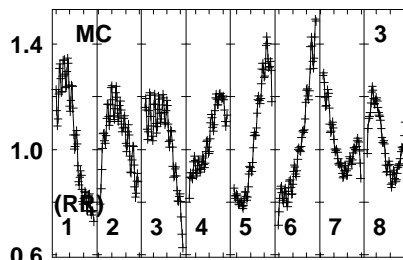
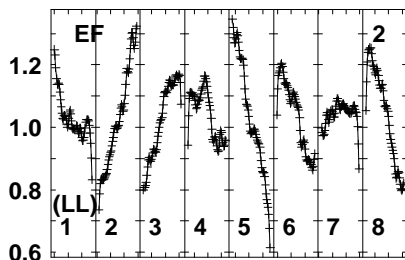
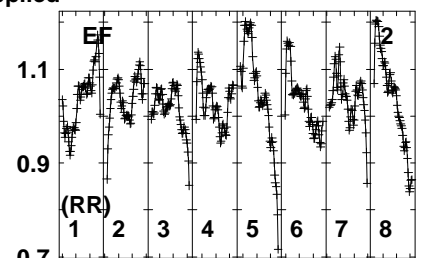
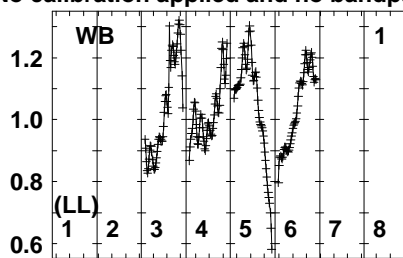
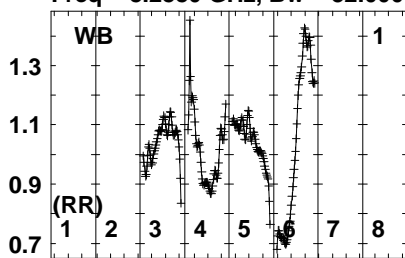


Lower frame: Real Jy  
Auto-corr total-power spectrum Antenna: \*  
Timerange: 00/01:23:31 to 00/01:26:29

Plot file version 15 created 10-MAY-2023 13:38:54

J0919+3324 ES103E.UVDATA.1

Freq = 8.2880 GHz, Bw = 32.000 MH No calibration applied and no bandpass applied



829032083603904204504808520  
FREQ MHz

829032083603904204504808520  
FREQ MHz

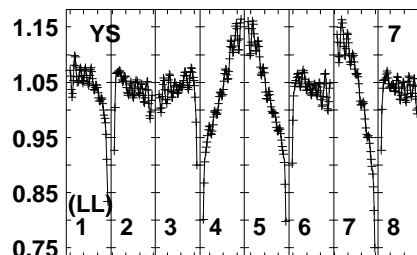
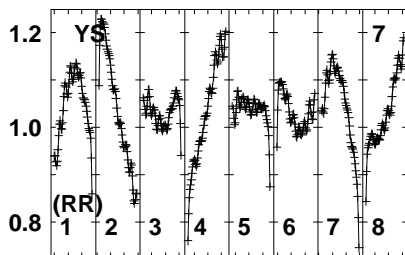
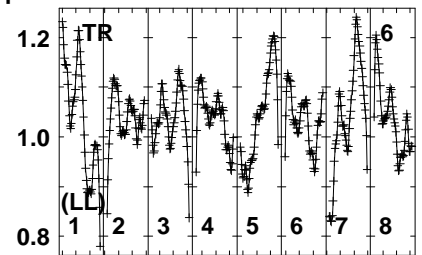
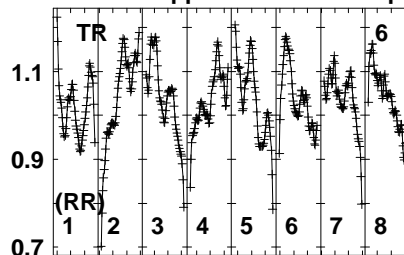
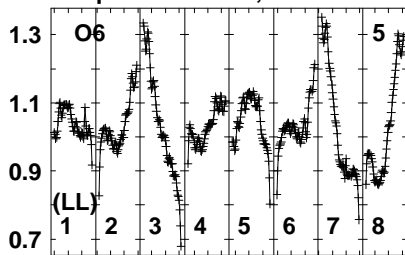
829032083603904204504808520  
FREQ MHz

Lower frame: Real Jy  
Auto-corr total-power spectrum Antenna: \*  
Timerange: 00/01:27:01 to 00/01:28:59

Plot file version 16 created 10-MAY-2023 13:38:54

J0919+3324 ES103E.UVDATA.1

Freq = 8.2880 GHz, Bw = 32.000 MH No calibration applied and no bandpass applied



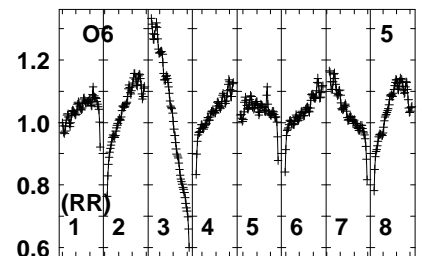
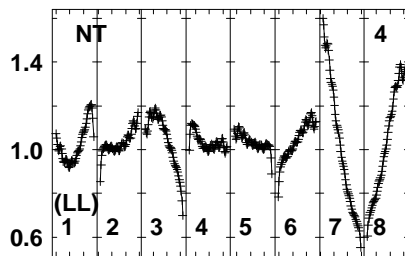
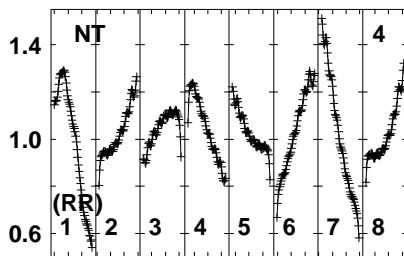
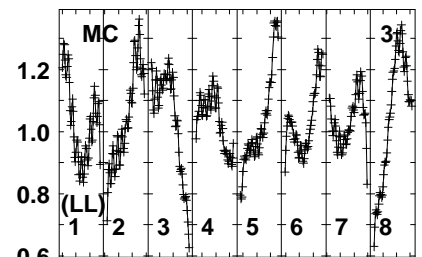
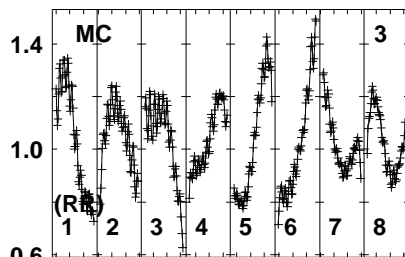
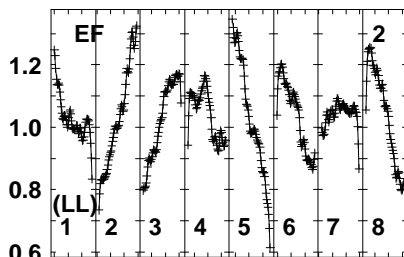
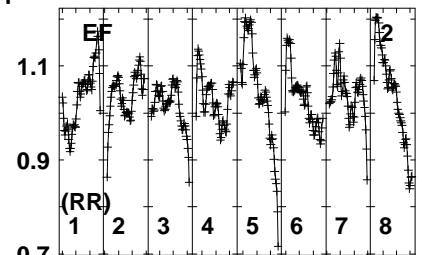
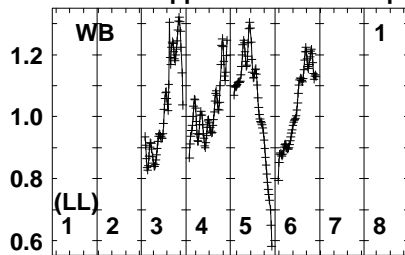
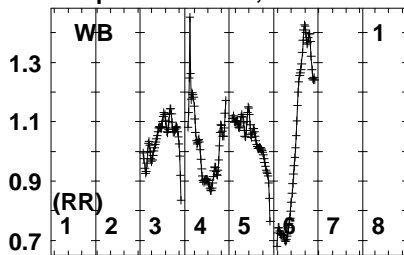
Lower frame: Real Jy  
Auto-corr total-power spectrum Antenna: \*  
Timerange: 00/01:27:01 to 00/01:28:59



Plot file version 17 created 10-MAY-2023 13:38:54

SDSSJ0908+34 ES103E.UVDATA.1

Freq = 8.2880 GHz, Bw = 32.000 MH No calibration applied and no bandpass applied



829032083603904204504808520  
FREQ MHz

829032083603904204504808520  
FREQ MHz

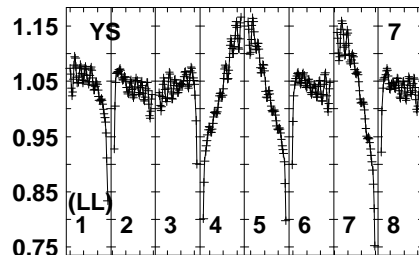
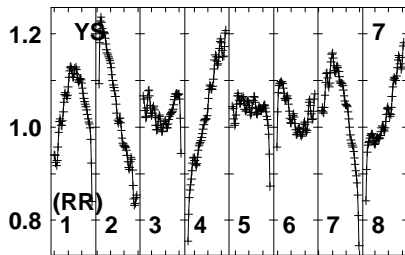
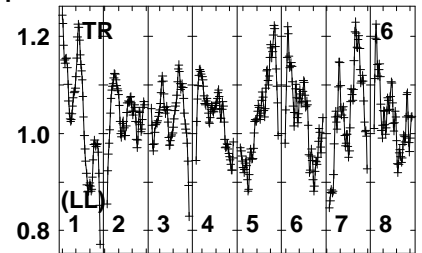
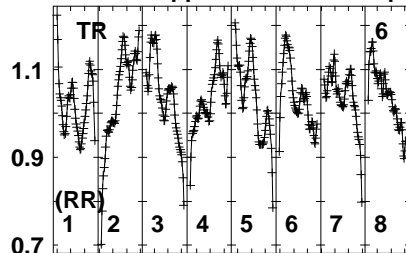
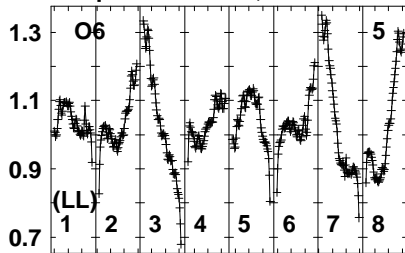
829032083603904204504808520  
FREQ MHz

Lower frame: Real Jy  
Auto-corr total-power spectrum Antenna: \*  
Timerange: 00/01:29:03 to 00/01:31:59

Plot file version 18 created 10-MAY-2023 13:38:54

SDSSJ0908+34 ES103E.UVDATA.1

Freq = 8.2880 GHz, Bw = 32.000 MH No calibration applied and no bandpass applied

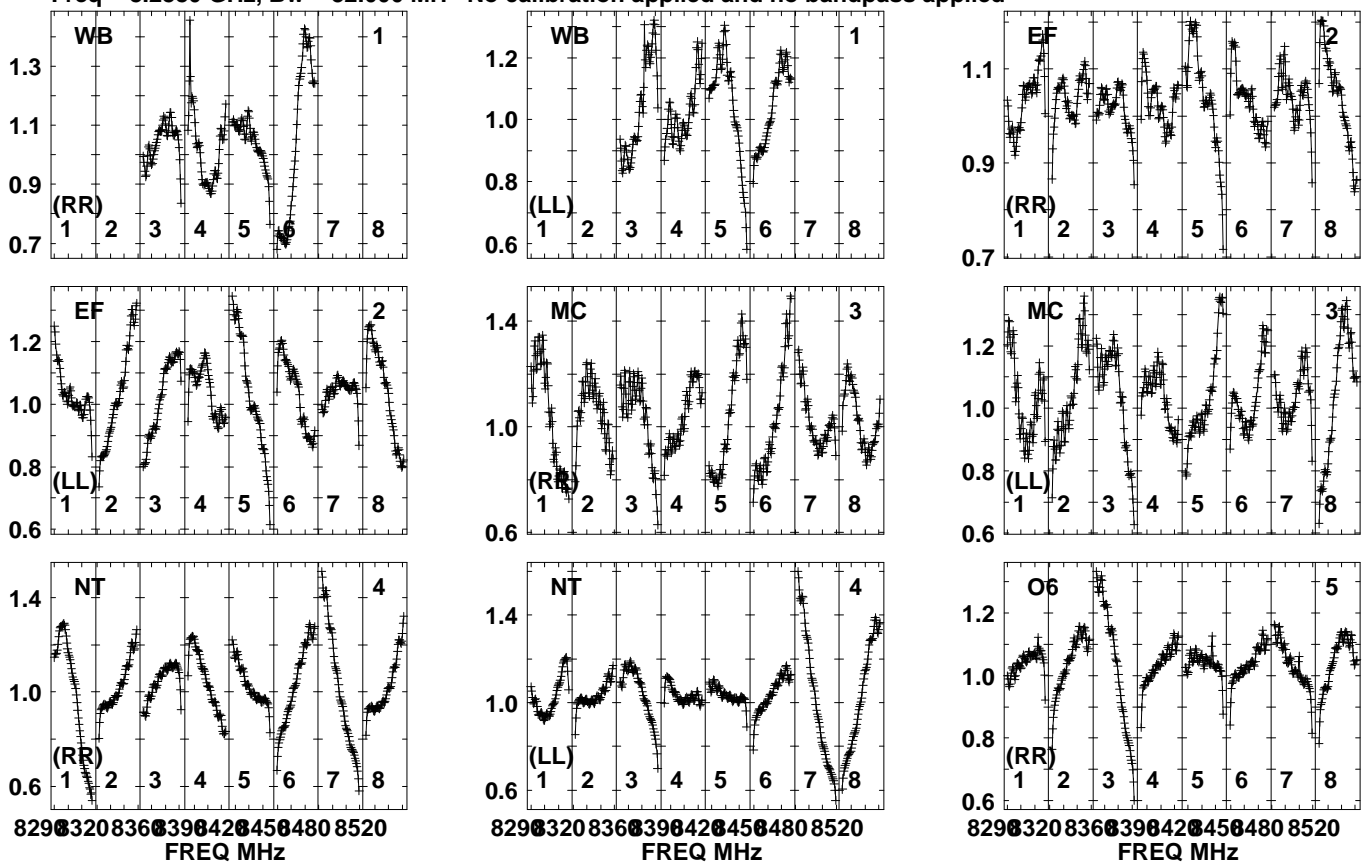


Lower frame: Real Jy  
Auto-corr total-power spectrum Antenna: \*  
Timerange: 00/01:29:03 to 00/01:31:59

Plot file version 19 created 10-MAY-2023 13:38:54

J0919+3324 ES103E.UVDATA.1

Freq = 8.2880 GHz, Bw = 32.000 MH No calibration applied and no bandpass applied

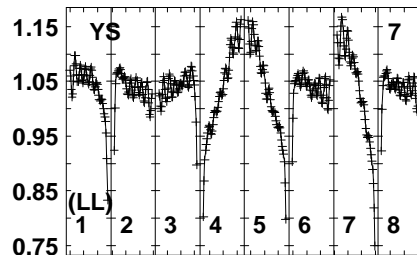
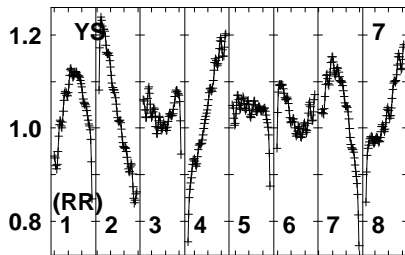
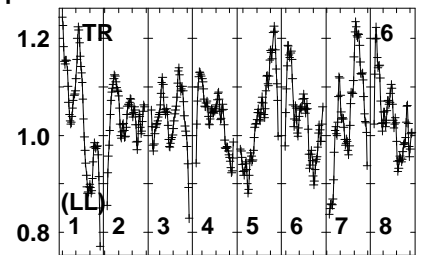
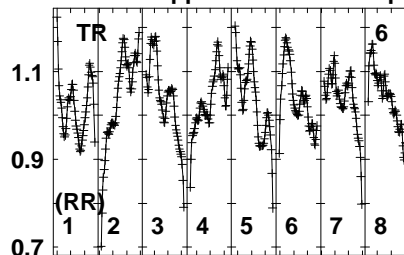
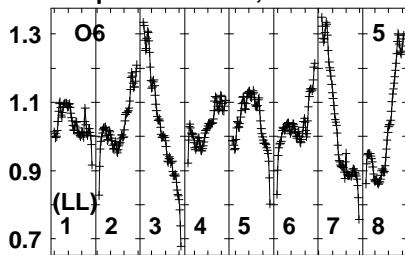


Lower frame: Real Jy  
Auto-corr total-power spectrum Antenna: \*  
Timerange: 00/01:32:01 to 00/01:33:59

Plot file version 20 created 10-MAY-2023 13:38:54

J0919+3324 ES103E.UVDATA.1

Freq = 8.2880 GHz, Bw = 32.000 MH No calibration applied and no bandpass applied

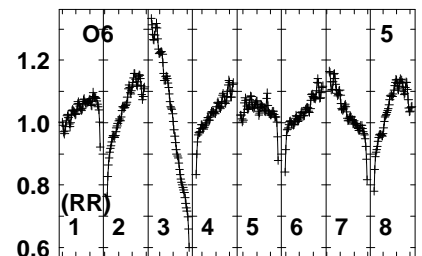
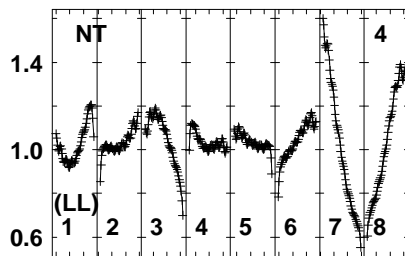
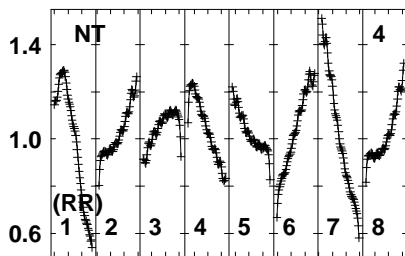
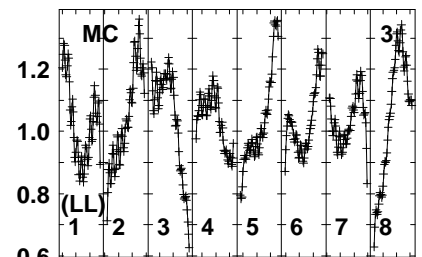
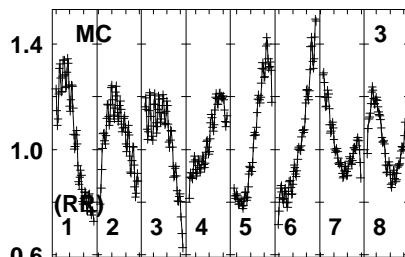
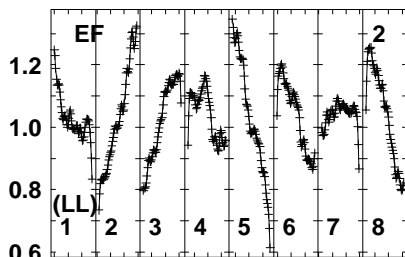
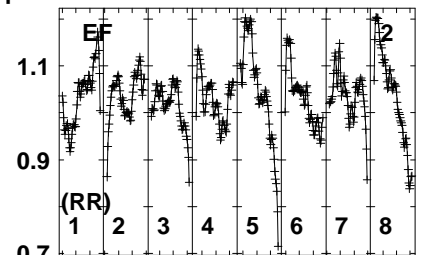
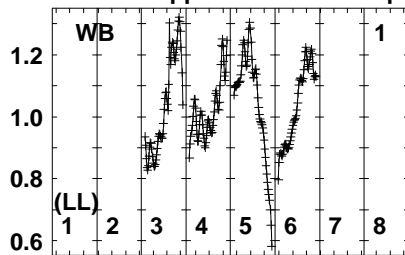
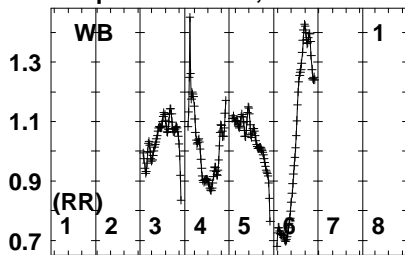


Lower frame: Real Jy  
Auto-corr total-power spectrum Antenna: \*  
Timerange: 00/01:32:01 to 00/01:33:59

Plot file version 21 created 10-MAY-2023 13:38:54

SDSSJ0908+34 ES103E.UVDATA.1

Freq = 8.2880 GHz, Bw = 32.000 MH No calibration applied and no bandpass applied



829032083603904204504808520  
FREQ MHz

829032083603904204504808520  
FREQ MHz

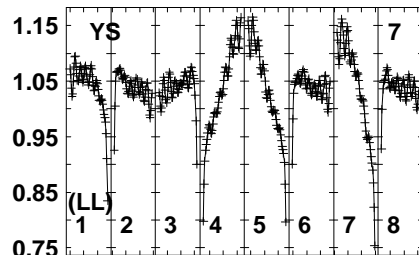
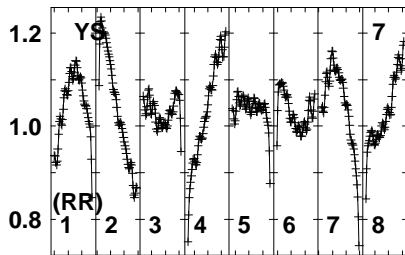
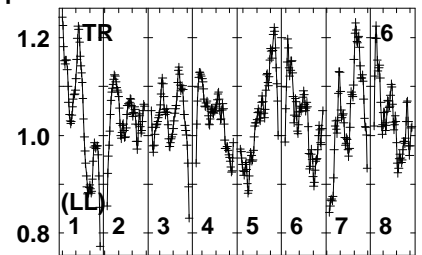
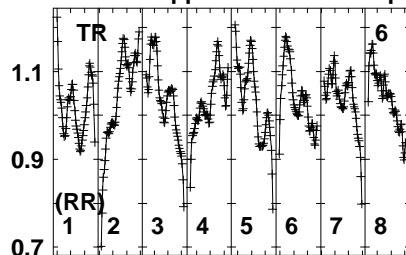
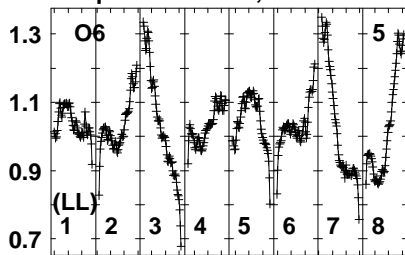
829032083603904204504808520  
FREQ MHz

Lower frame: Real Jy  
Auto-corr total-power spectrum Antenna: \*  
Timerange: 00/01:34:01 to 00/01:36:59

Plot file version 22 created 10-MAY-2023 13:38:54

SDSSJ0908+34 ES103E.UVDATA.1

Freq = 8.2880 GHz, Bw = 32.000 MH No calibration applied and no bandpass applied

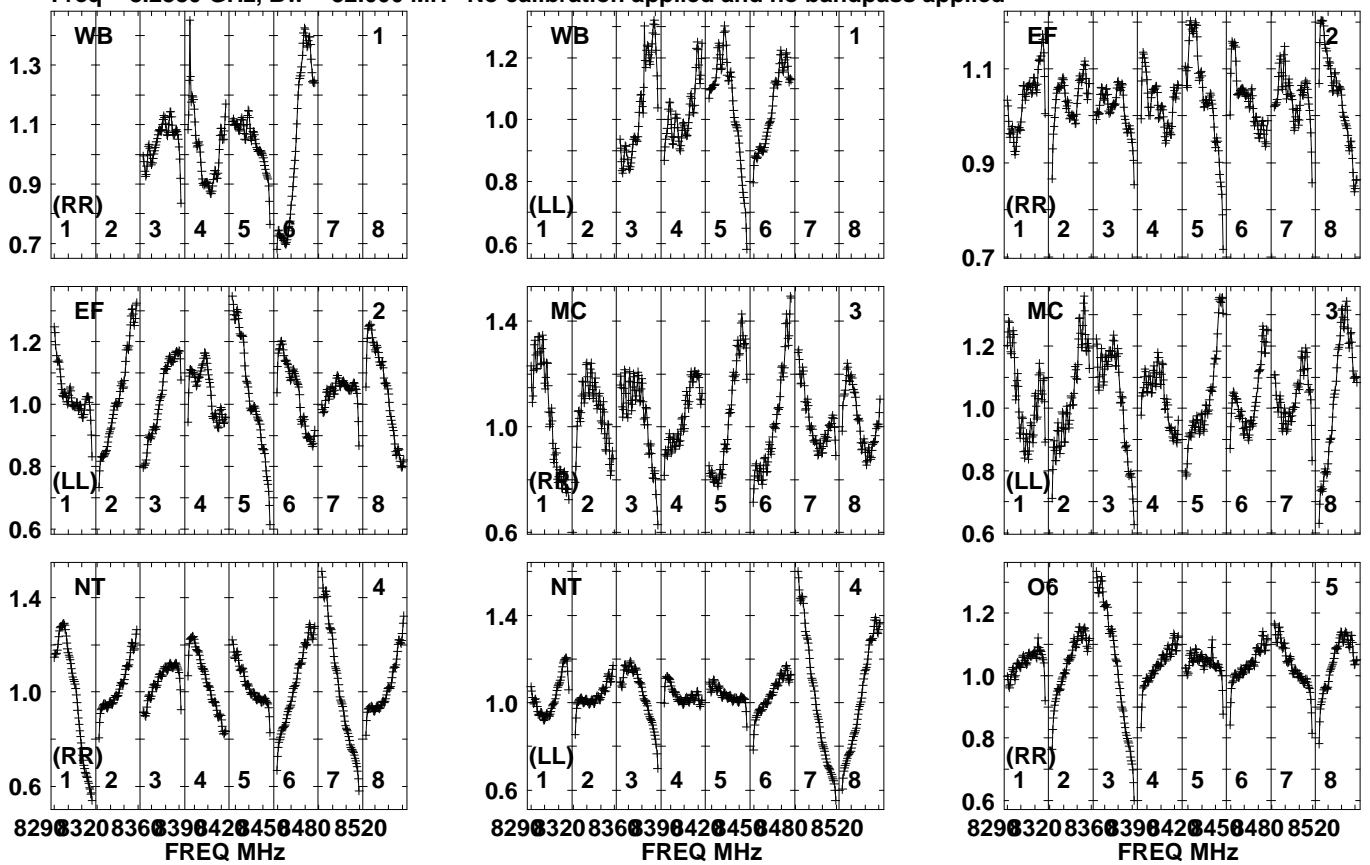


Lower frame: Real Jy  
Auto-corr total-power spectrum Antenna: \*  
Timerange: 00/01:34:01 to 00/01:36:59

Plot file version 23 created 10-MAY-2023 13:38:54

J0919+3324 ES103E.UVDATA.1

Freq = 8.2880 GHz, Bw = 32.000 MH No calibration applied and no bandpass applied

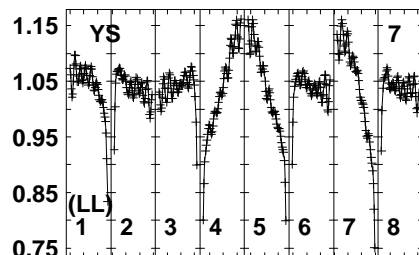
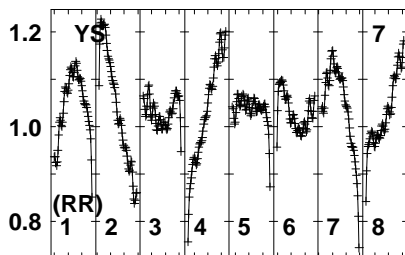
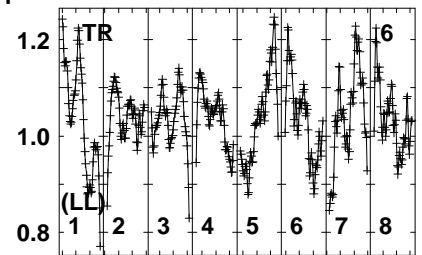
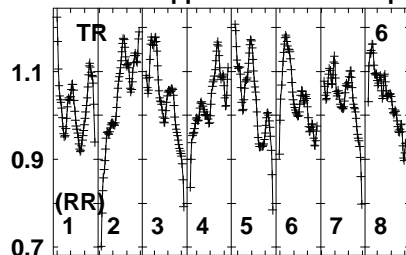
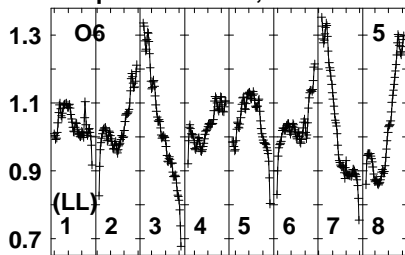


Lower frame: Real Jy  
Auto-corr total-power spectrum Antenna: \*  
Timerange: 00/01:37:31 to 00/01:39:29

Plot file version 24 created 10-MAY-2023 13:38:54

J0919+3324 ES103E.UVDATA.1

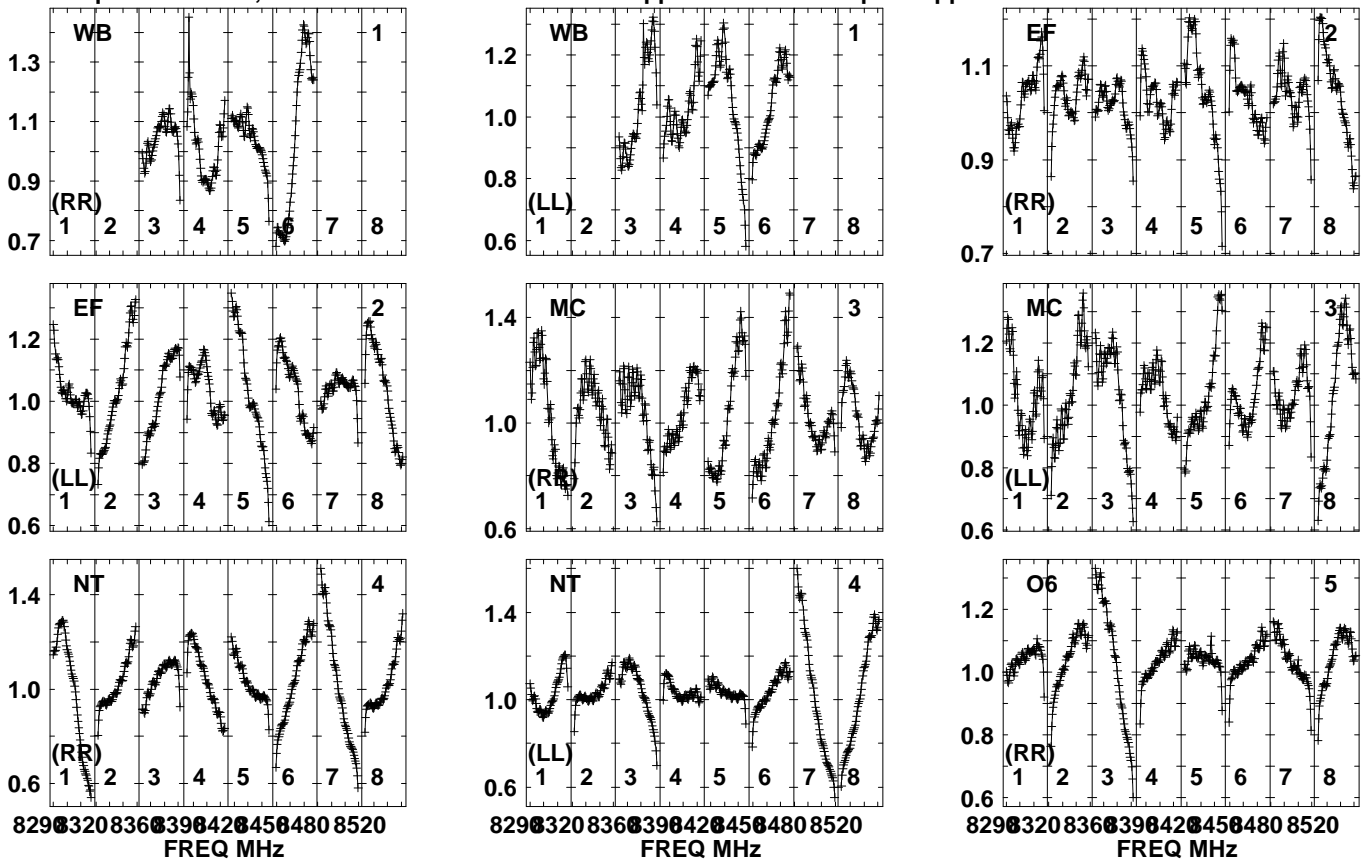
Freq = 8.2880 GHz, Bw = 32.000 MH No calibration applied and no bandpass applied



Lower frame: Real Jy  
Auto-corr total-power spectrum Antenna: \*  
Timerange: 00/01:37:31 to 00/01:39:29



Plot file version 25 created 10-MAY-2023 13:38:54  
 SDSSJ0908+34 ES103E.UVDATA.1  
 Freq = 8.2880 GHz, Bw = 32.000 MH No calibration applied and no bandpass applied

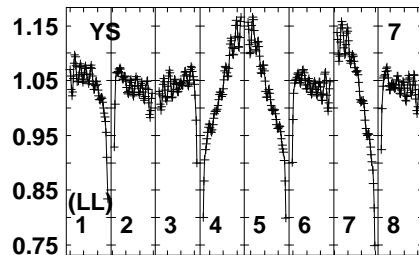
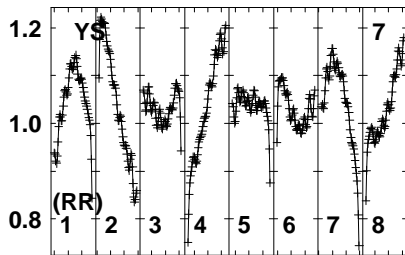
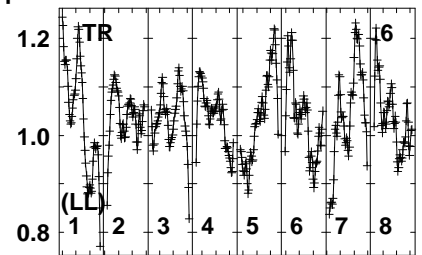
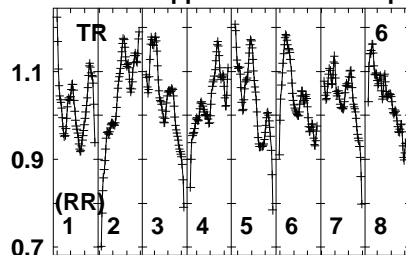
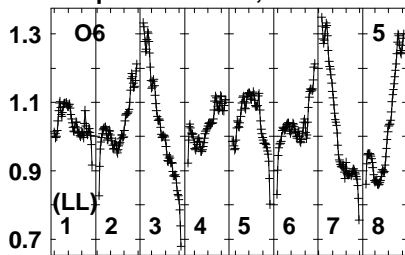


Lower frame: Real Jy  
 Antenna: \*  
 Timerange: 00/01:39:33 to 00/01:42:29

Plot file version 26 created 10-MAY-2023 13:38:54

SDSSJ0908+34 ES103E.UVDATA.1

Freq = 8.2880 GHz, Bw = 32.000 MH No calibration applied and no bandpass applied

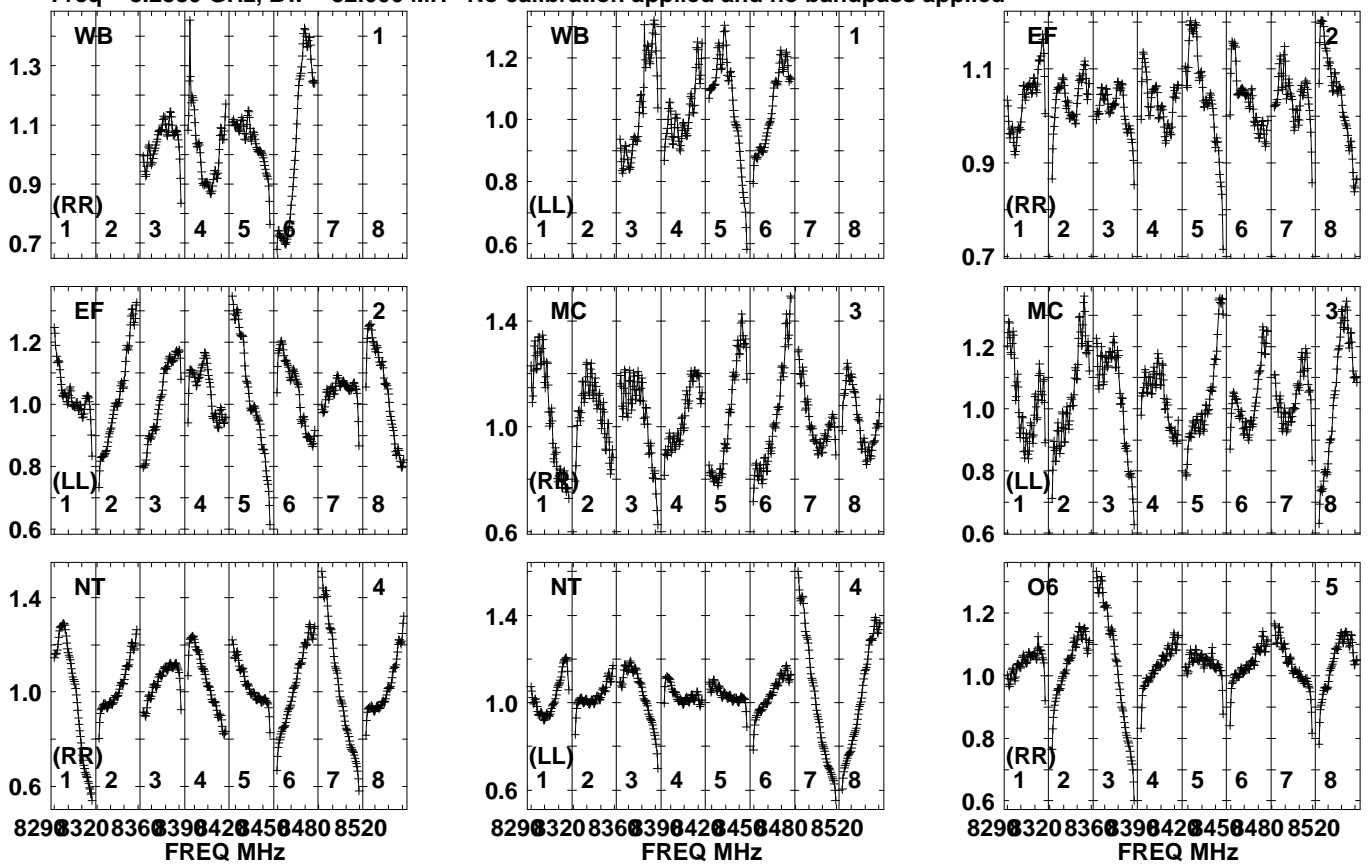


Lower frame: Real Jy  
Auto-corr total-power spectrum Antenna: \*  
Timerange: 00/01:39:33 to 00/01:42:29

Plot file version 27 created 10-MAY-2023 13:38:55

J0919+3324 ES103E.UVDATA.1

Freq = 8.2880 GHz, Bw = 32.000 MH No calibration applied and no bandpass applied

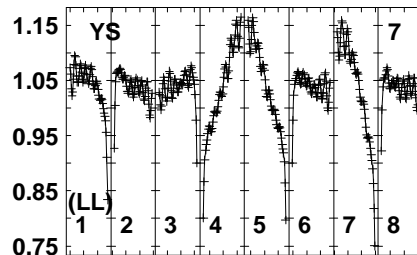
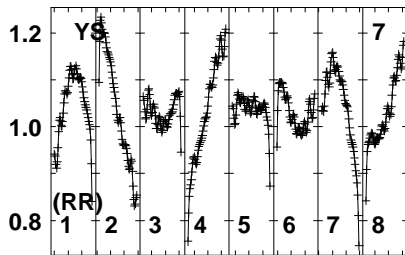
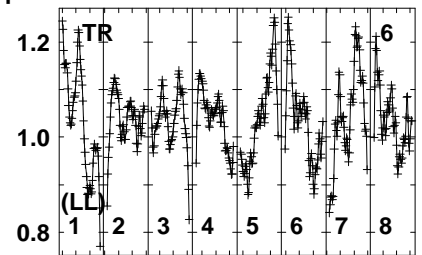
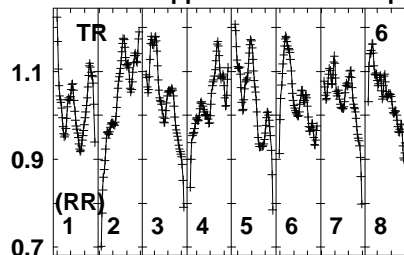
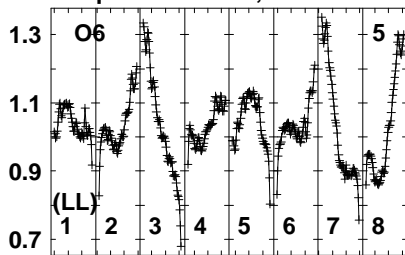


Lower frame: Real Jy  
Auto-corr total-power spectrum Antenna: \*  
Timerange: 00/01:42:31 to 00/01:44:29

Plot file version 28 created 10-MAY-2023 13:38:55

J0919+3324 ES103E.UVDATA.1

Freq = 8.2880 GHz, Bw = 32.000 MH No calibration applied and no bandpass applied

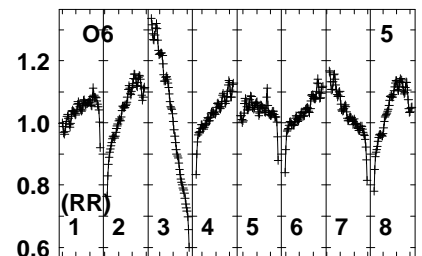
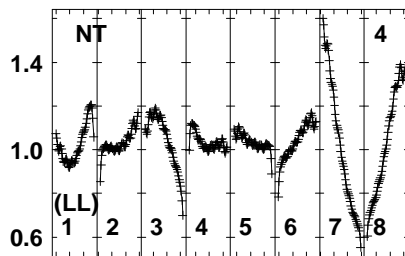
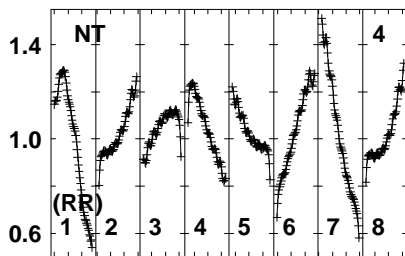
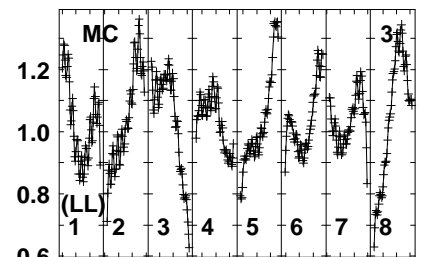
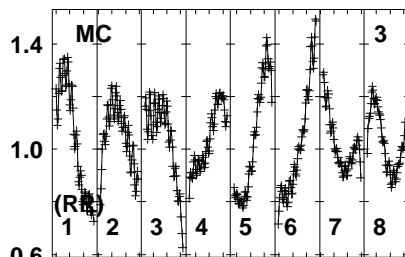
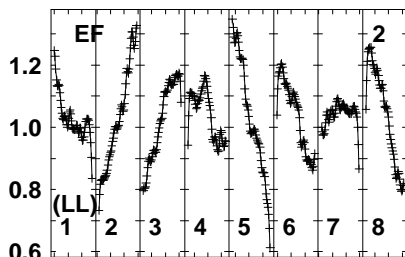
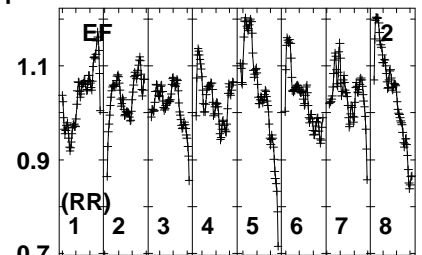
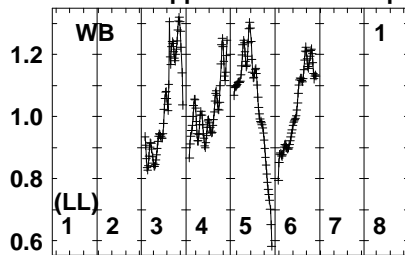
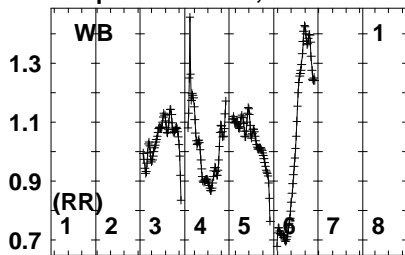


Lower frame: Real Jy  
Auto-corr total-power spectrum Antenna: \*  
Timerange: 00/01:42:31 to 00/01:44:29

Plot file version 29 created 10-MAY-2023 13:38:55

SDSSJ0908+34 ES103E.UVDATA.1

Freq = 8.2880 GHz, Bw = 32.000 MH No calibration applied and no bandpass applied



829032083603904204504808520  
FREQ MHz

829032083603904204504808520  
FREQ MHz

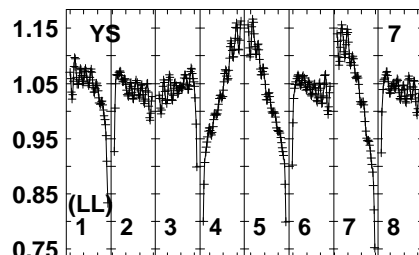
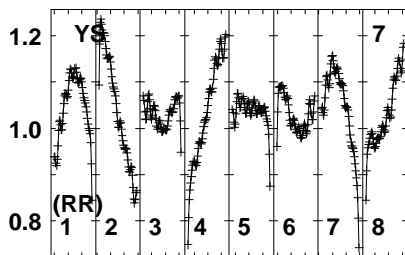
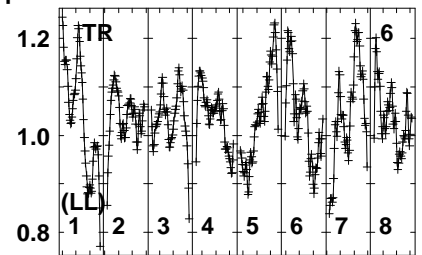
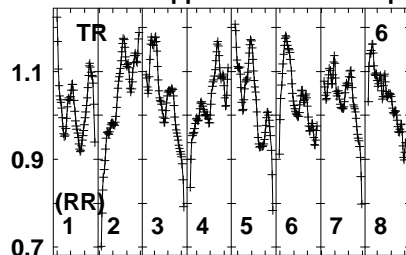
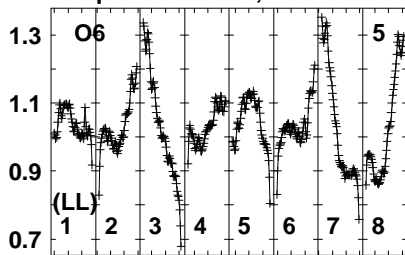
829032083603904204504808520  
FREQ MHz

Lower frame: Real Jy  
Auto-corr total-power spectrum Antenna: \*  
Timerange: 00/01:44:31 to 00/01:47:29

Plot file version 30 created 10-MAY-2023 13:38:55

SDSSJ0908+34 ES103E.UVDATA.1

Freq = 8.2880 GHz, Bw = 32.000 MH No calibration applied and no bandpass applied

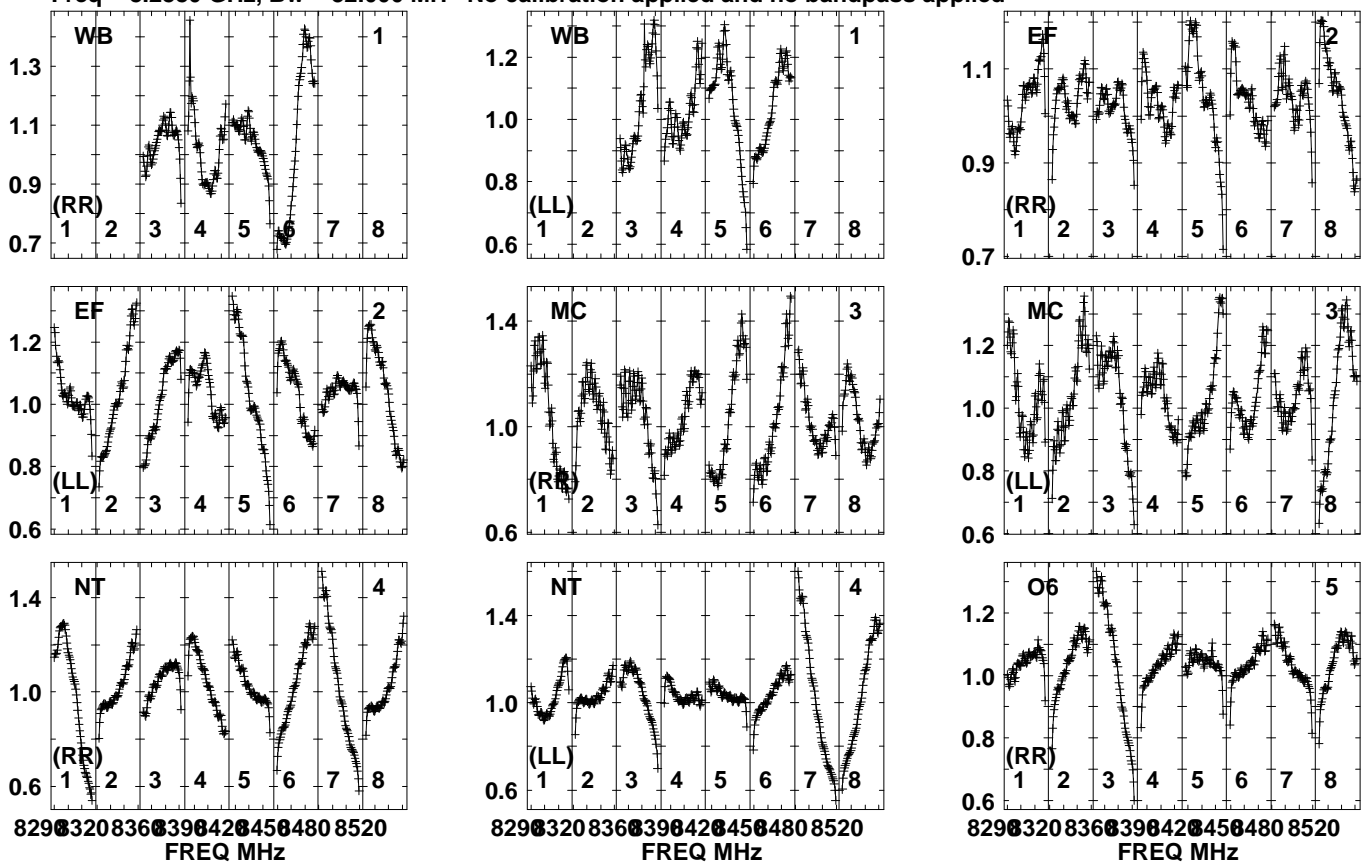


Lower frame: Real Jy  
Auto-corr total-power spectrum Antenna: \*  
Timerange: 00/01:44:31 to 00/01:47:29

Plot file version 31 created 10-MAY-2023 13:38:55

J0919+3324 ES103E.UVDATA.1

Freq = 8.2880 GHz, Bw = 32.000 MH No calibration applied and no bandpass applied

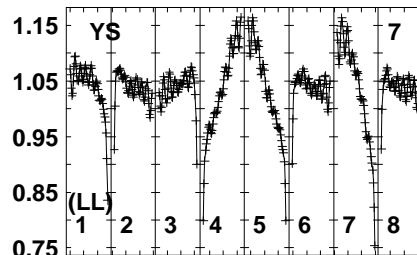
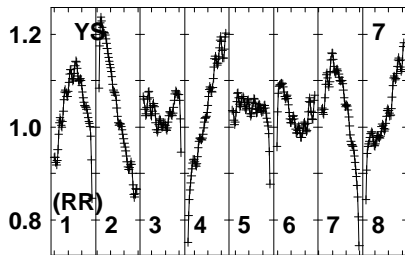
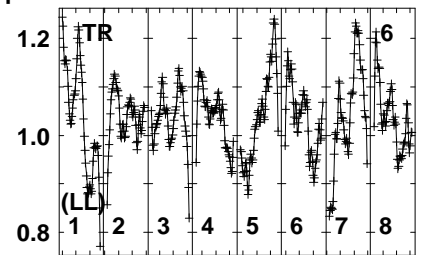
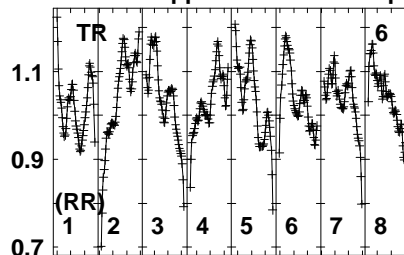
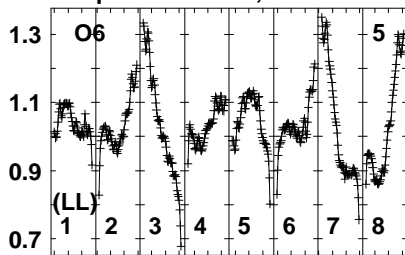


Lower frame: Real Jy  
Auto-corr total-power spectrum Antenna: \*  
Timerange: 00/01:48:01 to 00/01:49:59

Plot file version 32 created 10-MAY-2023 13:38:55

J0919+3324 ES103E.UVDATA.1

Freq = 8.2880 GHz, Bw = 32.000 MH No calibration applied and no bandpass applied



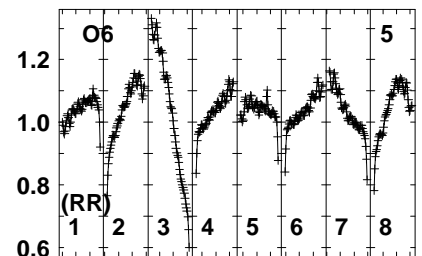
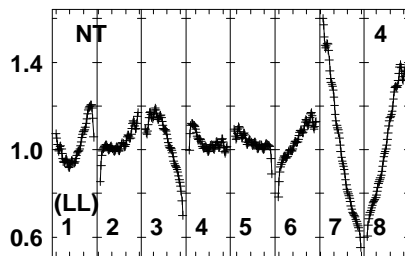
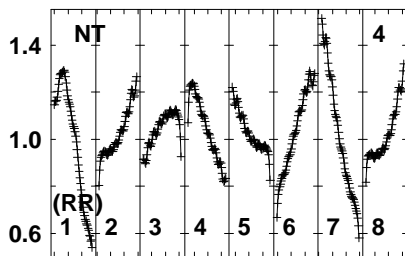
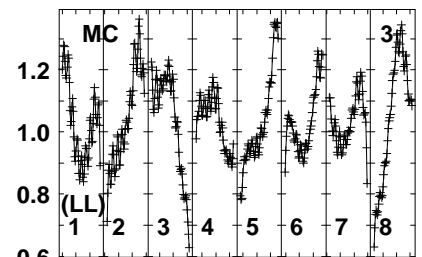
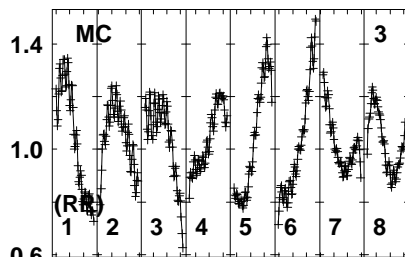
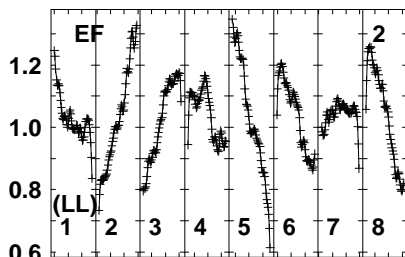
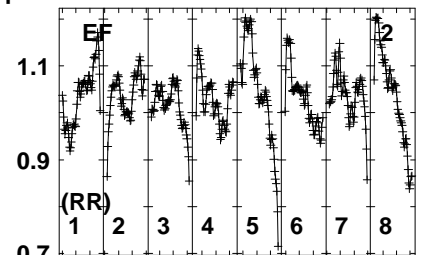
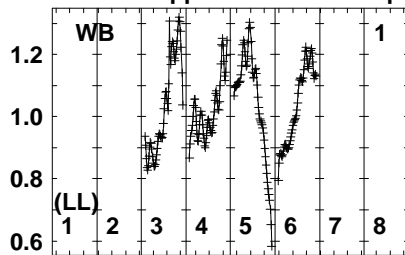
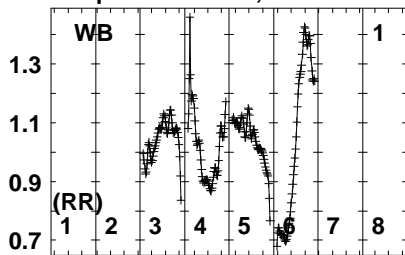
Lower frame: Real Jy  
Auto-corr total-power spectrum Antenna: \*  
Timerange: 00/01:48:01 to 00/01:49:59



Plot file version 33 created 10-MAY-2023 13:38:55

SDSSJ0908+34 ES103E.UVDATA.1

Freq = 8.2880 GHz, Bw = 32.000 MH No calibration applied and no bandpass applied



829032083603904204504808520  
FREQ MHz

829032083603904204504808520  
FREQ MHz

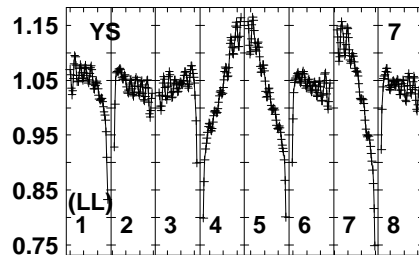
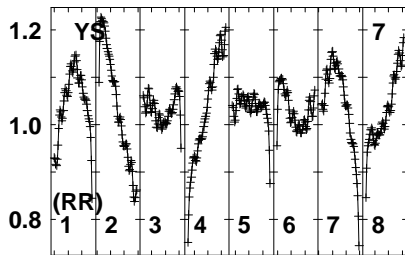
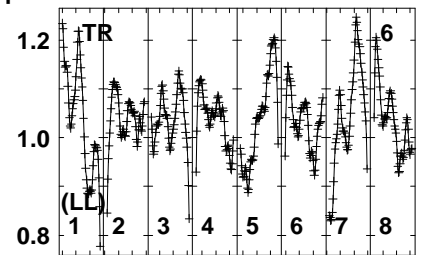
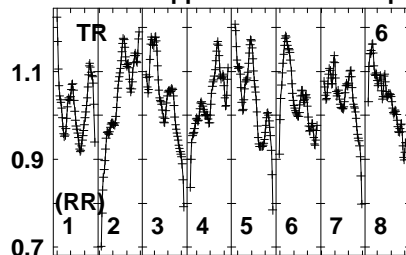
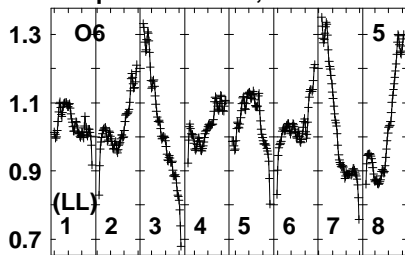
829032083603904204504808520  
FREQ MHz

Lower frame: Real Jy  
Auto-corr total-power spectrum Antenna: \*  
Timerange: 00/01:50:03 to 00/01:52:59

Plot file version 34 created 10-MAY-2023 13:38:55

SDSSJ0908+34 ES103E.UVDATA.1

Freq = 8.2880 GHz, Bw = 32.000 MH No calibration applied and no bandpass applied

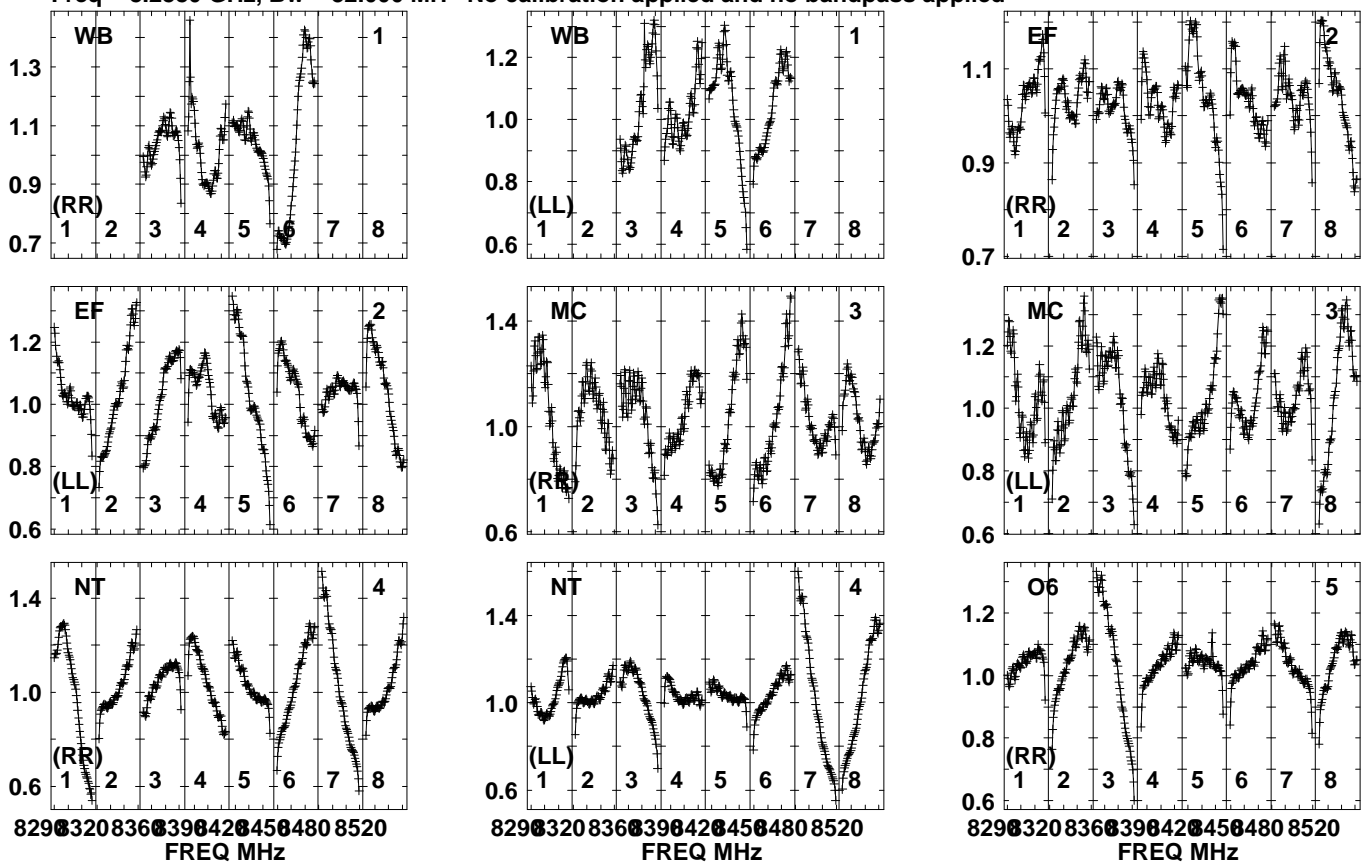


Lower frame: Real Jy  
Auto-corr total-power spectrum Antenna: \*  
Timerange: 00/01:50:03 to 00/01:52:59

Plot file version 35 created 10-MAY-2023 13:38:55

J0919+3324 ES103E.UVDATA.1

Freq = 8.2880 GHz, Bw = 32.000 MH No calibration applied and no bandpass applied

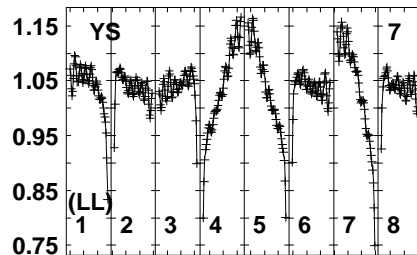
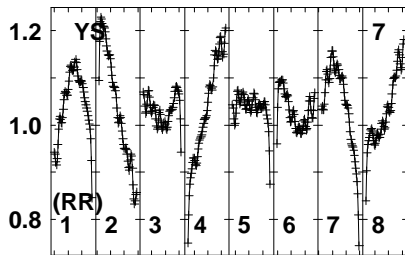
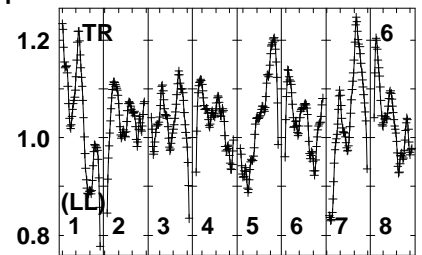
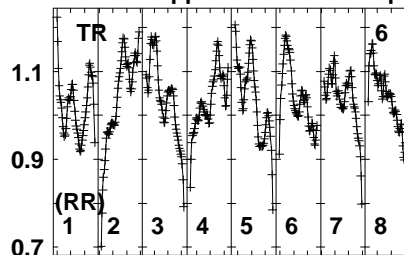
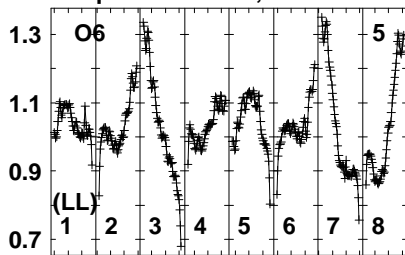


Lower frame: Real Jy  
Auto-corr total-power spectrum Antenna: \*  
Timerange: 00/01:53:01 to 00/01:54:59

Plot file version 36 created 10-MAY-2023 13:38:55

J0919+3324 ES103E.UVDATA.1

Freq = 8.2880 GHz, Bw = 32.000 MH No calibration applied and no bandpass applied

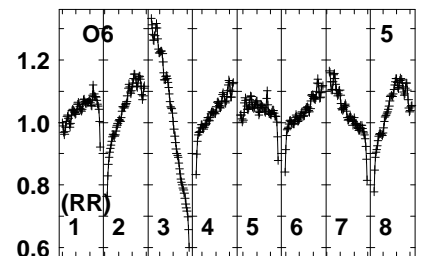
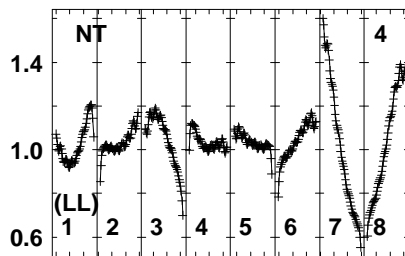
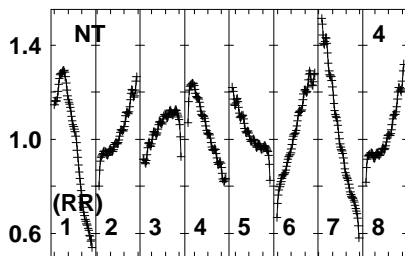
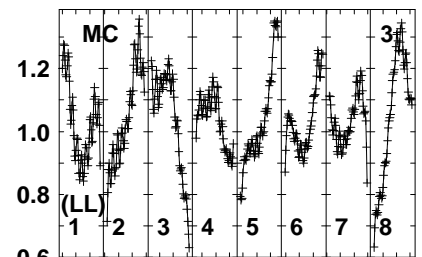
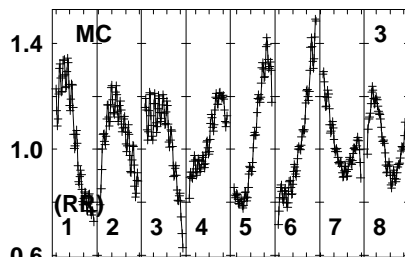
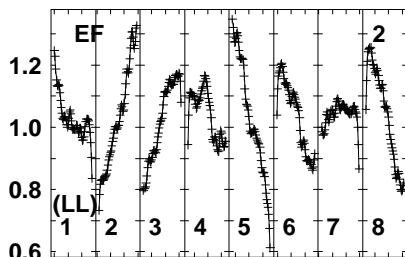
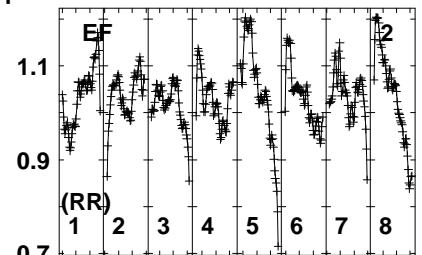
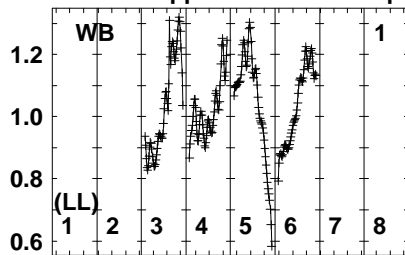
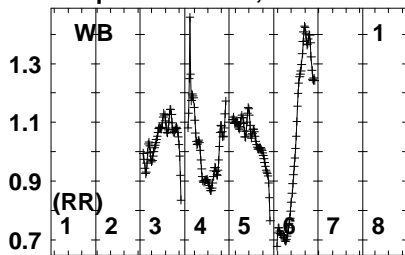


Lower frame: Real Jy  
Auto-corr total-power spectrum Antenna: \*  
Timerange: 00/01:53:01 to 00/01:54:59

Plot file version 37 created 10-MAY-2023 13:38:55

SDSSJ0908+34 ES103E.UVDATA.1

Freq = 8.2880 GHz, Bw = 32.000 MH No calibration applied and no bandpass applied



829032083603904204504808520  
FREQ MHz

829032083603904204504808520  
FREQ MHz

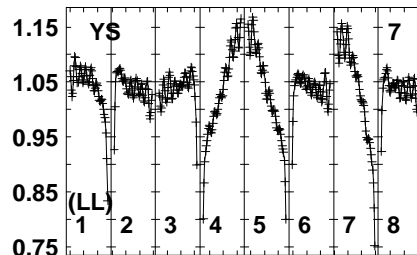
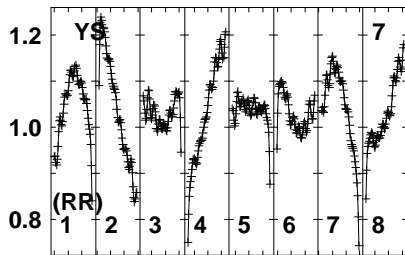
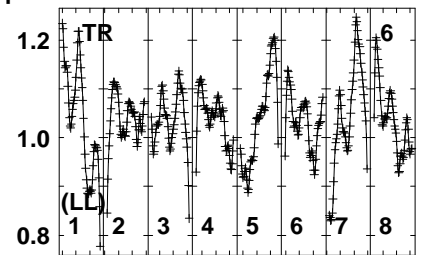
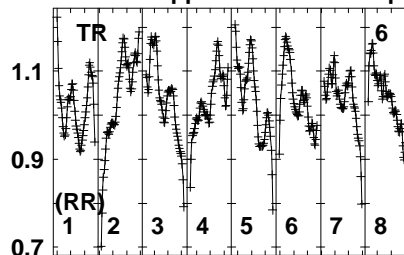
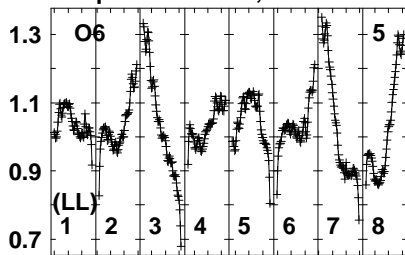
829032083603904204504808520  
FREQ MHz

Lower frame: Real Jy  
Auto-corr total-power spectrum Antenna: \*  
Timerange: 00/01:55:01 to 00/01:57:59

Plot file version 38 created 10-MAY-2023 13:38:55

SDSSJ0908+34 ES103E.UVDATA.1

Freq = 8.2880 GHz, Bw = 32.000 MH No calibration applied and no bandpass applied

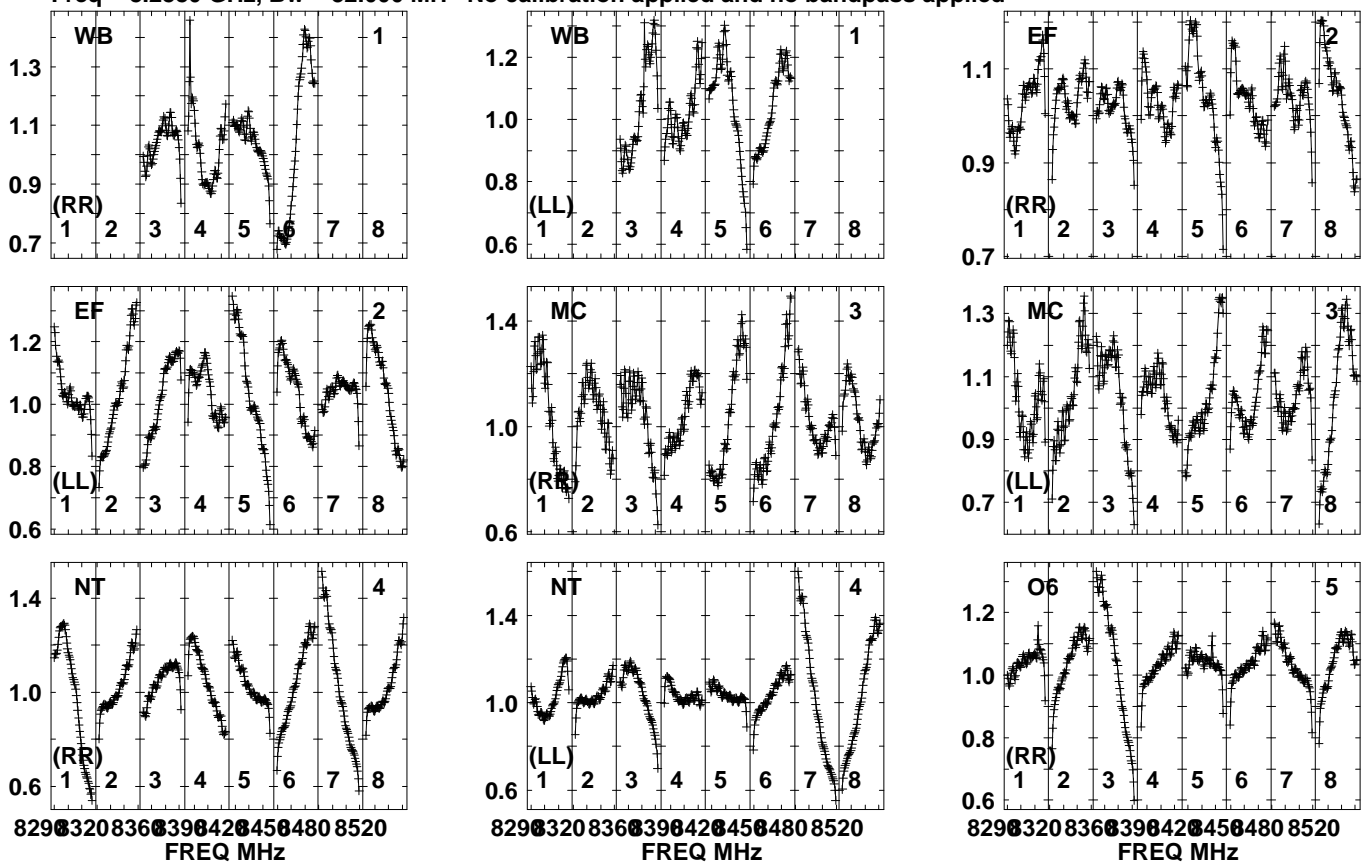


Lower frame: Real Jy  
Auto-corr total-power spectrum Antenna: \*  
Timerange: 00/01:55:01 to 00/01:57:59

Plot file version 39 created 10-MAY-2023 13:38:55

J0919+3324 ES103E.UVDATA.1

Freq = 8.2880 GHz, Bw = 32.000 MH No calibration applied and no bandpass applied

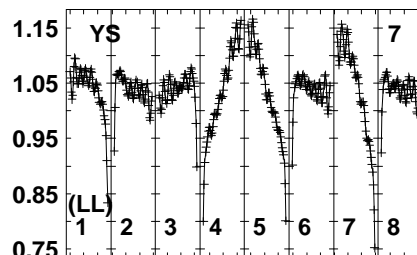
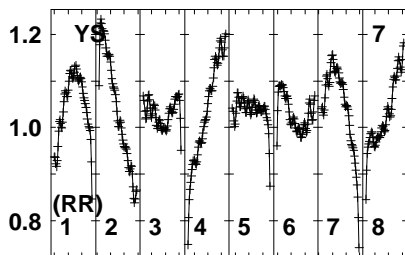
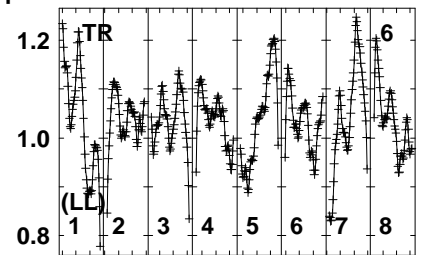
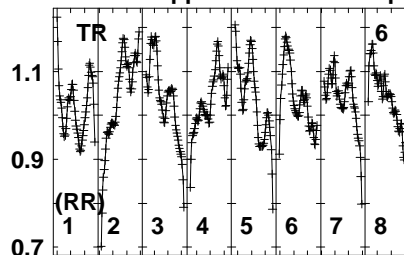
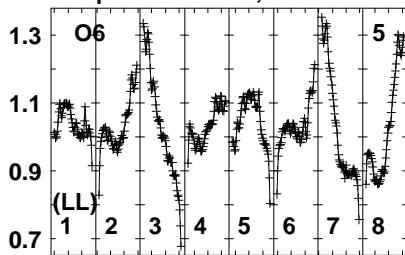


Lower frame: Real Jy  
Auto-corr total-power spectrum Antenna: \*  
Timerange: 00/01:58:31 to 00/02:00:29

Plot file version 40 created 10-MAY-2023 13:38:55

J0919+3324 ES103E.UVDATA.1

Freq = 8.2880 GHz, Bw = 32.000 MH No calibration applied and no bandpass applied



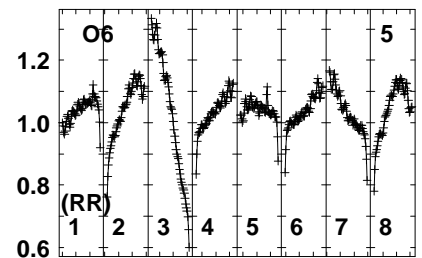
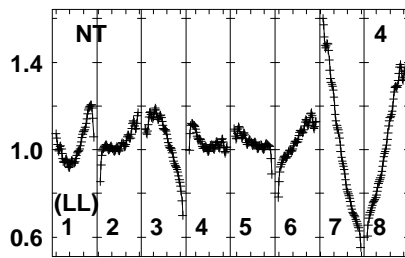
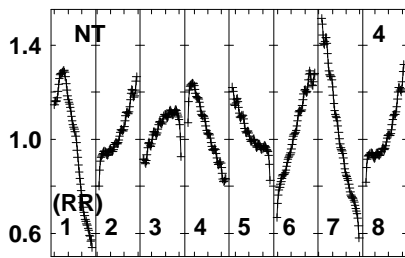
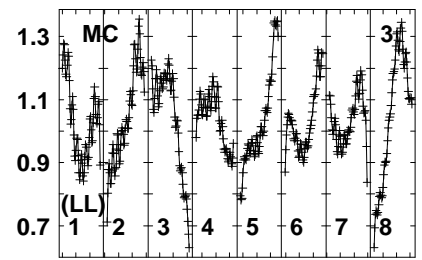
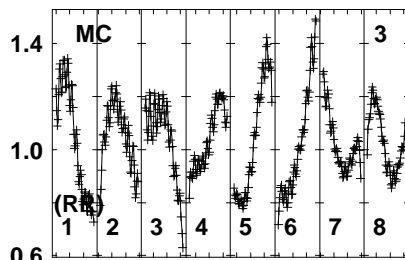
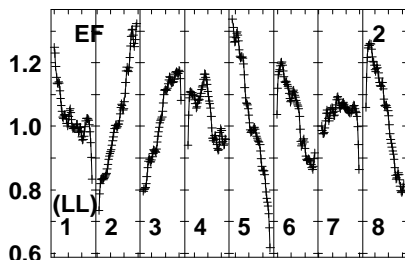
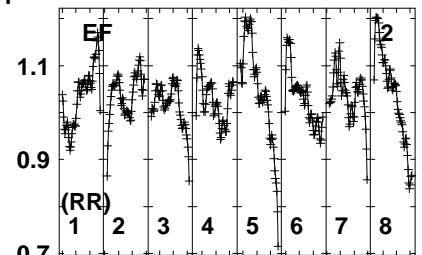
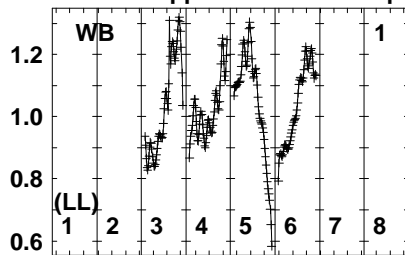
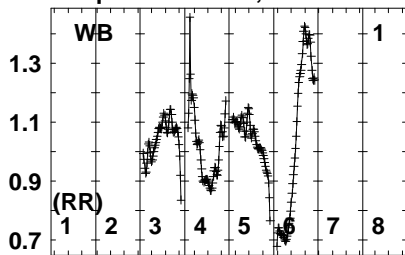
Lower frame: Real Jy  
Auto-corr total-power spectrum Antenna: \*  
Timerange: 00/01:58:31 to 00/02:00:29



Plot file version 41 created 10-MAY-2023 13:38:55

SDSSJ0908+34 ES103E.UVDATA.1

Freq = 8.2880 GHz, Bw = 32.000 MH No calibration applied and no bandpass applied



829032083603904204504808520  
FREQ MHz

829032083603904204504808520  
FREQ MHz

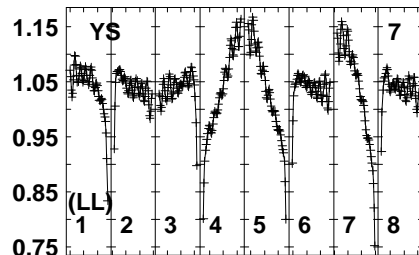
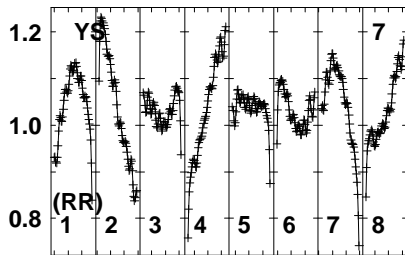
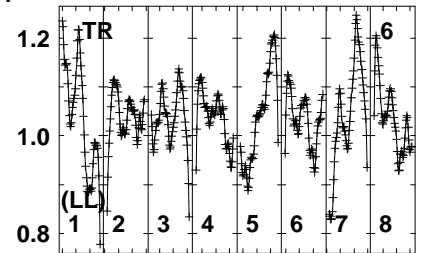
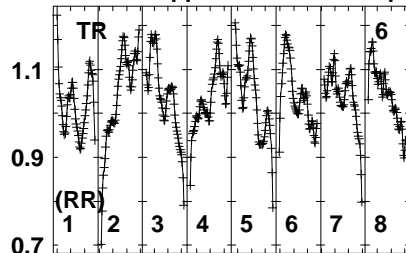
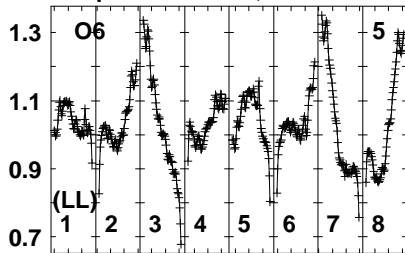
829032083603904204504808520  
FREQ MHz

Lower frame: Real Jy  
Auto-corr total-power spectrum Antenna: \*  
Timerange: 00/02:00:33 to 00/02:03:29

Plot file version 42 created 10-MAY-2023 13:38:55

SDSSJ0908+34 ES103E.UVDATA.1

Freq = 8.2880 GHz, Bw = 32.000 MH No calibration applied and no bandpass applied

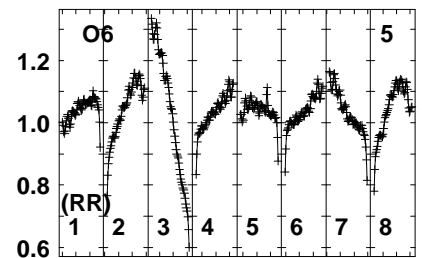
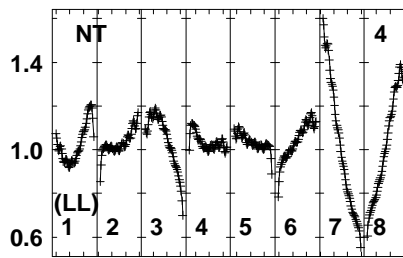
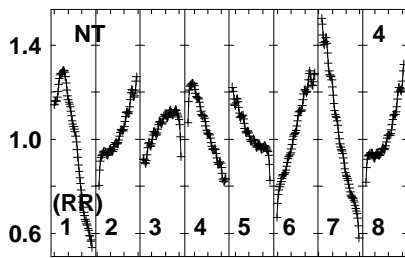
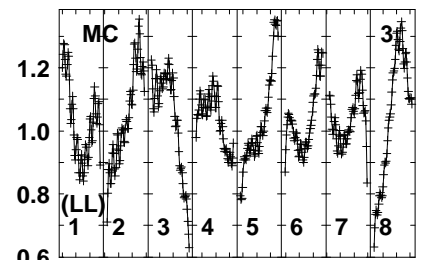
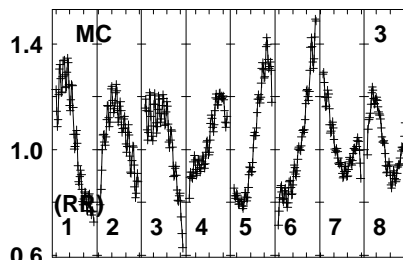
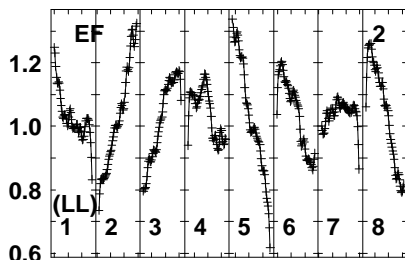
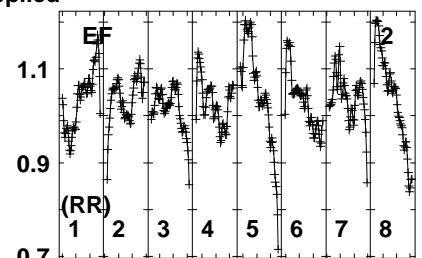
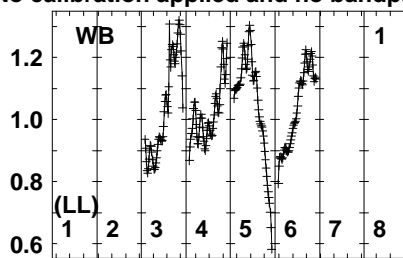
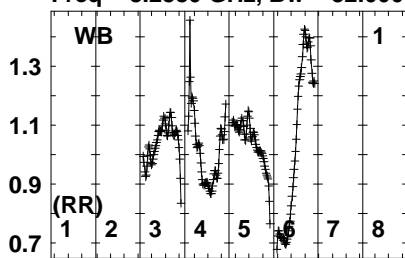


Lower frame: Real Jy  
Auto-corr total-power spectrum Antenna: \*  
Timerange: 00/02:00:33 to 00/02:03:29

Plot file version 43 created 10-MAY-2023 13:38:55

J0919+3324 ES103E.UVDATA.1

Freq = 8.2880 GHz, Bw = 32.000 MH No calibration applied and no bandpass applied



829032083603904204504808520  
FREQ MHz

829032083603904204504808520  
FREQ MHz

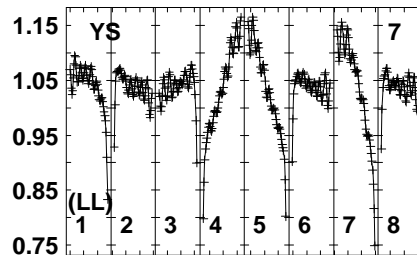
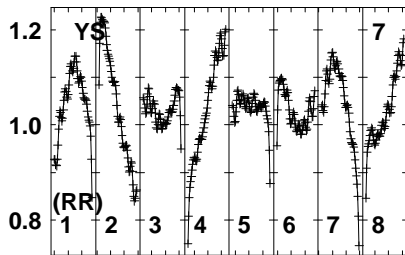
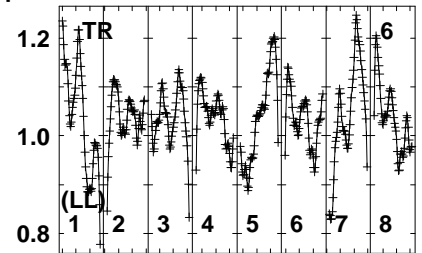
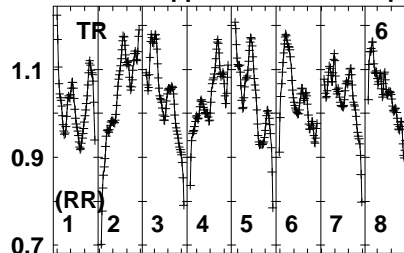
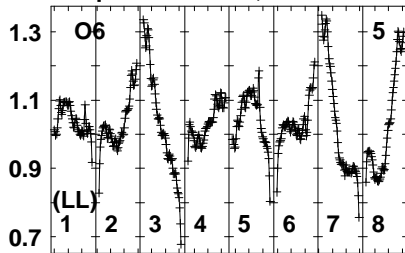
829032083603904204504808520  
FREQ MHz

Lower frame: Real Jy  
Auto-corr total-power spectrum Antenna: \*  
Timerange: 00/02:03:31 to 00/02:05:29

Plot file version 44 created 10-MAY-2023 13:38:55

J0919+3324 ES103E.UVDATA.1

Freq = 8.2880 GHz, Bw = 32.000 MH No calibration applied and no bandpass applied

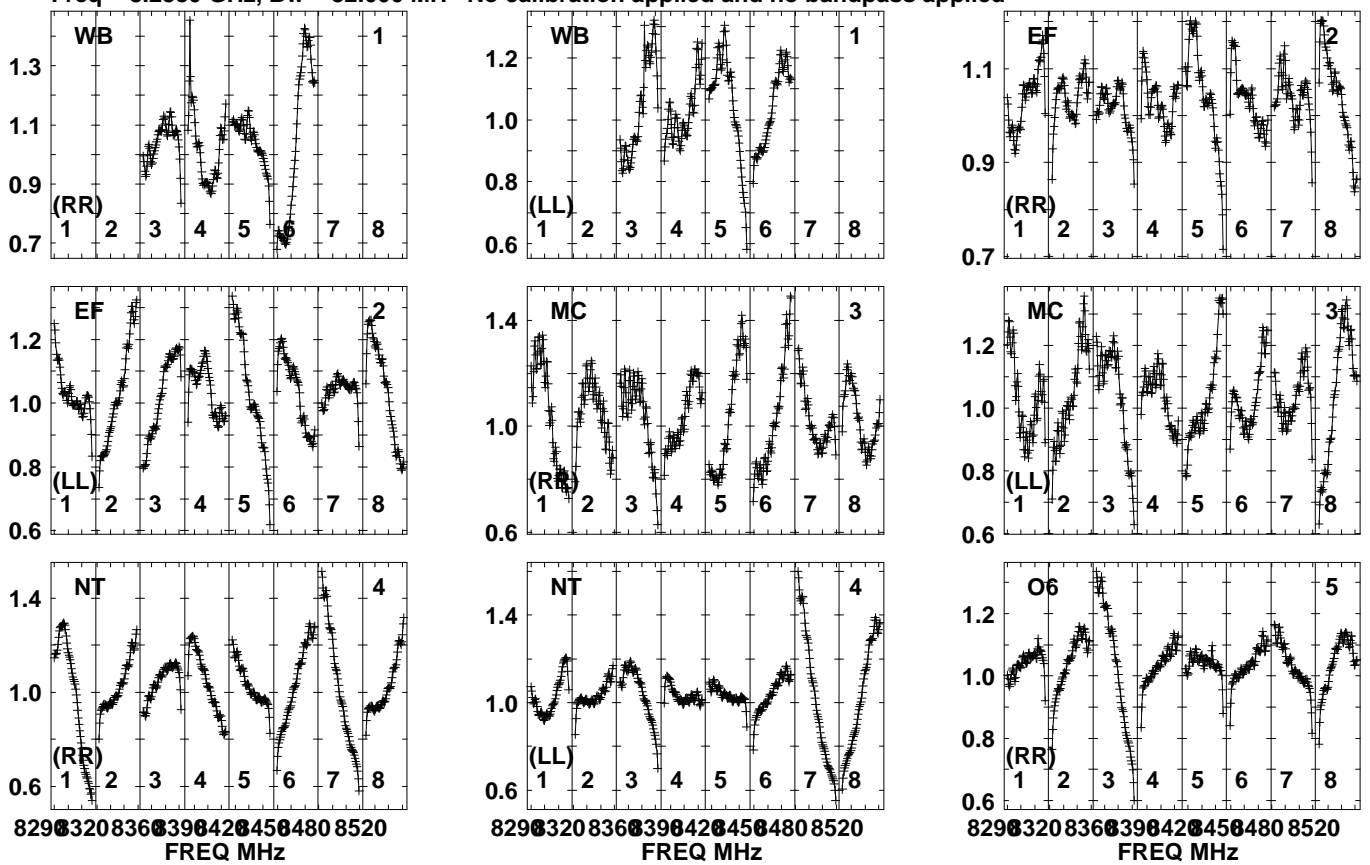


Lower frame: Real Jy  
Auto-corr total-power spectrum Antenna: \*  
Timerange: 00/02:03:31 to 00/02:05:29

Plot file version 45 created 10-MAY-2023 13:38:55

SDSSJ0908+34 ES103E.UVDATA.1

Freq = 8.2880 GHz, Bw = 32.000 MH No calibration applied and no bandpass applied

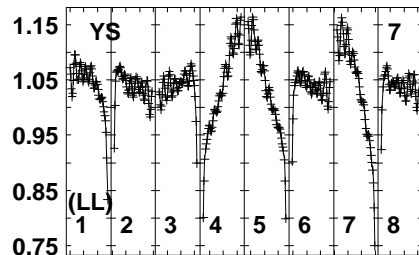
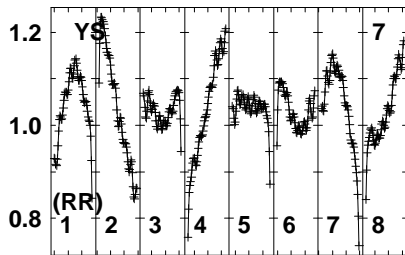
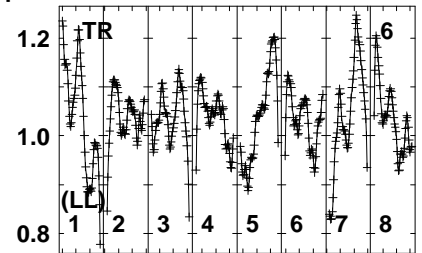
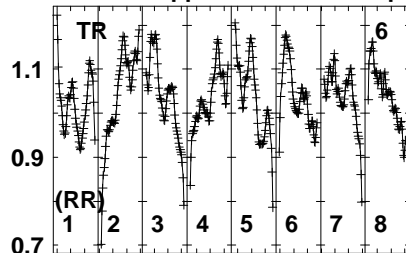
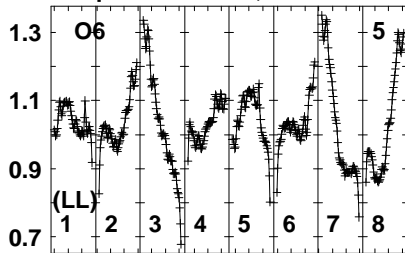


Lower frame: Real Jy  
Auto-corr total-power spectrum Antenna: \*  
Timerange: 00/02:05:31 to 00/02:08:29

Plot file version 46 created 10-MAY-2023 13:38:56

SDSSJ0908+34 ES103E.UVDATA.1

Freq = 8.2880 GHz, Bw = 32.000 MH No calibration applied and no bandpass applied

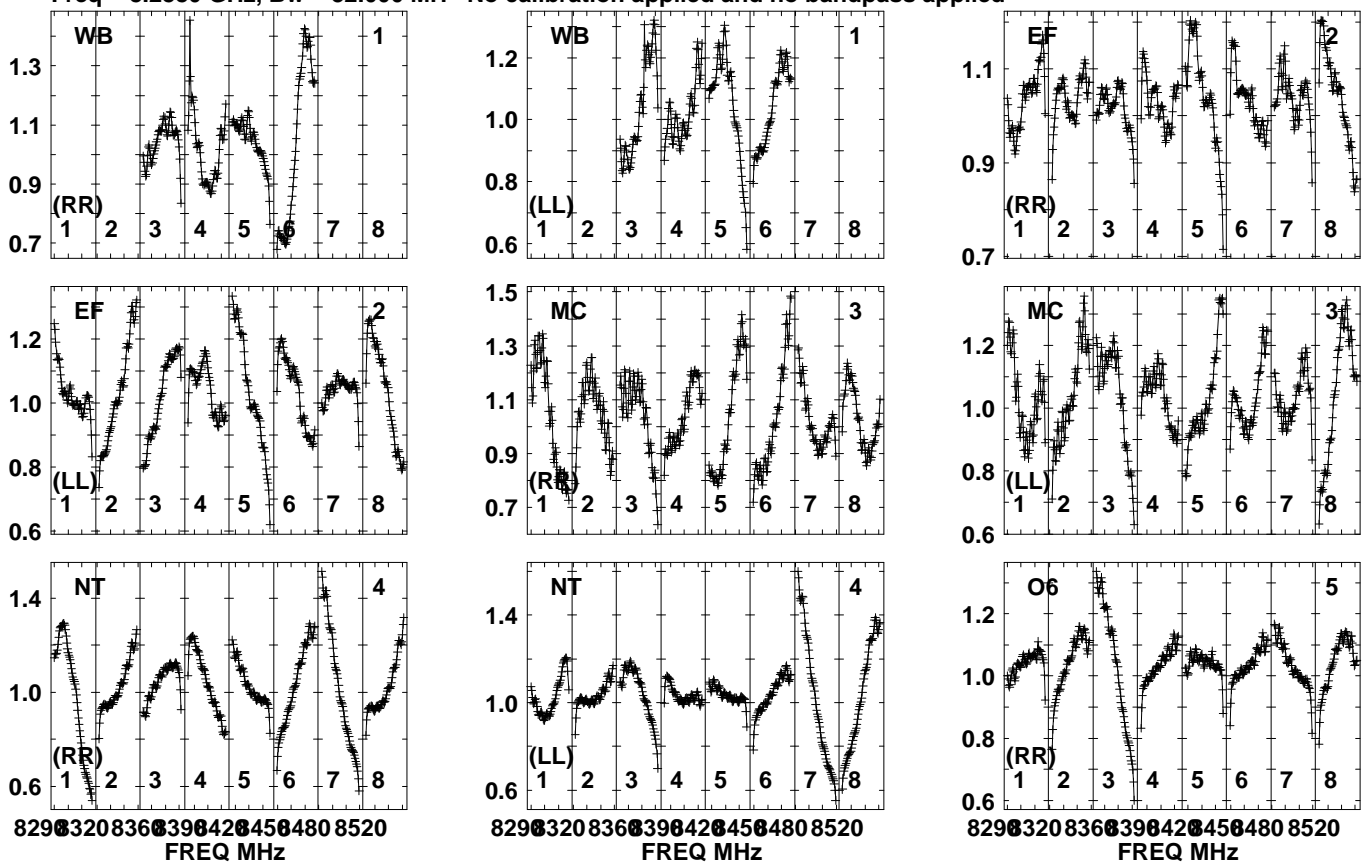


Lower frame: Real Jy  
Auto-corr total-power spectrum Antenna: \*  
Timerange: 00/02:05:31 to 00/02:08:29

Plot file version 47 created 10-MAY-2023 13:38:56

J0919+3324 ES103E.UVDATA.1

Freq = 8.2880 GHz, Bw = 32.000 MH No calibration applied and no bandpass applied

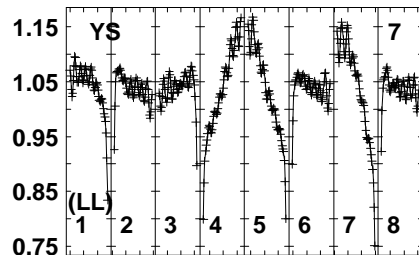
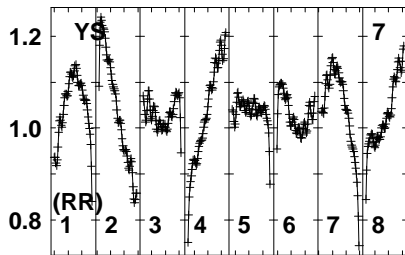
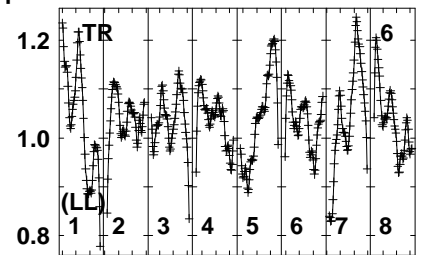
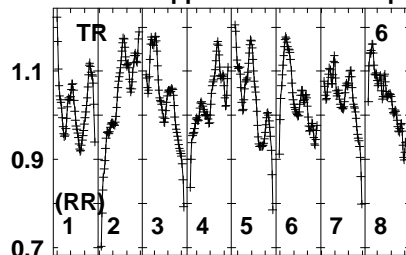
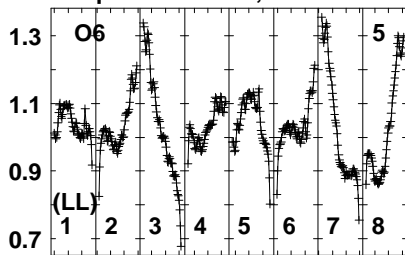


Lower frame: Real Jy  
Auto-corr total-power spectrum Antenna: \*  
Timerange: 00/02:09:01 to 00/02:10:59

Plot file version 48 created 10-MAY-2023 13:38:56

J0919+3324 ES103E.UVDATA.1

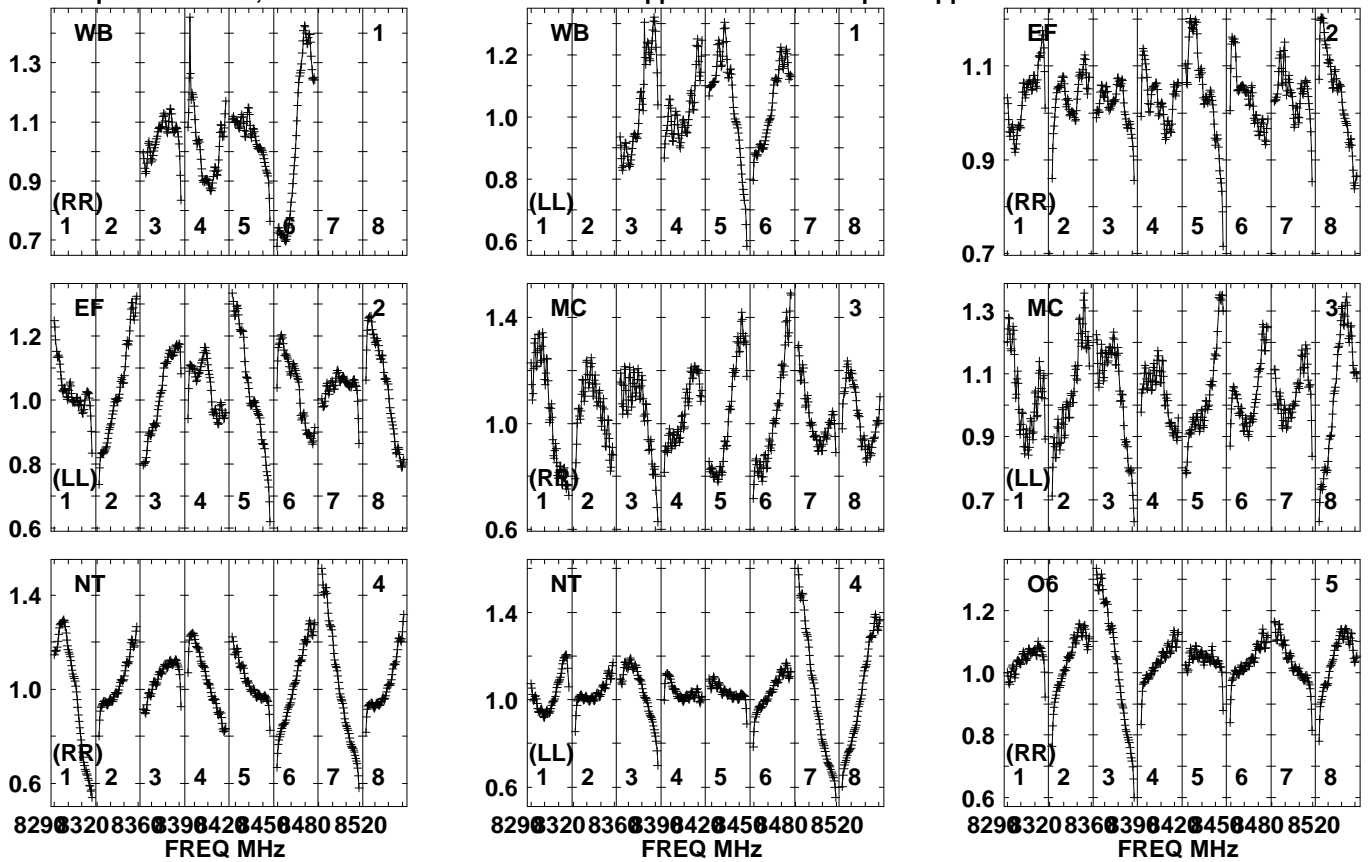
Freq = 8.2880 GHz, Bw = 32.000 MH No calibration applied and no bandpass applied



Lower frame: Real Jy  
Auto-corr total-power spectrum Antenna: \*  
Timerange: 00/02:09:01 to 00/02:10:59



Plot file version 49 created 10-MAY-2023 13:38:56  
 SDSSJ0908+34 ES103E.UVDATA.1  
 Freq = 8.2880 GHz, Bw = 32.000 MH No calibration applied and no bandpass applied

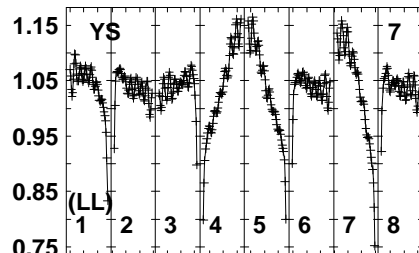
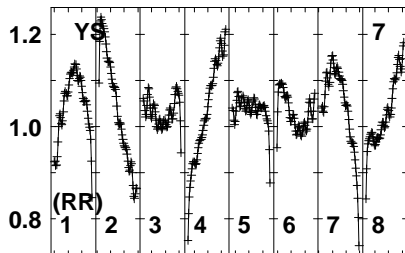
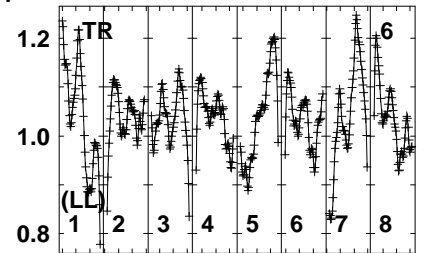
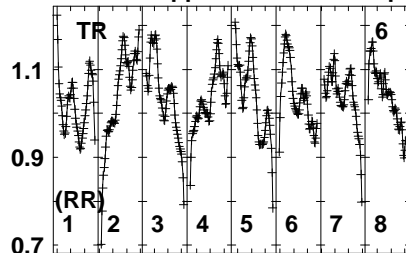
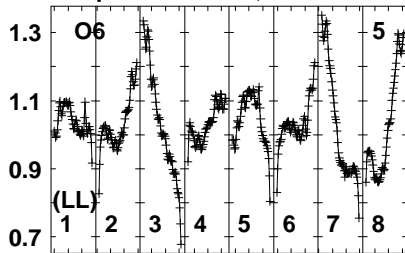


Lower frame: Real Jy  
 Auto-corr total-power spectrum Antenna: \*  
 Timerange: 00/02:11:03 to 00/02:13:59

Plot file version 50 created 10-MAY-2023 13:38:56

SDSSJ0908+34 ES103E.UVDATA.1

Freq = 8.2880 GHz, Bw = 32.000 MH No calibration applied and no bandpass applied

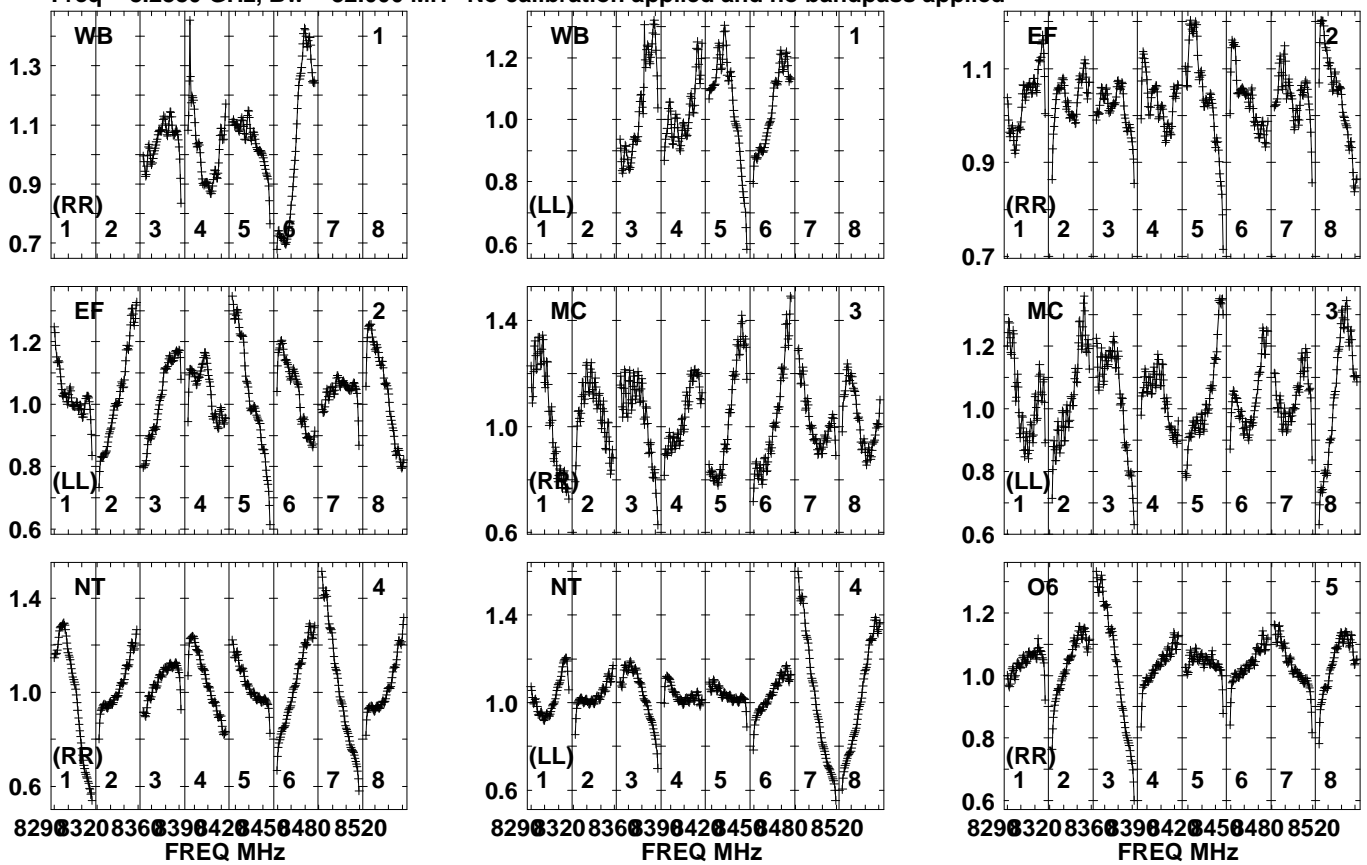


Lower frame: Real Jy  
Auto-corr total-power spectrum Antenna: \*  
Timerange: 00/02:11:03 to 00/02:13:59

Plot file version 51 created 10-MAY-2023 13:38:56

J0919+3324 ES103E.UVDATA.1

Freq = 8.2880 GHz, Bw = 32.000 MH No calibration applied and no bandpass applied

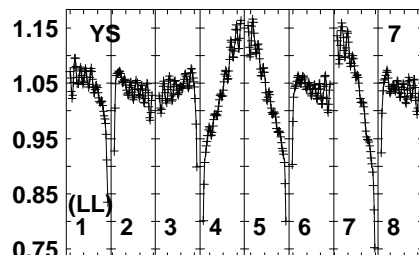
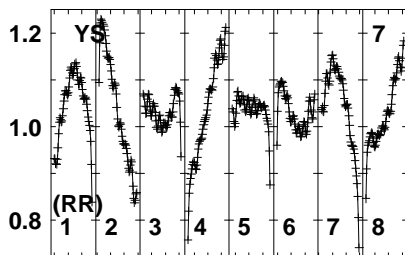
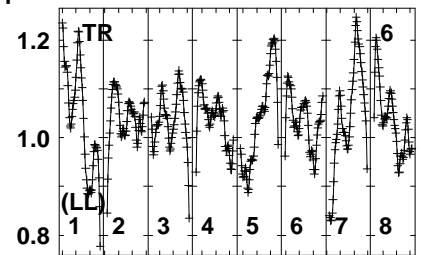
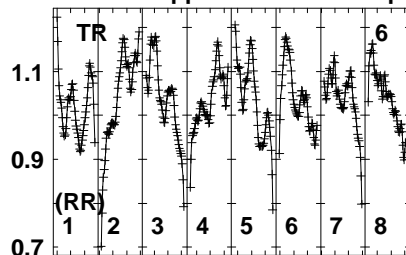
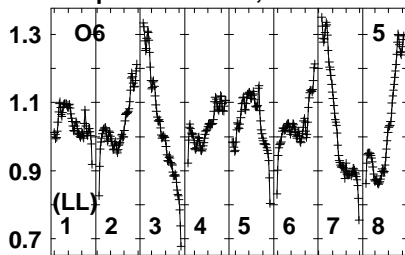


Lower frame: Real Jy  
Auto-corr total-power spectrum Antenna: \*  
Timerange: 00/02:14:01 to 00/02:15:59

Plot file version 52 created 10-MAY-2023 13:38:56

J0919+3324 ES103E.UVDATA.1

Freq = 8.2880 GHz, Bw = 32.000 MH No calibration applied and no bandpass applied

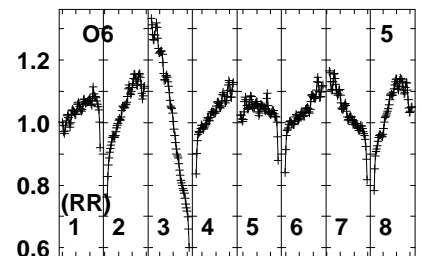
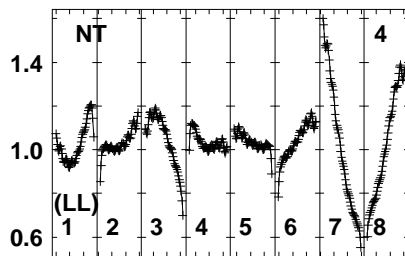
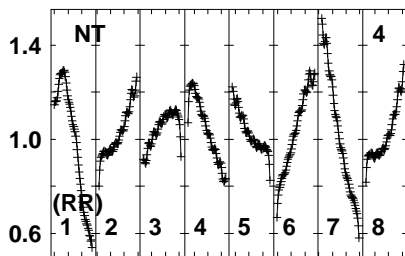
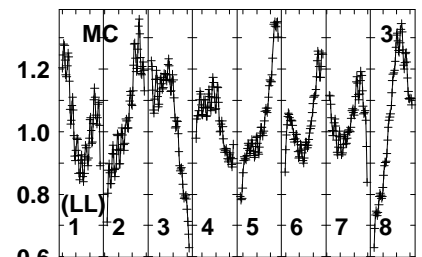
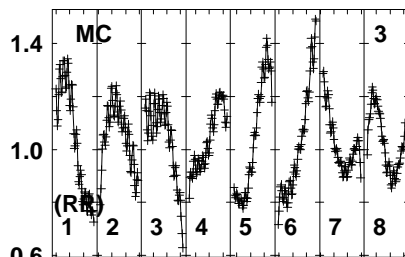
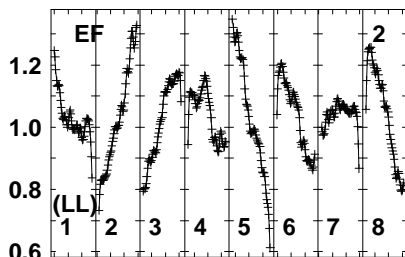
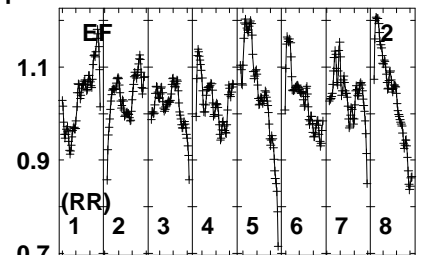
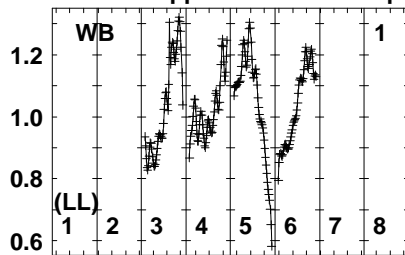
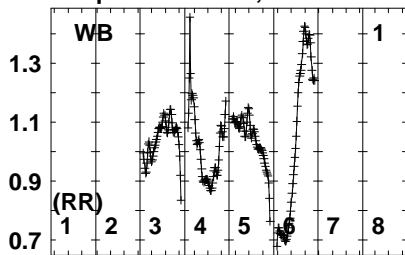


Lower frame: Real Jy  
Auto-corr total-power spectrum Antenna: \*  
Timerange: 00/02:14:01 to 00/02:15:59

Plot file version 53 created 10-MAY-2023 13:38:56

SDSSJ0908+34 ES103E.UVDATA.1

Freq = 8.2880 GHz, Bw = 32.000 MH No calibration applied and no bandpass applied



829032083603904204504808520  
FREQ MHz

829032083603904204504808520  
FREQ MHz

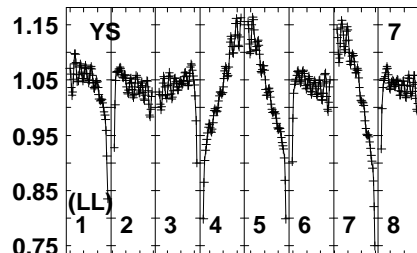
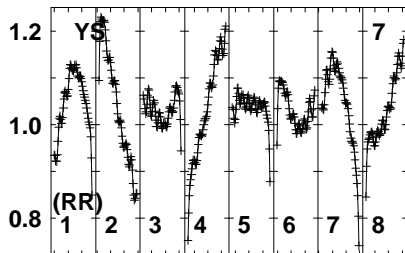
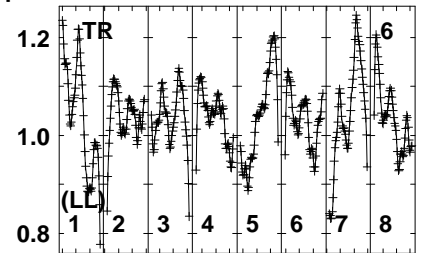
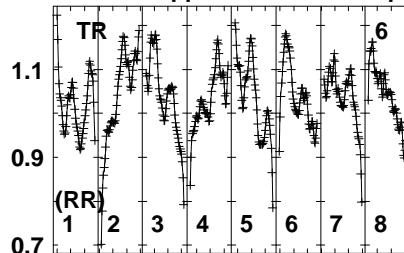
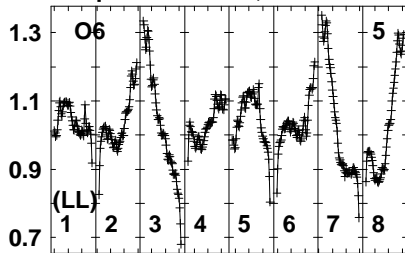
829032083603904204504808520  
FREQ MHz

Lower frame: Real Jy  
Auto-corr total-power spectrum Antenna: \*  
Timerange: 00/02:16:01 to 00/02:18:59

Plot file version 54 created 10-MAY-2023 13:38:56

SDSSJ0908+34 ES103E.UVDATA.1

Freq = 8.2880 GHz, Bw = 32.000 MH No calibration applied and no bandpass applied

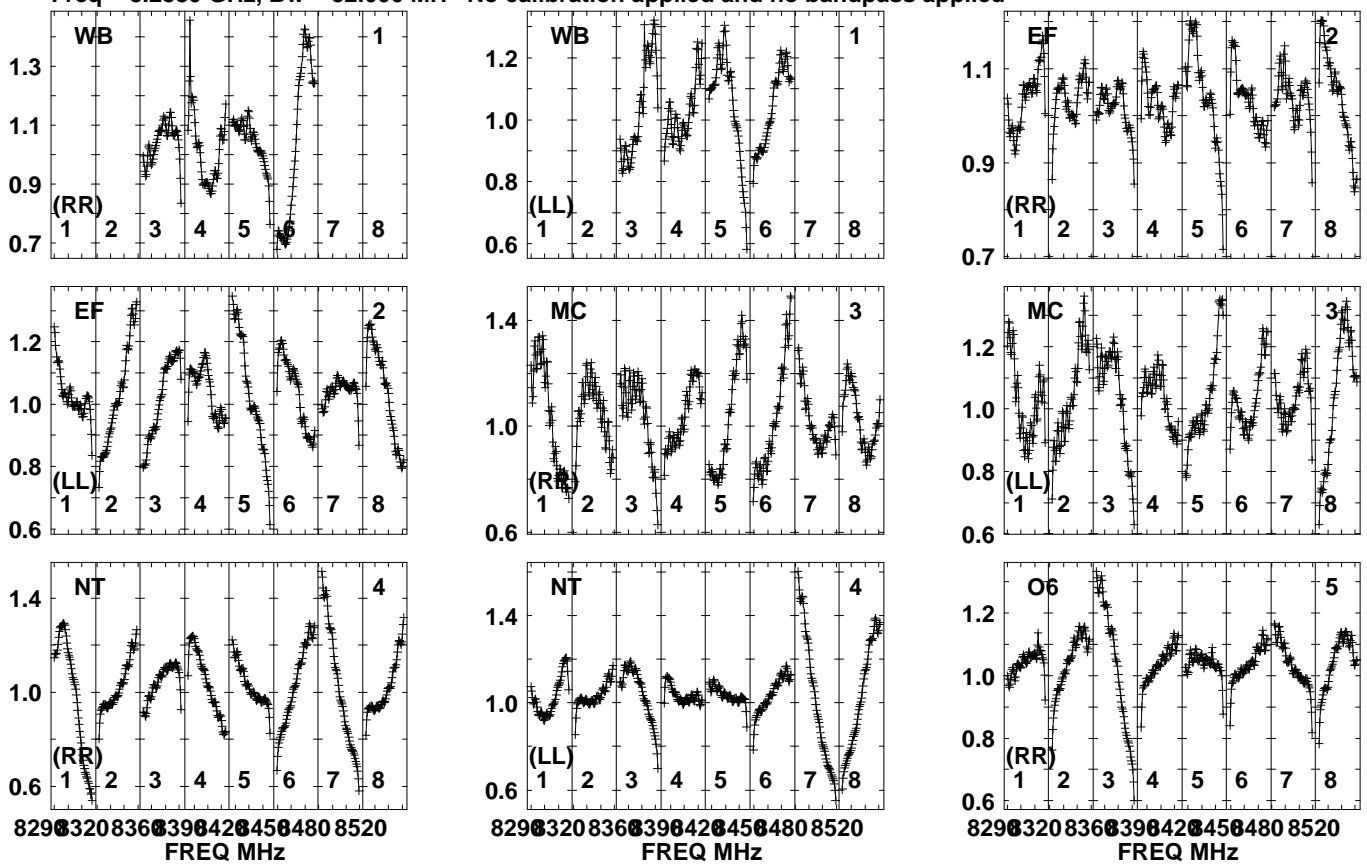


Lower frame: Real Jy  
Auto-corr total-power spectrum Antenna: \*  
Timerange: 00/02:16:01 to 00/02:18:59

Plot file version 55 created 10-MAY-2023 13:38:56

J0919+3324 ES103E.UVDATA.1

Freq = 8.2880 GHz, Bw = 32.000 MH No calibration applied and no bandpass applied

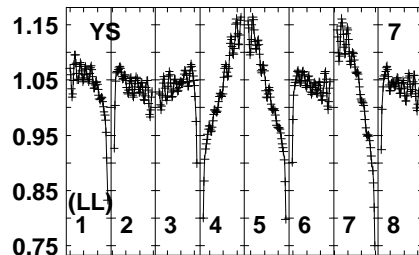
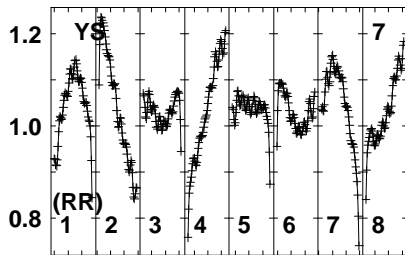
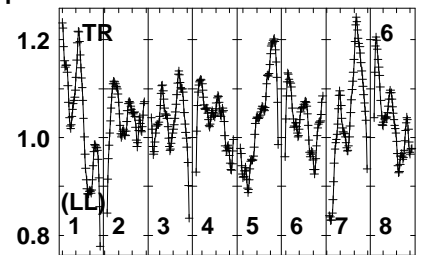
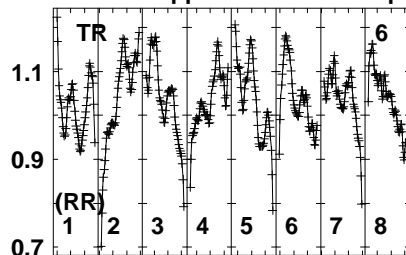
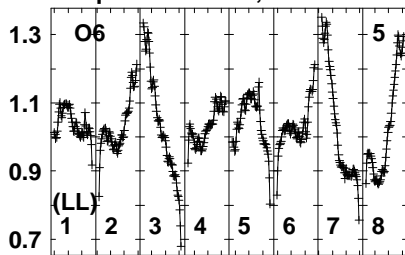


Lower frame: Real Jy  
Auto-corr total-power spectrum Antenna: \*  
Timerange: 00/02:19:31 to 00/02:21:29

Plot file version 56 created 10-MAY-2023 13:38:56

J0919+3324 ES103E.UVDATA.1

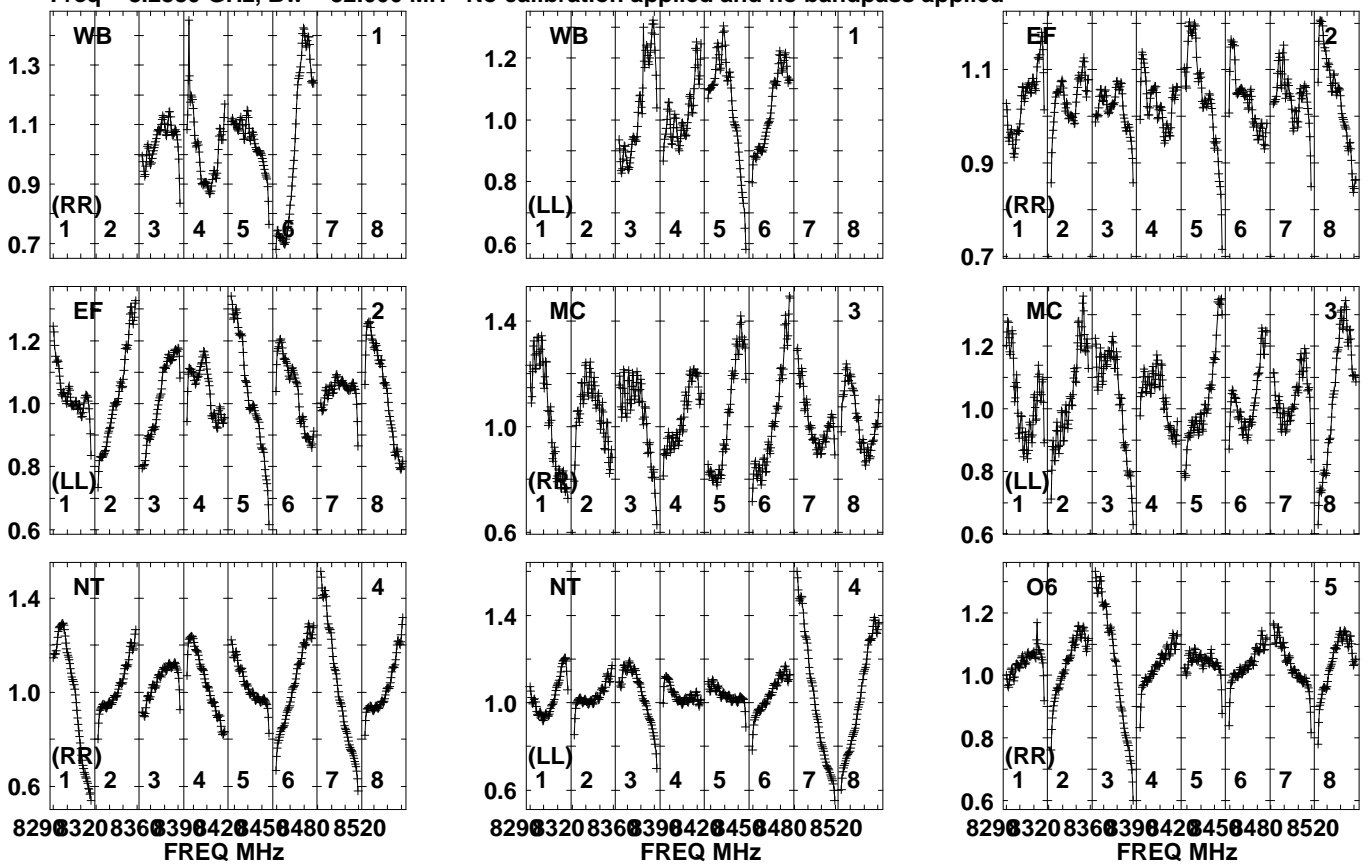
Freq = 8.2880 GHz, Bw = 32.000 MH No calibration applied and no bandpass applied



Lower frame: Real Jy  
Auto-corr total-power spectrum Antenna: \*  
Timerange: 00/02:19:31 to 00/02:21:29



Plot file version 57 created 10-MAY-2023 13:38:56  
 SDSSJ0908+34 ES103E.UVDATA.1  
 Freq = 8.2880 GHz, Bw = 32.000 MH No calibration applied and no bandpass applied

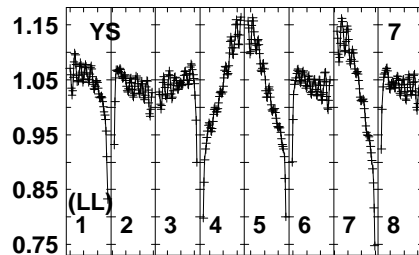
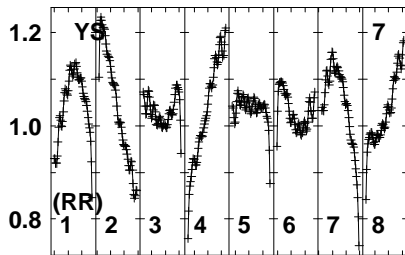
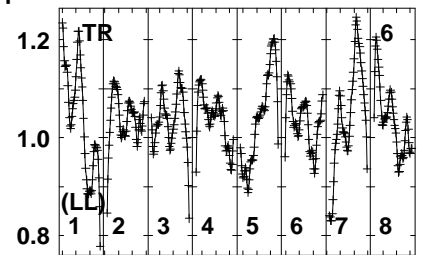
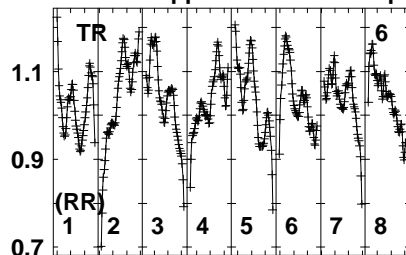
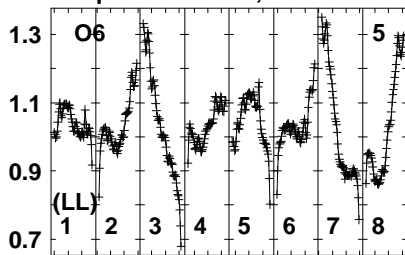


Lower frame: Real Jy  
 Auto-corr total-power spectrum Antenna: \*  
 Timerange: 00/02:21:33 to 00/02:24:29

Plot file version 58 created 10-MAY-2023 13:38:56

SDSSJ0908+34 ES103E.UVDATA.1

Freq = 8.2880 GHz, Bw = 32.000 MH No calibration applied and no bandpass applied

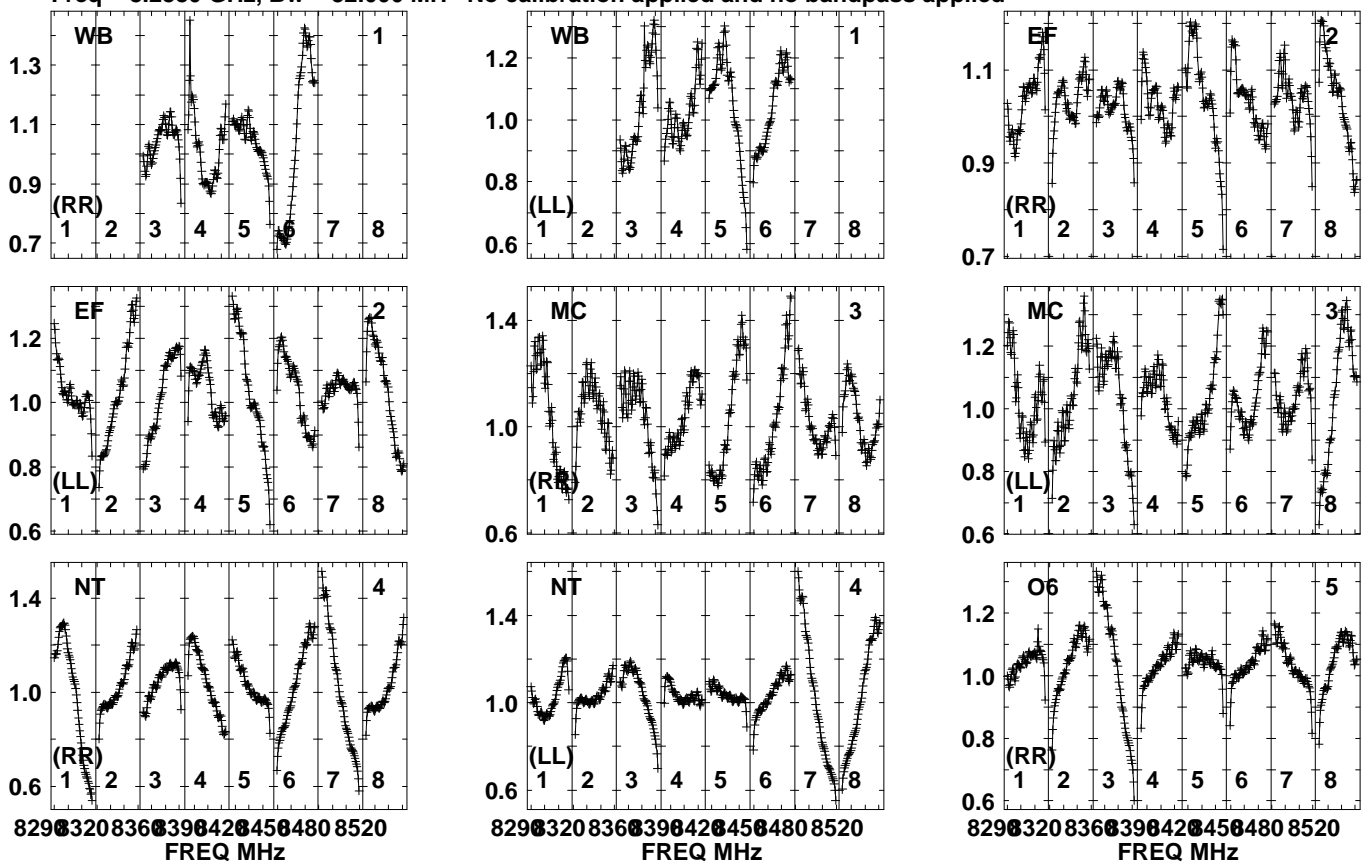


Lower frame: Real Jy  
Auto-corr total-power spectrum Antenna: \*  
Timerange: 00/02:21:33 to 00/02:24:29

Plot file version 59 created 10-MAY-2023 13:38:56

J0919+3324 ES103E.UVDATA.1

Freq = 8.2880 GHz, Bw = 32.000 MH No calibration applied and no bandpass applied

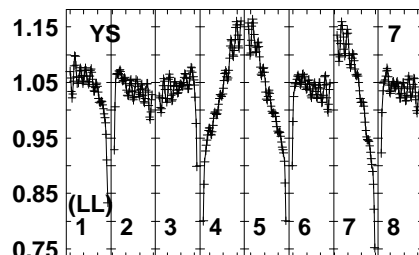
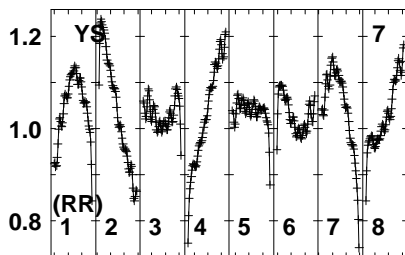
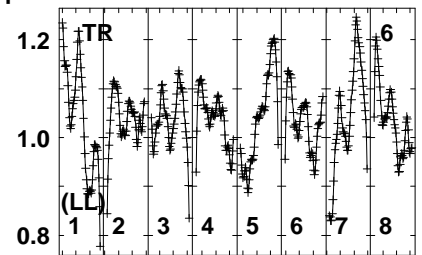
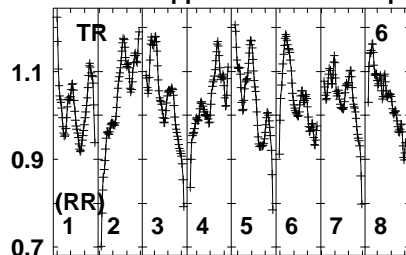
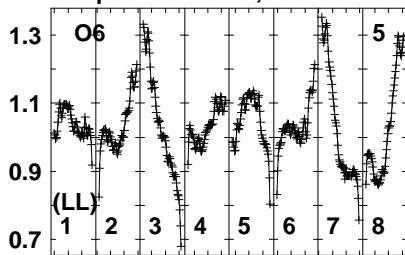


Lower frame: Real Jy  
Auto-corr total-power spectrum Antenna: \*  
Timerange: 00/02:24:31 to 00/02:26:29

Plot file version 60 created 10-MAY-2023 13:38:56

J0919+3324 ES103E.UVDATA.1

Freq = 8.2880 GHz, Bw = 32.000 MH No calibration applied and no bandpass applied

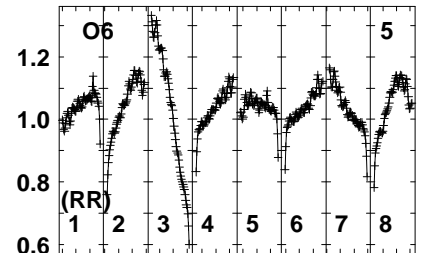
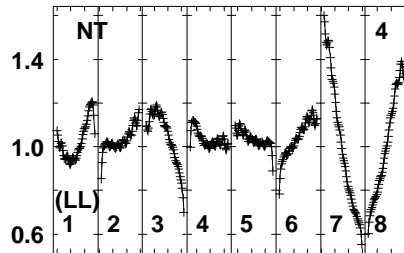
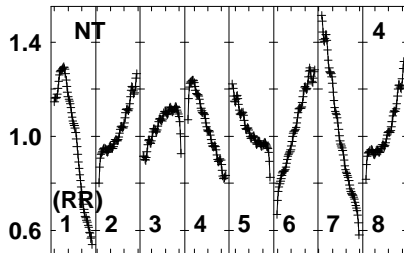
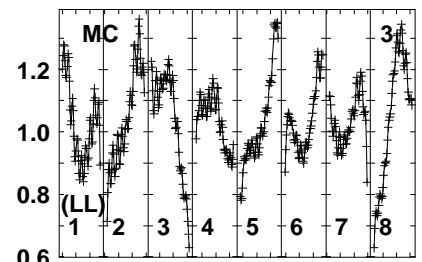
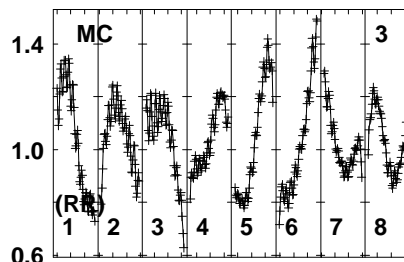
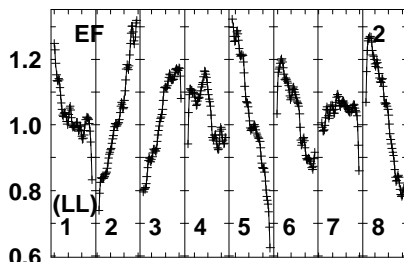
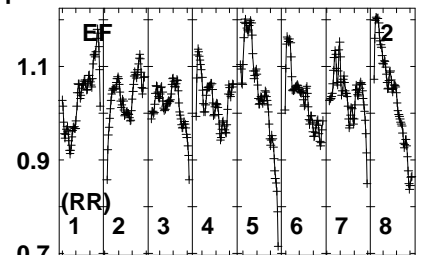
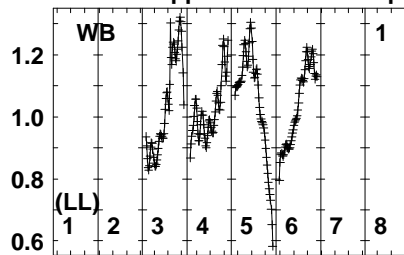
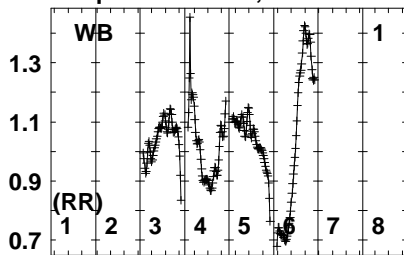


Lower frame: Real Jy  
Auto-corr total-power spectrum Antenna: \*  
Timerange: 00/02:24:31 to 00/02:26:29

Plot file version 61 created 10-MAY-2023 13:38:56

SDSSJ0908+34 ES103E.UVDATA.1

Freq = 8.2880 GHz, Bw = 32.000 MH No calibration applied and no bandpass applied



829032083603904204504808520  
FREQ MHz

829032083603904204504808520  
FREQ MHz

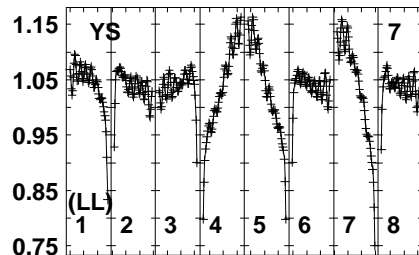
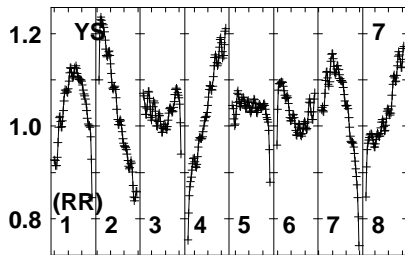
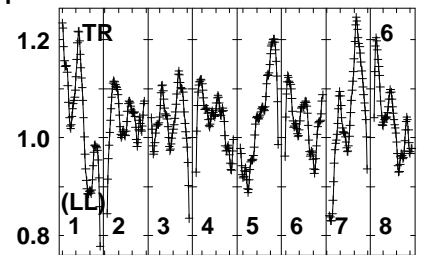
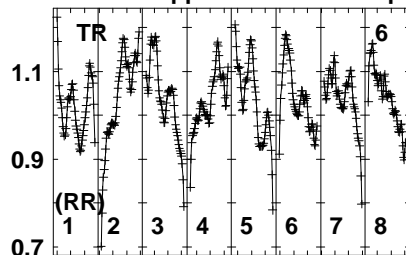
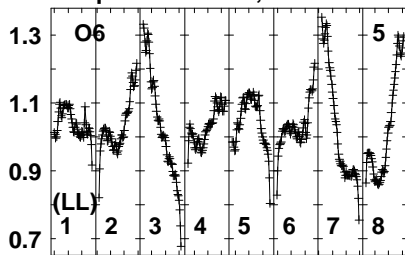
829032083603904204504808520  
FREQ MHz

Lower frame: Real Jy  
Auto-corr total-power spectrum Antenna: \*  
Timerange: 00/02:26:31 to 00/02:29:29

Plot file version 62 created 10-MAY-2023 13:38:56

SDSSJ0908+34 ES103E.UVDATA.1

Freq = 8.2880 GHz, Bw = 32.000 MH No calibration applied and no bandpass applied

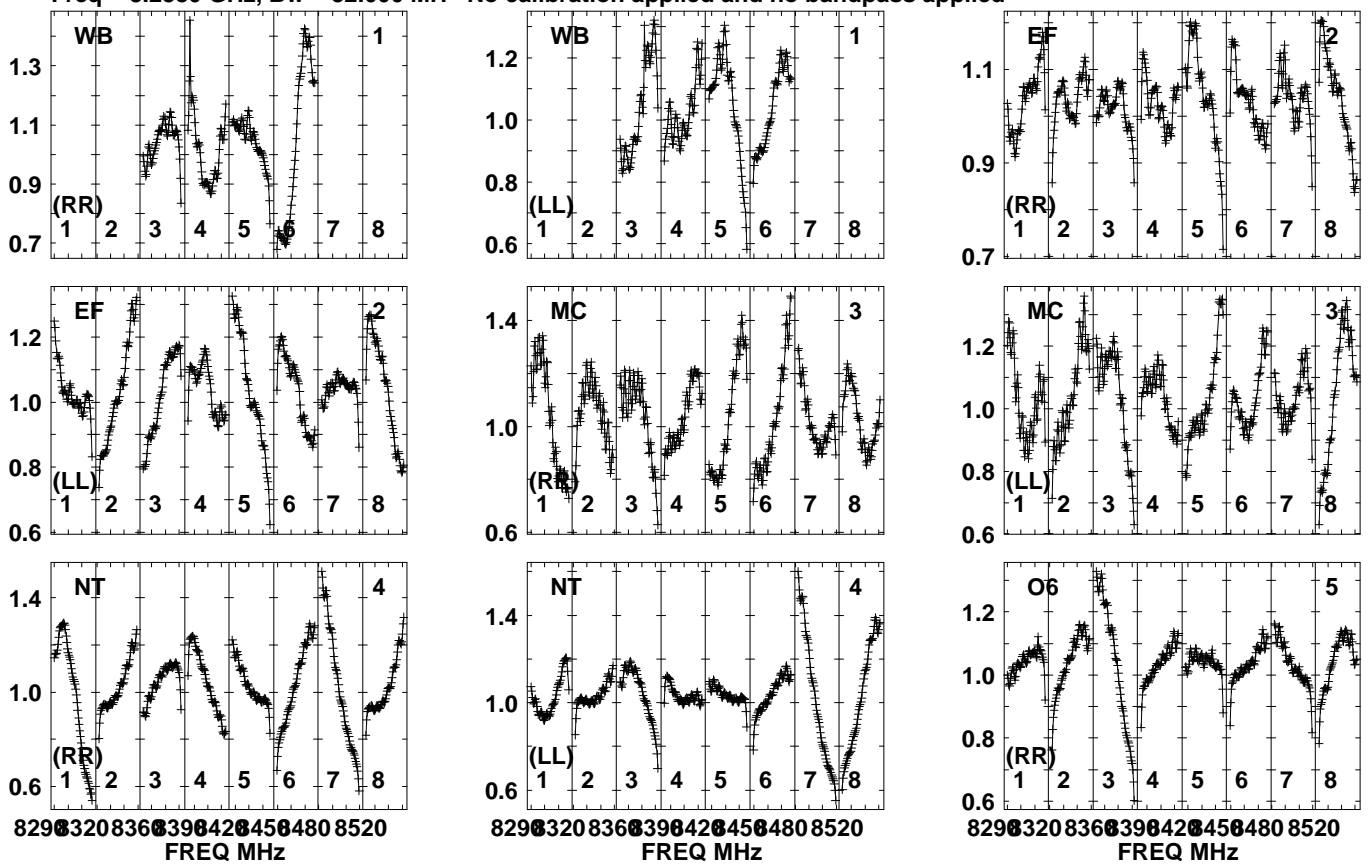


Lower frame: Real Jy  
Auto-corr total-power spectrum Antenna: \*  
Timerange: 00/02:26:31 to 00/02:29:29

Plot file version 63 created 10-MAY-2023 13:38:56

J0919+3324 ES103E.UVDATA.1

Freq = 8.2880 GHz, Bw = 32.000 MH No calibration applied and no bandpass applied

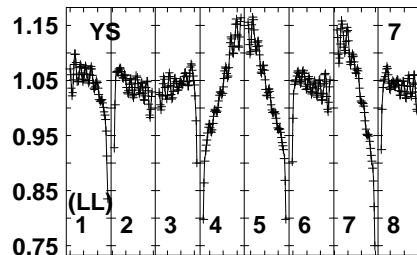
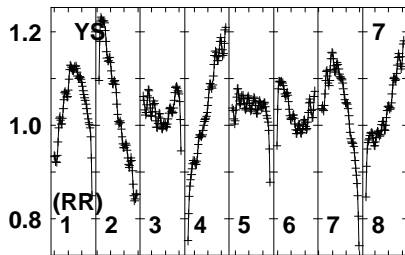
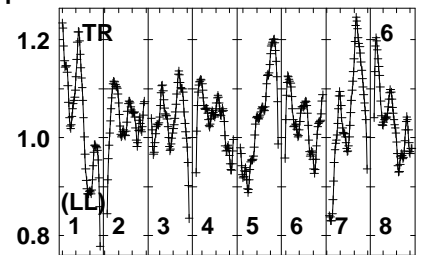
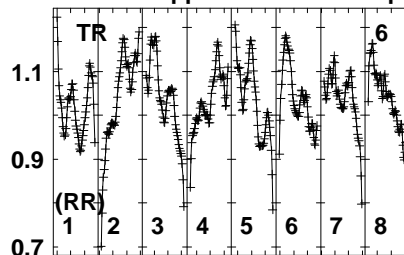
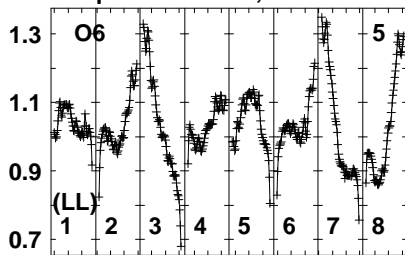


Lower frame: Real Jy  
Auto-corr total-power spectrum Antenna: \*  
Timerange: 00/02:30:01 to 00/02:31:59

Plot file version 64 created 10-MAY-2023 13:38:56

J0919+3324 ES103E.UVDATA.1

Freq = 8.2880 GHz, Bw = 32.000 MH No calibration applied and no bandpass applied



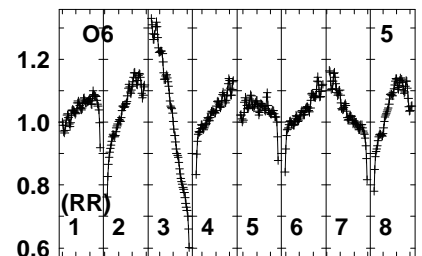
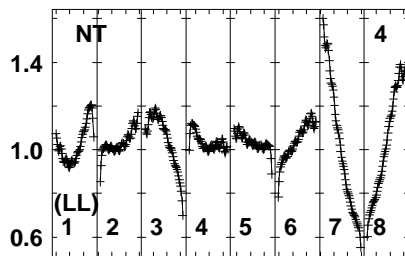
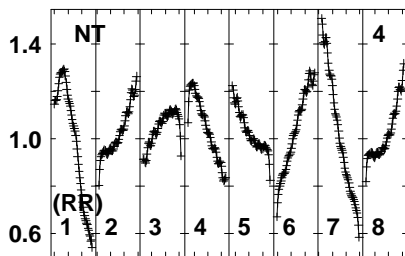
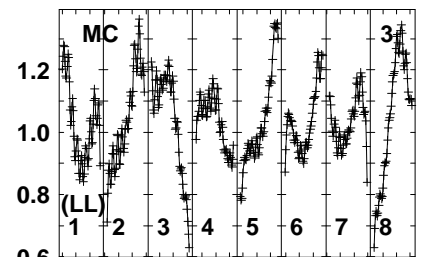
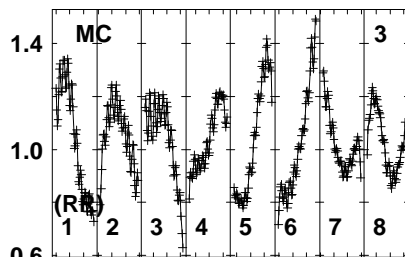
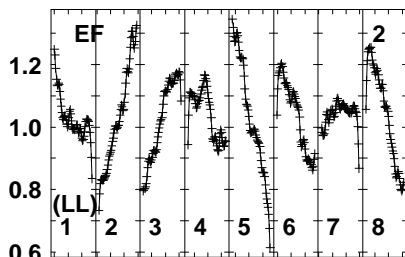
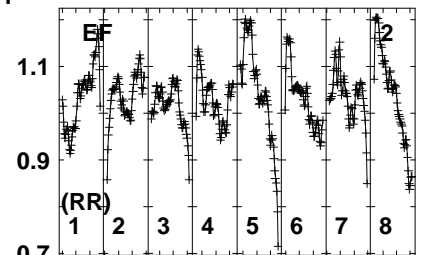
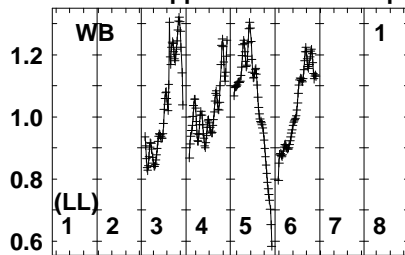
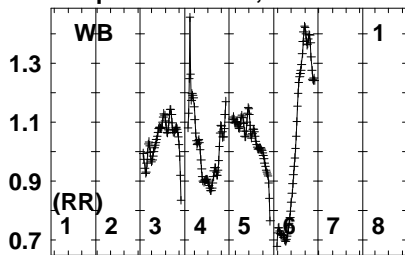
Lower frame: Real Jy  
Auto-corr total-power spectrum Antenna: \*  
Timerange: 00/02:30:01 to 00/02:31:59



Plot file version 65 created 10-MAY-2023 13:38:56

SDSSJ0908+34 ES103E.UVDATA.1

Freq = 8.2880 GHz, Bw = 32.000 MH No calibration applied and no bandpass applied



829032083603904204504808520  
FREQ MHz

829032083603904204504808520  
FREQ MHz

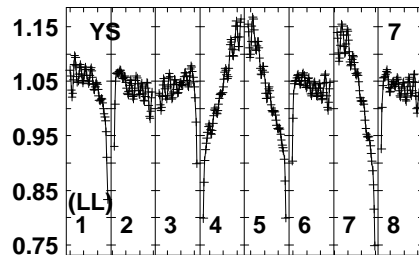
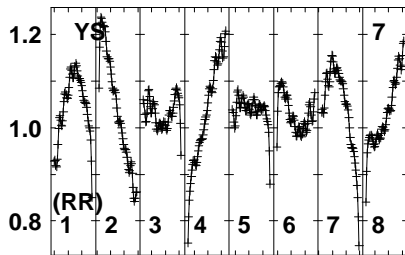
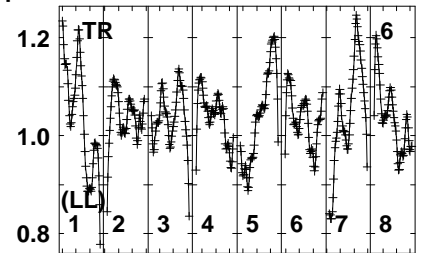
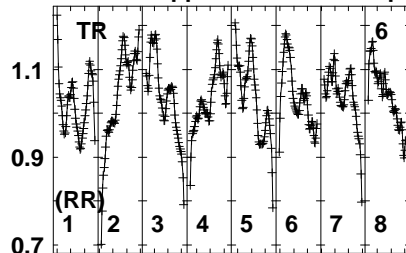
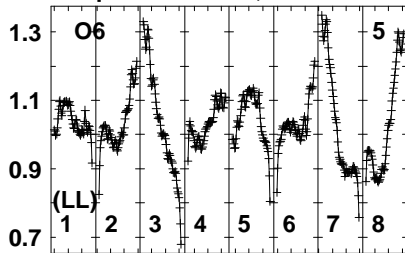
829032083603904204504808520  
FREQ MHz

Lower frame: Real Jy  
Auto-corr total-power spectrum Antenna: \*  
Timerange: 00/02:32:03 to 00/02:34:59

Plot file version 66 created 10-MAY-2023 13:38:57

SDSSJ0908+34 ES103E.UVDATA.1

Freq = 8.2880 GHz, Bw = 32.000 MH No calibration applied and no bandpass applied

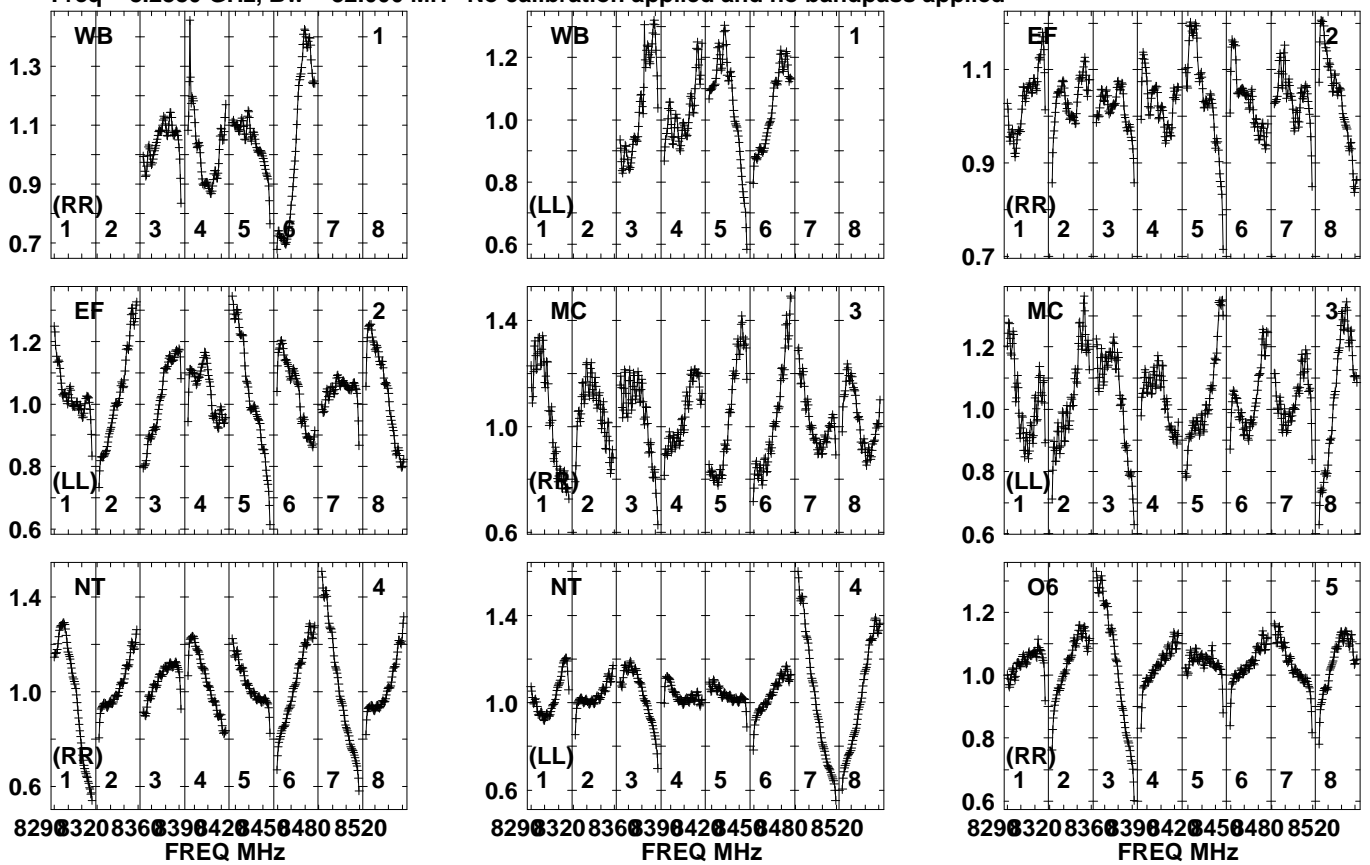


Lower frame: Real Jy  
Auto-corr total-power spectrum Antenna: \*  
Timerange: 00/02:32:03 to 00/02:34:59

Plot file version 67 created 10-MAY-2023 13:38:57

J0919+3324 ES103E.UVDATA.1

Freq = 8.2880 GHz, Bw = 32.000 MH No calibration applied and no bandpass applied

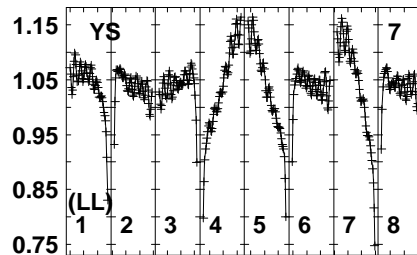
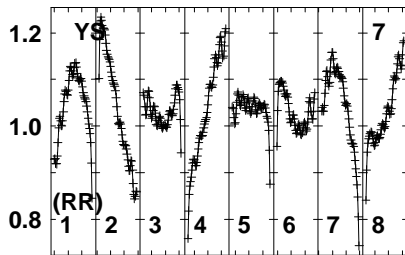
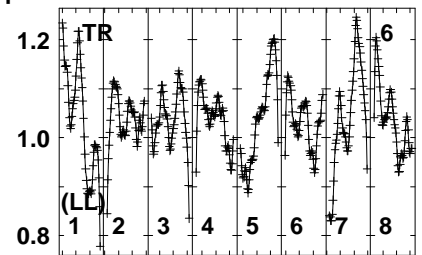
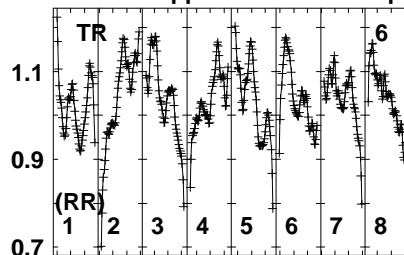
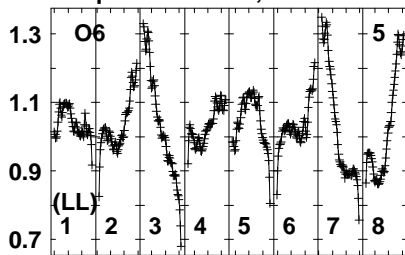


Lower frame: Real Jy  
Auto-corr total-power spectrum Antenna: \*  
Timerange: 00/02:35:01 to 00/02:36:59

Plot file version 68 created 10-MAY-2023 13:38:57

J0919+3324 ES103E.UVDATA.1

Freq = 8.2880 GHz, Bw = 32.000 MH No calibration applied and no bandpass applied

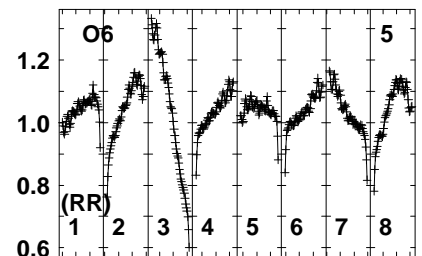
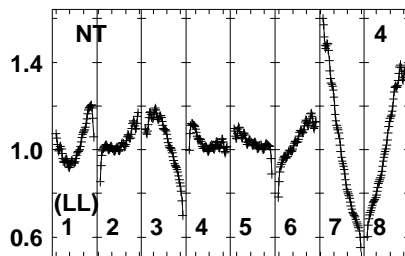
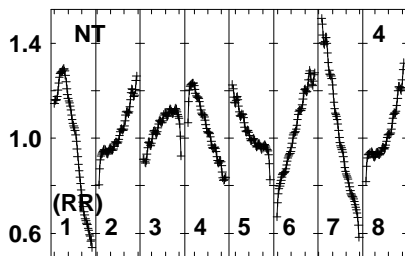
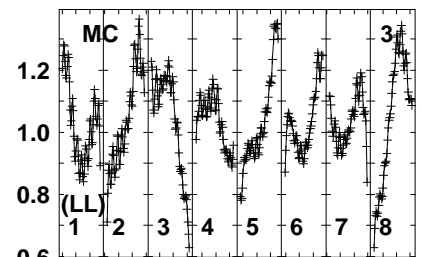
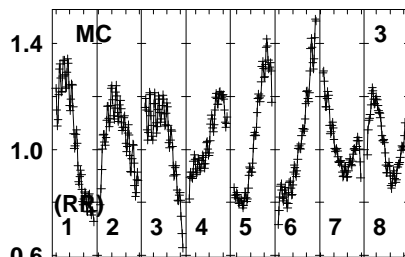
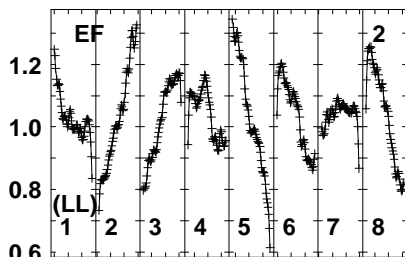
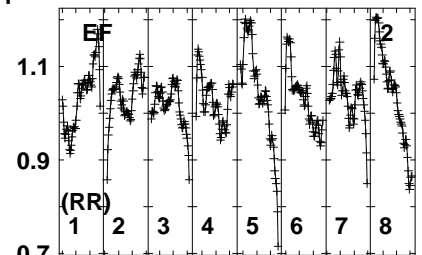
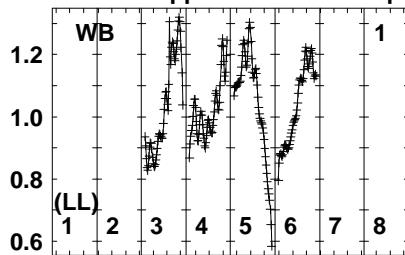
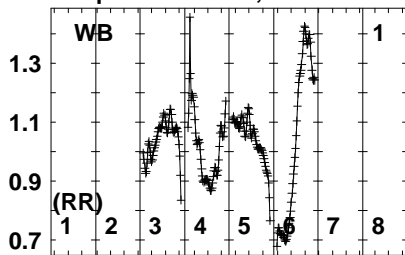


Lower frame: Real Jy  
Auto-corr total-power spectrum Antenna: \*  
Timerange: 00/02:35:01 to 00/02:36:59

Plot file version 69 created 10-MAY-2023 13:38:57

SDSSJ0908+34 ES103E.UVDATA.1

Freq = 8.2880 GHz, Bw = 32.000 MH No calibration applied and no bandpass applied



829032083603904204504808520  
FREQ MHz

829032083603904204504808520  
FREQ MHz

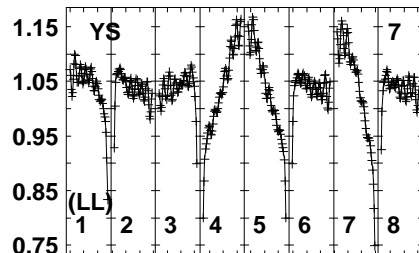
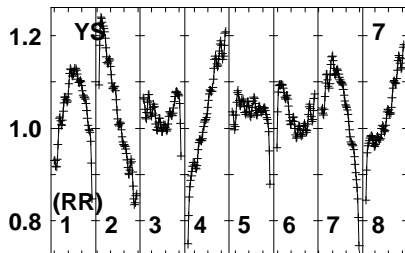
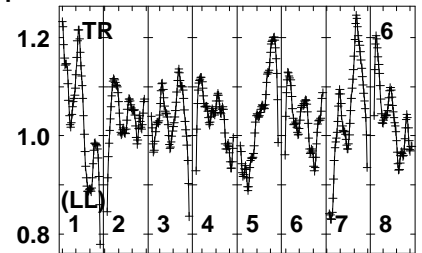
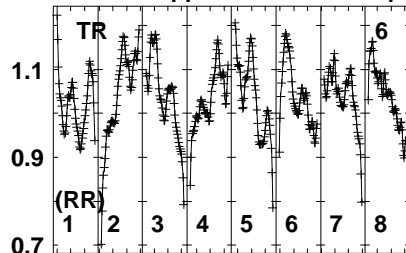
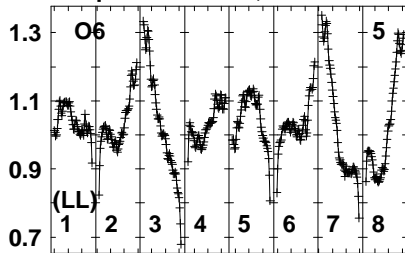
829032083603904204504808520  
FREQ MHz

Lower frame: Real Jy  
Auto-corr total-power spectrum Antenna: \*  
Timerange: 00/02:37:01 to 00/02:39:59

Plot file version 70 created 10-MAY-2023 13:38:57

SDSSJ0908+34 ES103E.UVDATA.1

Freq = 8.2880 GHz, Bw = 32.000 MH No calibration applied and no bandpass applied

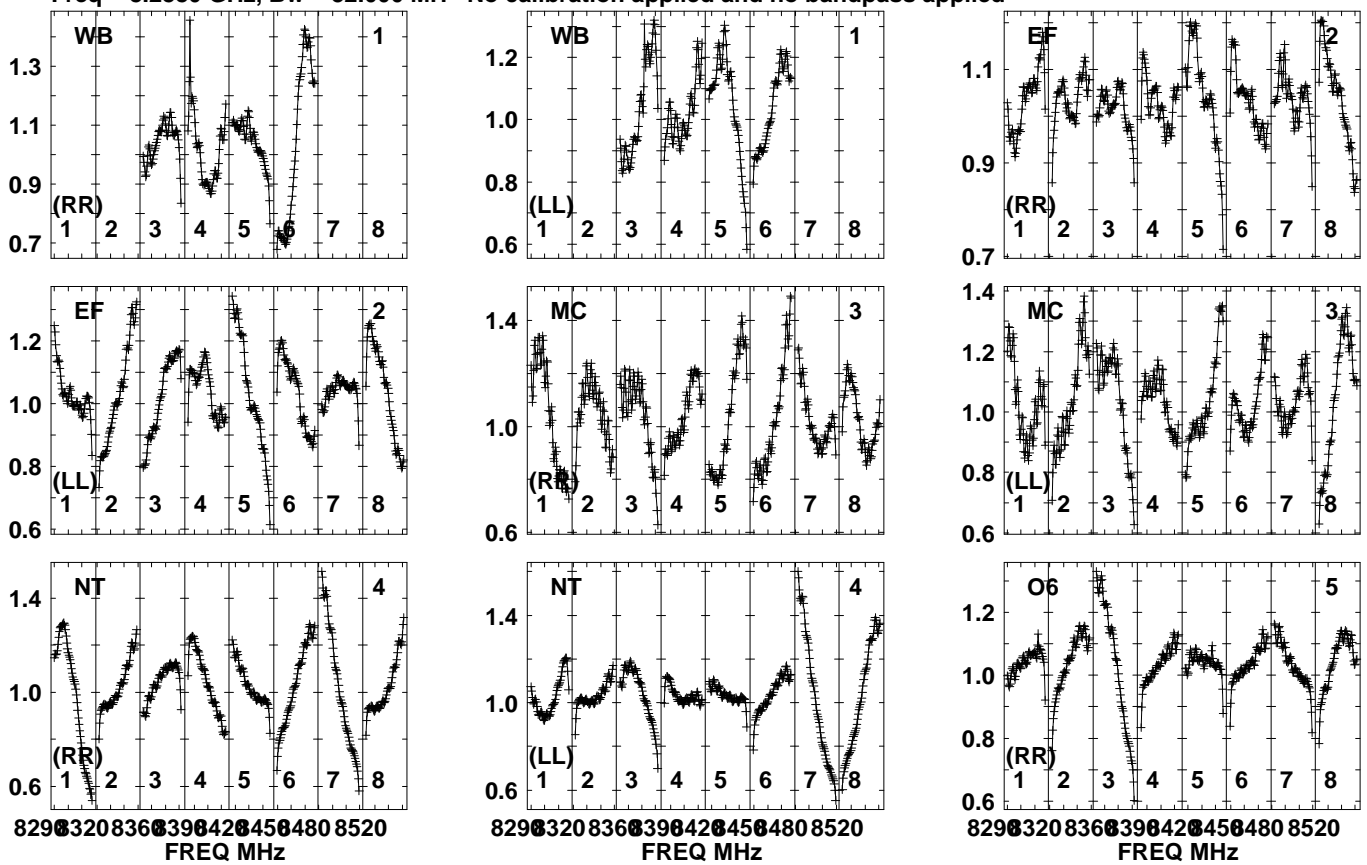


Lower frame: Real Jy  
Auto-corr total-power spectrum Antenna: \*  
Timerange: 00/02:37:01 to 00/02:39:59

Plot file version 71 created 10-MAY-2023 13:38:57

J0919+3324 ES103E.UVDATA.1

Freq = 8.2880 GHz, Bw = 32.000 MH No calibration applied and no bandpass applied

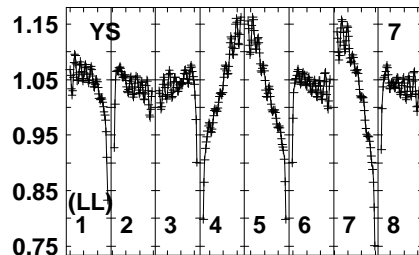
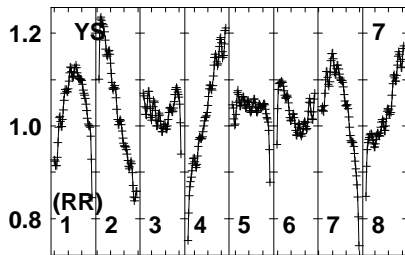
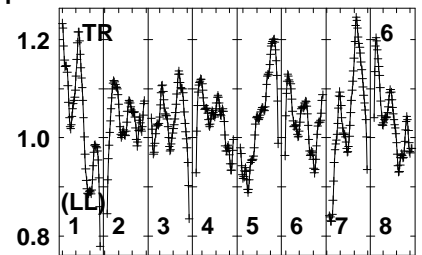
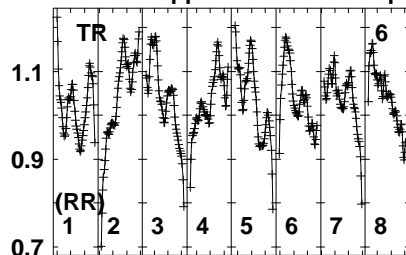
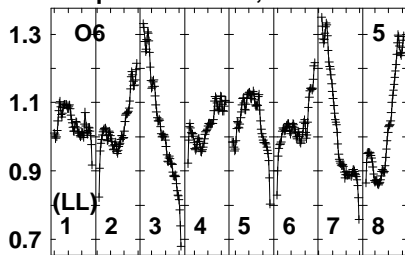


Lower frame: Real Jy  
Auto-corr total-power spectrum Antenna: \*  
Timerange: 00/02:40:31 to 00/02:42:29

Plot file version 72 created 10-MAY-2023 13:38:57

J0919+3324 ES103E.UVDATA.1

Freq = 8.2880 GHz, Bw = 32.000 MH No calibration applied and no bandpass applied



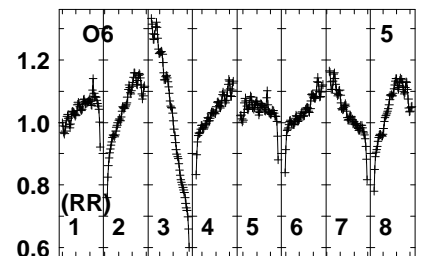
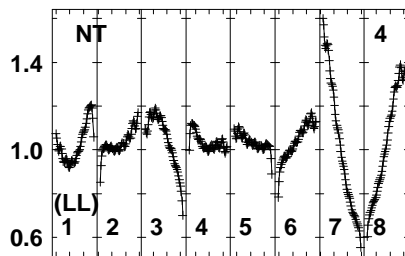
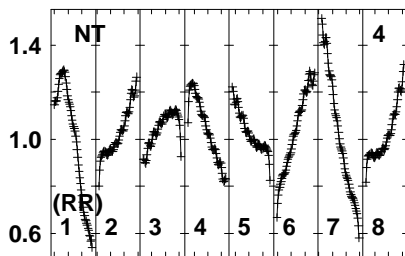
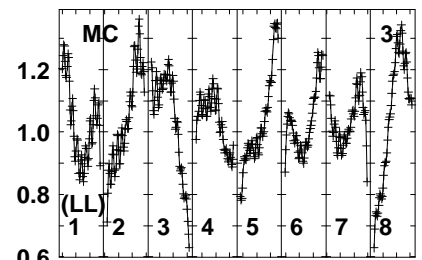
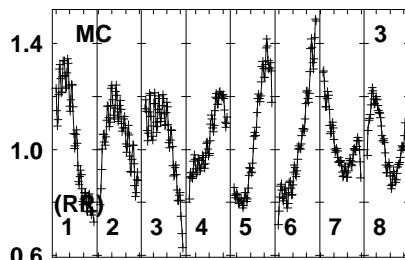
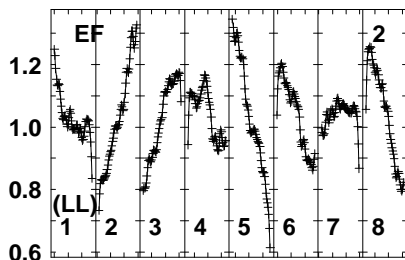
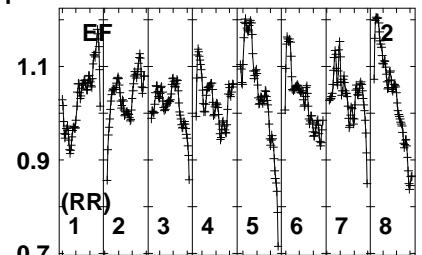
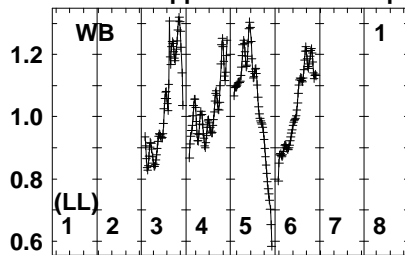
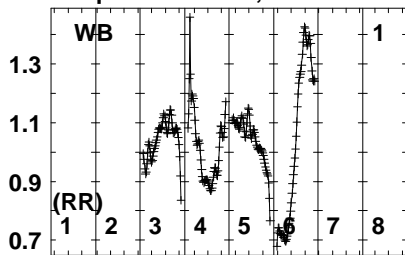
Lower frame: Real Jy  
Auto-corr total-power spectrum Antenna: \*  
Timerange: 00/02:40:31 to 00/02:42:29



Plot file version 73 created 10-MAY-2023 13:38:57

SDSSJ0908+34 ES103E.UVDATA.1

Freq = 8.2880 GHz, Bw = 32.000 MH No calibration applied and no bandpass applied



829032083603904204504808520  
FREQ MHz

829032083603904204504808520  
FREQ MHz

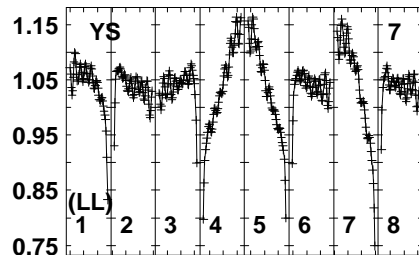
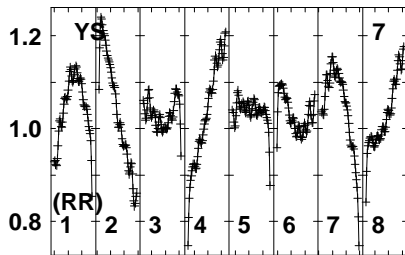
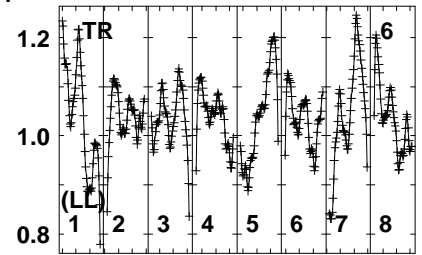
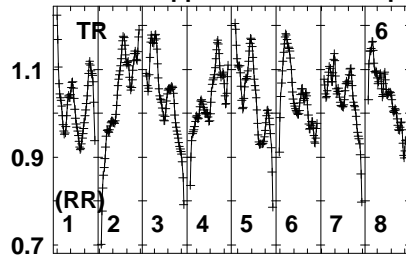
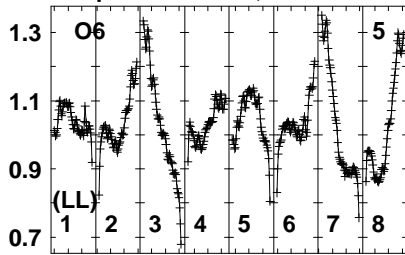
829032083603904204504808520  
FREQ MHz

Lower frame: Real Jy  
Auto-corr total-power spectrum Antenna: \*  
Timerange: 00/02:42:33 to 00/02:45:29

Plot file version 74 created 10-MAY-2023 13:38:57

SDSSJ0908+34 ES103E.UVDATA.1

Freq = 8.2880 GHz, Bw = 32.000 MH No calibration applied and no bandpass applied

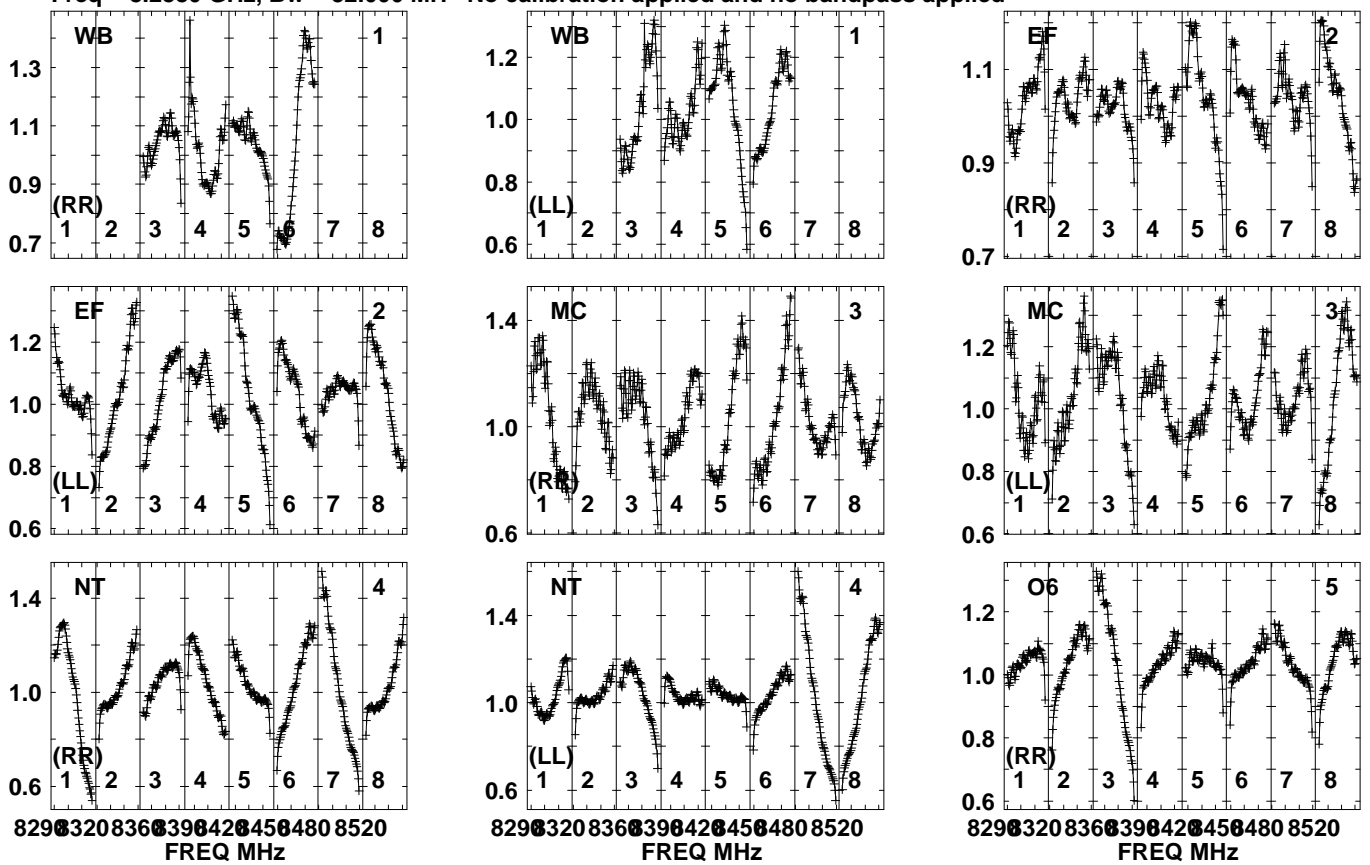


Lower frame: Real Jy  
Auto-corr total-power spectrum Antenna: \*  
Timerange: 00/02:42:33 to 00/02:45:29

Plot file version 75 created 10-MAY-2023 13:38:57

J0919+3324 ES103E.UVDATA.1

Freq = 8.2880 GHz, Bw = 32.000 MH No calibration applied and no bandpass applied

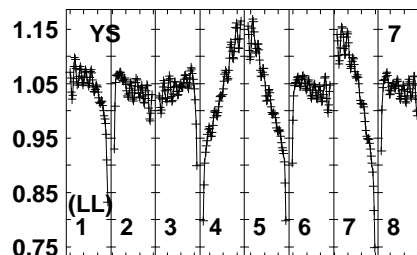
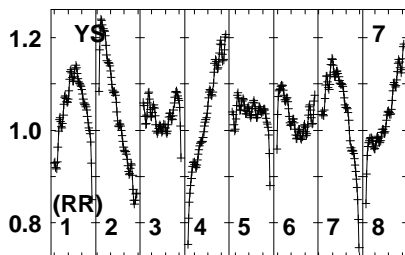
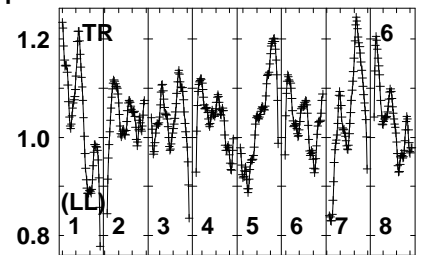
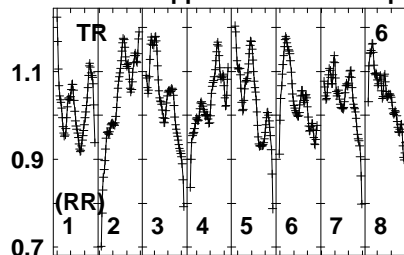
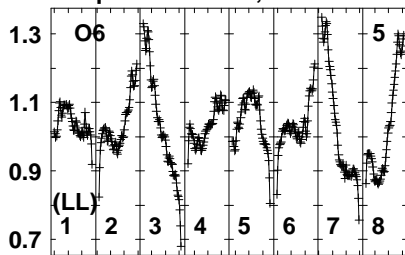


Lower frame: Real Jy  
Auto-corr total-power spectrum Antenna: \*  
Timerange: 00/02:45:31 to 00/02:47:29

Plot file version 76 created 10-MAY-2023 13:38:57

J0919+3324 ES103E.UVDATA.1

Freq = 8.2880 GHz, Bw = 32.000 MH No calibration applied and no bandpass applied

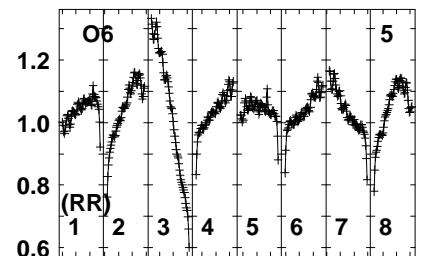
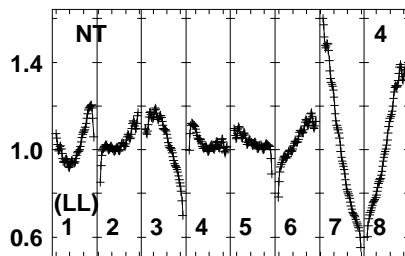
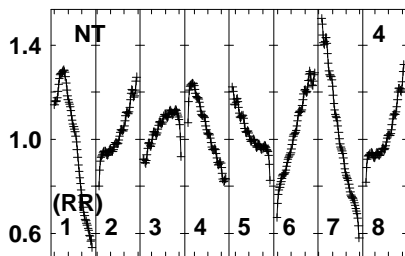
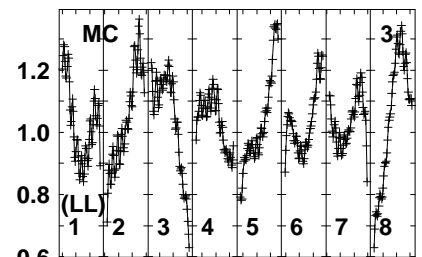
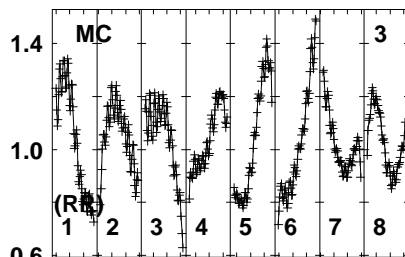
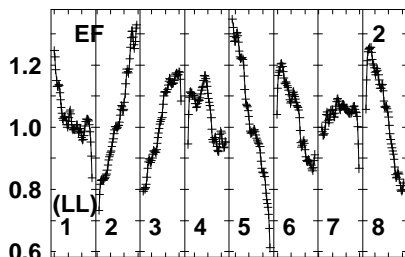
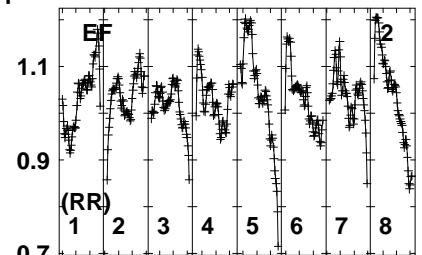
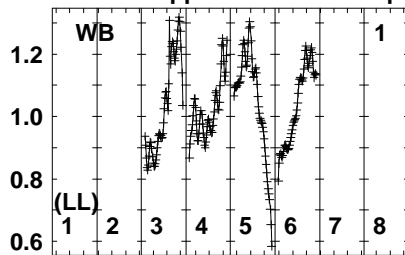
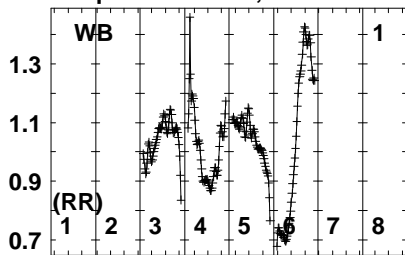


Lower frame: Real Jy  
Auto-corr total-power spectrum Antenna: \*  
Timerange: 00/02:45:31 to 00/02:47:29

Plot file version 77 created 10-MAY-2023 13:38:57

SDSSJ0908+34 ES103E.UVDATA.1

Freq = 8.2880 GHz, Bw = 32.000 MH No calibration applied and no bandpass applied



829032083603904204504808520  
FREQ MHz

829032083603904204504808520  
FREQ MHz

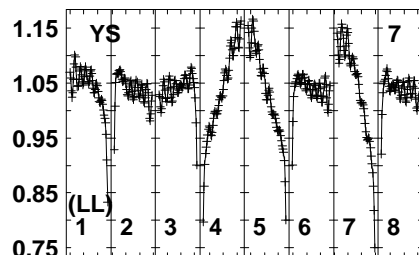
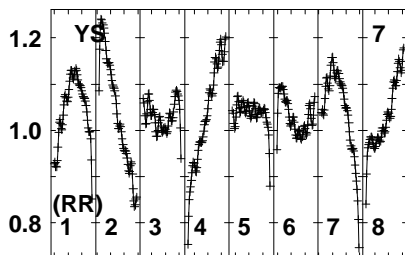
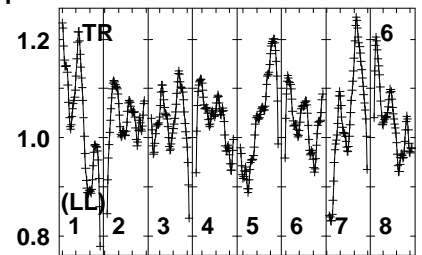
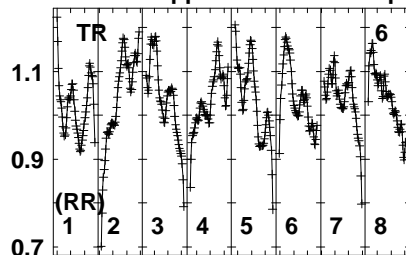
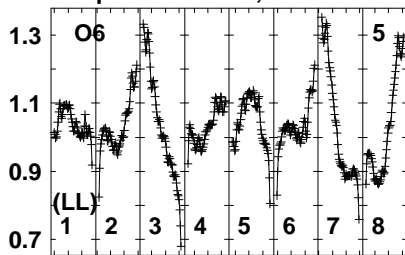
829032083603904204504808520  
FREQ MHz

Lower frame: Real Jy  
Auto-corr total-power spectrum Antenna: \*  
Timerange: 00/02:47:31 to 00/02:50:29

Plot file version 78 created 10-MAY-2023 13:38:57

SDSSJ0908+34 ES103E.UVDATA.1

Freq = 8.2880 GHz, Bw = 32.000 MH No calibration applied and no bandpass applied

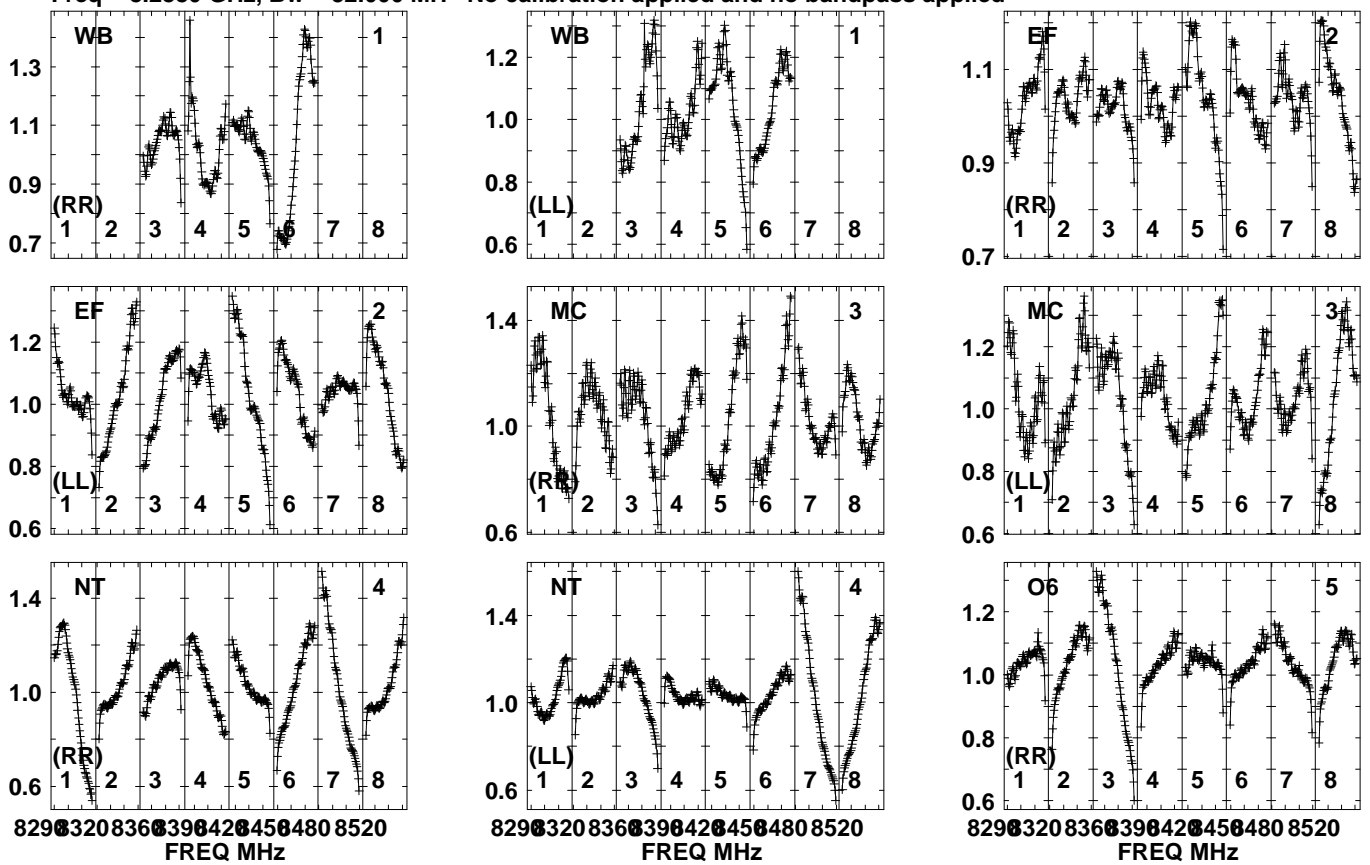


Lower frame: Real Jy  
Auto-corr total-power spectrum Antenna: \*  
Timerange: 00/02:47:31 to 00/02:50:29

Plot file version 79 created 10-MAY-2023 13:38:57

J0919+3324 ES103E.UVDATA.1

Freq = 8.2880 GHz, Bw = 32.000 MH No calibration applied and no bandpass applied

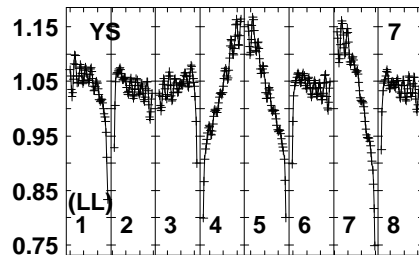
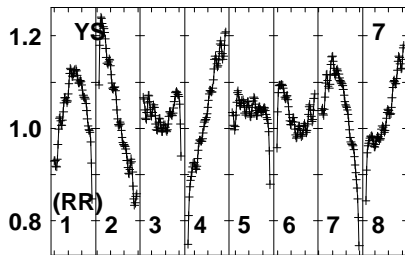
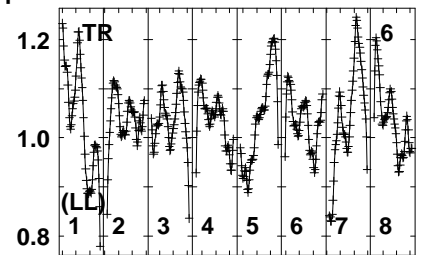
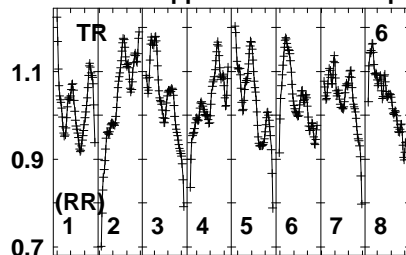
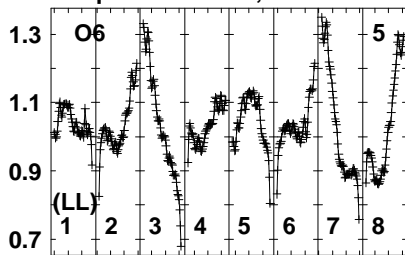


Lower frame: Real Jy  
Auto-corr total-power spectrum Antenna: \*  
Timerange: 00/02:51:01 to 00/02:52:59

Plot file version 80 created 10-MAY-2023 13:38:57

J0919+3324 ES103E.UVDATA.1

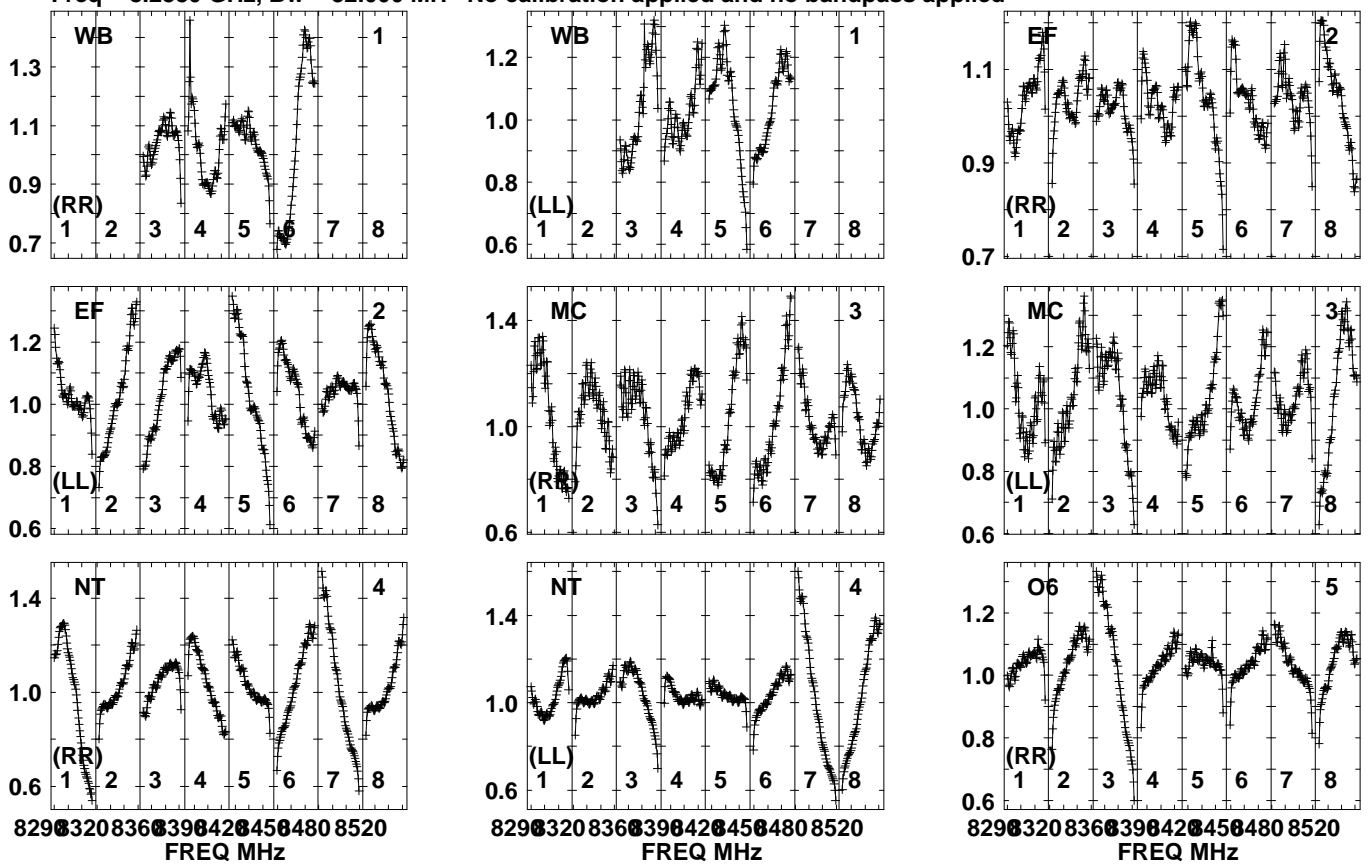
Freq = 8.2880 GHz, Bw = 32.000 MH No calibration applied and no bandpass applied



Lower frame: Real Jy  
Auto-corr total-power spectrum Antenna: \*  
Timerange: 00/02:51:01 to 00/02:52:59



Plot file version 81 created 10-MAY-2023 13:38:57  
 SDSSJ0908+34 ES103E.UVDATA.1  
 Freq = 8.2880 GHz, Bw = 32.000 MH No calibration applied and no bandpass applied

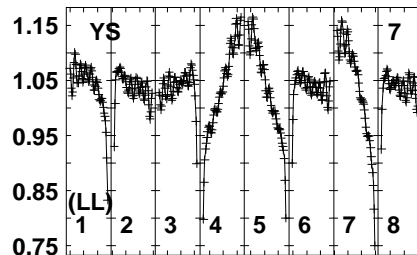
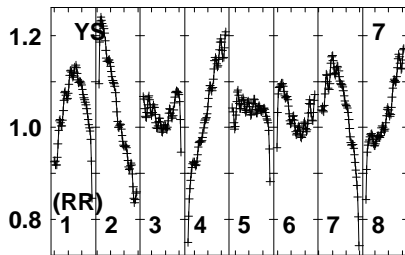
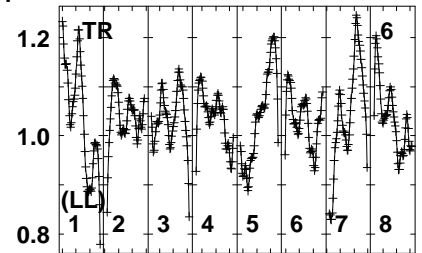
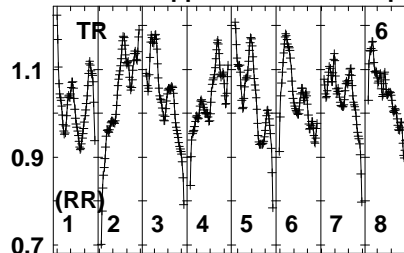
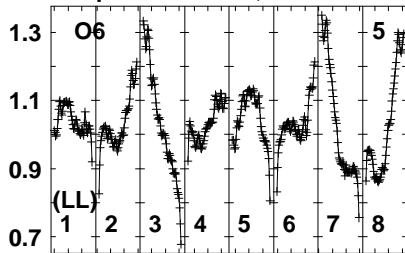


Lower frame: Real Jy  
 Antenna: \*  
 Timerange: 00/02:53:03 to 00/02:55:59

Plot file version 82 created 10-MAY-2023 13:38:57

SDSSJ0908+34 ES103E.UVDATA.1

Freq = 8.2880 GHz, Bw = 32.000 MH No calibration applied and no bandpass applied

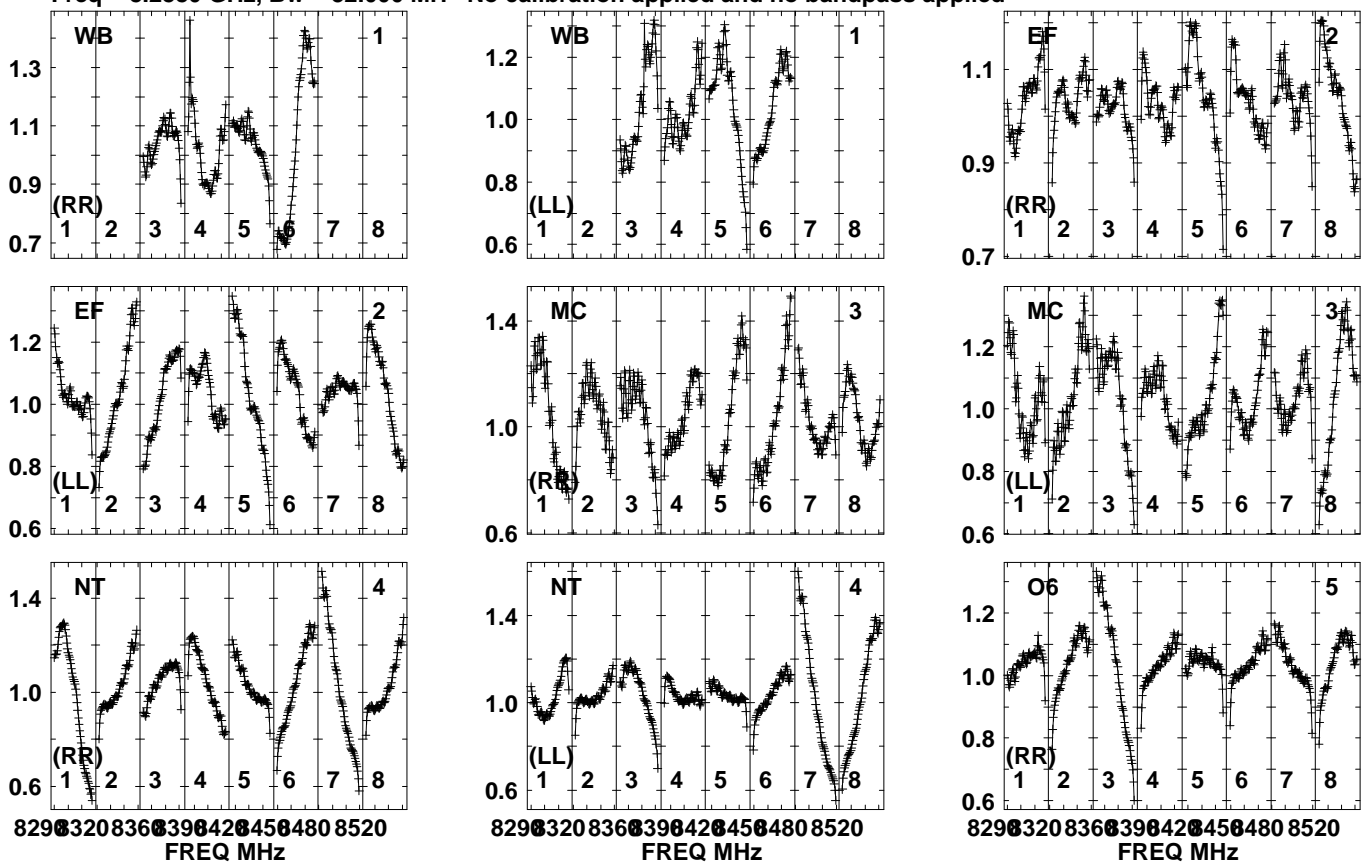


Lower frame: Real Jy  
Auto-corr total-power spectrum Antenna: \*  
Timerange: 00/02:53:03 to 00/02:55:59

Plot file version 83 created 10-MAY-2023 13:38:57

J0919+3324 ES103E.UVDATA.1

Freq = 8.2880 GHz, Bw = 32.000 MH No calibration applied and no bandpass applied

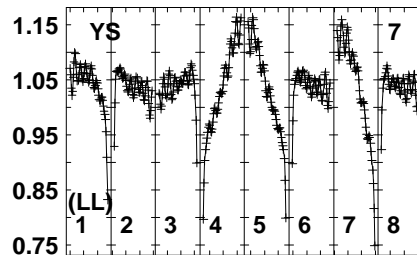
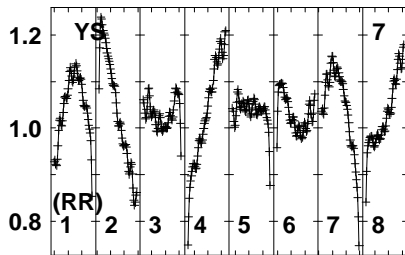
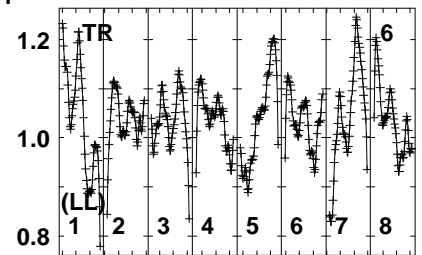
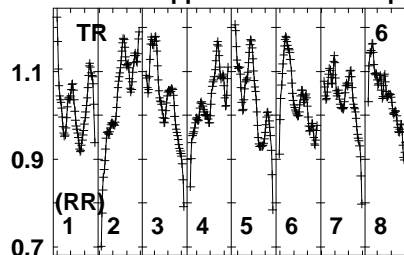
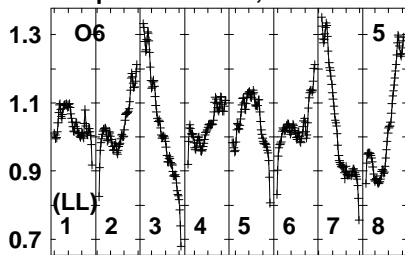


Lower frame: Real Jy  
Auto-corr total-power spectrum Antenna: \*  
Timerange: 00/02:56:01 to 00/02:57:59

Plot file version 84 created 10-MAY-2023 13:38:57

J0919+3324 ES103E.UVDATA.1

Freq = 8.2880 GHz, Bw = 32.000 MH No calibration applied and no bandpass applied

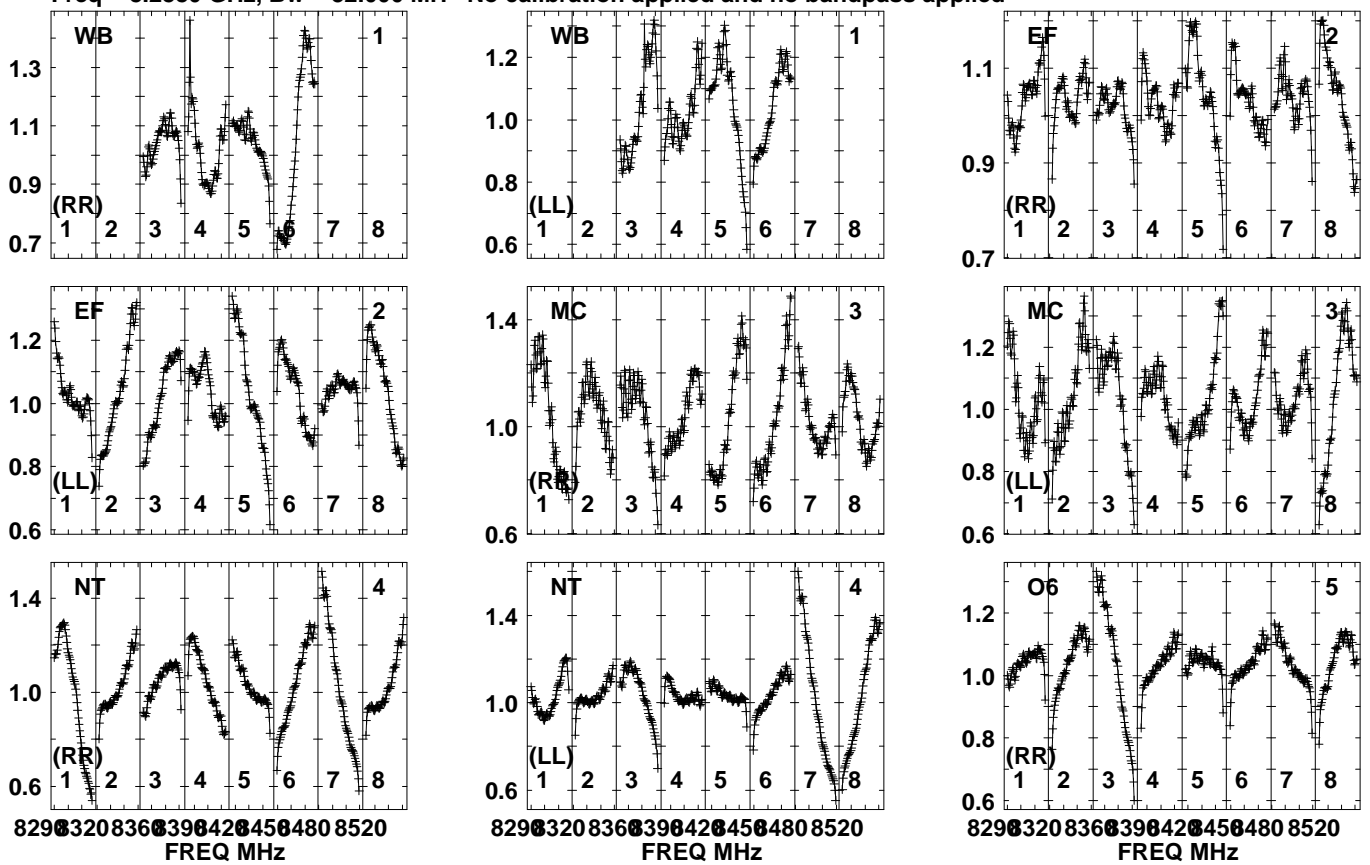


Lower frame: Real Jy  
Auto-corr total-power spectrum Antenna: \*  
Timerange: 00/02:56:01 to 00/02:57:59

Plot file version 85 created 10-MAY-2023 13:38:57

J0927+3902 ES103E.UVDATA.1

Freq = 8.2880 GHz, Bw = 32.000 MH No calibration applied and no bandpass applied

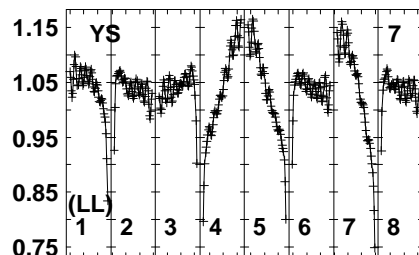
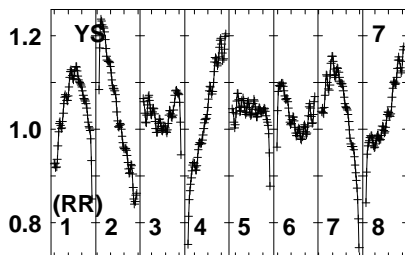
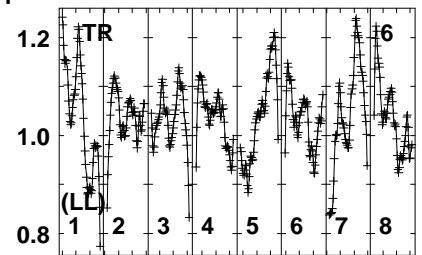
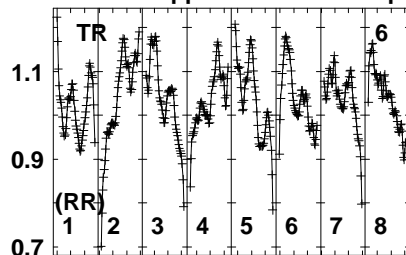
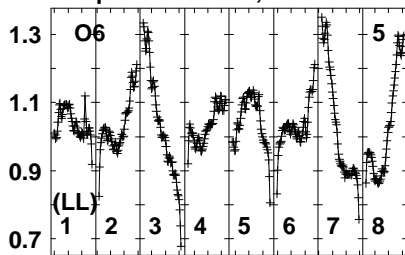


Lower frame: Real Jy  
Auto-corr total-power spectrum Antenna: \*  
Timerange: 00/02:58:01 to 00/03:02:59

Plot file version 86 created 10-MAY-2023 13:38:58

J0927+3902 ES103E.UVDATA.1

Freq = 8.2880 GHz, Bw = 32.000 MH No calibration applied and no bandpass applied

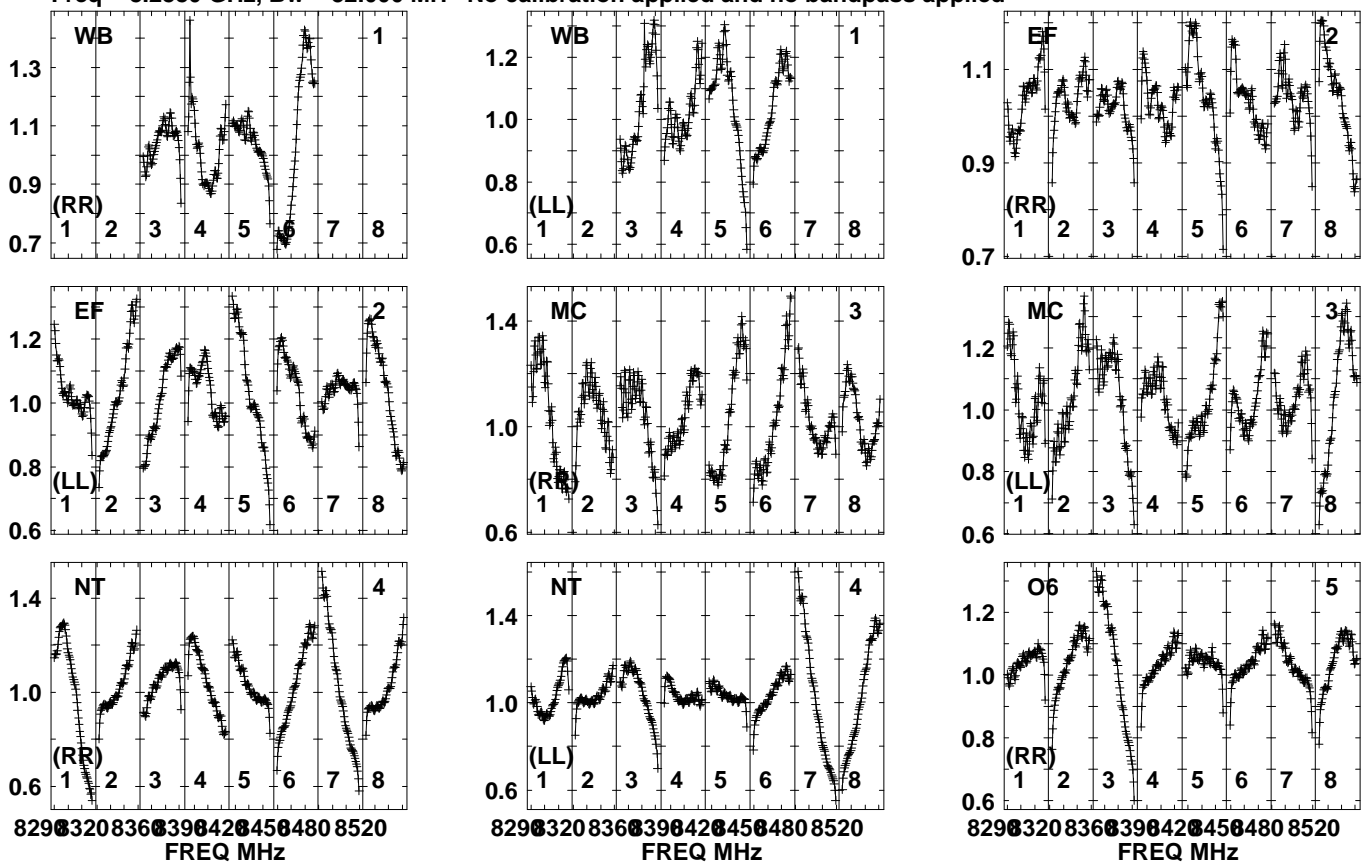


Lower frame: Real Jy  
Auto-corr total-power spectrum Antenna: \*  
Timerange: 00/02:58:01 to 00/03:02:59

Plot file version 87 created 10-MAY-2023 13:38:58

J0919+3324 ES103E.UVDATA.1

Freq = 8.2880 GHz, Bw = 32.000 MH No calibration applied and no bandpass applied

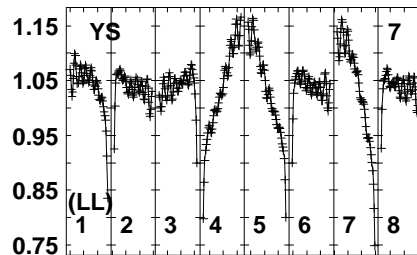
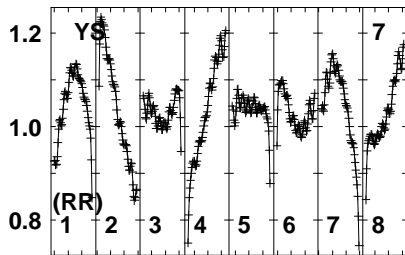
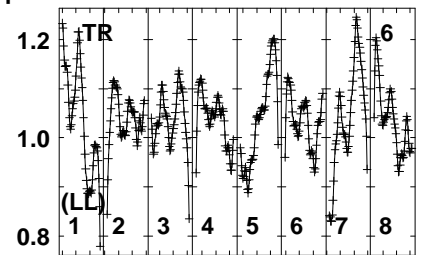
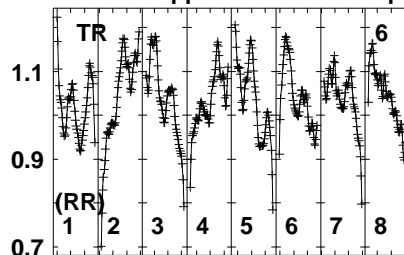
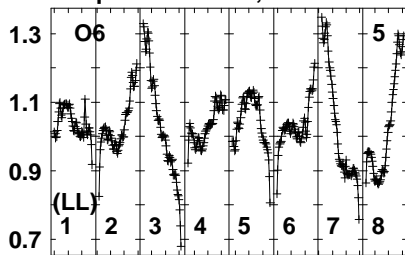


Lower frame: Real Jy  
Auto-corr total-power spectrum Antenna: \*  
Timerange: 00/03:04:01 to 00/03:08:59

Plot file version 88 created 10-MAY-2023 13:38:58

J0919+3324 ES103E.UVDATA.1

Freq = 8.2880 GHz, Bw = 32.000 MH No calibration applied and no bandpass applied



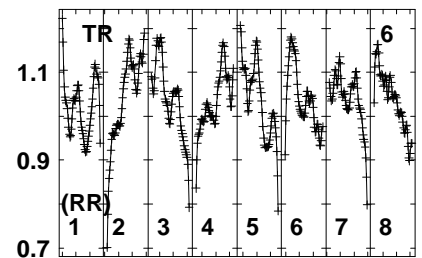
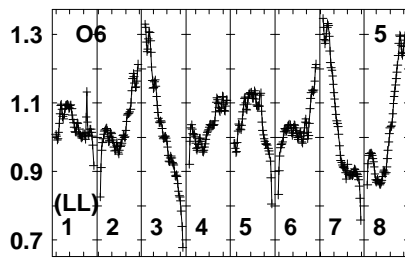
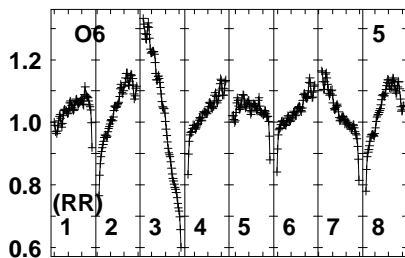
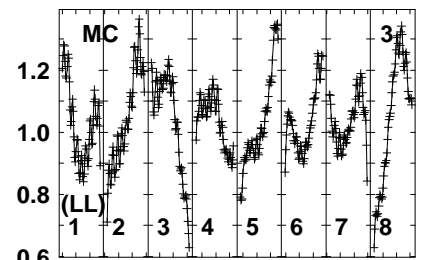
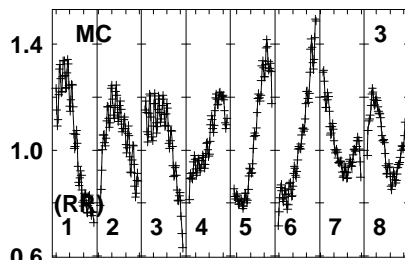
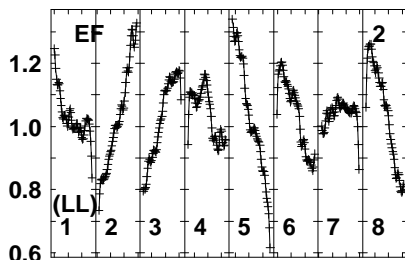
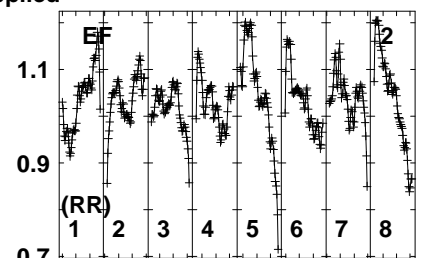
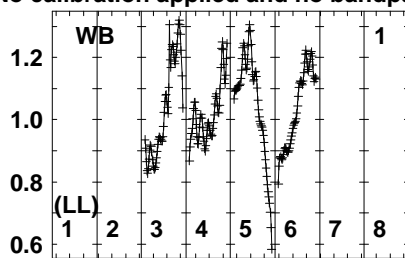
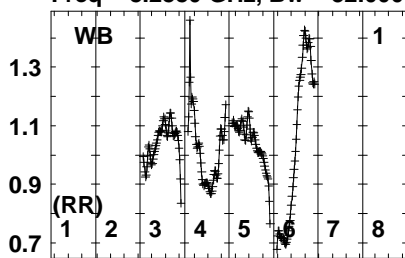
Lower frame: Real Jy  
Auto-corr total-power spectrum Antenna: \*  
Timerange: 00/03:04:01 to 00/03:08:59



Plot file version 89 created 10-MAY-2023 13:38:58

SDSSJ0908+34 ES103E.UVDATA.1

Freq = 8.2880 GHz, Bw = 32.000 MH No calibration applied and no bandpass applied



829032083603904204504808520  
FREQ MHz

829032083603904204504808520  
FREQ MHz

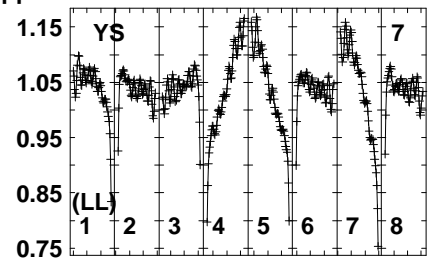
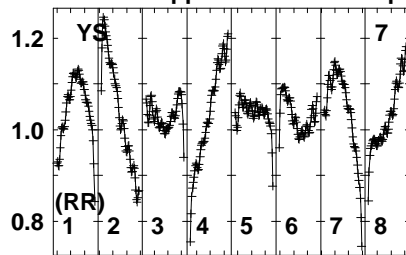
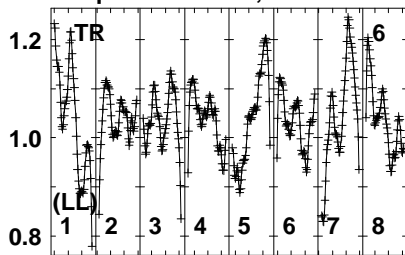
829032083603904204504808520  
FREQ MHz

Lower frame: Real Jy  
Auto-corr total-power spectrum Antenna: \*  
Timerange: 00/03:09:01 to 00/03:11:59

Plot file version 90 created 10-MAY-2023 13:38:58

SDSSJ0908+34 ES103E.UVDATA.1

Freq = 8.2880 GHz, Bw = 32.000 MH No calibration applied and no bandpass applied

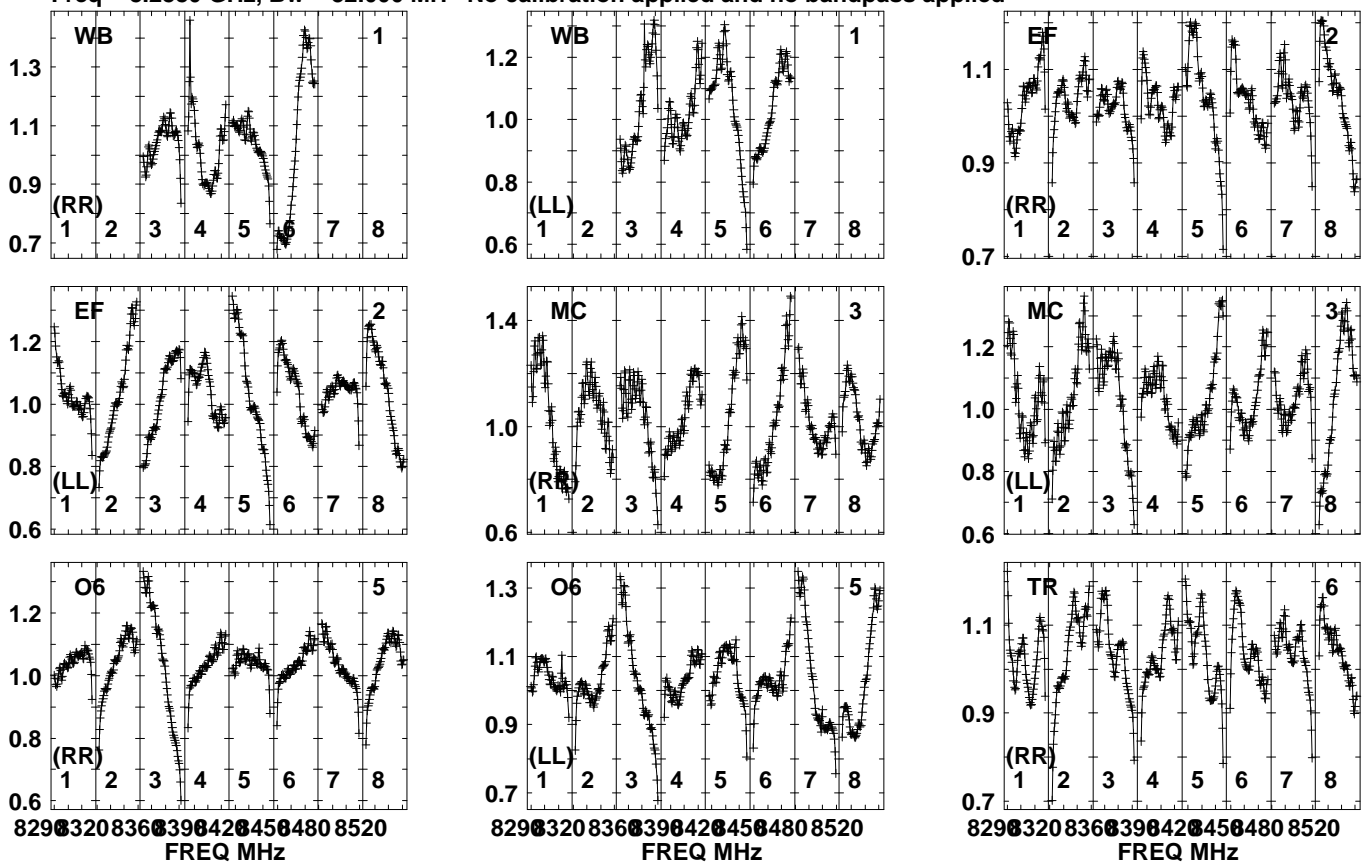


Lower frame: Real Jy  
Auto-corr total-power spectrum Antenna: \*  
Timerange: 00/03:09:01 to 00/03:11:59

Plot file version 91 created 10-MAY-2023 13:38:58

J0919+3324 ES103E.UVDATA.1

Freq = 8.2880 GHz, Bw = 32.000 MH No calibration applied and no bandpass applied

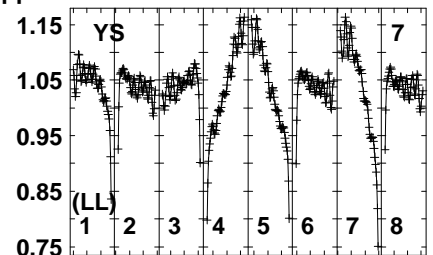
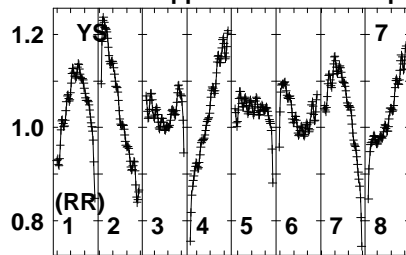
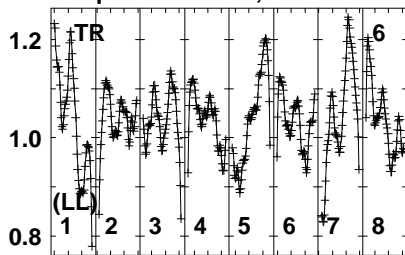


Lower frame: Real Jy  
Auto-corr total-power spectrum Antenna: \*  
Timerange: 00/03:12:31 to 00/03:14:29

Plot file version 92 created 10-MAY-2023 13:38:58

J0919+3324 ES103E.UVDATA.1

Freq = 8.2880 GHz, Bw = 32.000 MH No calibration applied and no bandpass applied

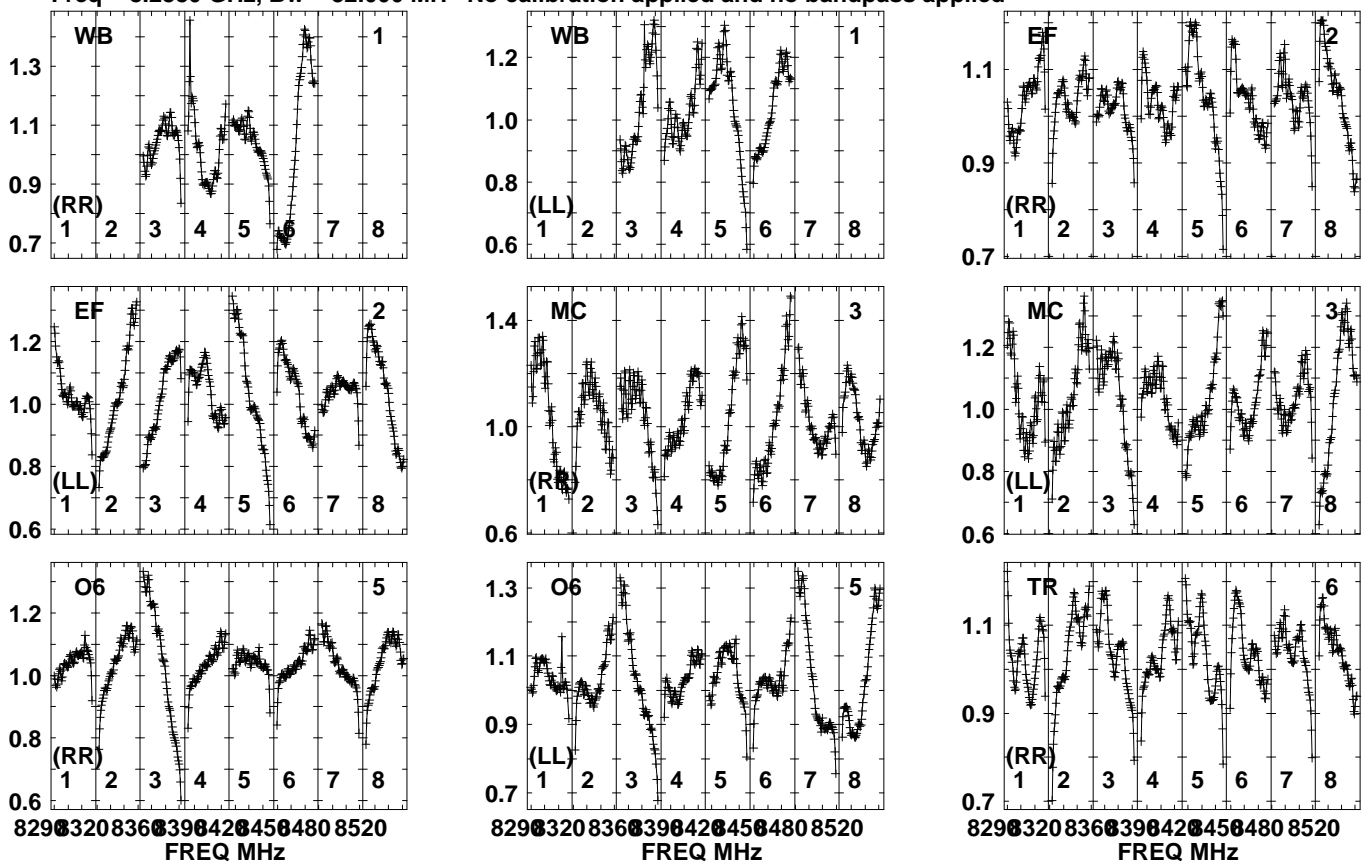


Lower frame: Real Jy  
Auto-corr total-power spectrum Antenna: \*  
Timerange: 00/03:12:31 to 00/03:14:29

Plot file version 93 created 10-MAY-2023 13:38:58

SDSSJ0908+34 ES103E.UVDATA.1

Freq = 8.2880 GHz, Bw = 32.000 MH No calibration applied and no bandpass applied

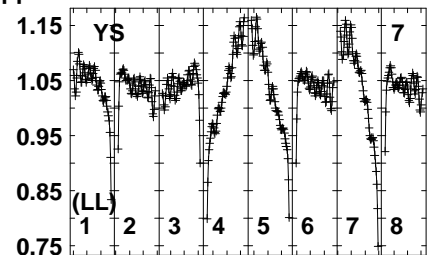
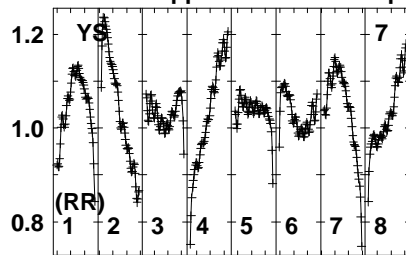
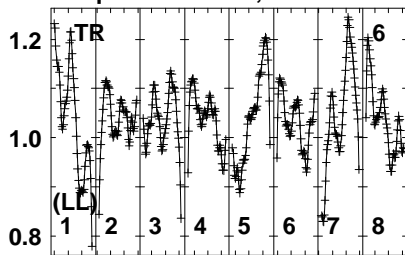


Lower frame: Real Jy  
Auto-corr total-power spectrum Antenna: \*  
Timerange: 00/03:14:33 to 00/03:17:29

Plot file version 94 created 10-MAY-2023 13:38:58

SDSSJ0908+34 ES103E.UVDATA.1

Freq = 8.2880 GHz, Bw = 32.000 MH No calibration applied and no bandpass applied

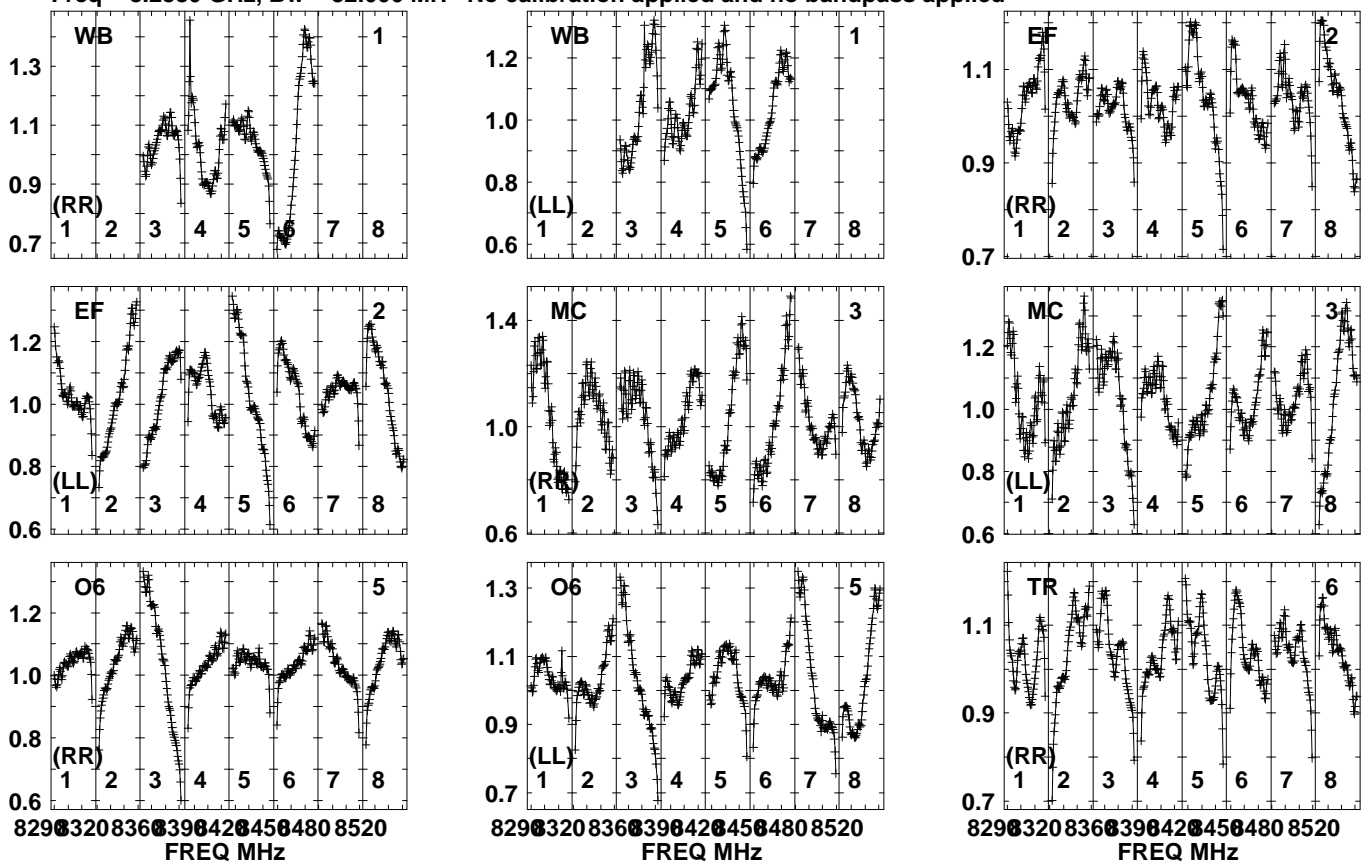


Lower frame: Real Jy  
Auto-corr total-power spectrum Antenna: \*  
Timerange: 00/03:14:33 to 00/03:17:29

Plot file version 95 created 10-MAY-2023 13:38:58

J0919+3324 ES103E.UVDATA.1

Freq = 8.2880 GHz, Bw = 32.000 MH No calibration applied and no bandpass applied

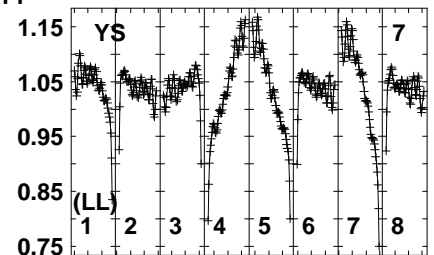
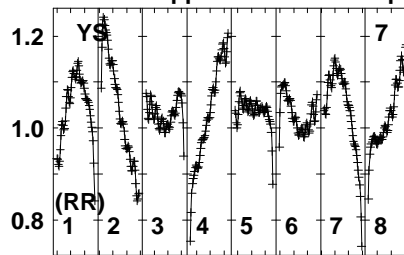
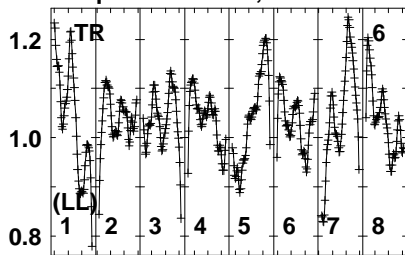


Lower frame: Real Jy  
Auto-corr total-power spectrum Antenna: \*  
Timerange: 00/03:17:31 to 00/03:19:29

Plot file version 96 created 10-MAY-2023 13:38:58

J0919+3324 ES103E.UVDATA.1

Freq = 8.2880 GHz, Bw = 32.000 MH No calibration applied and no bandpass applied



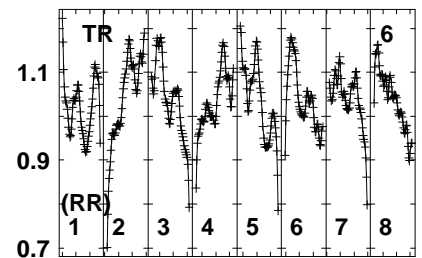
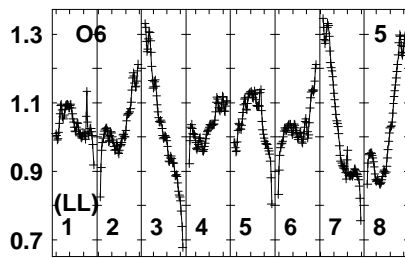
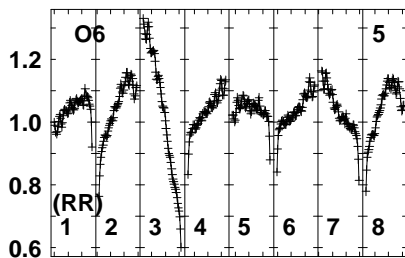
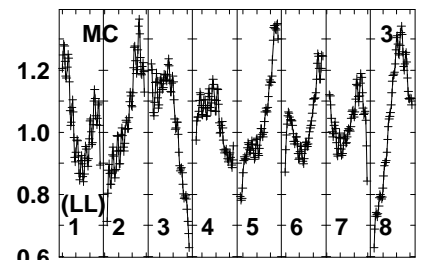
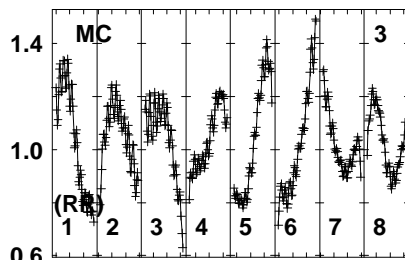
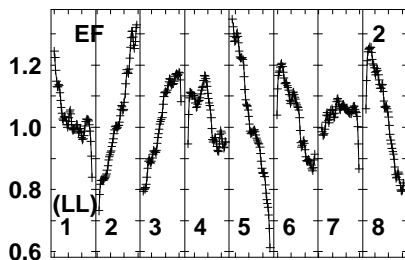
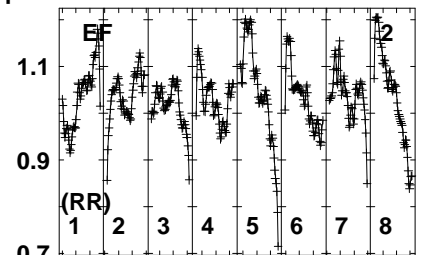
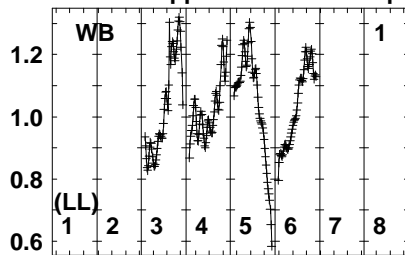
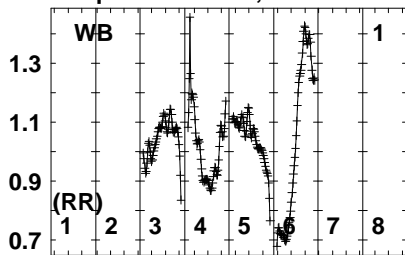
Lower frame: Real Jy  
Auto-corr total-power spectrum Antenna: \*  
Timerange: 00/03:17:31 to 00/03:19:29



Plot file version 97 created 10-MAY-2023 13:38:58

SDSSJ0908+34 ES103E.UVDATA.1

Freq = 8.2880 GHz, Bw = 32.000 MH No calibration applied and no bandpass applied



829032083603904204504808520

FREQ MHz

Lower frame: Real Jy  
Auto-corr total-power spectrum Antenna: \*  
Timerange: 00/03:19:31 to 00/03:22:29

829032083603904204504808520

FREQ MHz

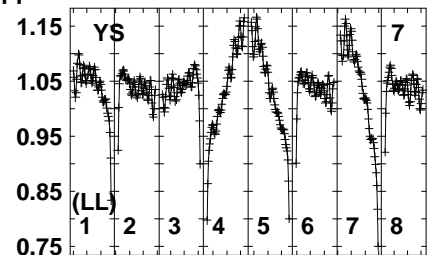
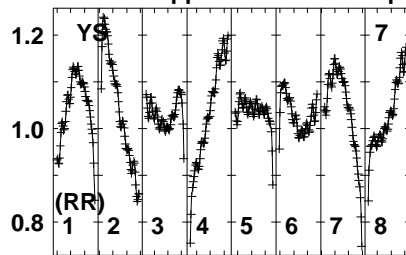
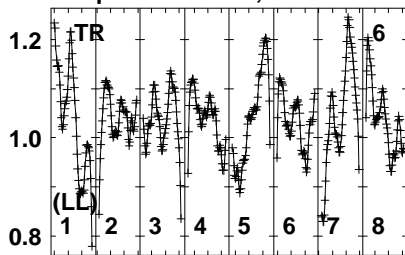
829032083603904204504808520

FREQ MHz

Plot file version 98 created 10-MAY-2023 13:38:58

SDSSJ0908+34 ES103E.UVDATA.1

Freq = 8.2880 GHz, Bw = 32.000 MH No calibration applied and no bandpass applied

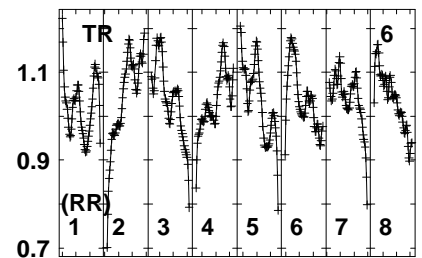
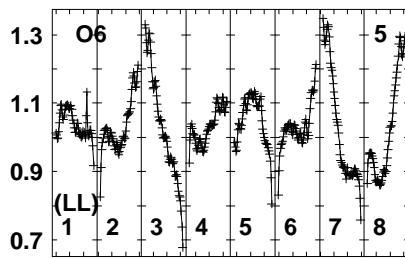
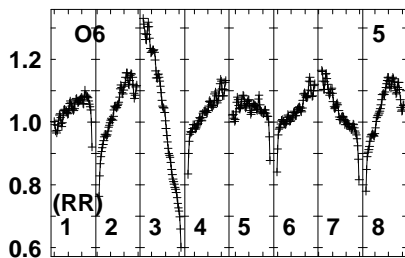
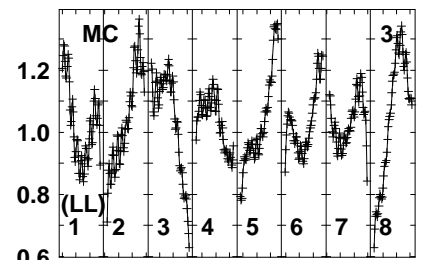
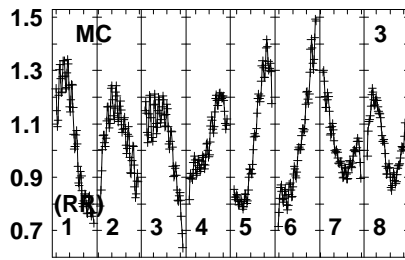
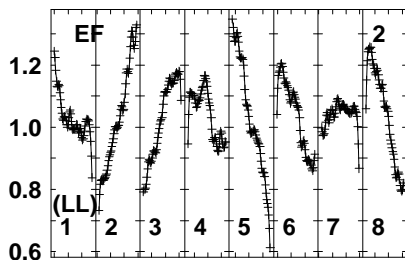
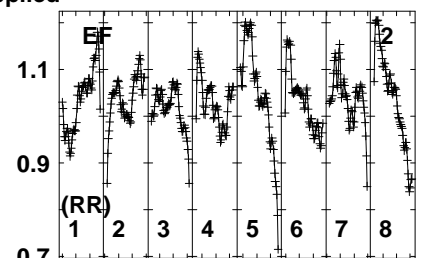
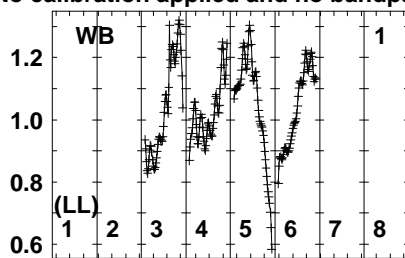
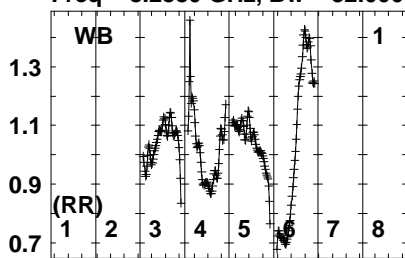


Lower frame: Real Jy  
Auto-corr total-power spectrum Antenna: \*  
Timerange: 00/03:19:31 to 00/03:22:29

Plot file version 99 created 10-MAY-2023 13:38:58

J0919+3324 ES103E.UVDATA.1

Freq = 8.2880 GHz, Bw = 32.000 MH No calibration applied and no bandpass applied



829032083603904204504808520

FREQ MHz

Lower frame: Real Jy

Auto-corr total-power spectrum Antenna: \*

Timerange: 00/03:23:01 to 00/03:24:59

829032083603904204504808520

FREQ MHz

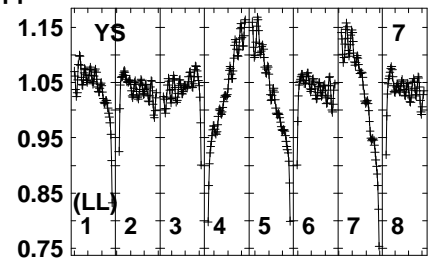
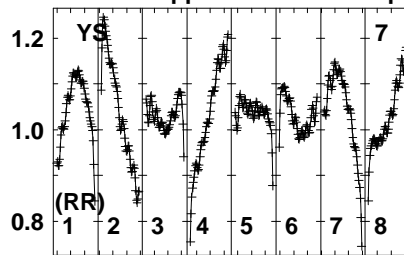
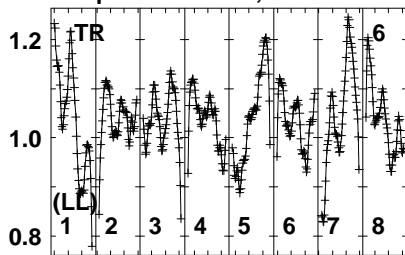
829032083603904204504808520

FREQ MHz

Plot file version 100 created 10-MAY-2023 13:38:58

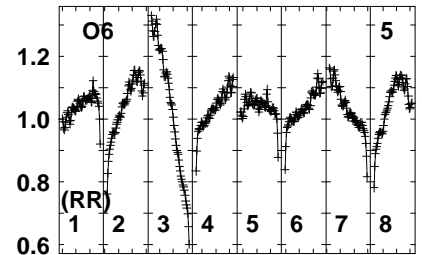
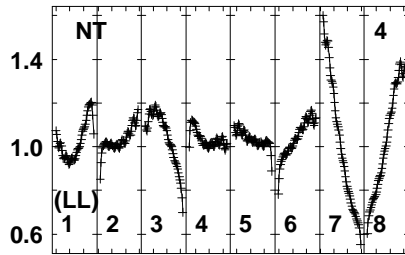
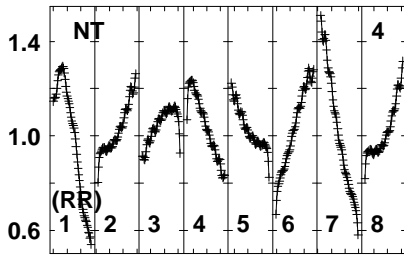
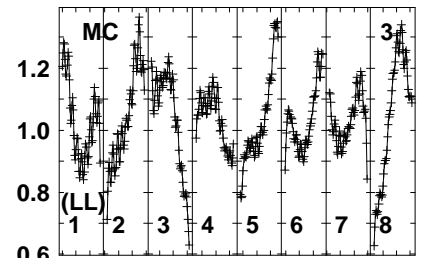
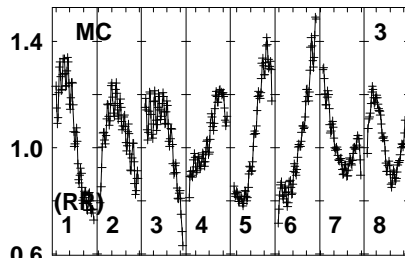
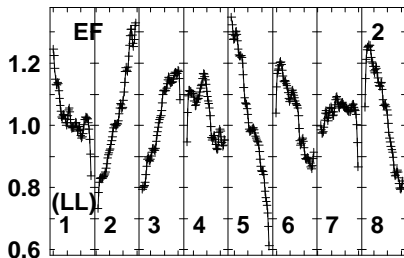
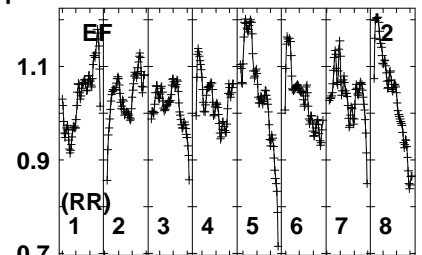
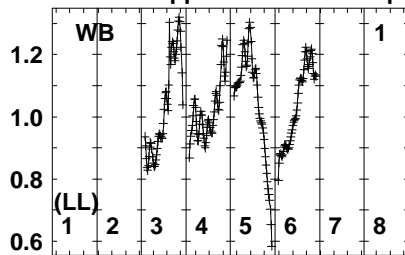
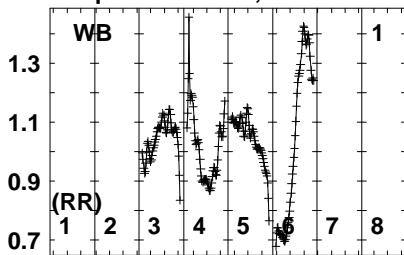
J0919+3324 ES103E.UVDATA.1

Freq = 8.2880 GHz, Bw = 32.000 MH No calibration applied and no bandpass applied



Lower frame: Real Jy  
Auto-corr total-power spectrum Antenna: \*  
Timerange: 00/03:23:01 to 00/03:24:59

Plot file version 101 created 10-MAY-2023 13:38:58  
 SDSSJ0908+34 ES103E.UVDATA.1  
 Freq = 8.2880 GHz, Bw = 32.000 MH No calibration applied and no bandpass applied



829032083603904204504808520  
 FREQ MHz

829032083603904204504808520  
 FREQ MHz

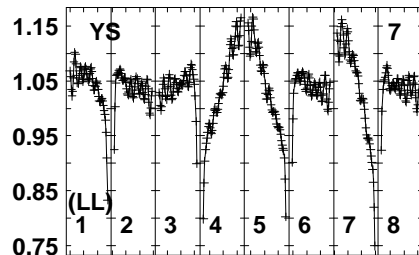
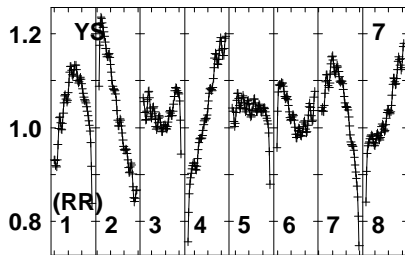
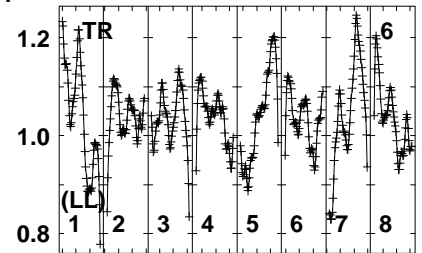
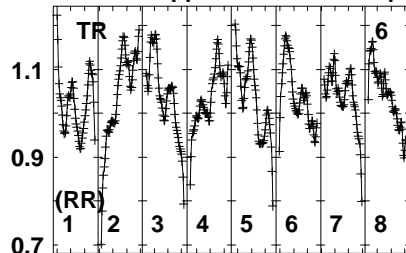
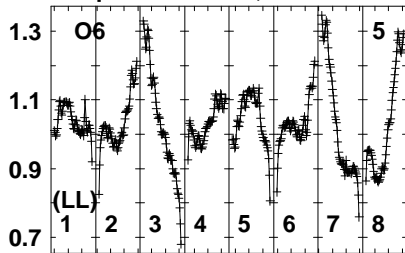
829032083603904204504808520  
 FREQ MHz

Lower frame: Real Jy  
 Auto-corr total-power spectrum Antenna: \*  
 Timerange: 00/03:25:03 to 00/03:27:59

Plot file version 102 created 10-MAY-2023 13:38:58

SDSSJ0908+34 ES103E.UVDATA.1

Freq = 8.2880 GHz, Bw = 32.000 MH No calibration applied and no bandpass applied

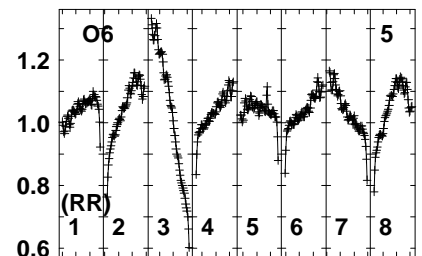
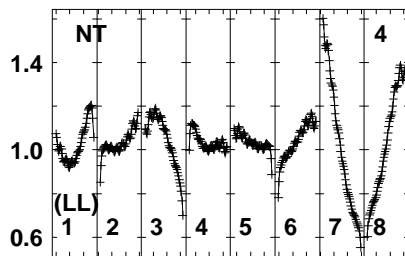
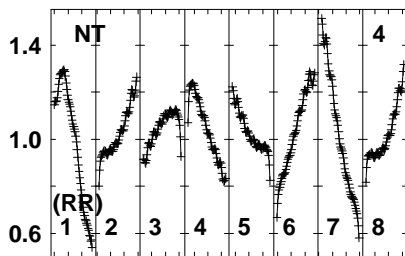
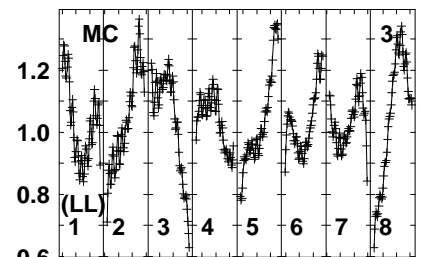
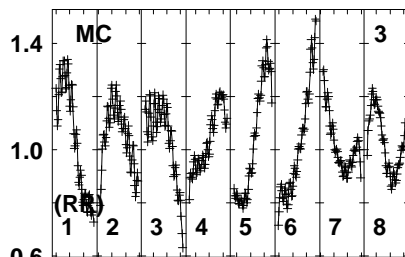
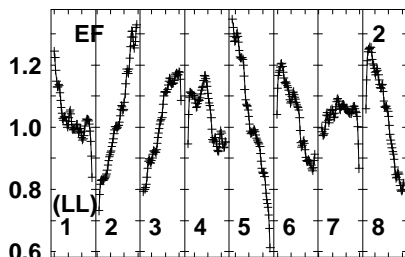
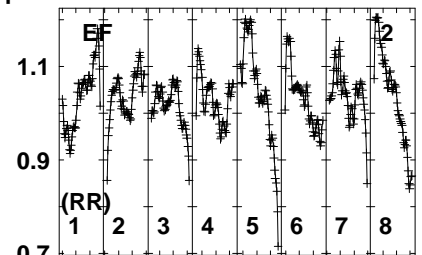
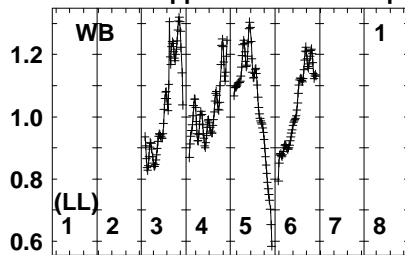
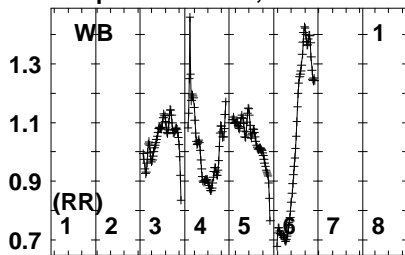


Lower frame: Real Jy  
Auto-corr total-power spectrum Antenna: \*  
Timerange: 00/03:25:03 to 00/03:27:59

Plot file version 103 created 10-MAY-2023 13:38:58

J0919+3324 ES103E.UVDATA.1

Freq = 8.2880 GHz, Bw = 32.000 MH No calibration applied and no bandpass applied



829032083603904204504808520  
FREQ MHz

829032083603904204504808520  
FREQ MHz

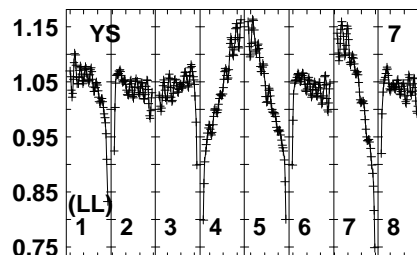
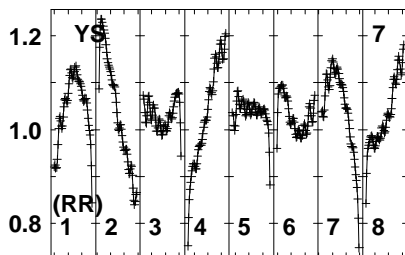
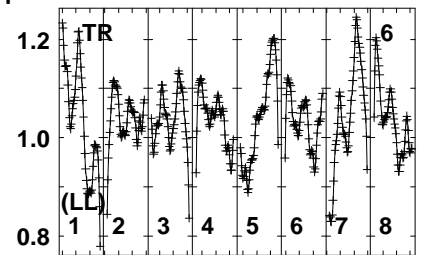
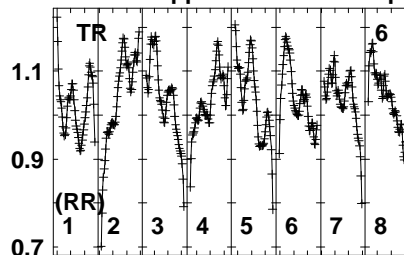
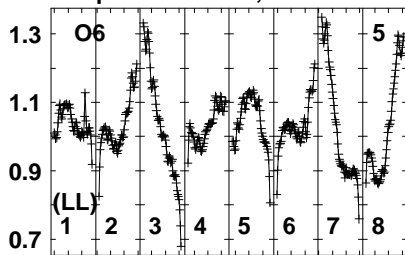
829032083603904204504808520  
FREQ MHz

Lower frame: Real Jy  
Auto-corr total-power spectrum Antenna: \*  
Timerange: 00/03:28:01 to 00/03:29:59

Plot file version 104 created 10-MAY-2023 13:38:59

J0919+3324 ES103E.UVDATA.1

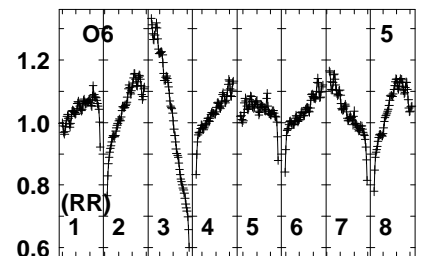
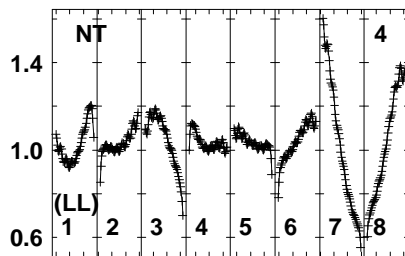
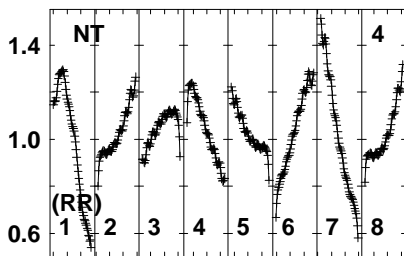
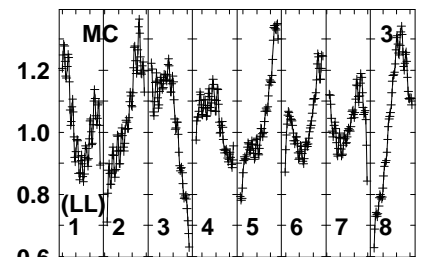
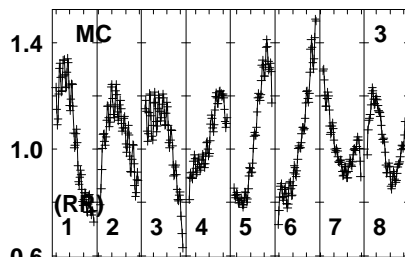
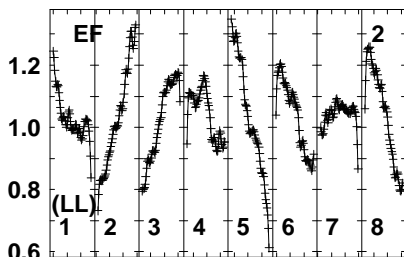
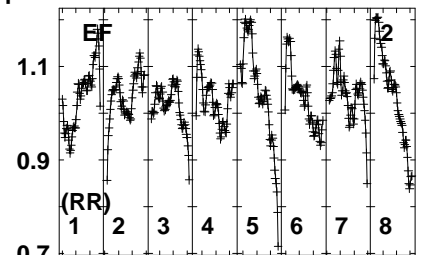
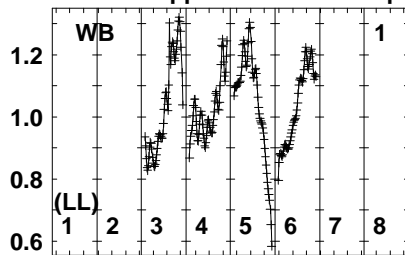
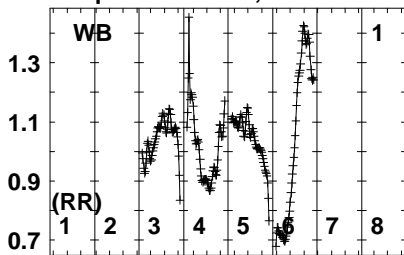
Freq = 8.2880 GHz, Bw = 32.000 MH No calibration applied and no bandpass applied



Lower frame: Real Jy  
Auto-corr total-power spectrum Antenna: \*  
Timerange: 00/03:28:01 to 00/03:29:59



Plot file version 105 created 10-MAY-2023 13:38:59  
 SDSSJ0908+34 ES103E.UVDATA.1  
 Freq = 8.2880 GHz, Bw = 32.000 MH No calibration applied and no bandpass applied



829032083603904204504808520  
 FREQ MHz

829032083603904204504808520  
 FREQ MHz

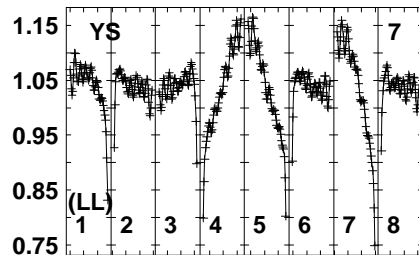
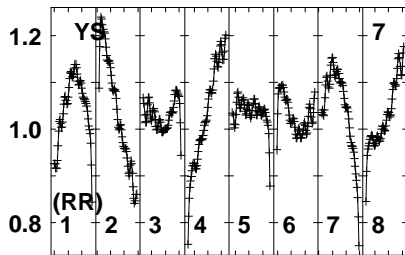
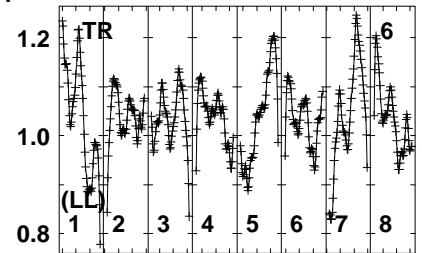
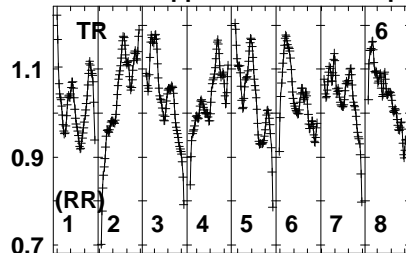
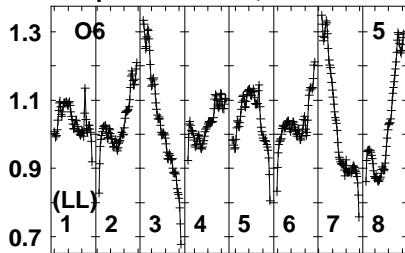
829032083603904204504808520  
 FREQ MHz

Lower frame: Real Jy  
 Auto-corr total-power spectrum Antenna: \*  
 Timerange: 00/03:30:01 to 00/03:32:59

Plot file version 106 created 10-MAY-2023 13:38:59

SDSSJ0908+34 ES103E.UVDATA.1

Freq = 8.2880 GHz, Bw = 32.000 MH No calibration applied and no bandpass applied

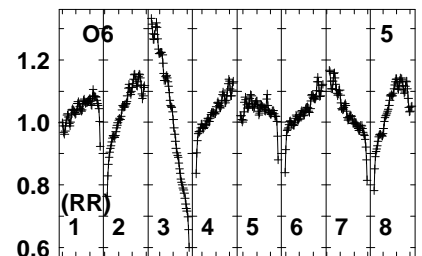
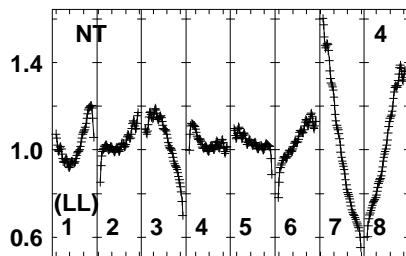
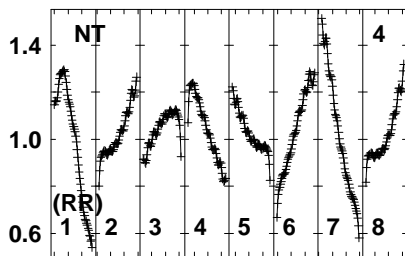
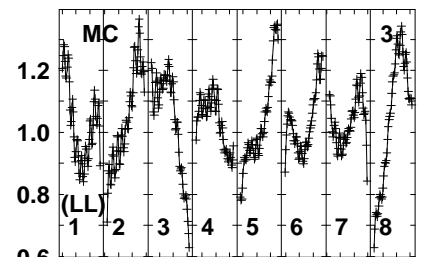
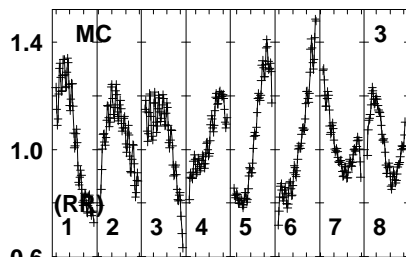
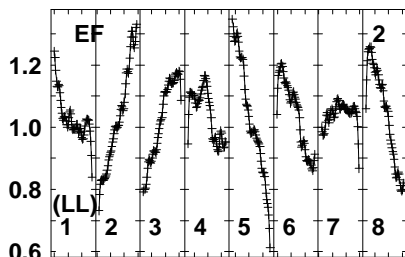
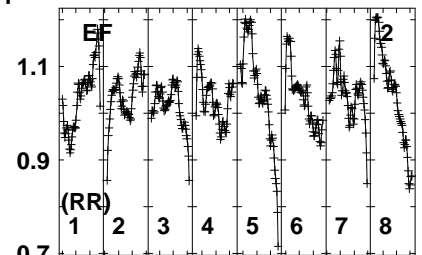
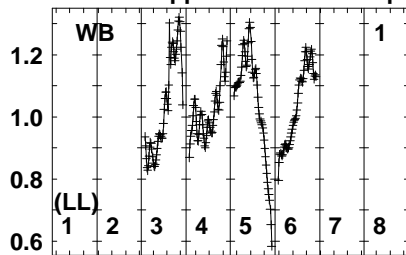
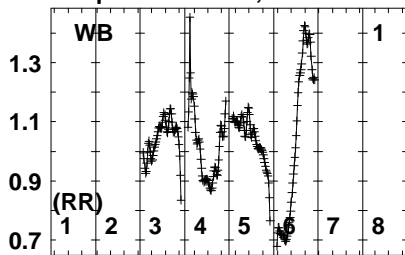


Lower frame: Real Jy  
Auto-corr total-power spectrum Antenna: \*  
Timerange: 00/03:30:01 to 00/03:32:59

Plot file version 107 created 10-MAY-2023 13:38:59

J0919+3324 ES103E.UVDATA.1

Freq = 8.2880 GHz, Bw = 32.000 MH No calibration applied and no bandpass applied



829032083603904204504808520  
FREQ MHz

829032083603904204504808520  
FREQ MHz

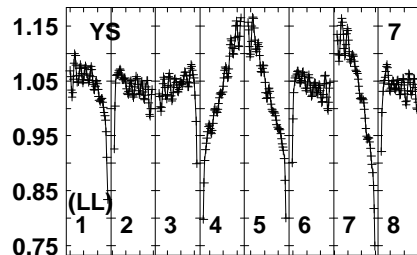
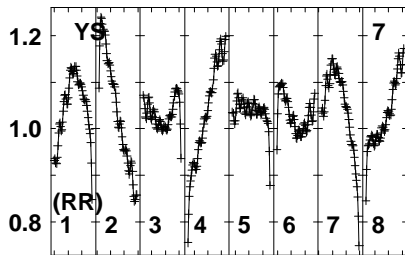
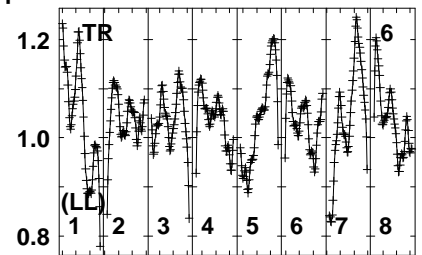
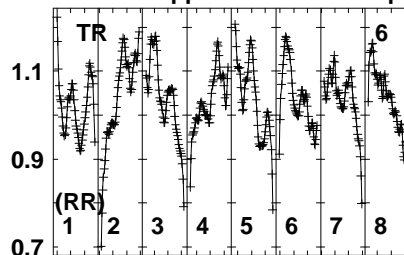
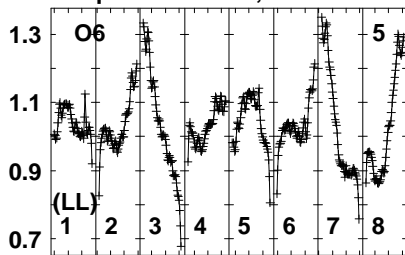
829032083603904204504808520  
FREQ MHz

Lower frame: Real Jy  
Auto-corr total-power spectrum Antenna: \*  
Timerange: 00/03:33:31 to 00/03:35:29

Plot file version 108 created 10-MAY-2023 13:38:59

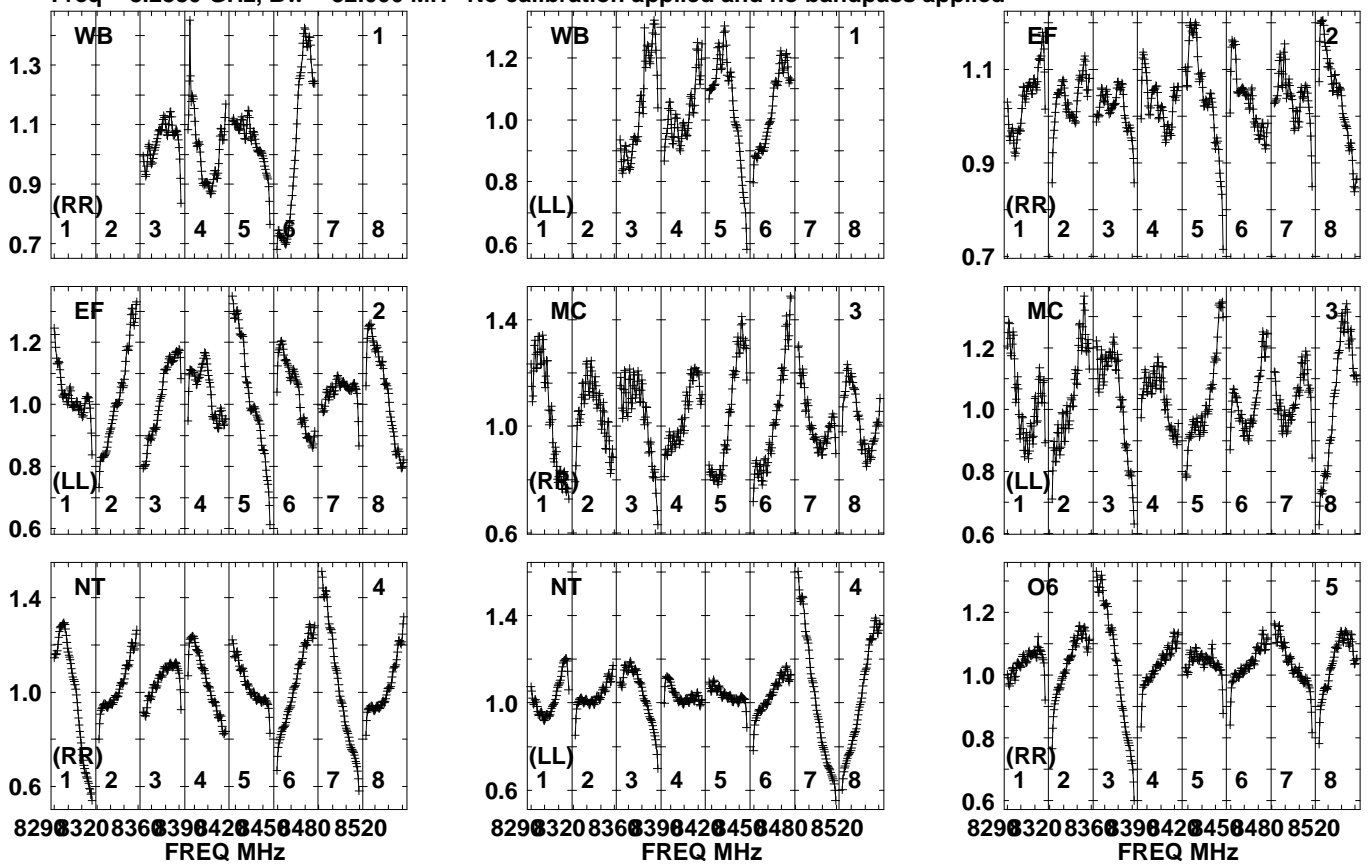
J0919+3324 ES103E.UVDATA.1

Freq = 8.2880 GHz, Bw = 32.000 MH No calibration applied and no bandpass applied



Lower frame: Real Jy  
Auto-corr total-power spectrum Antenna: \*  
Timerange: 00/03:33:31 to 00/03:35:29

Plot file version 109 created 10-MAY-2023 13:38:59  
 SDSSJ0908+34 ES103E.UVDATA.1  
 Freq = 8.2880 GHz, Bw = 32.000 MH No calibration applied and no bandpass applied

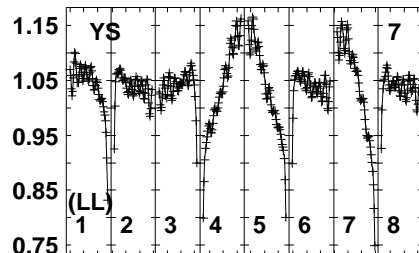
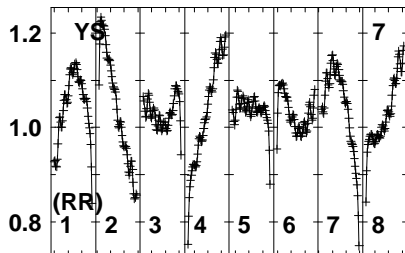
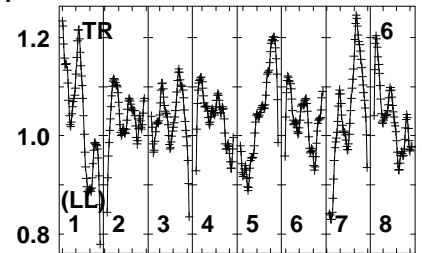
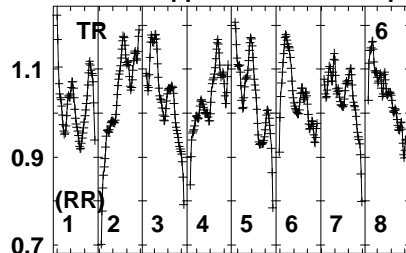
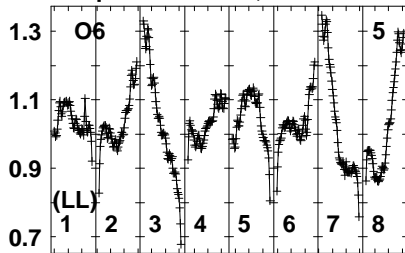


Lower frame: Real Jy  
 Antenna: \*  
 Timerange: 00/03:35:33 to 00/03:38:29

Plot file version 110 created 10-MAY-2023 13:38:59

SDSSJ0908+34 ES103E.UVDATA.1

Freq = 8.2880 GHz, Bw = 32.000 MH No calibration applied and no bandpass applied

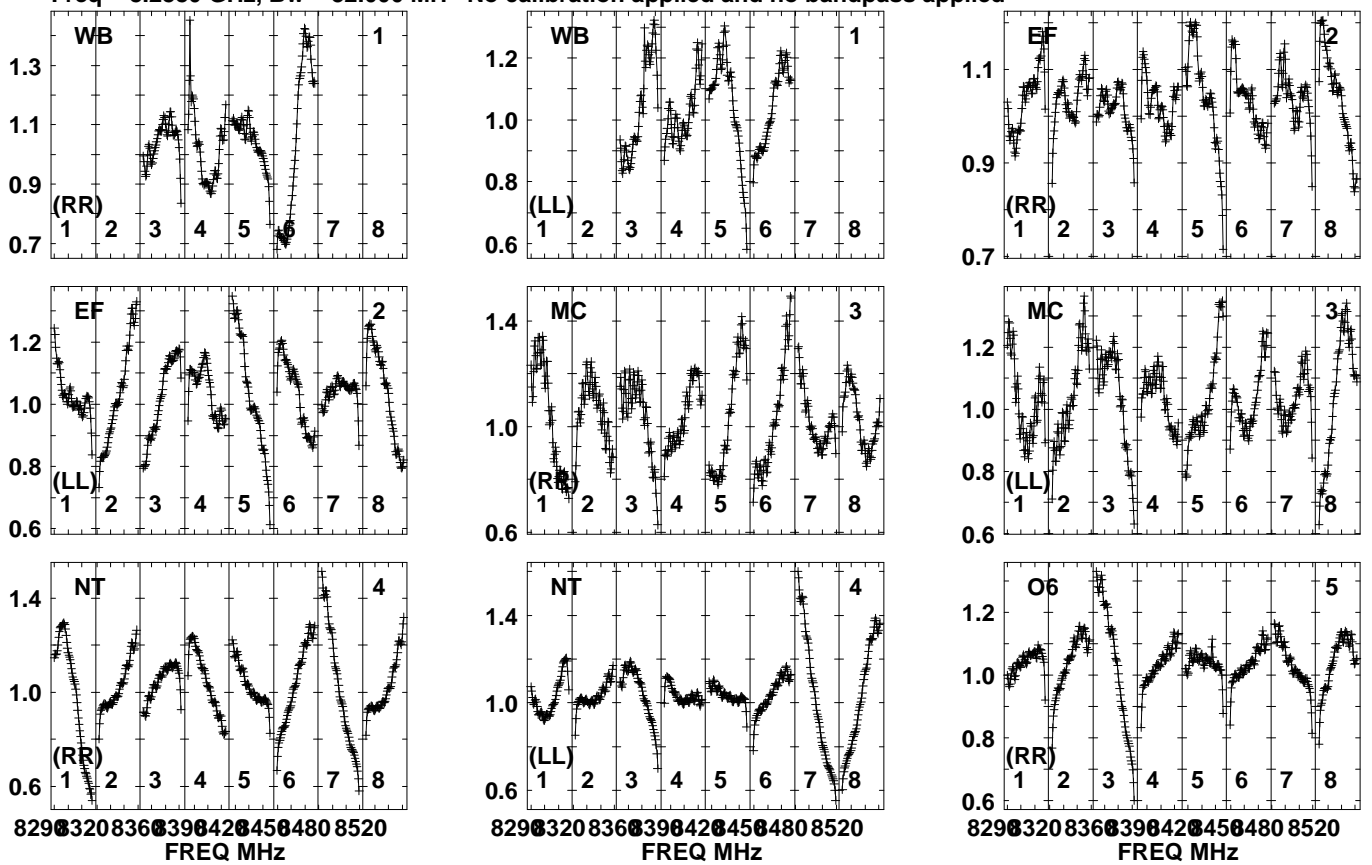


Lower frame: Real Jy  
Auto-corr total-power spectrum Antenna: \*  
Timerange: 00/03:35:33 to 00/03:38:29

Plot file version 111 created 10-MAY-2023 13:38:59

J0919+3324 ES103E.UVDATA.1

Freq = 8.2880 GHz, Bw = 32.000 MH No calibration applied and no bandpass applied

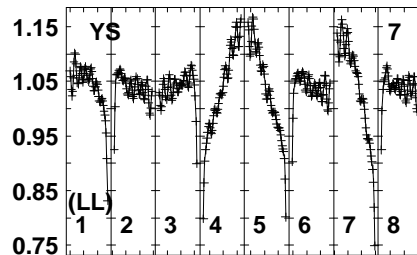
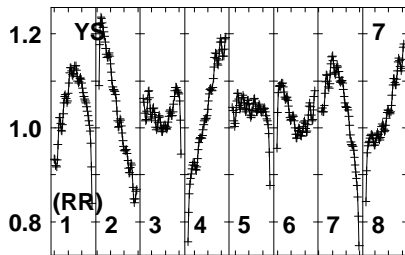
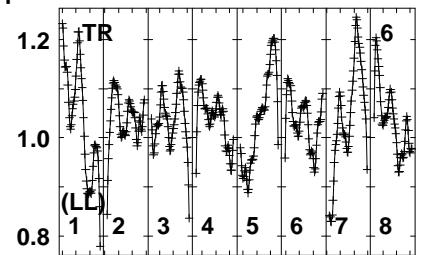
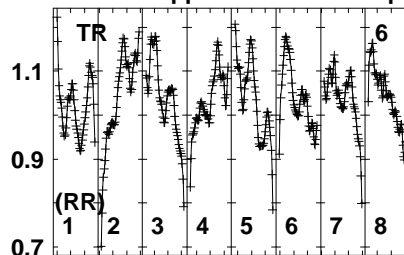
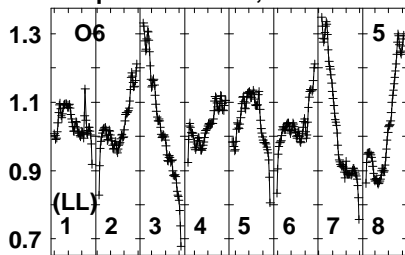


Lower frame: Real Jy  
Auto-corr total-power spectrum Antenna: \*  
Timerange: 00/03:38:31 to 00/03:40:29

Plot file version 112 created 10-MAY-2023 13:38:59

J0919+3324 ES103E.UVDATA.1

Freq = 8.2880 GHz, Bw = 32.000 MH No calibration applied and no bandpass applied



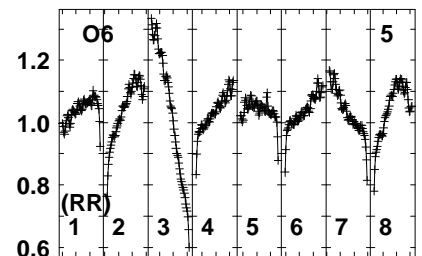
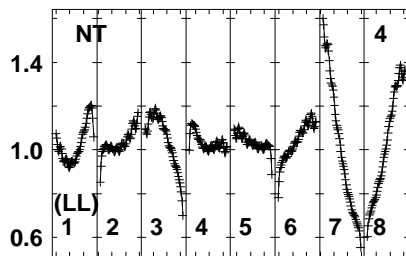
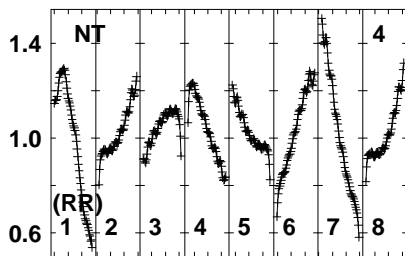
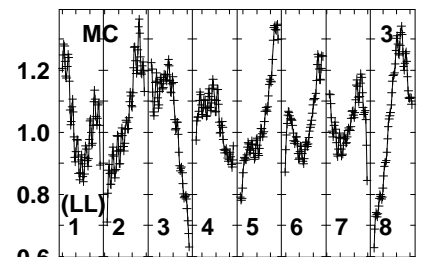
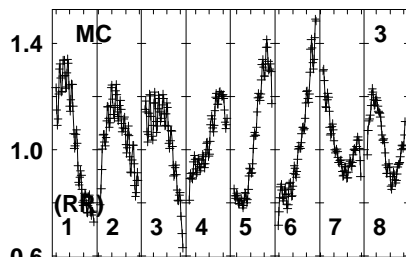
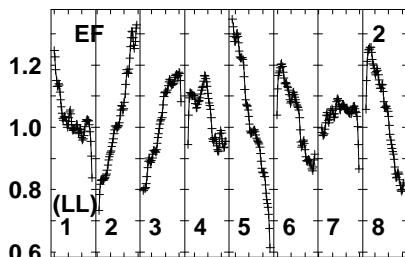
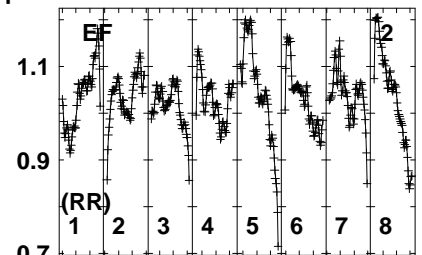
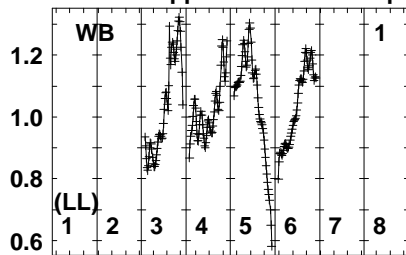
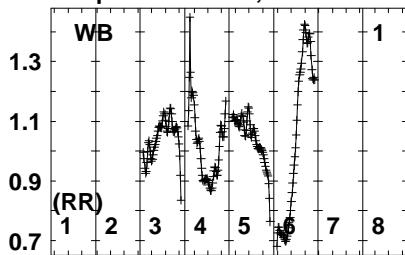
Lower frame: Real Jy  
Auto-corr total-power spectrum Antenna: \*  
Timerange: 00/03:38:31 to 00/03:40:29



Plot file version 113 created 10-MAY-2023 13:38:59

SDSSJ0908+34 ES103E.UVDATA.1

Freq = 8.2880 GHz, Bw = 32.000 MH No calibration applied and no bandpass applied



829032083603904204504808520  
FREQ MHz

829032083603904204504808520  
FREQ MHz

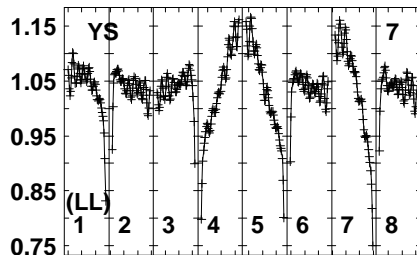
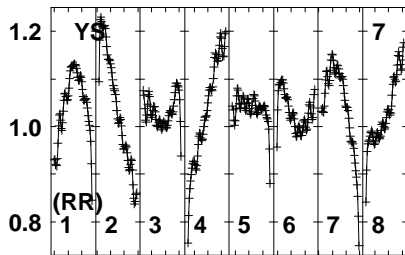
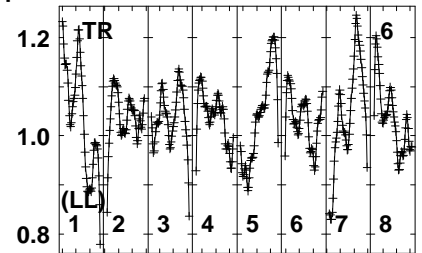
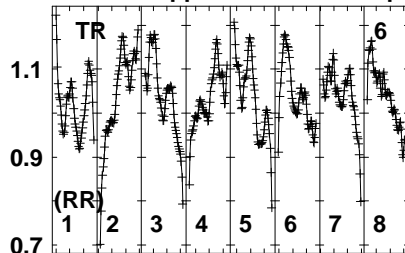
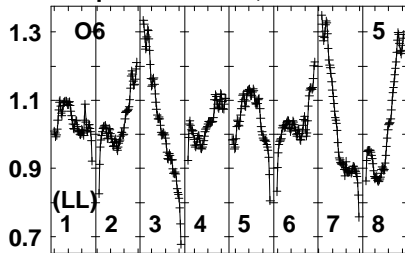
829032083603904204504808520  
FREQ MHz

Lower frame: Real Jy  
Auto-corr total-power spectrum Antenna: \*  
Timerange: 00/03:40:31 to 00/03:43:29

Plot file version 114 created 10-MAY-2023 13:38:59

SDSSJ0908+34 ES103E.UVDATA.1

Freq = 8.2880 GHz, Bw = 32.000 MH No calibration applied and no bandpass applied

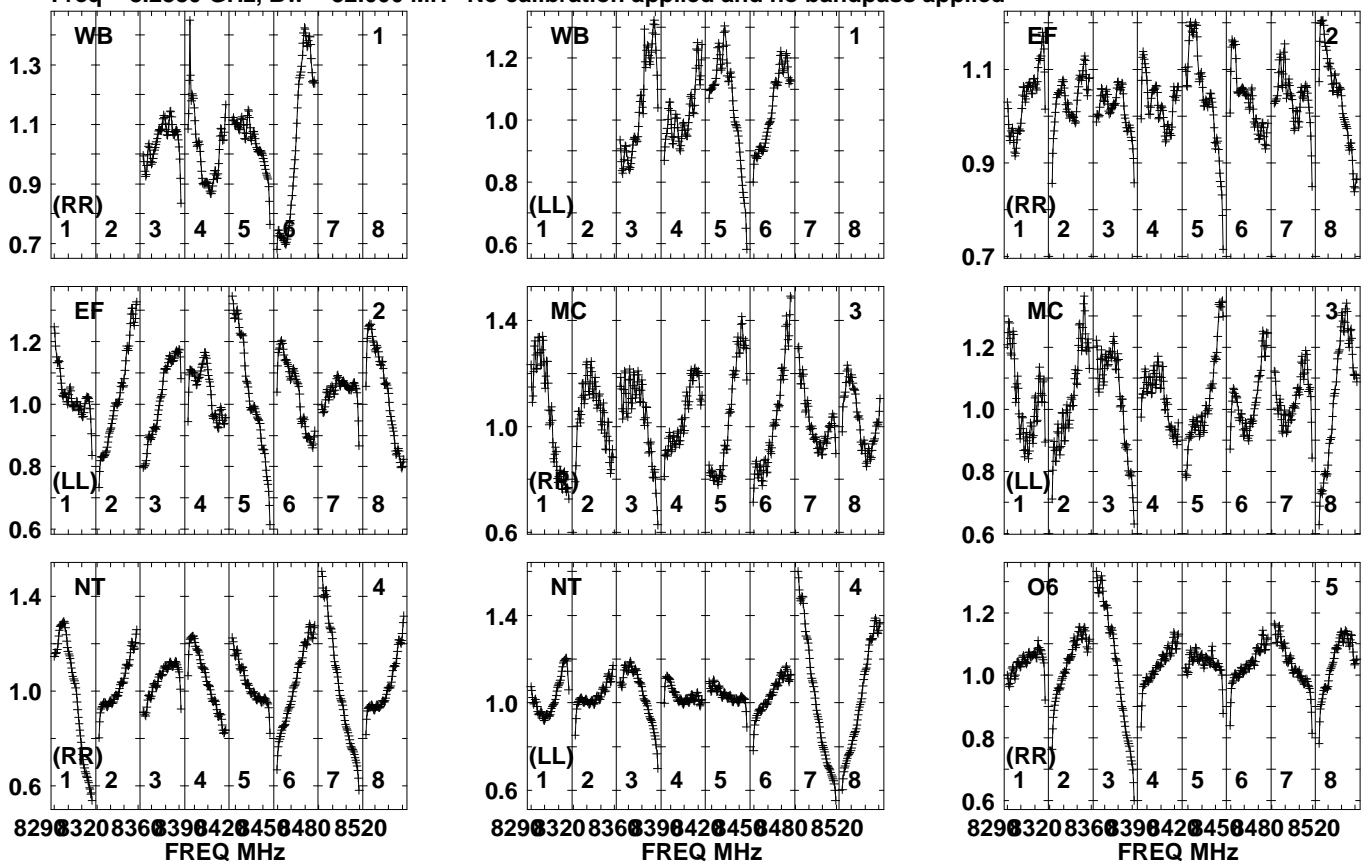


Lower frame: Real Jy  
Auto-corr total-power spectrum Antenna: \*  
Timerange: 00/03:40:31 to 00/03:43:29

Plot file version 115 created 10-MAY-2023 13:38:59

J0919+3324 ES103E.UVDATA.1

Freq = 8.2880 GHz, Bw = 32.000 MH No calibration applied and no bandpass applied

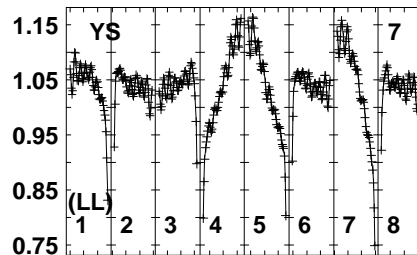
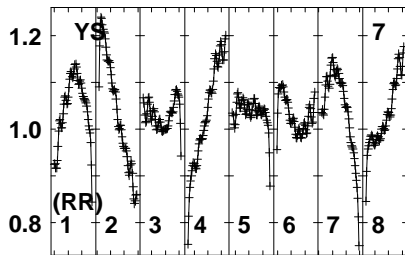
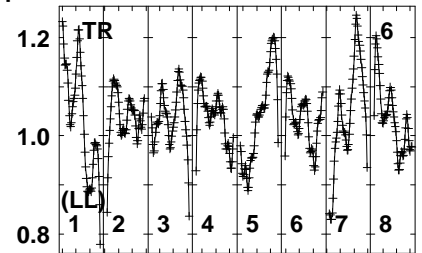
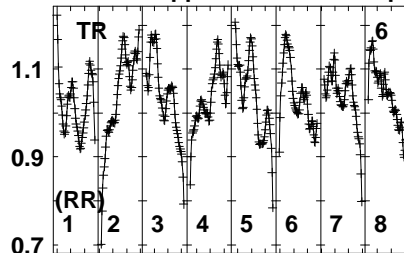
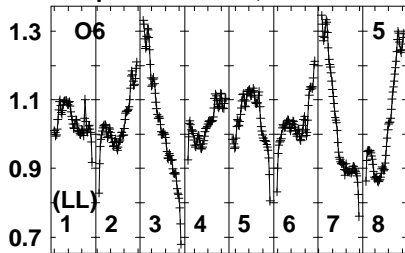


Lower frame: Real Jy  
Auto-corr total-power spectrum Antenna: \*  
Timerange: 00/03:44:01 to 00/03:45:59

Plot file version 116 created 10-MAY-2023 13:38:59

J0919+3324 ES103E.UVDATA.1

Freq = 8.2880 GHz, Bw = 32.000 MH No calibration applied and no bandpass applied

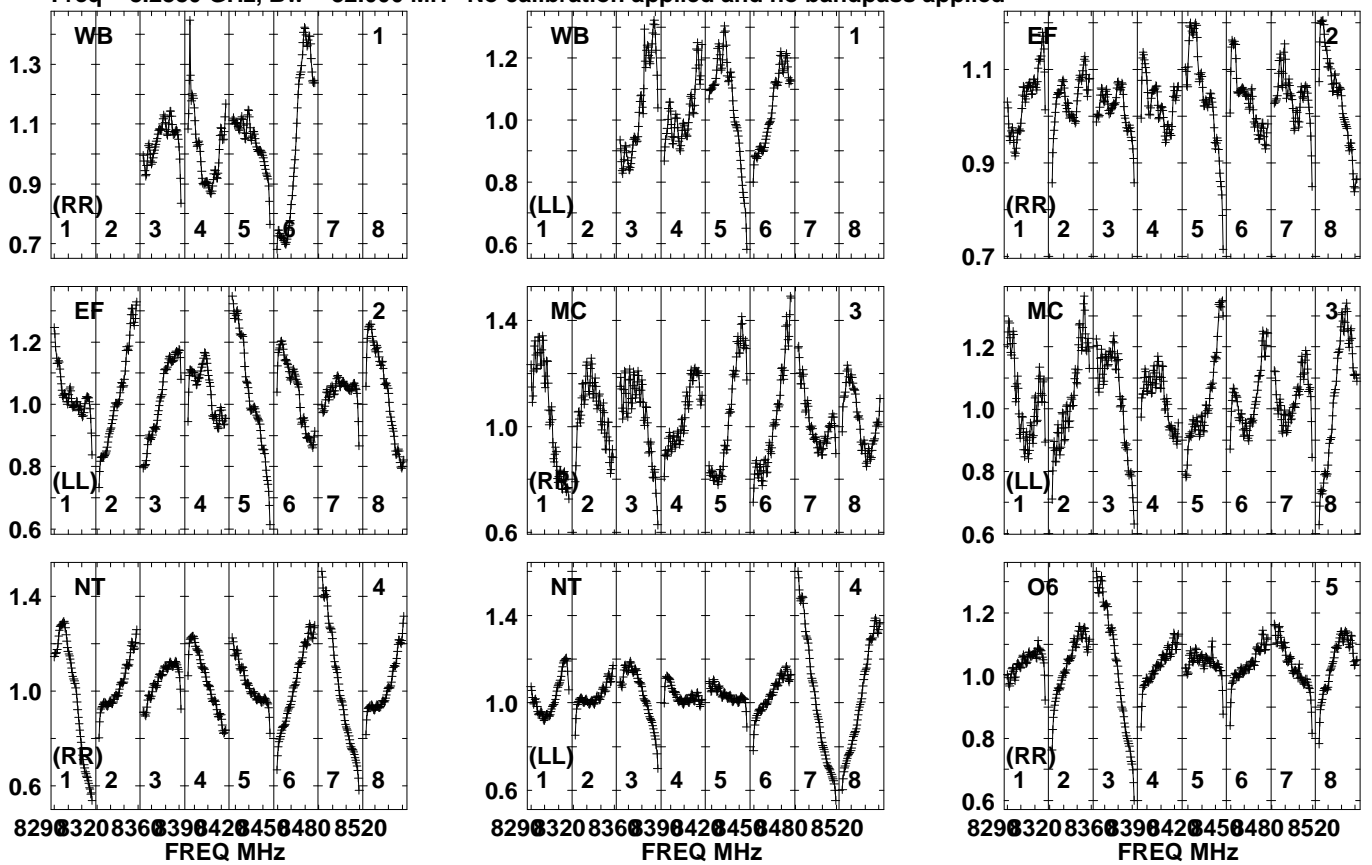


Lower frame: Real Jy  
Auto-corr total-power spectrum Antenna: \*  
Timerange: 00/03:44:01 to 00/03:45:59

Plot file version 117 created 10-MAY-2023 13:38:59

SDSSJ0908+34 ES103E.UVDATA.1

Freq = 8.2880 GHz, Bw = 32.000 MH No calibration applied and no bandpass applied

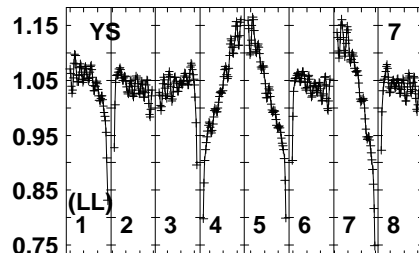
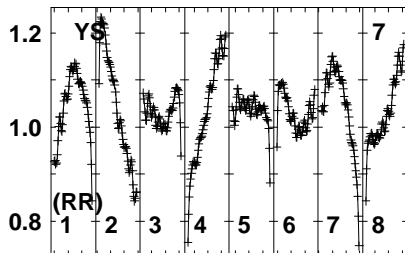
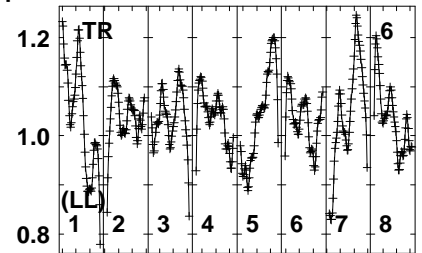
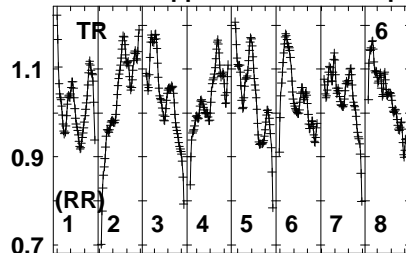
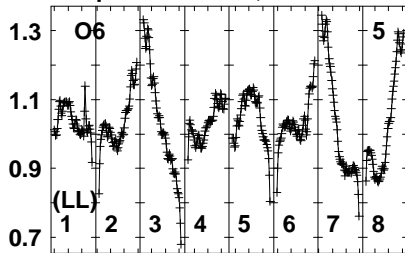


Lower frame: Real Jy  
Auto-corr total-power spectrum Antenna: \*  
Timerange: 00/03:46:03 to 00/03:48:59

Plot file version 118 created 10-MAY-2023 13:38:59

SDSSJ0908+34 ES103E.UVDATA.1

Freq = 8.2880 GHz, Bw = 32.000 MH No calibration applied and no bandpass applied

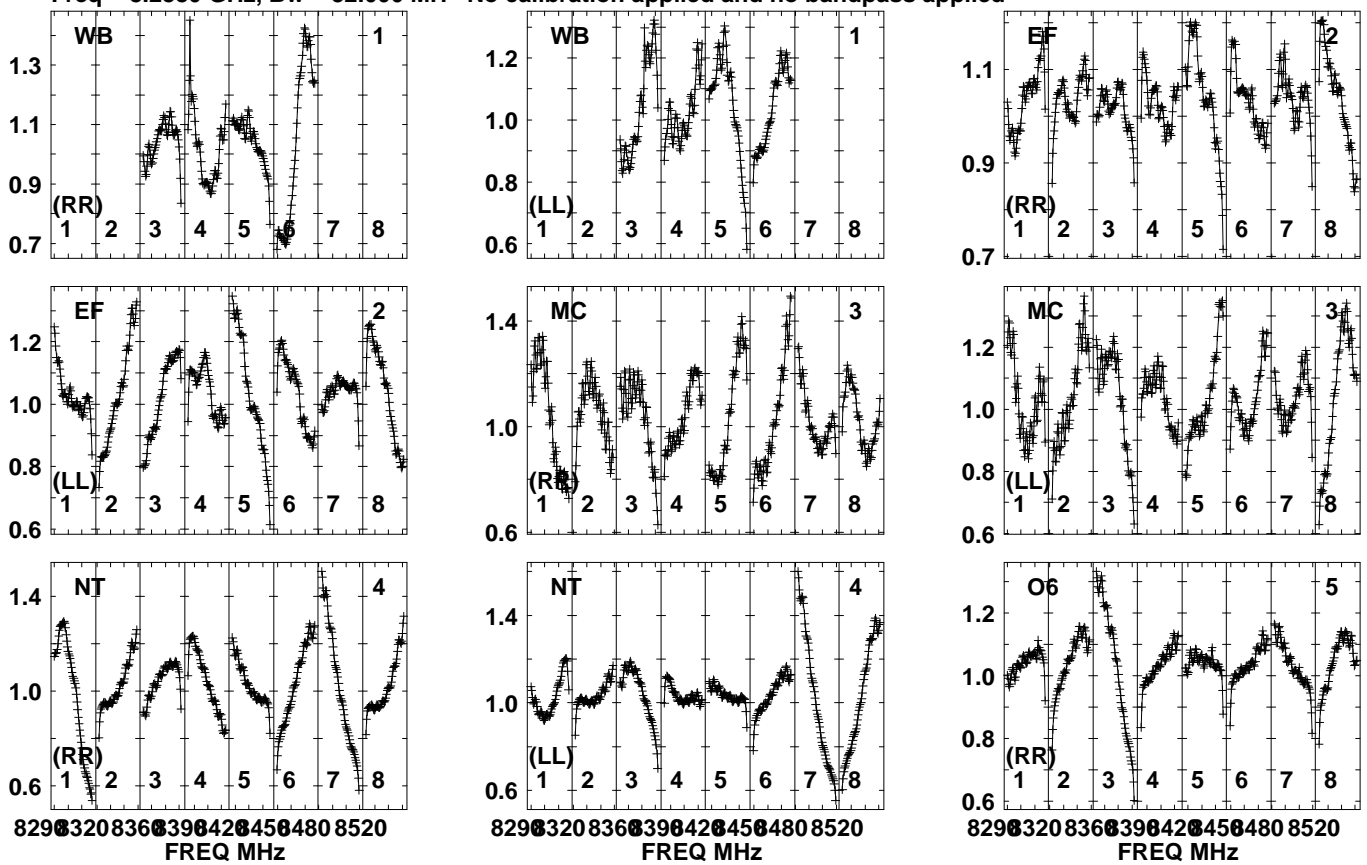


Lower frame: Real Jy  
Auto-corr total-power spectrum Antenna: \*  
Timerange: 00/03:46:03 to 00/03:48:59

Plot file version 119 created 10-MAY-2023 13:38:59

J0919+3324 ES103E.UVDATA.1

Freq = 8.2880 GHz, Bw = 32.000 MH No calibration applied and no bandpass applied

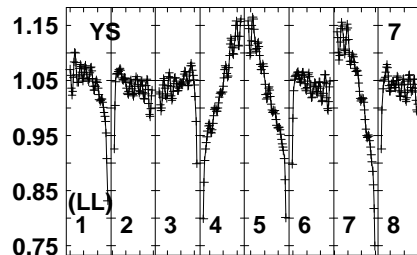
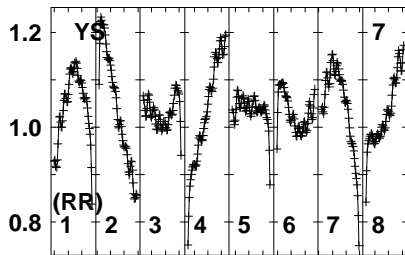
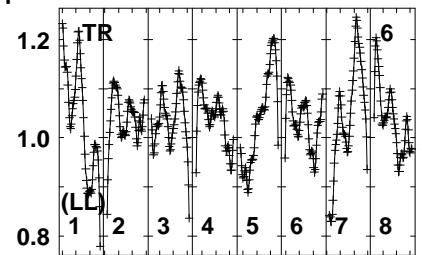
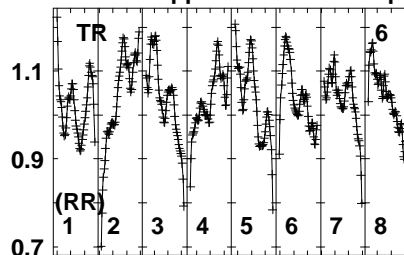
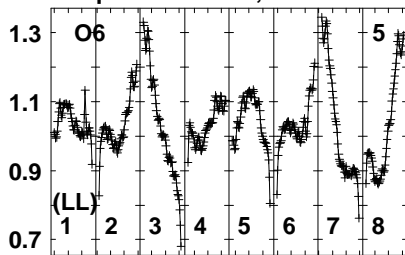


Lower frame: Real Jy  
Auto-corr total-power spectrum Antenna: \*  
Timerange: 00/03:49:01 to 00/03:50:59

Plot file version 120 created 10-MAY-2023 13:38:59

J0919+3324 ES103E.UVDATA.1

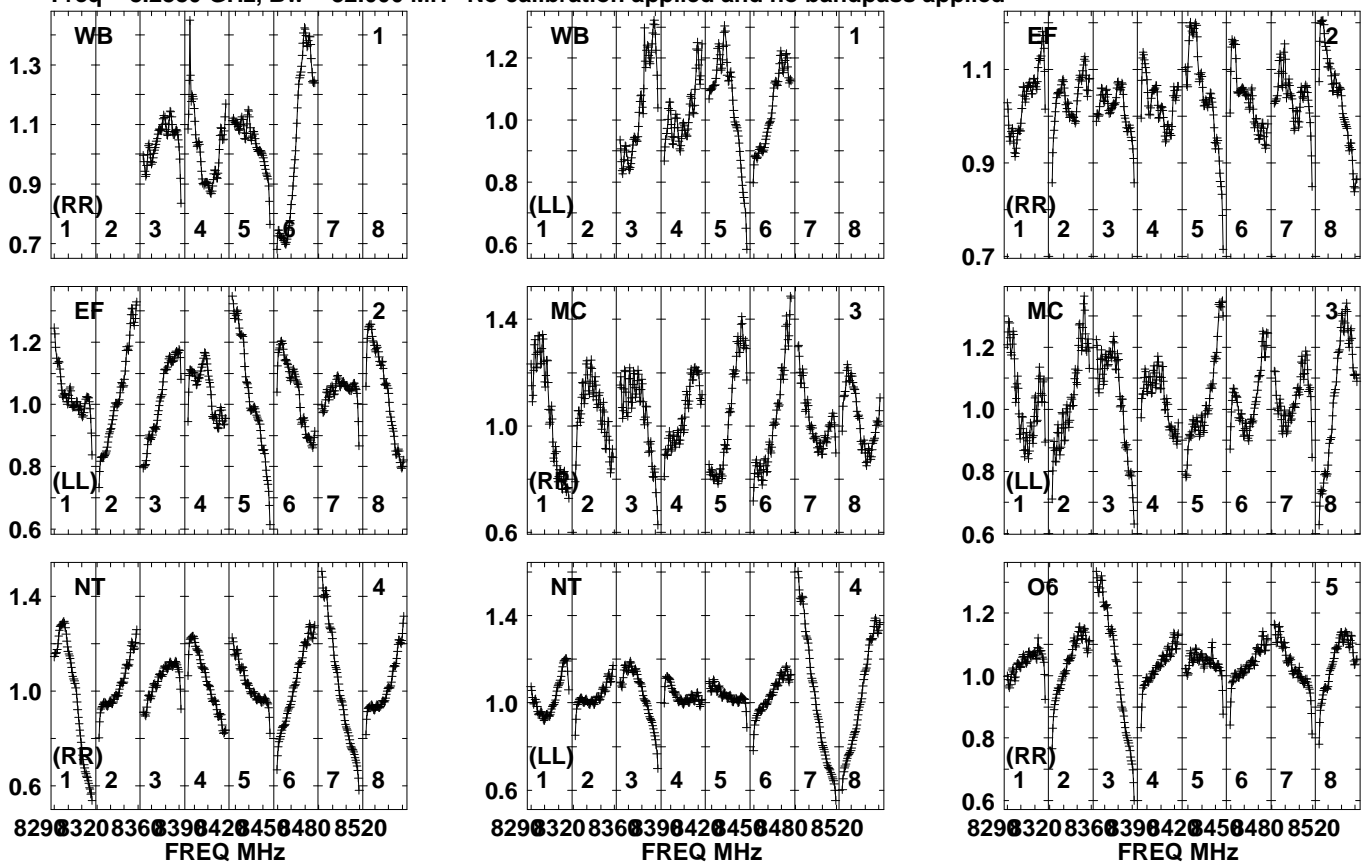
Freq = 8.2880 GHz, Bw = 32.000 MH No calibration applied and no bandpass applied



Lower frame: Real Jy  
Auto-corr total-power spectrum Antenna: \*  
Timerange: 00/03:49:01 to 00/03:50:59



Plot file version 121 created 10-MAY-2023 13:38:59  
 SDSSJ0908+34 ES103E.UVDATA.1  
 Freq = 8.2880 GHz, Bw = 32.000 MH No calibration applied and no bandpass applied

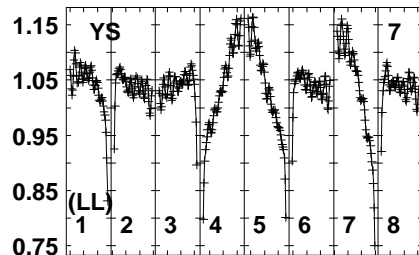
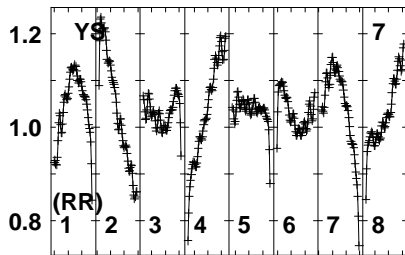
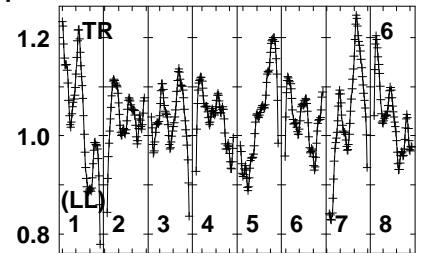
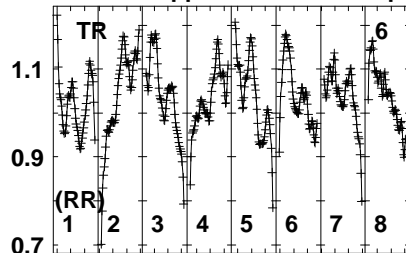
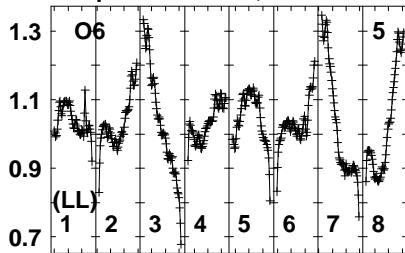


Lower frame: Real Jy  
 Auto-corr total-power spectrum Antenna: \*  
 Timerange: 00/03:51:01 to 00/03:53:59

Plot file version 122 created 10-MAY-2023 13:38:59

SDSSJ0908+34 ES103E.UVDATA.1

Freq = 8.2880 GHz, Bw = 32.000 MH No calibration applied and no bandpass applied

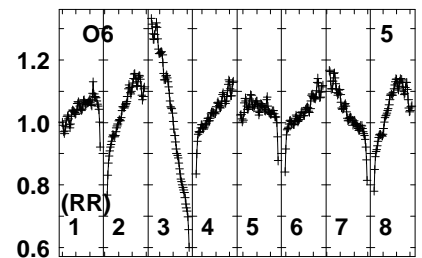
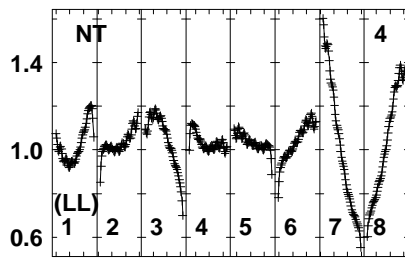
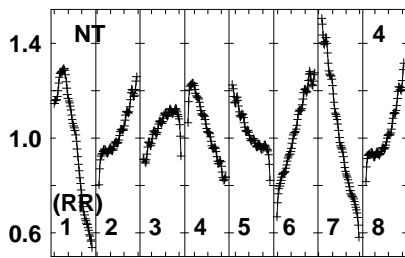
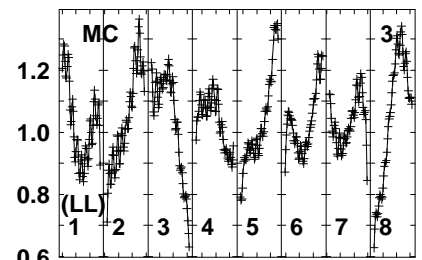
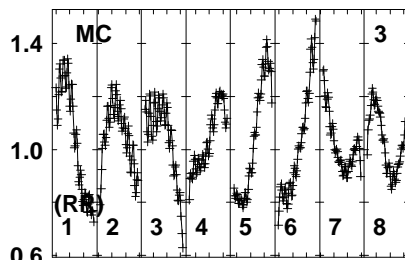
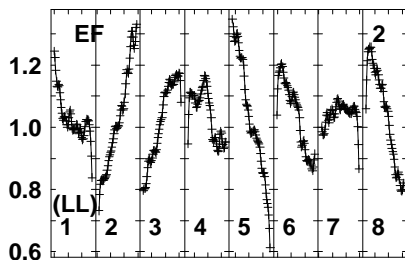
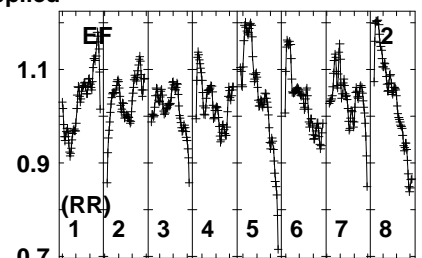
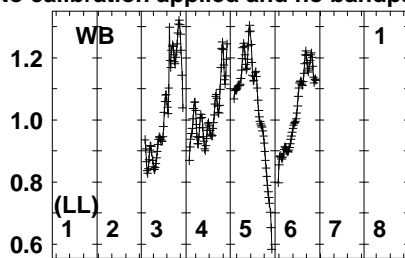
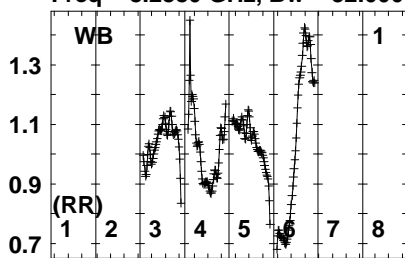


Lower frame: Real Jy  
Auto-corr total-power spectrum Antenna: \*  
Timerange: 00/03:51:01 to 00/03:53:59

Plot file version 123 created 10-MAY-2023 13:38:59

J0919+3324 ES103E.UVDATA.1

Freq = 8.2880 GHz, Bw = 32.000 MH No calibration applied and no bandpass applied



829032083603904204504808520  
FREQ MHz

829032083603904204504808520  
FREQ MHz

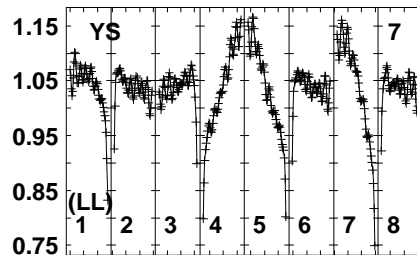
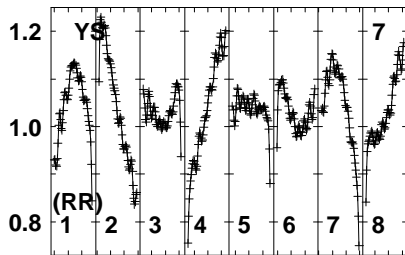
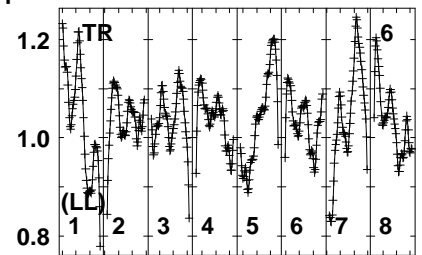
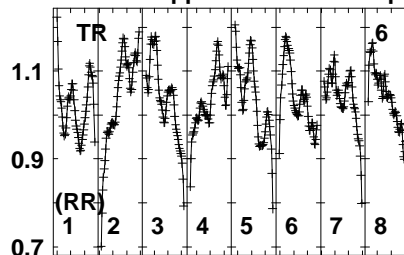
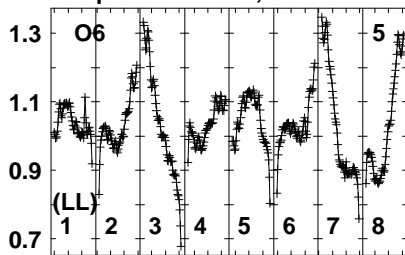
829032083603904204504808520  
FREQ MHz

Lower frame: Real Jy  
Auto-corr total-power spectrum Antenna: \*  
Timerange: 00/03:54:31 to 00/03:56:29

Plot file version 124 created 10-MAY-2023 13:39:00

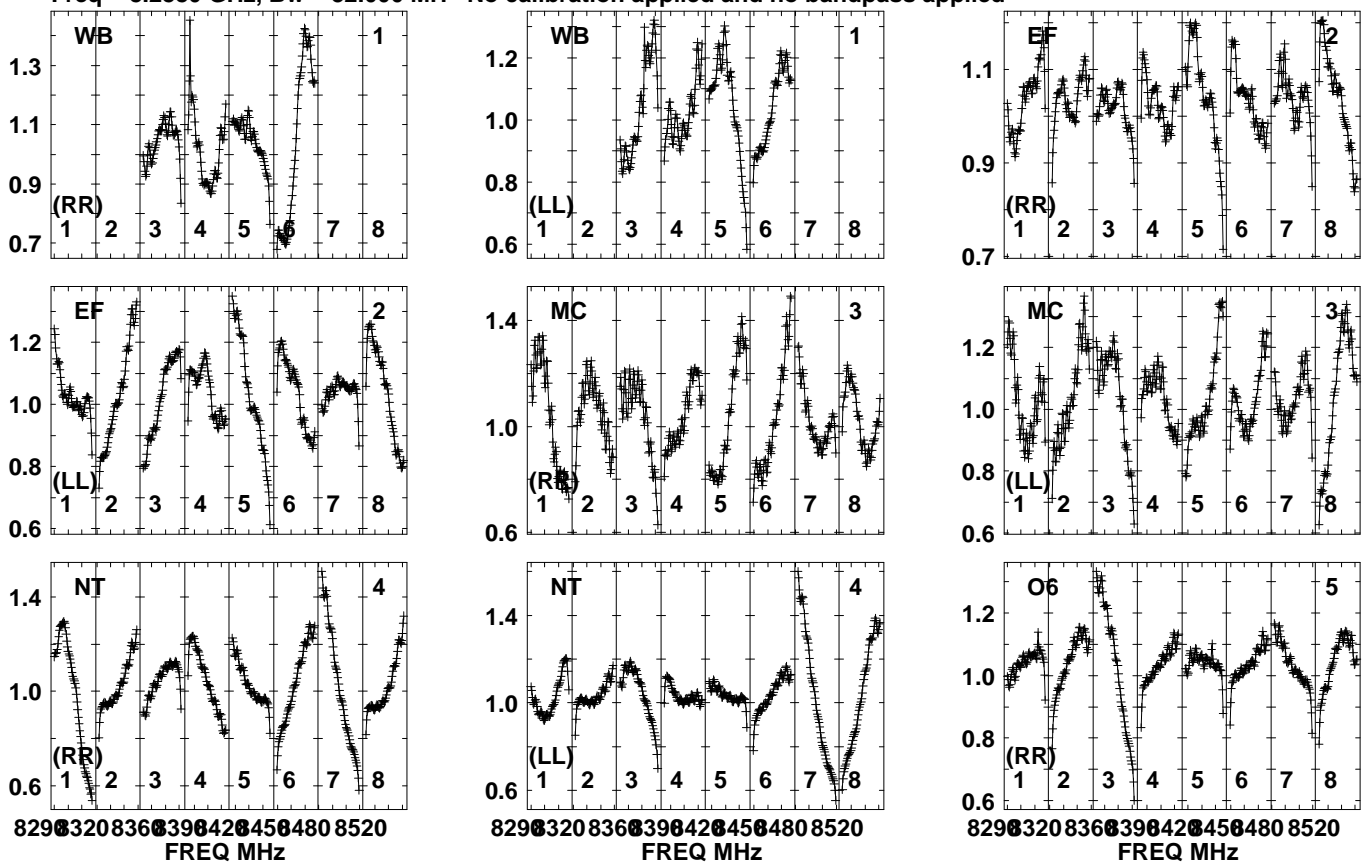
J0919+3324 ES103E.UVDATA.1

Freq = 8.2880 GHz, Bw = 32.000 MH No calibration applied and no bandpass applied



Lower frame: Real Jy  
Auto-corr total-power spectrum Antenna: \*  
Timerange: 00/03:54:31 to 00/03:56:29

Plot file version 125 created 10-MAY-2023 13:39:00  
 SDSSJ0908+34 ES103E.UVDATA.1  
 Freq = 8.2880 GHz, Bw = 32.000 MH No calibration applied and no bandpass applied

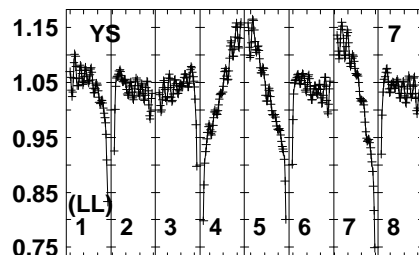
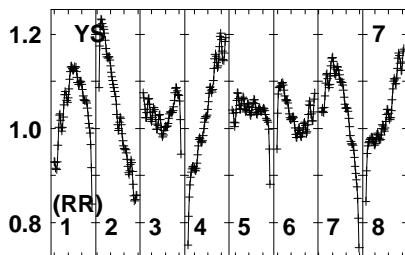
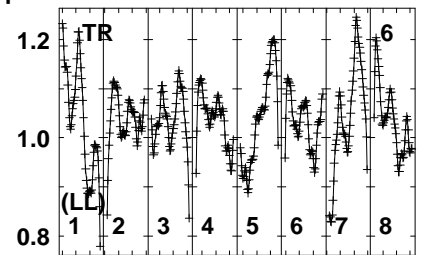
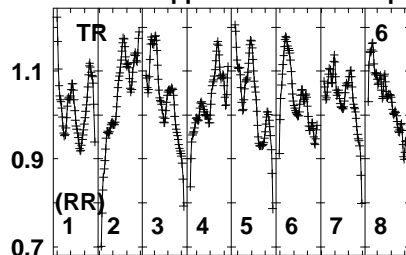
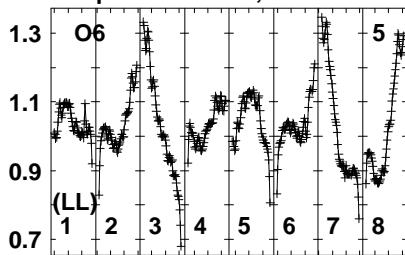


Lower frame: Real Jy  
 Auto-corr total-power spectrum Antenna: \*  
 Timerange: 00/03:56:33 to 00/03:59:29

Plot file version 126 created 10-MAY-2023 13:39:00

SDSSJ0908+34 ES103E.UVDATA.1

Freq = 8.2880 GHz, Bw = 32.000 MH No calibration applied and no bandpass applied



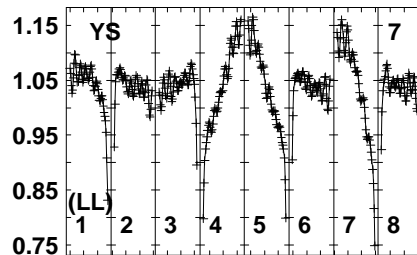
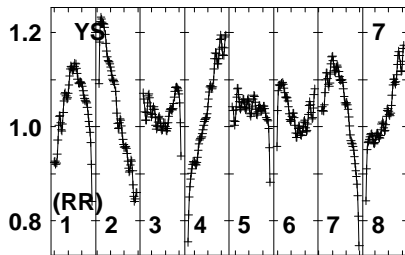
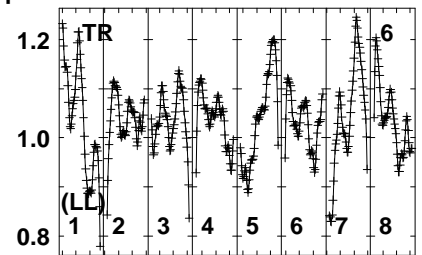
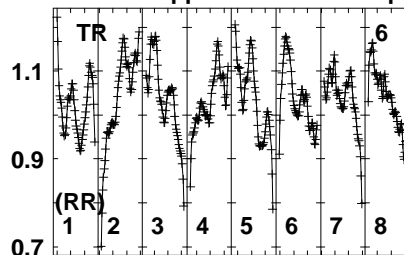
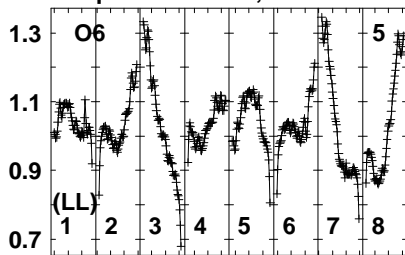
Lower frame: Real Jy  
Auto-corr total-power spectrum Antenna: \*  
Timerange: 00/03:56:33 to 00/03:59:29



Plot file version 128 created 10-MAY-2023 13:39:00

J0919+3324 ES103E.UVDATA.1

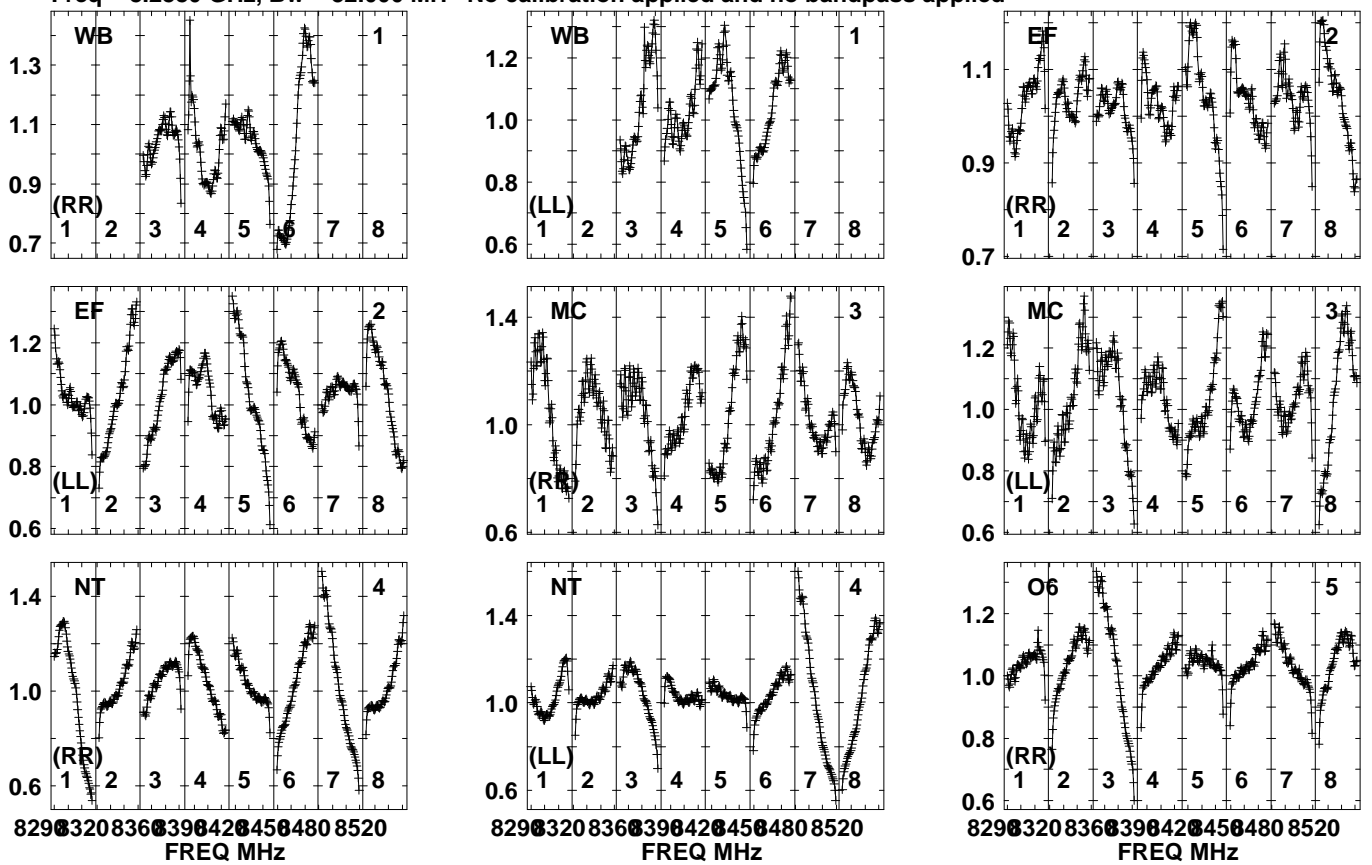
Freq = 8.2880 GHz, Bw = 32.000 MH No calibration applied and no bandpass applied



Lower frame: Real Jy  
Auto-corr total-power spectrum Antenna: \*  
Timerange: 00/03:59:31 to 00/04:01:29



Plot file version 129 created 10-MAY-2023 13:39:00  
 SDSSJ0908+34 ES103E.UVDATA.1  
 Freq = 8.2880 GHz, Bw = 32.000 MH No calibration applied and no bandpass applied

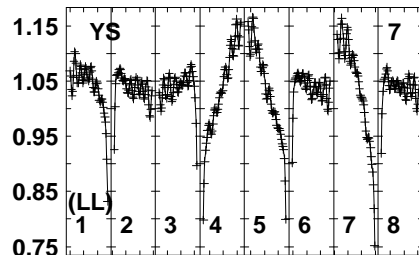
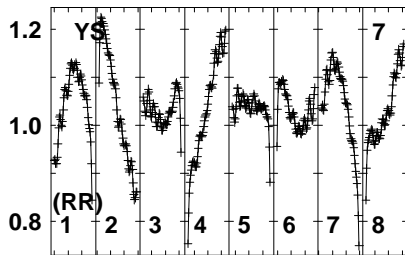
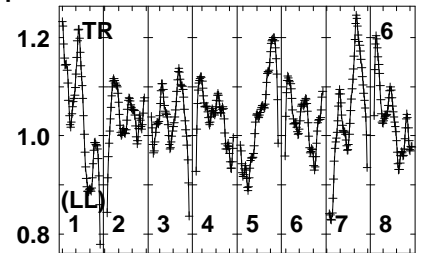
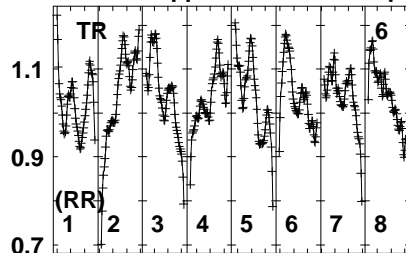
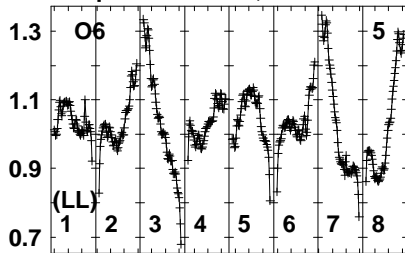


Lower frame: Real Jy  
 Auto-corr total-power spectrum Antenna: \*  
 Timerange: 00/04:01:31 to 00/04:04:29

Plot file version 130 created 10-MAY-2023 13:39:00

SDSSJ0908+34 ES103E.UVDATA.1

Freq = 8.2880 GHz, Bw = 32.000 MH No calibration applied and no bandpass applied

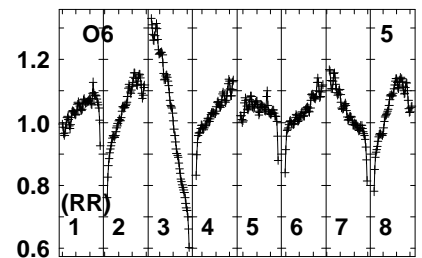
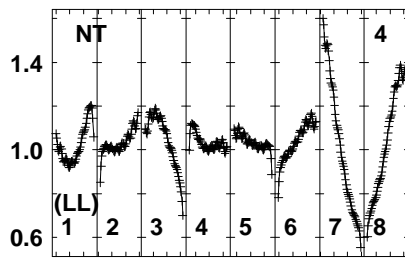
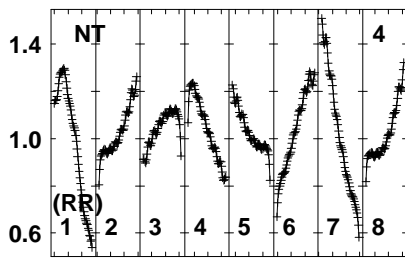
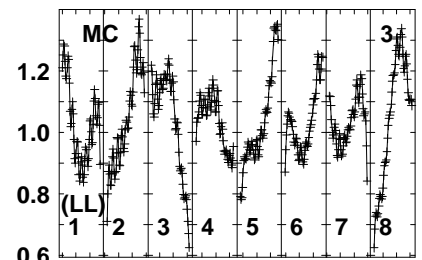
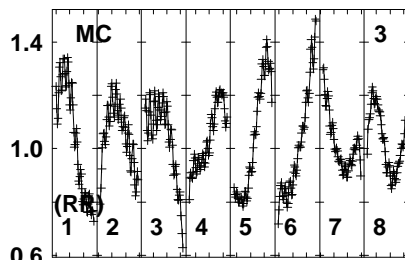
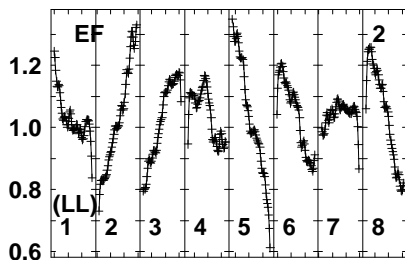
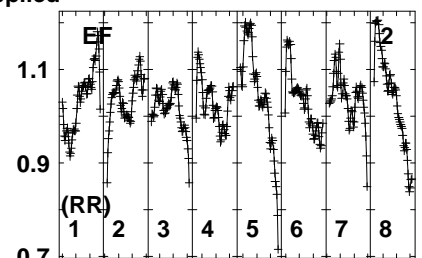
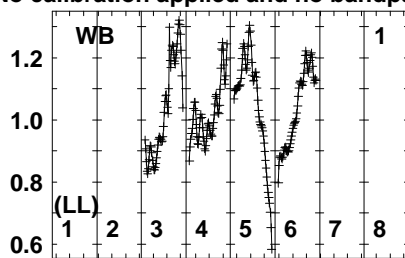
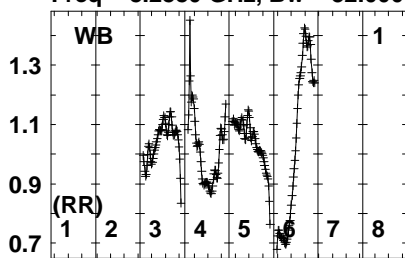


Lower frame: Real Jy  
Auto-corr total-power spectrum Antenna: \*  
Timerange: 00/04:01:31 to 00/04:04:29

Plot file version 131 created 10-MAY-2023 13:39:00

J0919+3324 ES103E.UVDATA.1

Freq = 8.2880 GHz, Bw = 32.000 MH No calibration applied and no bandpass applied



829032083603904204504808520  
FREQ MHz

829032083603904204504808520  
FREQ MHz

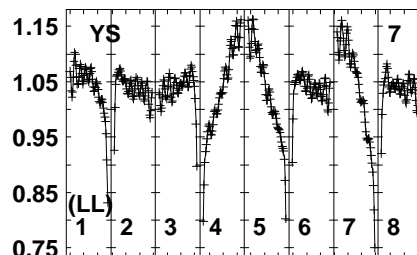
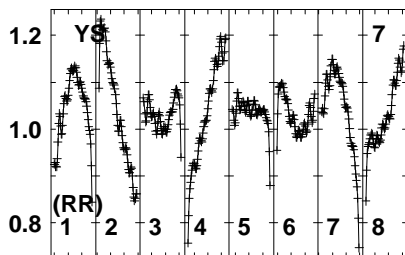
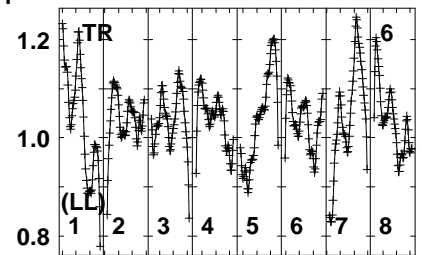
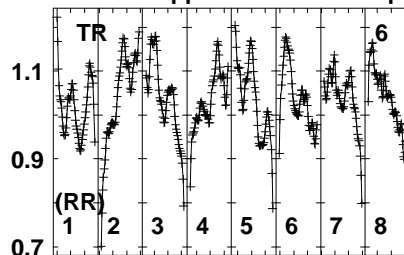
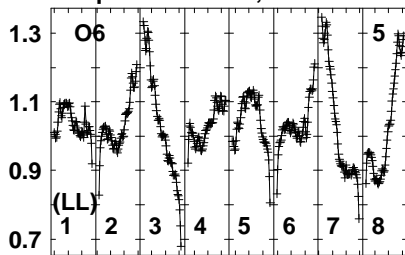
829032083603904204504808520  
FREQ MHz

Lower frame: Real Jy  
Auto-corr total-power spectrum Antenna: \*  
Timerange: 00/04:05:01 to 00/04:06:59

Plot file version 132 created 10-MAY-2023 13:39:00

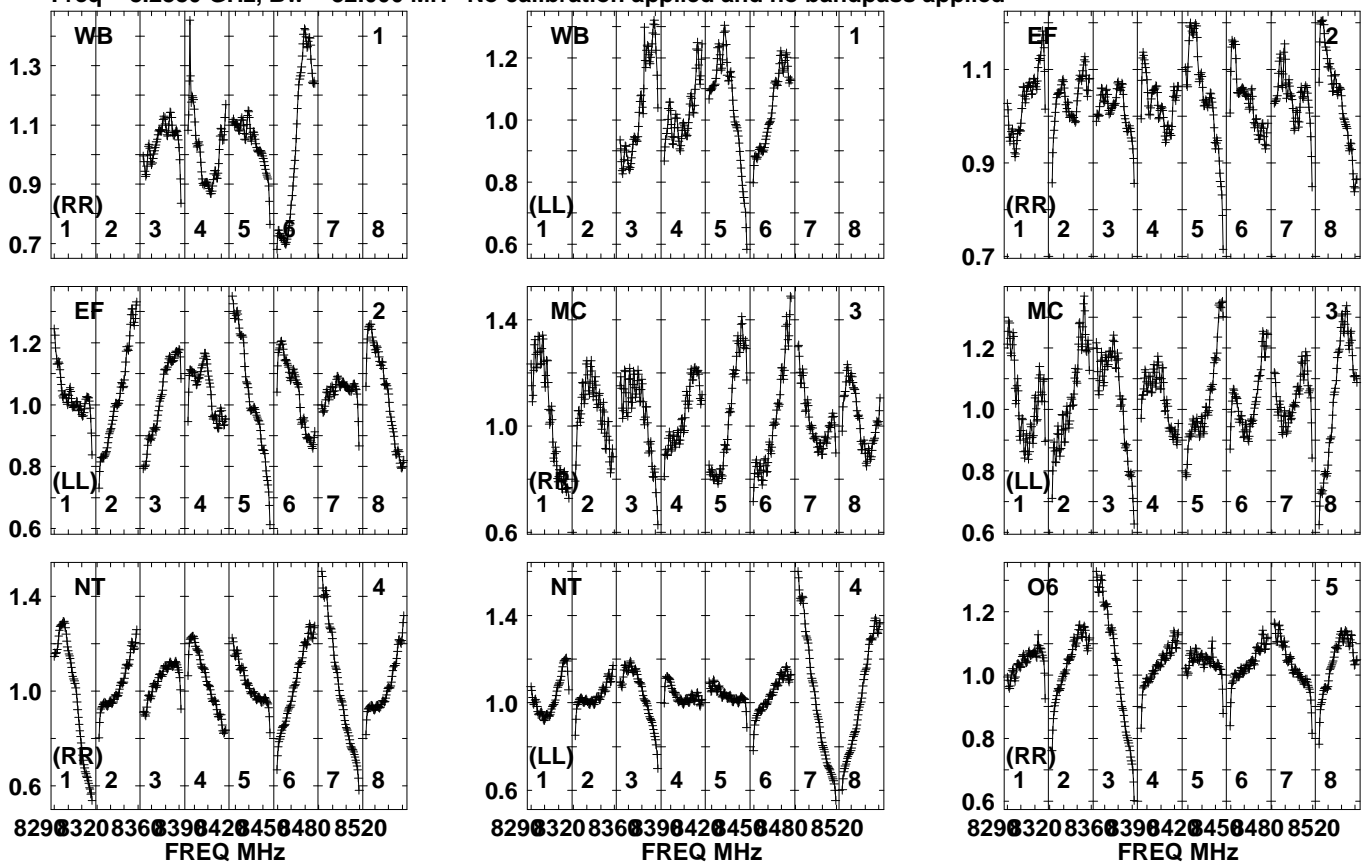
J0919+3324 ES103E.UVDATA.1

Freq = 8.2880 GHz, Bw = 32.000 MH No calibration applied and no bandpass applied



Lower frame: Real Jy  
Auto-corr total-power spectrum Antenna: \*  
Timerange: 00/04:05:01 to 00/04:06:59

Plot file version 133 created 10-MAY-2023 13:39:00  
 SDSSJ0908+34 ES103E.UVDATA.1  
 Freq = 8.2880 GHz, Bw = 32.000 MH No calibration applied and no bandpass applied

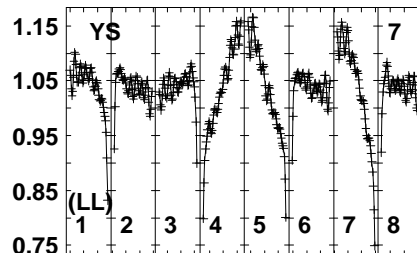
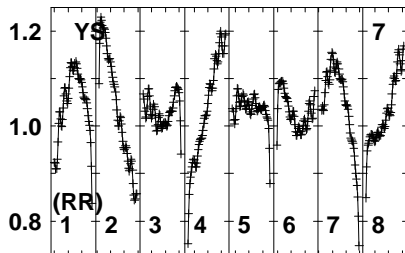
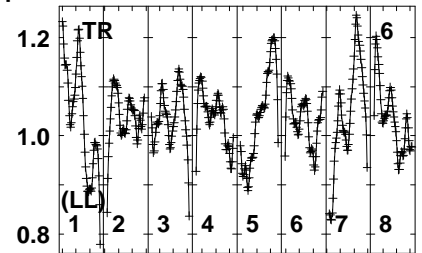
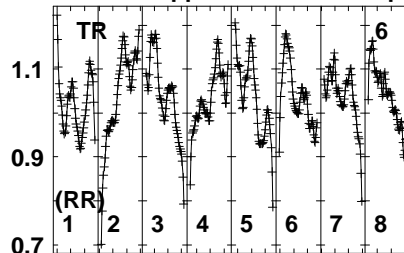
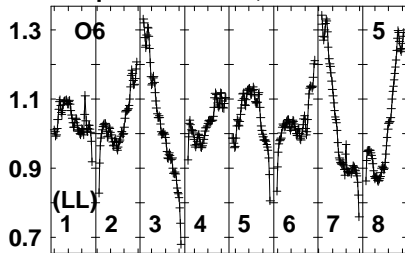


Lower frame: Real Jy  
 Auto-corr total-power spectrum Antenna: \*  
 Timerange: 00/04:07:03 to 00/04:09:59

Plot file version 134 created 10-MAY-2023 13:39:00

SDSSJ0908+34 ES103E.UVDATA.1

Freq = 8.2880 GHz, Bw = 32.000 MH No calibration applied and no bandpass applied

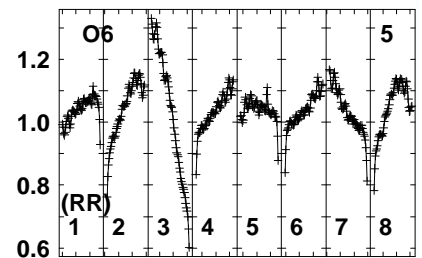
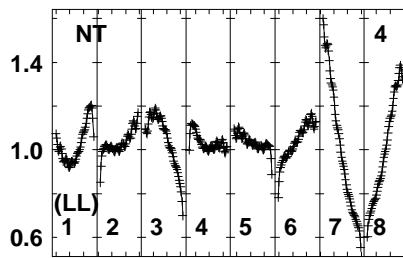
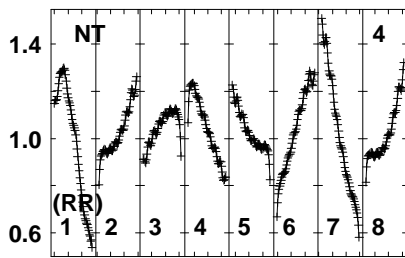
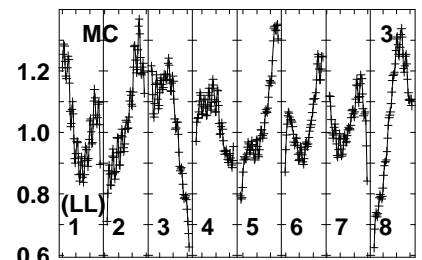
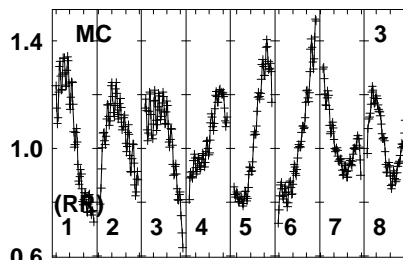
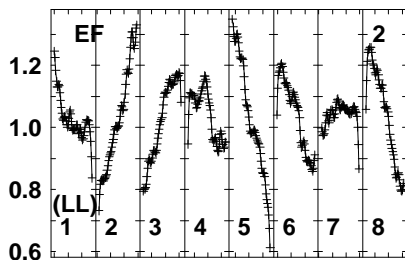
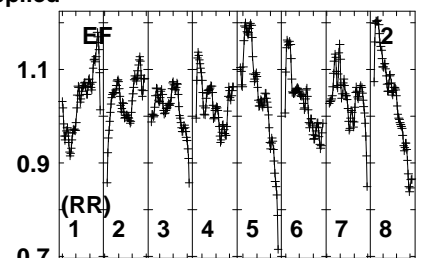
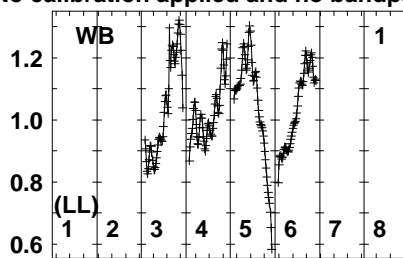
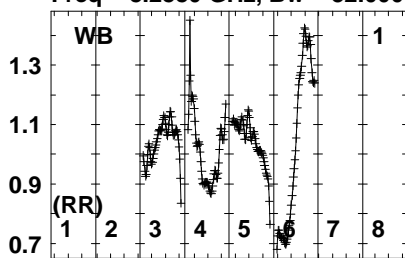


Lower frame: Real Jy  
Auto-corr total-power spectrum Antenna: \*  
Timerange: 00/04:07:03 to 00/04:09:59

Plot file version 135 created 10-MAY-2023 13:39:00

J0919+3324 ES103E.UVDATA.1

Freq = 8.2880 GHz, Bw = 32.000 MH No calibration applied and no bandpass applied



829032083603904204504808520  
FREQ MHz

829032083603904204504808520  
FREQ MHz

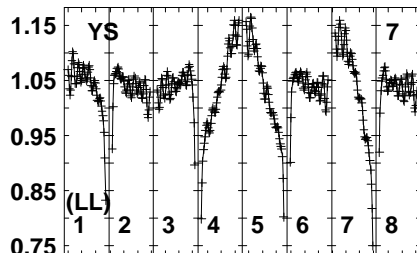
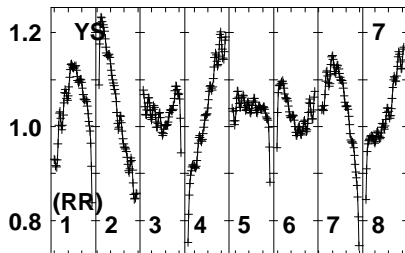
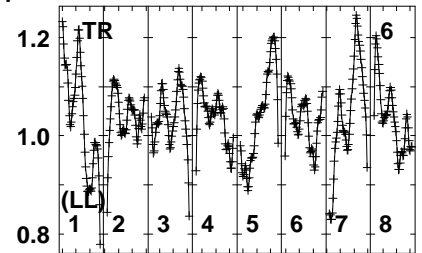
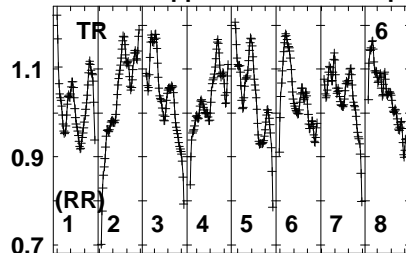
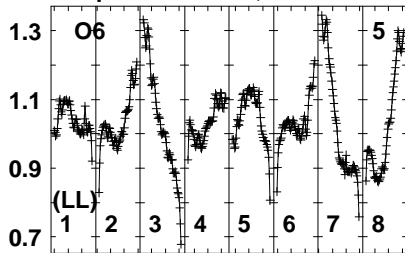
829032083603904204504808520  
FREQ MHz

Lower frame: Real Jy  
Auto-corr total-power spectrum Antenna: \*  
Timerange: 00/04:10:01 to 00/04:11:59

Plot file version 136 created 10-MAY-2023 13:39:00

J0919+3324 ES103E.UVDATA.1

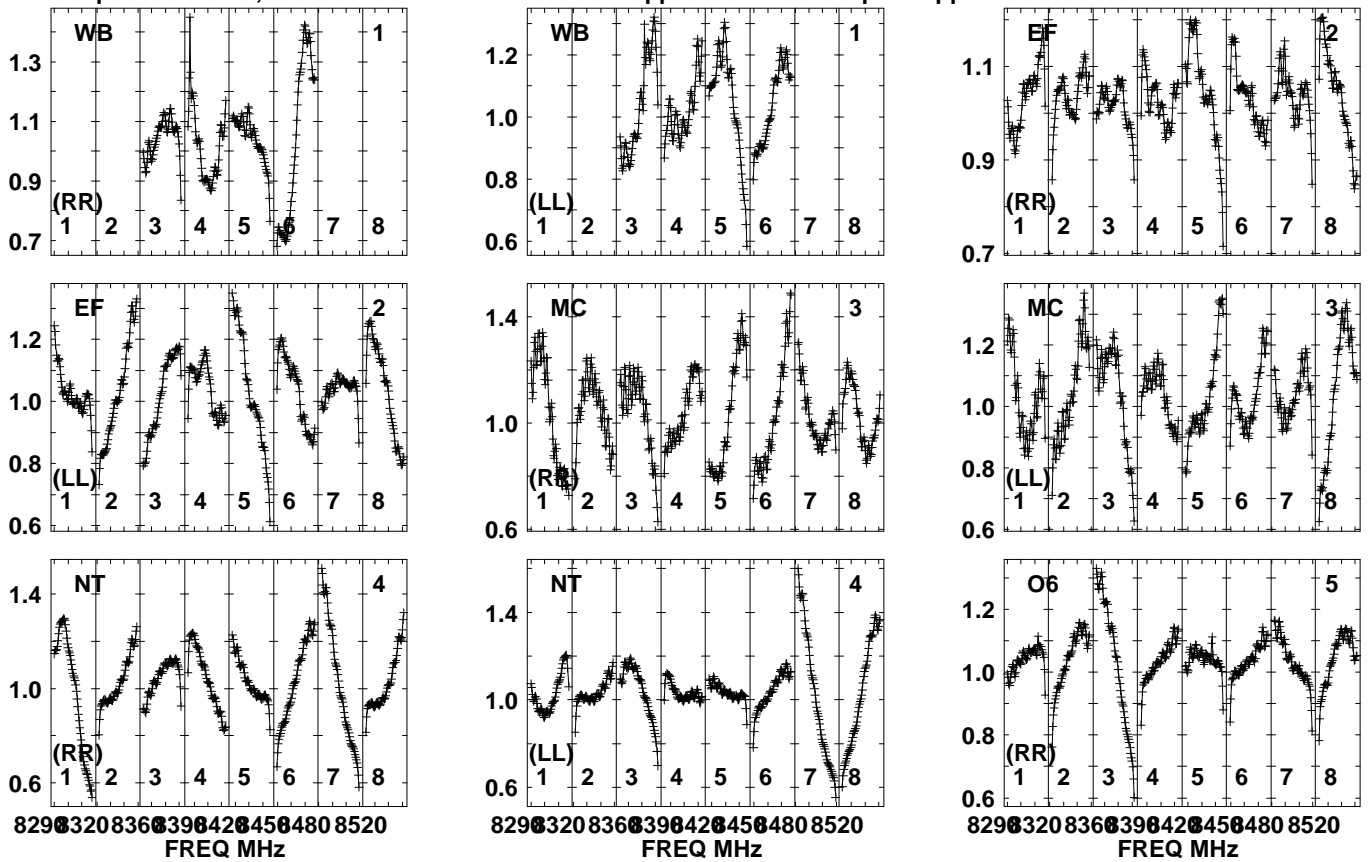
Freq = 8.2880 GHz, Bw = 32.000 MH No calibration applied and no bandpass applied



Lower frame: Real Jy  
Auto-corr total-power spectrum Antenna: \*  
Timerange: 00/04:10:01 to 00/04:11:59

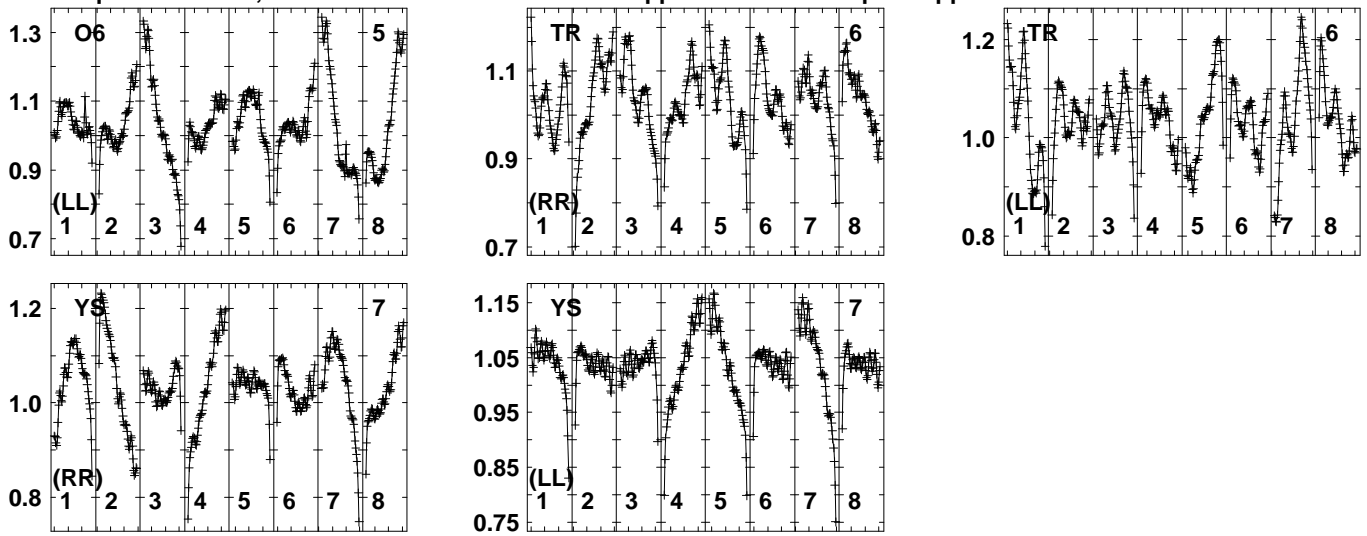


Plot file version 137 created 10-MAY-2023 13:39:00  
 SDSSJ0908+34 ES103E.UVDATA.1  
 Freq = 8.2880 GHz, Bw = 32.000 MH No calibration applied and no bandpass applied



Lower frame: Real Jy  
 Auto-corr total-power spectrum Antenna: \*  
 Timerange: 00/04:12:01 to 00/04:14:59

Plot file version 138 created 10-MAY-2023 13:39:00  
 SDSSJ0908+34 ES103E.UVDATA.1  
 Freq = 8.2880 GHz, Bw = 32.000 MH No calibration applied and no bandpass applied

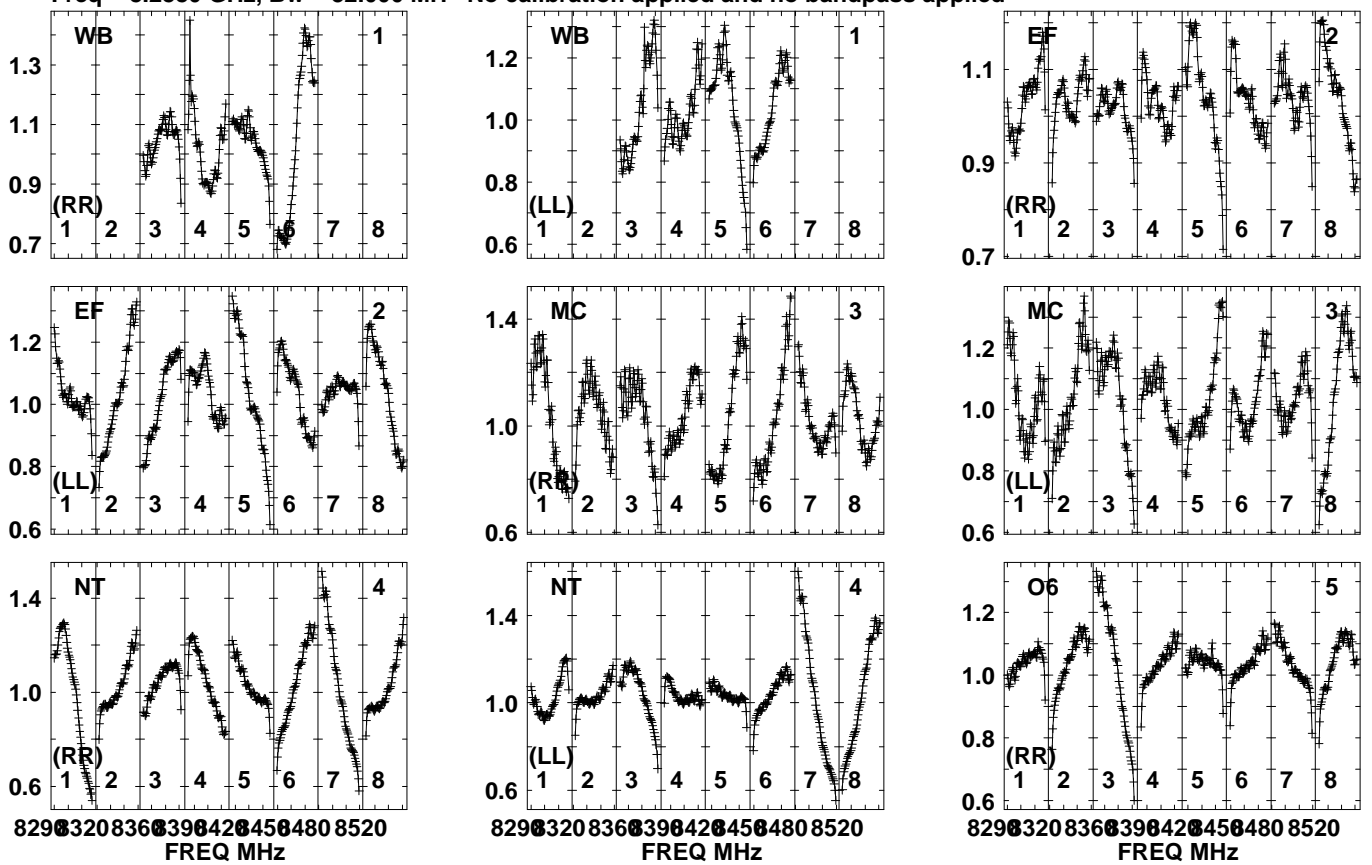


Lower frame: Real Jy  
 Auto-corr total-power spectrum Antenna: \*  
 Timerange: 00/04:12:01 to 00/04:14:59

Plot file version 139 created 10-MAY-2023 13:39:00

J0919+3324 ES103E.UVDATA.1

Freq = 8.2880 GHz, Bw = 32.000 MH No calibration applied and no bandpass applied

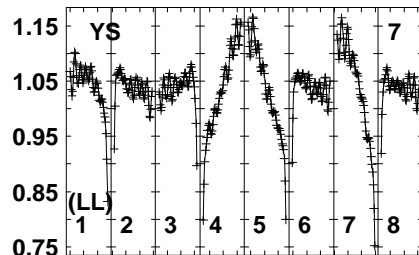
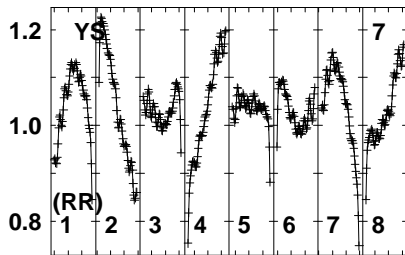
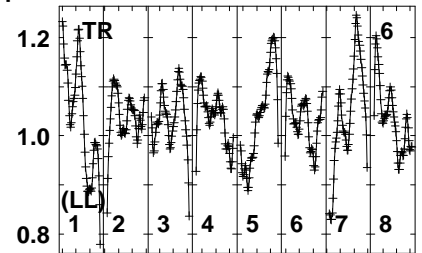
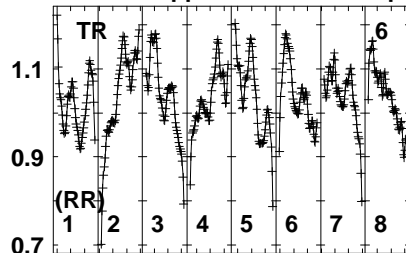
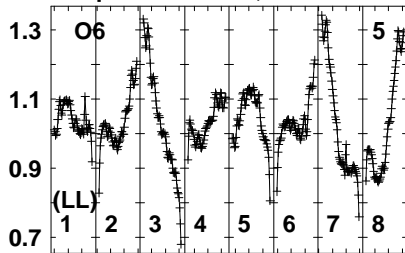


Lower frame: Real Jy  
Auto-corr total-power spectrum Antenna: \*  
Timerange: 00/04:15:31 to 00/04:17:29

Plot file version 140 created 10-MAY-2023 13:39:00

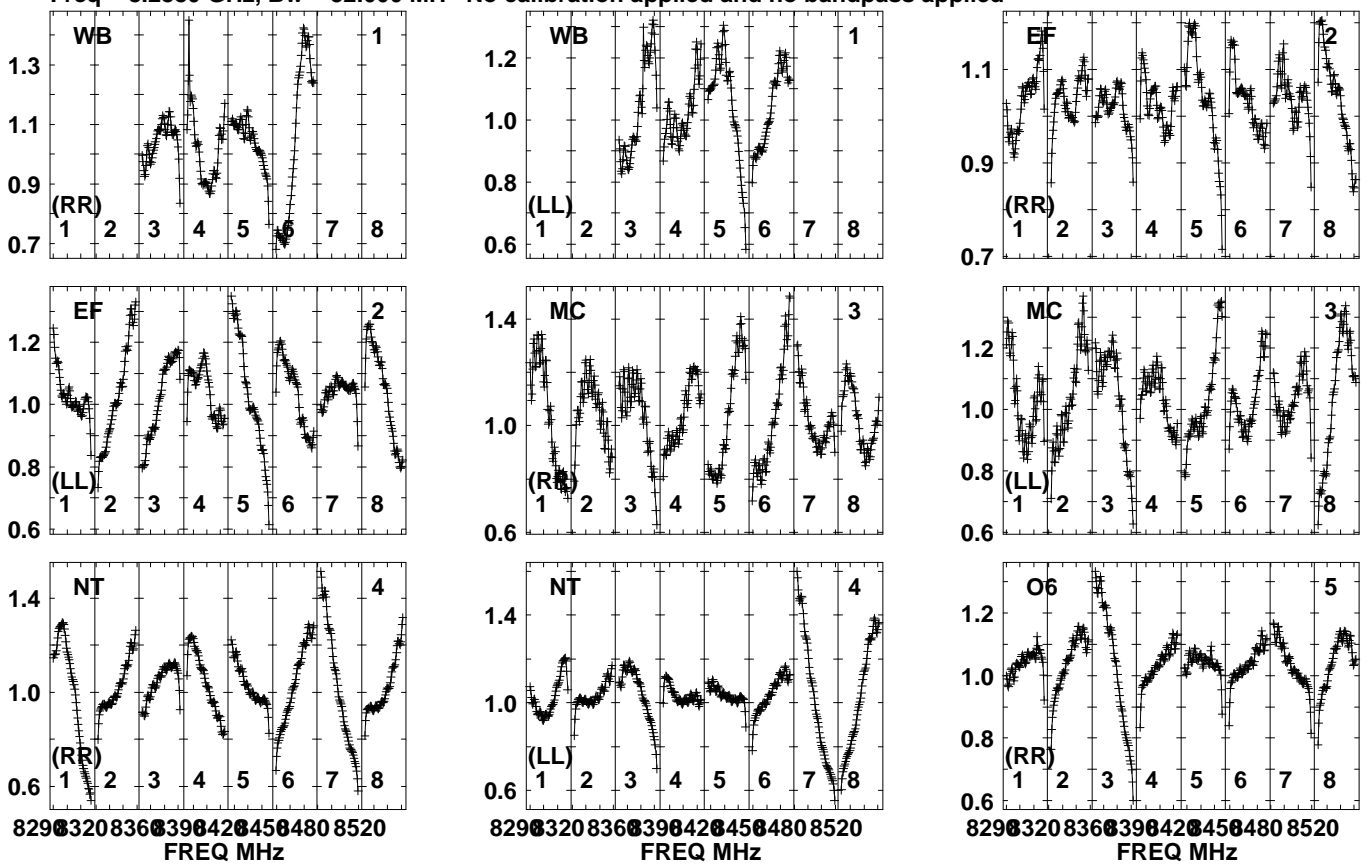
J0919+3324 ES103E.UVDATA.1

Freq = 8.2880 GHz, Bw = 32.000 MH No calibration applied and no bandpass applied



Lower frame: Real Jy  
Auto-corr total-power spectrum Antenna: \*  
Timerange: 00/04:15:31 to 00/04:17:29

Plot file version 141 created 10-MAY-2023 13:39:00  
 SDSSJ0908+34 ES103E.UVDATA.1  
 Freq = 8.2880 GHz, Bw = 32.000 MH No calibration applied and no bandpass applied

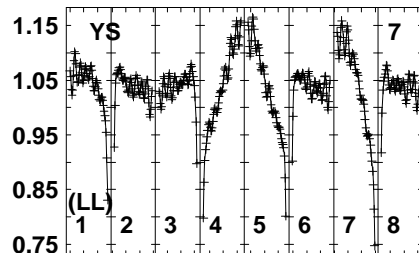
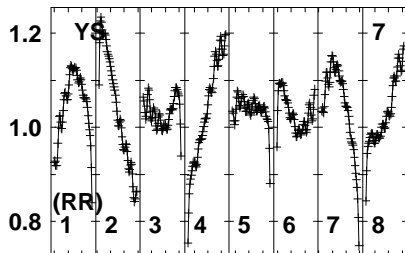
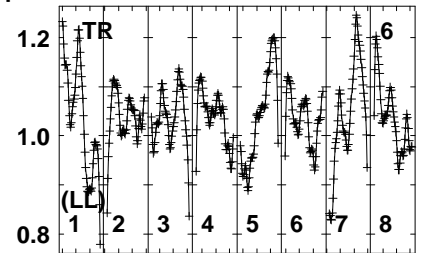
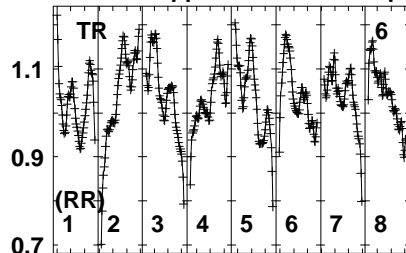
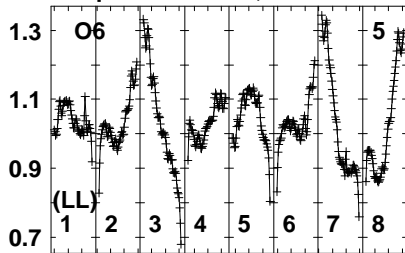


Lower frame: Real Jy  
 Auto-corr total-power spectrum Antenna: \*  
 Timerange: 00/04:17:33 to 00/04:20:29

Plot file version 142 created 10-MAY-2023 13:39:00

SDSSJ0908+34 ES103E.UVDATA.1

Freq = 8.2880 GHz, Bw = 32.000 MH No calibration applied and no bandpass applied

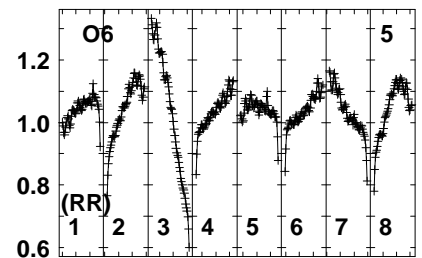
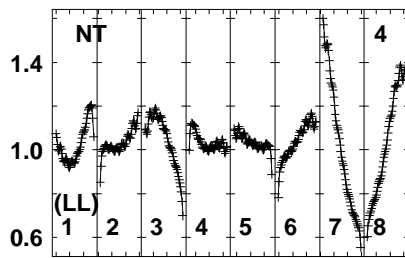
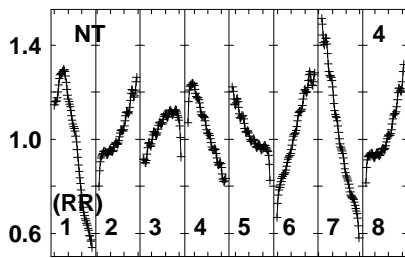
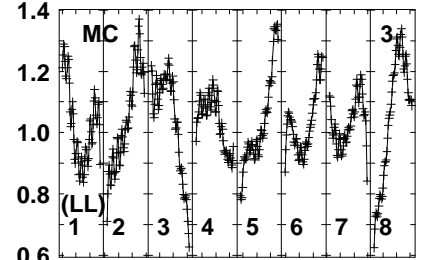
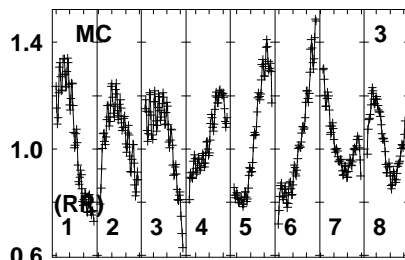
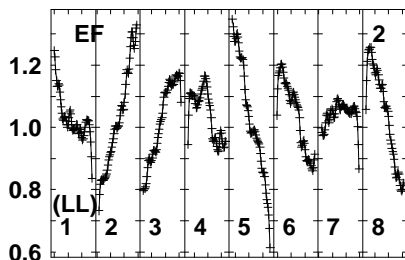
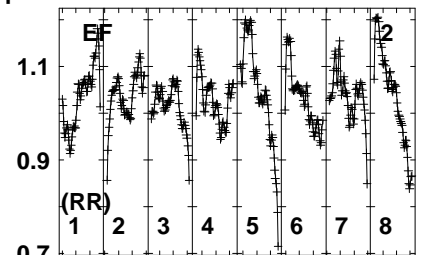
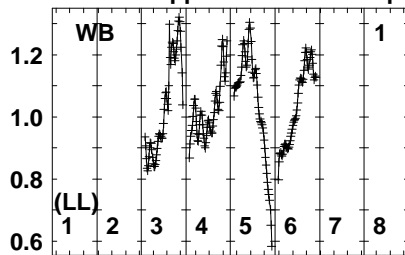
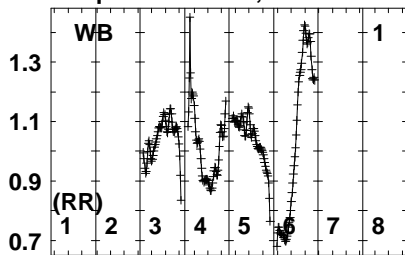


Lower frame: Real Jy  
Auto-corr total-power spectrum Antenna: \*  
Timerange: 00/04:17:33 to 00/04:20:29

Plot file version 143 created 10-MAY-2023 13:39:00

J0919+3324 ES103E.UVDATA.1

Freq = 8.2880 GHz, Bw = 32.000 MH No calibration applied and no bandpass applied



829032083603904204504808520  
FREQ MHz

829032083603904204504808520  
FREQ MHz

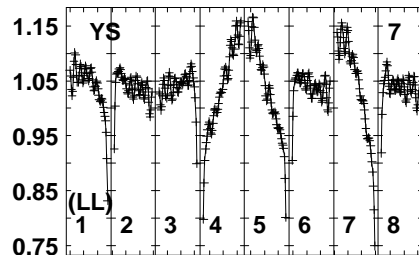
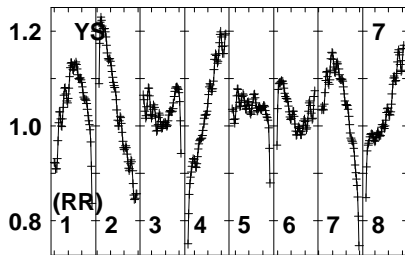
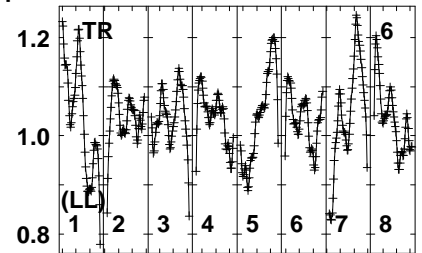
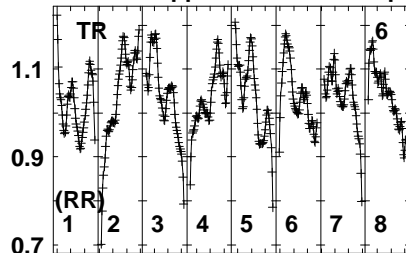
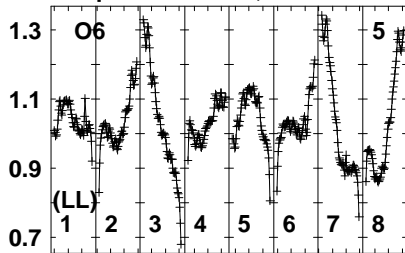
829032083603904204504808520  
FREQ MHz

Lower frame: Real Jy  
Auto-corr total-power spectrum Antenna: \*  
Timerange: 00/04:20:31 to 00/04:22:29

Plot file version 144 created 10-MAY-2023 13:39:00

J0919+3324 ES103E.UVDATA.1

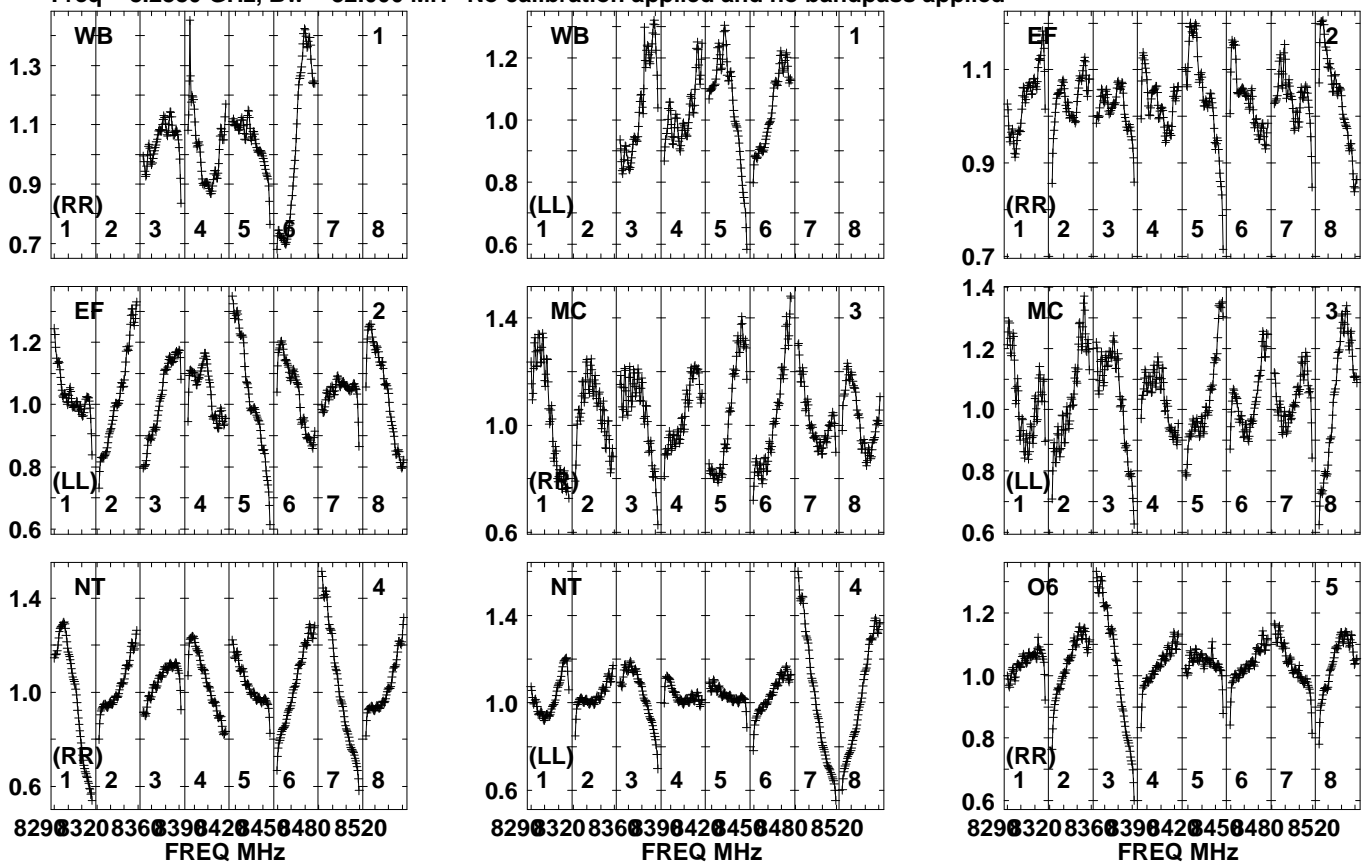
Freq = 8.2880 GHz, Bw = 32.000 MH No calibration applied and no bandpass applied



Lower frame: Real Jy  
Auto-corr total-power spectrum Antenna: \*  
Timerange: 00/04:20:31 to 00/04:22:29



Plot file version 145 created 10-MAY-2023 13:39:00  
 SDSSJ0908+34 ES103E.UVDATA.1  
 Freq = 8.2880 GHz, Bw = 32.000 MH No calibration applied and no bandpass applied

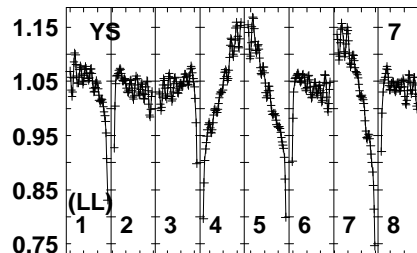
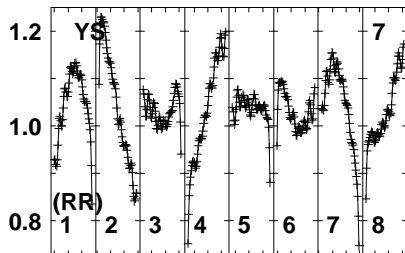
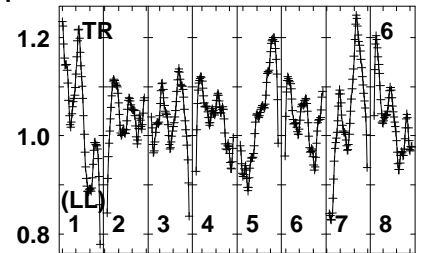
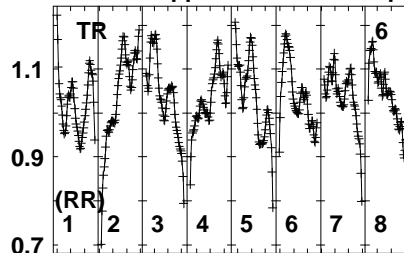
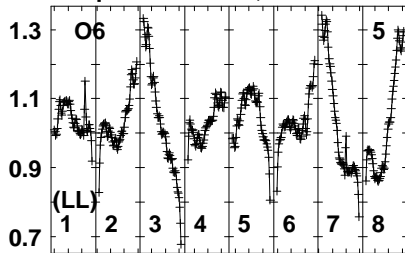


Lower frame: Real Jy  
 Auto-corr total-power spectrum Antenna: \*  
 Timerange: 00/04:22:31 to 00/04:25:29

Plot file version 146 created 10-MAY-2023 13:39:01

SDSSJ0908+34 ES103E.UVDATA.1

Freq = 8.2880 GHz, Bw = 32.000 MH No calibration applied and no bandpass applied

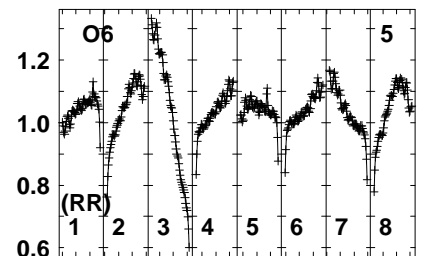
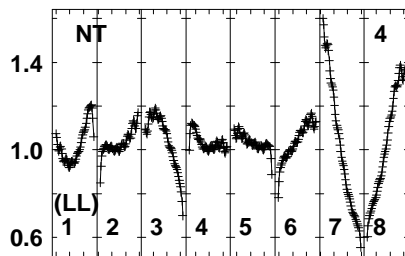
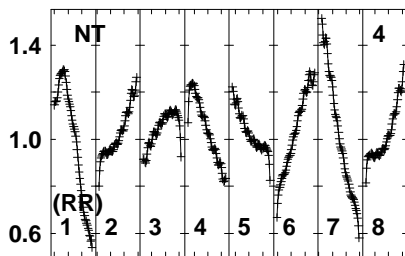
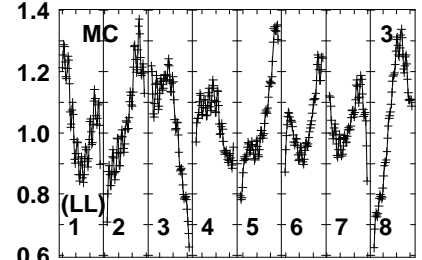
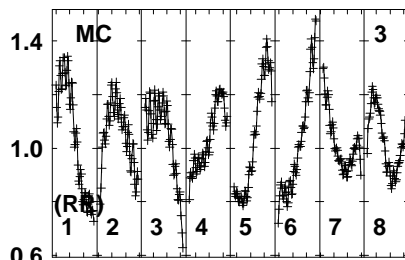
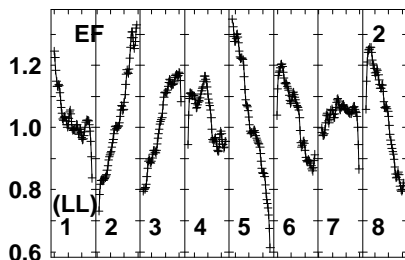
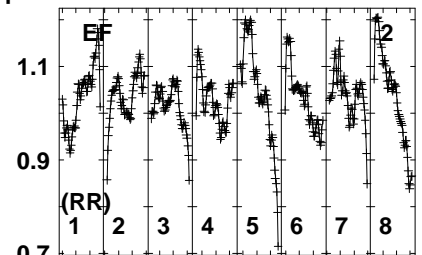
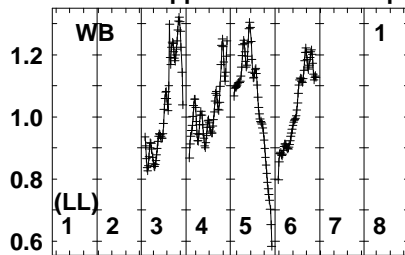
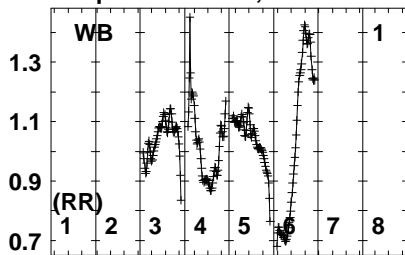


Lower frame: Real Jy  
Auto-corr total-power spectrum Antenna: \*  
Timerange: 00/04:22:31 to 00/04:25:29

Plot file version 147 created 10-MAY-2023 13:39:01

J0919+3324 ES103E.UVDATA.1

Freq = 8.2880 GHz, Bw = 32.000 MH No calibration applied and no bandpass applied



829032083603904204504808520  
FREQ MHz

829032083603904204504808520  
FREQ MHz

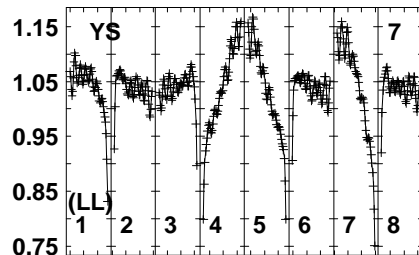
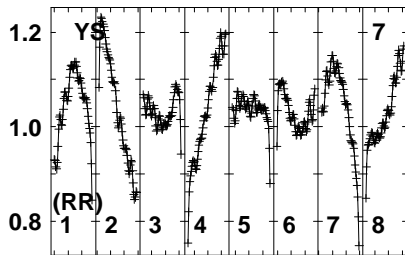
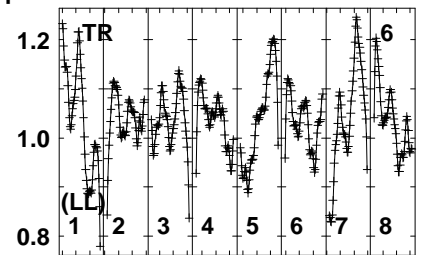
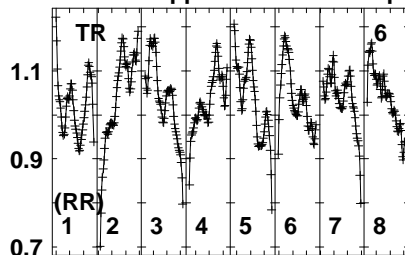
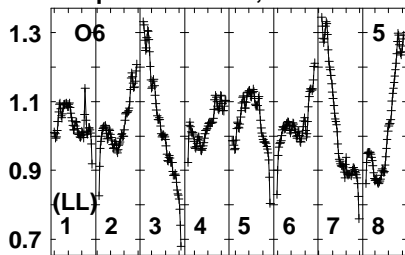
829032083603904204504808520  
FREQ MHz

Lower frame: Real Jy  
Auto-corr total-power spectrum Antenna: \*  
Timerange: 00/04:26:01 to 00/04:27:59

Plot file version 148 created 10-MAY-2023 13:39:01

J0919+3324 ES103E.UVDATA.1

Freq = 8.2880 GHz, Bw = 32.000 MH No calibration applied and no bandpass applied

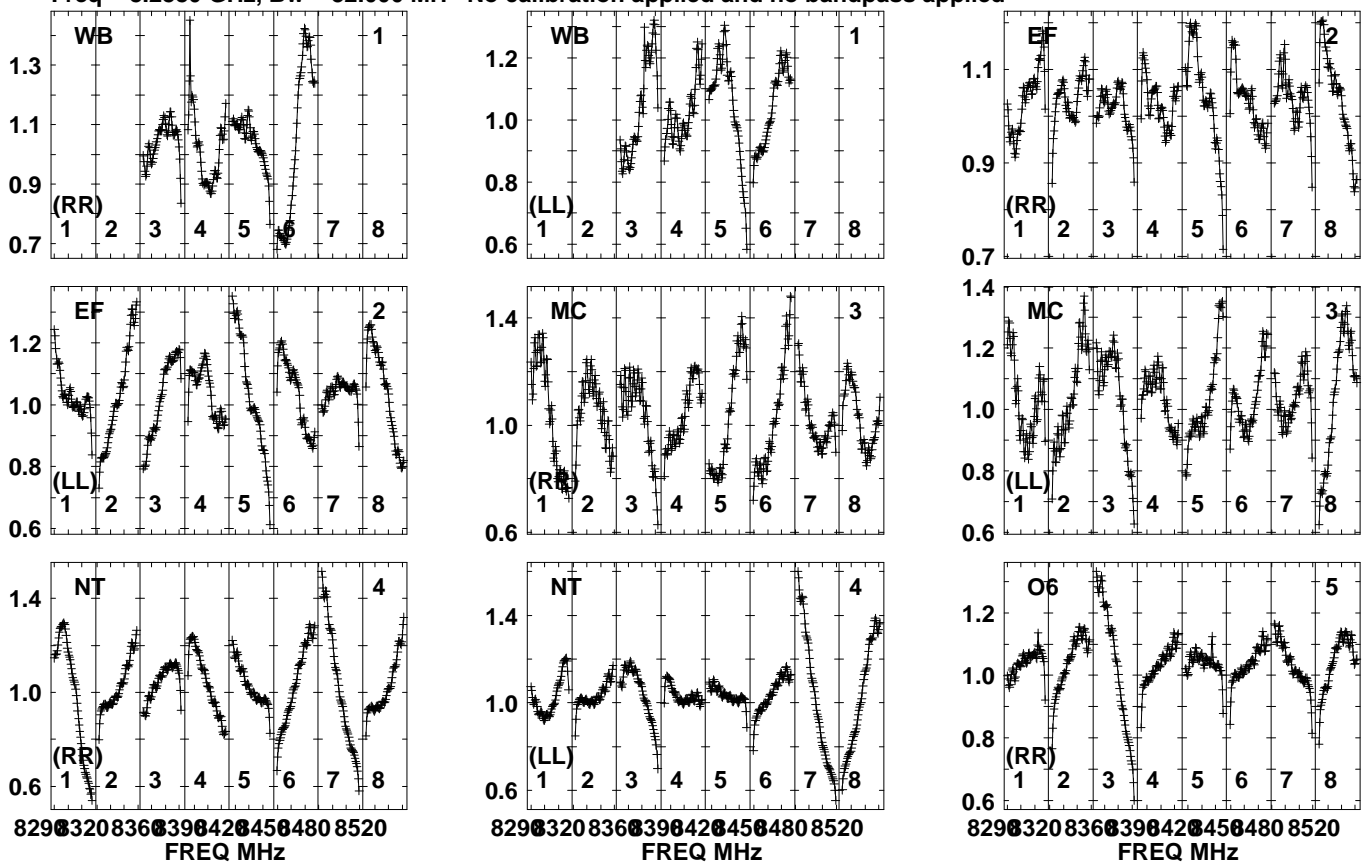


Lower frame: Real Jy  
Auto-corr total-power spectrum Antenna: \*  
Timerange: 00/04:26:01 to 00/04:27:59

Plot file version 149 created 10-MAY-2023 13:39:01

SDSSJ0908+34 ES103E.UVDATA.1

Freq = 8.2880 GHz, Bw = 32.000 MH No calibration applied and no bandpass applied

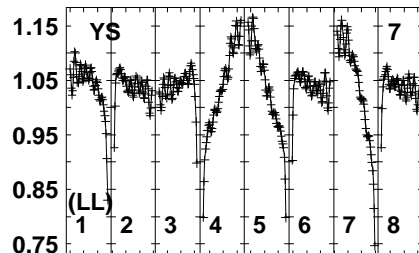
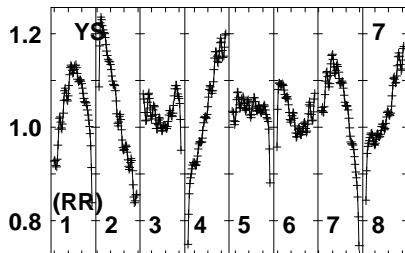
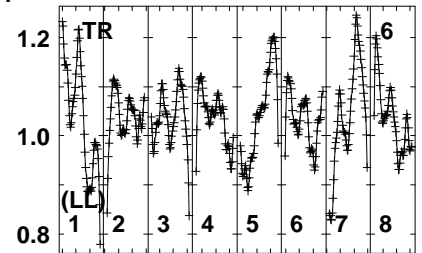
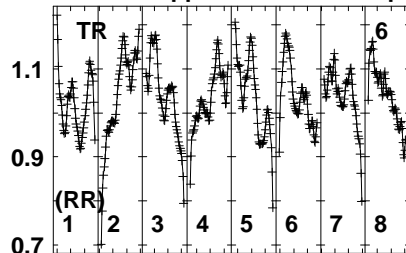
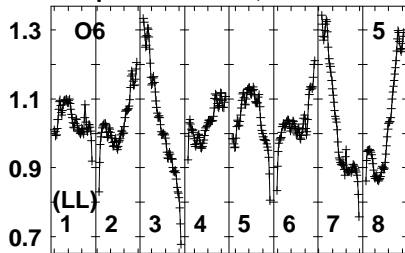


Lower frame: Real Jy  
Auto-corr total-power spectrum Antenna: \*  
Timerange: 00/04:28:03 to 00/04:30:59

Plot file version 150 created 10-MAY-2023 13:39:01

SDSSJ0908+34 ES103E.UVDATA.1

Freq = 8.2880 GHz, Bw = 32.000 MH No calibration applied and no bandpass applied

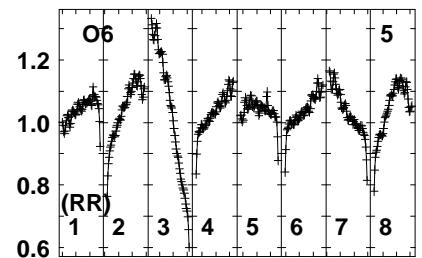
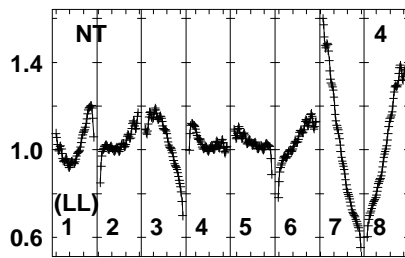
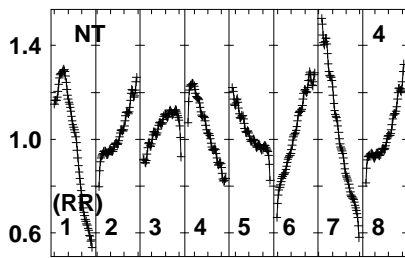
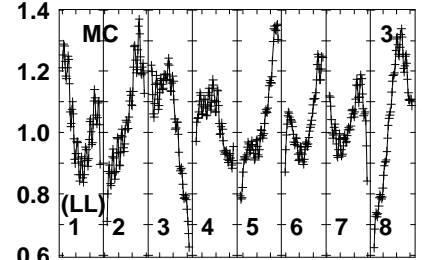
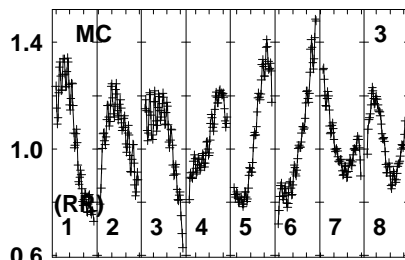
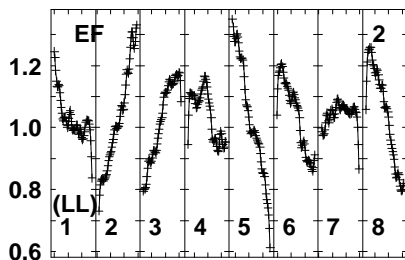
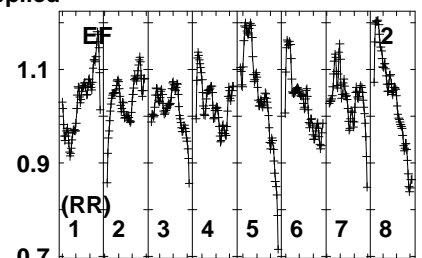
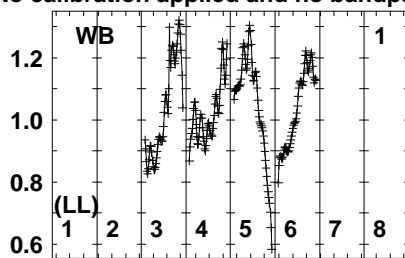
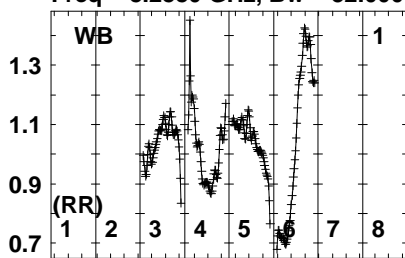


Lower frame: Real Jy  
Auto-corr total-power spectrum Antenna: \*  
Timerange: 00/04:28:03 to 00/04:30:59

Plot file version 151 created 10-MAY-2023 13:39:01

J0919+3324 ES103E.UVDATA.1

Freq = 8.2880 GHz, Bw = 32.000 MH No calibration applied and no bandpass applied



829032083603904204504808520  
FREQ MHz

829032083603904204504808520  
FREQ MHz

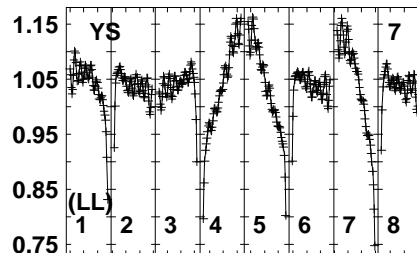
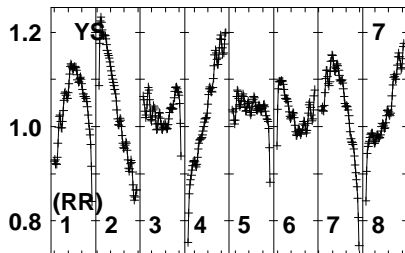
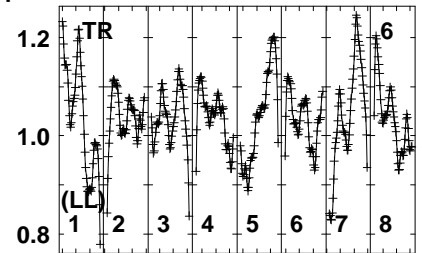
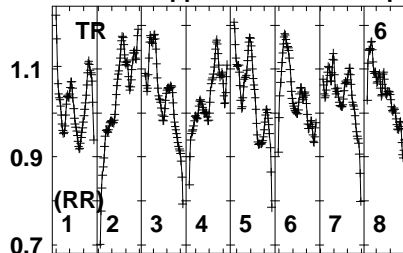
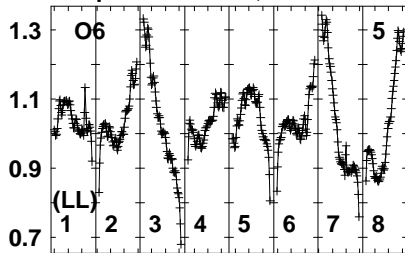
829032083603904204504808520  
FREQ MHz

Lower frame: Real Jy  
Auto-corr total-power spectrum Antenna: \*  
Timerange: 00/04:31:01 to 00/04:32:59

Plot file version 152 created 10-MAY-2023 13:39:01

J0919+3324 ES103E.UVDATA.1

Freq = 8.2880 GHz, Bw = 32.000 MH No calibration applied and no bandpass applied



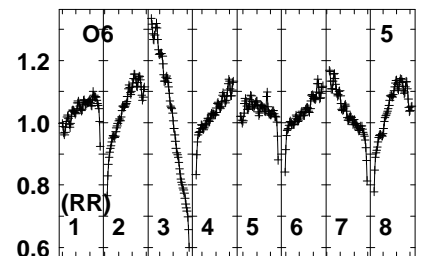
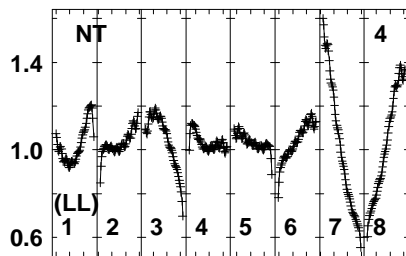
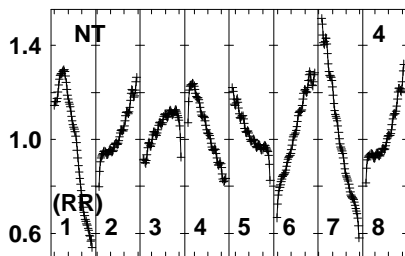
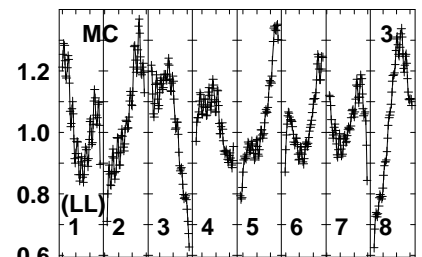
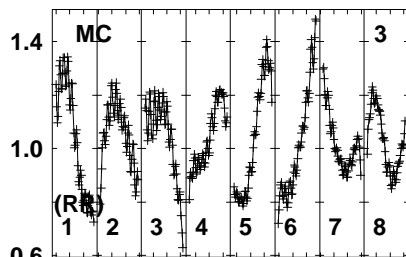
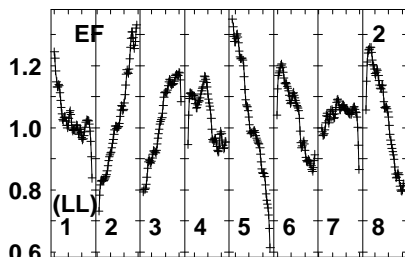
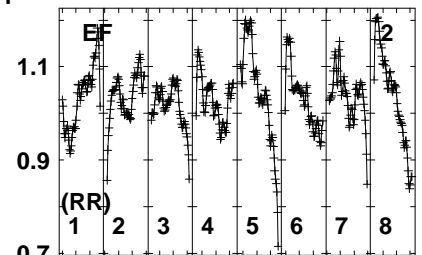
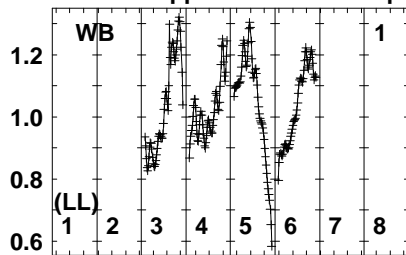
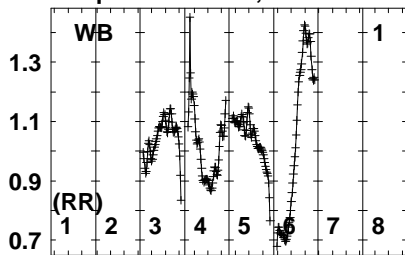
Lower frame: Real Jy  
Auto-corr total-power spectrum Antenna: \*  
Timerange: 00/04:31:01 to 00/04:32:59



Plot file version 153 created 10-MAY-2023 13:39:01

SDSSJ0908+34 ES103E.UVDATA.1

Freq = 8.2880 GHz, Bw = 32.000 MH No calibration applied and no bandpass applied



829032083603904204504808520  
FREQ MHz

829032083603904204504808520  
FREQ MHz

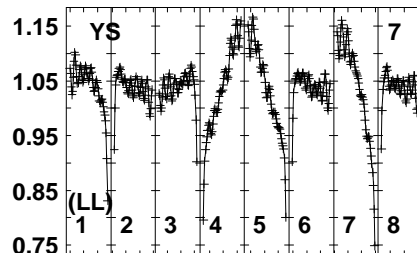
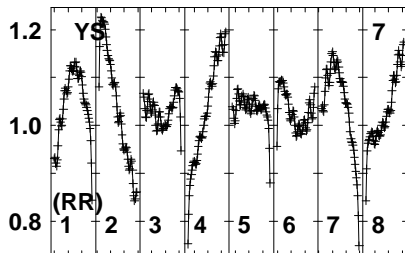
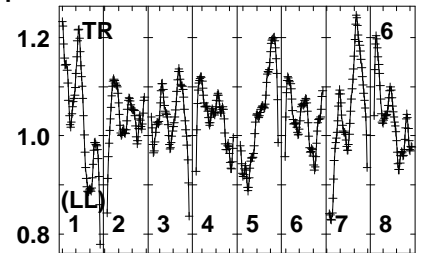
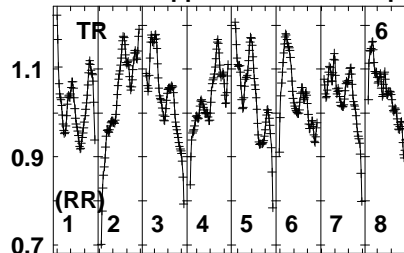
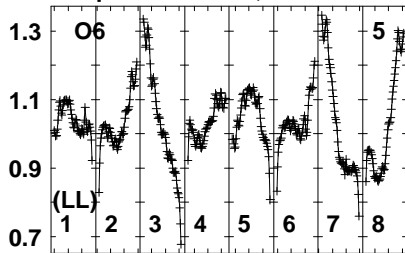
829032083603904204504808520  
FREQ MHz

Lower frame: Real Jy  
Auto-corr total-power spectrum Antenna: \*  
Timerange: 00/04:33:01 to 00/04:35:59

Plot file version 154 created 10-MAY-2023 13:39:01

SDSSJ0908+34 ES103E.UVDATA.1

Freq = 8.2880 GHz, Bw = 32.000 MH No calibration applied and no bandpass applied

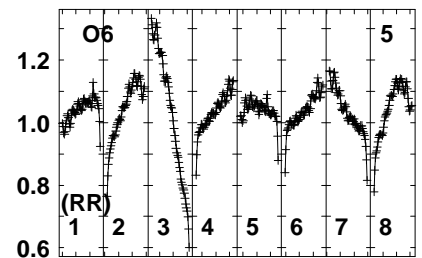
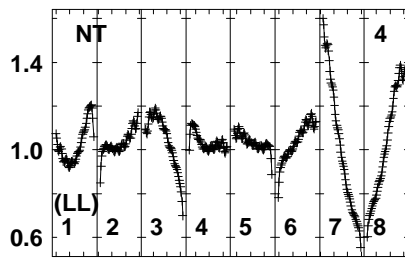
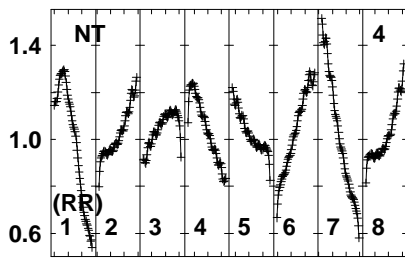
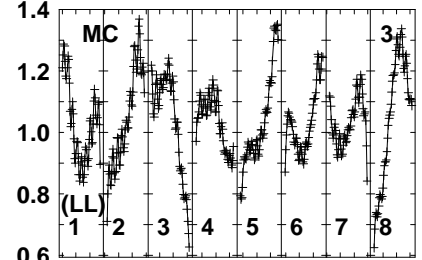
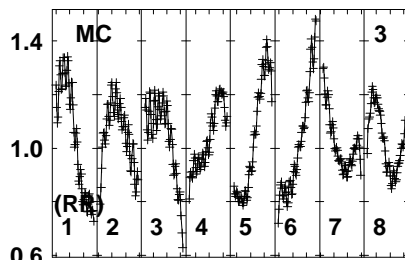
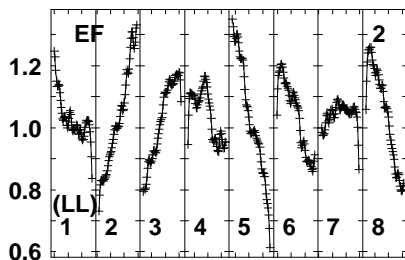
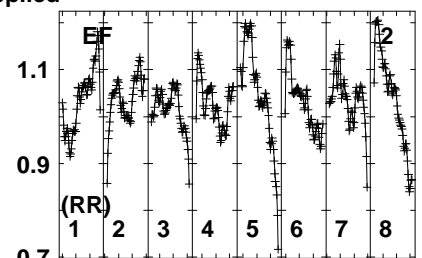
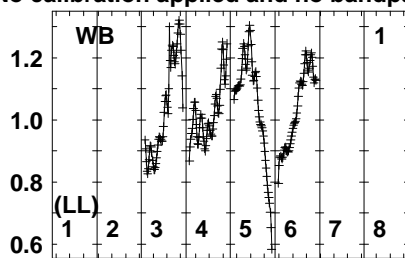
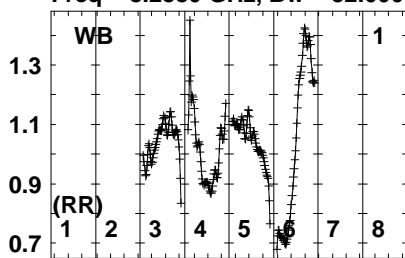


Lower frame: Real Jy  
Auto-corr total-power spectrum Antenna: \*  
Timerange: 00/04:33:01 to 00/04:35:59

Plot file version 155 created 10-MAY-2023 13:39:01

J0919+3324 ES103E.UVDATA.1

Freq = 8.2880 GHz, Bw = 32.000 MH No calibration applied and no bandpass applied



829032083603904204504808520  
FREQ MHz

829032083603904204504808520  
FREQ MHz

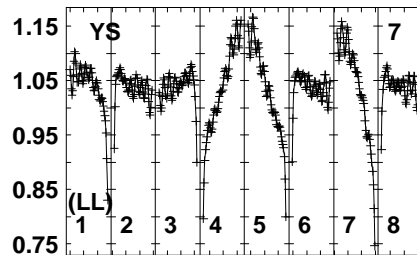
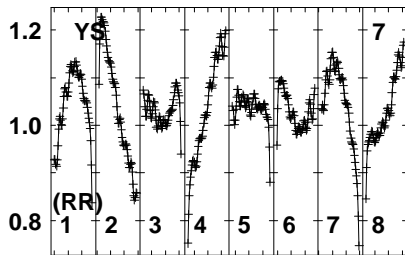
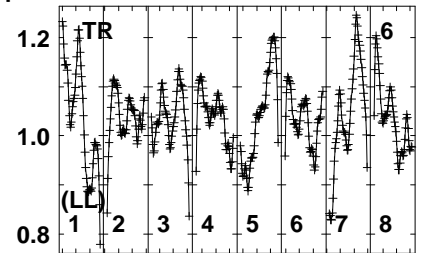
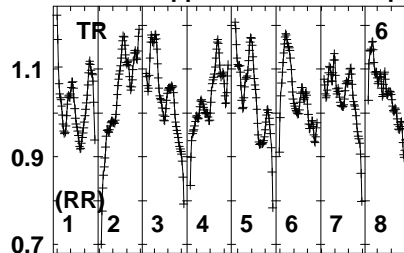
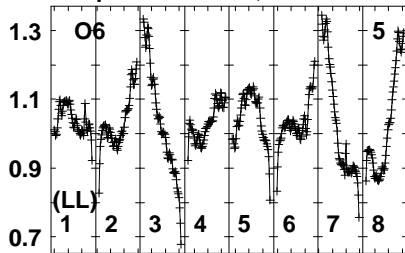
829032083603904204504808520  
FREQ MHz

Lower frame: Real Jy  
Auto-corr total-power spectrum Antenna: \*  
Timerange: 00/04:36:31 to 00/04:38:29

Plot file version 156 created 10-MAY-2023 13:39:01

J0919+3324 ES103E.UVDATA.1

Freq = 8.2880 GHz, Bw = 32.000 MH No calibration applied and no bandpass applied

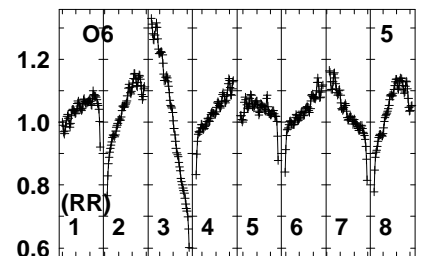
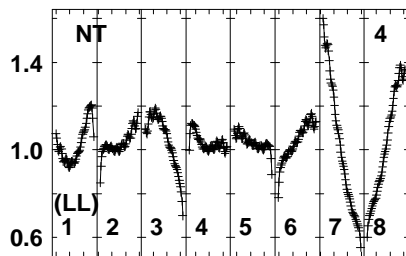
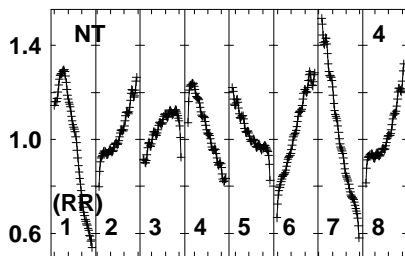
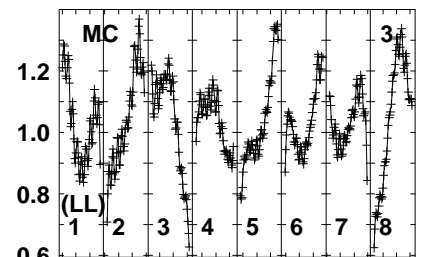
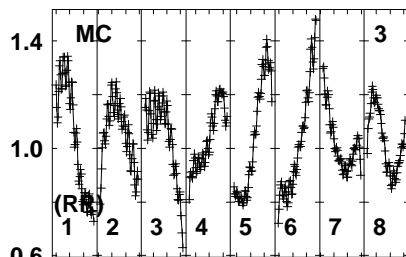
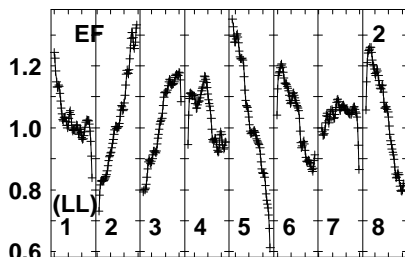
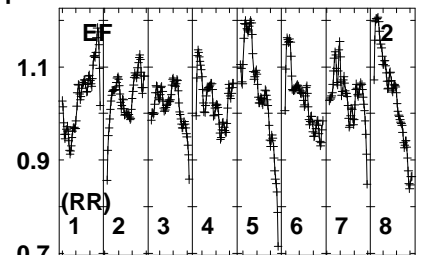
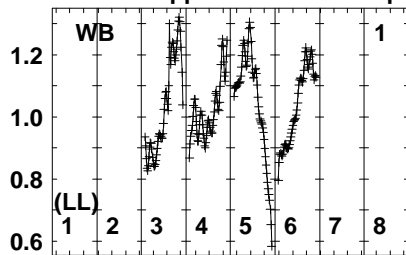
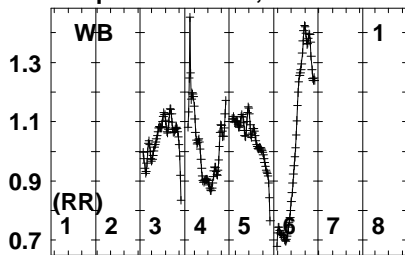


Lower frame: Real Jy  
Auto-corr total-power spectrum Antenna: \*  
Timerange: 00/04:36:31 to 00/04:38:29

Plot file version 157 created 10-MAY-2023 13:39:01

SDSSJ0908+34 ES103E.UVDATA.1

Freq = 8.2880 GHz, Bw = 32.000 MH No calibration applied and no bandpass applied



829032083603904204504808520  
FREQ MHz

829032083603904204504808520  
FREQ MHz

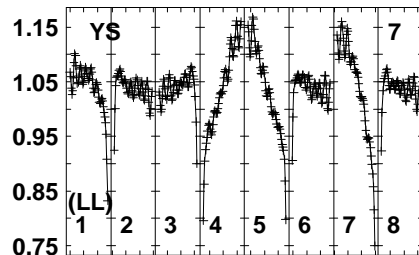
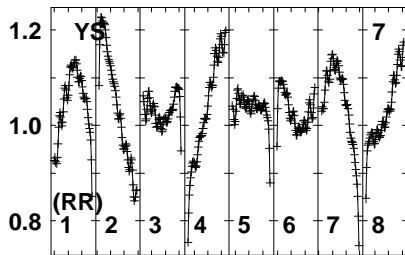
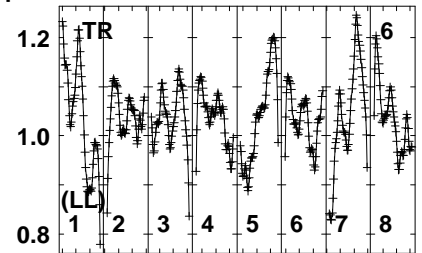
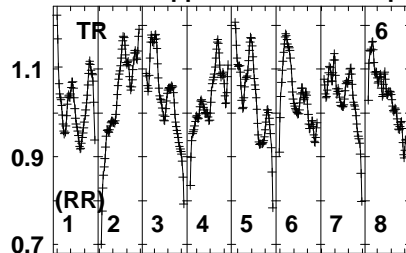
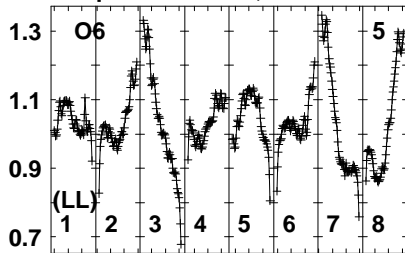
829032083603904204504808520  
FREQ MHz

Lower frame: Real Jy  
Auto-corr total-power spectrum Antenna: \*  
Timerange: 00/04:38:33 to 00/04:41:29

Plot file version 158 created 10-MAY-2023 13:39:01

SDSSJ0908+34 ES103E.UVDATA.1

Freq = 8.2880 GHz, Bw = 32.000 MH No calibration applied and no bandpass applied

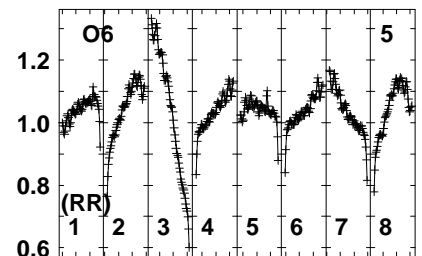
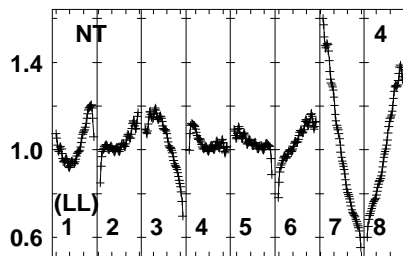
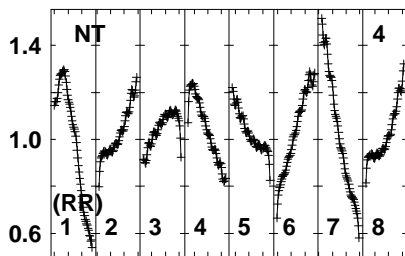
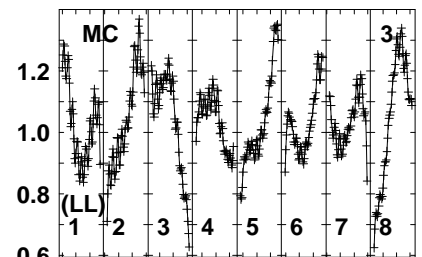
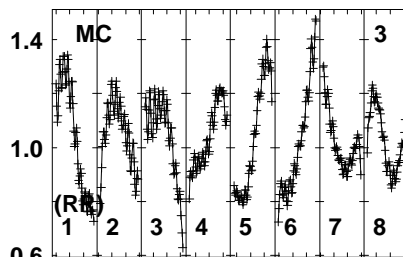
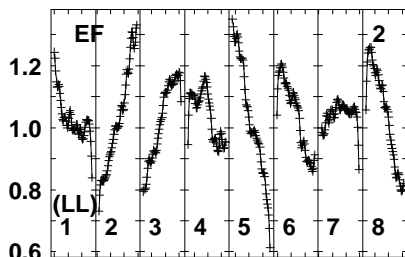
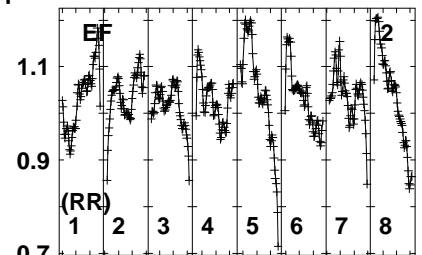
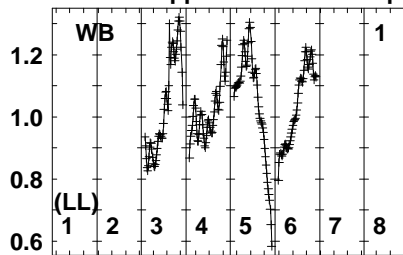
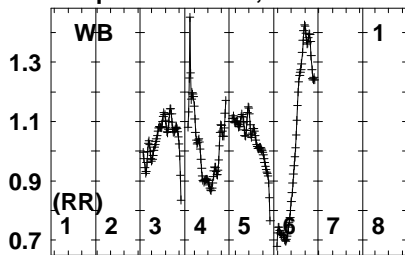


Lower frame: Real Jy  
Auto-corr total-power spectrum Antenna: \*  
Timerange: 00/04:38:33 to 00/04:41:29

Plot file version 159 created 10-MAY-2023 13:39:01

J0919+3324 ES103E.UVDATA.1

Freq = 8.2880 GHz, Bw = 32.000 MH No calibration applied and no bandpass applied



829032083603904204504808520  
FREQ MHz

829032083603904204504808520  
FREQ MHz

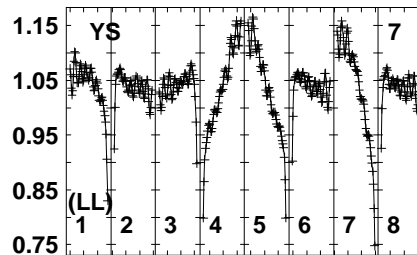
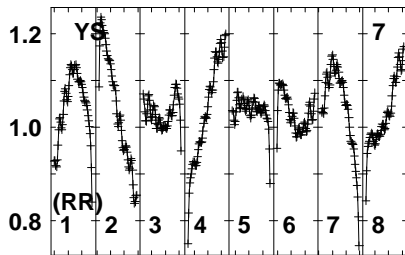
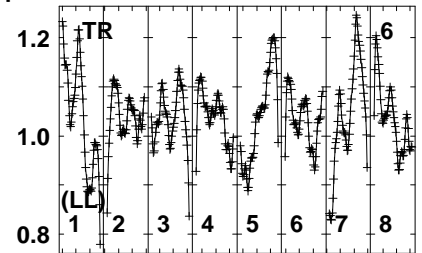
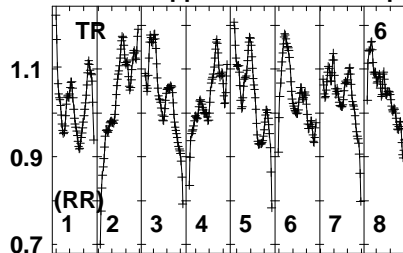
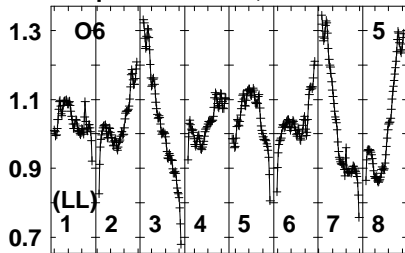
829032083603904204504808520  
FREQ MHz

Lower frame: Real Jy  
Auto-corr total-power spectrum Antenna: \*  
Timerange: 00/04:41:31 to 00/04:43:29

Plot file version 160 created 10-MAY-2023 13:39:01

J0919+3324 ES103E.UVDATA.1

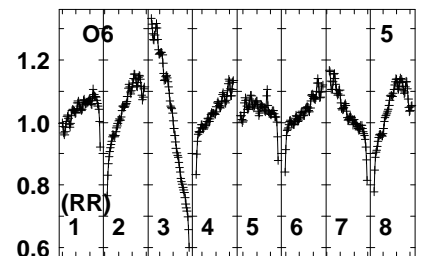
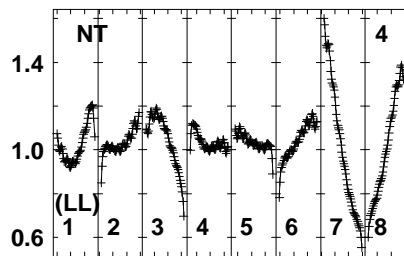
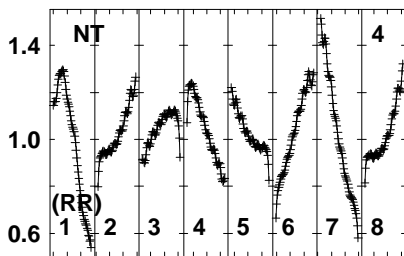
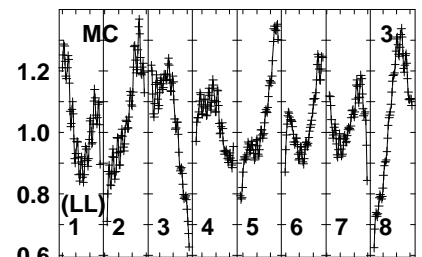
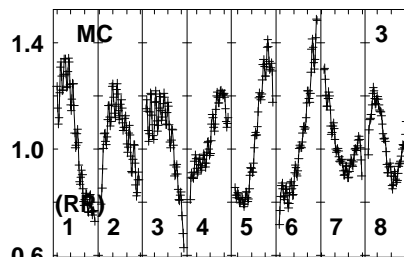
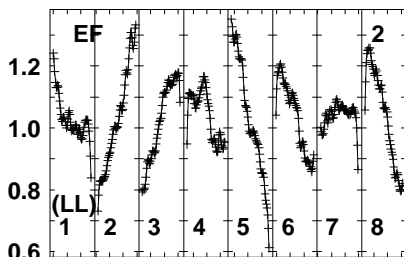
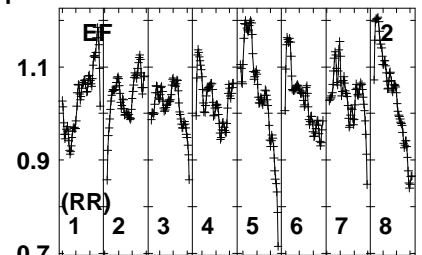
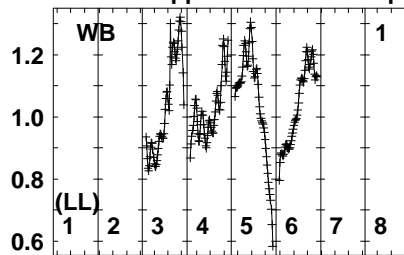
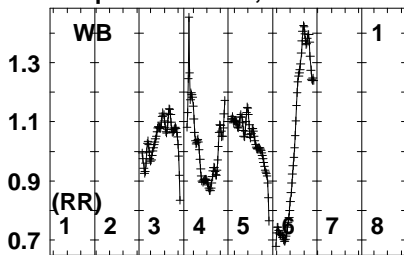
Freq = 8.2880 GHz, Bw = 32.000 MH No calibration applied and no bandpass applied



Lower frame: Real Jy  
Auto-corr total-power spectrum Antenna: \*  
Timerange: 00/04:41:31 to 00/04:43:29



Plot file version 161 created 10-MAY-2023 13:39:01  
 SDSSJ0908+34 ES103E.UVDATA.1  
 Freq = 8.2880 GHz, Bw = 32.000 MH No calibration applied and no bandpass applied



829032083603904204504808520  
 FREQ MHz

829032083603904204504808520  
 FREQ MHz

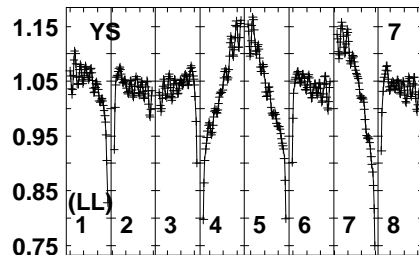
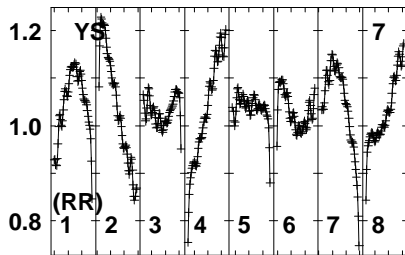
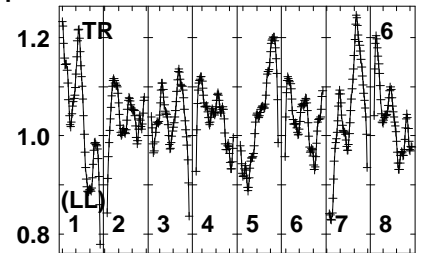
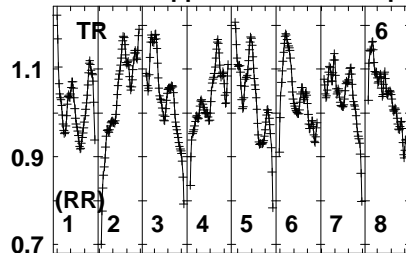
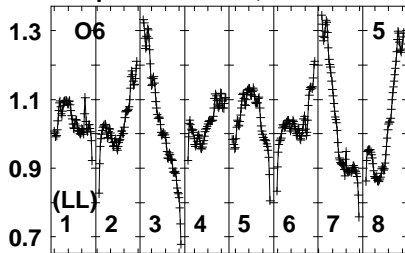
829032083603904204504808520  
 FREQ MHz

Lower frame: Real Jy  
 Auto-corr total-power spectrum Antenna: \*  
 Timerange: 00/04:43:31 to 00/04:46:29

Plot file version 162 created 10-MAY-2023 13:39:01

SDSSJ0908+34 ES103E.UVDATA.1

Freq = 8.2880 GHz, Bw = 32.000 MH No calibration applied and no bandpass applied

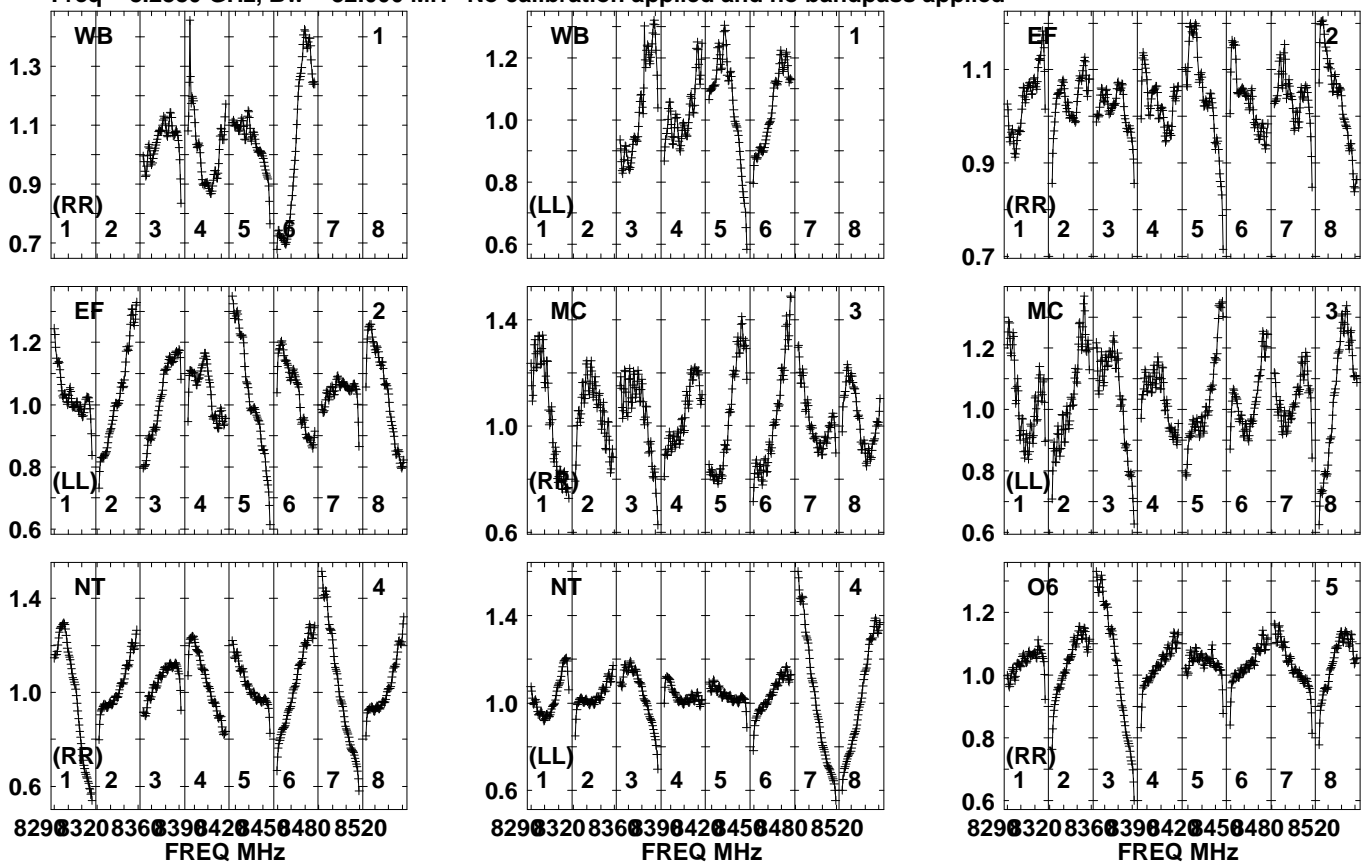


Lower frame: Real Jy  
Auto-corr total-power spectrum Antenna: \*  
Timerange: 00/04:43:31 to 00/04:46:29

Plot file version 163 created 10-MAY-2023 13:39:01

J0919+3324 ES103E.UVDATA.1

Freq = 8.2880 GHz, Bw = 32.000 MH No calibration applied and no bandpass applied

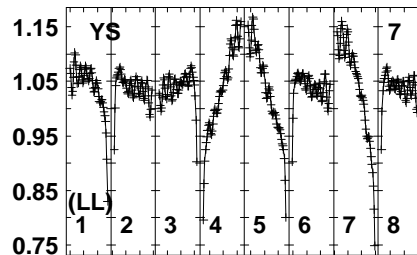
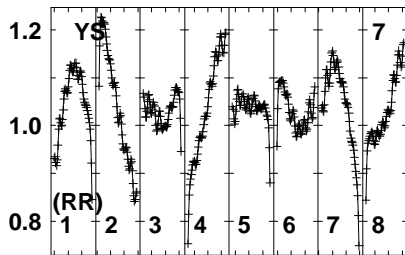
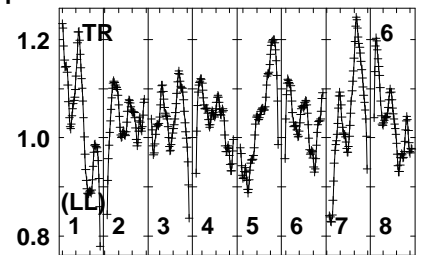
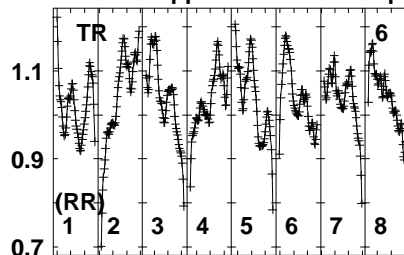
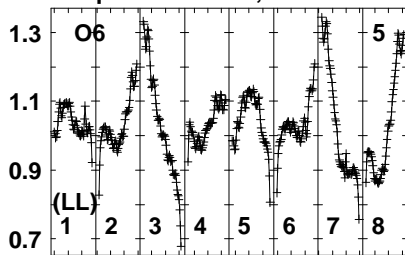


Lower frame: Real Jy  
Auto-corr total-power spectrum Antenna: \*  
Timerange: 00/04:47:01 to 00/04:48:59

Plot file version 164 created 10-MAY-2023 13:39:01

J0919+3324 ES103E.UVDATA.1

Freq = 8.2880 GHz, Bw = 32.000 MH No calibration applied and no bandpass applied

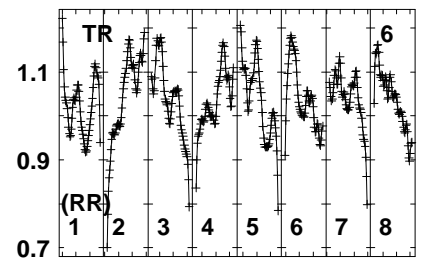
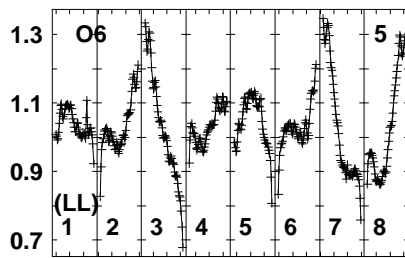
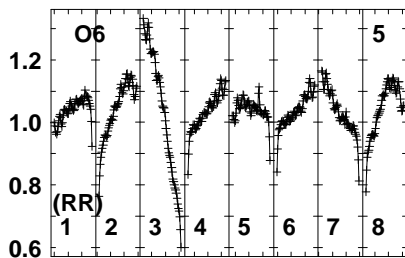
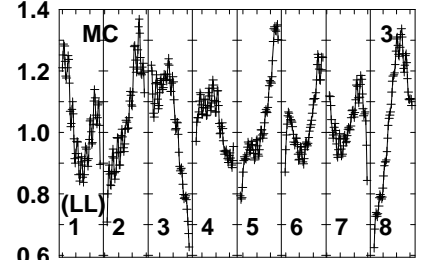
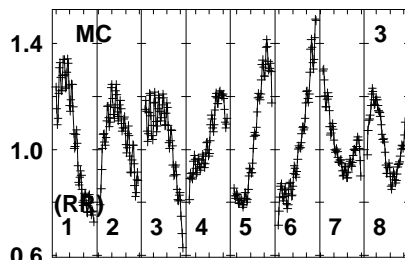
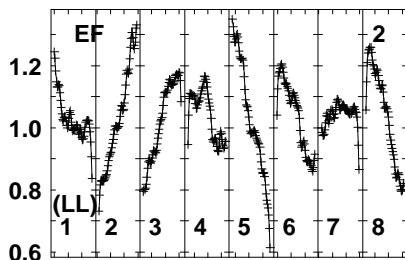
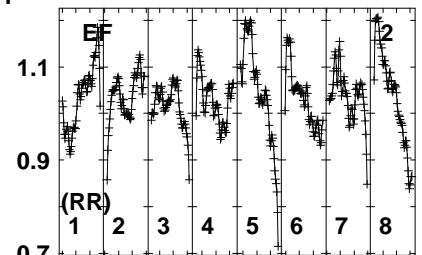
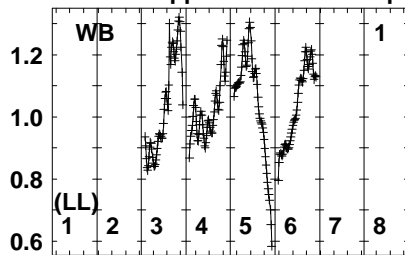
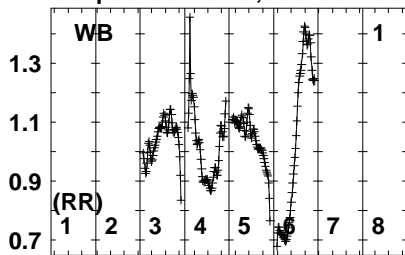


Lower frame: Real Jy  
Auto-corr total-power spectrum Antenna: \*  
Timerange: 00/04:47:01 to 00/04:48:59

Plot file version 165 created 10-MAY-2023 13:39:01

SDSSJ0908+34 ES103E.UVDATA.1

Freq = 8.2880 GHz, Bw = 32.000 MH No calibration applied and no bandpass applied



829032083603904204504808520

FREQ MHz

829032083603904204504808520

FREQ MHz

829032083603904204504808520

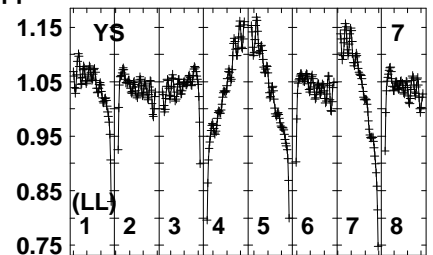
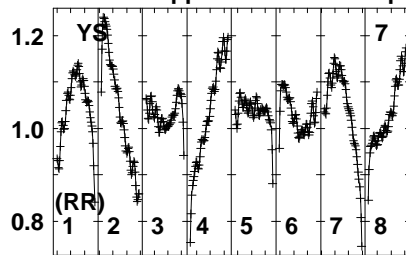
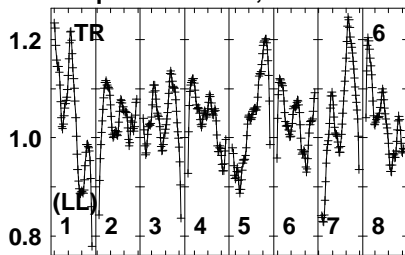
FREQ MHz

Lower frame: Real Jy  
Auto-corr total-power spectrum Antenna: \*  
Timerange: 00/04:49:03 to 00/04:51:59

Plot file version 166 created 10-MAY-2023 13:39:01

SDSSJ0908+34 ES103E.UVDATA.1

Freq = 8.2880 GHz, Bw = 32.000 MH No calibration applied and no bandpass applied

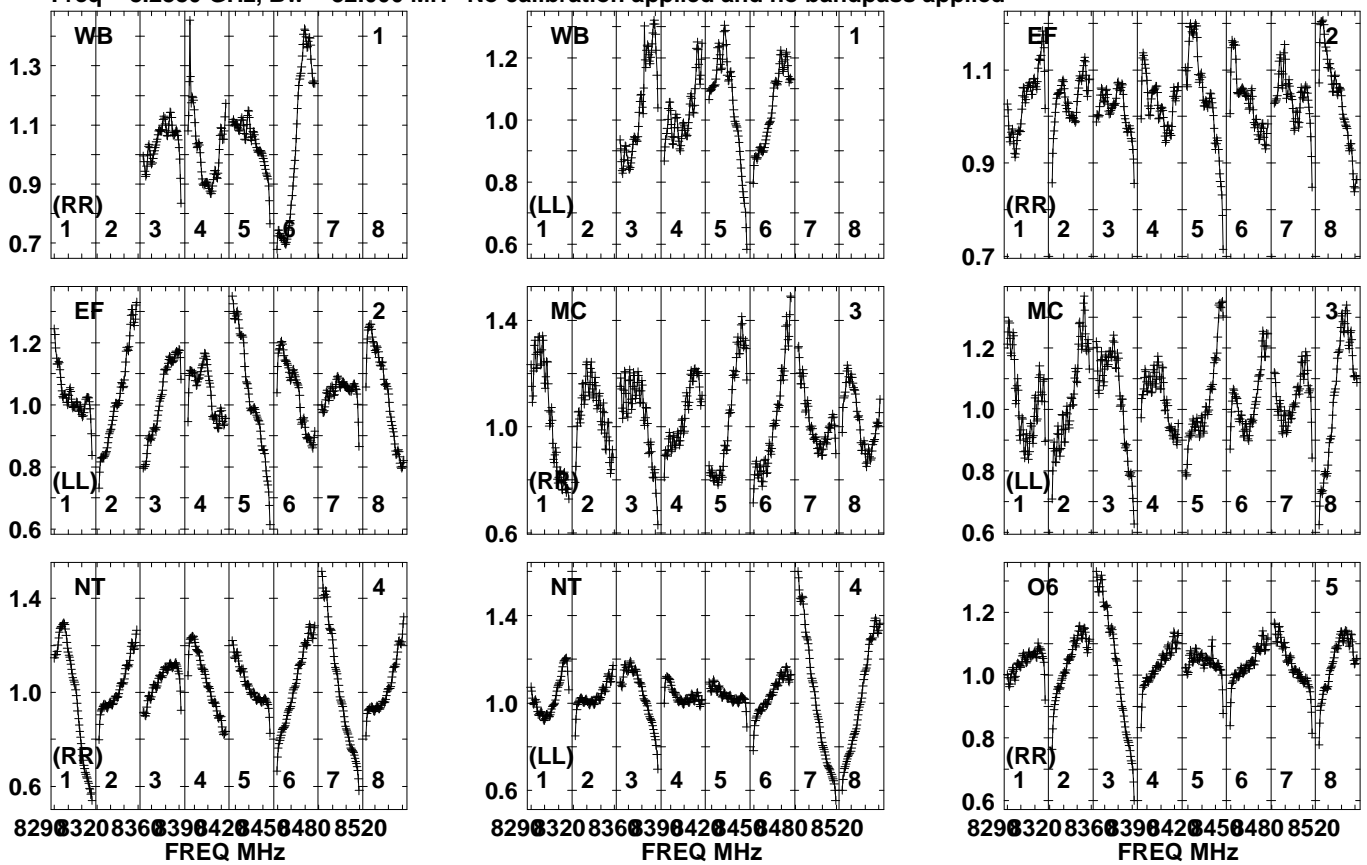


Lower frame: Real Jy  
Auto-corr total-power spectrum Antenna: \*  
Timerange: 00/04:49:03 to 00/04:51:59

Plot file version 167 created 10-MAY-2023 13:39:02

J0919+3324 ES103E.UVDATA.1

Freq = 8.2880 GHz, Bw = 32.000 MH No calibration applied and no bandpass applied

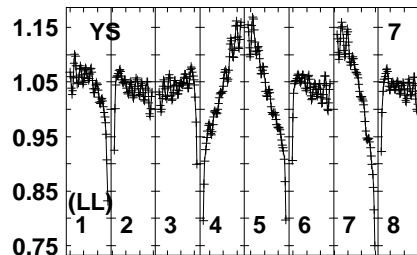
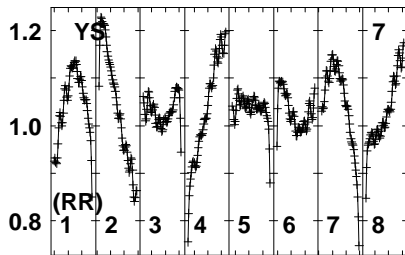
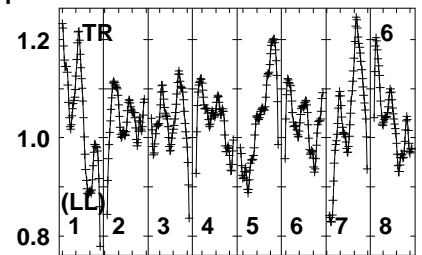
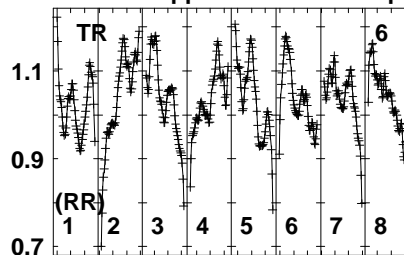
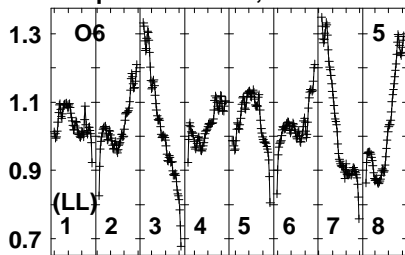


Lower frame: Real Jy  
Auto-corr total-power spectrum Antenna: \*  
Timerange: 00/04:52:01 to 00/04:53:59

Plot file version 168 created 10-MAY-2023 13:39:02

J0919+3324 ES103E.UVDATA.1

Freq = 8.2880 GHz, Bw = 32.000 MH No calibration applied and no bandpass applied



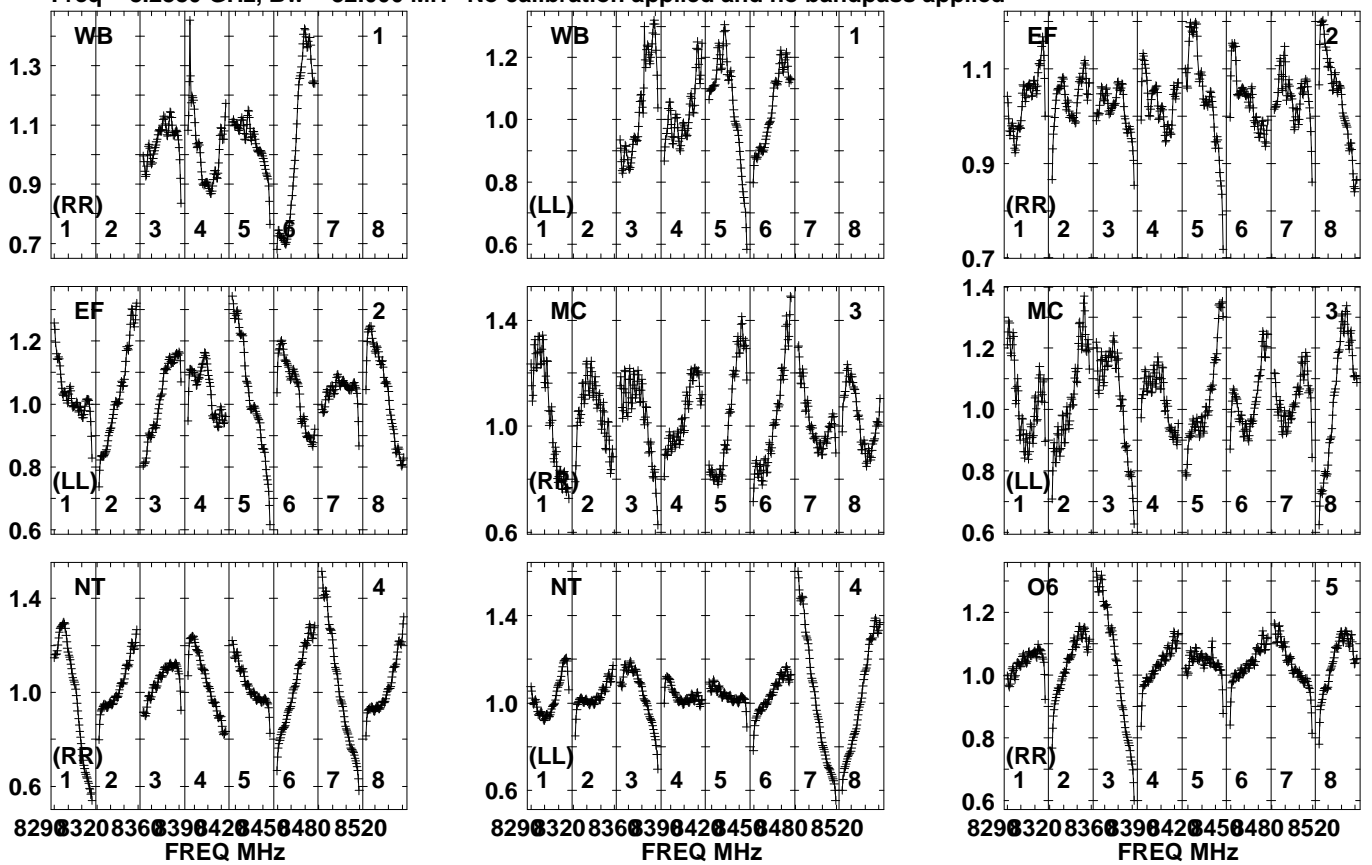
Lower frame: Real Jy  
Auto-corr total-power spectrum Antenna: \*  
Timerange: 00/04:52:01 to 00/04:53:59



Plot file version 169 created 10-MAY-2023 13:39:02

J0927+3902 ES103E.UVDATA.1

Freq = 8.2880 GHz, Bw = 32.000 MH No calibration applied and no bandpass applied

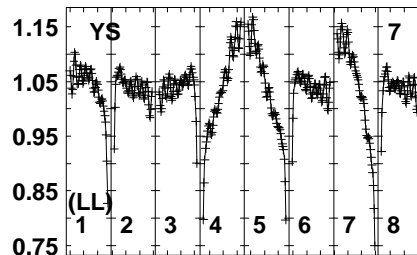
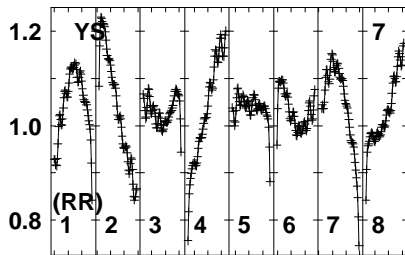
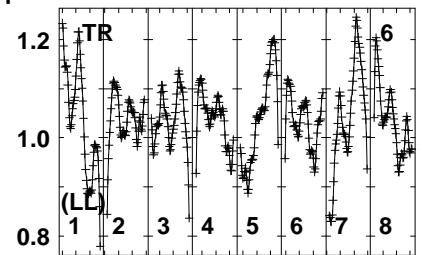
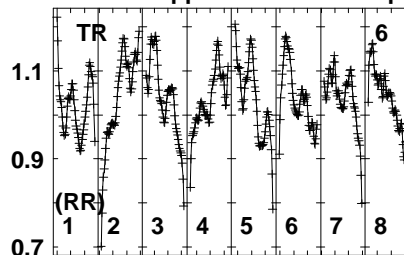
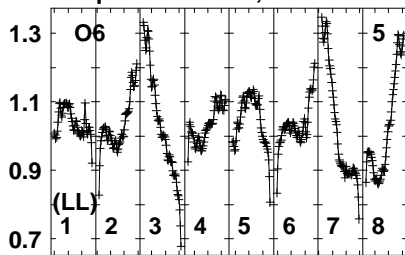


Lower frame: Real Jy  
Auto-corr total-power spectrum Antenna: \*  
Timerange: 00/04:54:01 to 00/04:59:59

Plot file version 170 created 10-MAY-2023 13:39:02

J0927+3902 ES103E.UVDATA.1

Freq = 8.2880 GHz, Bw = 32.000 MH No calibration applied and no bandpass applied



Lower frame: Real Jy  
Auto-corr total-power spectrum Antenna: \*  
Timerange: 00/04:54:01 to 00/04:59:59