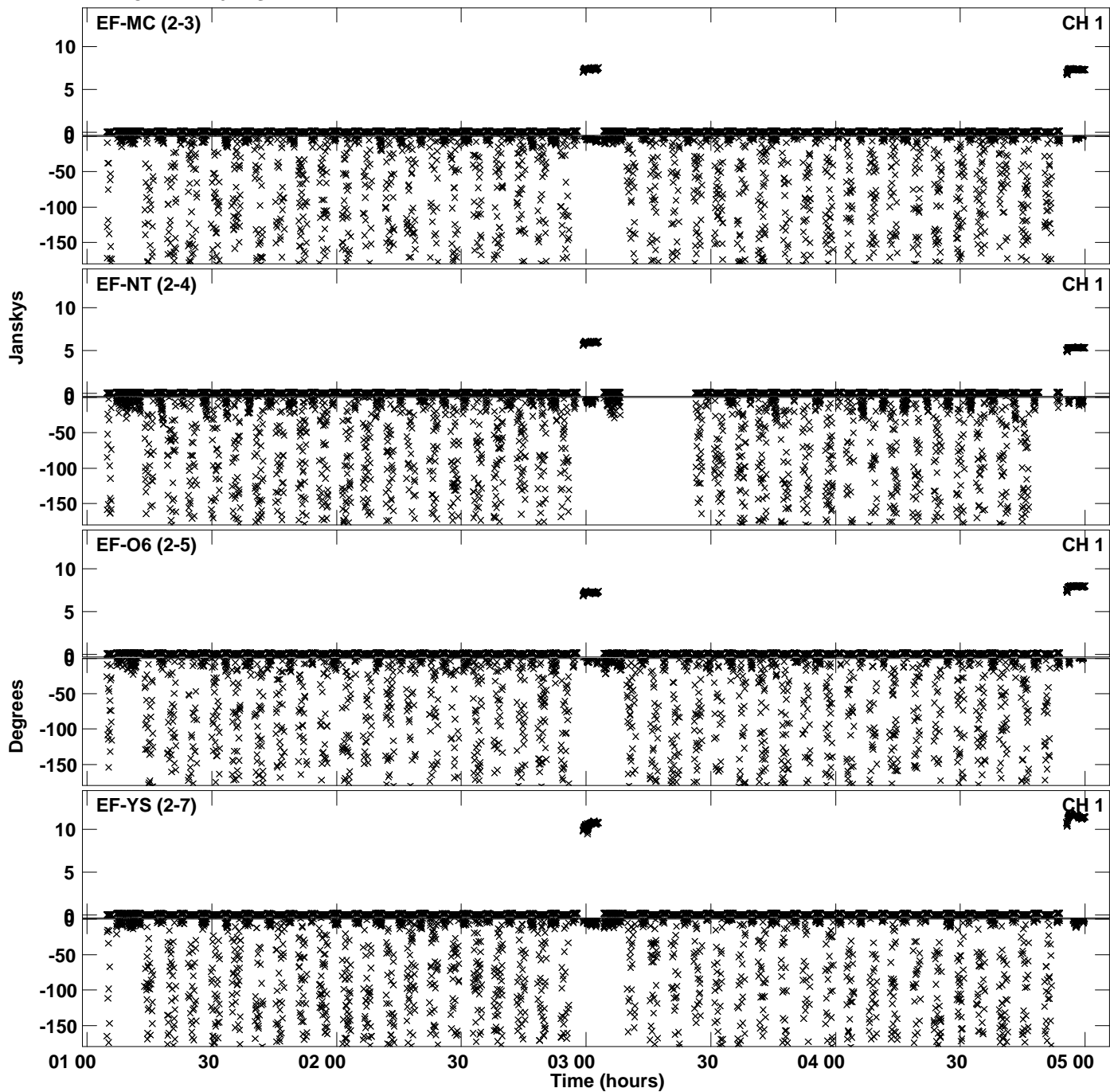



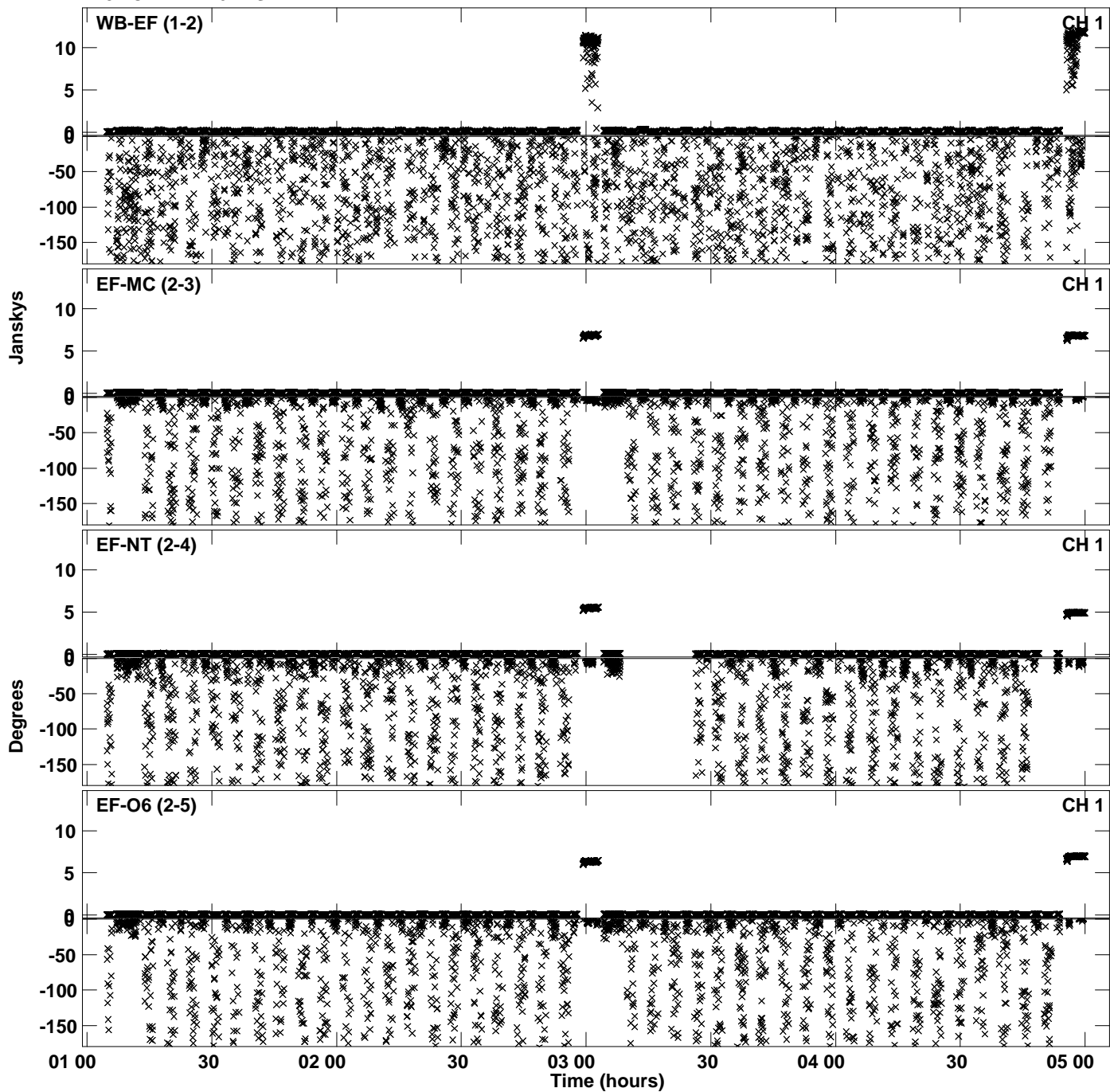
Plot file version 1 created 10-MAY-2023 14:03:30
Amplitude andPhase vs Time for ES103E.UVDATA.1 Vect aver. CL # 4
IF 1 CHAN 1 - 64 STK LL



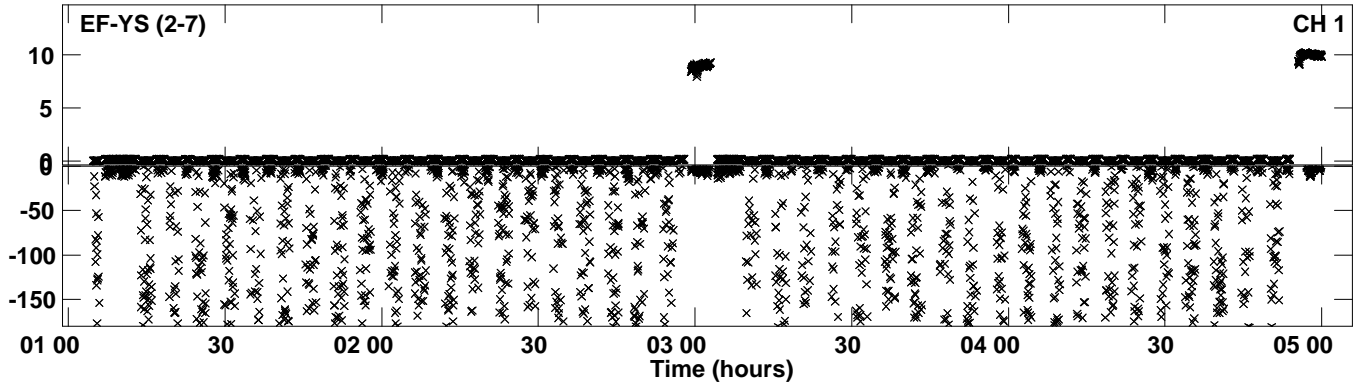
PLot file version 2 created 10-MAY-2023 14:03:32
Amplitude andPhase vs Time for ES103E.UVDATA.1 Vect aver. CL # 4
IF 2 CHAN 1 - 64 STK LL




Plot file version 3 created 10-MAY-2023 14:03:34
Amplitude andPhase vs Time for ES103E.UVDATA.1 Vect aver. CL # 4
IF 3 CHAN 1 - 64 STK LL



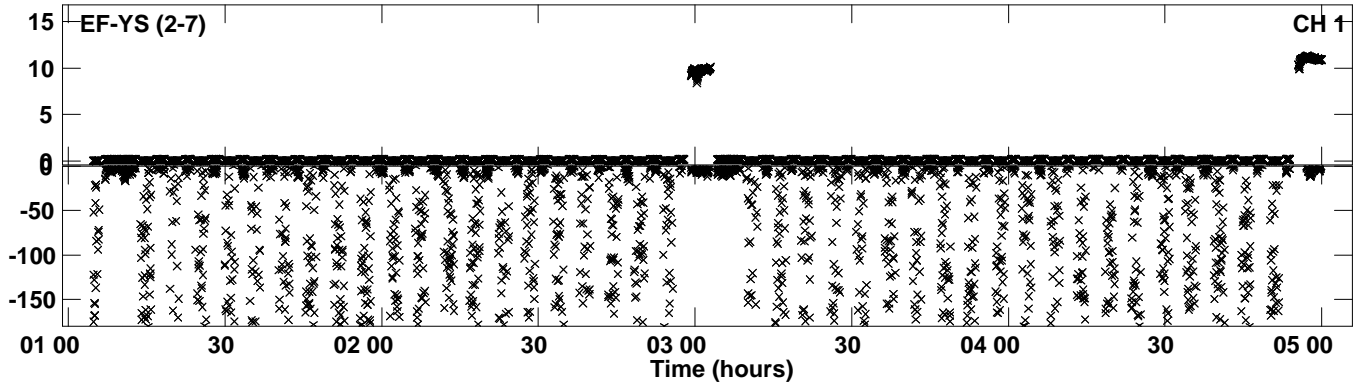
Plot file version 4 created 10-MAY-2023 14:03:34
Amplitude andPhase vs Time for ES103E.UVDATA.1 Vect aver. CL # 4
IF 3 CHAN 1 - 64 STK LL




Plot file version 5 created 10-MAY-2023 14:03:36
Amplitude andPhase vs Time for ES103E.UVDATA.1 Vect aver. CL # 4
IF 4 CHAN 1 - 64 STK LL



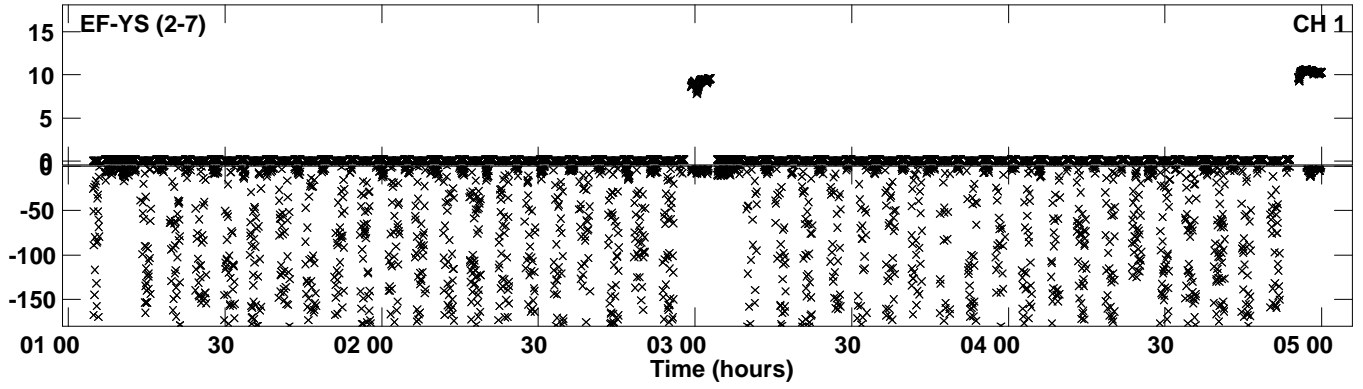
Plot file version 6 created 10-MAY-2023 14:03:36
Amplitude andPhase vs Time for ES103E.UVDATA.1 Vect aver. CL # 4
IF 4 CHAN 1 - 64 STK LL




Plot file version 7 created 10-MAY-2023 14:03:38
Amplitude andPhase vs Time for ES103E.UVDATA.1 Vect aver. CL # 4
IF 5 CHAN 1 - 64 STK LL



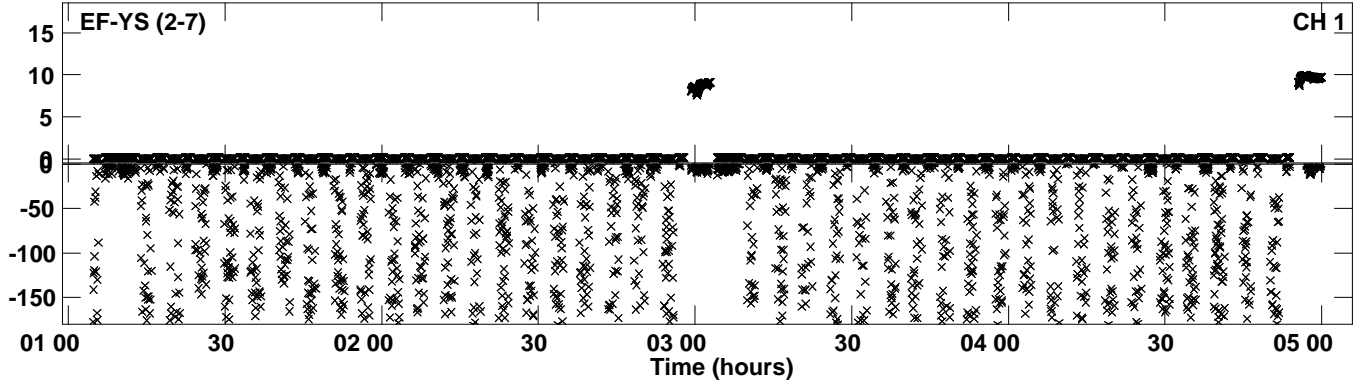
Plot file version 8 created 10-MAY-2023 14:03:38
Amplitude andPhase vs Time for ES103E.UVDATA.1 Vect aver. CL # 4
IF 5 CHAN 1 - 64 STK LL




Plot file version 9 created 10-MAY-2023 14:03:40
Amplitude andPhase vs Time for ES103E.UVDATA.1 Vect aver. CL # 4
IF 6 CHAN 1 - 64 STK LL




Plot file version 10 created 10-MAY-2023 14:03:40
Amplitude and Phase vs Time for ES103E.UVDATA.1 Vect aver. CL # 4
IF 6 CHAN 1 - 64 STK LL




Plot file version 11 created 10-MAY-2023 14:03:42
Amplitude andPhase vs Time for ES103E.UVDATA.1 Vect aver. CL # 4
IF 7 CHAN 1 - 64 STK LL




Plot file version 12 created 10-MAY-2023 14:03:44
Amplitude andPhase vs Time for ES103E.UVDATA.1 Vect aver. CL # 4
IF 8 CHAN 1 - 64 STK LL



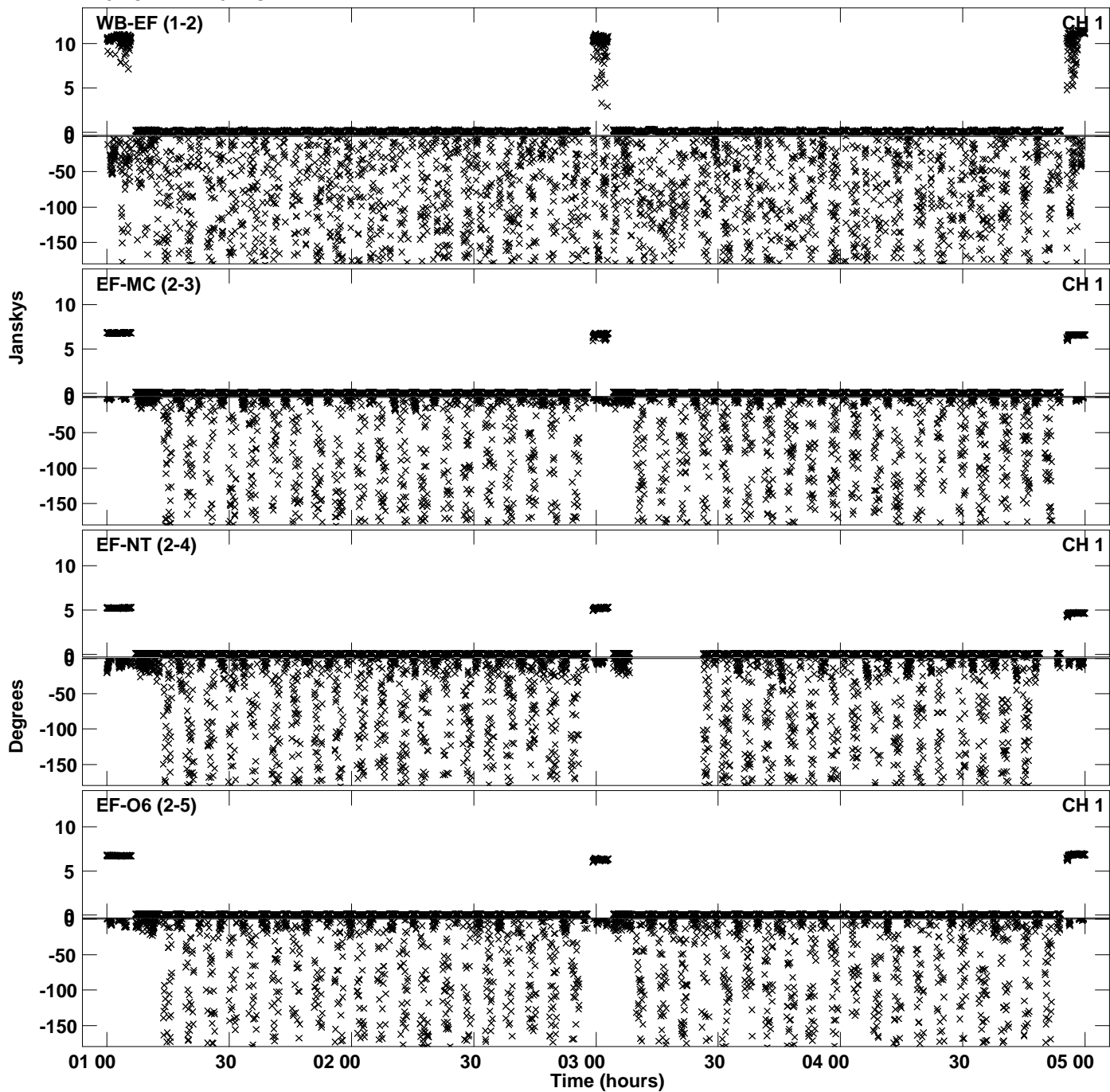
PLot file version 13 created 10-MAY-2023 14:03:46
Amplitude andPhase vs Time for ES103E.UVDATA.1 Vect aver. CL # 4
IF 1 CHAN 1 - 64 STK RR



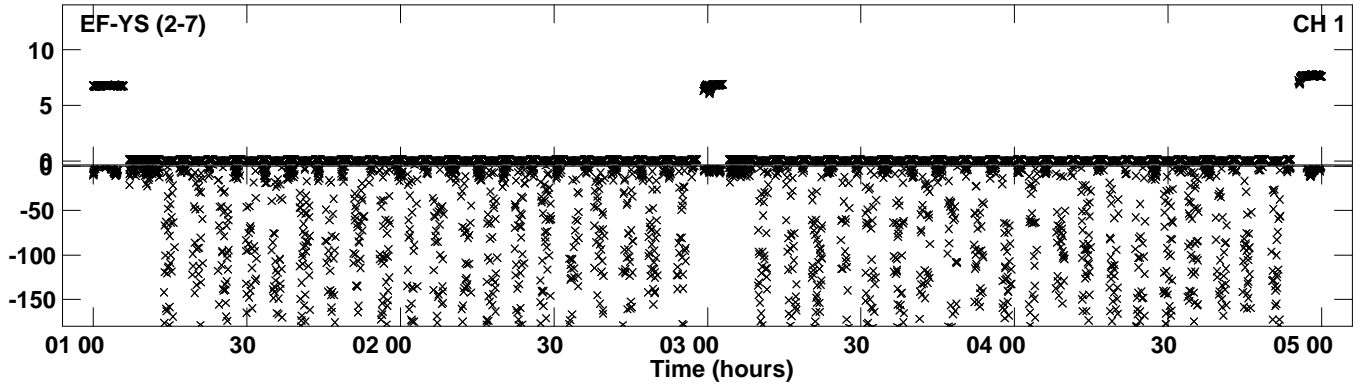
Plot file version 14 created 10-MAY-2023 14:03:48
Amplitude andPhase vs Time for ES103E.UVDATA.1 Vect aver. CL # 4
IF 2 CHAN 1 - 64 STK RR



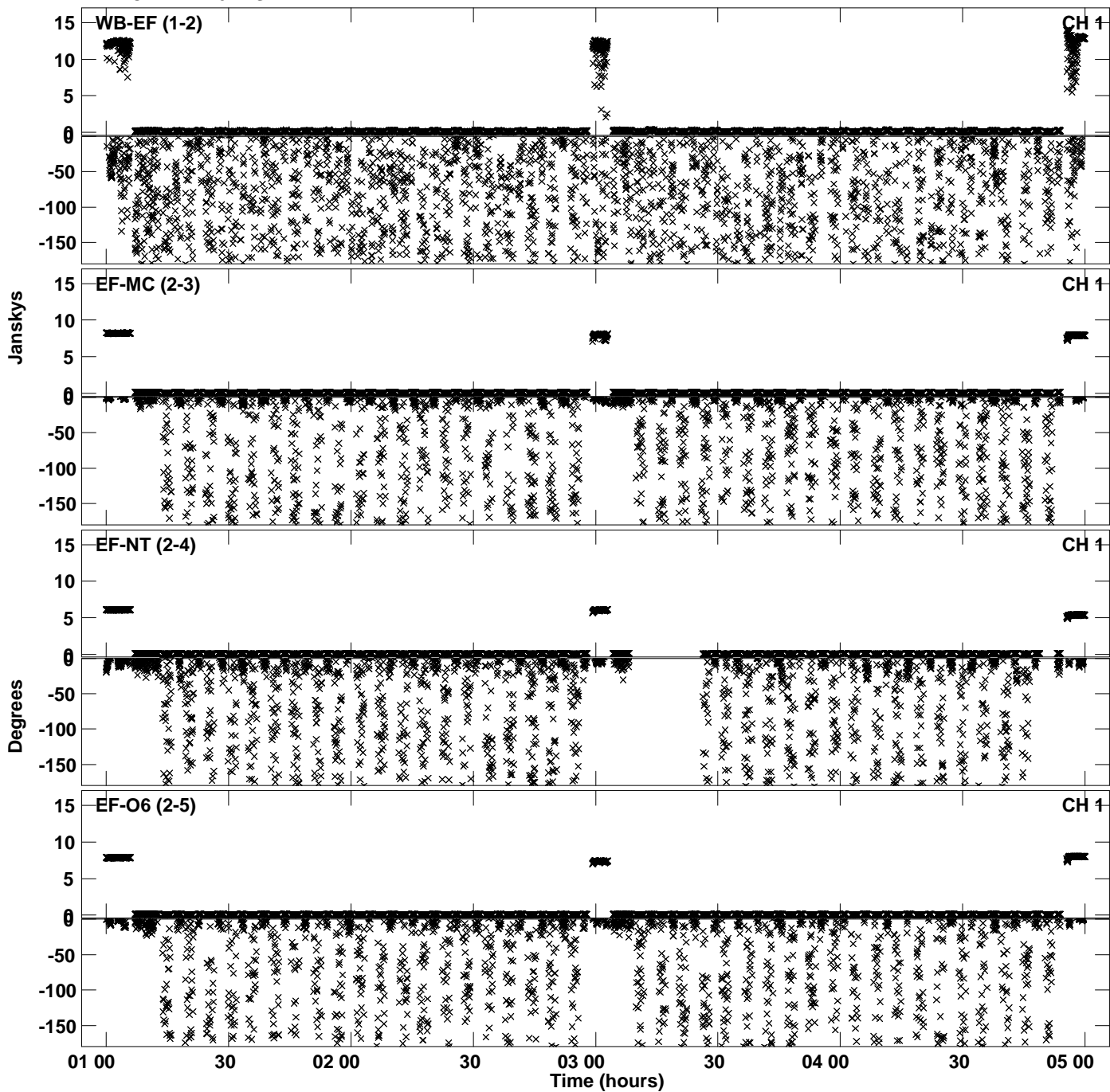
Plot file version 15 created 10-MAY-2023 14:03:50
Amplitude andPhase vs Time for ES103E.UVDATA.1 Vect aver. CL # 4
IF 3 CHAN 1 - 64 STK RR



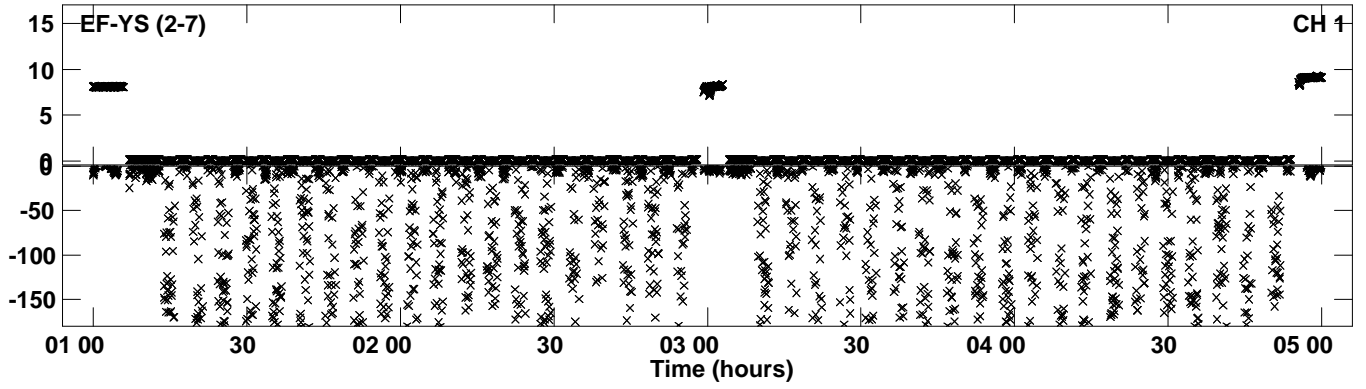
Plot file version 16 created 10-MAY-2023 14:03:50
Amplitude andPhase vs Time for ES103E.UVDATA.1 Vect aver. CL # 4
IF 3 CHAN 1 - 64 STK RR



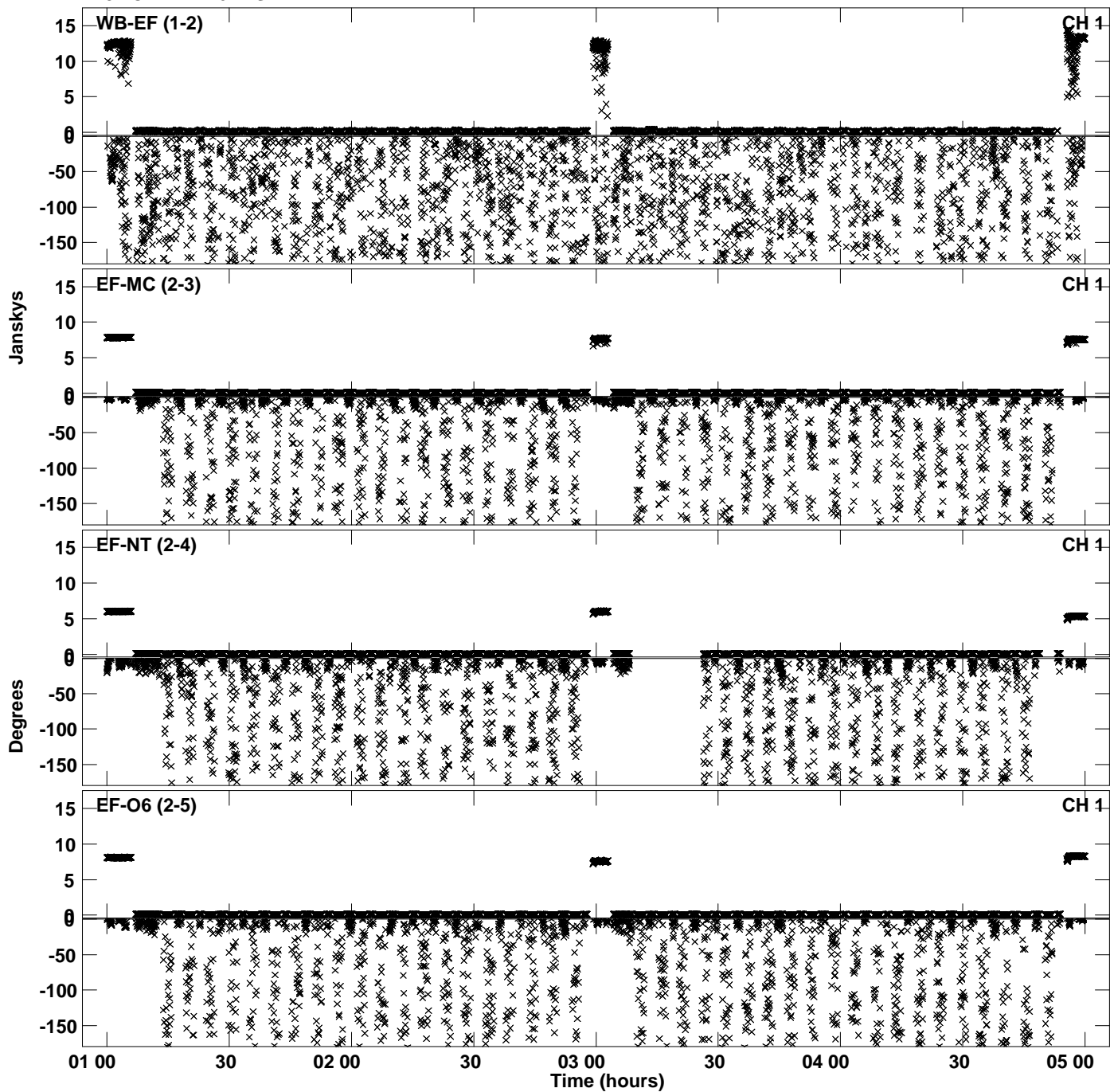
Plot file version 17 created 10-MAY-2023 14:03:51
Amplitude andPhase vs Time for ES103E.UVDATA.1 Vect aver. CL # 4
IF 4 CHAN 1 - 64 STK RR



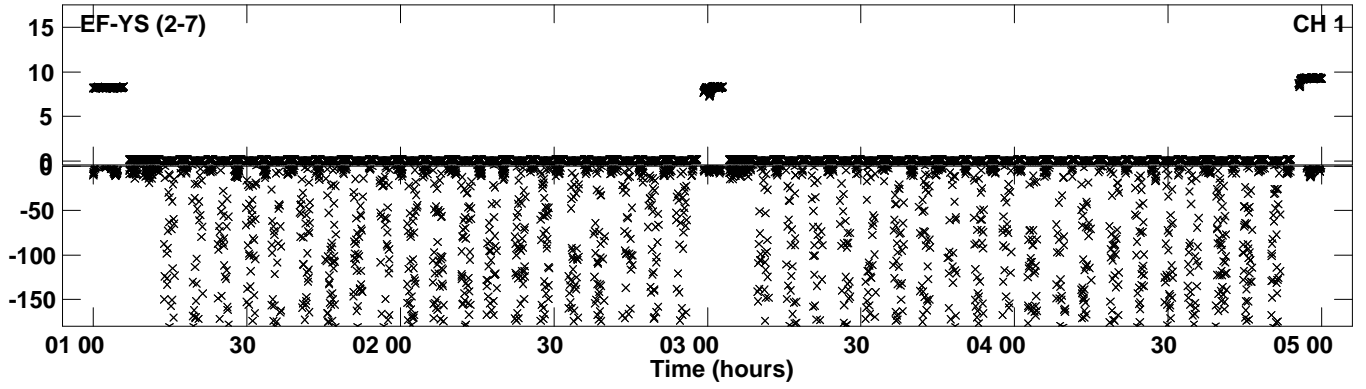
PLot file version 18 created 10-MAY-2023 14:03:51
Amplitude andPhase vs Time for ES103E.UVDATA.1 Vect aver. CL # 4
IF 4 CHAN 1 - 64 STK RR



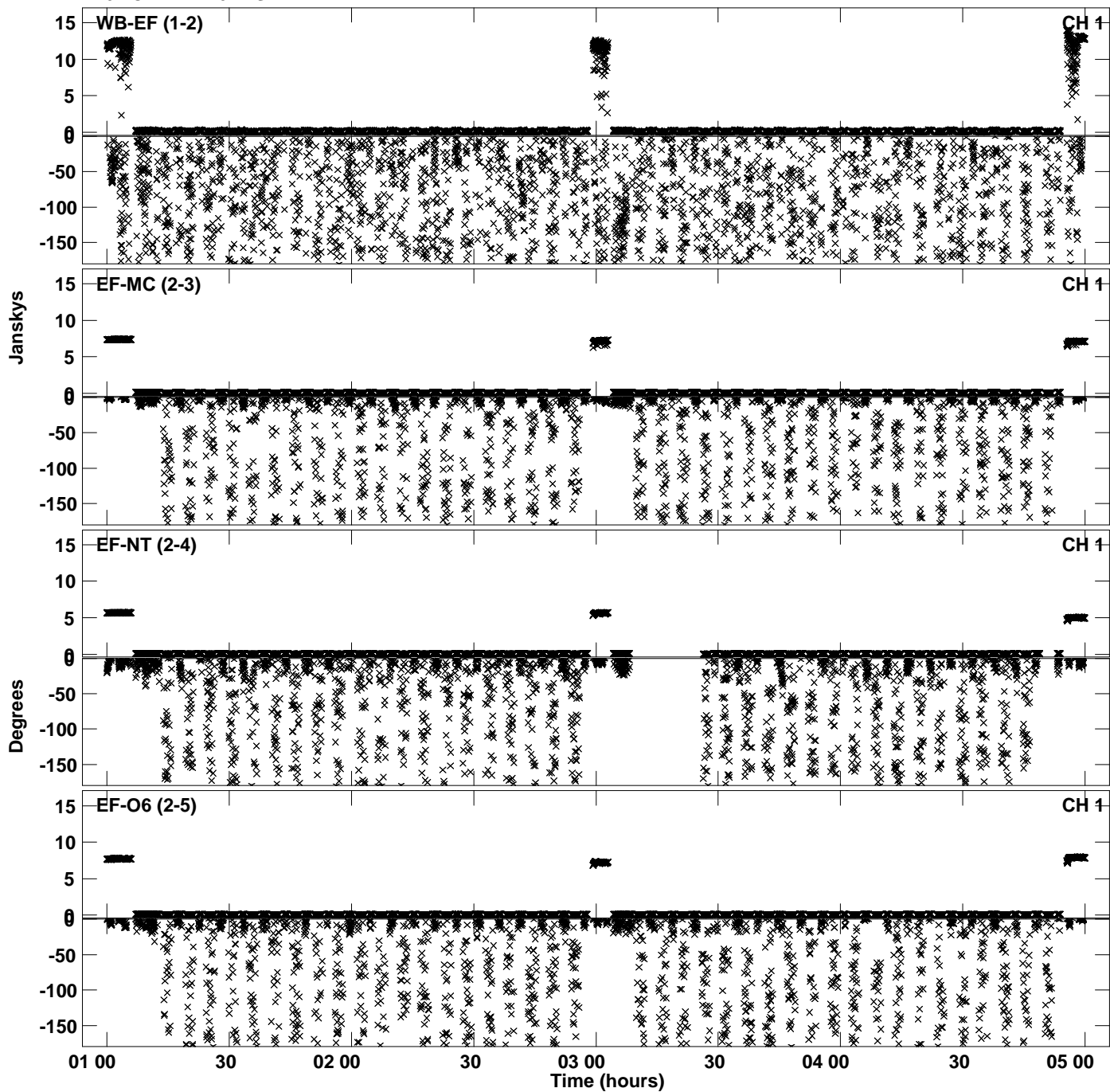
Plot file version 19 created 10-MAY-2023 14:03:53
Amplitude andPhase vs Time for ES103E.UVDATA.1 Vect aver. CL # 4
IF 5 CHAN 1 - 64 STK RR



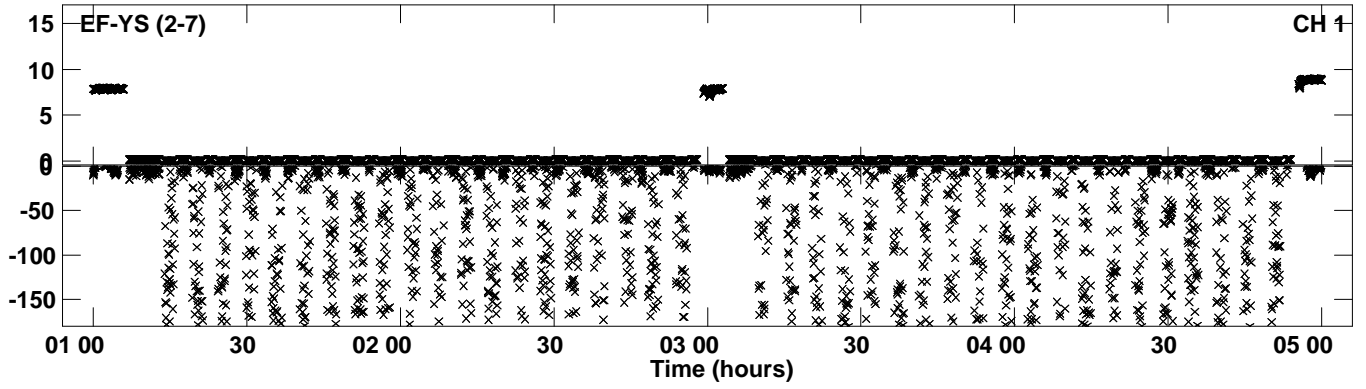
Plot file version 20 created 10-MAY-2023 14:03:53
Amplitude andPhase vs Time for ES103E.UVDATA.1 Vect aver. CL # 4
IF 5 CHAN 1 - 64 STK RR




Plot file version 21 created 10-MAY-2023 14:03:55
Amplitude andPhase vs Time for ES103E.UVDATA.1 Vect aver. CL # 4
IF 6 CHAN 1 - 64 STK RR



PLot file version 22 created 10-MAY-2023 14:03:55
Amplitude andPhase vs Time for ES103E.UVDATA.1 Vect aver. CL # 4
IF 6 CHAN 1 - 64 STK RR



Plot file version 23 created 10-MAY-2023 14:03:57
Amplitude andPhase vs Time for ES103E.UVDATA.1 Vect aver. CL # 4
IF 7 CHAN 1 - 64 STK RR



PLot file version 24 created 10-MAY-2023 14:03:59
Amplitude andPhase vs Time for ES103E.UVDATA.1 Vect aver. CL # 4
IF 8 CHAN 1 - 64 STK RR

