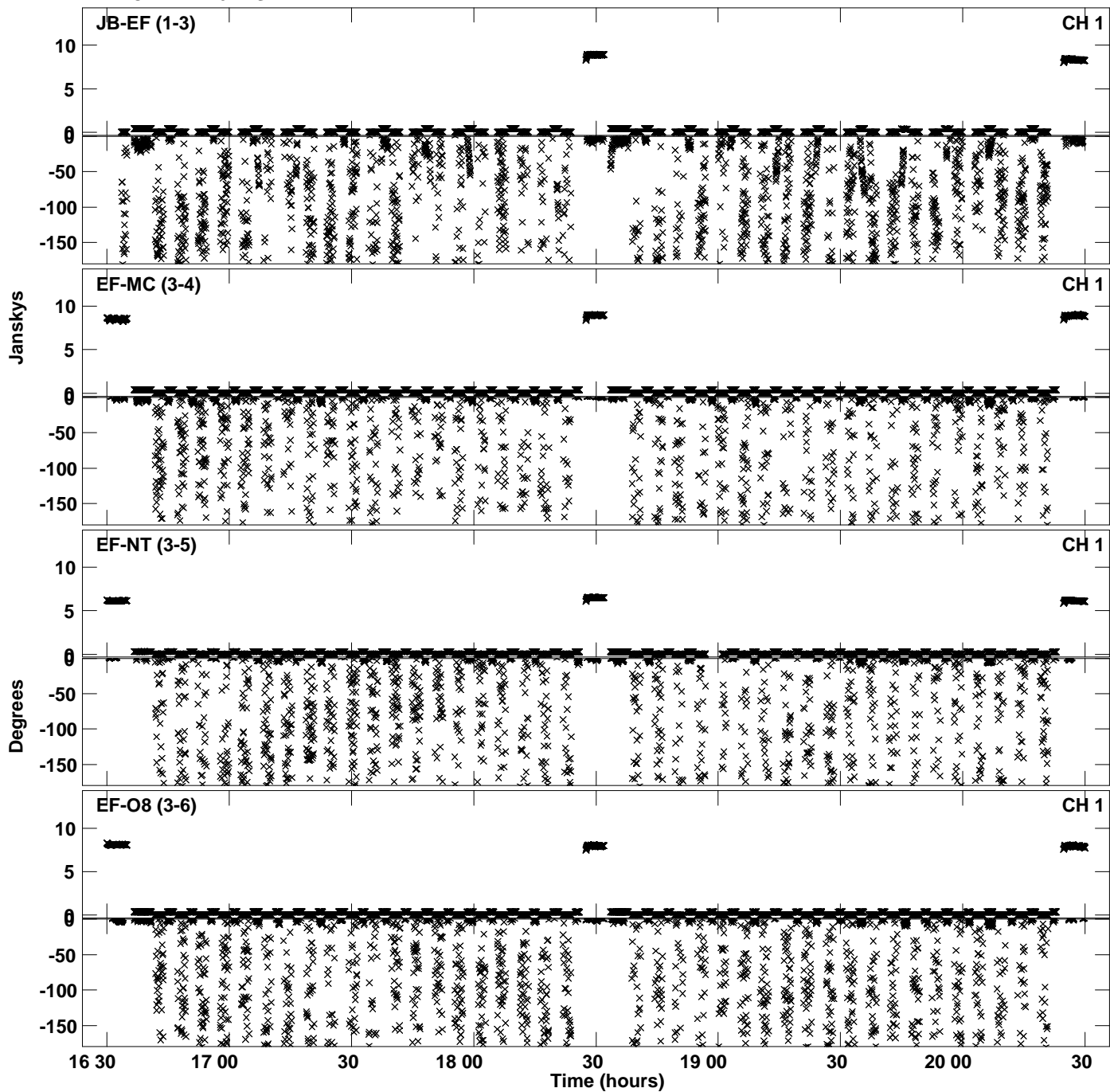
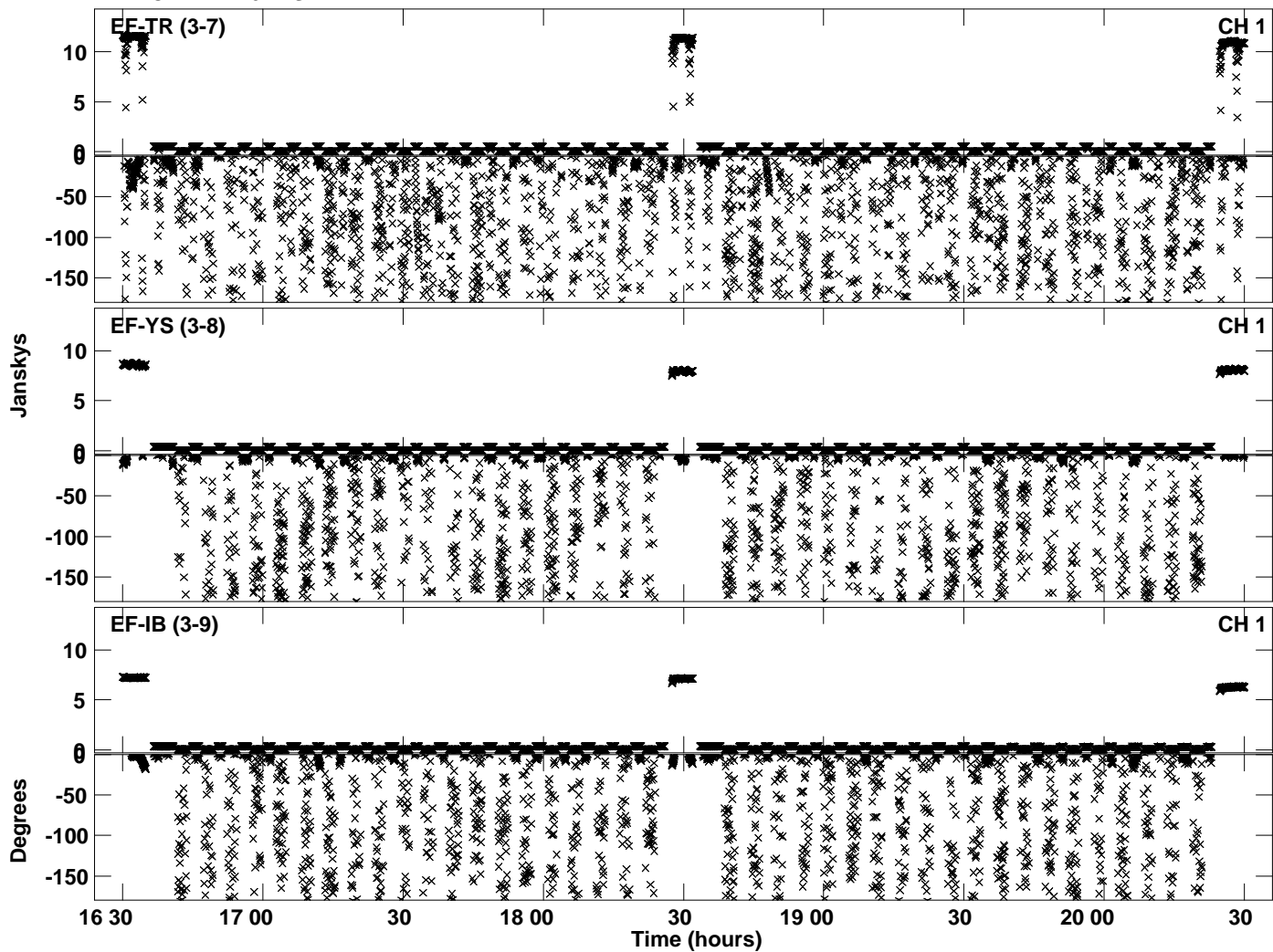



Plot file version 1 created 10-MAY-2023 15:00:50
Amplitude andPhase vs Time for ES103G.UVDATA.1 Vect aver. CL # 4
IF 1 CHAN 1 - 64 STK LL




Plot file version 2 created 10-MAY-2023 15:00:50
Amplitude andPhase vs Time for ES103G.UVDATA.1 Vect aver. CL # 4
IF 1 CHAN 1 - 64 STK LL



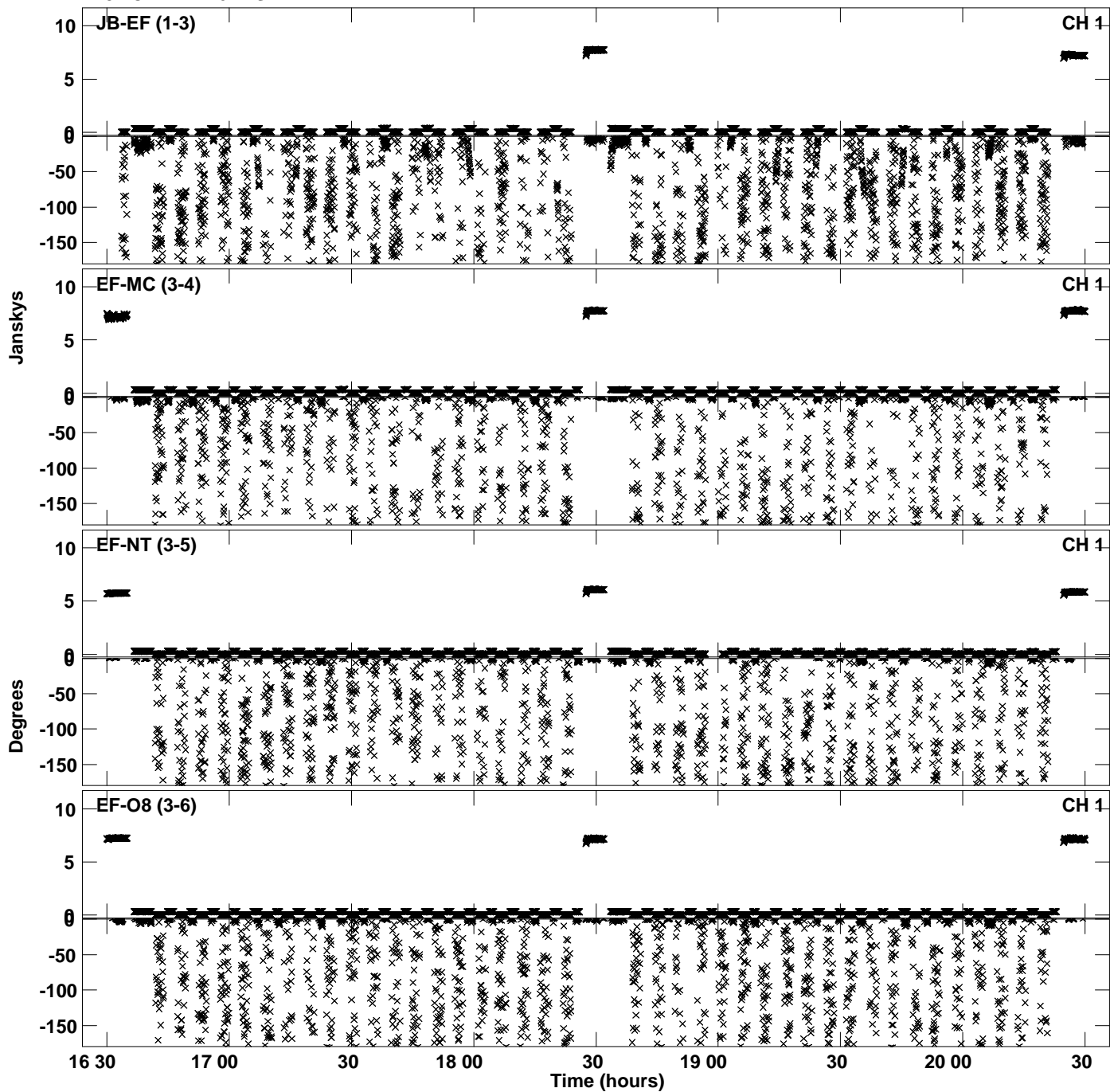
Plot file version 3 created 10-MAY-2023 15:00:52
Amplitude andPhase vs Time for ES103G.UVDATA.1 Vect aver. CL # 4
IF 2 CHAN 1 - 64 STK LL



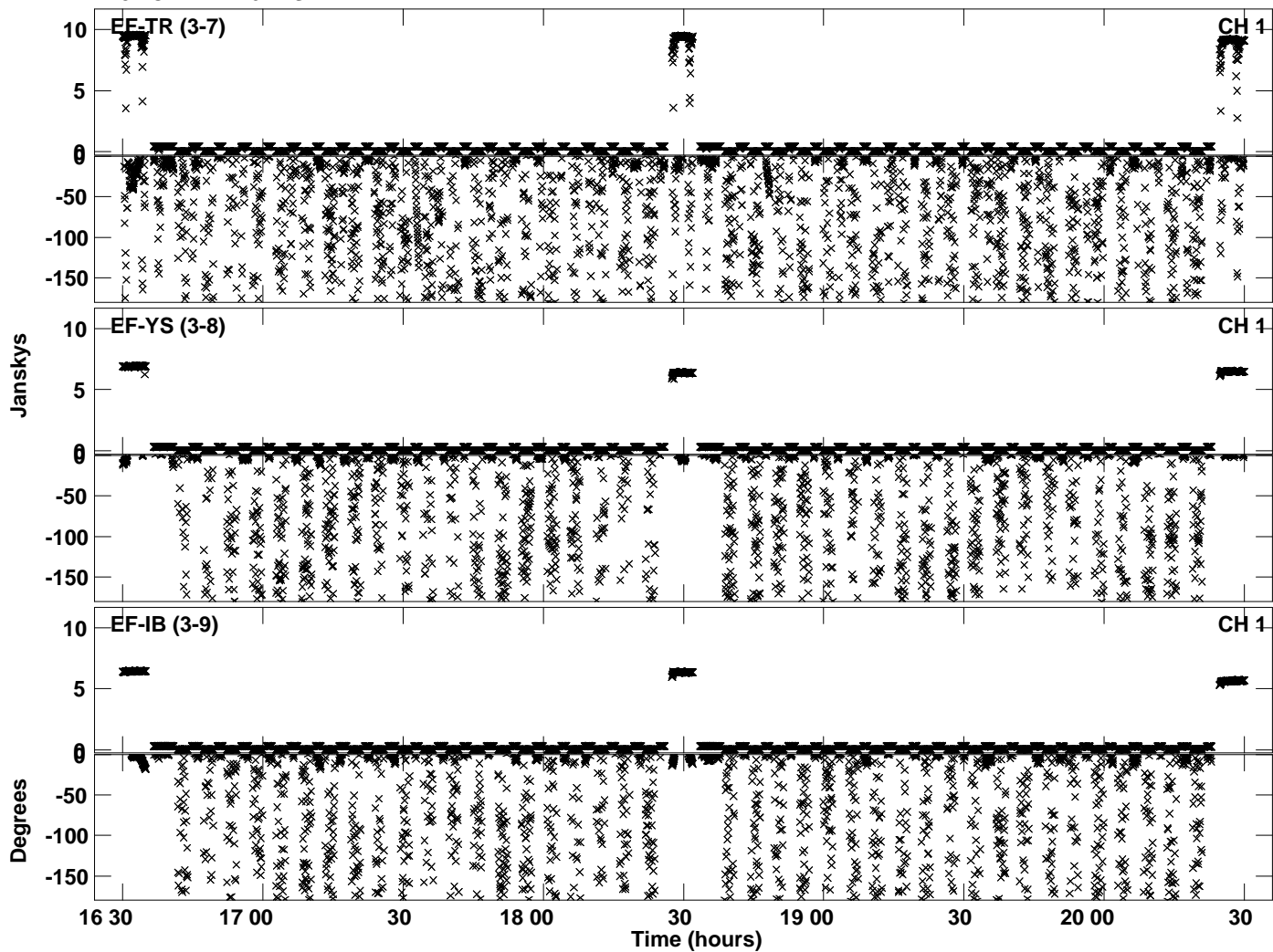
Plot file version 4 created 10-MAY-2023 15:00:52
Amplitude andPhase vs Time for ES103G.UVDATA.1 Vect aver. CL # 4
IF 2 CHAN 1 - 64 STK LL




Plot file version 5 created 10-MAY-2023 15:00:56
Amplitude andPhase vs Time for ES103G.UVDATA.1 Vect aver. CL # 4
IF 3 CHAN 1 - 64 STK LL




Plot file version 6 created 10-MAY-2023 15:00:56
Amplitude andPhase vs Time for ES103G.UVDATA.1 Vect aver. CL # 4
IF 3 CHAN 1 - 64 STK LL




Plot file version 7 created 10-MAY-2023 15:01:01
Amplitude andPhase vs Time for ES103G.UVDATA.1 Vect aver. CL # 4
IF 4 CHAN 1 - 64 STK LL




Plot file version 8 created 10-MAY-2023 15:01:01
Amplitude andPhase vs Time for ES103G.UVDATA.1 Vect aver. CL # 4
IF 4 CHAN 1 - 64 STK LL




Plot file version 9 created 10-MAY-2023 15:01:04
Amplitude andPhase vs Time for ES103G.UVDATA.1 Vect aver. CL # 4
IF 5 CHAN 1 - 64 STK LL



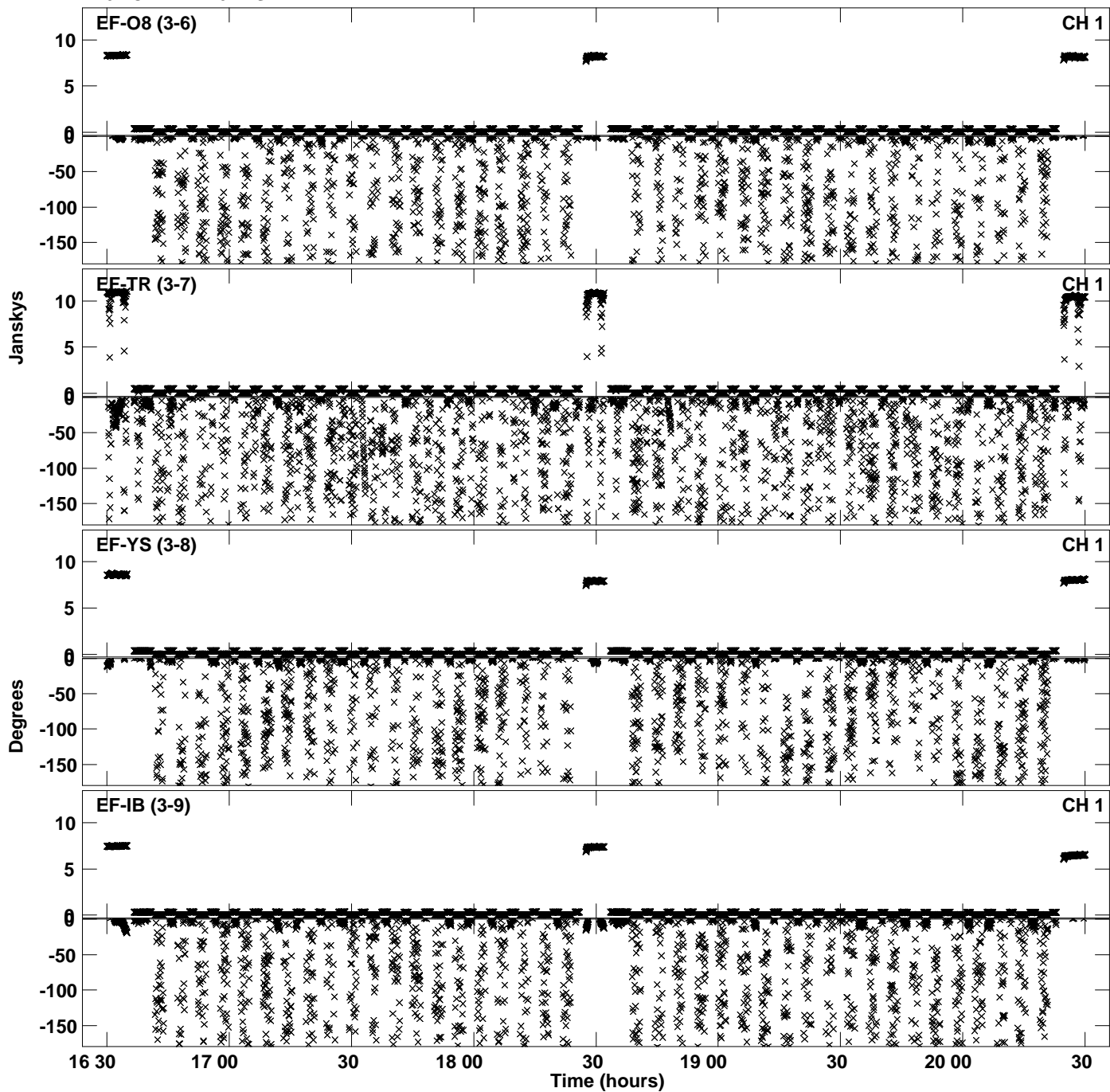
Plot file version 10 created 10-MAY-2023 15:01:04
Amplitude andPhase vs Time for ES103G.UVDATA.1 Vect aver. CL # 4
IF 5 CHAN 1 - 64 STK LL



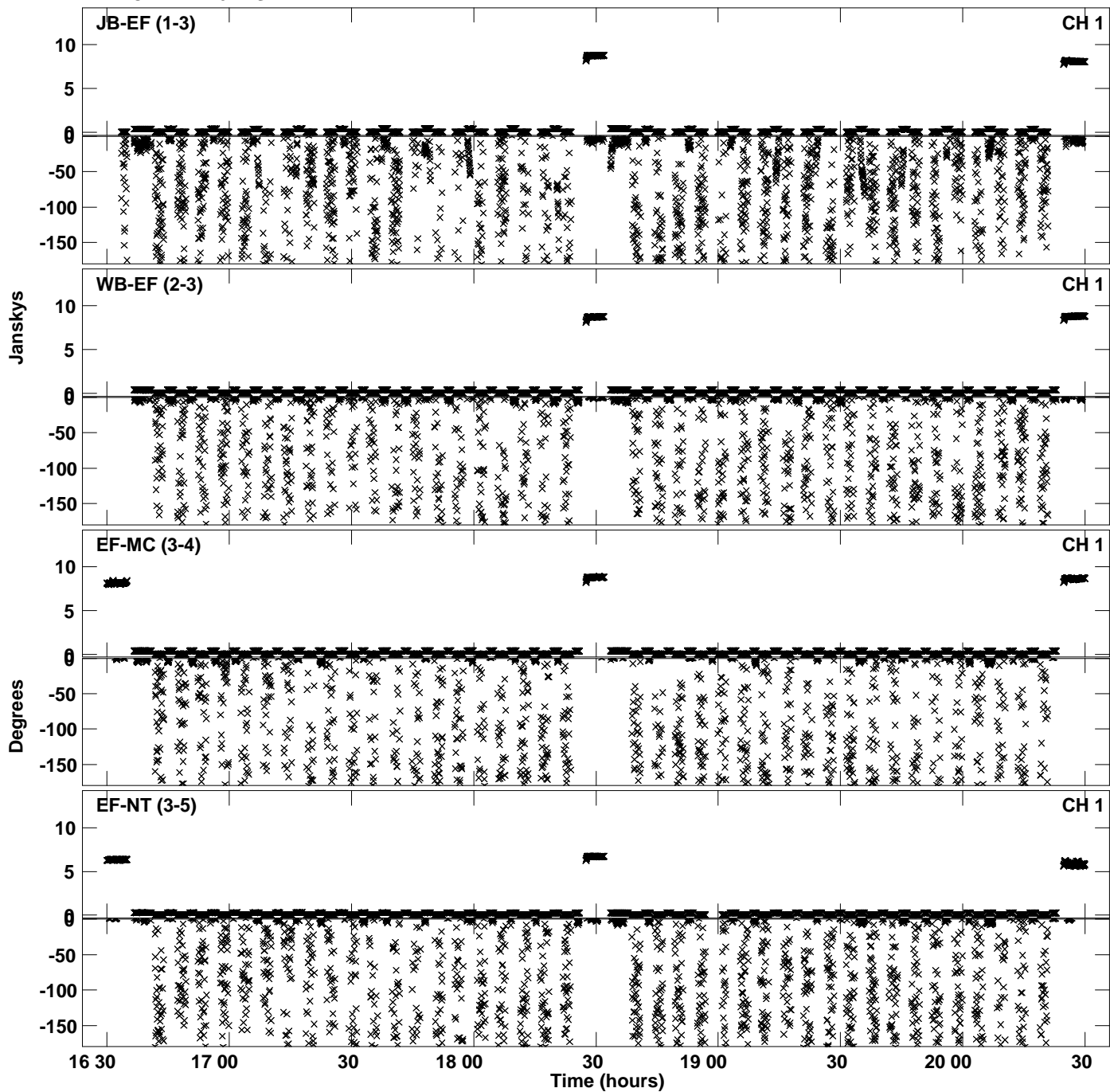
Plot file version 11 created 10-MAY-2023 15:01:07
Amplitude andPhase vs Time for ES103G.UVDATA.1 Vect aver. CL # 4
IF 6 CHAN 1 - 64 STK LL




Plot file version 12 created 10-MAY-2023 15:01:07
Amplitude andPhase vs Time for ES103G.UVDATA.1 Vect aver. CL # 4
IF 6 CHAN 1 - 64 STK LL




Plot file version 13 created 10-MAY-2023 15:01:11
Amplitude andPhase vs Time for ES103G.UVDATA.1 Vect aver. CL # 4
IF 7 CHAN 1 - 64 STK LL




Plot file version 14 created 10-MAY-2023 15:01:11
Amplitude andPhase vs Time for ES103G.UVDATA.1 Vect aver. CL # 4
IF 7 CHAN 1 - 64 STK LL




Plot file version 15 created 10-MAY-2023 15:01:14
Amplitude andPhase vs Time for ES103G.UVDATA.1 Vect aver. CL # 4
IF 8 CHAN 1 - 64 STK LL




Plot file version 16 created 10-MAY-2023 15:01:14
Amplitude and Phase vs Time for ES103G.UVDATA.1 Vect aver. CL # 4
IF 8 CHAN 1 - 64 STK LL



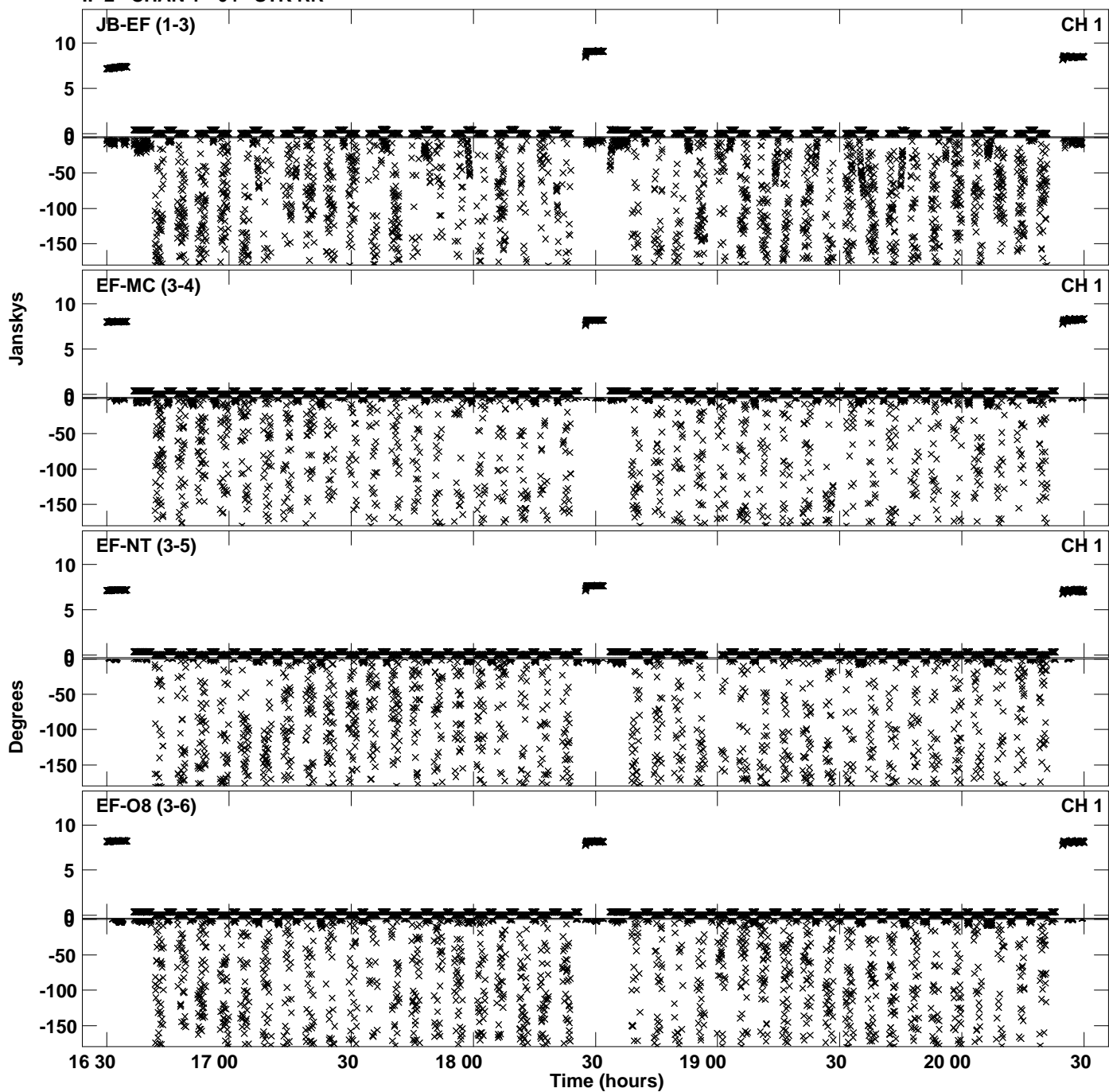
Plot file version 17 created 10-MAY-2023 15:01:17
Amplitude andPhase vs Time for ES103G.UVDATA.1 Vect aver. CL # 4
IF 1 CHAN 1 - 64 STK RR




Plot file version 18 created 10-MAY-2023 15:01:17
Amplitude andPhase vs Time for ES103G.UVDATA.1 Vect aver. CL # 4
IF 1 CHAN 1 - 64 STK RR




PLot file version 19 created 10-MAY-2023 15:01:20
Amplitude andPhase vs Time for ES103G.UVDATA.1 Vect aver. CL # 4
IF 2 CHAN 1 - 64 STK RR



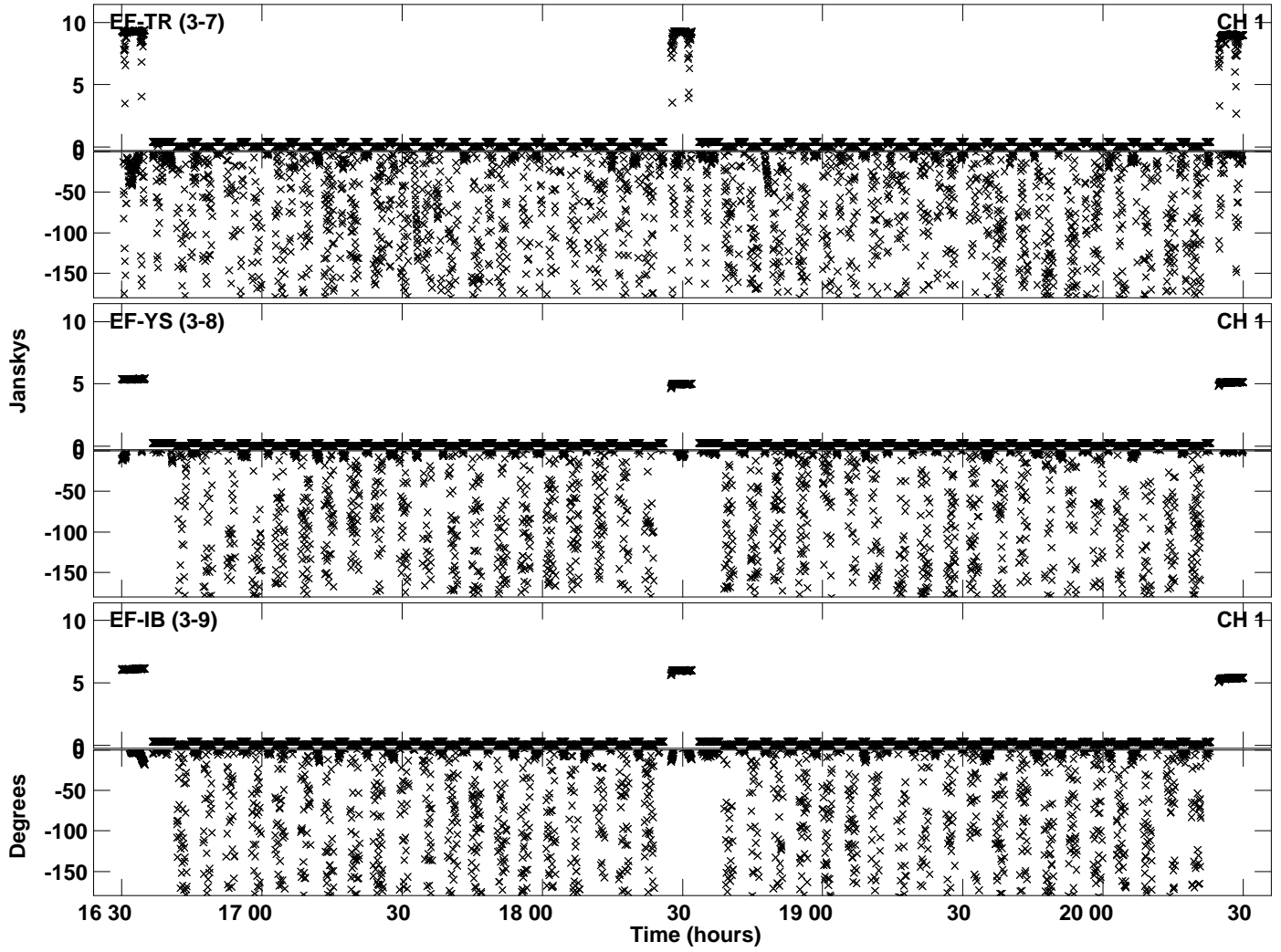
PLot file version 20 created 10-MAY-2023 15:01:20
Amplitude andPhase vs Time for ES103G.UVDATA.1 Vect aver. CL # 4
IF 2 CHAN 1 - 64 STK RR



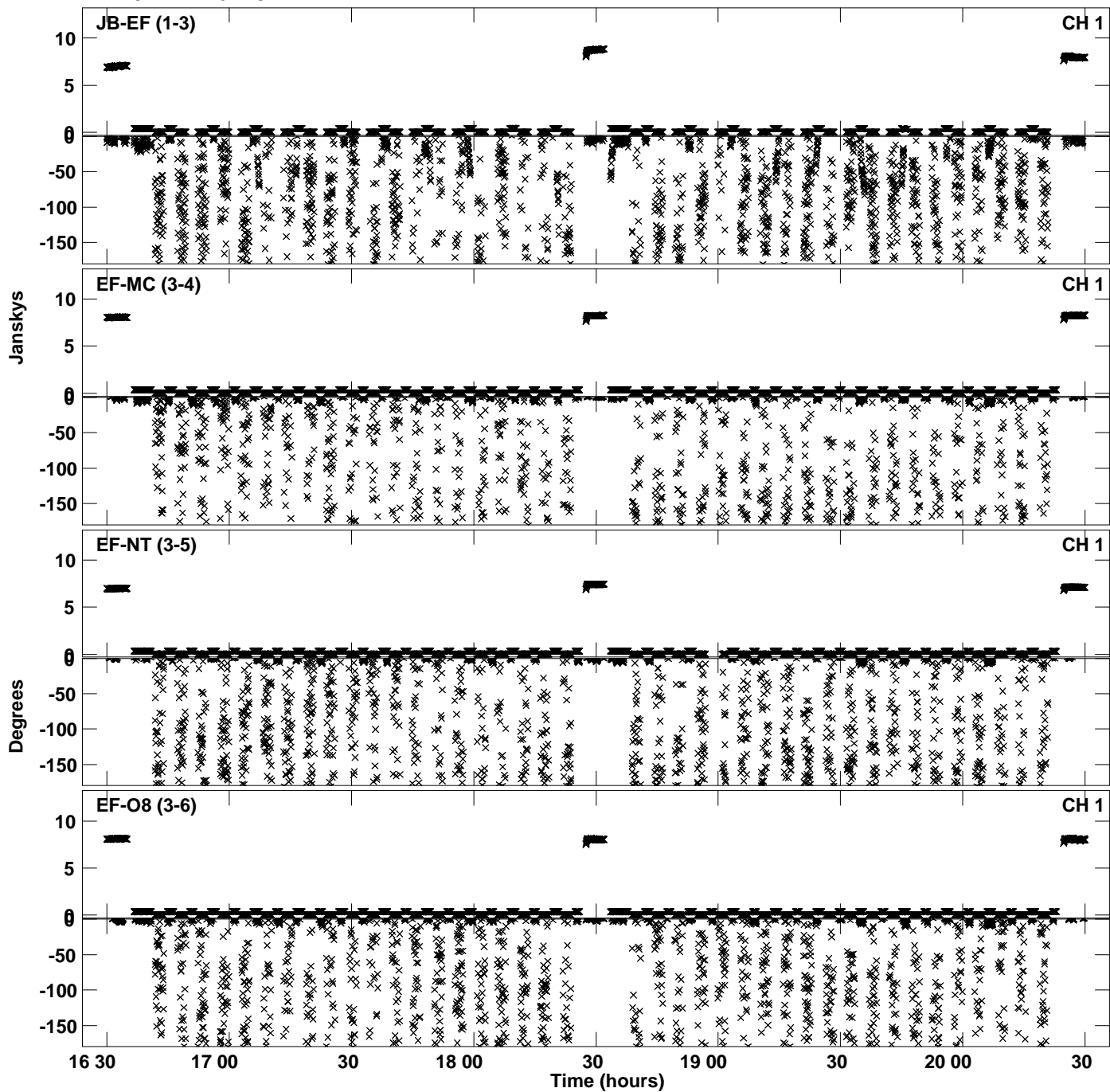
Plot file version 21 created 10-MAY-2023 15:01:23
Amplitude andPhase vs Time for ES103G.UVDATA.1 Vect aver. CL # 4
IF 3 CHAN 1 - 64 STK RR




Plot file version 22 created 10-MAY-2023 15:01:23
Amplitude andPhase vs Time for ES103G.UVDATA.1 Vect aver. CL # 4
IF 3 CHAN 1 - 64 STK RR




Plot file version 23 created 10-MAY-2023 15:01:25
Amplitude andPhase vs Time for ES103G.UVDATA.1 Vect aver. CL # 4
IF 4 CHAN 1 - 64 STK RR




PLot file version 24 created 10-MAY-2023 15:01:25
Amplitude andPhase vs Time for ES103G.UVDATA.1 Vect aver. CL # 4
IF 4 CHAN 1 - 64 STK RR




Plot file version 25 created 10-MAY-2023 15:01:29
Amplitude andPhase vs Time for ES103G.UVDATA.1 Vect aver. CL # 4
IF 5 CHAN 1 - 64 STK RR




Plot file version 26 created 10-MAY-2023 15:01:29
Amplitude and Phase vs Time for ES103G.UVDATA.1 Vect aver. CL # 4
IF 5 CHAN 1 - 64 STK RR




Plot file version 27 created 10-MAY-2023 15:01:32
Amplitude andPhase vs Time for ES103G.UVDATA.1 Vect aver. CL # 4
IF 6 CHAN 1 - 64 STK RR




Plot file version 28 created 10-MAY-2023 15:01:32
Amplitude andPhase vs Time for ES103G.UVDATA.1 Vect aver. CL # 4
IF 6 CHAN 1 - 64 STK RR




Plot file version 29 created 10-MAY-2023 15:01:35
Amplitude andPhase vs Time for ES103G.UVDATA.1 Vect aver. CL # 4
IF 7 CHAN 1 - 64 STK RR



Plot file version 30 created 10-MAY-2023 15:01:35
Amplitude andPhase vs Time for ES103G.UVDATA.1 Vect aver. CL # 4
IF 7 CHAN 1 - 64 STK RR



Plot file version 31 created 10-MAY-2023 15:01:38
Amplitude andPhase vs Time for ES103G.UVDATA.1 Vect aver. CL # 4
IF 8 CHAN 1 - 64 STK RR



Plot file version 32 created 10-MAY-2023 15:01:38
Amplitude andPhase vs Time for ES103G.UVDATA.1 Vect aver. CL # 4
IF 8 CHAN 1 - 64 STK RR

