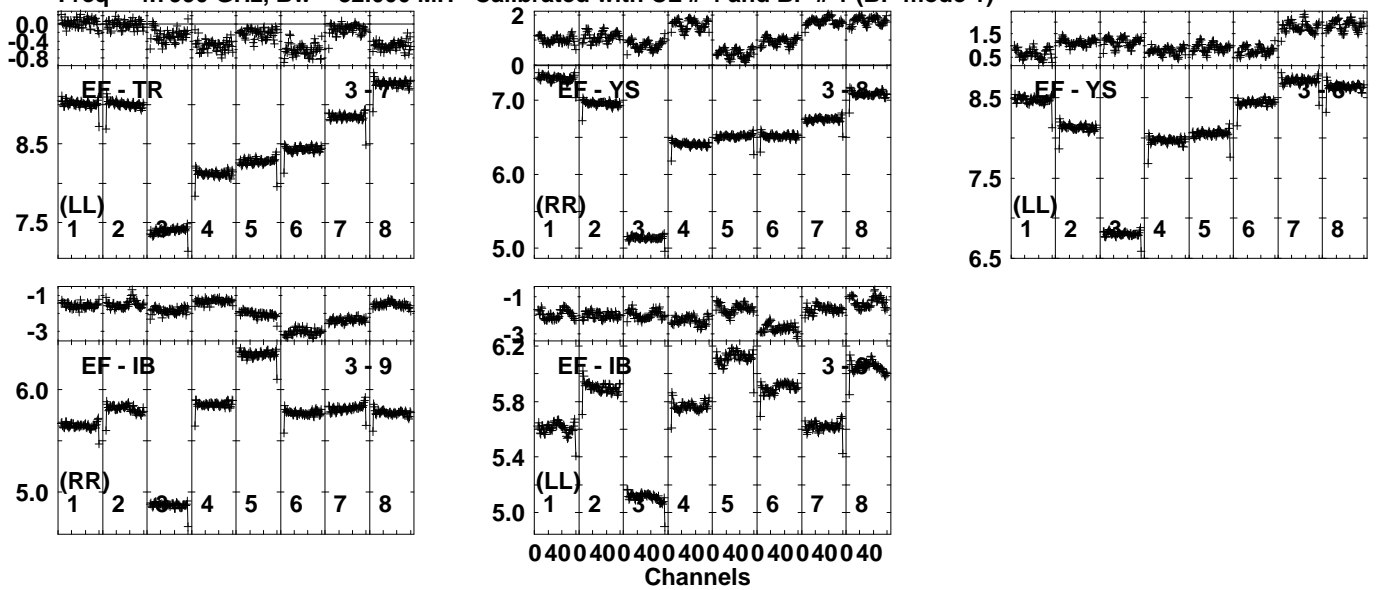




Plot file version 2 created 26-JUN-2023 11:06:10

J0927+3902 ES103H.UVDATA.1

Freq = 4.7990 GHz, Bw = 32.000 MH Calibrated with CL # 4 and BP # 1 (BP mode 1)

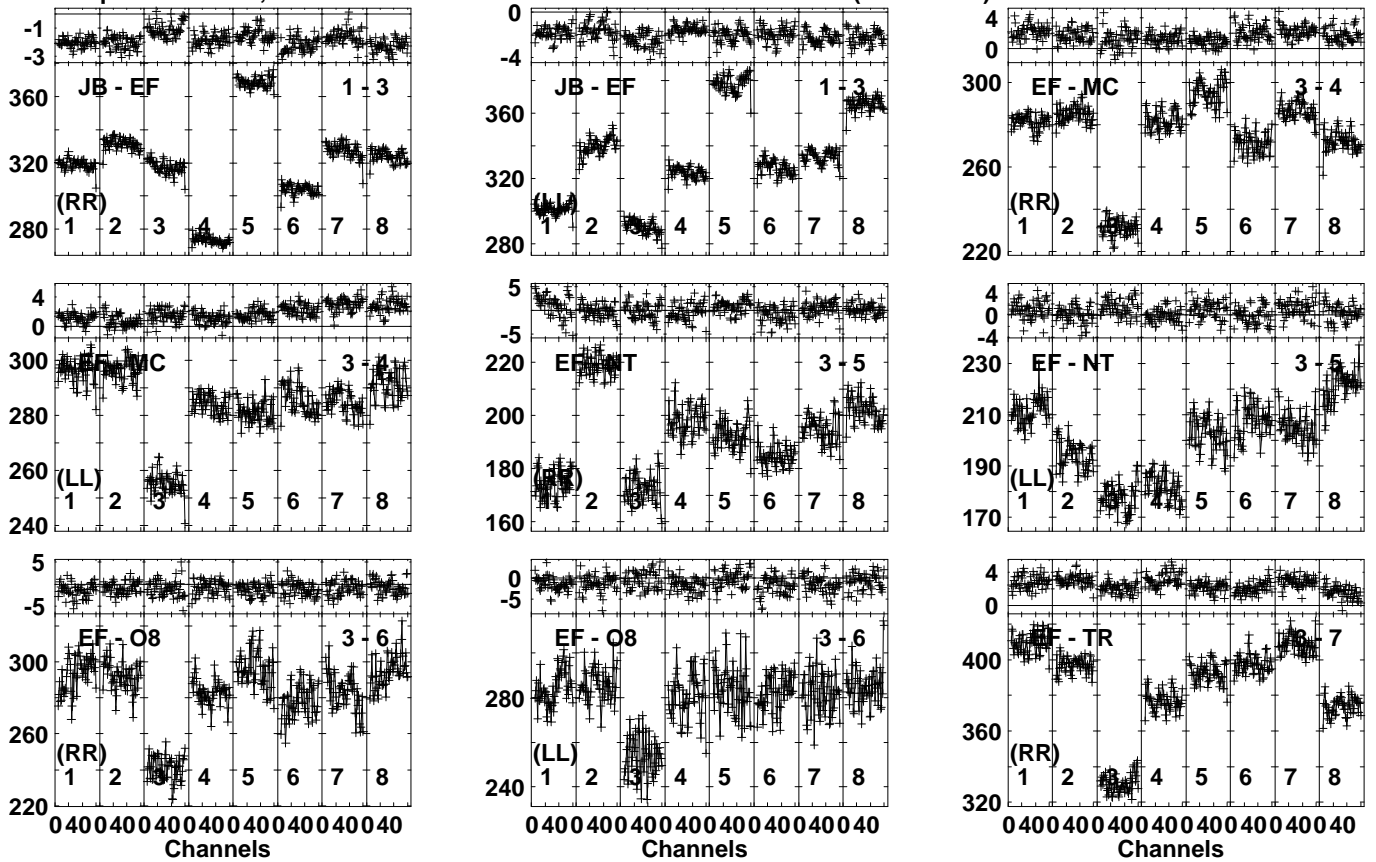


Lower frame: Ampl Jy Top frame: Phas deg  
Vector averaged cross-power spectrum Several baselines displayed  
Timerange: 00/16:30:01 to 00/16:34:59

Plot file version 3 created 26-JUN-2023 11:06:10

J0934+4908 ES103H.UVDATA.1

Freq = 4.7990 GHz, Bw = 32.000 MH Calibrated with CL # 4 and BP # 1 (BP mode 1)

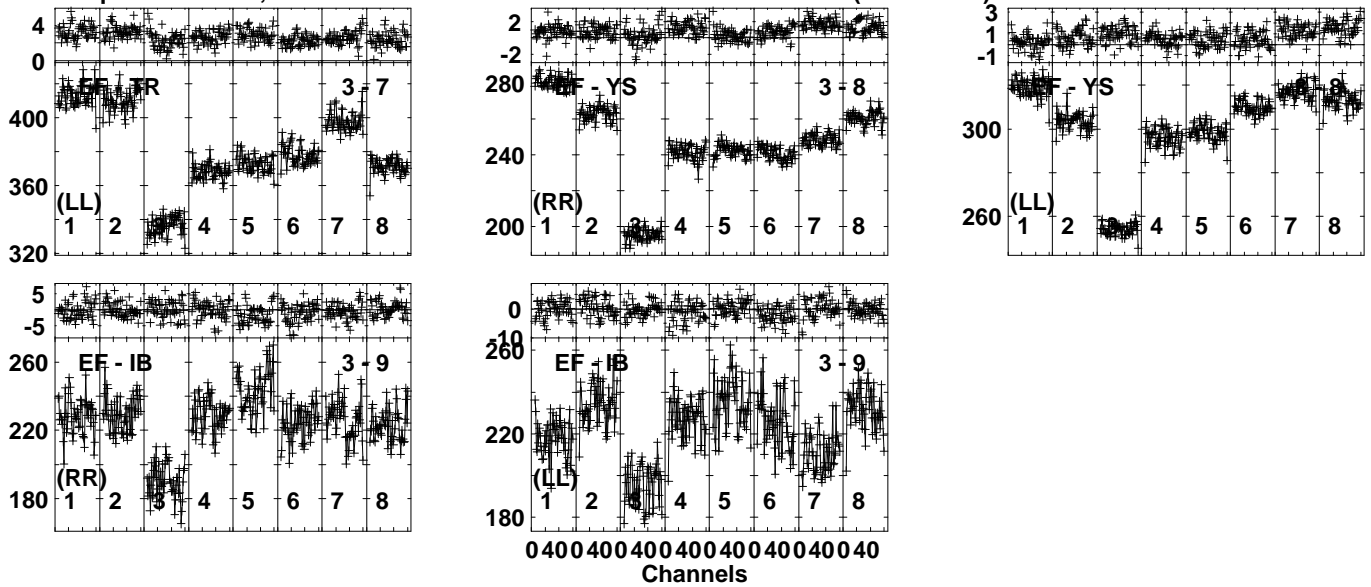


Lower frame: Milli Ampl Jy Top frame: Phas deg  
 Vector averaged cross-power spectrum Several baselines displayed  
 Timerange: 00/16:36:01 to 00/16:40:59

Plot file version 4 created 26-JUN-2023 11:06:10

J0934+4908 ES103H.UVDATA.1

Freq = 4.7990 GHz, Bw = 32.000 MH Calibrated with CL # 4 and BP # 1 (BP mode 1)

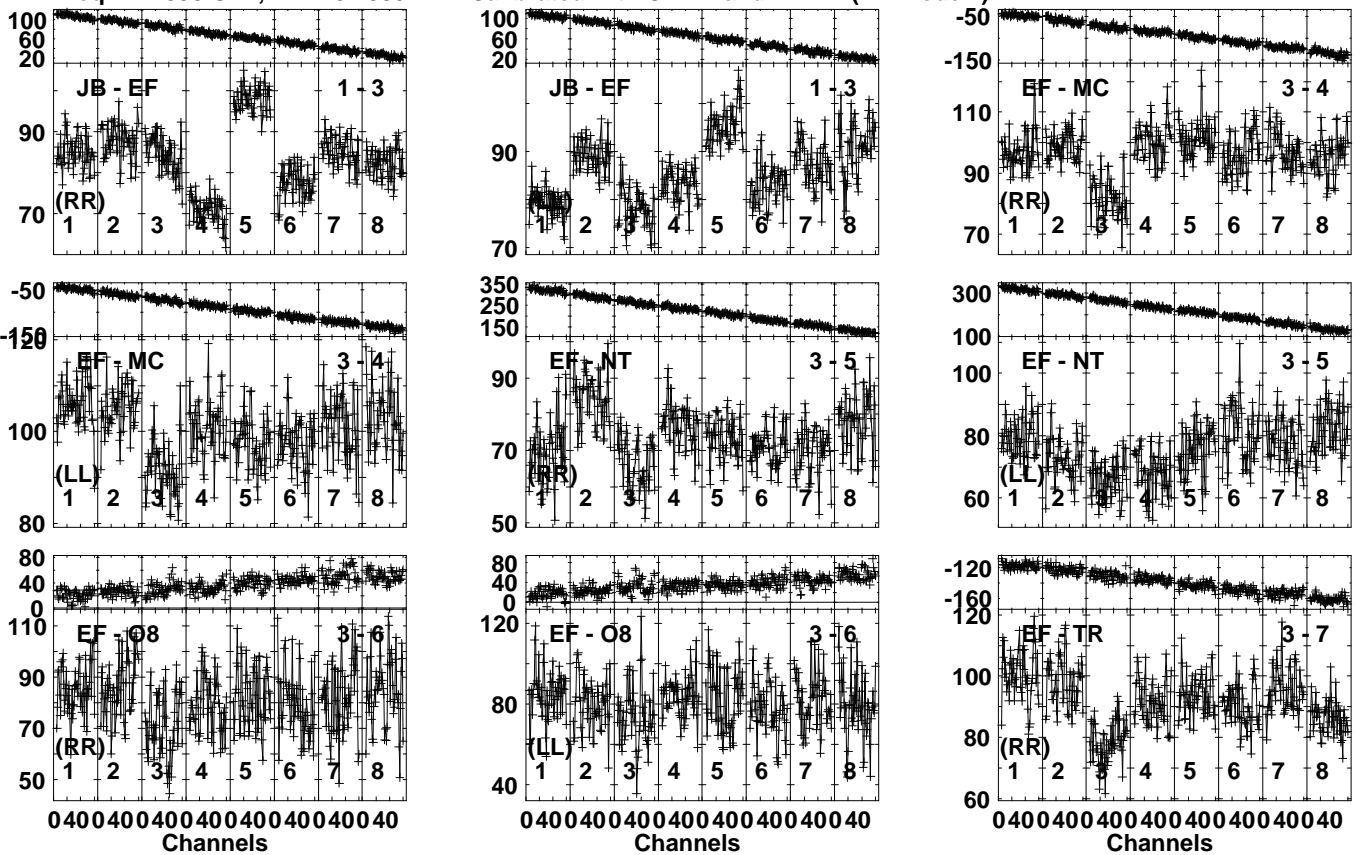


Lower frame: Milli Ampl Jy Top frame: Phas deg  
Vector averaged cross-power spectrum Several baselines displayed  
Timerange: 00/16:36:01 to 00/16:40:59

Plot file version 5 created 26-JUN-2023 11:06:10

SDSSJ0933+47 ES103H.UVDATA.1

Freq = 4.7990 GHz, Bw = 32.000 MH Calibrated with CL # 4 and BP # 1 (BP mode 1)

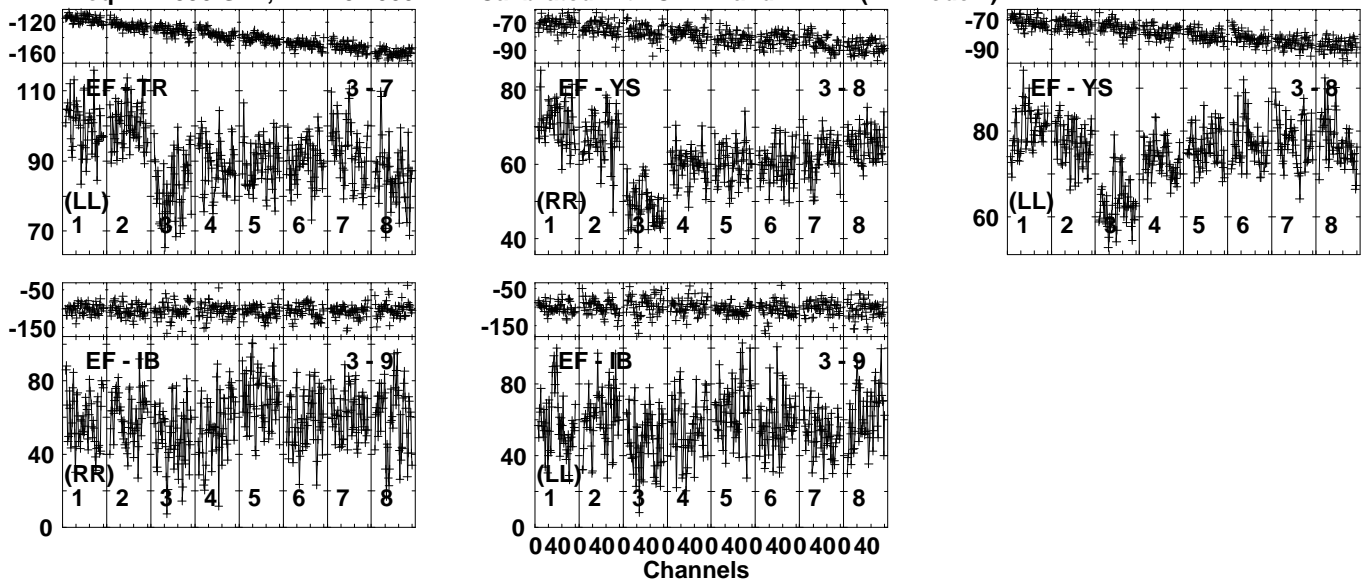


Lower frame: Milli Ampl Jy Top frame: Phas deg  
Vector averaged cross-power spectrum Several baselines displayed  
Timerange: 00:16:41:01 to 00:16:43:59

Plot file version 6 created 26-JUN-2023 11:06:10

SDSSJ0933+47 ES103H.UVDATA.1

Freq = 4.7990 GHz, Bw = 32.000 MH Calibrated with CL # 4 and BP # 1 (BP mode 1)

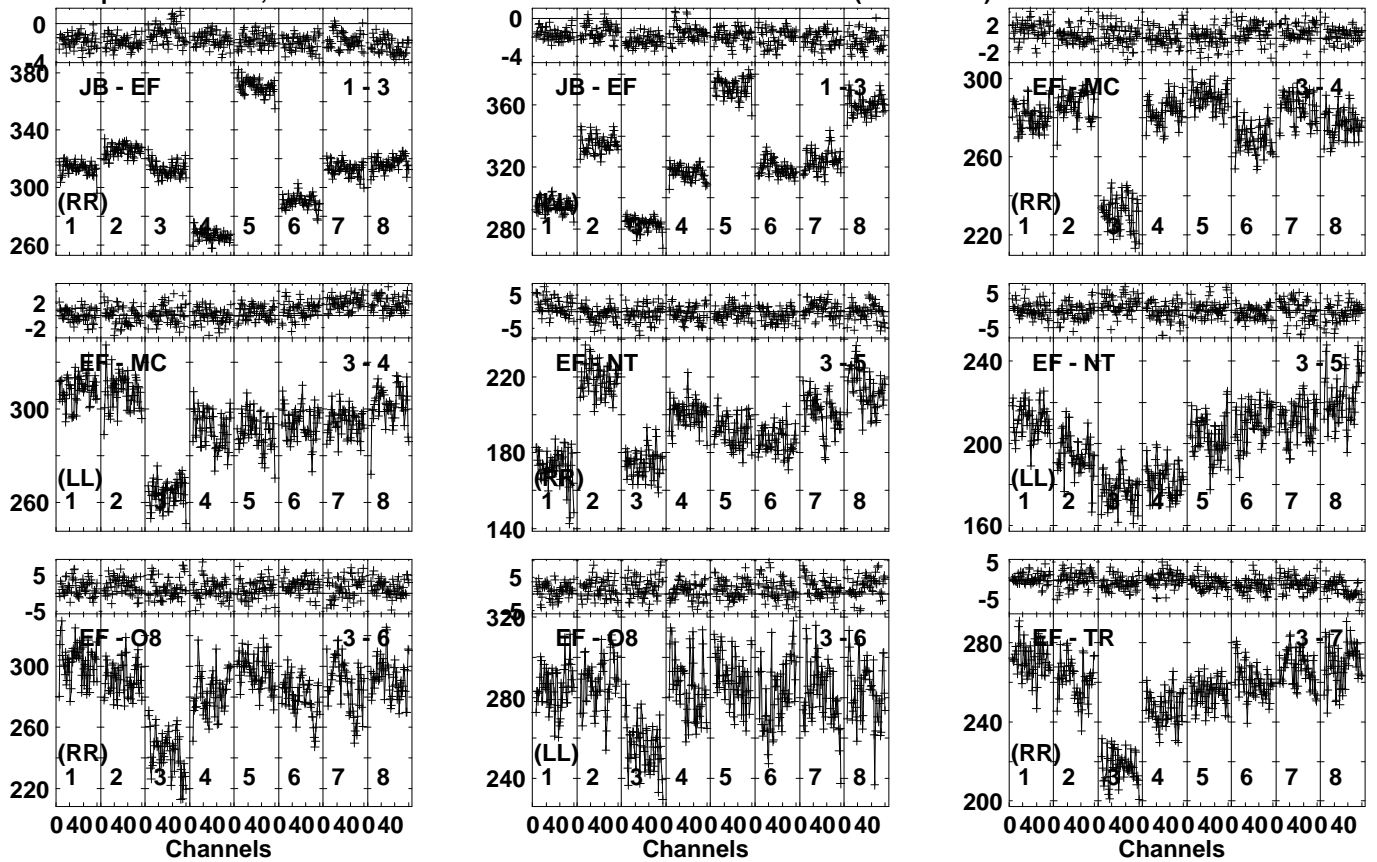


Lower frame: Milli Ampl Jy Top frame: Phas deg  
Vector averaged cross-power spectrum Several baselines displayed  
Timerange: 00/16:41:01 to 00/16:43:59

Plot file version 7 created 26-JUN-2023 11:06:10

J0934+4908 ES103H.UVDATA.1

Freq = 4.7990 GHz, Bw = 32.000 MH Calibrated with CL # 4 and BP # 1 (BP mode 1)

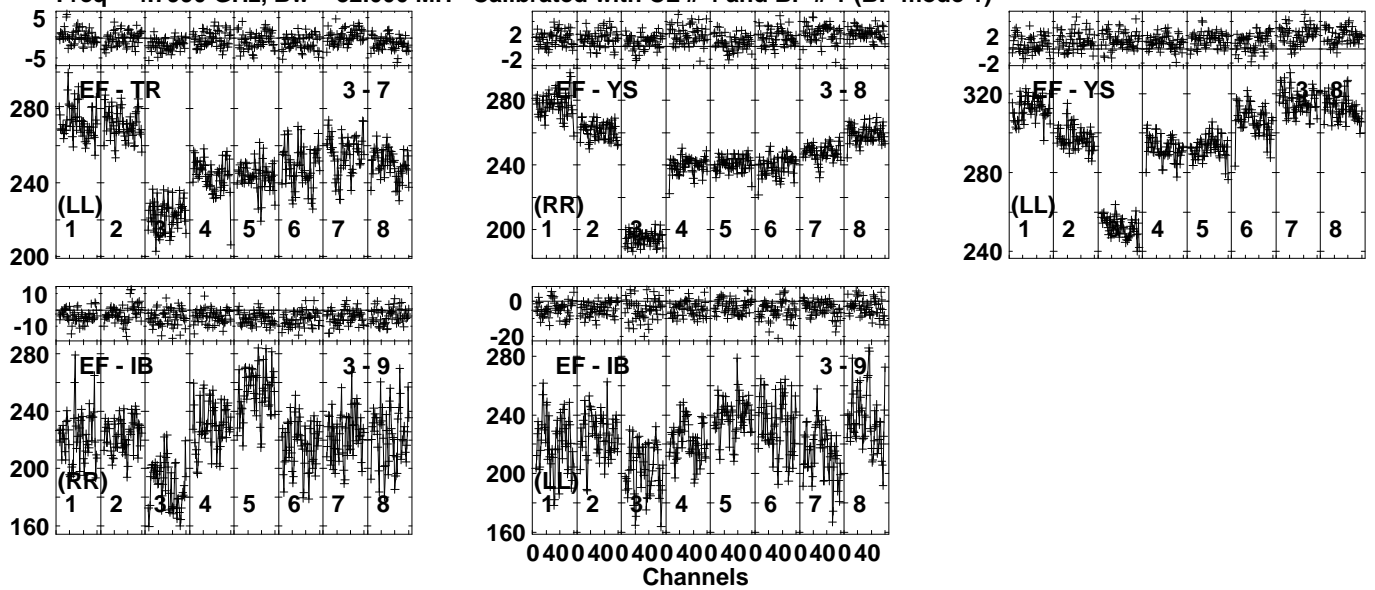


Lower frame: Milli Ampl Jy Top frame: Phas deg  
 Vector averaged cross-power spectrum Several baselines displayed  
 Timerange: 00/16:44:31 to 00/16:46:29

Plot file version 8 created 26-JUN-2023 11:06:11

J0934+4908 ES103H.UVDATA.1

Freq = 4.7990 GHz, Bw = 32.000 MH Calibrated with CL # 4 and BP # 1 (BP mode 1)



Lower frame: Milli Ampl Jy Top frame: Phas deg  
Vector averaged cross-power spectrum Several baselines displayed  
Timerange: 00/16:44:31 to 00/16:46:29

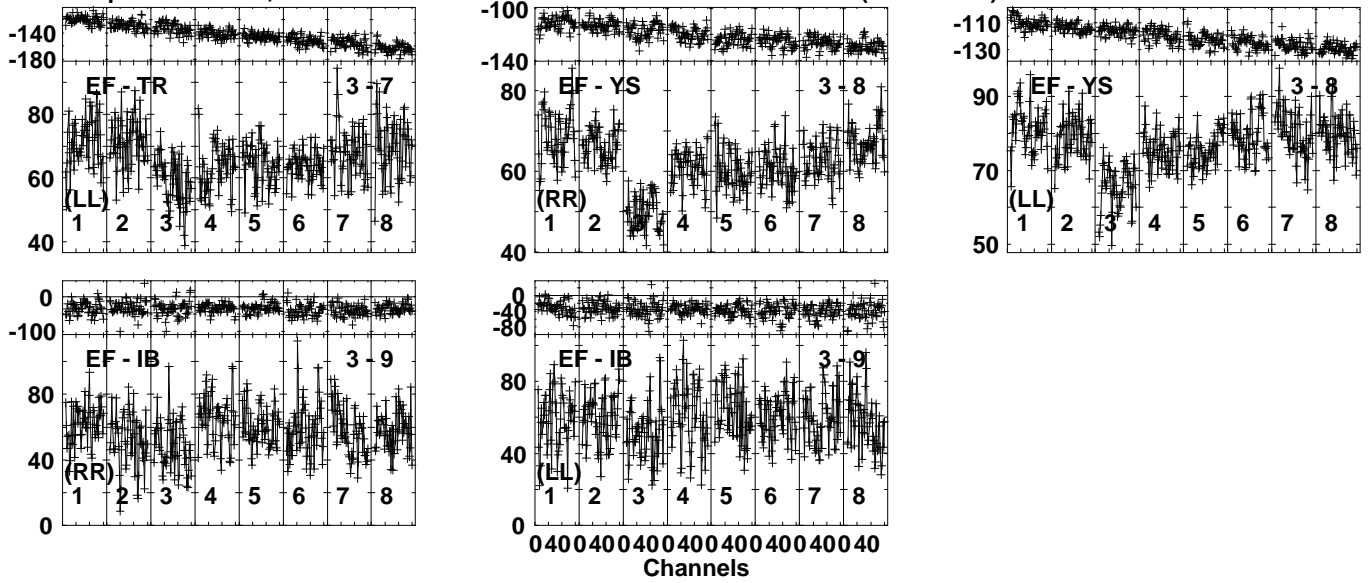




Plot file version 10 created 26-JUN-2023 11:06:11

SDSSJ0933+47 ES103H.UVDATA.1

Freq = 4.7990 GHz, Bw = 32.000 MH Calibrated with CL # 4 and BP # 1 (BP mode 1)

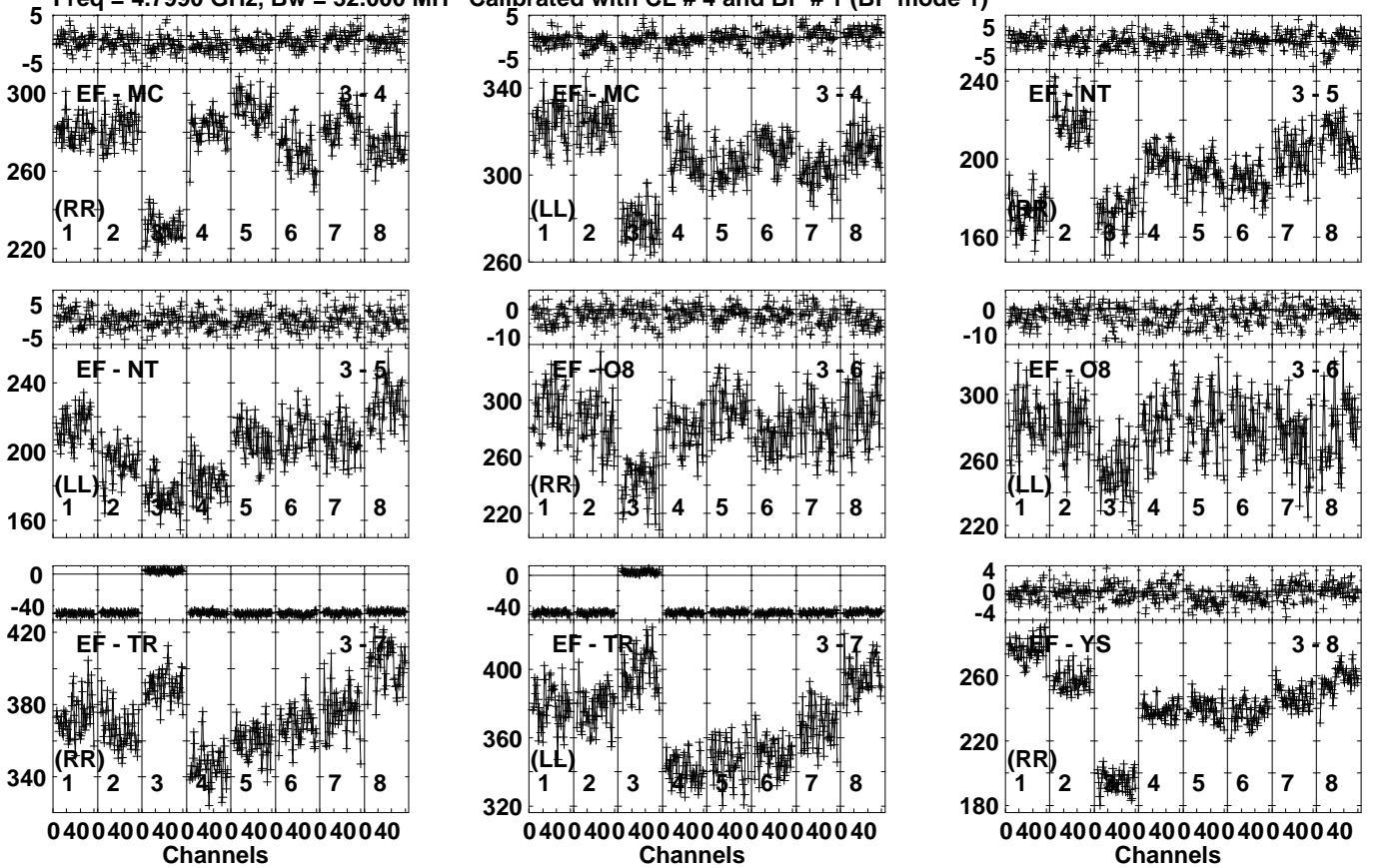


Lower frame: Milli Ampl Jy Top frame: Phas deg  
Vector averaged cross-power spectrum Several baselines displayed  
Timerange: 00/16:46:33 to 00/16:49:29

Plot file version 11 created 26-JUN-2023 11:06:11

J0934+4908 ES103H.UVDATA.1

Freq = 4.7990 GHz, Bw = 32.000 MH Calibrated with CL # 4 and BP # 1 (BP mode 1)

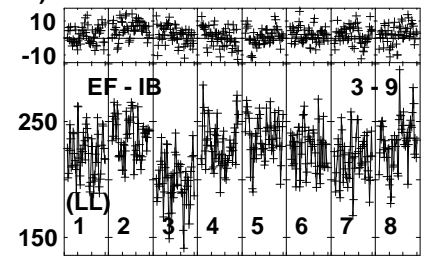
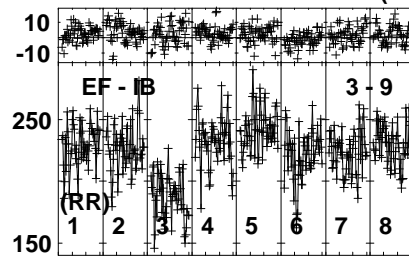
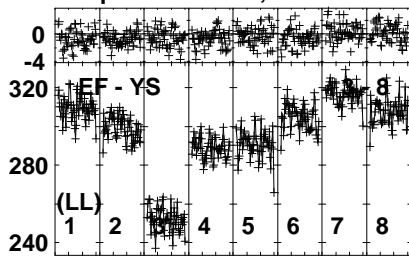


Lower frame: Milli Ampl Jy Top frame: Phas deg  
Vector averaged cross-power spectrum Several baselines displayed  
Timerange: 00:16:49:31 to 00:16:51:29

Plot file version 12 created 26-JUN-2023 11:06:11

J0934+4908 ES103H.UVDATA.1

Freq = 4.7990 GHz, Bw = 32.000 MH Calibrated with CL # 4 and BP # 1 (BP mode 1)

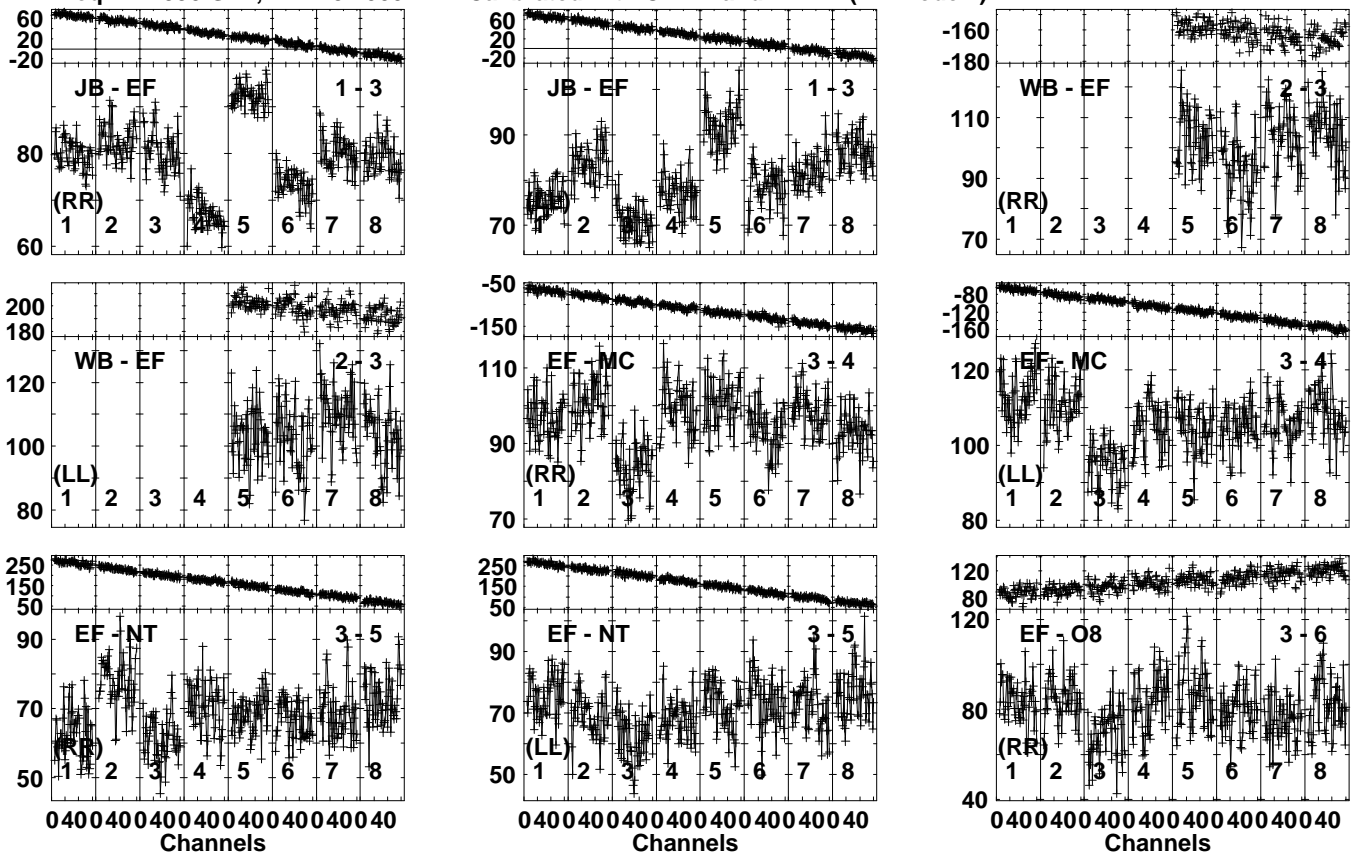


Lower frame: Milli Ampl Jy Top frame: Phas deg  
Vector averaged cross-power spectrum Several baselines displayed  
Timerange: 00/16:49:31 to 00/16:51:29

Plot file version 13 created 26-JUN-2023 11:06:11

SDSSJ0933+47 ES103H.UVDATA.1

Freq = 4.7990 GHz, Bw = 32.000 MH Calibrated with CL # 4 and BP # 1 (BP mode 1)

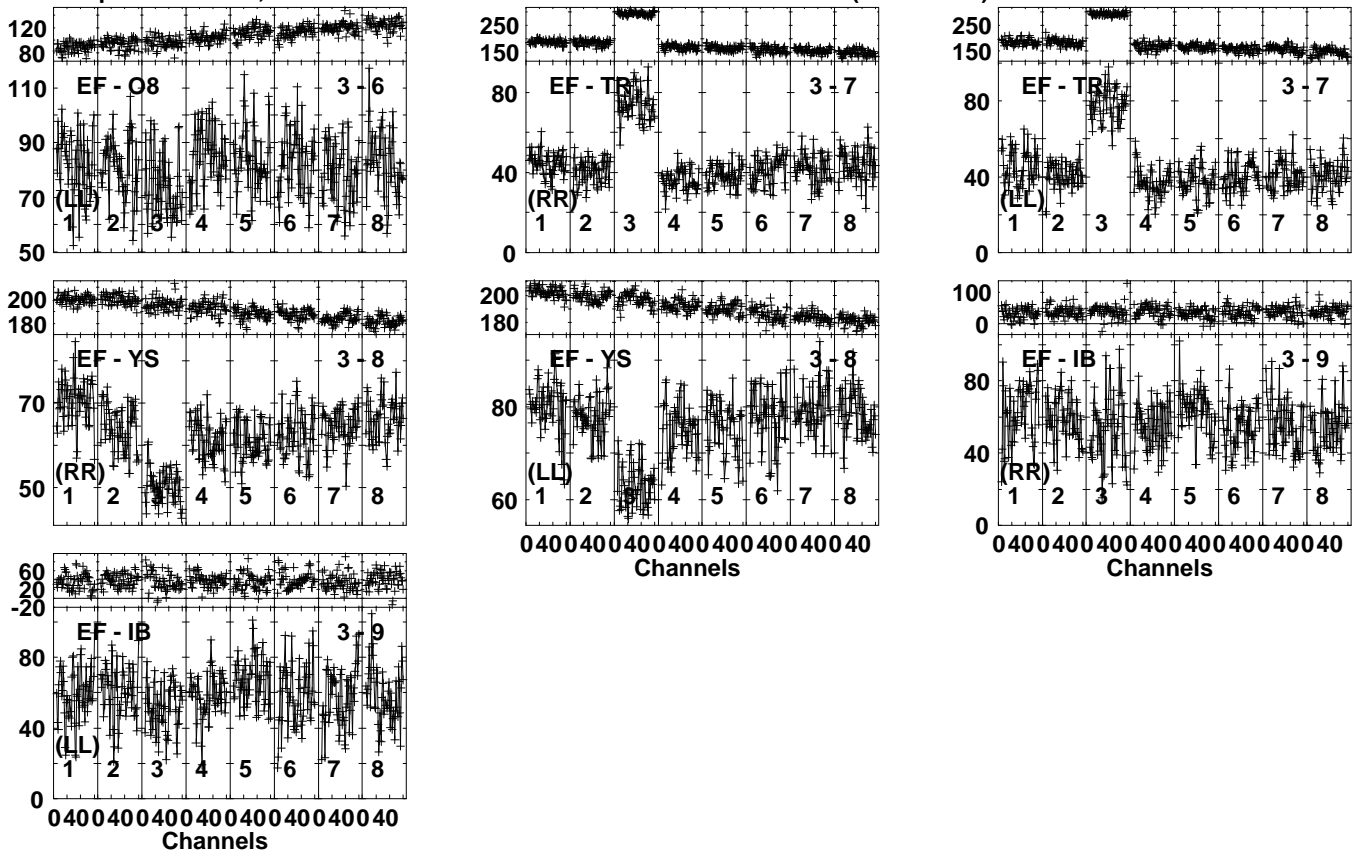


Lower frame: Milli Ampl Jy Top frame: Phas deg  
Vector averaged cross-power spectrum Several baselines displayed  
Timerange: 00/16:51:33 to 00/16:54:29

Plot file version 14 created 26-JUN-2023 11:06:11

SDSSJ0933+47 ES103H.UVDATA.1

Freq = 4.7990 GHz, Bw = 32.000 MH Calibrated with CL # 4 and BP # 1 (BP mode 1)

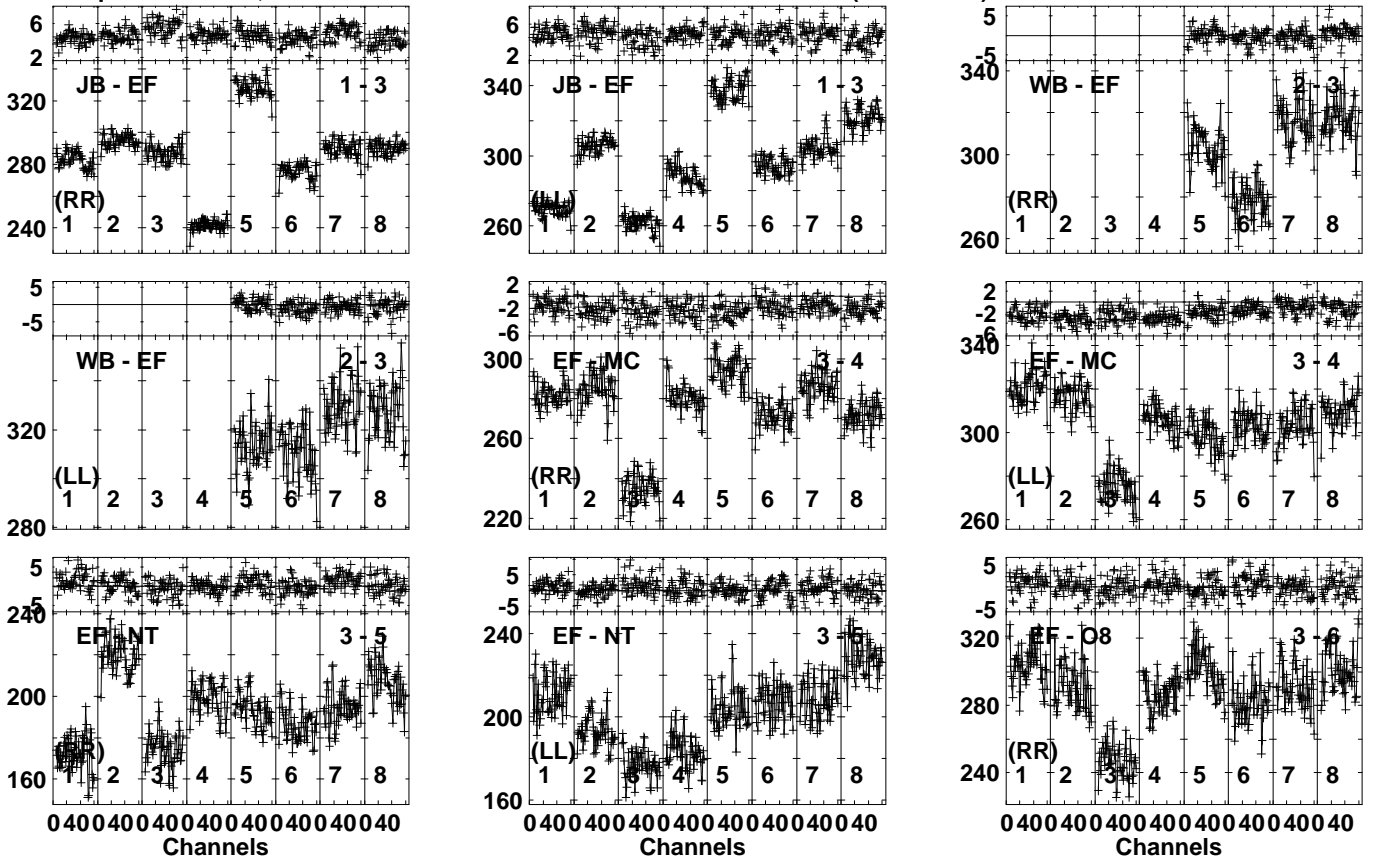


Lower frame: Milli Ampl Jy Top frame: Phas deg  
Vector averaged cross-power spectrum Several baselines displayed  
Timerange: 00/16:51:33 to 00/16:54:29

Plot file version 15 created 26-JUN-2023 11:06:11

J0934+4908 ES103H.UVDATA.1

Freq = 4.7990 GHz, Bw = 32.000 MH Calibrated with CL # 4 and BP # 1 (BP mode 1)

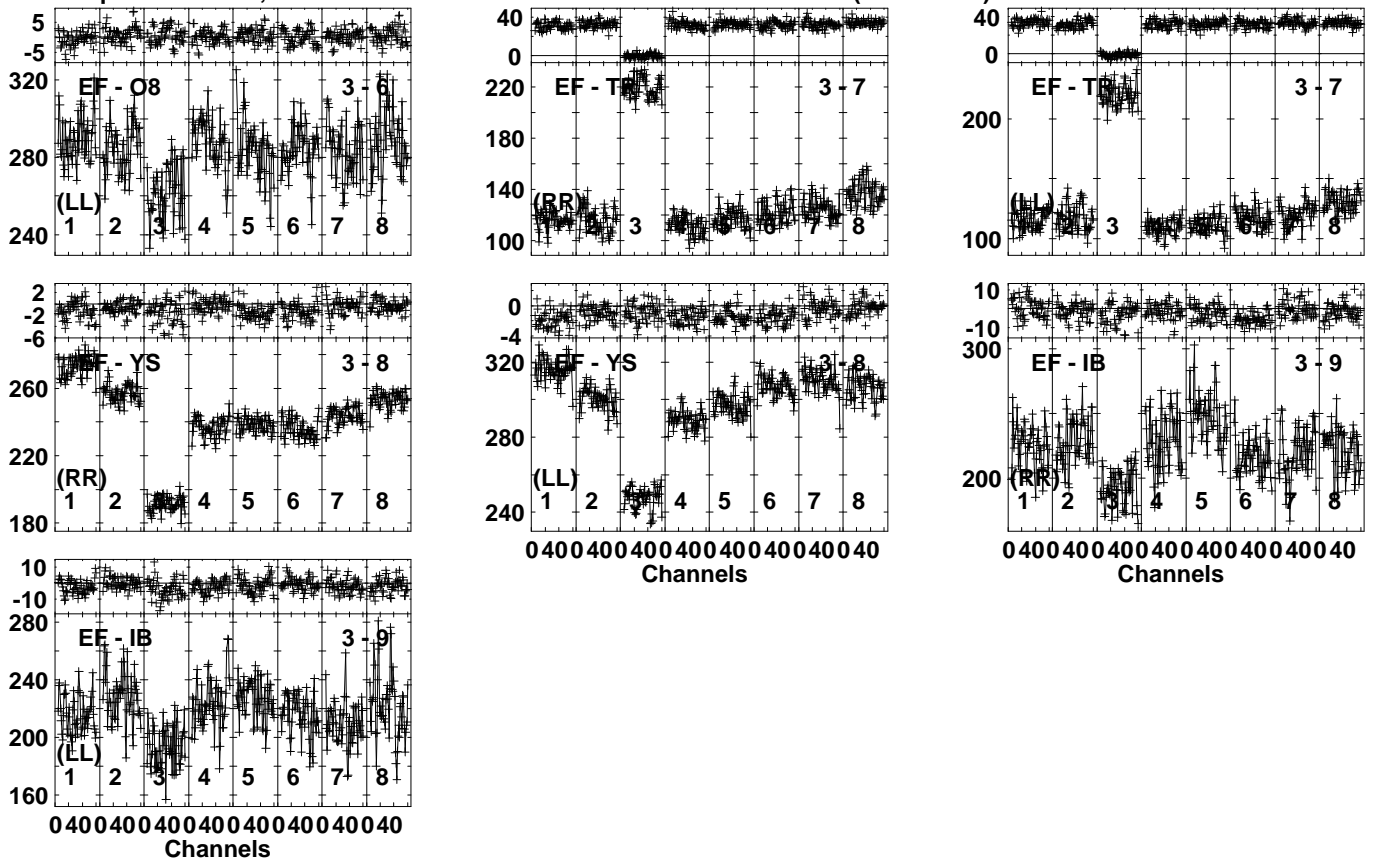


Lower frame: Milli Ampl Jy Top frame: Phas deg  
Vector averaged cross-power spectrum Several baselines displayed  
Timerange: 00/16:55:01 to 00/16:56:59

Plot file version 16 created 26-JUN-2023 11:06:12

J0934+4908 ES103H.UVDATA.1

Freq = 4.7990 GHz, Bw = 32.000 MH Calibrated with CL # 4 and BP # 1 (BP mode 1)



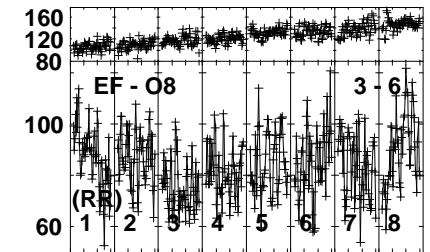
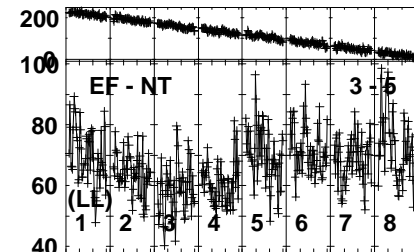
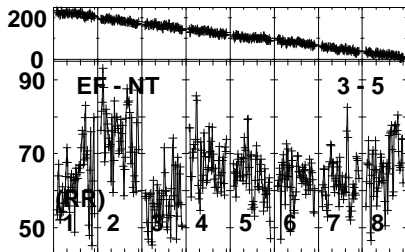
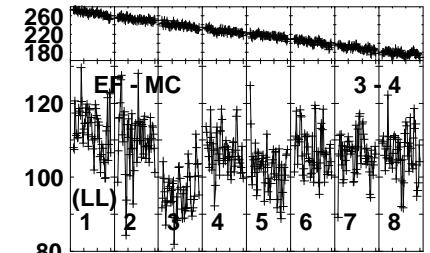
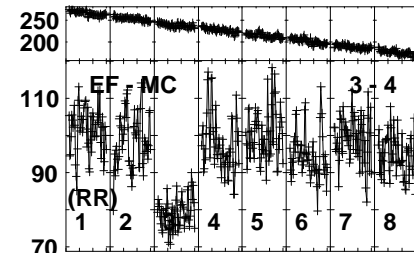
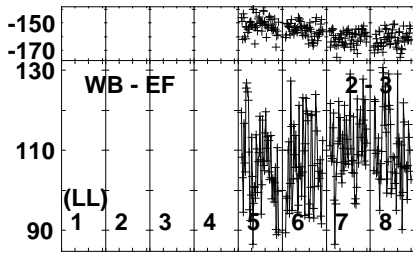
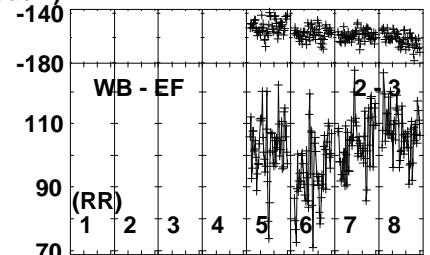
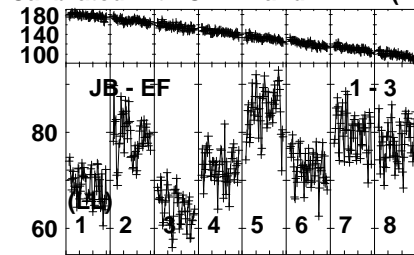
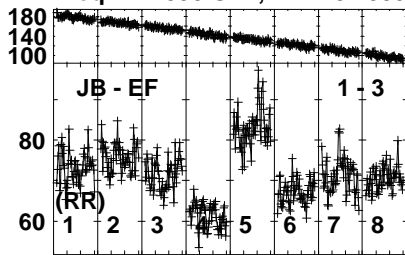
Lower frame: Milli Ampl Jy Top frame: Phas deg  
Vector averaged cross-power spectrum Several baselines displayed  
Timerange: 00/16:55:01 to 00/16:56:59



Plot file version 17 created 26-JUN-2023 11:06:12

SDSSJ0933+47 ES103H.UVDATA.1

Freq = 4.7990 GHz, Bw = 32.000 MH Calibrated with CL # 4 and BP # 1 (BP mode 1)



040040040040040040040040040040  
Channels

040040040040040040040040040040  
Channels

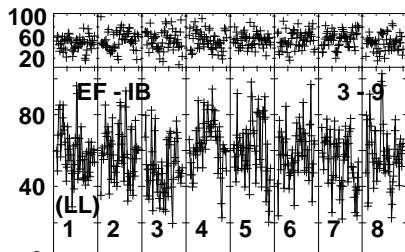
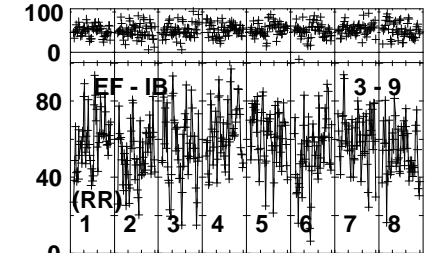
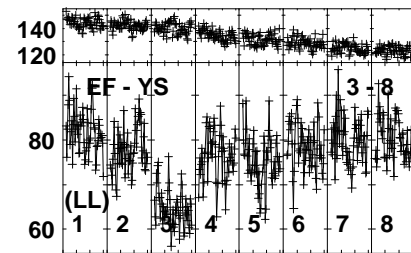
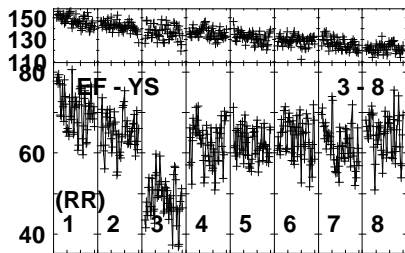
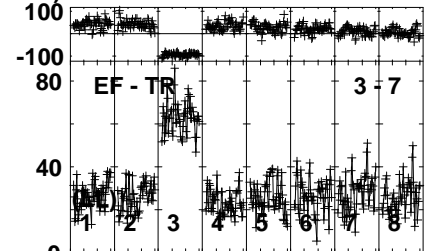
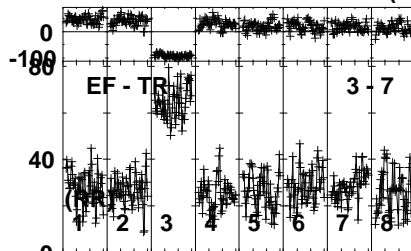
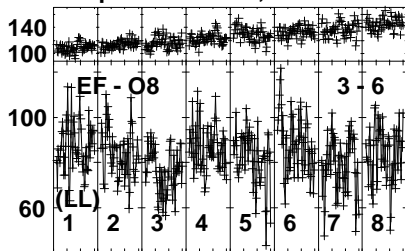
040040040040040040040040040040  
Channels

Lower frame: Milli Ampl Jy Top frame: Phas deg  
Vector averaged cross-power spectrum Several baselines displayed  
Timerange: 00/16:57:03 to 00/16:59:59

Plot file version 18 created 26-JUN-2023 11:06:12

SDSSJ0933+47 ES103H.UVDATA.1

Freq = 4.7990 GHz, Bw = 32.000 MH Calibrated with CL # 4 and BP # 1 (BP mode 1)



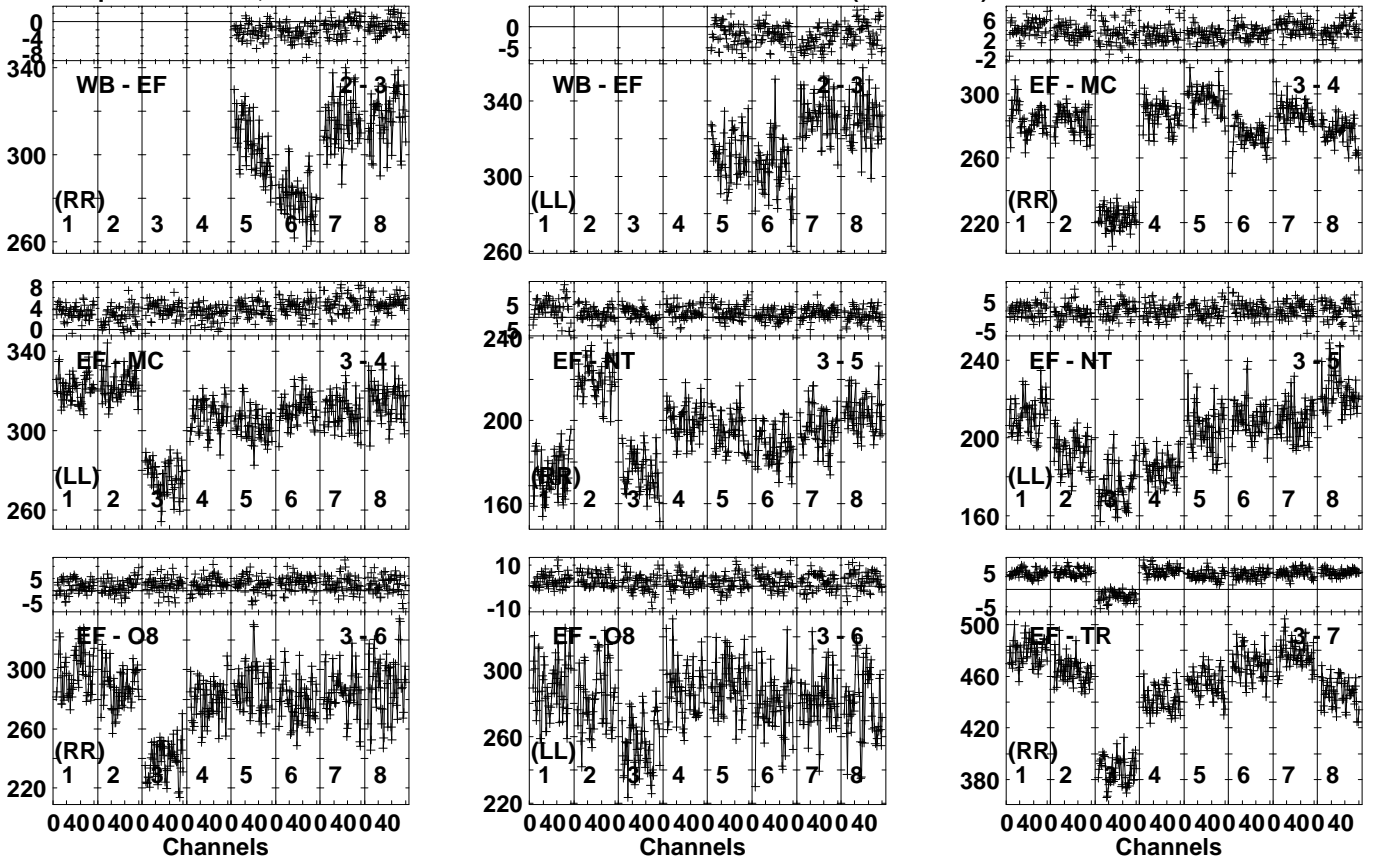
040040040040040040040040040  
Channels

Lower frame: Milli Ampl Jy Top frame: Phas deg  
Vector averaged cross-power spectrum Several baselines displayed  
Timerange: 00/16:57:03 to 00/16:59:59

Plot file version 19 created 26-JUN-2023 11:06:12

J0934+4908 ES103H.UVDATA.1

Freq = 4.7990 GHz, Bw = 32.000 MH Calibrated with CL # 4 and BP # 1 (BP mode 1)

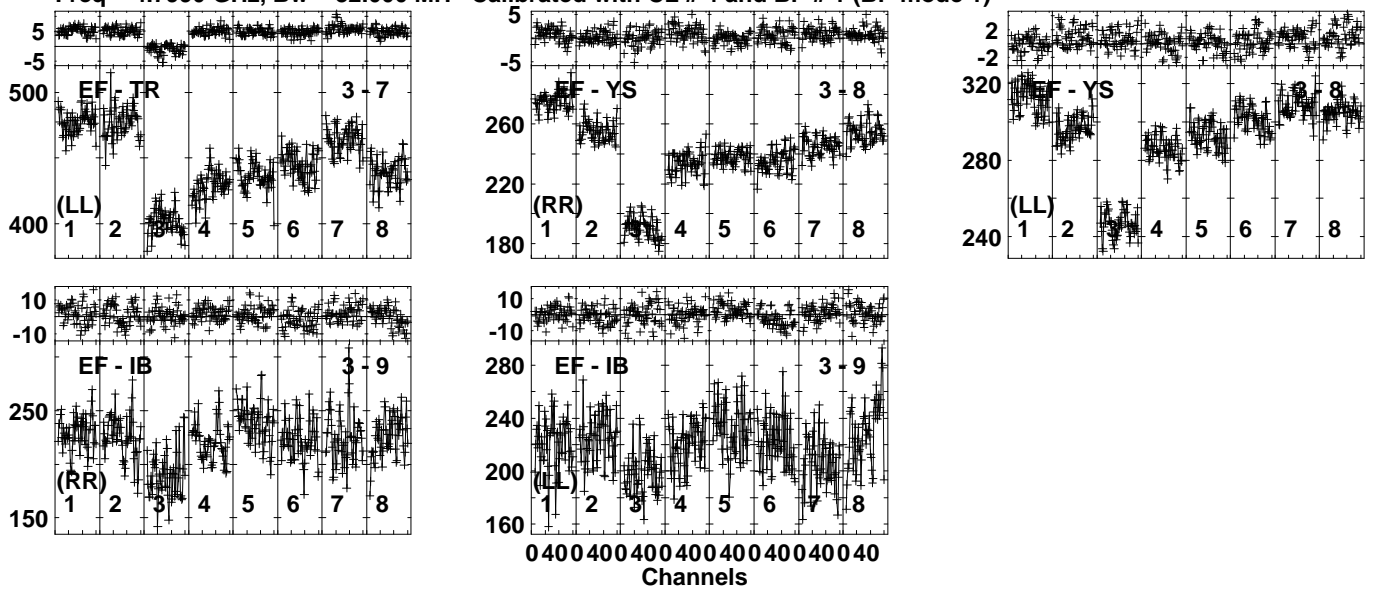


Lower frame: Milli Ampl Jy Top frame: Phas deg  
Vector averaged cross-power spectrum Several baselines displayed  
Timerange: 00/17:00:01 to 00/17:01:59

Plot file version 20 created 26-JUN-2023 11:06:12

J0934+4908 ES103H.UVDATA.1

Freq = 4.7990 GHz, Bw = 32.000 MH Calibrated with CL # 4 and BP # 1 (BP mode 1)



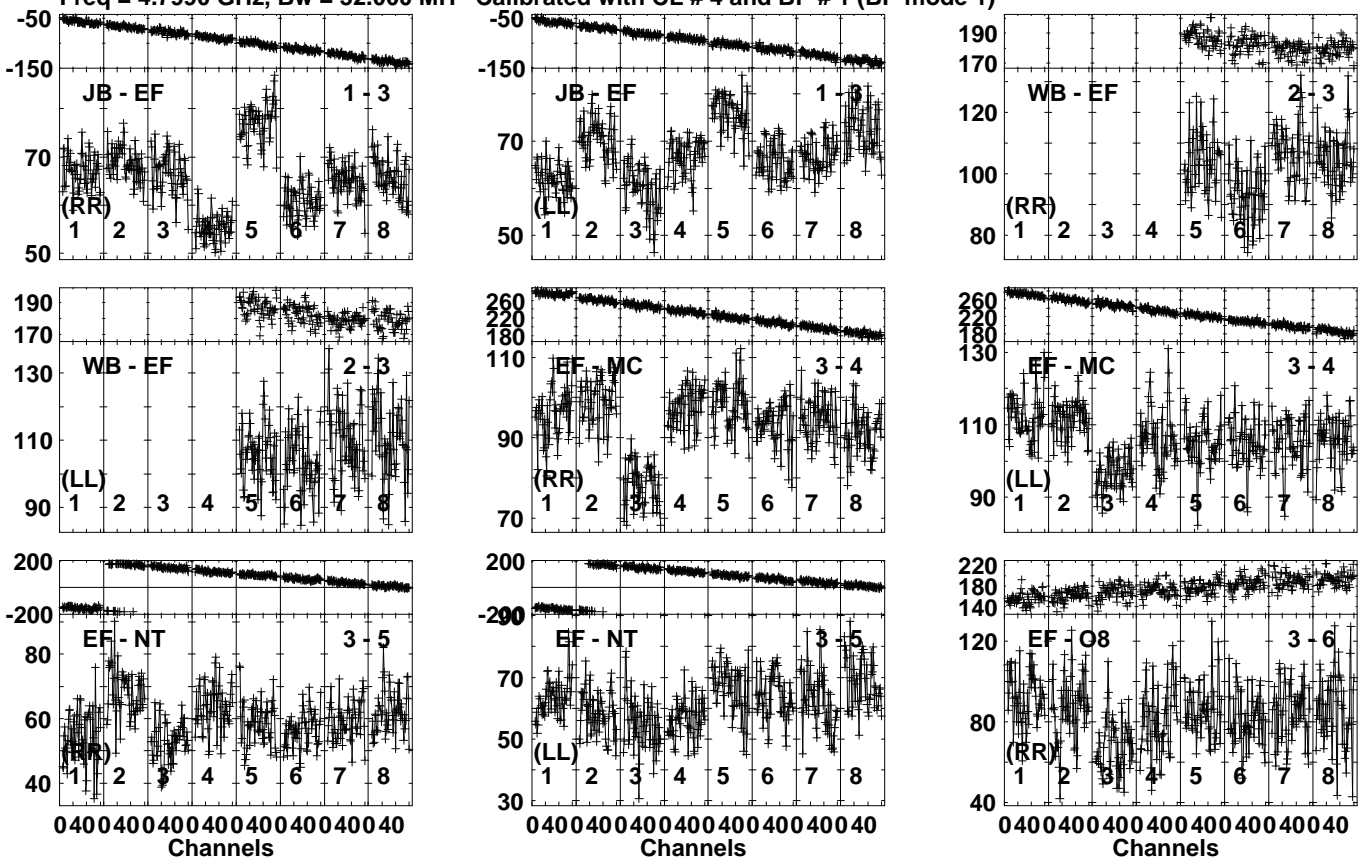
Lower frame: Milli Ampl Jy Top frame: Phas deg  
Vector averaged cross-power spectrum Several baselines displayed  
Timerange: 00/17:00:01 to 00/17:01:59

Plot file version 21 created 26-JUN-2023 11:06:12

SDSSJ0933+47 ES103H.UVDATA.1

Freq = 4.7990 GHz, Bw = 32.000 MH

Calibrated with CL # 4 and BP # 1 (BP mode 1)

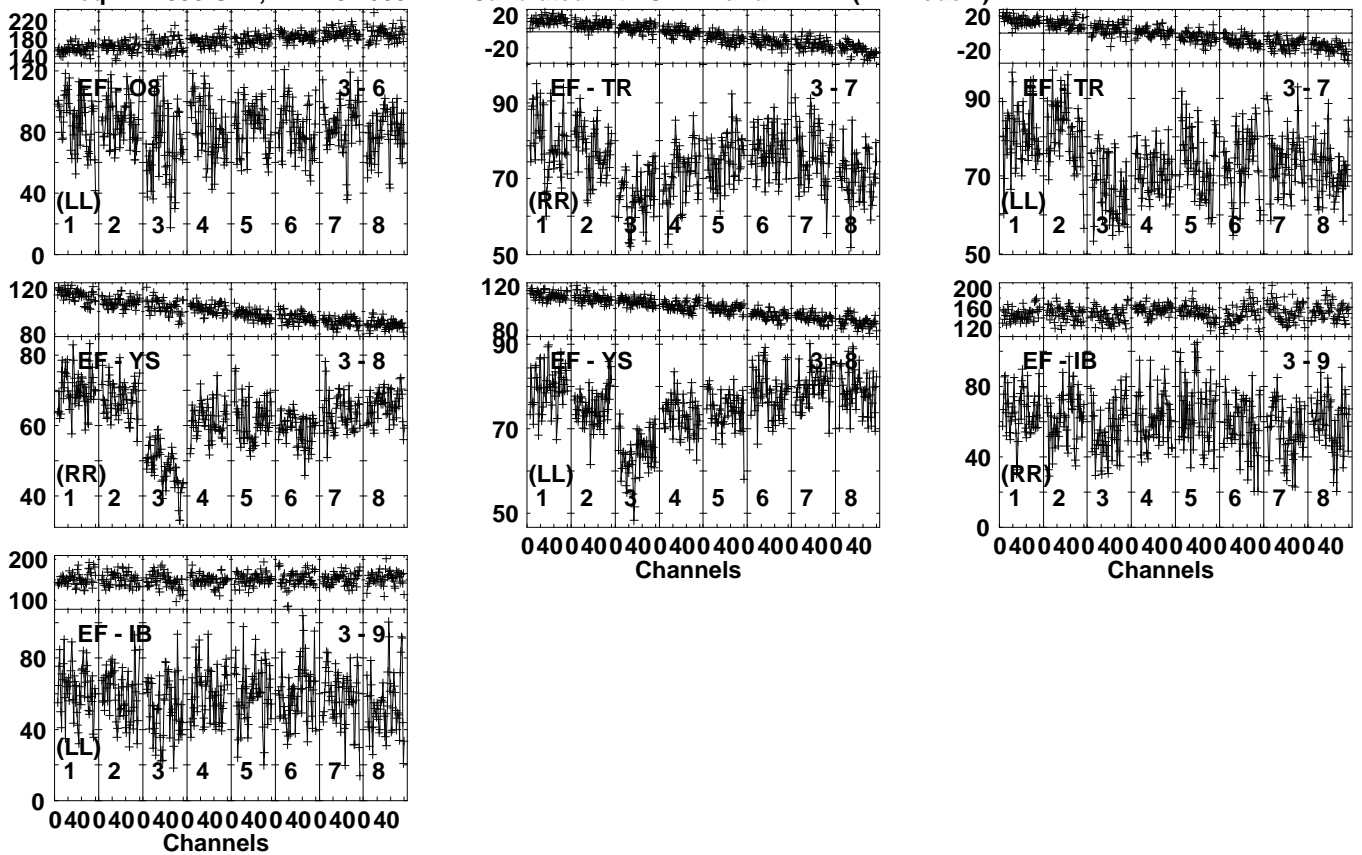


Lower frame: Milli Ampl Jy Top frame: Phas deg  
Vector averaged cross-power spectrum Several baselines displayed  
Timerange: 00/17:02:01 to 00/17:04:59

Plot file version 22 created 26-JUN-2023 11:06:12

SDSSJ0933+47 ES103H.UVDATA.1

Freq = 4.7990 GHz, Bw = 32.000 MH Calibrated with CL # 4 and BP # 1 (BP mode 1)

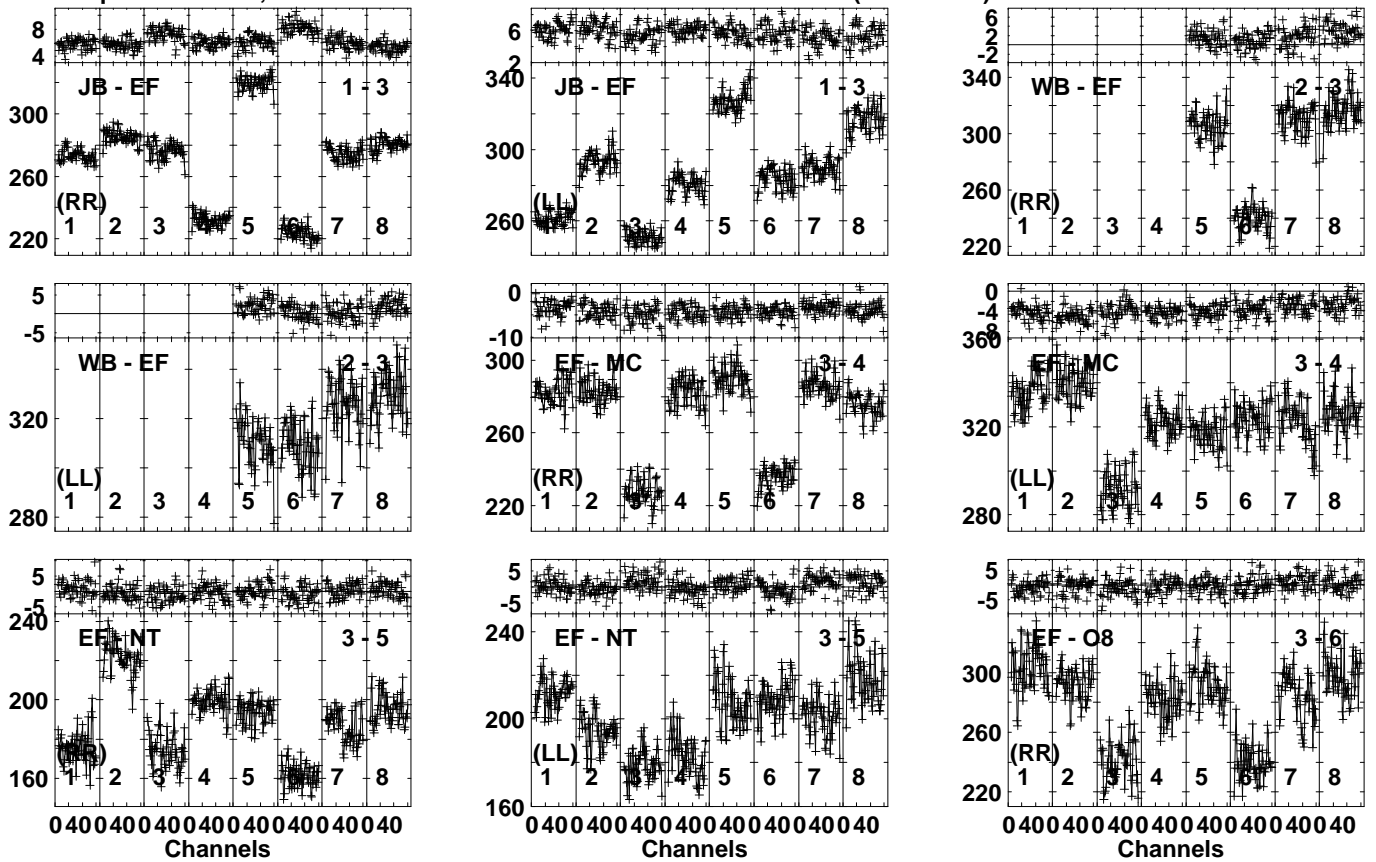


Lower frame: Milli Ampl Jy Top frame: Phas deg  
Vector averaged cross-power spectrum Several baselines displayed  
Timerange: 00/17:02:01 to 00/17:04:59

Plot file version 23 created 26-JUN-2023 11:06:12

J0934+4908 ES103H.UVDATA.1

Freq = 4.7990 GHz, Bw = 32.000 MH Calibrated with CL # 4 and BP # 1 (BP mode 1)



Lower frame: Milli Ampl Jy Top frame: Phas deg  
Vector averaged cross-power spectrum Several baselines displayed  
Timerange: 00:17:05:31 to 00:17:07:29

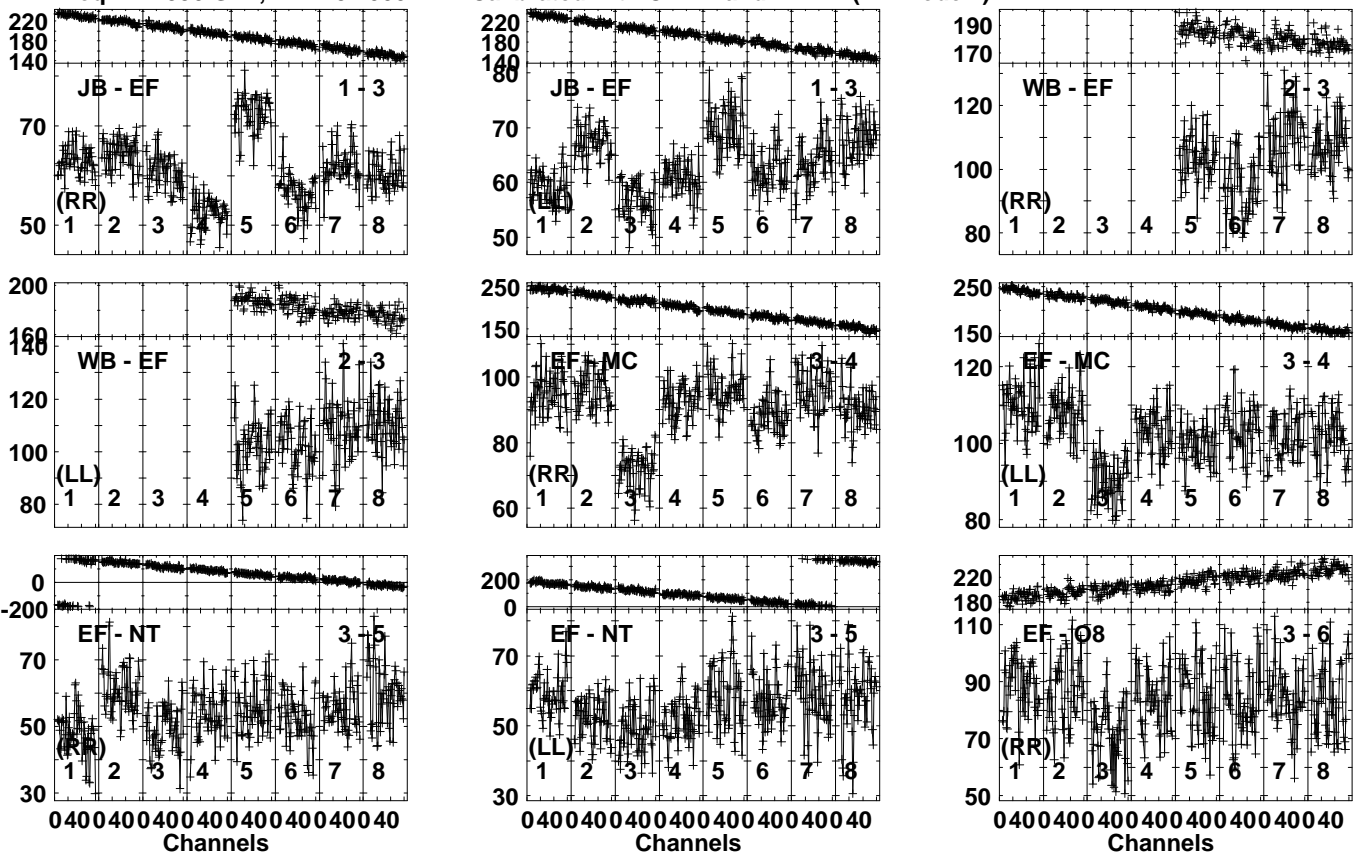




Plot file version 25 created 26-JUN-2023 11:06:13

SDSSJ0933+47 ES103H.UVDATA.1

Freq = 4.7990 GHz, Bw = 32.000 MH Calibrated with CL # 4 and BP # 1 (BP mode 1)

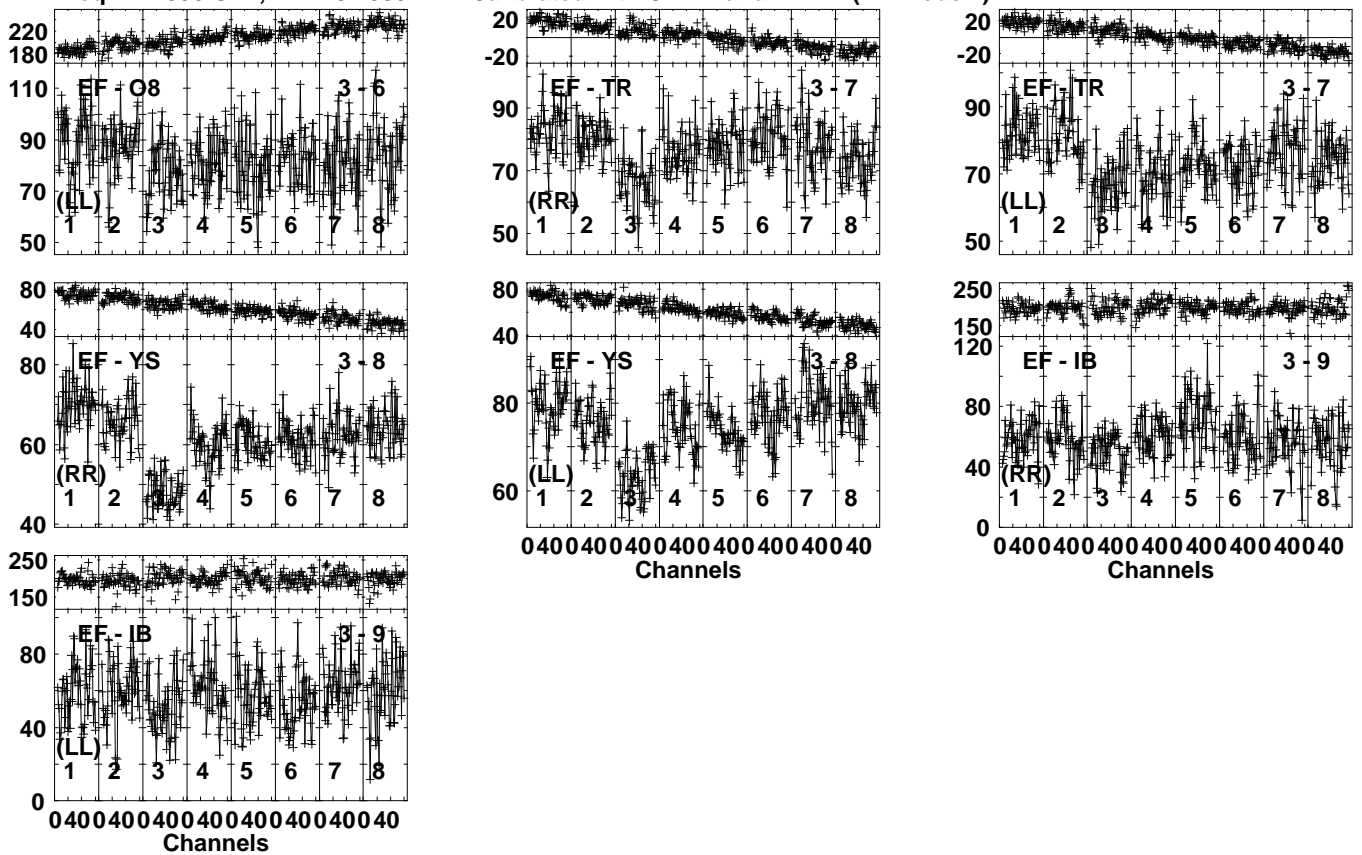


Lower frame: Milli Ampl Jy Top frame: Phas deg  
Vector averaged cross-power spectrum Several baselines displayed  
Timerange: 00/17:07:33 to 00/17:10:29

Plot file version 26 created 26-JUN-2023 11:06:13

SDSSJ0933+47 ES103H.UVDATA.1

Freq = 4.7990 GHz, Bw = 32.000 MH Calibrated with CL # 4 and BP # 1 (BP mode 1)

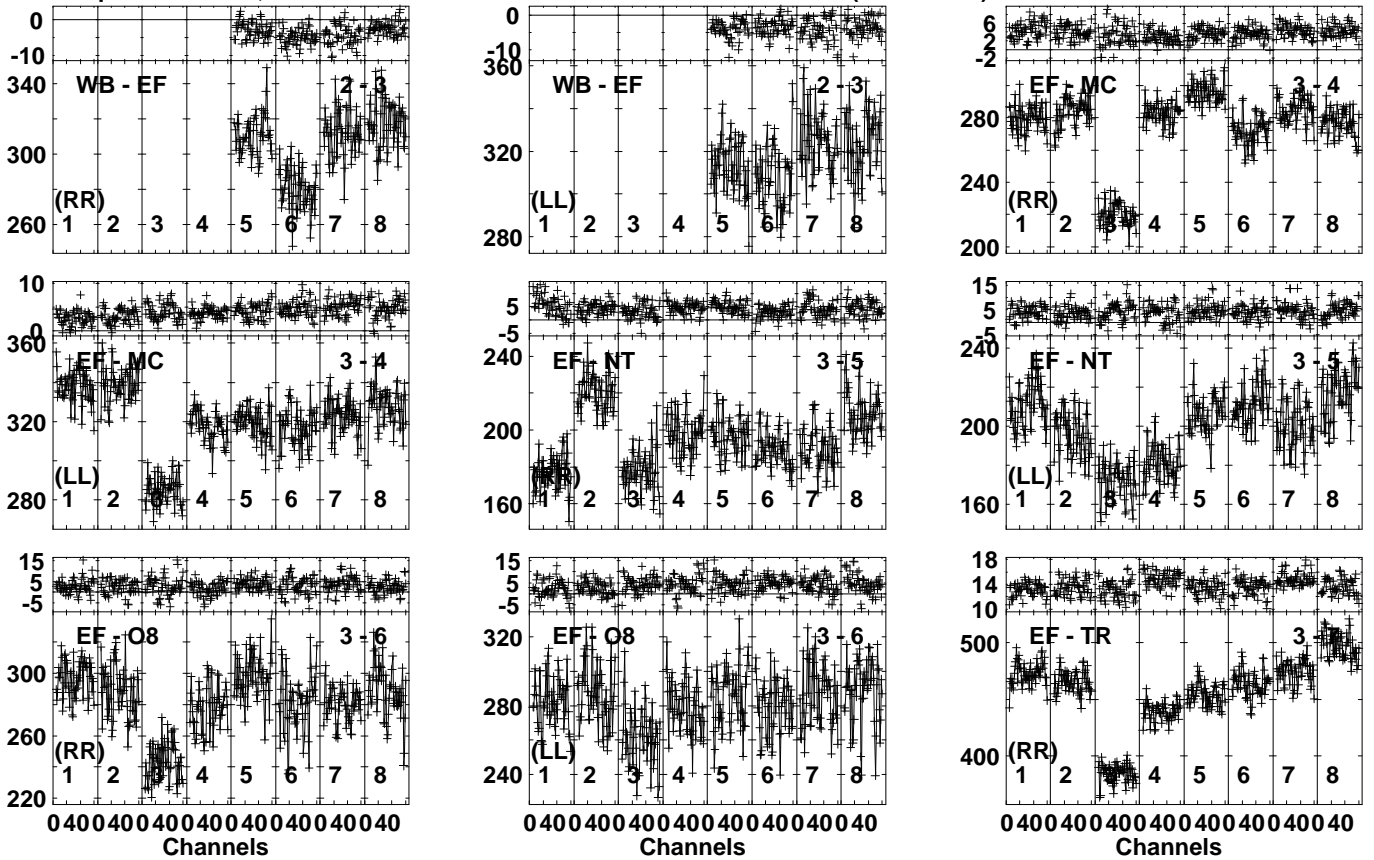


Lower frame: Milli Ampl Jy Top frame: Phas deg  
Vector averaged cross-power spectrum Several baselines displayed  
Timerange: 00/17:07:33 to 00/17:10:29

Plot file version 27 created 26-JUN-2023 11:06:13

J0934+4908 ES103H.UVDATA.1

Freq = 4.7990 GHz, Bw = 32.000 MH Calibrated with CL # 4 and BP # 1 (BP mode 1)

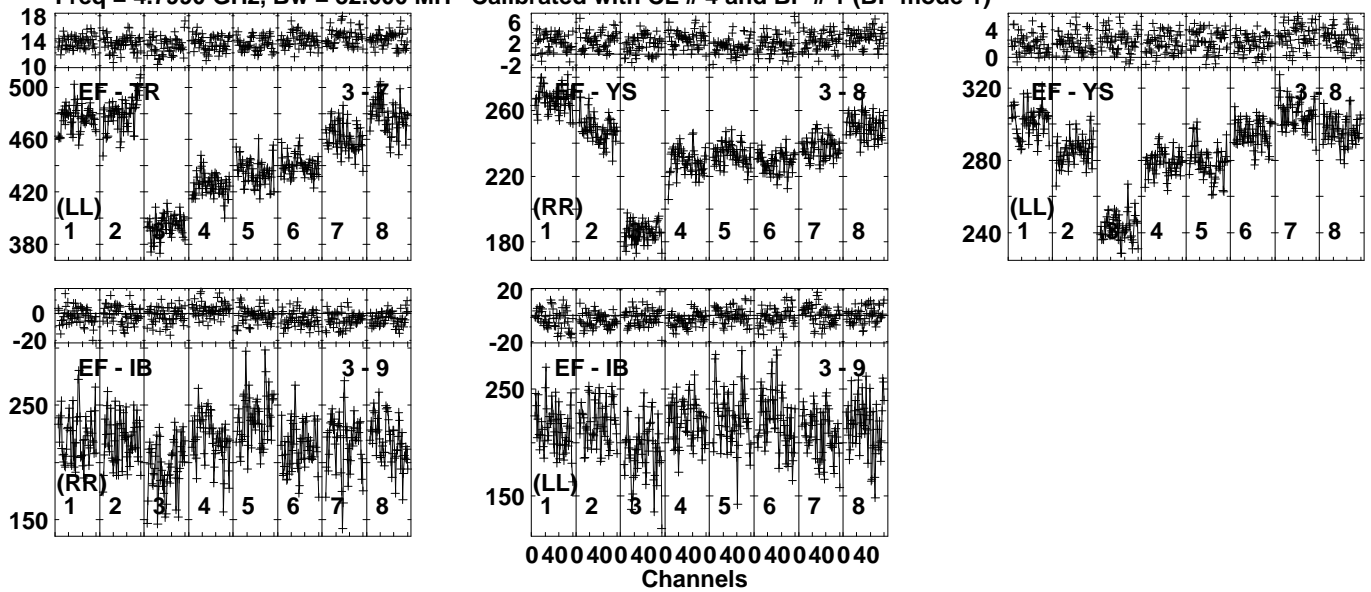


Lower frame: Milli Ampl Jy Top frame: Phas deg  
Vector averaged cross-power spectrum Several baselines displayed  
Timerange: 00/17:10:31 to 00/17:12:29

Plot file version 28 created 26-JUN-2023 11:06:13

J0934+4908 ES103H.UVDATA.1

Freq = 4.7990 GHz, Bw = 32.000 MH Calibrated with CL # 4 and BP # 1 (BP mode 1)

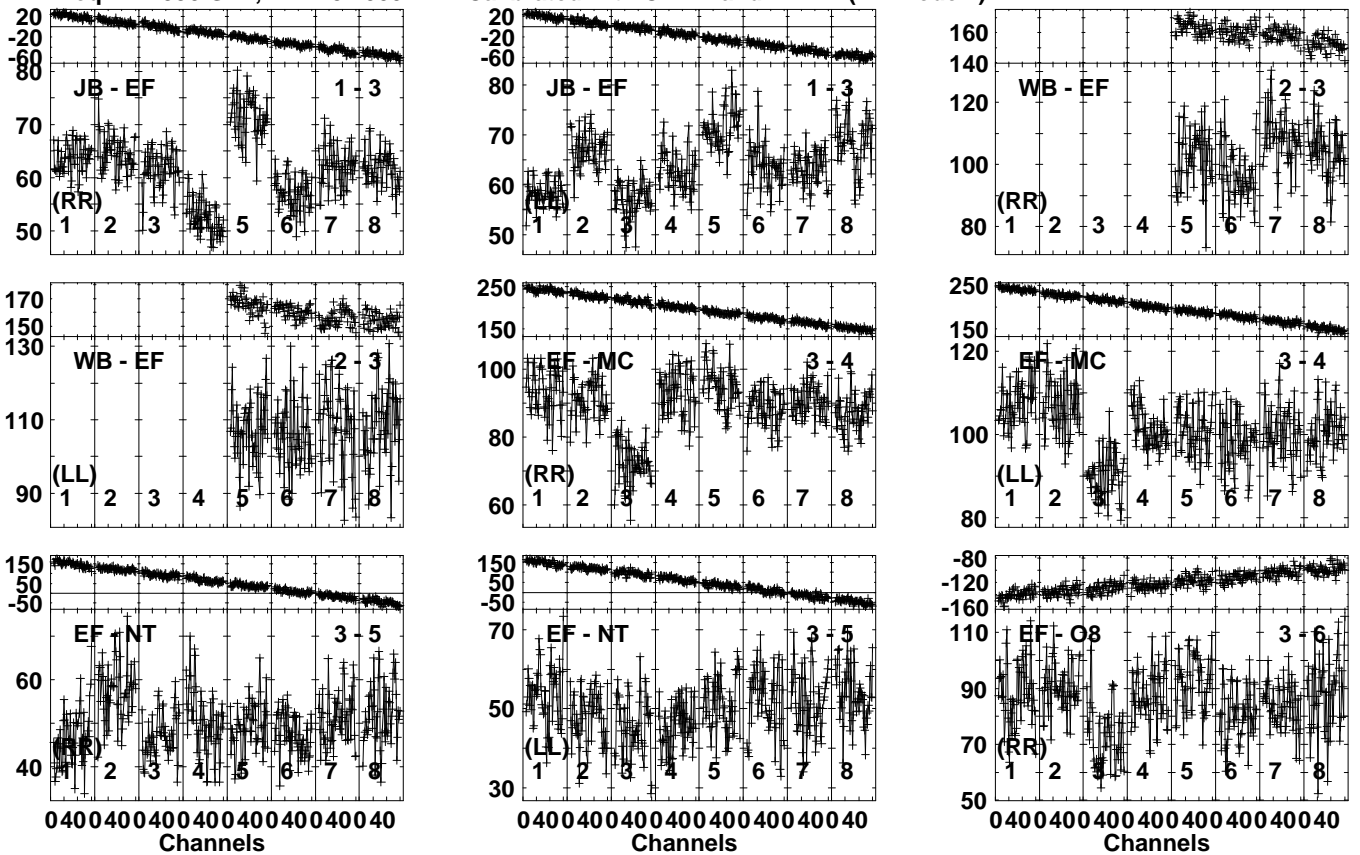


Lower frame: Milli Ampl Jy Top frame: Phas deg  
Vector averaged cross-power spectrum Several baselines displayed  
Timerange: 00/17:10:31 to 00/17:12:29

Plot file version 29 created 26-JUN-2023 11:06:13

SDSSJ0933+47 ES103H.UVDATA.1

Freq = 4.7990 GHz, Bw = 32.000 MH Calibrated with CL # 4 and BP # 1 (BP mode 1)

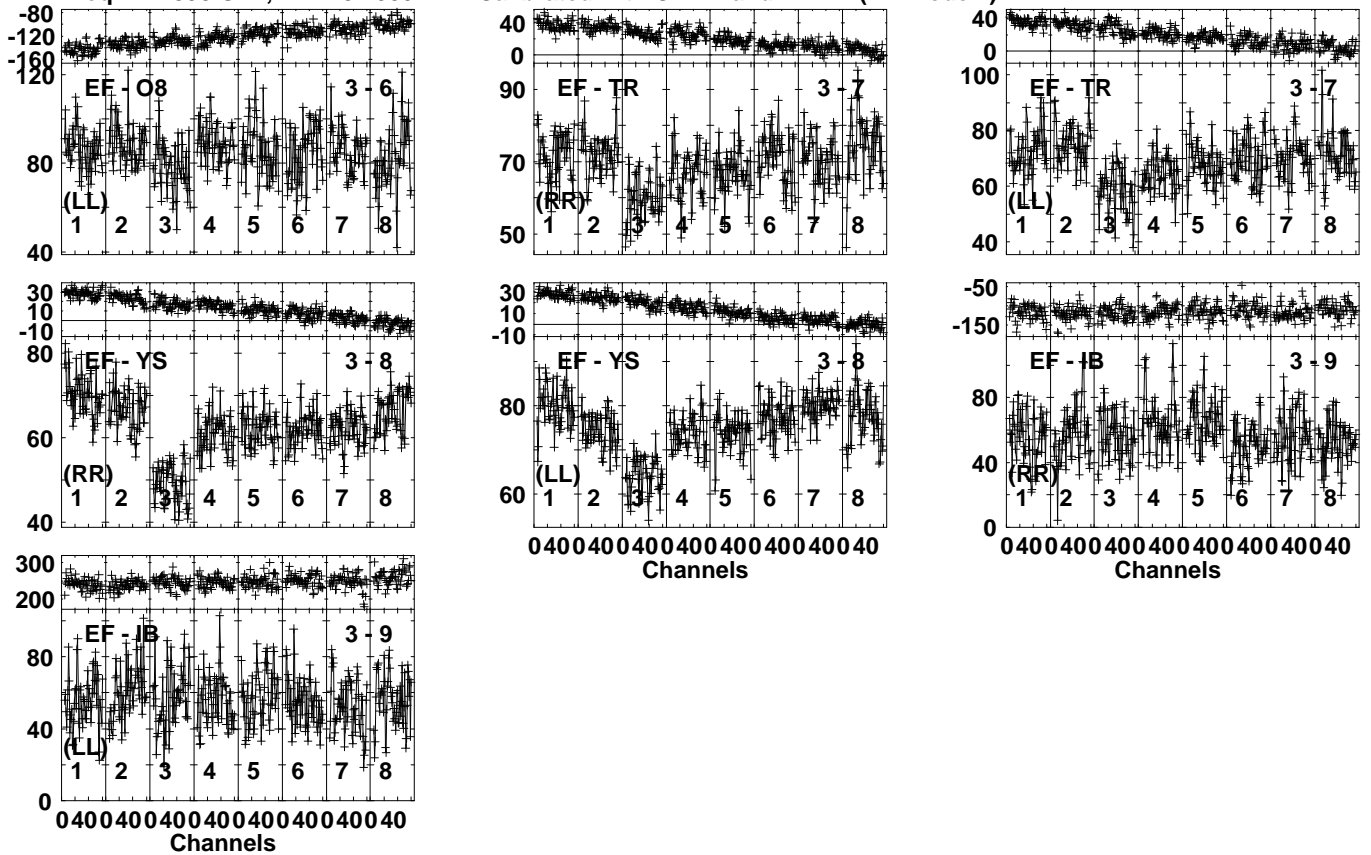


Lower frame: Milli Ampl Jy Top frame: Phas deg  
Vector averaged cross-power spectrum Several baselines displayed  
Timerange: 00/17:12:31 to 00/17:15:29

Plot file version 30 created 26-JUN-2023 11:06:13

SDSSJ0933+47 ES103H.UVDATA.1

Freq = 4.7990 GHz, Bw = 32.000 MH Calibrated with CL # 4 and BP # 1 (BP mode 1)

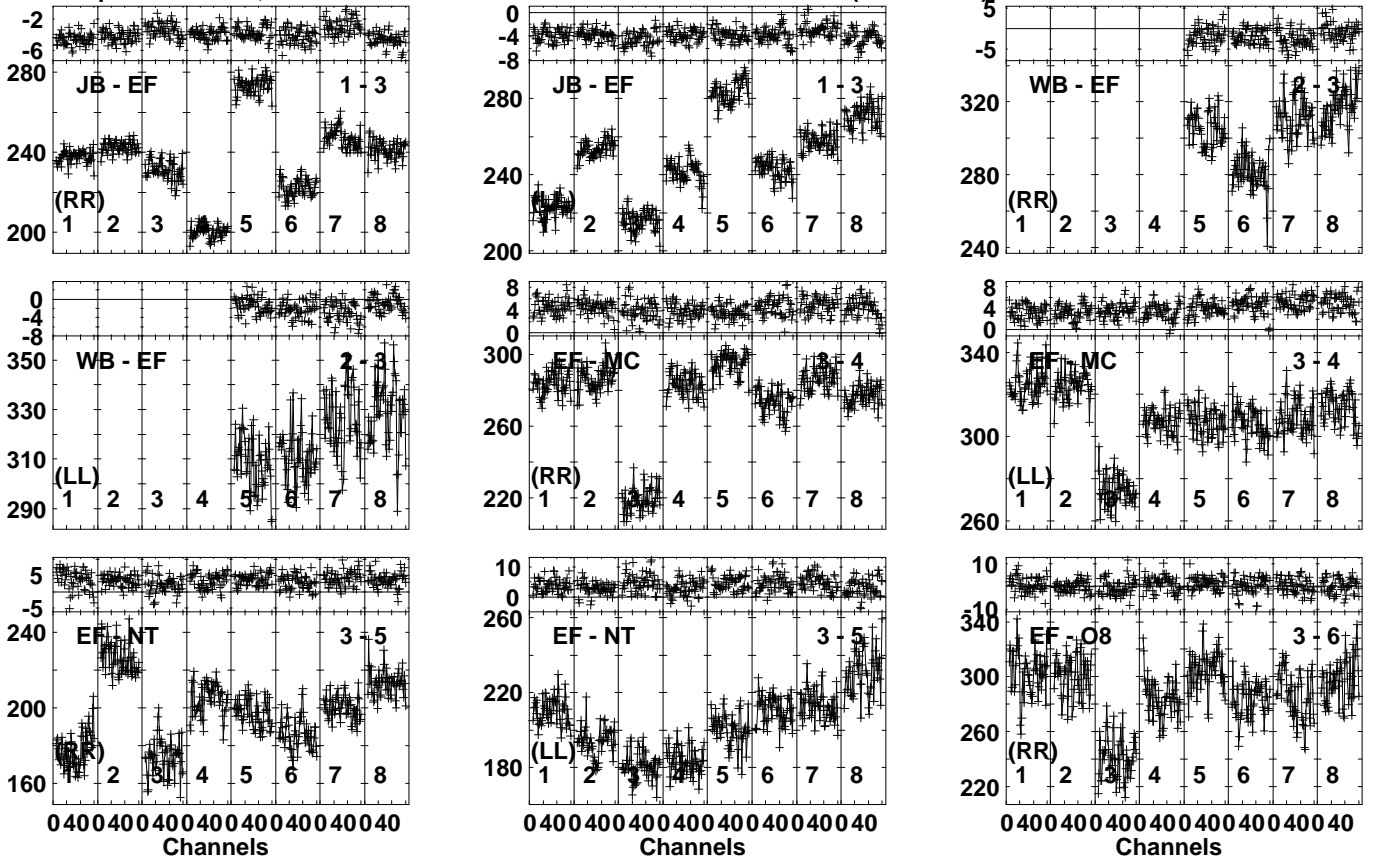


Lower frame: Milli Ampl Jy Top frame: Phas deg  
Vector averaged cross-power spectrum Several baselines displayed  
Timerange: 00/17:12:31 to 00/17:15:29

Plot file version 31 created 26-JUN-2023 11:06:14

J0934+4908 ES103H.UVDATA.1

Freq = 4.7990 GHz, Bw = 32.000 MH Calibrated with CL # 4 and BP # 1 (BP mode 1)

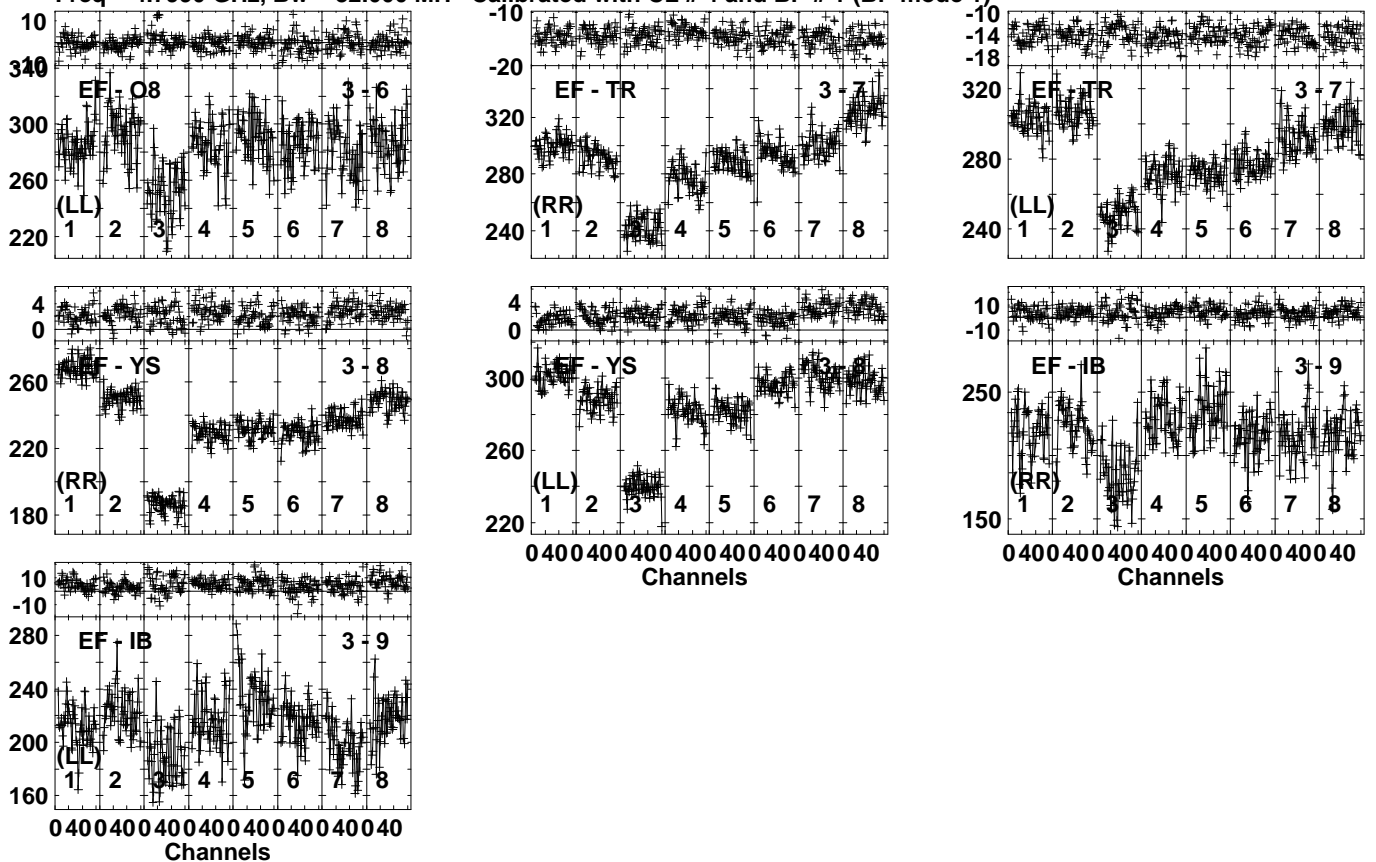


Lower frame: Milli Ampl Jy Top frame: Phas deg  
Vector averaged cross-power spectrum Several baselines displayed  
Timerange: 00:17:16:01 to 00:17:17:59

Plot file version 32 created 26-JUN-2023 11:06:14

J0934+4908 ES103H.UVDATA.1

Freq = 4.7990 GHz, Bw = 32.000 MH Calibrated with CL # 4 and BP # 1 (BP mode 1)



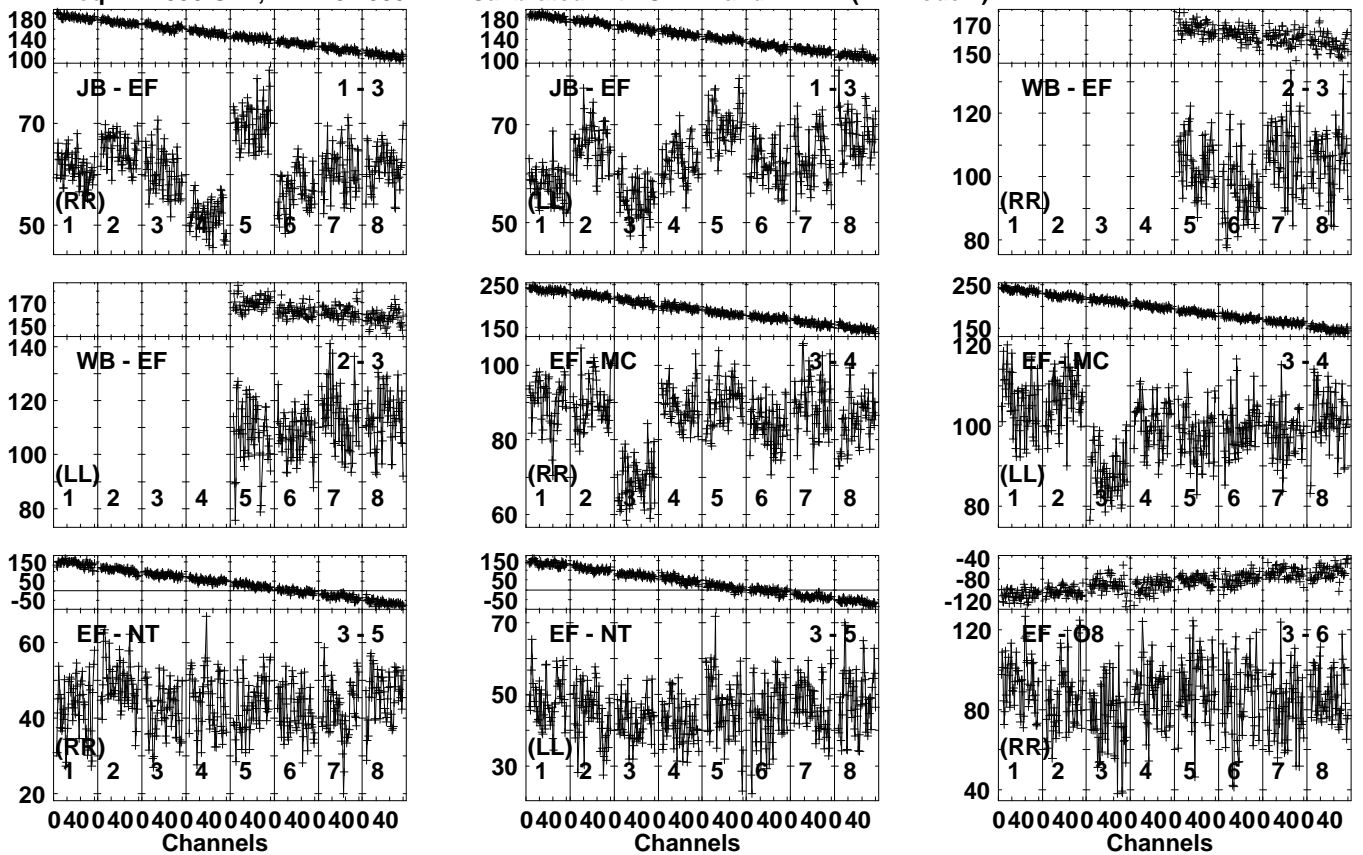
Lower frame: Milli Ampl Jy Top frame: Phas deg  
Vector averaged cross-power spectrum Several baselines displayed  
Timerange: 00/17:16:01 to 00/17:17:59



Plot file version 33 created 26-JUN-2023 11:06:14

SDSSJ0933+47 ES103H.UVDATA.1

Freq = 4.7990 GHz, Bw = 32.000 MH Calibrated with CL # 4 and BP # 1 (BP mode 1)

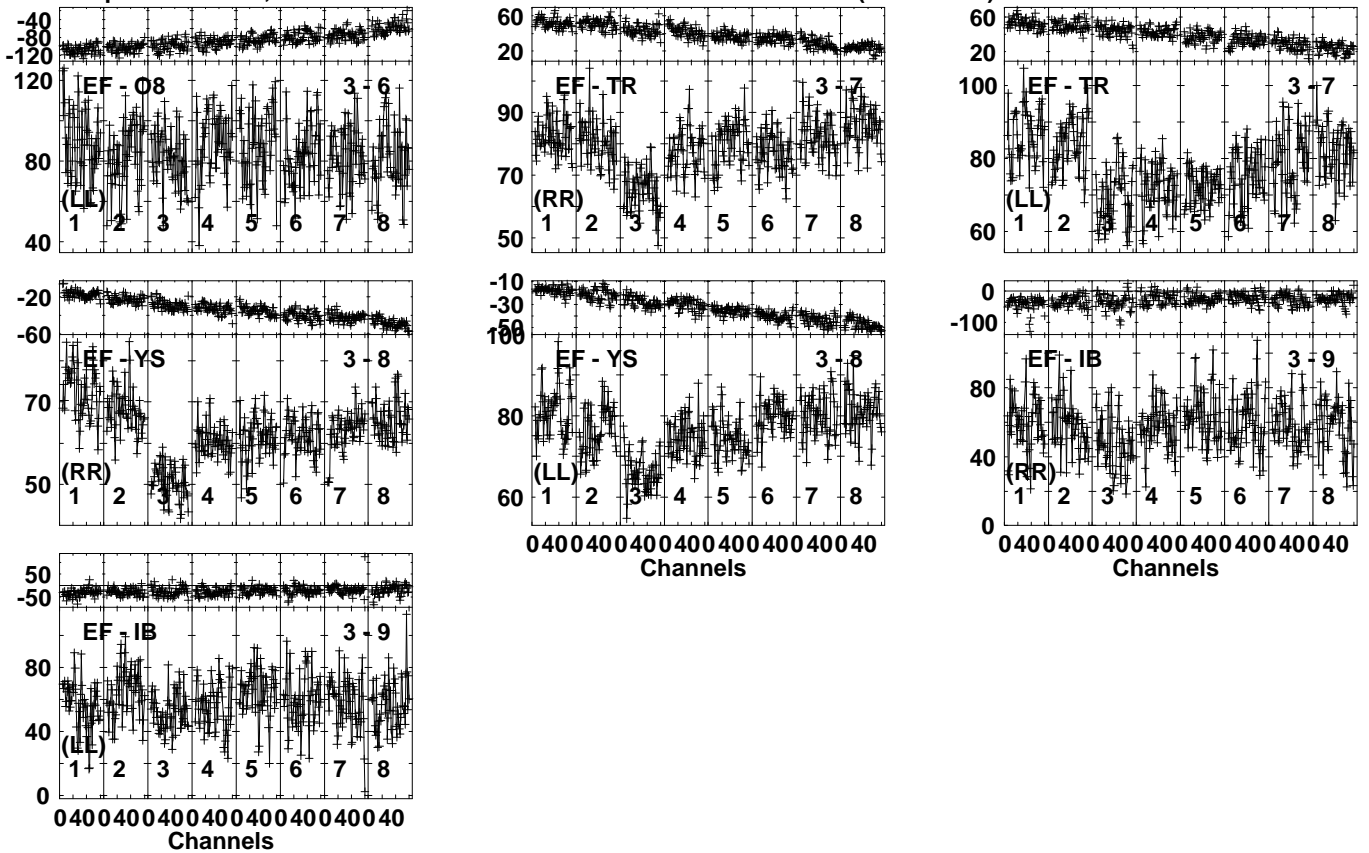


Lower frame: Milli Ampl Jy Top frame: Phas deg  
Vector averaged cross-power spectrum Several baselines displayed  
Timerange: 00/17:18:03 to 00/17:20:59

Plot file version 34 created 26-JUN-2023 11:06:14

SDSSJ0933+47 ES103H.UVDATA.1

Freq = 4.7990 GHz, Bw = 32.000 MH Calibrated with CL # 4 and BP # 1 (BP mode 1)



Lower frame: Milli Ampl Jy Top frame: Phas deg

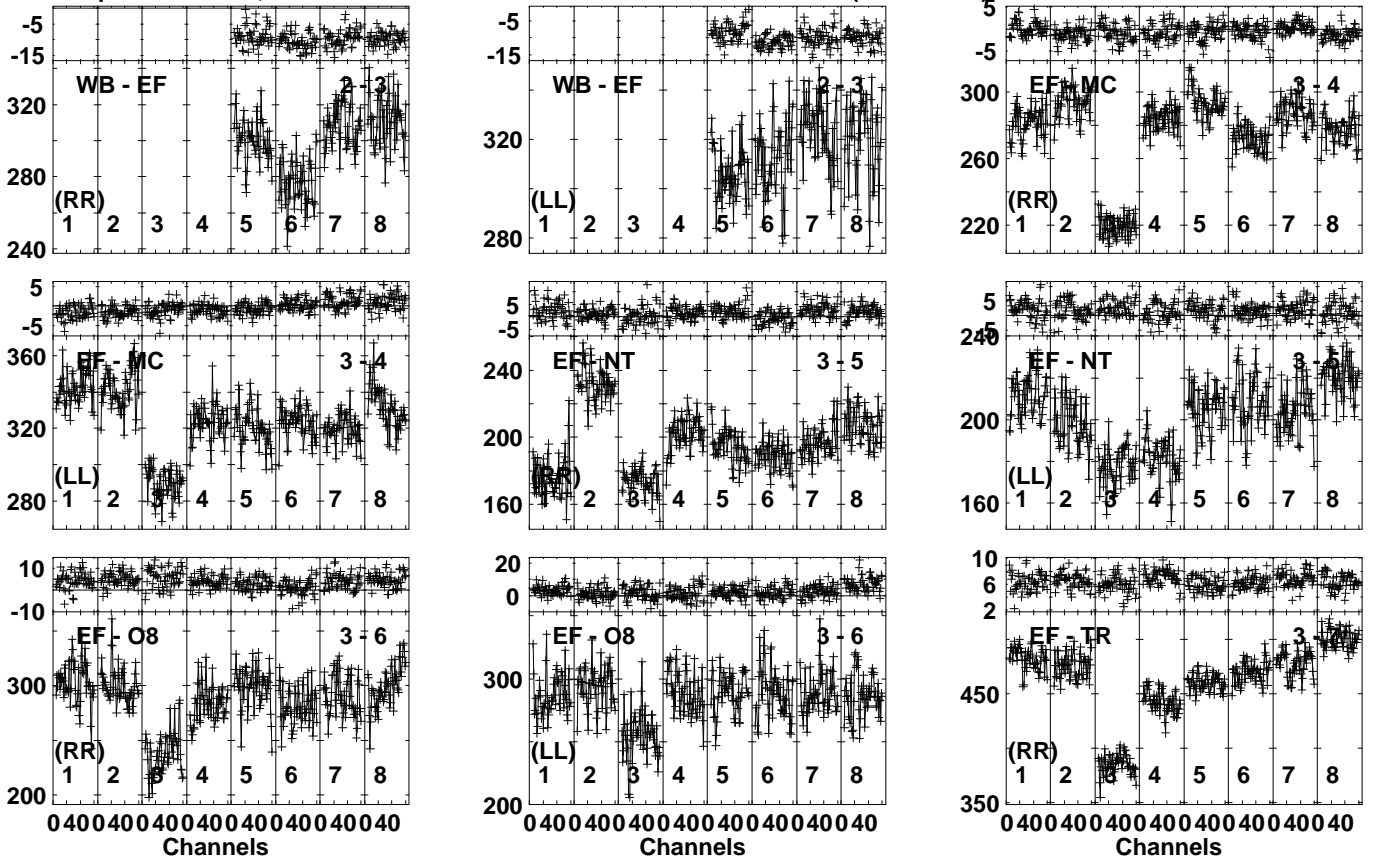
Vector averaged cross-power spectrum Several baselines displayed

Timerange: 00/17:18:03 to 00/17:20:59

Plot file version 35 created 26-JUN-2023 11:06:14

J0934+4908 ES103H.UVDATA.1

Freq = 4.7990 GHz, Bw = 32.000 MH Calibrated with CL # 4 and BP # 1 (BP mode 1)

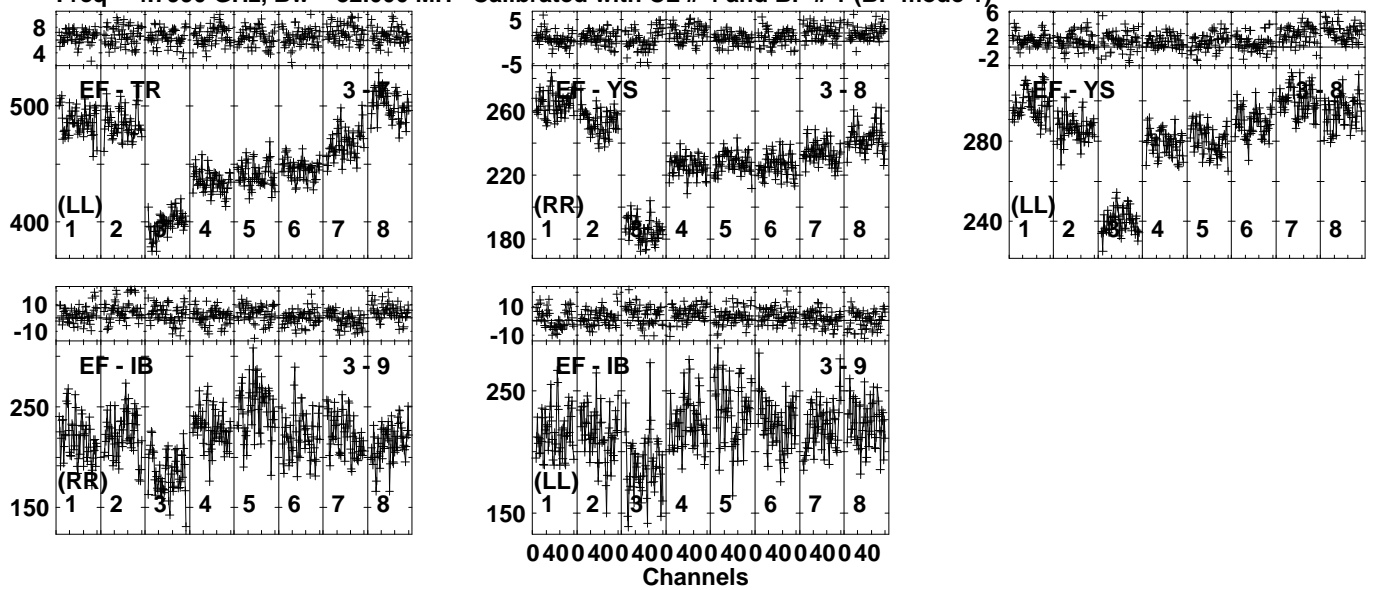


Lower frame: Milli Ampl Jy Top frame: Phas deg  
Vector averaged cross-power spectrum Several baselines displayed  
Timerange: 00/17:21:01 to 00/17:22:59

Plot file version 36 created 26-JUN-2023 11:06:14

J0934+4908 ES103H.UVDATA.1

Freq = 4.7990 GHz, Bw = 32.000 MH Calibrated with CL # 4 and BP # 1 (BP mode 1)

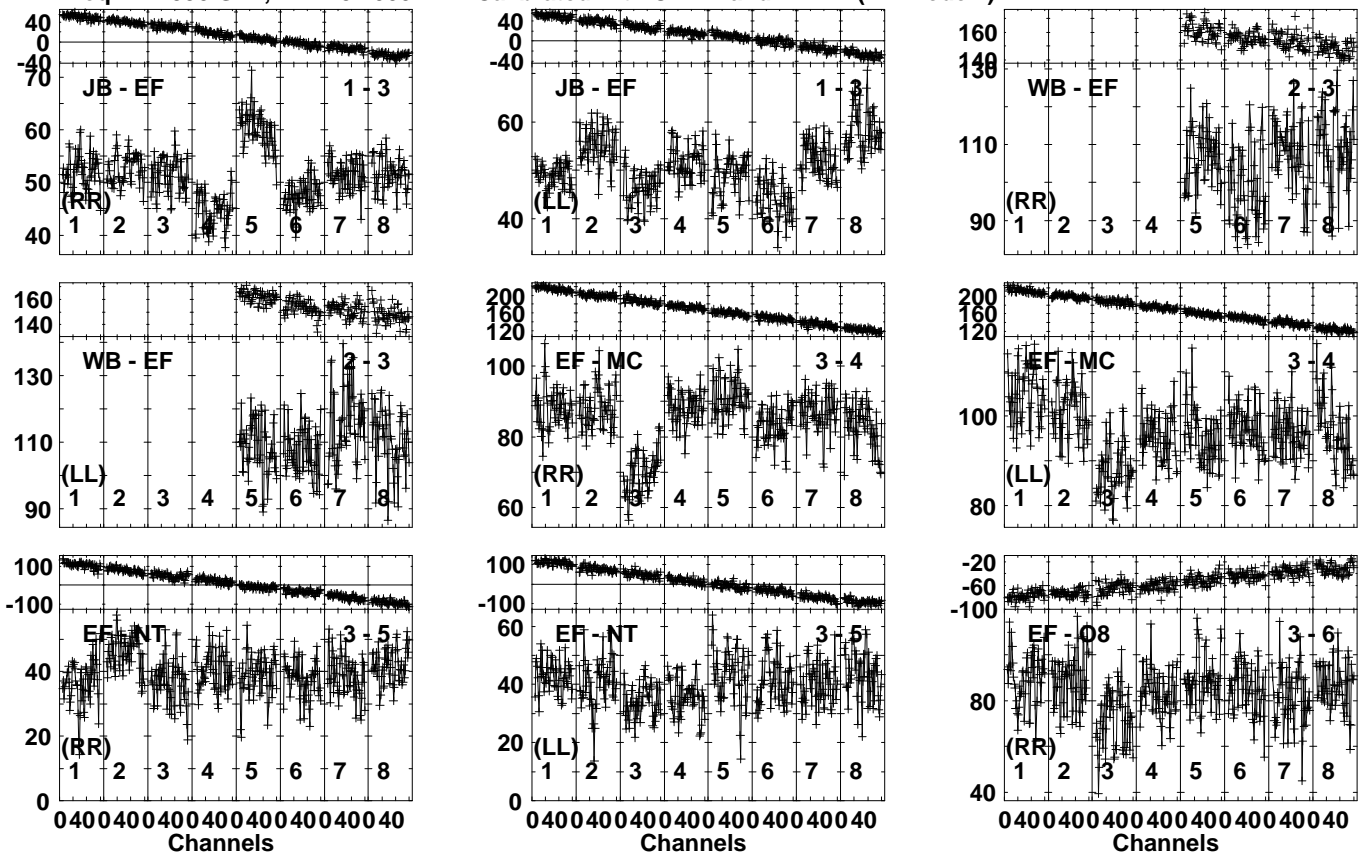


Lower frame: Milli Ampl Jy Top frame: Phas deg  
Vector averaged cross-power spectrum Several baselines displayed  
Timerange: 00/17:21:01 to 00/17:22:59

Plot file version 37 created 26-JUN-2023 11:06:14

SDSSJ0933+47 ES103H.UVDATA.1

Freq = 4.7990 GHz, Bw = 32.000 MH Calibrated with CL # 4 and BP # 1 (BP mode 1)



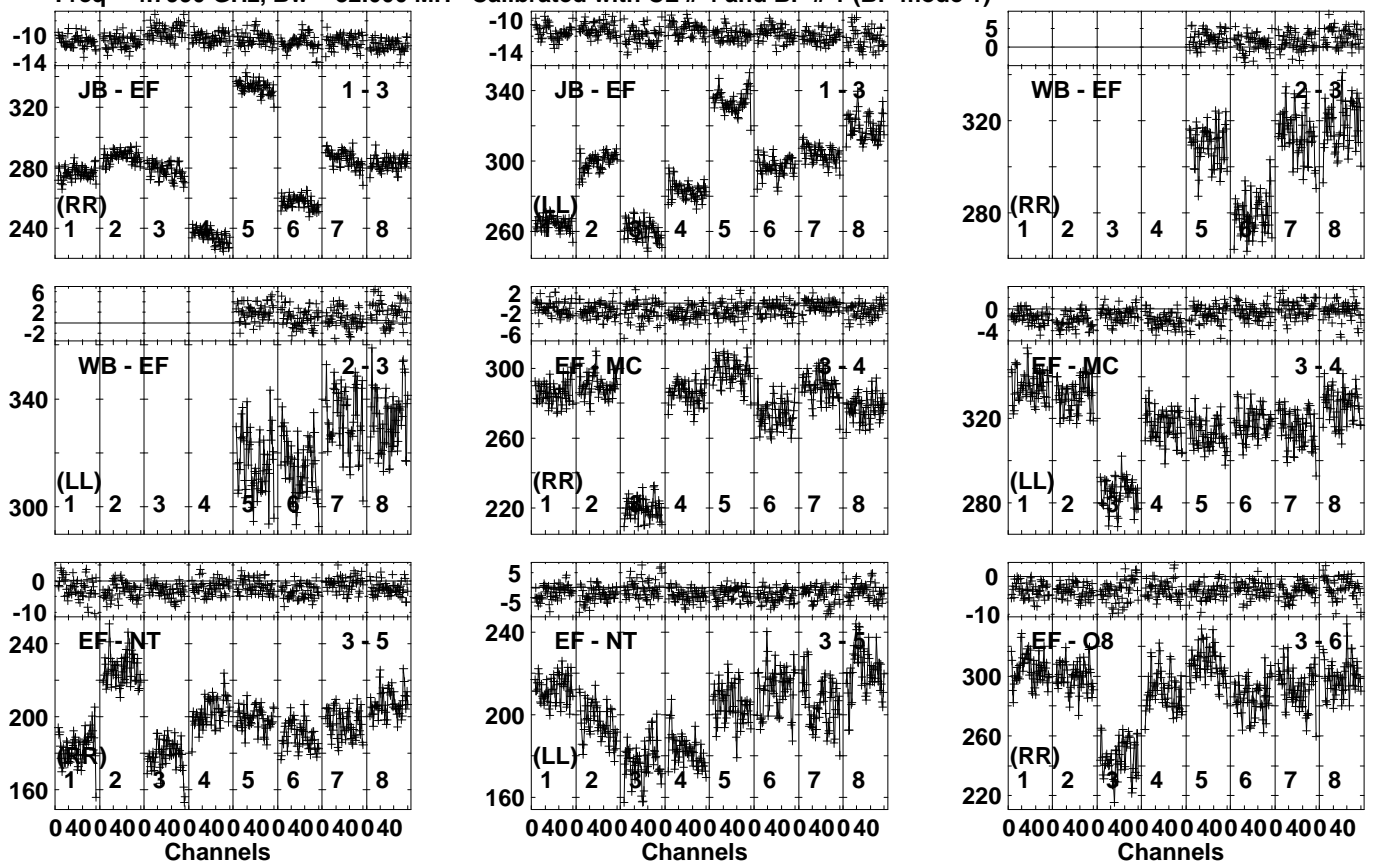
Lower frame: Milli Ampl Jy Top frame: Phas deg  
Vector averaged cross-power spectrum Several baselines displayed  
Timerange: 00/17:23:01 to 00/17:25:59



Plot file version 39 created 26-JUN-2023 11:06:15

J0934+4908 ES103H.UVDATA.1

Freq = 4.7990 GHz, Bw = 32.000 MH Calibrated with CL # 4 and BP # 1 (BP mode 1)

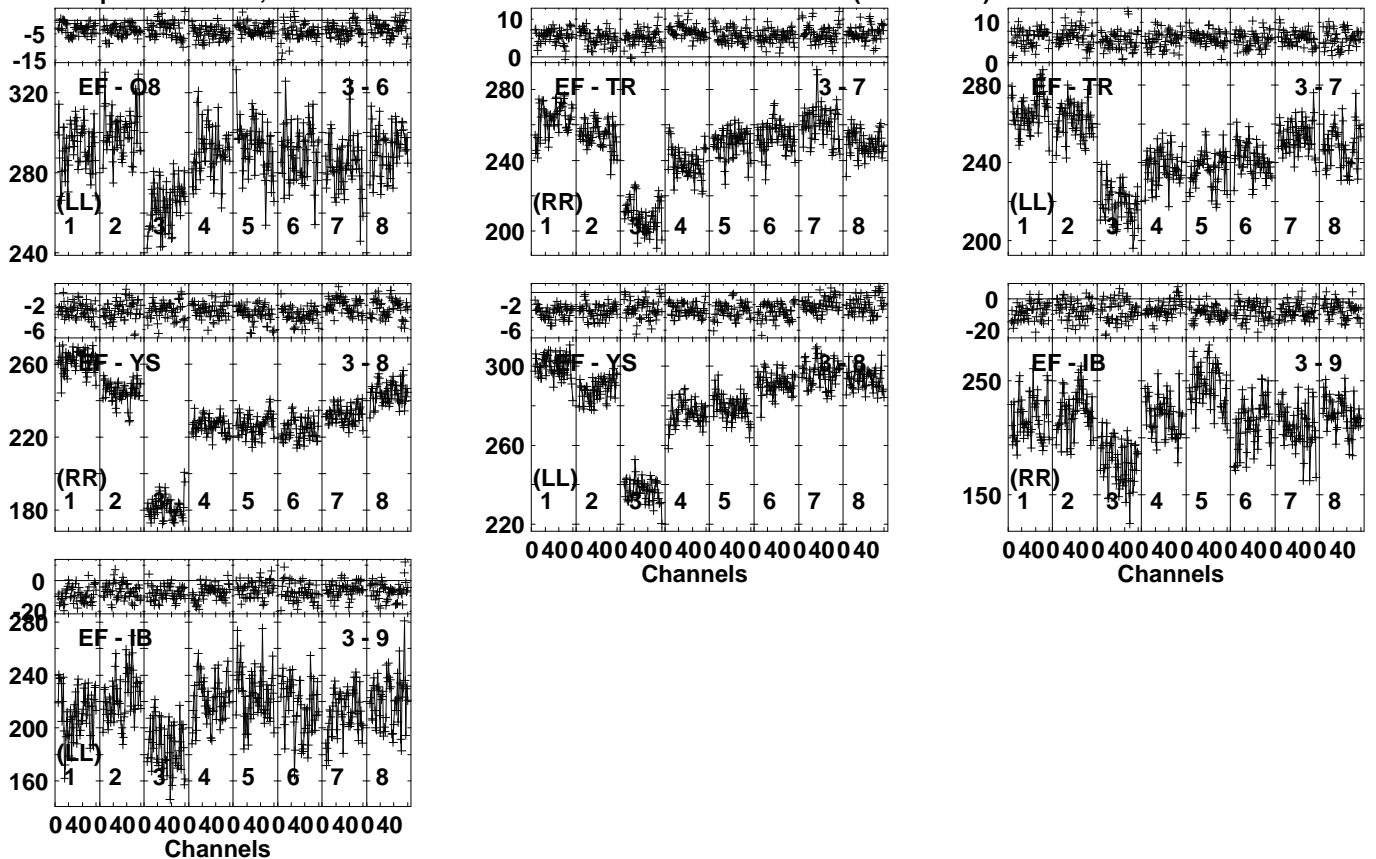


Lower frame: Milli Ampl Jy Top frame: Phas deg  
Vector averaged cross-power spectrum Several baselines displayed  
Timerange: 00/17:26:31 to 00/17:28:29

Plot file version 40 created 26-JUN-2023 11:06:15

J0934+4908 ES103H.UVDATA.1

Freq = 4.7990 GHz, Bw = 32.000 MH Calibrated with CL # 4 and BP # 1 (BP mode 1)



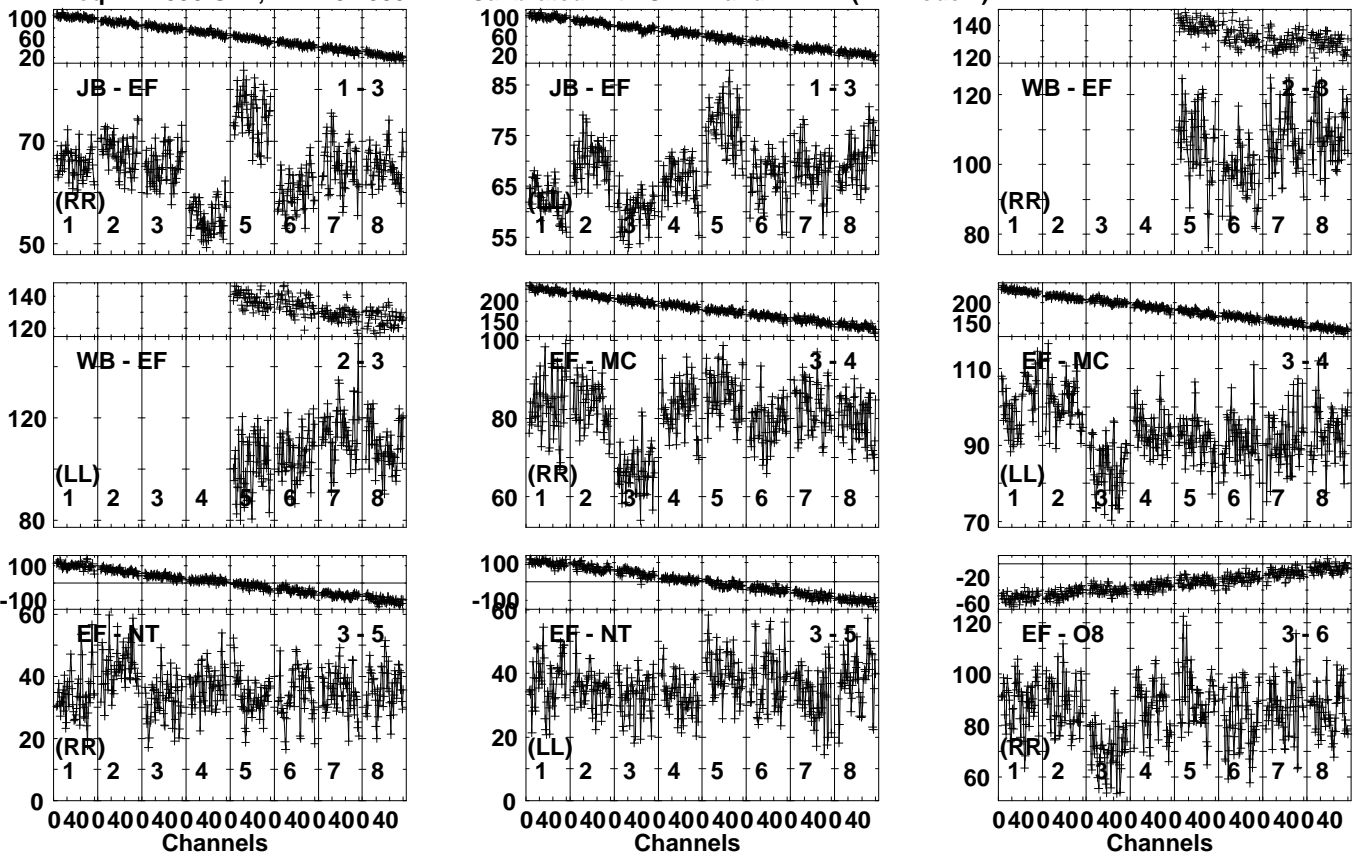
Lower frame: Milli Ampl Jy Top frame: Phas deg  
Vector averaged cross-power spectrum Several baselines displayed  
Timerange: 00/17:26:31 to 00/17:28:29



Plot file version 41 created 26-JUN-2023 11:06:15

SDSSJ0933+47 ES103H.UVDATA.1

Freq = 4.7990 GHz, Bw = 32.000 MH Calibrated with CL # 4 and BP # 1 (BP mode 1)

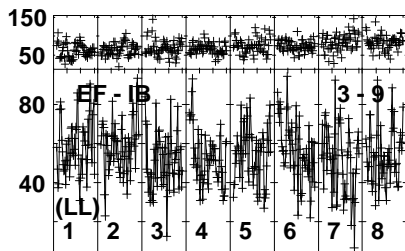
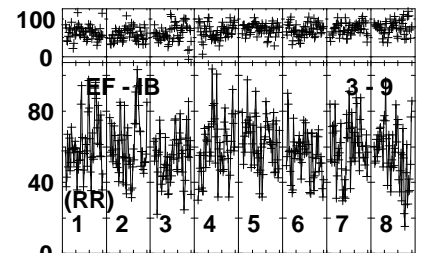
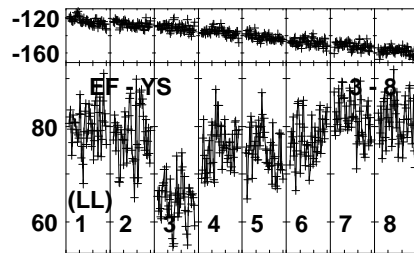
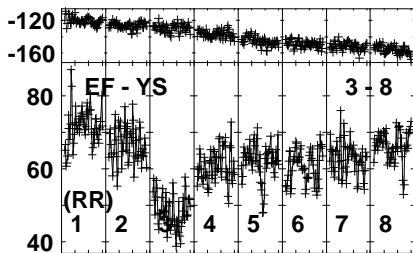
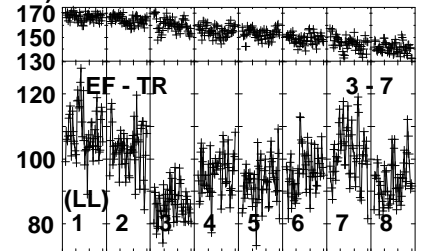
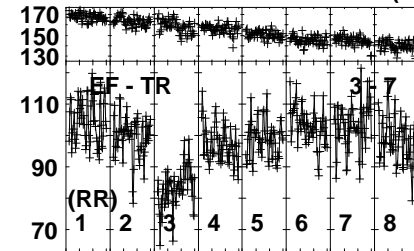
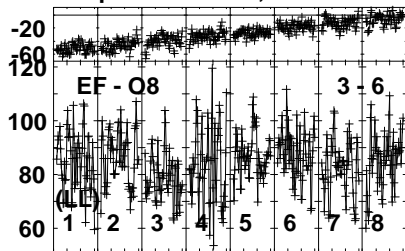


Lower frame: Milli Ampl Jy Top frame: Phas deg  
Vector averaged cross-power spectrum Several baselines displayed  
Timerange: 00/17:28:33 to 00/17:31:29

Plot file version 42 created 26-JUN-2023 11:06:15

SDSSJ0933+47 ES103H.UVDATA.1

Freq = 4.7990 GHz, Bw = 32.000 MH Calibrated with CL # 4 and BP # 1 (BP mode 1)



040040040040040040040040040  
Channels

Lower frame: Milli Ampl Jy Top frame: Phas deg

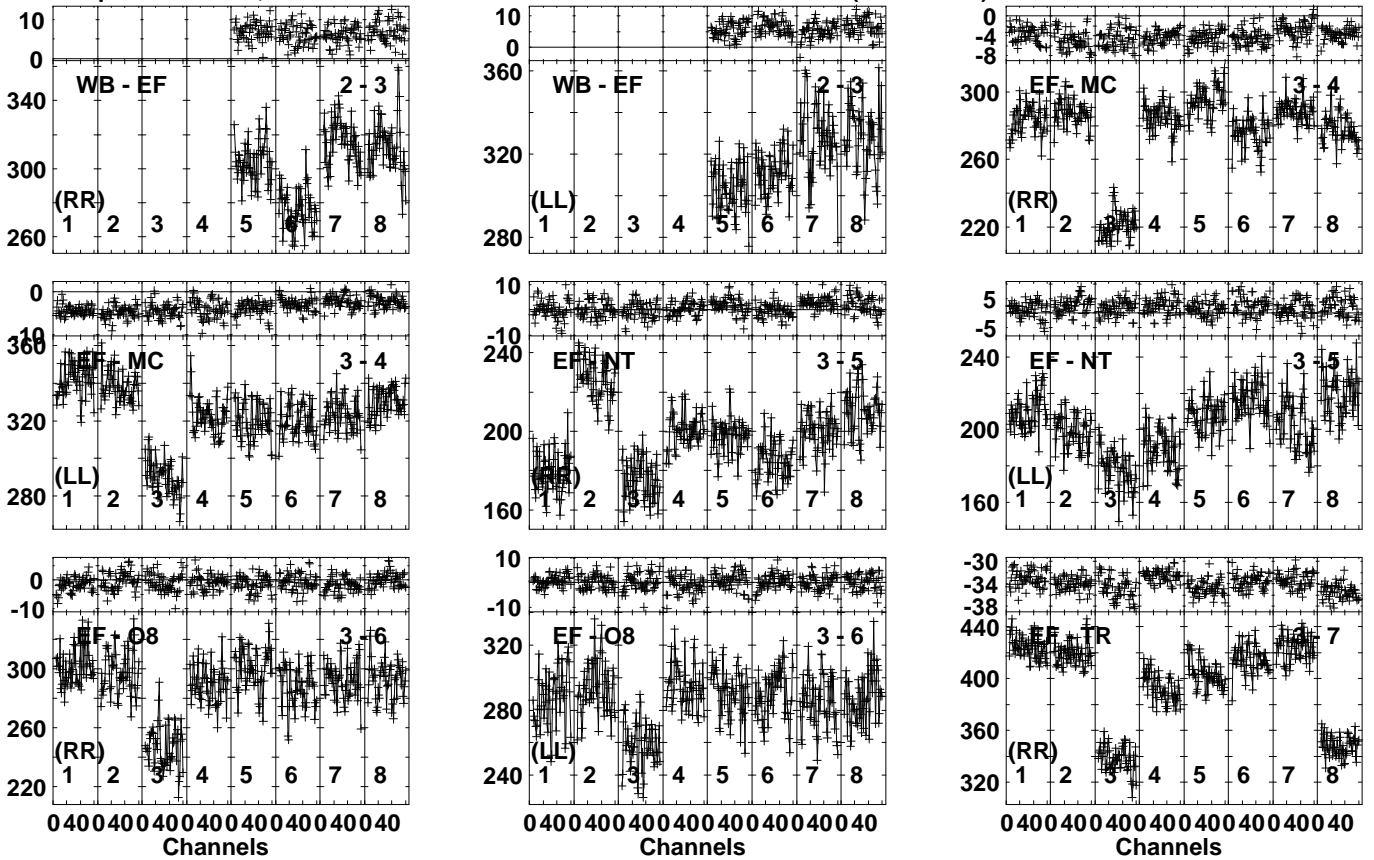
Vector averaged cross-power spectrum Several baselines displayed

Timerange: 00/17:28:33 to 00/17:31:29

Plot file version 43 created 26-JUN-2023 11:06:15

J0934+4908 ES103H.UVDATA.1

Freq = 4.7990 GHz, Bw = 32.000 MH Calibrated with CL # 4 and BP # 1 (BP mode 1)

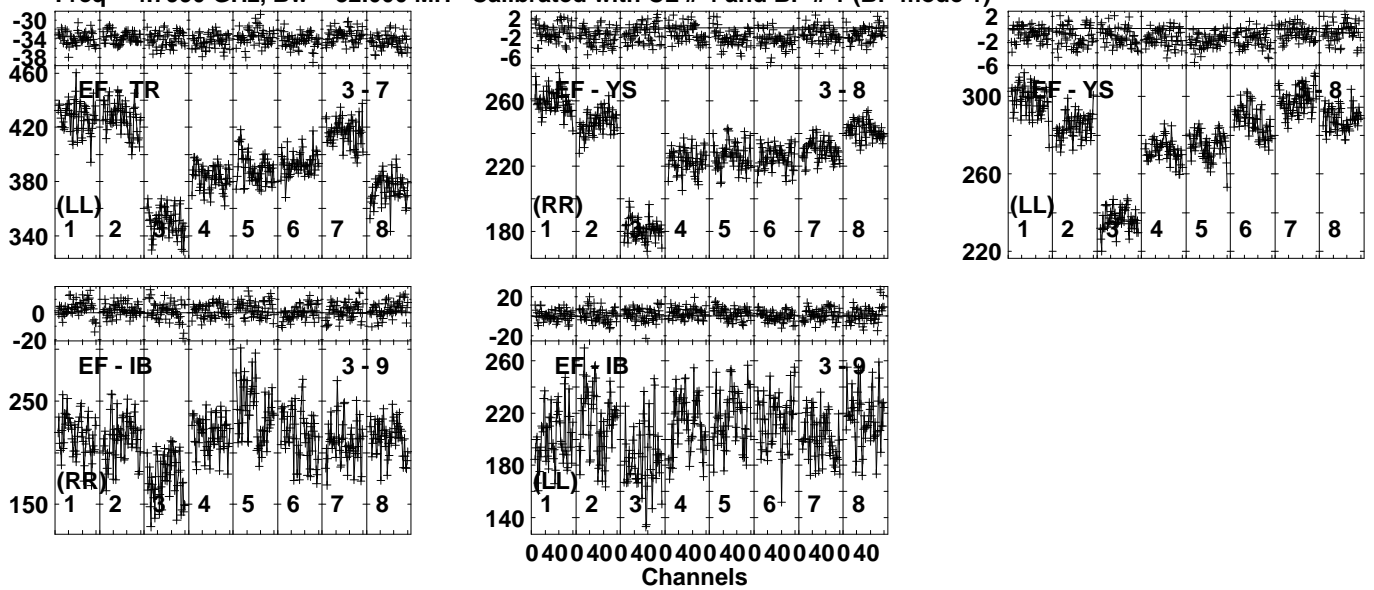


Lower frame: Milli Ampl Jy Top frame: Phas deg  
Vector averaged cross-power spectrum Several baselines displayed  
Timerange: 00/17:31:31 to 00/17:33:29

Plot file version 44 created 26-JUN-2023 11:06:15

J0934+4908 ES103H.UVDATA.1

Freq = 4.7990 GHz, Bw = 32.000 MH Calibrated with CL # 4 and BP # 1 (BP mode 1)

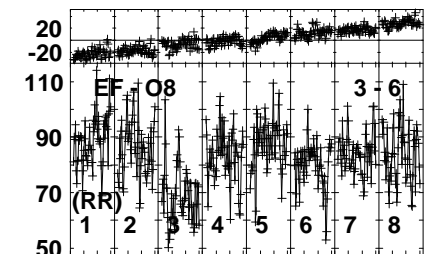
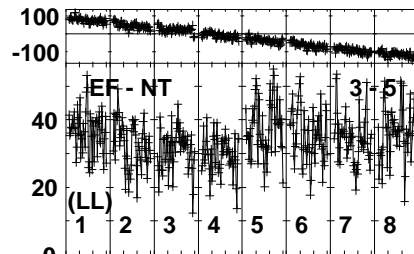
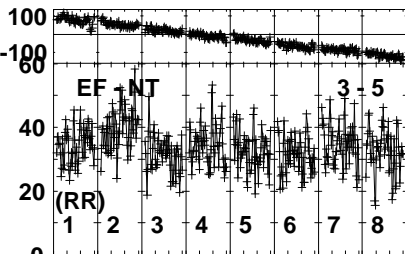
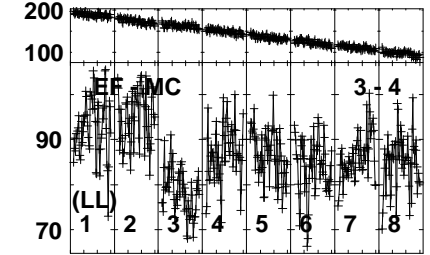
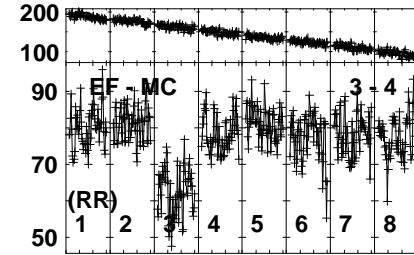
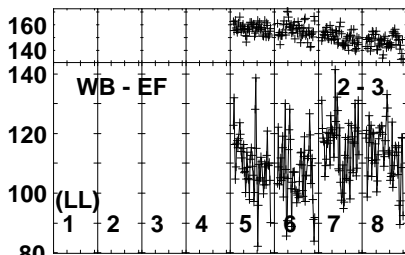
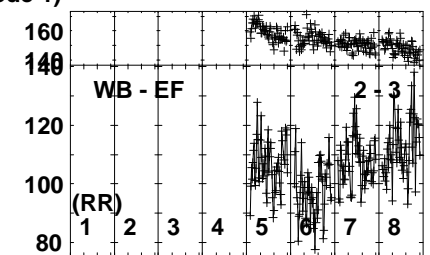
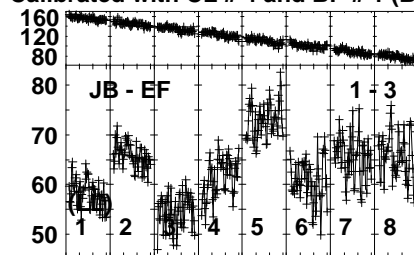
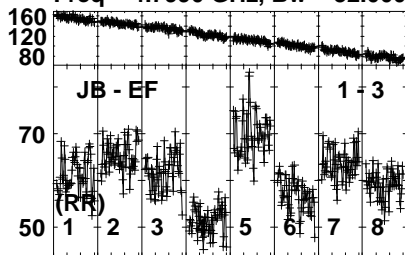


Lower frame: Milli Ampl Jy Top frame: Phas deg  
Vector averaged cross-power spectrum Several baselines displayed  
Timerange: 00/17:31:31 to 00/17:33:29

Plot file version 45 created 26-JUN-2023 11:06:15

SDSSJ0933+47 ES103H.UVDATA.1

Freq = 4.7990 GHz, Bw = 32.000 MH Calibrated with CL # 4 and BP # 1 (BP mode 1)

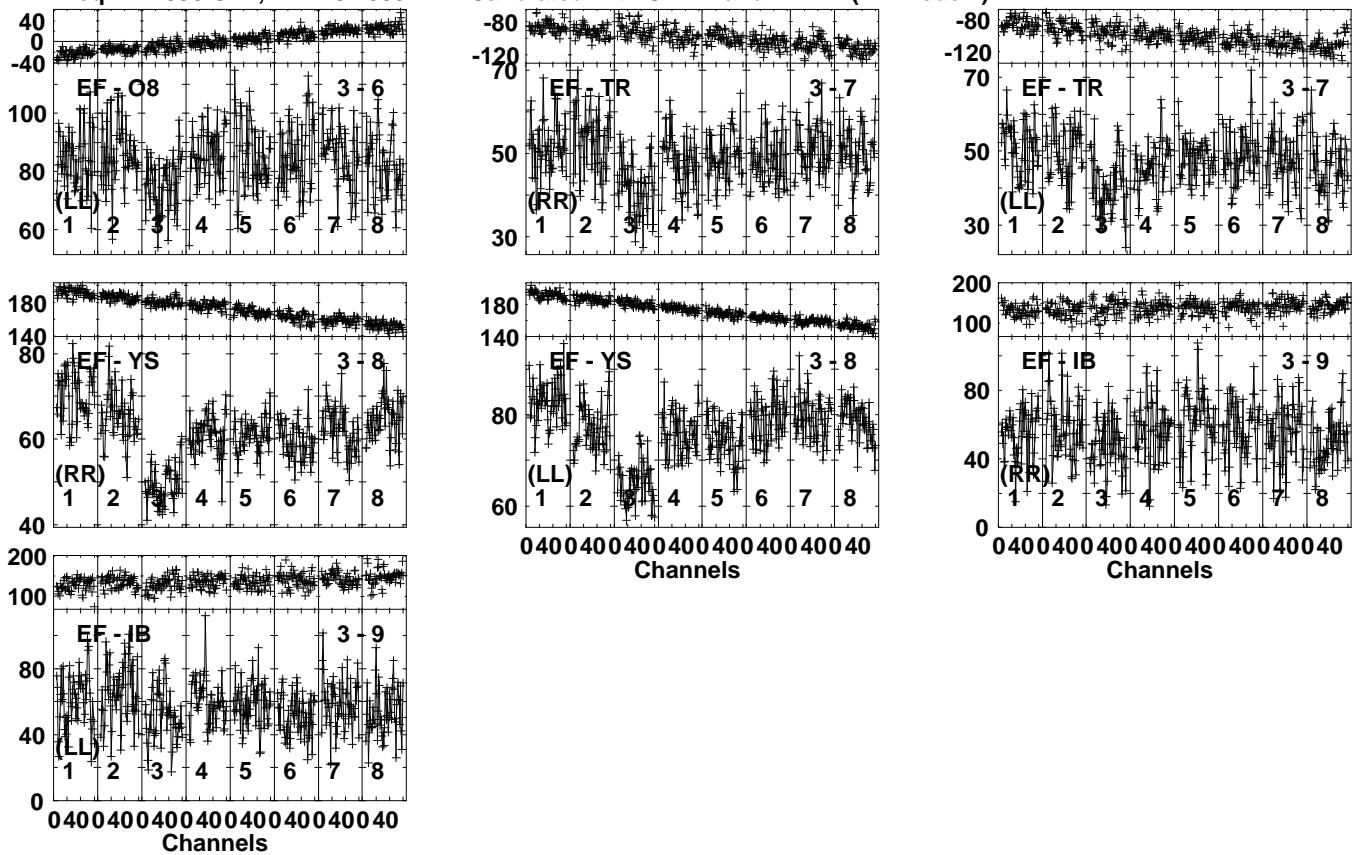


Lower frame: Milli Ampl Jy Top frame: Phas deg  
Vector averaged cross-power spectrum Several baselines displayed  
Timerange: 00/17:33:31 to 00/17:36:29

Plot file version 46 created 26-JUN-2023 11:06:15

SDSSJ0933+47 ES103H.UVDATA.1

Freq = 4.7990 GHz, Bw = 32.000 MH Calibrated with CL # 4 and BP # 1 (BP mode 1)

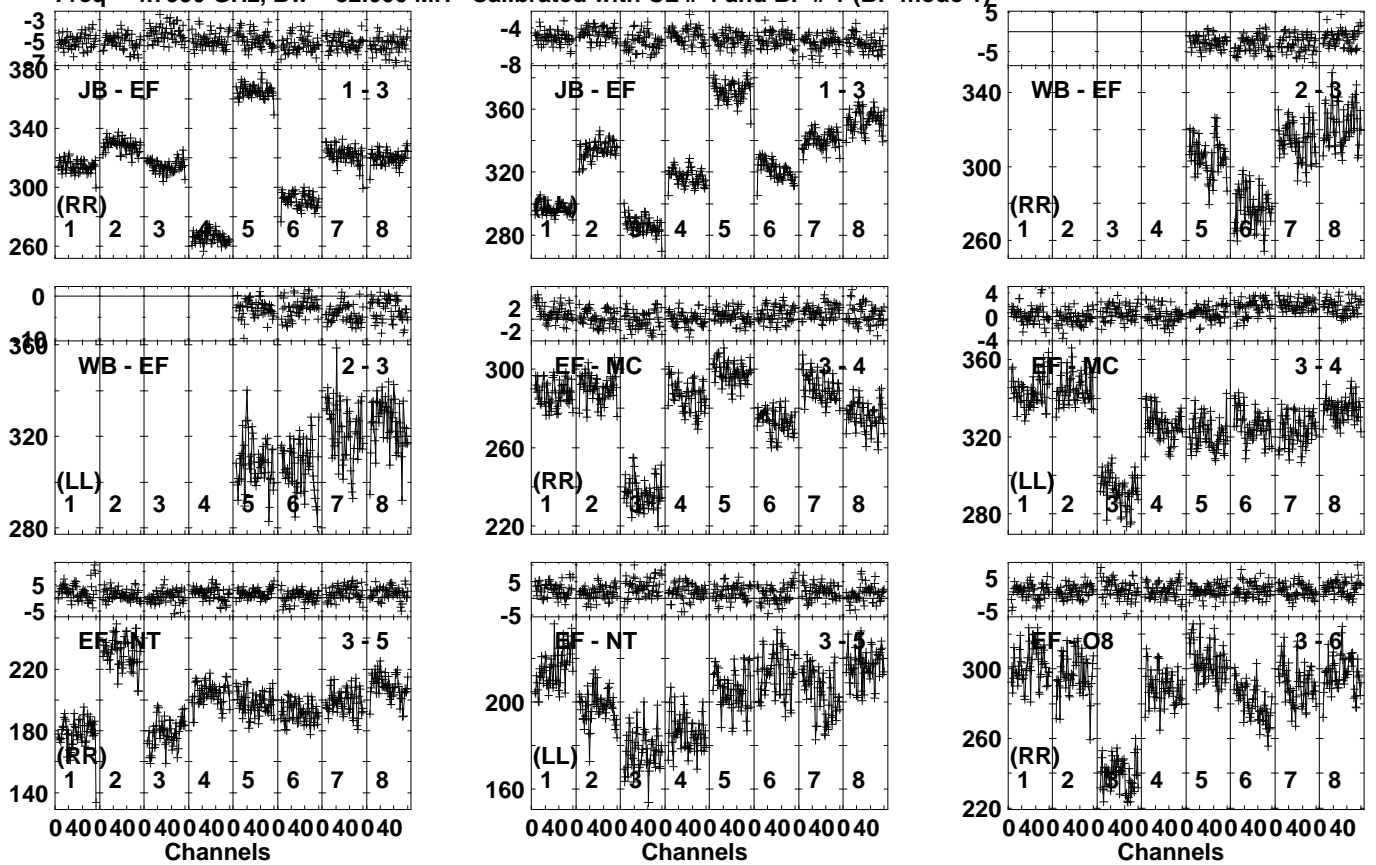


Lower frame: Milli Ampl Jy Top frame: Phas deg  
Vector averaged cross-power spectrum Several baselines displayed  
Timerange: 00/17:33:31 to 00/17:36:29

Plot file version 47 created 26-JUN-2023 11:06:16

J0934+4908 ES103H.UVDATA.1

Freq = 4.7990 GHz, Bw = 32.000 MH Calibrated with CL # 4 and BP # 1 (BP mode 1)

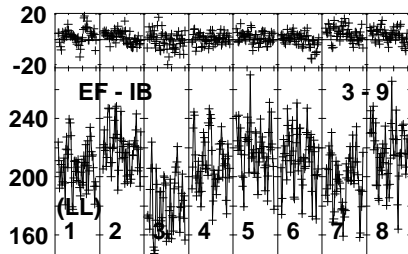
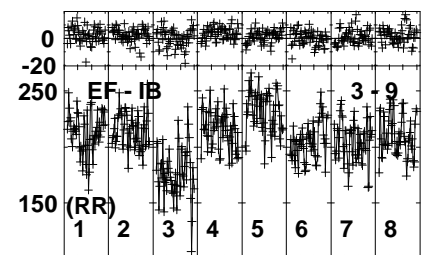
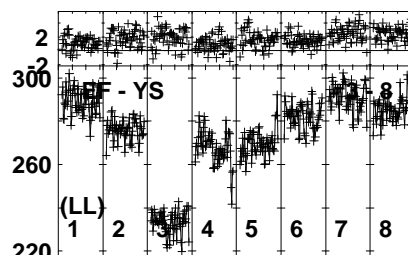
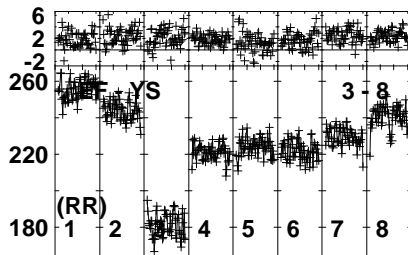
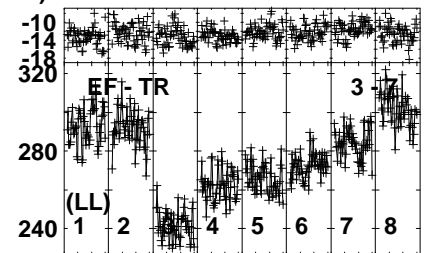
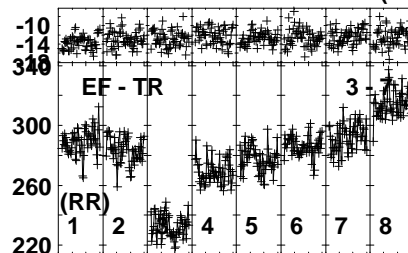
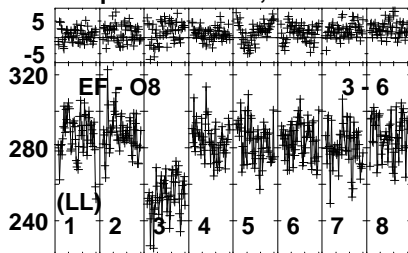


Lower frame: Milli Ampl Jy Top frame: Phas deg  
Vector averaged cross-power spectrum Several baselines displayed  
Timerange: 00:17:37:01 to 00:17:38:59

Plot file version 48 created 26-JUN-2023 11:06:16

J0934+4908 ES103H.UVDATA.1

Freq = 4.7990 GHz, Bw = 32.000 MH Calibrated with CL # 4 and BP # 1 (BP mode 1)



040040040040040040040040  
Channels

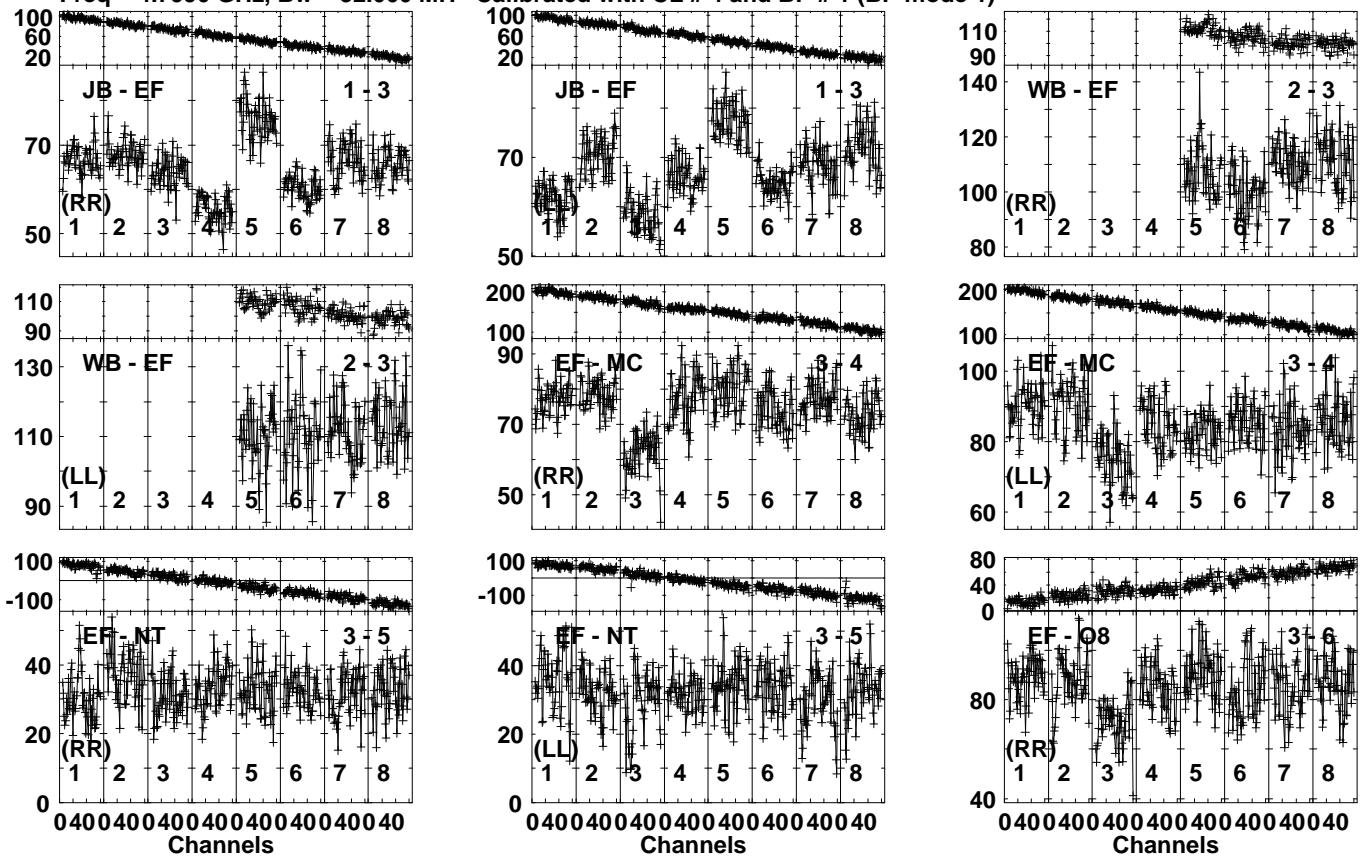
Lower frame: Milli Ampl Jy Top frame: Phas deg  
Vector averaged cross-power spectrum Several baselines displayed  
Timerange: 00/17:37:01 to 00/17:38:59



Plot file version 49 created 26-JUN-2023 11:06:16

SDSSJ0933+47 ES103H.UVDATA.1

Freq = 4.7990 GHz, Bw = 32.000 MH Calibrated with CL # 4 and BP # 1 (BP mode 1)

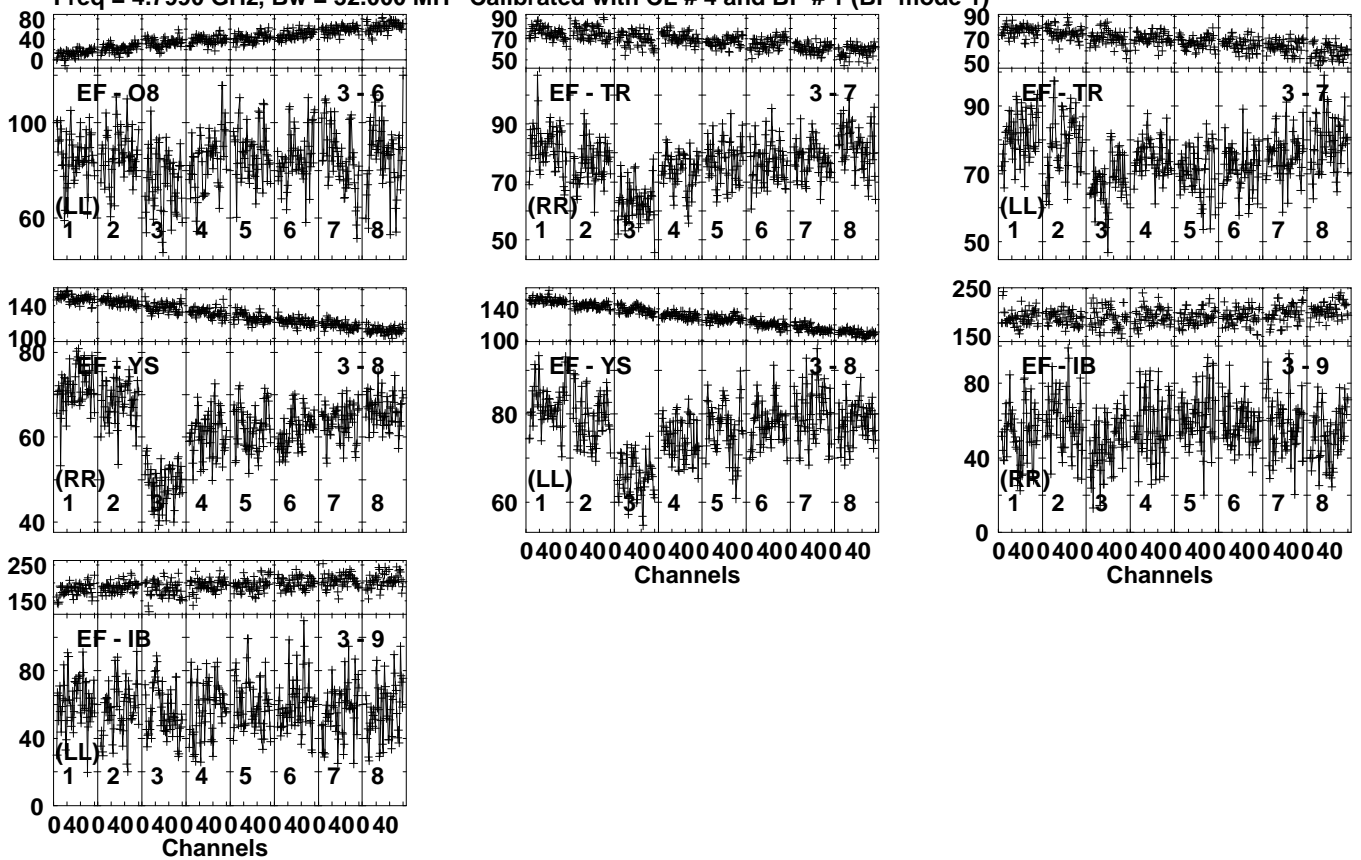


Lower frame: Milli Ampl Jy Top frame: Phas deg  
Vector averaged cross-power spectrum Several baselines displayed  
Timerange: 00/17:39:01 to 00/17:41:59

Plot file version 50 created 26-JUN-2023 11:06:16

SDSSJ0933+47 ES103H.UVDATA.1

Freq = 4.7990 GHz, Bw = 32.000 MH Calibrated with CL # 4 and BP # 1 (BP mode 1)

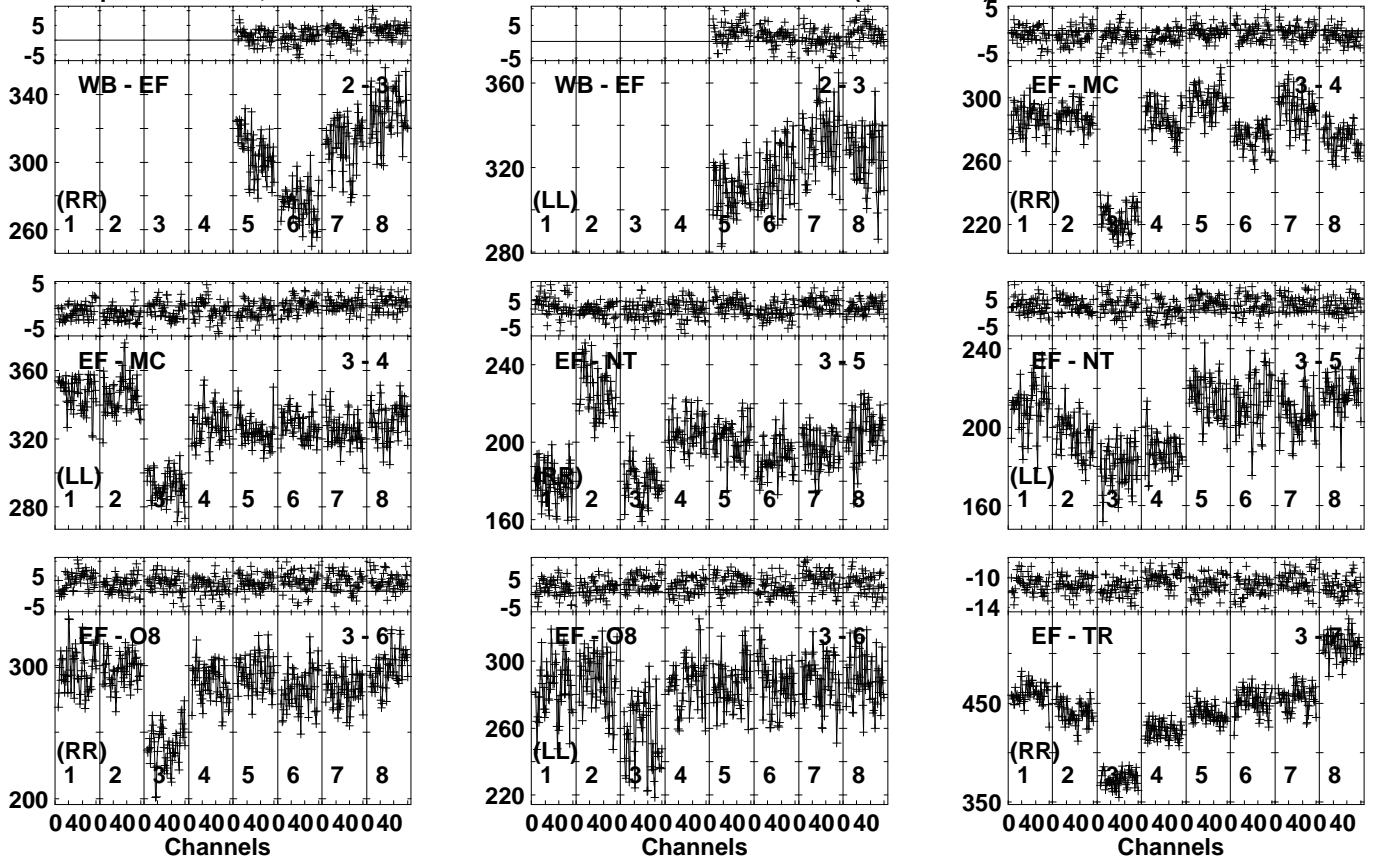


Lower frame: Milli Ampl Jy Top frame: Phas deg  
Vector averaged cross-power spectrum Several baselines displayed  
Timerange: 00/17:39:01 to 00/17:41:59

Plot file version 51 created 26-JUN-2023 11:06:16

J0934+4908 ES103H.UVDATA.1

Freq = 4.7990 GHz, Bw = 32.000 MH Calibrated with CL # 4 and BP # 1 (BP mode 1)

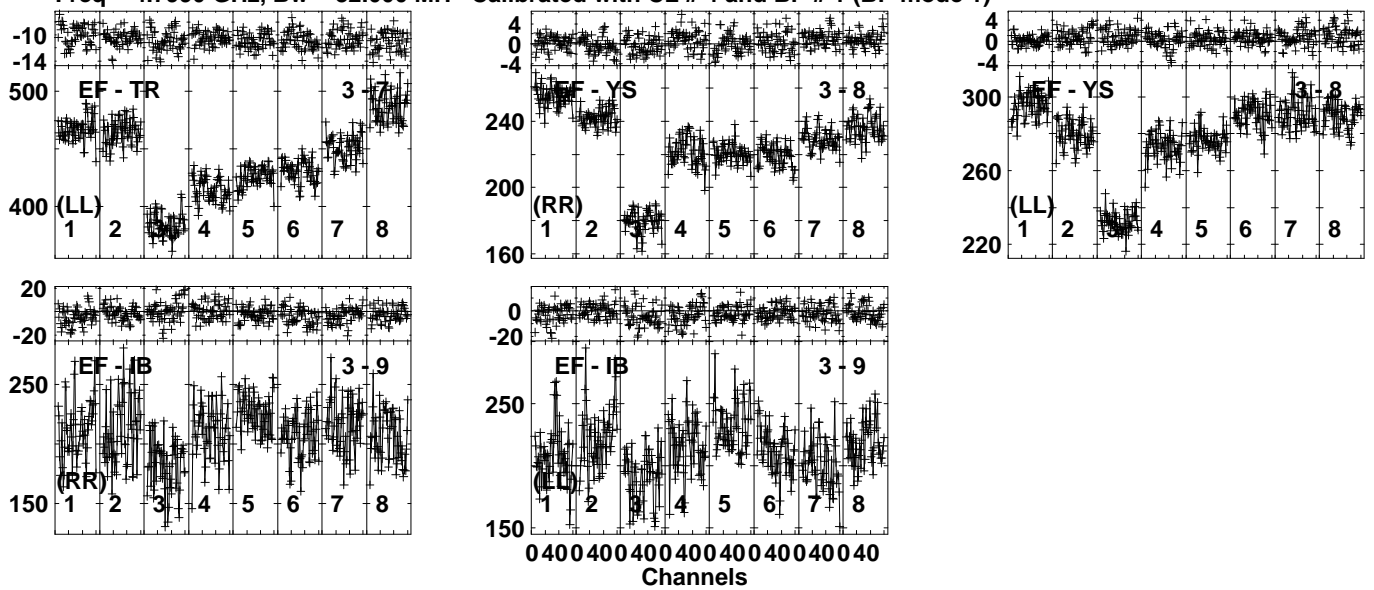


Lower frame: Milli Ampl Jy Top frame: Phas deg  
Vector averaged cross-power spectrum Several baselines displayed  
Timerange: 00:17:42:01 to 00:17:43:59

Plot file version 52 created 26-JUN-2023 11:06:16

J0934+4908 ES103H.UVDATA.1

Freq = 4.7990 GHz, Bw = 32.000 MH Calibrated with CL # 4 and BP # 1 (BP mode 1)

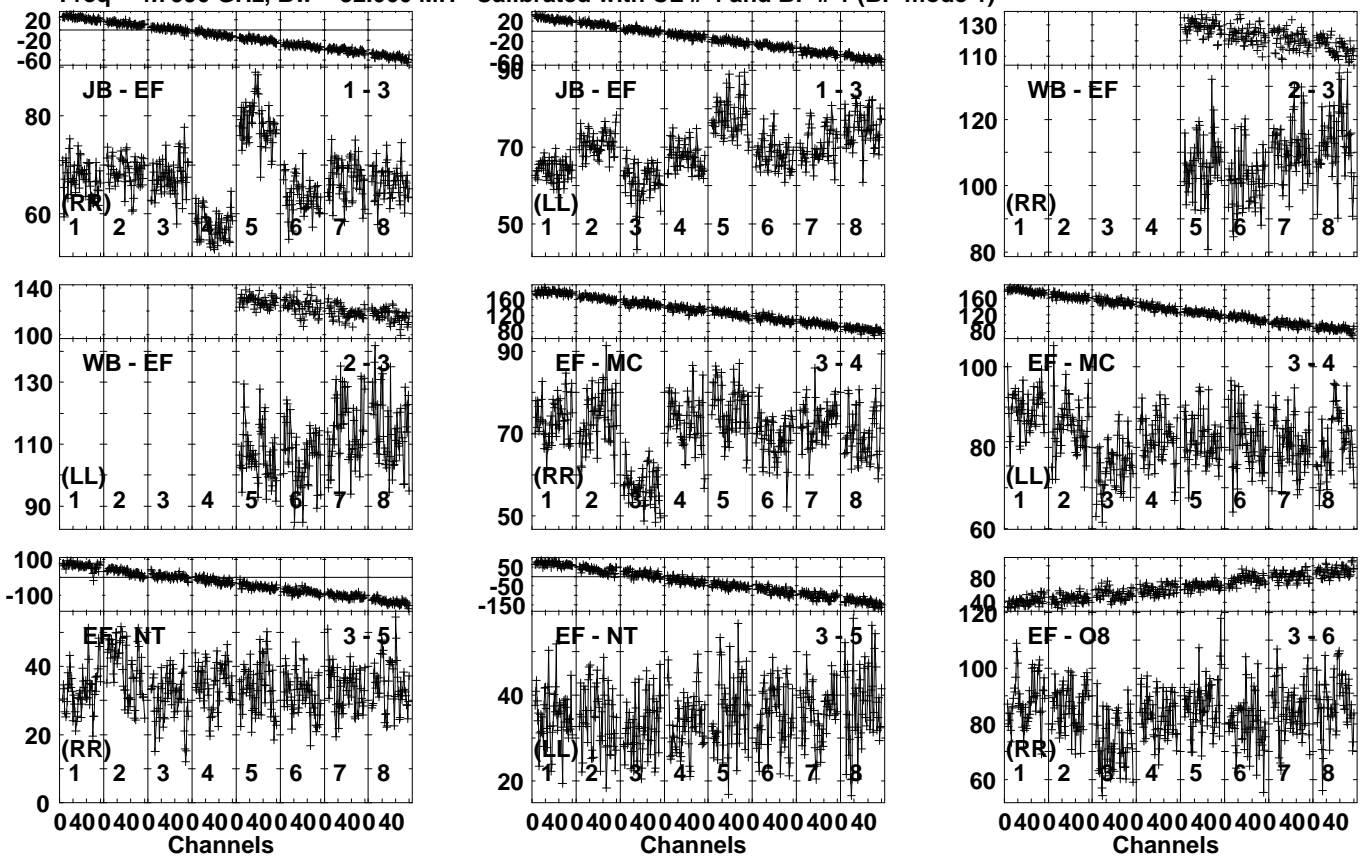


Lower frame: Milli Ampl Jy Top frame: Phas deg  
Vector averaged cross-power spectrum Several baselines displayed  
Timerange: 00/17:42:01 to 00/17:43:59

Plot file version 53 created 26-JUN-2023 11:06:16

SDSSJ0933+47 ES103H.UVDATA.1

Freq = 4.7990 GHz, Bw = 32.000 MH Calibrated with CL # 4 and BP # 1 (BP mode 1)

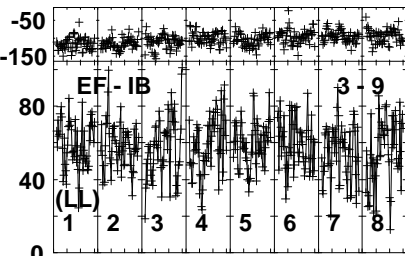
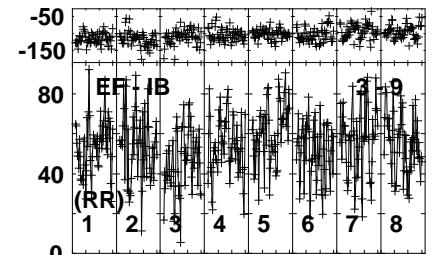
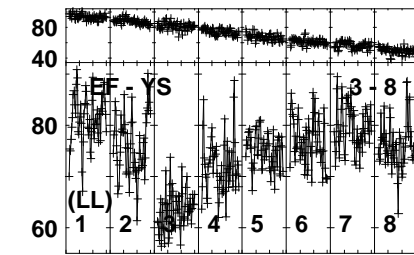
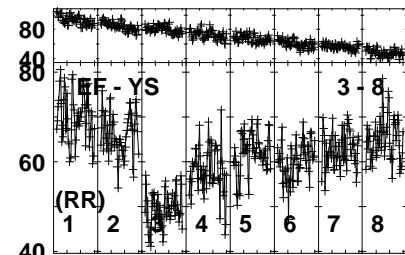
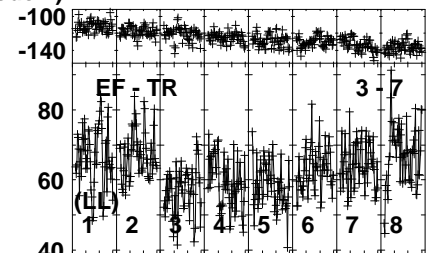
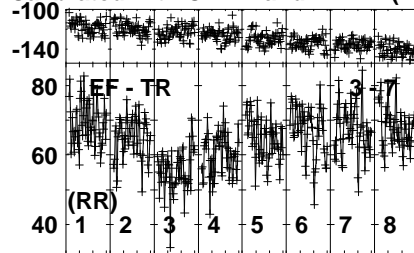
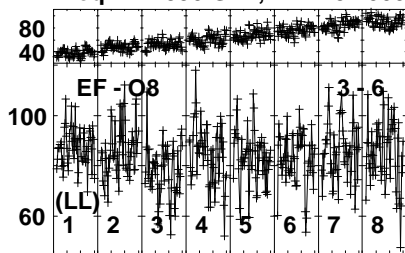


Lower frame: Milli Ampl Jy Top frame: Phas deg  
Vector averaged cross-power spectrum Several baselines displayed  
Timerange: 00:17:44:01 to 00:17:46:59

Plot file version 54 created 26-JUN-2023 11:06:16

SDSSJ0933+47 ES103H.UVDATA.1

Freq = 4.7990 GHz, Bw = 32.000 MH Calibrated with CL # 4 and BP # 1 (BP mode 1)



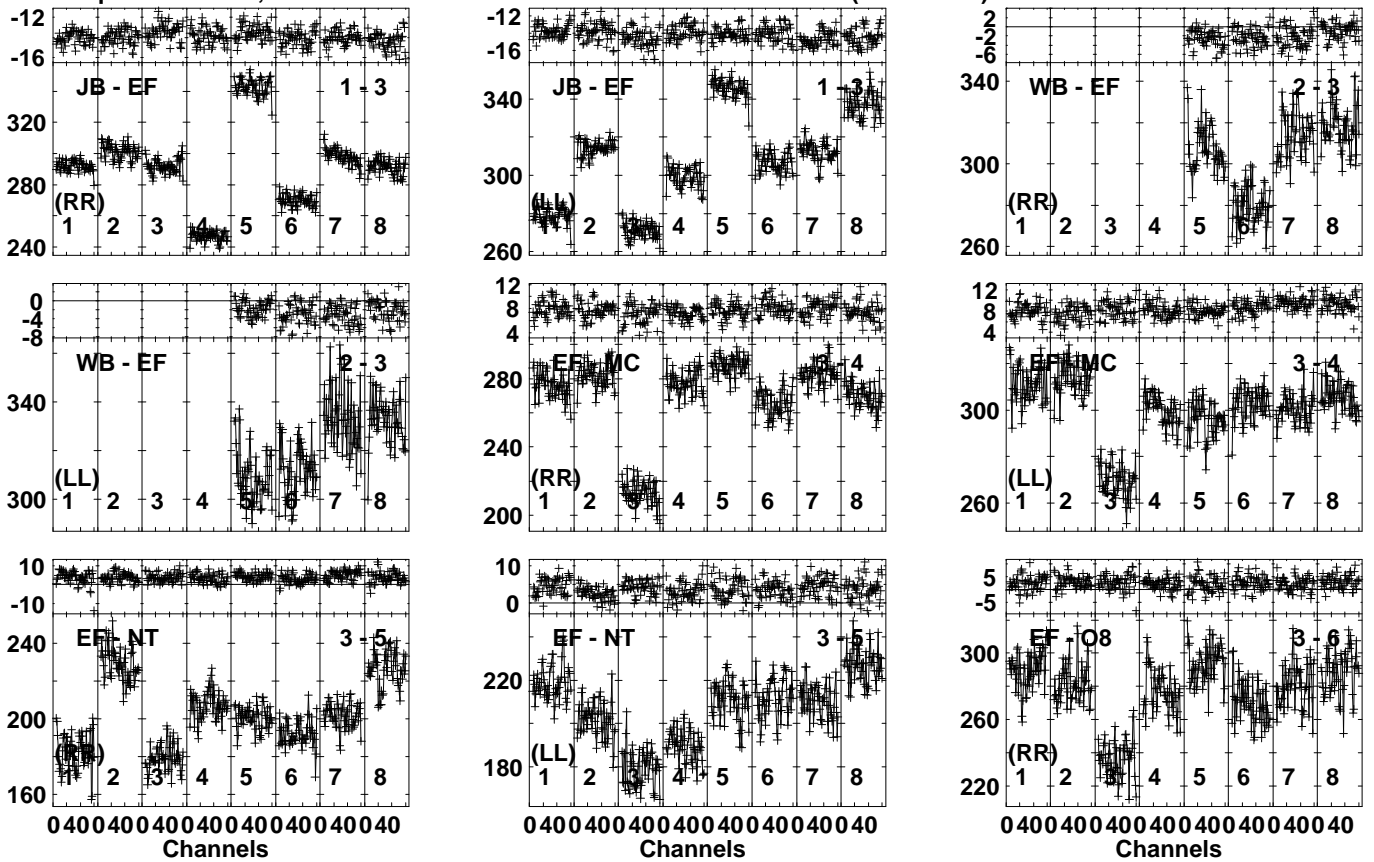
040040040040040040040040040  
Channels

Lower frame: Milli Ampl Jy Top frame: Phas deg  
Vector averaged cross-power spectrum Several baselines displayed  
Timerange: 00/17:44:01 to 00/17:46:59

Plot file version 55 created 26-JUN-2023 11:06:17

J0934+4908 ES103H.UVDATA.1

Freq = 4.7990 GHz, Bw = 32.000 MH Calibrated with CL # 4 and BP # 1 (BP mode 1)

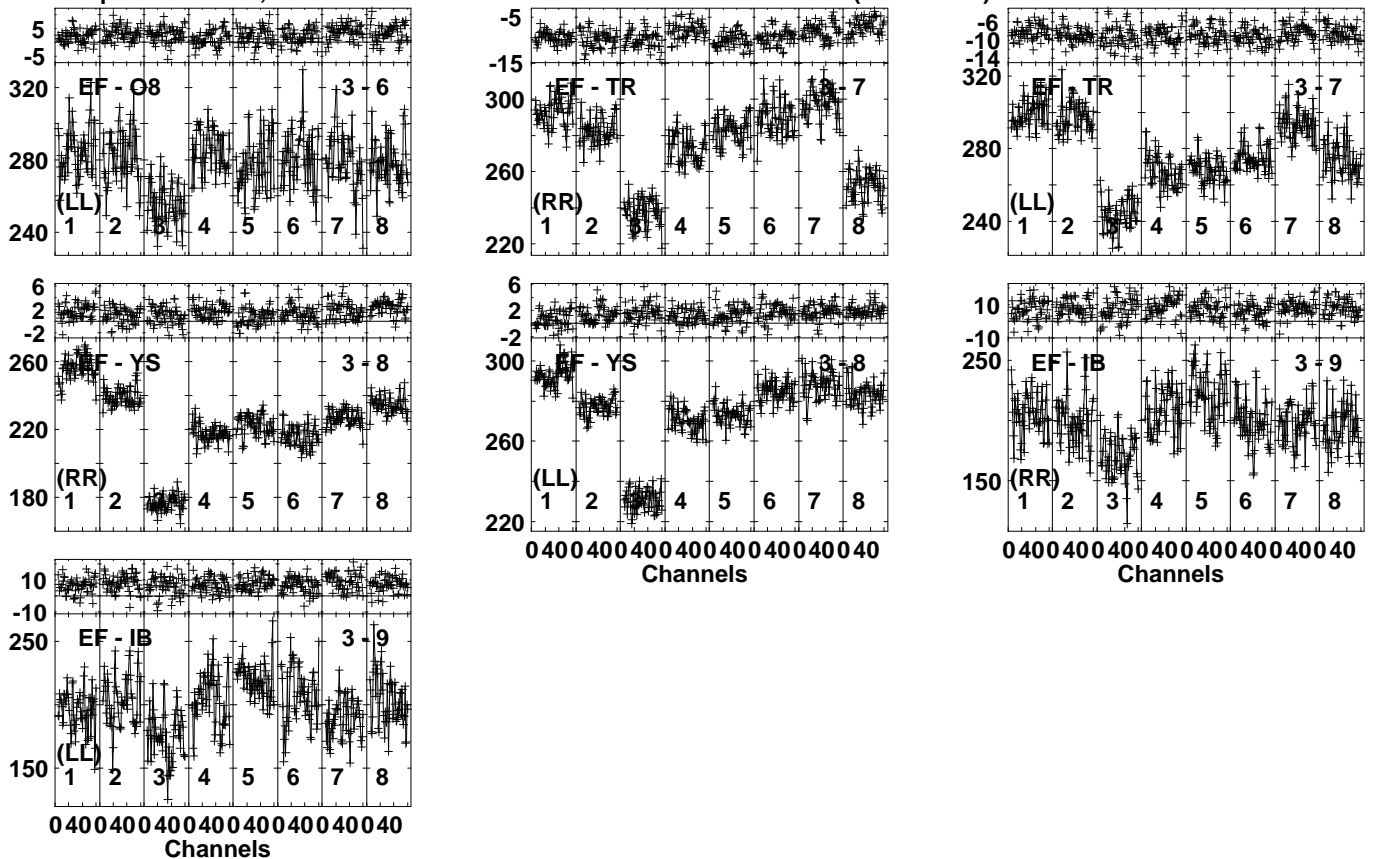


Lower frame: Milli Ampl Jy Top frame: Phas deg  
 Vector averaged cross-power spectrum Several baselines displayed  
 Timerange: 00/17:47:31 to 00/17:49:29

Plot file version 56 created 26-JUN-2023 11:06:17

J0934+4908 ES103H.UVDATA.1

Freq = 4.7990 GHz, Bw = 32.000 MH Calibrated with CL # 4 and BP # 1 (BP mode 1)



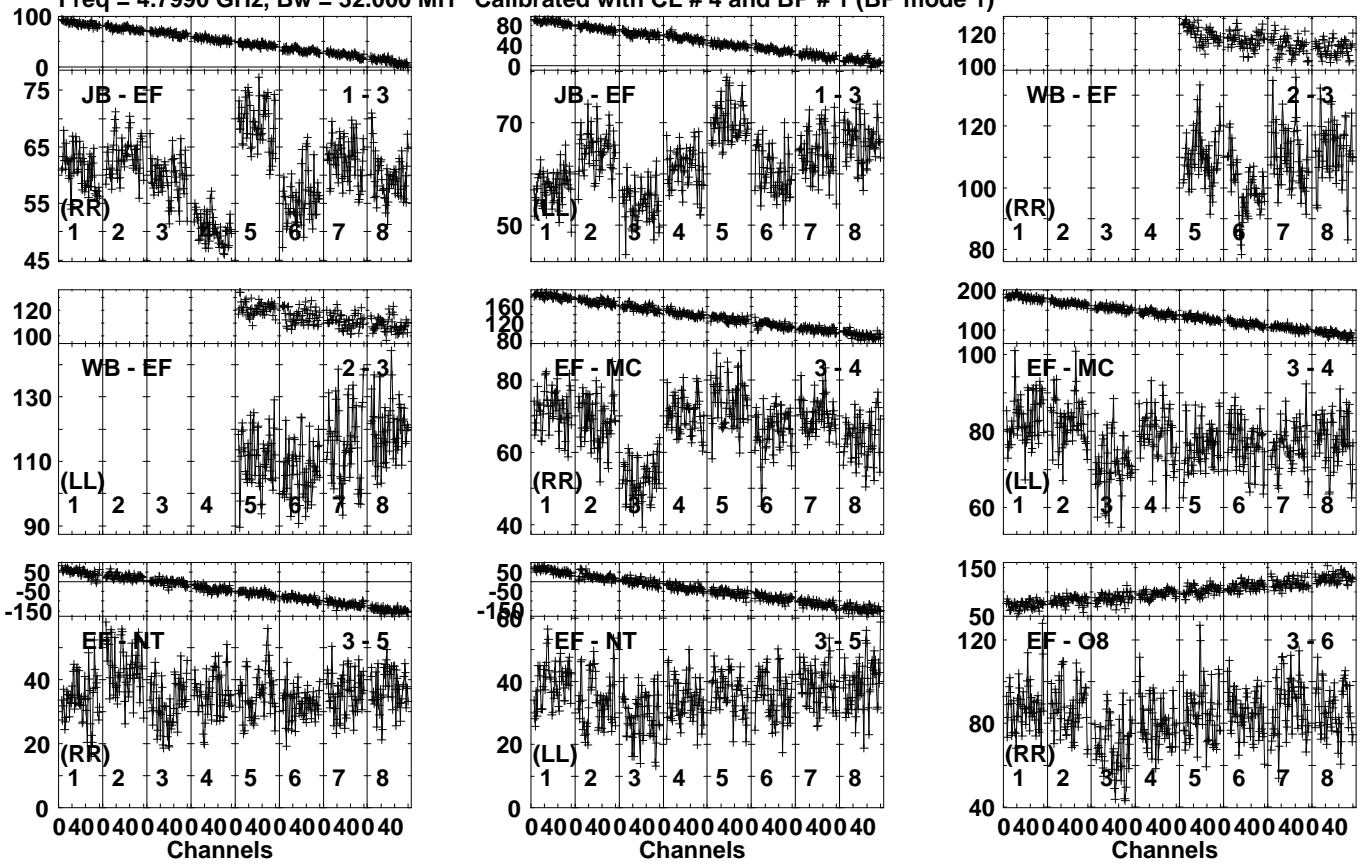
Lower frame: Milli Ampl Jy Top frame: Phas deg  
Vector averaged cross-power spectrum Several baselines displayed  
Timerange: 00/17:47:31 to 00/17:49:29



Plot file version 57 created 26-JUN-2023 11:06:17

SDSSJ0933+47 ES103H.UVDATA.1

Freq = 4.7990 GHz, Bw = 32.000 MH Calibrated with CL # 4 and BP # 1 (BP mode 1)

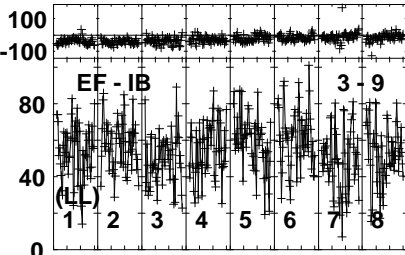
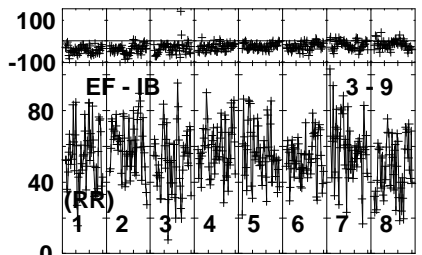
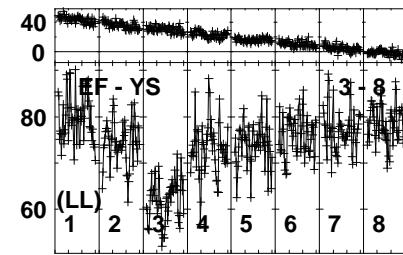
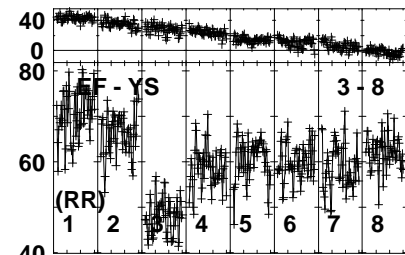
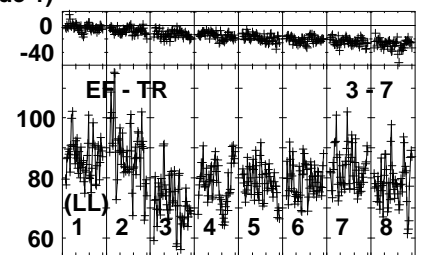
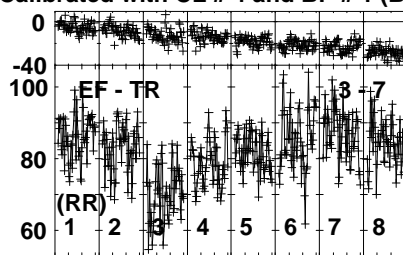
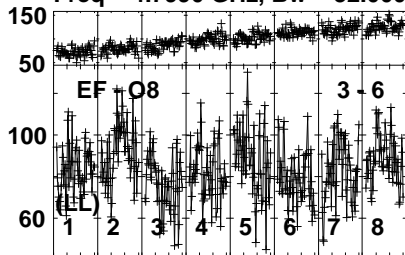


Lower frame: Milli Ampl Jy Top frame: Phas deg  
Vector averaged cross-power spectrum Several baselines displayed  
Timerange: 00/17:49:33 to 00/17:52:29

Plot file version 58 created 26-JUN-2023 11:06:17

SDSSJ0933+47 ES103H.UVDATA.1

Freq = 4.7990 GHz, Bw = 32.000 MH Calibrated with CL # 4 and BP # 1 (BP mode 1)



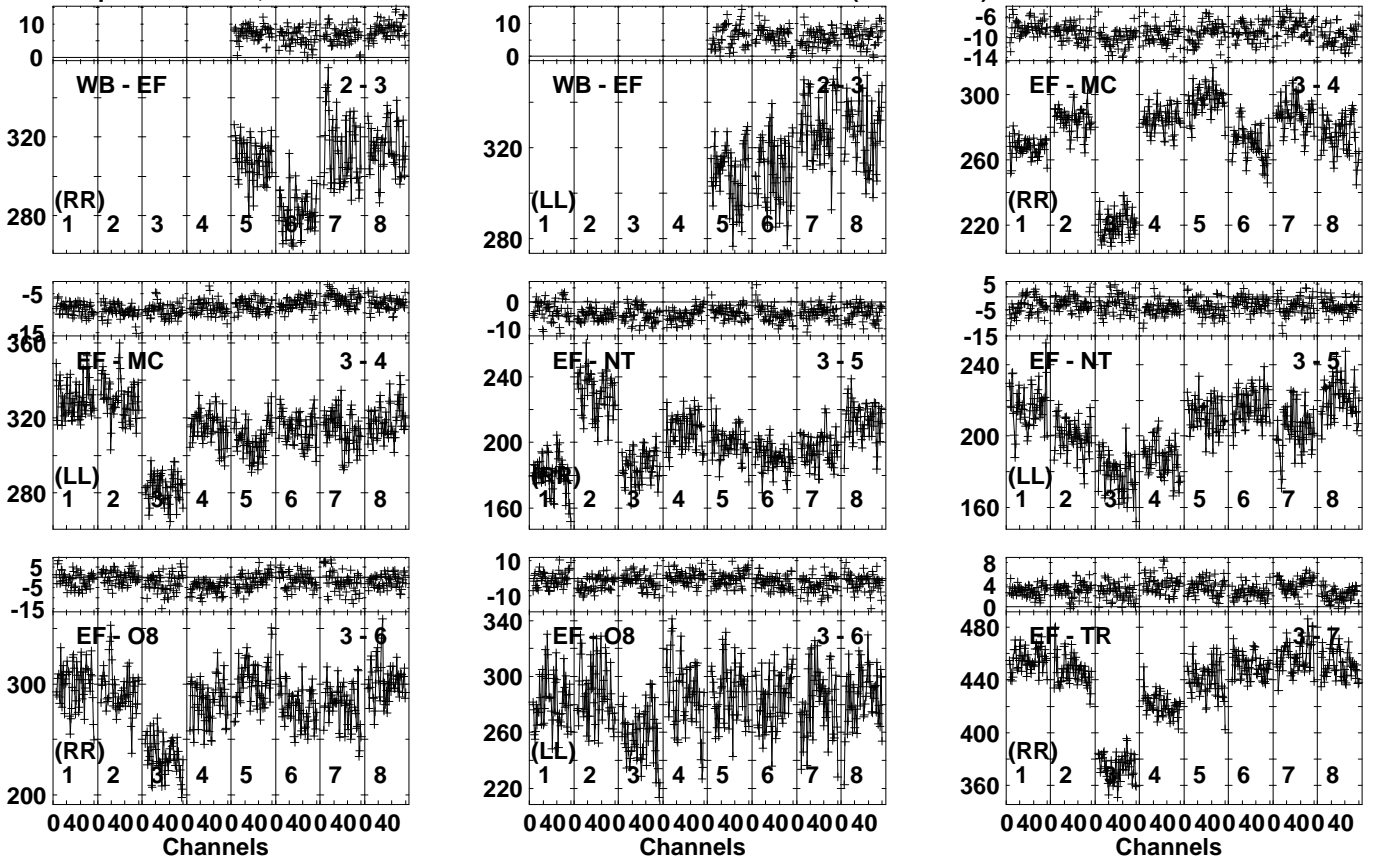
040040040040040040040040040  
Channels

Lower frame: Milli Ampl Jy Top frame: Phas deg  
Vector averaged cross-power spectrum Several baselines displayed  
Timerange: 00/17:49:33 to 00/17:52:29

Plot file version 59 created 26-JUN-2023 11:06:17

J0934+4908 ES103H.UVDATA.1

Freq = 4.7990 GHz, Bw = 32.000 MH Calibrated with CL # 4 and BP # 1 (BP mode 1)

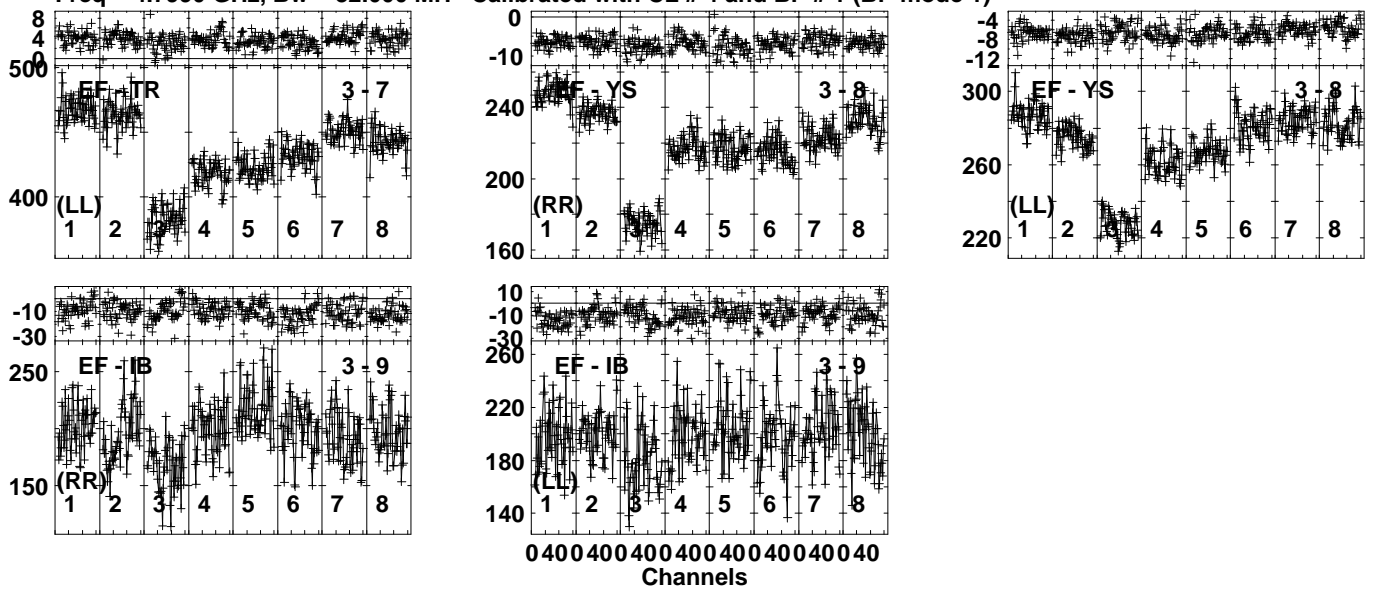


Lower frame: Milli Ampl Jy Top frame: Phas deg  
Vector averaged cross-power spectrum Several baselines displayed  
Timerange: 00/17:52:31 to 00/17:54:29

Plot file version 60 created 26-JUN-2023 11:06:17

J0934+4908 ES103H.UVDATA.1

Freq = 4.7990 GHz, Bw = 32.000 MH Calibrated with CL # 4 and BP # 1 (BP mode 1)

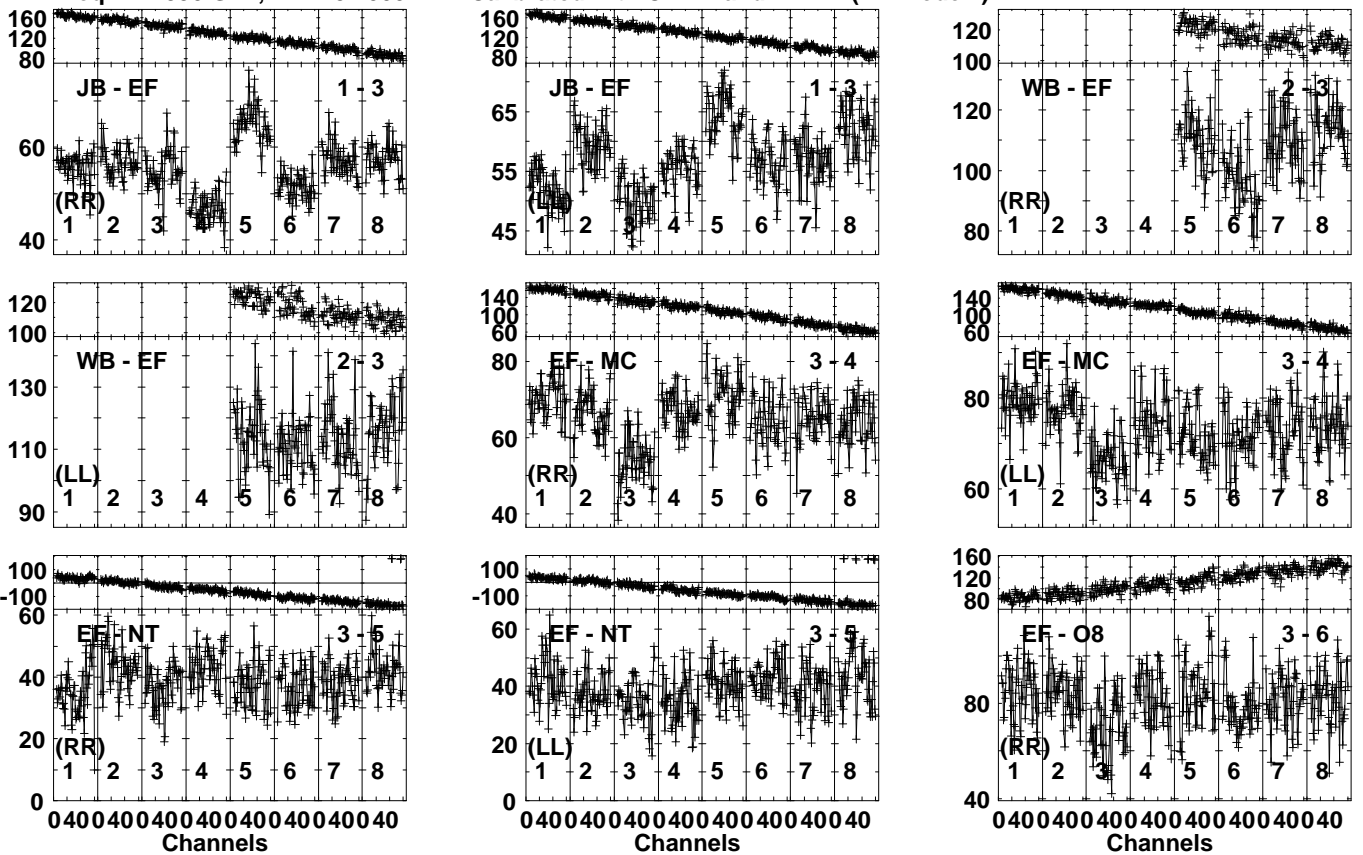


Lower frame: Milli Ampl Jy Top frame: Phas deg  
Vector averaged cross-power spectrum Several baselines displayed  
Timerange: 00/17:52:31 to 00/17:54:29

Plot file version 61 created 26-JUN-2023 11:06:17

SDSSJ0933+47 ES103H.UVDATA.1

Freq = 4.7990 GHz, Bw = 32.000 MH Calibrated with CL # 4 and BP # 1 (BP mode 1)

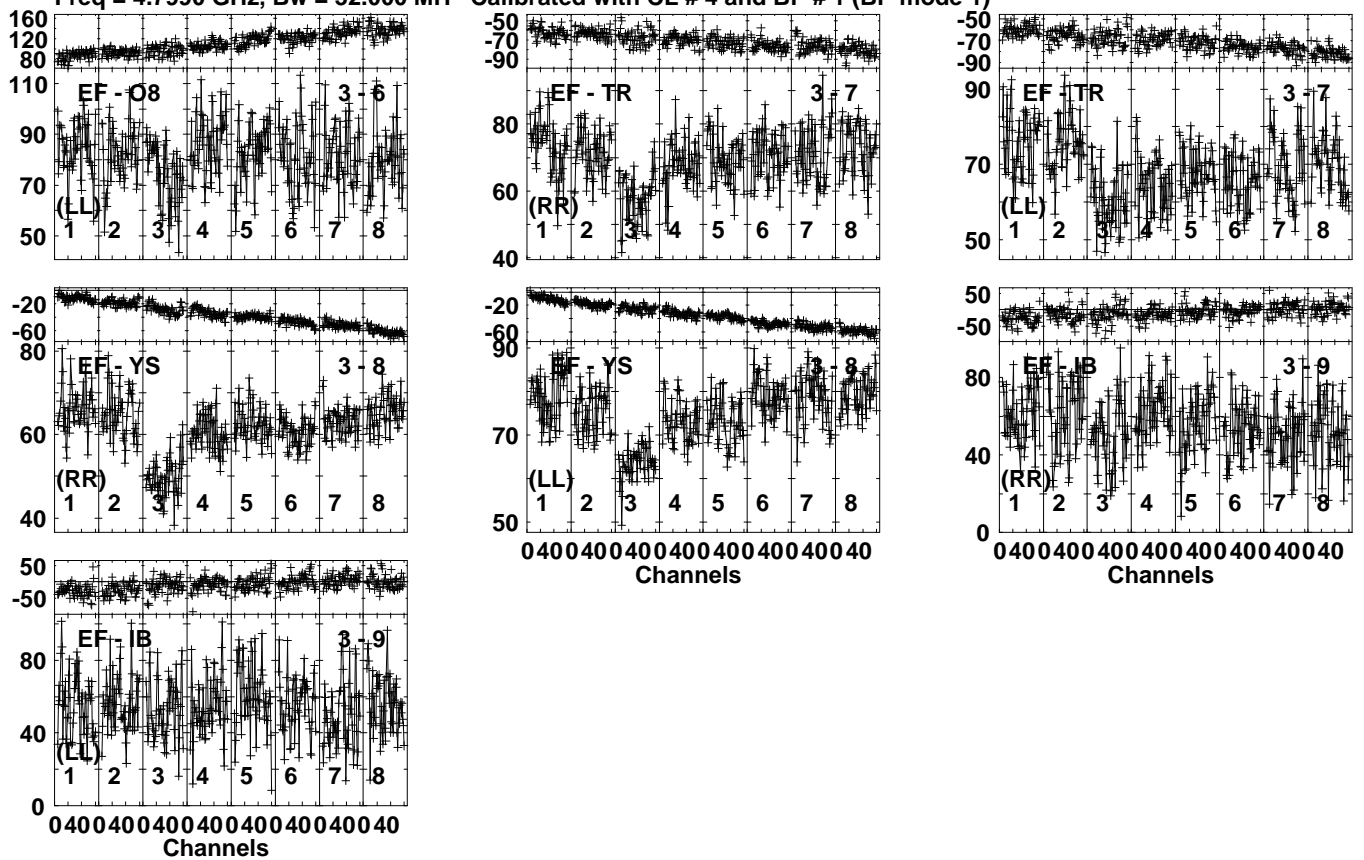


Lower frame: Milli Ampl Jy Top frame: Phas deg  
Vector averaged cross-power spectrum Several baselines displayed  
Timerange: 00/17:54:31 to 00/17:57:29

Plot file version 62 created 26-JUN-2023 11:06:17

SDSSJ0933+47 ES103H.UVDATA.1

Freq = 4.7990 GHz, Bw = 32.000 MH Calibrated with CL # 4 and BP # 1 (BP mode 1)

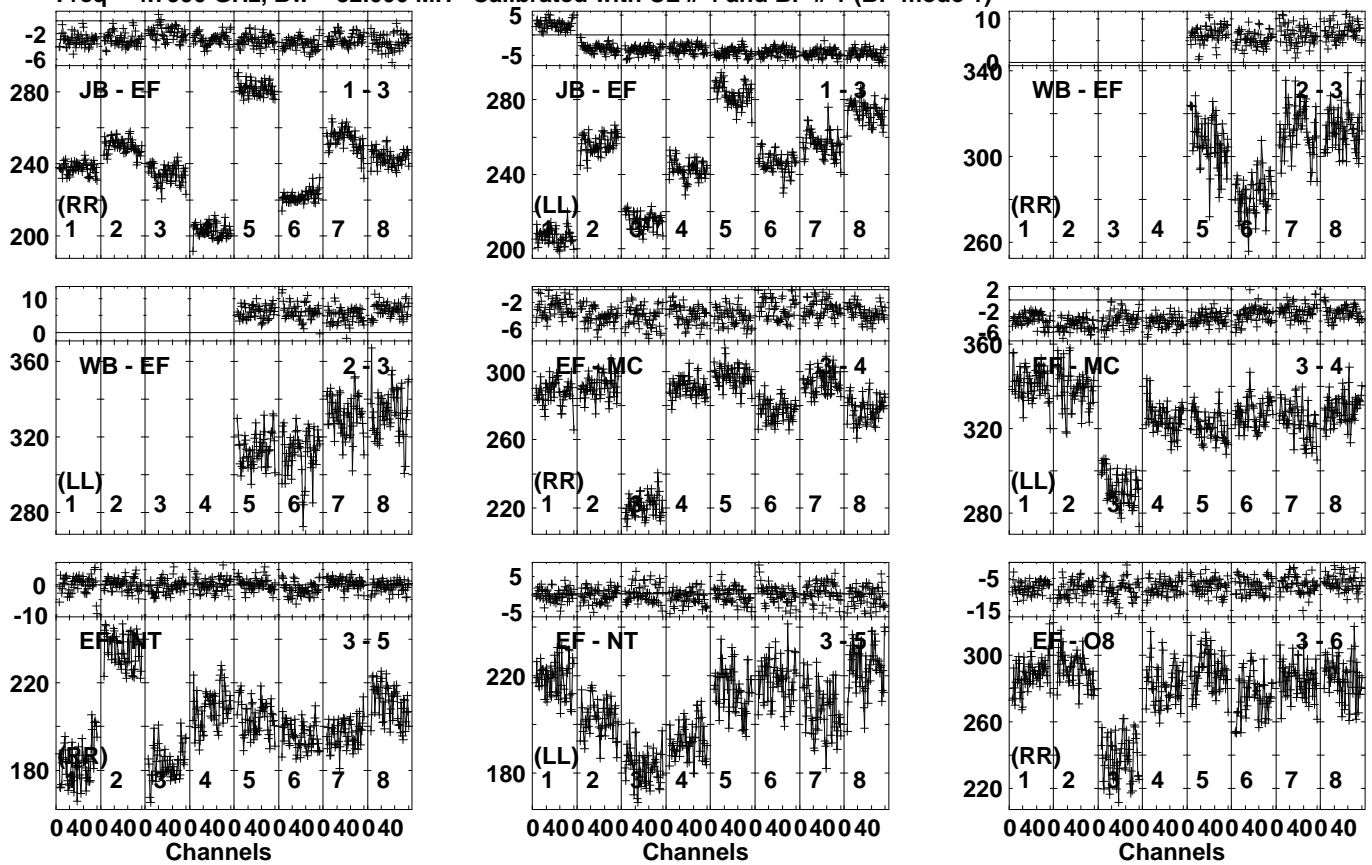


Lower frame: Milli Ampl Jy Top frame: Phas deg  
Vector averaged cross-power spectrum Several baselines displayed  
Timerange: 00/17:54:31 to 00/17:57:29

Plot file version 63 created 26-JUN-2023 11:06:18

J0934+4908 ES103H.UVDATA.1

Freq = 4.7990 GHz, Bw = 32.000 MH Calibrated with CL # 4 and BP # 1 (BP mode 1)

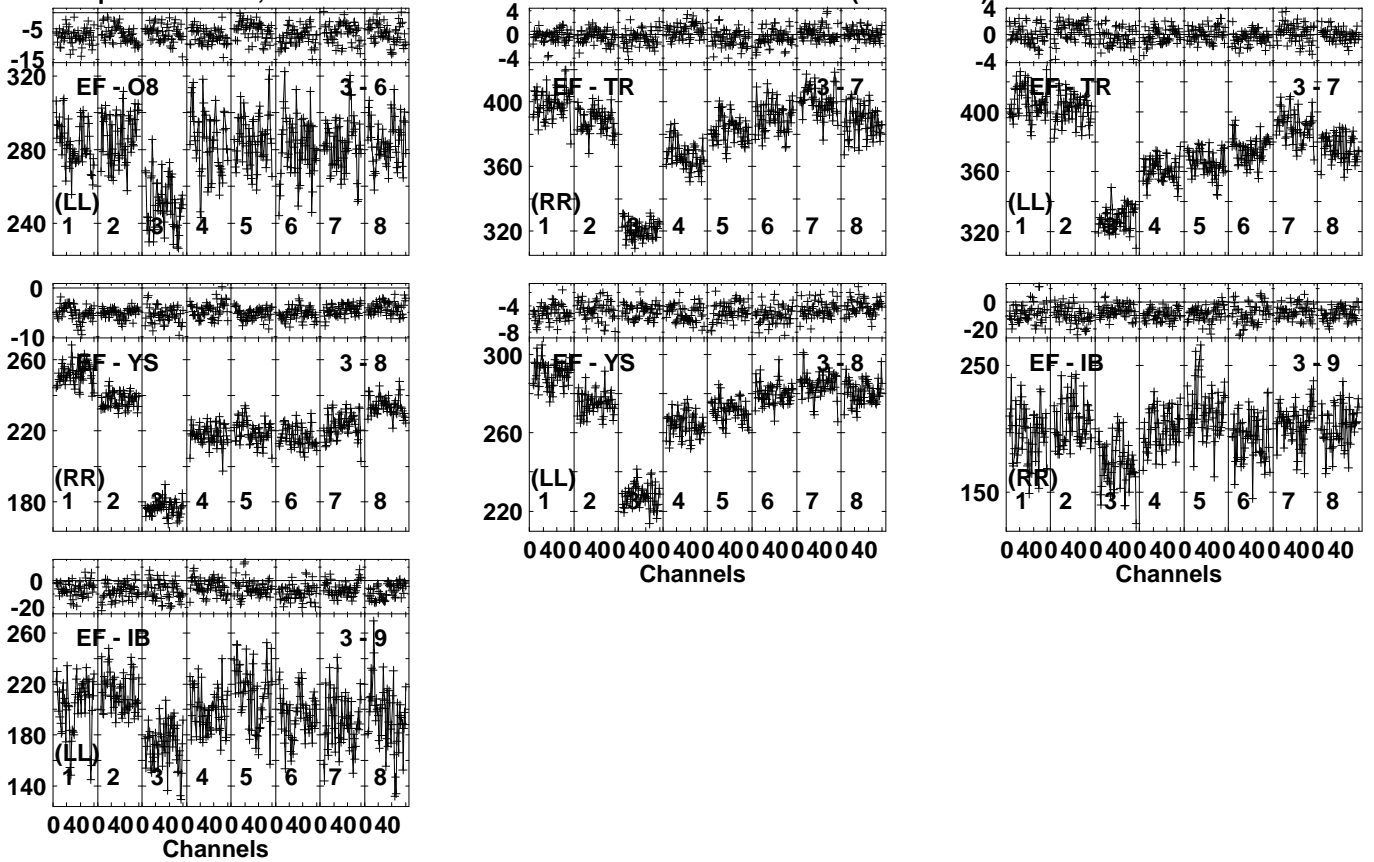


Lower frame: Milli Ampl Jy Top frame: Phas deg  
Vector averaged cross-power spectrum Several baselines displayed  
Timerange: 00/17:58:01 to 00/17:59:59

Plot file version 64 created 26-JUN-2023 11:06:18

J0934+4908 ES103H.UVDATA.1

Freq = 4.7990 GHz, Bw = 32.000 MH Calibrated with CL # 4 and BP # 1 (BP mode 1)



Lower frame: Milli Ampl Jy Top frame: Phas deg  
 Vector averaged cross-power spectrum Several baselines displayed  
 Timerange: 00/17:58:01 to 00/17:59:59

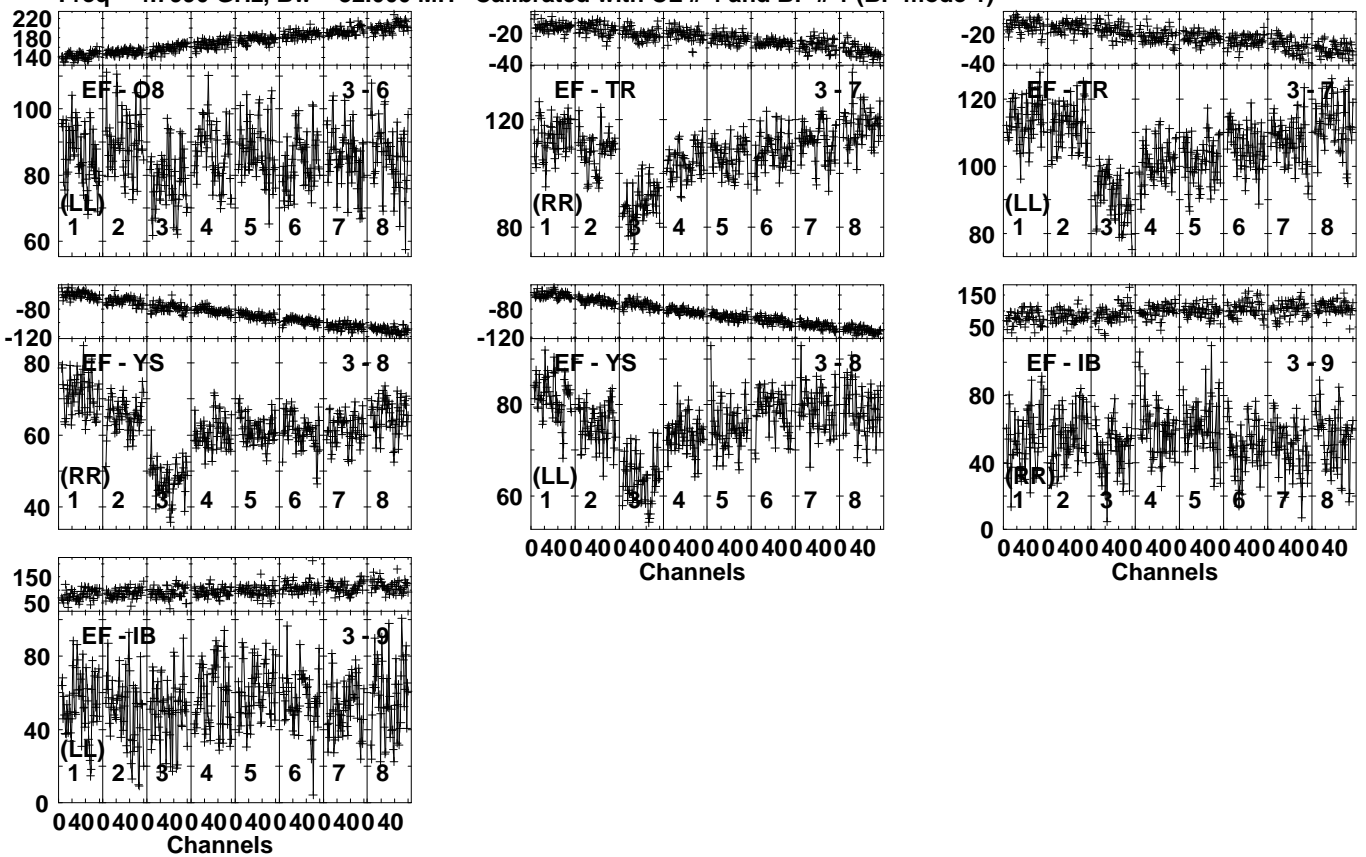




Plot file version 66 created 26-JUN-2023 11:06:18

SDSSJ0933+47 ES103H.UVDATA.1

Freq = 4.7990 GHz, Bw = 32.000 MH Calibrated with CL # 4 and BP # 1 (BP mode 1)



Lower frame: Milli Ampl Jy Top frame: Phas deg

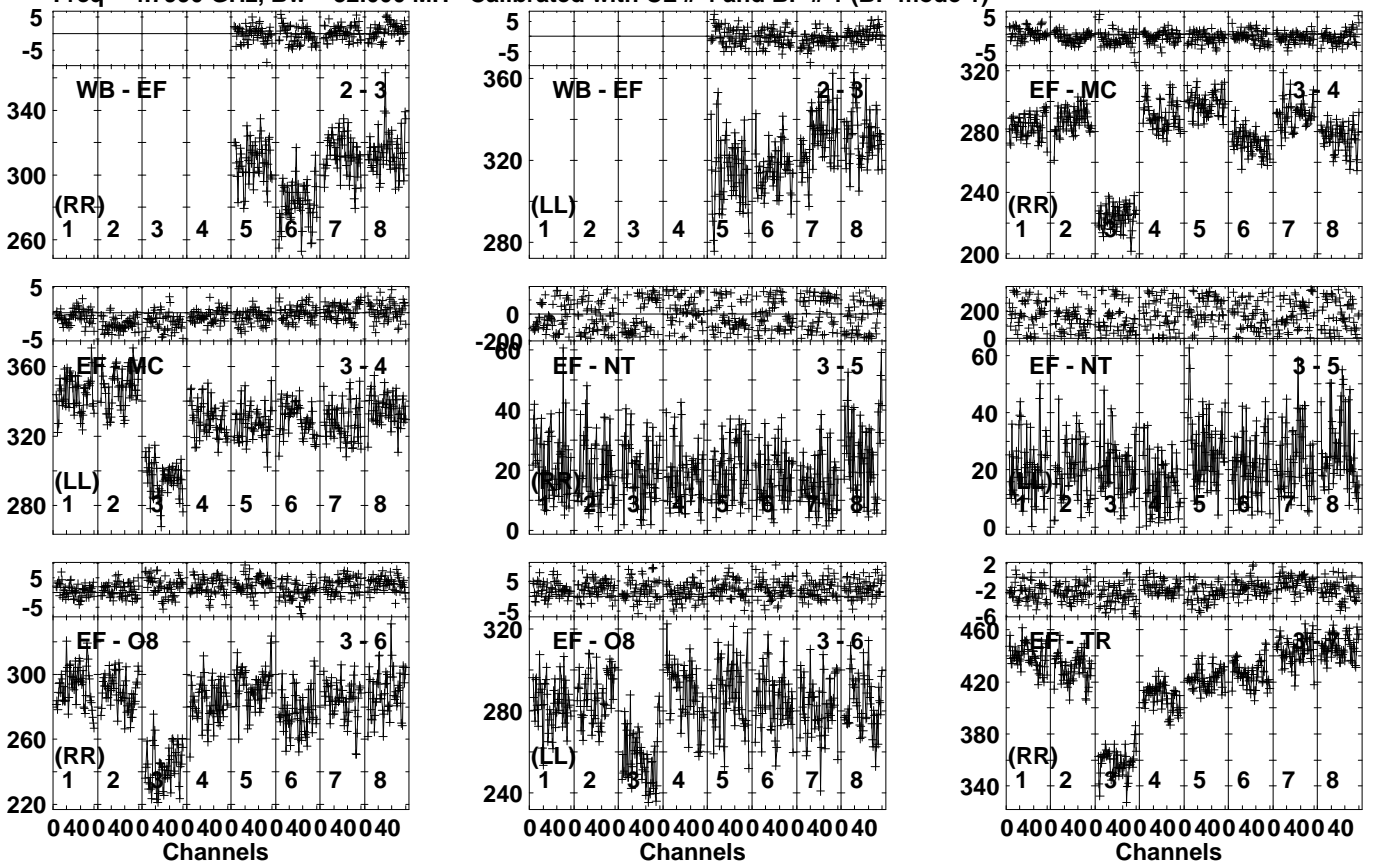
Vector averaged cross-power spectrum Several baselines displayed

Timerange: 00/18:00:03 to 00/18:02:59

Plot file version 67 created 26-JUN-2023 11:06:18

J0934+4908 ES103H.UVDATA.1

Freq = 4.7990 GHz, Bw = 32.000 MH Calibrated with CL # 4 and BP # 1 (BP mode 1)

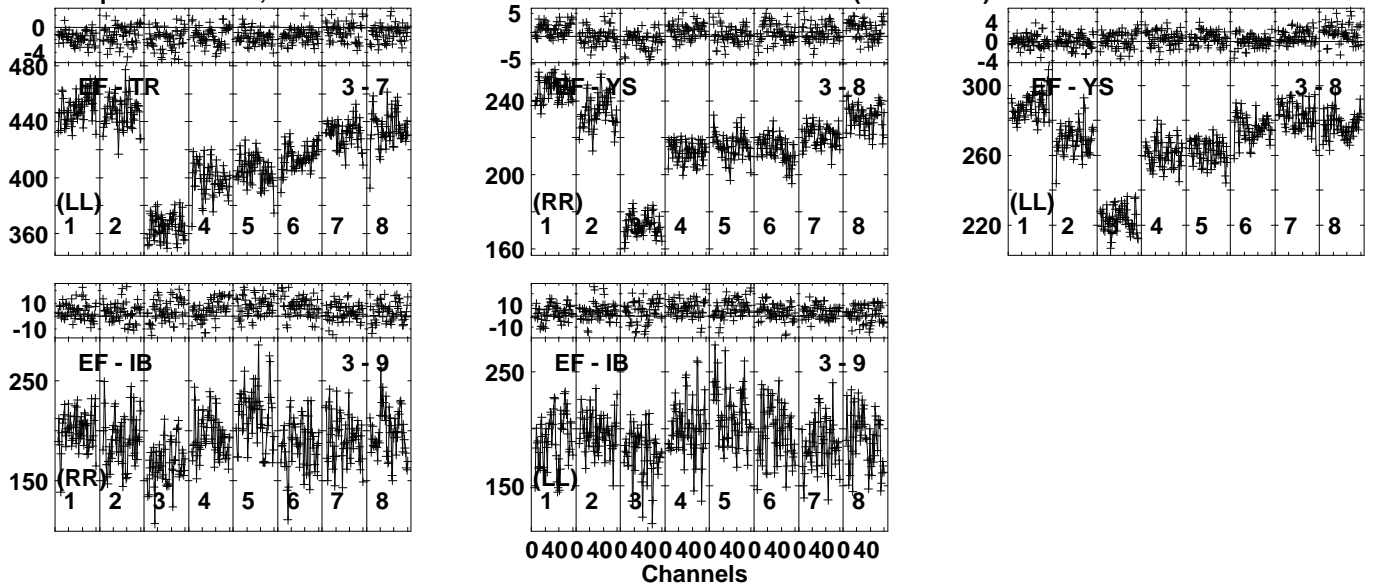


Lower frame: Milli Ampl Jy Top frame: Phas deg  
Vector averaged cross-power spectrum Several baselines displayed  
Timerange: 00/18:03:01 to 00/18:04:59

Plot file version 68 created 26-JUN-2023 11:06:18

J0934+4908 ES103H.UVDATA.1

Freq = 4.7990 GHz, Bw = 32.000 MH Calibrated with CL # 4 and BP # 1 (BP mode 1)

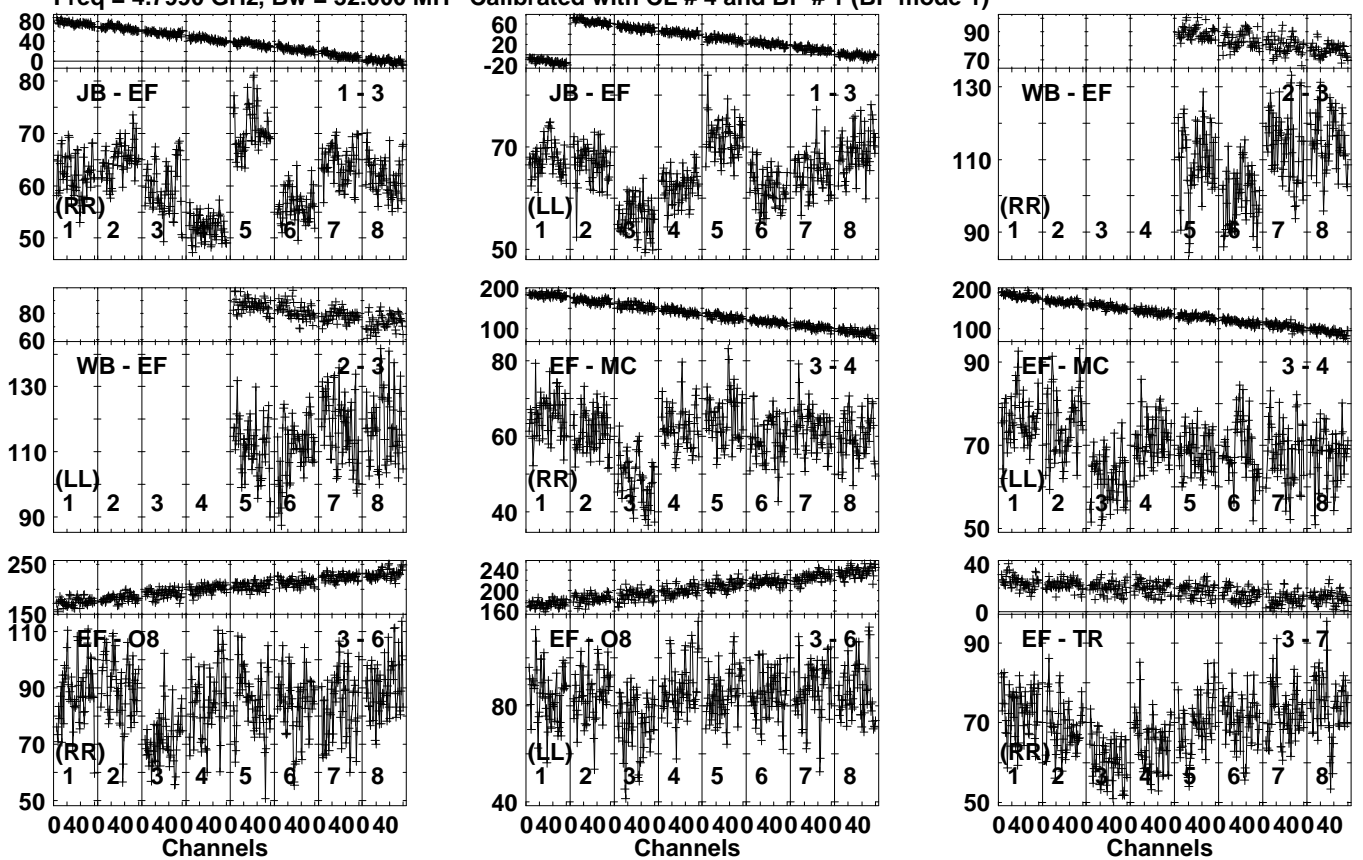


Lower frame: Milli Ampl Jy Top frame: Phas deg  
Vector averaged cross-power spectrum Several baselines displayed  
Timerange: 00/18:03:01 to 00/18:04:59

Plot file version 69 created 26-JUN-2023 11:06:18

SDSSJ0933+47 ES103H.UVDATA.1

Freq = 4.7990 GHz, Bw = 32.000 MH Calibrated with CL # 4 and BP # 1 (BP mode 1)



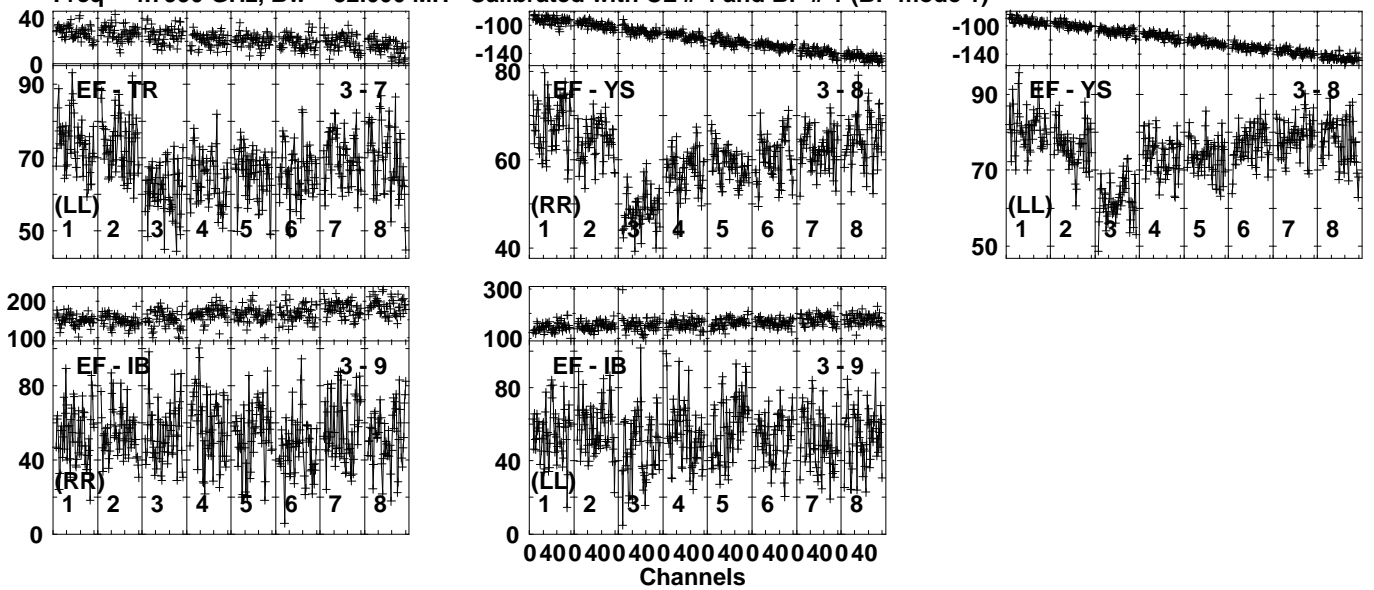
Lower frame: Milli Ampl Jy Top frame: Phas deg  
Vector averaged cross-power spectrum Several baselines displayed  
Timerange: 00/18:05:01 to 00/18:07:59

Plot file version 70 created 26-JUN-2023 11:06:18

SDSSJ0933+47 ES103H.UVDATA.1

Freq = 4.7990 GHz, Bw = 32.000 MH

Calibrated with CL # 4 and BP # 1 (BP mode 1)

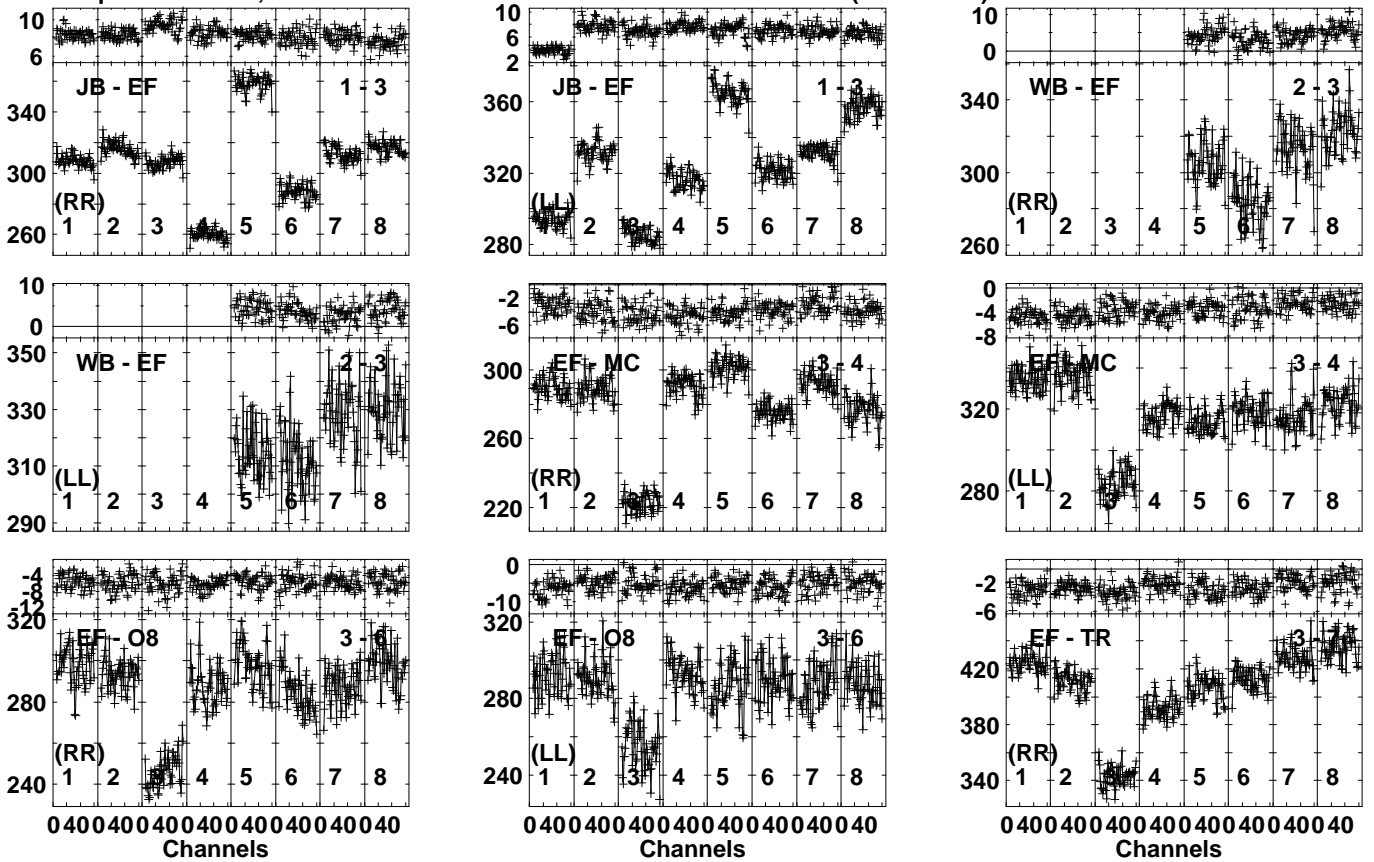


Lower frame: Milli Ampl Jy Top frame: Phas deg  
Vector averaged cross-power spectrum Several baselines displayed  
Timerange: 00/18:05:01 to 00/18:07:59

Plot file version 71 created 26-JUN-2023 11:06:18

J0934+4908 ES103H.UVDATA.1

Freq = 4.7990 GHz, Bw = 32.000 MH Calibrated with CL # 4 and BP # 1 (BP mode 1)

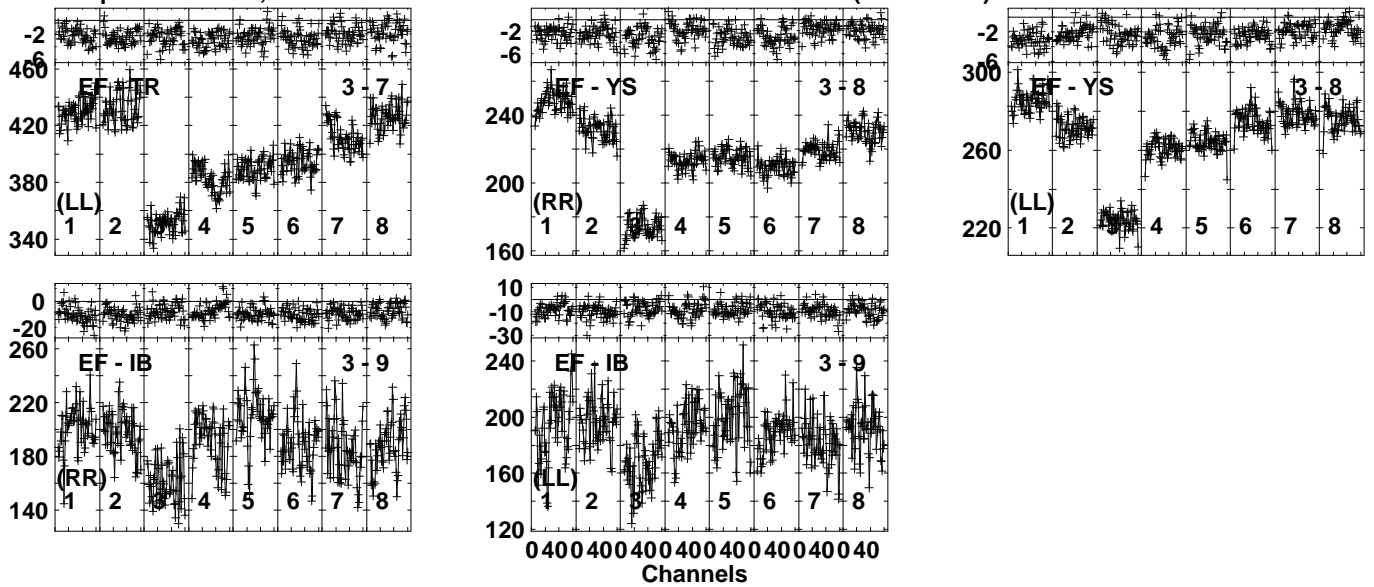


Lower frame: Milli Ampl Jy Top frame: Phas deg  
 Vector averaged cross-power spectrum Several baselines displayed  
 Timerange: 00/18:08:31 to 00/18:10:29

Plot file version 72 created 26-JUN-2023 11:06:19

J0934+4908 ES103H.UVDATA.1

Freq = 4.7990 GHz, Bw = 32.000 MH Calibrated with CL # 4 and BP # 1 (BP mode 1)



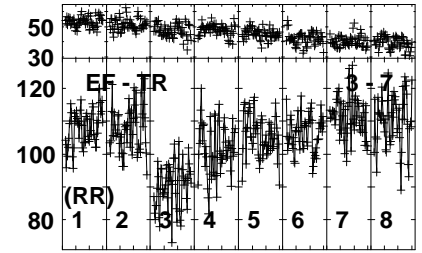
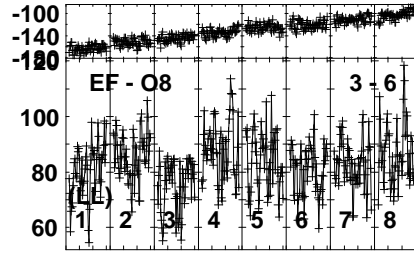
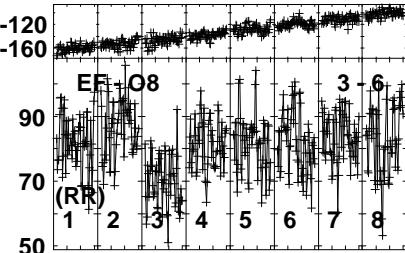
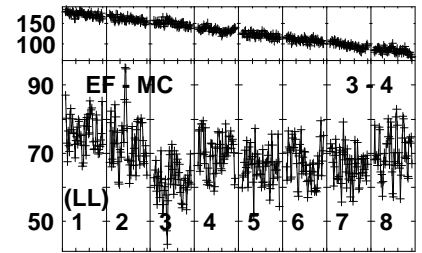
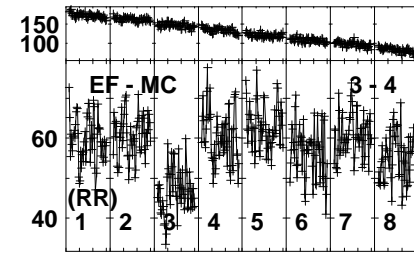
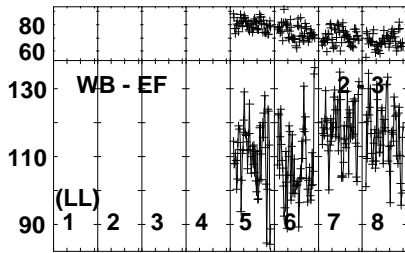
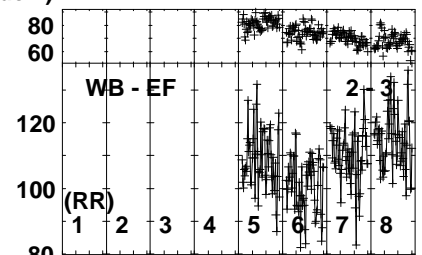
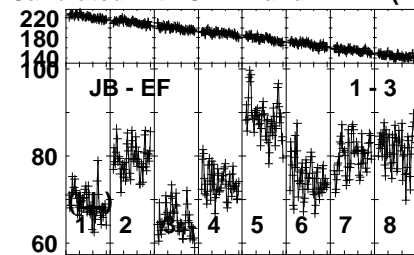
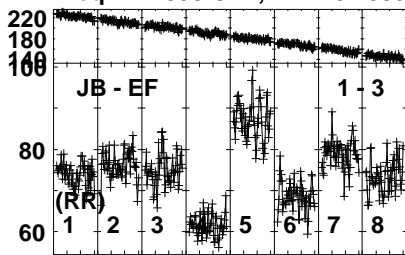
Lower frame: Milli Ampl Jy Top frame: Phas deg  
Vector averaged cross-power spectrum Several baselines displayed  
Timerange: 00/18:08:31 to 00/18:10:29



Plot file version 73 created 26-JUN-2023 11:06:19

SDSSJ0933+47 ES103H.UVDATA.1

Freq = 4.7990 GHz, Bw = 32.000 MH Calibrated with CL # 4 and BP # 1 (BP mode 1)



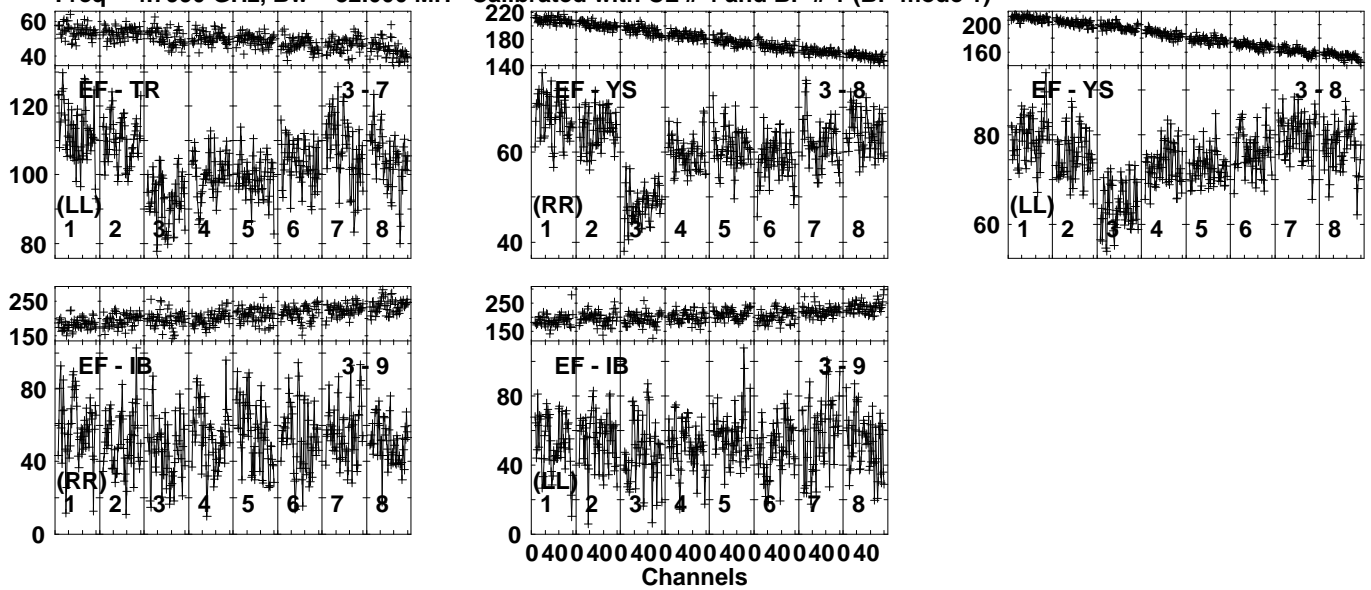
Lower frame: Milli Ampl Jy Top frame: Phas deg  
Vector averaged cross-power spectrum Several baselines displayed  
Timerange: 00/18:10:33 to 00/18:13:29

Plot file version 74 created 26-JUN-2023 11:06:19

SDSSJ0933+47 ES103H.UVDATA.1

Freq = 4.7990 GHz, Bw = 32.000 MH

Calibrated with CL # 4 and BP # 1 (BP mode 1)

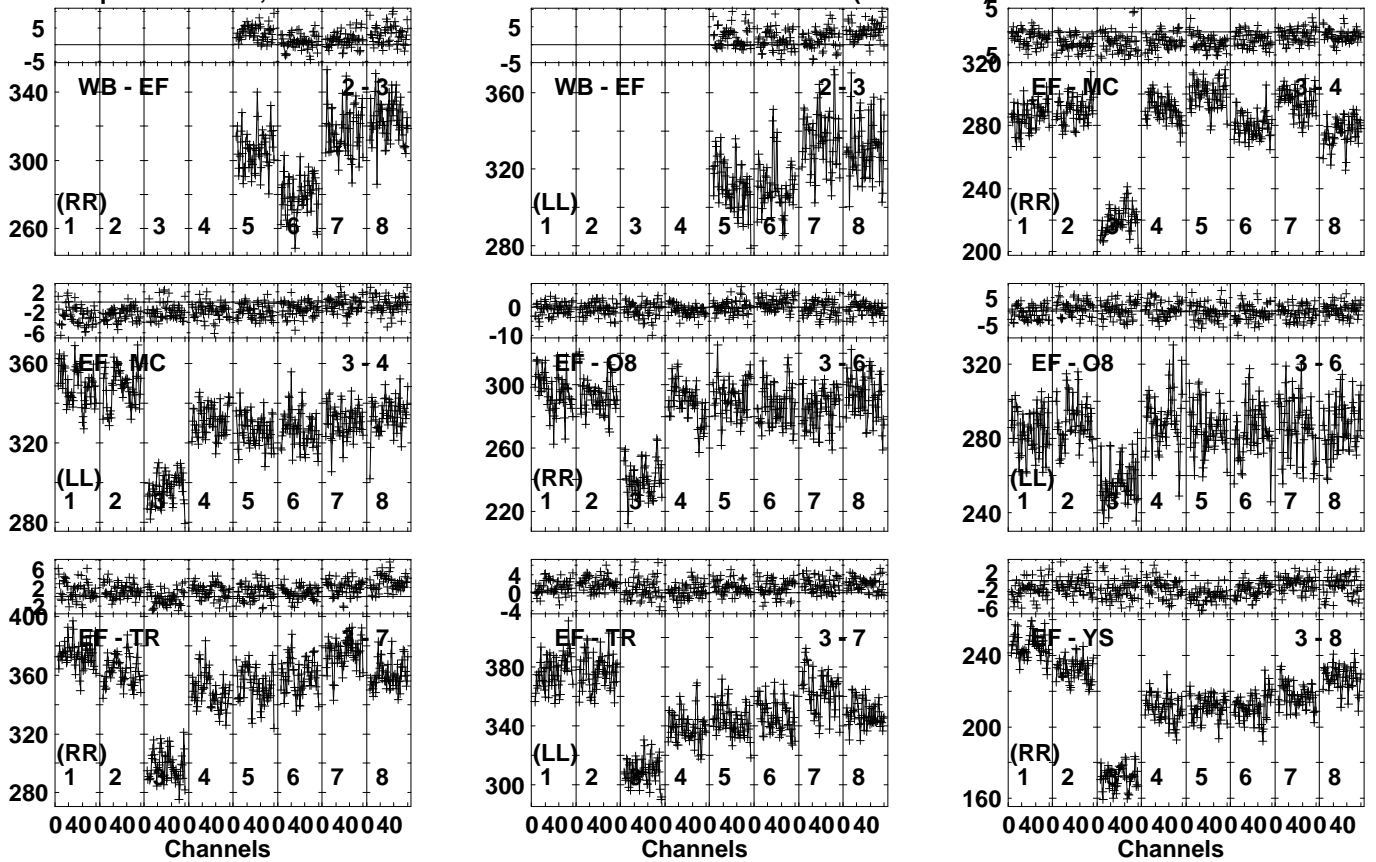


Lower frame: Milli Ampl Jy Top frame: Phas deg  
Vector averaged cross-power spectrum Several baselines displayed  
Timerange: 00/18:10:33 to 00/18:13:29

Plot file version 75 created 26-JUN-2023 11:06:19

J0934+4908 ES103H.UVDATA.1

Freq = 4.7990 GHz, Bw = 32.000 MH Calibrated with CL # 4 and BP # 1 (BP mode 1)

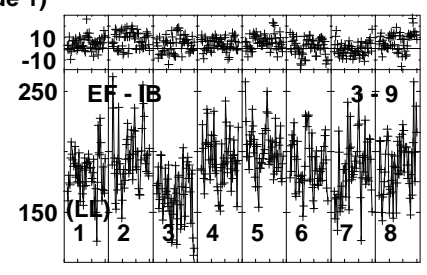
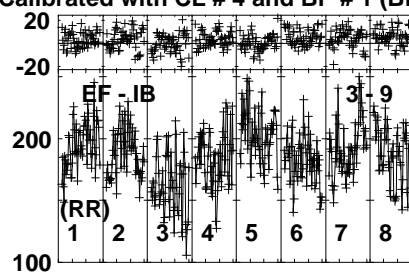
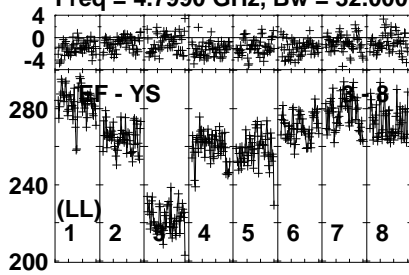


Lower frame: Milli Ampl Jy Top frame: Phas deg  
Vector averaged cross-power spectrum Several baselines displayed  
Timerange: 00/18:13:31 to 00/18:15:29

Plot file version 76 created 26-JUN-2023 11:06:19

J0934+4908 ES103H.UVDATA.1

Freq = 4.7990 GHz, Bw = 32.000 MH Calibrated with CL # 4 and BP # 1 (BP mode 1)

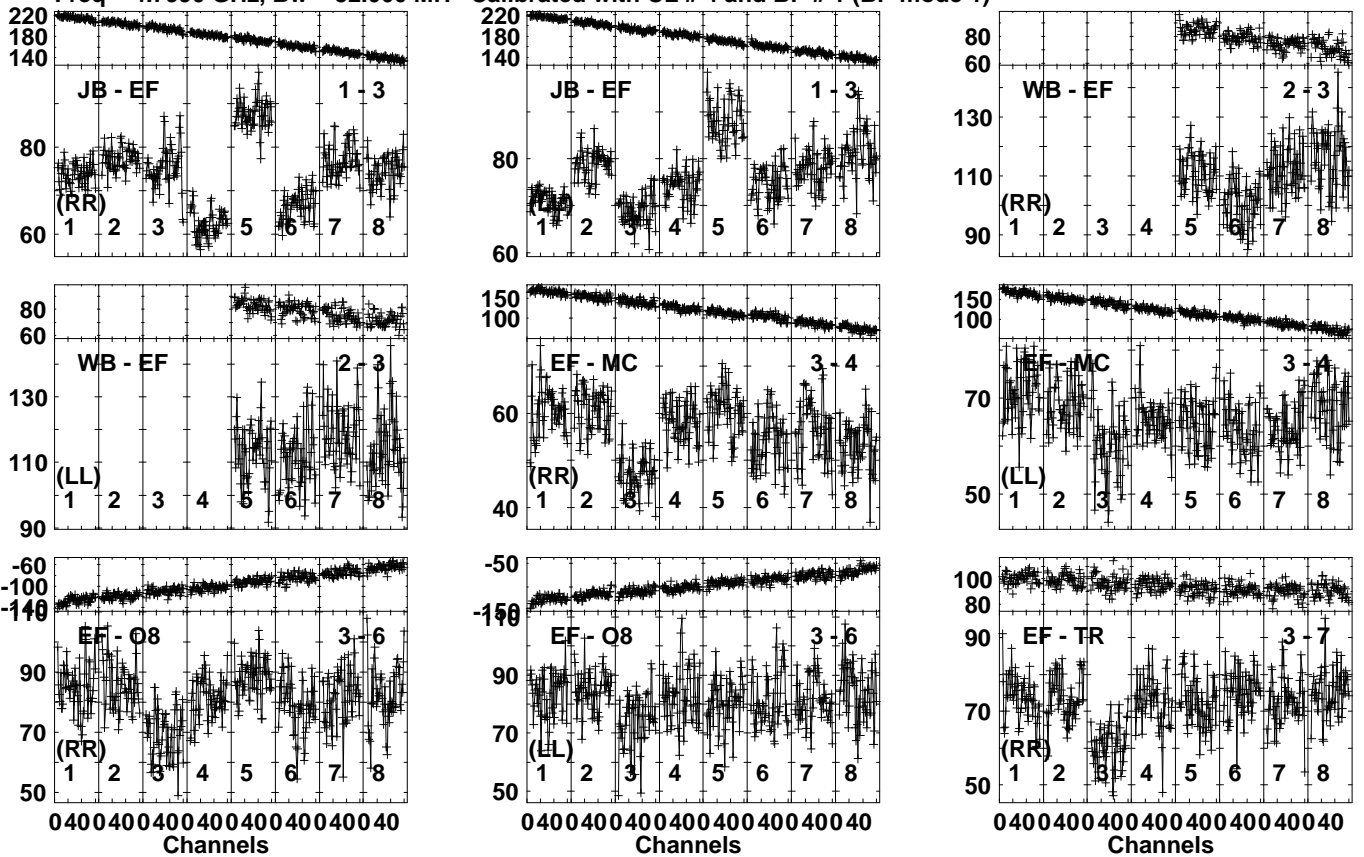


Lower frame: Milli Ampl Jy Top frame: Phas deg  
Vector averaged cross-power spectrum Several baselines displayed  
Timerange: 00/18:13:31 to 00/18:15:29

Plot file version 77 created 26-JUN-2023 11:06:19

SDSSJ0933+47 ES103H.UVDATA.1

Freq = 4.7990 GHz, Bw = 32.000 MH Calibrated with CL # 4 and BP # 1 (BP mode 1)

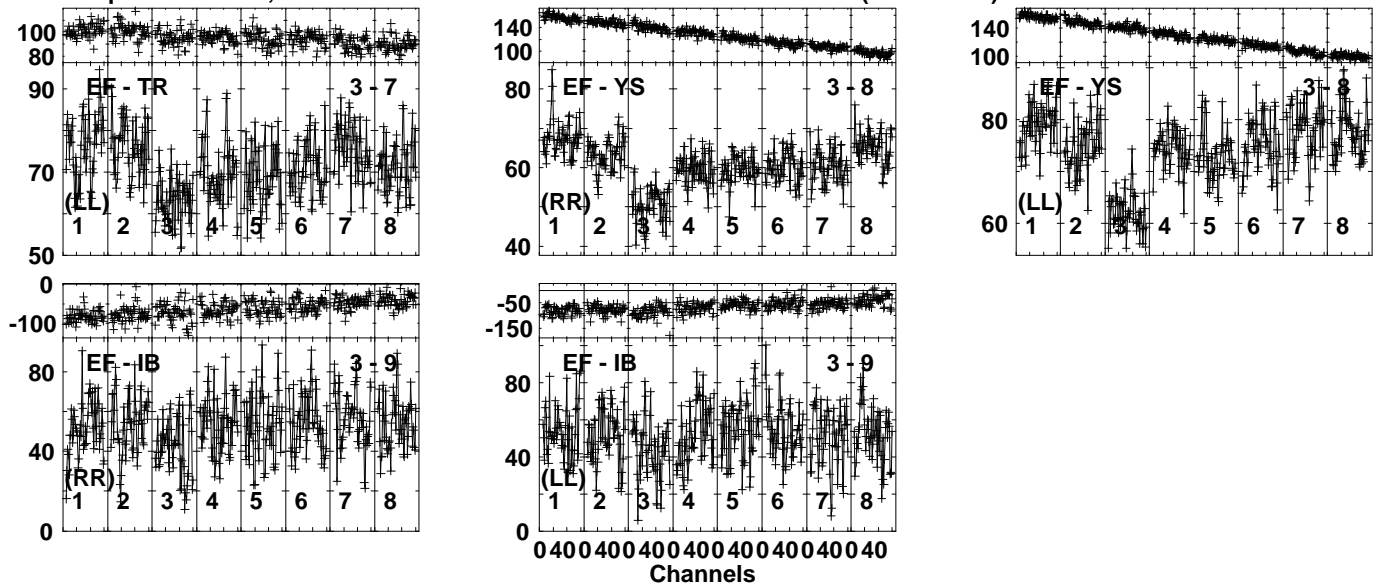


Lower frame: Milli Ampl Jy Top frame: Phas deg  
Vector averaged cross-power spectrum Several baselines displayed  
Timerange: 00/18:15:31 to 00/18:18:29

Plot file version 78 created 26-JUN-2023 11:06:19

SDSSJ0933+47 ES103H.UVDATA.1

Freq = 4.7990 GHz, Bw = 32.000 MH Calibrated with CL # 4 and BP # 1 (BP mode 1)

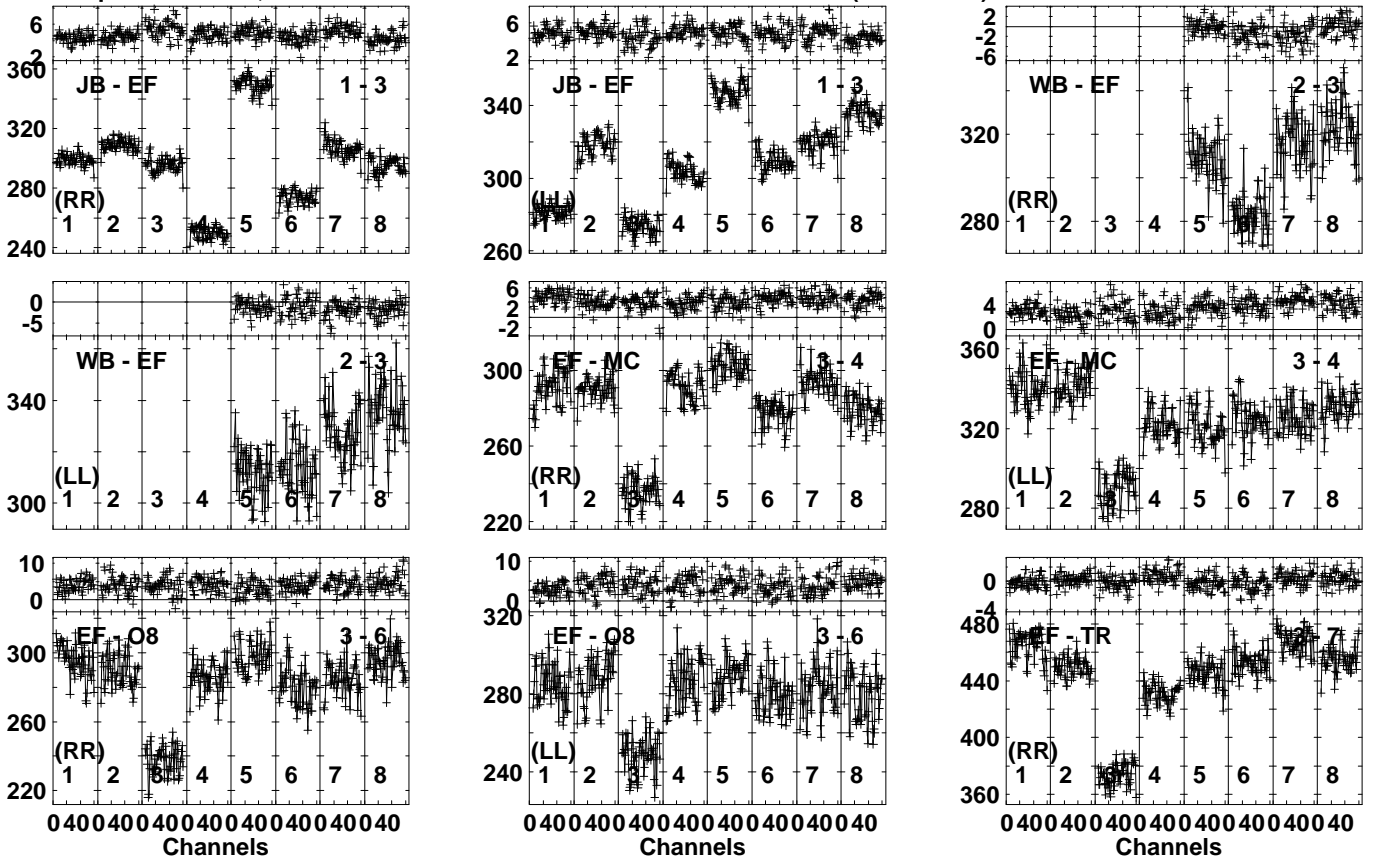


Lower frame: Milli Ampl Jy Top frame: Phas deg  
Vector averaged cross-power spectrum Several baselines displayed  
Timerange: 00/18:15:31 to 00/18:18:29

Plot file version 79 created 26-JUN-2023 11:06:19

J0934+4908 ES103H.UVDATA.1

Freq = 4.7990 GHz, Bw = 32.000 MH Calibrated with CL # 4 and BP # 1 (BP mode 1)

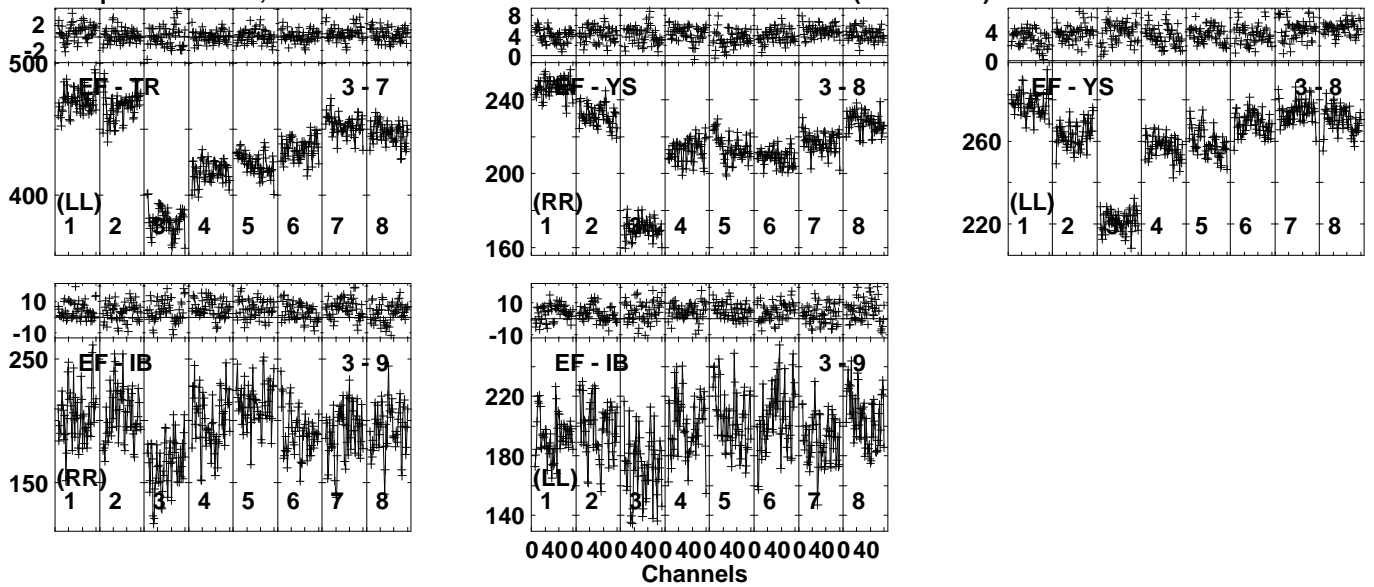


Lower frame: Milli Ampl Jy Top frame: Phas deg  
Vector averaged cross-power spectrum Several baselines displayed  
Timerange: 00/18:19:01 to 00/18:20:59

Plot file version 80 created 26-JUN-2023 11:06:20

J0934+4908 ES103H.UVDATA.1

Freq = 4.7990 GHz, Bw = 32.000 MH Calibrated with CL # 4 and BP # 1 (BP mode 1)



Lower frame: Milli Ampl Jy Top frame: Phas deg  
Vector averaged cross-power spectrum Several baselines displayed  
Timerange: 00/18:19:01 to 00/18:20:59

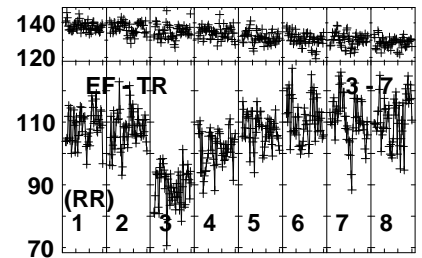
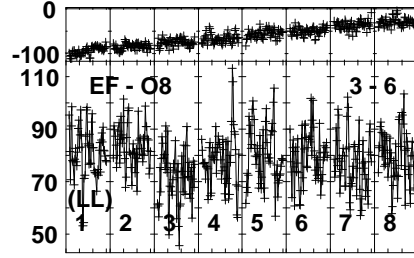
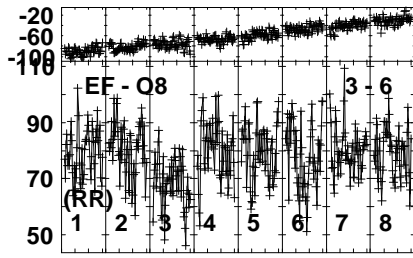
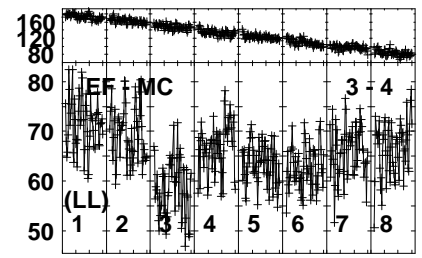
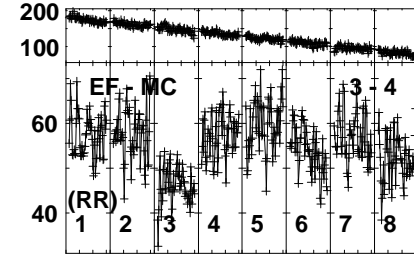
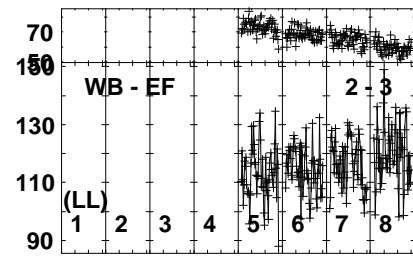
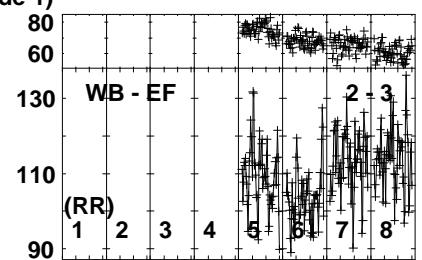
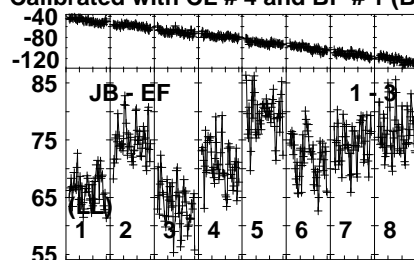
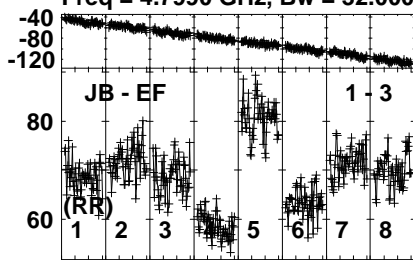


Plot file version 81 created 26-JUN-2023 11:06:20

SDSSJ0933+47 ES103H.UVDATA.1

Freq = 4.7990 GHz, Bw = 32.000 MH

Calibrated with CL # 4 and BP # 1 (BP mode 1)



040040040040040040040040  
Channels

040040040040040040040040  
Channels

040040040040040040040040  
Channels

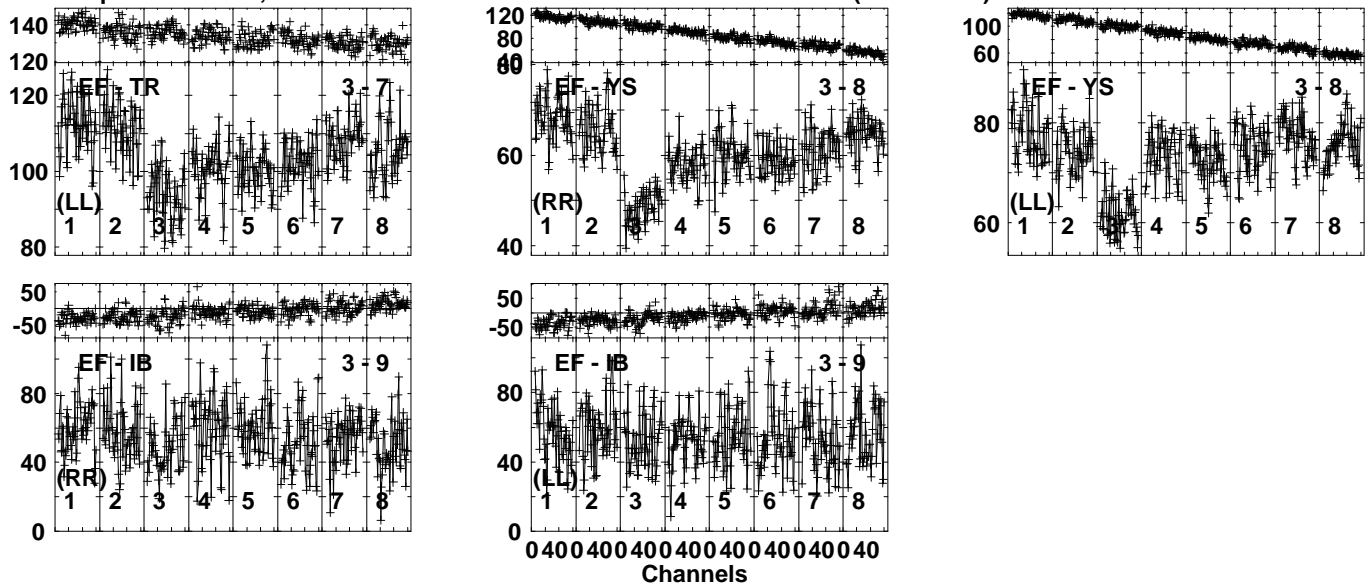
Lower frame: Milli Ampl Jy Top frame: Phas deg  
Vector averaged cross-power spectrum Several baselines displayed  
Timerange: 00/18:21:03 to 00/18:23:59

Plot file version 82 created 26-JUN-2023 11:06:20

SDSSJ0933+47 ES103H.UVDATA.1

Freq = 4.7990 GHz, Bw = 32.000 MH

Calibrated with CL # 4 and BP # 1 (BP mode 1)

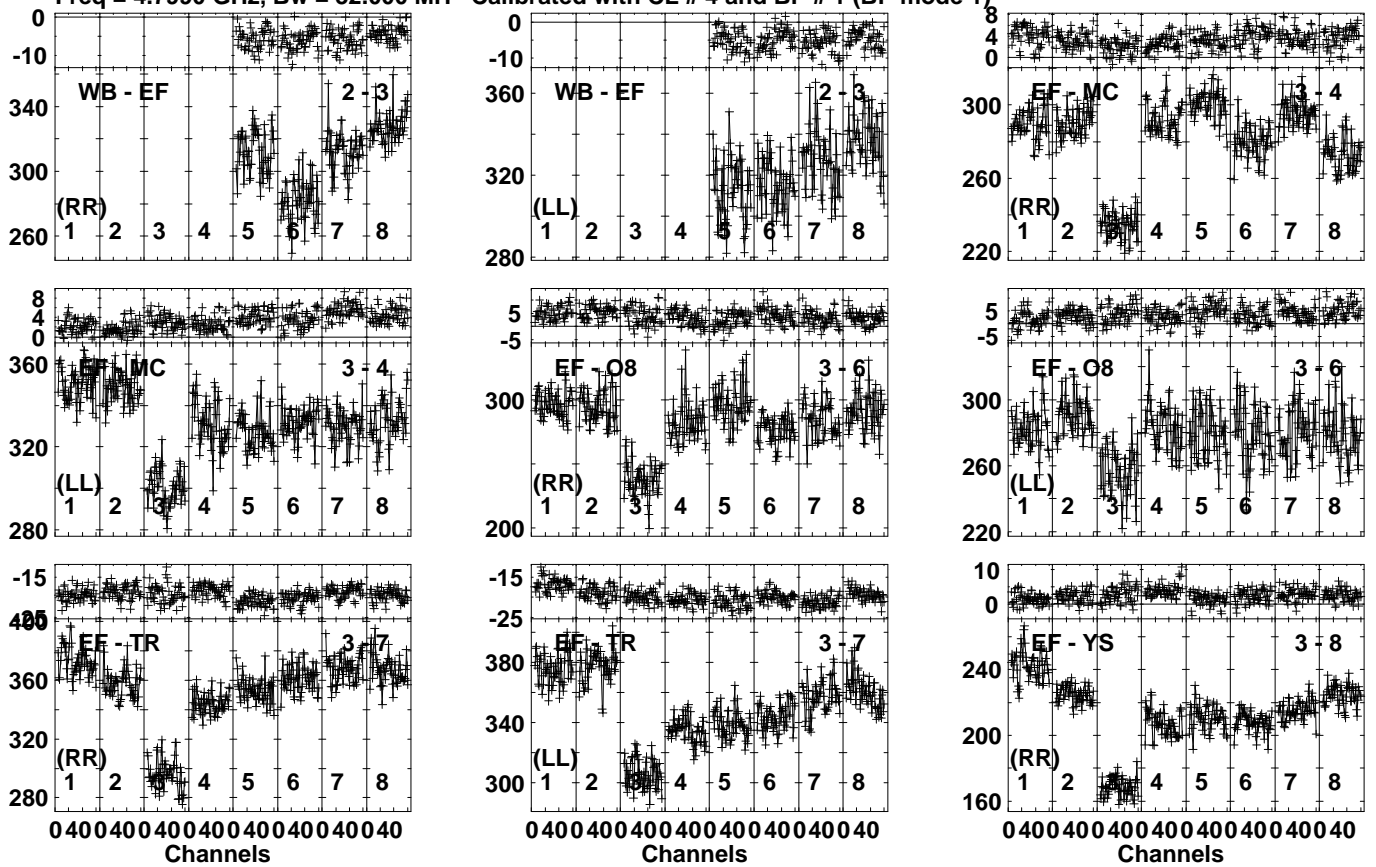


Lower frame: Milli Ampl Jy Top frame: Phas deg  
Vector averaged cross-power spectrum Several baselines displayed  
Timerange: 00/18:21:03 to 00/18:23:59

Plot file version 83 created 26-JUN-2023 11:06:20

J0934+4908 ES103H.UVDATA.1

Freq = 4.7990 GHz, Bw = 32.000 MH Calibrated with CL # 4 and BP # 1 (BP mode 1)

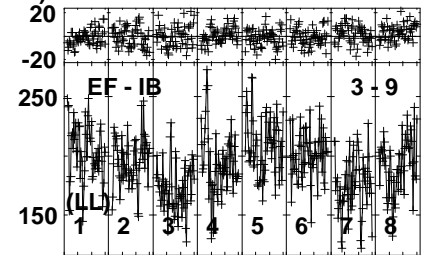
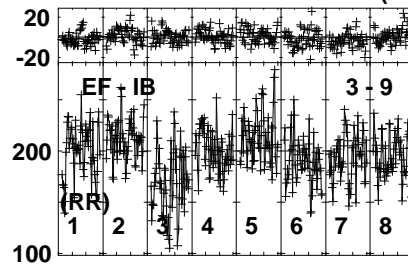
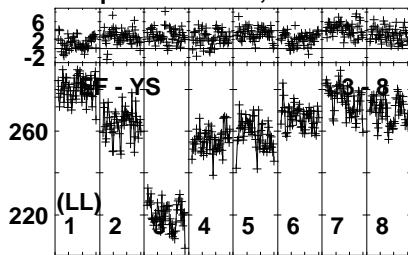


Lower frame: Milli Ampl Jy Top frame: Phas deg  
Vector averaged cross-power spectrum Several baselines displayed  
Timerange: 00/18:24:01 to 00/18:25:59

Plot file version 84 created 26-JUN-2023 11:06:20

J0934+4908 ES103H.UVDATA.1

Freq = 4.7990 GHz, Bw = 32.000 MH Calibrated with CL # 4 and BP # 1 (BP mode 1)

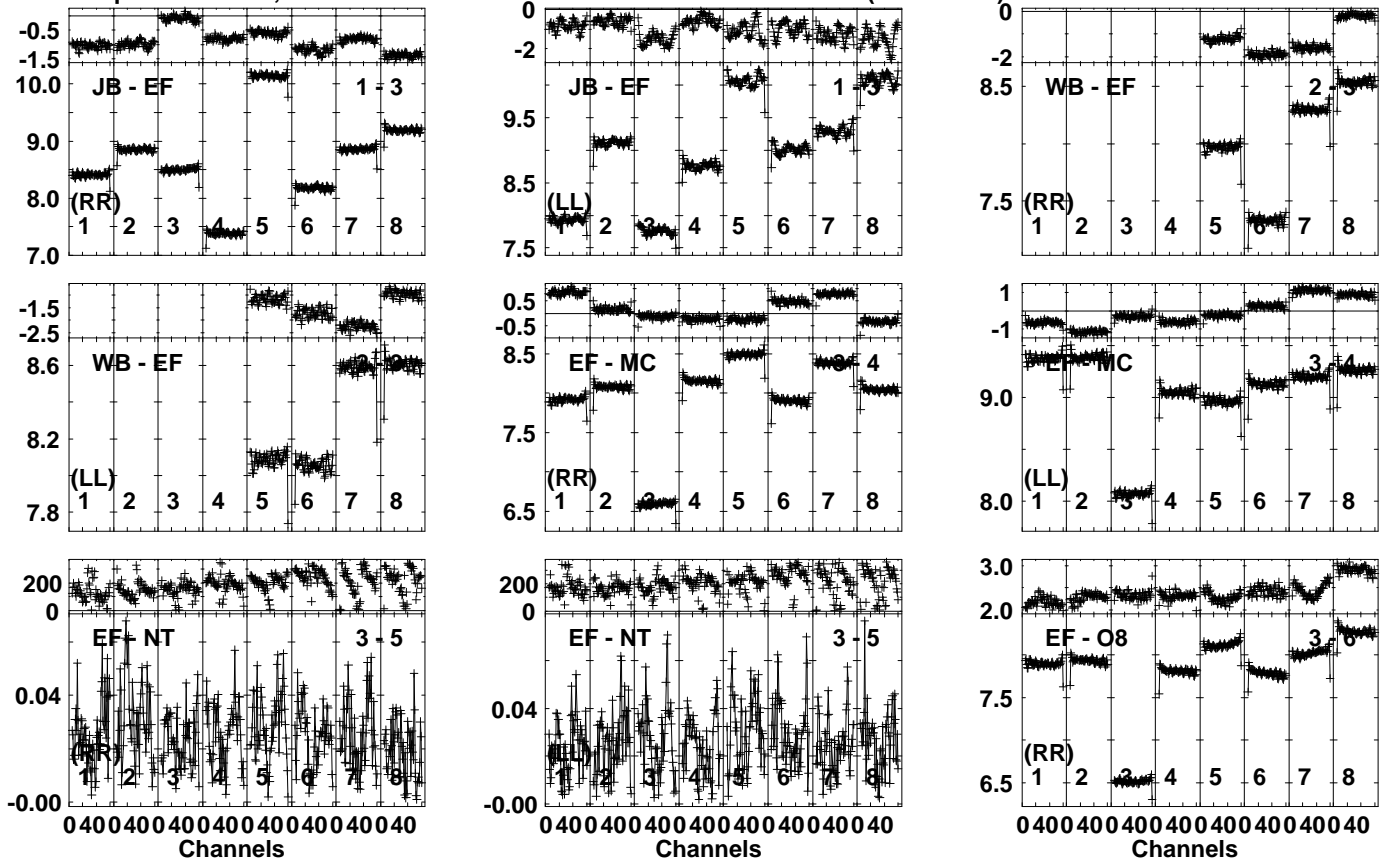


Lower frame: Milli Ampl Jy Top frame: Phas deg  
Vector averaged cross-power spectrum Several baselines displayed  
Timerange: 00/18:24:01 to 00/18:25:59

Plot file version 85 created 26-JUN-2023 11:06:20

J0927+3902 ES103H.UVDATA.1

Freq = 4.7990 GHz, Bw = 32.000 MH Calibrated with CL # 4 and BP # 1 (BP mode 1)

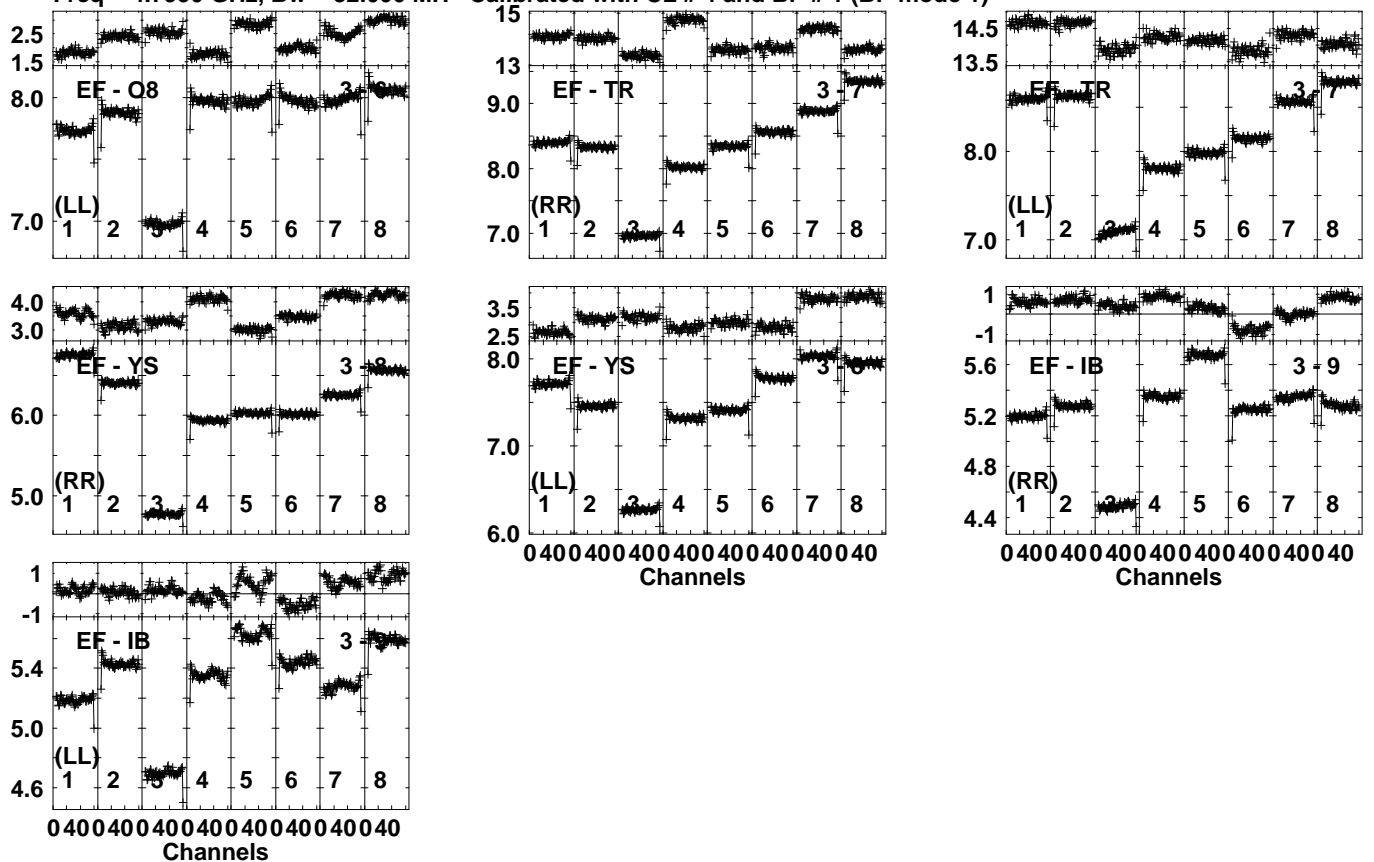


Lower frame: Ampl Jy Top frame: Phas deg  
Vector averaged cross-power spectrum Several baselines displayed  
Timerange: 00:18:27:01 to 00:18:31:59

Plot file version 86 created 26-JUN-2023 11:06:20

J0927+3902 ES103H.UVDATA.1

Freq = 4.7990 GHz, Bw = 32.000 MH Calibrated with CL # 4 and BP # 1 (BP mode 1)

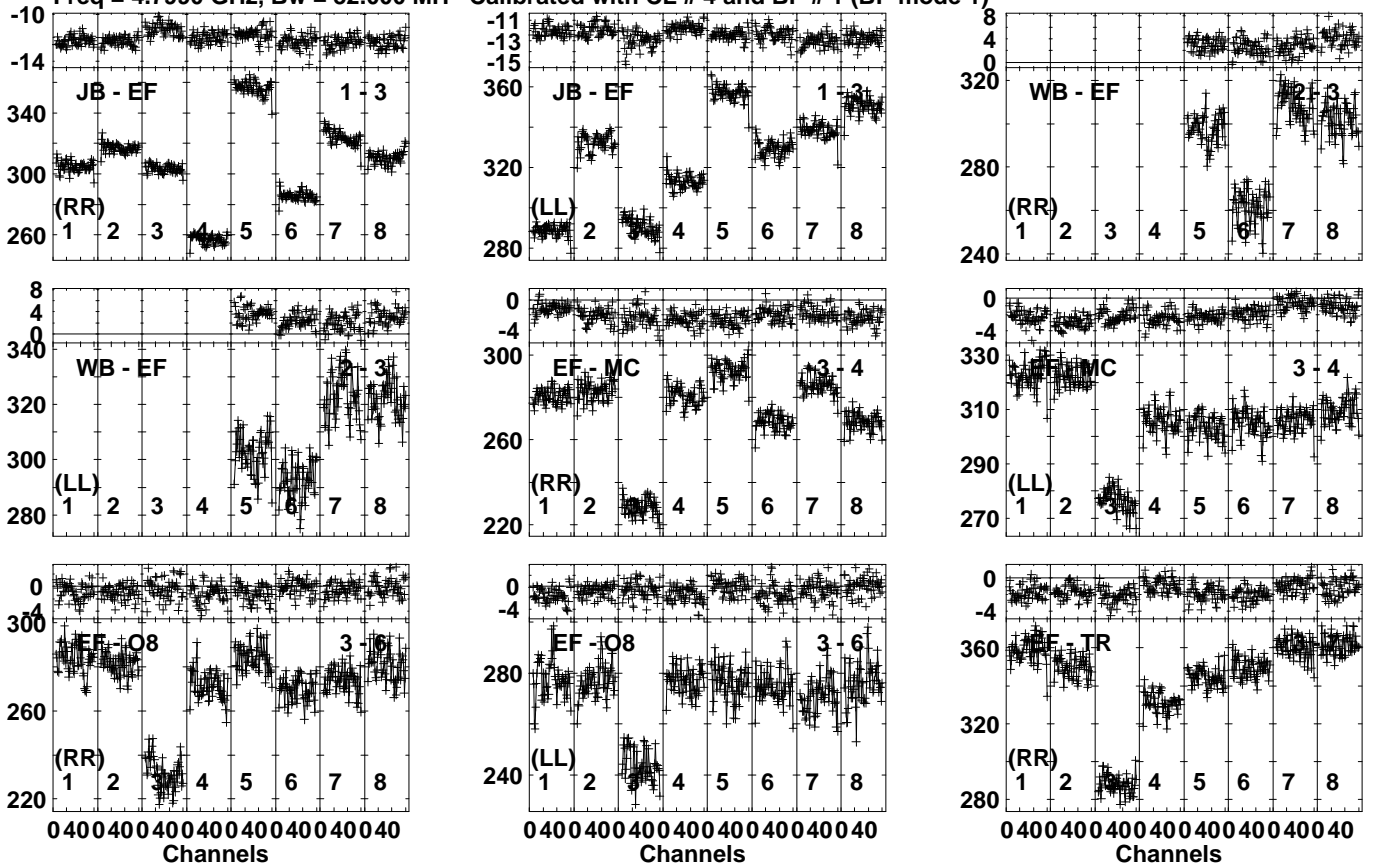


Lower frame: Ampl Jy Top frame: Phas deg  
Vector averaged cross-power spectrum Several baselines displayed  
Timerange: 00/18:27:01 to 00/18:31:59

Plot file version 87 created 26-JUN-2023 11:06:21

J0934+4908 ES103H.UVDATA.1

Freq = 4.7990 GHz, Bw = 32.000 MH Calibrated with CL # 4 and BP # 1 (BP mode 1)

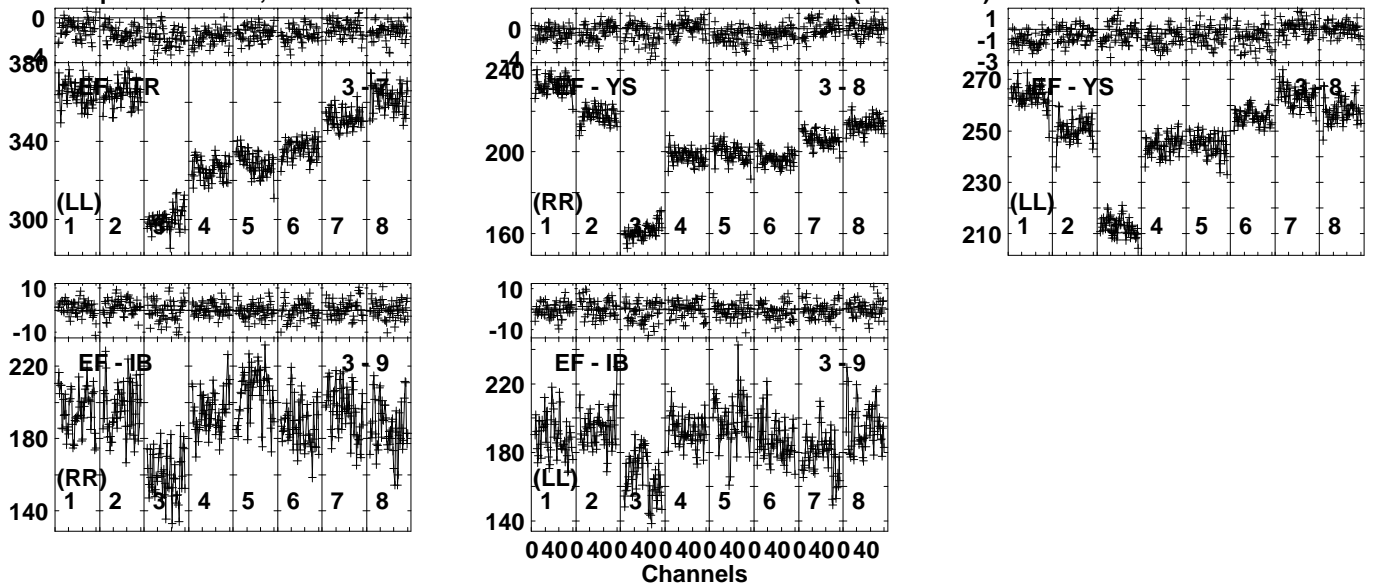


Lower frame: Milli Ampl Jy Top frame: Phas deg  
Vector averaged cross-power spectrum Several baselines displayed  
Timerange: 00/18:33:01 to 00/18:37:59

Plot file version 88 created 26-JUN-2023 11:06:21

J0934+4908 ES103H.UVDATA.1

Freq = 4.7990 GHz, Bw = 32.000 MH Calibrated with CL # 4 and BP # 1 (BP mode 1)



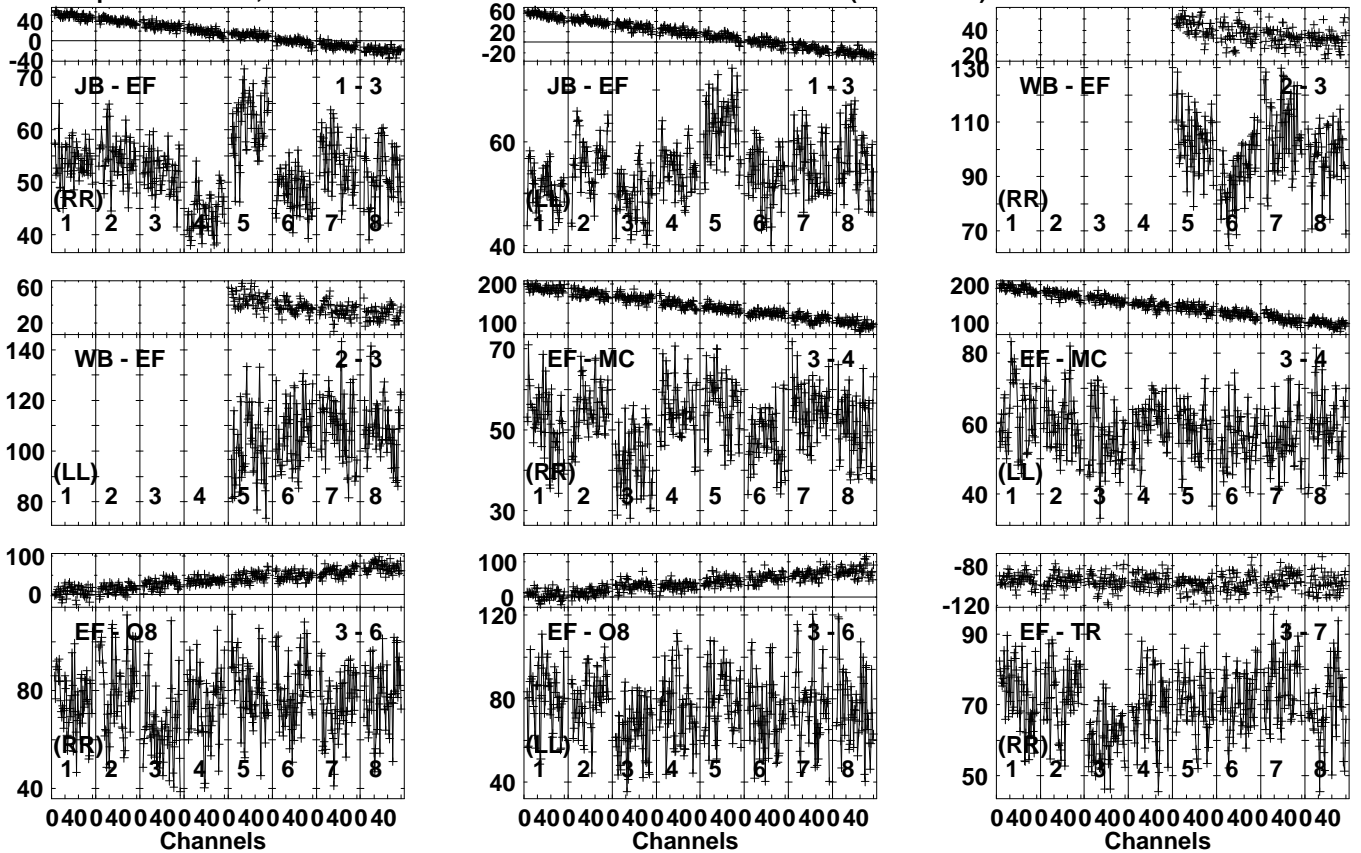
Lower frame: Milli Ampl Jy Top frame: Phas deg  
Vector averaged cross-power spectrum Several baselines displayed  
Timerange: 00/18:33:01 to 00/18:37:59



Plot file version 89 created 26-JUN-2023 11:06:21

SDSSJ0933+47 ES103H.UVDATA.1

Freq = 4.7990 GHz, Bw = 32.000 MH Calibrated with CL # 4 and BP # 1 (BP mode 1)

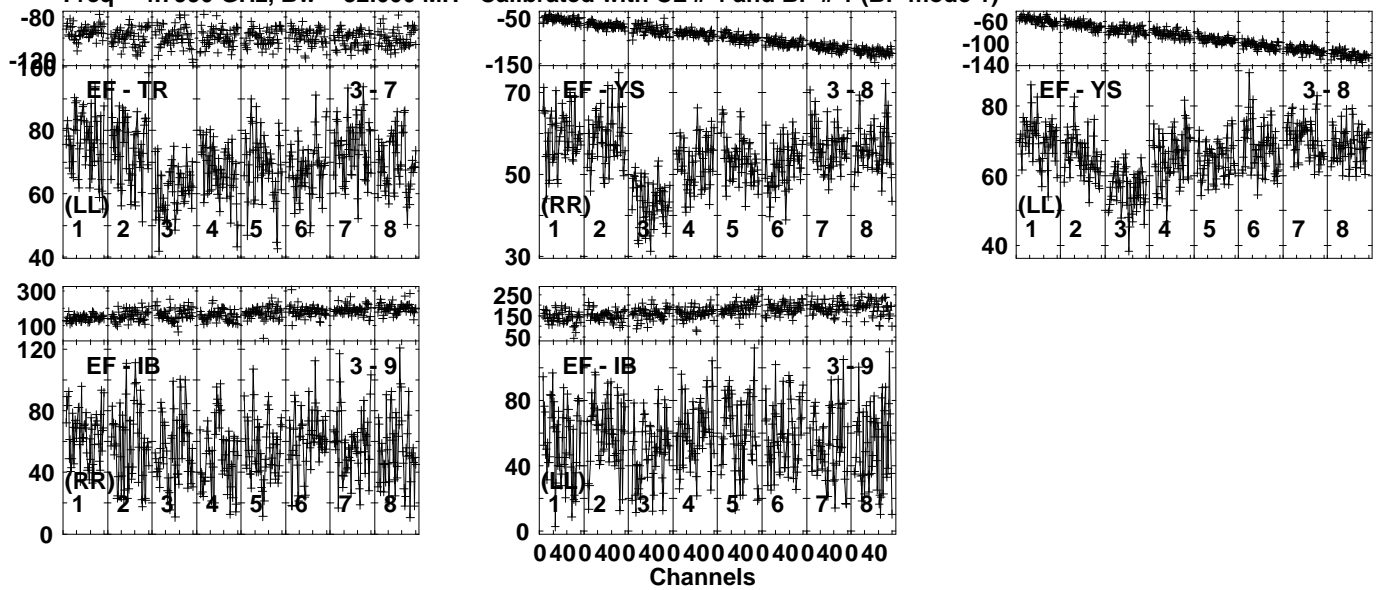


Lower frame: Milli Ampl Jy Top frame: Phas deg  
 Vector averaged cross-power spectrum Several baselines displayed  
 Timerange: 00:18:38:01 to 00:18:40:59

Plot file version 90 created 26-JUN-2023 11:06:21

SDSSJ0933+47 ES103H.UVDATA.1

Freq = 4.7990 GHz, Bw = 32.000 MH Calibrated with CL # 4 and BP # 1 (BP mode 1)



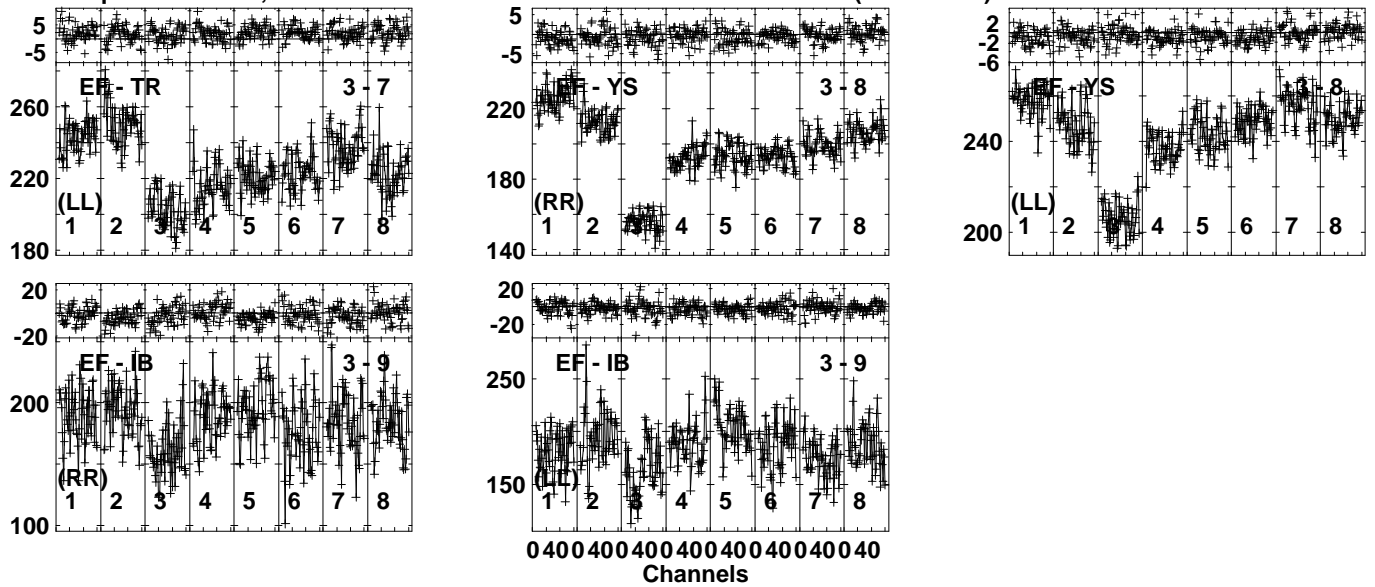
Lower frame: Milli Ampl Jy Top frame: Phas deg  
Vector averaged cross-power spectrum Several baselines displayed  
Timerange: 00/18:38:01 to 00/18:40:59



Plot file version 92 created 26-JUN-2023 11:06:21

J0934+4908 ES103H.UVDATA.1

Freq = 4.7990 GHz, Bw = 32.000 MH Calibrated with CL # 4 and BP # 1 (BP mode 1)



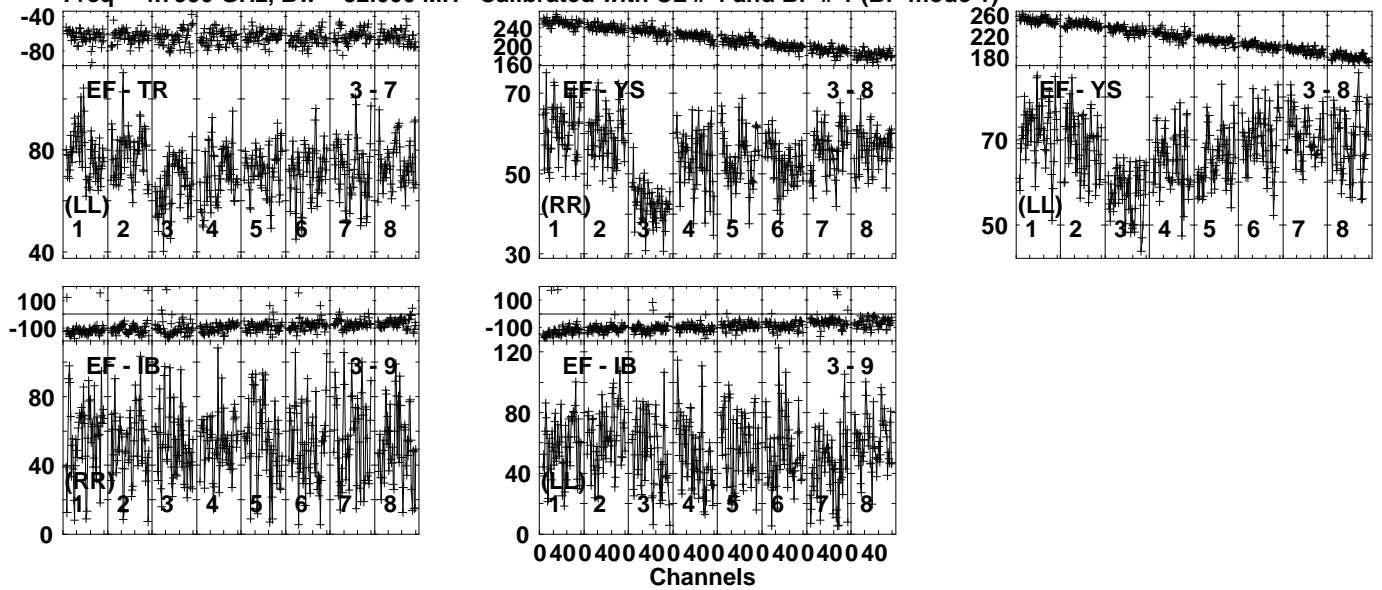
Lower frame: Milli Ampl Jy Top frame: Phas deg  
Vector averaged cross-power spectrum Several baselines displayed  
Timerange: 00/18:41:31 to 00/18:43:29



Plot file version 94 created 26-JUN-2023 11:06:22

SDSSJ0933+47 ES103H.UVDATA.1

Freq = 4.7990 GHz, Bw = 32.000 MH Calibrated with CL # 4 and BP # 1 (BP mode 1)

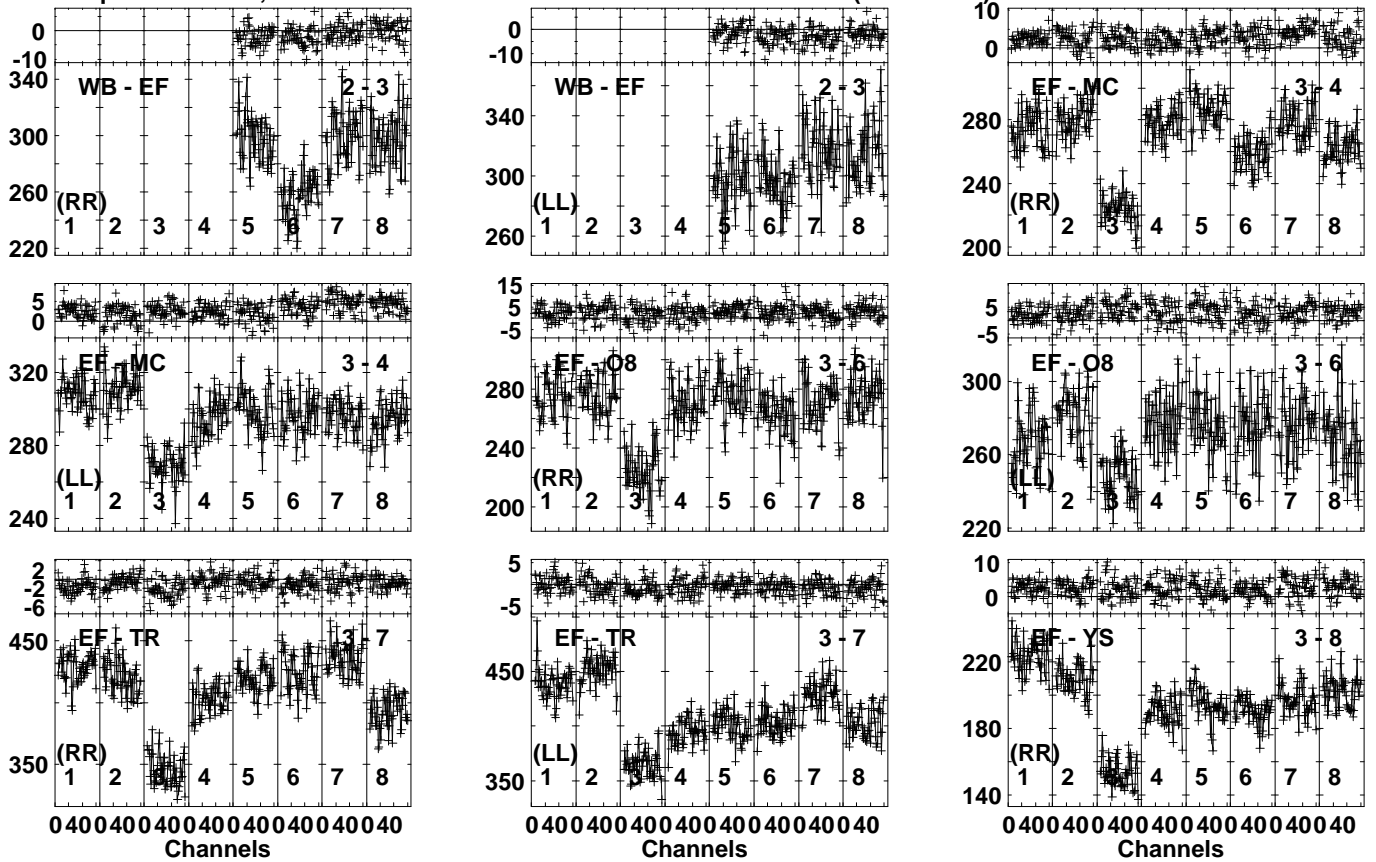


Lower frame: Milli Ampl Jy Top frame: Phas deg  
Vector averaged cross-power spectrum Several baselines displayed  
Timerange: 00/18:43:33 to 00/18:46:29

Plot file version 95 created 26-JUN-2023 11:06:22

J0934+4908 ES103H.UVDATA.1

Freq = 4.7990 GHz, Bw = 32.000 MH Calibrated with CL # 4 and BP # 1 (BP mode 1)

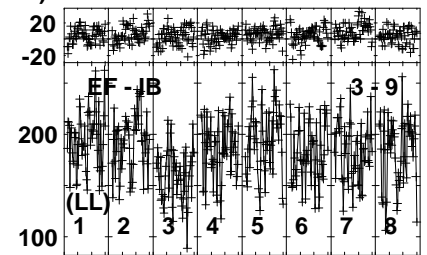
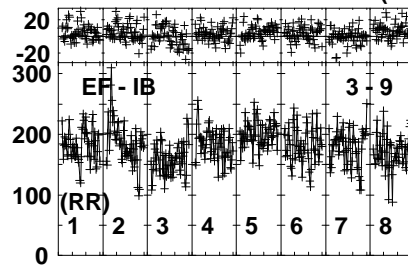
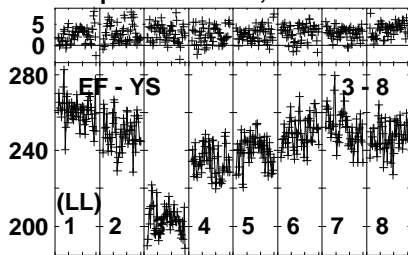


Lower frame: Milli Ampl Jy Top frame: Phas deg  
Vector averaged cross-power spectrum Several baselines displayed  
Timerange: 00:18:46:31 to 00:18:48:29

Plot file version 96 created 26-JUN-2023 11:06:22

J0934+4908 ES103H.UVDATA.1

Freq = 4.7990 GHz, Bw = 32.000 MH Calibrated with CL # 4 and BP # 1 (BP mode 1)



Lower frame: Milli Ampl Jy Top frame: Phas deg  
Vector averaged cross-power spectrum Several baselines displayed  
Timerange: 00/18:46:31 to 00/18:48:29

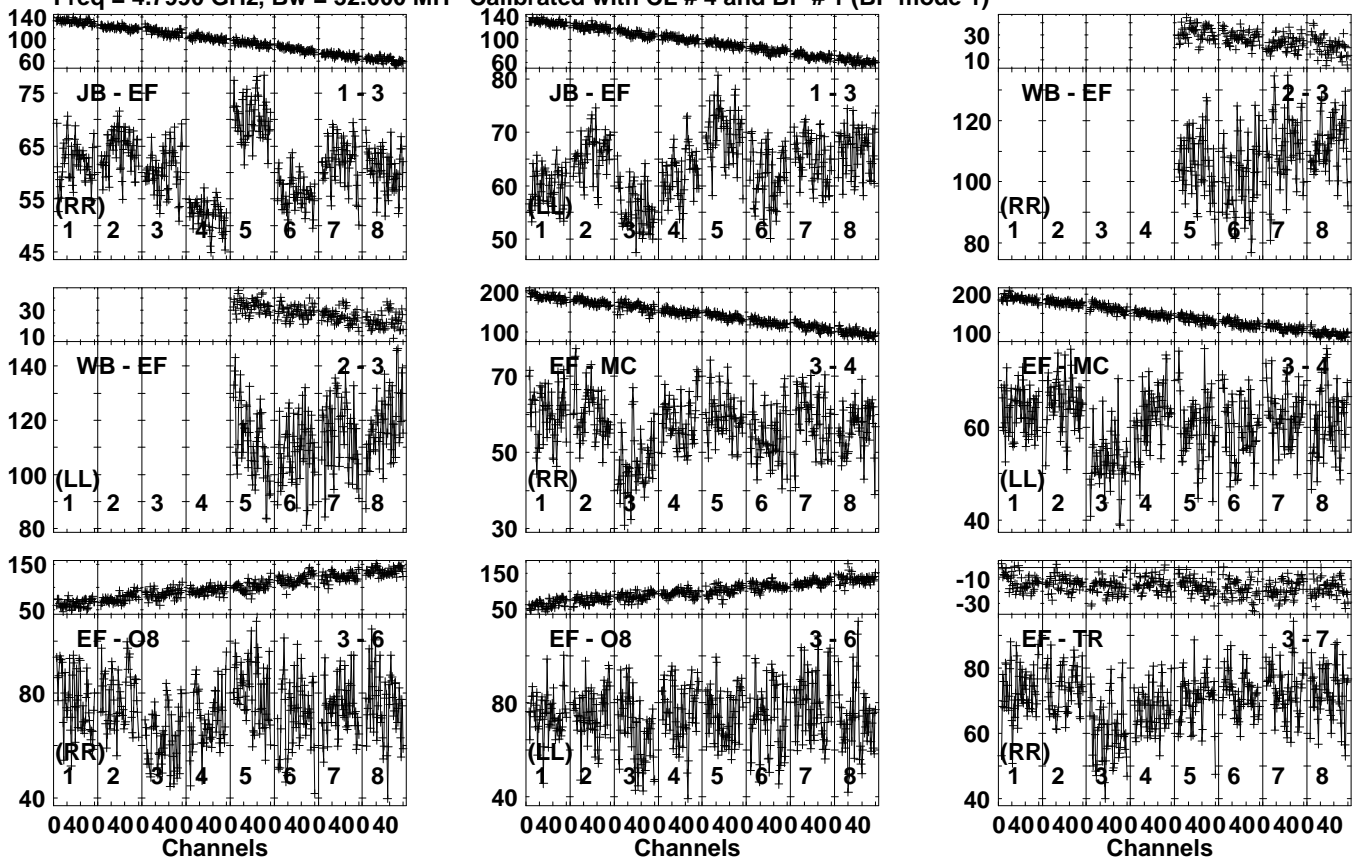


Plot file version 97 created 26-JUN-2023 11:06:22

SDSSJ0933+47 ES103H.UVDATA.1

Freq = 4.7990 GHz, Bw = 32.000 MH

Calibrated with CL # 4 and BP # 1 (BP mode 1)



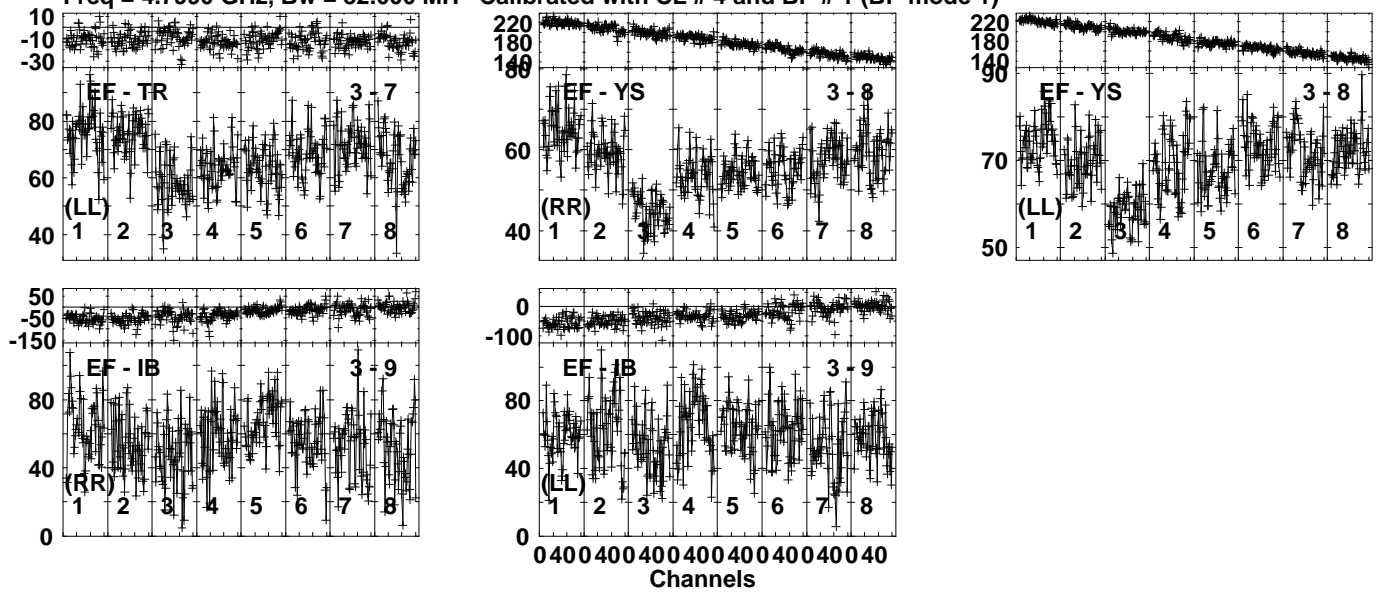
Lower frame: Milli Ampl Jy Top frame: Phas deg  
Vector averaged cross-power spectrum Several baselines displayed  
Timerange: 00/18:48:31 to 00/18:51:29

Plot file version 98 created 26-JUN-2023 11:06:22

SDSSJ0933+47 ES103H.UVDATA.1

Freq = 4.7990 GHz, Bw = 32.000 MH

Calibrated with CL # 4 and BP # 1 (BP mode 1)

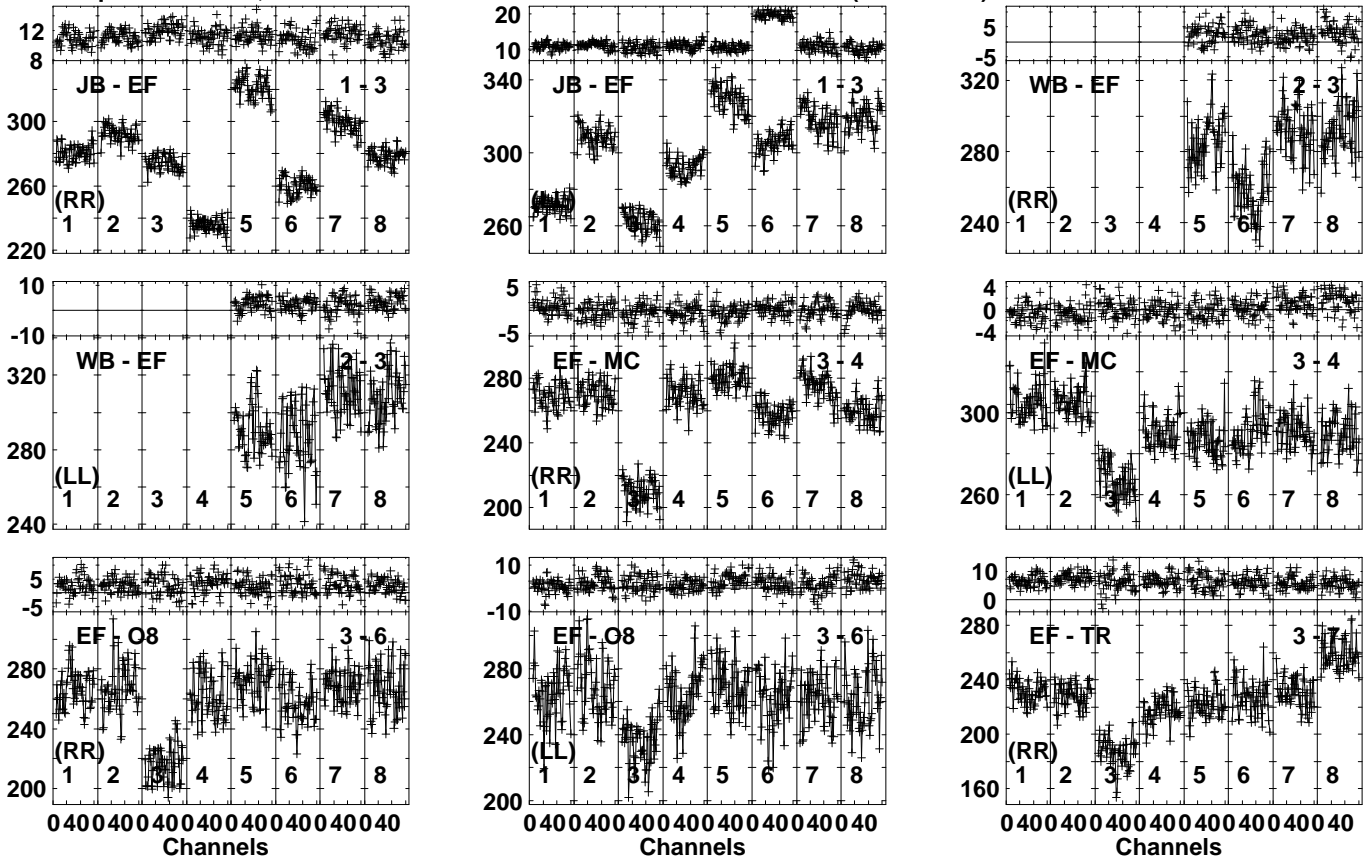


Lower frame: Milli Ampl Jy Top frame: Phas deg  
Vector averaged cross-power spectrum Several baselines displayed  
Timerange: 00/18:48:31 to 00/18:51:29

Plot file version 99 created 26-JUN-2023 11:06:22

J0934+4908 ES103H.UVDATA.1

Freq = 4.7990 GHz, Bw = 32.000 MH Calibrated with CL # 4 and BP # 1 (BP mode 1)

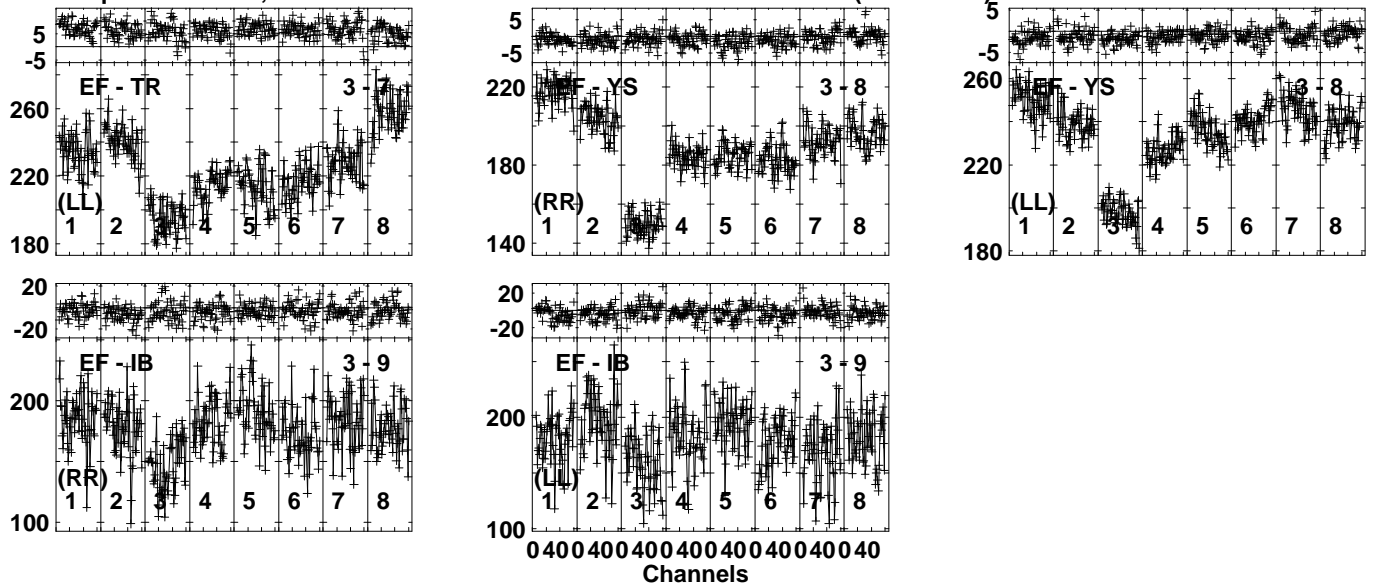


Lower frame: Milli Ampl Jy Top frame: Phas deg  
Vector averaged cross-power spectrum Several baselines displayed  
Timerange: 00/18:52:01 to 00/18:53:59

Plot file version 100 created 26-JUN-2023 11:06:22

J0934+4908 ES103H.UVDATA.1

Freq = 4.7990 GHz, Bw = 32.000 MH Calibrated with CL # 4 and BP # 1 (BP mode 1)

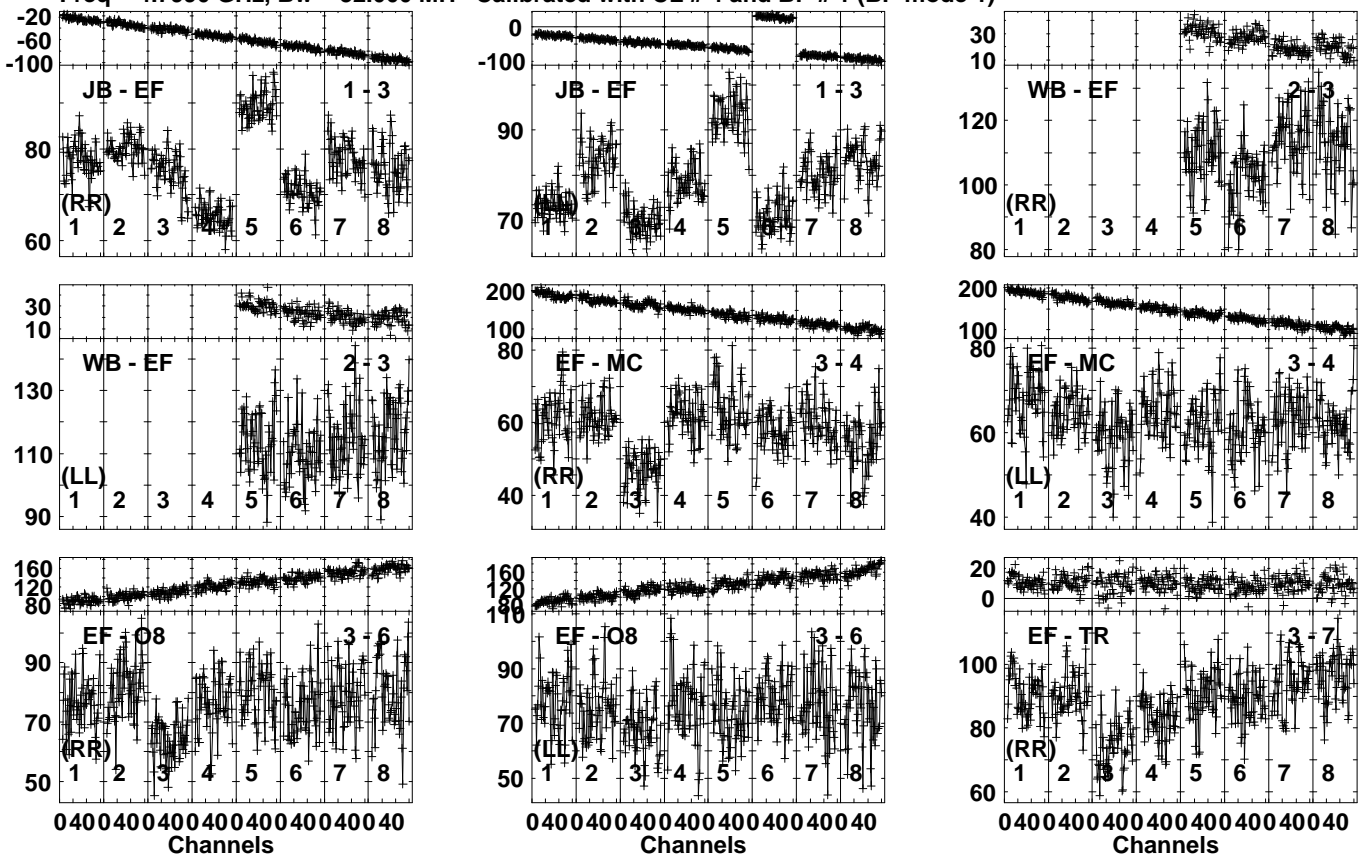


Lower frame: Milli Ampl Jy Top frame: Phas deg  
Vector averaged cross-power spectrum Several baselines displayed  
Timerange: 00/18:52:01 to 00/18:53:59

Plot file version 101 created 26-JUN-2023 11:06:23

SDSSJ0933+47 ES103H.UVDATA.1

Freq = 4.7990 GHz, Bw = 32.000 MH Calibrated with CL # 4 and BP # 1 (BP mode 1)



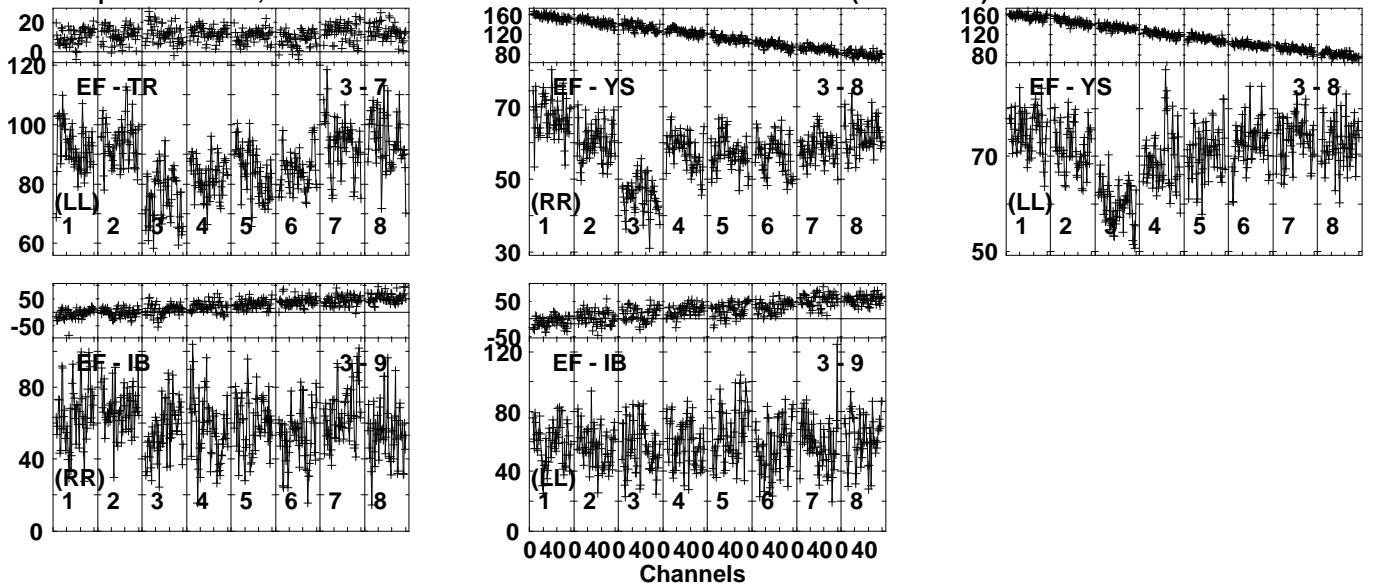
Lower frame: Milli Ampl Jy Top frame: Phas deg  
Vector averaged cross-power spectrum Several baselines displayed  
Timerange: 00/18:54:03 to 00/18:56:59

Plot file version 102 created 26-JUN-2023 11:06:23

SDSSJ0933+47 ES103H.UVDATA.1

Freq = 4.7990 GHz, Bw = 32.000 MH

Calibrated with CL # 4 and BP # 1 (BP mode 1)

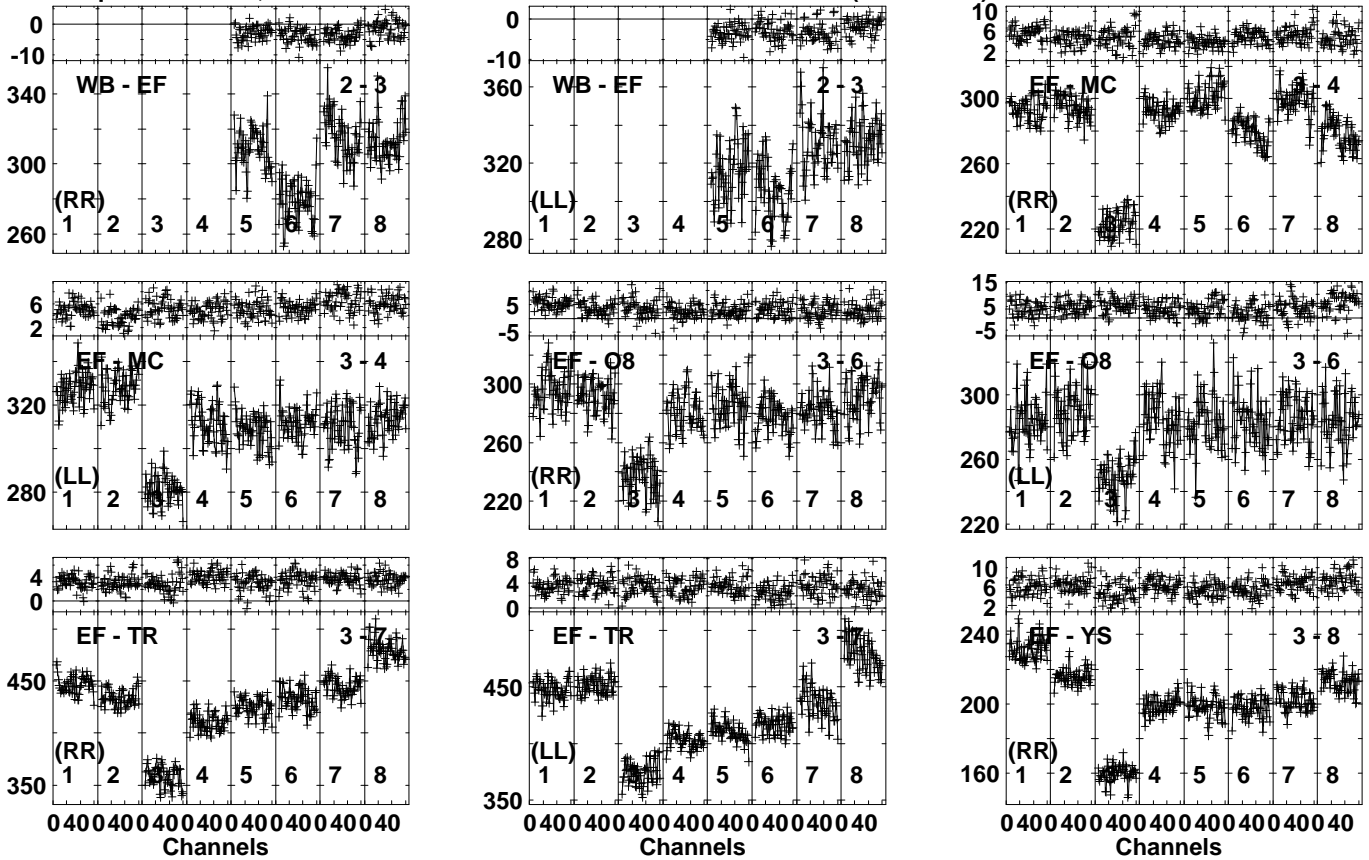


Lower frame: Milli Ampl Jy Top frame: Phas deg  
Vector averaged cross-power spectrum Several baselines displayed  
Timerange: 00/18:54:03 to 00/18:56:59

Plot file version 103 created 26-JUN-2023 11:06:23

J0934+4908 ES103H.UVDATA.1

Freq = 4.7990 GHz, Bw = 32.000 MH Calibrated with CL # 4 and BP # 1 (BP mode 1)

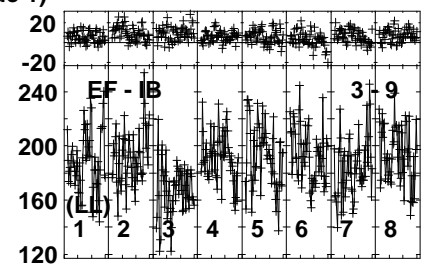
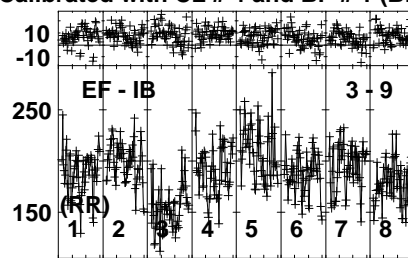
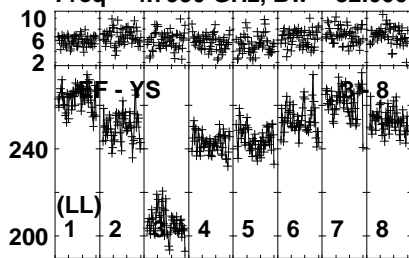


Lower frame: Milli Ampl Jy Top frame: Phas deg  
Vector averaged cross-power spectrum Several baselines displayed  
Timerange: 00:18:57:01 to 00:18:58:59

Plot file version 104 created 26-JUN-2023 11:06:23

J0934+4908 ES103H.UVDATA.1

Freq = 4.7990 GHz, Bw = 32.000 MH Calibrated with CL # 4 and BP # 1 (BP mode 1)



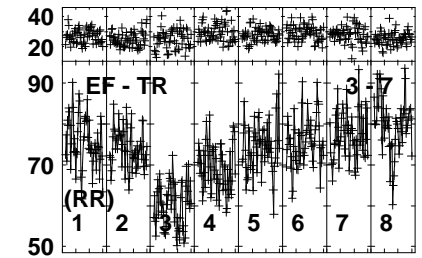
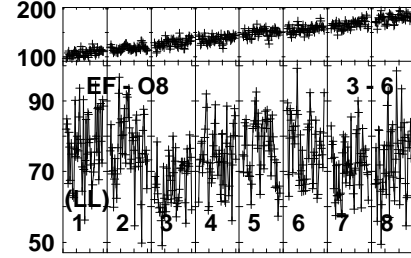
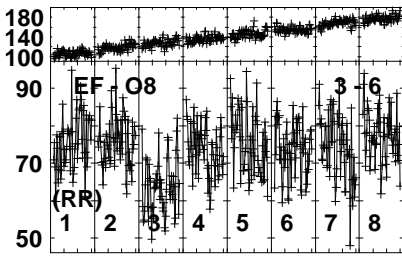
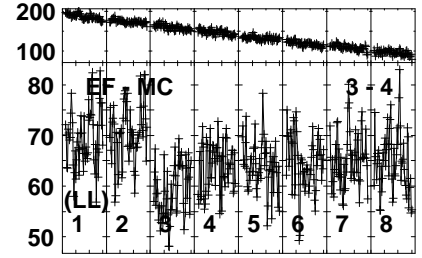
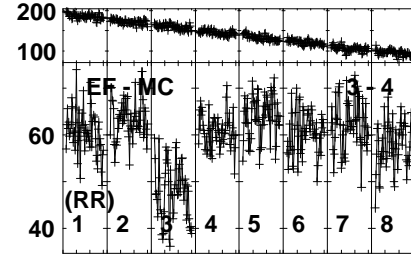
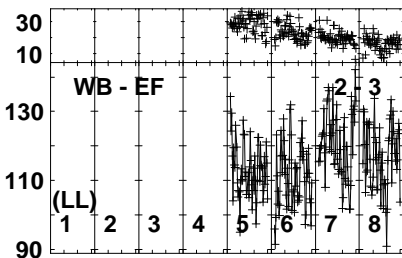
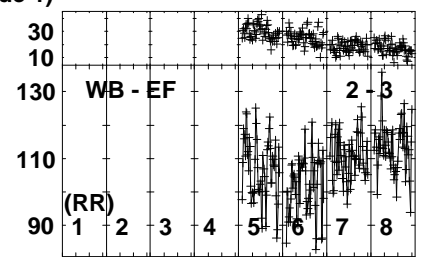
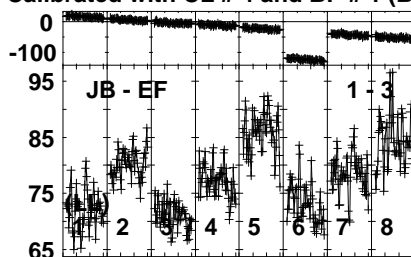
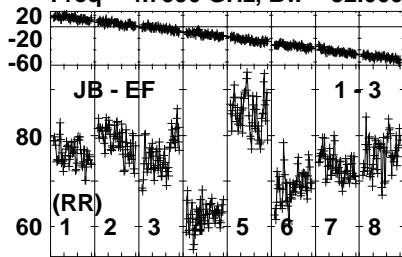
Lower frame: Milli Ampl Jy Top frame: Phas deg  
Vector averaged cross-power spectrum Several baselines displayed  
Timerange: 00/18:57:01 to 00/18:58:59



Plot file version 105 created 26-JUN-2023 11:06:23

SDSSJ0933+47 ES103H.UVDATA.1

Freq = 4.7990 GHz, Bw = 32.000 MH Calibrated with CL # 4 and BP # 1 (BP mode 1)



040040040040040040040040  
Channels

040040040040040040040040  
Channels

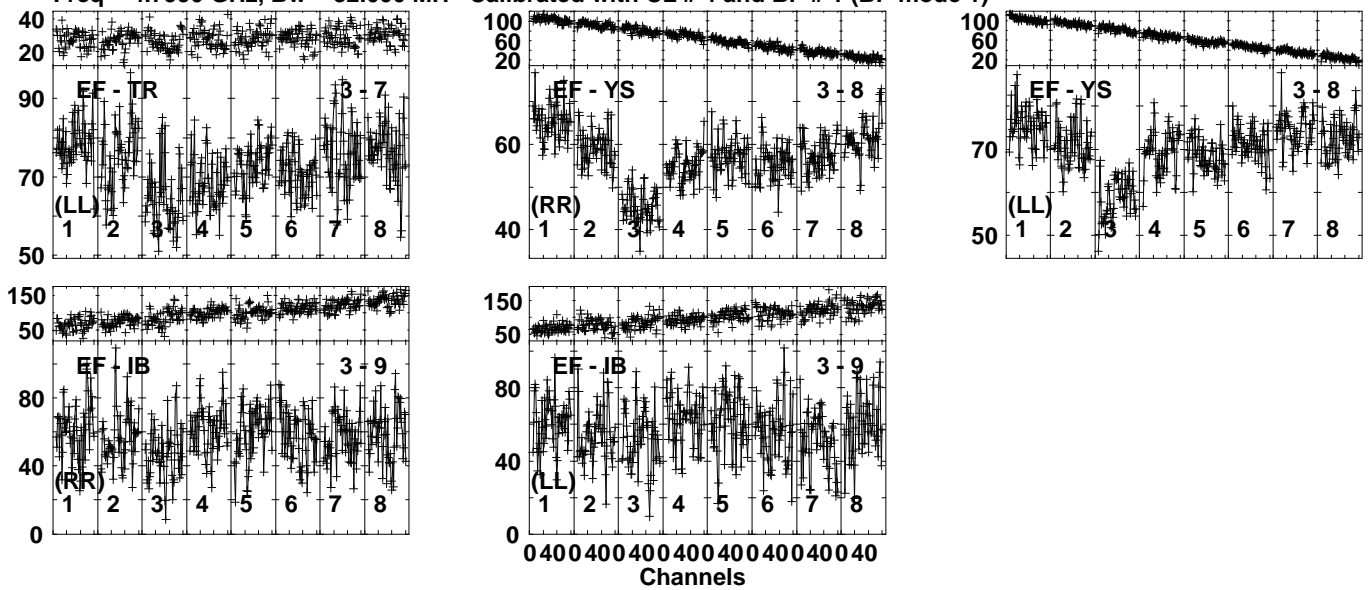
040040040040040040040040  
Channels

Lower frame: Milli Ampl Jy Top frame: Phas deg  
Vector averaged cross-power spectrum Several baselines displayed  
Timerange: 00/18:59:01 to 00/19:01:59

Plot file version 106 created 26-JUN-2023 11:06:23

SDSSJ0933+47 ES103H.UVDATA.1

Freq = 4.7990 GHz, Bw = 32.000 MH Calibrated with CL # 4 and BP # 1 (BP mode 1)

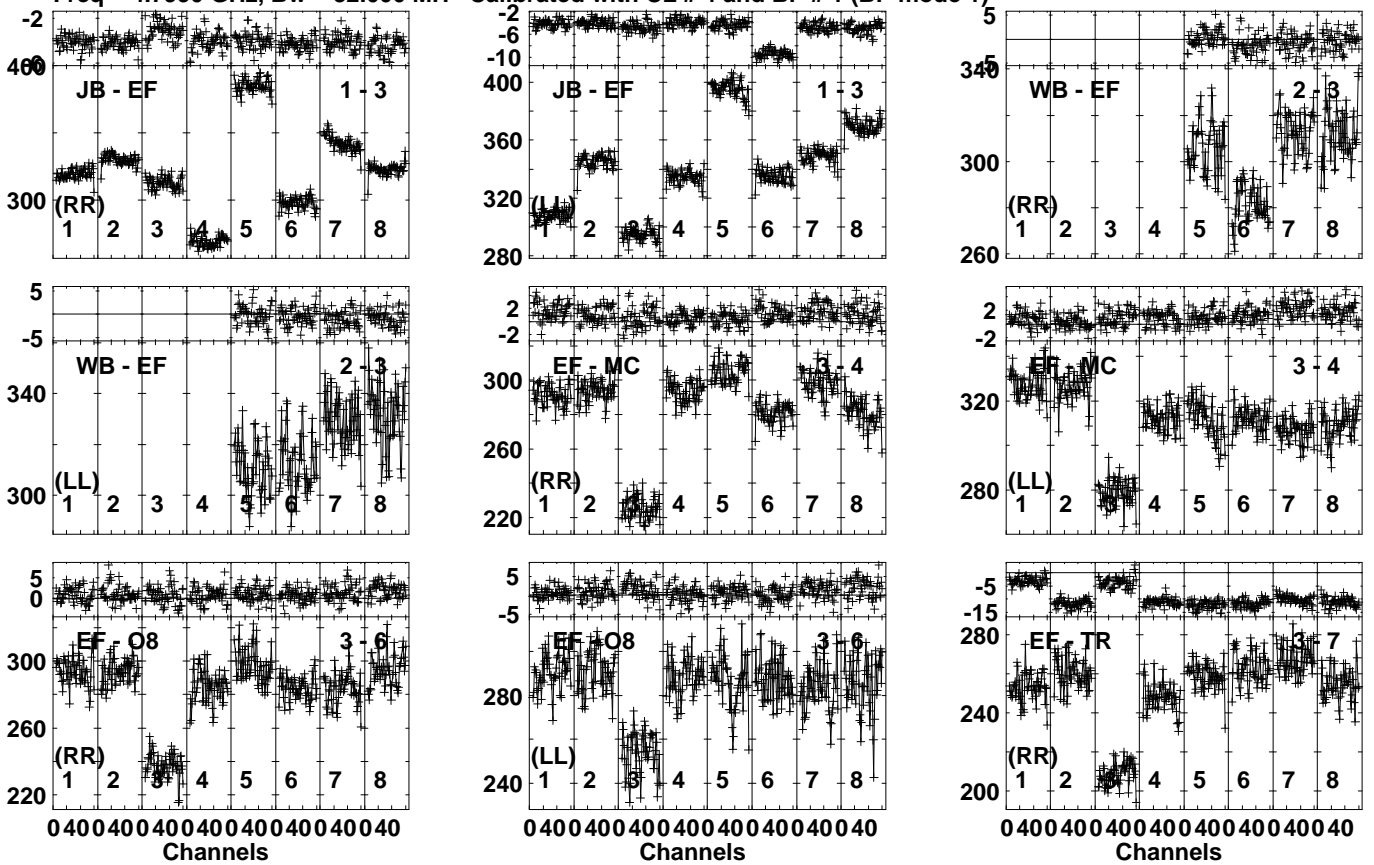


Lower frame: Milli Ampl Jy Top frame: Phas deg  
Vector averaged cross-power spectrum Several baselines displayed  
Timerange: 00/18:59:01 to 00/19:01:59

Plot file version 107 created 26-JUN-2023 11:06:23

J0934+4908 ES103H.UVDATA.1

Freq = 4.7990 GHz, Bw = 32.000 MH Calibrated with CL # 4 and BP # 1 (BP mode 1)

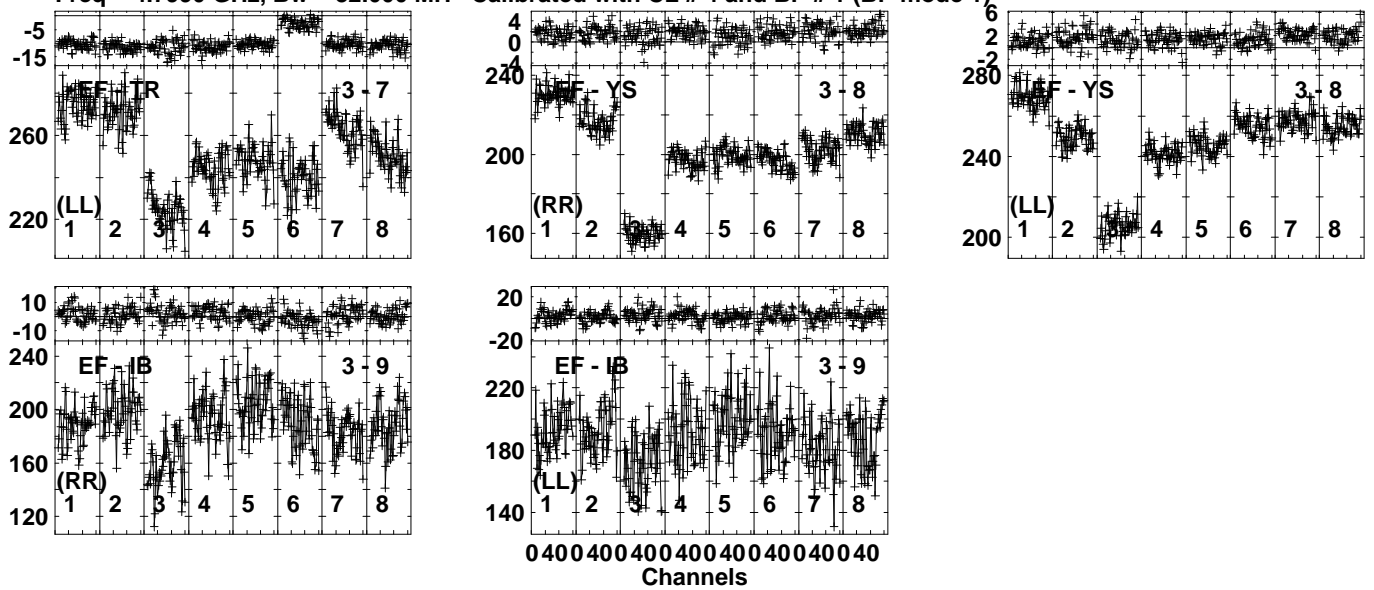


Lower frame: Milli Ampl Jy Top frame: Phas deg  
Vector averaged cross-power spectrum Several baselines displayed  
Timerange: 00/19:02:31 to 00/19:04:29

Plot file version 108 created 26-JUN-2023 11:06:23

J0934+4908 ES103H.UVDATA.1

Freq = 4.7990 GHz, Bw = 32.000 MH Calibrated with CL # 4 and BP # 1 (BP mode 1)

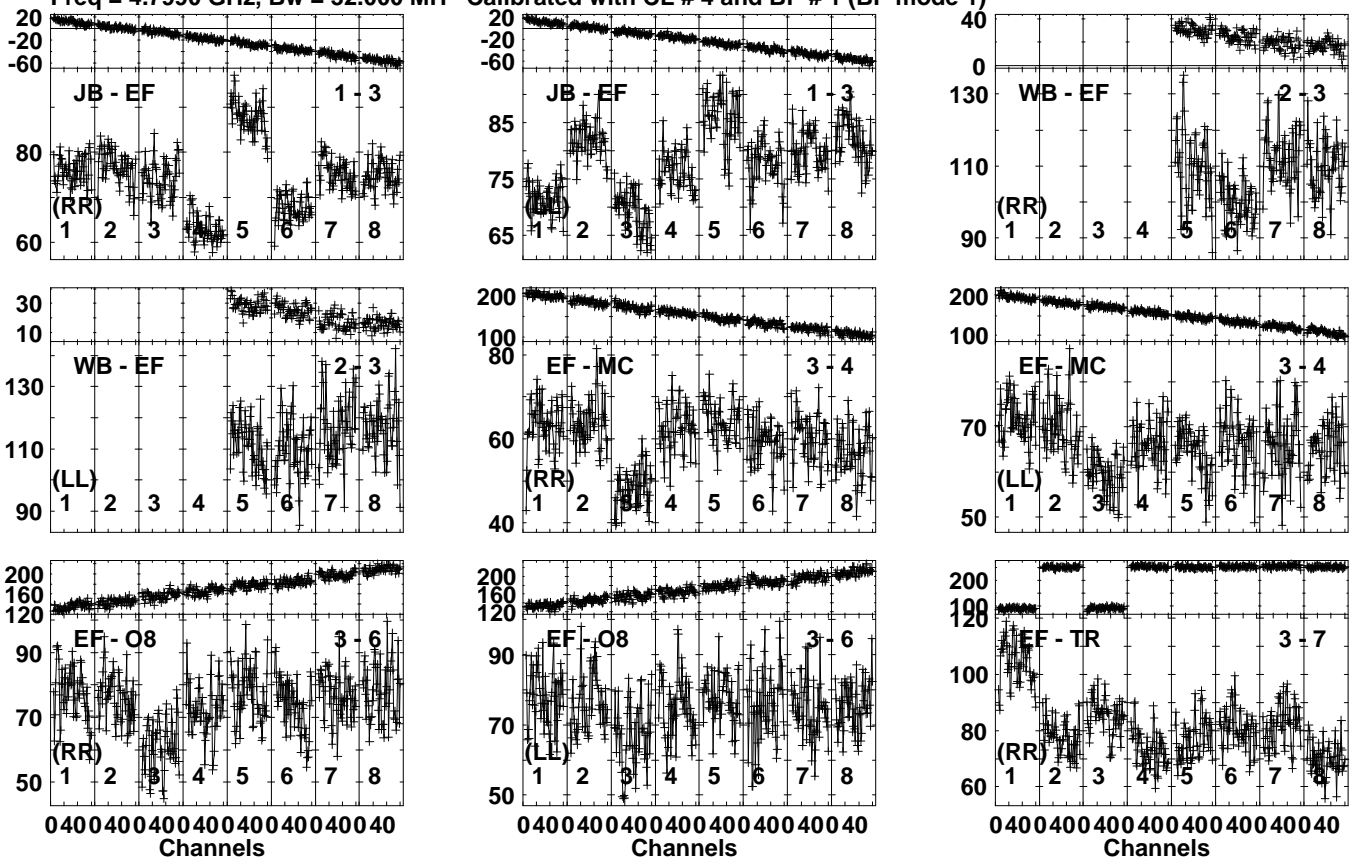


Lower frame: Milli Ampl Jy Top frame: Phas deg  
Vector averaged cross-power spectrum Several baselines displayed  
Timerange: 00/19:02:31 to 00/19:04:29

Plot file version 109 created 26-JUN-2023 11:06:23

SDSSJ0933+47 ES103H.UVDATA.1

Freq = 4.7990 GHz, Bw = 32.000 MH Calibrated with CL # 4 and BP # 1 (BP mode 1)

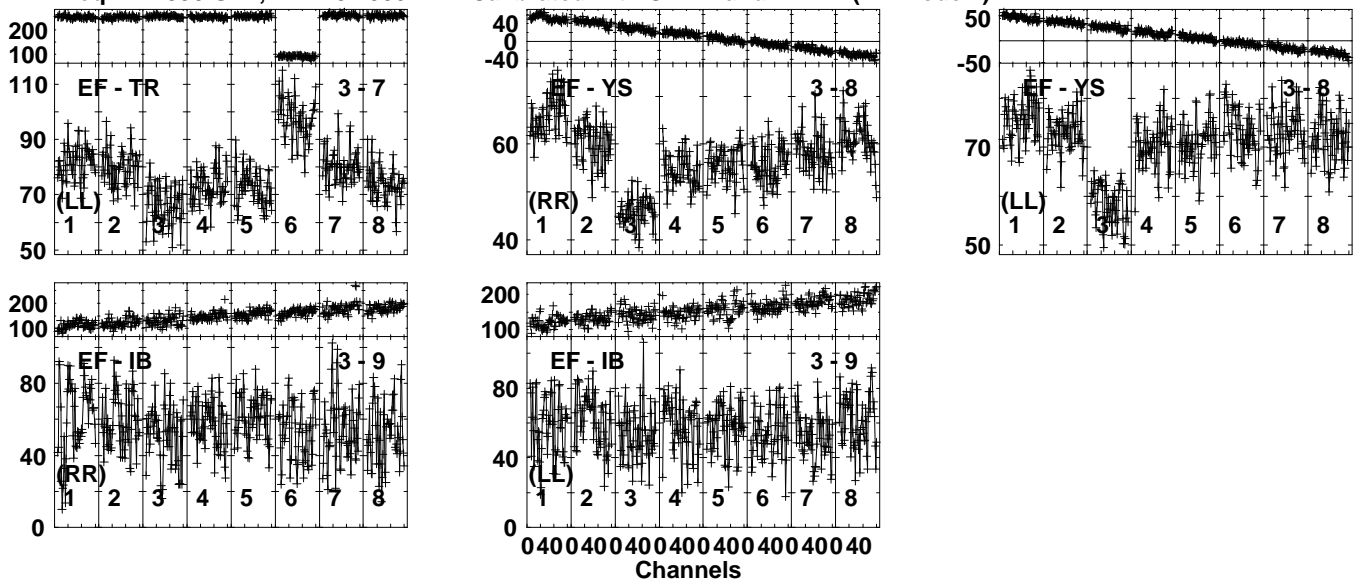


Lower frame: Milli Ampl Jy Top frame: Phas deg  
Vector averaged cross-power spectrum Several baselines displayed  
Timerange: 00/19:04:33 to 00/19:07:29

Plot file version 110 created 26-JUN-2023 11:06:24

SDSSJ0933+47 ES103H.UVDATA.1

Freq = 4.7990 GHz, Bw = 32.000 MH Calibrated with CL # 4 and BP # 1 (BP mode 1)

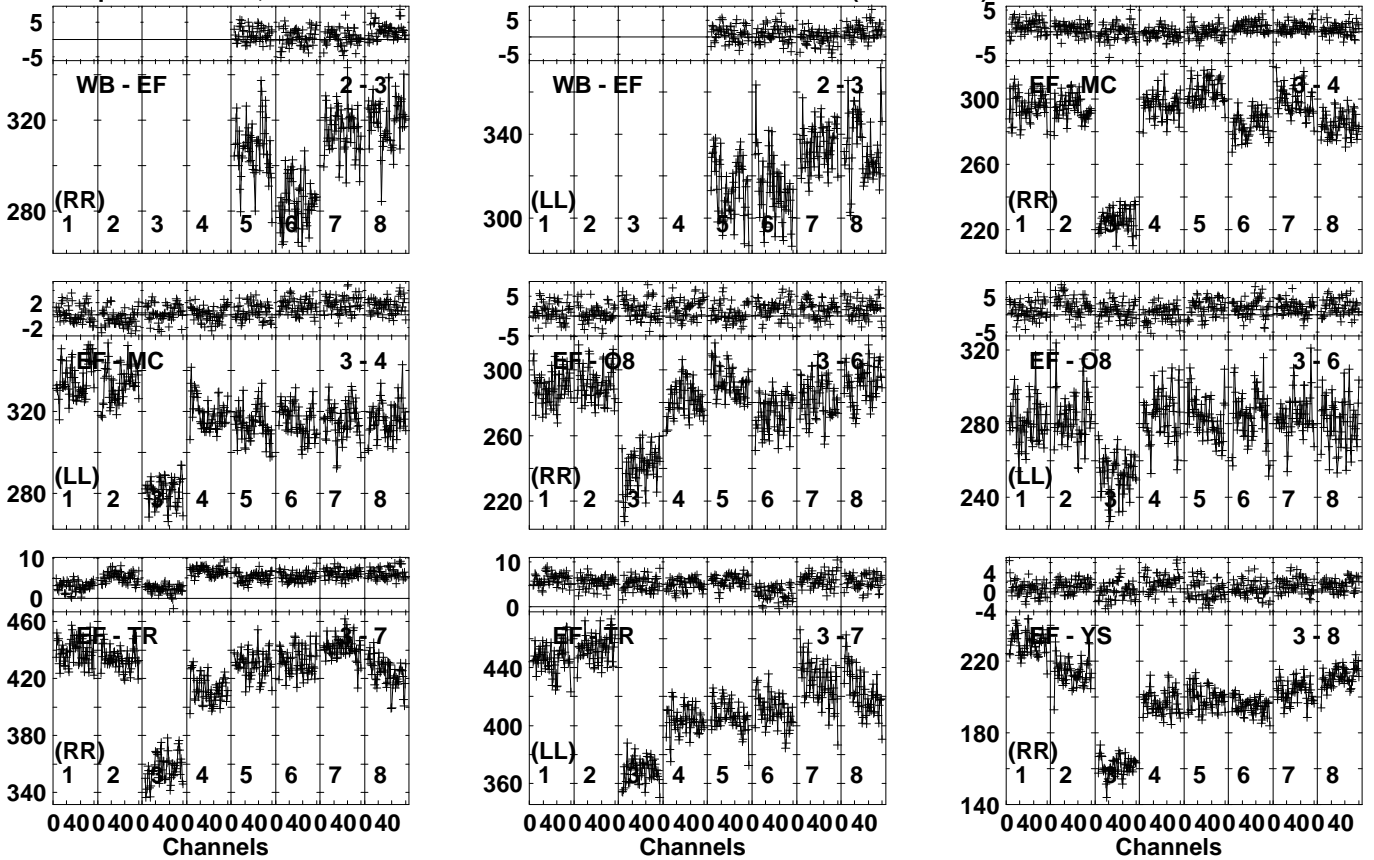


Lower frame: Milli Ampl Jy Top frame: Phas deg  
Vector averaged cross-power spectrum Several baselines displayed  
Timerange: 00/19:04:33 to 00/19:07:29

Plot file version 111 created 26-JUN-2023 11:06:24

J0934+4908 ES103H.UVDATA.1

Freq = 4.7990 GHz, Bw = 32.000 MH Calibrated with CL # 4 and BP # 1 (BP mode 1)

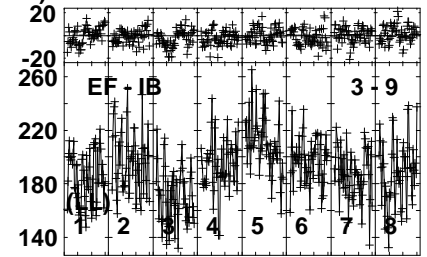
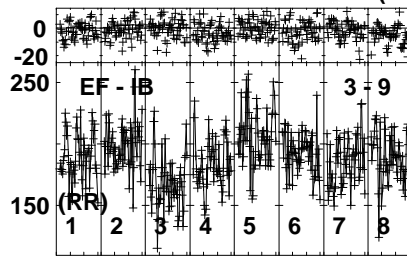
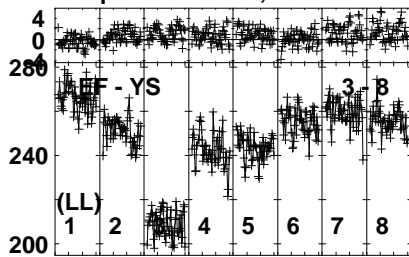


Lower frame: Milli Ampl Jy Top frame: Phas deg  
Vector averaged cross-power spectrum Several baselines displayed  
Timerange: 00/19:07:31 to 00/19:09:29

Plot file version 112 created 26-JUN-2023 11:06:24

J0934+4908 ES103H.UVDATA.1

Freq = 4.7990 GHz, Bw = 32.000 MH Calibrated with CL # 4 and BP # 1 (BP mode 1)



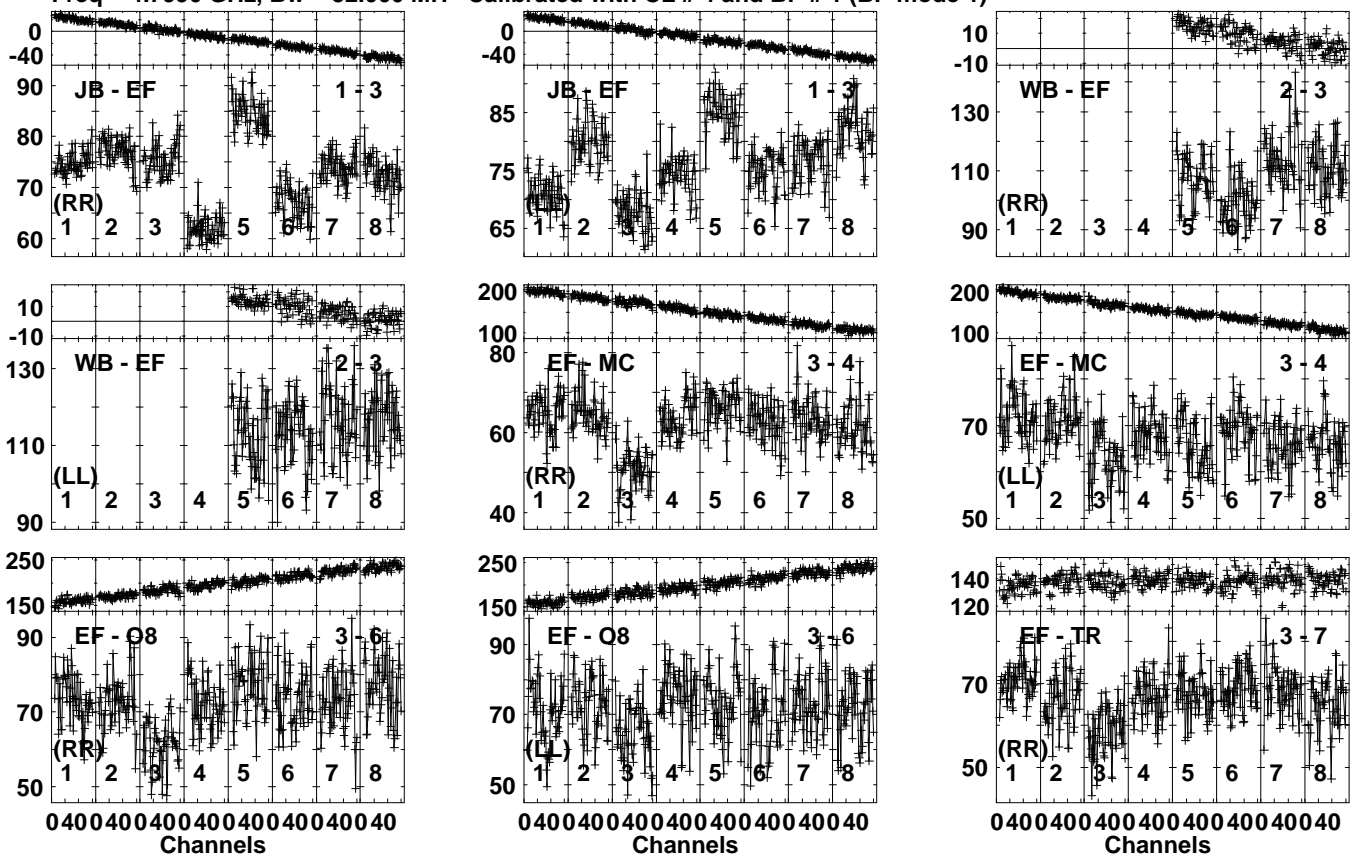
Lower frame: Milli Ampl Jy Top frame: Phas deg  
Vector averaged cross-power spectrum Several baselines displayed  
Timerange: 00/19:07:31 to 00/19:09:29



Plot file version 113 created 26-JUN-2023 11:06:24

SDSSJ0933+47 ES103H.UVDATA.1

Freq = 4.7990 GHz, Bw = 32.000 MH Calibrated with CL # 4 and BP # 1 (BP mode 1)



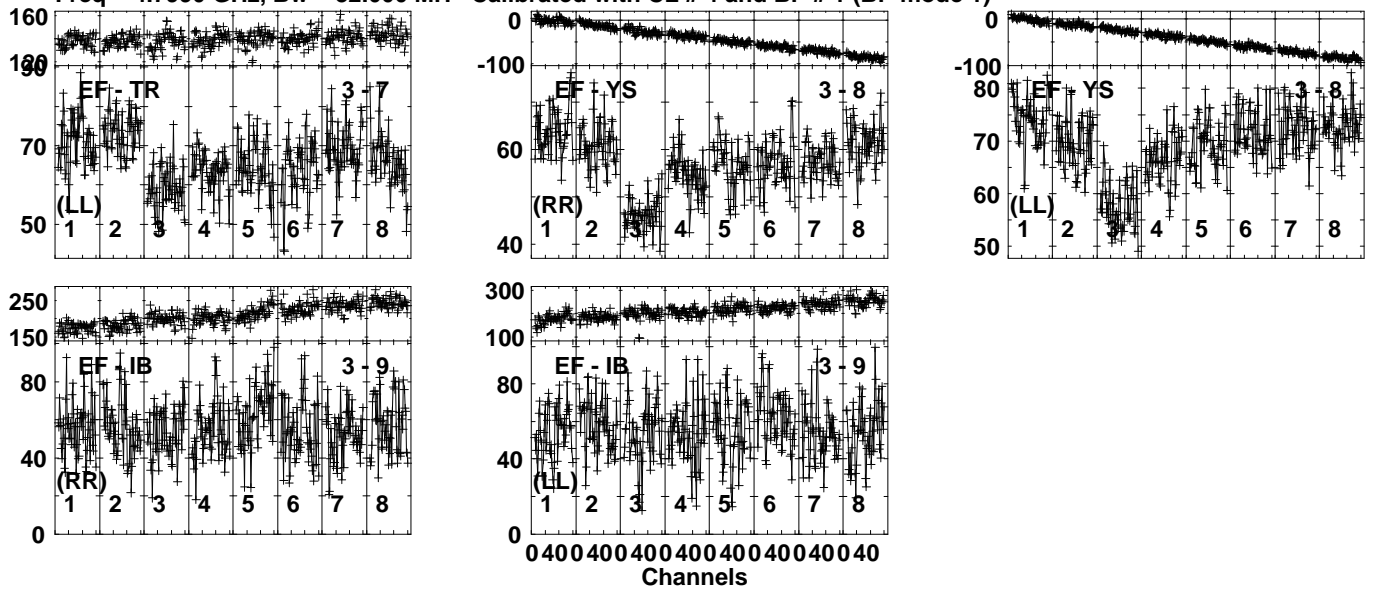
Lower frame: Milli Ampl Jy Top frame: Phas deg  
Vector averaged cross-power spectrum Several baselines displayed  
Timerange: 00/19:09:31 to 00/19:12:29

Plot file version 114 created 26-JUN-2023 11:06:24

SDSSJ0933+47 ES103H.UVDATA.1

Freq = 4.7990 GHz, Bw = 32.000 MH

Calibrated with CL # 4 and BP # 1 (BP mode 1)

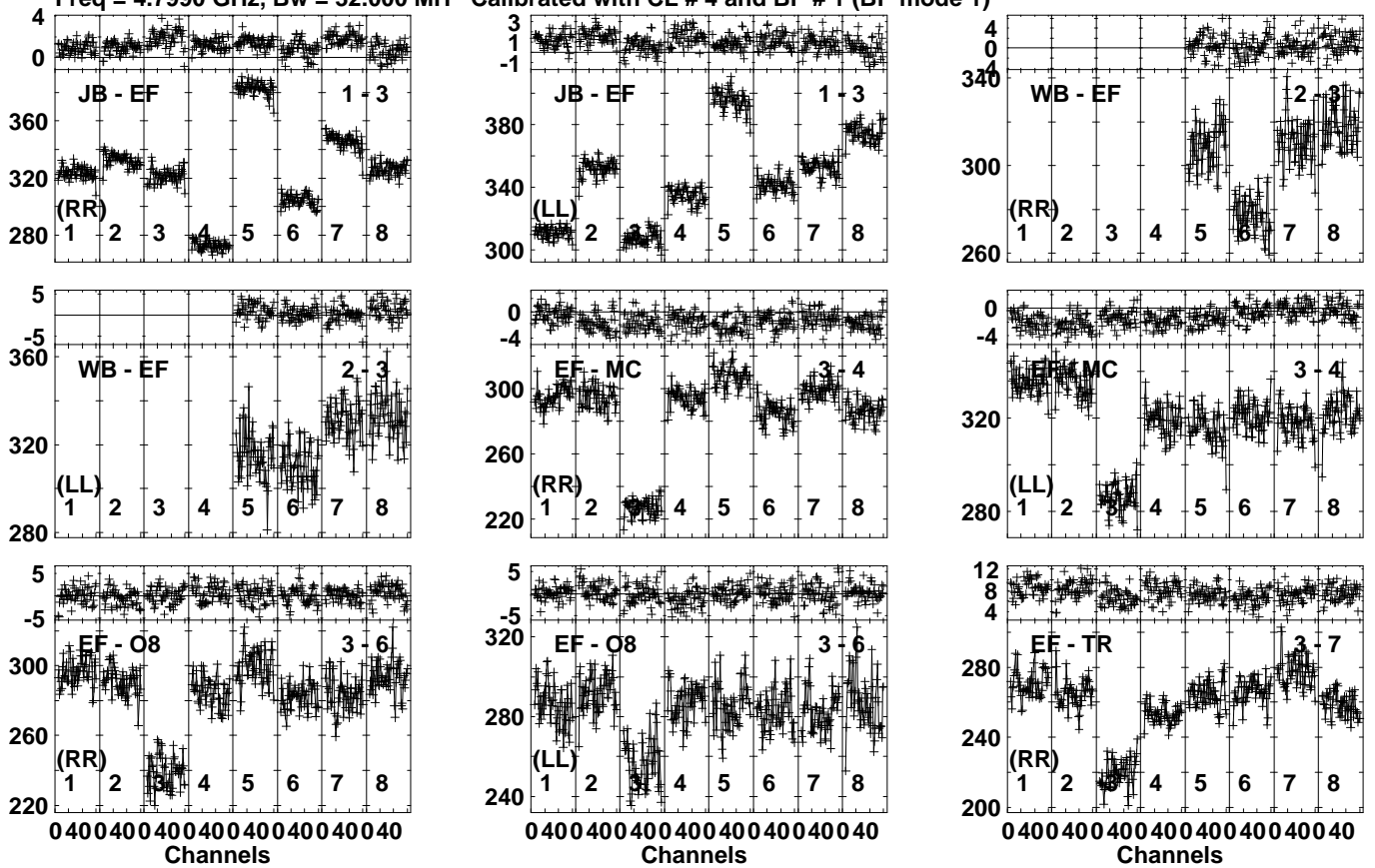


Lower frame: Milli Ampl Jy Top frame: Phas deg  
Vector averaged cross-power spectrum Several baselines displayed  
Timerange: 00/19:09:31 to 00/19:12:29

Plot file version 115 created 26-JUN-2023 11:06:24

J0934+4908 ES103H.UVDATA.1

Freq = 4.7990 GHz, Bw = 32.000 MH Calibrated with CL # 4 and BP # 1 (BP mode 1)

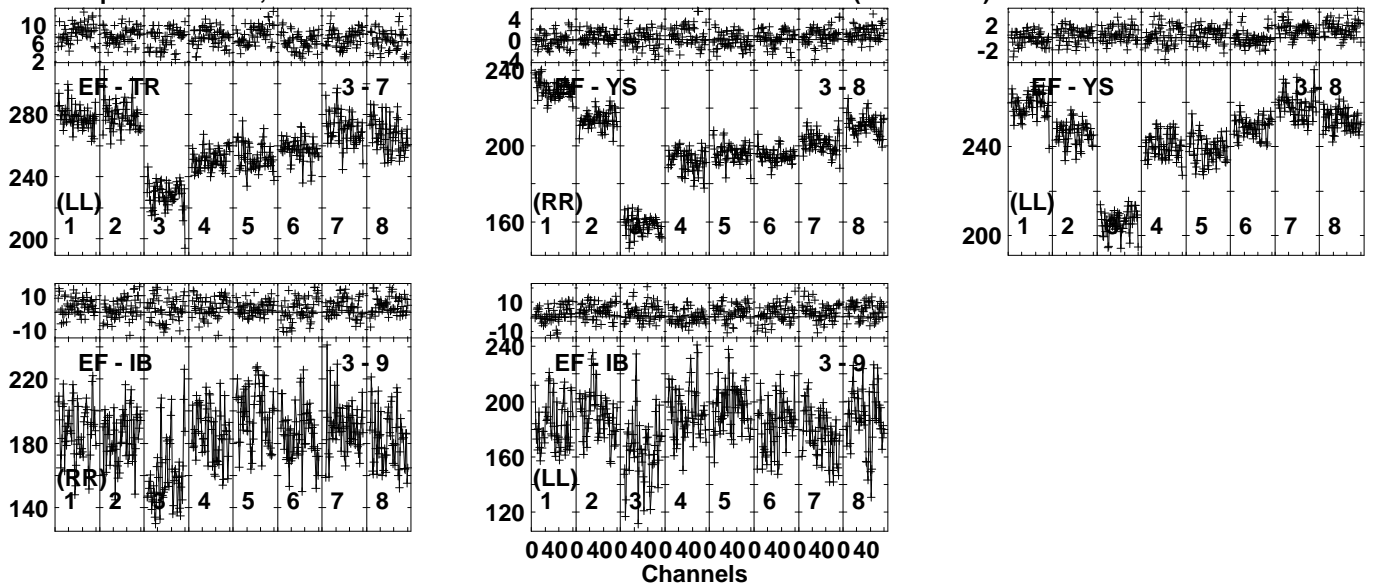


Lower frame: Milli Ampl Jy Top frame: Phas deg  
Vector averaged cross-power spectrum Several baselines displayed  
Timerange: 00:19:13:01 to 00:19:14:59

Plot file version 116 created 26-JUN-2023 11:06:24

J0934+4908 ES103H.UVDATA.1

Freq = 4.7990 GHz, Bw = 32.000 MH Calibrated with CL # 4 and BP # 1 (BP mode 1)

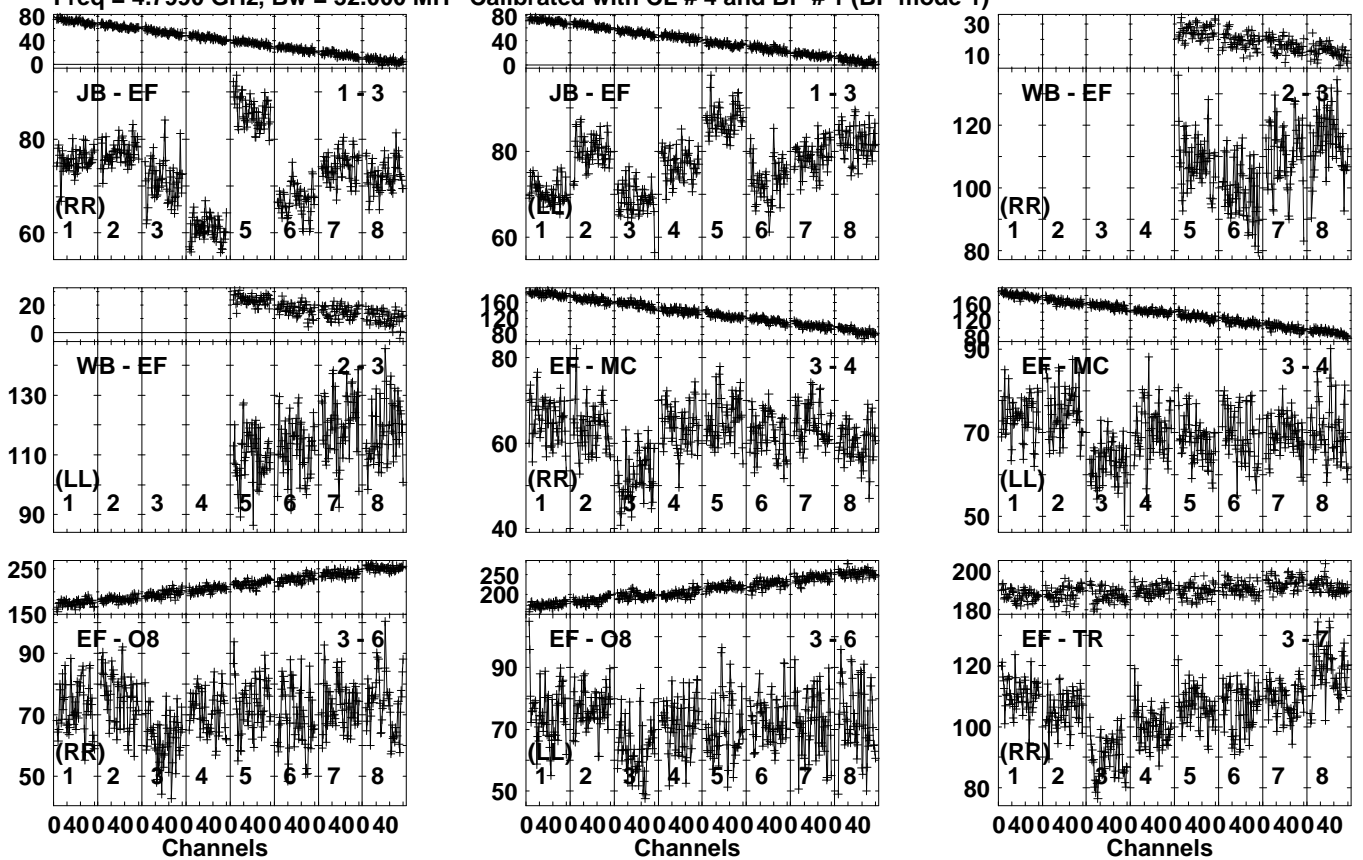


Lower frame: Milli Ampl Jy Top frame: Phas deg  
Vector averaged cross-power spectrum Several baselines displayed  
Timerange: 00/19:13:01 to 00/19:14:59

Plot file version 117 created 26-JUN-2023 11:06:24

SDSSJ0933+47 ES103H.UVDATA.1

Freq = 4.7990 GHz, Bw = 32.000 MH Calibrated with CL # 4 and BP # 1 (BP mode 1)



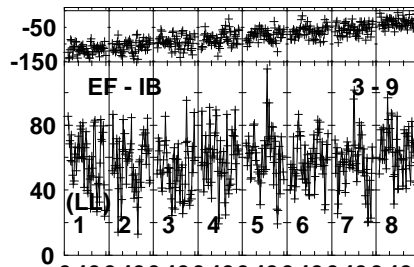
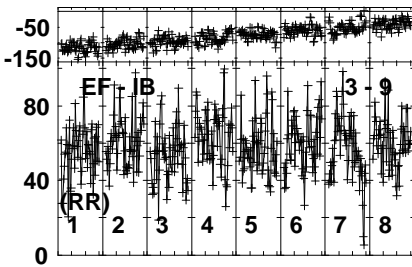
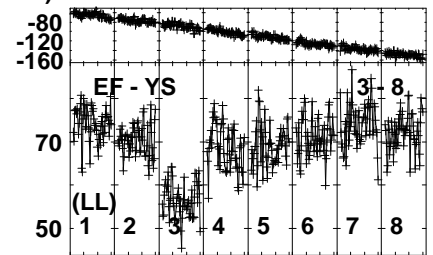
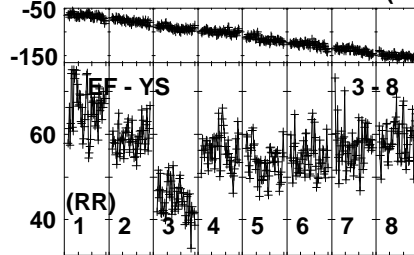
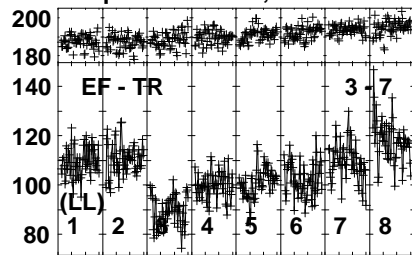
Lower frame: Milli Ampl Jy Top frame: Phas deg  
Vector averaged cross-power spectrum Several baselines displayed  
Timerange: 00/19:15:03 to 00/19:17:59

Plot file version 118 created 26-JUN-2023 11:06:25

SDSSJ0933+47 ES103H.UVDATA.1

Freq = 4.7990 GHz, Bw = 32.000 MH

Calibrated with CL # 4 and BP # 1 (BP mode 1)



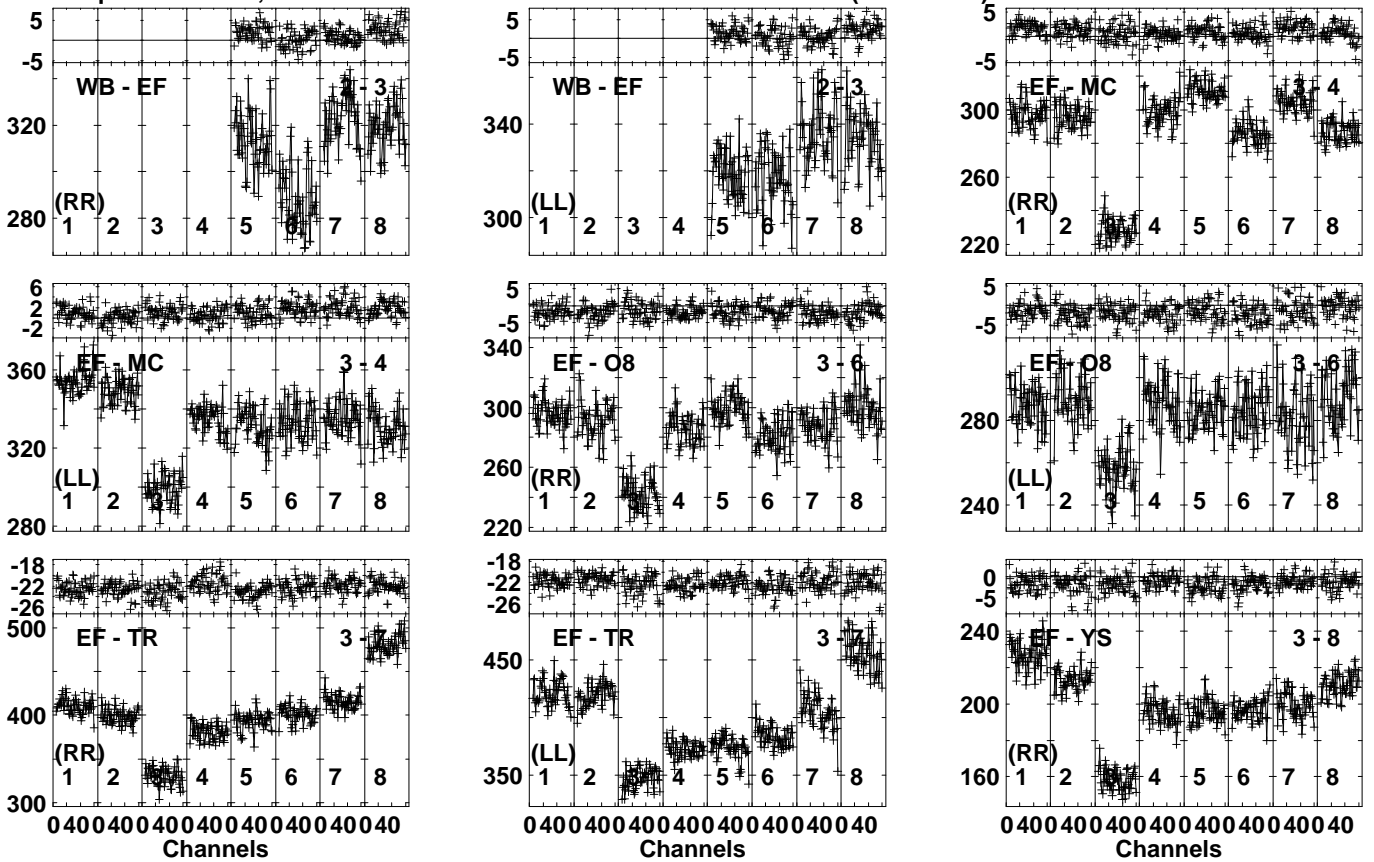
0 40 0 40 0 40 0 40 0 40 0 40 0 40 0 40 0 40  
Channels

Lower frame: Milli Ampl Jy Top frame: Phas deg  
Vector averaged cross-power spectrum Several baselines displayed  
Timerange: 00/19:15:03 to 00/19:17:59

Plot file version 119 created 26-JUN-2023 11:06:25

J0934+4908 ES103H.UVDATA.1

Freq = 4.7990 GHz, Bw = 32.000 MH Calibrated with CL # 4 and BP # 1 (BP mode 1)

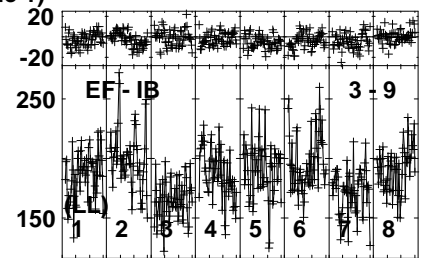
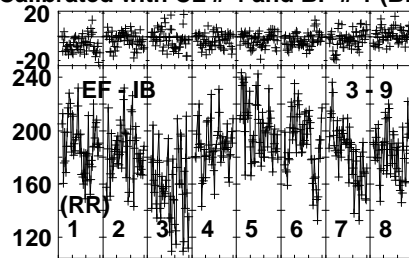
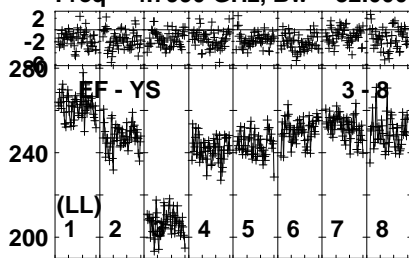


Lower frame: Milli Ampl Jy Top frame: Phas deg  
Vector averaged cross-power spectrum Several baselines displayed  
Timerange: 00/19:18:01 to 00/19:19:59

Plot file version 120 created 26-JUN-2023 11:06:25

J0934+4908 ES103H.UVDATA.1

Freq = 4.7990 GHz, Bw = 32.000 MH Calibrated with CL # 4 and BP # 1 (BP mode 1)



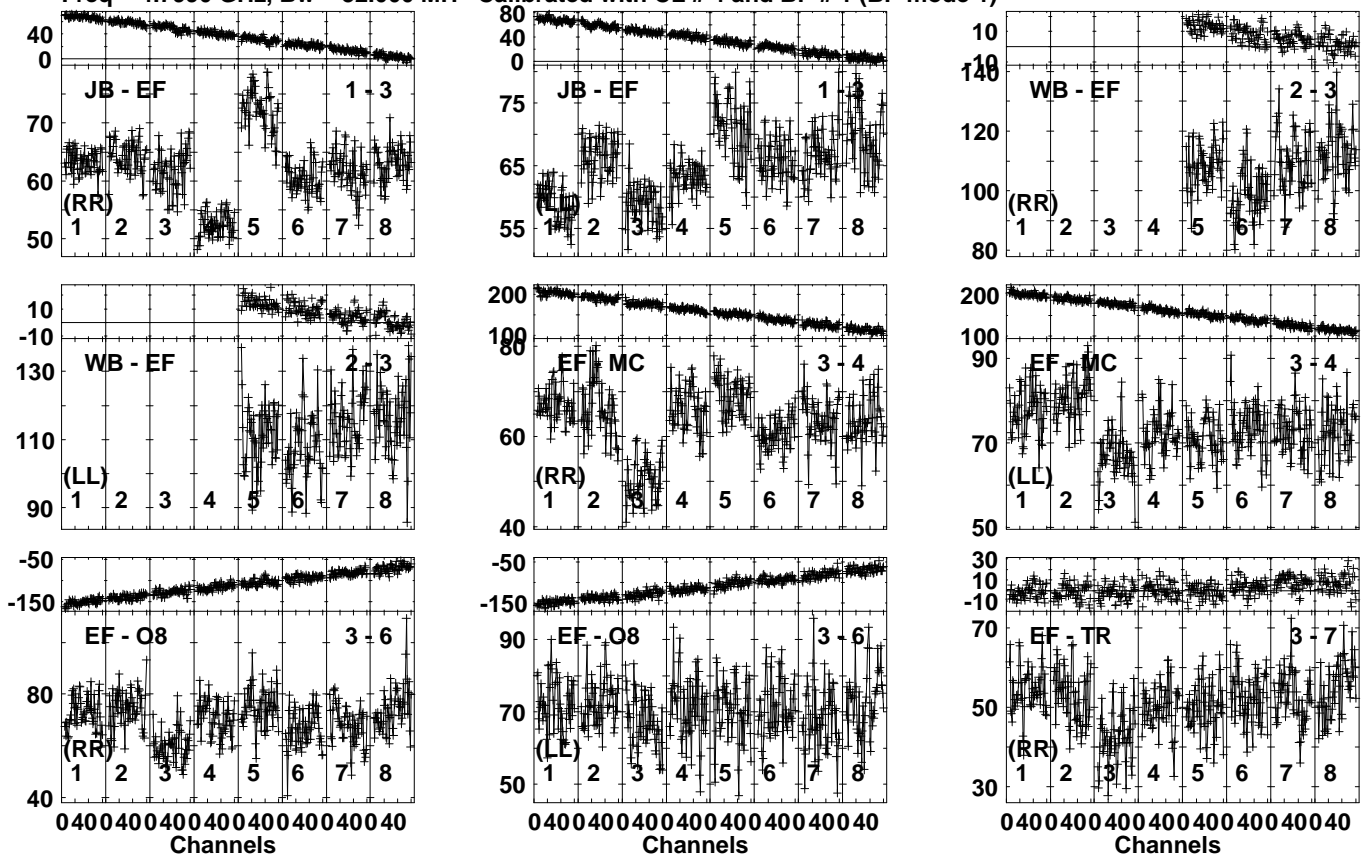
Lower frame: Milli Ampl Jy Top frame: Phas deg  
Vector averaged cross-power spectrum Several baselines displayed  
Timerange: 00/19:18:01 to 00/19:19:59



Plot file version 121 created 26-JUN-2023 11:06:25

SDSSJ0933+47 ES103H.UVDATA.1

Freq = 4.7990 GHz, Bw = 32.000 MH Calibrated with CL # 4 and BP # 1 (BP mode 1)

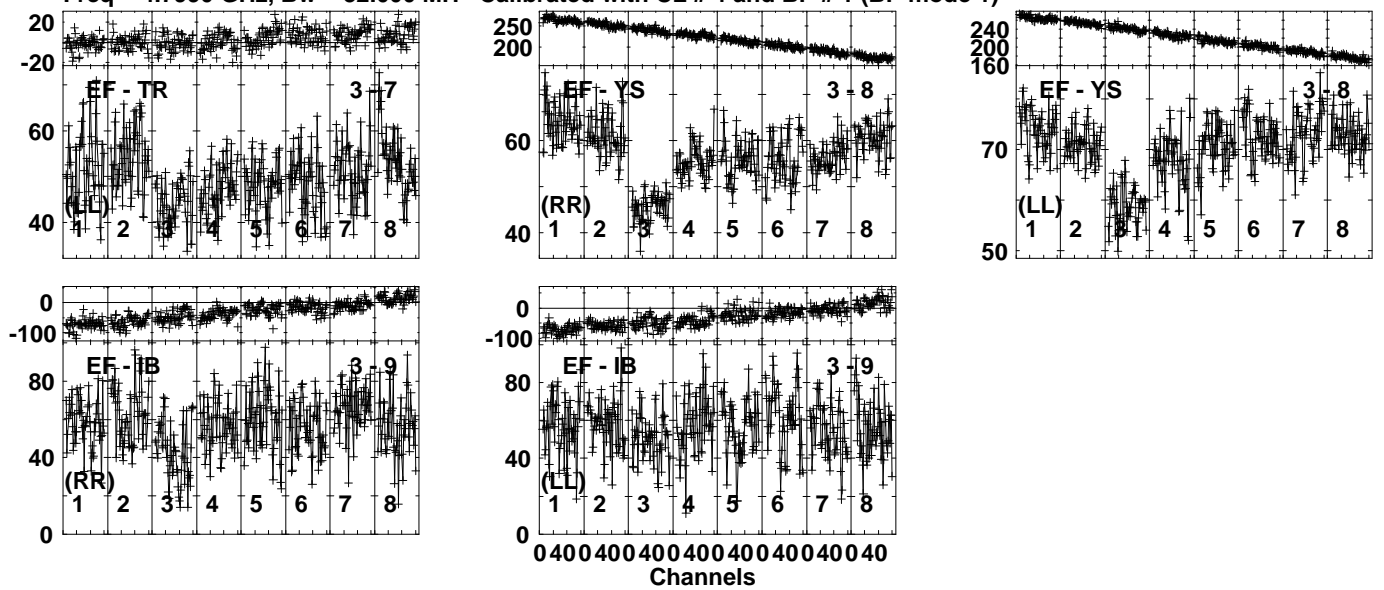


Lower frame: Milli Ampl Jy Top frame: Phas deg  
Vector averaged cross-power spectrum Several baselines displayed  
Timerange: 00/19:20:01 to 00/19:22:59

Plot file version 122 created 26-JUN-2023 11:06:25

SDSSJ0933+47 ES103H.UVDATA.1

Freq = 4.7990 GHz, Bw = 32.000 MH Calibrated with CL # 4 and BP # 1 (BP mode 1)

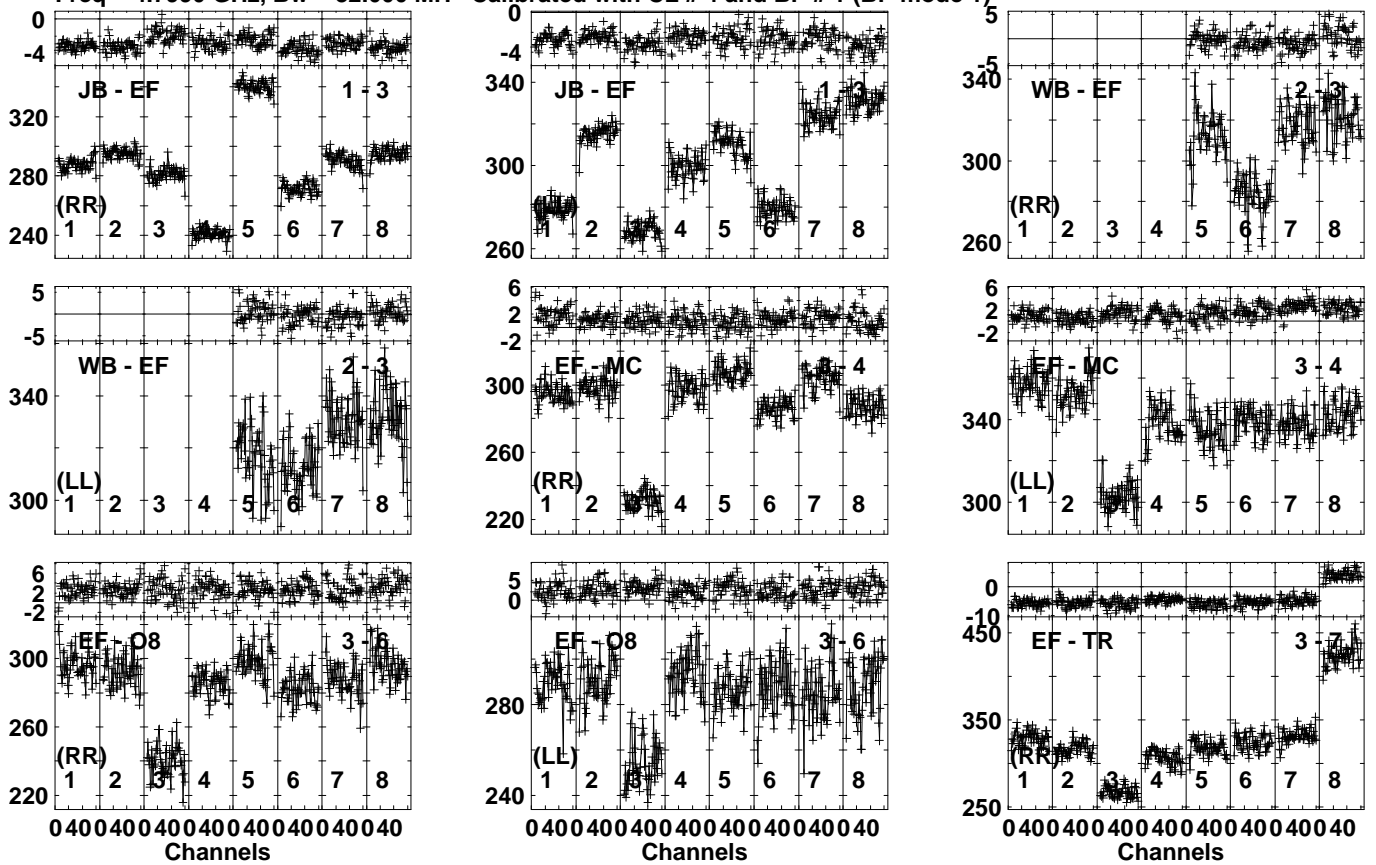


Lower frame: Milli Ampl Jy Top frame: Phas deg  
Vector averaged cross-power spectrum Several baselines displayed  
Timerange: 00/19:20:01 to 00/19:22:59

Plot file version 123 created 26-JUN-2023 11:06:25

J0934+4908 ES103H.UVDATA.1

Freq = 4.7990 GHz, Bw = 32.000 MH Calibrated with CL # 4 and BP # 1 (BP mode 1)

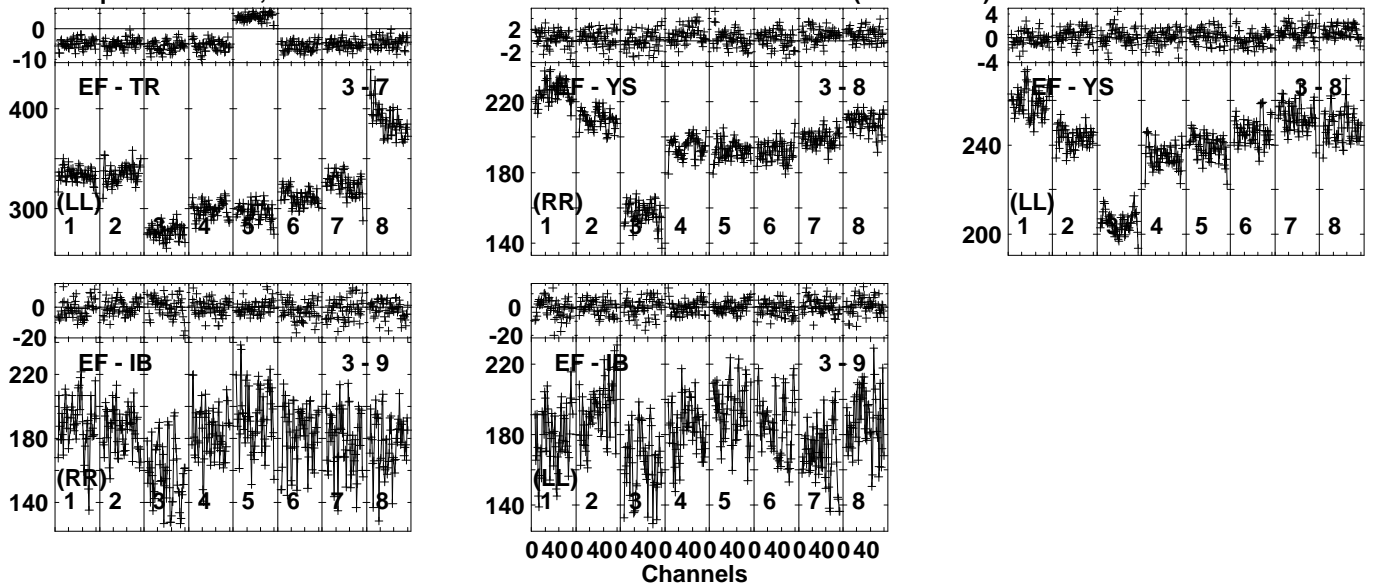


Lower frame: Milli Ampl Jy Top frame: Phas deg  
 Vector averaged cross-power spectrum Several baselines displayed  
 Timerange: 00/19:23:31 to 00/19:25:29

Plot file version 124 created 26-JUN-2023 11:06:25

J0934+4908 ES103H.UVDATA.1

Freq = 4.7990 GHz, Bw = 32.000 MH Calibrated with CL # 4 and BP # 1 (BP mode 1)



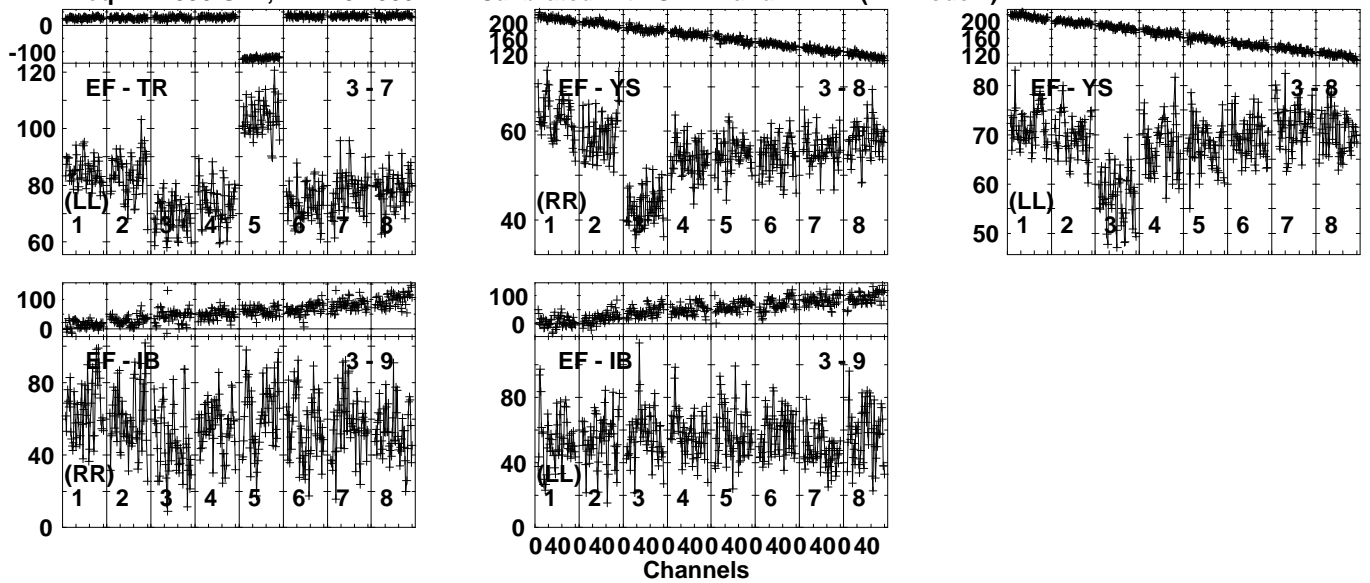
Lower frame: Milli Ampl Jy Top frame: Phas deg  
Vector averaged cross-power spectrum Several baselines displayed  
Timerange: 00/19:23:31 to 00/19:25:29



Plot file version 126 created 26-JUN-2023 11:06:26

SDSSJ0933+47 ES103H.UVDATA.1

Freq = 4.7990 GHz, Bw = 32.000 MH Calibrated with CL # 4 and BP # 1 (BP mode 1)

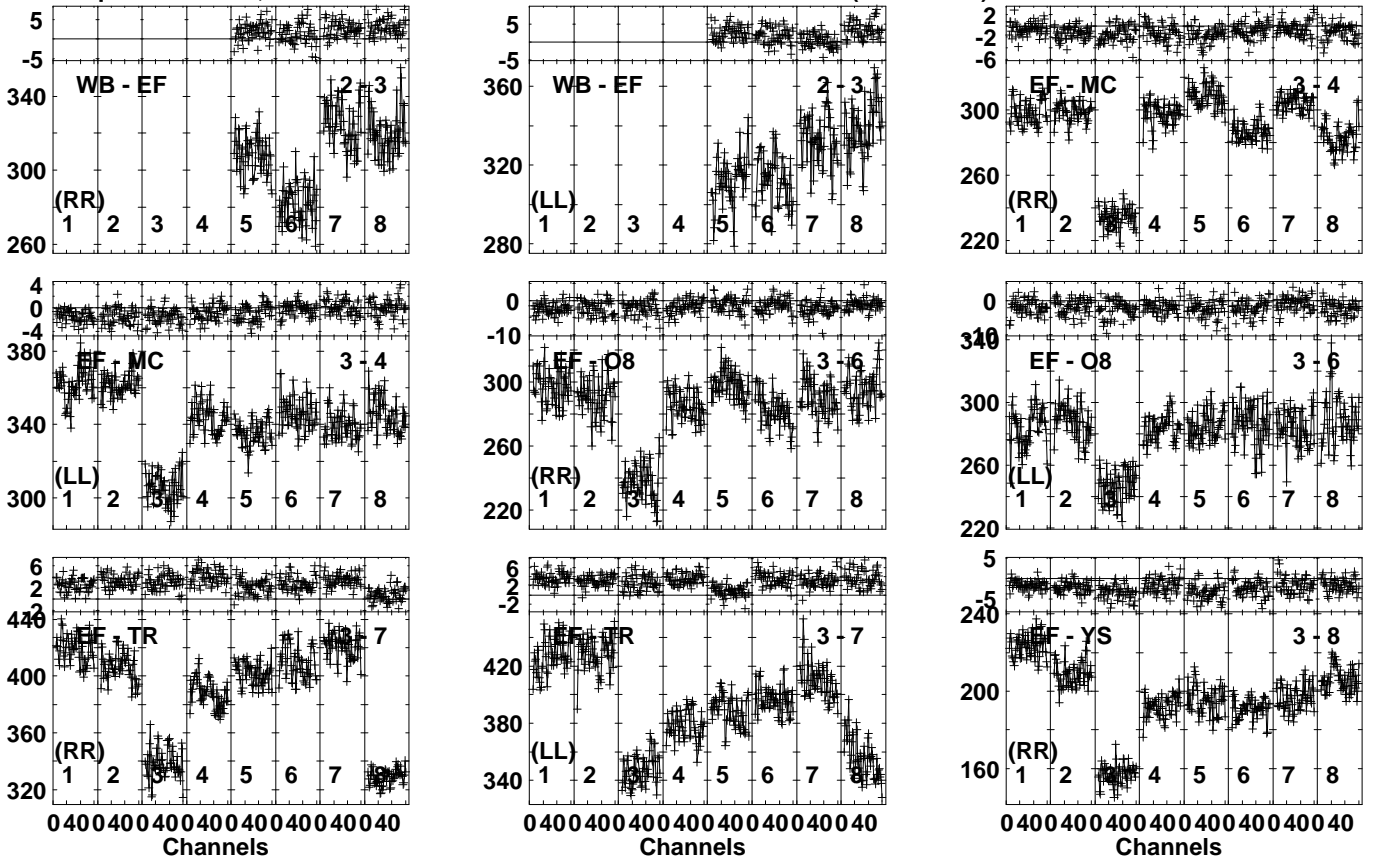


Lower frame: Milli Ampl Jy Top frame: Phas deg  
Vector averaged cross-power spectrum Several baselines displayed  
Timerange: 00/19:25:33 to 00/19:28:29

Plot file version 127 created 26-JUN-2023 11:06:26

J0934+4908 ES103H.UVDATA.1

Freq = 4.7990 GHz, Bw = 32.000 MH Calibrated with CL # 4 and BP # 1 (BP mode 1)

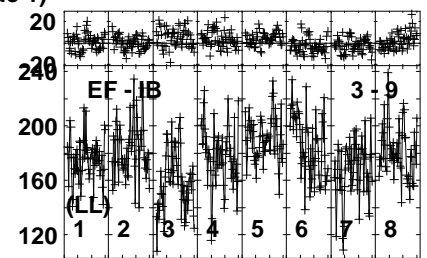
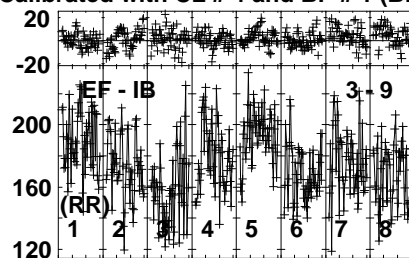
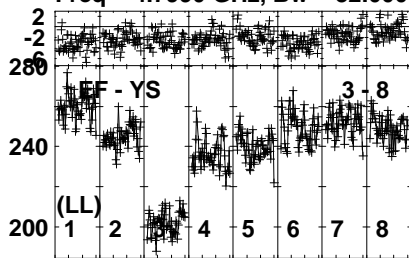


Lower frame: Milli Ampl Jy Top frame: Phas deg  
Vector averaged cross-power spectrum Several baselines displayed  
Timerange: 00/19:28:31 to 00/19:30:29

Plot file version 128 created 26-JUN-2023 11:06:26

J0934+4908 ES103H.UVDATA.1

Freq = 4.7990 GHz, Bw = 32.000 MH Calibrated with CL # 4 and BP # 1 (BP mode 1)



Lower frame: Milli Ampl Jy Top frame: Phas deg  
Vector averaged cross-power spectrum Several baselines displayed  
Timerange: 00/19:28:31 to 00/19:30:29

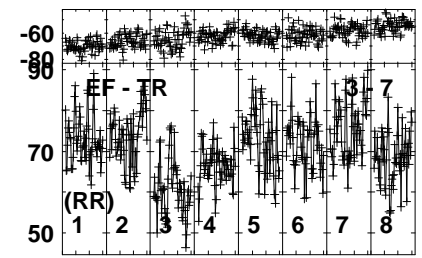
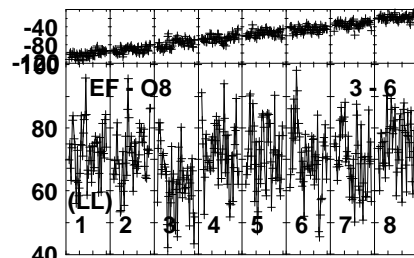
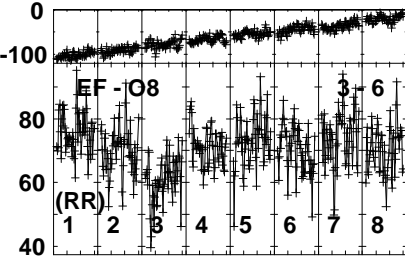
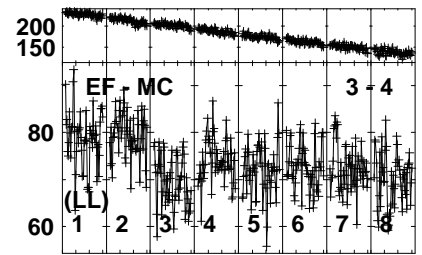
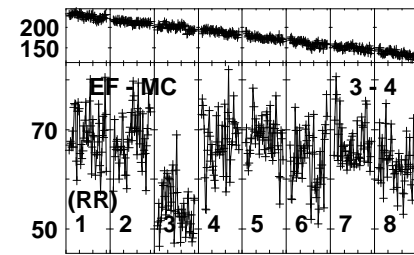
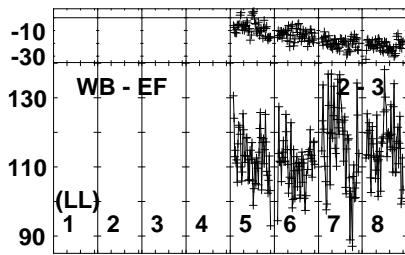
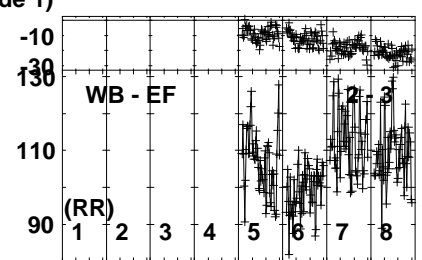
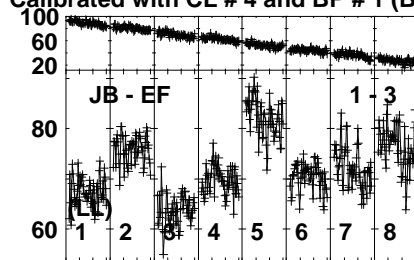
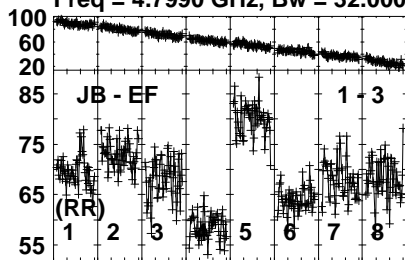


Plot file version 129 created 26-JUN-2023 11:06:26

SDSSJ0933+47 ES103H.UVDATA.1

Freq = 4.7990 GHz, Bw = 32.000 MH

Calibrated with CL # 4 and BP # 1 (BP mode 1)

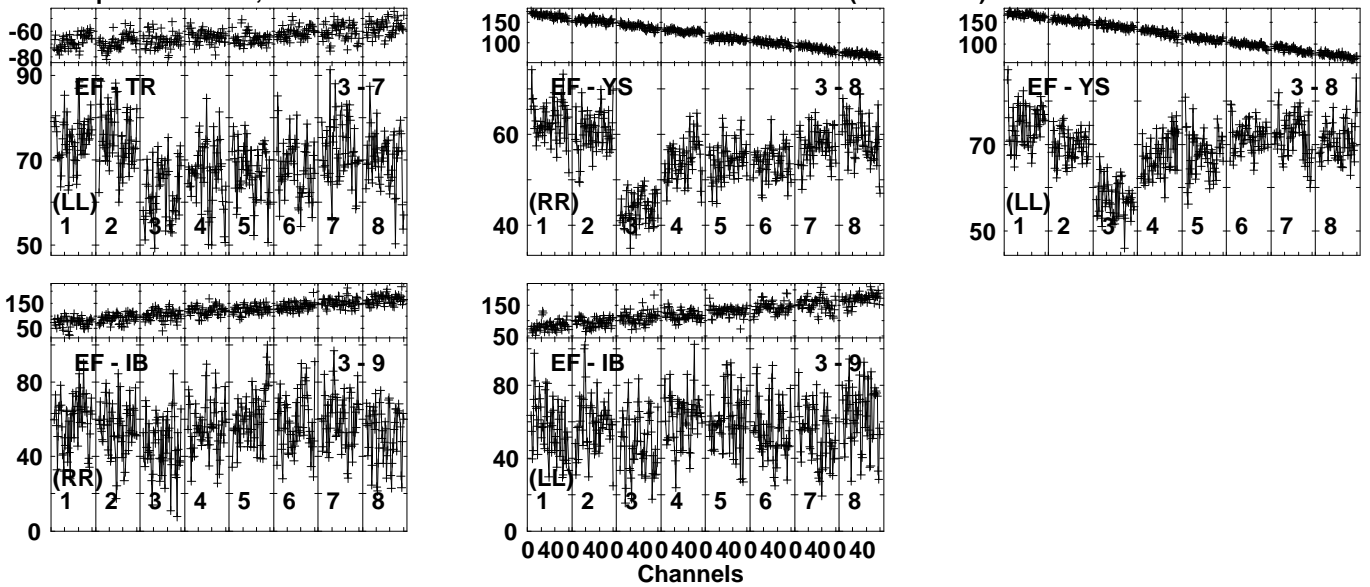


Lower frame: Milli Ampl Jy Top frame: Phas deg  
Vector averaged cross-power spectrum Several baselines displayed  
Timerange: 00/19:30:31 to 00/19:33:29

Plot file version 130 created 26-JUN-2023 11:06:26

SDSSJ0933+47 ES103H.UVDATA.1

Freq = 4.7990 GHz, Bw = 32.000 MH Calibrated with CL # 4 and BP # 1 (BP mode 1)

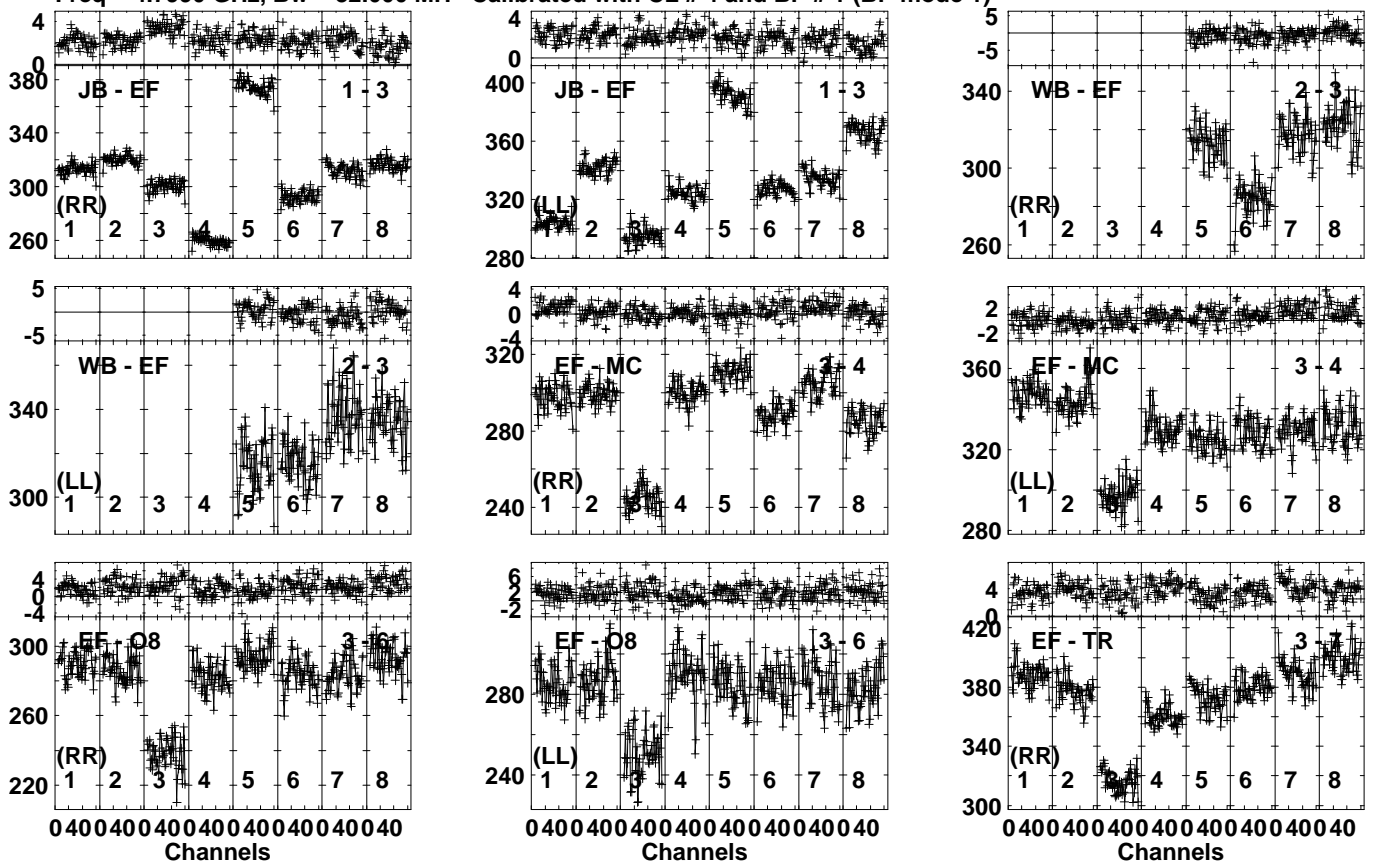


Lower frame: Milli Ampl Jy Top frame: Phas deg  
Vector averaged cross-power spectrum Several baselines displayed  
Timerange: 00/19:30:31 to 00/19:33:29

Plot file version 131 created 26-JUN-2023 11:06:26

J0934+4908 ES103H.UVDATA.1

Freq = 4.7990 GHz, Bw = 32.000 MH Calibrated with CL # 4 and BP # 1 (BP mode 1)

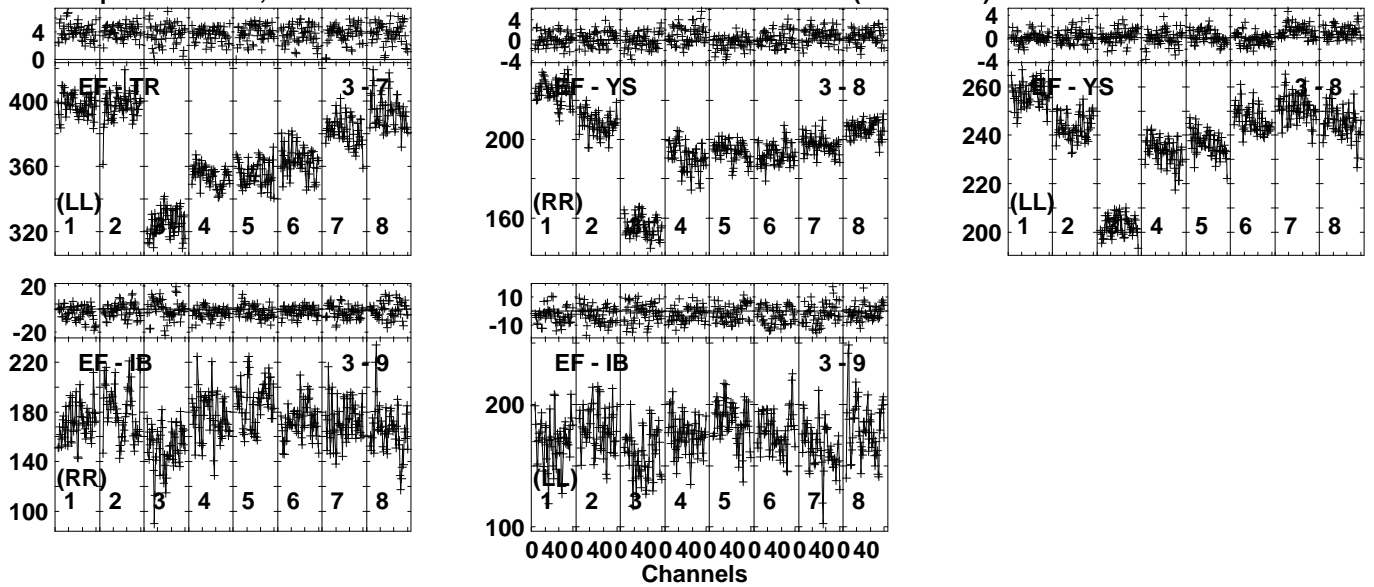


Lower frame: Milli Ampl Jy Top frame: Phas deg  
Vector averaged cross-power spectrum Several baselines displayed  
Timerange: 00/19:34:01 to 00/19:35:59

Plot file version 132 created 26-JUN-2023 11:06:26

J0934+4908 ES103H.UVDATA.1

Freq = 4.7990 GHz, Bw = 32.000 MH Calibrated with CL # 4 and BP # 1 (BP mode 1)

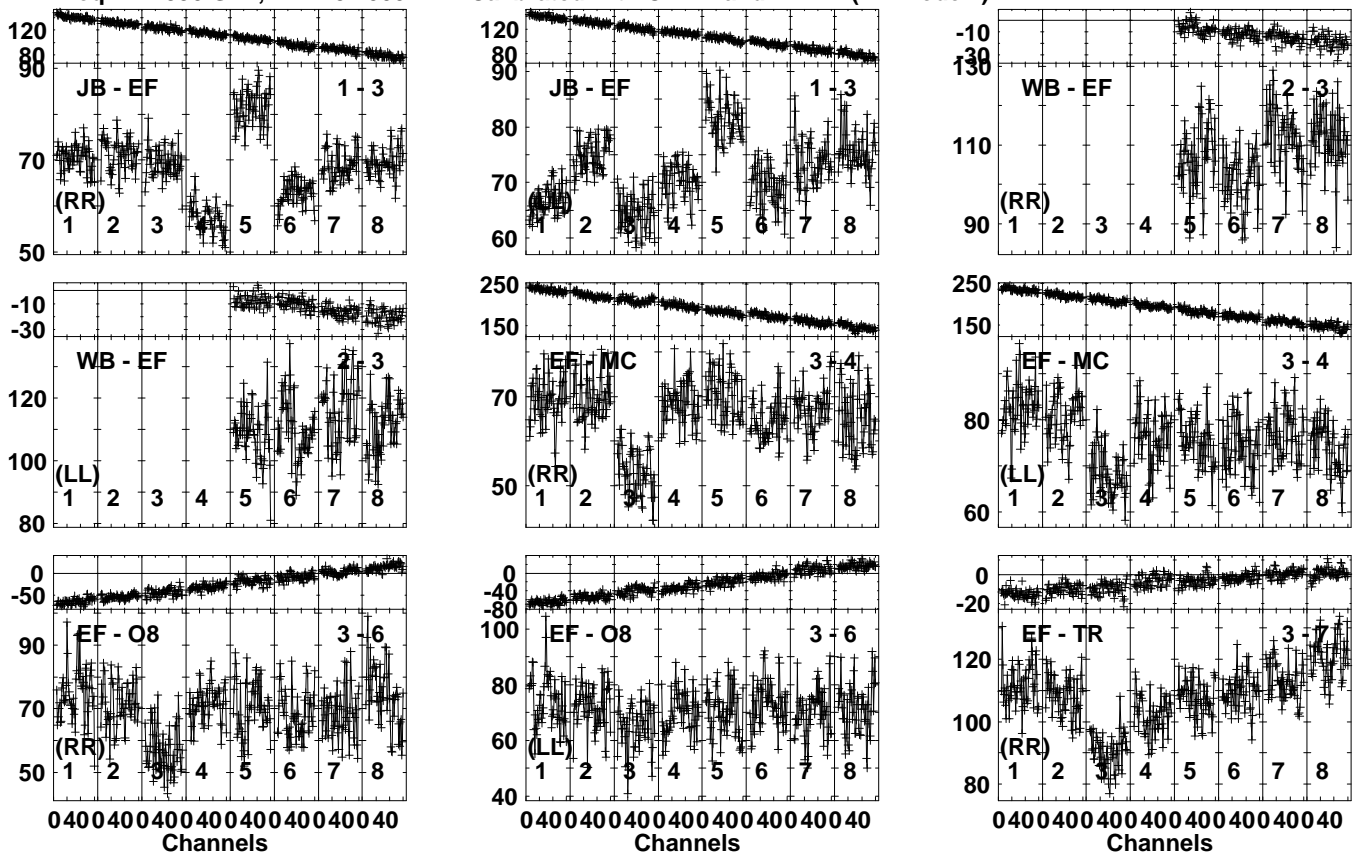


Lower frame: Milli Ampl Jy Top frame: Phas deg  
Vector averaged cross-power spectrum Several baselines displayed  
Timerange: 00/19:34:01 to 00/19:35:59

Plot file version 133 created 26-JUN-2023 11:06:26

SDSSJ0933+47 ES103H.UVDATA.1

Freq = 4.7990 GHz, Bw = 32.000 MH Calibrated with CL # 4 and BP # 1 (BP mode 1)

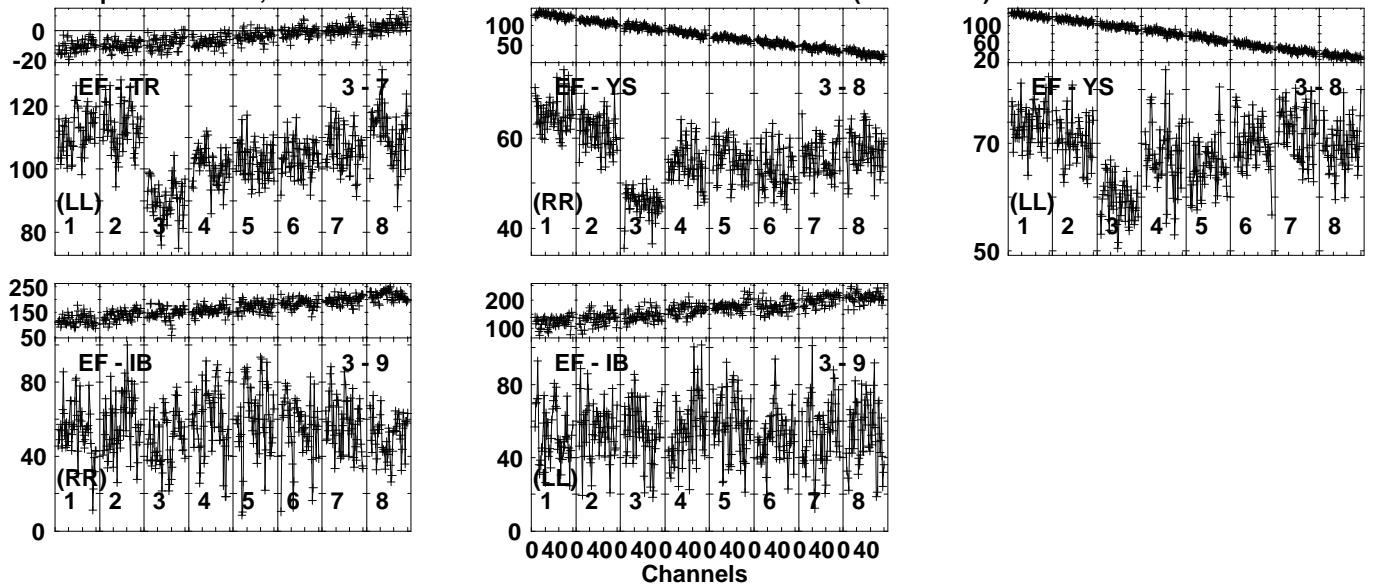


Lower frame: Milli Ampl Jy Top frame: Phas deg  
Vector averaged cross-power spectrum Several baselines displayed  
Timerange: 00/19:36:03 to 00/19:38:59

Plot file version 134 created 26-JUN-2023 11:06:27

SDSSJ0933+47 ES103H.UVDATA.1

Freq = 4.7990 GHz, Bw = 32.000 MH Calibrated with CL # 4 and BP # 1 (BP mode 1)

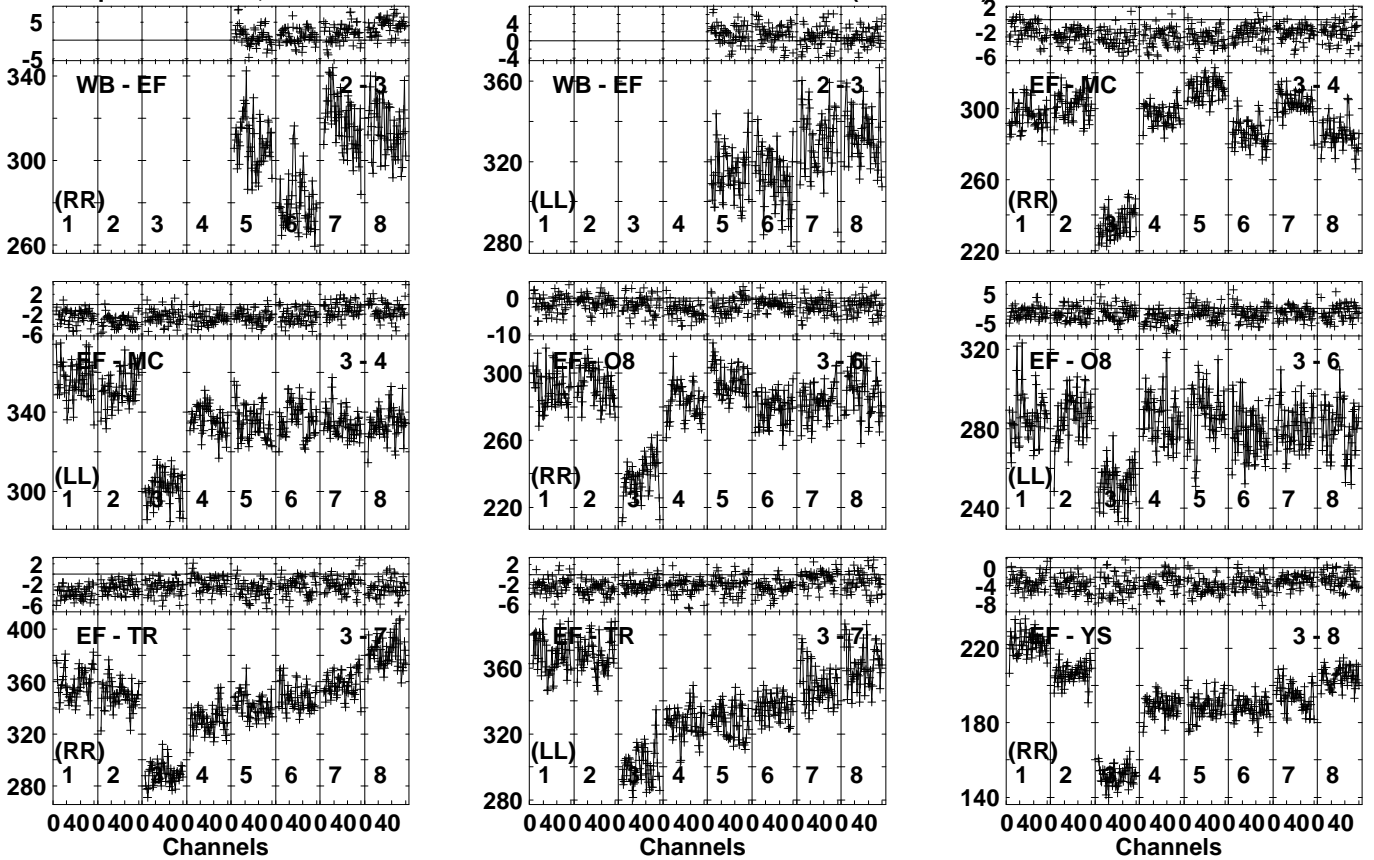


Lower frame: Milli Ampl Jy Top frame: Phas deg  
Vector averaged cross-power spectrum Several baselines displayed  
Timerange: 00/19:36:03 to 00/19:38:59

Plot file version 135 created 26-JUN-2023 11:06:27

J0934+4908 ES103H.UVDATA.1

Freq = 4.7990 GHz, Bw = 32.000 MH Calibrated with CL # 4 and BP # 1 (BP mode 1)

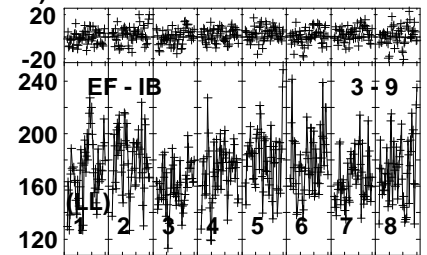
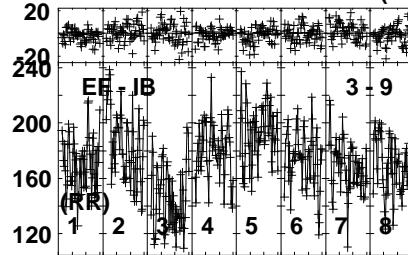
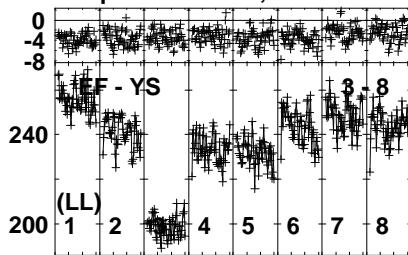


Lower frame: Milli Ampl Jy Top frame: Phas deg  
Vector averaged cross-power spectrum Several baselines displayed  
Timerange: 00/19:39:01 to 00/19:40:59

Plot file version 136 created 26-JUN-2023 11:06:27

J0934+4908 ES103H.UVDATA.1

Freq = 4.7990 GHz, Bw = 32.000 MH Calibrated with CL # 4 and BP # 1 (BP mode 1)



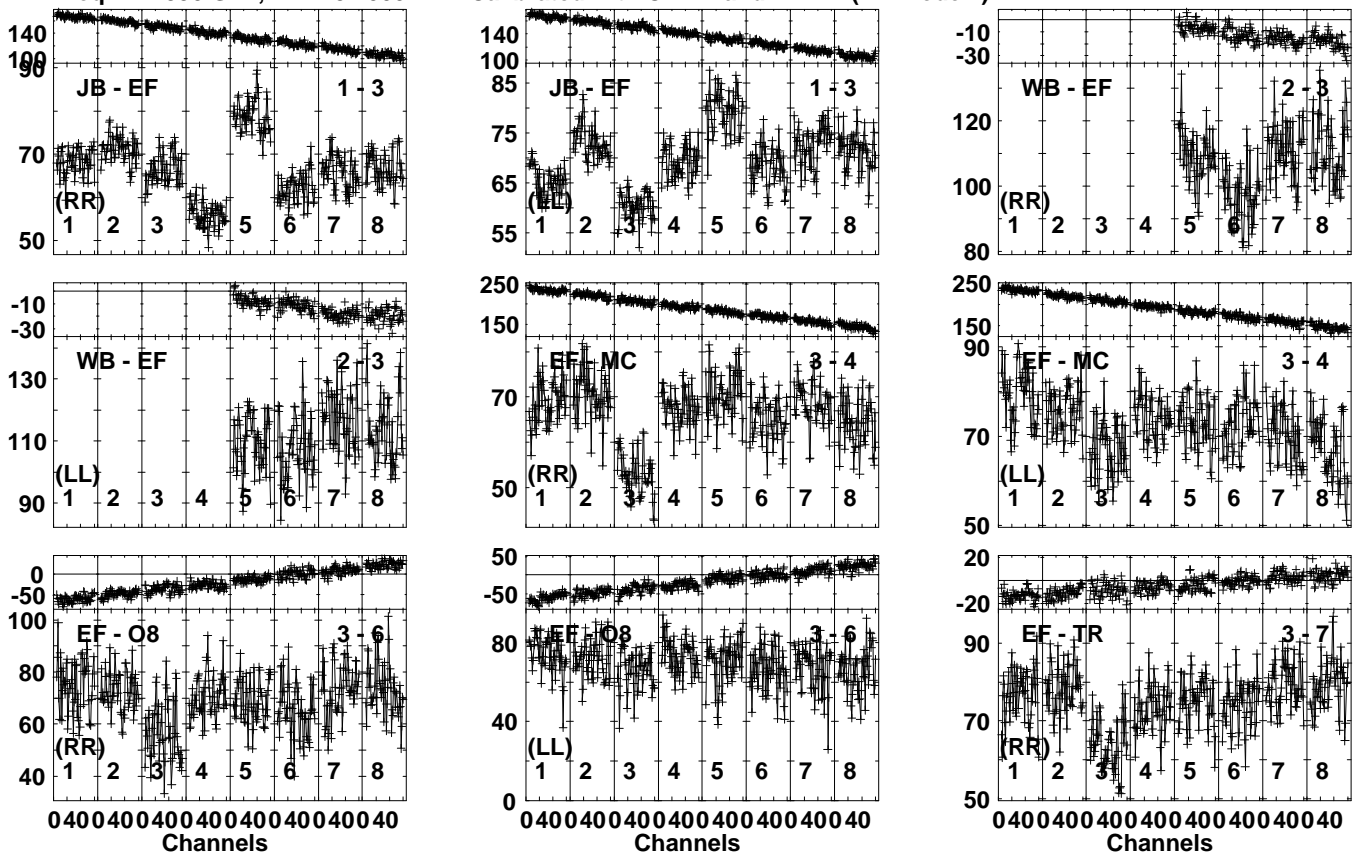
Lower frame: Milli Ampl Jy Top frame: Phas deg  
Vector averaged cross-power spectrum Several baselines displayed  
Timerange: 00/19:39:01 to 00/19:40:59



Plot file version 137 created 26-JUN-2023 11:06:27

SDSSJ0933+47 ES103H.UVDATA.1

Freq = 4.7990 GHz, Bw = 32.000 MH Calibrated with CL # 4 and BP # 1 (BP mode 1)

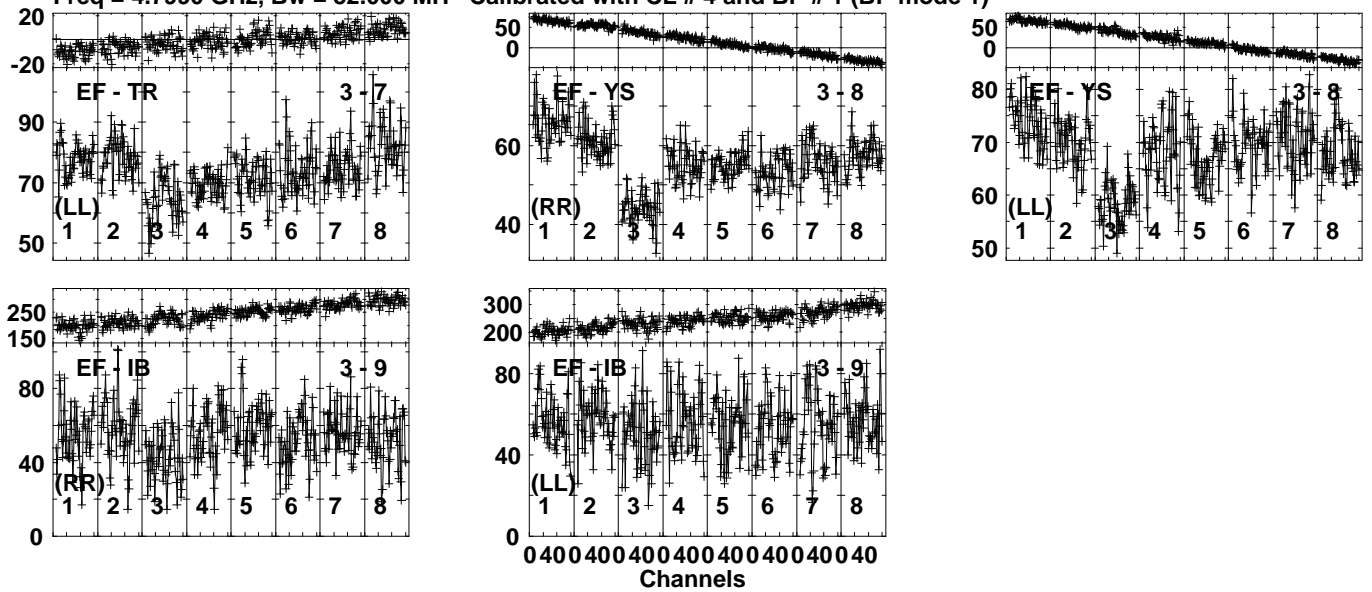


Lower frame: Milli Ampl Jy Top frame: Phas deg  
Vector averaged cross-power spectrum Several baselines displayed  
Timerange: 00/19:41:01 to 00/19:43:59

Plot file version 138 created 26-JUN-2023 11:06:27

SDSSJ0933+47 ES103H.UVDATA.1

Freq = 4.7990 GHz, Bw = 32.000 MH Calibrated with CL # 4 and BP # 1 (BP mode 1)

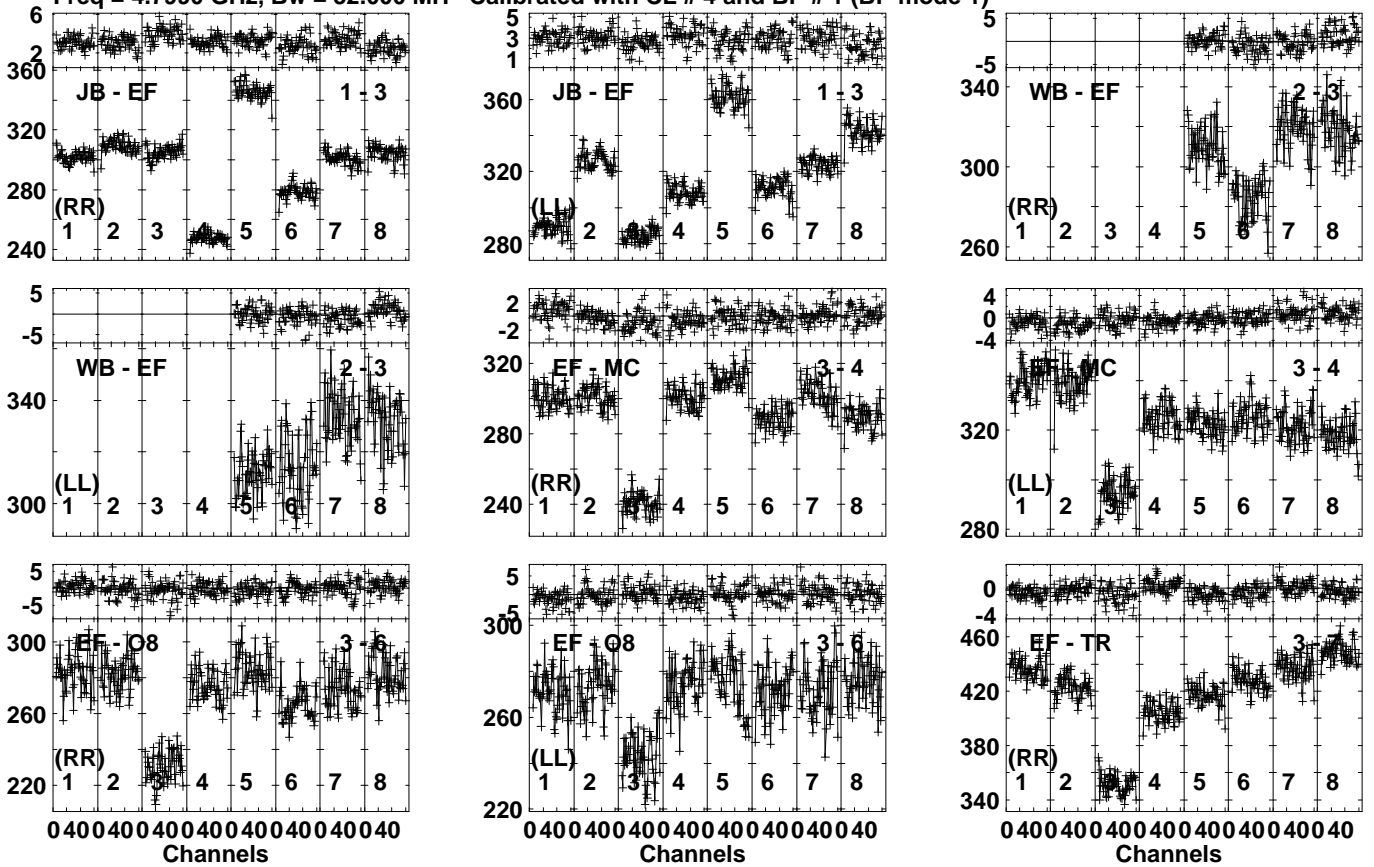


Lower frame: Milli Ampl Jy Top frame: Phas deg  
Vector averaged cross-power spectrum Several baselines displayed  
Timerange: 00/19:41:01 to 00/19:43:59

Plot file version 139 created 26-JUN-2023 11:06:27

J0934+4908 ES103H.UVDATA.1

Freq = 4.7990 GHz, Bw = 32.000 MH Calibrated with CL # 4 and BP # 1 (BP mode 1)

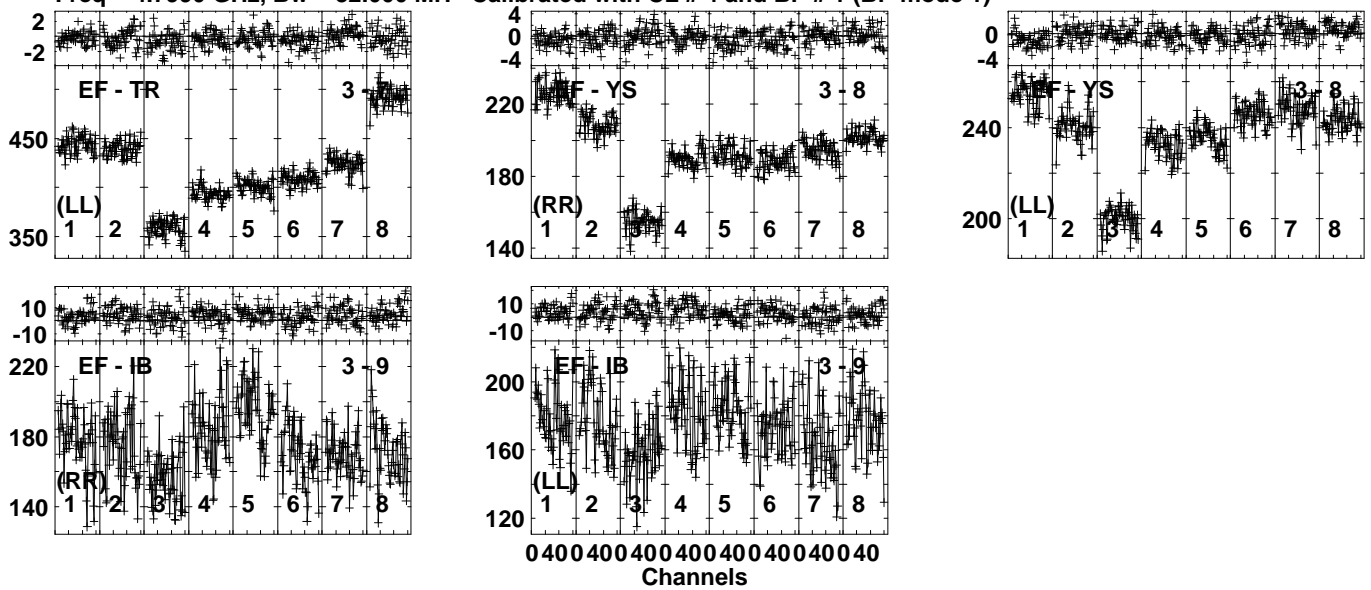


Lower frame: Milli Ampl Jy Top frame: Phas deg  
 Vector averaged cross-power spectrum Several baselines displayed  
 Timerange: 00/19:44:31 to 00/19:46:29

Plot file version 140 created 26-JUN-2023 11:06:27

J0934+4908 ES103H.UVDATA.1

Freq = 4.7990 GHz, Bw = 32.000 MH Calibrated with CL # 4 and BP # 1 (BP mode 1)

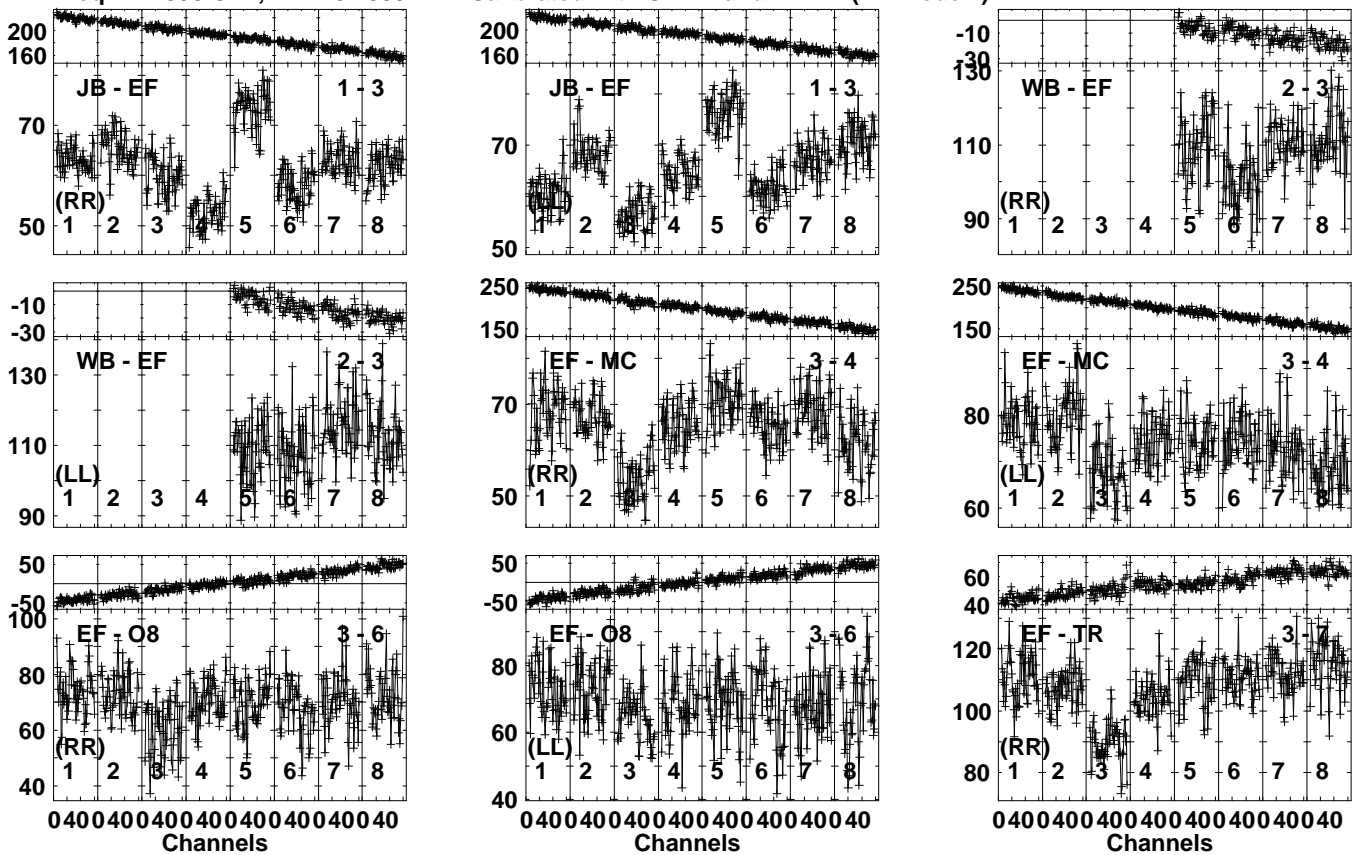


Lower frame: Milli Ampl Jy Top frame: Phas deg  
Vector averaged cross-power spectrum Several baselines displayed  
Timerange: 00/19:44:31 to 00/19:46:29

Plot file version 141 created 26-JUN-2023 11:06:27

SDSSJ0933+47 ES103H.UVDATA.1

Freq = 4.7990 GHz, Bw = 32.000 MH Calibrated with CL # 4 and BP # 1 (BP mode 1)

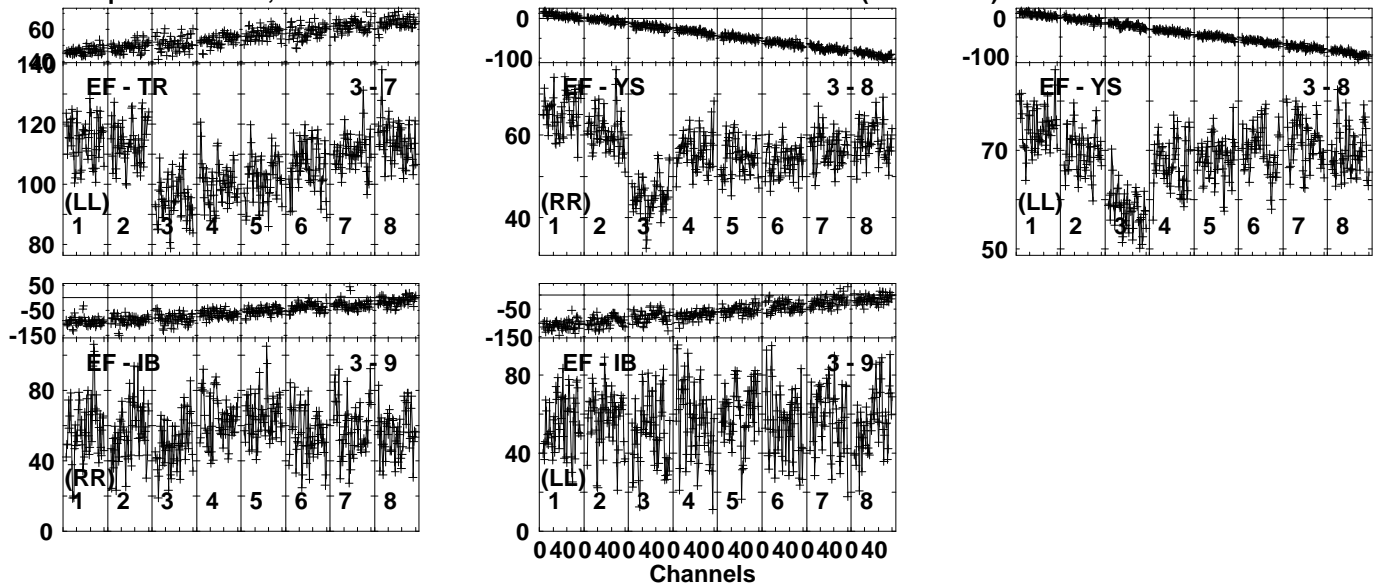


Lower frame: Milli Ampl Jy Top frame: Phas deg  
Vector averaged cross-power spectrum Several baselines displayed  
Timerange: 00/19:46:33 to 00/19:49:29

Plot file version 142 created 26-JUN-2023 11:06:28

SDSSJ0933+47 ES103H.UVDATA.1

Freq = 4.7990 GHz, Bw = 32.000 MH Calibrated with CL # 4 and BP # 1 (BP mode 1)

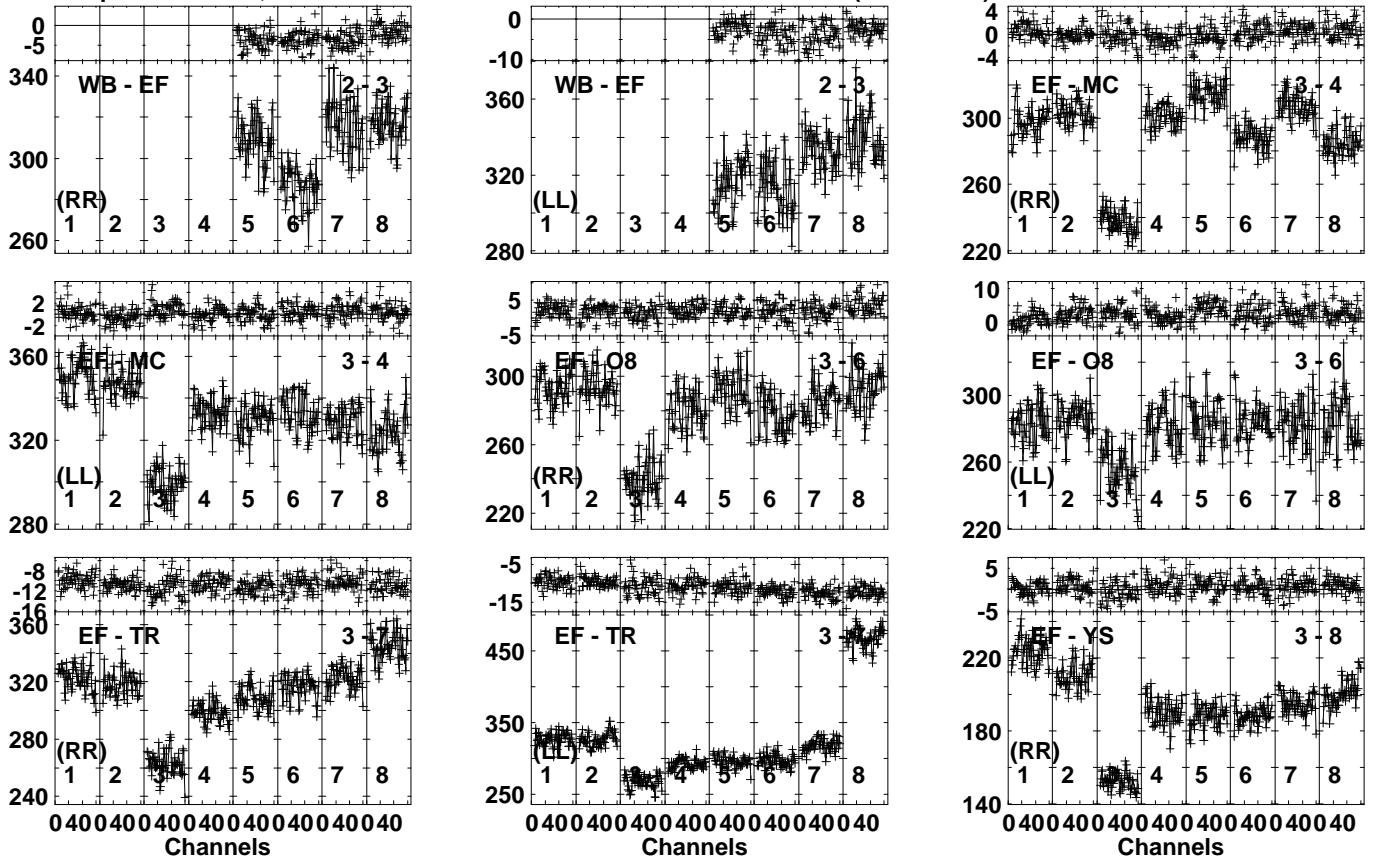


Lower frame: Milli Ampl Jy Top frame: Phas deg  
Vector averaged cross-power spectrum Several baselines displayed  
Timerange: 00/19:46:33 to 00/19:49:29

Plot file version 143 created 26-JUN-2023 11:06:28

J0934+4908 ES103H.UVDATA.1

Freq = 4.7990 GHz, Bw = 32.000 MH Calibrated with CL # 4 and BP # 1 (BP mode 1)

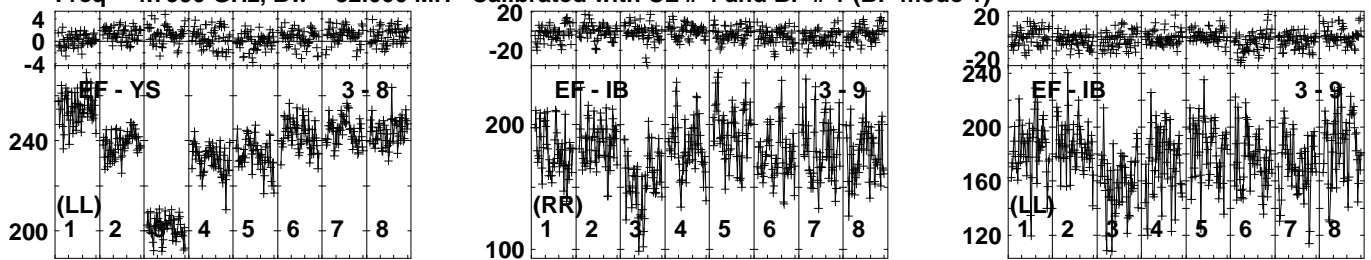


Lower frame: Milli Ampl Jy Top frame: Phas deg  
Vector averaged cross-power spectrum Several baselines displayed  
Timerange: 00:19:49:31 to 00:19:51:29

Plot file version 144 created 26-JUN-2023 11:06:28

J0934+4908 ES103H.UVDATA.1

Freq = 4.7990 GHz, Bw = 32.000 MH Calibrated with CL # 4 and BP # 1 (BP mode 1)



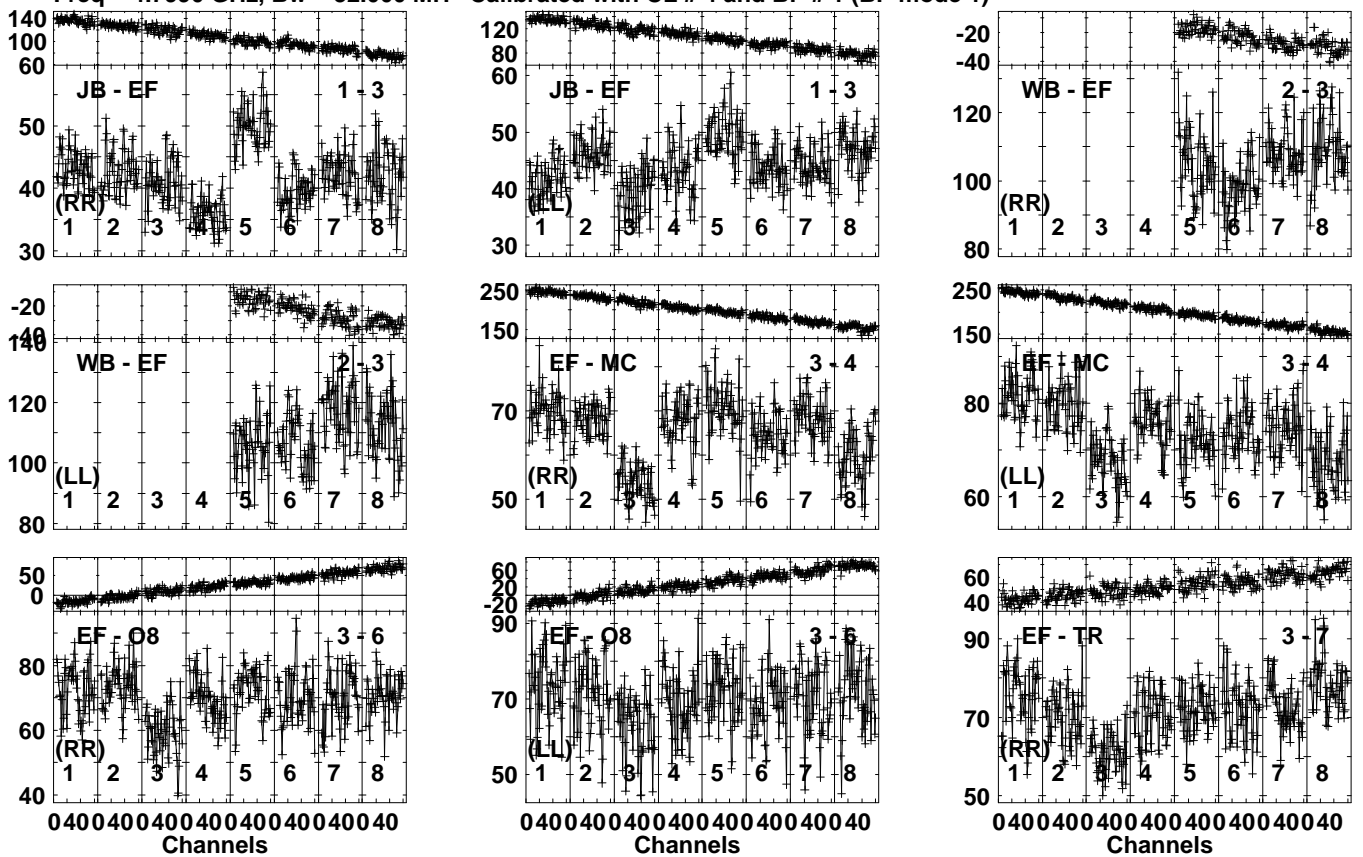
Lower frame: Milli Ampl Jy Top frame: Phas deg  
Vector averaged cross-power spectrum Several baselines displayed  
Timerange: 00/19:49:31 to 00/19:51:29



Plot file version 145 created 26-JUN-2023 11:06:28

SDSSJ0933+47 ES103H.UVDATA.1

Freq = 4.7990 GHz, Bw = 32.000 MH Calibrated with CL # 4 and BP # 1 (BP mode 1)



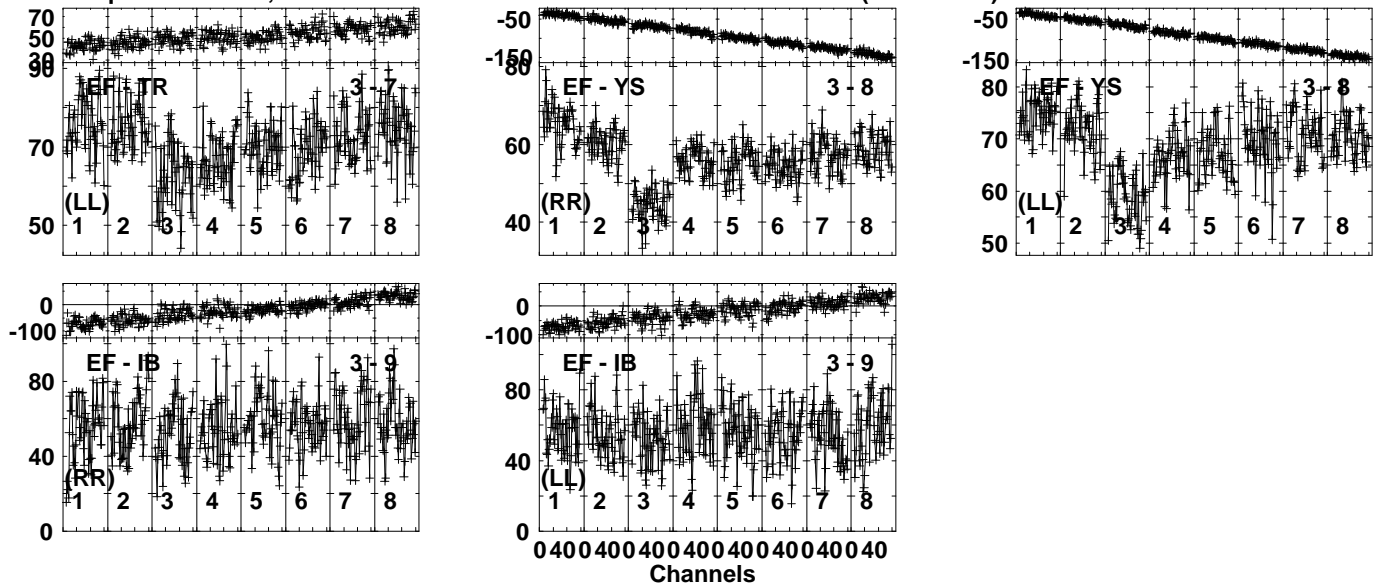
Lower frame: Milli Ampl Jy Top frame: Phas deg  
Vector averaged cross-power spectrum Several baselines displayed  
Timerange: 00/19:51:31 to 00/19:54:29

Plot file version 146 created 26-JUN-2023 11:06:28

SDSSJ0933+47 ES103H.UVDATA.1

Freq = 4.7990 GHz, Bw = 32.000 MH

Calibrated with CL # 4 and BP # 1 (BP mode 1)

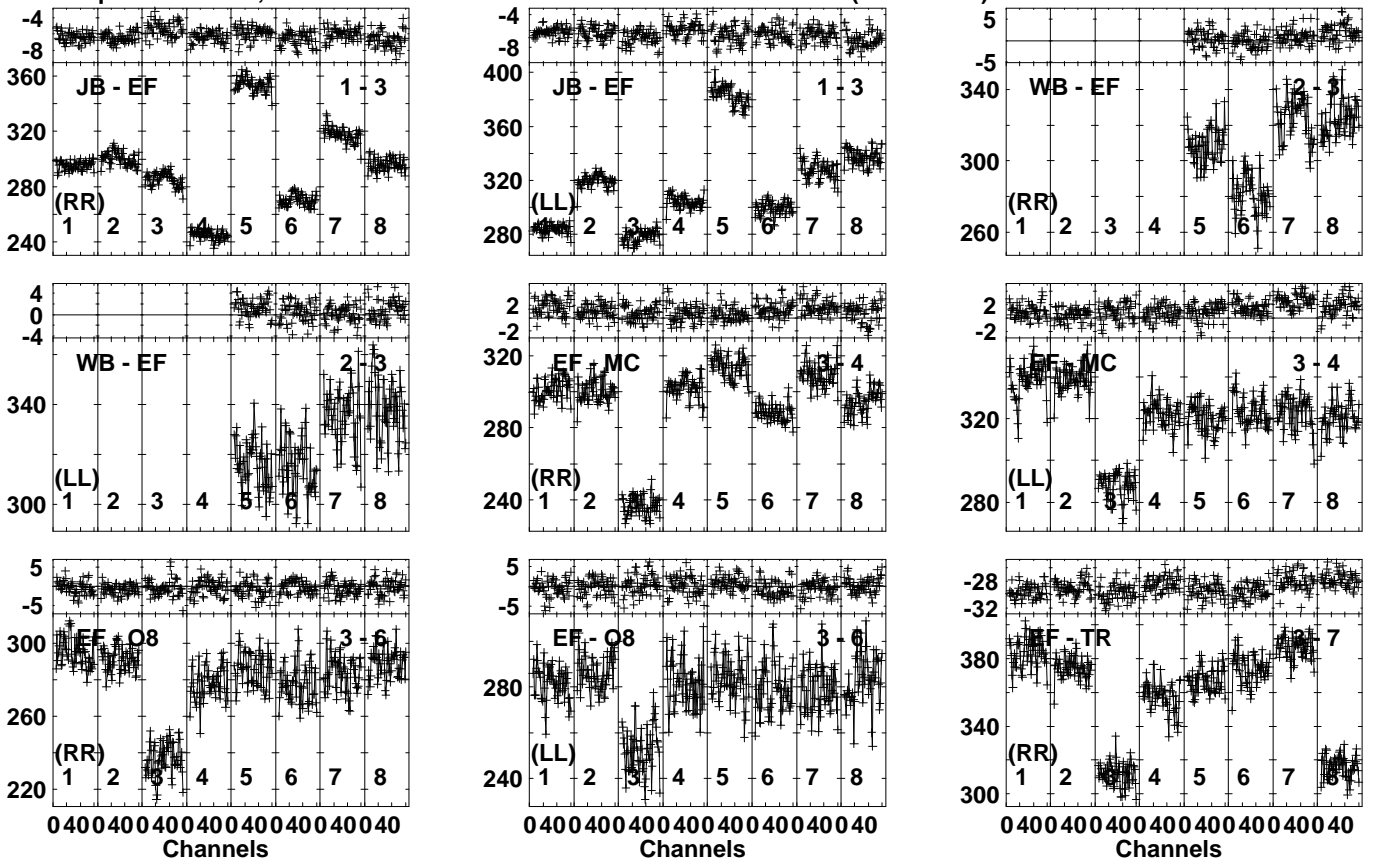


Lower frame: Milli Ampl Jy Top frame: Phas deg  
Vector averaged cross-power spectrum Several baselines displayed  
Timerange: 00/19:51:31 to 00/19:54:29

Plot file version 147 created 26-JUN-2023 11:06:28

J0934+4908 ES103H.UVDATA.1

Freq = 4.7990 GHz, Bw = 32.000 MH Calibrated with CL # 4 and BP # 1 (BP mode 1)

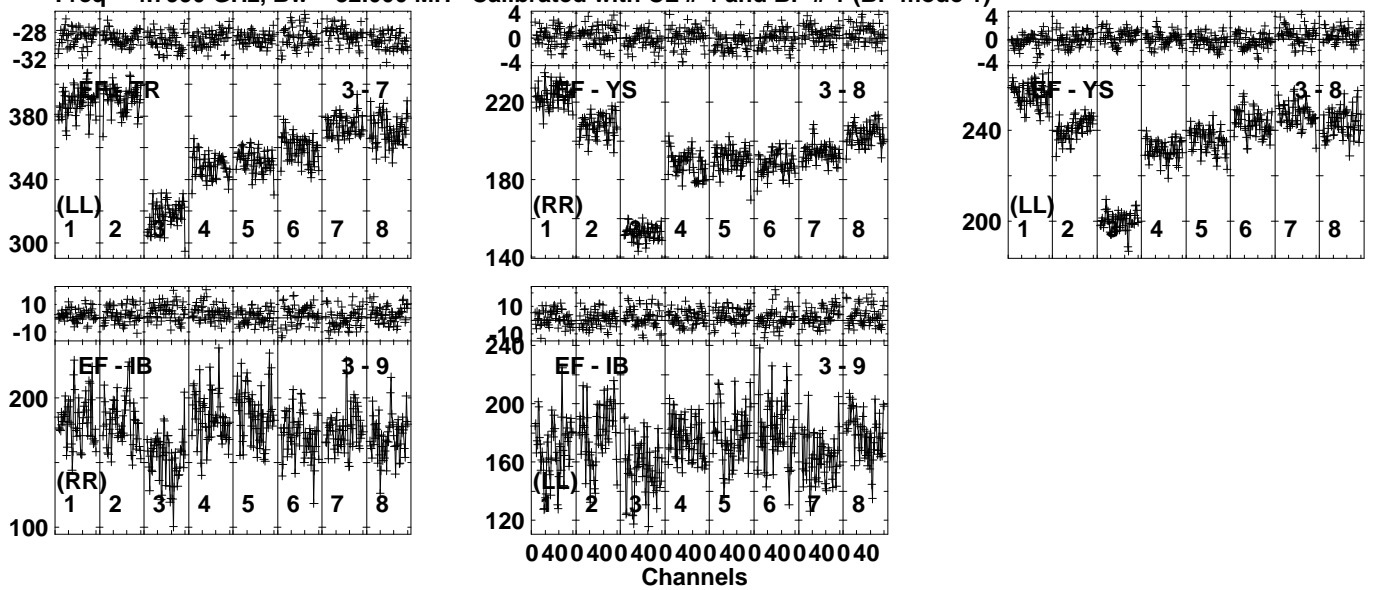


Lower frame: Milli Ampl Jy Top frame: Phas deg  
Vector averaged cross-power spectrum Several baselines displayed  
Timerange: 00:19:55:01 to 00:19:56:59

Plot file version 148 created 26-JUN-2023 11:06:28

J0934+4908 ES103H.UVDATA.1

Freq = 4.7990 GHz, Bw = 32.000 MH Calibrated with CL # 4 and BP # 1 (BP mode 1)

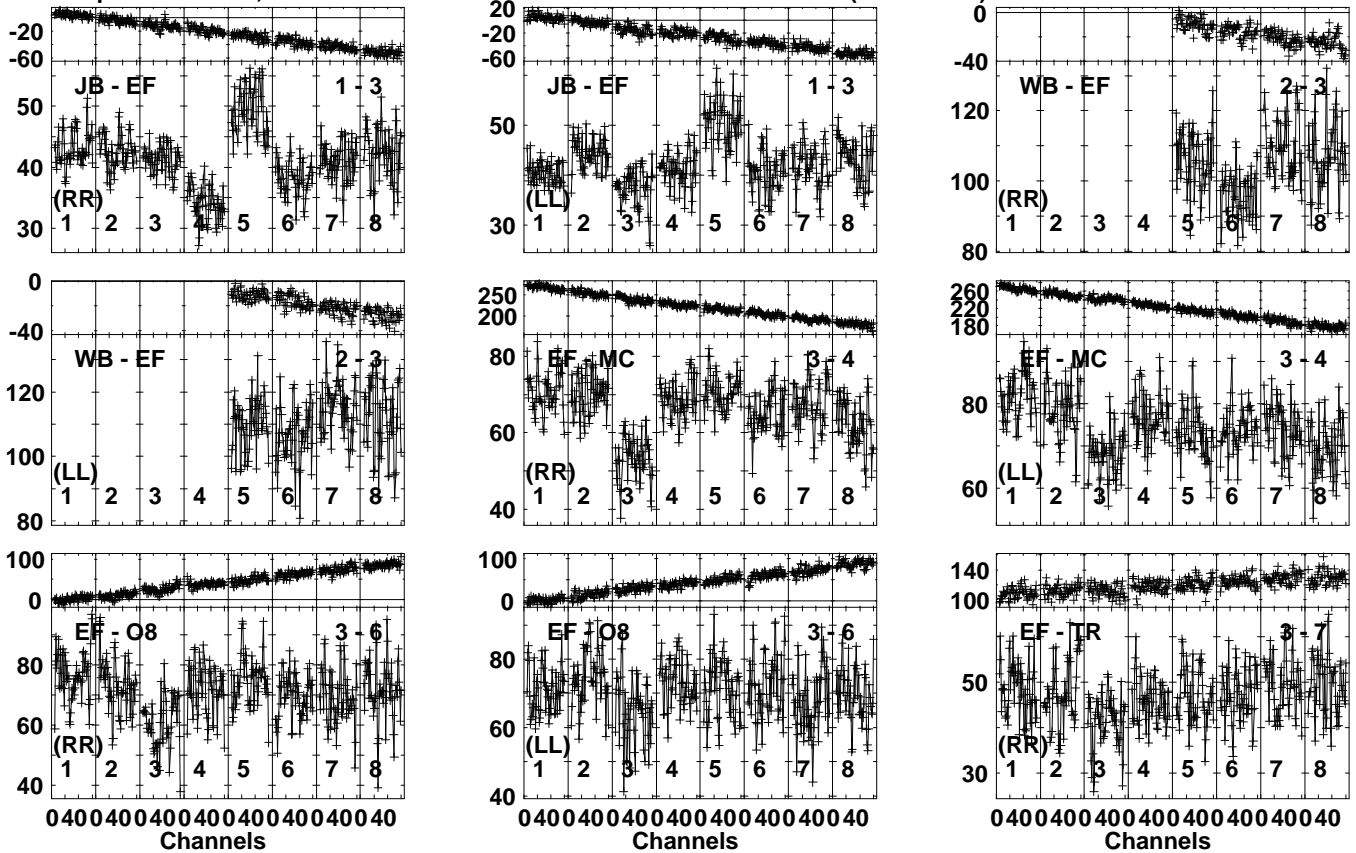


Lower frame: Milli Ampl Jy Top frame: Phas deg  
Vector averaged cross-power spectrum Several baselines displayed  
Timerange: 00/19:55:01 to 00/19:56:59

Plot file version 149 created 26-JUN-2023 11:06:28

SDSSJ0933+47 ES103H.UVDATA.1

Freq = 4.7990 GHz, Bw = 32.000 MH Calibrated with CL # 4 and BP # 1 (BP mode 1)

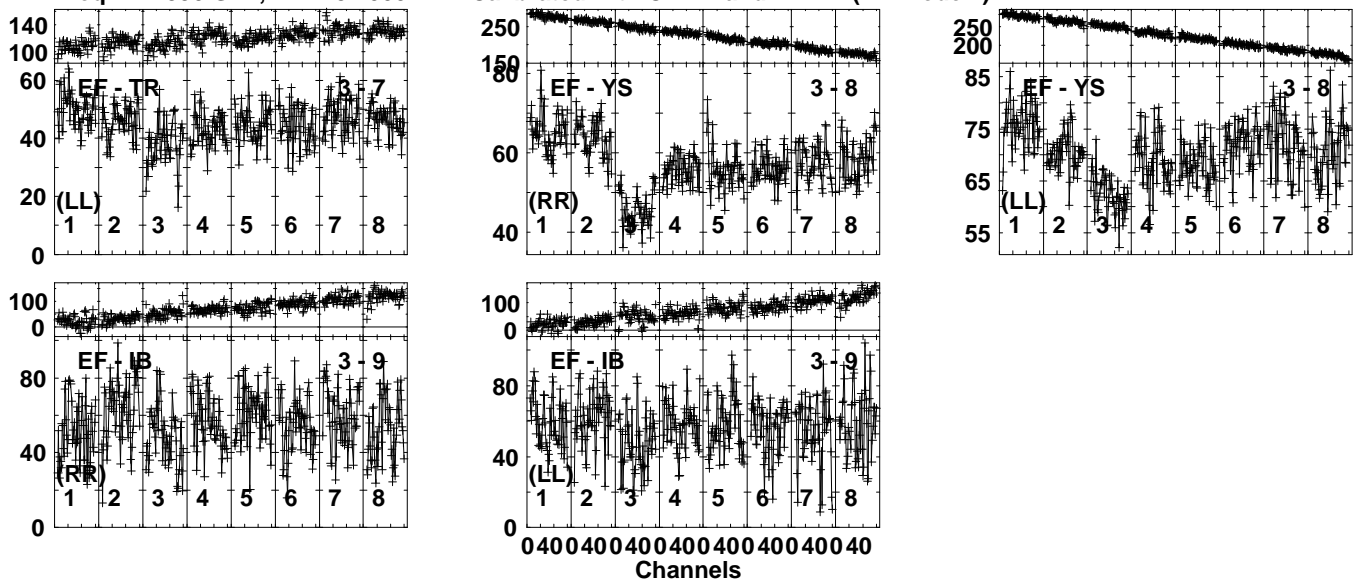


Lower frame: Milli Ampl Jy Top frame: Phas deg  
Vector averaged cross-power spectrum Several baselines displayed  
Timerange: 00/19:57:03 to 00/19:59:59

Plot file version 150 created 26-JUN-2023 11:06:28

SDSSJ0933+47 ES103H.UVDATA.1

Freq = 4.7990 GHz, Bw = 32.000 MH Calibrated with CL # 4 and BP # 1 (BP mode 1)

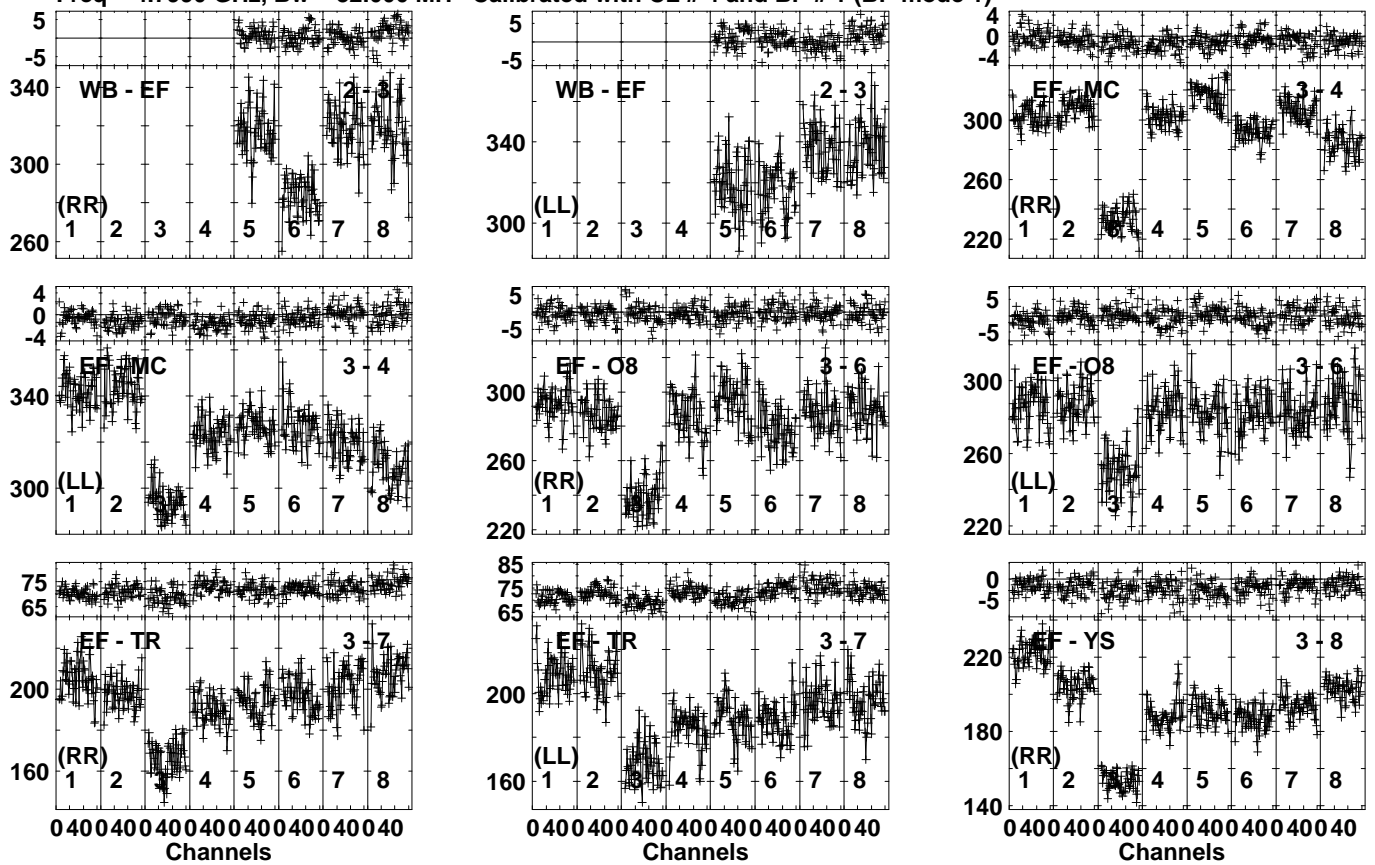


Lower frame: Milli Ampl Jy Top frame: Phas deg  
Vector averaged cross-power spectrum Several baselines displayed  
Timerange: 00/19:57:03 to 00/19:59:59

Plot file version 151 created 26-JUN-2023 11:06:29

J0934+4908 ES103H.UVDATA.1

Freq = 4.7990 GHz, Bw = 32.000 MH Calibrated with CL # 4 and BP # 1 (BP mode 1)

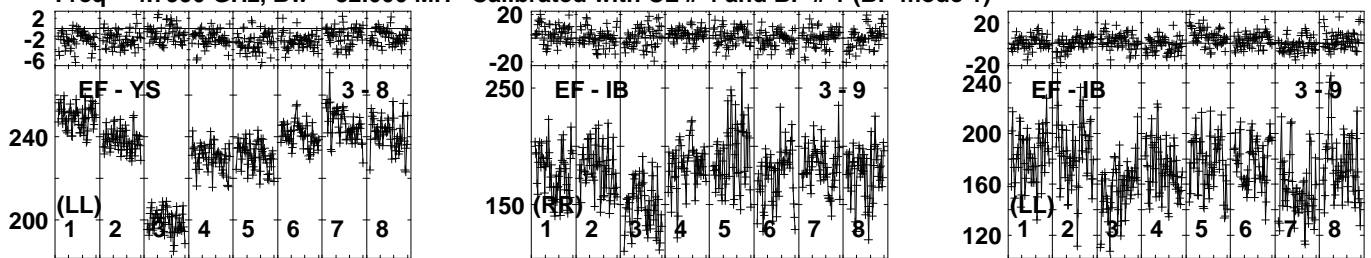


Lower frame: Milli Ampl Jy Top frame: Phas deg  
Vector averaged cross-power spectrum Several baselines displayed  
Timerange: 00/20:00:01 to 00/20:01:59

Plot file version 152 created 26-JUN-2023 11:06:29

J0934+4908 ES103H.UVDATA.1

Freq = 4.7990 GHz, Bw = 32.000 MH Calibrated with CL # 4 and BP # 1 (BP mode 1)



Lower frame: Milli Ampl Jy Top frame: Phas deg  
Vector averaged cross-power spectrum Several baselines displayed  
Timerange: 00/20:00:01 to 00/20:01:59

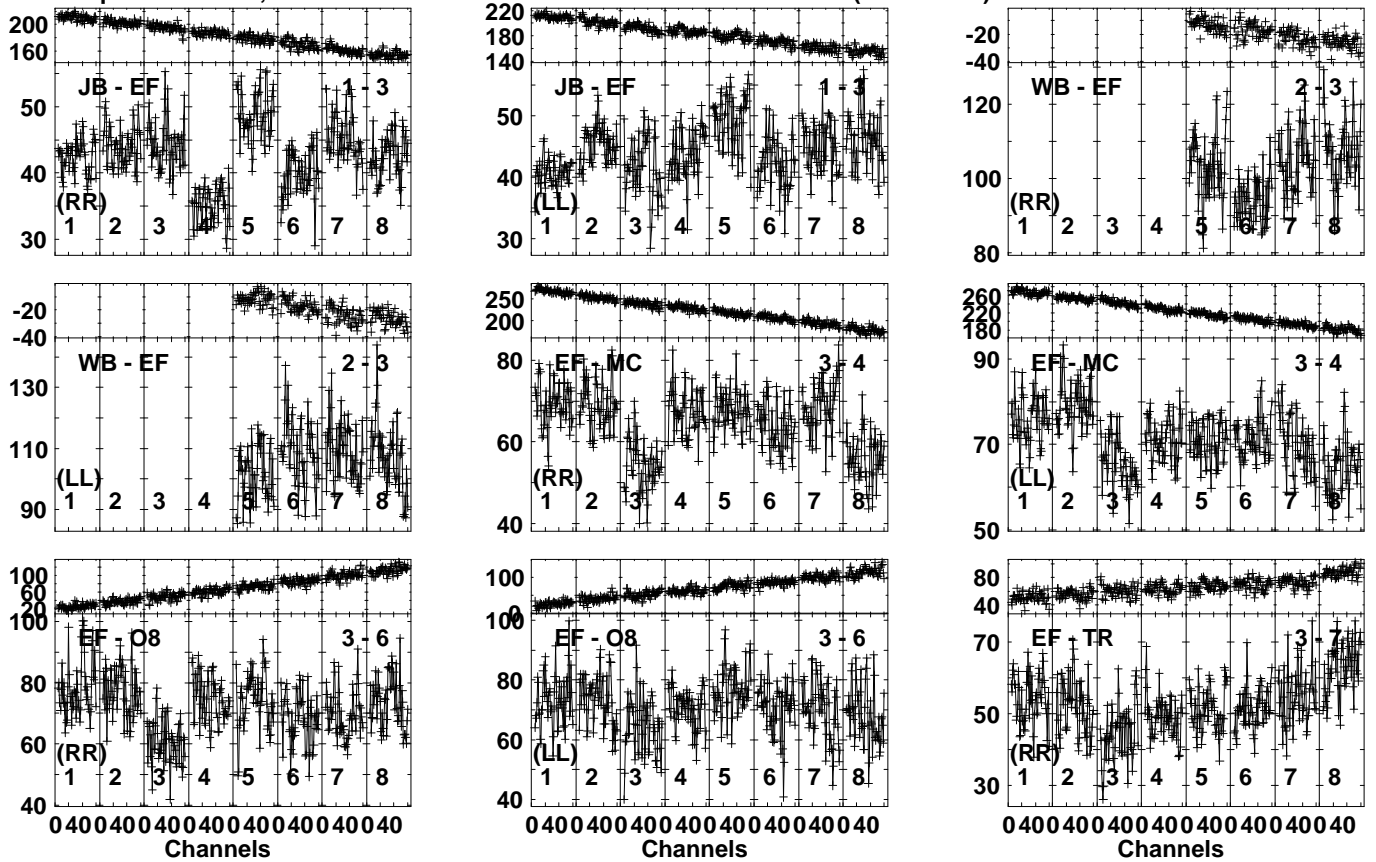


Plot file version 153 created 26-JUN-2023 11:06:29

SDSSJ0933+47 ES103H.UVDATA.1

Freq = 4.7990 GHz, Bw = 32.000 MH

Calibrated with CL # 4 and BP # 1 (BP mode 1)

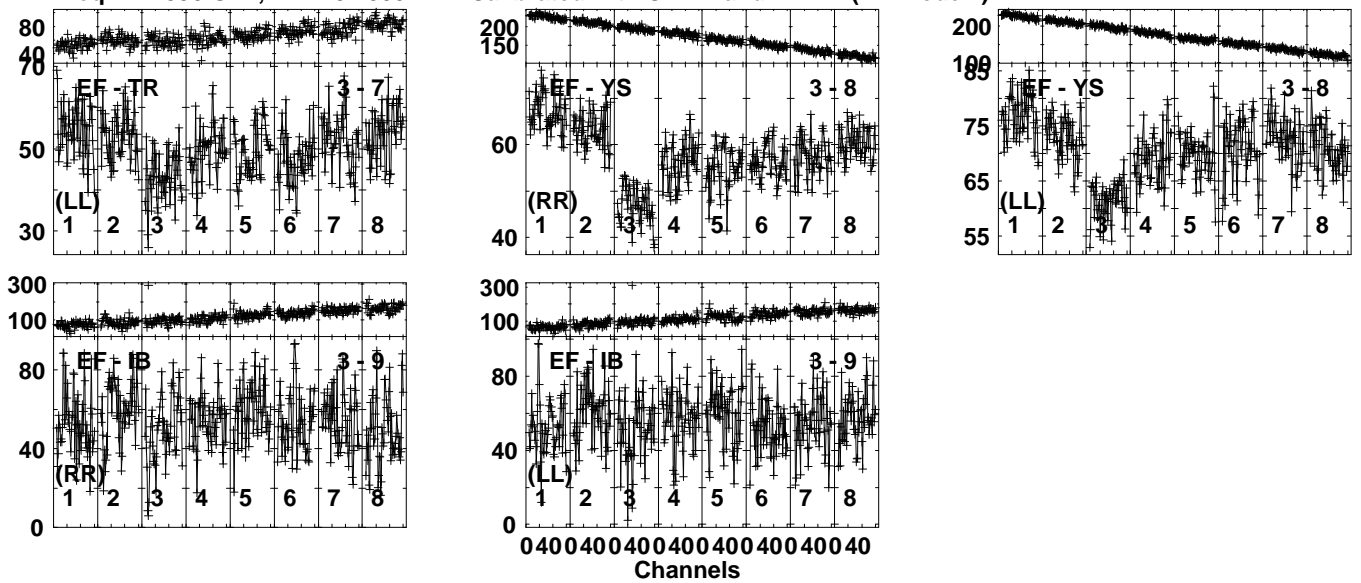


Lower frame: Milli Ampl Jy Top frame: Phas deg  
 Vector averaged cross-power spectrum Several baselines displayed  
 Timerange: 00/20:02:01 to 00/20:04:59

Plot file version 154 created 26-JUN-2023 11:06:29

SDSSJ0933+47 ES103H.UVDATA.1

Freq = 4.7990 GHz, Bw = 32.000 MH Calibrated with CL # 4 and BP # 1 (BP mode 1)



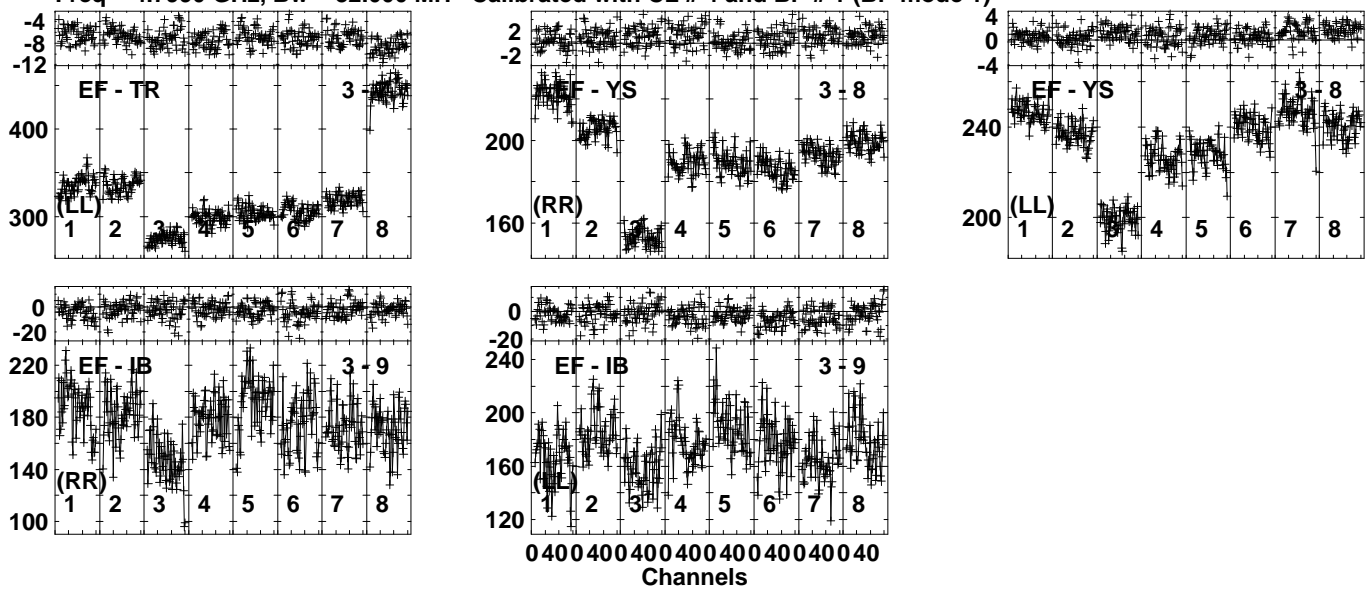
Lower frame: Milli Ampl Jy Top frame: Phas deg  
Vector averaged cross-power spectrum Several baselines displayed  
Timerange: 00/20:02:01 to 00/20:04:59



Plot file version 156 created 26-JUN-2023 11:06:29

J0934+4908 ES103H.UVDATA.1

Freq = 4.7990 GHz, Bw = 32.000 MH Calibrated with CL # 4 and BP # 1 (BP mode 1)

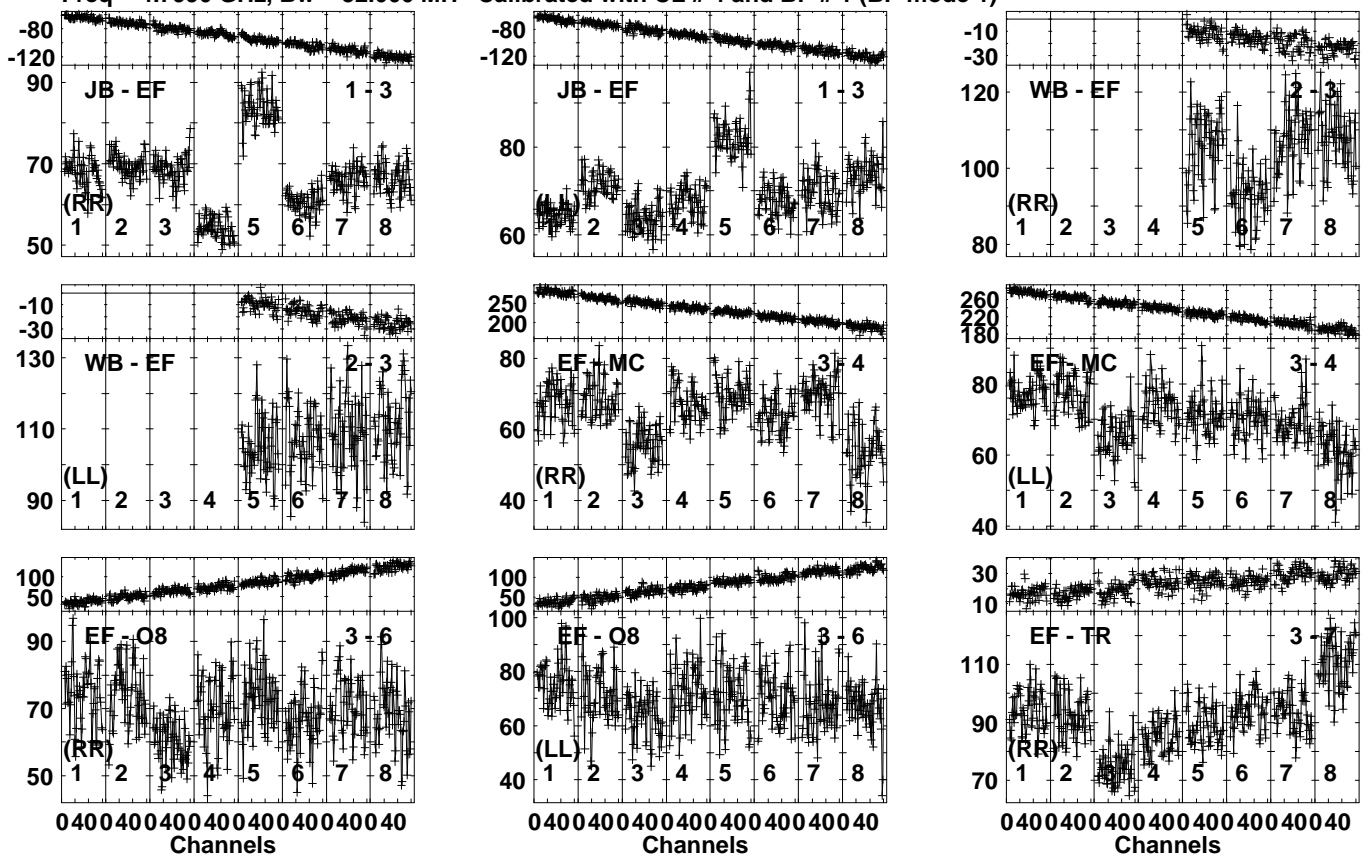


Lower frame: Milli Ampl Jy Top frame: Phas deg  
Vector averaged cross-power spectrum Several baselines displayed  
Timerange: 00/20:05:31 to 00/20:07:29

Plot file version 157 created 26-JUN-2023 11:06:29

SDSSJ0933+47 ES103H.UVDATA.1

Freq = 4.7990 GHz, Bw = 32.000 MH Calibrated with CL # 4 and BP # 1 (BP mode 1)



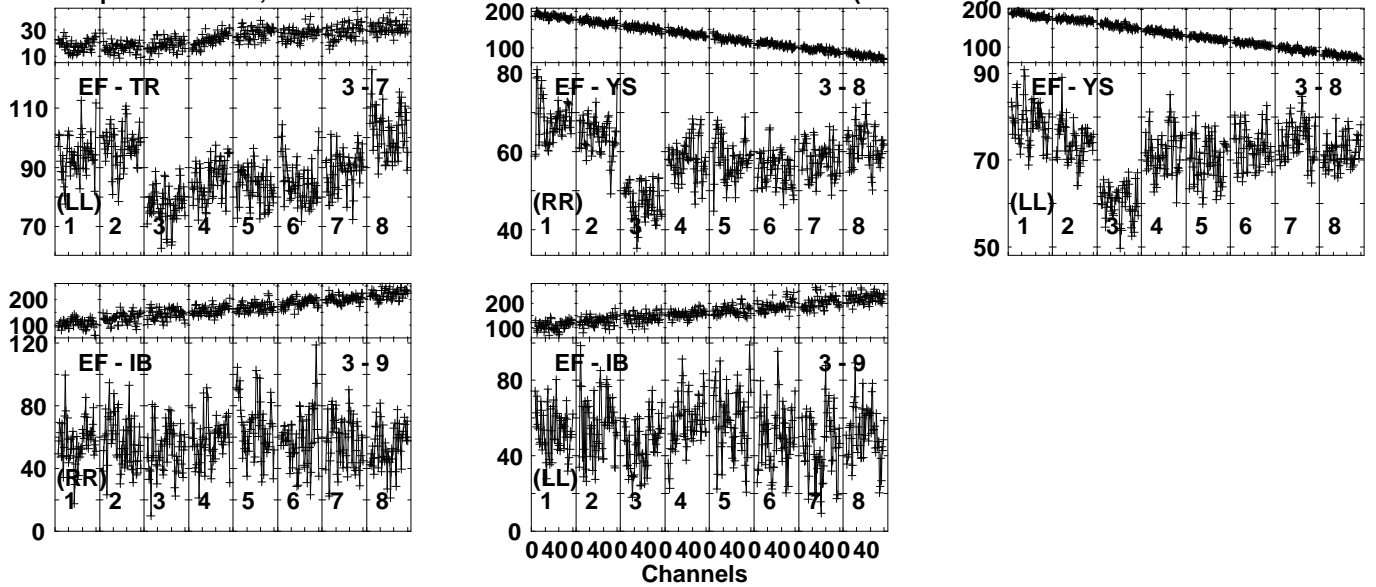
Lower frame: Milli Ampl Jy Top frame: Phas deg  
Vector averaged cross-power spectrum Several baselines displayed  
Timerange: 00/20:07:33 to 00/20:10:29

Plot file version 158 created 26-JUN-2023 11:06:29

SDSSJ0933+47 ES103H.UVDATA.1

Freq = 4.7990 GHz, Bw = 32.000 MH

Calibrated with CL # 4 and BP # 1 (BP mode 1)

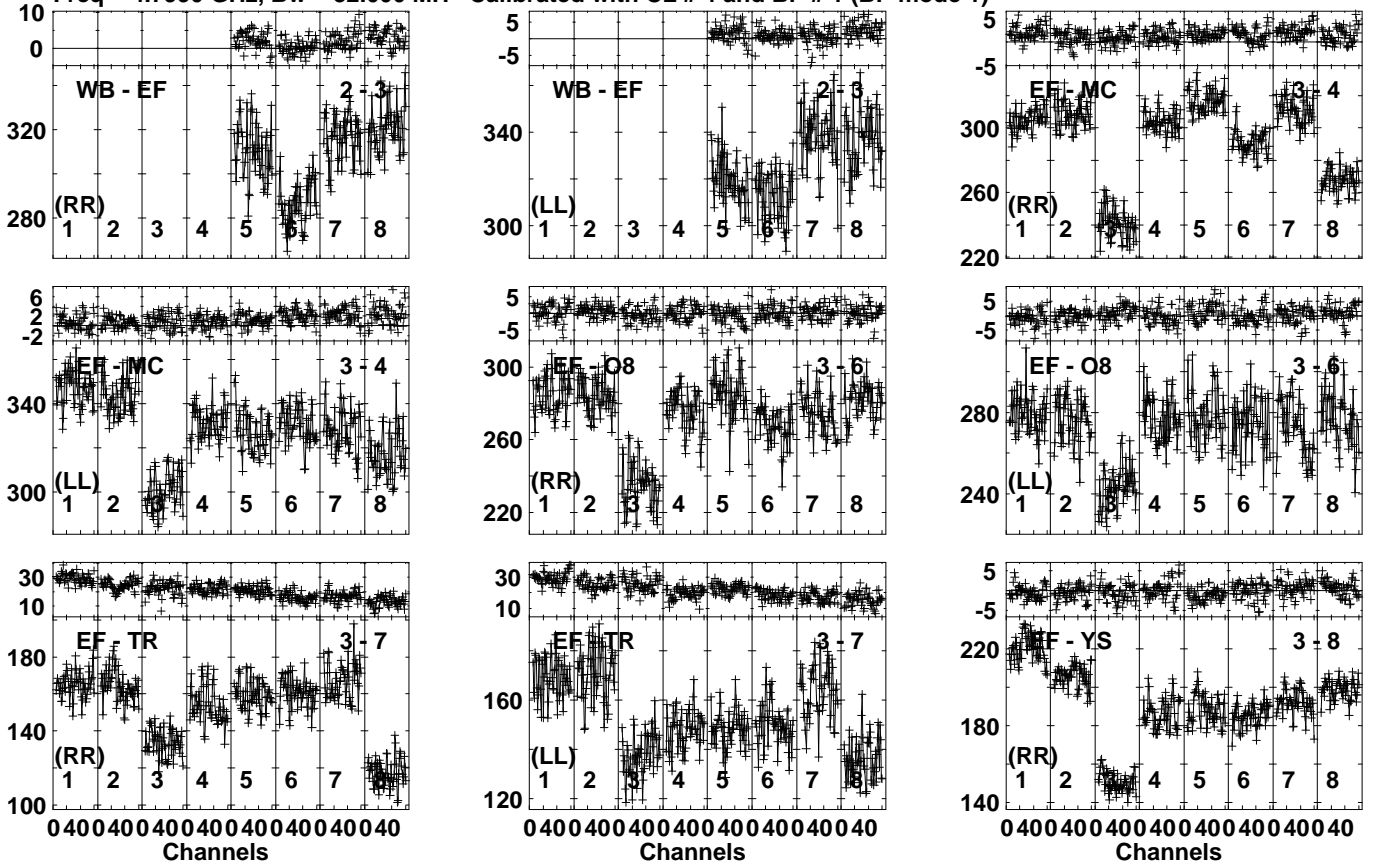


Lower frame: Milli Ampl Jy Top frame: Phas deg  
Vector averaged cross-power spectrum Several baselines displayed  
Timerange: 00/20:07:33 to 00/20:10:29

Plot file version 159 created 26-JUN-2023 11:06:29

J0934+4908 ES103H.UVDATA.1

Freq = 4.7990 GHz, Bw = 32.000 MH Calibrated with CL # 4 and BP # 1 (BP mode 1)

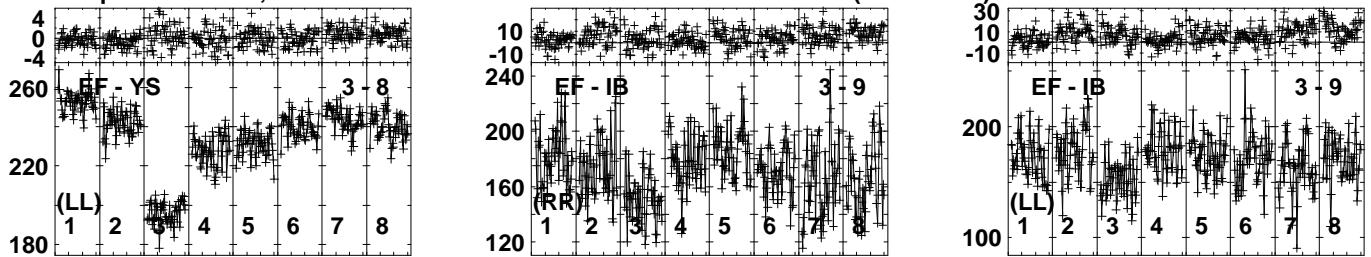


Lower frame: Milli Ampl Jy Top frame: Phas deg  
Vector averaged cross-power spectrum Several baselines displayed  
Timerange: 00/20:10:31 to 00/20:12:29

Plot file version 160 created 26-JUN-2023 11:06:30

J0934+4908 ES103H.UVDATA.1

Freq = 4.7990 GHz, Bw = 32.000 MH Calibrated with CL # 4 and BP # 1 (BP mode 1)



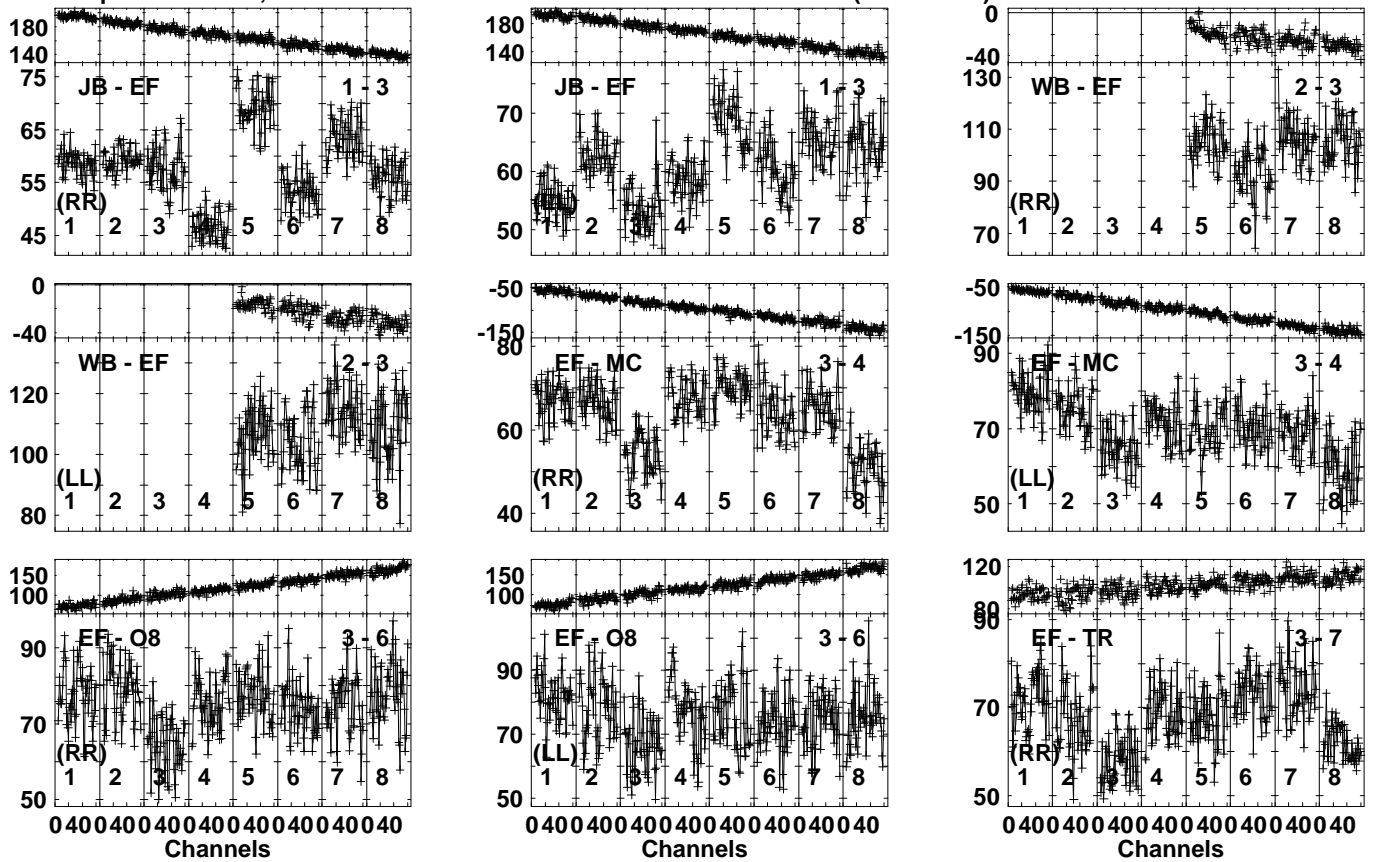
Lower frame: Milli Ampl Jy Top frame: Phas deg  
Vector averaged cross-power spectrum Several baselines displayed  
Timerange: 00/20:10:31 to 00/20:12:29



Plot file version 161 created 26-JUN-2023 11:06:30

SDSSJ0933+47 ES103H.UVDATA.1

Freq = 4.7990 GHz, Bw = 32.000 MH Calibrated with CL # 4 and BP # 1 (BP mode 1)



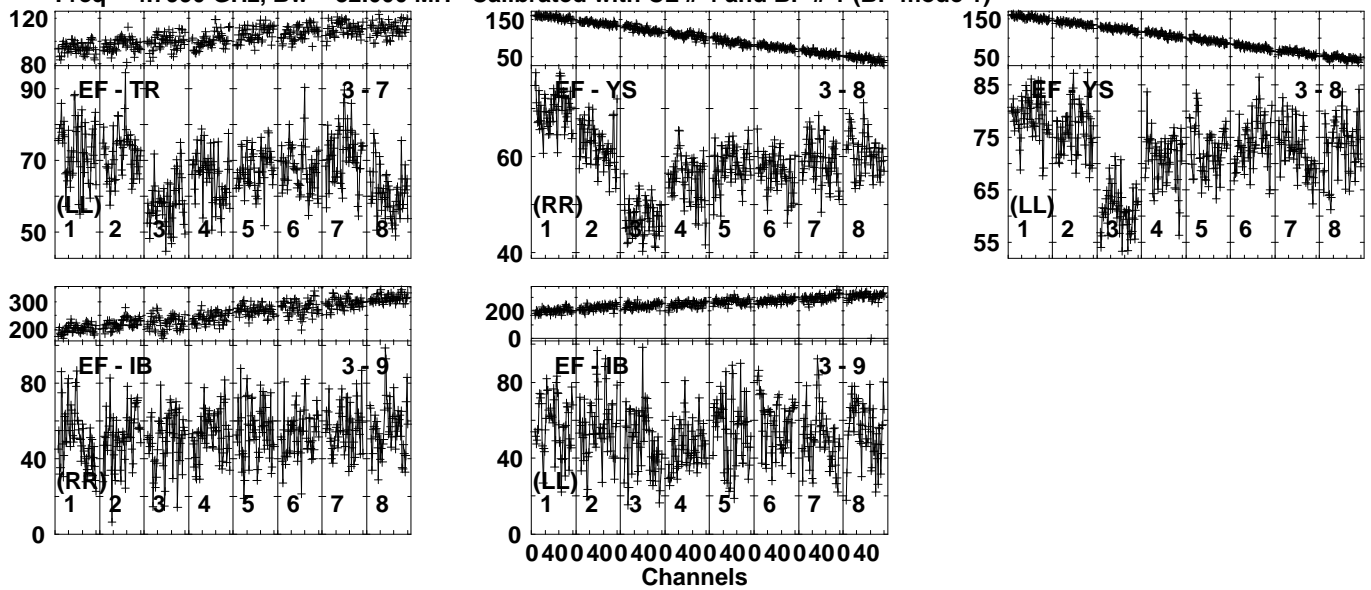
Lower frame: Milli Ampl Jy Top frame: Phas deg  
Vector averaged cross-power spectrum Several baselines displayed  
Timerange: 00/20:12:31 to 00/20:15:29

Plot file version 162 created 26-JUN-2023 11:06:30

SDSSJ0933+47 ES103H.UVDATA.1

Freq = 4.7990 GHz, Bw = 32.000 MH

Calibrated with CL # 4 and BP # 1 (BP mode 1)

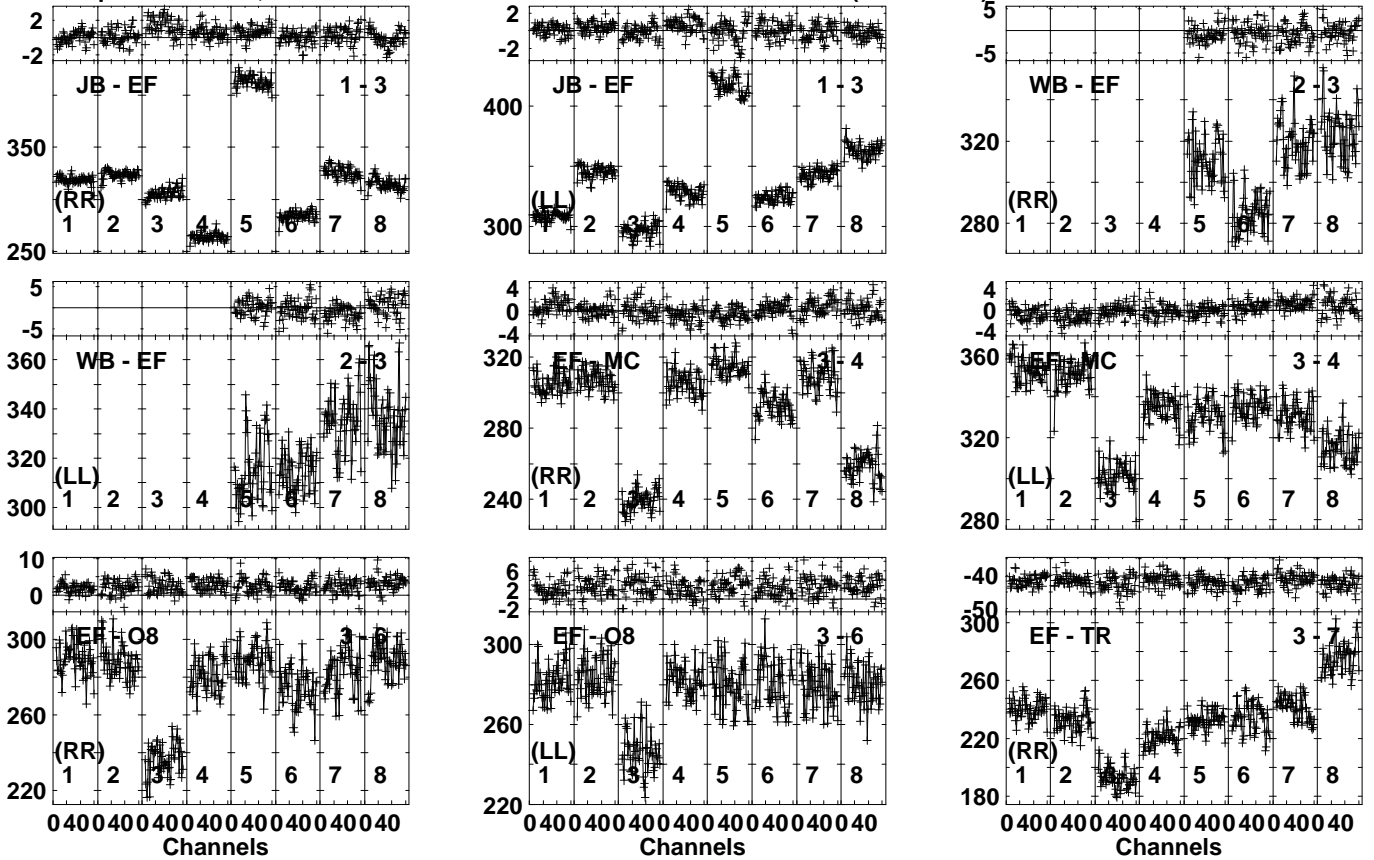


Lower frame: Milli Ampl Jy Top frame: Phas deg  
Vector averaged cross-power spectrum Several baselines displayed  
Timerange: 00/20:12:31 to 00/20:15:29

Plot file version 163 created 26-JUN-2023 11:06:30

J0934+4908 ES103H.UVDATA.1

Freq = 4.7990 GHz, Bw = 32.000 MH Calibrated with CL # 4 and BP # 1 (BP mode 1)

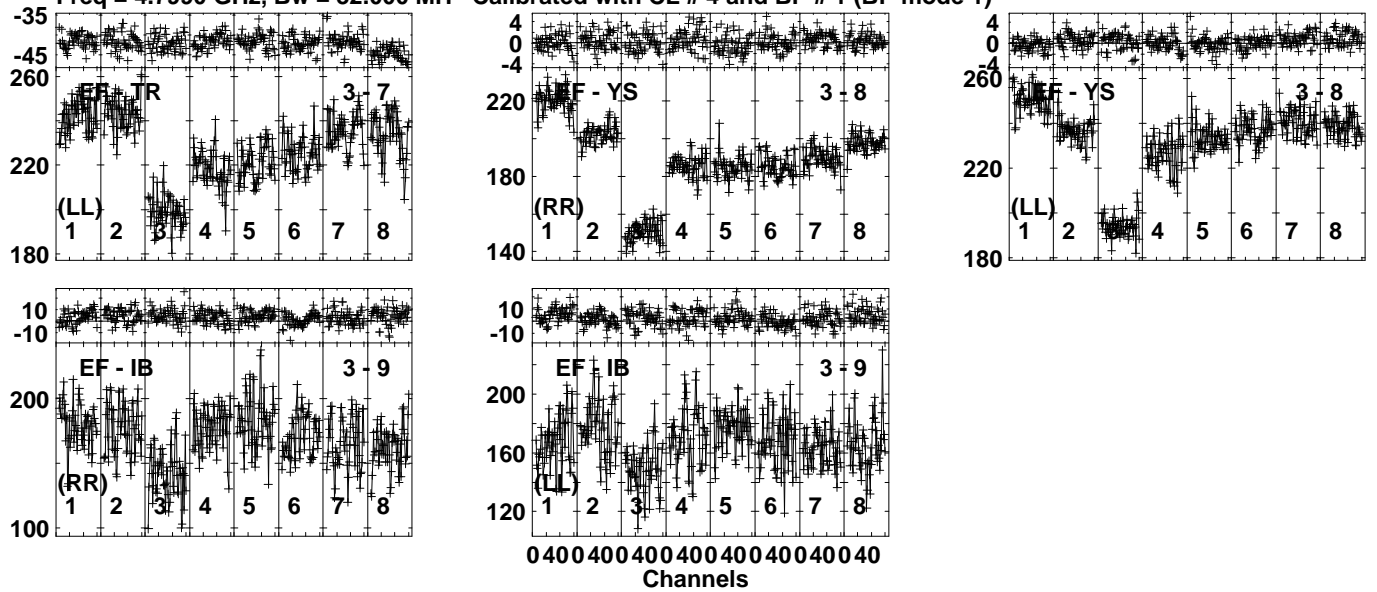


Lower frame: Milli Ampl Jy Top frame: Phas deg  
Vector averaged cross-power spectrum Several baselines displayed  
Timerange: 00/20:16:01 to 00/20:17:59

Plot file version 164 created 26-JUN-2023 11:06:30

J0934+4908 ES103H.UVDATA.1

Freq = 4.7990 GHz, Bw = 32.000 MH Calibrated with CL # 4 and BP # 1 (BP mode 1)



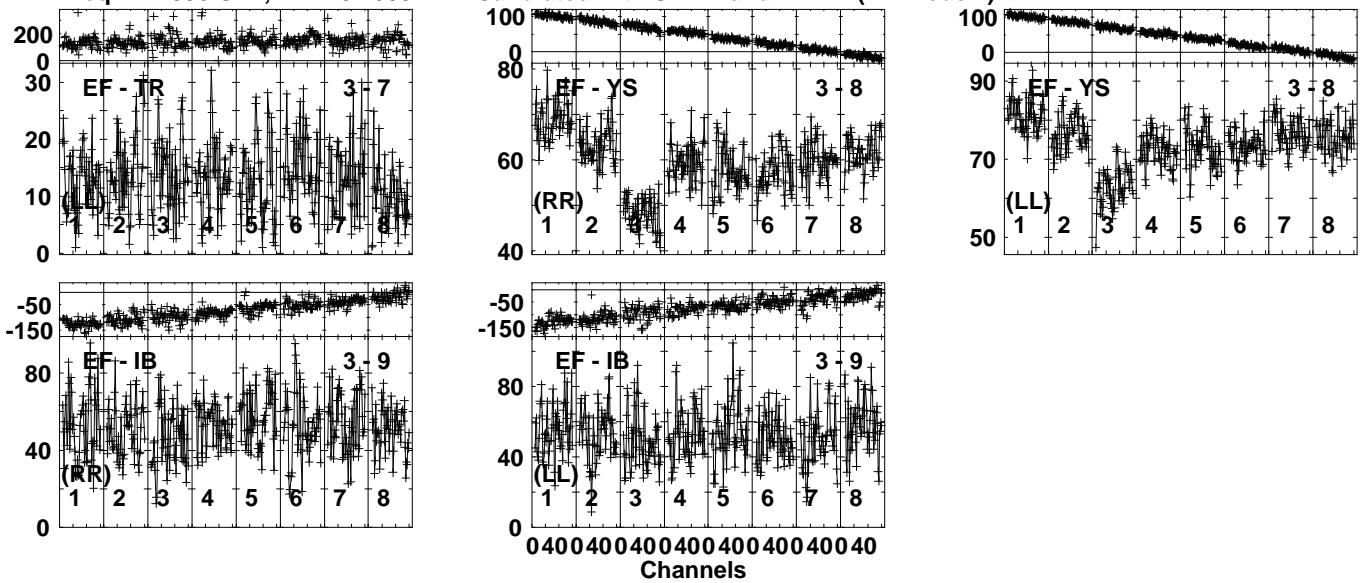
Lower frame: Milli Ampl Jy Top frame: Phas deg  
Vector averaged cross-power spectrum Several baselines displayed  
Timerange: 00/20:16:01 to 00/20:17:59



Plot file version 166 created 26-JUN-2023 11:06:30

SDSSJ0933+47 ES103H.UVDATA.1

Freq = 4.7990 GHz, Bw = 32.000 MH Calibrated with CL # 4 and BP # 1 (BP mode 1)

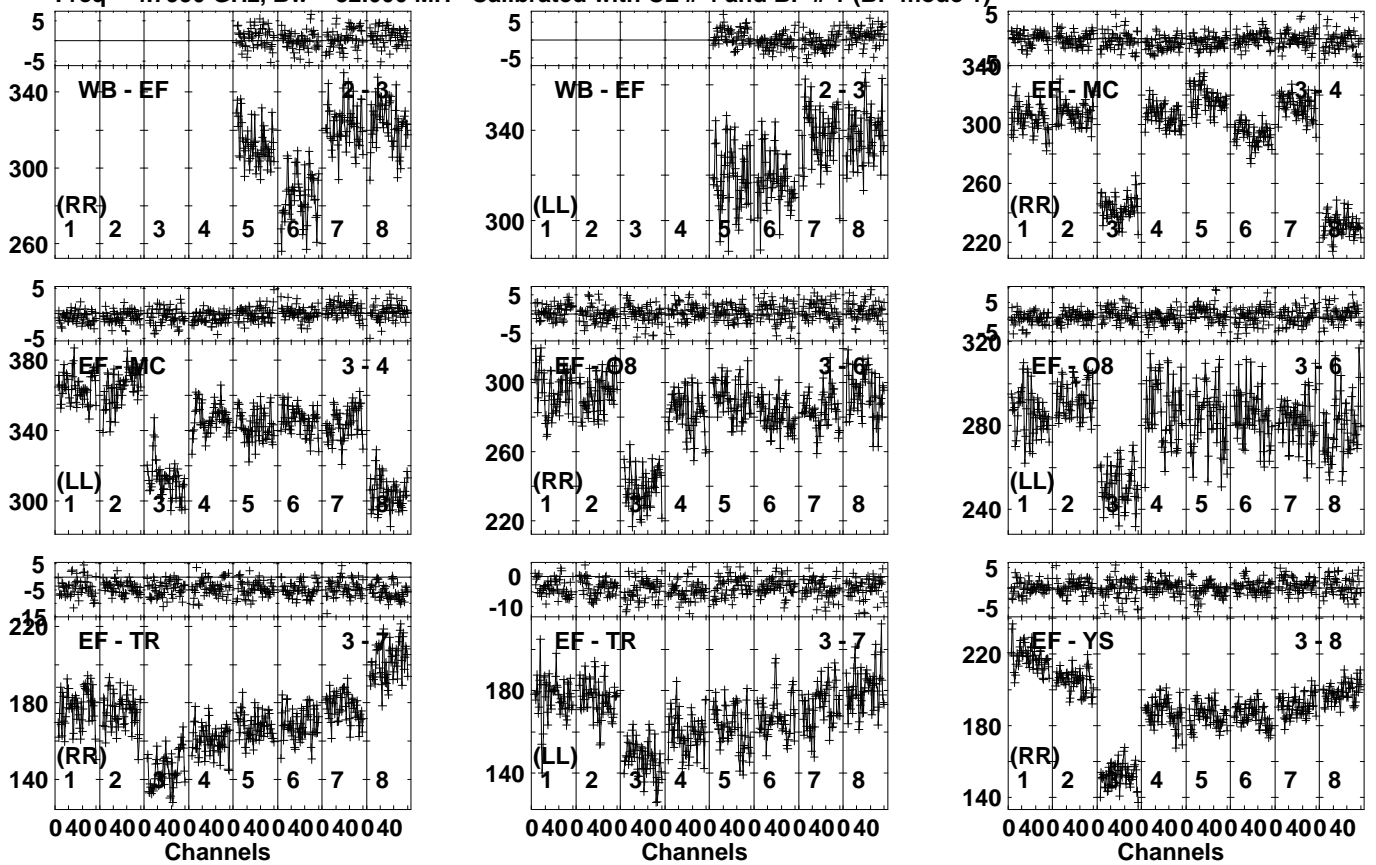


Lower frame: Milli Ampl Jy Top frame: Phas deg  
Vector averaged cross-power spectrum Several baselines displayed  
Timerange: 00/20:18:03 to 00/20:20:59

Plot file version 167 created 26-JUN-2023 11:06:30

J0934+4908 ES103H.UVDATA.1

Freq = 4.7990 GHz, Bw = 32.000 MH Calibrated with CL # 4 and BP # 1 (BP mode 1)

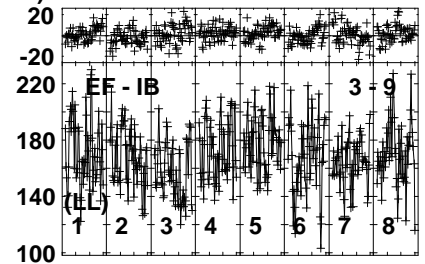
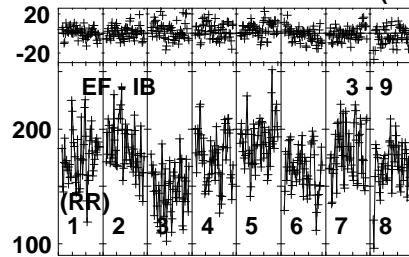
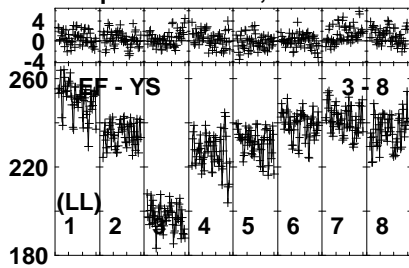


Lower frame: Milli Ampl Jy Top frame: Phas deg  
 Vector averaged cross-power spectrum Several baselines displayed  
 Timerange: 00/20:21:01 to 00/20:22:59

Plot file version 168 created 26-JUN-2023 11:06:31

J0934+4908 ES103H.UVDATA.1

Freq = 4.7990 GHz, Bw = 32.000 MH Calibrated with CL # 4 and BP # 1 (BP mode 1)



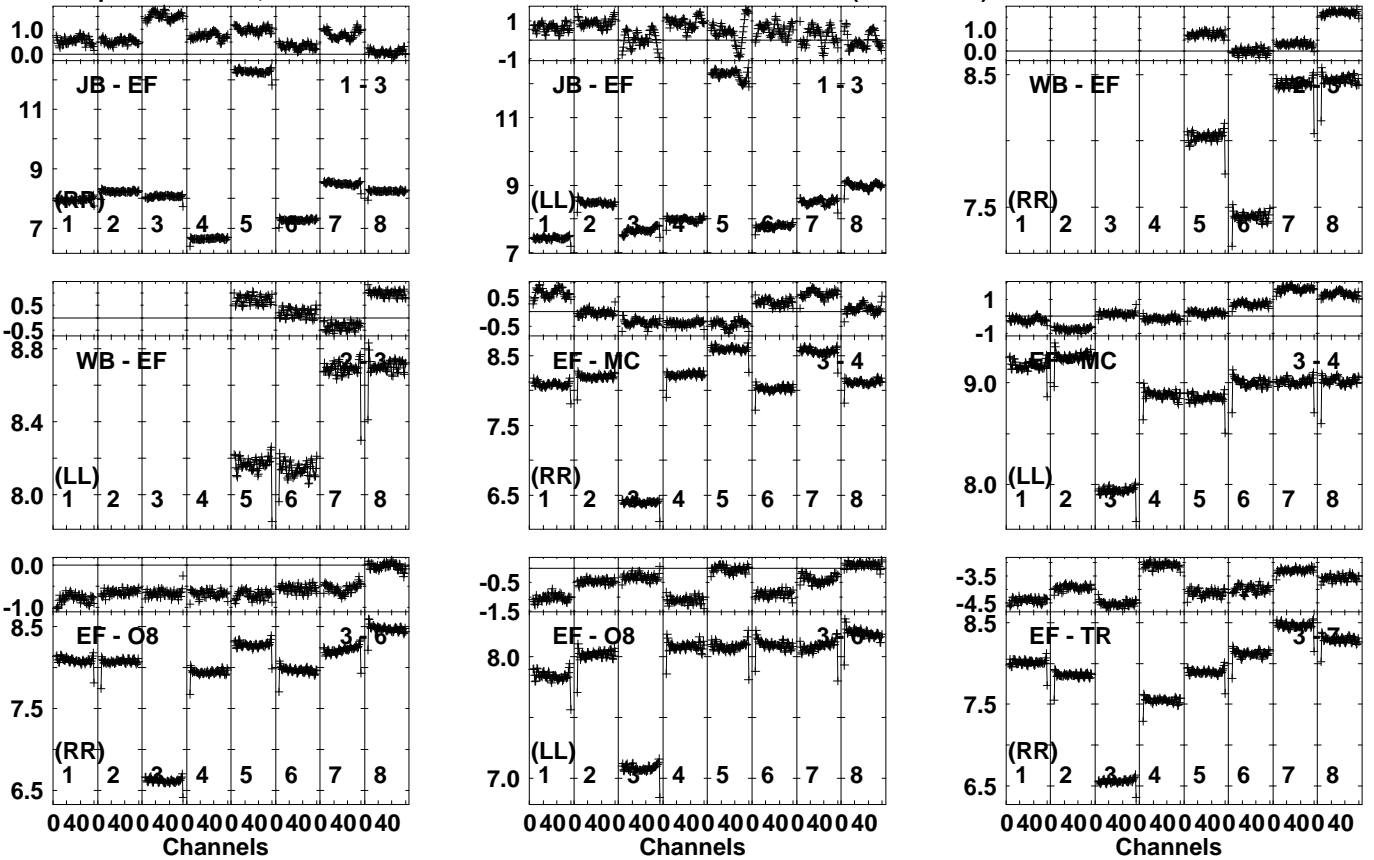
Lower frame: Milli Ampl Jy Top frame: Phas deg  
Vector averaged cross-power spectrum Several baselines displayed  
Timerange: 00/20:21:01 to 00/20:22:59



Plot file version 169 created 26-JUN-2023 11:06:31

J0927+3902 ES103H.UVDATA.1

Freq = 4.7990 GHz, Bw = 32.000 MH Calibrated with CL # 4 and BP # 1 (BP mode 1)

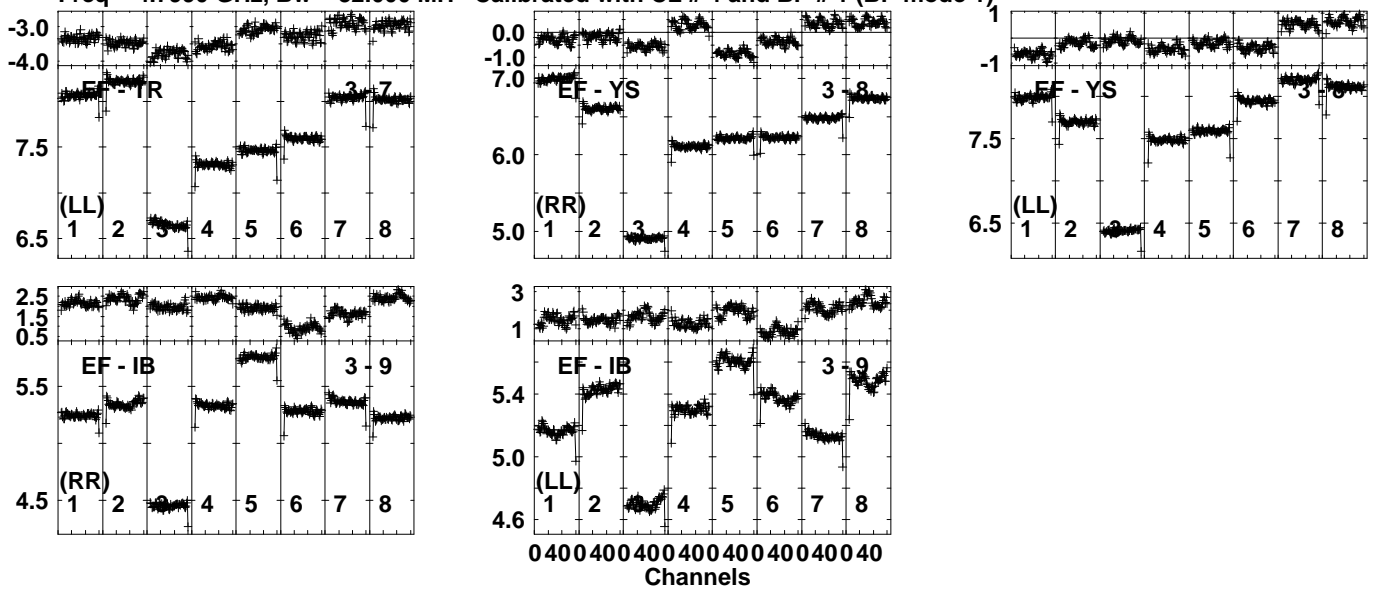


Lower frame: Ampl Jy Top frame: Phas deg  
Vector averaged cross-power spectrum Several baselines displayed  
Timerange: 00/20:24:01 to 00/20:29:59

Plot file version 170 created 26-JUN-2023 11:06:31

J0927+3902 ES103H.UVDATA.1

Freq = 4.7990 GHz, Bw = 32.000 MH Calibrated with CL # 4 and BP # 1 (BP mode 1)



Lower frame: Ampl Jy Top frame: Phas deg  
Vector averaged cross-power spectrum Several baselines displayed  
Timerange: 00/20:24:01 to 00/20:29:59