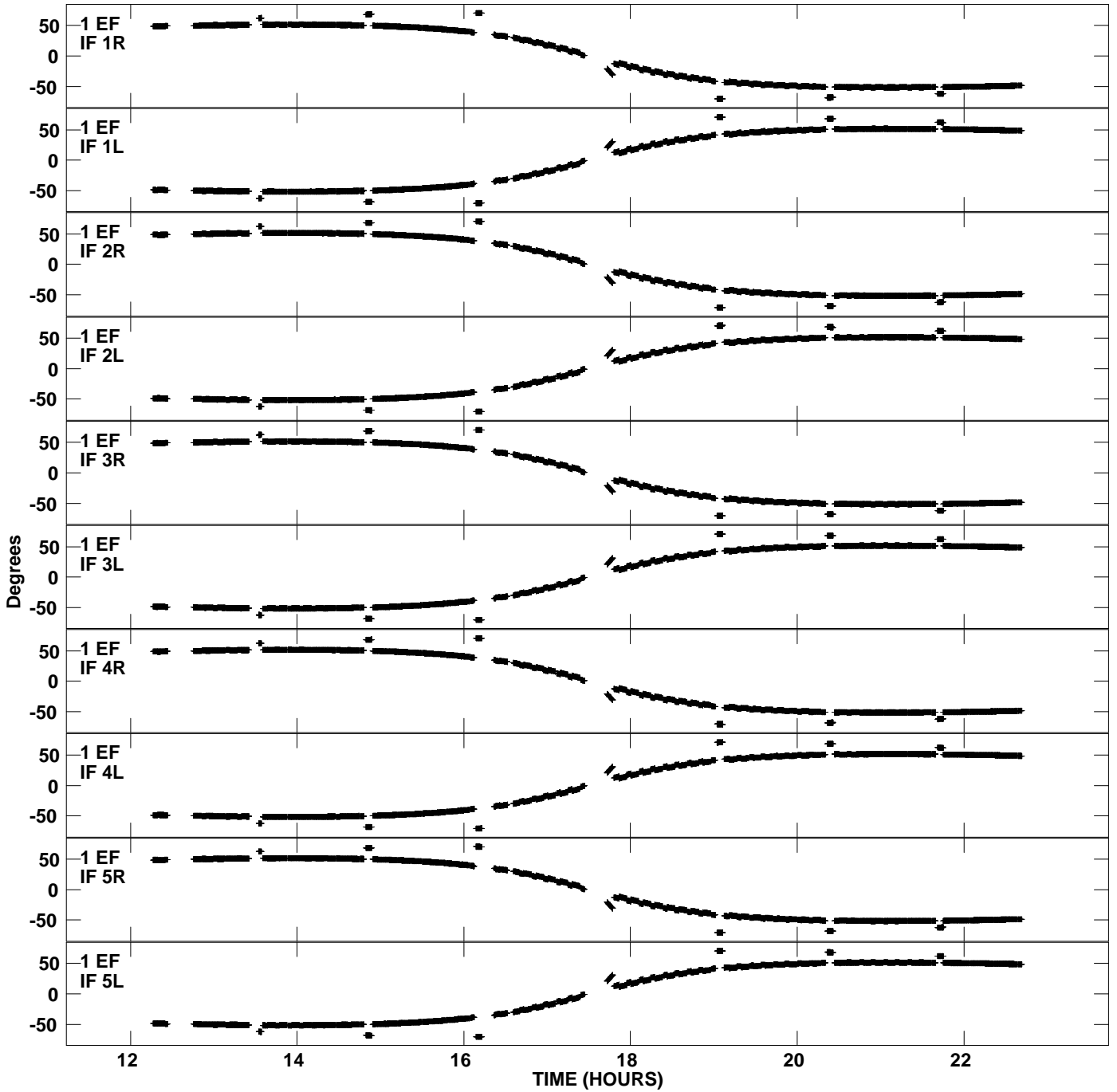
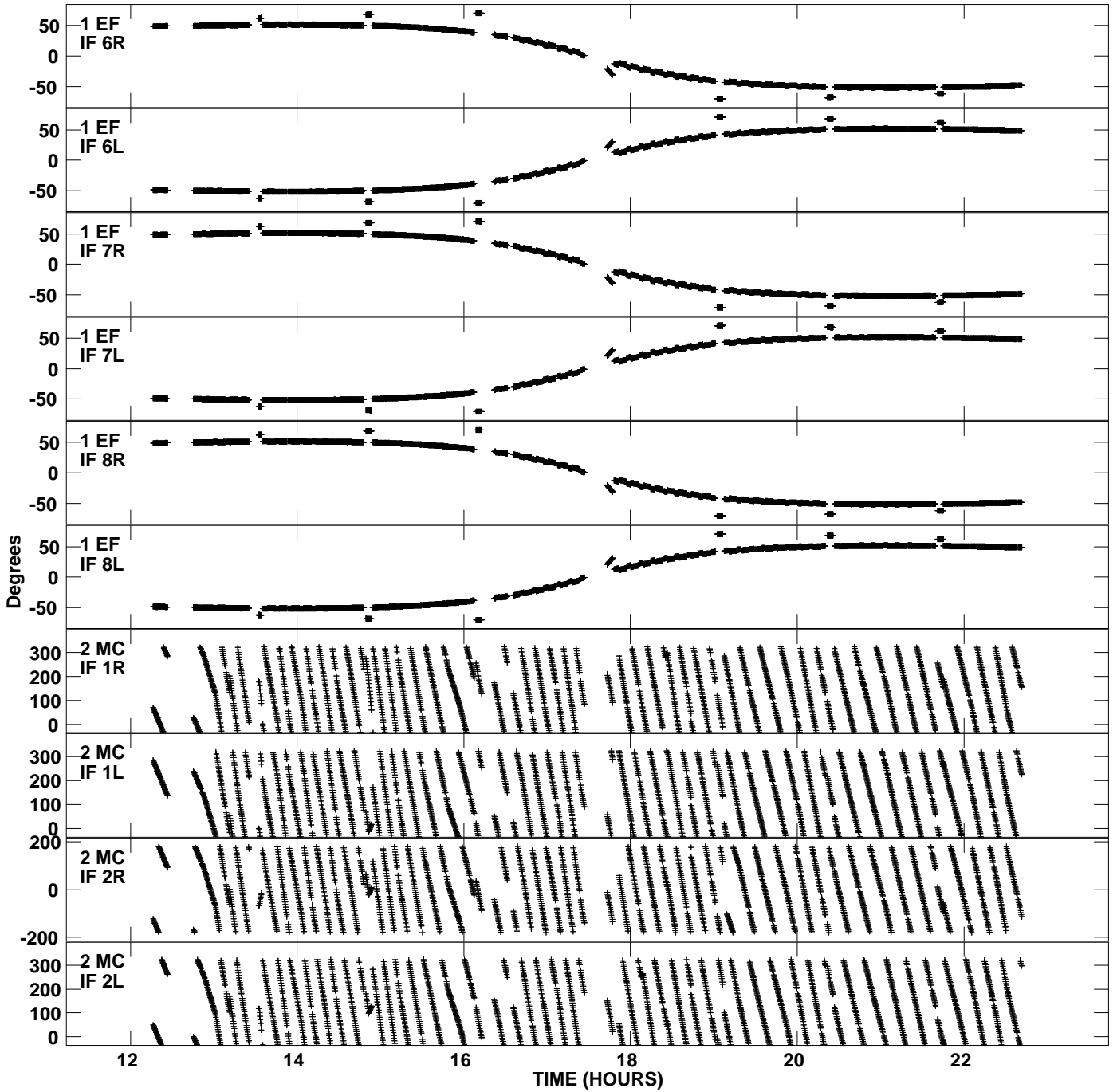



Plot file version 1 created 02-DEC-2011 17:45:29
Gain phs vs UTC time for ET018A.UVDATA.1
CL 3 Rpol & Lpol IF 1 - 8




Plot file version 2 created 02-DEC-2011 17:45:29
Gain phs vs UTC time for ET018A.UVDATA.1
CL 3 Rpol & Lpol IF 1 - 8




Plot file version 3 created 02-DEC-2011 17:45:29
Gain phs vs UTC time for ET018A.UVDATA.1
CL 3 Rpol & Lpol IF 1 - 8




Plot file version 4 created 02-DEC-2011 17:45:29
Gain phs vs UTC time for ET018A.UVDATA.1
CL 3 Rpol & Lpol IF 1 - 8




Plot file version 5 created 02-DEC-2011 17:45:29
Gain phs vs UTC time for ET018A.UVDATA.1
CL 3 Rpol & Lpol IF 1 - 8




Plot file version 6 created 02-DEC-2011 17:45:29
Gain phs vs UTC time for ET018A.UVDATA.1
CL 3 Rpol & Lpol IF 1 - 8




Plot file version 7 created 02-DEC-2011 17:45:29
Gain phs vs UTC time for ET018A.UVDATA.1
CL 3 Rpol & Lpol IF 1 - 8




Plot file version 8 created 02-DEC-2011 17:45:30
Gain phs vs UTC time for ET018A.UVDATA.1
CL 3 Rpol & Lpol IF 1 - 8



Plot file version 9 created 02-DEC-2011 17:45:30
Gain phs vs UTC time for ET018A.UVDATA.1
CL 3 Rpol & Lpol IF 1 - 8



Plot file version 10 created 02-DEC-2011 17:45:30
Gain phs vs UTC time for ET018A.UVDATA.1
CL 3 Rpol & Lpol IF 1 - 8



Plot file version 11 created 02-DEC-2011 17:45:30
Gain phs vs UTC time for ET018A.UVDATA.1
CL 3 Rpol & Lpol IF 1 - 8

