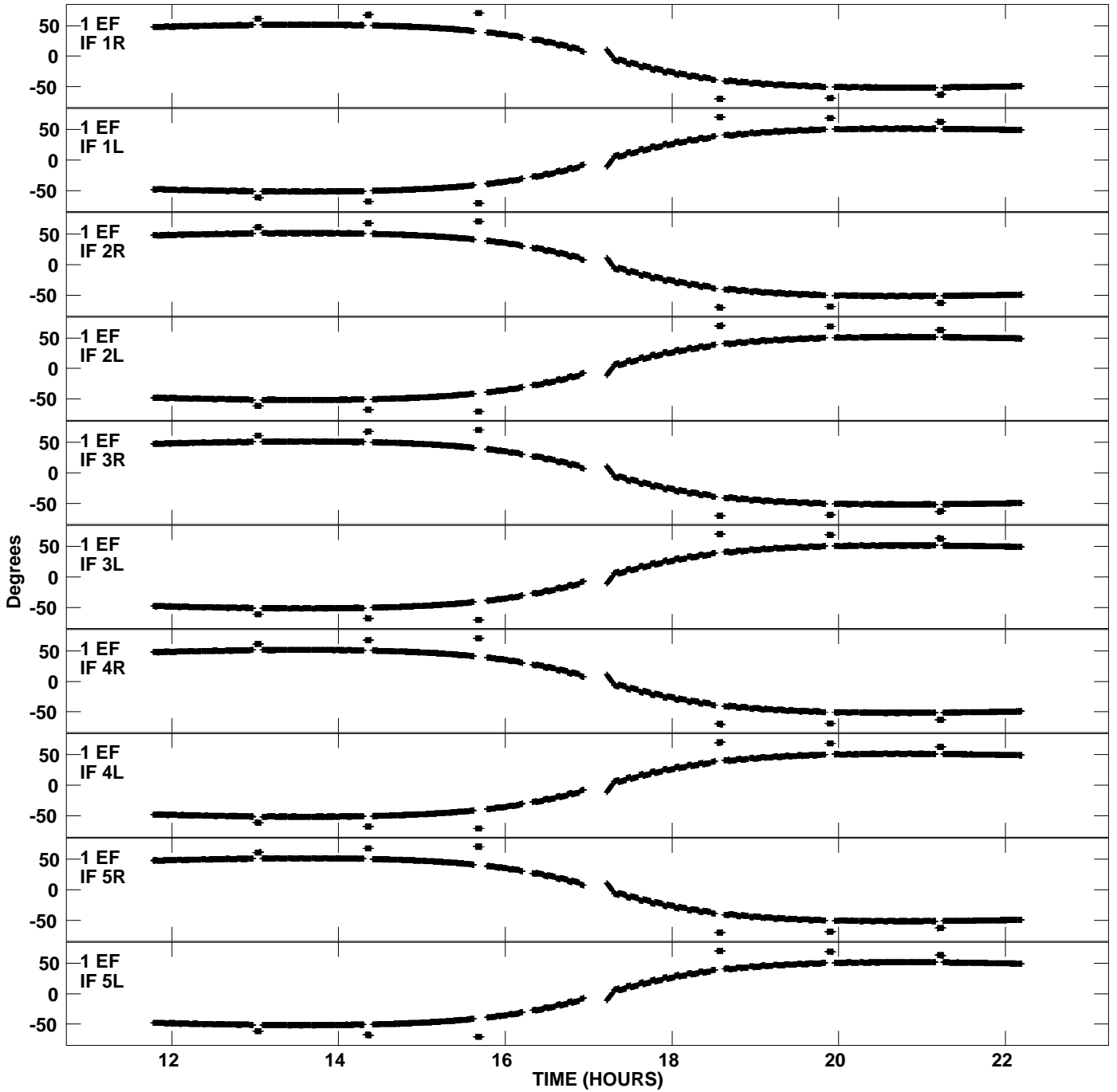
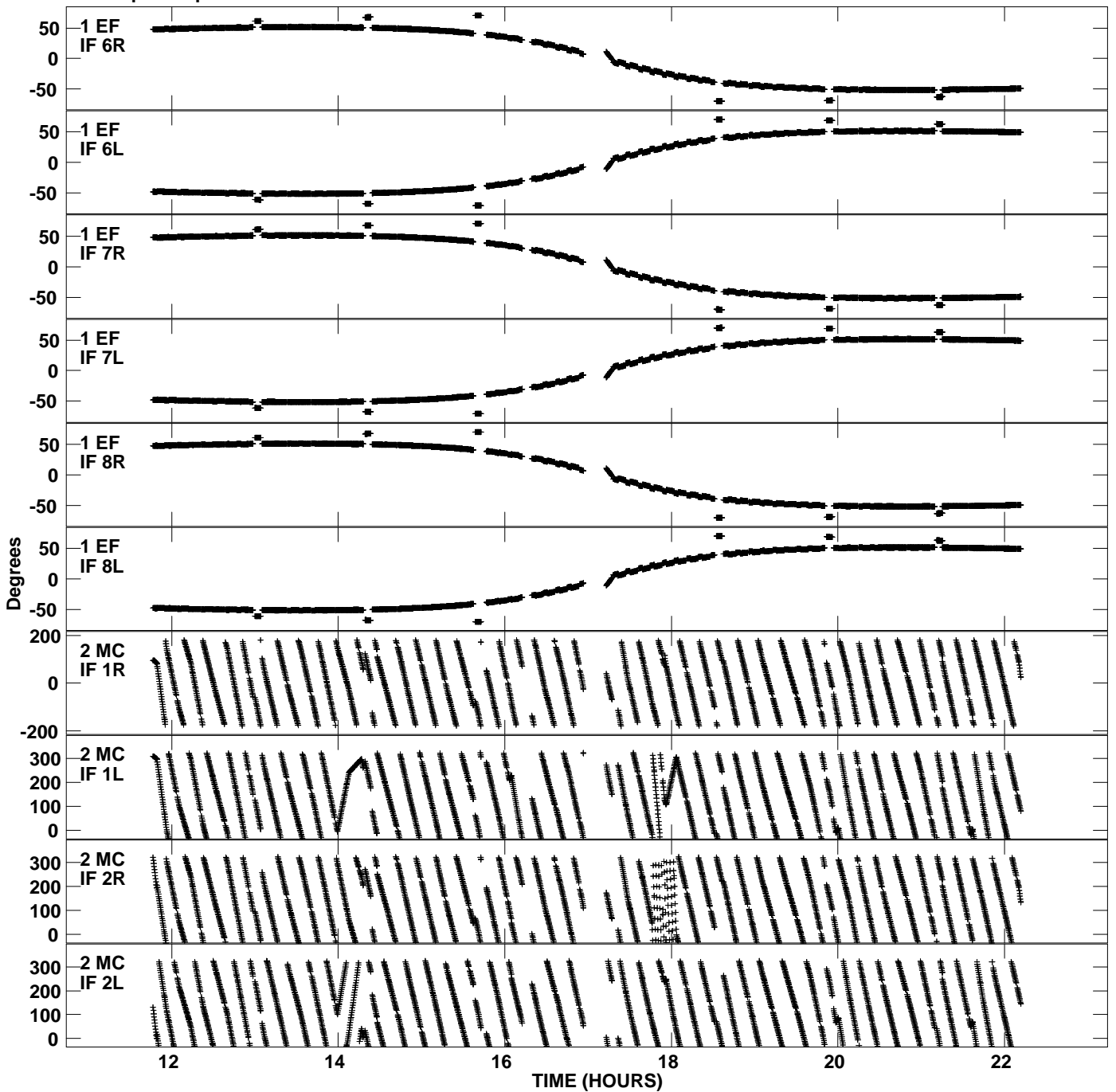



Plot file version 1 created 08-DEC-2011 12:00:55  
Gain phs vs UTC time for ET018E.UVDATA.1  
CL 3 Rpol & Lpol IF 1 - 8




Plot file version 2 created 08-DEC-2011 12:00:55  
Gain phs vs UTC time for ET018E.UVDATA.1  
CL 3 Rpol & Lpol IF 1 - 8




Plot file version 3 created 08-DEC-2011 12:00:55  
Gain phs vs UTC time for ET018E.UVDATA.1  
CL 3 Rpol & Lpol IF 1 - 8




Plot file version 4 created 08-DEC-2011 12:00:55  
Gain phs vs UTC time for ET018E.UVDATA.1  
CL 3 Rpol & Lpol IF 1 - 8




Plot file version 5 created 08-DEC-2011 12:00:56  
Gain phs vs UTC time for ET018E.UVDATA.1  
CL 3 Rpol & Lpol IF 1 - 8




Plot file version 6 created 08-DEC-2011 12:00:56  
Gain phs vs UTC time for ET018E.UVDATA.1  
CL 3 Rpol & Lpol IF 1 - 8



Plot file version 7 created 08-DEC-2011 12:00:56  
Gain phs vs UTC time for ET018E.UVDATA.1  
CL 3 Rpol & Lpol IF 1 - 8




Plot file version 8 created 08-DEC-2011 12:00:56  
Gain phs vs UTC time for ET018E.UVDATA.1  
CL 3 Rpol & Lpol IF 1 - 8






Plot file version 9 created 08-DEC-2011 12:00:56  
Gain phs vs UTC time for ET018E.UVDATA.1  
CL 3 Rpol & Lpol IF 1 - 8



Plot file version 10 created 08-DEC-2011 12:00:56  
Gain phs vs UTC time for ET018E.UVDATA.1  
CL 3 Rpol & Lpol IF 1 - 8



Plot file version 11 created 08-DEC-2011 12:00:56  
Gain phs vs UTC time for ET018E.UVDATA.1  
CL 3 Rpol & Lpol IF 1 - 8

